ICPMS207-B Analytical Data

Name	Mass	ISTD	Tune Step	Tune Mode	Conc.	Units	CPS
Cd	111	115	3	He	0.014	ug/l	17.78
Cd	114	115	1	No Gas	0.016	ug/l	36.63
Cd	114	115	3	He	0.012	ug/l	40.01
Sn	118	115	1	No Gas	0.030	ug/l	1041.31
Sn	118	115	3	He	0.035	ug/l	283.34
Sb	121	115	1	No Gas	0.142	ug/l	2314.09
Sb	121	115	3	He	0.112	ug/l	454.39
Sb	123	115	1	No Gas	0.151	ug/l	1876.32
Sb	123	115	3	He	0.117	ug/l	370.71
Ba	135	115	1	No Gas	0.005	ug/l	33.27
Ba	137	115	1	No Gas	0.001	ug/l	36.59
La	139	115	3	He	0.001	ug/l	18.89
Ce	140	115	3	He	0.000	ug/l	11.11
Hg	201	209	1	No Gas	0.004	ug/l	88.65
Hg	202	209	1	No Gas	0.004	ug/l	235.96
Hg	202	209	3	He	0.007	ug/l	93.65
Tl	203	209	3	He	0.075	ug/l	478.20
Tl	205	209	1	No Gas	0.054	ug/l	2112.41
Tl	205	209	3	He	0.074	ug/l	1115.16
[Pb]	206	209	1	No Gas	-0.045	ug/l	470.01
[Pb]	207	209	1	No Gas	-0.046	ug/l	402.23
Pb	208	209	1	No Gas	-0.048	ug/l	1860.06
Th	232	209	3	He	0.031	ug/l	570.24
U	238	209	1	No Gas	0.003	ug/l	131.31

Name	Mass	Tune Step	Tune Mode	CPS	ISTD Recovery %
Sc	45	1	No Gas	3518184.22	76.3
Sc	45	2	H2	1874888.68	78.9
Sc	45	3	He	204825.84	69.4
Ge	72	1	No Gas	950659.39	84.9
Ge	72	2	H2	695605.72	87.3
Ge	72	3	He	135939.73	76.5
In	115	1	No Gas	7107437.16	93.2
In	115	3	He	1383114.58	80.2
Tb	159	1	No Gas	8806832.57	100.5
Tb	159	3	He	3302802.51	90.9
Ho	165	1	No Gas	8632171.14	103.8
Ho	165	3	He	3305499.52	92.7
Lu	175	1	No Gas	8139451.93	102.3
Lu	175	3	He	2716063.34	89.9
Bi	209	1	No Gas	6392891.14	109.0
Bi	209	3	He	2292580.96	94.6

ICPMS207-B Analytical Data

Sample Name	B22020962-026B
File Name	070SMPL.d
Data Path Name	D:\Agilent\ICPMH\1\DATA\220218BDoD.b
Acq Time	2022-02-18 19:27:36
Sample Type	Sample
Total Dilution	1.0000
Comment	ICPMS-6020-W-T
Operator	CAR/SRH/JPV/AEM
Method	SW6020/SW6020B

Name	Mass	ISTD	Tune Step	Tune Mode	Conc.	Units	CPS
Li	7	45	1	No Gas	5.600	ug/l	40826.89
Be	9	45	1	No Gas	0.028	ug/l	228.29
B	11	45	1	No Gas	44.516	ug/l	66823.60
Na	23	45	3	He	57389.834	ug/l	26286787.67
Mg	24	45	3	He	22709.533	ug/l	5873686.11
Al	27	45	1	No Gas	3959.829	ug/l	46418001.53
Si	28	45	2	H2	23801.272	ug/l	32633645.71
K	39	72	3	He	2276.486	ug/l	841204.75
Ca	40	72	2	H2	34640.906	ug/l	180270142.13
Ti	47	72	1	No Gas	335.030	ug/l	473527.31
V	51	72	1	No Gas	23.285	ug/l	355397.95
V	51	72	3	He	25.611	ug/l	78481.54
Cr	52	72	1	No Gas	23.938	ug/l	433273.18
Cr	52	72	3	He	23.756	ug/l	70182.78
Mn	55	72	1	No Gas	256.132	ug/l	5417845.02
Mn	55	72	3	He	251.536	ug/l	508712.85
Fe	56	72	2	H2	13364.050	ug/l	141543216.56
Fe	56	72	3	He	12133.588	ug/l	31845546.51
Co	59	72	1	No Gas	3.861	ug/l	68318.15
Ni	60	72	1	No Gas	15.627	ug/l	62106.84
Ni	60	72	3	He	16.874	ug/l	18746.62
Cu	63	72	1	No Gas	51.287	ug/l	498156.09
Cu	63	72	3	He	57.326	ug/l	165407.28
Cu	65	72	1	No Gas	51.006	ug/l	233183.31
Zn	66	72	1	No Gas	233.475	ug/l	779575.23
Zn	66	72	3	He	239.049	ug/l	166337.49
As	75	72	1	No Gas	11.663	ug/l	61341.93
As	75	72	3	He	9.938	ug/l	7103.12
Se	78	72	2	H2	0.520	ug/l	247.34
Br	79	72	1	No Gas	8.380	ug/l	58285.58
Br	79	72	2	H2	8.062	ug/l	32462.16
Se	82	72	1	No Gas	0.033	ug/l	565.14
Kr	84	72	1	No Gas		ug/l	55493.71
Sr	88	72	1	No Gas	254.349	ug/l	6362142.18
Sr	88	72	3	He	220.182	ug/l	660304.86
Mo	95	115	1	No Gas	2.342	ug/l	12656.82
Mo	95	115	3	He	2.651	ug/l	4442.95
Mo	98	115	1	No Gas	2.379	ug/l	20498.77
Ag	107	115	1	No Gas	0.172	ug/l	3463.16
Ag	109	115	1	No Gas	0.171	ug/l	3257.02
Cd	111	115	1	No Gas	0.989	ug/l	3116.23

ICPMS207-B Analytical Data

Name	Mass	ISTD	Tune Step	Tune Mode	Conc.	Units	CPS
Cd	111	115	3	He	1.027	ug/l	944.81
Cd	114	115	1	No Gas	0.904	ug/l	6241.88
Cd	114	115	3	He	1.025	ug/l	2275.08
Sn	118	115	1	No Gas	3.100	ug/l	30792.91
Sn	118	115	3	He	3.302	ug/l	7955.64
Sb	121	115	1	No Gas	7.165	ug/l	97923.38
Sb	121	115	3	He	7.319	ug/l	24557.59
Sb	123	115	1	No Gas	7.264	ug/l	75674.39
Sb	123	115	3	He	7.381	ug/l	19360.62
Ba	135	115	1	No Gas	95.463	ug/l	252537.01
Ba	137	115	1	No Gas	94.687	ug/l	437117.81
La	139	115	3	He	2.018	ug/l	22792.23
Ce	140	115	3	He	4.648	ug/l	54997.43
Hg	201	209	1	No Gas	0.359	ug/l	762.87
Hg	202	209	1	No Gas	0.370	ug/l	1829.76
Hg	202	209	3	He	0.401	ug/l	800.87
Tl	203	209	3	He	0.017	ug/l	176.74
Tl	205	209	1	No Gas	0.020	ug/l	1056.72
Tl	205	209	3	He	0.023	ug/l	481.54
[Pb]	206	209	1	No Gas	125.544	ug/l	1086450.14
[Pb]	207	209	1	No Gas	124.228	ug/l	934513.30
Pb	208	209	1	No Gas	129.061	ug/l	4441803.61
Th	232	209	3	He	0.354	ug/l	5117.73
U	238	209	1	No Gas	0.181	ug/l	5846.15

Name	Mass	Tune Step	Tune Mode	CPS	ISTD Recovery %
Sc	45	1	No Gas	3103487.69	67.3
Sc	45	2	H2	1697761.07	71.5
Sc	45	3	He	176301.28	59.7
Ge	72	1	No Gas	903929.02	80.7
Ge	72	2	H2	621862.78	78.0
Ge	72	3	He	123703.03	69.7
In	115	1	No Gas	6328945.37	83.0
In	115	3	He	1228074.44	71.2
Tb	159	1	No Gas	8012133.31	91.4
Tb	159	3	He	3091305.96	85.1
Ho	165	1	No Gas	7983036.76	96.0
Ho	165	3	He	3172662.47	88.9
Lu	175	1	No Gas	8049665.53	101.2
Lu	175	3	He	2586395.94	85.6
Bi	209	1	No Gas	5796398.81	98.8
Bi	209	3	He	2098556.58	86.6

ICPMS207-B Analytical Data

Sample Name	B22020962-031A
File Name	071SMPL.d
Data Path Name	D:\Agilent\ICPMH\1\DATA\220218BDoD.b
Acq Time	2022-02-18 19:33:52
Sample Type	Sample
Total Dilution	1.0000
Comment	ICPMS-6020-W-D
Operator	CAR/SRH/JPV/AEM
Method	SW6020/SW6020B

Name	Mass	ISTD	Tune Step	Tune Mode	Conc.	Units	CPS
Li	7	45	1	No Gas	2.031	ug/l	29576.48
Be	9	45	1	No Gas	-0.045	ug/l	64.65
B	11	45	1	No Gas	55.111	ug/l	110028.10
Na	23	45	3	He	89722.695	ug/l	59239921.89
Mg	24	45	3	He	36514.388	ug/l	13624522.56
Al	27	45	1	No Gas	2.723	ug/l	52041.62
Si	28	45	2	H2	23950.585	ug/l	41753561.80
K	39	72	3	He	2086.054	ug/l	1049810.39
Ca	40	72	2	H2	36267.319	ug/l	229695322.23
Ti	47	72	1	No Gas	1.408	ug/l	2651.25
V	51	72	1	No Gas	19.758	ug/l	359883.37
V	51	72	3	He	11.883	ug/l	56686.01
Cr	52	72	1	No Gas	-1.294	ug/l	41496.33
Cr	52	72	3	He	0.531	ug/l	3167.03
Mn	55	72	1	No Gas	1.327	ug/l	39555.38
Mn	55	72	3	He	1.413	ug/l	3941.75
Fe	56	72	2	H2	7.505	ug/l	103708.82
Fe	56	72	3	He	6.823	ug/l	29397.63
Co	59	72	1	No Gas	0.085	ug/l	2405.45
Ni	60	72	1	No Gas	0.515	ug/l	3373.72
Ni	60	72	3	He	0.458	ug/l	783.36
Cu	63	72	1	No Gas	0.738	ug/l	15623.33
Cu	63	72	3	He	0.261	ug/l	2994.38
Cu	65	72	1	No Gas	0.376	ug/l	5016.22
Zn	66	72	1	No Gas	0.294	ug/l	11154.51
Zn	66	72	3	He	-0.038	ug/l	2249.08
As	75	72	1	No Gas	0.650	ug/l	13898.56
As	75	72	3	He	0.275	ug/l	672.13
Se	78	72	2	H2	0.388	ug/l	231.67
Br	79	72	1	No Gas	85.395	ug/l	621730.02
Br	79	72	2	H2	82.787	ug/l	354763.59
Se	82	72	1	No Gas	0.866	ug/l	921.96
Kr	84	72	1	No Gas		ug/l	76207.24
Sr	88	72	1	No Gas	304.540	ug/l	9154126.77
Sr	88	72	3	He	264.857	ug/l	1071933.13
Mo	95	115	1	No Gas	1.426	ug/l	9045.14
Mo	95	115	3	He	1.463	ug/l	3215.94
Mo	98	115	1	No Gas	1.450	ug/l	14676.21
Ag	107	115	1	No Gas	-0.046	ug/l	480.20
Ag	109	115	1	No Gas	-0.046	ug/l	454.86
Cd	111	115	1	No Gas	0.014	ug/l	46.12

ICPMS207-B Analytical Data

Name	Mass	ISTD	Tune Step	Tune Mode	Conc.	Units	CPS
Cd	111	115	3	He	0.016	ug/l	23.78
Cd	114	115	1	No Gas	0.023	ug/l	93.14
Cd	114	115	3	He	0.016	ug/l	56.24
Sn	118	115	1	No Gas	-0.035	ug/l	339.33
Sn	118	115	3	He	-0.043	ug/l	90.00
Sb	121	115	1	No Gas	0.046	ug/l	887.45
Sb	121	115	3	He	0.044	ug/l	226.69
Sb	123	115	1	No Gas	0.046	ug/l	675.08
Sb	123	115	3	He	0.043	ug/l	176.69
Ba	135	115	1	No Gas	12.259	ug/l	38063.77
Ba	137	115	1	No Gas	12.132	ug/l	65745.86
La	139	115	3	He	0.001	ug/l	30.00
Ce	140	115	3	He	0.005	ug/l	84.45
Hg	201	209	1	No Gas	0.041	ug/l	162.30
Hg	202	209	1	No Gas	0.588	ug/l	2985.74
Hg	202	209	3	He	0.510	ug/l	1149.49
Tl	203	209	3	He	0.015	ug/l	191.41
Tl	205	209	1	No Gas	0.003	ug/l	687.80
Tl	205	209	3	He	0.015	ug/l	455.53
[Pb]	206	209	1	No Gas	-0.028	ug/l	611.13
[Pb]	207	209	1	No Gas	-0.025	ug/l	562.24
Pb	208	209	1	No Gas	-0.029	ug/l	2490.11
Th	232	209	3	He	0.002	ug/l	123.38
U	238	209	1	No Gas	0.060	ug/l	2085.75

Name	Mass	Tune Step	Tune Mode	CPS	ISTD Recovery %
Sc	45	1	No Gas	4129229.20	89.5
Sc	45	2	H2	2157793.42	90.8
Sc	45	3	He	254329.53	86.1
Ge	72	1	No Gas	1085720.81	97.0
Ge	72	2	H2	756611.21	94.9
Ge	72	3	He	166893.88	94.0
In	115	1	No Gas	7421283.38	97.3
In	115	3	He	1607981.36	93.3
Tb	159	1	No Gas	9262418.66	105.7
Tb	159	3	He	3773576.52	103.9
Ho	165	1	No Gas	8778858.34	105.6
Ho	165	3	He	3720365.60	104.3
Lu	175	1	No Gas	8667649.95	109.0
Lu	175	3	He	2987473.96	98.9
Bi	209	1	No Gas	6192720.04	105.6
Bi	209	3	He	2415945.38	99.7

ICPMS207-B Analytical Data

Sample Name	B22020962-031B
File Name	072SMPL.d
Data Path Name	D:\Agilent\ICPMH\1\DATA\220218BDoD.b
Acq Time	2022-02-18 19:40:06
Sample Type	Sample
Total Dilution	1.0000
Comment	ICPMS-6020-W-T
Operator	CAR/SRH/JPV/AEM
Method	SW6020/SW6020B

Name	Mass	ISTD	Tune Step	Tune Mode	Conc.	Units	CPS
Li	7	45	1	No Gas	4.283	ug/l	35477.50
Be	9	45	1	No Gas	-0.034	ug/l	80.65
B	11	45	1	No Gas	50.054	ug/l	78455.15
Na	23	45	3	He	89960.410	ug/l	42746085.48
Mg	24	45	3	He	36400.322	ug/l	9767917.65
Al	27	45	1	No Gas	13.751	ug/l	175858.46
Si	28	45	2	H2	21743.132	ug/l	29954136.63
K	39	72	3	He	1921.469	ug/l	740504.02
Ca	40	72	2	H2	34877.302	ug/l	182755714.27
Ti	47	72	1	No Gas	2.506	ug/l	3685.85
V	51	72	1	No Gas	15.301	ug/l	223938.04
V	51	72	3	He	17.099	ug/l	57193.88
Cr	52	72	1	No Gas	1.807	ug/l	81927.14
Cr	52	72	3	He	0.874	ug/l	3429.31
Mn	55	72	1	No Gas	2.316	ug/l	52783.92
Mn	55	72	3	He	1.641	ug/l	3463.39
Fe	56	72	2	H2	65.719	ug/l	706722.09
Fe	56	72	3	He	62.860	ug/l	172858.31
Co	59	72	1	No Gas	0.219	ug/l	4278.82
Ni	60	72	1	No Gas	0.676	ug/l	3373.71
Ni	60	72	3	He	0.546	ug/l	693.35
Cu	63	72	1	No Gas	3.295	ug/l	36861.30
Cu	63	72	3	He	3.362	ug/l	11348.46
Cu	65	72	1	No Gas	2.997	ug/l	15738.85
Zn	66	72	1	No Gas	5.162	ug/l	24880.32
Zn	66	72	3	He	4.845	ug/l	5149.83
As	75	72	1	No Gas	3.860	ug/l	25609.79
As	75	72	3	He	0.752	ug/l	843.14
Se	78	72	2	H2	0.449	ug/l	218.45
Br	79	72	1	No Gas	15.582	ug/l	99257.19
Br	79	72	2	H2	14.155	ug/l	53963.78
Se	82	72	1	No Gas	0.741	ug/l	722.35
Kr	84	72	1	No Gas		ug/l	65839.94
Sr	88	72	1	No Gas	322.528	ug/l	7915383.24
Sr	88	72	3	He	286.670	ug/l	879986.89
Mo	95	115	1	No Gas	1.445	ug/l	7844.43
Mo	95	115	3	He	1.627	ug/l	2800.29
Mo	98	115	1	No Gas	1.507	ug/l	13048.93
Ag	107	115	1	No Gas	-0.039	ug/l	515.55
Ag	109	115	1	No Gas	-0.037	ug/l	510.21
Cd	111	115	1	No Gas	0.044	ug/l	133.26

ICPMS207-B Analytical Data

Name	Mass	ISTD	Tune Step	Tune Mode	Conc.	Units	CPS
Cd	111	115	3	He	0.035	ug/l	36.67
Cd	114	115	1	No Gas	0.047	ug/l	247.23
Cd	114	115	3	He	0.036	ug/l	90.67
Sn	118	115	1	No Gas	0.212	ug/l	2704.93
Sn	118	115	3	He	0.243	ug/l	761.14
Sb	121	115	1	No Gas	0.065	ug/l	1020.14
Sb	121	115	3	He	0.080	ug/l	301.37
Sb	123	115	1	No Gas	0.071	ug/l	836.11
Sb	123	115	3	He	0.069	ug/l	210.35
Ba	135	115	1	No Gas	12.354	ug/l	32800.52
Ba	137	115	1	No Gas	12.301	ug/l	57034.80
La	139	115	3	He	0.009	ug/l	108.89
Ce	140	115	3	He	0.020	ug/l	247.78
Hg	201	209	1	No Gas	0.081	ug/l	224.29
Hg	202	209	1	No Gas	0.805	ug/l	3683.11
Hg	202	209	3	He	0.678	ug/l	1280.47
Tl	203	209	3	He	0.019	ug/l	179.41
Tl	205	209	1	No Gas	0.013	ug/l	877.81
Tl	205	209	3	He	0.016	ug/l	397.50
[Pb]	206	209	1	No Gas	-0.004	ug/l	772.25
[Pb]	207	209	1	No Gas	-0.007	ug/l	645.57
Pb	208	209	1	No Gas	-0.005	ug/l	3084.61
Th	232	209	3	He	0.034	ug/l	556.90
U	238	209	1	No Gas	0.061	ug/l	1943.10

Name	Mass	Tune Step	Tune Mode	CPS	ISTD Recovery %
Sc	45	1	No Gas	3239627.65	70.2
Sc	45	2	H2	1705406.44	71.8
Sc	45	3	He	183008.70	62.0
Ge	72	1	No Gas	886417.07	79.2
Ge	72	2	H2	626193.42	78.6
Ge	72	3	He	126604.94	71.3
In	115	1	No Gas	6350549.92	83.3
In	115	3	He	1260366.67	73.1
Tb	159	1	No Gas	8173680.43	93.3
Tb	159	3	He	3280390.19	90.3
Ho	165	1	No Gas	7992689.44	96.1
Ho	165	3	He	3173941.20	89.0
Lu	175	1	No Gas	7980158.94	100.3
Lu	175	3	He	2589135.09	85.7
Bi	209	1	No Gas	5689725.92	97.0
Bi	209	3	He	2061123.04	85.0

ICPMS207-B Analytical Data

Sample Name	Rinse
File Name	073BLKV.d
Data Path Name	D:\Agilent\ICPMH\1\DATA\220218BDoD.b
Acq Time	2022-02-18 19:46:20
Sample Type	BlkVrfy
Total Dilution	1.0000
Comment	ICPMS-6020-W-D
Operator	CAR/SRH/JPV/AEM
Method	SW6020/SW6020B

Name	Mass	ISTD	Tune Step	Tune Mode	Conc.	Units	CPS
Li	7	45	1	No Gas	2.430	ug/l	28527.48
Be	9	45	1	No Gas	-0.042	ug/l	66.32
B	11	45	1	No Gas	0.395	ug/l	1539.36
Na	23	45	3	He	32.809	ug/l	73959.37
Mg	24	45	3	He	2.780	ug/l	1793.23
Al	27	45	1	No Gas	-0.096	ug/l	7083.94
Si	28	45	2	H2	128.812	ug/l	208845.93
K	39	72	3	He	-62.650	ug/l	76859.29
Ca	40	72	2	H2	-2.556	ug/l	120223.46
Ti	47	72	1	No Gas	-0.007	ug/l	230.23
V	51	72	1	No Gas	4.197	ug/l	56714.81
V	51	72	3	He	0.230	ug/l	12827.92
Cr	52	72	1	No Gas	-0.541	ug/l	51662.30
Cr	52	72	3	He	0.026	ug/l	1015.60
Mn	55	72	1	No Gas	0.070	ug/l	7091.06
Mn	55	72	3	He	0.005	ug/l	86.98
Fe	56	72	2	H2	0.220	ug/l	9088.64
Fe	56	72	3	He	0.238	ug/l	5242.90
Co	59	72	1	No Gas	-0.001	ug/l	558.90
Ni	60	72	1	No Gas	-0.078	ug/l	535.62
Ni	60	72	3	He	0.028	ug/l	122.22
Cu	63	72	1	No Gas	-0.163	ug/l	4842.75
Cu	63	72	3	He	-0.058	ug/l	1521.78
Cu	65	72	1	No Gas	-0.098	ug/l	2260.42
Zn	66	72	1	No Gas	0.322	ug/l	10432.13
Zn	66	72	3	He	0.427	ug/l	2314.64
As	75	72	1	No Gas	1.042	ug/l	14871.31
As	75	72	3	He	-0.117	ug/l	267.67
Se	78	72	2	H2	-0.008	ug/l	21.22
Br	79	72	1	No Gas	0.734	ug/l	14132.26
Br	79	72	2	H2	0.635	ug/l	7560.34
Se	82	72	1	No Gas	0.018	ug/l	625.55
Kr	84	72	1	No Gas		ug/l	17895.68
Sr	88	72	1	No Gas	0.001	ug/l	888.28
Sr	88	72	3	He	-0.015	ug/l	271.12
Mo	95	115	1	No Gas	0.003	ug/l	44.44
Mo	95	115	3	He	0.001	ug/l	8.89
Mo	98	115	1	No Gas	-0.001	ug/l	46.95
Ag	107	115	1	No Gas	-0.006	ug/l	1130.50
Ag	109	115	1	No Gas	-0.002	ug/l	1132.50
Cd	111	115	1	No Gas	0.016	ug/l	52.32

ICPMS207-B Analytical Data

Name	Mass	ISTD	Tune Step	Tune Mode	Conc.	Units	CPS
Cd	111	115	3	He	0.013	ug/l	18.55
Cd	114	115	1	No Gas	0.014	ug/l	18.98
Cd	114	115	3	He	0.012	ug/l	40.77
Sn	118	115	1	No Gas	-0.005	ug/l	685.32
Sn	118	115	3	He	-0.002	ug/l	197.78
Sb	121	115	1	No Gas	0.018	ug/l	432.05
Sb	121	115	3	He	0.019	ug/l	108.34
Sb	123	115	1	No Gas	0.018	ug/l	340.37
Sb	123	115	3	He	0.019	ug/l	86.68
Ba	135	115	1	No Gas	-0.001	ug/l	16.63
Ba	137	115	1	No Gas	0.001	ug/l	39.92
La	139	115	3	He	0.000	ug/l	6.67
Ce	140	115	3	He	0.000	ug/l	12.22
Hg	201	209	1	No Gas	0.006	ug/l	97.65
Hg	202	209	1	No Gas	0.007	ug/l	260.62
Hg	202	209	3	He	0.011	ug/l	107.31
Tl	203	209	3	He	0.000	ug/l	111.38
Tl	205	209	1	No Gas	0.000	ug/l	652.24
Tl	205	209	3	He	0.003	ug/l	311.46
[Pb]	206	209	1	No Gas	-0.048	ug/l	461.12
[Pb]	207	209	1	No Gas	-0.047	ug/l	413.34
Pb	208	209	1	No Gas	-0.050	ug/l	1848.95
Th	232	209	3	He	0.001	ug/l	116.05
U	238	209	1	No Gas	0.000	ug/l	20.00

Name	Mass	Tune Step	Tune Mode	CPS	ISTD Recovery %
Sc	45	1	No Gas	3643869.65	79.0
Sc	45	2	H2	1928173.20	81.2
Sc	45	3	He	212674.13	72.0
Ge	72	1	No Gas	1006098.90	89.8
Ge	72	2	H2	701795.07	88.1
Ge	72	3	He	144043.01	81.1
In	115	1	No Gas	7403802.74	97.1
In	115	3	He	1471549.69	85.3
Tb	159	1	No Gas	9042174.04	103.2
Tb	159	3	He	3628188.37	99.9
Ho	165	1	No Gas	8798605.80	105.8
Ho	165	3	He	3594501.27	100.8
Lu	175	1	No Gas	8770097.18	110.3
Lu	175	3	He	2875096.27	95.1
Bi	209	1	No Gas	6663014.71	113.6
Bi	209	3	He	2419972.11	99.8

ICPMS207-B Analytical Data

Sample Name	CCV
File Name	074_CCV.d
Data Path Name	D:\Agilent\ICPMH\1\DATA\220218BDoD.b
Acq Time	2022-02-18 19:52:33
Sample Type	CCV
Total Dilution	1.0000
Comment	ICPMS-6020-W-D
Operator	CAR/SRH/JPV/AEM
Method	SW6020/SW6020B

Name	Mass	ISTD	Tune Step	Tune Mode	Conc.	Units	CPS
Li	7	45	1	No Gas	336.120	ug/l	1970804.55
Be	9	45	1	No Gas	30.890	ug/l	84867.12
B	11	45	1	No Gas	35.974	ug/l	60468.89
Na	23	45	3	He	12073.988	ug/l	6675956.29
Mg	24	45	3	He	11850.882	ug/l	3676722.54
Al	27	45	1	No Gas	43.404	ug/l	575829.44
Si	28	45	2	H2	261.920	ug/l	404828.53
K	39	72	3	He	9834.807	ug/l	3905059.52
Ca	40	72	2	H2	11156.041	ug/l	66384579.74
Ti	47	72	1	No Gas	44.491	ug/l	68799.69
V	51	72	1	No Gas	42.307	ug/l	724875.81
V	51	72	3	He	46.800	ug/l	157461.76
Cr	52	72	1	No Gas	46.170	ug/l	856619.67
Cr	52	72	3	He	46.178	ug/l	158320.38
Mn	55	72	1	No Gas	48.537	ug/l	1123785.42
Mn	55	72	3	He	45.664	ug/l	107880.62
Fe	56	72	2	H2	1254.842	ug/l	15180203.63
Fe	56	72	3	He	1162.789	ug/l	3568312.59
Co	59	72	1	No Gas	47.546	ug/l	911553.50
Ni	60	72	1	No Gas	46.644	ug/l	200662.12
Ni	60	72	3	He	49.169	ug/l	63623.86
Cu	63	72	1	No Gas	47.886	ug/l	508177.72
Cu	63	72	3	He	50.740	ug/l	171135.63
Cu	65	72	1	No Gas	48.644	ug/l	242798.74
Zn	66	72	1	No Gas	50.946	ug/l	192719.72
Zn	66	72	3	He	49.325	ug/l	41647.50
As	75	72	1	No Gas	49.411	ug/l	253544.24
As	75	72	3	He	47.860	ug/l	38559.94
Se	78	72	2	H2	49.941	ug/l	24737.21
Br	79	72	1	No Gas	0.434	ug/l	11914.72
Br	79	72	2	H2	0.314	ug/l	6382.11
Se	82	72	1	No Gas	51.092	ug/l	14136.83
Kr	84	72	1	No Gas		ug/l	27221.68
Sr	88	72	1	No Gas	54.335	ug/l	1484034.90
Sr	88	72	3	He	47.954	ug/l	168160.50
Mo	95	115	1	No Gas	47.765	ug/l	285622.31
Mo	95	115	3	He	51.283	ug/l	99088.53
Mo	98	115	1	No Gas	48.683	ug/l	464341.79
Ag	107	115	1	No Gas	19.272	ug/l	299971.70
Ag	109	115	1	No Gas	19.693	ug/l	290476.42
Cd	111	115	1	No Gas	49.586	ug/l	173672.49

ICPMS207-B Analytical Data

Name	Mass	ISTD	Tune Step	Tune Mode	Conc.	Units	CPS
Cd	111	115	3	He	52.225	ug/l	55272.54
Cd	114	115	1	No Gas	49.788	ug/l	385891.04
Cd	114	115	3	He	52.347	ug/l	133599.62
Sn	118	115	1	No Gas	43.306	ug/l	468033.08
Sn	118	115	3	He	45.641	ug/l	124407.44
Sb	121	115	1	No Gas	52.280	ug/l	791775.22
Sb	121	115	3	He	52.263	ug/l	202285.18
Sb	123	115	1	No Gas	52.328	ug/l	603833.47
Sb	123	115	3	He	52.823	ug/l	159782.89
Ba	135	115	1	No Gas	50.853	ug/l	149166.34
Ba	137	115	1	No Gas	50.395	ug/l	258139.55
La	139	115	3	He	52.021	ug/l	678149.53
Ce	140	115	3	He	52.046	ug/l	710746.41
Hg	201	209	1	No Gas	0.911	ug/l	2017.09
Hg	202	209	1	No Gas	0.924	ug/l	4729.90
Hg	202	209	3	He	0.998	ug/l	2088.08
Tl	203	209	3	He	49.347	ug/l	246658.40
Tl	205	209	1	No Gas	50.756	ug/l	1391800.28
Tl	205	209	3	He	49.770	ug/l	586414.78
[Pb]	206	209	1	No Gas	49.174	ug/l	471673.99
[Pb]	207	209	1	No Gas	47.591	ug/l	396629.84
Pb	208	209	1	No Gas	49.200	ug/l	1876070.03
Th	232	209	3	He	50.392	ug/l	796532.40
U	238	209	1	No Gas	51.130	ug/l	1826291.81

Name	Mass	Tune Step	Tune Mode	CPS	ISTD Recovery %
Sc	45	1	No Gas	3461301.81	75.0
Sc	45	2	H2	1876145.71	79.0
Sc	45	3	He	211420.92	71.6
Ge	72	1	No Gas	986626.38	88.1
Ge	72	2	H2	709873.89	89.1
Ge	72	3	He	144428.44	81.3
In	115	1	No Gas	7015407.58	92.0
In	115	3	He	1418013.11	82.2
Tb	159	1	No Gas	8913666.90	101.7
Tb	159	3	He	3450986.93	95.0
Ho	165	1	No Gas	8598006.45	103.4
Ho	165	3	He	3428249.93	96.1
Lu	175	1	No Gas	8551351.21	107.5
Lu	175	3	He	2793600.74	92.4
Bi	209	1	No Gas	6410130.67	109.3
Bi	209	3	He	2326434.42	96.0

ICPMS207-B Analytical Data

Sample Name	CCB
File Name	075_CCB.d
Data Path Name	D:\Agilent\ICPMH\1\DATA\220218BDoD.b
Acq Time	2022-02-18 19:58:47
Sample Type	CCB
Total Dilution	1.0000
Comment	ICPMS-6020-W-D
Operator	CAR/SRH/JPV/AEM
Method	SW6020/SW6020B

Name	Mass	ISTD	Tune Step	Tune Mode	Conc.	Units	CPS
Li	7	45	1	No Gas	2.853	ug/l	29776.95
Be	9	45	1	No Gas	-0.011	ug/l	150.33
B	11	45	1	No Gas	0.412	ug/l	1502.02
Na	23	45	3	He	26.997	ug/l	67620.82
Mg	24	45	3	He	1.845	ug/l	1433.90
Al	27	45	1	No Gas	-0.096	ug/l	6777.12
Si	28	45	2	H2	40.309	ug/l	68303.42
K	39	72	3	He	-57.646	ug/l	75313.89
Ca	40	72	2	H2	-3.011	ug/l	114844.04
Ti	47	72	1	No Gas	0.096	ug/l	375.45
V	51	72	1	No Gas	-2.441	ug/l	-63102.21
V	51	72	3	He	1.072	ug/l	14756.39
Cr	52	72	1	No Gas	-0.274	ug/l	54546.52
Cr	52	72	3	He	0.030	ug/l	983.37
Mn	55	72	1	No Gas	0.103	ug/l	7590.28
Mn	55	72	3	He	0.007	ug/l	87.32
Fe	56	72	2	H2	0.262	ug/l	9374.11
Fe	56	72	3	He	0.332	ug/l	5294.64
Co	59	72	1	No Gas	-0.003	ug/l	492.37
Ni	60	72	1	No Gas	-0.075	ug/l	532.29
Ni	60	72	3	He	0.025	ug/l	113.33
Cu	63	72	1	No Gas	-0.186	ug/l	4455.81
Cu	63	72	3	He	-0.134	ug/l	1214.14
Cu	65	72	1	No Gas	-0.179	ug/l	1790.83
Zn	66	72	1	No Gas	0.022	ug/l	9020.20
Zn	66	72	3	He	0.095	ug/l	1957.92
As	75	72	1	No Gas	0.027	ug/l	9482.97
As	75	72	3	He	-0.101	ug/l	268.47
Se	78	72	2	H2	0.003	ug/l	25.89
Br	79	72	1	No Gas	0.337	ug/l	11118.97
Br	79	72	2	H2	0.143	ug/l	5510.15
Se	82	72	1	No Gas	0.159	ug/l	642.75
Kr	84	72	1	No Gas		ug/l	17682.46
Sr	88	72	1	No Gas	-0.002	ug/l	771.83
Sr	88	72	3	He	-0.007	ug/l	283.34
Mo	95	115	1	No Gas	0.028	ug/l	193.34
Mo	95	115	3	He	0.026	ug/l	56.67
Mo	98	115	1	No Gas	0.030	ug/l	342.85
Ag	107	115	1	No Gas	0.001	ug/l	1193.20
Ag	109	115	1	No Gas	-0.001	ug/l	1091.15
Cd	111	115	1	No Gas	0.008	ug/l	21.30

ICPMS207-B Analytical Data

Name	Mass	ISTD	Tune Step	Tune Mode	Conc.	Units	CPS
Cd	111	115	3	He	0.014	ug/l	18.22
Cd	114	115	1	No Gas	0.008	ug/l	-25.97
Cd	114	115	3	He	0.015	ug/l	47.56
Sn	118	115	1	No Gas	0.045	ug/l	1194.35
Sn	118	115	3	He	0.036	ug/l	292.23
Sb	121	115	1	No Gas	0.159	ug/l	2568.83
Sb	121	115	3	He	0.125	ug/l	511.73
Sb	123	115	1	No Gas	0.154	ug/l	1900.99
Sb	123	115	3	He	0.119	ug/l	383.04
Ba	135	115	1	No Gas	0.007	ug/l	39.92
Ba	137	115	1	No Gas	0.002	ug/l	39.92
La	139	115	3	He	0.000	ug/l	7.78
Ce	140	115	3	He	0.001	ug/l	18.89
Hg	201	209	1	No Gas	0.001	ug/l	85.65
Hg	202	209	1	No Gas	-0.002	ug/l	214.29
Hg	202	209	3	He	0.003	ug/l	91.65
Tl	203	209	3	He	0.079	ug/l	528.89
Tl	205	209	1	No Gas	0.060	ug/l	2368.01
Tl	205	209	3	He	0.073	ug/l	1185.87
[Pb]	206	209	1	No Gas	-0.047	ug/l	466.68
[Pb]	207	209	1	No Gas	-0.051	ug/l	378.90
Pb	208	209	1	No Gas	-0.051	ug/l	1791.17
Th	232	209	3	He	0.032	ug/l	634.94
U	238	209	1	No Gas	0.003	ug/l	127.31

Name	Mass	Tune Step	Tune Mode	CPS	ISTD Recovery %
Sc	45	1	No Gas	3485556.27	75.6
Sc	45	2	H2	1854181.78	78.0
Sc	45	3	He	203244.17	68.8
Ge	72	1	No Gas	972839.47	86.9
Ge	72	2	H2	685696.53	86.0
Ge	72	3	He	137786.17	77.6
In	115	1	No Gas	7081591.81	92.9
In	115	3	He	1407090.51	81.6
Tb	159	1	No Gas	9206508.58	105.0
Tb	159	3	He	3500785.14	96.4
Ho	165	1	No Gas	8987325.76	108.1
Ho	165	3	He	3434890.26	96.3
Lu	175	1	No Gas	8849635.15	111.3
Lu	175	3	He	2785953.54	92.2
Bi	209	1	No Gas	6660843.48	113.5
Bi	209	3	He	2446749.38	100.9

ICPMS207-B Analytical Data

Sample Name	Cal Blk
File Name	076CALB.d
Data Path Name	D:\Agilent\ICPMH\1\DATA\220218BDoD.b
Acq Time	2022-02-18 20:05:02
Sample Type	CalBlk
Total Dilution	1.0000
Comment	ICPMS-6020-W-D
Operator	CAR/SRH/JPV/AEM
Method	SW6020/SW6020B

Name	Mass	ISTD	Tune Step	Tune Mode	Conc.	Units	CPS
Li	7	45	1	No Gas	0.000	ug/l	29173.59
Be	9	45	1	No Gas	0.000	ug/l	62.66
B	11	45	1	No Gas	0.000	ug/l	1187.20
Na	23	45	3	He	0.000	ug/l	65196.92
Mg	24	45	3	He	0.000	ug/l	1344.06
Al	27	45	1	No Gas	0.000	ug/l	6727.10
Si	28	45	2	H2	0.000	ug/l	48978.41
K	39	72	3	He	0.000	ug/l	73110.60
Ca	40	72	2	H2	0.000	ug/l	112141.04
Ti	47	72	1	No Gas	0.000	ug/l	161.83
V	51	72	1	No Gas	0.000	ug/l	165.61
V	51	72	3	He	0.000	ug/l	14232.54
Cr	52	72	1	No Gas	0.000	ug/l	53424.59
Cr	52	72	3	He	0.000	ug/l	960.04
Mn	55	72	1	No Gas	0.000	ug/l	7091.01
Mn	55	72	3	He	0.000	ug/l	95.31
Fe	56	72	2	H2	0.000	ug/l	9412.50
Fe	56	72	3	He	0.000	ug/l	4977.54
Co	59	72	1	No Gas	0.000	ug/l	485.71
Ni	60	72	1	No Gas	0.000	ug/l	502.35
Ni	60	72	3	He	0.000	ug/l	132.22
Cu	63	72	1	No Gas	0.000	ug/l	4706.65
Cu	63	72	3	He	0.000	ug/l	1184.15
Cu	65	72	1	No Gas	0.000	ug/l	1726.80
Zn	66	72	1	No Gas	0.000	ug/l	8627.59
Zn	66	72	3	He	0.000	ug/l	1882.36
As	75	72	1	No Gas	0.000	ug/l	10189.53
As	75	72	3	He	0.000	ug/l	252.47
Se	78	72	2	H2	0.000	ug/l	18.78
Br	79	72	1	No Gas	0.000	ug/l	10196.77
Br	79	72	2	H2	0.000	ug/l	5600.00
Se	82	72	1	No Gas	0.000	ug/l	582.88
Kr	84	72	1	No Gas		ug/l	16992.99
Sr	88	72	1	No Gas	0.000	ug/l	711.95
Sr	88	72	3	He	0.000	ug/l	263.34
Mo	95	115	1	No Gas	0.000	ug/l	45.56
Mo	95	115	3	He	0.000	ug/l	20.00
Mo	98	115	1	No Gas	0.000	ug/l	77.29
Ag	107	115	1	No Gas	0.000	ug/l	1159.85
Ag	109	115	1	No Gas	0.000	ug/l	1104.49
Cd	111	115	1	No Gas	0.000	ug/l	26.52

ICPMS207-B Analytical Data

Name	Mass	ISTD	Tune Step	Tune Mode	Conc.	Units	CPS
Cd	111	115	3	He	0.000	ug/l	17.11
Cd	114	115	1	No Gas	0.000	ug/l	-38.05
Cd	114	115	3	He	0.000	ug/l	36.09
Sn	118	115	1	No Gas	0.000	ug/l	761.85
Sn	118	115	3	He	0.000	ug/l	206.67
Sb	121	115	1	No Gas	0.000	ug/l	792.10
Sb	121	115	3	He	0.000	ug/l	188.02
Sb	123	115	1	No Gas	0.000	ug/l	603.41
Sb	123	115	3	He	0.000	ug/l	138.35
Ba	135	115	1	No Gas	0.000	ug/l	23.29
Ba	137	115	1	No Gas	0.000	ug/l	43.25
La	139	115	3	He	0.000	ug/l	8.89
Ce	140	115	3	He	0.000	ug/l	17.78
Hg	201	209	1	No Gas	0.000	ug/l	84.31
Hg	202	209	1	No Gas	0.000	ug/l	202.96
Hg	202	209	3	He	0.000	ug/l	83.98
Tl	203	209	3	He	0.000	ug/l	214.09
Tl	205	209	1	No Gas	0.000	ug/l	956.71
Tl	205	209	3	He	0.000	ug/l	504.88
[Pb]	206	209	1	No Gas	0.000	ug/l	396.68
[Pb]	207	209	1	No Gas	0.000	ug/l	367.79
Pb	208	209	1	No Gas	0.000	ug/l	1642.28
Th	232	209	3	He	0.000	ug/l	268.78
U	238	209	1	No Gas	0.000	ug/l	36.32

Name	Mass	Tune Step	Tune Mode	CPS	ISTD Recovery %
Sc	45	1	No Gas	3373931.39	100.0
Sc	45	2	H2	1840508.45	100.0
Sc	45	3	He	199286.73	100.0
Ge	72	1	No Gas	942232.86	100.0
Ge	72	2	H2	679276.18	100.0
Ge	72	3	He	136060.88	100.0
In	115	1	No Gas	7061496.54	100.0
In	115	3	He	1416832.04	100.0
Tb	159	1	No Gas	9014932.53	100.0
Tb	159	3	He	3508725.56	100.0
Ho	165	1	No Gas	8741653.43	100.0
Ho	165	3	He	3447545.21	100.0
Lu	175	1	No Gas	8629431.52	100.0
Lu	175	3	He	2754833.33	100.0
Bi	209	1	No Gas	6658806.37	100.0
Bi	209	3	He	2424805.33	100.0

ICPMS207-B Analytical Data

Sample Name	0.025 ppb STD
File Name	077CALS.d
Data Path Name	D:\Agilent\ICPMH\1\DATA\220218BDoD.b
Acq Time	2022-02-18 20:11:24
Sample Type	CalStd
Total Dilution	1.0000
Comment	ICPMS-6020B-Cal
Operator	CAR/SRH/JPV/AEM
Method	SW6020/SW6020B

Name	Mass	ISTD	Tune Step	Tune Mode	Conc.	Units	CPS
Li	7	45	1	No Gas	0.427	ug/l	30367.72
Be	9	45	1	No Gas	0.030	ug/l	113.65
B	11	45	1	No Gas	-0.097	ug/l	1068.47
Na	23	45	3	He	7.772	ug/l	68315.22
Mg	24	45	3	He	7.238	ug/l	3313.81
Al	27	45	1	No Gas	0.198	ug/l	8755.93
Si	28	45	2	H2	-7.529	ug/l	38714.76
K	39	72	3	He	12.765	ug/l	75494.52
Ca	40	72	2	H2	7.898	ug/l	149414.09
Ti	47	72	1	No Gas	0.086	ug/l	266.94
V	51	72	1	No Gas	2.841	ug/l	47095.86
V	51	72	3	He	0.312	ug/l	14778.65
Cr	52	72	1	No Gas	0.159	ug/l	55322.02
Cr	52	72	3	He	0.042	ug/l	1064.49
Mn	55	72	1	No Gas	0.029	ug/l	7626.86
Mn	55	72	3	He	0.027	ug/l	145.64
Fe	56	72	2	H2	0.755	ug/l	17663.43
Fe	56	72	3	He	0.903	ug/l	7227.41
Co	59	72	1	No Gas	0.029	ug/l	971.44
Ni	60	72	1	No Gas	0.045	ug/l	668.69
Ni	60	72	3	He	0.045	ug/l	181.11
Cu	63	72	1	No Gas	0.090	ug/l	5510.60
Cu	63	72	3	He	0.072	ug/l	1375.12
Cu	65	72	1	No Gas	0.049	ug/l	1933.58
Zn	66	72	1	No Gas	0.211	ug/l	9259.90
Zn	66	72	3	He	0.152	ug/l	1957.92
As	75	72	1	No Gas	0.486	ug/l	12285.52
As	75	72	3	He	0.043	ug/l	277.53
Se	78	72	2	H2	0.033	ug/l	33.67
Br	79	72	1	No Gas	-0.204	ug/l	8718.69
Br	79	72	2	H2	-0.211	ug/l	4711.45
Se	82	72	1	No Gas	0.131	ug/l	610.61
Kr	84	72	1	No Gas		ug/l	17126.22
Sr	88	72	1	No Gas	0.029	ug/l	1517.08
Sr	88	72	3	He	0.015	ug/l	303.34
Mo	95	115	1	No Gas	0.023	ug/l	174.45
Mo	95	115	3	He	0.016	ug/l	50.00
Mo	98	115	1	No Gas	0.026	ug/l	318.41
Ag	107	115	1	No Gas	0.010	ug/l	1335.94
Ag	109	115	1	No Gas	0.012	ug/l	1299.25
Cd	111	115	1	No Gas	0.034	ug/l	143.48

ICPMS207-B Analytical Data

Name	Mass	ISTD	Tune Step	Tune Mode	Conc.	Units	CPS
Cd	111	115	3	He	0.023	ug/l	41.00
Cd	114	115	1	No Gas	0.008	ug/l	20.35
Cd	114	115	3	He	-0.018	ug/l	-11.91
Sn	118	115	1	No Gas	14.254	ug/l	158502.65
Sn	118	115	3	He	14.586	ug/l	39779.82
Sb	121	115	1	No Gas	0.006	ug/l	891.12
Sb	121	115	3	He	0.013	ug/l	229.70
Sb	123	115	1	No Gas	0.007	ug/l	694.09
Sb	123	115	3	He	0.020	ug/l	193.02
Ba	135	115	1	No Gas	0.032	ug/l	119.76
Ba	137	115	1	No Gas	0.026	ug/l	179.64
La	139	115	3	He	0.024	ug/l	321.12
Ce	140	115	3	He	0.027	ug/l	395.56
Hg	201	209	1	No Gas	0.000	ug/l	84.32
Hg	202	209	1	No Gas	-0.003	ug/l	190.96
Hg	202	209	3	He	-0.001	ug/l	79.32
Tl	203	209	3	He	0.010	ug/l	258.11
Tl	205	209	1	No Gas	0.015	ug/l	1390.09
Tl	205	209	3	He	0.012	ug/l	625.60
[Pb]	206	209	1	No Gas	0.025	ug/l	644.47
[Pb]	207	209	1	No Gas	0.022	ug/l	563.35
Pb	208	209	1	No Gas	0.024	ug/l	2616.79
Th	232	209	3	He	0.011	ug/l	432.18
U	238	209	1	No Gas	0.024	ug/l	962.84

Name	Mass	Tune Step	Tune Mode	CPS	ISTD Recovery %
Sc	45	1	No Gas	3352124.69	99.4
Sc	45	2	H2	1825225.94	99.2
Sc	45	3	He	197089.10	98.9
Ge	72	1	No Gas	934500.22	99.2
Ge	72	2	H2	671389.39	98.8
Ge	72	3	He	133651.09	98.2
In	115	1	No Gas	7196513.18	101.9
In	115	3	He	1367631.08	96.5
Tb	159	1	No Gas	9002060.18	99.9
Tb	159	3	He	3545742.31	101.1
Ho	165	1	No Gas	8952463.29	102.4
Ho	165	3	He	3390260.25	98.3
Lu	175	1	No Gas	9035998.91	104.7
Lu	175	3	He	2655843.59	96.4
Bi	209	1	No Gas	6711991.46	100.8
Bi	209	3	He	2337637.23	96.4

ICPMS207-B Analytical Data

Sample Name	0.05 ppb STD
File Name	078CALS.d
Data Path Name	D:\Agilent\ICPMH\1\DATA\220218BDoD.b
Acq Time	2022-02-18 20:17:47
Sample Type	CalStd
Total Dilution	1.0000
Comment	ICPMS-6020B-Cal
Operator	CAR/SRH/JPV/AEM
Method	SW6020/SW6020B

Name	Mass	ISTD	Tune Step	Tune Mode	Conc.	Units	CPS
Li	7	45	1	No Gas	0.558	ug/l	31414.23
Be	9	45	1	No Gas	0.065	ug/l	179.30
B	11	45	1	No Gas	-0.114	ug/l	1069.80
Na	23	45	3	He	11.188	ug/l	69551.76
Mg	24	45	3	He	16.516	ug/l	5816.29
Al	27	45	1	No Gas	0.184	ug/l	8785.96
Si	28	45	2	H2	-7.650	ug/l	38274.28
K	39	72	3	He	16.748	ug/l	76507.62
Ca	40	72	2	H2	17.147	ug/l	190812.76
Ti	47	72	1	No Gas	0.148	ug/l	357.03
V	51	72	1	No Gas	-0.238	ug/l	-3769.10
V	51	72	3	He	0.562	ug/l	15415.95
Cr	52	72	1	No Gas	0.231	ug/l	58346.75
Cr	52	72	3	He	0.085	ug/l	1188.95
Mn	55	72	1	No Gas	0.061	ug/l	8595.49
Mn	55	72	3	He	0.057	ug/l	202.29
Fe	56	72	2	H2	1.722	ug/l	27817.53
Fe	56	72	3	He	1.582	ug/l	8978.47
Co	59	72	1	No Gas	0.061	ug/l	1557.00
Ni	60	72	1	No Gas	0.098	ug/l	898.25
Ni	60	72	3	He	0.114	ug/l	257.78
Cu	63	72	1	No Gas	0.075	ug/l	5559.96
Cu	63	72	3	He	0.099	ug/l	1452.12
Cu	65	72	1	No Gas	0.076	ug/l	2123.01
Zn	66	72	1	No Gas	0.046	ug/l	9010.09
Zn	66	72	3	He	0.244	ug/l	2017.93
As	75	72	1	No Gas	-0.750	ug/l	6973.14
As	75	72	3	He	0.084	ug/l	305.87
Se	78	72	2	H2	0.069	ug/l	49.44
Br	79	72	1	No Gas	-0.308	ug/l	8295.97
Br	79	72	2	H2	-0.236	ug/l	4525.08
Se	82	72	1	No Gas	-0.007	ug/l	596.61
Kr	84	72	1	No Gas		ug/l	17316.13
Sr	88	72	1	No Gas	0.056	ug/l	2362.19
Sr	88	72	3	He	0.054	ug/l	422.23
Mo	95	115	1	No Gas	0.061	ug/l	385.56
Mo	95	115	3	He	0.066	ug/l	145.56
Mo	98	115	1	No Gas	0.060	ug/l	620.64
Ag	107	115	1	No Gas	0.027	ug/l	1566.05
Ag	109	115	1	No Gas	0.025	ug/l	1465.33
Cd	111	115	1	No Gas	0.042	ug/l	171.80

ICPMS207-B Analytical Data

Name	Mass	ISTD	Tune Step	Tune Mode	Conc.	Units	CPS
Cd	111	115	3	He	0.054	ug/l	75.56
Cd	114	115	1	No Gas	0.027	ug/l	171.63
Cd	114	115	3	He	0.004	ug/l	46.34
Sn	118	115	1	No Gas	14.457	ug/l	159169.49
Sn	118	115	3	He	14.784	ug/l	41297.65
Sb	121	115	1	No Gas	0.033	ug/l	1304.19
Sb	121	115	3	He	0.037	ug/l	330.04
Sb	123	115	1	No Gas	0.033	ug/l	993.14
Sb	123	115	3	He	0.040	ug/l	260.03
Ba	135	115	1	No Gas	0.046	ug/l	159.69
Ba	137	115	1	No Gas	0.050	ug/l	299.41
La	139	115	3	He	0.061	ug/l	832.25
Ce	140	115	3	He	0.054	ug/l	805.58
Hg	201	209	1	No Gas	0.001	ug/l	88.31
Hg	202	209	1	No Gas	-0.001	ug/l	202.63
Hg	202	209	3	He	0.001	ug/l	86.98
Tl	203	209	3	He	0.040	ug/l	426.18
Tl	205	209	1	No Gas	0.045	ug/l	2293.55
Tl	205	209	3	He	0.036	ug/l	938.41
[Pb]	206	209	1	No Gas	0.051	ug/l	921.15
[Pb]	207	209	1	No Gas	0.047	ug/l	793.36
Pb	208	209	1	No Gas	0.051	ug/l	3755.80
Th	232	209	3	He	0.030	ug/l	770.33
U	238	209	1	No Gas	0.053	ug/l	2133.42

Name	Mass	Tune Step	Tune Mode	CPS	ISTD Recovery %
Sc	45	1	No Gas	3420079.62	101.4
Sc	45	2	H2	1811942.17	98.4
Sc	45	3	He	195761.13	98.2
Ge	72	1	No Gas	966730.10	102.6
Ge	72	2	H2	658238.43	96.9
Ge	72	3	He	133351.24	98.0
In	115	1	No Gas	7127010.50	100.9
In	115	3	He	1401180.28	98.9
Tb	159	1	No Gas	9231763.31	102.4
Tb	159	3	He	3514205.49	100.2
Ho	165	1	No Gas	9100287.36	104.1
Ho	165	3	He	3425415.24	99.4
Lu	175	1	No Gas	9046524.75	104.8
Lu	175	3	He	2769482.22	100.5
Bi	209	1	No Gas	6813480.54	102.3
Bi	209	3	He	2421551.01	99.9

ICPMS207-B Analytical Data

Sample Name	0.10 ppb STD
File Name	079CALS.d
Data Path Name	D:\Agilent\ICPMH\1\DATA\220218BDoD.b
Acq Time	2022-02-18 20:24:09
Sample Type	CalStd
Total Dilution	1.0000
Comment	ICPMS-6020B-Cal
Operator	CAR/SRH/JPV/AEM
Method	SW6020/SW6020B

Name	Mass	ISTD	Tune Step	Tune Mode	Conc.	Units	CPS
Li	7	45	1	No Gas	1.307	ug/l	33768.13
Be	9	45	1	No Gas	0.128	ug/l	288.95
B	11	45	1	No Gas	-0.040	ug/l	1151.84
Na	23	45	3	He	29.180	ug/l	78608.67
Mg	24	45	3	He	33.143	ug/l	10369.73
Al	27	45	1	No Gas	0.289	ug/l	9874.41
Si	28	45	2	H2	-12.871	ug/l	31426.95
K	39	72	3	He	40.009	ug/l	82398.90
Ca	40	72	2	H2	35.086	ug/l	275628.65
Ti	47	72	1	No Gas	0.223	ug/l	435.45
V	51	72	1	No Gas	-1.387	ug/l	-21547.63
V	51	72	3	He	0.486	ug/l	15070.06
Cr	52	72	1	No Gas	0.477	ug/l	59603.83
Cr	52	72	3	He	0.142	ug/l	1341.18
Mn	55	72	1	No Gas	0.124	ug/l	9540.88
Mn	55	72	3	He	0.130	ug/l	339.61
Fe	56	72	2	H2	3.551	ug/l	47480.94
Fe	56	72	3	He	3.644	ug/l	14179.53
Co	59	72	1	No Gas	0.130	ug/l	2648.33
Ni	60	72	1	No Gas	0.196	ug/l	1230.95
Ni	60	72	3	He	0.150	ug/l	295.56
Cu	63	72	1	No Gas	0.167	ug/l	6189.80
Cu	63	72	3	He	0.167	ug/l	1637.10
Cu	65	72	1	No Gas	0.162	ug/l	2419.84
Zn	66	72	1	No Gas	0.206	ug/l	9189.96
Zn	66	72	3	He	0.286	ug/l	2029.04
As	75	72	1	No Gas	0.287	ug/l	11326.76
As	75	72	3	He	0.169	ug/l	361.27
Se	78	72	2	H2	0.143	ug/l	82.78
Br	79	72	1	No Gas	-0.282	ug/l	8136.20
Br	79	72	2	H2	-0.275	ug/l	4358.70
Se	82	72	1	No Gas	0.216	ug/l	628.61
Kr	84	72	1	No Gas		ug/l	16383.46
Sr	88	72	1	No Gas	0.129	ug/l	4268.86
Sr	88	72	3	He	0.141	ug/l	680.02
Mo	95	115	1	No Gas	0.108	ug/l	656.69
Mo	95	115	3	He	0.121	ug/l	248.89
Mo	98	115	1	No Gas	0.119	ug/l	1166.72
Ag	107	115	1	No Gas	0.053	ug/l	1989.61
Ag	109	115	1	No Gas	0.052	ug/l	1878.88
Cd	111	115	1	No Gas	0.131	ug/l	485.10

ICPMS207-B Analytical Data

Name	Mass	ISTD	Tune Step	Tune Mode	Conc.	Units	CPS
Cd	111	115	3	He	0.123	ug/l	148.67
Cd	114	115	1	No Gas	0.093	ug/l	697.27
Cd	114	115	3	He	0.073	ug/l	226.00
Sn	118	115	1	No Gas	14.413	ug/l	161373.21
Sn	118	115	3	He	14.782	ug/l	40882.97
Sb	121	115	1	No Gas	0.087	ug/l	2151.38
Sb	121	115	3	He	0.102	ug/l	573.74
Sb	123	115	1	No Gas	0.088	ug/l	1666.60
Sb	123	115	3	He	0.105	ug/l	453.05
Ba	135	115	1	No Gas	0.132	ug/l	422.50
Ba	137	115	1	No Gas	0.125	ug/l	698.64
La	139	115	3	He	0.123	ug/l	1655.67
Ce	140	115	3	He	0.126	ug/l	1846.80
Hg	201	209	1	No Gas	-0.003	ug/l	78.65
Hg	202	209	1	No Gas	0.002	ug/l	215.29
Hg	202	209	3	He	0.005	ug/l	93.98
Tl	203	209	3	He	0.100	ug/l	729.65
Tl	205	209	1	No Gas	0.110	ug/l	4158.47
Tl	205	209	3	He	0.104	ug/l	1743.49
[Pb]	206	209	1	No Gas	0.128	ug/l	1697.90
[Pb]	207	209	1	No Gas	0.119	ug/l	1436.75
Pb	208	209	1	No Gas	0.123	ug/l	6664.04
Th	232	209	3	He	0.080	ug/l	1580.07
U	238	209	1	No Gas	0.121	ug/l	4816.60

Name	Mass	Tune Step	Tune Mode	CPS	ISTD Recovery %
Sc	45	1	No Gas	3408505.97	101.0
Sc	45	2	H2	1808591.52	98.3
Sc	45	3	He	196324.97	98.5
Ge	72	1	No Gas	927490.63	98.4
Ge	72	2	H2	655538.77	96.5
Ge	72	3	He	132110.41	97.1
In	115	1	No Gas	7247416.39	102.6
In	115	3	He	1387653.99	97.9
Tb	159	1	No Gas	9105182.88	101.0
Tb	159	3	He	3512067.26	100.1
Ho	165	1	No Gas	8983238.55	102.8
Ho	165	3	He	3459042.83	100.3
Lu	175	1	No Gas	8910505.09	103.3
Lu	175	3	He	2838269.91	103.0
Bi	209	1	No Gas	6822432.55	102.5
Bi	209	3	He	2388783.01	98.5

ICPMS207-B Analytical Data

Sample Name	0.5 ppb STD
File Name	080CALS.d
Data Path Name	D:\Agilent\ICPMH\1\DATA\220218BDoD.b
Acq Time	2022-02-18 20:30:31
Sample Type	CalStd
Total Dilution	1.0000
Comment	ICPMS-6020B-Cal
Operator	CAR/SRH/JPV/AEM
Method	SW6020/SW6020B

Name	Mass	ISTD	Tune Step	Tune Mode	Conc.	Units	CPS
Li	7	45	1	No Gas	6.321	ug/l	50144.82
Be	9	45	1	No Gas	0.502	ug/l	946.51
B	11	45	1	No Gas	0.190	ug/l	1415.97
Na	23	45	3	He	134.694	ug/l	129138.13
Mg	24	45	3	He	146.209	ug/l	40754.54
Al	27	45	1	No Gas	0.645	ug/l	13629.57
Si	28	45	2	H2	-12.612	ug/l	31474.35
K	39	72	3	He	139.316	ug/l	110505.63
Ca	40	72	2	H2	139.335	ug/l	778187.07
Ti	47	72	1	No Gas	0.568	ug/l	874.24
V	51	72	1	No Gas	0.411	ug/l	9159.41
V	51	72	3	He	0.850	ug/l	15997.72
Cr	52	72	1	No Gas	0.685	ug/l	63468.13
Cr	52	72	3	He	0.553	ug/l	2523.57
Mn	55	72	1	No Gas	0.531	ug/l	18145.23
Mn	55	72	3	He	0.567	ug/l	1172.82
Fe	56	72	2	H2	14.204	ug/l	163844.49
Fe	56	72	3	He	14.809	ug/l	42767.39
Co	59	72	1	No Gas	0.538	ug/l	9597.51
Ni	60	72	1	No Gas	0.556	ug/l	2611.74
Ni	60	72	3	He	0.563	ug/l	755.58
Cu	63	72	1	No Gas	0.561	ug/l	10001.45
Cu	63	72	3	He	0.650	ug/l	3047.04
Cu	65	72	1	No Gas	0.580	ug/l	4336.39
Zn	66	72	1	No Gas	0.505	ug/l	10311.76
Zn	66	72	3	He	0.515	ug/l	2187.96
As	75	72	1	No Gas	2.440	ug/l	21210.93
As	75	72	3	He	0.556	ug/l	627.47
Se	78	72	2	H2	0.554	ug/l	269.78
Br	79	72	1	No Gas	-0.342	ug/l	7829.95
Br	79	72	2	H2	-0.278	ug/l	4372.00
Se	82	72	1	No Gas	0.346	ug/l	669.94
Kr	84	72	1	No Gas		ug/l	16806.47
Sr	88	72	1	No Gas	0.553	ug/l	16253.70
Sr	88	72	3	He	0.553	ug/l	1920.14
Mo	95	115	1	No Gas	0.515	ug/l	2886.98
Mo	95	115	3	He	0.501	ug/l	966.71
Mo	98	115	1	No Gas	0.487	ug/l	4441.34
Ag	107	115	1	No Gas	0.223	ug/l	4435.82
Ag	109	115	1	No Gas	0.209	ug/l	4056.89
Cd	111	115	1	No Gas	0.525	ug/l	1823.62

ICPMS207-B Analytical Data

Name	Mass	ISTD	Tune Step	Tune Mode	Conc.	Units	CPS
Cd	111	115	3	He	0.518	ug/l	572.01
Cd	114	115	1	No Gas	0.483	ug/l	3695.82
Cd	114	115	3	He	0.482	ug/l	1287.70
Sn	118	115	1	No Gas	14.706	ug/l	161158.41
Sn	118	115	3	He	14.634	ug/l	40409.34
Sb	121	115	1	No Gas	0.490	ug/l	8164.86
Sb	121	115	3	He	0.490	ug/l	2052.69
Sb	123	115	1	No Gas	0.476	ug/l	6144.30
Sb	123	115	3	He	0.480	ug/l	1590.92
Ba	135	115	1	No Gas	0.528	ug/l	1586.95
Ba	137	115	1	No Gas	0.502	ug/l	2608.42
La	139	115	3	He	0.529	ug/l	7058.52
Ce	140	115	3	He	0.532	ug/l	7714.42
Hg	201	209	1	No Gas	0.004	ug/l	98.31
Hg	202	209	1	No Gas	0.004	ug/l	232.62
Hg	202	209	3	He	0.015	ug/l	116.98
Tl	203	209	3	He	0.470	ug/l	2713.37
Tl	205	209	1	No Gas	0.490	ug/l	15526.94
Tl	205	209	3	He	0.497	ug/l	6615.65
[Pb]	206	209	1	No Gas	0.502	ug/l	5624.56
[Pb]	207	209	1	No Gas	0.500	ug/l	4960.96
Pb	208	209	1	No Gas	0.496	ug/l	22282.97
Th	232	209	3	He	0.404	ug/l	7034.73
U	238	209	1	No Gas	0.488	ug/l	19778.35

Name	Mass	Tune Step	Tune Mode	CPS	ISTD Recovery %
Sc	45	1	No Gas	3397817.84	100.7
Sc	45	2	H2	1791988.52	97.4
Sc	45	3	He	194107.69	97.4
Ge	72	1	No Gas	940367.24	99.8
Ge	72	2	H2	660130.78	97.2
Ge	72	3	He	132060.46	97.1
In	115	1	No Gas	7094873.98	100.5
In	115	3	He	1384410.82	97.7
Tb	159	1	No Gas	9295503.82	103.1
Tb	159	3	He	3590245.59	102.3
Ho	165	1	No Gas	8966020.29	102.6
Ho	165	3	He	3519826.14	102.1
Lu	175	1	No Gas	8787397.92	101.8
Lu	175	3	He	2783816.90	101.1
Bi	209	1	No Gas	6995022.80	105.0
Bi	209	3	He	2443097.14	100.8

ICPMS207-B Analytical Data

Sample Name	1 ppb STD
File Name	081CALS.d
Data Path Name	D:\Agilent\ICPMH\1\DATA\220218BDoD.b
Acq Time	2022-02-18 20:36:56
Sample Type	CalStd
Total Dilution	1.0000
Comment	ICPMS-6020B-Cal
Operator	CAR/SRH/JPV/AEM
Method	SW6020/SW6020B

Name	Mass	ISTD	Tune Step	Tune Mode	Conc.	Units	CPS
Li	7	45	1	No Gas	15.099	ug/l	75876.25
Be	9	45	1	No Gas	1.182	ug/l	2061.40
B	11	45	1	No Gas	0.913	ug/l	2169.03
Na	23	45	3	He	301.725	ug/l	210665.07
Mg	24	45	3	He	322.829	ug/l	88413.57
Al	27	45	1	No Gas	1.403	ug/l	20857.93
Si	28	45	2	H2	-11.635	ug/l	32672.83
K	39	72	3	He	288.461	ug/l	155942.49
Ca	40	72	2	H2	321.820	ug/l	1677746.47
Ti	47	72	1	No Gas	1.203	ug/l	1691.80
V	51	72	1	No Gas	-1.716	ug/l	-27864.00
V	51	72	3	He	1.195	ug/l	17215.78
Cr	52	72	1	No Gas	1.256	ug/l	72762.43
Cr	52	72	3	He	1.203	ug/l	4484.04
Mn	55	72	1	No Gas	1.243	ug/l	33365.41
Mn	55	72	3	He	1.232	ug/l	2486.72
Fe	56	72	2	H2	31.604	ug/l	358184.92
Fe	56	72	3	He	31.560	ug/l	87360.21
Co	59	72	1	No Gas	1.218	ug/l	21366.72
Ni	60	72	1	No Gas	1.199	ug/l	5120.74
Ni	60	72	3	He	1.257	ug/l	1560.09
Cu	63	72	1	No Gas	1.199	ug/l	16208.83
Cu	63	72	3	He	1.340	ug/l	5155.88
Cu	65	72	1	No Gas	1.237	ug/l	7378.84
Zn	66	72	1	No Gas	1.226	ug/l	12935.00
Zn	66	72	3	He	1.317	ug/l	2804.73
As	75	72	1	No Gas	2.383	ug/l	21328.41
As	75	72	3	He	1.171	ug/l	1071.42
Se	78	72	2	H2	1.195	ug/l	568.79
Br	79	72	1	No Gas	-0.344	ug/l	7896.58
Br	79	72	2	H2	-0.340	ug/l	4195.65
Se	82	72	1	No Gas	1.758	ug/l	1044.90
Kr	84	72	1	No Gas		ug/l	17156.16
Sr	88	72	1	No Gas	1.204	ug/l	34930.27
Sr	88	72	3	He	1.185	ug/l	3900.55
Mo	95	115	1	No Gas	1.097	ug/l	6140.25
Mo	95	115	3	He	1.147	ug/l	2179.07
Mo	98	115	1	No Gas	1.093	ug/l	9915.26
Ag	107	115	1	No Gas	0.478	ug/l	8233.05
Ag	109	115	1	No Gas	0.488	ug/l	8052.88
Cd	111	115	1	No Gas	1.196	ug/l	4142.22

ICPMS207-B Analytical Data

Name	Mass	ISTD	Tune Step	Tune Mode	Conc.	Units	CPS
Cd	111	115	3	He	1.180	ug/l	1275.17
Cd	114	115	1	No Gas	1.144	ug/l	8848.91
Cd	114	115	3	He	1.118	ug/l	2927.41
Sn	118	115	1	No Gas	15.191	ug/l	167349.94
Sn	118	115	3	He	15.737	ug/l	43228.74
Sb	121	115	1	No Gas	1.132	ug/l	17924.23
Sb	121	115	3	He	1.113	ug/l	4405.14
Sb	123	115	1	No Gas	1.103	ug/l	13521.54
Sb	123	115	3	He	1.144	ug/l	3583.49
Ba	135	115	1	No Gas	1.104	ug/l	3307.20
Ba	137	115	1	No Gas	1.108	ug/l	5739.81
La	139	115	3	He	1.207	ug/l	16024.96
Ce	140	115	3	He	1.175	ug/l	16941.64
Hg	201	209	1	No Gas	0.018	ug/l	129.31
Hg	202	209	1	No Gas	0.021	ug/l	324.27
Hg	202	209	3	He	0.023	ug/l	133.97
Tl	203	209	3	He	1.093	ug/l	6007.12
Tl	205	209	1	No Gas	1.143	ug/l	34815.69
Tl	205	209	3	He	1.092	ug/l	13886.16
[Pb]	206	209	1	No Gas	1.124	ug/l	12038.87
[Pb]	207	209	1	No Gas	1.064	ug/l	10106.14
Pb	208	209	1	No Gas	1.122	ug/l	48080.51
Th	232	209	3	He	0.993	ug/l	16869.01
U	238	209	1	No Gas	1.114	ug/l	44943.47

Name	Mass	Tune Step	Tune Mode	CPS	ISTD Recovery %
Sc	45	1	No Gas	3265562.73	96.8
Sc	45	2	H2	1789081.16	97.2
Sc	45	3	He	194205.97	97.5
Ge	72	1	No Gas	949606.91	100.8
Ge	72	2	H2	669293.30	98.5
Ge	72	3	He	134590.55	98.9
In	115	1	No Gas	7139510.81	101.1
In	115	3	He	1377935.85	97.3
Tb	159	1	No Gas	9169883.52	101.7
Tb	159	3	He	3608867.81	102.9
Ho	165	1	No Gas	8906742.99	101.9
Ho	165	3	He	3527644.21	102.3
Lu	175	1	No Gas	8913570.34	103.3
Lu	175	3	He	2760330.83	100.2
Bi	209	1	No Gas	6966035.76	104.6
Bi	209	3	He	2435553.92	100.4

ICPMS207-B Analytical Data

Sample Name	10 ppb STD
File Name	082CALS.d
Data Path Name	D:\Agilent\ICPMH\1\DATA\220218BDoD.b
Acq Time	2022-02-18 20:43:18
Sample Type	CalStd
Total Dilution	1.0000
Comment	ICPMS-6020B-Cal
Operator	CAR/SRH/JPV/AEM
Method	SW6020/SW6020B

Name	Mass	ISTD	Tune Step	Tune Mode	Conc.	Units	CPS
Li	7	45	1	No Gas	129.273	ug/l	452084.41
Be	9	45	1	No Gas	9.936	ug/l	17474.29
B	11	45	1	No Gas	9.808	ug/l	12541.62
Na	23	45	3	He	2802.495	ug/l	1432405.64
Mg	24	45	3	He	2803.553	ug/l	759285.31
Al	27	45	1	No Gas	10.603	ug/l	118968.46
Si	28	45	2	H2	24.418	ug/l	78870.09
K	39	72	3	He	2722.729	ug/l	851390.31
Ca	40	72	2	H2	2778.337	ug/l	13564530.09
Ti	47	72	1	No Gas	10.311	ug/l	13035.62
V	51	72	1	No Gas	6.509	ug/l	106490.65
V	51	72	3	He	10.885	ug/l	42149.74
Cr	52	72	1	No Gas	10.962	ug/l	214903.54
Cr	52	72	3	He	10.878	ug/l	32513.93
Mn	55	72	1	No Gas	11.016	ug/l	235056.54
Mn	55	72	3	He	10.971	ug/l	21141.36
Fe	56	72	2	H2	281.308	ug/l	3097511.57
Fe	56	72	3	He	288.597	ug/l	750024.46
Co	59	72	1	No Gas	10.947	ug/l	184684.43
Ni	60	72	1	No Gas	10.649	ug/l	40746.11
Ni	60	72	3	He	11.053	ug/l	12535.48
Cu	63	72	1	No Gas	10.950	ug/l	107500.66
Cu	63	72	3	He	11.609	ug/l	35274.45
Cu	65	72	1	No Gas	11.058	ug/l	51198.23
Zn	66	72	1	No Gas	11.076	ug/l	46134.29
Zn	66	72	3	He	11.434	ug/l	9920.12
As	75	72	1	No Gas	11.340	ug/l	61635.87
As	75	72	3	He	10.690	ug/l	7657.92
Se	78	72	2	H2	10.687	ug/l	4910.05
Br	79	72	1	No Gas	-0.357	ug/l	7676.83
Br	79	72	2	H2	-0.333	ug/l	4198.96
Se	82	72	1	No Gas	10.596	ug/l	3288.29
Kr	84	72	1	No Gas		ug/l	18575.17
Sr	88	72	1	No Gas	11.014	ug/l	308044.49
Sr	88	72	3	He	10.811	ug/l	33072.83
Mo	95	115	1	No Gas	10.230	ug/l	55795.82
Mo	95	115	3	He	10.030	ug/l	18936.06
Mo	98	115	1	No Gas	10.429	ug/l	92283.83
Ag	107	115	1	No Gas	4.319	ug/l	63774.79
Ag	109	115	1	No Gas	4.273	ug/l	60650.13
Cd	111	115	1	No Gas	10.653	ug/l	35980.12

ICPMS207-B Analytical Data

Name	Mass	ISTD	Tune Step	Tune Mode	Conc.	Units	CPS
Cd	111	115	3	He	10.492	ug/l	11230.21
Cd	114	115	1	No Gas	10.446	ug/l	79613.71
Cd	114	115	3	He	10.476	ug/l	27184.78
Sn	118	115	1	No Gas	23.186	ug/l	250244.88
Sn	118	115	3	He	23.561	ug/l	64748.78
Sb	121	115	1	No Gas	10.259	ug/l	153158.25
Sb	121	115	3	He	9.997	ug/l	38180.50
Sb	123	115	1	No Gas	10.073	ug/l	116315.67
Sb	123	115	3	He	9.999	ug/l	30348.75
Ba	135	115	1	No Gas	10.595	ug/l	30963.26
Ba	137	115	1	No Gas	10.594	ug/l	53480.94
La	139	115	3	He	10.619	ug/l	141207.37
Ce	140	115	3	He	10.576	ug/l	152677.85
Hg	201	209	1	No Gas	0.206	ug/l	554.57
Hg	202	209	1	No Gas	0.199	ug/l	1233.81
Hg	202	209	3	He	0.202	ug/l	518.24
Tl	203	209	3	He	9.867	ug/l	52589.86
Tl	205	209	1	No Gas	10.283	ug/l	300307.60
Tl	205	209	3	He	10.091	ug/l	124414.65
[Pb]	206	209	1	No Gas	10.264	ug/l	104828.40
[Pb]	207	209	1	No Gas	9.957	ug/l	89867.83
Pb	208	209	1	No Gas	10.143	ug/l	414169.95
Th	232	209	3	He	9.740	ug/l	163333.86
U	238	209	1	No Gas	10.183	ug/l	404054.13

Name	Mass	Tune Step	Tune Mode	CPS	ISTD Recovery %
Sc	45	1	No Gas	3379152.64	100.2
Sc	45	2	H2	1786594.34	97.1
Sc	45	3	He	194444.36	97.6
Ge	72	1	No Gas	932619.58	99.0
Ge	72	2	H2	665447.64	98.0
Ge	72	3	He	133052.15	97.8
In	115	1	No Gas	6999779.32	99.1
In	115	3	He	1380477.86	97.4
Tb	159	1	No Gas	9358573.24	103.8
Tb	159	3	He	3526213.90	100.5
Ho	165	1	No Gas	9079113.59	103.9
Ho	165	3	He	3401977.90	98.7
Lu	175	1	No Gas	8919757.15	103.4
Lu	175	3	He	2812535.41	102.1
Bi	209	1	No Gas	6852583.52	102.9
Bi	209	3	He	2439340.94	100.6

ICPMS207-B Analytical Data

Sample Name	50 ppb STD
File Name	083CALS.d
Data Path Name	D:\Agilent\ICPMH\1\DATA\220218BDoD.b
Acq Time	2022-02-18 20:49:41
Sample Type	CalStd
Total Dilution	1.0000
Comment	ICPMS-6020B-Cal
Operator	CAR/SRH/JPV/AEM
Method	SW6020/SW6020B

Name	Mass	ISTD	Tune Step	Tune Mode	Conc.	Units	CPS
Li	7	45	1	No Gas	570.963	ug/l	1860735.96
Be	9	45	1	No Gas	48.134	ug/l	82827.93
B	11	45	1	No Gas	49.666	ug/l	57583.46
Na	23	45	3	He	12260.200	ug/l	6299728.52
Mg	24	45	3	He	12636.503	ug/l	3558205.69
Al	27	45	1	No Gas	50.607	ug/l	532152.61
Si	28	45	2	H2	210.718	ug/l	318803.85
K	39	72	3	He	11937.578	ug/l	3604358.31
Ca	40	72	2	H2	12343.103	ug/l	60836503.53
Ti	47	72	1	No Gas	51.514	ug/l	67165.46
V	51	72	1	No Gas	48.709	ug/l	828604.84
V	51	72	3	He	50.368	ug/l	149455.25
Cr	52	72	1	No Gas	49.184	ug/l	812110.15
Cr	52	72	3	He	50.596	ug/l	152697.60
Mn	55	72	1	No Gas	48.635	ug/l	1056135.91
Mn	55	72	3	He	51.553	ug/l	102314.03
Fe	56	72	2	H2	1301.455	ug/l	14525416.68
Fe	56	72	3	He	1304.989	ug/l	3485718.98
Co	59	72	1	No Gas	50.653	ug/l	888521.39
Ni	60	72	1	No Gas	49.644	ug/l	195940.33
Ni	60	72	3	He	53.156	ug/l	61794.61
Cu	63	72	1	No Gas	49.402	ug/l	487929.54
Cu	63	72	3	He	53.868	ug/l	164785.55
Cu	65	72	1	No Gas	49.885	ug/l	234433.76
Zn	66	72	1	No Gas	51.257	ug/l	190058.35
Zn	66	72	3	He	52.499	ug/l	40210.14
As	75	72	1	No Gas	50.435	ug/l	249398.99
As	75	72	3	He	51.600	ug/l	37214.76
Se	78	72	2	H2	51.460	ug/l	23950.00
Br	79	72	1	No Gas	-0.223	ug/l	8935.07
Br	79	72	2	H2	-0.167	ug/l	4917.77
Se	82	72	1	No Gas	51.122	ug/l	14238.17
Kr	84	72	1	No Gas		ug/l	26428.61
Sr	88	72	1	No Gas	51.284	ug/l	1491059.39
Sr	88	72	3	He	51.879	ug/l	162960.23
Mo	95	115	1	No Gas	49.801	ug/l	281696.44
Mo	95	115	3	He	51.117	ug/l	96890.83
Mo	98	115	1	No Gas	50.078	ug/l	459866.68
Ag	107	115	1	No Gas	19.966	ug/l	301692.01
Ag	109	115	1	No Gas	19.790	ug/l	287403.95
Cd	111	115	1	No Gas	49.494	ug/l	173419.84

ICPMS207-B Analytical Data

Name	Mass	ISTD	Tune Step	Tune Mode	Conc.	Units	CPS
Cd	111	115	3	He	51.029	ug/l	54840.50
Cd	114	115	1	No Gas	48.878	ug/l	386800.06
Cd	114	115	3	He	50.982	ug/l	132848.36
Sn	118	115	1	No Gas	42.155	ug/l	471754.89
Sn	118	115	3	He	42.930	ug/l	118393.60
Sb	121	115	1	No Gas	51.948	ug/l	801639.26
Sb	121	115	3	He	52.284	ug/l	199929.39
Sb	123	115	1	No Gas	50.796	ug/l	606232.71
Sb	123	115	3	He	51.284	ug/l	155934.67
Ba	135	115	1	No Gas	48.711	ug/l	147653.39
Ba	137	115	1	No Gas	50.165	ug/l	262686.88
La	139	115	3	He	49.471	ug/l	661280.19
Ce	140	115	3	He	49.529	ug/l	718624.05
Hg	201	209	1	No Gas	0.952	ug/l	2200.08
Hg	202	209	1	No Gas	0.948	ug/l	4992.95
Hg	202	209	3	He	0.951	ug/l	2046.08
Tl	203	209	3	He	49.172	ug/l	251775.38
Tl	205	209	1	No Gas	50.300	ug/l	1436684.32
Tl	205	209	3	He	50.144	ug/l	594033.54
[Pb]	206	209	1	No Gas	49.470	ug/l	493951.51
[Pb]	207	209	1	No Gas	48.608	ug/l	428638.28
Pb	208	209	1	No Gas	49.073	ug/l	1958474.03
Th	232	209	3	He	50.597	ug/l	816590.57
U	238	209	1	No Gas	50.340	ug/l	1957973.84

Name	Mass	Tune Step	Tune Mode	CPS	ISTD Recovery %
Sc	45	1	No Gas	3316316.41	98.3
Sc	45	2	H2	1792254.07	97.4
Sc	45	3	He	202456.05	101.6
Ge	72	1	No Gas	972641.64	103.2
Ge	72	2	H2	676082.98	99.5
Ge	72	3	He	137449.08	101.0
In	115	1	No Gas	7270464.99	103.0
In	115	3	He	1388006.36	98.0
Tb	159	1	No Gas	9328415.38	103.5
Tb	159	3	He	3485732.88	99.3
Ho	165	1	No Gas	8942584.15	102.3
Ho	165	3	He	3494780.78	101.4
Lu	175	1	No Gas	9061056.47	105.0
Lu	175	3	He	2869517.47	104.2
Bi	209	1	No Gas	6720834.27	100.9
Bi	209	3	He	2351675.20	97.0

ICPMS207-B Analytical Data

Sample Name	100 ppb STD
File Name	084CALS.d
Data Path Name	D:\Agilent\ICPMH\1\DATA\220218BDoD.b
Acq Time	2022-02-18 20:56:02
Sample Type	CalStd
Total Dilution	1.0000
Comment	ICPMS-6020B-Cal
Operator	CAR/SRH/JPV/AEM
Method	SW6020/SW6020B

Name	Mass	ISTD	Tune Step	Tune Mode	Conc.	Units	CPS
Li	7	45	1	No Gas	1179.458	ug/l	3901292.38
Be	9	45	1	No Gas	94.301	ug/l	165996.60
B	11	45	1	No Gas	96.112	ug/l	112850.42
Na	23	45	3	He	25089.586	ug/l	13365374.52
Mg	24	45	3	He	25144.536	ug/l	7380250.89
Al	27	45	1	No Gas	100.959	ug/l	1079603.73
Si	28	45	2	H2	396.446	ug/l	568054.50
K	39	72	3	He	24962.872	ug/l	7681119.33
Ca	40	72	2	H2	25382.128	ug/l	128141970.79
Ti	47	72	1	No Gas	99.209	ug/l	130884.67
V	51	72	1	No Gas	89.539	ug/l	1539034.41
V	51	72	3	He	99.593	ug/l	289949.30
Cr	52	72	1	No Gas	95.593	ug/l	1546713.99
Cr	52	72	3	He	99.299	ug/l	307797.49
Mn	55	72	1	No Gas	98.337	ug/l	2156711.22
Mn	55	72	3	He	101.735	ug/l	207921.74
Fe	56	72	2	H2	2605.830	ug/l	29806949.23
Fe	56	72	3	He	2672.614	ug/l	7348543.18
Co	59	72	1	No Gas	96.703	ug/l	1717824.88
Ni	60	72	1	No Gas	95.236	ug/l	380370.27
Ni	60	72	3	He	103.343	ug/l	123624.37
Cu	63	72	1	No Gas	97.324	ug/l	969723.51
Cu	63	72	3	He	105.734	ug/l	331996.42
Cu	65	72	1	No Gas	98.786	ug/l	468449.23
Zn	66	72	1	No Gas	99.600	ug/l	365746.85
Zn	66	72	3	He	105.781	ug/l	81456.68
As	75	72	1	No Gas	99.104	ug/l	486414.61
As	75	72	3	He	101.673	ug/l	75284.30
Se	78	72	2	H2	101.141	ug/l	48245.16
Br	79	72	1	No Gas	-0.203	ug/l	9201.38
Br	79	72	2	H2	-0.128	ug/l	5200.65
Se	82	72	1	No Gas	100.163	ug/l	27681.76
Kr	84	72	1	No Gas		ug/l	35790.37
Sr	88	72	1	No Gas	98.929	ug/l	2914299.37
Sr	88	72	3	He	101.783	ug/l	329173.10
Mo	95	115	1	No Gas	100.076	ug/l	551328.77
Mo	95	115	3	He	99.437	ug/l	191455.40
Mo	98	115	1	No Gas	99.917	ug/l	893081.31
Ag	107	115	1	No Gas	39.984	ug/l	587147.45
Ag	109	115	1	No Gas	40.077	ug/l	565698.03
Cd	111	115	1	No Gas	102.262	ug/l	348911.17

ICPMS207-B Analytical Data

Name	Mass	ISTD	Tune Step	Tune Mode	Conc.	Units	CPS
Cd	111	115	3	He	100.297	ug/l	109428.57
Cd	114	115	1	No Gas	99.936	ug/l	770134.92
Cd	114	115	3	He	100.028	ug/l	264651.50
Sn	118	115	1	No Gas	102.366	ug/l	1114279.28
Sn	118	115	3	He	101.935	ug/l	285275.32
Sb	121	115	1	No Gas	98.999	ug/l	1486662.67
Sb	121	115	3	He	98.857	ug/l	383714.61
Sb	123	115	1	No Gas	99.594	ug/l	1156865.35
Sb	123	115	3	He	99.357	ug/l	306591.78
Ba	135	115	1	No Gas	98.994	ug/l	292208.44
Ba	137	115	1	No Gas	100.938	ug/l	514528.40
La	139	115	3	He	100.200	ug/l	1359827.22
Ce	140	115	3	He	100.176	ug/l	1476041.35
Hg	201	209	1	No Gas	2.024	ug/l	4399.85
Hg	202	209	1	No Gas	2.026	ug/l	10016.43
Hg	202	209	3	He	2.024	ug/l	4347.85
Tl	203	209	3	He	94.830	ug/l	494924.37
Tl	205	209	1	No Gas	100.808	ug/l	2762640.32
Tl	205	209	3	He	98.250	ug/l	1186479.61
[Pb]	206	209	1	No Gas	100.541	ug/l	962664.66
[Pb]	207	209	1	No Gas	99.779	ug/l	843760.22
Pb	208	209	1	No Gas	100.640	ug/l	3851154.80
Th	232	209	3	He	98.926	ug/l	1628556.74
U	238	209	1	No Gas	101.160	ug/l	3776085.70

Name	Mass	Tune Step	Tune Mode	CPS	ISTD Recovery %
Sc	45	1	No Gas	3394272.53	100.6
Sc	45	2	H2	1825730.79	99.2
Sc	45	3	He	211149.20	106.0
Ge	72	1	No Gas	984670.02	104.5
Ge	72	2	H2	693231.66	102.1
Ge	72	3	He	141618.33	104.1
In	115	1	No Gas	7078346.09	100.2
In	115	3	He	1409161.43	99.5
Tb	159	1	No Gas	9200082.57	102.1
Tb	159	3	He	3585494.46	102.2
Ho	165	1	No Gas	9038585.45	103.4
Ho	165	3	He	3545247.23	102.8
Lu	175	1	No Gas	9070464.73	105.1
Lu	175	3	He	2851167.71	103.5
Bi	209	1	No Gas	6454012.66	96.9
Bi	209	3	He	2399025.51	98.9

ICPMS207-B Analytical Data

Sample Name	1000 ppb STD
File Name	085CALS.d
Data Path Name	D:\Agilent\ICPMH\1\DATA\220218BDoD.b
Acq Time	2022-02-18 21:02:24
Sample Type	CalStd
Total Dilution	1.0000
Comment	ICPMS-6020B-Cal
Operator	CAR/SRH/JPV/AEM
Method	SW6020/SW6020B

Name	Mass	ISTD	Tune Step	Tune Mode	Conc.	Units	CPS
Li	7	45	1	No Gas	2548.554	ug/l	9051168.26
Be	9	45	1	No Gas	1000.664	ug/l	1898147.37
B	11	45	1	No Gas	1000.408	ug/l	1254528.63
Na	23	45	3	He	49999.748	ug/l	29127447.07
Mg	24	45	3	He	49878.007	ug/l	16039469.91
Al	27	45	1	No Gas	999.867	ug/l	11461120.11
Si	28	45	2	H2	-17.692	ug/l	26747.30
K	39	72	3	He	50147.795	ug/l	16878022.66
Ca	40	72	2	H2	49833.842	ug/l	257549810.74
Ti	47	72	1	No Gas	6.501	ug/l	8851.81
V	51	72	1	No Gas	1001.148	ug/l	17406543.12
V	51	72	3	He	1000.013	ug/l	3052515.13
Cr	52	72	1	No Gas	1000.471	ug/l	15849823.47
Cr	52	72	3	He	1000.031	ug/l	3396107.66
Mn	55	72	1	No Gas	1000.224	ug/l	22144878.10
Mn	55	72	3	He	999.739	ug/l	2244407.09
Fe	56	72	2	H2	5996.208	ug/l	70226728.42
Fe	56	72	3	He	5966.185	ug/l	18016171.16
Co	59	72	1	No Gas	1000.287	ug/l	17997464.49
Ni	60	72	1	No Gas	1000.487	ug/l	4041828.35
Ni	60	72	3	He	999.497	ug/l	1312612.99
Cu	63	72	1	No Gas	1000.288	ug/l	10044162.77
Cu	63	72	3	He	999.217	ug/l	3436307.13
Cu	65	72	1	No Gas	1000.116	ug/l	4785174.25
Zn	66	72	1	No Gas	999.966	ug/l	3636271.60
Zn	66	72	3	He	999.282	ug/l	827589.95
As	75	72	1	No Gas	1000.052	ug/l	4870987.13
As	75	72	3	He	999.746	ug/l	811015.61
Se	78	72	2	H2	999.806	ug/l	488181.38
Br	79	72	1	No Gas	-0.099	ug/l	10070.28
Br	79	72	2	H2	1.909	ug/l	13735.97
Se	82	72	1	No Gas	999.921	ug/l	274205.04
Kr	84	72	1	No Gas		ug/l	206231.91
Sr	88	72	1	No Gas	1000.032	ug/l	29820652.59
Sr	88	72	3	He	999.719	ug/l	3549550.02
Mo	95	115	1	No Gas	0.111	ug/l	672.24
Mo	95	115	3	He	0.074	ug/l	167.78
Mo	98	115	1	No Gas	0.129	ug/l	1255.70
Ag	107	115	1	No Gas	380.984	ug/l	5708556.46
Ag	109	115	1	No Gas	373.706	ug/l	5385033.18
Cd	111	115	1	No Gas	999.792	ug/l	3486650.84

ICPMS207-B Analytical Data

Name	Mass	ISTD	Tune Step	Tune Mode	Conc.	Units	CPS
Cd	111	115	3	He	999.914	ug/l	1131912.71
Cd	114	115	1	No Gas	1000.058	ug/l	7880120.74
Cd	114	115	3	He	999.943	ug/l	2744599.03
Sn	118	115	1	No Gas	13.840	ug/l	154758.63
Sn	118	115	3	He	14.852	ug/l	43314.69
Sb	121	115	1	No Gas	0.322	ug/l	5747.42
Sb	121	115	3	He	0.272	ug/l	1288.86
Sb	123	115	1	No Gas	0.342	ug/l	4675.26
Sb	123	115	3	He	0.284	ug/l	1051.81
Ba	135	115	1	No Gas	1000.159	ug/l	3018619.09
Ba	137	115	1	No Gas	999.892	ug/l	5211604.63
La	139	115	3	He	0.009	ug/l	137.78
Ce	140	115	3	He	0.023	ug/l	373.34
Hg	201	209	1	No Gas	0.005	ug/l	93.98
Hg	202	209	1	No Gas	0.012	ug/l	256.95
Hg	202	209	3	He	0.014	ug/l	110.65
Tl	203	209	3	He	1000.560	ug/l	5144646.70
Tl	205	209	1	No Gas	999.901	ug/l	27837519.87
Tl	205	209	3	He	1000.167	ug/l	11894177.73
[Pb]	206	209	1	No Gas	999.970	ug/l	9731755.55
[Pb]	207	209	1	No Gas	1000.092	ug/l	8600534.32
Pb	208	209	1	No Gas	999.981	ug/l	38908690.81
Th	232	209	3	He	1000.080	ug/l	16217001.93
U	238	209	1	No Gas	999.865	ug/l	37948024.80

Name	Mass	Tune Step	Tune Mode	CPS	ISTD Recovery %
Sc	45	1	No Gas	3656100.55	108.4
Sc	45	2	H2	1922215.53	104.4
Sc	45	3	He	231306.83	116.1
Ge	72	1	No Gas	996932.32	105.8
Ge	72	2	H2	709841.28	104.5
Ge	72	3	He	155622.06	114.4
In	115	1	No Gas	7238210.38	102.5
In	115	3	He	1462387.45	103.2
Tb	159	1	No Gas	9292654.62	103.1
Tb	159	3	He	3738849.37	106.6
Ho	165	1	No Gas	9289315.34	106.3
Ho	165	3	He	3680657.09	106.8
Lu	175	1	No Gas	9069581.24	105.1
Lu	175	3	He	2934495.56	106.5
Bi	209	1	No Gas	6557000.29	98.5
Bi	209	3	He	2362800.54	97.4

ICPMS207-B Analytical Data

Sample Name	100 ppb Br STD
File Name	086CALS.d
Data Path Name	D:\Agilent\ICPMH\1\DATA\220218BDoD.b
Acq Time	2022-02-18 21:08:48
Sample Type	CalStd
Total Dilution	1.0000
Comment	ICPMS-6020-W-D
Operator	CAR/SRH/JPV/AEM
Method	SW6020/SW6020B

Name	Mass	ISTD	Tune Step	Tune Mode	Conc.	Units	CPS
Li	7	45	1	No Gas	0.464	ug/l	32855.12
Be	9	45	1	No Gas	0.152	ug/l	351.27
B	11	45	1	No Gas	4.424	ug/l	6746.23
Na	23	45	3	He	-17.198	ug/l	58311.23
Mg	24	45	3	He	0.220	ug/l	1447.21
Al	27	45	1	No Gas	0.048	ug/l	7748.71
Si	28	45	2	H2	-22.596	ug/l	19440.46
K	39	72	3	He	498.089	ug/l	228984.41
Ca	40	72	2	H2	1.988	ug/l	126148.98
Ti	47	72	1	No Gas	0.138	ug/l	348.69
V	51	72	1	No Gas	-1.363	ug/l	-22274.25
V	51	72	3	He	-2.699	ug/l	7389.70
Cr	52	72	1	No Gas	-0.402	ug/l	49211.08
Cr	52	72	3	He	0.009	ug/l	1031.16
Mn	55	72	1	No Gas	0.039	ug/l	8206.06
Mn	55	72	3	He	0.029	ug/l	158.97
Fe	56	72	2	H2	0.104	ug/l	10936.75
Fe	56	72	3	He	0.019	ug/l	5261.25
Co	59	72	1	No Gas	0.027	ug/l	988.07
Ni	60	72	1	No Gas	0.026	ug/l	625.44
Ni	60	72	3	He	0.000	ug/l	137.78
Cu	63	72	1	No Gas	-0.031	ug/l	4573.89
Cu	63	72	3	He	0.030	ug/l	1332.80
Cu	65	72	1	No Gas	0.051	ug/l	2030.96
Zn	66	72	1	No Gas	-0.013	ug/l	8907.84
Zn	66	72	3	He	0.018	ug/l	1982.37
As	75	72	1	No Gas	1.437	ug/l	17438.64
As	75	72	3	He	-0.017	ug/l	251.33
Se	78	72	2	H2	0.154	ug/l	94.00
Br	79	72	1	No Gas	100.000	ug/l	719992.14
Br	79	72	2	H2	100.000	ug/l	414424.85
Se	82	72	1	No Gas	1.156	ug/l	914.62
Kr	84	72	1	No Gas		ug/l	18002.22
Sr	88	72	1	No Gas	0.006	ug/l	924.87
Sr	88	72	3	He	0.006	ug/l	295.56
Mo	95	115	1	No Gas	0.016	ug/l	137.78
Mo	95	115	3	He	0.012	ug/l	44.45
Mo	98	115	1	No Gas	0.009	ug/l	167.29
Ag	107	115	1	No Gas	0.075	ug/l	2364.49
Ag	109	115	1	No Gas	0.082	ug/l	2365.82
Cd	111	115	1	No Gas	0.101	ug/l	387.21

ICPMS207-B Analytical Data

Name	Mass	ISTD	Tune Step	Tune Mode	Conc.	Units	CPS
Cd	111	115	3	He	0.072	ug/l	97.56
Cd	114	115	1	No Gas	0.087	ug/l	655.91
Cd	114	115	3	He	0.025	ug/l	105.19
Sn	118	115	1	No Gas	14.383	ug/l	163990.64
Sn	118	115	3	He	14.721	ug/l	42061.07
Sb	121	115	1	No Gas	0.044	ug/l	1513.57
Sb	121	115	3	He	0.049	ug/l	383.04
Sb	123	115	1	No Gas	0.046	ug/l	1187.17
Sb	123	115	3	He	0.057	ug/l	318.04
Ba	135	115	1	No Gas	0.017	ug/l	76.51
Ba	137	115	1	No Gas	0.014	ug/l	119.76
La	139	115	3	He	0.000	ug/l	4.44
Ce	140	115	3	He	0.000	ug/l	18.89
Hg	201	209	1	No Gas	-0.007	ug/l	69.66
Hg	202	209	1	No Gas	-0.003	ug/l	186.96
Hg	202	209	3	He	0.000	ug/l	82.98
Tl	203	209	3	He	0.086	ug/l	658.95
Tl	205	209	1	No Gas	0.117	ug/l	4281.83
Tl	205	209	3	He	0.091	ug/l	1587.40
[Pb]	206	209	1	No Gas	0.036	ug/l	757.80
[Pb]	207	209	1	No Gas	0.030	ug/l	633.35
Pb	208	209	1	No Gas	0.032	ug/l	2941.26
Th	232	209	3	He	0.200	ug/l	3548.58
U	238	209	1	No Gas	0.035	ug/l	1400.80

Name	Mass	Tune Step	Tune Mode	CPS	ISTD Recovery %
Sc	45	1	No Gas	3612347.92	107.1
Sc	45	2	H2	1870244.95	101.6
Sc	45	3	He	205342.17	103.0
Ge	72	1	No Gas	977567.95	103.8
Ge	72	2	H2	702479.58	103.4
Ge	72	3	He	142236.53	104.5
In	115	1	No Gas	7383020.58	104.6
In	115	3	He	1433733.80	101.2
Tb	159	1	No Gas	9308206.73	103.3
Tb	159	3	He	3617158.39	103.1
Ho	165	1	No Gas	8956016.74	102.5
Ho	165	3	He	3526246.49	102.3
Lu	175	1	No Gas	8979486.98	104.1
Lu	175	3	He	2775072.89	100.7
Bi	209	1	No Gas	6699891.70	100.6
Bi	209	3	He	2389050.38	98.5

ICPMS207-B Analytical Data

Sample Name	Rinse
File Name	087BLKV.d
Data Path Name	D:\Agilent\ICPMH\1\DATA\220218BDoD.b
Acq Time	2022-02-18 21:15:10
Sample Type	BlkVrfy
Total Dilution	1.0000
Comment	ICPMS-6020-W-D
Operator	CAR/SRH/JPV/AEM
Method	SW6020/SW6020B

Name	Mass	ISTD	Tune Step	Tune Mode	Conc.	Units	CPS
Li	7	45	1	No Gas	-0.386	ug/l	28195.33
Be	9	45	1	No Gas	0.079	ug/l	203.29
B	11	45	1	No Gas	1.966	ug/l	3494.49
Na	23	45	3	He	-13.773	ug/l	56837.84
Mg	24	45	3	He	0.532	ug/l	1453.86
Al	27	45	1	No Gas	0.024	ug/l	7048.36
Si	28	45	2	H2	-22.007	ug/l	19490.56
K	39	72	3	He	-2.354	ug/l	71774.69
Ca	40	72	2	H2	0.137	ug/l	111494.64
Ti	47	72	1	No Gas	0.036	ug/l	210.21
V	51	72	1	No Gas	-1.619	ug/l	-26216.30
V	51	72	3	He	-2.699	ug/l	6999.51
Cr	52	72	1	No Gas	-0.804	ug/l	42026.83
Cr	52	72	3	He	0.022	ug/l	1015.60
Mn	55	72	1	No Gas	-0.030	ug/l	6548.51
Mn	55	72	3	He	0.011	ug/l	116.31
Fe	56	72	2	H2	-0.084	ug/l	8374.16
Fe	56	72	3	He	-0.182	ug/l	4460.18
Co	59	72	1	No Gas	0.009	ug/l	648.73
Ni	60	72	1	No Gas	-0.003	ug/l	499.02
Ni	60	72	3	He	0.015	ug/l	147.78
Cu	63	72	1	No Gas	-0.057	ug/l	4226.32
Cu	63	72	3	He	-0.015	ug/l	1127.48
Cu	65	72	1	No Gas	-0.018	ug/l	1670.10
Zn	66	72	1	No Gas	-0.195	ug/l	8075.74
Zn	66	72	3	He	-0.178	ug/l	1737.89
As	75	72	1	No Gas	0.683	ug/l	13517.38
As	75	72	3	He	-0.057	ug/l	209.87
Se	78	72	2	H2	0.046	ug/l	39.66
Br	79	72	1	No Gas	0.890	ug/l	16530.04
Br	79	72	2	H2	0.691	ug/l	8236.10
Se	82	72	1	No Gas	-0.025	ug/l	583.41
Kr	84	72	1	No Gas		ug/l	17199.53
Sr	88	72	1	No Gas	0.000	ug/l	728.58
Sr	88	72	3	He	0.003	ug/l	268.90
Mo	95	115	1	No Gas	0.002	ug/l	56.67
Mo	95	115	3	He	0.001	ug/l	22.22
Mo	98	115	1	No Gas	0.001	ug/l	90.62
Ag	107	115	1	No Gas	0.001	ug/l	1179.19
Ag	109	115	1	No Gas	-0.001	ug/l	1085.82
Cd	111	115	1	No Gas	0.026	ug/l	114.74

ICPMS207-B Analytical Data

Name	Mass	ISTD	Tune Step	Tune Mode	Conc.	Units	CPS
Cd	111	115	3	He	0.025	ug/l	43.55
Cd	114	115	1	No Gas	0.033	ug/l	219.25
Cd	114	115	3	He	0.029	ug/l	111.15
Sn	118	115	1	No Gas	0.021	ug/l	994.73
Sn	118	115	3	He	0.025	ug/l	270.00
Sb	121	115	1	No Gas	0.006	ug/l	883.45
Sb	121	115	3	He	0.012	ug/l	230.69
Sb	123	115	1	No Gas	0.007	ug/l	688.76
Sb	123	115	3	He	0.017	ug/l	184.69
Ba	135	115	1	No Gas	0.012	ug/l	59.88
Ba	137	115	1	No Gas	0.000	ug/l	43.25
La	139	115	3	He	0.000	ug/l	5.55
Ce	140	115	3	He	0.000	ug/l	14.45
Hg	201	209	1	No Gas	-0.008	ug/l	65.66
Hg	202	209	1	No Gas	-0.007	ug/l	168.30
Hg	202	209	3	He	0.000	ug/l	81.65
Tl	203	209	3	He	0.024	ug/l	328.80
Tl	205	209	1	No Gas	0.038	ug/l	2013.50
Tl	205	209	3	He	0.033	ug/l	875.05
[Pb]	206	209	1	No Gas	0.009	ug/l	483.35
[Pb]	207	209	1	No Gas	0.011	ug/l	457.79
Pb	208	209	1	No Gas	0.011	ug/l	2057.86
Th	232	209	3	He	0.044	ug/l	952.42
U	238	209	1	No Gas	0.008	ug/l	326.94

Name	Mass	Tune Step	Tune Mode	CPS	ISTD Recovery %
Sc	45	1	No Gas	3408717.55	101.0
Sc	45	2	H2	1801918.33	97.9
Sc	45	3	He	194286.09	97.5
Ge	72	1	No Gas	956312.08	101.5
Ge	72	2	H2	671258.12	98.8
Ge	72	3	He	134746.01	99.0
In	115	1	No Gas	7080317.56	100.3
In	115	3	He	1380362.41	97.4
Tb	159	1	No Gas	8893311.65	98.7
Tb	159	3	He	3481410.72	99.2
Ho	165	1	No Gas	8734095.14	99.9
Ho	165	3	He	3300594.80	95.7
Lu	175	1	No Gas	8563613.52	99.2
Lu	175	3	He	2652532.93	96.3
Bi	209	1	No Gas	6631926.61	99.6
Bi	209	3	He	2327993.18	96.0

ICPMS207-B Analytical Data

Sample Name	QCS
File Name	088_QC1.d
Data Path Name	D:\Agilent\ICPMH\1\DATA\220218BDoD.b
Acq Time	2022-02-18 21:21:24
Sample Type	QC1
Total Dilution	1.0000
Comment	ICPMS-6020-W-D
Operator	CAR/SRH/JPV/AEM
Method	SW6020/SW6020B

Name	Mass	ISTD	Tune Step	Tune Mode	Conc.	Units	CPS
Li	7	45	1	No Gas	41.449	ug/l	162861.04
Be	9	45	1	No Gas	20.995	ug/l	36440.92
B	11	45	1	No Gas	47.051	ug/l	54994.47
Na	23	45	3	He	2576.411	ug/l	1270184.14
Mg	24	45	3	He	2545.384	ug/l	662789.51
Al	27	45	1	No Gas	239.930	ug/l	2517705.21
Si	28	45	2	H2	497.728	ug/l	681717.42
K	39	72	3	He	2410.271	ug/l	770210.32
Ca	40	72	2	H2	2575.576	ug/l	12887882.64
Ti	47	72	1	No Gas	50.687	ug/l	64782.72
V	51	72	1	No Gas	47.404	ug/l	788861.67
V	51	72	3	He	45.708	ug/l	134062.00
Cr	52	72	1	No Gas	48.758	ug/l	789963.48
Cr	52	72	3	He	48.672	ug/l	143835.12
Mn	55	72	1	No Gas	247.570	ug/l	5240010.58
Mn	55	72	3	He	253.554	ug/l	492150.44
Fe	56	72	2	H2	255.701	ug/l	2885303.95
Fe	56	72	3	He	253.677	ug/l	667186.98
Co	59	72	1	No Gas	50.805	ug/l	873555.42
Ni	60	72	1	No Gas	49.722	ug/l	192338.05
Ni	60	72	3	He	53.262	ug/l	60584.84
Cu	63	72	1	No Gas	51.323	ug/l	496807.25
Cu	63	72	3	He	54.776	ug/l	163992.11
Cu	65	72	1	No Gas	50.990	ug/l	234726.84
Zn	66	72	1	No Gas	52.489	ug/l	190587.67
Zn	66	72	3	He	52.669	ug/l	39480.35
As	75	72	1	No Gas	50.159	ug/l	243203.48
As	75	72	3	He	50.063	ug/l	35349.70
Se	78	72	2	H2	50.975	ug/l	23920.62
Br	79	72	1	No Gas	-0.030	ug/l	10103.56
Br	79	72	2	H2	-0.003	ug/l	5609.99
Se	82	72	1	No Gas	50.788	ug/l	13868.42
Kr	84	72	1	No Gas		ug/l	26228.63
Sr	88	72	1	No Gas	51.738	ug/l	1474049.35
Sr	88	72	3	He	49.820	ug/l	153188.60
Mo	95	115	1	No Gas	49.047	ug/l	272873.51
Mo	95	115	3	He	51.488	ug/l	94726.09
Mo	98	115	1	No Gas	48.408	ug/l	437071.26
Ag	107	115	1	No Gas	25.183	ug/l	373816.49
Ag	109	115	1	No Gas	25.035	ug/l	357187.07
Cd	111	115	1	No Gas	24.867	ug/l	85700.13

ICPMS207-B Analytical Data

Name	Mass	ISTD	Tune Step	Tune Mode	Conc.	Units	CPS
Cd	111	115	3	He	25.501	ug/l	26596.26
Cd	114	115	1	No Gas	24.334	ug/l	189351.09
Cd	114	115	3	He	25.421	ug/l	64288.81
Sn	118	115	1	No Gas	43.915	ug/l	483335.05
Sn	118	115	3	He	44.920	ug/l	120219.13
Sb	121	115	1	No Gas	51.558	ug/l	782501.99
Sb	121	115	3	He	51.434	ug/l	190838.12
Sb	123	115	1	No Gas	50.627	ug/l	594214.32
Sb	123	115	3	He	51.154	ug/l	150880.89
Ba	135	115	1	No Gas	49.789	ug/l	148471.27
Ba	137	115	1	No Gas	49.698	ug/l	255946.55
La	139	115	3	He	52.229	ug/l	677322.30
Ce	140	115	3	He	51.690	ug/l	727714.56
Hg	201	209	1	No Gas	0.982	ug/l	2197.41
Hg	202	209	1	No Gas	0.940	ug/l	4799.58
Hg	202	209	3	He	1.013	ug/l	2145.08
Tl	203	209	3	He	47.575	ug/l	240223.84
Tl	205	209	1	No Gas	48.176	ug/l	1332614.78
Tl	205	209	3	He	49.937	ug/l	583214.66
[Pb]	206	209	1	No Gas	49.516	ug/l	478886.24
[Pb]	207	209	1	No Gas	48.604	ug/l	415115.20
Pb	208	209	1	No Gas	49.940	ug/l	1930383.20
Th	232	209	3	He	48.686	ug/l	774946.43
U	238	209	1	No Gas	51.333	ug/l	1933698.30

Name	Mass	Tune Step	Tune Mode	CPS	ISTD Recovery %
Sc	45	1	No Gas	3340955.23	99.0
Sc	45	2	H2	1775934.17	96.5
Sc	45	3	He	186943.77	93.8
Ge	72	1	No Gas	952283.94	101.1
Ge	72	2	H2	681886.23	100.4
Ge	72	3	He	134564.79	98.9
In	115	1	No Gas	7146911.49	101.2
In	115	3	He	1346370.83	95.0
Tb	159	1	No Gas	8902782.16	98.8
Tb	159	3	He	3454061.39	98.4
Ho	165	1	No Gas	8855920.82	101.3
Ho	165	3	He	3406852.98	98.8
Lu	175	1	No Gas	8901439.67	103.2
Lu	175	3	He	2658607.63	96.5
Bi	209	1	No Gas	6508549.25	97.7
Bi	209	3	He	2318368.17	95.6

ICPMS207-B Analytical Data

Sample Name	ICSA
File Name	089ICSA.d
Data Path Name	D:\Agilent\ICPMH\1\DATA\220218BDoD.b
Acq Time	2022-02-18 21:27:39
Sample Type	ICSA
Total Dilution	1.0000
Comment	ICPMS-6020-W-D
Operator	CAR/SRH/JPV/AEM
Method	SW6020/SW6020B

Name	Mass	ISTD	Tune Step	Tune Mode	Conc.	Units	CPS
Li	7	45	1	No Gas	-1.723	ug/l	23961.07
Be	9	45	1	No Gas	0.031	ug/l	119.31
B	11	45	1	No Gas	1.250	ug/l	2679.32
Na	23	45	3	He	100772.906	ug/l	52879239.21
Mg	24	45	3	He	40133.740	ug/l	11644780.95
Al	27	45	1	No Gas	39941.682	ug/l	429923642.48
Si	28	45	2	H2	-20.958	ug/l	21367.84
K	39	72	3	He	40580.211	ug/l	12639144.68
Ca	40	72	2	H2	123293.974	ug/l	617560732.31
Ti	47	72	1	No Gas	825.121	ug/l	1063082.69
V	51	72	1	No Gas	-0.469	ug/l	-6957.94
V	51	72	3	He	-4.486	ug/l	2455.78
Cr	52	72	1	No Gas	0.495	ug/l	62108.03
Cr	52	72	3	He	1.883	ug/l	6927.23
Mn	55	72	1	No Gas	0.238	ug/l	12327.47
Mn	55	72	3	He	0.267	ug/l	655.55
Fe	56	72	2	H2	103971.682	ug/l	1180444362.78
Fe	56	72	3	He	104103.288	ug/l	290529739.50
Co	59	72	1	No Gas	0.173	ug/l	3493.51
Ni	60	72	1	No Gas	0.586	ug/l	2798.09
Ni	60	72	3	He	0.090	ug/l	248.89
Cu	63	72	1	No Gas	1.949	ug/l	23691.95
Cu	63	72	3	He	0.096	ug/l	1556.77
Cu	65	72	1	No Gas	0.593	ug/l	4502.51
Zn	66	72	1	No Gas	0.305	ug/l	9881.37
Zn	66	72	3	He	0.012	ug/l	2000.15
As	75	72	1	No Gas	0.679	ug/l	13597.95
As	75	72	3	He	-0.066	ug/l	217.13
Se	78	72	2	H2	0.175	ug/l	101.89
Br	79	72	1	No Gas	0.246	ug/l	12127.80
Br	79	72	2	H2	-0.079	ug/l	5360.40
Se	82	72	1	No Gas	0.037	ug/l	604.61
Kr	84	72	1	No Gas		ug/l	19457.94
Sr	88	72	1	No Gas	1.019	ug/l	30052.10
Sr	88	72	3	He	1.018	ug/l	3621.60
Mo	95	115	1	No Gas	827.634	ug/l	4622447.50
Mo	95	115	3	He	821.516	ug/l	1588577.31
Mo	98	115	1	No Gas	836.277	ug/l	7568958.98
Ag	107	115	1	No Gas	0.010	ug/l	1327.27
Ag	109	115	1	No Gas	0.006	ug/l	1197.87
Cd	111	115	1	No Gas	0.077	ug/l	292.94

ICPMS207-B Analytical Data

Name	Mass	ISTD	Tune Step	Tune Mode	Conc.	Units	CPS
Cd	111	115	3	He	0.196	ug/l	231.56
Cd	114	115	1	No Gas	0.067	ug/l	486.18
Cd	114	115	3	He	0.105	ug/l	314.99
Sn	118	115	1	No Gas	14.120	ug/l	156476.10
Sn	118	115	3	He	14.647	ug/l	41348.69
Sb	121	115	1	No Gas	0.164	ug/l	3286.06
Sb	121	115	3	He	0.121	ug/l	661.08
Sb	123	115	1	No Gas	0.159	ug/l	2479.14
Sb	123	115	3	He	0.132	ug/l	546.40
Ba	135	115	1	No Gas	0.180	ug/l	558.91
Ba	137	115	1	No Gas	0.161	ug/l	874.96
La	139	115	3	He	0.006	ug/l	84.45
Ce	140	115	3	He	0.008	ug/l	142.22
Hg	201	209	1	No Gas	0.004	ug/l	90.98
Hg	202	209	1	No Gas	0.004	ug/l	216.29
Hg	202	209	3	He	0.004	ug/l	86.98
Tl	203	209	3	He	0.056	ug/l	483.54
Tl	205	209	1	No Gas	0.058	ug/l	2536.93
Tl	205	209	3	He	0.057	ug/l	1135.17
[Pb]	206	209	1	No Gas	0.054	ug/l	907.82
[Pb]	207	209	1	No Gas	0.048	ug/l	765.58
Pb	208	209	1	No Gas	0.047	ug/l	3407.97
Th	232	209	3	He	0.085	ug/l	1591.41
U	238	209	1	No Gas	0.025	ug/l	981.51

Name	Mass	Tune Step	Tune Mode	CPS	ISTD Recovery %
Sc	45	1	No Gas	3439612.71	101.9
Sc	45	2	H2	1846916.43	100.3
Sc	45	3	He	208664.65	104.7
Ge	72	1	No Gas	962219.84	102.1
Ge	72	2	H2	688152.40	101.3
Ge	72	3	He	143834.07	105.7
In	115	1	No Gas	7175978.61	101.6
In	115	3	He	1415292.92	99.9
Tb	159	1	No Gas	9313201.31	103.3
Tb	159	3	He	3606519.70	102.8
Ho	165	1	No Gas	9212676.31	105.4
Ho	165	3	He	3601574.00	104.5
Lu	175	1	No Gas	9156134.87	106.1
Lu	175	3	He	2949358.79	107.1
Bi	209	1	No Gas	6470458.50	97.2
Bi	209	3	He	2291941.10	94.5

ICPMS207-B Analytical Data

Sample Name	ICSAB
File Name	090ICSB.d
Data Path Name	D:\Agilent\ICPMH\1\DATA\220218BDoD.b
Acq Time	2022-02-18 21:33:56
Sample Type	ICSAB
Total Dilution	1.0000
Comment	ICPMS-6020-W-D
Operator	CAR/SRH/JPV/AEM
Method	SW6020/SW6020B

Name	Mass	ISTD	Tune Step	Tune Mode	Conc.	Units	CPS
Li	7	45	1	No Gas	-1.904	ug/l	24531.51
Be	9	45	1	No Gas	0.022	ug/l	107.98
B	11	45	1	No Gas	0.799	ug/l	2256.41
Na	23	45	3	He	99189.322	ug/l	53673615.87
Mg	24	45	3	He	40691.735	ug/l	12176683.82
Al	27	45	1	No Gas	39110.982	ug/l	441854842.31
Si	28	45	2	H2	-21.131	ug/l	21470.67
K	39	72	3	He	40207.026	ug/l	12724157.59
Ca	40	72	2	H2	124842.662	ug/l	638183647.83
Ti	47	72	1	No Gas	872.363	ug/l	1131696.91
V	51	72	1	No Gas	23.114	ug/l	392222.92
V	51	72	3	He	15.270	ug/l	58812.40
Cr	52	72	1	No Gas	19.620	ug/l	356363.76
Cr	52	72	3	He	21.838	ug/l	70657.37
Mn	55	72	1	No Gas	20.354	ug/l	445414.66
Mn	55	72	3	He	20.209	ug/l	42705.28
Fe	56	72	2	H2	101740.804	ug/l	1178850088.56
Fe	56	72	3	He	102389.493	ug/l	290303079.52
Co	59	72	1	No Gas	20.938	ug/l	366800.11
Ni	60	72	1	No Gas	21.113	ug/l	83436.77
Ni	60	72	3	He	20.098	ug/l	24929.18
Cu	63	72	1	No Gas	21.841	ug/l	217991.62
Cu	63	72	3	He	20.269	ug/l	66712.21
Cu	65	72	1	No Gas	20.686	ug/l	97967.29
Zn	66	72	1	No Gas	10.249	ug/l	45038.87
Zn	66	72	3	He	9.651	ug/l	9509.83
As	75	72	1	No Gas	10.220	ug/l	58884.19
As	75	72	3	He	9.880	ug/l	7795.59
Se	78	72	2	H2	10.173	ug/l	4933.95
Br	79	72	1	No Gas	0.144	ug/l	11495.16
Br	79	72	2	H2	-0.197	ug/l	4987.65
Se	82	72	1	No Gas	10.325	ug/l	3348.88
Kr	84	72	1	No Gas		ug/l	18928.29
Sr	88	72	1	No Gas	1.056	ug/l	31348.87
Sr	88	72	3	He	1.018	ug/l	3679.39
Mo	95	115	1	No Gas	845.358	ug/l	4764503.05
Mo	95	115	3	He	828.504	ug/l	1630320.50
Mo	98	115	1	No Gas	835.263	ug/l	7642533.43
Ag	107	115	1	No Gas	4.602	ug/l	70234.30
Ag	109	115	1	No Gas	4.579	ug/l	67180.32
Cd	111	115	1	No Gas	9.809	ug/l	34292.77

ICPMS207-B Analytical Data

Name	Mass	ISTD	Tune Step	Tune Mode	Conc.	Units	CPS
Cd	111	115	3	He	9.864	ug/l	11014.70
Cd	114	115	1	No Gas	9.655	ug/l	76162.33
Cd	114	115	3	He	9.771	ug/l	26453.71
Sn	118	115	1	No Gas	14.254	ug/l	159592.11
Sn	118	115	3	He	14.476	ug/l	41581.82
Sb	121	115	1	No Gas	0.053	ug/l	1632.93
Sb	121	115	3	He	0.056	ug/l	411.38
Sb	123	115	1	No Gas	0.055	ug/l	1267.19
Sb	123	115	3	He	0.060	ug/l	330.37
Ba	135	115	1	No Gas	0.166	ug/l	525.64
Ba	137	115	1	No Gas	0.166	ug/l	908.24
La	139	115	3	He	0.006	ug/l	93.33
Ce	140	115	3	He	0.009	ug/l	156.67
Hg	201	209	1	No Gas	-0.003	ug/l	76.32
Hg	202	209	1	No Gas	0.002	ug/l	209.96
Hg	202	209	3	He	-0.002	ug/l	75.32
Tl	203	209	3	He	0.006	ug/l	231.43
Tl	205	209	1	No Gas	0.007	ug/l	1136.72
Tl	205	209	3	He	0.007	ug/l	554.24
[Pb]	206	209	1	No Gas	0.043	ug/l	804.47
[Pb]	207	209	1	No Gas	0.036	ug/l	666.69
Pb	208	209	1	No Gas	0.039	ug/l	3100.16
Th	232	209	3	He	0.032	ug/l	750.32
U	238	209	1	No Gas	0.021	ug/l	841.53

Name	Mass	Tune Step	Tune Mode	CPS	ISTD Recovery %
Sc	45	1	No Gas	3606640.17	106.9
Sc	45	2	H2	1875755.55	101.9
Sc	45	3	He	215168.22	108.0
Ge	72	1	No Gas	969882.83	102.9
Ge	72	2	H2	702322.67	103.4
Ge	72	3	He	146111.88	107.4
In	115	1	No Gas	7248760.34	102.7
In	115	3	He	1440255.56	101.7
Tb	159	1	No Gas	9431519.94	104.6
Tb	159	3	He	3701402.63	105.5
Ho	165	1	No Gas	9156430.48	104.7
Ho	165	3	He	3646072.90	105.8
Lu	175	1	No Gas	9123284.63	105.7
Lu	175	3	He	2859444.27	103.8
Bi	209	1	No Gas	6505303.03	97.7
Bi	209	3	He	2293282.31	94.6

ICPMS207-B Analytical Data

Sample Name	Rinse
File Name	091BLKV.d
Data Path Name	D:\Agilent\ICPMH\1\DATA\220218BDoD.b
Acq Time	2022-02-18 21:40:13
Sample Type	BlkVrfy
Total Dilution	1.0000
Comment	ICPMS-6020-W-D
Operator	CAR/SRH/JPV/AEM
Method	SW6020/SW6020B

Name	Mass	ISTD	Tune Step	Tune Mode	Conc.	Units	CPS
Li	7	45	1	No Gas	-1.759	ug/l	24472.75
Be	9	45	1	No Gas	0.023	ug/l	107.98
B	11	45	1	No Gas	0.426	ug/l	1752.14
Na	23	45	3	He	-16.929	ug/l	59223.61
Mg	24	45	3	He	-0.969	ug/l	1124.49
Al	27	45	1	No Gas	0.383	ug/l	11273.17
Si	28	45	2	H2	-24.244	ug/l	17240.86
K	39	72	3	He	8.696	ug/l	78700.85
Ca	40	72	2	H2	1.902	ug/l	124596.84
Ti	47	72	1	No Gas	0.229	ug/l	460.47
V	51	72	1	No Gas	0.016	ug/l	1192.86
V	51	72	3	He	-4.609	ug/l	2076.83
Cr	52	72	1	No Gas	-2.179	ug/l	21396.50
Cr	52	72	3	He	-0.030	ug/l	906.70
Mn	55	72	1	No Gas	-0.077	ug/l	5613.32
Mn	55	72	3	He	-0.013	ug/l	71.99
Fe	56	72	2	H2	1.760	ug/l	29866.91
Fe	56	72	3	He	1.489	ug/l	9265.61
Co	59	72	1	No Gas	-0.004	ug/l	429.16
Ni	60	72	1	No Gas	0.041	ug/l	675.35
Ni	60	72	3	He	0.004	ug/l	142.22
Cu	63	72	1	No Gas	0.044	ug/l	5250.39
Cu	63	72	3	He	-0.017	ug/l	1177.82
Cu	65	72	1	No Gas	0.026	ug/l	1888.88
Zn	66	72	1	No Gas	-0.066	ug/l	8605.28
Zn	66	72	3	He	-0.186	ug/l	1817.91
As	75	72	1	No Gas	-0.086	ug/l	10063.93
As	75	72	3	He	-0.170	ug/l	137.47
Se	78	72	2	H2	0.017	ug/l	27.33
Br	79	72	1	No Gas	-0.199	ug/l	9048.27
Br	79	72	2	H2	-0.310	ug/l	4485.17
Se	82	72	1	No Gas	0.717	ug/l	787.95
Kr	84	72	1	No Gas		ug/l	17945.72
Sr	88	72	1	No Gas	0.002	ug/l	788.47
Sr	88	72	3	He	-0.002	ug/l	267.79
Mo	95	115	1	No Gas	0.368	ug/l	2194.63
Mo	95	115	3	He	0.243	ug/l	506.68
Mo	98	115	1	No Gas	0.349	ug/l	3378.98
Ag	107	115	1	No Gas	-0.002	ug/l	1197.87
Ag	109	115	1	No Gas	-0.004	ug/l	1113.16
Cd	111	115	1	No Gas	0.011	ug/l	69.02

ICPMS207-B Analytical Data

Name	Mass	ISTD	Tune Step	Tune Mode	Conc.	Units	CPS
Cd	111	115	3	He	0.004	ug/l	22.44
Cd	114	115	1	No Gas	0.008	ug/l	22.74
Cd	114	115	3	He	0.005	ug/l	50.79
Sn	118	115	1	No Gas	0.016	ug/l	978.10
Sn	118	115	3	He	0.006	ug/l	230.00
Sb	121	115	1	No Gas	-0.012	ug/l	646.75
Sb	121	115	3	He	-0.010	ug/l	152.69
Sb	123	115	1	No Gas	-0.011	ug/l	506.73
Sb	123	115	3	He	-0.006	ug/l	123.01
Ba	135	115	1	No Gas	0.001	ug/l	29.94
Ba	137	115	1	No Gas	-0.001	ug/l	39.92
La	139	115	3	He	0.000	ug/l	7.78
Ce	140	115	3	He	-0.001	ug/l	5.56
Hg	201	209	1	No Gas	-0.008	ug/l	67.32
Hg	202	209	1	No Gas	-0.006	ug/l	178.30
Hg	202	209	3	He	-0.004	ug/l	75.32
Tl	203	209	3	He	-0.005	ug/l	188.74
Tl	205	209	1	No Gas	0.003	ug/l	1072.28
Tl	205	209	3	He	-0.002	ug/l	482.87
[Pb]	206	209	1	No Gas	-0.003	ug/l	374.45
[Pb]	207	209	1	No Gas	-0.003	ug/l	345.57
Pb	208	209	1	No Gas	-0.003	ug/l	1548.94
Th	232	209	3	He	-0.001	ug/l	257.44
U	238	209	1	No Gas	0.001	ug/l	67.65

Name	Mass	Tune Step	Tune Mode	CPS	ISTD Recovery %
Sc	45	1	No Gas	3551437.48	105.3
Sc	45	2	H2	1871424.30	101.7
Sc	45	3	He	208038.88	104.4
Ge	72	1	No Gas	965506.16	102.5
Ge	72	2	H2	696288.10	102.5
Ge	72	3	He	141445.09	104.0
In	115	1	No Gas	7494165.61	106.1
In	115	3	He	1463955.07	103.3
Tb	159	1	No Gas	9247899.55	102.6
Tb	159	3	He	3587808.05	102.3
Ho	165	1	No Gas	9256941.41	105.9
Ho	165	3	He	3526495.62	102.3
Lu	175	1	No Gas	9211180.96	106.7
Lu	175	3	He	2834275.01	102.9
Bi	209	1	No Gas	6797024.09	102.1
Bi	209	3	He	2415750.09	99.6

ICPMS207-B Analytical Data

Sample Name	CCV
File Name	092_CCV.d
Data Path Name	D:\Agilent\ICPMH\1\DATA\220218BDoD.b
Acq Time	2022-02-18 21:46:27
Sample Type	CCV
Total Dilution	1.0000
Comment	ICPMS-6020-W-D
Operator	CAR/SRH/JPV/AEM
Method	SW6020/SW6020B

Name	Mass	ISTD	Tune Step	Tune Mode	Conc.	Units	CPS
Li	7	45	1	No Gas	568.653	ug/l	1904145.61
Be	9	45	1	No Gas	46.401	ug/l	82043.05
B	11	45	1	No Gas	48.820	ug/l	58157.69
Na	23	45	3	He	12296.492	ug/l	6452260.46
Mg	24	45	3	He	12144.422	ug/l	3493206.18
Al	27	45	1	No Gas	52.235	ug/l	564109.68
Si	28	45	2	H2	199.774	ug/l	314571.55
K	39	72	3	He	12362.082	ug/l	3791920.78
Ca	40	72	2	H2	12422.033	ug/l	62649446.82
Ti	47	72	1	No Gas	51.898	ug/l	68364.10
V	51	72	1	No Gas	48.272	ug/l	828447.46
V	51	72	3	He	47.670	ug/l	144489.90
Cr	52	72	1	No Gas	48.298	ug/l	807929.91
Cr	52	72	3	He	51.203	ug/l	157105.51
Mn	55	72	1	No Gas	50.696	ug/l	1112921.28
Mn	55	72	3	He	51.749	ug/l	104396.66
Fe	56	72	2	H2	1313.113	ug/l	14996257.81
Fe	56	72	3	He	1283.126	ug/l	3483605.93
Co	59	72	1	No Gas	51.662	ug/l	915693.11
Ni	60	72	1	No Gas	50.765	ug/l	202356.94
Ni	60	72	3	He	53.698	ug/l	63438.10
Cu	63	72	1	No Gas	50.071	ug/l	500297.48
Cu	63	72	3	He	54.187	ug/l	168476.86
Cu	65	72	1	No Gas	50.491	ug/l	239686.07
Zn	66	72	1	No Gas	50.928	ug/l	190956.95
Zn	66	72	3	He	52.558	ug/l	40898.69
As	75	72	1	No Gas	50.189	ug/l	250958.94
As	75	72	3	He	51.245	ug/l	37564.00
Se	78	72	2	H2	51.567	ug/l	24558.23
Br	79	72	1	No Gas	-0.209	ug/l	9138.10
Br	79	72	2	H2	-0.176	ug/l	4997.66
Se	82	72	1	No Gas	51.129	ug/l	14395.85
Kr	84	72	1	No Gas		ug/l	27355.16
Sr	88	72	1	No Gas	51.300	ug/l	1509388.57
Sr	88	72	3	He	52.057	ug/l	166167.45
Mo	95	115	1	No Gas	51.626	ug/l	283750.34
Mo	95	115	3	He	51.599	ug/l	98547.67
Mo	98	115	1	No Gas	51.828	ug/l	462162.87
Ag	107	115	1	No Gas	20.701	ug/l	303809.41
Ag	109	115	1	No Gas	20.912	ug/l	294998.72
Cd	111	115	1	No Gas	51.258	ug/l	174476.25

ICPMS207-B Analytical Data

Name	Mass	ISTD	Tune Step	Tune Mode	Conc.	Units	CPS
Cd	111	115	3	He	50.178	ug/l	54316.89
Cd	114	115	1	No Gas	50.621	ug/l	389186.75
Cd	114	115	3	He	50.452	ug/l	132427.60
Sn	118	115	1	No Gas	44.479	ug/l	483411.27
Sn	118	115	3	He	43.284	ug/l	120278.27
Sb	121	115	1	No Gas	53.838	ug/l	807085.50
Sb	121	115	3	He	51.635	ug/l	198896.32
Sb	123	115	1	No Gas	53.081	ug/l	615442.98
Sb	123	115	3	He	51.091	ug/l	156461.96
Ba	135	115	1	No Gas	50.560	ug/l	148924.29
Ba	137	115	1	No Gas	50.711	ug/l	257967.17
La	139	115	3	He	50.353	ug/l	677954.79
Ce	140	115	3	He	47.453	ug/l	693547.08
Hg	201	209	1	No Gas	0.935	ug/l	2141.08
Hg	202	209	1	No Gas	0.938	ug/l	4890.59
Hg	202	209	3	He	0.949	ug/l	2057.08
Tl	203	209	3	He	47.474	ug/l	244989.34
Tl	205	209	1	No Gas	49.062	ug/l	1386552.18
Tl	205	209	3	He	48.940	ug/l	584102.29
[Pb]	206	209	1	No Gas	49.351	ug/l	487587.40
[Pb]	207	209	1	No Gas	46.343	ug/l	404577.70
Pb	208	209	1	No Gas	48.908	ug/l	1931694.98
Th	232	209	3	He	49.172	ug/l	799966.60
U	238	209	1	No Gas	48.347	ug/l	1861125.59

Name	Mass	Tune Step	Tune Mode	CPS	ISTD Recovery %
Sc	45	1	No Gas	3405748.85	100.9
Sc	45	2	H2	1850363.77	100.5
Sc	45	3	He	206731.45	103.7
Ge	72	1	No Gas	982876.22	104.3
Ge	72	2	H2	691798.05	101.8
Ge	72	3	He	139686.54	102.7
In	115	1	No Gas	7058694.98	100.0
In	115	3	He	1397846.63	98.7
Tb	159	1	No Gas	9191974.67	102.0
Tb	159	3	He	3581866.12	102.1
Ho	165	1	No Gas	8900805.08	101.8
Ho	165	3	He	3596038.80	104.3
Lu	175	1	No Gas	8831648.73	102.3
Lu	175	3	He	2802249.47	101.7
Bi	209	1	No Gas	6649411.81	99.9
Bi	209	3	He	2370641.88	97.8

ICPMS207-B Analytical Data

Sample Name	CCB
File Name	093_CCB.d
Data Path Name	D:\Agilent\ICPMH\1\DATA\220218BDoD.b
Acq Time	2022-02-18 21:52:41
Sample Type	CCB
Total Dilution	1.0000
Comment	ICPMS-6020-W-D
Operator	CAR/SRH/JPV/AEM
Method	SW6020/SW6020B

Name	Mass	ISTD	Tune Step	Tune Mode	Conc.	Units	CPS
Li	7	45	1	No Gas	-1.078	ug/l	26151.54
Be	9	45	1	No Gas	0.041	ug/l	136.97
B	11	45	1	No Gas	0.344	ug/l	1614.74
Na	23	45	3	He	-22.530	ug/l	54433.53
Mg	24	45	3	He	-0.559	ug/l	1201.01
Al	27	45	1	No Gas	0.205	ug/l	9058.32
Si	28	45	2	H2	-25.361	ug/l	15258.59
K	39	72	3	He	14.155	ug/l	78291.15
Ca	40	72	2	H2	0.966	ug/l	117265.77
Ti	47	72	1	No Gas	0.102	ug/l	291.96
V	51	72	1	No Gas	-0.129	ug/l	-1375.27
V	51	72	3	He	-3.945	ug/l	3804.97
Cr	52	72	1	No Gas	-1.750	ug/l	27521.28
Cr	52	72	3	He	-0.013	ug/l	933.37
Mn	55	72	1	No Gas	-0.065	ug/l	5776.38
Mn	55	72	3	He	-0.017	ug/l	62.32
Fe	56	72	2	H2	0.624	ug/l	16457.41
Fe	56	72	3	He	0.540	ug/l	6491.32
Co	59	72	1	No Gas	-0.003	ug/l	442.46
Ni	60	72	1	No Gas	0.046	ug/l	685.33
Ni	60	72	3	He	0.003	ug/l	137.78
Cu	63	72	1	No Gas	-0.006	ug/l	4686.64
Cu	63	72	3	He	-0.018	ug/l	1143.15
Cu	65	72	1	No Gas	0.004	ug/l	1760.15
Zn	66	72	1	No Gas	-0.197	ug/l	8022.74
Zn	66	72	3	He	-0.210	ug/l	1752.34
As	75	72	1	No Gas	-0.093	ug/l	9882.45
As	75	72	3	He	-0.140	ug/l	155.40
Se	78	72	2	H2	0.014	ug/l	25.22
Br	79	72	1	No Gas	-0.203	ug/l	8875.17
Br	79	72	2	H2	-0.257	ug/l	4601.62
Se	82	72	1	No Gas	0.373	ug/l	688.88
Kr	84	72	1	No Gas		ug/l	17895.71
Sr	88	72	1	No Gas	0.001	ug/l	738.57
Sr	88	72	3	He	-0.002	ug/l	258.90
Mo	95	115	1	No Gas	0.061	ug/l	384.45
Mo	95	115	3	He	0.057	ug/l	133.34
Mo	98	115	1	No Gas	0.065	ug/l	667.94
Ag	107	115	1	No Gas	0.001	ug/l	1191.87
Ag	109	115	1	No Gas	0.000	ug/l	1123.83
Cd	111	115	1	No Gas	0.009	ug/l	57.74

ICPMS207-B Analytical Data

Name	Mass	ISTD	Tune Step	Tune Mode	Conc.	Units	CPS
Cd	111	115	3	He	0.004	ug/l	22.22
Cd	114	115	1	No Gas	0.013	ug/l	64.15
Cd	114	115	3	He	0.006	ug/l	54.52
Sn	118	115	1	No Gas	0.042	ug/l	1244.26
Sn	118	115	3	He	0.020	ug/l	268.89
Sb	121	115	1	No Gas	0.113	ug/l	2525.48
Sb	121	115	3	He	0.085	ug/l	529.40
Sb	123	115	1	No Gas	0.113	ug/l	1941.67
Sb	123	115	3	He	0.077	ug/l	385.38
Ba	135	115	1	No Gas	0.002	ug/l	29.94
Ba	137	115	1	No Gas	-0.002	ug/l	33.27
La	139	115	3	He	0.000	ug/l	10.00
Ce	140	115	3	He	0.000	ug/l	13.33
Hg	201	209	1	No Gas	-0.003	ug/l	79.65
Hg	202	209	1	No Gas	-0.005	ug/l	184.30
Hg	202	209	3	He	-0.006	ug/l	68.66
Tl	203	209	3	He	0.057	ug/l	506.21
Tl	205	209	1	No Gas	0.055	ug/l	2558.04
Tl	205	209	3	He	0.066	ug/l	1278.58
[Pb]	206	209	1	No Gas	-0.002	ug/l	381.12
[Pb]	207	209	1	No Gas	-0.004	ug/l	338.90
Pb	208	209	1	No Gas	-0.002	ug/l	1597.83
Th	232	209	3	He	0.023	ug/l	631.60
U	238	209	1	No Gas	0.003	ug/l	143.97

Name	Mass	Tune Step	Tune Mode	CPS	ISTD Recovery %
Sc	45	1	No Gas	3439365.39	101.9
Sc	45	2	H2	1814919.15	98.6
Sc	45	3	He	201166.77	100.9
Ge	72	1	No Gas	950566.28	100.9
Ge	72	2	H2	681288.75	100.3
Ge	72	3	He	137840.38	101.3
In	115	1	No Gas	7185277.03	101.8
In	115	3	He	1448061.89	102.2
Tb	159	1	No Gas	9028945.61	100.2
Tb	159	3	He	3572073.69	101.8
Ho	165	1	No Gas	8940243.47	102.3
Ho	165	3	He	3587821.57	104.1
Lu	175	1	No Gas	9127485.60	105.8
Lu	175	3	He	2848065.65	103.4
Bi	209	1	No Gas	6819395.19	102.4
Bi	209	3	He	2376075.62	98.0

Tune Report

Operator Name	elim
Acq/Data Batch	D:\Agilent\ICPMH\1\DATA\220222A.b
Acq. Date-Time	2022-02-22 12:27:57
Report Comment	ICPMS207-B JPV
Instrument Name	G8403A JP17281923

[No Gas]

Sensitivity

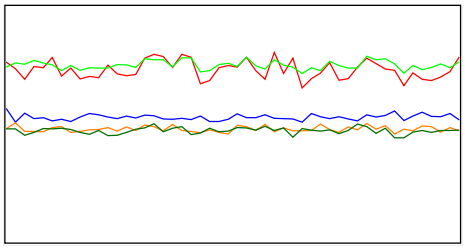

Mass	Range	Count	RSD%	Background
9	200000	146462	5.345	3.600
24	50000	37594	2.454	7.900
59	100000	53013	2.368	1.200
115	100000	47979	2.535	1.800
208	50000	23655	2.843	7.000

Sampling Period [sec]	0.514
Integration Time [sec]	0.1

Oxide/Doubly Charged Ratio

Oxide	156 / 140 0.841 %
Doubly Charged	70 / 140 1.013 %

Resolution/Axis

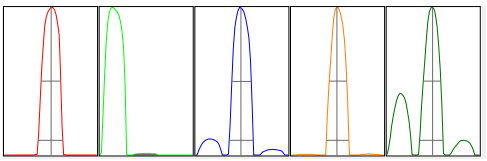

Mass	Peak Height	Axis	W-50%	W-10%
9	157583.25	9.05	0.63	0.791
24	37750.46	23.95	0.66	0.774
59	52257.84	59.00	0.62	0.761
115	48450.00	115.00	0.56	0.717
208	23612.31	208.00	0.56	0.753

Integration Time [sec]	0.1
Acquisition Time [sec]	37.4
Y Axis	Linear

Tune Parameters

Plasma Parameters

Plasma Mode	---	Nebulizer Gas	0.80 L/min	Dilution Gas	0.12 L/min
RF Power	1600 W	Option Gas	---	Auxiliary Gas	0.90 L/min
RF Matching	1.00 V	Nebulizer Pump	0.10 rps	Plasma Gas	15.0 L/min
Sample Depth	8.0 mm	S/C Temp	2 °C		

Lens Parameters

Extract 1	0.0 V	Omega Lens	11.0 V	Deflect	15.2 V
Extract 2	-250.0 V	Cell Entrance	-30 V	Plate Bias	-35 V

Tune Report

Omega Bias	-75 V	Cell Exit	-50 V		

Cell Parameters

Use Gas	No	3rd Gas Flow	---	Energy Discrimination	5.0 V
He Flow	0.0 mL/min	OctP Bias	-8.0 V		
H2 Flow	0.0 mL/min	OctP RF	200 V		

QP Parameters

Mass Gain	125	Axis Gain	0.9987	QP Bias	-3.0 V
Mass Offset	126	Axis Offset	0.13		

Hardware Settings

Torch

Torch H	-1.2 mm	Torch V	-0.3 mm

EM

Discriminator	4.9 mV	Analog HV	2340 V	Pulse HV	1767 V

[H2]

Sensitivity

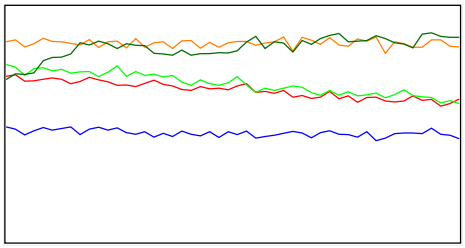

Mass	Range	Count	RSD%	Background
9	50000	32310	5.513	0.500
24	20000	13448	6.947	3.500
59	50000	23138	3.122	0.300
115	50000	42256	1.884	0.100
208	20000	16515	5.588	0.200

Sampling Period [sec]	0.514
Integration Time [sec]	0.1

Oxide/Doubly Charged Ratio

Oxide	---
Doubly Charged	70 / 140 1.036 %

Resolution/Axis

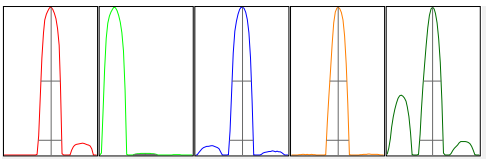

Mass	Peak Height	Axis	W-50%	W-10%
9	28522.93	9.05	0.63	0.752
24	11524.36	24.00	0.66	0.774
59	22449.45	59.05	0.61	0.756
115	42191.83	115.05	0.54	0.714
208	17468.88	208.00	0.57	0.753

Integration Time [sec]	0.1
Acquisition Time [sec]	37.4
Y Axis	Linear

Tune Parameters

Plasma Parameters

Tune Report

Plasma Mode	---	Nebulizer Gas	0.80 L/min	Dilution Gas	0.12 L/min
RF Power	1600 W	Option Gas	---	Auxiliary Gas	0.90 L/min
RF Matching	1.00 V	Nebulizer Pump	0.10 rps	Plasma Gas	15.0 L/min
Sample Depth	8.0 mm	S/C Temp	2 °C		

Lens Parameters

Extract 1	0.0 V	Omega Lens	10.3 V	Deflect	3.4 V
Extract 2	-230.0 V	Cell Entrance	-30 V	Plate Bias	-80 V
Omega Bias	-100 V	Cell Exit	-50 V		

Cell Parameters

Use Gas	Yes	3rd Gas Flow	---	Energy Discrimination	5.0 V
He Flow	0.0 mL/min	OctP Bias	-18.0 V		
H2 Flow	3.8 mL/min	OctP RF	180 V		

QP Parameters

Mass Gain	125	Axis Gain	0.9987	QP Bias	-13.0 V
Mass Offset	126	Axis Offset	0.13		

Hardware Settings

Torch

Torch H	-1.2 mm	Torch V	-0.3 mm

EM

Discriminator	4.9 mV	Analog HV	2340 V	Pulse HV	1767 V

[He]

Sensitivity

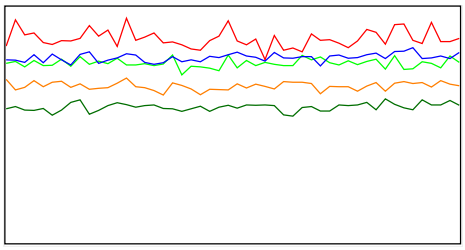

Mass	Range	Count	RSD%	Background
9	2000	1735	4.322	3.000
24	2000	1525	2.451	1.200
59	20000	15745	2.151	0.300
115	20000	13324	2.486	0.700
208	20000	11528	2.882	1.600

Sampling Period [sec]	0.514
Integration Time [sec]	0.1

Oxide/Doubly Charged Ratio

Oxide	---
Doubly Charged	70 / 140 1.000 %

Resolution/Axis

Tune Report

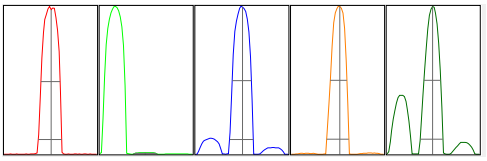

Mass	Peak Height	Axis	W-50%	W-10%
9	1713.79	9.05	0.62	0.753
24	1517.81	24.00	0.66	0.774
59	15717.10	59.05	0.61	0.752
115	13363.18	115.10	0.53	0.706
208	11462.69	208.00	0.53	0.731

Integration Time [sec]	0.1
Acquisition Time [sec]	37.4
Y Axis	Linear

Tune Parameters

Plasma Parameters

Plasma Mode	---	Nebulizer Gas	0.80 L/min	Dilution Gas	0.12 L/min
RF Power	1600 W	Option Gas	---	Auxiliary Gas	0.90 L/min
RF Matching	1.00 V	Nebulizer Pump	0.10 rps	Plasma Gas	15.0 L/min
Sample Depth	8.0 mm	S/C Temp	2 °C		

Lens Parameters

Extract 1	0.0 V	Omega Lens	11.7 V	Deflect	1.0 V
Extract 2	-250.0 V	Cell Entrance	-30 V	Plate Bias	-80 V
Omega Bias	-90 V	Cell Exit	-50 V		

Cell Parameters

Use Gas	Yes	3rd Gas Flow	---	Energy Discrimination	5.0 V
He Flow	4.0 mL/min	OctP Bias	-18.0 V		
H2 Flow	0.0 mL/min	OctP RF	200 V		

QP Parameters

Mass Gain	125	Axis Gain	0.9987	QP Bias	-13.0 V
Mass Offset	126	Axis Offset	0.13		

Hardware Settings

Torch

Torch H	-1.2 mm	Torch V	-0.3 mm

EM

Discriminator	4.9 mV	Analog HV	2340 V	Pulse HV	1767 V

Energy Laboratories Inc

Spike LOG

Standard ID: ME220208 AUDIGSPK
Standard Name AUDIGSPK
Type: Secondary
Date Prepared 1/28/2022
BY: Amanda E. McDani
Date Expires: 10/25/2022
Department ME
Status: Empty/Disposed
Vendor:
Lot Number:
Balance ID:

Comments:

Final Volume: 50 mL

Stock Source		Base Units	Amount Added
ME211202A	U Stock	ug/mL	5 mL
ME 211025 Th Sec	Th Seondary Stock	ug/mL	5 mL
ME211222 Ce 2nd	Ce Secondary Stock	ug/mL	5 mL
ME211222 La Sec	La Secondary Stock	ug/mL	5 mL
ME211229A AU 2n	Au 2nd source Stock	ug/mL	15 mL
ME211025A	Te Stock	ug/mL	15 mL

Analytes	CAS	Conc:	ug/mL

Energy Laboratories Inc

Standard LOG

Standard ID: ME211202A
Standard Name U Stock
Date Prepared 12/2/2021
Date Expires: 12/2/2022
Department ME
Vendor: SCP Science
Lot Number: S210517021
Balance ID:

Type: Primary
BY: Amanda E. McDani
Status: New

Comments:

Chemical / Solvent Used	BottleNo	Amt	Units	Expires
ICP/ICPMS Standard Uranium	14419	500	mL	12/2/2022

Final Volume:
500 mL

Stock Source **Base Units** **Amount Added**

Analytes **CAS** Conc: **ug/mL**

SCP SCIENCE

Providing Innovative Solutions to Analytical Chemists

Certificate of Analysis

U

1.0 DESCRIPTION:

PlasmaCAL ICP/ICPMS Standard - Uranium 1000 µg/ml

Catalogue Number: 140-051-920/-921/-925

Starting Material: Uranyl Nitrate 99.99%

Lot Number: **S210517021**

Matrix: 4% HNO_3 (See Section 3 for actual matrix)

Expiration Date (End of month): **May 2023** (or 15 months after bottle is opened, whichever comes first)

2.0 CERTIFIED VALUES AND ASSOCIATED UNCERTAINTY:

Certified Concentration: **1004 µg/ml +/- 4 µg/ml**

985 µg/g +/- 4 µg/g

Method of analysis: Inductively Coupled Plasma Atomic Emission Spectroscopy (ICP-AES)

Traceability: NIST Standard Reference Material 3164 Lot: **080521**

Note: The uncertainty of the certified value has been calculated from applicable uncertainty contributors (u_i) including uncertainty established during characterization of the material (u_{char}), the between bottle variation (u_{bb}), short-term stability (u_{sts}) and long-term stability (u_{lts}) according to the model $u_c = \sqrt{(u_{char}^2 + u_{bb}^2 + u_{sts}^2 + u_{lts}^2)}$. This combined uncertainty has been further multiplied by a coverage factor (k) of 2 to provide a 95% confidence interval.

ID #: 14419
Opened:_____
ICP/ICPMS Standard Uranium
Expires: 5/31/2023
Rec'd: 10/20/2021
Energy Laboratories Inc 1120 So. 27th Street
Billings MT 59107

3.0 REFERENCE VALUES:

Density: **1.020 g/ml @ 24.0 °C**

Actual Matrix: **4.0% (v/v) HNO_3**

% abundance of stable isotopes : ^{238}U : 99. 82% ; ^{235}U : 0.18%

Note : The uranyl nitrate comes from a depleted source of uranium.

Trace Metal Impurities as tested by ICP-MS:

Element	Conc. (ppm)	Element	Conc. (ppm)	Element	Conc. (ppm)	Element	Conc. (ppm)
Ag	<0.0010	Fe	<0.0018	Nd	<0.0010	Sn	<0.0010
Al	**0.0252**	Ga	<0.0010	Ni	<0.0010	Sr	<0.0025
As	<0.0010	Gd	<0.0010	Os	<0.0010	Ta	<0.0010
Au	<0.0010	Ge	<0.0010	P	<0.0026	Tb	<0.0010
B	<0.0015	Hf	<0.0010	Pb	<0.0010	Te	<0.0010
Ba	<0.0010	Hg	*	Pd	<0.0010	Th	<0.0010
Be	<0.0010	Ho	<0.0010	Pr	<0.0010	Ti	<0.0012
Bi	<0.0010	In	<0.0010	Pt	<0.0010	Tl	<0.0011
Ca	<0.0135	Ir	<0.0010	Rb	<0.0010	Tm	<0.0010
Cd	<0.0010	K	<0.0024	Re	<0.0010	U	N/A
Ce	<0.0010	La	<0.0010	Rh	<0.0010	V	<0.0010
Co	<0.0010	Li	<0.0010	Ru	<0.0010	W	<0.0020
Cr	<0.0010	Lu	<0.0010	S	*	Y	<0.0010
Cs	<0.0010	Mg	<0.0020	Sb	<0.0010	Yb	<0.0010
Cu	<0.0010	Mn	<0.0010	Sc	<0.0010	Zn	<0.0010
Dy	<0.0010	Mo	<0.0010	Se	<0.0010	Zr	<0.0010
Er	<0.0010	Na	<0.0010	Si	<0.1		
Eu	<0.0010	Nb	<0.0010	Sm	<0.0010	*: Not tested	

4.0 APPROVAL AND DATE OF CERTIFICATION:

Certification Approval: Yaling Sui, Chemist

Certification Date: May 27, 2021

Yaling Sui

5.0 INTENDED USE / *UTILISATION PRÉVUE*:

- ICP Standards: For the calibration of, including but not limited to: ICP-AES, ICP-MS, FAAS, GFAA, XRF and DCP. / *Étalons ICP : Pour l'étalonnage d'instruments de mesure tels que: ICP-AES, ICP-MS, FAAS, GFAA, XRF et DCP.*
- AA Standards: For the calibration of Flame (FAAS) and Graphite Furnace (GFAA) Atomic Absorption Spectrometers. / *Étalons AA : Pour l'étalonnage de spectromètres d'absorption atomique flamme (GFAA) et four au graphite (GFAA).*
- Matrix Modifiers: For the optimization of analytical conditions to provide better Graphite Furnace Atomic Absorption (GFAA) instrument response and improved detection limits. / *Modificateur de matrice : Pour l'optimisation des conditions analytiques afin de fournir des meilleurs réponses instrumentales et limites de détection pour SAA four au graphite.*
- pH Standards: For the calibrating pH meters or for other wet chemistry applications. / *Étalons pH : Pour étalonnage de pH mètres et autres applications de chimie humide.*
- Conductivity Standards: For electrolytic conductivity measurement as a calibration standard. / *Étalons de conductivité : Comme étalon pour les mesures de conductivité électrolytiques.*
- IC Standards: for calibration of, but not limited to IC, HPLC, TLC, ISE, IR, NMR, MS, UV/VIS or other wet chemistry applications. / *Étalons IC : Pour étalonnage d'instruments tels que : IC, HPLC, TLC, ISE, IR, NMR, MS, UV/VIS et autres applications de chimie humide.*

For any inquiries, please contact **SCP SCIENCE**. / *Pour toute question, veuillez contacter* ***SCP SCIENCE***.

6.0 INSTRUCTIONS FOR USE / *INSTRUCTIONS D'UTILISATION*:

Handling and Storage / Manutention et entreposage: Keep product tightly capped when not in use. The solution should be opened for a minimum amount of time necessary to dispense the amount required. Do not pipet or use directly from container. Do not return unused portions back to container. Store under normal laboratory conditions. Avoid exposure to excessive sources of heat and humidity or direct sunlight. / *Garder les contenants bien fermés lorsque non utilisés. Le contenant devrait être ouvert seulement pour le temps requis afin de prélever la quantité nécessaire. Ne pas pipetter ou utiliser directement du contenant. Ne pas retourner les portions non-utilisées dans le contentant. Conserver dans des conditions normales de laboratoire. Éviter l'exposition à des sources de chaleur et d'humidité excessives ou à l'exposition solaire directe.*

Stability / *Stabilité*: This Standard is guaranteed to be stable and accurate to within the specified uncertainty of measurement up to the unopened expiry date, if sealed, or up to the opened expiry date (when indicated), whichever comes first, provided the solution is kept tightly capped and stored under the indicated storage conditions. Purchasers will be notified of any significant changes resulting in re-certification or withdrawal of the product prior to the expiration date. / *La stabilité et l'exactitude de cet étalon sont garanties d'être à l'intérieur de l'incertitude de mesure, jusqu'à la date d'expiration de la bouteille non-ouverte, si scellée, ou jusqu'à la date d'expiration de la bouteille ouverte (si indiquée), en présumant que le contenant est maintenu fermé et gardé dans les conditions d'entreposage indiquées. Les acheteurs seront avisés dans le cas où il y aura des changements significatifs nécessitant une re-certification ou un rappel du produit avant la date d'expiration.*

7.0 HAZARDOUS INFORMATION / *INFORMATION SUR LES RISQUES POTENTIELS*:

Please refer to the associated Safety Data Sheet (SDS) for information regarding this product (available at www.SCPSCIENCE.com). / *SVP vous référer à la Fiche Signalétique applicable pour de l'information sur ce produit (Disponible à www.SCPSCIENCE.com).*

8.0 HOMOGENEITY / *HOMOGÉNÉITÉ:*

This solution has been blended according to an in-house procedure and its homogeneity is guaranteed to be fit for purpose when a sample size sufficient for the intended method of analysis is used. / *Cette solution a été préparée selon une procédure maison et nous assurons que sa homogénéité est approprié à l'emploi lorsqu'un échantillon suffisant pour la méthode d'analyse prévue est utilisé.*

9.0 TRACEABILITY / *TRAÇABILITÉ*:

This CRM (Certified Reference Material) is traceable to the NIST SRM (Standard Reference Material) indicated in section 2 through an unbroken chain of comparisons. In addition, balances used are regularly calibrated using weights which are traceable to NIST (National Institute of Standards and Technology) or NRC (National Research Council of Canada) standards. All conductivity meters used to analyze this standard have been regularly calibrated using a NIST or NRC traceable Thermometer and standards. All pH meters used to analyze this standard have been regularly calibrated using a NIST or NRC traceable thermometer and pH/MV simulator. / *Ce matériel de référence certifié est traçable au Matériel de Référence Standardisé de NIST indiqué à la section 2 par une chaine de comparaison ininterrompue. De plus, les balances utilisées sont étalonnées régulièrement en utilisant des poids qui sont traçables au NIST (National Institute of Standards and Technology) ou au CRNC (Conseil National de Recherches Canada). Tout conductimètre utilisé afin d'analyser cet étalon a été sujet à un étalonnage périodique utilisant des thermomètres et étalons traçables au NIST ou CNRC. Tout pH mètre utilisé afin d'analyser cet étalon a été sujet à un étalonnage périodique utilisant des thermomètres et un simulateur pH/MV traçables au NIST ou au CNRC.*

10.0 PREPARATION / *PRÉPARATION:*

For the preparation of these solutions, 18 meghom/cm double deionized water, high-purity acids and glassware calibrated to ASTM Class A specifications are used. / *Une eau de 18 meghom/cm doublement déionisé, de l'acide de haute pureté, ainsi que de la verrerie étalonnée afin de satisfaire les spécifications Classe A de ASTM ont été utilisés pour la préparation de cet étalon.*

11.0 QUALITY SYSTEM CERTIFICATIONS / *CERTIFICATIONS DE SYSTÈME QUALITÉ:*

ISO 9001 Certification / *Certification ISO 9001*: This standard was produced in a facility which operates under a **registered** ISO 9001 Quality Management System. Please consult our web site for a copy of the most recent revision of our certificate of registration. / *Cet étalon a été fabriqué dans un laboratoire qui utilise un Système de Gestion de la Qualité* ***enregistré*** *à la norme ISO 9001. Veuillez consulter notre site web pour obtenir la version la plus récente de notre certificat d'enregistrement.*

ISO 17025 Accreditation / *Accréditation ISO 17025*: SCP SCIENCE (Corporate Headquarters) operates an ISO 17025 **accredited** laboratory. Please consult our web site for a copy of the most recent revision of our certificate and scope of accreditation. / ***SCP SCIENCE (Siège social)*** *est* ***accréditée*** *ISO 17025. Veuillez consulter notre site web afin d'obtenir la plus récente version de notre certificat d'accréditation ainsi que la portée de notre accréditation.*

ISO 17034 Accreditation / *Accréditation ISO 17034* : SCP SCIENCE (Corporate Headquarters) is an ISO 17034 accredited Reference Material Producer. Please consult our website for a copy of our most recent certificate and scope of accreditation. / ***SCP SCIENCE (Siège social)*** *est un Fabricant de Matériaux de Référence Accrédité ISO 17034. Veuillez consulter notre site web afin d'obtenir la plus récente version de notre certificat d'accréditation ainsi que la portée de notre accréditation.*

CORPORATE HEADQUARTERS
21800 Clark Graham
Baie D'Urfé (Montréal), Quebec,
H9X 4B6 Canada
Phone: +1 (800) 361-6820
Fax: +1 (800) 253-5549

USA
3rd Party Distribution Center
348 Route 11, Champlain,
N.Y. 12919-4816

Phone: +1 (800) 361-6820
Fax: +1 (800) 253-5549

FRANCE
12 Ave. de Québec, Bat. IRIS
SILIC 642, 91965
Villebon sur Yvette, France
Phone: +33 (0) 1 69 18 71 17
Fax: +33 (0) 1 60 92 05 67

GERMANY
Alte Marktoberdorfer Straße 14, 87616
Marktoberdorf

Phone: +49 (0) 8342-89560-61
Fax: +49 (0) 8342-89560-69

Energy Laboratories Inc

Standard LOG

Standard ID:	ME 211025 TH SECONDARY STOCK		
Standard Name	Th Seondary Stock	Type:	Primary
Date Prepared	10/25/2021	BY:	Stacy R. Hendricks
Date Expires:	10/25/2022		
Department	ME	Status:	Open
Vendor:	Inorganic Ventures		
Lot Number:	S2-TH706436		
Balance ID:			
Comments:	Opened 10/25/2021; Expires 10/25/2022		

Chemical / Solvent Used	BottleNo	Amt	Units	Expires
Thorium Single Analyte Custom Grade Sol	14318	125	mL	10/25/2022

Final Volume:
500 mL

Stock Source **Base Units** **Amount Added**

Analytes **CAS** Conc: **ug/mL**

INORGANIC VENTURES
Refine your results. Redefine your industry.

Certificate of Analysis

300 Technology Drive
Christiansburg, VA 24073 USA
inorganicventures.com

P: 800-669-6799/540-585-3030
F: 540-585-3012
info@inorganicventures.com

1.0 ACCREDITATION / REGISTRATION

INORGANIC VENTURES is accredited to ISO 17034, "General Requirements for the Competence of Reference Material Producers" and ISO/IEC 17025, "General Requirements for the Competence of Testing and Calibration Laboratories". Inorganic Ventures is also an ISO 9001 registered manufacturer (QSR Certificate Number QSR-1034).

ACCREDITED Testing Laboratory Certificate 883.01
ACCREDITED Reference Material Producer Certificate 883.02

2.0 PRODUCT DESCRIPTION

Product Code:	Single Analyte Custom Grade Solution
Catalog Number:	CGTH1
Lot Number:	S2-TH706436
Matrix:	5% (v/v) HNO3
Value / Analyte(s):	1 000 µg/mL ea: Thorium
Starting Material:	TH(NO3)4*4H2O
Starting Material Lot#:	2250
Starting Material Purity:	99.9905%

ID #: 14318
Opened:
Thorium Single Analyte Custom Grade Solutic
Expires: 7/4/2025
Rec'd: 9/24/2021
Energy Laboratories Inc 1120 So. 27th Street
Billings MT 59107

3.0 CERTIFIED VALUES AND UNCERTAINTIES

Certified Value: 1001 ± 4 µg/mL

Density: 1.026 g/mL (measured at 20 ± 4 °C)

Assay Information:

Assay Method #1 **1001 ± 3 µg/mL**
EDTA NIST SRM 928 Lot Number: 928

Assay Method #2 **1001 ± 6 µg/mL**
Calculated NIST SRM Lot Number: See Sec. 4.2

- The Calculated Value is a value calculated from the weight of a starting material that has been certified directly vs. a National Institute of Standards and Technology (NIST) SRM/RM. See Sec 4.2 for balance traceability.

The following equations are used in the calculation of the certified value and the uncertainty. Reported uncertainties represent expanded uncertainties expressed at approximately the 95% confidence level using a coverage factor of k = 2.

Characterization of CRM/RM by Two or More Methods

Certified Value, $X_{CRM/RM}$, where two or more methods of characterization are used is the weighted mean of the results:

$X_{CRM/RM} = \Sigma(w_i)(X_i)$

X_i = mean of Assay Method i with standard uncertainty $u_{char\ i}$

w_i = the weighting factors for each method calculated using the inverse square of the variance:

$w_i = (1/u_{char\ i})^2 / (\Sigma(1/(u_{char\ i})^2)$

CRM/RM Expanded Uncertainty (±) = $U_{CRM/RM} = k\ (u^2_{char} + u^2_{bb} + u^2_{lts} + u^2_{ts})^{½}$

k = coverage factor = 2

$u_{char} = [\Sigma((w_i)^2\ (u_{char\ i})^2)]^{½}$ where $u_{char\ i}$ are the errors from each characterization method

u_{bb} = bottle to bottle homogeneity standard uncertainty

u_{lts} = long term stability standard uncertainty (storage)

u_{ts} = transport stability standard uncertainty

Characterization of CRM/RM by One Method

Certified Value, $X_{CRM/RM}$, where one method of characterization is used is the mean of individual results:

$X_{CRM/RM} = (X_a)\ (u_{char\ a})$

X_a = mean of Assay Method A with

$u_{char\ a}$ = the standard uncertainty of characterization Method A

CRM/RM Expanded Uncertainty (±) = $U_{CRM/RM} = k\ (u^2_{char\ a} + u^2_{bb} + u^2_{lts} + u^2_{ts})^{½}$

k = coverage factor = 2

$u_{char\ a}$ = the errors from characterization

u_{bb} = bottle to bottle homogeneity standard uncertainty

u_{lts} = long term stability standard uncertainty (storage)

u_{ts} = transport stability standard uncertainty

4.0 TRACEABILITY TO NIST

- This product is traceable to NIST via an unbroken chain of comparisons. The uncertainties for each certified value are reported, taking into account the SRM/RM uncertainty error and the measurement, weighing and volume dilution errors. In rare cases where no NIST SRM/RM are available, the term 'in-house std.' is specified.

4.1 Thermometer Calibration

- All thermometers are NIST traceable through thermometers that are calibrated by an accredited calibration laboratory.

4.2 Balance Calibration

- All analytical balances are calibrated by an accredited calibration laboratory and procedure. The weights used for testing are annually compared to master weights and are traceable to NIST.

4.3 Glassware Calibration

- An in-house procedure is used to calibrate all Class A glassware used in the manufacturing and quality control of CRM/RMs.

5.0 TRACE METALLIC IMPURITIES (TMI) DETERMINED BY ICP-MS AND ICP-OES (µg/mL)

CRM/RMs are tested for trace metallic impurities by Axial ICP-OES and ICP-MS. The result from the most sensitive method for each element, is reported below. Solutions tested by ICP-MS were analyzed in an ULPA-Filtered Clean Room. An ULPA-Filter is 99.9985% efficient for the removal of particles down to 0.3 µm.

M	Ag	<	0.000448	M	Eu	<	0.000224	O	Na		0.064077	M	Se	<	0.005827	M	Zn		0.003183
O	Al		0.010962	M	Fe		0.012392	M	Nb	<	0.003138	i	Si	<		M	Zr	<	0.010310
M	As	<	0.038776	M	Ga	<	0.004931	M	Nd		0.004697	M	Sm		0.000871				
M	Au	<	0.000224	M	Gd		0.000300	M	Ni	<	0.006724	M	Sn	<	0.028242				
M	B	<	0.021293	M	Ge	<	0.008965	M	Os	<	0.000224	M	Sr		0.002582				
M	Ba		0.001317	M	Hf	<	0.000224	i	P	<		M	Ta	<	0.001344				
M	Be	<	0.000224	M	Hg	<	0.000448	M	Pb		0.003287	M	Tb	<	0.001793				
M	Bi	<	0.001793	M	Ho	<	0.001344	M	Pd	<	0.000448	M	Te	<	0.010086				
O	Ca		0.051969	M	In		0.000134	M	Pr		0.001202	s	Th	<					
M	Cd	<	0.001344	M	Ir	<	0.000224	M	Pt	<	0.000224	M	Ti	<	0.004258				
M	Ce		0.015420	O	K		0.028928	M	Rb	<	0.005155	M	Tl	<	0.000224				
M	Co	<	0.001344	M	La		0.003577	M	Re	<	0.000224	M	Tm	<	0.000224				
M	Cr	<	0.015465	M	Li	<	0.000448	M	Rh	<	0.000224	M	U		0.006564				
M	Cs	<	0.013896	M	Lu	<	0.000224	M	Ru	<	0.000224	M	V	<	0.001793				
M	Cu		0.001472	O	Mg		0.027914	i	S	<		M	W	<	0.000224				
M	Dy		0.000197	M	Mn		0.001814	M	Sb	<	0.004931	M	Y		0.000860				
M	Er	<	0.002241	M	Mo	<	0.000896	M	Sc	<	0.000672	M	Yb	<	0.000224				

M - Checked by ICP-MS O - Checked by ICP-OES i - Spectral Interference
n - Not Checked For s - Solution Standard Element

6.0 INTENDED USE

- For the calibration of analytical instruments and validation of analytical methods as appropriate.

7.0 INSTRUCTIONS FOR THE CORRECT USE OF THIS REFERENCE MATERIAL

7.1 Storage and Handling Recommendations

- Store between approximately 4° - 30° C while in sealed TCT bag.

- While stored in the sealed TCT bag, transpiration of this CRM/RM is negligible. After opening the sealed TCT bag transpiration of the CRM/RM will occur, resulting in a gradual increase in the analyte concentration(s). It is the responsibility of the user to account for this effect. When the bottle is weighed both before and after being placed in storage, the mass difference observed will be a measure of transpiration mass loss.

- After opening the sealed TCT bag, keep cap tightly sealed when not in use and store between 4° - 24° C to minimize the effects of transpiration. Use at 20° ± 4° C to minimize volumetric dilution error when using the reported density. Do not pipette from the container. Do not return removed aliquots to container.

- For more information, visit **www.inorganicventures.com/TCT**

Atomic Weight; Valence; Coordination Number; Chemical Form in Solution - 232.04 +4 8 Th(OH) 3+ and Th(OH)22+

Chemical Compatibility -Soluble in HCl, and HNO3. Avoid H3PO4, H2SO4 and HF although solubilities may not be a problem depending upon pH and matrix (For example: ThF4 is soluble in acids). Avoid neutral to basic media. Th4+ is stable with most metals and inorganic anions forming an insoluble carbonate, oxide, fluoride, oxalate, sulfate and phosphate in neutral to slightly acidic media.

Stability - 2-100 ppb levels stable for months in 1% HNO3 / LDPE container. 1-10,000 ppm solutions chemically stable for years in 2-5% HNO3 / LDPE container.

Th Containing Samples (Preparation and Solution) -Metal (Soluble in Aqua Regia); Oxide (The heated oxide is not soluble in acids except hot conc. H2SO4); Ores (Na2O2 fusion at 480 ± 20EC for 7 minutes, cool and treat sintered mass with 50 mL cold water and stand until disintegrated. The mass is transferred to a beaker and acidified with HCl with 25 mL excess HCl added. Any residue is collected on a Whatman No. 42 filter, dried and ignited to 1000 EC in Pt0 crucible and the ash treated with H2SO4 / HF and fumed. If residue remains, then treat it by peroxide fusion as above.)

Atomic Spectroscopic Information (ICP-OES D.L.s are given as radial/axial view):

Technique/Line	**Estimated D.L.**	**Order**	**Interferences** (underlined indicates severe)
ICP-MS 232 amu	1 ppt	N/A	
ICP-OES 274.716 nm	0.08 / 0.008 µg/mL	1	Ti, Ta, Fe, V
ICP-OES 283.231 nm	0.07 / 0.007 µg/mL	1	U, Mo, Ti, Fe, Cr
ICP-OES 283.730 nm	0.07 / 0.007 µg/mL	1	U, Zr

8.0 HAZARDOUS INFORMATION

- Please refer to the Safety Data Sheet for information regarding this CRM/RM.

9.0 HOMOGENEITY

- This solution was mixed according to an in-house procedure and is guaranteed to be homogeneous. Homogeneity data indicate that the end user should take a minimum sample size of 0.2 mL to assure homogeneity.

10.0 QUALITY STANDARD DOCUMENTATION

10.1 ISO 9001 Quality Management System Registration

- QSR Certificate Number QSR-1034

10.2 ISO/IEC 17025 "General Requirements for the Competence of Testing and Calibration Laboratories"

- Chemical Testing - Accredited / A2LA Certificate Number 883.01

10.3 ISO 17034 "General Requirements for the Competence of Reference Material Producers"

- Reference Material Producer - Accredited / A2LA Certificate Number 883.02

Inorganic Ventures, 300 Technology Drive, Christiansburg, Va. 24073, USA; Telephone: 800.669.6799; 540.585.3030, Fax: 540.585.3012; inorganicventures.com; info@inorganicventures.com

11.0 CERTIFICATION, LOT EXPIRATION AND PERIOD OF VALIDITY

11.1 Certification Issue Date

July 04, 2021

- The certification is valid within the measurement uncertainty specified provided the CRM/RM is stored and handled in accordance with instructions given in Sec 7.1. This certification is nullified if instructions in Sec 7.1 are not followed or if the CRM/RM is damaged, contaminated, or otherwise modified.

11.2 Lot Expiration Date

- July 04, 2025

- The date after which this CRM/RM should not be used.

- The lot expiration date reflects the period of time that the stability of a CRM/RM can be supported by long term stability studies conducted on properly stored and handled CRM/RMs. Lot expiration is limited primarily by transpiration (loss of water from the solution) and infrequently by chemical stability.

11.3 Period of Validity

- Sealed TCT Bag Open Date: _____

- This CRM/RM should not be used longer than one year (or six months in the case of a 30 mL bottle) from the date of opening the aluminized bag or after the date given in Sec. 11.2, whichever comes first. This is contingent upon the CRM/RM being stored and handled in accordance with the instructions given in Sec. 7.1.

12.0 NAMES AND SIGNATURES OF CERTIFYING OFFICERS

Certificate Approved By:

Michael Booth
Director, Quality Control

Michael J Booth

Certifying Officer:

Paul Gaines
Chairman / Senior Technical Director

Paul R Gaines

Energy Laboratories Inc

Standard LOG

Standard ID:	ME211222 CE 2ND SOURCE		
Standard Name	Ce Secondary Stock	Type:	Primary
Date Prepared	12/22/2021	BY:	Amanda E. McDani
Date Expires:	12/22/2022		
Department	ME	Status:	Open
Vendor:	SCP Science		
Lot Number:	S210208003		
Balance ID:			
Comments:	opened 12/22/2021, expires 12/22/2022		

Chemical / Solvent Used	BottleNo	Amt	Units	Expires
Cerium PlasmaCal Standard	14327	125	mL	12/22/2022

Final Volume:
125 mL

Stock Source | **Base Units** | **Amount Added**

Analytes		**CAS**	Conc:	**ug/mL**
A	Cerium	7440-45-1		1000

SCP SCIENCE

Providing Innovative Solutions to Analytical Chemists

Certificate of Analysis

1.0 DESCRIPTION:

	***Plasma*CAL ICP/ICPMS Standard - Cerium 1000 µg/ml**
Catalogue Number:	140-051-580/-581/-585
Starting Material:	Cerium(III) Nitrate Hexahydrate 99.99+%
Lot Number:	**S210208003**
Matrix:	4% HNO_3 (See Section 3 for actual matrix)
Expiration Date (End of month):	**February 2023** (or 15 months after bottle is opened, whichever comes first)

Ce

2.0 CERTIFIED VALUES AND ASSOCIATED UNCERTAINTY:

Certified Concentration: **1003 µg/ml +/- 4 µg/ml**
982 µg/g +/- 4 µg/g

Method of analysis: Inductively Coupled Plasma Atomic Emission Spectroscopy (ICP-AES)

Traceability: NIST Standard Reference Material 3110 Lot: **090504**

Note: The uncertainty of the certified value has been calculated from applicable uncertainty contributors (u_i) including uncertainty established during characterization of the material (u_{char}), the between bottle variation (u_{bb}), short-term stability (u_{sts}) and long-term stability (u_{lts}) according to the model $u_c = \sqrt{(u_{char}^2 + u_{bb}^2 + u_{sts}^2 + u_{lts}^2)}$. This combined uncertainty has been further multiplied by a coverage factor (k) of 2 to provide a 95% confidence interval.

3.0 REFERENCE VALUES:

Density: **1.021 g/ml @ 22.5 °C**

Actual Matrix: **4.0% (v/v) HNO_3**

ID #: 14327
Opened: _____
Cerium PlasmaCal Standard
Expires: 2/28/2023
Rec'd: 9/29/2021
Energy Laboratories Inc 1120 So. 27th Street
Billings MT 59107

Trace Metal Impurities as tested by ICP-MS:

Element	Conc. (ppm)	Element	Conc. (ppm)	Element	Conc. (ppm)	Element	Conc. (ppm)
Ag	<0.0010	Fe	<0.0018	Nd	**0.0102**	Sn	<0.0010
Al	**0.0148**	Ga	**0.0526**	Ni	**0.0064**	Sr	<0.0025
As	<0.0010	Gd	<0.0010	Os	<0.0010	Ta	<0.0010
Au	<0.0010	Ge	<0.0010	P	<0.0132	Tb	<0.0010
B	<0.0015	Hf	<0.0010	Pb	<0.0010	Te	<0.0010
Ba	<0.0010	Hg	*	Pd	<0.0010	Th	<0.0010
Be	<0.0010	Ho	<0.0010	Pr	**0.0235**	Ti	<0.0012
Bi	<0.0010	In	<0.0010	Pt	<0.0010	Tl	<0.0011
Ca	**0.0375**	Ir	<0.0010	Rb	<0.0010	Tm	<0.0010
Cd	<0.0010	K	<0.0024	Re	<0.0010	U	<0.0010
Ce	N/A	La	<0.10	Rh	<0.0010	V	<0.0010
Co	<0.0010	Li	<0.0010	Ru	<0.0010	W	<0.0020
Cr	<0.0010	Lu	<0.0010	S	*	Y	<0.0010
Cs	<0.0010	Mg	<0.0010	Sb	<0.0010	Yb	<0.0010
Cu	**0.0121**	Mn	<0.0010	Sc	<0.0010	Zn	<0.0010
Dy	<0.0010	Mo	<0.0010	Se	<0.0010	Zr	<0.0010
Er	<0.0010	Na	<0.0010	Si	<0.10		
Eu	**0.0035**	Nb	<0.0010	Sm	<0.0010	*: Not tested	

4.0 APPROVAL AND DATE OF CERTIFICATION:

Certification Approval: Yaling Sui, Chemist

Certification Date: February 22, 2021

Yaling Sui

ACCREDITED
Reference Material Producer
CERTIFICATE 3985.01

5.0 INTENDED USE / *UTILISATION PRÉVUE*:

- ICP Standards: For the calibration of, including but not limited to: ICP-AES, ICP-MS, FAAS, GFAA, XRF and DCP. / *Étalons ICP : Pour l'étalonnage d'instruments de mesure tels que: ICP-AES, ICP-MS, FAAS, GFAA, XRF et DCP.*
- AA Standards: For the calibration of Flame (FAAS) and Graphite Furnace (GFAA) Atomic Absorption Spectrometers. / *Étalons AA : Pour l'étalonnage de spectromètres d'absorption atomique flamme (GFAA) et four au graphite (GFAA).*
- Matrix Modifiers: For the optimization of analytical conditions to provide better Graphite Furnace Atomic Absorption (GFAA) instrument response and improved detection limits. / *Modificateur de matrice : Pour l'optimisation des conditions analytiques afin de fournir des meilleurs réponses instrumentales et limites de détection pour SAA four au graphite.*
- pH Standards: For the calibrating pH meters or for other wet chemistry applications. / *Étalons pH : Pour étalonnage de pH mètres et autres applications de chimie humide.*
- Conductivity Standards: For electrolytic conductivity measurement as a calibration standard. / *Étalons de conductivité : Comme étalon pour les mesures de conductivité électrolytiques.*
- IC Standards: for calibration of, but not limited to IC, HPLC, TLC, ISE, IR, NMR, MS, UV/VIS or other wet chemistry applications. / *Étalons IC : Pour étalonnage d'instruments tels que : IC, HPLC, TLC, ISE, IR, NMR, MS, UV/VIS et autres applications de chimie humide.*

For any inquiries, please contact **SCP SCIENCE**. / *Pour toute question, veuillez contacter* ***SCP SCIENCE***.

6.0 INSTRUCTIONS FOR USE / *INSTRUCTIONS D'UTILISATION*:

Handling and Storage / Manutention et entreposage: Keep product tightly capped when not in use. The solution should be opened for a minimum amount of time necessary to dispense the amount required. Do not pipet or use directly from container. Do not return unused portions back to container. Store under normal laboratory conditions. Avoid exposure to excessive sources of heat and humidity or direct sunlight. / *Garder les contenants bien fermés lorsque non utilisés. Le contenant devrait être ouvert seulement pour le temps requis afin de prélever la quantité nécessaire. Ne pas pipetter ou utiliser directement du contenant. Ne pas retourner les portions non-utilisées dans le contentant. Conserver dans des conditions normales de laboratoire. Éviter l'exposition à des sources de chaleur et d'humidité excessives ou à l'exposition solaire directe.*

Stability / *Stabilité*: This Standard is guaranteed to be stable and accurate to within the specified uncertainty of measurement up to the unopened expiry date, if sealed, or up to the opened expiry date (when indicated), whichever comes first, provided the solution is kept tightly capped and stored under the indicated storage conditions. Purchasers will be notified of any significant changes resulting in re-certification or withdrawal of the product prior to the expiration date. / *La stabilité et l'exactitude de cet étalon sont garanties d'être à l'intérieur de l'incertitude de mesure, jusqu'à la date d'expiration de la bouteille non-ouverte, si scellée, ou jusqu'à la date d'expiration de la bouteille ouverte (si indiquée), en présumant que le contenant est maintenu fermé et gardé dans les conditions d'entreposage indiquées. Les acheteurs seront avisés dans le cas où il y aura des changements significatifs nécessitant une re-certification ou un rappel du produit avant la date d'expiration.*

7.0 HAZARDOUS INFORMATION / *INFORMATION SUR LES RISQUES POTENTIELS*:

Please refer to the associated Safety Data Sheet (SDS) for information regarding this product (available at www.SCPSCIENCE.com). / *SVP vous référer à la Fiche Signalétique applicable pour de l'information sur ce produit (Disponible à www.SCPSCIENCE.com).*

8.0 HOMOGENEITY / *HOMOGÉNÉITÉ:*

This solution has been blended according to an in-house procedure and its homogeneity is guaranteed to be fit for purpose when a sample size sufficient for the intended method of analysis is used. / *Cette solution a été préparée selon une procédure maison et nous assurons que sa homogénéité est approprié à l'emploi lorsqu'un échantillon suffisant pour la méthode d'analyse prévue est utilisé.*

9.0 TRACEABILITY / *TRAÇABILITÉ*:

This CRM (Certified Reference Material) is traceable to the NIST SRM (Standard Reference Material) indicated in section 2 through an unbroken chain of comparisons. In addition, balances used are regularly calibrated using weights which are traceable to NIST (National Institute of Standards and Technology) or NRC (National Research Council of Canada) standards. All conductivity meters used to analyze this standard have been regularly calibrated using a NIST or NRC traceable Thermometer and standards. All pH meters used to analyze this standard have been regularly calibrated using a NIST or NRC traceable thermometer and pH/MV simulator. / *Ce matériel de référence certifié est traçable au Matériel de Référence Standardisé de NIST indiqué à la section 2 par une chaine de comparaison ininterrompue. De plus, les balances utilisées sont étalonnées régulièrement en utilisant des poids qui sont traçables au NIST (National Institute of Standards and Technology) ou au CRNC (Conseil National de Recherches Canada). Tout conductimètre utilisé afin d'analyser cet étalon a été sujet à un étalonnage périodique utilisant des thermomètres et étalons traçables au NIST ou CNRC. Tout pH mètre utilisé afin d'analyser cet étalon a été sujet à un étalonnage périodique utilisant des thermomètres et un simulateur pH/MV traçables au NIST ou au CNRC.*

10.0 PREPARATION / *PRÉPARATION:*

For the preparation of these solutions, 18 meghom/cm double deionized water, high-purity acids and glassware calibrated to ASTM Class A specifications are used. / *Une eau de 18 meghom/cm doublement délonisé, de l'acide de haute pureté, ainsi que de la verrerie étalonnée afin de satisfaire les spécifications Classe A de ASTM ont été utilisés pour la préparation de cet étalon.*

11.0 QUALITY SYSTEM CERTIFICATIONS / *CERTIFICATIONS DE SYSTÈME QUALITÉ:*

ISO 9001 Certification / *Certification ISO 9001*: This standard was produced in a facility which operates under a **registered** ISO 9001 Quality Management System. Please consult our web site for a copy of the most recent revision of our certificate of registration. / *Cet étalon a été fabriqué dans un laboratoire qui utilise un Système de Gestion de la Qualité* ***enregistré*** *à la norme ISO 9001. Veuillez consulter notre site web pour obtenir la version la plus récente de notre certificat d'enregistrement.*

ISO 17025 Accreditation / *Accréditation ISO 17025*: SCP SCIENCE (Corporate Headquarters) operates an ISO 17025 **accredited** laboratory. Please consult our web site for a copy of the most recent revision of our certificate and scope of accreditation. / ***SCP SCIENCE (Siège social)*** *est* ***accréditée*** *ISO 17025. Veuillez consulter notre site web afin d'obtenir la plus récente version de notre certificat d'accréditation ainsi que la portée de notre accréditation.*

ISO 17034 Accreditation / *Accréditation ISO 17034* : SCP SCIENCE (Corporate Headquarters) is an ISO 17034 accredited Reference Material Producer. Please consult our website for a copy of our most recent certificate and scope of accreditation. / ***SCP SCIENCE (Siège social)*** *est un Fabricant de Matériaux de Référence Accrédité ISO 17034. Veuillez consulter notre site web afin d'obtenir la plus récente version de notre certificat d'accréditation ainsi que la portée de notre accréditation.*

CORPORATE HEADQUARTERS
21800 Clark Graham
Baie D'Urfé (Montréal), Quebec,
H9X 4B6 Canada
Phone: +1 (800) 361-6820
Fax: +1 (800) 253-5549

USA
3rd Party Distribution Center
348 Route 11, Champlain,
N.Y. 12919-4816

Phone: +1 (800) 361-6820
Fax: +1 (800) 253-5549

FRANCE
12 Ave. de Québec, Bat. IRIS
SILIC 642, 91965
Villebon sur Yvette, France
Phone: +33 (0) 1 69 18 71 17
Fax: +33 (0) 1 60 92 05 67

GERMANY
Alte Marktoberdorfer Straße 14, 87616
Marktoberdorf

Phone: +49 (0) 8342-89560-61
Fax: +49 (0) 8342-89560-69

Energy Laboratories Inc

Standard LOG

Standard ID:	ME211222 LA SECOND SOURCE		
Standard Name	La Secondary Stock	Type:	Primary
Date Prepared	12/22/2021	BY:	Amanda E. McDani
Date Expires:	12/22/2022		
Department	ME	Status:	Open
Vendor:	SCP Science		
Lot Number:	S210803016		
Balance ID:			
Comments:	opened 12/22/2021, expires 12/22/2022		

Chemical / Solvent Used	BottleNo	Amt	Units	Expires
Lanthanum PlasmaCal Standard	14326	125	mL	12/22/2022

Final Volume:
mL

Stock Source **Base Units** **Amount Added**

Analytes **CAS** Conc: **ug/mL**

SCP SCIENCE

Providing Innovative Solutions to Analytical Chemists

Certificate of Analysis

1.0 DESCRIPTION:

PlasmaCAL ICP/ICPMS Standard - Lanthanum 1000 µg/ml

Catalogue Number: 140-051-570/-571/-575

Starting Material: Lanthanum(III) Oxide 99.99+%

Lot Number: **S210803016**

Matrix: 4% HNO_3 (See Section 3 for actual matrix)

Expiration Date (End of month): **August 2023** (or 15 months after bottle is opened, whichever comes first)

La

2.0 CERTIFIED VALUES AND ASSOCIATED UNCERTAINTY:

Certified Concentration: **1005 µg/ml +/- 4 µg/ml**

985 µg/g +/- 3 µg/g

Method of analysis: Inductively Coupled Plasma Atomic Emission Spectroscopy (ICP-AES)

Traceability: NIST Standard Reference Material 3127a Lot: **151030**

Note: The uncertainty of the certified value has been calculated from applicable uncertainty contributors (u_i) including uncertainty established during characterization of the material (u_{char}), the between bottle variation (u_{bb}), short-term stability (u_{sts}) and long-term stability (u_{lts}) according to the model $u_c = \sqrt{(u_{char}^2 + u_{bb}^2 + u_{sts}^2 + u_{lts}^2)}$. This combined uncertainty has been further multiplied by a coverage factor (k) of 2 to provide a 95% confidence interval.

3.0 REFERENCE VALUES:

Density: **1.020 g/ml @ 23.2 °C**

Actual Matrix: **4.0% (v/v) HNO_3**

ID #: **14326**
Opened: _____
Lanthanum PlasmaCal Standard
Expires: 8/31/2023
Rec'd: 9/29/2021
Energy Laboratories Inc 1120 So. 27th Street
Billings MT 59107

Trace Metal Impurities as tested by ICP-MS:

Element	Conc. (ppm)	Element	Conc. (ppm)	Element	Conc. (ppm)	Element	Conc. (ppm)
Ag	<0.0010	Fe	<0.0018	Nd	<0.0010	Sn	<0.0010
Al	**0.0106**	Ga	<0.0010	Ni	<0.0010	Sr	<0.0025
As	<0.0010	Gd	**0.0889**	Os	<0.0010	Ta	<0.0010
Au	<0.0010	Ge	<0.0010	P	<0.0026	Tb	<0.0010
B	<0.0015	Hf	<0.0010	Pb	<0.0010	Te	<0.0010
Ba	**0.0031**	Hg	*	Pd	<0.0010	Th	<0.0010
Be	<0.0010	Ho	<0.0010	Pr	<0.0010	Ti	<0.0062
Bi	<0.0010	In	<0.0010	Pt	<0.0010	Tl	<0.0011
Ca	**0.0169**	Ir	<0.0010	Rb	<0.0010	Tm	<0.0010
Cd	<0.0010	K	<0.0024	Re	<0.0010	U	<0.0010
Ce	**0.0272**	La	N/A	Rh	<0.0010	V	<0.0010
Co	<0.0010	Li	<0.0010	Ru	<0.0010	W	<0.0020
Cr	<0.0010	Lu	<0.0010	S	*	Y	**0.0020**
Cs	<0.0010	Mg	<0.0010	Sb	<0.0010	Yb	<0.0010
Cu	<0.0010	Mn	<0.0010	Sc	<0.0010	Zn	<0.0010
Dy	<0.0010	Mo	<0.0010	Se	<0.0010	Zr	<0.0010
Er	<0.0010	Na	**0.0156**	Si	<0.1		
Eu	<0.0010	Nb	<0.0010	Sm	<0.0010	*: Not tested	

4.0 APPROVAL AND DATE OF CERTIFICATION:

Certification Approval: Daniel Boisvert, Chemist

Certification Date: August 12, 2021

Daniel Boisvert

ACCREDITED Reference Material Producer CERTIFICATE 2285.01

5.0 INTENDED USE / *UTILISATION PRÉVUE*:

- ICP Standards: For the calibration of, including but not limited to: ICP-AES, ICP-MS, FAAS, GFAA, XRF and DCP. / *Étalons ICP : Pour l'étalonnage d'instruments de mesure tels que: ICP-AES, ICP-MS, FAAS, GFAA, XRF et DCP.*
- AA Standards: For the calibration of Flame (FAAS) and Graphite Furnace (GFAA) Atomic Absorption Spectrometers. / *Étalons AA : Pour l'étalonnage de spectromètres d'absorption atomique flamme (GFAA) et four au graphite (GFAA).*
- Matrix Modifiers: For the optimization of analytical conditions to provide better Graphite Furnace Atomic Absorption (GFAA) instrument response and improved detection limits. / *Modificateur de matrice : Pour l'optimisation des conditions analytiques afin de fournir des meilleurs réponses instrumentales et limites de détection pour SAA four au graphite.*
- pH Standards: For the calibrating pH meters or for other wet chemistry applications. / *Étalons pH : Pour étalonnage de pH mètres et autres applications de chimie humide.*
- Conductivity Standards: For electrolytic conductivity measurement as a calibration standard. / *Étalons de conductivité : Comme étalon pour les mesures de conductivité électrolytiques.*
- IC Standards: for calibration of, but not limited to IC, HPLC, TLC, ISE, IR, NMR, MS, UV/VIS or other wet chemistry applications. / *Étalons IC : Pour étalonnage d'instruments tels que : IC, HPLC, TLC, ISE, IR, NMR, MS, UV/VIS et autres applications de chimie humide.*

For any inquiries, please contact **SCP SCIENCE**. / *Pour toute question, veuillez contacter **SCP SCIENCE**.*

6.0 INSTRUCTIONS FOR USE / *INSTRUCTIONS D'UTILISATION*:

Handling and Storage / Manutention et entreposage: Keep product tightly capped when not in use. The solution should be opened for a minimum amount of time necessary to dispense the amount required. Do not pipet or use directly from container. Do not return unused portions back to container. Store under normal laboratory conditions. Avoid exposure to excessive sources of heat and humidity or direct sunlight. / *Garder les contenants bien fermés lorsque non utilisés. Le contenant devrait être ouvert seulement pour le temps requis afin de prélever la quantité nécessaire. Ne pas pipetter ou utiliser directement du contenant. Ne pas retourner les portions non-utilisées dans le contentant. Conserver dans des conditions normales de laboratoire. Éviter l'exposition à des sources de chaleur et d'humidité excessives ou à l'exposition solaire directe.*

Stability / *Stabilité*: This Standard is guaranteed to be stable and accurate to within the specified uncertainty of measurement up to the unopened expiry date, if sealed, or up to the opened expiry date (when indicated), whichever comes first, provided the solution is kept tightly capped and stored under the indicated storage conditions. Purchasers will be notified of any significant changes resulting in re-certification or withdrawal of the product prior to the expiration date. / *La stabilité et l'exactitude de cet étalon sont garanties d'être à l'intérieur de l'incertitude de mesure, jusqu'à la date d'expiration de la bouteille non-ouverte, si scellée, ou jusqu'à la date d'expiration de la bouteille ouverte (si indiquée), en présumant que le contenant est maintenu fermé et gardé dans les conditions d'entreposage indiquées. Les acheteurs seront avisés dans le cas où il y aura des changements significatifs nécessitant une re-certification ou un rappel du produit avant la date d'expiration.*

7.0 HAZARDOUS INFORMATION / *INFORMATION SUR LES RISQUES POTENTIELS*:

Please refer to the associated Safety Data Sheet (SDS) for information regarding this product (available at www.SCPSCIENCE.com). / *SVP vous référer à la Fiche Signalétique applicable pour de l'information sur ce produit (Disponible à www.SCPSCIENCE.com).*

8.0 HOMOGENEITY / *HOMOGÉNÉITÉ:*

This solution has been blended according to an in-house procedure and its homogeneity is guaranteed to be fit for purpose when a sample size sufficient for the intended method of analysis is used. / *Cette solution a été préparée selon une procédure maison et nous assurons que sa homogénéité est approprié à l'emploi lorsqu'un échantillon suffisant pour la méthode d'analyse prévue est utilisé.*

9.0 TRACEABILITY / *TRAÇABILITÉ*:

This CRM (Certified Reference Material) is traceable to the NIST SRM (Standard Reference Material) indicated in section 2 through an unbroken chain of comparisons. In addition, balances used are regularly calibrated using weights which are traceable to NIST (National Institute of Standards and Technology) or NRC (National Research Council of Canada) standards. All conductivity meters used to analyze this standard have been regularly calibrated using a NIST or NRC traceable Thermometer and standards. All pH meters used to analyze this standard have been regularly calibrated using a NIST or NRC traceable thermometer and pH/MV simulator. / *Ce matériel de référence certifié est traçable au Matériel de Référence Standardisé de NIST indiqué à la section 2 par une chaine de comparaison ininterrompue. De plus, les balances utilisées sont étalonnées régulièrement en utilisant des poids qui sont traçables au NIST (National Institute of Standards and Technology) ou au CRNC (Conseil National de Recherches Canada). Tout conductimètre utilisé afin d'analyser cet étalon a été sujet à un étalonnage périodique utilisant des thermomètres et étalons traçables au NIST ou CNRC. Tout pH mètre utilisé afin d'analyser cet étalon a été sujet à un étalonnage périodique utilisant des thermomètres et un simulateur pH/MV traçables au NIST ou au CNRC.*

10.0 PREPARATION / *PRÉPARATION:*

For the preparation of these solutions, 18 meghom/cm double deionized water, high-purity acids and glassware calibrated to ASTM Class A specifications are used. / *Une eau de 18 meghom/cm doublement déionisé, de l'acide de haute pureté, ainsi que de la verrerie étalonnée afin de satisfaire les spécifications Classe A de ASTM ont été utilisés pour la préparation de cet étalon.*

11.0 QUALITY SYSTEM CERTIFICATIONS / *CERTIFICATIONS DE SYSTÈME QUALITÉ:*

ISO 9001 Certification / *Certification ISO 9001*: This standard was produced in a facility which operates under a **registered** ISO 9001 Quality Management System. Please consult our web site for a copy of the most recent revision of our certificate of registration. / *Cet étalon a été fabriqué dans un laboratoire qui utilise un Système de Gestion de la Qualité **enregistré** à la norme ISO 9001. Veuillez consulter notre site web pour obtenir la version la plus récente de notre certificat d'enregistrement.*

ISO 17025 Accreditation / *Accréditation ISO 17025*: SCP SCIENCE (Corporate Headquarters) operates an ISO 17025 **accredited** laboratory. Please consult our web site for a copy of the most recent revision of our certificate and scope of accreditation. / ***SCP SCIENCE (Siège social)** est **accréditée** ISO 17025. Veuillez consulter notre site web afin d'obtenir la plus récente version de notre certificat d'accréditation ainsi que la portée de notre accréditation.*

ISO 17034 Accreditation / *Accréditation ISO 17034* : SCP SCIENCE (Corporate Headquarters) is an ISO 17034 accredited Reference Material Producer. Please consult our website for a copy of our most recent certificate and scope of accreditation. / ***SCP SCIENCE (Siège social)** est un Fabricant de Matériaux de Référence Accrédité ISO 17034. Veuillez consulter notre site web afin d'obtenir la plus récente version de notre certificat d'accréditation ainsi que la portée de notre accréditation.*

CORPORATE HEADQUARTERS
21800 Clark Graham
Baie D'Urfé (Montréal), Quebec,
H9X 4B6 Canada
Phone: +1 (800) 361-6820
Fax: +1 (800) 253-5549

USA
3rd Party Distribution Center
348 Route 11, Champlain,
N.Y. 12919-4816

Phone: +1 (800) 361-6820
Fax: +1 (800) 253-5549

FRANCE
12 Ave. de Québec, Bat. IRIS
91140, Villebon-sur-Yvette

Phone: +33 (0) 1 69 18 71 17
Fax: +33 (0) 1 60 92 05 67

GERMANY
Alte Marktoberdorfer Straße 14, 87616
Marktoberdorf

Phone: +49 (0) 8342-89560-61
Fax: +49 (0) 8342-89560-69

Energy Laboratories Inc

Standard LOG

Standard ID:	ME211229A AU 2ND SOURCE		
Standard Name	Au 2nd source Stock	Type:	Primary
Date Prepared	12/29/2021	BY:	Amanda E. McDani
Date Expires:	12/29/2022		
Department	ME	Status:	Open
Vendor:	SCP Science		
Lot Number:	S211129013		
Balance ID:			
Comments:	opened 12/29/2021; expires 12/29/2022		

Chemical / Solvent Used	BottleNo	Amt	Units	Expires
ICP/ICPMS Standard Gold	14710	500	mL	12/29/2022

Final Volume:
500 mL

Stock Source **Base Units** **Amount Added**

Analytes **CAS** Conc: **ug/mL**

ID #: 14710
Opened:
ICP/ICPMS Standard Gold
Expires: 12/31/2023
Rec'd: 12/29/2021
Energy Laboratories Inc 1120 So. 27th Street
Billings MT 59107

SCP SCIENC
Providing Innovative Solutions to Analytical

Certificate of Analysis

Au

1.0 DESCRIPTION:

PlasmaCAL ICP/ICPMS Standard - Gold 1000 µg/ml

Catalogue Number: 140-052-790/-791/-795
Starting Material: Gold Metal 99.99+%
Lot Number: **S211129013**
Matrix: 10% HCl (See Section 3 for actual matrix)
Expiration Date (End of month): **December 2023** (or 15 months after bottle is opened, whichever comes first)

2.0 CERTIFIED VALUES AND ASSOCIATED UNCERTAINTY:

Certified Concentration: **1001 µg/ml +/- 4 µg/ml**
982 µg/g +/- 4 µg/g

Method of analysis: Inductively Coupled Plasma Atomic Emission Spectroscopy (ICP-AES)

Traceability: NIST Standard Reference Material 3121 Lot: **991806**

Note: The uncertainty of the certified value has been calculated from applicable uncertainty contributors (u_i) including uncertainty established during characterization of the material (u_{char}), the between bottle variation (u_{bb}), short-term stability (u_{sts}) and long-term stability (u_{lts}) according to the model $u_c = \sqrt{(u_{char}^2 + u_{bb}^2 + u_{sts}^2 + u_{lts}^2)}$. This combined uncertainty has been further multiplied by a coverage factor (k) of 2 to provide a 95% confidence interval.

3.0 REFERENCE VALUES:

Density: **1.019 g/ml @ 22.4 °C**
Actual Matrix: **10.0% (v/v) HCl**

Trace Metal Impurities as tested by ICP-MS:

Element	Conc. (ppm)	Element	Conc. (ppm)	Element	Conc. (ppm)	Element	Conc. (ppm)
Ag	**0.3851**	Fe	<0.0090	Nd	<0.0010	Sn	<0.0010
Al	**0.0062**	Ga	<0.0010	Ni	<0.0010	Sr	<0.0025
As	<0.0010	Gd	<0.0010	Os	<0.0010	Ta	<0.0010
Au	N/A	Ge	<0.0010	P	<0.0132	Tb	<0.0010
B	<0.0015	Hf	<0.0010	Pb	<0.0010	Te	<0.0010
Ba	<0.0010	Hg	*	Pd	**0.0434**	Th	<0.0010
Be	<0.0010	Ho	<0.0010	Pr	<0.0010	Ti	<0.0012
Bi	<0.0010	In	<0.0010	Pt	**0.0048**	Tl	<0.0011
Ca	<0.0135	Ir	<0.0010	Rb	<0.0010	Tm	<0.0010
Cd	<0.0010	K	**0.0362**	Re	<0.0010	U	<0.0010
Ce	<0.0010	La	<0.0010	Rh	<0.0010	V	<0.0010
Co	<0.0010	Li	<0.0010	Ru	<0.0010	W	<0.0020
Cr	<0.0010	Lu	<0.0010	S	*	Y	<0.0010
Cs	**0.0029**	Mg	<0.0010	Sb	<0.0010	Yb	<0.0010
Cu	**0.0023**	Mn	<0.0010	Sc	<0.0010	Zn	<0.0010
Dy	<0.0010	Mo	<0.0010	Se	<0.01	Zr	<0.0010
Er	<0.0010	Na	**0.0070**	Si	<0.1		
Eu	<0.0010	Nb	<0.0010	Sm	<0.0010	*: Not tested	

4.0 APPROVAL AND DATE OF CERTIFICATION:

Certification Approval: Daniel Boisvert, Chemist
Certification Date: December 10, 2021

Daniel Boisvert

ACCREDITED
Reference Material Producer
CERTIFICATE 2885.01

5.0 INTENDED USE / *UTILISATION PRÉVUE*:

- ICP Standards: For the calibration of, including but not limited to: ICP-AES, ICP-MS, FAAS, GFAA, XRF and DCP. / *Étalons ICP : Pour l'étalonnage d'instruments de mesure tels que: ICP-AES, ICP-MS, FAAS, GFAA, XRF et DCP.*
- AA Standards: For the calibration of Flame (FAAS) and Graphite Furnace (GFAA) Atomic Absorption Spectrometers. / *Étalons AA : Pour l'étalonnage de spectromètres d'absorption atomique flamme (GFAA) et four au graphite (GFAA).*
- Matrix Modifiers: For the optimization of analytical conditions to provide better Graphite Furnace Atomic Absorption (GFAA) instrument response and improved detection limits. / *Modificateur de matrice : Pour l'optimisation des conditions analytiques afin de fournir des meilleurs réponses instrumentales et limites de détection pour SAA four au graphite.*
- pH Standards: For the calibrating pH meters or for other wet chemistry applications. / *Étalons pH : Pour étalonnage de pH mètres et autres applications de chimie humide.*
- Conductivity Standards: For electrolytic conductivity measurement as a calibration standard. / *Étalons de conductivité : Comme étalon pour les mesures de conductivité électrolytiques.*
- IC Standards: for calibration of, but not limited to IC, HPLC, TLC, ISE, IR, NMR, MS, UV/VIS or other wet chemistry applications. / *Étalons IC : Pour étalonnage d'instruments tels que : IC, HPLC, TLC, ISE, IR, NMR, MS, UV/VIS et autres applications de chimie humide.*

For any inquiries, please contact **SCP SCIENCE**. / *Pour toute question, veuillez contacter **SCP SCIENCE**.*

6.0 INSTRUCTIONS FOR USE / *INSTRUCTIONS D'UTILISATION*:

Handling and Storage / Manutention et entreposage: Keep product tightly capped when not in use. The solution should be opened for a minimum amount of time necessary to dispense the amount required. Do not pipet or use directly from container. Do not return unused portions back to container. Store under normal laboratory conditions. Avoid exposure to excessive sources of heat and humidity or direct sunlight. / *Garder les contenants bien fermés lorsque non utilisés. Le contenant devrait être ouvert seulement pour le temps requis afin de prélever la quantité nécessaire. Ne pas pipetter ou utiliser directement du contenant. Ne pas retourner les portions non-utilisées dans le contentant. Conserver dans des conditions normales de laboratoire. Éviter l'exposition à des sources de chaleur et d'humidité excessives ou à l'exposition solaire directe.*

Stability / *Stabilité*: This Standard is guaranteed to be stable and accurate to within the specified uncertainty of measurement up to the unopened expiry date, if sealed, or up to the opened expiry date (when indicated), whichever comes first, provided the solution is kept tightly capped and stored under the indicated storage conditions. Purchasers will be notified of any significant changes resulting in re-certification or withdrawal of the product prior to the expiration date. / *La stabilité et l'exactitude de cet étalon sont garanties d'être à l'intérieur de l'incertitude de mesure, jusqu'à la date d'expiration de la bouteille non-ouverte, si scellée, ou jusqu'à la date d'expiration de la bouteille ouverte (si indiquée), en présumant que le contenant est maintenu fermé et gardé dans les conditions d'entreposage indiquées. Les acheteurs seront avisés dans le cas où il y aura des changements significatifs nécessitant une re-certification ou un rappel du produit avant la date d'expiration.*

7.0 HAZARDOUS INFORMATION / *INFORMATION SUR LES RISQUES POTENTIELS*:

Please refer to the associated Safety Data Sheet (SDS) for information regarding this product (available at www.SCPSCIENCE.com). / *SVP vous référer à la Fiche Signalétique applicable pour de l'information sur ce produit (Disponible à www.SCPSCIENCE.com).*

8.0 HOMOGENEITY / *HOMOGÉNÉITÉ:*

This solution has been blended according to an in-house procedure and its homogeneity is guaranteed to be fit for purpose when a sample size sufficient for the intended method of analysis is used. / *Cette solution a été préparée selon une procédure maison et nous assurons que sa homogénéité est approprié à l'emploi lorsqu'un échantillon suffisant pour la méthode d'analyse prévue est utilisé.*

9.0 TRACEABILITY / *TRAÇABILITÉ*:

This CRM (Certified Reference Material) is traceable to the NIST SRM (Standard Reference Material) indicated in section 2 through an unbroken chain of comparisons. In addition, balances used are regularly calibrated using weights which are traceable to NIST (National Institute of Standards and Technology) or NRC (National Research Council of Canada) standards. All conductivity meters used to analyze this standard have been regularly calibrated using a NIST or NRC traceable Thermometer and standards. All pH meters used to analyze this standard have been regularly calibrated using a NIST or NRC traceable thermometer and pH/MV simulator. / *Ce matériel de référence certifié est traçable au Matériel de Référence Standardisé de NIST indiqué à la section 2 par une chaine de comparaison ininterrompue. De plus, les balances utilisées sont étalonnées régulièrement en utilisant des poids qui sont traçables au NIST (National Institute of Standards and Technology) ou au CRNC (Conseil National de Recherches Canada). Tout conductimètre utilisé afin d'analyser cet étalon a été sujet à un étalonnage périodique utilisant des thermomètres et étalons traçables au NIST ou CNRC. Tout pH mètre utilisé afin d'analyser cet étalon a été sujet à un étalonnage périodique utilisant des thermomètres et un simulateur pH/MV traçables au NIST ou au CNRC.*

10.0 PREPARATION / *PRÉPARATION:*

For the preparation of these solutions, 18 meghom/cm double deionized water, high-purity acids and glassware calibrated to ASTM Class A specifications are used. / *Une eau de 18 meghom/cm doublement déionisé, de l'acide de haute pureté, ainsi que de la verrerie étalonnée afin de satisfaire les spécifications Classe A de ASTM ont été utilisés pour la préparation de cet étalon.*

11.0 QUALITY SYSTEM CERTIFICATIONS / *CERTIFICATIONS DE SYSTÈME QUALITÉ:*

ISO 9001 Certification / *Certification ISO 9001*: This standard was produced in a facility which operates under a **registered** ISO 9001 Quality Management System. Please consult our web site for a copy of the most recent revision of our certificate of registration. / *Cet étalon a été fabriqué dans un laboratoire qui utilise un Système de Gestion de la Qualité **enregistré** à la norme ISO 9001. Veuillez consulter notre site web pour obtenir la version la plus récente de notre certificat d'enregistrement.*

ISO 17025 Accreditation / *Accréditation ISO 17025*: **SCP SCIENCE (Corporate Headquarters)** operates an ISO 17025 **accredited** laboratory. Please consult our web site for a copy of the most recent revision of our certificate and scope of accreditation. / ***SCP SCIENCE (Siège social)** est **accréditée** ISO 17025. Veuillez consulter notre site web afin d'obtenir la plus récente version de notre certificat d'accréditation ainsi que la portée de notre accréditation.*

ISO 17034 Accreditation / *Accréditation ISO 17034* : SCP SCIENCE (Corporate Headquarters) is an ISO 17034 accredited Reference Material Producer. Please consult our website for a copy of our most recent certificate and scope of accreditation. / ***SCP SCIENCE (Siège social)** est un Fabricant de Matériaux de Référence Accrédité ISO 17034. Veuillez consulter notre site web afin d'obtenir la plus récente version de notre certificat d'accréditation ainsi que la portée de notre accréditation.*

CORPORATE HEADQUARTERS
21800 Clark Graham
Baie D'Urfé (Montréal), Quebec,
H9X 4B6 Canada
Phone: +1 (800) 361-6820
Fax: +1 (800) 253-5549

USA
3rd Party Distribution Center
348 Route 11, Champlain,
N.Y. 12919-4816

Phone: +1 (800) 361-6820
Fax: +1 (800) 253-5549

FRANCE
12 Ave. de Québec, Bat. IRIS
91140, Villebon-sur-Yvette

Phone: +33 (0) 1 69 18 71 17
Fax: +33 (0) 1 60 92 05 67

GERMANY
Alte Marktoberdorfer Straße 14, 87616
Marktoberdorf

Phone: +49 (0) 8342-89560-61
Fax: +49 (0) 8342-89560-69

Energy Laboratories Inc

Standard LOG

Standard ID:	ME211025A		
Standard Name	Te Stock	Type:	Primary
Date Prepared	10/25/2021	BY:	Stacy R. Hendricks
Date Expires:	10/25/2022		
Department	ME	Status:	Open
Vendor:	SCP Science		
Lot Number:	S200130018		
Balance ID:			
Comments:	Opened 10/25/2021; Expires 10/25/2022		

Chemical / Solvent Used	BottleNo	Amt	Units	Exp
ICP/ICPMS Standard Tellurium	14418	500	mL	10/25

Final Volume: 500 mL

Stock Source	**Base Units**	**Amount Added**
Analytes	**CAS**	Conc: **ug/mL**

SCP SCIENCE

Providing Innovative Solutions to Analytical Chemists

Certificate of Analysis

1.0 DESCRIPTION:

PlasmaCAL ICP/ICPMS Standard - Tellurium 1000 µg/ml

Catalogue Number: 140-051-520/-521/-525

Starting Material: Tellurium Metal 99.99+%

Lot Number: **S210615004**

Matrix: 10% HNO3 (See Section 3 for actual matrix)

Expiration Date (End of month): **June 2023** (or 15 months after bottle is opened, whichever comes first)

Te

2.0 CERTIFIED VALUES AND ASSOCIATED UNCERTAINTY:

Certified Concentration: **1005 µg/ml +/- 5 µg/ml**

958 µg/g +/- 5 µg/g

Method of analysis: Inductively Coupled Plasma Atomic Emission Spectroscopy (ICP-AES)

Traceability: NIST Standard Reference Material 3156 Lot: **140830**

Note: The uncertainty of the certified value has been calculated from applicable uncertainty contributors (u_i) including uncertainty established during characterization of the material (u_{char}), the between bottle variation (u_{bb}), short-term stability (u_{sts}) and long-term stability (u_{lts}) according to the model $u_c = \sqrt{(u_{char}^2 + u_{bb}^2 + u_{sts}^2 + u_{lts}^2)}$. This combined uncertainty has been further multiplied by a coverage factor (k) of 2 to provide a 95% confidence interval.

ID #: 14418
Opened:
ICP/ICPMS Standard Tellurium
Expires: 6/30/2023
Rec'd: 10/20/2021
Energy Laboratories Inc 1120 So. 27th Street
Billings MT 59107

3.0 REFERENCE VALUES:

Density: **1.049 g/ml @ 25.5 °C**

Actual Matrix: **10.0% (v/v) HNO3**

Trace Metal Impurities as tested by ICP-AES:

Element	Conc. (ppm)	Element	Conc. (ppm)	Element	Conc. (ppm)	Element	Conc. (ppm)
Ag	<0.0010	Fe	<0.0018	Nd	**0.0449**	Sn	<0.0010
Al	<0.0010	Ga	<0.0010	Ni	<0.0010	Sr	<0.0025
As	<0.0010	Gd	<0.0010	Os	<0.0010	Ta	<0.0010
Au	<0.0010	Ge	<0.0010	P	**0.0184**	Tb	<0.0010
B	<0.0015	Hf	<0.0010	Pb	<0.0010	Te	N/A
Ba	<0.0010	Hg	*	Pd	<0.0010	Th	<0.0010
Be	<0.0010	Ho	<0.0010	Pr	**0.0028**	Ti	<0.0012
Bi	<0.0010	In	**0.0020**	Pt	<0.0010	Tl	<0.0011
Ca	<0.0135	Ir	<0.0010	Rb	<0.0010	Tm	<0.0010
Cd	<0.0010	K	<0.0024	Re	<0.0010	U	<0.0010
Ce	<0.0010	La	<0.0010	Rh	<0.0010	V	<0.0010
Co	<0.0010	Li	<0.0010	Ru	<0.0010	W	<0.0020
Cr	<0.0010	Lu	<0.0010	S	*	Y	<0.0010
Cs	<0.0010	Mg	<0.0020	Sb	<0.0010	Yb	<0.0010
Cu	<0.0010	Mn	<0.0010	Sc	<0.0010	Zn	<0.0010
Dy	<0.0010	Mo	<0.0010	Se	<0.1	Zr	<0.0010
Er	<0.0010	Na	<0.0025	Si	<0.1		
Eu	<0.0010	Nb	<0.0010	Sm	<0.0010	*: Not tested	

4.0 APPROVAL AND DATE OF CERTIFICATION:

Certification Approval: Daniel Boisvert, Chemist

Certification Date: June 30, 2021

Daniel Boisvert

ACCREDITED Reference Material Producer CERTIFICATE 2885.01

5.0 INTENDED USE / *UTILISATION PRÉVUE*:

- ICP Standards: For the calibration of, including but not limited to: ICP-AES, ICP-MS, FAAS, GFAA, XRF and DCP. / *Étalons ICP : Pour l'étalonnage d'instruments de mesure tels que: ICP-AES, ICP-MS, FAAS, GFAA, XRF et DCP.*
- AA Standards: For the calibration of Flame (FAAS) and Graphite Furnace (GFAA) Atomic Absorption Spectrometers. / *Étalons AA : Pour l'étalonnage de spectromètres d'absorption atomique flamme (GFAA) et four au graphite (GFAA).*
- Matrix Modifiers: For the optimization of analytical conditions to provide better Graphite Furnace Atomic Absorption (GFAA) instrument response and improved detection limits. / *Modificateur de matrice : Pour l'optimisation des conditions analytiques afin de fournir des meilleurs réponses instrumentales et limites de détection pour SAA four au graphite.*
- pH Standards: For the calibrating pH meters or for other wet chemistry applications. / *Étalons pH : Pour étalonnage de pH mètres et autres applications de chimie humide.*
- Conductivity Standards: For electrolytic conductivity measurement as a calibration standard. / *Étalons de conductivité : Comme étalon pour les mesures de conductivité électrolytiques.*
- IC Standards: for calibration of, but not limited to IC, HPLC, TLC, ISE, IR, NMR, MS, UV/VIS or other wet chemistry applications. / *Étalons IC : Pour étalonnage d'instruments tels que : IC, HPLC, TLC, ISE, IR, NMR, MS, UV/VIS et autres applications de chimie humide.*

For any inquiries, please contact **SCP SCIENCE**. / *Pour toute question, veuillez contacter* ***SCP SCIENCE***.

6.0 INSTRUCTIONS FOR USE / *INSTRUCTIONS D'UTILISATION*:

Handling and Storage / Manutention et entreposage: Keep product tightly capped when not in use. The solution should be opened for a minimum amount of time necessary to dispense the amount required. Do not pipet or use directly from container. Do not return unused portions back to container. Store under normal laboratory conditions. Avoid exposure to excessive sources of heat and humidity or direct sunlight. / *Garder les contenants bien fermés lorsque non utilisés. Le contenant devrait être ouvert seulement pour le temps requis afin de prélever la quantité nécessaire. Ne pas pipetter ou utiliser directement du contenant. Ne pas retourner les portions non-utilisées dans le contentant. Conserver dans des conditions normales de laboratoire. Éviter l'exposition à des sources de chaleur et d'humidité excessives ou à l'exposition solaire directe.*

Stability / *Stabilité*: This Standard is guaranteed to be stable and accurate to within the specified uncertainty of measurement up to the unopened expiry date, if sealed, or up to the opened expiry date (when indicated), whichever comes first, provided the solution is kept tightly capped and stored under the indicated storage conditions. Purchasers will be notified of any significant changes resulting in re-certification or withdrawal of the product prior to the expiration date. / *La stabilité et l'exactitude de cet étalon sont garanties d'être à l'intérieur de l'incertitude de mesure, jusqu'à la date d'expiration de la bouteille non-ouverte, si scellée, ou jusqu'à la date d'expiration de la bouteille ouverte (si indiquée), en présumant que le contenant est maintenu fermé et gardé dans les conditions d'entreposage indiquées. Les acheteurs seront avisés dans le cas où il y aura des changements significatifs nécessitant une re-certification ou un rappel du produit avant la date d'expiration.*

7.0 HAZARDOUS INFORMATION / *INFORMATION SUR LES RISQUES POTENTIELS*:

Please refer to the associated Safety Data Sheet (SDS) for information regarding this product (available at www.SCPSCIENCE.com). / *SVP vous référer à la Fiche Signalétique applicable pour de l'information sur ce produit (Disponible à www.SCPSCIENCE.com).*

8.0 HOMOGENEITY / *HOMOGÉNÉITÉ:*

This solution has been blended according to an in-house procedure and its homogeneity is guaranteed to be fit for purpose when a sample size sufficient for the intended method of analysis is used. / *Cette solution a été préparée selon une procédure maison et nous assurons que sa homogénéité est approprié à l'emploi lorsqu'un échantillon suffisant pour la méthode d'analyse prévue est utilisé.*

9.0 TRACEABILITY / *TRAÇABILITÉ*:

This CRM (Certified Reference Material) is traceable to the NIST SRM (Standard Reference Material) indicated in section 2 through an unbroken chain of comparisons. In addition, balances used are regularly calibrated using weights which are traceable to NIST (National Institute of Standards and Technology) or NRC (National Research Council of Canada) standards. All conductivity meters used to analyze this standard have been regularly calibrated using a NIST or NRC traceable Thermometer and standards. All pH meters used to analyze this standard have been regularly calibrated using a NIST or NRC traceable thermometer and pH/MV simulator. / *Ce matériel de référence certifié est traçable au Matériel de Référence Standardisé de NIST indiqué à la section 2 par une chaine de comparaison ininterrompue. De plus, les balances utilisées sont étalonnées régulièrement en utilisant des poids qui sont traçables au NIST (National Institute of Standards and Technology) ou au CRNC (Conseil National de Recherches Canada). Tout conductimètre utilisé afin d'analyser cet étalon a été sujet à un étalonnage périodique utilisant des thermomètres et étalons traçables au NIST ou CNRC. Tout pH mètre utilisé afin d'analyser cet étalon a été sujet à un étalonnage périodique utilisant des thermomètres et un simulateur pH/MV traçables au NIST ou au CNRC.*

10.0 PREPARATION / *PRÉPARATION:*

For the preparation of these solutions, 18 meghom/cm double deionized water, high-purity acids and glassware calibrated to ASTM Class A specifications are used. / *Une eau de 18 meghom/cm doublement déionisé, de l'acide de haute pureté, ainsi que de la verrerie étalonnée afin de satisfaire les spécifications Classe A de ASTM ont été utilisés pour la préparation de cet étalon.*

11.0 QUALITY SYSTEM CERTIFICATIONS / *CERTIFICATIONS DE SYSTÈME QUALITÉ:*

ISO 9001 Certification / *Certification ISO 9001*: This standard was produced in a facility which operates under a **registered** ISO 9001 Quality Management System. Please consult our web site for a copy of the most recent revision of our certificate of registration. / *Cet étalon a été fabriqué dans un laboratoire qui utilise un Système de Gestion de la Qualité* ***enregistré*** *à la norme ISO 9001. Veuillez consulter notre site web pour obtenir la version la plus récente de notre certificat d'enregistrement.*

ISO 17025 Accreditation / *Accréditation ISO 17025*: SCP SCIENCE (Corporate Headquarters) operates an ISO 17025 **accredited** laboratory. Please consult our web site for a copy of the most recent revision of our certificate and scope of accreditation. / ***SCP SCIENCE (Siège social)*** *est* ***accréditée*** *ISO 17025. Veuillez consulter notre site web afin d'obtenir la plus récente version de notre certificat d'accréditation ainsi que la portée de notre accréditation.*

ISO 17034 Accreditation / *Accréditation ISO 17034* : SCP SCIENCE (Corporate Headquarters) is an ISO 17034 accredited Reference Material Producer. Please consult our website for a copy of our most recent certificate and scope of accreditation. / ***SCP SCIENCE (Siège social)*** *est un Fabricant de Matériaux de Référence Accrédité ISO 17034. Veuillez consulter notre site web afin d'obtenir la plus récente version de notre certificat d'accréditation ainsi que la portée de notre accréditation.*

CORPORATE HEADQUARTERS
21800 Clark Graham
Baie D'Urfé (Montréal), Quebec,
H9X 4B6 Canada
Phone: +1 (800) 361-6820
Fax: +1 (800) 253-5549

USA
3rd Party Distribution Center
348 Route 11, Champlain,
N.Y. 12919-4816
Phone: +1 (800) 361-6820
Fax: +1 (800) 253-5549

FRANCE
12 Ave. de Québec, Bat. IRIS
91140, Villebon-sur-Yvette
Phone: +33 (0) 1 69 18 71 17
Fax: +33 (0) 1 60 92 05 67

GERMANY
Alte Marktoberdorfer Straße 14, 87616
Marktoberdorf
Phone: +49 (0) 8342-89560-61
Fax: +49 (0) 8342-89560-69

Energy Laboratories Inc

Standard LOG

Standard ID: ME220114A TUNE SOLUTION
Standard Name: Tune Solution
Type: Secondary
Date Prepared: 1/14/2022
BY: Stacy R. Hendricks
Date Expires: 12/7/2022
Department: ME
Status: Open
Vendor:
Lot Number:
Balance ID:

Comments: All elements except Be at 10 ppb. Be is spiked at 210 ppb.

Chemical / Solvent Used	BottleNo	Amt	Units	Exp
Nitric Acid, 69.0-70.0%,0000282671	14178	5	mL	4/11/
Milli-Q H2O	391	493	mL	6/1/2
Multi Analyte Custom Grade Solution	13795	0.5	mL	12/7/
Beryliium Single Analyte Custom Grad	14679	0.2	mL	9/17/

Final Volume: 500 mL

Stock Source	Base Units	Amount Added
ME220114 TUNE S Tune Solution Stock	ug/mL	1 mL

Analytes	CAS	Conc: ug/mL

INORGANIC VENTURES
300 Technology Drive
Christiansburg, VA 24073 - USA
inorganicventures.com

CERTIFICATE OF ANALYSIS

tel: 800.669.2799 - 543.585.3030
fax: 540.585.3012
info@inorganicventures.com

1.0 ACCREDITATION / REGISTRATION

INORGANIC VENTURES is accredited to ISO 17034, "General Requirements for the Competence of Reference Material Producers" and ISO/IEC 17025, "General Requirements for the Competence of Testing and Calibration Laboratories". Inorganic Ventures is also an ISO 9001 registered manufacturer (QSR Certificate Number QSR-1034).

ACCREDITED Testing Laboratory Certificate 883.01
ACCREDITED Reference Material Producer Certificate 883.02

2.0 PRODUCT DESCRIPTION

Product Code:	Multi Analyte Custom Grade Solution
Catalog Number:	2008TS
Lot Number:	R2-MEB691898
Matrix:	3% (v/v) HNO3
Value / Analyte(s):	10 µg/mL ea: Beryllium, Cobalt, Indium, Magnesium, Lead

ID #: 13795
Opened:_____
Multi Analyte Custom Grade Solution
Expires: 4/8/2024
Rec'd: 4/29/2021
Energy Laboratories Inc 1120 So. 27th Street
Billings MT 59107

3.0 CERTIFIED VALUES AND UNCERTAINTIES

ANALYTE	CERTIFIED VALUE	ANALYTE	CERTIFIED VALUE
Beryllium, Be	10.01 ± 0.06 µg/mL	Cobalt, Co	10.01 ± 0.04 µg/mL
Indium, In	10.01 ± 0.04 µg/mL	Lead, Pb	10.01 ± 0.04 µg/mL
Magnesium, Mg	10.01 ± 0.05 µg/mL		

Density: 1.014 g/mL (measured at 20 ± 4 °C)

Assay Information:

ANALYTE	METHOD	NIST SRM#	SRM LOT#
Be	ICP Assay	3105a	090514
Co	EDTA	928	928
Co	ICP Assay	traceable to 3113	M2-CO661665
Co	Calculated		See Sec. 4.2
In	ICP Assay	3124a	110516
In	EDTA	928	928
In	Calculated		See Sec. 4.2
Mg	ICP Assay	3131a	140110
Mg	EDTA	928	928
Mg	Calculated		See Sec. 4.2
Pb	ICP Assay	3128	101026
Pb	EDTA	928	928
Pb	Calculated		See Sec. 4.2

The following equations are used in the calculation of the certified value and the uncertainty. Reported uncertainties represent expanded uncertainties expressed at approximately the 95% confidence level using a coverage factor of k = 2.

Characterization of CRM/RM by Two or More Methods

Certified Value, $X_{CRM/RM}$, where two or more methods of characterization are used is the weighted mean of the results:

$X_{CRM/RM} = \Sigma(w_i)(X_i)$

X_i = mean of Assay Method i with standard uncertainty $u_{char\ i}$

w_i = the weighting factors for each method calculated using the inverse square of the variance:

$w_i = (1/u_{char\ i})^2 / (\Sigma(1/(u_{char\ i})^2)$

CRM/RM Expanded Uncertainty (±) = $U_{CRM/RM} = k\,(u^2_{char} + u^2_{bb} + u^2_{lts} + u^2_{ts})^{1/2}$

k = coverage factor = 2

$u_{char} = [\Sigma((w_i)^2\,(u_{char\ i})^2)]^{1/2}$ where $u_{char\ i}$ are the errors from each characterization method

u_{bb} = bottle to bottle homogeneity standard uncertainty

u_{lts} = long term stability standard uncertainty (storage)

u_{ts} = transport stability standard uncertainty

Characterization of CRM/RM by One Method

Certified Value, $X_{CRM/RM}$, where one method of characterization is used is the mean of individual results:

$X_{CRM/RM} = (X_a)\,(u_{char\ a})$

X_a = mean of Assay Method A with

$u_{char\ a}$ = the standard uncertainty of characterization Method A

CRM/RM Expanded Uncertainty (±) = $U_{CRM/RM} = k\,(u^2_{char\ a} + u^2_{bb} + u^2_{lts} + u^2_{ts})^{1/2}$

k = coverage factor = 2

$u_{char\ a}$ = the errors from characterization

u_{bb} = bottle to bottle homogeneity standard uncertainty

u_{lts} = long term stability standard uncertainty (storage)

u_{ts} = transport stability standard uncertainty

4.0 TRACEABILITY TO NIST

- This product is traceable to NIST via an unbroken chain of comparisons. The uncertainties for each certified value are reported, taking into account the SRM/RM uncertainty error and the measurement, weighing and volume dilution errors. In rare cases where no NIST SRM/RM are available, the term 'in-house std.' is specified.

4.1 Thermometer Calibration

- All thermometers are NIST traceable through thermometers that are calibrated by an accredited calibration laboratory.

4.2 Balance Calibration

- All analytical balances are calibrated by an accredited calibration laboratory and procedure. The weights used for testing are annually compared to master weights and are traceable to NIST.

4.3 Glassware Calibration

- An in-house procedure is used to calibrate all Class A glassware used in the manufacturing and quality control of CRM/RMs.

5.0 TRACE METALLIC IMPURITIES (TMI) DETERMINED BY ICP-MS AND ICP-OES (µg/mL)

N/A

6.0 INTENDED USE

- For the calibration of analytical instruments and validation of analytical methods as appropriate.

7.0 INSTRUCTIONS FOR THE CORRECT USE OF THIS REFERENCE MATERIAL

7.1 Storage and Handling Recommendations

- Store between approximately 4° - 30° C while in sealed TCT bag.

- While stored in the sealed TCT bag, transpiration of this CRM/RM is negligible. After opening the sealed TCT bag transpiration of the CRM/RM will occur, resulting in a gradual increase in the analyte concentration(s). It is the responsibility of the user to account for this effect. When the bottle is weighed both before and after being placed in storage, the mass difference observed will be a measure of transpiration mass loss.

- After opening the sealed TCT bag, keep cap tightly sealed when not in use and store between 4° - 24° C to minimize the effects of transpiration. Use at 20° ± 4° C to minimize volumetric dilution error when using the reported density. Do not pipette from the container. Do not return removed aliquots to container.

- For more information, visit **www.inorganicventures.com/TCT**

8.0 HAZARDOUS INFORMATION

- Please refer to the Safety Data Sheet for information regarding this CRM/RM.

9.0 HOMOGENEITY

- This solution was mixed according to an in-house procedure and is guaranteed to be homogeneous. Homogeneity data indicate that the end user should take a minimum sample size of 0.2 mL to assure homogeneity.

10.0 QUALITY STANDARD DOCUMENTATION

10.1 ISO 9001 Quality Management System Registration

- QSR Certificate Number QSR-1034

10.2 ISO/IEC 17025 "General Requirements for the Competence of Testing and Calibration Laboratories"

- Chemical Testing - Accredited / A2LA Certificate Number 883.01

10.3 ISO 17034 "General Requirements for the Competence of Reference Material Producers"

- Reference Material Producer - Accredited / A2LA Certificate Number 883.02

Inorganic Ventures, 300 Technology Drive, Christiansburg, Va. 24073, USA; Telephone: 800.669.6799; 540.585.3030, Fax: 540.585.3012; inorganicventures.com; info@inorganicventures.com

11.0 CERTIFICATION, LOT EXPIRATION AND PERIOD OF VALIDITY

11.1 Certification Issue Date

April 08, 2020

- The certification is valid within the measurement uncertainty specified provided the CRM/RM is stored and handled in accordance with instructions given in Sec 7.1. This certification is nullified if instructions in Sec 7.1 are not followed or if the CRM/RM is damaged, contaminated, or otherwise modified.

11.2 Lot Expiration Date

- April 08, 2024

- The date after which this CRM/RM should not be used.

- The lot expiration date reflects the period of time that the stability of a CRM/RM can be supported by long term stability studies conducted on properly stored and handled CRM/RMs. Lot expiration is limited primarily by transpiration (loss of water from the solution) and infrequently by chemical stability.

11.3 Period of Validity

- Sealed TCT Bag Open Date: _____

- This CRM/RM should not be used longer than one year (or six months in the case of a 30 mL bottle) from the date of opening the aluminized bag or after the date given in Sec. 11.2, whichever comes first. This is contingent upon the CRM/RM being stored and handled in accordance with the instructions given in Sec. 7.1.

12.0 NAMES AND SIGNATURES OF CERTIFYING OFFICERS

Certificate Approved By:

Michael Booth
Manager, Quality Control

Michael J Booth

Certifying Officer:

Paul Gaines
CEO, Senior Technical Director

Paul R Gaines

INORGANIC VENTURES™
Refine your results. Redefine your industry.

Certificate of Analysis

300 Technology Drive
Christiansburg, VA 24073 USA
inorganicventures.com

P: 800-669-6799/540-585-3030
F: 540-585-3012
info@inorganicventures.com

1.0 ACCREDITATION / REGISTRATION

INORGANIC VENTURES is accredited to ISO 17034, "General Requirements for the Competence of Reference Material Producers" and ISO/IEC 17025, "General Requirements for the Competence of Testing and Calibration Laboratories". Inorganic Ventures is also an ISO 9001 registered manufacturer (QSR Certificate Number QSR-1034).

ACCREDITED Testing Laboratory Certificate 883.01 — ACCREDITED Reference Material Producer Certificate 883.02

2.0 PRODUCT DESCRIPTION

Product Code:	Single Analyte Custom Grade Solution
Catalog Number:	CGBE1
Lot Number:	S2-BE708103
Matrix:	3% (v/v) HNO3
Value / Analyte(s):	1 000 µg/mL ea: Beryllium
Starting Material:	Beryllium Acetate
Starting Material Lot#:	2354
Starting Material Purity:	99.9997%

ID #: 14679
Opened: _____
Beryllium Single Analyte Custom Grade Solut
Expires: 9/17/2026
Rec'd: 12/28/2021
Energy Laboratories Inc 1120 So. 27th Street
Billings MT 59107

3.0 CERTIFIED VALUES AND UNCERTAINTIES

Certified Value: 1002 ± 5 µg/mL

Density: 1.020 g/mL (measured at 20 ± 4 °C)

Assay Information:

Assay Method #1	**1003 ± 5 µg/mL** ICP Assay NIST SRM 3105a Lot Number: 090514
Assay Method #2	**1002 ± 6 µg/mL** Calculated NIST SRM Lot Number: See Sec. 4.2

- The Calculated Value is a value calculated from the weight of a starting material that has been certified directly vs. a National Institute of Standards and Technology (NIST) SRM/RM. See Sec 4.2 for balance traceability.

The following equations are used in the calculation of the certified value and the uncertainty. Reported uncertainties represent expanded uncertainties expressed at approximately the 95% confidence level using a coverage factor of k = 2.

Characterization of CRM/RM by Two or More Methods

Certified Value, $X_{CRM/RM}$, where two or more methods of characterization are used is the weighted mean of the results:

$X_{CRM/RM} = \Sigma(w_i)(X_i)$

X_i = mean of Assay Method i with standard uncertainty $u_{char\ i}$

w_i = the weighting factors for each method calculated using the inverse square of the variance:

$w_i = (1/u_{char\ i})^2 / (\Sigma(1/(u_{char\ i})^2)$

CRM/RM Expanded Uncertainty (±) = $U_{CRM/RM} = k\,(u^2_{char} + u^2_{bb} + u^2_{lts} + u^2_{ts})^{½}$

k = coverage factor = 2

$u_{char} = [\Sigma((w_i)^2\,(u_{char\ i})^2)]^{½}$ where $u_{char\ i}$ are the errors from each characterization method

u_{bb} = bottle to bottle homogeneity standard uncertainty

u_{lts} = long term stability standard uncertainty (storage)

u_{ts} = transport stability standard uncertainty

Characterization of CRM/RM by One Method

Certified Value, $X_{CRM/RM}$, where one method of characterization is used is the mean of individual results:

$X_{CRM/RM} = (X_a)\,(u_{char\ a})$

X_a = mean of Assay Method A with

$u_{char\ a}$ = the standard uncertainty of characterization Method A

CRM/RM Expanded Uncertainty (±) = $U_{CRM/RM} = k\,(u^2_{char\ a} + u^2_{bb} + u^2_{lts} + u^2_{ts})^{½}$

k = coverage factor = 2

$u_{char\ a}$ = the errors from characterization

u_{bb} = bottle to bottle homogeneity standard uncertainty

u_{lts} = long term stability standard uncertainty (storage)

u_{ts} = transport stability standard uncertainty

4.0 TRACEABILITY TO NIST

- This product is traceable to NIST via an unbroken chain of comparisons. The uncertainties for each certified value are reported, taking into account the SRM/RM uncertainty error and the measurement, weighing and volume dilution errors. In rare cases where no NIST SRM/RM are available, the term 'in-house std.' is specified.

4.1 Thermometer Calibration

- All thermometers are NIST traceable through thermometers that are calibrated by an accredited calibration laboratory.

4.2 Balance Calibration

- All analytical balances are calibrated by an accredited calibration laboratory and procedure. The weights used for testing are annually compared to master weights and are traceable to NIST.

4.3 Glassware Calibration

- An in-house procedure is used to calibrate all Class A glassware used in the manufacturing and quality control of CRM/RMs.

5.0 TRACE METALLIC IMPURITIES (TMI) DETERMINED BY ICP-MS AND ICP-OES (µg/mL)

CRM/RMs are tested for trace metallic impurities by Axial ICP-OES and ICP-MS. The result from the most sensitive method for each element, is reported below. Solutions tested by ICP-MS were analyzed in an ULPA-Filtered Clean Room. An ULPA-Filter is 99.9985% efficient for the removal of particles down to 0.3 µm.

M	Ag	<	0.000940	M	Eu	<	0.000240	O	Na		0.003944	M	Se	<	0.018000	O	Zn	0.001126
M	Al		0.005019	O	Fe		0.001024	M	Nb	<	0.000240	O	Si		0.021513	M	Zr	< 0.000470
M	As	<	0.005500	M	Ga	<	0.000710	M	Nd	<	0.000240	M	Sm	<	0.000240			
M	Au	<	0.000240	M	Gd	<	0.000240	M	Ni	<	0.004700	M	Sn	<	0.003300			
M	B	<	0.045000	M	Ge	<	0.003100	M	Os	<	0.000240	M	Sr	<	0.001900			
M	Ba	<	0.001900	M	Hf	<	0.000240	O	P	<	0.130000	M	Ta	<	0.000240			
s	Be	<		M	Hg	<	0.000470	M	Pb	<	0.000470	M	Tb	<	0.000240			
M	Bi	<	0.003300	M	Ho	<	0.000240	M	Pd	<	0.000470	M	Te	<	0.009700			
O	Ca		0.002919	M	In	<	0.001900	M	Pr	<	0.000240	M	Th	<	0.000240			
M	Cd	<	0.000470	M	Ir	<	0.000240	M	Pt	<	0.000240	O	Ti	<	0.003600			
M	Ce	<	0.000240	M	K		0.004968	M	Rb	<	0.001500	M	Tl	<	0.000240			
O	Co	<	0.002100	M	La	<	0.000240	M	Re	<	0.000240	M	Tm	<	0.000240			
O	Cr	<	0.002100	M	Li	<	0.002200	M	Rh	<	0.000240	M	U	<	0.000240			
M	Cs		0.000133	M	Lu	<	0.000240	M	Ru	<	0.000710	M	V	<	0.001500			
O	Cu	<	0.013000	O	Mg		0.000819	i	S	<		M	W	<	0.001700			
M	Dy	<	0.000240	O	Mn	<	0.001900	M	Sb	<	0.000940	M	Y	<	0.000940			
M	Er	<	0.000240	M	Mo	<	0.001700	M	Sc	<	0.003600	M	Yb	<	0.000240			

M - Checked by ICP-MS O - Checked by ICP-OES i - Spectral Interference
n - Not Checked For s - Solution Standard Element

6.0 INTENDED USE

- For the calibration of analytical instruments and validation of analytical methods as appropriate.

7.0 INSTRUCTIONS FOR THE CORRECT USE OF THIS REFERENCE MATERIAL

7.1 Storage and Handling Recommendations

- Store between approximately 4° - 30° C while in sealed TCT bag.

- While stored in the sealed TCT bag, transpiration of this CRM/RM is negligible. After opening the sealed TCT bag transpiration of the CRM/RM will occur, resulting in a gradual increase in the analyte concentration(s). It is the responsibility of the user to account for this effect. When the bottle is weighed both before and after being placed in storage, the mass difference observed will be a measure of transpiration mass loss.

- After opening the sealed TCT bag, keep cap tightly sealed when not in use and store between 4° - 24° C to minimize the effects of transpiration. Use at 20° ± 4° C to minimize volumetric dilution error when using the reported density. Do not pipette from the container. Do not return removed aliquots to container.

- For more information, visit **www.inorganicventures.com/TCT**

Atomic Weight; Valence; Coordination Number; Chemical Form in Solution - 9.01 ; +2 ; 4 ; $Be(H_2O)_4^{+2}$

Chemical Compatibility -Soluble in HCl, HNO_3, H_2SO_4 and HF aqueous matrices. Stable with all metals and inorganic anions.

Stability - 2-100 ppb levels stable for months in 1 % HNO_3 / LDPE container. 1-10,000 ppm solutions chemically stable for years in 5-10 % HNO_3 / LDPE container.

Be Containing Samples (Preparation and Solution) - Meta l(is best dissolved in diluted H_2SO_4); BeO (boiling nitric, hydrochloric, or sulfuric acids or $KHSO_4$ fusion); Ores (H_2SO_4/HF digestion or carbonate fusion in Pt0); Organic Matrices (sulfuric/peroxide digestion or nitric/sulfuric/perchloric acid decomposition, or dry ash and dissolution according to the BeO procedure above).

Atomic Spectroscopic Information (ICP-OES D.L.s are given as radial/axial view):

Technique/Line	**Estimated D.L.**	**Order**	**Interferences** (underlined indicates severe)
ICP-MS 9 amu	4 ppt	N/A	
ICP-OES 234.861 nm	0.0003/0.00016 µg/mL	1	Fe, Ta, Mo
ICP-OES 313.042 nm	0.0003/0.00009 µg/mL	1	V, Ce, U
ICP-OES 313.107 nm	0.0007/0.0005 µg/mL	1	Ce, Th, Tm

8.0 HAZARDOUS INFORMATION

- Please refer to the Safety Data Sheet for information regarding this CRM/RM.

9.0 HOMOGENEITY

- This solution was mixed according to an in-house procedure and is guaranteed to be homogeneous. Homogeneity data indicate that the end user should take a minimum sample size of 0.2 mL to assure homogeneity.

10.0 QUALITY STANDARD DOCUMENTATION

10.1 ISO 9001 Quality Management System Registration

- QSR Certificate Number QSR-1034

10.2 ISO/IEC 17025 "General Requirements for the Competence of Testing and Calibration Laboratories"

- Chemical Testing - Accredited / A2LA Certificate Number 883.01

10.3 ISO 17034 "General Requirements for the Competence of Reference Material Producers"

- Reference Material Producer - Accredited / A2LA Certificate Number 883.02

Inorganic Ventures, 300 Technology Drive, Christiansburg, Va. 24073, USA; Telephone: 800.669.6799; 540.585.3030, Fax: 540.585.3012; inorganicventures.com; info@inorganicventures.com

11.0 CERTIFICATION, LOT EXPIRATION AND PERIOD OF VALIDITY

11.1 Certification Issue Date

September 17, 2021

- The certification is valid within the measurement uncertainty specified provided the CRM/RM is stored and handled in accordance with instructions given in Sec 7.1. This certification is nullified if instructions in Sec 7.1 are not followed or if the CRM/RM is damaged, contaminated, or otherwise modified.

11.2 Lot Expiration Date

- September 17, 2026

- The date after which this CRM/RM should not be used.

- The lot expiration date reflects the period of time that the stability of a CRM/RM can be supported by long term stability studies conducted on properly stored and handled CRM/RMs. Lot expiration is limited primarily by transpiration (loss of water from the solution) and infrequently by chemical stability.

11.3 Period of Validity

- Sealed TCT Bag Open Date: _____

- This CRM/RM should not be used longer than one year (or six months in the case of a 30 mL bottle) from the date of opening the aluminized bag or after the date given in Sec. 11.2, whichever comes first. This is contingent upon the CRM/RM being stored and handled in accordance with the instructions given in Sec. 7.1.

12.0 NAMES AND SIGNATURES OF CERTIFYING OFFICERS

Certificate Approved By:

Michael Booth
Director, Quality Control

Michael J Booth

Certifying Officer:

Paul Gaines
Chairman / Senior Technical Director

Paul R Gaines

Energy Laboratories Inc

Standard LOG

Standard ID: ME220114 TUNE STOCK
Standard Name: Tune Solution Stock
Date Prepared: 1/14/2022
Date Expires: 12/22/2022
Department: ME
Vendor:
Lot Number:
Balance ID:

Type: Secondary
BY: Stacy R. Hendricks
Status: Open

Comments: Solution is 1% HNO3 preserved

Chemical / Solvent Used	BottleNo	Amt	Units	Exp
Nitric Acid Instra Analyzed 000026478	13061	5	mL	5/12/
Milli-Q H2O	391	482.25	mL	6/1/2
Yittrium Single Analyte Custom Grade	14210	2.5	mL	1/25/
Cerium PlasmaCal Standard	14327	2.5	mL	12/22
Cobalt Single Analyte Custom Grade S	14683	2.5	mL	3/22/
Lithium Single Analyte Custom Grade	14687	2.5	mL	2/11/
Magnesium Single Analyte Custom Gr	14688	0.25	mL	4/23/
Thallium Single Analyte Custom Grade	14693	2.5	mL	8/5/2

Final Volume: 500 mL

Stock Source **Base Units** **Amount Added**

Analytes **CAS** Conc: **ug/mL**

INORGANIC VENTURES
300 Technology Drive
Christiansburg, VA 24073 • USA
inorganicventures.com

CERTIFICATE OF ANALYSIS

tel: 800.669.6799 • 540.585.3030
fax: 540.585.3012
info@inorganicventures.com

1.0 ACCREDITATION / REGISTRATION

INORGANIC VENTURES is accredited to ISO 17034, "General Requirements for the Competence of Reference Material Producers" and ISO/IEC 17025, "General Requirements for the Competence of Testing and Calibration Laboratories". Inorganic Ventures is also an ISO 9001 registered manufacturer (QSR Certificate Number QSR-1034).

ACCREDITED Testing Laboratory Certificate 883.01 ACCREDITED Reference Material Producer Certificate 883.02

2.0 PRODUCT DESCRIPTION

Product Code:	Single Analyte Custom Grade Solution
Catalog Number:	CGY1
Lot Number:	S2-Y700840
Matrix:	2% (v/v) HNO3
Value / Analyte(s):	1 000 µg/mL ea: Yttrium
Starting Material:	Yttrium Oxide
Starting Material Lot#:	623052
Starting Material Purity:	99.9991%

3.0 CERTIFIED VALUES AND UNCERTAINTIES

Certified Value: 1000 ± 4 µg/mL

Density: 1.011 g/mL (measured at 20 ± 4 °C)

Assay Information:

Assay Method #1	**999 ± 3 µg/mL** EDTA NIST SRM 928 Lot Number: 928
Assay Method #2	**1000 ± 5 µg/mL** ICP Assay NIST SRM 3167a Lot Number: 120314
Assay Method #3	**1001 ± 3 µg/mL** Calculated NIST SRM Lot Number: See Sec. 4.2

- The Calculated Value is a value calculated from the weight of a starting material that has been certified directly vs. a National Institute of Standards and Technology (NIST) SRM/RM. See Sec 4.2 for balance traceability.

The following equations are used in the calculation of the certified value and the uncertainty. Reported uncertainties represent expanded uncertainties expressed at approximately the 95% confidence level using a coverage factor of k = 2.

ID #: 14210
Opened:_____
Yttrium Single Analyte Custom Grade Solutio
Expires: 1/25/2025
Rec'd: 8/27/2021
Energy Laboratories Inc 1120 So. 27th Street
Billings MT 59107

Characterization of CRM/RM by Two or More Methods

Certified Value, $X_{CRM/RM}$, where two or more methods of characterization are used is the weighted mean of the results:

$X_{CRM/RM} = \Sigma(w_i)(X_i)$

X_i = mean of Assay Method i with standard uncertainty $u_{char\ i}$

w_i = the weighting factors for each method calculated using the inverse square of the variance:

$w_i = (1/u_{char\ i})^2 / (\Sigma(1/(u_{char\ i})^2)$

CRM/RM Expanded Uncertainty (±) $= U_{CRM/RM} = k\,(u^2_{char} + u^2_{bb} + u^2_{lts} + u^2_{ts})^{1/2}$

k = coverage factor = 2

$u_{char} = [\Sigma((w_i)^2 (u_{char\ i})^2)]^{1/2}$ where $u_{char\ i}$ are the errors from each characterization method

u_{bb} = bottle to bottle homogeneity standard uncertainty

u_{lts} = long term stability standard uncertainty (storage)

u_{ts} = transport stability standard uncertainty

Characterization of CRM/RM by One Method

Certified Value, $X_{CRM/RM}$, where one method of characterization is used is the mean of individual results:

$X_{CRM/RM} = (X_a)(u_{char\ a})$

X_a = mean of Assay Method A with

$u_{char\ a}$ = the standard uncertainty of characterization Method A

CRM/RM Expanded Uncertainty (±) $= U_{CRM/RM} = k\,(u^2_{char\ a} + u^2_{bb} + u^2_{lts} + u^2_{ts})^{1/2}$

k = coverage factor = 2

$u_{char\ a}$ = the errors from characterization

u_{bb} = bottle to bottle homogeneity standard uncertainty

u_{lts} = long term stability standard uncertainty (storage)

u_{ts} = transport stability standard uncertainty

4.0 TRACEABILITY TO NIST

- This product is traceable to NIST via an unbroken chain of comparisons. The uncertainties for each certified value are reported, taking into account the SRM/RM uncertainty error and the measurement, weighing and volume dilution errors. In rare cases where no NIST SRM/RM are available, the term 'in-house std.' is specified.

4.1 Thermometer Calibration

- All thermometers are NIST traceable through thermometers that are calibrated by an accredited calibration laboratory.

4.2 Balance Calibration

- All analytical balances are calibrated by an accredited calibration laboratory and procedure. The weights used for testing are annually compared to master weights and are traceable to NIST.

4.3 Glassware Calibration

- An in-house procedure is used to calibrate all Class A glassware used in the manufacturing and quality control of CRM/RMs.

5.0 TRACE METALLIC IMPURITIES (TMI) DETERMINED BY ICP-MS AND ICP-OES (µg/mL)

CRM/RMs are tested for trace metallic impurities by Axial ICP-OES and ICP-MS. The result from the most sensitive method for each element, is reported below. Solutions tested by ICP-MS were analyzed in an ULPA-Filtered Clean Room. An ULPA-Filter is 99.9985% efficient for the removal of particles down to 0.3 µm.

M	Ag	<	0.038000	M	Eu		0.002235	O	Na	<	0.060000	M	Se	<	0.027000	O	Zn	0.002642
O	Al	<	0.016000	O	Fe		0.000193	M	Nb	<	0.000570	O	Si		0.003658	O	Zr	< 0.012000
M	As	<	0.002300	M	Ga	<	0.000570	M	Nd	<	0.000570	M	Sm	<	0.000570			
M	Au	<	0.008000	M	Gd	<	0.000570	M	Ni	<	0.004600	M	Sn	<	0.001800			
O	B	<	0.022000	M	Ge	<	0.001200	M	Os	<	0.000570	O	Sr	<	0.003100			
M	Ba	<	0.001200	M	Hf	<	0.000570	n	P	<		M	Ta	<	0.000570			
O	Be	<	0.002900	M	Hg	<	0.002900	M	Pb		0.000833	M	Tb	<	0.000570			
M	Bi	<	0.005600	M	Ho		0.001524	i	Pd	<		M	Te	<	0.006900			
O	Ca		0.000304	M	In	<	0.002500	M	Pr	<	0.000570	M	Th	<	0.000570			
M	Cd	<	0.000570	M	Ir	<	0.000570	M	Pt	<	0.000570	M	Ti	<	0.005700			
M	Ce	<	0.000570	O	K		0.001117	M	Rb	<	0.001400	M	Tl	<	0.000570			
M	Co	<	0.000570	M	La	<	0.000570	M	Re	<	0.000570	M	Tm	<	0.001200			
M	Cr	<	0.003500	O	Li	<	0.004200	M	Rh	<	0.011000	M	U	<	0.000570			
M	Cs	<	0.005700	M	Lu	<	0.000570	M	Ru	<	0.000570	O	V	<	0.013000			
M	Cu		0.000365	O	Mg		0.000223	n	S	<		M	W	<	0.006900			
M	Dy		0.000508	O	Mn	<	0.001400	M	Sb		0.000365	s	Y	<				
M	Er		0.000197	M	Mo	<	0.006200	O	Sc	<	0.011000	M	Yb	<	0.003500			

M - Checked by ICP-MS O - Checked by ICP-OES i - Spectral Interference
n - Not Checked For s - Solution Standard Element

6.0 INTENDED USE

- For the calibration of analytical instruments and validation of analytical methods as appropriate.

7.0 INSTRUCTIONS FOR THE CORRECT USE OF THIS REFERENCE MATERIAL

7.1 Storage and Handling Recommendations

- Store between approximately 4° - 30° C while in sealed TCT bag.

- While stored in the sealed TCT bag, transpiration of this CRM/RM is negligible. After opening the sealed TCT bag transpiration of the CRM/RM will occur, resulting in a gradual increase in the analyte concentration(s). It is the responsibility of the user to account for this effect. When the bottle is weighed both before and after being placed in storage, the mass difference observed will be a measure of transpiration mass loss.

- After opening the sealed TCT bag, keep cap tightly sealed when not in use and store between 4° - 24° C to minimize the effects of transpiration. Use at 20° ± 4° C to minimize volumetric dilution error when using the reported density. Do not pipette from the container. Do not return removed aliquots to container.

- For more information, visit **www.inorganicventures.com/TCT**

Atomic Weight; Valence; Coordination Number; Chemical Form in Solution - 88.91 +3 6 Y(OH)(H2O)x+2

Chemical Compatibility -Soluble in HCl, H2SO4 and HNO3. Avoid HF, H3PO4 and neutral to basic media. Stable with most metals and inorganic anions forming an insoluble carbonate, oxide, oxalate, and fluoride. Avoid mixing with elements / solutions containing moderate amounts of fluoride.

Stability - 2-100 ppb levels stable for months in 1% HNO3 / LDPE container. 1-10,000 ppm solutions chemically stable for years in 2-5% HNO3 / LDPE container.

Y Containing Samples (Preparation and Solution) - Metal (Soluble in acids); Oxide (Dissolve by heating in H2O/ HNO3); Ores (Carbonate fusion in Pt0 followed by HCl dissolution); Organic Matrices (Dry ash and dissolve in 1:1 H2O / HCl or HNO3).

Atomic Spectroscopic Information (ICP-OES D.L.s are given as radial/axial view):

Technique/Line	**Estimated D.L.**	**Order**	**Interferences** (underlined indicates severe)
ICP-MS 89 amu	0.8 ppt	N/A	73Ge16O, 178Hf+2
ICP-OES 360.073 nm	0.005 / 0.000036 µg/mL	1	Ce, Th
ICP-OES 371.030 nm	0.004 / 0.00007 µg/mL	1	Ce
ICP-OES 377.433 nm	0.005 / 0.0009 µg/mL	1	Ta, Th

8.0 HAZARDOUS INFORMATION

- Please refer to the Safety Data Sheet for information regarding this CRM/RM.

9.0 HOMOGENEITY

- This solution was mixed according to an in-house procedure and is guaranteed to be homogeneous. Homogeneity data indicate that the end user should take a minimum sample size of 0.2 mL to assure homogeneity.

10.0 QUALITY STANDARD DOCUMENTATION

10.1 ISO 9001 Quality Management System Registration

- QSR Certificate Number QSR-1034

10.2 ISO/IEC 17025 "General Requirements for the Competence of Testing and Calibration Laboratories"

- Chemical Testing - Accredited / A2LA Certificate Number 883.01

10.3 ISO 17034 "General Requirements for the Competence of Reference Material Producers"

- Reference Material Producer - Accredited / A2LA Certificate Number 883.02

Inorganic Ventures, 300 Technology Drive, Christiansburg, Va. 24073, USA; Telephone: 800.669.6799; 540.585.3030, Fax: 540.585.3012; inorganicventures.com; info@inorganicventures.com

11.0 CERTIFICATION, LOT EXPIRATION AND PERIOD OF VALIDITY

11.1 Certification Issue Date

January 25, 2021

- The certification is valid within the measurement uncertainty specified provided the CRM/RM is stored and handled in accordance with instructions given in Sec 7.1. This certification is nullified if instructions in Sec 7.1 are not followed or if the CRM/RM is damaged, contaminated, or otherwise modified.

11.2 Lot Expiration Date

- January 25, 2025

- The date after which this CRM/RM should not be used.

- The lot expiration date reflects the period of time that the stability of a CRM/RM can be supported by long term stability studies conducted on properly stored and handled CRM/RMs. Lot expiration is limited primarily by transpiration (loss of water from the solution) and infrequently by chemical stability.

11.3 Period of Validity

- Sealed TCT Bag Open Date: _____

- This CRM/RM should not be used longer than one year (or six months in the case of a 30 mL bottle) from the date of opening the aluminized bag or after the date given in Sec. 11.2, whichever comes first. This is contingent upon the CRM/RM being stored and handled in accordance with the instructions given in Sec. 7.1.

12.0 NAMES AND SIGNATURES OF CERTIFYING OFFICERS

Certificate Approved By:

Michael Booth
Director, Quality Control

Michael J Booth

Certifying Officer:

Paul Gaines
Chairman / Senior Technical Director

Paul R Gaines

SCP SCIENCE

Providing Innovative Solutions to Analytical Chemists

Certificate of Analysis

1.0 DESCRIPTION:

	***Plasma*CAL ICP/ICPMS Standard - Cerium 1000 µg/ml**
Catalogue Number:	140-051-580/-581/-585
Starting Material:	Cerium(III) Nitrate Hexahydrate 99.99+%
Lot Number:	**S210208003**
Matrix:	4% HNO_3 (See Section 3 for actual matrix)
Expiration Date (End of month):	**February 2023** (or 15 months after bottle is opened, whichever comes first)

Ce

2.0 CERTIFIED VALUES AND ASSOCIATED UNCERTAINTY:

Certified Concentration: **1003 µg/ml +/- 4 µg/ml**
982 µg/g +/- 4 µg/g

Method of analysis: Inductively Coupled Plasma Atomic Emission Spectroscopy (ICP-AES)

Traceability: NIST Standard Reference Material 3110 Lot: **090504**

Note: The uncertainty of the certified value has been calculated from applicable uncertainty contributors (u_i) including uncertainty established during characterization of the material (u_{char}), the between bottle variation (u_{bb}), short-term stability (u_{sts}) and long-term stability (u_{lts}) according to the model $u_c = \sqrt{(u_{char}^2 + u_{bb}^2 + u_{sts}^2 + u_{lts}^2)}$. This combined uncertainty has been further multiplied by a coverage factor (k) of 2 to provide a 95% confidence interval.

3.0 REFERENCE VALUES:

Density: **1.021 g/ml @ 22.5 °C**

Actual Matrix: **4.0% (v/v) HNO_3**

ID #: 14327
Opened: _____
Cerium PlasmaCal Standard
Expires: 2/28/2023
Rec'd: 9/29/2021
Energy Laboratories Inc 1120 So. 27th Street
Billings MT 59107

Trace Metal Impurities as tested by ICP-MS:

Element	Conc. (ppm)	Element	Conc. (ppm)	Element	Conc. (ppm)	Element	Conc. (ppm)
Ag	<0.0010	Fe	<0.0018	Nd	**0.0102**	Sn	<0.0010
Al	**0.0148**	Ga	**0.0526**	Ni	**0.0064**	Sr	<0.0025
As	<0.0010	Gd	<0.0010	Os	<0.0010	Ta	<0.0010
Au	<0.0010	Ge	<0.0010	P	<0.0132	Tb	<0.0010
B	<0.0015	Hf	<0.0010	Pb	<0.0010	Te	<0.0010
Ba	<0.0010	Hg	*	Pd	<0.0010	Th	<0.0010
Be	<0.0010	Ho	<0.0010	Pr	**0.0235**	Ti	<0.0012
Bi	<0.0010	In	<0.0010	Pt	<0.0010	Tl	<0.0011
Ca	**0.0375**	Ir	<0.0010	Rb	<0.0010	Tm	<0.0010
Cd	<0.0010	K	<0.0024	Re	<0.0010	U	<0.0010
Ce	N/A	La	<0.10	Rh	<0.0010	V	<0.0010
Co	<0.0010	Li	<0.0010	Ru	<0.0010	W	<0.0020
Cr	<0.0010	Lu	<0.0010	S	*	Y	<0.0010
Cs	<0.0010	Mg	<0.0010	Sb	<0.0010	Yb	<0.0010
Cu	**0.0121**	Mn	<0.0010	Sc	<0.0010	Zn	<0.0010
Dy	<0.0010	Mo	<0.0010	Se	<0.0010	Zr	<0.0010
Er	<0.0010	Na	<0.0010	Si	<0.10		
Eu	**0.0035**	Nb	<0.0010	Sm	<0.0010	*: Not tested	

4.0 APPROVAL AND DATE OF CERTIFICATION:

Certification Approval: Yaling Sui, Chemist

Certification Date: February 22, 2021

Yaling Sui

ACCREDITED
Reference Material Producer
CERTIFICATE 3985.01

5.0 INTENDED USE / *UTILISATION PRÉVUE*:

- ICP Standards: For the calibration of, including but not limited to: ICP-AES, ICP-MS, FAAS, GFAA, XRF and DCP. / *Étalons ICP : Pour l'étalonnage d'instruments de mesure tels que: ICP-AES, ICP-MS, FAAS, GFAA, XRF et DCP.*
- AA Standards: For the calibration of Flame (FAAS) and Graphite Furnace (GFAA) Atomic Absorption Spectrometers. / *Étalons AA : Pour l'étalonnage de spectromètres d'absorption atomique flamme (GFAA) et four au graphite (GFAA).*
- Matrix Modifiers: For the optimization of analytical conditions to provide better Graphite Furnace Atomic Absorption (GFAA) instrument response and improved detection limits. / *Modificateur de matrice : Pour l'optimisation des conditions analytiques afin de fournir des meilleurs réponses instrumentales et limites de détection pour SAA four au graphite.*
- pH Standards: For the calibrating pH meters or for other wet chemistry applications. / *Étalons pH : Pour étalonnage de pH mètres et autres applications de chimie humide.*
- Conductivity Standards: For electrolytic conductivity measurement as a calibration standard. / *Étalons de conductivité : Comme étalon pour les mesures de conductivité électrolytiques.*
- IC Standards: for calibration of, but not limited to IC, HPLC, TLC, ISE, IR, NMR, MS, UV/VIS or other wet chemistry applications. / *Étalons IC : Pour étalonnage d'instruments tels que : IC, HPLC, TLC, ISE, IR, NMR, MS, UV/VIS et autres applications de chimie humide.*

For any inquiries, please contact **SCP SCIENCE**. / *Pour toute question, veuillez contacter* ***SCP SCIENCE***.

6.0 INSTRUCTIONS FOR USE / *INSTRUCTIONS D'UTILISATION*:

Handling and Storage / Manutention et entreposage: Keep product tightly capped when not in use. The solution should be opened for a minimum amount of time necessary to dispense the amount required. Do not pipet or use directly from container. Do not return unused portions back to container. Store under normal laboratory conditions. Avoid exposure to excessive sources of heat and humidity or direct sunlight. / *Garder les contenants bien fermés lorsque non utilisés. Le contenant devrait être ouvert seulement pour le temps requis afin de prélever la quantité nécessaire. Ne pas pipetter ou utiliser directement du contenant. Ne pas retourner les portions non-utilisées dans le contentant. Conserver dans des conditions normales de laboratoire. Éviter l'exposition à des sources de chaleur et d'humidité excessives ou à l'exposition solaire directe.*

Stability / *Stabilité*: This Standard is guaranteed to be stable and accurate to within the specified uncertainty of measurement up to the unopened expiry date, if sealed, or up to the opened expiry date (when indicated), whichever comes first, provided the solution is kept tightly capped and stored under the indicated storage conditions. Purchasers will be notified of any significant changes resulting in re-certification or withdrawal of the product prior to the expiration date. / *La stabilité et l'exactitude de cet étalon sont garanties d'être à l'intérieur de l'incertitude de mesure, jusqu'à la date d'expiration de la bouteille non-ouverte, si scellée, ou jusqu'à la date d'expiration de la bouteille ouverte (si indiquée), en présumant que le contenant est maintenu fermé et gardé dans les conditions d'entreposage indiquées. Les acheteurs seront avisés dans le cas où il y aura des changements significatifs nécessitant une re-certification ou un rappel du produit avant la date d'expiration.*

7.0 HAZARDOUS INFORMATION / *INFORMATION SUR LES RISQUES POTENTIELS*:

Please refer to the associated Safety Data Sheet (SDS) for information regarding this product (available at www.SCPSCIENCE.com). / *SVP vous référer à la Fiche Signalétique applicable pour de l'information sur ce produit (Disponible à www.SCPSCIENCE.com).*

8.0 HOMOGENEITY / *HOMOGÉNÉITÉ:*

This solution has been blended according to an in-house procedure and its homogeneity is guaranteed to be fit for purpose when a sample size sufficient for the intended method of analysis is used. / *Cette solution a été préparée selon une procédure maison et nous assurons que sa homogénéité est approprié à l'emploi lorsqu'un échantillon suffisant pour la méthode d'analyse prévue est utilisé.*

9.0 TRACEABILITY / *TRAÇABILITÉ*:

This CRM (Certified Reference Material) is traceable to the NIST SRM (Standard Reference Material) indicated in section 2 through an unbroken chain of comparisons. In addition, balances used are regularly calibrated using weights which are traceable to NIST (National Institute of Standards and Technology) or NRC (National Research Council of Canada) standards. All conductivity meters used to analyze this standard have been regularly calibrated using a NIST or NRC traceable Thermometer and standards. All pH meters used to analyze this standard have been regularly calibrated using a NIST or NRC traceable thermometer and pH/MV simulator. / *Ce matériel de référence certifié est traçable au Matériel de Référence Standardisé de NIST indiqué à la section 2 par une chaine de comparaison ininterrompue. De plus, les balances utilisées sont étalonnées régulièrement en utilisant des poids qui sont traçables au NIST (National Institute of Standards and Technology) ou au CRNC (Conseil National de Recherches Canada). Tout conductimètre utilisé afin d'analyser cet étalon a été sujet à un étalonnage périodique utilisant des thermomètres et étalons traçables au NIST ou CNRC. Tout pH mètre utilisé afin d'analyser cet étalon a été sujet à un étalonnage périodique utilisant des thermomètres et un simulateur pH/MV traçables au NIST ou au CNRC.*

10.0 PREPARATION / *PRÉPARATION:*

For the preparation of these solutions, 18 meghom/cm double deionized water, high-purity acids and glassware calibrated to ASTM Class A specifications are used. / *Une eau de 18 meghom/cm doublement délonisé, de l'acide de haute pureté, ainsi que de la verrerie étalonnée afin de satisfaire les spécifications Classe A de ASTM ont été utilisés pour la préparation de cet étalon.*

11.0 QUALITY SYSTEM CERTIFICATIONS / *CERTIFICATIONS DE SYSTÈME QUALITÉ:*

ISO 9001 Certification / *Certification ISO 9001*: This standard was produced in a facility which operates under a **registered** ISO 9001 Quality Management System. Please consult our web site for a copy of the most recent revision of our certificate of registration. / *Cet étalon a été fabriqué dans un laboratoire qui utilise un Système de Gestion de la Qualité* ***enregistré*** *à la norme ISO 9001. Veuillez consulter notre site web pour obtenir la version la plus récente de notre certificat d'enregistrement.*

ISO 17025 Accreditation / *Accréditation ISO 17025*: SCP SCIENCE (Corporate Headquarters) operates an ISO 17025 **accredited** laboratory. Please consult our web site for a copy of the most recent revision of our certificate and scope of accreditation. / ***SCP SCIENCE (Siège social)*** *est* ***accréditée*** *ISO 17025. Veuillez consulter notre site web afin d'obtenir la plus récente version de notre certificat d'accréditation ainsi que la portée de notre accréditation.*

ISO 17034 Accreditation / *Accréditation ISO 17034* : SCP SCIENCE (Corporate Headquarters) is an ISO 17034 accredited Reference Material Producer. Please consult our website for a copy of our most recent certificate and scope of accreditation. / ***SCP SCIENCE (Siège social)*** *est un Fabricant de Matériaux de Référence Accrédité ISO 17034. Veuillez consulter notre site web afin d'obtenir la plus récente version de notre certificat d'accréditation ainsi que la portée de notre accréditation.*

CORPORATE HEADQUARTERS
21800 Clark Graham
Baie D'Urfé (Montréal), Quebec,
H9X 4B6 Canada
Phone: +1 (800) 361-6820
Fax: +1 (800) 253-5549

USA
3rd Party Distribution Center
348 Route 11, Champlain,
N.Y. 12919-4816

Phone: +1 (800) 361-6820
Fax: +1 (800) 253-5549

FRANCE
12 Ave. de Québec, Bat. IRIS
SILIC 642, 91965
Villebon sur Yvette, France
Phone: +33 (0) 1 69 18 71 17
Fax: +33 (0) 1 60 92 05 67

GERMANY
Alte Marktoberdorfer Straße 14, 87616
Marktoberdorf

Phone: +49 (0) 8342-89560-61
Fax: +49 (0) 8342-89560-69

INORGANIC VENTURES
Refine your results. Redefine your industry.

300 Technology Drive
Christiansburg, VA 24073 USA
inorganicventures.com

P: 800-669-6799/540-585-3030
F: 540-585-3012
info@inorganicventures.com

Certificate of Analysis

1.0 ACCREDITATION / REGISTRATION

INORGANIC VENTURES is accredited to ISO 17034, "General Requirements for the Competence of Reference Material Producers" and ISO/IEC 17025, "General Requirements for the Competence of Testing and Calibration Laboratories". Inorganic Ventures is also an ISO 9001 registered manufacturer (QSR Certificate Number QSR-1034).

ACCREDITED Testing Laboratory Certificate 883.01
ACCREDITED Reference Material Producer Certificate 883.02

2.0 PRODUCT DESCRIPTION

Product Code:	Single Analyte Custom Grade Solution
Catalog Number:	CGCO1
Lot Number:	S2-CO702699
Matrix:	3% (v/v) HNO3
Value / Analyte(s):	1 000 µg/mL ea: Cobalt
Starting Material:	Co Metal
Starting Material Lot#:	2326
Starting Material Purity:	99.9934%

ID #: 14683
Opened:
Cobalt Single Analyte Custom Grade Solution
Expires: 3/22/2025
Rec'd: 12/28/2021
Energy Laboratories Inc 1120 So. 27th Street
Billings MT 59107

3.0 CERTIFIED VALUES AND UNCERTAINTIES

Certified Value: 998 ± 3 µg/mL

Density: 1.018 g/mL (measured at 20 ± 4 °C)

Assay Information:

Assay Method #1	**994 ± 5 µg/mL** ICP Assay NIST SRM 3113 Lot Number: 190630
Assay Method #2	**997 ± 3 µg/mL** EDTA NIST SRM 928 Lot Number: 928
Assay Method #3	**1001 ± 3 µg/mL** Calculated NIST SRM Lot Number: See Sec. 4.2

- The Calculated Value is a value calculated from the weight of a starting material that has been certified directly vs. a National Institute of Standards and Technology (NIST) SRM/RM. See Sec 4.2 for balance traceability.

The following equations are used in the calculation of the certified value and the uncertainty. Reported uncertainties represent expanded uncertainties expressed at approximately the 95% confidence level using a coverage factor of k = 2.

Characterization of CRM/RM by Two or More Methods

Certified Value, $X_{CRM/RM}$, where two or more methods of characterization are used is the weighted mean of the results:

$X_{CRM/RM} = \Sigma(w_i)(X_i)$

X_i = mean of Assay Method i with standard uncertainty $u_{char\ i}$

w_i = the weighting factors for each method calculated using the inverse square of the variance:

$w_i = (1/u_{char\ i})^2 / (\Sigma(1/(u_{char\ i})^2)$

CRM/RM Expanded Uncertainty (±) = $U_{CRM/RM} = k\,(u^2_{char} + u^2_{bb} + u^2_{lts} + u^2_{ts})^{½}$

k = coverage factor = 2

$u_{char} = [\Sigma((w_i)^2\,(u_{char\ i})^2)]^{½}$ where $u_{char\ i}$ are the errors from each characterization method

u_{bb} = bottle to bottle homogeneity standard uncertainty

u_{lts} = long term stability standard uncertainty (storage)

u_{ts} = transport stability standard uncertainty

Characterization of CRM/RM by One Method

Certified Value, $X_{CRM/RM}$, where one method of characterization is used is the mean of individual results:

$X_{CRM/RM} = (X_a)\,(u_{char\ a})$

X_a = mean of Assay Method A with

$u_{char\ a}$ = the standard uncertainty of characterization Method A

CRM/RM Expanded Uncertainty (±) = $U_{CRM/RM} = k\,(u^2_{char\ a} + u^2_{bb} + u^2_{lts} + u^2_{ts})^{½}$

k = coverage factor = 2

$u_{char\ a}$ = the errors from characterization

u_{bb} = bottle to bottle homogeneity standard uncertainty

u_{lts} = long term stability standard uncertainty (storage)

u_{ts} = transport stability standard uncertainty

4.0 TRACEABILITY TO NIST

- This product is traceable to NIST via an unbroken chain of comparisons. The uncertainties for each certified value are reported, taking into account the SRM/RM uncertainty error and the measurement, weighing and volume dilution errors. In rare cases where no NIST SRM/RM are available, the term 'in-house std.' is specified.

4.1 Thermometer Calibration

- All thermometers are NIST traceable through thermometers that are calibrated by an accredited calibration laboratory.

4.2 Balance Calibration

- All analytical balances are calibrated by an accredited calibration laboratory and procedure. The weights used for testing are annually compared to master weights and are traceable to NIST.

4.3 Glassware Calibration

- An in-house procedure is used to calibrate all Class A glassware used in the manufacturing and quality control of CRM/RMs.

5.0 TRACE METALLIC IMPURITIES (TMI) DETERMINED BY ICP-MS AND ICP-OES (µg/mL)

CRM/RMs are tested for trace metallic impurities by Axial ICP-OES and ICP-MS. The result from the most sensitive method for each element, is reported below. Solutions tested by ICP-MS were analyzed in an ULPA-Filtered Clean Room. An ULPA-Filter is 99.9985% efficient for the removal of particles down to 0.3 µm.

M	Ag		0.001515	M	Eu	<	0.000590	O	Na		0.000778	M	Se	<	0.019000	M	Zn		0.000357
M	Al	<	0.024000	M	Fe		0.005262	M	Nb	<	0.000590	O	Si		0.007789	M	Zr	<	0.001200
i	As	<		M	Ga	<	0.000590	M	Nd	<	0.000590	M	Sm	<	0.000590				
M	Au	<	0.004100	M	Gd	<	0.000590	O	Ni		0.044207	M	Sn	<	0.001200				
M	B	<	0.031000	M	Ge	<	0.003000	M	Os	<	0.000590	O	Sr	<	0.000260				
M	Ba	<	0.000590	M	Hf	<	0.000590	n	P	<		M	Ta	<	0.001200				
O	Be	<	0.001300	M	Hg	<	0.001800	M	Pb		0.000336	M	Tb	<	0.000590				
M	Bi	<	0.003000	M	Ho	<	0.000590	M	Pd	<	0.000590	M	Te	<	0.005300				
O	Ca		0.001094	M	In	<	0.001200	M	Pr	<	0.000590	M	Th	<	0.000590				
M	Cd	<	0.004700	M	Ir	<	0.001200	M	Pt	<	0.002400	M	Ti	<	0.014000				
M	Ce	<	0.000590	O	K		0.000842	M	Rb	<	0.000590	M	Tl		0.000273				
s	Co	<		M	La	<	0.000590	M	Re	<	0.000590	M	Tm	<	0.000590				
M	Cr	<	0.021000	O	Li	<	0.000130	M	Rh	<	0.000590	M	U	<	0.000590				
M	Cs	<	0.002400	M	Lu	<	0.000590	M	Ru	<	0.007100	O	V	<	0.000880				
M	Cu		0.019577	O	Mg		0.000195	n	S	<		M	W	<	0.000590				
M	Dy	<	0.000590	M	Mn	<	0.001800	M	Sb	<	0.003600	M	Y	<	0.000590				
M	Er	<	0.000590	M	Mo	<	0.002400	O	Sc	<	0.001600	M	Yb	<	0.000590				

M - Checked by ICP-MS O - Checked by ICP-OES i - Spectral Interference
n - Not Checked For s - Solution Standard Element

6.0 INTENDED USE

- For the calibration of analytical instruments and validation of analytical methods as appropriate.

7.0 INSTRUCTIONS FOR THE CORRECT USE OF THIS REFERENCE MATERIAL

7.1 Storage and Handling Recommendations

- Store between approximately 4° - 30° C while in sealed TCT bag.

- While stored in the sealed TCT bag, transpiration of this CRM/RM is negligible. After opening the sealed TCT bag transpiration of the CRM/RM will occur, resulting in a gradual increase in the analyte concentration(s). It is the responsibility of the user to account for this effect. When the bottle is weighed both before and after being placed in storage, the mass difference observed will be a measure of transpiration mass loss.

- After opening the sealed TCT bag, keep cap tightly sealed when not in use and store between 4° - 24° C to minimize the effects of transpiration. Use at 20° ± 4° C to minimize volumetric dilution error when using the reported density. Do not pipette from the container. Do not return removed aliquots to container.

- For more information, visit **www.inorganicventures.com/TCT**

Atomic Weight; Valence; Coordination Number; Chemical Form in Solution - 58.93 +2 6 $Co(H_2O)_6^{2+}$

Chemical Compatibility -Stable in HCl, HNO_3, H_2SO_4 ,HF, H_3PO_4. Avoid basic media. Stable with most metals and inorganic anions in acidic media.

Stability - 2-100 ppb levels stable for months in 1% HNO_3 / LDPE container. 1-10,000 ppm solutions chemically stable for years in 1-5% HNO_3 / LDPE container.

Co Containing Samples (Preparation and Solution) - Metal (soluble in HNO_3); Oxides (Soluble in HCl); Ores (dissolve in HCl / HNO_3).

Atomic Spectroscopic Information (ICP-OES D.L.s are given as radial/axial view):

Technique/Line	Estimated D.L.	Order	Interferences (underlined indicates severe)
ICP-MS 59 amu	2 ppt	n/a	42Ca16O1H , 40Ar18O1H , 36Ar23Na, 43Ca16O, 24Mg35Cl
ICP-OES 228.616 nm	0.01/0.001 µg/mL	1	
ICP-OES 237.862 nm	0.01/0.002 µg/mL	1	W, Re, Al, Ta
ICP-OES 238.892 nm	0.01/0.002 µg/mL	1	Fe, W, Ta

8.0 HAZARDOUS INFORMATION

- Please refer to the Safety Data Sheet for information regarding this CRM/RM.

9.0 HOMOGENEITY

- This solution was mixed according to an in-house procedure and is guaranteed to be homogeneous. Homogeneity data indicate that the end user should take a minimum sample size of 0.2 mL to assure homogeneity.

10.0 QUALITY STANDARD DOCUMENTATION

10.1 ISO 9001 Quality Management System Registration

- QSR Certificate Number QSR-1034

10.2 ISO/IEC 17025 "General Requirements for the Competence of Testing and Calibration Laboratories"

- Chemical Testing - Accredited / A2LA Certificate Number 883.01

10.3 ISO 17034 "General Requirements for the Competence of Reference Material Producers"

- Reference Material Producer - Accredited / A2LA Certificate Number 883.02

Inorganic Ventures, 300 Technology Drive, Christiansburg, Va. 24073, USA; Telephone: 800.669.6799; 540.585.3030, Fax: 540.585.3012; inorganicventures.com; info@inorganicventures.com

11.0 CERTIFICATION, LOT EXPIRATION AND PERIOD OF VALIDITY

INORGANIC VENTURES
300 Technology Drive
Christiansburg, VA 24073 - USA
inorganicventures.com

CERTIFICATE OF ANALYSIS

tel: 800.669.6799 - 540.585.3030
fax: 540.585.3012
info@inorganicventures.com

1.0 ACCREDITATION / REGISTRATION

INORGANIC VENTURES is accredited to ISO 17034, "General Requirements for the Competence of Reference Material Producers" and ISO/IEC 17025, "General Requirements for the Competence of Testing and Calibration Laboratories". Inorganic Ventures is also an ISO 9001 registered manufacturer (QSR Certificate Number QSR-1034).

ACCREDITED Testing Laboratory Certificate 883.01
ACCREDITED Reference Material Producer Certificate 883.02

2.0 PRODUCT DESCRIPTION

Product Code:	Single Analyte Custom Grade Solution
Catalog Number:	CGLI1
Lot Number:	S2-LI701641
Matrix:	0.1% (v/v) HNO3
Value / Analyte(s):	1 000 µg/mL ea: Lithium
Starting Material:	Lithium Carbonate
Starting Material Lot#:	1613
Starting Material Purity:	99.9962%

ID #: 14687
Opened:
Lithium Single Analyte Custom Grade Solution
Expires: 2/11/2025
Rec'd: 12/28/2021
Energy Laboratories Inc 1120 So. 27th Street
Billings MT 59107

3.0 CERTIFIED VALUES AND UNCERTAINTIES

Certified Value: 1000 ± 3 µg/mL

Density: 1.005 g/mL (measured at 20 ± 4 °C)

Assay Information:

Assay Method #1	**997 ± 4 µg/mL** ICP Assay NIST SRM 3129a Lot Number: 100714
Assay Method #2	**1000 ± 1 µg/mL** Gravimetric NIST SRM Lot Number: See Sec. 4.2
Assay Method #3	**1001 ± 3 µg/mL** Calculated NIST SRM Lot Number: See Sec. 4.2

- The Calculated Value is a value calculated from the weight of a starting material that has been certified directly vs. a National Institute of Standards and Technology (NIST) SRM/RM. See Sec 4.2 for balance traceability.

The following equations are used in the calculation of the certified value and the uncertainty. Reported uncertainties represent expanded uncertainties expressed at approximately the 95% confidence level using a coverage factor of k = 2.

Characterization of CRM/RM by Two or More Methods

Certified Value, $X_{CRM/RM}$, where two or more methods of characterization are used is the weighted mean of the results:

$X_{CRM/RM} = \Sigma(w_i)(X_i)$

X_i = mean of Assay Method i with standard uncertainty $u_{char\ i}$

w_i = the weighting factors for each method calculated using the inverse square of the variance:

$w_i = (1/u_{char\ i})^2 / (\Sigma(1/(u_{char\ i})^2)$

CRM/RM Expanded Uncertainty (±) = $U_{CRM/RM} = k\,(u^2_{char} + u^2_{bb} + u^2_{lts} + u^2_{ts})^{1/2}$

k = coverage factor = 2

$u_{char} = [\Sigma((w_i)^2\,(u_{char\ i})^2)]^{1/2}$ where $u_{char\ i}$ are the errors from each characterization method

u_{bb} = bottle to bottle homogeneity standard uncertainty

u_{lts} = long term stability standard uncertainty (storage)

u_{ts} = transport stability standard uncertainty

Characterization of CRM/RM by One Method

Certified Value, $X_{CRM/RM}$, where one method of characterization is used is the mean of individual results:

$X_{CRM/RM} = (X_a)\,(u_{char\ a})$

X_a = mean of Assay Method A with

$u_{char\ a}$ = the standard uncertainty of characterization Method A

CRM/RM Expanded Uncertainty (±) = $U_{CRM/RM} = k\,(u^2_{char\ a} + u^2_{bb} + u^2_{lts} + u^2_{ts})^{1/2}$

k = coverage factor = 2

$u_{char\ a}$ = the errors from characterization

u_{bb} = bottle to bottle homogeneity standard uncertainty

u_{lts} = long term stability standard uncertainty (storage)

u_{ts} = transport stability standard uncertainty

4.0 TRACEABILITY TO NIST

- This product is traceable to NIST via an unbroken chain of comparisons. The uncertainties for each certified value are reported, taking into account the SRM/RM uncertainty error and the measurement, weighing and volume dilution errors. In rare cases where no NIST SRM/RM are available, the term 'in-house std.' is specified.

4.1 Thermometer Calibration

- All thermometers are NIST traceable through thermometers that are calibrated by an accredited calibration laboratory.

4.2 Balance Calibration

- All analytical balances are calibrated by an accredited calibration laboratory and procedure. The weights used for testing are annually compared to master weights and are traceable to NIST.

4.3 Glassware Calibration

- An in-house procedure is used to calibrate all Class A glassware used in the manufacturing and quality control of CRM/RMs.

5.0 TRACE METALLIC IMPURITIES (TMI) DETERMINED BY ICP-MS AND ICP-OES (µg/mL)

CRM/RMs are tested for trace metallic impurities by Axial ICP-OES and ICP-MS. The result from the most sensitive method for each element, is reported below. Solutions tested by ICP-MS were analyzed in an ULPA-Filtered Clean Room. An ULPA-Filter is 99.9985% efficient for the removal of particles down to 0.3 µm.

M	Ag	<	0.000500	M	Eu	<	0.000500	O	Na		0.018534	M	Se	<	0.011000	M	Zn		0.003494
O	Al		0.000741	O	Fe		0.004342	M	Nb	<	0.000500	M	Si		0.111204	M	Zr	<	0.002000
M	As	<	0.011000	M	Ga	<	0.000500	M	Nd	<	0.000500	M	Sm	<	0.000500				
M	Au	<	0.010000	M	Gd	<	0.000500	M	Ni	<	0.007000	M	Sn	<	0.001000				
O	B		0.000503	M	Ge	<	0.004500	M	Os	<	0.001000	M	Sr		0.000243				
O	Ba		0.000381	M	Hf	<	0.000500	O	P	<	0.045000	M	Ta	<	0.000500				
O	Be		0.000046	M	Hg	<	0.000500	M	Pb	<	0.003000	M	Tb	<	0.000500				
M	Bi	<	0.000500	M	Ho	<	0.000500	M	Pd	<	0.000500	M	Te	<	0.005000				
O	Ca		0.058249	M	In	<	0.000500	M	Pr	<	0.000500	M	Th	<	0.000500				
M	Cd	<	0.000500	M	Ir	<	0.000500	M	Pt	<	0.000500	M	Ti	<	0.002500				
M	Ce	<	0.000500	O	K		0.029124	M	Rb	<	0.001000	M	Tl	<	0.000500				
M	Co	<	0.000500	M	La	<	0.000500	M	Re	<	0.000500	M	Tm	<	0.000500				
M	Cr		0.000153	s	Li	<		M	Rh	<	0.000500	M	U	<	0.000500				
M	Cs	<	0.000500	M	Lu	<	0.000500	M	Ru	<	0.000500	M	V		0.000953				
M	Cu	<	0.002000	O	Mg		0.011649	O	S		0.031772	M	W	<	0.001000				
M	Dy	<	0.000500	O	Mn		0.000164	M	Sb	<	0.003000	M	Y	<	0.000500				
M	Er	<	0.000500	M	Mo	<	0.000500	M	Sc	<	0.001500	M	Yb	<	0.000500				

M - Checked by ICP-MS O - Checked by ICP-OES i - Spectral Interference
n - Not Checked For s - Solution Standard Element

6.0 INTENDED USE

- For the calibration of analytical instruments and validation of analytical methods as appropriate.

7.0 INSTRUCTIONS FOR THE CORRECT USE OF THIS REFERENCE MATERIAL

7.1 Storage and Handling Recommendations

- Store between approximately 4° - 30° C while in sealed TCT bag.

- While stored in the sealed TCT bag, transpiration of this CRM/RM is negligible. After opening the sealed TCT bag transpiration of the CRM/RM will occur, resulting in a gradual increase in the analyte concentration(s). It is the responsibility of the user to account for this effect. When the bottle is weighed both before and after being placed in storage, the mass difference observed will be a measure of transpiration mass loss.

- After opening the sealed TCT bag, keep cap tightly sealed when not in use and store between 4° - 24° C to minimize the effects of transpiration. Use at 20° ± 4° C to minimize volumetric dilution error when using the reported density. Do not pipette from the container. Do not return removed aliquots to container.

- For more information, visit **www.inorganicventures.com/TCT**

Atomic Weight; Valence; Coordination Number; Chemical Form in Solution - 6.94 +1 (6) Li+(aq) large effective radius due to hydration sphere

Chemical Compatibility -Soluble in HCl, HNO3, H2SO4 and HF aqueous matrices. Stable with all metals and inorganic anions.

Stability - 2-100 ppb levels stable for months in 1% HNO3 / LDPE container. 1-10,000 ppm solutions chemically stable for years in 1-5% HNO3 / LDPE container.

Li Containing Samples (Preparation and Solution) -Metal (Dissolves very rapidly in water); Ores (Sodium carbonate fusion in Pt0 followed by HCl dissolution-blank levels of Li in sodium carbonate critical); Organic Matrices (Sulfuric / peroxide digestion or nitric / sulfuric / perchloric acid decomposition).

Atomic Spectroscopic Information (ICP-OES D.L.s are given as radial/axial view):

Technique/Line	**Estimated D.L.**	**Order**	**Interferences** (underlined indicates severe)
ICP-MS 7 amu	10 ppt	n/a	
ICP-OES 323.261 nm	1.1 / 0.05 micro;g/mL	1	Sb, Th, Ni
ICP-OES 460.286 nm	0.9 / 0.04 µg/mL	1	Zr, Th
ICP-OES 670.784 nm	0.002 / 0.00002 µg/mL	1	2nd order radiation from R.E.s on some optical designs

8.0 HAZARDOUS INFORMATION

- Please refer to the Safety Data Sheet for information regarding this CRM/RM.

9.0 HOMOGENEITY

- This solution was mixed according to an in-house procedure and is guaranteed to be homogeneous. Homogeneity data indicate that the end user should take a minimum sample size of 0.2 mL to assure homogeneity.

10.0 QUALITY STANDARD DOCUMENTATION

10.1 ISO 9001 Quality Management System Registration

- QSR Certificate Number QSR-1034

10.2 ISO/IEC 17025 "General Requirements for the Competence of Testing and Calibration Laboratories"

- Chemical Testing - Accredited / A2LA Certificate Number 883.01

10.3 ISO 17034 "General Requirements for the Competence of Reference Material Producers"

- Reference Material Producer - Accredited / A2LA Certificate Number 883.02

Inorganic Ventures, 300 Technology Drive, Christiansburg, Va. 24073, USA; Telephone: 800.669.6799; 540.585.3030, Fax: 540.585.3012; inorganicventures.com; info@inorganicventures.com

11.0 CERTIFICATION, LOT EXPIRATION AND PERIOD OF VALIDITY

11.1 Certification Issue Date

February 11, 2021

- The certification is valid within the measurement uncertainty specified provided the CRM/RM is stored and handled in accordance with instructions given in Sec 7.1. This certification is nullified if instructions in Sec 7.1 are not followed or if the CRM/RM is damaged, contaminated, or otherwise modified.

11.2 Lot Expiration Date

- February 11, 2025

- The date after which this CRM/RM should not be used.

- The lot expiration date reflects the period of time that the stability of a CRM/RM can be supported by long term stability studies conducted on properly stored and handled CRM/RMs. Lot expiration is limited primarily by transpiration (loss of water from the solution) and infrequently by chemical stability.

11.3 Period of Validity

- Sealed TCT Bag Open Date: _____

- This CRM/RM should not be used longer than one year (or six months in the case of a 30 mL bottle) from the date of opening the aluminized bag or after the date given in Sec. 11.2, whichever comes first. This is contingent upon the CRM/RM being stored and handled in accordance with the instructions given in Sec. 7.1.

12.0 NAMES AND SIGNATURES OF CERTIFYING OFFICERS

Certificate Approved By:

Michael Booth
Director, Quality Control

Michael J Booth

Certifying Officer:

Paul Gaines
Chairman / Senior Technical Director

Paul R Gaines

INORGANIC VENTURES
Refine your results. Redefine your industry.

Certificate of Analysis

300 Technology Drive
Christiansburg, VA 24073 USA
inorganicventures.com

P: 800-669-6799/540-585-3030
F: 540-585-3012
info@inorganicventures.com

1.0 ACCREDITATION / REGISTRATION

INORGANIC VENTURES is accredited to ISO 17034, "General Requirements for the Competence of Reference Material Producers" and ISO/IEC 17025, "General Requirements for the Competence of Testing and Calibration Laboratories". Inorganic Ventures is also an ISO 9001 registered manufacturer (QSR Certificate Number QSR-1034).

ACCREDITED Testing Laboratory Certificate 883.01
ACCREDITED Reference Material Producer Certificate 883.02

2.0 PRODUCT DESCRIPTION

Product Code:	Single Analyte Custom Grade Solution
Catalog Number:	CGMG10
Lot Number:	S2-MG704239
Matrix:	2% (v/v) HNO3
Value / Analyte(s):	10 000 µg/mL ea: Magnesium
Starting Material:	Magnesium Metal
Starting Material Lot#:	2168
Starting Material Purity:	99.9984%

ID #: 14688
Opened:
Magnesium Single Analyte Custom Grade Sol
Expires: 4/23/2025
Rec'd: 12/28/2021
Energy Laboratories Inc 1120 So. 27th Street
Billings MT 59107

3.0 CERTIFIED VALUES AND UNCERTAINTIES

Certified Value: 10053 ± 30 µg/mL

Density: 1.053 g/mL (measured at 20 ± 4 °C)

Assay Information:

Assay Method #1	**10022 ± 62 µg/mL** ICP Assay NIST SRM 3131a Lot Number: 140110
Assay Method #2	**10078 ± 26 µg/mL** EDTA NIST SRM 928 Lot Number: 928
Assay Method #3	**10033 ± 26 µg/mL** Calculated NIST SRM Lot Number: See Sec. 4.2

- The Calculated Value is a value calculated from the weight of a starting material that has been certified directly vs. a National Institute of Standards and Technology (NIST) SRM/RM. See Sec 4.2 for balance traceability.

The following equations are used in the calculation of the certified value and the uncertainty. Reported uncertainties represent expanded uncertainties expressed at approximately the 95% confidence level using a coverage factor of k = 2.

Characterization of CRM/RM by Two or More Methods

Certified Value, $X_{CRM/RM}$, where two or more methods of characterization are used is the weighted mean of the results:

$X_{CRM/RM} = \Sigma(w_i)(X_i)$

X_i = mean of Assay Method i with standard uncertainty $u_{char\ i}$

w_i = the weighting factors for each method calculated using the inverse square of the variance:

$w_i = (1/u_{char\ i})^2 / (\Sigma(1/(u_{char\ i})^2)$

CRM/RM Expanded Uncertainty (±) = $U_{CRM/RM} = k\,(u^2_{char} + u^2_{bb} + u^2_{lts} + u^2_{ts})^{1/2}$

k = coverage factor = 2

$u_{char} = [\Sigma((w_i)^2\,(u_{char\ i})^2)]^{1/2}$ where $u_{char\ i}$ are the errors from each characterization method

u_{bb} = bottle to bottle homogeneity standard uncertainty

u_{lts} = long term stability standard uncertainty (storage)

u_{ts} = transport stability standard uncertainty

Characterization of CRM/RM by One Method

Certified Value, $X_{CRM/RM}$, where one method of characterization is used is the mean of individual results:

$X_{CRM/RM} = (X_a)\,(u_{char\ a})$

X_a = mean of Assay Method A with

$u_{char\ a}$ = the standard uncertainty of characterization Method A

CRM/RM Expanded Uncertainty (±) = $U_{CRM/RM} = k\,(u^2_{char\ a} + u^2_{bb} + u^2_{lts} + u^2_{ts})^{1/2}$

k = coverage factor = 2

$u_{char\ a}$ = the errors from characterization

u_{bb} = bottle to bottle homogeneity standard uncertainty

u_{lts} = long term stability standard uncertainty (storage)

u_{ts} = transport stability standard uncertainty

4.0 TRACEABILITY TO NIST

- This product is traceable to NIST via an unbroken chain of comparisons. The uncertainties for each certified value are reported, taking into account the SRM/RM uncertainty error and the measurement, weighing and volume dilution errors. In rare cases where no NIST SRM/RM are available, the term 'in-house std.' is specified.

4.1 Thermometer Calibration

- All thermometers are NIST traceable through thermometers that are calibrated by an accredited calibration laboratory.

4.2 Balance Calibration

- All analytical balances are calibrated by an accredited calibration laboratory and procedure. The weights used for testing are annually compared to master weights and are traceable to NIST.

4.3 Glassware Calibration

- An in-house procedure is used to calibrate all Class A glassware used in the manufacturing and quality control of CRM/RMs.

5.0 TRACE METALLIC IMPURITIES (TMI) DETERMINED BY ICP-MS AND ICP-OES (µg/mL)

CRM/RMs are tested for trace metallic impurities by Axial ICP-OES and ICP-MS. The result from the most sensitive method for each element, is reported below. Solutions tested by ICP-MS were analyzed in an ULPA-Filtered Clean Room. An ULPA-Filter is 99.9985% efficient for the removal of particles down to 0.3 µm.

O	Ag		0.002106	M	Eu	<	0.000910	O	Na		0.071075	O	Se	<	0.048000	O	Zn	0.003299
M	Al		0.003553	M	Fe		0.002538	M	Nb	<	0.000460	O	Si	<	0.032000	O	Zr	< 0.002700
M	As	<	0.001400	M	Ga	<	0.000460	M	Nd	<	0.000910	M	Sm	<	0.000460			
M	Au	<	0.001400	M	Gd	<	0.000460	O	Ni	<	0.001600	M	Sn	<	0.002300			
O	B		0.006853	M	Ge	<	0.001400	M	Os	<	0.000460	O	Sr		0.000279			
O	Ba		0.000964	M	Hf	<	0.000460	O	P		0.015230	M	Ta	<	0.000460			
O	Be	<	0.000120	M	Hg	<	0.000460	M	Pb	<	0.000460	M	Tb	<	0.000460			
M	Bi	<	0.000460	M	Ho	<	0.000460	M	Pd	<	0.003200	M	Te	<	0.007300			
O	Ca		0.053306	M	In	<	0.000460	M	Pr	<	0.000460	M	Th	<	0.000460			
O	Cd	<	0.000360	M	Ir	<	0.000460	M	Pt	<	0.001900	O	Ti	<	0.001700			
M	Ce	<	0.002300	M	K		0.048229	M	Rb		0.002411	M	Tl		0.003046			
M	Co	<	0.000910	M	La	<	0.002800	M	Re	<	0.000460	M	Tm	<	0.000460			
M	Cr	<	0.002300	O	Li		0.027922	M	Rh	<	0.000460	M	U	<	0.000460			
M	Cs		0.001040	M	Lu	<	0.000460	M	Ru	<	0.000460	M	V	<	0.000460			
O	Cu	<	0.003000	s	Mg	<		O	S	<	0.190000	M	W	<	0.000460			
M	Dy	<	0.000460	O	Mn		0.015230	M	Sb		0.020814	O	Y	<	0.000720			
M	Er	<	0.000460	M	Mo	<	0.000910	O	Sc	<	0.000480	M	Yb	<	0.000460			

M - Checked by ICP-MS O - Checked by ICP-OES i - Spectral Interference
n - Not Checked For s - Solution Standard Element

6.0 INTENDED USE

- For the calibration of analytical instruments and validation of analytical methods as appropriate.

7.0 INSTRUCTIONS FOR THE CORRECT USE OF THIS REFERENCE MATERIAL

7.1 Storage and Handling Recommendations

- Store between approximately 4° - 30° C while in sealed TCT bag.

- While stored in the sealed TCT bag, transpiration of this CRM/RM is negligible. After opening the sealed TCT bag transpiration of the CRM/RM will occur, resulting in a gradual increase in the analyte concentration(s). It is the responsibility of the user to account for this effect. When the bottle is weighed both before and after being placed in storage, the mass difference observed will be a measure of transpiration mass loss.

- After opening the sealed TCT bag, keep cap tightly sealed when not in use and store between 4° - 24° C to minimize the effects of transpiration. Use at 20° ± 4° C to minimize volumetric dilution error when using the reported density. Do not pipette from the container. Do not return removed aliquots to container.

- For more information, visit **www.inorganicventures.com/TCT**

Atomic Weight; Valence; Coordination Number; Chemical Form in Solution - 24.31 +2 6 $Mg(H_2O)_6^{+2}$

Chemical Compatibility -Soluble in HCl, HNO_3, and H_2SO_4 avoid HF, H_3PO_4 and neutral to basic media. Stable with most metals and inorganic anions forming insoluble silicates, carbonates, hydroxides, oxides, and tungstates in neutral and slightly acidic media.

Stability - 2-100 ppb levels stable for months in 1% HNO_3 / LDPE container. 1-10,000 ppm solutions chemically stable for years in 1-10% HNO_3 / LDPE container.

Mg Containing Samples (Preparation and Solution) -Metal (Best dissolved in diluted HNO_3); Oxide (Readily soluble in above compatible aqueous acidic solutions); Ores (Carbonate fusion in Pt0 followed by HCl dissolution); Organic Matrices (Sulfuric / peroxide digestion or nitric / sulfuric / perchloric acid decomposition, or dry ash and dissolution in dilute HCl).

Atomic Spectroscopic Information (ICP-OES D.L.s are given as radial/axial view):

Technique/Line	**Estimated D.L.**	**Order**	**Interferences** (underlined indicates severe)
ICP-MS 24 amu	42 ppt	n/a	7Li17O, 48Ti+2 , 48Ca+2
ICP-OES 279.553 nm	0.0002 / 0.00003 µg/mL	1	Th
ICP-OES 280.270 nm	0.0003 / 0.00005 µg/mL	1	U, V
ICP-OES 285.213 nm	0.002 / 0.00003 µg/mL	1	U, Hf, Cr, Zr

8.0 HAZARDOUS INFORMATION

- Please refer to the Safety Data Sheet for information regarding this CRM/RM.

9.0 HOMOGENEITY

- This solution was mixed according to an in-house procedure and is guaranteed to be homogeneous. Homogeneity data indicate that the end user should take a minimum sample size of 0.2 mL to assure homogeneity.

10.0 QUALITY STANDARD DOCUMENTATION

10.1 ISO 9001 Quality Management System Registration

- QSR Certificate Number QSR-1034

10.2 ISO/IEC 17025 "General Requirements for the Competence of Testing and Calibration Laboratories"

- Chemical Testing - Accredited / A2LA Certificate Number 883.01

10.3 ISO 17034 "General Requirements for the Competence of Reference Material Producers"

- Reference Material Producer - Accredited / A2LA Certificate Number 883.02

Inorganic Ventures, 300 Technology Drive, Christiansburg, Va. 24073, USA; Telephone: 800.669.6799; 540.585.3030, Fax: 540.585.3012; inorganicventures.com; info@inorganicventures.com

11.0 CERTIFICATION, LOT EXPIRATION AND PERIOD OF VALIDITY

11.1 Certification Issue Date

April 23, 2021

- The certification is valid within the measurement uncertainty specified provided the CRM/RM is stored and handled in accordance with instructions given in Sec 7.1. This certification is nullified if instructions in Sec 7.1 are not followed or if the CRM/RM is damaged, contaminated, or otherwise modified.

11.2 Lot Expiration Date

- **April 23, 2025**

- The date after which this CRM/RM should not be used.

- The lot expiration date reflects the period of time that the stability of a CRM/RM can be supported by long term stability studies conducted on properly stored and handled CRM/RMs. Lot expiration is limited primarily by transpiration (loss of water from the solution) and infrequently by chemical stability.

11.3 Period of Validity

- Sealed TCT Bag Open Date: _____

- This CRM/RM should not be used longer than one year (or six months in the case of a 30 mL bottle) from the date of opening the aluminized bag or after the date given in Sec. 11.2, whichever comes first. This is contingent upon the CRM/RM being stored and handled in accordance with the instructions given in Sec. 7.1.

12.0 NAMES AND SIGNATURES OF CERTIFYING OFFICERS

Certificate Approved By:

Michael Booth
Director, Quality Control

Michael J Booth

Certifying Officer:

Paul Gaines
Chairman / Senior Technical Director

Paul R Gaines

INORGANIC VENTURES
300 Technology Drive
Christiansburg, VA 24073 - USA
inorganicventures.com

CERTIFICATE OF ANALYSIS

tel: 800.669.6799 - 540.585.3030
fax: 540.585.3012
info@inorganicventures.com

1.0 ACCREDITATION / REGISTRATION

INORGANIC VENTURES is accredited to ISO 17034, "General Requirements for the Competence of Reference Material Producers" and ISO/IEC 17025, "General Requirements for the Competence of Testing and Calibration Laboratories". Inorganic Ventures is also an ISO 9001 registered manufacturer (QSR Certificate Number QSR-1034).

ACCREDITED Testing Laboratory Certificate 883.01 — ACCREDITED Reference Material Producer Certificate 883.02

2.0 PRODUCT DESCRIPTION

Product Code:	Single Analyte Custom Grade Solution
Catalog Number:	CGTL1
Lot Number:	R2-TL694852
Matrix:	1% (v/v) HNO3
Value / Analyte(s):	1 000 µg/mL ea: Thallium
Starting Material:	TlNO3
Starting Material Lot#:	2118
Starting Material Purity:	99.9998%

ID #: 14693
Opened:
Thallium Single Analyte Custom Grade Solutic
Expires: 8/5/2024
Rec'd: 12/28/2021
Energy Laboratories Inc 1120 So. 27th Street
Billings MT 59107

3.0 CERTIFIED VALUES AND UNCERTAINTIES

Certified Value: 1002 ± 5 µg/mL

Density: 1.005 g/mL (measured at 20 ± 4 °C)

Assay Information:

Assay Method #1	**1003 ± 4 µg/mL** ICP Assay NIST SRM 3158 Lot Number: 151215
Assay Method #2	**1000 ± 7 µg/mL** Calculated NIST SRM Lot Number: See Sec. 4.2

- The Calculated Value is a value calculated from the weight of a starting material that has been certified directly vs. a National Institute of Standards and Technology (NIST) SRM/RM. See Sec 4.2 for balance traceability.

The following equations are used in the calculation of the certified value and the uncertainty. Reported uncertainties represent expanded uncertainties expressed at approximately the 95% confidence level using a coverage factor of k = 2.

Characterization of CRM/RM by Two or More Methods

Certified Value, $X_{CRM/RM}$, where two or more methods of characterization are used is the weighted mean of the results:

$X_{CRM/RM} = \Sigma(w_i)(X_i)$

X_i = mean of Assay Method i with standard uncertainty $u_{char\ i}$

w_i = the weighting factors for each method calculated using the inverse square of the variance:

$w_i = (1/u_{char\ i})^2 / (\Sigma(1/(u_{char\ i})^2)$

CRM/RM Expanded Uncertainty (±) = $U_{CRM/RM} = k\,(u^2_{char} + u^2_{bb} + u^2_{lts} + u^2_{ts})^{1/2}$

k = coverage factor = 2

$u_{char} = [\Sigma((w_i)^2 (u_{char\ i})^2)]^{1/2}$ where $u_{char\ i}$ are the errors from each characterization method

u_{bb} = bottle to bottle homogeneity standard uncertainty

u_{lts} = long term stability standard uncertainty (storage)

u_{ts} = transport stability standard uncertainty

Characterization of CRM/RM by One Method

Certified Value, $X_{CRM/RM}$, where one method of characterization is used is the mean of individual results:

$X_{CRM/RM} = (X_a)(u_{char\ a})$

X_a = mean of Assay Method A with

$u_{char\ a}$ = the standard uncertainty of characterization Method A

CRM/RM Expanded Uncertainty (±) = $U_{CRM/RM} = k\,(u^2_{char\ a} + u^2_{bb} + u^2_{lts} + u^2_{ts})^{1/2}$

k = coverage factor = 2

$u_{char\ a}$ = the errors from characterization

u_{bb} = bottle to bottle homogeneity standard uncertainty

u_{lts} = long term stability standard uncertainty (storage)

u_{ts} = transport stability standard uncertainty

4.0 TRACEABILITY TO NIST

- This product is traceable to NIST via an unbroken chain of comparisons. The uncertainties for each certified value are reported, taking into account the SRM/RM uncertainty error and the measurement, weighing and volume dilution errors. In rare cases where no NIST SRM/RM are available, the term 'in-house std.' is specified.

4.1 Thermometer Calibration

- All thermometers are NIST traceable through thermometers that are calibrated by an accredited calibration laboratory.

4.2 Balance Calibration

- All analytical balances are calibrated by an accredited calibration laboratory and procedure. The weights used for testing are annually compared to master weights and are traceable to NIST.

4.3 Glassware Calibration

- An in-house procedure is used to calibrate all Class A glassware used in the manufacturing and quality control of CRM/RMs.

5.0 TRACE METALLIC IMPURITIES (TMI) DETERMINED BY ICP-MS AND ICP-OES (µg/mL)

CRM/RMs are tested for trace metallic impurities by Axial ICP-OES and ICP-MS. The result from the most sensitive method for each element, is reported below. Solutions tested by ICP-MS were analyzed in an ULPA-Filtered Clean Room. An ULPA-Filter is 99.9985% efficient for the removal of particles down to 0.3 µm.

M	Ag	<	0.000200	M	Eu	<	0.000200	O	Na		0.000256	M	Se	<	0.011019	O	Zn	0.000236
O	Al	<	0.004184	O	Fe	<	0.002824	M	Nb	<	0.000200	O	Si		0.000387	M	Zr	< 0.000200
M	As	<	0.002003	M	Ga	<	0.000200	M	Nd	<	0.000200	M	Sm	<	0.000200			
O	Au	<	0.002824	M	Gd	<	0.000200	M	Ni		0.000177	M	Sn	<	0.000601			
O	B	<	0.004184	M	Ge	<	0.000801	M	Os	<	0.000198	O	Sr	<	0.000313			
M	Ba	<	0.000400	M	Hf	<	0.000200	O	P	<	0.010460	M	Ta	<	0.000200			
O	Be	<	0.000104	M	Hg	<	0.000794	M	Pb		0.000083	M	Tb	<	0.000200			
M	Bi	<	0.005209	M	Ho	<	0.000200	M	Pd	<	0.000400	M	Te	<	0.005008			
O	Ca		0.000250	M	In	<	0.000200	M	Pr	<	0.000200	M	Th	<	0.000200			
M	Cd		0.000135	M	Ir	<	0.000198	M	Pt	<	0.000801	O	Ti	<	0.001255			
M	Ce	<	0.000200	O	K		0.000636	M	Rb	<	0.000200	s	Tl	<				
M	Co	<	0.000601	M	La	<	0.000200	M	Re	<	0.000200	M	Tm	<	0.000200			
M	Cr	<	0.000801	O	Li	<	0.000177	M	Rh	<	0.000200	M	U	<	0.000200			
M	Cs	<	0.003606	M	Lu	<	0.000200	M	Ru	<	0.000397	M	V	<	0.002203			
M	Cu	<	0.001001	O	Mg		0.000054	O	S	<	0.015690	M	W	<	0.000601			
M	Dy	<	0.000200	M	Mn	<	0.000801	M	Sb	<	0.000400	M	Y	<	0.000200			
M	Er	<	0.000200	M	Mo	<	0.001202	O	Sc	<	0.000711	M	Yb	<	0.000200			

M - Checked by ICP-MS O - Checked by ICP-OES i - Spectral Interference
n - Not Checked For s - Solution Standard Element

6.0 INTENDED USE

- For the calibration of analytical instruments and validation of analytical methods as appropriate.

7.0 INSTRUCTIONS FOR THE CORRECT USE OF THIS REFERENCE MATERIAL

7.1 Storage and Handling Recommendations

- Store between approximately 4° - 30° C while in sealed TCT bag.

- While stored in the sealed TCT bag, transpiration of this CRM/RM is negligible. After opening the sealed TCT bag transpiration of the CRM/RM will occur, resulting in a gradual increase in the analyte concentration(s). It is the responsibility of the user to account for this effect. When the bottle is weighed both before and after being placed in storage, the mass difference observed will be a measure of transpiration mass loss.

- After opening the sealed TCT bag, keep cap tightly sealed when not in use and store between 4° - 24° C to minimize the effects of transpiration. Use at 20° ± 4° C to minimize volumetric dilution error when using the reported density. Do not pipette from the container. Do not return removed aliquots to container.

- For more information, visit **www.inorganicventures.com/TCT**

Atomic Weight; Valence; Coordination Number; Chemical Form in Solution - 204.38 +1 6 Tl(H2O)61+

Chemical Compatibility - Soluble in HCl, HNO3, and H2SO4. Stable with most metals and inorganic anions. The sulfite, thiocyanate and oxalate are moderately soluble; the phosphate and arsenite are slightly soluble and the sulfide is insoluble.

Stability - 2-100 ppb levels stable for months in 1% HNO3 / LDPE container. 1-10,000 ppm solutions chemically stable for years in 2-5% HNO3 / LDPE container.

Tl Containing Samples (Preparation and Solution) -Metal (Best dissolved in HNO3 which forms chiefly the Tl1+ ion.); Oxide (The thallous oxide is readily soluble in water. The thallic oxide requires high levels of acid); Ores (Carbonate fusion in Pt0 followed by HCl dissolution); Organic Matrices (Sulfuric/peroxide digestion or dry ash and dissolution in HCl).

Atomic Spectroscopic Information (ICP-OES D.L.s are given as radial/axial view):

Technique/Line	Estimated D.L.	Order	Interferences (underlined indicates severe)
ICP-MS 205 amu	2 ppt	N/A	189Os16O
ICP-OES 190.864 nm	0.04 / 0.004 µg/mL	1	V, Ti
ICP-OES 276.787 nm	0.1 / 0.01 µg/mL	1	Ta, V, Fe, Cr
ICP-OES 351.924 nm	0.2 / 0.02 µg/mL	1	Th, Ce, Zr

8.0 HAZARDOUS INFORMATION

- Please refer to the Safety Data Sheet for information regarding this CRM/RM.

9.0 HOMOGENEITY

- This solution was mixed according to an in-house procedure and is guaranteed to be homogeneous. Homogeneity data indicate that the end user should take a minimum sample size of 0.2 mL to assure homogeneity.

10.0 QUALITY STANDARD DOCUMENTATION

10.1 ISO 9001 Quality Management System Registration

- QSR Certificate Number QSR-1034

10.2 ISO/IEC 17025 "General Requirements for the Competence of Testing and Calibration Laboratories"

- Chemical Testing - Accredited / A2LA Certificate Number 883.01

10.3 ISO 17034 "General Requirements for the Competence of Reference Material Producers"

- Reference Material Producer - Accredited / A2LA Certificate Number 883.02

11.0 CERTIFICATION, LOT EXPIRATION AND PERIOD OF VALIDITY

11.1 Certification Issue Date

August 05, 2020

- The certification is valid within the measurement uncertainty specified provided the CRM/RM is stored and handled in accordance with instructions given in Sec 7.1. This certification is nullified if instructions in Sec 7.1 are not followed or if the CRM/RM is damaged, contaminated, or otherwise modified.

11.2 Lot Expiration Date

- **August 05, 2024**

- The date after which this CRM/RM should not be used.

- The lot expiration date reflects the period of time that the stability of a CRM/RM can be supported by long term stability studies conducted on properly stored and handled CRM/RMs. Lot expiration is limited primarily by transpiration (loss of water from the solution) and infrequently by chemical stability.

11.3 Period of Validity

- Sealed TCT Bag Open Date: _____

- This CRM/RM should not be used longer than one year (or six months in the case of a 30 mL bottle) from the date of opening the aluminized bag or after the date given in Sec. 11.2, whichever comes first. This is contingent upon the CRM/RM being stored and handled in accordance with the instructions given in Sec. 7.1.

12.0 NAMES AND SIGNATURES OF CERTIFYING OFFICERS

Certificate Approved By:

Michael Booth
Director, Quality Control

Michael J Booth

Certifying Officer:

Paul Gaines
Chairman / Senior Technical Director

Paul R Gaines

Energy Laboratories Inc

Standard LOG

Standard ID: ME220112A 1000 PPB STANDARD
Standard Name 1000 PPB Standard
Type: Secondary
Date Prepared 1/12/2022
BY: Cindy Rohrer
Date Expires: 11/18/2022
Department ME
Status: Open
Vendor:
Lot Number:
Balance ID:

Comments: Made fresh daily

Chemical / Solvent Used	BottleNo	Amt	Units	Expires
Hydrochloric Acid E1421	14721	0.25	mL	1/4/2027
Nitric Acid 69.0- 70.0% D0521	14626	0.5	mL	12/14/2026
Milli-Q H2O	391	48.25	mL	6/1/2100

Final Volume:
50 mL

Stock Source		**Base Units**	**Amount Added**
ME211208 MSCAL	MSCAL 2B	ug/mL	0.5 mL
ME211118 MSCAL	EL-MSCAL-5A	ug/mL	0.5 mL
ME211229A AU 2n	Au 2nd source Stock	ug/mL	0.01 mL

Analytes	**CAS**	Conc:	**mg/L**

Energy Laboratories Inc

Standard LOG

Standard ID:	ME211208 MSCAL2B		
Standard Name	MSCAL 2B	Type:	Primary
Date Prepared	12/8/2021	BY:	Stacy R. Hendricks
Date Expires:	12/8/2022		
Department	ME	Status:	Open
Vendor:	Inorganic Ventures		
Lot Number:	S2-MEB704403		
Balance ID:			
Comments:	Opened 12/08/2021; Expires 12/08/2022		

Chemical / Solvent Used	BottleNo	Amt	Units	Expires
Multi Analyte Custom Grade Solution	13793		mL	12/8/2022

Final Volume:
mL

Stock Source **Base Units** **Amount Added**

Analytes **CAS** Conc: **ug/mL**

INORGANIC VENTURES™
Refine your results. Redefine your industry.

Certificate of Analysis

300 Technology Drive
Christiansburg, VA 24073 USA
inorganicventures.com

P: 800-669-6799/540-585-3030
F: 540-585-3012
info@inorganicventures.com

1.0 ACCREDITATION / REGISTRATION

INORGANIC VENTURES is accredited to ISO 17034, "General Requirements for the Competence of Reference Material Producers" and ISO/IEC 17025, "General Requirements for the Competence of Testing and Calibration Laboratories". Inorganic Ventures is also an ISO 9001 registered manufacturer (QSR Certificate Number QSR-1034).

ACCREDITED
Testing Laboratory
Certificate 883.01

ACCREDITED
Reference Material Producer
Certificate 883.02

2.0 PRODUCT DESCRIPTION

Product Code:	Multi Analyte Custom Grade Solution
Catalog Number:	EL-MSCAL-2B
Lot Number:	S2-MEB704403
Matrix:	5% (v/v) HNO3
Value / Analyte(s):	100 µg/mL ea:

Aluminum, Arsenic,
Boron, Barium,
Beryllium, Cadmium,
Cobalt, Chromium,
Copper, Iron,
Manganese, Nickel,
Lead, Selenium,
Strontium, Thorium,
Thallium, Uranium,
Vanadium, Zinc,

40 µg/mL ea:
Silver

3.0 CERTIFIED VALUES AND UNCERTAINTIES

ID #: 13793
Opened:
Multi Analyte Custom Grade Solution
Expires: 4/21/2025
Rec'd: 4/29/2021
Energy Laboratories Inc 1120 So. 27th Street
Billings MT 59107

ANALYTE	CERTIFIED VALUE	ANALYTE	CERTIFIED VALUE
Aluminum, Al	100.0 ± 0.4 µg/mL	Arsenic, As	100.0 ± 0.9 µg/mL
Barium, Ba	100.0 ± 0.5 µg/mL	Beryllium, Be	100.0 ± 0.7 µg/mL
Boron, B	100.0 ± 0.7 µg/mL	Cadmium, Cd	100.0 ± 0.5 µg/mL
Chromium, Cr	100.0 ± 0.8 µg/mL	Cobalt, Co	100.0 ± 0.6 µg/mL
Copper, Cu	100.0 ± 0.5 µg/mL	Iron, Fe	100.1 ± 0.4 µg/mL
Lead, Pb	100.0 ± 0.6 µg/mL	Manganese, Mn	100.0 ± 0.5 µg/mL
Nickel, Ni	100.0 ± 0.6 µg/mL	Selenium, Se	100.0 ± 0.7 µg/mL
Silver, Ag	39.99 ± 0.18 µg/mL	Strontium, Sr	100.0 ± 0.4 µg/mL
Thallium, Tl	100.0 ± 0.6 µg/mL	Thorium, Th	100.0 ± 0.5 µg/mL
Uranium, U	100.0 ± 0.5 µg/mL	Vanadium, V	100.0 ± 0.5 µg/mL
Zinc, Zn	100.0 ± 0.5 µg/mL		

Density: 1.033 g/mL (measured at 20 ± 4 °C)

Assay Information:

ANALYTE	METHOD	NIST SRM#	SRM LOT#
Ag	ICP Assay	3151	160729
Ag	Volhard	999c	999c
Al	ICP Assay	3101a	140903
Al	EDTA	928	928
As	ICP Assay	3103a	100818
B	ICP Assay	3107	110830
Ba	ICP Assay	3104a	140909
Ba	Gravimetric		See Sec. 4.2
Be	ICP Assay	3105a	090514
Cd	ICP Assay	3108	130116
Cd	EDTA	928	928
Co	ICP Assay	3113	190630
Co	EDTA	928	928
Cr	ICP Assay	3112a	170630
Cu	ICP Assay	3114	121207
Cu	EDTA	928	928
Fe	ICP Assay	3126a	140812
Fe	EDTA	928	928
Fe	Calculated		See Sec. 4.2
Mn	ICP Assay	3132	050429
Mn	EDTA	928	928
Ni	ICP Assay	3136	120619
Ni	EDTA	928	928
Pb	ICP Assay	3128	101026
Pb	EDTA	928	928
Se	ICP Assay	3149	100901
Se	Calculated		See Sec. 4.2
Sr	EDTA	928	928
Sr	ICP Assay	Traceable to 3153a	K2-SR650985
Sr	Calculated		See Sec. 4.2
Th	EDTA	928	928
Th	Calculated		See Sec. 4.2
Tl	ICP Assay	3158	151215
U	ICP Assay	3164	080521
U	Calculated		See Sec. 4.2
V	ICP Assay	3165	160906
V	EDTA	928	928
Zn	ICP Assay	3168a	120629
Zn	EDTA	928	928

The following equations are used in the calculation of the certified value and the uncertainty. Reported uncertainties represent expanded uncertainties expressed at approximately the 95% confidence level using a coverage factor of k = 2.

Characterization of CRM/RM by Two or More Methods

Certified Value, $X_{CRM/RM}$, where two or more methods of characterization are used is the weighted mean of the results:

$X_{CRM/RM} = \Sigma(w_i)(X_i)$

X_i = mean of Assay Method i with standard uncertainty $u_{char\ i}$

w_i = the weighting factors for each method calculated using the inverse square of the variance:

$w_i = (1/u_{char\ i})^2 / (\Sigma(1/(u_{char\ i})^2)$

CRM/RM Expanded Uncertainty (±) = $U_{CRM/RM} = k\,(u^2_{char} + u^2_{bb} + u^2_{lts} + u^2_{ts})^{1/2}$

k = coverage factor = 2

$u_{char} = [\Sigma((w_i)^2 (u_{char\ i})^2)]^{1/2}$ where $u_{char\ i}$ are the errors from each characterization method

u_{bb} = bottle to bottle homogeneity standard uncertainty

u_{lts} = long term stability standard uncertainty (storage)

u_{ts} = transport stability standard uncertainty

Characterization of CRM/RM by One Method

Certified Value, $X_{CRM/RM}$, where one method of characterization is used is the mean of individual results:

$X_{CRM/RM} = (X_a)(u_{char\ a})$

X_a = mean of Assay Method A with

$u_{char\ a}$ = the standard uncertainty of characterization Method A

CRM/RM Expanded Uncertainty (±) = $U_{CRM/RM} = k\,(u^2_{char\ a} + u^2_{bb} + u^2_{lts} + u^2_{ts})^{1/2}$

k = coverage factor = 2

$u_{char\ a}$ = the errors from characterization

u_{bb} = bottle to bottle homogeneity standard uncertainty

u_{lts} = long term stability standard uncertainty (storage)

u_{ts} = transport stability standard uncertainty

Certified Abundance:

IV's Certified Abundance

Isotope	Atom %
Uranium 238U	99.8 ± 0.1
Uranium 235U	0.24 ± 0.05

4.0 TRACEABILITY TO NIST

- This product is traceable to NIST via an unbroken chain of comparisons. The uncertainties for each certified value are reported, taking into account the SRM/RM uncertainty error and the measurement, weighing and volume dilution errors. In rare cases where no NIST SRM/RM are available, the term 'in-house std.' is specified.

4.1 Thermometer Calibration

- All thermometers are NIST traceable through thermometers that are calibrated by an accredited calibration laboratory.

4.2 Balance Calibration

- All analytical balances are calibrated by an accredited calibration laboratory and procedure. The weights used for testing are annually compared to master weights and are traceable to NIST.

4.3 Glassware Calibration

- An in-house procedure is used to calibrate all Class A glassware used in the manufacturing and quality control of CRM/RMs.

5.0 TRACE METALLIC IMPURITIES (TMI) DETERMINED BY ICP-MS AND ICP-OES (µg/mL)

N/A

6.0 INTENDED USE

- For the calibration of analytical instruments and validation of analytical methods as appropriate.

7.0 INSTRUCTIONS FOR THE CORRECT USE OF THIS REFERENCE MATERIAL

7.1 Storage and Handling Recommendations

- Store between approximately 4° - 30° C while in sealed TCT bag.

- While stored in the sealed TCT bag, transpiration of this CRM/RM is negligible. After opening the sealed TCT bag transpiration of the CRM/RM will occur, resulting in a gradual increase in the analyte concentration(s). It is the responsibility of the user to account for this effect. When the bottle is weighed both before and after being placed in storage, the mass difference observed will be a measure of transpiration mass loss.

- After opening the sealed TCT bag, keep cap tightly sealed when not in use and store between 4° - 24° C to minimize the effects of transpiration. Use at 20° ± 4° C to minimize volumetric dilution error when using the reported density. Do not pipette from the container. Do not return removed aliquots to container.

- For more information, visit **www.inorganicventures.com/TCT**

8.0 HAZARDOUS INFORMATION

- Please refer to the Safety Data Sheet for information regarding this CRM/RM.

9.0 HOMOGENEITY

- This solution was mixed according to an in-house procedure and is guaranteed to be homogeneous. Homogeneity data indicate that the end user should take a minimum sample size of 0.2 mL to assure homogeneity.

10.0 QUALITY STANDARD DOCUMENTATION

10.1 ISO 9001 Quality Management System Registration

- QSR Certificate Number QSR-1034

10.2 ISO/IEC 17025 "General Requirements for the Competence of Testing and Calibration Laboratories"

- Chemical Testing - Accredited / A2LA Certificate Number 883.01

10.3 ISO 17034 "General Requirements for the Competence of Reference Material Producers"

- Reference Material Producer - Accredited / A2LA Certificate Number 883.02

Inorganic Ventures, 300 Technology Drive, Christiansburg, Va. 24073, USA; Telephone: 800.669.6799; 540.585.3030, Fax: 540.585.3012; inorganicventures.com; info@inorganicventures.com

11.0 CERTIFICATION, LOT EXPIRATION AND PERIOD OF VALIDITY

11.1 Certification Issue Date

April 21, 2021

- The certification is valid within the measurement uncertainty specified provided the CRM/RM is stored and handled in accordance with instructions given in Sec 7.1. This certification is nullified if instructions in Sec 7.1 are not followed or if the CRM/RM is damaged, contaminated, or otherwise modified.

11.2 Lot Expiration Date

- April 21, 2025

- The date after which this CRM/RM should not be used.

- The lot expiration date reflects the period of time that the stability of a CRM/RM can be supported by long term stability studies conducted on properly stored and handled CRM/RMs. Lot expiration is limited primarily by transpiration (loss of water from the solution) and infrequently by chemical stability.

11.3 Period of Validity

- Sealed TCT Bag Open Date: _____

- This CRM/RM should not be used longer than one year (or six months in the case of a 30 mL bottle) from the date of opening the aluminized bag or after the date given in Sec. 11.2, whichever comes first. This is contingent upon the CRM/RM being stored and handled in accordance with the instructions given in Sec. 7.1.

12.0 NAMES AND SIGNATURES OF CERTIFYING OFFICERS

Certificate Approved By:

Michael Booth
Director, Quality Control

Michael J Booth

Certifying Officer:

Paul Gaines
Chairman / Senior Technical Director

Paul R Gaines

Energy Laboratories Inc

Standard LOG

Standard ID:	ME211118 MSCAL-5A		
Standard Name	EL-MSCAL-5A	Type:	Primary
Date Prepared	11/18/2021	BY:	Stacy R. Hendricks
Date Expires:	11/18/2022		
Department	ME	Status:	Open
Vendor:	Inorganic Ventures		
Lot Number:	P2-MEB687200		
Balance ID:			
Comments:	Opened 11/18/2021; Expires 11/18/2022		

Chemical / Solvent Used	BottleNo	Amt	Units	Expires
Multi Analyte Custom Grade Solution	13175	500	mL	11/18/2022

Final Volume:
500 mL

Stock Source **Base Units** **Amount Added**

Analytes **CAS** Conc: **ug/mL**

INORGANIC VENTURES™
300 Technology Drive
Christiansburg, VA 24073 · USA
inorganicventures.com

CERTIFICATE OF ANALYSIS

tel: 800.669.6799 · 540.585.3030
fax: 540.585.3012
info@inorganicventures.com

1.0 ACCREDITATION / REGISTRATION

INORGANIC VENTURES is accredited to ISO 17034, "General Requirements for the Competence of Reference Material Producers" and ISO/IEC 17025, "General Requirements for the Competence of Testing and Calibration Laboratories". Inorganic Ventures is also an ISO 9001 registered manufacturer (QSR Certificate Number QSR-1034).

ACCREDITED Testing Laboratory Certificate 883.01
ACCREDITED Reference Material Producer Certificate 883.02

2.0 PRODUCT DESCRIPTION

Product Code:	Multi Analyte Custom Grade Solution
Catalog Number:	EL-MSCAL-5A
Lot Number:	P2-MEB687200
Matrix:	3% (v/v) HNO3
Value / Analyte(s):	5 000 µg/mL ea: Calcium, Potassium, Magnesium, Sodium, 500 µg/mL ea: Phosphorus, Iron, 250 µg/mL ea: Lithium

3.0 CERTIFIED VALUES AND UNCERTAINTIES

ANALYTE	CERTIFIED VALUE	ANALYTE	CERTIFIED VALUE
Calcium, Ca	**5 000 ± 20 µg/mL**	**Iron, Fe**	**499.9 ± 2.1 µg/mL**
Lithium, Li	**250.0 ± 1.1 µg/mL**	**Magnesium, Mg**	**5 000 ± 21 µg/mL**
Phosphorus, P	**499.8 ± 2.5 µg/mL**	**Potassium, K**	**5 000 ± 18 µg/mL**
Sodium, Na	**5 000 ± 18 µg/mL**		

Density: 1.076 g/mL (measured at 20 ± 4 °C)

Assay Information:

ID #: 13175
Opened:
Multi Analyte Custom Grade Solution
Expires: 12/2/2023
Rec'd: 10/12/2020
Energy Laboratories Inc 1120 So. 27th Street
Billings MT 59107

ANALYTE	METHOD	NIST SRM#	SRM LOT#
Ca	ICP Assay	3109a	130213
Ca	EDTA	928	928
Fe	ICP Assay	3126a	140812
Fe	EDTA	928	928
K	ICP Assay	3141a	140813
K	Gravimetric		See Sec. 4.2
Li	ICP Assay	3129a	100714
Li	Gravimetric		See Sec. 4.2
Mg	ICP Assay	3131a	140110
Mg	EDTA	928	928
Na	ICP Assay	3152a	120715
Na	Gravimetric		See Sec. 4.2
P	ICP Assay	3139a	060717
P	Acidimetric	84L	84L

The following equations are used in the calculation of the certified value and the uncertainty. Reported uncertainties represent expanded uncertainties expressed at approximately the 95% confidence level using a coverage factor of k = 2.

Characterization of CRM/RM by Two or More Methods

Certified Value, $X_{CRM/RM}$, where two or more methods of characterization are used is the weighted mean of the results:

$X_{CRM/RM} = \Sigma(w_i)(X_i)$

X_i = mean of Assay Method i with standard uncertainty $u_{char\ i}$

w_i = the weighting factors for each method calculated using the inverse square of the variance:

$w_i = (1/u_{char\ i})^2 / (\Sigma(1/(u_{char\ i})^2)$

CRM/RM Expanded Uncertainty (±) = $U_{CRM/RM} = k\,(u^2_{char} + u^2_{bb} + u^2_{lts} + u^2_{ts})^{½}$

k = coverage factor = 2

$u_{char} = [\Sigma((w_i)^2 (u_{char\ i})^2)]^{½}$ where $u_{char\ i}$ are the errors from each characterization method

u_{bb} = bottle to bottle homogeneity standard uncertainty

u_{lts} = long term stability standard uncertainty (storage)

u_{ts} = transport stability standard uncertainty

Characterization of CRM/RM by One Method

Certified Value, $X_{CRM/RM}$, where one method of characterization is used is the mean of individual results:

$X_{CRM/RM} = (X_a)(u_{char\ a})$

X_a = mean of Assay Method A with

$u_{char\ a}$ = the standard uncertainty of characterization Method A

CRM/RM Expanded Uncertainty (±) = $U_{CRM/RM} = k\,(u^2_{char\ a} + u^2_{bb} + u^2_{lts} + u^2_{ts})^{½}$

k = coverage factor = 2

$u_{char\ a}$ = the errors from characterization

u_{bb} = bottle to bottle homogeneity standard uncertainty

u_{lts} = long term stability standard uncertainty (storage)

u_{ts} = transport stability standard uncertainty

4.0 TRACEABILITY TO NIST

- This product is traceable to NIST via an unbroken chain of comparisons. The uncertainties for each certified value are reported, taking into account the SRM/RM uncertainty error and the measurement, weighing and volume dilution errors. In rare cases where no NIST SRM/RM are available, the term 'in-house std.' is specified.

4.1 Thermometer Calibration

- All thermometers are NIST traceable through thermometers that are calibrated by an accredited calibration laboratory.

4.2 Balance Calibration

- All analytical balances are calibrated by an accredited calibration laboratory and procedure. The weights used for testing are annually compared to master weights and are traceable to NIST.

4.3 Glassware Calibration

- An in-house procedure is used to calibrate all Class A glassware used in the manufacturing and quality control of CRM/RMs.

5.0 TRACE METALLIC IMPURITIES (TMI) DETERMINED BY ICP-MS AND ICP-OES (µg/mL)

N/A

6.0 INTENDED USE

- For the calibration of analytical instruments and validation of analytical methods as appropriate.

7.0 INSTRUCTIONS FOR THE CORRECT USE OF THIS REFERENCE MATERIAL

7.1 Storage and Handling Recommendations

- Store between approximately 4° - 30° C while in sealed outer bag.

- While stored in the sealed outer bag, transpiration of this CRM/RM is negligible. After opening the sealed outer bag transpiration of the CRM/RM will occur, resulting in a gradual increase in the analyte concentration(s). It is the responsibility of the user to account for this effect. When the bottle is weighed both before and after being placed in storage, the mass difference observed will be a measure of transpiration mass loss.

- After opening the sealed outer bag, keep cap tightly sealed when not in use and store between 4° - 24° C to minimize the effects of transpiration. Use at 20° ± 4° C to minimize volumetric dilution error when using the reported density. Do not pipette from the container. Do not return removed aliquots to container.

8.0 HAZARDOUS INFORMATION

- Please refer to the Safety Data Sheet for information regarding this CRM/RM.

9.0 HOMOGENEITY

- This solution was mixed according to an in-house procedure and is guaranteed to be homogeneous. Homogeneity data indicate that the end user should take a minimum sample size of 0.2 mL to assure homogeneity.

10.0 QUALITY STANDARD DOCUMENTATION

10.1 ISO 9001 Quality Management System Registration

- QSR Certificate Number QSR-1034

10.2 ISO/IEC 17025 "General Requirements for the Competence of Testing and Calibration Laboratories"

- Chemical Testing - Accredited / A2LA Certificate Number 883.01

10.3 ISO 17034 "General Requirements for the Competence of Reference Material Producers"

- Reference Material Producer - Accredited / A2LA Certificate Number 883.02

Inorganic Ventures, 300 Technology Drive, Christiansburg, Va. 24073, USA; Telephone: 800.669.6799; 540.585.3030, Fax: 540.585.3012; Inorganicventures.com; info@inorganicventures.com

11.0 CERTIFICATION, EXPIRATION AND PERIOD OF VALIDITY

11.1 Certification Issue Date

December 02, 2019

- The certification is valid within the measurement uncertainty specified provided the CRM/RM is stored and handled in accordance with instructions given in Sec 7.1. This certification is nullified if instructions in Sec 7.1 are not followed or if the CRM/RM is damaged, contaminated, or otherwise modified.

11.2 Lot Expiration Date

- December 02, 2023

- The date after which this CRM/RM should not be used.

- The lot expiration date reflects the period of time that the stability of a CRM/RM can be supported by long term stability studies conducted on properly stored and handled CRM/RMs. Lot expiration is limited primarily by transpiration (loss of water from the solution) and infrequently by chemical stability.

11.3 Period of Validity

- Sealed outer Bag Open Date: _____

- This CRM/RM should not be used longer than one year (or six months in the case of a 30 mL bottle) from the date of opening the aluminized bag or after the date given in Sec. 11.2, whichever comes first. This is contingent upon the CRM/RM being stored and handled in accordance with the instructions given in Sec. 7.1.

12.0 NAMES AND SIGNATURES OF CERTIFYING OFFICERS

Certificate Approved By:

Michael Booth
Manager, Quality Control

Michael J Booth

Certifying Officer:

Paul Gaines
CEO, Senior Technical Director

Paul R Gaines

Energy Laboratories Inc

Standard LOG

Standard ID:	ME211229A AU 2ND SOURCE		
Standard Name	Au 2nd source Stock	Type:	Primary
Date Prepared	12/29/2021	BY:	Amanda E. McDani
Date Expires:	12/29/2022		
Department	ME	Status:	Open
Vendor:	SCP Science		
Lot Number:	S211129013		
Balance ID:			
Comments:	opened 12/29/2021; expires 12/29/2022		

Chemical / Solvent Used	BottleNo	Amt	Units	Expires
ICP/ICPMS Standard Gold	14710	500	mL	12/29/2022

Final Volume:
500 mL

Stock Source **Base Units** **Amount Added**

Analytes **CAS** Conc: **ug/mL**

ID #: 14710
Opened:
ICP/ICPMS Standard Gold
Expires: 12/31/2023
Rec'd: 12/29/2021
Energy Laboratories Inc 1120 So. 27th Street
Billings MT 59107

SCP SCIENC
Providing Innovative Solutions to Analytical

Certificate of Analysis

Au

1.0 DESCRIPTION:

PlasmaCAL ICP/ICPMS Standard - Gold 1000 µg/ml

Catalogue Number: 140-052-790/-791/-795
Starting Material: Gold Metal 99.99+%
Lot Number: **S211129013**
Matrix: 10% HCl (See Section 3 for actual matrix)
Expiration Date (End of month): **December 2023** (or 15 months after bottle is opened, whichever comes first)

2.0 CERTIFIED VALUES AND ASSOCIATED UNCERTAINTY:

Certified Concentration: **1001 µg/ml +/- 4 µg/ml**
982 µg/g +/- 4 µg/g

Method of analysis: Inductively Coupled Plasma Atomic Emission Spectroscopy (ICP-AES)

Traceability: NIST Standard Reference Material 3121 Lot: **991806**

Note: The uncertainty of the certified value has been calculated from applicable uncertainty contributors (u_i) including uncertainty established during characterization of the material (u_{char}), the between bottle variation (u_{bb}), short-term stability (u_{sts}) and long-term stability (u_{lts}) according to the model $u_c = \sqrt{(u_{char}^2 + u_{bb}^2 + u_{sts}^2 + u_{lts}^2)}$. This combined uncertainty has been further multiplied by a coverage factor (k) of 2 to provide a 95% confidence interval.

3.0 REFERENCE VALUES:

Density: **1.019 g/ml @ 22.4 °C**
Actual Matrix: **10.0% (v/v) HCl**

Trace Metal Impurities as tested by ICP-MS:

Element	Conc. (ppm)	Element	Conc. (ppm)	Element	Conc. (ppm)	Element	Conc. (ppm)
Ag	**0.3851**	Fe	<0.0090	Nd	<0.0010	Sn	<0.0010
Al	**0.0062**	Ga	<0.0010	Ni	<0.0010	Sr	<0.0025
As	<0.0010	Gd	<0.0010	Os	<0.0010	Ta	<0.0010
Au	N/A	Ge	<0.0010	P	<0.0132	Tb	<0.0010
B	<0.0015	Hf	<0.0010	Pb	<0.0010	Te	<0.0010
Ba	<0.0010	Hg	*	Pd	**0.0434**	Th	<0.0010
Be	<0.0010	Ho	<0.0010	Pr	<0.0010	Ti	<0.0012
Bi	<0.0010	In	<0.0010	Pt	**0.0048**	Tl	<0.0011
Ca	<0.0135	Ir	<0.0010	Rb	<0.0010	Tm	<0.0010
Cd	<0.0010	K	**0.0362**	Re	<0.0010	U	<0.0010
Ce	<0.0010	La	<0.0010	Rh	<0.0010	V	<0.0010
Co	<0.0010	Li	<0.0010	Ru	<0.0010	W	<0.0020
Cr	<0.0010	Lu	<0.0010	S	*	Y	<0.0010
Cs	**0.0029**	Mg	<0.0010	Sb	<0.0010	Yb	<0.0010
Cu	**0.0023**	Mn	<0.0010	Sc	<0.0010	Zn	<0.0010
Dy	<0.0010	Mo	<0.0010	Se	<0.01	Zr	<0.0010
Er	<0.0010	Na	**0.0070**	Si	<0.1		
Eu	<0.0010	Nb	<0.0010	Sm	<0.0010	*: Not tested	

4.0 APPROVAL AND DATE OF CERTIFICATION:

Certification Approval: Daniel Boisvert, Chemist
Certification Date: December 10, 2021

Daniel Boisvert

ACCREDITED
Reference Material Producer
CERTIFICATE 2885.01

5.0 INTENDED USE / *UTILISATION PRÉVUE*:

- ICP Standards: For the calibration of, including but not limited to: ICP-AES, ICP-MS, FAAS, GFAA, XRF and DCP. / *Étalons ICP : Pour l'étalonnage d'instruments de mesure tels que: ICP-AES, ICP-MS, FAAS, GFAA, XRF et DCP.*
- AA Standards: For the calibration of Flame (FAAS) and Graphite Furnace (GFAA) Atomic Absorption Spectrometers. / *Étalons AA : Pour l'étalonnage de spectromètres d'absorption atomique flamme (GFAA) et four au graphite (GFAA).*
- Matrix Modifiers: For the optimization of analytical conditions to provide better Graphite Furnace Atomic Absorption (GFAA) instrument response and improved detection limits. / *Modificateur de matrice : Pour l'optimisation des conditions analytiques afin de fournir des meilleurs réponses instrumentales et limites de détection pour SAA four au graphite.*
- pH Standards: For the calibrating pH meters or for other wet chemistry applications. / *Étalons pH : Pour étalonnage de pH mètres et autres applications de chimie humide.*
- Conductivity Standards: For electrolytic conductivity measurement as a calibration standard. / *Étalons de conductivité : Comme étalon pour les mesures de conductivité électrolytiques.*
- IC Standards: for calibration of, but not limited to IC, HPLC, TLC, ISE, IR, NMR, MS, UV/VIS or other wet chemistry applications. / *Étalons IC : Pour étalonnage d'instruments tels que : IC, HPLC, TLC, ISE, IR, NMR, MS, UV/VIS et autres applications de chimie humide.*

For any inquiries, please contact **SCP SCIENCE**. / *Pour toute question, veuillez contacter **SCP SCIENCE**.*

6.0 INSTRUCTIONS FOR USE / *INSTRUCTIONS D'UTILISATION*:

Handling and Storage / Manutention et entreposage: Keep product tightly capped when not in use. The solution should be opened for a minimum amount of time necessary to dispense the amount required. Do not pipet or use directly from container. Do not return unused portions back to container. Store under normal laboratory conditions. Avoid exposure to excessive sources of heat and humidity or direct sunlight. / *Garder les contenants bien fermés lorsque non utilisés. Le contenant devrait être ouvert seulement pour le temps requis afin de prélever la quantité nécessaire. Ne pas pipetter ou utiliser directement du contenant. Ne pas retourner les portions non-utilisées dans le contentant. Conserver dans des conditions normales de laboratoire. Éviter l'exposition à des sources de chaleur et d'humidité excessives ou à l'exposition solaire directe.*

Stability / *Stabilité*: This Standard is guaranteed to be stable and accurate to within the specified uncertainty of measurement up to the unopened expiry date, if sealed, or up to the opened expiry date (when indicated), whichever comes first, provided the solution is kept tightly capped and stored under the indicated storage conditions. Purchasers will be notified of any significant changes resulting in re-certification or withdrawal of the product prior to the expiration date. / *La stabilité et l'exactitude de cet étalon sont garanties d'être à l'intérieur de l'incertitude de mesure, jusqu'à la date d'expiration de la bouteille non-ouverte, si scellée, ou jusqu'à la date d'expiration de la bouteille ouverte (si indiquée), en présumant que le contenant est maintenu fermé et gardé dans les conditions d'entreposage indiquées. Les acheteurs seront avisés dans le cas où il y aura des changements significatifs nécessitant une re-certification ou un rappel du produit avant la date d'expiration.*

7.0 HAZARDOUS INFORMATION / *INFORMATION SUR LES RISQUES POTENTIELS*:

Please refer to the associated Safety Data Sheet (SDS) for information regarding this product (available at www.SCPSCIENCE.com). / *SVP vous référer à la Fiche Signalétique applicable pour de l'information sur ce produit (Disponible à www.SCPSCIENCE.com).*

8.0 HOMOGENEITY / *HOMOGÉNÉITÉ:*

This solution has been blended according to an in-house procedure and its homogeneity is guaranteed to be fit for purpose when a sample size sufficient for the intended method of analysis is used. / *Cette solution a été préparée selon une procédure maison et nous assurons que sa homogénéité est approprié à l'emploi lorsqu'un échantillon suffisant pour la méthode d'analyse prévue est utilisé.*

9.0 TRACEABILITY / *TRAÇABILITÉ*:

This CRM (Certified Reference Material) is traceable to the NIST SRM (Standard Reference Material) indicated in section 2 through an unbroken chain of comparisons. In addition, balances used are regularly calibrated using weights which are traceable to NIST (National Institute of Standards and Technology) or NRC (National Research Council of Canada) standards. All conductivity meters used to analyze this standard have been regularly calibrated using a NIST or NRC traceable Thermometer and standards. All pH meters used to analyze this standard have been regularly calibrated using a NIST or NRC traceable thermometer and pH/MV simulator. / *Ce matériel de référence certifié est traçable au Matériel de Référence Standardisé de NIST indiqué à la section 2 par une chaine de comparaison ininterrompue. De plus, les balances utilisées sont étalonnées régulièrement en utilisant des poids qui sont traçables au NIST (National Institute of Standards and Technology) ou au CRNC (Conseil National de Recherches Canada). Tout conductimètre utilisé afin d'analyser cet étalon a été sujet à un étalonnage périodique utilisant des thermomètres et étalons traçables au NIST ou CNRC. Tout pH mètre utilisé afin d'analyser cet étalon a été sujet à un étalonnage périodique utilisant des thermomètres et un simulateur pH/MV traçables au NIST ou au CNRC.*

10.0 PREPARATION / *PRÉPARATION:*

For the preparation of these solutions, 18 meghom/cm double deionized water, high-purity acids and glassware calibrated to ASTM Class A specifications are used. / *Une eau de 18 meghom/cm doublement déionisé, de l'acide de haute pureté, ainsi que de la verrerie étalonnée afin de satisfaire les spécifications Classe A de ASTM ont été utilisés pour la préparation de cet étalon.*

11.0 QUALITY SYSTEM CERTIFICATIONS / *CERTIFICATIONS DE SYSTÈME QUALITÉ:*

ISO 9001 Certification / *Certification ISO 9001*: This standard was produced in a facility which operates under a **registered** ISO 9001 Quality Management System. Please consult our web site for a copy of the most recent revision of our certificate of registration. / *Cet étalon a été fabriqué dans un laboratoire qui utilise un Système de Gestion de la Qualité **enregistré** à la norme ISO 9001. Veuillez consulter notre site web pour obtenir la version la plus récente de notre certificat d'enregistrement.*

ISO 17025 Accreditation / *Accréditation ISO 17025*: **SCP SCIENCE (Corporate Headquarters)** operates an ISO 17025 **accredited** laboratory. Please consult our web site for a copy of the most recent revision of our certificate and scope of accreditation. / ***SCP SCIENCE (Siège social)** est **accréditée** ISO 17025. Veuillez consulter notre site web afin d'obtenir la plus récente version de notre certificat d'accréditation ainsi que la portée de notre accréditation.*

ISO 17034 Accreditation / *Accréditation ISO 17034* : SCP SCIENCE (Corporate Headquarters) is an ISO 17034 accredited Reference Material Producer. Please consult our website for a copy of our most recent certificate and scope of accreditation. / ***SCP SCIENCE (Siège social)** est un Fabricant de Matériaux de Référence Accrédité ISO 17034. Veuillez consulter notre site web afin d'obtenir la plus récente version de notre certificat d'accréditation ainsi que la portée de notre accréditation.*

CORPORATE HEADQUARTERS
21800 Clark Graham
Baie D'Urfé (Montréal), Quebec,
H9X 4B6 Canada
Phone: +1 (800) 361-6820
Fax: +1 (800) 253-5549

USA
3rd Party Distribution Center
348 Route 11, Champlain,
N.Y. 12919-4816

Phone: +1 (800) 361-6820
Fax: +1 (800) 253-5549

FRANCE
12 Ave. de Québec, Bat. IRIS
91140, Villebon-sur-Yvette

Phone: +33 (0) 1 69 18 71 17
Fax: +33 (0) 1 60 92 05 67

GERMANY
Alte Marktoberdorfer Straße 14, 87616
Marktoberdorf

Phone: +49 (0) 8342-89560-61
Fax: +49 (0) 8342-89560-69

Energy Laboratories Inc

Standard LOG

Standard ID: ME220112 100 PPB STANDARD
Standard Name 100 ppb Standard
Date Prepared 1/12/2022
Date Expires: 11/18/2022
Department ME
Vendor: Inorganic Ventures
Lot Number:
Balance ID:

Type: Secondary
BY: Cindy Rohrer
Status: Open

Comments: Made Fresh Daily

Chemical / Solvent Used	BottleNo	Amt	Units	Expires
Hydrochloric Acid E1421	14721	0.25	mL	1/4/2027
Nitric Acid 69.0- 70.0% D0521	14626	0.5	mL	12/14/2026
Milli-Q H2O	391	48.335	mL	6/1/2100

Final Volume:
50 mL

Stock Source		**Base Units**	**Amount Added**
ME211221 MSCAL	MSCAL 3C	ug/mL	0.05 mL
ME211118 MSCAL	EL-MSCAL-5A	ug/mL	0.25 mL
ME220105 HgPrim	Primary Hg Stock 2 PPM	ug/mL	0.05 mL
ME211208 MSCAL	MSCAL 2B	ug/mL	0.05 mL
ME211229A AU 2n	Au 2nd source Stock	ug/mL	0.01 mL
ME220110 Ce, La	Ce, La Primary	ug/mL	0.05 mL

Analytes	**CAS**	Conc:	**mg/L**

Energy Laboratories Inc

Standard LOG

Standard ID:	ME211221 MSCAL 3C		
Standard Name	MSCAL 3C	Type:	Primary
Date Prepared	12/21/2021	BY:	Stacy R. Hendricks
Date Expires:	12/21/2022		
Department	ME	Status:	Open
Vendor:	Inorganic Ventures		
Lot Number:	S2-MEB700780		
Balance ID:			
Comments:	Opened 12/21/21; expires 12/21/22		

Chemical / Solvent Used	BottleNo	Amt	Units	Expires
Multi Analyte Custom Grade Solution	13473	250	mL	12/21/2022

Final Volume:
250 mL

Stock Source	**Base Units**	**Amount Added**
Analytes	**CAS**	Conc: **ug/mL**

INORGANIC VENTURES

CERTIFICATE OF ANALYSIS

1.0 ACCREDITATION / REGISTRATION

INORGANIC VENTURES is accredited to ISO 17034, "General Requirements for the Competence of Reference Material Producers" and ISO/IEC 17025, "General Requirements for the Competence of Testing and Calibration Laboratories". Inorganic Ventures is also an ISO 9001 registered manufacturer (QSR Certificate Number QSR-1034).

ACCREDITED Testing Laboratory Certificate 883.01 ACCREDITED Reference Material Producer Certificate 883.02

2.0 PRODUCT DESCRIPTION

Product Code:	Multi Analyte Custom Grade Solution
Catalog Number:	EL-MSCAL-3C
Lot Number:	S2-MEB700780
Matrix:	3% (v/v) HNO3 tr. HF
Value / Analyte(s):	400 µg/mL ea: Silicon, 100 µg/mL ea: Tin, Molybdenum, Titanium, Antimony

1-6-2025

ID #: 13473
Opened:_____
Multi Analyte Custom Grade Solution
Expires: 1/6/2025
Rec'd: 1/15/2021
Energy Laboratories Inc 1120 So 27th Street
Billings MT 59107

3.0 CERTIFIED VALUES AND UNCERTAINTIES

ANALYTE	CERTIFIED VALUE	ANALYTE	CERTIFIED VALUE
Antimony, Sb	100.0 ± 0.8 µg/mL	Molybdenum, Mo	100.0 ± 0.6 µg/mL
Silicon, Si	399.9 ± 3.0 µg/mL	Tin, Sn	100.0 ± 0.6 µg/mL
Titanium, Ti	100.0 ± 0.7 µg/mL		

Density: 1.018 g/mL (measured at 20 ± 4 °C)

Assay Information:

ANALYTE	METHOD	NIST SRM#	SRM LOT#
Mo	ICP Assay	3134	130418
Sb	ICP Assay	3102a	140911
Si	ICP Assay	3150	130912
Sn	ICP Assay	3161a	140917
Ti	ICP Assay	3162a	130925

The following equations are used in the calculation of the certified value and the uncertainty. Reported uncertainties represent expanded uncertainties expressed at approximately the 95% confidence level using a coverage factor of k = 2.

Characterization of CRM/RM by Two or More Methods

Certified Value, $X_{CRM/RM}$, where two or more methods of characterization are used is the weighted mean of the results:

$X_{CRM/RM} = \Sigma(w_i)(X_i)$

X_i = mean of Assay Method i with standard uncertainty $u_{char\ i}$

w_i = the weighting factors for each method calculated using the inverse square of the variance:

$w_i = (1/u_{char\ i})^2 / (\Sigma(1/(u_{char\ i})^2)$

CRM/RM Expanded Uncertainty (±) = $U_{CRM/RM} = k\,(u^2_{char} + u^2_{bb} + u^2_{lts} + u^2_{ts})^{1/2}$

k = coverage factor = 2

$u_{char} = [\Sigma((w_i)^2\,(u_{char\ i})^2)]^{1/2}$ where $u_{char\ i}$ are the errors from each characterization method

u_{bb} = bottle to bottle homogeneity standard uncertainty

u_{lts} = long term stability standard uncertainty (storage)

u_{ts} = transport stability standard uncertainty

Characterization of CRM/RM by One Method

Certified Value, $X_{CRM/RM}$, where one method of characterization is used is the mean of individual results:

$X_{CRM/RM} = (X_a)\,(u_{char\ a})$

X_a = mean of Assay Method A with

$u_{char\ a}$ = the standard uncertainty of characterization Method A

CRM/RM Expanded Uncertainty (±) = $U_{CRM/RM} = k\,(u^2_{char\ a} + u^2_{bb} + u^2_{lts} + u^2_{ts})^{1/2}$

k = coverage factor = 2

$u_{char\ a}$ = the errors from characterization

u_{bb} = bottle to bottle homogeneity standard uncertainty

u_{lts} = long term stability standard uncertainty (storage)

u_{ts} = transport stability standard uncertainty

4.0 TRACEABILITY TO NIST

- This product is traceable to NIST via an unbroken chain of comparisons. The uncertainties for each certified value are reported, taking into account the SRM/RM uncertainty error and the measurement, weighing and volume dilution errors. In rare cases where no NIST SRM/RM are available, the term 'in-house std.' is specified.

4.1 Thermometer Calibration

- All thermometers are NIST traceable through thermometers that are calibrated by an accredited calibration laboratory.

4.2 Balance Calibration

- All analytical balances are calibrated by an accredited calibration laboratory and procedure. The weights used for testing are annually compared to master weights and are traceable to NIST.

4.3 Glassware Calibration

- An in-house procedure is used to calibrate all Class A glassware used in the manufacturing and quality control of CRM/RMs.

5.0 TRACE METALLIC IMPURITIES (TMI) DETERMINED BY ICP-MS AND ICP-OES (µg/mL)

N/A

6.0 INTENDED USE

- For the calibration of analytical instruments and validation of analytical methods as appropriate.

7.0 INSTRUCTIONS FOR THE CORRECT USE OF THIS REFERENCE MATERIAL

7.1 Storage and Handling Recommendations

- Store between approximately 4° - 30° C while in sealed TCT bag.

- While stored in the sealed TCT bag, transpiration of this CRM/RM is negligible. After opening the sealed TCT bag transpiration of the CRM/RM will occur, resulting in a gradual increase in the analyte concentration(s). It is the responsibility of the user to account for this effect. When the bottle is weighed both before and after being placed in storage, the mass difference observed will be a measure of transpiration mass loss.

- After opening the sealed TCT bag, keep cap tightly sealed when not in use and store between 4° - 24° C to minimize the effects of transpiration. Use at 20° ± 4° C to minimize volumetric dilution error when using the reported density. Do not pipette from the container. Do not return removed aliquots to container.

- For more information, visit **www.inorganicventures.com/TCT**

HF Note: This standard should not be prepared or stored in glass.

8.0 HAZARDOUS INFORMATION

- Please refer to the Safety Data Sheet for information regarding this CRM/RM.

9.0 HOMOGENEITY

- This solution was mixed according to an in-house procedure and is guaranteed to be homogeneous. Homogeneity data indicate that the end user should take a minimum sample size of 0.2 mL to assure homogeneity.

10.0 QUALITY STANDARD DOCUMENTATION

10.1 ISO 9001 Quality Management System Registration

- QSR Certificate Number QSR-1034

10.2 ISO/IEC 17025 "General Requirements for the Competence of Testing and Calibration Laboratories"

- Chemical Testing - Accredited / A2LA Certificate Number 883.01

10.3 ISO 17034 "General Requirements for the Competence of Reference Material Producers"

- Reference Material Producer - Accredited / A2LA Certificate Number 883.02

Inorganic Ventures, 300 Technology Drive, Christiansburg, Va. 24073, USA; Telephone: 800.669.6799; 540.585.3030, Fax: 540.585.3012; inorganicventures.com; info@inorganicventures.com

11.0 CERTIFICATION, LOT EXPIRATION AND PERIOD OF VALIDITY

11.1 Certification Issue Date

January 06, 2021

- The certification is valid within the measurement uncertainty specified provided the CRM/RM is stored and handled in accordance with instructions given in Sec 7.1. This certification is nullified if instructions in Sec 7.1 are not followed or if the CRM/RM is damaged, contaminated, or otherwise modified.

11.2 Lot Expiration Date

- January 06, 2025

- The date after which this CRM/RM should not be used.

- The lot expiration date reflects the period of time that the stability of a CRM/RM can be supported by long term stability studies conducted on properly stored and handled CRM/RMs. Lot expiration is limited primarily by transpiration (loss of water from the solution) and infrequently by chemical stability.

11.3 Period of Validity

- Sealed TCT Bag Open Date: _____

- This CRM/RM should not be used longer than one year (or six months in the case of a 30 mL bottle) from the date of opening the aluminized bag or after the date given in Sec. 11.2, whichever comes first. This is contingent upon the CRM/RM being stored and handled in accordance with the instructions given in Sec. 7.1.

12.0 NAMES AND SIGNATURES OF CERTIFYING OFFICERS

Certificate Approved By:

Michael Booth
Director, Quality Control

Michael J Booth

Certifying Officer:

Paul Gaines
Chairman / Senior Technical Director

Paul R Gaines

Energy Laboratories Inc

Standard LOG

Standard ID:	ME211118 MSCAL-5A		
Standard Name	EL-MSCAL-5A	Type:	Primary
Date Prepared	11/18/2021	BY:	Stacy R. Hendricks
Date Expires:	11/18/2022		
Department	ME	Status:	Open
Vendor:	Inorganic Ventures		
Lot Number:	P2-MEB687200		
Balance ID:			
Comments:	Opened 11/18/2021; Expires 11/18/2022		

Chemical / Solvent Used	BottleNo	Amt	Units	Expires
Multi Analyte Custom Grade Solution	13175	500	mL	11/18/2022

Final Volume:
500 mL

Stock Source **Base Units** **Amount Added**

Analytes **CAS** Conc: **ug/mL**

INORGANIC VENTURES™
300 Technology Drive
Christiansburg, VA 24073 · USA
inorganicventures.com

CERTIFICATE OF ANALYSIS

tel: 800.669.6799 · 540.585.3030
fax: 540.585.3012
info@inorganicventures.com

1.0 ACCREDITATION / REGISTRATION

INORGANIC VENTURES is accredited to ISO 17034, "General Requirements for the Competence of Reference Material Producers" and ISO/IEC 17025, "General Requirements for the Competence of Testing and Calibration Laboratories". Inorganic Ventures is also an ISO 9001 registered manufacturer (QSR Certificate Number QSR-1034).

ACCREDITED Testing Laboratory Certificate 883.01
ACCREDITED Reference Material Producer Certificate 883.02

2.0 PRODUCT DESCRIPTION

Product Code:	Multi Analyte Custom Grade Solution
Catalog Number:	EL-MSCAL-5A
Lot Number:	P2-MEB687200
Matrix:	3% (v/v) HNO3
Value / Analyte(s):	5 000 µg/mL ea: Calcium, Potassium, Magnesium, Sodium, 500 µg/mL ea: Phosphorus, Iron, 250 µg/mL ea: Lithium

3.0 CERTIFIED VALUES AND UNCERTAINTIES

ANALYTE	CERTIFIED VALUE	ANALYTE	CERTIFIED VALUE
Calcium, Ca	**5 000 ± 20 µg/mL**	**Iron, Fe**	**499.9 ± 2.1 µg/mL**
Lithium, Li	**250.0 ± 1.1 µg/mL**	**Magnesium, Mg**	**5 000 ± 21 µg/mL**
Phosphorus, P	**499.8 ± 2.5 µg/mL**	**Potassium, K**	**5 000 ± 18 µg/mL**
Sodium, Na	**5 000 ± 18 µg/mL**		

Density: 1.076 g/mL (measured at 20 ± 4 °C)

Assay Information:

ID #: 13175
Opened:
Multi Analyte Custom Grade Solution
Expires: 12/2/2023
Rec'd: 10/12/2020
Energy Laboratories Inc 1120 So. 27th Street
Billings MT 59107

ANALYTE	METHOD	NIST SRM#	SRM LOT#
Ca	ICP Assay	3109a	130213
Ca	EDTA	928	928
Fe	ICP Assay	3126a	140812
Fe	EDTA	928	928
K	ICP Assay	3141a	140813
K	Gravimetric		See Sec. 4.2
Li	ICP Assay	3129a	100714
Li	Gravimetric		See Sec. 4.2
Mg	ICP Assay	3131a	140110
Mg	EDTA	928	928
Na	ICP Assay	3152a	120715
Na	Gravimetric		See Sec. 4.2
P	ICP Assay	3139a	060717
P	Acidimetric	84L	84L

The following equations are used in the calculation of the certified value and the uncertainty. Reported uncertainties represent expanded uncertainties expressed at approximately the 95% confidence level using a coverage factor of k = 2.

Characterization of CRM/RM by Two or More Methods

Certified Value, $X_{CRM/RM}$, where two or more methods of characterization are used is the weighted mean of the results:

$X_{CRM/RM} = \Sigma(w_i)(X_i)$

X_i = mean of Assay Method i with standard uncertainty $u_{char\ i}$

w_i = the weighting factors for each method calculated using the inverse square of the variance:

$w_i = (1/u_{char\ i})^2 / (\Sigma(1/(u_{char\ i})^2)$

CRM/RM Expanded Uncertainty (±) = $U_{CRM/RM} = k\,(u^2_{char} + u^2_{bb} + u^2_{lts} + u^2_{ts})^{½}$

k = coverage factor = 2

$u_{char} = [\Sigma((w_i)^2 (u_{char\ i})^2)]^{½}$ where $u_{char\ i}$ are the errors from each characterization method

u_{bb} = bottle to bottle homogeneity standard uncertainty

u_{lts} = long term stability standard uncertainty (storage)

u_{ts} = transport stability standard uncertainty

Characterization of CRM/RM by One Method

Certified Value, $X_{CRM/RM}$, where one method of characterization is used is the mean of individual results:

$X_{CRM/RM} = (X_a)(u_{char\ a})$

X_a = mean of Assay Method A with

$u_{char\ a}$ = the standard uncertainty of characterization Method A

CRM/RM Expanded Uncertainty (±) = $U_{CRM/RM} = k\,(u^2_{char\ a} + u^2_{bb} + u^2_{lts} + u^2_{ts})^{½}$

k = coverage factor = 2

$u_{char\ a}$ = the errors from characterization

u_{bb} = bottle to bottle homogeneity standard uncertainty

u_{lts} = long term stability standard uncertainty (storage)

u_{ts} = transport stability standard uncertainty

4.0 TRACEABILITY TO NIST

- This product is traceable to NIST via an unbroken chain of comparisons. The uncertainties for each certified value are reported, taking into account the SRM/RM uncertainty error and the measurement, weighing and volume dilution errors. In rare cases where no NIST SRM/RM are available, the term 'in-house std.' is specified.

4.1 Thermometer Calibration

- All thermometers are NIST traceable through thermometers that are calibrated by an accredited calibration laboratory.

4.2 Balance Calibration

- All analytical balances are calibrated by an accredited calibration laboratory and procedure. The weights used for testing are annually compared to master weights and are traceable to NIST.

4.3 Glassware Calibration

- An in-house procedure is used to calibrate all Class A glassware used in the manufacturing and quality control of CRM/RMs.

5.0 TRACE METALLIC IMPURITIES (TMI) DETERMINED BY ICP-MS AND ICP-OES (µg/mL)

N/A

6.0 INTENDED USE

- For the calibration of analytical instruments and validation of analytical methods as appropriate.

7.0 INSTRUCTIONS FOR THE CORRECT USE OF THIS REFERENCE MATERIAL

7.1 Storage and Handling Recommendations

- Store between approximately 4° - 30° C while in sealed outer bag.

- While stored in the sealed outer bag, transpiration of this CRM/RM is negligible. After opening the sealed outer bag transpiration of the CRM/RM will occur, resulting in a gradual increase in the analyte concentration(s). It is the responsibility of the user to account for this effect. When the bottle is weighed both before and after being placed in storage, the mass difference observed will be a measure of transpiration mass loss.

- After opening the sealed outer bag, keep cap tightly sealed when not in use and store between 4° - 24° C to minimize the effects of transpiration. Use at 20° ± 4° C to minimize volumetric dilution error when using the reported density. Do not pipette from the container. Do not return removed aliquots to container.

8.0 HAZARDOUS INFORMATION

- Please refer to the Safety Data Sheet for information regarding this CRM/RM.

9.0 HOMOGENEITY

- This solution was mixed according to an in-house procedure and is guaranteed to be homogeneous. Homogeneity data indicate that the end user should take a minimum sample size of 0.2 mL to assure homogeneity.

10.0 QUALITY STANDARD DOCUMENTATION

10.1 ISO 9001 Quality Management System Registration

- QSR Certificate Number QSR-1034

10.2 ISO/IEC 17025 "General Requirements for the Competence of Testing and Calibration Laboratories"

- Chemical Testing - Accredited / A2LA Certificate Number 883.01

10.3 ISO 17034 "General Requirements for the Competence of Reference Material Producers"

- Reference Material Producer - Accredited / A2LA Certificate Number 883.02

Inorganic Ventures, 300 Technology Drive, Christiansburg, Va. 24073, USA; Telephone: 800.669.6799; 540.585.3030, Fax: 540.585.3012; Inorganicventures.com; info@inorganicventures.com

11.0 CERTIFICATION, EXPIRATION AND PERIOD OF VALIDITY

11.1 Certification Issue Date

December 02, 2019

- The certification is valid within the measurement uncertainty specified provided the CRM/RM is stored and handled in accordance with instructions given in Sec 7.1. This certification is nullified if instructions in Sec 7.1 are not followed or if the CRM/RM is damaged, contaminated, or otherwise modified.

11.2 Lot Expiration Date

- December 02, 2023

- The date after which this CRM/RM should not be used.

- The lot expiration date reflects the period of time that the stability of a CRM/RM can be supported by long term stability studies conducted on properly stored and handled CRM/RMs. Lot expiration is limited primarily by transpiration (loss of water from the solution) and infrequently by chemical stability.

11.3 Period of Validity

- Sealed outer Bag Open Date: _____

- This CRM/RM should not be used longer than one year (or six months in the case of a 30 mL bottle) from the date of opening the aluminized bag or after the date given in Sec. 11.2, whichever comes first. This is contingent upon the CRM/RM being stored and handled in accordance with the instructions given in Sec. 7.1.

12.0 NAMES AND SIGNATURES OF CERTIFYING OFFICERS

Certificate Approved By:

Michael Booth
Manager, Quality Control

Michael J Booth

Certifying Officer:

Paul Gaines
CEO, Senior Technical Director

Paul R Gaines

Energy Laboratories Inc

Spike LOG

Standard ID:	ME220105 HGPRIMARY		
Standard Name	Primary Hg Stock 2 PPM	Type:	Secondary
Date Prepared	1/5/2022	BY:	Amanda E. McDani
Date Expires:	12/29/2022		
Department	ME	Status:	Open
Vendor:	Inorganic Ventures		
Lot Number:			
Balance ID:			

Comments: Made with different HG stock than QCS

Chemical / Solvent Used	BottleNo	Amt	Units	Expires
Nitric Acid 69.0- 70.0% D0521	14626	0.5	mL	12/14/2026
Hydrochloric Acid E1421	14721	0.25	mL	1/4/2027

Final Volume:
25 mL

Stock Source		**Base Units**	**Amount Added**
ME220110HG	HG Stock	ug/mL	0.05 mL
ME211229A AU 2N	Au 2nd source Stock	ug/mL	0.05 mL

Analytes	**CAS**	Conc:	**ug/mL**

Energy Laboratories Inc

Standard LOG

Standard ID: ME220110HG
Standard Name HG Stock
Date Prepared 1/10/2022
Date Expires: 1/10/2023
Department ME
Vendor: SCP Science
Lot Number: S210729017
Balance ID:

Type: Primary
BY: Amanda E. McDani
Status: Open

Comments:

Chemical / Solvent Used	BottleNo	Amt	Units	Expires
ICP/ICPMS Standard Mercury	14711	125	mL	1/10/2023

Final Volume:
125 mL

Stock Source **Base Units** **Amount Added**

Analytes **CAS** Conc: **ug/mL**

ID #: 14711
Opened:
ICP/ICPMS Standard Mercury
Expires: 7/31/2023
Rec'd: 12/29/2021
Energy Laboratories Inc 1120 So. 27th Street
Billings MT 59107

SCP SCIENCE
Providing Innovative Solutions to Analytical Chemists

rtificate of Analysis

Hg

1.0 DESCRIPTION:

*Plasma*CAL ICP/ICPMS Standard - Mercury 1000 µg/ml
Catalogue Number: 140-051-800/-801/-805
Starting Material: Mercury(II) oxide 99.99+%
Lot Number: **S210729017**
Matrix: 10% HNO_3 (See Section 3 for actual matrix)
Expiration Date (End of month): **July 2023** (or 15 months after bottle is opened, whichever comes first)

2.0 CERTIFIED VALUES AND ASSOCIATED UNCERTAINTY:

Certified Concentration: **999 µg/ml +/- 5 µg/ml**
952 µg/g +/- 5 µg/g
Method of analysis: Inductively Coupled Plasma Atomic Emission Spectroscopy (ICP-AES)
Traceability: NIST Standard Reference Material 3133 Lot: **160921**

Note: The uncertainty of the certified value has been calculated from applicable uncertainty contributors (u_i) including uncertainty established during characterization of the material (u_{char}), the between bottle variation (u_{bb}), short-term stability (u_{sts}) and long-term stability (u_{lts}) according to the model $u_c = \sqrt{(u_{char}^2 + u_{bb}^2 + u_{sts}^2 + u_{lts}^2)}$. This combined uncertainty has been further multiplied by a coverage factor (k) of 2 to provide a 95% confidence interval.

3.0 REFERENCE VALUES:

Density: **1.050 g/ml @ 23.6 °C**
Actual Matrix: **10.0% (v/v) HNO_3**

Trace Metal Impurities as tested by ICP-MS:

Element	Conc. (ppm)	Element	Conc. (ppm)	Element	Conc. (ppm)	Element	Conc. (ppm)
Ag	<0.0010	Fe	**0.0322**	Nd	<0.0010	Sn	<0.0010
Al	**0.0042**	Ga	<0.0010	Ni	**0.0039**	Sr	<0.0025
As	<0.0010	Gd	<0.0010	Os	<0.0010	Ta	<0.0010
Au	<0.0010	Ge	<0.0010	P	<0.0132	Tb	<0.0010
B	<0.0015	Hf	<0.0010	Pb	<0.0010	Te	<0.0010
Ba	<0.0010	Hg	N/A	Pd	<0.0010	Th	<0.0010
Be	<0.0010	Ho	<0.0010	Pr	<0.0010	Ti	<0.0012
Bi	<0.0010	In	<0.0010	Pt	<0.0010	Tl	**0.0117**
Ca	<0.0135	Ir	<0.0010	Rb	<0.0010	Tm	<0.0010
Cd	<0.0010	K	<0.0024	Re	<0.0010	U	<0.0010
Ce	<0.0010	La	<0.0010	Rh	<0.0010	V	<0.0010
Co	<0.0010	Li	<0.0010	Ru	<0.0010	W	<0.0020
Cr	**0.0112**	Lu	<0.0010	S	*	Y	<0.0010
Cs	<0.0010	Mg	<0.0010	Sb	<0.0010	Yb	<0.0010
Cu	**0.0060**	Mn	<0.0010	Sc	<0.0010	Zn	<0.0010
Dy	<0.0010	Mo	<0.0010	Se	<0.0010	Zr	<0.0010
Er	<0.0010	Na	**0.0092**	Si	<0.1		
Eu	<0.0010	Nb	<0.0010	Sm	<0.0010	*: Not tested	

4.0 APPROVAL AND DATE OF CERTIFICATION:

Certification Approval: Daniel Boisvert, Chemist
Certification Date: August 12, 2021

Daniel Boisvert

ACCREDITED
Reference Material Producer
CERTIFICATE 2285.01

5.0 INTENDED USE / *UTILISATION PRÉVUE*:

- ICP Standards: For the calibration of, including but not limited to: ICP-AES, ICP-MS, FAAS, GFAA, XRF and DCP. / *Étalons ICP : Pour l'étalonnage d'instruments de mesure tels que: ICP-AES, ICP-MS, FAAS, GFAA, XRF et DCP.*
- AA Standards: For the calibration of Flame (FAAS) and Graphite Furnace (GFAA) Atomic Absorption Spectrometers. / *Étalons AA : Pour l'étalonnage de spectromètres d'absorption atomique flamme (GFAA) et four au graphite (GFAA).*
- Matrix Modifiers: For the optimization of analytical conditions to provide better Graphite Furnace Atomic Absorption (GFAA) instrument response and improved detection limits. / *Modificateur de matrice : Pour l'optimisation des conditions analytiques afin de fournir des meilleurs réponses instrumentales et limites de détection pour SAA four au graphite.*
- pH Standards: For the calibrating pH meters or for other wet chemistry applications. / *Étalons pH : Pour étalonnage de pH mètres et autres applications de chimie humide.*
- Conductivity Standards: For electrolytic conductivity measurement as a calibration standard. / *Étalons de conductivité : Comme étalon pour les mesures de conductivité électrolytiques.*
- IC Standards: for calibration of, but not limited to IC, HPLC, TLC, ISE, IR, NMR, MS, UV/VIS or other wet chemistry applications. / *Étalons IC : Pour étalonnage d'instruments tels que : IC, HPLC, TLC, ISE, IR, NMR, MS, UV/VIS et autres applications de chimie humide.*

For any inquiries, please contact **SCP SCIENCE**. / *Pour toute question, veuillez contacter* ***SCP SCIENCE***.

6.0 INSTRUCTIONS FOR USE / *INSTRUCTIONS D'UTILISATION*:

Handling and Storage / Manutention et entreposage: Keep product tightly capped when not in use. The solution should be opened for a minimum amount of time necessary to dispense the amount required. Do not pipet or use directly from container. Do not return unused portions back to container. Store under normal laboratory conditions. Avoid exposure to excessive sources of heat and humidity or direct sunlight. / *Garder les contenants bien fermés lorsque non utilisés. Le contenant devrait être ouvert seulement pour le temps requis afin de prélever la quantité nécessaire. Ne pas pipetter ou utiliser directement du contenant. Ne pas retourner les portions non-utilisées dans le contentant. Conserver dans des conditions normales de laboratoire. Éviter l'exposition à des sources de chaleur et d'humidité excessives ou à l'exposition solaire directe.*

Stability / *Stabilité*: This Standard is guaranteed to be stable and accurate to within the specified uncertainty of measurement up to the unopened expiry date, if sealed, or up to the opened expiry date (when indicated), whichever comes first, provided the solution is kept tightly capped and stored under the indicated storage conditions. Purchasers will be notified of any significant changes resulting in re-certification or withdrawal of the product prior to the expiration date. / *La stabilité et l'exactitude de cet étalon sont garanties d'être à l'intérieur de l'incertitude de mesure, jusqu'à la date d'expiration de la bouteille non-ouverte, si scellée, ou jusqu'à la date d'expiration de la bouteille ouverte (si indiquée), en présumant que le contenant est maintenu fermé et gardé dans les conditions d'entreposage indiquées. Les acheteurs seront avisés dans le cas où il y aura des changements significatifs nécessitant une re-certification ou un rappel du produit avant la date d'expiration.*

7.0 HAZARDOUS INFORMATION / *INFORMATION SUR LES RISQUES POTENTIELS*:

Please refer to the associated Safety Data Sheet (SDS) for information regarding this product (available at www.SCPSCIENCE.com). / *SVP vous référer à la Fiche Signalétique applicable pour de l'information sur ce produit (Disponible à www.SCPSCIENCE.com).*

8.0 HOMOGENEITY / *HOMOGÉNÉITÉ*:

This solution has been blended according to an in-house procedure and its homogeneity is guaranteed to be fit for purpose when a sample size sufficient for the intended method of analysis is used. / *Cette solution a été préparée selon une procédure maison et nous assurons que sa homogénéité est approprié à l'emploi lorsqu'un échantillon suffisant pour la méthode d'analyse prévue est utilisé.*

9.0 TRACEABILITY / *TRAÇABILITÉ*:

This CRM (Certified Reference Material) is traceable to the NIST SRM (Standard Reference Material) indicated in section 2 through an unbroken chain of comparisons. In addition, balances used are regularly calibrated using weights which are traceable to NIST (National Institute of Standards and Technology) or NRC (National Research Council of Canada) standards. All conductivity meters used to analyze this standard have been regularly calibrated using a NIST or NRC traceable Thermometer and standards. All pH meters used to analyze this standard have been regularly calibrated using a NIST or NRC traceable thermometer and pH/MV simulator. / *Ce matériel de référence certifié est traçable au Matériel de Référence Standardisé de NIST indiqué à la section 2 par une chaine de comparaison ininterrompue. De plus, les balances utilisées sont étalonnées régulièrement en utilisant des poids qui sont traçables au NIST (National Institute of Standards and Technology) ou au CRNC (Conseil National de Recherches Canada). Tout conductimètre utilisé afin d'analyser cet étalon a été sujet à un étalonnage périodique utilisant des thermomètres et étalons traçables au NIST ou CNRC. Tout pH mètre utilisé afin d'analyser cet étalon a été sujet à un étalonnage périodique utilisant des thermomètres et un simulateur pH/MV traçables au NIST ou au CNRC.*

10.0 PREPARATION / *PRÉPARATION*:

For the preparation of these solutions, 18 meghom/cm double deionized water, high-purity acids and glassware calibrated to ASTM Class A specifications are used. / *Une eau de 18 meghom/cm doublement déionisé, de l'acide de haute pureté, ainsi que de la verrerie étalonnée afin de satisfaire les spécifications Classe A de ASTM ont été utilisés pour la préparation de cet étalon.*

11.0 QUALITY SYSTEM CERTIFICATIONS / *CERTIFICATIONS DE SYSTÈME QUALITÉ*:

ISO 9001 Certification / *Certification ISO 9001*: This standard was produced in a facility which operates under a **registered** ISO 9001 Quality Management System. Please consult our web site for a copy of the most recent revision of our certificate of registration. / *Cet étalon a été fabriqué dans un laboratoire qui utilise un Système de Gestion de la Qualité* ***enregistré*** *à la norme ISO 9001. Veuillez consulter notre site web pour obtenir la version la plus récente de notre certificat d'enregistrement.*

ISO 17025 Accreditation / *Accréditation ISO 17025*: **SCP SCIENCE (Corporate Headquarters)** operates an ISO 17025 **accredited** laboratory. Please consult our web site for a copy of the most recent revision of our certificate and scope of accreditation. / ***SCP SCIENCE (Siège social)*** *est* ***accréditée*** *ISO 17025. Veuillez consulter notre site web afin d'obtenir la plus récente version de notre certificat d'accréditation ainsi que la portée de notre accréditation.*

ISO 17034 Accreditation / *Accréditation ISO 17034*: **SCP SCIENCE (Corporate Headquarters)** is an ISO 17034 accredited Reference Material Producer. Please consult our website for a copy of our most recent certificate and scope of accreditation. / ***SCP SCIENCE (Siège social)*** *est un Fabricant de Matériaux de Référence Accrédité ISO 17034. Veuillez consulter notre site web afin d'obtenir la plus récente version de notre certificat d'accréditation ainsi que la portée de notre accréditation.*

CORPORATE HEADQUARTERS
21800 Clark Graham
Baie D'Urfé (Montréal), Quebec,
H9X 4B6 Canada
Phone: +1 (800) 361-6820
Fax: +1 (800) 253-5549

USA
3rd Party Distribution Center
348 Route 11, Champlain,
N.Y. 12919-4816
Phone: +1 (800) 361-6820
Fax: +1 (800) 253-5549

FRANCE
12 Ave. de Québec, Bat. IRIS
91140, Villebon-sur-Yvette
Phone: +33 (0) 1 69 18 71 17
Fax: +33 (0) 1 60 92 05 67

GERMANY
Alte Marktoberdorfer Straße 14, 87616
Marktoberdorf
Phone: +49 (0) 8342-89560-61
Fax: +49 (0) 8342-89560-69

Energy Laboratories Inc

Standard LOG

Standard ID:	ME211229A AU 2ND SOURCE		
Standard Name	Au 2nd source Stock	Type:	Primary
Date Prepared	12/29/2021	BY:	Amanda E. McDani
Date Expires:	12/29/2022		
Department	ME	Status:	Open
Vendor:	SCP Science		
Lot Number:	S211129013		
Balance ID:			
Comments:	opened 12/29/2021; expires 12/29/2022		

Chemical / Solvent Used	BottleNo	Amt	Units	Expires
ICP/ICPMS Standard Gold	14710	500	mL	12/29/2022

Final Volume:
500 mL

Stock Source **Base Units** **Amount Added**

Analytes **CAS** Conc: **ug/mL**

ID #: 14710
Opened:
ICP/ICPMS Standard Gold
Expires: 12/31/2023
Rec'd: 12/29/2021
Energy Laboratories Inc 1120 So. 27th Street
Billings MT 59107

SCP SCIENC
Providing Innovative Solutions to Analytical

Certificate of Analysis

Au

1.0 DESCRIPTION:

PlasmaCAL ICP/ICPMS Standard - Gold 1000 µg/ml

Catalogue Number: 140-052-790/-791/-795
Starting Material: Gold Metal 99.99+%
Lot Number: **S211129013**
Matrix: 10% HCl (See Section 3 for actual matrix)
Expiration Date (End of month): **December 2023** (or 15 months after bottle is opened, whichever comes first)

2.0 CERTIFIED VALUES AND ASSOCIATED UNCERTAINTY:

Certified Concentration: **1001 µg/ml +/- 4 µg/ml**
982 µg/g +/- 4 µg/g

Method of analysis: Inductively Coupled Plasma Atomic Emission Spectroscopy (ICP-AES)

Traceability: NIST Standard Reference Material 3121 Lot: **991806**

Note: The uncertainty of the certified value has been calculated from applicable uncertainty contributors (u_i) including uncertainty established during characterization of the material (u_{char}), the between bottle variation (u_{bb}), short-term stability (u_{sts}) and long-term stability (u_{lts}) according to the model $u_c = \sqrt{(u_{char}^2 + u_{bb}^2 + u_{sts}^2 + u_{lts}^2)}$. This combined uncertainty has been further multiplied by a coverage factor (k) of 2 to provide a 95% confidence interval.

3.0 REFERENCE VALUES:

Density: **1.019 g/ml @ 22.4 °C**
Actual Matrix: **10.0% (v/v) HCl**

Trace Metal Impurities as tested by ICP-MS:

Element	Conc. (ppm)	Element	Conc. (ppm)	Element	Conc. (ppm)	Element	Conc. (ppm)
Ag	**0.3851**	Fe	<0.0090	Nd	<0.0010	Sn	<0.0010
Al	**0.0062**	Ga	<0.0010	Ni	<0.0010	Sr	<0.0025
As	<0.0010	Gd	<0.0010	Os	<0.0010	Ta	<0.0010
Au	N/A	Ge	<0.0010	P	<0.0132	Tb	<0.0010
B	<0.0015	Hf	<0.0010	Pb	<0.0010	Te	<0.0010
Ba	<0.0010	Hg	*	Pd	**0.0434**	Th	<0.0010
Be	<0.0010	Ho	<0.0010	Pr	<0.0010	Ti	<0.0012
Bi	<0.0010	In	<0.0010	Pt	**0.0048**	Tl	<0.0011
Ca	<0.0135	Ir	<0.0010	Rb	<0.0010	Tm	<0.0010
Cd	<0.0010	K	**0.0362**	Re	<0.0010	U	<0.0010
Ce	<0.0010	La	<0.0010	Rh	<0.0010	V	<0.0010
Co	<0.0010	Li	<0.0010	Ru	<0.0010	W	<0.0020
Cr	<0.0010	Lu	<0.0010	S	*	Y	<0.0010
Cs	**0.0029**	Mg	<0.0010	Sb	<0.0010	Yb	<0.0010
Cu	**0.0023**	Mn	<0.0010	Sc	<0.0010	Zn	<0.0010
Dy	<0.0010	Mo	<0.0010	Se	<0.01	Zr	<0.0010
Er	<0.0010	Na	**0.0070**	Si	<0.1		
Eu	<0.0010	Nb	<0.0010	Sm	<0.0010	*: Not tested	

4.0 APPROVAL AND DATE OF CERTIFICATION:

Certification Approval: Daniel Boisvert, Chemist
Certification Date: December 10, 2021

Daniel Boisvert

ACCREDITED
Reference Material Producer
CERTIFICATE 2885.01

5.0 INTENDED USE / *UTILISATION PRÉVUE*:

- ICP Standards: For the calibration of, including but not limited to: ICP-AES, ICP-MS, FAAS, GFAA, XRF and DCP. / *Étalons ICP : Pour l'étalonnage d'instruments de mesure tels que: ICP-AES, ICP-MS, FAAS, GFAA, XRF et DCP.*
- AA Standards: For the calibration of Flame (FAAS) and Graphite Furnace (GFAA) Atomic Absorption Spectrometers. / *Étalons AA : Pour l'étalonnage de spectromètres d'absorption atomique flamme (GFAA) et four au graphite (GFAA).*
- Matrix Modifiers: For the optimization of analytical conditions to provide better Graphite Furnace Atomic Absorption (GFAA) instrument response and improved detection limits. / *Modificateur de matrice : Pour l'optimisation des conditions analytiques afin de fournir des meilleurs réponses instrumentales et limites de détection pour SAA four au graphite.*
- pH Standards: For the calibrating pH meters or for other wet chemistry applications. / *Étalons pH : Pour étalonnage de pH mètres et autres applications de chimie humide.*
- Conductivity Standards: For electrolytic conductivity measurement as a calibration standard. / *Étalons de conductivité : Comme étalon pour les mesures de conductivité électrolytiques.*
- IC Standards: for calibration of, but not limited to IC, HPLC, TLC, ISE, IR, NMR, MS, UV/VIS or other wet chemistry applications. / *Étalons IC : Pour étalonnage d'instruments tels que : IC, HPLC, TLC, ISE, IR, NMR, MS, UV/VIS et autres applications de chimie humide.*

For any inquiries, please contact **SCP SCIENCE**. / *Pour toute question, veuillez contacter **SCP SCIENCE**.*

6.0 INSTRUCTIONS FOR USE / *INSTRUCTIONS D'UTILISATION*:

Handling and Storage / Manutention et entreposage: Keep product tightly capped when not in use. The solution should be opened for a minimum amount of time necessary to dispense the amount required. Do not pipet or use directly from container. Do not return unused portions back to container. Store under normal laboratory conditions. Avoid exposure to excessive sources of heat and humidity or direct sunlight. / *Garder les contenants bien fermés lorsque non utilisés. Le contenant devrait être ouvert seulement pour le temps requis afin de prélever la quantité nécessaire. Ne pas pipetter ou utiliser directement du contenant. Ne pas retourner les portions non-utilisées dans le contentant. Conserver dans des conditions normales de laboratoire. Éviter l'exposition à des sources de chaleur et d'humidité excessives ou à l'exposition solaire directe.*

Stability / *Stabilité*: This Standard is guaranteed to be stable and accurate to within the specified uncertainty of measurement up to the unopened expiry date, if sealed, or up to the opened expiry date (when indicated), whichever comes first, provided the solution is kept tightly capped and stored under the indicated storage conditions. Purchasers will be notified of any significant changes resulting in re-certification or withdrawal of the product prior to the expiration date. / *La stabilité et l'exactitude de cet étalon sont garanties d'être à l'intérieur de l'incertitude de mesure, jusqu'à la date d'expiration de la bouteille non-ouverte, si scellée, ou jusqu'à la date d'expiration de la bouteille ouverte (si indiquée), en présumant que le contenant est maintenu fermé et gardé dans les conditions d'entreposage indiquées. Les acheteurs seront avisés dans le cas où il y aura des changements significatifs nécessitant une re-certification ou un rappel du produit avant la date d'expiration.*

7.0 HAZARDOUS INFORMATION / *INFORMATION SUR LES RISQUES POTENTIELS*:

Please refer to the associated Safety Data Sheet (SDS) for information regarding this product (available at www.SCPSCIENCE.com). / *SVP vous référer à la Fiche Signalétique applicable pour de l'information sur ce produit (Disponible à www.SCPSCIENCE.com).*

8.0 HOMOGENEITY / *HOMOGÉNÉITÉ:*

This solution has been blended according to an in-house procedure and its homogeneity is guaranteed to be fit for purpose when a sample size sufficient for the intended method of analysis is used. / *Cette solution a été préparée selon une procédure maison et nous assurons que sa homogénéité est approprié à l'emploi lorsqu'un échantillon suffisant pour la méthode d'analyse prévue est utilisé.*

9.0 TRACEABILITY / *TRAÇABILITÉ*:

This CRM (Certified Reference Material) is traceable to the NIST SRM (Standard Reference Material) indicated in section 2 through an unbroken chain of comparisons. In addition, balances used are regularly calibrated using weights which are traceable to NIST (National Institute of Standards and Technology) or NRC (National Research Council of Canada) standards. All conductivity meters used to analyze this standard have been regularly calibrated using a NIST or NRC traceable Thermometer and standards. All pH meters used to analyze this standard have been regularly calibrated using a NIST or NRC traceable thermometer and pH/MV simulator. / *Ce matériel de référence certifié est traçable au Matériel de Référence Standardisé de NIST indiqué à la section 2 par une chaine de comparaison ininterrompue. De plus, les balances utilisées sont étalonnées régulièrement en utilisant des poids qui sont traçables au NIST (National Institute of Standards and Technology) ou au CRNC (Conseil National de Recherches Canada). Tout conductimètre utilisé afin d'analyser cet étalon a été sujet à un étalonnage périodique utilisant des thermomètres et étalons traçables au NIST ou CNRC. Tout pH mètre utilisé afin d'analyser cet étalon a été sujet à un étalonnage périodique utilisant des thermomètres et un simulateur pH/MV traçables au NIST ou au CNRC.*

10.0 PREPARATION / *PRÉPARATION:*

For the preparation of these solutions, 18 meghom/cm double deionized water, high-purity acids and glassware calibrated to ASTM Class A specifications are used. / *Une eau de 18 meghom/cm doublement déionisé, de l'acide de haute pureté, ainsi que de la verrerie étalonnée afin de satisfaire les spécifications Classe A de ASTM ont été utilisés pour la préparation de cet étalon.*

11.0 QUALITY SYSTEM CERTIFICATIONS / *CERTIFICATIONS DE SYSTÈME QUALITÉ:*

ISO 9001 Certification / *Certification ISO 9001*: This standard was produced in a facility which operates under a **registered** ISO 9001 Quality Management System. Please consult our web site for a copy of the most recent revision of our certificate of registration. / *Cet étalon a été fabriqué dans un laboratoire qui utilise un Système de Gestion de la Qualité **enregistré** à la norme ISO 9001. Veuillez consulter notre site web pour obtenir la version la plus récente de notre certificat d'enregistrement.*

ISO 17025 Accreditation / *Accréditation ISO 17025*: **SCP SCIENCE (Corporate Headquarters)** operates an ISO 17025 **accredited** laboratory. Please consult our web site for a copy of the most recent revision of our certificate and scope of accreditation. / ***SCP SCIENCE (Siège social)** est **accréditée** ISO 17025. Veuillez consulter notre site web afin d'obtenir la plus récente version de notre certificat d'accréditation ainsi que la portée de notre accréditation.*

ISO 17034 Accreditation / *Accréditation ISO 17034* : SCP SCIENCE (Corporate Headquarters) is an ISO 17034 accredited Reference Material Producer. Please consult our website for a copy of our most recent certificate and scope of accreditation. / ***SCP SCIENCE (Siège social)** est un Fabricant de Matériaux de Référence Accrédité ISO 17034. Veuillez consulter notre site web afin d'obtenir la plus récente version de notre certificat d'accréditation ainsi que la portée de notre accréditation.*

CORPORATE HEADQUARTERS
21800 Clark Graham
Baie D'Urfé (Montréal), Quebec,
H9X 4B6 Canada
Phone: +1 (800) 361-6820
Fax: +1 (800) 253-5549

USA
3rd Party Distribution Center
348 Route 11, Champlain,
N.Y. 12919-4816

Phone: +1 (800) 361-6820
Fax: +1 (800) 253-5549

FRANCE
12 Ave. de Québec, Bat. IRIS
91140, Villebon-sur-Yvette

Phone: +33 (0) 1 69 18 71 17
Fax: +33 (0) 1 60 92 05 67

GERMANY
Alte Marktoberdorfer Straße 14, 87616
Marktoberdorf

Phone: +49 (0) 8342-89560-61
Fax: +49 (0) 8342-89560-69

Energy Laboratories Inc

Standard LOG

Standard ID:	ME211208 MSCAL2B		
Standard Name	MSCAL 2B	Type:	Primary
Date Prepared	12/8/2021	BY:	Stacy R. Hendricks
Date Expires:	12/8/2022		
Department	ME	Status:	Open
Vendor:	Inorganic Ventures		
Lot Number:	S2-MEB704403		
Balance ID:			
Comments:	Opened 12/08/2021; Expires 12/08/2022		

Chemical / Solvent Used	BottleNo	Amt	Units	Expires
Multi Analyte Custom Grade Solution	13793		mL	12/8/2022

Final Volume:
mL

Stock Source **Base Units** **Amount Added**

Analytes **CAS** Conc: **ug/mL**

INORGANIC VENTURES™
Refine your results. Redefine your industry.

Certificate of Analysis

300 Technology Drive
Christiansburg, VA 24073 USA
inorganicventures.com

P: 800-669-6799/540-585-3030
F: 540-585-3012
info@inorganicventures.com

1.0 ACCREDITATION / REGISTRATION

INORGANIC VENTURES is accredited to ISO 17034, "General Requirements for the Competence of Reference Material Producers" and ISO/IEC 17025, "General Requirements for the Competence of Testing and Calibration Laboratories". Inorganic Ventures is also an ISO 9001 registered manufacturer (QSR Certificate Number QSR-1034).

ACCREDITED
Testing Laboratory
Certificate 883.01

ACCREDITED
Reference Material Producer
Certificate 883.02

2.0 PRODUCT DESCRIPTION

Product Code:	Multi Analyte Custom Grade Solution
Catalog Number:	EL-MSCAL-2B
Lot Number:	S2-MEB704403
Matrix:	5% (v/v) HNO3
Value / Analyte(s):	100 µg/mL ea:

Aluminum, Arsenic,
Boron, Barium,
Beryllium, Cadmium,
Cobalt, Chromium,
Copper, Iron,
Manganese, Nickel,
Lead, Selenium,
Strontium, Thorium,
Thallium, Uranium,
Vanadium, Zinc,

40 µg/mL ea:
Silver

3.0 CERTIFIED VALUES AND UNCERTAINTIES

ID #: 13793
Opened:
Multi Analyte Custom Grade Solution
Expires: 4/21/2025
Rec'd: 4/29/2021
Energy Laboratories Inc 1120 So. 27th Street
Billings MT 59107

ANALYTE	CERTIFIED VALUE	ANALYTE	CERTIFIED VALUE
Aluminum, Al	100.0 ± 0.4 µg/mL	Arsenic, As	100.0 ± 0.9 µg/mL
Barium, Ba	100.0 ± 0.5 µg/mL	Beryllium, Be	100.0 ± 0.7 µg/mL
Boron, B	100.0 ± 0.7 µg/mL	Cadmium, Cd	100.0 ± 0.5 µg/mL
Chromium, Cr	100.0 ± 0.8 µg/mL	Cobalt, Co	100.0 ± 0.6 µg/mL
Copper, Cu	100.0 ± 0.5 µg/mL	Iron, Fe	100.1 ± 0.4 µg/mL
Lead, Pb	100.0 ± 0.6 µg/mL	Manganese, Mn	100.0 ± 0.5 µg/mL
Nickel, Ni	100.0 ± 0.6 µg/mL	Selenium, Se	100.0 ± 0.7 µg/mL
Silver, Ag	39.99 ± 0.18 µg/mL	Strontium, Sr	100.0 ± 0.4 µg/mL
Thallium, Tl	100.0 ± 0.6 µg/mL	Thorium, Th	100.0 ± 0.5 µg/mL
Uranium, U	100.0 ± 0.5 µg/mL	Vanadium, V	100.0 ± 0.5 µg/mL
Zinc, Zn	100.0 ± 0.5 µg/mL		

Density: 1.033 g/mL (measured at 20 ± 4 °C)

Assay Information:

ANALYTE	METHOD	NIST SRM#	SRM LOT#
Ag	ICP Assay	3151	160729
Ag	Volhard	999c	999c
Al	ICP Assay	3101a	140903
Al	EDTA	928	928
As	ICP Assay	3103a	100818
B	ICP Assay	3107	110830
Ba	ICP Assay	3104a	140909
Ba	Gravimetric		See Sec. 4.2
Be	ICP Assay	3105a	090514
Cd	ICP Assay	3108	130116
Cd	EDTA	928	928
Co	ICP Assay	3113	190630
Co	EDTA	928	928
Cr	ICP Assay	3112a	170630
Cu	ICP Assay	3114	121207
Cu	EDTA	928	928
Fe	ICP Assay	3126a	140812
Fe	EDTA	928	928
Fe	Calculated		See Sec. 4.2
Mn	ICP Assay	3132	050429
Mn	EDTA	928	928
Ni	ICP Assay	3136	120619
Ni	EDTA	928	928
Pb	ICP Assay	3128	101026
Pb	EDTA	928	928
Se	ICP Assay	3149	100901
Se	Calculated		See Sec. 4.2
Sr	EDTA	928	928
Sr	ICP Assay	Traceable to 3153a	K2-SR650985
Sr	Calculated		See Sec. 4.2
Th	EDTA	928	928
Th	Calculated		See Sec. 4.2
Tl	ICP Assay	3158	151215
U	ICP Assay	3164	080521
U	Calculated		See Sec. 4.2
V	ICP Assay	3165	160906
V	EDTA	928	928
Zn	ICP Assay	3168a	120629
Zn	EDTA	928	928

The following equations are used in the calculation of the certified value and the uncertainty. Reported uncertainties represent expanded uncertainties expressed at approximately the 95% confidence level using a coverage factor of k = 2.

Characterization of CRM/RM by Two or More Methods

Certified Value, $X_{CRM/RM}$, where two or more methods of characterization are used is the weighted mean of the results:

$X_{CRM/RM} = \Sigma(w_i)(X_i)$

X_i = mean of Assay Method i with standard uncertainty $u_{char\ i}$

w_i = the weighting factors for each method calculated using the inverse square of the variance:

$w_i = (1/u_{char\ i})^2 / (\Sigma(1/(u_{char\ i})^2)$

CRM/RM Expanded Uncertainty (±) = $U_{CRM/RM} = k\,(u^2_{char} + u^2_{bb} + u^2_{lts} + u^2_{ts})^{1/2}$

k = coverage factor = 2

$u_{char} = [\Sigma((w_i)^2 (u_{char\ i})^2)]^{1/2}$ where $u_{char\ i}$ are the errors from each characterization method

u_{bb} = bottle to bottle homogeneity standard uncertainty

u_{lts} = long term stability standard uncertainty (storage)

u_{ts} = transport stability standard uncertainty

Characterization of CRM/RM by One Method

Certified Value, $X_{CRM/RM}$, where one method of characterization is used is the mean of individual results:

$X_{CRM/RM} = (X_a)(u_{char\ a})$

X_a = mean of Assay Method A with

$u_{char\ a}$ = the standard uncertainty of characterization Method A

CRM/RM Expanded Uncertainty (±) = $U_{CRM/RM} = k\,(u^2_{char\ a} + u^2_{bb} + u^2_{lts} + u^2_{ts})^{1/2}$

k = coverage factor = 2

$u_{char\ a}$ = the errors from characterization

u_{bb} = bottle to bottle homogeneity standard uncertainty

u_{lts} = long term stability standard uncertainty (storage)

u_{ts} = transport stability standard uncertainty

Certified Abundance:

IV's Certified Abundance

Isotope	Atom %
Uranium 238U	99.8 ± 0.1
Uranium 235U	0.24 ± 0.05

4.0 TRACEABILITY TO NIST

- This product is traceable to NIST via an unbroken chain of comparisons. The uncertainties for each certified value are reported, taking into account the SRM/RM uncertainty error and the measurement, weighing and volume dilution errors. In rare cases where no NIST SRM/RM are available, the term 'in-house std.' is specified.

4.1 Thermometer Calibration

- All thermometers are NIST traceable through thermometers that are calibrated by an accredited calibration laboratory.

4.2 Balance Calibration

- All analytical balances are calibrated by an accredited calibration laboratory and procedure. The weights used for testing are annually compared to master weights and are traceable to NIST.

4.3 Glassware Calibration

- An in-house procedure is used to calibrate all Class A glassware used in the manufacturing and quality control of CRM/RMs.

5.0 TRACE METALLIC IMPURITIES (TMI) DETERMINED BY ICP-MS AND ICP-OES (µg/mL)

N/A

6.0 INTENDED USE

- For the calibration of analytical instruments and validation of analytical methods as appropriate.

7.0 INSTRUCTIONS FOR THE CORRECT USE OF THIS REFERENCE MATERIAL

7.1 Storage and Handling Recommendations

- Store between approximately 4° - 30° C while in sealed TCT bag.

- While stored in the sealed TCT bag, transpiration of this CRM/RM is negligible. After opening the sealed TCT bag transpiration of the CRM/RM will occur, resulting in a gradual increase in the analyte concentration(s). It is the responsibility of the user to account for this effect. When the bottle is weighed both before and after being placed in storage, the mass difference observed will be a measure of transpiration mass loss.

- After opening the sealed TCT bag, keep cap tightly sealed when not in use and store between 4° - 24° C to minimize the effects of transpiration. Use at 20° ± 4° C to minimize volumetric dilution error when using the reported density. Do not pipette from the container. Do not return removed aliquots to container.

- For more information, visit **www.inorganicventures.com/TCT**

8.0 HAZARDOUS INFORMATION

- Please refer to the Safety Data Sheet for information regarding this CRM/RM.

9.0 HOMOGENEITY

- This solution was mixed according to an in-house procedure and is guaranteed to be homogeneous. Homogeneity data indicate that the end user should take a minimum sample size of 0.2 mL to assure homogeneity.

10.0 QUALITY STANDARD DOCUMENTATION

10.1 ISO 9001 Quality Management System Registration

- QSR Certificate Number QSR-1034

10.2 ISO/IEC 17025 "General Requirements for the Competence of Testing and Calibration Laboratories"

- Chemical Testing - Accredited / A2LA Certificate Number 883.01

10.3 ISO 17034 "General Requirements for the Competence of Reference Material Producers"

- Reference Material Producer - Accredited / A2LA Certificate Number 883.02

Inorganic Ventures, 300 Technology Drive, Christiansburg, Va. 24073, USA; Telephone: 800.669.6799; 540.585.3030, Fax: 540.585.3012; inorganicventures.com; info@inorganicventures.com

11.0 CERTIFICATION, LOT EXPIRATION AND PERIOD OF VALIDITY

11.1 Certification Issue Date

April 21, 2021

- The certification is valid within the measurement uncertainty specified provided the CRM/RM is stored and handled in accordance with instructions given in Sec 7.1. This certification is nullified if instructions in Sec 7.1 are not followed or if the CRM/RM is damaged, contaminated, or otherwise modified.

11.2 Lot Expiration Date

- April 21, 2025

- The date after which this CRM/RM should not be used.

- The lot expiration date reflects the period of time that the stability of a CRM/RM can be supported by long term stability studies conducted on properly stored and handled CRM/RMs. Lot expiration is limited primarily by transpiration (loss of water from the solution) and infrequently by chemical stability.

11.3 Period of Validity

- Sealed TCT Bag Open Date: _____

- This CRM/RM should not be used longer than one year (or six months in the case of a 30 mL bottle) from the date of opening the aluminized bag or after the date given in Sec. 11.2, whichever comes first. This is contingent upon the CRM/RM being stored and handled in accordance with the instructions given in Sec. 7.1.

12.0 NAMES AND SIGNATURES OF CERTIFYING OFFICERS

Certificate Approved By:

Michael Booth
Director, Quality Control

Michael J Booth

Certifying Officer:

Paul Gaines
Chairman / Senior Technical Director

Paul R Gaines

Energy Laboratories Inc

Standard LOG

Standard ID:	ME211229A AU 2ND SOURCE		
Standard Name	Au 2nd source Stock	Type:	Primary
Date Prepared	12/29/2021	BY:	Amanda E. McDani
Date Expires:	12/29/2022		
Department	ME	Status:	Open
Vendor:	SCP Science		
Lot Number:	S211129013		
Balance ID:			
Comments:	opened 12/29/2021; expires 12/29/2022		

Chemical / Solvent Used	BottleNo	Amt	Units	Expires
ICP/ICPMS Standard Gold	14710	500	mL	12/29/2022

Final Volume:
500 mL

Stock Source **Base Units** **Amount Added**

Analytes **CAS** Conc: **ug/mL**

ID #: 14710
Opened:
ICP/ICPMS Standard Gold
Expires: 12/31/2023
Rec'd: 12/29/2021
Energy Laboratories Inc 1120 So. 27th Street
Billings MT 59107

SCP SCIENC
Providing Innovative Solutions to Analytical

Certificate of Analysis

Au

1.0 DESCRIPTION:

PlasmaCAL ICP/ICPMS Standard - Gold 1000 µg/ml

Catalogue Number: 140-052-790/-791/-795
Starting Material: Gold Metal 99.99+%
Lot Number: **S211129013**
Matrix: 10% HCl (See Section 3 for actual matrix)
Expiration Date (End of month): **December 2023** (or 15 months after bottle is opened, whichever comes first)

2.0 CERTIFIED VALUES AND ASSOCIATED UNCERTAINTY:

Certified Concentration: **1001 µg/ml +/- 4 µg/ml**
982 µg/g +/- 4 µg/g

Method of analysis: Inductively Coupled Plasma Atomic Emission Spectroscopy (ICP-AES)

Traceability: NIST Standard Reference Material 3121 Lot: **991806**

Note: The uncertainty of the certified value has been calculated from applicable uncertainty contributors (u_i) including uncertainty established during characterization of the material (u_{char}), the between bottle variation (u_{bb}), short-term stability (u_{sts}) and long-term stability (u_{lts}) according to the model $u_c = \sqrt{(u_{char}^2 + u_{bb}^2 + u_{sts}^2 + u_{lts}^2)}$. This combined uncertainty has been further multiplied by a coverage factor (k) of 2 to provide a 95% confidence interval.

3.0 REFERENCE VALUES:

Density: **1.019 g/ml @ 22.4 °C**
Actual Matrix: **10.0% (v/v) HCl**

Trace Metal Impurities as tested by ICP-MS:

Element	Conc. (ppm)	Element	Conc. (ppm)	Element	Conc. (ppm)	Element	Conc. (ppm)
Ag	**0.3851**	Fe	<0.0090	Nd	<0.0010	Sn	<0.0010
Al	**0.0062**	Ga	<0.0010	Ni	<0.0010	Sr	<0.0025
As	<0.0010	Gd	<0.0010	Os	<0.0010	Ta	<0.0010
Au	N/A	Ge	<0.0010	P	<0.0132	Tb	<0.0010
B	<0.0015	Hf	<0.0010	Pb	<0.0010	Te	<0.0010
Ba	<0.0010	Hg	*	Pd	**0.0434**	Th	<0.0010
Be	<0.0010	Ho	<0.0010	Pr	<0.0010	Ti	<0.0012
Bi	<0.0010	In	<0.0010	Pt	**0.0048**	Tl	<0.0011
Ca	<0.0135	Ir	<0.0010	Rb	<0.0010	Tm	<0.0010
Cd	<0.0010	K	**0.0362**	Re	<0.0010	U	<0.0010
Ce	<0.0010	La	<0.0010	Rh	<0.0010	V	<0.0010
Co	<0.0010	Li	<0.0010	Ru	<0.0010	W	<0.0020
Cr	<0.0010	Lu	<0.0010	S	*	Y	<0.0010
Cs	**0.0029**	Mg	<0.0010	Sb	<0.0010	Yb	<0.0010
Cu	**0.0023**	Mn	<0.0010	Sc	<0.0010	Zn	<0.0010
Dy	<0.0010	Mo	<0.0010	Se	<0.01	Zr	<0.0010
Er	<0.0010	Na	**0.0070**	Si	<0.1		
Eu	<0.0010	Nb	<0.0010	Sm	<0.0010	*: Not tested	

4.0 APPROVAL AND DATE OF CERTIFICATION:

Certification Approval: Daniel Boisvert, Chemist
Certification Date: December 10, 2021

Daniel Boisvert

ACCREDITED
Reference Material Producer
CERTIFICATE 2885.01

5.0 INTENDED USE / *UTILISATION PRÉVUE*:

- ICP Standards: For the calibration of, including but not limited to: ICP-AES, ICP-MS, FAAS, GFAA, XRF and DCP. / *Étalons ICP : Pour l'étalonnage d'instruments de mesure tels que: ICP-AES, ICP-MS, FAAS, GFAA, XRF et DCP.*
- AA Standards: For the calibration of Flame (FAAS) and Graphite Furnace (GFAA) Atomic Absorption Spectrometers. / *Étalons AA : Pour l'étalonnage de spectromètres d'absorption atomique flamme (GFAA) et four au graphite (GFAA).*
- Matrix Modifiers: For the optimization of analytical conditions to provide better Graphite Furnace Atomic Absorption (GFAA) instrument response and improved detection limits. / *Modificateur de matrice : Pour l'optimisation des conditions analytiques afin de fournir des meilleurs réponses instrumentales et limites de détection pour SAA four au graphite.*
- pH Standards: For the calibrating pH meters or for other wet chemistry applications. / *Étalons pH : Pour étalonnage de pH mètres et autres applications de chimie humide.*
- Conductivity Standards: For electrolytic conductivity measurement as a calibration standard. / *Étalons de conductivité : Comme étalon pour les mesures de conductivité électrolytiques.*
- IC Standards: for calibration of, but not limited to IC, HPLC, TLC, ISE, IR, NMR, MS, UV/VIS or other wet chemistry applications. / *Étalons IC : Pour étalonnage d'instruments tels que : IC, HPLC, TLC, ISE, IR, NMR, MS, UV/VIS et autres applications de chimie humide.*

For any inquiries, please contact **SCP SCIENCE**. / *Pour toute question, veuillez contacter **SCP SCIENCE**.*

6.0 INSTRUCTIONS FOR USE / *INSTRUCTIONS D'UTILISATION*:

Handling and Storage / Manutention et entreposage: Keep product tightly capped when not in use. The solution should be opened for a minimum amount of time necessary to dispense the amount required. Do not pipet or use directly from container. Do not return unused portions back to container. Store under normal laboratory conditions. Avoid exposure to excessive sources of heat and humidity or direct sunlight. / *Garder les contenants bien fermés lorsque non utilisés. Le contenant devrait être ouvert seulement pour le temps requis afin de prélever la quantité nécessaire. Ne pas pipetter ou utiliser directement du contenant. Ne pas retourner les portions non-utilisées dans le contentant. Conserver dans des conditions normales de laboratoire. Éviter l'exposition à des sources de chaleur et d'humidité excessives ou à l'exposition solaire directe.*

Stability / *Stabilité*: This Standard is guaranteed to be stable and accurate to within the specified uncertainty of measurement up to the unopened expiry date, if sealed, or up to the opened expiry date (when indicated), whichever comes first, provided the solution is kept tightly capped and stored under the indicated storage conditions. Purchasers will be notified of any significant changes resulting in re-certification or withdrawal of the product prior to the expiration date. / *La stabilité et l'exactitude de cet étalon sont garanties d'être à l'intérieur de l'incertitude de mesure, jusqu'à la date d'expiration de la bouteille non-ouverte, si scellée, ou jusqu'à la date d'expiration de la bouteille ouverte (si indiquée), en présumant que le contenant est maintenu fermé et gardé dans les conditions d'entreposage indiquées. Les acheteurs seront avisés dans le cas où il y aura des changements significatifs nécessitant une re-certification ou un rappel du produit avant la date d'expiration.*

7.0 HAZARDOUS INFORMATION / *INFORMATION SUR LES RISQUES POTENTIELS*:

Please refer to the associated Safety Data Sheet (SDS) for information regarding this product (available at www.SCPSCIENCE.com). / *SVP vous référer à la Fiche Signalétique applicable pour de l'information sur ce produit (Disponible à www.SCPSCIENCE.com).*

8.0 HOMOGENEITY / *HOMOGÉNÉITÉ:*

This solution has been blended according to an in-house procedure and its homogeneity is guaranteed to be fit for purpose when a sample size sufficient for the intended method of analysis is used. / *Cette solution a été préparée selon une procédure maison et nous assurons que sa homogénéité est approprié à l'emploi lorsqu'un échantillon suffisant pour la méthode d'analyse prévue est utilisé.*

9.0 TRACEABILITY / *TRAÇABILITÉ*:

This CRM (Certified Reference Material) is traceable to the NIST SRM (Standard Reference Material) indicated in section 2 through an unbroken chain of comparisons. In addition, balances used are regularly calibrated using weights which are traceable to NIST (National Institute of Standards and Technology) or NRC (National Research Council of Canada) standards. All conductivity meters used to analyze this standard have been regularly calibrated using a NIST or NRC traceable Thermometer and standards. All pH meters used to analyze this standard have been regularly calibrated using a NIST or NRC traceable thermometer and pH/MV simulator. / *Ce matériel de référence certifié est traçable au Matériel de Référence Standardisé de NIST indiqué à la section 2 par une chaine de comparaison ininterrompue. De plus, les balances utilisées sont étalonnées régulièrement en utilisant des poids qui sont traçables au NIST (National Institute of Standards and Technology) ou au CRNC (Conseil National de Recherches Canada). Tout conductimètre utilisé afin d'analyser cet étalon a été sujet à un étalonnage périodique utilisant des thermomètres et étalons traçables au NIST ou CNRC. Tout pH mètre utilisé afin d'analyser cet étalon a été sujet à un étalonnage périodique utilisant des thermomètres et un simulateur pH/MV traçables au NIST ou au CNRC.*

10.0 PREPARATION / *PRÉPARATION:*

For the preparation of these solutions, 18 meghom/cm double deionized water, high-purity acids and glassware calibrated to ASTM Class A specifications are used. / *Une eau de 18 meghom/cm doublement déionisé, de l'acide de haute pureté, ainsi que de la verrerie étalonnée afin de satisfaire les spécifications Classe A de ASTM ont été utilisés pour la préparation de cet étalon.*

11.0 QUALITY SYSTEM CERTIFICATIONS / *CERTIFICATIONS DE SYSTÈME QUALITÉ:*

ISO 9001 Certification / *Certification ISO 9001*: This standard was produced in a facility which operates under a **registered** ISO 9001 Quality Management System. Please consult our web site for a copy of the most recent revision of our certificate of registration. / *Cet étalon a été fabriqué dans un laboratoire qui utilise un Système de Gestion de la Qualité **enregistré** à la norme ISO 9001. Veuillez consulter notre site web pour obtenir la version la plus récente de notre certificat d'enregistrement.*

ISO 17025 Accreditation / *Accréditation ISO 17025*: **SCP SCIENCE (Corporate Headquarters)** operates an ISO 17025 **accredited** laboratory. Please consult our web site for a copy of the most recent revision of our certificate and scope of accreditation. / ***SCP SCIENCE (Siège social)** est **accréditée** ISO 17025. Veuillez consulter notre site web afin d'obtenir la plus récente version de notre certificat d'accréditation ainsi que la portée de notre accréditation.*

ISO 17034 Accreditation / *Accréditation ISO 17034* : SCP SCIENCE (Corporate Headquarters) is an ISO 17034 accredited Reference Material Producer. Please consult our website for a copy of our most recent certificate and scope of accreditation. / ***SCP SCIENCE (Siège social)** est un Fabricant de Matériaux de Référence Accrédité ISO 17034. Veuillez consulter notre site web afin d'obtenir la plus récente version de notre certificat d'accréditation ainsi que la portée de notre accréditation.*

CORPORATE HEADQUARTERS
21800 Clark Graham
Baie D'Urfé (Montréal), Quebec,
H9X 4B6 Canada
Phone: +1 (800) 361-6820
Fax: +1 (800) 253-5549

USA
3rd Party Distribution Center
348 Route 11, Champlain,
N.Y. 12919-4816

Phone: +1 (800) 361-6820
Fax: +1 (800) 253-5549

FRANCE
12 Ave. de Québec, Bat. IRIS
91140, Villebon-sur-Yvette

Phone: +33 (0) 1 69 18 71 17
Fax: +33 (0) 1 60 92 05 67

GERMANY
Alte Marktoberdorfer Straße 14, 87616
Marktoberdorf

Phone: +49 (0) 8342-89560-61
Fax: +49 (0) 8342-89560-69

Energy Laboratories Inc

Standard LOG

Standard ID:	ME220110 CE, LA PRIMARY		
Standard Name	Ce, La Primary	Type:	Secondary
Date Prepared	1/10/2022	BY:	Amanda E. McDani
Date Expires:	1/6/2023		
Department	ME	Status:	Open
Vendor:	Inorganic Ventures		
Lot Number:	M2-CE657768/M2-		
Balance ID:			

Comments: Used to make standards and spiking solutions; No primary La available

Chemical / Solvent Used	BottleNo	Amt	Units	Expires
Nitric Acid 69.0- 70.0% D0521	14626	0.5	mL	12/14/2026
Milli-Q H2O	391	39.5	mL	6/1/2100

Final Volume:
50 mL

Stock Source		**Base Units**	**Amount Added**
ME220106-CE	Ce Primary Stock	ug/mL	5 mL

Analytes	**CAS**	Conc:	**ug/mL**

Energy Laboratories Inc

Standard LOG

Standard ID:	ME220112 50 PPB STANDARD_CCV		
Standard Name	50 ppb Standard/CCV	Type:	Secondary
Date Prepared	1/12/2022	BY:	Cindy Rohrer
Date Expires:	11/18/2022		
Department	ME	Status:	Open
Vendor:	Inorganic Ventures		
Lot Number:			
Balance ID:			
Comments:	Made Fresh Daily		

Chemical / Solvent Used	BottleNo	Amt	Units	Expires
Hydrochloric Acid E1421	14721	0.25	mL	1/4/2027
Nitric Acid 69.0- 70.0% D0521	14626	0.5	mL	12/14/2026
Milli-Q H2O	391	48.335	mL	6/1/2100

Final Volume:
100 mL

Stock Source		**Base Units**	**Amount Added**
ME211221 MSCAL	MSCAL 3C	ug/mL	0.05 mL
ME211118 MSCAL	EL-MSCAL-5A	ug/mL	0.25 mL
ME220105 HgPrim	Primary Hg Stock 2 PPM	ug/mL	0.05 mL
ME211208 MSCAL	MSCAL 2B	ug/mL	0.05 mL
ME211229A AU 2n	Au 2nd source Stock	ug/mL	0.01 mL
ME220110 Ce, La	Ce, La Primary	ug/mL	0.05 mL

Analytes	**CAS**	Conc:	**mg/L**

Energy Laboratories Inc

Standard LOG

Standard ID:	ME211221 MSCAL 3C		
Standard Name	MSCAL 3C	Type:	Primary
Date Prepared	12/21/2021	BY:	Stacy R. Hendricks
Date Expires:	12/21/2022		
Department	ME	Status:	Open
Vendor:	Inorganic Ventures		
Lot Number:	S2-MEB700780		
Balance ID:			
Comments:	Opened 12/21/21; expires 12/21/22		

Chemical / Solvent Used	BottleNo	Amt	Units	Expires
Multi Analyte Custom Grade Solution	13473	250	mL	12/21/2022

Final Volume:
250 mL

Stock Source	**Base Units**	**Amount Added**
Analytes	**CAS**	Conc: **ug/mL**

INORGANIC VENTURES

CERTIFICATE OF ANALYSIS

1.0 ACCREDITATION / REGISTRATION

INORGANIC VENTURES is accredited to ISO 17034, "General Requirements for the Competence of Reference Material Producers" and ISO/IEC 17025, "General Requirements for the Competence of Testing and Calibration Laboratories". Inorganic Ventures is also an ISO 9001 registered manufacturer (QSR Certificate Number QSR-1034).

ACCREDITED Testing Laboratory Certificate 883.01 ACCREDITED Reference Material Producer Certificate 883.02

2.0 PRODUCT DESCRIPTION

Product Code:	Multi Analyte Custom Grade Solution
Catalog Number:	EL-MSCAL-3C
Lot Number:	S2-MEB700780
Matrix:	3% (v/v) HNO3 tr. HF
Value / Analyte(s):	400 µg/mL ea: Silicon, 100 µg/mL ea: Tin, Molybdenum, Titanium, Antimony

1-6-2025

ID #: 13473
Opened:_____
Multi Analyte Custom Grade Solution
Expires: 1/6/2025
Rec'd: 1/15/2021
Energy Laboratories Inc 1120 So 27th Street
Billings MT 59107

3.0 CERTIFIED VALUES AND UNCERTAINTIES

ANALYTE	CERTIFIED VALUE	ANALYTE	CERTIFIED VALUE
Antimony, Sb	100.0 ± 0.8 µg/mL	Molybdenum, Mo	100.0 ± 0.6 µg/mL
Silicon, Si	399.9 ± 3.0 µg/mL	Tin, Sn	100.0 ± 0.6 µg/mL
Titanium, Ti	100.0 ± 0.7 µg/mL		

Density: 1.018 g/mL (measured at 20 ± 4 °C)

Assay Information:

ANALYTE	METHOD	NIST SRM#	SRM LOT#
Mo	ICP Assay	3134	130418
Sb	ICP Assay	3102a	140911
Si	ICP Assay	3150	130912
Sn	ICP Assay	3161a	140917
Ti	ICP Assay	3162a	130925

The following equations are used in the calculation of the certified value and the uncertainty. Reported uncertainties represent expanded uncertainties expressed at approximately the 95% confidence level using a coverage factor of k = 2.

Characterization of CRM/RM by Two or More Methods

Certified Value, $X_{CRM/RM}$, where two or more methods of characterization are used is the weighted mean of the results:

$X_{CRM/RM} = \Sigma(w_i)(X_i)$

X_i = mean of Assay Method i with standard uncertainty $u_{char\ i}$

w_i = the weighting factors for each method calculated using the inverse square of the variance:

$w_i = (1/u_{char\ i})^2 / (\Sigma(1/(u_{char\ i})^2)$

CRM/RM Expanded Uncertainty (±) = $U_{CRM/RM} = k\,(u^2_{char} + u^2_{bb} + u^2_{lts} + u^2_{ts})^{1/2}$

k = coverage factor = 2

$u_{char} = [\Sigma((w_i)^2\,(u_{char\ i})^2)]^{1/2}$ where $u_{char\ i}$ are the errors from each characterization method

u_{bb} = bottle to bottle homogeneity standard uncertainty

u_{lts} = long term stability standard uncertainty (storage)

u_{ts} = transport stability standard uncertainty

Characterization of CRM/RM by One Method

Certified Value, $X_{CRM/RM}$, where one method of characterization is used is the mean of individual results:

$X_{CRM/RM} = (X_a)\,(u_{char\ a})$

X_a = mean of Assay Method A with

$u_{char\ a}$ = the standard uncertainty of characterization Method A

CRM/RM Expanded Uncertainty (±) = $U_{CRM/RM} = k\,(u^2_{char\ a} + u^2_{bb} + u^2_{lts} + u^2_{ts})^{1/2}$

k = coverage factor = 2

$u_{char\ a}$ = the errors from characterization

u_{bb} = bottle to bottle homogeneity standard uncertainty

u_{lts} = long term stability standard uncertainty (storage)

u_{ts} = transport stability standard uncertainty

4.0 TRACEABILITY TO NIST

- This product is traceable to NIST via an unbroken chain of comparisons. The uncertainties for each certified value are reported, taking into account the SRM/RM uncertainty error and the measurement, weighing and volume dilution errors. In rare cases where no NIST SRM/RM are available, the term 'in-house std.' is specified.

4.1 Thermometer Calibration

- All thermometers are NIST traceable through thermometers that are calibrated by an accredited calibration laboratory.

4.2 Balance Calibration

- All analytical balances are calibrated by an accredited calibration laboratory and procedure. The weights used for testing are annually compared to master weights and are traceable to NIST.

4.3 Glassware Calibration

- An in-house procedure is used to calibrate all Class A glassware used in the manufacturing and quality control of CRM/RMs.

5.0 TRACE METALLIC IMPURITIES (TMI) DETERMINED BY ICP-MS AND ICP-OES (µg/mL)

N/A

6.0 INTENDED USE

- For the calibration of analytical instruments and validation of analytical methods as appropriate.

7.0 INSTRUCTIONS FOR THE CORRECT USE OF THIS REFERENCE MATERIAL

7.1 Storage and Handling Recommendations

- Store between approximately 4° - 30° C while in sealed TCT bag.

- While stored in the sealed TCT bag, transpiration of this CRM/RM is negligible. After opening the sealed TCT bag transpiration of the CRM/RM will occur, resulting in a gradual increase in the analyte concentration(s). It is the responsibility of the user to account for this effect. When the bottle is weighed both before and after being placed in storage, the mass difference observed will be a measure of transpiration mass loss.

- After opening the sealed TCT bag, keep cap tightly sealed when not in use and store between 4° - 24° C to minimize the effects of transpiration. Use at 20° ± 4° C to minimize volumetric dilution error when using the reported density. Do not pipette from the container. Do not return removed aliquots to container.

- For more information, visit **www.inorganicventures.com/TCT**

HF Note: This standard should not be prepared or stored in glass.

8.0 HAZARDOUS INFORMATION

- Please refer to the Safety Data Sheet for information regarding this CRM/RM.

9.0 HOMOGENEITY

- This solution was mixed according to an in-house procedure and is guaranteed to be homogeneous. Homogeneity data indicate that the end user should take a minimum sample size of 0.2 mL to assure homogeneity.

10.0 QUALITY STANDARD DOCUMENTATION

10.1 ISO 9001 Quality Management System Registration

- QSR Certificate Number QSR-1034

10.2 ISO/IEC 17025 "General Requirements for the Competence of Testing and Calibration Laboratories"

- Chemical Testing - Accredited / A2LA Certificate Number 883.01

10.3 ISO 17034 "General Requirements for the Competence of Reference Material Producers"

- Reference Material Producer - Accredited / A2LA Certificate Number 883.02

Inorganic Ventures, 300 Technology Drive, Christiansburg, Va. 24073, USA; Telephone: 800.669.6799; 540.585.3030, Fax: 540.585.3012; inorganicventures.com; info@inorganicventures.com

11.0 CERTIFICATION, LOT EXPIRATION AND PERIOD OF VALIDITY

11.1 Certification Issue Date

January 06, 2021

- The certification is valid within the measurement uncertainty specified provided the CRM/RM is stored and handled in accordance with instructions given in Sec 7.1. This certification is nullified if instructions in Sec 7.1 are not followed or if the CRM/RM is damaged, contaminated, or otherwise modified.

11.2 Lot Expiration Date

- January 06, 2025

- The date after which this CRM/RM should not be used.

- The lot expiration date reflects the period of time that the stability of a CRM/RM can be supported by long term stability studies conducted on properly stored and handled CRM/RMs. Lot expiration is limited primarily by transpiration (loss of water from the solution) and infrequently by chemical stability.

11.3 Period of Validity

- Sealed TCT Bag Open Date: _____

- This CRM/RM should not be used longer than one year (or six months in the case of a 30 mL bottle) from the date of opening the aluminized bag or after the date given in Sec. 11.2, whichever comes first. This is contingent upon the CRM/RM being stored and handled in accordance with the instructions given in Sec. 7.1.

12.0 NAMES AND SIGNATURES OF CERTIFYING OFFICERS

Certificate Approved By:

Michael Booth
Director, Quality Control

Michael J Booth

Certifying Officer:

Paul Gaines
Chairman / Senior Technical Director

Paul R Gaines

Energy Laboratories Inc

Standard LOG

Standard ID:	ME211118 MSCAL-5A		
Standard Name	EL-MSCAL-5A	Type:	Primary
Date Prepared	11/18/2021	BY:	Stacy R. Hendricks
Date Expires:	11/18/2022		
Department	ME	Status:	Open
Vendor:	Inorganic Ventures		
Lot Number:	P2-MEB687200		
Balance ID:			
Comments:	Opened 11/18/2021; Expires 11/18/2022		

Chemical / Solvent Used	BottleNo	Amt	Units	Expires
Multi Analyte Custom Grade Solution	13175	500	mL	11/18/2022

Final Volume:
500 mL

Stock Source **Base Units** **Amount Added**

Analytes **CAS** Conc: **ug/mL**

INORGANIC VENTURES™
300 Technology Drive
Christiansburg, VA 24073 · USA
inorganicventures.com

CERTIFICATE OF ANALYSIS

tel: 800.669.6799 · 540.585.3030
fax: 540.585.3012
info@inorganicventures.com

1.0 ACCREDITATION / REGISTRATION

INORGANIC VENTURES is accredited to ISO 17034, "General Requirements for the Competence of Reference Material Producers" and ISO/IEC 17025, "General Requirements for the Competence of Testing and Calibration Laboratories". Inorganic Ventures is also an ISO 9001 registered manufacturer (QSR Certificate Number QSR-1034).

ACCREDITED Testing Laboratory Certificate 883.01
ACCREDITED Reference Material Producer Certificate 883.02

2.0 PRODUCT DESCRIPTION

Product Code:	Multi Analyte Custom Grade Solution
Catalog Number:	EL-MSCAL-5A
Lot Number:	P2-MEB687200
Matrix:	3% (v/v) HNO3
Value / Analyte(s):	5 000 µg/mL ea: Calcium, Potassium, Magnesium, Sodium, 500 µg/mL ea: Phosphorus, Iron, 250 µg/mL ea: Lithium

3.0 CERTIFIED VALUES AND UNCERTAINTIES

ANALYTE	CERTIFIED VALUE	ANALYTE	CERTIFIED VALUE
Calcium, Ca	**5 000 ± 20 µg/mL**	**Iron, Fe**	**499.9 ± 2.1 µg/mL**
Lithium, Li	**250.0 ± 1.1 µg/mL**	**Magnesium, Mg**	**5 000 ± 21 µg/mL**
Phosphorus, P	**499.8 ± 2.5 µg/mL**	**Potassium, K**	**5 000 ± 18 µg/mL**
Sodium, Na	**5 000 ± 18 µg/mL**		

Density: 1.076 g/mL (measured at 20 ± 4 °C)

Assay Information:

ID #: 13175
Opened:
Multi Analyte Custom Grade Solution
Expires: 12/2/2023
Rec'd: 10/12/2020
Energy Laboratories Inc 1120 So. 27th Street
Billings MT 59107

ANALYTE	METHOD	NIST SRM#	SRM LOT#
Ca	ICP Assay	3109a	130213
Ca	EDTA	928	928
Fe	ICP Assay	3126a	140812
Fe	EDTA	928	928
K	ICP Assay	3141a	140813
K	Gravimetric		See Sec. 4.2
Li	ICP Assay	3129a	100714
Li	Gravimetric		See Sec. 4.2
Mg	ICP Assay	3131a	140110
Mg	EDTA	928	928
Na	ICP Assay	3152a	120715
Na	Gravimetric		See Sec. 4.2
P	ICP Assay	3139a	060717
P	Acidimetric	84L	84L

The following equations are used in the calculation of the certified value and the uncertainty. Reported uncertainties represent expanded uncertainties expressed at approximately the 95% confidence level using a coverage factor of k = 2.

Characterization of CRM/RM by Two or More Methods

Certified Value, $X_{CRM/RM}$, where two or more methods of characterization are used is the weighted mean of the results:

$X_{CRM/RM} = \Sigma(w_i)(X_i)$

X_i = mean of Assay Method i with standard uncertainty $u_{char\ i}$

w_i = the weighting factors for each method calculated using the inverse square of the variance:

$w_i = (1/u_{char\ i})^2 / (\Sigma(1/(u_{char\ i})^2)$

CRM/RM Expanded Uncertainty (±) = $U_{CRM/RM} = k\,(u^2_{char} + u^2_{bb} + u^2_{lts} + u^2_{ts})^{½}$

k = coverage factor = 2

$u_{char} = [\Sigma((w_i)^2 (u_{char\ i})^2)]^{½}$ where $u_{char\ i}$ are the errors from each characterization method

u_{bb} = bottle to bottle homogeneity standard uncertainty

u_{lts} = long term stability standard uncertainty (storage)

u_{ts} = transport stability standard uncertainty

Characterization of CRM/RM by One Method

Certified Value, $X_{CRM/RM}$, where one method of characterization is used is the mean of individual results:

$X_{CRM/RM} = (X_a)(u_{char\ a})$

X_a = mean of Assay Method A with

$u_{char\ a}$ = the standard uncertainty of characterization Method A

CRM/RM Expanded Uncertainty (±) = $U_{CRM/RM} = k\,(u^2_{char\ a} + u^2_{bb} + u^2_{lts} + u^2_{ts})^{½}$

k = coverage factor = 2

$u_{char\ a}$ = the errors from characterization

u_{bb} = bottle to bottle homogeneity standard uncertainty

u_{lts} = long term stability standard uncertainty (storage)

u_{ts} = transport stability standard uncertainty

4.0 TRACEABILITY TO NIST

- This product is traceable to NIST via an unbroken chain of comparisons. The uncertainties for each certified value are reported, taking into account the SRM/RM uncertainty error and the measurement, weighing and volume dilution errors. In rare cases where no NIST SRM/RM are available, the term 'in-house std.' is specified.

4.1 Thermometer Calibration

- All thermometers are NIST traceable through thermometers that are calibrated by an accredited calibration laboratory.

4.2 Balance Calibration

- All analytical balances are calibrated by an accredited calibration laboratory and procedure. The weights used for testing are annually compared to master weights and are traceable to NIST.

4.3 Glassware Calibration

- An in-house procedure is used to calibrate all Class A glassware used in the manufacturing and quality control of CRM/RMs.

5.0 TRACE METALLIC IMPURITIES (TMI) DETERMINED BY ICP-MS AND ICP-OES (µg/mL)

N/A

6.0 INTENDED USE

- For the calibration of analytical instruments and validation of analytical methods as appropriate.

7.0 INSTRUCTIONS FOR THE CORRECT USE OF THIS REFERENCE MATERIAL

7.1 Storage and Handling Recommendations

- Store between approximately 4° - 30° C while in sealed outer bag.

- While stored in the sealed outer bag, transpiration of this CRM/RM is negligible. After opening the sealed outer bag transpiration of the CRM/RM will occur, resulting in a gradual increase in the analyte concentration(s). It is the responsibility of the user to account for this effect. When the bottle is weighed both before and after being placed in storage, the mass difference observed will be a measure of transpiration mass loss.

- After opening the sealed outer bag, keep cap tightly sealed when not in use and store between 4° - 24° C to minimize the effects of transpiration. Use at 20° ± 4° C to minimize volumetric dilution error when using the reported density. Do not pipette from the container. Do not return removed aliquots to container.

8.0 HAZARDOUS INFORMATION

- Please refer to the Safety Data Sheet for information regarding this CRM/RM.

9.0 HOMOGENEITY

- This solution was mixed according to an in-house procedure and is guaranteed to be homogeneous. Homogeneity data indicate that the end user should take a minimum sample size of 0.2 mL to assure homogeneity.

10.0 QUALITY STANDARD DOCUMENTATION

10.1 ISO 9001 Quality Management System Registration

- QSR Certificate Number QSR-1034

10.2 ISO/IEC 17025 "General Requirements for the Competence of Testing and Calibration Laboratories"

- Chemical Testing - Accredited / A2LA Certificate Number 883.01

10.3 ISO 17034 "General Requirements for the Competence of Reference Material Producers"

- Reference Material Producer - Accredited / A2LA Certificate Number 883.02

Inorganic Ventures, 300 Technology Drive, Christiansburg, Va. 24073, USA; Telephone: 800.669.6799; 540.585.3030, Fax: 540.585.3012; Inorganicventures.com; info@inorganicventures.com

11.0 CERTIFICATION, EXPIRATION AND PERIOD OF VALIDITY

11.1 Certification Issue Date

December 02, 2019

- The certification is valid within the measurement uncertainty specified provided the CRM/RM is stored and handled in accordance with instructions given in Sec 7.1. This certification is nullified if instructions in Sec 7.1 are not followed or if the CRM/RM is damaged, contaminated, or otherwise modified.

11.2 Lot Expiration Date

- December 02, 2023

- The date after which this CRM/RM should not be used.

- The lot expiration date reflects the period of time that the stability of a CRM/RM can be supported by long term stability studies conducted on properly stored and handled CRM/RMs. Lot expiration is limited primarily by transpiration (loss of water from the solution) and infrequently by chemical stability.

11.3 Period of Validity

- Sealed outer Bag Open Date: _____

- This CRM/RM should not be used longer than one year (or six months in the case of a 30 mL bottle) from the date of opening the aluminized bag or after the date given in Sec. 11.2, whichever comes first. This is contingent upon the CRM/RM being stored and handled in accordance with the instructions given in Sec. 7.1.

12.0 NAMES AND SIGNATURES OF CERTIFYING OFFICERS

Certificate Approved By:

Michael Booth
Manager, Quality Control

Michael J Booth

Certifying Officer:

Paul Gaines
CEO, Senior Technical Director

Paul R Gaines

Energy Laboratories Inc

Spike LOG

Standard ID:	ME220105 HGPRIMARY		
Standard Name	Primary Hg Stock 2 PPM	Type:	Secondary
Date Prepared	1/5/2022	BY:	Amanda E. McDani
Date Expires:	12/29/2022		
Department	ME	Status:	Open
Vendor:	Inorganic Ventures		
Lot Number:			
Balance ID:			

Comments: Made with different HG stock than QCS

Chemical / Solvent Used	BottleNo	Amt	Units	Expires
Nitric Acid 69.0- 70.0% D0521	14626	0.5	mL	12/14/2026
Hydrochloric Acid E1421	14721	0.25	mL	1/4/2027

Final Volume:
25 mL

Stock Source		**Base Units**	**Amount Added**
ME220110HG	HG Stock	ug/mL	0.05 mL
ME211229A AU 2N	Au 2nd source Stock	ug/mL	0.05 mL

Analytes	**CAS**	Conc:	**ug/mL**

Energy Laboratories Inc

Standard LOG

Standard ID: ME220110HG
Standard Name HG Stock
Date Prepared 1/10/2022
Date Expires: 1/10/2023
Department ME
Vendor: SCP Science
Lot Number: S210729017
Balance ID:

Type: Primary
BY: Amanda E. McDani
Status: Open

Comments:

Chemical / Solvent Used	BottleNo	Amt	Units	Expires
ICP/ICPMS Standard Mercury	14711	125	mL	1/10/2023

Final Volume:
125 mL

Stock Source **Base Units** **Amount Added**

Analytes **CAS** Conc: **ug/mL**

ID #: 14711
Opened:
ICP/ICPMS Standard Mercury
Expires: 7/31/2023
Rec'd: 12/29/2021
Energy Laboratories Inc 1120 So. 27th Street
Billings MT 59107

SCP SCIENCE
Providing Innovative Solutions to Analytical Chemists

rtificate of Analysis

Hg

1.0 DESCRIPTION:

*Plasma*CAL ICP/ICPMS Standard - Mercury 1000 µg/ml
Catalogue Number: 140-051-800/-801/-805
Starting Material: Mercury(II) oxide 99.99+%
Lot Number: **S210729017**
Matrix: 10% HNO_3 (See Section 3 for actual matrix)
Expiration Date (End of month): **July 2023** (or 15 months after bottle is opened, whichever comes first)

2.0 CERTIFIED VALUES AND ASSOCIATED UNCERTAINTY:

Certified Concentration: **999 µg/ml +/- 5 µg/ml**
952 µg/g +/- 5 µg/g
Method of analysis: Inductively Coupled Plasma Atomic Emission Spectroscopy (ICP-AES)
Traceability: NIST Standard Reference Material 3133 Lot: **160921**

Note: The uncertainty of the certified value has been calculated from applicable uncertainty contributors (u_i) including uncertainty established during characterization of the material (u_{char}), the between bottle variation (u_{bb}), short-term stability (u_{sts}) and long-term stability (u_{lts}) according to the model $u_c = \sqrt{(u_{char}^2 + u_{bb}^2 + u_{sts}^2 + u_{lts}^2)}$. This combined uncertainty has been further multiplied by a coverage factor (k) of 2 to provide a 95% confidence interval.

3.0 REFERENCE VALUES:

Density: **1.050 g/ml @ 23.6 °C**
Actual Matrix: **10.0% (v/v) HNO_3**

Trace Metal Impurities as tested by ICP-MS:

Element	Conc. (ppm)	Element	Conc. (ppm)	Element	Conc. (ppm)	Element	Conc. (ppm)
Ag	<0.0010	Fe	**0.0322**	Nd	<0.0010	Sn	<0.0010
Al	**0.0042**	Ga	<0.0010	Ni	**0.0039**	Sr	<0.0025
As	<0.0010	Gd	<0.0010	Os	<0.0010	Ta	<0.0010
Au	<0.0010	Ge	<0.0010	P	<0.0132	Tb	<0.0010
B	<0.0015	Hf	<0.0010	Pb	<0.0010	Te	<0.0010
Ba	<0.0010	Hg	N/A	Pd	<0.0010	Th	<0.0010
Be	<0.0010	Ho	<0.0010	Pr	<0.0010	Ti	<0.0012
Bi	<0.0010	In	<0.0010	Pt	<0.0010	Tl	**0.0117**
Ca	<0.0135	Ir	<0.0010	Rb	<0.0010	Tm	<0.0010
Cd	<0.0010	K	<0.0024	Re	<0.0010	U	<0.0010
Ce	<0.0010	La	<0.0010	Rh	<0.0010	V	<0.0010
Co	<0.0010	Li	<0.0010	Ru	<0.0010	W	<0.0020
Cr	**0.0112**	Lu	<0.0010	S	*	Y	<0.0010
Cs	<0.0010	Mg	<0.0010	Sb	<0.0010	Yb	<0.0010
Cu	**0.0060**	Mn	<0.0010	Sc	<0.0010	Zn	<0.0010
Dy	<0.0010	Mo	<0.0010	Se	<0.0010	Zr	<0.0010
Er	<0.0010	Na	**0.0092**	Si	<0.1		
Eu	<0.0010	Nb	<0.0010	Sm	<0.0010	*: Not tested	

4.0 APPROVAL AND DATE OF CERTIFICATION:

Certification Approval: Daniel Boisvert, Chemist
Certification Date: August 12, 2021

Daniel Boisvert

ACCREDITED
Reference Material Producer
CERTIFICATE 2285.01

5.0 INTENDED USE / *UTILISATION PRÉVUE*:

- ICP Standards: For the calibration of, including but not limited to: ICP-AES, ICP-MS, FAAS, GFAA, XRF and DCP. / *Étalons ICP : Pour l'étalonnage d'instruments de mesure tels que: ICP-AES, ICP-MS, FAAS, GFAA, XRF et DCP.*
- AA Standards: For the calibration of Flame (FAAS) and Graphite Furnace (GFAA) Atomic Absorption Spectrometers. / *Étalons AA : Pour l'étalonnage de spectromètres d'absorption atomique flamme (GFAA) et four au graphite (GFAA).*
- Matrix Modifiers: For the optimization of analytical conditions to provide better Graphite Furnace Atomic Absorption (GFAA) instrument response and improved detection limits. / *Modificateur de matrice : Pour l'optimisation des conditions analytiques afin de fournir des meilleurs réponses instrumentales et limites de détection pour SAA four au graphite.*
- pH Standards: For the calibrating pH meters or for other wet chemistry applications. / *Étalons pH : Pour étalonnage de pH mètres et autres applications de chimie humide.*
- Conductivity Standards: For electrolytic conductivity measurement as a calibration standard. / *Étalons de conductivité : Comme étalon pour les mesures de conductivité électrolytiques.*
- IC Standards: for calibration of, but not limited to IC, HPLC, TLC, ISE, IR, NMR, MS, UV/VIS or other wet chemistry applications. / *Étalons IC : Pour étalonnage d'instruments tels que : IC, HPLC, TLC, ISE, IR, NMR, MS, UV/VIS et autres applications de chimie humide.*

For any inquiries, please contact **SCP SCIENCE**. / *Pour toute question, veuillez contacter* ***SCP SCIENCE***.

6.0 INSTRUCTIONS FOR USE / *INSTRUCTIONS D'UTILISATION*:

Handling and Storage / Manutention et entreposage: Keep product tightly capped when not in use. The solution should be opened for a minimum amount of time necessary to dispense the amount required. Do not pipet or use directly from container. Do not return unused portions back to container. Store under normal laboratory conditions. Avoid exposure to excessive sources of heat and humidity or direct sunlight. / *Garder les contenants bien fermés lorsque non utilisés. Le contenant devrait être ouvert seulement pour le temps requis afin de prélever la quantité nécessaire. Ne pas pipetter ou utiliser directement du contenant. Ne pas retourner les portions non-utilisées dans le contentant. Conserver dans des conditions normales de laboratoire. Éviter l'exposition à des sources de chaleur et d'humidité excessives ou à l'exposition solaire directe.*

Stability / *Stabilité*: This Standard is guaranteed to be stable and accurate to within the specified uncertainty of measurement up to the unopened expiry date, if sealed, or up to the opened expiry date (when indicated), whichever comes first, provided the solution is kept tightly capped and stored under the indicated storage conditions. Purchasers will be notified of any significant changes resulting in re-certification or withdrawal of the product prior to the expiration date. / *La stabilité et l'exactitude de cet étalon sont garanties d'être à l'intérieur de l'incertitude de mesure, jusqu'à la date d'expiration de la bouteille non-ouverte, si scellée, ou jusqu'à la date d'expiration de la bouteille ouverte (si indiquée), en présumant que le contenant est maintenu fermé et gardé dans les conditions d'entreposage indiquées. Les acheteurs seront avisés dans le cas où il y aura des changements significatifs nécessitant une re-certification ou un rappel du produit avant la date d'expiration.*

7.0 HAZARDOUS INFORMATION / *INFORMATION SUR LES RISQUES POTENTIELS*:

Please refer to the associated Safety Data Sheet (SDS) for information regarding this product (available at www.SCPSCIENCE.com). / *SVP vous référer à la Fiche Signalétique applicable pour de l'information sur ce produit (Disponible à www.SCPSCIENCE.com).*

8.0 HOMOGENEITY / *HOMOGÉNÉITÉ*:

This solution has been blended according to an in-house procedure and its homogeneity is guaranteed to be fit for purpose when a sample size sufficient for the intended method of analysis is used. / *Cette solution a été préparée selon une procédure maison et nous assurons que sa homogénéité est approprié à l'emploi lorsqu'un échantillon suffisant pour la méthode d'analyse prévue est utilisé.*

9.0 TRACEABILITY / *TRAÇABILITÉ*:

This CRM (Certified Reference Material) is traceable to the NIST SRM (Standard Reference Material) indicated in section 2 through an unbroken chain of comparisons. In addition, balances used are regularly calibrated using weights which are traceable to NIST (National Institute of Standards and Technology) or NRC (National Research Council of Canada) standards. All conductivity meters used to analyze this standard have been regularly calibrated using a NIST or NRC traceable Thermometer and standards. All pH meters used to analyze this standard have been regularly calibrated using a NIST or NRC traceable thermometer and pH/MV simulator. / *Ce matériel de référence certifié est traçable au Matériel de Référence Standardisé de NIST indiqué à la section 2 par une chaine de comparaison ininterrompue. De plus, les balances utilisées sont étalonnées régulièrement en utilisant des poids qui sont traçables au NIST (National Institute of Standards and Technology) ou au CRNC (Conseil National de Recherches Canada). Tout conductimètre utilisé afin d'analyser cet étalon a été sujet à un étalonnage périodique utilisant des thermomètres et étalons traçables au NIST ou CNRC. Tout pH mètre utilisé afin d'analyser cet étalon a été sujet à un étalonnage périodique utilisant des thermomètres et un simulateur pH/MV traçables au NIST ou au CNRC.*

10.0 PREPARATION / *PRÉPARATION*:

For the preparation of these solutions, 18 meghom/cm double deionized water, high-purity acids and glassware calibrated to ASTM Class A specifications are used. / *Une eau de 18 meghom/cm doublement déionisé, de l'acide de haute pureté, ainsi que de la verrerie étalonnée afin de satisfaire les spécifications Classe A de ASTM ont été utilisés pour la préparation de cet étalon.*

11.0 QUALITY SYSTEM CERTIFICATIONS / *CERTIFICATIONS DE SYSTÈME QUALITÉ*:

ISO 9001 Certification / *Certification ISO 9001*: This standard was produced in a facility which operates under a **registered** ISO 9001 Quality Management System. Please consult our web site for a copy of the most recent revision of our certificate of registration. / *Cet étalon a été fabriqué dans un laboratoire qui utilise un Système de Gestion de la Qualité* ***enregistré*** *à la norme ISO 9001. Veuillez consulter notre site web pour obtenir la version la plus récente de notre certificat d'enregistrement.*

ISO 17025 Accreditation / *Accréditation ISO 17025*: **SCP SCIENCE (Corporate Headquarters)** operates an ISO 17025 **accredited** laboratory. Please consult our web site for a copy of the most recent revision of our certificate and scope of accreditation. / ***SCP SCIENCE (Siège social)*** *est* ***accréditée*** *ISO 17025. Veuillez consulter notre site web afin d'obtenir la plus récente version de notre certificat d'accréditation ainsi que la portée de notre accréditation.*

ISO 17034 Accreditation / *Accréditation ISO 17034*: **SCP SCIENCE (Corporate Headquarters)** is an ISO 17034 accredited Reference Material Producer. Please consult our website for a copy of our most recent certificate and scope of accreditation. / ***SCP SCIENCE (Siège social)*** *est un Fabricant de Matériaux de Référence Accrédité ISO 17034. Veuillez consulter notre site web afin d'obtenir la plus récente version de notre certificat d'accréditation ainsi que la portée de notre accréditation.*

CORPORATE HEADQUARTERS
21800 Clark Graham
Baie D'Urfé (Montréal), Quebec,
H9X 4B6 Canada
Phone: +1 (800) 361-6820
Fax: +1 (800) 253-5549

USA
3rd Party Distribution Center
348 Route 11, Champlain,
N.Y. 12919-4816
Phone: +1 (800) 361-6820
Fax: +1 (800) 253-5549

FRANCE
12 Ave. de Québec, Bat. IRIS
91140, Villebon-sur-Yvette
Phone: +33 (0) 1 69 18 71 17
Fax: +33 (0) 1 60 92 05 67

GERMANY
Alte Marktoberdorfer Straße 14, 87616
Marktoberdorf
Phone: +49 (0) 8342-89560-61
Fax: +49 (0) 8342-89560-69

Energy Laboratories Inc

Standard LOG

Standard ID:	ME211229A AU 2ND SOURCE		
Standard Name	Au 2nd source Stock	Type:	Primary
Date Prepared	12/29/2021	BY:	Amanda E. McDani
Date Expires:	12/29/2022		
Department	ME	Status:	Open
Vendor:	SCP Science		
Lot Number:	S211129013		
Balance ID:			
Comments:	opened 12/29/2021; expires 12/29/2022		

Chemical / Solvent Used	BottleNo	Amt	Units	Expires
ICP/ICPMS Standard Gold	14710	500	mL	12/29/2022

Final Volume:
500 mL

Stock Source **Base Units** **Amount Added**

Analytes **CAS** Conc: **ug/mL**

ID #: 14710
Opened:
ICP/ICPMS Standard Gold
Expires: 12/31/2023
Rec'd: 12/29/2021
Energy Laboratories Inc 1120 So. 27th Street
Billings MT 59107

SCP SCIENC
Providing Innovative Solutions to Analytical

Certificate of Analysis

Au

1.0 DESCRIPTION:

PlasmaCAL ICP/ICPMS Standard - Gold 1000 µg/ml

Catalogue Number: 140-052-790/-791/-795
Starting Material: Gold Metal 99.99+%
Lot Number: **S211129013**
Matrix: 10% HCl (See Section 3 for actual matrix)
Expiration Date (End of month): **December 2023** (or 15 months after bottle is opened, whichever comes first)

2.0 CERTIFIED VALUES AND ASSOCIATED UNCERTAINTY:

Certified Concentration: **1001 µg/ml +/- 4 µg/ml**
982 µg/g +/- 4 µg/g

Method of analysis: Inductively Coupled Plasma Atomic Emission Spectroscopy (ICP-AES)

Traceability: NIST Standard Reference Material 3121 Lot: **991806**

Note: The uncertainty of the certified value has been calculated from applicable uncertainty contributors (u_i) including uncertainty established during characterization of the material (u_{char}), the between bottle variation (u_{bb}), short-term stability (u_{sts}) and long-term stability (u_{lts}) according to the model $u_c = \sqrt{(u_{char}^2 + u_{bb}^2 + u_{sts}^2 + u_{lts}^2)}$. This combined uncertainty has been further multiplied by a coverage factor (k) of 2 to provide a 95% confidence interval.

3.0 REFERENCE VALUES:

Density: **1.019 g/ml @ 22.4 °C**
Actual Matrix: **10.0% (v/v) HCl**

Trace Metal Impurities as tested by ICP-MS:

Element	Conc. (ppm)	Element	Conc. (ppm)	Element	Conc. (ppm)	Element	Conc. (ppm)
Ag	**0.3851**	Fe	<0.0090	Nd	<0.0010	Sn	<0.0010
Al	**0.0062**	Ga	<0.0010	Ni	<0.0010	Sr	<0.0025
As	<0.0010	Gd	<0.0010	Os	<0.0010	Ta	<0.0010
Au	N/A	Ge	<0.0010	P	<0.0132	Tb	<0.0010
B	<0.0015	Hf	<0.0010	Pb	<0.0010	Te	<0.0010
Ba	<0.0010	Hg	*	Pd	**0.0434**	Th	<0.0010
Be	<0.0010	Ho	<0.0010	Pr	<0.0010	Ti	<0.0012
Bi	<0.0010	In	<0.0010	Pt	**0.0048**	Tl	<0.0011
Ca	<0.0135	Ir	<0.0010	Rb	<0.0010	Tm	<0.0010
Cd	<0.0010	K	**0.0362**	Re	<0.0010	U	<0.0010
Ce	<0.0010	La	<0.0010	Rh	<0.0010	V	<0.0010
Co	<0.0010	Li	<0.0010	Ru	<0.0010	W	<0.0020
Cr	<0.0010	Lu	<0.0010	S	*	Y	<0.0010
Cs	**0.0029**	Mg	<0.0010	Sb	<0.0010	Yb	<0.0010
Cu	**0.0023**	Mn	<0.0010	Sc	<0.0010	Zn	<0.0010
Dy	<0.0010	Mo	<0.0010	Se	<0.01	Zr	<0.0010
Er	<0.0010	Na	**0.0070**	Si	<0.1		
Eu	<0.0010	Nb	<0.0010	Sm	<0.0010	*: Not tested	

4.0 APPROVAL AND DATE OF CERTIFICATION:

Certification Approval: Daniel Boisvert, Chemist
Certification Date: December 10, 2021

Daniel Boisvert

ACCREDITED
Reference Material Producer
CERTIFICATE 2885.01

5.0 INTENDED USE / *UTILISATION PRÉVUE*:

- ICP Standards: For the calibration of, including but not limited to: ICP-AES, ICP-MS, FAAS, GFAA, XRF and DCP. / *Étalons ICP : Pour l'étalonnage d'instruments de mesure tels que: ICP-AES, ICP-MS, FAAS, GFAA, XRF et DCP.*
- AA Standards: For the calibration of Flame (FAAS) and Graphite Furnace (GFAA) Atomic Absorption Spectrometers. / *Étalons AA : Pour l'étalonnage de spectromètres d'absorption atomique flamme (GFAA) et four au graphite (GFAA).*
- Matrix Modifiers: For the optimization of analytical conditions to provide better Graphite Furnace Atomic Absorption (GFAA) instrument response and improved detection limits. / *Modificateur de matrice : Pour l'optimisation des conditions analytiques afin de fournir des meilleurs réponses instrumentales et limites de détection pour SAA four au graphite.*
- pH Standards: For the calibrating pH meters or for other wet chemistry applications. / *Étalons pH : Pour étalonnage de pH mètres et autres applications de chimie humide.*
- Conductivity Standards: For electrolytic conductivity measurement as a calibration standard. / *Étalons de conductivité : Comme étalon pour les mesures de conductivité électrolytiques.*
- IC Standards: for calibration of, but not limited to IC, HPLC, TLC, ISE, IR, NMR, MS, UV/VIS or other wet chemistry applications. / *Étalons IC : Pour étalonnage d'instruments tels que : IC, HPLC, TLC, ISE, IR, NMR, MS, UV/VIS et autres applications de chimie humide.*

For any inquiries, please contact **SCP SCIENCE**. / *Pour toute question, veuillez contacter **SCP SCIENCE**.*

6.0 INSTRUCTIONS FOR USE / *INSTRUCTIONS D'UTILISATION*:

Handling and Storage / Manutention et entreposage: Keep product tightly capped when not in use. The solution should be opened for a minimum amount of time necessary to dispense the amount required. Do not pipet or use directly from container. Do not return unused portions back to container. Store under normal laboratory conditions. Avoid exposure to excessive sources of heat and humidity or direct sunlight. / *Garder les contenants bien fermés lorsque non utilisés. Le contenant devrait être ouvert seulement pour le temps requis afin de prélever la quantité nécessaire. Ne pas pipetter ou utiliser directement du contenant. Ne pas retourner les portions non-utilisées dans le contentant. Conserver dans des conditions normales de laboratoire. Éviter l'exposition à des sources de chaleur et d'humidité excessives ou à l'exposition solaire directe.*

Stability / *Stabilité*: This Standard is guaranteed to be stable and accurate to within the specified uncertainty of measurement up to the unopened expiry date, if sealed, or up to the opened expiry date (when indicated), whichever comes first, provided the solution is kept tightly capped and stored under the indicated storage conditions. Purchasers will be notified of any significant changes resulting in re-certification or withdrawal of the product prior to the expiration date. / *La stabilité et l'exactitude de cet étalon sont garanties d'être à l'intérieur de l'incertitude de mesure, jusqu'à la date d'expiration de la bouteille non-ouverte, si scellée, ou jusqu'à la date d'expiration de la bouteille ouverte (si indiquée), en présumant que le contenant est maintenu fermé et gardé dans les conditions d'entreposage indiquées. Les acheteurs seront avisés dans le cas où il y aura des changements significatifs nécessitant une re-certification ou un rappel du produit avant la date d'expiration.*

7.0 HAZARDOUS INFORMATION / *INFORMATION SUR LES RISQUES POTENTIELS*:

Please refer to the associated Safety Data Sheet (SDS) for information regarding this product (available at www.SCPSCIENCE.com). / *SVP vous référer à la Fiche Signalétique applicable pour de l'information sur ce produit (Disponible à www.SCPSCIENCE.com).*

8.0 HOMOGENEITY / *HOMOGÉNÉITÉ:*

This solution has been blended according to an in-house procedure and its homogeneity is guaranteed to be fit for purpose when a sample size sufficient for the intended method of analysis is used. / *Cette solution a été préparée selon une procédure maison et nous assurons que sa homogénéité est approprié à l'emploi lorsqu'un échantillon suffisant pour la méthode d'analyse prévue est utilisé.*

9.0 TRACEABILITY / *TRAÇABILITÉ*:

This CRM (Certified Reference Material) is traceable to the NIST SRM (Standard Reference Material) indicated in section 2 through an unbroken chain of comparisons. In addition, balances used are regularly calibrated using weights which are traceable to NIST (National Institute of Standards and Technology) or NRC (National Research Council of Canada) standards. All conductivity meters used to analyze this standard have been regularly calibrated using a NIST or NRC traceable Thermometer and standards. All pH meters used to analyze this standard have been regularly calibrated using a NIST or NRC traceable thermometer and pH/MV simulator. / *Ce matériel de référence certifié est traçable au Matériel de Référence Standardisé de NIST indiqué à la section 2 par une chaine de comparaison ininterrompue. De plus, les balances utilisées sont étalonnées régulièrement en utilisant des poids qui sont traçables au NIST (National Institute of Standards and Technology) ou au CRNC (Conseil National de Recherches Canada). Tout conductimètre utilisé afin d'analyser cet étalon a été sujet à un étalonnage périodique utilisant des thermomètres et étalons traçables au NIST ou CNRC. Tout pH mètre utilisé afin d'analyser cet étalon a été sujet à un étalonnage périodique utilisant des thermomètres et un simulateur pH/MV traçables au NIST ou au CNRC.*

10.0 PREPARATION / *PRÉPARATION:*

For the preparation of these solutions, 18 meghom/cm double deionized water, high-purity acids and glassware calibrated to ASTM Class A specifications are used. / *Une eau de 18 meghom/cm doublement déionisé, de l'acide de haute pureté, ainsi que de la verrerie étalonnée afin de satisfaire les spécifications Classe A de ASTM ont été utilisés pour la préparation de cet étalon.*

11.0 QUALITY SYSTEM CERTIFICATIONS / *CERTIFICATIONS DE SYSTÈME QUALITÉ:*

ISO 9001 Certification / *Certification ISO 9001*: This standard was produced in a facility which operates under a **registered** ISO 9001 Quality Management System. Please consult our web site for a copy of the most recent revision of our certificate of registration. / *Cet étalon a été fabriqué dans un laboratoire qui utilise un Système de Gestion de la Qualité **enregistré** à la norme ISO 9001. Veuillez consulter notre site web pour obtenir la version la plus récente de notre certificat d'enregistrement.*

ISO 17025 Accreditation / *Accréditation ISO 17025*: **SCP SCIENCE (Corporate Headquarters)** operates an ISO 17025 **accredited** laboratory. Please consult our web site for a copy of the most recent revision of our certificate and scope of accreditation. / ***SCP SCIENCE (Siège social)** est **accréditée** ISO 17025. Veuillez consulter notre site web afin d'obtenir la plus récente version de notre certificat d'accréditation ainsi que la portée de notre accréditation.*

ISO 17034 Accreditation / *Accréditation ISO 17034* : SCP SCIENCE (Corporate Headquarters) is an ISO 17034 accredited Reference Material Producer. Please consult our website for a copy of our most recent certificate and scope of accreditation. / ***SCP SCIENCE (Siège social)** est un Fabricant de Matériaux de Référence Accrédité ISO 17034. Veuillez consulter notre site web afin d'obtenir la plus récente version de notre certificat d'accréditation ainsi que la portée de notre accréditation.*

CORPORATE HEADQUARTERS
21800 Clark Graham
Baie D'Urfé (Montréal), Quebec,
H9X 4B6 Canada
Phone: +1 (800) 361-6820
Fax: +1 (800) 253-5549

USA
3rd Party Distribution Center
348 Route 11, Champlain,
N.Y. 12919-4816

Phone: +1 (800) 361-6820
Fax: +1 (800) 253-5549

FRANCE
12 Ave. de Québec, Bat. IRIS
91140, Villebon-sur-Yvette

Phone: +33 (0) 1 69 18 71 17
Fax: +33 (0) 1 60 92 05 67

GERMANY
Alte Marktoberdorfer Straße 14, 87616
Marktoberdorf

Phone: +49 (0) 8342-89560-61
Fax: +49 (0) 8342-89560-69

Energy Laboratories Inc

Standard LOG

Standard ID:	ME211208 MSCAL2B		
Standard Name	MSCAL 2B	Type:	Primary
Date Prepared	12/8/2021	BY:	Stacy R. Hendricks
Date Expires:	12/8/2022		
Department	ME	Status:	Open
Vendor:	Inorganic Ventures		
Lot Number:	S2-MEB704403		
Balance ID:			
Comments:	Opened 12/08/2021; Expires 12/08/2022		

Chemical / Solvent Used	BottleNo	Amt	Units	Expires
Multi Analyte Custom Grade Solution	13793		mL	12/8/2022

Final Volume:
mL

Stock Source **Base Units** **Amount Added**

Analytes **CAS** Conc: **ug/mL**

INORGANIC VENTURES™
Refine your results. Redefine your industry.

Certificate of Analysis

300 Technology Drive
Christiansburg, VA 24073 USA
inorganicventures.com

P: 800-669-6799/540-585-3030
F: 540-585-3012
info@inorganicventures.com

1.0 ACCREDITATION / REGISTRATION

INORGANIC VENTURES is accredited to ISO 17034, "General Requirements for the Competence of Reference Material Producers" and ISO/IEC 17025, "General Requirements for the Competence of Testing and Calibration Laboratories". Inorganic Ventures is also an ISO 9001 registered manufacturer (QSR Certificate Number QSR-1034).

ACCREDITED
Testing Laboratory
Certificate 883.01

ACCREDITED
Reference Material Producer
Certificate 883.02

2.0 PRODUCT DESCRIPTION

Product Code:	Multi Analyte Custom Grade Solution
Catalog Number:	EL-MSCAL-2B
Lot Number:	S2-MEB704403
Matrix:	5% (v/v) HNO3
Value / Analyte(s):	100 µg/mL ea:

Aluminum, Arsenic,
Boron, Barium,
Beryllium, Cadmium,
Cobalt, Chromium,
Copper, Iron,
Manganese, Nickel,
Lead, Selenium,
Strontium, Thorium,
Thallium, Uranium,
Vanadium, Zinc,

40 µg/mL ea:
Silver

3.0 CERTIFIED VALUES AND UNCERTAINTIES

ID #: 13793
Opened:
Multi Analyte Custom Grade Solution
Expires: 4/21/2025
Rec'd: 4/29/2021
Energy Laboratories Inc 1120 So. 27th Street
Billings MT 59107

ANALYTE	CERTIFIED VALUE	ANALYTE	CERTIFIED VALUE
Aluminum, Al	100.0 ± 0.4 µg/mL	Arsenic, As	100.0 ± 0.9 µg/mL
Barium, Ba	100.0 ± 0.5 µg/mL	Beryllium, Be	100.0 ± 0.7 µg/mL
Boron, B	100.0 ± 0.7 µg/mL	Cadmium, Cd	100.0 ± 0.5 µg/mL
Chromium, Cr	100.0 ± 0.8 µg/mL	Cobalt, Co	100.0 ± 0.6 µg/mL
Copper, Cu	100.0 ± 0.5 µg/mL	Iron, Fe	100.1 ± 0.4 µg/mL
Lead, Pb	100.0 ± 0.6 µg/mL	Manganese, Mn	100.0 ± 0.5 µg/mL
Nickel, Ni	100.0 ± 0.6 µg/mL	Selenium, Se	100.0 ± 0.7 µg/mL
Silver, Ag	39.99 ± 0.18 µg/mL	Strontium, Sr	100.0 ± 0.4 µg/mL
Thallium, Tl	100.0 ± 0.6 µg/mL	Thorium, Th	100.0 ± 0.5 µg/mL
Uranium, U	100.0 ± 0.5 µg/mL	Vanadium, V	100.0 ± 0.5 µg/mL
Zinc, Zn	100.0 ± 0.5 µg/mL		

Density: 1.033 g/mL (measured at 20 ± 4 °C)

Assay Information:

ANALYTE	METHOD	NIST SRM#	SRM LOT#
Ag	ICP Assay	3151	160729
Ag	Volhard	999c	999c
Al	ICP Assay	3101a	140903
Al	EDTA	928	928
As	ICP Assay	3103a	100818
B	ICP Assay	3107	110830
Ba	ICP Assay	3104a	140909
Ba	Gravimetric		See Sec. 4.2
Be	ICP Assay	3105a	090514
Cd	ICP Assay	3108	130116
Cd	EDTA	928	928
Co	ICP Assay	3113	190630
Co	EDTA	928	928
Cr	ICP Assay	3112a	170630
Cu	ICP Assay	3114	121207
Cu	EDTA	928	928
Fe	ICP Assay	3126a	140812
Fe	EDTA	928	928
Fe	Calculated		See Sec. 4.2
Mn	ICP Assay	3132	050429
Mn	EDTA	928	928
Ni	ICP Assay	3136	120619
Ni	EDTA	928	928
Pb	ICP Assay	3128	101026
Pb	EDTA	928	928
Se	ICP Assay	3149	100901
Se	Calculated		See Sec. 4.2
Sr	EDTA	928	928
Sr	ICP Assay	Traceable to 3153a	K2-SR650985
Sr	Calculated		See Sec. 4.2
Th	EDTA	928	928
Th	Calculated		See Sec. 4.2
Tl	ICP Assay	3158	151215
U	ICP Assay	3164	080521
U	Calculated		See Sec. 4.2
V	ICP Assay	3165	160906
V	EDTA	928	928
Zn	ICP Assay	3168a	120629
Zn	EDTA	928	928

The following equations are used in the calculation of the certified value and the uncertainty. Reported uncertainties represent expanded uncertainties expressed at approximately the 95% confidence level using a coverage factor of k = 2.

Characterization of CRM/RM by Two or More Methods

Certified Value, $X_{CRM/RM}$, where two or more methods of characterization are used is the weighted mean of the results:

$X_{CRM/RM} = \Sigma(w_i)(X_i)$

X_i = mean of Assay Method i with standard uncertainty $u_{char\ i}$

w_i = the weighting factors for each method calculated using the inverse square of the variance:

$w_i = (1/u_{char\ i})^2 / (\Sigma(1/(u_{char\ i})^2)$

CRM/RM Expanded Uncertainty (±) = $U_{CRM/RM} = k\,(u^2_{char} + u^2_{bb} + u^2_{lts} + u^2_{ts})^{1/2}$

k = coverage factor = 2

$u_{char} = [\Sigma((w_i)^2 (u_{char\ i})^2)]^{1/2}$ where $u_{char\ i}$ are the errors from each characterization method

u_{bb} = bottle to bottle homogeneity standard uncertainty

u_{lts} = long term stability standard uncertainty (storage)

u_{ts} = transport stability standard uncertainty

Characterization of CRM/RM by One Method

Certified Value, $X_{CRM/RM}$, where one method of characterization is used is the mean of individual results:

$X_{CRM/RM} = (X_a)(u_{char\ a})$

X_a = mean of Assay Method A with

$u_{char\ a}$ = the standard uncertainty of characterization Method A

CRM/RM Expanded Uncertainty (±) = $U_{CRM/RM} = k\,(u^2_{char\ a} + u^2_{bb} + u^2_{lts} + u^2_{ts})^{1/2}$

k = coverage factor = 2

$u_{char\ a}$ = the errors from characterization

u_{bb} = bottle to bottle homogeneity standard uncertainty

u_{lts} = long term stability standard uncertainty (storage)

u_{ts} = transport stability standard uncertainty

Certified Abundance:

IV's Certified Abundance

Isotope	Atom %
Uranium 238U	99.8 ± 0.1
Uranium 235U	0.24 ± 0.05

4.0 TRACEABILITY TO NIST

- This product is traceable to NIST via an unbroken chain of comparisons. The uncertainties for each certified value are reported, taking into account the SRM/RM uncertainty error and the measurement, weighing and volume dilution errors. In rare cases where no NIST SRM/RM are available, the term 'in-house std.' is specified.

4.1 Thermometer Calibration

- All thermometers are NIST traceable through thermometers that are calibrated by an accredited calibration laboratory.

4.2 Balance Calibration

- All analytical balances are calibrated by an accredited calibration laboratory and procedure. The weights used for testing are annually compared to master weights and are traceable to NIST.

4.3 Glassware Calibration

- An in-house procedure is used to calibrate all Class A glassware used in the manufacturing and quality control of CRM/RMs.

5.0 TRACE METALLIC IMPURITIES (TMI) DETERMINED BY ICP-MS AND ICP-OES (µg/mL)

N/A

6.0 INTENDED USE

- For the calibration of analytical instruments and validation of analytical methods as appropriate.

7.0 INSTRUCTIONS FOR THE CORRECT USE OF THIS REFERENCE MATERIAL

7.1 Storage and Handling Recommendations

- Store between approximately 4° - 30° C while in sealed TCT bag.

- While stored in the sealed TCT bag, transpiration of this CRM/RM is negligible. After opening the sealed TCT bag transpiration of the CRM/RM will occur, resulting in a gradual increase in the analyte concentration(s). It is the responsibility of the user to account for this effect. When the bottle is weighed both before and after being placed in storage, the mass difference observed will be a measure of transpiration mass loss.

- After opening the sealed TCT bag, keep cap tightly sealed when not in use and store between 4° - 24° C to minimize the effects of transpiration. Use at 20° ± 4° C to minimize volumetric dilution error when using the reported density. Do not pipette from the container. Do not return removed aliquots to container.

- For more information, visit **www.inorganicventures.com/TCT**

8.0 HAZARDOUS INFORMATION

- Please refer to the Safety Data Sheet for information regarding this CRM/RM.

9.0 HOMOGENEITY

- This solution was mixed according to an in-house procedure and is guaranteed to be homogeneous. Homogeneity data indicate that the end user should take a minimum sample size of 0.2 mL to assure homogeneity.

10.0 QUALITY STANDARD DOCUMENTATION

10.1 ISO 9001 Quality Management System Registration

- QSR Certificate Number QSR-1034

10.2 ISO/IEC 17025 "General Requirements for the Competence of Testing and Calibration Laboratories"

- Chemical Testing - Accredited / A2LA Certificate Number 883.01

10.3 ISO 17034 "General Requirements for the Competence of Reference Material Producers"

- Reference Material Producer - Accredited / A2LA Certificate Number 883.02

Inorganic Ventures, 300 Technology Drive, Christiansburg, Va. 24073, USA; Telephone: 800.669.6799; 540.585.3030, Fax: 540.585.3012; inorganicventures.com; info@inorganicventures.com

11.0 CERTIFICATION, LOT EXPIRATION AND PERIOD OF VALIDITY

11.1 Certification Issue Date

April 21, 2021

- The certification is valid within the measurement uncertainty specified provided the CRM/RM is stored and handled in accordance with instructions given in Sec 7.1. This certification is nullified if instructions in Sec 7.1 are not followed or if the CRM/RM is damaged, contaminated, or otherwise modified.

11.2 Lot Expiration Date

- April 21, 2025

- The date after which this CRM/RM should not be used.

- The lot expiration date reflects the period of time that the stability of a CRM/RM can be supported by long term stability studies conducted on properly stored and handled CRM/RMs. Lot expiration is limited primarily by transpiration (loss of water from the solution) and infrequently by chemical stability.

11.3 Period of Validity

- Sealed TCT Bag Open Date: _____

- This CRM/RM should not be used longer than one year (or six months in the case of a 30 mL bottle) from the date of opening the aluminized bag or after the date given in Sec. 11.2, whichever comes first. This is contingent upon the CRM/RM being stored and handled in accordance with the instructions given in Sec. 7.1.

12.0 NAMES AND SIGNATURES OF CERTIFYING OFFICERS

Certificate Approved By:

Michael Booth
Director, Quality Control

Michael J Booth

Certifying Officer:

Paul Gaines
Chairman / Senior Technical Director

Paul R Gaines

Energy Laboratories Inc

Standard LOG

Standard ID:	ME211229A AU 2ND SOURCE		
Standard Name	Au 2nd source Stock	Type:	Primary
Date Prepared	12/29/2021	BY:	Amanda E. McDani
Date Expires:	12/29/2022		
Department	ME	Status:	Open
Vendor:	SCP Science		
Lot Number:	S211129013		
Balance ID:			
Comments:	opened 12/29/2021; expires 12/29/2022		

Chemical / Solvent Used	BottleNo	Amt	Units	Expires
ICP/ICPMS Standard Gold	14710	500	mL	12/29/2022

Final Volume:
500 mL

Stock Source **Base Units** **Amount Added**

Analytes **CAS** Conc: **ug/mL**

ID #: 14710
Opened:
ICP/ICPMS Standard Gold
Expires: 12/31/2023
Rec'd: 12/29/2021
Energy Laboratories Inc 1120 So. 27th Street
Billings MT 59107

SCP SCIENC
Providing Innovative Solutions to Analytical

Certificate of Analysis

Au

1.0 DESCRIPTION:

PlasmaCAL ICP/ICPMS Standard - Gold 1000 µg/ml

Catalogue Number: 140-052-790/-791/-795
Starting Material: Gold Metal 99.99+%
Lot Number: **S211129013**
Matrix: 10% HCl (See Section 3 for actual matrix)
Expiration Date (End of month): **December 2023** (or 15 months after bottle is opened, whichever comes first)

2.0 CERTIFIED VALUES AND ASSOCIATED UNCERTAINTY:

Certified Concentration: **1001 µg/ml +/- 4 µg/ml**
982 µg/g +/- 4 µg/g

Method of analysis: Inductively Coupled Plasma Atomic Emission Spectroscopy (ICP-AES)

Traceability: NIST Standard Reference Material 3121 Lot: **991806**

Note: The uncertainty of the certified value has been calculated from applicable uncertainty contributors (u_i) including uncertainty established during characterization of the material (u_{char}), the between bottle variation (u_{bb}), short-term stability (u_{sts}) and long-term stability (u_{lts}) according to the model $u_c = \sqrt{(u_{char}^2 + u_{bb}^2 + u_{sts}^2 + u_{lts}^2)}$. This combined uncertainty has been further multiplied by a coverage factor (k) of 2 to provide a 95% confidence interval.

3.0 REFERENCE VALUES:

Density: **1.019 g/ml @ 22.4 °C**
Actual Matrix: **10.0% (v/v) HCl**

Trace Metal Impurities as tested by ICP-MS:

Element	Conc. (ppm)	Element	Conc. (ppm)	Element	Conc. (ppm)	Element	Conc. (ppm)
Ag	**0.3851**	Fe	<0.0090	Nd	<0.0010	Sn	<0.0010
Al	**0.0062**	Ga	<0.0010	Ni	<0.0010	Sr	<0.0025
As	<0.0010	Gd	<0.0010	Os	<0.0010	Ta	<0.0010
Au	N/A	Ge	<0.0010	P	<0.0132	Tb	<0.0010
B	<0.0015	Hf	<0.0010	Pb	<0.0010	Te	<0.0010
Ba	<0.0010	Hg	*	Pd	**0.0434**	Th	<0.0010
Be	<0.0010	Ho	<0.0010	Pr	<0.0010	Ti	<0.0012
Bi	<0.0010	In	<0.0010	Pt	**0.0048**	Tl	<0.0011
Ca	<0.0135	Ir	<0.0010	Rb	<0.0010	Tm	<0.0010
Cd	<0.0010	K	**0.0362**	Re	<0.0010	U	<0.0010
Ce	<0.0010	La	<0.0010	Rh	<0.0010	V	<0.0010
Co	<0.0010	Li	<0.0010	Ru	<0.0010	W	<0.0020
Cr	<0.0010	Lu	<0.0010	S	*	Y	<0.0010
Cs	**0.0029**	Mg	<0.0010	Sb	<0.0010	Yb	<0.0010
Cu	**0.0023**	Mn	<0.0010	Sc	<0.0010	Zn	<0.0010
Dy	<0.0010	Mo	<0.0010	Se	<0.01	Zr	<0.0010
Er	<0.0010	Na	**0.0070**	Si	<0.1		
Eu	<0.0010	Nb	<0.0010	Sm	<0.0010	*: Not tested	

4.0 APPROVAL AND DATE OF CERTIFICATION:

Certification Approval: Daniel Boisvert, Chemist
Certification Date: December 10, 2021

Daniel Boisvert

ACCREDITED
Reference Material Producer
CERTIFICATE 2885.01

5.0 INTENDED USE / *UTILISATION PRÉVUE*:

- ICP Standards: For the calibration of, including but not limited to: ICP-AES, ICP-MS, FAAS, GFAA, XRF and DCP. / *Étalons ICP : Pour l'étalonnage d'instruments de mesure tels que: ICP-AES, ICP-MS, FAAS, GFAA, XRF et DCP.*
- AA Standards: For the calibration of Flame (FAAS) and Graphite Furnace (GFAA) Atomic Absorption Spectrometers. / *Étalons AA : Pour l'étalonnage de spectromètres d'absorption atomique flamme (GFAA) et four au graphite (GFAA).*
- Matrix Modifiers: For the optimization of analytical conditions to provide better Graphite Furnace Atomic Absorption (GFAA) instrument response and improved detection limits. / *Modificateur de matrice : Pour l'optimisation des conditions analytiques afin de fournir des meilleurs réponses instrumentales et limites de détection pour SAA four au graphite.*
- pH Standards: For the calibrating pH meters or for other wet chemistry applications. / *Étalons pH : Pour étalonnage de pH mètres et autres applications de chimie humide.*
- Conductivity Standards: For electrolytic conductivity measurement as a calibration standard. / *Étalons de conductivité : Comme étalon pour les mesures de conductivité électrolytiques.*
- IC Standards: for calibration of, but not limited to IC, HPLC, TLC, ISE, IR, NMR, MS, UV/VIS or other wet chemistry applications. / *Étalons IC : Pour étalonnage d'instruments tels que : IC, HPLC, TLC, ISE, IR, NMR, MS, UV/VIS et autres applications de chimie humide.*

For any inquiries, please contact **SCP SCIENCE**. / *Pour toute question, veuillez contacter **SCP SCIENCE**.*

6.0 INSTRUCTIONS FOR USE / *INSTRUCTIONS D'UTILISATION*:

Handling and Storage / Manutention et entreposage: Keep product tightly capped when not in use. The solution should be opened for a minimum amount of time necessary to dispense the amount required. Do not pipet or use directly from container. Do not return unused portions back to container. Store under normal laboratory conditions. Avoid exposure to excessive sources of heat and humidity or direct sunlight. / *Garder les contenants bien fermés lorsque non utilisés. Le contenant devrait être ouvert seulement pour le temps requis afin de prélever la quantité nécessaire. Ne pas pipetter ou utiliser directement du contenant. Ne pas retourner les portions non-utilisées dans le contentant. Conserver dans des conditions normales de laboratoire. Éviter l'exposition à des sources de chaleur et d'humidité excessives ou à l'exposition solaire directe.*

Stability / *Stabilité*: This Standard is guaranteed to be stable and accurate to within the specified uncertainty of measurement up to the unopened expiry date, if sealed, or up to the opened expiry date (when indicated), whichever comes first, provided the solution is kept tightly capped and stored under the indicated storage conditions. Purchasers will be notified of any significant changes resulting in re-certification or withdrawal of the product prior to the expiration date. / *La stabilité et l'exactitude de cet étalon sont garanties d'être à l'intérieur de l'incertitude de mesure, jusqu'à la date d'expiration de la bouteille non-ouverte, si scellée, ou jusqu'à la date d'expiration de la bouteille ouverte (si indiquée), en présumant que le contenant est maintenu fermé et gardé dans les conditions d'entreposage indiquées. Les acheteurs seront avisés dans le cas où il y aura des changements significatifs nécessitant une re-certification ou un rappel du produit avant la date d'expiration.*

7.0 HAZARDOUS INFORMATION / *INFORMATION SUR LES RISQUES POTENTIELS*:

Please refer to the associated Safety Data Sheet (SDS) for information regarding this product (available at www.SCPSCIENCE.com). / *SVP vous référer à la Fiche Signalétique applicable pour de l'information sur ce produit (Disponible à www.SCPSCIENCE.com).*

8.0 HOMOGENEITY / *HOMOGÉNÉITÉ:*

This solution has been blended according to an in-house procedure and its homogeneity is guaranteed to be fit for purpose when a sample size sufficient for the intended method of analysis is used. / *Cette solution a été préparée selon une procédure maison et nous assurons que sa homogénéité est approprié à l'emploi lorsqu'un échantillon suffisant pour la méthode d'analyse prévue est utilisé.*

9.0 TRACEABILITY / *TRAÇABILITÉ*:

This CRM (Certified Reference Material) is traceable to the NIST SRM (Standard Reference Material) indicated in section 2 through an unbroken chain of comparisons. In addition, balances used are regularly calibrated using weights which are traceable to NIST (National Institute of Standards and Technology) or NRC (National Research Council of Canada) standards. All conductivity meters used to analyze this standard have been regularly calibrated using a NIST or NRC traceable Thermometer and standards. All pH meters used to analyze this standard have been regularly calibrated using a NIST or NRC traceable thermometer and pH/MV simulator. / *Ce matériel de référence certifié est traçable au Matériel de Référence Standardisé de NIST indiqué à la section 2 par une chaine de comparaison ininterrompue. De plus, les balances utilisées sont étalonnées régulièrement en utilisant des poids qui sont traçables au NIST (National Institute of Standards and Technology) ou au CRNC (Conseil National de Recherches Canada). Tout conductimètre utilisé afin d'analyser cet étalon a été sujet à un étalonnage périodique utilisant des thermomètres et étalons traçables au NIST ou CNRC. Tout pH mètre utilisé afin d'analyser cet étalon a été sujet à un étalonnage périodique utilisant des thermomètres et un simulateur pH/MV traçables au NIST ou au CNRC.*

10.0 PREPARATION / *PRÉPARATION:*

For the preparation of these solutions, 18 meghom/cm double deionized water, high-purity acids and glassware calibrated to ASTM Class A specifications are used. / *Une eau de 18 meghom/cm doublement déionisé, de l'acide de haute pureté, ainsi que de la verrerie étalonnée afin de satisfaire les spécifications Classe A de ASTM ont été utilisés pour la préparation de cet étalon.*

11.0 QUALITY SYSTEM CERTIFICATIONS / *CERTIFICATIONS DE SYSTÈME QUALITÉ:*

ISO 9001 Certification / *Certification ISO 9001*: This standard was produced in a facility which operates under a **registered** ISO 9001 Quality Management System. Please consult our web site for a copy of the most recent revision of our certificate of registration. / *Cet étalon a été fabriqué dans un laboratoire qui utilise un Système de Gestion de la Qualité **enregistré** à la norme ISO 9001. Veuillez consulter notre site web pour obtenir la version la plus récente de notre certificat d'enregistrement.*

ISO 17025 Accreditation / *Accréditation ISO 17025*: **SCP SCIENCE (Corporate Headquarters)** operates an ISO 17025 **accredited** laboratory. Please consult our web site for a copy of the most recent revision of our certificate and scope of accreditation. / ***SCP SCIENCE (Siège social)** est **accréditée** ISO 17025. Veuillez consulter notre site web afin d'obtenir la plus récente version de notre certificat d'accréditation ainsi que la portée de notre accréditation.*

ISO 17034 Accreditation / *Accréditation ISO 17034* : SCP SCIENCE (Corporate Headquarters) is an ISO 17034 accredited Reference Material Producer. Please consult our website for a copy of our most recent certificate and scope of accreditation. / ***SCP SCIENCE (Siège social)** est un Fabricant de Matériaux de Référence Accrédité ISO 17034. Veuillez consulter notre site web afin d'obtenir la plus récente version de notre certificat d'accréditation ainsi que la portée de notre accréditation.*

CORPORATE HEADQUARTERS
21800 Clark Graham
Baie D'Urfé (Montréal), Quebec,
H9X 4B6 Canada
Phone: +1 (800) 361-6820
Fax: +1 (800) 253-5549

USA
3rd Party Distribution Center
348 Route 11, Champlain,
N.Y. 12919-4816

Phone: +1 (800) 361-6820
Fax: +1 (800) 253-5549

FRANCE
12 Ave. de Québec, Bat. IRIS
91140, Villebon-sur-Yvette

Phone: +33 (0) 1 69 18 71 17
Fax: +33 (0) 1 60 92 05 67

GERMANY
Alte Marktoberdorfer Straße 14, 87616
Marktoberdorf

Phone: +49 (0) 8342-89560-61
Fax: +49 (0) 8342-89560-69

Energy Laboratories Inc

Standard LOG

Standard ID:	ME220110 CE, LA PRIMARY		
Standard Name	Ce, La Primary	Type:	Secondary
Date Prepared	1/10/2022	BY:	Amanda E. McDani
Date Expires:	1/6/2023		
Department	ME	Status:	Open
Vendor:	Inorganic Ventures		
Lot Number:	M2-CE657768/M2-		
Balance ID:			

Comments: Used to make standards and spiking solutions; No primary La available

Chemical / Solvent Used	BottleNo	Amt	Units	Expires
Nitric Acid 69.0- 70.0% D0521	14626	0.5	mL	12/14/2026
Milli-Q H2O	391	39.5	mL	6/1/2100

Final Volume:
50 mL

Stock Source		**Base Units**	**Amount Added**
ME220106-CE	Ce Primary Stock	ug/mL	5 mL

Analytes	**CAS**	Conc:	**ug/mL**

Energy Laboratories Inc

Standard LOG

Standard ID:	ME220112 10 PPB STANDARD		
Standard Name	10 ppb Standard	Type:	Secondary
Date Prepared	1/12/2022	BY:	Cindy Rohrer
Date Expires:	11/18/2022		
Department	ME	Status:	Open
Vendor:	Inorganic Ventures		
Lot Number:			
Balance ID:			
Comments:	Made Fresh Daily		

Chemical / Solvent Used	BottleNo	Amt	Units	Expires
Hydrochloric Acid E1421	14721	0.25	mL	1/4/2027
Nitric Acid 69.0- 70.0% D0521	14626	0.5	mL	12/14/2026
Milli-Q H2O	391	48.335	mL	6/1/2100

Final Volume:
50 mL

Stock Source	**Base Units**	**Amount Added**
ME220112 100 PP 100 ppb Standard	ug/mL	5 mL

Analytes	**CAS**	Conc:	**mg/L**

Energy Laboratories Inc

Standard LOG

Standard ID:	ME220112 1 PPB STANDARD		
Standard Name	1 ppb Standard	Type:	Secondary
Date Prepared	1/12/2022	BY:	Cindy Rohrer
Date Expires:	11/18/2022		
Department	ME	Status:	Open
Vendor:	Inorganic Ventures		
Lot Number:			
Balance ID:			
Comments:	Made Fresh Daily		

Chemical / Solvent Used	BottleNo	Amt	Units	Expires
Hydrochloric Acid E1421	14721	0.25	mL	1/4/2027
Nitric Acid 69.0- 70.0% D0521	14626	0.5	mL	12/14/2026
Milli-Q H2O	391	48.335	mL	6/1/2100

Final Volume:
50 mL

Stock Source	**Base Units**	**Amount Added**
ME220112 10 PPB 10 ppb Standard	ug/mL	5 mL

Analytes	**CAS**	Conc:	**mg/L**

Energy Laboratories Inc

Standard LOG

Standard ID:	ME220112 0.5 PPB STANDARD		
Standard Name	0.5 ppb Standard	Type:	Secondary
Date Prepared	1/12/2022	BY:	Cindy Rohrer
Date Expires:	11/18/2022		
Department	ME	Status:	Open
Vendor:	Inorganic Ventures		
Lot Number:			
Balance ID:			
Comments:	Made Fresh Daily		

Chemical / Solvent Used	BottleNo	Amt	Units	Expires
Hydrochloric Acid E1421	14721	0.25	mL	1/4/2027
Nitric Acid 69.0- 70.0% D0521	14626	0.5	mL	12/14/2026
Milli-Q H2O	391	48.335	mL	6/1/2100

Final Volume:
50 mL

Stock Source	**Base Units**	**Amount Added**
ME220112 10 PPB 10 ppb Standard	ug/mL	2.5 mL

Analytes	**CAS**	Conc:	**mg/L**

Energy Laboratories Inc

Standard LOG

Standard ID:	ME220112 0.1 PPB STANDARD		
Standard Name	0.1 ppb Standard	Type:	Secondary
Date Prepared	1/12/2022	BY:	Cindy Rohrer
Date Expires:	11/18/2022		
Department	ME	Status:	Open
Vendor:	Inorganic Ventures		
Lot Number:			
Balance ID:			
Comments:	Made Fresh Daily		

Chemical / Solvent Used	BottleNo	Amt	Units	Expires
Hydrochloric Acid E1421	14721	0.25	mL	1/4/2027
Nitric Acid 69.0- 70.0% D0521	14626	0.5	mL	12/14/2026
Milli-Q H2O	391	48.335	mL	6/1/2100

Final Volume:
50 mL

Stock Source		**Base Units**	**Amount Added**
ME220112 1 PPB	1 ppb Standard	ug/mL	5 mL

Analytes	**CAS**	Conc:	**mg/L**

Energy Laboratories Inc

Standard LOG

Standard ID:	ME220112 0.05 PPB STANDARD		
Standard Name	0.5 ppb Standard	Type:	Secondary
Date Prepared	1/12/2022	BY:	Cindy Rohrer
Date Expires:	11/18/2022		
Department	ME	Status:	Open
Vendor:	Inorganic Ventures		
Lot Number:			
Balance ID:			
Comments:	Made Fresh Daily		

Chemical / Solvent Used	BottleNo	Amt	Units	Expires
Hydrochloric Acid E1421	14721	0.25	mL	1/4/2027
Nitric Acid 69.0- 70.0% D0521	14626	0.5	mL	12/14/2026
Milli-Q H2O	391	48.335	mL	6/1/2100

Final Volume:
50 mL

Stock Source		**Base Units**	**Amount Added**
ME220112 0.5 PP	0.5 ppb Standard	ug/mL	5 mL

Analytes	**CAS**	Conc:	**mg/L**

Energy Laboratories Inc

Standard LOG

Standard ID:	ME220112 0.025 PPB STANDARD		
Standard Name	0.025 ppb Standard	Type:	Secondary
Date Prepared	1/12/2022	BY:	Cindy Rohrer
Date Expires:	11/18/2022		
Department	ME	Status:	Open
Vendor:	Inorganic Ventures		
Lot Number:			
Balance ID:			
Comments:	Made Fresh Daily		

Chemical / Solvent Used	BottleNo	Amt	Units	Expires
Hydrochloric Acid E1421	14721	0.25	mL	1/4/2027
Nitric Acid 69.0- 70.0% D0521	14626	0.5	mL	12/14/2026
Milli-Q H2O	391	48.335	mL	6/1/2100

Final Volume:
50 mL

Stock Source		**Base Units**	**Amount Added**
ME220112 0.5 PP	0.5 ppb Standard	ug/mL	2.5 mL

Analytes	**CAS**	Conc:	**mg/L**

Energy Laboratories Inc

Standard LOG

Standard ID: ME211206 ICV STANDARD
Standard Name ICV for ICPMS Standards
Date Prepared 12/6/2021
Date Expires: 4/30/2022
Department
Vendor:
Lot Number:
Balance ID:

Type: Secondary
BY: Stacy R. Hendricks
Status: Open

Comments: Made fresh daily

Chemical / Solvent Used	BottleNo	Amt	Units	Exp
Hydrochloric Acid Instra Analyzed 000	14028	1	mL	3/29/
Nitric Acid Instra Analyzed 000028856	14572	2	mL	6/28/
Milli-Q H2O	391		mL	6/1/2

Final Volume: 100 mL

Stock Source		Base Units	Amount Added
ME210211 U Seco	U 2' QCS	ug/mL	0.05 mL
ME211206 Th QC	Th QCS Stock	ug/mL	0.05 mL
ME210901 Hg Sec	Secondary Hg Stock 2 PPM	ug/mL	0.05 mL
ME211124 EL-MSI	EL-MSICV-2	ug/mL	0.05 mL
ME210817 ICV-1A	EL-MSICV-1A	ug/mL	0.05 mL
ME210903 Ce, La	Ce, La Secondary solution	ug/mL	0.05 mL

Analytes	CAS	Conc:	mg/L

Energy Laboratories Inc

Spike LOG

Standard ID: ME210211 U SECOND SOURCE
Standard Name U 2' QCS
Type: Secondary
Date Prepared 2/11/2021
BY: Alyssa A. Olson
Date Expires: 4/30/2022
Department ME
Status: Open
Vendor:
Lot Number:
Balance ID:

Comments:

Chemical / Solvent Used	BottleNo	Amt	Units	Expires
Nitric Acid Instra Analyzed 0000264786	13061	0.25	mL	5/12/2025
Milli-Q H2O	391	22.25	mL	6/1/2100

Final Volume:
25 mL

Stock Source		**Base Units**	**Amount Added**
ME200624A	U Stock	ug/mL	2.5 mL

Analytes	**CAS**	Conc:	**ug/mL**

Energy Laboratories Inc

Standard LOG

Standard ID: ME200624A
Standard Name U Stock
Date Prepared 6/24/2020
Date Expires: 4/30/2022
Department ME
Vendor: SCP Science
Lot Number: S200422002
Balance ID:

Type: Primary
BY: Ron Hunt
Status: Empty/Disposed

Comments:

Chemical / Solvent Used	BottleNo	Amt	Units	Exp
PlasmaCal Standard Uranium	12767	500	mL	4/30/

Final Volume: 500 mL

Stock Source **Base Units** **Amount Added**

Analytes **CAS** Conc: **ug/mL**

A Uranium 7440-61-1 1000

SCP SCIENCE

Providing Innovative Solutions to Analytical Chemists

Certificate of Analysis

1.0 DESCRIPTION: ***Plasma*CAL ICP/ICPMS Standard - Uranium 1000 µg/ml**

Catalogue Number: 140-051-920/-921/-925

Starting Material: Uranyl Nitrate 99.99%

Lot Number: **S200422002**

Matrix: 4% HNO_3 (See Section 3 for actual matrix)

Expiration Date (End of month): **April 2022** (or 15 months after bottle is opened, whichever comes first)

U

2.0 CERTIFIED VALUES AND ASSOCIATED UNCERTAINTY:

Certified Concentration: **1003 µg/ml +/- 4 µg/ml**

983 µg/g +/- 4 µg/g

Method of analysis: Inductively Coupled Plasma Atomic Emission Spectroscopy (ICP-AES)

Traceability: NIST Standard Reference Material 3164 Lot: **080521**

Note: The uncertainty of the certified value has been calculated from applicable uncertainty contributors (u_i) including uncertainty established during characterization of the material (u_{char}), the between bottle variation (u_{bb}), short-term stability (u_{sts}) and long-term stability (u_{lts}) according to the model $u_c = \sqrt{(u_{char}^2 + u_{bb}^2 + u_{sts}^2 + u_{lts}^2)}$. This combined uncertainty has been further multiplied by a coverage factor (k) of 2 to provide a 95% confidence interval.

ID #: **12767**
Opened:
PlasmaCal Standard Uranium
Expires: 4/30/2022
Rec'd: 6/15/2020
Energy Laboratories Inc 1120 So. 27th Street
Billings MT 59107

3.0 REFERENCE VALUES:

Density: **1.020 g/ml @ 21.7 °C**

Actual Matrix: **4.0% (v/v) HNO_3**

% abundance of stable isotopes : ^{238}U : 99.79% ; ^{235}U : 0.21%

Note : The uranyl nitrate comes from a depleted source of uranium.

Trace Metal Impurities as tested by ICP-MS:

Element	Conc. (ppm)	Element	Conc. (ppm)	Element	Conc. (ppm)	Element	Conc. (ppm)
Ag	<0.0010	Fe	<0.0018	Nd	<0.0010	Sn	<0.0010
Al	**0.0073**	Ga	<0.0010	Ni	**0.0038**	Sr	<0.0025
As	<0.0010	Gd	<0.0010	Os	*	Ta	<0.0010
Au	<0.0010	Ge	<0.0010	P	<0.0026	Tb	<0.0010
B	<0.0015	Hf	<0.0010	Pb	<0.0010	Te	<0.0031
Ba	<0.0010	Hg	*	Pd	<0.0010	Th	**0.0020**
Be	<0.0010	Ho	<0.0010	Pr	<0.0010	Ti	<0.0012
Bi	<0.0010	In	<0.0010	Pt	<0.0010	Tl	<0.0011
Ca	**0.0340**	Ir	<0.0010	Rb	<0.0010	Tm	<0.0010
Cd	<0.0010	K	<0.0024	Re	<0.0010	U	N/A
Ce	<0.0010	La	*	Rh	<0.0010	V	<0.0010
Co	<0.0010	Li	<0.0010	Ru	<0.0010	W	<0.0020
Cr	<0.0010	Lu	<0.0010	S	<1.0000	Y	**0.0049**
Cs	<0.0010	Mg	<0.0010	Sb	<0.0010	Yb	<0.0010
Cu	<0.0010	Mn	<0.0010	Sc	<0.0010	Zn	<0.0010
Dy	<0.0010	Mo	<0.0010	Se	*	Zr	<0.0010
Er	<0.0010	Na	<0.0010	Si	<1.0000		
Eu	<0.0010	Nb	<0.0010	Sm	<0.0010	*: Not tested	

ACCREDITED
Reference Material Producer
CERTIFICATE #2835.02

4.0 APPROVAL AND DATE OF CERTIFICATION:

Certification Approval: Daniel Boisvert, Chemist

Certification Date: April 28, 2020

Daniel Boisvert

5.0 INTENDED USE / *UTILISATION PRÉVUE*:

- ICP Standards: For the calibration of, including but not limited to: ICP-AES, ICP-MS, FAAS, GFAA, XRF and DCP. / *Étalons ICP : Pour l'étalonnage d'instruments de mesure tels que: ICP-AES, ICP-MS, FAAS, GFAA, XRF et DCP.*
- AA Standards: For the calibration of Flame (FAAS) and Graphite Furnace (GFAA) Atomic Absorption Spectrometers. / *Étalons AA : Pour l'étalonnage de spectromètres d'absorption atomique flamme (GFAA) et four au graphite (GFAA).*
- Matrix Modifiers: For the optimization of analytical conditions to provide better Graphite Furnace Atomic Absorption (GFAA) instrument response and improved detection limits. / *Modificateur de matrice : Pour l'optimisation des conditions analytiques afin de fournir des meilleurs réponses instrumentales et limites de détection pour SAA four au graphite.*
- pH Standards: For the calibrating pH meters or for other wet chemistry applications. / *Étalons pH : Pour étalonnage de pH métres et autres applications de chimie humide.*
- Conductivity Standards: For electrolytic conductivity measurement as a calibration standard. / *Étalons de conductivité : Comme étalon pour les mesures de conductivité électrolytiques.*
- IC Standards: for calibration of, but not limited to IC, HPLC, TLC, ISE, IR, NMR, MS, UV/VIS or other wet chemistry applications. / *Étalons IC : Pour étalonnage d'instruments tels que : IC, HPLC, TLC, ISE, IR, NMR, MS, UV/VIS et autres applications de chimie humide.*

For any inquiries, please contact **SCP SCIENCE**. / *Pour toute question, veuillez contacter **SCP SCIENCE**.*

6.0 INSTRUCTIONS FOR USE / *INSTRUCTIONS D'UTILISATION*:

Handling and Storage / Manutention et entreposage: Keep product tightly capped when not in use. The solution should be opened for a minimum amount of time necessary to dispense the amount required. Do not pipet or use directly from container. Do not return unused portions back to container. Store under normal laboratory conditions. Avoid exposure to excessive sources of heat and humidity or direct sunlight. / *Garder les contenants bien fermés lorsque non utilisés. Le contenant devrait être ouvert seulement pour le temps requis afin de prélever la quantité nécessaire. Ne pas pipetter ou utiliser directement du contenant. Ne pas retourner les portions non-utilisées dans le contentant. Conserver dans des conditions normales de laboratoire. Éviter l'exposition à des sources de chaleur et d'humidité excessives ou à l'exposition solaire directe.*

Stability / *Stabilité*: This Standard is guaranteed to be stable and accurate to within the specified uncertainty of measurement up to the unopened expiry date, if sealed, or up to the opened expiry date (when indicated), whichever comes first, provided the solution is kept tightly capped and stored under the indicated storage conditions. Purchasers will be notified of any significant changes resulting in re-certification or withdrawal of the product prior to the expiration date. / *La stabilité et l'exactitude de cet étalon sont garanties d'être à l'intérieur de l'incertitude de mesure, jusqu'à la date d'expiration de la bouteille non-ouverte, si scellée, ou jusqu'à la date d'expiration de la bouteille ouverte (si indiquée), en présumant que le contenant est maintenu fermé et gardé dans les conditions d'entreposage indiquées. Les acheteurs seront avisés dans le cas où il y aura des changements significatifs nécessitant une re-certification ou un rappel du produit avant la date d'expiration.*

7.0 HAZARDOUS INFORMATION / *INFORMATION SUR LES RISQUES POTENTIELS*:

Please refer to the associated Safety Data Sheet (SDS) for information regarding this product (available at www.SCPSCIENCE.com). / *SVP vous référer à la Fiche Signalétique applicable pour de l'information sur ce produit (Disponible à www.SCPSCIENCE.com).*

8.0 HOMOGENEITY / *HOMOGÉNÉITÉ:*

This solution has been blended according to an in-house procedure and its homogeneity is guaranteed to be fit for purpose when a sample size sufficient for the intended method of analysis is used. / *Cette solution a été préparée selon une procédure maison et nous assurons que sa homogénéité est approprié à l'emploi lorsqu'un échantillon suffisant pour la méthode d'analyse prévue est utilisé.*

9.0 TRACEABILITY / *TRAÇABILITÉ*:

This CRM (Certified Reference Material) is traceable to the NIST SRM (Standard Reference Material) indicated in section 2 through an unbroken chain of comparisons. In addition, balances used are regularly calibrated using weights which are traceable to NIST (National Institute of Standards and Technology) or NRC (National Research Council of Canada) standards. All conductivity meters used to analyze this standard have been regularly calibrated using a NIST or NRC traceable Thermometer and standards. All pH meters used to analyze this standard have been regularly calibrated using a NIST or NRC traceable thermometer and pH/MV simulator. / *Ce matériel de référence certifié est traçable au Matériel de Référence Standardisé de NIST indiqué à la section 2 par une chaine de comparaison ininterrompue. De plus, les balances utilisées sont étalonnées régulièrement en utilisant des poids qui sont traçables au NIST (National Institute of Standards and Technology) ou au CRNC (Conseil National de Recherches Canada). Tout conductimètre utilisé afin d'analyser cet étalon a été sujet à un étalonnage périodique utilisant des thermomètres et étalons traçables au NIST ou CNRC. Tout pH mètre utilisé afin d'analyser cet étalon a été sujet à un étalonnage périodique utilisant des thermomètres et un simulateur pH/MV traçables au NIST ou au CNRC.*

10.0 PREPARATION / *PRÉPARATION:*

For the preparation of these solutions, 18 meghom/cm double deionized water, high-purity acids and glassware calibrated to ASTM Class A specifications are used. / *Une eau de 18 meghom/cm doublement déionisé, de l'acide de haute pureté, ainsi que de la verrerie étalonnée afin de satisfaire les spécifications Classe A de ASTM ont été utilisés pour la préparation de cet étalon.*

11.0 QUALITY SYSTEM CERTIFICATIONS / *CERTIFICATIONS DE SYSTÈME QUALITÉ:*

ISO 9001 Certification / *Certification ISO 9001*: This standard was produced in a facility which operates under a **registered** ISO 9001 Quality Management System. Please consult our web site for a copy of the most recent revision of our certificate of registration. / *Cet étalon a été fabriqué dans un laboratoire qui utilise un Système de Gestion de la Qualité **enregistré** à la norme ISO 9001. Veuillez consulter notre site web pour obtenir la version la plus récente de notre certificat d'enregistrement.*

ISO 17025 Accreditation / *Accréditation ISO 17025*: SCP SCIENCE (Corporate Headquarters) operates an ISO 17025 **accredited** laboratory. Please consult our web site for a copy of the most recent revision of our certificate and scope of accreditation. / ***SCP SCIENCE (Siège social)** est **accréditée** ISO 17025. Veuillez consulter notre site web afin d'obtenir la plus récente version de notre certificat d'accréditation ainsi que la portée de notre accréditation.*

ISO 17034 Accreditation / *Accréditation ISO 17034* : SCP SCIENCE (Corporate Headquarters) is an ISO 17034 accredited Reference Material Producer. Please consult our website for a copy of our most recent certificate and scope of accreditation. / ***SCP SCIENCE (Siège social)** est un Fabricant de Matériaux de Référence Accrédité ISO 17034. Veuillez consulter notre site web afin d'obtenir la plus récente version de notre certificat d'accréditation ainsi que la portée de notre accréditation.*

CORPORATE HEADQUARTERS
21800 Clark Graham
Baie D'Urfé (Montréal), Quebec,
H9X 4B6 Canada
Phone: +1 (800) 361-6820
Fax: +1 (800) 253-5549

USA
3rd Party Distribution Center
348 Route 11, Champlain,
N.Y. 12919-4816

Phone: +1 (800) 361-6820
Fax: +1 (800) 253-5549

FRANCE
12 Ave. de Québec, Bat. IRIS
SILIC 642, 91965
Villebon sur Yvette, France
Phone: +33 (0) 1 69 18 71 17
Fax: +33 (0) 1 60 92 05 67

GERMANY
Alte Marktoberdorfer Straße 14, 87616
Marktoberdorf

Phone: +49 (0) 8342-89560-61
Fax: +49 (0) 8342-89560-69

Energy Laboratories Inc

Spike LOG

Standard ID: ME211206 TH QCS STOCK
Standard Name Th QCS Stock
Date Prepared 12/6/2021
Date Expires: 10/25/2022
Department ME
Vendor:
Lot Number:
Balance ID:

Type: Secondary
BY: Stacy R. Hendricks
Status: Open

Comments:

Chemical / Solvent Used	BottleNo	Amt	Units	Exp
Nitric Acid Instra Analyzed 000028856	14572	0.25	mL	6/28/
Milli-Q H2O	391	22.25	mL	6/1/2

Final Volume: 25 mL

Stock Source		**Base Units**	**Amount Added**
ME 211025 Th Sec	Th Seondary Stock	ug/mL	2.5 mL

Analytes	**CAS**	Conc:	**ug/mL**

Energy Laboratories Inc

Standard LOG

Standard ID:	ME 211025 TH SECONDARY STOCK		
Standard Name	Th Seondary Stock	Type:	Primary
Date Prepared	10/25/2021	BY:	Stacy R. Hendricks
Date Expires:	10/25/2022		
Department	ME	Status:	Open
Vendor:	Inorganic Ventures		
Lot Number:	S2-TH706436		
Balance ID:			
Comments:	Opened 10/25/2021; Expires 10/25/2022		

Chemical / Solvent Used	BottleNo	Amt	Units	Expires
Thorium Single Analyte Custom Grade Sol	14318	125	mL	10/25/2022

Final Volume:
500 mL

Stock Source **Base Units** **Amount Added**

Analytes **CAS** Conc: **ug/mL**

INORGANIC VENTURES
Refine your results. Redefine your industry.

Certificate of Analysis

300 Technology Drive
Christiansburg, VA 24073 USA
inorganicventures.com

P: 800-669-6799/540-585-3030
F: 540-585-3012
info@inorganicventures.com

1.0 ACCREDITATION / REGISTRATION

INORGANIC VENTURES is accredited to ISO 17034, "General Requirements for the Competence of Reference Material Producers" and ISO/IEC 17025, "General Requirements for the Competence of Testing and Calibration Laboratories". Inorganic Ventures is also an ISO 9001 registered manufacturer (QSR Certificate Number QSR-1034).

ACCREDITED Testing Laboratory Certificate 883.01
ACCREDITED Reference Material Producer Certificate 883.02

2.0 PRODUCT DESCRIPTION

Product Code:	Single Analyte Custom Grade Solution
Catalog Number:	CGTH1
Lot Number:	S2-TH706436
Matrix:	5% (v/v) HNO3
Value / Analyte(s):	1 000 µg/mL ea: Thorium
Starting Material:	TH(NO3)4*4H2O
Starting Material Lot#:	2250
Starting Material Purity:	99.9905%

ID #: 14318
Opened:
Thorium Single Analyte Custom Grade Solutic
Expires: 7/4/2025
Rec'd: 9/24/2021
Energy Laboratories Inc 1120 So. 27th Street
Billings MT 59107

3.0 CERTIFIED VALUES AND UNCERTAINTIES

Certified Value: 1001 ± 4 µg/mL

Density: 1.026 g/mL (measured at 20 ± 4 °C)

Assay Information:

Assay Method #1 **1001 ± 3 µg/mL**
EDTA NIST SRM 928 Lot Number: 928

Assay Method #2 **1001 ± 6 µg/mL**
Calculated NIST SRM Lot Number: See Sec. 4.2

- The Calculated Value is a value calculated from the weight of a starting material that has been certified directly vs. a National Institute of Standards and Technology (NIST) SRM/RM. See Sec 4.2 for balance traceability.

The following equations are used in the calculation of the certified value and the uncertainty. Reported uncertainties represent expanded uncertainties expressed at approximately the 95% confidence level using a coverage factor of k = 2.

Characterization of CRM/RM by Two or More Methods

Certified Value, $X_{CRM/RM}$, where two or more methods of characterization are used is the weighted mean of the results:

$X_{CRM/RM} = \Sigma(w_i)(X_i)$

X_i = mean of Assay Method i with standard uncertainty $u_{char\ i}$

w_i = the weighting factors for each method calculated using the inverse square of the variance:

$w_i = (1/u_{char\ i})^2 / (\Sigma(1/(u_{char\ i})^2)$

CRM/RM Expanded Uncertainty (±) = $U_{CRM/RM} = k\ (u^2_{char} + u^2_{bb} + u^2_{lts} + u^2_{ts})^{½}$

k = coverage factor = 2

$u_{char} = [\Sigma((w_i)^2\ (u_{char\ i})^2)]^{½}$ where $u_{char\ i}$ are the errors from each characterization method

u_{bb} = bottle to bottle homogeneity standard uncertainty

u_{lts} = long term stability standard uncertainty (storage)

u_{ts} = transport stability standard uncertainty

Characterization of CRM/RM by One Method

Certified Value, $X_{CRM/RM}$, where one method of characterization is used is the mean of individual results:

$X_{CRM/RM} = (X_a)\ (u_{char\ a})$

X_a = mean of Assay Method A with

$u_{char\ a}$ = the standard uncertainty of characterization Method A

CRM/RM Expanded Uncertainty (±) = $U_{CRM/RM} = k\ (u^2_{char\ a} + u^2_{bb} + u^2_{lts} + u^2_{ts})^{½}$

k = coverage factor = 2

$u_{char\ a}$ = the errors from characterization

u_{bb} = bottle to bottle homogeneity standard uncertainty

u_{lts} = long term stability standard uncertainty (storage)

u_{ts} = transport stability standard uncertainty

4.0 TRACEABILITY TO NIST

- This product is traceable to NIST via an unbroken chain of comparisons. The uncertainties for each certified value are reported, taking into account the SRM/RM uncertainty error and the measurement, weighing and volume dilution errors. In rare cases where no NIST SRM/RM are available, the term 'in-house std.' is specified.

4.1 Thermometer Calibration

- All thermometers are NIST traceable through thermometers that are calibrated by an accredited calibration laboratory.

4.2 Balance Calibration

- All analytical balances are calibrated by an accredited calibration laboratory and procedure. The weights used for testing are annually compared to master weights and are traceable to NIST.

4.3 Glassware Calibration

- An in-house procedure is used to calibrate all Class A glassware used in the manufacturing and quality control of CRM/RMs.

5.0 TRACE METALLIC IMPURITIES (TMI) DETERMINED BY ICP-MS AND ICP-OES (µg/mL)

CRM/RMs are tested for trace metallic impurities by Axial ICP-OES and ICP-MS. The result from the most sensitive method for each element, is reported below. Solutions tested by ICP-MS were analyzed in an ULPA-Filtered Clean Room. An ULPA-Filter is 99.9985% efficient for the removal of particles down to 0.3 µm.

M	Ag	<	0.000448	M	Eu	<	0.000224	O	Na		0.064077	M	Se	<	0.005827	M	Zn		0.003183
O	Al		0.010962	M	Fe		0.012392	M	Nb	<	0.003138	i	Si	<		M	Zr	<	0.010310
M	As	<	0.038776	M	Ga	<	0.004931	M	Nd		0.004697	M	Sm		0.000871				
M	Au	<	0.000224	M	Gd		0.000300	M	Ni	<	0.006724	M	Sn	<	0.028242				
M	B	<	0.021293	M	Ge	<	0.008965	M	Os	<	0.000224	M	Sr		0.002582				
M	Ba		0.001317	M	Hf	<	0.000224	i	P	<		M	Ta	<	0.001344				
M	Be	<	0.000224	M	Hg	<	0.000448	M	Pb		0.003287	M	Tb	<	0.001793				
M	Bi	<	0.001793	M	Ho	<	0.001344	M	Pd	<	0.000448	M	Te	<	0.010086				
O	Ca		0.051969	M	In		0.000134	M	Pr		0.001202	s	Th	<					
M	Cd	<	0.001344	M	Ir	<	0.000224	M	Pt	<	0.000224	M	Ti	<	0.004258				
M	Ce		0.015420	O	K		0.028928	M	Rb	<	0.005155	M	Tl	<	0.000224				
M	Co	<	0.001344	M	La		0.003577	M	Re	<	0.000224	M	Tm	<	0.000224				
M	Cr	<	0.015465	M	Li	<	0.000448	M	Rh	<	0.000224	M	U		0.006564				
M	Cs	<	0.013896	M	Lu	<	0.000224	M	Ru	<	0.000224	M	V	<	0.001793				
M	Cu		0.001472	O	Mg		0.027914	i	S	<		M	W	<	0.000224				
M	Dy		0.000197	M	Mn		0.001814	M	Sb	<	0.004931	M	Y		0.000860				
M	Er	<	0.002241	M	Mo	<	0.000896	M	Sc	<	0.000672	M	Yb	<	0.000224				

M - Checked by ICP-MS O - Checked by ICP-OES i - Spectral Interference
n - Not Checked For s - Solution Standard Element

6.0 INTENDED USE

- For the calibration of analytical instruments and validation of analytical methods as appropriate.

7.0 INSTRUCTIONS FOR THE CORRECT USE OF THIS REFERENCE MATERIAL

7.1 Storage and Handling Recommendations

- Store between approximately 4° - 30° C while in sealed TCT bag.

- While stored in the sealed TCT bag, transpiration of this CRM/RM is negligible. After opening the sealed TCT bag transpiration of the CRM/RM will occur, resulting in a gradual increase in the analyte concentration(s). It is the responsibility of the user to account for this effect. When the bottle is weighed both before and after being placed in storage, the mass difference observed will be a measure of transpiration mass loss.

- After opening the sealed TCT bag, keep cap tightly sealed when not in use and store between 4° - 24° C to minimize the effects of transpiration. Use at 20° ± 4° C to minimize volumetric dilution error when using the reported density. Do not pipette from the container. Do not return removed aliquots to container.

- For more information, visit **www.inorganicventures.com/TCT**

Atomic Weight; Valence; Coordination Number; Chemical Form in Solution - 232.04 +4 8 Th(OH) 3+ and Th(OH)22+

Chemical Compatibility -Soluble in HCl, and HNO3. Avoid H3PO4, H2SO4 and HF although solubilities may not be a problem depending upon pH and matrix (For example: ThF4 is soluble in acids). Avoid neutral to basic media. Th4+ is stable with most metals and inorganic anions forming an insoluble carbonate, oxide, fluoride, oxalate, sulfate and phosphate in neutral to slightly acidic media.

Stability - 2-100 ppb levels stable for months in 1% HNO3 / LDPE container. 1-10,000 ppm solutions chemically stable for years in 2-5% HNO3 / LDPE container.

Th Containing Samples (Preparation and Solution) -Metal (Soluble in Aqua Regia); Oxide (The heated oxide is not soluble in acids except hot conc. H2SO4); Ores (Na2O2 fusion at 480 ± 20EC for 7 minutes, cool and treat sintered mass with 50 mL cold water and stand until disintegrated. The mass is transferred to a beaker and acidified with HCl with 25 mL excess HCl added. Any residue is collected on a Whatman No. 42 filter, dried and ignited to 1000 EC in Pt0 crucible and the ash treated with H2SO4 / HF and fumed. If residue remains, then treat it by peroxide fusion as above.)

Atomic Spectroscopic Information (ICP-OES D.L.s are given as radial/axial view):

Technique/Line	**Estimated D.L.**	**Order**	**Interferences** (underlined indicates severe)
ICP-MS 232 amu	1 ppt	N/A	
ICP-OES 274.716 nm	0.08 / 0.008 µg/mL	1	Ti, Ta, Fe, V
ICP-OES 283.231 nm	0.07 / 0.007 µg/mL	1	U, Mo, Ti, Fe, Cr
ICP-OES 283.730 nm	0.07 / 0.007 µg/mL	1	U, Zr

8.0 HAZARDOUS INFORMATION

- Please refer to the Safety Data Sheet for information regarding this CRM/RM.

9.0 HOMOGENEITY

- This solution was mixed according to an in-house procedure and is guaranteed to be homogeneous. Homogeneity data indicate that the end user should take a minimum sample size of 0.2 mL to assure homogeneity.

10.0 QUALITY STANDARD DOCUMENTATION

10.1 ISO 9001 Quality Management System Registration

- QSR Certificate Number QSR-1034

10.2 ISO/IEC 17025 "General Requirements for the Competence of Testing and Calibration Laboratories"

- Chemical Testing - Accredited / A2LA Certificate Number 883.01

10.3 ISO 17034 "General Requirements for the Competence of Reference Material Producers"

- Reference Material Producer - Accredited / A2LA Certificate Number 883.02

Inorganic Ventures, 300 Technology Drive, Christiansburg, Va. 24073, USA; Telephone: 800.669.6799; 540.585.3030, Fax: 540.585.3012; inorganicventures.com; info@inorganicventures.com

11.0 CERTIFICATION, LOT EXPIRATION AND PERIOD OF VALIDITY

11.1 Certification Issue Date

July 04, 2021

- The certification is valid within the measurement uncertainty specified provided the CRM/RM is stored and handled in accordance with instructions given in Sec 7.1. This certification is nullified if instructions in Sec 7.1 are not followed or if the CRM/RM is damaged, contaminated, or otherwise modified.

11.2 Lot Expiration Date

- July 04, 2025

- The date after which this CRM/RM should not be used.

- The lot expiration date reflects the period of time that the stability of a CRM/RM can be supported by long term stability studies conducted on properly stored and handled CRM/RMs. Lot expiration is limited primarily by transpiration (loss of water from the solution) and infrequently by chemical stability.

11.3 Period of Validity

- Sealed TCT Bag Open Date: _____

- This CRM/RM should not be used longer than one year (or six months in the case of a 30 mL bottle) from the date of opening the aluminized bag or after the date given in Sec. 11.2, whichever comes first. This is contingent upon the CRM/RM being stored and handled in accordance with the instructions given in Sec. 7.1.

12.0 NAMES AND SIGNATURES OF CERTIFYING OFFICERS

Certificate Approved By:

Michael Booth
Director, Quality Control

Michael J Booth

Certifying Officer:

Paul Gaines
Chairman / Senior Technical Director

Paul R Gaines

Energy Laboratories Inc

Spike LOG

Standard ID:	ME210901 HG SECOND SOURCE		
Standard Name	Secondary Hg Stock 2 PPM	Type:	Secondary
Date Prepared	9/1/2021	BY:	Alyssa A. espinoza
Date Expires:	7/26/2022		
Department	ME	Status:	Open
Vendor:	Inorganic Ventures		
Lot Number:			
Balance ID:			

Comments:

Chemical / Solvent Used	BottleNo	Amt	Units	Exp
Nitric Acid, 69.0-70.0%,0000282671	14178	0.1	mL	4/11/
Hydrochloric Acid Instra Analyzed 000	14028	0.05	mL	3/29/

Final Volume: 50 mL

Stock Source		**Base Units**	**Amount Added**
ME210726	Hg Secondary Source	ug/mL	0.1 mL

Analytes	**CAS**	Conc:	**ug/mL**

Energy Laboratories Inc

Spike LOG

Standard ID: ME210726
Standard Name Hg Secondary Source
Date Prepared 7/26/2021
Date Expires: 7/26/2022
Department
Vendor:
Lot Number:
Balance ID:

Type:
BY: Jordan A. Gjerde
Status: New

Comments:

Chemical / Solvent Used	BottleNo	Amt	Units	Exp
Mercury Single Analyte Custom Grade	13979	120	mL	7/26/

Final Volume: mL

Stock Source **Base Units** **Amount Added**

Analytes **CAS** Conc: **ug/mL**

INORGANIC VENTURES
300 Technology Drive
Christiansburg, VA 24073 USA
inorganicventures.com
info@inorganicventures.com

CERTIFICATE OF ANALYSIS

1.0 ACCREDITATION / REGISTRATION

INORGANIC VENTURES is accredited to ISO 17034, "General Requirements for the Competence of Reference Material Producers" and ISO/IEC 17025, "General Requirements for the Competence of Testing and Calibration Laboratories". Inorganic Ventures is also an ISO 9001 registered manufacturer (QSR Certificate Number QSR-1034).

ACCREDITED — Testing Laboratory Certificate 883.01
ACCREDITED — Reference Material Producer Certificate 883.02

2.0 PRODUCT DESCRIPTION

Product Code:	Single Analyte Custom Grade Solution
Catalog Number:	CGHG1
Lot Number:	R2-HG696409
Matrix:	5% (v/v) HNO_3
Value / Analyte(s):	1 000 µg/mL ea: Mercury
Starting Material:	Hg metal
Starting Material Lot#:	1959
Starting Material Purity:	99.9994%

ID #: 13979
Opened:
Mercury Single Analyte Custom Grade Solutic
Expires: 9/15/2024
Rec'd: 6/23/2021
Energy Laboratories Inc 1120 So. 27th Street
Billings MT 59107

3.0 CERTIFIED VALUES AND UNCERTAINTIES

Certified Value: 1002 ± 3 µg/mL

Density: 1.026 g/mL (measured at 20 ± 4 °C)

Assay Information:

Assay Method #1	**1004 ± 8 µg/mL** ICP Assay NIST SRM 3133 Lot Number: 160921
Assay Method #2	**1003 ± 3 µg/mL** EDTA NIST SRM 928 Lot Number: 928
Assay Method #3	**1001 ± 3 µg/mL** Calculated NIST SRM Lot Number: See Sec. 4.2

- The Calculated Value is a value calculated from the weight of a starting material that has been certified directly vs. a National Institute of Standards and Technology (NIST) SRM/RM. See Sec 4.2 for balance traceability.

The following equations are used in the calculation of the certified value and the uncertainty. Reported uncertainties represent expanded uncertainties expressed at approximately the 95% confidence level using a coverage factor of k = 2.

Characterization of CRM/RM by Two or More Methods

Certified Value, $X_{CRM/RM}$, where two or more methods of characterization are used is the weighted mean of the results:

$X_{CRM/RM} = \Sigma(w_i)(X_i)$

X_i = mean of Assay Method i with standard uncertainty $u_{char\ i}$

w_i = the weighting factors for each method calculated using the inverse square of the variance:

$w_i = (1/u_{char\ i})^2 / (\Sigma(1/(u_{char\ i})^2)$

CRM/RM Expanded Uncertainty (±) = $U_{CRM/RM} = k\,(u^2_{char} + u^2_{bb} + u^2_{lts} + u^2_{ts})^{1/2}$

k = coverage factor = 2

$u_{char} = [\Sigma((w_i)^2\,(u_{char\ i})^2)]^{1/2}$ where $u_{char\ i}$ are the errors from each characterization method

u_{bb} = bottle to bottle homogeneity standard uncertainty

u_{lts} = long term stability standard uncertainty (storage)

u_{ts} = transport stability standard uncertainty

Characterization of CRM/RM by One Method

Certified Value, $X_{CRM/RM}$, where one method of characterization is used is the mean of individual results:

$X_{CRM/RM} = (X_a)\,(u_{char\ a})$

X_a = mean of Assay Method A with

$u_{char\ a}$ = the standard uncertainty of characterization Method A

CRM/RM Expanded Uncertainty (±) = $U_{CRM/RM} = k\,(u^2_{char\ a} + u^2_{bb} + u^2_{lts} + u^2_{ts})^{1/2}$

k = coverage factor = 2

$u_{char\ a}$ = the errors from characterization

u_{bb} = bottle to bottle homogeneity standard uncertainty

u_{lts} = long term stability standard uncertainty (storage)

u_{ts} = transport stability standard uncertainty

4.0 TRACEABILITY TO NIST

- This product is traceable to NIST via an unbroken chain of comparisons. The uncertainties for each certified value are reported, taking into account the SRM/RM uncertainty error and the measurement, weighing and volume dilution errors. In rare cases where no NIST SRM/RM are available, the term 'in-house std.' is specified.

4.1 Thermometer Calibration

- All thermometers are NIST traceable through thermometers that are calibrated by an accredited calibration laboratory.

4.2 Balance Calibration

- All analytical balances are calibrated by an accredited calibration laboratory and procedure. The weights used for testing are annually compared to master weights and are traceable to NIST.

4.3 Glassware Calibration

- An in-house procedure is used to calibrate all Class A glassware used in the manufacturing and quality control of CRM/RMs.

5.0 TRACE METALLIC IMPURITIES (TMI) DETERMINED BY ICP-MS AND ICP-OES (µg/mL)

CRM/RMs are tested for trace metallic impurities by Axial ICP-OES and ICP-MS. The result from the most sensitive method for each element, is reported below. Solutions tested by ICP-MS were analyzed in an ULPA-Filtered Clean Room. An ULPA-Filter is 99.9985% efficient for the removal of particles down to 0.3 µm.

O	Ag		0.001159	M	Eu	<	0.000201	O	Na		0.000435	M	Se	<	0.015915	O	Zn	<	0.001510
O	Al		0.000090	O	Fe		0.000113	M	Nb	<	0.000201	O	Si		0.000525	M	Zr	<	0.000201
M	As	<	0.000402	M	Ga	<	0.000201	M	Nd	<	0.000201	M	Sm	<	0.000201				
M	Au	<	0.003631	M	Gd	<	0.000201	M	Ni	<	0.000402	M	Sn	<	0.001007				
M	B	<	0.001208	M	Ge	<	0.000201	M	Os	<	0.000605	M	Sr	<	0.000201				
M	Ba	<	0.000201	M	Hf	<	0.000201	O	P	<	0.032370	M	Ta	<	0.000201				
M	Be	<	0.000201	s	Hg	<		M	Pb	<	0.000201	M	Tb	<	0.000201				
M	Bi	<	0.000201	M	Ho	<	0.000201	M	Pd	<	0.000403	M	Te	<	0.002216				
O	Ca		0.000746	M	In	<	0.000201	M	Pr	<	0.000201	M	Th	<	0.000201				
M	Cd	<	0.000201	M	Ir	<	0.000201	M	Pt	<	0.000402	M	Ti	<	0.000402				
M	Ce	<	0.000201	O	K		0.002007	M	Rb	<	0.000201	O	Tl	<	0.016508				
M	Co	<	0.000201	M	La	<	0.000201	M	Re	<	0.000201	M	Tm	<	0.000201				
O	Cr	<	0.003021	O	Li	<	0.000107	M	Rh	<	0.000201	M	U	<	0.008058				
M	Cs	<	0.001208	M	Lu	<	0.000201	M	Ru	<	0.000201	M	V	<	0.000201				
M	Cu	<	0.000402	O	Mg		0.000096	O	S	<	0.053950	M	W	<	0.000604				
M	Dy	<	0.000201	M	Mn	<	0.000604	M	Sb	<	0.001208	M	Y	<	0.000201				
M	Er	<	0.000201	M	Mo		0.000971	M	Sc	<	0.000201	M	Yb	<	0.000201				

M - Checked by ICP-MS O - Checked by ICP-OES i - Spectral Interference
n - Not Checked For s - Solution Standard Element

6.0 INTENDED USE

- For the calibration of analytical instruments and validation of analytical methods as appropriate.

7.0 INSTRUCTIONS FOR THE CORRECT USE OF THIS REFERENCE MATERIAL

7.1 Storage and Handling Recommendations

- Store between approximately 4° - 30° C while in sealed TCT bag.

- While stored in the sealed TCT bag, transpiration of this CRM/RM is negligible. After opening the sealed TCT bag transpiration of the CRM/RM will occur, resulting in a gradual increase in the analyte concentration(s). It is the responsibility of the user to account for this effect. When the bottle is weighed both before and after being placed in storage, the mass difference observed will be a measure of transpiration mass loss.

- After opening the sealed TCT bag, keep cap tightly sealed when not in use and store between 4° - 24° C to minimize the effects of transpiration. Use at 20° ± 4° C to minimize volumetric dilution error when using the reported density. Do not pipette from the container. Do not return removed aliquots to container.

- For more information, visit **www.inorganicventures.com/TCT**

Atomic Weight; Valence; Coordination Number; Chemical Form in Solution - 200.59 +2 4 Hg(OH)(aq) 1+

Chemical Compatibility - Stable in HNO3. Avoid basic media forming insoluble carbonate. The sulfide, basic carbonate, oxalate, phosphate, arsenite, arsenate and iodide are insoluble in water.

Stability - 2-100 ppb levels not stable in 1% HNO3 / LDPE container, stable in 10% HNO3 packaged in borosilicate glass. 1-100 ppm levels stable in 7% HNO3 packaged in borosilicate glass. 1000-10,000 ppm solutions are chemically stable for years in 5-10% HNO3 / LDPE container.

Hg Containing Samples (Preparation and Solution) - Metal (soluble in HNO3); Oxide (Soluble in HNO3); Ores and Organic based (The literature has more references to the preparation of Hg containing samples than any other element. Please consult the literature for your specific sample type, since such preparations are prone to error. Or e-mail our technical staff and we will contact you to discuss your particular sample preparation questions in further detail.).

Atomic Spectroscopic Information (ICP-OES D.L.s are given as radial/axial view):

Technique/Line	Estimated D.L.	Order	Interferences (underlined indicates severe)
ICP-MS 202 amu	9 ppt	n/a	186W16O
ICP-OES 184.950 nm	0.03 / 0.005 µg/mL	1	
ICP-OES 194.227 nm	0.03 / 0.005 µg/mL	1	V
ICP-OES 253.652 nm	0.1 / 0.03 µg/mL	1	Ta, Co, Th ,Rh , Fe, U

8.0 HAZARDOUS INFORMATION

- Please refer to the Safety Data Sheet for information regarding this CRM/RM.

9.0 HOMOGENEITY

- This solution was mixed according to an in-house procedure and is guaranteed to be homogeneous. Homogeneity data indicate that the end user should take a minimum sample size of 0.2 mL to assure homogeneity.

10.0 QUALITY STANDARD DOCUMENTATION

10.1 ISO 9001 Quality Management System Registration

- QSR Certificate Number QSR-1034

10.2 ISO/IEC 17025 "General Requirements for the Competence of Testing and Calibration Laboratories"

- Chemical Testing - Accredited / A2LA Certificate Number 883.01

10.3 ISO 17034 "General Requirements for the Competence of Reference Material Producers"

- Reference Material Producer - Accredited / A2LA Certificate Number 883.02

11.0 CERTIFICATION, LOT EXPIRATION AND PERIOD OF VALIDITY

11.1 Certification Issue Date

September 15, 2020

- The certification is valid within the measurement uncertainty specified provided the CRM/RM is stored and handled in accordance with instructions given in Sec 7.1. This certification is nullified if instructions in Sec 7.1 are not followed or if the CRM/RM is damaged, contaminated, or otherwise modified.

11.2 Lot Expiration Date

- September 15, 2024

- The date after which this CRM/RM should not be used.

- The lot expiration date reflects the period of time that the stability of a CRM/RM can be supported by long term stability studies conducted on properly stored and handled CRM/RMs. Lot expiration is limited primarily by transpiration (loss of water from the solution) and infrequently by chemical stability.

11.3 Period of Validity

- Sealed TCT Bag Open Date: _____

- This CRM/RM should not be used longer than one year (or six months in the case of a 30 mL bottle) from the date of opening the aluminized bag or after the date given in Sec. 11.2, whichever comes first. This is contingent upon the CRM/RM being stored and handled in accordance with the instructions given in Sec. 7.1.

12.0 NAMES AND SIGNATURES OF CERTIFYING OFFICERS

Certificate Approved By:

Michael Booth
Director, Quality Control

Michael J Booth

Certifying Officer:

Paul Gaines
Chairman / Senior Technical Director

Paul R Gaines

Energy Laboratories Inc

Standard LOG

Standard ID:	ME211124 EL-MSICV-2		
Standard Name	EL-MSICV-2	Type:	Primary
Date Prepared	11/24/2021	BY:	Amanda E. McDani
Date Expires:	11/24/2022		
Department	ME	Status:	Open
Vendor:	Inorganic Ventures		
Lot Number:			
Balance ID:			

Comments:

Chemical / Solvent Used	BottleNo	Amt	Units	Exp
Multi Analyte Custom Grade Solution	14023	500	mL	11/24

Final Volume: mL

Stock Source	**Base Units**	**Amount Added**
Analytes	**CAS**	Conc: **ug/mL**

INORGANIC VENTURES™
300 Technology Drive
Christiansburg, VA 24073 - USA
inorganicventures.com

CERTIFICATE OF ANALYSIS

tel: 800.669.6799 - 540.585.3030
fax: 540.585.3012
info@inorganicventures.com

1.0 ACCREDITATION / REGISTRATION

INORGANIC VENTURES is accredited to ISO 17034, "General Requirements for the Competence of Reference Material Producers" and ISO/IEC 17025, "General Requirements for the Competence of Testing and Calibration Laboratories". Inorganic Ventures is also an ISO 9001 registered manufacturer (QSR Certificate Number QSR-1034).

ACCREDITED Testing Laboratory Certificate 883.01 ACCREDITED Reference Material Producer Certificate 883.02

2.0 PRODUCT DESCRIPTION

Product Code:	Multi Analyte Custom Grade Solution
Catalog Number:	EL-MSICV-2
Lot Number:	R2-MEB696849
Matrix:	3% (v/v) HNO_3 tr. HF
Value / Analyte(s):	1 000 µg/mL ea: Silicon, 100 µg/mL ea: Tin, Titanium, Molybdenum, Antimony

Second Source: Whenever possible, this solution was manufactured from a second set of concentrates in our manufacturing facility.

3.0 CERTIFIED VALUES AND UNCERTAINTIES

ANALYTE	CERTIFIED VALUE	ANALYTE	CERTIFIED VALUE
Antimony, Sb	100.0 ± 0.6 µg/mL	Molybdenum, Mo	100.0 ± 0.5 µg/mL
Silicon, Si	1 000 ± 7 µg/mL	Tin, Sn	99.9 ± 0.4 µg/mL
Titanium, Ti	99.9 ± 0.6 µg/mL		

Density: 1.019 g/mL (measured at 20 ± 4 °C)

Assay Information:

ANALYTE	METHOD	NIST SRM#	SRM LOT#
Mo	ICP Assay	3134	130418
Sb	ICP Assay	3102a	140911
Si	ICP Assay	3150	130912
Sn	ICP Assay	3161a	070330
Sn	Calculated		See Sec. 4.2
Ti	ICP Assay	3162a	130925

The follow ing equations are used in the calculation of the certified value and the uncertainty. Reported uncertainties represent expanded uncertainties expressed at approximately the 95% confidence level using a coverage factor of k = 2.

ID #: 14023
Opened:
Multi Analyte Custom Grade Solution
Expires: 9/14/2024
Rec'd: 7/7/2021
Energy Laboratories Inc 1120 So. 27th Street
Billings MT 59107

Characterization of CRM/RM by Two or More Methods

Certified Value, $X_{CRM/RM}$, where two or more methods of characterization are used is the weighted mean of the results:

$X_{CRM/RM} = \Sigma(w_i)(X_i)$

X_i = mean of Assay Method i with standard uncertainty $u_{char\ i}$

w_i = the weighting factors for each method calculated using the inverse square of the variance:

$w_i = (1/u_{char\ i})^2 / (\Sigma(1/(u_{char\ i})^2)$

CRM/RM Expanded Uncertainty (±) = $U_{CRM/RM} = k\,(u^2_{char} + u^2_{bb} + u^2_{lts} + u^2_{ts})^{1/2}$

k = coverage factor = 2

$u_{char} = [\Sigma((w_i)^2\,(u_{char\ i})^2)]^{1/2}$ where $u_{char\ i}$ are the errors from each characterization method

u_{bb} = bottle to bottle homogeneity standard uncertainty

u_{lts} = long term stability standard uncertainty (storage)

u_{ts} = transport stability standard uncertainty

Characterization of CRM/RM by One Method

Certified Value, $X_{CRM/RM}$, where one method of characterization is used is the mean of individual results:

$X_{CRM/RM} = (X_a)\,(u_{char\ a})$

X_a = mean of Assay Method A with

$u_{char\ a}$ = the standard uncertainty of characterization Method A

CRM/RM Expanded Uncertainty (±) = $U_{CRM/RM} = k\,(u^2_{char\ a} + u^2_{bb} + u^2_{lts} + u^2_{ts})^{1/2}$

k = coverage factor = 2

$u_{char\ a}$ = the errors from characterization

u_{bb} = bottle to bottle homogeneity standard uncertainty

u_{lts} = long term stability standard uncertainty (storage)

u_{ts} = transport stability standard uncertainty

4.0 TRACEABILITY TO NIST

- This product is traceable to NIST via an unbroken chain of comparisons. The uncertainties for each certified value are reported, taking into account the SRM/RM uncertainty error and the measurement, weighing and volume dilution errors. In rare cases where no NIST SRM/RM are available, the term 'in-house std.' is specified.

4.1 Thermometer Calibration

- All thermometers are NIST traceable through thermometers that are calibrated by an accredited calibration laboratory.

4.2 Balance Calibration

- All analytical balances are calibrated by an accredited calibration laboratory and procedure. The weights used for testing are annually compared to master weights and are traceable to NIST.

4.3 Glassware Calibration

- An in-house procedure is used to calibrate all Class A glassware used in the manufacturing and quality control of CRM/RMs.

5.0 TRACE METALLIC IMPURITIES (TMI) DETERMINED BY ICP-MS AND ICP-OES (µg/mL)

N/A

6.0 INTENDED USE

- For the calibration of analytical instruments and validation of analytical methods as appropriate.

7.0 INSTRUCTIONS FOR THE CORRECT USE OF THIS REFERENCE MATERIAL

7.1 Storage and Handling Recommendations

- Store between approximately 4° - 30° C while in sealed TCT bag.

- While stored in the sealed TCT bag, transpiration of this CRM/RM is negligible. After opening the sealed TCT bag transpiration of the CRM/RM will occur, resulting in a gradual increase in the analyte concentration(s). It is the responsibility of the user to account for this effect. When the bottle is weighed both before and after being placed in storage, the mass difference observed will be a measure of transpiration mass loss.

- After opening the sealed TCT bag, keep cap tightly sealed when not in use and store between 4° - 24° C to minimize the effects of transpiration. Use at 20° ± 4° C to minimize volumetric dilution error when using the reported density. Do not pipette from the container. Do not return removed aliquots to container.

HF Note: This standard should not be prepared or stored in glass.

8.0 HAZARDOUS INFORMATION

- Please refer to the Safety Data Sheet for information regarding this CRM/RM.

9.0 HOMOGENEITY

- This solution was mixed according to an in-house procedure and is guaranteed to be homogeneous. Homogeneity data indicate that the end user should take a minimum sample size of 0.2 mL to assure homogeneity.

10.0 QUALITY STANDARD DOCUMENTATION

10.1 ISO 9001 Quality Management System Registration

- QSR Certificate Number QSR-1034

10.2 ISO/IEC 17025 "General Requirements for the Competence of Testing and Calibration Laboratories"

- Chemical Testing - Accredited / A2LA Certificate Number 883.01

10.3 ISO 17034 "General Requirements for the Competence of Reference Material Producers"

- Reference Material Producer - Accredited / A2LA Certificate Number 883.02

Inorganic Ventures, 300 Technology Drive, Christiansburg, Va. 24073, USA: Telephone: 800.669.6799; 540.585.3030, Fax: 540.585.3012; inorganicventures.com; info@inorganicventures.com

11.0 CERTIFICATION, EXPIRATION AND PERIOD OF VALIDITY

11.1 Certification Issue Date

September 14, 2020

- The certification is valid within the measurement uncertainty specified provided the CRM/RM is stored and handled in accordance with instructions given in Sec 7.1. This certification is nullified if instructions in Sec 7.1 are not followed or if the CRM/RM is damaged, contaminated, or otherwise modified.

11.2 Lot Expiration Date

- September 14, 2024

- The date after which this CRM/RM should not be used.

- The lot expiration date reflects the period of time that the stability of a CRM/RM can be supported by long term stability studies conducted on properly stored and handled CRM/RMs. Lot expiration is limited primarily by transpiration (loss of water from the solution) and infrequently by chemical stability.

11.3 Period of Validity

- Sealed TCT Bag Open Date: _____

- This CRM/RM should not be used longer than one year (or six months in the case of a 30 mL bottle) from the date of opening the aluminized bag or after the date given in Sec. 11.2, whichever comes first. This is contingent upon the CRM/RM being stored and handled in accordance with the instructions given in Sec. 7.1.

12.0 NAMES AND SIGNATURES OF CERTIFYING OFFICERS

Certificate Approved By:

Michael Booth
Director, Quality Control

Michael J Booth

Certifying Officer:

Paul Gaines
Chairman / Senior Technical Director

Paul R Gaines

Energy Laboratories Inc

Standard LOG

Standard ID:	ME210817 ICV-1A		
Standard Name	EL-MSICV-1A	Type:	Primary
Date Prepared	8/17/2021	BY:	Alyssa A. espinoza
Date Expires:	8/17/2022		
Department	ME	Status:	Open
Vendor:	Inorganic Ventures		
Lot Number:	R2-MEB688457		
Balance ID:			
Comments:	Opened 8/17/2021; Expires 8/17/2022		

Chemical / Solvent Used	BottleNo	Amt	Units	Exp
Multi Analyte Custom Grade Solution	13475	500	mL	8/17/

Final Volume: 500 mL

Stock Source	**Base Units**	**Amount Added**
Analytes	**CAS**	Conc: **ug/mL**

INORGANIC VENTURES™
300 Technology Drive
Christiansburg, VA 24073 · USA
inorganicventures.com

CERTIFICATE OF ANALYSIS

tel: 800.669.6799 · 540.585.3030
fax: 540.585.3012
info@inorganicventures.com

1.0 ACCREDITATION / REGISTRATION

INORGANIC VENTURES is accredited to ISO 17034, "General Requirements for the Competence of Reference Material Producers" and ISO/IEC 17025, "General Requirements for the Competence of Testing and Callbration Laboratories". Inorganic Ventures is also an ISO 9001 registered manufacturer (QSR Certificate Number QSR-1034).

ACCREDITED Testing Laboratory Certificate 883.01 ACCREDITED Reference Material Producer Certificate 883.02

2.0 PRODUCT DESCRIPTION

Product Code:	Multi Analyte Custom Grade Solution
Catalog Number:	EL-MSICV-1A
Lot Number:	R2-MEB688457
Matrix:	5% (v/v) HNO3
Value / Analyte(s):	5 000 µg/mL ea: Calcium, Potassium, Magnesium, Sodium,
	1 000 µg/mL ea: Phosphorus,
	500 µg/mL ea: Manganese, Iron, Aluminum,
	100 µg/mL ea: Arsenic, Boron, Barium, Cobalt, Chromium, Copper, Lithium, Nickel, Lead, Selenium, Strontium, Thallium, Vanadium, Zinc,
	50 µg/mL ea: Silver, Cadmium, Beryllium

ID #: 13475
Opened:_____
Multi Analyte Custom Grade Solution
Expires: 1/10/2024
Rec'd: 1/15/2021
Energy Laboratories Inc 1120 So. 27th Street
Billings MT 59107

Second Source: Whenever possible, this solution was manufactured from a second set of concentrates in our manufacturing facility.

3.0 CERTIFIED VALUES AND UNCERTAINTIES

ANALYTE	CERTIFIED VALUE	ANALYTE	CERTIFIED VALUE
Aluminum, Al	500.3 ± 1.8 µg/mL	Arsenic, As	100.0 ± 0.8 µg/mL
Barium, Ba	99.9 ± 0.4 µg/mL	Beryllium, Be	49.96 ± 0.33 µg/mL
Boron, B	100.0 ± 0.6 µg/mL	Cadmium, Cd	50.10 ± 0.22 µg/mL
Calcium, Ca	5 001 ± 20 µg/mL	Chromium, Cr	100.0 ± 0.6 µg/mL
Cobalt, Co	100.0 ± 0.5 µg/mL	Copper, Cu	100.1 ± 0.4 µg/mL
Iron, Fe	499.7 ± 2.1 µg/mL	Lead, Pb	100.1 ± 0.4 µg/mL
Lithium, Li	100.0 ± 0.4 µg/mL	Magnesium, Mg	5 000 ± 21 µg/mL
Manganese, Mn	499.8 ± 1.9 µg/mL	Nickel, Ni	100.1 ± 0.4 µg/mL
Phosphorus, P	1 000 ± 5 µg/mL	Potassium, K	5 000 ± 18 µg/mL
Selenium, Se	100.1 ± 0.8 µg/mL	Silver, Ag	50.02 ± 0.22 µg/mL
Sodium, Na	5 000 ± 18 µg/mL	Strontium, Sr	100.1 ± 0.4 µg/mL
Thallium, Tl	100.0 ± 0.7 µg/mL	Vanadium, V	99.9 ± 0.5 µg/mL
Zinc, Zn	100.0 ± 0.4 µg/mL		

Density: 1.098 g/mL (measured at 20 ± 4 °C)

Assay Information:

ANALYTE	METHOD	NIST SRM#	SRM LOT#
Ag	ICP Assay	3151	160729
Ag	Volhard	999c	999c
Al	ICP Assay	3101a	140903
Al	EDTA	928	928
As	ICP Assay	3103a	100818
B	ICP Assay	3107	110830
Ba	ICP Assay	3104a	140909
Ba	Gravimetric		See Sec. 4.2
Be	ICP Assay	3105a	090514
Ca	ICP Assay	3109a	130213
Ca	EDTA	928	928
Cd	ICP Assay	3108	130116
Cd	EDTA	928	928
Co	EDTA	928	928
Co	ICP Assay	traceable to 3113	M2-CO661665
Cr	ICP Assay	3112a	170630
Cu	ICP Assay	3114	121207
Cu	EDTA	928	928
Fe	ICP Assay	3126a	140812
Fe	EDTA	928	928
K	ICP Assay	3141a	140813
K	Gravimetric		See Sec. 4.2
Li	ICP Assay	3129a	100714
Li	Gravimetric		See Sec. 4.2
Mg	ICP Assay	3131a	140110
Mg	EDTA	928	928
Mn	ICP Assay	3132	050429
Mn	EDTA	928	928
Na	ICP Assay	3152a	120715
Na	Gravimetric		See Sec. 4.2
Ni	ICP Assay	3136	120619
Ni	EDTA	928	928
P	ICP Assay	3139a	060717
P	Acidimetric	84L	84L
Pb	ICP Assay	3128	101026
Pb	EDTA	928	928
Se	ICP Assay	3149	100901
Sr	EDTA	928	928
Sr	ICP Assay	3153a	990906
Tl	ICP Assay	3158	993012
V	ICP Assay	3165	160906
V	EDTA	928	928
Zn	ICP Assay	3168a	120629
Zn	EDTA	928	928

The following equations are used in the calculation of the certified value and the uncertainty. Reported uncertainties represent expanded uncertainties expressed at approximately the 95% confidence level using a coverage factor of $k = 2$.

Characterization of CRM/RM by Two or More Methods

Certified Value, $X_{CRM/RM}$, where two or more methods of characterization are used is the weighted mean of the results:

$X_{CRM/RM} = \Sigma(w_i)(X_i)$

X_i = mean of Assay Method I with standard uncertainty $u_{char\ I}$

w_i = the weighting factors for each method calculated using the inverse square of the variance:

$w_i = (1/u_{char\ I})^2 / (\Sigma(1/(u_{char\ I})^2)$

CRM/RM Expanded Uncertainty (±) = $U_{CRM/RM} = k\,(u^2_{char} + u^2_{bb} + u^2_{lts} + u^2_{ts})^{1/2}$

k = coverage factor = 2

$u_{char} = [\Sigma((w_i)^2 (u_{char\ I})^2)]^{1/2}$ where $u_{char\ I}$ are the errors from each characterization method

u_{bb} = bottle to bottle homogeneity standard uncertainty

u_{lts} = long term stability standard uncertainty (storage)

u_{ts} = transport stability standard uncertainty

Characterization of CRM/RM by One Method

Certified Value, $X_{CRM/RM}$, where one method of characterization is used is the mean of individual results:

$X_{CRM/RM} = (X_a)\ (u_{char\ a})$

X_a = mean of Assay Method A with

$u_{char\ a}$ = the standard uncertainty of characterization Method A

CRM/RM Expanded Uncertainty (±) = $U_{CRM/RM} = k\,(u^2_{char\ a} + u^2_{bb} + u^2_{lts} + u^2_{ts})^{1/2}$

k = coverage factor = 2

$u_{char\ a}$ = the errors from characterization

u_{bb} = bottle to bottle homogeneity standard uncertainty

u_{lts} = long term stability standard uncertainty (storage)

u_{ts} = transport stability standard uncertainty

4.0 TRACEABILITY TO NIST

- This product is traceable to NIST via an unbroken chain of comparisons. The uncertainties for each certified value are reported, taking into account the SRM/RM uncertainty error and the measurement, weighing and volume dilution errors. In rare cases where no NIST SRM/RM are available, the term 'in-house std.' is specified.

4.1 Thermometer Calibration

- All thermometers are NIST traceable through thermometers that are calibrated by an accredited calibration laboratory.

4.2 Balance Calibration

- All analytical balances are calibrated by an accredited calibration laboratory and procedure. The weights used for testing are annually compared to master weights and are traceable to NIST.

4.3 Glassware Calibration

- An in-house procedure is used to calibrate all Class A glassware used in the manufacturing and quality control of CRM/RMs.

5.0 TRACE METALLIC IMPURITIES (TMI) DETERMINED BY ICP-MS AND ICP-OES (µg/mL)

N/A

6.0 INTENDED USE

- For the calibration of analytical instruments and validation of analytical methods as appropriate.

7.0 INSTRUCTIONS FOR THE CORRECT USE OF THIS REFERENCE MATERIAL

7.1 Storage and Handling Recommendations

- Store between approximately 4° - 30° C while in sealed outer bag.

- While stored in the sealed outer bag, transpiration of this CRM/RM is negligible. After opening the sealed outer bag transpiration of the CRM/RM will occur, resulting in a gradual increase in the analyte concentration(s). It is the responsibility of the user to account for this effect. When the bottle is weighed both before and after being placed in storage, the mass difference observed will be a measure of transpiration mass loss.

- After opening the sealed outer bag, keep cap tightly sealed when not in use and store between 4° - 24° C to minimize the effects of transpiration. Use at 20° ± 4° C to minimize volumetric dilution error when using the reported density. Do not pipette from the container. Do not return removed aliquots to container.

8.0 HAZARDOUS INFORMATION

- Please refer to the Safety Data Sheet for information regarding this CRM/RM.

9.0 HOMOGENEITY

- This solution was mixed according to an in-house procedure and is guaranteed to be homogeneous. Homogeneity data indicate that the end user should take a minimum sample size of 0.2 mL to assure homogeneity.

10.0 QUALITY STANDARD DOCUMENTATION

10.1 ISO 9001 Quality Management System Registration

- QSR Certificate Number QSR-1034

10.2 ISO/IEC 17025 "General Requirements for the Competence of Testing and Calibration Laboratories"

- Chemical Testing - Accredited / A2LA Certificate Number 883.01

10.3 ISO 17034 "General Requirements for the Competence of Reference Material Producers"

- Reference Material Producer - Accredited / A2LA Certificate Number 883.02

Inorganic Ventures, 300 Technology Drive, Christiansburg, Va. 24073, USA; Telephone: 800.669.6799; 540.585.3030, Fax: 540.585.3012; inorganicventures.com; info@inorganicventures.com

11.0 CERTIFICATION, EXPIRATION AND PERIOD OF VALIDITY

11.1 Certification Issue Date

January 10, 2020

- The certification is valid within the measurement uncertainty specified provided the CRM/RM is stored and handled in accordance with instructions given in Sec 7.1. This certification is nullified if instructions in Sec 7.1 are not followed or if the CRM/RM is damaged, contaminated, or otherwise modified.

11.2 Lot Expiration Date

- January 10, 2024

- The date after which this CRM/RM should not be used.

- The lot expiration date reflects the period of time that the stability of a CRM/RM can be supported by long term stability studies conducted on properly stored and handled CRM/RMs. Lot expiration is limited primarily by transpiration (loss of water from the solution) and infrequently by chemical stability.

11.3 Period of Validity

- Sealed outer Bag Open Date: _____

- This CRM/RM should not be used longer than one year (or six months in the case of a 30 mL bottle) from the date of opening the aluminized bag or after the date given in Sec. 11.2, whichever comes first. This is contingent upon the CRM/RM being stored and handled in accordance with the instructions given in Sec. 7.1.

12.0 NAMES AND SIGNATURES OF CERTIFYING OFFICERS

Certificate Approved By:

Michael Booth
Manager, Quality Control

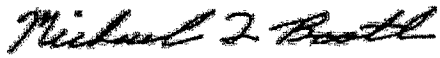

Certifying Officer:

Paul Gaines
CEO, Senior Technical Director

Energy Laboratories Inc

Standard LOG

Standard ID:	ME210903 CE, LA SECONDARY		
Standard Name	Ce, La Secondary solution	Type:	Secondary
Date Prepared	9/3/2021	BY:	Parker A. Pearsall
Date Expires:	5/25/2022		
Department	ME	Status:	Open
Vendor:			
Lot Number:			
Balance ID:			
Comments:	Second Source Stock Solution		

Chemical / Solvent Used	BottleNo	Amt	Units	Exp
Nitric Acid Instra Analyzed 000020579	10902	0.5	mL	7/1/2
Milli-Q H2O	391	39.5	mL	6/1/2

Final Volume: 50 mL

Stock Source		**Base Units**	**Amount Added**
ME210903 La Sec	La Secondary Stock	ug/mL	5 mL
ME210525 Ce 2nd	Ce Secondary Stock	ug/mL	5 mL

Analytes	**CAS**	Conc:	**ug/mL**

Energy Laboratories Inc

Standard LOG

Standard ID:	ME210903 LA SECOND SOURCE		
Standard Name	La Secondary Stock	Type:	Primary
Date Prepared	9/3/2021	BY:	Alyssa A. espinoza
Date Expires:	9/3/2022		
Department	ME	Status:	Open
Vendor:	SCP Science		
Lot Number:	S201029004		
Balance ID:			
Comments:	Opened 9/3/2021; Expires 9/3/2022		

Chemical / Solvent Used	BottleNo	Amt	Units	Expires
Lanthanum PlasmaCal Standard	14019	125	mL	9/3/2022

Final Volume:
mL

Stock Source **Base Units** **Amount Added**

Analytes **CAS** Conc: **ug/mL**

SCP SCIENCE

Providing Innovative Solutions to Analytical Chemists

Certificate of Analysis

1.0 DESCRIPTION:

PlasmaCAL ICP/ICPMS Standard - Lanthanum 1000 µg/ml

Catalogue Number: 140-051-570/-571/-575

Starting Material: Lanthanum(III) Oxide 99.99+%

Lot Number: **S201029004**

Matrix: 4% HNO_3 (See Section 3 for actual matrix)

Expiration Date (End of month): **November 2022** (or 15 months after bottle is opened, whichever comes first)

La

2.0 CERTIFIED VALUES AND ASSOCIATED UNCERTAINTY:

Certified Concentration: **1005 µg/ml +/- 4 µg/ml**

985 µg/g +/- 4 µg/g

Method of analysis: Inductively Coupled Plasma Atomic Emission Spectroscopy (ICP-AES)

Traceability: NIST Standard Reference Material 3127a Lot: **151030**

Note: The uncertainty of the certified value has been calculated from applicable uncertainty contributors (u_i) including uncertainty established during characterization of the material (u_{char}), the between bottle variation (u_{bb}), short-term stability (u_{sts}) and long-term stability (u_{lts}) according to the model $u_c = \sqrt{(u_{char}^2 + u_{bb}^2 + u_{sts}^2 + u_{lts}^2)}$. This combined uncertainty has been further multiplied by a coverage factor (k) of 2 to provide a 95% confidence interval.

ID #: 14019
Opened:_____
Lanthanum PlasmaCal Standard
Expires: 11/30/2022
Rec'd: 7/6/2021
Energy Laboratories Inc 1120 So. 27th Street
Billings MT 59107

3.0 REFERENCE VALUES:

Density: **1.020 g/ml @ 23.4 °C**

Actual Matrix: **4.0% (v/v) HNO_3**

Trace Metal Impurities as tested by ICP-AES:

Element	Conc. (ppm)	Element	Conc. (ppm)	Element	Conc. (ppm)	Element	Conc. (ppm)
Ag	<0.0049	Fe	<0.0102	Nd	<0.1595	Sn	<0.0307
Al	<0.0280	Ga	<0.0260	Ni	<0.0139	Sr	<0.0004
As	<0.0525	Gd	<0.0685	Os	*	Ta	<0.0635
Au	<0.0085	Ge	<0.0548	P	<0.0104	Tb	<0.0146
B	<0.2535	Hf	<0.0339	Pb	<0.2460	Te	<0.4025
Ba	<0.0025	Hg	*	Pd	<0.1410	Th	<0.0471
Be	<0.0022	Ho	<0.0065	Pr	<0.0274	Ti	<0.0013
Bi	<0.0780	In	<0.0105	Pt	<0.0533	Tl	<0.5600
Ca	**0.0164**	Ir	<0.0243	Rb	*	Tm	<0.0105
Cd	<0.0048	K	<0.0128	Re	<0.0076	U	<0.2490
Ce	<0.0393	La	N/A	Rh	<0.0163	V	<0.0049
Co	<0.0224	Li	<0.0006	Ru	<0.0304	W	<0.0443
Cr	<0.0063	Lu	<0.0021	S	<0.0515	Y	<0.0033
Cs	*	Mg	<0.0045	Sb	<0.0197	Yb	<0.0057
Cu	<0.0040	Mn	<0.0018	Sc	<0.0055	Zn	<0.0045
Dy	<0.0043	Mo	<0.0229	Se	<0.0249	Zr	<0.0061
Er	<0.0070	Na	<0.0038	Si	<0.0455		
Eu	<0.0086	Nb	<0.0112	Sm	<0.1105	*: Not tested	

4.0 APPROVAL AND DATE OF CERTIFICATION:

Certification Approval: Daniel Boisvert, Chemist

Certification Date: November 04, 2020

Daniel Boisvert

5.0 INTENDED USE / *UTILISATION PRÉVUE*:

- ICP Standards: For the calibration of, including but not limited to: ICP-AES, ICP-MS, FAAS, GFAA, XRF and DCP. / *Étalons ICP : Pour l'étalonnage d'instruments de mesure tels que: ICP-AES, ICP-MS, FAAS, GFAA, XRF et DCP.*
- AA Standards: For the calibration of Flame (FAAS) and Graphite Furnace (GFAA) Atomic Absorption Spectrometers. / *Étalons AA : Pour l'étalonnage de spectromètres d'absorption atomique flamme (GFAA) et four au graphite (GFAA).*
- Matrix Modifiers: For the optimization of analytical conditions to provide better Graphite Furnace Atomic Absorption (GFAA) instrument response and improved detection limits. / *Modificateur de matrice : Pour l'optimisation des conditions analytiques afin de fournir des meilleurs réponses instrumentales et limites de détection pour SAA four au graphite.*
- pH Standards: For the calibrating pH meters or for other wet chemistry applications. / *Étalons pH : Pour étalonnage de pH mètres et autres applications de chimie humide.*
- Conductivity Standards: For electrolytic conductivity measurement as a calibration standard. / *Étalons de conductivité : Comme étalon pour les mesures de conductivité électrolytiques.*
- IC Standards: for calibration of, but not limited to IC, HPLC, TLC, ISE, IR, NMR, MS, UV/VIS or other wet chemistry applications. / *Étalons IC : Pour étalonnage d'instruments tels que : IC, HPLC, TLC, ISE, IR, NMR, MS, UV/VIS et autres applications de chimie humide.*

For any inquiries, please contact **SCP SCIENCE**. / *Pour toute question, veuillez contacter* ***SCP SCIENCE***.

6.0 INSTRUCTIONS FOR USE / *INSTRUCTIONS D'UTILISATION*:

Handling and Storage / Manutention et entreposage: Keep product tightly capped when not in use. The solution should be opened for a minimum amount of time necessary to dispense the amount required. Do not pipet or use directly from container. Do not return unused portions back to container. Store under normal laboratory conditions. Avoid exposure to excessive sources of heat and humidity or direct sunlight. / *Garder les contenants bien fermés lorsque non utilisés. Le contenant devrait être ouvert seulement pour le temps requis afin de prélever la quantité nécessaire. Ne pas pipetter ou utiliser directement du contenant. Ne pas retourner les portions non-utilisées dans le contentant. Conserver dans des conditions normales de laboratoire. Éviter l'exposition à des sources de chaleur et d'humidité excessives ou à l'exposition solaire directe.*

Stability / *Stabilité*: This Standard is guaranteed to be stable and accurate to within the specified uncertainty of measurement up to the unopened expiry date, if sealed, or up to the opened expiry date (when indicated), whichever comes first, provided the solution is kept tightly capped and stored under the indicated storage conditions. Purchasers will be notified of any significant changes resulting in re-certification or withdrawal of the product prior to the expiration date. / *La stabilité et l'exactitude de cet étalon sont garanties d'être à l'intérieur de l'incertitude de mesure, jusqu'à la date d'expiration de la bouteille non-ouverte, si scellée, ou jusqu'à la date d'expiration de la bouteille ouverte (si indiquée), en présumant que le contenant est maintenu fermé et gardé dans les conditions d'entreposage indiquées. Les acheteurs seront avisés dans le cas où il y aura des changements significatifs nécessitant une re-certification ou un rappel du produit avant la date d'expiration.*

7.0 HAZARDOUS INFORMATION / *INFORMATION SUR LES RISQUES POTENTIELS*:

Please refer to the associated Safety Data Sheet (SDS) for information regarding this product (available at www.SCPSCIENCE.com). / *SVP vous référer à la Fiche Signalétique applicable pour de l'information sur ce produit (Disponible à www.SCPSCIENCE.com).*

8.0 HOMOGENEITY / *HOMOGÉNÉITÉ:*

This solution has been blended according to an in-house procedure and its homogeneity is guaranteed to be fit for purpose when a sample size sufficient for the intended method of analysis is used. / *Cette solution a été préparée selon une procédure maison et nous assurons que sa homogénéité est approprié à l'emploi lorsqu'un échantillon suffisant pour la méthode d'analyse prévue est utilisé.*

9.0 TRACEABILITY / *TRAÇABILITÉ*:

This CRM (Certified Reference Material) is traceable to the NIST SRM (Standard Reference Material) indicated in section 2 through an unbroken chain of comparisons. In addition, balances used are regularly calibrated using weights which are traceable to NIST (National Institute of Standards and Technology) or NRC (National Research Council of Canada) standards. All conductivity meters used to analyze this standard have been regularly calibrated using a NIST or NRC traceable Thermometer and standards. All pH meters used to analyze this standard have been regularly calibrated using a NIST or NRC traceable thermometer and pH/MV simulator. / *Ce matériel de référence certifié est traçable au Matériel de Référence Standardisé de NIST indiqué à la section 2 par une chaine de comparaison ininterrompue. De plus, les balances utilisées sont étalonnées régulièrement en utilisant des poids qui sont traçables au NIST (National Institute of Standards and Technology) ou au CRNC (Conseil National de Recherches Canada). Tout conductimètre utilisé afin d'analyser cet étalon a été sujet à un étalonnage périodique utilisant des thermomètres et étalons traçables au NIST ou CNRC. Tout pH mètre utilisé afin d'analyser cet étalon a été sujet à un étalonnage périodique utilisant des thermomètres et un simulateur pH/MV traçables au NIST ou au CNRC.*

10.0 PREPARATION / *PRÉPARATION:*

For the preparation of these solutions, 18 meghom/cm double deionized water, high-purity acids and glassware calibrated to ASTM Class A specifications are used. / *Une eau de 18 meghom/cm doublement déionisé, de l'acide de haute pureté, ainsi que de la verrerie étalonnée afin de satisfaire les spécifications Classe A de ASTM ont été utilisés pour la préparation de cet étalon.*

11.0 QUALITY SYSTEM CERTIFICATIONS / *CERTIFICATIONS DE SYSTÈME QUALITÉ:*

ISO 9001 Certification / *Certification ISO 9001*: This standard was produced in a facility which operates under a **registered** ISO 9001 Quality Management System. Please consult our web site for a copy of the most recent revision of our certificate of registration. / *Cet étalon a été fabriqué dans un laboratoire qui utilise un Système de Gestion de la Qualité* ***enregistré*** *à la norme ISO 9001. Veuillez consulter notre site web pour obtenir la version la plus récente de notre certificat d'enregistrement.*

ISO 17025 Accreditation / *Accréditation ISO 17025*: SCP SCIENCE (Corporate Headquarters) operates an ISO 17025 **accredited** laboratory. Please consult our web site for a copy of the most recent revision of our certificate and scope of accreditation. / ***SCP SCIENCE (Siège social)*** *est* ***accréditée*** *ISO 17025. Veuillez consulter notre site web afin d'obtenir la plus récente version de notre certificat d'accréditation ainsi que la portée de notre accréditation.*

ISO 17034 Accreditation / *Accréditation ISO 17034* : SCP SCIENCE (Corporate Headquarters) is an ISO 17034 accredited Reference Material Producer. Please consult our website for a copy of our most recent certificate and scope of accreditation. / ***SCP SCIENCE (Siège social)*** *est un Fabricant de Matériaux de Référence Accrédité ISO 17034. Veuillez consulter notre site web afin d'obtenir la plus récente version de notre certificat d'accréditation ainsi que la portée de notre accréditation.*

CORPORATE HEADQUARTERS
21800 Clark Graham
Baie D'Urfé (Montréal), Quebec,
H9X 4B6 Canada
Phone: +1 (800) 361-6820
Fax: +1 (800) 253-5549

USA
3rd Party Distribution Center
348 Route 11, Champlain,
N.Y. 12919-4816

Phone: +1 (800) 361-6820
Fax: +1 (800) 253-5549

FRANCE
12 Ave. de Québec, Bat. IRIS
SILIC 642, 91965
Villebon sur Yvette, France
Phone: +33 (0) 1 69 18 71 17
Fax: +33 (0) 1 60 92 05 67

GERMANY
Alte Marktoberdorfer Straße 14, 87616
Marktoberdorf

Phone: +49 (0) 8342-89560-61
Fax: +49 (0) 8342-89560-69

Energy Laboratories Inc

Standard LOG

Standard ID:	ME210525 CE 2ND SOURCE		
Standard Name	Ce Secondary Stock	Type:	Primary
Date Prepared	5/25/2021	BY:	Stacy R. Hendricks
Date Expires:	5/25/2022		
Department	ME	Status:	Empty/Disposed
Vendor:	SCP Science		
Lot Number:	S210208003		
Balance ID:			
Comments:	opened 5/25/2021, expires 5/25/2022		

Chemical / Solvent Used	BottleNo	Amt	Units	Expires
ICP/ICPMS Standard Cerium	13642	125	mL	5/25/2022

Final Volume:
125 mL

Stock Source **Base Units** **Amount Added**

Analytes **CAS** Conc: **ug/mL**

SCP SCIENCE

Providing Innovative Solutions to Analytical Chemists

Certificate of Analysis

1.0 DESCRIPTION:

_Plasma_CAL ICP/ICPMS Standard - Cerium 1000 µg/ml

Catalogue Number: 140-051-580/-581/-585

Starting Material: Cerium(III) Nitrate Hexahydrate 99.99+%

Lot Number: **S210208003**

Matrix: 4% HNO_3 (See Section 3 for actual matrix)

Expiration Date (End of month): **February 2023** (or 15 months after bottle is opened, whichever comes first)

Ce

2.0 CERTIFIED VALUES AND ASSOCIATED UNCERTAINTY:

Certified Concentration: **1003 µg/ml +/- 4 µg/ml**

982 µg/g +/- 4 µg/g

Method of analysis: Inductively Coupled Plasma Atomic Emission Spectroscopy (ICP-AES)

Traceability: NIST Standard Reference Material 3110 Lot: **090504**

Note: The uncertainty of the certified value has been calculated from applicable uncertainty contributors (u_i) including uncertainty established during characterization of the material (u_{char}), the between bottle variation (u_{bb}), short-term stability (u_{sts}) and long-term stability (u_{lts}) according to the model $u_c = \sqrt{(u_{char}^2 + u_{bb}^2 + u_{sts}^2 + u_{lts}^2)}$. This combined uncertainty has been further multiplied by a coverage factor (k) of 2 to provide a 95% confidence interval.

3.0 REFERENCE VALUES:

Density: **1.021 g/ml @ 22.5 °C**

Actual Matrix: **4.0% (v/v) HNO_3**

Trace Metal Impurities as tested by ICP-MS:

ID #: 13642
Opened:_____
ICP/ICPMS Standard Cerium
Expires: 2/28/2023
Rec'd: 3/16/2021
Energy Laboratories Inc 1120 So. 27th Street
Billings MT 59107

Element	Conc. (ppm)	Element	Conc. (ppm)	Element	Conc. (ppm)	Element	Conc. (ppm)
Ag	<0.0010	Fe	<0.0018	Nd	**0.0102**	Sn	<0.0010
Al	**0.0148**	Ga	**0.0526**	Ni	**0.0064**	Sr	<0.0025
As	<0.0010	Gd	<0.0010	Os	<0.0010	Ta	<0.0010
Au	<0.0010	Ge	<0.0010	P	<0.0132	Tb	<0.0010
B	<0.0015	Hf	<0.0010	Pb	<0.0010	Te	<0.0010
Ba	<0.0010	Hg	*	Pd	<0.0010	Th	<0.0010
Be	<0.0010	Ho	<0.0010	Pr	**0.0235**	Ti	<0.0012
Bi	<0.0010	In	<0.0010	Pt	<0.0010	Tl	<0.0011
Ca	**0.0375**	Ir	<0.0010	Rb	<0.0010	Tm	<0.0010
Cd	<0.0010	K	<0.0024	Re	<0.0010	U	<0.0010
Ce	N/A	La	<0.10	Rh	<0.0010	V	<0.0010
Co	<0.0010	Li	<0.0010	Ru	<0.0010	W	<0.0020
Cr	<0.0010	Lu	<0.0010	S	*	Y	<0.0010
Cs	<0.0010	Mg	<0.0010	Sb	<0.0010	Yb	<0.0010
Cu	**0.0121**	Mn	<0.0010	Sc	<0.0010	Zn	<0.0010
Dy	<0.0010	Mo	<0.0010	Se	<0.0010	Zr	<0.0010
Er	<0.0010	Na	<0.0010	Si	<0.10		
Eu	**0.0035**	Nb	<0.0010	Sm	<0.0010	*: Not tested	

4.0 APPROVAL AND DATE OF CERTIFICATION:

Certification Approval: Yaling Sui, Chemist

Certification Date: February 22, 2021

Yaling Sui

ACCREDITED Reference Material Producer CERTIFICATE 3285.01

5.0 INTENDED USE / *UTILISATION PRÉVUE*:

- ICP Standards: For the calibration of, including but not limited to: ICP-AES, ICP-MS, FAAS, GFAA, XRF and DCP. / *Étalons ICP : Pour l'étalonnage d'instruments de mesure tels que: ICP-AES, ICP-MS, FAAS, GFAA, XRF et DCP.*
- AA Standards: For the calibration of Flame (FAAS) and Graphite Furnace (GFAA) Atomic Absorption Spectrometers. / *Étalons AA : Pour l'étalonnage de spectromètres d'absorption atomique flamme (GFAA) et four au graphite (GFAA).*
- Matrix Modifiers: For the optimization of analytical conditions to provide better Graphite Furnace Atomic Absorption (GFAA) instrument response and improved detection limits. / *Modificateur de matrice : Pour l'optimisation des conditions analytiques afin de fournir des meilleurs réponses instrumentales et limites de détection pour SAA four au graphite.*
- pH Standards: For the calibrating pH meters or for other wet chemistry applications. / *Étalons pH : Pour étalonnage de pH mètres et autres applications de chimie humide.*
- Conductivity Standards: For electrolytic conductivity measurement as a calibration standard. / *Étalons de conductivité : Comme étalon pour les mesures de conductivité électrolytiques.*
- IC Standards: for calibration of, but not limited to IC, HPLC, TLC, ISE, IR, NMR, MS, UV/VIS or other wet chemistry applications. / *Étalons IC : Pour étalonnage d'instruments tels que : IC, HPLC, TLC, ISE, IR, NMR, MS, UV/VIS et autres applications de chimie humide.*

For any inquiries, please contact **SCP SCIENCE**. / *Pour toute question, veuillez contacter* ***SCP SCIENCE***.

6.0 INSTRUCTIONS FOR USE / *INSTRUCTIONS D'UTILISATION*:

Handling and Storage / Manutention et entreposage: Keep product tightly capped when not in use. The solution should be opened for a minimum amount of time necessary to dispense the amount required. Do not pipet or use directly from container. Do not return unused portions back to container. Store under normal laboratory conditions. Avoid exposure to excessive sources of heat and humidity or direct sunlight. */ Garder les contenants bien fermés lorsque non utilisés. Le contenant devrait être ouvert seulement pour le temps requis afin de prélever la quantité nécessaire. Ne pas pipetter ou utiliser directement du contenant. Ne pas retourner les portions non-utilisées dans le contentant. Conserver dans des conditions normales de laboratoire. Éviter l'exposition à des sources de chaleur et d'humidité excessives ou à l'exposition solaire directe.*

Stability / *Stabilité*: This Standard is guaranteed to be stable and accurate to within the specified uncertainty of measurement up to the unopened expiry date, if sealed, or up to the opened expiry date (when indicated), whichever comes first, provided the solution is kept tightly capped and stored under the indicated storage conditions. Purchasers will be notified of any significant changes resulting in re-certification or withdrawal of the product prior to the expiration date. */ La stabilité et l'exactitude de cet étalon sont garanties d'être à l'intérieur de l'incertitude de mesure, jusqu'à la date d'expiration de la bouteille non-ouverte, si scellée, ou jusqu'à la date d'expiration de la bouteille ouverte (si indiquée), en présumant que le contenant est maintenu fermé et gardé dans les conditions d'entreposage indiquées. Les acheteurs seront avisés dans le cas où il y aura des changements significatifs nécessitant une re-certification ou un rappel du produit avant la date d'expiration.*

7.0 HAZARDOUS INFORMATION / *INFORMATION SUR LES RISQUES POTENTIELS*:

Please refer to the associated Safety Data Sheet (SDS) for information regarding this product (available at www.SCPSCIENCE.com). / *SVP vous référer à la Fiche Signalétique applicable pour de l'information sur ce produit (Disponible à www.SCPSCIENCE.com).*

8.0 HOMOGENEITY / *HOMOGÉNÉITÉ:*

This solution has been blended according to an in-house procedure and its homogeneity is guaranteed to be fit for purpose when a sample size sufficient for the intended method of analysis is used. / *Cette solution a été préparée selon une procédure maison et nous assurons que sa homogénéité est approprié à l'emploi lorsqu'un échantillon suffisant pour la méthode d'analyse prévue est utilisé.*

9.0 TRACEABILITY / *TRAÇABILITÉ*:

This CRM (Certified Reference Material) is traceable to the NIST SRM (Standard Reference Material) indicated in section 2 through an unbroken chain of comparisons. In addition, balances used are regularly calibrated using weights which are traceable to NIST (National Institute of Standards and Technology) or NRC (National Research Council of Canada) standards. All conductivity meters used to analyze this standard have been regularly calibrated using a NIST or NRC traceable Thermometer and standards. All pH meters used to analyze this standard have been regularly calibrated using a NIST or NRC traceable thermometer and pH/MV simulator. / *Ce matériel de référence certifié est traçable au Matériel de Référence Standardisé de NIST indiqué à la section 2 par une chaine de comparaison ininterrompue. De plus, les balances utilisées sont étalonnées régulièrement en utilisant des poids qui sont traçables au NIST (National Institute of Standards and Technology) ou au CRNC (Conseil National de Recherches Canada). Tout conductimètre utilisé afin d'analyser cet étalon a été sujet à un étalonnage périodique utilisant des thermomètres et étalons traçables au NIST ou CNRC. Tout pH mètre utilisé afin d'analyser cet étalon a été sujet à un étalonnage périodique utilisant des thermomètres et un simulateur pH/MV traçables au NIST ou au CNRC.*

10.0 PREPARATION / *PRÉPARATION:*

For the preparation of these solutions, 18 meghom/cm double deionized water, high-purity acids and glassware calibrated to ASTM Class A specifications are used. / *Une eau de 18 meghom/cm doublement déionisé, de l'acide de haute pureté, ainsi que de la verrerie étalonnée afin de satisfaire les spécifications Classe A de ASTM ont été utilisés pour la préparation de cet étalon.*

11.0 QUALITY SYSTEM CERTIFICATIONS / *CERTIFICATIONS DE SYSTÈME QUALITÉ:*

ISO 9001 Certification / *Certification ISO 9001*: This standard was produced in a facility which operates under a **registered** ISO 9001 Quality Management System. Please consult our web site for a copy of the most recent revision of our certificate of registration. / *Cet étalon a été fabriqué dans un laboratoire qui utilise un Système de Gestion de la Qualité* ***enregistré*** *à la norme ISO 9001. Veuillez consulter notre site web pour obtenir la version la plus récente de notre certificat d'enregistrement.*

ISO 17025 Accreditation / *Accréditation ISO 17025*: SCP SCIENCE (Corporate Headquarters) operates an ISO 17025 **accredited** laboratory. Please consult our web site for a copy of the most recent revision of our certificate and scope of accreditation. / ***SCP SCIENCE (Siège social)*** *est* ***accréditée*** *ISO 17025. Veuillez consulter notre site web afin d'obtenir la plus récente version de notre certificat d'accréditation ainsi que la portée de notre accréditation.*

ISO 17034 Accreditation / *Accréditation ISO 17034* : SCP SCIENCE (Corporate Headquarters) is an ISO 17034 accredited Reference Material Producer. Please consult our website for a copy of our most recent certificate and scope of accreditation. */ **SCP SCIENCE (Siège social)** est un Fabricant de Matériaux de Référence Accrédité ISO 17034. Veuillez consulter notre site web afin d'obtenir la plus récente version de notre certificat d'accréditation ainsi que la portée de notre accréditation.*

CORPORATE HEADQUARTERS
21800 Clark Graham
Baie D'Urfé (Montréal), Quebec,
H9X 4B6 Canada
Phone: +1 (800) 361-6820
Fax: +1 (800) 253-5549

USA
3rd Party Distribution Center
348 Route 11, Champlain,
N.Y. 12919-4816

Phone: +1 (800) 361-6820
Fax: +1 (800) 253-5549

FRANCE
12 Ave. de Québec, Bat. IRIS
SILIC 642, 91965
Villebon sur Yvette, France
Phone: +33 (0) 1 69 18 71 17
Fax: +33 (0) 1 60 92 05 67

GERMANY
Alte Marktoberdorfer Straße 14, 87616
Marktoberdorf

Phone: +49 (0) 8342-89560-61
Fax: +49 (0) 8342-89560-69

Energy Laboratories Inc

Standard LOG

Standard ID:	ME210901 ICSAB		
Standard Name	ICSAB	Type:	Secondary
Date Prepared	9/1/2021	BY:	Cindy Rohrer
Date Expires:	9/1/2022		
Department	ME	Status:	Open
Vendor:			
Lot Number:			
Balance ID:			

Comments: Made fresh every Monday, Wednesday, and Friday

Chemical / Solvent Used	BottleNo	Amt	Units	Exp
Nitric Acid, 69.0-70.0%,0000282671	14178	1	mL	4/11/
Milli-Q H2O	391	46.45	mL	6/1/2
Hydrochloric Acid Instra Analyzed 000	14028	0.5	mL	3/29/

Final Volume: 50 mL

Stock Source		**Base Units**	**Amount Added**
ME210901 6020IC	6020ICS-8A	ug/mL	2 mL
ME 210901 6020IC	6020ICS-9B	ug/mL	0.05 mL

Analytes	**CAS**	Conc:	**mg/L**

Energy Laboratories Inc

Standard LOG

Standard ID:	ME 210901 6020ICS-9B		
Standard Name	6020ICS-9B	Type:	Primary
Date Prepared	9/1/2021	BY:	Alyssa A. espinoza
Date Expires:	9/1/2022		
Department	ME	Status:	Open
Vendor:	Inorganic Ventures		
Lot Number:	P2-MEB678862		
Balance ID:			
Comments:	Opened 9/1/2021; Expires 9/1/2022		

Chemical / Solvent Used	BottleNo	Amt	Units	Expires
Multi Analyte Custom Grade Solution	13478	125	mL	9/1/2022

Final Volume:
125 mL

Stock Source	**Base Units**	**Amount Added**
Analytes	**CAS**	Conc: **mg/L**

INORGANIC VENTURES
300 Technology Drive
Christiansburg, VA 24073 · USA
inorganicventures.com
tel: 800.669.6799 · 540.585.3030
fax: 540.585.3012
info@inorganicventures.com

CERTIFICATE OF ANALYSIS

1.0 ACCREDITATION / REGISTRATION

INORGANIC VENTURES is accredited to ISO 17034, "General Requirements for the Competence of Reference Material Producers" and ISO/IEC 17025, "General Requirements for the Competence of Testing and Calibration Laboratories". Inorganic Ventures is also an ISO 9001 registered manufacturer (QSR Certificate Number QSR-1034).

ACCREDITED Testing Laboratory Certificate 883.01
ACCREDITED Reference Material Producer Certificate 883.02

2.0 PRODUCT DESCRIPTION

Product Code:	Multi Analyte Custom Grade Solution
Catalog Number:	6020ICS-9B
Lot Number:	P2-MEB678862
Matrix:	3% (v/v) HNO3
Value / Analyte(s):	20 µg/mL ea: Cobalt, Chromium, Copper, Manganese, Nickel, Vanadium, 10 µg/mL ea: Zinc, Arsenic, Cadmium, Selenium, 5 µg/mL ea: Silver

ID #: 13478
Opened:_____
Multi Analyte Custom Grade Solution
Expires: 5/17/2023
Rec'd: 1/15/2021
Energy Laboratories Inc 1120 So. 27th Street
Billings MT 59107

3.0 CERTIFIED VALUES AND UNCERTAINTIES

ANALYTE	CERTIFIED VALUE	ANALYTE	CERTIFIED VALUE
Arsenic, As	10.01 ± 0.05 µg/mL	Cadmium, Cd	10.01 ± 0.04 µg/mL
Chromium, Cr	20.02 ± 0.12 µg/mL	Cobalt, Co	20.01 ± 0.10 µg/mL
Copper, Cu	20.02 ± 0.08 µg/mL	Manganese, Mn	20.02 ± 0.09 µg/mL
Nickel, Ni	20.02 ± 0.09 µg/mL	Selenium, Se	10.01 ± 0.06 µg/mL
Silver, Ag	5.005 ± 0.022 µg/mL	Vanadium, V	20.02 ± 0.08 µg/mL
Zinc, Zn	10.01 ± 0.04 µg/mL		

Density: 1.015 g/mL (measured at 20 ± 4 °C)

Assay Information:

ANALYTE	METHOD	NIST SRM#	SRM LOT#
Ag	ICP Assay	3151	160729
Ag	Volhard	999c	999c
As	ICP Assay	3103a	100818
As	Calculated		See Sec. 4.2
Cd	ICP Assay	3108	130116
Cd	EDTA	928	928
Co	EDTA	928	928
Co	ICP Assay	traceable to 3113	M2-CO661665
Cr	ICP Assay	3112a	170630
Cu	ICP Assay	3114	121207
Cu	EDTA	928	928
Mn	EDTA	928	928
Mn	ICP Assay	Traceable to 3132	N2-MN665236
Mn	Calculated		See Sec. 4.2
Ni	ICP Assay	3136	120619
Ni	EDTA	928	928
Se	ICP Assay	3149	100901
Se	Calculated		See Sec. 4.2
V	EDTA	928	928
V	ICP Assay	3165	992706
Zn	ICP Assay	3168a	120629
Zn	EDTA	928	928

The following equations are used in the calculation of the certified value and the uncertainty. Reported uncertainties represent expanded uncertainties expressed at approximately the 95% confidence level using a coverage factor of k = 2.

Characterization of CRM/RM by Two or More Methods

Certified Value, $X_{CRM/RM}$, where two or more methods of characterization are used is the weighted mean of the results:

$X_{CRM/RM} = \Sigma(w_i)(X_i)$

X_i = mean of Assay Method I with standard uncertainty $u_{char\ i}$

w_i = the weighting factors for each method calculated using the inverse square of the variance:

$w_i = (1/u_{char\ i})^2 / (\Sigma(1/(u_{char\ i})^2)$

CRM/RM Expanded Uncertainty (±) = $U_{CRM/RM} = k\ (u^2_{char} + u^2_{bb} + u^2_{lts} + u^2_{ts})^{1/2}$

k = coverage factor = 2

$u_{char} = [\Sigma((w_i)^2\ (u_{char\ i})^2)]^{1/2}$ where $u_{char\ i}$ are the errors from each characterization method

u_{bb} = bottle to bottle homogeneity standard uncertainty

u_{lts} = long term stability standard uncertainty (storage)

u_{ts} = transport stability standard uncertainty

Characterization of CRM/RM by One Method

Certified Value, $X_{CRM/RM}$, where one method of characterization is used is the mean of individual results:

$X_{CRM/RM} = (X_a)\ (u_{char\ a})$

X_a = mean of Assay Method A with

$u_{char\ a}$ = the standard uncertainty of characterization Method A

CRM/RM Expanded Uncertainty (±) = $U_{CRM/RM} = k\ (u^2_{char\ a} + u^2_{bb} + u^2_{lts} + u^2_{ts})^{1/2}$

k = coverage factor = 2

$u_{char\ a}$ = the errors from characterization

u_{bb} = bottle to bottle homogeneity standard uncertainty

u_{lts} = long term stability standard uncertainty (storage)

u_{ts} = transport stability standard uncertainty

4.0 TRACEABILITY TO NIST

- This product is traceable to NIST via an unbroken chain of comparisons. The uncertainties for each certified value are reported, taking into account the SRM/RM uncertainty error and the measurement, weighing and volume dilution errors. In rare cases where no NIST SRM/RM are available, the term 'in-house std.' is specified.

4.1 Thermometer Calibration

- All thermometers are NIST traceable through thermometers that are calibrated by an accredited calibration laboratory.

4.2 *Balance Calibration*

- All analytical balances are calibrated by an accredited calibration laboratory and procedure. The weights used for testing are annually compared to master weights and are traceable to NIST.

4.3 Glassware Calibration

- An in-house procedure is used to calibrate all Class A glassware used in the manufacturing and quality control of CRM/RMs.

5.0 TRACE METALLIC IMPURITIES (TMI) DETERMINED BY ICP-MS AND ICP-OES (µg/mL)

N/A

6.0 INTENDED USE

- For the calibration of analytical instruments and validation of analytical methods as appropriate.

7.0 INSTRUCTIONS FOR THE CORRECT USE OF THIS REFERENCE MATERIAL

7.1 Storage and Handling Recommendations

- Store between approximately 4° - 30° C while in sealed TCT bag.

- While stored in the sealed TCT bag, transpiration of this CRM/RM is negligible. After opening the sealed TCT bag transpiration of the CRM/RM will occur, resulting in a gradual increase in the analyte concentration(s). It is the responsibility of the user to account for this effect. When the bottle is weighed both before and after being placed in storage, the mass difference observed will be a measure of transpiration mass loss.

- After opening the sealed TCT bag, keep cap tightly sealed when not in use and store between 4° - 24° C to minimize the effects of transpiration. Use at 20° ± 4° C to minimize volumetric dilution error when using the reported density. Do not pipette from the container. Do not return removed aliquots to container.

- For more information, visit **www.inorganicventures.com/TCT**

Low Silver Note: This solution contains "LOW" levels of Silver. Please store this entire bottle inside a sealed glass jar.

8.0 HAZARDOUS INFORMATION

- Please refer to the Safety Data Sheet for information regarding this CRM/RM.

9.0 HOMOGENEITY

- This solution was mixed according to an in-house procedure and is guaranteed to be homogeneous. Homogeneity data indicate that the end user should take a minimum sample size of 0.2 mL to assure homogeneity.

10.0 QUALITY STANDARD DOCUMENTATION

10.1 ISO 9001 Quality Management System Registration

- QSR Certificate Number QSR-1034

10.2 ISO/IEC 17025 "General Requirements for the Competence of Testing and Calibration Laboratories"

- Chemical Testing - Accredited / A2LA Certificate Number 883.01

10.3 ISO 17034 "General Requirements for the Competence of Reference Material Producers"

- Reference Material Producer - Accredited / A2LA Certificate Number 883.02

Inorganic Ventures, 300 Technology Drive, Christiansburg, Va. 24073, USA; Telephone: 800.669.6799; 540.585.3030, Fax: 540.585.3012; inorganicventures.com; info@inorganicventures.com

11.0 CERTIFICATION, LOT EXPIRATION AND PERIOD OF VALIDITY

11.1 Certification Issue Date

May 17, 2019

- The certification is valid within the measurement uncertainty specified provided the CRM/RM is stored and handled in accordance with instructions given in Sec 7.1. This certification is nullified if instructions in Sec 7.1 are not followed or if the CRM/RM is damaged, contaminated, or otherwise modified.

11.2 Lot Expiration Date

- May 17, 2023

- The date after which this CRM/RM should not be used.

- The lot expiration date reflects the period of time that the stability of a CRM/RM can be supported by long term stability studies conducted on properly stored and handled CRM/RMs. Lot expiration is limited primarily by transpiration (loss of water from the solution) and infrequently by chemical stability.

11.3 Period of Validity

- Sealed TCT Bag Open Date: _____

- This CRM/RM should not be used longer than one year (or six months in the case of a 30 mL bottle) from the date of opening the aluminized bag or after the date given in Sec. 11.2, whichever comes first. This is contingent upon the CRM/RM being stored and handled in accordance with the instructions given in Sec. 7.1.

12.0 NAMES AND SIGNATURES OF CERTIFYING OFFICERS

Certificate Approved By:

Michael Booth
Supervisor, Quality Control



Certifying Officer:

Paul Gaines
CEO, Senior Technical Director

Energy Laboratories Inc

Standard LOG

Standard ID: ME220112 SS1
Standard Name SS1 ICPMS Spiking Solution
Date Prepared 1/12/2022
Date Expires: 12/8/2022
Department ME
Vendor: Inorganic Ventures
Lot Number:
Balance ID:

Type: Secondary
BY: Stacy R. Hendricks
Status: Open

Comments:

Chemical / Solvent Used	BottleNo	Amt	Units	Expires
Nitric Acid, 69.0-70.0%,0000277202	13781	0.8	mL	1/14/2026
Hydrochloric Acid, 36.5-38.0% 000027567	13784	2	mL	12/15/2025
Milli-Q H2O	391	28.8	mL	6/1/2100

Final Volume:
40 mL

Stock Source		**Base Units**	**Amount Added**
ME220105 HgPrim	Primary Hg Stock 2 PPM	ug/mL	2 mL
ME211208 MSCAL	MSCAL 2B	ug/mL	2 mL
ME211221 MSCAL	MSCAL 3C	ug/mL	2 mL
ME220110 Ce, La	Ce, La Primary	ug/mL	2 mL

Analytes	**CAS**	Conc:	**mg/L**

Energy Laboratories Inc

Spike LOG

Standard ID:	ME220105 HGPRIMARY		
Standard Name	Primary Hg Stock 2 PPM	Type:	Secondary
Date Prepared	1/5/2022	BY:	Amanda E. McDani
Date Expires:	12/29/2022		
Department	ME	Status:	Open
Vendor:	Inorganic Ventures		
Lot Number:			
Balance ID:			

Comments: Made with different HG stock than QCS

Chemical / Solvent Used	BottleNo	Amt	Units	Expires
Nitric Acid 69.0- 70.0% D0521	14626	0.5	mL	12/14/2026
Hydrochloric Acid E1421	14721	0.25	mL	1/4/2027

Final Volume:
25 mL

Stock Source		**Base Units**	**Amount Added**
ME220110HG	HG Stock	ug/mL	0.05 mL
ME211229A AU 2N	Au 2nd source Stock	ug/mL	0.05 mL

Analytes	**CAS**	Conc:	**ug/mL**

Energy Laboratories Inc

Standard LOG

Standard ID: ME220110HG
Standard Name HG Stock
Date Prepared 1/10/2022
Date Expires: 1/10/2023
Department ME
Vendor: SCP Science
Lot Number: S210729017
Balance ID:

Type: Primary
BY: Amanda E. McDani
Status: Open

Comments:

Chemical / Solvent Used	BottleNo	Amt	Units	Expires
ICP/ICPMS Standard Mercury	14711	125	mL	1/10/2023

Final Volume:
125 mL

Stock Source **Base Units** **Amount Added**

Analytes **CAS** Conc: **ug/mL**

ID #: 14711
Opened:
ICP/ICPMS Standard Mercury
Expires: 7/31/2023
Rec'd: 12/29/2021
Energy Laboratories Inc 1120 So. 27th Street
Billings MT 59107

SCP SCIENCE
Providing Innovative Solutions to Analytical Chemists

rtificate of Analysis

Hg

1.0 DESCRIPTION:

*Plasma*CAL ICP/ICPMS Standard - Mercury 1000 µg/ml
Catalogue Number: 140-051-800/-801/-805
Starting Material: Mercury(II) oxide 99.99+%
Lot Number: **S210729017**
Matrix: 10% HNO_3 (See Section 3 for actual matrix)
Expiration Date (End of month): **July 2023** (or 15 months after bottle is opened, whichever comes first)

2.0 CERTIFIED VALUES AND ASSOCIATED UNCERTAINTY:

Certified Concentration: **999 µg/ml +/- 5 µg/ml**
952 µg/g +/- 5 µg/g
Method of analysis: Inductively Coupled Plasma Atomic Emission Spectroscopy (ICP-AES)
Traceability: NIST Standard Reference Material 3133 Lot: **160921**

Note: The uncertainty of the certified value has been calculated from applicable uncertainty contributors (u_i) including uncertainty established during characterization of the material (u_{char}), the between bottle variation (u_{bb}), short-term stability (u_{sts}) and long-term stability (u_{lts}) according to the model $u_c = \sqrt{(u_{char}^2 + u_{bb}^2 + u_{sts}^2 + u_{lts}^2)}$. This combined uncertainty has been further multiplied by a coverage factor (k) of 2 to provide a 95% confidence interval.

3.0 REFERENCE VALUES:

Density: **1.050 g/ml @ 23.6 °C**
Actual Matrix: **10.0% (v/v) HNO_3**

Trace Metal Impurities as tested by ICP-MS:

Element	Conc. (ppm)	Element	Conc. (ppm)	Element	Conc. (ppm)	Element	Conc. (ppm)
Ag	<0.0010	Fe	**0.0322**	Nd	<0.0010	Sn	<0.0010
Al	**0.0042**	Ga	<0.0010	Ni	**0.0039**	Sr	<0.0025
As	<0.0010	Gd	<0.0010	Os	<0.0010	Ta	<0.0010
Au	<0.0010	Ge	<0.0010	P	<0.0132	Tb	<0.0010
B	<0.0015	Hf	<0.0010	Pb	<0.0010	Te	<0.0010
Ba	<0.0010	Hg	N/A	Pd	<0.0010	Th	<0.0010
Be	<0.0010	Ho	<0.0010	Pr	<0.0010	Ti	<0.0012
Bi	<0.0010	In	<0.0010	Pt	<0.0010	Tl	**0.0117**
Ca	<0.0135	Ir	<0.0010	Rb	<0.0010	Tm	<0.0010
Cd	<0.0010	K	<0.0024	Re	<0.0010	U	<0.0010
Ce	<0.0010	La	<0.0010	Rh	<0.0010	V	<0.0010
Co	<0.0010	Li	<0.0010	Ru	<0.0010	W	<0.0020
Cr	**0.0112**	Lu	<0.0010	S	*	Y	<0.0010
Cs	<0.0010	Mg	<0.0010	Sb	<0.0010	Yb	<0.0010
Cu	**0.0060**	Mn	<0.0010	Sc	<0.0010	Zn	<0.0010
Dy	<0.0010	Mo	<0.0010	Se	<0.0010	Zr	<0.0010
Er	<0.0010	Na	**0.0092**	Si	<0.1		
Eu	<0.0010	Nb	<0.0010	Sm	<0.0010	*: Not tested	

4.0 APPROVAL AND DATE OF CERTIFICATION:

Certification Approval: Daniel Boisvert, Chemist
Certification Date: August 12, 2021

Daniel Boisvert

ACCREDITED
Reference Material Producer
CERTIFICATE 2285.01

5.0 INTENDED USE / *UTILISATION PRÉVUE*:

- ICP Standards: For the calibration of, including but not limited to: ICP-AES, ICP-MS, FAAS, GFAA, XRF and DCP. / *Étalons ICP : Pour l'étalonnage d'instruments de mesure tels que: ICP-AES, ICP-MS, FAAS, GFAA, XRF et DCP.*
- AA Standards: For the calibration of Flame (FAAS) and Graphite Furnace (GFAA) Atomic Absorption Spectrometers. / *Étalons AA : Pour l'étalonnage de spectromètres d'absorption atomique flamme (GFAA) et four au graphite (GFAA).*
- Matrix Modifiers: For the optimization of analytical conditions to provide better Graphite Furnace Atomic Absorption (GFAA) instrument response and improved detection limits. / *Modificateur de matrice : Pour l'optimisation des conditions analytiques afin de fournir des meilleurs réponses instrumentales et limites de détection pour SAA four au graphite.*
- pH Standards: For the calibrating pH meters or for other wet chemistry applications. / *Étalons pH : Pour étalonnage de pH mètres et autres applications de chimie humide.*
- Conductivity Standards: For electrolytic conductivity measurement as a calibration standard. / *Étalons de conductivité : Comme étalon pour les mesures de conductivité électrolytiques.*
- IC Standards: for calibration of, but not limited to IC, HPLC, TLC, ISE, IR, NMR, MS, UV/VIS or other wet chemistry applications. / *Étalons IC : Pour étalonnage d'instruments tels que : IC, HPLC, TLC, ISE, IR, NMR, MS, UV/VIS et autres applications de chimie humide.*

For any inquiries, please contact **SCP SCIENCE**. / *Pour toute question, veuillez contacter* ***SCP SCIENCE***.

6.0 INSTRUCTIONS FOR USE / *INSTRUCTIONS D'UTILISATION*:

Handling and Storage / Manutention et entreposage: Keep product tightly capped when not in use. The solution should be opened for a minimum amount of time necessary to dispense the amount required. Do not pipet or use directly from container. Do not return unused portions back to container. Store under normal laboratory conditions. Avoid exposure to excessive sources of heat and humidity or direct sunlight. / *Garder les contenants bien fermés lorsque non utilisés. Le contenant devrait être ouvert seulement pour le temps requis afin de prélever la quantité nécessaire. Ne pas pipetter ou utiliser directement du contenant. Ne pas retourner les portions non-utilisées dans le contentant. Conserver dans des conditions normales de laboratoire. Éviter l'exposition à des sources de chaleur et d'humidité excessives ou à l'exposition solaire directe.*

Stability / *Stabilité*: This Standard is guaranteed to be stable and accurate to within the specified uncertainty of measurement up to the unopened expiry date, if sealed, or up to the opened expiry date (when indicated), whichever comes first, provided the solution is kept tightly capped and stored under the indicated storage conditions. Purchasers will be notified of any significant changes resulting in re-certification or withdrawal of the product prior to the expiration date. / *La stabilité et l'exactitude de cet étalon sont garanties d'être à l'intérieur de l'incertitude de mesure, jusqu'à la date d'expiration de la bouteille non-ouverte, si scellée, ou jusqu'à la date d'expiration de la bouteille ouverte (si indiquée), en présumant que le contenant est maintenu fermé et gardé dans les conditions d'entreposage indiquées. Les acheteurs seront avisés dans le cas où il y aura des changements significatifs nécessitant une re-certification ou un rappel du produit avant la date d'expiration.*

7.0 HAZARDOUS INFORMATION / *INFORMATION SUR LES RISQUES POTENTIELS*:

Please refer to the associated Safety Data Sheet (SDS) for information regarding this product (available at www.SCPSCIENCE.com). / *SVP vous référer à la Fiche Signalétique applicable pour de l'information sur ce produit (Disponible à www.SCPSCIENCE.com).*

8.0 HOMOGENEITY / *HOMOGÉNÉITÉ*:

This solution has been blended according to an in-house procedure and its homogeneity is guaranteed to be fit for purpose when a sample size sufficient for the intended method of analysis is used. / *Cette solution a été préparée selon une procédure maison et nous assurons que sa homogénéité est approprié à l'emploi lorsqu'un échantillon suffisant pour la méthode d'analyse prévue est utilisé.*

9.0 TRACEABILITY / *TRAÇABILITÉ*:

This CRM (Certified Reference Material) is traceable to the NIST SRM (Standard Reference Material) indicated in section 2 through an unbroken chain of comparisons. In addition, balances used are regularly calibrated using weights which are traceable to NIST (National Institute of Standards and Technology) or NRC (National Research Council of Canada) standards. All conductivity meters used to analyze this standard have been regularly calibrated using a NIST or NRC traceable Thermometer and standards. All pH meters used to analyze this standard have been regularly calibrated using a NIST or NRC traceable thermometer and pH/MV simulator. / *Ce matériel de référence certifié est traçable au Matériel de Référence Standardisé de NIST indiqué à la section 2 par une chaine de comparaison ininterrompue. De plus, les balances utilisées sont étalonnées régulièrement en utilisant des poids qui sont traçables au NIST (National Institute of Standards and Technology) ou au CRNC (Conseil National de Recherches Canada). Tout conductimètre utilisé afin d'analyser cet étalon a été sujet à un étalonnage périodique utilisant des thermomètres et étalons traçables au NIST ou CNRC. Tout pH mètre utilisé afin d'analyser cet étalon a été sujet à un étalonnage périodique utilisant des thermomètres et un simulateur pH/MV traçables au NIST ou au CNRC.*

10.0 PREPARATION / *PRÉPARATION*:

For the preparation of these solutions, 18 meghom/cm double deionized water, high-purity acids and glassware calibrated to ASTM Class A specifications are used. / *Une eau de 18 meghom/cm doublement déionisé, de l'acide de haute pureté, ainsi que de la verrerie étalonnée afin de satisfaire les spécifications Classe A de ASTM ont été utilisés pour la préparation de cet étalon.*

11.0 QUALITY SYSTEM CERTIFICATIONS / *CERTIFICATIONS DE SYSTÈME QUALITÉ*:

ISO 9001 Certification / *Certification ISO 9001*: This standard was produced in a facility which operates under a **registered** ISO 9001 Quality Management System. Please consult our web site for a copy of the most recent revision of our certificate of registration. / *Cet étalon a été fabriqué dans un laboratoire qui utilise un Système de Gestion de la Qualité* ***enregistré*** *à la norme ISO 9001. Veuillez consulter notre site web pour obtenir la version la plus récente de notre certificat d'enregistrement.*

ISO 17025 Accreditation / *Accréditation ISO 17025*: **SCP SCIENCE (Corporate Headquarters)** operates an ISO 17025 **accredited** laboratory. Please consult our web site for a copy of the most recent revision of our certificate and scope of accreditation. / ***SCP SCIENCE (Siège social)*** *est* ***accréditée*** *ISO 17025. Veuillez consulter notre site web afin d'obtenir la plus récente version de notre certificat d'accréditation ainsi que la portée de notre accréditation.*

ISO 17034 Accreditation / *Accréditation ISO 17034*: **SCP SCIENCE (Corporate Headquarters)** is an ISO 17034 accredited Reference Material Producer. Please consult our website for a copy of our most recent certificate and scope of accreditation. / ***SCP SCIENCE (Siège social)*** *est un Fabricant de Matériaux de Référence Accrédité ISO 17034. Veuillez consulter notre site web afin d'obtenir la plus récente version de notre certificat d'accréditation ainsi que la portée de notre accréditation.*

CORPORATE HEADQUARTERS
21800 Clark Graham
Baie D'Urfé (Montréal), Quebec,
H9X 4B6 Canada
Phone: +1 (800) 361-6820
Fax: +1 (800) 253-5549

USA
3rd Party Distribution Center
348 Route 11, Champlain,
N.Y. 12919-4816
Phone: +1 (800) 361-6820
Fax: +1 (800) 253-5549

FRANCE
12 Ave. de Québec, Bat. IRIS
91140, Villebon-sur-Yvette
Phone: +33 (0) 1 69 18 71 17
Fax: +33 (0) 1 60 92 05 67

GERMANY
Alte Marktoberdorfer Straße 14, 87616
Marktoberdorf
Phone: +49 (0) 8342-89560-61
Fax: +49 (0) 8342-89560-69

Energy Laboratories Inc

Standard LOG

Standard ID:	ME211229A AU 2ND SOURCE		
Standard Name	Au 2nd source Stock	Type:	Primary
Date Prepared	12/29/2021	BY:	Amanda E. McDani
Date Expires:	12/29/2022		
Department	ME	Status:	Open
Vendor:	SCP Science		
Lot Number:	S211129013		
Balance ID:			
Comments:	opened 12/29/2021; expires 12/29/2022		

Chemical / Solvent Used	BottleNo	Amt	Units	Expires
ICP/ICPMS Standard Gold	14710	500	mL	12/29/2022

Final Volume:
500 mL

Stock Source **Base Units** **Amount Added**

Analytes **CAS** Conc: **ug/mL**

ID #: 14710
Opened:
ICP/ICPMS Standard Gold
Expires: 12/31/2023
Rec'd: 12/29/2021
Energy Laboratories Inc 1120 So. 27th Street
Billings MT 59107

SCP SCIENC
Providing Innovative Solutions to Analytical

Certificate of Analysis

Au

1.0 DESCRIPTION:

PlasmaCAL ICP/ICPMS Standard - Gold 1000 µg/ml

Catalogue Number: 140-052-790/-791/-795
Starting Material: Gold Metal 99.99+%
Lot Number: **S211129013**
Matrix: 10% HCl (See Section 3 for actual matrix)
Expiration Date (End of month): **December 2023** (or 15 months after bottle is opened, whichever comes first)

2.0 CERTIFIED VALUES AND ASSOCIATED UNCERTAINTY:

Certified Concentration: **1001 µg/ml +/- 4 µg/ml**
982 µg/g +/- 4 µg/g

Method of analysis: Inductively Coupled Plasma Atomic Emission Spectroscopy (ICP-AES)

Traceability: NIST Standard Reference Material 3121 Lot: **991806**

Note: The uncertainty of the certified value has been calculated from applicable uncertainty contributors (u_i) including uncertainty established during characterization of the material (u_{char}), the between bottle variation (u_{bb}), short-term stability (u_{sts}) and long-term stability (u_{lts}) according to the model $u_c = \sqrt{(u_{char}^2 + u_{bb}^2 + u_{sts}^2 + u_{lts}^2)}$. This combined uncertainty has been further multiplied by a coverage factor (k) of 2 to provide a 95% confidence interval.

3.0 REFERENCE VALUES:

Density: **1.019 g/ml @ 22.4 °C**
Actual Matrix: **10.0% (v/v) HCl**

Trace Metal Impurities as tested by ICP-MS:

Element	Conc. (ppm)	Element	Conc. (ppm)	Element	Conc. (ppm)	Element	Conc. (ppm)
Ag	**0.3851**	Fe	<0.0090	Nd	<0.0010	Sn	<0.0010
Al	**0.0062**	Ga	<0.0010	Ni	<0.0010	Sr	<0.0025
As	<0.0010	Gd	<0.0010	Os	<0.0010	Ta	<0.0010
Au	N/A	Ge	<0.0010	P	<0.0132	Tb	<0.0010
B	<0.0015	Hf	<0.0010	Pb	<0.0010	Te	<0.0010
Ba	<0.0010	Hg	*	Pd	**0.0434**	Th	<0.0010
Be	<0.0010	Ho	<0.0010	Pr	<0.0010	Ti	<0.0012
Bi	<0.0010	In	<0.0010	Pt	**0.0048**	Tl	<0.0011
Ca	<0.0135	Ir	<0.0010	Rb	<0.0010	Tm	<0.0010
Cd	<0.0010	K	**0.0362**	Re	<0.0010	U	<0.0010
Ce	<0.0010	La	<0.0010	Rh	<0.0010	V	<0.0010
Co	<0.0010	Li	<0.0010	Ru	<0.0010	W	<0.0020
Cr	<0.0010	Lu	<0.0010	S	*	Y	<0.0010
Cs	**0.0029**	Mg	<0.0010	Sb	<0.0010	Yb	<0.0010
Cu	**0.0023**	Mn	<0.0010	Sc	<0.0010	Zn	<0.0010
Dy	<0.0010	Mo	<0.0010	Se	<0.01	Zr	<0.0010
Er	<0.0010	Na	**0.0070**	Si	<0.1		
Eu	<0.0010	Nb	<0.0010	Sm	<0.0010	*: Not tested	

4.0 APPROVAL AND DATE OF CERTIFICATION:

Certification Approval: Daniel Boisvert, Chemist
Certification Date: December 10, 2021

Daniel Boisvert

ACCREDITED
Reference Material Producer
CERTIFICATE 2885.01

5.0 INTENDED USE / *UTILISATION PRÉVUE*:

- ICP Standards: For the calibration of, including but not limited to: ICP-AES, ICP-MS, FAAS, GFAA, XRF and DCP. / *Étalons ICP : Pour l'étalonnage d'instruments de mesure tels que: ICP-AES, ICP-MS, FAAS, GFAA, XRF et DCP.*
- AA Standards: For the calibration of Flame (FAAS) and Graphite Furnace (GFAA) Atomic Absorption Spectrometers. / *Étalons AA : Pour l'étalonnage de spectromètres d'absorption atomique flamme (GFAA) et four au graphite (GFAA).*
- Matrix Modifiers: For the optimization of analytical conditions to provide better Graphite Furnace Atomic Absorption (GFAA) instrument response and improved detection limits. / *Modificateur de matrice : Pour l'optimisation des conditions analytiques afin de fournir des meilleurs réponses instrumentales et limites de détection pour SAA four au graphite.*
- pH Standards: For the calibrating pH meters or for other wet chemistry applications. / *Étalons pH : Pour étalonnage de pH mètres et autres applications de chimie humide.*
- Conductivity Standards: For electrolytic conductivity measurement as a calibration standard. / *Étalons de conductivité : Comme étalon pour les mesures de conductivité électrolytiques.*
- IC Standards: for calibration of, but not limited to IC, HPLC, TLC, ISE, IR, NMR, MS, UV/VIS or other wet chemistry applications. / *Étalons IC : Pour étalonnage d'instruments tels que : IC, HPLC, TLC, ISE, IR, NMR, MS, UV/VIS et autres applications de chimie humide.*

For any inquiries, please contact **SCP SCIENCE**. / *Pour toute question, veuillez contacter **SCP SCIENCE**.*

6.0 INSTRUCTIONS FOR USE / *INSTRUCTIONS D'UTILISATION*:

Handling and Storage / Manutention et entreposage: Keep product tightly capped when not in use. The solution should be opened for a minimum amount of time necessary to dispense the amount required. Do not pipet or use directly from container. Do not return unused portions back to container. Store under normal laboratory conditions. Avoid exposure to excessive sources of heat and humidity or direct sunlight. / *Garder les contenants bien fermés lorsque non utilisés. Le contenant devrait être ouvert seulement pour le temps requis afin de prélever la quantité nécessaire. Ne pas pipetter ou utiliser directement du contenant. Ne pas retourner les portions non-utilisées dans le contentant. Conserver dans des conditions normales de laboratoire. Éviter l'exposition à des sources de chaleur et d'humidité excessives ou à l'exposition solaire directe.*

Stability / *Stabilité*: This Standard is guaranteed to be stable and accurate to within the specified uncertainty of measurement up to the unopened expiry date, if sealed, or up to the opened expiry date (when indicated), whichever comes first, provided the solution is kept tightly capped and stored under the indicated storage conditions. Purchasers will be notified of any significant changes resulting in re-certification or withdrawal of the product prior to the expiration date. / *La stabilité et l'exactitude de cet étalon sont garanties d'être à l'intérieur de l'incertitude de mesure, jusqu'à la date d'expiration de la bouteille non-ouverte, si scellée, ou jusqu'à la date d'expiration de la bouteille ouverte (si indiquée), en présumant que le contenant est maintenu fermé et gardé dans les conditions d'entreposage indiquées. Les acheteurs seront avisés dans le cas où il y aura des changements significatifs nécessitant une re-certification ou un rappel du produit avant la date d'expiration.*

7.0 HAZARDOUS INFORMATION / *INFORMATION SUR LES RISQUES POTENTIELS*:

Please refer to the associated Safety Data Sheet (SDS) for information regarding this product (available at www.SCPSCIENCE.com). / *SVP vous référer à la Fiche Signalétique applicable pour de l'information sur ce produit (Disponible à www.SCPSCIENCE.com).*

8.0 HOMOGENEITY / *HOMOGÉNÉITÉ:*

This solution has been blended according to an in-house procedure and its homogeneity is guaranteed to be fit for purpose when a sample size sufficient for the intended method of analysis is used. / *Cette solution a été préparée selon une procédure maison et nous assurons que sa homogénéité est approprié à l'emploi lorsqu'un échantillon suffisant pour la méthode d'analyse prévue est utilisé.*

9.0 TRACEABILITY / *TRAÇABILITÉ*:

This CRM (Certified Reference Material) is traceable to the NIST SRM (Standard Reference Material) indicated in section 2 through an unbroken chain of comparisons. In addition, balances used are regularly calibrated using weights which are traceable to NIST (National Institute of Standards and Technology) or NRC (National Research Council of Canada) standards. All conductivity meters used to analyze this standard have been regularly calibrated using a NIST or NRC traceable Thermometer and standards. All pH meters used to analyze this standard have been regularly calibrated using a NIST or NRC traceable thermometer and pH/MV simulator. / *Ce matériel de référence certifié est traçable au Matériel de Référence Standardisé de NIST indiqué à la section 2 par une chaine de comparaison ininterrompue. De plus, les balances utilisées sont étalonnées régulièrement en utilisant des poids qui sont traçables au NIST (National Institute of Standards and Technology) ou au CRNC (Conseil National de Recherches Canada). Tout conductimètre utilisé afin d'analyser cet étalon a été sujet à un étalonnage périodique utilisant des thermomètres et étalons traçables au NIST ou CNRC. Tout pH mètre utilisé afin d'analyser cet étalon a été sujet à un étalonnage périodique utilisant des thermomètres et un simulateur pH/MV traçables au NIST ou au CNRC.*

10.0 PREPARATION / *PRÉPARATION:*

For the preparation of these solutions, 18 meghom/cm double deionized water, high-purity acids and glassware calibrated to ASTM Class A specifications are used. / *Une eau de 18 meghom/cm doublement déionisé, de l'acide de haute pureté, ainsi que de la verrerie étalonnée afin de satisfaire les spécifications Classe A de ASTM ont été utilisés pour la préparation de cet étalon.*

11.0 QUALITY SYSTEM CERTIFICATIONS / *CERTIFICATIONS DE SYSTÈME QUALITÉ:*

ISO 9001 Certification / *Certification ISO 9001*: This standard was produced in a facility which operates under a **registered** ISO 9001 Quality Management System. Please consult our web site for a copy of the most recent revision of our certificate of registration. / *Cet étalon a été fabriqué dans un laboratoire qui utilise un Système de Gestion de la Qualité **enregistré** à la norme ISO 9001. Veuillez consulter notre site web pour obtenir la version la plus récente de notre certificat d'enregistrement.*

ISO 17025 Accreditation / *Accréditation ISO 17025*: **SCP SCIENCE (Corporate Headquarters)** operates an ISO 17025 **accredited** laboratory. Please consult our web site for a copy of the most recent revision of our certificate and scope of accreditation. / ***SCP SCIENCE (Siège social)** est **accréditée** ISO 17025. Veuillez consulter notre site web afin d'obtenir la plus récente version de notre certificat d'accréditation ainsi que la portée de notre accréditation.*

ISO 17034 Accreditation / *Accréditation ISO 17034* : SCP SCIENCE (Corporate Headquarters) is an ISO 17034 accredited Reference Material Producer. Please consult our website for a copy of our most recent certificate and scope of accreditation. / ***SCP SCIENCE (Siège social)** est un Fabricant de Matériaux de Référence Accrédité ISO 17034. Veuillez consulter notre site web afin d'obtenir la plus récente version de notre certificat d'accréditation ainsi que la portée de notre accréditation.*

CORPORATE HEADQUARTERS
21800 Clark Graham
Baie D'Urfé (Montréal), Quebec,
H9X 4B6 Canada
Phone: +1 (800) 361-6820
Fax: +1 (800) 253-5549

USA
3rd Party Distribution Center
348 Route 11, Champlain,
N.Y. 12919-4816

Phone: +1 (800) 361-6820
Fax: +1 (800) 253-5549

FRANCE
12 Ave. de Québec, Bat. IRIS
91140, Villebon-sur-Yvette

Phone: +33 (0) 1 69 18 71 17
Fax: +33 (0) 1 60 92 05 67

GERMANY
Alte Marktoberdorfer Straße 14, 87616
Marktoberdorf

Phone: +49 (0) 8342-89560-61
Fax: +49 (0) 8342-89560-69

Energy Laboratories Inc

Standard LOG

Standard ID:	ME211208 MSCAL2B		
Standard Name	MSCAL 2B	Type:	Primary
Date Prepared	12/8/2021	BY:	Stacy R. Hendricks
Date Expires:	12/8/2022		
Department	ME	Status:	Open
Vendor:	Inorganic Ventures		
Lot Number:	S2-MEB704403		
Balance ID:			
Comments:	Opened 12/08/2021; Expires 12/08/2022		

Chemical / Solvent Used	BottleNo	Amt	Units	Expires
Multi Analyte Custom Grade Solution	13793		mL	12/8/2022

Final Volume:
mL

Stock Source **Base Units** **Amount Added**

Analytes **CAS** Conc: **ug/mL**

INORGANIC VENTURES™
Refine your results. Redefine your industry.

Certificate of Analysis

300 Technology Drive
Christiansburg, VA 24073 USA
inorganicventures.com

P: 800-669-6799/540-585-3030
F: 540-585-3012
info@inorganicventures.com

1.0 ACCREDITATION / REGISTRATION

INORGANIC VENTURES is accredited to ISO 17034, "General Requirements for the Competence of Reference Material Producers" and ISO/IEC 17025, "General Requirements for the Competence of Testing and Calibration Laboratories". Inorganic Ventures is also an ISO 9001 registered manufacturer (QSR Certificate Number QSR-1034).

ACCREDITED
Testing Laboratory
Certificate 883.01

ACCREDITED
Reference Material Producer
Certificate 883.02

2.0 PRODUCT DESCRIPTION

Product Code:	Multi Analyte Custom Grade Solution
Catalog Number:	EL-MSCAL-2B
Lot Number:	S2-MEB704403
Matrix:	5% (v/v) HNO3
Value / Analyte(s):	100 µg/mL ea:

Aluminum, Arsenic,
Boron, Barium,
Beryllium, Cadmium,
Cobalt, Chromium,
Copper, Iron,
Manganese, Nickel,
Lead, Selenium,
Strontium, Thorium,
Thallium, Uranium,
Vanadium, Zinc,

40 µg/mL ea:
Silver

3.0 CERTIFIED VALUES AND UNCERTAINTIES

ID #: 13793
Opened:
Multi Analyte Custom Grade Solution
Expires: 4/21/2025
Rec'd: 4/29/2021
Energy Laboratories Inc 1120 So. 27th Street
Billings MT 59107

ANALYTE	CERTIFIED VALUE	ANALYTE	CERTIFIED VALUE
Aluminum, Al	100.0 ± 0.4 µg/mL	Arsenic, As	100.0 ± 0.9 µg/mL
Barium, Ba	100.0 ± 0.5 µg/mL	Beryllium, Be	100.0 ± 0.7 µg/mL
Boron, B	100.0 ± 0.7 µg/mL	Cadmium, Cd	100.0 ± 0.5 µg/mL
Chromium, Cr	100.0 ± 0.8 µg/mL	Cobalt, Co	100.0 ± 0.6 µg/mL
Copper, Cu	100.0 ± 0.5 µg/mL	Iron, Fe	100.1 ± 0.4 µg/mL
Lead, Pb	100.0 ± 0.6 µg/mL	Manganese, Mn	100.0 ± 0.5 µg/mL
Nickel, Ni	100.0 ± 0.6 µg/mL	Selenium, Se	100.0 ± 0.7 µg/mL
Silver, Ag	39.99 ± 0.18 µg/mL	Strontium, Sr	100.0 ± 0.4 µg/mL
Thallium, Tl	100.0 ± 0.6 µg/mL	Thorium, Th	100.0 ± 0.5 µg/mL
Uranium, U	100.0 ± 0.5 µg/mL	Vanadium, V	100.0 ± 0.5 µg/mL
Zinc, Zn	100.0 ± 0.5 µg/mL		

Density: 1.033 g/mL (measured at 20 ± 4 °C)

Assay Information:

ANALYTE	METHOD	NIST SRM#	SRM LOT#
Ag	ICP Assay	3151	160729
Ag	Volhard	999c	999c
Al	ICP Assay	3101a	140903
Al	EDTA	928	928
As	ICP Assay	3103a	100818
B	ICP Assay	3107	110830
Ba	ICP Assay	3104a	140909
Ba	Gravimetric		See Sec. 4.2
Be	ICP Assay	3105a	090514
Cd	ICP Assay	3108	130116
Cd	EDTA	928	928
Co	ICP Assay	3113	190630
Co	EDTA	928	928
Cr	ICP Assay	3112a	170630
Cu	ICP Assay	3114	121207
Cu	EDTA	928	928
Fe	ICP Assay	3126a	140812
Fe	EDTA	928	928
Fe	Calculated		See Sec. 4.2
Mn	ICP Assay	3132	050429
Mn	EDTA	928	928
Ni	ICP Assay	3136	120619
Ni	EDTA	928	928
Pb	ICP Assay	3128	101026
Pb	EDTA	928	928
Se	ICP Assay	3149	100901
Se	Calculated		See Sec. 4.2
Sr	EDTA	928	928
Sr	ICP Assay	Traceable to 3153a	K2-SR650985
Sr	Calculated		See Sec. 4.2
Th	EDTA	928	928
Th	Calculated		See Sec. 4.2
Tl	ICP Assay	3158	151215
U	ICP Assay	3164	080521
U	Calculated		See Sec. 4.2
V	ICP Assay	3165	160906
V	EDTA	928	928
Zn	ICP Assay	3168a	120629
Zn	EDTA	928	928

The following equations are used in the calculation of the certified value and the uncertainty. Reported uncertainties represent expanded uncertainties expressed at approximately the 95% confidence level using a coverage factor of k = 2.

Characterization of CRM/RM by Two or More Methods

Certified Value, $X_{CRM/RM}$, where two or more methods of characterization are used is the weighted mean of the results:

$X_{CRM/RM} = \Sigma(w_i)(X_i)$

X_i = mean of Assay Method i with standard uncertainty $u_{char\ i}$

w_i = the weighting factors for each method calculated using the inverse square of the variance:

$w_i = (1/u_{char\ i})^2 / (\Sigma(1/(u_{char\ i})^2)$

CRM/RM Expanded Uncertainty (±) = $U_{CRM/RM} = k\,(u^2_{char} + u^2_{bb} + u^2_{lts} + u^2_{ts})^{1/2}$

k = coverage factor = 2

$u_{char} = [\Sigma((w_i)^2 (u_{char\ i})^2)]^{1/2}$ where $u_{char\ i}$ are the errors from each characterization method

u_{bb} = bottle to bottle homogeneity standard uncertainty

u_{lts} = long term stability standard uncertainty (storage)

u_{ts} = transport stability standard uncertainty

Characterization of CRM/RM by One Method

Certified Value, $X_{CRM/RM}$, where one method of characterization is used is the mean of individual results:

$X_{CRM/RM} = (X_a)(u_{char\ a})$

X_a = mean of Assay Method A with

$u_{char\ a}$ = the standard uncertainty of characterization Method A

CRM/RM Expanded Uncertainty (±) = $U_{CRM/RM} = k\,(u^2_{char\ a} + u^2_{bb} + u^2_{lts} + u^2_{ts})^{1/2}$

k = coverage factor = 2

$u_{char\ a}$ = the errors from characterization

u_{bb} = bottle to bottle homogeneity standard uncertainty

u_{lts} = long term stability standard uncertainty (storage)

u_{ts} = transport stability standard uncertainty

Certified Abundance:

IV's Certified Abundance

Isotope	Atom %
Uranium 238U	99.8 ± 0.1
Uranium 235U	0.24 ± 0.05

4.0 TRACEABILITY TO NIST

- This product is traceable to NIST via an unbroken chain of comparisons. The uncertainties for each certified value are reported, taking into account the SRM/RM uncertainty error and the measurement, weighing and volume dilution errors. In rare cases where no NIST SRM/RM are available, the term 'in-house std.' is specified.

4.1 Thermometer Calibration

- All thermometers are NIST traceable through thermometers that are calibrated by an accredited calibration laboratory.

4.2 Balance Calibration

- All analytical balances are calibrated by an accredited calibration laboratory and procedure. The weights used for testing are annually compared to master weights and are traceable to NIST.

4.3 Glassware Calibration

- An in-house procedure is used to calibrate all Class A glassware used in the manufacturing and quality control of CRM/RMs.

5.0 TRACE METALLIC IMPURITIES (TMI) DETERMINED BY ICP-MS AND ICP-OES (µg/mL)

N/A

6.0 INTENDED USE

- For the calibration of analytical instruments and validation of analytical methods as appropriate.

7.0 INSTRUCTIONS FOR THE CORRECT USE OF THIS REFERENCE MATERIAL

7.1 Storage and Handling Recommendations

- Store between approximately 4° - 30° C while in sealed TCT bag.

- While stored in the sealed TCT bag, transpiration of this CRM/RM is negligible. After opening the sealed TCT bag transpiration of the CRM/RM will occur, resulting in a gradual increase in the analyte concentration(s). It is the responsibility of the user to account for this effect. When the bottle is weighed both before and after being placed in storage, the mass difference observed will be a measure of transpiration mass loss.

- After opening the sealed TCT bag, keep cap tightly sealed when not in use and store between 4° - 24° C to minimize the effects of transpiration. Use at 20° ± 4° C to minimize volumetric dilution error when using the reported density. Do not pipette from the container. Do not return removed aliquots to container.

- For more information, visit **www.inorganicventures.com/TCT**

8.0 HAZARDOUS INFORMATION

- Please refer to the Safety Data Sheet for information regarding this CRM/RM.

9.0 HOMOGENEITY

- This solution was mixed according to an in-house procedure and is guaranteed to be homogeneous. Homogeneity data indicate that the end user should take a minimum sample size of 0.2 mL to assure homogeneity.

10.0 QUALITY STANDARD DOCUMENTATION

10.1 ISO 9001 Quality Management System Registration

- QSR Certificate Number QSR-1034

10.2 ISO/IEC 17025 "General Requirements for the Competence of Testing and Calibration Laboratories"

- Chemical Testing - Accredited / A2LA Certificate Number 883.01

10.3 ISO 17034 "General Requirements for the Competence of Reference Material Producers"

- Reference Material Producer - Accredited / A2LA Certificate Number 883.02

Inorganic Ventures, 300 Technology Drive, Christiansburg, Va. 24073, USA; Telephone: 800.669.6799; 540.585.3030, Fax: 540.585.3012; inorganicventures.com; info@inorganicventures.com

11.0 CERTIFICATION, LOT EXPIRATION AND PERIOD OF VALIDITY

11.1 Certification Issue Date

April 21, 2021

- The certification is valid within the measurement uncertainty specified provided the CRM/RM is stored and handled in accordance with instructions given in Sec 7.1. This certification is nullified if instructions in Sec 7.1 are not followed or if the CRM/RM is damaged, contaminated, or otherwise modified.

11.2 Lot Expiration Date

- April 21, 2025

- The date after which this CRM/RM should not be used.

- The lot expiration date reflects the period of time that the stability of a CRM/RM can be supported by long term stability studies conducted on properly stored and handled CRM/RMs. Lot expiration is limited primarily by transpiration (loss of water from the solution) and infrequently by chemical stability.

11.3 Period of Validity

- Sealed TCT Bag Open Date: _____

- This CRM/RM should not be used longer than one year (or six months in the case of a 30 mL bottle) from the date of opening the aluminized bag or after the date given in Sec. 11.2, whichever comes first. This is contingent upon the CRM/RM being stored and handled in accordance with the instructions given in Sec. 7.1.

12.0 NAMES AND SIGNATURES OF CERTIFYING OFFICERS

Certificate Approved By:

Michael Booth
Director, Quality Control

Michael J Booth

Certifying Officer:

Paul Gaines
Chairman / Senior Technical Director

Paul R Gaines

Energy Laboratories Inc

Standard LOG

Standard ID:	ME211221 MSCAL 3C		
Standard Name	MSCAL 3C	Type:	Primary
Date Prepared	12/21/2021	BY:	Stacy R. Hendricks
Date Expires:	12/21/2022		
Department	ME	Status:	Open
Vendor:	Inorganic Ventures		
Lot Number:	S2-MEB700780		
Balance ID:			
Comments:	Opened 12/21/21; expires 12/21/22		

Chemical / Solvent Used	BottleNo	Amt	Units	Expires
Multi Analyte Custom Grade Solution	13473	250	mL	12/21/2022

Final Volume:
250 mL

Stock Source	**Base Units**	**Amount Added**
Analytes	**CAS**	Conc: **ug/mL**

INORGANIC VENTURES

CERTIFICATE OF ANALYSIS

1.0 ACCREDITATION / REGISTRATION

INORGANIC VENTURES is accredited to ISO 17034, "General Requirements for the Competence of Reference Material Producers" and ISO/IEC 17025, "General Requirements for the Competence of Testing and Calibration Laboratories". Inorganic Ventures is also an ISO 9001 registered manufacturer (QSR Certificate Number QSR-1034).

ACCREDITED Testing Laboratory Certificate 883.01 ACCREDITED Reference Material Producer Certificate 883.02

2.0 PRODUCT DESCRIPTION

Product Code:	Multi Analyte Custom Grade Solution
Catalog Number:	EL-MSCAL-3C
Lot Number:	S2-MEB700780
Matrix:	3% (v/v) HNO3 tr. HF
Value / Analyte(s):	400 µg/mL ea: Silicon, 100 µg/mL ea: Tin, Molybdenum, Titanium, Antimony

1-6-2025

ID #: 13473
Opened:_____
Multi Analyte Custom Grade Solution
Expires: 1/6/2025
Rec'd: 1/15/2021
Energy Laboratories Inc 1120 So 27th Street
Billings MT 59107

3.0 CERTIFIED VALUES AND UNCERTAINTIES

ANALYTE	CERTIFIED VALUE	ANALYTE	CERTIFIED VALUE
Antimony, Sb	100.0 ± 0.8 µg/mL	Molybdenum, Mo	100.0 ± 0.6 µg/mL
Silicon, Si	399.9 ± 3.0 µg/mL	Tin, Sn	100.0 ± 0.6 µg/mL
Titanium, Ti	100.0 ± 0.7 µg/mL		

Density: 1.018 g/mL (measured at 20 ± 4 °C)

Assay Information:

ANALYTE	METHOD	NIST SRM#	SRM LOT#
Mo	ICP Assay	3134	130418
Sb	ICP Assay	3102a	140911
Si	ICP Assay	3150	130912
Sn	ICP Assay	3161a	140917
Ti	ICP Assay	3162a	130925

The following equations are used in the calculation of the certified value and the uncertainty. Reported uncertainties represent expanded uncertainties expressed at approximately the 95% confidence level using a coverage factor of k = 2.

Characterization of CRM/RM by Two or More Methods

Certified Value, $X_{CRM/RM}$, where two or more methods of characterization are used is the weighted mean of the results:

$X_{CRM/RM} = \Sigma(w_i)(X_i)$

X_i = mean of Assay Method i with standard uncertainty $u_{char\ i}$

w_i = the weighting factors for each method calculated using the inverse square of the variance:

$w_i = (1/u_{char\ i})^2 / (\Sigma(1/(u_{char\ i})^2)$

CRM/RM Expanded Uncertainty (±) = $U_{CRM/RM} = k\,(u^2_{char} + u^2_{bb} + u^2_{lts} + u^2_{ts})^{1/2}$

k = coverage factor = 2

$u_{char} = [\Sigma((w_i)^2\,(u_{char\ i})^2)]^{1/2}$ where $u_{char\ i}$ are the errors from each characterization method

u_{bb} = bottle to bottle homogeneity standard uncertainty

u_{lts} = long term stability standard uncertainty (storage)

u_{ts} = transport stability standard uncertainty

Characterization of CRM/RM by One Method

Certified Value, $X_{CRM/RM}$, where one method of characterization is used is the mean of individual results:

$X_{CRM/RM} = (X_a)\,(u_{char\ a})$

X_a = mean of Assay Method A with

$u_{char\ a}$ = the standard uncertainty of characterization Method A

CRM/RM Expanded Uncertainty (±) = $U_{CRM/RM} = k\,(u^2_{char\ a} + u^2_{bb} + u^2_{lts} + u^2_{ts})^{1/2}$

k = coverage factor = 2

$u_{char\ a}$ = the errors from characterization

u_{bb} = bottle to bottle homogeneity standard uncertainty

u_{lts} = long term stability standard uncertainty (storage)

u_{ts} = transport stability standard uncertainty

4.0 TRACEABILITY TO NIST

- This product is traceable to NIST via an unbroken chain of comparisons. The uncertainties for each certified value are reported, taking into account the SRM/RM uncertainty error and the measurement, weighing and volume dilution errors. In rare cases where no NIST SRM/RM are available, the term 'in-house std.' is specified.

4.1 Thermometer Calibration

- All thermometers are NIST traceable through thermometers that are calibrated by an accredited calibration laboratory.

4.2 Balance Calibration

- All analytical balances are calibrated by an accredited calibration laboratory and procedure. The weights used for testing are annually compared to master weights and are traceable to NIST.

4.3 Glassware Calibration

- An in-house procedure is used to calibrate all Class A glassware used in the manufacturing and quality control of CRM/RMs.

5.0 TRACE METALLIC IMPURITIES (TMI) DETERMINED BY ICP-MS AND ICP-OES (µg/mL)

N/A

6.0 INTENDED USE

- For the calibration of analytical instruments and validation of analytical methods as appropriate.

7.0 INSTRUCTIONS FOR THE CORRECT USE OF THIS REFERENCE MATERIAL

7.1 Storage and Handling Recommendations

- Store between approximately 4° - 30° C while in sealed TCT bag.

- While stored in the sealed TCT bag, transpiration of this CRM/RM is negligible. After opening the sealed TCT bag transpiration of the CRM/RM will occur, resulting in a gradual increase in the analyte concentration(s). It is the responsibility of the user to account for this effect. When the bottle is weighed both before and after being placed in storage, the mass difference observed will be a measure of transpiration mass loss.

- After opening the sealed TCT bag, keep cap tightly sealed when not in use and store between 4° - 24° C to minimize the effects of transpiration. Use at 20° ± 4° C to minimize volumetric dilution error when using the reported density. Do not pipette from the container. Do not return removed aliquots to container.

- For more information, visit **www.inorganicventures.com/TCT**

HF Note: This standard should not be prepared or stored in glass.

8.0 HAZARDOUS INFORMATION

- Please refer to the Safety Data Sheet for information regarding this CRM/RM.

9.0 HOMOGENEITY

- This solution was mixed according to an in-house procedure and is guaranteed to be homogeneous. Homogeneity data indicate that the end user should take a minimum sample size of 0.2 mL to assure homogeneity.

10.0 QUALITY STANDARD DOCUMENTATION

10.1 ISO 9001 Quality Management System Registration

- QSR Certificate Number QSR-1034

10.2 ISO/IEC 17025 "General Requirements for the Competence of Testing and Calibration Laboratories"

- Chemical Testing - Accredited / A2LA Certificate Number 883.01

10.3 ISO 17034 "General Requirements for the Competence of Reference Material Producers"

- Reference Material Producer - Accredited / A2LA Certificate Number 883.02

Inorganic Ventures, 300 Technology Drive, Christiansburg, Va. 24073, USA; Telephone: 800.669.6799; 540.585.3030, Fax: 540.585.3012; inorganicventures.com; info@inorganicventures.com

11.0 CERTIFICATION, LOT EXPIRATION AND PERIOD OF VALIDITY

11.1 Certification Issue Date

January 06, 2021

- The certification is valid within the measurement uncertainty specified provided the CRM/RM is stored and handled in accordance with instructions given in Sec 7.1. This certification is nullified if instructions in Sec 7.1 are not followed or if the CRM/RM is damaged, contaminated, or otherwise modified.

11.2 Lot Expiration Date

- January 06, 2025

- The date after which this CRM/RM should not be used.

- The lot expiration date reflects the period of time that the stability of a CRM/RM can be supported by long term stability studies conducted on properly stored and handled CRM/RMs. Lot expiration is limited primarily by transpiration (loss of water from the solution) and infrequently by chemical stability.

11.3 Period of Validity

- Sealed TCT Bag Open Date: _____

- This CRM/RM should not be used longer than one year (or six months in the case of a 30 mL bottle) from the date of opening the aluminized bag or after the date given in Sec. 11.2, whichever comes first. This is contingent upon the CRM/RM being stored and handled in accordance with the instructions given in Sec. 7.1.

12.0 NAMES AND SIGNATURES OF CERTIFYING OFFICERS

Certificate Approved By:

Michael Booth
Director, Quality Control

Michael J Booth

Certifying Officer:

Paul Gaines
Chairman / Senior Technical Director

Paul R Gaines

Energy Laboratories Inc

Standard LOG

Standard ID:	ME220110 CE, LA PRIMARY		
Standard Name	Ce, La Primary	Type:	Secondary
Date Prepared	1/10/2022	BY:	Amanda E. McDani
Date Expires:	1/6/2023		
Department	ME	Status:	Open
Vendor:	Inorganic Ventures		
Lot Number:	M2-CE657768/M2-		
Balance ID:			

Comments: Used to make standards and spiking solutions; No primary La available

Chemical / Solvent Used	BottleNo	Amt	Units	Expires
Nitric Acid 69.0- 70.0% D0521	14626	0.5	mL	12/14/2026
Milli-Q H2O	391	39.5	mL	6/1/2100

Final Volume:
50 mL

Stock Source		**Base Units**	**Amount Added**
ME220106-CE	Ce Primary Stock	ug/mL	5 mL

Analytes	**CAS**	Conc:	**ug/mL**

Energy Laboratories Inc

ANALYTICAL RUN Summary

13-Jan-22

Run ID GCFID-HP5-B_220111A

Run Start Date:	1/11/2022
Analyst:	Ann Nebel
Ical:	
Column ID:	
Comments:	ICAL-SW8015C_DRO220111JA.CAL

Std ID	Std Name	Std Amount	Std Units	Samp Amount	Samp Units	SampType	Expiration Date
DRO211012B	#2 Diesel in Acetone 150,000 ug/mL					ICV	11/5/2023
DRO211101A	OTP-4000 ug/mL DCM					OTP-CAL	9/30/2024
DRO211214C	Diesel Fuel #2 50,000 ug/mL in DCM					CCV-CAL	4/30/2023
DRO220102D	ALASKA MARKER-200ug/mL					MARKER	5/31/2022

Seq No	Lab ID	Test Code	Sample Typ	File ID	Analysis Date	DF	Batch ID	Prep Date	SPKref	RPDref	pmoist
14976981	CCV_0111HP50	HC-8015-DRO-	CCV		1/11/2022 8:59:2	1	R373149		0	0	

Analyte	T	Units	RAW	Final	Text	Spike	SPKref	RPDref	MDL	PQL	UQL	%REC	LOW	HIGH	%RPD	Q
Total Extractable Hydrocarbons	A	mg/L		3.205893		15	0	0	0.0749	0.3	50	21%	80	120	0%	S
o-Terphenyl	S	mg/L		0.1968894		0.2	0	0	0.000429	0.002	0	98%	80	120	0%	

Seq No	Lab ID	Test Code	Sample Typ	File ID	Analysis Date	DF	Batch ID	Prep Date	SPKref	RPDref	pmoist
14976982	CCV_0111HP50	HC-8015-DRO-	CAL1		1/11/2022 10:25:	1	R373149		0	0	

Analyte	T	Units	RAW	Final	Text	Spike	SPKref	RPDref	MDL	PQL	UQL	%REC	LOW	HIGH	%RPD	Q
o-Terphenyl	S	mg/L		0.00201677		0.002	0	0	0.000429	0.002	0	101%	80	120	0%	

Seq No	Lab ID	Test Code	Sample Typ	File ID	Analysis Date	DF	Batch ID	Prep Date	SPKref	RPDref	pmoist
14976983	CCV_0111HP50	HC-8015-DRO-	CAL2		1/11/2022 11:08:	1	R373149		0	0	

Analyte	T	Units	RAW	Final	Text	Spike	SPKref	RPDref	MDL	PQL	UQL	%REC	LOW	HIGH	%RPD	Q
o-Terphenyl	S	mg/L		0.0489019		0.05	0	0	0.000429	0.002	0	98%	80	120	0%	

Seq No	Lab ID	Test Code	Sample Typ	File ID	Analysis Date	DF	Batch ID	Prep Date	SPKref	RPDref	pmoist
14976984	CCV_0111HP50	HC-8015-DRO-	CAL3		1/11/2022 11:51:	1	R373149		0	0	

Analyte	T	Units	RAW	Final	Text	Spike	SPKref	RPDref	MDL	PQL	UQL	%REC	LOW	HIGH	%RPD	Q
o-Terphenyl	S	mg/L		0.2047389		0.2	0	0	0.000429	0.002	0	102%	80	120	0%	

Seq No	Lab ID	Test Code	Sample Typ	File ID	Analysis Date	DF	Batch ID	Prep Date	SPKref	RPDref	pmoist
14976985	CCV_0111HP50	HC-8015-DRO-	CAL4		1/11/2022 12:34:	1	R373149		0	0	

Analyte	T	Units	RAW	Final	Text	Spike	SPKref	RPDref	MDL	PQL	UQL	%REC	LOW	HIGH	%RPD	Q
o-Terphenyl	S	mg/L		0.4884362		0.5	0	0	0.000429	0.002	0	98%	80	120	0%	

Seq No	Lab ID	Test Code	Sample Typ	File ID	Analysis Date	DF	Batch ID	Prep Date	SPKref	RPDref	pmoist
14976986	CCV_0111HP50	HC-8015-DRO-	CAL5		1/11/2022 1:17:0	1	R373149		0	0	

Analyte	T	Units	RAW	Final	Text	Spike	SPKref	RPDref	MDL	PQL	UQL	%REC	LOW	HIGH	%RPD	Q
o-Terphenyl	S	mg/L		1.013008		1	0	0	0.000429	0.002	0	101%	80	120	0%	

Seq No	Lab ID	Test Code	Sample Typ	File ID	Analysis Date	DF	Batch ID	Prep Date	SPKref	RPDref	pmoist
14976987	CCV_0111HP50	HC-8015-DRO-	CAL1		1/11/2022 1:59:5	1	R373149		0	0	

Analyte	T	Units	RAW	Final	Text	Spike	SPKref	RPDref	MDL	PQL	UQL	%REC	LOW	HIGH	%RPD	Q
Total Extractable Hydrocarbons	A	mg/L		0.1635249		0.15	0	0	0.0749	0.3	50	109%	80	120	0%	

Seq No	Lab ID	Test Code	Sample Typ	File ID	Analysis Date	DF	Batch ID	Prep Date	SPKref	RPDref	pmoist
14976989	CCV_0111HP51	HC-8015-DRO-	CAL2		1/11/2022 2:42:3	1	R373149		0	0	

Analyte	T	Units	RAW	Final	Text	Spike	SPKref	RPDref	MDL	PQL	UQL	%REC	LOW	HIGH	%RPD	Q
Total Extractable Hydrocarbons	A	mg/L		3.698293		3.75	0	0	0.0749	0.3	50	99%	80	120	0%	

Seq No	Lab ID	Test Code	Sample Typ	File ID	Analysis Date	DF	Batch ID	Prep Date	SPKref	RPDref	pmoist
14976990	CCV_0111HP51	HC-8015-DRO-	CAL3		1/11/2022 3:25:2	1	R373149		0	0	

Analyte	T	Units	RAW	Final	Text	Spike	SPKref	RPDref	MDL	PQL	UQL	%REC	LOW	HIGH	%RPD	Q
Total Extractable Hydrocarbons	A	mg/L		14.75864		15	0	0	0.0749	0.3	50	98%	80	120	0%	

Seq No	Lab ID	Test Code	Sample Typ	File ID	Analysis Date	DF	Batch ID	Prep Date	SPKref	RPDref	pmoist
14976991	CCV_0111HP51	HC-8015-DRO-	CAL4		1/11/2022 4:08:0	1	R373149		0	0	

Analyte	T	Units	RAW	Final	Text	Spike	SPKref	RPDref	MDL	PQL	UQL	%REC	LOW	HIGH	%RPD	Q
Total Extractable Hydrocarbons	A	mg/L		36.29137		37.5	0	0	0.0749	0.3	50	97%	80	120	0%	

Seq No	Lab ID	Test Code	Sample Typ	File ID	Analysis Date	DF	Batch ID	Prep Date	SPKref	RPDref	pmoist
14976992	CCV_0111HP51	HC-8015-DRO-	CAL5		1/11/2022 4:51:0	1	R373149		0	0	

Analyte	T	Units	RAW	Final	Text	Spike	SPKref	RPDref	MDL	PQL	UQL	%REC	LOW	HIGH	%RPD	Q
Total Extractable Hydrocarbons	A	mg/L		48.59718		50	0	0	0.0749	0.3	50	97%	80	120	0%	

Seq No	Lab ID	Test Code	Sample Typ	File ID	Analysis Date	DF	Batch ID	Prep Date	SPKref	RPDref	pmoist
14976993	CCV_0111HP51	HC-8015-DRO-	ICV		1/11/2022 5:34:2	1	R373149		0	0	

Analyte	T	Units	RAW	Final	Text	Spike	SPKref	RPDref	MDL	PQL	UQL	%REC	LOW	HIGH	%RPD	Q
Total Extractable Hydrocarbons	A	mg/L		14.05379		15	0	0	0.0749	0.3	50	94%	80	120	0%	

Write Sequence Data File	Insert Entries(Have the first cell for entries selecte Sample Name	Method	Weight	Dil Factor	Amt Inj.	IS	Cal ID
G:\org\HP5\DAT\HP5011122_b\0111HP5.01r	DCM-Baseline Check-V01	G:\Org\HP5\Methods\DR_8015-IC-LEXP.met	1	1	1	1	0
G:\org\HP5\DAT\HP5011122_b\0111HP5.02r	CCV_0111HP502r, DRO ;0111HP5 , DRO220102D	G:\Org\HP5\Methods\DC_8015-JA-L%.met	1	1	1	1	0
G:\org\HP5\DAT\HP5011122_b\0111HP5.03r	DCM-Baseline Check-V03	G:\Org\HP5\Methods\DR_8015-IC-LEXP.met	1	1	1	1	0
G:\org\HP5\DAT\HP5011122_b\0111HP5.04r	CCV_0111HP504r, CAL1 ;0111HP5 , 2 ug per mL OTP (10 uL of Cal3 + 990 uL DCM(14647)	G:\Org\HP5\Methods\DS_8015-JA-L#.met	1	1	1	1	0
G:\org\HP5\DAT\HP5011122_b\0111HP5.05r	CCV_0111HP505r, CAL2 ;0111HP5 , 50 ug per mL OTP (100 uL Cal4 + 900 uL of DCM(14647)	G:\Org\HP5\Methods\DS_8015-JA-L#.met	1	1	1	1	0
G:\org\HP5\DAT\HP5011122_b\0111HP5.06r	CCV_0111HP506r, CAL3 ;0111HP5 , 200 ug per mL OTP (100uL of Cal5 + 400 uL DCM(14647)	G:\Org\HP5\Methods\DS_8015-JA-L#.met	1	1	1	1	0
G:\org\HP5\DAT\HP5011122_b\0111HP5.07r	CCV_0111HP507r, CAL4 ;0111HP5 , 500 ug per mL OTP (250uL of Cal5 + 250 uL DCM(14647)	G:\Org\HP5\Methods\DS_8015-JA-L#.met	1	1	1	1	0
G:\org\HP5\DAT\HP5011122_b\0111HP5.08r	CCV_0111HP508r, CAL5 ;0111HP5 , 1000 ug per mL OTP (250 uL 4000 ug/mL OTP DRO211101A + 750 DCM(14647)	G:\Org\HP5\Methods\DS_8015-JA-L#.met	1	1	1	1	0
G:\org\HP5\DAT\HP5011122_b\0111HP5.09r	CCV_0111HP509r, CAL1 ;0111HP5 , 150 ug per mL Diesel (20 uL of Cal3 + 980 uL DCM(14647), then 100 uL of that + 100 uL of DCM (14647))	G:\Org\HP5\Methods\DC_8015-JA-L%.met	1	1	1	1	0
G:\org\HP5\DAT\HP5011122_b\0111HP5.10r	CCV_0111HP510r, CAL2 ;0111HP5 , 3750 ug per mL Diesel (100 uL Cal4 + 900 uL of DCM(14647)	G:\Org\HP5\Methods\DC_8015-JA-L%.met	1	1	1	1	0
G:\org\HP5\DAT\HP5011122_b\0111HP5.11r	CCV_0111HP511r, CAL3 ;0111HP5 , 15000 ug per mL Diesel (300 uL of DRO211214C + 700 uL DCM(14647)	G:\Org\HP5\Methods\DC_8015-JA-L%.met	1	1	1	1	0
G:\org\HP5\DAT\HP5011122_b\0111HP5.12r	CCV_0111HP512r, CAL4 ;0111HP5 , 37500ug per mL Diesel (750 uL of DRO211214C + 250 uL DCM(14647)	G:\Org\HP5\Methods\DC_8015-JA-L%.met	1	1	1	1	0
G:\org\HP5\DAT\HP5011122_b\0111HP5.13r	CCV_0111HP513r, CAL5 ;0111HP5 , 50000 ug per mL Diesel (200 uL of DRO211214C)	G:\Org\HP5\Methods\DC_8015-JA-L%.met	1	1	1	1	0
G:\org\HP5\DAT\HP5011122_b\0111HP5.14r	CCV_0111HP514r, Second Source ;0111HP5 , 15000 ug per mL (100uL of DRO211012B + 900uL DCM(14647)	G:\Org\HP5\Methods\DC_8015-JA-L%.met	1	1	1	1	0

File Name: G:\Org\HP5\Cals\SW8015C_DRO220111JA.CAL
Version: 12

Creator: AMN 01/13/2022
Description: 8015C-DRO. New ICal Per 0111HP5 (2022)-2 uL Inj.; COD added using OTP RFs
Reason for change:

External standard calibration
Standard injection volume: 1
Standard sample weight: 1
Area reject threshold: 500
Reference peak area reject threshold: 500
Amount units: nanograms
No default component

Method of calculating data point averages: Equal weight for all updates
No calibration update report

All levels are normal data points.

1 DRO Range Start

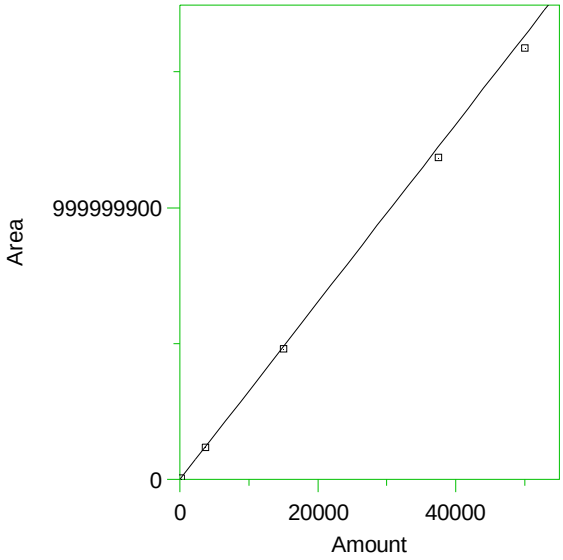

Expected retention time:	6.68 minutes
Search window:	0.05 minutes
No retention time reference component	
Group number:	0
High alarm limit:	0
Low alarm limit:	0
Component constant:	0

Single peak quantification by area

Y = 32675.36 X + 0

Average CF fit with equal weighting, forced to origin

Coefficient of determination:	0.9980255
Average error:	3.607%
Average CF:	32675.36
RSD:	5.100%

Level	Amount	Response	Cal Factor	Error, %	Source	Date and time
1	150	5343235	35621.57	9.017	Manual	1/13/2022 12:28:36 PM
2	3750	1.20843E+08	32224.8	-1.379	Manual	1/13/2022 12:29:11 PM
3	15000	4.82244E+08	32149.6	-1.609	Manual	1/13/2022 12:29:24 PM
4	37500	1.185834E+09	31622.24	-3.223	Manual	1/13/2022 12:29:37 PM
5	50000	1.58793E+09	31758.6	-2.806	Manual	1/13/2022 12:28:57 PM

2 *o-Terphenyl

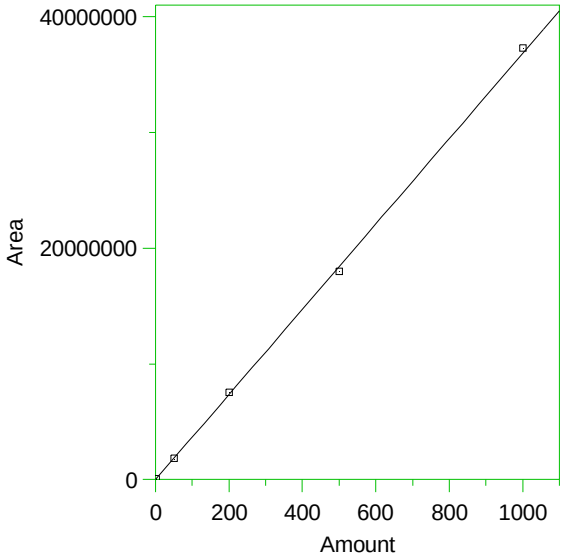

Expected retention time: 12.35 minutes
Search window: 0.05 minutes
No retention time reference component
Group number: 0

High alarm limit: 0
Low alarm limit: 0
Component constant: 0

Single peak quantification by area

Y = 36857.86 X + 0

Average CF fit with equal weighting, forced to origin
Coefficient of determination: 0.9995278
Average error: 1.804%
Average CF: 36857.86
RSD: 2.132%

Level	Amount	Response	Cal Factor	Error, %	Source	Date and time
1	2	74333.97	37166.98	0.839	G:\Org\HP5\DAT\HP5011122_b\0111HP5.0004.BND	1/13/2022 12:27:15 PM
2	50	1802420	36048.4	-2.196	G:\Org\HP5\DAT\HP5011122_b\0111HP5.0005.BND	1/13/2022 12:27:23 PM
3	200	7546240	37731.2	2.369	G:\Org\HP5\DAT\HP5011122_b\0111HP5.0006.BND	1/13/2022 12:27:28 PM
4	500	1.800271E+07	36005.42	-2.313	G:\Org\HP5\DAT\HP5011122_b\0111HP5.0007.BND	1/13/2022 12:27:34 PM
5	1000	3.733731E+07	37337.31	1.301	G:\Org\HP5\DAT\HP5011122_b\0111HP5.0008.BND	1/13/2022 12:27:40 PM

3 *1-Chlorooctadecane

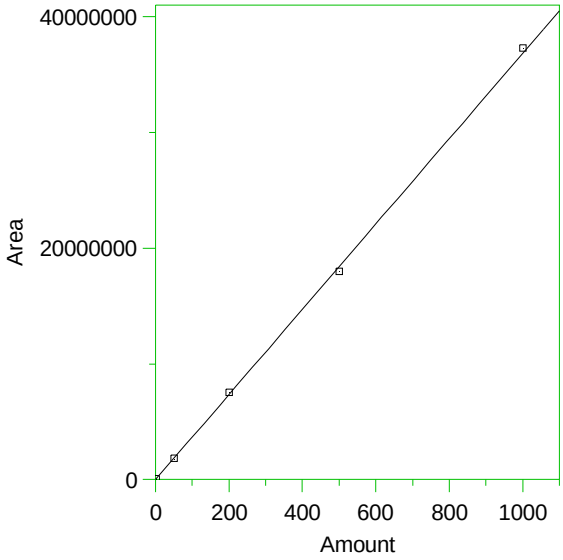

Expected retention time:	13.16 minutes
Search window:	0.05 minutes
No retention time reference component	
Group number:	0
High alarm limit:	0
Low alarm limit:	0
Component constant:	0

Single peak quantification by area

Y = 36857.86 X + 0

Average CF fit with equal weighting, forced to origin

Coefficient of determination:	0.9995278
Average error:	1.804%
Average CF:	36857.86
RSD:	2.132%

Level	Amount	Response	Cal Factor	Error, %	Source	Date and time
1	2	74333.97	37166.98	0.839	Manual	1/13/2022 12:27:45 PM
2	50	1802420	36048.4	-2.196	Manual	1/13/2022 12:27:47 PM
3	200	7546240	37731.2	2.369	Manual	1/13/2022 12:27:49 PM
4	500	1.800271E+07	36005.42	-2.313	Manual	1/13/2022 12:27:51 PM
5	1000	3.733731E+07	37337.31	1.301	Manual	1/13/2022 12:27:53 PM

Write Sequence / Data File	Insert Entries(Have the first cell for entries selecte / Sample Name	Method	Weight	Dil Factor	Amt Inj.	IS	Cal ID	Manual Integrations
G:\org\HP5\DAT\HP5011122_b\0111HP5.01r	DCM-Baseline Check-V01	G:\Org\HP5\Methods\DR_8015-IC-LEXP.met	1	1	1	1	0	No Integration
G:\org\HP5\DAT\HP5011122_b\0111HP5.02r	CCV_0111HP502r, DRO ;0111HP5 , DRO220102D	G:\Org\HP5\Methods\DC_8015-JA-L%.met	1	1	1	1	0	No Integration
G:\org\HP5\DAT\HP5011122_b\0111HP5.03r	DCM-Baseline Check-V03	G:\Org\HP5\Methods\DR_8015-IC-LEXP.met	1	1	1	1	0	No Integration
G:\org\HP5\DAT\HP5011122_b\0111HP5.04r	CCV_0111HP504r, CAL1 ;0111HP5 , 2 ug per mL OTP (10 uL of Cal3 + 990 uL DCM(14647)	G:\Org\HP5\Methods\DS_8015-JA-L#.met	1	1	1	1	0	Surrogates are integrated using a valley to valley integration Set Baseline All Valley on at 12.01 minutes.
G:\org\HP5\DAT\HP5011122_b\0111HP5.05r	CCV_0111HP505r, CAL2 ;0111HP5 , 50 ug per mL OTP (100 uL Cal4 + 900 uL of DCM(14647)	G:\Org\HP5\Methods\DS_8015-JA-L#.met	1	1	1	1	0	Surrogates are integrated using a valley to valley integration Set Baseline All Valley on at 12.01 minutes.
G:\org\HP5\DAT\HP5011122_b\0111HP5.06r	CCV_0111HP506r, CAL3 ;0111HP5 , 200 ug per mL OTP (100uL of Cal5 + 400 uL DCM(14647)	G:\Org\HP5\Methods\DS_8015-JA-L#.met	1	1	1	1	0	Surrogates are integrated using a valley to valley integration Set Baseline All Valley on at 12.01 minutes.
G:\org\HP5\DAT\HP5011122_b\0111HP5.07r	CCV_0111HP507r, CAL4 ;0111HP5 , 500 ug per mL OTP (250uL of Cal5 + 250 uL DCM(14647)	G:\Org\HP5\Methods\DS_8015-JA-L#.met	1	1	1	1	0	Surrogates are integrated using a valley to valley integration Set Baseline All Valley on at 12.01 minutes.
G:\org\HP5\DAT\HP5011122_b\0111HP5.08r	CCV_0111HP508r, CAL5 ;0111HP5 , 1000 ug per mL OTP (250 uL 4000 ug/mL OTP DRO211101A + 750 DCM(14647)	G:\Org\HP5\Methods\DS_8015-JA-L#.met	1	1	1	1	0	Surrogates are integrated using a valley to valley integration Set Baseline All Valley on at 12.01 minutes.
G:\org\HP5\DAT\HP5011122_b\0111HP5.09r	CCV_0111HP509r, CAL1 ;0111HP5 , 150 ug per mL Diesel (20 uL of Cal3 + 980 uL DCM(14647), then 100 uL of that + 100 uL of DCM (14647))	G:\Org\HP5\Methods\DC_8015-JA-L%.met	1	1	1	1	0	The integration of Diesel Range Organics and Total Extractable Hydrocarbons is the hydrocarbon response with reference to the baseline. Assigned Set Baseline on All Valley on at 16.36 minutes.
G:\org\HP5\DAT\HP5011122_b\0111HP5.10r	CCV_0111HP510r, CAL2 ;0111HP5 , 3750 ug per mL Diesel (100 uL Cal4 + 900 uL of DCM(14647)	G:\Org\HP5\Methods\DC_8015-JA-L%.met	1	1	1	1	0	The integration of Diesel Range Organics and Total Extractable Hydrocarbons is the hydrocarbon response with reference to the baseline. Assigned Set Baseline on All Valley on at 16.36 minutes.
G:\org\HP5\DAT\HP5011122_b\0111HP5.11r	CCV_0111HP511r, CAL3 ;0111HP5 , 15000 ug per mL Diesel (300 uL of DRO211214C + 700 uL DCM(14647)	G:\Org\HP5\Methods\DC_8015-JA-L%.met	1	1	1	1	0	The integration of Diesel Range Organics and Total Extractable Hydrocarbons is the hydrocarbon response with reference to the baseline. Assigned Set Baseline on All Valley on at 16.36 minutes.
G:\org\HP5\DAT\HP5011122_b\0111HP5.12r	CCV_0111HP512r, CAL4 ;0111HP5 , 37500ug per mL Diesel (750 uL of DRO211214C + 250 uL DCM(14647)	G:\Org\HP5\Methods\DC_8015-JA-L%.met	1	1	1	1	0	The integration of Diesel Range Organics and Total Extractable Hydrocarbons is the hydrocarbon response with reference to the baseline. Assigned Set Baseline on All Valley on at 16.36 minutes.
G:\org\HP5\DAT\HP5011122_b\0111HP5.13r	CCV_0111HP513r, CAL5 ;0111HP5 , 50000 ug per mL Diesel (200 uL of DRO211214C)	G:\Org\HP5\Methods\DC_8015-JA-L%.met	1	1	1	1	0	The integration of Diesel Range Organics and Total Extractable Hydrocarbons is the hydrocarbon response with reference to the baseline. Assigned Set Baseline on All Valley on at 16.36 minutes.
G:\org\HP5\DAT\HP5011122_b\0111HP5.14r	CCV_0111HP514r, Second Source ;0111HP5 , 15000 ug per mL (100uL of DRO211012B + 900uL DCM(14647)	G:\Org\HP5\Methods\DC_8015-JA-L%.met	1	1	1	1	0	The integration of Diesel Range Organics and Total Extractable Hydrocarbons is the hydrocarbon response with reference to the baseline. Assigned Set Baseline on All Valley on at 16.36 minutes.

Ann Nebel

Digitally signed by
Ann Nebel
Date: 2022.02.11 10:29:19 -07:00

Write Sequence / Data File	Insert Entries(Have the first cell for entries selecte / Sample Name	Method	Weight	Dil Factor	Amt Inj.	IS	Cal ID	Manual Integrations
G:\org\HP5\DAT\HP5011122_b\0111HP5.01r	DCM-Baseline Check-V01	G:\Org\HP5\Methods\DR_8015-IC-LEXP.met	1	1	1	1	0	No Integration
G:\org\HP5\DAT\HP5011122_b\0111HP5.02r	CCV_0111HP502r, DRO ;0111HP5 , DRO220102D	G:\Org\HP5\Methods\DC_8015-JA-L%.met	1	1	1	1	0	No Integration
G:\org\HP5\DAT\HP5011122_b\0111HP5.03r	DCM-Baseline Check-V03	G:\Org\HP5\Methods\DR_8015-IC-LEXP.met	1	1	1	1	0	No Integration
G:\org\HP5\DAT\HP5011122_b\0111HP5.04r	CCV_0111HP504r, CAL1 ;0111HP5 , 2 ug per mL OTP (10 uL of Cal3 + 990 uL DCM(14647)	G:\Org\HP5\Methods\DS_8015-JA-L#.met	1	1	1	1	0	Surrogates are integrated using a valley to valley integration Set Baseline All Valley on at 12.01 minutes.
G:\org\HP5\DAT\HP5011122_b\0111HP5.05r	CCV_0111HP505r, CAL2 ;0111HP5 , 50 ug per mL OTP (100 uL Cal4 + 900 uL of DCM(14647)	G:\Org\HP5\Methods\DS_8015-JA-L#.met	1	1	1	1	0	Surrogates are integrated using a valley to valley integration Set Baseline All Valley on at 12.01 minutes.
G:\org\HP5\DAT\HP5011122_b\0111HP5.06r	CCV_0111HP506r, CAL3 ;0111HP5 , 200 ug per mL OTP (100uL of Cal5 + 400 uL DCM(14647)	G:\Org\HP5\Methods\DS_8015-JA-L#.met	1	1	1	1	0	Surrogates are integrated using a valley to valley integration Set Baseline All Valley on at 12.01 minutes.
G:\org\HP5\DAT\HP5011122_b\0111HP5.07r	CCV_0111HP507r, CAL4 ;0111HP5 , 500 ug per mL OTP (250uL of Cal5 + 250 uL DCM(14647)	G:\Org\HP5\Methods\DS_8015-JA-L#.met	1	1	1	1	0	Surrogates are integrated using a valley to valley integration Set Baseline All Valley on at 12.01 minutes.
G:\org\HP5\DAT\HP5011122_b\0111HP5.08r	CCV_0111HP508r, CAL5 ;0111HP5 , 1000 ug per mL OTP (250 uL 4000 ug/mL OTP DRO211101A + 750 DCM(14647)	G:\Org\HP5\Methods\DS_8015-JA-L#.met	1	1	1	1	0	Surrogates are integrated using a valley to valley integration Set Baseline All Valley on at 12.01 minutes.
G:\org\HP5\DAT\HP5011122_b\0111HP5.09r	CCV_0111HP509r, CAL1 ;0111HP5 , 150 ug per mL Diesel (20 uL of Cal3 + 980 uL DCM(14647), then 100 uL of that + 100 uL of DCM (14647))	G:\Org\HP5\Methods\DC_8015-JA-L%.met	1	1	1	1	0	The integration of Diesel Range Organics and Total Extractable Hydrocarbons is the hydrocarbon response with reference to the baseline. Assigned Set Baseline on All Valley on at 16.36 minutes.
G:\org\HP5\DAT\HP5011122_b\0111HP5.10r	CCV_0111HP510r, CAL2 ;0111HP5 , 3750 ug per mL Diesel (100 uL Cal4 + 900 uL of DCM(14647)	G:\Org\HP5\Methods\DC_8015-JA-L%.met	1	1	1	1	0	The integration of Diesel Range Organics and Total Extractable Hydrocarbons is the hydrocarbon response with reference to the baseline. Assigned Set Baseline on All Valley on at 16.36 minutes.
G:\org\HP5\DAT\HP5011122_b\0111HP5.11r	CCV_0111HP511r, CAL3 ;0111HP5 , 15000 ug per mL Diesel (300 uL of DRO211214C + 700 uL DCM(14647)	G:\Org\HP5\Methods\DC_8015-JA-L%.met	1	1	1	1	0	The integration of Diesel Range Organics and Total Extractable Hydrocarbons is the hydrocarbon response with reference to the baseline. Assigned Set Baseline on All Valley on at 16.36 minutes.
G:\org\HP5\DAT\HP5011122_b\0111HP5.12r	CCV_0111HP512r, CAL4 ;0111HP5 , 37500ug per mL Diesel (750 uL of DRO211214C + 250 uL DCM(14647)	G:\Org\HP5\Methods\DC_8015-JA-L%.met	1	1	1	1	0	The integration of Diesel Range Organics and Total Extractable Hydrocarbons is the hydrocarbon response with reference to the baseline. Assigned Set Baseline on All Valley on at 16.36 minutes.
G:\org\HP5\DAT\HP5011122_b\0111HP5.13r	CCV_0111HP513r, CAL5 ;0111HP5 , 50000 ug per mL Diesel (200 uL of DRO211214C)	G:\Org\HP5\Methods\DC_8015-JA-L%.met	1	1	1	1	0	The integration of Diesel Range Organics and Total Extractable Hydrocarbons is the hydrocarbon response with reference to the baseline. Assigned Set Baseline on All Valley on at 16.36 minutes.
G:\org\HP5\DAT\HP5011122_b\0111HP5.14r	CCV_0111HP514r, Second Source ;0111HP5 , 15000 ug per mL (100uL of DRO211012B + 900uL DCM(14647)	G:\Org\HP5\Methods\DC_8015-JA-L%.met	1	1	1	1	0	The integration of Diesel Range Organics and Total Extractable Hydrocarbons is the hydrocarbon response with reference to the baseline. Assigned Set Baseline on All Valley on at 16.36 minutes.

Digitally signed by
Ann Nebel
Date: 2022.02.11 10:29:19 -07:00

Energy Laboratories Inc

ANALYTICAL RUN Summary

14-Jan-22

Run ID GCFID-HP5-B_220111C

Run Start Date:	1/11/2022
Analyst:	Ann Nebel
Ical:	
Column ID:	
Comments:	ICAL-SW8015C_ORO220111BA.CAL with Triacontane

Std ID	Std Name	Std Amount	Std Units	Samp Amount	Samp Units	SampType	Expiration Date
DRO210902A	50,000 ug/mL Oil Std for RRO-In DCM					ICV	9/1/2026
DRO211006A	Triacontane SURR 2000 ug/mL					CAL-SURR	4/6/2026
DRO211118A	50,000 ug/mL Oil Std For AK103 RRO-In DCM					CAL-ORO	10/31/2028

Seq No	Lab ID	Test Code	Sample Typ	File ID	Analysis Date	DF	Batch ID	Prep Date	SPKref	RPDref	pmoist
14977288	CCV_0111HP52	HC-8015-DRO-	CAL1		1/12/2022 3:39:1	1	R373160		0	0	

Analyte	T	Units	RAW	Final	Text	Spike	SPKref	RPDref	MDL	PQL	UQL	%REC	LOW	HIGH	%RPD	Q
n-Triacontane	S	mg/L		0.00190245		0.002	0	0	0.000336	0.002	0	95%	80	120	0%	

Seq No	Lab ID	Test Code	Sample Typ	File ID	Analysis Date	DF	Batch ID	Prep Date	SPKref	RPDref	pmoist
14977289	CCV_0111HP52	HC-8015-DRO-	CAL2		1/12/2022 4:22:1	1	R373160		0	0	

Analyte	T	Units	RAW	Final	Text	Spike	SPKref	RPDref	MDL	PQL	UQL	%REC	LOW	HIGH	%RPD	Q
n-Triacontane	S	mg/L		0.04984459		0.05	0	0	0.000336	0.002	0	100%	80	120	0%	

Seq No	Lab ID	Test Code	Sample Typ	File ID	Analysis Date	DF	Batch ID	Prep Date	SPKref	RPDref	pmoist
14977290	CCV_0111HP53	HC-8015-DRO-	CAL3		1/12/2022 5:05:2	1	R373160		0	0	

Analyte	T	Units	RAW	Final	Text	Spike	SPKref	RPDref	MDL	PQL	UQL	%REC	LOW	HIGH	%RPD	Q
n-Triacontane	S	mg/L		0.2024053		0.2	0	0	0.000336	0.002	0	101%	80	120	0%	

Seq No	Lab ID	Test Code	Sample Typ	File ID	Analysis Date	DF	Batch ID	Prep Date	SPKref	RPDref	pmoist
14977291	CCV_0111HP53	HC-8015-DRO-	CAL4		1/12/2022 5:48:3	1	R373160		0	0	

Analyte	T	Units	RAW	Final	Text	Spike	SPKref	RPDref	MDL	PQL	UQL	%REC	LOW	HIGH	%RPD	Q
n-Triacontane	S	mg/L		0.5035697		0.5	0	0	0.000336	0.002	0	101%	80	120	0%	

Seq No	Lab ID	Test Code	Sample Typ	File ID	Analysis Date	DF	Batch ID	Prep Date	SPKref	RPDref	pmoist
14977292	CCV_0111HP55	HC-8015-DRO-	CAL5		1/12/2022 8:49:5	1	R373160		0	0	

Analyte	T	Units	RAW	Final	Text	Spike	SPKref	RPDref	MDL	PQL	UQL	%REC	LOW	HIGH	%RPD	Q
n-Triacontane	S	mg/L		1.032718		1	0	0	0.000336	0.002	0	103%	80	120	0%	

Seq No	Lab ID	Test Code	Sample Typ	File ID	Analysis Date	DF	Batch ID	Prep Date	SPKref	RPDref	pmoist
14977293	CCV_0111HP55	HC-8015-DRO-	CAL1		1/13/2022 3:06:1	1	R373160		0	0	

Analyte	T	Units	RAW	Final	Text	Spike	SPKref	RPDref	MDL	PQL	UQL	%REC	LOW	HIGH	%RPD	Q
TEH(Oil Range)	A	mg/L		0.15954587		0.15	0	0	0.0879	0.3	0	106%	80	120	0%	

Seq No	Lab ID	Test Code	Sample Typ	File ID	Analysis Date	DF	Batch ID	Prep Date	SPKref	RPDref	pmoist
14977294	CCV_0111HP55	HC-8015-DRO-	CAL2		1/13/2022 4:31:3	1	R373160		0	0	

Analyte	T	Units	RAW	Final	Text	Spike	SPKref	RPDref	MDL	PQL	UQL	%REC	LOW	HIGH	%RPD	Q
TEH(Oil Range)	A	mg/L		1.03294141		1	0	0	0.0879	0.3	0	103%	80	120	0%	

Seq No	Lab ID	Test Code	Sample Typ	File ID	Analysis Date	DF	Batch ID	Prep Date	SPKref	RPDref	pmoist
14977295	CCV_0111HP55	HC-8015-DRO-	CAL3		1/13/2022 5:57:4	1	R373160		0	0	

Analyte	T	Units	RAW	Final	Text	Spike	SPKref	RPDref	MDL	PQL	UQL	%REC	LOW	HIGH	%RPD	Q
TEH(Oil Range)	A	mg/L		4.9326875		5	0	0	0.0879	0.3	0	99%	80	120	0%	

Seq No	Lab ID	Test Code	Sample Typ	File ID	Analysis Date	DF	Batch ID	Prep Date	SPKref	RPDref	pmoist
14977296	CCV_0111HP56	HC-8015-DRO-	CAL4		1/13/2022 7:24:1	1	R373160		0	0	

Analyte	T	Units	RAW	Final	Text	Spike	SPKref	RPDref	MDL	PQL	UQL	%REC	LOW	HIGH	%RPD	Q
TEH(Oil Range)	A	mg/L		14.328667		15	0	0	0.0879	0.3	0	96%	80	120	0%	

Seq No	Lab ID	Test Code	Sample Typ	File ID	Analysis Date	DF	Batch ID	Prep Date	SPKref	RPDref	pmoist
14977297	CCV_0111HP56	HC-8015-DRO-	CAL5		1/13/2022 8:50:3	1	R373160		0	0	

Analyte	T	Units	RAW	Final	Text	Spike	SPKref	RPDref	MDL	PQL	UQL	%REC	LOW	HIGH	%RPD	Q
TEH(Oil Range)	A	mg/L		28.7914395		30	0	0	0.0879	0.3	0	96%	80	120	0%	

Seq No	Lab ID	Test Code	Sample Typ	File ID	Analysis Date	DF	Batch ID	Prep Date	SPKref	RPDref	pmoist
14977298	CCV_0111HP56	HC-8015-DRO-	ICV		1/14/2022 8:18:1	0	R373160		0	0	

Analyte	T	Units	RAW	Final	Text	Spike	SPKref	RPDref	MDL	PQL	UQL	%REC	LOW	HIGH	%RPD	Q
TEH(Oil Range)	A	mg/L		5.07699902		5	0	0	0	0.3	0	102%	80	120	0%	

Write Sequence Data File	Insert Entries(Have the first cell for entries selected Sample Name	Method	Weight	Dil Factor	Amt Inj.	IS	Cal ID
G:\org\HP5\DAT\HP5011122_b\0111HP5.25r	DCM-Baseline Check-V25	G:\Org\HP5\Methods\DR_8015-IC-LEXP.met	1	1	1	1	0
G:\org\HP5\DAT\HP5011122_b\0111HP5.26r	Marker_0111HP526r, DRO ;0111HP5 , DRO220111A	g:\org\HP5\Methods\\CSC210212.met	1	1	1	1	0
G:\org\HP5\DAT\HP5011122_b\0111HP5.27r	DCM-Baseline Check-V27	G:\Org\HP5\Methods\DR_8015-HS-LEXP.met	1	1	1	1	0
G:\org\HP5\DAT\HP5011122_b\0111HP5.28r	CCV_0111HP528r, CAL1 ;0111HP5 , 2 ug per mL Triacontane (10 uL of Cal3 + 990 uL DCM(14647)	G:\Org\HP5\Methods\DS_ORO-BA-L#.MET	1	1	1	1	0
G:\org\HP5\DAT\HP5011122_b\0111HP5.29r	CCV_0111HP529r, CAL2 ;0111HP5 , 50 ug per mL Triacontane (100 uL Cal4 + 900 uL of DCM(14647)	G:\Org\HP5\Methods\DS_ORO-BA-L#.MET	1	1	1	1	0
G:\org\HP5\DAT\HP5011122_b\0111HP5.30r	CCV_0111HP530r, CAL3 ;0111HP5 , 200 ug per mL Triacontane (100uL of Cal5 + 400 uL DCM(14647)	G:\Org\HP5\Methods\DS_ORO-BA-L#.MET	1	1	1	1	0
G:\org\HP5\DAT\HP5011122_b\0111HP5.31r	CCV_0111HP531r, CAL4 ;0111HP5 , 500 ug per mL Triacontane (250uL of Cal5 + 250 uL DCM(14647)	G:\Org\HP5\Methods\DS_ORO-BA-L#.MET	1	1	1	1	0
G:\org\HP5\DAT\HP5011122_b\0111HP5.32r	DCM-Baseline Check-V33	G:\Org\HP5\Methods\DR_8015-HE-LEXP.met	1	1	1	1	0
G:\org\HP5\DAT\HP5011122_b\0111HP5.50r	CCV_0111HP550r, CAL5 ;0111HP5 , 1000 ug per mL Triacontane (DRO211006A)	G:\Org\HP5\Methods\DS_ORO-BA-L#.MET	1	1	1	1	0
G:\org\HP5\DAT\HP5011122_b\0111HP5.51r	DCM-Baseline Check-V51	G:\Org\HP5\Methods\DR_8015-IC-LEXP.met	1	1	1	1	0
G:\org\HP5\DAT\HP5011122_b\0111HP5.52r	DCM-Baseline Check-V52	G:\Org\HP5\Methods\DR_8015-IC-LEXP.met	1	1	1	1	0
G:\org\HP5\DAT\HP5011122_b\0111HP5.53r	Marker_0111HP553r, DRO ;0111HP5 , DRO220111A	g:\org\HP5\Methods\\CSC210212.met	1	1	1	1	0
G:\org\HP5\DAT\HP5011122_b\0111HP5.54r	DCM-Baseline Check-V54	G:\Org\HP5\Methods\DR_8015-IC-LEXP.met	1	1	1	1	0
G:\org\HP5\DAT\HP5011122_b\0111HP5.55r	CCV_0111HP555r, CAL1 ;0111HP5 , 150 ug per mLOil (10 uL of Cal4 + 990 uL DCM(14647)	G:\Org\HP5\Methods\DC_ORO-55-BA-L%.xls	1	1	1	1	0
G:\org\HP5\DAT\HP5011122_b\0111HP5.56r	DCM-Baseline Check-V56	G:\Org\HP5\Methods\DR_8015-HE-LEXP.met	1	1	1	1	0
G:\org\HP5\DAT\HP5011122_b\0111HP5.57r	CCV_0111HP557r, CAL2 ;0111HP5 , 1000 ug per mL Oil (200 uL of Cal 3 +800 uL DCM(14647)	G:\Org\HP5\Methods\DC_ORO-57-BA-L%.xls	1	1	1	1	0
G:\org\HP5\DAT\HP5011122_b\0111HP5.58r	DCM-Baseline Check-V58	G:\Org\HP5\Methods\DR_8015-HE-LEXP.met	1	1	1	1	0
G:\org\HP5\DAT\HP5011122_b\0111HP5.59r	CCV_0111HP559r, CAL3 ;0111HP5 , 5000 ug per mL Oil (100 uL of DRO211118A + 900 uL DCM(14647)	G:\Org\HP5\Methods\DC_ORO-59-BA-L%.xls	1	1	1	1	0
G:\org\HP5\DAT\HP5011122_b\0111HP5.60r	DCM-Baseline Check-V60	G:\Org\HP5\Methods\DR_8015-HE-LEXP.met	1	1	1	1	0
G:\org\HP5\DAT\HP5011122_b\0111HP5.61r	CCV_0111HP561r, CAL4 ;0111HP5 , 15000 ug per mL Oil (200 uL of CAL5 + 200 uL DCM(14647)	G:\Org\HP5\Methods\DC_ORO-61-BA-L%.xls	1	1	1	1	0
G:\org\HP5\DAT\HP5011122_b\0111HP5.62r	DCM-Baseline Check-V62	G:\Org\HP5\Methods\DR_8015-HE-LEXP.met	1	1	1	1	0
G:\org\HP5\DAT\HP5011122_b\0111HP5.63r	CCV_0111HP563r, CAL5 ;0111HP5 , 30000 ug per mL Oil (600 uL of DRO211118A + 400 uL of DCM)	G:\Org\HP5\Methods\DC_ORO-BA-L%.xls	1	1	1	1	0
G:\org\HP5\DAT\HP5011122_b\0111HP5.64r	DCM-Baseline Check-V64	G:\Org\HP5\Methods\DR_8015-HE-LEXP.met	1	1	1	1	0
G:\org\HP5\DAT\HP5011122_b\0111HP5.65r	DCM-Baseline Check-V65	G:\Org\HP5\Methods\DR_8015-HE-LEXP.met	1	1	1	1	0
G:\org\HP5\DAT\HP5011122_b\0111HP5.66r	DCM-Baseline Check-V66	G:\Org\HP5\Methods\DR_8015-HE-LEXP.met	1	1	1	1	0
G:\org\HP5\DAT\HP5011122_b\0111HP5.68r	DCM-Baseline Check-V68	G:\Org\HP5\Methods\DR_8015-IC-LEXP.met	1	1	1	1	0
G:\org\HP5\DAT\HP5011122_b\0111HP5.69r	CCV_0111HP567r, Second Source ;0111HP5 , 5000 ug per mL (100uL of DRO210902A + 900uL DCM(14647)	G:\Org\HP5\Methods\DC_ORO-59-BA-L%.xls	1	1	1	1	0

File Name: G:\Org\HP5\Cals\SW8015C_ORO220111BA.CAL
Version: 11

Creator: AMN
Description: 8015C-Oil Range with Triacontane. New ICal Per 0111HP5,(2022)-2 uL Inj.;
Reason for change:

External standard calibration
Standard injection volume: 1
Standard sample weight: 1
Area reject threshold: 500
Reference peak area reject threshold: 500
Amount units: nanograms
No default component

Method of calculating data point averages: Equal weight for all updates
No calibration update report

All levels are normal data points.

1 *30-40 Motor Oil

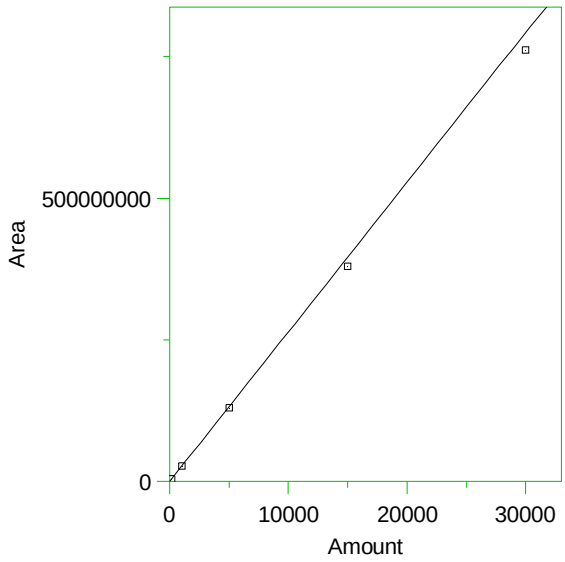

Expected retention time:	6.4 minutes
Search window:	0.05 minutes
No retention time reference component	
Group number:	0
High alarm limit:	0
Low alarm limit:	0
Component constant:	0

Single peak quantification by area

Y = 26424.55 X + 0

Average CF fit with equal weighting, forced to origin

Coefficient of determination:	0.9969108
Average error:	3.495%
Average CF:	26424.55
RSD:	4.293%

Level	Amount	Response	Cal Factor	Error, %	Source	Date and time
1	150	4177025	27846.83	5.382	Manual	1/14/2022 7:51:42 AM
2	1000	2.73111E+07	27311.1	3.355	Manual	1/14/2022 8:05:40 AM
3	5000	1.313247E+08	26264.94	-0.604	Manual	1/14/2022 8:05:24 AM
4	15000	3.796282E+08	25308.55	-4.223	Manual	1/14/2022 8:05:07 AM
5	30000	7.617404E+08	25391.35	-3.910	Manual	1/14/2022 8:04:35 AM

2 #C20

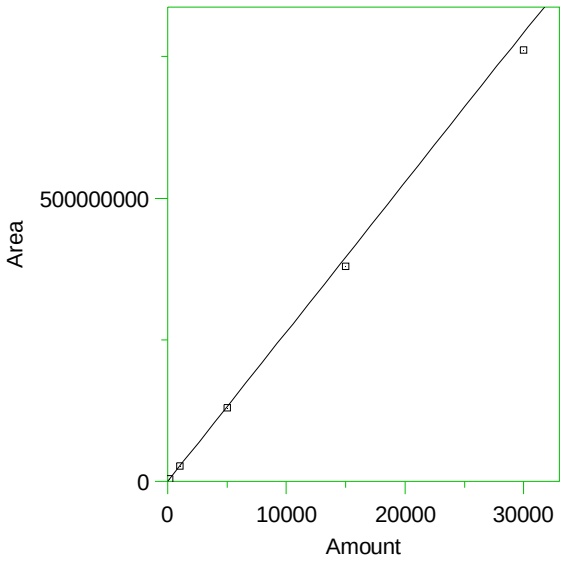

Expected retention time:	12.56 minutes
Search window:	0.05 minutes
No retention time reference component	
Group number:	0
High alarm limit:	0
Low alarm limit:	0
Component constant:	0

Single peak quantification by area

Y = 26424.55 X + 0

Average CF fit with equal weighting, forced to origin

Coefficient of determination:	0.9969108
Average error:	3.495%
Average CF:	26424.55
RSD:	4.293%

Level	Amount	Response	Cal Factor	Error, %	Source	Date and time
1	150	4177025	27846.83	5.382	Manual	1/14/2022 8:06:03 AM
2	1000	2.73111E+07	27311.1	3.355	Manual	1/14/2022 8:06:05 AM
3	5000	1.313247E+08	26264.94	-0.604	Manual	1/14/2022 8:06:06 AM
4	15000	3.796282E+08	25308.55	-4.223	Manual	1/14/2022 8:06:11 AM
5	30000	7.617404E+08	25391.35	-3.910	Manual	1/14/2022 8:06:13 AM

3 *#Triacontane

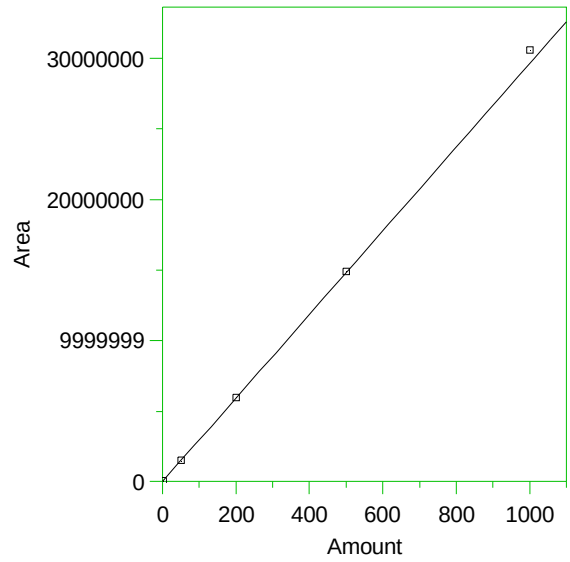

Expected retention time:	16.44 minutes
Search window:	0.05 minutes
No retention time reference component	
Group number:	0
High alarm limit:	0
Low alarm limit:	0
Component constant:	0

Single peak quantification by area

Y = 29636.1 X + 0

Average CF fit with equal weighting, forced to origin

Coefficient of determination:	0.9984925
Average error:	2.075%
Average CF:	29636.1
RSD:	3.023%

Level	Amount	Response	Cal Factor	Error, %	Source	Date and time
1	2	56381.2	28190.6	-4.878	Manual	1/13/2022 12:38:47 PM
2	50	1477199	29543.98	-0.311	Manual	1/13/2022 12:38:50 PM
3	200	5998503	29992.52	1.203	Manual	1/13/2022 12:38:53 PM
4	500	1.492384E+07	29847.68	0.714	Manual	1/13/2022 12:38:56 PM
5	1000	3.060573E+07	30605.73	3.272	Manual	1/13/2022 12:39:03 PM

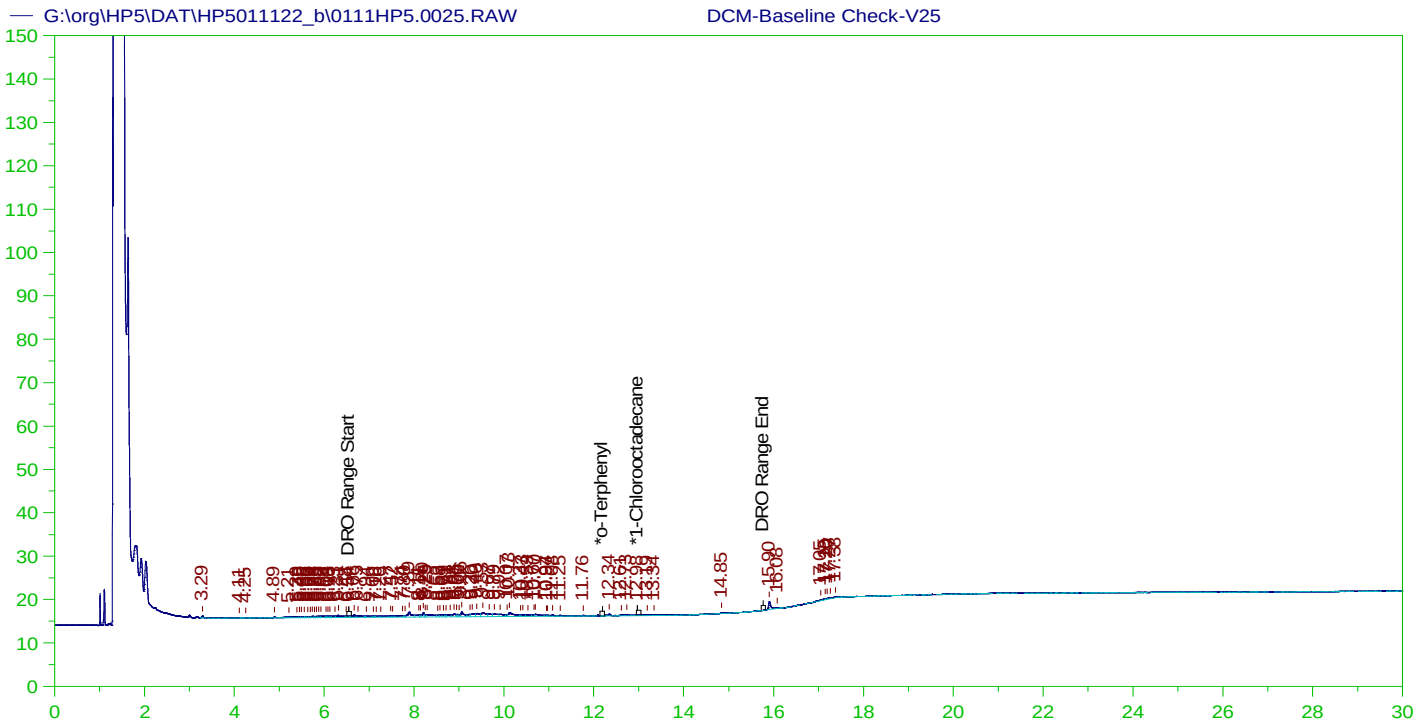

DIESEL RANGE ORGANICS CHROMATOGRAM REPORT
Sample Name: DCM-Baseline Check-V25
Raw File: G:\org\HP5\DAT\HP5011122_b\0111HP5.0025.RAW
Date & Time Acquired: 1/12/2022 1:29:46 AM
Method File: G:\Org\HP5\Methods\DR_8015-IC-LEXP.met
Calibration File: G:\Org\HP5\Cals\SW8015C_DRO211102IC.CAL
Sample Weight: 1 Dilution: 1 S.A.: 1

Mean RF for TEH: 31353.19
Rt range for Diesel Range Organics: 6.5 to 15.82

SURROGATE COMPOUND	RT	ACTUAL	MEASURED	%REC
*o-Terphenyl	29.899	200.	.	-
*1-Chlorooctadecane	12.975	200.	.017	.01 -

DRO Area:132028.6 DRO Amount: 4.211011
TEH Area:186308.4 TEH Amount: 5.942247

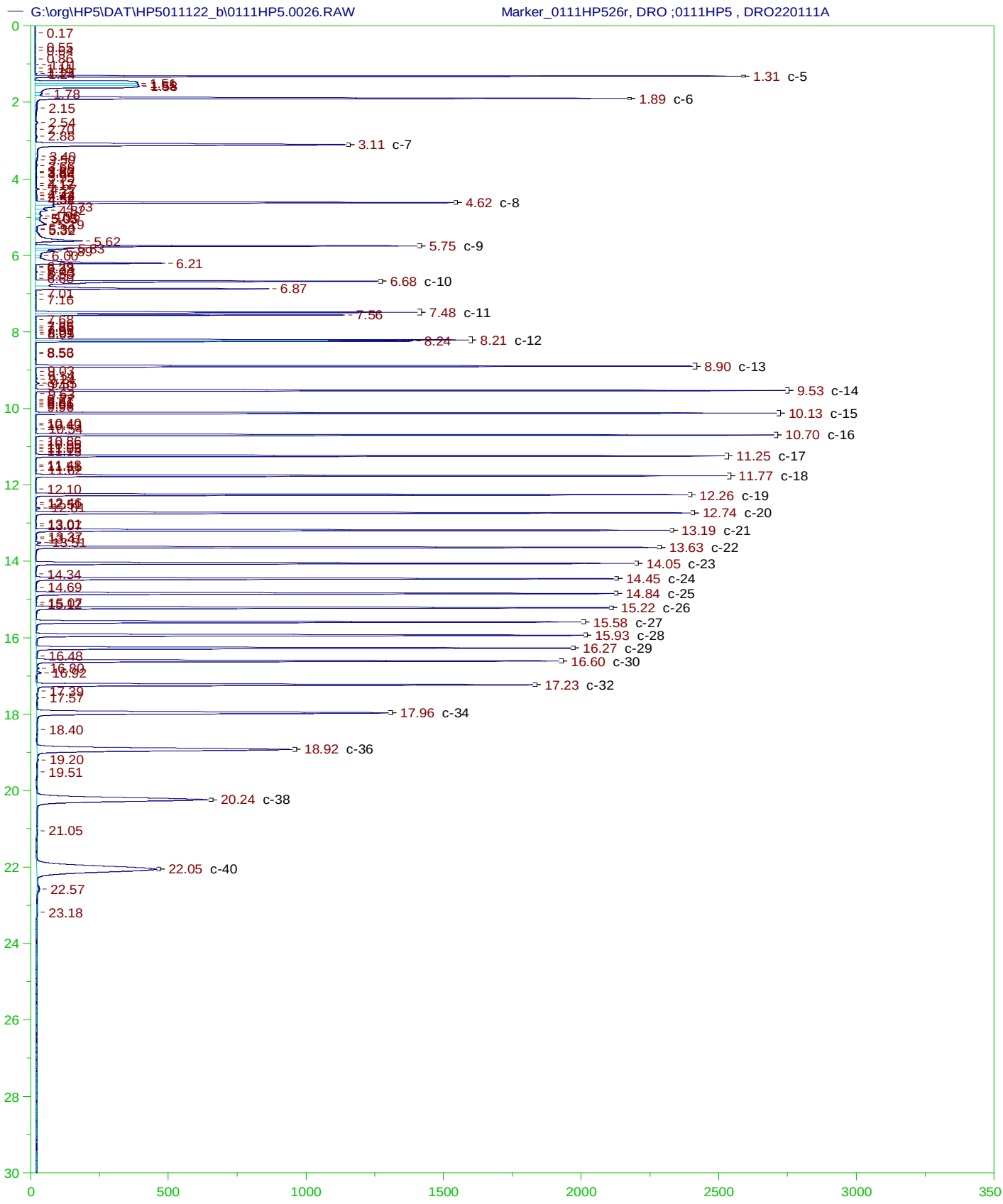

G:\org\HP5\dat\HP5011122_b\Review\026_Marker_0111HP526r_CSC220111.xls

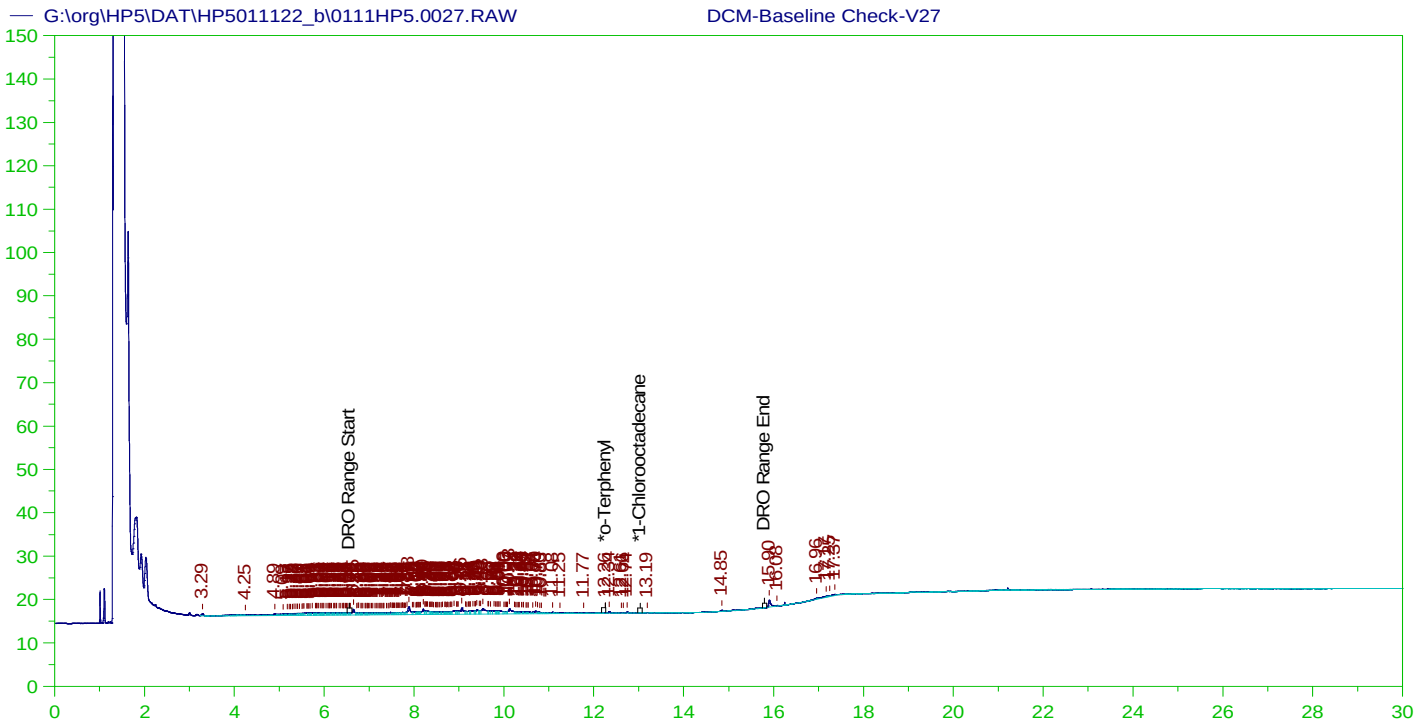

DIESEL RANGE ORGANICS CHROMATOGRAM REPORT
Sample Name: DCM-Baseline Check-V27
Raw File: G:\org\HP5\DAT\HP5011122_b\0111HP5.0027.RAW
Date & Time Acquired: 1/12/2022 2:56:04 AM
Method File: G:\Org\HP5\Methods\DR_8015-HS-LEXP.met
Calibration File: G:\Org\HP5\Cals\SW8015C_DRO210108Hs.CAL
Sample Weight: 1 Dilution: 1 S.A.: 1

Mean RF for TEH: 29457.33
Rt range for Diesel Range Organics: 6.51 to 15.85

SURROGATE COMPOUND	RT	ACTUAL	MEASURED	%REC	
*o-Terphenyl	12.261	200.	.017	.01	-
*1-Chlorooctadecane	29.983	200.	.	.	-

DRO Area:193795.7 DRO Amount: 6.578862
TEH Area:272770 TEH Amount: 9.259835

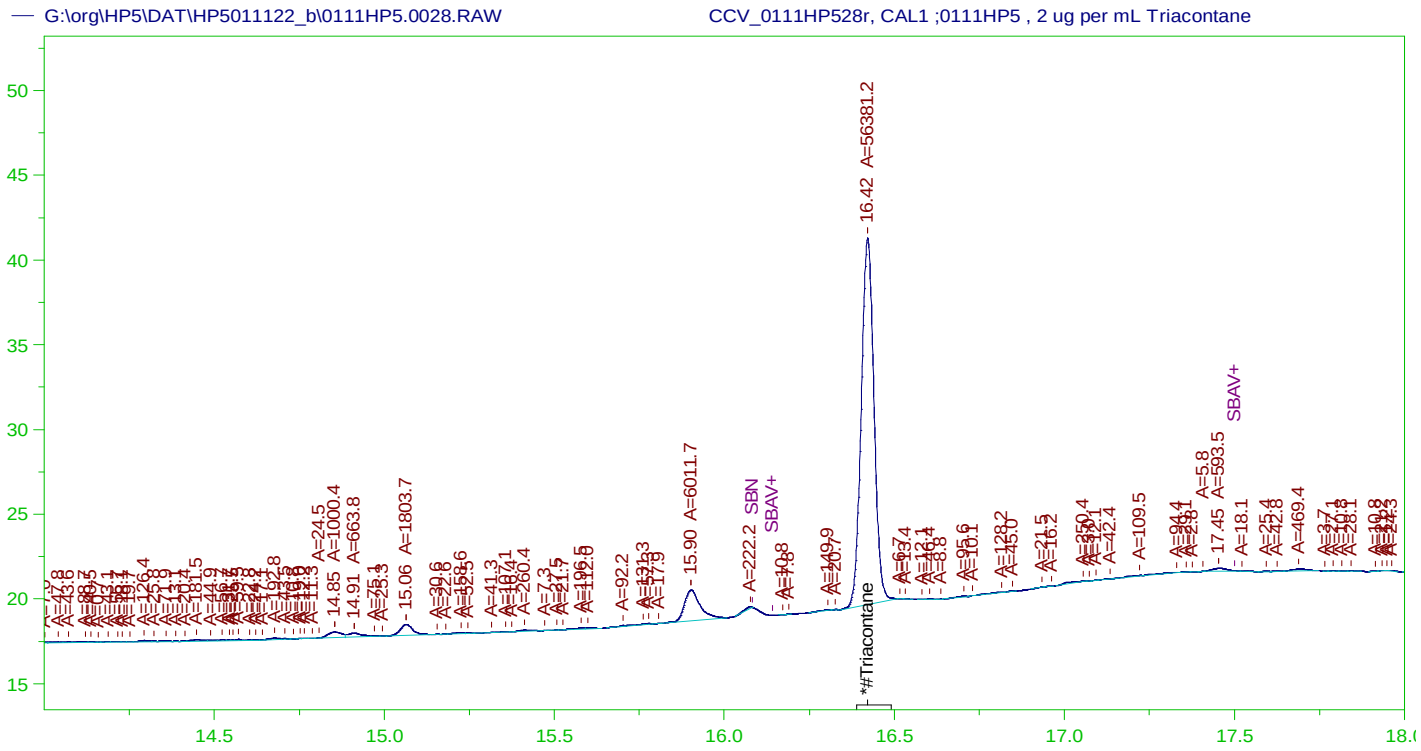

RESIDUAL RANGE ORGANICS CHROMATOGRAM
Sample Name: CCV_0111HP528r, CAL1 ;0111HP5 , 2 ug per mL Triacontane
Raw File: G:\org\HP5\DAT\HP5011122_b\0111HP5.0028.RAW
Date & Time Acquired: 1/12/2022 3:39:11 AM
Method File: G:\Org\HP5\Methods\DS_ORO-BA-L%.MET
Calibration File: G:\Org\HP5\Cals\SW8015C_ORO220111ba.CAL
Sample Weight: 1 Dilution: 1 S.A.: 1

Mean RF for for Residual Range Organics Calculations: 28542.41
Rt range for Residual Range Organics: 12.51 to 30.05

SURROGATE COMPOUND	RT	ACTUAL	MEASURED	%REC	
*#Triacontane	16.421	500.	1.902	.38	-

RRO Area:11465.21 RRO AMOUNT: 0.4016902

CONTINUING CALIBRATION REPORT: G:\org\HP5\DAT\HP5011122_b\0111HP5.0028.RAW

COMPOUND	ACTUAL(NG)	MEASURED(NG)	%RECOVERY	LIMITS
*30-40 Motor Oil	5000.	.056	.	75-125

SURROGATE COMPOUND	RT	ACTUAL	MEASURED	%REC	LIMITS
*#Triacontane	16.421	200.	1.902	.95	75-125

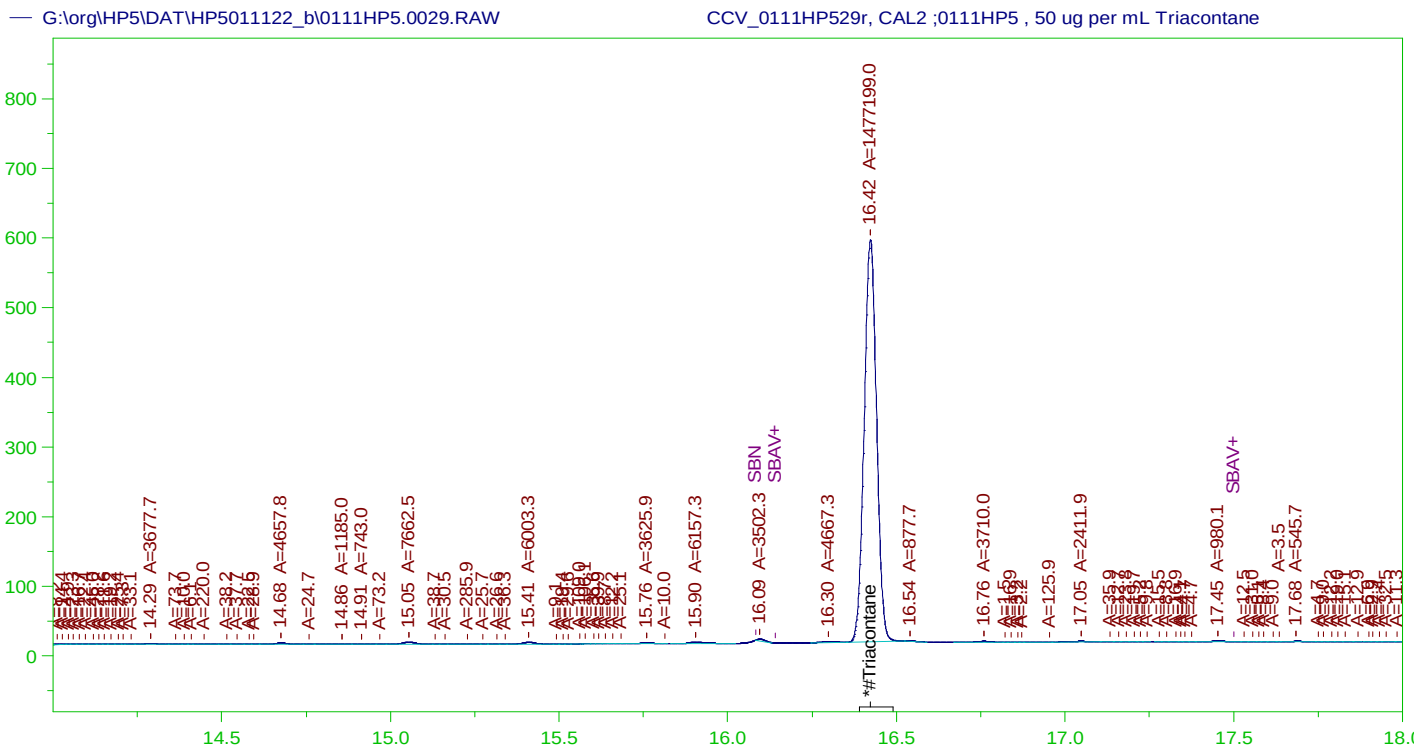

RESIDUAL RANGE ORGANICS CHROMATOGRAM

Sample Name: CCV_0111HP529r, CAL2 ;0111HP5 , 50 ug per mL Triacontane
Raw File: G:\org\HP5\DAT\HP5011122_b\0111HP5.0029.RAW
Date & Time Acquired: 1/12/2022 4:22:15 AM
Method File: G:\Org\HP5\Methods\DS_ORO-BA-L%.MET
Calibration File: G:\Org\HP5\Cals\SW8015C_ORO220111ba.CAL
Sample Weight: 1 Dilution: 1 S.A.: 1

Mean RF for for Residual Range Organics Calculations: 28542.41
Rt range for Residual Range Organics: 12.51 to 30.05

SURROGATE COMPOUND	RT	ACTUAL	MEASURED	%REC	
*#Triacontane	16.423	500.	49.845	9.97	-

RRO Area:60154.51 RRO AMOUNT: 2.107548

CONTINUING CALIBRATION REPORT: G:\org\HP5\DAT\HP5011122_b\0111HP5.0029.RAW

COMPOUND	ACTUAL(NG)	MEASURED(NG)	%RECOVERY	LIMITS
*30-40 Motor Oil	5000.	.023	.	75-125

SURROGATE COMPOUND	RT	ACTUAL	MEASURED	%REC	LIMITS
*#Triacontane	16.423	200.	49.845	24.92	75-125

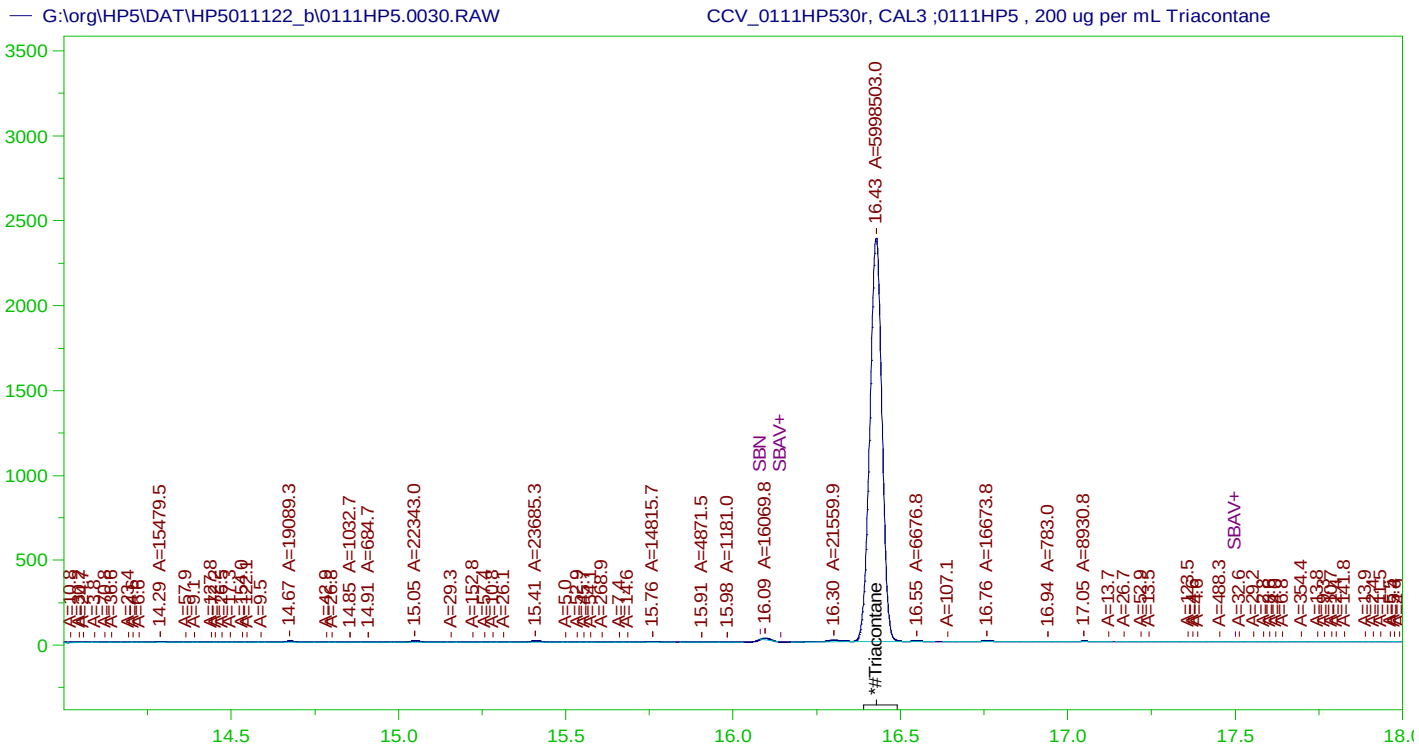

RESIDUAL RANGE ORGANICS CHROMATOGRAM

Sample Name: CCV_0111HP530r, CAL3 ;0111HP5 , 200 ug per mL Triacontane
Raw File: G:\org\HP5\DAT\HP5011122_b\0111HP5.0030.RAW
Date & Time Acquired: 1/12/2022 5:05:25 AM
Method File: G:\Org\HP5\Methods\DS_ORO-BA-L%.MET
Calibration File: G:\Org\HP5\Cals\SW8015C_ORO220111ba.CAL
Sample Weight: 1 Dilution: 1 S.A.: 1

Mean RF for for Residual Range Organics Calculations: 28542.41
Rt range for Residual Range Organics: 12.51 to 30.05

SURROGATE COMPOUND	RT	ACTUAL	MEASURED	%REC	
*#Triacontane	16.427	500.	202.405	40.48	-

RRO Area:200104.8 RRO AMOUNT: 7.01079

CONTINUING CALIBRATION REPORT: G:\org\HP5\DAT\HP5011122_b\0111HP5.0030.RAW

COMPOUND	ACTUAL(NG)	MEASURED(NG)	%RECOVERY	LIMITS
*30-40 Motor Oil	5000.	.	.	75-125

SURROGATE COMPOUND	RT	ACTUAL	MEASURED	%REC	LIMITS
*#Triacontane	16.427	200.	202.405	101.2	75-125

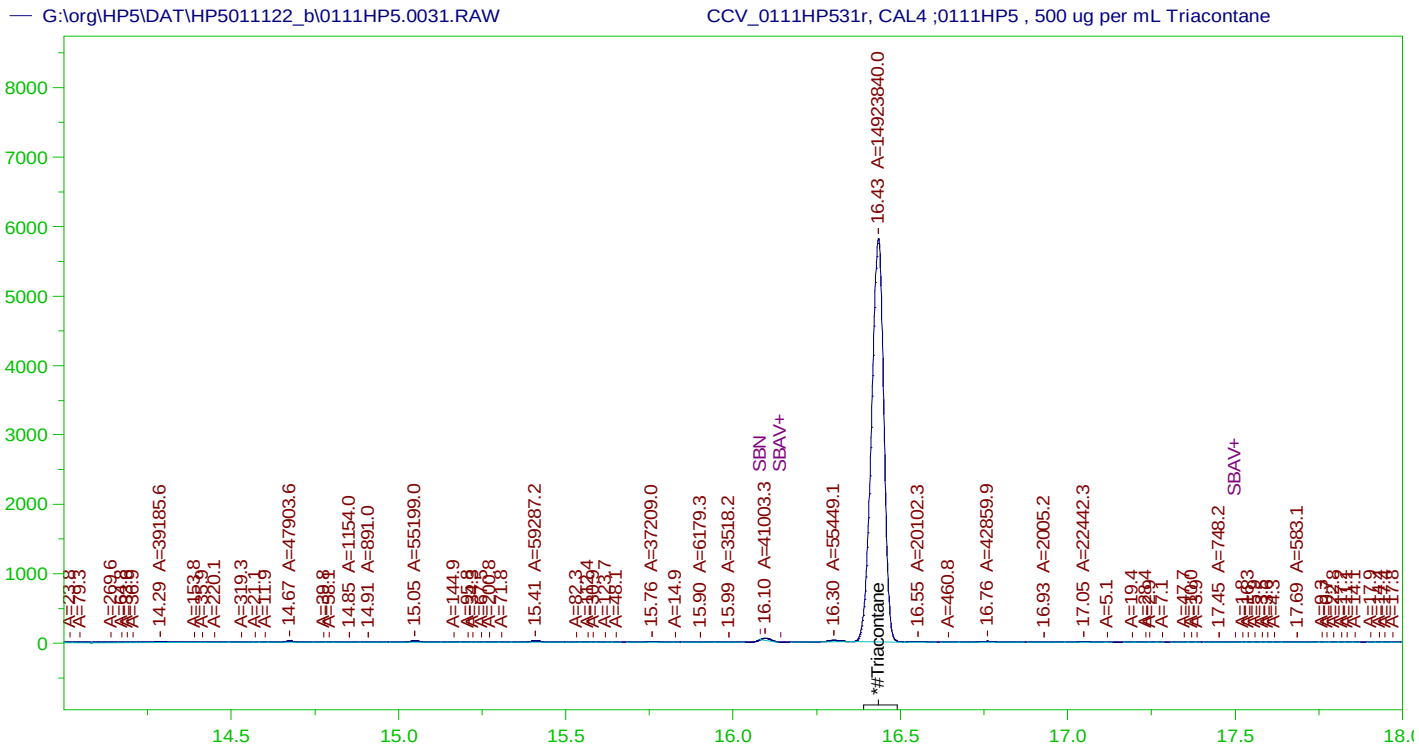

RESIDUAL RANGE ORGANICS CHROMATOGRAM
Sample Name: CCV_0111HP531r, CAL4 ;0111HP5 , 500 ug per mL Triacontane
Raw File: G:\org\HP5\DAT\HP5011122_b\0111HP5.0031.RAW
Date & Time Acquired: 1/12/2022 5:48:34 AM
Method File: G:\Org\HP5\Methods\DS_ORO-BA-L%.MET
Calibration File: G:\Org\HP5\Cals\SW8015C_ORO220111ba.CAL
Sample Weight: 1 Dilution: 1 S.A.: 1

Mean RF for for Residual Range Organics Calculations: 28542.41
Rt range for Residual Range Organics: 12.51 to 30.05

SURROGATE COMPOUND	RT	ACTUAL	MEASURED	%REC	
*#Triacontane	16.434	500.	503.57	100.71	-

RRO Area:497882.9 RRO AMOUNT: 17.44362

CONTINUING CALIBRATION REPORT: G:\org\HP5\DAT\HP5011122_b\0111HP5.0031.RAW

COMPOUND	ACTUAL(NG)	MEASURED(NG)	%RECOVERY	LIMITS
*30-40 Motor Oil	5000.	.	.	75-125

SURROGATE COMPOUND	RT	ACTUAL	MEASURED	%REC	LIMITS
*#Triacontane	16.434	200.	503.57	251.78	75-125

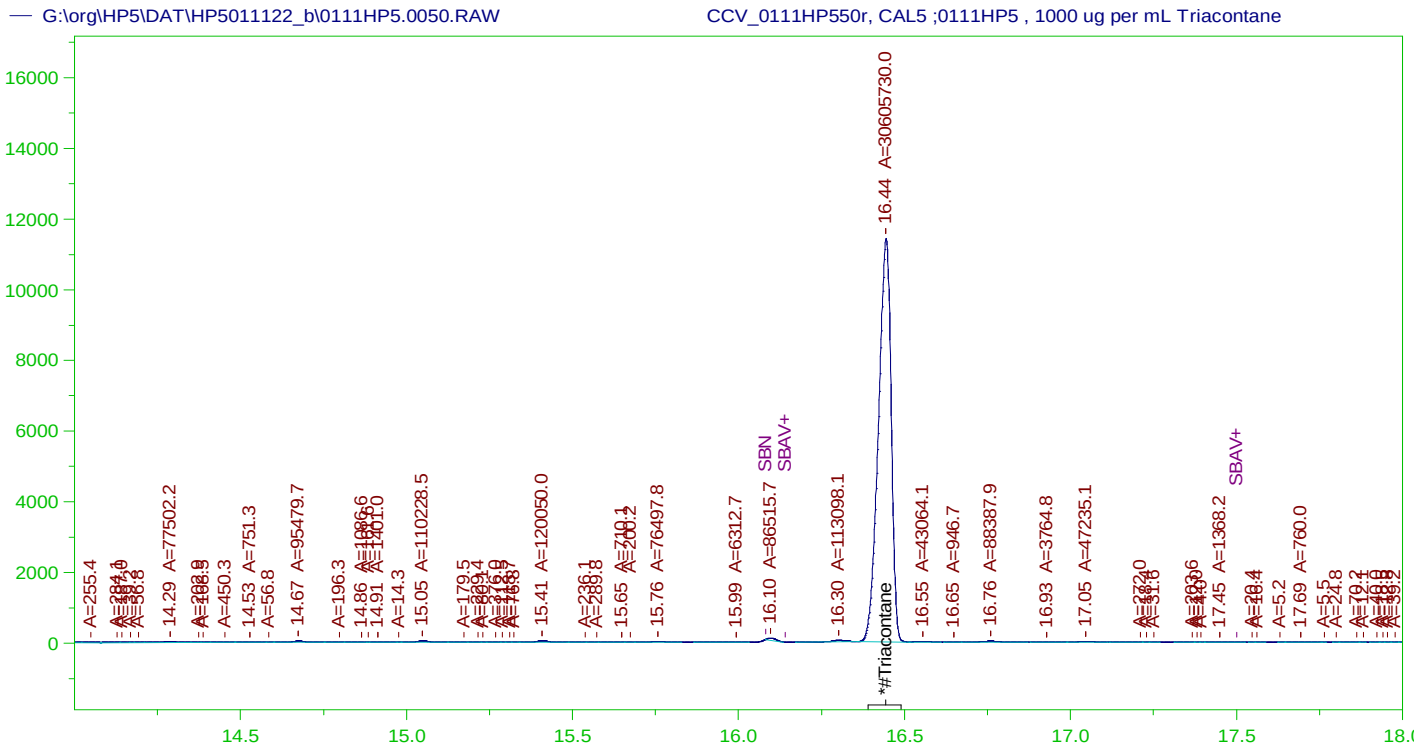

RESIDUAL RANGE ORGANICS CHROMATOGRAM

Sample Name: CCV_0111HP550r, CAL5 ;0111HP5 , 1000 ug per mL Triacontane
Raw File: G:\org\HP5\DAT\HP5011122_b\0111HP5.0050.RAW
Date & Time Acquired: 1/12/2022 8:49:58 PM
Method File: G:\Org\HP5\Methods\DS_ORO-BA-L%.MET
Calibration File: G:\Org\HP5\Cals\SW8015C_ORO220111ba.CAL
Sample Weight: 1 Dilution: 1 S.A.: 1

Mean RF for for Residual Range Organics Calculations: 28542.41
Rt range for Residual Range Organics: 12.51 to 30.05

SURROGATE COMPOUND	RT	ACTUAL	MEASURED	%REC	
*#Triacontane	16.444	500.	1032.718	206.54	-

RRO Area:993904.8 RRO AMOUNT: 34.82203

CONTINUING CALIBRATION REPORT: G:\org\HP5\DAT\HP5011122_b\0111HP5.0050.RAW

COMPOUND	ACTUAL(NG)	MEASURED(NG)	%RECOVERY	LIMITS
*30-40 Motor Oil	5000.	.	.	75-125

SURROGATE COMPOUND	RT	ACTUAL	MEASURED	%REC	LIMITS
*#Triacontane	16.444	200.	1032.718	516.36	75-125

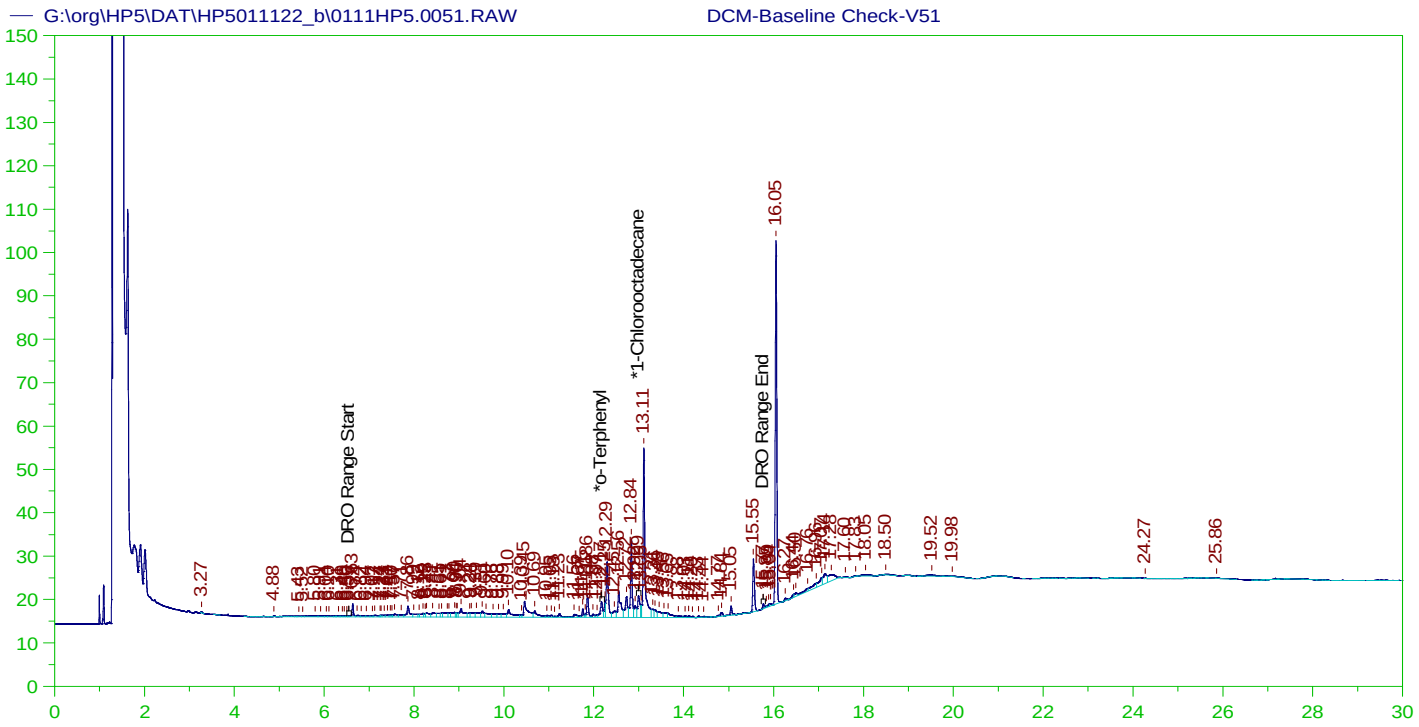

DIESEL RANGE ORGANICS CHROMATOGRAM REPORT
Sample Name: DCM-Baseline Check-V51
Raw File: G:\org\HP5\DAT\HP5011122_b\0111HP5.0051.RAW
Date & Time Acquired: 1/13/2022 12:15:29 PM
Method File: G:\Org\HP5\Methods\DR_8015-IC-LEXP.met
Calibration File: G:\Org\HP5\Cals\SW8015C_DRO211102IC.CAL
Sample Weight: 1 Dilution: 1 S.A.: 1

Mean RF for TEH: 31353.19
Rt range for Diesel Range Organics: 6.5 to 15.82

SURROGATE COMPOUND	RT	ACTUAL	MEASURED	%REC	
*o-Terphenyl	12.166	200.	.369	.18	-
*1-Chlorooctadecane	12.994	200.	.464	.23	-

DRO Area:587062.5 DRO Amount: 18.72417
TEH Area:891448.4 TEH Amount: 28.43246

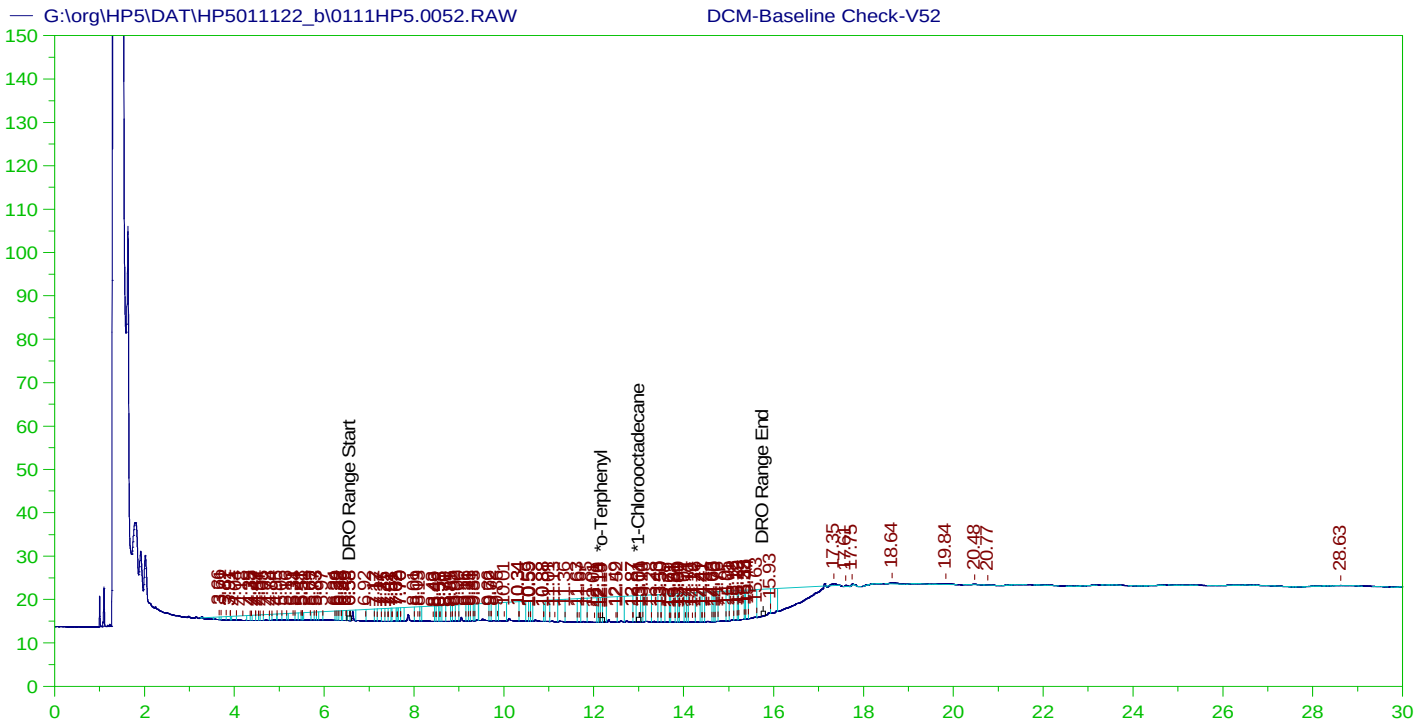

DIESEL RANGE ORGANICS CHROMATOGRAM REPORT
Sample Name: DCM-Baseline Check-V52
Raw File: G:\org\HP5\DAT\HP5011122_b\0111HP5.0052.RAW
Date & Time Acquired: 1/13/2022 12:58:31 PM
Method File: G:\Org\HP5\Methods\DR_8015-IC-LEXP.met
Calibration File: G:\Org\HP5\Cals\SW8015C_DRO211102IC.CAL
Sample Weight: 1 Dilution: 1 S.A.: 1

Mean RF for TEH: 31353.19
Rt range for Diesel Range Organics: 6.5 to 15.82

SURROGATE COMPOUND	RT	ACTUAL	MEASURED	%REC	
*o-Terphenyl	12.192	200.	.855	.43	-
*1-Chlorooctadecane	13.007	200.	.955	.48	-

DRO Area:2710300 DRO Amount: 86.44414
TEH Area:2842315 TEH Amount: 90.65472

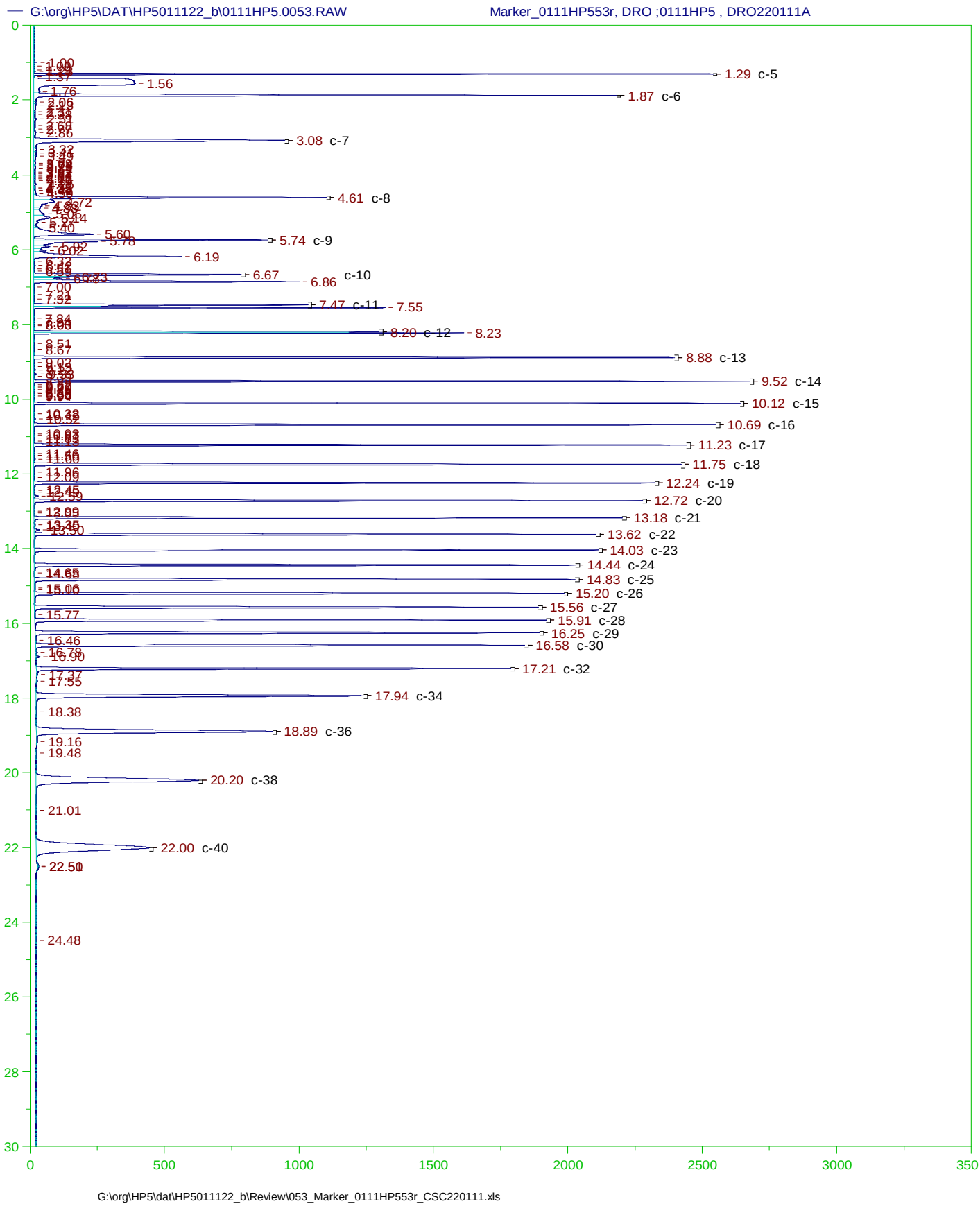
G:\org\HP5\DAT\HP5011122_b\0111HP5.0053.RAW
Marker_0111HP553r, DRO ;0111HP5 , DRO220111A
1.29 c-5
1.56
1.87 c-6
3.08 c-7
4.61 c-8
5.74 c-9
6.19
6.67
6.86 c-10
7.47 c-11
7.55
8.20 c-12
8.23
8.88 c-13
9.52 c-14
10.12 c-15
10.69 c-16
11.23 c-17
11.75 c-18
12.24 c-19
12.72 c-20
13.18 c-21
13.62 c-22
14.03 c-23
14.44 c-24
14.83 c-25
15.20 c-26
15.56 c-27
15.91 c-28
16.25 c-29
16.58 c-30
17.21 c-32
17.94 c-34
18.38
18.89 c-36
19.16
19.48
20.20 c-38
21.01
22.00 c-40
22.50
24.48
0
500
1000
1500
2000
2500
3000
G:\org\HP5\dat\HP5011122_b\Review\053_Marker_0111HP553r_CSC220111.xls

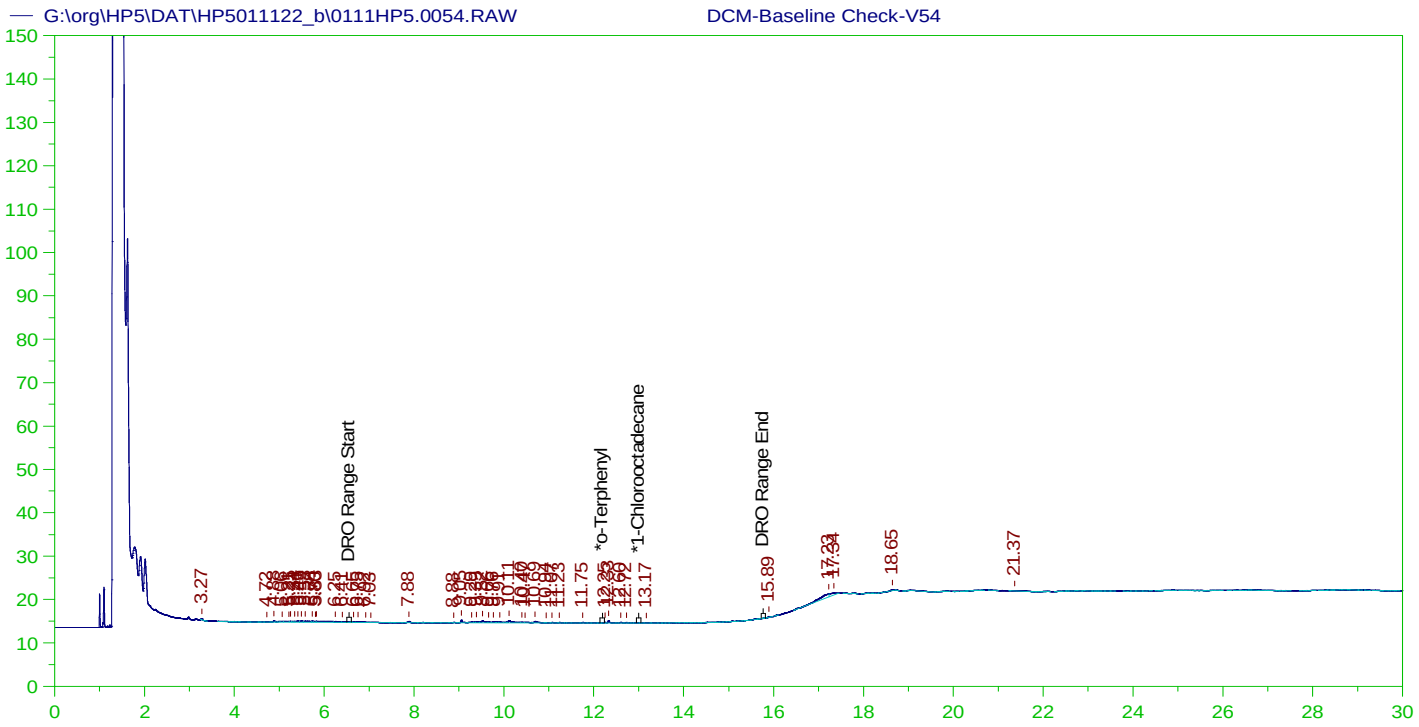

DIESEL RANGE ORGANICS CHROMATOGRAM REPORT
Sample Name: DCM-Baseline Check-V54
Raw File: G:\org\HP5\DAT\HP5011122_b\0111HP5.0054.RAW
Date & Time Acquired: 1/13/2022 2:23:42 PM
Method File: G:\Org\HP5\Methods\DR_8015-IC-LEXP.met
Calibration File: G:\Org\HP5\Cals\SW8015C_DRO211102IC.CAL
Sample Weight: 1 Dilution: 1 S.A.: 1

Mean RF for TEH: 31353.19
Rt range for Diesel Range Organics: 6.5 to 15.82

SURROGATE COMPOUND	RT	ACTUAL	MEASURED		%REC
*o-Terphenyl	29.882	200.	.	.	-
*1-Chlorooctadecane	29.882	200.	.	.	-

DRO Area:44798.44 DRO Amount: 1.428832
TEH Area:97771.24 TEH Amount: 3.118382

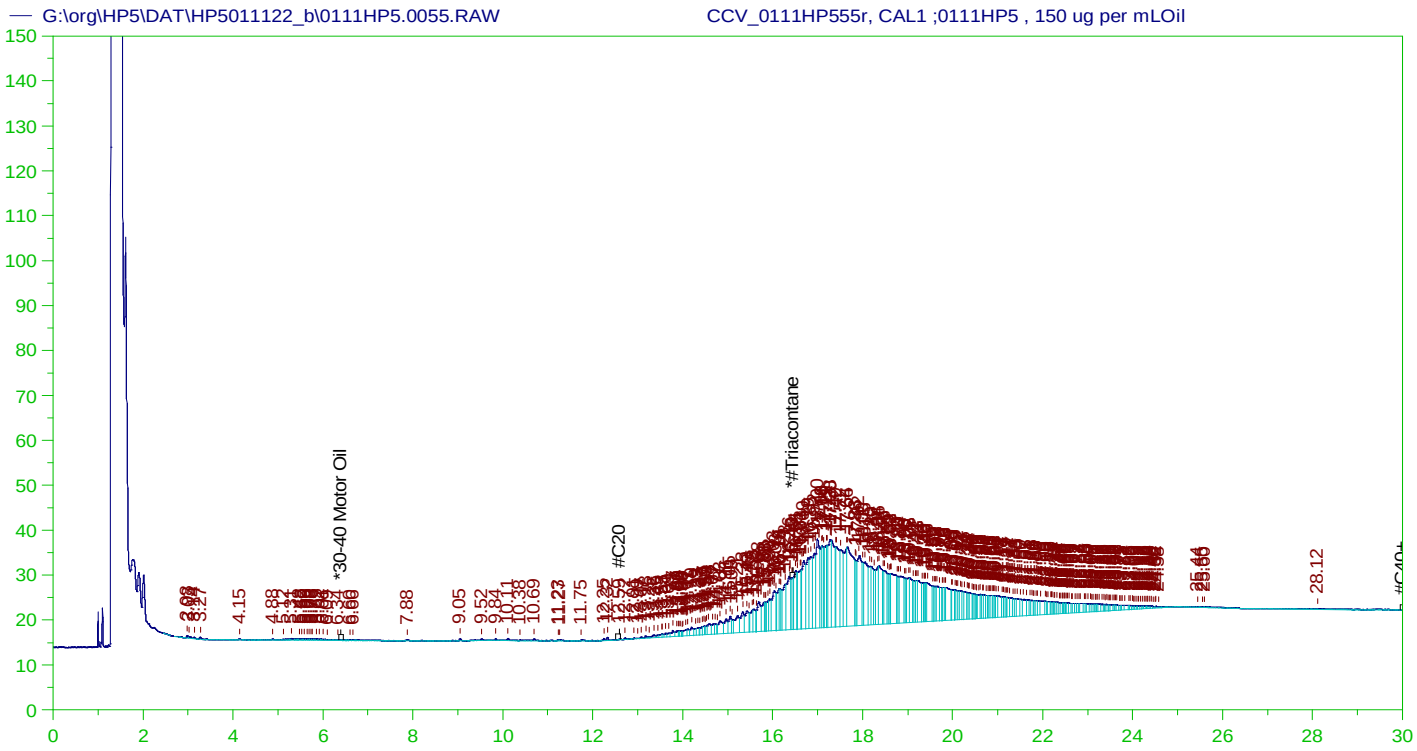

RESIDUAL RANGE ORGANICS CHROMATOGRAM
Sample Name: CCV_0111HP555r, CAL1 ;0111HP5 , 150 ug per mLOil
Raw File: G:\org\HP5\DAT\HP5011122_b\0111HP5.0055.RAW
Date & Time Acquired: 1/13/2022 3:06:11 PM
Method File: G:\Org\HP5\Methods\DC_ORO-55-BA-L%.MET
Calibration File: G:\Org\HP5\Cals\SW8015C_ORO220111BA.CAL
Sample Weight: 1 Dilution: 1 S.A.: 1

Mean RF for for Residual Range Organics Calculations: 26424.55
Rt range for Residual Range Organics: 12.51 to 30.05

SURROGATE COMPOUND	RT	ACTUAL	MEASURED	%REC	
*#Triacontane	16.447	500.	.47	.09	-

RRO Area:4215928 RRO AMOUNT: 159.5459

CONTINUING CALIBRATION REPORT: G:\org\HP5\DAT\HP5011122_b\0111HP5.0055.RAW

COMPOUND	ACTUAL(NG)	MEASURED(NG)	%RECOVERY	LIMITS
*30-40 Motor Oil	5000.	.	.	75-125

SURROGATE COMPOUND	RT	ACTUAL	MEASURED	%REC	LIMITS
*#Triacontane	16.447	200.	.47	.23	75-125

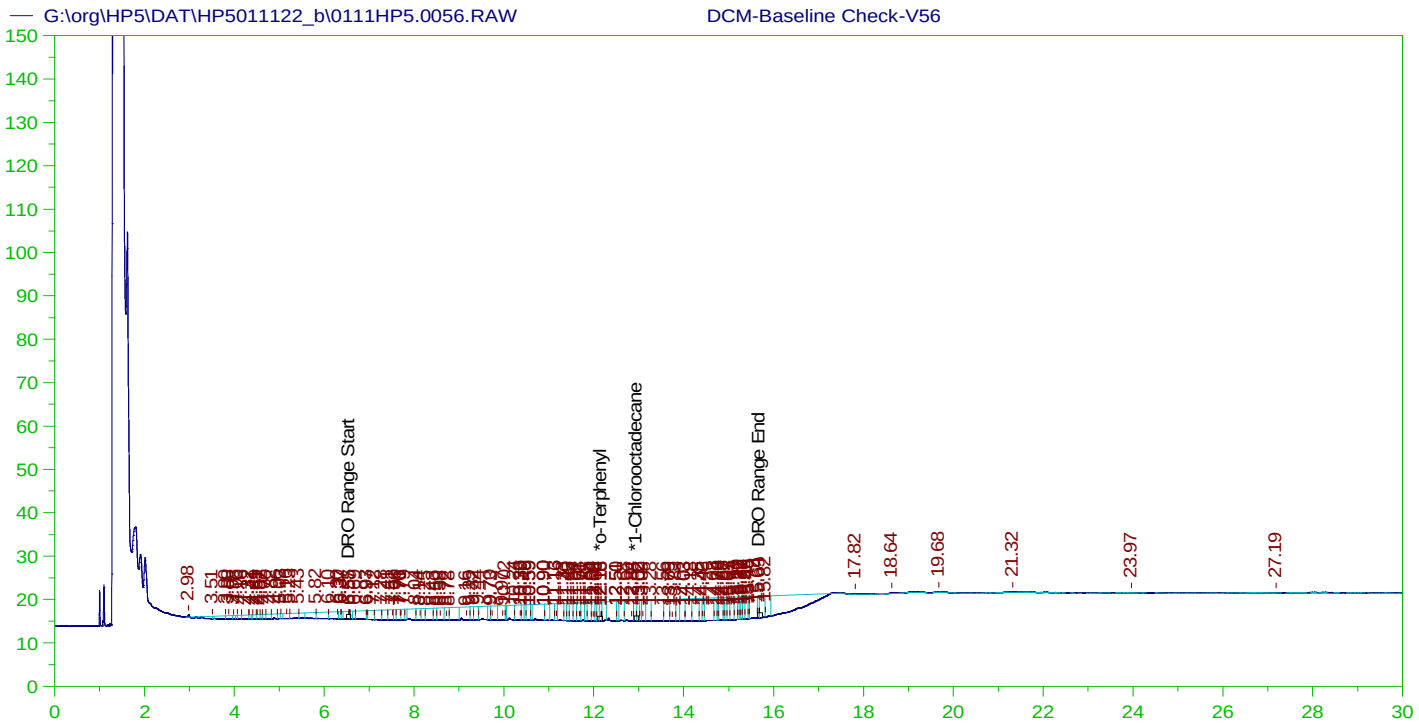

DIESEL RANGE ORGANICS CHROMATOGRAM REPORT
Sample Name: DCM-Baseline Check-V56
Raw File: G:\org\HP5\DAT\HP5011122_b\0111HP5.0056.RAW
Date & Time Acquired: 1/13/2022 3:48:53 PM
Method File: G:\Org\HP5\Methods\DR_8015-HE-LEXP.met
Calibration File: G:\Org\HP5\Cals\SW8015C_DRO210108HE.CAL
Sample Weight: 1 Dilution: 1 S.A.: 1

Mean RF for TEH: 29457.33
Rt range for Diesel Range Organics: 6.49 to 15.75

SURROGATE COMPOUND	RT	ACTUAL	MEASURED	%REC	
*o-Terphenyl	12.162	200.	.406	.2	-
*1-Chlorooctadecane	29.946	200.	.	.	-

DRO Area:2125703 DRO Amount: 72.16209
TEH Area:2146824 TEH Amount: 72.8791

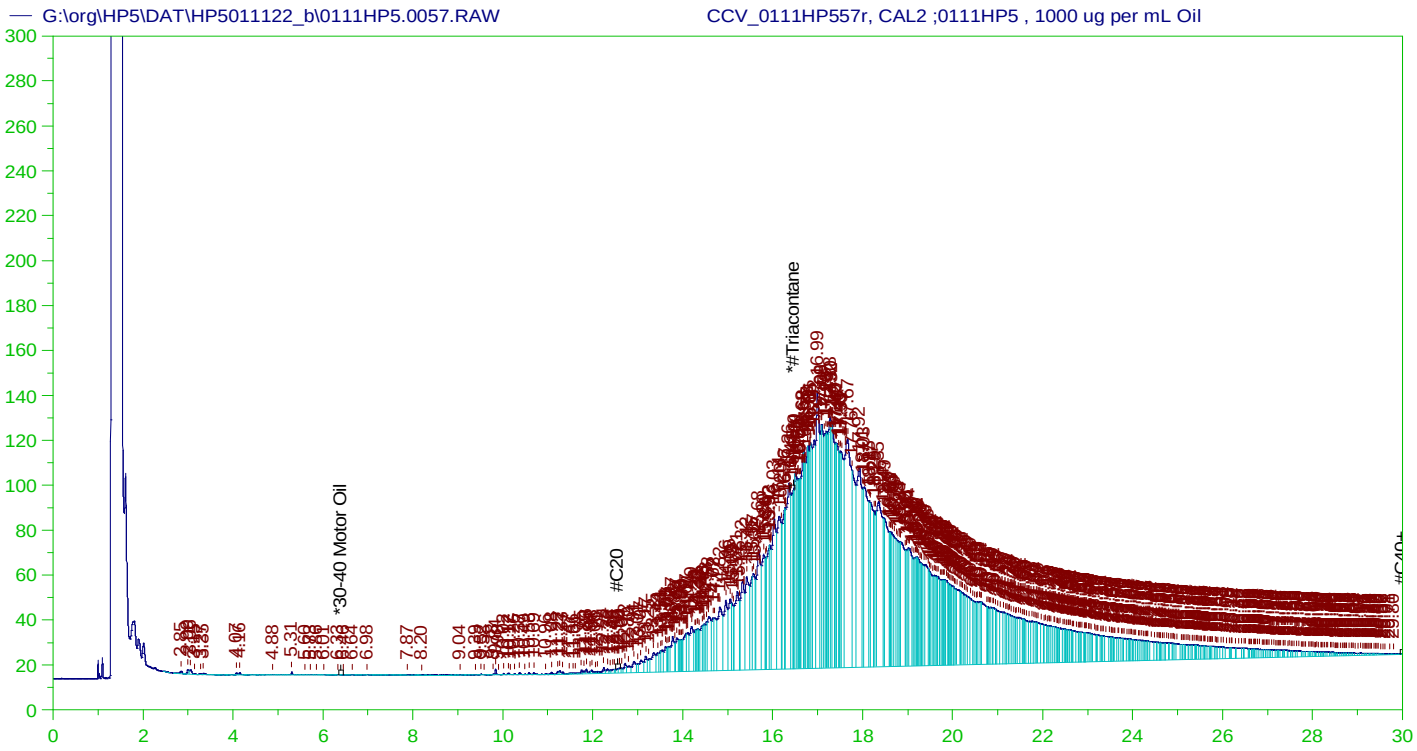

RESIDUAL RANGE ORGANICS CHROMATOGRAM

Sample Name: CCV_0111HP557r, CAL2 ;0111HP5 , 1000 ug per mL Oil
Raw File: G:\org\HP5\DAT\HP5011122_b\0111HP5.0057.RAW
Date & Time Acquired: 1/13/2022 4:31:31 PM
Method File: G:\Org\HP5\Methods\DC_ORO-57-BA-L%.MET
Calibration File: G:\Org\HP5\Cals\SW8015C_ORO220111BA.CAL
Sample Weight: 1 Dilution: 1 S.A.: 1

Mean RF for for Residual Range Organics Calculations: 26424.55
Rt range for Residual Range Organics: 12.51 to 30.05

SURROGATE COMPOUND	RT	ACTUAL	MEASURED	%REC	
*#Triacontane	16.454	500.	3.058	.61	-

RRO Area:2.729502E+07 RRO AMOUNT: 1032.941

CONTINUING CALIBRATION REPORT: G:\org\HP5\DAT\HP5011122_b\0111HP5.0057.RAW

COMPOUND	ACTUAL(NG)	MEASURED(NG)	%RECOVERY	LIMITS
*30-40 Motor Oil	5000.	.	.	75-125

SURROGATE COMPOUND	RT	ACTUAL	MEASURED	%REC	LIMITS
*#Triacontane	16.454	200.	3.058	1.53	75-125

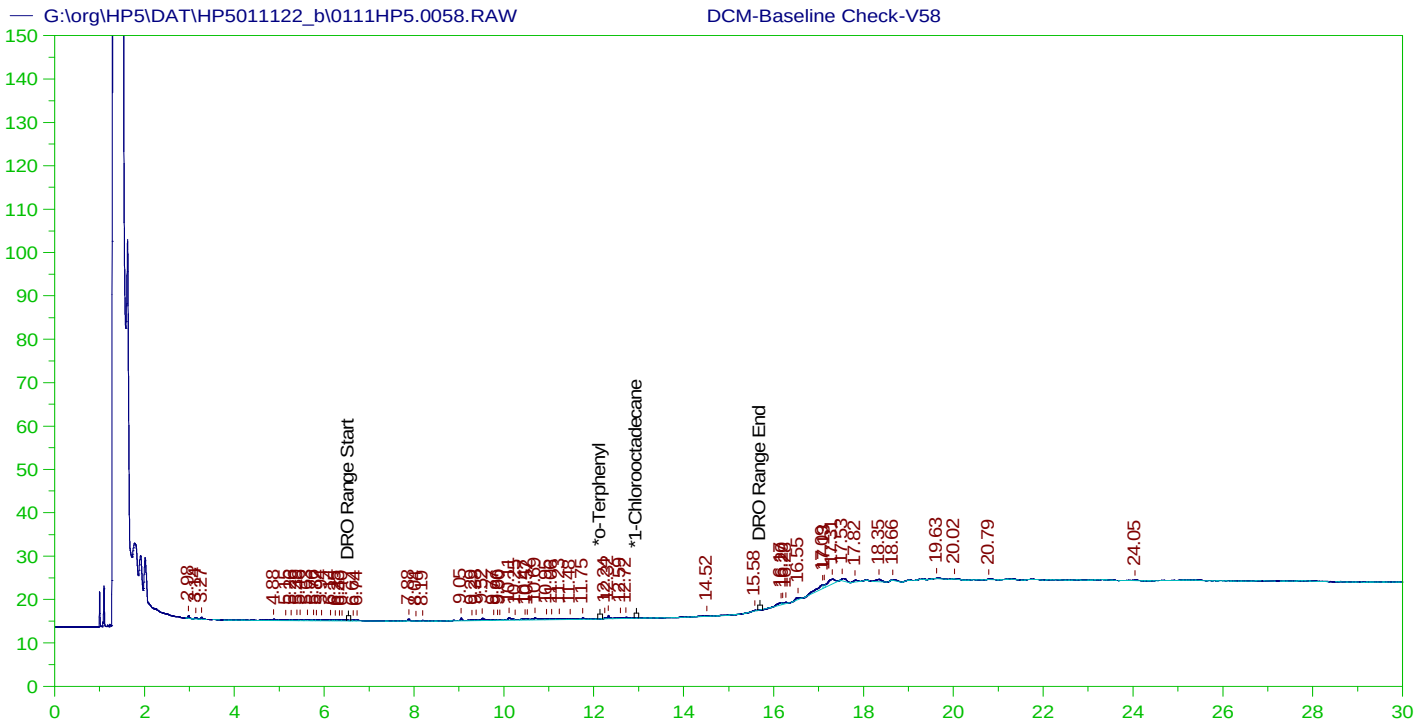

DIESEL RANGE ORGANICS CHROMATOGRAM REPORT
Sample Name: DCM-Baseline Check-V58
Raw File: G:\org\HP5\DAT\HP5011122_b\0111HP5.0058.RAW
Date & Time Acquired: 1/13/2022 5:14:45 PM
Method File: G:\Org\HP5\Methods\DR_8015-HE-LEXP.met
Calibration File: G:\Org\HP5\Cals\SW8015C_DRO210108HE.CAL
Sample Weight: 1 Dilution: 1 S.A.: 1

Mean RF for TEH: 29457.33
Rt range for Diesel Range Organics: 6.49 to 15.75

SURROGATE COMPOUND	RT	ACTUAL	MEASURED		%REC
*o-Terphenyl	29.94	200.	.	.	-
*1-Chlorooctadecane	29.94	200.	.	.	-

DRO Area:48306.73 DRO Amount: 1.639888
TEH Area:141285.5 TEH Amount: 4.796276

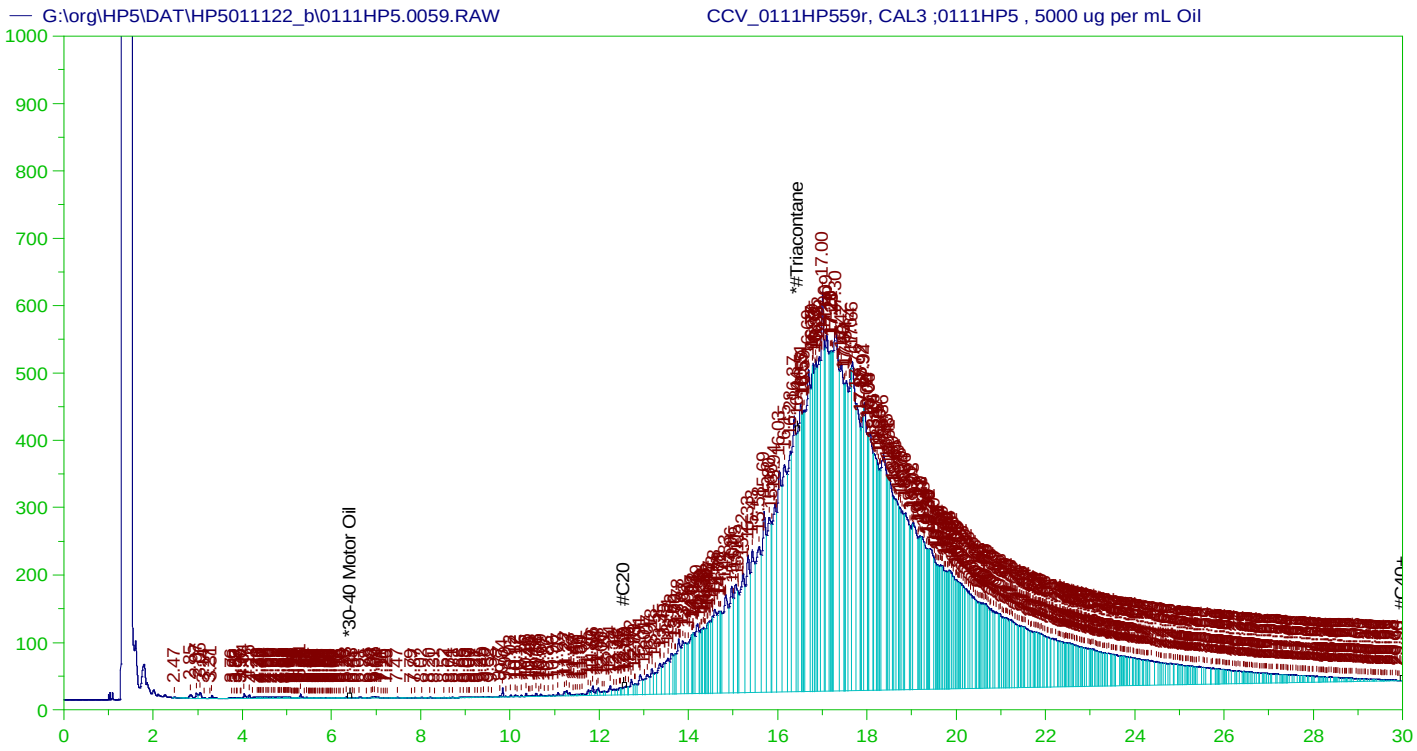

RESIDUAL RANGE ORGANICS CHROMATOGRAM

Sample Name: CCV_0111HP559r, CAL3 ;0111HP5 , 5000 ug per mL Oil
Raw File: G:\org\HP5\DAT\HP5011122_b\0111HP5.0059.RAW
Date & Time Acquired: 1/13/2022 5:57:48 PM
Method File: G:\Org\HP5\Methods\DC_ORO-59-BA-L%.MET
Calibration File: G:\Org\HP5\Cals\SW8015C_ORO220111BA.CAL
Sample Weight: 1 Dilution: 1 S.A.: 1

Mean RF for for Residual Range Organics Calculations: 26424.55
Rt range for Residual Range Organics: 12.51 to 30.05

SURROGATE COMPOUND	RT	ACTUAL	MEASURED	%REC	
*#Triacontane	16.442	500.	33.09	6.62	-

RRO Area:1.303441E+08 RRO AMOUNT: 4932.688

CONTINUING CALIBRATION REPORT: G:\org\HP5\DAT\HP5011122_b\0111HP5.0059.RAW

COMPOUND	ACTUAL(NG)	MEASURED(NG)	%RECOVERY	LIMITS
*30-40 Motor Oil	5000.	.037	.	75-125

SURROGATE COMPOUND	RT	ACTUAL	MEASURED	%REC	LIMITS
*#Triacontane	16.442	200.	33.09	16.54	75-125

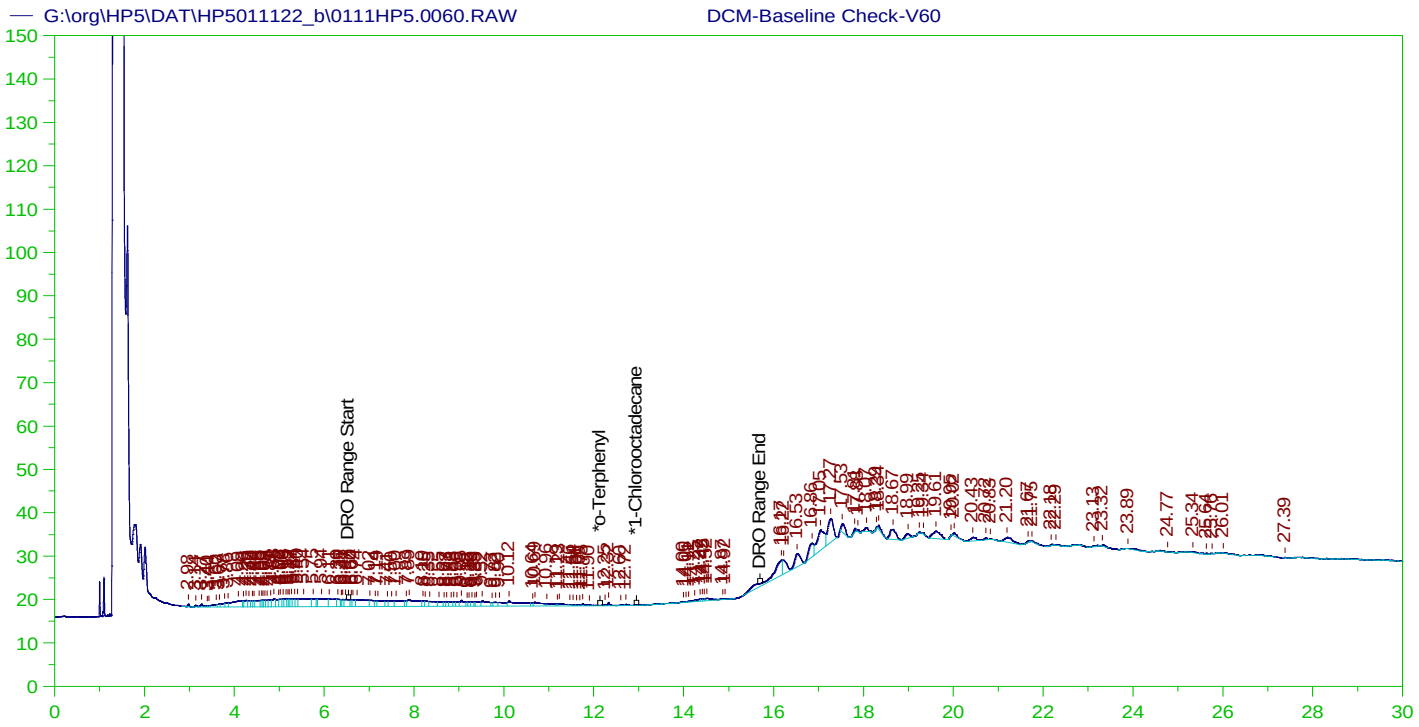

DIESEL RANGE ORGANICS CHROMATOGRAM REPORT
Sample Name: DCM-Baseline Check-V60
Raw File: G:\org\HP5\DAT\HP5011122_b\0111HP5.0060.RAW
Date & Time Acquired: 1/13/2022 6:41:03 PM
Method File: G:\Org\HP5\Methods\DR_8015-HE-LEXP.met
Calibration File: G:\Org\HP5\Cals\SW8015C_DRO210108HE.CAL
Sample Weight: 1 Dilution: 1 S.A.: 1

Mean RF for TEH: 29457.33
Rt range for Diesel Range Organics: 6.49 to 15.75

SURROGATE COMPOUND	RT	ACTUAL	MEASURED		%REC
*o-Terphenyl	29.911	200.	.	.	-
*1-Chlorooctadecane	29.911	200.	.	.	-

DRO Area:316779.5 DRO Amount: 10.75384
TEH Area:980005.5 TEH Amount: 33.26864

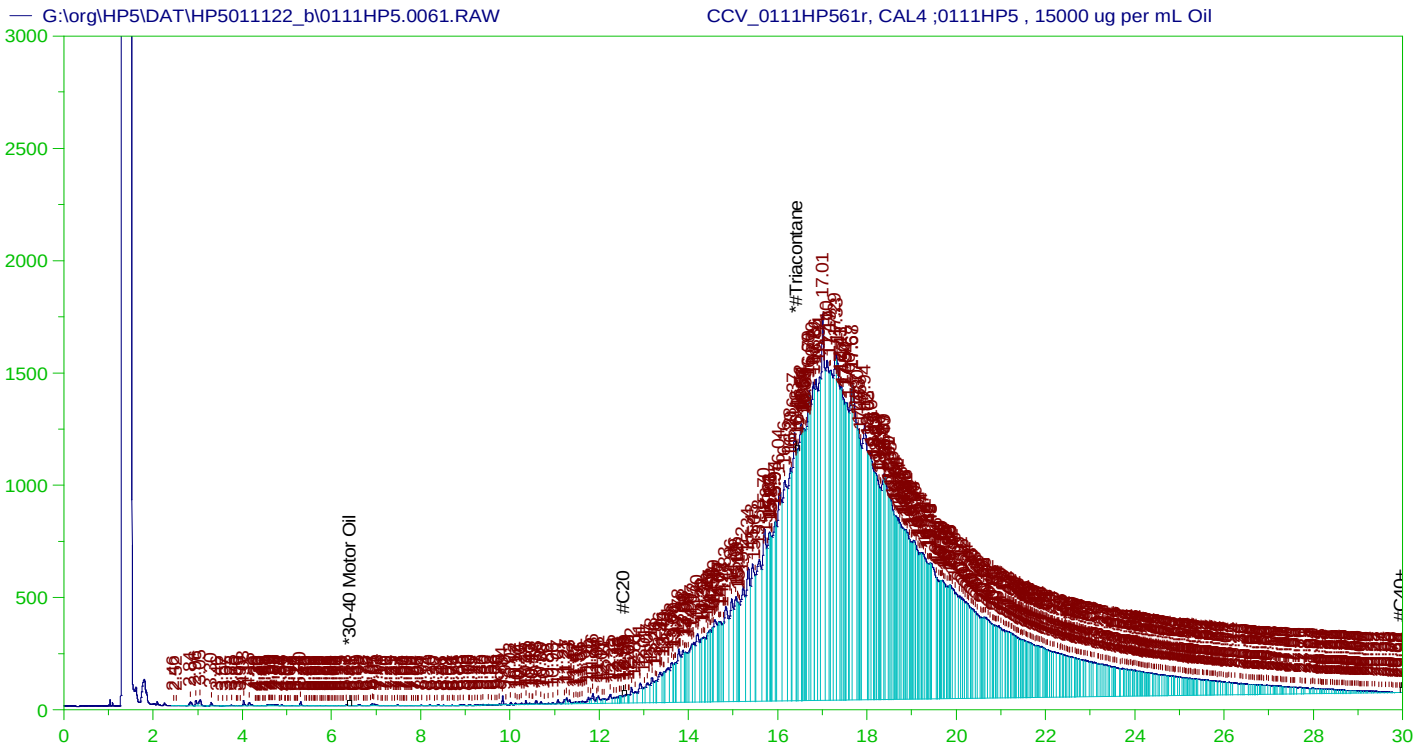

RESIDUAL RANGE ORGANICS CHROMATOGRAM

Sample Name: CCV_0111HP561r, CAL4 ;0111HP5 , 15000 ug per mL Oil
Raw File: G:\org\HP5\DAT\HP5011122_b\0111HP5.0061.RAW
Date & Time Acquired: 1/13/2022 7:24:16 PM
Method File: G:\Org\HP5\Methods\DC_ORO-61-BA-L%.MET
Calibration File: G:\Org\HP5\Cals\SW8015C_ORO220111BA.CAL
Sample Weight: 1 Dilution: 1 S.A.: 1

Mean RF for for Residual Range Organics Calculations: 26424.55
Rt range for Residual Range Organics: 12.51 to 30.05

SURROGATE COMPOUND	RT	ACTUAL	MEASURED	%REC	
*#Triacontane	16.429	500.	33.728	6.75	-

RRO Area:3.786286E+08 RRO AMOUNT: 14328.67

CONTINUING CALIBRATION REPORT: G:\org\HP5\DAT\HP5011122_b\0111HP5.0061.RAW

COMPOUND	ACTUAL(NG)	MEASURED(NG)	%RECOVERY	LIMITS
*30-40 Motor Oil	5000.	.086	.	75-125

SURROGATE COMPOUND	RT	ACTUAL	MEASURED	%REC	LIMITS
*#Triacontane	16.429	200.	33.728	16.86	75-125

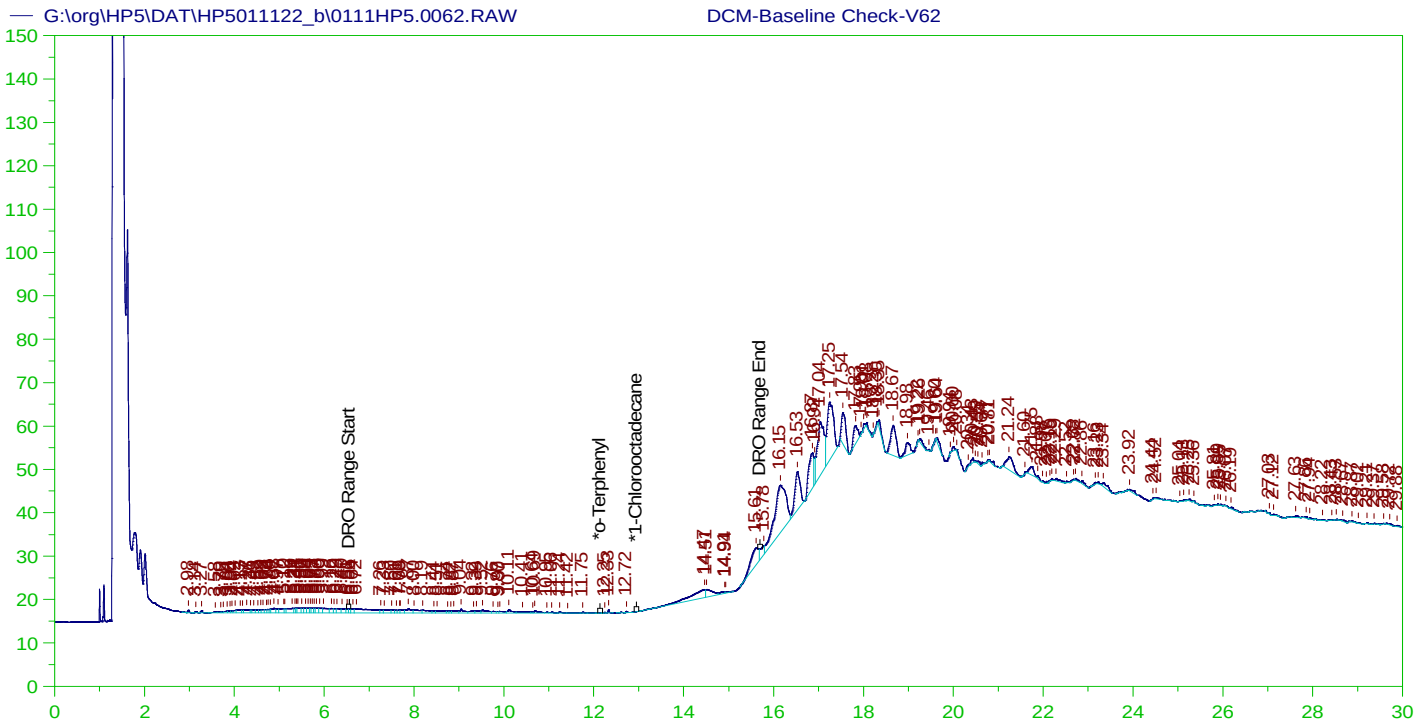

DIESEL RANGE ORGANICS CHROMATOGRAM REPORT
Sample Name: DCM-Baseline Check-V62
Raw File: G:\org\HP5\DAT\HP5011122_b\0111HP5.0062.RAW
Date & Time Acquired: 1/13/2022 8:07:28 PM
Method File: G:\Org\HP5\Methods\DR_8015-HE-LEXP.met
Calibration File: G:\Org\HP5\Cals\SW8015C_DRO210108HE.CAL
Sample Weight: 1 Dilution: 1 S.A.: 1

Mean RF for TEH: 29457.33
Rt range for Diesel Range Organics: 6.49 to 15.75

SURROGATE COMPOUND	RT	ACTUAL	MEASURED		%REC
*o-Terphenyl	29.883	200.	.	.	-
*1-Chlorooctadecane	29.883	200.	.	.	-

DRO Area:289041.4 DRO Amount: 9.812207
TEH Area:1408450 TEH Amount: 47.81323

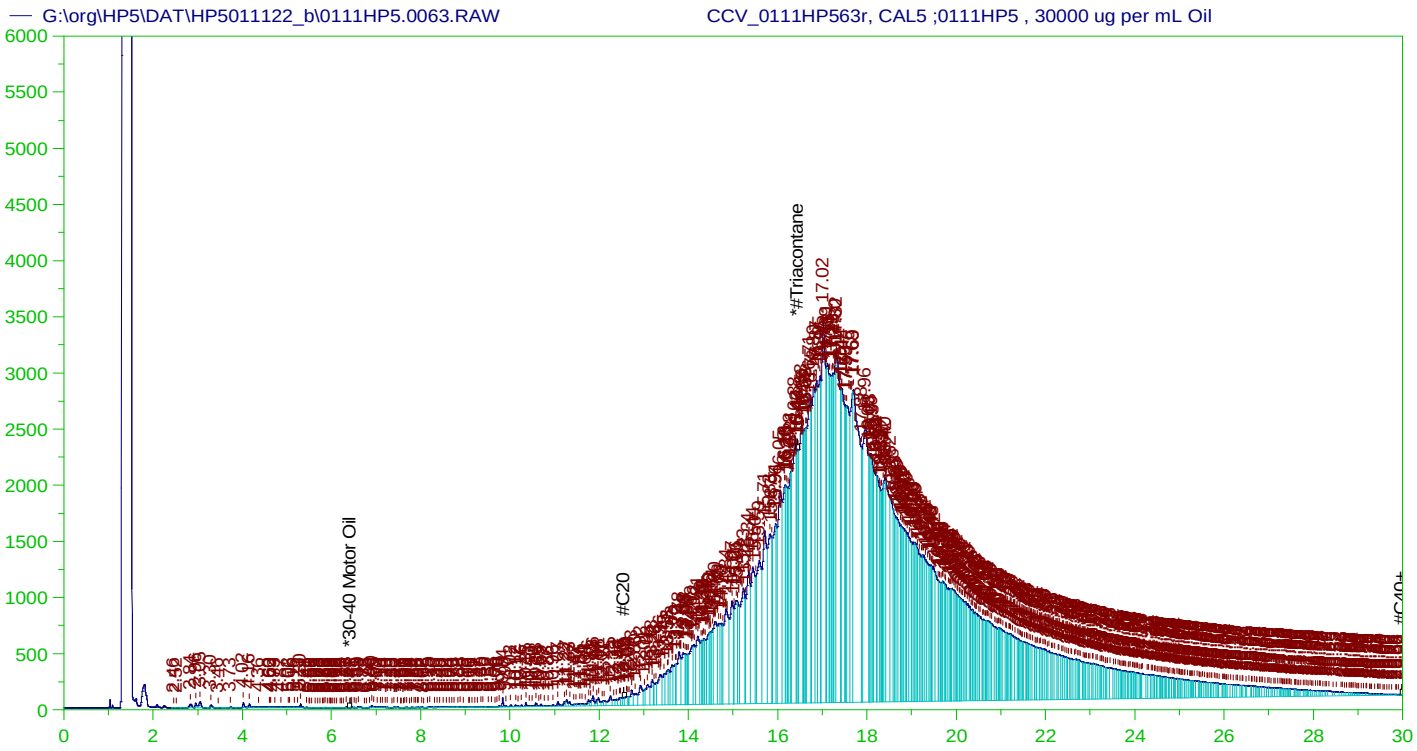

RESIDUAL RANGE ORGANICS CHROMATOGRAM

Sample Name: CCV_0111HP563r, CAL5 ;0111HP5 , 30000 ug per mL Oil
Raw File: G:\org\HP5\DAT\HP5011122_b\0111HP5.0063.RAW
Date & Time Acquired: 1/13/2022 8:50:32 PM
Method File: G:\Org\HP5\Methods\DC_ORO-BA-L%.MET
Calibration File: G:\Org\HP5\Cals\SW8015C_ORO220111BA.CAL
Sample Weight: 1 Dilution: 1 S.A.: 1

Mean RF for for Residual Range Organics Calculations: 26424.55
Rt range for Residual Range Organics: 12.51 to 30.05

SURROGATE COMPOUND	RT	ACTUAL	MEASURED	%REC	
*#Triacontane	16.44	500.	102.625	20.52	-

RRO Area:7.608009E+08 RRO AMOUNT: 28791.44

CONTINUING CALIBRATION REPORT: G:\org\HP5\DAT\HP5011122_b\0111HP5.0063.RAW

COMPOUND	ACTUAL(NG)	MEASURED(NG)	%RECOVERY	LIMITS
*30-40 Motor Oil	5000.	.102	.	75-125

SURROGATE COMPOUND	RT	ACTUAL	MEASURED	%REC	LIMITS
*#Triacontane	16.44	200.	102.625	51.31	75-125

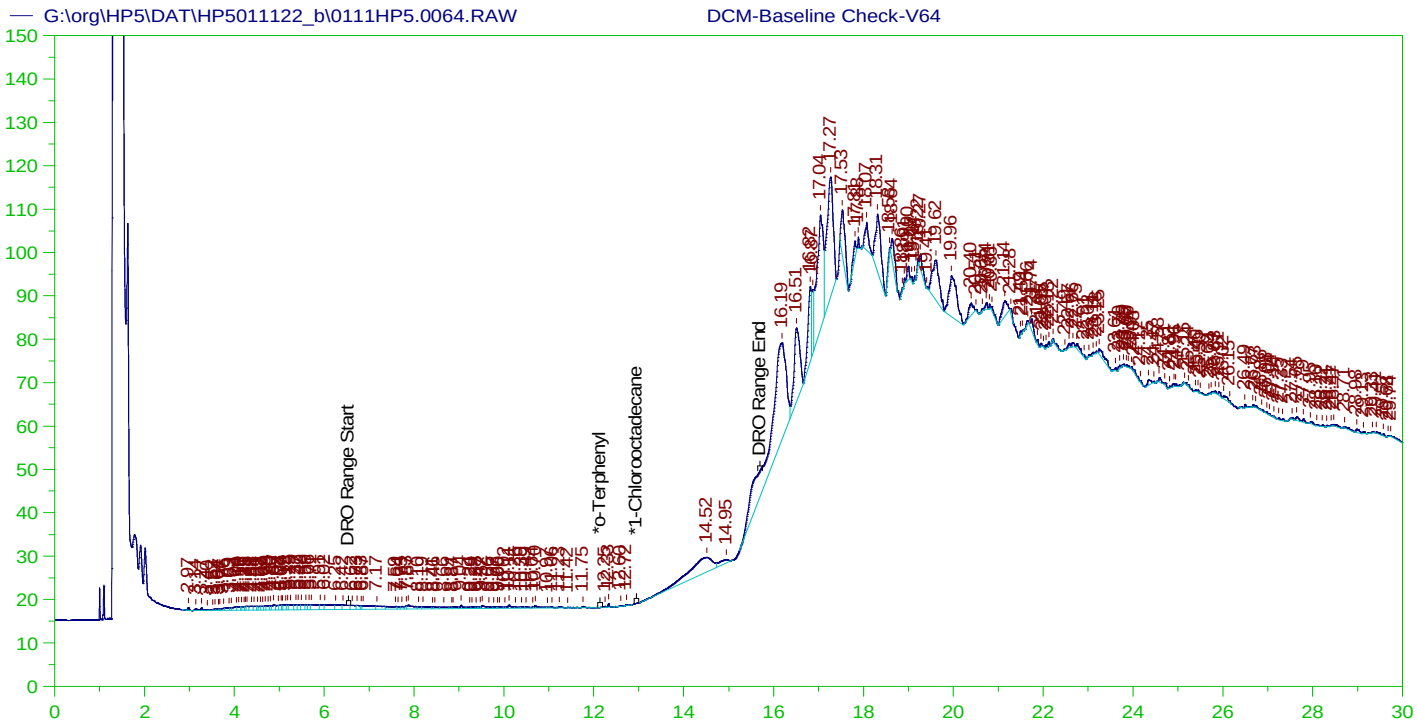

DIESEL RANGE ORGANICS CHROMATOGRAM REPORT
Sample Name: DCM-Baseline Check-V64
Raw File: G:\org\HP5\DAT\HP5011122_b\0111HP5.0064.RAW
Date & Time Acquired: 1/13/2022 9:33:32 PM
Method File: G:\Org\HP5\Methods\DR_8015-HE-LEXP.met
Calibration File: G:\Org\HP5\Cals\SW8015C_DRO210108HE.CAL
Sample Weight: 1 Dilution: 1 S.A.: 1

Mean RF for TEH: 29457.33
Rt range for Diesel Range Organics: 6.49 to 15.75

SURROGATE COMPOUND	RT	ACTUAL	MEASURED		%REC
*o-Terphenyl	29.741	200.	.	.	-
*1-Chlorooctadecane	29.741	200.	.	.	-

DRO Area:282237.4 DRO Amount: 9.581227
TEH Area:2669631 TEH Amount: 90.62704

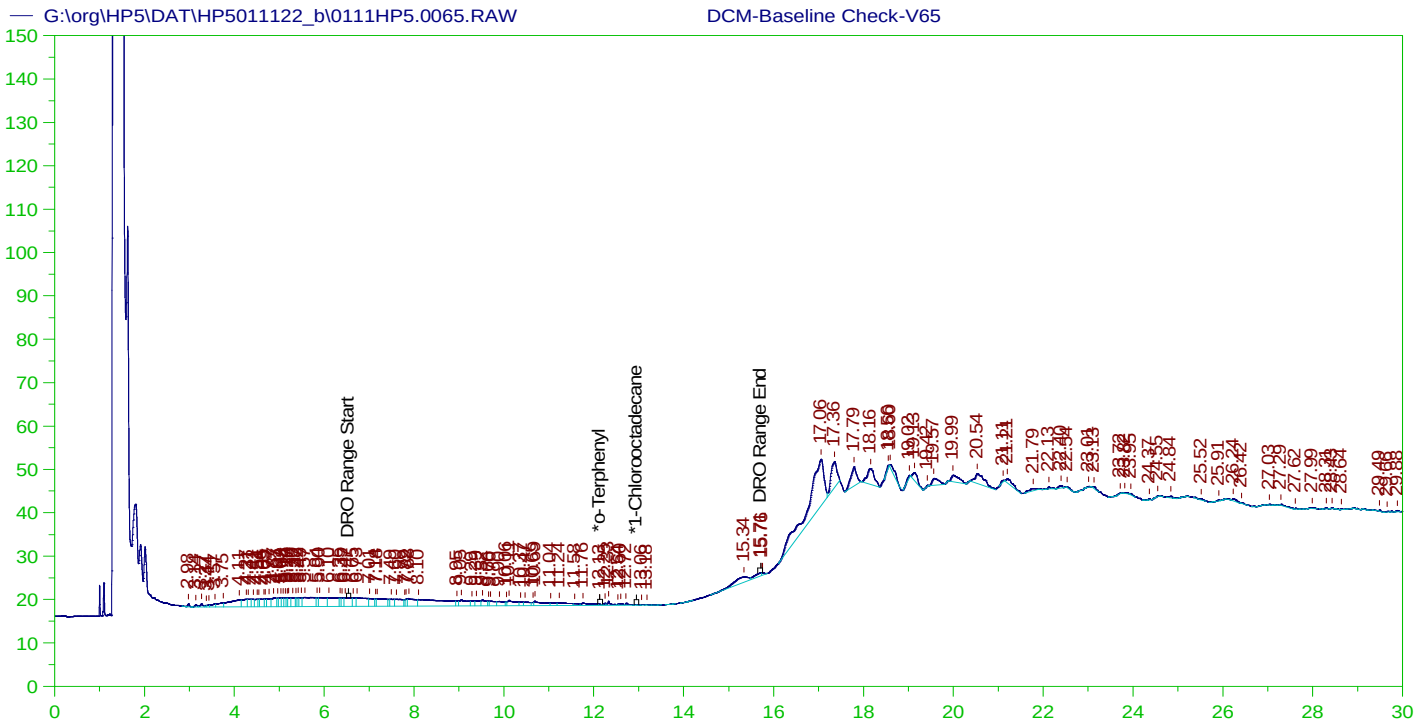

DIESEL RANGE ORGANICS CHROMATOGRAM REPORT
Sample Name: DCM-Baseline Check-V65
Raw File: G:\org\HP5\DAT\HP5011122_b\0111HP5.0065.RAW
Date & Time Acquired: 1/13/2022 10:16:33 PM
Method File: G:\Org\HP5\Methods\DR_8015-HE-LEXP.met
Calibration File: G:\Org\HP5\Cals\SW8015C_DRO210108HE.CAL
Sample Weight: 1 Dilution: 1 S.A.: 1

Mean RF for TEH: 29457.33
Rt range for Diesel Range Organics: 6.49 to 15.75

SURROGATE COMPOUND	RT	ACTUAL	MEASURED	%REC	
*o-Terphenyl	12.129	200.	.021	.01	-
*1-Chlorooctadecane	29.884	200.	.	.	-

DRO Area:397141.5 DRO Amount: 13.48192
TEH Area:1310457 TEH Amount: 44.48662

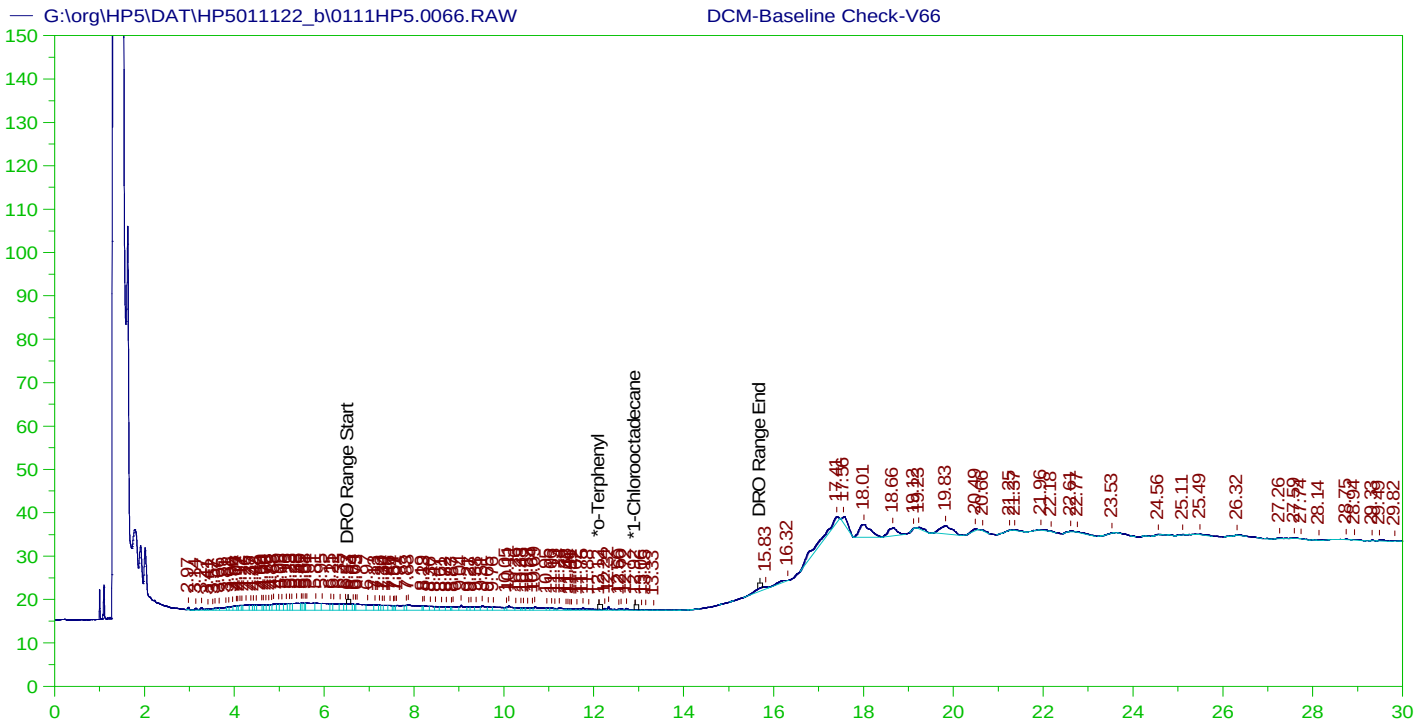

DIESEL RANGE ORGANICS CHROMATOGRAM REPORT
Sample Name: DCM-Baseline Check-V66
Raw File: G:\org\HP5\DAT\HP5011122_b\0111HP5.0066.RAW
Date & Time Acquired: 1/13/2022 10:59:39 PM
Method File: G:\Org\HP5\Methods\DR_8015-HE-LEXP.met
Calibration File: G:\Org\HP5\Cals\SW8015C_DRO210108HE.CAL
Sample Weight: 1 Dilution: 1 S.A.: 1

Mean RF for TEH: 29457.33
Rt range for Diesel Range Organics: 6.49 to 15.75

SURROGATE COMPOUND	RT	ACTUAL	MEASURED	%REC	
*o-Terphenyl	12.12	200.	.025	.01	-
*1-Chlorooctadecane	12.922	200.	.037	.02	-

DRO Area:278500.4 DRO Amount: 9.454367
TEH Area:757930.2 TEH Amount: 25.72976

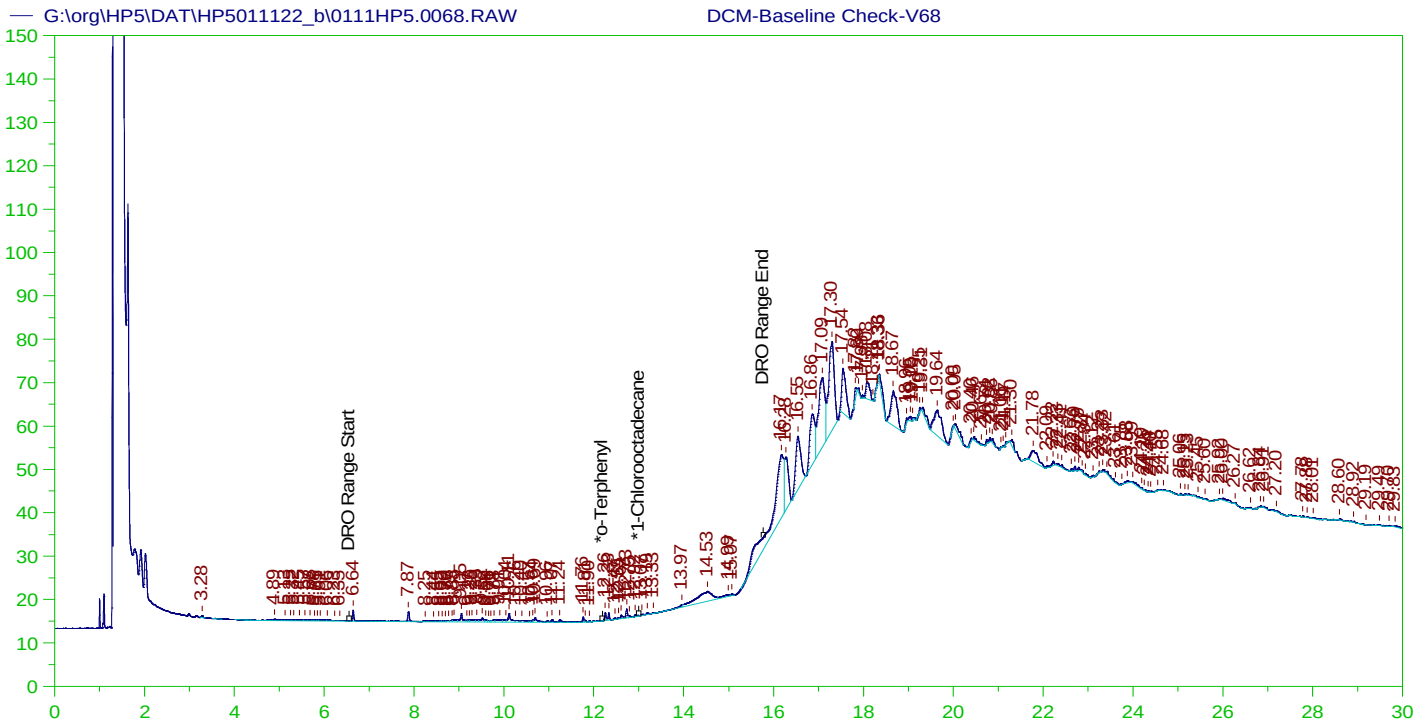

DIESEL RANGE ORGANICS CHROMATOGRAM REPORT
Sample Name: DCM-Baseline Check-V68
Raw File: G:\org\HP5\DAT\HP5011122_b\0111HP5.0068.RAW
Date & Time Acquired: 1/14/2022 7:35:26 AM
Method File: G:\Org\HP5\Methods\DR_8015-IC-LEXP.met
Calibration File: G:\Org\HP5\Cals\SW8015C_DRO211102IC.CAL
Sample Weight: 1 Dilution: 1 S.A.: 1

Mean RF for TEH: 31353.19
Rt range for Diesel Range Organics: 6.5 to 15.82

SURROGATE COMPOUND	RT	ACTUAL	MEASURED		%REC
*o-Terphenyl	29.833	200.	.	.	-
*1-Chlorooctadecane	29.833	200.	.	.	-

DRO Area:178261.1 DRO Amount: 5.685582
TEH Area:1513925 TEH Amount: 48.28614

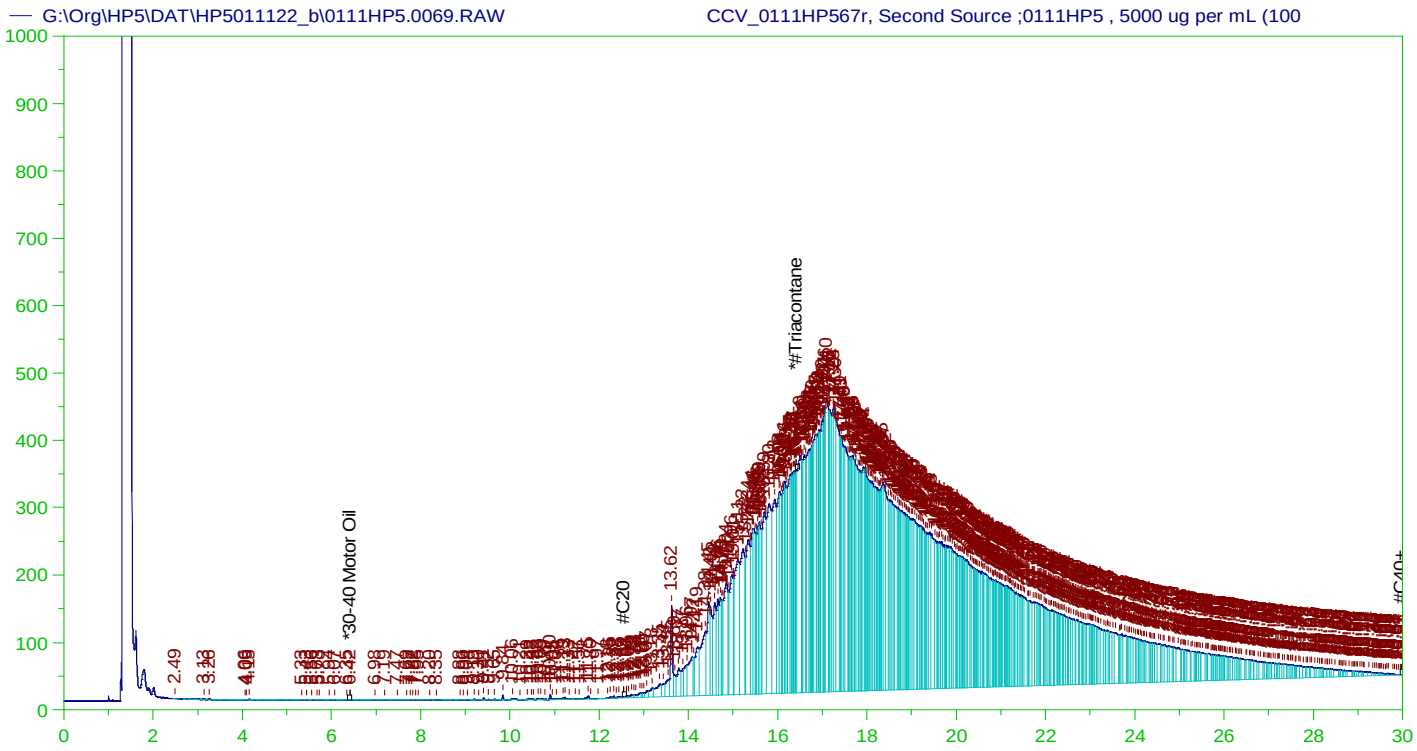

RESIDUAL RANGE ORGANICS CHROMATOGRAM

Sample Name: CCV_0111HP567r, Second Source ;0111HP5 , 5000 ug per mL (100
Raw File: G:\Org\HP5\DAT\HP5011122_b\0111HP5.0069.RAW
Date & Time Acquired: 1/14/2022 8:18:14 AM
Method File: G:\Org\HP5\Methods\DC_ORO-59-BA-L%.MET
Calibration File: G:\Org\HP5\Cals\SW8015C_ORO220111BA.CAL
Sample Weight: 1 Dilution: 1 S.A.: 1

Mean RF for for Residual Range Organics Calculations: 26424.55
Rt range for Residual Range Organics: 12.51 to 30.05

SURROGATE COMPOUND	RT	ACTUAL	MEASURED	%REC	
*#Triacontane	16.408	500.	23.958	4.79	-

RRO Area:1.341574E+08 RRO AMOUNT: 5076.999

CONTINUING CALIBRATION REPORT: G:\Org\HP5\DAT\HP5011122_b\0111HP5.0069.RAW

COMPOUND	ACTUAL(NG)	MEASURED(NG)	%RECOVERY	LIMITS
*30-40 Motor Oil	5000.	.033	.	75-125

SURROGATE COMPOUND	RT	ACTUAL	MEASURED	%REC	LIMITS
*#Triacontane	16.408	200.	23.958	11.98	75-125

Write Sequence | Insert Entries(Have the first cell for entries selecte

Data File	Sample Name	Method	Weight	Dil Factor	Amt Inj.	IS	Cal ID	Manual Integrations
G:\org\HP5\DAT\HP5011122_b\0111HP5.25r	DCM-Baseline Check-V25	G:\Org\HP5\Methods\DR_8015-IC-LEXP.met	1	1	1	1	0	No Integrations
G:\org\HP5\DAT\HP5011122_b\0111HP5.26r	Marker_0111HP526r, DRO ;0111HP5 , DRO220111A	g:\org\HP5\Methods\\CSC210212.met	1	1	1	1	0	No Integrations
G:\org\HP5\DAT\HP5011122_b\0111HP5.27r	DCM-Baseline Check-V27	G:\Org\HP5\Methods\DR_8015-HS-LEXP.met	1	1	1	1	0	No Integrations
G:\org\HP5\DAT\HP5011122_b\0111HP5.28r	CCV_0111HP528r, CAL1 ;0111HP5 , 2 ug per mL Triacontane (10 uL of Cal3 + 990 uL DCM(14647)	G:\Org\HP5\Methods\DS_ORO-BA-L#.MET	1	1	1	1	0	Surrogates are integrated using a valley to valley integration Set Baseline All Valley on at 16.04 minutes.
G:\org\HP5\DAT\HP5011122_b\0111HP5.29r	CCV_0111HP529r, CAL2 ;0111HP5 , 50 ug per mL Triacontane (100 uL Cal4 + 900 uL of DCM(14647)	G:\Org\HP5\Methods\DS_ORO-BA-L#.MET	1	1	1	1	0	Surrogates are integrated using a valley to valley integration Set Baseline All Valley on at 16.04 minutes.
G:\org\HP5\DAT\HP5011122_b\0111HP5.30r	CCV_0111HP530r, CAL3 ;0111HP5 , 200 ug per mL Triacontane (100uL of Cal5 + 400 uL DCM(14647)	G:\Org\HP5\Methods\DS_ORO-BA-L#.MET	1	1	1	1	0	Surrogates are integrated using a valley to valley integration Set Baseline All Valley on at 16.04 minutes.
G:\org\HP5\DAT\HP5011122_b\0111HP5.31r	CCV_0111HP531r, CAL4 ;0111HP5 , 500 ug per mL Triacontane (250uL of Cal5 + 250 uL DCM(14647)	G:\Org\HP5\Methods\DS_ORO-BA-L#.MET	1	1	1	1	0	Surrogates are integrated using a valley to valley integration Set Baseline All Valley on at 16.04 minutes.
G:\org\HP5\DAT\HP5011122_b\0111HP5.32r	DCM-Baseline Check-V33	G:\Org\HP5\Methods\DR_8015-HE-LEXP.met	1	1	1	1	0	No Integrations
G:\org\HP5\DAT\HP5011122_b\0111HP5.50r	CCV_0111HP550r, CAL5 ;0111HP5 , 1000 ug per mL Triacontane (DRO211006A)	G:\Org\HP5\Methods\DS_ORO-BA-L#.MET	1	1	1	1	0	Surrogates are integrated using a valley to valley integration Set Baseline All Valley on at 16.04 minutes.
G:\org\HP5\DAT\HP5011122_b\0111HP5.51r	DCM-Baseline Check-V51	G:\Org\HP5\Methods\DR_8015-IC-LEXP.met	1	1	1	1	0	No Integrations
G:\org\HP5\DAT\HP5011122_b\0111HP5.52r	DCM-Baseline Check-V52	G:\Org\HP5\Methods\DR_8015-IC-LEXP.met	1	1	1	1	0	No Integrations
G:\org\HP5\DAT\HP5011122_b\0111HP5.53r	Marker_0111HP553r, DRO ;0111HP5 , DRO220111A	g:\org\HP5\Methods\\CSC210212.met	1	1	1	1	0	No Integrations
G:\org\HP5\DAT\HP5011122_b\0111HP5.54r	DCM-Baseline Check-V54	G:\Org\HP5\Methods\DR_8015-IC-LEXP.met	1	1	1	1	0	No Integrations
G:\org\HP5\DAT\HP5011122_b\0111HP5.55r	CCV_0111HP555r, CAL1 ;0111HP5 , 150 ug per mLOil (10 uL of Cal4 + 990 uL DCM(14647)	G:\Org\HP5\Methods\DC_ORO-55-BA-L%.xls	1	1	1	1	0	The integration of TEH(Oil Range)is the hydrocarbon response with reference to the baseline. Assigned Set Baseline Now at 25 minutes. Y-Scale adjusted.
G:\org\HP5\DAT\HP5011122_b\0111HP5.56r	DCM-Baseline Check-V56	G:\Org\HP5\Methods\DR_8015-HE-LEXP.met	1	1	1	1	0	No Integrations
G:\org\HP5\DAT\HP5011122_b\0111HP5.57r	CCV_0111HP557r, CAL2 ;0111HP5 , 1000 ug per mL Oil (200 uL of Cal 3 +800 uL DCM(14647)	G:\Org\HP5\Methods\DC_ORO-57-BA-L%.xls	1	1	1	1	0	The integration of TEH(Oil Range)is the hydrocarbon response with reference to the baseline. Y-Scale adjusted.
G:\org\HP5\DAT\HP5011122_b\0111HP5.58r	DCM-Baseline Check-V58	G:\Org\HP5\Methods\DR_8015-HE-LEXP.met	1	1	1	1	0	No Integrations
G:\org\HP5\DAT\HP5011122_b\0111HP5.59r	CCV_0111HP559r, CAL3 ;0111HP5 , 5000 ug per mL Oil (100 uL of DRO211118A + 900 uL DCM(14647)	G:\Org\HP5\Methods\DC_ORO-59-BA-L%.xls	1	1	1	1	0	The integration of TEH(Oil Range)is the hydrocarbon response with reference to the baseline. Y-Scale adjusted.
G:\org\HP5\DAT\HP5011122_b\0111HP5.60r	DCM-Baseline Check-V60	G:\Org\HP5\Methods\DR_8015-HE-LEXP.met	1	1	1	1	0	No Integrations
G:\org\HP5\DAT\HP5011122_b\0111HP5.61r	CCV_0111HP561r, CAL4 ;0111HP5 , 15000 ug per mL Oil (200 uL of CAL5 + 200 uL DCM(14647)	G:\Org\HP5\Methods\DC_ORO-61-BA-L%.xls	1	1	1	1	0	The integration of TEH(Oil Range)is the hydrocarbon response with reference to the baseline. Y-Scale adjusted.
G:\org\HP5\DAT\HP5011122_b\0111HP5.62r	DCM-Baseline Check-V62	G:\Org\HP5\Methods\DR_8015-HE-LEXP.met	1	1	1	1	0	No Integrations
G:\org\HP5\DAT\HP5011122_b\0111HP5.63r	CCV_0111HP563r, CAL5 ;0111HP5 , 30000 ug per mL Oil (600 uL of DRO211118A + 400 uL of DCM)	G:\Org\HP5\Methods\DC_ORO-BA-L%.xls	1	1	1	1	0	The integration of TEH(Oil Range)is the hydrocarbon response with reference to the baseline. Y-Scale adjusted.
G:\org\HP5\DAT\HP5011122_b\0111HP5.64r	DCM-Baseline Check-V64	G:\Org\HP5\Methods\DR_8015-HE-LEXP.met	1	1	1	1	0	No Integrations
G:\org\HP5\DAT\HP5011122_b\0111HP5.65r	DCM-Baseline Check-V65	G:\Org\HP5\Methods\DR_8015-HE-LEXP.met	1	1	1	1	0	No Integrations
G:\org\HP5\DAT\HP5011122_b\0111HP5.66r	DCM-Baseline Check-V66	G:\Org\HP5\Methods\DR_8015-HE-LEXP.met	1	1	1	1	0	No Integrations
G:\org\HP5\DAT\HP5011122_b\0111HP5.68r	DCM-Baseline Check-V68	G:\Org\HP5\Methods\DR_8015-IC-LEXP.met	1	1	1	1	0	No Integrations
G:\org\HP5\DAT\HP5011122_b\0111HP5.69r	CCV_0111HP567r, Second Source ;0111HP5 , 5000 ug per mL (100uL of DRO210902A + 900uL DCM(14647)	G:\Org\HP5\Methods\DC_ORO-59-BA-L%.xls	1	1	1	1	0	The integration of TEH(Oil Range)is the hydrocarbon response with reference to the baseline. Y-Scale adjusted.

Ann Nebel

Digitally signed by
Ann Nebel
Date: 2022.02.11 10:29:31 -07:00

PREP BATCH REPORT

Prep Code: **HC-3520-DRO** Technician: **Jillian L Bostwick** Prep Start Date: **2/14/2022 1:41:09 PM**

Prep Batch **163748** Prep Temp **NA °C** Batch Units: **ML** Prep End Date: **2/15/2022 12:42:00 P**

Sample ID	Matrix	pH	Initial Samp Amt	Sol Added	Sol Recovered	Final Vol (mL)	Factor	Balance	Prep Start Date	Prep End Date
MB-163748			1000	0	0	1.00	0.001		2/14/2022	2/15/2022
Start time: 1:33 PM, 2/14/2022. End time: 02/15/2022 at 8:53 AM. SGT by ALN on remaining sample on 2/16/2022.										
LCS-163748			1000	0	0	1.00	0.001		2/14/2022	2/15/2022
All bottles were completely used, defaced and disposed of on 2/14/2022. SGT by ALN on remaining sample on 2/16/2022.										
LCSD-163748			1000	0	0	1.00	0.001		2/14/2022	2/15/2022
ALN took down, transferred, blew down and bottled samples. SGT by ALN on remaining sample on 2/16/2022.										
LCS-163748-RRO			1000	0	0	1.00	0.001		2/14/2022	2/15/2022
SGT by ALN on remaining sample on 2/16/2022.										
LCSD-163748-RRO			1000	0	0	1.00	0.001		2/14/2022	2/15/2022
SGT by ALN on remaining sample on 2/16/2022.										
B22020962-001D	Ground Water	2	1050	0	0	1.00	0.000952		2/14/2022	2/15/2022
Bottle 1/2. Clear. SGT by ALN on remaining sample on 2/16/2022.										
B22020962-001DMS	Ground Water	2	1050	0	0	1.00	0.000952		2/14/2022	2/15/2022
Bottle 2/2. Clear. SGT by ALN on remaining sample on 2/16/2022.										
B22020962-006D	Ground Water	2	1050	0	0	1.00	0.000952		2/14/2022	2/15/2022
Bottle 1/2. Clear. SGT by ALN on remaining sample on 2/16/2022.										
B22020962-006DMS-RRO	Ground Water	2	1050	0	0	1.00	0.000952		2/14/2022	2/15/2022
Bottle 2/2. Clear. SGT by ALN on remaining sample on 2/16/2022.										
B22020962-011D	Ground Water	2	1040	0	0	1.00	0.000957		2/14/2022	2/15/2022
Bottle 1/2. Clear, light sediment. SGT by ALN on remaining sample on 2/16/2022.										
B22020962-016D	Ground Water	2	1010	0	0	1.00	0.00099		2/14/2022	2/15/2022
Bottle 1/2. Clear.										
B22020962-021D	Ground Water	2	1040	0	0	1.00	0.000957		2/14/2022	2/15/2022
Bottle 1/2. Clear. SGT by ALN on remaining sample on 2/16/2022.										
B22020962-026D	Ground Water	2	1000	0	0	1.00	0.001		2/14/2022	2/15/2022
Bottle 1/2. Turbid, sediment. SGT by ALN on remaining sample on 2/16/2022.										
B22020962-031D	Ground Water	2	1060	0	0	1.00	0.000943		2/14/2022	2/15/2022
Bottle 1/2. Clear.										

Number	Reagent Name	Exp Date	
11	Carbon Filter Water	1/1/2023	
13379	PTFE Boiling Stones 27463755	12/30/2025	
14206	pH-indicator Strips 0-14 HC160347	8/26/2026	
14719	4ML, Amber Vial, 20220104	1/4/2027	
14828	Dichloromethane ED092	12/12/2023	

Spk ID	Spike Name	SampType	AmtAdd	Exp Date
FP220126 14244	DCM RINSED FILTER PAPER	all	1	4/6/2026
Sulfate 01/25/22 (	Baked Sodium Sulfate	all	Varies	11/29/2026
DRO220119A	Triacontane SURR 1000 ug/mL	All except LCS, L	100 uL	4/6/2026
DRO211213A	OTP only SURR 2000 ug/mL	All except RRO-L	100 uL	9/30/2024
DRO220106C	#2 Diesel in Acetone 150,000 ug/mL	LCS, LCSD, MS,	100 uL	11/5/2023
DRO220112A	50,000 ug/mL Oil Std for RRO-In D	LCS-RRO, LCSD	100 uL	9/1/2026
SG220126(13376)	Baked Silica Gel	SGT	5g	2/28/2030

PREP BATCH REPORT

Prep Code: **HC-3520-DRO** Technician: **Jillian L Bostwick** Prep Start Date: **2/14/2022 1:41:09 PM**

Prep Batch **163748** Prep Temp **NA °C** Batch Units: **ML** Prep End Date: **2/15/2022 12:42:00 P**

Sample ID	Matrix	pH	Initial Samp Amt	Sol Added	Sol Recovered	Final Vol (mL)	Factor	Balance	Prep Start Date	Prep End Date
B22020962-032B	Ground Water	2	1060	0	0	1.00	0.000943		2/14/2022	2/15/2022
Bottle 1/2. Clear. SGT by ALN on remaining sample on 2/16/2022.										

Number	Reagent Name	Exp Date	
11	Carbon Filter Water	1/1/2023	
13379	PTFE Boiling Stones 27463755	12/30/2025	
14206	pH-indicator Strips 0-14 HC160347	8/26/2026	
14719	4ML, Amber Vial, 20220104	1/4/2027	
14828	Dichloromethane ED092	12/12/2023	

Spk ID	Spike Name	SampType	AmtAdd	Exp Date
FP220126 14244	DCM RINSED FILTER PAPER	all	1	4/6/2026
Sulfate 01/25/22 (	Baked Sodium Sulfate	all	Varies	11/29/2026
DRO220119A	Triacontane SURR 1000 ug/mL	All except LCS, L	100 uL	4/6/2026
DRO211213A	OTP only SURR 2000 ug/mL	All except RRO-L	100 uL	9/30/2024
DRO220106C	#2 Diesel in Acetone 150,000 ug/mL	LCS, LCSD, MS,	100 uL	11/5/2023
DRO220112A	50,000 ug/mL Oil Std for RRO-In D	LCS-RRO, LCSD	100 uL	9/1/2026
SG220126(13376)	Baked Silica Gel	SGT	5g	2/28/2030

Energy Laboratories Inc

ANALYTICAL RUN Summary

17-Feb-22

Run ID GCFID-HP5-B_220215A

Run Start Date: 2/15/2022
Analyst: Ann Nebel
Ical:
Column ID:
Comments: DRO-8015-ICAL information is in Index GCFID-HP5-B_220111A 8015C OIL range calibration GCFID-HP5-B_220111C

Std ID	Std Name	Std Amount	Std Units	Samp Amount	Samp Units	SampType	Expiration Date
DRO220128A	8015 CCV-15,000ug/mL + 200 OTP					CCV-DRO	4/30/2023
DRO220128B	Carbon Scan STD-Marker					MARKER	7/13/2026
DRO220201A	5,000 ug/mL RRO CCV 200 ug/mL Triacontane					CCV-RRO	4/6/2026

Seq No	Lab ID	Test Code	Sample Typ	File ID	Analysis Date	DF	Batch ID	Prep Date	SPKref	RPDref	pmoist
15041578	CCV_0215HP50	HC-8015-DRO-	CCV		2/15/2022 12:08:	1	R374849		0	0	

Analyte	T	Units	RAW	Final	Text	Spike	SPKref	RPDref	MDL	PQL	UQL	%REC	LOW	HIGH	%RPD	Q
TEH(Oil Range)	A	mg/L		5.1684375		5	0	0	0.0879	0.3	0	103%	80	120	0%	
n-Triacontane	S	mg/L		0.1922915		0.2	0	0	0.000336	0.002	0	96%	80	120	0%	

Seq No	Lab ID	Test Code	Sample Typ	File ID	Analysis Date	DF	Batch ID	Prep Date	SPKref	RPDref	pmoist
15041579	CCV_0215HP50	HC-8015-DRO-	CCV		2/15/2022 1:09:2	1	R374849		0	0	

Analyte	T	Units	RAW	Final	Text	Spike	SPKref	RPDref	MDL	PQL	UQL	%REC	LOW	HIGH	%RPD	Q
Diesel Range Organics (C10 to C24)	A	mg/L		14.96687		15	0	0	0.0389	0.3	0	100%	80	120	0%	
Total Extractable Hydrocarbons	A	mg/L		14.96687		15	0	0	0.0749	0.3	50	100%	80	120	0%	
o-Terphenyl	S	mg/L		0.183568		0.2	0	0	0.000429	0.002	0	92%	80	120	0%	

Seq No	Lab ID	Test Code	Sample Typ	File ID	Analysis Date	DF	Batch ID	Prep Date	SPKref	RPDref	pmoist
15041580	LCS-163748	HC-8015-DRO-	LCS-DOD		2/15/2022 3:17:5	1	163748	2/14/2022 1:	0	0	

Analyte	T	Units	RAW	Final	Text	Spike	SPKref	RPDref	MDL	PQL	UQL	%REC	LOW	HIGH	%RPD	Q

Seq No	Lab ID	Test Code	Sample Typ	File ID	Analysis Date	DF	Batch ID	Prep Date	SPKref	RPDref	pmoist
15041580	LCS-163748	HC-8015-DRO-	LCS-DOD		2/15/2022 3:17:5	1	163748	2/14/2022 1:	0	0	

Analyte	T	Units	RAW	Final	Text	Spike	SPKref	RPDref	MDL	PQL	UQL	%REC	LOW	HIGH	%RPD	Q
Diesel Range Organics (C10 to C24)	A	mg/L		14.47345		15	0	0	0.0389	0.3	0	96%	36	132	0%	
Total Extractable Hydrocarbons	A	mg/L		14.09594		15	0	0	0.0749	0.3	50	94%	60	132	0%	
o-Terphenyl	S	mg/L		0.2007885		0.2	0	0	0.000429	0.002	0	100%	56	125	0%	

Seq No	Lab ID	Test Code	Sample Typ	File ID	Analysis Date	DF	Batch ID	Prep Date	SPKref	RPDref	pmoist
15041581	LCSD-163748	HC-8015-DRO-	LCSD-DOD		2/15/2022 4:00:5	1	163748	2/14/2022 1:	0	2E+07	

Analyte	T	Units	RAW	Final	Text	Spike	SPKref	RPDref	MDL	PQL	UQL	%REC	LOW	HIGH	%RPD	Q
Diesel Range Organics (C10 to C24)	A	mg/L		12.87807		15	0	14.47345	0.0389	0.3	0	86%	36	132	12%	
Total Extractable Hydrocarbons	A	mg/L		13.7668		15	0	14.09594	0.0749	0.3	50	92%	60	132	2%	
o-Terphenyl	S	mg/L		0.2013523		0.2	0	0	0.000429	0.002	0	101%	56	125	0%	

Seq No	Lab ID	Test Code	Sample Typ	File ID	Analysis Date	DF	Batch ID	Prep Date	SPKref	RPDref	pmoist
15041582	MB-163748	HC-8015-DRO-	MBLK		2/15/2022 4:43:4	1	163748	2/14/2022 1:	0	0	

Analyte	T	Units	RAW	Final	Text	Spike	SPKref	RPDref	MDL	PQL	UQL	%REC	LOW	HIGH	%RPD	Q
Diesel Range Organics (C10 to C24)	A	mg/L		0		0	0	0	0.0389	0.15	0	0%	0	0	0%	
Oil Range Hydrocarbons (C24 to C40	A	mg/L		0		0	0	0	0.0879	0.15	0	0%	0	0	0%	
Total Extractable Hydrocarbons	A	mg/L		0		0	0	0	0.0749	0.15	50	0%	0	0	0%	
n-Triacontane	S	mg/L		0.115		0.1	0	0	0.000336	0.002	0	115%	50	150	0%	
o-Terphenyl	S	mg/L		0.2150964		0.2	0	0	0.000429	0.002	0	108%	56	125	0%	

Seq No	Lab ID	Test Code	Sample Typ	File ID	Analysis Date	DF	Batch ID	Prep Date	SPKref	RPDref	pmoist
15041583	B22020962-001	HC-8015-DRO-	SAMP		2/15/2022 5:26:5	1	163748	2/14/2022 1:	0	0	

Analyte	T	Units	RAW	Final	Text	Spike	SPKref	RPDref	MDL	PQL	UQL	%REC	LOW	HIGH	%RPD	Q
Diesel Range Organics (C10 to C24)	A	mg/L		0		0	0	0	0.0370328	0.3	0	0%	0	0	0%	U
Oil Range Hydrocarbons (C24 to C40	A	mg/L		0		0	0	0	0.0836808	0.3	0	0%	0	0	0%	U
Total Extractable Hydrocarbons	A	mg/L		0		0	0	0	0.0713048	0.3	50	0%	0	0	0%	U
n-Triacontane	S	mg/L		0.104		0.0952	0	0	0.0003199	0.001904	0	109%	50	150	0%	
o-Terphenyl	S	mg/L		0.1903713		0.1904	0	0	0.0004084	0.002	0	100%	56	125	0%	

Seq No	Lab ID	Test Code	Sample Typ	File ID	Analysis Date	DF	Batch ID	Prep Date	SPKref	RPDref	pmoist
15041584	B22020962-001	HC-8015-DRO-	MS-DOD		2/15/2022 6:10:0	1	163748	2/14/2022 1:	2E+07	0	

Analyte	T	Units	RAW	Final	Text	Spike	SPKref	RPDref	MDL	PQL	UQL	%REC	LOW	HIGH	%RPD	Q
Diesel Range Organics (C10 to C24)	A	mg/L		13.67493		14.28	0	0	0.0370328	0.3	0	96%	36	132	0%	
Total Extractable Hydrocarbons	A	mg/L		14.55865		14.28	0	0	0.0713048	0.3	50	102%	60	132	0%	
o-Terphenyl	S	mg/L		0.2079687		0.1904	0	0	0.0004084	0.002	0	109%	56	125	0%	

Seq No	Lab ID	Test Code	Sample Typ	File ID	Analysis Date	DF	Batch ID	Prep Date	SPKref	RPDref	pmoist
15041585	B22020962-031	HC-8015-DRO-	SAMP		2/15/2022 7:36:0	1	163748	2/14/2022 1:	0	0	

Analyte	T	Units	RAW	Final	Text	Spike	SPKref	RPDref	MDL	PQL	UQL	%REC	LOW	HIGH	%RPD	Q
Diesel Range Organics (C10 to C24)	A	mg/L		0		0	0	0	0.0366827	0.3	0	0%	0	0	0%	U
Oil Range Hydrocarbons (C24 to C40	A	mg/L		0		0	0	0	0.0828897	0.3	0	0%	0	0	0%	U
Total Extractable Hydrocarbons	A	mg/L		0		0	0	0	0.0706307	0.3	50	0%	0	0	0%	U
n-Triacontane	S	mg/L		0.103		0.0943	0	0	0.0003168	0.001886	0	109%	50	150	0%	
o-Terphenyl	S	mg/L		0.1898616		0.1886	0	0	0.0004045	0.002	0	101%	56	125	0%	

Seq No	Lab ID	Test Code	Sample Typ	File ID	Analysis Date	DF	Batch ID	Prep Date	SPKref	RPDref	pmoist
15041586	B22020962-032	HC-8015-DRO-	SAMP		2/15/2022 8:19:0	1	163748	2/14/2022 1:	0	0	

Analyte	T	Units	RAW	Final	Text	Spike	SPKref	RPDref	MDL	PQL	UQL	%REC	LOW	HIGH	%RPD	Q
Diesel Range Organics (C10 to C24)	A	mg/L		0.1867703		0	0	0	0.0366827	0.3	0	0%	0	0	0%	J
Oil Range Hydrocarbons (C24 to C40	A	mg/L		0.25140500		0	0	0	0.0828897	0.3	0	0%	0	0	0%	J
Total Extractable Hydrocarbons	A	mg/L		0.4578004		0	0	0	0.0706307	0.3	50	0%	0	0	0%	
n-Triacontane	S	mg/L		0.101		0.0943	0	0	0.0003168	0.001886	0	107%	50	150	0%	
o-Terphenyl	S	mg/L		0.1831251		0.1886	0	0	0.0004045	0.002	0	97%	56	125	0%	

Seq No	Lab ID	Test Code	Sample Typ	File ID	Analysis Date	DF	Batch ID	Prep Date	SPKref	RPDref	pmoist
15041587	B22020962-021	HC-8015-DRO-	SAMP		2/15/2022 9:01:5	1	163748	2/14/2022 1:	0	0	

Analyte	T	Units	RAW	Final	Text	Spike	SPKref	RPDref	MDL	PQL	UQL	%REC	LOW	HIGH	%RPD	Q
Diesel Range Organics (C10 to C24)	A	mg/L		0.1293294		0	0	0	0.0372273	0.3	0	0%	0	0	0%	J
Oil Range Hydrocarbons (C24 to C40	A	mg/L		0.27971750		0	0	0	0.0841203	0.3	0	0%	0	0	0%	J
Total Extractable Hydrocarbons	A	mg/L		0.4272106		0	0	0	0.0716793	0.3	50	0%	0	0	0%	
n-Triacontane	S	mg/L		0.102		0.0957	0	0	0.0003216	0.001914	0	107%	50	150	0%	
o-Terphenyl	S	mg/L		0.1867143		0.1914	0	0	0.0004106	0.002	0	98%	56	125	0%	

Seq No	Lab ID	Test Code	Sample Typ	File ID	Analysis Date	DF	Batch ID	Prep Date	SPKref	RPDref	pmoist
15041588	B22020962-026	HC-8015-DRO-	SAMP		2/15/2022 10:28:	1	163748	2/14/2022 1:	0	0	

Analyte	T	Units	RAW	Final	Text	Spike	SPKref	RPDref	MDL	PQL	UQL	%REC	LOW	HIGH	%RPD	Q
Diesel Range Organics (C10 to C24)	A	mg/L		3.523833		0	0	0	0.0389	0.3	0	0%	0	0	0%	
Oil Range Hydrocarbons (C24 to C40	A	mg/L		0.87978595		0	0	0	0.0879	0.3	0	0%	0	0	0%	
Total Extractable Hydrocarbons	A	mg/L		4.347314		0	0	0	0.0749	0.3	50	0%	0	0	0%	
n-Triacontane	S	mg/L		0.116		0.1	0	0	0.000336	0.002	0	116%	50	150	0%	
o-Terphenyl	S	mg/L		0.1962887		0.2	0	0	0.000429	0.002	0	98%	56	125	0%	

Seq No	Lab ID	Test Code	Sample Typ	File ID	Analysis Date	DF	Batch ID	Prep Date	SPKref	RPDref	pmoist
15041589	CCV_0215HP52	HC-8015-DRO-	CCV		2/15/2022 11:53:	1	R374849		0	0	

Analyte	T	Units	RAW	Final	Text	Spike	SPKref	RPDref	MDL	PQL	UQL	%REC	LOW	HIGH	%RPD	Q
TEH(Oil Range)	A	mg/L		5.20969434		5	0	0	0.0879	0.3	0	104%	80	120	0%	
n-Triacontane	S	mg/L		0.1934945		0.2	0	0	0.000336	0.002	0	97%	80	120	0%	

Seq No	Lab ID	Test Code	Sample Typ	File ID	Analysis Date	DF	Batch ID	Prep Date	SPKref	RPDref	pmoist
15041590	CCV_0215HP52	HC-8015-DRO-	CCV		2/16/2022 12:36:	1	R374849		0	0	

Analyte	T	Units	RAW	Final	Text	Spike	SPKref	RPDref	MDL	PQL	UQL	%REC	LOW	HIGH	%RPD	Q
Diesel Range Organics (C10 to C24)	A	mg/L		14.72236		15	0	0	0.0389	0.3	0	98%	80	120	0%	
Total Extractable Hydrocarbons	A	mg/L		15.23634		15	0	0	0.0749	0.3	50	102%	80	120	0%	
o-Terphenyl	S	mg/L		0.1880856		0.2	0	0	0.000429	0.002	0	94%	80	120	0%	

Seq No	Lab ID	Test Code	Sample Typ	File ID	Analysis Date	DF	Batch ID	Prep Date	SPKref	RPDref	pmoist
15041591	B22020962-011	HC-8015-DRO-	SAMP		2/16/2022 2:02:5	1	163748	2/14/2022 1:	0	0	

Analyte	T	Units	RAW	Final	Text	Spike	SPKref	RPDref	MDL	PQL	UQL	%REC	LOW	HIGH	%RPD	Q
Diesel Range Organics (C10 to C24)	A	mg/L		0.1697735		0	0	0	0.0372273	0.3	0	0%	0	0	0%	J
Oil Range Hydrocarbons (C24 to C40	A	mg/L		0.49424407		0	0	0	0.0841203	0.3	0	0%	0	0	0%	
Total Extractable Hydrocarbons	A	mg/L		0.670882		0	0	0	0.0716793	0.3	50	0%	0	0	0%	
n-Triacontane	S	mg/L		0.106		0.0957	0	0	0.0003216	0.001914	0	111%	50	150	0%	
o-Terphenyl	S	mg/L		0.1480728		0.1914	0	0	0.0004106	0.002	0	77%	56	125	0%	

Seq No	Lab ID	Test Code	Sample Typ	File ID	Analysis Date	DF	Batch ID	Prep Date	SPKref	RPDref	pmoist
15041592	B22020962-006	HC-8015-DRO-	SAMP		2/16/2022 3:28:5	1	163748	2/14/2022 1:	0	0	

Analyte	T	Units	RAW	Final	Text	Spike	SPKref	RPDref	MDL	PQL	UQL	%REC	LOW	HIGH	%RPD	Q
Diesel Range Organics (C10 to C24)	A	mg/L		0.9079867		0	0	0	0.0370328	0.3	0	0%	0	0	0%	
Oil Range Hydrocarbons (C24 to C40	A	mg/L		0.72268534		0	0	0	0.0836808	0.3	0	0%	0	0	0%	
Total Extractable Hydrocarbons	A	mg/L		1.637198		0	0	0	0.0713048	0.3	50	0%	0	0	0%	
n-Triacontane	S	mg/L		0.103		0.0952	0	0	0.0003199	0.001904	0	108%	50	150	0%	
o-Terphenyl	S	mg/L		0.1653225		0.1904	0	0	0.0004084	0.002	0	87%	56	125	0%	
TEH(Oil Range)	X	mg/L		1.08583021		0	0	0	0.0836808	0.3	0	0%	0	0	0%	

Seq No	Lab ID	Test Code	Sample Typ	File ID	Analysis Date	DF	Batch ID	Prep Date	SPKref	RPDref	pmoist
15041593	B22020962-006	HC-8015-DRO-	MS-DOD		2/16/2022 4:11:5	1	163748	2/14/2022 1:	2E+07	0	

Analyte	T	Units	RAW	Final	Text	Spike	SPKref	RPDref	MDL	PQL	UQL	%REC	LOW	HIGH	%RPD	Q
TEH(Oil Range)	A	mg/L		5.22538567		4.76	1.0858302	0	0.0836808	0.3	0	87%	41	113	0%	
n-Triacontane	S	mg/L		0.1		0.0952	0	0	0.0003199	0.002	0	105%	50	150	0%	

Seq No	Lab ID	Test Code	Sample Typ	File ID	Analysis Date	DF	Batch ID	Prep Date	SPKref	RPDref	pmoist
15041594	B22020962-016	HC-8015-DRO-	SAMP		2/16/2022 6:20:4	1	163748	2/14/2022 1:	0	0	

Analyte	T	Units	RAW	Final	Text	Spike	SPKref	RPDref	MDL	PQL	UQL	%REC	LOW	HIGH	%RPD	Q
Diesel Range Organics (C10 to C24)	A	mg/L		0		0	0	0	0.038511	0.3	0	0%	0	0	0%	U
Oil Range Hydrocarbons (C24 to C40	A	mg/L		0		0	0	0	0.087021	0.3	0	0%	0	0	0%	U
Total Extractable Hydrocarbons	A	mg/L		0		0	0	0	0.074151	0.3	50	0%	0	0	0%	U
n-Triacontane	S	mg/L		0.115		0.099	0	0	0.0003326	0.00198	0	116%	50	150	0%	
o-Terphenyl	S	mg/L		0.2137025		0.198	0	0	0.0004247	0.002	0	108%	56	125	0%	

Seq No	Lab ID	Test Code	Sample Typ	File ID	Analysis Date	DF	Batch ID	Prep Date	SPKref	RPDref	pmoist
15041595	LCS-163748-RR	HC-8015-DRO-	LCS-DOD		2/16/2022 8:29:2	1	163748	2/14/2022 1:	0	0	

Analyte	T	Units	RAW	Final	Text	Spike	SPKref	RPDref	MDL	PQL	UQL	%REC	LOW	HIGH	%RPD	Q
TEH(Oil Range)	A	mg/L		5.50884819		5	0	0	0.0879	0.3	0	110%	41	113	0%	
n-Triacontane	S	mg/L		0.112		0.1	0	0	0.000336	0.002	0	112%	50	150	0%	

Seq No	Lab ID	Test Code	Sample Typ	File ID	Analysis Date	DF	Batch ID	Prep Date	SPKref	RPDref	pmoist
15041596	LCSD-163748-R	HC-8015-DRO-	LCSD-DOD		2/16/2022 9:54:5	1	163748	2/14/2022 1:	0	2E+07	

Analyte	T	Units	RAW	Final	Text	Spike	SPKref	RPDref	MDL	PQL	UQL	%REC	LOW	HIGH	%RPD	Q
TEH(Oil Range)	A	mg/L		5.23484612		5	0	5.5088482	0.0879	0.3	0	105%	41	113	5%	
n-Triacontane	S	mg/L		0.108		0.1	0	0	0.000336	0.002	0	108%	50	150	0%	

Seq No	Lab ID	Test Code	Sample Typ	File ID	Analysis Date	DF	Batch ID	Prep Date	SPKref	RPDref	pmoist
15041597	CCV_0215HP53	HC-8015-DRO-	CCV		2/16/2022 11:20:	1	R374849		0	0	

Analyte	T	Units	RAW	Final	Text	Spike	SPKref	RPDref	MDL	PQL	UQL	%REC	LOW	HIGH	%RPD	Q
TEH(Oil Range)	A	mg/L		5.31640527		5	0	0	0.0879	0.3	0	106%	80	120	0%	
n-Triacontane	S	mg/L		0.1953403		0.2	0	0	0.000336	0.002	0	98%	80	120	0%	

Seq No	Lab ID	Test Code	Sample Typ	File ID	Analysis Date	DF	Batch ID	Prep Date	SPKref	RPDref	pmoist
15041598	CCV_0215HP53	HC-8015-DRO-	CCV		2/16/2022 12:03:	1	R374849		0	0	

Analyte	T	Units	RAW	Final	Text	Spike	SPKref	RPDref	MDL	PQL	UQL	%REC	LOW	HIGH	%RPD	Q
Diesel Range Organics (C10 to C24)	A	mg/L		14.46479		15	0	0	0.0389	0.3	0	96%	80	120	0%	
Total Extractable Hydrocarbons	A	mg/L		14.96941		15	0	0	0.0749	0.3	50	100%	80	120	0%	
o-Terphenyl	S	mg/L		0.1842026		0.2	0	0	0.000429	0.002	0	92%	80	120	0%	

Energy Laboratories Inc

ANALYTICAL RUN Summary

18-Feb-22

Run ID GCFID-HP5-B_220215B

Run Start Date: 2/15/2022
Analyst: Ann Nebel
Ical:
Column ID:
Comments: IDOC_JLB supervised by AMN. DRO-8015-ICAL information is in Index GCFID-HP5-B_220111A 8015C OIL range calibration GCFID-HP5-B_220111C.

Std ID	Std Name	Std Amount	Std Units	Samp Amount	Samp Units	SampType	Expiration Date
DRO220128A	8015 CCV-15,000ug/mL + 200 OTP					CCV-DRO	4/30/2023
DRO220128B	Carbon Scan STD-Marker					MARKER	7/13/2026
DRO220201A	5,000 ug/mL RRO CCV 200 ug/mL Triacontane					CCV-RRO	4/6/2026

Seq No	Lab ID	Test Code	Sample Typ	File ID	Analysis Date	DF	Batch ID	Prep Date	SPKref	RPDref	pmoist
15042679	CCV_0215HP53	HC-8015-DRO-	CCV		2/16/2022 11:20:	1	R374888		0	0	

Analyte	T	Units	RAW	Final	Text	Spike	SPKref	RPDref	MDL	PQL	UQL	%REC	LOW	HIGH	%RPD	Q
TEH(Oil Range)	A	mg/L		5.31640527		5	0	0	0.0879	0.3	0	106%	80	120	0%	
n-Triacontane	S	mg/L		0.1953403		0.2	0	0	0.000336	0.002	0	98%	80	120	0%	

Seq No	Lab ID	Test Code	Sample Typ	File ID	Analysis Date	DF	Batch ID	Prep Date	SPKref	RPDref	pmoist
15042680	CCV_0215HP53	HC-8015-DRO-	CCV		2/16/2022 12:03:	1	R374888		0	0	

Analyte	T	Units	RAW	Final	Text	Spike	SPKref	RPDref	MDL	PQL	UQL	%REC	LOW	HIGH	%RPD	Q
Diesel Range Organics (C10 to C24)	A	mg/L		14.46479		15	0	0	0.0389	0.3	0	96%	80	120	0%	
Total Extractable Hydrocarbons	A	mg/L		14.96941		15	0	0	0.0749	0.3	50	100%	80	120	0%	
o-Terphenyl	S	mg/L		0.1842026		0.2	0	0	0.000429	0.002	0	92%	80	120	0%	

Seq No	Lab ID	Test Code	Sample Typ	File ID	Analysis Date	DF	Batch ID	Prep Date	SPKref	RPDref	pmoist
15042681	LCS-163748	HC-8015-DRO-	LCS-DOD		2/16/2022 2:12:1	1	163748	2/14/2022 1:	0	0	

Analyte	T	Units	RAW	Final	Text	Spike	SPKref	RPDref	MDL	PQL	UQL	%REC	LOW	HIGH	%RPD	Q

Seq No	Lab ID	Test Code	Sample Typ	File ID	Analysis Date	DF	Batch ID	Prep Date	SPKref	RPDref	pmoist
15042681	LCS-163748	HC-8015-DRO-	LCS-DOD		2/16/2022 2:12:1	1	163748	2/14/2022 1:	0	0	

Analyte	T	Units	RAW	Final	Text	Spike	SPKref	RPDref	MDL	PQL	UQL	%REC	LOW	HIGH	%RPD	Q
Diesel Range Organics (SGT-C10 to	A	mg/L		12.75872		15	0	0	0.0281	0.3	0	85%	36	132	0%	
Total Extractable Hydrocarbons (SGT	A	mg/L		13.51961		15	0	0	0.0357	0.3	0	90%	60	132	0%	
o-Terphenyl (SGT)	S	mg/L		0.2035284		0.2	0	0	0.000429	0.002	0	102%	56	125	0%	

Seq No	Lab ID	Test Code	Sample Typ	File ID	Analysis Date	DF	Batch ID	Prep Date	SPKref	RPDref	pmoist
15042682	LCSD-163748	HC-8015-DRO-	LCSD-DOD		2/16/2022 2:54:4	1	163748	2/14/2022 1:	0	2E+07	

Analyte	T	Units	RAW	Final	Text	Spike	SPKref	RPDref	MDL	PQL	UQL	%REC	LOW	HIGH	%RPD	Q
Diesel Range Organics (SGT-C10 to	A	mg/L		11.6549		15	0	12.75872	0.0281	0.3	0	78%	36	132	9%	
Total Extractable Hydrocarbons (SGT	A	mg/L		12.3811		15	0	13.51961	0.0357	0.3	0	83%	60	132	9%	
o-Terphenyl (SGT)	S	mg/L		0.18874		0.2	0	0	0.000429	0.002	0	94%	56	125	0%	

Seq No	Lab ID	Test Code	Sample Typ	File ID	Analysis Date	DF	Batch ID	Prep Date	SPKref	RPDref	pmoist
15042683	MB-163748	HC-8015-DRO-	MBLK		2/16/2022 3:37:3	1	163748	2/14/2022 1:	0	0	

Analyte	T	Units	RAW	Final	Text	Spike	SPKref	RPDref	MDL	PQL	UQL	%REC	LOW	HIGH	%RPD	Q
Diesel Range Organics (SGT-C10 to	A	mg/L		0		0	0	0	0.0281	0.15	0	0%	0	0	0%	
Oil Range Hydrocarbons (SGT-C24 t	A	mg/L		0		0	0	0	0.0879	0.15	0	0%	0	0	0%	
Total Extractable Hydrocarbons (SGT	A	mg/L		0		0	0	0	0.0357	0.15	0	0%	0	0	0%	
n-Triacontane (SGT)	S	mg/L		0.1		0.1	0	0	0.000336	0.002	0	100%	50	150	0%	
o-Terphenyl (SGT)	S	mg/L		0.1969335		0.2	0	0	0.000429	0.002	0	98%	56	125	0%	

Seq No	Lab ID	Test Code	Sample Typ	File ID	Analysis Date	DF	Batch ID	Prep Date	SPKref	RPDref	pmoist
15042684	B22020962-001	HC-8015-DRO-	SAMP		2/16/2022 4:20:2	1	163748	2/14/2022 1:	0	0	

Analyte	T	Units	RAW	Final	Text	Spike	SPKref	RPDref	MDL	PQL	UQL	%REC	LOW	HIGH	%RPD	Q
Diesel Range Organics (SGT-C10 to	A	mg/L		0		0	0	0	0.0267512	0.3	0	0%	0	0	0%	U
Oil Range Hydrocarbons (SGT-C24 t	A	mg/L		0		0	0	0	0.0836808	0.3	0	0%	0	0	0%	U
Total Extractable Hydrocarbons (SGT	A	mg/L		0		0	0	0	0.0339864	0.3	0	0%	0	0	0%	U
n-Triacontane (SGT)	S	mg/L		0.094		0.0952	0	0	0.0003199	0.001904	0	99%	50	150	0%	
o-Terphenyl (SGT)	S	mg/L		0.1839699		0.1904	0	0	0.0004084	0.001904	0	97%	56	125	0%	

Seq No	Lab ID	Test Code	Sample Typ	File ID	Analysis Date	DF	Batch ID	Prep Date	SPKref	RPDref	pmoist
15042685	B22020962-001	HC-8015-DRO-	MS-DOD		2/16/2022 5:03:1	1	163748	2/14/2022 1:	2E+07	0	

Analyte	T	Units	RAW	Final	Text	Spike	SPKref	RPDref	MDL	PQL	UQL	%REC	LOW	HIGH	%RPD	Q
Diesel Range Organics (SGT-C10 to	A	mg/L		11.8361		14.28	0	0	0.0267512	0.3	0	83%	36	132	0%	
Total Extractable Hydrocarbons (SGT	A	mg/L		12.53939		14.28	0	0	0.0339864	0.3	0	88%	60	132	0%	
o-Terphenyl (SGT)	S	mg/L		0.1872221		0.1904	0	0	0.0004084	0.002	0	98%	56	125	0%	

Seq No	Lab ID	Test Code	Sample Typ	File ID	Analysis Date	DF	Batch ID	Prep Date	SPKref	RPDref	pmoist
15042686	B22020962-021	HC-8015-DRO-	SAMP		2/16/2022 6:28:5	1	163748	2/14/2022 1:	0	0	

Analyte	T	Units	RAW	Final	Text	Spike	SPKref	RPDref	MDL	PQL	UQL	%REC	LOW	HIGH	%RPD	Q
Diesel Range Organics (SGT-C10 to	A	mg/L		0.02979903		0	0	0	0.0268917	0.3	0	0%	0	0	0%	J
Oil Range Hydrocarbons (SGT-C24 t	A	mg/L		0		0	0	0	0.0841203	0.3	0	0%	0	0	0%	U
Total Extractable Hydrocarbons (SGT	A	mg/L		0.03910249		0	0	0	0.0341649	0.3	0	0%	0	0	0%	J
n-Triacontane (SGT)	S	mg/L		0.09		0.0957	0	0	0.0003216	0.001914	0	94%	50	150	0%	
o-Terphenyl (SGT)	S	mg/L		0.1799082		0.1914	0	0	0.0004106	0.001914	0	94%	56	125	0%	

Seq No	Lab ID	Test Code	Sample Typ	File ID	Analysis Date	DF	Batch ID	Prep Date	SPKref	RPDref	pmoist
15042687	B22020962-032	HC-8015-DRO-	SAMP		2/16/2022 7:12:0	1	163748	2/14/2022 1:	0	0	

Analyte	T	Units	RAW	Final	Text	Spike	SPKref	RPDref	MDL	PQL	UQL	%REC	LOW	HIGH	%RPD	Q
Diesel Range Organics (SGT-C10 to	A	mg/L		0		0	0	0	0.0264983	0.3	0	0%	0	0	0%	U
Oil Range Hydrocarbons (SGT-C24 t	A	mg/L		0		0	0	0	0.0828897	0.3	0	0%	0	0	0%	U
Total Extractable Hydrocarbons (SGT	A	mg/L		0		0	0	0	0.0336651	0.3	0	0%	0	0	0%	U
n-Triacontane (SGT)	S	mg/L		0.087		0.0943	0	0	0.0003168	0.001886	0	92%	50	150	0%	
o-Terphenyl (SGT)	S	mg/L		0.1722048		0.1886	0	0	0.0004045	0.001886	0	91%	56	125	0%	

Seq No	Lab ID	Test Code	Sample Typ	File ID	Analysis Date	DF	Batch ID	Prep Date	SPKref	RPDref	pmoist
15042688	B22020962-011	HC-8015-DRO-	SAMP		2/16/2022 8:37:5	1	163748	2/14/2022 1:	0	0	

Analyte	T	Units	RAW	Final	Text	Spike	SPKref	RPDref	MDL	PQL	UQL	%REC	LOW	HIGH	%RPD	Q
Diesel Range Organics (SGT-C10 to	A	mg/L		0		0	0	0	0.0268917	0.3	0	0%	0	0	0%	U
Oil Range Hydrocarbons (SGT-C24 t	A	mg/L		0.18008812		0	0	0	0.0841203	0.3	0	0%	0	0	0%	J
Total Extractable Hydrocarbons (SGT	A	mg/L		0.2671859		0	0	0	0.0341649	0.3	0	0%	0	0	0%	J
n-Triacontane (SGT)	S	mg/L		0.09		0.0957	0	0	0.0003216	0.001914	0	94%	50	150	0%	
o-Terphenyl (SGT)	S	mg/L		0.1338975		0.1914	0	0	0.0004106	0.001914	0	70%	56	125	0%	

Seq No	Lab ID	Test Code	Sample Typ	File ID	Analysis Date	DF	Batch ID	Prep Date	SPKref	RPDref	pmoist
15042689	B22020962-026	HC-8015-DRO-	SAMP		2/16/2022 9:20:5	1	163748	2/14/2022 1:	0	0	

Analyte	T	Units	RAW	Final	Text	Spike	SPKref	RPDref	MDL	PQL	UQL	%REC	LOW	HIGH	%RPD	Q
Diesel Range Organics (SGT-C10 to	A	mg/L		2.253301		0	0	0	0.0281	0.3	0	0%	0	0	0%	
Oil Range Hydrocarbons (SGT-C24 t	A	mg/L		0.47409186		0	0	0	0.0879	0.3	0	0%	0	0	0%	
Total Extractable Hydrocarbons (SGT	A	mg/L		2.685523		0	0	0	0.0357	0.3	0	0%	0	0	0%	
n-Triacontane (SGT)	S	mg/L		0.079		0.1	0	0	0.000336	0.002	0	79%	50	150	0%	
o-Terphenyl (SGT)	S	mg/L		0.151495		0.2	0	0	0.000429	0.002	0	76%	56	125	0%	

Seq No	Lab ID	Test Code	Sample Typ	File ID	Analysis Date	DF	Batch ID	Prep Date	SPKref	RPDref	pmoist
15042690	CCV_0215HP55	HC-8015-DRO-	CCV		2/16/2022 10:46:	1	R374888		0	0	

Analyte	T	Units	RAW	Final	Text	Spike	SPKref	RPDref	MDL	PQL	UQL	%REC	LOW	HIGH	%RPD	Q
TEH(Oil Range)	A	mg/L		5.21005078		5	0	0	0.0879	0.3	0	104%	80	120	0%	
n-Triacontane	S	mg/L		0.1927553		0.2	0	0	0.000336	0.002	0	96%	80	120	0%	

Seq No	Lab ID	Test Code	Sample Typ	File ID	Analysis Date	DF	Batch ID	Prep Date	SPKref	RPDref	pmoist
15042691	CCV_0215HP55	HC-8015-DRO-	CCV		2/16/2022 11:29:	1	R374888		0	0	

Analyte	T	Units	RAW	Final	Text	Spike	SPKref	RPDref	MDL	PQL	UQL	%REC	LOW	HIGH	%RPD	Q
Diesel Range Organics (C10 to C24)	A	mg/L		14.07582		15	0	0	0.0389	0.3	0	94%	80	120	0%	
Total Extractable Hydrocarbons	A	mg/L		14.56759		15	0	0	0.0749	0.3	50	97%	80	120	0%	
o-Terphenyl	S	mg/L		0.1791171		0.2	0	0	0.000429	0.002	0	90%	80	120	0%	

Seq No	Lab ID	Test Code	Sample Typ	File ID	Analysis Date	DF	Batch ID	Prep Date	SPKref	RPDref	pmoist
15042692	CCV_0215HP55	HC-8015-DRO-	CCV		2/17/2022 9:51:1	1	R374888		0	0	

Analyte	T	Units	RAW	Final	Text	Spike	SPKref	RPDref	MDL	PQL	UQL	%REC	LOW	HIGH	%RPD	Q
TEH(Oil Range)	A	mg/L		5.24299192		5	0	0	0.0879	0.3	0	105%	80	120	0%	
n-Triacontane	S	mg/L		0.1916585		0.2	0	0	0.000336	0.002	0	96%	80	120	0%	

Seq No	Lab ID	Test Code	Sample Typ	File ID	Analysis Date	DF	Batch ID	Prep Date	SPKref	RPDref	pmoist
15042693	CCV_0215HP55	HC-8015-DRO-	CCV		2/17/2022 10:34:	1	R374888		0	0	

Analyte	T	Units	RAW	Final	Text	Spike	SPKref	RPDref	MDL	PQL	UQL	%REC	LOW	HIGH	%RPD	Q

Seq No	Lab ID	Test Code	Sample Typ	File ID	Analysis Date	DF	Batch ID	Prep Date	SPKref	RPDref	pmoist
15042693	CCV_0215HP55	HC-8015-DRO-	CCV		2/17/2022 10:34:	1	R374888		0	0	

Analyte	T	Units	RAW	Final	Text	Spike	SPKref	RPDref	MDL	PQL	UQL	%REC	LOW	HIGH	%RPD	Q
Diesel Range Organics (C10 to C24)	A	mg/L		14.43044		15	0	0	0.0389	0.3	0	96%	80	120	0%	
Total Extractable Hydrocarbons	A	mg/L		14.93495		15	0	0	0.0749	0.3	50	100%	80	120	0%	
o-Terphenyl	S	mg/L		0.1845303		0.2	0	0	0.000429	0.002	0	92%	80	120	0%	

Seq No	Lab ID	Test Code	Sample Typ	File ID	Analysis Date	DF	Batch ID	Prep Date	SPKref	RPDref	pmoist
15042694	B22020962-006	HC-8015-DRO-	SAMP		2/17/2022 12:42:	1	163748	2/14/2022 1:	0	0	

Analyte	T	Units	RAW	Final	Text	Spike	SPKref	RPDref	MDL	PQL	UQL	%REC	LOW	HIGH	%RPD	Q
Diesel Range Organics (SGT-C10 to	A	mg/L		0.04571747		0	0	0	0.0267512	0.3	0	0%	0	0	0%	J
Oil Range Hydrocarbons (SGT-C24 t	A	mg/L		0		0	0	0	0.0836808	0.3	0	0%	0	0	0%	U
Total Extractable Hydrocarbons (SGT	A	mg/L		0.0521687		0	0	0	0.0339864	0.3	0	0%	0	0	0%	J
n-Triacontane (SGT)	S	mg/L		0.095		0.0952	0	0	0.0003199	0.001904	0	100%	50	150	0%	
o-Terphenyl (SGT)	S	mg/L		0.1632467		0.1904	0	0	0.0004084	0.001904	0	86%	56	125	0%	
TEH (SGT-Oil Range)	X	mg/L		0		0	0	0	0.0836808	0.2856	0	0%	0	0	0%	U

Seq No	Lab ID	Test Code	Sample Typ	File ID	Analysis Date	DF	Batch ID	Prep Date	SPKref	RPDref	pmoist
15042695	B22020962-006	HC-8015-DRO-	MS-DOD		2/17/2022 1:25:3	1	163748	2/14/2022 1:	2E+07	0	

Analyte	T	Units	RAW	Final	Text	Spike	SPKref	RPDref	MDL	PQL	UQL	%REC	LOW	HIGH	%RPD	Q
TEH (SGT-Oil Range)	A	mg/L		4.82638168		4.76	0	0	0.0836808	0.3	0	101%	41	113	0%	
n-Triacontane (SGT)	S	mg/L		0.091		0.0952	0	0	0.0003199	0.002	0	96%	50	150	0%	

Seq No	Lab ID	Test Code	Sample Typ	File ID	Analysis Date	DF	Batch ID	Prep Date	SPKref	RPDref	pmoist
15042696	LCS-163748-RR	HC-8015-DRO-	LCS-DOD		2/17/2022 2:51:0	1	163748	2/14/2022 1:	0	0	

Analyte	T	Units	RAW	Final	Text	Spike	SPKref	RPDref	MDL	PQL	UQL	%REC	LOW	HIGH	%RPD	Q
TEH (SGT-Oil Range)	A	mg/L		5.19994164		5	0	0	0.0879	0.3	0	104%	41	113	0%	
n-Triacontane (SGT)	S	mg/L		0.099		0.1	0	0	0.000336	0.002	0	99%	50	150	0%	

Seq No	Lab ID	Test Code	Sample Typ	File ID	Analysis Date	DF	Batch ID	Prep Date	SPKref	RPDref	pmoist
15042697	LCSD-163748-R	HC-8015-DRO-	LCSD-DOD		2/17/2022 4:16:1	1	163748	2/14/2022 1:	0	2E+07	

Analyte	T	Units	RAW	Final	Text	Spike	SPKref	RPDref	MDL	PQL	UQL	%REC	LOW	HIGH	%RPD	Q

Seq No	Lab ID	Test Code	Sample Typ	File ID	Analysis Date	DF	Batch ID	Prep Date	SPKref	RPDref	pmoist
15042697	LCSD-163748-R	HC-8015-DRO-	LCSD-DOD		2/17/2022 4:16:1	1	163748	2/14/2022 1:	0	2E+07	

Analyte	T	Units	RAW	Final	Text	Spike	SPKref	RPDref	MDL	PQL	UQL	%REC	LOW	HIGH	%RPD	Q
TEH (SGT-Oil Range)	A	mg/L		4.98869514		5	0	5.1999416	0.0879	0.3	0	100%	41	113	4%	
n-Triacontane (SGT)	S	mg/L		0.094		0.1	0	0	0.000336	0.002	0	94%	50	150	0%	

Seq No	Lab ID	Test Code	Sample Typ	File ID	Analysis Date	DF	Batch ID	Prep Date	SPKref	RPDref	pmoist
15042698	CCV_0215HP56	HC-8015-DRO-	CCV		2/17/2022 5:42:5	1	R374888		0	0	

Analyte	T	Units	RAW	Final	Text	Spike	SPKref	RPDref	MDL	PQL	UQL	%REC	LOW	HIGH	%RPD	Q
TEH(Oil Range)	A	mg/L		5.21258545		5	0	0	0.0879	0.3	0	104%	80	120	0%	
n-Triacontane	S	mg/L		0.1896352		0.2	0	0	0.000336	0.002	0	95%	80	120	0%	

Seq No	Lab ID	Test Code	Sample Typ	File ID	Analysis Date	DF	Batch ID	Prep Date	SPKref	RPDref	pmoist
15042699	CCV_0215HP56	HC-8015-DRO-	CCV		2/17/2022 6:26:1	1	R374888		0	0	

Analyte	T	Units	RAW	Final	Text	Spike	SPKref	RPDref	MDL	PQL	UQL	%REC	LOW	HIGH	%RPD	Q
Diesel Range Organics (C10 to C24)	A	mg/L		14.50951		15	0	0	0.0389	0.3	0	97%	80	120	0%	
Total Extractable Hydrocarbons	A	mg/L		15.01328		15	0	0	0.0749	0.3	50	100%	80	120	0%	
o-Terphenyl	S	mg/L		0.184661		0.2	0	0	0.000429	0.002	0	92%	80	120	0%	

Write Sequence Data File	Insert Entries(Have the first cell for entries selecte Sample Name	Method	Weight	Dil Factor	Amt Inj.	IS	Cal ID
G:\org\HP5\DAT\HP5021522_b\0215HP5.01r	DCM-Baseline Check-V01	G:\Org\HP5\Methods\DR_8015-JA-LEXP.met	1	1	1	1	0
G:\org\HP5\DAT\HP5021522_b\0215HP5.02r	DCM-Baseline Check-V02	G:\Org\HP5\Methods\DR_8015-JA-LEXP.met	1	1	1	1	0
G:\org\HP5\DAT\HP5021522_b\0215HP5.03r	MARKER_0215HP503r, DRO ;0215HP5 , DRO220128B	g:\org\HP5\Methods\\CSC220215.met	1	1	1	1	0
G:\org\HP5\DAT\HP5021522_b\0215HP5.04r	CCV_0215HP504r, RRO ;0215HP5 , DRO220201A	G:\Org\HP5\Methods\DC_ORO-BE-L%.MET G:\Org\HP5\Methods\DS_ORO-BE-L%.MET	1	1	1	1	0
G:\org\HP5\DAT\HP5021522_b\0215HP5.05r	CCV_0215HP505r, DRO ;0215HP5 , DRO220128A	G:\Org\HP5\Methods\DC_8015-C24-JEb-L%.met G:\Org\HP5\Methods\DS_8015-C24-JEb-L#.met	1	1	1	1	0
G:\org\HP5\DAT\HP5021522_b\0215HP5.06r	DCM-Baseline Check-V06	G:\Org\HP5\Methods\DR_8015-JA-LEXP.met	1	1	1	1	0
G:\org\HP5\DAT\HP5021522_b\0215HP5.07r	DCM-Baseline Check-V07	G:\Org\HP5\Methods\DR_8015-JA-LEXP.met	1	1	1	1	0
G:\org\HP5\DAT\HP5021522_b\0215HP5.08r	LCS-163748 ;0215HP5 ,	G:\Org\HP5\Methods\D3_8015-C24-JEb-L%.met G:\Org\HP5\Methods\DS_8015-C24-JEb-L#.met	1000	1	1	1	0
G:\org\HP5\DAT\HP5021522_b\0215HP5.09r	LCSD-163748 ;0215HP5 ,	G:\Org\HP5\Methods\D3_8015-C24-JEb-L%.met G:\Org\HP5\Methods\DS_8015-C24-JEb-L#.met	1000	1	1	1	0
G:\org\HP5\DAT\HP5021522_b\0215HP5.10r	MB-163748 ;0215HP5 ,	G:\Org\HP5\Methods\DR_8015-C24Tb-JEb-L%.met G:\Org\HP5\Methods\DR_OROS-BEb-L%.MET G:\Org\HP5\Methods\DS_8015-C24T-JEb-L#.met	1000	1	1	1	0
G:\org\HP5\DAT\HP5021522_b\0215HP5.11r	B22020962-001D ;0215HP5 , $HC-8015-DRO-W,	G:\Org\HP5\Methods\DR_8015-C24Tb-JEb-L%.met G:\Org\HP5\Methods\DR_OROS-BEb-L%.MET G:\Org\HP5\Methods\DS_8015-C24T-JEb-L#.met	1050	1	1	1	0
G:\org\HP5\DAT\HP5021522_b\0215HP5.12r	B22020962-001DMS ;0215HP5 ,	G:\Org\HP5\Methods\D3_8015-C24-JEb-L%.met G:\Org\HP5\Methods\DS_8015-C24-JEb-L#.met	1050	1	1	1	0
G:\org\HP5\DAT\HP5021522_b\0215HP5.13r	DCM-Baseline Check-V13	G:\Org\HP5\Methods\DR_8015-JA-LEXP.met	1	1	1	1	0
G:\org\HP5\DAT\HP5021522_b\0215HP5.14r	B22020962-031D ;0215HP5 , $HC-8015-DRO-W,	G:\Org\HP5\Methods\DR_8015-C24Tb-JEb-L%.met G:\Org\HP5\Methods\DR_OROS-BEb-L%.MET G:\Org\HP5\Methods\DS_8015-C24T-JEb-L#.met	1060	1	1	1	0
G:\org\HP5\DAT\HP5021522_b\0215HP5.15r	B22020962-032B ;0215HP5 , $HC-8015-DRO-W,	G:\Org\HP5\Methods\D3_8015-C24Tb-JEb-L%.met G:\Org\HP5\Methods\D3_OROS-BEb-L%.MET G:\Org\HP5\Methods\DS_8015-C24T-JEb-L#.met	1060	1	1	1	0
G:\org\HP5\DAT\HP5021522_b\0215HP5.16r	B22020962-021D ;0215HP5 , $HC-8015-DRO-W,	G:\Org\HP5\Methods\D3_8015-021516-JEb-L%.met G:\Org\HP5\Methods\D3_OROS-021516-BEb-L%.MET G:\Org\HP5\Methods\DS_8015-C24T-JEb-L#.met	1045	1	1	1	0
G:\org\HP5\DAT\HP5021522_b\0215HP5.17r	DCM-Baseline Check-V17	G:\Org\HP5\Methods\DR_8015-JA-LEXP.met	1	1	1	1	0
G:\org\HP5\DAT\HP5021522_b\0215HP5.18r	B22020962-026D ;0215HP5 , $HC-8015-DRO-W,	G:\Org\HP5\Methods\D3_8015-C24Tb-JEb-L%.met G:\Org\HP5\Methods\D3_OROS-BEb-L%.MET G:\Org\HP5\Methods\DS_8015-C24T-JEb-L#.met	1000	1	1	1	0
G:\org\HP5\DAT\HP5021522_b\0215HP5.19r	MARKER_0215HP519r, DRO ;0215HP5 , DRO220128B	g:\org\HP5\Methods\\CSC220215.met	1	1	1	1	0
G:\org\HP5\DAT\HP5021522_b\0215HP5.20r	CCV_0215HP520r, RRO ;0215HP5 , DRO220201A	G:\Org\HP5\Methods\DC_ORO-BE-L%.MET G:\Org\HP5\Methods\DS_ORO-BE-L%.MET	1	1	1	1	0
G:\org\HP5\DAT\HP5021522_b\0215HP5.21r	CCV_0215HP521r, DRO ;0215HP5 , DRO220128A	G:\Org\HP5\Methods\DC_8015-C24-JEb-L%.met G:\Org\HP5\Methods\DS_8015-C24-JEb-L#.met	1	1	1	1	0
G:\org\HP5\DAT\HP5021522_b\0215HP5.22r	DCM-Baseline Check-V22	G:\Org\HP5\Methods\DR_8015-JA-LEXP.met	1	1	1	1	0
G:\org\HP5\DAT\HP5021522_b\0215HP5.23r	B22020962-011D ;0215HP5 , $HC-8015-DRO-W,	G:\Org\HP5\Methods\D3_8015-C24Tb-JEb-L%.met G:\Org\HP5\Methods\D3_OROS-BEb-L%.MET G:\Org\HP5\Methods\DS_8015-C24T-JEb-L#.met	1045	1	1	1	0
G:\org\HP5\DAT\HP5021522_b\0215HP5.24r	DCM-Baseline Check-V24	G:\Org\HP5\Methods\DR_8015-JA-LEXP.met	1	1	1	1	0
G:\org\HP5\DAT\HP5021522_b\0215HP5.25r	B22020962-006D ;0215HP5 , $HC-8015-DRO-W,	G:\Org\HP5\Methods\D3_8015-021516-JEb-L%.met G:\Org\HP5\Methods\D3_OROS-021516-BEb-L%.MET G:\Org\HP5\Methods\DS_8015-C24T-JEb-L#.met	1050	1	1	1	0
G:\org\HP5\DAT\HP5021522_b\0215HP5.26r	B22020962-006DMS-RRO ;0215HP5 ,	G:\Org\HP5\Methods\D3_ORO-BE-L%.MET G:\Org\HP5\Methods\DS_ORO-BE-L%.MET	1050	1	1	1	0
G:\org\HP5\DAT\HP5021522_b\0215HP5.27r	DCM-Baseline Check-V27	G:\Org\HP5\Methods\DR_8015-JA-LEXP.met	1	1	1	1	0
G:\org\HP5\DAT\HP5021522_b\0215HP5.28r	DCM-Baseline Check-V28	G:\Org\HP5\Methods\DR_8015-JA-LEXP.met	1	1	1	1	0
G:\org\HP5\DAT\HP5021522_b\0215HP5.29r	B22020962-016D ;0215HP5 , $HC-8015-DRO-W,	G:\Org\HP5\Methods\DR_8015-C24Tb-JEb-L%.met G:\Org\HP5\Methods\DR_OROS-BEb-L%.MET G:\Org\HP5\Methods\DS_8015-C24T-JEb-L#.met	1010	1	1	1	0
G:\org\HP5\DAT\HP5021522_b\0215HP5.30r	DCM-Baseline Check-V30	G:\Org\HP5\Methods\DR_8015-JA-LEXP.met	1	1	1	1	0
G:\org\HP5\DAT\HP5021522_b\0215HP5.31r	DCM-Baseline Check-V31	G:\Org\HP5\Methods\DR_8015-JA-LEXP.met	1	1	1	1	0
G:\org\HP5\DAT\HP5021522_b\0215HP5.32r	LCS-163748-RRO ;0215HP5 ,	G:\Org\HP5\Methods\D3_ORO-BE-L%.MET G:\Org\HP5\Methods\DS_ORO-BE-L%.MET	1000	1	1	1	0
G:\org\HP5\DAT\HP5021522_b\0215HP5.33r	DCM-Baseline Check-V33	G:\Org\HP5\Methods\DR_8015-JA-LEXP.met	1	1	1	1	0
G:\org\HP5\DAT\HP5021522_b\0215HP5.34r	LCSD-163748-RRO ;0215HP5 ,	G:\Org\HP5\Methods\D3_ORO-BE-L%.MET G:\Org\HP5\Methods\DS_ORO-BE-L%.MET	1000	1	1	1	0
G:\org\HP5\DAT\HP5021522_b\0215HP5.35r	MARKER_0215HP535r, DRO ;0215HP5 , DRO220128B	g:\org\HP5\Methods\\CSC220215.met	1	1	1	1	0
G:\org\HP5\DAT\HP5021522_b\0215HP5.36r	CCV_0215HP536r, RRO ;0215HP5 , DRO220201A	G:\Org\HP5\Methods\DC_ORO-BE-L%.MET G:\Org\HP5\Methods\DS_ORO-BE-L%.MET	1	1	1	1	0
G:\org\HP5\DAT\HP5021522_b\0215HP5.37r	CCV_0215HP537r, DRO ;0215HP5 , DRO220128A	G:\Org\HP5\Methods\DC_8015-C24-JEb-L%.met G:\Org\HP5\Methods\DS_8015-C24-JEb-L#.met	1	1	1	1	0

Write Sequence Data File	Insert Entries(Have the first cell for entries selecte Sample Name	Method	Weight	Dil Factor	Amt Inj.	IS	Cal ID
G:\org\HP5\DAT\HP5021522_b\0215HP5.35r	MARKER_0215HP535r, DRO ;0215HP5 , DRO220128B	g:\org\HP5\Methods\\CSC220215.met	1	1	1	1	0
G:\org\HP5\DAT\HP5021522_b\0215HP5.36r	CCV_0215HP536r, RRO ;0215HP5 , DRO220201A	G:\Org\HP5\Methods\DC_ORO-BE-L%.MET G:\Org\HP5\Methods\DS_ORO-BE-L%.MET	1	1	1	1	0
G:\org\HP5\DAT\HP5021522_b\0215HP5.37r	CCV_0215HP537r, DRO ;0215HP5 , DRO220128A	G:\Org\HP5\Methods\DC_8015-C24-JEb-L%.met G:\Org\HP5\Methods\DS_8015-C24-JEb-L#.met	1	1	1	1	0
G:\org\HP5\DAT\HP5021522_b\0215HP5.38r	DCM-Baseline Check-V38	G:\Org\HP5\Methods\DR_8015-JA-LEXP.met	1	1	1	1	0
G:\org\HP5\DAT\HP5021522_b\0215HP5.39r	DCM-Baseline Check-V39	G:\Org\HP5\Methods\DR_8015-JA-LEXP.met	1	1	1	1	0
G:\org\HP5\DAT\HP5021522_b\0215HP5.40r	LCS-163748 ;0215HP5 , SGT	G:\Org\HP5\Methods\D3_8015-021540-JEb-L%.met G:\Org\HP5\Methods\DS_8015-C24-JEb-L#.met	1000	1	1	1	0
G:\org\HP5\DAT\HP5021522_b\0215HP5.41r	LCSD-163748 ;0215HP5 , SGT	G:\Org\HP5\Methods\D3_8015-C24-JEb-L%.met G:\Org\HP5\Methods\DS_8015-C24-JEb-L#.met	1000	1	1	1	0
G:\org\HP5\DAT\HP5021522_b\0215HP5.42r	MB-163748 ;0215HP5 , SGT	G:\Org\HP5\Methods\DR_8015-C24Tb-JEb-L%.met G:\Org\HP5\Methods\DR_OROS-BEb-L%.MET G:\Org\HP5\Methods\DS_8015-C24T-JEb-L#.met	1000	1	1	1	0
G:\org\HP5\DAT\HP5021522_b\0215HP5.43r	B22020962-001D ;0215HP5 , $HC-8015-DRO-W, SGT	G:\Org\HP5\Methods\DR_8015-C24Tb-JEb-L%.met G:\Org\HP5\Methods\DR_OROS-BEb-L%.MET G:\Org\HP5\Methods\DS_8015-C24T-JEb-L#.met	1050	1	1	1	0
G:\org\HP5\DAT\HP5021522_b\0215HP5.44r	B22020962-001DMS ;0215HP5 , SGT	G:\Org\HP5\Methods\D3_8015-021540-JEb-L%.met G:\Org\HP5\Methods\DS_8015-C24-JEb-L#.met	1050	1	1	1	0
G:\org\HP5\DAT\HP5021522_b\0215HP5.45r	DCM-Baseline Check-V45	G:\Org\HP5\Methods\DR_8015-JA-LEXP.met	1	1	1	1	0
G:\org\HP5\DAT\HP5021522_b\0215HP5.46r	B22020962-021D ;0215HP5 , $HC-8015-DRO-W, SGT	G:\Org\HP5\Methods\DR_8015-C24Tb-JEb-L%.met G:\Org\HP5\Methods\DR_OROS-BEb-L%.MET G:\Org\HP5\Methods\DS_8015-C24T-JEb-L#.met	1045	1	1	1	0
G:\org\HP5\DAT\HP5021522_b\0215HP5.47r	B22020962-032B ;0215HP5 , $HC-8015-DRO-W, SGT	G:\Org\HP5\Methods\DR_8015-C24Tb-JEb-L%.met G:\Org\HP5\Methods\DR_OROS-BEb-L%.MET G:\Org\HP5\Methods\DS_8015-C24T-JEb-L#.met	1060	1	1	1	0
G:\org\HP5\DAT\HP5021522_b\0215HP5.48r	DCM-Baseline Check-V48	G:\Org\HP5\Methods\DR_8015-JA-LEXP.met	1	1	1	1	0
G:\org\HP5\DAT\HP5021522_b\0215HP5.49r	B22020962-011D ;0215HP5 , $HC-8015-DRO-W, SGT	G:\Org\HP5\Methods\D3_8015-021549-JEb-L%.met G:\Org\HP5\Methods\D3_OROS-021549-BEb-L%.MET G:\Org\HP5\Methods\DS_8015-C24T-JEb-L#.met	1045	1	1	1	0
G:\org\HP5\DAT\HP5021522_b\0215HP5.50r	B22020962-026D ;0215HP5 , $HC-8015-DRO-W, SGT	G:\Org\HP5\Methods\D3_8015-C24Tb-JEb-L%.met G:\Org\HP5\Methods\D3_OROS-BEb-L%.MET G:\Org\HP5\Methods\DS_8015-C24T-JEb-L#.met	1000	1	1	1	0
G:\org\HP5\DAT\HP5021522_b\0215HP5.51r	MARKER_0215HP551r, DRO ;0215HP5 , DRO220128B	g:\org\HP5\Methods\\CSC220215.met	1	1	1	1	0
G:\org\HP5\DAT\HP5021522_b\0215HP5.52r	CCV_0215HP552r, RRO ;0215HP5 , DRO220201A	G:\Org\HP5\Methods\DC_ORO-BE-L%.MET G:\Org\HP5\Methods\DS_ORO-BE-L%.MET	1	1	1	1	0
G:\org\HP5\DAT\HP5021522_b\0215HP5.53r	CCV_0215HP553r, DRO ;0215HP5 , DRO220128A	G:\Org\HP5\Methods\DC_8015-C24-JEb-L%.met G:\Org\HP5\Methods\DS_8015-C24-JEb-L#.met	1	1	1	1	0
G:\org\HP5\DAT\HP5021522_b\0215HP5.54r	DCM-Baseline Check-V54	G:\Org\HP5\Methods\DR_8015-JA-LEXP.met	1	1	1	1	0
G:\org\HP5\DAT\HP5021522_b\0215HP5.55r	MARKER_0215HP555r, DRO ;0215HP5 , DRO220128B	g:\org\HP5\Methods\\CSC220215.met	1	1	1	1	0
G:\org\HP5\DAT\HP5021522_b\0215HP5.56r	CCV_0215HP556r, RRO ;0215HP5 , DRO220201A	G:\Org\HP5\Methods\DC_ORO-BE-L%.MET G:\Org\HP5\Methods\DS_ORO-BE-L%.MET	1050	1	1	1	0
G:\org\HP5\DAT\HP5021522_b\0215HP5.57r	CCV_0215HP557r, DRO ;0215HP5 , DRO220128A	G:\Org\HP5\Methods\DC_8015-C24-JEb-L%.met G:\Org\HP5\Methods\DS_8015-C24-JEb-L#.met	1050	1	1	1	0
G:\org\HP5\DAT\HP5021522_b\0215HP5.58r	DCM-Baseline Check-V58	G:\Org\HP5\Methods\DR_8015-JA-LEXP.met	1	1	1	1	0
G:\org\HP5\DAT\HP5021522_b\0215HP5.59r	DCM-Baseline Check-V59	G:\Org\HP5\Methods\DR_8015-JA-LEXP.met	1	1	1	1	0
G:\org\HP5\DAT\HP5021522_b\0215HP5.60r	B22020962-006D ;0215HP5 , $HC-8015-DRO-W, SGT	G:\Org\HP5\Methods\DR_8015-C24Tb-JEb-L%.met G:\Org\HP5\Methods\DR_OROS-BEb-L%.MET G:\Org\HP5\Methods\DS_8015-C24T-JEb-L#.met	1050	1	1	1	0
G:\org\HP5\DAT\HP5021522_b\0215HP5.61r	B22020962-006DMS-RRO ;0215HP5 , SGT	G:\Org\HP5\Methods\D3_ORO-BE-L%.MET G:\Org\HP5\Methods\DS_ORO-BE-L%.MET	1050	1	1	1	0
G:\org\HP5\DAT\HP5021522_b\0215HP5.62r	DCM-Baseline Check-V62	G:\Org\HP5\Methods\DR_8015-JA-LEXP.met	1	1	1	1	0
G:\org\HP5\DAT\HP5021522_b\0215HP5.63r	LCS-163748-RRO ;0215HP5 , SGT	G:\Org\HP5\Methods\D3_ORO-BE-L%.MET G:\Org\HP5\Methods\DS_ORO-BE-L%.MET	1000	1	1	1	0
G:\org\HP5\DAT\HP5021522_b\0215HP5.64r	DCM-Baseline Check-V64	G:\Org\HP5\Methods\DR_8015-JA-LEXP.met	1	1	1	1	0
G:\org\HP5\DAT\HP5021522_b\0215HP5.65r	LCSD-163748-RRO ;0215HP5 , SGT	G:\Org\HP5\Methods\D3_ORO-BE-L%.MET G:\Org\HP5\Methods\DS_ORO-BE-L%.MET	1000	1	1	1	0
G:\org\HP5\DAT\HP5021522_b\0215HP5.66r	MARKER_0215HP566r, DRO ;0215HP5 , DRO220128B	g:\org\HP5\Methods\\CSC220215.met	1	1	1	1	0
G:\org\HP5\DAT\HP5021522_b\0215HP5.67r	CCV_0215HP567r, RRO ;0215HP5 , DRO220201A	G:\Org\HP5\Methods\DC_ORO-BE-L%.MET G:\Org\HP5\Methods\DS_ORO-BE-L%.MET	1	1	1	1	0
G:\org\HP5\DAT\HP5021522_b\0215HP5.68r	CCV_0215HP568r, DRO ;0215HP5 , DRO220128A	G:\Org\HP5\Methods\DC_8015-C24-JEb-L%.met G:\Org\HP5\Methods\DS_8015-C24-JEb-L#.met	1	1	1	1	0

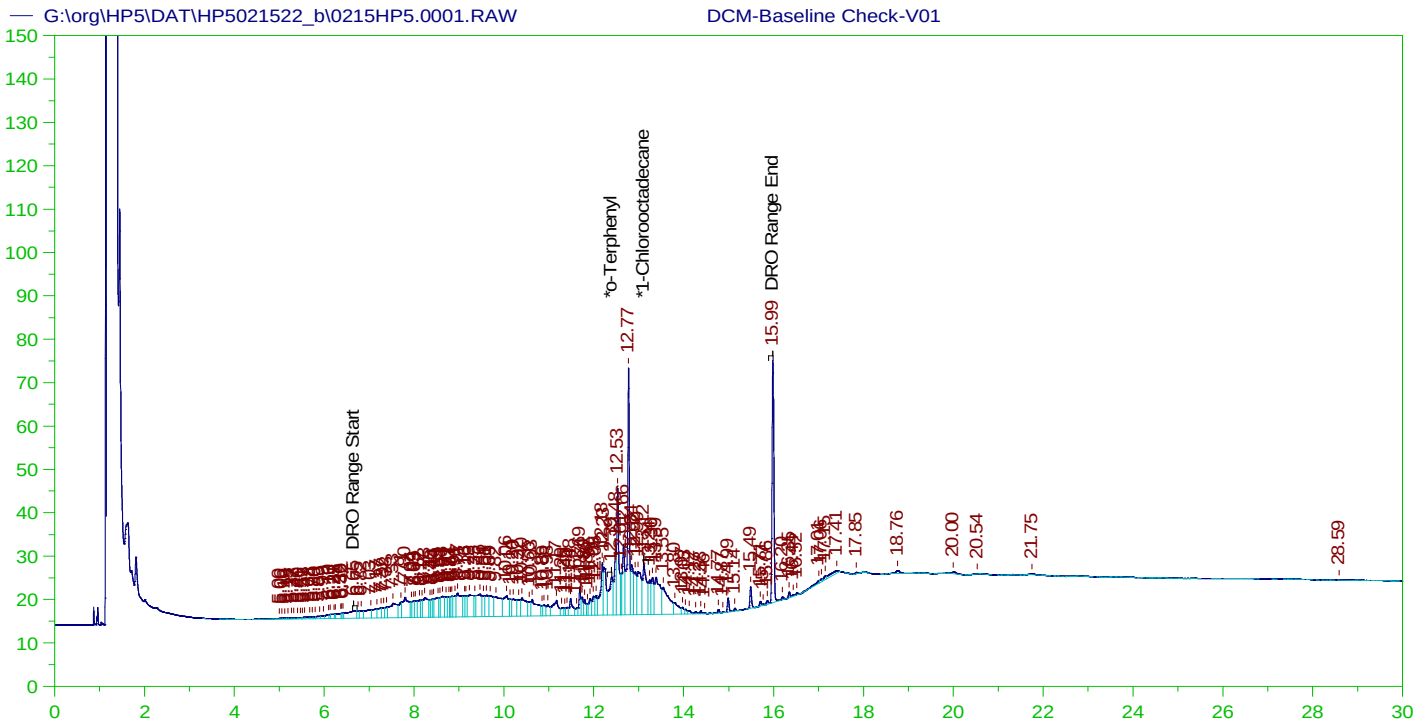

DIESEL RANGE ORGANICS CHROMATOGRAM REPORT
Sample Name: DCM-Baseline Check-V01
Raw File: G:\org\HP5\DAT\HP5021522_b\0215HP5.0001.RAW
Date & Time Acquired: 2/15/2022 9:59:30 AM
Method File: G:\Org\HP5\Methods\DR_8015-JA-LEXP.met
Calibration File: G:\Org\HP5\Cals\SW8015C_DRO220111JA.CAL
Sample Weight: 1 Dilution: 1 S.A.: 1

Mean RF for TEH: 32675.36
Rt range for Diesel Range Organics: 6.63 to 15.99

SURROGATE COMPOUND	RT	ACTUAL	MEASURED	%REC	
*o-Terphenyl	12.395	200.	1.509	.75	-
*1-Chlorooctadecane	13.116	200.	1.966	.98	-

DRO Area:2208238 DRO Amount: 67.58113
TEH Area:2314252 TEH Amount: 70.82561

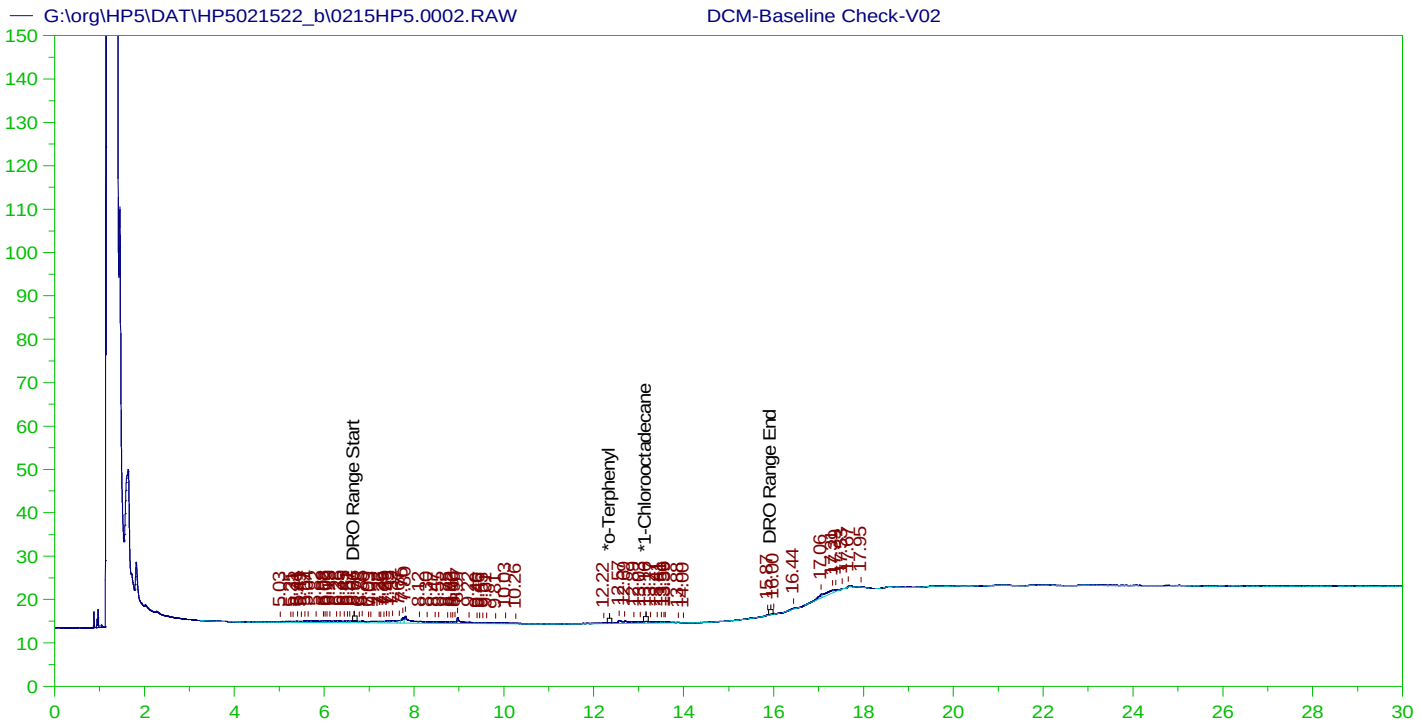

DIESEL RANGE ORGANICS CHROMATOGRAM REPORT
Sample Name: DCM-Baseline Check-V02
Raw File: G:\org\HP5\DAT\HP5021522_b\0215HP5.0002.RAW
Date & Time Acquired: 2/15/2022 10:42:27 AM
Method File: G:\Org\HP5\Methods\DR_8015-JA-LEXP.met
Calibration File: G:\Org\HP5\Cals\SW8015C_DRO220111JA.CAL
Sample Weight: 1 Dilution: 1 S.A.: 1

Mean RF for TEH: 32675.36
Rt range for Diesel Range Organics: 6.63 to 15.99

SURROGATE COMPOUND	RT	ACTUAL	MEASURED	%REC
*o-Terphenyl	29.984	200.	.	-
*1-Chlorooctadecane	13.162	200.	.074	.04 -

DRO Area:114416.5 DRO Amount: 3.501614
TEH Area:178990.9 TEH Amount: 5.477857

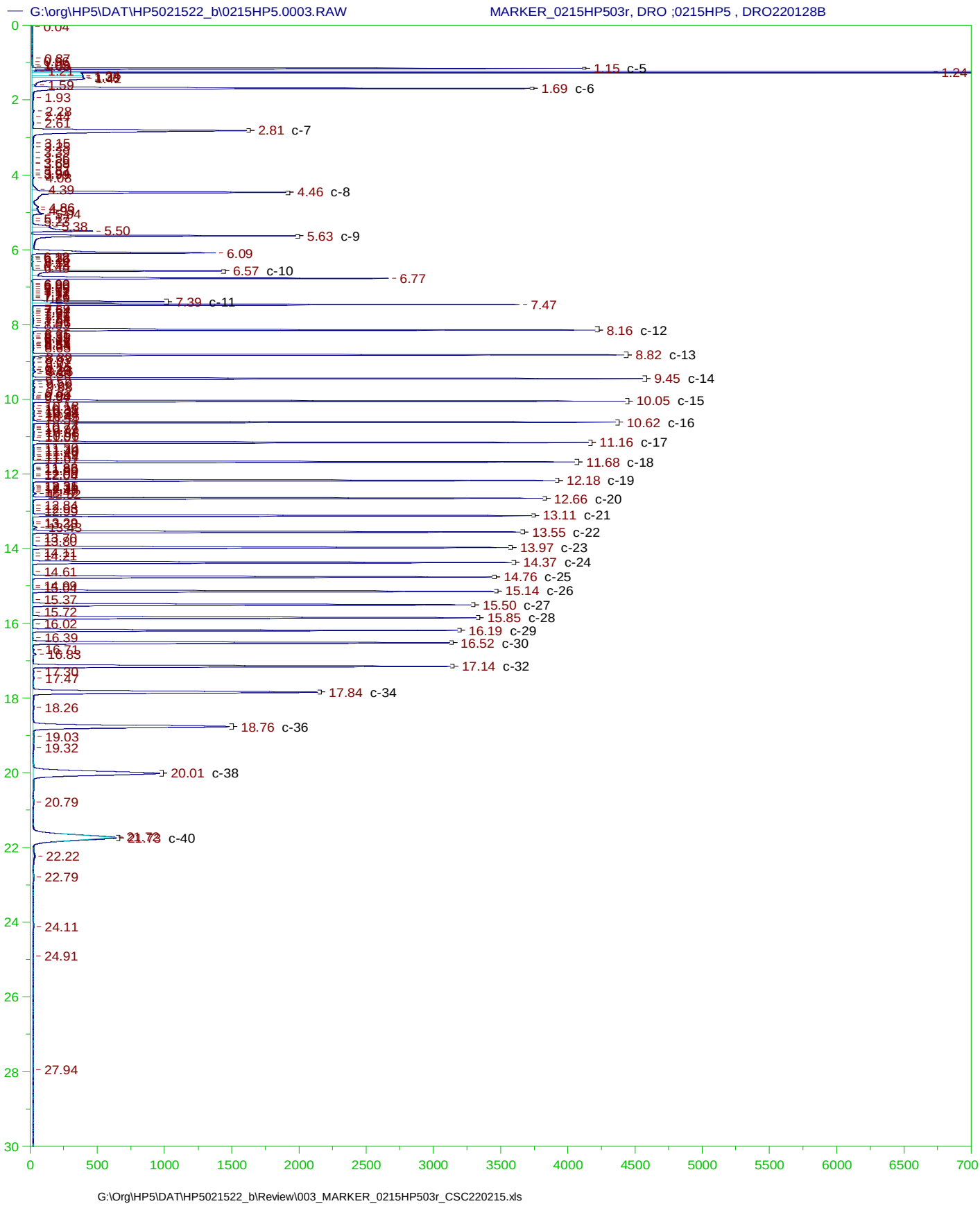
G:\org\HP5\DAT\HP5021522_b\0215HP5.0003.RAW
MARKER_0215HP503r, DRO ;0215HP5 , DRO220128B
1.15 c-5
1.24
1.69 c-6
2.81 c-7
4.46 c-8
5.50
5.63 c-9
6.09
6.57 c-10
6.77
7.39 c-11
7.47
8.16 c-12
8.82 c-13
9.45 c-14
10.05 c-15
10.62 c-16
11.16 c-17
11.68 c-18
12.18 c-19
12.66 c-20
13.11 c-21
13.55 c-22
13.97 c-23
14.37 c-24
14.76 c-25
15.14 c-26
15.50 c-27
15.85 c-28
16.19 c-29
16.52 c-30
17.14 c-32
17.84 c-34
18.76 c-36
20.01 c-38
c-40
27.94
0
500
1000
1500
2000
2500
3000
3500
4000
4500
5000
5500
6000
6500
700
G:\Org\HP5\DAT\HP5021522_b\Review\003_MARKER_0215HP503r_CSC220215.xls

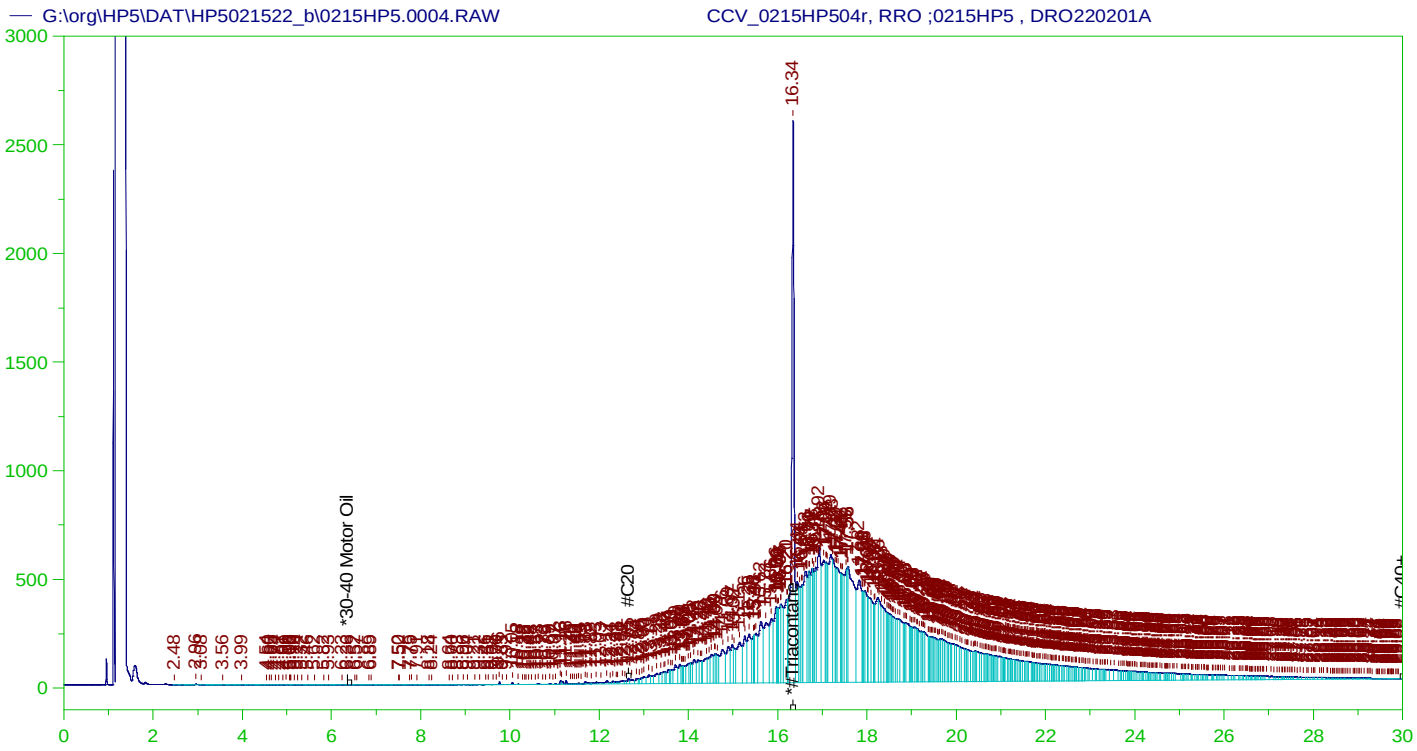

RESIDUAL RANGE ORGANICS CHROMATOGRAM
Sample Name: CCV_0215HP504r, RRO ;0215HP5 , DRO220201A
Raw File: G:\org\HP5\DAT\HP5021522_b\0215HP5.0004.RAW
Date & Time Acquired: 2/15/2022 12:08:46 PM
Method File: G:\Org\HP5\Methods\DC_ORO-BE-L%.MET
Calibration File: G:\Org\HP5\Cals\SW8015C_ORO220111BE.CAL
Sample Weight: 1 Dilution: 1 S.A.: 1

Mean RF for for ~~Residual~~ TEH(Oil Range) Organics Calculations: 26424.55
Rt range for ~~Residual~~ TEH(Oil Range) Organics: 12.61 to 30.05

SURROGATE COMPOUND	RT	ACTUAL	MEASURED	%REC	
*#Triacontane	16.34	500.	333.272	66.65	-

~~RRO~~ TEH(Oil Range) Area:1.365736E+08 ~~RRO~~ TEH(Oil Range) AMOUNT: 5168.438

CONTINUING CALIBRATION REPORT: G:\org\HP5\DAT\HP5021522_b\0215HP5.0004.RAW

COMPOUND	ACTUAL(NG)	MEASURED(NG)	%RECOVERY	LIMITS
*30-40 Motor Oil	5000.	.033	.	75-125

SURROGATE COMPOUND	RT	ACTUAL	MEASURED	%REC	LIMITS
*#Triacontane	16.34	200.	333.272	166.64	75-125

AMN 02/18/2022

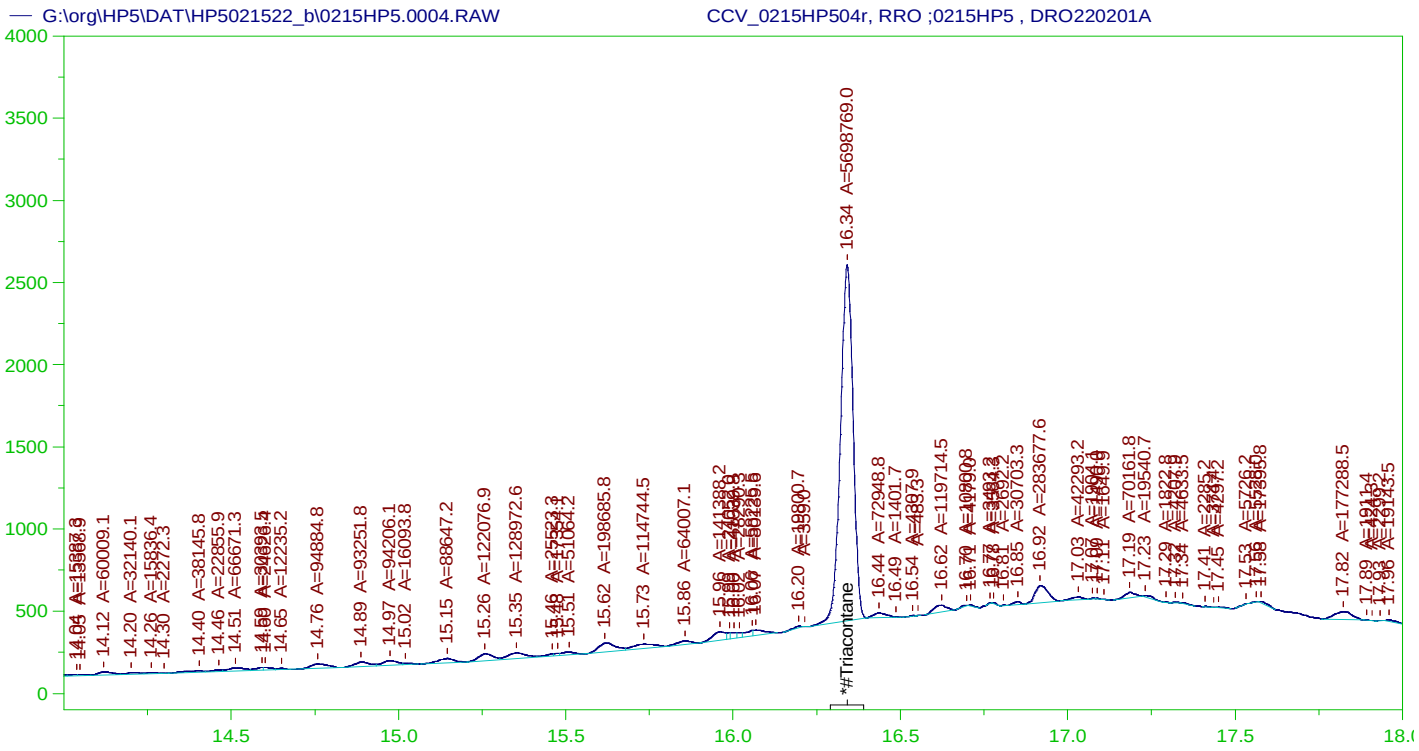

RESIDUAL RANGE ORGANICS CHROMATOGRAM
Sample Name: CCV_0215HP504r, RRO ;0215HP5 , DRO220201A
Raw File: G:\org\HP5\DAT\HP5021522_b\0215HP5.0004.RAW
Date & Time Acquired: 2/15/2022 12:08:46 PM
Method File: G:\Org\HP5\Methods\DS_ORO-BE-L%.MET
Calibration File: G:\Org\HP5\Cals\SW8015C_ORO220111BE.CAL
Sample Weight: 1 Dilution: 1 S.A.: 1

Mean RF for for Residual Range Organics Calculations: 26424.55
Rt range for Residual Range Organics: 12.61 to 30.05

SURROGATE COMPOUND	RT	ACTUAL	MEASURED	%REC	
*#Triacontane	16.34	500.	192.292	38.46	-

RRO Area:3412283 RRO AMOUNT: 129.133

CONTINUING CALIBRATION REPORT: G:\org\HP5\DAT\HP5021522_b\0215HP5.0004.RAW

COMPOUND	ACTUAL(NG)	MEASURED(NG)	%RECOVERY	LIMITS
*30-40 Motor Oil	5000.	.033	.	75-125

SURROGATE COMPOUND	RT	ACTUAL	MEASURED	%REC	LIMITS
*#Triacontane	16.34	200.	192.292	96.15	75-125

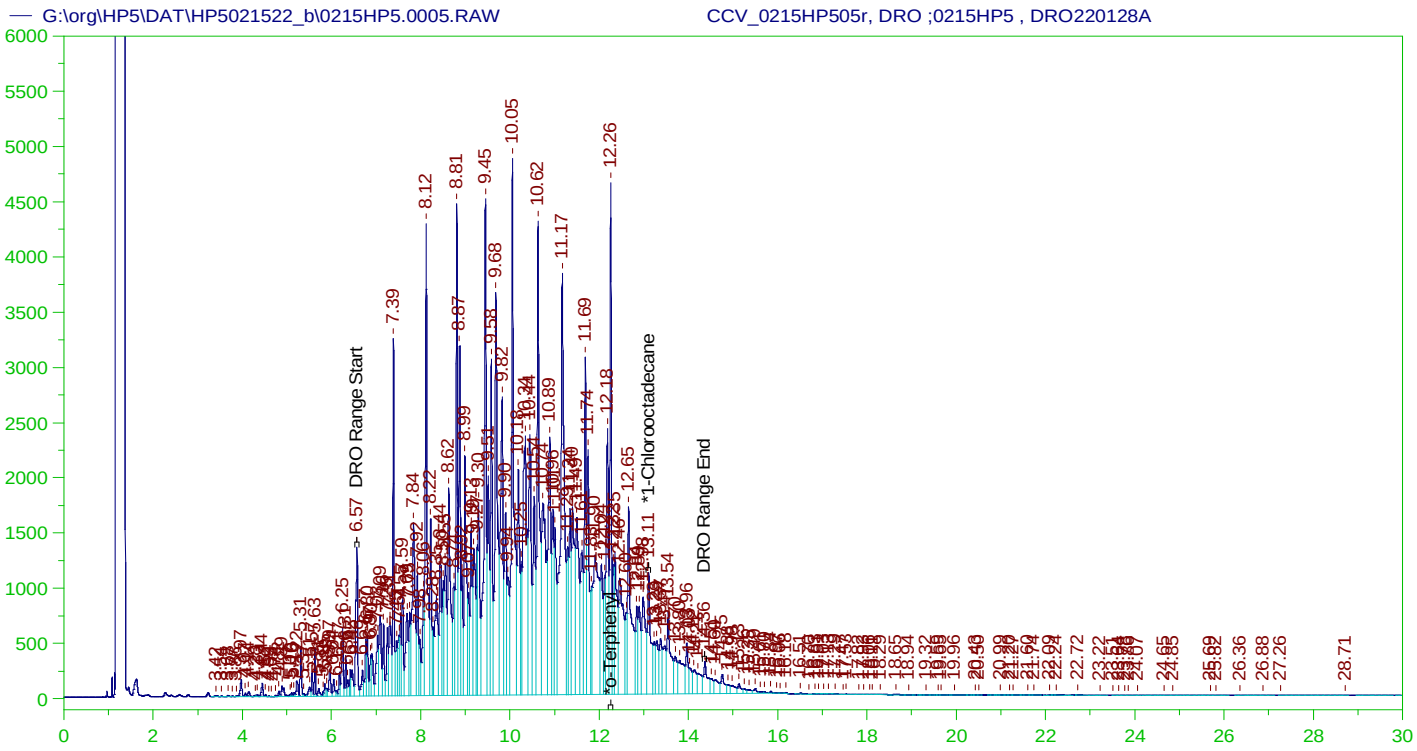

DIESEL RANGE ORGANICS CHROMATOGRAM REPORT
Sample Name: CCV_0215HP505r, DRO ;0215HP5 , DRO220128A
Raw File: G:\org\HP5\DAT\HP5021522_b\0215HP5.0005.RAW
Date & Time Acquired: 2/15/2022 1:09:22 PM
Method File: G:\Org\HP5\Methods\DC_8015-C24-JEb-L%.met
Calibration File: G:\Org\HP5\Cals\SW8015C_DRO220111JEb-C24.CAL
Sample Weight: 1 Dilution: 1 S.A.: 1

Mean RF for TEH: 32675.36
Rt range for Diesel Range Organics: 6.52 to 14.41

SURROGATE COMPOUND	RT	ACTUAL	MEASURED	%REC	
*o-Terphenyl	12.256	200.	306.319	153.16	-
*1-Chlorooctadecane	13.106	200.	151.347	75.67	-

DRO Area:4.729253E+08 DRO Amount: 14473.45
TEH Area:4.890477E+08 TEH Amount: 14966.87

CONTINUING CALIBRATION REPORT: G:\org\HP5\DAT\HP5021522_b\0215HP5.0005.RAW

COMPOUND	ACTUAL(NG)	MEASURED(NG)	%RECOVERY	LIMITS
TOTAL DRO	15000.	14966.87	99.78	85-115

SURROGATE COMPOUND	RT	ACTUAL	MEASURED	%REC	LIMITS
*o-Terphenyl	12.256	200.	306.319	153.16	85-115
*1-Chlorooctadecane	13.106	200.	151.347	75.67	85-115

G:\Org\HP5\DAT\HP5021522_b\Review\005_CCV_0215HP505r_DC_8015-C24-JEb-L%.xls

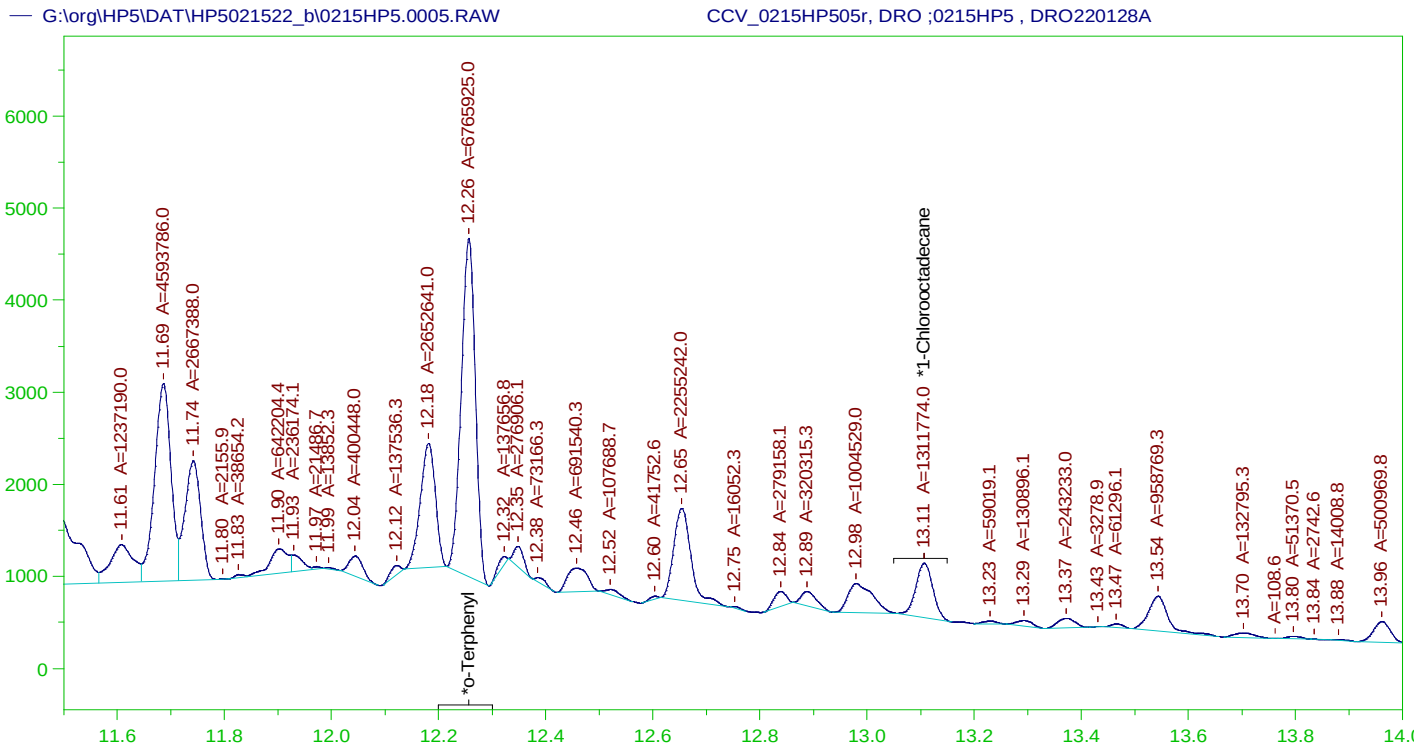

DIESEL RANGE ORGANICS CHROMATOGRAM REPORT
Sample Name: CCV_0215HP505r, DRO ;0215HP5 , DRO220128A
Raw File: G:\org\HP5\DAT\HP5021522_b\0215HP5.0005.RAW
Date & Time Acquired: 2/15/2022 1:09:22 PM
Method File: G:\Org\HP5\Methods\DS_8015-C24-JEb-L#.met
Calibration File: G:\Org\HP5\Cals\SW8015C_DRO220111JEb-C24.CAL
Sample Weight: 1 Dilution: 1 S.A.: 1

Mean RF for TEH: 32675.36
Rt range for Diesel Range Organics: 6.52 to 14.41

SURROGATE COMPOUND	RT	ACTUAL	MEASURED	%REC	
*o-Terphenyl	12.256	200.	183.568	91.78	-
*1-Chlorooctadecane	13.106	200.	35.59	17.8	-

DRO Area:2.43595E+08 DRO Amount: 7455.007
TEH Area:2.54425E+08 TEH Amount: 7786.448

CONTINUING CALIBRATION REPORT: G:\org\HP5\DAT\HP5021522_b\0215HP5.0005.RAW

COMPOUND	ACTUAL(NG)	MEASURED(NG)	%RECOVERY	LIMITS
TOTAL DRO	15000.	7786.45	51.91	85-115

SURROGATE COMPOUND	RT	ACTUAL	MEASURED	%REC	LIMITS
*o-Terphenyl	12.256	200.	183.568	91.78	85-115
*1-Chlorooctadecane	13.106	200.	35.59	17.8	85-115

G:\Org\HP5\DAT\HP5021522_b\Review\005_CCV_0215HP505r_DS_8015-C24-JEb-L#.xls

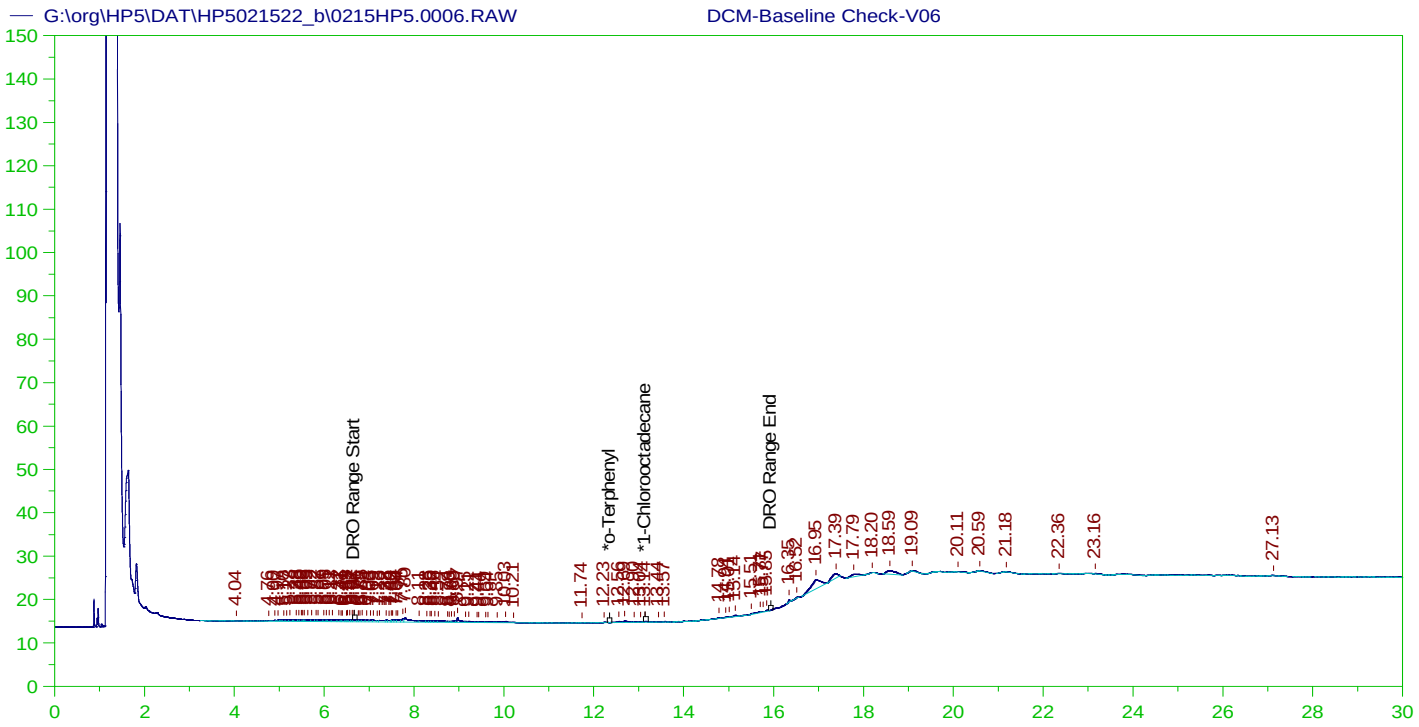

DIESEL RANGE ORGANICS CHROMATOGRAM REPORT
Sample Name: DCM-Baseline Check-V06
Raw File: G:\org\HP5\DAT\HP5021522_b\0215HP5.0006.RAW
Date & Time Acquired: 2/15/2022 1:52:09 PM
Method File: G:\Org\HP5\Methods\DR_8015-JA-LEXP.met
Calibration File: G:\Org\HP5\Cals\SW8015C_DRO220111JA.CAL
Sample Weight: 1 Dilution: 1 S.A.: 1

Mean RF for TEH: 32675.36
Rt range for Diesel Range Organics: 6.63 to 15.99

SURROGATE COMPOUND	RT	ACTUAL	MEASURED	%REC
*o-Terphenyl	29.911	200.	.	-
*1-Chlorooctadecane	13.144	200.	.034	.02 -

DRO Area:89566.79 DRO Amount: 2.741111
TEH Area:213378.2 TEH Amount: 6.530248

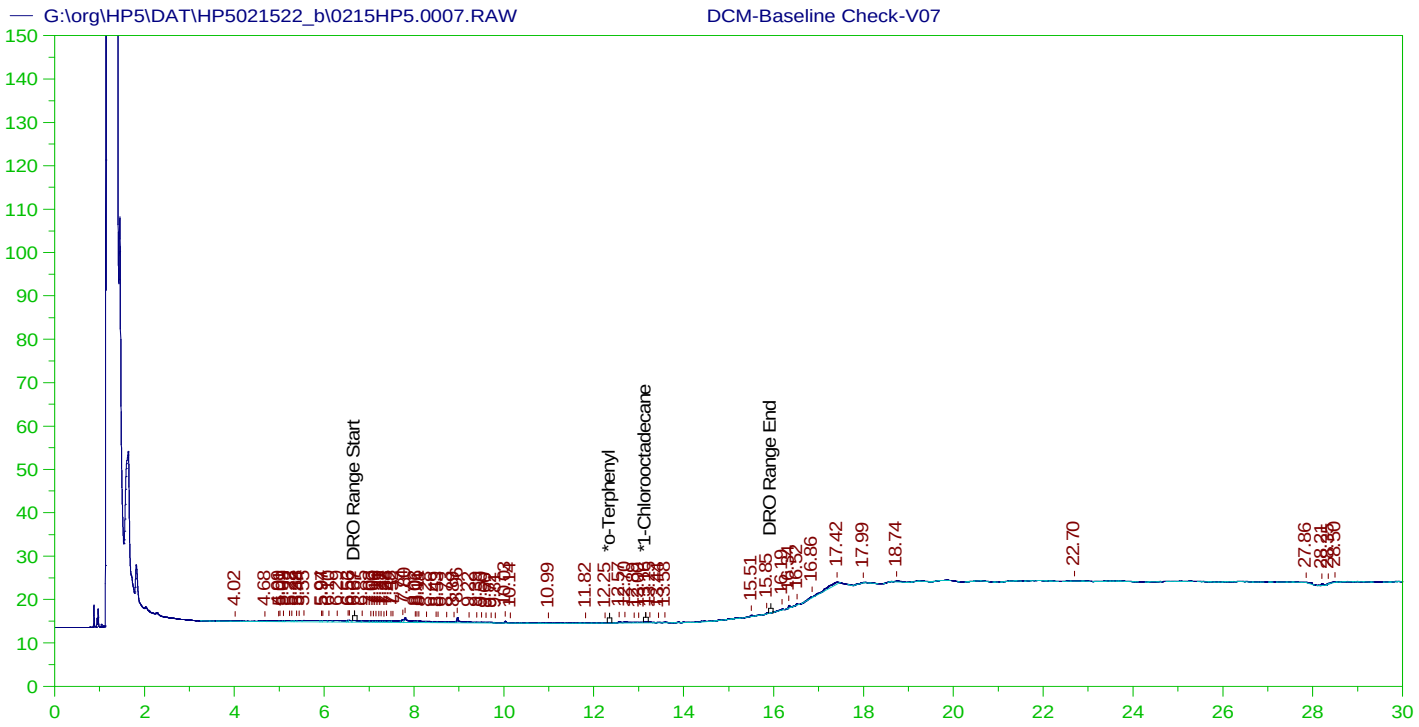

DIESEL RANGE ORGANICS CHROMATOGRAM REPORT
Sample Name: DCM-Baseline Check-V07
Raw File: G:\org\HP5\DAT\HP5021522_b\0215HP5.0007.RAW
Date & Time Acquired: 2/15/2022 2:34:56 PM
Method File: G:\Org\HP5\Methods\DR_8015-JA-LEXP.met
Calibration File: G:\Org\HP5\Cals\SW8015C_DRO220111JA.CAL
Sample Weight: 1 Dilution: 1 S.A.: 1

Mean RF for TEH: 32675.36
Rt range for Diesel Range Organics: 6.63 to 15.99

SURROGATE COMPOUND	RT	ACTUAL	MEASURED	%REC
*o-Terphenyl	29.922	200.	.	-
*1-Chlorooctadecane	13.155	200.	.031	.02 -

DRO Area:81352.14 DRO Amount: 2.489709
TEH Area:158437.8 TEH Amount: 4.848848

Batch ID: 163748

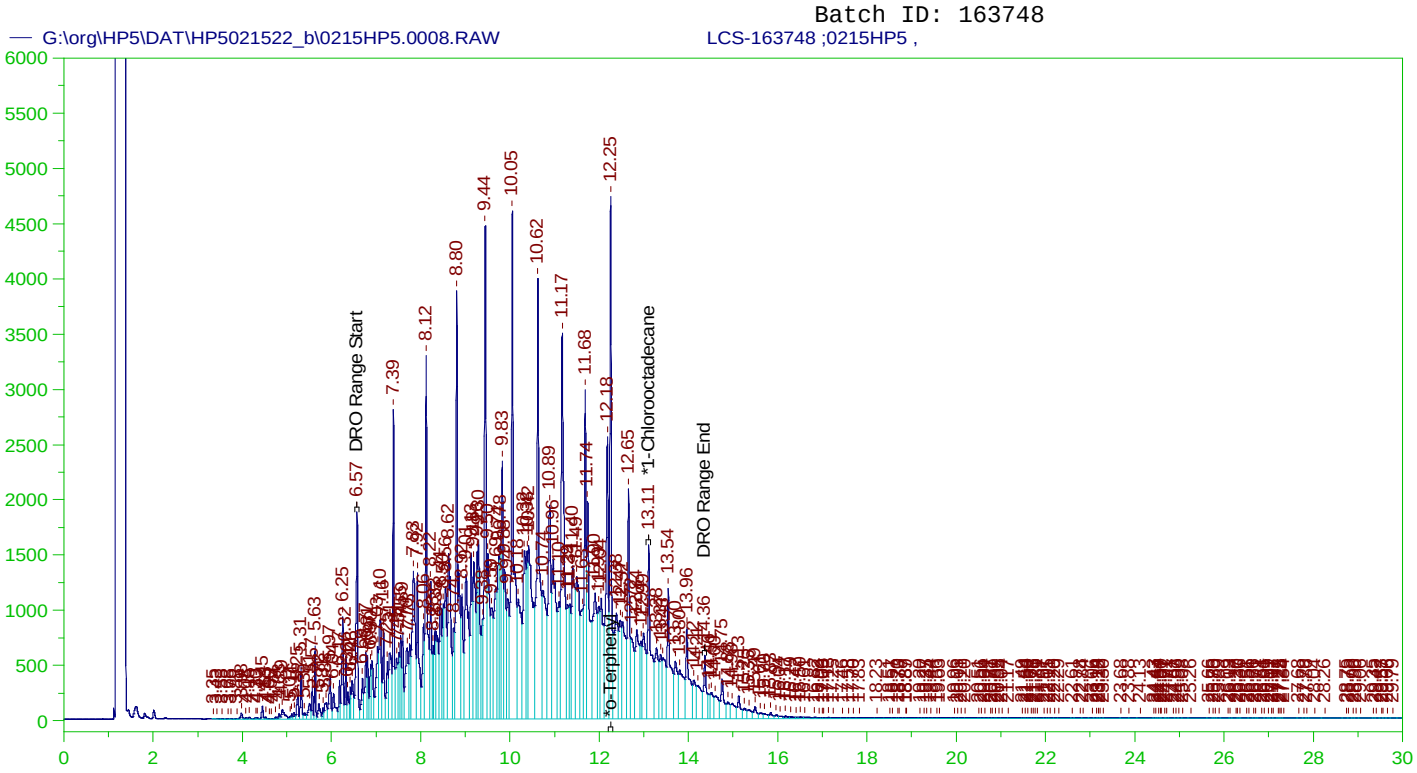

DIESEL RANGE ORGANICS CHROMATOGRAM REPORT
Sample Name: LCS-163748 ;0215HP5 ,
Raw File: G:\org\HP5\DAT\HP5021522_b\0215HP5.0008.RAW
Date & Time Acquired: 2/15/2022 3:17:56 PM
Method File: G:\Org\HP5\Methods\D3_8015-C24-JEb-L%.met
Calibration File: G:\Org\HP5\Cals\SW8015C_DRO220111JEb-C24.CAL
Sample Weight: 1000 Dilution: 1 S.A.: 1

Mean RF for TEH: 32675.36
Rt range for Diesel Range Organics: 6.52 to 14.41

SURROGATE COMPOUND	RT	ACTUAL	MEASURED	%REC	
*o-Terphenyl	12.254	.2	.342	170.82	-
*1-Chlorooctadecane	13.106	.2	.212	105.93	-

DRO Area:4.317244E+08 DRO Amount: 13.21254
TEH Area:4.6059E+08 TEH Amount: 14.09594

Batch ID: 163748

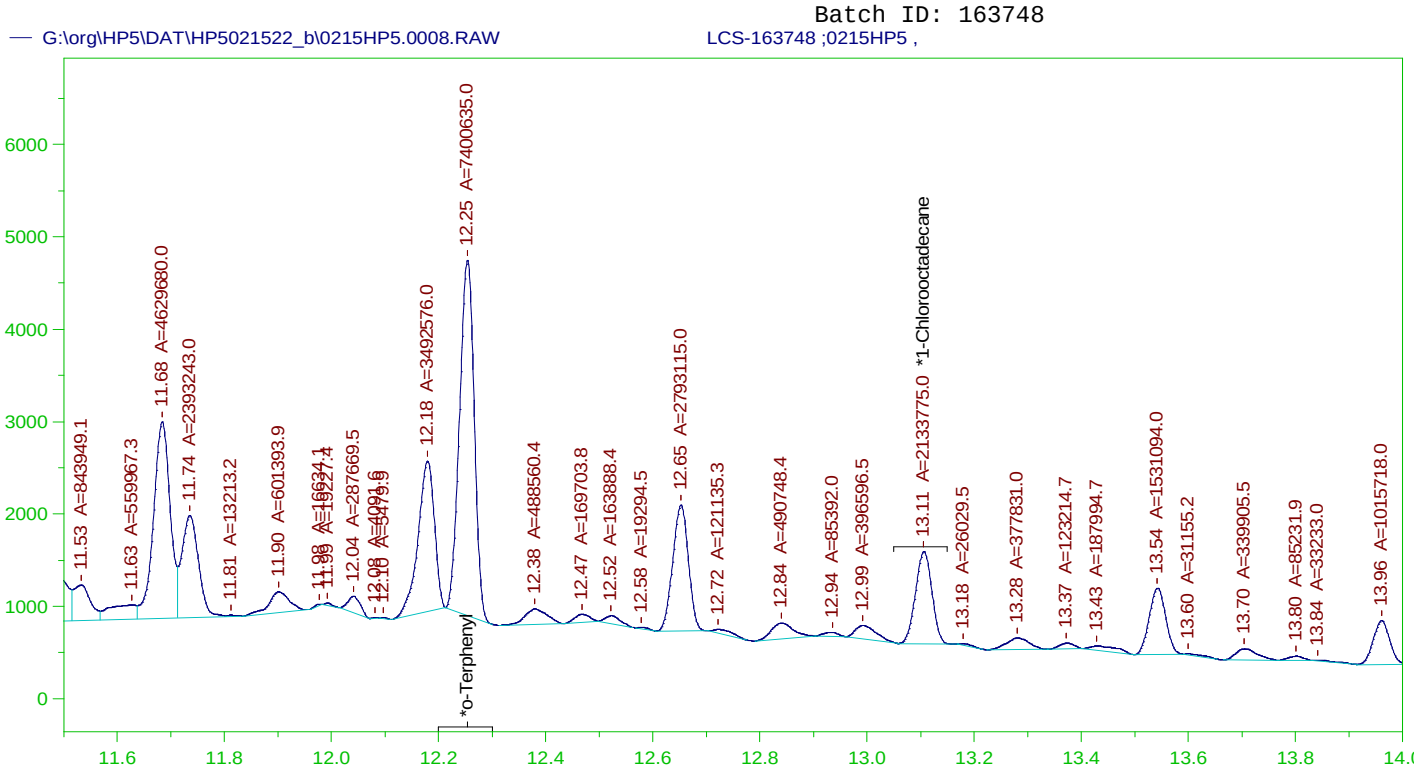

DIESEL RANGE ORGANICS CHROMATOGRAM REPORT
Sample Name: LCS-163748 ;0215HP5 ,
Raw File: G:\org\HP5\DAT\HP5021522_b\0215HP5.0008.RAW
Date & Time Acquired: 2/15/2022 3:17:56 PM
Method File: G:\Org\HP5\Methods\DS_8015-C24-JEb-L#.met
Calibration File: G:\Org\HP5\Cals\SW8015C_DRO220111JEb-C24.CAL
Sample Weight: 1000 Dilution: 1 S.A.: 1

Mean RF for TEH: 32675.36
Rt range for Diesel Range Organics: 6.52 to 14.41

SURROGATE COMPOUND	RT	ACTUAL	MEASURED	%REC	
*o-Terphenyl	12.254	.2	.201	100.39	-
*1-Chlorooctadecane	13.106	.2	.058	28.95	-

DRO Area:2.02994E+08 DRO Amount: 6.212448
TEH Area:2.175475E+08 TEH Amount: 6.657846

Batch ID: 163748

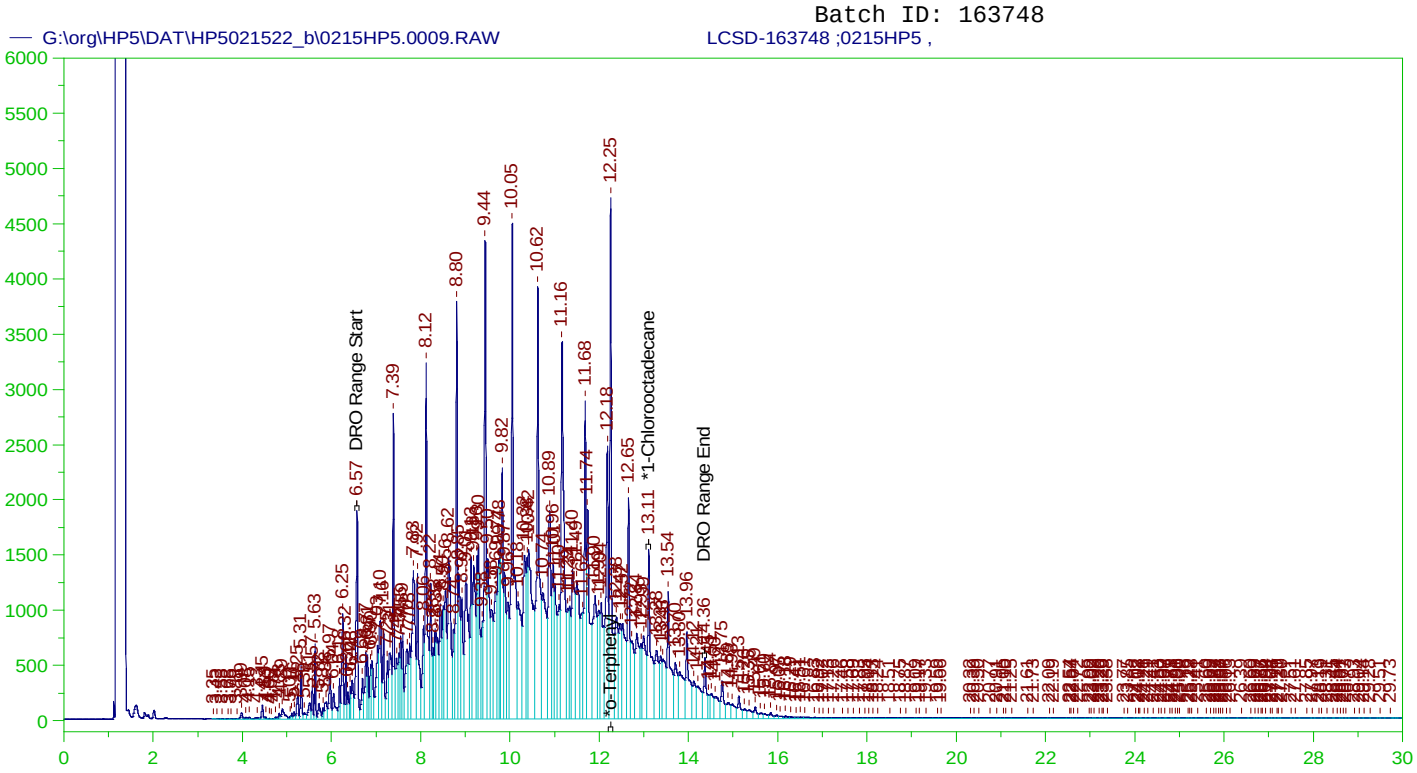

DIESEL RANGE ORGANICS CHROMATOGRAM REPORT
Sample Name: LCSD-163748 ;0215HP5 ,
Raw File: G:\org\HP5\DAT\HP5021522_b\0215HP5.0009.RAW
Date & Time Acquired: 2/15/2022 4:00:54 PM
Method File: G:\Org\HP5\Methods\D3_8015-C24-JEb-L%.met
Calibration File: G:\Org\HP5\Cals\SW8015C_DRO220111JEb-C24.CAL
Sample Weight: 1000 Dilution: 1 S.A.: 1

Mean RF for TEH: 32675.36
Rt range for Diesel Range Organics: 6.52 to 14.41

SURROGATE COMPOUND	RT	ACTUAL	MEASURED	%REC	
*o-Terphenyl	12.254	.2	.365	182.54	-
*1-Chlorooctadecane	13.107	.2	.202	101.1	-

DRO Area:4.207957E+08 DRO Amount: 12.87807
TEH Area:4.49835E+08 TEH Amount: 13.7668

Batch ID: 163748

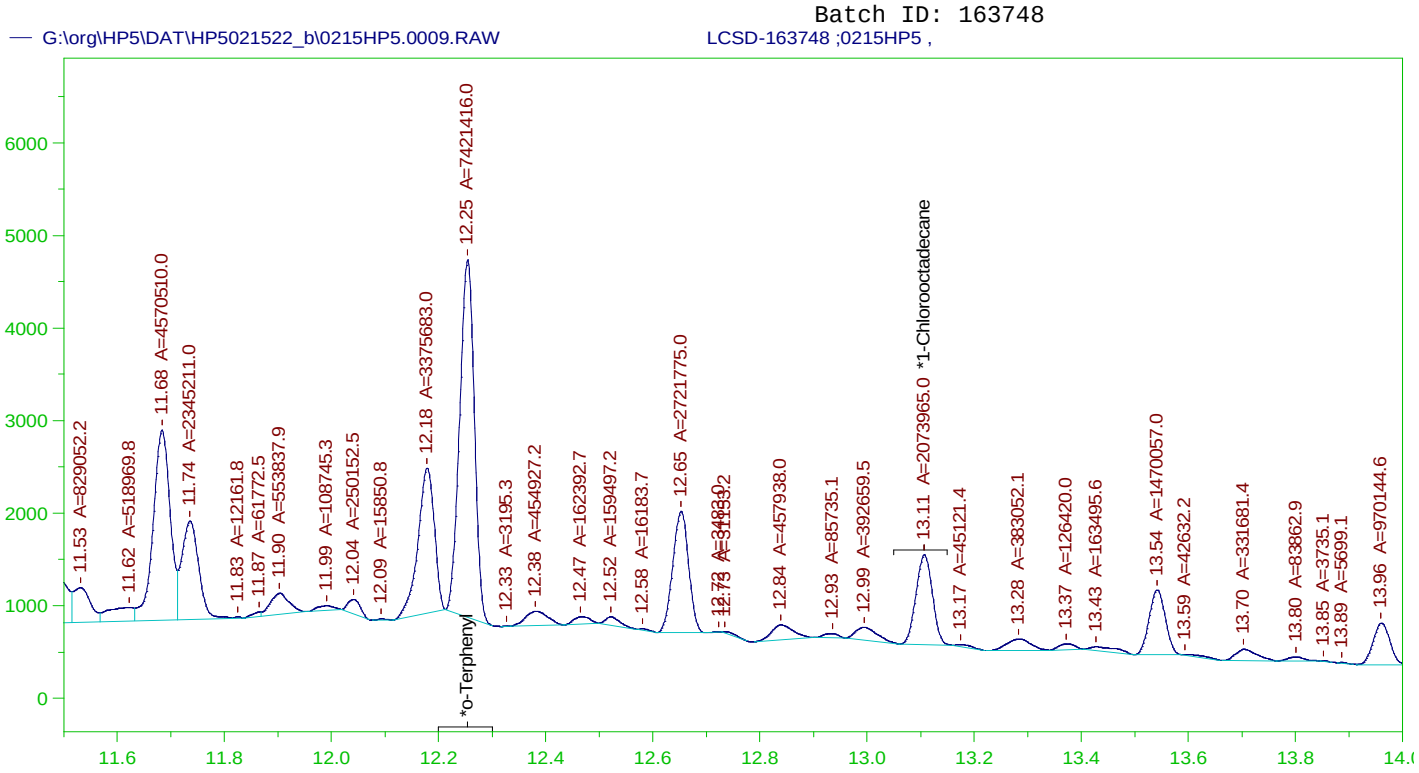

DIESEL RANGE ORGANICS CHROMATOGRAM REPORT
Sample Name: LCSD-163748 ;0215HP5 ,
Raw File: G:\org\HP5\DAT\HP5021522_b\0215HP5.0009.RAW
Date & Time Acquired: 2/15/2022 4:00:54 PM
Method File: G:\Org\HP5\Methods\DS_8015-C24-JEb-L#.met
Calibration File: G:\Org\HP5\Cals\SW8015C_DRO220111JEb-C24.CAL
Sample Weight: 1000 Dilution: 1 S.A.: 1

Mean RF for TEH: 32675.36
Rt range for Diesel Range Organics: 6.52 to 14.41

SURROGATE COMPOUND	RT	ACTUAL	MEASURED	%REC	
*o-Terphenyl	12.254	.2	.201	100.68	-
*1-Chlorooctadecane	13.107	.2	.056	28.13	-

DRO Area:1.991289E+08 DRO Amount: 6.094161
TEH Area:2.141581E+08 TEH Amount: 6.554115

Batch ID: 163748

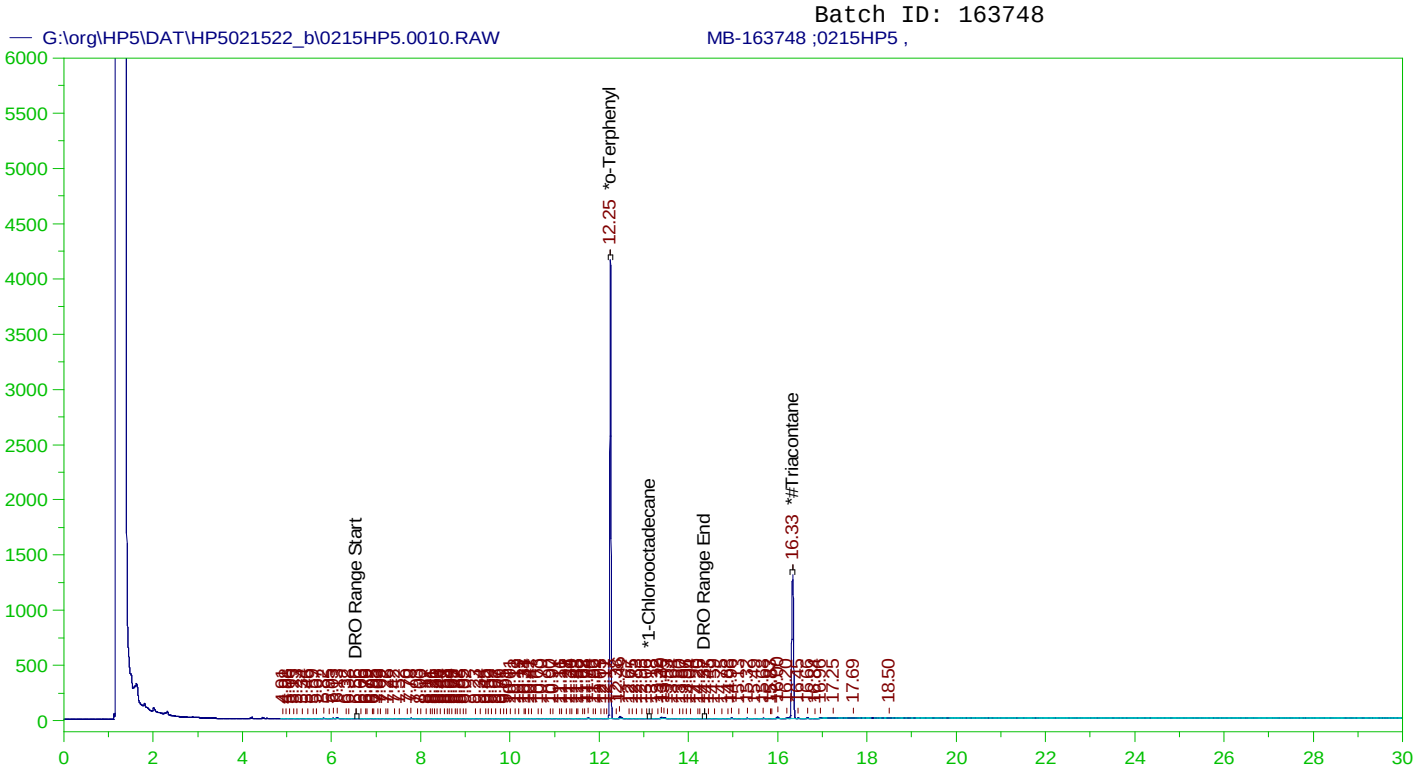

DIESEL RANGE ORGANICS CHROMATOGRAM REPORT
Sample Name: MB-163748 ;0215HP5 ,
Raw File: G:\org\HP5\DAT\HP5021522_b\0215HP5.0010.RAW
Date & Time Acquired: 2/15/2022 4:43:40 PM
Method File: G:\Org\HP5\Methods\DR_8015-C24Tb-JEb-L%.met
Calibration File: G:\Org\HP5\Cals\SW8015C_DRO220111JEb-C24-T.CAL
Sample Weight: 1000 Dilution: 1 S.A.: 1

Mean RF for TEH: 32675.36
Rt range for Diesel Range Organics: 6.52 to 14.41

SURROGATE COMPOUND	RT	ACTUAL	MEASURED	%REC	
*o-Terphenyl	12.249	.2	.215	107.74	-
*1-Chlorooctadecane	29.979	.2	.	.	-
*#Triacontane	16.331	.2	.116	57.91	-

DRO Area:552632.2 DRO Amount: 1.691281E-02
TEH Area:871436.4 TEH Amount: 2.666953E-02

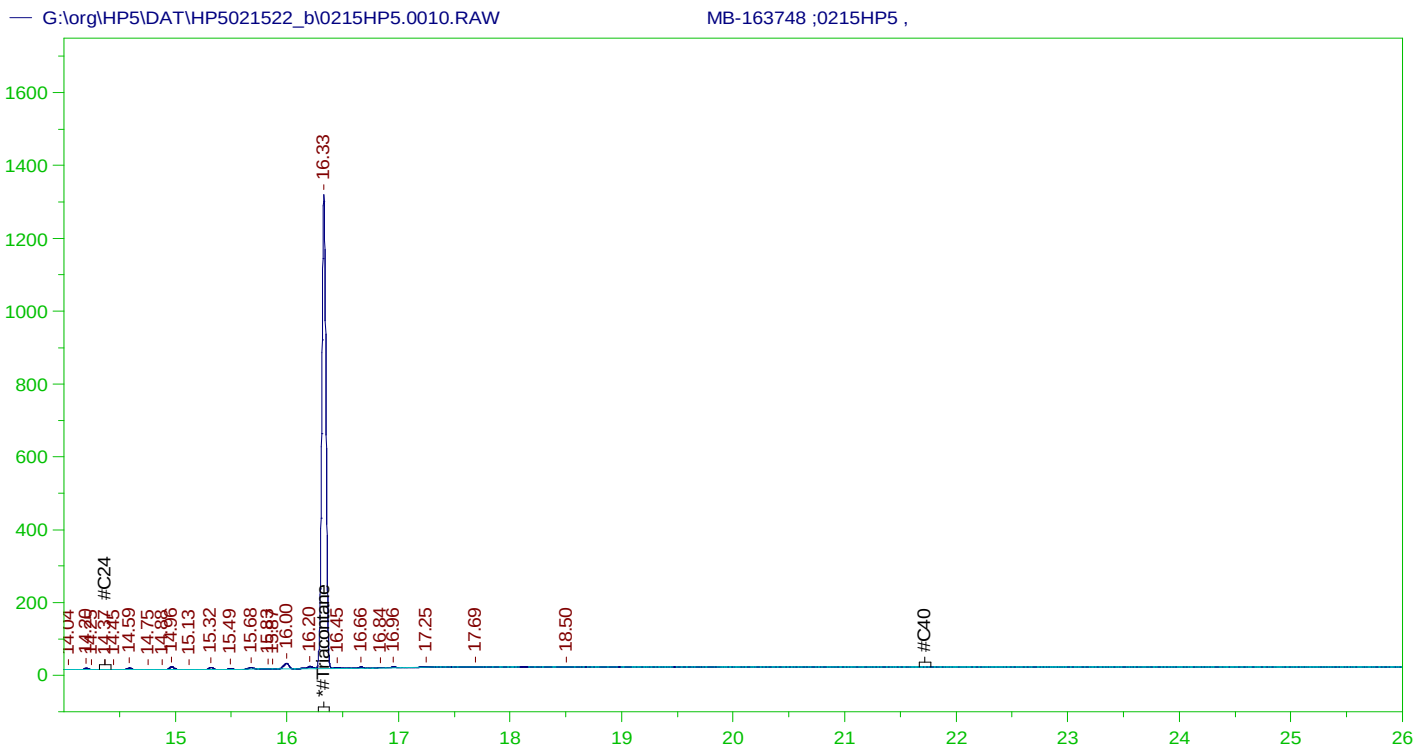

RESIDUAL RANGE ORGANICS CHROMATOGRAM

Sample Name: MB-163748 ;0215HP5 ,
Raw File: G:\org\HP5\DAT\HP5021522_b\0215HP5.0010.RAW
Date & Time Acquired: 2/15/2022 4:43:40 PM
Method File: G:\Org\HP5\Methods\DR_OROS-BEb-L%.MET
Calibration File: G:\Org\HP5\Cals\SW8015C_ORO220111BEb_SAMP.CAL
Sample Weight: 1000 Dilution: 1 S.A.: 1

Mean RF for for Residual Range Organics Calculations: 26424.55
Rt range for Residual Range Organics: 14.32 to 21.77

SURROGATE COMPOUND	RT	ACTUAL	MEASURED	%REC	
*#Triacontane	16.331	.5	.116	23.16	-

RRO Area:200168 RRO AMOUNT: 7.575076E-03

Batch ID: 163748

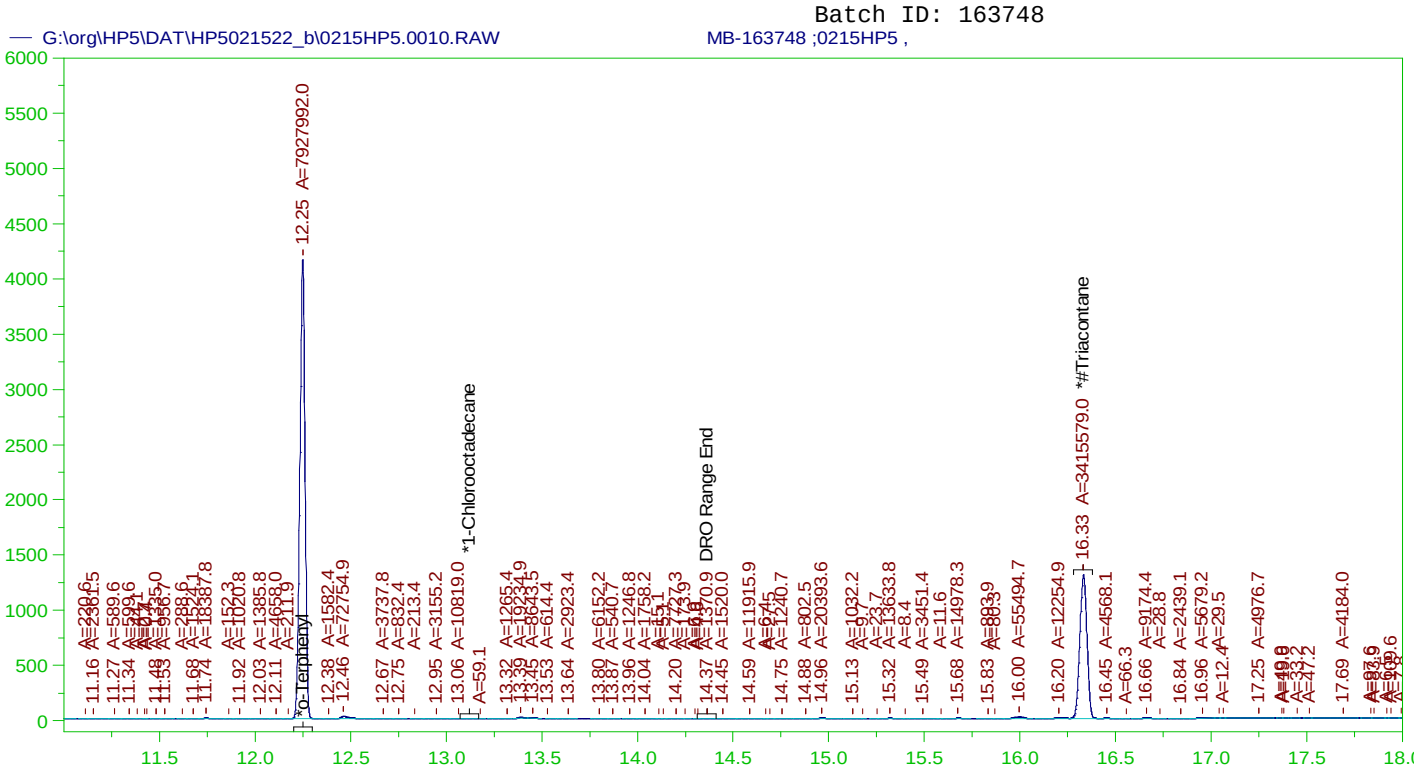

DIESEL RANGE ORGANICS CHROMATOGRAM REPORT
Sample Name: MB-163748 ;0215HP5 ,
Raw File: G:\org\HP5\DAT\HP5021522_b\0215HP5.0010.RAW
Date & Time Acquired: 2/15/2022 4:43:40 PM
Method File: G:\Org\HP5\Methods\DS_8015-C24T-JEb-L#.met
Calibration File: G:\Org\HP5\Cals\SW8015C_DRO220111JEb-C24-T.CAL
Sample Weight: 1000 Dilution: 1 S.A.: 1

Mean RF for TEH: 32675.36
Rt range for Diesel Range Organics: 6.52 to 14.41

SURROGATE COMPOUND	RT	ACTUAL	MEASURED	%REC	
*o-Terphenyl	12.249	.2	.215	107.55	-
*1-Chlorooctadecane	29.979	.2	.	.	-
*#Triacontane	16.331	.2	.115	57.63	-

DRO Area:395245.4 DRO Amount: 1.209613E-02
TEH Area:927861.2 TEH Amount: 2.839636E-02

ERH2524 (OWDFMW07A) Batch ID: 163748

G:\org\HP5\DAT\HP5021522_b\0215HP5.0011.RAW B22020962-001D ;0215HP5 , $HC-8015-DRO-W,

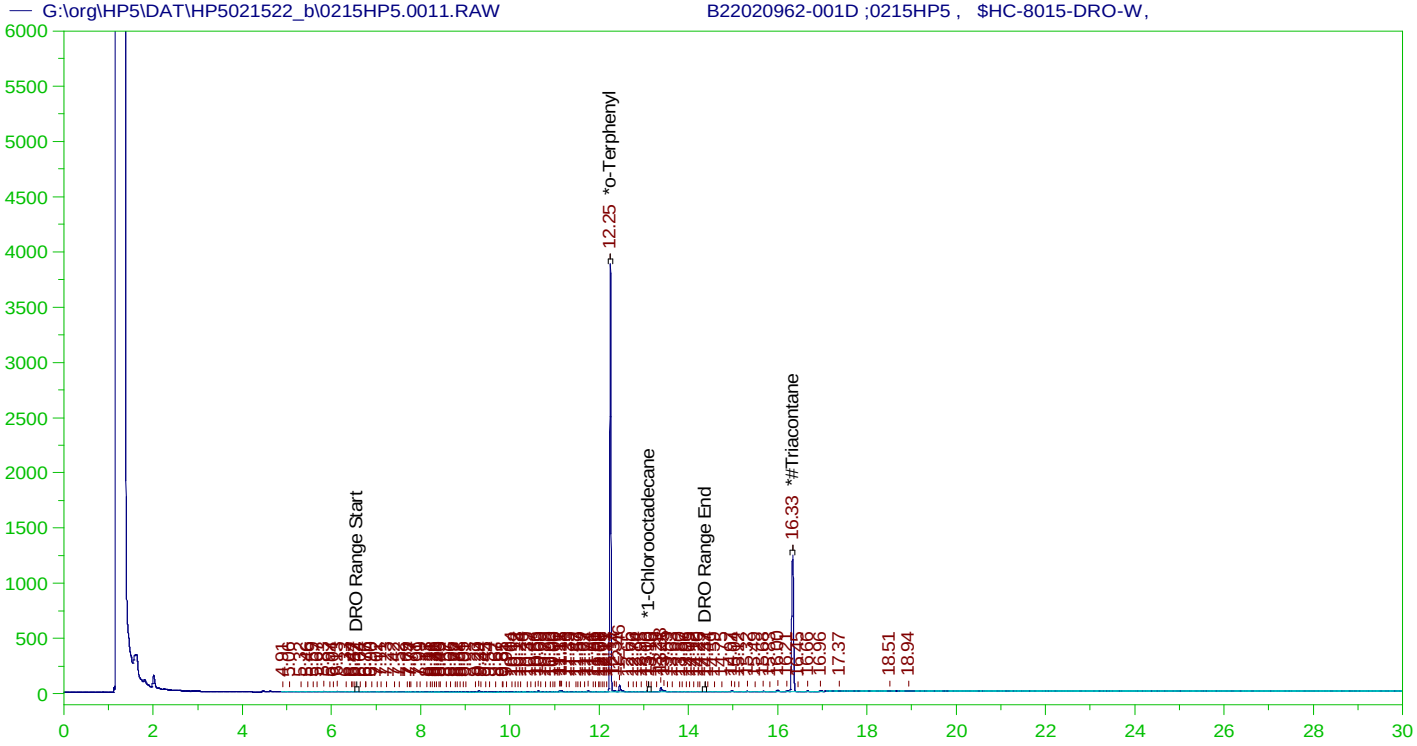

DIESEL RANGE ORGANICS CHROMATOGRAM REPORT

Sample Name: B22020962-001D ;0215HP5 , $HC-8015-DRO-W,
Raw File: G:\org\HP5\DAT\HP5021522_b\0215HP5.0011.RAW
Date & Time Acquired: 2/15/2022 5:26:50 PM
Method File: G:\Org\HP5\Methods\DR_8015-C24Tb-JEb-L%.met
Calibration File: G:\Org\HP5\Cals\SW8015C_DRO220111JEb-C24-T.CAL
Sample Weight: 1050 Dilution: 1 S.A.: 1

Mean RF for TEH: 32675.36
Rt range for Diesel Range Organics: 6.52 to 14.41

SURROGATE COMPOUND	RT	ACTUAL	MEASURED	%REC	
*o-Terphenyl	12.248	.19	.191	100.3	-
*1-Chlorooctadecane	13.103	.19	.	.14	-
*#Triacontane	16.331	.19	.105	54.97	-

DRO Area:995916.4 DRO Amount: 2.902774E-02
TEH Area:1289321 TEH Amount: 3.757952E-02

ERH2524 (OWDFMW07A) Batch ID: 163748

G:\org\HP5\DAT\HP5021522_b\0215HP5.0011.RAW B22020962-001D ;0215HP5 , $HC-8015-DRO-W,

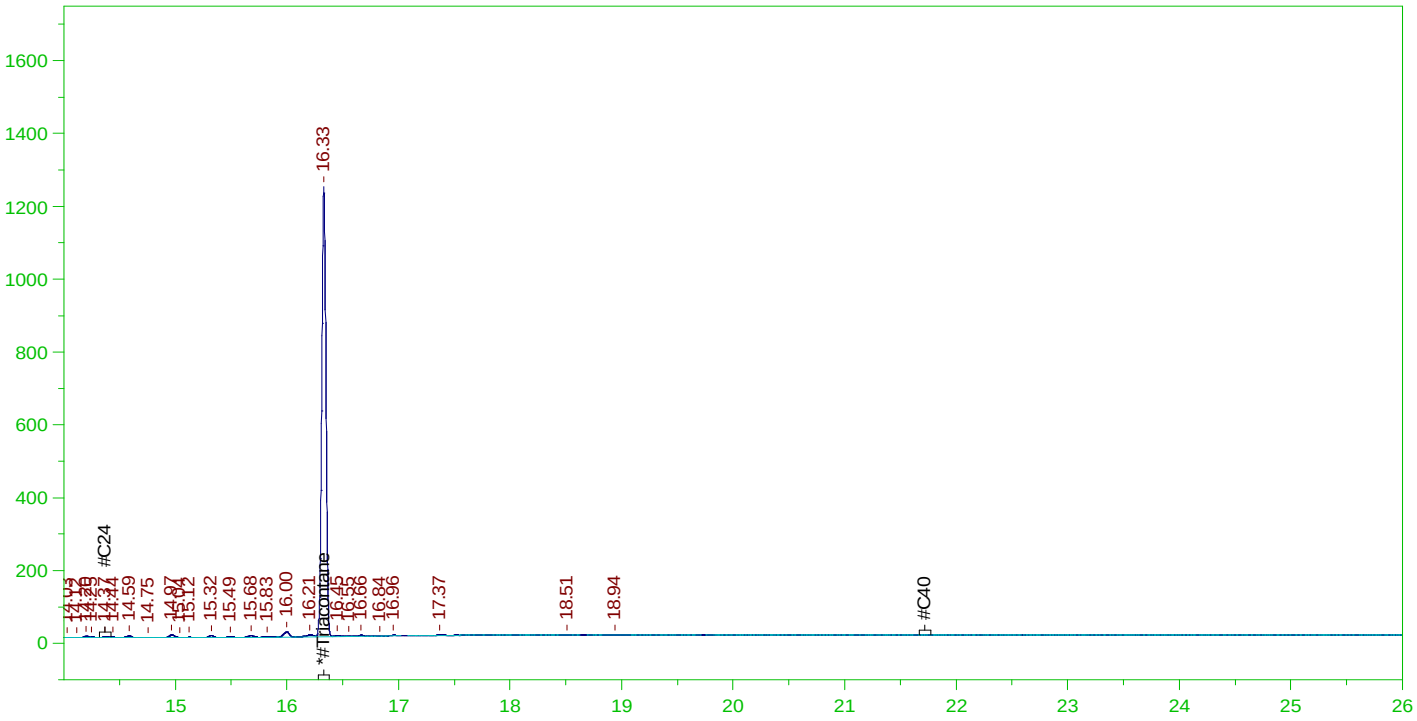

RESIDUAL RANGE ORGANICS CHROMATOGRAM

Sample Name: B22020962-001D ;0215HP5 , $HC-8015-DRO-W,
Raw File: G:\org\HP5\DAT\HP5021522_b\0215HP5.0011.RAW
Date & Time Acquired: 2/15/2022 5:26:50 PM
Method File: G:\Org\HP5\Methods\DR_OROS-BEb-L%.MET
Calibration File: G:\Org\HP5\Cals\SW8015C_ORO220111BEb_SAMP.CAL
Sample Weight: 1050 Dilution: 1 S.A.: 1

Mean RF for for Residual Range Organics Calculations: 26424.55
Rt range for Residual Range Organics: 14.32 to 21.77

SURROGATE COMPOUND	RT	ACTUAL	MEASURED	%REC	
*#Triacontane	16.331	.476	.105	21.99	-

RRO Area:192831.7 RRO AMOUNT: 6.949947E-03

ERH2524 (OWDFMW07A) Batch ID: 163748

G:\org\HP5\DAT\HP5021522_b\0215HP5.0011.RAW B22020962-001D ;0215HP5 , $HC-8015-DRO-W,

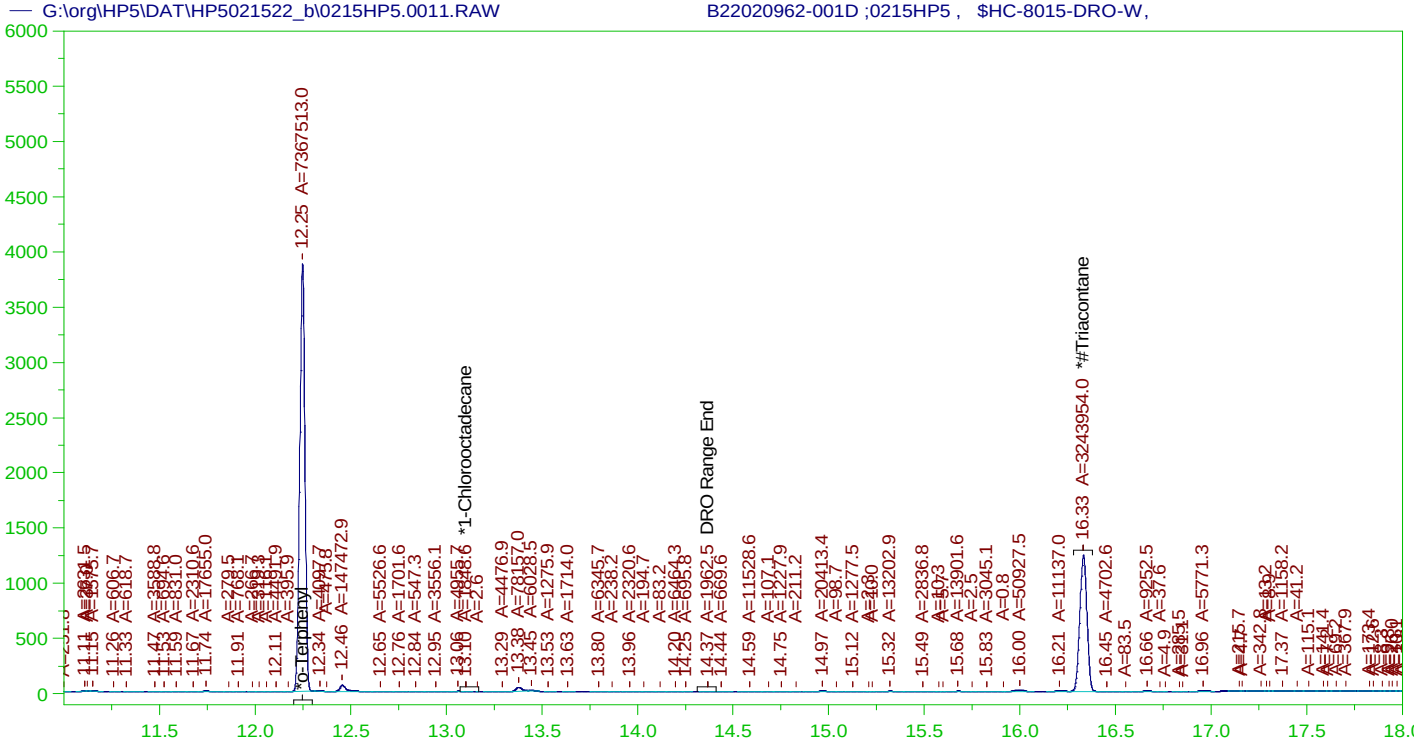

DIESEL RANGE ORGANICS CHROMATOGRAM REPORT

Sample Name: B22020962-001D ;0215HP5 , $HC-8015-DRO-W,
Raw File: G:\org\HP5\DAT\HP5021522_b\0215HP5.0011.RAW
Date & Time Acquired: 2/15/2022 5:26:50 PM
Method File: G:\Org\HP5\Methods\DS_8015-C24T-JEb-L#.met
Calibration File: G:\Org\HP5\Cals\SW8015C_DRO220111JEb-C24-T.CAL
Sample Weight: 1050 Dilution: 1 S.A.: 1

Mean RF for TEH: 32675.36
Rt range for Diesel Range Organics: 6.52 to 14.41

SURROGATE COMPOUND	RT	ACTUAL	MEASURED	%REC	
*o-Terphenyl	12.248	.19	.19	99.94	-
*1-Chlorooctadecane	13.103	.19	.	.03	-
*#Triacontane	16.331	.19	.104	54.73	-

DRO Area:592515.9 DRO Amount: 1.726992E-02
TEH Area:1102999 TEH Amount: 3.214884E-02

Batch ID: 163748

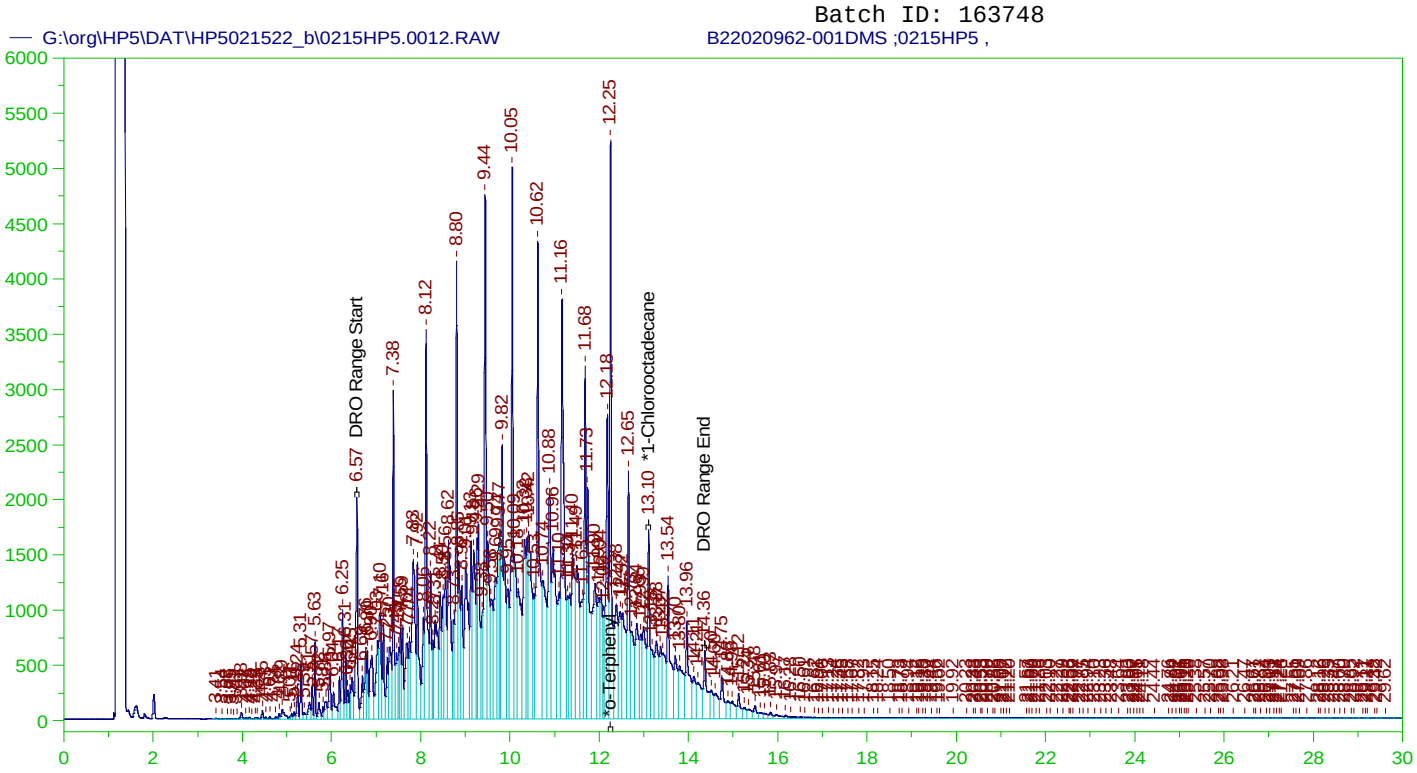

DIESEL RANGE ORGANICS CHROMATOGRAM REPORT
Sample Name: B22020962-001DMS ;0215HP5 ,
Raw File: G:\org\HP5\DAT\HP5021522_b\0215HP5.0012.RAW
Date & Time Acquired: 2/15/2022 6:10:00 PM
Method File: G:\Org\HP5\Methods\D3_8015-C24-JEb-L%.met
Calibration File: G:\Org\HP5\Cals\SW8015C_DRO220111JEb-C24.CAL
Sample Weight: 1050 Dilution: 1 S.A.: 1

Mean RF for TEH: 32675.36
Rt range for Diesel Range Organics: 6.52 to 14.41

SURROGATE COMPOUND	RT	ACTUAL	MEASURED	%REC	
*o-Terphenyl	12.252	.19	.372	195.34	-
*1-Chlorooctadecane	13.104	.19	.154	80.72	-

DRO Area:4.691749E+08 DRO Amount: 13.67493
TEH Area:4.994944E+08 TEH Amount: 14.55865

Batch ID: 163748

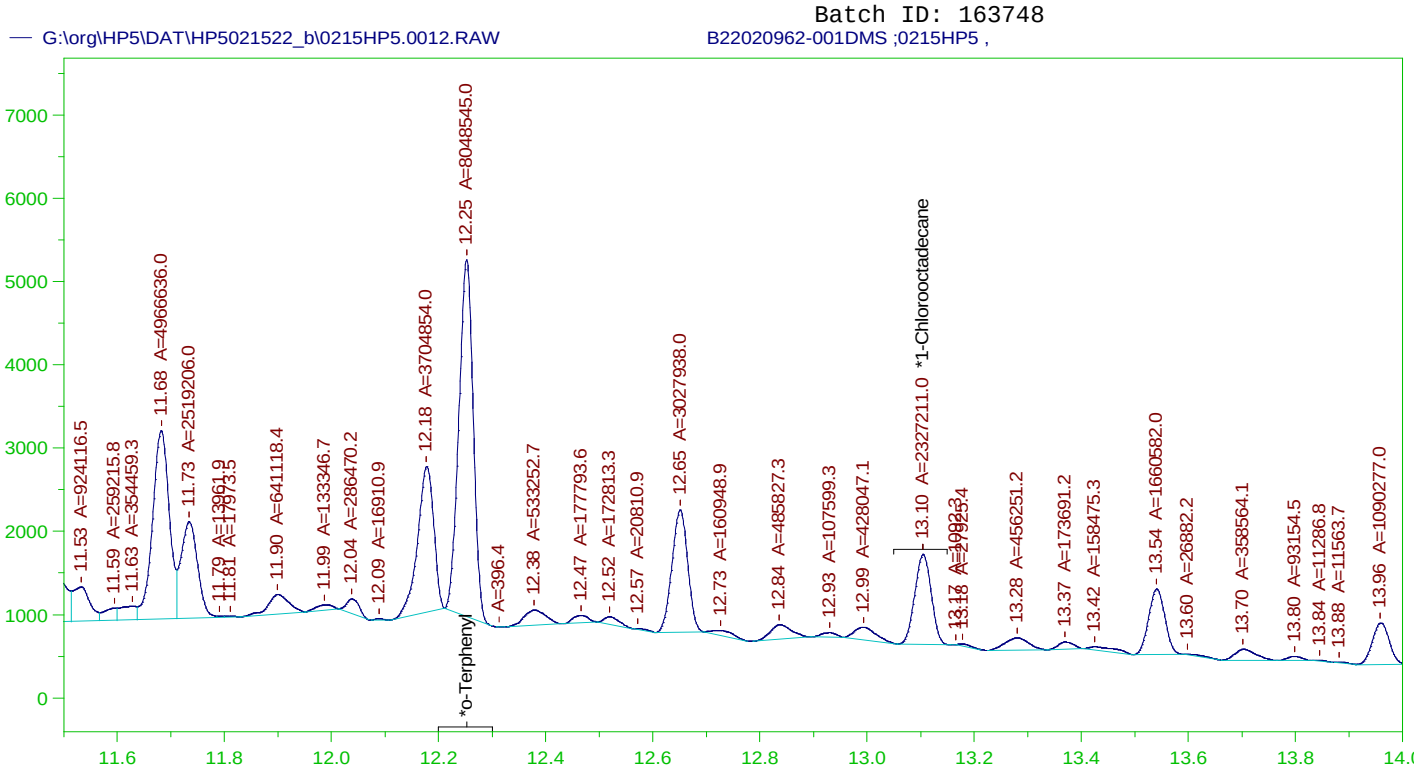

DIESEL RANGE ORGANICS CHROMATOGRAM REPORT
Sample Name: B22020962-001DMS ;0215HP5 ,
Raw File: G:\org\HP5\DAT\HP5021522_b\0215HP5.0012.RAW
Date & Time Acquired: 2/15/2022 6:10:00 PM
Method File: G:\Org\HP5\Methods\DS_8015-C24-JEb-L#.met
Calibration File: G:\Org\HP5\Cals\SW8015C_DRO220111JEb-C24.CAL
Sample Weight: 1050 Dilution: 1 S.A.: 1

Mean RF for TEH: 32675.36
Rt range for Diesel Range Organics: 6.52 to 14.41

SURROGATE COMPOUND	RT	ACTUAL	MEASURED	%REC	
*o-Terphenyl	12.252	.19	.208	109.18	-
*1-Chlorooctadecane	13.104	.19	.06	31.57	-

DRO Area:2.180153E+08 DRO Amount: 6.354441
TEH Area:2.335988E+08 TEH Amount: 6.808648

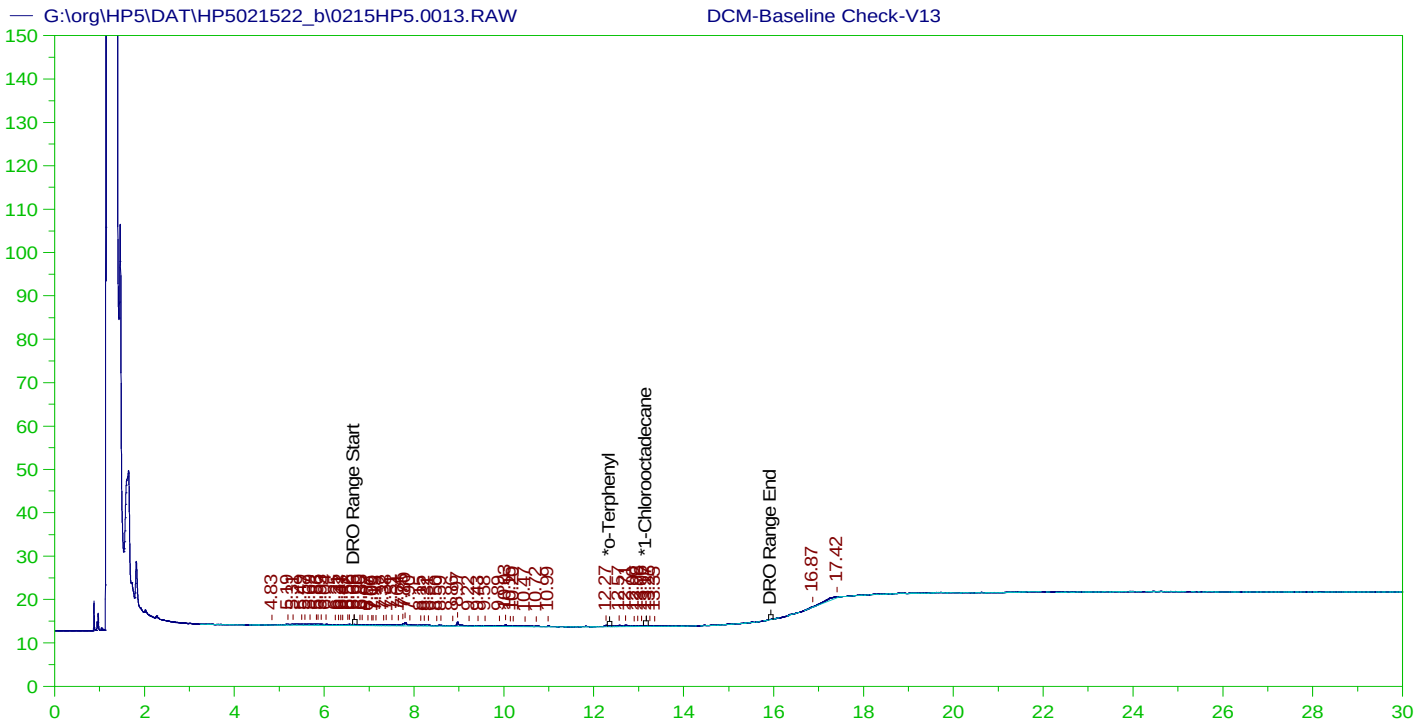

DIESEL RANGE ORGANICS CHROMATOGRAM REPORT
Sample Name: DCM-Baseline Check-V13
Raw File: G:\org\HP5\DAT\HP5021522_b\0215HP5.0013.RAW
Date & Time Acquired: 2/15/2022 6:53:03 PM
Method File: G:\Org\HP5\Methods\DR_8015-JA-LEXP.met
Calibration File: G:\Org\HP5\Cals\SW8015C_DRO220111JA.CAL
Sample Weight: 1 Dilution: 1 S.A.: 1

Mean RF for TEH: 32675.36
Rt range for Diesel Range Organics: 6.63 to 15.99

SURROGATE COMPOUND	RT	ACTUAL	MEASURED	%REC
*o-Terphenyl	29.963	200.	.	-
*1-Chlorooctadecane	13.169	200.	.033	.02 -

DRO Area:62458.48 DRO Amount: 1.911486
TEH Area:109943 TEH Amount: 3.364706

ERH2526 (OWDFMW08A) Batch ID: 163748

G:\org\HP5\DAT\HP5021522_b\0215HP5.0014.RAW B22020962-031D ;0215HP5 , $HC-8015-DRO-W,

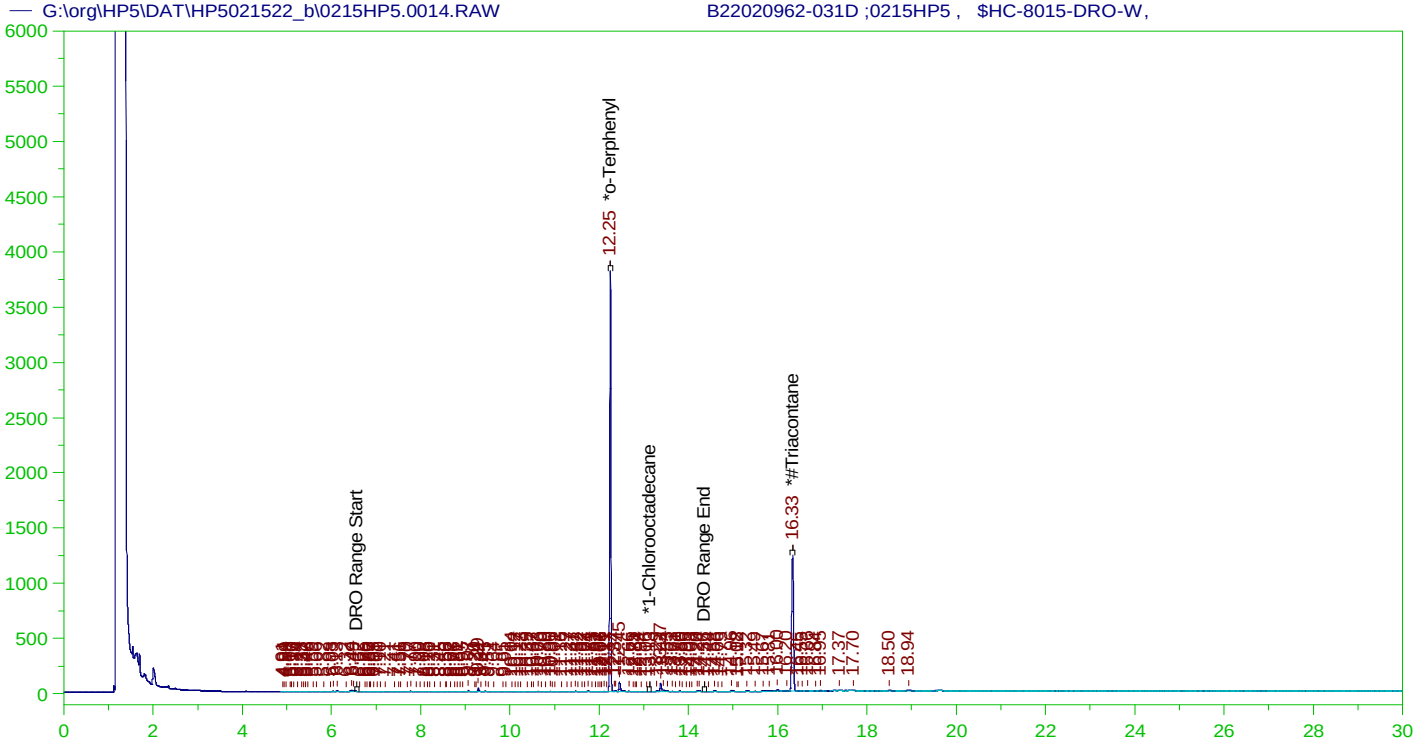

DIESEL RANGE ORGANICS CHROMATOGRAM REPORT

Sample Name: B22020962-031D ;0215HP5 , $HC-8015-DRO-W,
Raw File: G:\org\HP5\DAT\HP5021522_b\0215HP5.0014.RAW
Date & Time Acquired: 2/15/2022 7:36:03 PM
Method File: G:\Org\HP5\Methods\DR_8015-C24Tb-JEb-L%.met
Calibration File: G:\Org\HP5\Cals\SW8015C_DRO220111JEb-C24-T.CAL
Sample Weight: 1060 Dilution: 1 S.A.: 1

Mean RF for TEH: 32675.36
Rt range for Diesel Range Organics: 6.52 to 14.41

SURROGATE COMPOUND	RT	ACTUAL	MEASURED	%REC	
*o-Terphenyl	12.247	.189	.19	100.78	-
*1-Chlorooctadecane	13.131	.189	.	.11	-
*#Triacontane	16.33	.189	.103	54.66	-

DRO Area:965439.4 DRO Amount: 2.787397E-02
TEH Area:1357710 TEH Amount: 3.919953E-02

ERH2526 (OWDFMW08A) Batch ID: 163748

G:\org\HP5\DAT\HP5021522_b\0215HP5.0014.RAW B22020962-031D ;0215HP5 , $HC-8015-DRO-W,

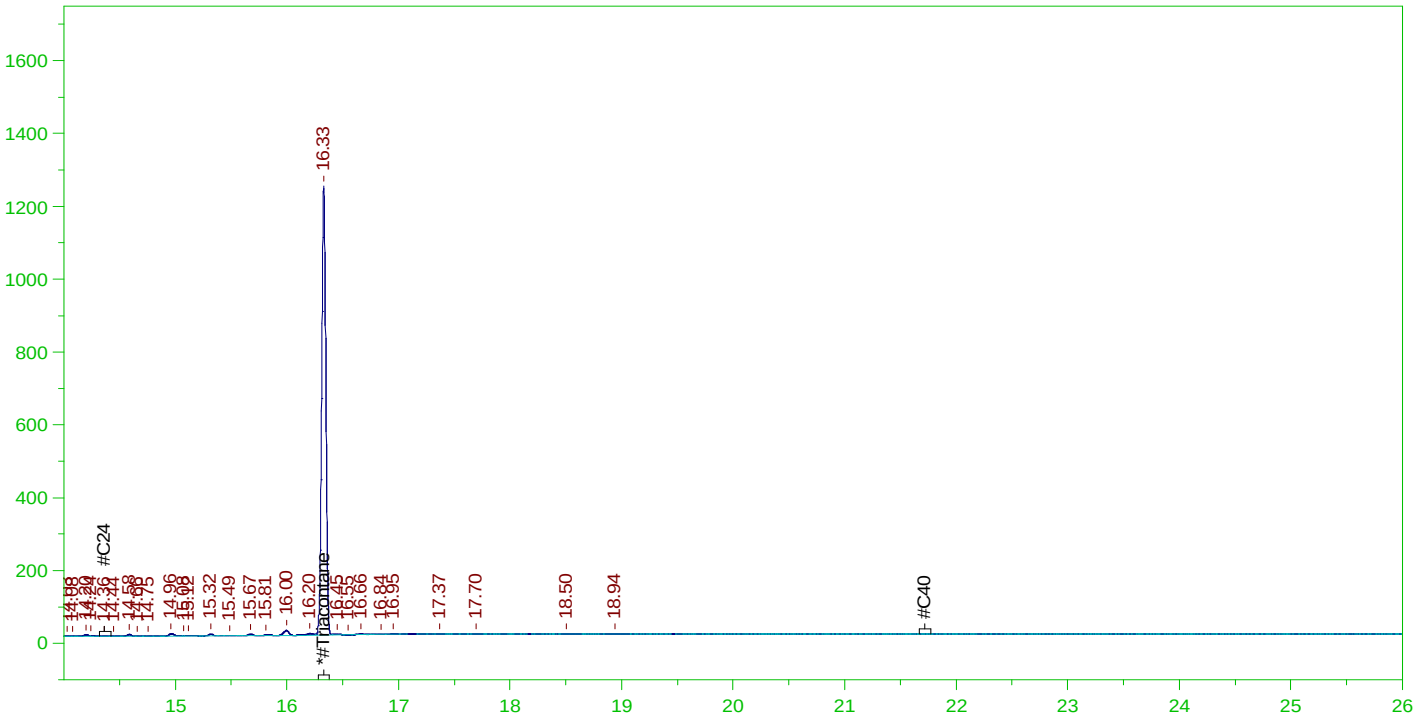

RESIDUAL RANGE ORGANICS CHROMATOGRAM

Sample Name: B22020962-031D ;0215HP5 , $HC-8015-DRO-W,
Raw File: G:\org\HP5\DAT\HP5021522_b\0215HP5.0014.RAW
Date & Time Acquired: 2/15/2022 7:36:03 PM
Method File: G:\Org\HP5\Methods\DR_OROS-BEb-L%.MET
Calibration File: G:\Org\HP5\Cals\SW8015C_ORO220111BEb_SAMP.CAL
Sample Weight: 1060 Dilution: 1 S.A.: 1

Mean RF for for Residual Range Organics Calculations: 26424.55
Rt range for Residual Range Organics: 14.32 to 21.77

SURROGATE COMPOUND	RT	ACTUAL	MEASURED	%REC	
*#Triacontane	16.33	.472	.103	21.87	-

RRO Area:184615.2 RRO AMOUNT: 6.59104E-03

ERH2526 (OWDFMW08A) Batch ID: 163748

G:\org\HP5\DAT\HP5021522_b\0215HP5.0014.RAW B22020962-031D ;0215HP5 , $HC-8015-DRO-W,

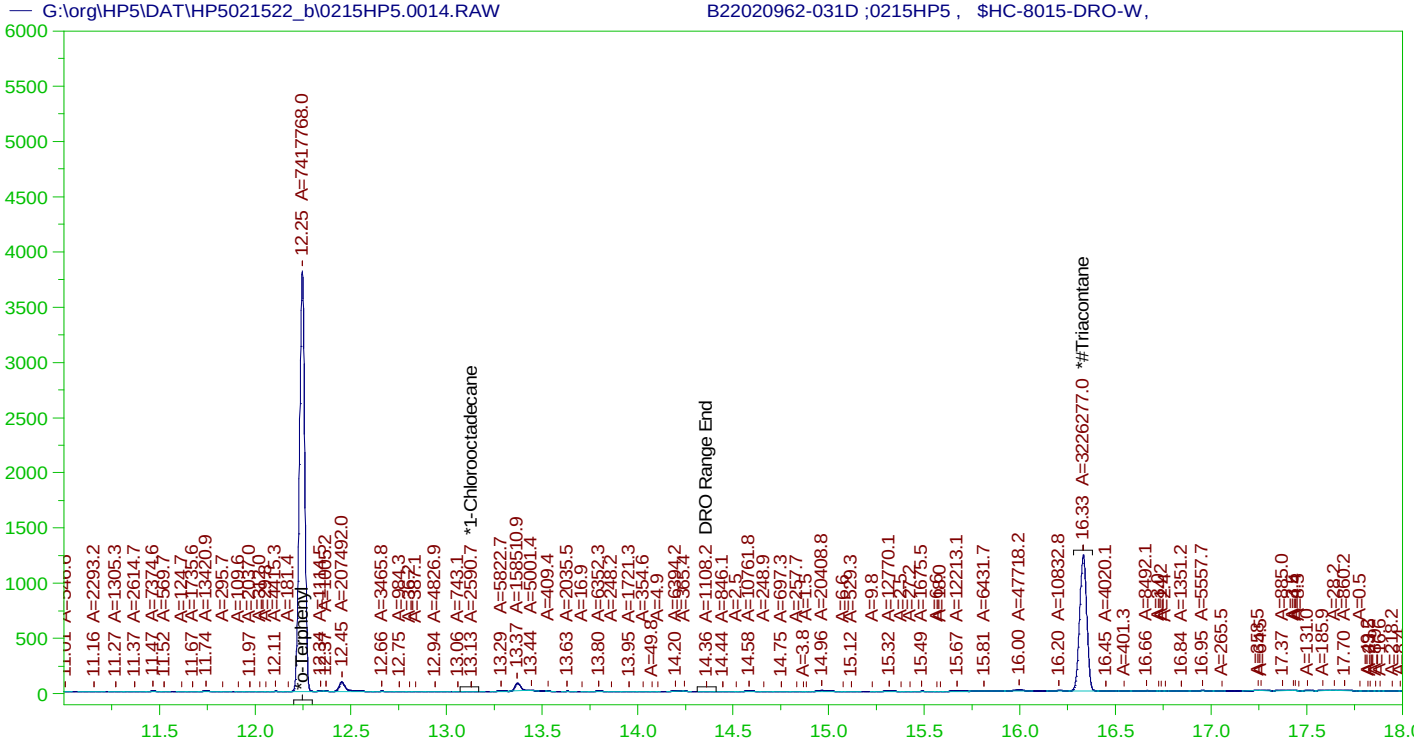

DIESEL RANGE ORGANICS CHROMATOGRAM REPORT

Sample Name: B22020962-031D ;0215HP5 , $HC-8015-DRO-W,
Raw File: G:\org\HP5\DAT\HP5021522_b\0215HP5.0014.RAW
Date & Time Acquired: 2/15/2022 7:36:03 PM
Method File: G:\Org\HP5\Methods\DS_8015-C24T-JEb-L#.met
Calibration File: G:\Org\HP5\Cals\SW8015C_DRO220111JEb-C24-T.CAL
Sample Weight: 1060 Dilution: 1 S.A.: 1

Mean RF for TEH: 32675.36
Rt range for Diesel Range Organics: 6.52 to 14.41

SURROGATE COMPOUND	RT	ACTUAL	MEASURED	%REC	
*o-Terphenyl	12.247	.189	.19	100.63	-
*1-Chlorooctadecane	13.131	.189	.	.04	-
*#Triacontane	16.33	.189	.103	54.43	-

DRO Area:751452.7 DRO Amount: 2.169579E-02
TEH Area:1211146 TEH Amount: 3.496796E-02

ERH2527 (OWDFMW08A-FD) Batch ID: 163748

G:\org\HP5\DAT\HP5021522_b\0215HP5.0015.RAW B22020962-032B ;0215HP5 , $HC-8015-DRO-W,

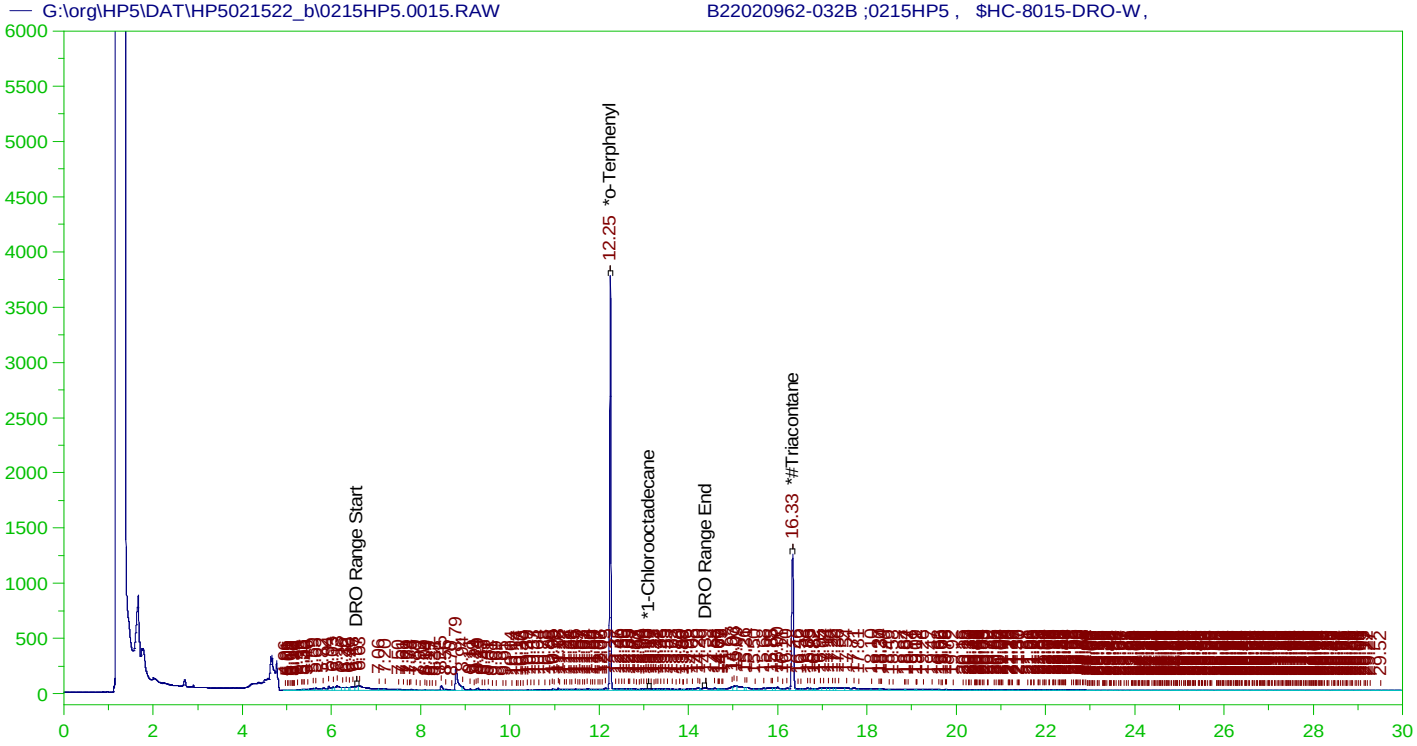

DIESEL RANGE ORGANICS CHROMATOGRAM REPORT

Sample Name: B22020962-032B ;0215HP5 , $HC-8015-DRO-W,
Raw File: G:\org\HP5\DAT\HP5021522_b\0215HP5.0015.RAW
Date & Time Acquired: 2/15/2022 8:19:02 PM
Method File: G:\Org\HP5\Methods\D3_8015-C24Tb-JEb-L%.met
Calibration File: G:\Org\HP5\Cals\SW8015C_DRO220111JEb-C24-T.CAL
Sample Weight: 1060 Dilution: 1 S.A.: 1

Mean RF for TEH: 32675.36
Rt range for Diesel Range Organics: 6.52 to 14.41

SURROGATE COMPOUND	RT	ACTUAL	MEASURED	%REC	
*o-Terphenyl	12.247	.189	.186	98.82	-
*1-Chlorooctadecane	13.099	.189	.002	.81	-
*#Triacontane	16.331	.189	.106	56.26	-

DRO Area:6468954 DRO Amount: 0.1867703
TEH Area:1.585632E+07 TEH Amount: 0.4578004

ERH2527 (OWDFMW08A-FD) Batch ID: 163748

G:\org\HP5\DAT\HP5021522_b\0215HP5.0015.RAW B22020962-032B ;0215HP5 , $HC-8015-DRO-W,

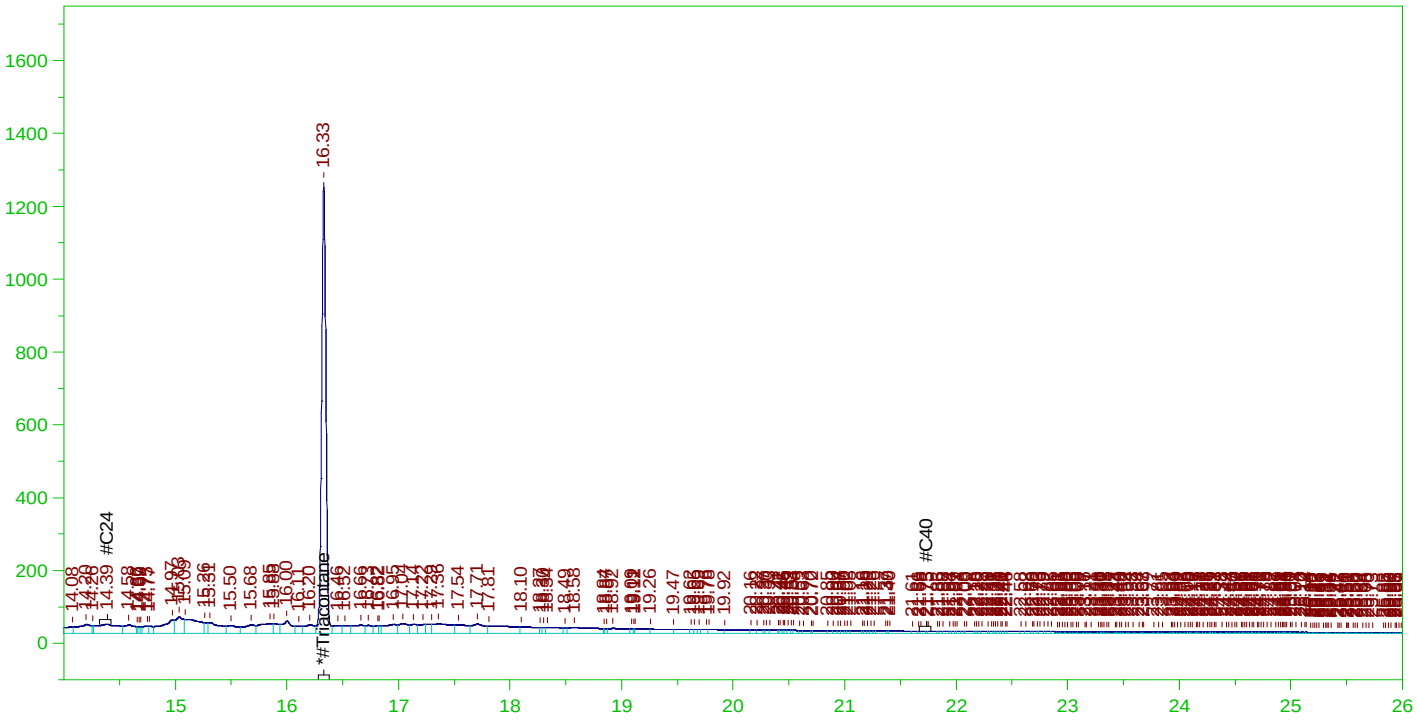

RESIDUAL RANGE ORGANICS CHROMATOGRAM

Sample Name: B22020962-032B ;0215HP5 , $HC-8015-DRO-W,
Raw File: G:\org\HP5\DAT\HP5021522_b\0215HP5.0015.RAW
Date & Time Acquired: 2/15/2022 8:19:02 PM
Method File: G:\Org\HP5\Methods\D3_OROS-BEb-L%.MET
Calibration File: G:\Org\HP5\Cals\SW8015C_ORO220111BEb_SAMP.CAL
Sample Weight: 1060 Dilution: 1 S.A.: 1

Mean RF for for Residual Range Organics Calculations: 26424.55
Rt range for Residual Range Organics: 14.32 to 21.77

SURROGATE COMPOUND	RT	ACTUAL	MEASURED	%REC	
*#Triacontane	16.331	.472	.106	22.5	-

RRO Area:7041861 RRO AMOUNT: 0.251405

ERH2527 (OWDFMW08A-FD) Batch ID: 163748

G:\org\HP5\DAT\HP5021522_b\0215HP5.0015.RAW B22020962-032B ;0215HP5 , $HC-8015-DRO-W,

DIESEL RANGE ORGANICS CHROMATOGRAM REPORT

Sample Name: B22020962-032B ;0215HP5 , $HC-8015-DRO-W,
Raw File: G:\org\HP5\DAT\HP5021522_b\0215HP5.0015.RAW
Date & Time Acquired: 2/15/2022 8:19:02 PM
Method File: G:\Org\HP5\Methods\DS_8015-C24T-JEb-L#.met
Calibration File: G:\Org\HP5\Cals\SW8015C_DRO220111JEb-C24-T.CAL
Sample Weight: 1060 Dilution: 1 S.A.: 1

Mean RF for TEH: 32675.36
Rt range for Diesel Range Organics: 6.52 to 14.41

SURROGATE COMPOUND	RT	ACTUAL	MEASURED	%REC	
*o-Terphenyl	12.247	.189	.183	97.06	-
*1-Chlorooctadecane	13.099	.189	.	.02	-
*#Triacontane	16.331	.189	.101	53.52	-

DRO Area:3218569 DRO Amount: 9.292586E-02
TEH Area:9788461 TEH Amount: 0.2826104

ERH2533 (RHMW2254-01-Bailer) Batch ID: 163748

G:\org\HP5\DAT\HP5021522_b\0215HP5.0016.RAW B22020962-021D ;0215HP5 , $HC-8015-DRO-W,

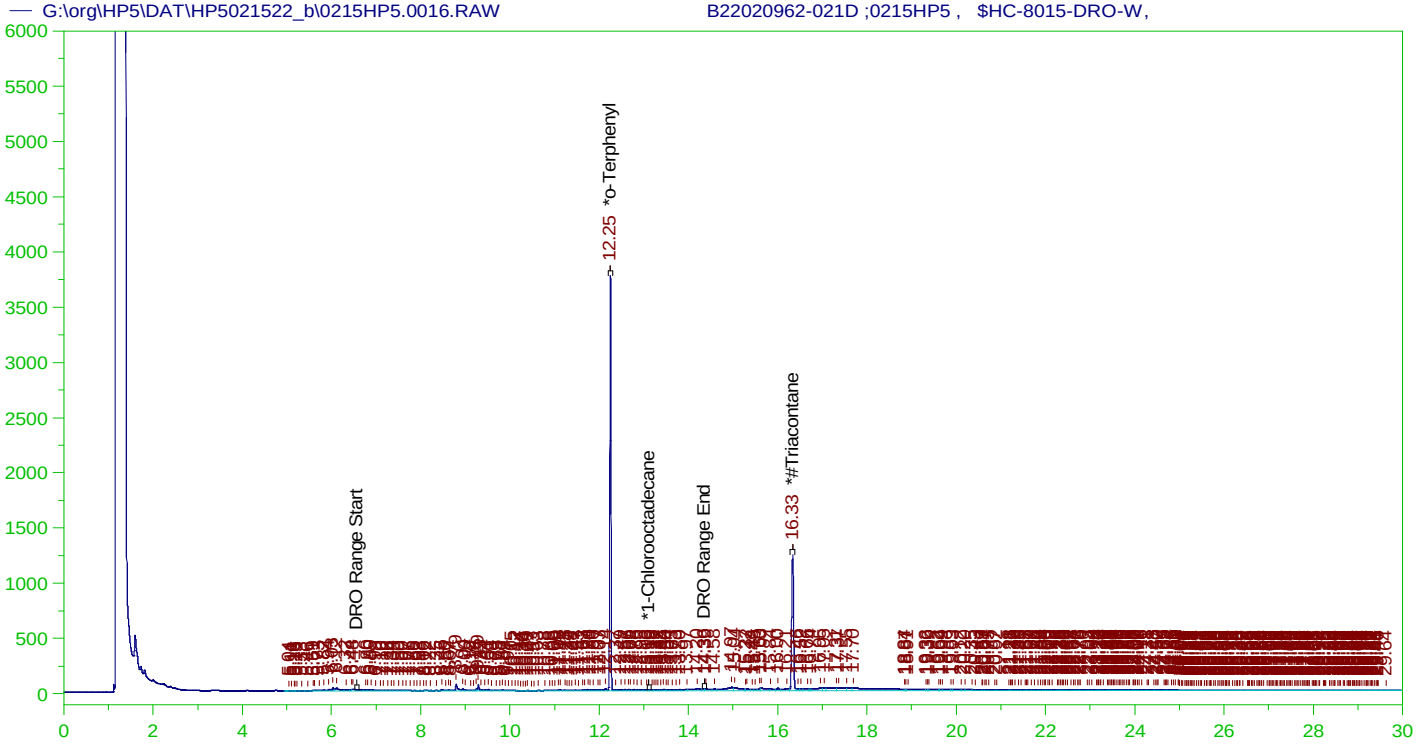

DIESEL RANGE ORGANICS CHROMATOGRAM REPORT

Sample Name: B22020962-021D ;0215HP5 , $HC-8015-DRO-W,
Raw File: G:\org\HP5\DAT\HP5021522_b\0215HP5.0016.RAW
Date & Time Acquired: 2/15/2022 9:01:59 PM
Method File: G:\Org\HP5\Methods\D3_8015-021516-JEb-L%.met
Calibration File: G:\Org\HP5\Cals\SW8015C_DRO220111JEb-C24-T.CAL
Sample Weight: 1045 Dilution: 1 S.A.: 1

Mean RF for TEH: 32675.36
Rt range for Diesel Range Organics: 6.52 to 14.41

SURROGATE COMPOUND	RT	ACTUAL	MEASURED	%REC	
*o-Terphenyl	12.249	.191	.189	98.85	-
*1-Chlorooctadecane	13.098	.191	.001	.48	-
*#Triacontane	16.331	.191	.108	56.5	-

DRO Area:4416048 DRO Amount: 0.1293294
TEH Area:1.458743E+07 TEH Amount: 0.4272106

ERH2533 (RHMW2254-01-Bailer) Batch ID: 163748

G:\org\HP5\DAT\HP5021522_b\0215HP5.0016.RAW B22020962-021D ;0215HP5 , $HC-8015-DRO-W,

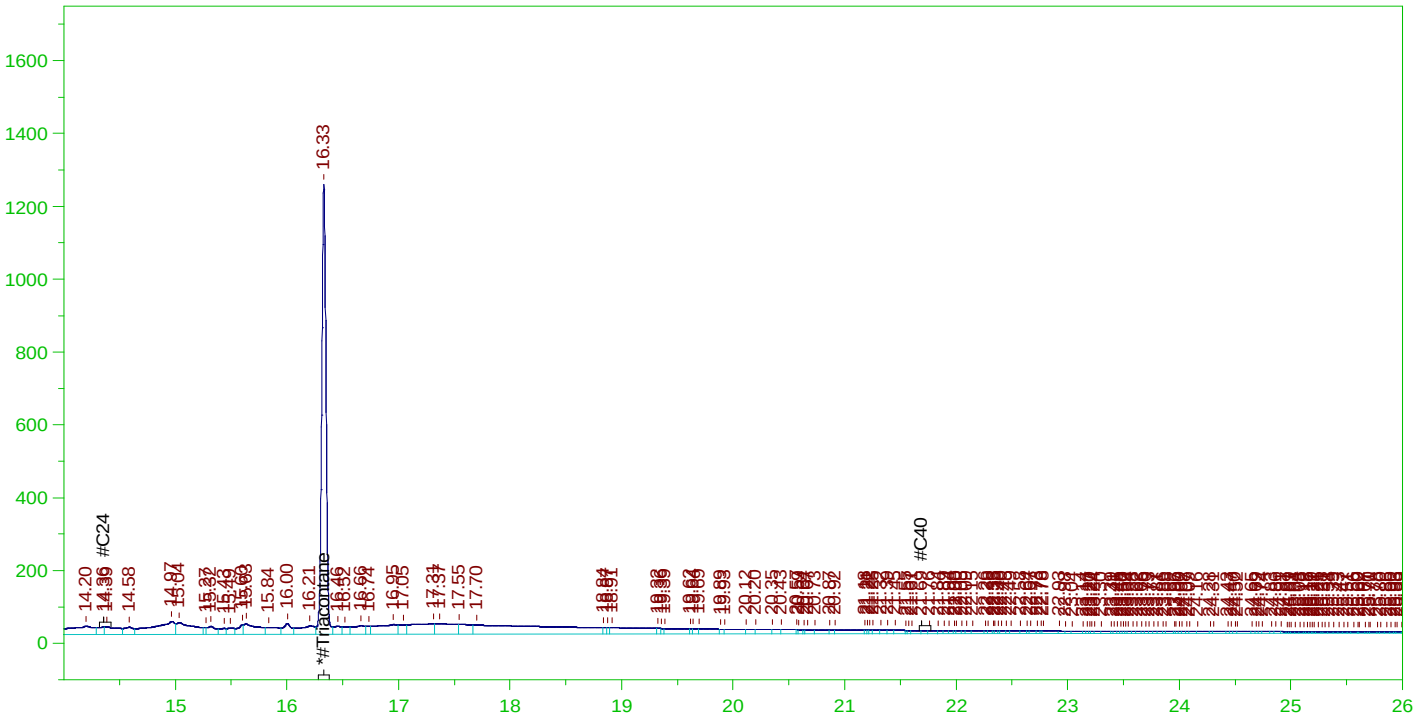

RESIDUAL RANGE ORGANICS CHROMATOGRAM

Sample Name: B22020962-021D ;0215HP5 , $HC-8015-DRO-W,
Raw File: G:\org\HP5\DAT\HP5021522_b\0215HP5.0016.RAW
Date & Time Acquired: 2/15/2022 9:01:59 PM
Method File: G:\Org\HP5\Methods\D3_OROS-021516-BEb-L%.MET
Calibration File: G:\Org\HP5\Cals\SW8015C_ORO220111BEb_SAMP.CAL
Sample Weight: 1045 Dilution: 1 S.A.: 1

Mean RF for for Residual Range Organics Calculations: 26424.55
Rt range for Residual Range Organics: 14.32 to 21.77

SURROGATE COMPOUND	RT	ACTUAL	MEASURED	%REC	
*#Triacontane	16.331	.478	.108	22.6	-

RRO Area:7724023 RRO AMOUNT: 0.2797175

ERH2533 (RHMW2254-01-Bailer) Batch ID: 163748

G:\org\HP5\DAT\HP5021522_b\0215HP5.0016.RAW B22020962-021D ;0215HP5 , $HC-8015-DRO-W,

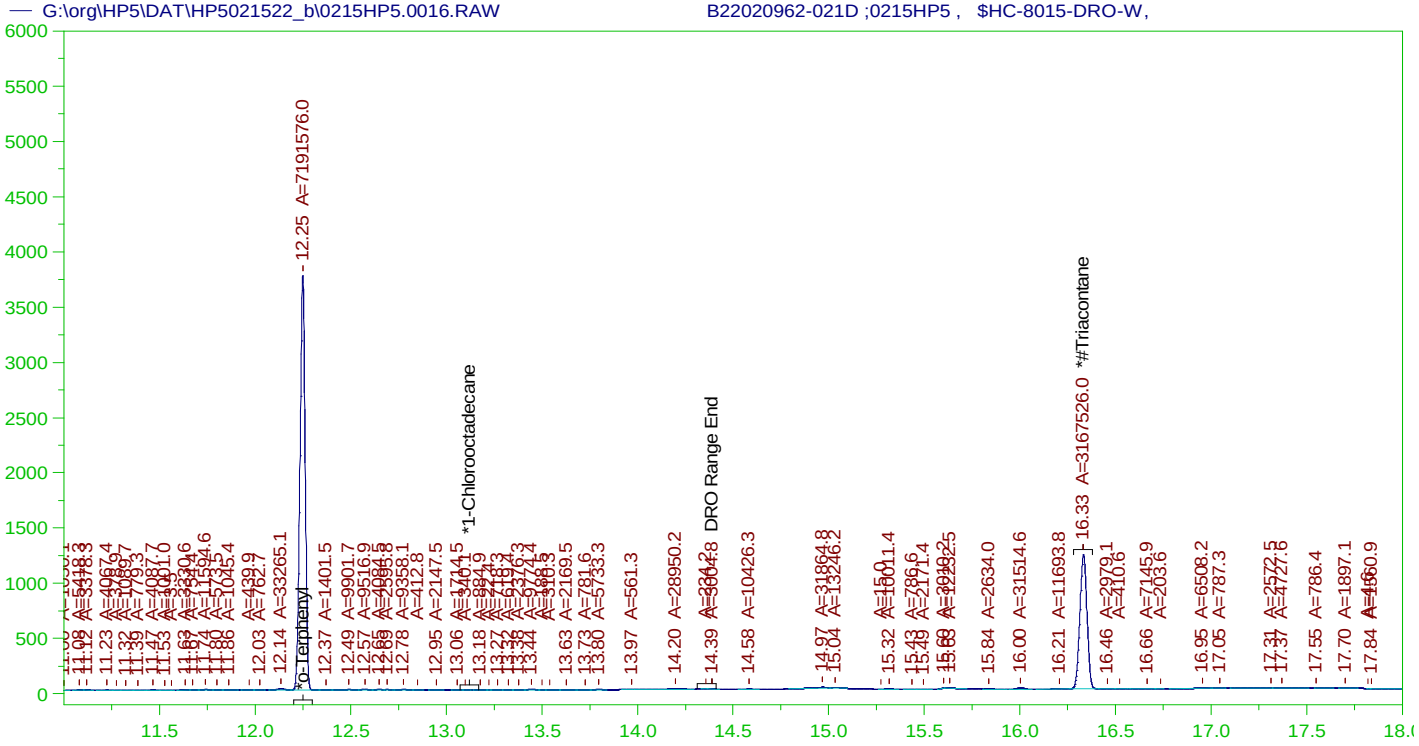

DIESEL RANGE ORGANICS CHROMATOGRAM REPORT

Sample Name: B22020962-021D ;0215HP5 , $HC-8015-DRO-W,
Raw File: G:\org\HP5\DAT\HP5021522_b\0215HP5.0016.RAW
Date & Time Acquired: 2/15/2022 9:01:59 PM
Method File: G:\Org\HP5\Methods\DS_8015-C24T-JEb-L#.met
Calibration File: G:\Org\HP5\Cals\SW8015C_DRO220111JEb-C24-T.CAL
Sample Weight: 1045 Dilution: 1 S.A.: 1

Mean RF for TEH: 32675.36
Rt range for Diesel Range Organics: 6.52 to 14.41

SURROGATE COMPOUND	RT	ACTUAL	MEASURED	%REC	
*o-Terphenyl	12.249	.191	.187	97.56	-
*1-Chlorooctadecane	29.994	.191	.	.	-
*#Triacontane	16.331	.191	.102	53.44	-

DRO Area:1740724 DRO Amount: 5.097923E-02
TEH Area:3092168 TEH Amount: 9.055791E-02

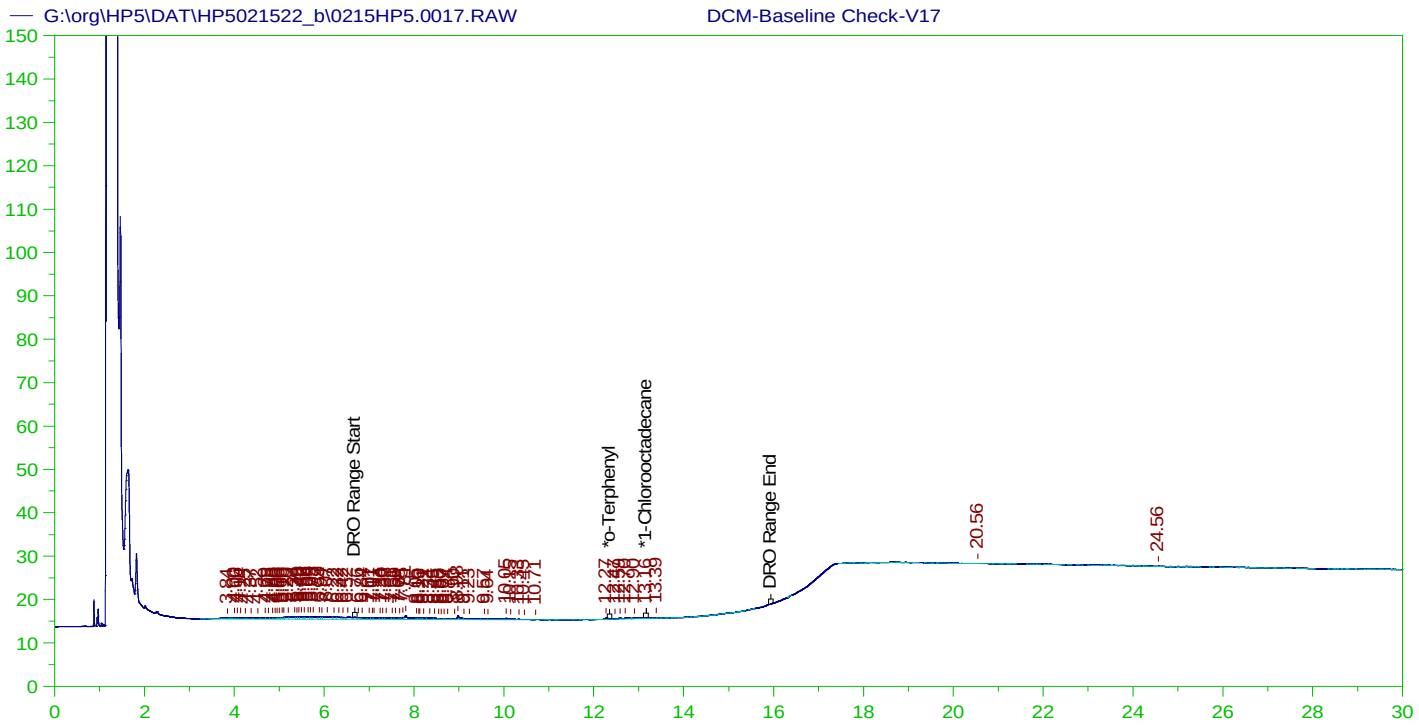

DIESEL RANGE ORGANICS CHROMATOGRAM REPORT
Sample Name: DCM-Baseline Check-V17
Raw File: G:\org\HP5\DAT\HP5021522_b\0215HP5.0017.RAW
Date & Time Acquired: 2/15/2022 9:45:00 PM
Method File: G:\Org\HP5\Methods\DR_8015-JA-LEXP.met
Calibration File: G:\Org\HP5\Cals\SW8015C_DRO220111JA.CAL
Sample Weight: 1 Dilution: 1 S.A.: 1

Mean RF for TEH: 32675.36
Rt range for Diesel Range Organics: 6.63 to 15.99

SURROGATE COMPOUND	RT	ACTUAL	MEASURED	%REC
*o-Terphenyl	29.906	200.	.	-
*1-Chlorooctadecane	13.165	200.	.015	.01 -

DRO Area:79769.91 DRO Amount: 2.441287
TEH Area:166497.7 TEH Amount: 5.095512

ERH2537 (Sump Adit 3) Batch ID: 163748

G:\org\HP5\DAT\HP5021522_b\0215HP5.0018.RAW B22020962-026D ;0215HP5 , $HC-8015-DRO-W,

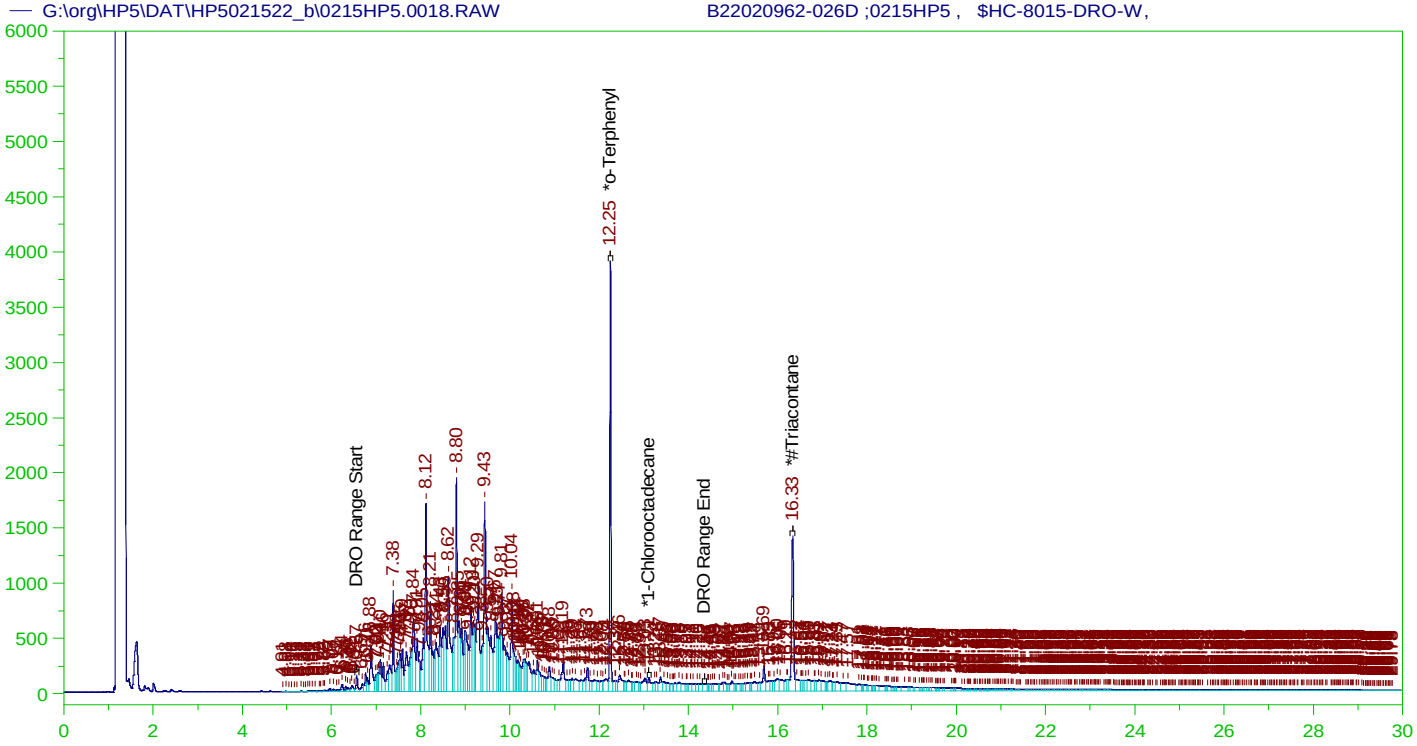

DIESEL RANGE ORGANICS CHROMATOGRAM REPORT

Sample Name: B22020962-026D ;0215HP5 , $HC-8015-DRO-W,
Raw File: G:\org\HP5\DAT\HP5021522_b\0215HP5.0018.RAW
Date & Time Acquired: 2/15/2022 10:28:02 PM
Method File: G:\Org\HP5\Methods\D3_8015-C24Tb-JEb-L%.met
Calibration File: G:\Org\HP5\Cals\SW8015C_DRO220111JEb-C24-T.CAL
Sample Weight: 1000 Dilution: 1 S.A.: 1

Mean RF for TEH: 32675.36
Rt range for Diesel Range Organics: 6.52 to 14.41

SURROGATE COMPOUND	RT	ACTUAL	MEASURED	%REC	
*o-Terphenyl	12.248	.2	.212	105.87	-
*1-Chlorooctadecane	13.111	.2	.018	8.94	-
*#Triacontane	16.331	.2	.146	72.98	-

DRO Area:1.151425E+08 DRO Amount: 3.523833
TEH Area:1.420501E+08 TEH Amount: 4.347314

ERH2537 (Sump Adit 3) Batch ID: 163748

G:\org\HP5\DAT\HP5021522_b\0215HP5.0018.RAW B22020962-026D ;0215HP5 , $HC-8015-DRO-W,

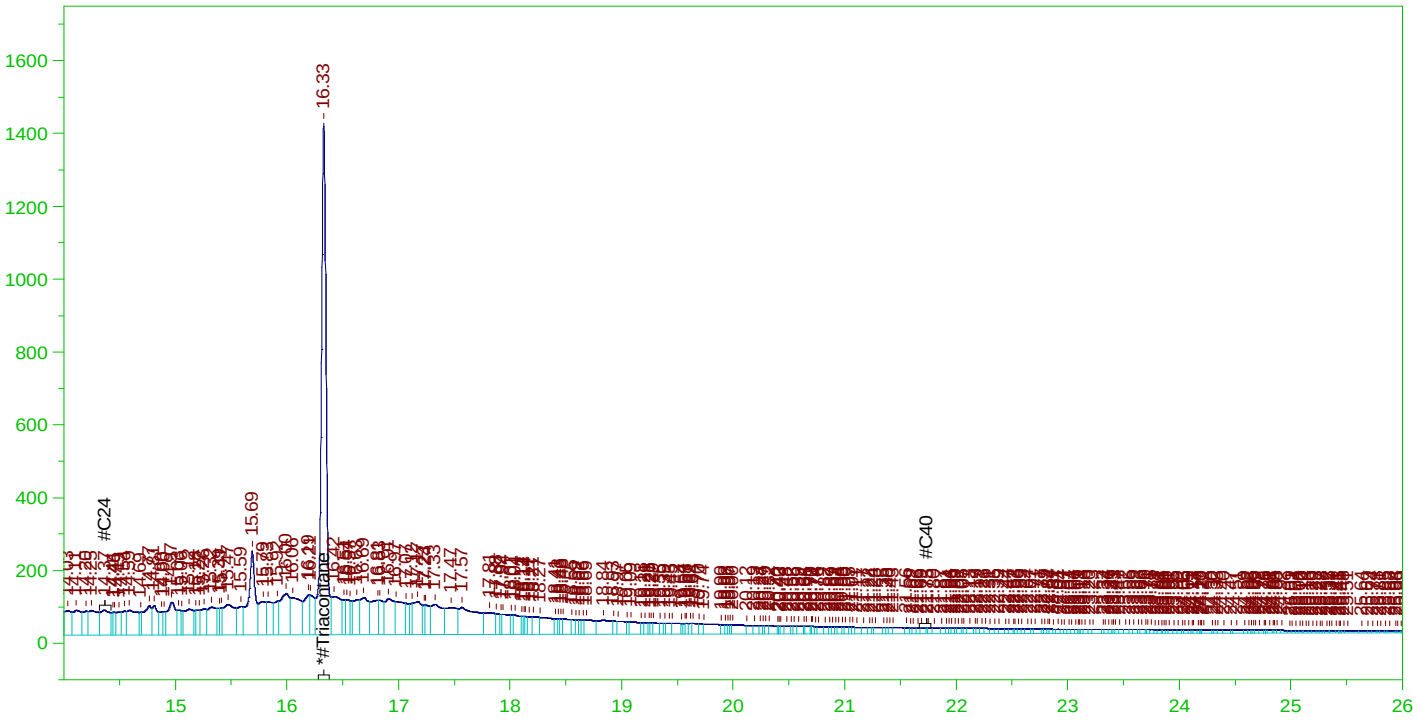

RESIDUAL RANGE ORGANICS CHROMATOGRAM

Sample Name: B22020962-026D ;0215HP5 , $HC-8015-DRO-W,
Raw File: G:\org\HP5\DAT\HP5021522_b\0215HP5.0018.RAW
Date & Time Acquired: 2/15/2022 10:28:02 PM
Method File: G:\Org\HP5\Methods\D3_OROS-BEb-L%.MET
Calibration File: G:\Org\HP5\Cals\SW8015C_ORO220111BEb_SAMP.CAL
Sample Weight: 1000 Dilution: 1 S.A.: 1

Mean RF for for Residual Range Organics Calculations: 26424.55
Rt range for Residual Range Organics: 14.32 to 21.77

SURROGATE COMPOUND	RT	ACTUAL	MEASURED	%REC	
*#Triacontane	16.331	.5	.146	29.19	-

RRO Area:2.324795E+07 RRO AMOUNT: 0.879786

ERH2537 (Sump Adit 3) Batch ID: 163748

G:\org\HP5\DAT\HP5021522_b\0215HP5.0018.RAW B22020962-026D ;0215HP5 , $HC-8015-DRO-W,

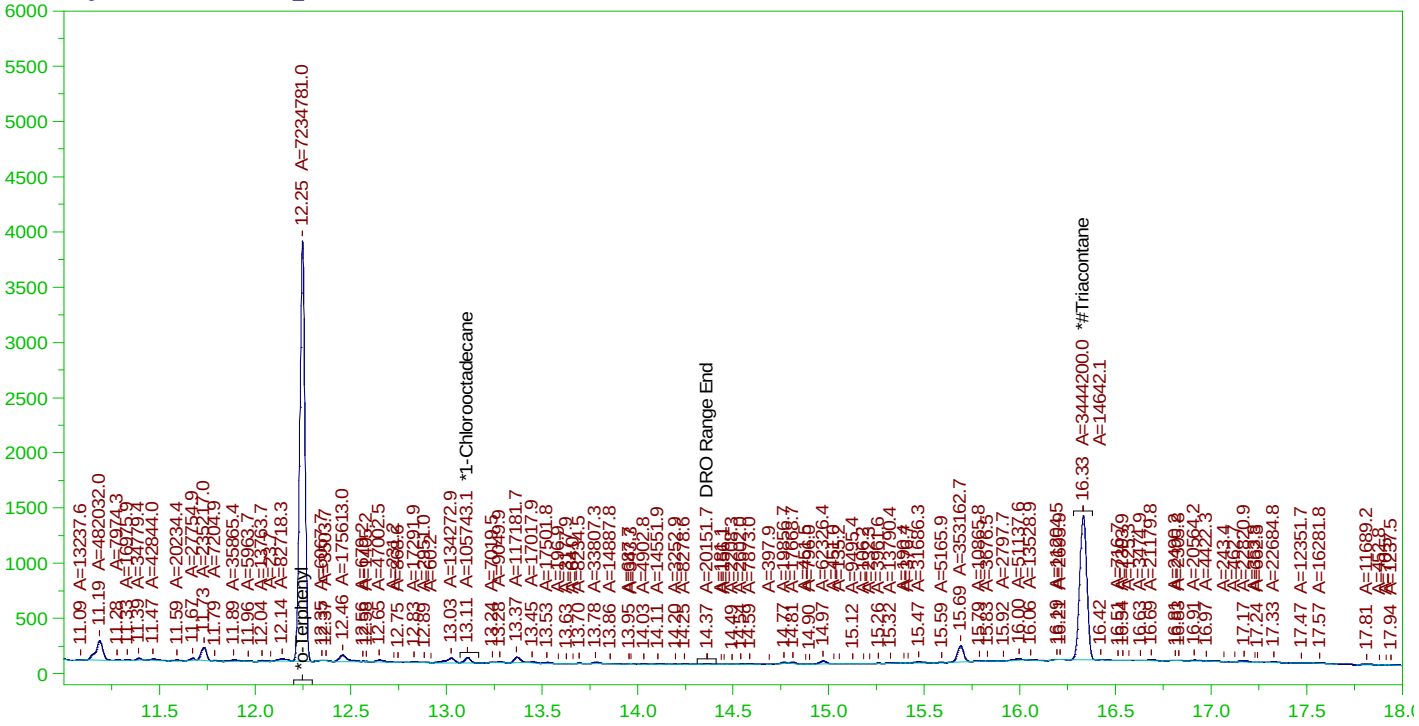

DIESEL RANGE ORGANICS CHROMATOGRAM REPORT

Sample Name: B22020962-026D ;0215HP5 , $HC-8015-DRO-W,
Raw File: G:\org\HP5\DAT\HP5021522_b\0215HP5.0018.RAW
Date & Time Acquired: 2/15/2022 10:28:02 PM
Method File: G:\Org\HP5\Methods\DS_8015-C24T-JEb-L#.met
Calibration File: G:\Org\HP5\Cals\SW8015C_DRO220111JEb-C24-T.CAL
Sample Weight: 1000 Dilution: 1 S.A.: 1

Mean RF for TEH: 32675.36
Rt range for Diesel Range Organics: 6.52 to 14.41

SURROGATE COMPOUND	RT	ACTUAL	MEASURED	%REC	
*o-Terphenyl	12.248	.2	.196	98.14	-
*1-Chlorooctadecane	13.111	.2	.003	1.43	-
*#Triacontane	16.331	.2	.116	58.11	-

DRO Area:7.851872E+07 DRO Amount: 2.402995
TEH Area:8.013168E+07 TEH Amount: 2.452358

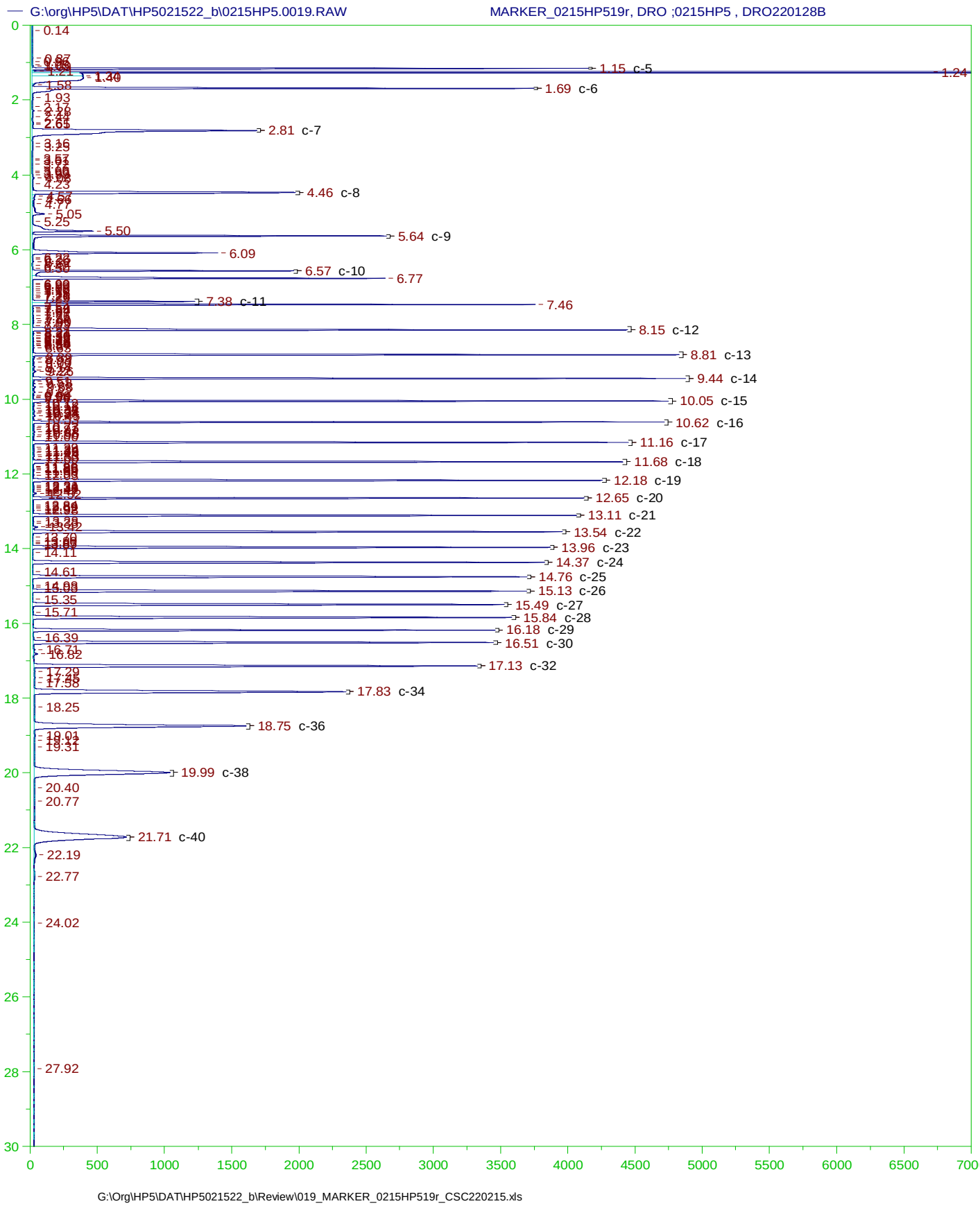
G:\org\HP5\DAT\HP5021522_b\0215HP5.0019.RAW
MARKER_0215HP519r, DRO ;0215HP5 , DRO220128B
0.14
1.15 c-5
1.24
1.40
1.58
1.69 c-6
1.93
2.81 c-7
4.46 c-8
5.05
5.25
5.50
5.64 c-9
6.09
6.57 c-10
6.77
7.38 c-11
7.46
8.15 c-12
8.81 c-13
9.44 c-14
10.05 c-15
10.62 c-16
11.16 c-17
11.68 c-18
12.18 c-19
12.65 c-20
13.11 c-21
13.54 c-22
13.96 c-23
14.11
14.37 c-24
14.61
14.76 c-25
15.13 c-26
15.35
15.49 c-27
15.71
15.84 c-28
16.18 c-29
16.39
16.51 c-30
16.71
16.82
17.13 c-32
17.29
17.45
17.58
17.83 c-34
18.25
18.75 c-36
19.01
19.31
19.99 c-38
20.40
20.77
21.71 c-40
22.19
22.77
24.02
27.92
0
500
1000
1500
2000
2500
3000
3500
4000
4500
5000
5500
6000
6500
700
G:\Org\HP5\DAT\HP5021522_b\Review\019_MARKER_0215HP519r_CSC220215.xls

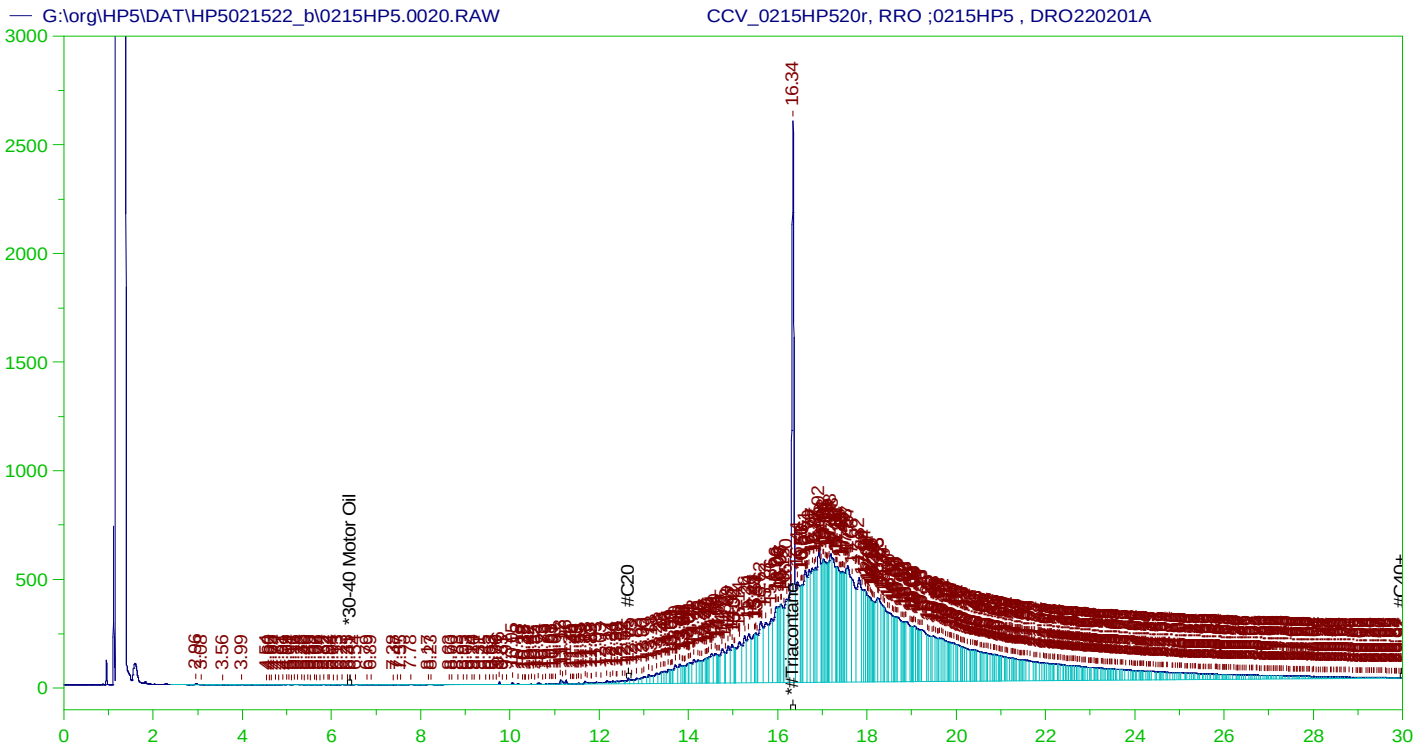

RESIDUAL RANGE ORGANICS CHROMATOGRAM
Sample Name: CCV_0215HP520r, RRO ;0215HP5 , DRO220201A
Raw File: G:\org\HP5\DAT\HP5021522_b\0215HP5.0020.RAW
Date & Time Acquired: 2/15/2022 11:53:56 PM
Method File: G:\Org\HP5\Methods\DC_ORO-BE-L%.MET
Calibration File: G:\Org\HP5\Cals\SW8015C_ORO220111BE.CAL
Sample Weight: 1 Dilution: 1 S.A.: 1

Mean RF for for ~~Residual~~ TEH(Oil Range) Organics Calculations: 26424.55
Rt range for ~~Residual~~ TEH(Oil Range) Organics: 12.61 to 30.05

SURROGATE COMPOUND	RT	ACTUAL	MEASURED	%REC	
*#Triacontane	16.338	500.	334.512	66.9	-

~~RRO~~ TEH(Oil Range) Area:1.376638E+08 ~~RRO~~ TEH(Oil Range) AMOUNT: 5209.694

CONTINUING CALIBRATION REPORT: G:\org\HP5\DAT\HP5021522_b\0215HP5.0020.RAW

COMPOUND	ACTUAL(NG)	MEASURED(NG)	%RECOVERY	LIMITS
*30-40 Motor Oil	5000.	.043	.	75-125

SURROGATE COMPOUND	RT	ACTUAL	MEASURED	%REC	LIMITS
*#Triacontane	16.338	200.	334.512	167.26	75-125

AMN 02/18/2022

G:\Org\HP5\DAT\HP5021522_b\Review\020_CCV_0215HP520r_DC_ORO-BE-L%.xls

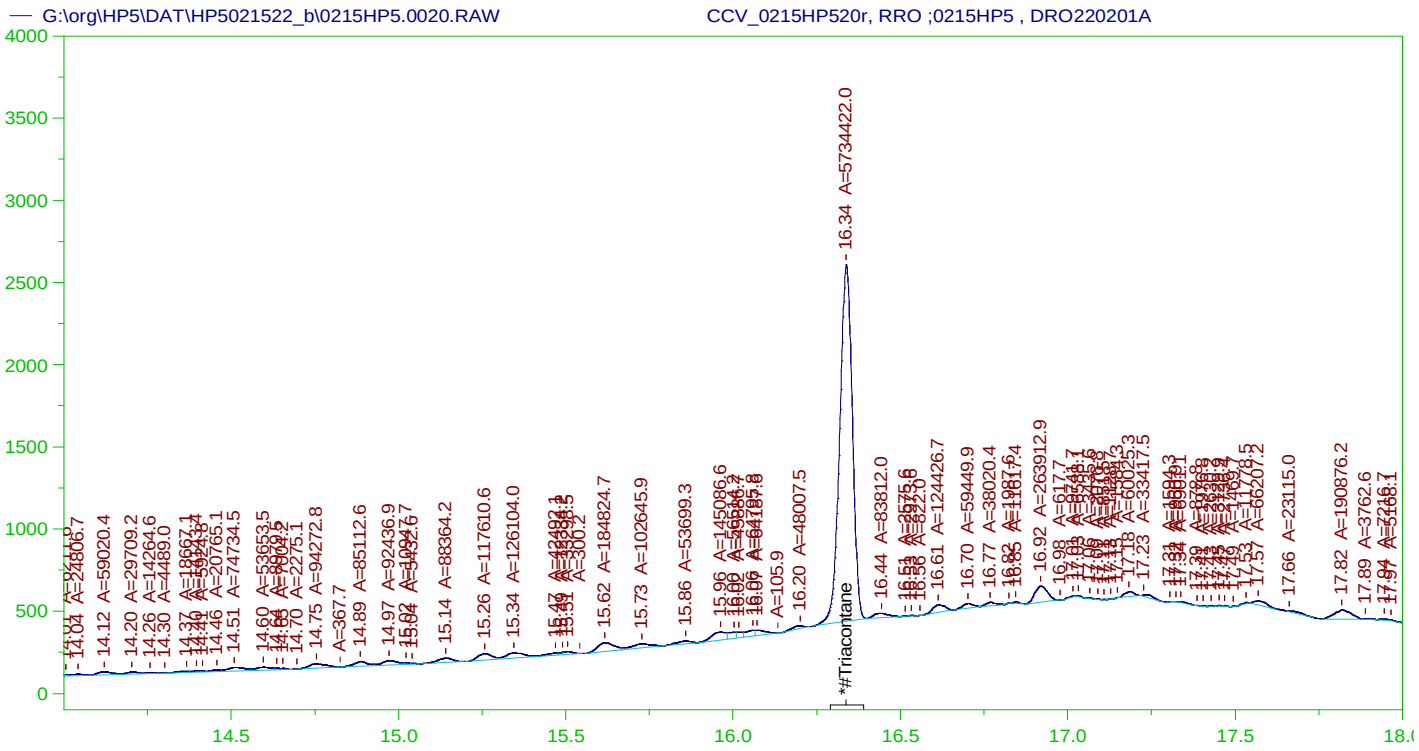

RESIDUAL RANGE ORGANICS CHROMATOGRAM
Sample Name: CCV_0215HP520r, RRO ;0215HP5 , DRO220201A
Raw File: G:\org\HP5\DAT\HP5021522_b\0215HP5.0020.RAW
Date & Time Acquired: 2/15/2022 11:53:56 PM
Method File: G:\Org\HP5\Methods\DS_ORO-BE-L%.MET
Calibration File: G:\Org\HP5\Cals\SW8015C_ORO220111BE.CAL
Sample Weight: 1 Dilution: 1 S.A.: 1

Mean RF for for Residual Range Organics Calculations: 26424.55
Rt range for Residual Range Organics: 12.61 to 30.05

SURROGATE COMPOUND	RT	ACTUAL	MEASURED	%REC	
*#Triacontane	16.338	500.	193.495	38.7	-

RRO Area:3563541 RRO AMOUNT: 134.8572

CONTINUING CALIBRATION REPORT: G:\org\HP5\DAT\HP5021522_b\0215HP5.0020.RAW

COMPOUND	ACTUAL(NG)	MEASURED(NG)	%RECOVERY	LIMITS
*30-40 Motor Oil	5000.	.043	.	75-125

SURROGATE COMPOUND	RT	ACTUAL	MEASURED	%REC	LIMITS
*#Triacontane	16.338	200.	193.495	96.75	75-125

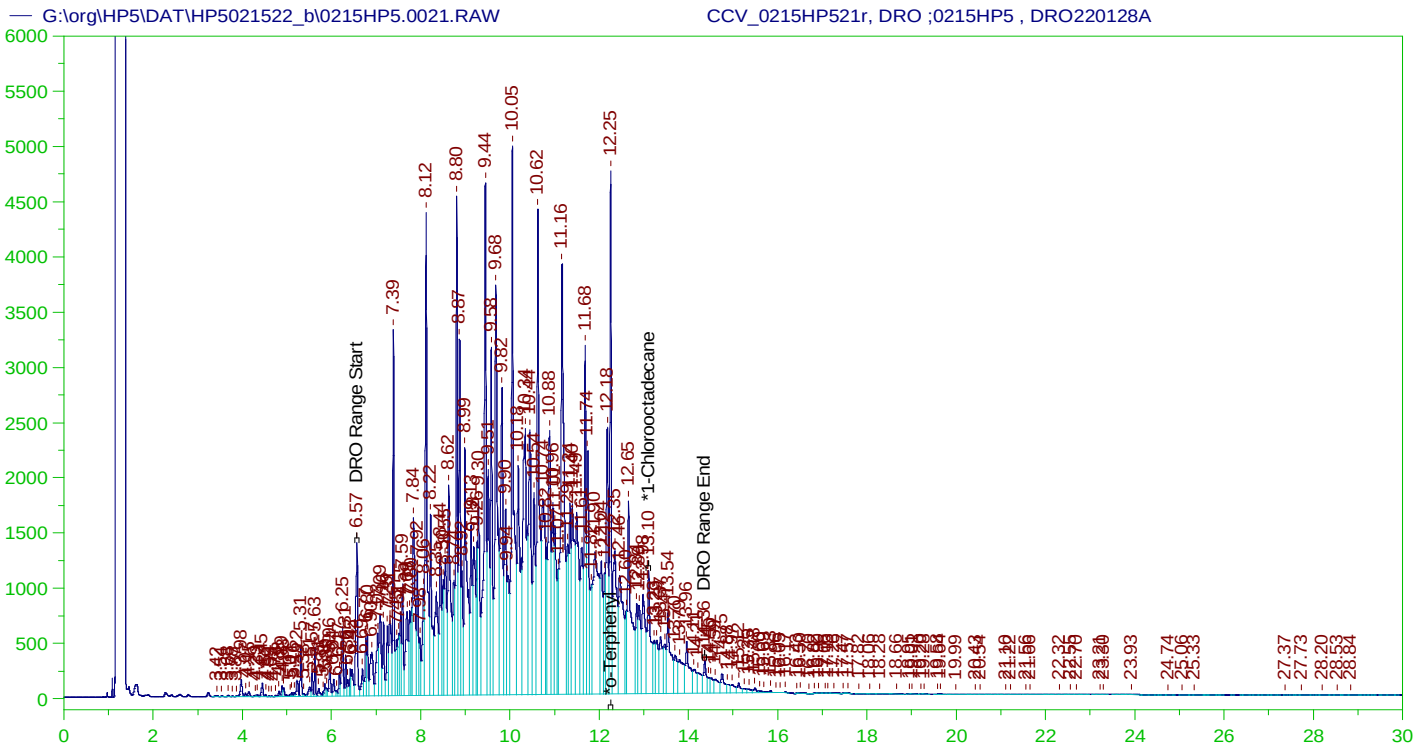

DIESEL RANGE ORGANICS CHROMATOGRAM REPORT
Sample Name: CCV_0215HP521r, DRO ;0215HP5 , DRO220128A
Raw File: G:\org\HP5\DAT\HP5021522_b\0215HP5.0021.RAW
Date & Time Acquired: 2/16/2022 12:36:55 AM
Method File: G:\Org\HP5\Methods\DC_8015-C24-JEb-L%.met
Calibration File: G:\Org\HP5\Cals\SW8015C_DRO220111JEb-C24.CAL
Sample Weight: 1 Dilution: 1 S.A.: 1

Mean RF for TEH: 32675.36
Rt range for Diesel Range Organics: 6.52 to 14.41

SURROGATE COMPOUND	RT	ACTUAL	MEASURED	%REC	
*o-Terphenyl	12.254	200.	312.292	156.15	-
*1-Chlorooctadecane	13.104	200.	158.623	79.31	-

DRO Area:4.810584E+08 DRO Amount: 14722.36
TEH Area:4.978528E+08 TEH Amount: 15236.34

CONTINUING CALIBRATION REPORT: G:\org\HP5\DAT\HP5021522_b\0215HP5.0021.RAW

COMPOUND	ACTUAL(NG)	MEASURED(NG)	%RECOVERY	LIMITS
TOTAL DRO	15000.	15236.34	101.58	85-115

SURROGATE COMPOUND	RT	ACTUAL	MEASURED	%REC	LIMITS
*o-Terphenyl	12.254	200.	312.292	156.15	85-115
*1-Chlorooctadecane	13.104	200.	158.623	79.31	85-115

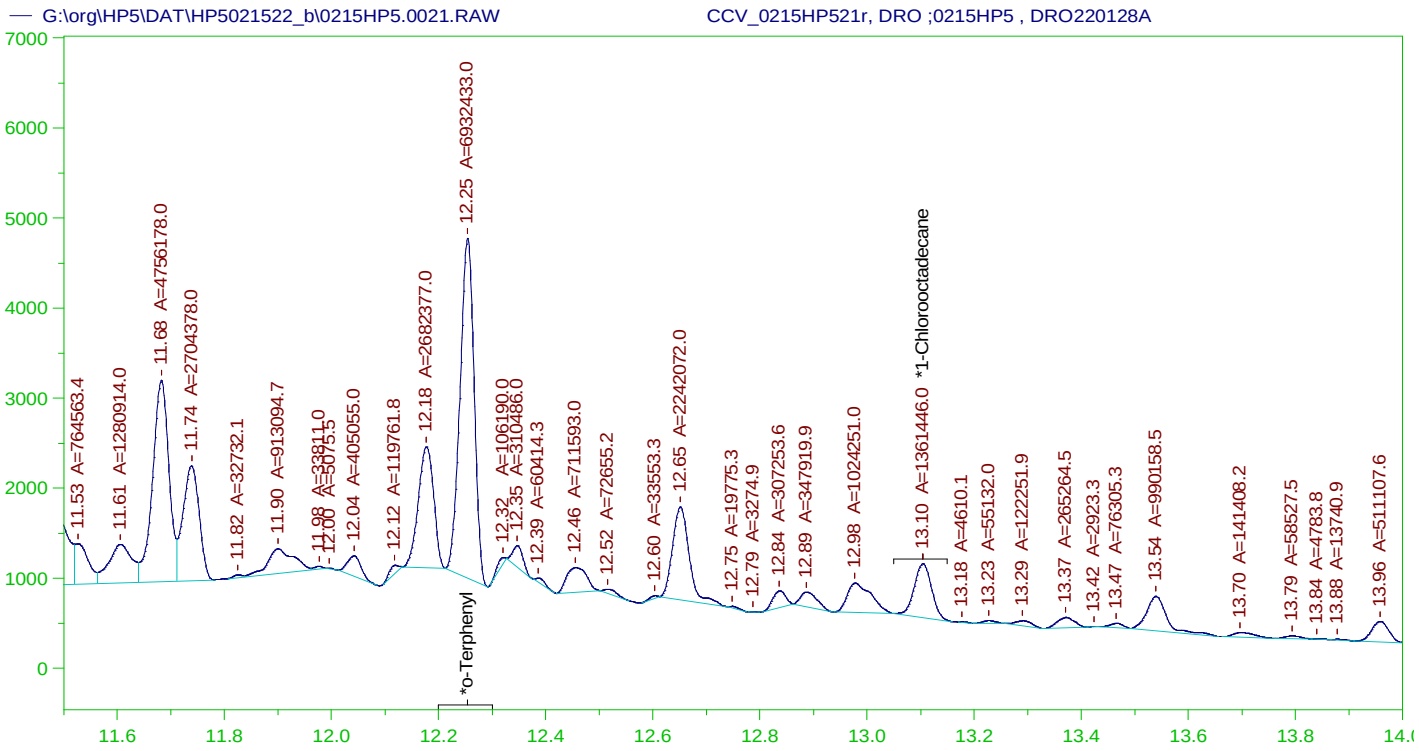

DIESEL RANGE ORGANICS CHROMATOGRAM REPORT
Sample Name: CCV_0215HP521r, DRO ;0215HP5 , DRO220128A
Raw File: G:\org\HP5\DAT\HP5021522_b\0215HP5.0021.RAW
Date & Time Acquired: 2/16/2022 12:36:55 AM
Method File: G:\Org\HP5\Methods\DS_8015-C24-JEb-L#.met
Calibration File: G:\Org\HP5\Cals\SW8015C_DRO220111JEb-C24.CAL
Sample Weight: 1 Dilution: 1 S.A.: 1

Mean RF for TEH: 32675.36
Rt range for Diesel Range Organics: 6.52 to 14.41

SURROGATE COMPOUND	RT	ACTUAL	MEASURED	%REC	
*o-Terphenyl	12.254	200.	188.086	94.04	-
*1-Chlorooctadecane	13.104	200.	36.938	18.47	-

DRO Area:2.49074E+08 DRO Amount: 7622.685
TEH Area:2.600504E+08 TEH Amount: 7958.609

CONTINUING CALIBRATION REPORT: G:\org\HP5\DAT\HP5021522_b\0215HP5.0021.RAW

COMPOUND	ACTUAL(NG)	MEASURED(NG)	%RECOVERY	LIMITS
TOTAL DRO	15000.	7958.61	53.06	85-115

SURROGATE COMPOUND	RT	ACTUAL	MEASURED	%REC	LIMITS
*o-Terphenyl	12.254	200.	188.086	94.04	85-115
*1-Chlorooctadecane	13.104	200.	36.938	18.47	85-115

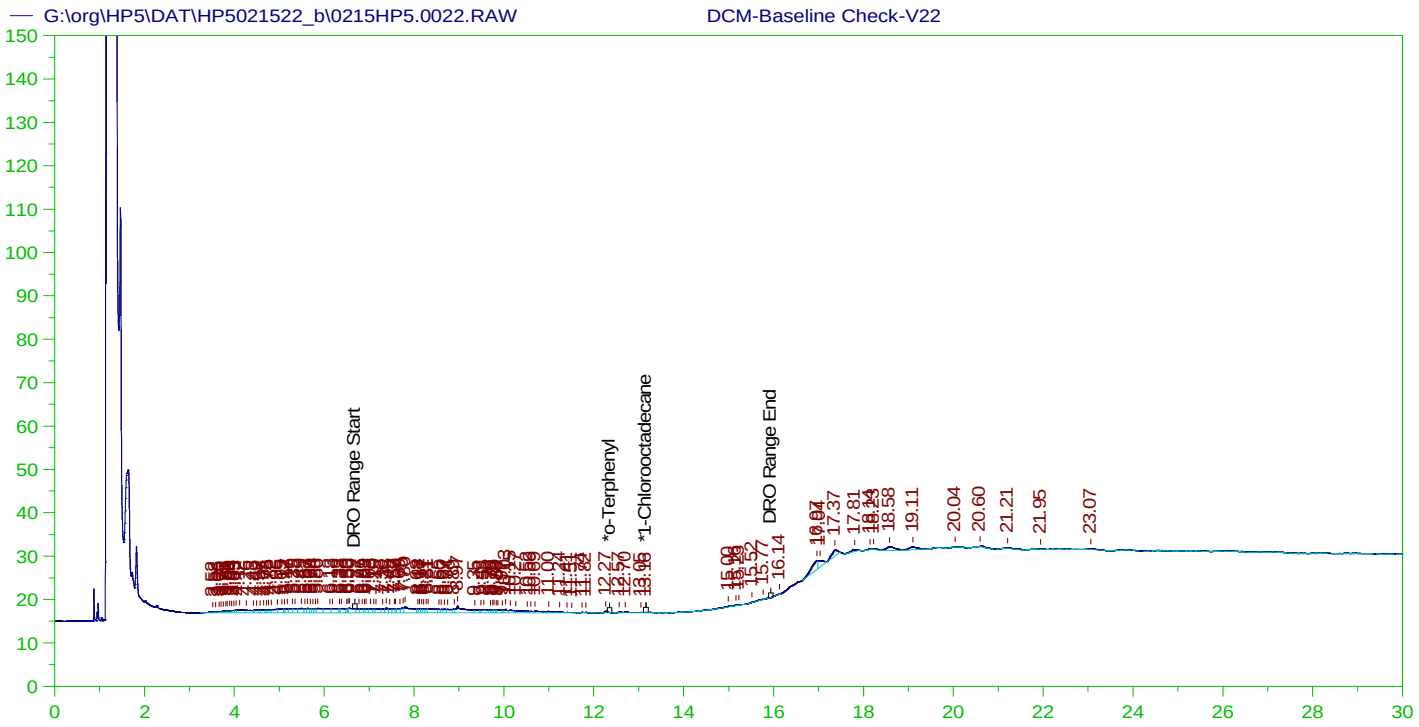

DIESEL RANGE ORGANICS CHROMATOGRAM REPORT
Sample Name: DCM-Baseline Check-V22
Raw File: G:\org\HP5\DAT\HP5021522_b\0215HP5.0022.RAW
Date & Time Acquired: 2/16/2022 1:19:56 AM
Method File: G:\Org\HP5\Methods\DR_8015-JA-LEXP.met
Calibration File: G:\Org\HP5\Cals\SW8015C_DRO220111JA.CAL
Sample Weight: 1 Dilution: 1 S.A.: 1

Mean RF for TEH: 32675.36
Rt range for Diesel Range Organics: 6.63 to 15.99

SURROGATE COMPOUND	RT	ACTUAL	MEASURED	%REC
*o-Terphenyl	29.967	200.	.	-
*1-Chlorooctadecane	13.162	200.	.016	.01 -

DRO Area:207963 DRO Amount: 6.364522
TEH Area:442068.5 TEH Amount: 13.52911

ERH2529 (RHMW19) Batch ID: 163748

G:\org\HP5\DAT\HP5021522_b\0215HP5.0023.RAW B22020962-011D ;0215HP5 , $HC-8015-DRO-W,

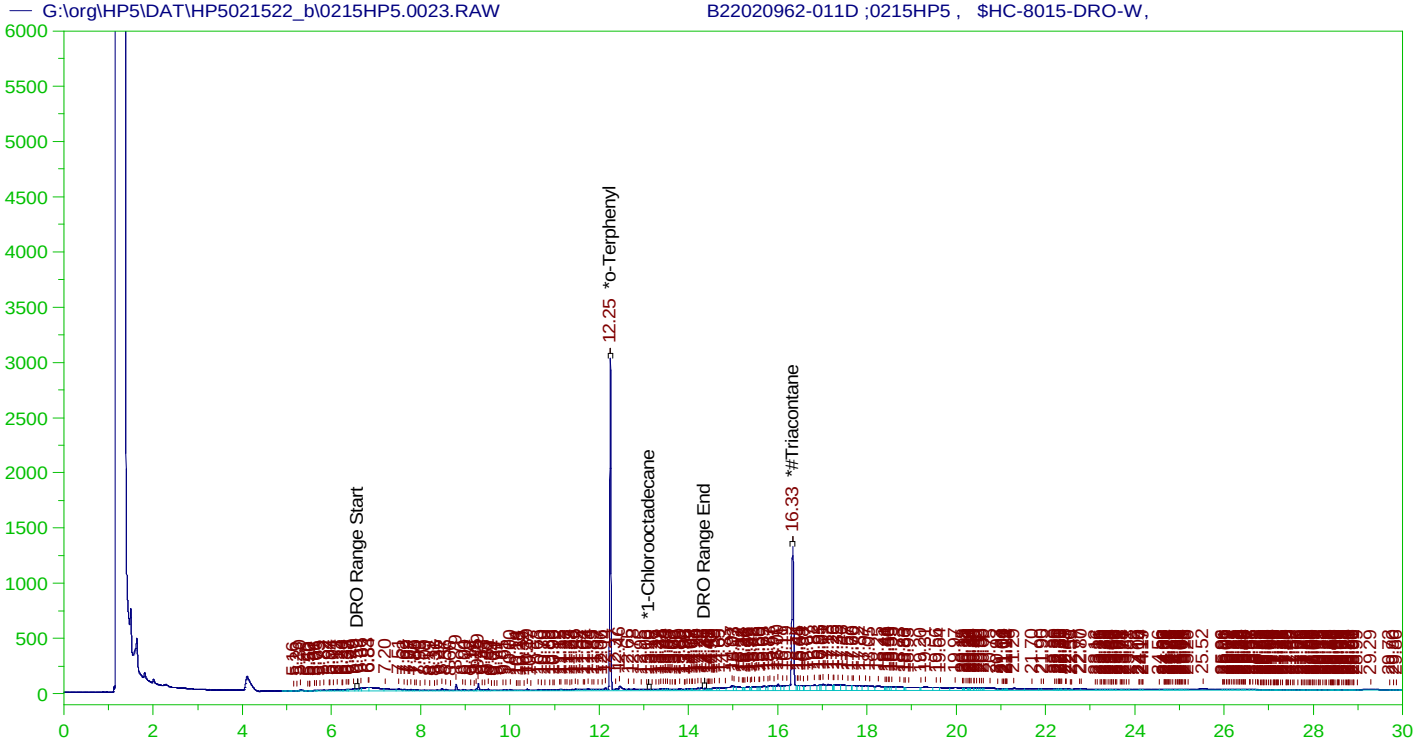

DIESEL RANGE ORGANICS CHROMATOGRAM REPORT

Sample Name: B22020962-011D ;0215HP5 , $HC-8015-DRO-W,
Raw File: G:\org\HP5\DAT\HP5021522_b\0215HP5.0023.RAW
Date & Time Acquired: 2/16/2022 2:02:54 AM
Method File: G:\Org\HP5\Methods\D3_8015-C24Tb-JEb-L%.met
Calibration File: G:\Org\HP5\Cals\SW8015C_DRO220111JEb-C24-T.CAL
Sample Weight: 1045 Dilution: 1 S.A.: 1

Mean RF for TEH: 32675.36
Rt range for Diesel Range Organics: 6.52 to 14.41

SURROGATE COMPOUND	RT	ACTUAL	MEASURED	%REC	
*o-Terphenyl	12.248	.191	.151	78.89	-
*1-Chlorooctadecane	13.101	.191	.001	.69	-
*#Triacontane	16.333	.191	.118	61.57	-

DRO Area:5797046 DRO Amount: 0.1697735
TEH Area:2.290777E+07 TEH Amount: 0.670882

ERH2529 (RHMW19) Batch ID: 163748

G:\org\HP5\DAT\HP5021522_b\0215HP5.0023.RAW B22020962-011D ;0215HP5 , $HC-8015-DRO-W,

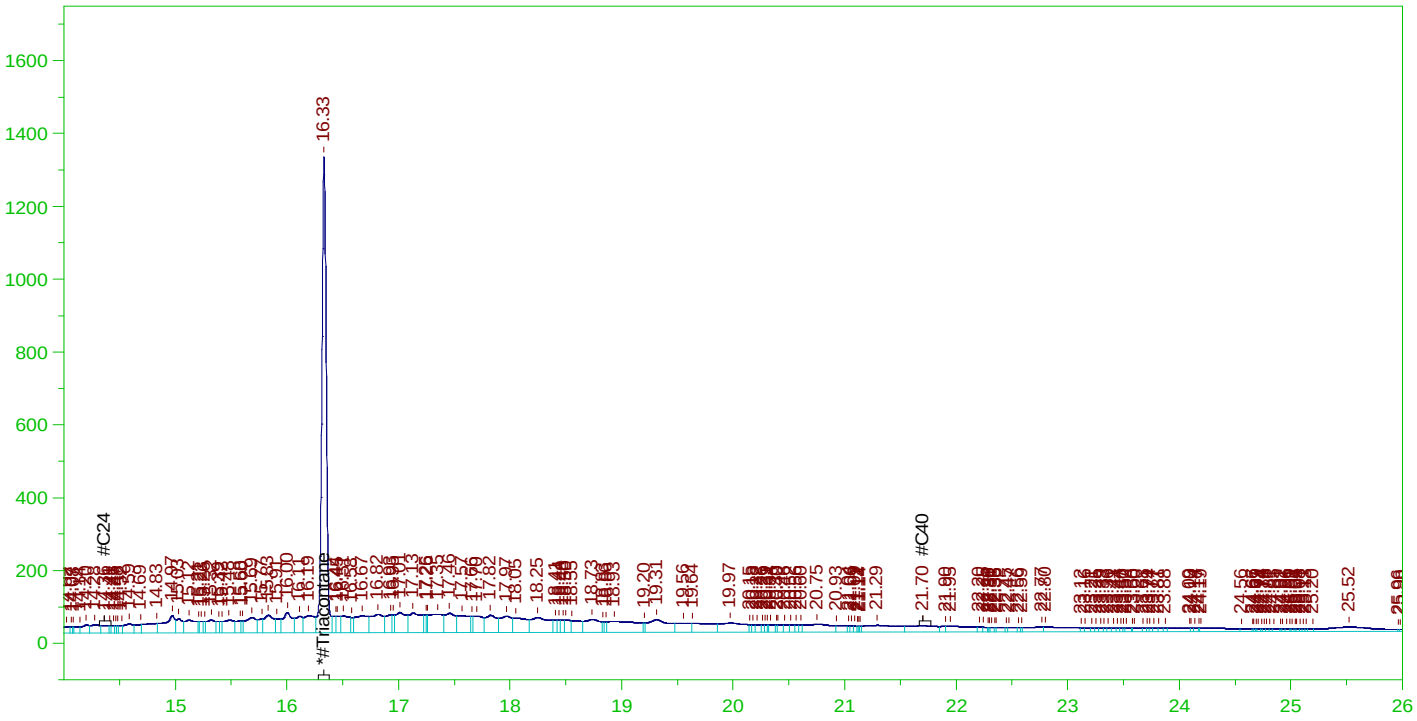

RESIDUAL RANGE ORGANICS CHROMATOGRAM

Sample Name: B22020962-011D ;0215HP5 , $HC-8015-DRO-W,
Raw File: G:\org\HP5\DAT\HP5021522_b\0215HP5.0023.RAW
Date & Time Acquired: 2/16/2022 2:02:54 AM
Method File: G:\Org\HP5\Methods\D3_OROS-BEb-L%.MET
Calibration File: G:\Org\HP5\Cals\SW8015C_ORO220111BEb_SAMP.CAL
Sample Weight: 1045 Dilution: 1 S.A.: 1

Mean RF for for Residual Range Organics Calculations: 26424.55
Rt range for Residual Range Organics: 14.32 to 21.77

SURROGATE COMPOUND	RT	ACTUAL	MEASURED	%REC	
*#Triacontane	16.333	.478	.118	24.63	-

RRO Area:1.364789E+07 RRO AMOUNT: 0.4942441

ERH2529 (RHMW19) Batch ID: 163748

G:\org\HP5\DAT\HP5021522_b\0215HP5.0023.RAW B22020962-011D ;0215HP5 , $HC-8015-DRO-W,

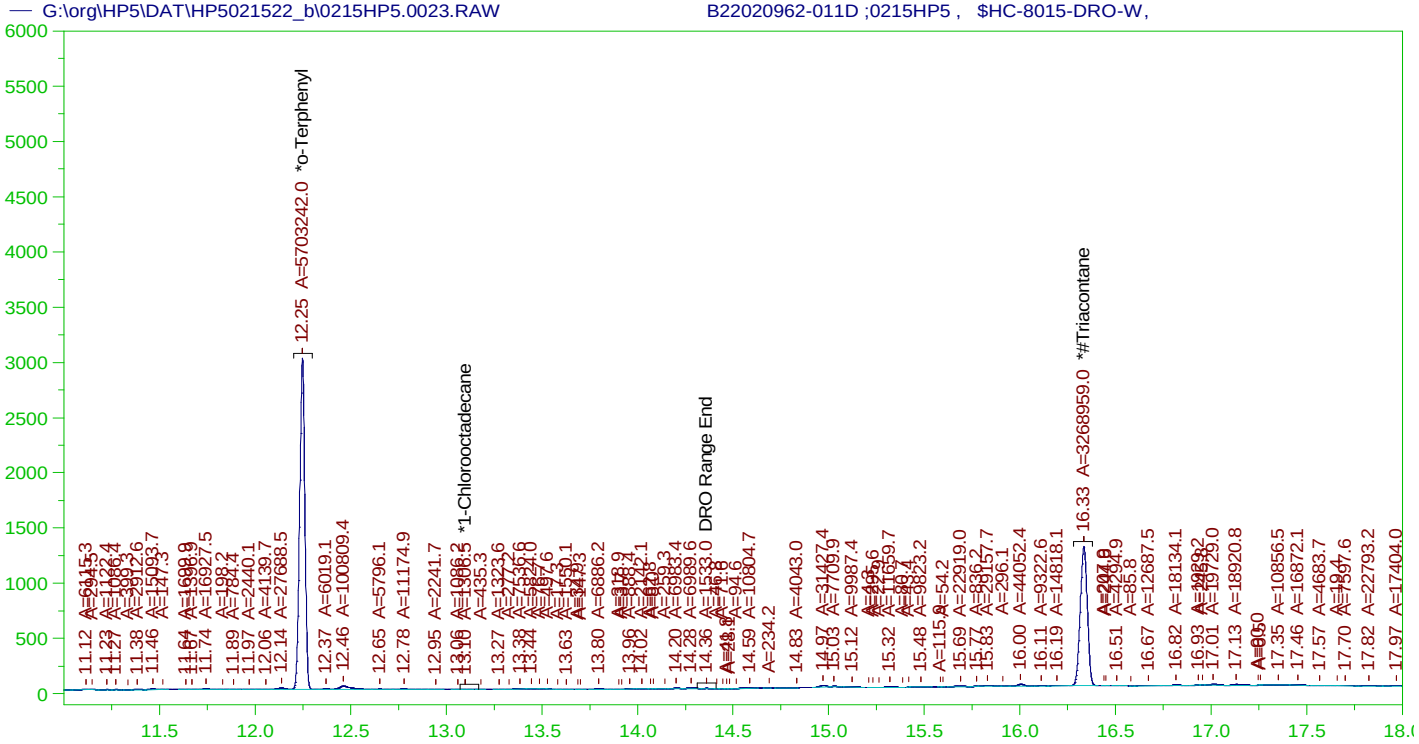

DIESEL RANGE ORGANICS CHROMATOGRAM REPORT

Sample Name: B22020962-011D ;0215HP5 , $HC-8015-DRO-W,
Raw File: G:\org\HP5\DAT\HP5021522_b\0215HP5.0023.RAW
Date & Time Acquired: 2/16/2022 2:02:54 AM
Method File: G:\Org\HP5\Methods\DS_8015-C24T-JEb-L#.met
Calibration File: G:\Org\HP5\Cals\SW8015C_DRO220111JEb-C24-T.CAL
Sample Weight: 1045 Dilution: 1 S.A.: 1

Mean RF for TEH: 32675.36
Rt range for Diesel Range Organics: 6.52 to 14.41

SURROGATE COMPOUND	RT	ACTUAL	MEASURED	%REC	
*o-Terphenyl	12.248	.191	.148	77.37	-
*1-Chlorooctadecane	13.101	.191	.	.02	-
*#Triacontane	16.333	.191	.106	55.15	-

DRO Area:2870218 DRO Amount: 8.405783E-02
TEH Area:5793790 TEH Amount: 0.1696782

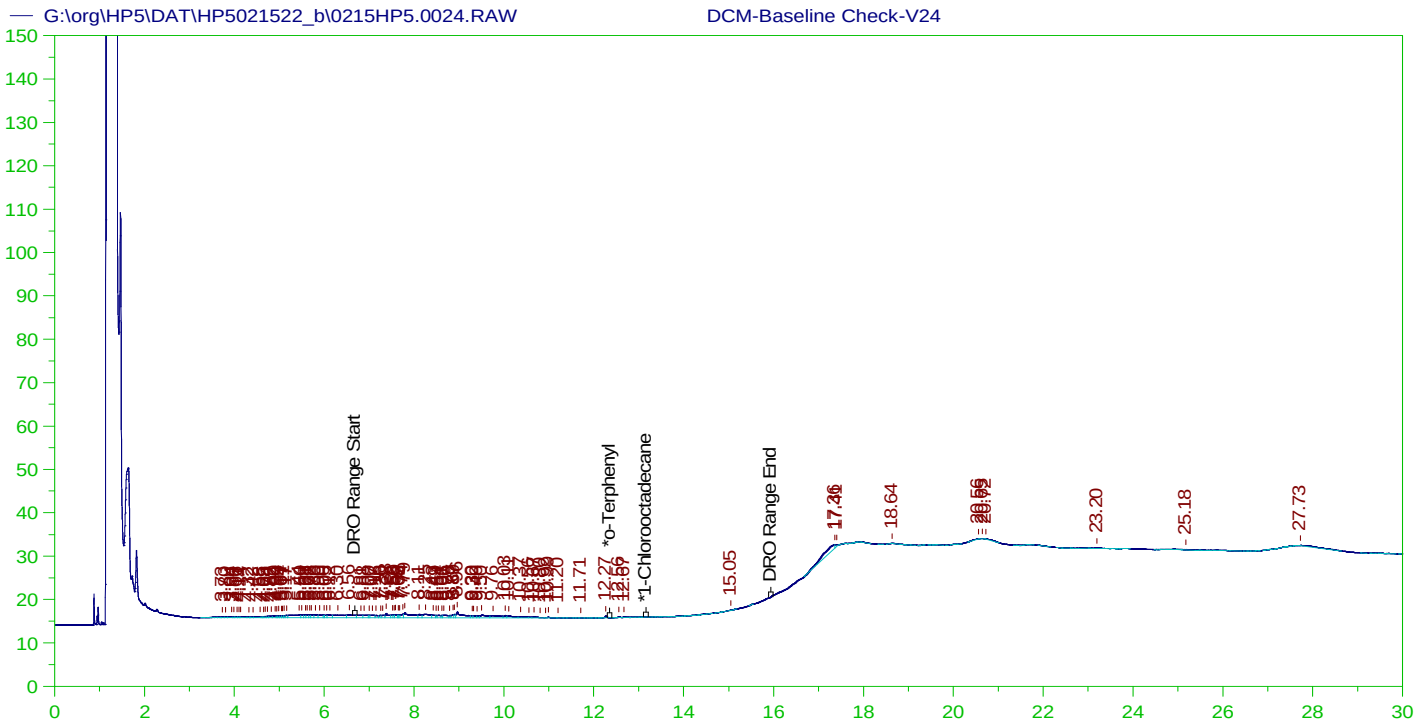

DIESEL RANGE ORGANICS CHROMATOGRAM REPORT
Sample Name: DCM-Baseline Check-V24
Raw File: G:\org\HP5\DAT\HP5021522_b\0215HP5.0024.RAW
Date & Time Acquired: 2/16/2022 2:45:53 AM
Method File: G:\Org\HP5\Methods\DR_8015-JA-LEXP.met
Calibration File: G:\Org\HP5\Cals\SW8015C_DRO220111JA.CAL
Sample Weight: 1 Dilution: 1 S.A.: 1

Mean RF for TEH: 32675.36
Rt range for Diesel Range Organics: 6.63 to 15.99

SURROGATE COMPOUND	RT	ACTUAL	MEASURED		%REC
*o-Terphenyl	29.945	200.	.	.	-
*1-Chlorooctadecane	29.945	200.	.	.	-

DRO Area:149604 DRO Amount: 4.578497
TEH Area:281437.3 TEH Amount: 8.613134

ERH2531 (RHMW01R) Batch ID: 163748

G:\org\HP5\DAT\HP5021522_b\0215HP5.0025.RAW B22020962-006D ;0215HP5 , $HC-8015-DRO-W,

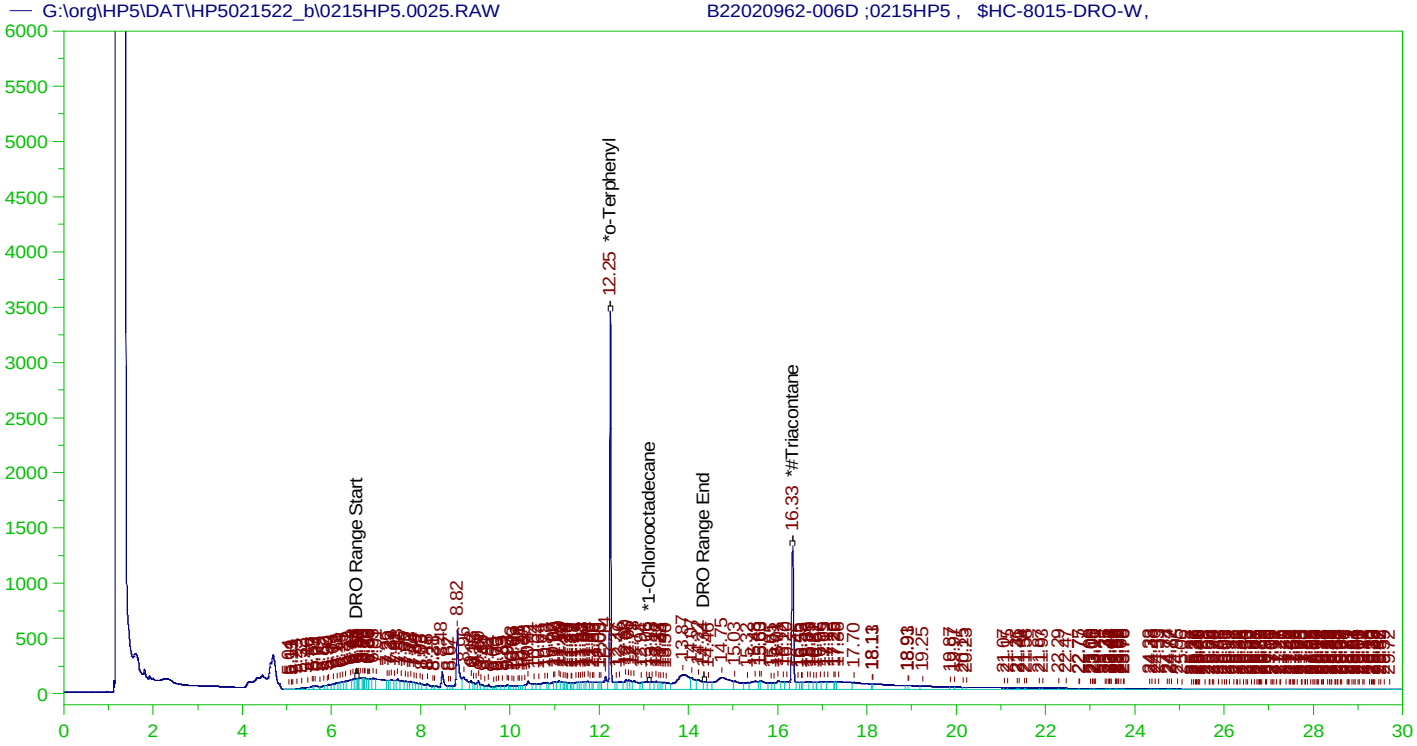

DIESEL RANGE ORGANICS CHROMATOGRAM REPORT

Sample Name: B22020962-006D ;0215HP5 , $HC-8015-DRO-W,
Raw File: G:\org\HP5\DAT\HP5021522_b\0215HP5.0025.RAW
Date & Time Acquired: 2/16/2022 3:28:52 AM
Method File: G:\Org\HP5\Methods\D3_8015-021516-JEb-L%.met
Calibration File: G:\Org\HP5\Cals\SW8015C_DRO220111JEb-C24-T.CAL
Sample Weight: 1050 Dilution: 1 S.A.: 1

Mean RF for TEH: 32675.36
Rt range for Diesel Range Organics: 6.52 to 14.41

SURROGATE COMPOUND	RT	ACTUAL	MEASURED	%REC	
*o-Terphenyl	12.247	.19	.181	95.13	-
*1-Chlorooctadecane	29.979	.19	.	.	-
*#Triacontane	16.331	.19	.12	63.24	-

DRO Area:3.115223E+07 DRO Amount: 0.9079867
TEH Area:5.617084E+07 TEH Amount: 1.637198

G:\Org\HP5\DAT\HP5021522_b\Review\025_B22020962-006D_D3_8015-021516-JEb-L%.xls

ERH2531 (RHMW01R) Batch ID: 163748

G:\org\HP5\DAT\HP5021522_b\0215HP5.0025.RAW B22020962-006D ;0215HP5 , $HC-8015-DRO-W,

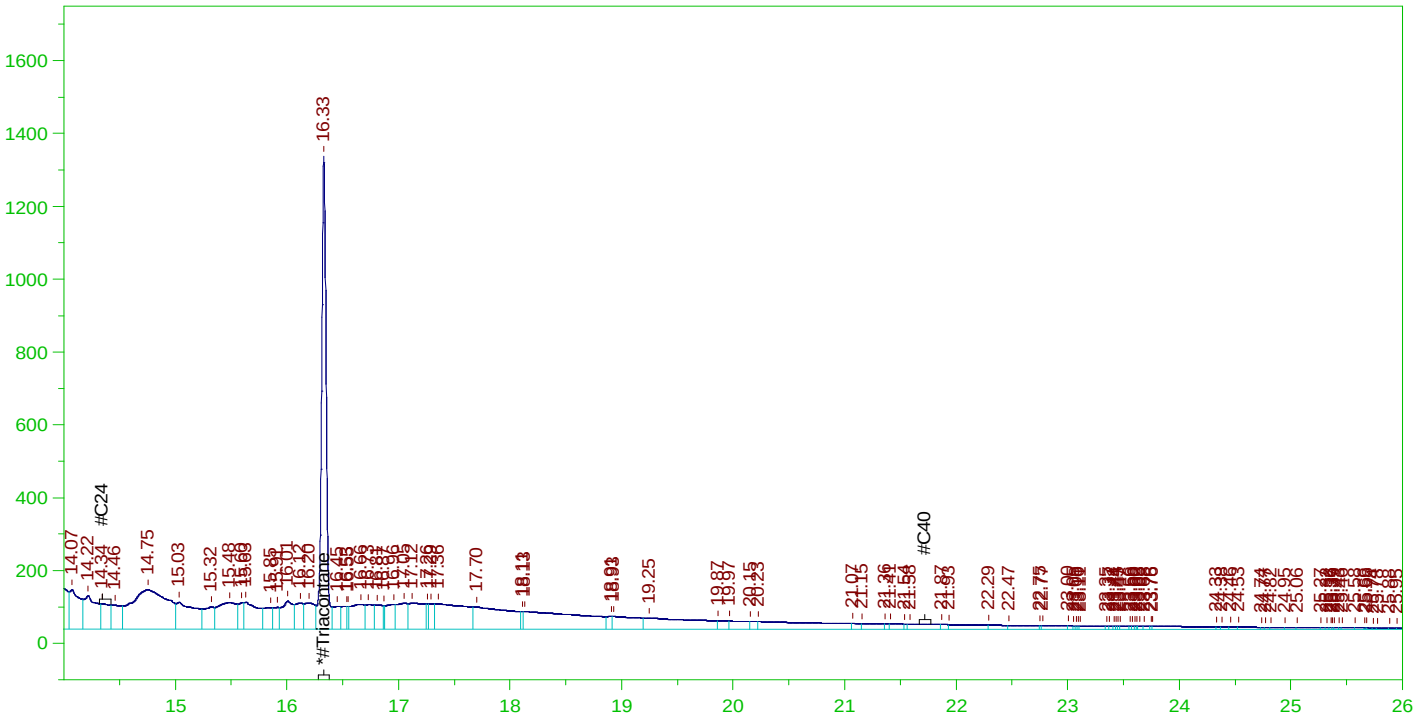

RESIDUAL RANGE ORGANICS CHROMATOGRAM

Sample Name: B22020962-006D ;0215HP5 , $HC-8015-DRO-W,
Raw File: G:\org\HP5\DAT\HP5021522_b\0215HP5.0025.RAW
Date & Time Acquired: 2/16/2022 3:28:52 AM
Method File: G:\Org\HP5\Methods\D3_OROS-021516-BEb-L%.MET
Calibration File: G:\Org\HP5\Cals\SW8015C_ORO220111BEb_SAMP.CAL
Sample Weight: 1050 Dilution: 1 S.A.: 1

Mean RF for for Residual Range Organics Calculations: 26424.55
Rt range for Residual Range Organics: 14.32 to 21.77

SURROGATE COMPOUND	RT	ACTUAL	MEASURED	%REC	
*#Triacontane	16.331	.476	.12	25.3	-

RRO Area:2.005147E+07 RRO AMOUNT: 0.7226853

ERH2531 (RHMW01R) Batch ID: 163748

G:\org\HP5\DAT\HP5021522_b\0215HP5.0025.RAW B22020962-006D ;0215HP5 , $HC-8015-DRO-W,

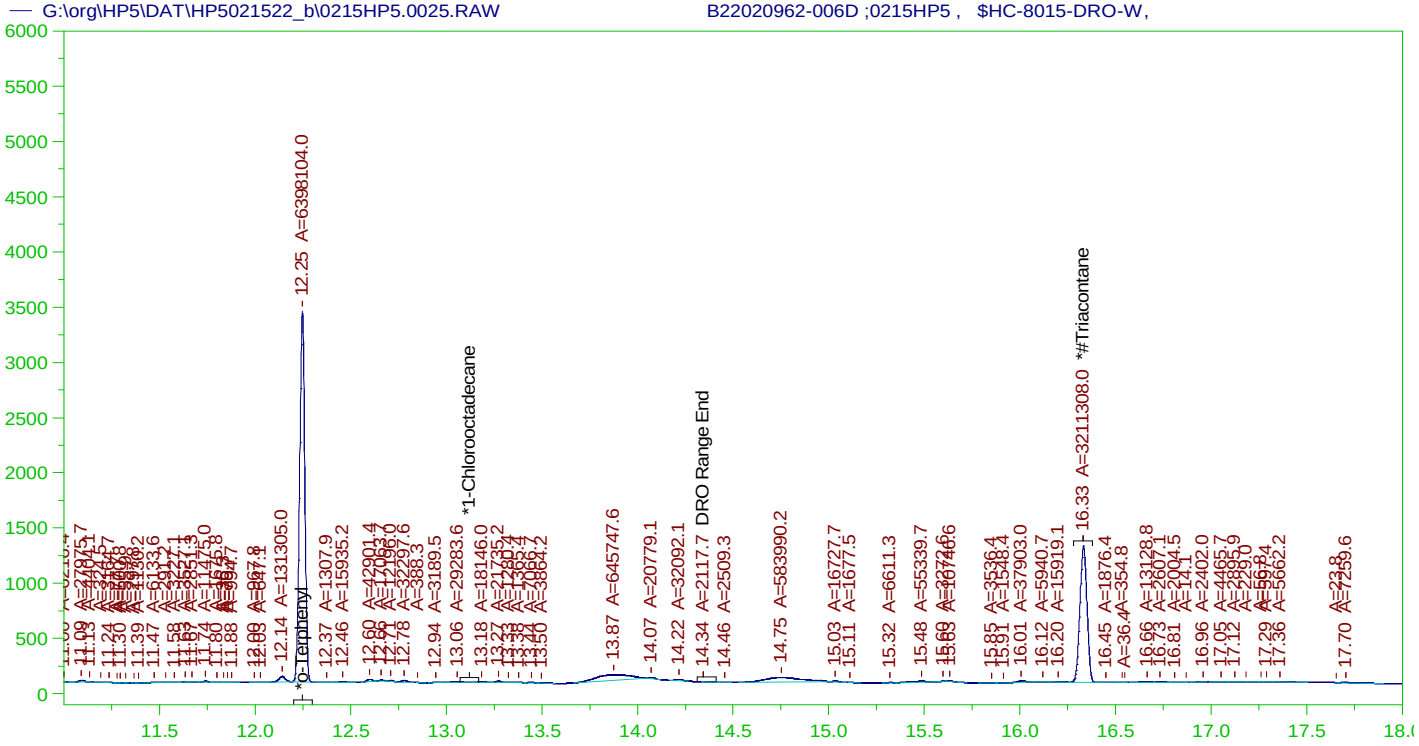

DIESEL RANGE ORGANICS CHROMATOGRAM REPORT

Sample Name: B22020962-006D ;0215HP5 , $HC-8015-DRO-W,
Raw File: G:\org\HP5\DAT\HP5021522_b\0215HP5.0025.RAW
Date & Time Acquired: 2/16/2022 3:28:52 AM
Method File: G:\Org\HP5\Methods\DS_8015-C24T-JEb-L#.met
Calibration File: G:\Org\HP5\Cals\SW8015C_DRO220111JEb-C24-T.CAL
Sample Weight: 1050 Dilution: 1 S.A.: 1

Mean RF for TEH: 32675.36
Rt range for Diesel Range Organics: 6.52 to 14.41

SURROGATE COMPOUND	RT	ACTUAL	MEASURED	%REC	
*o-Terphenyl	12.247	.19	.165	86.79	-
*1-Chlorooctadecane	29.979	.19	.	.	-
*#Triacontane	16.331	.19	.103	54.18	-

DRO Area:1.24974E+07 DRO Amount: 0.3642586
TEH Area:2.131612E+07 TEH Amount: 0.6212959

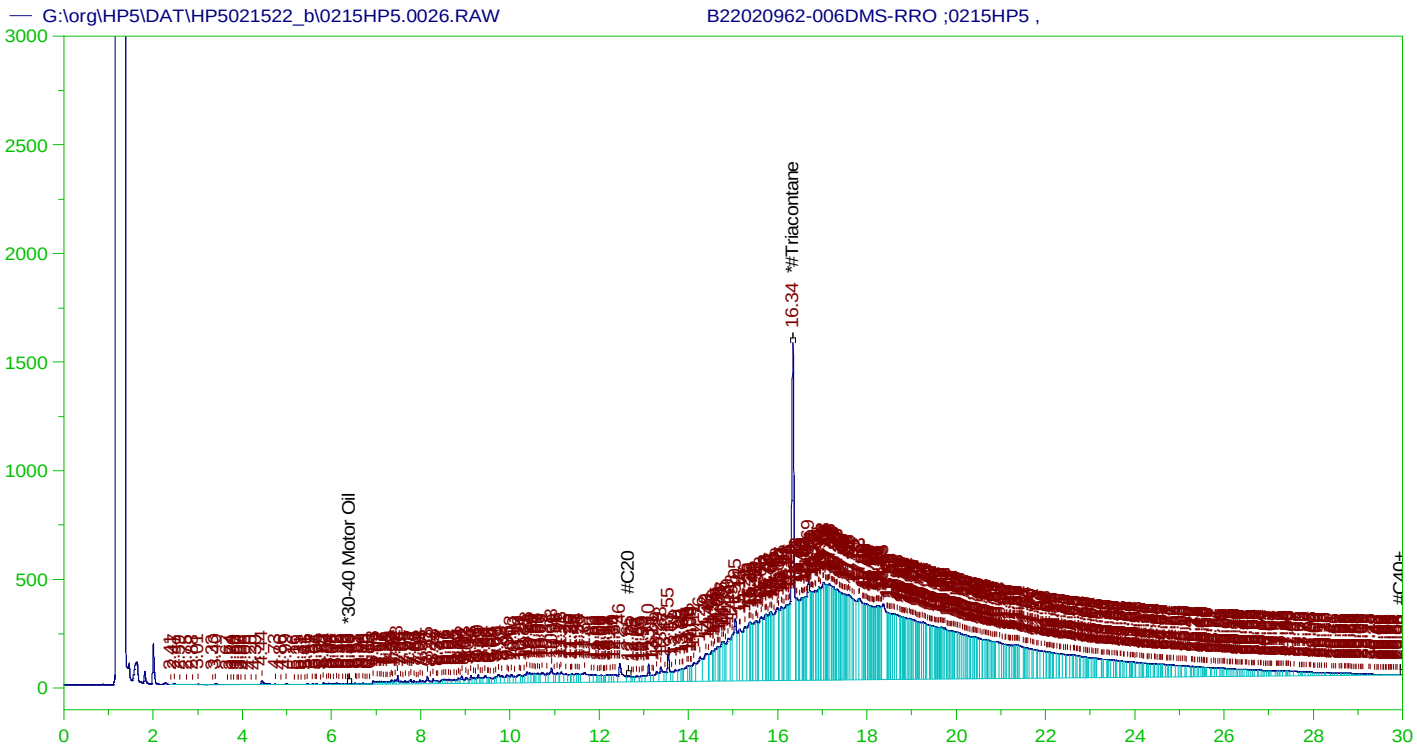

RESIDUAL RANGE ORGANICS CHROMATOGRAM

Sample Name: B22020962-006DMS-RRO ;0215HP5 ,
Raw File: G:\org\HP5\DAT\HP5021522_b\0215HP5.0026.RAW
Date & Time Acquired: 2/16/2022 4:11:53 AM
Method File: G:\Org\HP5\Methods\D3_ORO-BE-L%.MET
Calibration File: G:\Org\HP5\Cals\SW8015C_ORO220111BE.CAL
Sample Weight: 1050 Dilution: 1 S.A.: 1

Mean RF for for ~~Residual~~ TEH(Oil Range) Organics Calculations: 26424.55
Rt range for ~~Residual~~ TEH(Oil Range) Organics: 12.61 to 30.05

SURROGATE COMPOUND	RT	ACTUAL	MEASURED	%REC	
*#Triacontane	16.336	.476	.188	39.53	-

~~RRO~~ TEH(Oil Range) Area:1.449824E+08 ~~RRO~~ TEH(Oil Range) AMOUNT: 5.225386

AMN 02/18/2022

G:\Org\HP5\DAT\HP5021522_b\Review\026_B22020962-006DMS-RRO_D3_ORO-BE-L%.xls

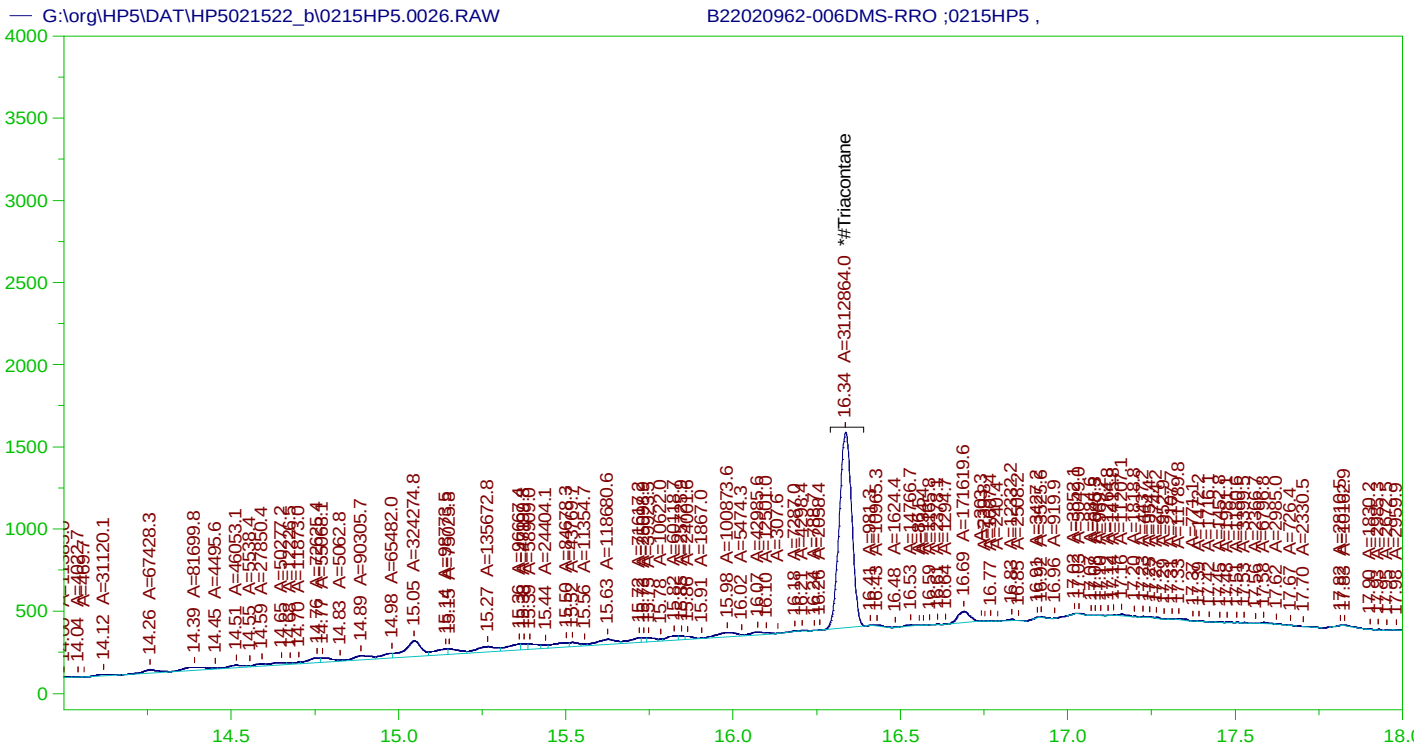

RESIDUAL RANGE ORGANICS CHROMATOGRAM

Sample Name: B22020962-006DMS-RRO ;0215HP5 ,
Raw File: G:\org\HP5\DAT\HP5021522_b\0215HP5.0026.RAW
Date & Time Acquired: 2/16/2022 4:11:53 AM
Method File: G:\Org\HP5\Methods\DS_ORO-BE-L%.MET
Calibration File: G:\Org\HP5\Cals\SW8015C_ORO220111BE.CAL
Sample Weight: 1050 Dilution: 1 S.A.: 1

Mean RF for for Residual Range Organics Calculations: 26424.55
Rt range for Residual Range Organics: 12.61 to 30.05

SURROGATE COMPOUND	RT	ACTUAL	MEASURED	%REC	
*#Triacontane	16.336	.476	.1	21.01	-

RRO Area:3530088 RRO AMOUNT: 0.1272297

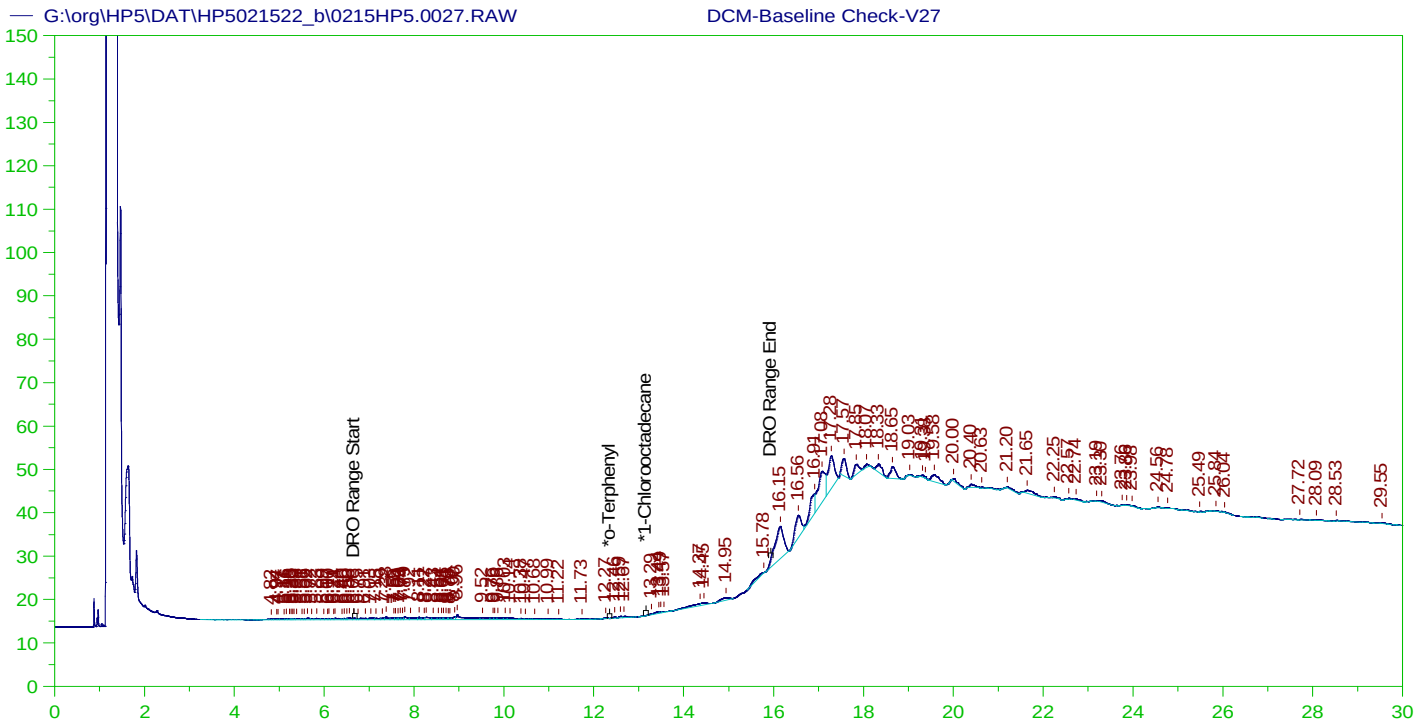

DIESEL RANGE ORGANICS CHROMATOGRAM REPORT
Sample Name: DCM-Baseline Check-V27
Raw File: G:\org\HP5\DAT\HP5021522_b\0215HP5.0027.RAW
Date & Time Acquired: 2/16/2022 4:54:47 AM
Method File: G:\Org\HP5\Methods\DR_8015-JA-LEXP.met
Calibration File: G:\Org\HP5\Cals\SW8015C_DRO220111JA.CAL
Sample Weight: 1 Dilution: 1 S.A.: 1

Mean RF for TEH: 32675.36
Rt range for Diesel Range Organics: 6.63 to 15.99

SURROGATE COMPOUND	RT	ACTUAL	MEASURED		%REC
*o-Terphenyl	29.879	200.	.	.	-
*1-Chlorooctadecane	29.879	200.	.	.	-

DRO Area:146151.7 DRO Amount: 4.472841
TEH Area:708222.8 TEH Amount: 21.67452

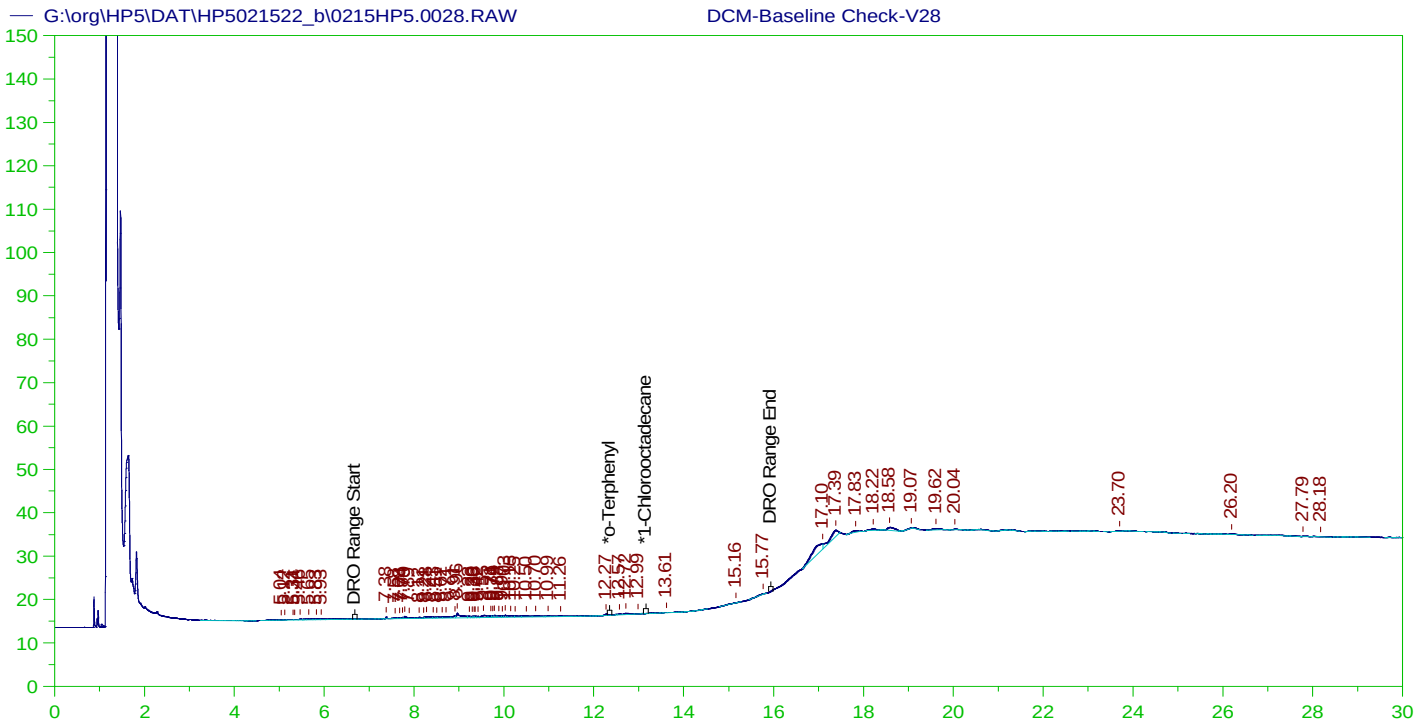

DIESEL RANGE ORGANICS CHROMATOGRAM REPORT
Sample Name: DCM-Baseline Check-V28
Raw File: G:\org\HP5\DAT\HP5021522_b\0215HP5.0028.RAW
Date & Time Acquired: 2/16/2022 5:37:44 AM
Method File: G:\Org\HP5\Methods\DR_8015-JA-LEXP.met
Calibration File: G:\Org\HP5\Cals\SW8015C_DRO220111JA.CAL
Sample Weight: 1 Dilution: 1 S.A.: 1

Mean RF for TEH: 32675.36
Rt range for Diesel Range Organics: 6.63 to 15.99

SURROGATE COMPOUND	RT	ACTUAL	MEASURED		%REC
*o-Terphenyl	29.919	200.	.	.	-
*1-Chlorooctadecane	29.919	200.	.	.	-

DRO Area:79279.07 DRO Amount: 2.426265
TEH Area:181465.6 TEH Amount: 5.55359

ERH2535 (RHMW2254-01) Low Flow Batch ID: 163748

G:\org\HP5\DAT\HP5021522_b\0215HP5.0029.RAW B22020962-016D ;0215HP5 , $HC-8015-DRO-W,

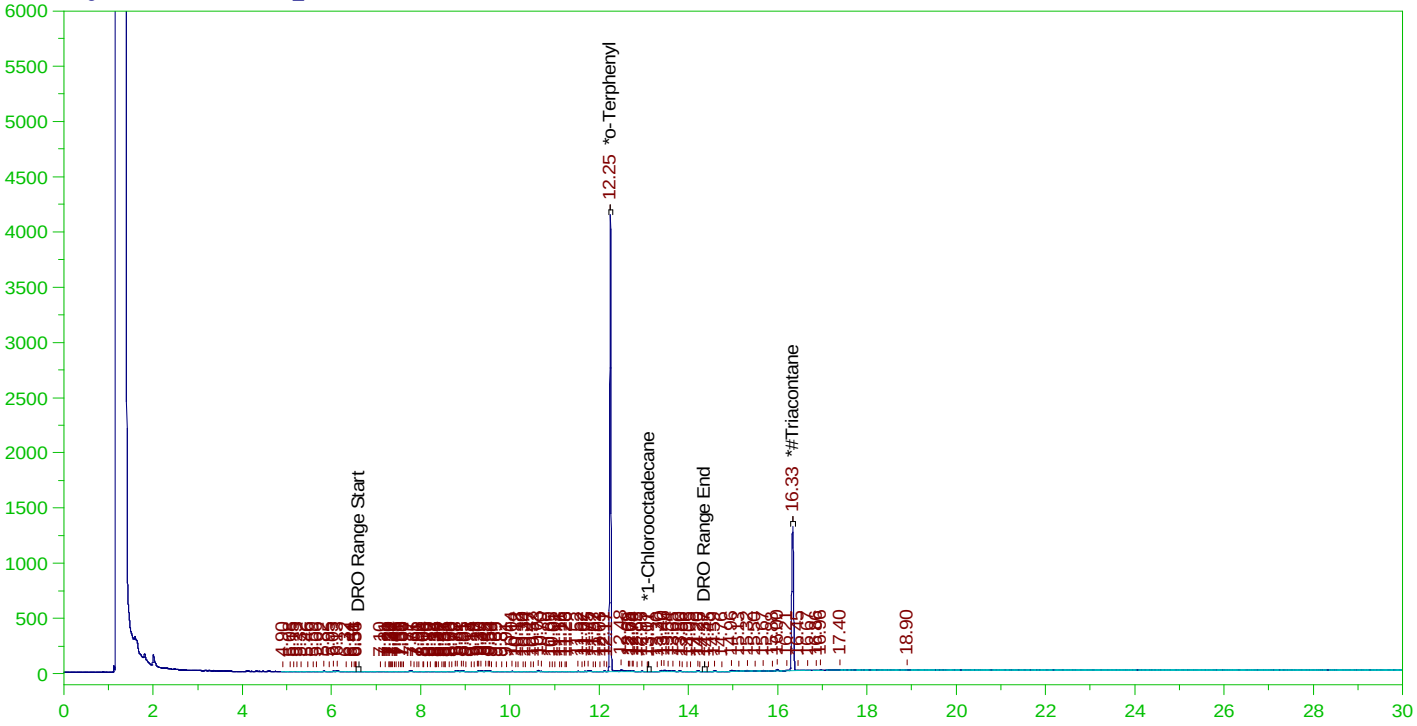

DIESEL RANGE ORGANICS CHROMATOGRAM REPORT

Sample Name: B22020962-016D ;0215HP5 , $HC-8015-DRO-W,
Raw File: G:\org\HP5\DAT\HP5021522_b\0215HP5.0029.RAW
Date & Time Acquired: 2/16/2022 6:20:41 AM
Method File: G:\Org\HP5\Methods\DR_8015-C24Tb-JE-L%.met
Calibration File: G:\Org\HP5\Cals\SW8015C_DRO220111JE-C24-T.CAL
Sample Weight: 1010 Dilution: 1 S.A.: 1

Mean RF for TEH: 32675.36
Rt range for Diesel Range Organics: 6.56 to 14.42

SURROGATE COMPOUND	RT	ACTUAL	MEASURED	%REC	
*o-Terphenyl	12.248	.198	.214	108.13	-
*1-Chlorooctadecane	13.106	.198	.03		-
*#Triacontane	16.331	.198	.115	58.2	-

DRO Area:568843.7 DRO Amount: 1.723658E-02
TEH Area:840378.4 TEH Amount: 2.546438E-02

G:\Org\HP5\DAT\HP5021522_b\Review\029_B22020962-016D_DR_8015-C24Tb-JE-L%.xls

ERH2535 (RHMW2254-01) Low Flow Batch ID: 163748

G:\org\HP5\DAT\HP5021522_b\0215HP5.0029.RAW B22020962-016D ;0215HP5 , $HC-8015-DRO-W,

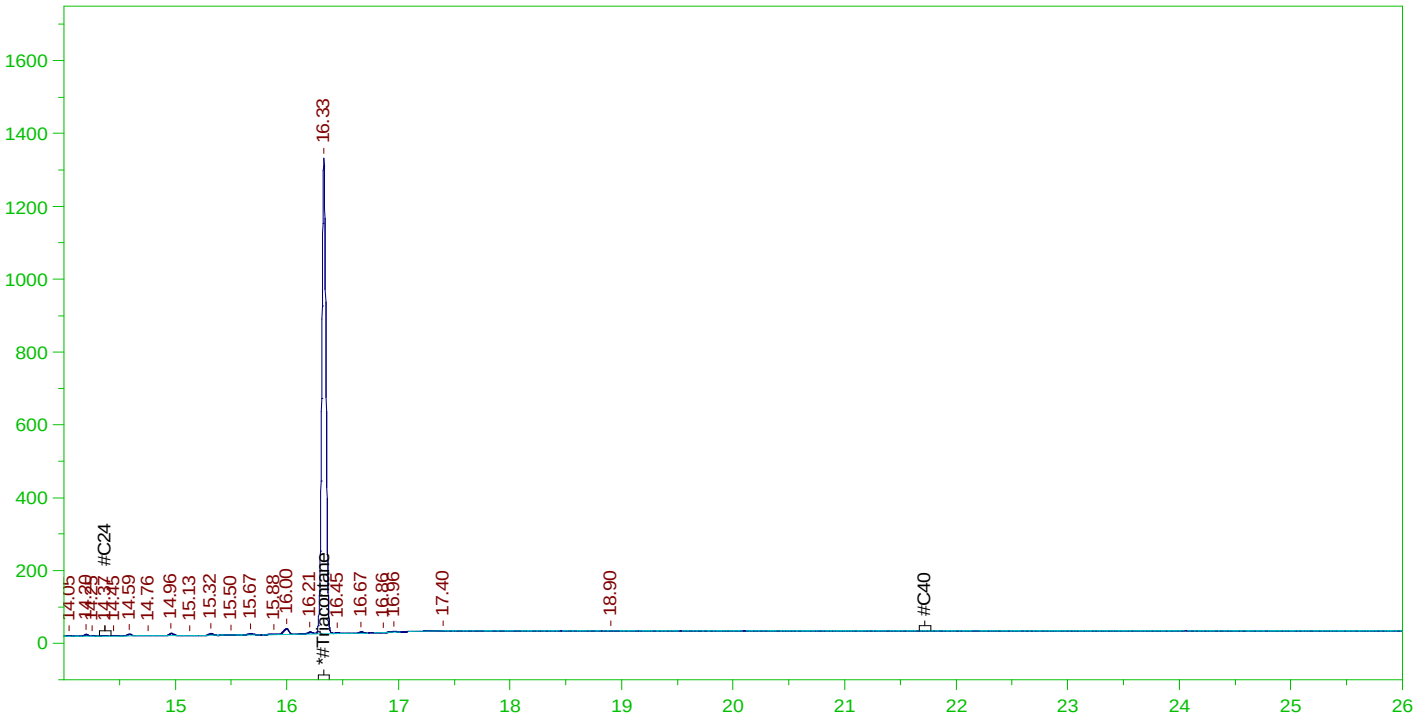

RESIDUAL RANGE ORGANICS CHROMATOGRAM

Sample Name: B22020962-016D ;0215HP5 , $HC-8015-DRO-W,
Raw File: G:\org\HP5\DAT\HP5021522_b\0215HP5.0029.RAW
Date & Time Acquired: 2/16/2022 6:20:41 AM
Method File: G:\Org\HP5\Methods\DR_OROS-BEb-L%.MET
Calibration File: G:\Org\HP5\Cals\SW8015C_ORO220111BEb_SAMP.CAL
Sample Weight: 1010 Dilution: 1 S.A.: 1

Mean RF for for Residual Range Organics Calculations: 26424.55
Rt range for Residual Range Organics: 14.32 to 21.77

SURROGATE COMPOUND	RT	ACTUAL	MEASURED	%REC	
*#Triacontane	16.331	.495	.115	23.28	-

RRO Area:177785.6 RRO AMOUNT: 6.661431E-03

ERH2535 (RHMW2254-01) Low Flow Batch ID: 163748

G:\org\HP5\DAT\HP5021522_b\0215HP5.0029.RAW B22020962-016D ;0215HP5 , $HC-8015-DRO-W,

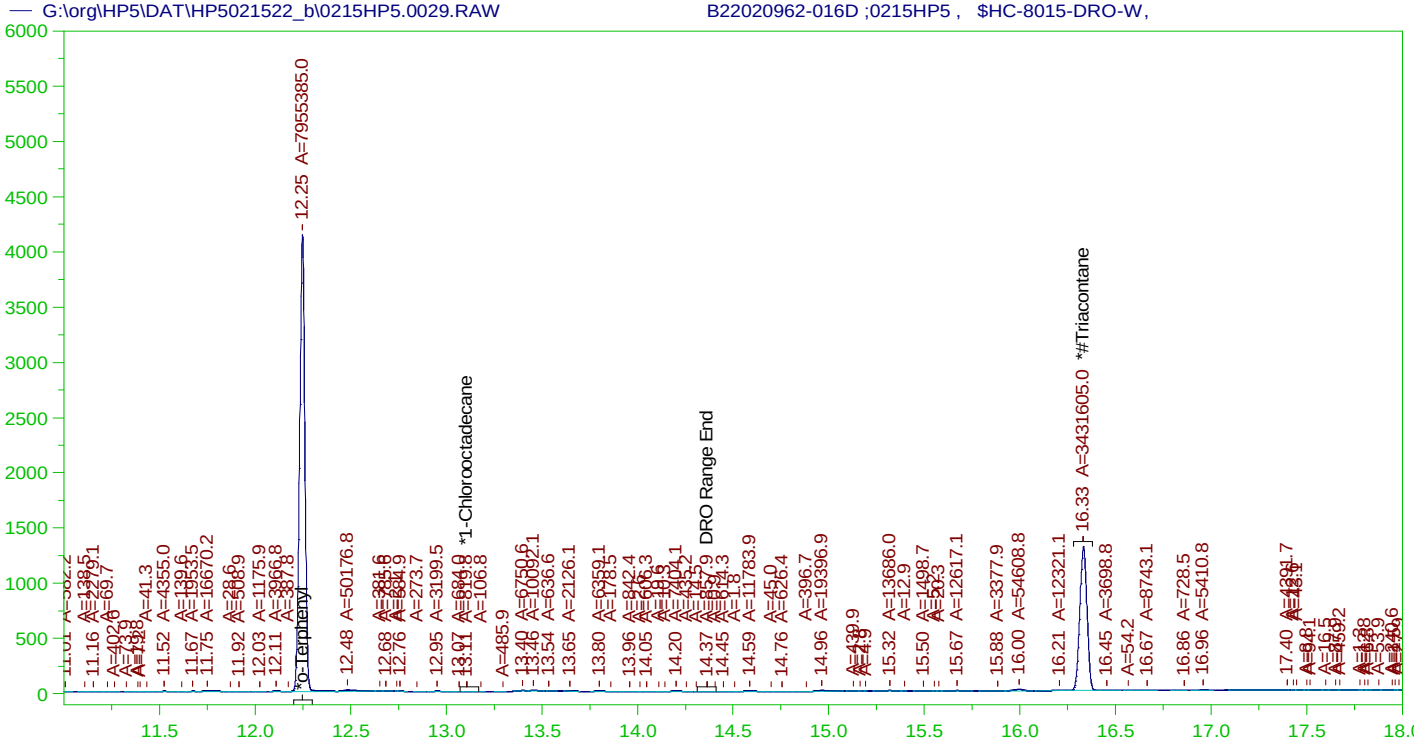

DIESEL RANGE ORGANICS CHROMATOGRAM REPORT

Sample Name: B22020962-016D ;0215HP5 , $HC-8015-DRO-W,
Raw File: G:\org\HP5\DAT\HP5021522_b\0215HP5.0029.RAW
Date & Time Acquired: 2/16/2022 6:20:41 AM
Method File: G:\Org\HP5\Methods\DS_8015-C24T-JEb-L#.met
Calibration File: G:\Org\HP5\Cals\SW8015C_DRO220111JEb-C24-T.CAL
Sample Weight: 1010 Dilution: 1 S.A.: 1

Mean RF for TEH: 32675.36
Rt range for Diesel Range Organics: 6.52 to 14.41

SURROGATE COMPOUND	RT	ACTUAL	MEASURED	%REC	
*o-Terphenyl	12.248	.198	.214	107.92	-
*1-Chlorooctadecane	13.106	.198	.	.01	-
*#Triacontane	16.331	.198	.115	57.9	-

DRO Area:410844.8 DRO Amount: 1.244904E-02
TEH Area:871540.6 TEH Amount: 2.640863E-02

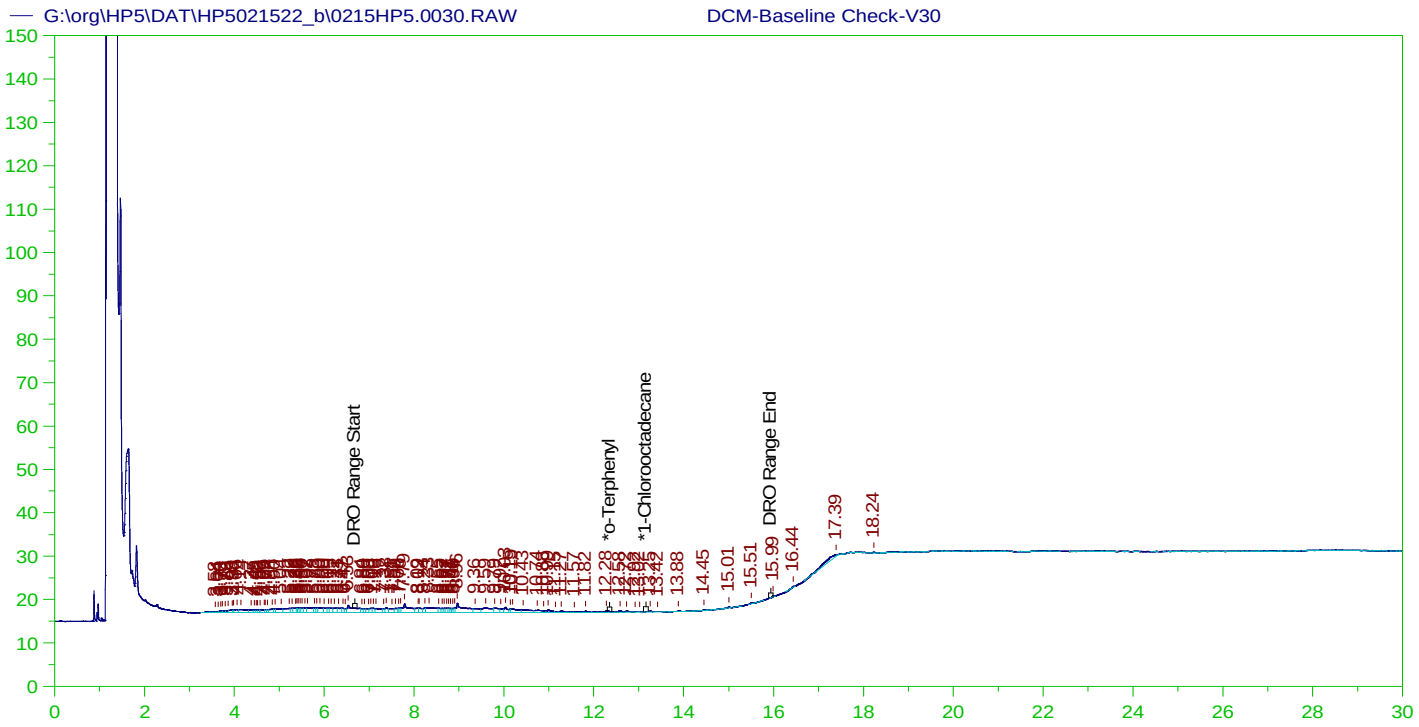

DIESEL RANGE ORGANICS CHROMATOGRAM REPORT
Sample Name: DCM-Baseline Check-V30
Raw File: G:\org\HP5\DAT\HP5021522_b\0215HP5.0030.RAW
Date & Time Acquired: 2/16/2022 7:03:40 AM
Method File: G:\Org\HP5\Methods\DR_8015-JA-LEXP.met
Calibration File: G:\Org\HP5\Cals\SW8015C_DRO220111JA.CAL
Sample Weight: 1 Dilution: 1 S.A.: 1

Mean RF for TEH: 32675.36
Rt range for Diesel Range Organics: 6.63 to 15.99

SURROGATE COMPOUND	RT	ACTUAL	MEASURED		%REC
*o-Terphenyl	29.98	200.	.	.	-
*1-Chlorooctadecane	29.98	200.	.	.	-

DRO Area:228848.1 DRO Amount: 7.00369
TEH Area:409650.3 TEH Amount: 12.53698

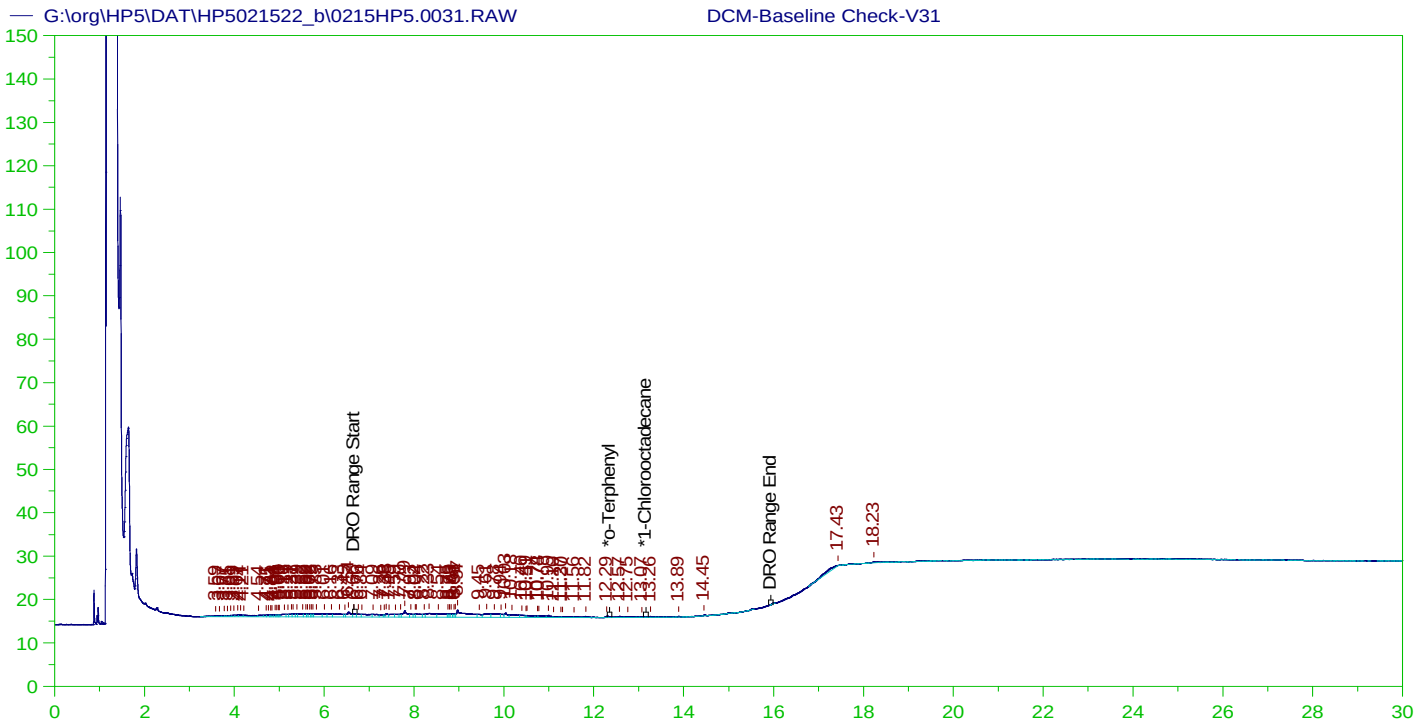

DIESEL RANGE ORGANICS CHROMATOGRAM REPORT
Sample Name: DCM-Baseline Check-V31
Raw File: G:\org\HP5\DAT\HP5021522_b\0215HP5.0031.RAW
Date & Time Acquired: 2/16/2022 7:46:38 AM
Method File: G:\Org\HP5\Methods\DR_8015-JA-LEXP.met
Calibration File: G:\Org\HP5\Cals\SW8015C_DRO220111JA.CAL
Sample Weight: 1 Dilution: 1 S.A.: 1

Mean RF for TEH: 32675.36
Rt range for Diesel Range Organics: 6.63 to 15.99

SURROGATE COMPOUND	RT	ACTUAL	MEASURED		%REC
*o-Terphenyl	29.984	200.	.	.	-
*1-Chlorooctadecane	29.984	200.	.	.	-

DRO Area:180408.3 DRO Amount: 5.521234
TEH Area:291673.2 TEH Amount: 8.926396

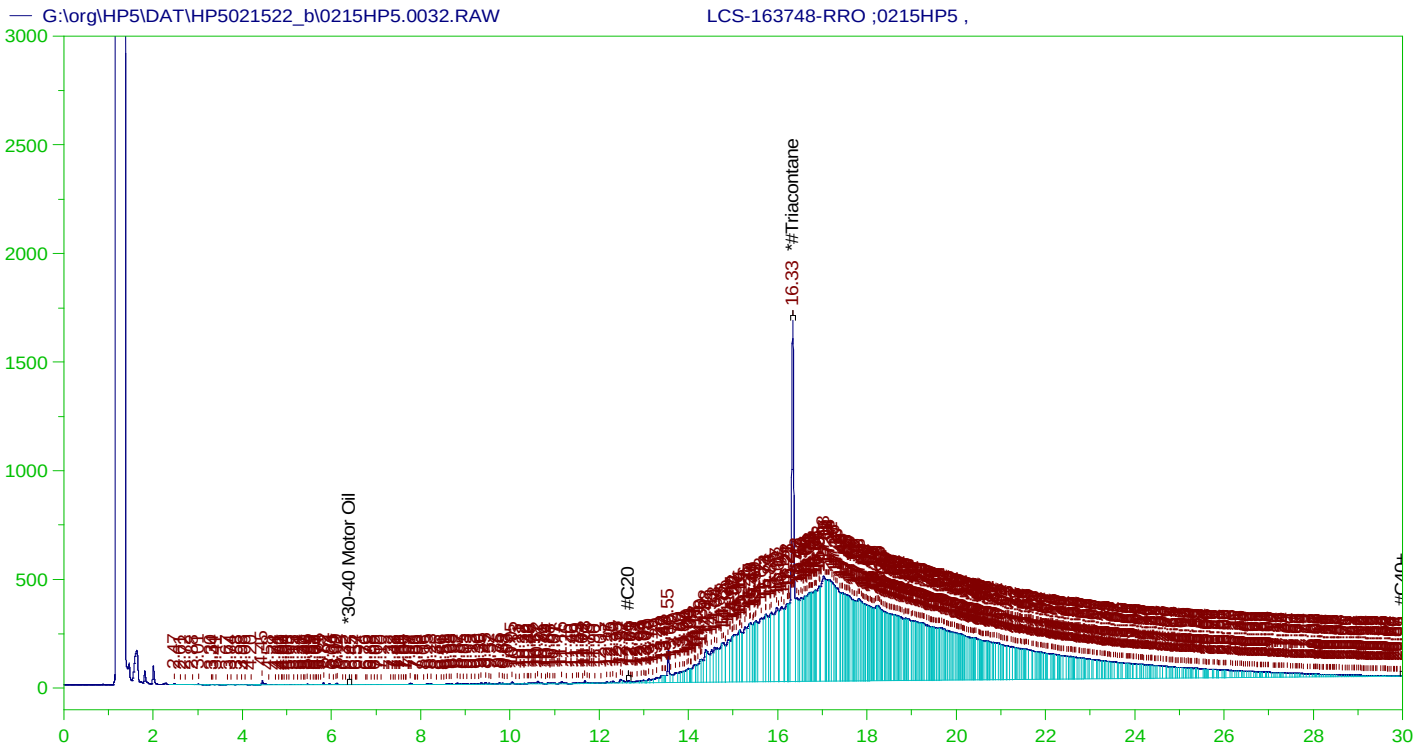

RESIDUAL RANGE ORGANICS CHROMATOGRAM
Sample Name: LCS-163748-RRO ;0215HP5 ,
Raw File: G:\org\HP5\DAT\HP5021522_b\0215HP5.0032.RAW
Date & Time Acquired: 2/16/2022 8:29:23 AM
Method File: G:\Org\HP5\Methods\D3_ORO-BE-L%.MET
Calibration File: G:\Org\HP5\Cals\SW8015C_ORO220111BE.CAL
Sample Weight: 1000 Dilution: 1 S.A.: 1

Mean RF for for ~~Residual~~ TEH(Oil Range) Organics Calculations: 26424.55
Rt range for ~~Residual~~ TEH(Oil Range) Organics: 12.61 to 30.05

SURROGATE COMPOUND	RT	ACTUAL	MEASURED	%REC	
*#Triacontane	16.333	.5	.204	40.89	-

~~RRO~~ TEH(Oil Range) Area:1.455688E+08 ~~RRO~~ TEH(Oil Range) AMOUNT: 5.508848

AMN 02/18/2022

G:\Org\HP5\DAT\HP5021522_b\Review\032_LCS-163748-RRO_D3_ORO-BE-L%.xls

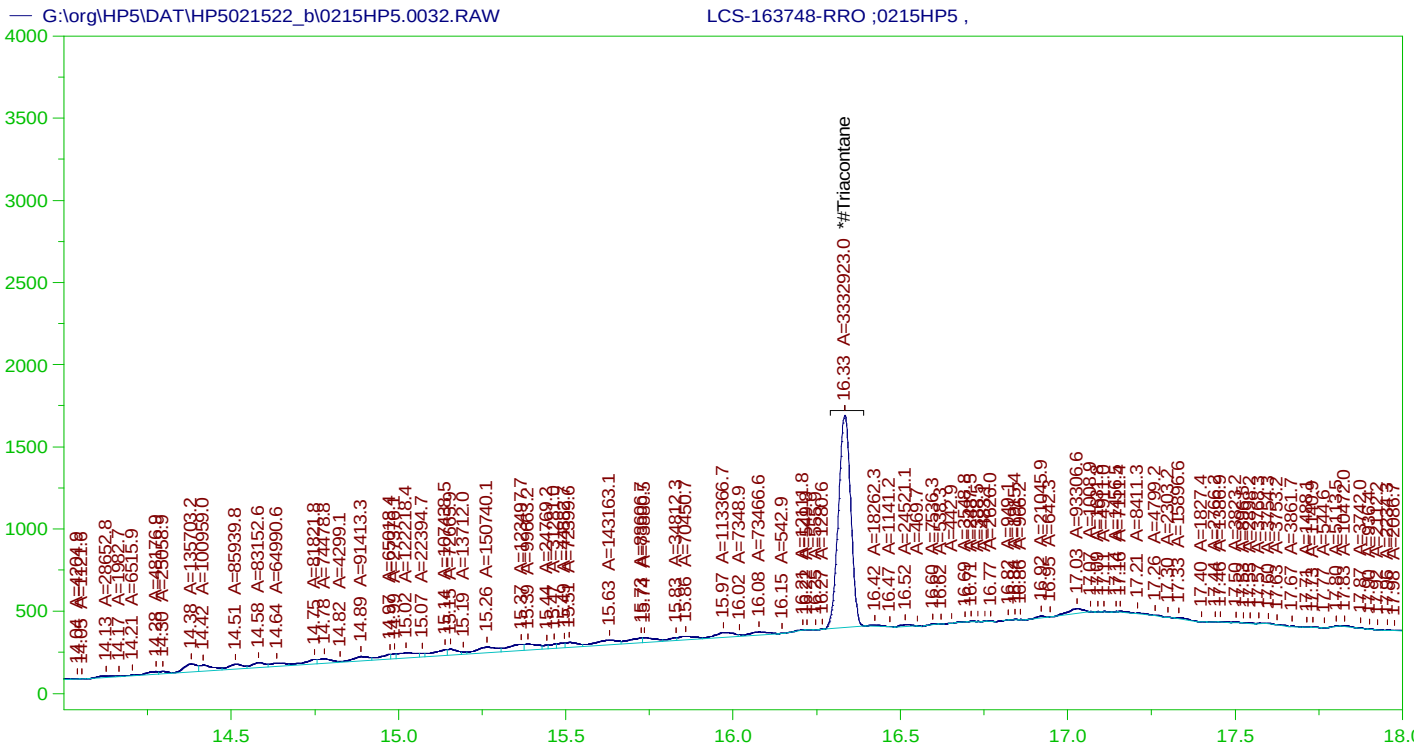

RESIDUAL RANGE ORGANICS CHROMATOGRAM

Sample Name: LCS-163748-RRO ;0215HP5 ,
Raw File: G:\org\HP5\DAT\HP5021522_b\0215HP5.0032.RAW
Date & Time Acquired: 2/16/2022 8:29:23 AM
Method File: G:\Org\HP5\Methods\DS_ORO-BE-L%.MET
Calibration File: G:\Org\HP5\Cals\SW8015C_ORO220111BE.CAL
Sample Weight: 1000 Dilution: 1 S.A.: 1

Mean RF for for Residual Range Organics Calculations: 26424.55
Rt range for Residual Range Organics: 12.61 to 30.05

SURROGATE COMPOUND	RT	ACTUAL	MEASURED	%REC	
*#Triacontane	16.333	.5	.112	22.49	-

RRO Area:3495212 RRO AMOUNT: 0.1322714

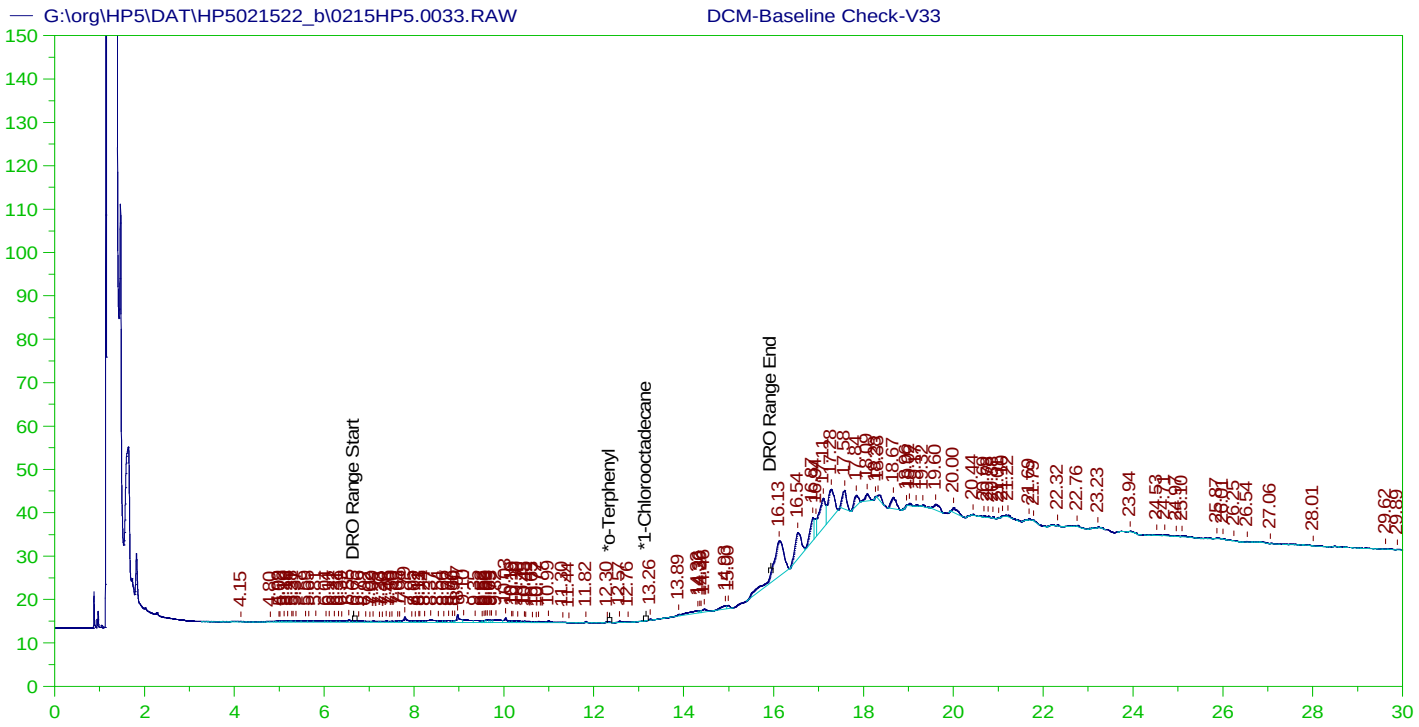

DIESEL RANGE ORGANICS CHROMATOGRAM REPORT
Sample Name: DCM-Baseline Check-V33
Raw File: G:\org\HP5\DAT\HP5021522_b\0215HP5.0033.RAW
Date & Time Acquired: 2/16/2022 9:12:08 AM
Method File: G:\Org\HP5\Methods\DR_8015-JA-LEXP.met
Calibration File: G:\Org\HP5\Cals\SW8015C_DRO220111JA.CAL
Sample Weight: 1 Dilution: 1 S.A.: 1

Mean RF for TEH: 32675.36
Rt range for Diesel Range Organics: 6.63 to 15.99

SURROGATE COMPOUND	RT	ACTUAL	MEASURED		%REC
*o-Terphenyl	29.886	200.	.	.	-
*1-Chlorooctadecane	29.886	200.	.	.	-

DRO Area:143342.9 DRO Amount: 4.38688
TEH Area:713584.4 TEH Amount: 21.83861

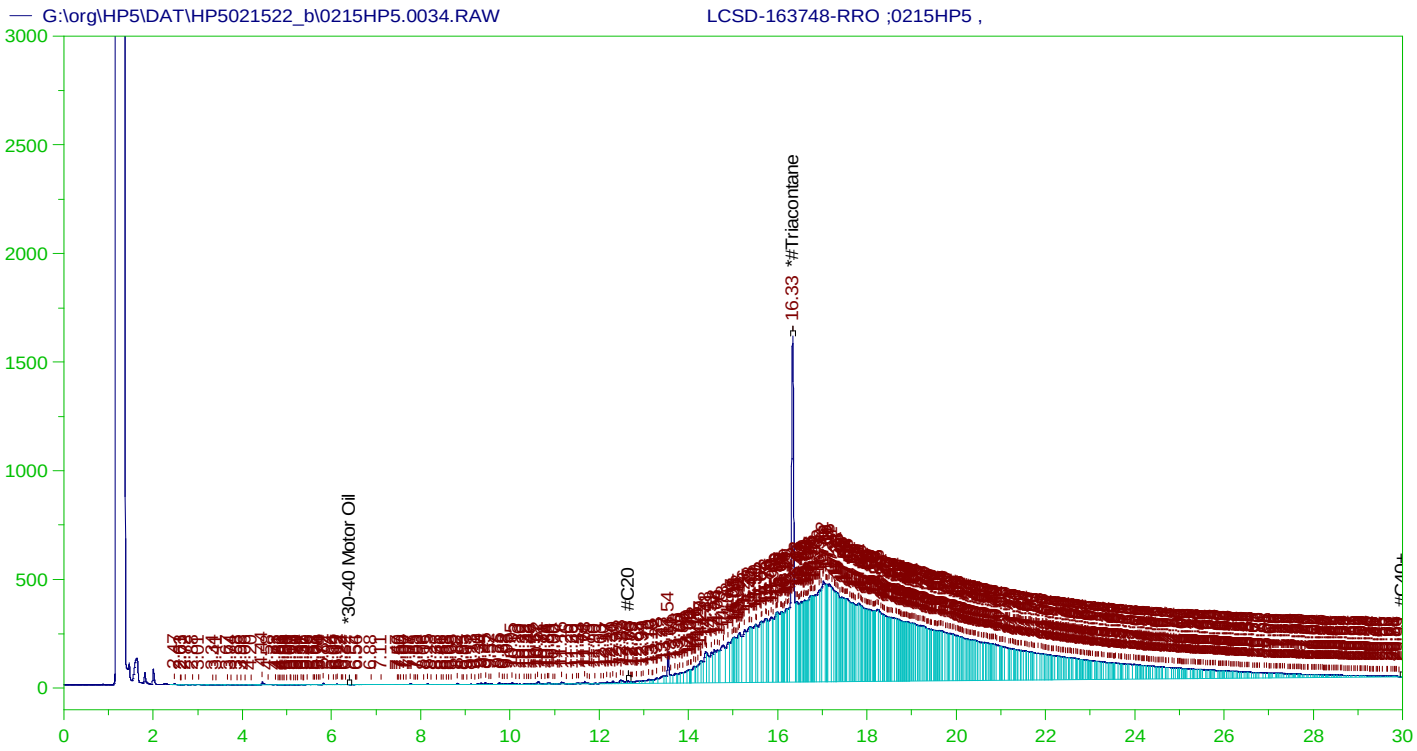

RESIDUAL RANGE ORGANICS CHROMATOGRAM
Sample Name: LCSD-163748-RRO ;0215HP5 ,
Raw File: G:\org\HP5\DAT\HP5021522_b\0215HP5.0034.RAW
Date & Time Acquired: 2/16/2022 9:54:56 AM
Method File: G:\Org\HP5\Methods\D3_ORO-BE-L%.MET
Calibration File: G:\Org\HP5\Cals\SW8015C_ORO220111BE.CAL
Sample Weight: 1000 Dilution: 1 S.A.: 1

Mean RF for for ~~Residual~~ TEH(Oil Range) Organics Calculations: 26424.55
Rt range for ~~Residual~~ TEH(Oil Range) Organics: 12.61 to 30.05

SURROGATE COMPOUND	RT	ACTUAL	MEASURED	%REC	
*#Triacontane	16.331	.5	.209	41.71	-

~~RRO~~ TEH(Oil Range) Area:1.383285E+08 ~~RRO~~ TEH(Oil Range) AMOUNT: 5.234846

AMN 02/18/2022

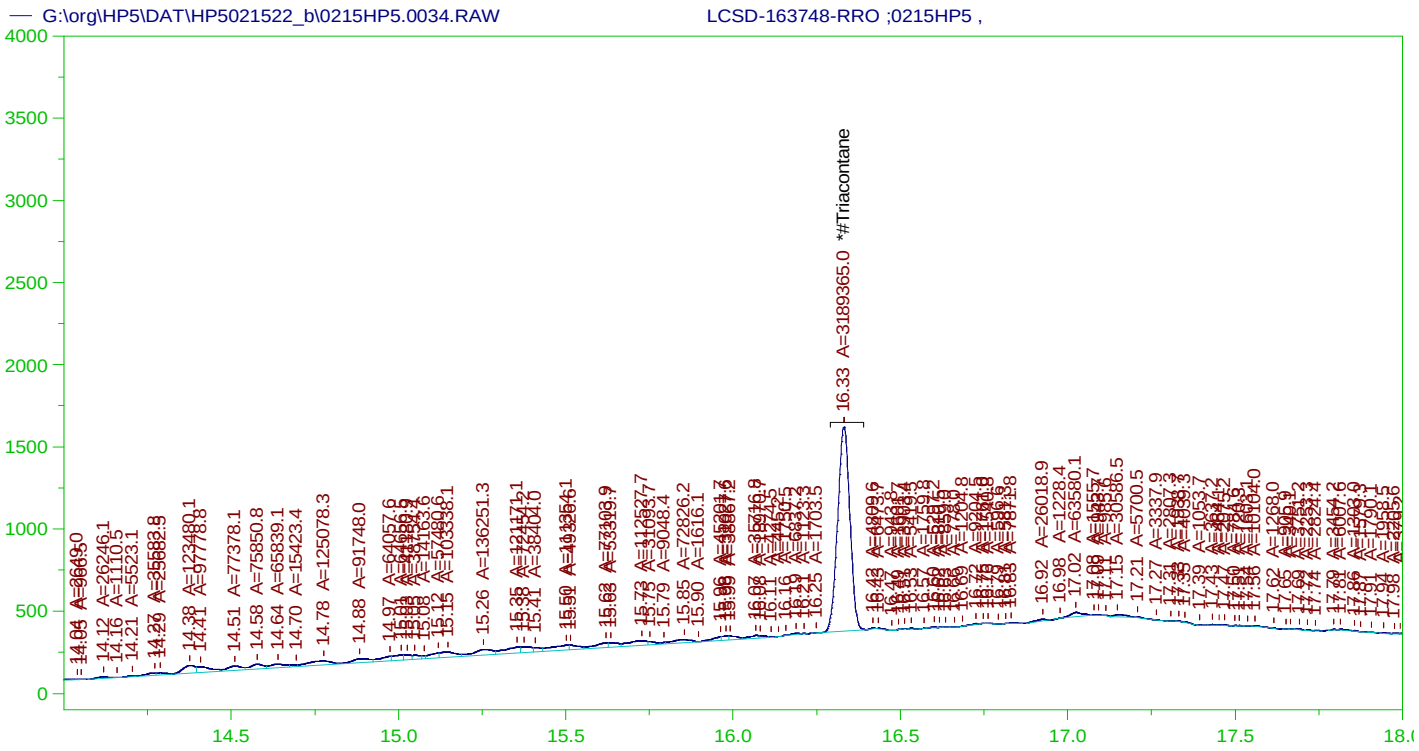

RESIDUAL RANGE ORGANICS CHROMATOGRAM

Sample Name: LCSD-163748-RRO ;0215HP5 ,
Raw File: G:\org\HP5\DAT\HP5021522_b\0215HP5.0034.RAW
Date & Time Acquired: 2/16/2022 9:54:56 AM
Method File: G:\Org\HP5\Methods\DS_ORO-BE-L%.MET
Calibration File: G:\Org\HP5\Cals\SW8015C_ORO220111BE.CAL
Sample Weight: 1000 Dilution: 1 S.A.: 1

Mean RF for for Residual Range Organics Calculations: 26424.55
Rt range for Residual Range Organics: 12.61 to 30.05

SURROGATE COMPOUND	RT	ACTUAL	MEASURED	%REC	
*#Triacontane	16.331	.5	.108	21.52	-

RRO Area:3196335 RRO AMOUNT: 0.1209608

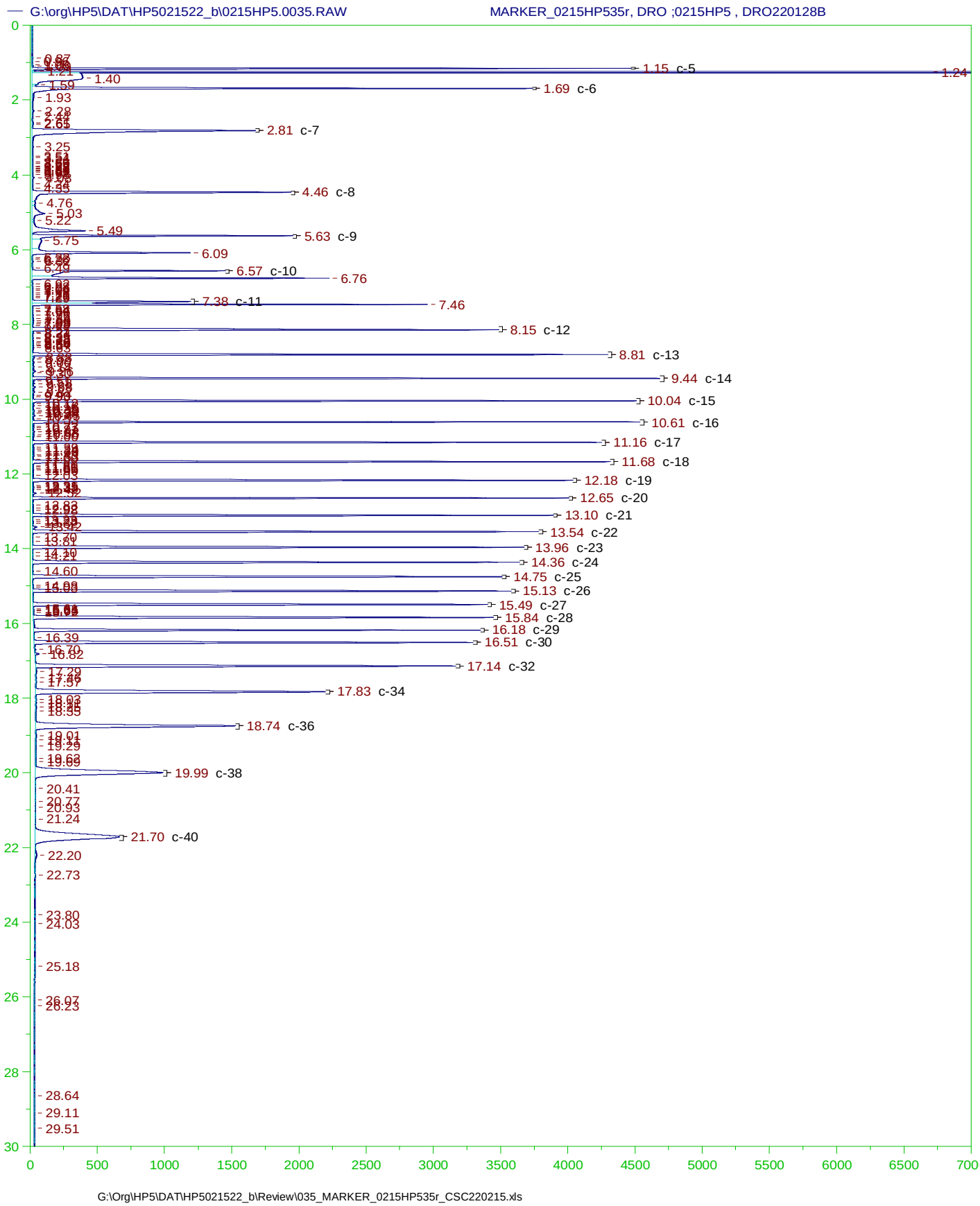
G:\org\HP5\DAT\HP5021522_b\0215HP5.0035.RAW
MARKER_0215HP535r, DRO ;0215HP5 , DRO220128B
1.15 c-5
1.24
1.40
1.69 c-6
1.93
2.28
2.65
2.81 c-7
3.25
4.46 c-8
4.76
5.03
5.22
5.49
5.63 c-9
5.75
6.09
6.57 c-10
6.76
7.38 c-11
7.46
8.15 c-12
8.81 c-13
9.44 c-14
10.04 c-15
10.61 c-16
11.16 c-17
11.68 c-18
12.18 c-19
12.65 c-20
13.10 c-21
13.54 c-22
13.96 c-23
14.36 c-24
14.60
14.75 c-25
15.13 c-26
15.49 c-27
15.84 c-28
16.18 c-29
16.39
16.51 c-30
16.70
16.82
17.14 c-32
17.29
17.46
17.57
17.83 c-34
18.03
18.25
18.55
18.74 c-36
19.01
19.29
19.63
19.99 c-38
20.41
20.77
20.93
21.24
21.70 c-40
22.20
22.73
23.80
24.03
25.18
26.07
26.23
28.64
29.11
29.51
0
500
1000
1500
2000
2500
3000
3500
4000
4500
5000
5500
6000
6500
700
G:\Org\HP5\DAT\HP5021522_b\Review\035_MARKER_0215HP535r_CSC220215.xls

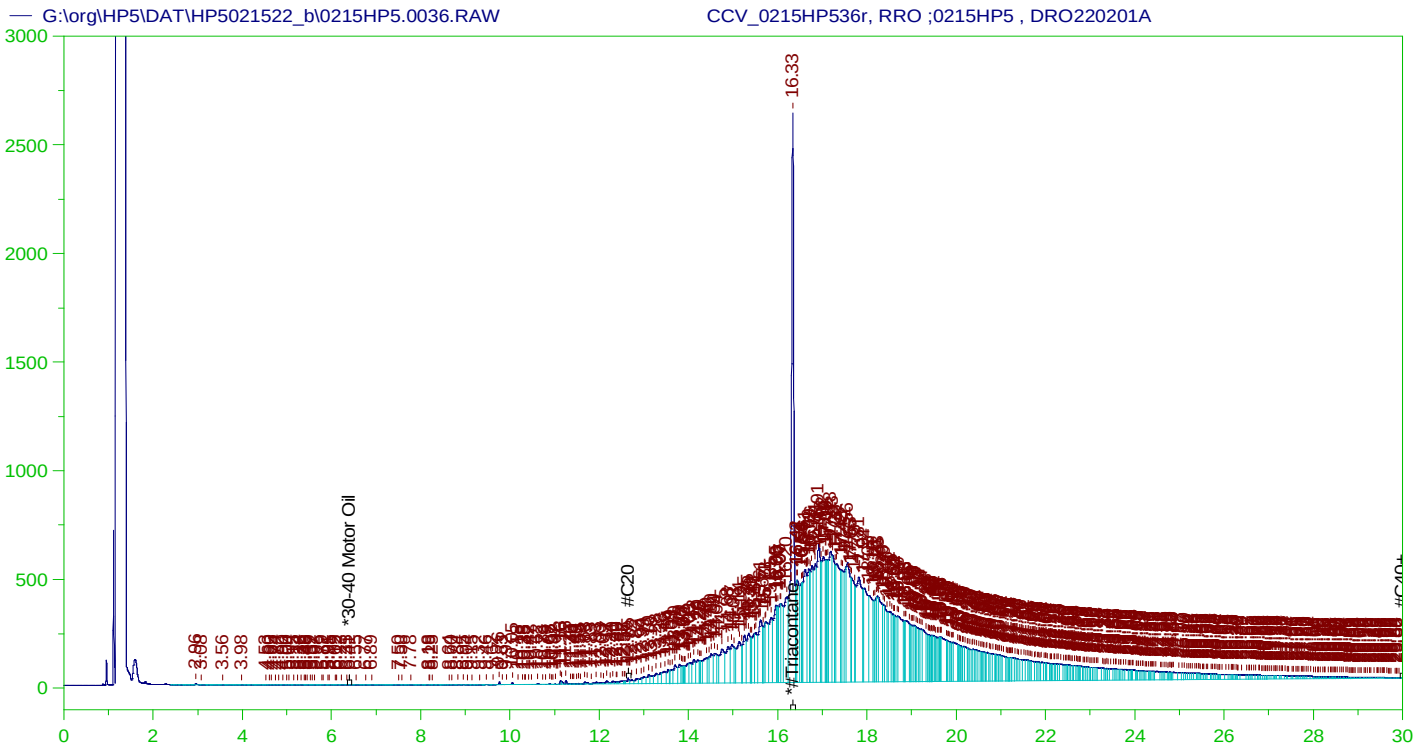

RESIDUAL RANGE ORGANICS CHROMATOGRAM
Sample Name: CCV_0215HP536r, RRO ;0215HP5 , DRO220201A
Raw File: G:\org\HP5\DAT\HP5021522_b\0215HP5.0036.RAW
Date & Time Acquired: 2/16/2022 11:20:37 AM
Method File: G:\Org\HP5\Methods\DC_ORO-BE-L%.MET
Calibration File: G:\Org\HP5\Cals\SW8015C_ORO220111BE.CAL
Sample Weight: 1 Dilution: 1 S.A.: 1

Mean RF for for ~~Residual~~ TEH(Oil Range) Organics Calculations: 26424.55
Rt range for ~~Residual~~ TEH(Oil Range) Organics: 12.61 to 30.05

SURROGATE COMPOUND	RT	ACTUAL	MEASURED	%REC	
*#Triacontane	16.333	500.	333.835	66.77	-

~~RRO~~ TEH(Oil Range) Area:1.404836E+08 ~~RRO~~ TEH(Oil Range) AMOUNT: 5316.405

CONTINUING CALIBRATION REPORT: G:\org\HP5\DAT\HP5021522_b\0215HP5.0036.RAW

COMPOUND	ACTUAL(NG)	MEASURED(NG)	%RECOVERY	LIMITS
*30-40 Motor Oil	5000.	.035	.	75-125

SURROGATE COMPOUND	RT	ACTUAL	MEASURED	%REC	LIMITS
*#Triacontane	16.333	200.	333.835	166.92	75-125

AMN 02/18/2022

G:\Org\HP5\DAT\HP5021522_b\Review\036_CCV_0215HP536r_DC_ORO-BE-L%.xls

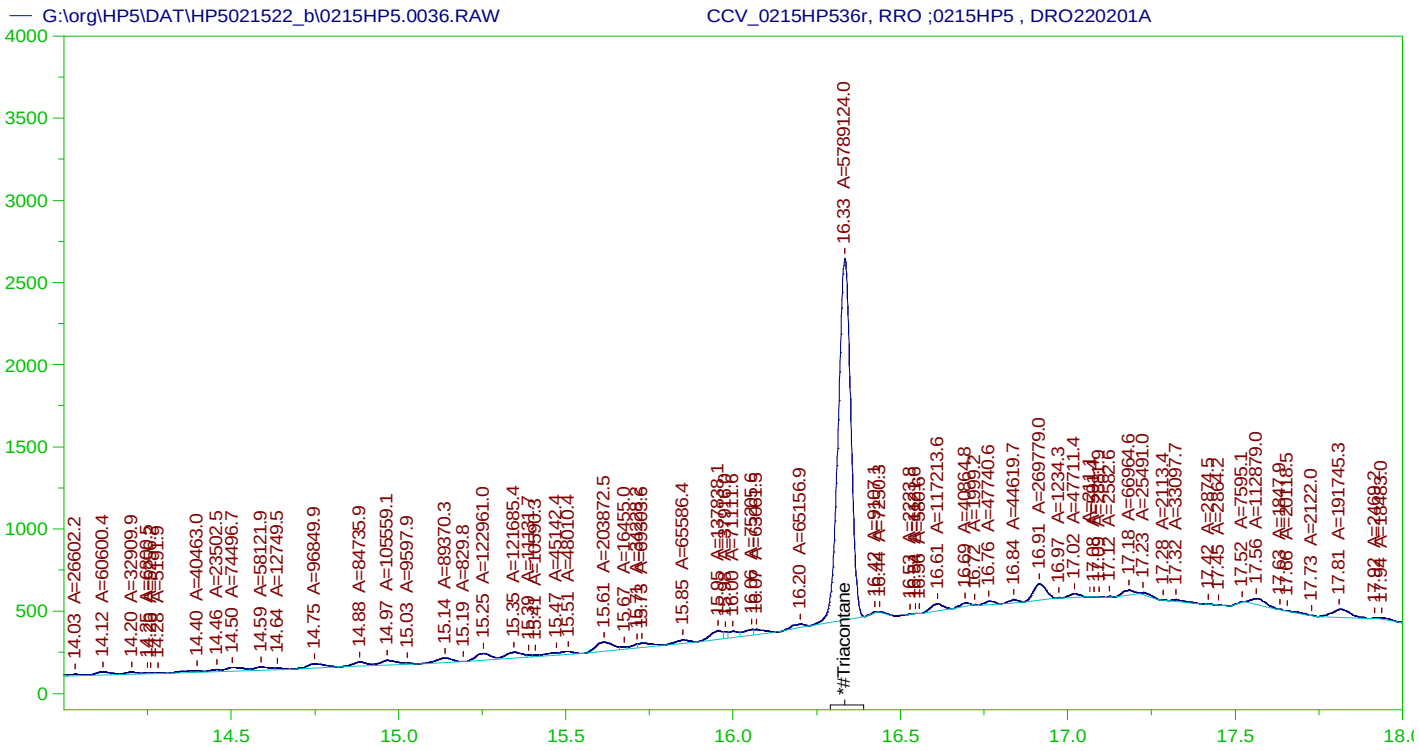

RESIDUAL RANGE ORGANICS CHROMATOGRAM

Sample Name: CCV_0215HP536r, RRO ;0215HP5 , DRO220201A
Raw File: G:\org\HP5\DAT\HP5021522_b\0215HP5.0036.RAW
Date & Time Acquired: 2/16/2022 11:20:37 AM
Method File: G:\Org\HP5\Methods\DS_ORO-BE-L%.MET
Calibration File: G:\Org\HP5\Cals\SW8015C_ORO220111BE.CAL
Sample Weight: 1 Dilution: 1 S.A.: 1

Mean RF for for Residual Range Organics Calculations: 26424.55
Rt range for Residual Range Organics: 12.61 to 30.05

SURROGATE COMPOUND	RT	ACTUAL	MEASURED	%REC	
*#Triacontane	16.333	500.	195.34	39.07	-

RRO Area:3682178 RRO AMOUNT: 139.3468

CONTINUING CALIBRATION REPORT: G:\org\HP5\DAT\HP5021522_b\0215HP5.0036.RAW

COMPOUND	ACTUAL(NG)	MEASURED(NG)	%RECOVERY	LIMITS
*30-40 Motor Oil	5000.	.035	.	75-125

SURROGATE COMPOUND	RT	ACTUAL	MEASURED	%REC	LIMITS
*#Triacontane	16.333	200.	195.34	97.67	75-125

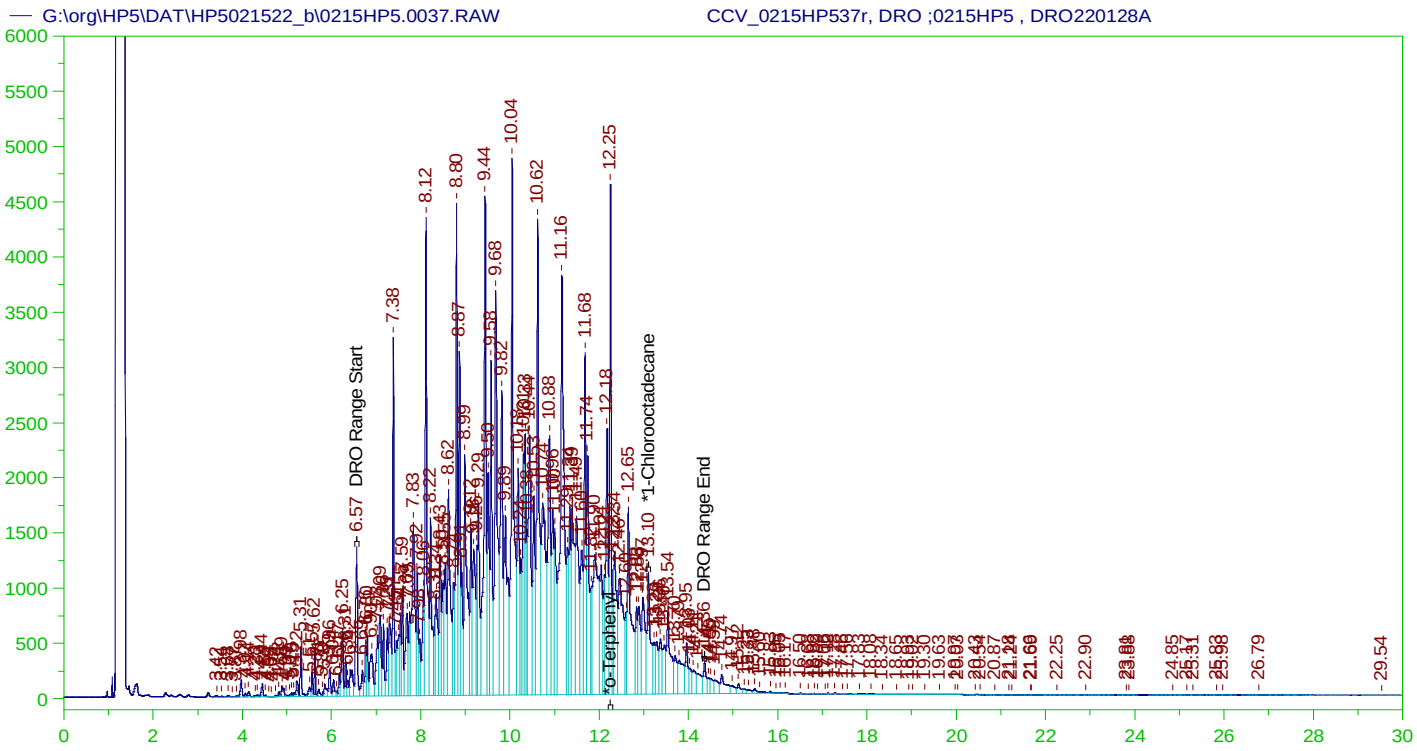

DIESEL RANGE ORGANICS CHROMATOGRAM REPORT
Sample Name: CCV_0215HP537r, DRO ;0215HP5 , DRO220128A
Raw File: G:\org\HP5\DAT\HP5021522_b\0215HP5.0037.RAW
Date & Time Acquired: 2/16/2022 12:03:21 PM
Method File: G:\Org\HP5\Methods\DC_8015-C24-JEb-L%.met
Calibration File: G:\Org\HP5\Cals\SW8015C_DRO220111JEb-C24.CAL
Sample Weight: 1 Dilution: 1 S.A.: 1

Mean RF for TEH: 32675.36
Rt range for Diesel Range Organics: 6.52 to 14.41

SURROGATE COMPOUND	RT	ACTUAL	MEASURED	%REC	
*o-Terphenyl	12.251	200.	308.255	154.13	-
*1-Chlorooctadecane	13.1	200.	150.52	75.26	-

DRO Area:4.726423E+08 DRO Amount: 14464.79
TEH Area:4.89131E+08 TEH Amount: 14969.41

CONTINUING CALIBRATION REPORT: G:\org\HP5\DAT\HP5021522_b\0215HP5.0037.RAW

COMPOUND	ACTUAL(NG)	MEASURED(NG)	%RECOVERY	LIMITS
TOTAL DRO	15000.	14969.41	99.8	85-115

SURROGATE COMPOUND	RT	ACTUAL	MEASURED	%REC	LIMITS
*o-Terphenyl	12.251	200.	308.255	154.13	85-115
*1-Chlorooctadecane	13.1	200.	150.52	75.26	85-115

G:\Org\HP5\DAT\HP5021522_b\Review\037_CCV_0215HP537r_DC_8015-C24-JEb-L%.xls

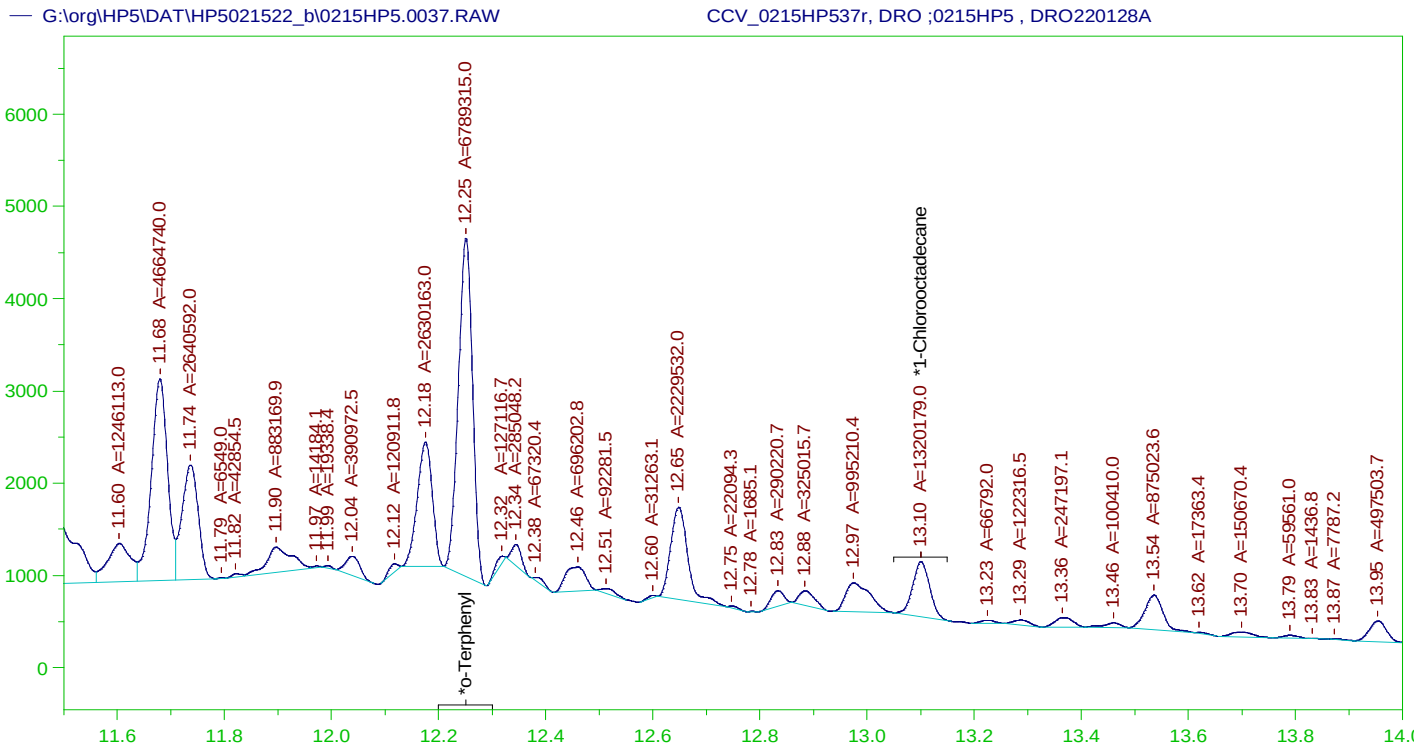

DIESEL RANGE ORGANICS CHROMATOGRAM REPORT
Sample Name: CCV_0215HP537r, DRO ;0215HP5 , DRO220128A
Raw File: G:\org\HP5\DAT\HP5021522_b\0215HP5.0037.RAW
Date & Time Acquired: 2/16/2022 12:03:21 PM
Method File: G:\Org\HP5\Methods\DS_8015-C24-JEb-L#.met
Calibration File: G:\Org\HP5\Cals\SW8015C_DRO220111JEb-C24.CAL
Sample Weight: 1 Dilution: 1 S.A.: 1

Mean RF for TEH: 32675.36
Rt range for Diesel Range Organics: 6.52 to 14.41

SURROGATE COMPOUND	RT	ACTUAL	MEASURED	%REC	
*o-Terphenyl	12.251	200.	184.203	92.1	-
*1-Chlorooctadecane	13.1	200.	35.818	17.91	-

DRO Area:2.441834E+08 DRO Amount: 7473.015
TEH Area:2.549449E+08 TEH Amount: 7802.36

CONTINUING CALIBRATION REPORT: G:\org\HP5\DAT\HP5021522_b\0215HP5.0037.RAW

COMPOUND	ACTUAL(NG)	MEASURED(NG)	%RECOVERY	LIMITS
TOTAL DRO	15000.	7802.36	52.02	85-115

SURROGATE COMPOUND	RT	ACTUAL	MEASURED	%REC	LIMITS
*o-Terphenyl	12.251	200.	184.203	92.1	85-115
*1-Chlorooctadecane	13.1	200.	35.818	17.91	85-115

G:\Org\HP5\DAT\HP5021522_b\Review\037_CCV_0215HP537r_DS_8015-C24-JEb-L#.xls

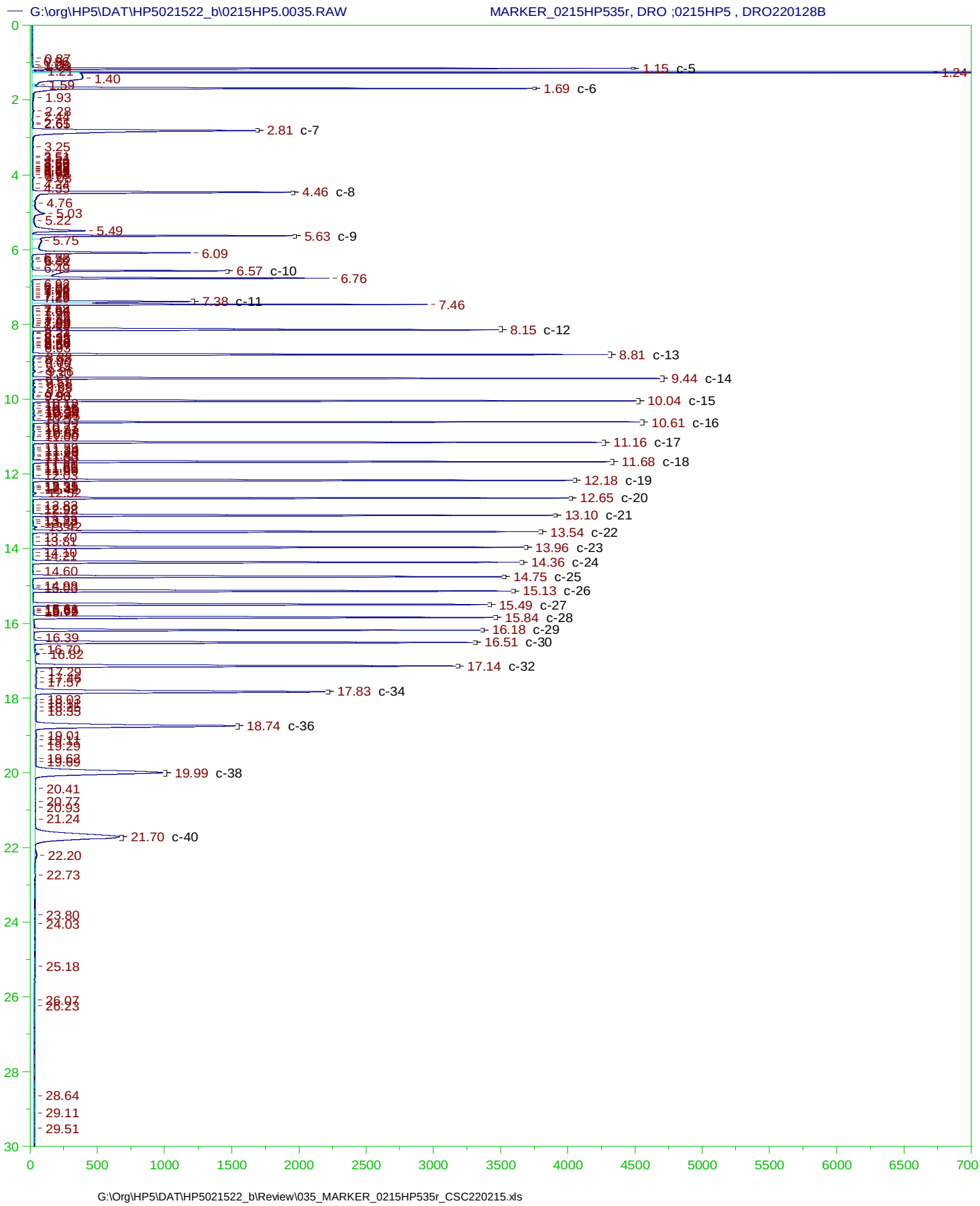
G:\org\HP5\DAT\HP5021522_b\0215HP5.0035.RAW
MARKER_0215HP535r, DRO ;0215HP5 , DRO220128B
1.15 c-5
1.24
1.40
1.69 c-6
1.93
2.81 c-7
3.25
4.46 c-8
4.76
5.03
5.22
5.49
5.63 c-9
5.75
6.09
6.57 c-10
6.76
7.38 c-11
7.46
8.15 c-12
8.81 c-13
9.44 c-14
10.04 c-15
10.61 c-16
11.16 c-17
11.68 c-18
12.18 c-19
12.65 c-20
13.10 c-21
13.54 c-22
13.96 c-23
14.36 c-24
14.60
14.75 c-25
15.13 c-26
15.49 c-27
15.84 c-28
16.18 c-29
16.39
16.51 c-30
16.70
16.82
17.14 c-32
17.29
17.46
17.57
17.83 c-34
18.03
18.25
18.55
18.74 c-36
19.01
19.14
19.29
19.63
19.99 c-38
20.41
20.77
20.93
21.24
21.70 c-40
22.20
22.73
23.80
24.03
25.18
26.07
26.23
28.64
29.11
29.51
0
500
1000
1500
2000
2500
3000
3500
4000
4500
5000
5500
6000
6500
700
G:\Org\HP5\DAT\HP5021522_b\Review\035_MARKER_0215HP535r_CSC220215.xls

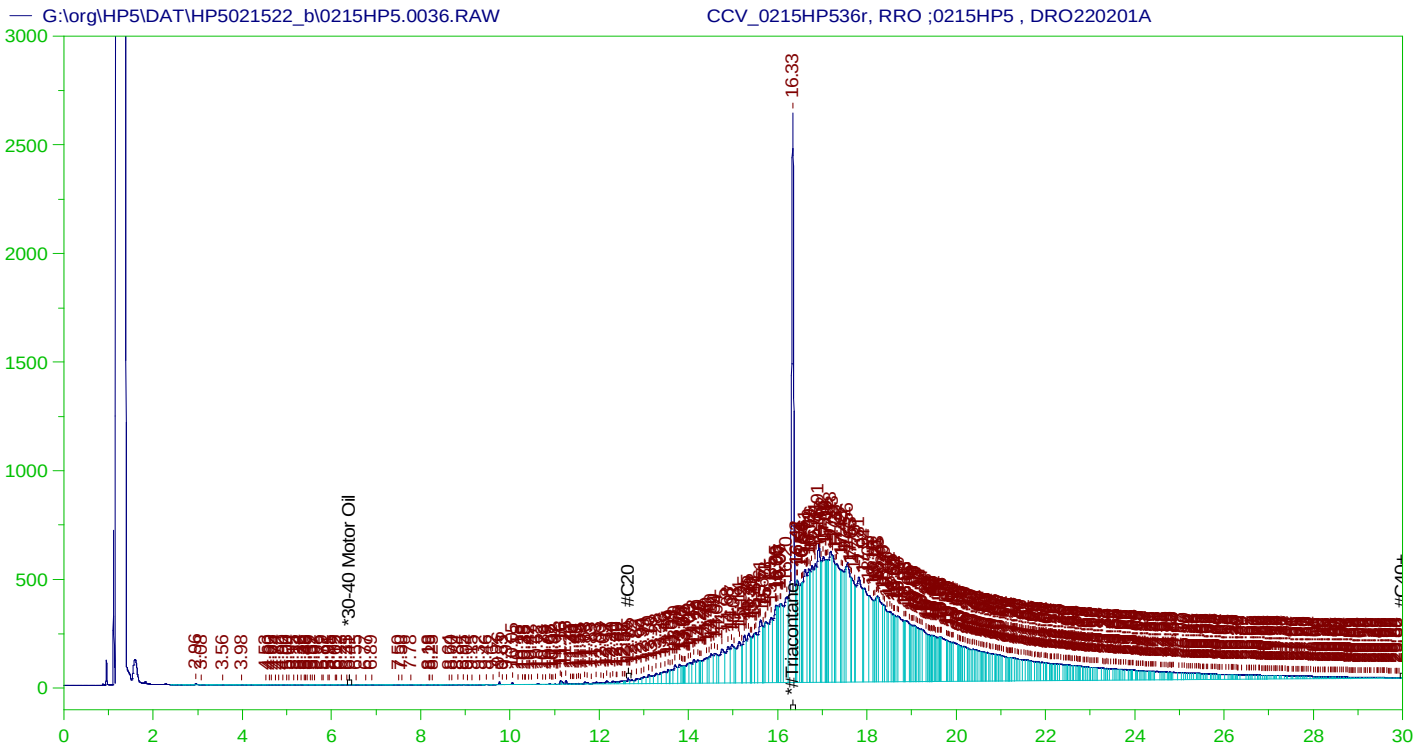

RESIDUAL RANGE ORGANICS CHROMATOGRAM
Sample Name: CCV_0215HP536r, RRO ;0215HP5 , DRO220201A
Raw File: G:\org\HP5\DAT\HP5021522_b\0215HP5.0036.RAW
Date & Time Acquired: 2/16/2022 11:20:37 AM
Method File: G:\Org\HP5\Methods\DC_ORO-BE-L%.MET
Calibration File: G:\Org\HP5\Cals\SW8015C_ORO220111BE.CAL
Sample Weight: 1 Dilution: 1 S.A.: 1

Mean RF for for ~~Residual~~ TEH(Oil Range) Organics Calculations: 26424.55
Rt range for ~~Residual~~ TEH(Oil Range) Organics: 12.61 to 30.05

SURROGATE COMPOUND	RT	ACTUAL	MEASURED	%REC	
*#Triacontane	16.333	500.	333.835	66.77	-

~~RRO~~ TEH(Oil Range) Area:1.404836E+08 ~~RRO~~ TEH(Oil Range) AMOUNT: 5316.405

CONTINUING CALIBRATION REPORT: G:\org\HP5\DAT\HP5021522_b\0215HP5.0036.RAW

COMPOUND	ACTUAL(NG)	MEASURED(NG)	%RECOVERY	LIMITS
*30-40 Motor Oil	5000.	.035	.	75-125

SURROGATE COMPOUND	RT	ACTUAL	MEASURED	%REC	LIMITS
*#Triacontane	16.333	200.	333.835	166.92	75-125

AMN 02/18/2022

G:\Org\HP5\DAT\HP5021522_b\Review\036_CCV_0215HP536r_DC_ORO-BE-L%.xls

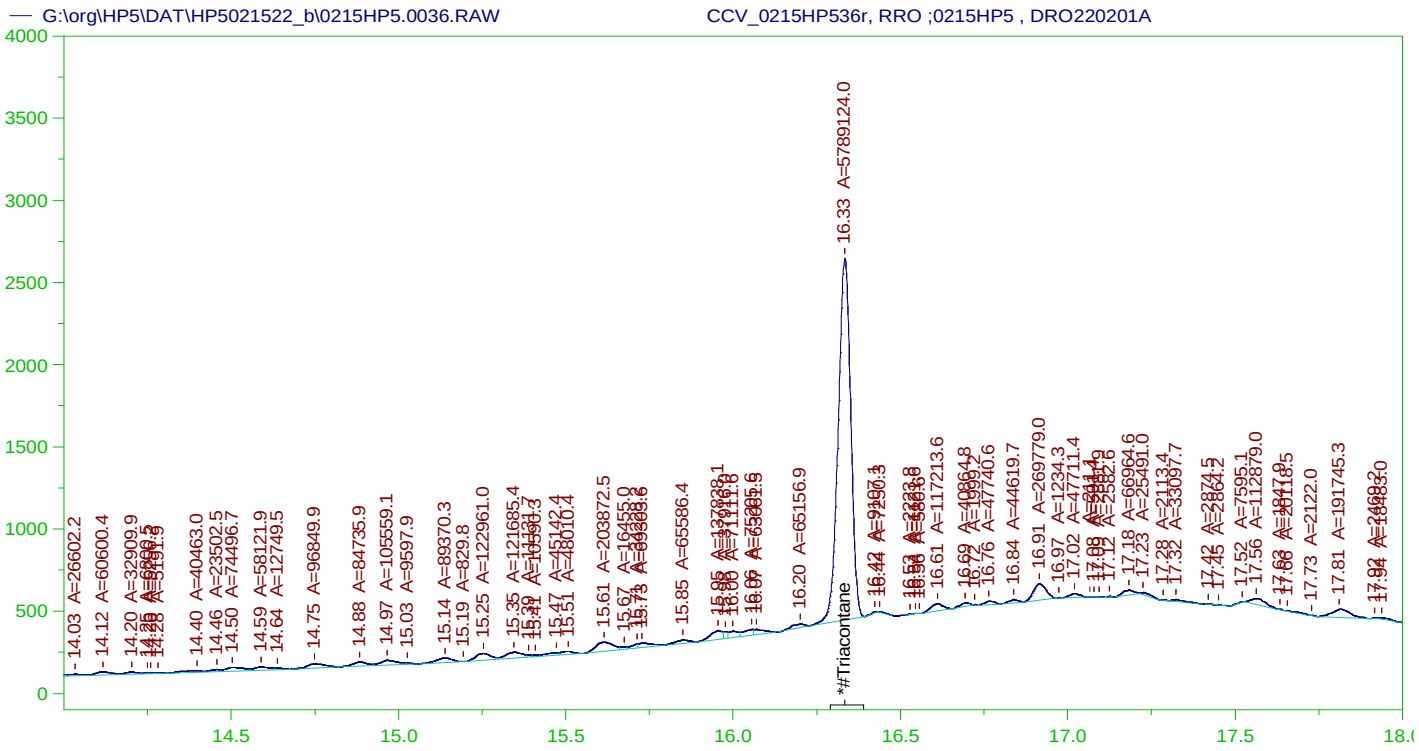

RESIDUAL RANGE ORGANICS CHROMATOGRAM

Sample Name: CCV_0215HP536r, RRO ;0215HP5 , DRO220201A
Raw File: G:\org\HP5\DAT\HP5021522_b\0215HP5.0036.RAW
Date & Time Acquired: 2/16/2022 11:20:37 AM
Method File: G:\Org\HP5\Methods\DS_ORO-BE-L%.MET
Calibration File: G:\Org\HP5\Cals\SW8015C_ORO220111BE.CAL
Sample Weight: 1 Dilution: 1 S.A.: 1

Mean RF for for Residual Range Organics Calculations: 26424.55
Rt range for Residual Range Organics: 12.61 to 30.05

SURROGATE COMPOUND	RT	ACTUAL	MEASURED	%REC	
*#Triacontane	16.333	500.	195.34	39.07	-

RRO Area:3682178 RRO AMOUNT: 139.3468

CONTINUING CALIBRATION REPORT: G:\org\HP5\DAT\HP5021522_b\0215HP5.0036.RAW

COMPOUND	ACTUAL(NG)	MEASURED(NG)	%RECOVERY	LIMITS
*30-40 Motor Oil	5000.	.035	.	75-125

SURROGATE COMPOUND	RT	ACTUAL	MEASURED	%REC	LIMITS
*#Triacontane	16.333	200.	195.34	97.67	75-125

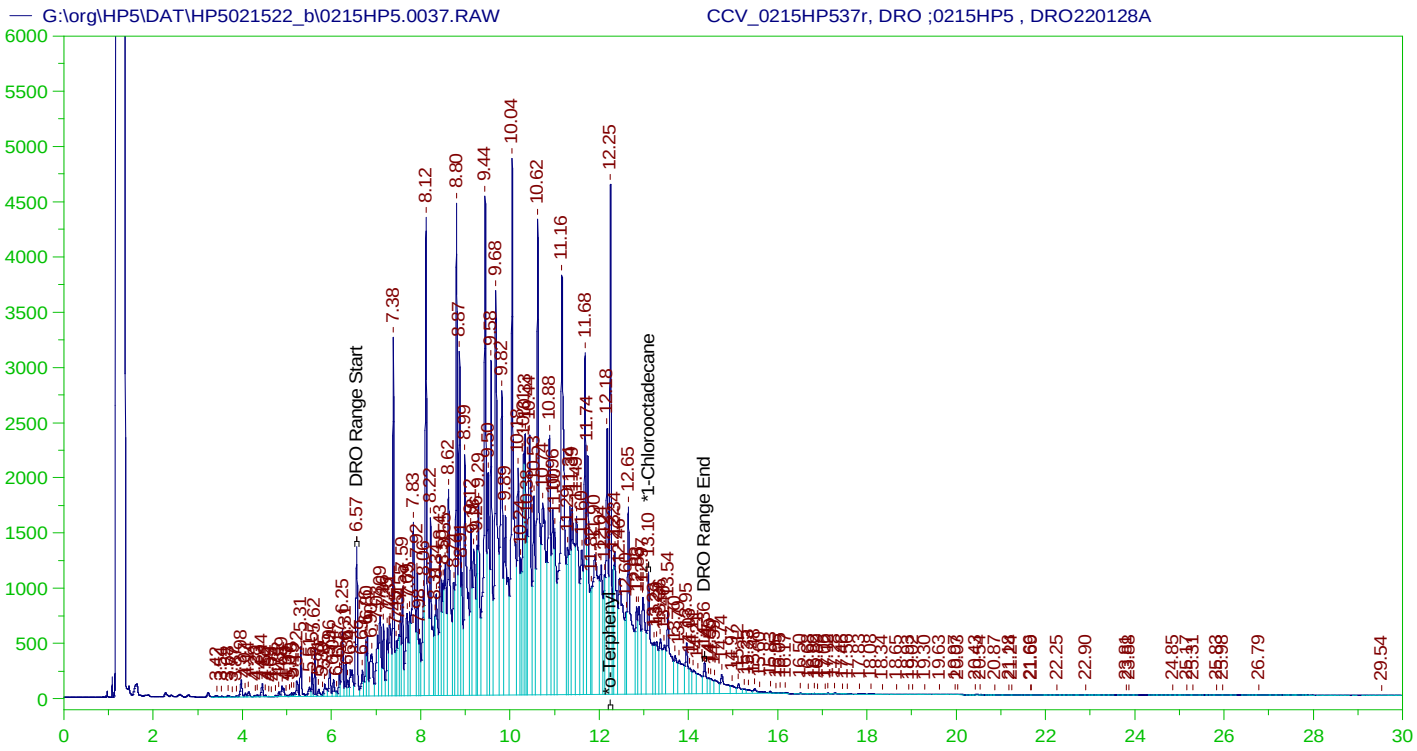

DIESEL RANGE ORGANICS CHROMATOGRAM REPORT
Sample Name: CCV_0215HP537r, DRO ;0215HP5 , DRO220128A
Raw File: G:\org\HP5\DAT\HP5021522_b\0215HP5.0037.RAW
Date & Time Acquired: 2/16/2022 12:03:21 PM
Method File: G:\Org\HP5\Methods\DC_8015-C24-JEb-L%.met
Calibration File: G:\Org\HP5\Cals\SW8015C_DRO220111JEb-C24.CAL
Sample Weight: 1 Dilution: 1 S.A.: 1

Mean RF for TEH: 32675.36
Rt range for Diesel Range Organics: 6.52 to 14.41

SURROGATE COMPOUND	RT	ACTUAL	MEASURED	%REC	
*o-Terphenyl	12.251	200.	308.255	154.13	-
*1-Chlorooctadecane	13.1	200.	150.52	75.26	-

DRO Area:4.726423E+08 DRO Amount: 14464.79
TEH Area:4.89131E+08 TEH Amount: 14969.41

CONTINUING CALIBRATION REPORT: G:\org\HP5\DAT\HP5021522_b\0215HP5.0037.RAW

COMPOUND	ACTUAL(NG)	MEASURED(NG)	%RECOVERY	LIMITS
TOTAL DRO	15000.	14969.41	99.8	85-115

SURROGATE COMPOUND	RT	ACTUAL	MEASURED	%REC	LIMITS
*o-Terphenyl	12.251	200.	308.255	154.13	85-115
*1-Chlorooctadecane	13.1	200.	150.52	75.26	85-115

G:\Org\HP5\DAT\HP5021522_b\Review\037_CCV_0215HP537r_DC_8015-C24-JEb-L%.xls

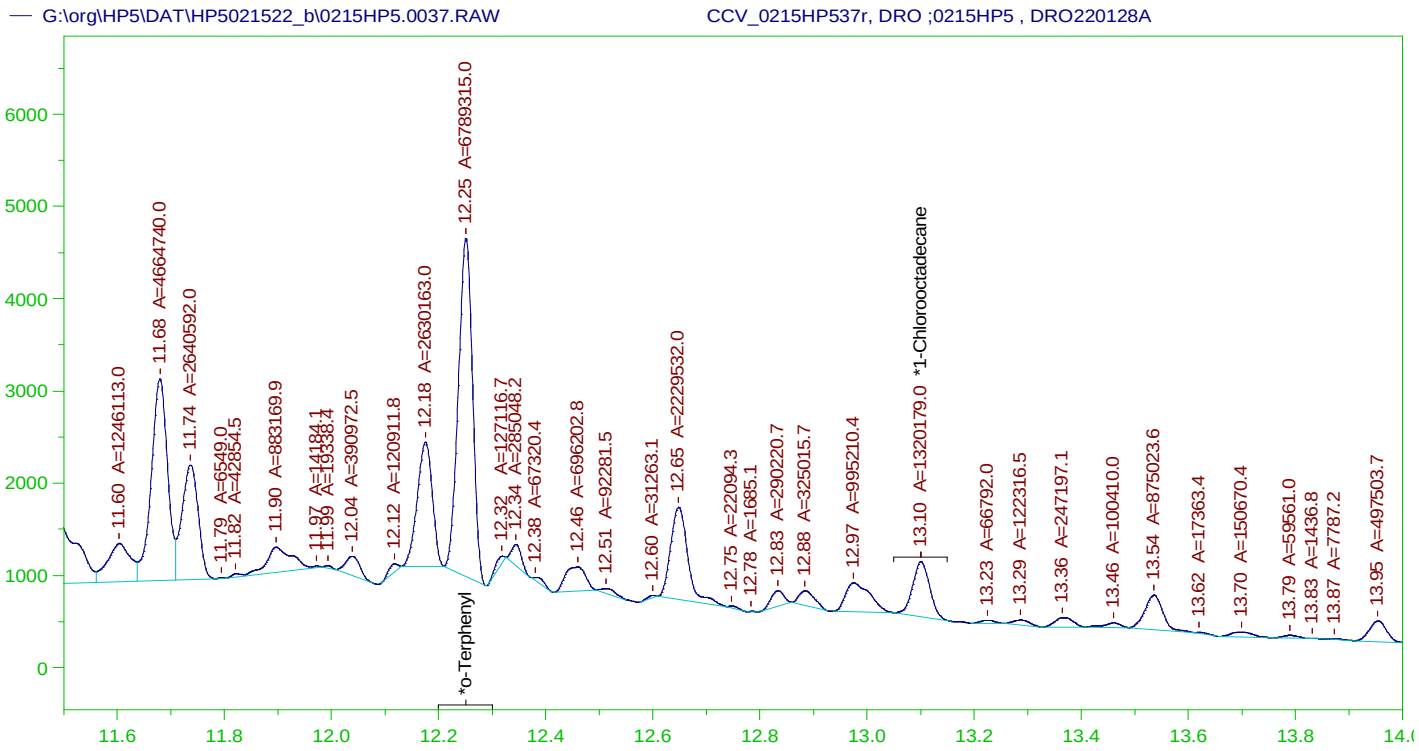

DIESEL RANGE ORGANICS CHROMATOGRAM REPORT
Sample Name: CCV_0215HP537r, DRO ;0215HP5 , DRO220128A
Raw File: G:\org\HP5\DAT\HP5021522_b\0215HP5.0037.RAW
Date & Time Acquired: 2/16/2022 12:03:21 PM
Method File: G:\Org\HP5\Methods\DS_8015-C24-JEb-L#.met
Calibration File: G:\Org\HP5\Cals\SW8015C_DRO220111JEb-C24.CAL
Sample Weight: 1 Dilution: 1 S.A.: 1

Mean RF for TEH: 32675.36
Rt range for Diesel Range Organics: 6.52 to 14.41

SURROGATE COMPOUND	RT	ACTUAL	MEASURED	%REC	
*o-Terphenyl	12.251	200.	184.203	92.1	-
*1-Chlorooctadecane	13.1	200.	35.818	17.91	-

DRO Area:2.441834E+08 DRO Amount: 7473.015
TEH Area:2.549449E+08 TEH Amount: 7802.36

CONTINUING CALIBRATION REPORT: G:\org\HP5\DAT\HP5021522_b\0215HP5.0037.RAW

COMPOUND	ACTUAL(NG)	MEASURED(NG)	%RECOVERY	LIMITS
TOTAL DRO	15000.	7802.36	52.02	85-115

SURROGATE COMPOUND	RT	ACTUAL	MEASURED	%REC	LIMITS
*o-Terphenyl	12.251	200.	184.203	92.1	85-115
*1-Chlorooctadecane	13.1	200.	35.818	17.91	85-115

G:\Org\HP5\DAT\HP5021522_b\Review\037_CCV_0215HP537r_DS_8015-C24-JEb-L#.xls

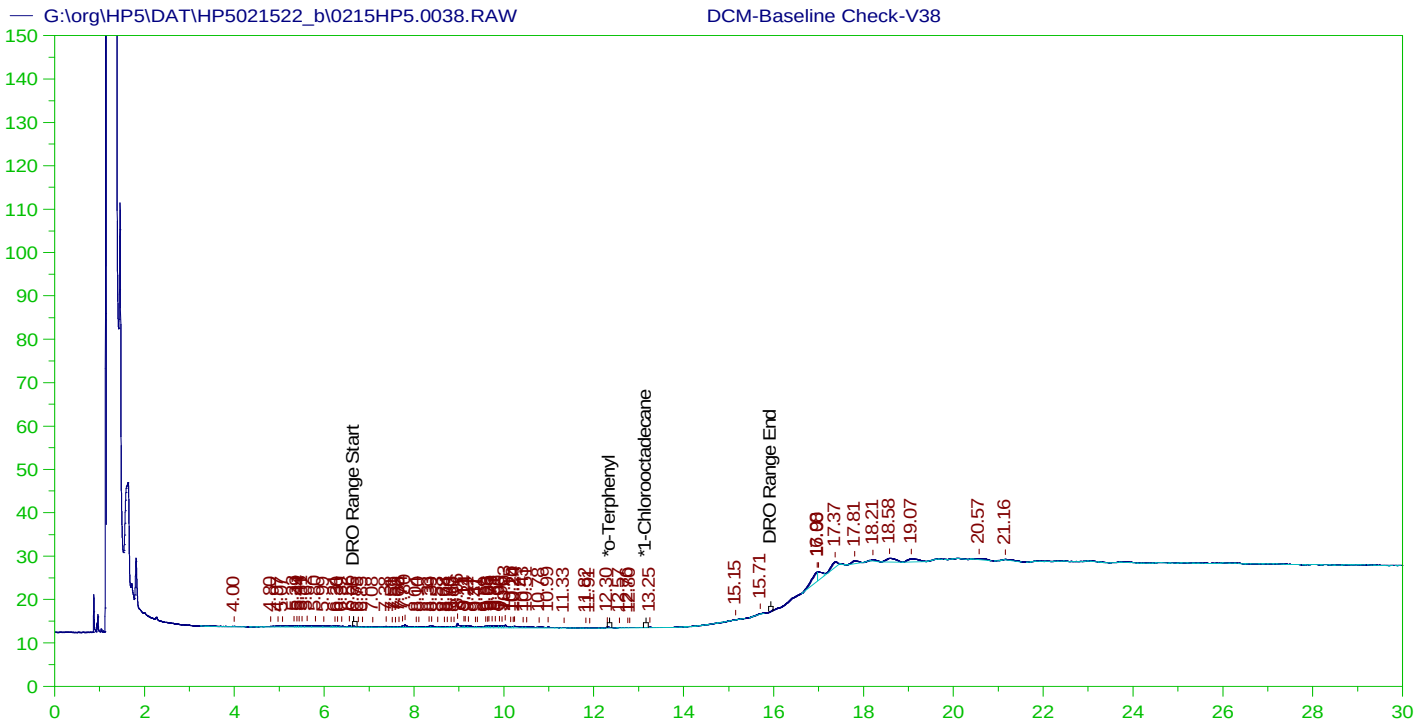

DIESEL RANGE ORGANICS CHROMATOGRAM REPORT
Sample Name: DCM-Baseline Check-V38
Raw File: G:\org\HP5\DAT\HP5021522_b\0215HP5.0038.RAW
Date & Time Acquired: 2/16/2022 12:46:01 PM
Method File: G:\Org\HP5\Methods\DR_8015-JA-LEXP.met
Calibration File: G:\Org\HP5\Cals\SW8015C_DRO220111JA.CAL
Sample Weight: 1 Dilution: 1 S.A.: 1

Mean RF for TEH: 32675.36
Rt range for Diesel Range Organics: 6.63 to 15.99

SURROGATE COMPOUND	RT	ACTUAL	MEASURED		%REC
*o-Terphenyl	29.93	200.	.	.	-
*1-Chlorooctadecane	29.93	200.	.	.	-

DRO Area:87362.3 DRO Amount: 2.673645
TEH Area:216466 TEH Amount: 6.624748

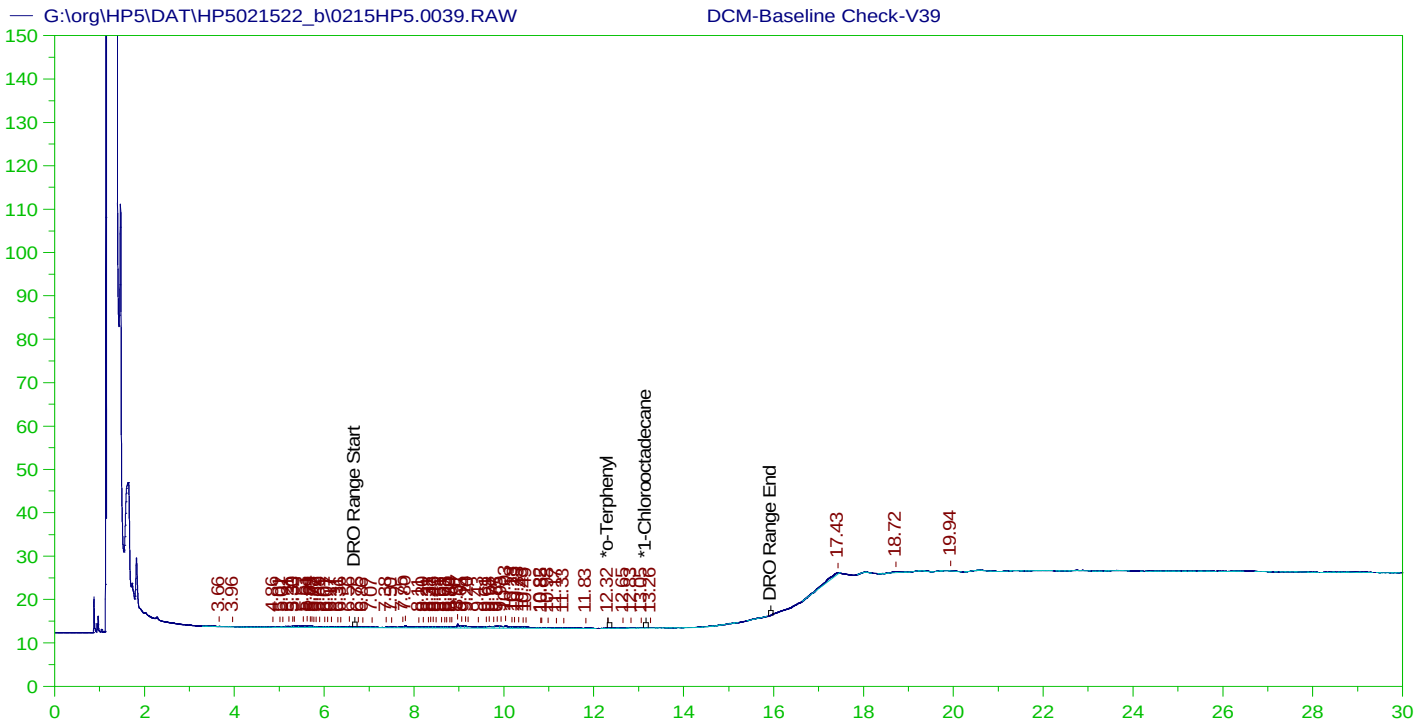

DIESEL RANGE ORGANICS CHROMATOGRAM REPORT
Sample Name: DCM-Baseline Check-V39
Raw File: G:\org\HP5\DAT\HP5021522_b\0215HP5.0039.RAW
Date & Time Acquired: 2/16/2022 1:29:02 PM
Method File: G:\Org\HP5\Methods\DR_8015-JA-LEXP.met
Calibration File: G:\Org\HP5\Cals\SW8015C_DRO220111JA.CAL
Sample Weight: 1 Dilution: 1 S.A.: 1

Mean RF for TEH: 32675.36
Rt range for Diesel Range Organics: 6.63 to 15.99

SURROGATE COMPOUND	RT	ACTUAL	MEASURED	%REC	
*o-Terphenyl	12.315	200.	.036	.02	-
*1-Chlorooctadecane	29.868	200.	.	.	-

DRO Area:79034.05 DRO Amount: 2.418766
TEH Area:136178.5 TEH Amount: 4.167621

Batch ID: 163748

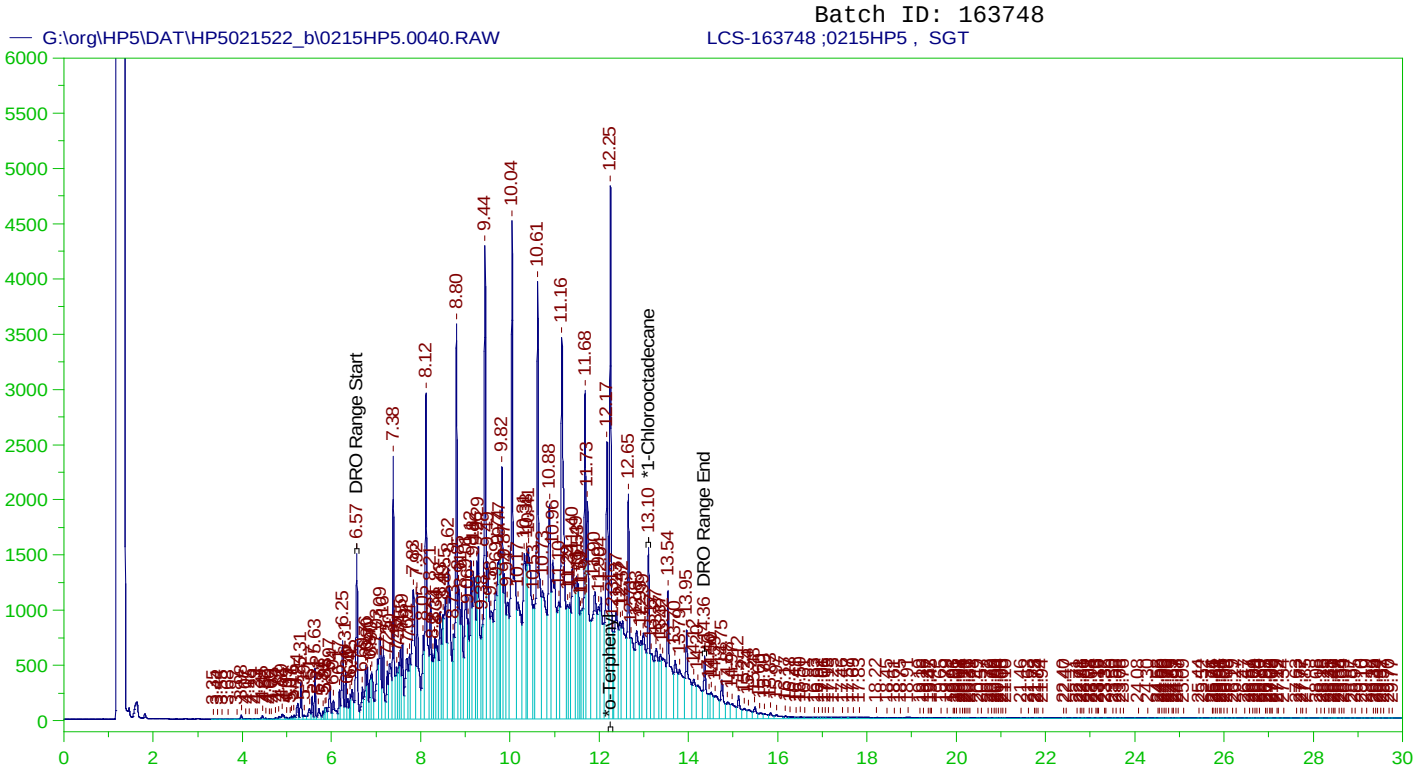

DIESEL RANGE ORGANICS CHROMATOGRAM REPORT
Sample Name: LCS-163748 ;0215HP5 , SGT
Raw File: G:\org\HP5\DAT\HP5021522_b\0215HP5.0040.RAW
Date & Time Acquired: 2/16/2022 2:12:10 PM
Method File: G:\Org\HP5\Methods\D3_8015-021540-JEb-L%.met
Calibration File: G:\Org\HP5\Cals\SW8015C_DRO220111JEb-C24.CAL
Sample Weight: 1000 Dilution: 1 S.A.: 1

Mean RF for TEH: 32675.36
Rt range for Diesel Range Organics: 6.52 to 14.41

SURROGATE COMPOUND	RT	ACTUAL	MEASURED	%REC	
*o-Terphenyl	12.25	.2	.338	168.78	-
*1-Chlorooctadecane	13.101	.2	.149	74.7	-

DRO Area:4.168957E+08 DRO Amount: 12.75872
TEH Area:4.417582E+08 TEH Amount: 13.51961

Batch ID: 163748

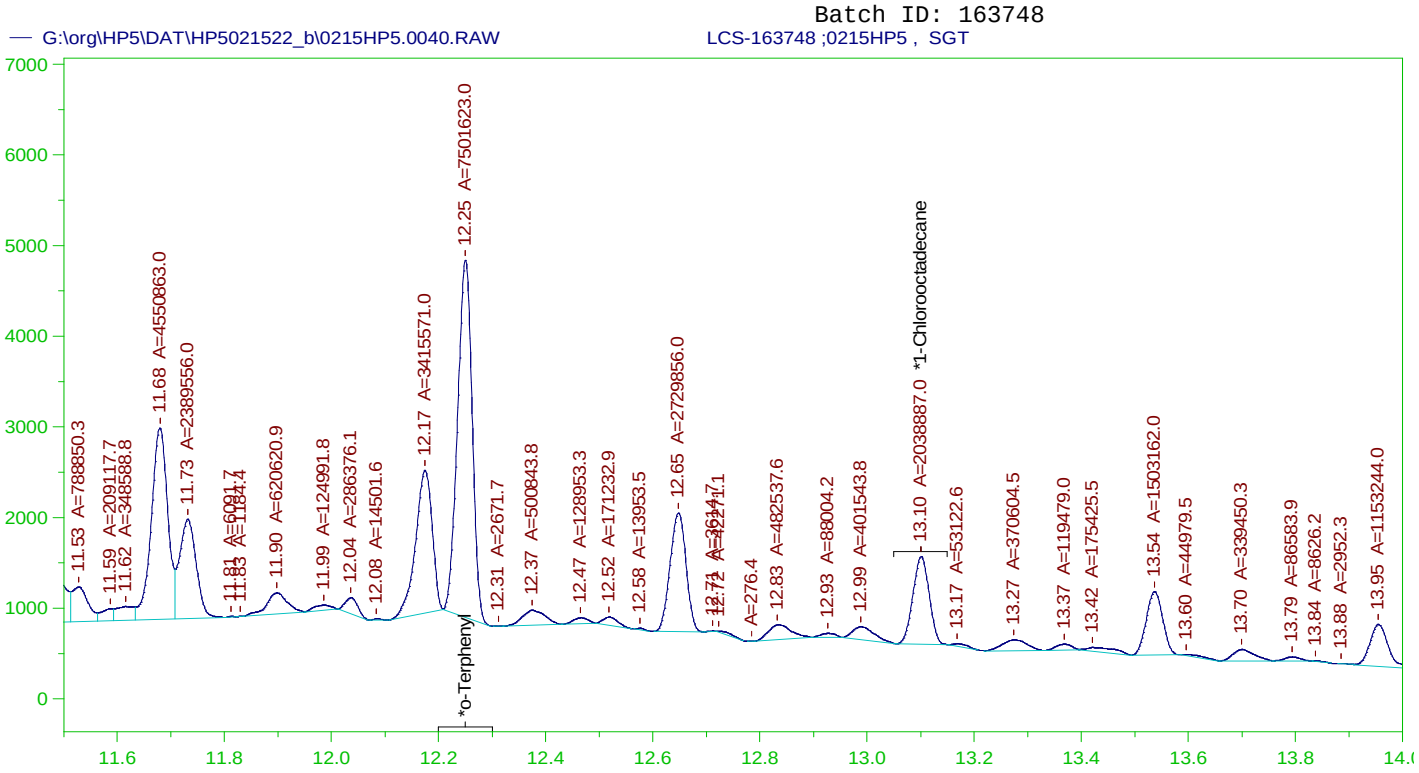

DIESEL RANGE ORGANICS CHROMATOGRAM REPORT
Sample Name: LCS-163748 ;0215HP5 , SGT
Raw File: G:\org\HP5\DAT\HP5021522_b\0215HP5.0040.RAW
Date & Time Acquired: 2/16/2022 2:12:10 PM
Method File: G:\Org\HP5\Methods\DS_8015-C24-JEb-L#.met
Calibration File: G:\Org\HP5\Cals\SW8015C_DRO220111JEb-C24.CAL
Sample Weight: 1000 Dilution: 1 S.A.: 1

Mean RF for TEH: 32675.36
Rt range for Diesel Range Organics: 6.52 to 14.41

SURROGATE COMPOUND	RT	ACTUAL	MEASURED	%REC	
*o-Terphenyl	12.25	.2	.204	101.76	-
*1-Chlorooctadecane	13.101	.2	.055	27.66	-

DRO Area:1.894617E+08 DRO Amount: 5.798304
TEH Area:1.999649E+08 TEH Amount: 6.119746

Batch ID: 163748

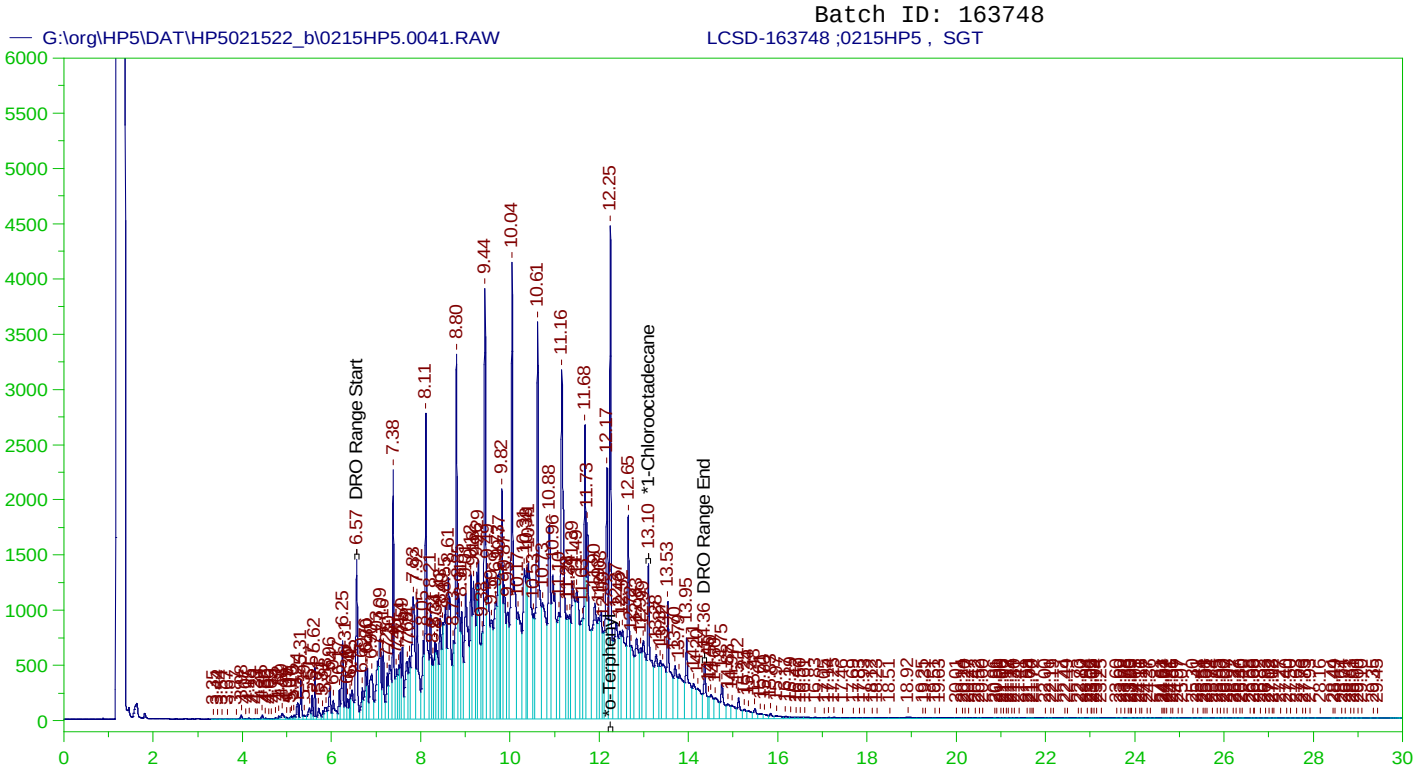

DIESEL RANGE ORGANICS CHROMATOGRAM REPORT
Sample Name: LCSD-163748 ;0215HP5 , SGT
Raw File: G:\org\HP5\DAT\HP5021522_b\0215HP5.0041.RAW
Date & Time Acquired: 2/16/2022 2:54:46 PM
Method File: G:\Org\HP5\Methods\D3_8015-C24-JEb-L%.met
Calibration File: G:\Org\HP5\Cals\SW8015C_DRO220111JEb-C24.CAL
Sample Weight: 1000 Dilution: 1 S.A.: 1

Mean RF for TEH: 32675.36
Rt range for Diesel Range Organics: 6.52 to 14.41

SURROGATE COMPOUND	RT	ACTUAL	MEASURED	%REC	
*o-Terphenyl	12.247	.2	.312	156.16	-
*1-Chlorooctadecane	13.099	.2	.186	92.9	-

DRO Area:3.808281E+08 DRO Amount: 11.6549
TEH Area:4.045568E+08 TEH Amount: 12.3811

Batch ID: 163748

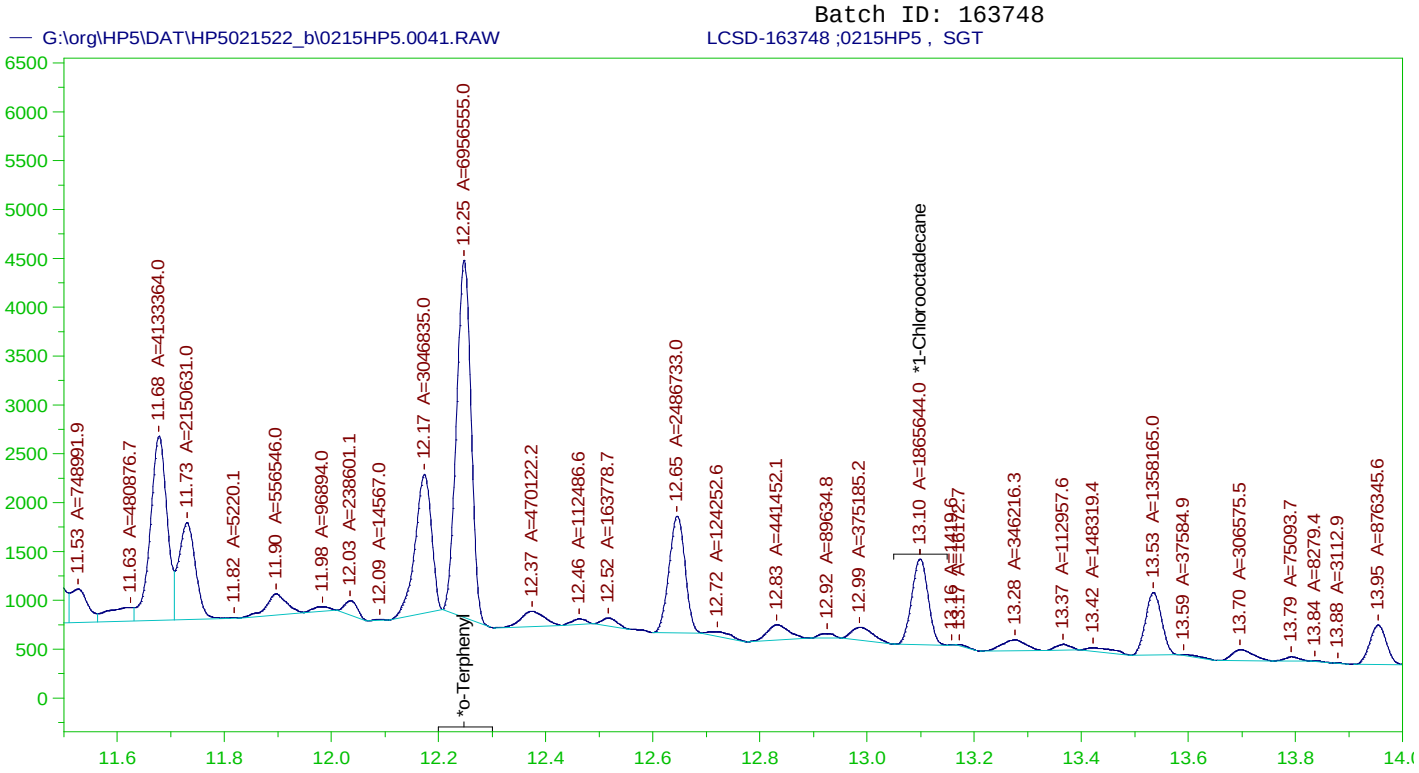

DIESEL RANGE ORGANICS CHROMATOGRAM REPORT
Sample Name: LCSD-163748 ;0215HP5 , SGT
Raw File: G:\org\HP5\DAT\HP5021522_b\0215HP5.0041.RAW
Date & Time Acquired: 2/16/2022 2:54:46 PM
Method File: G:\Org\HP5\Methods\DS_8015-C24-JEb-L#.met
Calibration File: G:\Org\HP5\Cals\SW8015C_DRO220111JEb-C24.CAL
Sample Weight: 1000 Dilution: 1 S.A.: 1

Mean RF for TEH: 32675.36
Rt range for Diesel Range Organics: 6.52 to 14.41

SURROGATE COMPOUND	RT	ACTUAL	MEASURED	%REC	
*o-Terphenyl	12.247	.2	.189	94.37	-
*1-Chlorooctadecane	13.099	.2	.051	25.31	-

DRO Area:1.75291E+08 DRO Amount: 5.364624
TEH Area:1.858709E+08 TEH Amount: 5.688413

Batch ID: 163748

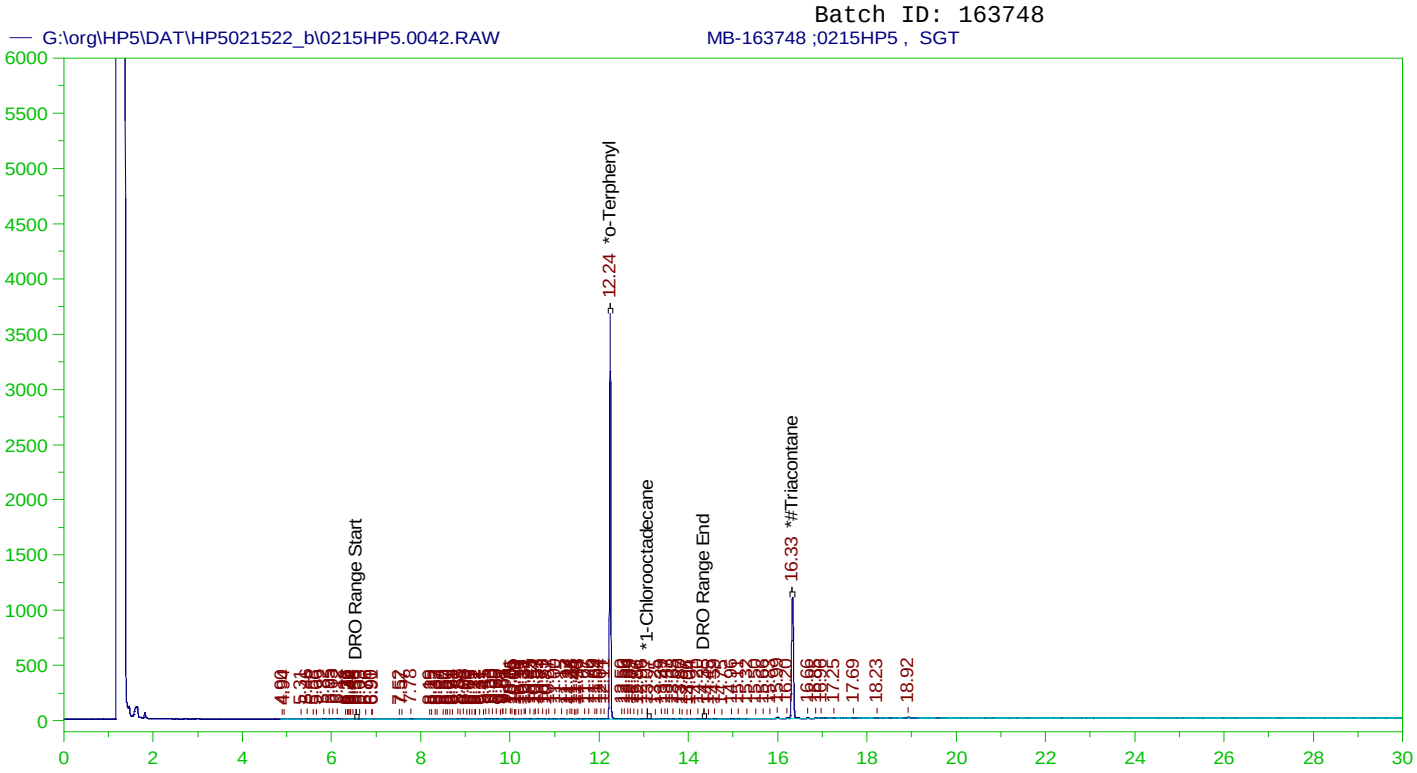

DIESEL RANGE ORGANICS CHROMATOGRAM REPORT
Sample Name: MB-163748 ;0215HP5 , SGT
Raw File: G:\org\HP5\DAT\HP5021522_b\0215HP5.0042.RAW
Date & Time Acquired: 2/16/2022 3:37:30 PM
Method File: G:\Org\HP5\Methods\DR_8015-C24Tb-JEb-L%.met
Calibration File: G:\Org\HP5\Cals\SW8015C_DRO220111JEb-C24-T.CAL
Sample Weight: 1000 Dilution: 1 S.A.: 1

Mean RF for TEH: 32675.36
Rt range for Diesel Range Organics: 6.52 to 14.41

SURROGATE COMPOUND	RT	ACTUAL	MEASURED	%REC	
*o-Terphenyl	12.243	.2	.197	98.74	-
*1-Chlorooctadecane	13.074	.2	.	.2	-
*#Triacontane	16.329	.2	.101	50.5	-

DRO Area:354511.5 DRO Amount: 0.0108495
TEH Area:611334.3 TEH Amount: 1.870934E-02

RESIDUAL RANGE ORGANICS CHROMATOGRAM
Sample Name: MB-163748 ;0215HP5 , SGT
Raw File: G:\org\HP5\DAT\HP5021522_b\0215HP5.0042.RAW
Date & Time Acquired: 2/16/2022 3:37:30 PM
Method File: G:\Org\HP5\Methods\DR_OROS-BEb-L%.MET
Calibration File: G:\Org\HP5\Cals\SW8015C_ORO220111BEb_SAMP.CAL
Sample Weight: 1000 Dilution: 1 S.A.: 1

Mean RF for for Residual Range Organics Calculations: 26424.55
Rt range for Residual Range Organics: 14.32 to 21.77

SURROGATE COMPOUND	RT	ACTUAL	MEASURED	%REC	
*#Triacontane	16.329	.5	.101	20.21	-

RRO Area:178422.5 RRO AMOUNT: 6.752147E-03

Batch ID: 163748

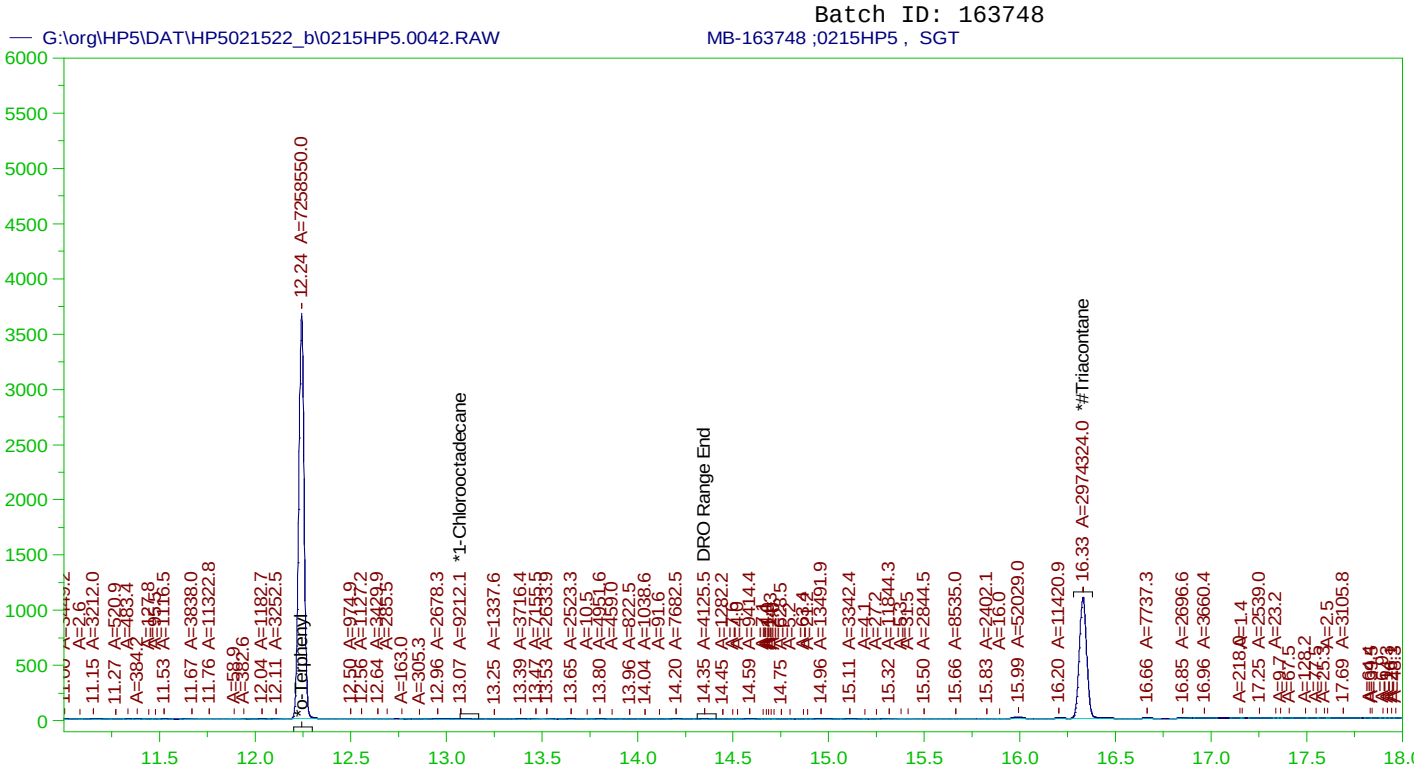

DIESEL RANGE ORGANICS CHROMATOGRAM REPORT
Sample Name: MB-163748 ;0215HP5 , SGT
Raw File: G:\org\HP5\DAT\HP5021522_b\0215HP5.0042.RAW
Date & Time Acquired: 2/16/2022 3:37:30 PM
Method File: G:\Org\HP5\Methods\DS_8015-C24T-JEb-L#.met
Calibration File: G:\Org\HP5\Cals\SW8015C_DRO220111JEb-C24-T.CAL
Sample Weight: 1000 Dilution: 1 S.A.: 1

Mean RF for TEH: 32675.36
Rt range for Diesel Range Organics: 6.52 to 14.41

SURROGATE COMPOUND	RT	ACTUAL	MEASURED	%REC	
*o-Terphenyl	12.243	.2	.197	98.47	-
*1-Chlorooctadecane	13.074	.2	.	.12	-
*#Triacontane	16.329	.2	.1	50.18	-

DRO Area:191846.4 DRO Amount: 5.871288E-03
TEH Area:454867.8 TEH Amount: 1.392082E-02

ERH2524 (OWDFMW07A) Batch ID: 163748

G:\org\HP5\DAT\HP5021522_b\0215HP5.0043.RAW B22020962-001D ;0215HP5 , $HC-8015-DRO-W, SGT

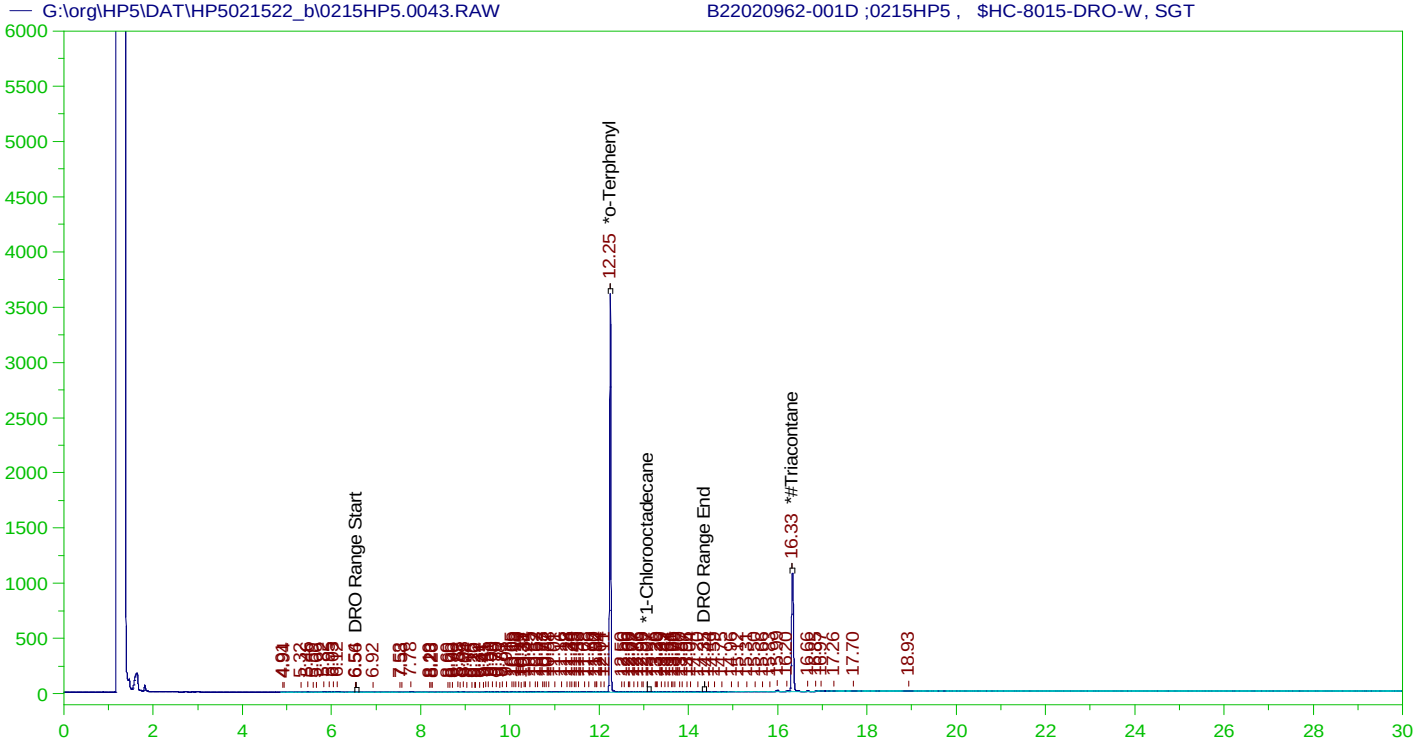

DIESEL RANGE ORGANICS CHROMATOGRAM REPORT

Sample Name: B22020962-001D ;0215HP5 , $HC-8015-DRO-W, SGT
Raw File: G:\org\HP5\DAT\HP5021522_b\0215HP5.0043.RAW
Date & Time Acquired: 2/16/2022 4:20:20 PM
Method File: G:\Org\HP5\Methods\DR_8015-C24Tb-JEb-L%.met
Calibration File: G:\Org\HP5\Cals\SW8015C_DRO220111JEb-C24-T.CAL
Sample Weight: 1050 Dilution: 1 S.A.: 1

Mean RF for TEH: 32675.36
Rt range for Diesel Range Organics: 6.52 to 14.41

SURROGATE COMPOUND	RT	ACTUAL	MEASURED	%REC	
*o-Terphenyl	12.246	.19	.185	96.93	-
*1-Chlorooctadecane	13.074	.19	.	.25	-
*#Triacontane	16.328	.19	.095	49.62	-

DRO Area:329790.6 DRO Amount: 9.612327E-03
TEH Area:527998.8 TEH Amount: 1.538946E-02

G:\Org\HP5\DAT\HP5021522_b\Review\043_B22020962-001D_DR_8015-C24Tb-JEb-L%.xls

ERH2524 (OWDFMW07A) Batch ID: 163748

G:\org\HP5\DAT\HP5021522_b\0215HP5.0043.RAW B22020962-001D ;0215HP5 , $HC-8015-DRO-W, SGT

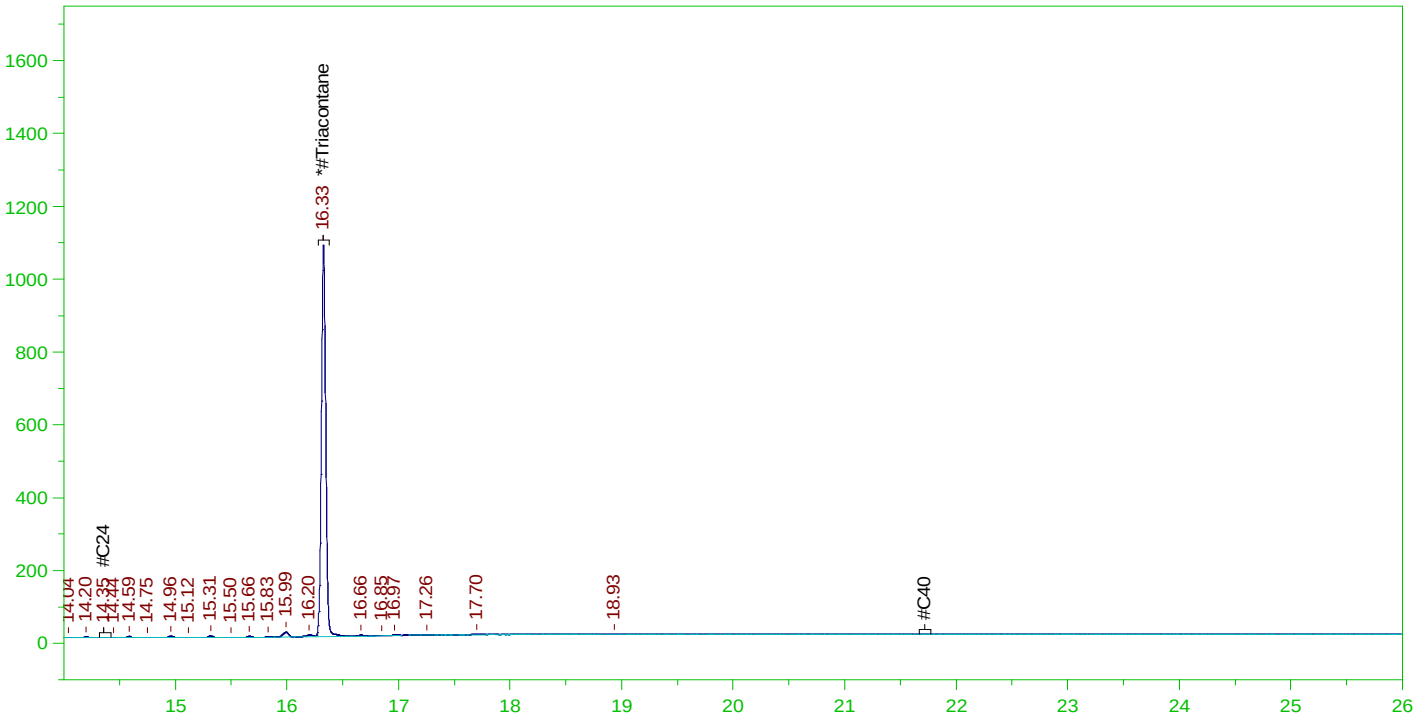

RESIDUAL RANGE ORGANICS CHROMATOGRAM

Sample Name: B22020962-001D ;0215HP5 , $HC-8015-DRO-W, SGT
Raw File: G:\org\HP5\DAT\HP5021522_b\0215HP5.0043.RAW
Date & Time Acquired: 2/16/2022 4:20:20 PM
Method File: G:\Org\HP5\Methods\DR_OROS-BEb-L%.MET
Calibration File: G:\Org\HP5\Cals\SW8015C_ORO220111BEb_SAMP.CAL
Sample Weight: 1050 Dilution: 1 S.A.: 1

Mean RF for for Residual Range Organics Calculations: 26424.55
Rt range for Residual Range Organics: 14.32 to 21.77

SURROGATE COMPOUND	RT	ACTUAL	MEASURED	%REC	
*#Triacontane	16.328	.476	.095	19.87	-

RRO Area:148512.9 RRO AMOUNT: 5.352631E-03

ERH2524 (OWDFMW07A) Batch ID: 163748

G:\org\HP5\DAT\HP5021522_b\0215HP5.0043.RAW B22020962-001D ;0215HP5 , $HC-8015-DRO-W, SGT

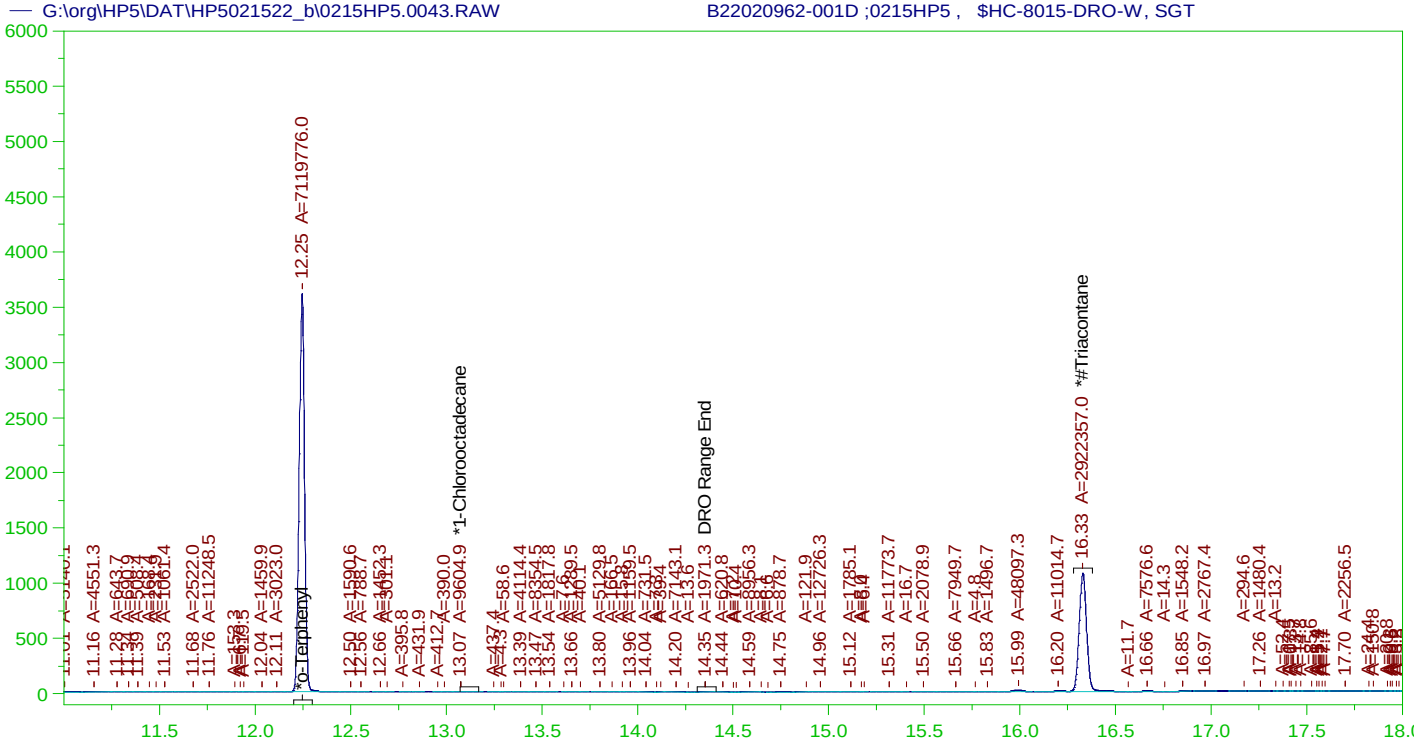

DIESEL RANGE ORGANICS CHROMATOGRAM REPORT

Sample Name: B22020962-001D ;0215HP5 , $HC-8015-DRO-W, SGT
Raw File: G:\org\HP5\DAT\HP5021522_b\0215HP5.0043.RAW
Date & Time Acquired: 2/16/2022 4:20:20 PM
Method File: G:\Org\HP5\Methods\DS_8015-C24T-JEb-L#.met
Calibration File: G:\Org\HP5\Cals\SW8015C_DRO220111JEb-C24-T.CAL
Sample Weight: 1050 Dilution: 1 S.A.: 1

Mean RF for TEH: 32675.36
Rt range for Diesel Range Organics: 6.52 to 14.41

SURROGATE COMPOUND	RT	ACTUAL	MEASURED	%REC	
*o-Terphenyl	12.246	.19	.184	96.58	-
*1-Chlorooctadecane	13.074	.19	.	.13	-
*#Triacontane	16.328	.19	.094	49.3	-

DRO Area:157078.4 DRO Amount: 4.578327E-03
TEH Area:355845.6 TEH Amount: 1.037175E-02

Batch ID: 163748

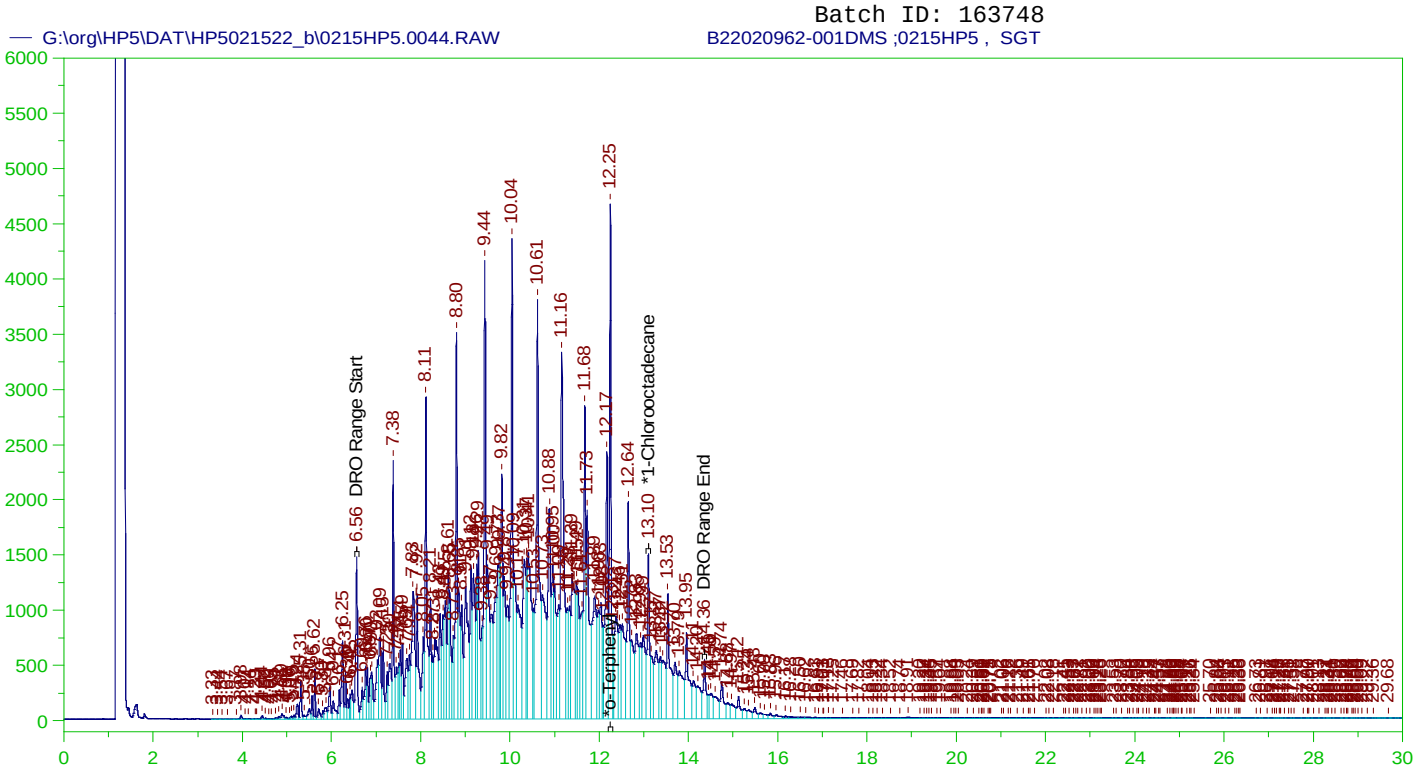

DIESEL RANGE ORGANICS CHROMATOGRAM REPORT
Sample Name: B22020962-001DMS ;0215HP5 , SGT
Raw File: G:\org\HP5\DAT\HP5021522_b\0215HP5.0044.RAW
Date & Time Acquired: 2/16/2022 5:03:15 PM
Method File: G:\Org\HP5\Methods\D3_8015-021540-JEb-L%.met
Calibration File: G:\Org\HP5\Cals\SW8015C_DRO220111JEb-C24.CAL
Sample Weight: 1050 Dilution: 1 S.A.: 1

Mean RF for TEH: 32675.36
Rt range for Diesel Range Organics: 6.52 to 14.41

SURROGATE COMPOUND	RT	ACTUAL	MEASURED	%REC	
*o-Terphenyl	12.247	.19	.314	164.87	-
*1-Chlorooctadecane	13.098	.19	.138	72.21	-

DRO Area:4.060861E+08 DRO Amount: 11.8361
TEH Area:4.302156E+08 TEH Amount: 12.53939

Batch ID: 163748

G:\org\HP5\DAT\HP5021522_b\0215HP5.0044.RAW B22020962-001DMS ;0215HP5 , SGT

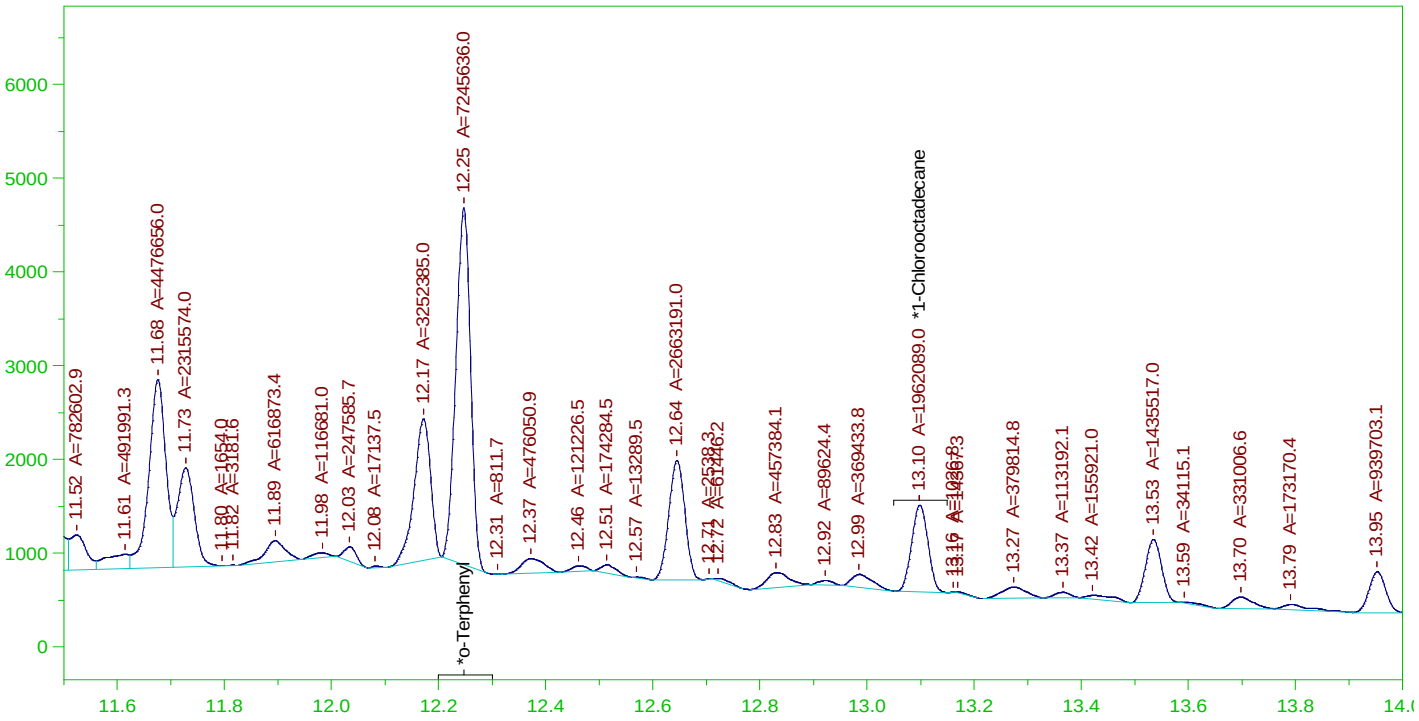

DIESEL RANGE ORGANICS CHROMATOGRAM REPORT
Sample Name: B22020962-001DMS ;0215HP5 , SGT
Raw File: G:\org\HP5\DAT\HP5021522_b\0215HP5.0044.RAW
Date & Time Acquired: 2/16/2022 5:03:15 PM
Method File: G:\Org\HP5\Methods\DS_8015-C24-JEb-L#.met
Calibration File: G:\Org\HP5\Cals\SW8015C_DRO220111JEb-C24.CAL
Sample Weight: 1050 Dilution: 1 S.A.: 1

Mean RF for TEH: 32675.36
Rt range for Diesel Range Organics: 6.52 to 14.41

SURROGATE COMPOUND	RT	ACTUAL	MEASURED	%REC	
*o-Terphenyl	12.247	.19	.187	98.29	-
*1-Chlorooctadecane	13.098	.19	.051	26.62	-

DRO Area:1.854669E+08 DRO Amount: 5.40576
TEH Area:1.960038E+08 TEH Amount: 5.712876

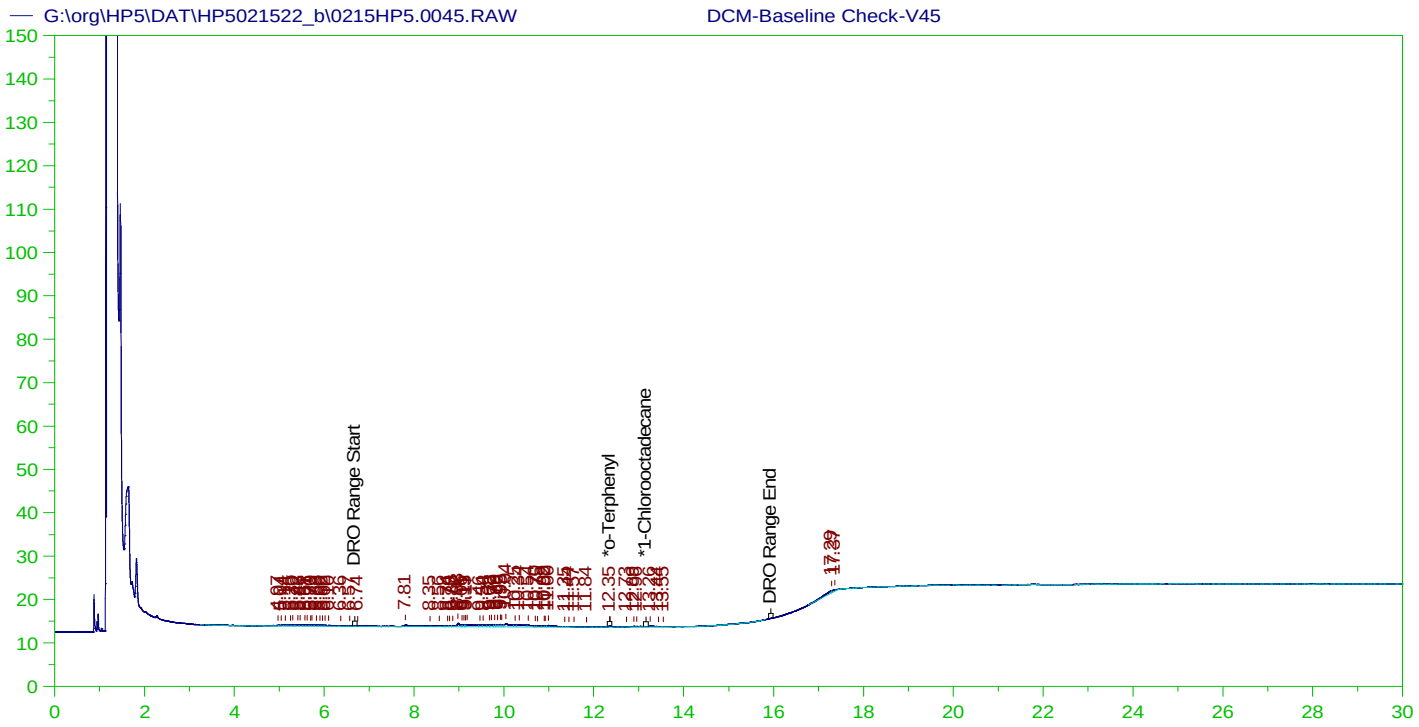

DIESEL RANGE ORGANICS CHROMATOGRAM REPORT
Sample Name: DCM-Baseline Check-V45
Raw File: G:\org\HP5\DAT\HP5021522_b\0215HP5.0045.RAW
Date & Time Acquired: 2/16/2022 5:46:07 PM
Method File: G:\Org\HP5\Methods\DR_8015-JA-LEXP.met
Calibration File: G:\Org\HP5\Cals\SW8015C_DRO220111JA.CAL
Sample Weight: 1 Dilution: 1 S.A.: 1

Mean RF for TEH: 32675.36
Rt range for Diesel Range Organics: 6.63 to 15.99

SURROGATE COMPOUND	RT	ACTUAL	MEASURED	%REC	
*o-Terphenyl	12.354	200.	.048	.02	-
*1-Chlorooctadecane	29.915	200.	.	.	-

DRO Area:81007.41 DRO Amount: 2.479159
TEH Area:123701.9 TEH Amount: 3.785787

ERH2533 (RHMW2254-01-Bailer) Batch ID: 163748

G:\org\HP5\DAT\HP5021522_b\0215HP5.0046.RAW B22020962-021D ;0215HP5 , $HC-8015-DRO-W, SGT

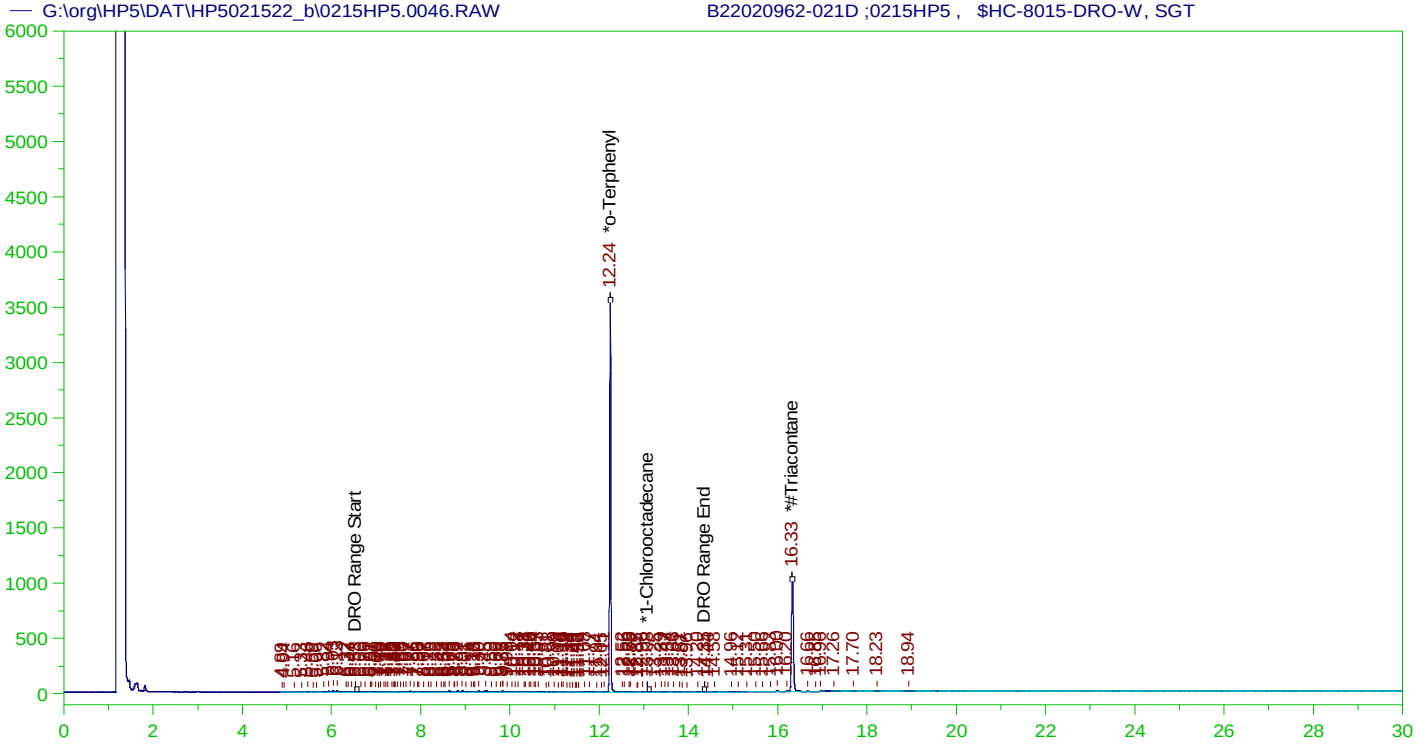

DIESEL RANGE ORGANICS CHROMATOGRAM REPORT

Sample Name: B22020962-021D ;0215HP5 , $HC-8015-DRO-W, SGT
Raw File: G:\org\HP5\DAT\HP5021522_b\0215HP5.0046.RAW
Date & Time Acquired: 2/16/2022 6:28:59 PM
Method File: G:\Org\HP5\Methods\DR_8015-C24Tb-JEb-L%.met
Calibration File: G:\Org\HP5\Cals\SW8015C_DRO220111JEb-C24-T.CAL
Sample Weight: 1045 Dilution: 1 S.A.: 1

Mean RF for TEH: 32675.36
Rt range for Diesel Range Organics: 6.52 to 14.41

SURROGATE COMPOUND	RT	ACTUAL	MEASURED	%REC	
*o-Terphenyl	12.244	.191	.18	94.21	-
*1-Chlorooctadecane	13.081	.191	.	.07	-
*#Triacontane	16.326	.191	.09	47.19	-

DRO Area:1017510 DRO Amount: 2.979903E-02
TEH Area:1335184 TEH Amount: 3.910249E-02

ERH2533 (RHMW2254-01-Bailer) Batch ID: 163748

G:\org\HP5\DAT\HP5021522_b\0215HP5.0046.RAW B22020962-021D ;0215HP5 , $HC-8015-DRO-W, SGT

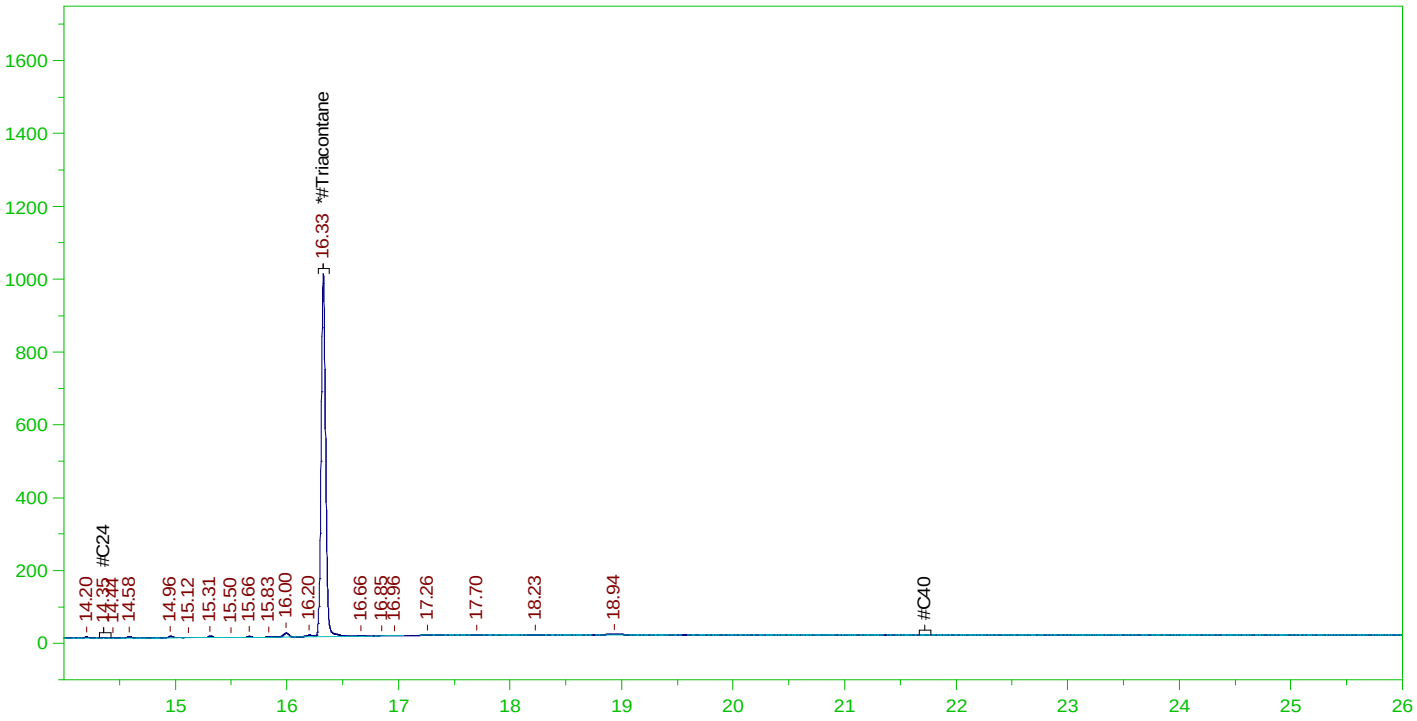

RESIDUAL RANGE ORGANICS CHROMATOGRAM

Sample Name: B22020962-021D ;0215HP5 , $HC-8015-DRO-W, SGT
Raw File: G:\org\HP5\DAT\HP5021522_b\0215HP5.0046.RAW
Date & Time Acquired: 2/16/2022 6:28:59 PM
Method File: G:\Org\HP5\Methods\DR_OROS-BEb-L%.MET
Calibration File: G:\Org\HP5\Cals\SW8015C_ORO220111BEb_SAMP.CAL
Sample Weight: 1045 Dilution: 1 S.A.: 1

Mean RF for for Residual Range Organics Calculations: 26424.55
Rt range for Residual Range Organics: 14.32 to 21.77

SURROGATE COMPOUND	RT	ACTUAL	MEASURED	%REC	
*#Triacontane	16.326	.478	.09	18.91	-

RRO Area:140164 RRO AMOUNT: 5.075896E-03

ERH2533 (RHMW2254-01-Bailer) Batch ID: 163748

G:\org\HP5\DAT\HP5021522_b\0215HP5.0046.RAW B22020962-021D ;0215HP5 , $HC-8015-DRO-W, SGT

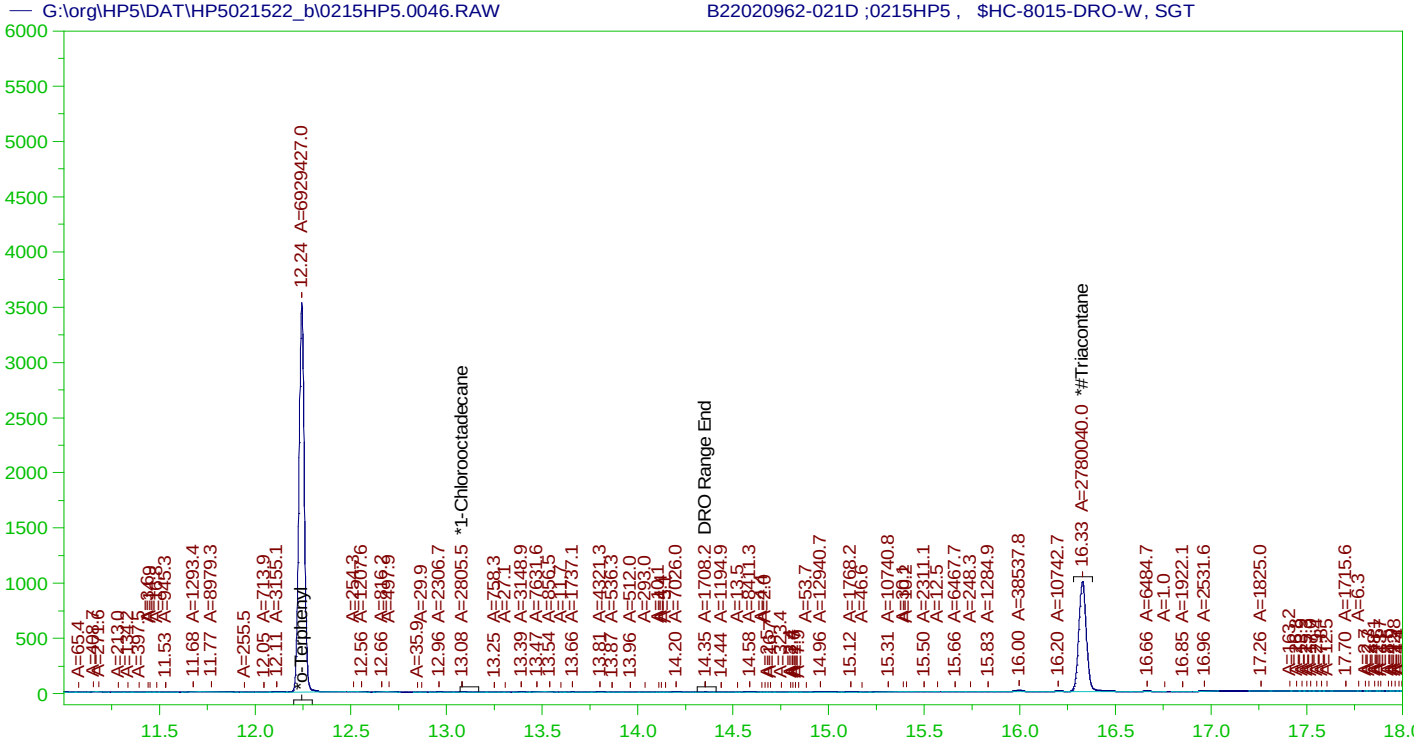

DIESEL RANGE ORGANICS CHROMATOGRAM REPORT

Sample Name: B22020962-021D ;0215HP5 , $HC-8015-DRO-W, SGT
Raw File: G:\org\HP5\DAT\HP5021522_b\0215HP5.0046.RAW
Date & Time Acquired: 2/16/2022 6:28:59 PM
Method File: G:\Org\HP5\Methods\DS_8015-C24T-JEb-L#.met
Calibration File: G:\Org\HP5\Cals\SW8015C_DRO220111JEb-C24-T.CAL
Sample Weight: 1045 Dilution: 1 S.A.: 1

Mean RF for TEH: 32675.36
Rt range for Diesel Range Organics: 6.52 to 14.41

SURROGATE COMPOUND	RT	ACTUAL	MEASURED	%REC	
*o-Terphenyl	12.244	.191	.18	94.	-
*1-Chlorooctadecane	13.081	.191	.	.04	-
*#Triacontane	16.326	.191	.09	46.9	-

DRO Area:742216.1 DRO Amount: 0.0217367
TEH Area:1050881 TEH Amount: 3.077633E-02

ERH2527 (OWDFMW08A-FD) Batch ID: 163748

G:\org\HP5\DAT\HP5021522_b\0215HP5.0047.RAW B22020962-032B ;0215HP5 , $HC-8015-DRO-W, SGT

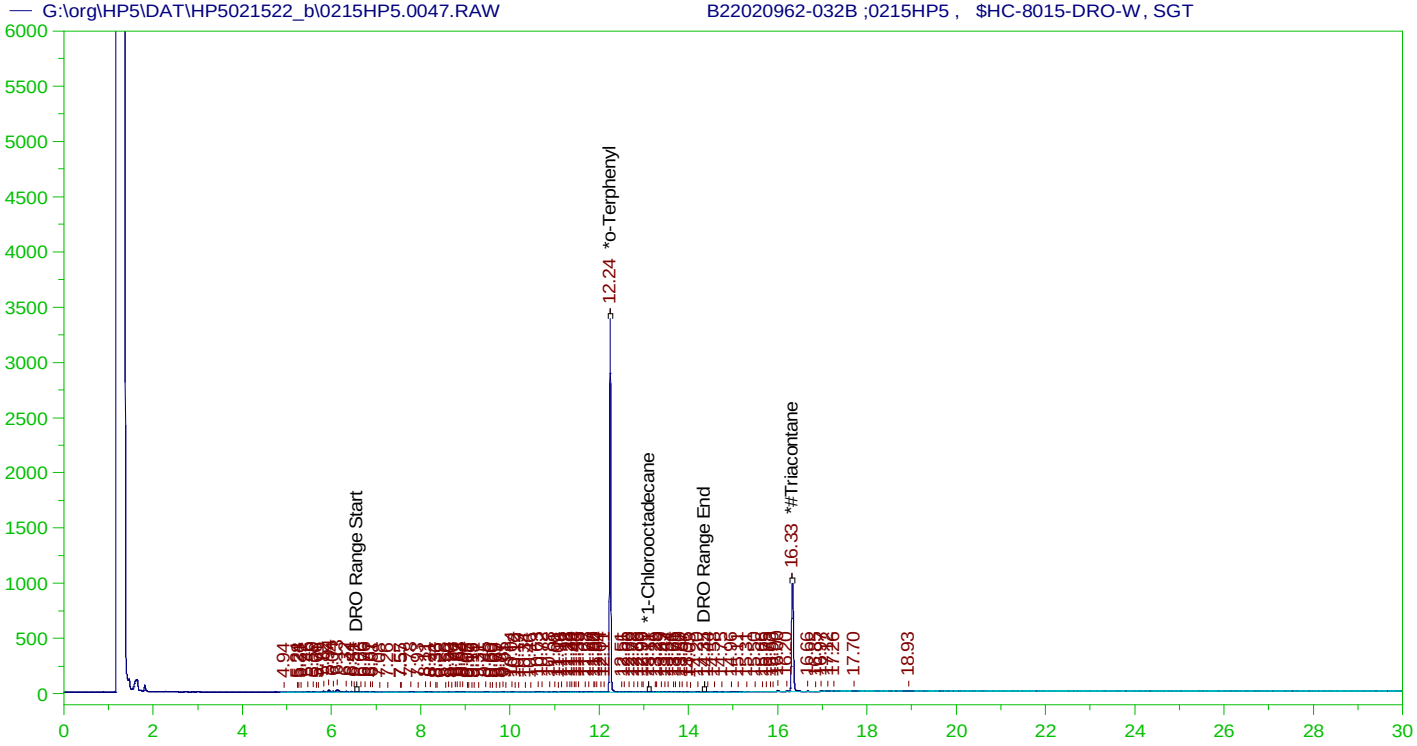

DIESEL RANGE ORGANICS CHROMATOGRAM REPORT

Sample Name: B22020962-032B ;0215HP5 , $HC-8015-DRO-W, SGT
Raw File: G:\org\HP5\DAT\HP5021522_b\0215HP5.0047.RAW
Date & Time Acquired: 2/16/2022 7:12:01 PM
Method File: G:\Org\HP5\Methods\DR_8015-C24Tb-JEb-L%.met
Calibration File: G:\Org\HP5\Cals\SW8015C_DRO220111JEb-C24-T.CAL
Sample Weight: 1060 Dilution: 1 S.A.: 1

Mean RF for TEH: 32675.36
Rt range for Diesel Range Organics: 6.52 to 14.41

SURROGATE COMPOUND	RT	ACTUAL	MEASURED	%REC	
*o-Terphenyl	12.243	.189	.173	91.61	-
*1-Chlorooctadecane	13.111	.189	.15		-
*#Triacontane	16.328	.189	.088	46.63	-

DRO Area:333775.1 DRO Amount: 9.636686E-03
TEH Area:751659.8 TEH Amount: 2.170176E-02

ERH2527 (OWDFMW08A-FD) Batch ID: 163748

G:\org\HP5\DAT\HP5021522_b\0215HP5.0047.RAW B22020962-032B ;0215HP5 , $HC-8015-DRO-W, SGT

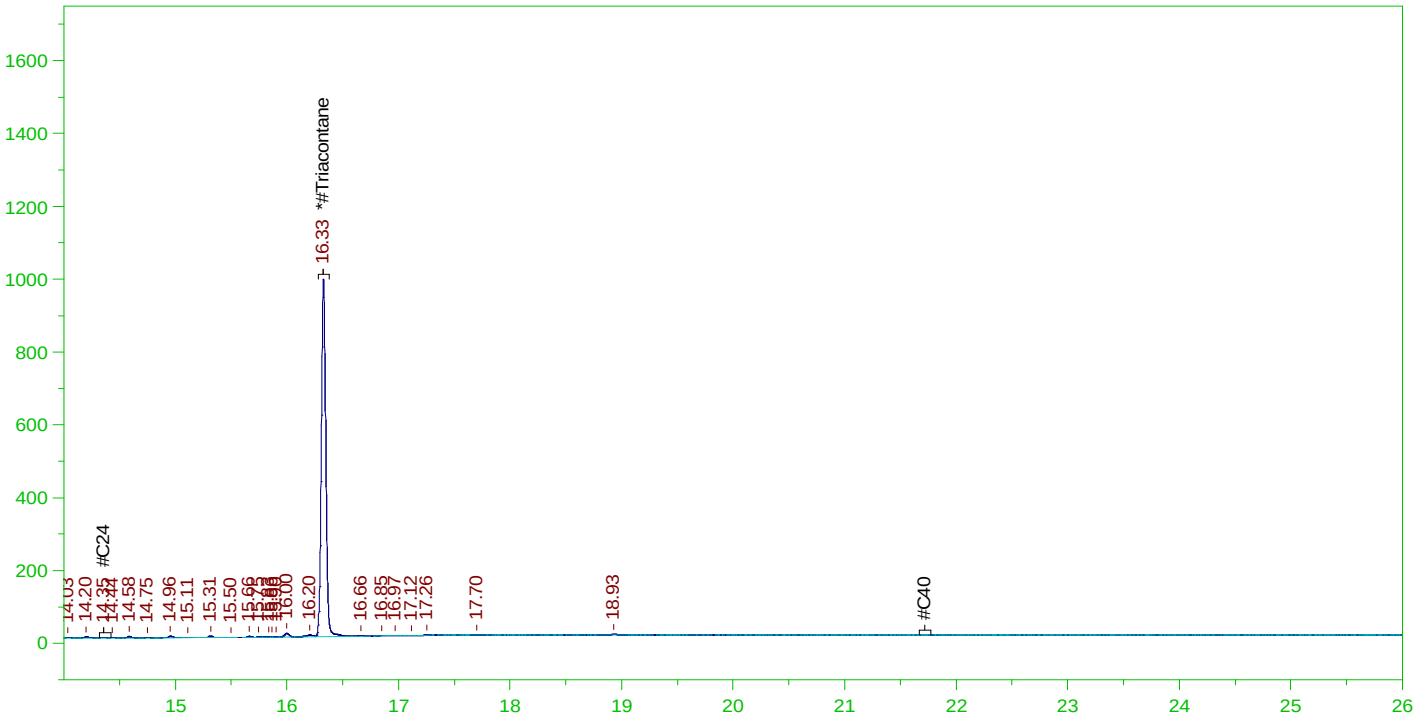

RESIDUAL RANGE ORGANICS CHROMATOGRAM

Sample Name: B22020962-032B ;0215HP5 , $HC-8015-DRO-W, SGT
Raw File: G:\org\HP5\DAT\HP5021522_b\0215HP5.0047.RAW
Date & Time Acquired: 2/16/2022 7:12:01 PM
Method File: G:\Org\HP5\Methods\DR_OROS-BEb-L%.MET
Calibration File: G:\Org\HP5\Cals\SW8015C_ORO220111BEb_SAMP.CAL
Sample Weight: 1060 Dilution: 1 S.A.: 1

Mean RF for for Residual Range Organics Calculations: 26424.55
Rt range for Residual Range Organics: 14.32 to 21.77

SURROGATE COMPOUND	RT	ACTUAL	MEASURED	%REC	
*#Triacontane	16.328	.472	.088	18.68	-

RRO Area:133513 RRO AMOUNT: 4.766613E-03

ERH2527 (OWDFMW08A-FD) Batch ID: 163748

G:\org\HP5\DAT\HP5021522_b\0215HP5.0047.RAW B22020962-032B ;0215HP5 , $HC-8015-DRO-W, SGT

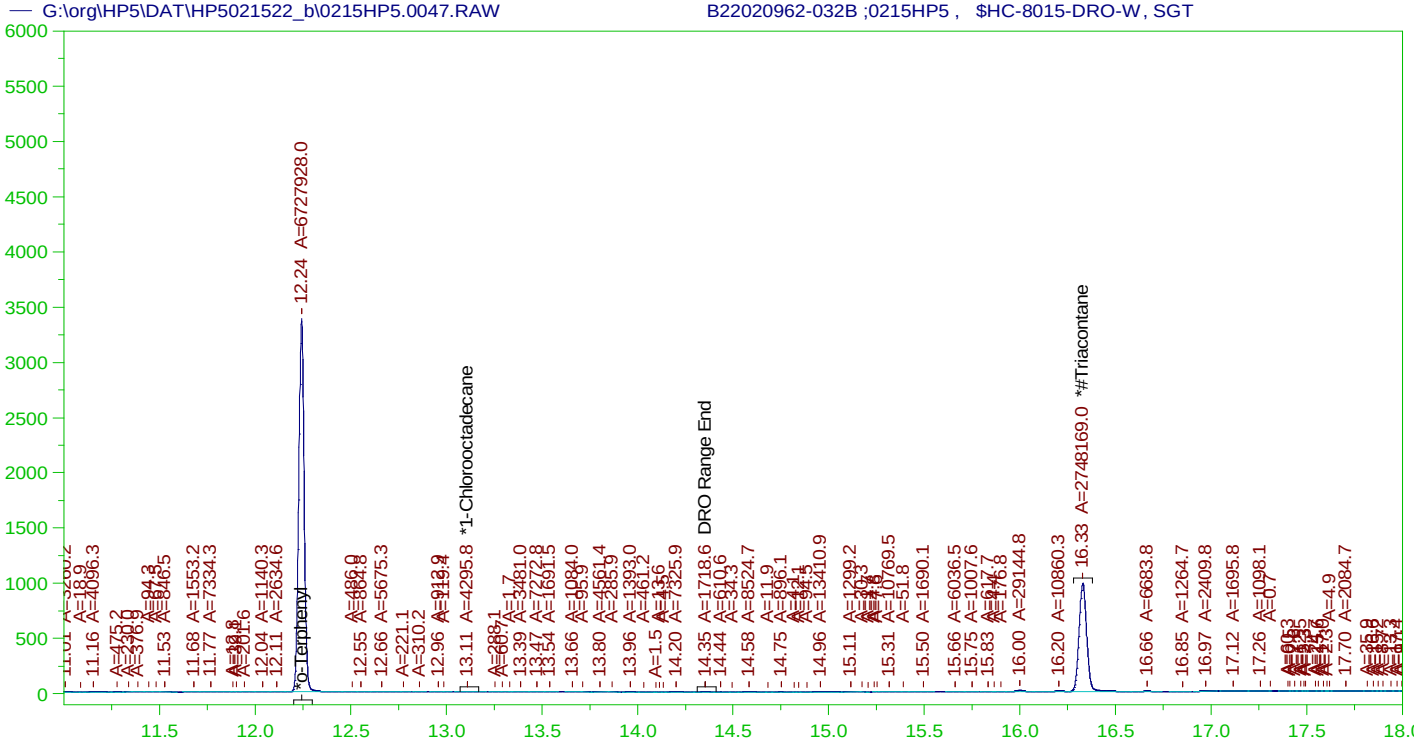

DIESEL RANGE ORGANICS CHROMATOGRAM REPORT
Sample Name: B22020962-032B ;0215HP5 , $HC-8015-DRO-W, SGT
Raw File: G:\org\HP5\DAT\HP5021522_b\0215HP5.0047.RAW
Date & Time Acquired: 2/16/2022 7:12:01 PM
Method File: G:\Org\HP5\Methods\DS_8015-C24T-JEb-L#.met
Calibration File: G:\Org\HP5\Cals\SW8015C_DRO220111JEb-C24-T.CAL
Sample Weight: 1060 Dilution: 1 S.A.: 1

Mean RF for TEH: 32675.36
Rt range for Diesel Range Organics: 6.52 to 14.41

SURROGATE COMPOUND	RT	ACTUAL	MEASURED	%REC	
*o-Terphenyl	12.243	.189	.172	91.27	-
*1-Chlorooctadecane	13.111	.189	.	.06	-
*#Triacontane	16.328	.189	.087	46.37	-

DRO Area:202319.3 DRO Amount: 5.84132E-03
TEH Area:629508.5 TEH Amount: 1.817504E-02

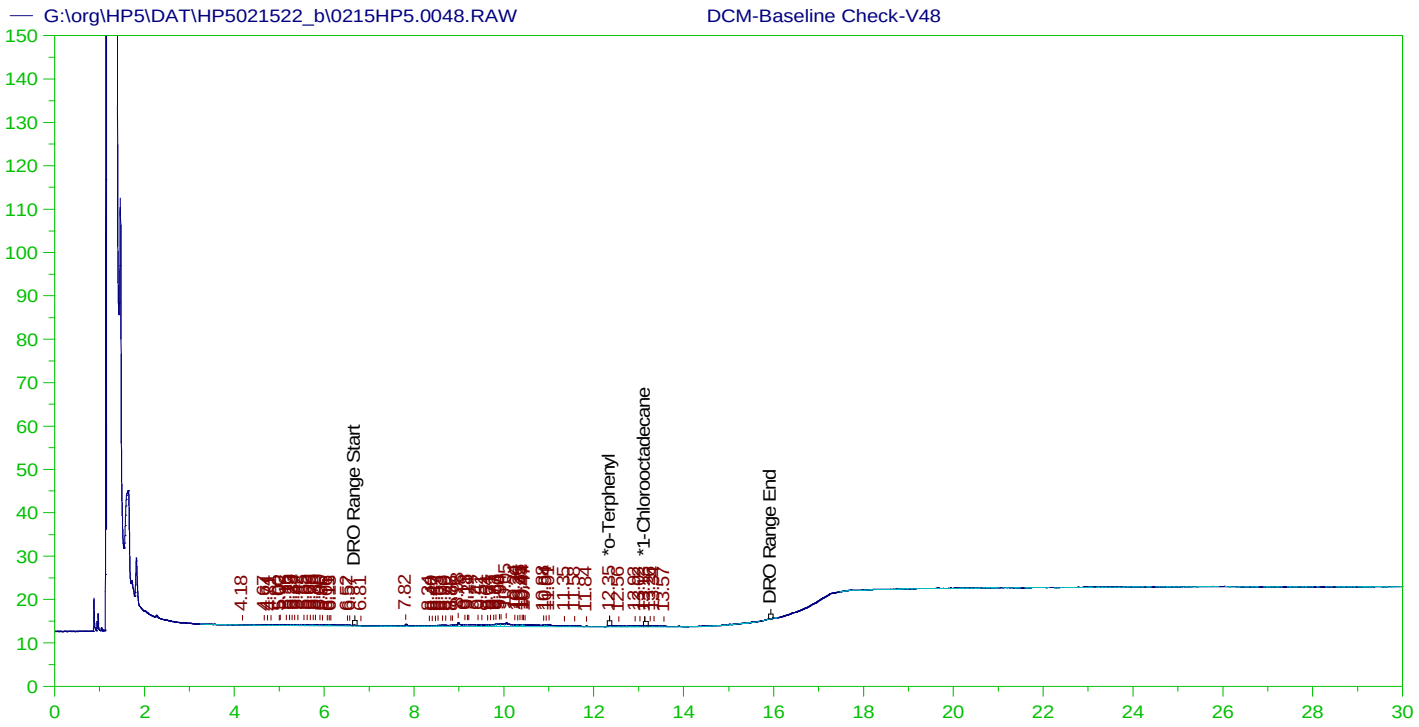

DIESEL RANGE ORGANICS CHROMATOGRAM REPORT
Sample Name: DCM-Baseline Check-V48
Raw File: G:\org\HP5\DAT\HP5021522_b\0215HP5.0048.RAW
Date & Time Acquired: 2/16/2022 7:54:57 PM
Method File: G:\Org\HP5\Methods\DR_8015-JA-LEXP.met
Calibration File: G:\Org\HP5\Cals\SW8015C_DRO220111JA.CAL
Sample Weight: 1 Dilution: 1 S.A.: 1

Mean RF for TEH: 32675.36
Rt range for Diesel Range Organics: 6.63 to 15.99

SURROGATE COMPOUND	RT	ACTUAL	MEASURED	%REC	
*o-Terphenyl	12.351	200.	.077	.04	-
*1-Chlorooctadecane	13.134	200.	.019	.01	-

DRO Area:83686.39 DRO Amount: 2.561147
TEH Area:122317.8 TEH Amount: 3.743425

ERH2529 (RHMW19) Batch ID: 163748

G:\org\HP5\DAT\HP5021522_b\0215HP5.0049.RAW B22020962-011D ;0215HP5 , $HC-8015-DRO-W, SGT

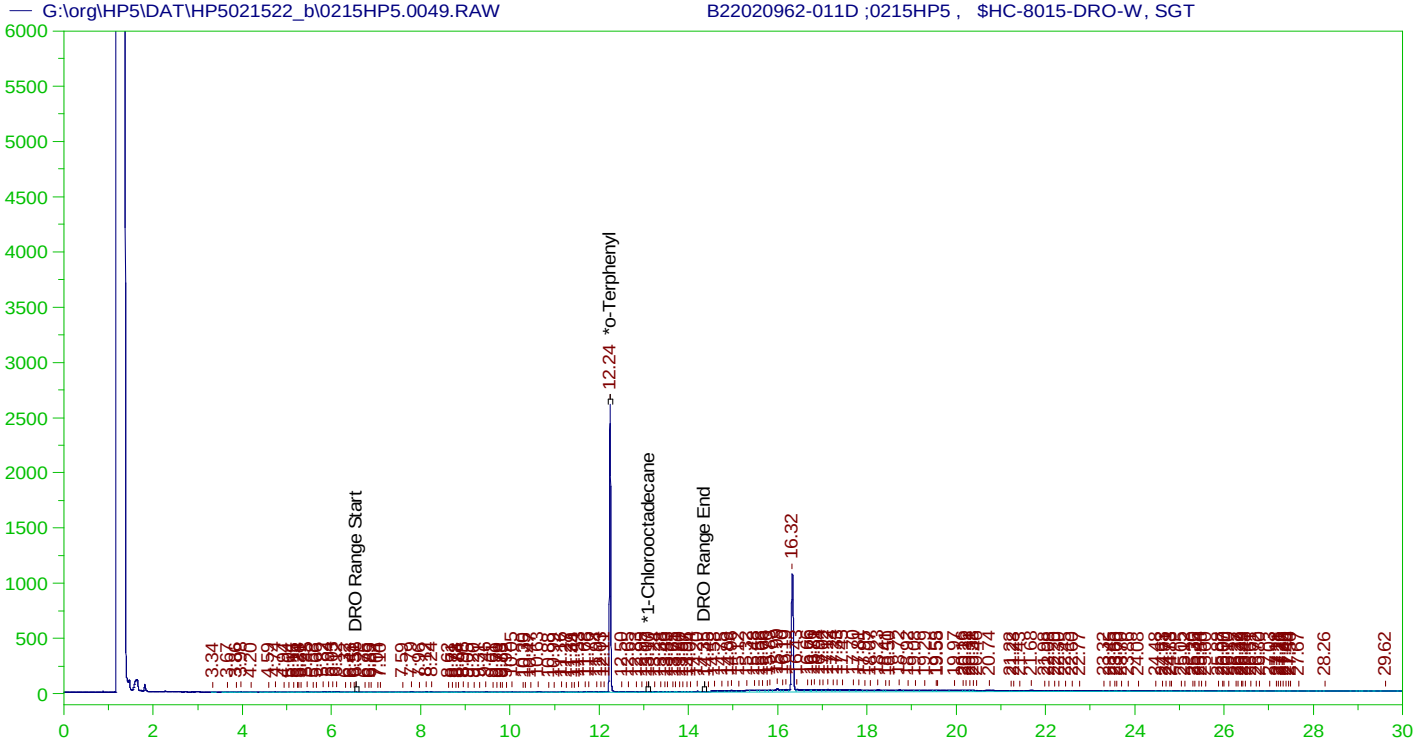

DIESEL RANGE ORGANICS CHROMATOGRAM REPORT

Sample Name: B22020962-011D ;0215HP5 , $HC-8015-DRO-W, SGT
Raw File: G:\org\HP5\DAT\HP5021522_b\0215HP5.0049.RAW
Date & Time Acquired: 2/16/2022 8:37:56 PM
Method File: G:\Org\HP5\Methods\D3_8015-021549-JEb-L%.met
Calibration File: G:\Org\HP5\Cals\SW8015C_DRO220111JEb-C24.CAL
Sample Weight: 1045 Dilution: 1 S.A.: 1

Mean RF for TEH: 32675.36
Rt range for Diesel Range Organics: 6.52 to 14.41

SURROGATE COMPOUND	RT	ACTUAL	MEASURED	%REC	
*o-Terphenyl	12.241	.191	.134	70.14	-
*1-Chlorooctadecane	13.103	.191	.	.03	-

DRO Area:297080.8 DRO Amount: 8.700373E-03
TEH Area:9123262 TEH Amount: 0.2671859

ERH2529 (RHMW19) Batch ID: 163748

G:\org\HP5\DAT\HP5021522_b\0215HP5.0049.RAW B22020962-011D ;0215HP5 , $HC-8015-DRO-W, SGT

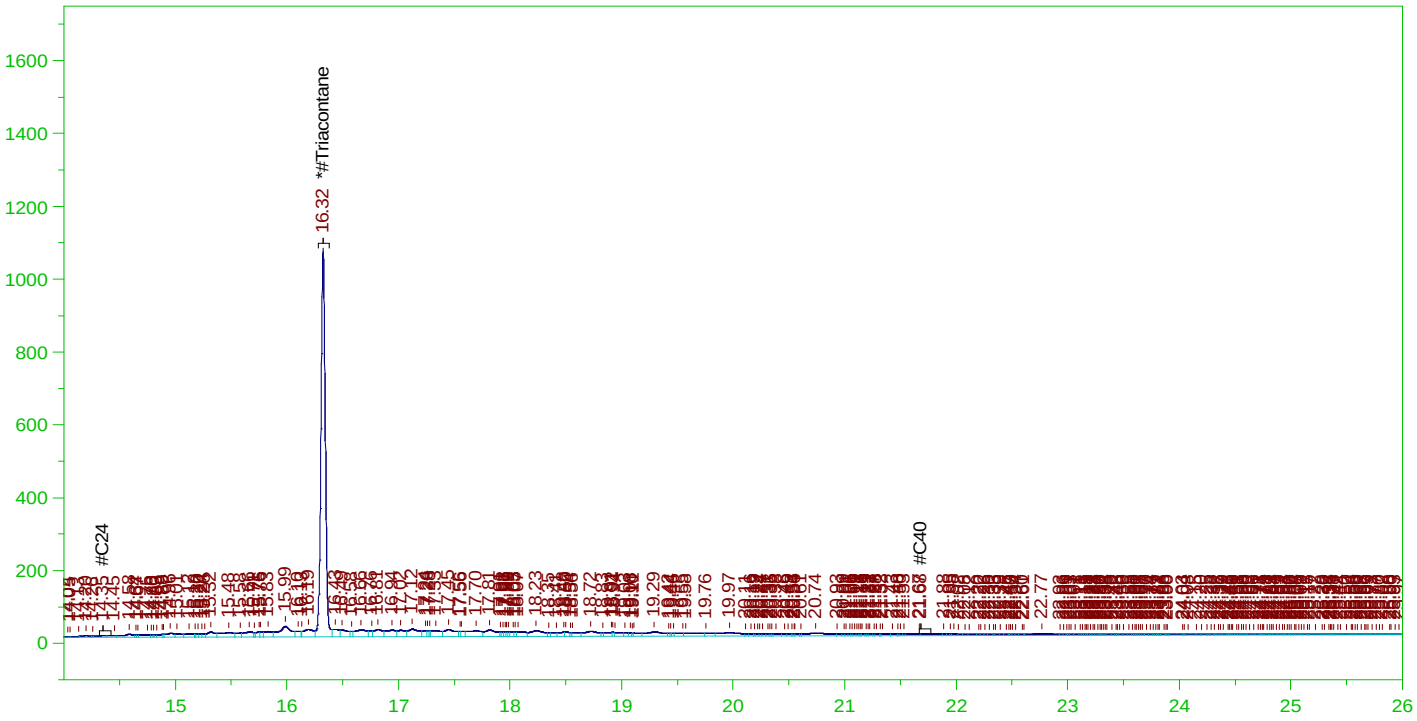

RESIDUAL RANGE ORGANICS CHROMATOGRAM

Sample Name: B22020962-011D ;0215HP5 , $HC-8015-DRO-W, SGT
Raw File: G:\org\HP5\DAT\HP5021522_b\0215HP5.0049.RAW
Date & Time Acquired: 2/16/2022 8:37:56 PM
Method File: G:\Org\HP5\Methods\D3_OROS-021549-BEb-L%.MET
Calibration File: G:\Org\HP5\Cals\SW8015C_ORO220111BEb_SAMP.CAL
Sample Weight: 1045 Dilution: 1 S.A.: 1

Mean RF for for Residual Range Organics Calculations: 26424.55
Rt range for Residual Range Organics: 14.32 to 21.77

SURROGATE COMPOUND	RT	ACTUAL	MEASURED	%REC	
*#Triacontane	16.324	.478	.095	19.91	-

RRO Area:4972892 RRO AMOUNT: 0.1800881

ERH2529 (RHMW19) Batch ID: 163748

G:\org\HP5\DAT\HP5021522_b\0215HP5.0049.RAW B22020962-011D ;0215HP5 , $HC-8015-DRO-W, SGT

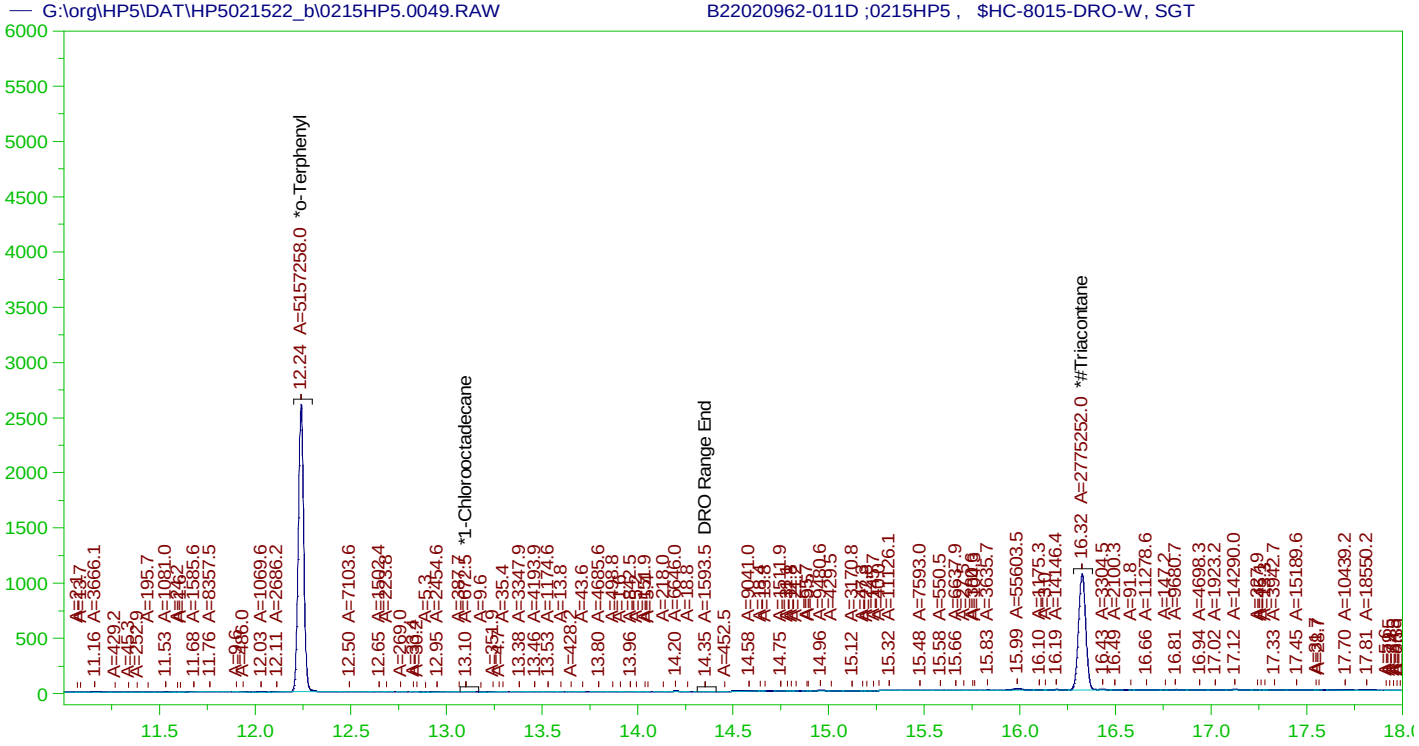

DIESEL RANGE ORGANICS CHROMATOGRAM REPORT

Sample Name: B22020962-011D ;0215HP5 , $HC-8015-DRO-W, SGT
Raw File: G:\org\HP5\DAT\HP5021522_b\0215HP5.0049.RAW
Date & Time Acquired: 2/16/2022 8:37:56 PM
Method File: G:\Org\HP5\Methods\DS_8015-C24T-JEb-L#.met
Calibration File: G:\Org\HP5\Cals\SW8015C_DRO220111JEb-C24-T.CAL
Sample Weight: 1045 Dilution: 1 S.A.: 1

Mean RF for TEH: 32675.36
Rt range for Diesel Range Organics: 6.52 to 14.41

SURROGATE COMPOUND	RT	ACTUAL	MEASURED	%REC	
*o-Terphenyl	12.241	.191	.134	69.96	-
*1-Chlorooctadecane	13.103	.191	.	.01	-
*#Triacontane	16.324	.191	.09	46.82	-

DRO Area:151309.4 DRO Amount: 4.431281E-03
TEH Area:566896.4 TEH Amount: 1.660225E-02

ERH2537 (Sump Adit 3) Batch ID: 163748

G:\org\HP5\DAT\HP5021522_b\0215HP5.0050.RAW B22020962-026D ;0215HP5 , $HC-8015-DRO-W, SGT

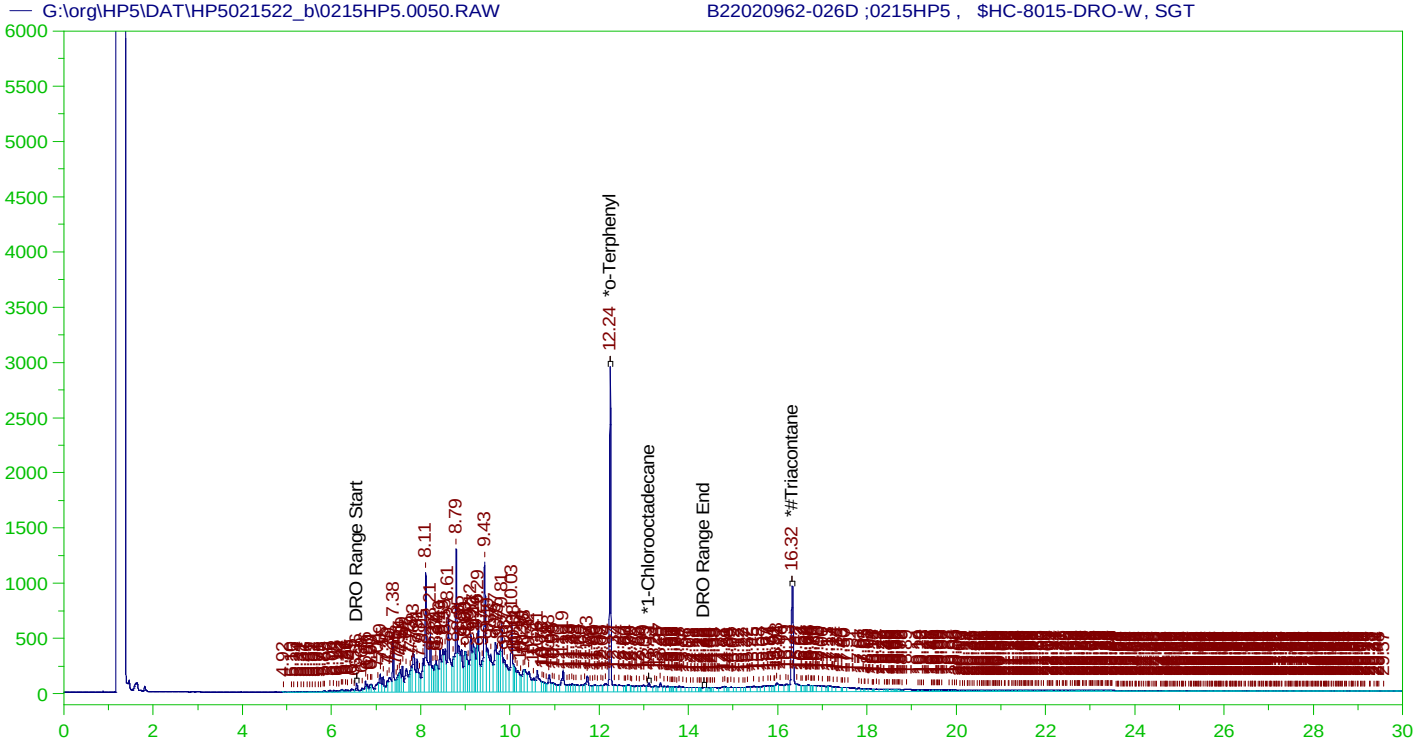

DIESEL RANGE ORGANICS CHROMATOGRAM REPORT

Sample Name: B22020962-026D ;0215HP5 , $HC-8015-DRO-W, SGT
Raw File: G:\org\HP5\DAT\HP5021522_b\0215HP5.0050.RAW
Date & Time Acquired: 2/16/2022 9:20:56 PM
Method File: G:\Org\HP5\Methods\D3_8015-C24Tb-JEb-L%.met
Calibration File: G:\Org\HP5\Cals\SW8015C_DRO220111JEb-C24-T.CAL
Sample Weight: 1000 Dilution: 1 S.A.: 1

Mean RF for TEH: 32675.36
Rt range for Diesel Range Organics: 6.52 to 14.41

SURROGATE COMPOUND	RT	ACTUAL	MEASURED	%REC	
*o-Terphenyl	12.244	.2	.163	81.56	-
*1-Chlorooctadecane	13.111	.2	.012	6.13	-
*#Triacontane	16.324	.2	.1	50.16	-

DRO Area:7.362742E+07 DRO Amount: 2.253301
TEH Area:8.775042E+07 TEH Amount: 2.685523

ERH2537 (Sump Adit 3) Batch ID: 163748

G:\org\HP5\DAT\HP5021522_b\0215HP5.0050.RAW B22020962-026D ;0215HP5 , $HC-8015-DRO-W, SGT

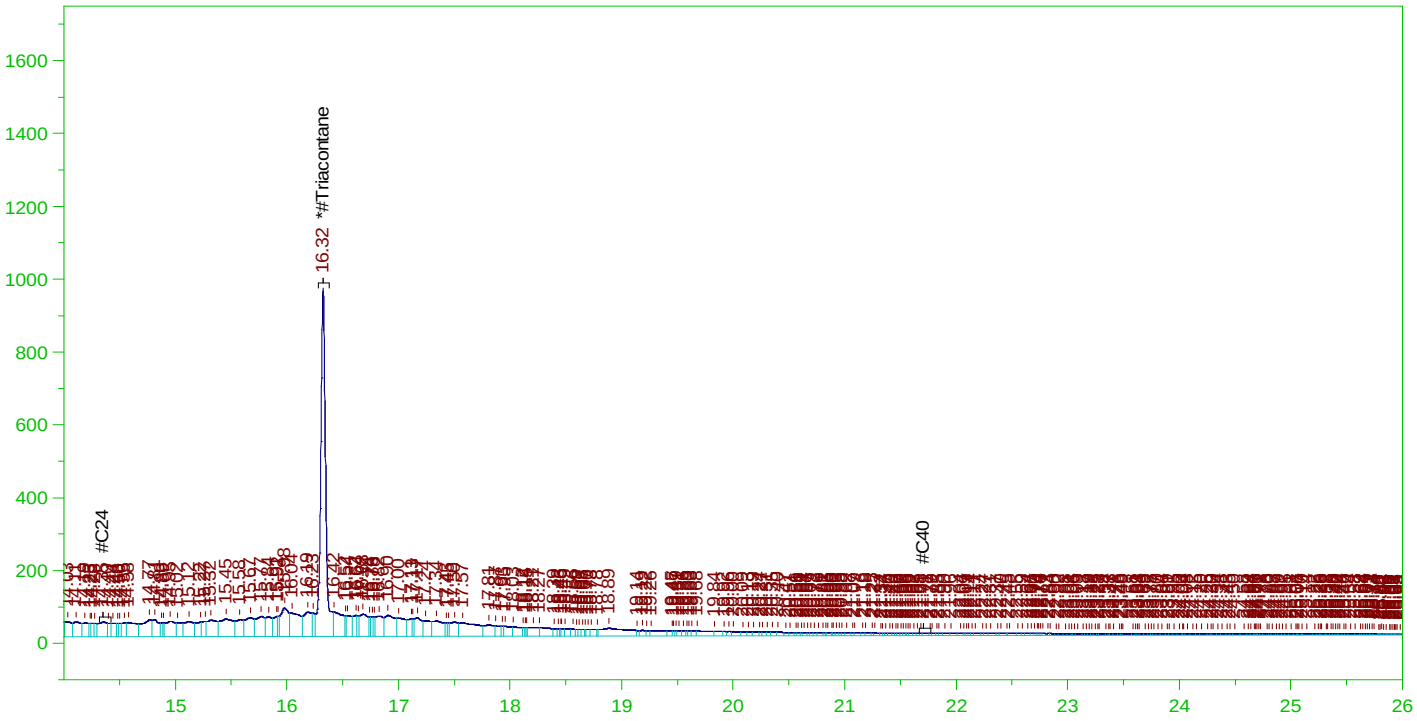

RESIDUAL RANGE ORGANICS CHROMATOGRAM

Sample Name: B22020962-026D ;0215HP5 , $HC-8015-DRO-W, SGT
Raw File: G:\org\HP5\DAT\HP5021522_b\0215HP5.0050.RAW
Date & Time Acquired: 2/16/2022 9:20:56 PM
Method File: G:\Org\HP5\Methods\D3_OROS-BEb-L%.MET
Calibration File: G:\Org\HP5\Cals\SW8015C_ORO220111BEb_SAMP.CAL
Sample Weight: 1000 Dilution: 1 S.A.: 1

Mean RF for for Residual Range Organics Calculations: 26424.55
Rt range for Residual Range Organics: 14.32 to 21.77

SURROGATE COMPOUND	RT	ACTUAL	MEASURED	%REC	
*#Triacontane	16.324	.5	.1	20.06	-

RRO Area:1.252767E+07 RRO AMOUNT: 0.4740919

ERH2537 (Sump Adit 3) Batch ID: 163748

G:\org\HP5\DAT\HP5021522_b\0215HP5.0050.RAW B22020962-026D ;0215HP5 , $HC-8015-DRO-W, SGT

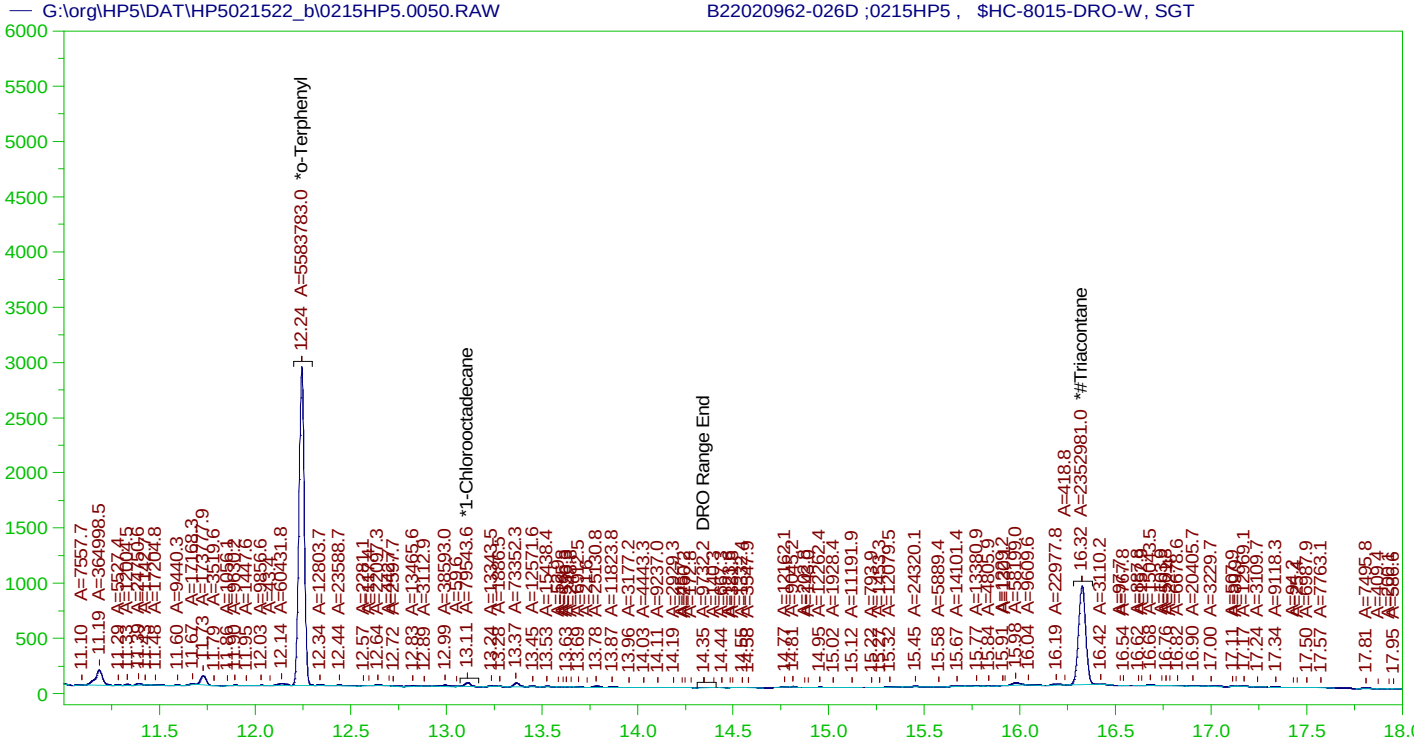

DIESEL RANGE ORGANICS CHROMATOGRAM REPORT

Sample Name: B22020962-026D ;0215HP5 , $HC-8015-DRO-W, SGT
Raw File: G:\org\HP5\DAT\HP5021522_b\0215HP5.0050.RAW
Date & Time Acquired: 2/16/2022 9:20:56 PM
Method File: G:\Org\HP5\Methods\DS_8015-C24T-JEb-L#.met
Calibration File: G:\Org\HP5\Cals\SW8015C_DRO220111JEb-C24-T.CAL
Sample Weight: 1000 Dilution: 1 S.A.: 1

Mean RF for TEH: 32675.36
Rt range for Diesel Range Organics: 6.52 to 14.41

SURROGATE COMPOUND	RT	ACTUAL	MEASURED	%REC	
*o-Terphenyl	12.244	.2	.151	75.75	-
*1-Chlorooctadecane	13.111	.2	.002	1.08	-
*#Triacontane	16.324	.2	.079	39.7	-

DRO Area:5.111595E+07 DRO Amount: 1.564358
TEH Area:5.183577E+07 TEH Amount: 1.586387

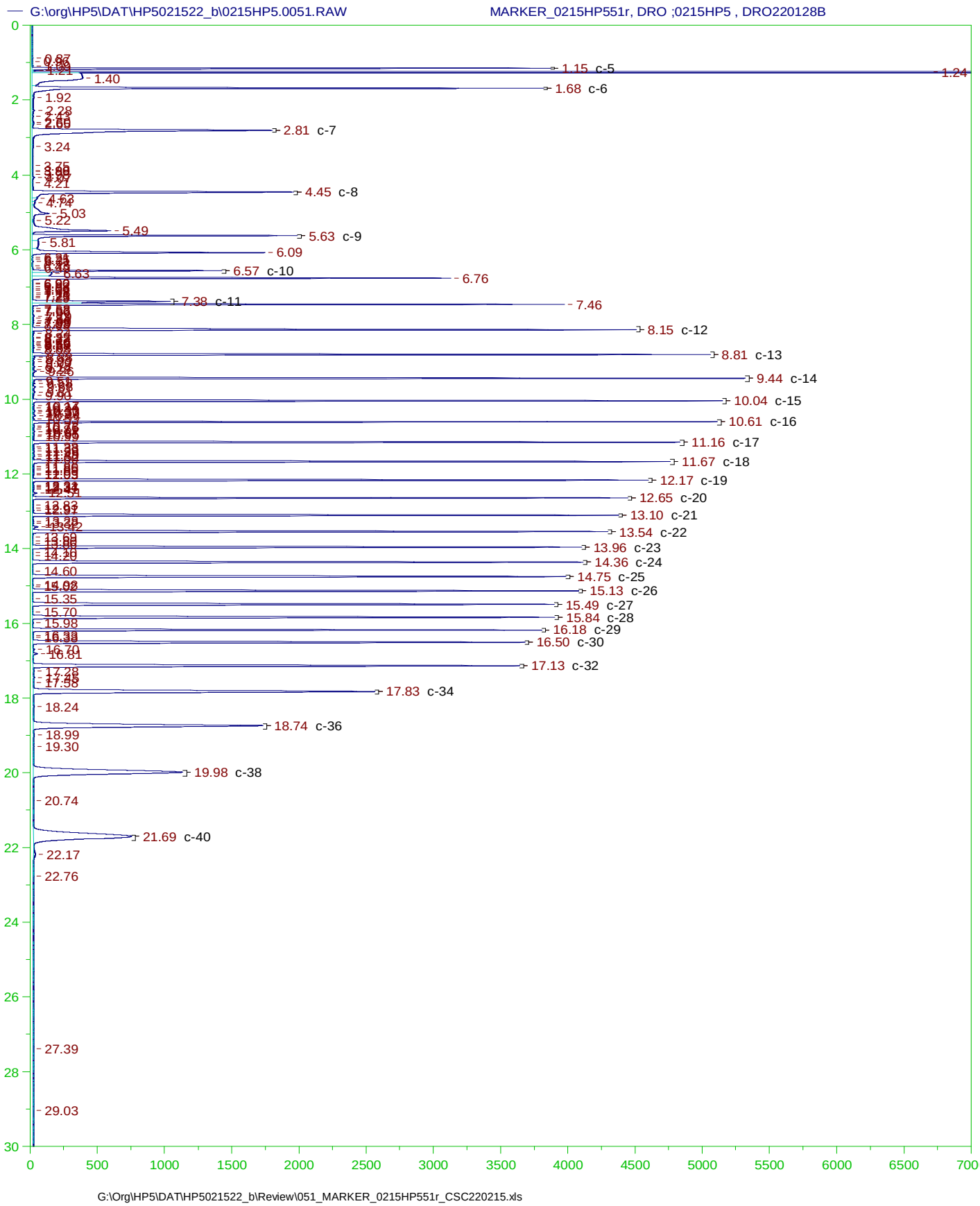
G:\org\HP5\DAT\HP5021522_b\0215HP5.0051.RAW
MARKER_0215HP551r, DRO ;0215HP5 , DRO220128B
1.15 c-5
1.24
1.40
1.68 c-6
1.92
2.81 c-7
3.24
4.45 c-8
5.03
5.22
5.49
5.63 c-9
5.81
6.09
6.57 c-10
6.76
7.38 c-11
7.46
8.15 c-12
8.81 c-13
9.44 c-14
10.04 c-15
10.61 c-16
11.16 c-17
11.67 c-18
12.17 c-19
12.65 c-20
13.10 c-21
13.54 c-22
13.96 c-23
14.36 c-24
14.60
14.75 c-25
15.13 c-26
15.35
15.49 c-27
15.70
15.84 c-28
15.98
16.18 c-29
16.50 c-30
16.81
17.13 c-32
17.58
17.83 c-34
18.24
18.74 c-36
18.99
19.30
19.98 c-38
20.74
21.69 c-40
22.17
22.76
27.39
29.03
0
500
1000
1500
2000
2500
3000
3500
4000
4500
5000
5500
6000
6500
700
G:\Org\HP5\DAT\HP5021522_b\Review\051_MARKER_0215HP551r_CSC220215.xls

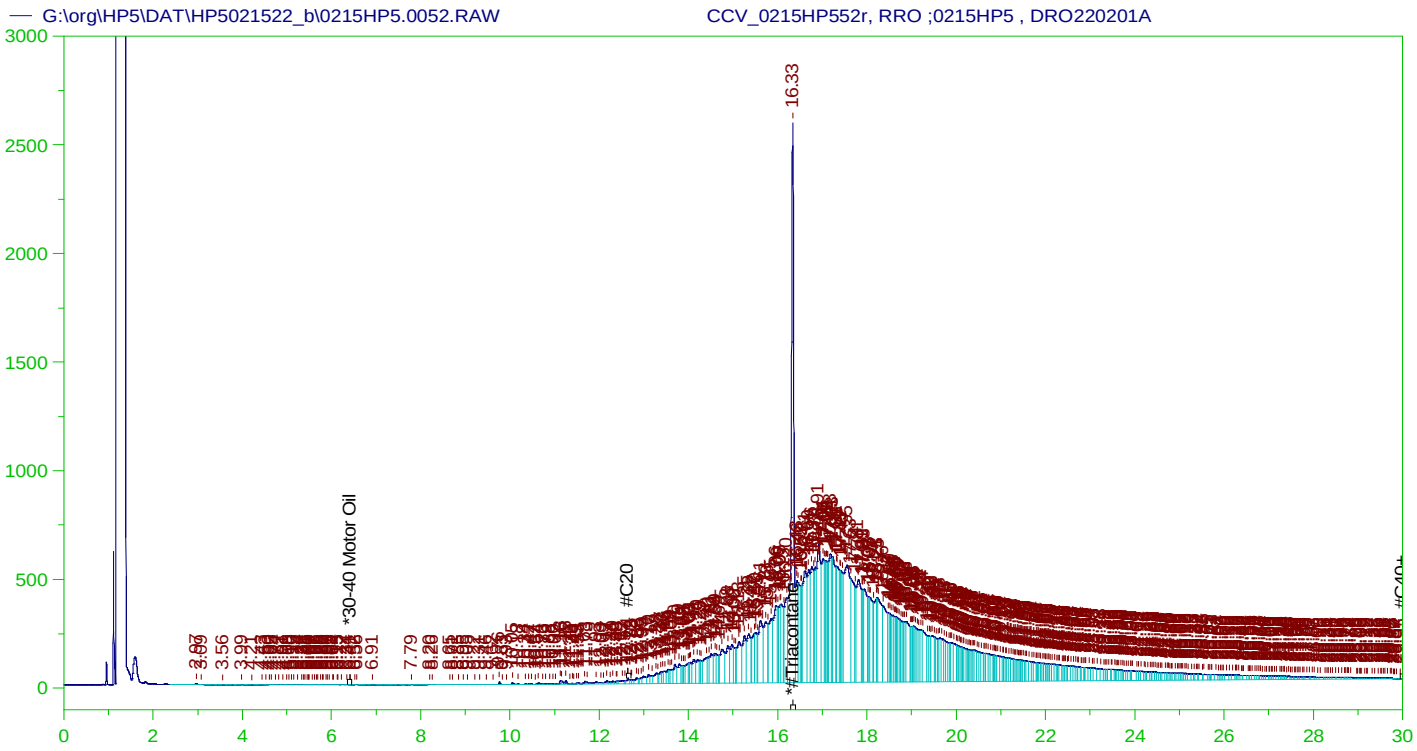

RESIDUAL RANGE ORGANICS CHROMATOGRAM
Sample Name: CCV_0215HP552r, RRO ;0215HP5 , DRO220201A
Raw File: G:\org\HP5\DAT\HP5021522_b\0215HP5.0052.RAW
Date & Time Acquired: 2/16/2022 10:46:46 PM
Method File: G:\Org\HP5\Methods\DC_ORO-BE-L%.MET
Calibration File: G:\Org\HP5\Cals\SW8015C_ORO220111BE.CAL
Sample Weight: 1 Dilution: 1 S.A.: 1

Mean RF for for ~~Residual~~ TEH (Oil Range) Organics Calculations: 26424.55
Rt range for ~~Residual~~ TEH (Oil Range) Organics: 12.61 to 30.05

SURROGATE COMPOUND	RT	ACTUAL	MEASURED	%REC	
*#Triacontane	16.332	500.	341.007	68.2	-

~~RRO~~ TEH (Oil Range) Area:1.376733E+08 ~~RRO~~ TEH (Oil Range) AMOUNT: 5210.051

CONTINUING CALIBRATION REPORT: G:\org\HP5\DAT\HP5021522_b\0215HP5.0052.RAW

COMPOUND	ACTUAL(NG)	MEASURED(NG)	%RECOVERY	LIMITS
*30-40 Motor Oil	5000.	.023	.	75-125

SURROGATE COMPOUND	RT	ACTUAL	MEASURED	%REC	LIMITS
*#Triacontane	16.332	200.	341.007	170.5	75-125

JLB 02/18/2022

G:\Org\HP5\DAT\HP5021522_b\Review\052_CCV_0215HP552r_DC_ORO-BE-L%.xls

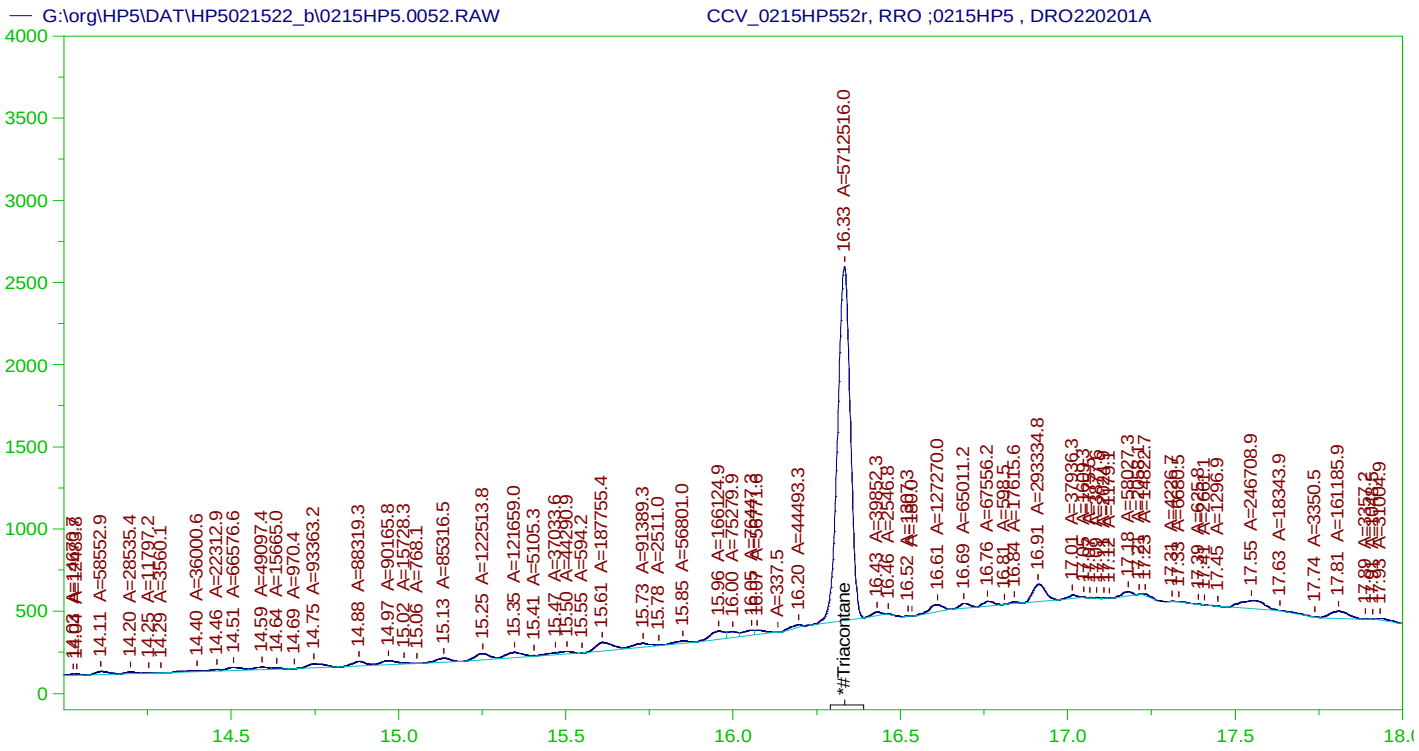

RESIDUAL RANGE ORGANICS CHROMATOGRAM
Sample Name: CCV_0215HP552r, RRO ;0215HP5 , DRO220201A
Raw File: G:\org\HP5\DAT\HP5021522_b\0215HP5.0052.RAW
Date & Time Acquired: 2/16/2022 10:46:46 PM
Method File: G:\Org\HP5\Methods\DS_ORO-BE-L%.MET
Calibration File: G:\Org\HP5\Cals\SW8015C_ORO220111BE.CAL
Sample Weight: 1 Dilution: 1 S.A.: 1

Mean RF for for Residual Range Organics Calculations: 26424.55
Rt range for Residual Range Organics: 12.61 to 30.05

SURROGATE COMPOUND	RT	ACTUAL	MEASURED	%REC	
*#Triacontane	16.332	500.	192.755	38.55	-

RRO Area:3658005 RRO AMOUNT: 138.432

CONTINUING CALIBRATION REPORT: G:\org\HP5\DAT\HP5021522_b\0215HP5.0052.RAW

COMPOUND	ACTUAL(NG)	MEASURED(NG)	%RECOVERY	LIMITS
*30-40 Motor Oil	5000.	.023	.	75-125

SURROGATE COMPOUND	RT	ACTUAL	MEASURED	%REC	LIMITS
*#Triacontane	16.332	200.	192.755	96.38	75-125

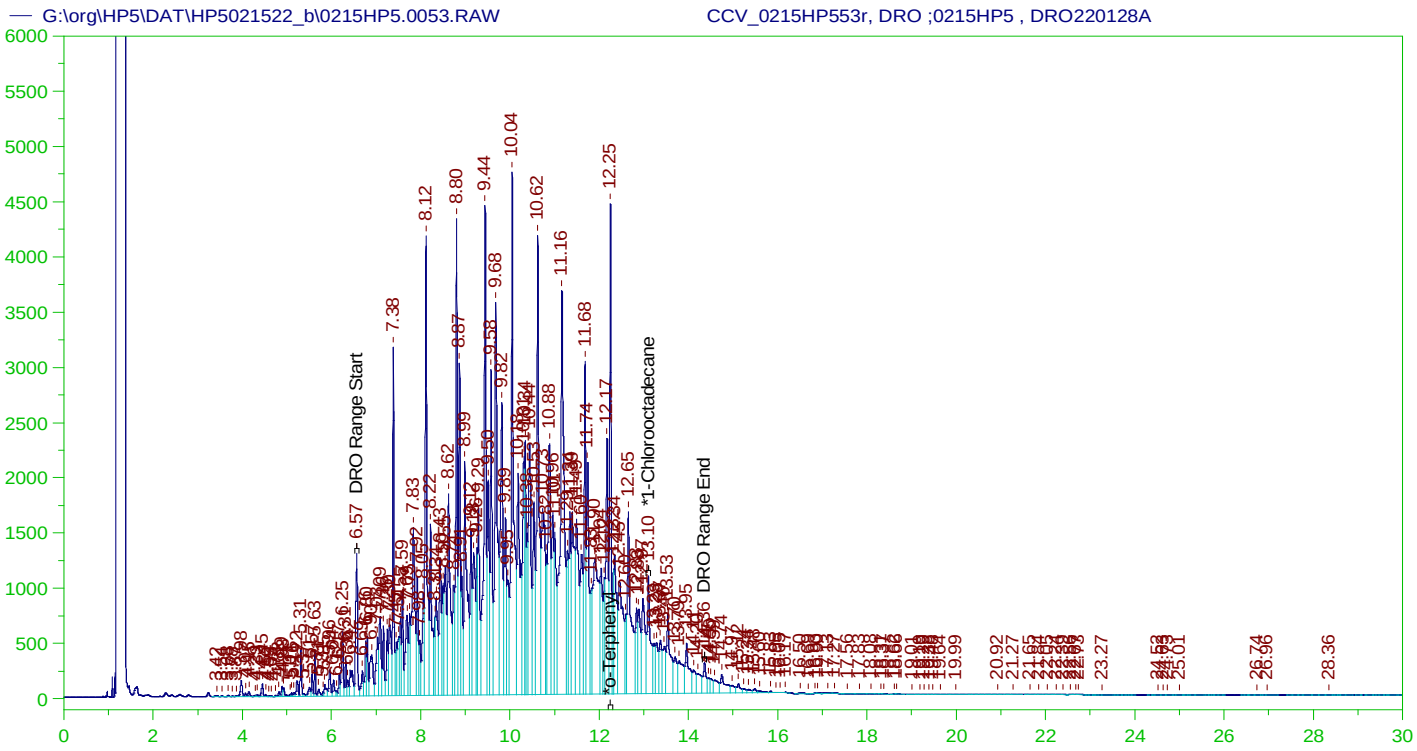

DIESEL RANGE ORGANICS CHROMATOGRAM REPORT
Sample Name: CCV_0215HP553r, DRO ;0215HP5 , DRO220128A
Raw File: G:\org\HP5\DAT\HP5021522_b\0215HP5.0053.RAW
Date & Time Acquired: 2/16/2022 11:29:41 PM
Method File: G:\Org\HP5\Methods\DC_8015-C24-JEb-L%.met
Calibration File: G:\Org\HP5\Cals\SW8015C_DRO220111JEb-C24.CAL
Sample Weight: 1 Dilution: 1 S.A.: 1

Mean RF for TEH: 32675.36
Rt range for Diesel Range Organics: 6.52 to 14.41

SURROGATE COMPOUND	RT	ACTUAL	MEASURED	%REC	
*o-Terphenyl	12.25	200.	299.474	149.74	-
*1-Chlorooctadecane	13.099	200.	147.386	73.69	-

DRO Area:4.599326E+08 DRO Amount: 14075.82
TEH Area:4.760012E+08 TEH Amount: 14567.59

CONTINUING CALIBRATION REPORT: G:\org\HP5\DAT\HP5021522_b\0215HP5.0053.RAW

COMPOUND	ACTUAL(NG)	MEASURED(NG)	%RECOVERY	LIMITS
TOTAL DRO	15000.	14567.59	97.12	85-115

SURROGATE COMPOUND	RT	ACTUAL	MEASURED	%REC	LIMITS
*o-Terphenyl	12.25	200.	299.474	149.74	85-115
*1-Chlorooctadecane	13.099	200.	147.386	73.69	85-115

G:\Org\HP5\DAT\HP5021522_b\Review\053_CCV_0215HP553r_DC_8015-C24-JEb-L%.xls

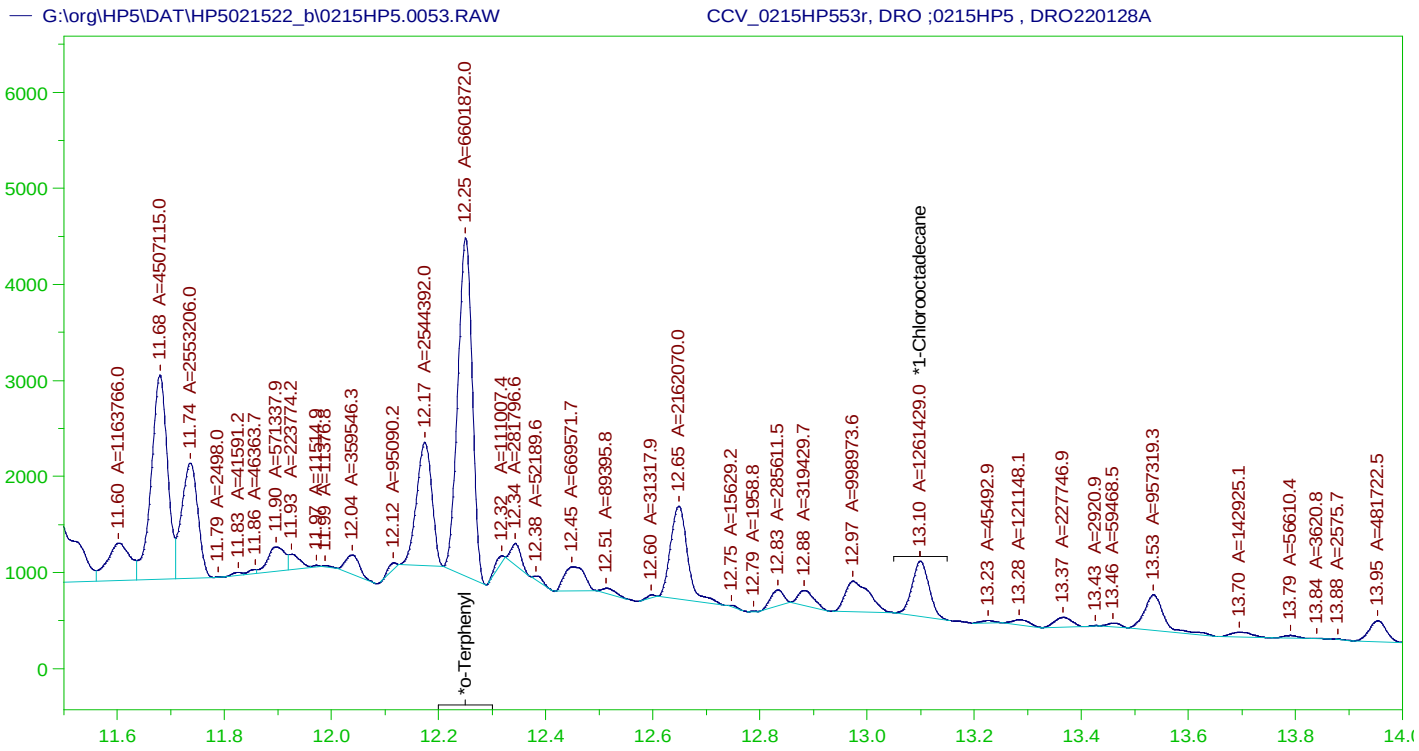

DIESEL RANGE ORGANICS CHROMATOGRAM REPORT
Sample Name: CCV_0215HP553r, DRO ;0215HP5 , DRO220128A
Raw File: G:\org\HP5\DAT\HP5021522_b\0215HP5.0053.RAW
Date & Time Acquired: 2/16/2022 11:29:41 PM
Method File: G:\Org\HP5\Methods\DS_8015-C24-JEb-L#.met
Calibration File: G:\Org\HP5\Cals\SW8015C_DRO220111JEb-C24.CAL
Sample Weight: 1 Dilution: 1 S.A.: 1

Mean RF for TEH: 32675.36
Rt range for Diesel Range Organics: 6.52 to 14.41

SURROGATE COMPOUND	RT	ACTUAL	MEASURED	%REC	
*o-Terphenyl	12.25	200.	179.117	89.56	-
*1-Chlorooctadecane	13.099	200.	34.224	17.11	-

DRO Area:2.36808E+08 DRO Amount: 7247.297
TEH Area:2.47181E+08 TEH Amount: 7564.753

CONTINUING CALIBRATION REPORT: G:\org\HP5\DAT\HP5021522_b\0215HP5.0053.RAW

COMPOUND	ACTUAL(NG)	MEASURED(NG)	%RECOVERY	LIMITS
TOTAL DRO	15000.	7564.75	50.43	85-115

SURROGATE COMPOUND	RT	ACTUAL	MEASURED	%REC	LIMITS
*o-Terphenyl	12.25	200.	179.117	89.56	85-115
*1-Chlorooctadecane	13.099	200.	34.224	17.11	85-115

G:\Org\HP5\DAT\HP5021522_b\Review\053_CCV_0215HP553r_DS_8015-C24-JEb-L#.xls

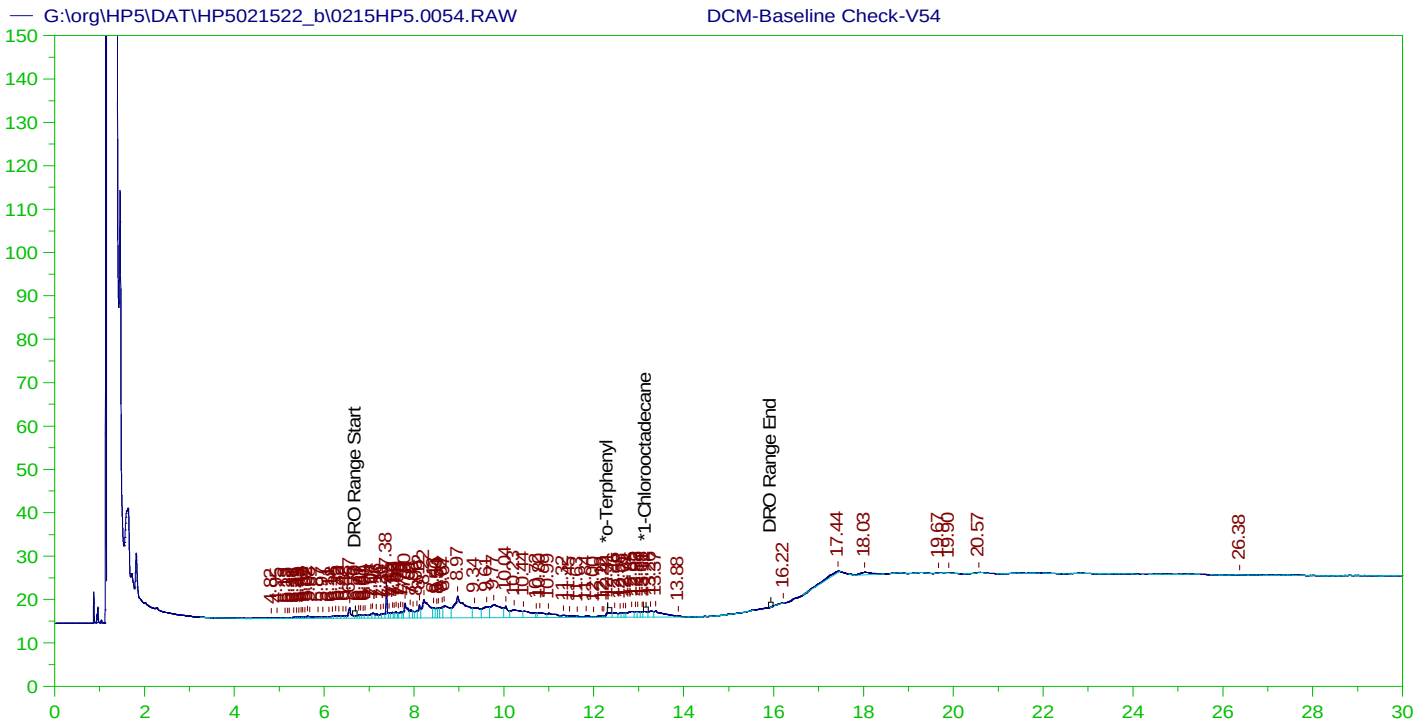

DIESEL RANGE ORGANICS CHROMATOGRAM REPORT
Sample Name: DCM-Baseline Check-V54
Raw File: G:\org\HP5\DAT\HP5021522_b\0215HP5.0054.RAW
Date & Time Acquired: 2/17/2022 8:25:35 AM
Method File: G:\Org\HP5\Methods\DR_8015-JA-LEXP.met
Calibration File: G:\Org\HP5\Cals\SW8015C_DRO220111JA.CAL
Sample Weight: 1 Dilution: 1 S.A.: 1

Mean RF for TEH: 32675.36
Rt range for Diesel Range Organics: 6.63 to 15.99

SURROGATE COMPOUND	RT	ACTUAL	MEASURED	%REC	
*o-Terphenyl	12.306	200.	.237	.12	-
*1-Chlorooctadecane	29.97	200.	.	.	-

DRO Area:604715.8 DRO Amount: 18.50678
TEH Area:692572 TEH Amount: 21.19554

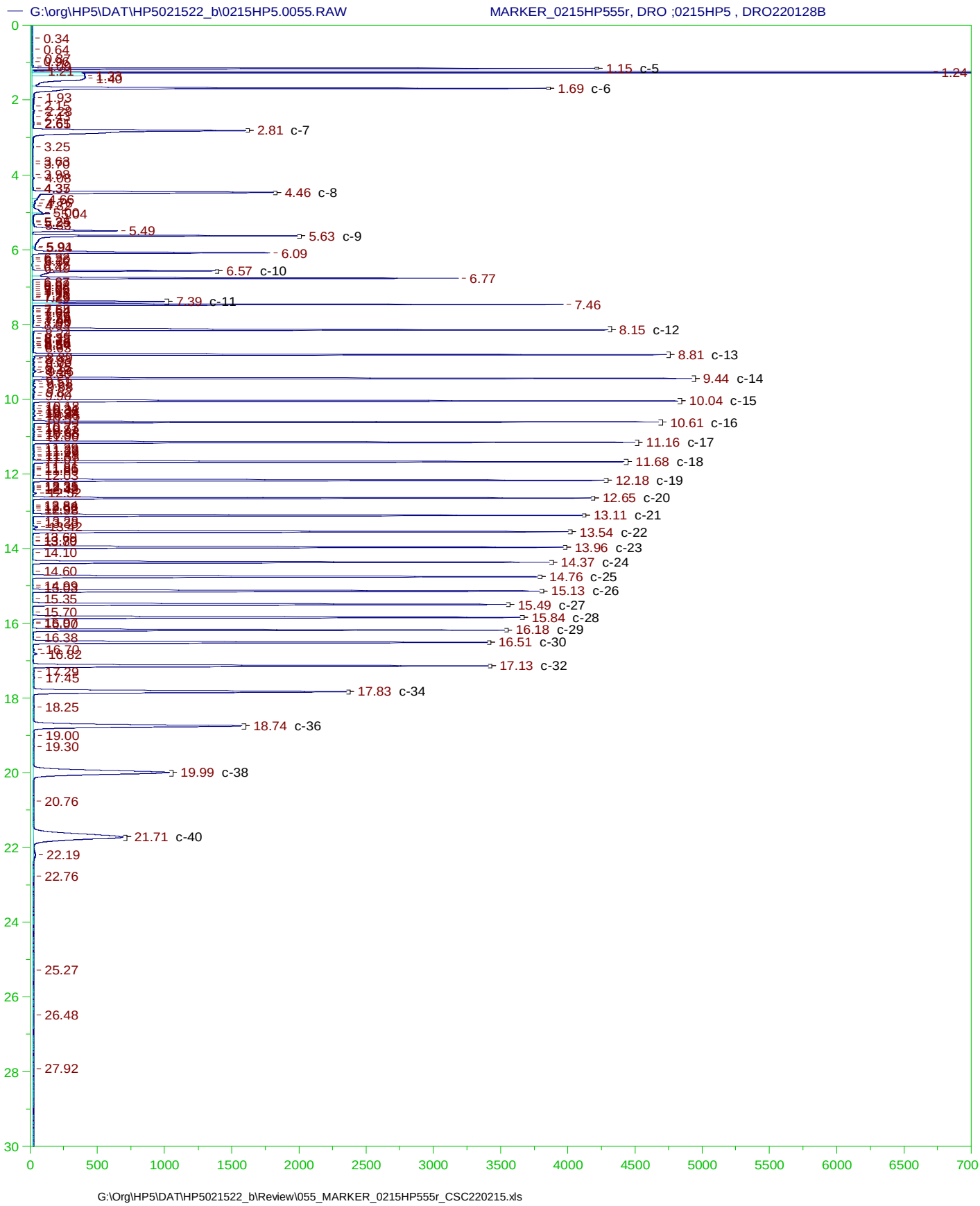
G:\org\HP5\DAT\HP5021522_b\0215HP5.0055.RAW
MARKER_0215HP555r, DRO ;0215HP5 , DRO220128B
0.34
0.64
1.15 c-5
1.24
1.40
1.69 c-6
1.93
2.81 c-7
3.25
4.46 c-8
5.49
5.63 c-9
6.09
6.57 c-10
6.77
7.39 c-11
7.46
8.15 c-12
8.81 c-13
9.44 c-14
10.04 c-15
10.61 c-16
11.16 c-17
11.68 c-18
12.18 c-19
12.65 c-20
13.11 c-21
13.54 c-22
13.96 c-23
14.10
14.37 c-24
14.60
14.76 c-25
15.13 c-26
15.35
15.49 c-27
15.70
15.84 c-28
16.18 c-29
16.38
16.51 c-30
16.70
16.82
17.13 c-32
17.29
17.45
17.83 c-34
18.25
18.74 c-36
19.00
19.30
19.99 c-38
20.76
21.71 c-40
22.19
22.76
25.27
26.48
27.92
0
500
1000
1500
2000
2500
3000
3500
4000
4500
5000
5500
6000
6500
700
G:\Org\HP5\DAT\HP5021522_b\Review\055_MARKER_0215HP555r_CSC220215.xls

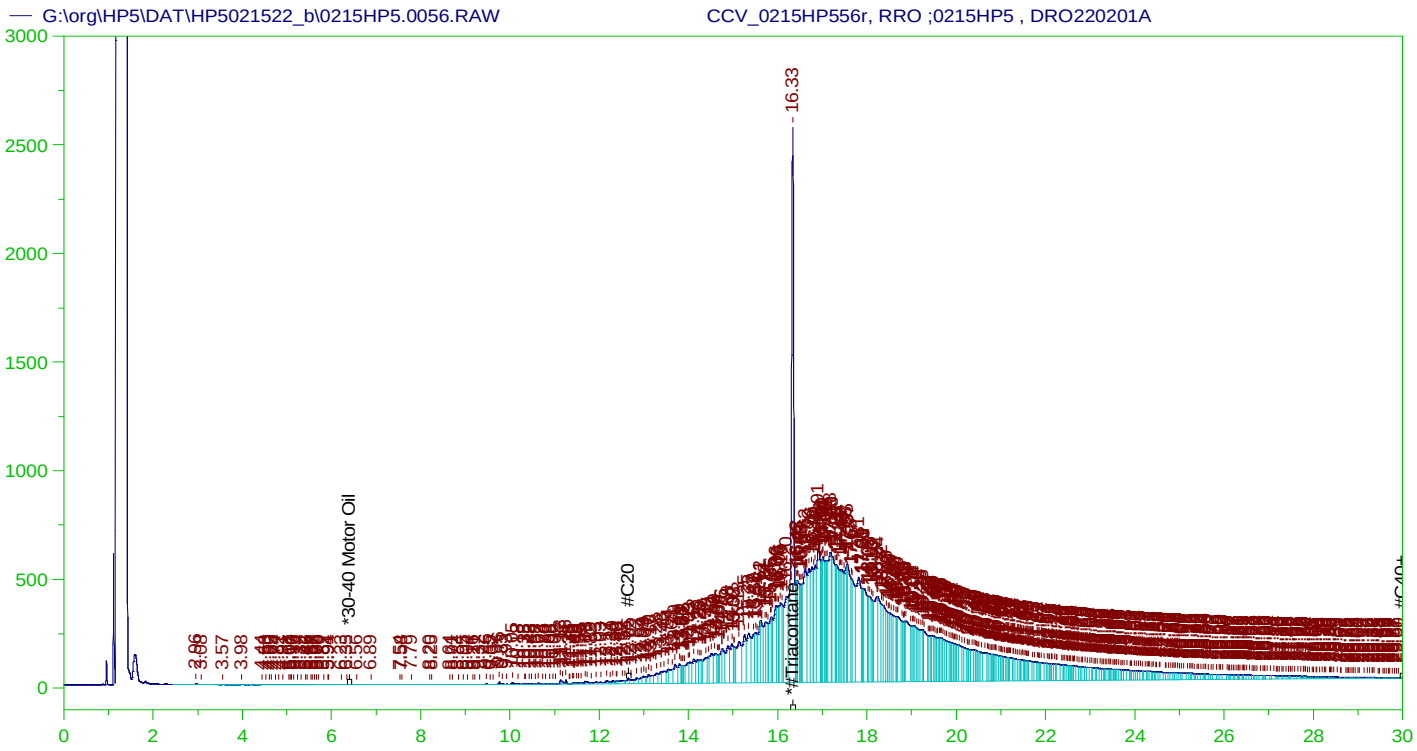

RESIDUAL RANGE ORGANICS CHROMATOGRAM
Sample Name: CCV_0215HP556r, RRO ;0215HP5 , DRO220201A
Raw File: G:\org\HP5\DAT\HP5021522_b\0215HP5.0056.RAW
Date & Time Acquired: 2/17/2022 9:51:17 AM
Method File: G:\Org\HP5\Methods\DC_ORO-BE-L%.MET
Calibration File: G:\Org\HP5\Cals\SW8015C_ORO220111BE.CAL
Sample Weight: 1000 Dilution: 1 S.A.: 1

Mean RF for for ~~Residual~~ TEH (Oil Range) Organics Calculations: 26424.55
Rt range for ~~Residual~~ TEH (Oil Range) Organics: 12.61 to 30.05

SURROGATE COMPOUND	RT	ACTUAL	MEASURED	%REC	
*#Triacontane	16.333	.5	.333	66.56	-

~~RRO~~ TEH (Oil Range) Area:1.385437E+08 ~~RRO~~ TEH (Oil Range) AMOUNT: 5.242992

CONTINUING CALIBRATION REPORT: G:\org\HP5\DAT\HP5021522_b\0215HP5.0056.RAW

COMPOUND	ACTUAL(NG)	MEASURED(NG)	%RECOVERY	LIMITS
*30-40 Motor Oil	5000.	.	.	75-125

SURROGATE COMPOUND	RT	ACTUAL	MEASURED	%REC	LIMITS
*#Triacontane	16.333	.2	.333	166.4	75-125

JLB 02/18/2022

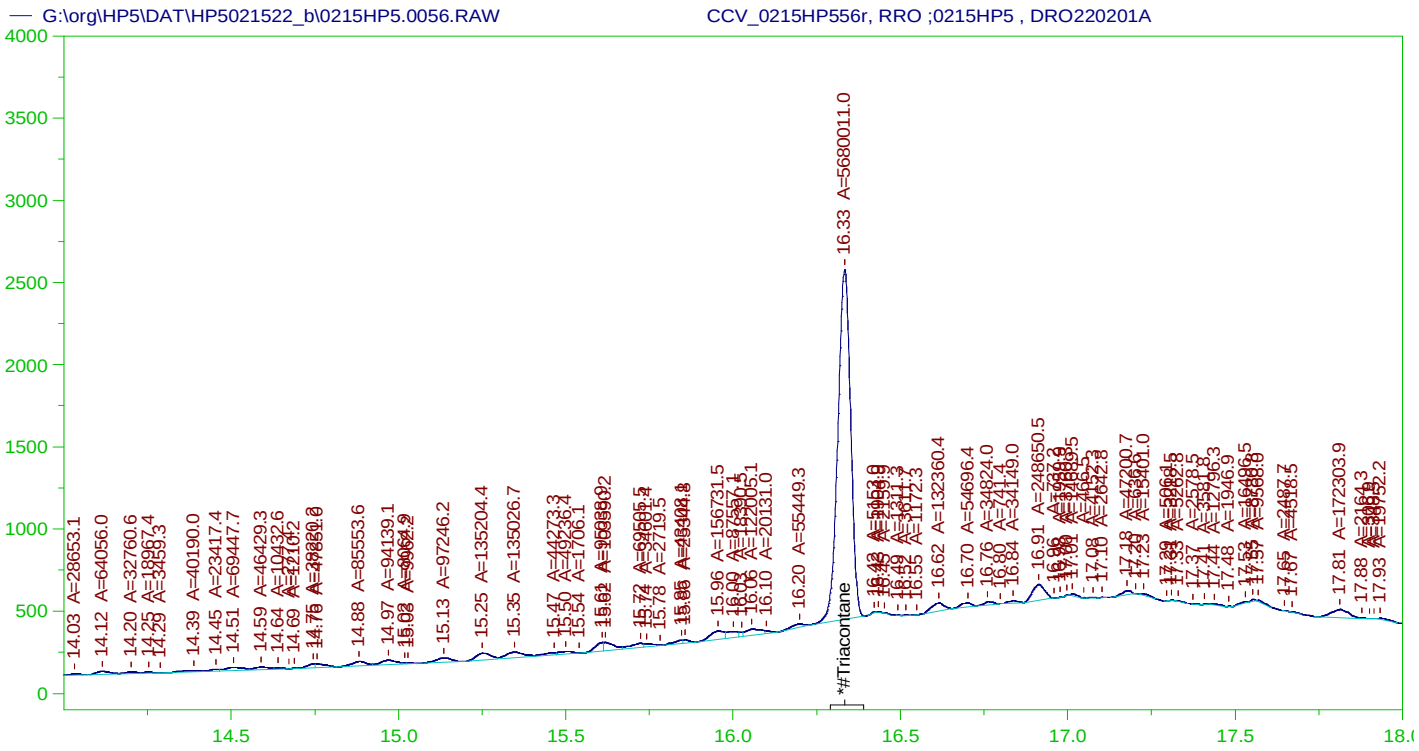

RESIDUAL RANGE ORGANICS CHROMATOGRAM
Sample Name: CCV_0215HP556r, RRO ;0215HP5 , DRO220201A
Raw File: G:\org\HP5\DAT\HP5021522_b\0215HP5.0056.RAW
Date & Time Acquired: 2/17/2022 9:51:17 AM
Method File: G:\Org\HP5\Methods\DS_ORO-BE-L%.MET
Calibration File: G:\Org\HP5\Cals\SW8015C_ORO220111BE.CAL
Sample Weight: 1 Dilution: 1 S.A.: 1

Mean RF for for Residual Range Organics Calculations: 26424.55
Rt range for Residual Range Organics: 12.61 to 30.05

SURROGATE COMPOUND	RT	ACTUAL	MEASURED	%REC	
*#Triacontane	16.333	500.	191.659	38.33	-

RRO Area:3454260 RRO AMOUNT: 130.7216

CONTINUING CALIBRATION REPORT: G:\org\HP5\DAT\HP5021522_b\0215HP5.0056.RAW

COMPOUND	ACTUAL(NG)	MEASURED(NG)	%RECOVERY	LIMITS
*30-40 Motor Oil	5000.	.	.	75-125

SURROGATE COMPOUND	RT	ACTUAL	MEASURED	%REC	LIMITS
*#Triacontane	16.333	200.	191.659	95.83	75-125

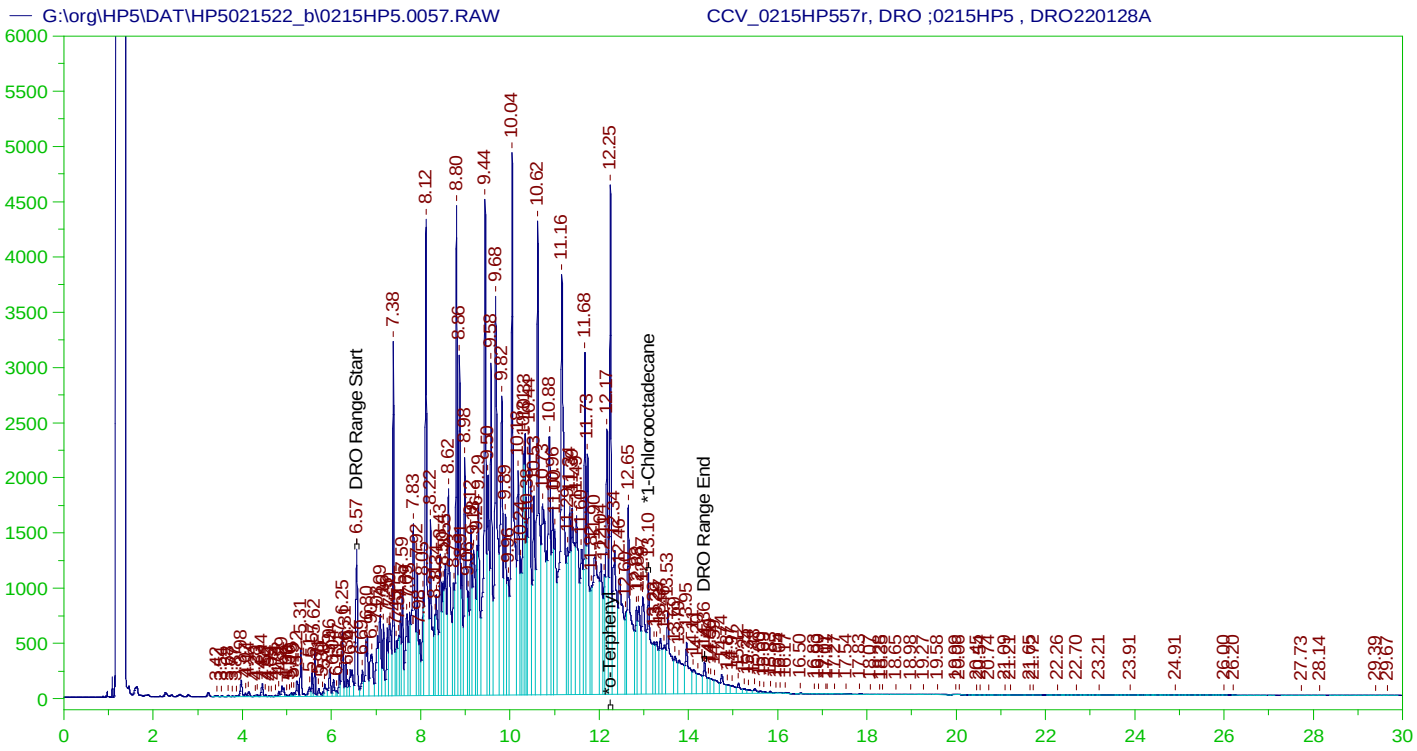

DIESEL RANGE ORGANICS CHROMATOGRAM REPORT
Sample Name: CCV_0215HP557r, DRO ;0215HP5 , DRO220128A
Raw File: G:\org\HP5\DAT\HP5021522_b\0215HP5.0057.RAW
Date & Time Acquired: 2/17/2022 10:34:03 AM
Method File: G:\Org\HP5\Methods\DC_8015-C24-JEb-L%.met
Calibration File: G:\Org\HP5\Cals\SW8015C_DRO220111JEb-C24.CAL
Sample Weight: 1 Dilution: 1 S.A.: 1

Mean RF for TEH: 32675.36
Rt range for Diesel Range Organics: 6.52 to 14.41

SURROGATE COMPOUND	RT	ACTUAL	MEASURED	%REC	
*o-Terphenyl	12.248	200.	308.664	154.33	-
*1-Chlorooctadecane	13.098	200.	149.97	74.98	-

DRO Area:4.715199E+08 DRO Amount: 14430.44
TEH Area:4.880048E+08 TEH Amount: 14934.95

CONTINUING CALIBRATION REPORT: G:\org\HP5\DAT\HP5021522_b\0215HP5.0057.RAW

COMPOUND	ACTUAL(NG)	MEASURED(NG)	%RECOVERY	LIMITS
TOTAL DRO	15000.	14934.95	99.57	85-115

SURROGATE COMPOUND	RT	ACTUAL	MEASURED	%REC	LIMITS
*o-Terphenyl	12.248	200.	308.664	154.33	85-115
*1-Chlorooctadecane	13.098	200.	149.97	74.98	85-115

G:\Org\HP5\DAT\HP5021522_b\Review\057_CCV_0215HP557r_DC_8015-C24-JEb-L%.xls

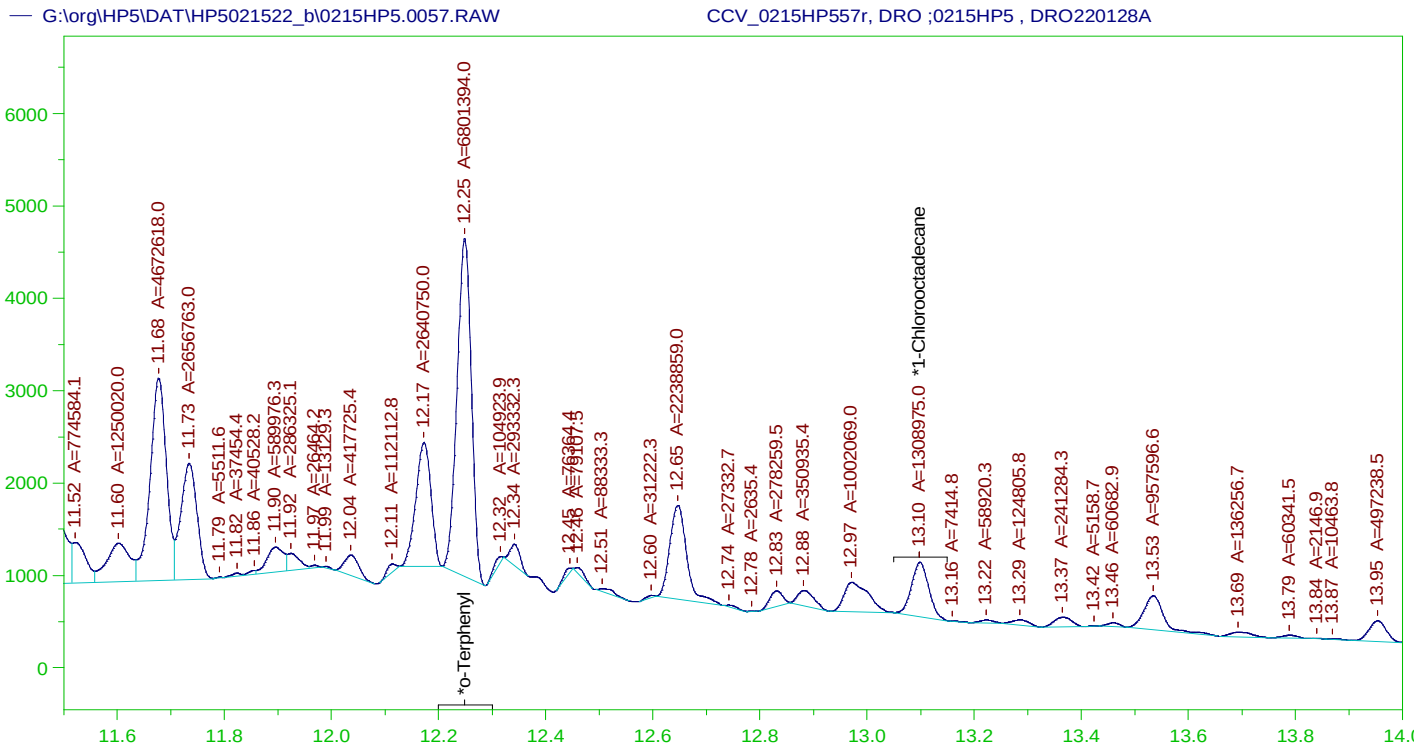

DIESEL RANGE ORGANICS CHROMATOGRAM REPORT
Sample Name: CCV_0215HP557r, DRO ;0215HP5 , DRO220128A
Raw File: G:\org\HP5\DAT\HP5021522_b\0215HP5.0057.RAW
Date & Time Acquired: 2/17/2022 10:34:03 AM
Method File: G:\Org\HP5\Methods\DS_8015-C24-JEb-L#.met
Calibration File: G:\Org\HP5\Cals\SW8015C_DRO220111JEb-C24.CAL
Sample Weight: 1 Dilution: 1 S.A.: 1

Mean RF for TEH: 32675.36
Rt range for Diesel Range Organics: 6.52 to 14.41

SURROGATE COMPOUND	RT	ACTUAL	MEASURED	%REC	
*o-Terphenyl	12.248	200.	184.53	92.27	-
*1-Chlorooctadecane	13.098	200.	35.514	17.76	-

DRO Area:2.422591E+08 DRO Amount: 7414.122
TEH Area:2.528782E+08 TEH Amount: 7739.11

CONTINUING CALIBRATION REPORT: G:\org\HP5\DAT\HP5021522_b\0215HP5.0057.RAW

COMPOUND	ACTUAL(NG)	MEASURED(NG)	%RECOVERY	LIMITS
TOTAL DRO	15000.	7739.11	51.59	85-115

SURROGATE COMPOUND	RT	ACTUAL	MEASURED	%REC	LIMITS
*o-Terphenyl	12.248	200.	184.53	92.27	85-115
*1-Chlorooctadecane	13.098	200.	35.514	17.76	85-115

G:\Org\HP5\DAT\HP5021522_b\Review\057_CCV_0215HP557r_DS_8015-C24-JEb-L#.xls

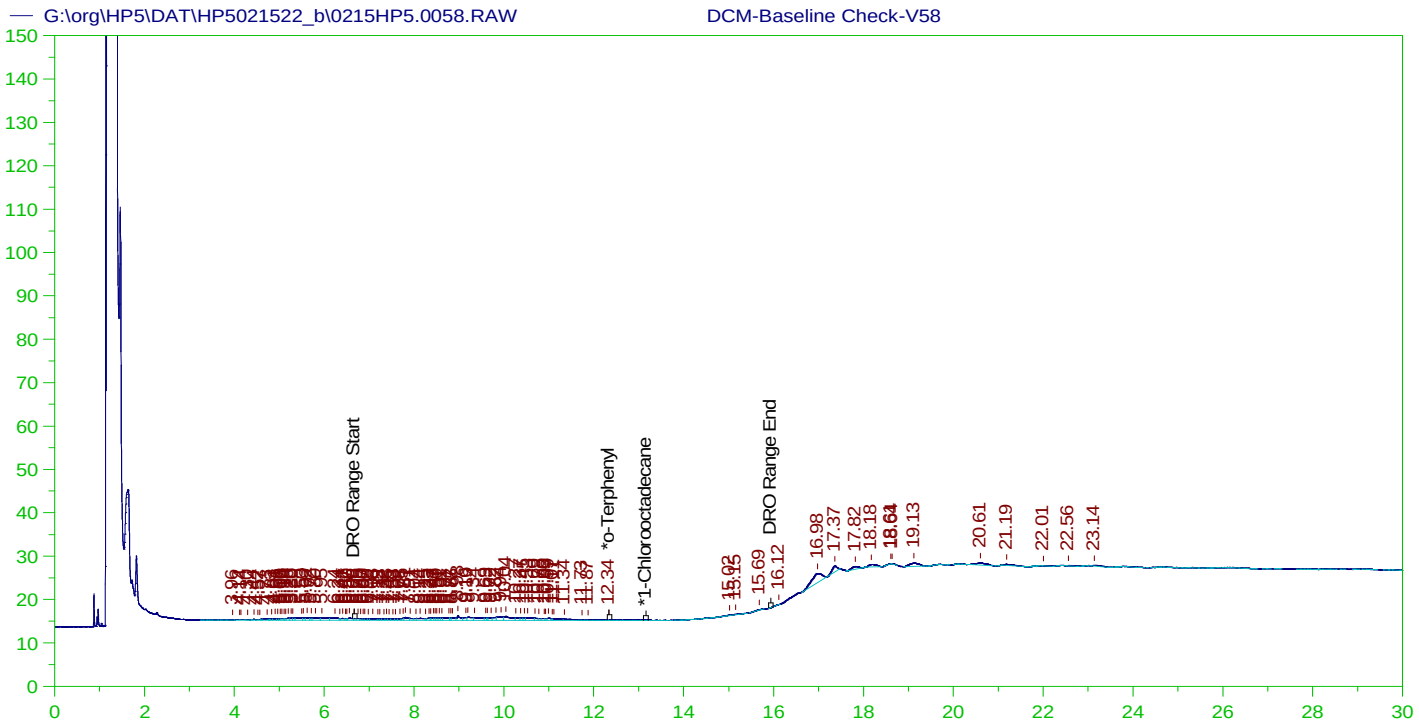

DIESEL RANGE ORGANICS CHROMATOGRAM REPORT
Sample Name: DCM-Baseline Check-V58
Raw File: G:\org\HP5\DAT\HP5021522_b\0215HP5.0058.RAW
Date & Time Acquired: 2/17/2022 11:16:56 AM
Method File: G:\Org\HP5\Methods\DR_8015-JA-LEXP.met
Calibration File: G:\Org\HP5\Cals\SW8015C_DRO220111JA.CAL
Sample Weight: 1 Dilution: 1 S.A.: 1

Mean RF for TEH: 32675.36
Rt range for Diesel Range Organics: 6.63 to 15.99

SURROGATE COMPOUND	RT	ACTUAL	MEASURED	%REC	
*o-Terphenyl	12.335	200.	.026	.01	-
*1-Chlorooctadecane	29.965	200.	.	.	-

DRO Area:153488.6 DRO Amount: 4.69738
TEH Area:310934.1 TEH Amount: 9.51586

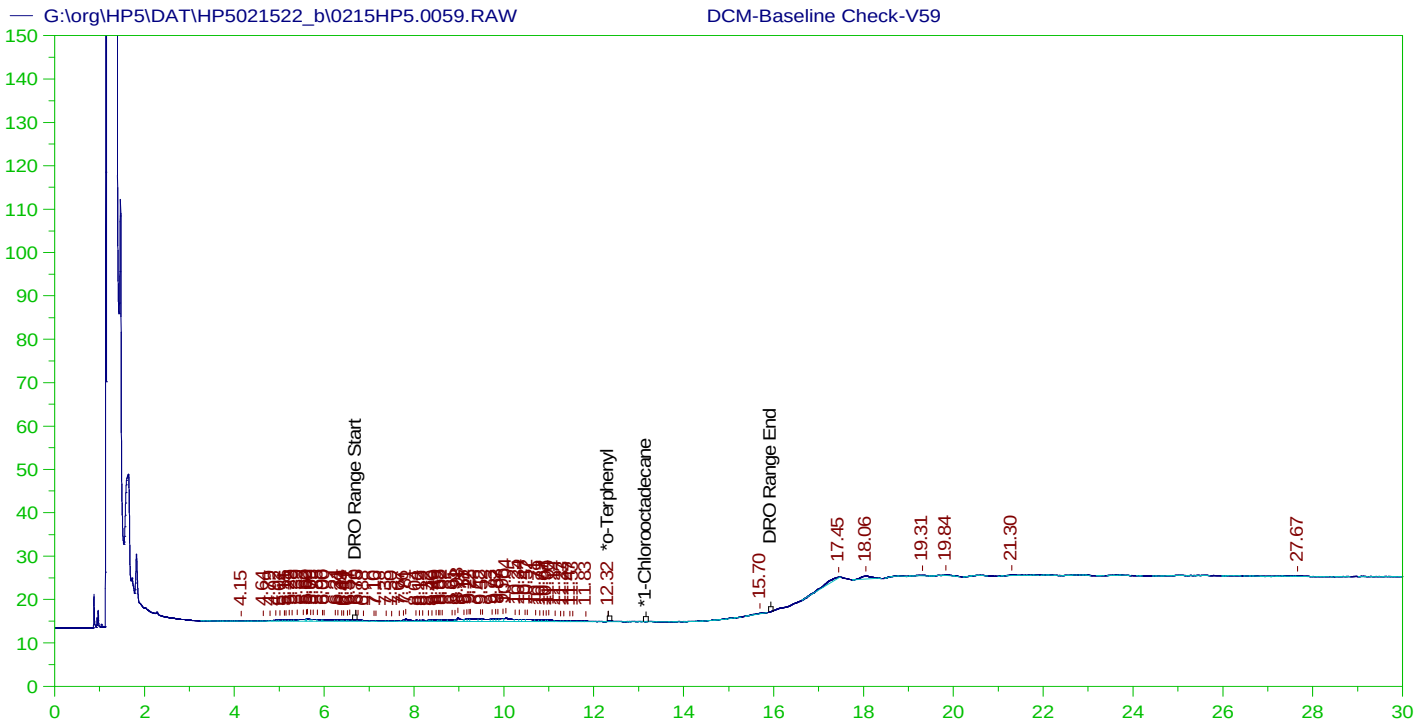

DIESEL RANGE ORGANICS CHROMATOGRAM REPORT
Sample Name: DCM-Baseline Check-V59
Raw File: G:\org\HP5\DAT\HP5021522_b\0215HP5.0059.RAW
Date & Time Acquired: 2/17/2022 11:59:46 AM
Method File: G:\Org\HP5\Methods\DR_8015-JA-LEXP.met
Calibration File: G:\Org\HP5\Cals\SW8015C_DRO220111JA.CAL
Sample Weight: 1 Dilution: 1 S.A.: 1

Mean RF for TEH: 32675.36
Rt range for Diesel Range Organics: 6.63 to 15.99

SURROGATE COMPOUND	RT	ACTUAL	MEASURED	%REC	
*o-Terphenyl	12.322	200.	.039	.02	-
*1-Chlorooctadecane	29.98	200.	.	.	-

DRO Area:105162.9 DRO Amount: 3.218416
TEH Area:178633.2 TEH Amount: 5.466907

ERH2531 (RHMW01R) Batch ID: 163748

G:\org\HP5\DAT\HP5021522_b\0215HP5.0060.RAW B22020962-006D ;0215HP5 , $HC-8015-DRO-W, SGT

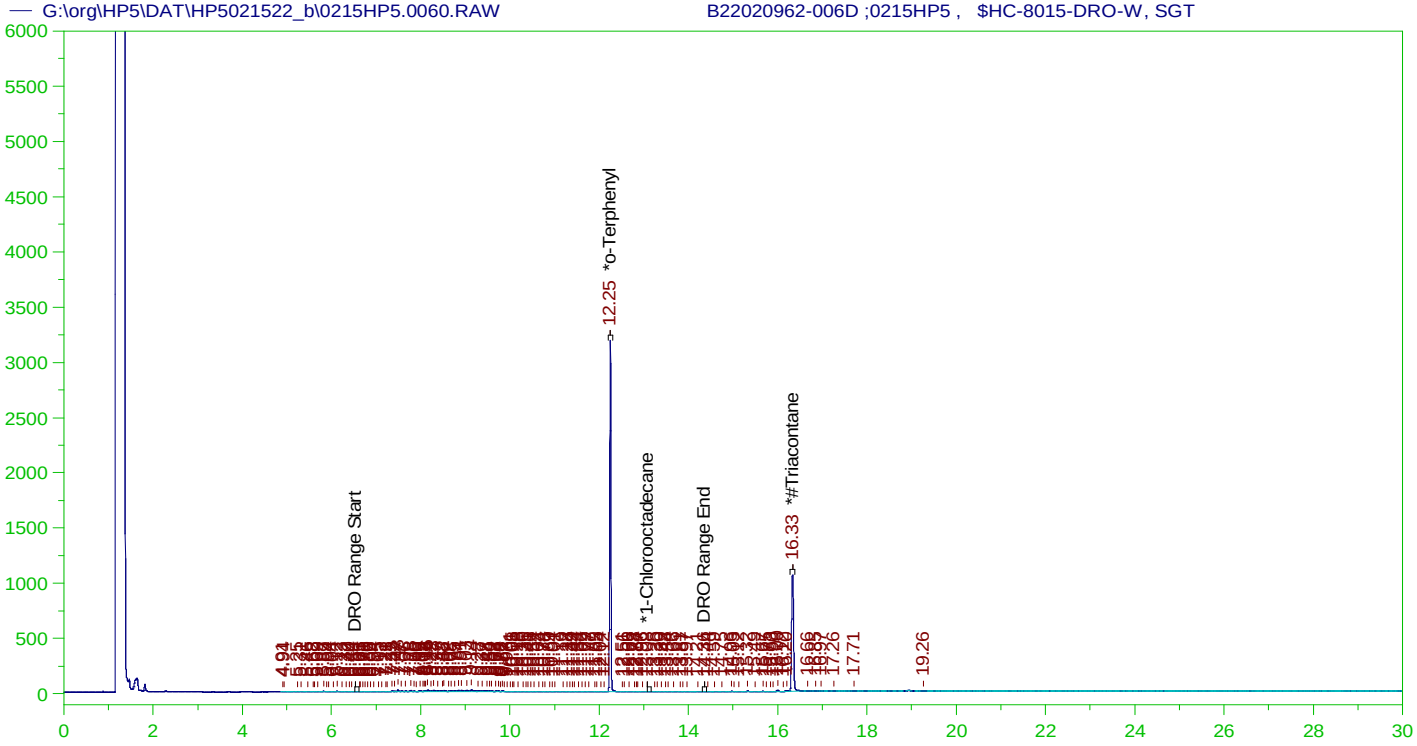

DIESEL RANGE ORGANICS CHROMATOGRAM REPORT

Sample Name: B22020962-006D ;0215HP5 , $HC-8015-DRO-W, SGT
Raw File: G:\org\HP5\DAT\HP5021522_b\0215HP5.0060.RAW
Date & Time Acquired: 2/17/2022 12:42:40 PM
Method File: G:\Org\HP5\Methods\DR_8015-C24Tb-JEb-L%.met
Calibration File: G:\Org\HP5\Cals\SW8015C_DRO220111JEb-C24-T.CAL
Sample Weight: 1050 Dilution: 1 S.A.: 1

Mean RF for TEH: 32675.36
Rt range for Diesel Range Organics: 6.52 to 14.41

SURROGATE COMPOUND	RT	ACTUAL	MEASURED	%REC	
*o-Terphenyl	12.246	.19	.164	86.05	-
*1-Chlorooctadecane	13.081	.19	.	.16	-
*#Triacontane	16.329	.19	.096	50.26	-

DRO Area:1568527 DRO Amount: 4.571747E-02
TEH Area:1789863 TEH Amount: 0.0521687

ERH2531 (RHMW01R) Batch ID: 163748

G:\org\HP5\DAT\HP5021522_b\0215HP5.0060.RAW B22020962-006D ;0215HP5 , $HC-8015-DRO-W, SGT

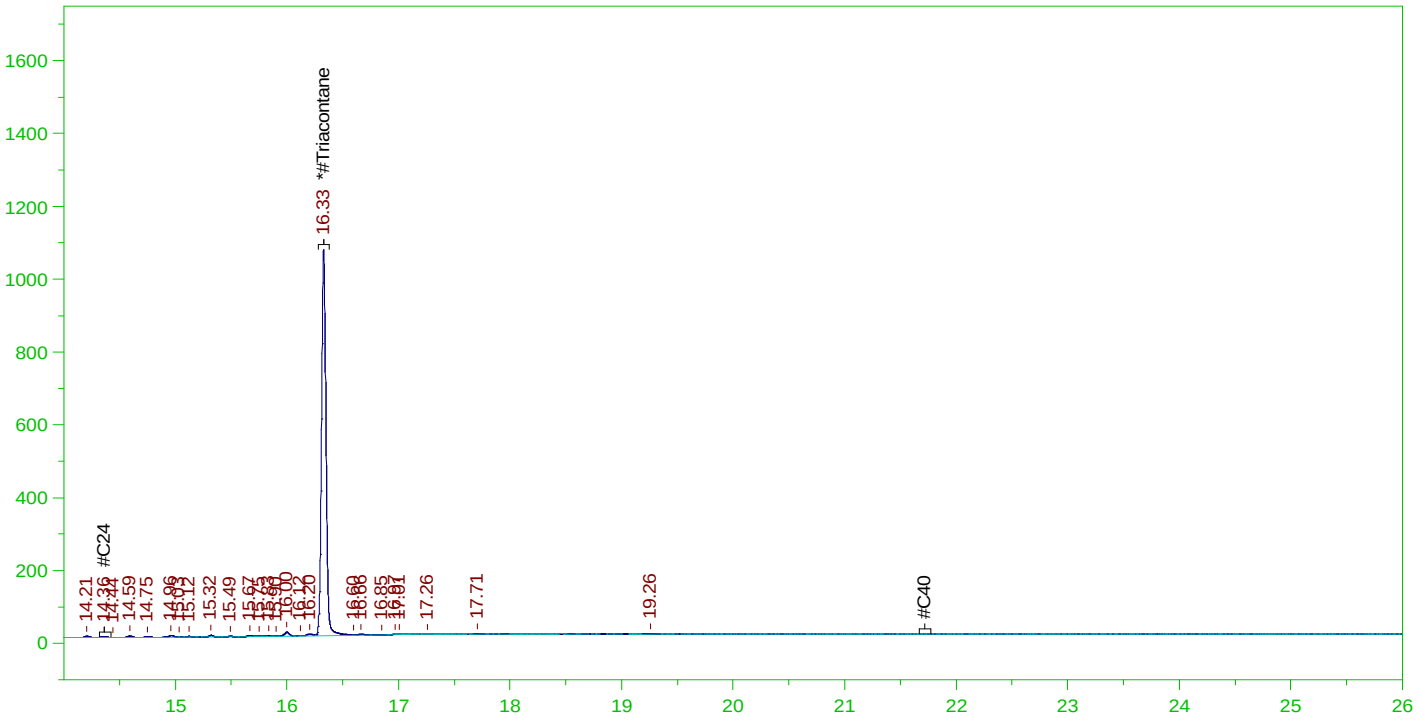

RESIDUAL RANGE ORGANICS CHROMATOGRAM

Sample Name: B22020962-006D ;0215HP5 , $HC-8015-DRO-W, SGT
Raw File: G:\org\HP5\DAT\HP5021522_b\0215HP5.0060.RAW
Date & Time Acquired: 2/17/2022 12:42:40 PM
Method File: G:\Org\HP5\Methods\DR_OROS-BEb-L%.MET
Calibration File: G:\Org\HP5\Cals\SW8015C_ORO220111BEb_SAMP.CAL
Sample Weight: 1050 Dilution: 1 S.A.: 1

Mean RF for for Residual Range Organics Calculations: 26424.55
Rt range for Residual Range Organics: 14.32 to 21.77

SURROGATE COMPOUND	RT	ACTUAL	MEASURED	%REC	
*#Triacontane	16.329	.476	.096	20.2	-

RRO Area:155611.4 RRO AMOUNT: 5.608471E-03

ERH2531 (RHMW01R) Batch ID: 163748

G:\org\HP5\DAT\HP5021522_b\0215HP5.0060.RAW B22020962-006D ;0215HP5 , $HC-8015-DRO-W, SGT

DIESEL RANGE ORGANICS CHROMATOGRAM REPORT

Sample Name: B22020962-006D ;0215HP5 , $HC-8015-DRO-W, SGT
Raw File: G:\org\HP5\DAT\HP5021522_b\0215HP5.0060.RAW
Date & Time Acquired: 2/17/2022 12:42:40 PM
Method File: G:\Org\HP5\Methods\DS_8015-C24T-JEb-L#.met
Calibration File: G:\Org\HP5\Cals\SW8015C_DRO220111JEb-C24-T.CAL
Sample Weight: 1050 Dilution: 1 S.A.: 1

Mean RF for TEH: 32675.36
Rt range for Diesel Range Organics: 6.52 to 14.41

SURROGATE COMPOUND	RT	ACTUAL	MEASURED	%REC	
*o-Terphenyl	12.246	.19	.163	85.7	-
*1-Chlorooctadecane	13.081	.19	.	.07	-
*#Triacontane	16.329	.19	.095	50.06	-

DRO Area:1186501 DRO Amount: 3.458267E-02
TEH Area:1395105 TEH Amount: 4.066279E-02

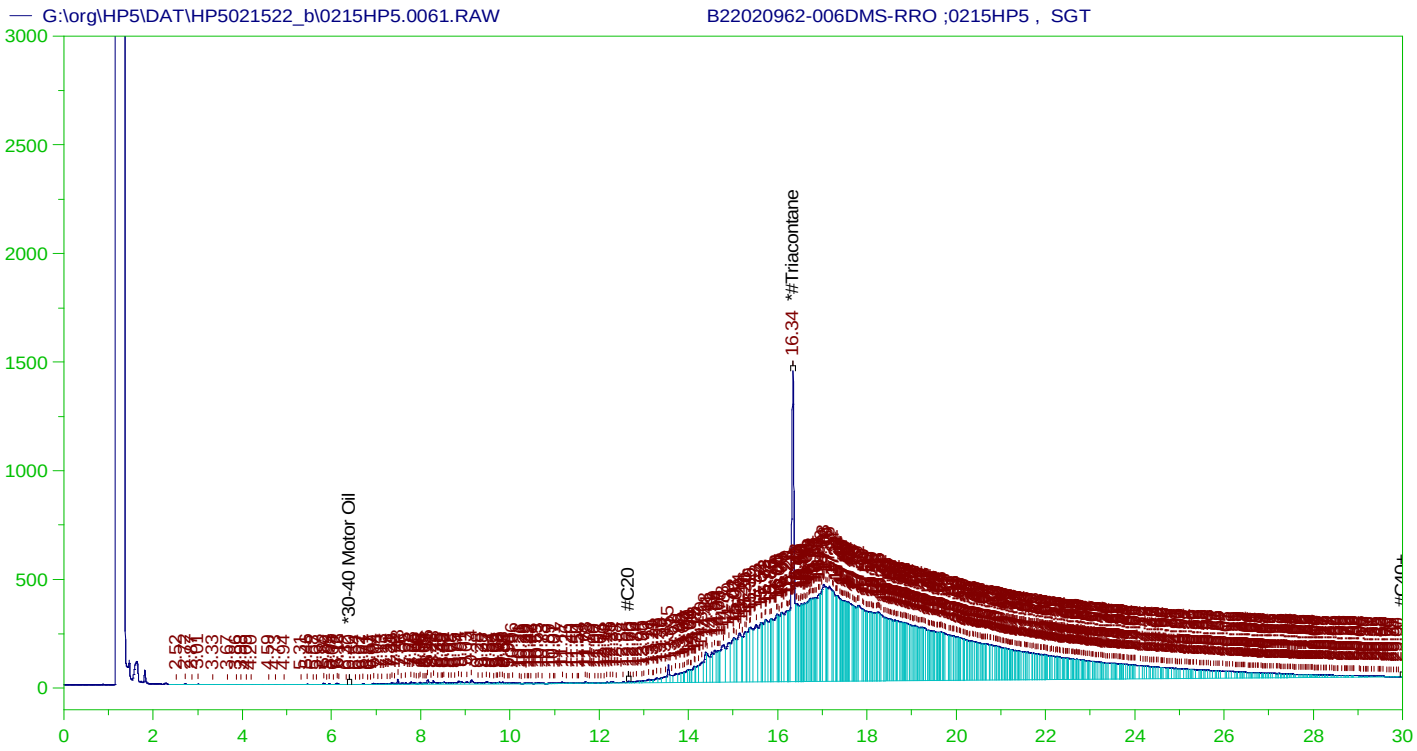

RESIDUAL RANGE ORGANICS CHROMATOGRAM
Sample Name: B22020962-006DMS-RRO ;0215HP5 , SGT
Raw File: G:\org\HP5\DAT\HP5021522_b\0215HP5.0061.RAW
Date & Time Acquired: 2/17/2022 1:25:38 PM
Method File: G:\Org\HP5\Methods\D3_ORO-BE-L%.MET
Calibration File: G:\Org\HP5\Cals\SW8015C_ORO220111BE.CAL
Sample Weight: 1050 Dilution: 1 S.A.: 1

Mean RF for for ~~Residual~~ TEH (Oil Range) Organics Calculations: 26424.55
Rt range for ~~Residual~~ TEH (Oil Range) Organics: 12.61 to 30.05

SURROGATE COMPOUND	RT	ACTUAL	MEASURED	%REC	
*#Triacontane	16.336	.476	.176	36.94	-

~~RRO~~ TEH (Oil Range) Area:1.339117E+08 ~~RRO~~ TEH (Oil Range) AMOUNT: 4.826382

JLB 02/18/2022

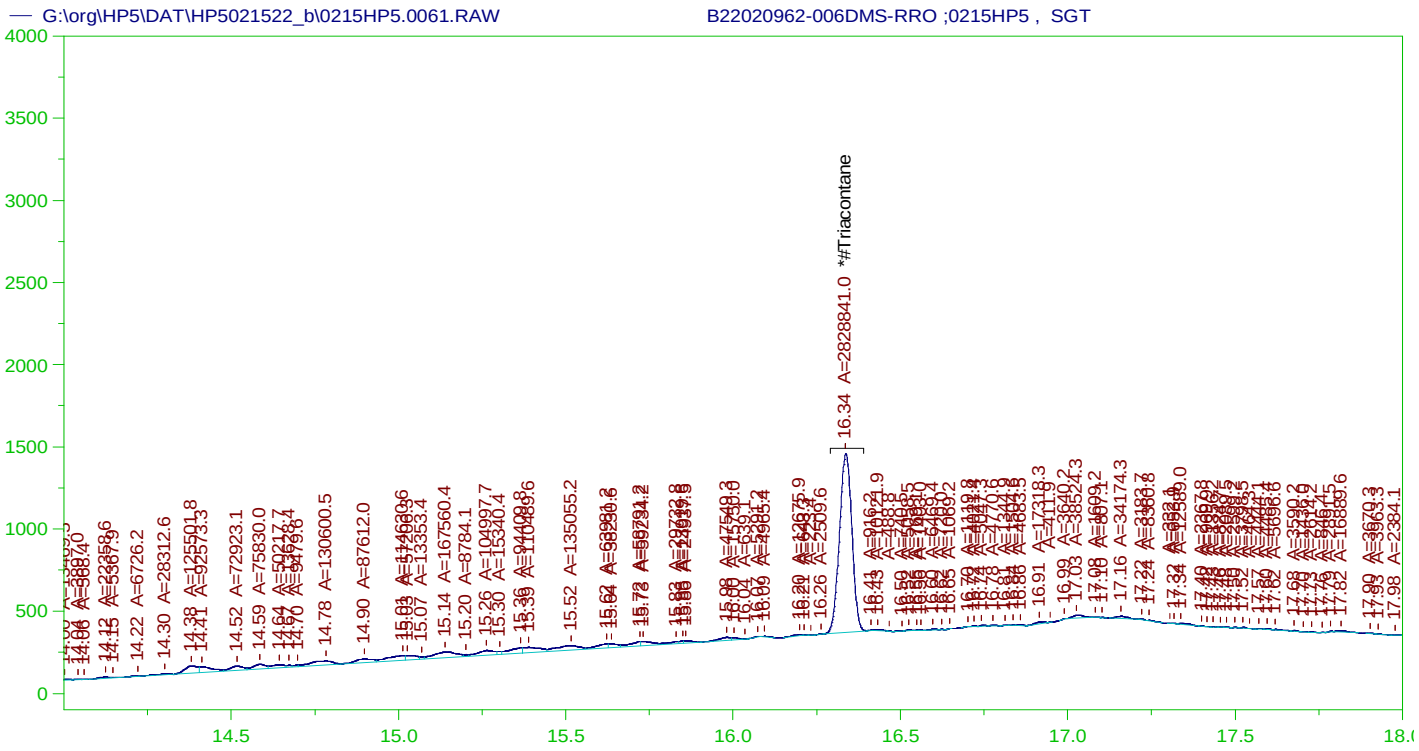

RESIDUAL RANGE ORGANICS CHROMATOGRAM

Sample Name: B22020962-006DMS-RRO ;0215HP5 , SGT
Raw File: G:\org\HP5\DAT\HP5021522_b\0215HP5.0061.RAW
Date & Time Acquired: 2/17/2022 1:25:38 PM
Method File: G:\Org\HP5\Methods\DS_ORO-BE-L%.MET
Calibration File: G:\Org\HP5\Cals\SW8015C_ORO220111BE.CAL
Sample Weight: 1050 Dilution: 1 S.A.: 1

Mean RF for for Residual Range Organics Calculations: 26424.55
Rt range for Residual Range Organics: 12.61 to 30.05

SURROGATE COMPOUND	RT	ACTUAL	MEASURED	%REC	
*#Triacontane	16.336	.476	.091	19.09	-

RRO Area:2727465 RRO AMOUNT: 9.830197E-02

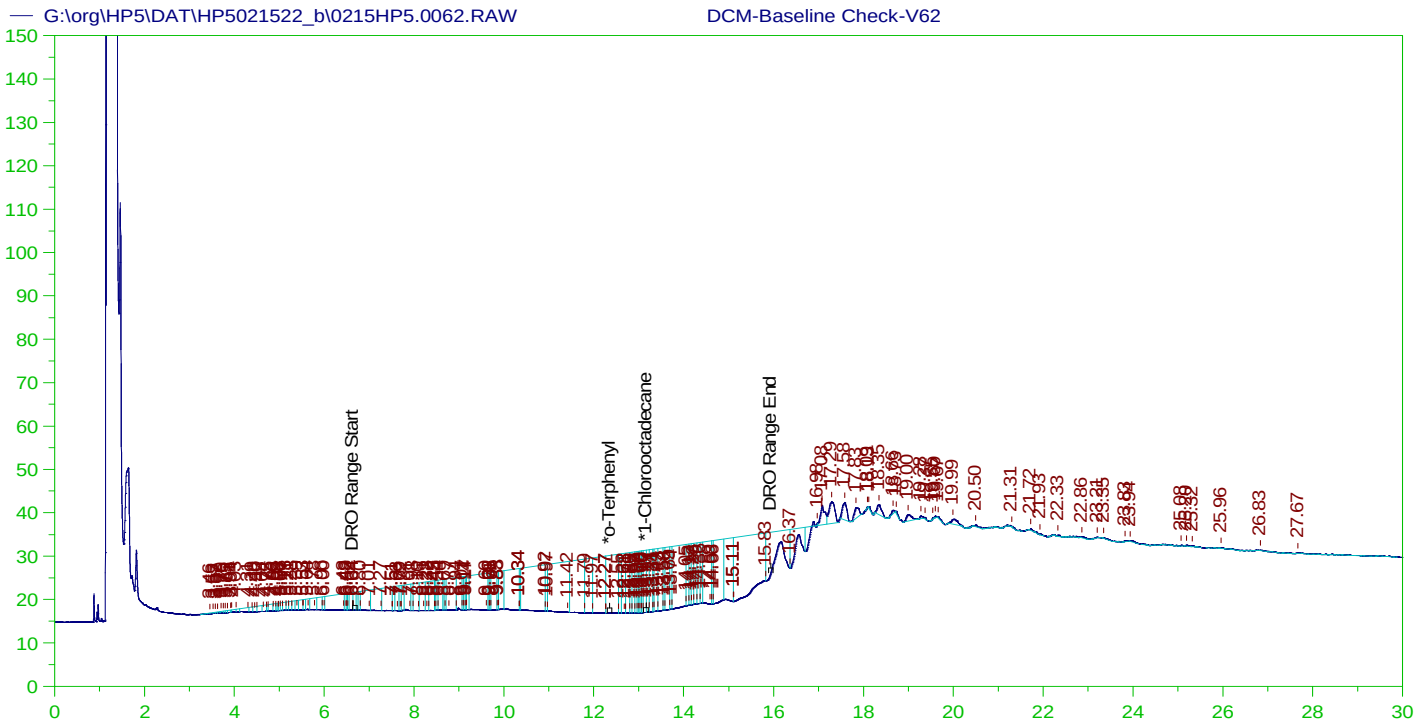

DIESEL RANGE ORGANICS CHROMATOGRAM REPORT
Sample Name: DCM-Baseline Check-V62
Raw File: G:\org\HP5\DAT\HP5021522_b\0215HP5.0062.RAW
Date & Time Acquired: 2/17/2022 2:08:23 PM
Method File: G:\Org\HP5\Methods\DR_8015-JA-LEXP.met
Calibration File: G:\Org\HP5\Cals\SW8015C_DRO220111JA.CAL
Sample Weight: 1 Dilution: 1 S.A.: 1

Mean RF for TEH: 32675.36
Rt range for Diesel Range Organics: 6.63 to 15.99

SURROGATE COMPOUND	RT	ACTUAL	MEASURED	%REC
*o-Terphenyl	29.823	200.	.	-
*1-Chlorooctadecane	13.168	200.	1.594	.8 -

DRO Area:5972160 DRO Amount: 182.7726
TEH Area:6589083 TEH Amount: 201.653

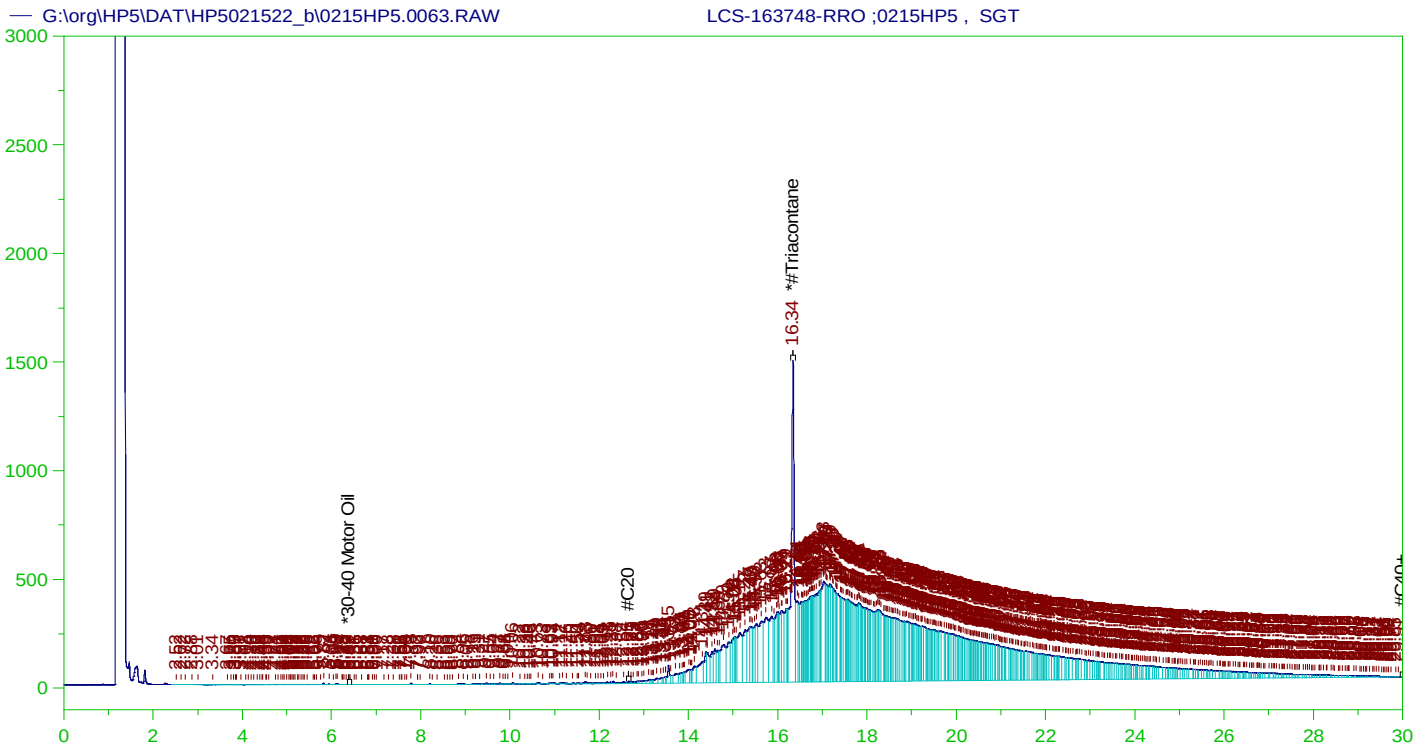

RESIDUAL RANGE ORGANICS CHROMATOGRAM
Sample Name: LCS-163748-RRO ;0215HP5 , SGT
Raw File: G:\org\HP5\DAT\HP5021522_b\0215HP5.0063.RAW
Date & Time Acquired: 2/17/2022 2:51:01 PM
Method File: G:\Org\HP5\Methods\D3_ORO-BE-L%.MET
Calibration File: G:\Org\HP5\Cals\SW8015C_ORO220111BE.CAL
Sample Weight: 1000 Dilution: 1 S.A.: 1

Mean RF for for ~~Residual~~ TEH (Oil Range) Organics Calculations: 26424.55
Rt range for ~~Residual~~ TEH (Oil Range) Organics: 12.61 to 30.05

SURROGATE COMPOUND	RT	ACTUAL	MEASURED	%REC	
*#Triacontane	16.338	.5	.216	43.27	-

~~RRO~~ TEH (Oil Range) Area:1.374061E+08 ~~RRO~~ TEH (Oil Range) AMOUNT: 5.199942

JLB 02/18/2022

G:\Org\HP5\DAT\HP5021522_b\Review\063_LCS-163748-RRO_D3_ORO-BE-L%.xls

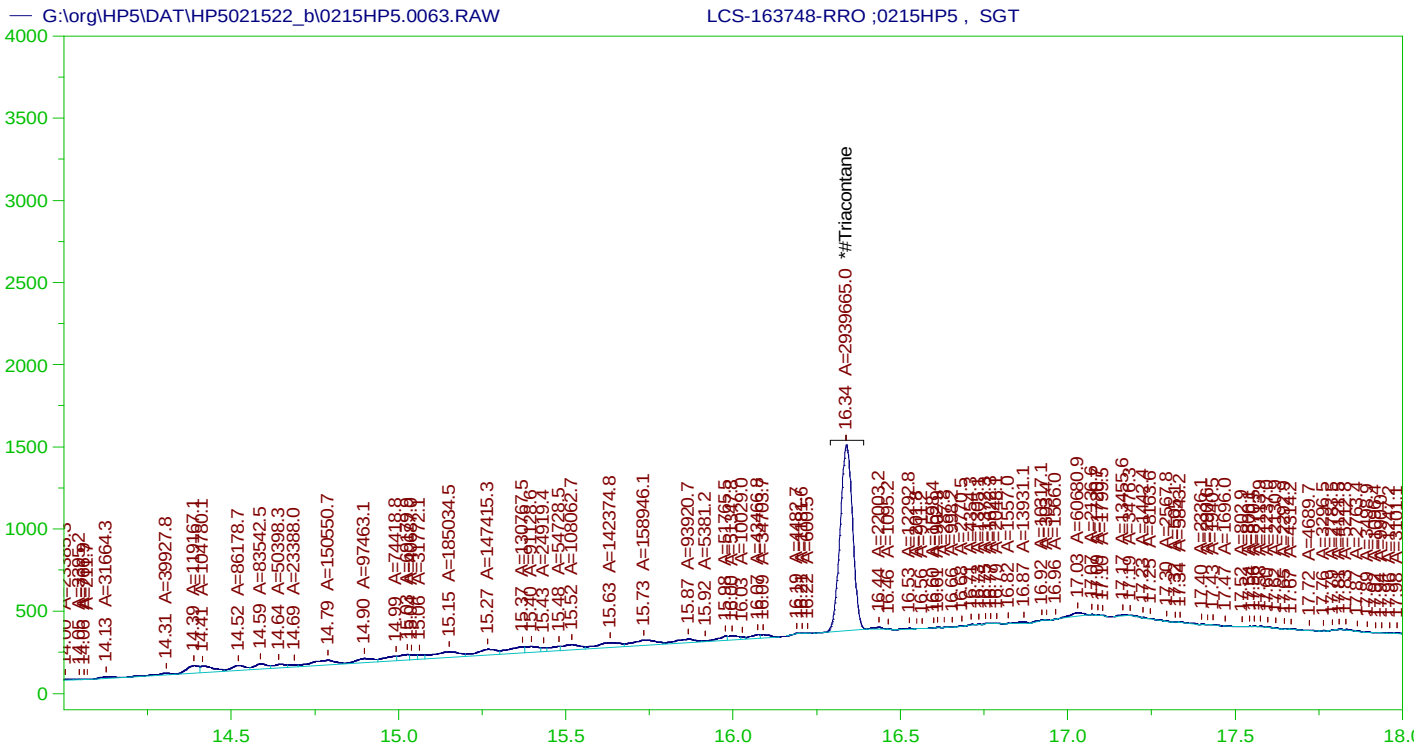

RESIDUAL RANGE ORGANICS CHROMATOGRAM

Sample Name: LCS-163748-RRO ;0215HP5 , SGT
Raw File: G:\org\HP5\DAT\HP5021522_b\0215HP5.0063.RAW
Date & Time Acquired: 2/17/2022 2:51:01 PM
Method File: G:\Org\HP5\Methods\DS_ORO-BE-L%.MET
Calibration File: G:\Org\HP5\Cals\SW8015C_ORO220111BE.CAL
Sample Weight: 1000 Dilution: 1 S.A.: 1

Mean RF for for Residual Range Organics Calculations: 26424.55
Rt range for Residual Range Organics: 12.61 to 30.05

SURROGATE COMPOUND	RT	ACTUAL	MEASURED	%REC	
*#Triacontane	16.338	.5	.099	19.84	-

RRO Area:3217107 RRO AMOUNT: 0.1217469

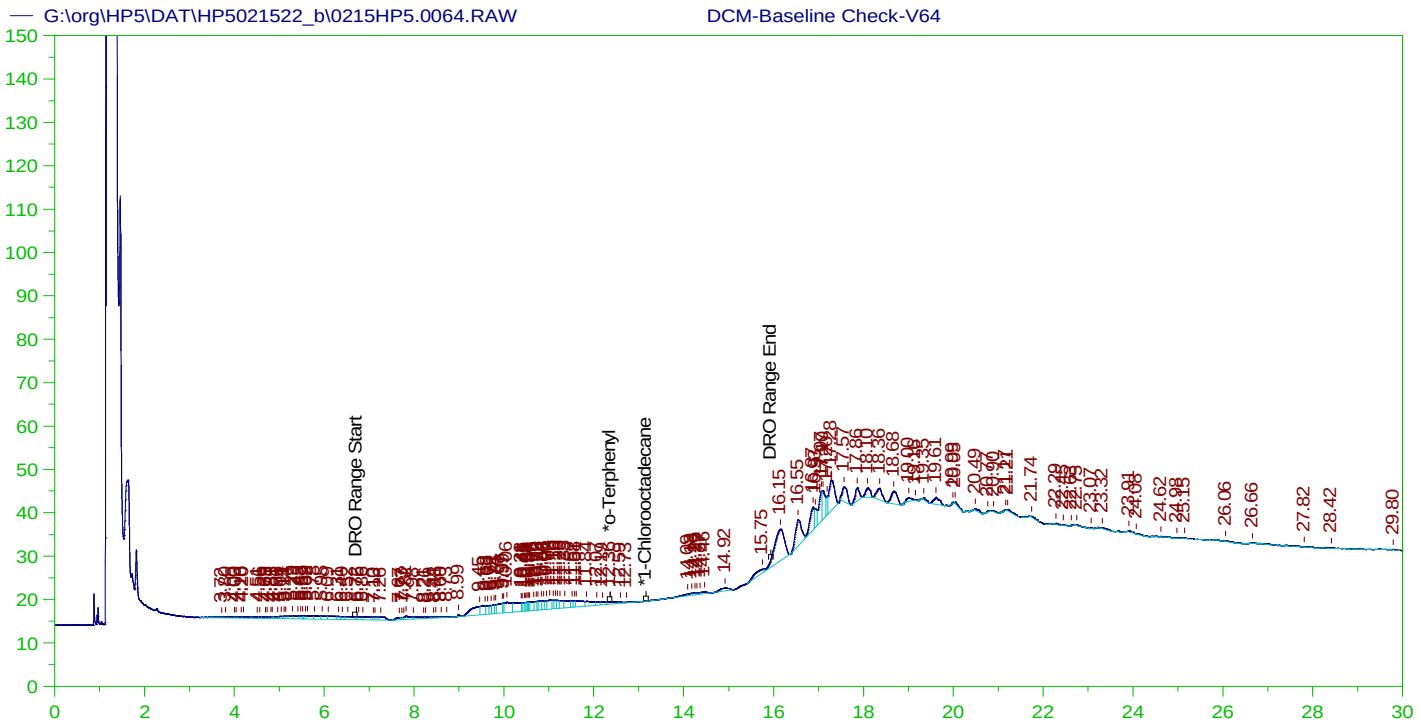

DIESEL RANGE ORGANICS CHROMATOGRAM REPORT
Sample Name: DCM-Baseline Check-V64
Raw File: G:\org\HP5\DAT\HP5021522_b\0215HP5.0064.RAW
Date & Time Acquired: 2/17/2022 3:33:37 PM
Method File: G:\Org\HP5\Methods\DR_8015-JA-LEXP.met
Calibration File: G:\Org\HP5\Cals\SW8015C_DRO220111JA.CAL
Sample Weight: 1 Dilution: 1 S.A.: 1

Mean RF for TEH: 32675.36
Rt range for Diesel Range Organics: 6.63 to 15.99

SURROGATE COMPOUND	RT	ACTUAL	MEASURED	%REC	
*o-Terphenyl	12.364	200.	.191	.1	-
*1-Chlorooctadecane	29.796	200.	.	.	-

DRO Area:414697.6 DRO Amount: 12.69145
TEH Area:1052639 TEH Amount: 32.21505

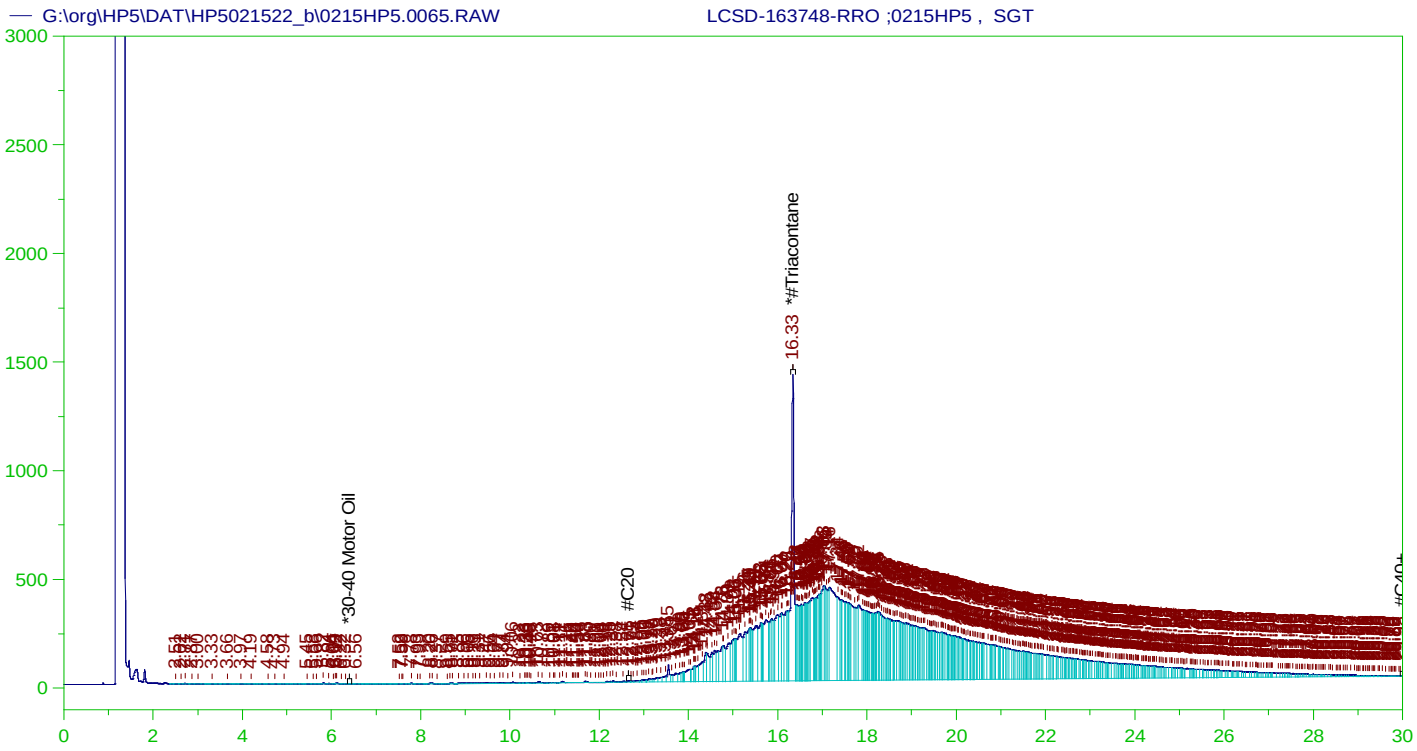

RESIDUAL RANGE ORGANICS CHROMATOGRAM
Sample Name: LCSD-163748-RRO ;0215HP5 , SGT
Raw File: G:\org\HP5\DAT\HP5021522_b\0215HP5.0065.RAW
Date & Time Acquired: 2/17/2022 4:16:18 PM
Method File: G:\Org\HP5\Methods\D3_ORO-BE-L%.MET
Calibration File: G:\Org\HP5\Cals\SW8015C_ORO220111BE.CAL
Sample Weight: 1000 Dilution: 1 S.A.: 1

Mean RF for for ~~Residual~~ TEH (Oil Range) Organics Calculations: 26424.55
Rt range for ~~Residual~~ TEH (Oil Range) Organics: 12.61 to 30.05

SURROGATE COMPOUND	RT	ACTUAL	MEASURED	%REC	
*#Triacontane	16.335	.5	.194	38.88	-

~~RRO TEH (Oil Range)~~ Area:1.31824E+08 ~~RRO~~ TEH (Oil Range) AMOUNT: 4.988695

JLB 02/18/2022

G:\Org\HP5\DAT\HP5021522_b\Review\065_LCSD-163748-RRO_D3_ORO-BE-L%.xls

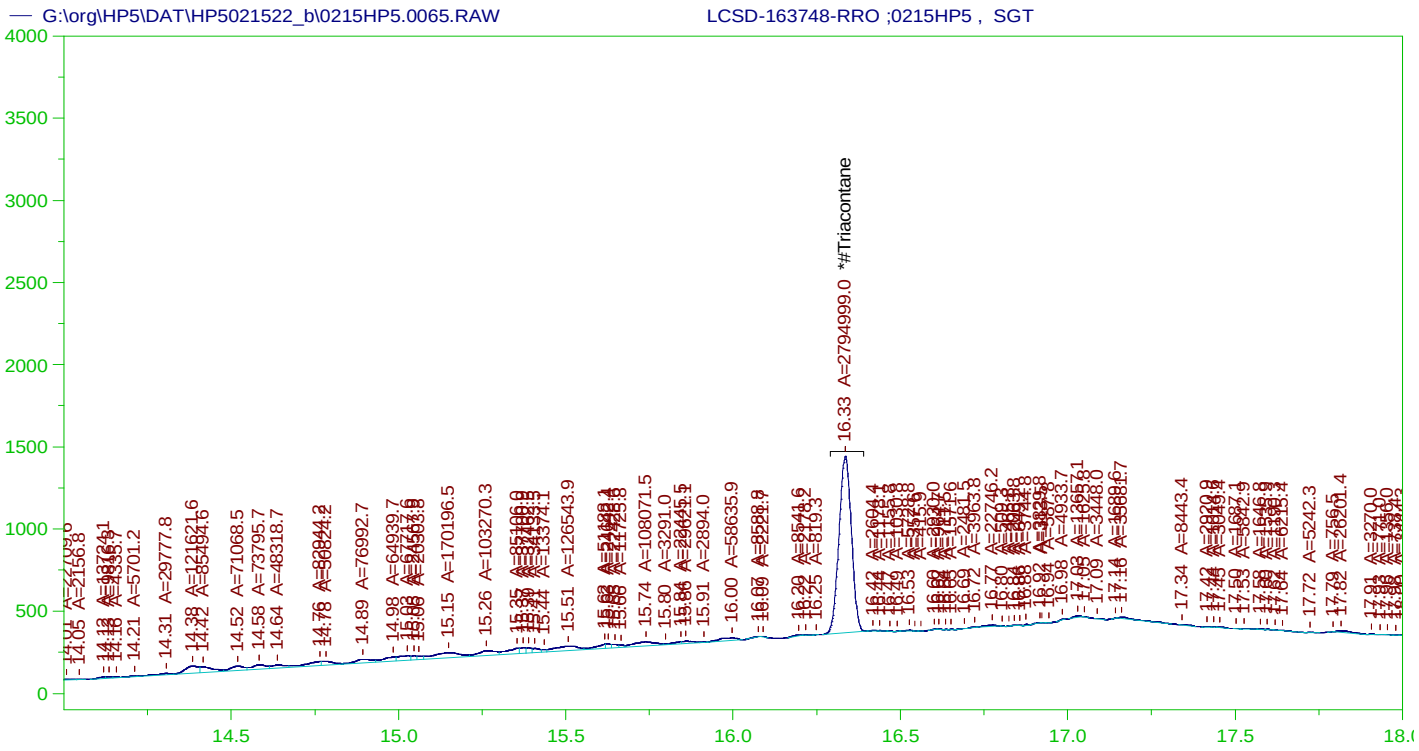

RESIDUAL RANGE ORGANICS CHROMATOGRAM

Sample Name: LCSD-163748-RRO ;0215HP5 , SGT
Raw File: G:\org\HP5\DAT\HP5021522_b\0215HP5.0065.RAW
Date & Time Acquired: 2/17/2022 4:16:18 PM
Method File: G:\Org\HP5\Methods\DS_ORO-BE-L%.MET
Calibration File: G:\Org\HP5\Cals\SW8015C_ORO220111BE.CAL
Sample Weight: 1000 Dilution: 1 S.A.: 1

Mean RF for for Residual Range Organics Calculations: 26424.55
Rt range for Residual Range Organics: 12.61 to 30.05

SURROGATE COMPOUND	RT	ACTUAL	MEASURED	%REC	
*#Triacontane	16.335	.5	.094	18.86	-

RRO Area:2586011 RRO AMOUNT: 9.786393E-02

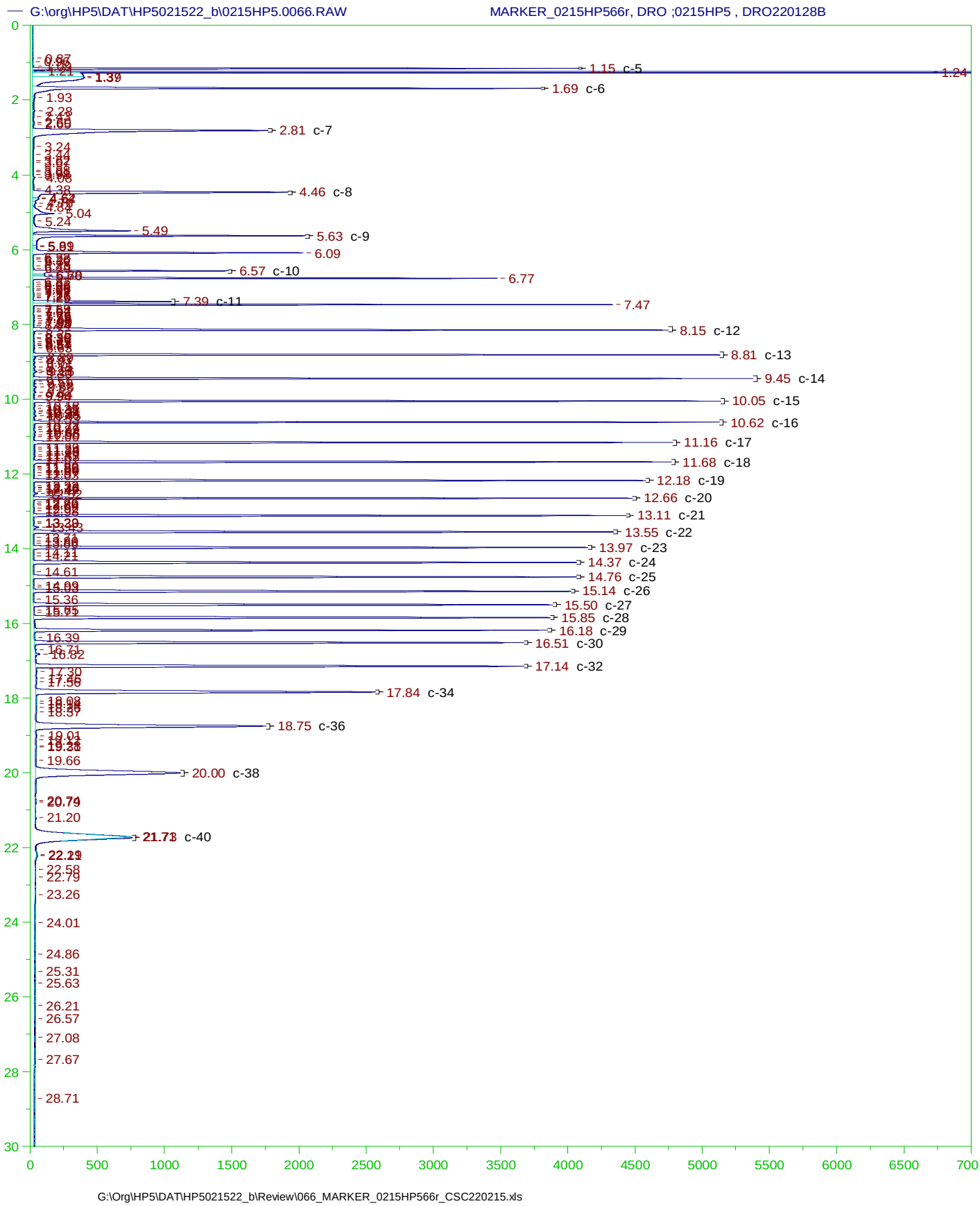
G:\org\HP5\DAT\HP5021522_b\0215HP5.0066.RAW
MARKER_0215HP566r, DRO ;0215HP5 , DRO220128B
1.15 c-5
1.24
1.39
1.69 c-6
1.93
2.81 c-7
3.24
4.46 c-8
5.04
5.24
5.49
5.63 c-9
6.09
6.57 c-10
6.77
7.39 c-11
7.47
8.15 c-12
8.81 c-13
9.45 c-14
10.05 c-15
10.62 c-16
11.16 c-17
11.68 c-18
12.18 c-19
12.66 c-20
13.11 c-21
13.55 c-22
13.97 c-23
14.37 c-24
14.61
14.76 c-25
15.14 c-26
15.36
15.50 c-27
15.85 c-28
16.18 c-29
16.39
16.51 c-30
16.71
16.82
17.14 c-32
17.30
17.84 c-34
18.37
18.75 c-36
19.01
19.66
20.00 c-38
20.71
21.20
21.71
c-40
22.19
22.58
22.79
23.26
24.01
24.86
25.31
25.63
26.21
26.57
27.08
27.67
28.71
0
500
1000
1500
2000
2500
3000
3500
4000
4500
5000
5500
6000
6500
700
G:\Org\HP5\DAT\HP5021522_b\Review\066_MARKER_0215HP566r_CSC220215.xls

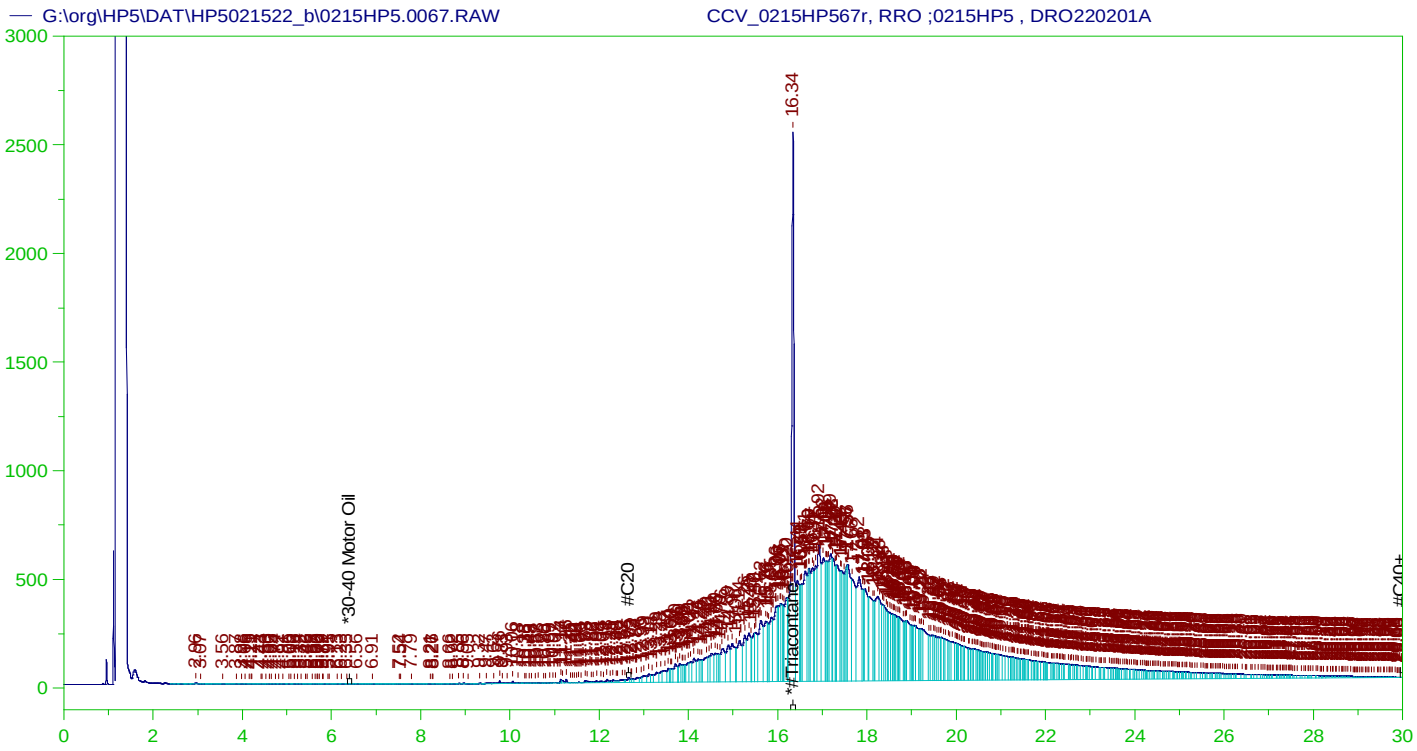

RESIDUAL RANGE ORGANICS CHROMATOGRAM
Sample Name: CCV_0215HP567r, RRO ;0215HP5 , DRO220201A
Raw File: G:\org\HP5\DAT\HP5021522_b\0215HP5.0067.RAW
Date & Time Acquired: 2/17/2022 5:42:51 PM
Method File: G:\Org\HP5\Methods\DC_ORO-BE-L%.MET
Calibration File: G:\Org\HP5\Cals\SW8015C_ORO220111BE.CAL
Sample Weight: 1 Dilution: 1 S.A.: 1

Mean RF for for ~~Residual~~ TEH (Oil Range) Organics Calculations: 26424.55
Rt range for ~~Residual~~ TEH (Oil Range) Organics: 12.61 to 30.05

SURROGATE COMPOUND	RT	ACTUAL	MEASURED	%REC	
*#Triacontane	16.338	500.	324.741	64.95	-

~~RRO TEH (Oil Range)~~ Area:1.377402E+08 ~~RRO~~ TEH (Oil Range) AMOUNT: 5212.585

CONTINUING CALIBRATION REPORT: G:\org\HP5\DAT\HP5021522_b\0215HP5.0067.RAW

COMPOUND	ACTUAL(NG)	MEASURED(NG)	%RECOVERY	LIMITS
*30-40 Motor Oil	5000.	.	.	75-125

SURROGATE COMPOUND	RT	ACTUAL	MEASURED	%REC	LIMITS
*#Triacontane	16.338	200.	324.741	162.37	75-125

JLB 02/18/2022

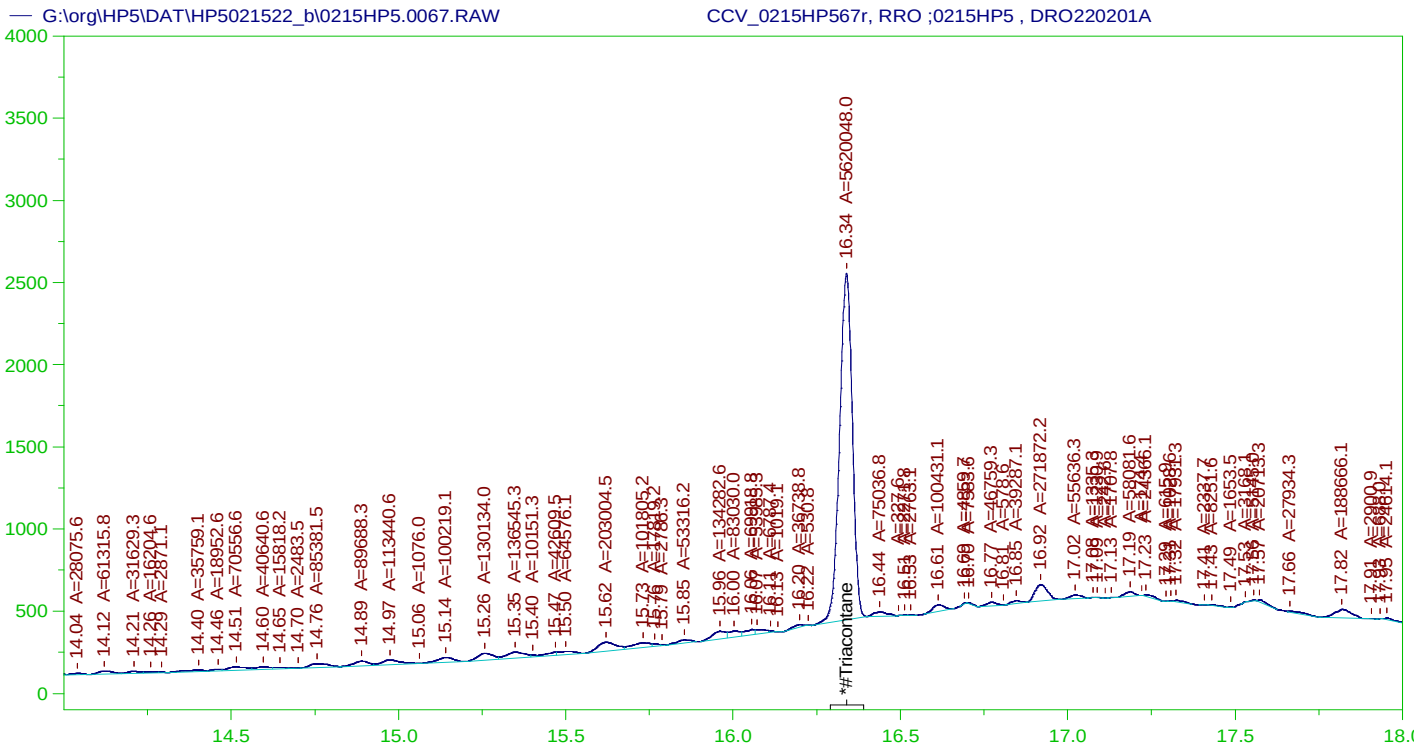

RESIDUAL RANGE ORGANICS CHROMATOGRAM

Sample Name: CCV_0215HP567r, RRO ;0215HP5 , DRO220201A
Raw File: G:\org\HP5\DAT\HP5021522_b\0215HP5.0067.RAW
Date & Time Acquired: 2/17/2022 5:42:51 PM
Method File: G:\Org\HP5\Methods\DS_ORO-BE-L%.MET
Calibration File: G:\Org\HP5\Cals\SW8015C_ORO220111BE.CAL
Sample Weight: 1 Dilution: 1 S.A.: 1

Mean RF for for Residual Range Organics Calculations: 26424.55
Rt range for Residual Range Organics: 12.61 to 30.05

SURROGATE COMPOUND	RT	ACTUAL	MEASURED	%REC	
*#Triacontane	16.338	500.	189.635	37.93	-

RRO Area:3517665 RRO AMOUNT: 133.1211

CONTINUING CALIBRATION REPORT: G:\org\HP5\DAT\HP5021522_b\0215HP5.0067.RAW

COMPOUND	ACTUAL(NG)	MEASURED(NG)	%RECOVERY	LIMITS
*30-40 Motor Oil	5000.	.	.	75-125

SURROGATE COMPOUND	RT	ACTUAL	MEASURED	%REC	LIMITS
*#Triacontane	16.338	200.	189.635	94.82	75-125

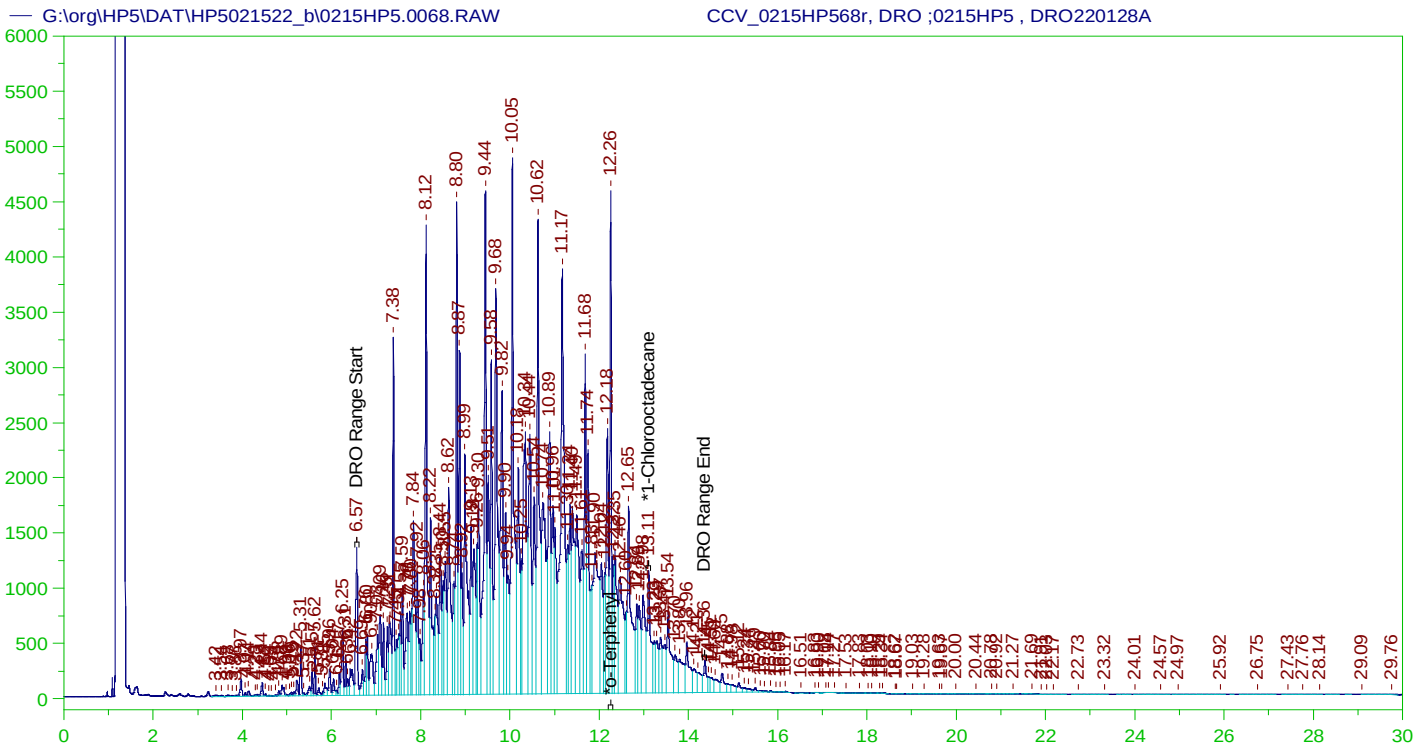

DIESEL RANGE ORGANICS CHROMATOGRAM REPORT
Sample Name: CCV_0215HP568r, DRO ;0215HP5 , DRO220128A
Raw File: G:\org\HP5\DAT\HP5021522_b\0215HP5.0068.RAW
Date & Time Acquired: 2/17/2022 6:26:16 PM
Method File: G:\Org\HP5\Methods\DC_8015-C24-JEb-L%.met
Calibration File: G:\Org\HP5\Cals\SW8015C_DRO220111JEb-C24.CAL
Sample Weight: 1 Dilution: 1 S.A.: 1

Mean RF for TEH: 32675.36
Rt range for Diesel Range Organics: 6.52 to 14.41

SURROGATE COMPOUND	RT	ACTUAL	MEASURED	%REC	
*o-Terphenyl	12.256	200.	309.656	154.83	-
*1-Chlorooctadecane	13.106	200.	157.561	78.78	-

DRO Area:4.741033E+08 DRO Amount: 14509.51
TEH Area:4.905642E+08 TEH Amount: 15013.28

CONTINUING CALIBRATION REPORT: G:\org\HP5\DAT\HP5021522_b\0215HP5.0068.RAW

COMPOUND	ACTUAL(NG)	MEASURED(NG)	%RECOVERY	LIMITS
TOTAL DRO	15000.	15013.28	100.09	85-115

SURROGATE COMPOUND	RT	ACTUAL	MEASURED	%REC	LIMITS
*o-Terphenyl	12.256	200.	309.656	154.83	85-115
*1-Chlorooctadecane	13.106	200.	157.561	78.78	85-115

G:\Org\HP5\DAT\HP5021522_b\Review\068_CCV_0215HP568r_DC_8015-C24-JEb-L%.xls

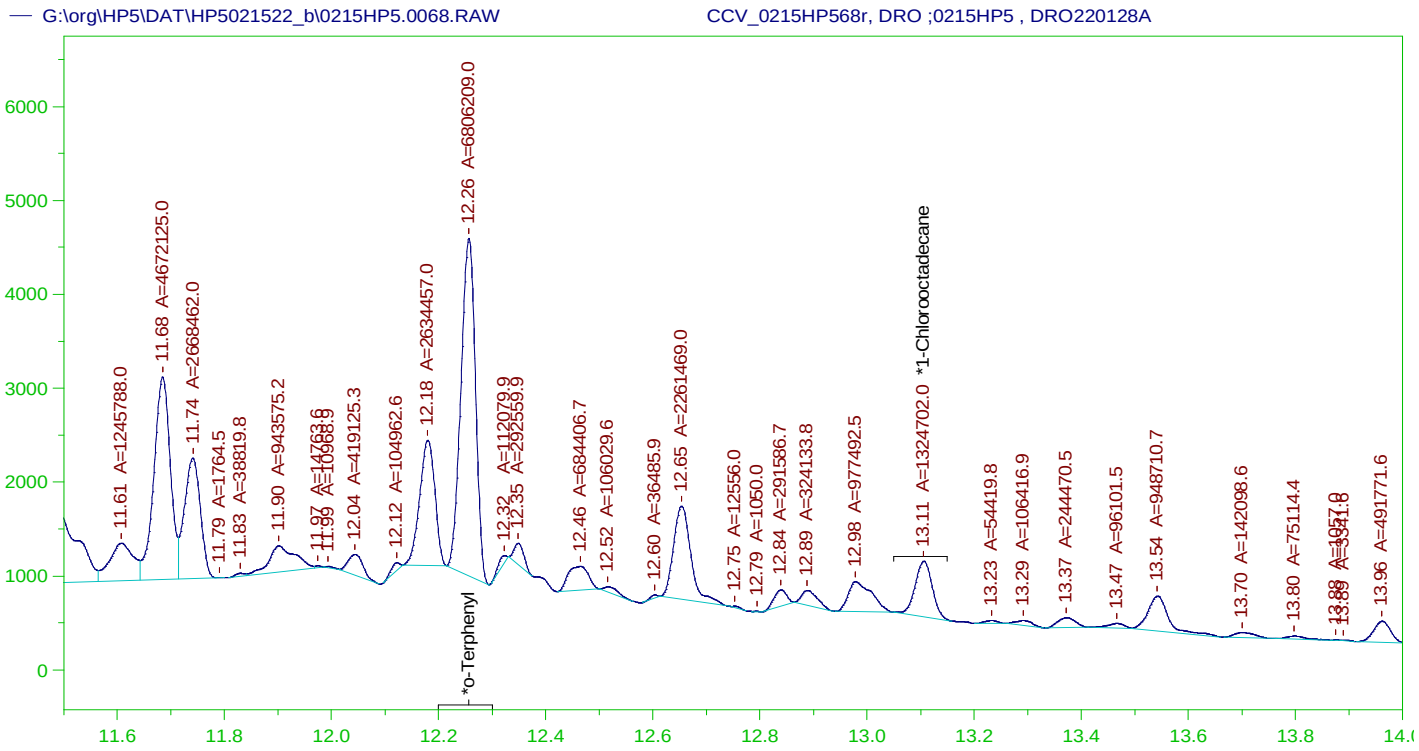

DIESEL RANGE ORGANICS CHROMATOGRAM REPORT
Sample Name: CCV_0215HP568r, DRO ;0215HP5 , DRO220128A
Raw File: G:\org\HP5\DAT\HP5021522_b\0215HP5.0068.RAW
Date & Time Acquired: 2/17/2022 6:26:16 PM
Method File: G:\Org\HP5\Methods\DS_8015-C24-JEb-L#.met
Calibration File: G:\Org\HP5\Cals\SW8015C_DRO220111JEb-C24.CAL
Sample Weight: 1 Dilution: 1 S.A.: 1

Mean RF for TEH: 32675.36
Rt range for Diesel Range Organics: 6.52 to 14.41

SURROGATE COMPOUND	RT	ACTUAL	MEASURED	%REC	
*o-Terphenyl	12.256	200.	184.661	92.33	-
*1-Chlorooctadecane	13.106	200.	35.941	17.97	-

DRO Area:2.443996E+08 DRO Amount: 7479.629
TEH Area:2.551085E+08 TEH Amount: 7807.365

CONTINUING CALIBRATION REPORT: G:\org\HP5\DAT\HP5021522_b\0215HP5.0068.RAW

COMPOUND	ACTUAL(NG)	MEASURED(NG)	%RECOVERY	LIMITS
TOTAL DRO	15000.	7807.37	52.05	85-115

SURROGATE COMPOUND	RT	ACTUAL	MEASURED	%REC	LIMITS
*o-Terphenyl	12.256	200.	184.661	92.33	85-115
*1-Chlorooctadecane	13.106	200.	35.941	17.97	85-115

G:\Org\HP5\DAT\HP5021522_b\Review\068_CCV_0215HP568r_DS_8015-C24-JEb-L#.xls

Write Sequence Data File	Insert Entries(Have the first cell for entries selected Sample Name	Method	Weight	Dil Factor	Amt Inj.	IS	Cal ID	Manual Integration
G:\org\HP5\DAT\HP5021522_b\0215HP5.01r	DCM-Baseline Check-V01	G:\Org\HP5\Methods\DR_8015-JA-LEXP.met	1	1	1	1	0	No integration
G:\org\HP5\DAT\HP5021522_b\0215HP5.02r	DCM-Baseline Check-V02	G:\Org\HP5\Methods\DR_8015-JA-LEXP.met	1	1	1	1	0	No integration
G:\org\HP5\DAT\HP5021522_b\0215HP5.03r	MARKER_0215HP503r, DRO ;0215HP5 , DRO220128B	g:\org\HP5\Methods\\CSC220215.met	1	1	1	1	0	No integration
G:\org\HP5\DAT\HP5021522_b\0215HP5.04r	CCV_0215HP504r, RRO ;0215HP5 , DRO220201A	G:\Org\HP5\Methods\DC_ORO-BE-L%.MET G:\Org\HP5\Methods\DS_ORO-BE-L%.MET	1	1	1	1	0	The integration of Oil Range hydrocarbon is the hydrocarbon response with reference to the baseline. Surrogates are integrated using a valley to valley integration using Set baseline All Valleys on placed at 16.14 minutes and X-axis scaling showing surrogate peak from 14-18 minutes.
G:\org\HP5\DAT\HP5021522_b\0215HP5.05r	CCV_0215HP505r, DRO ;0215HP5 , DRO220128A	G:\Org\HP5\Methods\DC_8015-C24-JEb-L%.met G:\Org\HP5\Methods\DS_8015-C24-JEb-L#.met	1	1	1	1	0	The integration of Diesel Range Organics (C10-C24) and Total Extractable Hydrocarbons is the hydrocarbon response with reference to the baseline. Assigned Set Baseline All Valley on at 16.35 minutes. Surrogates are integrated using a valley to valley integration using Set baseline All Valleys on placed at 12.01 minutes and X-axis scaling showing surrogate peak from 11.5-14 minutes.
G:\org\HP5\DAT\HP5021522_b\0215HP5.06r	DCM-Baseline Check-V06	G:\Org\HP5\Methods\DR_8015-JA-LEXP.met	1	1	1	1	0	No integration
G:\org\HP5\DAT\HP5021522_b\0215HP5.07r	DCM-Baseline Check-V07	G:\Org\HP5\Methods\DR_8015-JA-LEXP.met	1	1	1	1	0	No integration
G:\org\HP5\DAT\HP5021522_b\0215HP5.08r	LCS-163748 ;0215HP5 ,	G:\Org\HP5\Methods\D3_8015-C24-JEb-L%.met G:\Org\HP5\Methods\DS_8015-C24-JEb-L#.met	1000	1	1	1	0	The integration of Diesel Range Organics (C10-C24) and Total Extractable Hydrocarbons is the hydrocarbon response with reference to the baseline. Surrogates are integrated using a valley to valley integration using Set baseline All Valleys on placed at 12.01 minutes and X-axis scaling showing surrogate peak from 11.5-14 minutes.
G:\org\HP5\DAT\HP5021522_b\0215HP5.09r	LCSD-163748 ;0215HP5 ,	G:\Org\HP5\Methods\D3_8015-C24-JEb-L%.met G:\Org\HP5\Methods\DS_8015-C24-JEb-L#.met	1000	1	1	1	0	The integration of Diesel Range Organics (C10-C24) and Total Extractable Hydrocarbons is the hydrocarbon response with reference to the baseline. Surrogates are integrated using a valley to valley integration using Set baseline All Valleys on placed at 12.01 minutes and X-axis scaling showing surrogate peak from 11.5-14 minutes.
G:\org\HP5\DAT\HP5021522_b\0215HP5.10r	MB-163748 ;0215HP5 ,	G:\Org\HP5\Methods\DR_8015-C24Tb-JEb-L%.met G:\Org\HP5\Methods\DR_OROS-BEb-L%.MET G:\Org\HP5\Methods\DS_8015-C24T-JEb-L#.met	1000	1	1	1	0	The integration of Diesel Range Organics (C10-C24), C24-C40, and Total Extractable Hydrocarbons (TEH) is the hydrocarbon response with reference to the baseline. Assigned Set Baseline All Valley on at 17.12 minutes. Surrogates are integrated using a valley to valley integration using Set baseline All Valleys on at 10.78 minutes and X-axis scaling showing surrogate peak from 11-18 minutes.
G:\org\HP5\DAT\HP5021522_b\0215HP5.11r	B22020962-001D ;0215HP5 , $HC-8015-DRO-W,	G:\Org\HP5\Methods\DR_8015-C24Tb-JEb-L%.met G:\Org\HP5\Methods\DR_OROS-BEb-L%.MET G:\Org\HP5\Methods\DS_8015-C24T-JEb-L#.met	1050	1	1	1	0	The integration of Diesel Range Organics (C10-C24), C24-C40, and Total Extractable Hydrocarbons (TEH) is the hydrocarbon response with reference to the baseline. Assigned Set Baseline All Valley on at 17.12 minutes. Surrogates are integrated using a valley to valley integration using Set baseline All Valleys on at 10.78 minutes and X-axis scaling showing surrogate peak from 11-18 minutes.
G:\org\HP5\DAT\HP5021522_b\0215HP5.12r	B22020962-001DMS ;0215HP5 ,	G:\Org\HP5\Methods\D3_8015-C24-JEb-L%.met G:\Org\HP5\Methods\DS_8015-C24-JEb-L#.met	1050	1	1	1	0	The integration of Diesel Range Organics (C10-C24) and Total Extractable Hydrocarbons is the hydrocarbon response with reference to the baseline. Surrogates are integrated using a valley to valley integration using Set baseline All Valleys on placed at 12.01 minutes and X-axis scaling showing surrogate peak from 11.5-14 minutes.
G:\org\HP5\DAT\HP5021522_b\0215HP5.13r	DCM-Baseline Check-V13	G:\Org\HP5\Methods\DR_8015-JA-LEXP.met	1	1	1	1	0	No integration
G:\org\HP5\DAT\HP5021522_b\0215HP5.14r	B22020962-031D ;0215HP5 , $HC-8015-DRO-W,	G:\Org\HP5\Methods\DR_8015-C24Tb-JEb-L%.met G:\Org\HP5\Methods\DR_OROS-BEb-L%.MET G:\Org\HP5\Methods\DS_8015-C24T-JEb-L#.met	1060	1	1	1	0	The integration of Diesel Range Organics (C10-C24), C24-C40, and Total Extractable Hydrocarbons (TEH) is the hydrocarbon response with reference to the baseline. Assigned Set Baseline All Valley on at 17.12 minutes. Surrogates are integrated using a valley to valley integration using Set baseline All Valleys on at 10.78 minutes and X-axis scaling showing surrogate peak from 11-18 minutes.
G:\org\HP5\DAT\HP5021522_b\0215HP5.15r	B22020962-032B ;0215HP5 , $HC-8015-DRO-W,	G:\Org\HP5\Methods\D3_8015-C24Tb-JEb-L%.met G:\Org\HP5\Methods\D3_OROS-BEb-L%.MET G:\Org\HP5\Methods\DS_8015-C24T-JEb-L#.met	1060	1	1	1	0	The integration of Diesel Range Organics (C10-C24), C24-C40, and Total Extractable Hydrocarbons (TEH) is the hydrocarbon response with reference to the baseline. Surrogates are integrated using a valley to valley integration using Set baseline All Valleys on at 10.78 minutes and X-axis scaling showing surrogate peak from 11-18 minutes.
G:\org\HP5\DAT\HP5021522_b\0215HP5.16r	B22020962-021D ;0215HP5 , $HC-8015-DRO-W,	G:\Org\HP5\Methods\D3_8015-021516-JEb-L%.met G:\Org\HP5\Methods\D3_OROS-021516-BEb-L%.MET G:\Org\HP5\Methods\DS_8015-C24T-JEb-L#.met	1045	1	1	1	0	The integration of Diesel Range Organics (C10-C24), C24-C40, and Total Extractable Hydrocarbons (TEH) is the hydrocarbon response with reference to the baseline. Adjusted peak width. Surrogates are integrated using a valley to valley integration using Set baseline All Valleys on at 10.78 minutes and X-axis scaling showing surrogate peak from 11-18 minutes.
G:\org\HP5\DAT\HP5021522_b\0215HP5.17r	DCM-Baseline Check-V17	G:\Org\HP5\Methods\DR_8015-JA-LEXP.met	1	1	1	1	0	No integration
G:\org\HP5\DAT\HP5021522_b\0215HP5.18r	B22020962-026D ;0215HP5 , $HC-8015-DRO-W,	G:\Org\HP5\Methods\D3_8015-C24Tb-JEb-L%.met G:\Org\HP5\Methods\D3_OROS-BEb-L%.MET G:\Org\HP5\Methods\DS_8015-C24T-JEb-L#.met	1000	1	1	1	0	The integration of Diesel Range Organics (C10-C24), C24-C40, and Total Extractable Hydrocarbons (TEH) is the hydrocarbon response with reference to the baseline. Surrogates are integrated using a valley to valley integration using Set baseline All Valleys on at 10.78 minutes and X-axis scaling showing surrogate peak from 11-18 minutes.
G:\org\HP5\DAT\HP5021522_b\0215HP5.19r	MARKER_0215HP519r, DRO ;0215HP5 , DRO220128B	g:\org\HP5\Methods\\CSC220215.met	1	1	1	1	0	No integration
G:\org\HP5\DAT\HP5021522_b\0215HP5.20r	CCV_0215HP520r, RRO ;0215HP5 , DRO220201A	G:\Org\HP5\Methods\DC_ORO-BE-L%.MET G:\Org\HP5\Methods\DS_ORO-BE-L%.MET	1	1	1	1	0	The integration of Oil Range hydrocarbon is the hydrocarbon response with reference to the baseline. Surrogates are integrated using a valley to valley integration using Set baseline All Valleys on placed at 16.14 minutes and X-axis scaling showing surrogate peak from 14-18 minutes.
G:\org\HP5\DAT\HP5021522_b\0215HP5.21r	CCV_0215HP521r, DRO ;0215HP5 , DRO220128A	G:\Org\HP5\Methods\DC_8015-C24-JEb-L%.met G:\Org\HP5\Methods\DS_8015-C24-JEb-L#.met	1	1	1	1	0	The integration of Diesel Range Organics (C10-C24) and Total Extractable Hydrocarbons is the hydrocarbon response with reference to the baseline. Assigned Set Baseline All Valley on at 16.35 minutes. Surrogates are integrated using a valley to valley integration using Set baseline All Valleys on placed at 12.01 minutes and X-axis scaling showing surrogate peak from 11.5-14 minutes.
G:\org\HP5\DAT\HP5021522_b\0215HP5.22r	DCM-Baseline Check-V22	G:\Org\HP5\Methods\DR_8015-JA-LEXP.met	1	1	1	1	0	No integration
G:\org\HP5\DAT\HP5021522_b\0215HP5.23r	B22020962-011D ;0215HP5 , $HC-8015-DRO-W,	G:\Org\HP5\Methods\D3_8015-C24Tb-JEb-L%.met G:\Org\HP5\Methods\D3_OROS-BEb-L%.MET G:\Org\HP5\Methods\DS_8015-C24T-JEb-L#.met	1045	1	1	1	0	The integration of Diesel Range Organics (C10-C24), C24-C40, and Total Extractable Hydrocarbons (TEH) is the hydrocarbon response with reference to the baseline. Surrogates are integrated using a valley to valley integration using Set baseline All Valleys on at 10.78 minutes and X-axis scaling showing surrogate peak from 11-18 minutes.
G:\org\HP5\DAT\HP5021522_b\0215HP5.24r	DCM-Baseline Check-V24	G:\Org\HP5\Methods\DR_8015-JA-LEXP.met	1	1	1	1	0	No integration
G:\org\HP5\DAT\HP5021522_b\0215HP5.25r	B22020962-006D ;0215HP5 , $HC-8015-DRO-W,	G:\Org\HP5\Methods\D3_8015-021516-JEb-L%.met G:\Org\HP5\Methods\D3_OROS-021516-BEb-L%.MET G:\Org\HP5\Methods\DS_8015-C24T-JEb-L#.met	1050	1	1	1	0	The integration of Diesel Range Organics (C10-C24), C24-C40, and Total Extractable Hydrocarbons (TEH) is the hydrocarbon response with reference to the baseline. Adjusted peak width. Surrogates are integrated using a valley to valley integration using Set baseline All Valleys on at 10.78 minutes and X-axis scaling showing surrogate peak from 11-18 minutes.
G:\org\HP5\DAT\HP5021522_b\0215HP5.26r	B22020962-006DMS-RRO ;0215HP5 ,	G:\Org\HP5\Methods\D3_ORO-BE-L%.MET G:\Org\HP5\Methods\DS_ORO-BE-L%.MET	1050	1	1	1	0	The integration of Oil Range hydrocarbon is the hydrocarbon response with reference to the baseline. Surrogates are integrated using a valley to valley integration using Set baseline All Valleys on placed at 16.14 minutes and X-axis scaling showing surrogate peak from 14-18 minutes.

G:\org\HP5\DAT\HP5021522_b\0215HP5.27r	DCM-Baseline Check-V27	G:\Org\HP5\Methods\DR_8015-JA-LEXP.met	1	1	1	1	0	No integration
G:\org\HP5\DAT\HP5021522_b\0215HP5.28r	DCM-Baseline Check-V28	G:\Org\HP5\Methods\DR_8015-JA-LEXP.met	1	1	1	1	0	No integration
G:\org\HP5\DAT\HP5021522_b\0215HP5.29r	B22020962-016D ;0215HP5 , $HC-8015-DRO-W,	G:\Org\HP5\Methods\DR_8015-C24Tb-JEb-L%.met G:\Org\HP5\Methods\DR_OROS-BEb-L%.MET G:\Org\HP5\Methods\DS_8015-C24T-JEb-L#.met	1010	1	1	1	0	The integration of Diesel Range Organics (C10-C24), C24-C40, and Total Extractable Hydrocarbons (TEH) is the hydrocarbon response with reference to the baseline. Assigned Set Baseline All Valley on at 17.12 minutes. Surrogates are integrated using a valley to valley integration using Set baseline All Valleys on at 10.78 minutes and X-axis scaling showing surrogate peak from 11-18 minutes.
G:\org\HP5\DAT\HP5021522_b\0215HP5.30r	DCM-Baseline Check-V30	G:\Org\HP5\Methods\DR_8015-JA-LEXP.met	1	1	1	1	0	No integration
G:\org\HP5\DAT\HP5021522_b\0215HP5.31r	DCM-Baseline Check-V31	G:\Org\HP5\Methods\DR_8015-JA-LEXP.met	1	1	1	1	0	No integration
G:\org\HP5\DAT\HP5021522_b\0215HP5.32r	LCS-163748-RRO ;0215HP5 ,	G:\Org\HP5\Methods\D3_ORO-BE-L%.MET G:\Org\HP5\Methods\DS_ORO-BE-L%.MET	1000	1	1	1	0	The integration of Oil Range hydrocarbon is the hydrocarbon response with reference to the baseline. Surrogates are integrated using a valley to valley integration using Set baseline All Valleys on placed at 16.14 minutes and X-axis scaling showing surrogate peak from 14-18 minutes.
G:\org\HP5\DAT\HP5021522_b\0215HP5.33r	DCM-Baseline Check-V33	G:\Org\HP5\Methods\DR_8015-JA-LEXP.met	1	1	1	1	0	No integration
G:\org\HP5\DAT\HP5021522_b\0215HP5.34r	LCSD-163748-RRO ;0215HP5 ,	G:\Org\HP5\Methods\D3_ORO-BE-L%.MET G:\Org\HP5\Methods\DS_ORO-BE-L%.MET	1000	1	1	1	0	The integration of Oil Range hydrocarbon is the hydrocarbon response with reference to the baseline. Surrogates are integrated using a valley to valley integration using Set baseline All Valleys on placed at 16.14 minutes and X-axis scaling showing surrogate peak from 14-18 minutes.
G:\org\HP5\DAT\HP5021522_b\0215HP5.35r	MARKER_0215HP535r, DRO ;0215HP5 , DRO220128B	g:\org\HP5\Methods\\CSC220215.met	1	1	1	1	0	No integration
G:\org\HP5\DAT\HP5021522_b\0215HP5.36r	CCV_0215HP536r, RRO ;0215HP5 , DRO220201A	G:\Org\HP5\Methods\DC_ORO-BE-L%.MET G:\Org\HP5\Methods\DS_ORO-BE-L%.MET	1	1	1	1	0	The integration of Oil Range hydrocarbon is the hydrocarbon response with reference to the baseline. Surrogates are integrated using a valley to valley integration using Set baseline All Valleys on placed at 16.14 minutes and X-axis scaling showing surrogate peak from 14-18 minutes.
G:\org\HP5\DAT\HP5021522_b\0215HP5.37r	CCV_0215HP537r, DRO ;0215HP5 , DRO220128A	G:\Org\HP5\Methods\DC_8015-C24-JEb-L%.met G:\Org\HP5\Methods\DS_8015-C24-JEb-L#.met	1	1	1	1	0	The integration of Diesel Range Organics (C10-C24) and Total Extractable Hydrocarbons is the hydrocarbon response with reference to the baseline. Assigned Set Baseline All Valley on at 16.35 minutes. Surrogates are integrated using a valley to valley integration using Set baseline All Valleys on placed at 12.01 minutes and X-axis scaling showing surrogate peak from 11.5-14 minutes.

Digitally signed by
Ann Nebel
Date: 2022.02.18 12:36:24 -07:00

Write Sequence Data File	Insert Entries(Have the first cell for entries selected Sample Name	Method	Weight	Dil Factor	Amt Inj.	IS	Cal ID	Manual Integration
G:\org\HP5\DAT\HP5021522_b\0215HP5.35r	MARKER_0215HP535r, DRO ;0215HP5 , DRO220128B	g:\org\HP5\Methods\\CSC220215.met	1	1	1	1	0	No integration
G:\org\HP5\DAT\HP5021522_b\0215HP5.36r	CCV_0215HP536r, RRO ;0215HP5 , DRO220201A	G:\Org\HP5\Methods\DC_ORO-BE-L%.MET G:\Org\HP5\Methods\DS_ORO-BE-L%.MET	1	1	1	1	0	The integration of Oil Range hydrocarbon is the hydrocarbon response with reference to the baseline. Surrogates are integrated using a valley to valley integration using Set baseline All Valleys on placed at 16.14 minutes and X-axis scaling showing surrogate peak from 14-18 minutes.
G:\org\HP5\DAT\HP5021522_b\0215HP5.37r	CCV_0215HP537r, DRO ;0215HP5 , DRO220128A	G:\Org\HP5\Methods\DC_8015-C24-JEb-L%.met G:\Org\HP5\Methods\DS_8015-C24-JEb-L#.met	1	1	1	1	0	The integration of Diesel Range Organics (C10-C24) and Total Extractable Hydrocarbons is the hydrocarbon response with reference to the baseline. Assigned Set Baseline All Valley on at 16.35 minutes. Surrogates are integrated using a valley to valley integration using Set baseline All Valleys on placed at 12.01 minutes and X-axis scaling showing surrogate peak from 11.5-14 minutes.
G:\org\HP5\DAT\HP5021522_b\0215HP5.38r	DCM-Baseline Check-V38	G:\Org\HP5\Methods\DR_8015-JA-LEXP.met	1	1	1	1	0	No integration
G:\org\HP5\DAT\HP5021522_b\0215HP5.39r	DCM-Baseline Check-V39	G:\Org\HP5\Methods\DR_8015-JA-LEXP.met	1	1	1	1	0	No integration
G:\org\HP5\DAT\HP5021522_b\0215HP5.40r	LCS-163748 ;0215HP5 , SGT	G:\Org\HP5\Methods\D3_8015-021540-JEb-L%.met G:\Org\HP5\Methods\DS_8015-C24-JEb-L#.met	1000	1	1	1	0	The integration of Diesel Range Organics (C10-C24) and Total Extractable Hydrocarbons is the hydrocarbon response with reference to the baseline. Adjusted peak width and placed split at 12.3 minutes. Surrogates are integrated using a valley to valley integration using Set baseline All Valleys on placed at 12.01 minutes and X-axis scaling showing surrogate peak from 11.5-14 minutes.
G:\org\HP5\DAT\HP5021522_b\0215HP5.41r	LCSD-163748 ;0215HP5 , SGT	G:\Org\HP5\Methods\D3_8015-C24-JEb-L%.met G:\Org\HP5\Methods\DS_8015-C24-JEb-L#.met	1000	1	1	1	0	The integration of Diesel Range Organics (C10-C24) and Total Extractable Hydrocarbons is the hydrocarbon response with reference to the baseline. Surrogates are integrated using a valley to valley integration using Set baseline All Valleys on placed at 12.01 minutes and X-axis scaling showing surrogate peak from 11.5-14 minutes.
G:\org\HP5\DAT\HP5021522_b\0215HP5.42r	MB-163748 ;0215HP5 , SGT	G:\Org\HP5\Methods\DR_8015-C24Tb-JEb-L%.met G:\Org\HP5\Methods\DR_OROS-BEb-L%.MET G:\Org\HP5\Methods\DS_8015-C24T-JEb-L#.met	1000	1	1	1	0	The integration of Diesel Range Organics (C10-C24), C24-C40, and Total Extractable Hydrocarbons (TEH) is the hydrocarbon response with reference to the baseline. Assigned Set Baseline All Valley on at 17.12 minutes. Surrogates are integrated using a valley to valley integration using Set baseline All Valleys on at 10.78 minutes and X-axis scaling showing surrogate peak from 11-18 minutes.
G:\org\HP5\DAT\HP5021522_b\0215HP5.43r	B22020962-001D ;0215HP5 , $HC-8015-DRO-W, SGT	G:\Org\HP5\Methods\DR_8015-C24Tb-JEb-L%.met G:\Org\HP5\Methods\DR_OROS-BEb-L%.MET G:\Org\HP5\Methods\DS_8015-C24T-JEb-L#.met	1050	1	1	1	0	The integration of Diesel Range Organics (C10-C24), C24-C40, and Total Extractable Hydrocarbons (TEH) is the hydrocarbon response with reference to the baseline. Assigned Set Baseline All Valley on at 17.12 minutes. Surrogates are integrated using a valley to valley integration using Set baseline All Valleys on at 10.78 minutes and X-axis scaling showing surrogate peak from 11-18 minutes.
G:\org\HP5\DAT\HP5021522_b\0215HP5.44r	B22020962-001DMS ;0215HP5 , SGT	G:\Org\HP5\Methods\D3_8015-021540-JEb-L%.met G:\Org\HP5\Methods\DS_8015-C24-JEb-L#.met	1050	1	1	1	0	The integration of Diesel Range Organics (C10-C24) and Total Extractable Hydrocarbons is the hydrocarbon response with reference to the baseline. Adjusted peak width and placed split at 12.3 minutes. Surrogates are integrated using a valley to valley integration using Set baseline All Valleys on placed at 12.01 minutes and X-axis scaling showing surrogate peak from 11.5-14 minutes.
G:\org\HP5\DAT\HP5021522_b\0215HP5.45r	DCM-Baseline Check-V45	G:\Org\HP5\Methods\DR_8015-JA-LEXP.met	1	1	1	1	0	No integration
G:\org\HP5\DAT\HP5021522_b\0215HP5.46r	B22020962-021D ;0215HP5 , $HC-8015-DRO-W, SGT	G:\Org\HP5\Methods\DR_8015-C24Tb-JEb-L%.met G:\Org\HP5\Methods\DR_OROS-BEb-L%.MET G:\Org\HP5\Methods\DS_8015-C24T-JEb-L#.met	1045	1	1	1	0	The integration of Diesel Range Organics (C10-C24), C24-C40, and Total Extractable Hydrocarbons (TEH) is the hydrocarbon response with reference to the baseline. Assigned Set Baseline All Valley on at 17.12 minutes. Surrogates are integrated using a valley to valley integration using Set baseline All Valleys on at 10.78 minutes and X-axis scaling showing surrogate peak from 11-18 minutes.
G:\org\HP5\DAT\HP5021522_b\0215HP5.47r	B22020962-032B ;0215HP5 , $HC-8015-DRO-W, SGT	G:\Org\HP5\Methods\DR_8015-C24Tb-JEb-L%.met G:\Org\HP5\Methods\DR_OROS-BEb-L%.MET G:\Org\HP5\Methods\DS_8015-C24T-JEb-L#.met	1060	1	1	1	0	The integration of Diesel Range Organics (C10-C24), C24-C40, and Total Extractable Hydrocarbons (TEH) is the hydrocarbon response with reference to the baseline. Assigned Set Baseline All Valley on at 17.12 minutes. Surrogates are integrated using a valley to valley integration using Set baseline All Valleys on at 10.78 minutes and X-axis scaling showing surrogate peak from 11-18 minutes.
G:\org\HP5\DAT\HP5021522_b\0215HP5.48r	DCM-Baseline Check-V48	G:\Org\HP5\Methods\DR_8015-JA-LEXP.met	1	1	1	1	0	No integration
G:\org\HP5\DAT\HP5021522_b\0215HP5.49r	B22020962-011D ;0215HP5 , $HC-8015-DRO-W, SGT	G:\Org\HP5\Methods\D3_8015-021549-JEb-L%.met G:\Org\HP5\Methods\D3_OROS-021549-BEb-L%.MET G:\Org\HP5\Methods\DS_8015-C24T-JEb-L#.met	1045	1	1	1	0	The integration of Diesel Range Organics (C10-C24), C24-C40, and Total Extractable Hydrocarbons (TEH) is the hydrocarbon response with reference to the baseline. Set Baseline now placed at 27.85 minutes. Surrogates are integrated using a valley to valley integration using Set baseline All Valleys on at 10.78 minutes and X-axis scaling showing surrogate peak from 11-18 minutes.
G:\org\HP5\DAT\HP5021522_b\0215HP5.50r	B22020962-026D ;0215HP5 , $HC-8015-DRO-W, SGT	G:\Org\HP5\Methods\D3_8015-C24Tb-JEb-L%.met G:\Org\HP5\Methods\D3_OROS-BEb-L%.MET G:\Org\HP5\Methods\DS_8015-C24T-JEb-L#.met	1000	1	1	1	0	The integration of Diesel Range Organics (C10-C24), C24-C40, and Total Extractable Hydrocarbons (TEH) is the hydrocarbon response with reference to the baseline. Surrogates are integrated using a valley to valley integration using Set baseline All Valleys on at 10.78 minutes and X-axis scaling showing surrogate peak from 11-18 minutes.
G:\org\HP5\DAT\HP5021522_b\0215HP5.51r	MARKER_0215HP551r, DRO ;0215HP5 , DRO220128B	g:\org\HP5\Methods\\CSC220215.met	1	1	1	1	0	No integration
G:\org\HP5\DAT\HP5021522_b\0215HP5.52r	CCV_0215HP552r, RRO ;0215HP5 , DRO220201A	G:\Org\HP5\Methods\DC_ORO-BE-L%.MET G:\Org\HP5\Methods\DS_ORO-BE-L%.MET	1	1	1	1	0	The integration of Oil Range hydrocarbon is the hydrocarbon response with reference to the baseline. Surrogates are integrated using a valley to valley integration using Set baseline All Valleys on placed at 16.14 minutes and X-axis scaling showing surrogate peak from 14-18 minutes.
G:\org\HP5\DAT\HP5021522_b\0215HP5.53r	CCV_0215HP553r, DRO ;0215HP5 , DRO220128A	G:\Org\HP5\Methods\DC_8015-C24-JEb-L%.met G:\Org\HP5\Methods\DS_8015-C24-JEb-L#.met	1	1	1	1	0	The integration of Diesel Range Organics (C10-C24) and Total Extractable Hydrocarbons is the hydrocarbon response with reference to the baseline. Assigned Set Baseline All Valley on at 16.35 minutes. Surrogates are integrated using a valley to valley integration using Set baseline All Valleys on placed at 12.01 minutes and X-axis scaling showing surrogate peak from 11.5-14 minutes.
G:\org\HP5\DAT\HP5021522_b\0215HP5.54r	DCM-Baseline Check-V54	G:\Org\HP5\Methods\DR_8015-JA-LEXP.met	1	1	1	1	0	No integration
G:\org\HP5\DAT\HP5021522_b\0215HP5.55r	MARKER_0215HP555r, DRO ;0215HP5 , DRO220128B	g:\org\HP5\Methods\\CSC220215.met	1	1	1	1	0	No integration
G:\org\HP5\DAT\HP5021522_b\0215HP5.56r	CCV_0215HP556r, RRO ;0215HP5 , DRO220201A	G:\Org\HP5\Methods\DC_ORO-BE-L%.MET G:\Org\HP5\Methods\DS_ORO-BE-L%.MET	1050	1	1	1	0	The integration of Oil Range hydrocarbon is the hydrocarbon response with reference to the baseline. Surrogates are integrated using a valley to valley integration using Set baseline All Valleys on placed at 16.14 minutes and X-axis scaling showing surrogate peak from 14-18 minutes.
G:\org\HP5\DAT\HP5021522_b\0215HP5.57r	CCV_0215HP557r, DRO ;0215HP5 , DRO220128A	G:\Org\HP5\Methods\DC_8015-C24-JEb-L%.met G:\Org\HP5\Methods\DS_8015-C24-JEb-L#.met	1050	1	1	1	0	The integration of Diesel Range Organics (C10-C24) and Total Extractable Hydrocarbons is the hydrocarbon response with reference to the baseline. Assigned Set Baseline All Valley on at 16.35 minutes. Surrogates are integrated using a valley to valley integration using Set baseline All Valleys on placed at 12.01 minutes and X-axis scaling showing surrogate peak from 11.5-14 minutes.
G:\org\HP5\DAT\HP5021522_b\0215HP5.58r	DCM-Baseline Check-V58	G:\Org\HP5\Methods\DR_8015-JA-LEXP.met	1	1	1	1	0	No integration
G:\org\HP5\DAT\HP5021522_b\0215HP5.59r	DCM-Baseline Check-V59	G:\Org\HP5\Methods\DR_8015-JA-LEXP.met	1	1	1	1	0	No integration

G:\org\HP5\DAT\HP5021522_b\0215HP5.60r	B22020962-006D ;0215HP5 , $HC-8015-DRO-W, SGT	G:\Org\HP5\Methods\DR_8015-C24Tb-JEb-L%.met G:\Org\HP5\Methods\DR_OROS-BEb-L%.MET G:\Org\HP5\Methods\DS_8015-C24T-JEb-L#.met	1050	1	1	1	0	The integration of Diesel Range Organics (C10-C24), C24-C40, and Total Extractable Hydrocarbons (TEH) is the hydrocarbon response with reference to the baseline. Assigned Set Baseline All Valley on at 17.12 minutes. Surrogates are integrated using a valley to valley integration using Set baseline All Valleys on at 10.78 minutes and X-axis scaling showing surrogate peak from 11-18 minutes.
G:\org\HP5\DAT\HP5021522_b\0215HP5.61r	B22020962-006DMS-RRO ;0215HP5 , SGT	G:\Org\HP5\Methods\D3_ORO-BE-L%.MET G:\Org\HP5\Methods\DS_ORO-BE-L%.MET	1050	1	1	1	0	The integration of Oil Range hydrocarbon is the hydrocarbon response with reference to the baseline. Surrogates are integrated using a valley to valley integration using Set baseline All Valleys on placed at 16.14 minutes and X-axis scaling showing surrogate peak from 14-18 minutes.
G:\org\HP5\DAT\HP5021522_b\0215HP5.62r	DCM-Baseline Check-V62	G:\Org\HP5\Methods\DR_8015-JA-LEXP.met	1	1	1	1	0	No integration
G:\org\HP5\DAT\HP5021522_b\0215HP5.63r	LCS-163748-RRO ;0215HP5 , SGT	G:\Org\HP5\Methods\D3_ORO-BE-L%.MET G:\Org\HP5\Methods\DS_ORO-BE-L%.MET	1000	1	1	1	0	The integration of Oil Range hydrocarbon is the hydrocarbon response with reference to the baseline. Surrogates are integrated using a valley to valley integration using Set baseline All Valleys on placed at 16.14 minutes and X-axis scaling showing surrogate peak from 14-18 minutes.
G:\org\HP5\DAT\HP5021522_b\0215HP5.64r	DCM-Baseline Check-V64	G:\Org\HP5\Methods\DR_8015-JA-LEXP.met	1	1	1	1	0	No integration
G:\org\HP5\DAT\HP5021522_b\0215HP5.65r	LCSD-163748-RRO ;0215HP5 , SGT	G:\Org\HP5\Methods\D3_ORO-BE-L%.MET G:\Org\HP5\Methods\DS_ORO-BE-L%.MET	1000	1	1	1	0	The integration of Oil Range hydrocarbon is the hydrocarbon response with reference to the baseline. Surrogates are integrated using a valley to valley integration using Set baseline All Valleys on placed at 16.14 minutes and X-axis scaling showing surrogate peak from 14-18 minutes.
G:\org\HP5\DAT\HP5021522_b\0215HP5.66r	MARKER_0215HP566r, DRO ;0215HP5 , DRO220128B	g:\org\HP5\Methods\\CSC220215.met	1	1	1	1	0	No integration
G:\org\HP5\DAT\HP5021522_b\0215HP5.67r	CCV_0215HP567r, RRO ;0215HP5 , DRO220201A	G:\Org\HP5\Methods\DC_ORO-BE-L%.MET G:\Org\HP5\Methods\DS_ORO-BE-L%.MET	1	1	1	1	0	The integration of Oil Range hydrocarbon is the hydrocarbon response with reference to the baseline. Surrogates are integrated using a valley to valley integration using Set baseline All Valleys on placed at 16.14 minutes and X-axis scaling showing surrogate peak from 14-18 minutes.
G:\org\HP5\DAT\HP5021522_b\0215HP5.68r	CCV_0215HP568r, DRO ;0215HP5 , DRO220128A	G:\Org\HP5\Methods\DC_8015-C24-JEb-L%.met G:\Org\HP5\Methods\DS_8015-C24-JEb-L#.met	1	1	1	1	0	The integration of Diesel Range Organics (C10-C24) and Total Extractable Hydrocarbons is the hydrocarbon response with reference to the baseline. Assigned Set Baseline All Valley on at 16.35 minutes. Surrogates are integrated using a valley to valley integration using Set baseline All Valleys on placed at 12.01 minutes and X-axis scaling showing surrogate peak from 11.5-14 minutes.

Jillian Bostwick
Analyst

Digitally signed by
Jillian L. Bostwick
Date: 2022.02.18 12:05:11 -07:00

Analytical RunID GCFID-HP5-B_220111A Standards Traceability Report

Standard ID: DRO180126C
Standard Name: 2-Fluorobiphenyl
Prep Date: 1/26/2018
Exp Date: 10/31/2024
Department: dropr
Vendor: Chemservice
Lot Number: 5599700
Balance ID:
Comments:

Type: Neat
Prep By: Todd C Cooper
Status: New
Final Volume: mL

Chemical/Solvent Used	Bottle No	Amt	Units	Expires
2-Fluorobiphenyl	10069		mL	10/31/2024

Stock Source	Base Units	Amount Added

Analytical RunID GCFID-HP5-B_220111A Standards Traceability Report

Standard ID: DRO180823A
Standard Name: 2-Bromonaphthalene
Prep Date: 8/22/2016
Exp Date: 5/31/2022
Department: dropr
Vendor: Chemservice
Lot Number: 3150700
Balance ID:
Comments:

Type: Neat
Prep By: Ann Nebel
Status: New
Final Volume: mL

Chemical/Solvent Used	Bottle No	Amt	Units	Expires
2-Bromonaphthalene	10701		mL	5/31/2022

Stock Source	Base Units	Amount Added

Analytical RunID GCFID-HP5-B_220111A Standards Traceability Report

Standard ID: DRO181105A
Standard Name: #2 Diesel (NEAT)
Type: Neat
Prep Date: 11/5/2018
Prep By: Ann Nebel
Exp Date: 11/5/2023
Status: New
Department: dropr
Vendor: conoco
Final Volume: 250 mL
Lot Number:
Balance ID:
Comments: -18 Cloud peak. (Conoco Gas Sation 1240 S. 27th Billings, MT) 2nd Source

Chemical/Solvent Used	Bottle No	Amt	Units	Expires
				11/5/2023

Stock Source	Base Units	Amount Added

Analytical RunID GCFID-HP5-B_220111A Standards Traceability Report

Standard ID: DRO200430B
Standard Name: O-Terphenyl
Prep Date: 4/30/2020
Exp Date: 9/30/2024
Department: dropr
Vendor: Chemservice
Lot Number: 9972100
Balance ID:
Comments: ID#: 6271

Type: Neat
Prep By: Ann Nebel
Status: New
Final Volume: mL

Chemical/Solvent Used	Bottle No	Amt	Units	Expires
o-Terphenyl	12650	500	mg	9/30/2024

Stock Source	Base Units	Amount Added

Analytical RunID GCFID-HP5-B_220111A Standards Traceability Report

Standard ID: DRO201014C
Standard Name: 1-Chlorooctadecane
Prep Date: 10/14/2019
Exp Date: 12/31/2024
Department: dropr
Vendor: CSI1
Lot Number: 10809500
Balance ID:
Comments: Date Certified: 12/9/16 ; N-10042-1G; 99.5% purity

Type: Neat
Prep By: Ann Nebel
Status: Open
Final Volume: mL

Chemical/Solvent Used	Bottle No	Amt	Units	Expires
1-Chlorooctadecane	13192	1	g	12/31/2024

Stock Source	Base Units	Amount Added

Analytical RunID GCFID-HP5-B_220111A Standards Traceability Report

Standard ID: DRO201014D
Standard Name: n-Pentacosane
Prep Date: 10/14/2020
Exp Date: 2/28/2025
Department: dropr
Vendor: Chem Service
Lot Number: 9642200
Balance ID:
Comments: C-25; Used in AKDRO Marker

Type: Neat
Prep By: Ann Nebel
Status: New
Final Volume: mL

Chemical/Solvent Used	Bottle No	Amt	Units	Expires
n-Pentacosane	13193	100	mg	2/28/2025

Stock Source	Base Units	Amount Added

Analytical RunID GCFID-HP5-B_220111A Standards Traceability Report

Standard ID: DRO211012B
Standard Name: #2 Diesel in Acetone 150,000 ug/mL
Prep Date: 10/12/2021
Exp Date: 11/5/2023
Department: dropr
Vendor:
Lot Number:
Balance ID: BAL-DRO
Comments: #2 Diesel in Acetone 150,000 ug/mL.

Type: Secondary
Prep By: Ann Nebel
Status: New
Final Volume: 25 mL

Chemical/Solvent Used	Bottle No	Amt	Units	Expires
Acetone EA662	14050	25	mL	11/5/2023

Stock Source	Base Units	Amount Added
DRO181105A	ug/mL	3.7507 g

Analytical RunID GCFID-HP5-B_220111A Standards Traceability Report

Standard ID: DRO211025B
Standard Name: Ali Hydro Std 1000ug/mL
Prep Date: 10/25/2021
Exp Date: 11/30/2024
Department: dropr
Vendor: Agilent
Lot Number: 0006643302
Balance ID:
Comments: Ali Hydro Std 1000ug/mL For CCVs.

Type: Primary
Prep By: Ann Nebel
Status: New
Final Volume: mL

Chemical/Solvent Used	Bottle No	Amt	Units	Expires
Aliphatic Hydrocarbon Standard	14434	1	mL	11/30/2024

Stock Source	Base Units	Amount Added

Analytical RunID GCFID-HP5-B_220111A Standards Traceability Report

Spike ID: DRO211101A
Spike Name: OTP-4000 ug/mL DCM
Prep Date: 11/1/2021
Exp Date: 9/30/2024
Department: dropr
Vendor:
Lot Number:
Balance ID: BAL-DRO
Comments: Used to Prep DRO-8015 ICAL and CCV Solutions

Type: Secondary
Prep By: Ann Nebel
Status: Open
Final Volume: 25 mL

Chemical/Solvent Used	Bottle No	Amt	Units	Expires
Dichloromethane EC328	14408	25	mL	9/30/2024

Stock Source	Base Units	Amount Added
DRO200430B	ug/mL	0.1012 g

Analytical RunID GCFID-HP5-B_220111A Standards Traceability Report

Standard ID: DRO211214C
Standard Name: Diesel Fuel #2 50,000 ug/mL in DCM
Prep Date: 12/14/2021
Exp Date: 4/30/2023
Department: dropr
Vendor: Sigma-Aldrich
Lot Number: LRAC6316
Balance ID:
Comments: Diesel Fuel #2 For CCVs.

Type: Primary
Prep By: Ann Nebel
Status: New
Final Volume: mL

Chemical/Solvent Used	Bottle No	Amt	Units	Expires
Diesel Fuel No. 2	14623	1	mL	4/30/2023

Stock Source	Base Units	Amount Added
DRO211214C	ug/mL	

Analytical RunID GCFID-HP5-B_220111A Standards Traceability Report

Standard ID: DRO211222B
Standard Name: EPH (4) SURR-1000 ug/mL ea. in Hexane
Prep Date: 12/22/2021
Exp Date: 5/31/2022
Department: dropr
Vendor:
Lot Number:
Balance ID: BAL-DRO
Comments: EPH (4) SURR-1000 ug/mL ea. in Hexane

Type: Secondary
Prep By: Jillian L Bostwick
Status: Open
Final Volume: 50 mL

Chemical/Solvent Used	Bottle No	Amt	Units	Expires
Hexane EB754	14543	50	mL	5/31/2022

Stock Source	Base Units	Amount Added
DRO180823A	ug/mL	0.0507 g
DRO200430B	ug/mL	0.0504 g
DRO180126C	ug/mL	0.0496 g
DRO201014C	ug/mL	0.0504 g

Analytical RunID GCFID-HP5-B_220111A Standards Traceability Report

Standard ID: DRO220102D
Standard Name: ALASKA MARKER-200ug/mL
Prep Date: 1/2/2022
Exp Date: 5/31/2022
Department: dropr
Vendor:
Lot Number:
Balance ID:
Comments: ALASKA MARKER w/ C-10, C-25, and OTP/COD. Optimal C-25 is 0.0012g.

Type: Secondary
Prep By: Ann Nebel
Status: New
Final Volume: 5.5 mL

Chemical/Solvent Used	Bottle No	Amt	Units	Expires
Hexane EB754	14543	3.3	mL	5/31/2022

Stock Source	Base Units	Amount Added
DRO201014D	ug/mL	0.0016 g
DRO211222B	ug/mL	1.1 mL
DRO211025B	ug/mL	1.1 mL

Certificate of Analysis

Diesel Fuel No. 2

Certified Reference Material

Description

Product ID UST148
Lot **LRAC6316**
Expiration Date April 2023
Manufacturing Date April 2020
Storage Conditions Room Temperature
Solvent/Matrix DICHLOROMETHANE

ID #: 14623
Opened:
Diesel Fuel No. 2
Expires: 4/30/2023
Rec'd: 12/14/2021
Energy Laboratories Inc 1120 So. 27th Street
Billings MT 59107

Certified Values

Analyte	*Certified Value* [1,4]	*Units*	*Raw Material Purity,%*	*Raw Material Lot*	*CAS*
NO.2 FUEL OIL	50001 ± 2770	µg/mL	100.0	LA80505	68476-34-6

Informational Values

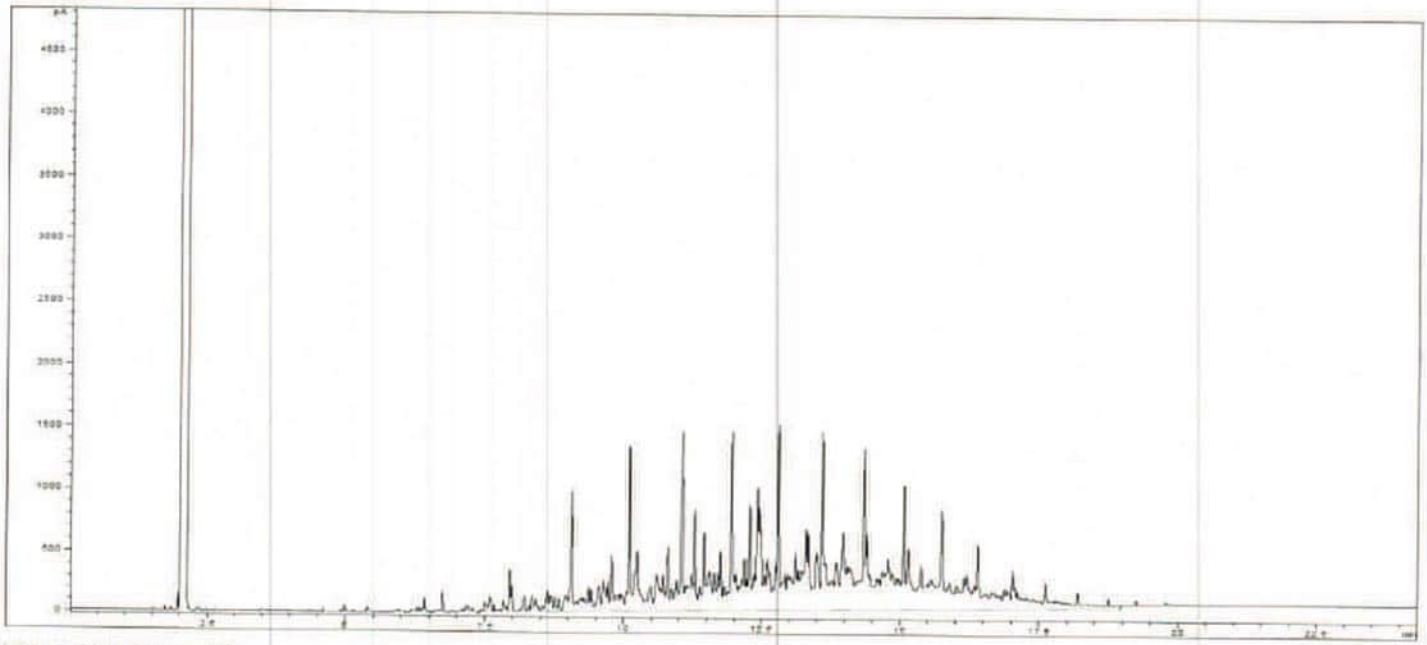

Additional Information:

Analytical Method Parameters:
Column: SPB-5, 30 m × 0.53 mm I.D., 1.5 µm film thickness (Column #214)
Carrier Gas: H2, Flow: 4.0 mL/min
Inlet Temperature: 250 °C, Injection Volume: 1.0 µL
Injection Mode: Split, Split Ratio: 10: 1
Temperature Program: 40 °C (Hold 2 min) @ 15 °C/min to 300 °C (Hold 5 min)
Detector: FID
Detector Temperature: 300 °C

ANAB ACCREDITED REFERENCE MATERIAL PRODUCER

SIGMA-ALDRICH
2931 Soldier Springs Rd. Laramie, Wyoming 82070 USA
800-325-5832
TechService@millporesigma.com www.sigma-aldrich.com

Description

Lot LRAC6316
Expiration Date April 2023
Manufacturing Date April 2020
Storage Conditions Room Temperature
Solvent/Matrix DICHLOROMETHANE

1 **Metrological traceability:** Traceable to the SI and higher order standards from NIST through an unbroken chain of comparisons. The balance used to weigh raw materials is accurate to +/-0.0001 g and calibrated regularly using mass standards traceable to NIST. All dilutions were performed gravimetrically. Additionally, individual analytes are traceable to NIST SRMs where available and specified above.
4 Ucrm - Uncertainty values in this document are expressed as Expanded Uncertainty (Ucrm) corresponding to the 95% confidence interval. Ucrm is derived from the combined standard uncertainty multiplied by the coverage factor k, which is obtained from a t-distribution and degrees of freedom. The components of combined standard uncertainty include the uncertainties due to characterization, homogeneity, long term stability, and short term stability (transport). The components due to stability are generally considered to be negligible unless otherwise indicated by stability studies. The mathematical representation of the Ucrm calculation is as follows:

$$u_{CRM} = \sqrt{u^2_{char} + u^2_{homogeneity} + u^2_{stability}}$$

k: Coverage factor derived from a t-distribution table, based on the degrees of freedom of the data set. Assume 2.0 for a **Confidence interval = 95%**

6 Analytical Value- For QC verification of the certified value only- not to be used in calculations. Represents the analytical data obtained by comparison to a standard as analyzed by the method described in the CoA or another acceptable method. The result may differ from the certified value and UCRM based on method uncertainty as well as the uncertainty associated with the standard used for comparison.

Traceability: The standard was manufactured under an ISO/IEC 17025:2017 certified quality system. The balance used to weigh raw materials is accurate to +/- 0.0001g and calibrated regularly using mass standards traceable to NIST. All dilutions were preformed gravimetrically. Additionally, individual analytes are traceable to NIST SRMs where available and specified above.

Homogeneity: Homogeneity was assessed in accordance with ISO 17034:2016. Completed units were sampled using a random stratified sampling protocol. The results of chemical analysis were then compared using a one-way analysis of variance approach as described by TNI EL-V3-2009 Appendix A.2. See Instructions for minimum sub-sample size.

Expiration is at end of month given on certificate and label.

MSDS reports for components comprising greater than 1.0% of the solution or 0.1% for components known to be carcinogens are available upon request.

THIS PRODUCT WAS DESIGNED, PRODUCED AND VERIFIED FOR ACCURACY AND STABILITY IN ACCORDANCE WITH **ISO/IEC 17025:2017 (ANAB Cert AT-1467)** and **ISO 17034:2016 (ANAB Cert AR-1470).**

Andy Ommen - QC Manager

Mark Pooler - QA Supervisor

Certification Date April 30, 2020
Version 0-4302020

660 Tower Lane • P.O. Box 599 • West Chester, PA 19381-0599
1-800-452-9994 • 1-610-692-3026 • Fax 1-610-692-8729
info@chemservice.com • www.chemservice.com

CERTIFICATE OF ANALYSIS

o-Terphenyl

CATALOG NUMBER	N-12693-500MG
LOT NUMBER	9972100
DATE CERTIFIED	09/23/19
EXPIRATION DATE	09/30/24
CAS NUMBER	84-15-1
MOLECULAR FORMULA	C18H14
MOLECULAR WEIGHT	230.32
STORAGE	Store in a cool dry place.
HANDLING	See Safety Data Sheet
INTENDED USE	For laboratory use only.

Analytical Test	Value
FT-IR SPECTROSCOPY	CONFORMS TO STRUCTURE
GC/MS SPECTRA ID	MATCHES NIST DATABASE
MELTING POINT (°C)	57.1
% PURITY (GC/FID)	99.5

Chem Service, Inc. guarantees the purity to be +/- 0.5% deviation prior to the expiration date shown on the label and exclusive of any customer contamination.

Certified By:

Mary Beth O'Donnell

Mary Beth O'Donnell
CSM/TC

ID #: 12650
Opened:
o-Terphenyl
Expires: 9/30/2024
Rec'd: 4/30/2020
Energy Laboratories Inc 1120 So. 27th Street
Billings MT 59107

660 Tower Lane • P.O. Box 599 • West Chester, PA 19381-0599
1-800-452-9994 • 1-610-692-3026 • Fax 1-610-692-8729
info@chemservice.com • www.chemservice.com

CERTIFICATE OF ANALYSIS

Analysis Method:

Catalog Number:	N-12693-500MG
Description:	o-Terphenyl
Lot Number:	9972100
Expiration Date:	09/30/24

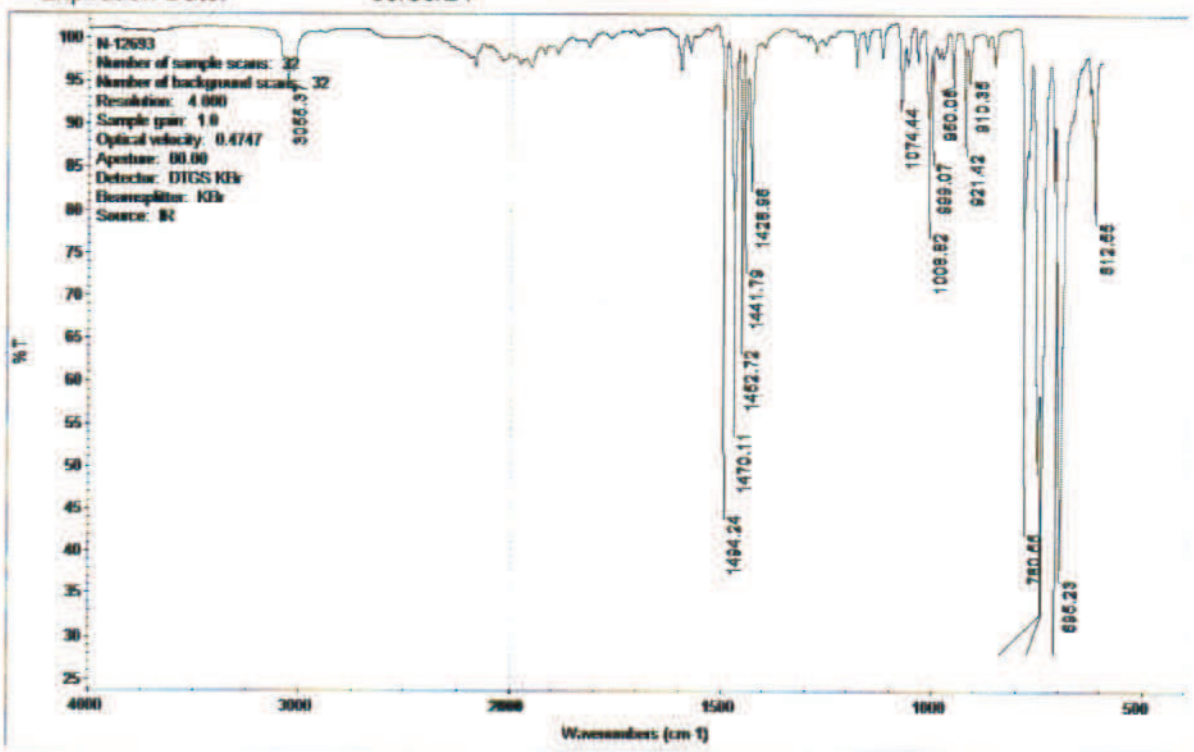

Chem Service is accredited to ISO 17034:2016, ISO/IEC 17025:2017 and certified to ISO 9001:2015

660 Tower Lane • P.O. Box 599 • West Chester, PA 19381-0599
1-800-452-9994 • 1-610-692-3026 • Fax 1-610-692-8729
info@chemservice.com • www.chemservice.com

CERTIFICATE OF ANALYSIS

Analysis Method:

Catalog Number:	N-12693-500MG
Description:	o-Terphenyl
Lot Number:	9972100
Expiration Date:	09/30/24

Chem Service Inc Area Percent Report

Data File: D:\msdchem\2019 DATA\0919\0923-01.D
Acq On : 23 Sep 2019 10:40
Operator :
Sample : n-12693
Misc :
ALS Vial : 95

Integration Parameters: autoint1.e
Integrator: ChemStation

DataAcq Meth:SCREEN.M
Method : D:\msdchem\2019 DATA\0919\0903-09.D\ERIN.M

Signal : TIC: 0923-01.D\data.ms

peak #	R.T. min	first scan	max scan	last scan	PK TY	peak height	corr. area	corr. % max.	% of total
1	11.844	1597	1606	1613	BB	32038221	432253484	100.00%	100.000%

Sum of corrected areas: 432253484

ERIN.M Mon Sep 23 10:55:51 2019

Chem Service is accredited to ISO 17034:2016, ISO/IEC 17025:2017 and certified to ISO 9001:2015

660 Tower Lane • P.O. Box 599 • West Chester, PA 19381-0599
1-800-452-9994 • 1-610-692-3026 • Fax 1-610-692-8729
info@chemservice.com • www.chemservice.com

CERTIFICATE OF ANALYSIS

Analysis Method:

Catalog Number:	N-12693-500MG
Description:	o-Terphenyl
Lot Number:	9972100
Expiration Date:	09/30/24



Chem Service is accredited to ISO 17034:2016, ISO/IEC 17025:2017 and certified to ISO 9001:2015

660 Tower Lane • P.O. Box 599 • West Chester, PA 19381-0599
1-800-452-9994 • 1-610-692-3026 • Fax 1-610-692-8729
info@chemservice.com • www.chemservice.com

CERTIFICATE OF ANALYSIS

Analysis Method:

Catalog Number:	N-12693-500MG
Description:	o-Terphenyl
Lot Number:	9972100
Expiration Date:	09/30/24



Chem Service is accredited to ISO 17034:2016, ISO/IEC 17025:2017 and certified to ISO 9001:2015

660 Tower Lane • P.O. Box 599 • West Chester, PA 19381-0599
1-800-452-9994 • 1-610-692-3026 • Fax 1-610-692-8729
info@chemservice.com • www.chemservice.com

CERTIFICATE OF ANALYSIS

Analysis Method:

Catalog Number:	N-12693-500MG
Description:	o-Terphenyl
Lot Number:	9972100
Expiration Date:	09/30/24

660 Tower Lane • P.O. Box 599 • West Chester, PA 19381-0599
1-800-452-9994 • 1-610-692-3026 • Fax 1-610-692-8729
info@chemservice.com • www.chemservice.com

Gas

CERTIFICATE OF ANALYSIS

Data file:	C:\CHEM3\		
Sample name:	N-12693		
Instrument:	GC 2	[illegible]	[illegible]
Injection date:	9/23/2019 9:56:34 AM	**Location:**	Vial 141
Acq. method:	SCREEN.M	**Injection volume:**	1.0uL
Column name:	HP-5		

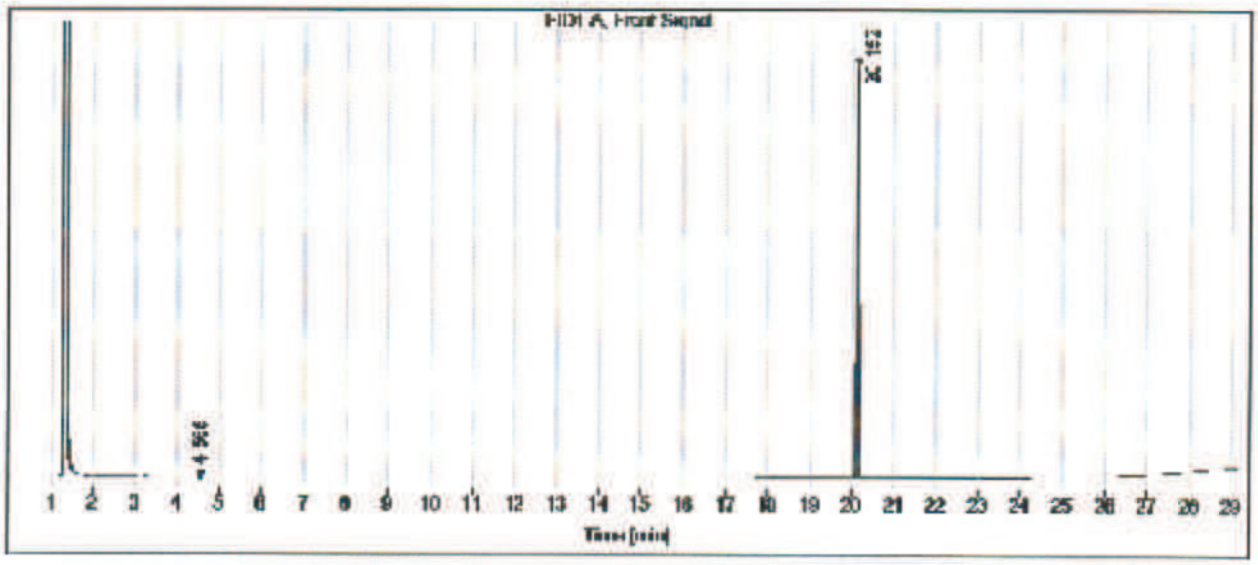

Signal: FID1 A, Front Signal

RT [min]	Type	Width [min]	Area	Height	Area%
4.565	BB	0.0305	1.2408	0.5122	0.11
20.152	BB	0.0391	1171.9556	439.4599	99.89
		Sum	1173.1963		

Chem Service is accredited to ISO 17034:2016, ISO/IEC 17025:2017 and certified to ISO 9001:2015

Analytical RunID GCFID-HP5-B_220111c Standards Traceability Report

Standard ID: DRO210406A
Standard Name: Triacontane-d62 Surr For AK103 RRO
Type: Neat
Prep Date: 4/6/2021
Prep By: Ann Nebel
Exp Date: 4/6/2026
Status: New
Department: dropr
Vendor: Sigma-Aldrich
Final Volume: mL
Lot Number: MBBC4347
Balance ID:
Comments: Alaska surr [for AK103 RRO]

Chemical/Solvent Used	Bottle No	Amt	Units	Expires
Triacontane-d62-98 atom % D	13736		mL	4/6/2026

Stock Source	Base Units	Amount Added

Analytical RunID GCFID-HP5-B_220111c Standards Traceability Report

Standard ID: DRO210901A
Standard Name: 30W Motor Oil-Valvoline
Type: Primary
Prep Date: 9/1/2021
Prep By: Jillian L Bostwick
Exp Date: 9/1/2026
Status: New
Department: dropr
Vendor:
Final Volume: mL
Lot Number: F1620C1
Balance ID:
Comments: Used to make 2nd Source Standard for AK103 method.

Chemical/Solvent Used	Bottle No	Amt	Units	Expires
Valvoline SAE 30 Motor Oil	14232		mL	9/1/2026

Stock Source	Base Units	Amount Added

Analytical RunID GCFID-HP5-B_220111c Standards Traceability Report

Standard ID: DRO210901B
Standard Name: 40W Motor Oil-Valvoline
Type: Primary
Prep Date: 9/1/2021
Prep By: Jillian L Bostwick
Exp Date: 9/1/2026
Status: New
Department: dropr
Vendor:
Final Volume: mL
Lot Number: L0717H2
Balance ID:
Comments: Used to Make 2nd Source Standards For Alaska AK103 RRO Method and Oil

Chemical/Solvent Used	Bottle No	Amt	Units	Expires
Valvoline SAE 40 Motor Oil	14231		mL	9/1/2026

Stock Source	Base Units	Amount Added

Analytical RunID GCFID-HP5-B_220111c Standards Traceability Report

Standard ID: DRO210902A
Standard Name: 50,000 ug/mL Oil Std for RRO-In DCM
Prep Date: 9/2/2021
Exp Date: 9/1/2026
Department: dropr
Vendor:
Lot Number:
Balance ID: BAL-DRO
Comments: .625 g of 30W and 40 W each LCS for Oil range

Type: Secondary
Prep By: Jillian L Bostwick
Status: New
Final Volume: 25 mL

Chemical/Solvent Used	Bottle No	Amt	Units	Expires
Dichloromethane EB867	14196	25	mL	9/1/2026

Stock Source	Base Units	Amount Added
DRO210901A	ug/mL	0.6254 g
DRO210901B	ug/mL	0.6261 g

Analytical RunID GCFID-HP5-B_220111c Standards Traceability Report

Standard ID: DRO211006A
Standard Name: Triacontane SURR 2000 ug/mL
Prep Date: 10/6/2021
Exp Date: 4/6/2026
Department: dropr
Vendor:
Lot Number:
Balance ID: BAL-DRO
Comments: Triacontane SURR 2000 ug/mL

Type: Secondary
Prep By: Jillian L Bostwick
Status: New
Final Volume: 50 mL

Chemical/Solvent Used	Bottle No	Amt	Units	Expires
Acetone DZ509	13553	50	mL	4/6/2026

Stock Source	Base Units	Amount Added
DRO210406A	ug/mL	0.1001 g

Analytical RunID GCFID-HP5-B_220111c Standards Traceability Report

Standard ID: DRO211118A
Standard Name: 50,000 ug/mL Oil Std For AK103 RRO-In DCM
Prep Date: 11/18/2021
Exp Date: 10/31/2028
Department: dropr
Vendor: Restek
Lot Number: A0176667
Balance ID: Sartorius 4 place balance
Comments:

Type: Primary
Prep By: Ann Nebel
Status: Open
Final Volume: 1 mL

Chemical/Solvent Used	Bottle No	Amt	Units	Expires
Residual Range Calibration Standard	14531	1	mL	10/31/2028

Stock Source	Base Units	Amount Added
DRO211118A	ug/mL	

Ana

RESTEK® CERTIFIED REFERENCE MATERIAL

110 Benner Circle
Bellefonte, PA 16823-8812
Tel: (800)356-1688
Fax: (814)353-1309

www.restek.com

ACCREDITED
ISO 17034 Accredited
Reference Material Producer
Certificate #3222.01

Certificate of Analysis

ilac-MRA

ACCREDITED
ISO/IEC 17025 Accredited
Testing Laboratory
Certificate #3222.02

FOR LABORATORY USE ONLY-READ SDS PRIOR TO USE.

This Reference Material is intended for Laboratory Use Only as a standard for the qualitative and/or quantitative determination of the analyte(s) listed.

Catalog No. : 31817 **Lot No.:** A0176667

Description : Residual Range Calibration Standard (RCS)

Residual Range Calib Std (RCS) 50,000µg/mL, Methylene Chloride, 1mL/ampul

Container Size : 2 mL **Pkg Amt:** > 1 mL

Expiration Date : October 31, 2028 **Storage:** 25°C nominal

Ship: Ambient

CERTIFIED VALUES

Elution Order	Compound	Grav. Conc. (weight/volume)	Expanded Uncertainty (95% C.L.; K=2)	
1	Motor Oil SAE30 & SAE40 Blend (Pennzoil) (Lot A0126386)	50,102.0 µg/mL	+/- 293.3582 µg/mL	Gravimetric
	CAS # 64742-65-0.F		+/- 1,492.1008 µg/mL	Unstressed
	Purity ----%		+/- 1,591.3244 µg/mL	Stressed

Solvent: Methylene chloride
CAS # 75-09-2
Purity 99%

ID #: 14531
Opened:
Residual Range Calibration Standard
Expires: 10/31/2028
Rec'd: 11/18/2021
Energy Laboratories Inc 1120 So. 27th Street
Billings MT 59107

Column:
30m x 0.25mm x 0.25µm
Rtx 5 (cat.#10223)

Carrier Gas:
hydrogen-constant pressure 10 psi.

Temp. Program:
40°C (hold 2 min.) to 330°C
@ 10°C/min. (hold 10 min.)

Inj. Temp:
250°C

Det. Temp:
330°C

Det. Type:
FID

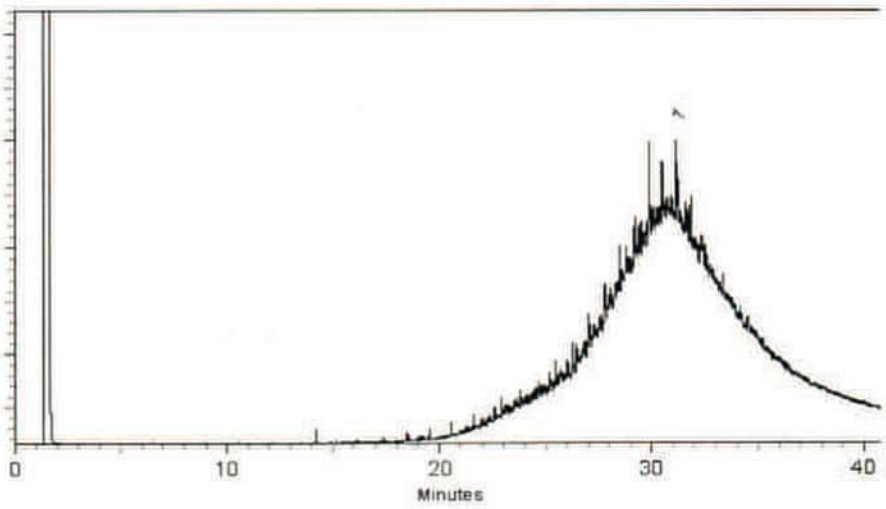

This chromatogram represents a general set of testing conditions chosen for product acceptance. For optimal results in your lab, conditions should be adjusted for your specific instrument, method, and application.

Sam Moodler - Operations Tech I

Date Mixed: 22-Sep-2021 **Balance:** 1128360905

Alexis Shelow - Operations Tech I

Date Passed: 23-Sep-2021

Manufactured under Restek's ISO 9001:2015 Registered Quality System Certificate #FM 80397

General Certified Reference Material Notes

Expiration Notes:

- Expiration date valid for unopened ampul stored in compliance with the recommended conditions.
- Uncertainty, concentration, and expiration of the CRM are based on the unopened product being stored according to the recommended condition found in the storage field.

Purity Notes:

- Purity and/or chemical identity are determined by one or more of the following techniques: GC/FID, HPLC, GC/μECD, GC/MS, LC/MS, RI, and/or melting point.
- Compounds with a listed purity of less than 99% have been weight corrected to compensate for impurities and/or salts. A correction factor is used to calculate the amount of compound necessary to achieve the desired concentration of the parent compound in solution.
- Purity of isomeric compounds is reported as the sum of the isomers.
- Purity values are rounded to the nearest whole number.

Certified Uncertainty Value Notes:

- The uncertainties are determined in accordance with ISO 17034 and Guide 35. The certified combined stressed uncertainty value (includes gravimetric uncertainty, homogeneity between-ampul uncertainty, storage stability uncertainty and shipping stability uncertainty and were combined using the following formula:

$$U_{combined\ stressed} = k\sqrt{U^2_{gravimetric} + U^2_{homogeneity} + U^2_{storage\ stability} + U^2_{shipping\ stability}}$$

k is a coverage factor of 2, which gives a level of confidence of approximately 95%.

- It is important to note that the shipping stability uncertainty was obtained under temperature extremes for specific time intervals; therefore, the certified combined stressed uncertainty value should only be applied to the product if it was stored at non-standard temperature conditions up to and including 7 days. Contact Restek Technical Service at www.restek.com/Contact-Us for use recommendations if your shipment was in-transit for more than 7 days at non-standard temperature conditions.
- Apply the certified combined unstressed uncertainty value if the product was received under standard shipping conditions. Apply the certified combined stressed uncertainty value if the product was received under non-standard conditions as specified below.

Label Conditions	Standard Conditions	Non-Standard Conditions
25°C Nominal (Room Temperature)	< 60°C	≥ 60°C up to 7 days
10°C or colder (Refrigerate)	< 40°C	≥ 40°C up to 7 days
0°C or colder (Freezer) -20°C or colder (Deep Freezer)	< 25°C	≥ 25°C up to 7 days

- Separate (not combined) uncertainty values for gravimetric uncertainty are also displayed on the certificate, if needed, separate homogeneity between-ampul uncertainty, storage stability uncertainty and shipping stability uncertainty values are available by contacting Restek Technical Service at www.restek.com/Contact-Us.
- The packaged amount is the minimum sample size for which uncertainty is valid. The ampules are over-filled to ensure that the minimum packaged amount can be sufficiently transferred.

Manufacturing Notes:

- Concentration is based upon gravimetric preparation using either a balance whose calibration has been verified daily using NIST traceable weights, and/or dilutions with Class A glassware.

Handling Notes:

- Stability of the unopened product, when stored in compliance with the recommended conditions, is guaranteed through the expiration displayed on the product label and certificate. Contact Restek for additional opened product stability information, with the knowledge/understanding that open product stability is subject to the specific handling and environmental conditions to which the product is exposed. For your convenience Restek supplies deactivated vials with most standards packed in 2mL ampules. Larger volume deactivated vials are available through Restek as a custom ordered item. Additionally, Restek sells DMDCS for the purpose of glassware deactivation as catalog number 31861, which includes complete instructions.

SIGMA-ALDRICH®

sigma-aldrich.com

3050 Spruce Street, Saint Louis, MO 63103, USA
Website: www.sigmaaldrich.com
Email USA: techserv@sial.com
Outside USA: eurtechserv@sial.com

Certificate of Analysis

Product Name:
Triacontane-d62 - 98 atom % D

Product Number:	**451789**
Batch Number:	**MBBC4347**
Brand:	ALDRICH
CAS Number:	93952-07-9
MDL Number:	MFCD00209794
Formula:	C30D62
Formula Weight:	485.20 g/mol
Quality Release Date:	27 APR 2018

$CD_3(CD_2)_{28}CD_3$

ID #: 13736
Opened:
Triacontane-d62-98 atom % D
Expires: 4/6/2026
Rec'd: 4/6/2021
Energy Laboratories Inc 1120 So 27th Street
Billings MT 59107

Test	Specification	Result
Purity (HPLC)	≥ 99.0 %	99.0 %
Proton NMR Spectrum	Conforms to Structure	Conforms
D Enrichment	≥ 98.0 %	99.0 %
Initial Melting Point		60.0 °C
Final Melting Point		62.0 °C

Greg Abernathy, Supervisor
Quality Control
Miamisburg, Ohio US

Sigma-Aldrich warrants, that at the time of the quality release or subsequent retest date this product conformed to the information contained in this publication. The current Specification sheet may be available at Sigma-Aldrich.com. For further inquiries, please contact Technical Service. Purchaser must determine the suitability of the product for its particular use. See reverse side of invoice or packing slip for additional terms and conditions of sale.

Prep Batch 163748 Standards Traceability Report

Spike ID: DRO181105A
Spike Name: #2 Diesel (NEAT)
Type: Neat
Prep Date: 11/5/2018
Prep By: Ann Nebel
Exp Date: 11/5/2023
Status: New
Department: dropr
Vendor: conoco
Final Volume: 250 mL
Lot Number:
Balance ID:
Comments: -18 Cloud peak. (Conoco Gas Sation 1240 S. 27th Billings, MT) 2nd Source

Chemical/Solvent Used	Bottle No	Amt	Units	Expires
				11/5/2023

Stock Source	Base Units	Amount Added

Prep Batch 163748 Standards Traceability Report

Spike ID: DRO200430B
Spike Name: O-Terphenyl
Prep Date: 4/30/2020
Exp Date: 9/30/2024
Department: dropr
Vendor: Chemservice
Lot Number: 9972100
Balance ID:
Comments: ID#: 6271

Type: Neat
Prep By: Ann Nebel
Status: New
Final Volume: mL

Chemical/Solvent Used	Bottle No	Amt	Units	Expires
o-Terphenyl	12650	500	mg	9/30/2024

Stock Source	Base Units	Amount Added

Prep Batch 163748 Standards Traceability Report

Spike ID: DRO210406A
Spike Name: Triacontane-d62 Surr For AK103 RRO
Prep Date: 4/6/2021
Exp Date: 4/6/2026
Department: dropr
Vendor: Sigma-Aldrich
Lot Number: MBBC4347
Balance ID:
Comments: Alaska surr [for AK103 RRO]

Type: Neat
Prep By: Ann Nebel
Status: New
Final Volume: mL

Chemical/Solvent Used	Bottle No	Amt	Units	Expires
Triacontane-d62-98 atom % D	13736	500	mg	4/6/2026

Stock Source	Base Units	Amount Added

Prep Batch 163748 Standards Traceability Report

Spike ID: DRO210901A
Spike Name: 30W Motor Oil-Valvoline
Prep Date: 9/1/2021
Exp Date: 9/1/2026
Department: dropr
Vendor:
Lot Number: F1620C1
Balance ID:
Comments: Used to make 2nd Source Standard for AK103 method.

Type: Primary
Prep By: Jillian L Bostwick
Status: New
Final Volume: mL

Chemical/Solvent Used	Bottle No	Amt	Units	Expires
Valvoline SAE 30 Motor Oil	14232		mL	9/1/2026

Stock Source	Base Units	Amount Added

Prep Batch 163748 Standards Traceability Report

Spike ID: DRO210901B
Spike Name: 40W Motor Oil-Valvoline
Prep Date: 9/1/2021
Exp Date: 9/1/2026
Department: dropr
Vendor:
Lot Number: L0717H2
Balance ID:
Comments: Used to Make 2nd Source Standards For Alaska AK103 RRO Method and Oil

Type: Primary
Prep By: Jillian L Bostwick
Status: New
Final Volume: mL

Chemical/Solvent Used	Bottle No	Amt	Units	Expires
Valvoline SAE 40 Motor Oil	14231		mL	9/1/2026

Stock Source	Base Units	Amount Added

Prep Batch 163748 Standards Traceability Report

Spike ID: DRO211006A
Spike Name: Triacontane SURR 2000 ug/mL
Prep Date: 10/6/2021
Exp Date: 4/6/2026
Department: dropr
Vendor:
Lot Number:
Balance ID: BAL-DRO
Comments: Triacontane SURR 2000 ug/mL

Type: Primary
Prep By: Jillian L Bostwick
Status: New
Final Volume: 50 mL

Chemical/Solvent Used	Bottle No	Amt	Units	Expires
Acetone DZ509	13553	50	mL	4/6/2026

Stock Source	Base Units	Amount Added
DRO210406A	ug/mL	0.1001 g

Prep Batch 163748 Standards Traceability Report

Spike ID: DRO211213A
Spike Name: OTP only SURR 2000 ug/mL
Prep Date: 12/13/2021
Exp Date: 9/30/2024
Department: dropr
Vendor:
Lot Number:
Balance ID: BAL-DRO
Comments: OTP SURR 2000 ug/mL

Type: Primary
Prep By: Jillian L Bostwick
Status: New
Final Volume: 100 mL

Chemical/Solvent Used	Bottle No	Amt	Units	Expires
Acetone DZ509	13553	100	mL	9/30/2024

Stock Source	Base Units	Amount Added
DRO200430B	ug/mL	0.2015 g

Prep Batch 163748 Standards Traceability Report

Spike ID: DRO220106C
Spike Name: #2 Diesel in Acetone 150,000 ug/mL
Prep Date: 1/6/2022
Exp Date: 11/5/2023
Department: dropr
Vendor:
Lot Number:
Balance ID: BAL-DRO
Comments:

Type: Secondary
Prep By: Ann Nebel
Status: New
Final Volume: 25 mL

Chemical/Solvent Used	Bottle No	Amt	Units	Expires
Acetone DZ509	13553	25	mL	11/5/2023

Stock Source	Base Units	Amount Added
DRO181105A	ug/mL	3.7506 g

Prep Batch 163748 Standards Traceability Report

Spike ID: DRO220112A
Spike Name: 50,000 ug/mL Oil Std for RRO-In DCM
Prep Date: 1/12/2022
Exp Date: 9/1/2026
Department: dropr
Vendor:
Lot Number:
Balance ID: BAL-DRO
Comments: .625 g of 30W and 40 W each LCS for Oil range

Type: Secondary
Prep By: Jillian L Bostwick
Status: New
Final Volume: 25 mL

Chemical/Solvent Used	Bottle No	Amt	Units	Expires
Dichloromethane EC832	14647	25	mL	9/1/2026

Stock Source	Base Units	Amount Added
DRO210901A	ug/mL	0.6225 g
DRO210901B	ug/mL	0.6273 g

Prep Batch 163748 Standards Traceability Report

Spike ID: DRO220119A
Spike Name: Triacontane SURR 1000 ug/mL
Prep Date: 1/19/2022
Exp Date: 4/6/2026
Department: dropr
Vendor:
Lot Number:
Balance ID: BAL-DRO
Comments: 2X dilution of Triacontane SURR 2000 ug/mL

Type: Secondary
Prep By: Jillian L Bostwick
Status: New
Final Volume: 10 mL

Chemical/Solvent Used	Bottle No	Amt	Units	Expires
Dichloromethane EC849	14747	5	mL	4/6/2026

Stock Source	Base Units	Amount Added
DRO211006A	ug/mL	5 mL

660 Tower Lane • P.O. Box 599 • West Chester, PA 19381-0599
1-800-452-9994 • 1-610-692-3026 • Fax 1-610-692-8729
info@chemservice.com • www.chemservice.com

CERTIFICATE OF ANALYSIS

o-Terphenyl

CATALOG NUMBER	N-12693-500MG
LOT NUMBER	9972100
DATE CERTIFIED	09/23/19
EXPIRATION DATE	09/30/24
CAS NUMBER	84-15-1
MOLECULAR FORMULA	C18H14
MOLECULAR WEIGHT	230.32
STORAGE	Store in a cool dry place.
HANDLING	See Safety Data Sheet
INTENDED USE	For laboratory use only.

Analytical Test	Value
FT-IR SPECTROSCOPY	CONFORMS TO STRUCTURE
GC/MS SPECTRA ID	MATCHES NIST DATABASE
MELTING POINT (°C)	57.1
% PURITY (GC/FID)	99.5

Chem Service, Inc. guarantees the purity to be +/- 0.5% deviation prior to the expiration date shown on the label and exclusive of any customer contamination.

Certified By:

Mary Beth O'Donnell

Mary Beth O'Donnell
CSM/TC

ID #: 12650
Opened:
o-Terphenyl
Expires: 9/30/2024
Rec'd: 4/30/2020
Energy Laboratories Inc 1120 So. 27th Street
Billings MT 59107

660 Tower Lane • P.O. Box 599 • West Chester, PA 19381-0599
1-800-452-9994 • 1-610-692-3026 • Fax 1-610-692-8729
info@chemservice.com • www.chemservice.com

CERTIFICATE OF ANALYSIS

Analysis Method:

Catalog Number:	N-12693-500MG
Description:	o-Terphenyl
Lot Number:	9972100
Expiration Date:	09/30/24

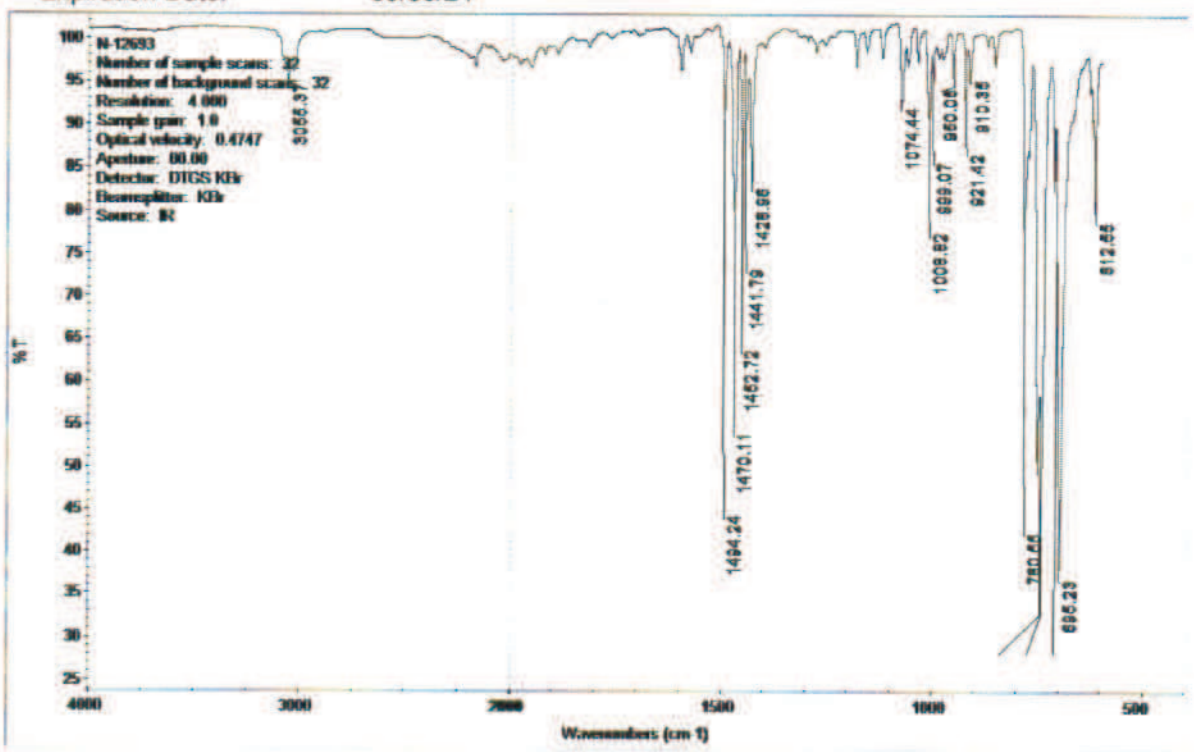

Chem Service is accredited to ISO 17034:2016, ISO/IEC 17025:2017 and certified to ISO 9001:2015

660 Tower Lane • P.O. Box 599 • West Chester, PA 19381-0599
1-800-452-9994 • 1-610-692-3026 • Fax 1-610-692-8729
info@chemservice.com • www.chemservice.com

CERTIFICATE OF ANALYSIS

Analysis Method:

Catalog Number:	N-12693-500MG
Description:	o-Terphenyl
Lot Number:	9972100
Expiration Date:	09/30/24

Chem Service Inc Area Percent Report

Data File: D:\msdchem\2019 DATA\0919\0923-01.D
Acq On : 23 Sep 2019 10:40
Operator :
Sample : n-12693
Misc :
ALS Vial : 95

Integration Parameters: autoint1.e
Integrator: ChemStation

DataAcq Meth:SCREEN.M
Method : D:\msdchem\2019 DATA\0919\0903-09.D\ERIN.M

Signal : TIC: 0923-01.D\data.ms

peak #	R.T. min	first scan	max scan	last scan	PK TY	peak height	corr. area	corr. % max.	% of total
1	11.844	1597	1606	1613	BB	32038221	432253484	100.00%	100.000%

Sum of corrected areas: 432253484

ERIN.M Mon Sep 23 10:55:51 2019

Chem Service is accredited to ISO 17034:2016, ISO/IEC 17025:2017 and certified to ISO 9001:2015

660 Tower Lane • P.O. Box 599 • West Chester, PA 19381-0599
1-800-452-9994 • 1-610-692-3026 • Fax 1-610-692-8729
info@chemservice.com • www.chemservice.com

CERTIFICATE OF ANALYSIS

Analysis Method:

Catalog Number:	N-12693-500MG
Description:	o-Terphenyl
Lot Number:	9972100
Expiration Date:	09/30/24



Chem Service is accredited to ISO 17034:2016, ISO/IEC 17025:2017 and certified to ISO 9001:2015

660 Tower Lane • P.O. Box 599 • West Chester, PA 19381-0599
1-800-452-9994 • 1-610-692-3026 • Fax 1-610-692-8729
info@chemservice.com • www.chemservice.com

CERTIFICATE OF ANALYSIS

Analysis Method:

Catalog Number:	N-12693-500MG
Description:	o-Terphenyl
Lot Number:	9972100
Expiration Date:	09/30/24

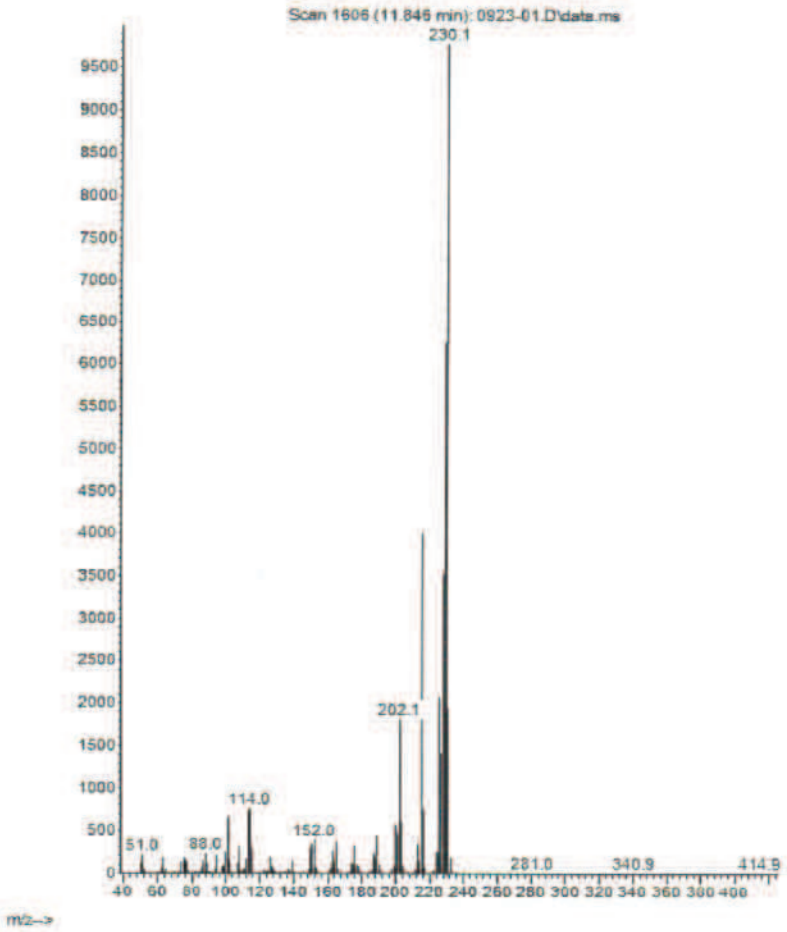

Chem Service is accredited to ISO 17034:2016, ISO/IEC 17025:2017 and certified to ISO 9001:2015

660 Tower Lane • P.O. Box 599 • West Chester, PA 19381-0599
1-800-452-9994 • 1-610-692-3026 • Fax 1-610-692-8729
info@chemservice.com • www.chemservice.com

CERTIFICATE OF ANALYSIS

Analysis Method:

Catalog Number:	N-12693-500MG
Description:	o-Terphenyl
Lot Number:	9972100
Expiration Date:	09/30/24

660 Tower Lane • P.O. Box 599 • West Chester, PA 19381-0599
1-800-452-9994 • 1-610-692-3026 • Fax 1-610-692-8729
info@chemservice.com • www.chemservice.com

Gas

CERTIFICATE OF ANALYSIS

Data file:	C:\CHEM3\		
Sample name:	N-12693		
Instrument:	GC 2	[illegible]	[illegible]
Injection date:	9/23/2019 9:56:34 AM	**Location:**	Vial 141
Acq. method:	SCREEN.M	**Injection volume:**	1.0uL
Column name:	HP-5		

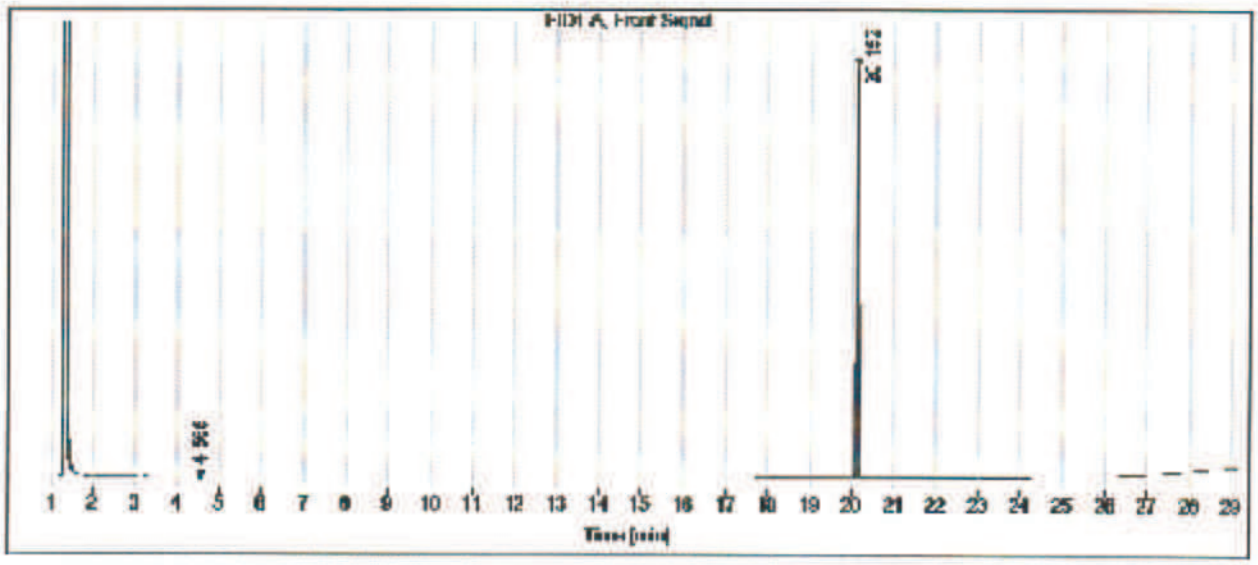

Signal: FID1 A, Front Signal

RT [min]	Type	Width [min]	Area	Height	Area%
4.565	BB	0.0305	1.2408	0.5122	0.11
20.152	BB	0.0391	1171.9556	439.4599	99.89
		Sum	1173.1963		

Chem Service is accredited to ISO 17034:2016, ISO/IEC 17025:2017 and certified to ISO 9001:2015

3050 Spruce Street, Saint Louis, MO 63103, USA
Website: www.sigmaaldrich.com
Email USA: techserv@sial.com
Outside USA: eurtechserv@sial.com

Certificate of Analysis

Product Name:
Triacontane-d62 - 98 atom % D

Product Number:	**451789**
Batch Number:	**MBBC4347**
Brand:	ALDRICH
CAS Number:	93952-07-9
MDL Number:	MFCD00209794
Formula:	C30D62
Formula Weight:	485.20 g/mol
Quality Release Date:	27 APR 2018

$CD_3(CD_2)_{28}CD_3$

ID #: 13736
Opened:
Triacontane-d62-98 atom % D
Expires: 4/6/2026
Rec'd: 4/6/2021
Energy Laboratories Inc 1120 So 27th Street
Billings MT 59107

Test	Specification	Result
Purity (HPLC)	≥ 99.0 %	99.0 %
Proton NMR Spectrum	Conforms to Structure	Conforms
D Enrichment	≥ 98.0 %	99.0 %
Initial Melting Point		60.0 °C
Final Melting Point		62.0 °C

Greg Abernathy, Supervisor
Quality Control
Miamisburg, Ohio US

Sigma-Aldrich warrants, that at the time of the quality release or subsequent retest date this product conformed to the information contained in this publication. The current Specification sheet may be available at Sigma-Aldrich.com. For further inquiries, please contact Technical Service. Purchaser must determine the suitability of the product for its particular use. See reverse side of invoice or packing slip for additional terms and conditions of sale.

Analytical RunID GCFID-HP5-B_220215A Standards Traceability Report

Standard ID: DRO200430B
Standard Name: O-Terphenyl
Prep Date: 4/30/2020
Exp Date: 9/30/2024
Department: dropr
Vendor: Chemservice
Lot Number: 9972100
Balance ID:
Comments: ID#: 6271

Type: Neat
Prep By: Ann Nebel
Status: New
Final Volume: mL

Chemical/Solvent Used	Bottle No	Amt	Units	Expires
o-Terphenyl	12650	500	mg	9/30/2024

Stock Source	Base Units	Amount Added

Analytical RunID GCFID-HP5-B_220215A Standards Traceability Report

Standard ID: DRO210406A
Standard Name: Triacontane-d62 Surr For AK103 RRO
Type: Neat
Prep Date: 4/6/2021
Prep By: Ann Nebel
Exp Date: 4/6/2026
Status: New
Department: dropr
Vendor: Sigma-Aldrich
Final Volume: mL
Lot Number: MBBC4347
Balance ID:
Comments: Alaska surr [for AK103 RRO]

Chemical/Solvent Used	Bottle No	Amt	Units	Expires
Triacontane-d62-98 atom % D	13736	500	mg	4/6/2026

Stock Source	Base Units	Amount Added

Analytical RunID GCFID-HP5-B_220215A Standards Traceability Report

Standard ID: DRO211006A
Standard Name: Triacontane SURR 2000 ug/mL
Prep Date: 10/6/2021
Exp Date: 4/6/2026
Department: dropr
Vendor:
Lot Number:
Balance ID: BAL-DRO
Comments: Triacontane SURR 2000 ug/mL

Type: Primary
Prep By: Jillian L Bostwick
Status: New
Final Volume: 50 mL

Chemical/Solvent Used	Bottle No	Amt	Units	Expires
Acetone DZ509	13553	50	mL	4/6/2026

Stock Source	Base Units	Amount Added
DRO210406A	ug/mL	0.1001 g

Analytical RunID GCFID-HP5-B_220215A Standards Traceability Report

Spike ID: DRO211101A
Spike Name: OTP-4000 ug/mL DCM
Prep Date: 11/1/2021
Exp Date: 9/30/2024
Department: dropr
Vendor:
Lot Number:
Balance ID: BAL-DRO
Comments: Used to Prep DRO-8015 ICAL and CCV Solutions

Type: Secondary
Prep By: Ann Nebel
Status: Open
Final Volume: 25 mL

Chemical/Solvent Used	Bottle No	Amt	Units	Expires
Dichloromethane EC328	14408	25	mL	9/30/2024

Stock Source	Base Units	Amount Added
DRO200430B	ug/mL	0.1012 g

Analytical RunID GCFID-HP5-B_220215A Standards Traceability Report

Standard ID: DRO211118A
Standard Name: 50,000 ug/mL Oil Std For AK103 RRO-In DCM
Prep Date: 11/18/2021
Exp Date: 10/31/2028
Department: dropr
Vendor: Restek
Lot Number: A0176667
Balance ID: Sartorius 4 place balance
Comments:

Type: Primary
Prep By: Ann Nebel
Status: Open
Final Volume: 1 mL

Chemical/Solvent Used	Bottle No	Amt	Units	Expires
Residual Range Calibration Standard	14531	1	mL	10/31/2028

Stock Source	Base Units	Amount Added
DRO211118A	ug/mL	

Analytical RunID GCFID-HP5-B_220215A Standards Traceability Report

Standard ID: DRO211214C
Standard Name: Diesel Fuel #2 50,000 ug/mL in DCM
Prep Date: 12/14/2021
Exp Date: 4/30/2023
Department: dropr
Vendor: Sigma-Aldrich
Lot Number: LRAC6316
Balance ID:
Comments: Diesel Fuel #2 For CCVs.

Type: Primary
Prep By: Ann Nebel
Status: New
Final Volume: mL

Chemical/Solvent Used	Bottle No	Amt	Units	Expires
Diesel Fuel No. 2	14623	1	mL	4/30/2023

Stock Source	Base Units	Amount Added
DRO211214C	ug/mL	

Analytical RunID GCFID-HP5-B_220215A Standards Traceability Report

Standard ID: DRO220110A
Standard Name: Carbon Scan STD-Marker
Type: Neat
Prep Date: 1/11/2022
Prep By: Ann Nebel
Exp Date: 7/13/2026
Status: Open
Department: dropr
Vendor: ASI2
Final Volume: 1.2 mL
Lot Number: 55064
Balance ID:
Comments: FOR Qualitative analyst only.31 compounds-C5 to C30,32,34,36,38,40.

Chemical/Solvent Used	Bottle No	Amt	Units	Expires
n-Hydrocarbons- C5 to C30, C32, C34, C36, C38, C40	14737	1.2	mL	7/13/2026

Stock Source	Base Units	Amount Added
DRO220110A	ug/mL	

Analytical RunID GCFID-HP5-B_220215A Standards Traceability Report

Standard ID: DRO220119A
Standard Name: Triacontane SURR 1000 ug/mL
Type: Secondary
Prep Date: 1/19/2022
Prep By: Jillian L Bostwick
Exp Date: 4/6/2026
Status: New
Department: dropr
Vendor:
Final Volume: 10 mL
Lot Number:
Balance ID: BAL-DRO
Comments: 2X dilution of Triacontane SURR 2000 ug/mL

Chemical/Solvent Used	Bottle No	Amt	Units	Expires
Dichloromethane EC849	14747	5	mL	4/6/2026

Stock Source	Base Units	Amount Added
DRO211006A	ug/mL	5 mL

Analytical RunID GCFID-HP5-B_220215A Standards Traceability Report

Standard ID: DRO220128A
Standard Name: 8015 CCV-15,000ug/mL + 200 OTP
Prep Date: 1/28/2022
Exp Date: 4/30/2023
Department: dropr
Vendor:
Lot Number:
Balance ID:
Comments: 8015DRO CCV MIX-15,000ug/mL +200 OTP #2 Diesel

Type: Secondary
Prep By: Jillian L Bostwick
Status: New
Final Volume: 4 mL

Chemical/Solvent Used	Bottle No	Amt	Units	Expires
Dichloromethane EC 978	14777	2.6	mL	4/30/2023

Stock Source	Base Units	Amount Added
DRO211214C	ug/mL	1.2 mL
DRO211101A	ug/mL	0.2 mL

Analytical RunID GCFID-HP5-B_220215A Standards Traceability Report

Standard ID: DRO220128B
Standard Name: Carbon Scan STD-Marker
Type: Primary
Prep Date: 1/28/2022
Prep By: Jillian L Bostwick
Exp Date: 7/13/2026
Status: Open
Department: dropr
Vendor: ASI2
Final Volume: 2.4 mL
Lot Number: 071306
Balance ID:
Comments: FOR Qualitative analyst only.31 compounds-C5 to C30,32,34,36,38,40.

Chemical/Solvent Used	Bottle No	Amt	Units	Expires
Carbon Disulfide 55064	7477	1.2	mL	7/13/2026

Stock Source	Base Units	Amount Added
DRO220110A	ug/mL	1.2 mL

Analytical RunID GCFID-HP5-B_220215A Standards Traceability Report

Standard ID: DRO220201A
Standard Name: 5,000 ug/mL RRO CCV 200 ug/mL Triacontane
Prep Date: 2/1/2022
Exp Date: 4/6/2026
Department: dropr
Vendor:
Lot Number:
Balance ID:
Comments: CCV for AK102 and 8015C RRO.

Type: Secondary
Prep By: Ann Nebel
Status: New
Final Volume: 4 mL

Chemical/Solvent Used	Bottle No	Amt	Units	Expires
Dichloromethane EC 978	14777	2.8	mL	4/6/2026

Stock Source	Base Units	Amount Added
DRO220119A	ug/mL	800 µL
DRO211118A	ug/mL	400 µL

660 Tower Lane • P.O. Box 599 • West Chester, PA 19381-0599
1-800-452-9994 • 1-610-692-3026 • Fax 1-610-692-8729
info@chemservice.com • www.chemservice.com

CERTIFICATE OF ANALYSIS

o-Terphenyl

CATALOG NUMBER	N-12693-500MG
LOT NUMBER	9972100
DATE CERTIFIED	09/23/19
EXPIRATION DATE	09/30/24
CAS NUMBER	84-15-1
MOLECULAR FORMULA	C18H14
MOLECULAR WEIGHT	230.32
STORAGE	Store in a cool dry place.
HANDLING	See Safety Data Sheet
INTENDED USE	For laboratory use only.

Analytical Test	Value
FT-IR SPECTROSCOPY	CONFORMS TO STRUCTURE
GC/MS SPECTRA ID	MATCHES NIST DATABASE
MELTING POINT (°C)	57.1
% PURITY (GC/FID)	99.5

Chem Service, Inc. guarantees the purity to be +/- 0.5% deviation prior to the expiration date shown on the label and exclusive of any customer contamination.

Certified By:

Mary Beth O'Donnell

Mary Beth O'Donnell
CSM/TC

ID #: 12650
Opened:
o-Terphenyl
Expires: 9/30/2024
Rec'd: 4/30/2020
Energy Laboratories Inc 1120 So. 27th Street
Billings MT 59107

660 Tower Lane • P.O. Box 599 • West Chester, PA 19381-0599
1-800-452-9994 • 1-610-692-3026 • Fax 1-610-692-8729
info@chemservice.com • www.chemservice.com

CERTIFICATE OF ANALYSIS

Analysis Method:

Catalog Number:	N-12693-500MG
Description:	o-Terphenyl
Lot Number:	9972100
Expiration Date:	09/30/24

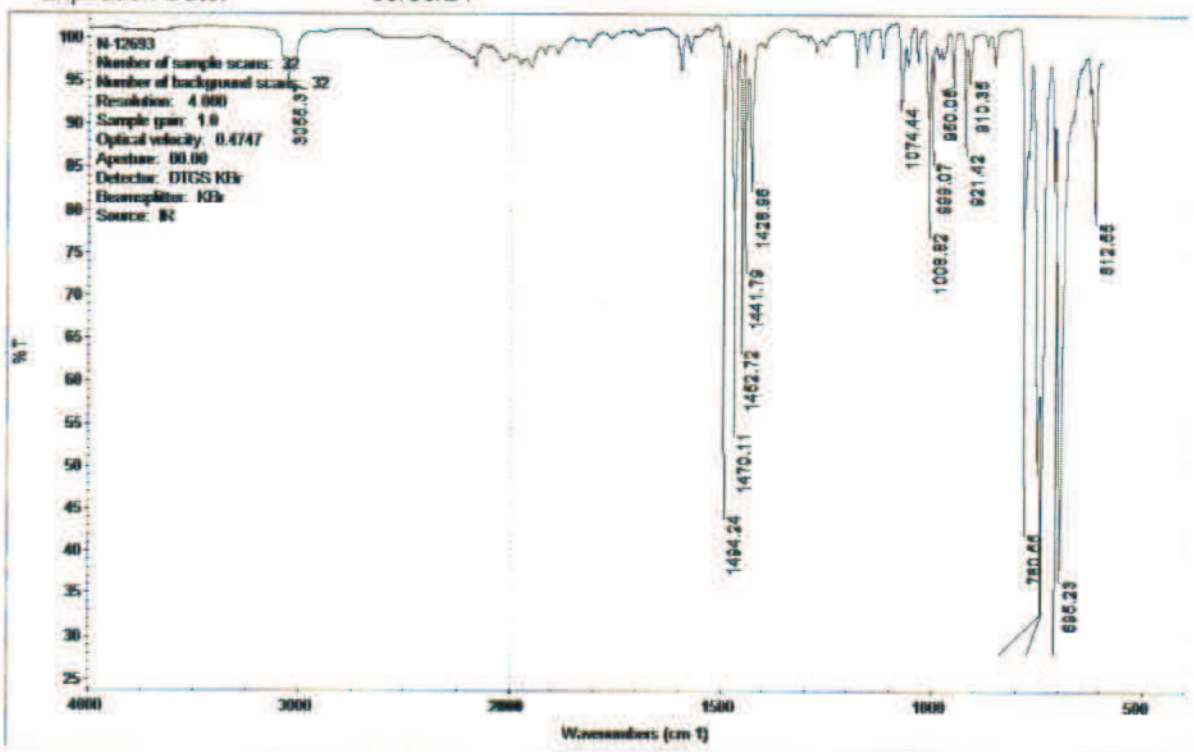

Chem Service is accredited to ISO 17034:2016, ISO/IEC 17025:2017 and certified to ISO 9001:2015

660 Tower Lane • P.O. Box 599 • West Chester, PA 19381-0599
1-800-452-9994 • 1-610-692-3026 • Fax 1-610-692-8729
info@chemservice.com • www.chemservice.com

CERTIFICATE OF ANALYSIS

Analysis Method:

Catalog Number:	N-12693-500MG
Description:	o-Terphenyl
Lot Number:	9972100
Expiration Date:	09/30/24

Chem Service Inc Area Percent Report

Data File: D:\msdchem\2019 DATA\0919\0923-01.D
Acq On : 23 Sep 2019 10:40
Operator :
Sample : n-12693
Misc :
ALS Vial : 95

Integration Parameters: autoint1.e
Integrator: ChemStation

DataAcq Meth:SCREEN.M
Method : D:\msdchem\2019 DATA\0919\0903-09.D\ERIN.M

Signal : TIC: 0923-01.D\data.ms

peak #	R.T. min	first scan	max scan	last scan	PK TY	peak height	corr. area	corr. % max.	% of total
1	11.844	1597	1606	1613	BB	32038221	432253484	100.00%	100.000%

Sum of corrected areas: 432253484

ERIN.M Mon Sep 23 10:55:51 2019

Chem Service is accredited to ISO 17034:2016, ISO/IEC 17025:2017 and certified to ISO 9001:2015

660 Tower Lane • P.O. Box 599 • West Chester, PA 19381-0599
1-800-452-9994 • 1-610-692-3026 • Fax 1-610-692-8729
info@chemservice.com • www.chemservice.com

CERTIFICATE OF ANALYSIS

Analysis Method:

Catalog Number:	N-12693-500MG
Description:	o-Terphenyl
Lot Number:	9972100
Expiration Date:	09/30/24



Chem Service is accredited to ISO 17034:2016, ISO/IEC 17025:2017 and certified to ISO 9001:2015

660 Tower Lane • P.O. Box 599 • West Chester, PA 19381-0599
1-800-452-9994 • 1-610-692-3026 • Fax 1-610-692-8729
info@chemservice.com • www.chemservice.com

CERTIFICATE OF ANALYSIS

Analysis Method:

Catalog Number:	N-12693-500MG
Description:	o-Terphenyl
Lot Number:	9972100
Expiration Date:	09/30/24

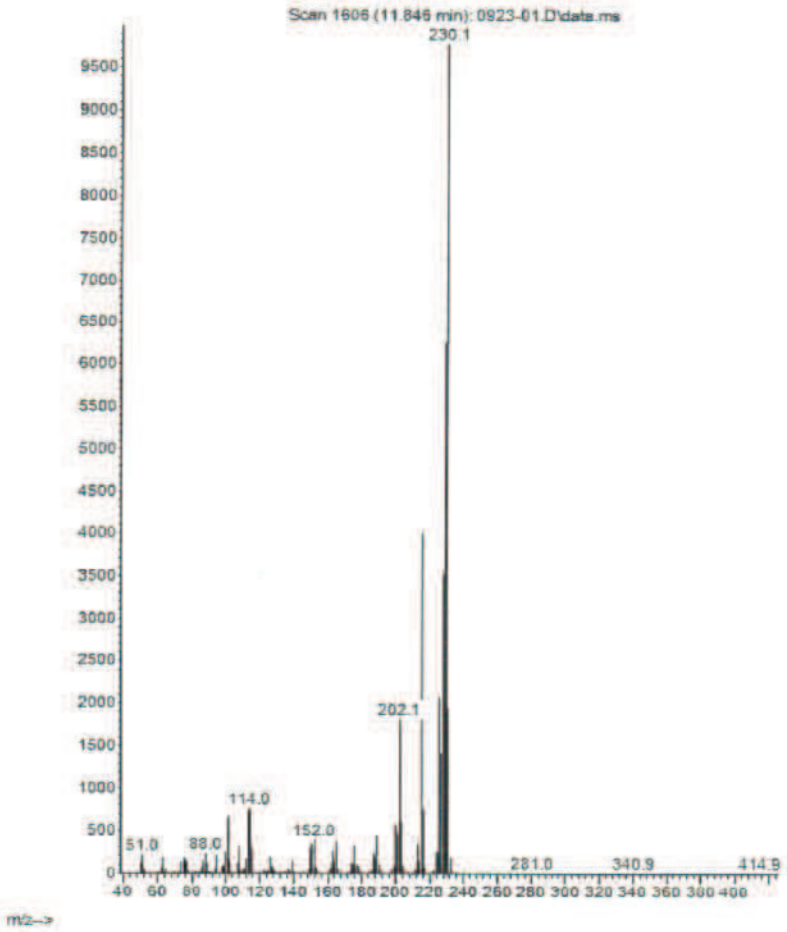

Chem Service is accredited to ISO 17034:2016, ISO/IEC 17025:2017 and certified to ISO 9001:2015

660 Tower Lane • P.O. Box 599 • West Chester, PA 19381-0599
1-800-452-9994 • 1-610-692-3026 • Fax 1-610-692-8729
info@chemservice.com • www.chemservice.com

CERTIFICATE OF ANALYSIS

Analysis Method:

Catalog Number:	N-12693-500MG
Description:	o-Terphenyl
Lot Number:	9972100
Expiration Date:	09/30/24

660 Tower Lane • P.O. Box 599 • West Chester, PA 19381-0599
1-800-452-9994 • 1-610-692-3026 • Fax 1-610-692-8729
info@chemservice.com • www.chemservice.com

Gas

CERTIFICATE OF ANALYSIS

Data file:	C:\CHEM3\		
Sample name:	N-12693		
Instrument:	GC 2	[illegible]	[illegible]
Injection date:	9/23/2019 9:56:34 AM	**Location:**	Vial 141
Acq. method:	SCREEN.M	**Injection volume:**	1.0uL
Column name:	HP-5		

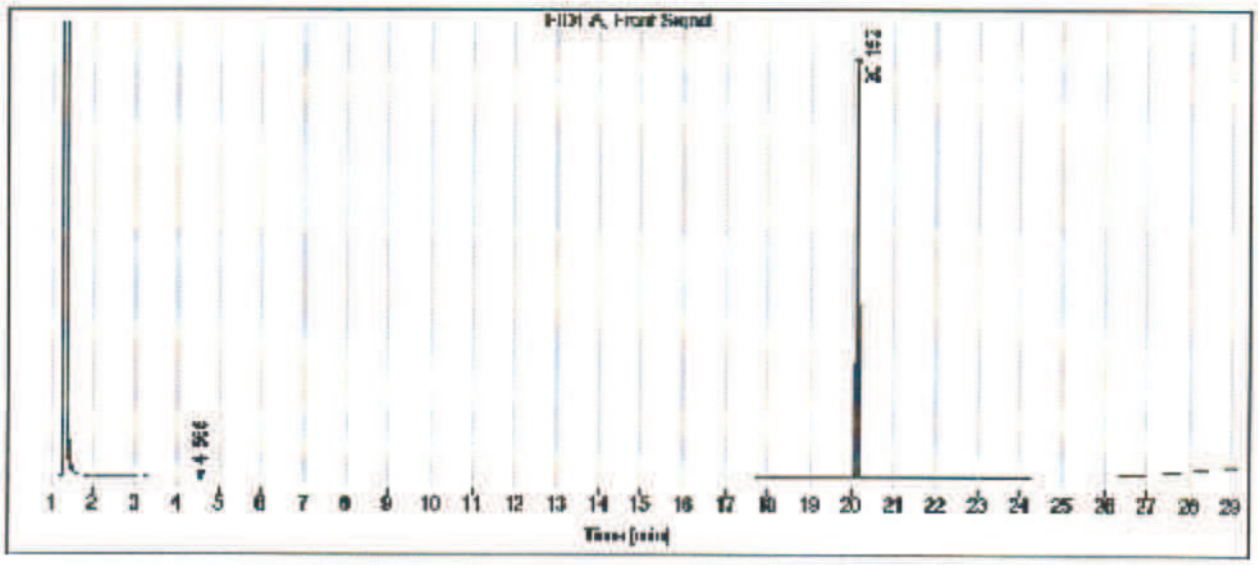

Signal: FID1 A, Front Signal

RT [min]	Type	Width [min]	Area	Height	Area%
4.565	BB	0.0305	1.2408	0.5122	0.11
20.152	BB	0.0391	1171.9556	439.4599	99.89
		Sum	1173.1963		

Chem Service is accredited to ISO 17034:2016, ISO/IEC 17025:2017 and certified to ISO 9001:2015

SIGMA-ALDRICH®

sigma-aldrich.com

3050 Spruce Street, Saint Louis, MO 63103, USA
Website: www.sigmaaldrich.com
Email USA: techserv@sial.com
Outside USA: eurtechserv@sial.com

Certificate of Analysis

Product Name:
Triacontane-d_{62} - 98 atom % D

Product Number:	**451789**
Batch Number:	**MBBC4347**
Brand:	ALDRICH
CAS Number:	93952-07-9
MDL Number:	MFCD00209794
Formula:	C30D62
Formula Weight:	485.20 g/mol
Quality Release Date:	27 APR 2018

$CD_3(CD_2)_{28}CD_3$

ID #: 13736
Opened:
Triacontane-d62-98 atom % D
Expires: 4/6/2026
Rec'd: 4/6/2021
Energy Laboratories Inc 1120 So. 27th Street
Billings MT 59107

Test	Specification	Result
Purity (HPLC)	≥ 99.0 %	99.0 %
Proton NMR Spectrum	Conforms to Structure	Conforms
D Enrichment	≥ 98.0 %	99.0 %
Initial Melting Point		60.0 °C
Final Melting Point		62.0 °C

Greg Abernathy, Supervisor
Quality Control
Miamisburg, Ohio US

Sigma-Aldrich warrants, that at the time of the quality release or subsequent retest date this product conformed to the information contained in this publication. The current Specification sheet may be available at Sigma-Aldrich.com. For further inquiries, please contact Technical Service. Purchaser must determine the suitability of the product for its particular use. See reverse side of invoice or packing slip for additional terms and conditions of sale.

Ana

RESTEK
110 Benner Circle
Bellefonte, PA 16823-8812
Tel: (800)356-1688
Fax: (814)353-1309

www.restek.com

CERTIFIED REFERENCE MATERIAL

Certificate of Analysis

ACCREDITED
ISO 17034 Accredited
Reference Material Producer
Certificate #3222.01

ilac-MRA

ACCREDITED
ISO/IEC 17025 Accredited
Testing Laboratory
Certificate #3222.02

FOR LABORATORY USE ONLY-READ SDS PRIOR TO USE.

This Reference Material is intended for Laboratory Use Only as a standard for the qualitative and/or quantitative determination of the analyte(s) listed.

Catalog No. : 31817 **Lot No.:** A0176667

Description : Residual Range Calibration Standard (RCS)

Residual Range Calib Std (RCS) 50,000µg/mL, Methylene Chloride, 1mL/ampul

Container Size : 2 mL **Pkg Amt:** > 1 mL

Expiration Date : October 31, 2028 **Storage:** 25°C nominal

Ship: Ambient

CERTIFIED VALUES

Elution Order	Compound	Grav. Conc. (weight/volume)	Expanded Uncertainty (95% C.L.; K=2)	
1	Motor Oil SAE30 & SAE40 Blend (Pennzoil)	50,102.0 µg/mL	+/- 293.3582 µg/mL	Gravimetric
	CAS # 64742-65-0.F (Lot A0126386)		+/- 1,492.1008 µg/mL	Unstressed
	Purity ----%		+/- 1,591.3244 µg/mL	Stressed

Solvent: Methylene chloride
CAS # 75-09-2
Purity 99%

ID #: 14531
Opened:
Residual Range Calibration Standard
Expires: 10/31/2028
Rec'd: 11/18/2021
Energy Laboratories Inc 1120 So. 27th Street
Billings MT 59107

Column:
30m x 0.25mm x 0.25µm
Rtx 5 (cat.#10223)

Carrier Gas:
hydrogen-constant pressure 10 psi.

Temp. Program:
40°C (hold 2 min.) to 330°C
@ 10°C/min. (hold 10 min.)

Inj. Temp:
250°C

Det. Temp:
330°C

Det. Type:
FID

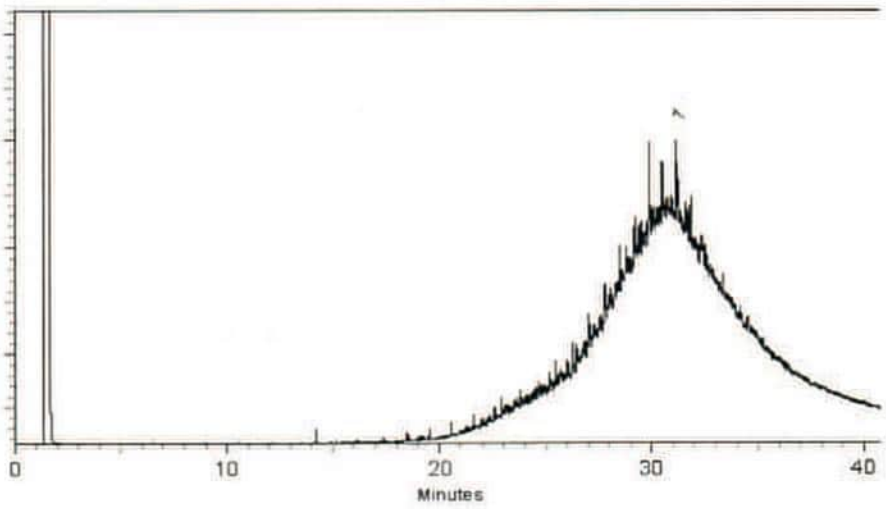

This chromatogram represents a general set of testing conditions chosen for product acceptance. For optimal results in your lab, conditions should be adjusted for your specific instrument, method, and application.

Sam Moodler - Operations Tech I

Date Mixed: 22-Sep-2021 **Balance:** 1128360905

Alexis Shelow - Operations Tech I

Date Passed: 23-Sep-2021

Manufactured under Restek's ISO 9001:2015 Registered Quality System Certificate #FM 80397

General Certified Reference Material Notes

Expiration Notes:

- Expiration date valid for unopened ampul stored in compliance with the recommended conditions.
- Uncertainty, concentration, and expiration of the CRM are based on the unopened product being stored according to the recommended condition found in the storage field.

Purity Notes:

- Purity and/or chemical identity are determined by one or more of the following techniques: GC/FID, HPLC, GC/μECD, GC/MS, LC/MS, RI, and/or melting point.
- Compounds with a listed purity of less than 99% have been weight corrected to compensate for impurities and/or salts. A correction factor is used to calculate the amount of compound necessary to achieve the desired concentration of the parent compound in solution.
- Purity of isomeric compounds is reported as the sum of the isomers.
- Purity values are rounded to the nearest whole number.

Certified Uncertainty Value Notes:

- The uncertainties are determined in accordance with ISO 17034 and Guide 35. The certified combined stressed uncertainty value (includes gravimetric uncertainty, homogeneity between-ampul uncertainty, storage stability uncertainty and shipping stability uncertainty and were combined using the following formula:

$$U_{combined\ stressed} = k\sqrt{U^2_{gravimetric} + U^2_{homogeneity} + U^2_{storage\ stability} + U^2_{shipping\ stability}}$$

k is a coverage factor of 2, which gives a level of confidence of approximately 95%.

- It is important to note that the shipping stability uncertainty was obtained under temperature extremes for specific time intervals; therefore, the certified combined stressed uncertainty value should only be applied to the product if it was stored at non-standard temperature conditions up to and including 7 days. Contact Restek Technical Service at www.restek.com/Contact-Us for use recommendations if your shipment was in-transit for more than 7 days at non-standard temperature conditions.
- Apply the certified combined unstressed uncertainty value if the product was received under standard shipping conditions. Apply the certified combined stressed uncertainty value if the product was received under non-standard conditions as specified below.

Label Conditions	Standard Conditions	Non-Standard Conditions
25°C Nominal (Room Temperature)	< 60°C	≥ 60°C up to 7 days
10°C or colder (Refrigerate)	< 40°C	≥ 40°C up to 7 days
0°C or colder (Freezer) -20°C or colder (Deep Freezer)	< 25°C	≥ 25°C up to 7 days

- Separate (not combined) uncertainty values for gravimetric uncertainty are also displayed on the certificate, if needed, separate homogeneity between-ampul uncertainty, storage stability uncertainty and shipping stability uncertainty values are available by contacting Restek Technical Service at www.restek.com/Contact-Us.
- The packaged amount is the minimum sample size for which uncertainty is valid. The ampules are over-filled to ensure that the minimum packaged amount can be sufficiently transferred.

Manufacturing Notes:

- Concentration is based upon gravimetric preparation using either a balance whose calibration has been verified daily using NIST traceable weights, and/or dilutions with Class A glassware.

Handling Notes:

- Stability of the unopened product, when stored in compliance with the recommended conditions, is guaranteed through the expiration displayed on the product label and certificate. Contact Restek for additional opened product stability information, with the knowledge/understanding that open product stability is subject to the specific handling and environmental conditions to which the product is exposed. For your convenience Restek supplies deactivated vials with most standards packed in 2mL ampules. Larger volume deactivated vials are available through Restek as a custom ordered item. Additionally, Restek sells DMDCS for the purpose of glassware deactivation as catalog number 31861, which includes complete instructions.

Certificate of Analysis

Diesel Fuel No. 2

Certified Reference Material

Description

Product ID UST148
Lot **LRAC6316**
Expiration Date April 2023
Manufacturing Date April 2020
Storage Conditions Room Temperature
Solvent/Matrix DICHLOROMETHANE

ID #: 14623
Opened:
Diesel Fuel No. 2
Expires: 4/30/2023
Rec'd: 12/14/2021
Energy Laboratories Inc 1120 So. 27th Street
Billings MT 59107

Certified Values

Analyte	*Certified Value* [1,4]	*Units*	*Raw Material Purity,%*	*Raw Material Lot*	*CAS*
NO.2 FUEL OIL	50001 ± 2770	µg/mL	100.0	LA80505	68476-34-6

Informational Values

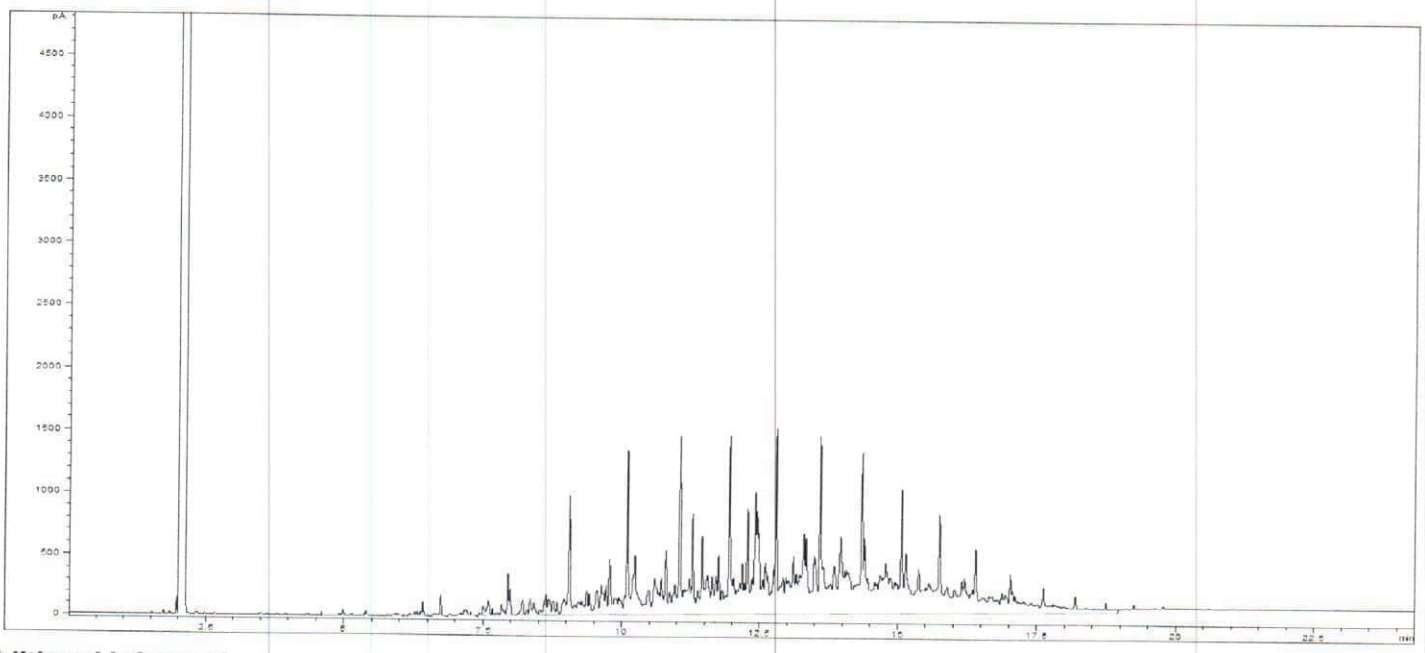

Additional Information:

Analytical Method Parameters:
Column: SPB-5, 30 m × 0.53 mm I.D., 1.5 µm film thickness (Column #214)
Carrier Gas: H2, Flow: 4.0 mL/min
Inlet Temperature: 250 °C, Injection Volume: 1.0 µL
Injection Mode: Split, Split Ratio: 10: 1
Temperature Program: 40 °C (Hold 2 min) @ 15 °C/min to 300 °C (Hold 5 min)
Detector: FID
Detector Temperature: 300 °C

ANAB ACCREDITED ANSI-ASQ National Accreditation Board REFERENCE MATERIAL PRODUCER

SIGMA-ALDRICH
2931 Soldier Springs Rd. Laramie, Wyoming 82070 USA
800-325-5832
TechService@milliporesigma.com www.sigma-aldrich.com

Description

Lot	**LRAC6316**
Expiration Date	April 2023
Manufacturing Date	April 2020
Storage Conditions	Room Temperature
Solvent/Matrix	DICHLOROMETHANE

1 **Metrological traceability:** Traceable to the SI and higher order standards from NIST through an unbroken chain of comparisons. The balance used to weigh raw materials is accurate to +/-0.0001 g and calibrated regularly using mass standards traceable to NIST. All dilutions were performed gravimetrically. Additionally, individual analytes are traceable to NIST SRMs where available and specified above.
4 Ucrm - Uncertainty values in this document are expressed as Expanded Uncertainty (Ucrm) corresponding to the 95% confidence interval. Ucrm is derived from the combined standard uncertainty multiplied by the coverage factor k, which is obtained from a *t*-distribution and degrees of freedom. The components of combined standard uncertainty include the uncertainties due to characterization, homogeneity, long term stability, and short term stability (transport). The components due to stability are generally considered to be negligible unless otherwise indicated by stability studies. The mathematical representation of the Ucrm calculation is as follows:

$$u_{CRM} = \sqrt{u_{char}^2 + u_{hom\ ogeneity}^2 + u_{stability}^2}$$

k: Coverage factor derived from a t-distribution table, based on the degrees of freedom of the data set. Assume 2.0 for a **Confidence interval = 95%**

6 Analytical Value- For QC verification of the certified value only- not to be used in calculations. Represents the analytical data obtained by comparison to a standard as analyzed by the method described in the CoA or another acceptable method. The result may differ from the certified value and UCRM based on method uncertainty as well as the uncertainty associated with the standard used for comparison.

Traceability: The standard was manufactured under an ISO/IEC 17025:2017 certified quality system. The balance used to weigh raw materials is accurate to +/- 0.0001g and calibrated regularly using mass standards traceable to NIST. All dilutions were preformed gravimetrically. Additionally, individual analytes are traceable to NIST SRMs where available and specified above.

Homogeneity: Homogeneity was assessed in accordance with ISO 17034:2016. Completed units were sampled using a random stratified sampling protocol. The results of chemical analysis were then compared using a one-way analysis of variance approach as described by TNI EL-V3-2009 Appendix A.2. See Instructions for minimum sub-sample size.

Expiration is at end of month given on certificate and label.

MSDS reports for components comprising greater than 1.0% of the solution or 0.1% for components known to be carcinogens are available upon request.

THIS PRODUCT WAS DESIGNED, PRODUCED AND VERIFIED FOR ACCURACY AND STABILITY IN ACCORDANCE WITH **ISO/IEC 17025:2017 (ANAB Cert AT-1467)** and **ISO 17034:2016 (ANAB Cert AR-1470).**

Andy Ommen - QC Manager

Mark Pooler - QA Supervisor

Certification Date April 30, 2020
Version 0-4302020

ANAB ACCREDITED ISO 17034 REFERENCE MATERIAL PRODUCER

Analytical RunID GCFID-HP5-B_220215B Standards Traceability Report

Standard ID: DRO200430B
Standard Name: O-Terphenyl
Prep Date: 4/30/2020
Exp Date: 9/30/2024
Department: dropr
Vendor: Chemservice
Lot Number: 9972100
Balance ID:
Comments: ID#: 6271

Type: Neat
Prep By: Ann Nebel
Status: New
Final Volume: mL

Chemical/Solvent Used	Bottle No	Amt	Units	Expires
o-Terphenyl	12650	500	mg	9/30/2024

Stock Source	Base Units	Amount Added

Analytical RunID GCFID-HP5-B_220215B Standards Traceability Report

Standard ID: DRO210406A
Standard Name: Triacontane-d62 Surr For AK103 RRO
Prep Date: 4/6/2021
Exp Date: 4/6/2026
Department: dropr
Vendor: Sigma-Aldrich
Lot Number: MBBC4347
Balance ID:
Comments: Alaska surr [for AK103 RRO]

Type: Neat
Prep By: Ann Nebel
Status: New
Final Volume: mL

Chemical/Solvent Used	Bottle No	Amt	Units	Expires
Triacontane-d62-98 atom % D	13736	500	mg	4/6/2026

Stock Source	Base Units	Amount Added

Analytical RunID GCFID-HP5-B_220215B Standards Traceability Report

Standard ID: DRO211006A
Standard Name: Triacontane SURR 2000 ug/mL
Type: Primary
Prep Date: 10/6/2021
Prep By: Jillian L Bostwick
Exp Date: 4/6/2026
Status: New
Department: dropr
Vendor:
Final Volume: 50 mL
Lot Number:
Balance ID: BAL-DRO
Comments: Triacontane SURR 2000 ug/mL

Chemical/Solvent Used	Bottle No	Amt	Units	Expires
Acetone DZ509	13553	50	mL	4/6/2026

Stock Source	Base Units	Amount Added
DRO210406A	ug/mL	0.1001 g

Analytical RunID GCFID-HP5-B_220215B Standards Traceability Report

Spike ID: DRO211101A
Spike Name: OTP-4000 ug/mL DCM
Prep Date: 11/1/2021
Exp Date: 9/30/2024
Department: dropr
Vendor:
Lot Number:
Balance ID: BAL-DRO
Comments: Used to Prep DRO-8015 ICAL and CCV Solutions

Type: Secondary
Prep By: Ann Nebel
Status: Open
Final Volume: 25 mL

Chemical/Solvent Used	Bottle No	Amt	Units	Expires
Dichloromethane EC328	14408	25	mL	9/30/2024

Stock Source	Base Units	Amount Added
DRO200430B	ug/mL	0.1012 g

Analytical RunID GCFID-HP5-B_220215B Standards Traceability Report

Standard ID: DRO211118A
Standard Name: 50,000 ug/mL Oil Std For AK103 RRO-In DCM
Prep Date: 11/18/2021
Exp Date: 10/31/2028
Department: dropr
Vendor: Restek
Lot Number: A0176667
Balance ID: Sartorius 4 place balance
Comments:

Type: Primary
Prep By: Ann Nebel
Status: Open
Final Volume: 1 mL

Chemical/Solvent Used	Bottle No	Amt	Units	Expires
Residual Range Calibration Standard	14531	1	mL	10/31/2028

Stock Source	Base Units	Amount Added
DRO211118A	ug/mL	

Analytical RunID GCFID-HP5-B_220215B Standards Traceability Report

Standard ID: DRO211214C
Standard Name: Diesel Fuel #2 50,000 ug/mL in DCM
Prep Date: 12/14/2021
Exp Date: 4/30/2023
Department: dropr
Vendor: Sigma-Aldrich
Lot Number: LRAC6316
Balance ID:
Comments: Diesel Fuel #2 For CCVs.

Type: Primary
Prep By: Ann Nebel
Status: New
Final Volume: mL

Chemical/Solvent Used	Bottle No	Amt	Units	Expires
Diesel Fuel No. 2	14623	1	mL	4/30/2023

Stock Source	Base Units	Amount Added
DRO211214C	ug/mL	

Analytical RunID GCFID-HP5-B_220215B Standards Traceability Report

Standard ID: DRO220110A
Standard Name: Carbon Scan STD-Marker
Type: Neat
Prep Date: 1/11/2022
Prep By: Ann Nebel
Exp Date: 7/13/2026
Status: Open
Department: dropr
Vendor: ASI2
Final Volume: 1.2 mL
Lot Number: 55064
Balance ID:
Comments: FOR Qualitative analyst only.31 compounds-C5 to C30,32,34,36,38,40.

Chemical/Solvent Used	Bottle No	Amt	Units	Expires
n-Hydrocarbons- C5 to C30, C32, C34, C36, C38, C40	14737	1.2	mL	7/13/2026

Stock Source	Base Units	Amount Added
DRO220110A	ug/mL	

Analytical RunID GCFID-HP5-B_220215B Standards Traceability Report

Standard ID: DRO220119A
Standard Name: Triacontane SURR 1000 ug/mL
Prep Date: 1/19/2022
Exp Date: 4/6/2026
Department: dropr
Vendor:
Lot Number:
Balance ID: BAL-DRO
Comments: 2X dilution of Triacontane SURR 2000 ug/mL

Type: Secondary
Prep By: Jillian L Bostwick
Status: New
Final Volume: 10 mL

Chemical/Solvent Used	Bottle No	Amt	Units	Expires
Dichloromethane EC849	14747	5	mL	4/6/2026

Stock Source	Base Units	Amount Added
DRO211006A	ug/mL	5 mL

Analytical RunID GCFID-HP5-B_220215B Standards Traceability Report

Standard ID: DRO220128A
Standard Name: 8015 CCV-15,000ug/mL + 200 OTP
Prep Date: 1/28/2022
Exp Date: 4/30/2023
Department: dropr
Vendor:
Lot Number:
Balance ID:
Comments: 8015DRO CCV MIX-15,000ug/mL +200 OTP #2 Diesel

Type: Secondary
Prep By: Jillian L Bostwick
Status: New
Final Volume: 4 mL

Chemical/Solvent Used	Bottle No	Amt	Units	Expires
Dichloromethane EC 978	14777	2.6	mL	4/30/2023

Stock Source	Base Units	Amount Added
DRO211214C	ug/mL	1.2 mL
DRO211101A	ug/mL	0.2 mL

Analytical RunID GCFID-HP5-B_220215B Standards Traceability Report

Standard ID: DRO220128B
Standard Name: Carbon Scan STD-Marker
Type: Primary
Prep Date: 1/28/2022
Prep By: Jillian L Bostwick
Exp Date: 7/13/2026
Status: Open
Department: dropr
Vendor: ASI2
Final Volume: 2.4 mL
Lot Number: 071306
Balance ID:
Comments: FOR Qualitative analyst only.31 compounds-C5 to C30,32,34,36,38,40.

Chemical/Solvent Used	Bottle No	Amt	Units	Expires
Carbon Disulfide 55064	7477	1.2	mL	7/13/2026

Stock Source	Base Units	Amount Added
DRO220110A	ug/mL	1.2 mL

Analytical RunID GCFID-HP5-B_220215B Standards Traceability Report

Standard ID: DRO220201A
Standard Name: 5,000 ug/mL RRO CCV 200 ug/mL Triacontane
Prep Date: 2/1/2022
Exp Date: 4/6/2026
Department: dropr
Vendor:
Lot Number:
Balance ID:
Comments: CCV for AK102 and 8015C RRO.

Type: Secondary
Prep By: Ann Nebel
Status: New
Final Volume: 4 mL

Chemical/Solvent Used	Bottle No	Amt	Units	Expires
Dichloromethane EC 978	14777	2.8	mL	4/6/2026

Stock Source	Base Units	Amount Added
DRO220119A	ug/mL	800 µL
DRO211118A	ug/mL	400 µL

660 Tower Lane • P.O. Box 599 • West Chester, PA 19381-0599
1-800-452-9994 • 1-610-692-3026 • Fax 1-610-692-8729
info@chemservice.com • www.chemservice.com

CERTIFICATE OF ANALYSIS

o-Terphenyl

CATALOG NUMBER	N-12693-500MG
LOT NUMBER	9972100
DATE CERTIFIED	09/23/19
EXPIRATION DATE	09/30/24
CAS NUMBER	84-15-1
MOLECULAR FORMULA	C18H14
MOLECULAR WEIGHT	230.32
STORAGE	Store in a cool dry place.
HANDLING	See Safety Data Sheet
INTENDED USE	For laboratory use only.

Analytical Test	Value
FT-IR SPECTROSCOPY	CONFORMS TO STRUCTURE
GC/MS SPECTRA ID	MATCHES NIST DATABASE
MELTING POINT (°C)	57.1
% PURITY (GC/FID)	99.5

Chem Service, Inc. guarantees the purity to be +/- 0.5% deviation prior to the expiration date shown on the label and exclusive of any customer contamination.

Certified By:

Mary Beth O'Donnell

Mary Beth O'Donnell
CSM/TC

ID #: 12650
Opened:
o-Terphenyl
Expires: 9/30/2024
Rec'd: 4/30/2020
Energy Laboratories Inc 1120 So. 27th Street
Billings MT 59107

660 Tower Lane • P.O. Box 599 • West Chester, PA 19381-0599
1-800-452-9994 • 1-610-692-3026 • Fax 1-610-692-8729
info@chemservice.com • www.chemservice.com

CERTIFICATE OF ANALYSIS

Analysis Method:

Catalog Number:	N-12693-500MG
Description:	o-Terphenyl
Lot Number:	9972100
Expiration Date:	09/30/24

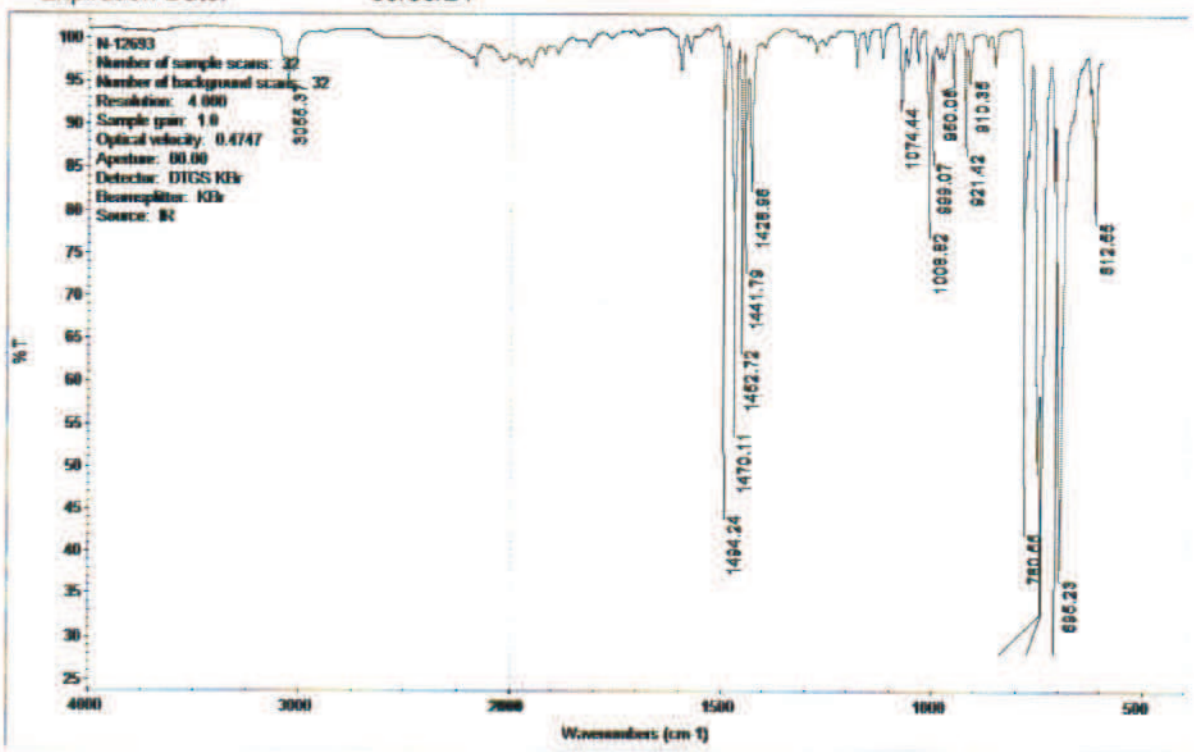

Chem Service is accredited to ISO 17034:2016, ISO/IEC 17025:2017 and certified to ISO 9001:2015

660 Tower Lane • P.O. Box 599 • West Chester, PA 19381-0599
1-800-452-9994 • 1-610-692-3026 • Fax 1-610-692-8729
info@chemservice.com • www.chemservice.com

CERTIFICATE OF ANALYSIS

Analysis Method:

Catalog Number:	N-12693-500MG
Description:	o-Terphenyl
Lot Number:	9972100
Expiration Date:	09/30/24

Chem Service Inc Area Percent Report

Data File: D:\msdchem\2019 DATA\0919\0923-01.D
Acq On : 23 Sep 2019 10:40
Operator :
Sample : n-12693
Misc :
ALS Vial : 95

Integration Parameters: autoint1.e
Integrator: ChemStation

DataAcq Meth:SCREEN.M
Method : D:\msdchem\2019 DATA\0919\0903-09.D\ERIN.M

Signal : TIC: 0923-01.D\data.ms

peak #	R.T. min	first scan	max scan	last scan	PK TY	peak height	corr. area	corr. % max.	% of total
1	11.844	1597	1606	1613	BB	32038221	432253484	100.00%	100.000%

Sum of corrected areas: 432253484

ERIN.M Mon Sep 23 10:55:51 2019

Chem Service is accredited to ISO 17034:2016, ISO/IEC 17025:2017 and certified to ISO 9001:2015

660 Tower Lane • P.O. Box 599 • West Chester, PA 19381-0599
1-800-452-9994 • 1-610-692-3026 • Fax 1-610-692-8729
info@chemservice.com • www.chemservice.com

CERTIFICATE OF ANALYSIS

Analysis Method:

Catalog Number:	N-12693-500MG
Description:	o-Terphenyl
Lot Number:	9972100
Expiration Date:	09/30/24



Chem Service is accredited to ISO 17034:2016, ISO/IEC 17025:2017 and certified to ISO 9001:2015

660 Tower Lane • P.O. Box 599 • West Chester, PA 19381-0599
1-800-452-9994 • 1-610-692-3026 • Fax 1-610-692-8729
info@chemservice.com • www.chemservice.com

CERTIFICATE OF ANALYSIS

Analysis Method:

Catalog Number:	N-12693-500MG
Description:	o-Terphenyl
Lot Number:	9972100
Expiration Date:	09/30/24

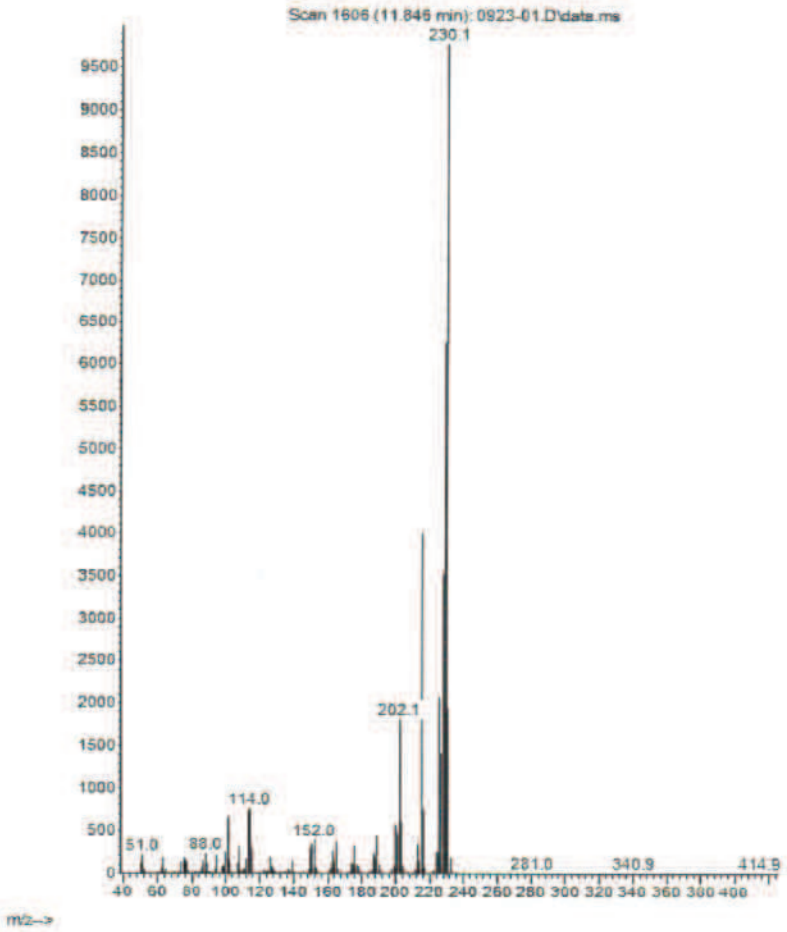

660 Tower Lane • P.O. Box 599 • West Chester, PA 19381-0599
1-800-452-9994 • 1-610-692-3026 • Fax 1-610-692-8729
info@chemservice.com • www.chemservice.com

CERTIFICATE OF ANALYSIS

Analysis Method:

Catalog Number:	N-12693-500MG
Description:	o-Terphenyl
Lot Number:	9972100
Expiration Date:	09/30/24

660 Tower Lane • P.O. Box 599 • West Chester, PA 19381-0599
1-800-452-9994 • 1-610-692-3026 • Fax 1-610-692-8729
info@chemservice.com • www.chemservice.com

Gas

CERTIFICATE OF ANALYSIS

Data file:	C:\CHEM3\		
Sample name:	N-12693		
Instrument:	GC 2	[illegible]	[illegible]
Injection date:	9/23/2019 9:56:34 AM	**Location:**	Vial 141
Acq. method:	SCREEN.M	**Injection volume:**	1.0uL
Column name:	HP-5		

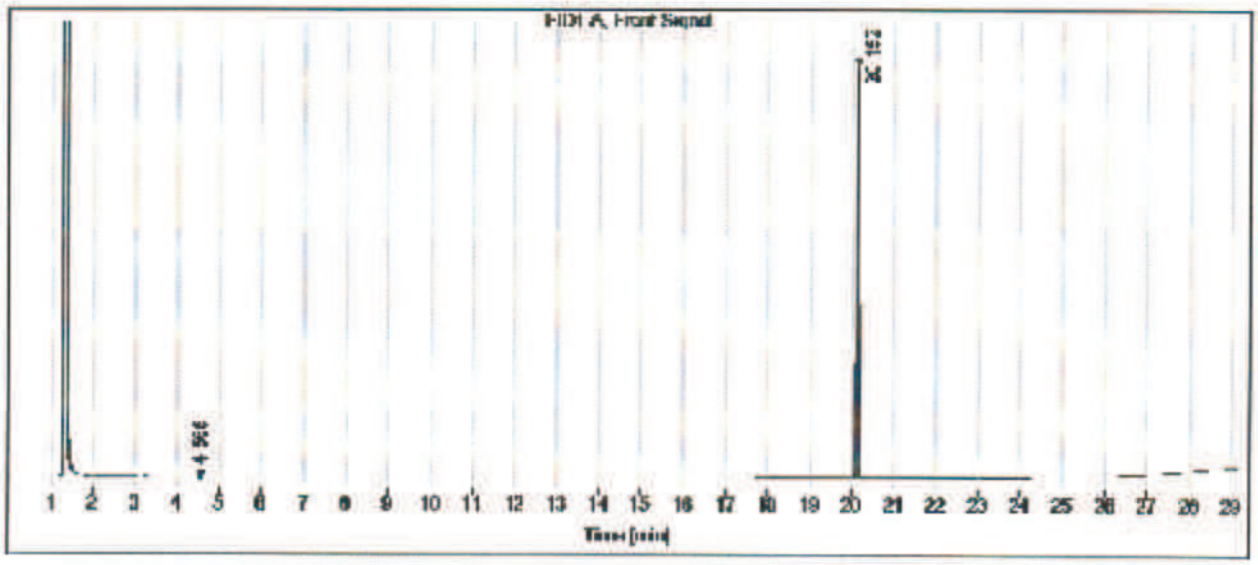

Signal: FID1 A, Front Signal

RT [min]	Type	Width [min]	Area	Height	Area%
4.565	BB	0.0305	1.2408	0.5122	0.11
20.152	BB	0.0391	1171.9556	439.4599	99.89
		Sum	1173.1963		

Chem Service is accredited to ISO 17034:2016, ISO/IEC 17025:2017 and certified to ISO 9001:2015

SIGMA-ALDRICH®

sigma-aldrich.com

3050 Spruce Street, Saint Louis, MO 63103, USA
Website: www.sigmaaldrich.com
Email USA: techserv@sial.com
Outside USA: eurtechserv@sial.com

Certificate of Analysis

Product Name:
Triacontane-d62 - 98 atom % D

Product Number:	**451789**
Batch Number:	**MBBC4347**
Brand:	ALDRICH
CAS Number:	93952-07-9
MDL Number:	MFCD00209794
Formula:	C30D62
Formula Weight:	485.20 g/mol
Quality Release Date:	27 APR 2018

$CD_3(CD_2)_{28}CD_3$

ID #: 13736
Opened:
Triacontane-d62-98 atom % D
Expires: 4/6/2026
Rec'd: 4/6/2021
Energy Laboratories Inc 1120 So. 27th Street
Billings MT 59107

Test	Specification	Result
Purity (HPLC)	≥ 99.0 %	99.0 %
Proton NMR Spectrum	Conforms to Structure	Conforms
D Enrichment	≥ 98.0 %	99.0 %
Initial Melting Point		60.0 °C
Final Melting Point		62.0 °C

Greg Abernathy, Supervisor
Quality Control
Miamisburg, Ohio US

Sigma-Aldrich warrants, that at the time of the quality release or subsequent retest date this product conformed to the information contained in this publication. The current Specification sheet may be available at Sigma-Aldrich.com. For further inquiries, please contact Technical Service. Purchaser must determine the suitability of the product for its particular use. See reverse side of invoice or packing slip for additional terms and conditions of sale.

Ana

RESTEK®
110 Benner Circle
Bellefonte, PA 16823-8812
Tel: (800)356-1688
Fax: (814)353-1309

www.restek.com

CERTIFIED REFERENCE MATERIAL

Certificate of Analysis

ACCREDITED
ISO 17034 Accredited
Reference Material Producer
Certificate #3222.01

ilac-MRA

ACCREDITED
ISO/IEC 17025 Accredited
Testing Laboratory
Certificate #3222.02

FOR LABORATORY USE ONLY-READ SDS PRIOR TO USE.

This Reference Material is intended for Laboratory Use Only as a standard for the qualitative and/or quantitative determination of the analyte(s) listed.

Catalog No. : 31817 **Lot No.:** A0176667

Description : Residual Range Calibration Standard (RCS)

Residual Range Calib Std (RCS) 50,000µg/mL, Methylene Chloride, 1mL/ampul

Container Size : 2 mL **Pkg Amt:** > 1 mL

Expiration Date : October 31, 2028 **Storage:** 25°C nominal

Ship: Ambient

CERTIFIED VALUES

Elution Order	Compound	Grav. Conc. (weight/volume)	Expanded Uncertainty (95% C.L.; K=2)	
1	Motor Oil SAE30 & SAE40 Blend (Pennzoil)	50,102.0 µg/mL	+/- 293.3582 µg/mL	Gravimetric
	CAS # 64742-65-0.F (Lot A0126386)		+/- 1,492.1008 µg/mL	Unstressed
	Purity ----%		+/- 1,591.3244 µg/mL	Stressed

Solvent: Methylene chloride
CAS # 75-09-2
Purity 99%

ID #: 14531
Opened:
Residual Range Calibration Standard
Expires: 10/31/2028
Rec'd: 11/18/2021
Energy Laboratories Inc 1120 So. 27th Street
Billings MT 59107

Column:
30m x 0.25mm x 0.25µm
Rtx 5 (cat.#10223)

Carrier Gas:
hydrogen-constant pressure 10 psi.

Temp. Program:
40°C (hold 2 min.) to 330°C
@ 10°C/min. (hold 10 min.)

Inj. Temp:
250°C

Det. Temp:
330°C

Det. Type:
FID

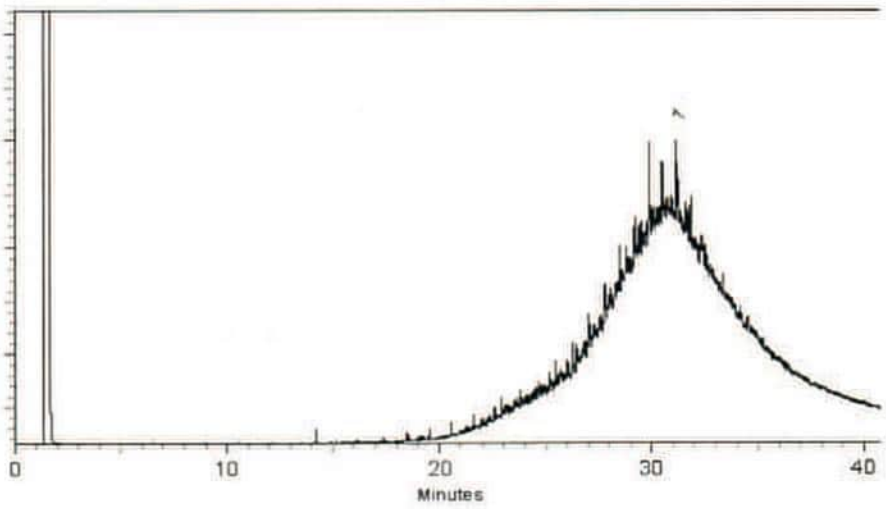

This chromatogram represents a general set of testing conditions chosen for product acceptance. For optimal results in your lab, conditions should be adjusted for your specific instrument, method, and application.

Sam Moodler - Operations Tech I

Date Mixed: 22-Sep-2021 **Balance:** 1128360905

Alexis Shelow - Operations Tech I

Date Passed: 23-Sep-2021

Manufactured under Restek's ISO 9001:2015 Registered Quality System Certificate #FM 80397

General Certified Reference Material Notes

Expiration Notes:

- Expiration date valid for unopened ampul stored in compliance with the recommended conditions.
- Uncertainty, concentration, and expiration of the CRM are based on the unopened product being stored according to the recommended condition found in the storage field.

Purity Notes:

- Purity and/or chemical identity are determined by one or more of the following techniques: GC/FID, HPLC, GC/μECD, GC/MS, LC/MS, RI, and/or melting point.
- Compounds with a listed purity of less than 99% have been weight corrected to compensate for impurities and/or salts. A correction factor is used to calculate the amount of compound necessary to achieve the desired concentration of the parent compound in solution.
- Purity of isomeric compounds is reported as the sum of the isomers.
- Purity values are rounded to the nearest whole number.

Certified Uncertainty Value Notes:

- The uncertainties are determined in accordance with ISO 17034 and Guide 35. The certified combined stressed uncertainty value (includes gravimetric uncertainty, homogeneity between-ampul uncertainty, storage stability uncertainty and shipping stability uncertainty and were combined using the following formula:

$$U_{combined\ stressed} = k\sqrt{U^2_{gravimetric} + U^2_{homogeneity} + U^2_{storage\ stability} + U^2_{shipping\ stability}}$$

k is a coverage factor of 2, which gives a level of confidence of approximately 95%.

- It is important to note that the shipping stability uncertainty was obtained under temperature extremes for specific time intervals; therefore, the certified combined stressed uncertainty value should only be applied to the product if it was stored at non-standard temperature conditions up to and including 7 days. Contact Restek Technical Service at www.restek.com/Contact-Us for use recommendations if your shipment was in-transit for more than 7 days at non-standard temperature conditions.
- Apply the certified combined unstressed uncertainty value if the product was received under standard shipping conditions. Apply the certified combined stressed uncertainty value if the product was received under non-standard conditions as specified below.

Label Conditions	Standard Conditions	Non-Standard Conditions
25°C Nominal (Room Temperature)	< 60°C	≥ 60°C up to 7 days
10°C or colder (Refrigerate)	< 40°C	≥ 40°C up to 7 days
0°C or colder (Freezer) -20°C or colder (Deep Freezer)	< 25°C	≥ 25°C up to 7 days

- Separate (not combined) uncertainty values for gravimetric uncertainty are also displayed on the certificate, if needed, separate homogeneity between-ampul uncertainty, storage stability uncertainty and shipping stability uncertainty values are available by contacting Restek Technical Service at www.restek.com/Contact-Us.
- The packaged amount is the minimum sample size for which uncertainty is valid. The ampules are over-filled to ensure that the minimum packaged amount can be sufficiently transferred.

Manufacturing Notes:

- Concentration is based upon gravimetric preparation using either a balance whose calibration has been verified daily using NIST traceable weights, and/or dilutions with Class A glassware.

Handling Notes:

- Stability of the unopened product, when stored in compliance with the recommended conditions, is guaranteed through the expiration displayed on the product label and certificate. Contact Restek for additional opened product stability information, with the knowledge/understanding that open product stability is subject to the specific handling and environmental conditions to which the product is exposed. For your convenience Restek supplies deactivated vials with most standards packed in 2mL ampules. Larger volume deactivated vials are available through Restek as a custom ordered item. Additionally, Restek sells DMDCS for the purpose of glassware deactivation as catalog number 31861, which includes complete instructions.

Certificate of Analysis

Diesel Fuel No. 2

Certified Reference Material

Description

Product ID UST148
Lot **LRAC6316**
Expiration Date April 2023
Manufacturing Date April 2020
Storage Conditions Room Temperature
Solvent/Matrix DICHLOROMETHANE

ID #: 14623
Opened:
Diesel Fuel No. 2
Expires: 4/30/2023
Rec'd: 12/14/2021
Energy Laboratories Inc 1120 So. 27th Street
Billings MT 59107

Certified Values

Analyte	*Certified Value* [1,4]	*Units*	*Raw Material Purity,%*	*Raw Material Lot*	*CAS*
NO.2 FUEL OIL	50001 ± 2770	µg/mL	100.0	LA80505	68476-34-6

Informational Values

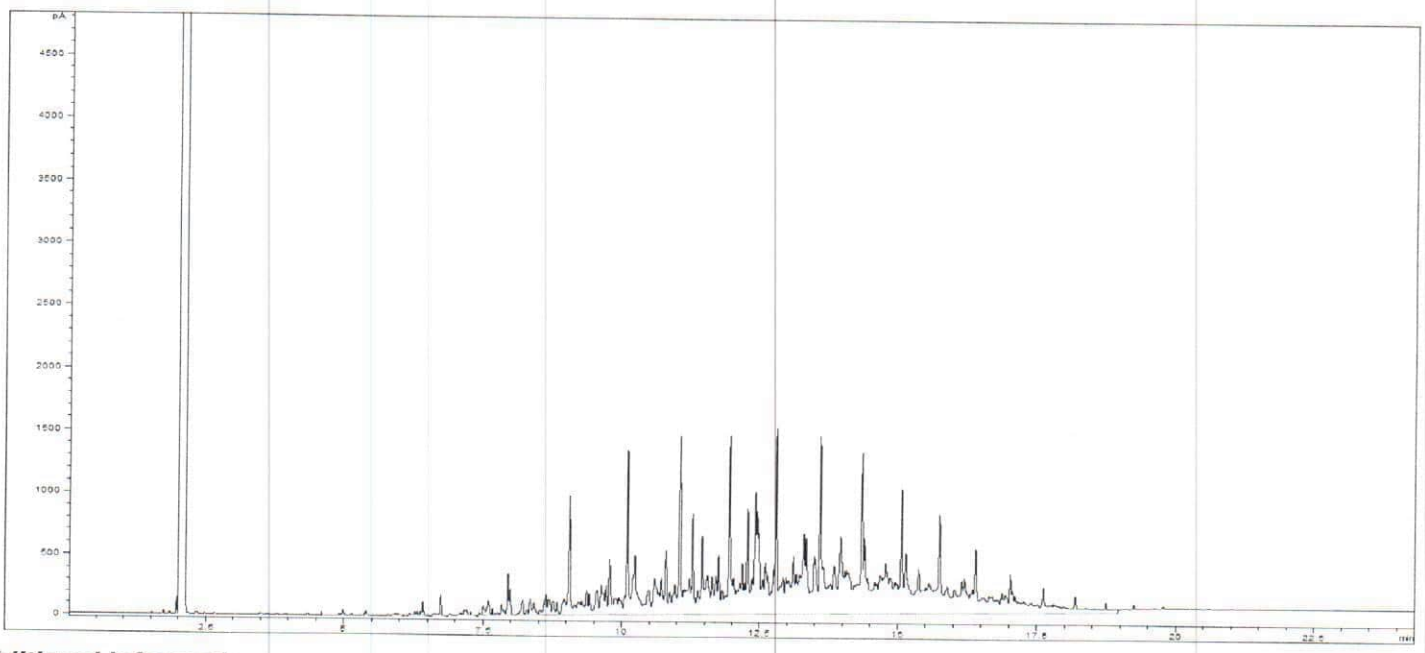

Additional Information:

Analytical Method Parameters:
Column: SPB-5, 30 m × 0.53 mm I.D., 1.5 µm film thickness (Column #214)
Carrier Gas: H2, Flow: 4.0 mL/min
Inlet Temperature: 250 °C, Injection Volume: 1.0 µL
Injection Mode: Split, Split Ratio: 10: 1
Temperature Program: 40 °C (Hold 2 min) @ 15 °C/min to 300 °C (Hold 5 min)
Detector: FID
Detector Temperature: 300 °C

ANAB ACCREDITED ACCREDITED REFERENCE MATERIAL PRODUCER

SIGMA-ALDRICH
2931 Soldier Springs Rd. Laramie, Wyoming 82070 USA
800-325-5832
TechService@milliporesigma.com www.sigma-aldrich.com

Description

Lot LRAC6316
Expiration Date April 2023
Manufacturing Date April 2020
Storage Conditions Room Temperature
Solvent/Matrix DICHLOROMETHANE

1 **Metrological traceability:** Traceable to the SI and higher order standards from NIST through an unbroken chain of comparisons. The balance used to weigh raw materials is accurate to +/-0.0001 g and calibrated regularly using mass standards traceable to NIST. All dilutions were performed gravimetrically. Additionally, individual analytes are traceable to NIST SRMs where available and specified above.
4 Ucrm - Uncertainty values in this document are expressed as Expanded Uncertainty (Ucrm) corresponding to the 95% confidence interval. Ucrm is derived from the combined standard uncertainty multiplied by the coverage factor k, which is obtained from a *t*-distribution and degrees of freedom. The components of combined standard uncertainty include the uncertainties due to characterization, homogeneity, long term stability, and short term stability (transport). The components due to stability are generally considered to be negligible unless otherwise indicated by stability studies. The mathematical representation of the Ucrm calculation is as follows:

$$u_{CRM} = \sqrt{u_{char}^2 + u_{hom\ ogeneity}^2 + u_{stability}^2}$$

k: Coverage factor derived from a t-distribution table, based on the degrees of freedom of the data set. Assume 2.0 for a **Confidence interval = 95%**

6 Analytical Value- For QC verification of the certified value only- not to be used in calculations. Represents the analytical data obtained by comparison to a standard as analyzed by the method described in the CoA or another acceptable method. The result may differ from the certified value and UCRM based on method uncertainty as well as the uncertainty associated with the standard used for comparison.

Traceability: The standard was manufactured under an ISO/IEC 17025:2017 certified quality system. The balance used to weigh raw materials is accurate to +/- 0.0001g and calibrated regularly using mass standards traceable to NIST. All dilutions were preformed gravimetrically. Additionally, individual analytes are traceable to NIST SRMs where available and specified above.

Homogeneity: Homogeneity was assessed in accordance with ISO 17034:2016. Completed units were sampled using a random stratified sampling protocol. The results of chemical analysis were then compared using a one-way analysis of variance approach as described by TNI EL-V3-2009 Appendix A.2. See Instructions for minimum sub-sample size.

Expiration is at end of month given on certificate and label.

MSDS reports for components comprising greater than 1.0% of the solution or 0.1% for components known to be carcinogens are available upon request.

THIS PRODUCT WAS DESIGNED, PRODUCED AND VERIFIED FOR ACCURACY AND STABILITY IN ACCORDANCE WITH **ISO/IEC 17025:2017 (ANAB Cert AT-1467)** and **ISO 17034:2016 (ANAB Cert AR-1470).**

Andy Ommen - QC Manager

Mark Pooler - QA Supervisor

Certification Date April 30, 2020
Version 0-4302020

ANAB ACCREDITED ISO 17034 REFERENCE MATERIAL PRODUCER

Energy Laboratories Inc

ANALYTICAL RUN Summary

18-Feb-22

Run ID VARIAN1_211208B

Run Start Date: 12/8/2021
Analyst: Josie Pickard
Ical: 0
Column ID: Rtx-502.2
Comments:

Std ID	Std Name	Std Amount	Std Units	Samp Amount	Samp Units	SampType	Expiration Date
GAS210122	Unleaded Gasoline Comp. Std.(2.0uL)						6/7/2023
GASL211208	Low Gasoline Std.						6/7/2023
GQC201214	Gasoline Composite Mix (1.68uL)	1.68	ul			ICV	4/2/2030
GROS200921	Gro Stock Standard Mt.Gro	0.84	ul			Marker	3/28/2029
SHP0292	VOA 1:1 HCl:H2O Solution	3	drops			ALL	12/15/2025
TFT211208	TFT (1.05uL)						9/10/2029
TFTL211208	TFTL						9/10/2029
TFTM211208	TFTM						9/10/2029

Seq No	Lab ID	Test Code	Sample Typ	File ID	Analysis Date	DF	Batch ID	Prep Date	SPKref	RPDref	pmoist
14913447	CCV_1208VAR	HC-8015-GRO-	CCV		12/10/2021 12:3	1	R371516		0	0	

Analyte	T	Units	RAW	Final	Text	Spike	SPKref	RPDref	MDL	PQL	UQL	%REC	LOW	HIGH	%RPD	Q
Gasoline Range Organics (GRO)	A	ug/L	221.786	221.786		168	0	0	3.55	20	0	132%	80	120	0%	S
Total Purgeable Hydrocarbons	A	ug/L	229.2002	229.2002		200	0	0	3.69	20	0	115%	80	120	0%	
Trifluorotoluene	S	ug/L	20.03532	20.03532		25	0	0	0.131	1	0	80%	80	120	0%	
GRO as Gasoline	X	ug/L	221.786	221.786		0	0	0	3.55	20	0	0%	0	0	0%	

Seq No	Lab ID	Test Code	Sample Typ	File ID	Analysis Date	DF	Batch ID	Prep Date	SPKref	RPDref	pmoist
14913448	CCV_1208VAR	HC-8015-GRO-	CCV		12/10/2021 2:51:	1	R371516		0	0	

Analyte	T	Units	RAW	Final	Text	Spike	SPKref	RPDref	MDL	PQL	UQL	%REC	LOW	HIGH	%RPD	Q
Gasoline Range Organics (GRO)	A	ug/L	19.36343	19.36343		16.8	0	0	3.55	20	0	115%	80	120	0%	
Total Purgeable Hydrocarbons	A	ug/L	22.86042	22.86042		20	0	0	3.69	20	0	114%	80	120	0%	
Trifluorotoluene	S	ug/L	1.200123	1.200123		1	0	0	0.131	1	0	120%	80	120	0%	
GRO as Gasoline	X	ug/L	19.36343	19.36343		0	0	0	3.55	20	0	0%	0	0	0%	

Seq No	Lab ID	Test Code	Sample Typ	File ID	Analysis Date	DF	Batch ID	Prep Date	SPKref	RPDref	pmoist
14913449	CCV_1208VAR	HC-8015-GRO-	CCV		12/10/2021 3:25:	1	R371516		0	0	

Analyte	T	Units	RAW	Final	Text	Spike	SPKref	RPDref	MDL	PQL	UQL	%REC	LOW	HIGH	%RPD	Q
Gasoline Range Organics (GRO)	A	ug/L	86.64822	86.64822		84	0	0	3.55	20	0	103%	80	120	0%	
Total Purgeable Hydrocarbons	A	ug/L	104.0397	104.0397		100	0	0	3.69	20	0	104%	80	120	0%	
Trifluorotoluene	S	ug/L	5.962319	5.962319		5	0	0	0.131	1	0	119%	80	120	0%	
GRO as Gasoline	X	ug/L	86.64822	86.64822		0	0	0	3.55	20	0	0%	0	0	0%	

Seq No	Lab ID	Test Code	Sample Typ	File ID	Analysis Date	DF	Batch ID	Prep Date	SPKref	RPDref	pmoist
14913450	CCV_1208VAR	HC-8015-GRO-	CCV		12/10/2021 3:59:	1	R371516		0	0	

Analyte	T	Units	RAW	Final	Text	Spike	SPKref	RPDref	MDL	PQL	UQL	%REC	LOW	HIGH	%RPD	Q
Gasoline Range Organics (GRO)	A	ug/L	171.1369	171.1369		168	0	0	3.55	20	0	102%	80	120	0%	
Total Purgeable Hydrocarbons	A	ug/L	202.5095	202.5095		200	0	0	3.69	20	0	101%	80	120	0%	
Trifluorotoluene	S	ug/L	22.84635	22.84635		25	0	0	0.131	1	0	91%	80	120	0%	
GRO as Gasoline	X	ug/L	171.1369	171.1369		0	0	0	3.55	20	0	0%	0	0	0%	

Seq No	Lab ID	Test Code	Sample Typ	File ID	Analysis Date	DF	Batch ID	Prep Date	SPKref	RPDref	pmoist
14913451	CCV_1208VAR	HC-8015-GRO-	CCV		12/10/2021 4:33:	1	R371516		0	0	

Analyte	T	Units	RAW	Final	Text	Spike	SPKref	RPDref	MDL	PQL	UQL	%REC	LOW	HIGH	%RPD	Q
Gasoline Range Organics (GRO)	A	ug/L	765.2867	765.2867		840	0	0	3.55	20	0	91%	80	120	0%	
Total Purgeable Hydrocarbons	A	ug/L	914.3724	914.3724		1000	0	0	3.69	20	0	91%	80	120	0%	
Trifluorotoluene	S	ug/L	85.18011	85.18011		100	0	0	0.131	1	0	85%	80	120	0%	
GRO as Gasoline	X	ug/L	765.2867	765.2867		0	0	0	3.55	20	0	0%	0	0	0%	

Seq No	Lab ID	Test Code	Sample Typ	File ID	Analysis Date	DF	Batch ID	Prep Date	SPKref	RPDref	pmoist
14913452	CCV_1208VAR	HC-8015-GRO-	CCV		12/10/2021 5:08:	1	R371516		0	0	

Analyte	T	Units	RAW	Final	Text	Spike	SPKref	RPDref	MDL	PQL	UQL	%REC	LOW	HIGH	%RPD	Q
Gasoline Range Organics (GRO)	A	ug/L	1488.75	1488.75		1680	0	0	3.55	20	0	89%	80	120	0%	
Total Purgeable Hydrocarbons	A	ug/L	1779.326	1779.326		2000	0	0	3.69	20	0	89%	80	120	0%	
Trifluorotoluene	S	ug/L	168.3369	168.3369		200	0	0	0.131	1	0	84%	80	120	0%	
GRO as Gasoline	X	ug/L	1488.75	1488.75		0	0	0	3.55	20	0	0%	0	0	0%	

Seq No	Lab ID	Test Code	Sample Typ	File ID	Analysis Date	DF	Batch ID	Prep Date	SPKref	RPDref	pmoist
14913453	LCS_1208VAR7	HC-8015-GRO-	LCS		12/10/2021 6:16:	1	R371516		0	0	

Analyte	T	Units	RAW	Final	Text	Spike	SPKref	RPDref	MDL	PQL	UQL	%REC	LOW	HIGH	%RPD	Q
Gasoline Range Organics (GRO)	A	ug/L	171.7639	171.7639		170	0	0	3.55	20	0	101%	70	130	0%	
Total Purgeable Hydrocarbons	A	ug/L	209.8679	209.8679		200	0	0	3.69	20	0	105%	70	130	0%	
Trifluorotoluene	S	ug/L	22.35714	22.35714		25	0	0	0.131	1	0	89%	70	130	0%	
GRO as Gasoline	X	ug/L	171.7639	171.7639		170	0	0	3.55	20	0	101%	70	130	0%	

Seq No	Lab ID	Test Code	Sample Typ	File ID	Analysis Date	DF	Batch ID	Prep Date	SPKref	RPDref	pmoist
14913454	CCV_1208VAR	HC-8015-GRO-	CCV		12/10/2021 6:50:	1	R371516		0	0	

Analyte	T	Units	RAW	Final	Text	Spike	SPKref	RPDref	MDL	PQL	UQL	%REC	LOW	HIGH	%RPD	Q
Gasoline Range Organics (GRO)	A	ug/L	167.6036	167.6036		168	0	0	3.55	20	0	100%	80	120	0%	
Total Purgeable Hydrocarbons	A	ug/L	199.8128	199.8128		200	0	0	3.69	20	0	100%	80	120	0%	
Trifluorotoluene	S	ug/L	22.63931	22.63931		25	0	0	0.131	1	0	91%	80	120	0%	
GRO as Gasoline	X	ug/L	167.6036	167.6036		0	0	0	3.55	20	0	0%	0	0	0%	

Write Sequence Data File	Insert Entries(Have the first cell for entries selecte Sample Name	Method	Weight	Dil Factor	Amt Inj.	IS	Cal ID
G:\Org\VAR\DAT\VAR120821_b\1208VAR.60r	CCV_1208VAR60r, GQC ;1208VAR ,	G:\Org\VAR\Methods\2112(	1	1	1	1	0
G:\Org\VAR\DAT\VAR120821_b\1208VAR.61r	BLANK	G:\Org\VAR\Methods\2112(	1	1	1	1	0
G:\Org\VAR\DAT\VAR120821_b\1208VAR.62r	BLANK	G:\Org\VAR\Methods\2112(	1	1	1	1	0
G:\Org\VAR\DAT\VAR120821_b\1208VAR.63r	BLANK	G:\Org\VAR\Methods\2112(	1	1	1	1	0
G:\Org\VAR\DAT\VAR120821_b\1208VAR.64r	CCV_1208VAR64r, GQC ;1208VAR ,	G:\Org\VAR\Methods\2112(	1	1	1	1	0
G:\Org\VAR\DAT\VAR120821_b\1208VAR.65r	CCV_1208VAR65r, GQC ;1208VAR ,	G:\Org\VAR\Methods\2112(	1	1	1	1	0
G:\Org\VAR\DAT\VAR120821_b\1208VAR.66r	CCV_1208VAR66r, GQC ;1208VAR ,	G:\Org\VAR\Methods\2112(	1	1	1	1	0
G:\Org\VAR\DAT\VAR120821_b\1208VAR.67r	CCV_1208VAR67r, GQC ;1208VAR ,	G:\Org\VAR\Methods\2112(	1	1	1	1	0
G:\Org\VAR\DAT\VAR120821_b\1208VAR.68r	CCV_1208VAR68r, GQC ;1208VAR ,	G:\Org\VAR\Methods\2112(	1	1	1	1	0
G:\Org\VAR\DAT\VAR120821_b\1208VAR.69r	BLANK	G:\Org\VAR\Methods\2112(	1	1	1	1	0
G:\Org\VAR\DAT\VAR120821_b\1208VAR.70r	LCS_1208VAR70r, GQC ;1208VAR ,	G:\Org\VAR\Methods\2112(	5	1	1	1	0
G:\Org\VAR\DAT\VAR120821_b\1208VAR.71r	CCV_1208VAR71r, GQC ;1208VAR ,	G:\Org\VAR\Methods\2112(	1	1	1	1	0
G:\Org\VAR\DAT\VAR120821_b\1208VAR.72r	BLANK	G:\Org\VAR\Methods\2112(	1	1	1	1	0

File Name: G:\Org\VAR\Cals\211208GRO8015CB.CAL
Version: 3

Creator: jmp
Description: Column Restex Rtx 502.2 12/8/21
Reason for change:

External standard calibration
Standard injection volume: 1
Standard sample weight: 1
Area reject threshold: 50
Reference peak area reject threshold: 15000
Amount units: nanograms
No default component

Method of calculating data point averages: Current update equal to cal data
Print calibration update report

All levels are normal data points.

1 TPH

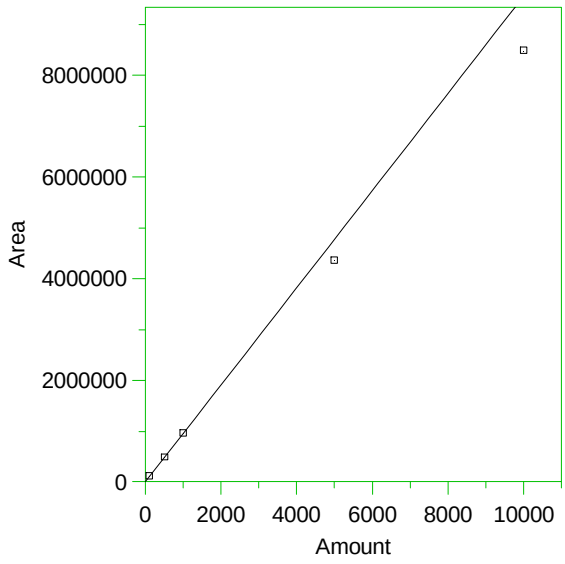

Expected retention time: 4.87 minutes
Search window: 0.12 minutes
No retention time reference component
Group number: 1

High alarm limit: 1000000
Low alarm limit: 1000
Component constant: 1

Single peak quantification by area

Y = 955.6747 X + 0

Average CF fit with equal weighting, forced to origin
Coefficient of determination: 0.9748226
Average error: 7.839%
Average CF: 955.6747
RSD: 10.216%

Level	Amount	Response	Cal Factor	Error, %	Source	Date and time
1	100	109235.6	1092.356	14.302	Manual	12/10/2021 7:35:02 AM
2	500	497140.5	994.281	4.040	Manual	12/10/2021 7:35:21 AM
3	1000	967665.8	967.6658	1.255	Manual	12/10/2021 7:35:40 AM
4	5000	4369213	873.8426	-8.563	Manual	12/10/2021 7:35:59 AM
5	10000	8502283	850.2283	-11.034	Manual	12/10/2021 7:36:14 AM

2 **Trifluorotoluene

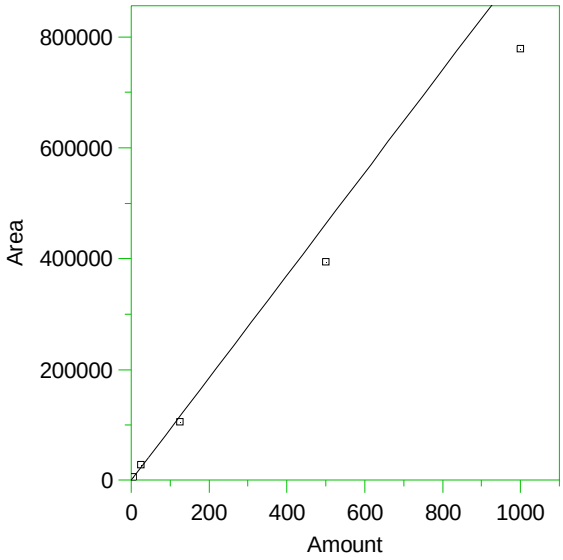

Expected retention time: 9.01 minutes
Search window: 0.15 minutes
No retention time reference component
Group number: 1

High alarm limit: 1000000
Low alarm limit: 1000
Component constant: 1

Single peak quantification by area

Y = 925.8474 X + 0

Average CF fit with equal weighting, forced to origin
Coefficient of determination: 0.9388383
Average error: 15.706%
Average CF: 925.8474
RSD: 18.136%

Level	Amount	Response	Cal Factor	Error, %	Source	Date and time
1	5	5556	1111.2	20.020	Manual	12/10/2021 7:33:35 AM
2	25	27601	1104.04	19.246	Manual	12/10/2021 7:28:46 AM
3	125	105761	846.088	-8.615	Manual	12/10/2021 7:29:43 AM
4	500	394319	788.638	-14.820	Manual	12/10/2021 7:31:11 AM
5	1000	779271	779.271	-15.832	Manual	12/10/2021 7:32:35 AM

3 GRO Range End

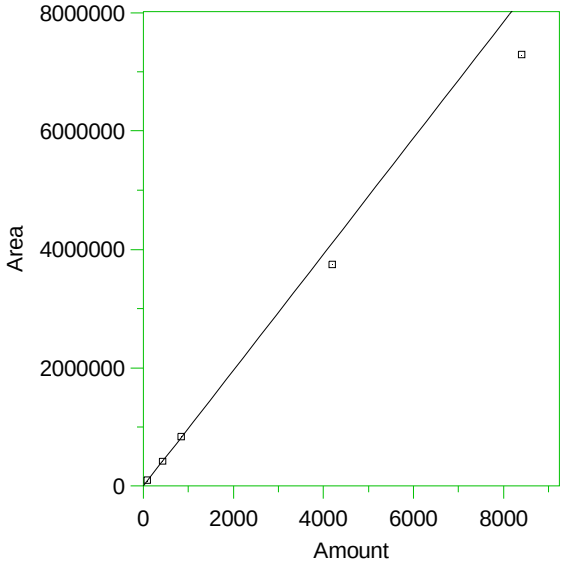

Expected retention time: 17.97 minutes
Search window: 0.12 minutes
No retention time reference component
Group number: 1

High alarm limit: 1000000
Low alarm limit: 1000
Component constant: 1

Single peak quantification by area

Y = 979.9788 X + 0

Average CF fit with equal weighting, forced to origin
Coefficient of determination: 0.9729225
Average error: 8.111%
Average CF: 979.9788
RSD: 10.665%

Level	Amount	Response	Cal Factor	Error, %	Source	Date and time
1	84	94878.77	1129.509	15.259	Manual	12/10/2021 7:35:09 AM
2	420	424567.1	1010.874	3.153	Manual	12/10/2021 7:35:26 AM
3	840	838552.8	998.2772	1.867	Manual	12/10/2021 7:35:45 AM
4	4200	3749824	892.8152	-8.894	Manual	12/10/2021 7:36:05 AM
5	8400	7294716	868.4186	-11.384	Manual	12/10/2021 7:36:20 AM

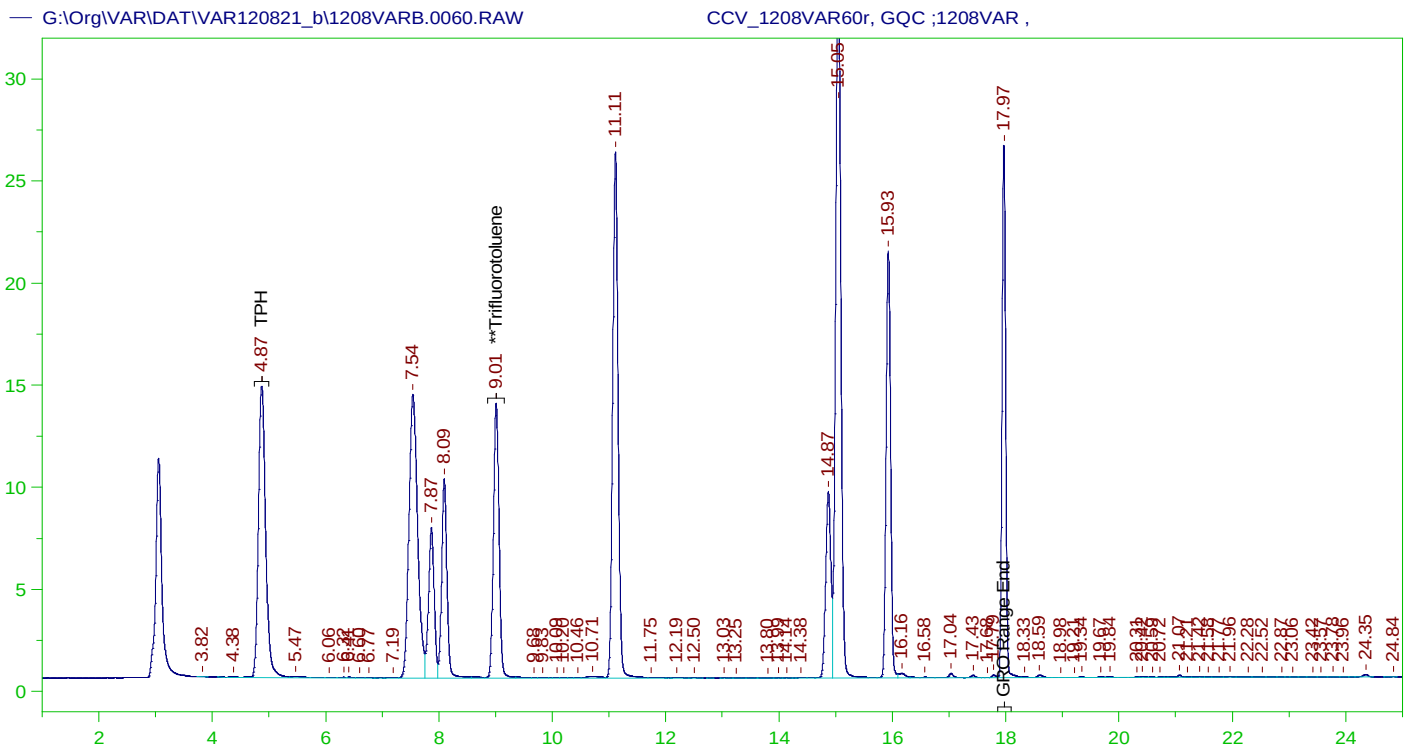

GASOLINE RANGE ORGANICS CHROMATOGRAM REPORT
Sample Name: CCV_1208VAR60r, GQC ;1208VAR ,
Raw File: G:\Org\VAR\DAT\VAR120821_b\1208VARB.0060.RAW
Date & Time Acquired: 12/10/2021 12:35:18 AM
Method File: G:\Org\VAR\Methods\211208GROB%.MET
Calibration File: G:\Org\VAR\Cals\211208GRO8015CB.CAL
Sample Weight: 1 Dilution: 1 S.A.: 1

Mean RF for GRO: 979.9788
Mean RF for TPH: 955.6747
Rt range for Gasoline Range Organics: 4.75 to 18.09

SURROGATE COMPOUND	RT	ACTUAL	MEASURED	%REC	
**Trifluorotoluene	9.01	125.	100.177	80.14	-

GRO Area:1086728 GRO Amount: 1108.93
TPH Area:1095204 TPH Amount: 1146.001

CONTINUING CALIBRATION REPORT: G:\Org\VAR\DAT\VAR120821_b\1208VARB.0060.RAW

COMPOUND	ACTUAL(NG)	MEASURED(NG)	%RECOVERY	LIMITS
GRO	840.	1108.93	132.02	85-115
TPH	1000.	1146.	114.6	85-115

SURROGATE COMPOUND	RT	ACTUAL	MEASURED	%REC	LIMITS
**Trifluorotoluene	9.01	125.	100.177	80.14	85-115

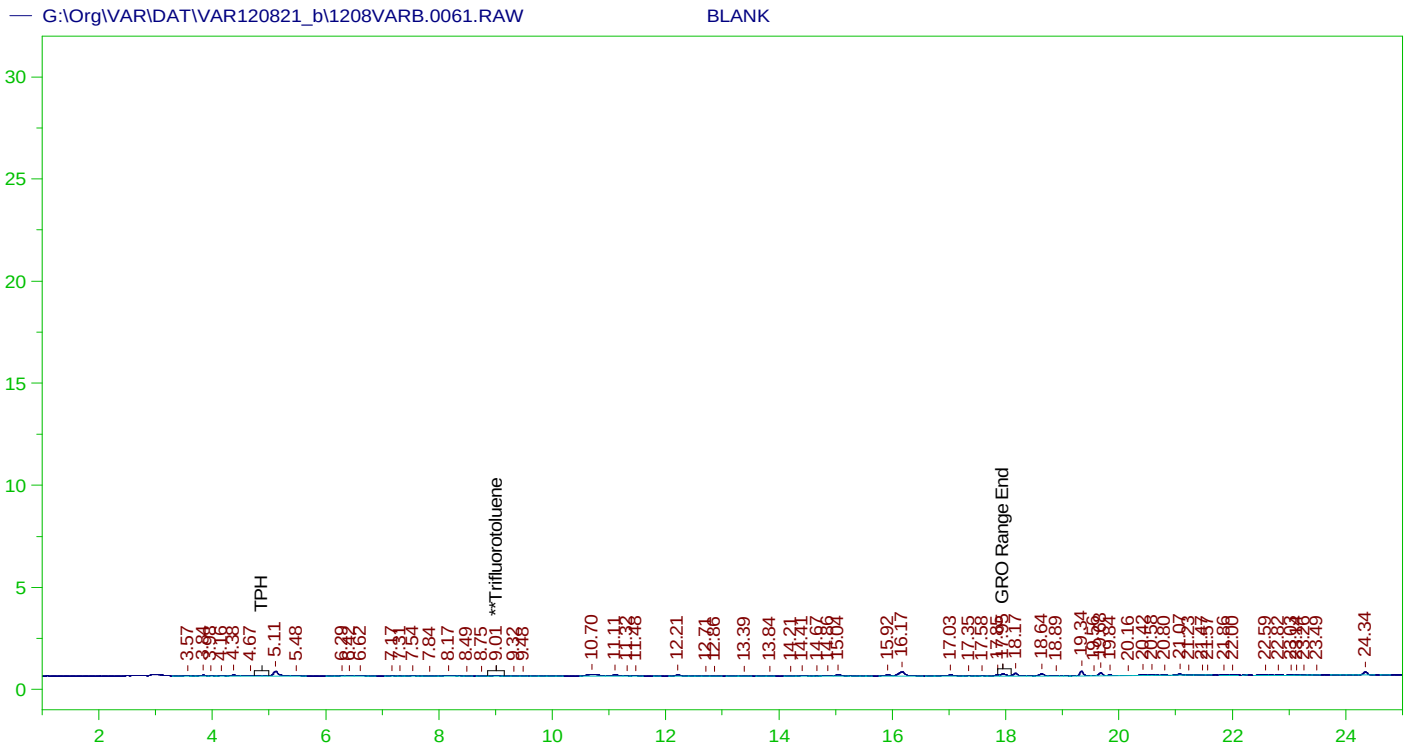

GASOLINE RANGE ORGANICS CHROMATOGRAM REPORT
Sample Name: BLANK
Raw File: G:\Org\VAR\DAT\VAR120821_b\1208VARB.0061.RAW
Date & Time Acquired: 12/10/2021 1:09:21 AM
Method File: G:\Org\VAR\Methods\211208GROB%.MET
Calibration File: G:\Org\VAR\Cals\211208GRO8015CB.CAL
Sample Weight: 1 Dilution: 1 S.A.: 1

Mean RF for GRO: 979.9788
Mean RF for TPH: 955.6747
Rt range for Gasoline Range Organics: 4.75 to 18.09

SURROGATE COMPOUND	RT	ACTUAL	MEASURED	%REC	
**Trifluorotoluene	9.008	125.	.281	.23	-

GRO Area:12535.49 GRO Amount: 12.79159
TPH Area:22619.29 TPH Amount: 23.6684

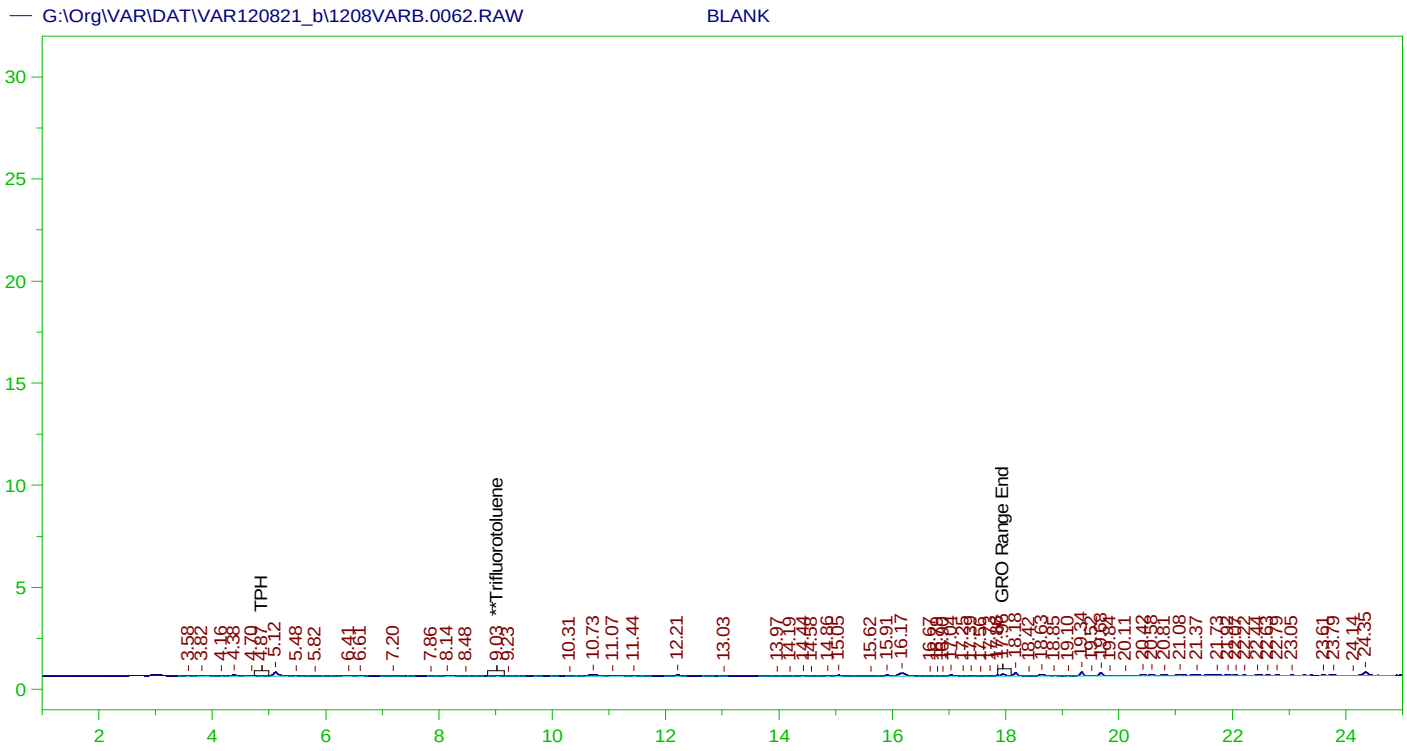

GASOLINE RANGE ORGANICS CHROMATOGRAM REPORT

Sample Name: BLANK
Raw File: G:\Org\VAR\DAT\VAR120821_b\1208VARB.0062.RAW
Date & Time Acquired: 12/10/2021 1:43:27 AM
Method File: G:\Org\VAR\Methods\211208GROB%.MET
Calibration File: G:\Org\VAR\Cals\211208GRO8015CB.CAL
Sample Weight: 1 Dilution: 1 S.A.: 1

Mean RF for GRO: 979.9788
Mean RF for TPH: 955.6747
Rt range for Gasoline Range Organics: 4.75 to 18.09

SURROGATE COMPOUND	RT	ACTUAL	MEASURED	%REC	
**Trifluorotoluene	9.028	125.	.235	.19	-

GRO Area:12352.84 GRO Amount: 12.60521
TPH Area:24237.5 TPH Amount: 25.36166

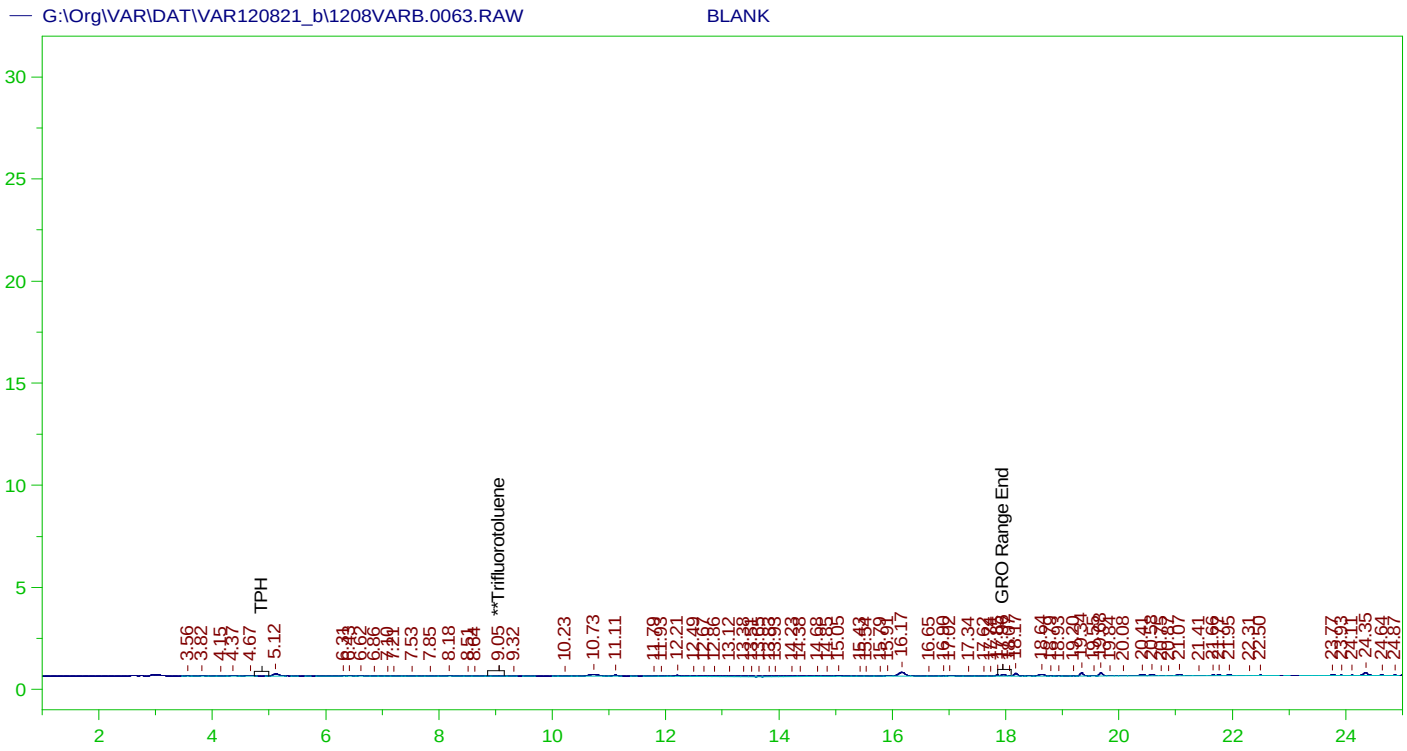

GASOLINE RANGE ORGANICS CHROMATOGRAM REPORT
Sample Name: BLANK
Raw File: G:\Org\VAR\DAT\VAR120821_b\1208VARB.0063.RAW
Date & Time Acquired: 12/10/2021 2:17:34 AM
Method File: G:\Org\VAR\Methods\211208GROB%.MET
Calibration File: G:\Org\VAR\Cals\211208GRO8015CB.CAL
Sample Weight: 1 Dilution: 1 S.A.: 1

Mean RF for GRO: 979.9788
Mean RF for TPH: 955.6747
Rt range for Gasoline Range Organics: 4.75 to 18.09

SURROGATE COMPOUND	RT	ACTUAL	MEASURED	%REC	
**Trifluorotoluene	9.054	125.	.219	.18	-

GRO Area:12181.76 GRO Amount: 12.43063
TPH Area:21574.09 TPH Amount: 22.57472

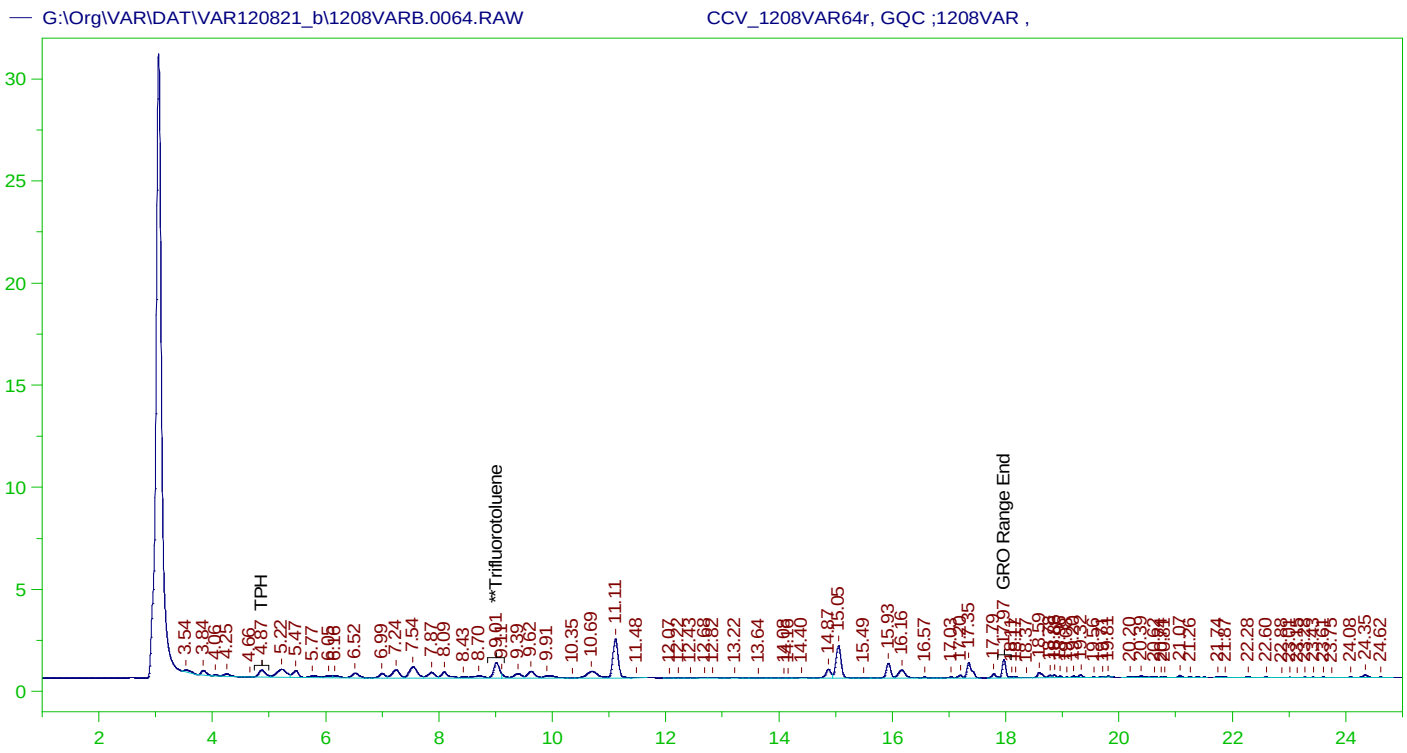

GASOLINE RANGE ORGANICS CHROMATOGRAM REPORT
Sample Name: CCV_1208VAR64r, GQC ;1208VAR ,
Raw File: G:\Org\VAR\DAT\VAR120821_b\1208VARB.0064.RAW
Date & Time Acquired: 12/10/2021 2:51:41 AM
Method File: G:\Org\VAR\Methods\211208GROG1B%.MET
Calibration File: G:\Org\VAR\Cals\211208GRO8015CB.CAL
Sample Weight: 1 Dilution: 1 S.A.: 1

Mean RF for GRO: 979.9788
Mean RF for TPH: 955.6747
Rt range for Gasoline Range Organics: 4.75 to 18.09

SURROGATE COMPOUND	RT	ACTUAL	MEASURED	%REC	
**Trifluorotoluene	9.014	125.	6.001	4.8	-

GRO Area:94878.77 GRO Amount: 96.81716
TPH Area:109235.6 TPH Amount: 114.3021

CONTINUING CALIBRATION REPORT: G:\Org\VAR\DAT\VAR120821_b\1208VARB.0064.RAW

COMPOUND	ACTUAL(NG)	MEASURED(NG)	%RECOVERY	LIMITS
GRO	840.	96.82	11.53	85-115
TPH	1000.	114.3	11.43	85-115

SURROGATE COMPOUND	RT	ACTUAL	MEASURED	%REC	LIMITS
**Trifluorotoluene	9.014	125.	6.001	4.8	85-115

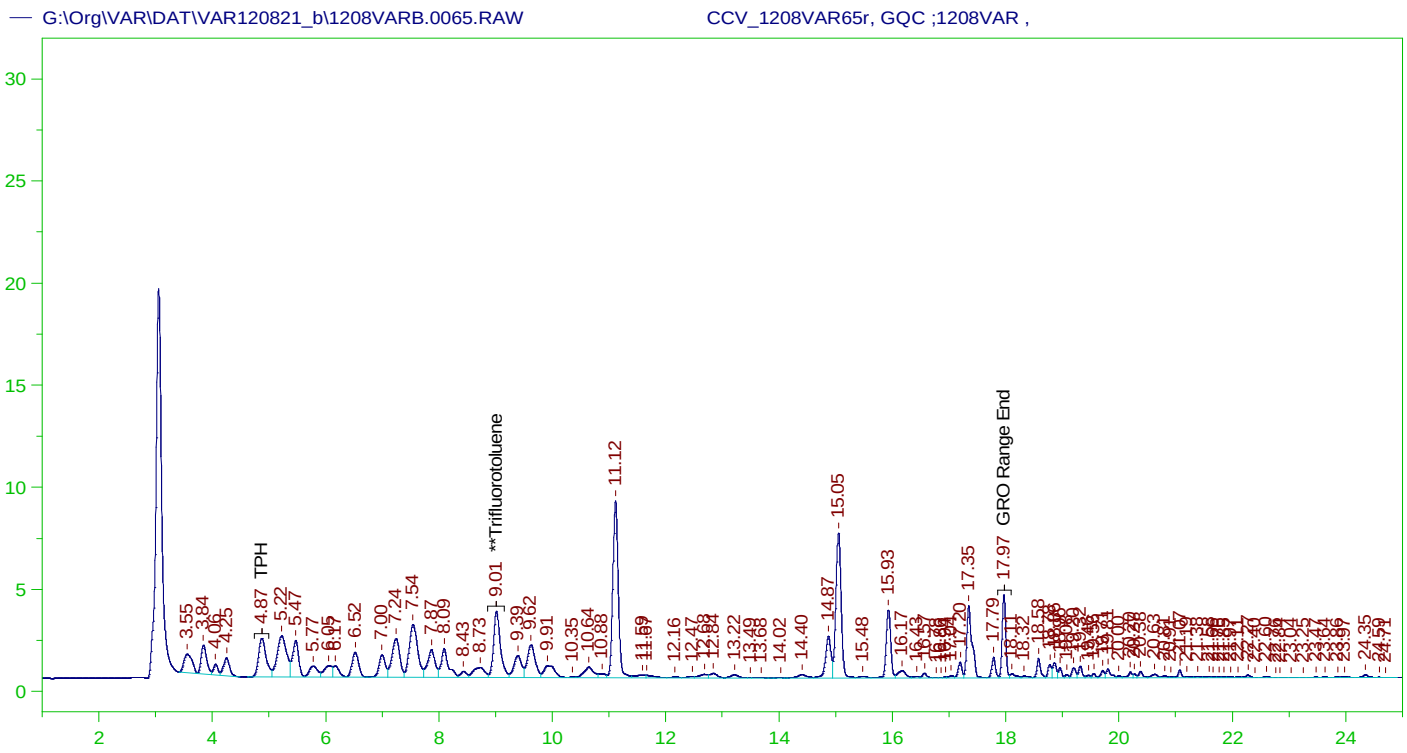

GASOLINE RANGE ORGANICS CHROMATOGRAM REPORT
Sample Name: CCV_1208VAR65r, GQC ;1208VAR ,
Raw File: G:\Org\VAR\DAT\VAR120821_b\1208VARB.0065.RAW
Date & Time Acquired: 12/10/2021 3:25:47 AM
Method File: G:\Org\VAR\Methods\211208GROG2B%.MET
Calibration File: G:\Org\VAR\Cals\211208GRO8015CB.CAL
Sample Weight: 1 Dilution: 1 S.A.: 1

Mean RF for GRO: 979.9788
Mean RF for TPH: 955.6747
Rt range for Gasoline Range Organics: 4.75 to 18.09

SURROGATE COMPOUND	RT	ACTUAL	MEASURED	%REC	
**Trifluorotoluene	9.015	125.	29.812	23.85	-

GRO Area:424567.1 GRO Amount: 433.2411
TPH Area:497140.5 TPH Amount: 520.1984

CONTINUING CALIBRATION REPORT: G:\Org\VAR\DAT\VAR120821_b\1208VARB.0065.RAW

COMPOUND	ACTUAL(NG)	MEASURED(NG)	%RECOVERY	LIMITS
GRO	840.	433.24	51.58	85-115
TPH	1000.	520.2	52.02	85-115

SURROGATE COMPOUND	RT	ACTUAL	MEASURED	%REC	LIMITS
**Trifluorotoluene	9.015	125.	29.812	23.85	85-115

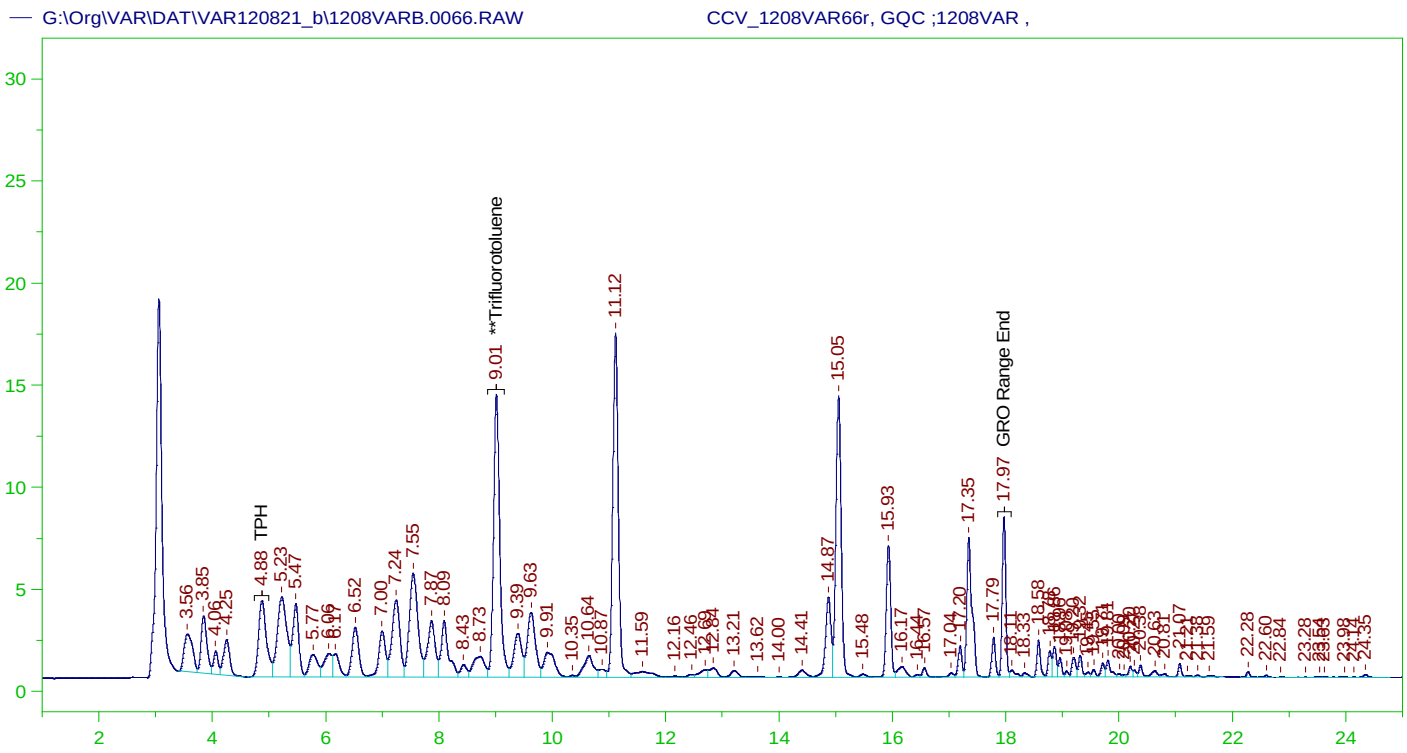

GASOLINE RANGE ORGANICS CHROMATOGRAM REPORT
Sample Name: CCV_1208VAR66r, GQC ;1208VAR ,
Raw File: G:\Org\VAR\DAT\VAR120821_b\1208VARB.0066.RAW
Date & Time Acquired: 12/10/2021 3:59:53 AM
Method File: G:\Org\VAR\Methods\211208GROG3B%.MET
Calibration File: G:\Org\VAR\Cals\211208GRO8015CB.CAL
Sample Weight: 1 Dilution: 1 S.A.: 1

Mean RF for GRO: 979.9788
Mean RF for TPH: 955.6747
Rt range for Gasoline Range Organics: 4.75 to 18.09

SURROGATE COMPOUND	RT	ACTUAL	MEASURED	%REC	
**Trifluorotoluene	9.013	125.	114.232	91.39	-

GRO Area:838552.8 GRO Amount: 855.6846
TPH Area:967665.8 TPH Amount: 1012.547

CONTINUING CALIBRATION REPORT: G:\Org\VAR\DAT\VAR120821_b\1208VARB.0066.RAW

COMPOUND	ACTUAL(NG)	MEASURED(NG)	%RECOVERY	LIMITS
GRO	840.	855.68	101.87	85-115
TPH	1000.	1012.55	101.25	85-115

SURROGATE COMPOUND	RT	ACTUAL	MEASURED	%REC	LIMITS
**Trifluorotoluene	9.013	125.	114.232	91.39	85-115

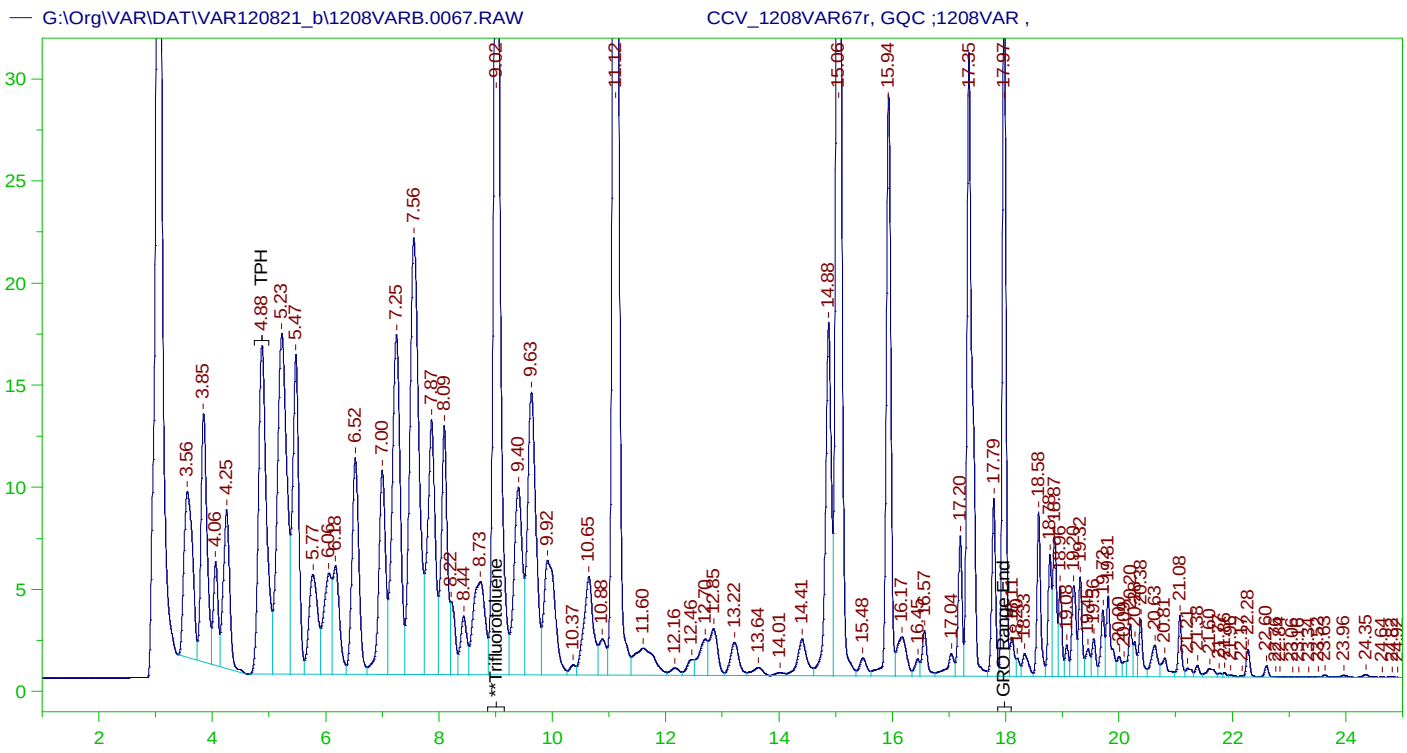

GASOLINE RANGE ORGANICS CHROMATOGRAM REPORT
Sample Name: CCV_1208VAR67r, GQC ;1208VAR ,
Raw File: G:\Org\VAR\DAT\VAR120821_b\1208VARB.0067.RAW
Date & Time Acquired: 12/10/2021 4:33:58 AM
Method File: G:\Org\VAR\Methods\211208GROG4B%.MET
Calibration File: G:\Org\VAR\Cals\211208GRO8015CB.CAL
Sample Weight: 1 Dilution: 1 S.A.: 1

Mean RF for GRO: 979.9788
Mean RF for TPH: 955.6747
Rt range for Gasoline Range Organics: 4.75 to 18.09

SURROGATE COMPOUND	RT	ACTUAL	MEASURED	%REC	
**Trifluorotoluene	9.016	125.	425.901	340.72	-

GRO Area:3749824 GRO Amount: 3826.434
TPH Area:4369213 TPH Amount: 4571.862

CONTINUING CALIBRATION REPORT: G:\Org\VAR\DAT\VAR120821_b\1208VARB.0067.RAW

COMPOUND	ACTUAL(NG)	MEASURED(NG)	%RECOVERY	LIMITS
GRO	840.	3826.43	455.53	85-115
TPH	1000.	4571.86	457.19	85-115

SURROGATE COMPOUND	RT	ACTUAL	MEASURED	%REC	LIMITS
**Trifluorotoluene	9.016	125.	425.901	340.72	85-115

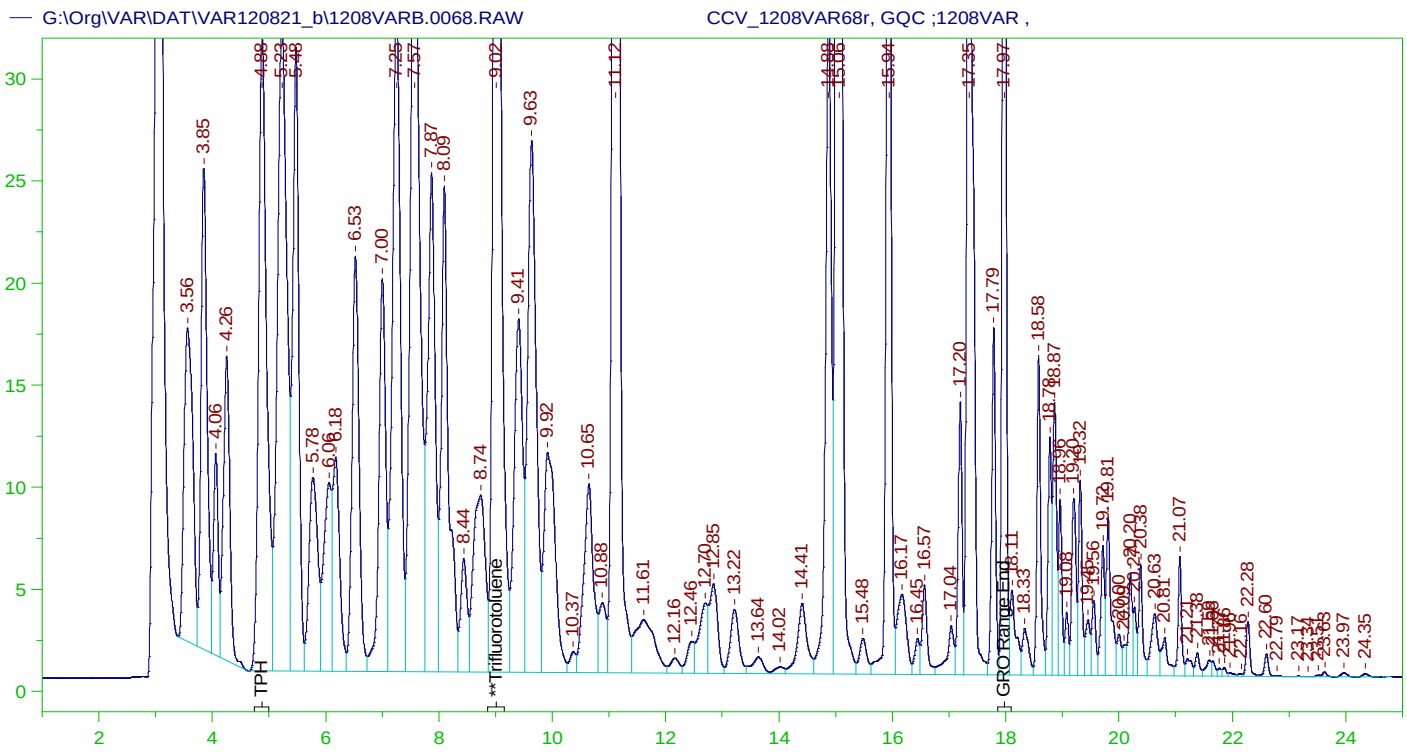

GASOLINE RANGE ORGANICS CHROMATOGRAM REPORT
Sample Name: CCV_1208VAR68r, GQC ;1208VAR ,
Raw File: G:\Org\VAR\DAT\VAR120821_b\1208VARB.0068.RAW
Date & Time Acquired: 12/10/2021 5:08:06 AM
Method File: G:\Org\VAR\Methods\211208GROG5B%.MET
Calibration File: G:\Org\VAR\Cals\211208GRO8015CB.CAL
Sample Weight: 1 Dilution: 1 S.A.: 1

Mean RF for GRO: 979.9788
Mean RF for TPH: 955.6747
Rt range for Gasoline Range Organics: 4.75 to 18.09

SURROGATE COMPOUND	RT	ACTUAL	MEASURED	%REC	
**Trifluorotoluene	9.017	125.	841.684	673.35	-

GRO Area:7294716 GRO Amount: 7443.749
TPH Area:8502283 TPH Amount: 8896.629

CONTINUING CALIBRATION REPORT: G:\Org\VAR\DAT\VAR120821_b\1208VARB.0068.RAW

COMPOUND	ACTUAL(NG)	MEASURED(NG)	%RECOVERY	LIMITS
GRO	840.	7443.75	886.16	85-115
TPH	1000.	8896.63	889.66	85-115

SURROGATE COMPOUND	RT	ACTUAL	MEASURED	%REC	LIMITS
**Trifluorotoluene	9.017	125.	841.684	673.35	85-115

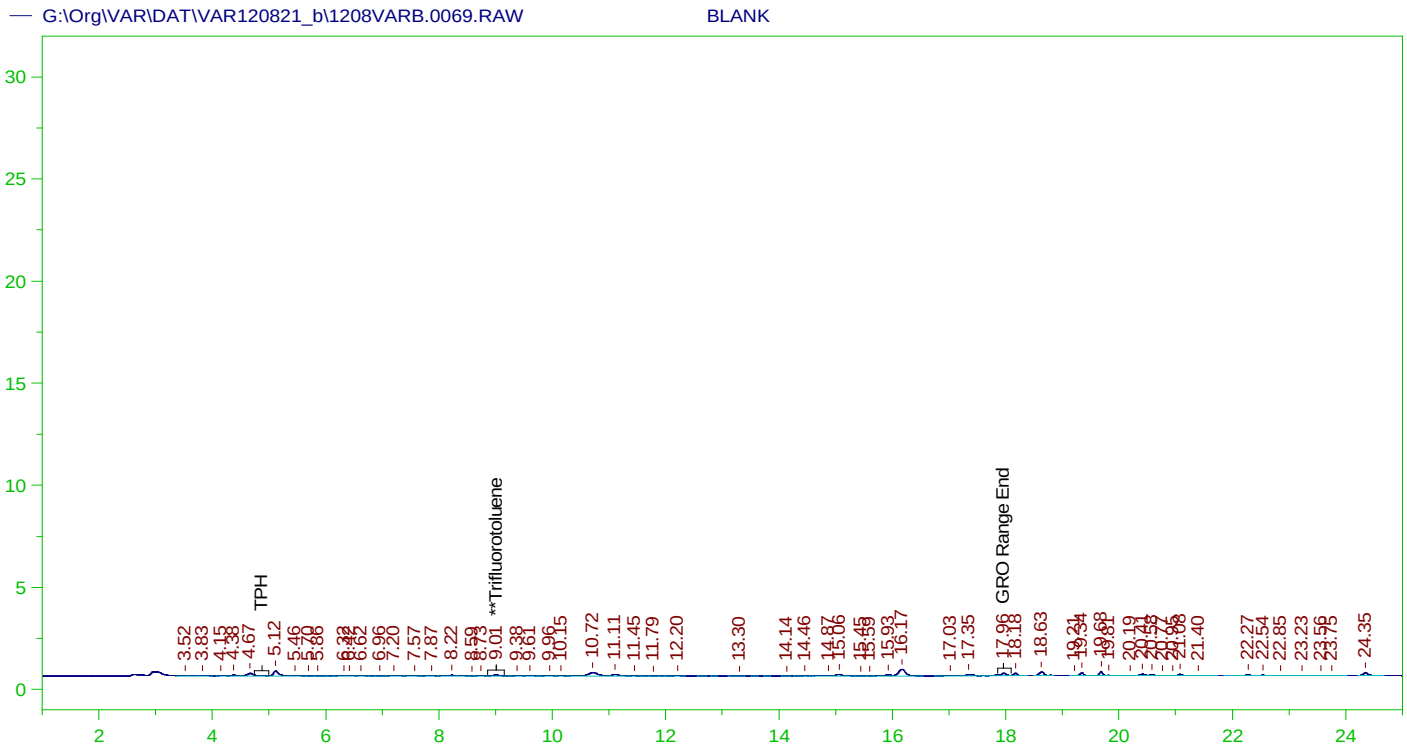

GASOLINE RANGE ORGANICS CHROMATOGRAM REPORT
Sample Name: BLANK
Raw File: G:\Org\VAR\DAT\VAR120821_b\1208VARB.0069.RAW
Date & Time Acquired: 12/10/2021 5:42:13 AM
Method File: G:\Org\VAR\Methods\211208GROB%.MET
Calibration File: G:\Org\VAR\Cals\211208GRO8015CB.CAL
Sample Weight: 1 Dilution: 1 S.A.: 1

Mean RF for GRO: 979.9788
Mean RF for TPH: 955.6747
Rt range for Gasoline Range Organics: 4.75 to 18.09

SURROGATE COMPOUND	RT	ACTUAL	MEASURED	%REC	
**Trifluorotoluene	9.009	125.	.652	.52	-

GRO Area:18467.79 GRO Amount: 18.84509
TPH Area:28108.1 TPH Amount: 29.41179

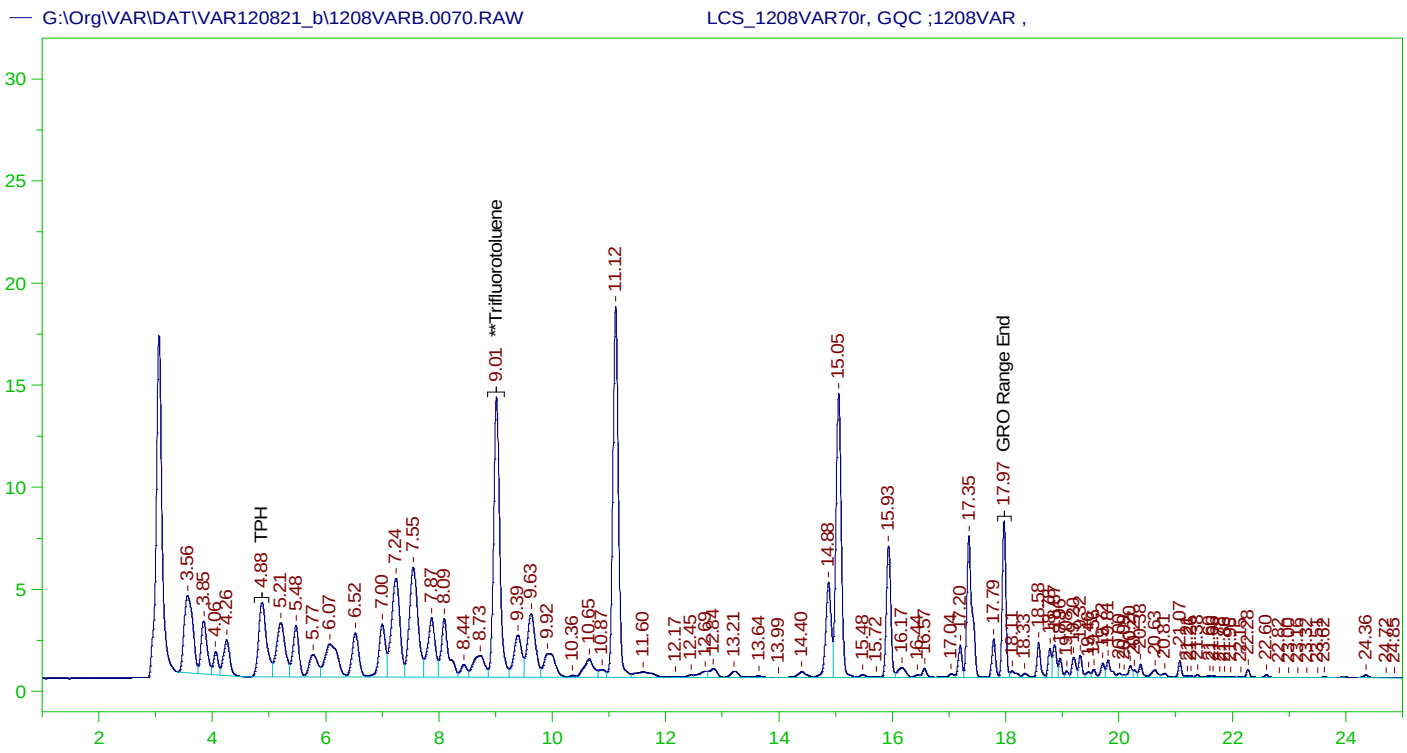

GASOLINE RANGE ORGANICS CHROMATOGRAM REPORT
Sample Name: LCS_1208VAR70r, GQC ;1208VAR ,
Raw File: G:\Org\VAR\DAT\VAR120821_b\1208VARB.0070.RAW
Date & Time Acquired: 12/10/2021 6:16:20 AM
Method File: G:\Org\VAR\Methods\211208GROICVB%.MET
Calibration File: G:\Org\VAR\Cals\211208GRO8015CB.CAL
Sample Weight: 5 Dilution: 1 S.A.: 1

Mean RF for GRO: 979.9788
Mean RF for TPH: 955.6747
Rt range for Gasoline Range Organics: 4.75 to 18.09

SURROGATE COMPOUND	RT	ACTUAL	MEASURED	%REC	
**Trifluorotoluene	9.015	25.	22.357	89.43	-

GRO Area:841624.8 GRO Amount: 171.7639
TPH Area:1002827 TPH Amount: 209.8679

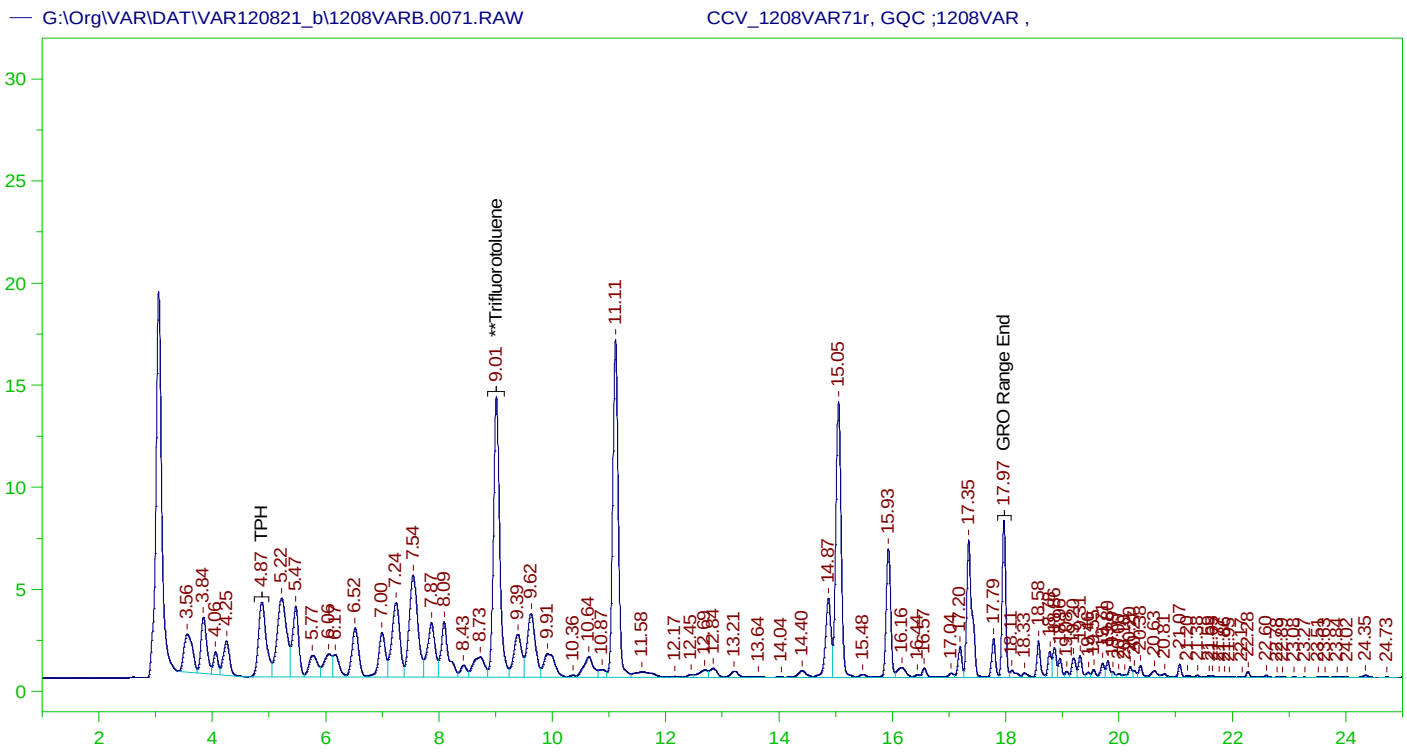

GASOLINE RANGE ORGANICS CHROMATOGRAM REPORT
Sample Name: CCV_1208VAR71r, GQC ;1208VAR ,
Raw File: G:\Org\VAR\DAT\VAR120821_b\1208VARB.0071.RAW
Date & Time Acquired: 12/10/2021 6:50:26 AM
Method File: G:\Org\VAR\Methods\211208GROCCVB%.MET
Calibration File: G:\Org\VAR\Cals\211208GRO8015CB.CAL
Sample Weight: 1 Dilution: 1 S.A.: 1

Mean RF for GRO: 979.9788
Mean RF for TPH: 955.6747
Rt range for Gasoline Range Organics: 4.75 to 18.09

SURROGATE COMPOUND	RT	ACTUAL	MEASURED	%REC	
**Trifluorotoluene	9.012	125.	113.197	90.56	-

GRO Area:821239.7 GRO Amount: 838.0178
TPH Area:954780.1 TPH Amount: 999.064

CONTINUING CALIBRATION REPORT: G:\Org\VAR\DAT\VAR120821_b\1208VARB.0071.RAW

COMPOUND	ACTUAL(NG)	MEASURED(NG)	%RECOVERY	LIMITS
GRO	840.	838.02	99.76	85-115
TPH	1000.	999.06	99.91	85-115

SURROGATE COMPOUND	RT	ACTUAL	MEASURED	%REC	LIMITS
**Trifluorotoluene	9.012	125.	113.197	90.56	85-115

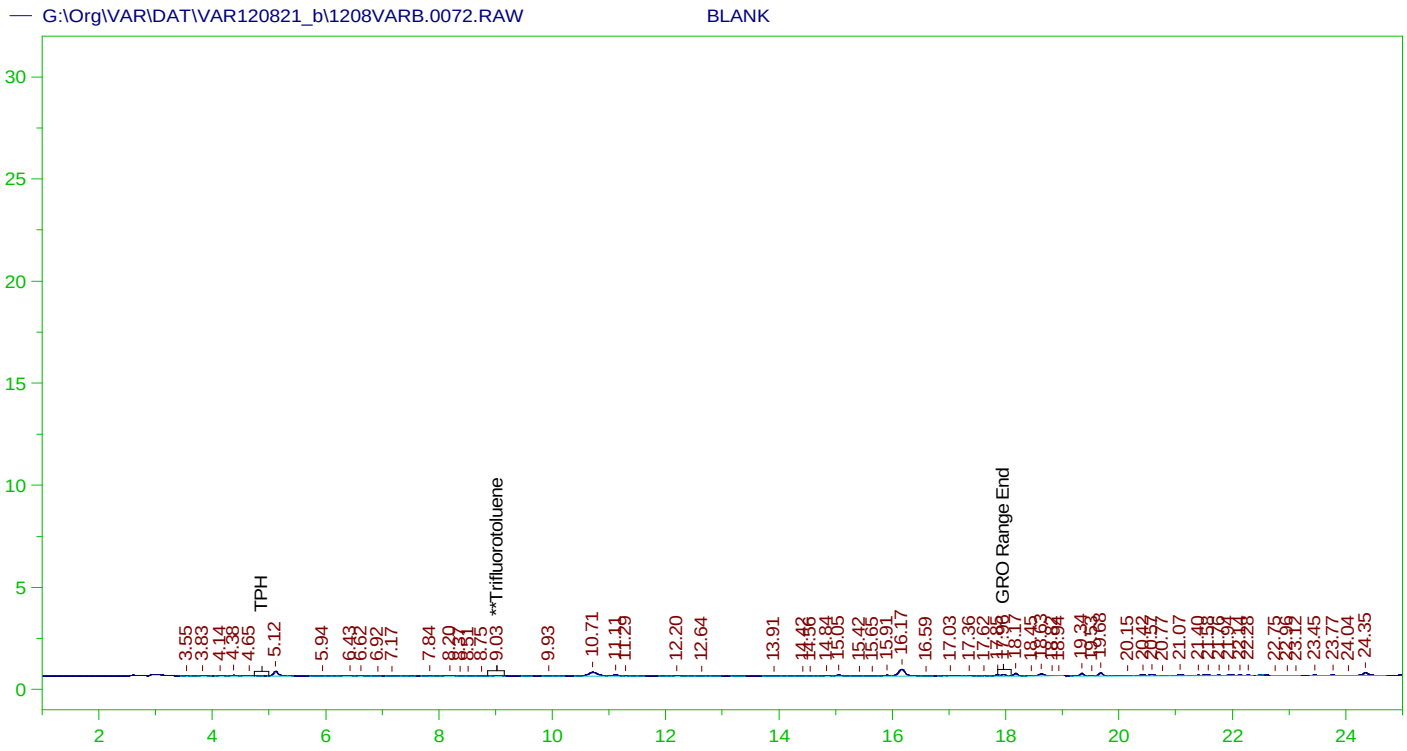

GASOLINE RANGE ORGANICS CHROMATOGRAM REPORT

Sample Name: BLANK
Raw File: G:\Org\VAR\DAT\VAR120821_b\1208VARB.0072.RAW
Date & Time Acquired: 12/10/2021 7:24:31 AM
Method File: G:\Org\VAR\Methods\211208GROB%.MET
Calibration File: G:\Org\VAR\Cals\211208GRO8015CB.CAL
Sample Weight: 1 Dilution: 1 S.A.: 1

Mean RF for GRO: 979.9788
Mean RF for TPH: 955.6747
Rt range for Gasoline Range Organics: 4.75 to 18.09

SURROGATE COMPOUND	RT	ACTUAL	MEASURED	%REC	
**Trifluorotoluene	9.026	125.	.179	.14	-

GRO Area:13332.14 GRO Amount: 13.60451
TPH Area:23127.14 TPH Amount: 24.19981

Write Sequence Data File	Insert Entries(Have the first cell for entries selecte Sample Name	Method	Weight	Dil Factor	Amt Inj.	IS	Cal ID	Manual Integrations
G:\Org\VAR\DAT\VAR120821_b\1208VAR.60r	CCV_1208VAR60r, GQC ;1208VAR ,	G:\Org\VAR\Methods\2112(	1	1	1	1	0	None
G:\Org\VAR\DAT\VAR120821_b\1208VAR.61r	BLANK	G:\Org\VAR\Methods\2112(	1	1	1	1	0	None
G:\Org\VAR\DAT\VAR120821_b\1208VAR.62r	BLANK	G:\Org\VAR\Methods\2112(	1	1	1	1	0	None
G:\Org\VAR\DAT\VAR120821_b\1208VAR.63r	BLANK	G:\Org\VAR\Methods\2112(	1	1	1	1	0	None
G:\Org\VAR\DAT\VAR120821_b\1208VAR.64r	CCV_1208VAR64r, GQC ;1208VAR ,	G:\Org\VAR\Methods\2112(	1	1	1	1	0	To maintain continuous baseline and split closely eluting hydrocarbons
G:\Org\VAR\DAT\VAR120821_b\1208VAR.65r	CCV_1208VAR65r, GQC ;1208VAR ,	G:\Org\VAR\Methods\2112(	1	1	1	1	0	To maintain continuous baseline and split closely eluting hydrocarbons
G:\Org\VAR\DAT\VAR120821_b\1208VAR.66r	CCV_1208VAR66r, GQC ;1208VAR ,	G:\Org\VAR\Methods\2112(	1	1	1	1	0	To maintain continuous baseline and split closely eluting hydrocarbons
G:\Org\VAR\DAT\VAR120821_b\1208VAR.67r	CCV_1208VAR67r, GQC ;1208VAR ,	G:\Org\VAR\Methods\2112(	1	1	1	1	0	To maintain continuous baseline and split closely eluting hydrocarbons
G:\Org\VAR\DAT\VAR120821_b\1208VAR.68r	CCV_1208VAR68r, GQC ;1208VAR ,	G:\Org\VAR\Methods\2112(	1	1	1	1	0	To maintain continuous baseline and split closely eluting hydrocarbons
G:\Org\VAR\DAT\VAR120821_b\1208VAR.69r	BLANK	G:\Org\VAR\Methods\2112(	1	1	1	1	0	None
G:\Org\VAR\DAT\VAR120821_b\1208VAR.70r	LCS_1208VAR70r, GQC ;1208VAR ,	G:\Org\VAR\Methods\2112(	5	1	1	1	0	To maintain continuous baseline and split closely eluting hydrocarbons
G:\Org\VAR\DAT\VAR120821_b\1208VAR.71r	CCV_1208VAR71r, GQC ;1208VAR ,	G:\Org\VAR\Methods\2112(	1	1	1	1	0	To maintain continuous baseline and split closely eluting hydrocarbons
G:\Org\VAR\DAT\VAR120821_b\1208VAR.72r	BLANK	G:\Org\VAR\Methods\2112(	1	1	1	1	0	None

Digitally signed by
Josie Pickard
Date: 2022.02.19 09:19:25 -07:00

Energy Laboratories Inc

ANALYTICAL RUN Summary

19-Feb-22

Run ID VARIAN1_220217A

Run Start Date:	2/17/2022
Analyst:	Josie Pickard
Ical:	0
Column ID:	Rtx-502.2
Comments:	Evaluated to include numbers that are above the MDL and below the LOD per QA and client request

Std ID	Std Name	Std Amount	Std Units	Samp Amount	Samp Units	SampType	Expiration Date
GAS220104	Unleaded Gasoline Comp. Std.(2.0uL)	2	ul			CCV	6/7/2023
GQC211012	Gasoline Composite Mix (1.68uL)	1.68	ul			LCS, MS/M	4/2/2030
GROS200921	Gro Stock Standard Mt.Gro	0.84	ul			Marker	3/28/2029
SHP0292	VOA 1:1 HCl:H2O Solution	3	drops			CCV, LCS,	12/15/2025
TFT220209	TFT (1.05uL)	1.05	ul			Surr	9/10/2029

Seq No	Lab ID	Test Code	Sample Typ	File ID	Analysis Date	DF	Batch ID	Prep Date	SPKref	RPDref	pmoist
15043486	CCV_0217VAR	HC-8015-GRO-	SAMP		2/17/2022 9:35:1	1	R374900		0	0	

Analyte	T	Units	RAW	Final	Text	Spike	SPKref	RPDref	MDL	PQL	UQL	%REC	LOW	HIGH	%RPD	Q
C6 to C10	A	ug/L	196.9319	196.9319		0	0	0	2.01	20	0	0%	0	0	0%	
Total Purgeable Hydrocarbons	A	ug/L	203.0789	203.0789		0	0	0	3.08	20	0	0%	0	0	0%	
Trifluorotoluene	S	ug/L	19.25952	19.25952		25	0	0	0.147	1	0	77%	70	130	0%	

Seq No	Lab ID	Test Code	Sample Typ	File ID	Analysis Date	DF	Batch ID	Prep Date	SPKref	RPDref	pmoist
15043487	CCV_0217VAR	HC-8015-GRO-	CCV		2/17/2022 10:09:	1	R374900		0	0	

Analyte	T	Units	RAW	Final	Text	Spike	SPKref	RPDref	MDL	PQL	UQL	%REC	LOW	HIGH	%RPD	Q
C6 to C10	A	ug/L	177.0465	177.0465		168	0	0	2.01	20	0	105%	80	120	0%	
Total Purgeable Hydrocarbons	A	ug/L	212.9392	212.9392		200	0	0	3.08	20	0	106%	80	120	0%	
Trifluorotoluene	S	ug/L	22.13131	22.13131		25	0	0	0.147	1	0	89%	80	120	0%	

Seq No	Lab ID	Test Code	Sample Typ	File ID	Analysis Date	DF	Batch ID	Prep Date	SPKref	RPDref	pmoist
15043488	LCS_0217VAR0	HC-8015-GRO-	LCS		2/17/2022 10:43:	1	R374900		0	0	

Analyte	T	Units	RAW	Final	Text	Spike	SPKref	RPDref	MDL	PQL	UQL	%REC	LOW	HIGH	%RPD	Q
C6 to C10	A	ug/L	169.3348	169.3348		170	0	0	2.01	20	0	100%	78	122	0%	
Total Purgeable Hydrocarbons	A	ug/L	205.2413	205.2413		200	0	0	3.08	20	0	103%	70	130	0%	
Trifluorotoluene	S	ug/L	21.53225	21.53225		25	0	0	0.147	1	0	86%	70	130	0%	

Seq No	Lab ID	Test Code	Sample Typ	File ID	Analysis Date	DF	Batch ID	Prep Date	SPKref	RPDref	pmoist
15043489	MBLK_0217VA	HC-8015-GRO-	MBLK		2/17/2022 11:51:	1	R374900		0	0	

Analyte	T	Units	RAW	Final	Text	Spike	SPKref	RPDref	MDL	PQL	UQL	%REC	LOW	HIGH	%RPD	Q
C6 to C10	A	ug/L	0	0		0	0	0	2.01	10	0	0%	0	0	0%	
Total Purgeable Hydrocarbons	A	ug/L	0	0		0	0	0	3.08	10	0	0%	0	0	0%	
Trifluorotoluene	S	ug/L	18.84675	18.84675		25	0	0	0.147	1	0	75%	70	130	0%	

Seq No	Lab ID	Test Code	Sample Typ	File ID	Analysis Date	DF	Batch ID	Prep Date	SPKref	RPDref	pmoist
15043490	B22020962-031	HC-8015-GRO-	SAMP		2/17/2022 12:59:	1	R374900		0	0	

Analyte	T	Units	RAW	Final	Text	Spike	SPKref	RPDref	MDL	PQL	UQL	%REC	LOW	HIGH	%RPD	Q
C6 to C10	A	ug/L	0	0		0	0	0	2.01	20	0	0%	0	0	0%	U
Total Purgeable Hydrocarbons	A	ug/L	3.043236	0		0	0	0	3.08	20	0	0%	0	0	0%	U
Trifluorotoluene	S	ug/L	18.50311	18.50311		25	0	0	0.147	1	0	74%	70	130	0%	

Seq No	Lab ID	Test Code	Sample Typ	File ID	Analysis Date	DF	Batch ID	Prep Date	SPKref	RPDref	pmoist
15043491	B22020962-028	HC-8015-GRO-	SAMP		2/17/2022 2:07:3	1	R374900		0	0	

Analyte	T	Units	RAW	Final	Text	Spike	SPKref	RPDref	MDL	PQL	UQL	%REC	LOW	HIGH	%RPD	Q
C6 to C10	A	ug/L	0	0		0	0	0	2.01	20	0	0%	0	0	0%	U
Total Purgeable Hydrocarbons	A	ug/L	0	0		0	0	0	3.08	20	0	0%	0	0	0%	U
Trifluorotoluene	S	ug/L	18.81641	18.81641		25	0	0	0.147	1	0	75%	70	130	0%	

Seq No	Lab ID	Test Code	Sample Typ	File ID	Analysis Date	DF	Batch ID	Prep Date	SPKref	RPDref	pmoist
15043492	B22020962-002	HC-8015-GRO-	SAMP		2/17/2022 2:41:3	1	R374900		0	0	

Analyte	T	Units	RAW	Final	Text	Spike	SPKref	RPDref	MDL	PQL	UQL	%REC	LOW	HIGH	%RPD	Q

Seq No	Lab ID	Test Code	Sample Typ	File ID	Analysis Date	DF	Batch ID	Prep Date	SPKref	RPDref	pmoist
15043492	B22020962-002	HC-8015-GRO-	SAMP		2/17/2022 2:41:3	1	R374900		0	0	

Analyte	T	Units	RAW	Final	Text	Spike	SPKref	RPDref	MDL	PQL	UQL	%REC	LOW	HIGH	%RPD	Q
C6 to C10	A	ug/L	0	0		0	0	0	2.01	20	0	0%	0	0	0%	U
Total Purgeable Hydrocarbons	A	ug/L	2.518823	0		0	0	0	3.08	20	0	0%	0	0	0%	U
Trifluorotoluene	S	ug/L	18.26948	18.26948		25	0	0	0.147	1	0	73%	70	130	0%	

Seq No	Lab ID	Test Code	Sample Typ	File ID	Analysis Date	DF	Batch ID	Prep Date	SPKref	RPDref	pmoist
15043493	B22020962-007	HC-8015-GRO-	SAMP		2/17/2022 3:15:3	1	R374900		0	0	

Analyte	T	Units	RAW	Final	Text	Spike	SPKref	RPDref	MDL	PQL	UQL	%REC	LOW	HIGH	%RPD	Q
C6 to C10	A	ug/L	0	0		0	0	0	2.01	20	0	0%	0	0	0%	U
Total Purgeable Hydrocarbons	A	ug/L	2.01247	0		0	0	0	3.08	20	0	0%	0	0	0%	U
Trifluorotoluene	S	ug/L	18.11809	18.11809		25	0	0	0.147	1	0	72%	70	130	0%	

Seq No	Lab ID	Test Code	Sample Typ	File ID	Analysis Date	DF	Batch ID	Prep Date	SPKref	RPDref	pmoist
15043494	B22020962-012	HC-8015-GRO-	SAMP		2/17/2022 3:49:3	1	R374900		0	0	

Analyte	T	Units	RAW	Final	Text	Spike	SPKref	RPDref	MDL	PQL	UQL	%REC	LOW	HIGH	%RPD	Q
C6 to C10	A	ug/L	0	0		0	0	0	2.01	20	0	0%	0	0	0%	U
Total Purgeable Hydrocarbons	A	ug/L	2.714752	0		0	0	0	3.08	20	0	0%	0	0	0%	U
Trifluorotoluene	S	ug/L	19.03171	19.03171		25	0	0	0.147	1	0	76%	70	130	0%	

Seq No	Lab ID	Test Code	Sample Typ	File ID	Analysis Date	DF	Batch ID	Prep Date	SPKref	RPDref	pmoist
15043495	B22020962-018	HC-8015-GRO-	SAMP		2/17/2022 4:23:3	1	R374900		0	0	

Analyte	T	Units	RAW	Final	Text	Spike	SPKref	RPDref	MDL	PQL	UQL	%REC	LOW	HIGH	%RPD	Q
C6 to C10	A	ug/L	0	0		0	0	0	2.01	20	0	0%	0	0	0%	U
Total Purgeable Hydrocarbons	A	ug/L	0	0		0	0	0	3.08	20	0	0%	0	0	0%	U
Trifluorotoluene	S	ug/L	18.2995	18.2995		25	0	0	0.147	1	0	73%	70	130	0%	

Seq No	Lab ID	Test Code	Sample Typ	File ID	Analysis Date	DF	Batch ID	Prep Date	SPKref	RPDref	pmoist
15043496	B22020962-022	HC-8015-GRO-	SAMP		2/17/2022 4:57:3	1	R374900		0	0	

Analyte	T	Units	RAW	Final	Text	Spike	SPKref	RPDref	MDL	PQL	UQL	%REC	LOW	HIGH	%RPD	Q

Seq No	Lab ID	Test Code	Sample Typ	File ID	Analysis Date	DF	Batch ID	Prep Date	SPKref	RPDref	pmoist
15043496	B22020962-022	HC-8015-GRO-	SAMP		2/17/2022 4:57:3	1	R374900		0	0	

Analyte	T	Units	RAW	Final	Text	Spike	SPKref	RPDref	MDL	PQL	UQL	%REC	LOW	HIGH	%RPD	Q
C6 to C10	A	ug/L	0	0		0	0	0	2.01	20	0	0%	0	0	0%	U
Total Purgeable Hydrocarbons	A	ug/L	2.617196	0		0	0	0	3.08	20	0	0%	0	0	0%	U
Trifluorotoluene	S	ug/L	18.89817	18.89817		25	0	0	0.147	1	0	76%	70	130	0%	

Seq No	Lab ID	Test Code	Sample Typ	File ID	Analysis Date	DF	Batch ID	Prep Date	SPKref	RPDref	pmoist
15043497	B22020962-033	HC-8015-GRO-	SAMP		2/17/2022 5:31:3	1	R374900		0	0	

Analyte	T	Units	RAW	Final	Text	Spike	SPKref	RPDref	MDL	PQL	UQL	%REC	LOW	HIGH	%RPD	Q
C6 to C10	A	ug/L	0	0		0	0	0	2.01	20	0	0%	0	0	0%	U
Total Purgeable Hydrocarbons	A	ug/L	3.01866	0		0	0	0	3.08	20	0	0%	0	0	0%	U
Trifluorotoluene	S	ug/L	18.54766	18.54766		25	0	0	0.147	1	0	74%	70	130	0%	

Seq No	Lab ID	Test Code	Sample Typ	File ID	Analysis Date	DF	Batch ID	Prep Date	SPKref	RPDref	pmoist
15043498	B22020962-001	HC-8015-GRO-	SAMP		2/17/2022 6:05:3	1	R374900		0	0	

Analyte	T	Units	RAW	Final	Text	Spike	SPKref	RPDref	MDL	PQL	UQL	%REC	LOW	HIGH	%RPD	Q
C6 to C10	A	ug/L	0	0		0	0	0	2.01	20	0	0%	0	0	0%	U
Total Purgeable Hydrocarbons	A	ug/L	0	0		0	0	0	3.08	20	0	0%	0	0	0%	U
Trifluorotoluene	S	ug/L	18.01653	18.01653		25	0	0	0.147	1	0	72%	70	130	0%	

Seq No	Lab ID	Test Code	Sample Typ	File ID	Analysis Date	DF	Batch ID	Prep Date	SPKref	RPDref	pmoist
15043499	B22020962-031	HC-8015-GRO-	MS		2/17/2022 7:13:3	1	R374900		2E+07	0	

Analyte	T	Units	RAW	Final	Text	Spike	SPKref	RPDref	MDL	PQL	UQL	%REC	LOW	HIGH	%RPD	Q
C6 to C10	A	ug/L	170.9322	170.9322		170	0	0	2.01	20	0	101%	78	122	0%	
Total Purgeable Hydrocarbons	A	ug/L	207.1263	207.1263		200	0	0	3.08	20	0	104%	70	130	0%	
Trifluorotoluene	S	ug/L	21.7241	21.7241		25	0	0	0.147	1	0	87%	70	130	0%	

Seq No	Lab ID	Test Code	Sample Typ	File ID	Analysis Date	DF	Batch ID	Prep Date	SPKref	RPDref	pmoist
15043500	B22020962-031	HC-8015-GRO-	MSD		2/17/2022 7:47:4	1	R374900		2E+07	2E+07	

Analyte	T	Units	RAW	Final	Text	Spike	SPKref	RPDref	MDL	PQL	UQL	%REC	LOW	HIGH	%RPD	Q

Seq No	Lab ID	Test Code	Sample Typ	File ID	Analysis Date	DF	Batch ID	Prep Date	SPKref	RPDref	pmoist
15043500	B22020962-031	HC-8015-GRO-	MSD		2/17/2022 7:47:4	1	R374900		2E+07	2E+07	

Analyte	T	Units	RAW	Final	Text	Spike	SPKref	RPDref	MDL	PQL	UQL	%REC	LOW	HIGH	%RPD	Q
C6 to C10	A	ug/L	167.9344	167.9344		170	0	170.9322	2.01	20	0	99%	78	122	2%	
Total Purgeable Hydrocarbons	A	ug/L	203.3998	203.3998		200	0	207.1263	3.08	20	0	102%	70	130	2%	
Trifluorotoluene	S	ug/L	21.2661	21.2661		25	0	0	0.147	1	0	85%	70	130	0%	

Seq No	Lab ID	Test Code	Sample Typ	File ID	Analysis Date	DF	Batch ID	Prep Date	SPKref	RPDref	pmoist
15043501	CCV_0217VAR	HC-8015-GRO-	SAMP		2/17/2022 8:55:4	1	R374900		0	0	

Analyte	T	Units	RAW	Final	Text	Spike	SPKref	RPDref	MDL	PQL	UQL	%REC	LOW	HIGH	%RPD	Q
C6 to C10	A	ug/L	187.7906	187.7906		0	0	0	2.01	20	0	0%	0	0	0%	
Total Purgeable Hydrocarbons	A	ug/L	193.6517	193.6517		0	0	0	3.08	20	0	0%	0	0	0%	
Trifluorotoluene	S	ug/L	18.06055	18.06055		25	0	0	0.147	1	0	72%	70	130	0%	

Seq No	Lab ID	Test Code	Sample Typ	File ID	Analysis Date	DF	Batch ID	Prep Date	SPKref	RPDref	pmoist
15043502	CCV_0217VAR	HC-8015-GRO-	CCV		2/17/2022 9:29:4	1	R374900		0	0	

Analyte	T	Units	RAW	Final	Text	Spike	SPKref	RPDref	MDL	PQL	UQL	%REC	LOW	HIGH	%RPD	Q
C6 to C10	A	ug/L	169.8907	169.8907		168	0	0	2.01	20	0	101%	80	120	0%	
Total Purgeable Hydrocarbons	A	ug/L	204.1049	204.1049		200	0	0	3.08	20	0	102%	80	120	0%	
Trifluorotoluene	S	ug/L	21.03843	21.03843		25	0	0	0.147	1	0	84%	80	120	0%	

Seq No	Lab ID	Test Code	Sample Typ	File ID	Analysis Date	DF	Batch ID	Prep Date	SPKref	RPDref	pmoist
15043503	LCS_0217VAR2	HC-8015-GRO-	LCS		2/17/2022 10:03:	1	R374900		0	0	

Analyte	T	Units	RAW	Final	Text	Spike	SPKref	RPDref	MDL	PQL	UQL	%REC	LOW	HIGH	%RPD	Q
C6 to C10	A	ug/L	165.7275	165.7275		170	0	0	2.01	20	0	97%	78	122	0%	
Total Purgeable Hydrocarbons	A	ug/L	200.8158	200.8158		200	0	0	3.08	20	0	100%	70	130	0%	
Trifluorotoluene	S	ug/L	20.89451	20.89451		25	0	0	0.147	1	0	84%	70	130	0%	

Seq No	Lab ID	Test Code	Sample Typ	File ID	Analysis Date	DF	Batch ID	Prep Date	SPKref	RPDref	pmoist
15043504	MBLK_0217VA	HC-8015-GRO-	MBLK		2/17/2022 11:11:	1	R374900		0	0	

Analyte	T	Units	RAW	Final	Text	Spike	SPKref	RPDref	MDL	PQL	UQL	%REC	LOW	HIGH	%RPD	Q

Seq No	Lab ID	Test Code	Sample Typ	File ID	Analysis Date	DF	Batch ID	Prep Date	SPKref	RPDref	pmoist
15043504	MBLK_0217VA	HC-8015-GRO-	MBLK		2/17/2022 11:11:	1	R374900		0	0	

Analyte	T	Units	RAW	Final	Text	Spike	SPKref	RPDref	MDL	PQL	UQL	%REC	LOW	HIGH	%RPD	Q
C6 to C10	A	ug/L	0	0		0	0	0	2.01	10	0	0%	0	0	0%	
Total Purgeable Hydrocarbons	A	ug/L	0	0		0	0	0	3.08	10	0	0%	0	0	0%	
Trifluorotoluene	S	ug/L	18.3172	18.3172		25	0	0	0.147	1	0	73%	70	130	0%	

Seq No	Lab ID	Test Code	Sample Typ	File ID	Analysis Date	DF	Batch ID	Prep Date	SPKref	RPDref	pmoist
15043505	B22020962-006	HC-8015-GRO-	SAMP		2/17/2022 11:45:	1	R374900		0	0	

Analyte	T	Units	RAW	Final	Text	Spike	SPKref	RPDref	MDL	PQL	UQL	%REC	LOW	HIGH	%RPD	Q
C6 to C10	A	ug/L	4.302615	4.302615		0	0	0	2.01	20	0	0%	0	0	0%	J
Total Purgeable Hydrocarbons	A	ug/L	39.47186	39.47186		0	0	0	3.08	20	0	0%	0	0	0%	
Trifluorotoluene	S	ug/L	17.96473	17.96473		25	0	0	0.147	1	0	72%	70	130	0%	

Seq No	Lab ID	Test Code	Sample Typ	File ID	Analysis Date	DF	Batch ID	Prep Date	SPKref	RPDref	pmoist
15043506	B22020962-011	HC-8015-GRO-	SAMP		2/18/2022 12:53:	1	R374900		0	0	

Analyte	T	Units	RAW	Final	Text	Spike	SPKref	RPDref	MDL	PQL	UQL	%REC	LOW	HIGH	%RPD	Q
C6 to C10	A	ug/L	2.300686	2.300686		0	0	0	2.01	20	0	0%	0	0	0%	J
Total Purgeable Hydrocarbons	A	ug/L	4.001225	4.001225		0	0	0	3.08	20	0	0%	0	0	0%	J
Trifluorotoluene	S	ug/L	18.45672	18.45672		25	0	0	0.147	1	0	74%	70	130	0%	

Seq No	Lab ID	Test Code	Sample Typ	File ID	Analysis Date	DF	Batch ID	Prep Date	SPKref	RPDref	pmoist
15043507	B22020962-016	HC-8015-GRO-	SAMP		2/18/2022 2:01:5	1	R374900		0	0	

Analyte	T	Units	RAW	Final	Text	Spike	SPKref	RPDref	MDL	PQL	UQL	%REC	LOW	HIGH	%RPD	Q
C6 to C10	A	ug/L	0	0		0	0	0	2.01	20	0	0%	0	0	0%	U
Total Purgeable Hydrocarbons	A	ug/L	0	0		0	0	0	3.08	20	0	0%	0	0	0%	U
Trifluorotoluene	S	ug/L	18.18432	18.18432		25	0	0	0.147	1	0	73%	70	130	0%	

Seq No	Lab ID	Test Code	Sample Typ	File ID	Analysis Date	DF	Batch ID	Prep Date	SPKref	RPDref	pmoist
15043508	B22020962-021	HC-8015-GRO-	SAMP		2/18/2022 3:10:0	1	R374900		0	0	

Analyte	T	Units	RAW	Final	Text	Spike	SPKref	RPDref	MDL	PQL	UQL	%REC	LOW	HIGH	%RPD	Q

Seq No	Lab ID	Test Code	Sample Typ	File ID	Analysis Date	DF	Batch ID	Prep Date	SPKref	RPDref	pmoist
15043508	B22020962-021	HC-8015-GRO-	SAMP		2/18/2022 3:10:0	1	R374900		0	0	

Analyte	T	Units	RAW	Final	Text	Spike	SPKref	RPDref	MDL	PQL	UQL	%REC	LOW	HIGH	%RPD	Q
C6 to C10	A	ug/L	0	0		0	0	0	2.01	20	0	0%	0	0	0%	U
Total Purgeable Hydrocarbons	A	ug/L	13.2309	13.2309		0	0	0	3.08	20	0	0%	0	0	0%	J
Trifluorotoluene	S	ug/L	18.17465	18.17465		25	0	0	0.147	1	0	73%	70	130	0%	

Seq No	Lab ID	Test Code	Sample Typ	File ID	Analysis Date	DF	Batch ID	Prep Date	SPKref	RPDref	pmoist
15043509	B22020962-026	HC-8015-GRO-	SAMP		2/18/2022 4:18:2	1	R374900		0	0	

Analyte	T	Units	RAW	Final	Text	Spike	SPKref	RPDref	MDL	PQL	UQL	%REC	LOW	HIGH	%RPD	Q
C6 to C10	A	ug/L	27.34637	27.34637		0	0	0	2.01	20	0	0%	0	0	0%	
Total Purgeable Hydrocarbons	A	ug/L	495.2651	495.2651		0	0	0	3.08	20	0	0%	0	0	0%	
Trifluorotoluene	S	ug/L	18.27168	18.27168		25	0	0	0.147	1	0	73%	70	130	0%	

Seq No	Lab ID	Test Code	Sample Typ	File ID	Analysis Date	DF	Batch ID	Prep Date	SPKref	RPDref	pmoist
15043510	B22020962-032	HC-8015-GRO-	SAMP		2/18/2022 5:26:3	1	R374900		0	0	

Analyte	T	Units	RAW	Final	Text	Spike	SPKref	RPDref	MDL	PQL	UQL	%REC	LOW	HIGH	%RPD	Q
C6 to C10	A	ug/L	0	0		0	0	0	2.01	20	0	0%	0	0	0%	U
Total Purgeable Hydrocarbons	A	ug/L	2.269109	0		0	0	0	3.08	20	0	0%	0	0	0%	U
Trifluorotoluene	S	ug/L	18.33562	18.33562		25	0	0	0.147	1	0	73%	70	130	0%	

Seq No	Lab ID	Test Code	Sample Typ	File ID	Analysis Date	DF	Batch ID	Prep Date	SPKref	RPDref	pmoist
15043511	CCV_0217VAR	HC-8015-GRO-	SAMP		2/18/2022 6:34:3	1	R374900		0	0	

Analyte	T	Units	RAW	Final	Text	Spike	SPKref	RPDref	MDL	PQL	UQL	%REC	LOW	HIGH	%RPD	Q
C6 to C10	A	ug/L	198.9942	198.9942		0	0	0	2.01	20	0	0%	0	0	0%	
Total Purgeable Hydrocarbons	A	ug/L	205.1089	205.1089		0	0	0	3.08	20	0	0%	0	0	0%	
Trifluorotoluene	S	ug/L	18.62444	18.62444		25	0	0	0.147	1	0	74%	70	130	0%	

Seq No	Lab ID	Test Code	Sample Typ	File ID	Analysis Date	DF	Batch ID	Prep Date	SPKref	RPDref	pmoist
15043512	CCV_0217VAR	HC-8015-GRO-	CCV		2/18/2022 7:08:4	1	R374900		0	0	

Analyte	T	Units	RAW	Final	Text	Spike	SPKref	RPDref	MDL	PQL	UQL	%REC	LOW	HIGH	%RPD	Q

Seq No	Lab ID	Test Code	Sample Typ	File ID	Analysis Date	DF	Batch ID	Prep Date	SPKref	RPDref	pmoist
15043512	CCV_0217VAR	HC-8015-GRO-	CCV		2/18/2022 7:08:4	1	R374900		0	0	

Analyte	T	Units	RAW	Final	Text	Spike	SPKref	RPDref	MDL	PQL	UQL	%REC	LOW	HIGH	%RPD	Q
C6 to C10	A	ug/L	169.9661	169.9661		168	0	0	2.01	20	0	101%	80	120	0%	
Total Purgeable Hydrocarbons	A	ug/L	205.4898	205.4898		200	0	0	3.08	20	0	103%	80	120	0%	
Trifluorotoluene	S	ug/L	21.16429	21.16429		25	0	0	0.147	1	0	85%	80	120	0%	

Write Sequence	Insert Entries(Have the first cell for entries selecte						
Data File	**Sample Name**	**Method**	**Weight**	**Dil Factor**	**Amt Inj.**	**IS**	**Cal ID**
G:\Org\VAR\DAT\VAR021722_b\0217VAR.01r	BLANK	G:\Org\VAR\Methods\2112(	1	1	1	1	0
G:\Org\VAR\DAT\VAR021722_b\0217VAR.02r	BLANK	G:\Org\VAR\Methods\2112(	1	1	1	1	0
G:\Org\VAR\DAT\VAR021722_b\0217VAR.03r	BLANK	G:\Org\VAR\Methods\2112(	1	1	1	1	0
G:\Org\VAR\DAT\VAR021722_b\0217VAR.04r	CCV_0217VAR04r, GQC ;0217VAR ,	G:\Org\VAR\Methods\2112(	1	1	1	1	0
G:\Org\VAR\DAT\VAR021722_b\0217VAR.05r	CCV_0217VAR05r, GQC ;0217VAR ,	G:\Org\VAR\Methods\2112(	1	1	1	1	0
G:\Org\VAR\DAT\VAR021722_b\0217VAR.06r	LCS_0217VAR06r, GQC ;0217VAR ,	G:\Org\VAR\Methods\2112(	5	1	1	1	0
G:\Org\VAR\DAT\VAR021722_b\0217VAR.07r	BLANK	G:\Org\VAR\Methods\2112(	1	1	1	1	0
G:\Org\VAR\DAT\VAR021722_b\0217VAR.08r	MBLK_0217VAR08r, QC ;0217VAR ,	G:\Org\VAR\Methods\2112(	5	1	1	1	0
G:\Org\VAR\DAT\VAR021722_b\0217VAR.09r	BLANK	G:\Org\VAR\Methods\2112(	1	1	1	1	0
G:\Org\VAR\DAT\VAR021722_b\0217VAR.10r	B22020962-031G ;0217VAR , $HC-8015-GRO-W,	G:\Org\VAR\Methods\2112(	5	1	1	1	0
G:\Org\VAR\DAT\VAR021722_b\0217VAR.11r	BLANK	G:\Org\VAR\Methods\2112(	1	1	1	1	0
G:\Org\VAR\DAT\VAR021722_b\0217VAR.12r	B22020962-028A ;0217VAR , $HC-8015-GRO-W,	G:\Org\VAR\Methods\2112(	5	1	1	1	0
G:\Org\VAR\DAT\VAR021722_b\0217VAR.13r	B22020962-002A ;0217VAR , $HC-8015-GRO-W,	G:\Org\VAR\Methods\2112(	5	1	1	1	0
G:\Org\VAR\DAT\VAR021722_b\0217VAR.14r	B22020962-007A ;0217VAR , $HC-8015-GRO-W,	G:\Org\VAR\Methods\2112(	5	1	1	1	0
G:\Org\VAR\DAT\VAR021722_b\0217VAR.15r	B22020962-012A ;0217VAR , $HC-8015-GRO-W,	G:\Org\VAR\Methods\2112(	5	1	1	1	0
G:\Org\VAR\DAT\VAR021722_b\0217VAR.16r	B22020962-018A ;0217VAR , $HC-8015-GRO-W,	G:\Org\VAR\Methods\2112(	5	1	1	1	0
G:\Org\VAR\DAT\VAR021722_b\0217VAR.17r	B22020962-022A ;0217VAR , $HC-8015-GRO-W,	G:\Org\VAR\Methods\2112(	5	1	1	1	0
G:\Org\VAR\DAT\VAR021722_b\0217VAR.18r	B22020962-033A ;0217VAR , $HC-8015-GRO-W,	G:\Org\VAR\Methods\2112(	5	1	1	1	0
G:\Org\VAR\DAT\VAR021722_b\0217VAR.19r	B22020962-001G ;0217VAR , $HC-8015-GRO-W,	G:\Org\VAR\Methods\2112(	5	1	1	1	0
G:\Org\VAR\DAT\VAR021722_b\0217VAR.20r	BLANK	G:\Org\VAR\Methods\2112(	1	1	1	1	0
G:\Org\VAR\DAT\VAR021722_b\0217VAR.21r	B22020962-031GMS, GQC ;0217VAR , $HC-8015-GRO-W,	G:\Org\VAR\Methods\2112(	5	1	1	1	0
G:\Org\VAR\DAT\VAR021722_b\0217VAR.22r	B22020962-031GMSD, GQC ;0217VAR , $HC-8015-GRO-W,	G:\Org\VAR\Methods\2112(	5	1	1	1	0
G:\Org\VAR\DAT\VAR021722_b\0217VAR.23r	BLANK	G:\Org\VAR\Methods\2112(	1	1	1	1	0
G:\Org\VAR\DAT\VAR021722_b\0217VAR.24r	CCV_0217VAR24r, GQC ;0217VAR ,	G:\Org\VAR\Methods\2112(	1	1	1	1	0
G:\Org\VAR\DAT\VAR021722_b\0217VAR.25r	CCV_0217VAR25r, GQC ;0217VAR ,	G:\Org\VAR\Methods\2112(	1	1	1	1	0
G:\Org\VAR\DAT\VAR021722_b\0217VAR.26r	LCS_0217VAR26r, GQC ;0217VAR ,	G:\Org\VAR\Methods\2112(	5	1	1	1	0
G:\Org\VAR\DAT\VAR021722_b\0217VAR.27r	BLANK	G:\Org\VAR\Methods\2112(	1	1	1	1	0
G:\Org\VAR\DAT\VAR021722_b\0217VAR.28r	MBLK_0217VAR28r, QC ;0217VAR ,	G:\Org\VAR\Methods\2112(	5	1	1	1	0
G:\Org\VAR\DAT\VAR021722_b\0217VAR.29r	B22020962-006G ;0217VAR , $HC-8015-GRO-W,	G:\Org\VAR\Methods\2112(	5	1	1	1	0
G:\Org\VAR\DAT\VAR021722_b\0217VAR.30r	BLANK	G:\Org\VAR\Methods\2112(	1	1	1	1	0
G:\Org\VAR\DAT\VAR021722_b\0217VAR.31r	B22020962-011G ;0217VAR , $HC-8015-GRO-W,	G:\Org\VAR\Methods\2112(	5	1	1	1	0
G:\Org\VAR\DAT\VAR021722_b\0217VAR.32r	BLANK	G:\Org\VAR\Methods\2112(	1	1	1	1	0
G:\Org\VAR\DAT\VAR021722_b\0217VAR.33r	B22020962-016G ;0217VAR , $HC-8015-GRO-W,	G:\Org\VAR\Methods\2112(	5	1	1	1	0
G:\Org\VAR\DAT\VAR021722_b\0217VAR.34r	BLANK	G:\Org\VAR\Methods\2112(	1	1	1	1	0
G:\Org\VAR\DAT\VAR021722_b\0217VAR.35r	B22020962-021G ;0217VAR , $HC-8015-GRO-W,	G:\Org\VAR\Methods\2112(	5	1	1	1	0
G:\Org\VAR\DAT\VAR021722_b\0217VAR.36r	BLANK	G:\Org\VAR\Methods\2112(	1	1	1	1	0
G:\Org\VAR\DAT\VAR021722_b\0217VAR.37r	B22020962-026G ;0217VAR , $HC-8015-GRO-W,	G:\Org\VAR\Methods\2112(	5	1	1	1	0
G:\Org\VAR\DAT\VAR021722_b\0217VAR.38r	BLANK	G:\Org\VAR\Methods\2112(	1	1	1	1	0
G:\Org\VAR\DAT\VAR021722_b\0217VAR.39r	B22020962-032D ;0217VAR , $HC-8015-GRO-W,	G:\Org\VAR\Methods\2112(	5	1	1	1	0
G:\Org\VAR\DAT\VAR021722_b\0217VAR.40r	BLANK	G:\Org\VAR\Methods\2112(	1	1	1	1	0
G:\Org\VAR\DAT\VAR021722_b\0217VAR.41r	CCV_0217VAR41r, GQC ;0217VAR ,	G:\Org\VAR\Methods\2112(	1	1	1	1	0
G:\Org\VAR\DAT\VAR021722_b\0217VAR.42r	CCV_0217VAR42r, GQC ;0217VAR ,	G:\Org\VAR\Methods\2112(	1	1	1	1	0
G:\Org\VAR\DAT\VAR021722_b\0217VAR.43r	BLANK	G:\Org\VAR\Methods\2112(	1	1	1	1	0

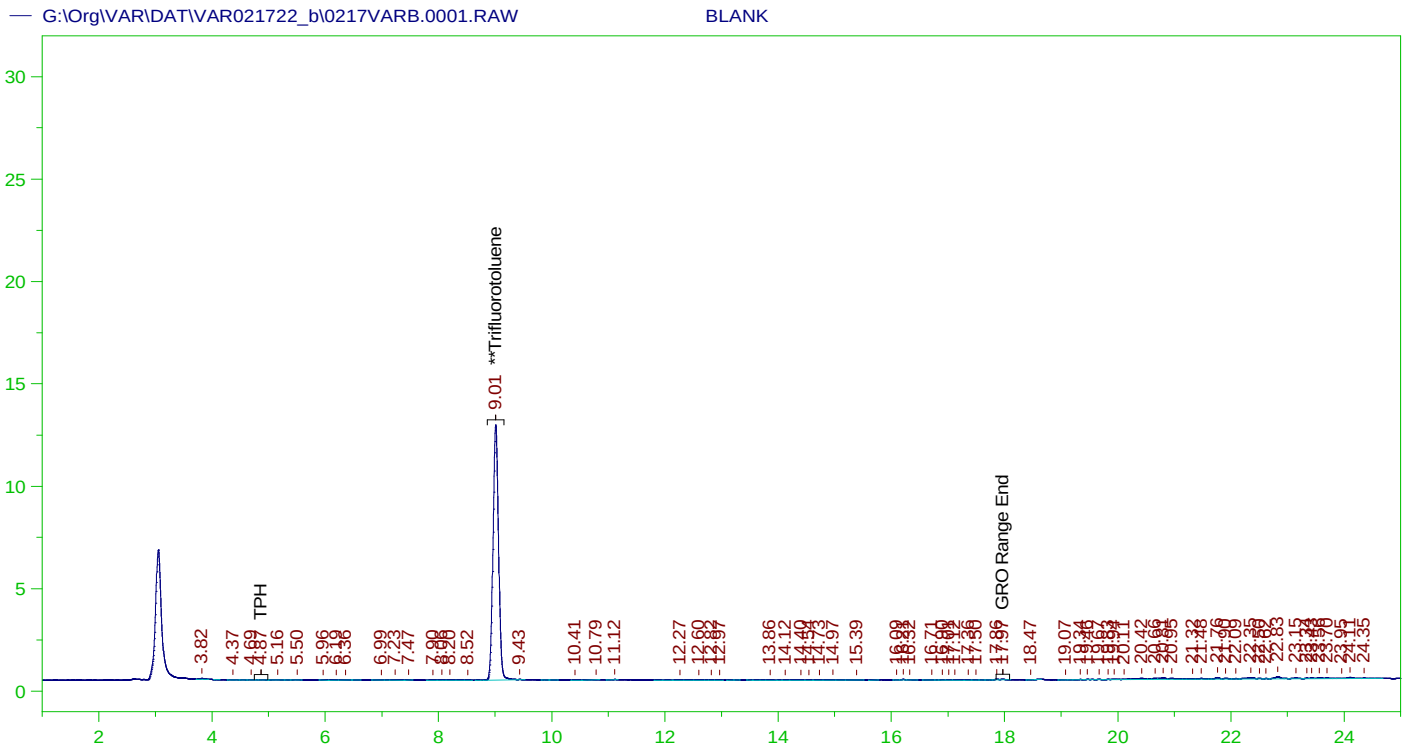

GASOLINE RANGE ORGANICS CHROMATOGRAM REPORT

Sample Name: BLANK
Raw File: G:\Org\VAR\DAT\VAR021722_b\0217VARB.0001.RAW
Date & Time Acquired: 2/17/2022 7:53:16 AM
Method File: G:\Org\VAR\Methods\211208GRO_DoDB.MET
Calibration File: G:\Org\VAR\Cals\211208GRO8015CB.CAL
Sample Weight: 1 Dilution: 1 S.A.: 1

Mean RF for C6 to C10: 979.9788
Mean RF for TPH: 955.6747
Rt range for Gasoline Range Organics: 4.75 to 18.09

SURROGATE COMPOUND	RT	ACTUAL	MEASURED	%REC	
**Trifluorotoluene	9.012	125.	92.389	73.91	-

C6 to C10 Area:4305.264 C6 to C10 Amount: 4.393221
TPH Area:12907.21 TPH Amount: 13.50586

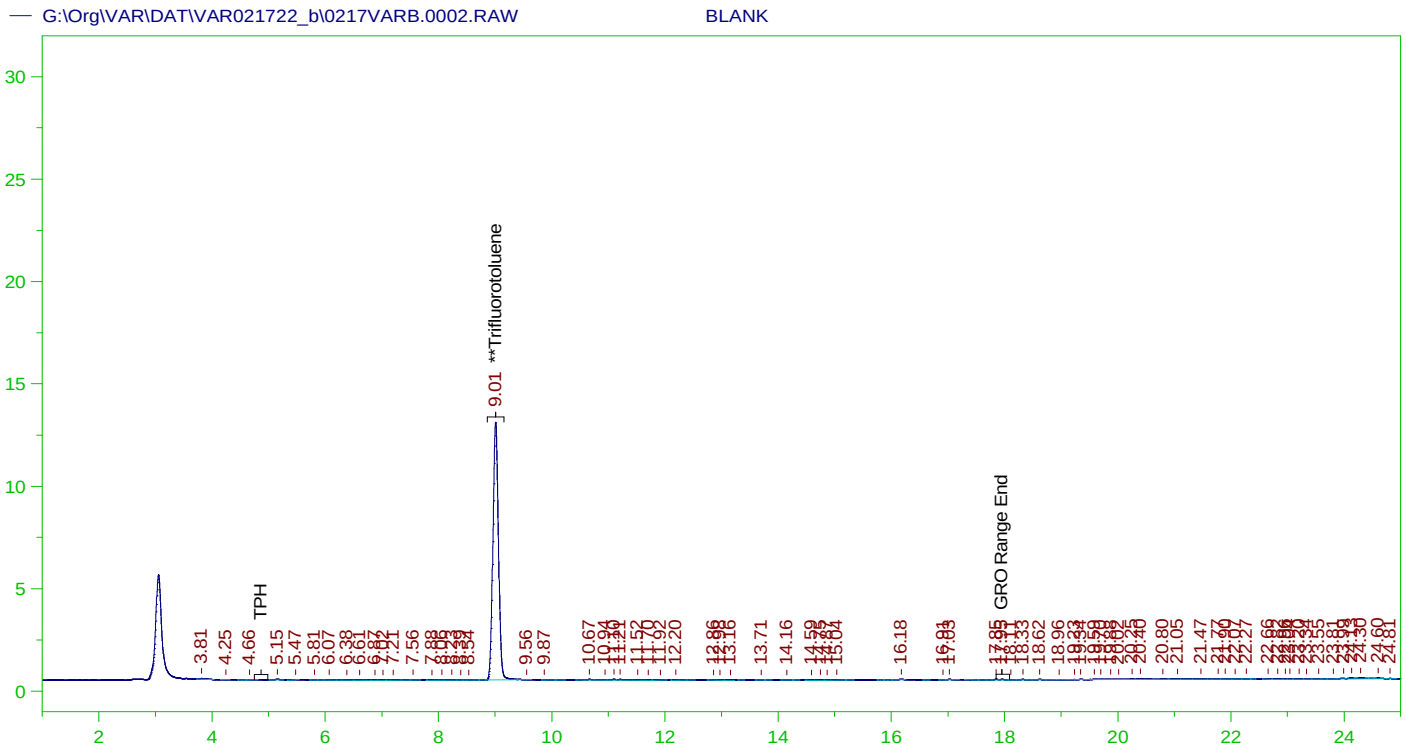

GASOLINE RANGE ORGANICS CHROMATOGRAM REPORT
Sample Name: BLANK
Raw File: G:\Org\VAR\DAT\VAR021722_b\0217VARB.0002.RAW
Date & Time Acquired: 2/17/2022 8:27:14 AM
Method File: G:\Org\VAR\Methods\211208GRO_DoDB.MET
Calibration File: G:\Org\VAR\Cals\211208GRO8015CB.CAL
Sample Weight: 1 Dilution: 1 S.A.: 1

Mean RF for C6 to C10: 979.9788
Mean RF for TPH: 955.6747
Rt range for Gasoline Range Organics: 4.75 to 18.09

SURROGATE COMPOUND	RT	ACTUAL	MEASURED	%REC	
**Trifluorotoluene	9.011	125.	93.399	74.72	-

C6 to C10 Area:5136.277 C6 to C10 Amount: 5.241212
TPH Area:10629.74 TPH Amount: 11.12276

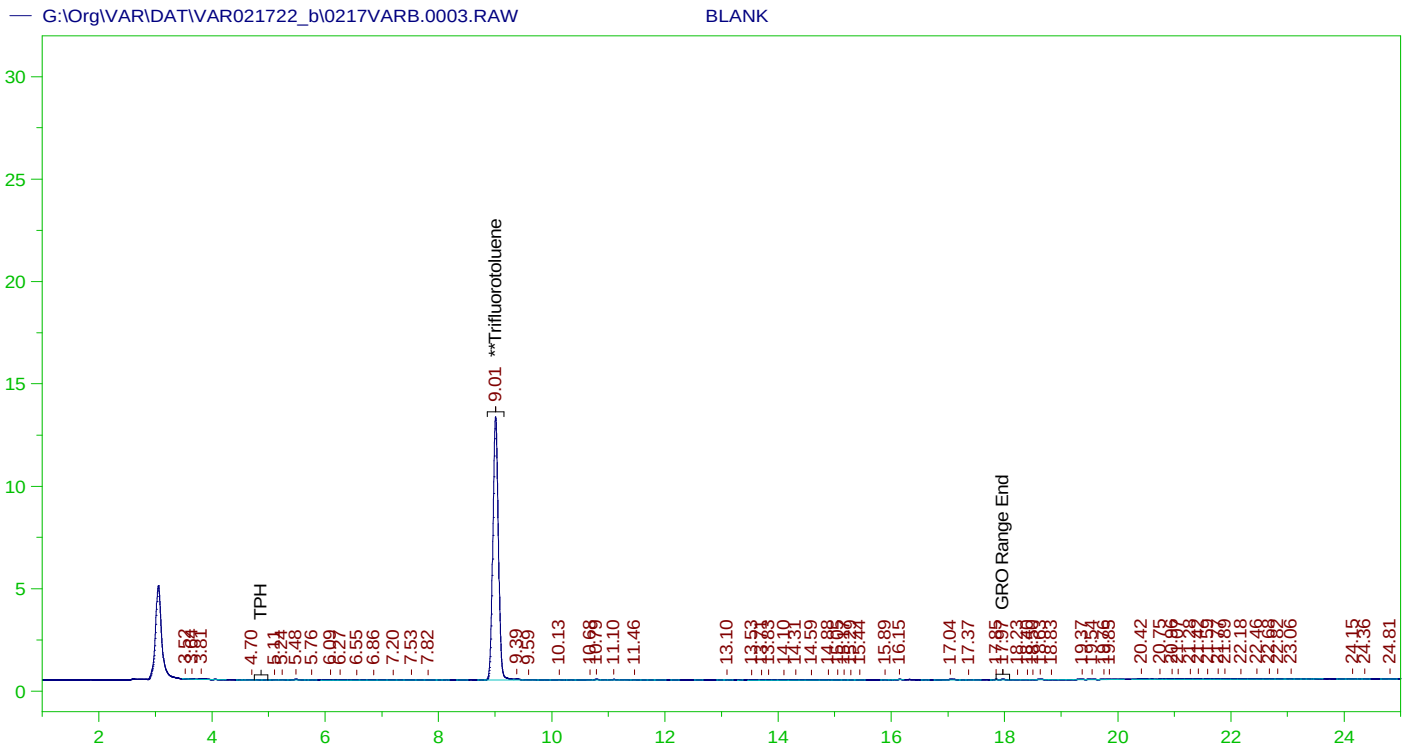

GASOLINE RANGE ORGANICS CHROMATOGRAM REPORT
Sample Name: BLANK
Raw File: G:\Org\VAR\DAT\VAR021722_b\0217VARB.0003.RAW
Date & Time Acquired: 2/17/2022 9:01:13 AM
Method File: G:\Org\VAR\Methods\211208GRO_DoDB.MET
Calibration File: G:\Org\VAR\Cals\211208GRO8015CB.CAL
Sample Weight: 1 Dilution: 1 S.A.: 1

Mean RF for C6 to C10: 979.9788
Mean RF for TPH: 955.6747
Rt range for Gasoline Range Organics: 4.75 to 18.09

SURROGATE COMPOUND	RT	ACTUAL	MEASURED	%REC	
**Trifluorotoluene	9.01	125.	95.262	76.21	-

C6 to C10 Area:5230.163 C6 to C10 Amount: 5.337016
TPH Area:9648.554 TPH Amount: 10.09606

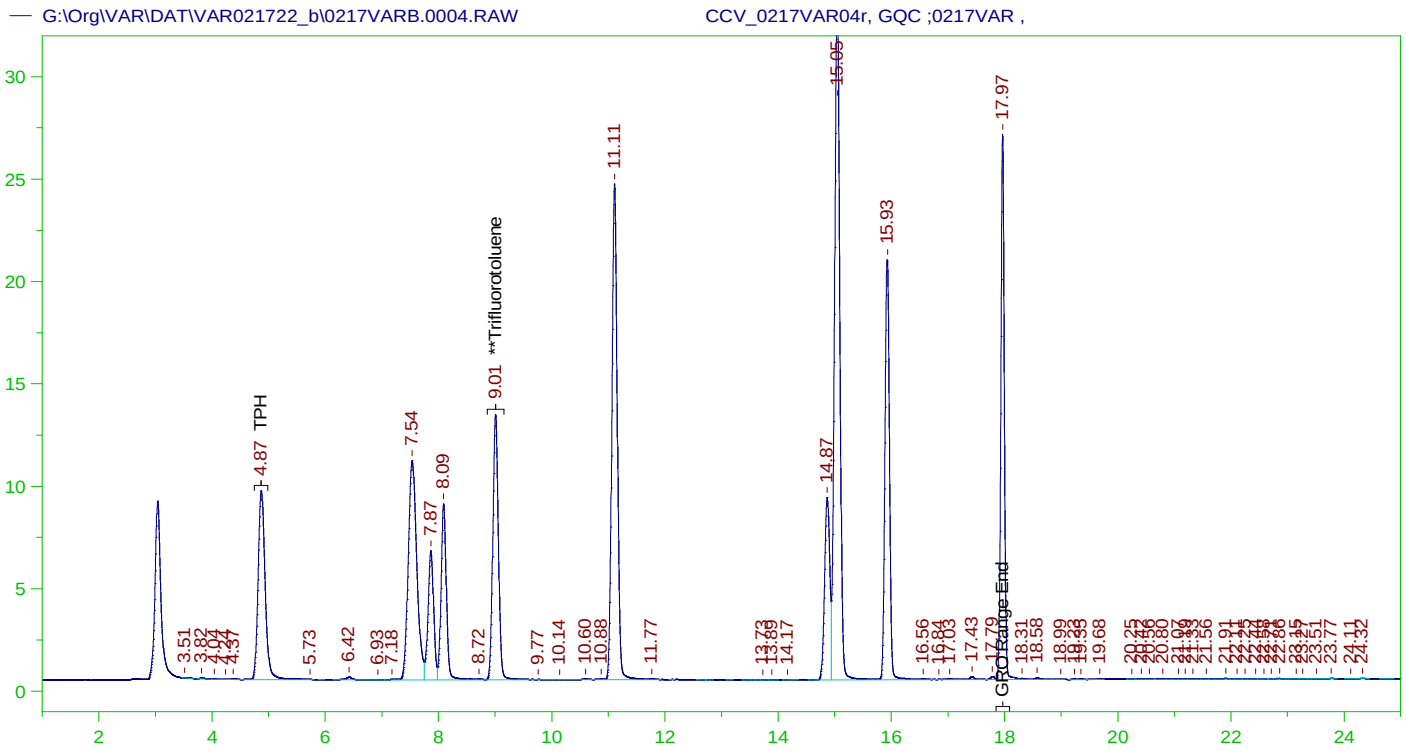

GASOLINE RANGE ORGANICS CHROMATOGRAM REPORT
Sample Name: CCV_0217VAR04r, GQC ;0217VAR ,
Raw File: G:\Org\VAR\DAT\VAR021722_b\0217VARB.0004.RAW
Date & Time Acquired: 2/17/2022 9:35:14 AM
Method File: G:\Org\VAR\Methods\211208GRO_DoDB.MET
Calibration File: G:\Org\VAR\Cals\211208GRO8015CB.CAL
Sample Weight: 1 Dilution: 1 S.A.: 1

Mean RF for C6 to C10: 979.9788
Mean RF for TPH: 955.6747
Rt range for Gasoline Range Organics: 4.75 to 18.09

SURROGATE COMPOUND	RT	ACTUAL	MEASURED	%REC	
**Trifluorotoluene	9.009	125.	96.298	77.04	-

C6 to C10 Area:964945.3 C6 to C10 Amount: 984.6594
TPH Area:970386.6 TPH Amount: 1015.394

CONTINUING CALIBRATION REPORT: G:\Org\VAR\DAT\VAR021722_b\0217VARB.0004.RAW

COMPOUND	ACTUAL(NG)	MEASURED(NG)	%RECOVERY	LIMITS
C6 to C10	840.	984.66	117.22	85-115
TPH	1000.	1015.39	101.54	85-115

SURROGATE COMPOUND	RT	ACTUAL	MEASURED	%REC	LIMITS
**Trifluorotoluene	9.009	125.	96.298	77.04	85-115

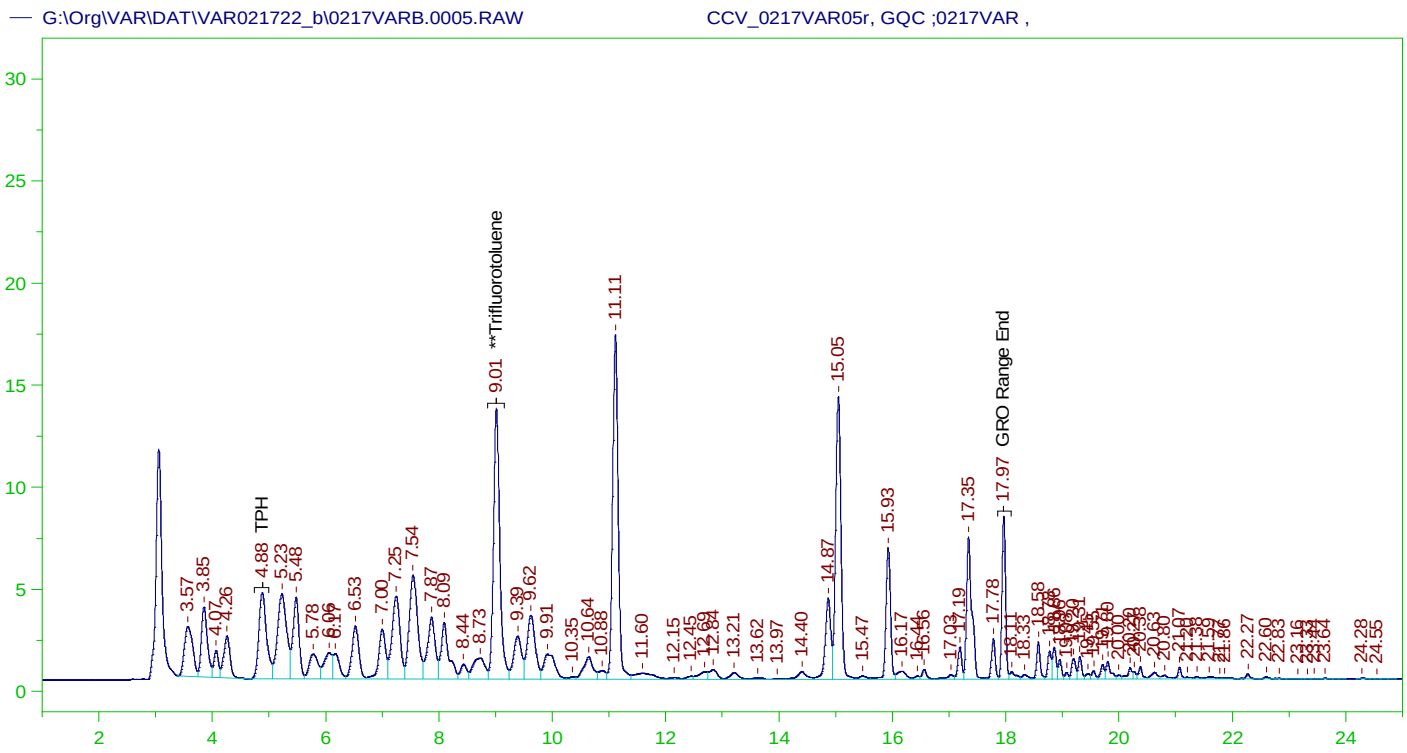

GASOLINE RANGE ORGANICS CHROMATOGRAM REPORT
Sample Name: CCV_0217VAR05r, GQC ;0217VAR ,
Raw File: G:\Org\VAR\DAT\VAR021722_b\0217VARB.0005.RAW
Date & Time Acquired: 2/17/2022 10:09:15 AM
Method File: G:\Org\VAR\Methods\211208GRO_DoDB%.MET
Calibration File: G:\Org\VAR\Cals\211208GRO8015CB.CAL
Sample Weight: 1 Dilution: 1 S.A.: 1

Mean RF for C6 to C10: 979.9788
Mean RF for TPH: 955.6747
Rt range for Gasoline Range Organics: 4.75 to 18.09

SURROGATE COMPOUND	RT	ACTUAL	MEASURED	%REC	
**Trifluorotoluene	9.013	125.	110.657	88.53	-

C6 to C10 Area:867509.1 C6 to C10 Amount: 885.2325
TPH Area:1017503 TPH Amount: 1064.696

CONTINUING CALIBRATION REPORT: G:\Org\VAR\DAT\VAR021722_b\0217VARB.0005.RAW

COMPOUND	ACTUAL(NG)	MEASURED(NG)	%RECOVERY	LIMITS
C6 to C10	840.	885.23	105.38	85-115
TPH	1000.	1064.7	106.47	85-115

SURROGATE COMPOUND	RT	ACTUAL	MEASURED	%REC	LIMITS
**Trifluorotoluene	9.013	125.	110.657	88.53	85-115

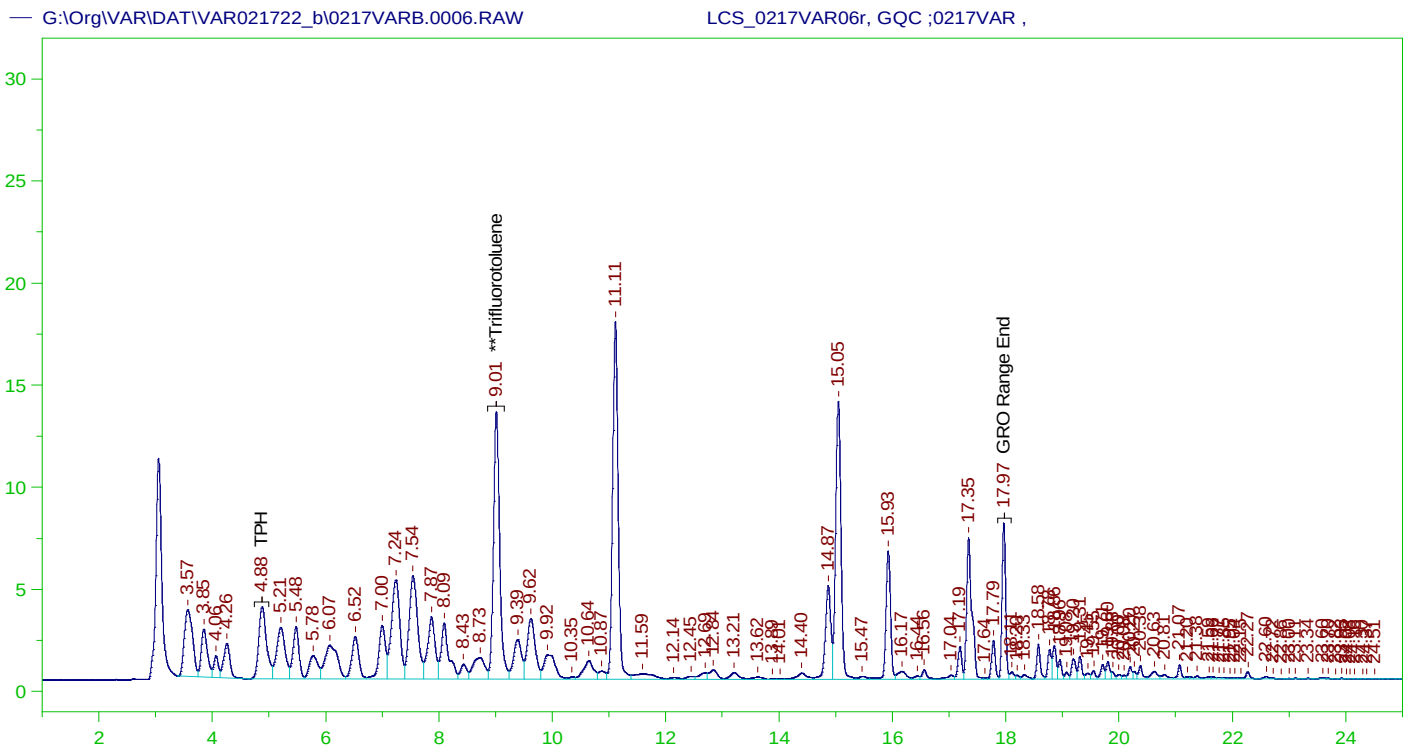

GASOLINE RANGE ORGANICS CHROMATOGRAM REPORT
Sample Name: LCS_0217VAR06r, GQC ;0217VAR ,
Raw File: G:\Org\VAR\DAT\VAR021722_b\0217VARB.0006.RAW
Date & Time Acquired: 2/17/2022 10:43:12 AM
Method File: G:\Org\VAR\Methods\211208GLCS0217_06DoDB%.MET
Calibration File: G:\Org\VAR\Cals\211208GRO8015CB.CAL
Sample Weight: 5 Dilution: 1 S.A.: 1

Mean RF for C6 to C10: 979.9788
Mean RF for TPH: 955.6747
Rt range for Gasoline Range Organics: 4.75 to 18.09

SURROGATE COMPOUND	RT	ACTUAL	MEASURED	%REC	
**Trifluorotoluene	9.012	25.	21.532	86.13	-

C6 to C10 Area:829722.6 C6 to C10 Amount: 169.3348
TPH Area:980719.6 TPH Amount: 205.2413

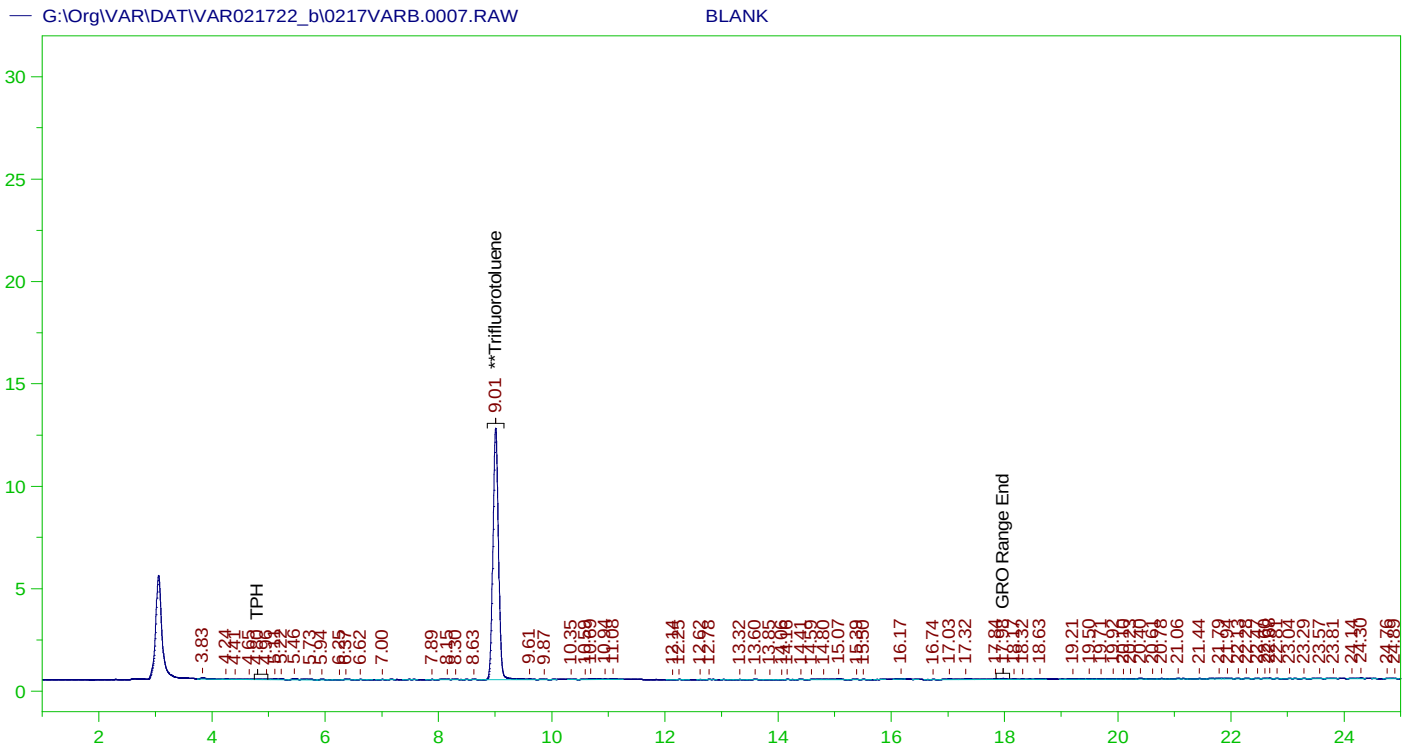

GASOLINE RANGE ORGANICS CHROMATOGRAM REPORT
Sample Name: BLANK
Raw File: G:\Org\VAR\DAT\VAR021722_b\0217VARB.0007.RAW
Date & Time Acquired: 2/17/2022 11:17:13 AM
Method File: G:\Org\VAR\Methods\211208GRO_DoDB.MET
Calibration File: G:\Org\VAR\Cals\211208GRO8015CB.CAL
Sample Weight: 1 Dilution: 1 S.A.: 1

Mean RF for C6 to C10: 979.9788
Mean RF for TPH: 955.6747
Rt range for Gasoline Range Organics: 4.75 to 18.09

SURROGATE COMPOUND	RT	ACTUAL	MEASURED	%REC	
**Trifluorotoluene	9.011	125.	91.271	73.02	-

C6 to C10 Area:6415.801 C6 to C10 Amount: 6.546877
TPH Area:11911.23 TPH Amount: 12.46369

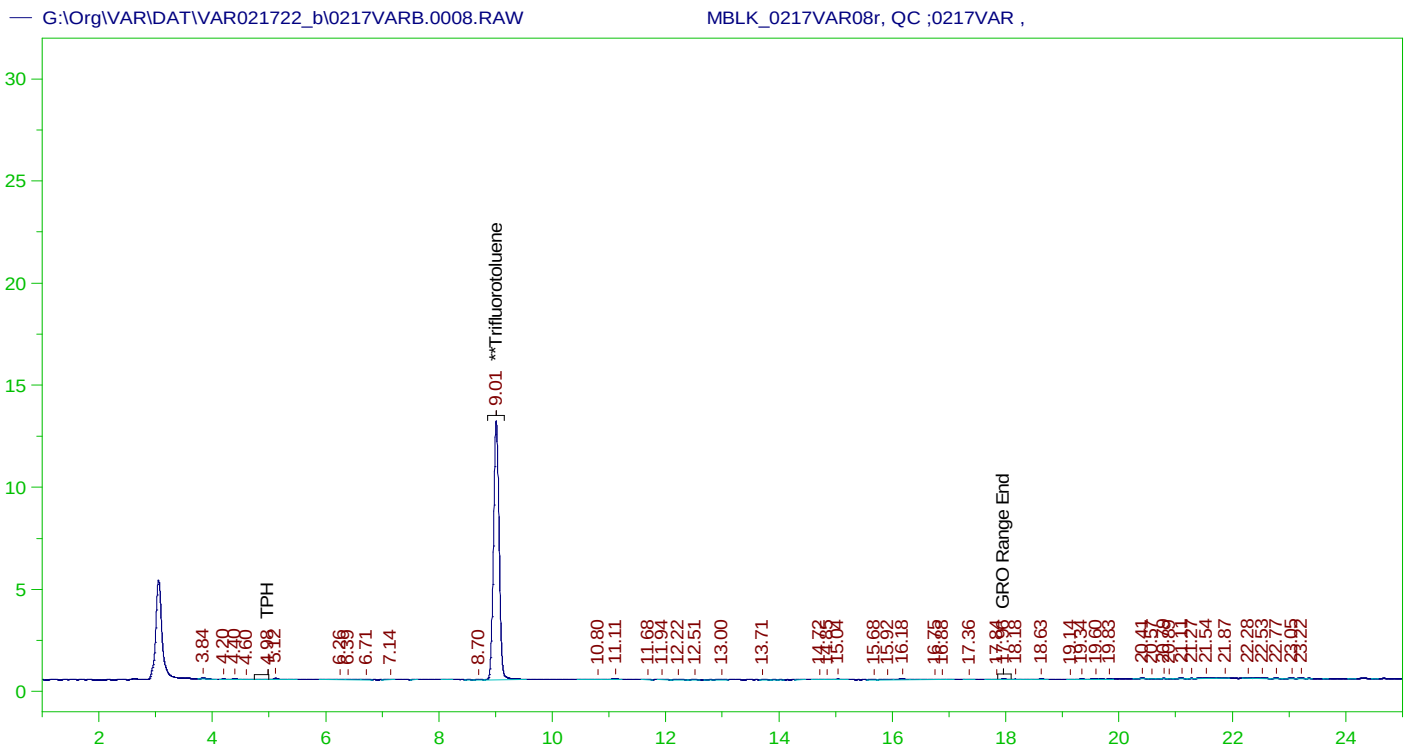

GASOLINE RANGE ORGANICS CHROMATOGRAM REPORT
Sample Name: MBLK_0217VAR08r, QC ;0217VAR ,
Raw File: G:\Org\VAR\DAT\VAR021722_b\0217VARB.0008.RAW
Date & Time Acquired: 2/17/2022 11:51:18 AM
Method File: G:\Org\VAR\Methods\211208GMB0217_08DoDB%.MET
Calibration File: G:\Org\VAR\Cals\211208GRO8015CB.CAL
Sample Weight: 5 Dilution: 1 S.A.: 1

Mean RF for C6 to C10: 979.9788
Mean RF for TPH: 955.6747
Rt range for Gasoline Range Organics: 4.75 to 18.09

SURROGATE COMPOUND	RT	ACTUAL	MEASURED	%REC	
**Trifluorotoluene	9.01	25.	18.847	75.39	-

C6 to C10 Area:4341.068 C6 to C10 Amount: 0.8859514
TPH Area:8091.159 TPH Amount: 1.693287

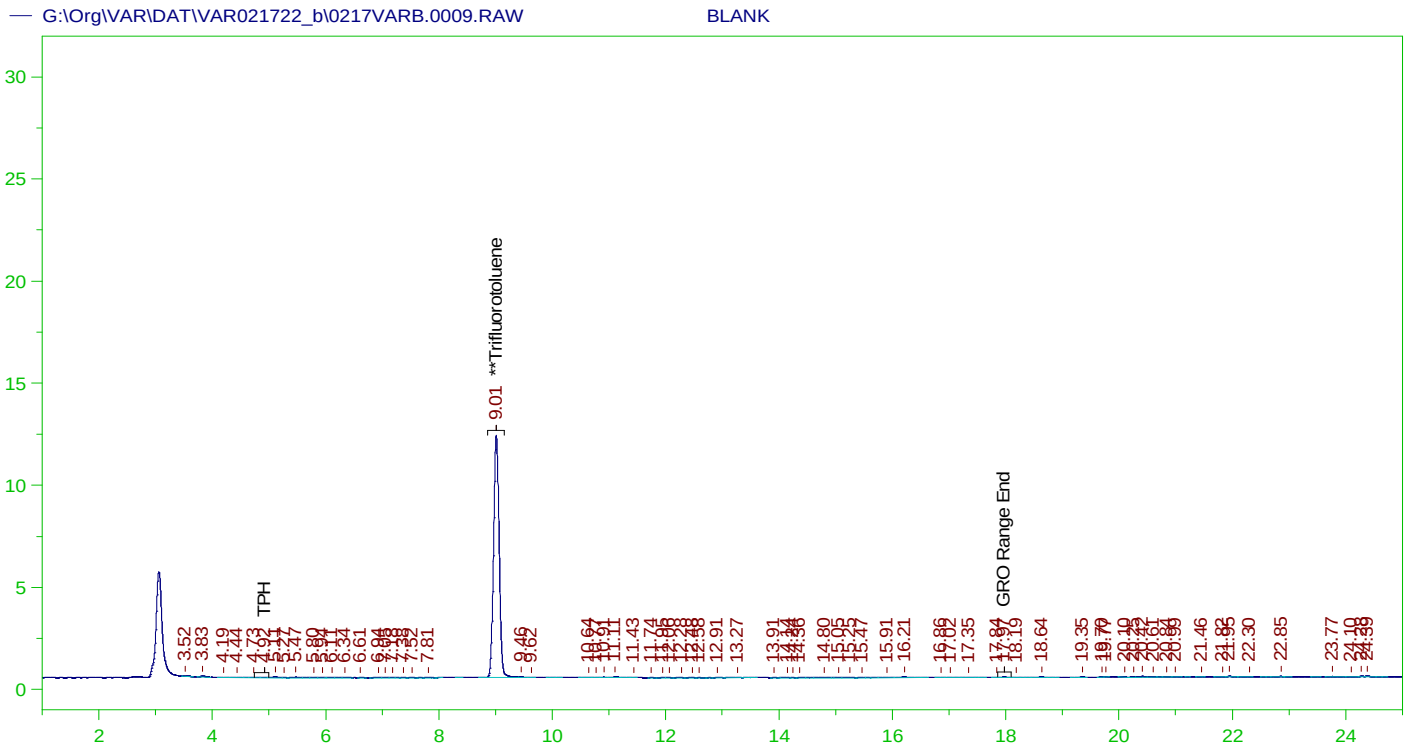

GASOLINE RANGE ORGANICS CHROMATOGRAM REPORT
Sample Name: BLANK
Raw File: G:\Org\VAR\DAT\VAR021722_b\0217VARB.0009.RAW
Date & Time Acquired: 2/17/2022 12:25:20 PM
Method File: G:\Org\VAR\Methods\211208GRO_DoDB.MET
Calibration File: G:\Org\VAR\Cals\211208GRO8015CB.CAL
Sample Weight: 1 Dilution: 1 S.A.: 1

Mean RF for C6 to C10: 979.9788
Mean RF for TPH: 955.6747
Rt range for Gasoline Range Organics: 4.75 to 18.09

SURROGATE COMPOUND	RT	ACTUAL	MEASURED	%REC	
**Trifluorotoluene	9.011	125.	88.391	70.71	-

C6 to C10 Area:6373.755 C6 to C10 Amount: 6.503972
TPH Area:9763.64 TPH Amount: 10.21649

ERH2526 (OWDFMW08A)

G:\Org\VAR\DAT\VAR021722_b\0217VARB.0010.RAW B22020962-031G ;0217VAR , $HC-8015-GRO-W,

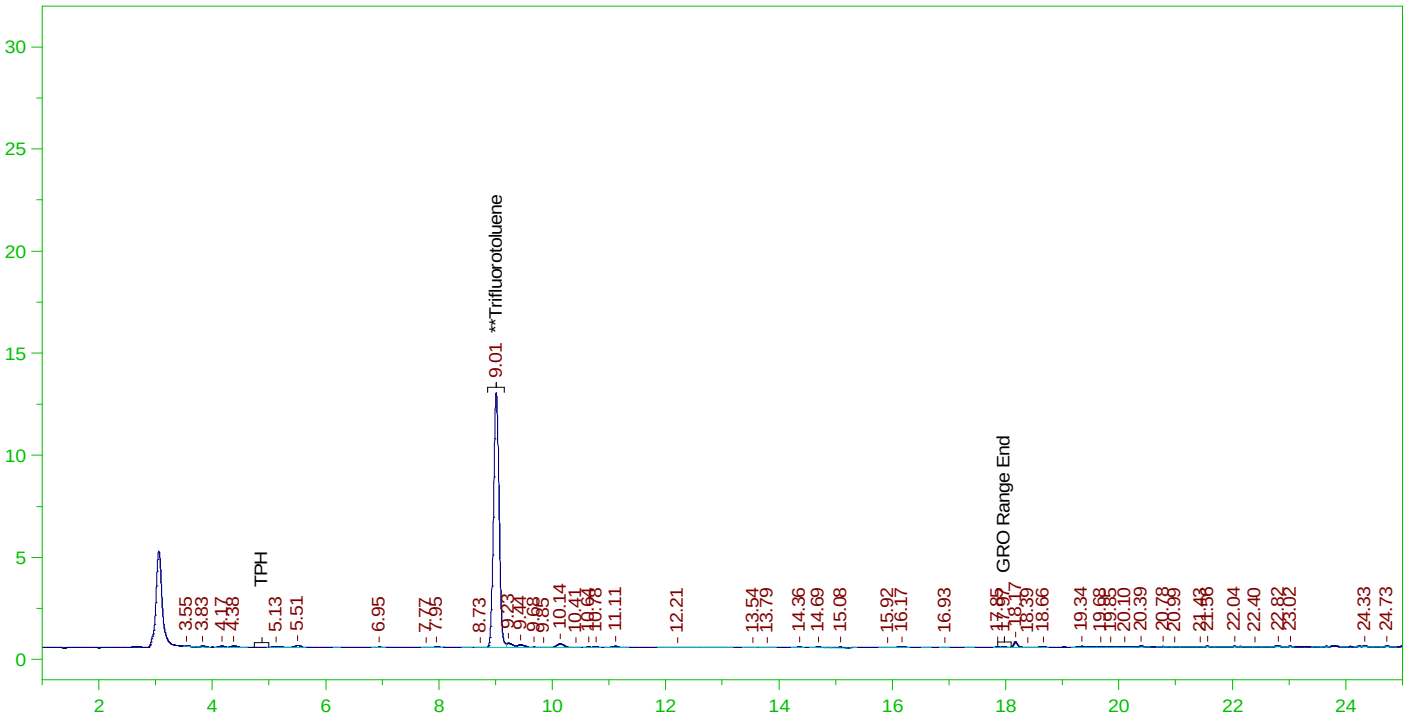

GASOLINE RANGE ORGANICS CHROMATOGRAM REPORT

Sample Name: B22020962-031G ;0217VAR , $HC-8015-GRO-W,
Raw File: G:\Org\VAR\DAT\VAR021722_b\0217VARB.0010.RAW
Date & Time Acquired: 2/17/2022 12:59:26 PM
Method File: G:\Org\VAR\Methods\211208G962-31DoDB%.MET
Calibration File: G:\Org\VAR\Cals\211208GRO8015CB.CAL
Sample Weight: 5 Dilution: 1 S.A.: 1

Mean RF for C6 to C10: 979.9788
Mean RF for TPH: 955.6747
Rt range for Gasoline Range Organics: 4.75 to 18.09

SURROGATE COMPOUND	RT	ACTUAL	MEASURED	%REC	
**Trifluorotoluene	9.011	25.	18.503	74.01	-

C6 to C10 Area:8746.21 C6 to C10 Amount: 1.784979
TPH Area:14541.72 TPH Amount: 3.043236

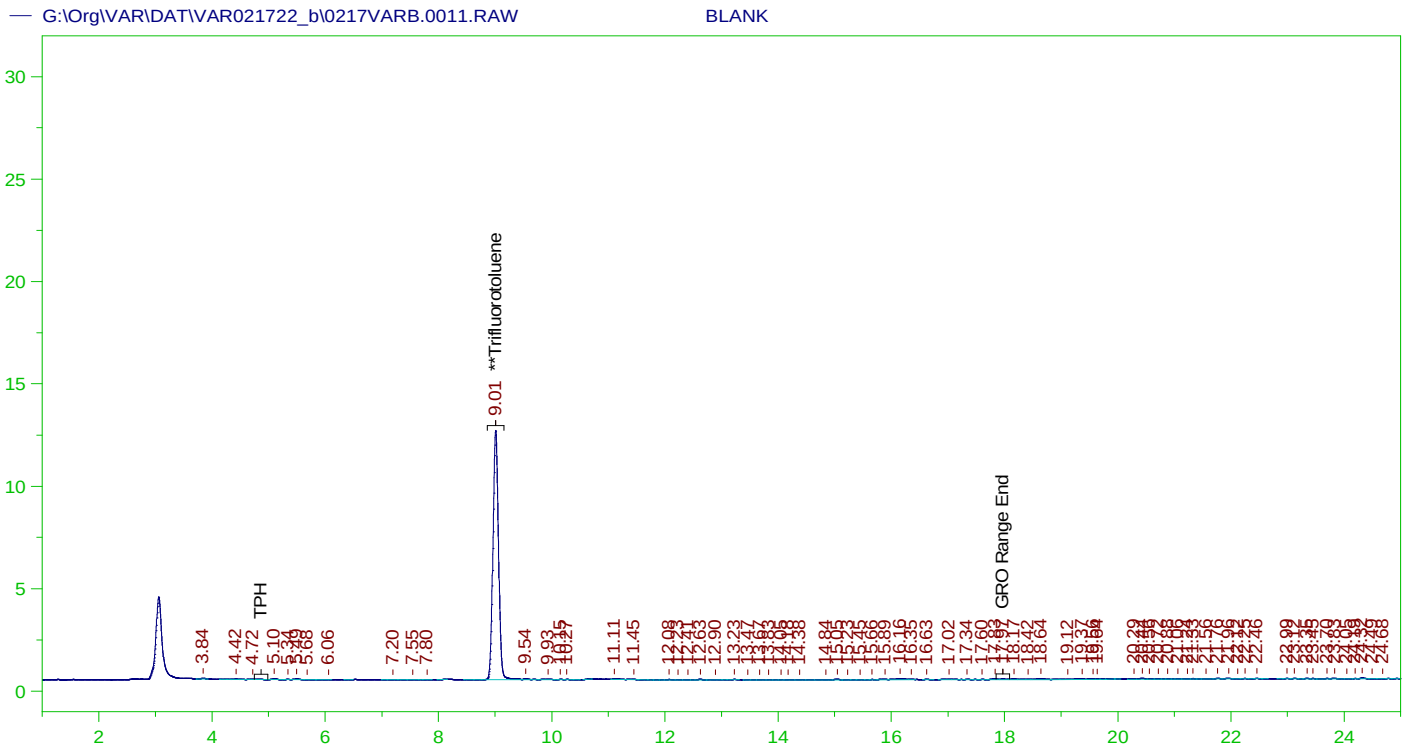

GASOLINE RANGE ORGANICS CHROMATOGRAM REPORT
Sample Name: BLANK
Raw File: G:\Org\VAR\DAT\VAR021722_b\0217VARB.0011.RAW
Date & Time Acquired: 2/17/2022 1:33:30 PM
Method File: G:\Org\VAR\Methods\211208GRO_DoDB.MET
Calibration File: G:\Org\VAR\Cals\211208GRO8015CB.CAL
Sample Weight: 1 Dilution: 1 S.A.: 1

Mean RF for C6 to C10: 979.9788
Mean RF for TPH: 955.6747
Rt range for Gasoline Range Organics: 4.75 to 18.09

SURROGATE COMPOUND	RT	ACTUAL	MEASURED	%REC	
**Trifluorotoluene	9.011	125.	90.698	72.56	-

C6 to C10 Area:5243.192 C6 to C10 Amount: 5.350312
TPH Area:10258.73 TPH Amount: 10.73454

ERH2536 (Trip Blank) 14754

G:\Org\VAR\DAT\VAR021722_b\0217VARB.0012.RAW B22020962-028A ;0217VAR , $HC-8015-GRO-W,

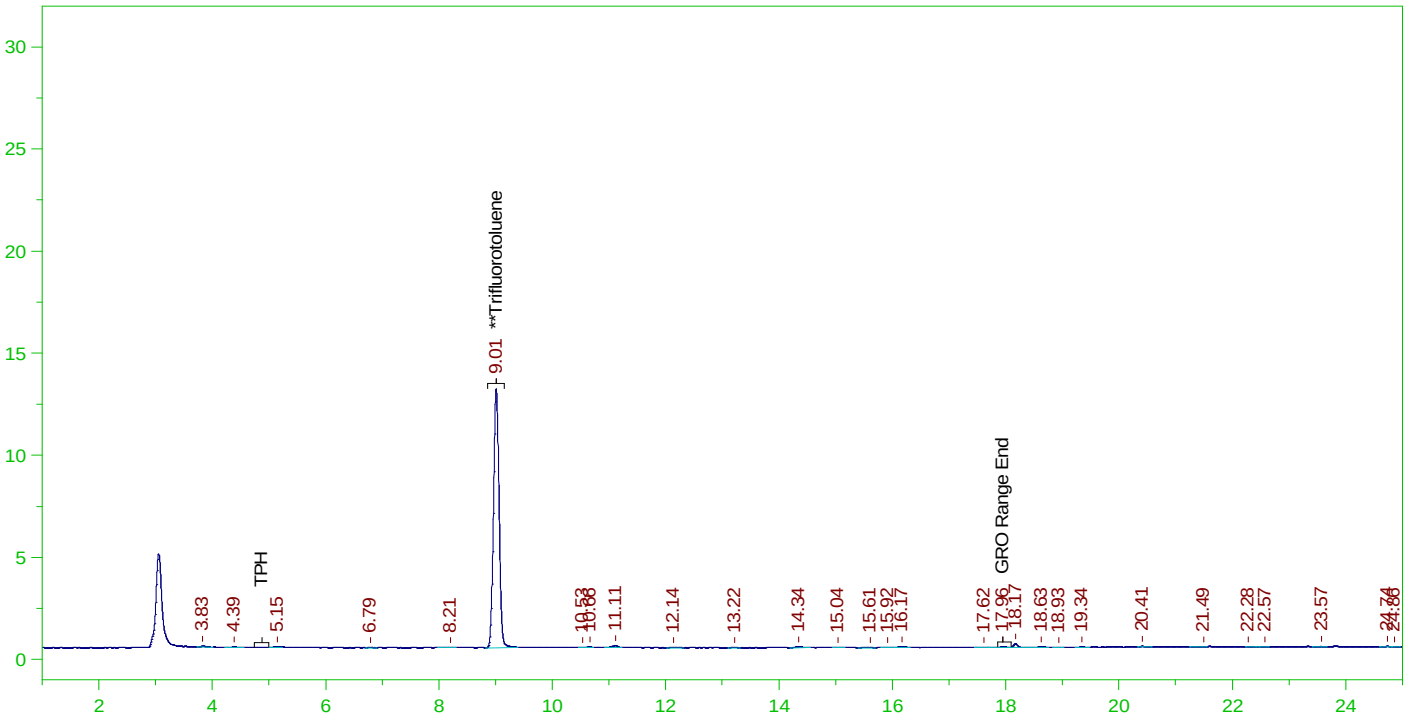

GASOLINE RANGE ORGANICS CHROMATOGRAM REPORT

Sample Name: B22020962-028A ;0217VAR , $HC-8015-GRO-W,
Raw File: G:\Org\VAR\DAT\VAR021722_b\0217VARB.0012.RAW
Date & Time Acquired: 2/17/2022 2:07:33 PM
Method File: G:\Org\VAR\Methods\211208G962-28DoDB%.MET
Calibration File: G:\Org\VAR\Cals\211208GRO8015CB.CAL
Sample Weight: 5 Dilution: 1 S.A.: 1

Mean RF for C6 to C10: 979.9788
Mean RF for TPH: 955.6747
Rt range for Gasoline Range Organics: 4.75 to 18.09

SURROGATE COMPOUND	RT	ACTUAL	MEASURED	%REC	
**Trifluorotoluene	9.01	25.	18.816	75.27	-

C6 to C10 Area:3091.171 C6 to C10 Amount: 0.6308649
TPH Area:5769.81 TPH Amount: 1.207484

ERH2523 (Trip Blank) 14694

G:\Org\VAR\DAT\VAR021722_b\0217VARB.0013.RAW B22020962-002A ;0217VAR , $HC-8015-GRO-W,

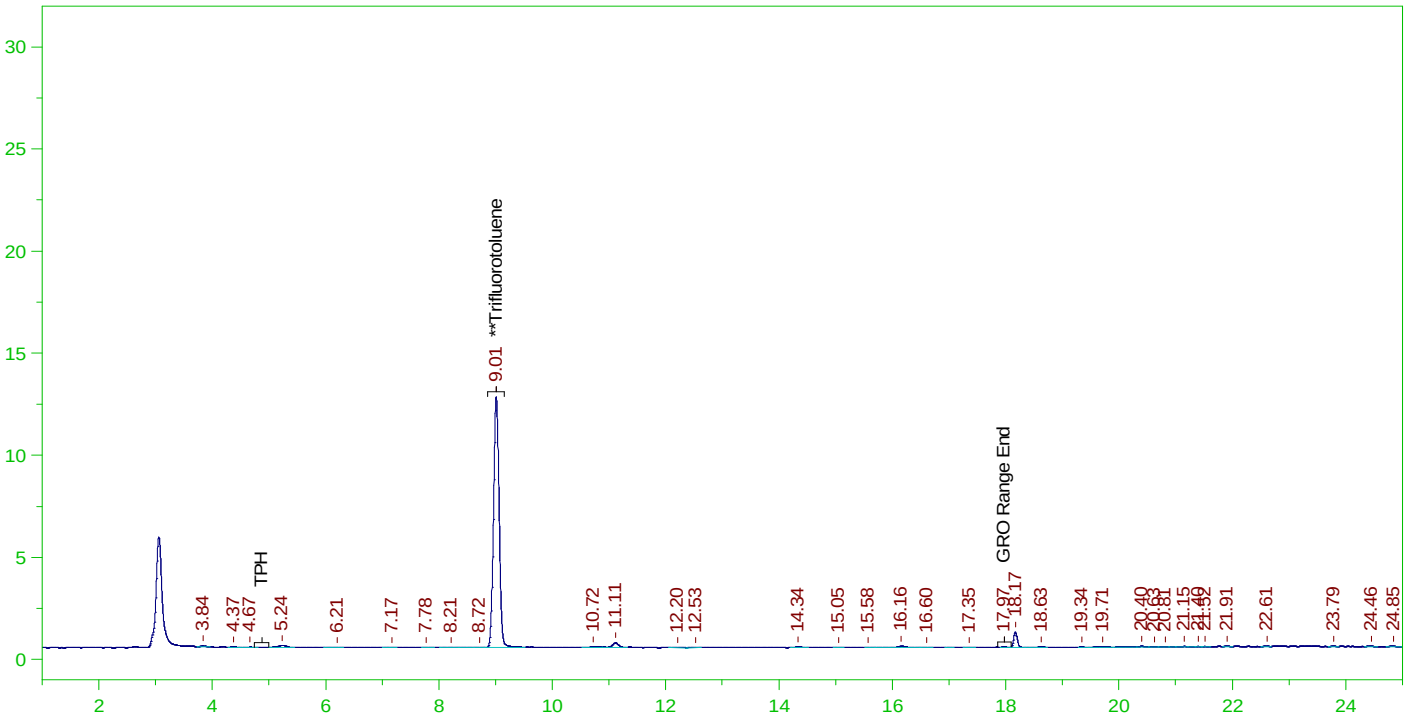

GASOLINE RANGE ORGANICS CHROMATOGRAM REPORT

Sample Name: B22020962-002A ;0217VAR , $HC-8015-GRO-W,
Raw File: G:\Org\VAR\DAT\VAR021722_b\0217VARB.0013.RAW
Date & Time Acquired: 2/17/2022 2:41:34 PM
Method File: G:\Org\VAR\Methods\211208G962-2DoDB%.MET
Calibration File: G:\Org\VAR\Cals\211208GRO8015CB.CAL
Sample Weight: 5 Dilution: 1 S.A.: 1

Mean RF for C6 to C10: 979.9788
Mean RF for TPH: 955.6747
Rt range for Gasoline Range Organics: 4.75 to 18.09

SURROGATE COMPOUND	RT	ACTUAL	MEASURED	%REC	
**Trifluorotoluene	9.011	25.	18.269	73.08	-

C6 to C10 Area:5949.91 C6 to C10 Amount: 1.214293
TPH Area:12035.88 TPH Amount: 2.518823

ERH2530 (Trip Blank) 14694

G:\Org\VAR\DAT\VAR021722_b\0217VARB.0014.RAW B22020962-007A ;0217VAR , $HC-8015-GRO-W,

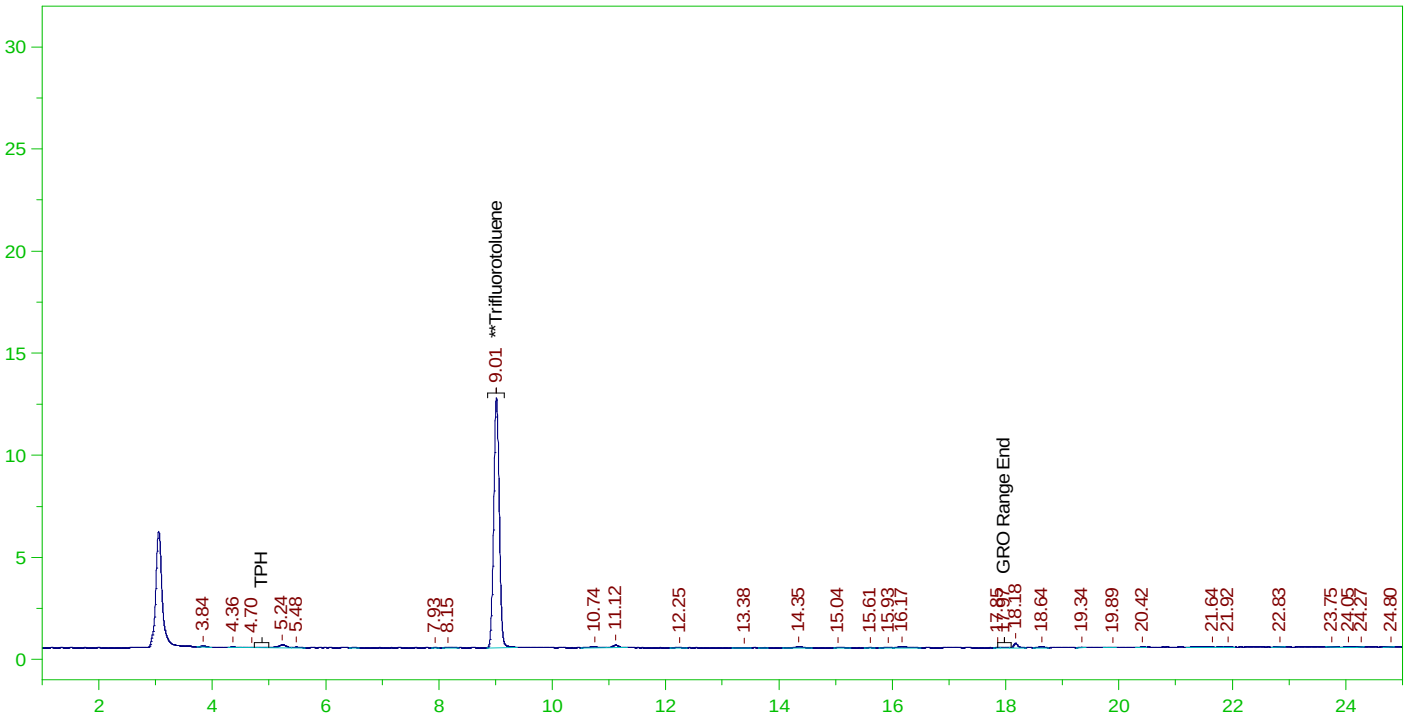

GASOLINE RANGE ORGANICS CHROMATOGRAM REPORT

Sample Name: B22020962-007A ;0217VAR , $HC-8015-GRO-W,
Raw File: G:\Org\VAR\DAT\VAR021722_b\0217VARB.0014.RAW
Date & Time Acquired: 2/17/2022 3:15:36 PM
Method File: G:\Org\VAR\Methods\211208G962-7DoDB%.MET
Calibration File: G:\Org\VAR\Cals\211208GRO8015CB.CAL
Sample Weight: 5 Dilution: 1 S.A.: 1

Mean RF for C6 to C10: 979.9788
Mean RF for TPH: 955.6747
Rt range for Gasoline Range Organics: 4.75 to 18.09

SURROGATE COMPOUND	RT	ACTUAL	MEASURED	%REC	
**Trifluorotoluene	9.014	25.	18.118	72.47	-

C6 to C10 Area:5979.317 C6 to C10 Amount: 1.220295
TPH Area:9616.334 TPH Amount: 2.01247

ERH2528 (Trip Blank) 14694

G:\Org\VAR\DAT\VAR021722_b\0217VARB.0015.RAW B22020962-012A ;0217VAR , $HC-8015-GRO-W,

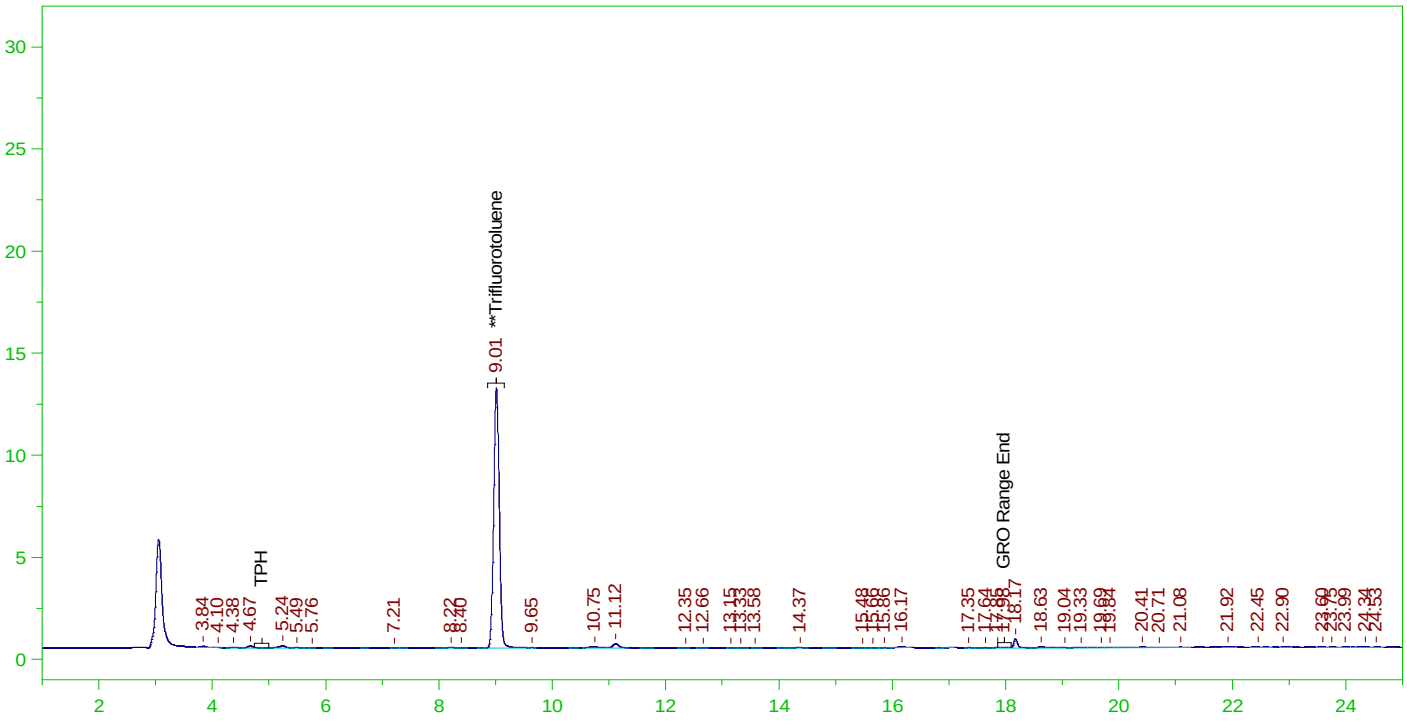

GASOLINE RANGE ORGANICS CHROMATOGRAM REPORT

Sample Name: B22020962-012A ;0217VAR , $HC-8015-GRO-W,
Raw File: G:\Org\VAR\DAT\VAR021722_b\0217VARB.0015.RAW
Date & Time Acquired: 2/17/2022 3:49:37 PM
Method File: G:\Org\VAR\Methods\211208G962-12DoDB%.MET
Calibration File: G:\Org\VAR\Cals\211208GRO8015CB.CAL
Sample Weight: 5 Dilution: 1 S.A.: 1

Mean RF for C6 to C10: 979.9788
Mean RF for TPH: 955.6747
Rt range for Gasoline Range Organics: 4.75 to 18.09

SURROGATE COMPOUND	RT	ACTUAL	MEASURED	%REC	
**Trifluorotoluene	9.014	25.	19.032	76.13	-

C6 to C10 Area:6492.612 C6 to C10 Amount: 1.325052
TPH Area:12972.1 TPH Amount: 2.714752

ERH2534 (Trip Blank) 14754

G:\Org\VAR\DAT\VAR021722_b\0217VARB.0016.RAW B22020962-018A ;0217VAR , $HC-8015-GRO-W,

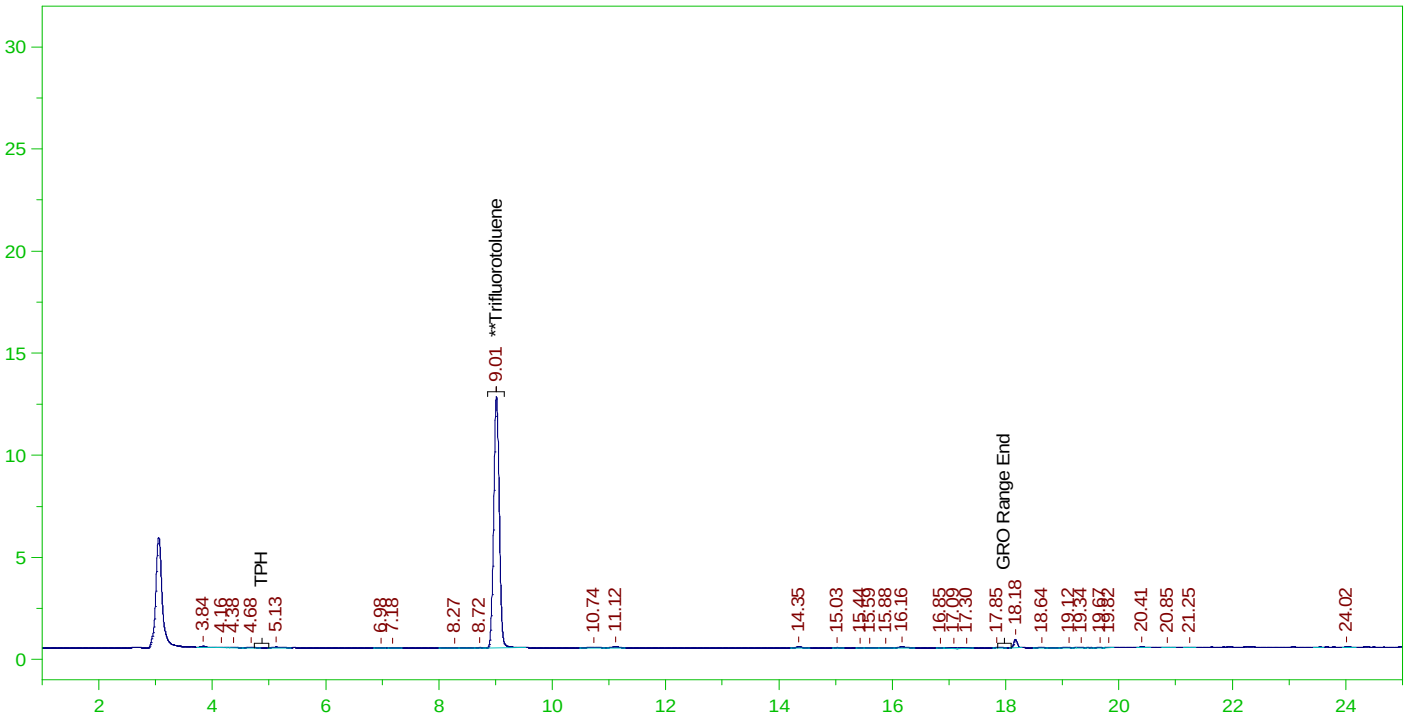

GASOLINE RANGE ORGANICS CHROMATOGRAM REPORT

Sample Name: B22020962-018A ;0217VAR , $HC-8015-GRO-W,
Raw File: G:\Org\VAR\DAT\VAR021722_b\0217VARB.0016.RAW
Date & Time Acquired: 2/17/2022 4:23:38 PM
Method File: G:\Org\VAR\Methods\211208G962-18DoDB%.MET
Calibration File: G:\Org\VAR\Cals\211208GRO8015CB.CAL
Sample Weight: 5 Dilution: 1 S.A.: 1

Mean RF for C6 to C10: 979.9788
Mean RF for TPH: 955.6747
Rt range for Gasoline Range Organics: 4.75 to 18.09

SURROGATE COMPOUND	RT	ACTUAL	MEASURED	%REC	
**Trifluorotoluene	9.014	25.	18.3	73.2	-

C6 to C10 Area:4181.516 C6 to C10 Amount: 0.853389
TPH Area:8232.509 TPH Amount: 1.722868

ERH2532 (Trip Blank) 14694

G:\Org\VAR\DAT\VAR021722_b\0217VARB.0017.RAW B22020962-022A ;0217VAR , $HC-8015-GRO-W,

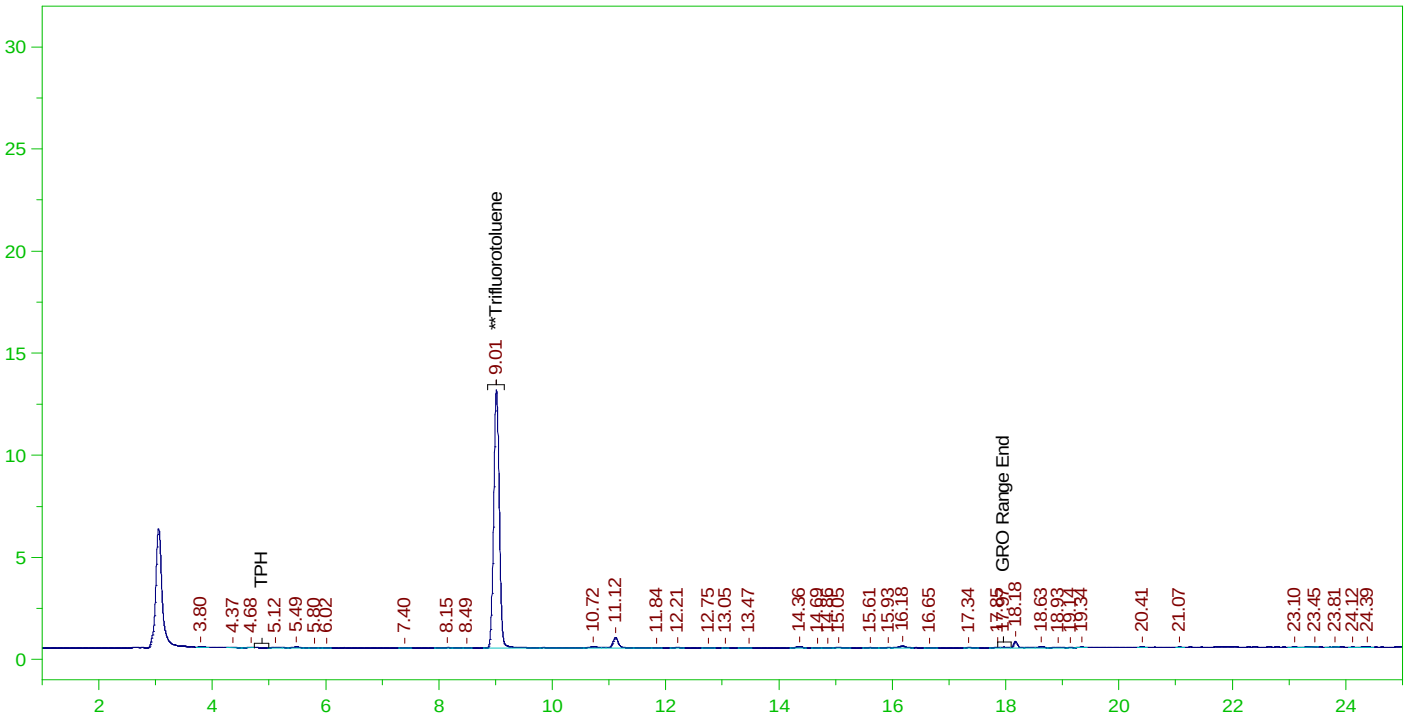

GASOLINE RANGE ORGANICS CHROMATOGRAM REPORT

Sample Name: B22020962-022A ;0217VAR , $HC-8015-GRO-W,
Raw File: G:\Org\VAR\DAT\VAR021722_b\0217VARB.0017.RAW
Date & Time Acquired: 2/17/2022 4:57:36 PM
Method File: G:\Org\VAR\Methods\211208G962-22DoDB%.MET
Calibration File: G:\Org\VAR\Cals\211208GRO8015CB.CAL
Sample Weight: 5 Dilution: 1 S.A.: 1

Mean RF for C6 to C10: 979.9788
Mean RF for TPH: 955.6747
Rt range for Gasoline Range Organics: 4.75 to 18.09

SURROGATE COMPOUND	RT	ACTUAL	MEASURED	%REC	
**Trifluorotoluene	9.014	25.	18.898	75.59	-

C6 to C10 Area:8980.416 C6 to C10 Amount: 1.832778
TPH Area:12505.94 TPH Amount: 2.617196

ERH2525 (Trip Blank) 14694

G:\Org\VAR\DAT\VAR021722_b\0217VARB.0018.RAW B22020962-033A ;0217VAR , $HC-8015-GRO-W,

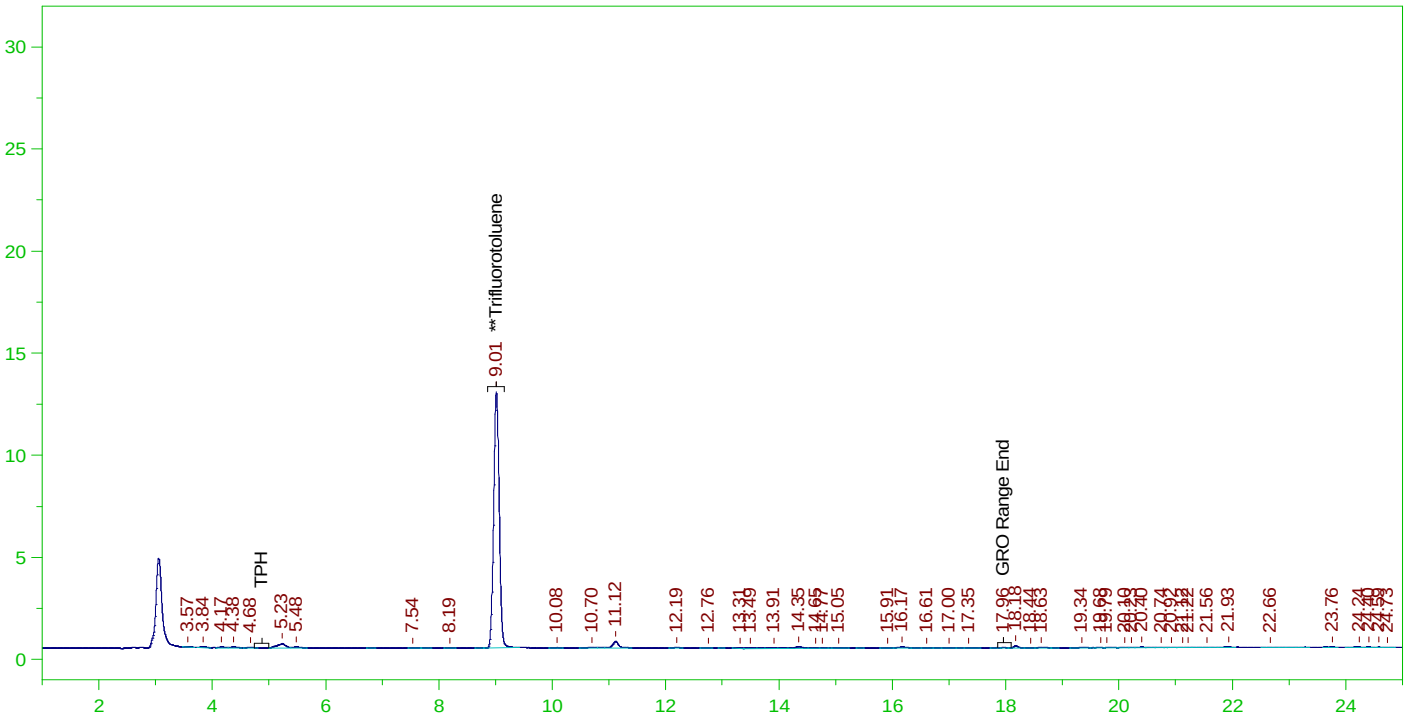

GASOLINE RANGE ORGANICS CHROMATOGRAM REPORT

Sample Name: B22020962-033A ;0217VAR , $HC-8015-GRO-W,
Raw File: G:\Org\VAR\DAT\VAR021722_b\0217VARB.0018.RAW
Date & Time Acquired: 2/17/2022 5:31:34 PM
Method File: G:\Org\VAR\Methods\211208G962-33DoDB%.MET
Calibration File: G:\Org\VAR\Cals\211208GRO8015CB.CAL
Sample Weight: 5 Dilution: 1 S.A.: 1

Mean RF for C6 to C10: 979.9788
Mean RF for TPH: 955.6747
Rt range for Gasoline Range Organics: 4.75 to 18.09

SURROGATE COMPOUND	RT	ACTUAL	MEASURED	%REC	
**Trifluorotoluene	9.013	25.	18.548	74.19	-

C6 to C10 Area:8903.552 C6 to C10 Amount: 1.817091
TPH Area:14424.28 TPH Amount: 3.01866

ERH2524 (OWDFMW07A)

G:\Org\VAR\DAT\VAR021722_b\0217VARB.0019.RAW B22020962-001G ;0217VAR , $HC-8015-GRO-W,

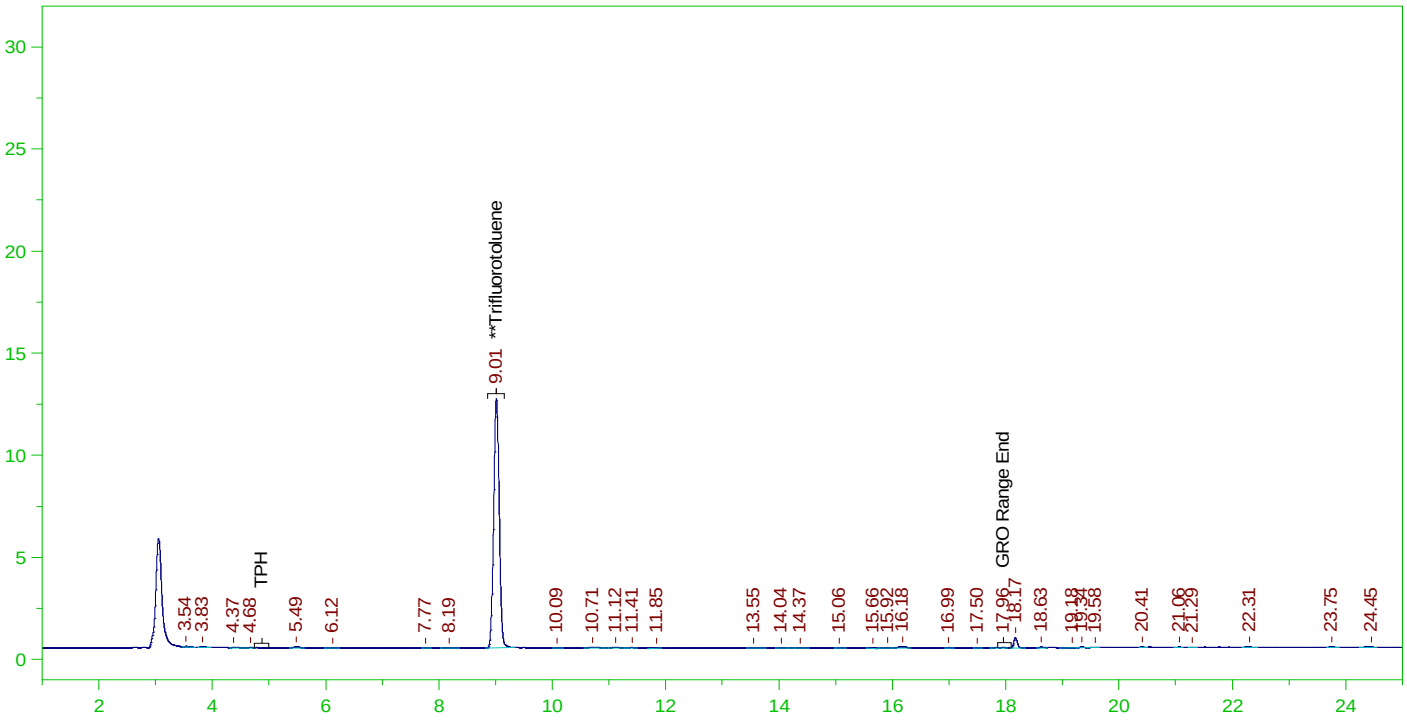

GASOLINE RANGE ORGANICS CHROMATOGRAM REPORT

Sample Name: B22020962-001G ;0217VAR , $HC-8015-GRO-W,
Raw File: G:\Org\VAR\DAT\VAR021722_b\0217VARB.0019.RAW
Date & Time Acquired: 2/17/2022 6:05:37 PM
Method File: G:\Org\VAR\Methods\211208G962-1DoDB%.MET
Calibration File: G:\Org\VAR\Cals\211208GRO8015CB.CAL
Sample Weight: 5 Dilution: 1 S.A.: 1

Mean RF for C6 to C10: 979.9788
Mean RF for TPH: 955.6747
Rt range for Gasoline Range Organics: 4.75 to 18.09

SURROGATE COMPOUND	RT	ACTUAL	MEASURED	%REC	
**Trifluorotoluene	9.013	25.	18.017	72.07	-

C6 to C10 Area:3698.134 C6 to C10 Amount: 0.7547376
TPH Area:7857.4 TPH Amount: 1.644367

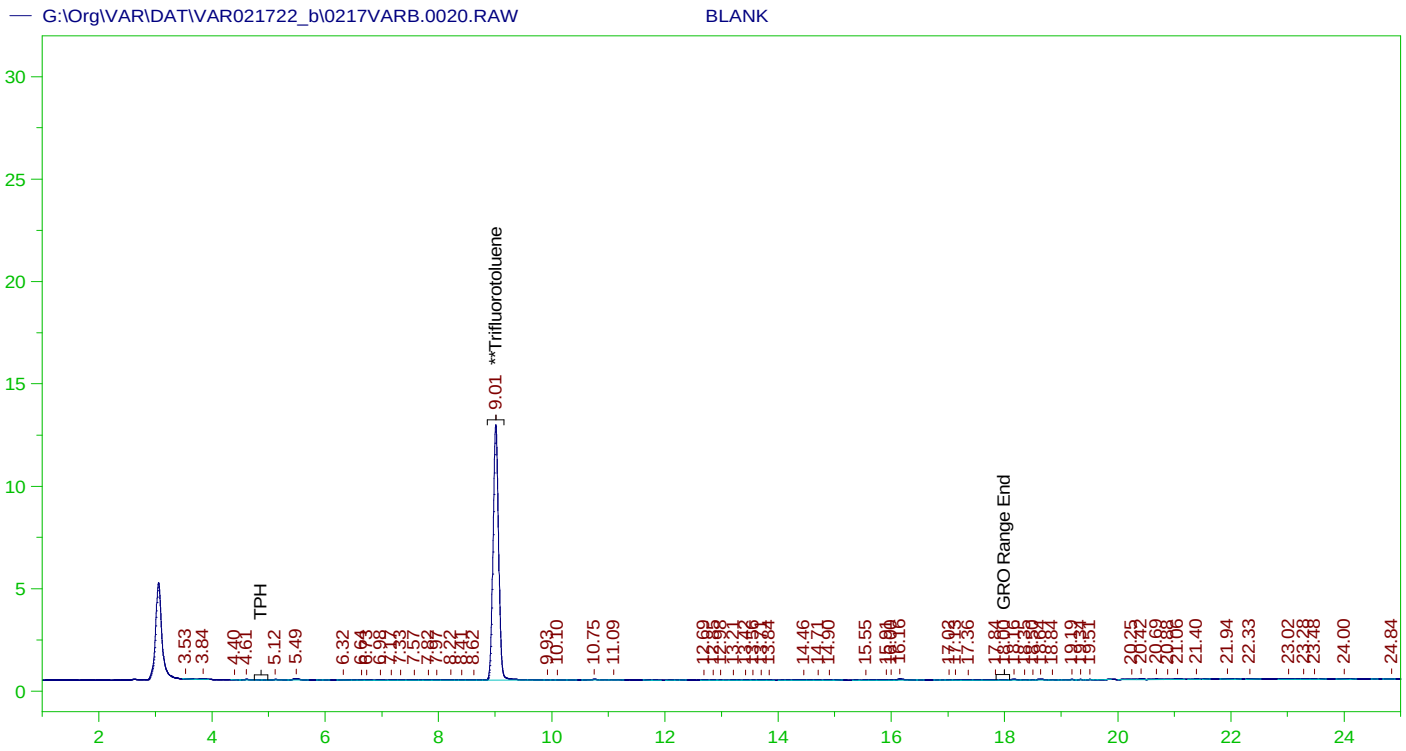

GASOLINE RANGE ORGANICS CHROMATOGRAM REPORT
Sample Name: BLANK
Raw File: G:\Org\VAR\DAT\VAR021722_b\0217VARB.0020.RAW
Date & Time Acquired: 2/17/2022 6:39:39 PM
Method File: G:\Org\VAR\Methods\211208GRO_DoDB.MET
Calibration File: G:\Org\VAR\Cals\211208GRO8015CB.CAL
Sample Weight: 1 Dilution: 1 S.A.: 1

Mean RF for C6 to C10: 979.9788
Mean RF for TPH: 955.6747
Rt range for Gasoline Range Organics: 4.75 to 18.09

SURROGATE COMPOUND	RT	ACTUAL	MEASURED	%REC	
**Trifluorotoluene	9.013	125.	92.996	74.4	-

C6 to C10 Area:5580.654 C6 to C10 Amount: 5.694668
TPH Area:9530.059 TPH Amount: 9.972074

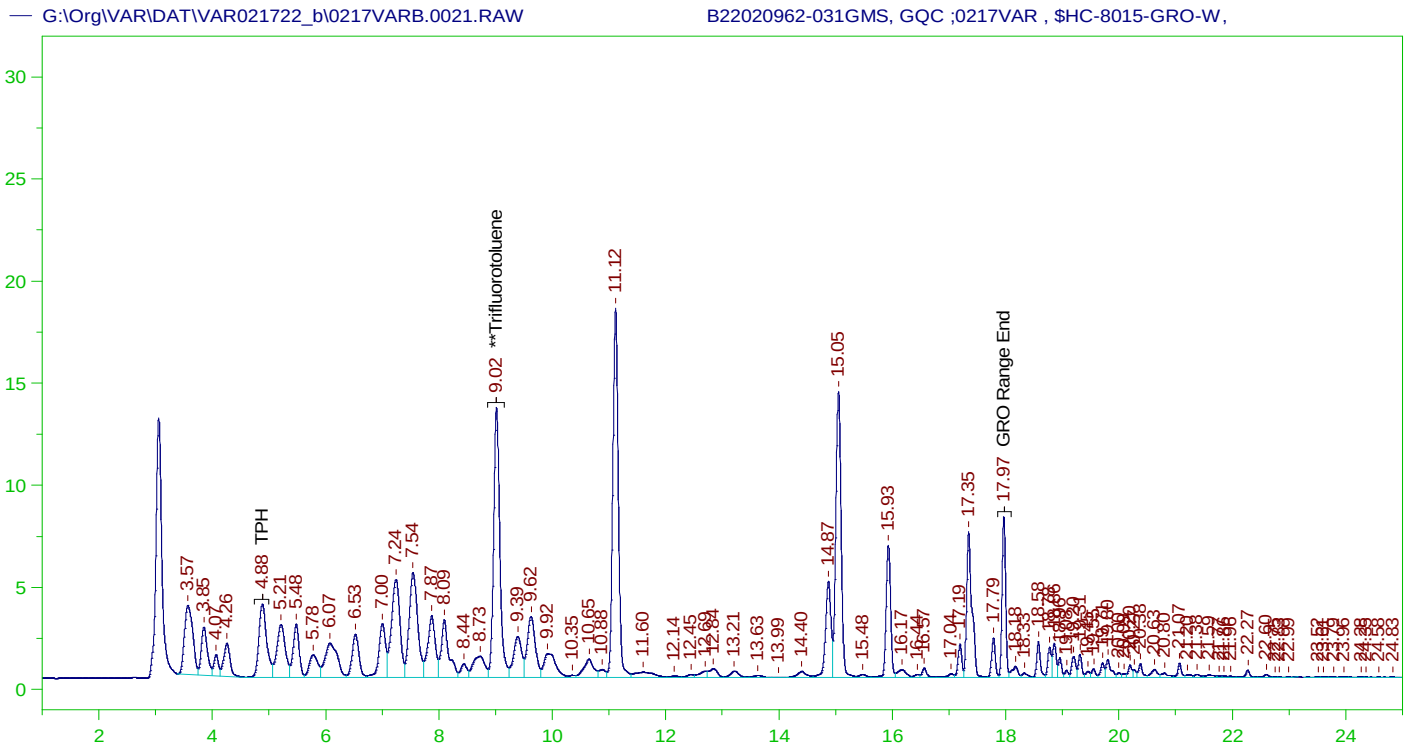

GASOLINE RANGE ORGANICS CHROMATOGRAM REPORT
Sample Name: B22020962-031GMS, GQC ;0217VAR , $HC-8015-GRO-W,
Raw File: G:\Org\VAR\DAT\VAR021722_b\0217VARB.0021.RAW
Date & Time Acquired: 2/17/2022 7:13:39 PM
Method File: G:\Org\VAR\Methods\211208G962-31MSDoDB%.MET
Calibration File: G:\Org\VAR\Cals\211208GRO8015CB.CAL
Sample Weight: 5 Dilution: 1 S.A.: 1

Mean RF for C6 to C10: 979.9788
Mean RF for TPH: 955.6747
Rt range for Gasoline Range Organics: 4.75 to 18.09

SURROGATE COMPOUND	RT	ACTUAL	MEASURED	%REC	
**Trifluorotoluene	9.015	25.	21.724	86.9	-

C6 to C10 Area:837549.4 C6 to C10 Amount: 170.9322
TPH Area:989726.6 TPH Amount: 207.1263

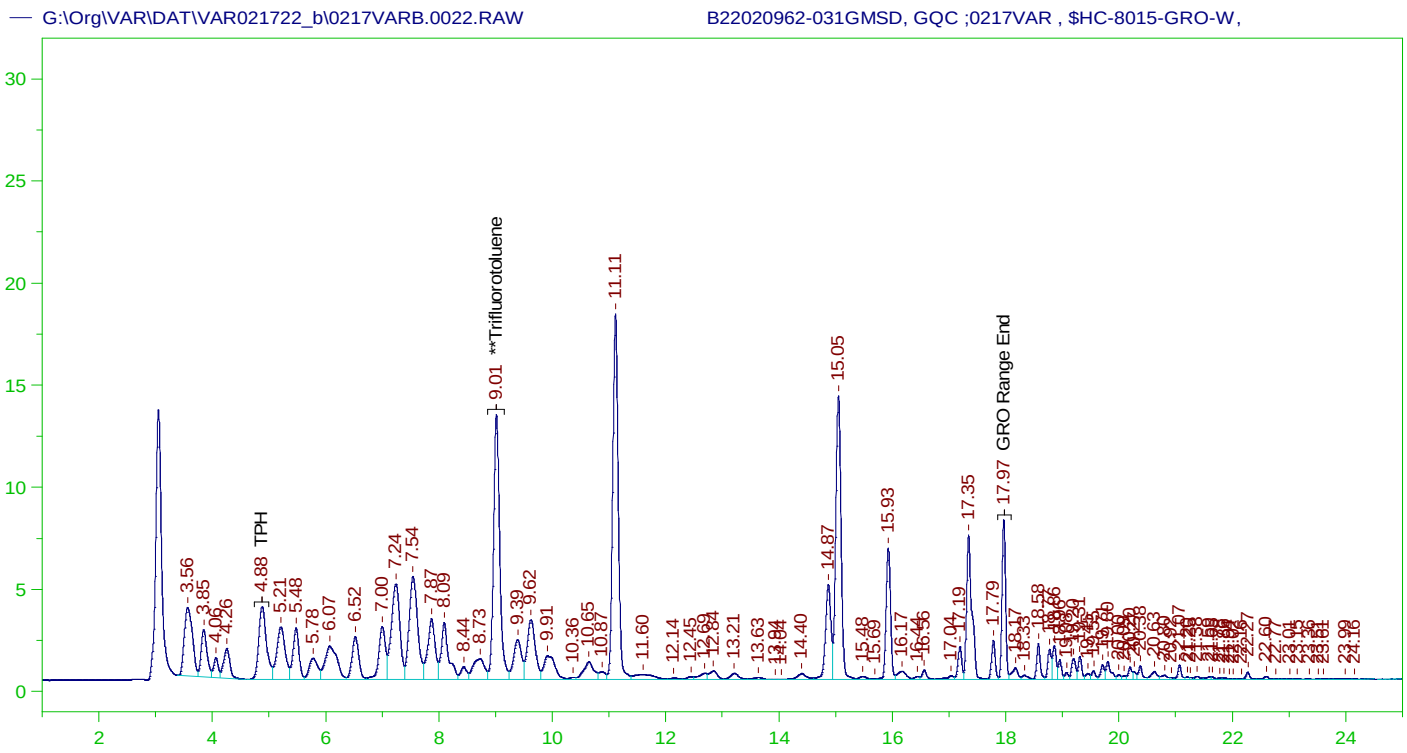

GASOLINE RANGE ORGANICS CHROMATOGRAM REPORT

Sample Name: B22020962-031GMSD, GQC ;0217VAR , $HC-8015-GRO-W,
Raw File: G:\Org\VAR\DAT\VAR021722_b\0217VARB.0022.RAW
Date & Time Acquired: 2/17/2022 7:47:41 PM
Method File: G:\Org\VAR\Methods\211208G962-31MSDDoDB%.MET
Calibration File: G:\Org\VAR\Cals\211208GRO8015CB.CAL
Sample Weight: 5 Dilution: 1 S.A.: 1

Mean RF for C6 to C10: 979.9788
Mean RF for TPH: 955.6747
Rt range for Gasoline Range Organics: 4.75 to 18.09

SURROGATE COMPOUND	RT	ACTUAL	MEASURED	%REC	
**Trifluorotoluene	9.014	25.	21.266	85.06	-

C6 to C10 Area:822861 C6 to C10 Amount: 167.9344
TPH Area:971920.4 TPH Amount: 203.3998

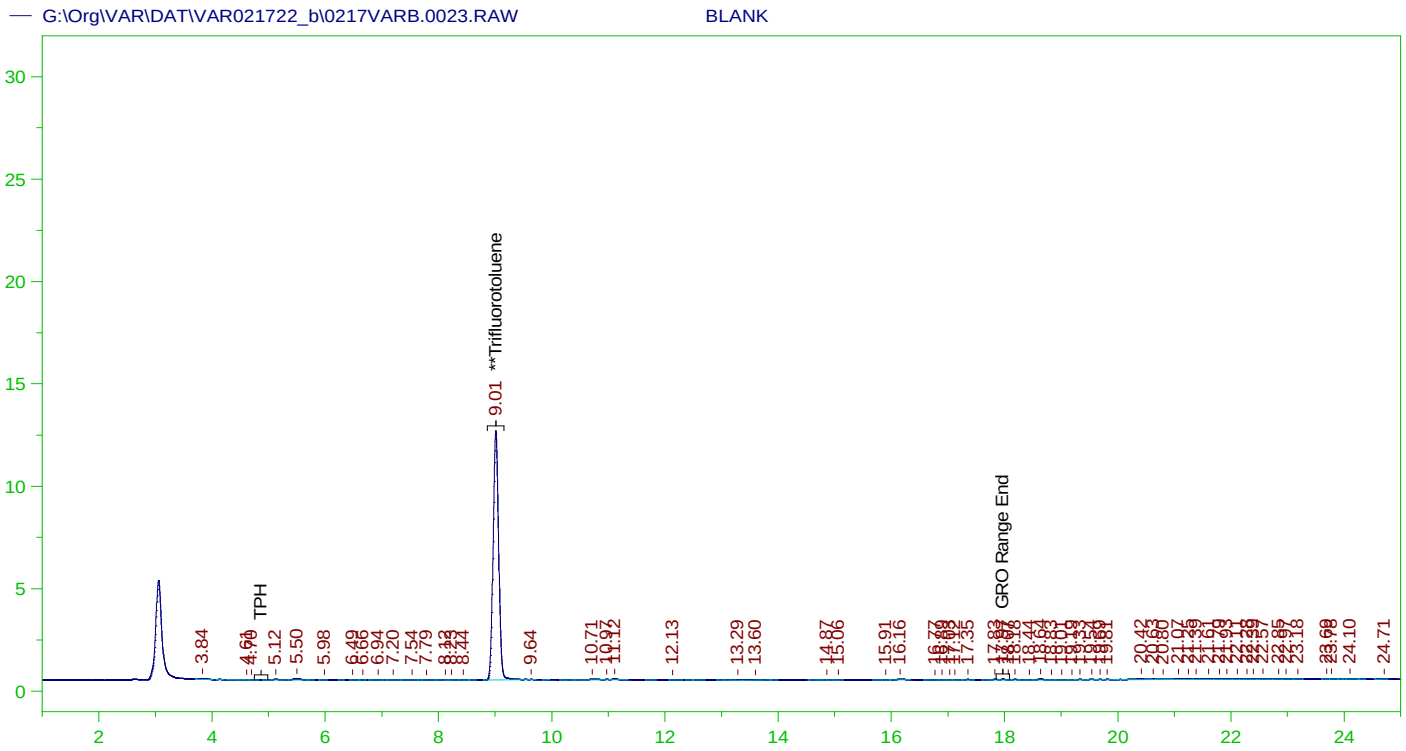

GASOLINE RANGE ORGANICS CHROMATOGRAM REPORT
Sample Name: BLANK
Raw File: G:\Org\VAR\DAT\VAR021722_b\0217VARB.0023.RAW
Date & Time Acquired: 2/17/2022 8:21:43 PM
Method File: G:\Org\VAR\Methods\211208GRO_DoDB.MET
Calibration File: G:\Org\VAR\Cals\211208GRO8015CB.CAL
Sample Weight: 1 Dilution: 1 S.A.: 1

Mean RF for C6 to C10: 979.9788
Mean RF for TPH: 955.6747
Rt range for Gasoline Range Organics: 4.75 to 18.09

SURROGATE COMPOUND	RT	ACTUAL	MEASURED	%REC	
**Trifluorotoluene	9.014	125.	90.451	72.36	-

C6 to C10 Area:4799.275 C6 to C10 Amount: 4.897325
TPH Area:9322.436 TPH Amount: 9.754821

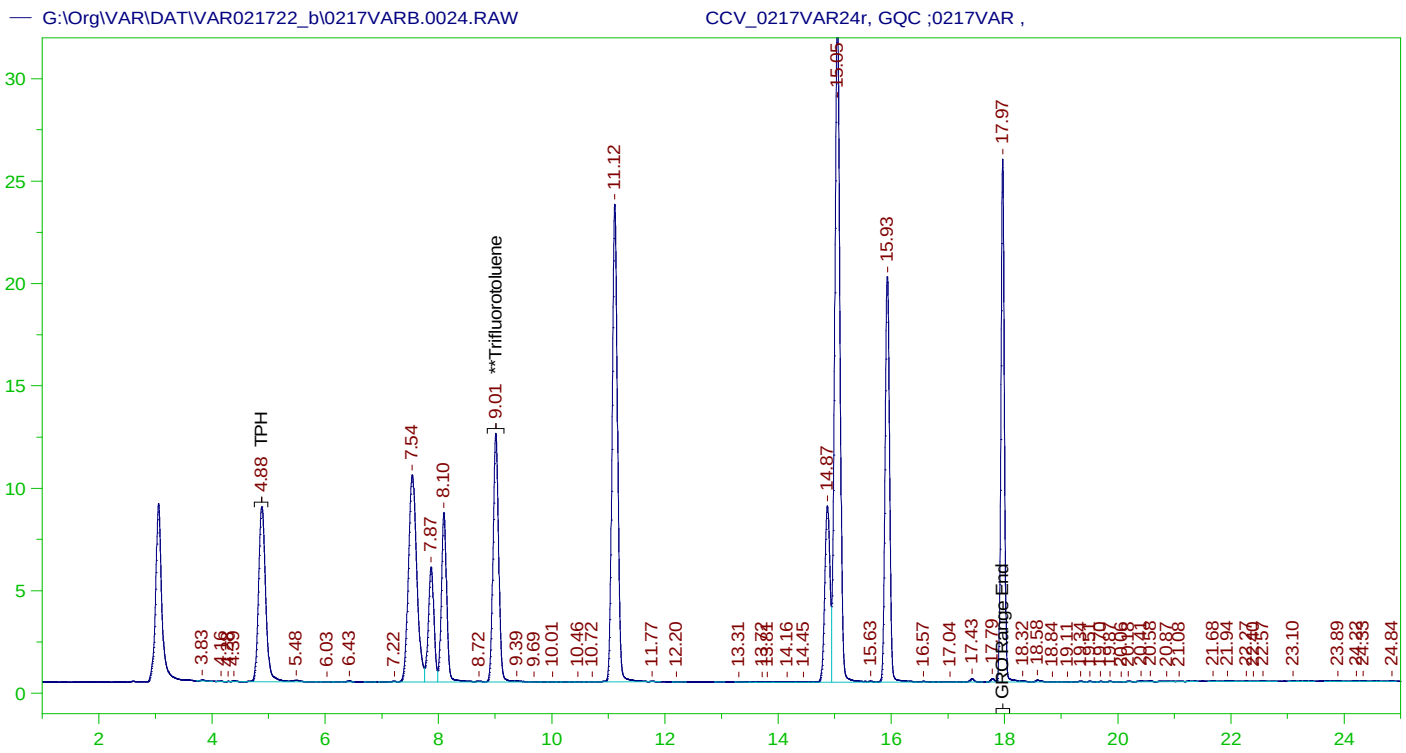

GASOLINE RANGE ORGANICS CHROMATOGRAM REPORT
Sample Name: CCV_0217VAR24r, GQC ;0217VAR ,
Raw File: G:\Org\VAR\DAT\VAR021722_b\0217VARB.0024.RAW
Date & Time Acquired: 2/17/2022 8:55:44 PM
Method File: G:\Org\VAR\Methods\211208GRO_DoDB.MET
Calibration File: G:\Org\VAR\Cals\211208GRO8015CB.CAL
Sample Weight: 1 Dilution: 1 S.A.: 1

Mean RF for C6 to C10: 979.9788
Mean RF for TPH: 955.6747
Rt range for Gasoline Range Organics: 4.75 to 18.09

SURROGATE COMPOUND	RT	ACTUAL	MEASURED	%REC	
**Trifluorotoluene	9.014	125.	90.303	72.24	-

C6 to C10 Area:920153.8 C6 to C10 Amount: 938.9528
TPH Area:925340 TPH Amount: 968.2584

CONTINUING CALIBRATION REPORT: G:\Org\VAR\DAT\VAR021722_b\0217VARB.0024.RAW

COMPOUND	ACTUAL(NG)	MEASURED(NG)	%RECOVERY	LIMITS
C6 to C10	840.	938.95	111.78	85-115
TPH	1000.	968.26	96.83	85-115

SURROGATE COMPOUND	RT	ACTUAL	MEASURED	%REC	LIMITS
**Trifluorotoluene	9.014	125.	90.303	72.24	85-115

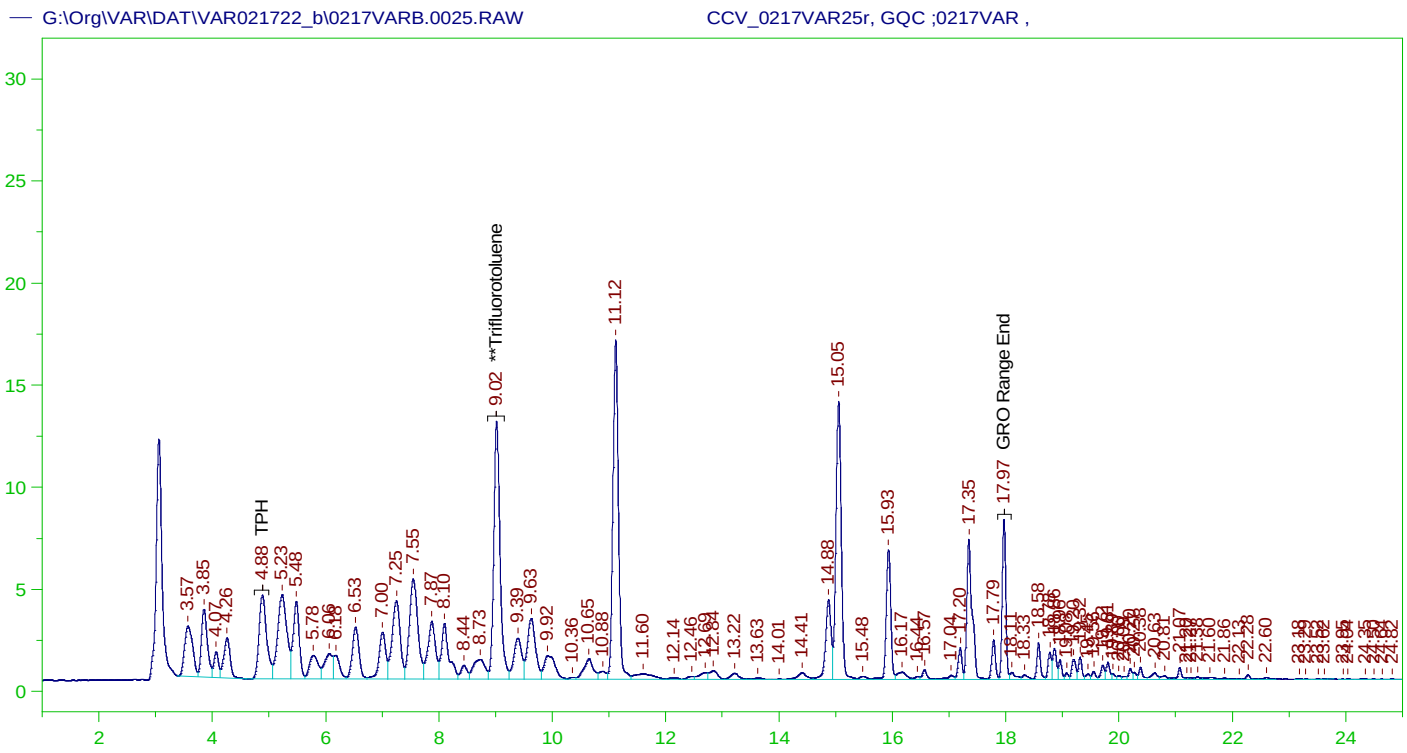

GASOLINE RANGE ORGANICS CHROMATOGRAM REPORT
Sample Name: CCV_0217VAR25r, GQC ;0217VAR ,
Raw File: G:\Org\VAR\DAT\VAR021722_b\0217VARB.0025.RAW
Date & Time Acquired: 2/17/2022 9:29:44 PM
Method File: G:\Org\VAR\Methods\211208GCCV0217_25DoDB%.MET
Calibration File: G:\Org\VAR\Cals\211208GRO8015CB.CAL
Sample Weight: 1 Dilution: 1 S.A.: 1

Mean RF for C6 to C10: 979.9788
Mean RF for TPH: 955.6747
Rt range for Gasoline Range Organics: 4.75 to 18.09

SURROGATE COMPOUND	RT	ACTUAL	MEASURED	%REC	
**Trifluorotoluene	9.018	125.	105.192	84.15	-

C6 to C10 Area:832446.6 C6 to C10 Amount: 849.4537
TPH Area:975289.3 TPH Amount: 1020.524

CONTINUING CALIBRATION REPORT: G:\Org\VAR\DAT\VAR021722_b\0217VARB.0025.RAW

COMPOUND	ACTUAL(NG)	MEASURED(NG)	%RECOVERY	LIMITS
C6 to C10	840.	849.45	101.13	85-115
TPH	1000.	1020.52	102.05	85-115

SURROGATE COMPOUND	RT	ACTUAL	MEASURED	%REC	LIMITS
**Trifluorotoluene	9.018	125.	105.192	84.15	85-115

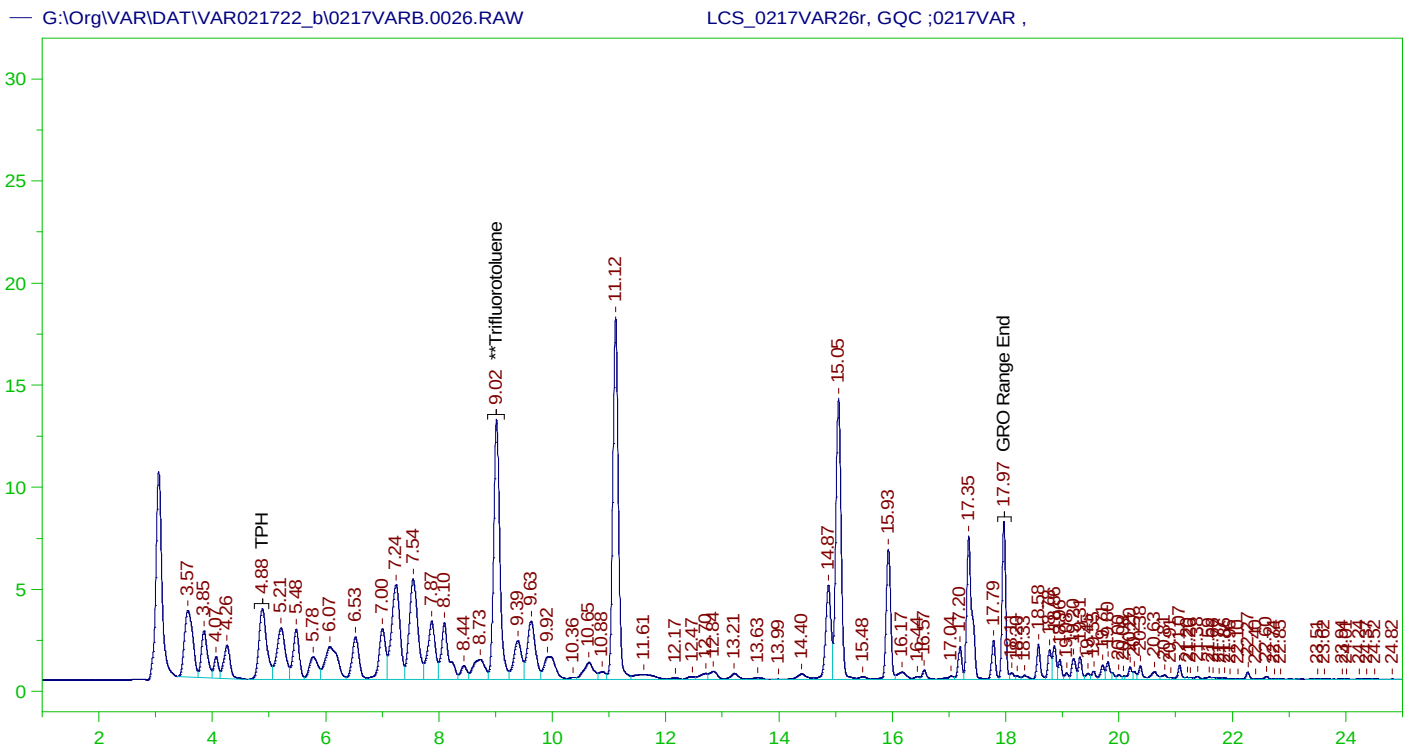

GASOLINE RANGE ORGANICS CHROMATOGRAM REPORT
Sample Name: LCS_0217VAR26r, GQC ;0217VAR ,
Raw File: G:\Org\VAR\DAT\VAR021722_b\0217VARB.0026.RAW
Date & Time Acquired: 2/17/2022 10:03:46 PM
Method File: G:\Org\VAR\Methods\211208GLCS0217_26DoDB%.MET
Calibration File: G:\Org\VAR\Cals\211208GRO8015CB.CAL
Sample Weight: 5 Dilution: 1 S.A.: 1

Mean RF for C6 to C10: 979.9788
Mean RF for TPH: 955.6747
Rt range for Gasoline Range Organics: 4.75 to 18.09

SURROGATE COMPOUND	RT	ACTUAL	MEASURED	%REC	
**Trifluorotoluene	9.016	25.	20.895	83.58	-

C6 to C10 Area:812047.3 C6 to C10 Amount: 165.7275
TPH Area:959572.6 TPH Amount: 200.8158

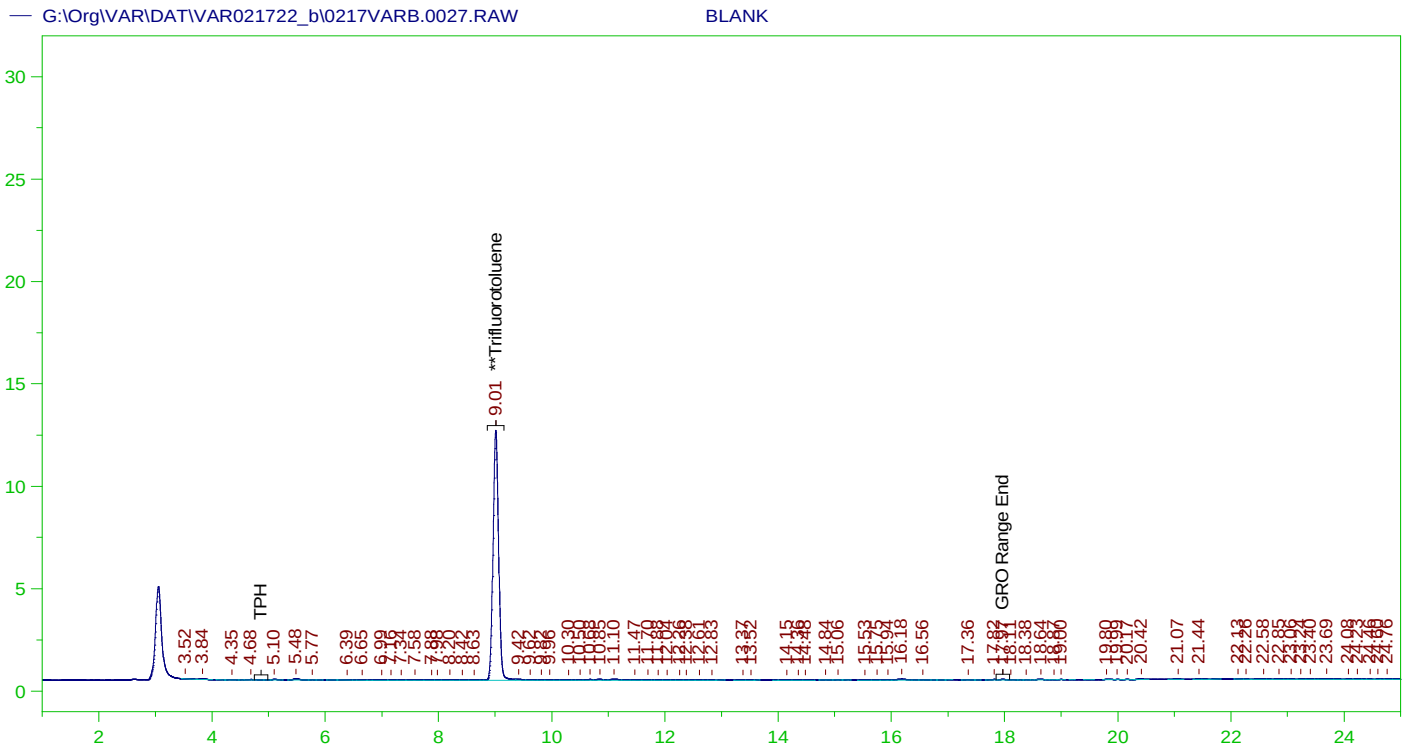

GASOLINE RANGE ORGANICS CHROMATOGRAM REPORT
Sample Name: BLANK
Raw File: G:\Org\VAR\DAT\VAR021722_b\0217VARB.0027.RAW
Date & Time Acquired: 2/17/2022 10:37:49 PM
Method File: G:\Org\VAR\Methods\211208GRO_DoDB.MET
Calibration File: G:\Org\VAR\Cals\211208GRO8015CB.CAL
Sample Weight: 1 Dilution: 1 S.A.: 1

Mean RF for C6 to C10: 979.9788
Mean RF for TPH: 955.6747
Rt range for Gasoline Range Organics: 4.75 to 18.09

SURROGATE COMPOUND	RT	ACTUAL	MEASURED	%REC	
**Trifluorotoluene	9.013	125.	90.597	72.48	-

C6 to C10 Area:8403.917 C6 to C10 Amount: 8.575611
TPH Area:12532.18 TPH Amount: 13.11343

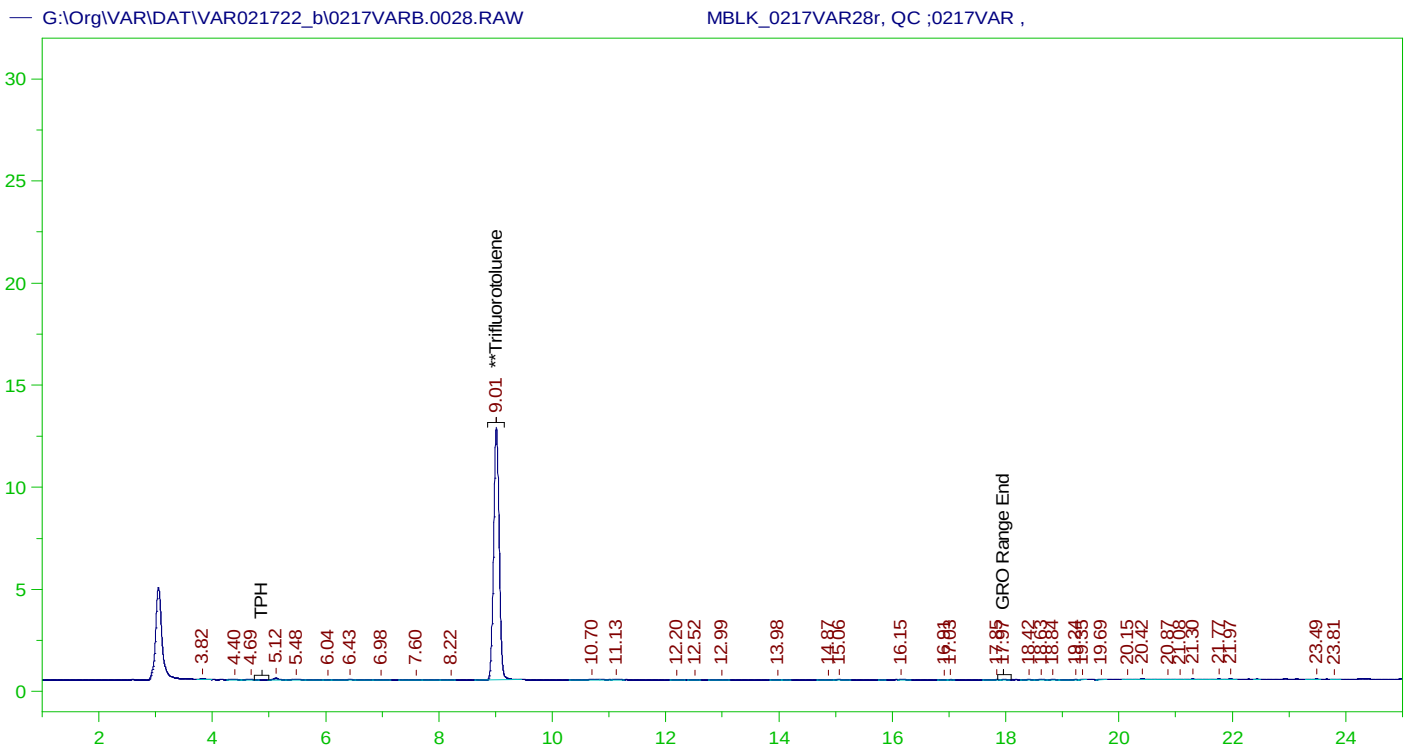

GASOLINE RANGE ORGANICS CHROMATOGRAM REPORT
Sample Name: MBLK_0217VAR28r, QC ;0217VAR ,
Raw File: G:\Org\VAR\DAT\VAR021722_b\0217VARB.0028.RAW
Date & Time Acquired: 2/17/2022 11:11:48 PM
Method File: G:\Org\VAR\Methods\211208GMB0217_28DoDB%.MET
Calibration File: G:\Org\VAR\Cals\211208GRO8015CB.CAL
Sample Weight: 5 Dilution: 1 S.A.: 1

Mean RF for C6 to C10: 979.9788
Mean RF for TPH: 955.6747
Rt range for Gasoline Range Organics: 4.75 to 18.09

SURROGATE COMPOUND	RT	ACTUAL	MEASURED	%REC	
**Trifluorotoluene	9.012	25.	18.317	73.27	-

C6 to C10 Area:4059.192 C6 to C10 Amount: 0.8284245
TPH Area:7266.765 TPH Amount: 1.520761

ERH2531 (RHMW01R)

G:\Org\VAR\DAT\VAR021722_b\0217VARB.0029.RAW B22020962-006G ;0217VAR , $HC-8015-GRO-W,

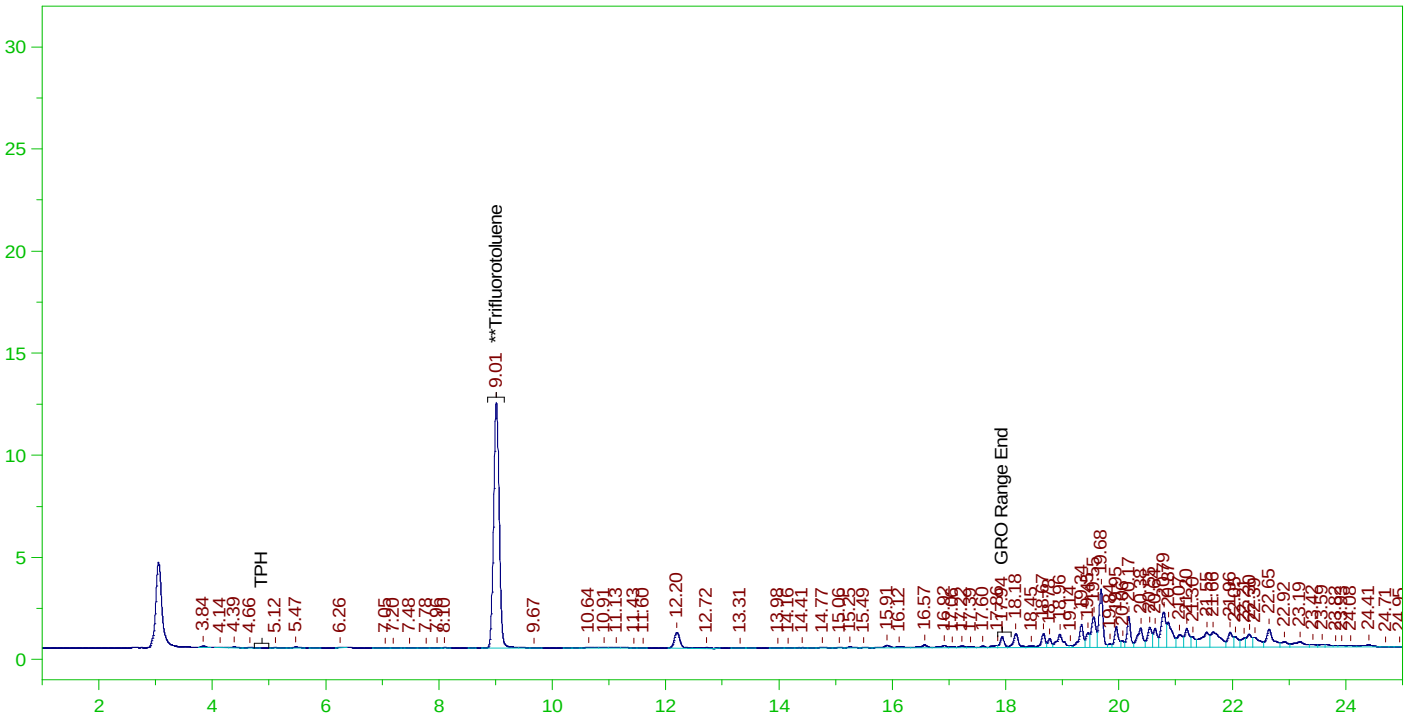

GASOLINE RANGE ORGANICS CHROMATOGRAM REPORT

Sample Name: B22020962-006G ;0217VAR , $HC-8015-GRO-W,
Raw File: G:\Org\VAR\DAT\VAR021722_b\0217VARB.0029.RAW
Date & Time Acquired: 2/17/2022 11:45:49 PM
Method File: G:\Org\VAR\Methods\211208G962-6DoDB%.MET
Calibration File: G:\Org\VAR\Cals\211208GRO8015CB.CAL
Sample Weight: 5 Dilution: 1 S.A.: 1

Mean RF for C6 to C10: 979.9788
Mean RF for TPH: 955.6747
Rt range for Gasoline Range Organics: 4.75 to 18.09

SURROGATE COMPOUND	RT	ACTUAL	MEASURED	%REC	
**Trifluorotoluene	9.012	25.	17.965	71.86	-

C6 to C10 Area:21082.36 C6 to C10 Amount: 4.302615
TPH Area:188611.3 TPH Amount: 39.47186

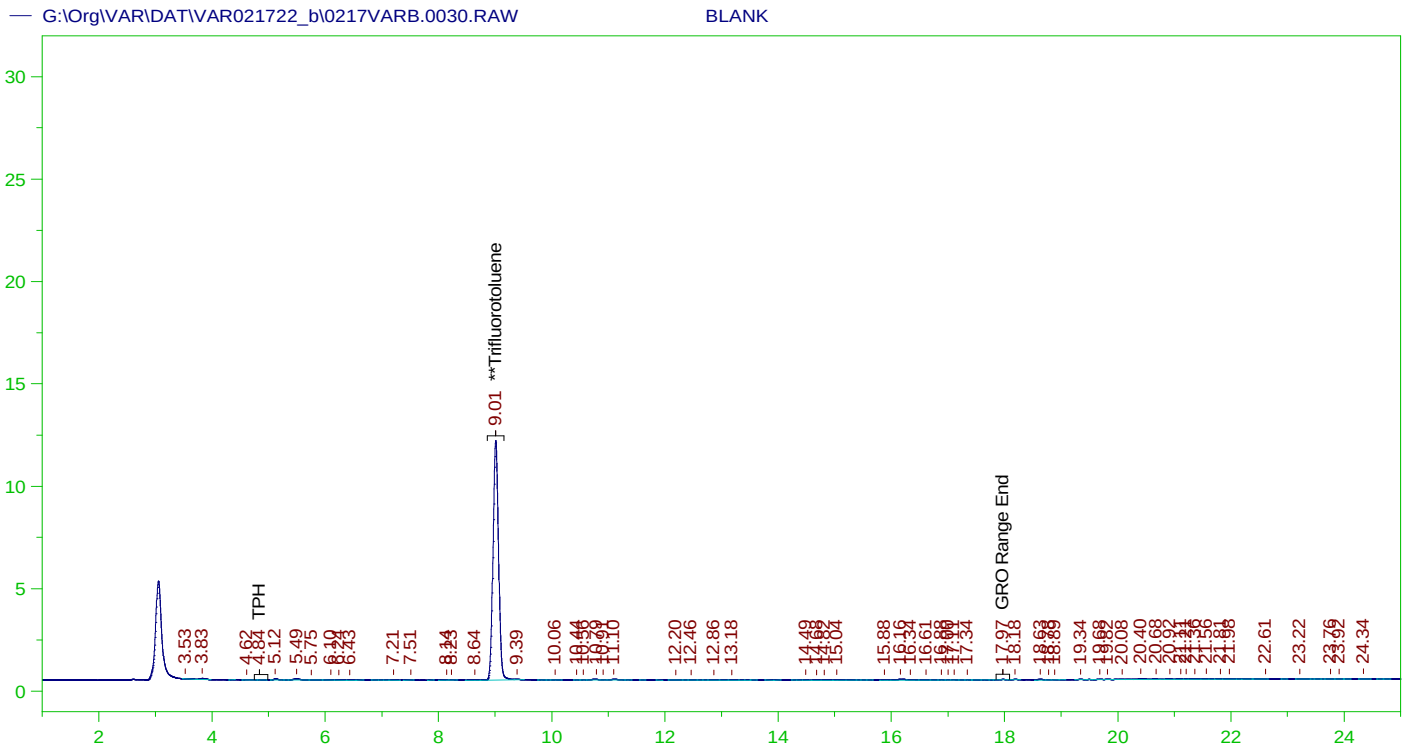

GASOLINE RANGE ORGANICS CHROMATOGRAM REPORT
Sample Name: BLANK
Raw File: G:\Org\VAR\DAT\VAR021722_b\0217VARB.0030.RAW
Date & Time Acquired: 2/18/2022 12:19:50 AM
Method File: G:\Org\VAR\Methods\211208GRO_DoDB.MET
Calibration File: G:\Org\VAR\Cals\211208GRO8015CB.CAL
Sample Weight: 1 Dilution: 1 S.A.: 1

Mean RF for C6 to C10: 979.9788
Mean RF for TPH: 955.6747
Rt range for Gasoline Range Organics: 4.75 to 18.09

SURROGATE COMPOUND	RT	ACTUAL	MEASURED	%REC	
**Trifluorotoluene	9.012	125.	86.51	69.21	-

C6 to C10 Area:5643.193 C6 to C10 Amount: 5.758485
TPH Area:9613.015 TPH Amount: 10.05888

ERH2529 (RHMW19)

G:\Org\VAR\DAT\VAR021722_b\0217VARB.0031.RAW B22020962-011G ;0217VAR , $HC-8015-GRO-W,

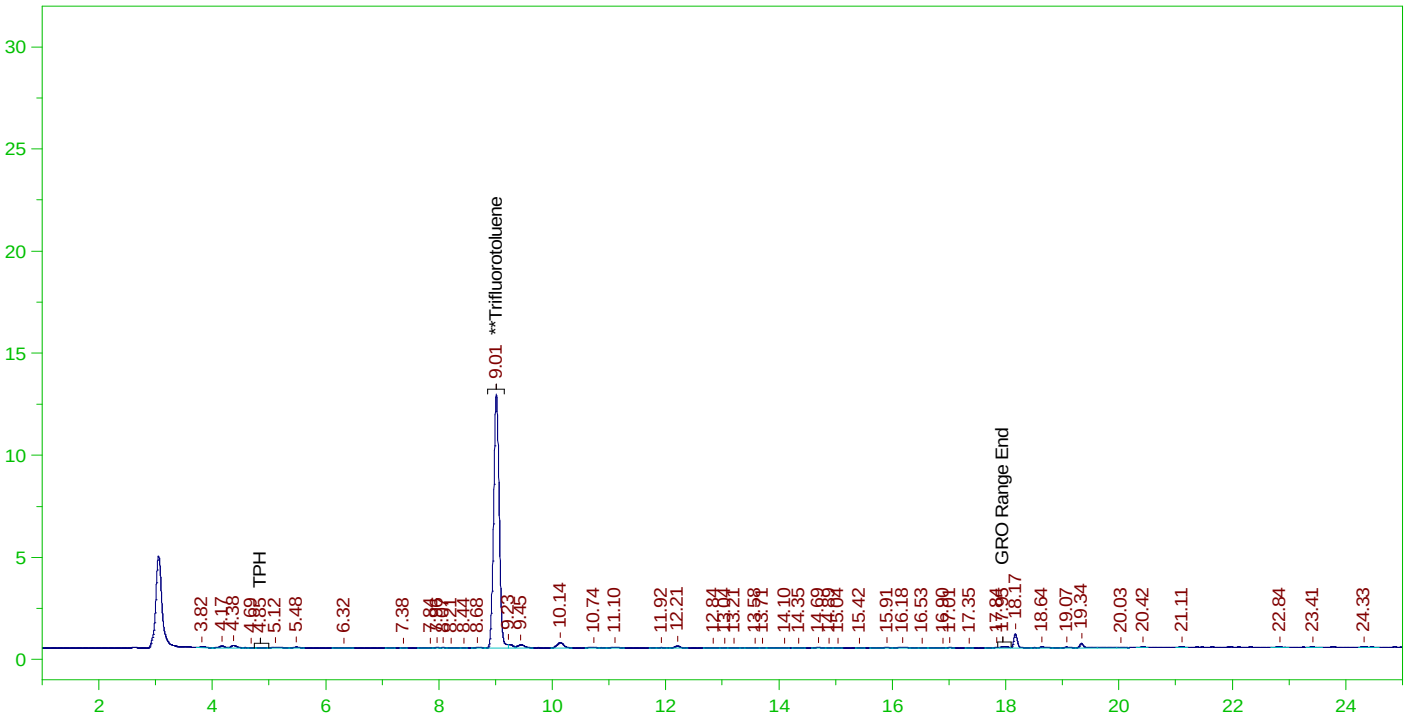

GASOLINE RANGE ORGANICS CHROMATOGRAM REPORT

Sample Name: B22020962-011G ;0217VAR , $HC-8015-GRO-W,
Raw File: G:\Org\VAR\DAT\VAR021722_b\0217VARB.0031.RAW
Date & Time Acquired: 2/18/2022 12:53:53 AM
Method File: G:\Org\VAR\Methods\211208G962-11DoDB%.MET
Calibration File: G:\Org\VAR\Cals\211208GRO8015CB.CAL
Sample Weight: 5 Dilution: 1 S.A.: 1

Mean RF for C6 to C10: 979.9788
Mean RF for TPH: 955.6747
Rt range for Gasoline Range Organics: 4.75 to 18.09

SURROGATE COMPOUND	RT	ACTUAL	MEASURED	%REC	
**Trifluorotoluene	9.012	25.	18.457	73.83	-

C6 to C10 Area:11273.12 C6 to C10 Amount: 2.300686
TPH Area:19119.35 TPH Amount: 4.001225

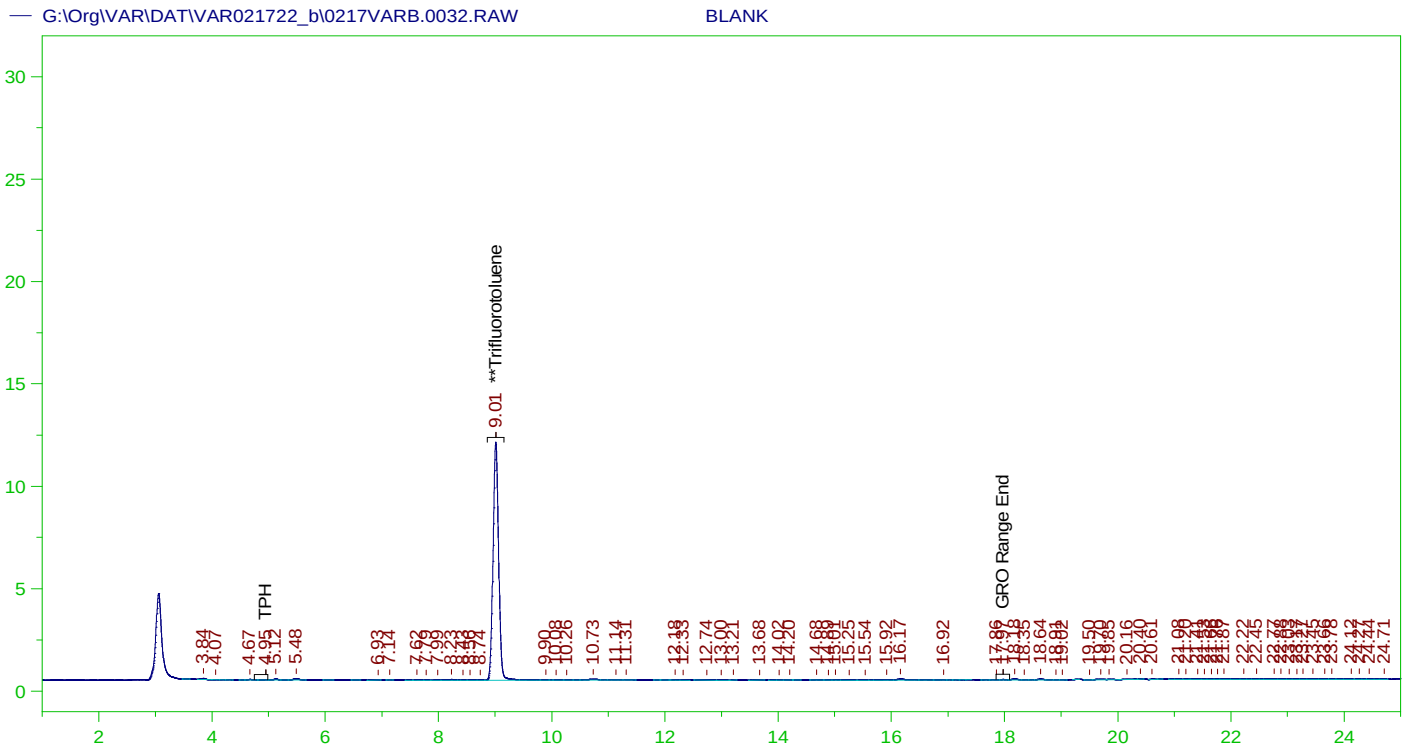

GASOLINE RANGE ORGANICS CHROMATOGRAM REPORT
Sample Name: BLANK
Raw File: G:\Org\VAR\DAT\VAR021722_b\0217VARB.0032.RAW
Date & Time Acquired: 2/18/2022 1:27:56 AM
Method File: G:\Org\VAR\Methods\211208GRO_DoDB.MET
Calibration File: G:\Org\VAR\Cals\211208GRO8015CB.CAL
Sample Weight: 1 Dilution: 1 S.A.: 1

Mean RF for C6 to C10: 979.9788
Mean RF for TPH: 955.6747
Rt range for Gasoline Range Organics: 4.75 to 18.09

SURROGATE COMPOUND	RT	ACTUAL	MEASURED	%REC	
**Trifluorotoluene	9.013	125.	86.305	69.04	-

C6 to C10 Area:5919.178 C6 to C10 Amount: 6.040108
TPH Area:12106.52 TPH Amount: 12.66804

ERH2535 (RHMW2254-01) Low Flow

G:\Org\VAR\DAT\VAR021722_b\0217VARB.0033.RAW B22020962-016G ;0217VAR , $HC-8015-GRO-W,

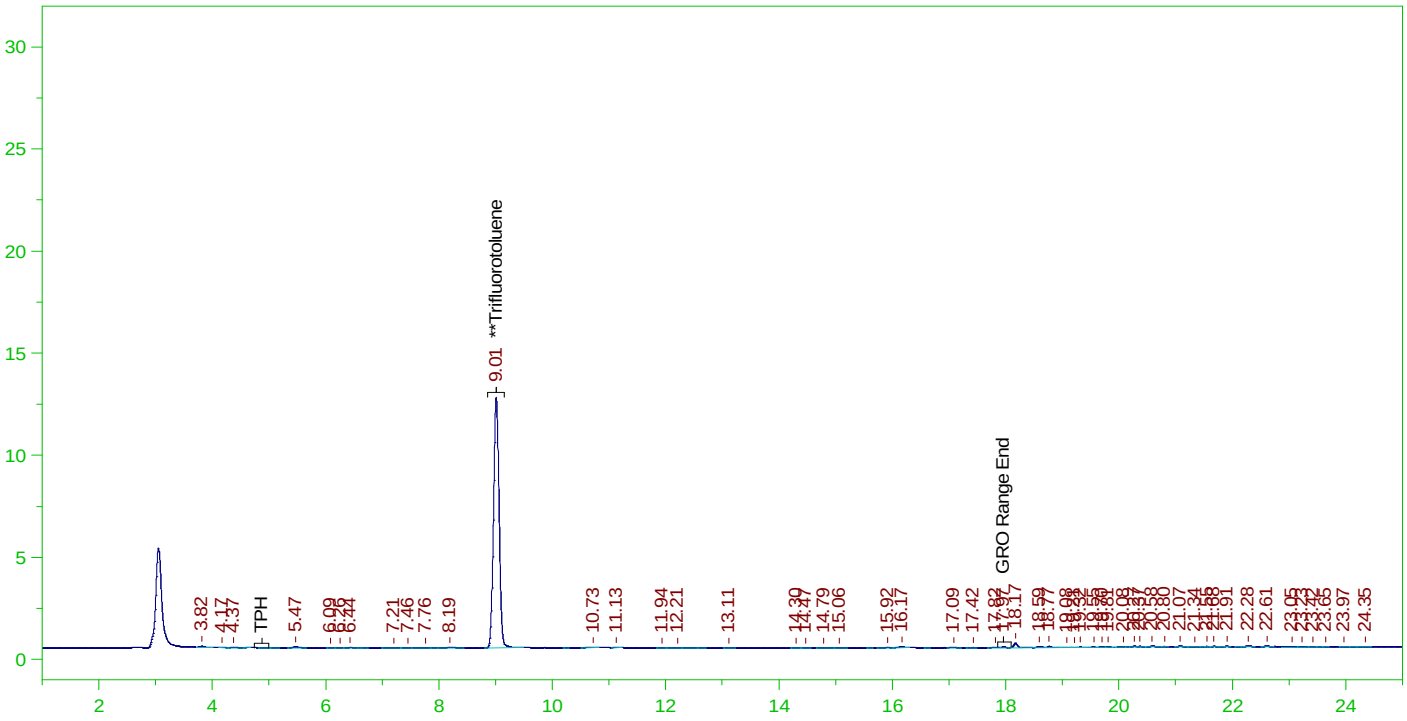

GASOLINE RANGE ORGANICS CHROMATOGRAM REPORT

Sample Name: B22020962-016G ;0217VAR , $HC-8015-GRO-W,
Raw File: G:\Org\VAR\DAT\VAR021722_b\0217VARB.0033.RAW
Date & Time Acquired: 2/18/2022 2:01:59 AM
Method File: G:\Org\VAR\Methods\211208G962-16DoDB%.MET
Calibration File: G:\Org\VAR\Cals\211208GRO8015CB.CAL
Sample Weight: 5 Dilution: 1 S.A.: 1

Mean RF for C6 to C10: 979.9788
Mean RF for TPH: 955.6747
Rt range for Gasoline Range Organics: 4.75 to 18.09

SURROGATE COMPOUND	RT	ACTUAL	MEASURED	%REC	
**Trifluorotoluene	9.011	25.	18.184	72.74	-

C6 to C10 Area:3739.933 C6 to C10 Amount: 0.7632681
TPH Area:9520.548 TPH Amount: 1.992424

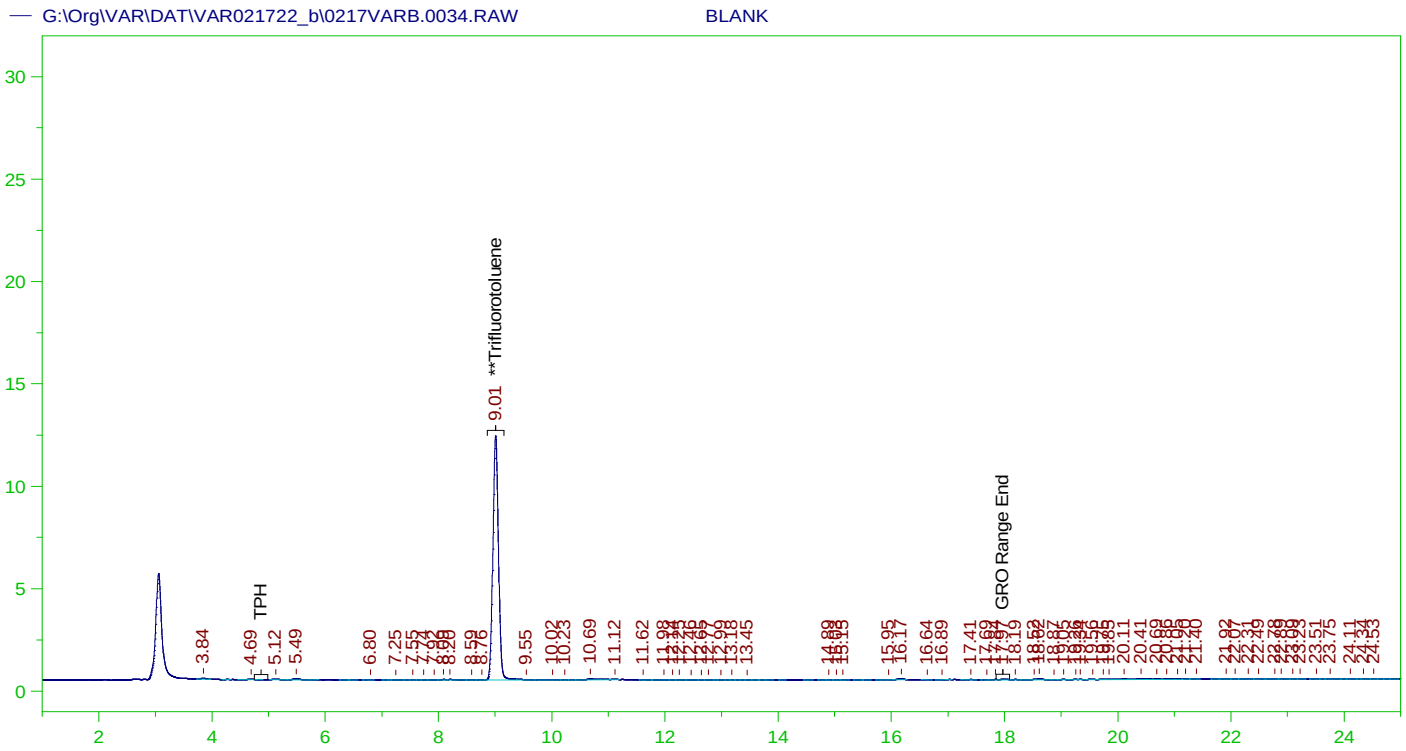

GASOLINE RANGE ORGANICS CHROMATOGRAM REPORT
Sample Name: BLANK
Raw File: G:\Org\VAR\DAT\VAR021722_b\0217VARB.0034.RAW
Date & Time Acquired: 2/18/2022 2:36:03 AM
Method File: G:\Org\VAR\Methods\211208GRO_DoDB.MET
Calibration File: G:\Org\VAR\Cals\211208GRO8015CB.CAL
Sample Weight: 1 Dilution: 1 S.A.: 1

Mean RF for C6 to C10: 979.9788
Mean RF for TPH: 955.6747
Rt range for Gasoline Range Organics: 4.75 to 18.09

SURROGATE COMPOUND	RT	ACTUAL	MEASURED	%REC	
**Trifluorotoluene	9.011	125.	88.703	70.96	-

C6 to C10 Area:5216.561 C6 to C10 Amount: 5.323136
TPH Area:9812.182 TPH Amount: 10.26728

ERH2533 (RHMW2254-01-Bailer)

G:\Org\VAR\DAT\VAR021722_b\0217VARB.0035.RAW B22020962-021G ;0217VAR , $HC-8015-GRO-W,

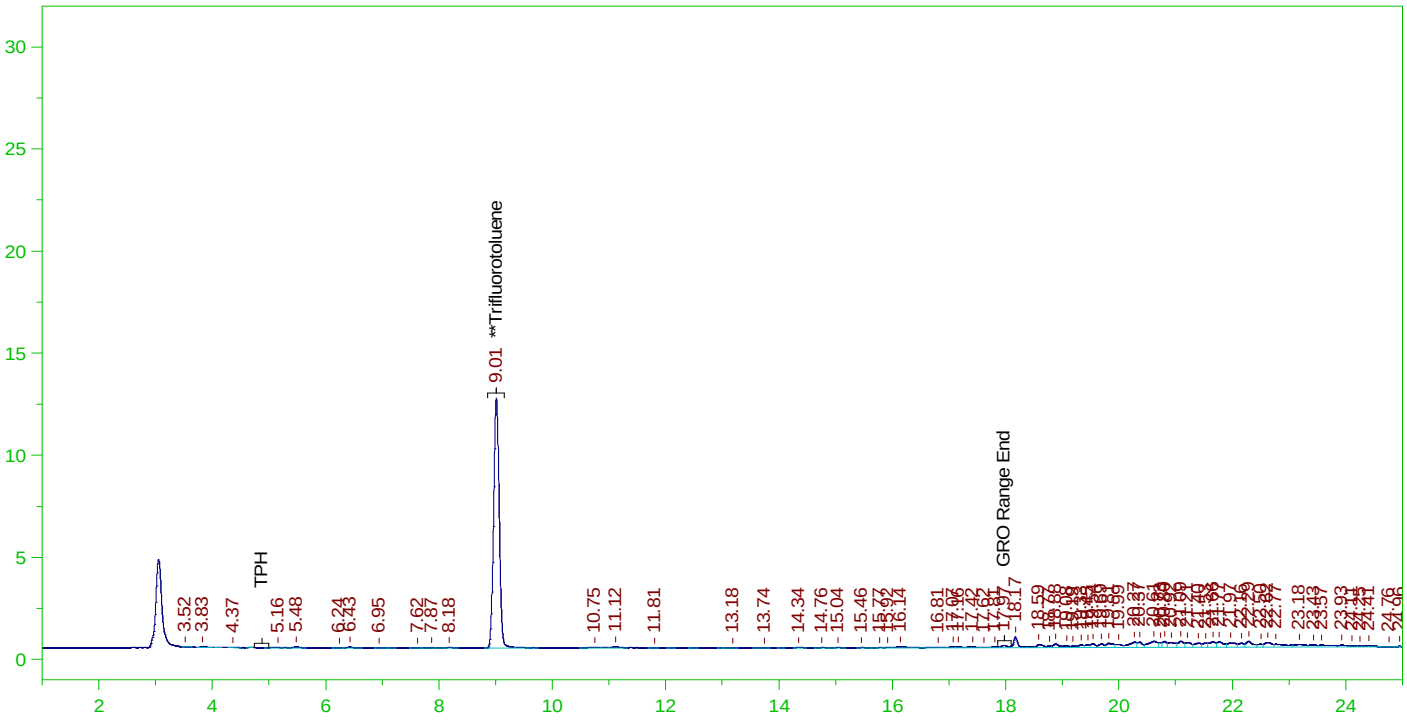

GASOLINE RANGE ORGANICS CHROMATOGRAM REPORT

Sample Name: B22020962-021G ;0217VAR , $HC-8015-GRO-W,
Raw File: G:\Org\VAR\DAT\VAR021722_b\0217VARB.0035.RAW
Date & Time Acquired: 2/18/2022 3:10:08 AM
Method File: G:\Org\VAR\Methods\211208G962-21DoDB%.MET
Calibration File: G:\Org\VAR\Cals\211208GRO8015CB.CAL
Sample Weight: 5 Dilution: 1 S.A.: 1

Mean RF for C6 to C10: 979.9788
Mean RF for TPH: 955.6747
Rt range for Gasoline Range Organics: 4.75 to 18.09

SURROGATE COMPOUND	RT	ACTUAL	MEASURED	%REC	
**Trifluorotoluene	9.013	25.	18.175	72.7	-

C6 to C10 Area:7122.173 C6 to C10 Amount: 1.453536
TPH Area:63222.18 TPH Amount: 13.2309

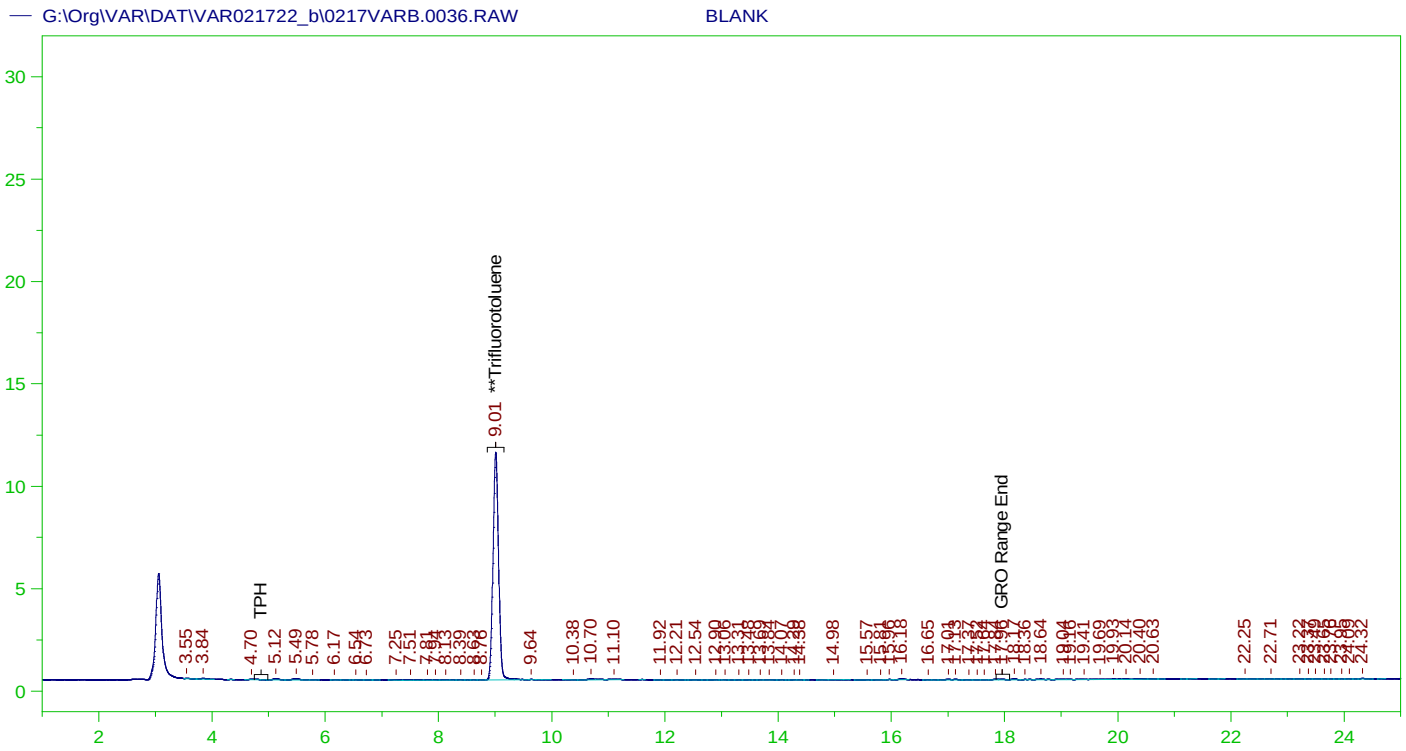

GASOLINE RANGE ORGANICS CHROMATOGRAM REPORT

Sample Name: BLANK
Raw File: G:\Org\VAR\DAT\VAR021722_b\0217VARB.0036.RAW
Date & Time Acquired: 2/18/2022 3:44:14 AM
Method File: G:\Org\VAR\Methods\211208GRO_DoDB.MET
Calibration File: G:\Org\VAR\Cals\211208GRO8015CB.CAL
Sample Weight: 1 Dilution: 1 S.A.: 1

Mean RF for C6 to C10: 979.9788
Mean RF for TPH: 955.6747
Rt range for Gasoline Range Organics: 4.75 to 18.09

SURROGATE COMPOUND	RT	ACTUAL	MEASURED	%REC	
**Trifluorotoluene	9.012	125.	82.474	65.98	-

C6 to C10 Area:6588.11 C6 to C10 Amount: 6.722706
TPH Area:10348.97 TPH Amount: 10.82897

ERH2537 (Sump Adit 3)

G:\Org\VAR\DAT\VAR021722_b\0217VARB.0037.RAW B22020962-026G ;0217VAR , $HC-8015-GRO-W,

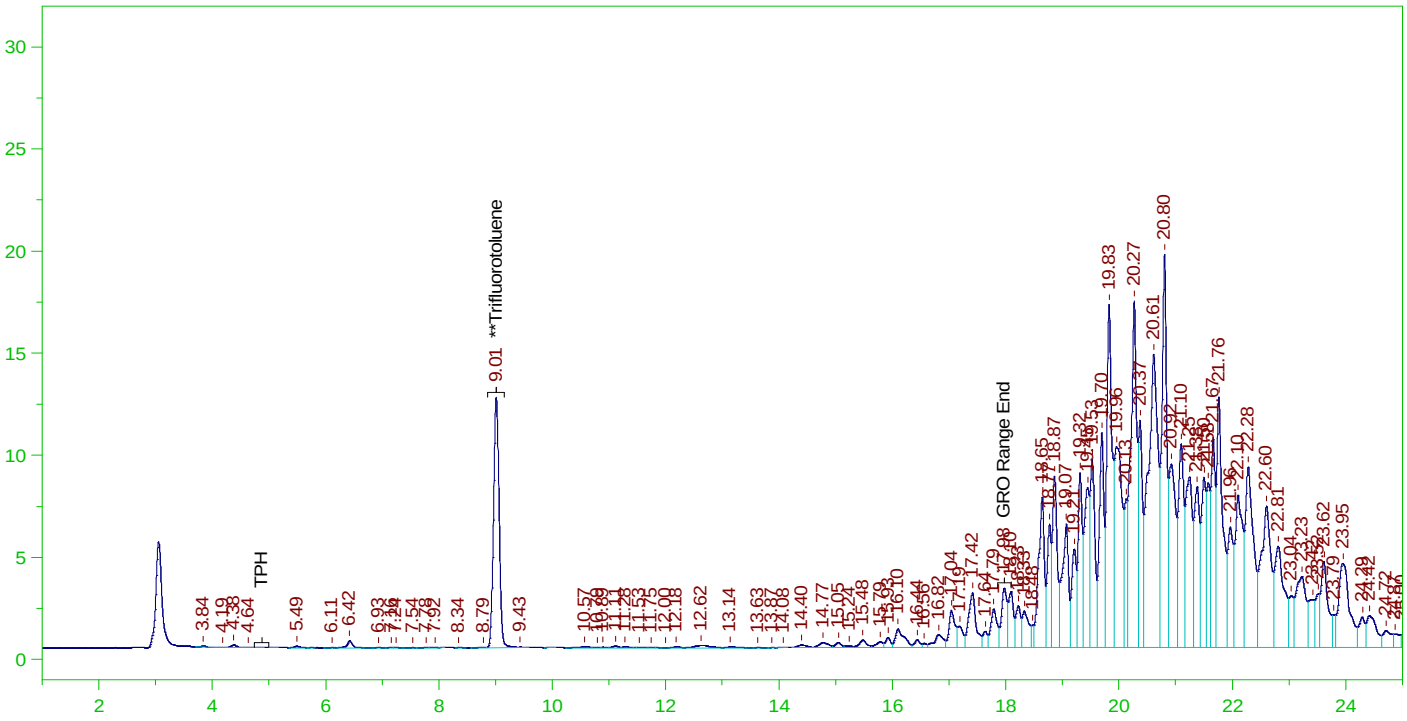

GASOLINE RANGE ORGANICS CHROMATOGRAM REPORT

Sample Name: B22020962-026G ;0217VAR , $HC-8015-GRO-W,
Raw File: G:\Org\VAR\DAT\VAR021722_b\0217VARB.0037.RAW
Date & Time Acquired: 2/18/2022 4:18:21 AM
Method File: G:\Org\VAR\Methods\211208G962-26DoDB%.MET
Calibration File: G:\Org\VAR\Cals\211208GRO8015CB.CAL
Sample Weight: 5 Dilution: 1 S.A.: 1

Mean RF for C6 to C10: 979.9788
Mean RF for TPH: 955.6747
Rt range for Gasoline Range Organics: 4.75 to 18.09

SURROGATE COMPOUND	RT	ACTUAL	MEASURED	%REC	
**Trifluorotoluene	9.011	25.	18.272	73.09	-

C6 to C10 Area:133994.3 C6 to C10 Amount: 27.34637
TPH Area:2366562 TPH Amount: 495.2651

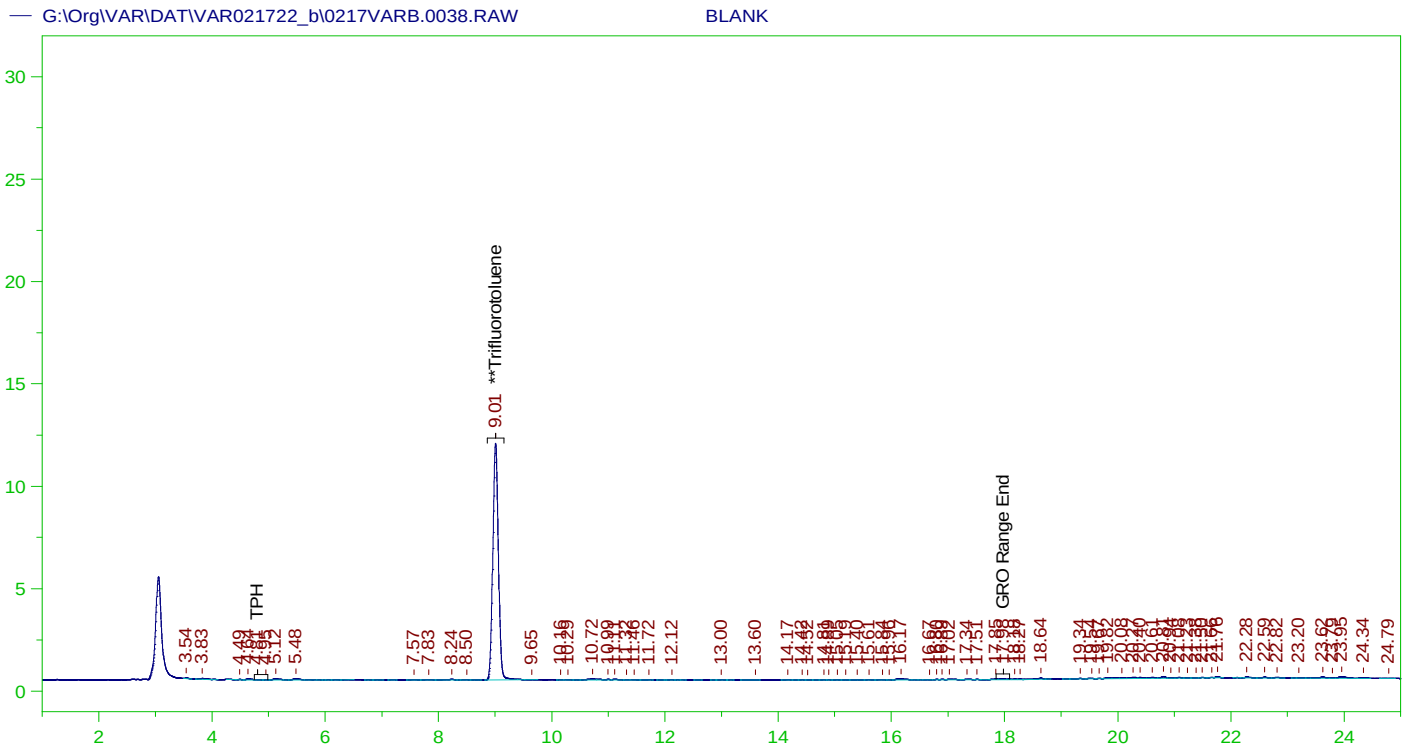

GASOLINE RANGE ORGANICS CHROMATOGRAM REPORT

Sample Name: BLANK
Raw File: G:\Org\VAR\DAT\VAR021722_b\0217VARB.0038.RAW
Date & Time Acquired: 2/18/2022 4:52:25 AM
Method File: G:\Org\VAR\Methods\211208GRO_DoDB.MET
Calibration File: G:\Org\VAR\Cals\211208GRO8015CB.CAL
Sample Weight: 1 Dilution: 1 S.A.: 1

Mean RF for C6 to C10: 979.9788
Mean RF for TPH: 955.6747
Rt range for Gasoline Range Organics: 4.75 to 18.09

SURROGATE COMPOUND	RT	ACTUAL	MEASURED	%REC	
**Trifluorotoluene	9.009	125.	85.901	68.72	-

C6 to C10 Area:6953.759 C6 to C10 Amount: 7.095826
TPH Area:14721.28 TPH Amount: 15.40407

ERH2527 (OWDFMW08A-FD)

G:\Org\VAR\DAT\VAR021722_b\0217VARB.0039.RAW B22020962-032D ;0217VAR , $HC-8015-GRO-W,

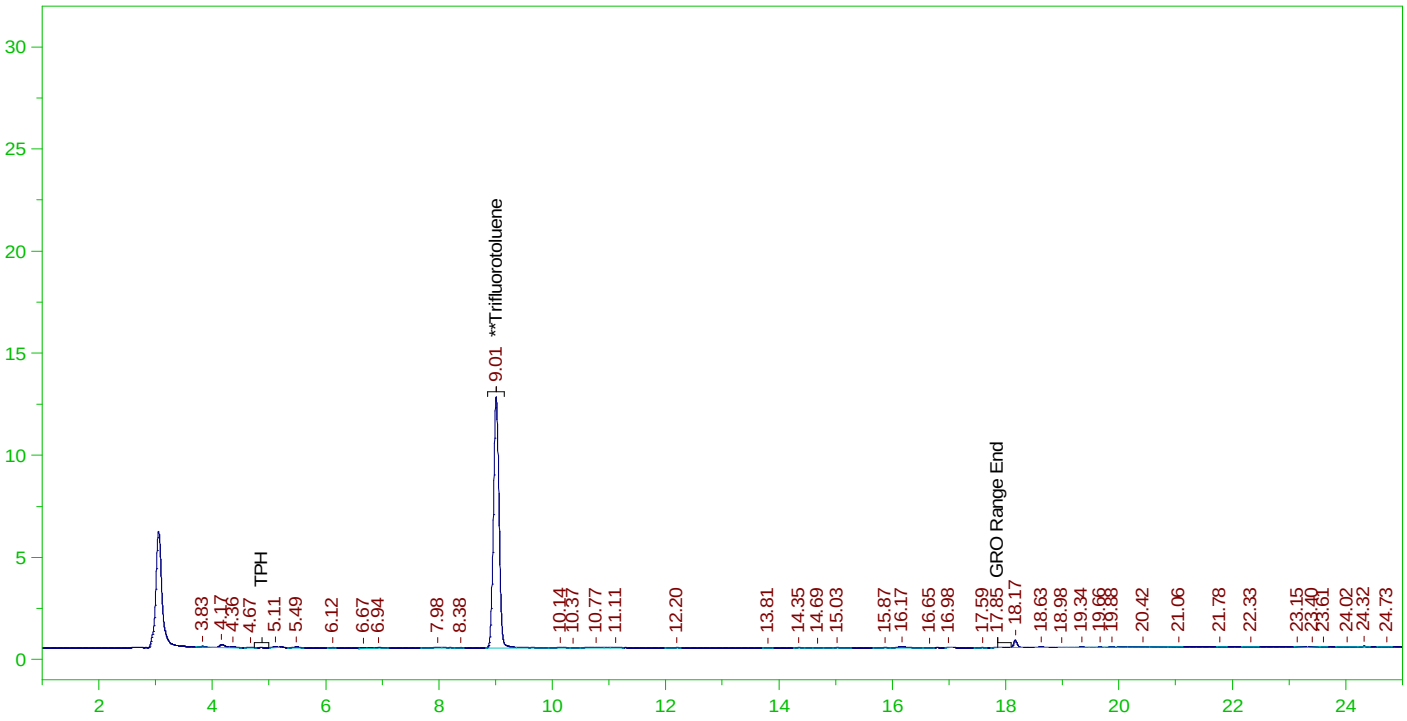

GASOLINE RANGE ORGANICS CHROMATOGRAM REPORT

Sample Name: B22020962-032D ;0217VAR , $HC-8015-GRO-W,
Raw File: G:\Org\VAR\DAT\VAR021722_b\0217VARB.0039.RAW
Date & Time Acquired: 2/18/2022 5:26:30 AM
Method File: G:\Org\VAR\Methods\211208G962-32DoDB%.MET
Calibration File: G:\Org\VAR\Cals\211208GRO8015CB.CAL
Sample Weight: 5 Dilution: 1 S.A.: 1

Mean RF for C6 to C10: 979.9788
Mean RF for TPH: 955.6747
Rt range for Gasoline Range Organics: 4.75 to 18.09

SURROGATE COMPOUND	RT	ACTUAL	MEASURED	%REC	
**Trifluorotoluene	9.009	25.	18.336	73.34	-

C6 to C10 Area:4573.7 C6 to C10 Amount: 0.9334283
TPH Area:10842.65 TPH Amount: 2.269109

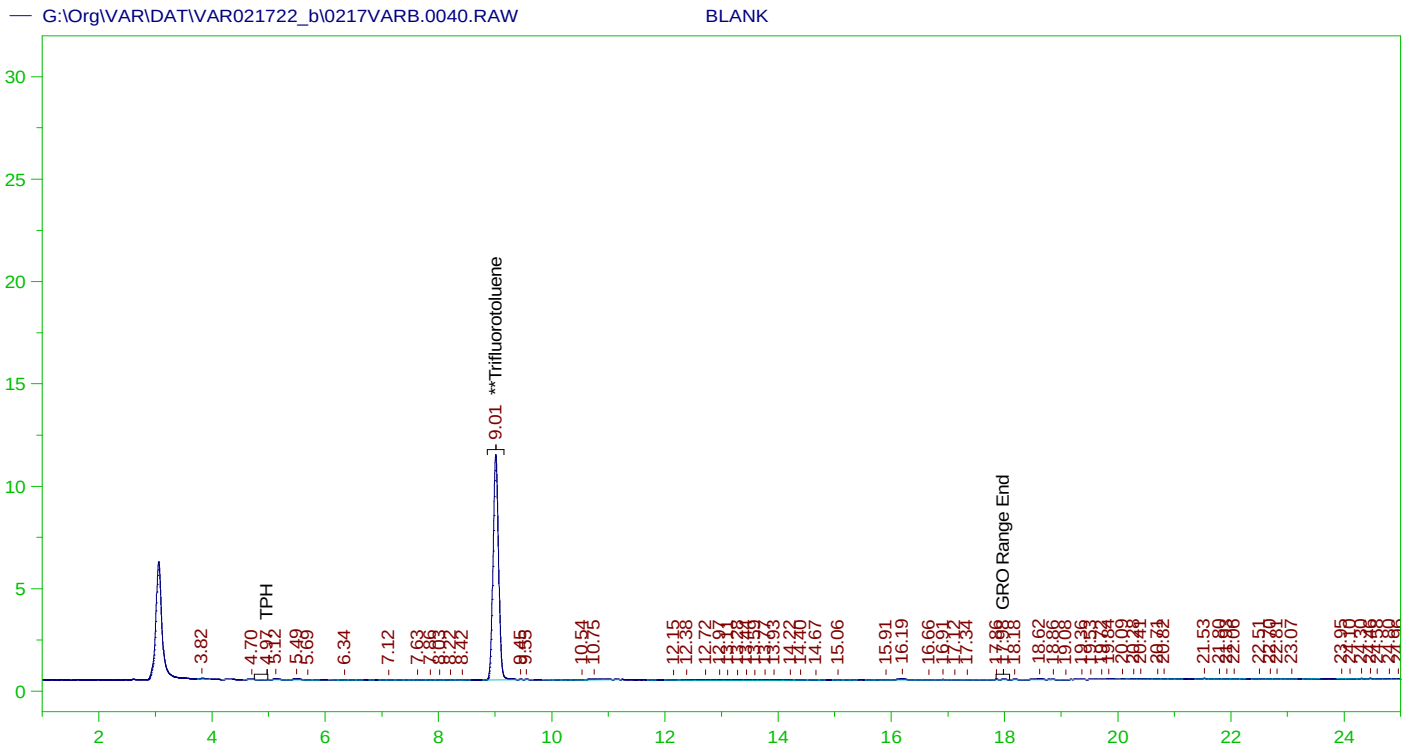

GASOLINE RANGE ORGANICS CHROMATOGRAM REPORT
Sample Name: BLANK
Raw File: G:\Org\VAR\DAT\VAR021722_b\0217VARB.0040.RAW
Date & Time Acquired: 2/18/2022 6:00:34 AM
Method File: G:\Org\VAR\Methods\211208GRO_DoDB.MET
Calibration File: G:\Org\VAR\Cals\211208GRO8015CB.CAL
Sample Weight: 1 Dilution: 1 S.A.: 1

Mean RF for C6 to C10: 979.9788
Mean RF for TPH: 955.6747
Rt range for Gasoline Range Organics: 4.75 to 18.09

SURROGATE COMPOUND	RT	ACTUAL	MEASURED	%REC	
**Trifluorotoluene	9.013	125.	81.522	65.22	-

C6 to C10 Area:5737.979 C6 to C10 Amount: 5.855207
TPH Area:10421.77 TPH Amount: 10.90514

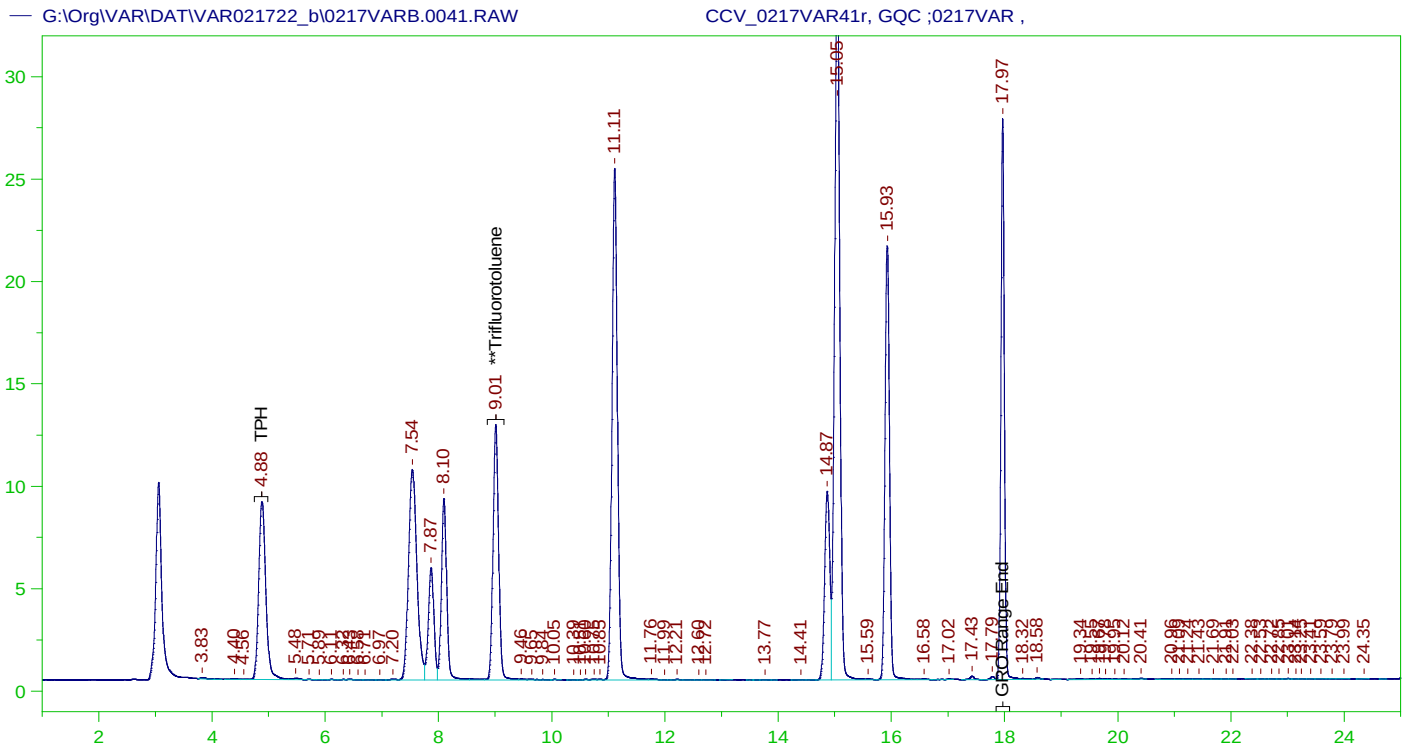

GASOLINE RANGE ORGANICS CHROMATOGRAM REPORT
Sample Name: CCV_0217VAR41r, GQC ;0217VAR ,
Raw File: G:\Org\VAR\DAT\VAR021722_b\0217VARB.0041.RAW
Date & Time Acquired: 2/18/2022 6:34:39 AM
Method File: G:\Org\VAR\Methods\211208GRO_DoDB.MET
Calibration File: G:\Org\VAR\Cals\211208GRO8015CB.CAL
Sample Weight: 1 Dilution: 1 S.A.: 1

Mean RF for C6 to C10: 979.9788
Mean RF for TPH: 955.6747
Rt range for Gasoline Range Organics: 4.75 to 18.09

SURROGATE COMPOUND	RT	ACTUAL	MEASURED	%REC	
**Trifluorotoluene	9.013	125.	93.122	74.5	-

C6 to C10 Area:975050.8 C6 to C10 Amount: 994.9713
TPH Area:980087.1 TPH Amount: 1025.545

CONTINUING CALIBRATION REPORT: G:\Org\VAR\DAT\VAR021722_b\0217VARB.0041.RAW

COMPOUND	ACTUAL(NG)	MEASURED(NG)	%RECOVERY	LIMITS
C6 to C10	840.	994.97	118.45	85-115
TPH	1000.	1025.55	102.55	85-115

SURROGATE COMPOUND	RT	ACTUAL	MEASURED	%REC	LIMITS
**Trifluorotoluene	9.013	125.	93.122	74.5	85-115

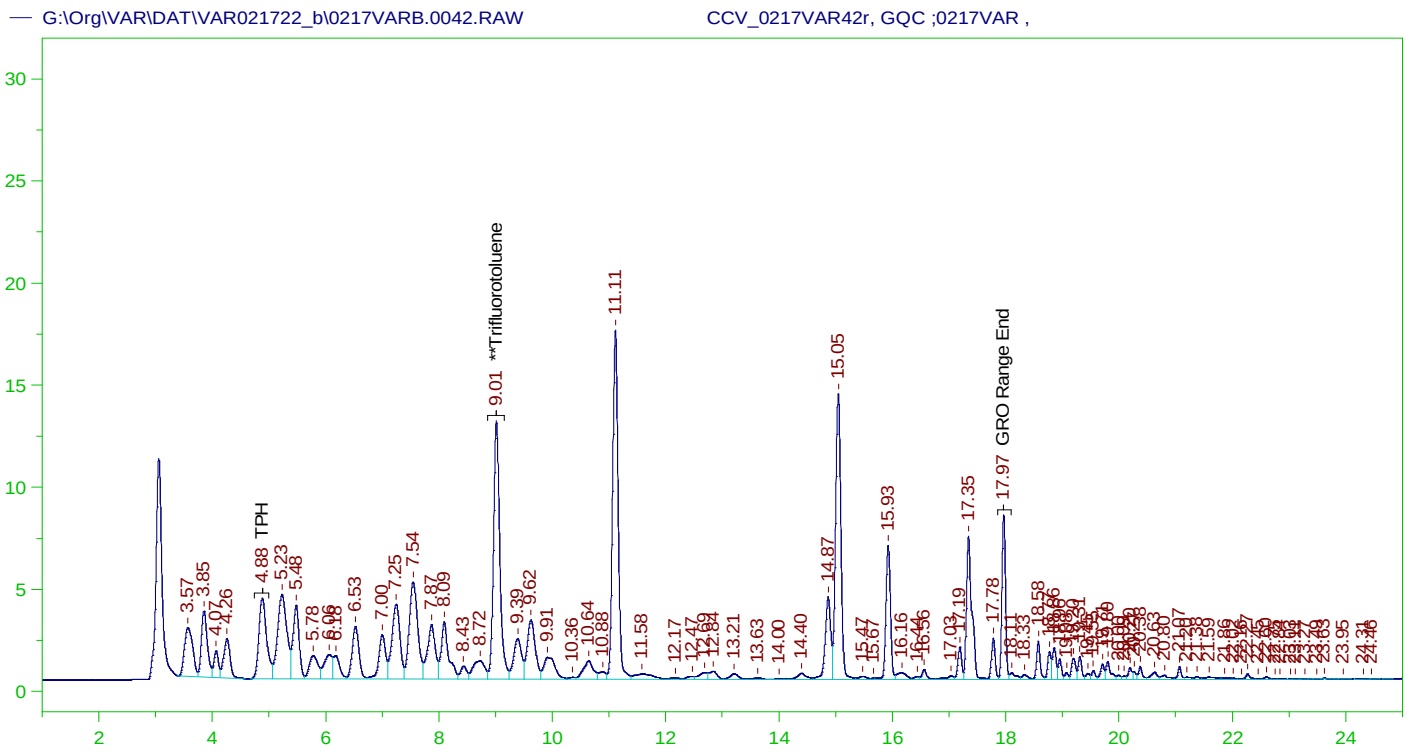

GASOLINE RANGE ORGANICS CHROMATOGRAM REPORT
Sample Name: CCV_0217VAR42r, GQC ;0217VAR ,
Raw File: G:\Org\VAR\DAT\VAR021722_b\0217VARB.0042.RAW
Date & Time Acquired: 2/18/2022 7:08:46 AM
Method File: G:\Org\VAR\Methods\211208GCCV0217_42DoDB%.MET
Calibration File: G:\Org\VAR\Cals\211208GRO8015CB.CAL
Sample Weight: 1 Dilution: 1 S.A.: 1

Mean RF for C6 to C10: 979.9788
Mean RF for TPH: 955.6747
Rt range for Gasoline Range Organics: 4.75 to 18.09

SURROGATE COMPOUND	RT	ACTUAL	MEASURED	%REC	
**Trifluorotoluene	9.013	125.	105.821	84.66	-

C6 to C10 Area:832815.8 C6 to C10 Amount: 849.8304
TPH Area:981907.1 TPH Amount: 1027.449

CONTINUING CALIBRATION REPORT: G:\Org\VAR\DAT\VAR021722_b\0217VARB.0042.RAW

COMPOUND	ACTUAL(NG)	MEASURED(NG)	%RECOVERY	LIMITS
C6 to C10	840.	849.83	101.17	85-115
TPH	1000.	1027.45	102.74	85-115

SURROGATE COMPOUND	RT	ACTUAL	MEASURED	%REC	LIMITS
**Trifluorotoluene	9.013	125.	105.821	84.66	85-115

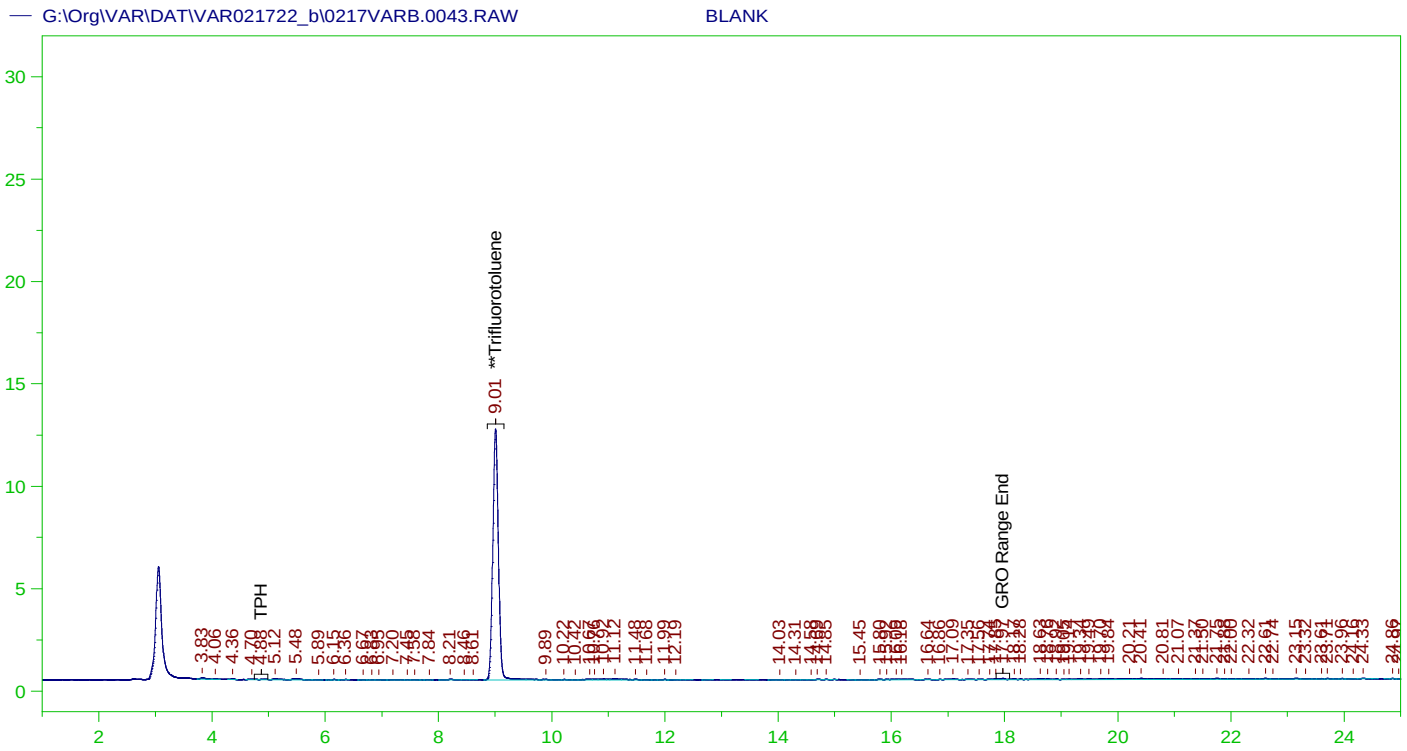

GASOLINE RANGE ORGANICS CHROMATOGRAM REPORT
Sample Name: BLANK
Raw File: G:\Org\VAR\DAT\VAR021722_b\0217VARB.0043.RAW
Date & Time Acquired: 2/18/2022 7:42:51 AM
Method File: G:\Org\VAR\Methods\211208GRO_DoDB.MET
Calibration File: G:\Org\VAR\Cals\211208GRO8015CB.CAL
Sample Weight: 1 Dilution: 1 S.A.: 1

Mean RF for C6 to C10: 979.9788
Mean RF for TPH: 955.6747
Rt range for Gasoline Range Organics: 4.75 to 18.09

SURROGATE COMPOUND	RT	ACTUAL	MEASURED	%REC	
**Trifluorotoluene	9.009	125.	91.745	73.4	-

C6 to C10 Area:7861.504 C6 to C10 Amount: 8.022117
TPH Area:15116.39 TPH Amount: 15.8175

Write Sequence	Insert Entries(Have the first cell for entries selecte							
Data File	**Sample Name**	**Method**	**Weight**	**Dil Factor**	**Amt Inj.**	**IS**	**Cal ID**	**Manual Integrations**
G:\Org\VAR\DAT\VAR021722_b\0217VAR.01r	BLANK	G:\Org\VAR\Methods\2112(	1	1	1	1	0	None
G:\Org\VAR\DAT\VAR021722_b\0217VAR.02r	BLANK	G:\Org\VAR\Methods\2112(	1	1	1	1	0	None
G:\Org\VAR\DAT\VAR021722_b\0217VAR.03r	BLANK	G:\Org\VAR\Methods\2112(	1	1	1	1	0	None
G:\Org\VAR\DAT\VAR021722_b\0217VAR.04r	CCV_0217VAR04r, GQC ;0217VAR ,	G:\Org\VAR\Methods\2112(	1	1	1	1	0	None
G:\Org\VAR\DAT\VAR021722_b\0217VAR.05r	CCV_0217VAR05r, GQC ;0217VAR ,	G:\Org\VAR\Methods\2112(	1	1	1	1	0	None
G:\Org\VAR\DAT\VAR021722_b\0217VAR.06r	LCS_0217VAR06r, GQC ;0217VAR ,	G:\Org\VAR\Methods\2112(	5	1	1	1	0	To maintain continuous baseline and split closely eluting hydrocarbons
G:\Org\VAR\DAT\VAR021722_b\0217VAR.07r	BLANK	G:\Org\VAR\Methods\2112(	1	1	1	1	0	None
G:\Org\VAR\DAT\VAR021722_b\0217VAR.08r	MBLK_0217VAR08r, QC ;0217VAR ,	G:\Org\VAR\Methods\2112(	5	1	1	1	0	To maintain continuous baseline and split closely eluting hydrocarbons
G:\Org\VAR\DAT\VAR021722_b\0217VAR.09r	BLANK	G:\Org\VAR\Methods\2112(	1	1	1	1	0	None
G:\Org\VAR\DAT\VAR021722_b\0217VAR.10r	B22020962-031G ;0217VAR , $HC-8015-GRO-W,	G:\Org\VAR\Methods\2112(	5	1	1	1	0	To maintain continuous baseline and split closely eluting hydrocarbons
G:\Org\VAR\DAT\VAR021722_b\0217VAR.11r	BLANK	G:\Org\VAR\Methods\2112(	1	1	1	1	0	None
G:\Org\VAR\DAT\VAR021722_b\0217VAR.12r	B22020962-028A ;0217VAR , $HC-8015-GRO-W,	G:\Org\VAR\Methods\2112(	5	1	1	1	0	To maintain continuous baseline and split closely eluting hydrocarbons
G:\Org\VAR\DAT\VAR021722_b\0217VAR.13r	B22020962-002A ;0217VAR , $HC-8015-GRO-W,	G:\Org\VAR\Methods\2112(	5	1	1	1	0	To maintain continuous baseline and split closely eluting hydrocarbons
G:\Org\VAR\DAT\VAR021722_b\0217VAR.14r	B22020962-007A ;0217VAR , $HC-8015-GRO-W,	G:\Org\VAR\Methods\2112(	5	1	1	1	0	To maintain continuous baseline and split closely eluting hydrocarbons
G:\Org\VAR\DAT\VAR021722_b\0217VAR.15r	B22020962-012A ;0217VAR , $HC-8015-GRO-W,	G:\Org\VAR\Methods\2112(	5	1	1	1	0	To maintain continuous baseline and split closely eluting hydrocarbons
G:\Org\VAR\DAT\VAR021722_b\0217VAR.16r	B22020962-018A ;0217VAR , $HC-8015-GRO-W,	G:\Org\VAR\Methods\2112(	5	1	1	1	0	To maintain continuous baseline and split closely eluting hydrocarbons

G:\Org\VAR\DAT\VAR021722_b\0217VAR.17r	B22020962-022A ;0217VAR , $HC-8015-GRO-W,	G:\Org\VAR\Methods\2112(	5	1	1	1	0	To maintain continuous baseline and split closely eluting hydrocarbons
G:\Org\VAR\DAT\VAR021722_b\0217VAR.18r	B22020962-033A ;0217VAR , $HC-8015-GRO-W,	G:\Org\VAR\Methods\2112(	5	1	1	1	0	To maintain continuous baseline and split closely eluting hydrocarbons
G:\Org\VAR\DAT\VAR021722_b\0217VAR.19r	B22020962-001G ;0217VAR , $HC-8015-GRO-W,	G:\Org\VAR\Methods\2112(	5	1	1	1	0	To maintain continuous baseline and split closely eluting hydrocarbons
G:\Org\VAR\DAT\VAR021722_b\0217VAR.20r	BLANK	G:\Org\VAR\Methods\2112(	1	1	1	1	0	None
G:\Org\VAR\DAT\VAR021722_b\0217VAR.21r	B22020962-031GMS, GQC ;0217VAR , $HC-8015-GRO-W,	G:\Org\VAR\Methods\2112(	5	1	1	1	0	To maintain continuous baseline and split closely eluting hydrocarbons
G:\Org\VAR\DAT\VAR021722_b\0217VAR.22r	B22020962-031GMSD, GQC ;0217VAR , $HC-8015-GRO-W,	G:\Org\VAR\Methods\2112(	5	1	1	1	0	To maintain continuous baseline and split closely eluting hydrocarbons
G:\Org\VAR\DAT\VAR021722_b\0217VAR.23r	BLANK	G:\Org\VAR\Methods\2112(	1	1	1	1	0	None
G:\Org\VAR\DAT\VAR021722_b\0217VAR.24r	CCV_0217VAR24r, GQC ;0217VAR ,	G:\Org\VAR\Methods\2112(	1	1	1	1	0	None
G:\Org\VAR\DAT\VAR021722_b\0217VAR.25r	CCV_0217VAR25r, GQC ;0217VAR ,	G:\Org\VAR\Methods\2112(	1	1	1	1	0	To maintain continuous baseline and split closely eluting hydrocarbons
G:\Org\VAR\DAT\VAR021722_b\0217VAR.26r	LCS_0217VAR26r, GQC ;0217VAR ,	G:\Org\VAR\Methods\2112(	5	1	1	1	0	To maintain continuous baseline and split closely eluting hydrocarbons
G:\Org\VAR\DAT\VAR021722_b\0217VAR.27r	BLANK	G:\Org\VAR\Methods\2112(	1	1	1	1	0	None
G:\Org\VAR\DAT\VAR021722_b\0217VAR.28r	MBLK_0217VAR28r, QC ;0217VAR ,	G:\Org\VAR\Methods\2112(	5	1	1	1	0	To maintain continuous baseline and split closely eluting hydrocarbons
G:\Org\VAR\DAT\VAR021722_b\0217VAR.29r	B22020962-006G ;0217VAR , $HC-8015-GRO-W,	G:\Org\VAR\Methods\2112(	5	1	1	1	0	To maintain continuous baseline and split closely eluting hydrocarbons
G:\Org\VAR\DAT\VAR021722_b\0217VAR.30r	BLANK	G:\Org\VAR\Methods\2112(	1	1	1	1	0	None

G:\Org\VAR\DAT\VAR021722_b\0217VAR.31r	B22020962-011G ;0217VAR , $HC-8015-GRO-W,	G:\Org\VAR\Methods\2112(	5	1	1	1	0	To maintain continuous baseline and split closely eluting hydrocarbons
G:\Org\VAR\DAT\VAR021722_b\0217VAR.32r	BLANK	G:\Org\VAR\Methods\2112(	1	1	1	1	0	None
G:\Org\VAR\DAT\VAR021722_b\0217VAR.33r	B22020962-016G ;0217VAR , $HC-8015-GRO-W,	G:\Org\VAR\Methods\2112(	5	1	1	1	0	To maintain continuous baseline and split closely eluting hydrocarbons
G:\Org\VAR\DAT\VAR021722_b\0217VAR.34r	BLANK	G:\Org\VAR\Methods\2112(	1	1	1	1	0	None
G:\Org\VAR\DAT\VAR021722_b\0217VAR.35r	B22020962-021G ;0217VAR , $HC-8015-GRO-W,	G:\Org\VAR\Methods\2112(	5	1	1	1	0	To maintain continuous baseline and split closely eluting hydrocarbons
G:\Org\VAR\DAT\VAR021722_b\0217VAR.36r	BLANK	G:\Org\VAR\Methods\2112(	1	1	1	1	0	None
G:\Org\VAR\DAT\VAR021722_b\0217VAR.37r	B22020962-026G ;0217VAR , $HC-8015-GRO-W,	G:\Org\VAR\Methods\2112(	5	1	1	1	0	To maintain continuous baseline and split closely eluting hydrocarbons
G:\Org\VAR\DAT\VAR021722_b\0217VAR.38r	BLANK	G:\Org\VAR\Methods\2112(	1	1	1	1	0	None
G:\Org\VAR\DAT\VAR021722_b\0217VAR.39r	B22020962-032D ;0217VAR , $HC-8015-GRO-W,	G:\Org\VAR\Methods\2112(	5	1	1	1	0	To maintain continuous baseline and split closely eluting hydrocarbons
G:\Org\VAR\DAT\VAR021722_b\0217VAR.40r	BLANK	G:\Org\VAR\Methods\2112(	1	1	1	1	0	None
G:\Org\VAR\DAT\VAR021722_b\0217VAR.41r	CCV_0217VAR41r, GQC ;0217VAR ,	G:\Org\VAR\Methods\2112(	1	1	1	1	0	To maintain continuous baseline and split closely eluting hydrocarbons
G:\Org\VAR\DAT\VAR021722_b\0217VAR.42r	CCV_0217VAR42r, GQC ;0217VAR ,	G:\Org\VAR\Methods\2112(	1	1	1	1	0	None
G:\Org\VAR\DAT\VAR021722_b\0217VAR.43r	BLANK	G:\Org\VAR\Methods\2112(	1	1	1	1	0	

Digitally signed by
Josie Pickard
Date: 2022.02.19 09:34:07 -07:00

Analytical RunID VARIAN1_211208B Standards Traceability Report

Standard ID: 3GAS160127
Standard Name: Alaska Gasoline Calibration Mix Version 4/8/02
Type: Neat
Prep Date: 1/27/2016
Prep By: Josie Pickard
Exp Date: 6/7/2023
Status: New
Department: GCVOA
Vendor: Accustandard
Final Volume: 5 mL
Lot Number: 213051468
Balance ID:
Comments: 33% of each gasoline Date prepared is date received Assay ran 2/1/16 on PE1; GRO equals 84% of TPH jmp 2/1/16

Chemical/Solvent Used	Bottle No	Amt	Units	Expires
Alaska Gasoline Calibration Mix Version 4/8/02	8120	5	mL	6/7/2023

Stock Source	Base Units	Amount Added

Analytical RunID VARIAN1_211208B Standards Traceability Report

Standard ID: GAS210122
Standard Name: Unleaded Gasoline Comp. Std.(2.0uL)
Prep Date: 1/22/2021
Exp Date: 6/7/2023
Department: GCVOA
Vendor:
Lot Number:
Balance ID:
Comments: Concentration : 4.2ug/ul

Type: Secondary
Prep By: Josie Pickard
Status: New
Final Volume: 10 mL

Chemical/Solvent Used	Bottle No	Amt	Units	Expires
Methanol, Purge and Trap DZ880	13323	10	mL	6/7/2023

Stock Source	Base Units	Amount Added
GASH210122	ug/mL	0.84 mL

Analytical RunID VARIAN1_211208B Standards Traceability Report

Standard ID: GASH210122
Standard Name: Unleaded Gasoline Composite
Type: Primary
Prep Date: 1/22/2021
Prep By: Josie Pickard
Exp Date: 6/7/2023
Status: New
Department: GCVOA
Vendor:
Final Volume: 10 mL
Lot Number:
Balance ID:
Comments: Concetration : 50,000 ug/ml

Chemical/Solvent Used	Bottle No	Amt	Units	Expires
Methanol, Purge and Trap DZ880	13323	10	mL	6/7/2023

Stock Source	Base Units	Amount Added
3GAS160127	ug/mL	0.5022 g

Analytical RunID VARIAN1_211208B Standards Traceability Report

Standard ID: GASL211208
Standard Name: Low Gasoline Std.
Type: Secondary
Prep Date: 12/8/2021
Prep By: Josie Pickard
Exp Date: 6/7/2023
Status: Open
Department: GCVOA
Vendor:
Final Volume: 1 mL
Lot Number:
Balance ID:
Comments: concentration 0.42ug/ul

Chemical/Solvent Used	Bottle No	Amt	Units	Expires
Methanol, Purge and Trap EB199	14400	0.9	mL	6/7/2023

Stock Source	Base Units	Amount Added
GAS210122	ug/mL	0.1 mL

Analytical RunID VARIAN1_211208B Standards Traceability Report

Standard ID: GQC201214
Standard Name: Gasoline Composite Mix (1.68uL)
Type: Primary
Prep Date: 12/14/2020
Prep By: Josie Pickard
Exp Date: 4/2/2030
Status: New
Department: GCVOA
Vendor: Accustandard
Final Volume: 5 mL
Lot Number: 220031562
Balance ID:
Comments: 5000 ug/mL in MeOH Date prepared is date received; Assay run 4/1/21 on Pe1 GRO range equals 85% jmp, mistyped the date received. The date received was 12/17/20 jmp

Chemical/Solvent Used	Bottle No	Amt	Units	Expires
Gasoline Composite Mix	13338	5	mL	4/2/2030

Stock Source	Base Units	Amount Added
GQC201214	ug/mL	5 mL

Analytical RunID VARIAN1_211208B Standards Traceability Report

Standard ID: GROS200921
Standard Name: Gro Stock Standard Mt.Gro
Type: Primary
Prep Date: 9/21/2020
Prep By: Josie Pickard
Exp Date: 3/28/2029
Status: Open
Department: GCVOA
Vendor: Accustandard
Final Volume: 2 mL
Lot Number: 219031408
Balance ID:
Comments: 10 Component Mix (varing concentrations) 100 mg/ml

Chemical/Solvent Used	Bottle No	Amt	Units	Expires
Gasoline Standard	13090	2	mL	3/28/2029

Stock Source	Base Units	Amount Added
GROS200921	ug/mL	2 mL

Analytical RunID VARIAN1_211208B Standards Traceability Report

Standard ID: TFT211208
Standard Name: TFT (1.05uL)
Prep Date: 12/8/2021
Exp Date: 9/10/2029
Department: GCVOA
Vendor:
Lot Number:
Balance ID:
Comments: Final concentration : 1.0mg/mL

Type: Secondary
Prep By: Josie Pickard
Status: New
Final Volume: 2 mL

Chemical/Solvent Used	Bottle No	Amt	Units	Expires
Methanol, Purge and Trap EB199	14400	1.9	mL	9/10/2029

Stock Source	Base Units	Amount Added
TFTS210607	ug/mL	0.1 mL

Analytical RunID VARIAN1_211208B Standards Traceability Report

Standard ID: TFTL211208
Standard Name: TFTL
Prep Date: 12/8/2021
Exp Date: 9/10/2029
Department: GCVOA
Vendor:
Lot Number:
Balance ID:
Comments: Final concentration :0.01mg/mL

Type: Secondary
Prep By: Josie Pickard
Status: New
Final Volume: 1 mL

Chemical/Solvent Used	Bottle No	Amt	Units	Expires
Methanol, Purge and Trap EB199	14400	0.9	mL	9/10/2029

Stock Source	Base Units	Amount Added
TFTM211208	ug/mL	0.1 mL

Analytical RunID VARIAN1_211208B Standards Traceability Report

Standard ID: TFTM211208
Standard Name: TFTM
Prep Date: 12/8/2021
Exp Date: 9/10/2029
Department: GCVOA
Vendor:
Lot Number:
Balance ID:
Comments: Final concentration :0.1mg/mL

Type: Secondary
Prep By: Josie Pickard
Status: New
Final Volume: 1 mL

Chemical/Solvent Used	Bottle No	Amt	Units	Expires
Methanol, Purge and Trap EB199	14400	0.9	mL	9/10/2029

Stock Source	Base Units	Amount Added
TFT211208	ug/mL	0.1 mL

Analytical RunID VARIAN1_211208B Standards Traceability Report

Standard ID: TFTS210607
Standard Name: TFT Stock
Prep Date: 6/7/2021
Exp Date: 9/10/2029
Department: GCVOA
Vendor: Accustandard
Lot Number: 219091095
Balance ID:
Comments: 20mg/ml in Meoh Date prepared is date received.

Type: Primary
Prep By: Josie Pickard
Status: New
Final Volume: 10 mL

Chemical/Solvent Used	Bottle No	Amt	Units	Expires
a,a,a-Trifluorotoluene	13921	10	mL	9/10/2029

Stock Source	Base Units	Amount Added

125 Market Street
New Haven, CT 06513
USA

AccuStandard, Inc.

Tel (203)786-5290
Fax (203)786-5287
www.AccuStandard.com

CERTIFICATE OF ANALYSIS

Catalog No: GRO-AK-101-GCS-R1
Description: Alaska Gasoline Calibration Mix Version 4/8/02
Lot: 213051468
Solvent: N/A
Hazards: **HIGHLY FLAMMABLE** - *Refer to SDS for safety info*

Danger 2

Date Certified: Jun 7, 2013
Expiration: Jun 7, 2023
Sample Size: 1 mL
Components: 3
Storage Condition: Ambient (>5 °C)

Included on ISO/IEC 17025 Scope of Accreditation: Yes

Included on ISO Guide 34 Scope of Accreditation: Yes

Component	CAS #	Purity % (GC/FID)	Prepared Concentration[1] (%w/w)	Certified Analyte Concentration[2] (%w/w)
Gasoline - Regular, unleaded	8006-61-9	Tech Mix	33.30	33.30
Gasoline - Plus, unleaded	8006-61-9	Tech Mix	33.40	33.40
Gasoline - Premium, unleaded	8006-61-9	Tech Mix	33.30	33.30

ID #: 8120
Opened:
Alaska Gasoline Calibration Mix Version 4/8/0
Expires: 6/7/2023
Rec'd 1/27/2016
Energy Laboratories Inc 1120 So. 27th Street
Billings MT 59107

A product with a suffix (-1A, -2B, etc. or -01, -02, etc.) on its lot number has had its expiration date extended and is identical to the same lot number without the suffix.

[1] All weights are traceable through NIST, Test No. 822-275872-11.

[2] Certified Analyte Concentration = Purity x Prepared Concentration. The Uncertainty associated with the gravimetric values reported on this certificate is ±0.24%. The CRM Uncertainty calculated for this product is ±5%. These values are the expanded uncertainty and represent an estimated standard deviation equal to the positive square root of the total variation of the uncertainty of components. A normal distribution is assumed and a coverage factor of K=2 is chosen using approximately a 95% confidence level.

Labels and certificates follow U.S. Conventions in reporting numerical values:
A comma (,) is used to separate units of one-thousand or greater.
A period (.) is used as a decimal place marker.

See reverse side for additional information.

Certified By:
Larry Decker, Organic QC Manager

For use in routine laboratory analysis.

AccuStandard is accredited to ISO Guide 34, ISO/IEC 17025 and certified to ISO 9001

125 Market Street
New Haven, CT 06513
USA

AccuStandard®

Tel (203)786-5290
Fax (203)786-5287
www.AccuStandard.com

CERTIFICATE OF ANALYSIS

Catalog No: GRO-AK-101-GCS
Description: Gasoline Composite Mix
Lot: 220031562
Solvent: Methanol
Hazards: *Refer to SDS for complete safety information*

Signal Word: Danger

Date Certified: Apr 2, 2020
Expiration: Apr 2, 2030
Sample Size: 1 mL
Components: 3
Storage Condition: Ambient (>5 °C)

Certified Reference Material

ANAB ACCREDITED REFERENCE MATERIAL PRODUCER AR-1463
ANAB ACCREDITED TESTING LABORATORY AT-1339
ilac-MRA

Component	CAS #	Purity % (GC/MS)	Prepared Concentration[2] (µg/mL)	Certified Analyte Concentration[1] (µg/mL)
Gasoline - Premium, unleaded	N/A	Tech Mix	1660	1660
Gasoline - Regular, leaded	N/A	Tech Mix	1674	1674
Gasoline - Regular, unleaded	N/A	Tech Mix	1673	1673

ID #: 13338
Opened:_____
Gasoline Composite Mix
Expires: 4/2/2030
Rec'd: 12/17/2020
Energy Laboratories Inc 1120 So. 27th Street
Billings MT 59107

A product with a suffix (-1A, -2B, etc. or -01, -02, etc.) on its lot number has had its expiration date extended and is identical to the same lot number without the suffix.

[2] All weights are traceable through NIST, Test No. 684/289871-17

[1] Certified Analyte Concentration = Purity x Prepared Concentration.

The Uncertainty associated with the certified concentration reported on this certificate is ±2.4%. This value is the combined expanded uncertainty and represents an estimated standard deviation equal to the positive square root of the total variation of the uncertainty of components. A normal distribution is assumed and a coverage factor of K=2 is chosen using approximately a 95% confidence level.

Labels and certificates follow U.S. Conventions in reporting numerical values: A comma (,) is used to separate units of one-thousand or greater. A period (.) is used as a decimal place marker.

The information on this certificate may not be reproduced without the express permission of the manufacturer. See reverse side for additional information

Hazard Information: Please refer to the SDS for information regarding the hazards associated with using this material.

This product was prepared according to in-house procedures and is guaranteed to be homogeneous.

Certified By: _____
Larry Decker, Organic QC Manager

For use in routine laboratory analysis.

AccuStandard is accredited to ISO 17034, ISO/IEC 17025 and certified to ISO 9001:2015

QR-ORG/INO-001
Rev. 7/20

125 Market Street
New Haven, CT 06513
USA

AccuStandard®

Tel (203)786-5290
Fax (203)786-5287
www.AccuStandard.com

CERTIFICATE OF ANALYSIS

Catalog No: M-602-SS-100X
Description: a,a,a-Trifluorotoluene
Lot: 219091095
Solvent: Methanol
Hazards: *Refer to SDS for complete safety information*

Signal Word: Danger

Date Certified: Sep 10, 2019
Expiration: Sep 10, 2029
Sample Size: 1 mL
Components: 1
Storage Condition: Ambient (>5 °C)

Certified Reference Material

ANAB ACCREDITED REFERENCE MATERIAL PRODUCER AR-1463
ANAB ACCREDITED TESTING LABORATORY AT-1339
ilac-MRA

Component	CAS #	Purity % (GC/MS)	Prepared Concentration² (mg/mL)	Certified Analyte Concentration¹ (mg/mL)
a,a,a-Trifluorotoluene	98-08-8	99.9	20.01	19.99

ID #: 13921
Opened:_____
a,a,a-Trifluorotoluene
Expires: 9/10/2029
Rec'd: 6/7/2021
Energy Laboratories Inc 1120 So. 27th Street
Billings MT 59107

A product with a suffix (-1A, -2B, etc. or -01, -02, etc.) on its lot number has had its expiration date extended and is identical to the same lot number without the suffix.

² All weights are traceable through NIST, Test No. 684/289871-17

¹ Certified Analyte Concentration = Purity x Prepared Concentration.

The Uncertainty associated with the certified concentration reported on this certificate is ±2.4%. This value is the combined expanded uncertainty and represents an estimated standard deviation equal to the positive square root of the total variation of the uncertainty of components. A normal distribution is assumed and a coverage factor of K=2 is chosen using approximately a 95% confidence level.

Labels and certificates follow U.S. Conventions in reporting numerical values: A comma (,) is used to separate units of one-thousand or greater. A period (.) is used as a decimal place marker.

The information on this certificate may not be reproduced without the express permission of the manufacturer. See reverse side for additional information

Hazard Information: Please refer to the SDS for information regarding the hazards associated with using this material.

This product was prepared according to in-house procedures and is guaranteed to be homogeneous.

Certified By: _____
Larry Decker, Organic QC Manager

Page 1 of 1

For use in routine laboratory analysis.

Analytical RunID VARIAN1_220217A Standards Traceability Report

Standard ID: 3GAS160127
Standard Name: Alaska Gasoline Calibration Mix Version 4/8/02
Type: Neat
Prep Date: 1/27/2016
Prep By: Josie Pickard
Exp Date: 6/7/2023
Status: New
Department: GCVOA
Vendor: Accustandard
Final Volume: 5 mL
Lot Number: 213051468
Balance ID:
Comments: 33% of each gasoline Date prepared is date received Assay ran 2/1/16 on PE1; GRO equals 84% of TPH jmp 2/1/16

Chemical/Solvent Used	Bottle No	Amt	Units	Expires
Alaska Gasoline Calibration Mix Version 4/8/02	8120	5	mL	6/7/2023

Stock Source	Base Units	Amount Added

Analytical RunID VARIAN1_220217A Standards Traceability Report

Standard ID: GAS220104
Standard Name: Unleaded Gasoline Comp. Std.(2.0uL)
Type: Secondary
Prep Date: 1/4/2022
Prep By: Josie Pickard
Exp Date: 6/7/2023
Status: New
Department: GCVOA
Vendor:
Final Volume: 10 mL
Lot Number:
Balance ID:
Comments: Concentration : 4.2ug/ul

Chemical/Solvent Used	Bottle No	Amt	Units	Expires
Methanol, Purge and Trap EB373	14519	10	mL	6/7/2023

Stock Source	Base Units	Amount Added
GASH210122	ug/mL	0.84 mL

Analytical RunID VARIAN1_220217A Standards Traceability Report

Standard ID: GASH210122
Standard Name: Unleaded Gasoline Composite
Type: Primary
Prep Date: 1/22/2021
Prep By: Josie Pickard
Exp Date: 6/7/2023
Status: New
Department: GCVOA
Vendor:
Final Volume: 10 mL
Lot Number:
Balance ID:
Comments: Concetration : 50,000 ug/ml

Chemical/Solvent Used	Bottle No	Amt	Units	Expires
Methanol, Purge and Trap DZ880	13323	10	mL	6/7/2023

Stock Source	Base Units	Amount Added
3GAS160127	ug/mL	0.5022 g

Analytical RunID VARIAN1_220217A Standards Traceability Report

Standard ID: GQC211012
Standard Name: Gasoline Composite Mix (1.68uL)
Type: Primary
Prep Date: 10/12/2021
Prep By: Josie Pickard
Exp Date: 4/2/2030
Status: New
Department: GCVOA
Vendor: Accustandard
Final Volume: 5 mL
Lot Number: 220031562
Balance ID:
Comments: 5000 ug/mL in MeOH Date prepared is date received; Assay run 4/1/21 on Pe1 GRO range equals 85% jmp

Chemical/Solvent Used	Bottle No	Amt	Units	Expires
Gasoline Composite Mix	14373	5	mL	4/2/2030

Stock Source	Base Units	Amount Added
GQC211012	ug/mL	

Analytical RunID VARIAN1_220217A Standards Traceability Report

Standard ID: GROS200921
Standard Name: Gro Stock Standard Mt.Gro
Type: Primary
Prep Date: 9/21/2020
Prep By: Josie Pickard
Exp Date: 3/28/2029
Status: Open
Department: GCVOA
Vendor: Accustandard
Final Volume: 2 mL
Lot Number: 219031408
Balance ID:
Comments: 10 Component Mix (varing concentrations) 100 mg/ml

Chemical/Solvent Used	Bottle No	Amt	Units	Expires
Gasoline Standard	13090	2	mL	3/28/2029

Stock Source	Base Units	Amount Added
GROS200921	ug/mL	2 mL

Analytical RunID VARIAN1_220217A Standards Traceability Report

Standard ID: TFT220209
Standard Name: TFT (1.05uL)
Type: Secondary
Prep Date: 2/9/2022
Prep By: Josie Pickard
Exp Date: 9/10/2029
Status: New
Department: GCVOA
Vendor:
Final Volume: 2 mL
Lot Number:
Balance ID:
Comments: Final concentration : 1.0mg/mL

Chemical/Solvent Used	Bottle No	Amt	Units	Expires
Methanol, Purge and Trap EB373	14519	1.9	mL	9/10/2029

Stock Source	Base Units	Amount Added
TFTS210607	ug/mL	0.1 mL

Analytical RunID VARIAN1_220217A Standards Traceability Report

Standard ID: TFTS210607
Standard Name: TFT Stock
Type: Primary
Prep Date: 6/7/2021
Prep By: Josie Pickard
Exp Date: 9/10/2029
Status: New
Department: GCVOA
Vendor: Accustandard
Final Volume: 10 mL
Lot Number: 219091095
Balance ID:
Comments: 20mg/ml in Meoh Date prepared is date received.

Chemical/Solvent Used	Bottle No	Amt	Units	Expires
a,a,a-Trifluorotoluene	13921	10	mL	9/10/2029

Stock Source	Base Units	Amount Added

125 Market Street
New Haven, CT 06513
USA

AccuStandard, Inc.

Tel (203)786-5290
Fax (203)786-5287
www.AccuStandard.com

CERTIFICATE OF ANALYSIS

Catalog No: GRO-AK-101-GCS-R1
Description: Alaska Gasoline Calibration Mix Version 4/8/02
Lot: 213051468
Solvent: N/A
Hazards: **HIGHLY FLAMMABLE** - *Refer to SDS for safety info*

Danger 2

Date Certified: Jun 7, 2013
Expiration: Jun 7, 2023
Sample Size: 1 mL
Components: 3
Storage Condition: Ambient (>5 °C)
Included on ISO/IEC 17025 Scope of Accreditation: Yes
Included on ISO Guide 34 Scope of Accreditation: Yes

Component	CAS #	Purity % (GC/FID)	Prepared Concentration[1] (%w/w)	Certified Analyte Concentration[2] (%w/w)
Gasoline - Regular, unleaded	8006-61-9	Tech Mix	33.30	33.30
Gasoline - Plus, unleaded	8006-61-9	Tech Mix	33.40	33.40
Gasoline - Premium, unleaded	8006-61-9	Tech Mix	33.30	33.30

ID #: 8120
Opened:
Alaska Gasoline Calibration Mix Version 4/8/0
Expires: 6/7/2023
Rec'd 1/27/2016
Energy Laboratories Inc 1120 So. 27th Street
Billings MT 59107

A product with a suffix (-1A, -2B, etc. or -01, -02, etc.) on its lot number has had its expiration date extended and is identical to the same lot number without the suffix.

[1] All weights are traceable through NIST, Test No. 822-275872-11.

[2] Certified Analyte Concentration = Purity x Prepared Concentration. The Uncertainty associated with the gravimetric values reported on this certificate is ±0.24%. The CRM Uncertainty calculated for this product is ±5%. These values are the expanded uncertainty and represent an estimated standard deviation equal to the positive square root of the total variation of the uncertainty of components. A normal distribution is assumed and a coverage factor of K=2 is chosen using approximately a 95% confidence level.

Labels and certificates follow U.S. Conventions in reporting numerical values:
A comma (,) is used to separate units of one-thousand or greater.
A period (.) is used as a decimal place marker.

See reverse side for additional information.

Certified By:
Larry Decker, Organic QC Manager

For use in routine laboratory analysis.

AccuStandard is accredited to ISO Guide 34, ISO/IEC 17025 and certified to ISO 9001

125 Market Street
New Haven, CT 06513
USA

AccuStandard®

Tel (203)786-5290
Fax (203)786-5287
www.AccuStandard.com

CERTIFICATE OF ANALYSIS

Catalog No: GRO-AK-101-GCS
Description: Gasoline Composite Mix
Lot: 220031562
Solvent: Methanol
Hazards: *Refer to SDS for complete safety information*

Signal Word: Danger

Date Certified: Apr 2, 2020
Expiration: Apr 2, 2030
Sample Size: 1 mL
Components: 3
Storage Condition: Ambient (>5 °C)

Certified Reference Material

ANAB ACCREDITED REFERENCE MATERIAL PRODUCER AR-1463
ANAB ACCREDITED TESTING LABORATORY AT-1339
ilac-MRA

Component	CAS #	Purity % (GC/MS)	Prepared Concentration[2] (µg/mL)	Certified Analyte Concentration[1] (µg/mL)
Gasoline - Premium, unleaded	N/A	Tech Mix	1660	1660
Gasoline - Regular, leaded	N/A	Tech Mix	1674	1674
Gasoline - Regular, unleaded	N/A	Tech Mix	1673	1673

ID #: **14373**
Opened:_____
Gasoline Composite Mix
Expires: 4/2/2030
Rec'd: 10/12/2021
Energy Laboratories Inc 1120 So. 27th Street
Billings MT 59107

A product with a suffix (-1A, -2B, etc. or -01, -02, etc.) on its lot number has had its expiration date extended and is identical to the same lot number without the suffix.

[2] All weights are traceable through NIST, Test No. 684/289871-17

[1] Certified Analyte Concentration = Purity x Prepared Concentration.

The Uncertainty associated with the certified concentration reported on this certificate is ±2.4%. This value is the combined expanded uncertainty and represents an estimated standard deviation equal to the positive square root of the total variation of the uncertainty of components. A normal distribution is assumed and a coverage factor of K=2 is chosen using approximately a 95% confidence level.

Labels and certificates follow U.S. Conventions in reporting numerical values: A comma (,) is used to separate units of one-thousand or greater. A period (.) is used as a decimal place marker.

The information on this certificate may not be reproduced without the express permission of the manufacturer. See reverse side for additional information

Hazard Information: Please refer to the SDS for information regarding the hazards associated with using this material.

This product was prepared according to in-house procedures and is guaranteed to be homogeneous.

Certified By: _____
Larry Decker, Organic QC Manager

For use in routine laboratory analysis.

AccuStandard is accredited to ISO 17034, ISO/IEC 17025 and certified to ISO 9001:2015

QR-ORG/INO-001
Rev. 7/20

125 Market Street
New Haven, CT 06513
USA

AccuStandard®

Tel (203)786-5290
Fax (203)786-5287
www.AccuStandard.com

CERTIFICATE OF ANALYSIS

Catalog No: M-602-SS-100X
Description: a,a,a-Trifluorotoluene
Lot: 219091095
Solvent: Methanol
Hazards: *Refer to SDS for complete safety information*

Signal Word: Danger

Date Certified: Sep 10, 2019
Expiration: Sep 10, 2029
Sample Size: 1 mL
Components: 1
Storage Condition: Ambient (>5 °C)

Certified Reference Material

ANAB ACCREDITED REFERENCE MATERIAL PRODUCER AR-1463
ANAB ACCREDITED TESTING LABORATORY AT-1339
ilac-MRA

Component	CAS #	Purity % (GC/MS)	Prepared Concentration² (mg/mL)	Certified Analyte Concentration¹ (mg/mL)
a,a,a-Trifluorotoluene	98-08-8	99.9	20.01	19.99

ID #: 13921
Opened:_____
a,a,a-Trifluorotoluene
Expires: 9/10/2029
Rec'd: 6/7/2021
Energy Laboratories Inc 1120 So. 27th Street
Billings MT 59107

A product with a suffix (-1A, -2B, etc. or -01, -02, etc.) on its lot number has had its expiration date extended and is identical to the same lot number without the suffix.

² All weights are traceable through NIST, Test No. 684/289871-17

¹ Certified Analyte Concentration = Purity x Prepared Concentration.

The Uncertainty associated with the certified concentration reported on this certificate is ±2.4%. This value is the combined expanded uncertainty and represents an estimated standard deviation equal to the positive square root of the total variation of the uncertainty of components. A normal distribution is assumed and a coverage factor of K=2 is chosen using approximately a 95% confidence level.

Labels and certificates follow U.S. Conventions in reporting numerical values: A comma (,) is used to separate units of one-thousand or greater. A period (.) is used as a decimal place marker.

The information on this certificate may not be reproduced without the express permission of the manufacturer. See reverse side for additional information

Hazard Information: Please refer to the SDS for information regarding the hazards associated with using this material.

This product was prepared according to in-house procedures and is guaranteed to be homogeneous.

Certified By: _____
Larry Decker, Organic QC Manager

Page 1 of 1

For use in routine laboratory analysis.

	Type	Analysis	Sample Name	Sample ID	Origin	Manual Diluti	Result
1	Standard	NPOC	0-20 NPOC_2201	0-20 NPOC_220126B	0-20 NPOC_220126B.2	1.000	

	Notes	Status	Date / Time	Vial
1		Completed	1/26/2022 5:33:05 PM	1, 2, 3, 4, 5,

TOC-V Cal Curve Information
C:¥TOC3201¥CalCurves¥0-20 NPOC_220126B.2022_01_26_15_38_52.cal

Date of Creation 5:33:05 PM 1/26/2022
User DMB
System TOC4-C

Cal. Curve

Sample Name: 0-20 NPOC_220126B
Sample ID: 0-20 NPOC_220126B
Object ID 0A-901000-10101000-13488DE2104A-0000
Cal. Curve: 0-20 NPOC_220126B.cal
Status Completed
Comment:

Type	Anal.
Standard	NPOC

Conc: 0.000mg/L

No.	Area	Inj. Vol.	Aut. Dil.	Rem.	Ex.	Date / Time
1	4.248	1250uL	1	*******		1/26/2022 3:47:36 PM
2	4.758	1250uL	1	*******		1/26/2022 3:51:50 PM

Acid Add. 3.000%
Sp. Time 180.0sec
Mean Area 4.503
SD Area 0.3606
CV Area 8.01%
Vial 1
WetChem Oxid. 1.5mL

Conc: 0.5000mg/L

No.	Area	Inj. Vol.	Aut. Dil.	Rem.	Ex.	Date / Time
1	57.01	1250uL	1	*******		1/26/2022 4:02:25 PM
2	56.70	1250uL	1	*******		1/26/2022 4:06:49 PM

Acid Add. 3.000%
Sp. Time 180.0sec
Mean Area 56.86
SD Area 0.2192
CV Area 0.39%
Vial 2
WetChem Oxid. 1.5mL

Conc: 1.000mg/L

No.	Area	Inj. Vol.	Aut. Dil.	Rem.	Ex.	Date / Time
1	106.9	1250uL	1	*******		1/26/2022 4:17:29 PM
2	107.4	1250uL	1	*******		1/26/2022 4:21:36 PM

Acid Add. 3.000%
Sp. Time 180.0sec
Mean Area 107.2
SD Area 0.3536
CV Area 0.33%
Vial 3
WetChem Oxid. 1.5mL

Conc: 5.000mg/L

No.	Area	Inj. Vol.	Aut. Dil.	Rem.	Ex.	Date / Time
1	511.6	1250uL	1	*******		1/26/2022 4:32:48 PM
2	512.8	1250uL	1	*******		1/26/2022 4:36:58 PM

Acid Add. 3.000%
Sp. Time 180.0sec
Mean Area 512.2
SD Area 0.8485
CV Area 0.17%
Vial 4
WetChem Oxid. 1.5mL

Conc: 10.00mg/L

No.	Area	Inj. Vol.	Aut. Dil.	Rem.	Ex.	Date / Time
1	1047	1250uL	1	*******		1/26/2022 4:49:06 PM
2	1033	1250uL	1	*******		1/26/2022 4:53:37 PM

Acid Add. 3.000%
Sp. Time 180.0sec
Mean Area 1040
SD Area 9.899
CV Area 0.95%
Vial 5
WetChem Oxid. 1.5mL

Conc: 15.00mg/L

No.	Area	Inj. Vol.	Aut. Dil.	Rem.	Ex.	Date / Time
1	1522	1250uL	1	*******	E	1/26/2022 5:04:56 PM
2	1581	1250uL	1	*******		1/26/2022 5:10:44 PM
3	1578	1250uL	1	*******		1/26/2022 5:16:11 PM

Acid Add. 3.000%
Sp. Time 180.0sec
Mean Area 1580
SD Area 2.121
CV Area 0.13%
Vial 6
WetChem Oxid. 1.5mL

Conc: 20.00mg/L

No.	Area	Inj. Vol.	Aut. Dil.	Rem.	Ex.	Date / Time
1	2044	1250uL	1	*******		1/26/2022 5:28:13 PM
2	2026	1250uL	1	*******		1/26/2022 5:33:05 PM

Acid Add. 3.000%
Sp. Time 180.0sec
Mean Area 2035
SD Area 12.73
CV Area 0.63%
Vial 7
WetChem Oxid. 1.5mL

Slope: 102.7
Intercept 0.000
r^2 0.9995
r 0.9998
Zero Shift Yes

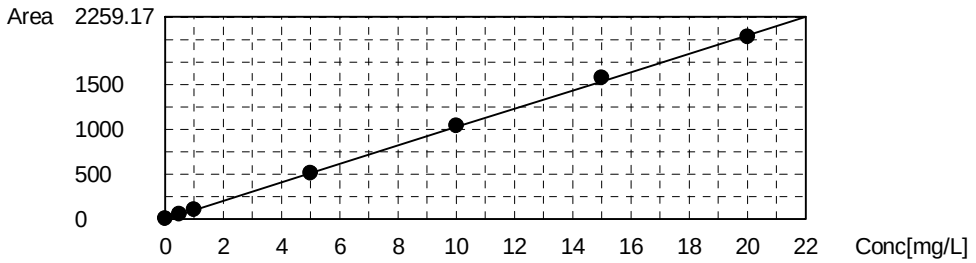

Energy Laboratories, Inc.

ANALYTICAL RUN Summary

28-Jan-22

Run ID TOC4-C_220127A

Run Start Date: 1/27/2022
Analyst: Nils T. Schenck
Ical:
Column ID:
Comments: Ready for David Brunner

Instrument ID	Description
PIP-113	500 uL pipette
PIP-114	1000 uL Pipette
PIP-119	10-100 uL adjustable pipette
PIP-122	5 mL Pipette
PIP-128	
PIP-133	10 mL Dispenser/H2O for TOC/DOC-Wet Lab
TOC4-C	Total organic carbon analyzer

Std ID	Std Name	Std Amount	Std Units	Samp Amount	Samp Units	SampType	Expiration Date
Na Persulfate 12% 211108	Sodium Persulfate 12%						11/8/2022
NTS AQ DOC A5310C DOC 09	NTS AQ DOC A5310C DOC 092221						8/22/2022
NTS AQ TOC A5310C DOC 09	NTS AQ TOC A5310C DOC 092321						8/23/2022
Phosphoric Acid 201124	Phosphoric Acid 20%						1/8/2023
Phosphoric Water 211108	Phosphoric Water						1/8/2023
TOC4_ICAL_220127	TOC4 Calibration					ICAL	9/28/2022

Seq No	Lab ID	Test Code	Sample Typ	File ID	Analysis Date	DF	Batch ID	Prep Date	SPKref	RPDref	pmoist
8423208	LCS	C-TOC-W	LCS		1/27/2022 9:45:2	1	R279097		0	0	

Analyte	T	Units	RAW	Final	Text	Spike	SPKref	RPDref	MDL	PQL	UQL	%REC	LOW	HIGH	%RPD	Q
Organic Carbon, Total (TOC)	C	mg/L	4.961	4.961		5	0	0	0.17	0.5	20	99%	91	111	0%	
Nonpurgeable Organic Carbon	X	mg/L	4.961	4.961		5	0	0	0.17	0.5	20	99%	91	111	0%	

Seq No	Lab ID	Test Code	Sample Typ	File ID	Analysis Date	DF	Batch ID	Prep Date	SPKref	RPDref	pmoist
8423209	MBLK	C-TOC-W	MBLK		1/27/2022 9:59:5	1	R279097		0	0	

Analyte	T	Units	RAW	Final	Text	Spike	SPKref	RPDref	MDL	PQL	UQL	%REC	LOW	HIGH	%RPD	Q
Organic Carbon, Total (TOC)	C	mg/L	0.02244	0		0	0	0	0.17	0.5	20	0%	0	0	0%	
Nonpurgeable Organic Carbon	X	mg/L	0.02244	0		0	0	0	0.17	0.5	20	0%	0	0	0%	

Seq No	Lab ID	Test Code	Sample Typ	File ID	Analysis Date	DF	Batch ID	Prep Date	SPKref	RPDref	pmoist
8423210	CCV	C-TOC-W	CCV		1/27/2022 10:19:	1	R279097		0	0	

Analyte	T	Units	RAW	Final	Text	Spike	SPKref	RPDref	MDL	PQL	UQL	%REC	LOW	HIGH	%RPD	Q

Seq No	Lab ID	Test Code	Sample Typ	File ID	Analysis Date	DF	Batch ID	Prep Date	SPKref	RPDref	pmoist
8423210	CCV	C-TOC-W	CCV		1/27/2022 10:19:	1	R279097		0	0	

Analyte	T	Units	RAW	Final	Text	Spike	SPKref	RPDref	MDL	PQL	UQL	%REC	LOW	HIGH	%RPD	Q
Organic Carbon, Total (TOC)	C	mg/L	4.837	4.837		5	0	0	0.17	0.5	20	97%	90	110	0%	
Nonpurgeable Organic Carbon	X	mg/L	4.837	4.837		5	0	0	0.17	0.5	20	97%	90	110	0%	

Seq No	Lab ID	Test Code	Sample Typ	File ID	Analysis Date	DF	Batch ID	Prep Date	SPKref	RPDref	pmoist
8423211	0 PPM	C-TOC-W	ICAL1		1/27/2022 10:33:	1	R279097		0	0	

Analyte	T	Units	RAW	Final	Text	Spike	SPKref	RPDref	MDL	PQL	UQL	%REC	LOW	HIGH	%RPD	Q
Organic Carbon, Total (TOC)	C	mg/L	0.01817	0.01817		0	0	0	0.17	0.5	20	0%	0	0	0%	
Nonpurgeable Organic Carbon	X	mg/L	0.01817	0.01817		0	0	0	0.17	0.5	20	0%	0	0	0%	

Seq No	Lab ID	Test Code	Sample Typ	File ID	Analysis Date	DF	Batch ID	Prep Date	SPKref	RPDref	pmoist
8423212	0.5 PPM	C-TOC-W	ICAL2		1/27/2022 10:52:	1	R279097		0	0	

Analyte	T	Units	RAW	Final	Text	Spike	SPKref	RPDref	MDL	PQL	UQL	%REC	LOW	HIGH	%RPD	Q
Organic Carbon, Total (TOC)	C	mg/L	0.5732	0.5732		0.5	0	0	0.17	0.5	20	115%	80	120	0%	
Nonpurgeable Organic Carbon	X	mg/L	0.5732	0.5732		0.5	0	0	0.17	0.5	20	115%	80	120	0%	

Seq No	Lab ID	Test Code	Sample Typ	File ID	Analysis Date	DF	Batch ID	Prep Date	SPKref	RPDref	pmoist
8423213	1 PPM	C-TOC-W	ICAL3		1/27/2022 11:07:	1	R279097		0	0	

Analyte	T	Units	RAW	Final	Text	Spike	SPKref	RPDref	MDL	PQL	UQL	%REC	LOW	HIGH	%RPD	Q
Organic Carbon, Total (TOC)	C	mg/L	1.09	1.09		1	0	0	0.17	0.5	20	109%	90	110	0%	
Nonpurgeable Organic Carbon	X	mg/L	1.09	1.09		1	0	0	0.17	0.5	20	109%	90	110	0%	

Seq No	Lab ID	Test Code	Sample Typ	File ID	Analysis Date	DF	Batch ID	Prep Date	SPKref	RPDref	pmoist
8423214	5 PPM	C-TOC-W	ICAL4		1/27/2022 11:22:	1	R279097		0	0	

Analyte	T	Units	RAW	Final	Text	Spike	SPKref	RPDref	MDL	PQL	UQL	%REC	LOW	HIGH	%RPD	Q
Organic Carbon, Total (TOC)	C	mg/L	5.019	5.019		5	0	0	0.17	0.5	20	100%	90	110	0%	
Nonpurgeable Organic Carbon	X	mg/L	5.019	5.019		5	0	0	0.17	0.5	20	100%	90	110	0%	

Seq No	Lab ID	Test Code	Sample Typ	File ID	Analysis Date	DF	Batch ID	Prep Date	SPKref	RPDref	pmoist
8423215	10 PPM	C-TOC-W	ICAL5		1/27/2022 11:38:	1	R279097		0	0	

Analyte	T	Units	RAW	Final	Text	Spike	SPKref	RPDref	MDL	PQL	UQL	%REC	LOW	HIGH	%RPD	Q
Organic Carbon, Total (TOC)	C	mg/L	10.04	10.04		10	0	0	0.17	0.5	20	100%	90	110	0%	
Nonpurgeable Organic Carbon	X	mg/L	10.04	10.04		10	0	0	0.17	0.5	20	100%	90	110	0%	

Seq No	Lab ID	Test Code	Sample Typ	File ID	Analysis Date	DF	Batch ID	Prep Date	SPKref	RPDref	pmoist
8423216	15 PPM	C-TOC-W	ICAL6		1/27/2022 11:55:	1	R279097		0	0	

Analyte	T	Units	RAW	Final	Text	Spike	SPKref	RPDref	MDL	PQL	UQL	%REC	LOW	HIGH	%RPD	Q
Organic Carbon, Total (TOC)	C	mg/L	15.28	15.28		15	0	0	0.17	0.5	20	102%	90	110	0%	
Nonpurgeable Organic Carbon	X	mg/L	15.28	15.28		15	0	0	0.17	0.5	20	102%	90	110	0%	

Seq No	Lab ID	Test Code	Sample Typ	File ID	Analysis Date	DF	Batch ID	Prep Date	SPKref	RPDref	pmoist
8423217	20 PPM	C-TOC-W	ICAL7		1/27/2022 12:12:	1	R279097		0	0	

Analyte	T	Units	RAW	Final	Text	Spike	SPKref	RPDref	MDL	PQL	UQL	%REC	LOW	HIGH	%RPD	Q
Organic Carbon, Total (TOC)	C	mg/L	20.31	20.31		20	0	0	0.17	0.5	20	102%	90	110	0%	
Nonpurgeable Organic Carbon	X	mg/L	20.31	20.31		20	0	0	0.17	0.5	20	102%	90	110	0%	

Seq No	Lab ID	Test Code	Sample Typ	File ID	Analysis Date	DF	Batch ID	Prep Date	SPKref	RPDref	pmoist
8423218	CCV	C-TOC-W	CCV		1/27/2022 12:30:	1	R279097		0	0	

Analyte	T	Units	RAW	Final	Text	Spike	SPKref	RPDref	MDL	PQL	UQL	%REC	LOW	HIGH	%RPD	Q
Organic Carbon, Total (TOC)	C	mg/L	4.931	4.931		5	0	0	0.17	0.5	20	99%	90	110	0%	
Nonpurgeable Organic Carbon	X	mg/L	4.931	4.931		5	0	0	0.17	0.5	20	99%	90	110	0%	

Seq No	Lab ID	Test Code	Sample Typ	File ID	Analysis Date	DF	Batch ID	Prep Date	SPKref	RPDref	pmoist
8423219	CCB	C-TOC-W	CCB		1/27/2022 12:44:	1	R279097		0	0	

Analyte	T	Units	RAW	Final	Text	Spike	SPKref	RPDref	MDL	PQL	UQL	%REC	LOW	HIGH	%RPD	Q
Organic Carbon, Total (TOC)	C	mg/L	0.02391	0.02391		0	0	0	0.17	0.5	20	0%	0	0	0%	
Nonpurgeable Organic Carbon	X	mg/L	0.02391	0.02391		0	0	0	0.17	0.5	20	0%	0	0	0%	

	Type	Analysis	Sample Name	Sample ID	Origin	Manual Diluti	Result
1	Unknown	NPOC	C-TOC-W	LCS	NPOC Method.met	1.000	NPOC:4.961m
2	Unknown	NPOC	C-TOC-W	MBLK	NPOC Method.met	1.000	NPOC:0.0224
3	Unknown	NPOC	C-TOC-W	CCV	NPOC Method.met	1.000	NPOC:4.837m
4	Unknown	NPOC	C-TOC-W	0 PPM	NPOC Method.met	1.000	NPOC:0.0181
5	Unknown	NPOC	C-TOC-W	0.5 PPM	NPOC Method.met	1.000	NPOC:0.5732
6	Unknown	NPOC	C-TOC-W	1 PPM	NPOC Method.met	1.000	NPOC:1.090m
7	Unknown	NPOC	C-TOC-W	5 PPM	NPOC Method.met	1.000	NPOC:5.019m
8	Unknown	NPOC	C-TOC-W	10 PPM	NPOC Method.met	1.000	NPOC:10.04m
9	Unknown	NPOC	C-TOC-W	15 PPM	NPOC Method.met	1.000	NPOC:15.28m
10	Unknown	NPOC	C-TOC-W	20 PPM	NPOC Method.met	1.000	NPOC:20.31m
11	Unknown	NPOC	C-TOC-W	CCV	NPOC Method.met	1.000	NPOC:4.931m
12	Unknown	NPOC	C-TOC-W	CCB	NPOC Method.met	1.000	NPOC:0.0239

	Notes	Status	Date / Time	Vial
1		Completed	1/27/2022 9:49:48 AM	1
2		Completed	1/27/2022 10:08:27 AM	2
3		Completed	1/27/2022 10:23:27 AM	3
4		Completed	1/27/2022 10:42:04 AM	4
5		Completed	1/27/2022 10:56:58 AM	5
6		Completed	1/27/2022 11:11:56 AM	6
7		Completed	1/27/2022 11:27:20 AM	7
8		Completed	1/27/2022 11:42:58 AM	8
9		Completed	1/27/2022 12:00:31 PM	9
10		Completed	1/27/2022 12:18:50 PM	10
11		Completed	1/27/2022 12:34:16 PM	11
12		Completed	1/27/2022 12:52:55 PM	12

Instr.Information

System TOC4-C
Instrument Options TOC/ASI/

Sample

Sample Name: C-TOC-W
Sample ID: LCS
Origin: NPOC Method.met
Status Completed
Chk. Result

Type	Anal.	Manual Dilution	Result
Unknown	NPOC	1.000	NPOC:4.961mg/L

1. Det

Anal.: NPOC

No.	Area	Conc.	Inj. Vol.	Aut. Dil.	Ex.	Cal. Curve	Date / Time
1	505.6	4.924mg/L	1250uL	1		0-20 NPOC_220126B.2022_01_26_15_38_52.ca	1/27/2022 9:45:29 AM
2	513.2	4.998mg/L	1250uL	1		0-20 NPOC_220126B.2022_01_26_15_38_52.ca	1/27/2022 9:49:48 AM

Mean Area 509.4
Mean Conc. 4.961mg/L

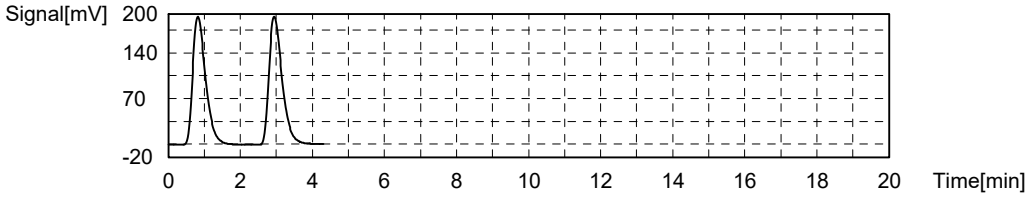

Sample

Sample Name: C-TOC-W
Sample ID: MBLK
Origin: NPOC Method.met
Status Completed
Chk. Result

Type	Anal.	Manual Dilution	Result
Unknown	NPOC	1.000	NPOC:0.02244mg/L

1. Det

Anal.: NPOC

No.	Area	Conc.	Inj. Vol.	Aut. Dil.	Ex.	Cal. Curve	Date / Time
1	2.312	0.02251mg/L	1250uL	1		0-20 NPOC_220126B.2022_01_26_15_38_52.ca	1/27/2022 9:59:57 AM
2	2.462	0.02398mg/L	1250uL	1	E	0-20 NPOC_220126B.2022_01_26_15_38_52.ca	1/27/2022 10:04:13 AM
3	2.296	0.02236mg/L	1250uL	1		0-20 NPOC_220126B.2022_01_26_15_38_52.ca	1/27/2022 10:08:27 AM

Mean Area 2.304
Mean Conc. 0.02244mg/L

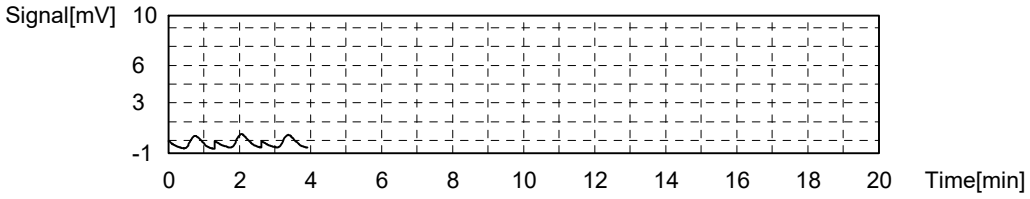

Sample

Sample Name: C-TOC-W
Sample ID: CCV
Origin: NPOC Method.met
Status Completed
Chk. Result

Type	Anal.	Manual Dilution	Result
Unknown	NPOC	1.000	NPOC:4.837mg/L

1. Det

Anal.: NPOC

No.	Area	Conc.	Inj. Vol.	Aut. Dil.	Ex.	Cal. Curve	Date / Time
1	496.2	4.832mg/L	1250uL	1		0-20 NPOC_220126B.2022_01_26_15_38_52.ca	1/27/2022 10:19:17 AM
2	497.3	4.843mg/L	1250uL	1		0-20 NPOC_220126B.2022_01_26_15_38_52.ca	1/27/2022 10:23:27 AM

Mean Area 496.8
Mean Conc. 4.837mg/L

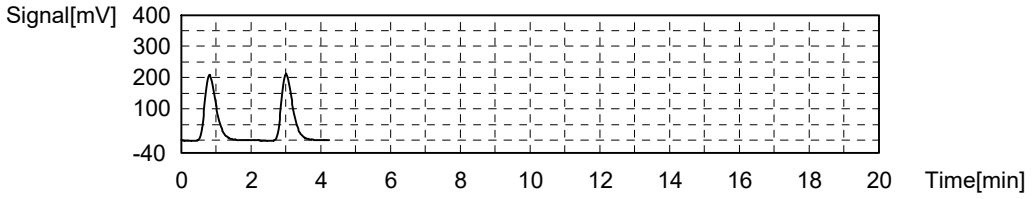

Sample

Sample Name: C-TOC-W
Sample ID: 0 PPM
Origin: NPOC Method.met
Status Completed
Chk. Result

Type	Anal.	Manual Dilution	Result
Unknown	NPOC	1.000	NPOC:0.01817mg/L

1. Det

Anal.: NPOC

No.	Area	Conc.	Inj. Vol.	Aut. Dil.	Ex.	Cal. Curve	Date / Time
1	2.180	0.02123mg/L	1250uL	1	E	0-20 NPOC_220126B.2022_01_26_15_38_52.ca	1/27/2022 10:33:37 AM
2	1.911	0.01861mg/L	1250uL	1		0-20 NPOC_220126B.2022_01_26_15_38_52.ca	1/27/2022 10:37:50 AM
3	1.820	0.01772mg/L	1250uL	1		0-20 NPOC_220126B.2022_01_26_15_38_52.ca	1/27/2022 10:42:04 AM

Mean Area 1.865
Mean Conc. 0.01817mg/L

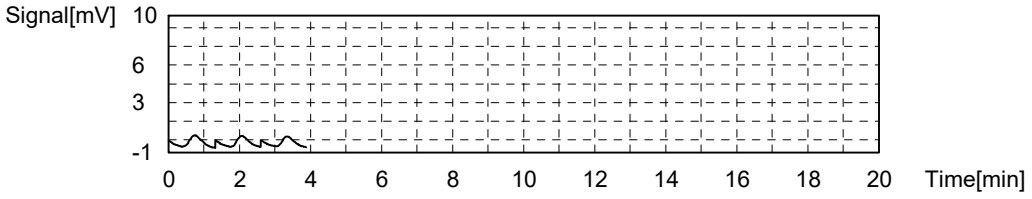

Sample

Sample Name: C-TOC-W
Sample ID: 0.5 PPM
Origin: NPOC Method.met
Status Completed
Chk. Result

Type	Anal.	Manual Dilution	Result
Unknown	NPOC	1.000	NPOC:0.5732mg/L

1. Det

Anal.: NPOC

No.	Area	Conc.	Inj. Vol.	Aut. Dil.	Ex.	Cal. Curve	Date / Time
1	59.21	0.5766mg/L	1250uL	1		0-20 NPOC_220126B.2022_01_26_15_38_52.ca	1/27/2022 10:52:25 AM
2	58.51	0.5698mg/L	1250uL	1		0-20 NPOC_220126B.2022_01_26_15_38_52.ca	1/27/2022 10:56:58 AM

Mean Area 58.86
Mean Conc. 0.5732mg/L

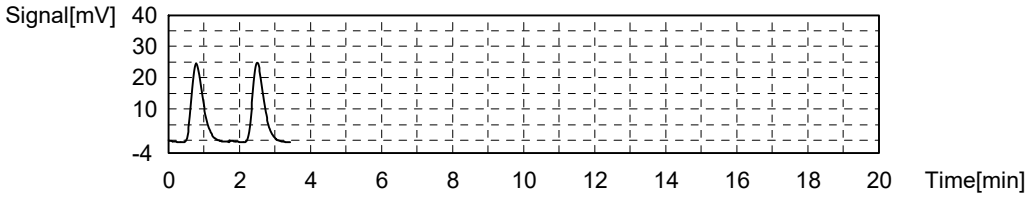

Sample

Sample Name: C-TOC-W
Sample ID: 1 PPM
Origin: NPOC Method.met
Status Completed
Chk. Result

Type	Anal.	Manual Dilution	Result
Unknown	NPOC	1.000	NPOC:1.090mg/L

1. Det

Anal.: NPOC

No.	Area	Conc.	Inj. Vol.	Aut. Dil.	Ex.	Cal. Curve	Date / Time
1	112.2	1.093mg/L	1250uL	1		0-20 NPOC_220126B.2022_01_26_15_38_52.ca	1/27/2022 11:07:42 AM
2	111.6	1.087mg/L	1250uL	1		0-20 NPOC_220126B.2022_01_26_15_38_52.ca	1/27/2022 11:11:56 AM

Mean Area 111.9
Mean Conc. 1.090mg/L

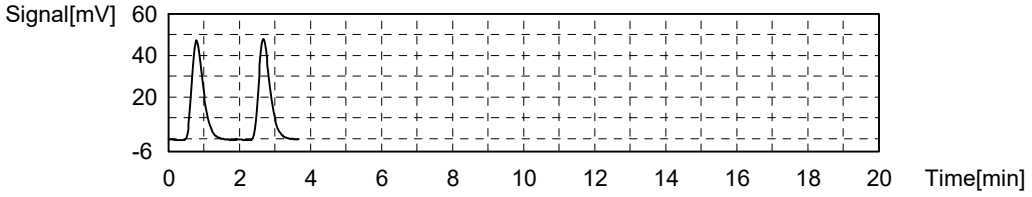

Sample

Sample Name: C-TOC-W
Sample ID: 5 PPM
Origin: NPOC Method.met
Status Completed
Chk. Result

Type	Anal.	Manual Dilution	Result
Unknown	NPOC	1.000	NPOC:5.019mg/L

1. Det

Anal.: NPOC

No.	Area	Conc.	Inj. Vol.	Aut. Dil.	Ex.	Cal. Curve	Date / Time
1	512.6	4.992mg/L	1250uL	1		0-20 NPOC_220126B.2022_01_26_15_38_52.ca	1/27/2022 11:22:50 AM
2	518.3	5.047mg/L	1250uL	1		0-20 NPOC_220126B.2022_01_26_15_38_52.ca	1/27/2022 11:27:20 AM

Mean Area 515.5
Mean Conc. 5.019mg/L

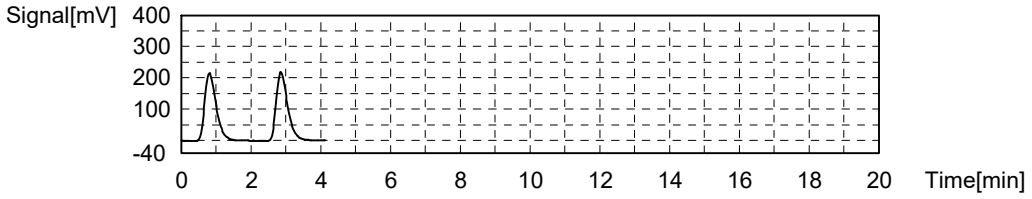

Sample

Sample Name: C-TOC-W
Sample ID: 10 PPM
Origin: NPOC Method.met
Status Completed
Chk. Result

Type	Anal.	Manual Dilution	Result
Unknown	NPOC	1.000	NPOC:10.04mg/L

1. Det

Anal.: NPOC

No.	Area	Conc.	Inj. Vol.	Aut. Dil.	Ex.	Cal. Curve	Date / Time
1	1031	10.04mg/L	1250uL	1		0-20 NPOC_220126B.2022_01_26_15_38_52.ca	1/27/2022 11:38:32 AM
2	1032	10.05mg/L	1250uL	1		0-20 NPOC_220126B.2022_01_26_15_38_52.ca	1/27/2022 11:42:58 AM

Mean Area 1032
Mean Conc. 10.04mg/L

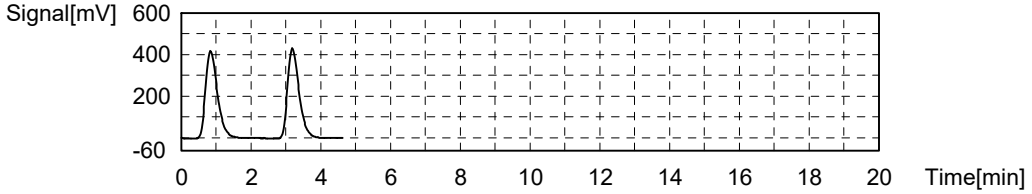

Sample

Sample Name: C-TOC-W
Sample ID: 15 PPM
Origin: NPOC Method.met
Status Completed
Chk. Result

Type	Anal.	Manual Dilution	Result
Unknown	NPOC	1.000	NPOC:15.28mg/L

1. Det

Anal.: NPOC

No.	Area	Conc.	Inj. Vol.	Aut. Dil.	Ex.	Cal. Curve	Date / Time
1	1568	15.27mg/L	1250uL	1		0-20 NPOC_220126B.2022_01_26_15_38_52.ca	1/27/2022 11:55:06 AM
2	1570	15.29mg/L	1250uL	1		0-20 NPOC_220126B.2022_01_26_15_38_52.ca	1/27/2022 12:00:31 PM

Mean Area 1569
Mean Conc. 15.28mg/L

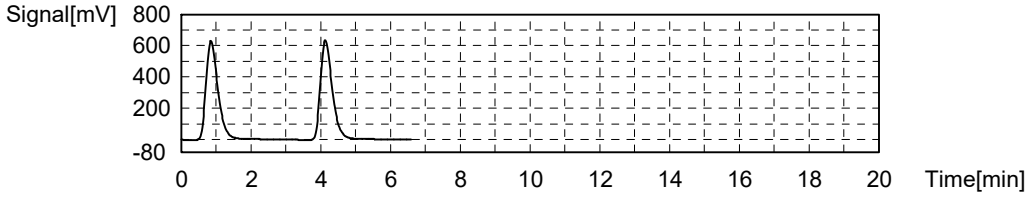

Sample

Sample Name: C-TOC-W
Sample ID: 20 PPM
Origin: NPOC Method.met
Status Completed
Chk. Result

Type	Anal.	Manual Dilution	Result
Unknown	NPOC	1.000	NPOC:20.31mg/L

1. Det

Anal.: NPOC

No.	Area	Conc.	Inj. Vol.	Aut. Dil.	Ex.	Cal. Curve	Date / Time
1	2058	20.04mg/L	1250uL	1		0-20 NPOC_220126B.2022_01_26_15_38_52.ca	1/27/2022 12:12:12 PM
2	2114	20.59mg/L	1250uL	1		0-20 NPOC_220126B.2022_01_26_15_38_52.ca	1/27/2022 12:18:50 PM

Mean Area 2086
Mean Conc. 20.31mg/L

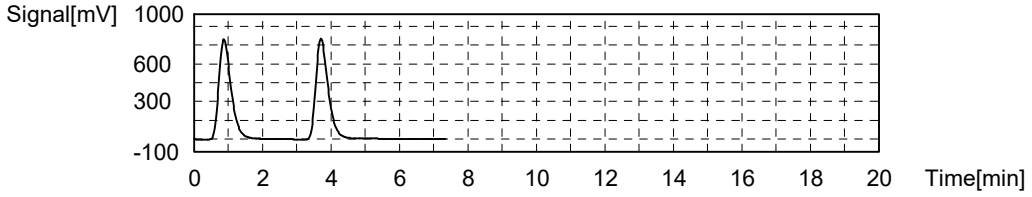

Sample

Sample Name: C-TOC-W
Sample ID: CCV
Origin: NPOC Method.met
Status Completed
Chk. Result

Type	Anal.	Manual Dilution	Result
Unknown	NPOC	1.000	NPOC:4.931mg/L

1. Det

Anal.: NPOC

No.	Area	Conc.	Inj. Vol.	Aut. Dil.	Ex.	Cal. Curve	Date / Time
1	510.7	4.973mg/L	1250uL	1		0-20 NPOC_220126B.2022_01_26_15_38_52.ca	1/27/2022 12:30:08 PM
2	502.1	4.889mg/L	1250uL	1		0-20 NPOC_220126B.2022_01_26_15_38_52.ca	1/27/2022 12:34:16 PM

Mean Area 506.4
Mean Conc. 4.931mg/L

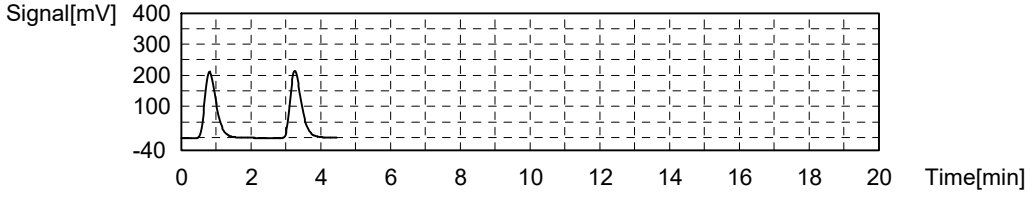

Sample

Sample Name: C-TOC-W
Sample ID: CCB
Origin: NPOC Method.met
Status Completed
Chk. Result

Type	Anal.	Manual Dilution	Result
Unknown	NPOC	1.000	NPOC:0.02391mg/L

1. Det

Anal.: NPOC

No.	Area	Conc.	Inj. Vol.	Aut. Dil.	Ex.	Cal. Curve	Date / Time
1	2.914	0.02838mg/L	1250uL	1	E	0-20 NPOC_220126B.2022_01_26_15_38_52.ca	1/27/2022 12:44:26 PM
2	2.475	0.02410mg/L	1250uL	1		0-20 NPOC_220126B.2022_01_26_15_38_52.ca	1/27/2022 12:48:43 PM
3	2.436	0.02372mg/L	1250uL	1		0-20 NPOC_220126B.2022_01_26_15_38_52.ca	1/27/2022 12:52:55 PM

Mean Area 2.455
Mean Conc. 0.02391mg/L

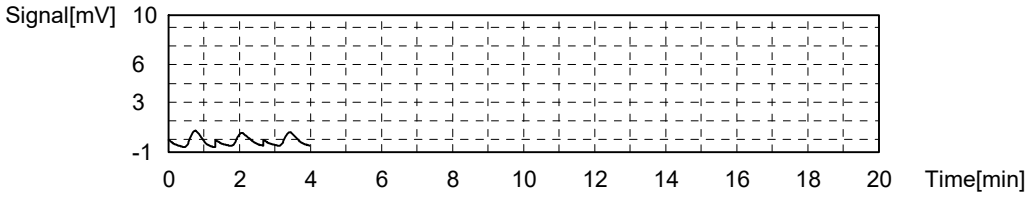

Energy Laboratories, Inc.

ANALYTICAL RUN Summary

16-Feb-22

Run ID TOC4-C_220215A

Run Start Date: 2/15/2022
Analyst: Nils T. Schenck
Ical:
Column ID:
Comments: Ready for Donny

Instrument ID	Description
PIP-128	
PIP-133	10 mL Dispenser/H2O for TOC/DOC-Wet Lab
TOC4-C	Total organic carbon analyzer

Std ID	Std Name	Std Amount	Std Units	Samp Amount	Samp Units	SampType	Expiration Date
Na Persulfate 12% 211108	Sodium Persulfate 12%						11/8/2022
NTS AQ DOC A5310C DOC 09	NTS AQ DOC A5310C DOC 092221						8/22/2022
NTS AQ TOC A5310C DOC 09	NTS AQ TOC A5310C DOC 092321						8/23/2022
Phosphoric Acid 201124	Phosphoric Acid 20%						1/8/2023
Phosphoric Water 211108	Phosphoric Water						1/8/2023
TOC4_ICAL_220127	TOC4 Calibration					ICAL	9/28/2022

Seq No	Lab ID	Test Code	Sample Typ	File ID	Analysis Date	DF	Batch ID	Prep Date	SPKref	RPDref	pmoist
8436799	LCS	C-TOC-9060-W	LCS		2/15/2022 2:24:0	1	R279755		0	0	

Analyte	T	Units	RAW	Final	Text	Spike	SPKref	RPDref	MDL	PQL	UQL	%REC	LOW	HIGH	%RPD	Q
Organic Carbon, Total (TOC)	C	mg/L	4.8545	4.8545		5	0	0	0.17	0.5	20	97%	91	111	0%	
Nonpurgeable Organic Carbon	X	mg/L	4.8545	4.8545		5	0	0	0.17	0.5	20	97%	91	111	0%	

Seq No	Lab ID	Test Code	Sample Typ	File ID	Analysis Date	DF	Batch ID	Prep Date	SPKref	RPDref	pmoist
8436800	MBLK	C-TOC-9060-W	MBLK		2/15/2022 3:04:0	1	R279755		0	0	

Analyte	T	Units	RAW	Final	Text	Spike	SPKref	RPDref	MDL	PQL	UQL	%REC	LOW	HIGH	%RPD	Q
Organic Carbon, Total (TOC)	C	mg/L	0.0415325	0		0	0	0	0.17	0.5	20	0%	0	0	0%	
Nonpurgeable Organic Carbon	X	mg/L	0.0415325	0		0	0	0	0.17	0.5	20	0%	0	0	0%	

Seq No	Lab ID	Test Code	Sample Typ	File ID	Analysis Date	DF	Batch ID	Prep Date	SPKref	RPDref	pmoist
8436801	CCV	C-TOC-9060-W	CCV		2/15/2022 3:42:0	1	R279755		0	0	

Analyte	T	Units	RAW	Final	Text	Spike	SPKref	RPDref	MDL	PQL	UQL	%REC	LOW	HIGH	%RPD	Q

Seq No	Lab ID	Test Code	Sample Typ	File ID	Analysis Date	DF	Batch ID	Prep Date	SPKref	RPDref	pmoist
8436801	CCV	C-TOC-9060-W	CCV		2/15/2022 3:42:0	1	R279755		0	0	

Analyte	T	Units	RAW	Final	Text	Spike	SPKref	RPDref	MDL	PQL	UQL	%REC	LOW	HIGH	%RPD	Q
Organic Carbon, Total (TOC)	C	mg/L	4.73925	4.73925		5	0	0	0.17	0.5	20	95%	90	110	0%	
Nonpurgeable Organic Carbon	X	mg/L	4.73925	4.73925		5	0	0	0.17	0.5	20	95%	90	110	0%	

Seq No	Lab ID	Test Code	Sample Typ	File ID	Analysis Date	DF	Batch ID	Prep Date	SPKref	RPDref	pmoist
8436802	C22020490-001	C-TOC-9060-W	SAMP		2/15/2022 4:23:0	1	R279755		0	0	

Analyte	T	Units	RAW	Final	Text	Spike	SPKref	RPDref	MDL	PQL	UQL	%REC	LOW	HIGH	%RPD	Q
Organic Carbon, Total (TOC)	C	mg/L	0.289225	0.289225		0	0	0	0.17	0.5	20	0%	0	0	0%	J
Nonpurgeable Organic Carbon	X	mg/L	0.289225	0.289225		0	0	0	0.17	0.5	20	0%	0	0	0%	J

Seq No	Lab ID	Test Code	Sample Typ	File ID	Analysis Date	DF	Batch ID	Prep Date	SPKref	RPDref	pmoist
8436803	C22020490-001	C-TOC-9060-W	MS		2/15/2022 5:02:0	1.005	R279755		8E+06	0	

Analyte	T	Units	RAW	Final	Text	Spike	SPKref	RPDref	MDL	PQL	UQL	%REC	LOW	HIGH	%RPD	Q
Organic Carbon, Total (TOC)	C	mg/L	4.9445	4.9692225		5	0.289225	0	0.17085	0.5025	20	94%	91	111	0%	
Nonpurgeable Organic Carbon	X	mg/L	4.9445	4.9692225		5	0.289225	0	0.17085	0.5025	20	94%	91	111	0%	

Seq No	Lab ID	Test Code	Sample Typ	File ID	Analysis Date	DF	Batch ID	Prep Date	SPKref	RPDref	pmoist
8436804	C22020490-001	C-TOC-9060-W	MSD		2/15/2022 5:52:0	1.005	R279755		8E+06	8E+06	

Analyte	T	Units	RAW	Final	Text	Spike	SPKref	RPDref	MDL	PQL	UQL	%REC	LOW	HIGH	%RPD	Q
Organic Carbon, Total (TOC)	C	mg/L	4.93325	4.95791625		5	0.289225	4.9692225	0.17085	0.5025	20	93%	91	111	0%	
Nonpurgeable Organic Carbon	X	mg/L	4.93325	4.95791625		5	0.289225	4.9692225	0.17085	0.5025	20	93%	91	111	0%	

Seq No	Lab ID	Test Code	Sample Typ	File ID	Analysis Date	DF	Batch ID	Prep Date	SPKref	RPDref	pmoist
8436805	C22020490-006	C-TOC-9060-W	SAMP		2/15/2022 6:23:0	1	R279755		0	0	

Analyte	T	Units	RAW	Final	Text	Spike	SPKref	RPDref	MDL	PQL	UQL	%REC	LOW	HIGH	%RPD	Q
Organic Carbon, Total (TOC)	C	mg/L	0.9821	0.9821		0	0	0	0.17	0.5	20	0%	0	0	0%	
Nonpurgeable Organic Carbon	X	mg/L	0.9821	0.9821		0	0	0	0.17	0.5	20	0%	0	0	0%	

Seq No	Lab ID	Test Code	Sample Typ	File ID	Analysis Date	DF	Batch ID	Prep Date	SPKref	RPDref	pmoist
8436806	C22020490-011	C-TOC-9060-W	SAMP		2/15/2022 7:03:0	1	R279755		0	0	

Analyte	T	Units	RAW	Final	Text	Spike	SPKref	RPDref	MDL	PQL	UQL	%REC	LOW	HIGH	%RPD	Q
Organic Carbon, Total (TOC)	C	mg/L	0.72955	0.72955		0	0	0	0.17	0.5	20	0%	0	0	0%	
Nonpurgeable Organic Carbon	X	mg/L	0.72955	0.72955		0	0	0	0.17	0.5	20	0%	0	0	0%	

Seq No	Lab ID	Test Code	Sample Typ	File ID	Analysis Date	DF	Batch ID	Prep Date	SPKref	RPDref	pmoist
8436807	C22020490-016	C-TOC-9060-W	SAMP		2/15/2022 7:43:0	1	R279755		0	0	

Analyte	T	Units	RAW	Final	Text	Spike	SPKref	RPDref	MDL	PQL	UQL	%REC	LOW	HIGH	%RPD	Q
Organic Carbon, Total (TOC)	C	mg/L	0.2531	0.2531		0	0	0	0.17	0.5	20	0%	0	0	0%	J
Nonpurgeable Organic Carbon	X	mg/L	0.2531	0.2531		0	0	0	0.17	0.5	20	0%	0	0	0%	J

Seq No	Lab ID	Test Code	Sample Typ	File ID	Analysis Date	DF	Batch ID	Prep Date	SPKref	RPDref	pmoist
8436808	C22020490-021	C-TOC-9060-W	SAMP		2/15/2022 8:24:0	1	R279755		0	0	

Analyte	T	Units	RAW	Final	Text	Spike	SPKref	RPDref	MDL	PQL	UQL	%REC	LOW	HIGH	%RPD	Q
Organic Carbon, Total (TOC)	C	mg/L	0.288725	0.288725		0	0	0	0.17	0.5	20	0%	0	0	0%	J
Nonpurgeable Organic Carbon	X	mg/L	0.288725	0.288725		0	0	0	0.17	0.5	20	0%	0	0	0%	J

Seq No	Lab ID	Test Code	Sample Typ	File ID	Analysis Date	DF	Batch ID	Prep Date	SPKref	RPDref	pmoist
8436809	C22020490-026	C-TOC-9060-W	SAMP		2/15/2022 9:06:0	1	R279755		0	0	

Analyte	T	Units	RAW	Final	Text	Spike	SPKref	RPDref	MDL	PQL	UQL	%REC	LOW	HIGH	%RPD	Q
Organic Carbon, Total (TOC)	C	mg/L	1.10975	1.10975		0	0	0	0.17	0.5	20	0%	0	0	0%	
Nonpurgeable Organic Carbon	X	mg/L	1.10975	1.10975		0	0	0	0.17	0.5	20	0%	0	0	0%	

Seq No	Lab ID	Test Code	Sample Typ	File ID	Analysis Date	DF	Batch ID	Prep Date	SPKref	RPDref	pmoist
8436810	C22020490-031	C-TOC-9060-W	SAMP		2/15/2022 9:49:0	1	R279755		0	0	

Analyte	T	Units	RAW	Final	Text	Spike	SPKref	RPDref	MDL	PQL	UQL	%REC	LOW	HIGH	%RPD	Q
Organic Carbon, Total (TOC)	C	mg/L	0.36935	0.36935		0	0	0	0.17	0.5	20	0%	0	0	0%	J
Nonpurgeable Organic Carbon	X	mg/L	0.36935	0.36935		0	0	0	0.17	0.5	20	0%	0	0	0%	J

Seq No	Lab ID	Test Code	Sample Typ	File ID	Analysis Date	DF	Batch ID	Prep Date	SPKref	RPDref	pmoist
8436811	CCV	C-TOC-9060-W	CCV		2/15/2022 10:31:	1	R279755		0	0	

Analyte	T	Units	RAW	Final	Text	Spike	SPKref	RPDref	MDL	PQL	UQL	%REC	LOW	HIGH	%RPD	Q
Organic Carbon, Total (TOC)	C	mg/L	4.757	4.757		5	0	0	0.17	0.5	20	95%	90	110	0%	
Nonpurgeable Organic Carbon	X	mg/L	4.757	4.757		5	0	0	0.17	0.5	20	95%	90	110	0%	

Seq No	Lab ID	Test Code	Sample Typ	File ID	Analysis Date	DF	Batch ID	Prep Date	SPKref	RPDref	pmoist
8436812	CCB	C-TOC-9060-W	CCB		2/15/2022 11:11:	1	R279755		0	0	

Analyte	T	Units	RAW	Final	Text	Spike	SPKref	RPDref	MDL	PQL	UQL	%REC	LOW	HIGH	%RPD	Q
Organic Carbon, Total (TOC)	C	mg/L	0.03951	0.03951		0	0	0	0.17	0.5	20	0%	0	0	0%	
Nonpurgeable Organic Carbon	X	mg/L	0.03951	0.03951		0	0	0	0.17	0.5	20	0%	0	0	0%	

	Type	Analysis	Sample Name	Sample ID	Origin	Manual Diluti	Result
1	Unknown	NPOC	C-TOC-9060-W	LCS	C-TOC-9060-W.met	1.000	NPOC:4.922m
2	Unknown	NPOC	C-TOC-9060-W	LCS	C-TOC-9060-W.met	1.000	NPOC:4.841m
3	Unknown	NPOC	C-TOC-9060-W	LCS	C-TOC-9060-W.met	1.000	NPOC:4.810m
4	Unknown	NPOC	C-TOC-9060-W	LCS	C-TOC-9060-W.met	1.000	NPOC:4.845m
5	Unknown	NPOC	C-TOC-9060-W	MBLK	C-TOC-9060-W.met	1.000	NPOC:0.0419
6	Unknown	NPOC	C-TOC-9060-W	MBLK	C-TOC-9060-W.met	1.000	NPOC:0.0429
7	Unknown	NPOC	C-TOC-9060-W	MBLK	C-TOC-9060-W.met	1.000	NPOC:0.0411
8	Unknown	NPOC	C-TOC-9060-W	MBLK	C-TOC-9060-W.met	1.000	NPOC:0.0401
9	Unknown	NPOC	C-TOC-9060-W	CCV	C-TOC-9060-W.met	1.000	NPOC:4.751m
10	Unknown	NPOC	C-TOC-9060-W	CCV	C-TOC-9060-W.met	1.000	NPOC:4.755m
11	Unknown	NPOC	C-TOC-9060-W	CCV	C-TOC-9060-W.met	1.000	NPOC:4.699m
12	Unknown	NPOC	C-TOC-9060-W	CCV	C-TOC-9060-W.met	1.000	NPOC:4.752m
13	Unknown	NPOC	C-TOC-9060-W	C22020490-001E	C-TOC-9060-W.met	1.000	NPOC:0.3008
14	Unknown	NPOC	C-TOC-9060-W	C22020490-001E	C-TOC-9060-W.met	1.000	NPOC:0.2917
15	Unknown	NPOC	C-TOC-9060-W	C22020490-001E	C-TOC-9060-W.met	1.000	NPOC:0.2820
16	Unknown	NPOC	C-TOC-9060-W	C22020490-001E	C-TOC-9060-W.met	1.000	NPOC:0.2824
17	Unknown	NPOC	C-TOC-9060-W	C22020490-001EMS	C-TOC-9060-W.met	1.000	NPOC:4.922m
18	Unknown	NPOC	C-TOC-9060-W	C22020490-001EMS	C-TOC-9060-W.met	1.000	NPOC:4.897m
19	Unknown	NPOC	C-TOC-9060-W	C22020490-001EMS	C-TOC-9060-W.met	1.000	NPOC:4.984m
20	Unknown	NPOC	C-TOC-9060-W	C22020490-001EMS	C-TOC-9060-W.met	1.000	NPOC:4.975m
21	Unknown	NPOC	C-TOC-9060-W	C22020490-001EMSD	C-TOC-9060-W.met	1.000	NPOC:4.917m
22	Unknown	NPOC	C-TOC-9060-W	C22020490-001EMSD	C-TOC-9060-W.met	1.000	NPOC:4.917m
23	Unknown	NPOC	C-TOC-9060-W	C22020490-001EMSD	C-TOC-9060-W.met	1.000	NPOC:4.932m
24	Unknown	NPOC	C-TOC-9060-W	C22020490-001EMSD	C-TOC-9060-W.met	1.000	NPOC:4.967m
25	Unknown	NPOC	C-TOC-9060-W	C22020490-006E	C-TOC-9060-W.met	1.000	NPOC:0.9425
26	Unknown	NPOC	C-TOC-9060-W	C22020490-006E	C-TOC-9060-W.met	1.000	NPOC:0.9826
27	Unknown	NPOC	C-TOC-9060-W	C22020490-006E	C-TOC-9060-W.met	1.000	NPOC:0.9923
28	Unknown	NPOC	C-TOC-9060-W	C22020490-006E	C-TOC-9060-W.met	1.000	NPOC:1.011m
29	Unknown	NPOC	C-TOC-9060-W	C22020490-011E	C-TOC-9060-W.met	1.000	NPOC:0.7569
30	Unknown	NPOC	C-TOC-9060-W	C22020490-011E	C-TOC-9060-W.met	1.000	NPOC:0.7317
31	Unknown	NPOC	C-TOC-9060-W	C22020490-011E	C-TOC-9060-W.met	1.000	NPOC:0.7281
32	Unknown	NPOC	C-TOC-9060-W	C22020490-011E	C-TOC-9060-W.met	1.000	NPOC:0.7015
33	Unknown	NPOC	C-TOC-9060-W	C22020490-016E	C-TOC-9060-W.met	1.000	NPOC:0.2584
34	Unknown	NPOC	C-TOC-9060-W	C22020490-016E	C-TOC-9060-W.met	1.000	NPOC:0.2559
35	Unknown	NPOC	C-TOC-9060-W	C22020490-016E	C-TOC-9060-W.met	1.000	NPOC:0.2463
36	Unknown	NPOC	C-TOC-9060-W	C22020490-016E	C-TOC-9060-W.met	1.000	NPOC:0.2518
37	Unknown	NPOC	C-TOC-9060-W	C22020490-021E	C-TOC-9060-W.met	1.000	NPOC:0.2932
38	Unknown	NPOC	C-TOC-9060-W	C22020490-021E	C-TOC-9060-W.met	1.000	NPOC:0.2864
39	Unknown	NPOC	C-TOC-9060-W	C22020490-021E	C-TOC-9060-W.met	1.000	NPOC:0.2904
40	Unknown	NPOC	C-TOC-9060-W	C22020490-021E	C-TOC-9060-W.met	1.000	NPOC:0.2849
41	Unknown	NPOC	C-TOC-9060-W	C22020490-026E	C-TOC-9060-W.met	1.000	NPOC:1.091m
42	Unknown	NPOC	C-TOC-9060-W	C22020490-026E	C-TOC-9060-W.met	1.000	NPOC:1.098m
43	Unknown	NPOC	C-TOC-9060-W	C22020490-026E	C-TOC-9060-W.met	1.000	NPOC:1.120m
44	Unknown	NPOC	C-TOC-9060-W	C22020490-026E	C-TOC-9060-W.met	1.000	NPOC:1.130m
45	Unknown	NPOC	C-TOC-9060-W	C22020490-031E	C-TOC-9060-W.met	1.000	NPOC:0.3775
46	Unknown	NPOC	C-TOC-9060-W	C22020490-031E	C-TOC-9060-W.met	1.000	NPOC:0.3683
47	Unknown	NPOC	C-TOC-9060-W	C22020490-031E	C-TOC-9060-W.met	1.000	NPOC:0.3656
48	Unknown	NPOC	C-TOC-9060-W	C22020490-031E	C-TOC-9060-W.met	1.000	NPOC:0.3660
49	Unknown	NPOC	C-TOC-9060-W	CCV	C-TOC-9060-W.met	1.000	NPOC:4.788m
50	Unknown	NPOC	C-TOC-9060-W	CCV	C-TOC-9060-W.met	1.000	NPOC:4.742m
51	Unknown	NPOC	C-TOC-9060-W	CCV	C-TOC-9060-W.met	1.000	NPOC:4.770m
52	Unknown	NPOC	C-TOC-9060-W	CCV	C-TOC-9060-W.met	1.000	NPOC:4.728m
53	Unknown	NPOC	C-TOC-9060-W	CCB	C-TOC-9060-W.met	1.000	NPOC:0.0437
54	Unknown	NPOC	C-TOC-9060-W	CCB	C-TOC-9060-W.met	1.000	NPOC:0.0375
55	Unknown	NPOC	C-TOC-9060-W	CCB	C-TOC-9060-W.met	1.000	NPOC:0.0393
56	Unknown	NPOC	C-TOC-9060-W	CCB	C-TOC-9060-W.met	1.000	NPOC:0.0374

	Notes	Status	Date / Time	Vial
1		Completed	2/15/2022 2:24:07 PM	1
2		Completed	2/15/2022 2:33:36 PM	1
3		Completed	2/15/2022 2:44:36 PM	2
4		Completed	2/15/2022 2:54:06 PM	2
5		Completed	2/15/2022 3:04:20 PM	3
6		Completed	2/15/2022 3:13:05 PM	3
7		Completed	2/15/2022 3:23:18 PM	4
8		Completed	2/15/2022 3:32:02 PM	4
9		Completed	2/15/2022 3:42:56 PM	5
10		Completed	2/15/2022 3:52:21 PM	5
11		Completed	2/15/2022 4:03:07 PM	6
12		Completed	2/15/2022 4:12:33 PM	6
13		Completed	2/15/2022 4:23:02 PM	7
14		Completed	2/15/2022 4:32:04 PM	7
15		Completed	2/15/2022 4:42:35 PM	8
16		Completed	2/15/2022 4:51:38 PM	8
17		Completed	2/15/2022 5:02:32 PM	9
18		Completed	2/15/2022 5:11:59 PM	9
19		Completed	2/15/2022 5:22:53 PM	10
20		Completed	2/15/2022 5:32:19 PM	10
21		Completed	2/15/2022 5:43:12 PM	11
22		Completed	2/15/2022 5:52:37 PM	11
23		Completed	2/15/2022 6:03:30 PM	12
24		Completed	2/15/2022 6:12:58 PM	12
25		Completed	2/15/2022 6:23:40 PM	13
26		Completed	2/15/2022 6:32:55 PM	13
27		Completed	2/15/2022 6:43:41 PM	14
28		Completed	2/15/2022 6:52:59 PM	14
29		Completed	2/15/2022 7:03:42 PM	15
30		Completed	2/15/2022 7:12:53 PM	15
31		Completed	2/15/2022 7:23:35 PM	16
32		Completed	2/15/2022 7:32:46 PM	16
33		Completed	2/15/2022 7:43:44 PM	17
34		Completed	2/15/2022 7:53:25 PM	17
35		Completed	2/15/2022 8:04:21 PM	18
36		Completed	2/15/2022 8:13:49 PM	18
37		Completed	2/15/2022 8:24:50 PM	19
38		Completed	2/15/2022 8:34:22 PM	19
39		Completed	2/15/2022 8:45:20 PM	20
40		Completed	2/15/2022 8:54:48 PM	20
41		Completed	2/15/2022 9:06:11 PM	21
42		Completed	2/15/2022 9:16:08 PM	21
43		Completed	2/15/2022 9:27:32 PM	22
44		Completed	2/15/2022 9:37:30 PM	22
45		Completed	2/15/2022 9:49:01 PM	23
46		Completed	2/15/2022 9:59:05 PM	23
47		Completed	2/15/2022 10:10:36 PM	24
48		Completed	2/15/2022 10:20:40 PM	24
49		Completed	2/15/2022 10:31:33 PM	25
50		Completed	2/15/2022 10:40:57 PM	25
51		Completed	2/15/2022 10:51:50 PM	26
52		Completed	2/15/2022 11:01:25 PM	26
53		Completed	2/15/2022 11:11:40 PM	27
54		Completed	2/15/2022 11:20:23 PM	27
55		Completed	2/15/2022 11:30:37 PM	28
56		Completed	2/15/2022 11:39:21 PM	28

Instr.Information

System TOC4-C
Instrument Options TOC/ASI/

Sample

Sample Name: C-TOC-9060-W
Sample ID: LCS
Origin: C-TOC-9060-W.met
Status Completed
Chk. Result

Type	Anal.	Manual Dilution	Result
Unknown	NPOC	1.000	NPOC:4.922mg/L

1. Det

Anal.: NPOC

No.	Area	Conc.	Inj. Vol.	Aut. Dil.	Ex.	Cal. Curve	Date / Time
1	505.4	4.922mg/L	1250uL	1		0-20 NPOC_220126B.2022_01_26_15_38_52.ca	2/15/2022 2:24:07 PM

Mean Area 505.4
Mean Conc. 4.922mg/L

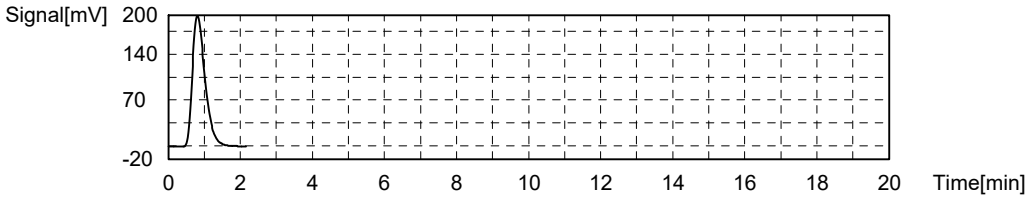

Sample

Sample Name: C-TOC-9060-W
Sample ID: LCS
Origin: C-TOC-9060-W.met
Status Completed
Chk. Result

Type	Anal.	Manual Dilution	Result
Unknown	NPOC	1.000	NPOC:4.841mg/L

1. Det

Anal.: NPOC

No.	Area	Conc.	Inj. Vol.	Aut. Dil.	Ex.	Cal. Curve	Date / Time
1	497.1	4.841mg/L	1250uL	1		0-20 NPOC_220126B.2022_01_26_15_38_52.ca	2/15/2022 2:33:36 PM

Mean Area 497.1
Mean Conc. 4.841mg/L

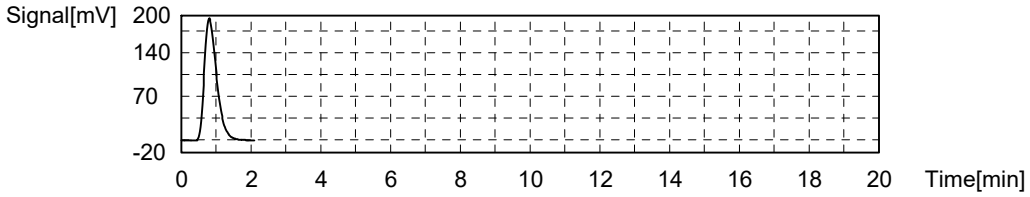

Sample

Sample Name: C-TOC-9060-W
Sample ID: LCS
Origin: C-TOC-9060-W.met
Status Completed
Chk. Result

Type	Anal.	Manual Dilution	Result
Unknown	NPOC	1.000	NPOC:4.810mg/L

1. Det

Anal.: NPOC

No.	Area	Conc.	Inj. Vol.	Aut. Dil.	Ex.	Cal. Curve	Date / Time
1	493.9	4.810mg/L	1250uL	1		0-20 NPOC_220126B.2022_01_26_15_38_52.ca	2/15/2022 2:44:36 PM

Mean Area 493.9
Mean Conc. 4.810mg/L

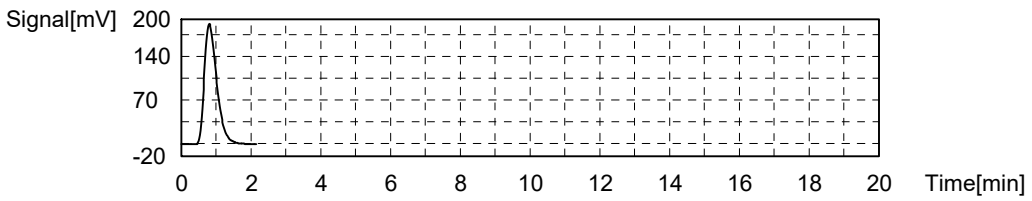

Sample

Sample Name: C-TOC-9060-W
Sample ID: LCS
Origin: C-TOC-9060-W.met
Status Completed
Chk. Result

Type	Anal.	Manual Dilution	Result
Unknown	NPOC	1.000	NPOC:4.845mg/L

1. Det

Anal.: NPOC

No.	Area	Conc.	Inj. Vol.	Aut. Dil.	Ex.	Cal. Curve	Date / Time
1	497.5	4.845mg/L	1250uL	1		0-20 NPOC_220126B.2022_01_26_15_38_52.ca	2/15/2022 2:54:06 PM

Mean Area 497.5
Mean Conc. 4.845mg/L

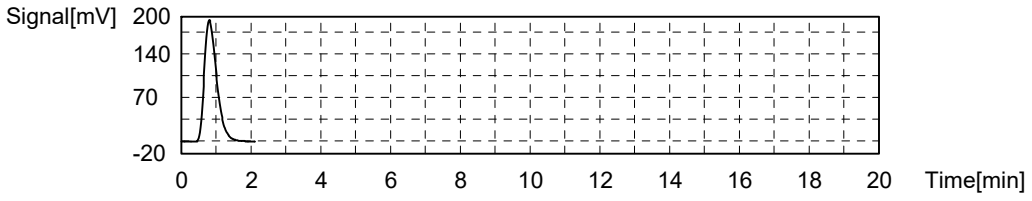

Sample

Sample Name: C-TOC-9060-W
Sample ID: MBLK
Origin: C-TOC-9060-W.met
Status Completed
Chk. Result

Type	Anal.	Manual Dilution	Result
Unknown	NPOC	1.000	NPOC:0.04196mg/L

1. Det

Anal.: NPOC

No.	Area	Conc.	Inj. Vol.	Aut. Dil.	Ex.	Cal. Curve	Date / Time
1	4.309	0.04196mg/L	1250uL	1		0-20 NPOC_220126B.2022_01_26_15_38_52.ca	2/15/2022 3:04:20 PM

Mean Area 4.309
Mean Conc. 0.04196mg/L

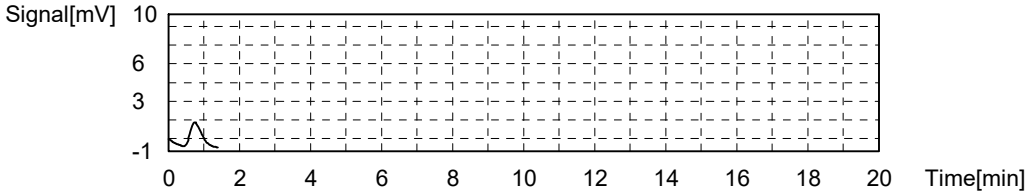

Sample

Sample Name: C-TOC-9060-W
Sample ID: MBLK
Origin: C-TOC-9060-W.met
Status Completed
Chk. Result

Type	Anal.	Manual Dilution	Result
Unknown	NPOC	1.000	NPOC:0.04291mg/L

1. Det

Anal.: NPOC

No.	Area	Conc.	Inj. Vol.	Aut. Dil.	Ex.	Cal. Curve	Date / Time
1	4.406	0.04291mg/L	1250uL	1		0-20 NPOC_220126B.2022_01_26_15_38_52.ca	2/15/2022 3:13:05 PM

Mean Area 4.406
Mean Conc. 0.04291mg/L

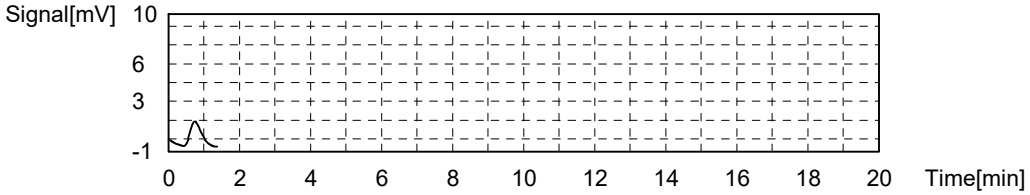

Sample

Sample Name: C-TOC-9060-W
Sample ID: MBLK
Origin: C-TOC-9060-W.met
Status Completed
Chk. Result

Type	Anal.	Manual Dilution	Result
Unknown	NPOC	1.000	NPOC:0.04114mg/L

1. Det

Anal.: NPOC

No.	Area	Conc.	Inj. Vol.	Aut. Dil.	Ex.	Cal. Curve	Date / Time
1	4.225	0.04114mg/L	1250uL	1		0-20 NPOC_220126B.2022_01_26_15_38_52.ca	2/15/2022 3:23:18 PM

Mean Area 4.225
Mean Conc. 0.04114mg/L

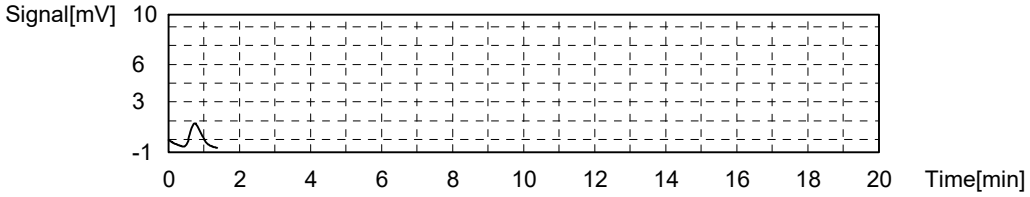

Sample

Sample Name: C-TOC-9060-W
Sample ID: MBLK
Origin: C-TOC-9060-W.met
Status Completed
Chk. Result

Type	Anal.	Manual Dilution	Result
Unknown	NPOC	1.000	NPOC:0.04012mg/L

1. Det

Anal.: NPOC

No.	Area	Conc.	Inj. Vol.	Aut. Dil.	Ex.	Cal. Curve	Date / Time
1	4.120	0.04012mg/L	1250uL	1		0-20 NPOC_220126B.2022_01_26_15_38_52.ca	2/15/2022 3:32:02 PM

Mean Area 4.120
Mean Conc. 0.04012mg/L

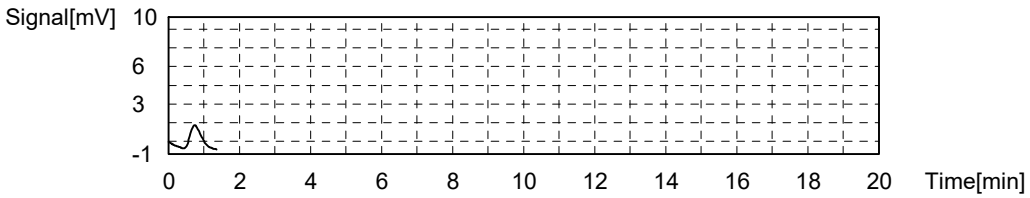

Sample

Sample Name: C-TOC-9060-W
Sample ID: CCV
Origin: C-TOC-9060-W.met
Status Completed
Chk. Result

Type	Anal.	Manual Dilution	Result
Unknown	NPOC	1.000	NPOC:4.751mg/L

1. Det

Anal.: NPOC

No.	Area	Conc.	Inj. Vol.	Aut. Dil.	Ex.	Cal. Curve	Date / Time
1	487.9	4.751mg/L	1250uL	1		0-20 NPOC_220126B.2022_01_26_15_38_52.ca	2/15/2022 3:42:56 PM

Mean Area 487.9
Mean Conc. 4.751mg/L

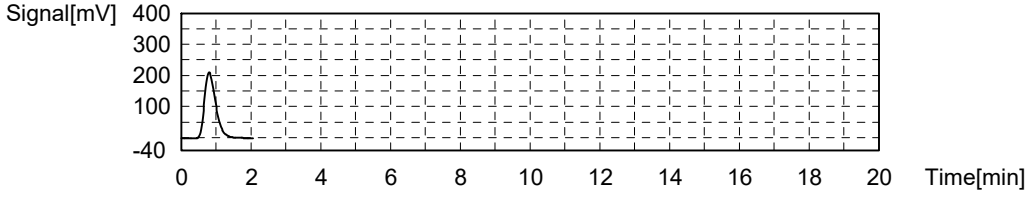

Sample

Sample Name: C-TOC-9060-W
Sample ID: CCV
Origin: C-TOC-9060-W.met
Status Completed
Chk. Result

Type	Anal.	Manual Dilution	Result
Unknown	NPOC	1.000	NPOC:4.755mg/L

1. Det

Anal.: NPOC

No.	Area	Conc.	Inj. Vol.	Aut. Dil.	Ex.	Cal. Curve	Date / Time
1	488.3	4.755mg/L	1250uL	1		0-20 NPOC_220126B.2022_01_26_15_38_52.ca	2/15/2022 3:52:21 PM

Mean Area 488.3
Mean Conc. 4.755mg/L

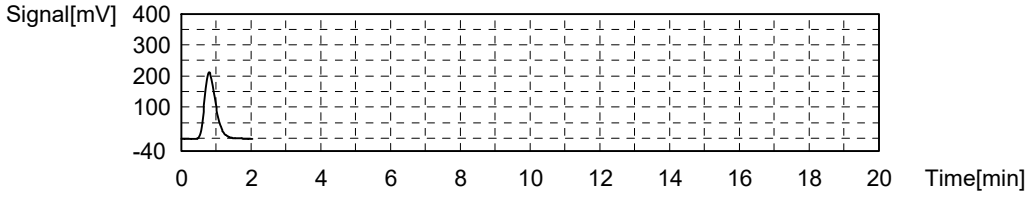

Sample

Sample Name: C-TOC-9060-W
Sample ID: CCV
Origin: C-TOC-9060-W.met
Status Completed
Chk. Result

Type	Anal.	Manual Dilution	Result
Unknown	NPOC	1.000	NPOC:4.699mg/L

1. Det

Anal.: NPOC

No.	Area	Conc.	Inj. Vol.	Aut. Dil.	Ex.	Cal. Curve	Date / Time
1	482.5	4.699mg/L	1250uL	1		0-20 NPOC_220126B.2022_01_26_15_38_52.ca	2/15/2022 4:03:07 PM

Mean Area 482.5
Mean Conc. 4.699mg/L

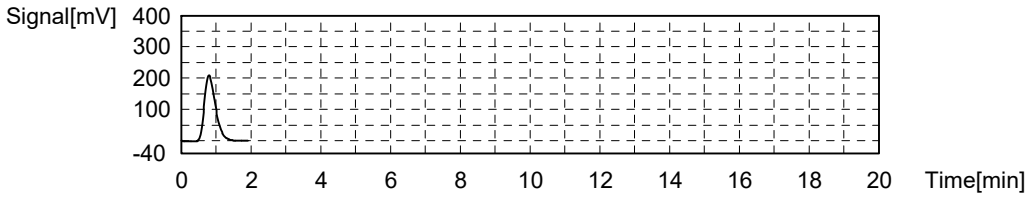

Sample

Sample Name: C-TOC-9060-W
Sample ID: CCV
Origin: C-TOC-9060-W.met
Status Completed
Chk. Result

Type	Anal.	Manual Dilution	Result
Unknown	NPOC	1.000	NPOC:4.752mg/L

1. Det

Anal.: NPOC

No.	Area	Conc.	Inj. Vol.	Aut. Dil.	Ex.	Cal. Curve	Date / Time
1	488.0	4.752mg/L	1250uL	1		0-20 NPOC_220126B.2022_01_26_15_38_52.ca	2/15/2022 4:12:33 PM

Mean Area 488.0
Mean Conc. 4.752mg/L

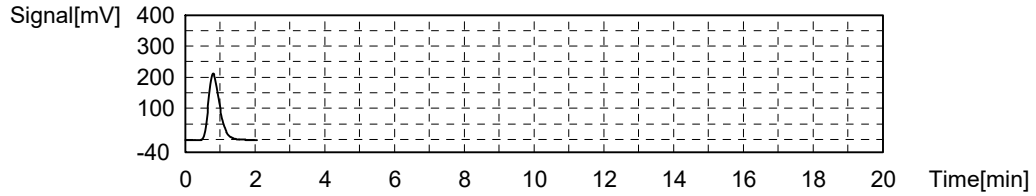

Sample

Sample Name: C-TOC-9060-W
Sample ID: C22020490-001E
Origin: C-TOC-9060-W.met
Status Completed
Chk. Result

Type	Anal.	Manual Dilution	Result
Unknown	NPOC	1.000	NPOC:0.3008mg/L

1. Det

Anal.: NPOC

No.	Area	Conc.	Inj. Vol.	Aut. Dil.	Ex.	Cal. Curve	Date / Time
1	30.89	0.3008mg/L	1250uL	1		0-20 NPOC_220126B.2022_01_26_15_38_52.ca	2/15/2022 4:23:02 PM

Mean Area 30.89
Mean Conc. 0.3008mg/L

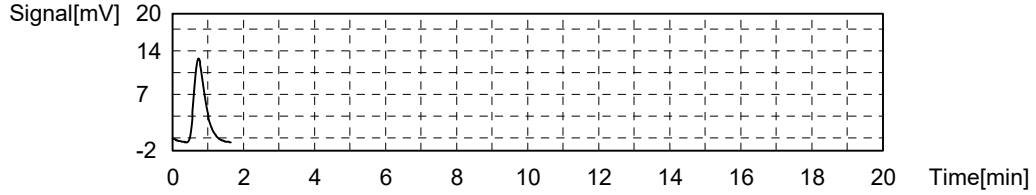

Sample

Sample Name: C-TOC-9060-W
Sample ID: C22020490-001E
Origin: C-TOC-9060-W.met
Status Completed
Chk. Result

Type	Anal.	Manual Dilution	Result
Unknown	NPOC	1.000	NPOC:0.2917mg/L

1. Det

Anal.: NPOC

No.	Area	Conc.	Inj. Vol.	Aut. Dil.	Ex.	Cal. Curve	Date / Time
1	29.95	0.2917mg/L	1250uL	1		0-20 NPOC_220126B.2022_01_26_15_38_52.ca	2/15/2022 4:32:04 PM

Mean Area 29.95
Mean Conc. 0.2917mg/L

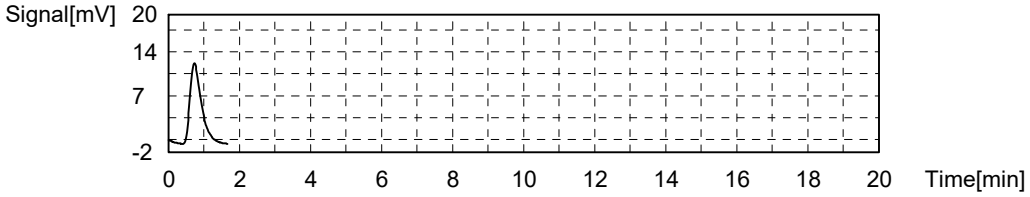

Sample

Sample Name: C-TOC-9060-W
Sample ID: C22020490-001E
Origin: C-TOC-9060-W.met
Status Completed
Chk. Result

Type	Anal.	Manual Dilution	Result
Unknown	NPOC	1.000	NPOC:0.2820mg/L

1. Det

Anal.: NPOC

No.	Area	Conc.	Inj. Vol.	Aut. Dil.	Ex.	Cal. Curve	Date / Time
1	28.96	0.2820mg/L	1250uL	1		0-20 NPOC_220126B.2022_01_26_15_38_52.ca	2/15/2022 4:42:35 PM

Mean Area 28.96
Mean Conc. 0.2820mg/L

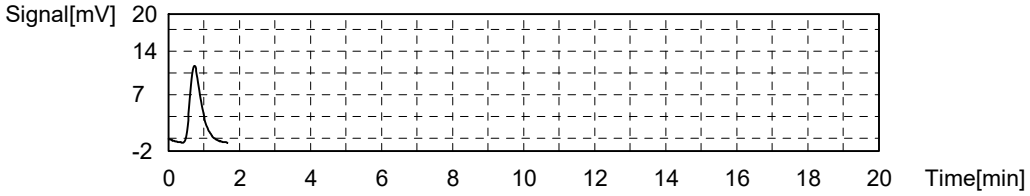

Sample

Sample Name: C-TOC-9060-W
Sample ID: C22020490-001E
Origin: C-TOC-9060-W.met
Status Completed
Chk. Result

Type	Anal.	Manual Dilution	Result
Unknown	NPOC	1.000	NPOC:0.2824mg/L

1. Det

Anal.: NPOC

No.	Area	Conc.	Inj. Vol.	Aut. Dil.	Ex.	Cal. Curve	Date / Time
1	29.00	0.2824mg/L	1250uL	1		0-20 NPOC_220126B.2022_01_26_15_38_52.ca	2/15/2022 4:51:38 PM

Mean Area 29.00
Mean Conc. 0.2824mg/L

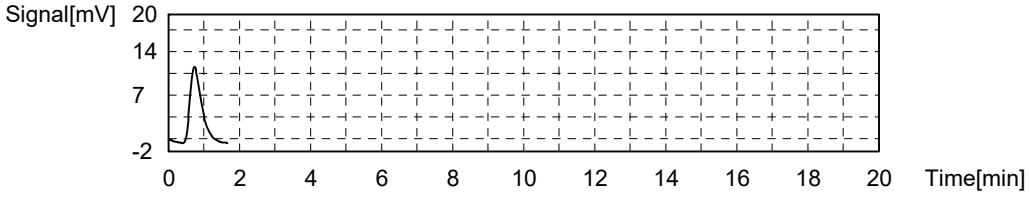

Sample

Sample Name: C-TOC-9060-W
Sample ID: C22020490-001EMS
Origin: C-TOC-9060-W.met
Status Completed
Chk. Result

Type	Anal.	Manual Dilution	Result
Unknown	NPOC	1.000	NPOC:4.922mg/L

1. Det

Anal.: NPOC

No.	Area	Conc.	Inj. Vol.	Aut. Dil.	Ex.	Cal. Curve	Date / Time
1	505.4	4.922mg/L	1250uL	1		0-20 NPOC_220126B.2022_01_26_15_38_52.ca	2/15/2022 5:02:32 PM

Mean Area 505.4
Mean Conc. 4.922mg/L

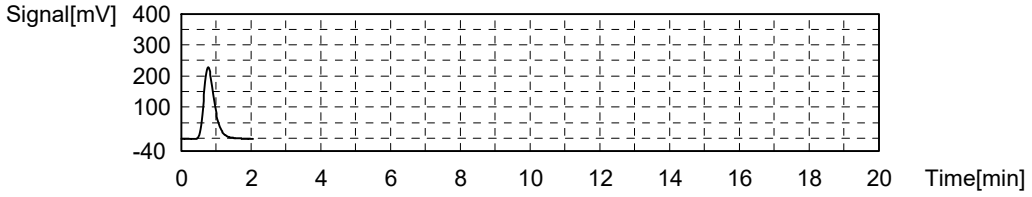

Sample

Sample Name: C-TOC-9060-W
Sample ID: C22020490-001EMS
Origin: C-TOC-9060-W.met
Status Completed
Chk. Result

Type	Anal.	Manual Dilution	Result
Unknown	NPOC	1.000	NPOC:4.897mg/L

1. Det

Anal.: NPOC

No.	Area	Conc.	Inj. Vol.	Aut. Dil.	Ex.	Cal. Curve	Date / Time
1	502.9	4.897mg/L	1250uL	1		0-20 NPOC_220126B.2022_01_26_15_38_52.ca	2/15/2022 5:11:59 PM

Mean Area 502.9
Mean Conc. 4.897mg/L

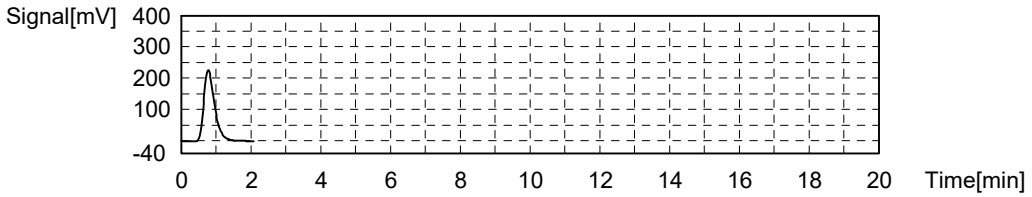

Sample

Sample Name: C-TOC-9060-W
Sample ID: C22020490-001EMS
Origin: C-TOC-9060-W.met
Status Completed
Chk. Result

Type	Anal.	Manual Dilution	Result
Unknown	NPOC	1.000	NPOC:4.984mg/L

1. Det

Anal.: NPOC

No.	Area	Conc.	Inj. Vol.	Aut. Dil.	Ex.	Cal. Curve	Date / Time
1	511.8	4.984mg/L	1250uL	1		0-20 NPOC_220126B.2022_01_26_15_38_52.ca	2/15/2022 5:22:53 PM

Mean Area 511.8
Mean Conc. 4.984mg/L

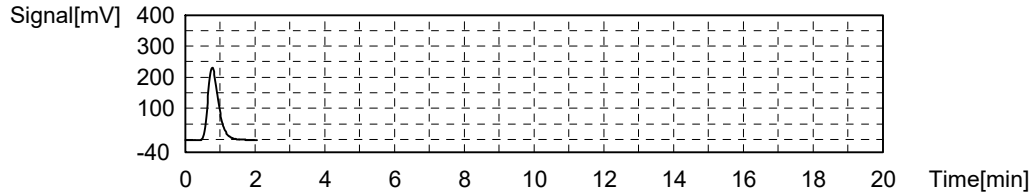

Sample

Sample Name: C-TOC-9060-W
Sample ID: C22020490-001EMS
Origin: C-TOC-9060-W.met
Status Completed
Chk. Result

Type	Anal.	Manual Dilution	Result
Unknown	NPOC	1.000	NPOC:4.975mg/L

1. Det

Anal.: NPOC

No.	Area	Conc.	Inj. Vol.	Aut. Dil.	Ex.	Cal. Curve	Date / Time
1	510.9	4.975mg/L	1250uL	1		0-20 NPOC_220126B.2022_01_26_15_38_52.ca	2/15/2022 5:32:19 PM

Mean Area 510.9
Mean Conc. 4.975mg/L

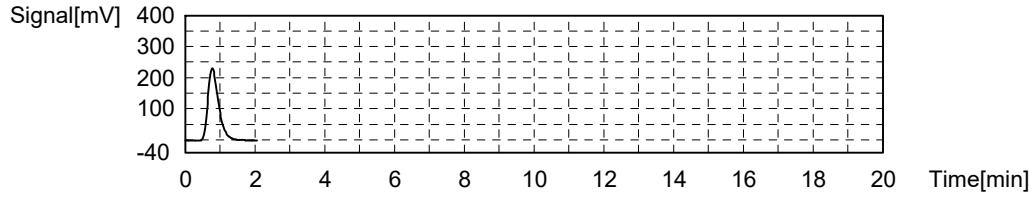

Sample

Sample Name: C-TOC-9060-W
Sample ID: C22020490-001EMSD
Origin: C-TOC-9060-W.met
Status Completed
Chk. Result

Type	Anal.	Manual Dilution	Result
Unknown	NPOC	1.000	NPOC:4.917mg/L

1. Det

Anal.: NPOC

No.	Area	Conc.	Inj. Vol.	Aut. Dil.	Ex.	Cal. Curve	Date / Time
1	504.9	4.917mg/L	1250uL	1		0-20 NPOC_220126B.2022_01_26_15_38_52.ca	2/15/2022 5:43:12 PM

Mean Area 504.9
Mean Conc. 4.917mg/L

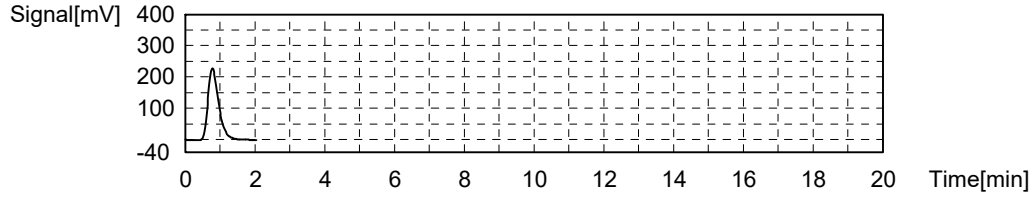

Sample

Sample Name: C-TOC-9060-W
Sample ID: C22020490-001EMSD
Origin: C-TOC-9060-W.met
Status Completed
Chk. Result

Type	Anal.	Manual Dilution	Result
Unknown	NPOC	1.000	NPOC:4.917mg/L

1. Det

Anal.: NPOC

No.	Area	Conc.	Inj. Vol.	Aut. Dil.	Ex.	Cal. Curve	Date / Time
1	504.9	4.917mg/L	1250uL	1		0-20 NPOC_220126B.2022_01_26_15_38_52.ca	2/15/2022 5:52:37 PM

Mean Area 504.9
Mean Conc. 4.917mg/L

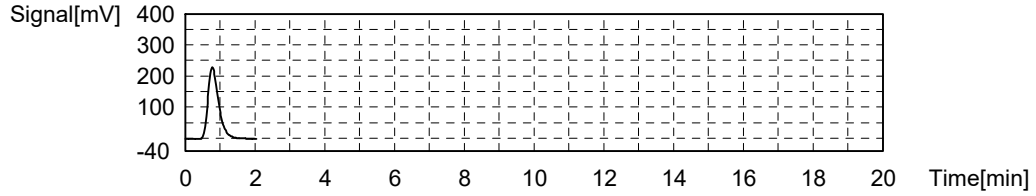

Sample

Sample Name: C-TOC-9060-W
Sample ID: C22020490-001EMSD
Origin: C-TOC-9060-W.met
Status Completed
Chk. Result

Type	Anal.	Manual Dilution	Result
Unknown	NPOC	1.000	NPOC:4.932mg/L

1. Det

Anal.: NPOC

No.	Area	Conc.	Inj. Vol.	Aut. Dil.	Ex.	Cal. Curve	Date / Time
1	506.5	4.932mg/L	1250uL	1		0-20 NPOC_220126B.2022_01_26_15_38_52.ca	2/15/2022 6:03:30 PM

Mean Area 506.5
Mean Conc. 4.932mg/L

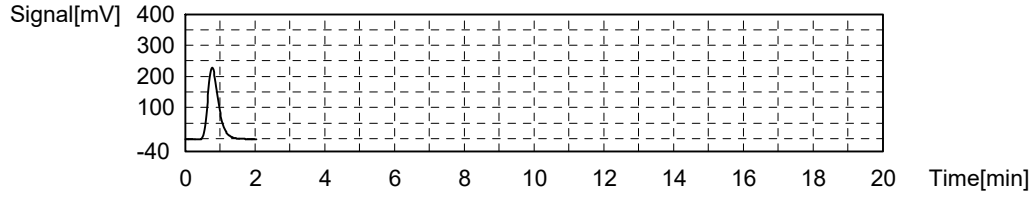

Sample

Sample Name: C-TOC-9060-W
Sample ID: C22020490-001EMSD
Origin: C-TOC-9060-W.met
Status Completed
Chk. Result

Type	Anal.	Manual Dilution	Result
Unknown	NPOC	1.000	NPOC:4.967mg/L

1. Det

Anal.: NPOC

No.	Area	Conc.	Inj. Vol.	Aut. Dil.	Ex.	Cal. Curve	Date / Time
1	510.1	4.967mg/L	1250uL	1		0-20 NPOC_220126B.2022_01_26_15_38_52.ca	2/15/2022 6:12:58 PM

Mean Area 510.1
Mean Conc. 4.967mg/L

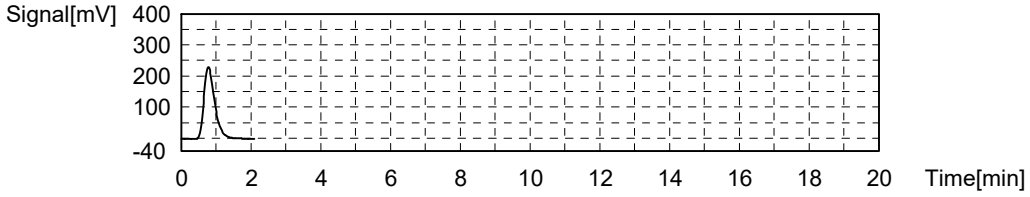

Sample

Sample Name: C-TOC-9060-W
Sample ID: C22020490-006E
Origin: C-TOC-9060-W.met
Status Completed
Chk. Result

Type	Anal.	Manual Dilution	Result
Unknown	NPOC	1.000	NPOC:0.9425mg/L

1. Det

Anal.: NPOC

No.	Area	Conc.	Inj. Vol.	Aut. Dil.	Ex.	Cal. Curve	Date / Time
1	96.79	0.9425mg/L	1250uL	1		0-20 NPOC_220126B.2022_01_26_15_38_52.ca	2/15/2022 6:23:40 PM

Mean Area 96.79
Mean Conc. 0.9425mg/L

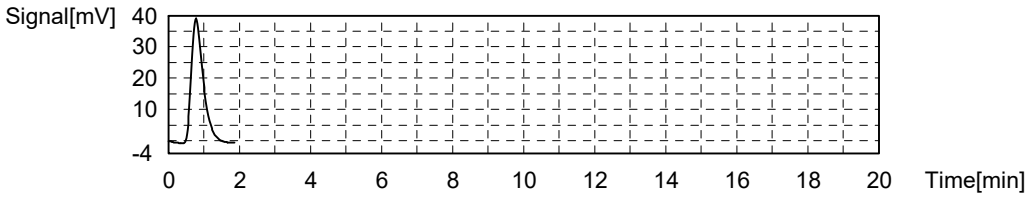

Sample

Sample Name: C-TOC-9060-W
Sample ID: C22020490-006E
Origin: C-TOC-9060-W.met
Status Completed
Chk. Result

Type	Anal.	Manual Dilution	Result
Unknown	NPOC	1.000	NPOC:0.9826mg/L

1. Det

Anal.: NPOC

No.	Area	Conc.	Inj. Vol.	Aut. Dil.	Ex.	Cal. Curve	Date / Time
1	100.9	0.9826mg/L	1250uL	1		0-20 NPOC_220126B.2022_01_26_15_38_52.ca	2/15/2022 6:32:55 PM

Mean Area 100.9
Mean Conc. 0.9826mg/L

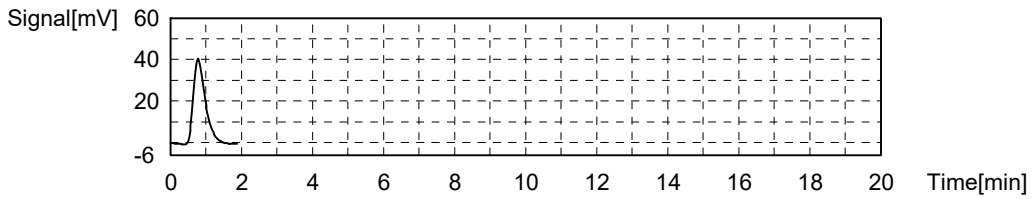

Sample

Sample Name: C-TOC-9060-W
Sample ID: C22020490-006E
Origin: C-TOC-9060-W.met
Status Completed
Chk. Result

Type	Anal.	Manual Dilution	Result
Unknown	NPOC	1.000	NPOC:0.9923mg/L

1. Det

Anal.: NPOC

No.	Area	Conc.	Inj. Vol.	Aut. Dil.	Ex.	Cal. Curve	Date / Time
1	101.9	0.9923mg/L	1250uL	1		0-20 NPOC_220126B.2022_01_26_15_38_52.ca	2/15/2022 6:43:41 PM

Mean Area 101.9
Mean Conc. 0.9923mg/L

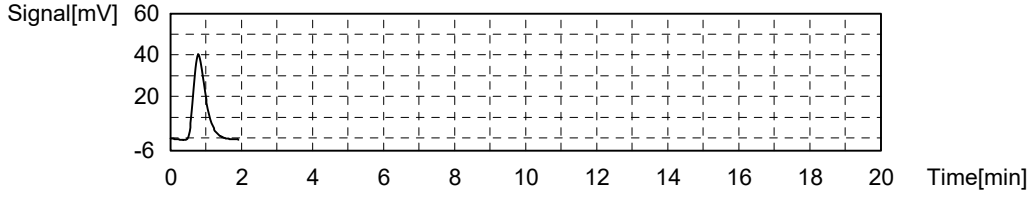

Sample

Sample Name: C-TOC-9060-W
Sample ID: C22020490-006E
Origin: C-TOC-9060-W.met
Status Completed
Chk. Result

Type	Anal.	Manual Dilution	Result
Unknown	NPOC	1.000	NPOC:1.011mg/L

1. Det

Anal.: NPOC

No.	Area	Conc.	Inj. Vol.	Aut. Dil.	Ex.	Cal. Curve	Date / Time
1	103.8	1.011mg/L	1250uL	1		0-20 NPOC_220126B.2022_01_26_15_38_52.ca	2/15/2022 6:52:59 PM

Mean Area 103.8
Mean Conc. 1.011mg/L

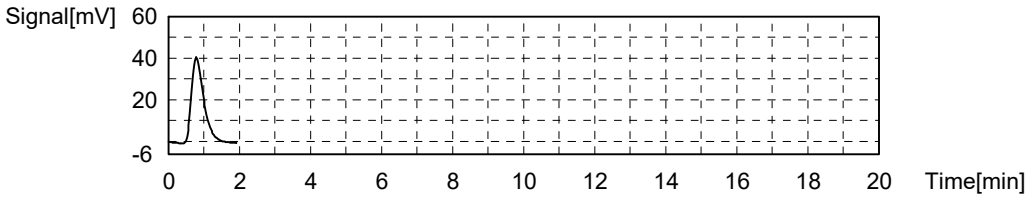

Sample

Sample Name: C-TOC-9060-W
Sample ID: C22020490-011E
Origin: C-TOC-9060-W.met
Status Completed
Chk. Result

Type	Anal.	Manual Dilution	Result
Unknown	NPOC	1.000	NPOC:0.7569mg/L

1. Det

Anal.: NPOC

No.	Area	Conc.	Inj. Vol.	Aut. Dil.	Ex.	Cal. Curve	Date / Time
1	77.73	0.7569mg/L	1250uL	1		0-20 NPOC_220126B.2022_01_26_15_38_52.ca	2/15/2022 7:03:42 PM

Mean Area 77.73
Mean Conc. 0.7569mg/L

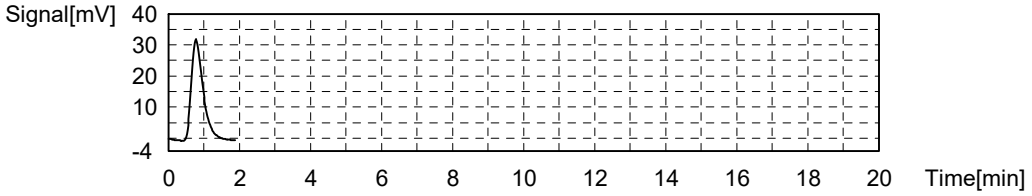

Sample

Sample Name: C-TOC-9060-W
Sample ID: C22020490-011E
Origin: C-TOC-9060-W.met
Status Completed
Chk. Result

Type	Anal.	Manual Dilution	Result
Unknown	NPOC	1.000	NPOC:0.7317mg/L

1. Det

Anal.: NPOC

No.	Area	Conc.	Inj. Vol.	Aut. Dil.	Ex.	Cal. Curve	Date / Time
1	75.14	0.7317mg/L	1250uL	1		0-20 NPOC_220126B.2022_01_26_15_38_52.ca	2/15/2022 7:12:53 PM

Mean Area 75.14
Mean Conc. 0.7317mg/L

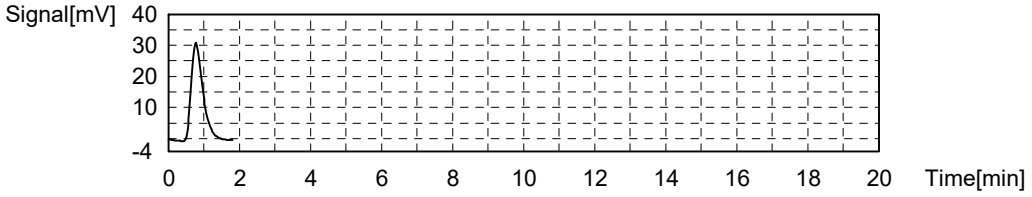

Sample

Sample Name: C-TOC-9060-W
Sample ID: C22020490-011E
Origin: C-TOC-9060-W.met
Status Completed
Chk. Result

Type	Anal.	Manual Dilution	Result
Unknown	NPOC	1.000	NPOC:0.7281mg/L

1. Det

Anal.: NPOC

No.	Area	Conc.	Inj. Vol.	Aut. Dil.	Ex.	Cal. Curve	Date / Time
1	74.77	0.7281mg/L	1250uL	1		0-20 NPOC_220126B.2022_01_26_15_38_52.ca	2/15/2022 7:23:35 PM

Mean Area 74.77
Mean Conc. 0.7281mg/L

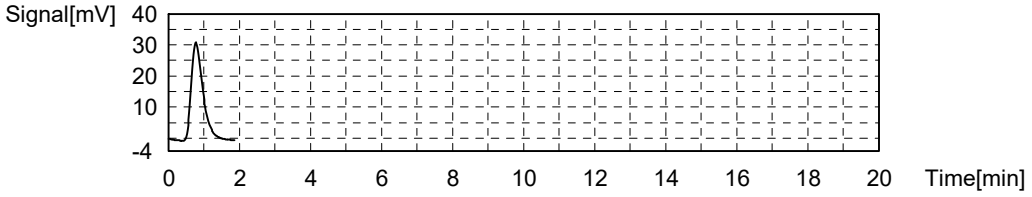

Sample

Sample Name: C-TOC-9060-W
Sample ID: C22020490-011E
Origin: C-TOC-9060-W.met
Status Completed
Chk. Result

Type	Anal.	Manual Dilution	Result
Unknown	NPOC	1.000	NPOC:0.7015mg/L

1. Det

Anal.: NPOC

No.	Area	Conc.	Inj. Vol.	Aut. Dil.	Ex.	Cal. Curve	Date / Time
1	72.04	0.7015mg/L	1250uL	1		0-20 NPOC_220126B.2022_01_26_15_38_52.ca	2/15/2022 7:32:46 PM

Mean Area 72.04
Mean Conc. 0.7015mg/L

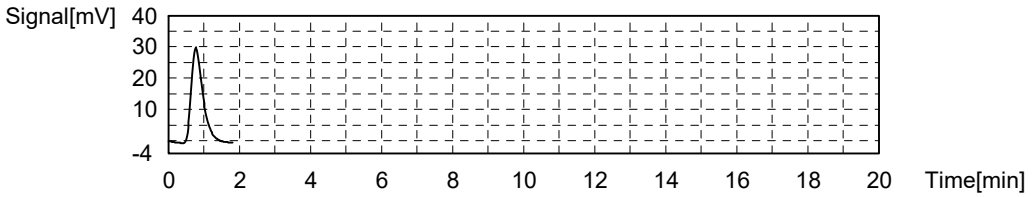

Sample

Sample Name: C-TOC-9060-W
Sample ID: C22020490-016E
Origin: C-TOC-9060-W.met
Status Completed
Chk. Result

Type	Anal.	Manual Dilution	Result
Unknown	NPOC	1.000	NPOC:0.2584mg/L

1. Det

Anal.: NPOC

No.	Area	Conc.	Inj. Vol.	Aut. Dil.	Ex.	Cal. Curve	Date / Time
1	26.54	0.2584mg/L	1250uL	1		0-20 NPOC_220126B.2022_01_26_15_38_52.ca	2/15/2022 7:43:44 PM

Mean Area 26.54
Mean Conc. 0.2584mg/L

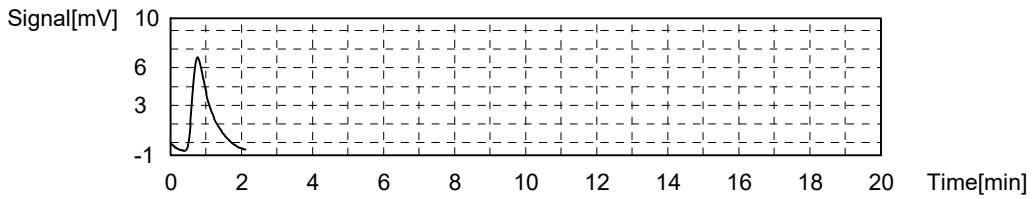

Sample

Sample Name: C-TOC-9060-W
Sample ID: C22020490-016E
Origin: C-TOC-9060-W.met
Status Completed
Chk. Result

Type	Anal.	Manual Dilution	Result
Unknown	NPOC	1.000	NPOC:0.2559mg/L

1. Det

Anal.: NPOC

No.	Area	Conc.	Inj. Vol.	Aut. Dil.	Ex.	Cal. Curve	Date / Time
1	26.28	0.2559mg/L	1250uL	1		0-20 NPOC_220126B.2022_01_26_15_38_52.ca	2/15/2022 7:53:25 PM

Mean Area 26.28
Mean Conc. 0.2559mg/L

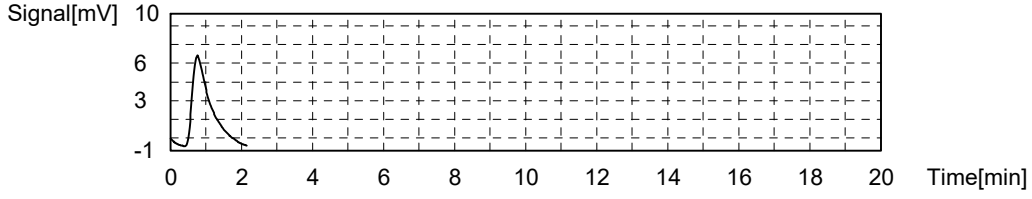

Sample

Sample Name: C-TOC-9060-W
Sample ID: C22020490-016E
Origin: C-TOC-9060-W.met
Status Completed
Chk. Result

Type	Anal.	Manual Dilution	Result
Unknown	NPOC	1.000	NPOC:0.2463mg/L

1. Det

Anal.: NPOC

No.	Area	Conc.	Inj. Vol.	Aut. Dil.	Ex.	Cal. Curve	Date / Time
1	25.29	0.2463mg/L	1250uL	1		0-20 NPOC_220126B.2022_01_26_15_38_52.ca	2/15/2022 8:04:21 PM

Mean Area 25.29
Mean Conc. 0.2463mg/L

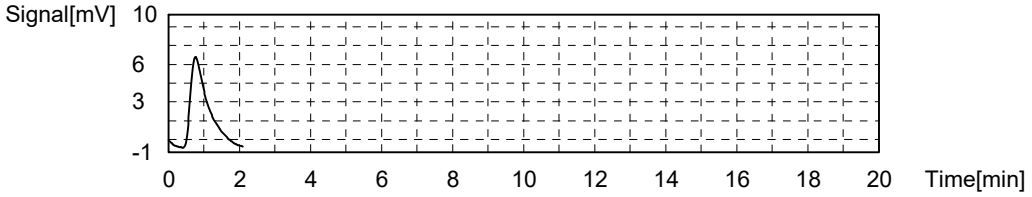

Sample

Sample Name: C-TOC-9060-W
Sample ID: C22020490-016E
Origin: C-TOC-9060-W.met
Status Completed
Chk. Result

Type	Anal.	Manual Dilution	Result
Unknown	NPOC	1.000	NPOC:0.2518mg/L

1. Det

Anal.: NPOC

No.	Area	Conc.	Inj. Vol.	Aut. Dil.	Ex.	Cal. Curve	Date / Time
1	25.86	0.2518mg/L	1250uL	1		0-20 NPOC_220126B.2022_01_26_15_38_52.ca	2/15/2022 8:13:49 PM

Mean Area 25.86
Mean Conc. 0.2518mg/L

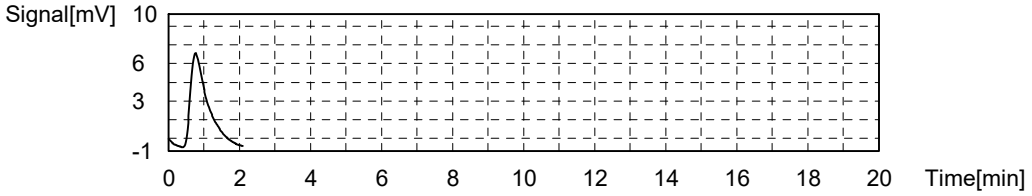

Sample

Sample Name: C-TOC-9060-W
Sample ID: C22020490-021E
Origin: C-TOC-9060-W.met
Status Completed
Chk. Result

Type	Anal.	Manual Dilution	Result
Unknown	NPOC	1.000	NPOC:0.2932mg/L

1. Det

Anal.: NPOC

No.	Area	Conc.	Inj. Vol.	Aut. Dil.	Ex.	Cal. Curve	Date / Time
1	30.11	0.2932mg/L	1250uL	1		0-20 NPOC_220126B.2022_01_26_15_38_52.ca	2/15/2022 8:24:50 PM

Mean Area 30.11
Mean Conc. 0.2932mg/L

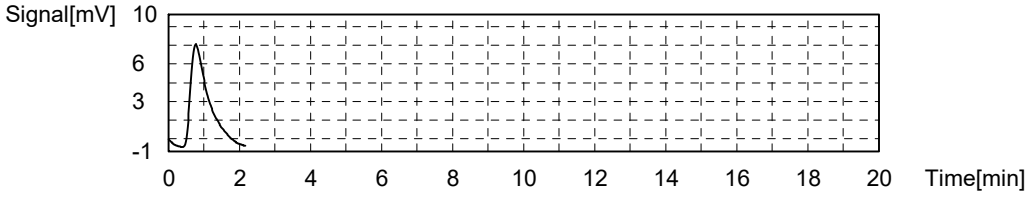

Sample

Sample Name: C-TOC-9060-W
Sample ID: C22020490-021E
Origin: C-TOC-9060-W.met
Status Completed
Chk. Result

Type	Anal.	Manual Dilution	Result
Unknown	NPOC	1.000	NPOC:0.2864mg/L

1. Det

Anal.: NPOC

No.	Area	Conc.	Inj. Vol.	Aut. Dil.	Ex.	Cal. Curve	Date / Time
1	29.41	0.2864mg/L	1250uL	1		0-20 NPOC_220126B.2022_01_26_15_38_52.ca	2/15/2022 8:34:22 PM

Mean Area 29.41
Mean Conc. 0.2864mg/L

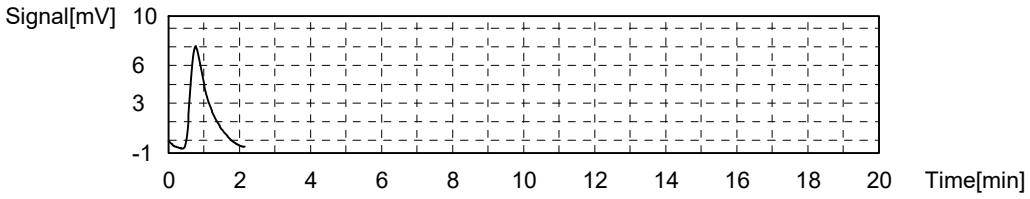

Sample

Sample Name: C-TOC-9060-W
Sample ID: C22020490-021E
Origin: C-TOC-9060-W.met
Status Completed
Chk. Result

Type	Anal.	Manual Dilution	Result
Unknown	NPOC	1.000	NPOC:0.2904mg/L

1. Det

Anal.: NPOC

No.	Area	Conc.	Inj. Vol.	Aut. Dil.	Ex.	Cal. Curve	Date / Time
1	29.82	0.2904mg/L	1250uL	1		0-20 NPOC_220126B.2022_01_26_15_38_52.ca	2/15/2022 8:45:20 PM

Mean Area 29.82
Mean Conc. 0.2904mg/L

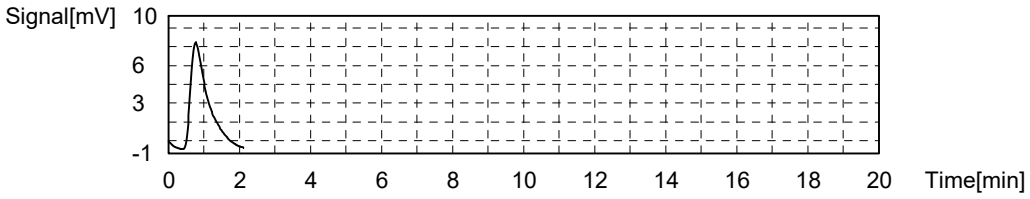

Sample

Sample Name: C-TOC-9060-W
Sample ID: C22020490-021E
Origin: C-TOC-9060-W.met
Status Completed
Chk. Result

Type	Anal.	Manual Dilution	Result
Unknown	NPOC	1.000	NPOC:0.2849mg/L

1. Det

Anal.: NPOC

No.	Area	Conc.	Inj. Vol.	Aut. Dil.	Ex.	Cal. Curve	Date / Time
1	29.26	0.2849mg/L	1250uL	1		0-20 NPOC_220126B.2022_01_26_15_38_52.ca	2/15/2022 8:54:48 PM

Mean Area 29.26
Mean Conc. 0.2849mg/L

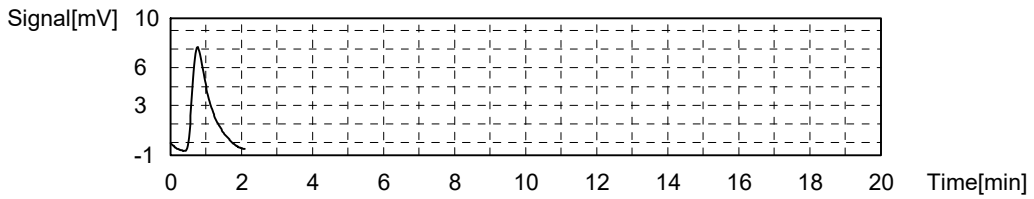

Sample

Sample Name: C-TOC-9060-W
Sample ID: C22020490-026E
Origin: C-TOC-9060-W.met
Status Completed
Chk. Result

Type	Anal.	Manual Dilution	Result
Unknown	NPOC	1.000	NPOC:1.091mg/L

1. Det

Anal.: NPOC

No.	Area	Conc.	Inj. Vol.	Aut. Dil.	Ex.	Cal. Curve	Date / Time
1	112.0	1.091mg/L	1250uL	1		0-20 NPOC_220126B.2022_01_26_15_38_52.ca	2/15/2022 9:06:11 PM

Mean Area 112.0
Mean Conc. 1.091mg/L

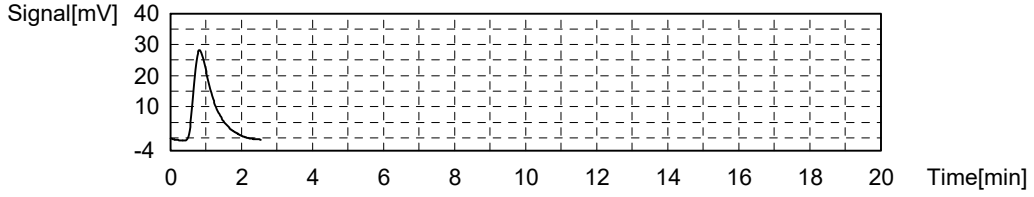

Sample

Sample Name: C-TOC-9060-W
Sample ID: C22020490-026E
Origin: C-TOC-9060-W.met
Status Completed
Chk. Result

Type	Anal.	Manual Dilution	Result
Unknown	NPOC	1.000	NPOC:1.098mg/L

1. Det

Anal.: NPOC

No.	Area	Conc.	Inj. Vol.	Aut. Dil.	Ex.	Cal. Curve	Date / Time
1	112.8	1.098mg/L	1250uL	1		0-20 NPOC_220126B.2022_01_26_15_38_52.ca	2/15/2022 9:16:08 PM

Mean Area 112.8
Mean Conc. 1.098mg/L

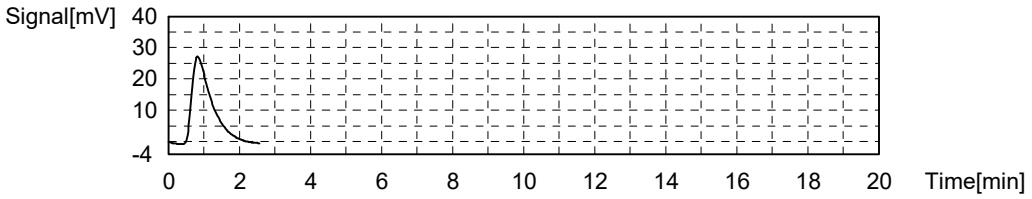

Sample

Sample Name: C-TOC-9060-W
Sample ID: C22020490-026E
Origin: C-TOC-9060-W.met
Status Completed
Chk. Result

Type	Anal.	Manual Dilution	Result
Unknown	NPOC	1.000	NPOC:1.120mg/L

1. Det

Anal.: NPOC

No.	Area	Conc.	Inj. Vol.	Aut. Dil.	Ex.	Cal. Curve	Date / Time
1	115.0	1.120mg/L	1250uL	1		0-20 NPOC_220126B.2022_01_26_15_38_52.ca	2/15/2022 9:27:32 PM

Mean Area 115.0
Mean Conc. 1.120mg/L

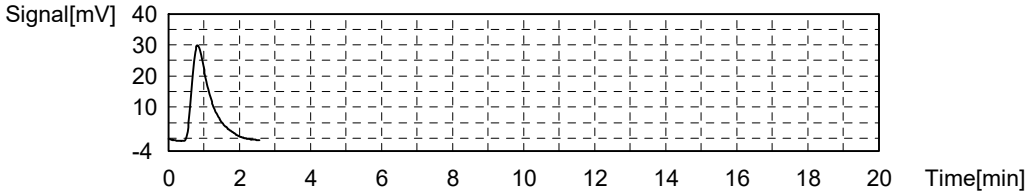

Sample

Sample Name: C-TOC-9060-W
Sample ID: C22020490-026E
Origin: C-TOC-9060-W.met
Status Completed
Chk. Result

Type	Anal.	Manual Dilution	Result
Unknown	NPOC	1.000	NPOC:1.130mg/L

1. Det

Anal.: NPOC

No.	Area	Conc.	Inj. Vol.	Aut. Dil.	Ex.	Cal. Curve	Date / Time
1	116.0	1.130mg/L	1250uL	1		0-20 NPOC_220126B.2022_01_26_15_38_52.ca	2/15/2022 9:37:30 PM

Mean Area 116.0
Mean Conc. 1.130mg/L

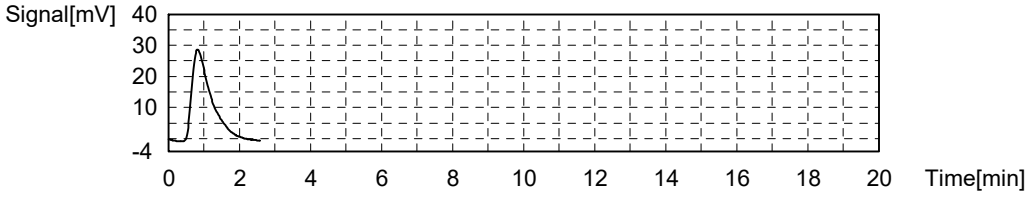

Sample

Sample Name: C-TOC-9060-W
Sample ID: C22020490-031E
Origin: C-TOC-9060-W.met
Status Completed
Chk. Result

Type	Anal.	Manual Dilution	Result
Unknown	NPOC	1.000	NPOC:0.3775mg/L

1. Det

Anal.: NPOC

No.	Area	Conc.	Inj. Vol.	Aut. Dil.	Ex.	Cal. Curve	Date / Time
1	38.77	0.3775mg/L	1250uL	1		0-20 NPOC_220126B.2022_01_26_15_38_52.ca	2/15/2022 9:49:01 PM

Mean Area 38.77
Mean Conc. 0.3775mg/L

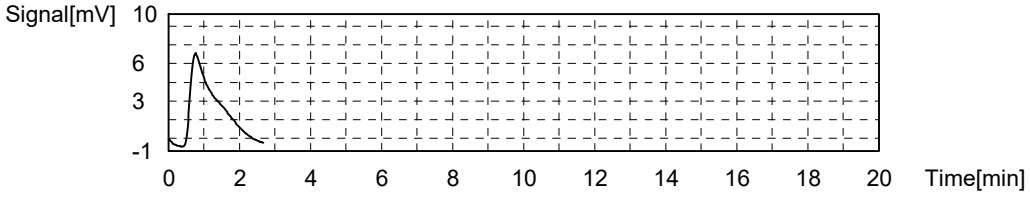

Sample

Sample Name: C-TOC-9060-W
Sample ID: C22020490-031E
Origin: C-TOC-9060-W.met
Status Completed
Chk. Result

Type	Anal.	Manual Dilution	Result
Unknown	NPOC	1.000	NPOC:0.3683mg/L

1. Det

Anal.: NPOC

No.	Area	Conc.	Inj. Vol.	Aut. Dil.	Ex.	Cal. Curve	Date / Time
1	37.82	0.3683mg/L	1250uL	1		0-20 NPOC_220126B.2022_01_26_15_38_52.ca	2/15/2022 9:59:05 PM

Mean Area 37.82
Mean Conc. 0.3683mg/L

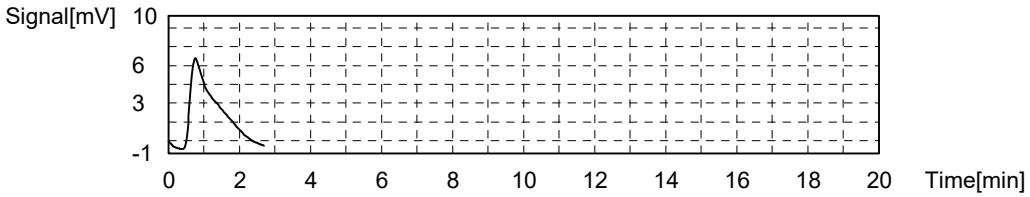

Sample

Sample Name: C-TOC-9060-W
Sample ID: C22020490-031E
Origin: C-TOC-9060-W.met
Status Completed
Chk. Result

Type	Anal.	Manual Dilution	Result
Unknown	NPOC	1.000	NPOC:0.3656mg/L

1. Det

Anal.: NPOC

No.	Area	Conc.	Inj. Vol.	Aut. Dil.	Ex.	Cal. Curve	Date / Time
1	37.54	0.3656mg/L	1250uL	1		0-20 NPOC_220126B.2022_01_26_15_38_52.ca	2/15/2022 10:10:36 PM

Mean Area 37.54
Mean Conc. 0.3656mg/L

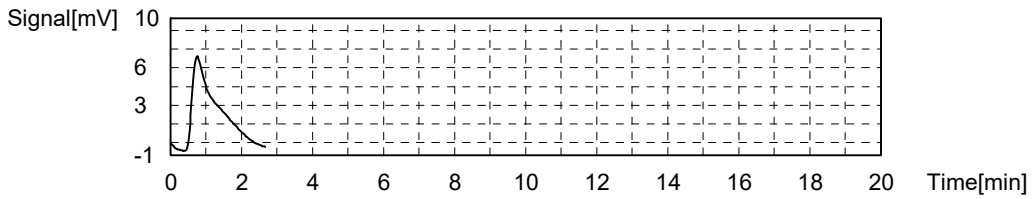

Sample

Sample Name: C-TOC-9060-W
Sample ID: C22020490-031E
Origin: C-TOC-9060-W.met
Status Completed
Chk. Result

Type	Anal.	Manual Dilution	Result
Unknown	NPOC	1.000	NPOC:0.3660mg/L

1. Det

Anal.: NPOC

No.	Area	Conc.	Inj. Vol.	Aut. Dil.	Ex.	Cal. Curve	Date / Time
1	37.58	0.3660mg/L	1250uL	1		0-20 NPOC_220126B.2022_01_26_15_38_52.ca	2/15/2022 10:20:40 PM

Mean Area 37.58
Mean Conc. 0.3660mg/L

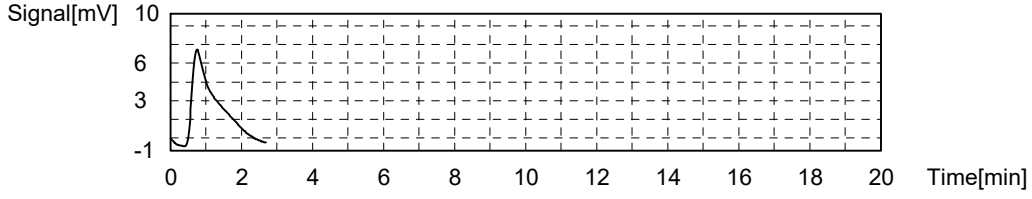

Sample

Sample Name: C-TOC-9060-W
Sample ID: CCV
Origin: C-TOC-9060-W.met
Status Completed
Chk. Result

Type	Anal.	Manual Dilution	Result
Unknown	NPOC	1.000	NPOC:4.788mg/L

1. Det

Anal.: NPOC

No.	Area	Conc.	Inj. Vol.	Aut. Dil.	Ex.	Cal. Curve	Date / Time
1	491.7	4.788mg/L	1250uL	1		0-20 NPOC_220126B.2022_01_26_15_38_52.ca	2/15/2022 10:31:33 PM

Mean Area 491.7
Mean Conc. 4.788mg/L

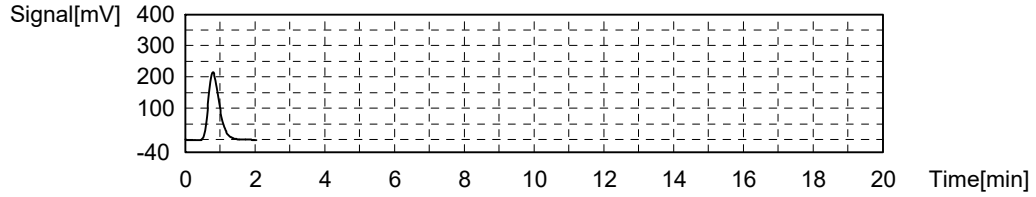

Sample

Sample Name: C-TOC-9060-W
Sample ID: CCV
Origin: C-TOC-9060-W.met
Status Completed
Chk. Result

Type	Anal.	Manual Dilution	Result
Unknown	NPOC	1.000	NPOC:4.742mg/L

1. Det

Anal.: NPOC

No.	Area	Conc.	Inj. Vol.	Aut. Dil.	Ex.	Cal. Curve	Date / Time
1	487.0	4.742mg/L	1250uL	1		0-20 NPOC_220126B.2022_01_26_15_38_52.ca	2/15/2022 10:40:57 PM

Mean Area 487.0
Mean Conc. 4.742mg/L

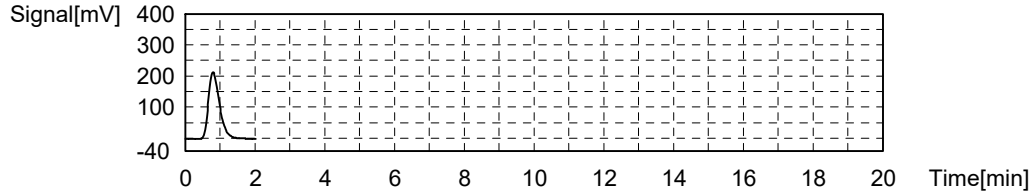

Sample

Sample Name: C-TOC-9060-W
Sample ID: CCV
Origin: C-TOC-9060-W.met
Status Completed
Chk. Result

Type	Anal.	Manual Dilution	Result
Unknown	NPOC	1.000	NPOC:4.770mg/L

1. Det

Anal.: NPOC

No.	Area	Conc.	Inj. Vol.	Aut. Dil.	Ex.	Cal. Curve	Date / Time
1	489.8	4.770mg/L	1250uL	1		0-20 NPOC_220126B.2022_01_26_15_38_52.ca	2/15/2022 10:51:50 PM

Mean Area 489.8
Mean Conc. 4.770mg/L

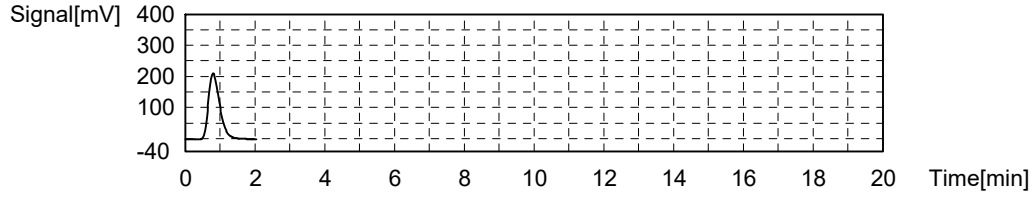

Sample

Sample Name: C-TOC-9060-W
Sample ID: CCV
Origin: C-TOC-9060-W.met
Status Completed
Chk. Result

Type	Anal.	Manual Dilution	Result
Unknown	NPOC	1.000	NPOC:4.728mg/L

1. Det

Anal.: NPOC

No.	Area	Conc.	Inj. Vol.	Aut. Dil.	Ex.	Cal. Curve	Date / Time
1	485.5	4.728mg/L	1250uL	1		0-20 NPOC_220126B.2022_01_26_15_38_52.ca	2/15/2022 11:01:25 PM

Mean Area 485.5
Mean Conc. 4.728mg/L

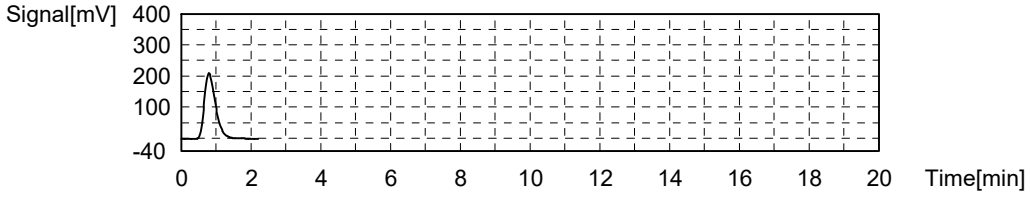

Sample

Sample Name: C-TOC-9060-W
Sample ID: CCB
Origin: C-TOC-9060-W.met
Status Completed
Chk. Result

Type	Anal.	Manual Dilution	Result
Unknown	NPOC	1.000	NPOC:0.04371mg/L

1. Det

Anal.: NPOC

No.	Area	Conc.	Inj. Vol.	Aut. Dil.	Ex.	Cal. Curve	Date / Time
1	4.489	0.04371mg/L	1250uL	1		0-20 NPOC_220126B.2022_01_26_15_38_52.ca	2/15/2022 11:11:40 PM

Mean Area 4.489
Mean Conc. 0.04371mg/L

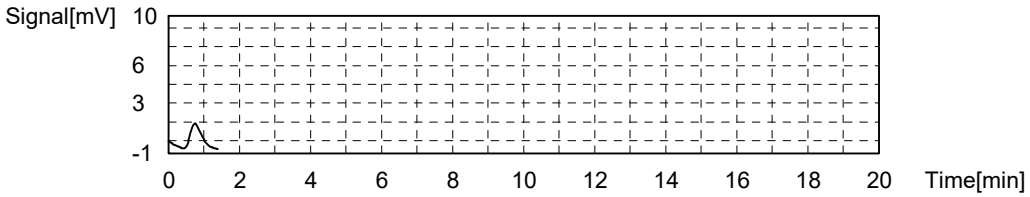

Sample

Sample Name: C-TOC-9060-W
Sample ID: CCB
Origin: C-TOC-9060-W.met
Status Completed
Chk. Result

Type	Anal.	Manual Dilution	Result
Unknown	NPOC	1.000	NPOC:0.03759mg/L

1. Det

Anal.: NPOC

No.	Area	Conc.	Inj. Vol.	Aut. Dil.	Ex.	Cal. Curve	Date / Time
1	3.860	0.03759mg/L	1250uL	1		0-20 NPOC_220126B.2022_01_26_15_38_52.ca	2/15/2022 11:20:23 PM

Mean Area 3.860
Mean Conc. 0.03759mg/L

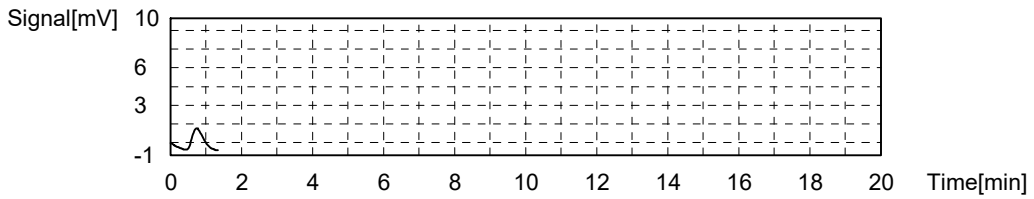

Sample

Sample Name: C-TOC-9060-W
Sample ID: CCB
Origin: C-TOC-9060-W.met
Status Completed
Chk. Result

Type	Anal.	Manual Dilution	Result
Unknown	NPOC	1.000	NPOC:0.03931mg/L

1. Det

Anal.: NPOC

No.	Area	Conc.	Inj. Vol.	Aut. Dil.	Ex.	Cal. Curve	Date / Time
1	4.037	0.03931mg/L	1250uL	1		0-20 NPOC_220126B.2022_01_26_15_38_52.ca	2/15/2022 11:30:37 PM

Mean Area 4.037
Mean Conc. 0.03931mg/L

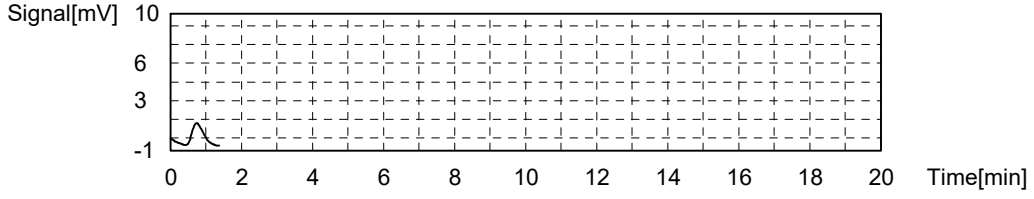

Sample

Sample Name: C-TOC-9060-W
Sample ID: CCB
Origin: C-TOC-9060-W.met
Status Completed
Chk. Result

Type	Anal.	Manual Dilution	Result
Unknown	NPOC	1.000	NPOC:0.03743mg/L

1. Det

Anal.: NPOC

No.	Area	Conc.	Inj. Vol.	Aut. Dil.	Ex.	Cal. Curve	Date / Time
1	3.844	0.03743mg/L	1250uL	1		0-20 NPOC_220126B.2022_01_26_15_38_52.ca	2/15/2022 11:39:21 PM

Mean Area	3.844
Mean Conc.	0.03743mg/L

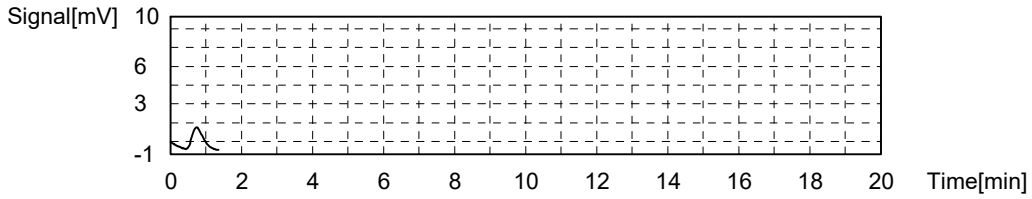

Standards

Std ID
Na Persulfate 12% 211108
NTS AQ DOC A5310C DOC 092221
NTS AQ TOC A5310C DOC 092321
Phosphoric Acid 201124
Phosphoric Water 211108
TOC4_ICAL_220127

Reagents

Reagent Name	Number	SampType
Puradisc 25 Syringe Filter-16950886	11023	
Organic Carbon Standard-2111C03	12375	LCS,MS,MSD
Organic Carbon Standard-710920m	11940	CCV,ICAL
Nitrogen UHP - 1-182-304	12104	

Energy Laboratories, Inc.

Standard LOG

Standard ID:	NA PERSULFATE 12% 211108		
Standard Name	Sodium Persulfate 12%	Type:	Secondary
Date Prepared	11/8/2021	BY:	Nils T. Schenck
Date Expires:	11/8/2022		
Department	INORG	Status:	Open
Vendor:			
Lot Number:			
Balance ID:	BAL-109		

Comments:

Chemical / Solvent Used	BottleNo	Amt	Units	Exp
Phosphoric Acid - 60151	11571	30	mL	6/25/
Solution-2000-D	9959	970	mL	2/8/2
Sodium peroxydisulfate, 98% - Z30G0	11981	120	g	12/14

Final Volume: 1000 mL

Stock Source **Base Units** **Amount Added**

Analytes **CAS** Conc: **ug/mL**

Energy Laboratories, Inc.

Standard LOG

Standard ID: PHOSPHORIC ACID 201124
Standard Name Phosphoric Acid 20%
Date Prepared 11/24/2020
Date Expires: 1/8/2023
Department INORG
Vendor:
Lot Number:
Balance ID:

Type: Secondary
BY: Heather Townsend
Status: Open

Comments:

Chemical / Solvent Used	BottleNo	Amt	Units	Exp
Phosphoric Acid - 60151	11571	200	mL	6/25/
Solution-2000-D	9959	800	mL	2/8/2

Final Volume: 1000 mL

Stock Source **Base Units** **Amount Added**

Analytes **CAS** Conc: **ug/mL**

Page: *1 of 1*

Energy Laboratories, Inc.

Standard LOG

Standard ID:	PHOSPHORIC WATER 211108		
Standard Name	Phosphoric Water	Type:	Secondary
Date Prepared	11/8/2021	BY:	Nils T. Schenck
Date Expires:	1/8/2023		
Department	INORG	Status:	Open
Vendor:			
Lot Number:			
Balance ID:			

Comments:

Chemical / Solvent Used	BottleNo	Amt	Units	Exp
Solution-2000-D	9959	2496	mL	2/8/2
Phosphoric Acid - 60151	11571	4	mL	6/25/

Final Volume: 2500 mL

Stock Source	**Base Units**	**Amount Added**
Analytes	**CAS**	Conc: **ug/mL**

Certificate of Analysis

MilliporeSigma

Date of Release: 6/17/2020

Name: Phosphoric Acid (Orthophosphoric Acid)
85% w/w, GR ACS
Meets ACS Specifications

Item No: PX0995 all size codes

Lot / Batch No: 60151

Country of Origin: Switzerland

Characteristic	Requirement		Results	Units
	Min.	Max.		
Antimony (Sb)		0.002	≤ 0.0002	%
Arsenic (As)		1	≤1	ppm
Assay	85.0		85.9	%
Calcium (Ca)		0.002	≤ 0.0001	%
Chloride (Cl)		3	≤3	ppm
Color (APHA)		10	≤10	
Form			Clear liquid	
Heavy metals (as Pb)		0.001	≤ 0.0001	%
Insoluble matter		0.001	≤0.001	%
Iron (Fe)		0.003	≤ 0.0003	%
Magnesium (Mg)		0.002	≤ 0.0001	%
Manganese (Mn)		0.5	≤ 0.05	ppm
Nitrate (NO3)		5	≤5	ppm
Potassium (K)		0.005	≤ 0.0001	%
Reducing substances			Passes test	
Sodium (Na)		0.025	≤ 0.0001	%
Sulfate (SO4)		0.003	≤ 0.0003	%
Volatile acids (as acetic acid)		0.001	≤0.001	%

Heather Sinn,

Quality Control Manager
This document has been produced electronically and is valid without a signature.

EMD Millipore is a division of Merck KGaA,Darmstadt, Germany
EMD Millipore Corporation
400 Summit Drive,
Burlington, MA 01803
U.S.A

ID #: 11571
Opened:_____
Phosphoric Acid - 60151
Expires: 6/25/2025
Rec'd: 6/25/2020
Energy Laboratories, Inc. 2393 Salt Creek Hwy
Casper WY 82601-9601

1/1

Type I Ultra-Low TOC Analytical Grade DI Systems General Description & Specifications

AQUA SOLUTIONS®

Model Number	General Description - Type I DI Systems
2121AL	Type I *Ultra-Low TOC Analytical Grade* DI System for operation on *pretreated water* (water that has been pretreated via reverse osmosis, distillation or deionization by a central or point-of-use pretreatment system, and contains less than 20 ppm of total dissolved solids).
	Requires Purification Kit Number 2613M1L (not included in system price). Kit includes activated carbon prefilter capsule, high purity TOC reduction DI module, and final filter capsule.
2122AL	Type I *Ultra-Low TOC Analytical Grade* DI System for operation on *ordinary tap water* containing up to 170 ppm of TDS (total dissolved solids).
	Requires Purification Kit Number 2613M2L (not included in system price). Kit includes activated carbon prefilter capsule, two high purity TOC reduction DI modules, and final filter capsule.
Upgradeability	Any of these systems can be field upgraded or modified to become any other Type I system.

Model Number	General Description - Combination Reverse Osmosis plus Type I DI Systems
RODI-C-12AL	Combination Reverse Osmosis plus Type I *Ultra-low TOC Analytical Grade* DI System.
	Requires Purification Kit Number 2613M1L-A (not included in system price). Kit includes high purity TOC reduction DI module, and a final filter capsule. See brochure RODI-C for details.
More information	For *Basic Analytical Grade Systems,* request brochure #: T1-A. For *Biological Grade Systems,* request brochure #: T1-B. For *Ultra-Low TOC Biological Grade Systems,* request brochure #: T1-BL. For *Combination Reverse Osmosis plus Type I DI Systems,* request brochure #: RODI-C. For *Reverse Osmosis and/or Type II DI Systems,* request brochure #: T2-RO. For *High Flow (8-12 Liters/minute) Systems,* contact your sales person.

ID #: 9960
Opened:
Solution-2000-I
Expires: 4/14/2018
Rec'd: 9/21/2017
Energy Laboratories, Inc. 2393 Salt Creek Hwy • Casper WY 82602-0247

ID #: 9959
Opened:
Solution-2000-D
Expires: 4/14/2018
Rec'd: 9/21/2017
Energy Laboratories, Inc. 2393 Salt Creek Hwy • Casper WY 82602-0247

System and Purified Water Specifications

DI capacity 2121AL and RODI-C 12AL	*2,000
DI capacity 2122AL	*4,000
*(grains of ion exchange capacity as $CaCO_3$)	
Resistivity	18.2 Megohm-cm
TOC	<5 PPB
Bacteria	<1 cfu/ml
Continuous flow rate	2-Liters/minute
Cabinet depth	12" (305 mm)
Cabinet width	20" (508 mm)
Cabinet height	20" (508 mm)
External power supply input	100-240 VAC, 50/60 Hz
Internal power	12 VDC @ 2.5 Amps from external supply
Minimum inlet pressure	35 PSIG (2.3 Bar)
Maximum inlet pressure	100 PSIG (6.7 Bar)
Shipping weight	40-55 lbs (18-25 kg)
Operating weight	55-70 lbs (25-32 kg)
Inlet connection	1/4" or 3/8" NPT

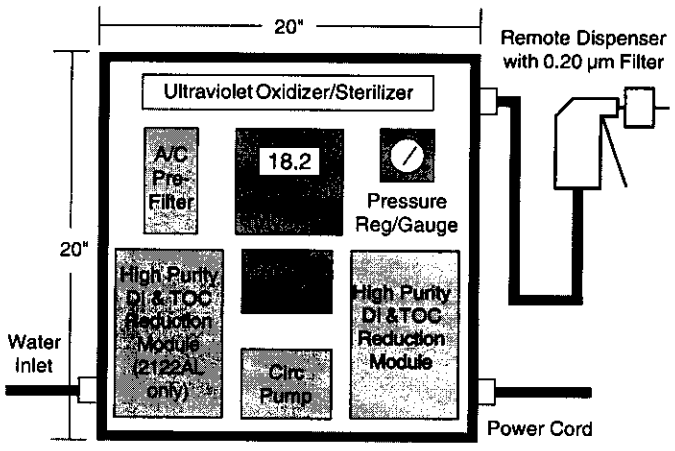

© Copyright 1990 - 2012 AQUA SOLUTIONS, Inc.

AQUA SOLUTIONS

Type I Ultra-Low TOC Analytical Grade DI Systems

Features and Benefits

- *Produces 18 Megohm-cm Type I water*
- *Ultra-Low trace organics - (TOC <5 PPB)*
- *Exceeds ASTM, CAP, CLSI & USP Specs*
- *Accepts 100-240 VAC, 50/60 Hz power*
- *System runs on 12 VDC internal power*
- *Certified by CSA for the US & Canada*
- *Can be bench, shelf or wall-mounted*
- *CE marked for export to Europe, Etc*
- *Remote dispenser included in price*
- *2-Year warranty - (Most Countries)*
- *Meets current USP specifications*
- *User installable and serviceable*
- *0.2 micron final filter capsule*
- *DI modules can be recycled*
- *Complete instrumentation*
- *Fully automatic operation*
- *Continuous recirculation*
- *Made in the USA*

AQUA SOLUTIONS, INC.
8 Old Burnt Mountain Road
Jasper, GA 30143 USA
Phones: 706-692-9200
800-458-2021
Fax: 706-692-9203
E-mail: mail@AquaA.com
Internet: www.AquaA.com

Product Availability



AQUA SOLUTIONS Type I Ultra-Low TOC Analytical Grade DI Systems produce Type I reagent grade water that meets or exceeds ASTM, CAP, CLSI, and USP specifications.

These systems include a built-in, dual-wavelength ultraviolet (UV) oxidizer/sterilizer to reduce TOC to <5 PPB. The UV includes an LED display and audible alarms to monitor UV lamp performance.

They are recommended for laboratory applications requiring Type I water that contains little, if any, TOC (trace organic carbon).

Chemical Applications include AA, GC, HPLC, IC, ICP, IR, MS, heavy or trace metals, environmental testing, TOC, TOX, TCLP, VOC, electrochemistry, and toxicity testing, where ultra-low TOC Type I water is required.

Biological Applications include those that are sensitive to TOC, (where endotoxin/pyrogen levels are NOT critical).

AQUA SOLUTIONS Type I DI systems dispense purified water at the rate of 2-Liters/minute. Higher flow rate systems (8-12 Liters/minute) are available.

AQUA SOLUTIONS Ultra-Low TOC analytical grade systems are designed to operate on ***ordinary tap water,*** or water that has been pretreated via reverse osmosis, distillation, or deionization by a central or point-of-use system.

For those installations where the incoming tap water feed contains more than 170 ppm of TDS (total dissolved solids), and/or the average daily purified water usage exceeds 20 Liters/day, reverse osmosis (RO) pretreatment should be considered (see next paragraph).

AQUA SOLUTIONS Type I Ultra-Low TOC DI Systems can also be purchased with a *built-in 10 or 20 Liter/hour RO pretreatment system,* all in a single cabinet measuring just 20" (508 mm) wide by 20" (508 mm) high by 12" (305 mm) deep - see page 2 for details!

And, if more RO capacity is required to feed multiple systems, or other applications, individual **AQUA** SOLUTIONS RO systems are available in 10, 20, 30, and 60 Liter/hour and higher configurations.

AQUA SOLUTIONS Type I Ultra-Low TOC Systems offer many features and benefits, and higher capacities that are not found on many other systems. **And, they are *very competitively priced!***

ThermoFisher SCIENTIFIC

Certificate of Analysis

Product No.: 54100

Product: Sodium peroxydisulfate, 98%

Lot No.: Z30G002

Appearance	White crystals
Assay	99.2 %
Active oxygen	6.67 %
Ammonium persulfate	0.003 %
Sodium sulfate	0.75 %
Insolubles, aqueous	52 ppm
Iron	3 ppm
Moisture at 60°C	0.01 %

Retest date: December 14, 2030

ID #: 11981
Opened:_____
Sodium peroxydisulfate, 98% - Z30G002
Expires: 12/14/2030
Rec'd: 4/16/2021
Energy Laboratories Inc. 2393 Salt Creek Hwy
Casper WY 82601-9601

Order our products online **alfa.com**

This document has been electronically generated and does not require a signature.

This is to certify that units of the lot number above were tested and found to comply with the specifications of the grade listed. Certain data have been supplied by third parties. Thermo Fisher Scientific expressly disclaims all warranties, expressed or implied, including the implied warranties of merchantability and fitness for a particular purpose. Products are for research use or further manufacturing. Not for direct administration to humans or animals. It is the responsibility of the purchaser, formulator or those performing further manufacturing to determine suitability based upon the intended use of the end product. Products are tested to meet the analytical requirements of the noted grade. The above information is the actual analytical results obtained.

Energy Laboratories, Inc.

Standard LOG

Standard ID:	TOC4_ICAL_220127		
Standard Name	TOC4 Calibration	Type:	Secondary
Date Prepared	1/27/2022	BY:	Nils T. Schenck
Date Expires:	9/28/2022		
Department	INORG	Status:	Open
Vendor:			
Lot Number:			
Balance ID:			

Comments: Calibration levels and concentrations per SOP 50-227-06

Chemical / Solvent Used	BottleNo	Amt	Units	Exp
Organic Carbon Standard-710920m	11940		mL	9/28/
Solution-2000-D	9959		mL	1/21/

Final Volume: 1000 mL

Stock Source	**Base Units**	**Amount Added**
Analytes	**CAS**	Conc: **ug/mL**

Page: *1 of 1*

ERA
A Waters Company

Certified Reference Material

▪ Certificate of Analysis ▪

Product: 1000 mg/L Total Organic Carbon (TOC)
Catalog Number: 978
Lot No. 710920m
Starting Material: Glucose ($C_6H_{12}O_6$)
Matrix: 18 megohm deionized water and 0.5% (v/v) H_2SO_4
Density: 1.0037 ± 0.0006 g/ml at 20.1 °C and 762 mm Hg
Verification Method: UV Persulfate/Conductometric TOC
Certificate Issue Date: November 2, 2020
Expiration Date: September 28, 2022
Revision Number: Original

CERTIFICATION

Parameter	Certified Value[1]	Uncertainty[2]	NIST Traceability	
	mg/L	%	SRM Number[3]	Recovery %
Total Organic Carbon (TOC)	1000	2.49	84l	101

ID #: 11940
Opened:_____
Organic Carbon Standard-710920m
Expires: 9/28/2022
Rec'd: 3/17/2021
Energy Laboratories, Inc. 2393 Salt Creek Hwy
Casper WY 82601-9601

16341 Table Mountain Pkwy • Golden, CO 80403 • 800.372.0122 • 303.431.8454 • fax 303.421.0159 • www.eraqc.com

GE Healthcare
Life Sciences

Certificate of Conformity

Whatman™

Product Information

Product Number: 6753-2504

Product Name: Puradisc 25 Syringe Filter, 0.45 µm, nylon, 1000/pk

Lot Number/Serial Number: 16950886

Conformance & Quality systems statement

This is to certify that this product conforms to GE Healthcare Life Sciences specifications.

All products are manufactured via a Quality System certified to **BS EN ISO9001:2008** and tested in accordance with documented quality procedures and approved as a result of meeting the required specification

Electronic signature

This document has been electronically produced and is valid without a signature.

ID #: 11023
Opened:_____
Puradisc 25 Syringe Filter-16950886
Expires: 8/6/2024
Rec'd: 8/6/2019
Energy Laboratories, Inc. 2393 Salt Creek Hwy
Casper WY 82601-9601

Version AA

imagination at work

www.gelifesciences.com

GE Healthcare UK Limited
Amersham Place Little Chalfont
Buckinghamshire HP7 9NA UK

RICCA CHEMICAL COMPANY®

1841 Broad Street
Pocomoke City, MD 21851
http://www.riccachemical.com
1-888-GO-RICCA
customerservice@riccachemical.com

Certificate of Analysis

Organic Carbon Standard, 1000 ppm C

Lot Number: 2111C03 **Product Number:** 1847 **Manufacture Date:** NOV 09, 2021

Expiration Date: OCT 2022

The certified value reported is the prepared value based upon the method of preparation of the material. The uncertainty in the prepared value is based upon the volumetric method of preparation.

Name	CAS#	Grade
Water	7732-18-5	ACS/ASTM/USP/EP
Phosphoric Acid	7664-38-2	ACS
Potassium Acid Phthalate	877-24-7	ACS Acidimetric

Test	Specification	Result
Appearance	Colorless liquid	Passed
Carbon (C)	995-1005 ppm	1000 ppm

Specification	Reference
Organic Carbon Stock Solution	APHA (5310 B)
Potassium Hydrogen Phthalate, Stock Solution	EPA (SW-846) (9060)
Potassium Hydrogen Phthalate, Stock Solution, 1000 mg Carbon/liter	EPA (415.1)
Organic Carbon Solution, Standard (1 mL = 1 mg C)	ASTM (D 2579)

Volumetric glassware complies with Class A tolerance requirements of ASTM E 288 and NIST Circular 434; it is calibrated before first use and recalibrated regularly in accordance with ASTM E 542 and NIST Procedure NBSIR 74-461. Balances are calibrated regularly with weights certified traceable to the NIST national mass standard. Thermometers and temperature probes are calibrated before first use and recalibrated regularly with a thermometer traceable to NIST standards. All products are prepared according to master documents that assure manufacture according to validated methods. Batch records document raw material traceability and production and testing history for each lot manufactured.

Part Number	Size / Package Type	Shelf Life (Unopened Container)
1847-16	500 mL amber glass	12 months
1847-8	250 mL amber glass	12 months

Recommended Storage: 15°C - 30°C (59°F - 86°F)

Kerry Kingsbury (11/09/2021)
Quality Control Supervisor
This Certificate of Analysis is designed to comply with ISO Guide 31 "Reference Materials -- Contents of Certificates and Labels."

ID #: 12375
Opened:
Organic Carbon Standard-2111C03
Expires: 10/31/2022
Rec'd: 1/7/2022
Energy Laboratories, Inc. 2393 Salt Creek Hwy
Casper WY 82601-9601

This test report shall not be reproduced, except in full, without the written approval of Ricca Chemical Company.

NorLAB®
A DIVISION OF NORCO, INC.

Calibration Gases & Equipment

CERTIFICATE OF ANALYSIS

Norco, Inc
Casper Warehouse
3333 West Yellowstone Hwy
Mills, WY 82644

Cust Number WH084
Order Number 67085950
P.O. Number N/A

Lot Number 1-182-304
Part Number SPG TUHPNI
Product Nitrogen, UHP
Cylinder Size T
Pressure 2640 psig @ 70°F

Date Analyzed 7/1/2021
Expires 7-2024

Cylinder Number(s)
TW04-730235
T-1260
061665
TWC-759451
300-4710337Y
072367

Component	Reported Concentration	Requested Concentration	Analytical Method
Nitrogen	≥ 99.999%	≥ 99.999%	
THC (as Methane)	< 0.5 ppm	< 0.5 ppm	FTIR
Oxygen	< 2 0 ppm	< 2.0 ppm	Zirconium Oxide Cell
Water	< 3.0 ppm	< 3.0 ppm	Electrocapacitance Cell

Storage: Keep away from heat, flames, and sparks. Store and use with adequate ventilation. Close valve when not in use and when empty. Never allow cylinder temperature to exceed 125 degrees F.

Minor constituents tested with standards traceable to NIST by mass or comparison to SRM's (Standard Reference Materials). NIST Tracability Numbers are available upon request.

Approved:
Jeff Korn
Lab Technician

Date Signed: July 16, 2021

898 W. GOWEN ROAD • BOISE, IDAHO 83705
Phone (208) 336-1643 • Fax (208) 331-3038 • 800-657-6672

ID #: 12104
Opened.
Nitrogen UHP - 182-304
Expires: 7/30/2024
Rec'd: 7/30/2021
Energy Laboratories, Inc. 2393 Salt Creek Hwy
Casper WY 82601-9601

Energy Laboratories Inc

ANALYTICAL RUN Summary

20-Sep-21

Run ID FID-HEADSPACE_210120A

Run Start Date: 1/20/2021
Analyst: Jeff Whitmer
Ical:
Column ID: porapak Q
Comments: thermometer used for temp:S94278.

Instrument ID	Description
1000_SGE_041819	1000 mL SGE Syringe _ Gas Tight

Std ID	Std Name	Std Amount	Std Units	Samp Amount	Samp Units	SampType	Expiration Date
10711	HC-Methane-W-CCV	0.3	ml			lcs	8/9/2022
12173	HC-Methane-W-CCV	0.3	ml			CCV	11/23/2023

Seq No	Lab ID	Test Code	Sample Typ	File ID	Analysis Date	DF	Batch ID	Prep Date	SPKref	RPDref	pmoist
14188877	MBLK	HC-METHANE-	MBLK		1/20/2021 11:50:	1	R355741		0	0	

Analyte	T	Units	RAW	Final	Text	Spike	SPKref	RPDref	MDL	PQL	UQL	%REC	LOW	HIGH	%RPD	Q
Ethane	A	mg/L		0			0	0	0.00031	0.001	0	0%	0	0	0%	
Ethene	A	mg/L		0			0	0	0.00023	0.001	0	0%	0	0	0%	
Methane	A	mg/L		0			0	0	0.000704	0.001	0	0%	0	0	0%	
Ethylene	X	mg/L		0			0	0	0.001	0.001	0	0%	0	0	0%	

Seq No	Lab ID	Test Code	Sample Typ	File ID	Analysis Date	DF	Batch ID	Prep Date	SPKref	RPDref	pmoist
14188879	Cal1	HC-METHANE-	CAL1		1/20/2021 11:54:	1	R355741		0	0	

Analyte	T	Units	RAW	Final	Text	Spike	SPKref	RPDref	MDL	PQL	UQL	%REC	LOW	HIGH	%RPD	Q
Ethane	A	ppm		2.66692829		2.5	0	0	2	2	0	107%	50	150	0%	
Ethene	A	ppm		2.68217219		2.5	0	0	2	2	0	107%	50	150	0%	
Methane	A	ppm		2.9330938		2.5	0	0	2	2	0	117%	50	150	0%	
Ethylene	X	ppm		2.68217219		1000	0	0	2	2	0	0%	0	0	0%	

Seq No	Lab ID	Test Code	Sample Typ	File ID	Analysis Date	DF	Batch ID	Prep Date	SPKref	RPDref	pmoist
14188881	Cal2	HC-METHANE-	CAL2		1/20/2021 12:00:	1	R355741		0	0	

Analyte	T	Units	RAW	Final	Text	Spike	SPKref	RPDref	MDL	PQL	UQL	%REC	LOW	HIGH	%RPD	Q

Seq No	Lab ID	Test Code	Sample Typ	File ID	Analysis Date	DF	Batch ID	Prep Date	SPKref	RPDref	pmoist
14188881	Cal2	HC-METHANE- CAL2			1/20/2021 12:00:	1	R355741		0	0	

Analyte	T	Units	RAW	Final	Text	Spike	SPKref	RPDref	MDL	PQL	UQL	%REC	LOW	HIGH	%RPD	Q
Ethane	A	ppm		5.15876183		5	0	0	2	2	0	103%	85	115	0%	
Ethene	A	ppm		5.18455183		5	0	0	2	2	0	104%	85	115	0%	
Methane	A	ppm		5.47590194		5	0	0	2	2	0	110%	85	115	0%	
Ethylene	X	ppm		5.18455183		1000	0	0	2	2	0	1%	0	0	0%	S

Seq No	Lab ID	Test Code	Sample Typ	File ID	Analysis Date	DF	Batch ID	Prep Date	SPKref	RPDref	pmoist
14188883	Cal3	HC-METHANE- CAL3			1/20/2021 12:04:	1	R355741		0	0	

Analyte	T	Units	RAW	Final	Text	Spike	SPKref	RPDref	MDL	PQL	UQL	%REC	LOW	HIGH	%RPD	Q
Ethane	A	ppm		10.3740375		10	0	0	2	2	0	104%	85	115	0%	
Ethene	A	ppm		10.2107455		10	0	0	2	2	0	102%	85	115	0%	
Methane	A	ppm		10.5521213		10	0	0	2	2	0	106%	85	115	0%	
Ethylene	X	ppm		10.2107455		1000	0	0	2	2	0	1%	0	0	0%	S

Seq No	Lab ID	Test Code	Sample Typ	File ID	Analysis Date	DF	Batch ID	Prep Date	SPKref	RPDref	pmoist
14188885	Cal4	HC-METHANE- CAL4			1/20/2021 12:09:	1	R355741		0	0	

Analyte	T	Units	RAW	Final	Text	Spike	SPKref	RPDref	MDL	PQL	UQL	%REC	LOW	HIGH	%RPD	Q
Ethane	A	ppm		50.4828227		50	0	0	2	2	0	101%	85	115	0%	
Ethene	A	ppm		50.7731613		50	0	0	2	2	0	102%	85	115	0%	
Methane	A	ppm		49.9741048		50	0	0	2	2	0	100%	85	115	0%	
Ethylene	X	ppm		50.7731613		1000	0	0	2	2	0	5%	0	0	0%	S

Seq No	Lab ID	Test Code	Sample Typ	File ID	Analysis Date	DF	Batch ID	Prep Date	SPKref	RPDref	pmoist
14188887	Cal5	HC-METHANE- CAL5			1/20/2021 12:14:	1	R355741		0	0	

Analyte	T	Units	RAW	Final	Text	Spike	SPKref	RPDref	MDL	PQL	UQL	%REC	LOW	HIGH	%RPD	Q
Ethane	A	ppm		96.640217		100	0	0	2	2	0	97%	85	115	0%	
Ethene	A	ppm		96.3665695		100	0	0	2	2	0	96%	85	115	0%	
Methane	A	ppm		94.8118498		100	0	0	2	2	0	95%	85	115	0%	
Ethylene	X	ppm		96.3665695		1000	0	0	2	2	0	10%	0	0	0%	S

Seq No	Lab ID	Test Code	Sample Typ	File ID	Analysis Date	DF	Batch ID	Prep Date	SPKref	RPDref	pmoist
14188889	Cal6	HC-METHANE- CAL6			1/20/2021 12:22:	1	R355741		0	0	

Analyte	T	Units	RAW	Final	Text	Spike	SPKref	RPDref	MDL	PQL	UQL	%REC	LOW	HIGH	%RPD	Q
Ethane	A	ppm		444.006974		500	0	0	2	2	0	89%	85	115	0%	
Ethene	A	ppm		445.008645		500	0	0	2	2	0	89%	85	115	0%	
Methane	A	ppm		447.326874		500	0	0	2	2	0	89%	85	115	0%	
Ethylene	X	ppm		445.008645		1000	0	0	2	2	0	45%	0	0	0%	S

Seq No	Lab ID	Test Code	Sample Typ	File ID	Analysis Date	DF	Batch ID	Prep Date	SPKref	RPDref	pmoist
14188891	Cal7	HC-METHANE- CAL7			1/20/2021 12:31:	1	R355741		0	0	

Analyte	T	Units	RAW	Final	Text	Spike	SPKref	RPDref	MDL	PQL	UQL	%REC	LOW	HIGH	%RPD	Q
Methane	A	ppm		834.11562		1000	0	0	2	2	0	83%	85	115	0%	S

Seq No	Lab ID	Test Code	Sample Typ	File ID	Analysis Date	DF	Batch ID	Prep Date	SPKref	RPDref	pmoist
14188893	LCS	HC-METHANE- CCV			1/20/2021 12:36:	1	R355741		0	0	

Analyte	T	Units	RAW	Final	Text	Spike	SPKref	RPDref	MDL	PQL	UQL	%REC	LOW	HIGH	%RPD	Q
Ethane	A	ppm		97.2572953		100	0	0	2	2	0	97%	85	115	0%	
Ethene	A	ppm		97.1407652		100	0	0	2	2	0	97%	85	115	0%	
Methane	A	ppm		96.8898234		100	0	0	2	2	0	97%	85	115	0%	
Ethylene	X	ppm		97.1407652		1000	0	0	2	2	0	10%	85	115	0%	S

Inst ID FID-HeadSpace

Blank,cts	STD ID	Curve Data for samples analyzed after 1/29/2021
0	#12173	1000000

Amnt, Injtd 300ul	Decimal Equivalent	Conc ppm	Sample Area Counts	Response Factor	Date/Time	Run Id
	0.0000025	2.5	4682	1872.8	1/21/2021 11:54	16483
	0.000005	5	8741	1748.2	1/21/2021 12:00	16484
	0.00001	10	16844	1684.4	1/21/2021 12:04	16485
	0.00005	50	79772	1595.44	1/21/2021 12:09	16486
	0.0001	100	151345	1513.45	1/21/2021 12:14	16487
	0.0005	500	714053	1428.106	1/21/2021 12:22	16488
	0.001	1000	1331471	1331.471	1/21/2021 12:31	16489

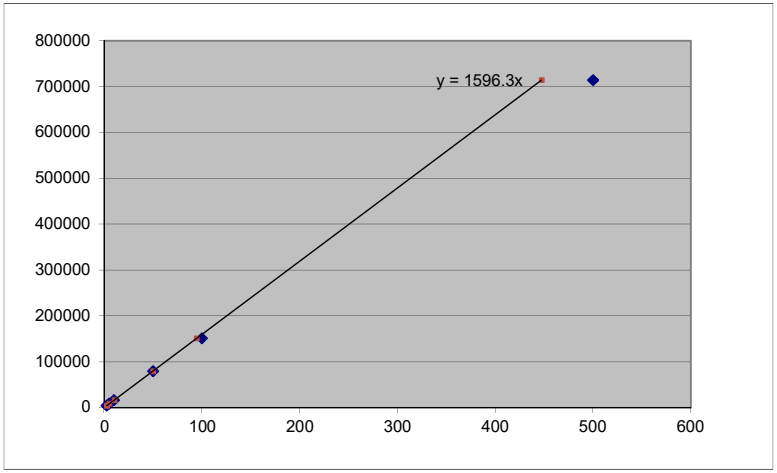

			StdDev	188.2268
Methane	MW=	16.04	Avg RF	1596.267
			%RSD	11.79169

		Calculated Recoveries	
[PPM]	Area Cnts	PPM	% recovery
2.5	4682	2.933094	1.1732375
5	8741	5.475902	1.0951804
10	16844	10.55212	1.0552121
50	79772	49.9741	0.9994821
100	151345	94.81185	0.9481185
500	714053	447.3269	0.8946537
1000	1331471	834.1156	0.8341156

Sample	Area Count	Dilution	Temperature (˚C)	Concentration ppm and mg/L	Date and Time	Analyst	Sample	Test Code	Analyte
MBLK	0	1	20	0	1/20/2021 11:50	jdw	MBLK	HC-METHANE-W	Methane
MBLK	0	1	20	0	1/20/2021 11:50	jdw	MBLK	HC-METHANE-W	Ethane
MBLK	0	1	20	0	1/20/2021 11:50	jdw	MBLK	HC-METHANE-W	Ethene
Cal1	4682	1	20	2.9330938	1/20/2021 11:54	jdw	CCV	HC-METHANE-CCV	Methane
Cal1	8164	1	20	2.66692829	1/20/2021 11:54	jdw	CCV	HC-METHANE-CCV	Ethane
Cal1	8384	1	20	2.68217219	1/20/2021 11:54	jdw	CCV	HC-METHANE-CCV	Ethene
Cal2	8741	1	20	5.47590194	1/20/2021 12:00	jdw	CCV	HC-METHANE-CCV	Methane
Cal2	15792	1	20	5.15876183	1/20/2021 12:00	jdw	CCV	HC-METHANE-CCV	Ethane
Cal2	16206	1	20	5.18455183	1/20/2021 12:00	jdw	CCV	HC-METHANE-CCV	Ethene
Cal3	16844	1	20	10.5521213	1/20/2021 12:04	jdw	CCV	HC-METHANE-CCV	Methane
Cal3	31757	1	20	10.37403746	1/20/2021 12:04	jdw	CCV	HC-METHANE-CCV	Ethane
Cal3	31917	1	20	10.21074545	1/20/2021 12:04	jdw	CCV	HC-METHANE-CCV	Ethene
Cal4	79772	1	20	49.97410476	1/20/2021 12:09	jdw	CCV	HC-METHANE-CCV	Methane
Cal4	154538	1	20	50.48282269	1/20/2021 12:09	jdw	CCV	HC-METHANE-CCV	Ethane
Cal4	158708	1	20	50.7731613	1/20/2021 12:09	jdw	CCV	HC-METHANE-CCV	Ethene
Cal5	151345	1	20	94.81184983	1/20/2021 12:14	jdw	CCV	HC-METHANE-CCV	Methane
Cal5	295835	1	20	96.64021698	1/20/2021 12:14	jdw	CCV	HC-METHANE-CCV	Ethane
Cal5	301225	1	20	96.3665695	1/20/2021 12:14	jdw	CCV	HC-METHANE-CCV	Ethene
Cal6	714053	1	20	447.3268744	1/20/2021 12:22	jdw	CCV	HC-METHANE-CCV	Methane
Cal6	1359194	1	20	444.0069737	1/20/2021 12:22	jdw	CCV	HC-METHANE-CCV	Ethane
Cal6	1391019	1	20	445.0086452	1/20/2021 12:22	jdw	CCV	HC-METHANE-CCV	Ethene
Cal7	1331471	1	20	834.11562	1/20/2021 12:22	jdw	CCV	HC-METHANE-CCV	Methane
LCS	154662	1	20	96.88982337	1/20/2021 12:36	jdw	CCV	HC-METHANE-CCV	Methane
LCS	297724	1	20	97.25729532	1/20/2021 12:36	jdw	CCV	HC-METHANE-CCV	Ethane
LCS	303645	1	20	97.1407652	1/20/2021 12:36	jdw	CCV	HC-METHANE-CCV	Ethene

Calibration
Methane, Ethane, Ethene
JDW
1/20/2021

*ID MB

* RUN #16482 JAN 20, 2021 11:50:13
START



STOP

RUN# 16482 JAN 20, 2021 11:50:13

IDENTIFIER : MB
NO RUN PEAKS STORED

*ID CAL1-2.5PPM

* RUN #16483 JAN 20, 2021 11:54:22
START

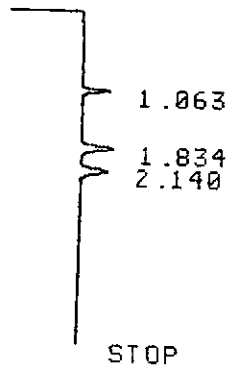

RUN# 16483 JAN 20, 2021 11:54:22

IDENTIFIER : CAL1-2.5PPM
AREA%

RT	AREA	TYPE	WIDTH	AREA%
1.063	4682	PP	.048	22.05370
1.834	8384	PU	.078	39.49128
2.140	8164	UP	.087	38.45502

TOTAL AREA= 21230
MUL FACTOR=1.0000E+00

*ID CAL2-5PPM

* RUN #16484 JAN 20, 2021 12:00:03

START

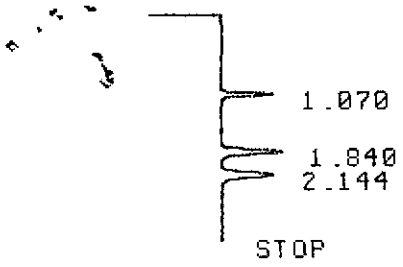

RUN# 16484 JAN 20, 2021 12:00:03

IDENTIFIER : CAL2-5PPM

AREA%

RT	AREA	TYPE	WIDTH	AREA%
1.070	8741	VP	.049	21.45610
1.840	16206	PV	.076	39.78006
2.144	15792	VV	.088	38.76384

TOTAL AREA= 40739

MUL FACTOR=1.0000E+00

*ID CAL3-10PPM

* RUN #16485 JAN 20, 2021 12:04:08

START

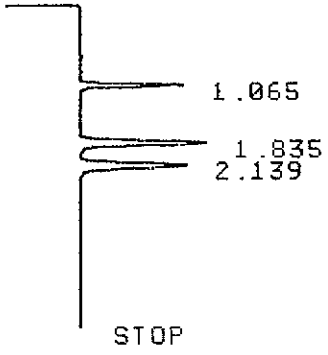

RUN# 16485 JAN 20, 2021 12:04:08

IDENTIFIER : CAL3-10PPM

AREA%

RT	AREA	TYPE	WIDTH	AREA%
1.065	16844	PV	.047	20.91955
1.835	31917	VP	.074	39.63958
2.139	31757	PV	.087	39.44088

TOTAL AREA= 80518

MUL FACTOR=1.0000E+00

*ID CAL4-50PPM

* RUN #16486 JAN 20, 2021 12:09:55
START



RUN# 16486 JAN 20, 2021 12:09:55

IDENTIFIER : CAL4-50PPM
AREA%

RT	AREA	TYPE	WIDTH	AREA%
1.070	79772	PB	.046	20.29729
1.840	158708	PB	.075	40.38187
2.145	154538	BB	.087	39.32085

TOTAL AREA= 393018
MUL FACTOR=1.0000E+00

*CAL5-100PPM

INVALID SYSTEM COMMAND

*ID CAL5-100PPM

* RUN #16487 JAN 20, 2021 12:14:46
START



RUN# 16487 JAN 20, 2021 12:14:46

IDENTIFIER : CAL5-100PPM
AREA%

RT	AREA	TYPE	WIDTH	AREA%
1.070	151345	PB	.047	20.22234
1.840	301225	PB	.075	40.24893
2.145	295835	BB	.088	39.52874

TOTAL AREA= 748405
MUL FACTOR=1.0000E+00

*ID CAL6-500PPM

* RUN #16488   JAN 20, 2021 12:22:48
START

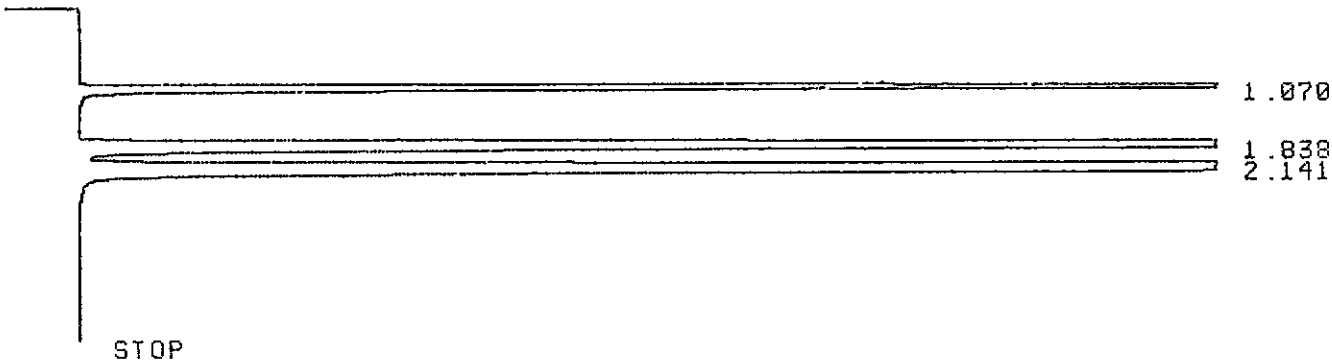

RUN# 16488   JAN 20, 2021 12:22:48

IDENTIFIER : CAL6-500PPM
AREA%

RT	AREA	TYPE	WIDTH	AREA%
1.070	714053	PB	.047	20.61195
1.838	1391019	PB	.077	40.15334
2.141	1359194	BB	.090	39.23469

TOTAL AREA=3464266
MUL FACTOR=1.0000E+00

*ID CAL7-1000PPM

* RUN #16489   JAN 20, 2021 12:31:25
START



RUN# 16489   JAN 20, 2021 12:31:25

IDENTIFIER : CAL7-1000PPM
AREA%

RT	AREA	TYPE	WIDTH	AREA%
1.070	1331471	PB	.049	21.66052

2.139	2333118	UB	.095	37.95542
2.999	795	PP	.068	.01293

TOTAL AREA=6146995
MUL FACTOR=1.0000E+00

*ID 10711-LCS

* RUN #16490 JAN 20, 2021 12:36:18
START



RUN# 16490 JAN 20, 2021 12:36:18

IDENTIFIER : 10711-LCS
AREA%

RT	AREA	TYPE	WIDTH	AREA%
.853	1141	PU	.054	.15069
1.070	154662	BB	.049	20.42627
1.839	303645	BU	.075	40.10251
2.142	297724	UU	.088	39.32053

TOTAL AREA= 757172
MUL FACTOR=1.0000E+00

*

Energy Laboratories Inc

ANALYTICAL RUN Summary

17-Feb-22

Run ID FID-HEADSPACE_220215A

Run Start Date: 2/15/2022
Analyst: Jeff Whitmer
Ical:
Column ID: porapak Q
Comments: See Preservation Comment column for sample pH; thermometer used for temp:S94278.

Instrument ID	Description
1000_SGE_041819	1000 mL SGE Syringe _ Gas Tight

Std ID	Std Name	Std Amount	Std Units	Samp Amount	Samp Units	SampType	Expiration Date
10711	HC-Methane-W-CCV	0.3	ml			lcs	8/9/2022
12173	HC-Methane-W-CCV	0.3	ml			CCV	11/23/2023

Seq No	Lab ID	Test Code	Sample Typ	File ID	Analysis Date	DF	Batch ID	Prep Date	SPKref	RPDref	pmoist
15038421	CCV	HC-METHANE-	CCV		2/15/2022 9:14:0	1	R374776		0	0	

Analyte	T	Units	RAW	Final	Text	Spike	SPKref	RPDref	MDL	PQL	UQL	%REC	LOW	HIGH	%RPD	Q
Methane	A	ppm		94.1008158		100	0	0	2	2	0	94%	85	115	0%	

Seq No	Lab ID	Test Code	Sample Typ	File ID	Analysis Date	DF	Batch ID	Prep Date	SPKref	RPDref	pmoist
15038422	LCS	HC-METHANE-	LCS		2/15/2022 9:19:0	1	R374776		0	0	

Analyte	T	Units	RAW	Final	Text	Spike	SPKref	RPDref	MDL	PQL	UQL	%REC	LOW	HIGH	%RPD	Q
Methane	A	ppm		99.4451607		100	0	0	2	2	0	99%	85	115	0%	

Seq No	Lab ID	Test Code	Sample Typ	File ID	Analysis Date	DF	Batch ID	Prep Date	SPKref	RPDref	pmoist
15038423	LCSD	HC-METHANE-	LCSD		2/15/2022 9:24:0	1	R374776		0	2E+07	

Analyte	T	Units	RAW	Final	Text	Spike	SPKref	RPDref	MDL	PQL	UQL	%REC	LOW	HIGH	%RPD	Q
Methane	A	ppm		99.9576064		100	0	99.445161	2	2	0	100%	85	115	1%	

1

Seq No	Lab ID	Test Code	Sample Typ	File ID	Analysis Date	DF	Batch ID	Prep Date	SPKref	RPDref	pmoist
15038424	MBLK	HC-METHANE-	MBLK		2/15/2022 10:27:	1	R374776		0	0	

Analyte	T	Units	RAW	Final	Text	Spike	SPKref	RPDref	MDL	PQL	UQL	%REC	LOW	HIGH	%RPD	Q
Methane	A	mg/L		0			0	0	0.000704	0.001	0	0%	0	0	0%	

Seq No	Lab ID	Test Code	Sample Typ	File ID	Analysis Date	DF	Batch ID	Prep Date	SPKref	RPDref	pmoist
15038425	B22020962-001I	HC-METHANE-	SAMP		2/15/2022 10:33:	1	R374776		0	0	

Analyte	T	Units	RAW	Final	Text	Spike	SPKref	RPDref	MDL	PQL	UQL	%REC	LOW	HIGH	%RPD	Q
Methane	A	mg/L		0			0	0	0.000704	0.002	0	0%	0	0	0%	U

Seq No	Lab ID	Test Code	Sample Typ	File ID	Analysis Date	DF	Batch ID	Prep Date	SPKref	RPDref	pmoist
15038426	B22020962-005	HC-METHANE-	SAMP		2/15/2022 10:39:	1	R374776		0	0	

Analyte	T	Units	RAW	Final	Text	Spike	SPKref	RPDref	MDL	PQL	UQL	%REC	LOW	HIGH	%RPD	Q
Methane	A	mg/L		0			0	0	0.000704	0.002	0	0%	0	0	0%	U

Seq No	Lab ID	Test Code	Sample Typ	File ID	Analysis Date	DF	Batch ID	Prep Date	SPKref	RPDref	pmoist
15038427	B22020962-006I	HC-METHANE-	SAMP		2/15/2022 11:05:	78	R374776		0	0	

Analyte	T	Units	RAW	Final	Text	Spike	SPKref	RPDref	MDL	PQL	UQL	%REC	LOW	HIGH	%RPD	Q
Methane	A	mg/L		0.57004616			0	0	0.054912	0.156	0	0%	0	0	0%	

Seq No	Lab ID	Test Code	Sample Typ	File ID	Analysis Date	DF	Batch ID	Prep Date	SPKref	RPDref	pmoist
15038428	B22020962-006I	HC-METHANE-	DUP		2/15/2022 11:17:	78	R374776		0	2E+07	

Analyte	T	Units	RAW	Final	Text	Spike	SPKref	RPDref	MDL	PQL	UQL	%REC	LOW	HIGH	%RPD	Q
Methane	A	mg/L		0.56122785			0	0.5700462	0.054912	0.156	0	0%	0	0	2%	

Seq No	Lab ID	Test Code	Sample Typ	File ID	Analysis Date	DF	Batch ID	Prep Date	SPKref	RPDref	pmoist
15038429	B22020962-010	HC-METHANE-	SAMP		2/15/2022 11:37:	1	R374776		0	0	

Analyte	T	Units	RAW	Final	Text	Spike	SPKref	RPDref	MDL	PQL	UQL	%REC	LOW	HIGH	%RPD	Q
Methane	A	mg/L		0			0	0	0.000704	0.002	0	0%	0	0	0%	U

Seq No	Lab ID	Test Code	Sample Typ	File ID	Analysis Date	DF	Batch ID	Prep Date	SPKref	RPDref	pmoist
15038430	B22020962-011I	HC-METHANE-	SAMP		2/15/2022 11:43:	1	R374776		0	0	

Analyte	T	Units	RAW	Final	Text	Spike	SPKref	RPDref	MDL	PQL	UQL	%REC	LOW	HIGH	%RPD	Q
Methane	A	mg/L		0			0	0	0.000704	0.002	0	0%	0	0	0%	U

Seq No	Lab ID	Test Code	Sample Typ	File ID	Analysis Date	DF	Batch ID	Prep Date	SPKref	RPDref	pmoist
15038431	B22020962-015	HC-METHANE-	SAMP		2/15/2022 11:54:	1	R374776		0	0	

Analyte	T	Units	RAW	Final	Text	Spike	SPKref	RPDref	MDL	PQL	UQL	%REC	LOW	HIGH	%RPD	Q
Methane	A	mg/L		0			0	0	0.000704	0.002	0	0%	0	0	0%	U

Seq No	Lab ID	Test Code	Sample Typ	File ID	Analysis Date	DF	Batch ID	Prep Date	SPKref	RPDref	pmoist
15038432	B22020962-016I	HC-METHANE-	SAMP		2/15/2022 12:00:	1	R374776		0	0	

Analyte	T	Units	RAW	Final	Text	Spike	SPKref	RPDref	MDL	PQL	UQL	%REC	LOW	HIGH	%RPD	Q
Methane	A	mg/L		0			0	0	0.000704	0.002	0	0%	0	0	0%	U

Seq No	Lab ID	Test Code	Sample Typ	File ID	Analysis Date	DF	Batch ID	Prep Date	SPKref	RPDref	pmoist
15038433	B22020962-020	HC-METHANE-	SAMP		2/15/2022 12:07:	1	R374776		0	0	

Analyte	T	Units	RAW	Final	Text	Spike	SPKref	RPDref	MDL	PQL	UQL	%REC	LOW	HIGH	%RPD	Q
Methane	A	mg/L		0			0	0	0.000704	0.002	0	0%	0	0	0%	U

Seq No	Lab ID	Test Code	Sample Typ	File ID	Analysis Date	DF	Batch ID	Prep Date	SPKref	RPDref	pmoist
15038434	B22020962-021I	HC-METHANE-	SAMP		2/15/2022 12:12:	1	R374776		0	0	

Analyte	T	Units	RAW	Final	Text	Spike	SPKref	RPDref	MDL	PQL	UQL	%REC	LOW	HIGH	%RPD	Q
Methane	A	mg/L		0			0	0	0.000704	0.002	0	0%	0	0	0%	U

Seq No	Lab ID	Test Code	Sample Typ	File ID	Analysis Date	DF	Batch ID	Prep Date	SPKref	RPDref	pmoist
15038435	B22020962-025	HC-METHANE-	SAMP		2/15/2022 12:18:	1	R374776		0	0	

Analyte	T	Units	RAW	Final	Text	Spike	SPKref	RPDref	MDL	PQL	UQL	%REC	LOW	HIGH	%RPD	Q
Methane	A	mg/L		0			0	0	0.000704	0.002	0	0%	0	0	0%	U

Seq No	Lab ID	Test Code	Sample Typ	File ID	Analysis Date	DF	Batch ID	Prep Date	SPKref	RPDref	pmoist
15038436	B22020962-026I	HC-METHANE-	SAMP		2/15/2022 12:24:	1	R374776		0	0	

Analyte	T	Units	RAW	Final	Text	Spike	SPKref	RPDref	MDL	PQL	UQL	%REC	LOW	HIGH	%RPD	Q
Methane	A	mg/L		0.0570712			0	0	0.000704	0.002	0	0%	0	0	0%	

Seq No	Lab ID	Test Code	Sample Typ	File ID	Analysis Date	DF	Batch ID	Prep Date	SPKref	RPDref	pmoist
15038437	B22020962-030	HC-METHANE-	SAMP		2/15/2022 12:37:	1	R374776		0	0	

Analyte	T	Units	RAW	Final	Text	Spike	SPKref	RPDref	MDL	PQL	UQL	%REC	LOW	HIGH	%RPD	Q
Methane	A	mg/L		0			0	0	0.000704	0.002	0	0%	0	0	0%	U

Seq No	Lab ID	Test Code	Sample Typ	File ID	Analysis Date	DF	Batch ID	Prep Date	SPKref	RPDref	pmoist
15038438	B22020962-031I	HC-METHANE-	SAMP		2/15/2022 12:42:	1	R374776		0	0	

Analyte	T	Units	RAW	Final	Text	Spike	SPKref	RPDref	MDL	PQL	UQL	%REC	LOW	HIGH	%RPD	Q
Methane	A	mg/L		0			0	0	0.000704	0.002	0	0%	0	0	0%	U

Seq No	Lab ID	Test Code	Sample Typ	File ID	Analysis Date	DF	Batch ID	Prep Date	SPKref	RPDref	pmoist
15038439	B22020962-036	HC-METHANE-	SAMP		2/15/2022 12:49:	1	R374776		0	0	

Analyte	T	Units	RAW	Final	Text	Spike	SPKref	RPDref	MDL	PQL	UQL	%REC	LOW	HIGH	%RPD	Q
Methane	A	mg/L		0			0	0	0.000704	0.002	0	0%	0	0	0%	U

Seq No	Lab ID	Test Code	Sample Typ	File ID	Analysis Date	DF	Batch ID	Prep Date	SPKref	RPDref	pmoist
15038440	CCV	HC-METHANE-	CCV		2/15/2022 12:55:	1	R374776		0	0	

Analyte	T	Units	RAW	Final	Text	Spike	SPKref	RPDref	MDL	PQL	UQL	%REC	LOW	HIGH	%RPD	Q
Methane	A	ppm		95.1325982		100	0	0	2	2	0	95%	85	115	0%	

4

Sample ID	Area Count	Dilution Factor	Temperature (C)	Concentration	Date/Time Analyzed	Analyst	Sample Type	Test Code	Analyte	Headspace Volume	Liquid Volume
CCV	**150210**	**1**	**20**	**94.10081577**	**2/15/2022 9:14**	**jdw**	**CCV**	**HC-METHANE-CCV**	**Methane**		
LCS	**158741**	**1**	**20**	**99.44516075**	**2/15/2022 9:19**	**jdw**	**LCS**	**HC-METHANE-CCV**	**Methane**		
LCSD	**159559**	**1**	**20**	**99.95760644**	**2/15/2022 9:24**	**jdw**	**LCSD**	**HC-METHANE-CCV**	**Methane**		
MBLK	**613**	**1**	**20**	**8.91928E-05**	**2/15/2022 10:27**	**jdw**	**MBLK**	**HC-METHANE-W**	**Methane**	10	32
B22020962-001I	594	**1**	**20**	-2.76454E-06	2/15/2022 10:33	jdw	SAMP	HC-METHANE-W	Methane	10	32
B22020962-005A	1143	**1**	**20**	7.71162E-05	2/15/2022 10:39	jdw	SAMP	HC-METHANE-W	Methane	10	32
B22020962-006I	50841	**78**	**20**	0.570046158	2/15/2022 11:05	jdw	SAMP	HC-METHANE-W	Methane	10	32
B22020962-006IDUP	50064	**78**	**20**	0.561227852	2/15/2022 11:17	jdw	DUP	HC-METHANE-W	Methane	10	32
B22020962-010A	1054	**1**	**20**	6.41665E-05	2/15/2022 11:37	jdw	SAMP	HC-METHANE-W	Methane	10	32
B22020962-011I	871	**1**	**20**	3.75396E-05	2/15/2022 11:43	jdw	SAMP	HC-METHANE-W	Methane	10	32
B22020962-015A	1190	**1**	**20**	8.39548E-05	2/15/2022 11:54	jdw	SAMP	HC-METHANE-W	Methane	10	32
B22020962-016I	1011	**1**	**20**	5.79099E-05	2/15/2022 12:00	jdw	SAMP	HC-METHANE-W	Methane	10	32
B22020962-020A	946	**1**	**20**	4.84522E-05	2/15/2022 12:07	jdw	SAMP	HC-METHANE-W	Methane	10	32
B22020962-021I	986	**1**	**20**	5.42723E-05	2/15/2022 12:12	jdw	SAMP	HC-METHANE-W	Methane	10	32
B22020962-025A	817	**1**	**20**	2.96824E-05	2/15/2022 12:18	jdw	SAMP	HC-METHANE-W	Methane	10	32
B22020962-026I	392849	**1**	**20**	0.057071198	2/15/2022 12:24	jdw	SAMP	HC-METHANE-W	Methane	10	32
B22020962-030A	1010	**1**	**20**	5.77644E-05	2/15/2022 12:37	jdw	SAMP	HC-METHANE-W	Methane	10	32
B22020962-031I	1154	**1**	**20**	7.87167E-05	2/15/2022 12:42	jdw	SAMP	HC-METHANE-W	Methane	10	32
B22020962-036A	904	**1**	**20**	4.23411E-05	2/15/2022 12:49	jdw	SAMP	HC-METHANE-W	Methane	10	32
CCV	**151857**	**1**	**20**	**95.13259823**	**2/15/2022 12:55**	**jdw**	**CCV**	**HC-METHANE-CCV**	**Methane**		

JDW
2/15/2022

*ID 12173-500X-CCV

* RUN #19337 FEB 15, 2022 09:14:32
START



RUN# 19337 FEB 15, 2022 09:14:32

IDENTIFIER : 12173-500X-C
AREA%

RT	AREA	TYPE	WIDTH	AREA%
1.067	150210	PB	.047	20.08150
1.847	301307	PU	.076	40.28157
2.156	296485	VB	.089	39.63693

TOTAL AREA= 748002
MUL FACTOR=1.0000E+00

*ID 10711-LCS

* RUN #19338 FEB 15, 2022 09:19:50
START



RUN# 19338 FEB 15, 2022 09:19:50

IDENTIFIER : 10711-LCS
AREA%

RT	AREA	TYPE	WIDTH	AREA%
.845	1224	VP	.053	.15576
1.065	158741	PB	.048	20.20061
1.850	316248	PB	.075	40.24419
2.160	309610	BB	.088	39.39946

TOTAL AREA= 785823
MUL FACTOR=1.0000E+00

*
*ID 10711-LCSD

* RUN #19339   FEB 15, 2022 09:24:30
START



RUN# 19339   FEB 15, 2022 09:24:30

IDENTIFIER : 10711-LCSD
AREA%

RT	AREA	TYPE	WIDTH	AREA%
.849	1422	PU	.063	.18037
1.063	159559	PB	.048	20.23892
1.850	316316	BB	.075	40.12243
2.162	311080	BP	.088	39.45829

TOTAL AREA= 788377
MUL FACTOR=1.0000E+00

*ID MB

* RUN #19340   FEB 15, 2022 10:27:05
START

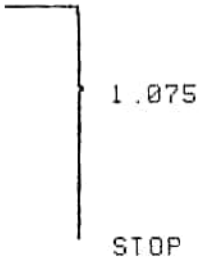

RUN# 19340   FEB 15, 2022 10:27:05

IDENTIFIER : MB
AREA%

RT	AREA	TYPE	WIDTH	AREA%
1.075	613	BP	.054	100.00000

TOTAL AREA=   613
MUL FACTOR=1.0000E+00

*
*ID 962-1I

* RUN #19341   FEB 15, 2022 10:33:14
START

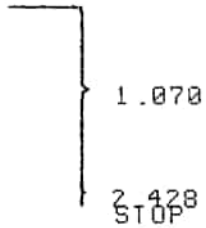

RUN# 19341   FEB 15, 2022 10:33:14

IDENTIFIER : 962-1I
AREA%

RT	AREA	TYPE	WIDTH	AREA%
1.070	594	BP	.039	100.00000

TOTAL AREA=   594
MUL FACTOR=1.0000E+00

*ID 962-5A

* RUN #19342   FEB 15, 2022 10:39:08
START

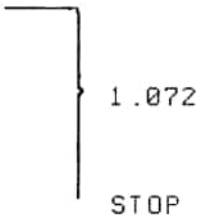

RUN# 19342   FEB 15, 2022 10:39:08

IDENTIFIER : 962-5A
AREA%

RT	AREA	TYPE	WIDTH	AREA%
1.072	1143	VP	.068	100.00000

TOTAL AREA=   1143
MUL FACTOR=1.0000E+00

*

*ID ID 962-6I

* RUN #19343   FEB 15, 2022 10:46:32
START

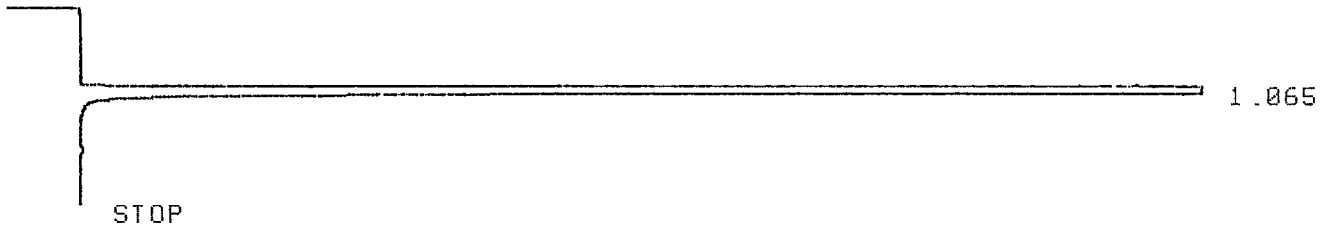

RUN# 19343   FEB 15, 2022 10:46:32

IDENTIFIER : ID 962-6I
AREA%

RT	AREA	TYPE	WIDTH	AREA%
1.065	2817126	PB	.054	100.00000

TOTAL AREA=2817126
MUL FACTOR=1.0000E+00

*ID 962-6I-78X

* RUN #19344   FEB 15, 2022 11:05:59
START

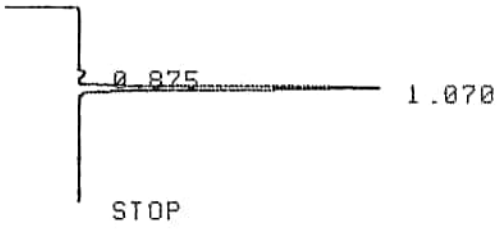

RUN# 19344   FEB 15, 2022 11:05:59

IDENTIFIER : 962-6I-78X
AREA%

RT	AREA	TYPE	WIDTH	AREA%
.875	2196	PU	.089	4.14051
1.070	50841	UU	.049	95.85949

TOTAL AREA= 53037
MUL FACTOR=1.0000E+00



STOP

*ID 962-6I-78XDUP

* RUN #19345   FEB 15, 2022 11:17:57
START

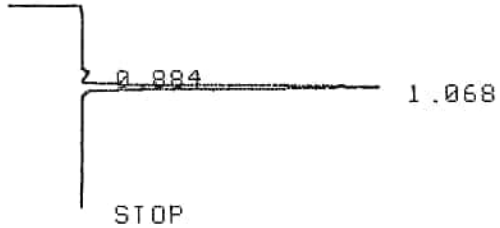

RUN# 19345   FEB 15, 2022 11:17:57

IDENTIFIER : 962-6I-78XDU
AREA%

RT	AREA	TYPE	WIDTH	AREA%
.884	1528	PU	.065	2.96170
1.068	50064	BB	.049	97.03830

TOTAL AREA= 51592
MUL FACTOR=1.0000E+00

* PLOT

STOP

*

*ID 962-10A

```
*  RUN #19346     FEB 15, 2022  11:37:34
START
 ──┐
    │
    } 1.069
    │
    │
    STOP
```

RUN# 19346 FEB 15, 2022 11:37:34

IDENTIFIER : 962-10A
AREA%

RT	AREA	TYPE	WIDTH	AREA%
1.069	1054	VP	.051	100.00000

TOTAL AREA= 1054
MUL FACTOR=1.0000E+00

*ID 962-11I

```
*  RUN #19347     FEB 15, 2022  11:43:07
START
 ──┐
    │
    } 1.059
    │
    │
    STOP
```

RUN# 19347 FEB 15, 2022 11:43:07

IDENTIFIER : 962-11I
AREA%

RT	AREA	TYPE	WIDTH	AREA%
1.059	871	BV	.047	100.00000

TOTAL AREA= 871
MUL FACTOR=1.0000E+00

```
*ID 962-15A

*  RUN #19348     FEB 15, 2022  11:54:19
START
```

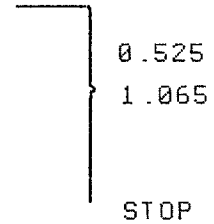


```
RUN# 19348          FEB 15, 2022  11:54:19

IDENTIFIER : 962-15A
AREA%
      RT       AREA TYPE  WIDTH      AREA%
    .525        437   PU    .055   26.85926
   1.065       1190   VV    .060   73.14074

TOTAL AREA=   1627
MUL FACTOR=1.0000E+00




*ID 962-16I

*  RUN #19349     FEB 15, 2022  12:00:04
START
```

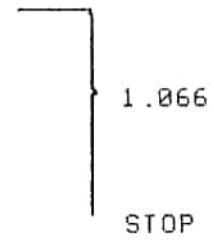


```
RUN# 19349          FEB 15, 2022  12:00:04

IDENTIFIER : 962-16I
AREA%
      RT       AREA TYPE  WIDTH      AREA%
   1.066       1011   VV    .065  100.00000

TOTAL AREA=   1011
MUL FACTOR=1.0000E+00
```

*
*ID 962-20A

* RUN #19350   FEB 15, 2022 12:07:01
START

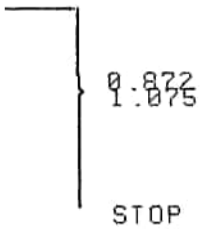

RUN# 19350   FEB 15, 2022 12:07:01

IDENTIFIER : 962-20A
AREA%

RT	AREA	TYPE	WIDTH	AREA%
1.075	946	VP	.057	100.00000

TOTAL AREA=   946
MUL FACTOR=1.0000E+00

*ID 962-21I

* RUN #19351   FEB 15, 2022 12:12:59
START

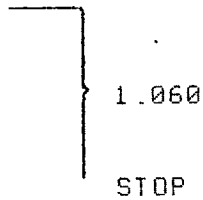

RUN# 19351   FEB 15, 2022 12:12:59

IDENTIFIER : 962-21I
AREA%

RT	AREA	TYPE	WIDTH	AREA%
1.060	986	PP	.060	100.00000

TOTAL AREA=   986
MUL FACTOR=1.0000E+00

*ID 962-25A

* RUN #19352   FEB 15, 2022 12:18:41
START



RUN# 19352 FEB 15, 2022 12:18:41

IDENTIFIER : 962-25A
AREA%

RT	AREA	TYPE	WIDTH	AREA%
1.065	817	PU	.051	47.44483
1.838	411	I PB	.033	23.86759
2.035	494	PU	.045	28.68758

TOTAL AREA= 1722
MUL FACTOR=1.0000E+00

*ID 962-26I

* RUN #19353 FEB 15, 2022 12:24:38
START

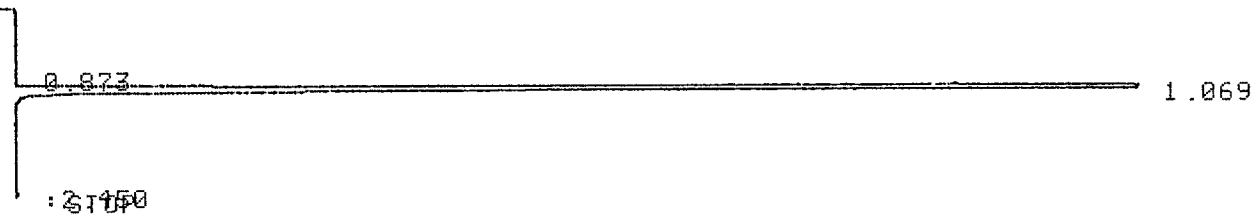

RUN# 19353 FEB 15, 2022 12:24:38

IDENTIFIER : 962-26I
AREA%

RT	AREA	TYPE	WIDTH	AREA%
.873	498	PU	.066	.12661
1.069	392849	PB	.047	99.87341

TOTAL AREA= 393347
MUL FACTOR=1.0000E+00

* PLOT

STOP

* PLOT

STOP

*ID 962-30A

* RUN #19354   FEB 15, 2022 12:37:12
START

1.066

STOP

RUN# 19354   FEB 15, 2022 12:37:12

IDENTIFIER : 962-30A
AREA%

RT	AREA	TYPE	WIDTH	AREA%
1.066	1010	I PB	.065	100.00000

TOTAL AREA=   1010
MUL FACTOR=1.0000E+00

*

```
*ID 962-31I


*  RUN #19355     FEB 15, 2022  12:42:51
START
```

```
RUN# 19355          FEB 15, 2022  12:42:51

IDENTIFIER : 962-31I
AREA%
      RT       AREA TYPE  WIDTH      AREA%
   1.068       1154   PP    .054  100.00000

TOTAL AREA=    1154
MUL FACTOR=1.0000E+00



*ID 962-36A


*  RUN #19356     FEB 15, 2022  12:49:15
START
```

```
RUN# 19356          FEB 15, 2022  12:49:15

IDENTIFIER : 962-36A
AREA%
      RT       AREA TYPE  WIDTH      AREA%
   1.065        904   UU    .054  100.00000

TOTAL AREA=     904
MUL FACTOR=1.0000E+00



*
```

*ID 12173-500X-CCV

* RUN #19357   FEB 15, 2022 12:55:17
START

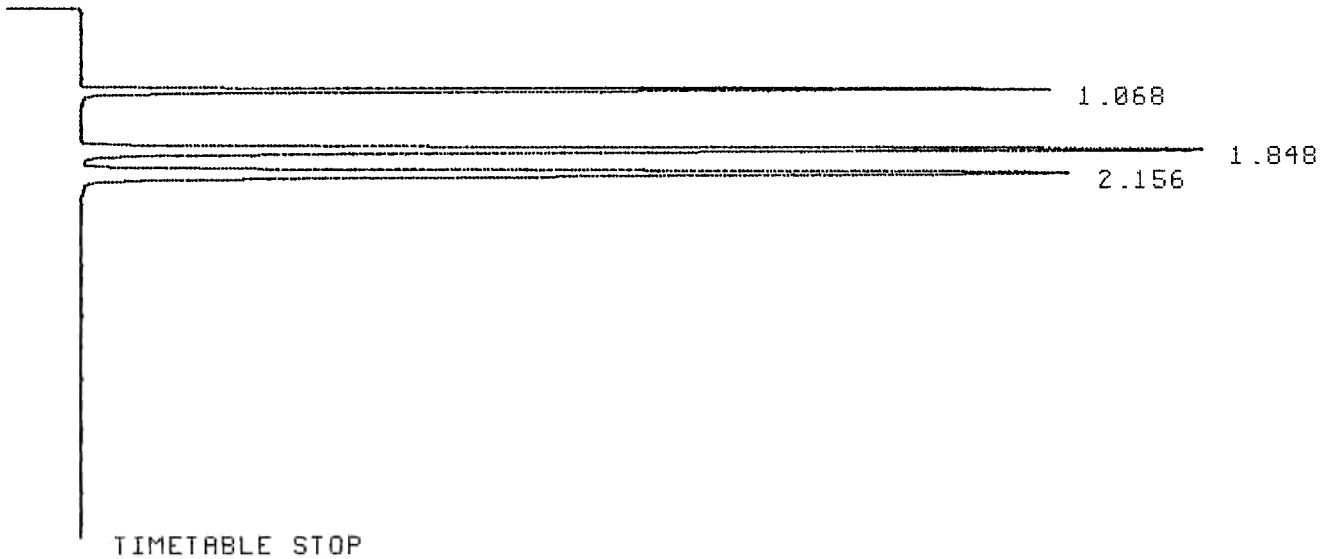

RUN# 19357   FEB 15, 2022 12:55:17

IDENTIFIER : 12173-500X-C
AREA%

RT	AREA	TYPE	WIDTH	AREA%
1.068	151857	BB	.046	20.13322
1.848	303500	VV	.076	40.23805
2.156	298904	VB	.088	39.62872

TOTAL AREA= 754261
MUL FACTOR=1.0000E+00

*

Energy Laboratories Inc

Spike LOG

Standard ID:	12173		
Standard Name	HC-Methane-W-CCV	Type:	Primary
Date Prepared	11/22/2019	BY:	
Date Expires:	11/23/2023		
Department	GAS	Status:	New
Vendor:	Matheson		
Lot Number:	109-96-04454		
Balance ID:			

Comments: CCV Gas Standard for Methane, Ethene, Ethane: 50000ppm stock diluted from 100 - 500ppm with Helium for CCV. Diluted from 2.5ppm - 1000ppm with Helium for Calibration.

Chemical / Solvent Used	BottleNo	Amt	Units	Exp
3 Multi-Component Gas Standard in Ni	12173		mL	11/23

Final Volume: mL

Stock Source	**Base Units**	**Amount Added**
Analytes	**CAS**	Conc: **ug/mL**

Page: *1 of 1*

MATHESON TRI-GAS INC
1650 Enterprise Pkwy
Twinsburg, OH 44087
1-215-648-4000

CERTIFICATE OF ANALYSIS

Energy Laboratories Inc
1120 South 27th Street
Billings, MT 59101

Ref Po# 3008099

14 LITER DISPOSABLE

LOT NUMBER: 109-96-04454

COMPONENT	CONCENTRATION	
methane	50010	ppm
ethane	50030	ppm
ethylene	50030	ppm
nitrogen	Bal	

ITEM NUMBER: GMT2685284TC

CGA: 160

PSIG: 240

FILL DATE: 11/22/19

EXPIRATION DATE: 11/23/23

ID #: 12173
Opened:_____
3 Multi-Component Gas Standard in Nitrogen
Expires: 11/23/2023
Rec'd: 12/3/2019
Energy Laboratories Inc 1120 So. 27th Street
Billings MT 59107

Above are the results of the analysis you requested, as reported by our laboratory. Results are in mole percent, unless otherwise indicated. Mixture accuracy is ± 2%. NIST traceable by weights or gaseous standards.

Judith M Zadravec

Judy Zadravec, Chemist

10/19/2018

DATE

Energy Laboratories Inc

Spike LOG

Standard ID:	10711		
Standard Name	HC-Methane-W-CCV	Type:	Primary
Date Prepared	8/8/2018	BY:	
Date Expires:	8/9/2022		
Department	GAS	Status:	New
Vendor:	Matheson		
Lot Number:	109-86-03507		
Balance ID:			

Comments: LCS Gas Standard for Methane, Ethene, Ethane: 100ppm per standard used undiluted for LCS

Chemical / Solvent Used	BottleNo	Amt	Units	Exp
3 Multi-Component Gas Standard in Ni	10711		mL	8/9/2

Final Volume: mL

Stock Source **Base Units** **Amount Added**

Analytes **CAS** Conc: **ug/mL**

Page: *1 of 1*

MATHESON TRI-GAS INC
1650 Enterprise Pkwy
Twinsburg, OH 44087
1-215-648-4000

CERTIFICATE OF ANALYSIS

Energy Laboratories Inc
1120 South 27th Street
Billings, MT 59101

Ref Po# 3005062

14 LITER DISPOSABLE

LOT NUMBER: 109-86-03507

COMPONENT	CONCENTRATION	
methane	100.0	ppm
ethane	100.0	ppm
ethylene	100.0	ppm
nitrogen	Bal	

ITEM NUMBER: GMT2677328TC

CGA: *160*

PSIG: 240

FILL DATE: 08/08/18

EXPIRATION DATE: 08/09/22

Above are the results of the analysis you requested, as reported by our laboratory. Results are in mole percent, unless otherwise indicated. Mixture accuracy is ± 2%. NIST traceable by weights or gaseous standards.

Judith M Zadravec

Judy Zadravec, Chemist

8/14/2018

DATE

ID #: 10711
Opened:
3 Multi-Component Gas Standard in Nitrogen
Expires: 8/9/2022
Rec'd: 8/27/2018
Energy Laboratories Inc 1120 So. 27th Street
Billings MT 59107

Energy Laboratories Inc

ANALYTICAL RUN Summary

09-Mar-22

Run ID GECD.I_220211A

Run Start Date:	2/11/2022
Analyst:	Carry L Tran
Ical:	
Column ID:	RTX-CLP_0.53
Comments:	

Std ID	Std Name	Std Amount	Std Units	Samp Amount	Samp Units	SampType	Expiration Date
SeePrepRecord	Standards Tracked in Prep Batch						2/4/2050

Seq No	Lab ID	Test Code	Sample Typ	File ID	Analysis Date	DF	Batch ID	Prep Date	SPKref	RPDref	pmoist
15034011	CAL1-163636	PST-8011-W	CAL1	GECD.I\G021122\	2/11/2022 11:36:	1	163636	2/9/2022 9:5	0	0	

Analyte	T	Units	RAW	Final	Text	Spike	SPKref	RPDref	MDL	PQL	UQL	%REC	LOW	HIGH	%RPD	Q
1,2-Dibromoethane	A	ug/L	0.00932	0.0092967		0.01	0	0	0.0025835	0.01	0	93%	60	140	0%	
1,1,1,2-Tetrachloroethane	S	ug/L	0.01128	0.0112518		0.01	0	0	0.0056259	0.02	0	113%	60	140	0%	

Seq No	Lab ID	Test Code	Sample Typ	File ID	Analysis Date	DF	Batch ID	Prep Date	SPKref	RPDref	pmoist
15034012	CAL7-163636	PST-8011-W	CAL7	GECD.I\G021122\	2/11/2022 11:56:	1	163636	2/9/2022 9:5	0	0	

Analyte	T	Units	RAW	Final	Text	Spike	SPKref	RPDref	MDL	PQL	UQL	%REC	LOW	HIGH	%RPD	Q
1,2-Dibromoethane	A	ug/L	0.02267	0.02261333		0.02	0	0	0.0025835	0.01	0	113%	70	130	0%	
1,1,1,2-Tetrachloroethane	S	ug/L	0.0195	0.01945125		0.02	0	0	0.0056259	0.02	0	97%	70	130	0%	

Seq No	Lab ID	Test Code	Sample Typ	File ID	Analysis Date	DF	Batch ID	Prep Date	SPKref	RPDref	pmoist
15034013	CAL2-163636	PST-8011-W	CAL2	GECD.I\G021122\	2/11/2022 12:15:	1	163636	2/9/2022 9:5	0	0	

Analyte	T	Units	RAW	Final	Text	Spike	SPKref	RPDref	MDL	PQL	UQL	%REC	LOW	HIGH	%RPD	Q
1,2-Dibromoethane	A	ug/L	0.05372	0.0535857		0.05	0	0	0.0025835	0.01	0	107%	70	130	0%	
1,1,1,2-Tetrachloroethane	S	ug/L	0.04673	0.04661318		0.05	0	0	0.0056259	0.02	0	93%	70	130	0%	

Seq No	Lab ID	Test Code	Sample Typ	File ID	Analysis Date	DF	Batch ID	Prep Date	SPKref	RPDref	pmoist
15034014	CAL3-163636	PST-8011-W	CAL3	ECD.I\G021122\2/11/2022 12:35:		1	163636	2/9/2022 9:5	0	0	

Analyte	T	Units	RAW	Final	Text	Spike	SPKref	RPDref	MDL	PQL	UQL	%REC	LOW	HIGH	%RPD	Q
1,2-Dibromoethane	A	ug/L	0.10325	0.10299188		0.1	0	0	0.0025835	0.01	0	103%	70	130	0%	
1,1,1,2-Tetrachloroethane	S	ug/L	0.09344	0.0932064		0.1	0	0	0.0056259	0.02	0	93%	70	130	0%	

Seq No	Lab ID	Test Code	Sample Typ	File ID	Analysis Date	DF	Batch ID	Prep Date	SPKref	RPDref	pmoist
15034015	CAL4-163636	PST-8011-W	CAL4	ECD.I\G021122\2/11/2022 12:55:		1	163636	2/9/2022 9:5	0	0	

Analyte	T	Units	RAW	Final	Text	Spike	SPKref	RPDref	MDL	PQL	UQL	%REC	LOW	HIGH	%RPD	Q
1,2-Dibromoethane	A	ug/L	0.20572	0.2052057		0.2	0	0	0.0025835	0.01	0	103%	70	130	0%	
1,1,1,2-Tetrachloroethane	S	ug/L	0.20009	0.19958978		0.2	0	0	0.0056259	0.02	0	100%	70	130	0%	

Seq No	Lab ID	Test Code	Sample Typ	File ID	Analysis Date	DF	Batch ID	Prep Date	SPKref	RPDref	pmoist
15034016	CAL5-163636	PST-8011-W	CAL5	ECD.I\G021122\2/11/2022 1:15:3		1	163636	2/9/2022 9:5	0	0	

Analyte	T	Units	RAW	Final	Text	Spike	SPKref	RPDref	MDL	PQL	UQL	%REC	LOW	HIGH	%RPD	Q
1,2-Dibromoethane	A	ug/L	0.39354	0.39255615		0.4	0	0	0.0025835	0.01	0	98%	70	130	0%	
1,1,1,2-Tetrachloroethane	S	ug/L	0.41259	0.41155853		0.4	0	0	0.0056259	0.02	0	103%	70	130	0%	

Seq No	Lab ID	Test Code	Sample Typ	File ID	Analysis Date	DF	Batch ID	Prep Date	SPKref	RPDref	pmoist
15034017	CAL6-163636	PST-8011-W	CAL6	ECD.I\G021122\2/11/2022 1:35:2		1	163636	2/9/2022 10:	0	0	

Analyte	T	Units	RAW	Final	Text	Spike	SPKref	RPDref	MDL	PQL	UQL	%REC	LOW	HIGH	%RPD	Q
1,2-Dibromoethane	A	ug/L	1.00094	0.99843765		1	0	0	0.0025835	0.01	0	100%	70	130	0%	
1,1,1,2-Tetrachloroethane	S	ug/L	0.99622	0.99372945		1	0	0	0.0056259	0.02	0	99%	70	130	0%	

Seq No	Lab ID	Test Code	Sample Typ	File ID	Analysis Date	DF	Batch ID	Prep Date	SPKref	RPDref	pmoist
15034018	LCS-163636	PST-8011-W	ICV	ECD.I\G021122\2/11/2022 2:14:5		1	163636	2/9/2022 9:5	0	0	

Analyte	T	Units	RAW	Final	Text	Spike	SPKref	RPDref	MDL	PQL	UQL	%REC	LOW	HIGH	%RPD	Q
1,2-Dibromoethane	A	ug/L	0.23292	0.2323377		0.25	0	0	0.0025835	0.01	0	93%	80	120	0%	
1,1,1,2-Tetrachloroethane	S	ug/L	0.09793	0.09768518		0.1	0	0	0.0056259	0.02	0	98%	80	120	0%	

Seq No	Lab ID	Test Code	Sample Typ	File ID	Analysis Date	DF	Batch ID	Prep Date	SPKref	RPDref	pmoist
15034019	CAL3-163636	PST-8011-W	CCV3	GECD.I\G021122\2/11/2022 2:34:4		1	163636	2/9/2022 9:5	0	0	

Analyte	T	Units	RAW	Final	Text	Spike	SPKref	RPDref	MDL	PQL	UQL	%REC	LOW	HIGH	%RPD	Q
1,2-Dibromoethane	A	ug/L	0.10845	0.10817888		0.1	0	0	0.0025835	0.01	0	108%	80	120	0%	
1,1,1,2-Tetrachloroethane	S	ug/L	0.10045	0.10019888		0.1	0	0	0.0056259	0.02	0	100%	80	120	0%	

Seq No	Lab ID	Test Code	Sample Typ	File ID	Analysis Date	DF	Batch ID	Prep Date	SPKref	RPDref	pmoist
15034020	MB-163636	PST-8011-W	MBLK	GECD.I\G021122\2/11/2022 2:54:3		1	163636	2/9/2022 9:5	0	0	

Analyte	T	Units	RAW	Final	Text	Spike	SPKref	RPDref	MDL	PQL	UQL	%REC	LOW	HIGH	%RPD	Q
1,2-Dibromoethane	A	ug/L	0	0		0	0	0	0.0025835	0.005	0	0%	0	0	0%	
1,1,1,2-Tetrachloroethane	S	ug/L	0.09244	0.0922089		0.1	0	0	0.0056259	0.02	0	92%	70	130	0%	

Seq No	Lab ID	Test Code	Sample Typ	File ID	Analysis Date	DF	Batch ID	Prep Date	SPKref	RPDref	pmoist
15034021	LCS-163636	PST-8011-W	LCS-DOD	GECD.I\G021122\2/11/2022 3:14:1		1	163636	2/9/2022 9:5	0	0	

Analyte	T	Units	RAW	Final	Text	Spike	SPKref	RPDref	MDL	PQL	UQL	%REC	LOW	HIGH	%RPD	Q
1,2-Dibromoethane	A	ug/L	0.23043	0.22985393		0.25	0	0	0.0025835	0.01	0	92%	60	140	0%	
1,1,1,2-Tetrachloroethane	S	ug/L	0.09495	0.09471263		0.1	0	0	0.0056259	0.02	0	95%	70	130	0%	

Seq No	Lab ID	Test Code	Sample Typ	File ID	Analysis Date	DF	Batch ID	Prep Date	SPKref	RPDref	pmoist
15034022	LCS1-163636	PST-8011-W	LCS1	GECD.I\G021122\2/11/2022 3:34:0		1	163636	2/9/2022 9:5	0	0	

Analyte	T	Units	RAW	Final	Text	Spike	SPKref	RPDref	MDL	PQL	UQL	%REC	LOW	HIGH	%RPD	Q
1,2-Dibromoethane	A	ug/L	0.09614	0.09589965		0.1	0	0	0.0025835	0.01	0	96%	60	140	0%	
1,1,1,2-Tetrachloroethane	S	ug/L	0.09544	0.0952014		0.1	0	0	0.0056259	0.02	0	95%	70	130	0%	

Seq No	Lab ID	Test Code	Sample Typ	File ID	Analysis Date	DF	Batch ID	Prep Date	SPKref	RPDref	pmoist
15034023	B22010745-005	PST-8011-W	SAMP	GECD.I\G021122\2/11/2022 4:13:4		1	163636	2/9/2022 9:5	0	0	

Analyte	T	Units	RAW	Final	Text	Spike	SPKref	RPDref	MDL	PQL	UQL	%REC	LOW	HIGH	%RPD	Q
1,2-Dibromoethane	A	ug/L	0	0		0	0	0	0.0026289	0.01015	0	0%	0	0	0%	
1,1,1,2-Tetrachloroethane	S	ug/L	0.09227	0.09365405		0.1	0	0	0.0057246	0.02	0	94%	70	130	0%	

Seq No	Lab ID	Test Code	Sample Typ	File ID	Analysis Date	DF	Batch ID	Prep Date	SPKref	RPDref	pmoist
15034024	B22020415-004	PST-8011-W	SAMP	GECD.I\G021122\2/11/2022 4:33:4		1	163636	2/9/2022 9:5	0	0	

Analyte	T	Units	RAW	Final	Text	Spike	SPKref	RPDref	MDL	PQL	UQL	%REC	LOW	HIGH	%RPD	Q
1,2-Dibromoethane	A	ug/L	0	0		0	0	0	0.0025382	0.01	0	0%	0	0	0%	U
1,1,1,2-Tetrachloroethane	S	ug/L	0.09198	0.0901404		0.099	0	0	0.0055272	0.02	0	91%	70	130	0%	

Seq No	Lab ID	Test Code	Sample Typ	File ID	Analysis Date	DF	Batch ID	Prep Date	SPKref	RPDref	pmoist
15034025	B22020415-006	PST-8011-W	SAMP	GECD.I\G021122\2/11/2022 4:53:3		1	163636	2/9/2022 9:5	0	0	

Analyte	T	Units	RAW	Final	Text	Spike	SPKref	RPDref	MDL	PQL	UQL	%REC	LOW	HIGH	%RPD	Q
1,2-Dibromoethane	A	ug/L	0	0		0	0	0	0.0025382	0.01	0	0%	0	0	0%	U
1,1,1,2-Tetrachloroethane	S	ug/L	0.0962	0.094276		0.097	0	0	0.0055272	0.02	0	97%	70	130	0%	

Seq No	Lab ID	Test Code	Sample Typ	File ID	Analysis Date	DF	Batch ID	Prep Date	SPKref	RPDref	pmoist
15034026	B22020415-009	PST-8011-W	SAMP	GECD.I\G021122\2/11/2022 5:13:3		1	163636	2/9/2022 9:5	0	0	

Analyte	T	Units	RAW	Final	Text	Spike	SPKref	RPDref	MDL	PQL	UQL	%REC	LOW	HIGH	%RPD	Q
1,2-Dibromoethane	A	ug/L	0	0		0	0	0	0.0025382	0.01	0	0%	0	0	0%	U
1,1,1,2-Tetrachloroethane	S	ug/L	0.10338	0.1013124		0.098	0	0	0.0055272	0.02	0	103%	70	130	0%	

Seq No	Lab ID	Test Code	Sample Typ	File ID	Analysis Date	DF	Batch ID	Prep Date	SPKref	RPDref	pmoist
15034027	B22020415-011	PST-8011-W	SAMP	GECD.I\G021122\2/11/2022 5:33:2		1	163636	2/9/2022 9:5	0	0	

Analyte	T	Units	RAW	Final	Text	Spike	SPKref	RPDref	MDL	PQL	UQL	%REC	LOW	HIGH	%RPD	Q
1,2-Dibromoethane	A	ug/L	0	0		0	0	0	0.0025382	0.01	0	0%	0	0	0%	U
1,1,1,2-Tetrachloroethane	S	ug/L	0.0957	0.093786		0.099	0	0	0.0055272	0.02	0	95%	70	130	0%	

Seq No	Lab ID	Test Code	Sample Typ	File ID	Analysis Date	DF	Batch ID	Prep Date	SPKref	RPDref	pmoist
15034028	B22020415-014	PST-8011-W	SAMP	GECD.I\G021122\2/11/2022 5:53:1		1	163636	2/9/2022 9:5	0	0	

Analyte	T	Units	RAW	Final	Text	Spike	SPKref	RPDref	MDL	PQL	UQL	%REC	LOW	HIGH	%RPD	Q
1,2-Dibromoethane	A	ug/L	0	0		0	0	0	0.0025382	0.01	0	0%	0	0	0%	U
1,1,1,2-Tetrachloroethane	S	ug/L	0.09499	0.0930902		0.099	0	0	0.0055272	0.02	0	94%	70	130	0%	

Seq No	Lab ID	Test Code	Sample Typ	File ID	Analysis Date	DF	Batch ID	Prep Date	SPKref	RPDref	pmoist
15034029	B22020415-017	PST-8011-W	SAMP	GECD.I\G021122\	2/11/2022 6:13:1	1	163636	2/9/2022 9:5	0	0	

Analyte	T	Units	RAW	Final	Text	Spike	SPKref	RPDref	MDL	PQL	UQL	%REC	LOW	HIGH	%RPD	Q
1,2-Dibromoethane	A	ug/L	0	0		0	0	0	0.0025382	0.01	0	0%	0	0	0%	U
1,1,1,2-Tetrachloroethane	S	ug/L	0.0921	0.090258		0.099	0	0	0.0055272	0.02	0	91%	70	130	0%	

Seq No	Lab ID	Test Code	Sample Typ	File ID	Analysis Date	DF	Batch ID	Prep Date	SPKref	RPDref	pmoist
15034030	B22020415-020	PST-8011-W	SAMP	GECD.I\G021122\	2/11/2022 6:32:5	1	163636	2/9/2022 9:5	0	0	

Analyte	T	Units	RAW	Final	Text	Spike	SPKref	RPDref	MDL	PQL	UQL	%REC	LOW	HIGH	%RPD	Q
1,2-Dibromoethane	A	ug/L	0	0		0	0	0	0.0025835	0.01	0	0%	0	0	0%	U
1,1,1,2-Tetrachloroethane	S	ug/L	0.09691	0.09666773		0.099	0	0	0.0056259	0.02	0	98%	70	130	0%	

Seq No	Lab ID	Test Code	Sample Typ	File ID	Analysis Date	DF	Batch ID	Prep Date	SPKref	RPDref	pmoist
15034031	B22020415-001	PST-8011-W	SAMP	GECD.I\G021122\	2/11/2022 6:52:4	1	163636	2/9/2022 9:5	0	0	

Analyte	T	Units	RAW	Final	Text	Spike	SPKref	RPDref	MDL	PQL	UQL	%REC	LOW	HIGH	%RPD	Q
1,2-Dibromoethane	A	ug/L	0	0		0	0	0	0.0025835	0.01	0	0%	0	0	0%	U
1,1,1,2-Tetrachloroethane	S	ug/L	0.09507	0.09483233		0.099	0	0	0.0056259	0.02	0	96%	70	130	0%	

Seq No	Lab ID	Test Code	Sample Typ	File ID	Analysis Date	DF	Batch ID	Prep Date	SPKref	RPDref	pmoist
15034032	B22020415-001	PST-8011-W	MS-DOD	GECD.I\G021122\	2/11/2022 7:12:3	1	163636	2/9/2022 9:5	2E+07	0	

Analyte	T	Units	RAW	Final	Text	Spike	SPKref	RPDref	MDL	PQL	UQL	%REC	LOW	HIGH	%RPD	Q
1,2-Dibromoethane	A	ug/L	0.23036	0.2297841		0.2475	0	0	0.0025835	0.01	0	93%	60	140	0%	
1,1,1,2-Tetrachloroethane	S	ug/L	0.09678	0.09653805		0.099	0	0	0.0056259	0.02	0	98%	70	130	0%	

Seq No	Lab ID	Test Code	Sample Typ	File ID	Analysis Date	DF	Batch ID	Prep Date	SPKref	RPDref	pmoist
15034033	B22020415-001	PST-8011-W	MSD-DOD	GECD.I\G021122\	2/11/2022 7:32:2	1	163636	2/9/2022 9:5	2E+07	2E+07	

Analyte	T	Units	RAW	Final	Text	Spike	SPKref	RPDref	MDL	PQL	UQL	%REC	LOW	HIGH	%RPD	Q
1,2-Dibromoethane	A	ug/L	0.23144	0.2268112		0.2475	0	0.2297841	0.0025382	0.01	0	92%	60	140	1%	
1,1,1,2-Tetrachloroethane	S	ug/L	0.09819	0.0962262		0.099	0	0	0.0055272	0.02	0	97%	70	130	0%	

Seq No	Lab ID	Test Code	Sample Typ	File ID	Analysis Date	DF	Batch ID	Prep Date	SPKref	RPDref	pmoist
15034034	CAL5-163636	PST-8011-W	CCV4	GECD.I\G021122\2/11/2022 8:12:0		1	163636	2/9/2022 9:5	0	0	

Analyte	T	Units	RAW	Final	Text	Spike	SPKref	RPDref	MDL	PQL	UQL	%REC	LOW	HIGH	%RPD	Q
1,2-Dibromoethane	A	ug/L	0.4001	0.39909975		0.4	0	0	0.0025835	0.01	0	100%	80	120	0%	
1,1,1,2-Tetrachloroethane	S	ug/L	0.43939	0.43829153		0.4	0	0	0.0056259	0.02	0	110%	80	120	0%	

Seq No	Lab ID	Test Code	Sample Typ	File ID	Analysis Date	DF	Batch ID	Prep Date	SPKref	RPDref	pmoist
15034035	B22020415-022	PST-8011-W	SAMP	GECD.I\G021122\2/11/2022 8:51:3		1	163636	2/9/2022 9:5	0	0	

Analyte	T	Units	RAW	Final	Text	Spike	SPKref	RPDref	MDL	PQL	UQL	%REC	LOW	HIGH	%RPD	Q
1,2-Dibromoethane	A	ug/L	0	0		0	0	0	0.0025835	0.01	0	0%	0	0	0%	U
1,1,1,2-Tetrachloroethane	S	ug/L	0.09248	0.0922488		0.099	0	0	0.0056259	0.02	0	93%	70	130	0%	

Seq No	Lab ID	Test Code	Sample Typ	File ID	Analysis Date	DF	Batch ID	Prep Date	SPKref	RPDref	pmoist
15034036	B22020415-025	PST-8011-W	SAMP	GECD.I\G021122\2/11/2022 9:11:2		1	163636	2/9/2022 9:5	0	0	

Analyte	T	Units	RAW	Final	Text	Spike	SPKref	RPDref	MDL	PQL	UQL	%REC	LOW	HIGH	%RPD	Q
1,2-Dibromoethane	A	ug/L	0	0		0	0	0	0.0025835	0.01	0	0%	0	0	0%	U
1,1,1,2-Tetrachloroethane	S	ug/L	0.09543	0.09519143		0.099	0	0	0.0056259	0.02	0	96%	70	130	0%	

Seq No	Lab ID	Test Code	Sample Typ	File ID	Analysis Date	DF	Batch ID	Prep Date	SPKref	RPDref	pmoist
15034037	B22020415-027	PST-8011-W	SAMP	GECD.I\G021122\2/11/2022 9:31:0		1	163636	2/9/2022 9:5	0	0	

Analyte	T	Units	RAW	Final	Text	Spike	SPKref	RPDref	MDL	PQL	UQL	%REC	LOW	HIGH	%RPD	Q
1,2-Dibromoethane	A	ug/L	0	0		0	0	0	0.0025382	0.01	0	0%	0	0	0%	U
1,1,1,2-Tetrachloroethane	S	ug/L	0.09687	0.0949326		0.098	0	0	0.0055272	0.02	0	97%	70	130	0%	

Seq No	Lab ID	Test Code	Sample Typ	File ID	Analysis Date	DF	Batch ID	Prep Date	SPKref	RPDref	pmoist
15034038	B22020415-030	PST-8011-W	SAMP	GECD.I\G021122\2/11/2022 9:50:4		1	163636	2/9/2022 9:5	0	0	

Analyte	T	Units	RAW	Final	Text	Spike	SPKref	RPDref	MDL	PQL	UQL	%REC	LOW	HIGH	%RPD	Q
1,2-Dibromoethane	A	ug/L	0	0		0	0	0	0.0025382	0.01	0	0%	0	0	0%	U
1,1,1,2-Tetrachloroethane	S	ug/L	0.09486	0.0929628		0.099	0	0	0.0055272	0.02	0	94%	70	130	0%	

Seq No	Lab ID	Test Code	Sample Typ	File ID	Analysis Date	DF	Batch ID	Prep Date	SPKref	RPDref	pmoist
15034039	B22020415-032	PST-8011-W	SAMP	GECD.I\G021122\2/11/2022 10:10:		1	163636	2/9/2022 9:5	0	0	

Analyte	T	Units	RAW	Final	Text	Spike	SPKref	RPDref	MDL	PQL	UQL	%REC	LOW	HIGH	%RPD	Q
1,2-Dibromoethane	A	ug/L	0	0		0	0	0	0.0025382	0.01	0	0%	0	0	0%	U
1,1,1,2-Tetrachloroethane	S	ug/L	0.09916	0.0971768		0.098	0	0	0.0055272	0.02	0	99%	70	130	0%	

Seq No	Lab ID	Test Code	Sample Typ	File ID	Analysis Date	DF	Batch ID	Prep Date	SPKref	RPDref	pmoist
15034040	B22020415-035	PST-8011-W	SAMP	GECD.I\G021122\2/11/2022 10:30:		1	163636	2/9/2022 9:5	0	0	

Analyte	T	Units	RAW	Final	Text	Spike	SPKref	RPDref	MDL	PQL	UQL	%REC	LOW	HIGH	%RPD	Q
1,2-Dibromoethane	A	ug/L	0	0		0	0	0	0.0025835	0.01	0	0%	0	0	0%	U
1,1,1,2-Tetrachloroethane	S	ug/L	0.09497	0.09473258		0.099	0	0	0.0056259	0.02	0	96%	70	130	0%	

Seq No	Lab ID	Test Code	Sample Typ	File ID	Analysis Date	DF	Batch ID	Prep Date	SPKref	RPDref	pmoist
15034041	CAL3-163636	PST-8011-W	CCV3	GECD.I\G021122\2/11/2022 11:10:		1	163636	2/9/2022 9:5	0	0	

Analyte	T	Units	RAW	Final	Text	Spike	SPKref	RPDref	MDL	PQL	UQL	%REC	LOW	HIGH	%RPD	Q
1,2-Dibromoethane	A	ug/L	0.10375	0.10349063		0.1	0	0	0.0025835	0.01	0	103%	80	120	0%	
1,1,1,2-Tetrachloroethane	S	ug/L	0.10019	0.09993953		0.1	0	0	0.0056259	0.02	0	100%	80	120	0%	

Write Sequence | Insert Entries(Have the first cell for en

Data File	Sample Name
G:\org\GECD.i\G021122.b\G0211_001	8011Primer ;0.4ug/L$PST-8011-W,C5
G:\org\GECD.i\G021122.b\G0211_002	8011Primer ;0.4ug/L$PST-8011-W,Cal5
G:\org\GECD.i\G021122.b\G0211_003	8011Primer ;1.0ug/L$PST-8011-W,C6
G:\org\GECD.i\G021122.b\G0211_004	8011Primer ;1.0ug/L$PST-8011-W,C6
G:\org\GECD.i\G021122.b\G0211_005	8011Primer ;0.4ug/L$PST-8011-W,C5
G:\org\GECD.i\G021122.b\G0211_006	Hexane ;
G:\org\GECD.i\G021122.b\G0211_007	CAL1-163636 ;
G:\org\GECD.i\G021122.b\G0211_008	CAL7-163636 ;
G:\org\GECD.i\G021122.b\G0211_009	CAL2-163636 ;
G:\org\GECD.i\G021122.b\G0211_010	CAL3-163636 ;
G:\org\GECD.i\G021122.b\G0211_011	CAL4-163636 ;
G:\org\GECD.i\G021122.b\G0211_012	CAL5-163636 ;
G:\org\GECD.i\G021122.b\G0211_013	CAL6-163636 ;
G:\org\GECD.i\G021122.b\G0211_014	Hexane;;
G:\org\GECD.i\G021122.b\G0211_015	LCS-163636 ;
G:\org\GECD.i\G021122.b\G0211_016	CAL3-163636 ;
G:\org\GECD.i\G021122.b\G0211_017	MB-163636 ;
G:\org\GECD.i\G021122.b\G0211_018	LCS-163636 ;
G:\org\GECD.i\G021122.b\G0211_019	LCS1-163636 ;
G:\org\GECD.i\G021122.b\G0211_020	Hexane;;
G:\org\GECD.i\G021122.b\G0211_021	B22010745-005A ;$PST-8011-W,
G:\org\GECD.i\G021122.b\G0211_022	B22020415-004A ;$PST-8011-W,
G:\org\GECD.i\G021122.b\G0211_023	B22020415-006H ;$PST-8011-W,
G:\org\GECD.i\G021122.b\G0211_024	B22020415-009A ;$PST-8011-W,
G:\org\GECD.i\G021122.b\G0211_025	B22020415-011H ;$PST-8011-W,
G:\org\GECD.i\G021122.b\G0211_026	B22020415-014A ;$PST-8011-W,
G:\org\GECD.i\G021122.b\G0211_027	B22020415-017H ;$PST-8011-W,
G:\org\GECD.i\G021122.b\G0211_028	B22020415-020A ;$PST-8011-W,
G:\org\GECD.i\G021122.b\G0211_029	B22020415-001H ;$PST-8011-W,
G:\org\GECD.i\G021122.b\G0211_030	B22020415-001HMS ;$PST-8011-W,
G:\org\GECD.i\G021122.b\G0211_031	B22020415-001HMSD ;$PST-8011-W,
G:\org\GECD.i\G021122.b\G0211_032	Hexane;;
G:\org\GECD.i\G021122.b\G0211_033	CAL5-163636 ;
G:\org\GECD.i\G021122.b\G0211_034	Hexane;;
G:\org\GECD.i\G021122.b\G0211_035	B22020415-022H ;$PST-8011-W,
G:\org\GECD.i\G021122.b\G0211_036	B22020415-025A ;$PST-8011-W,
G:\org\GECD.i\G021122.b\G0211_037	B22020415-027H ;$PST-8011-W,
G:\org\GECD.i\G021122.b\G0211_038	B22020415-030A ;$PST-8011-W,
G:\org\GECD.i\G021122.b\G0211_039	B22020415-032H ;$PST-8011-W,
G:\org\GECD.i\G021122.b\G0211_040	B22020415-035A ;$PST-8011-W,
G:\org\GECD.i\G021122.b\G0211_041	Hexane;;
G:\org\GECD.i\G021122.b\G0211_042	CAL3-163636 ;
G:\org\GECD.i\G021122.b\G0211_043	

Quantitative Analysis Results Summary Report

Batch Path	\\MASSHUNTER\Org\Data\GECD.I\G021122\aiaexport\QuantResults\G021122_8011_W_CLT.batch.bin		
Analysis Time	2/14/2022 12:47 PM	**Analyst Name**	BL2000\ctran
Report Time	3/9/2022 2:35:23 PM	**Reporter Name**	BL2000\srcox
Last Calib Update	2/11/2022 1:49 PM	**Batch State**	Processed
Quant Batch Version	10.0	**Quant Report Version**	10.0

Sequence Table

Data File	sample Name	Sample Type	Vial Position	Inj Vol	Level	Acq Method File
G0211_007.0007.D	CAL1-163636	CC		0	1	testAcqFileNamePath
G0211_008.0008.D	CAL7-163636	CC		0	7	testAcqFileNamePath
G0211_009.0009.D	CAL2-163636	CC		0	2	testAcqFileNamePath
G0211_010.0010.D	CAL3-163636	CC		0	3	testAcqFileNamePath
G0211_011.0011.D	CAL4-163636	CC		0	4	testAcqFileNamePath
G0211_012.0012.D	CAL5-163636	CC		0	5	testAcqFileNamePath
G0211_013.0013.D	CAL6-163636	CC		0	6	testAcqFileNamePath
G0211_015.0015.D	LCS-163636	QC		0	LCS	testAcqFileNamePath
G0211_017.0017.D	MB-163636	MethodBlank		0		testAcqFileNamePath

Quantitation Results

Compound: 1,2-Dibromoethane

Data File	Sample Type	RT	Resp	Final Conc	Exp. Conc	Accuracy
G0211_007.0007.D	CC	2.281	1733	0.0093	0.0100	93.2
G0211_008.0008.D	CC	2.278	4209	0.0227	0.0200	113.4
G0211_009.0009.D	CC	2.276	9925	0.0537	0.0500	107.4
G0211_010.0010.D	CC	2.278	18926	0.1032	0.1000	103.2
G0211_011.0011.D	CC	2.276	37103	0.2057	0.2000	102.9
G0211_012.0012.D	CC	2.277	68843	0.3935	0.4000	98.4
G0211_013.0013.D	CC	2.275	157560	1.0009	1.0000	100.1
G0211_015.0015.D	QC	2.278	41825	0.2329	0.2500	93.2
G0211_017.0017.D	Blank	2.378	0	ND		

Compound: 1,1,1,2-Tetrachloroethane

Data File	Sample Type	RT	Resp	Final Conc	Exp. Conc	Accuracy
G0211_007.0007.D	CC	2.802	1071	0.0113	0.0100	112.8
G0211_008.0008.D	CC	2.798	4019	0.0195	0.0200	97.5
G0211_009.0009.D	CC	2.794	13820	0.0467	0.0500	93.5
G0211_010.0010.D	CC	2.797	30787	0.0934	0.1000	93.4
G0211_011.0011.D	CC	2.795	70271	0.2001	0.2000	100.0
G0211_012.0012.D	CC	2.795	152037	0.4126	0.4000	103.1
G0211_013.0013.D	CC	2.793	397738	0.9962	1.0000	99.6
G0211_015.0015.D	QC	2.798	32427	0.0979	0.1000	97.9
G0211_017.0017.D	Blank	2.798	30422	0.0924		

Initial Calibration Report - WJB

Method Path	\\MASSHUNTER\Org\Data\GECD.I\GECD_methods
Method File	G021122_8011_W_CLT.m
Batch Name	\\MASSHUNTER\Org\Data\GECD.I\G021122\aiaexport\QuantResults\G021122_8011_W_CLT.batch.bin
Last Calib Update	2/11/2022 1:49:16 PM

Level Name	Calibration Files	Acq. Date-Time	Level Last Update Time
1	\\MASSHUNTER\Org\Data\GECD.I\G021122\aiaexport\G0211_007.0007.D	2/11/2022 11:36:25 AM	2/11/2022 1:49:16 PM
7	\\MASSHUNTER\Org\Data\GECD.I\G021122\aiaexport\G0211_008.0008.D	2/11/2022 11:56:17 AM	2/11/2022 1:49:16 PM
2	\\MASSHUNTER\Org\Data\GECD.I\G021122\aiaexport\G0211_009.0009.D	2/11/2022 12:15:56 PM	2/11/2022 1:49:16 PM
3	\\MASSHUNTER\Org\Data\GECD.I\G021122\aiaexport\G0211_010.0010.D	2/11/2022 12:35:51 PM	2/11/2022 1:49:16 PM
4	\\MASSHUNTER\Org\Data\GECD.I\G021122\aiaexport\G0211_011.0011.D	2/11/2022 12:55:42 PM	2/11/2022 1:49:16 PM
5	\\MASSHUNTER\Org\Data\GECD.I\G021122\aiaexport\G0211_012.0012.D	2/11/2022 1:15:39 PM	2/11/2022 1:49:16 PM
6	\\MASSHUNTER\Org\Data\GECD.I\G021122\aiaexport\G0211_013.0013.D	2/11/2022 1:35:23 PM	2/11/2022 1:49:16 PM

Compound	Curve Fit	1	7	2	3	4	5	6	Avg RF	%RSD
M 1,2-Dibromoethane	Quadratic	173311	210428	198493	189262	185515	172108	157560	183811	9.663
S 1,1,1,2-Tetrachloroethane	Quadratic	107099	200937	276396	307868	351357	380092	397738	288784	36.144

(RedFont and #) = Outlier Flag; (I) = Internal Standard; (T) = Target; (S) = Surrogate; (M) = Matrix Spike

Compounds with Curve fitting not using Avg Response Factor:

Compound	Curve Fit	Curve Fit Formula	Curve Fit R2
M 1,2-Dibromoethane	Quadratic	y = -28848.743788 * x ^ 2 + 186287.604407 * x	0.999829
S 1,1,1,2-Tetrachloroethane	Quadratic	y = 45501.716667 * x ^ 2 + 356887.750375 * x - 2958.723516	0.999262

(RedFont and #) = Outlier Flag; (I) = Internal Standard; (T) = Target; (S) = Surrogate; (M) = Matrix Spike

Calibration Report

Batch Path	\\MASSHUNTER\Org\Data\GECD.I\G021122\aiaexport\QuantResults\G021122_8011_W_CLT.batch.bin		
Analysis Time	2/14/2022 12:47 PM	**Analyst Name**	BL2000\ctran
Report Time	3/9/2022 2:39:58 PM	**Reporter Name**	BL2000\srcox
Last Calib Update	2/11/2022 1:49 PM	**Batch State**	Processed
Quant Batch Version	10.0	**Quant Report Version**	10.0

1,2-Dibromoethane %RSE =

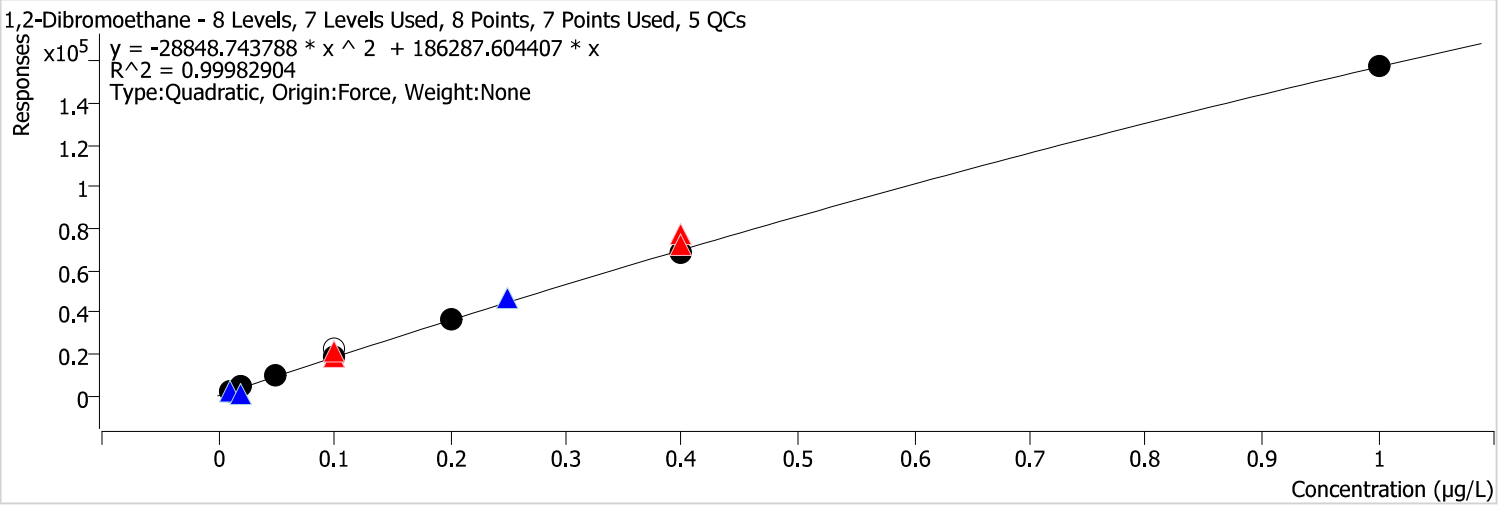

Calibration STD Path	Cal Type	Level	Enabled	Resp.	Exp. Conc	Resp. Factor	Level RSD
D:\Org\Data\GECD.I\G092121\aiaexport\G0921_026.0026.D	QC	1	x	1707	0.0100	170728.9447	
\\MASSHUNTER\Org\Data\GECD.I\G021122\aiaexport\G0211_007.0007.D	Calibration	1	x	1733	0.0100	173311.3563	
D:\Org\Data\GECD.I\G091321\aiaexport\G0913_018.0018.D	QC	7	x	1335	0.0200	66739.7425	
\\MASSHUNTER\Org\Data\GECD.I\G021122\aiaexport\G0211_008.0008.D	Calibration	7	x	4209	0.0200	210427.9429	
\\MASSHUNTER\Org\Data\GECD.I\G021122\aiaexport\G0211_009.0009.D	Calibration	2	x	9925	0.0500	198492.6075	
\\MASSHUNTER\Org\Data\GECD.I\G111820\aiaexport\G1118_016.0016.D	Calibration	CC3		22970	0.1000		
D:\Org\Data\GECD.I\G081021\aiaexport\G0810_016.0016.D	QC	CC3		21004	0.1000	210042.4247	
D:\Org\Data\GECD.I\G122121\aiaexport\G1221_061.0061.D	CC	CC3		19101	0.1000	191007.5606	
\\MASSHUNTER\Org\Data\GECD.I\G020922\aiaexport\G0209_053.0053.D	CC	3	x	19066	0.1000	190664.4764	
\\MASSHUNTER\Org\Data\GECD.I\G020922\aiaexport\G0209_030.0030.D	QC	LCS1	x	19195	0.1000	191949.8990	
\\MASSHUNTER\Org\Data\GECD.I\G020922\aiaexport\G0209_027.0027.D	CC	3	x	20905	0.1000	209045.9250	
\\MASSHUNTER\Org\Data\GECD.I\G021122\aiaexport\G0211_010.0010.D	Calibration	3	x	18926	0.1000	189261.7279	
\\MASSHUNTER\Org\Data\GECD.I\G021122\aiaexport\G0211_011.0011.D	Calibration	4	x	37103	0.2000	185514.6162	
\\MASSHUNTER\Org\Data\GECD.I\G020922\aiaexport\G0209_029.0029.D	QC	LCS	x	46496	0.2500	185984.9936	
D:\Org\Data\GECD.I\G122121\aiaexport\G1221_074.0074.D	CC	CC5	x	77330	0.4000	193324.5351	
\\MASSHUNTER\Org\Data\GECD.I\G020922\aiaexport\G0209_044.0044.D	CC	5	x	72089	0.4000	180222.6846	
\\MASSHUNTER\Org\Data\GECD.I\G021122\aiaexport\G0211_012.0012.D	Calibration	5	x	68843	0.4000	172107.7622	
\\MASSHUNTER\Org\Data\GECD.I\G021122\aiaexport\G0211_013.0013.D	Calibration	6	x	157560	1.0000	157560.1186	

Calibration Report

Batch Path	\\MASSHUNTER\Org\Data\GECD.I\G021122\aiaexport\QuantResults\G021122_8011_W_CLT.batch.bin		
Analysis Time	2/14/2022 12:47 PM	**Analyst Name**	BL2000\ctran
Report Time	3/9/2022 2:40:01 PM	**Reporter Name**	BL2000\srcox
Last Calib Update	2/11/2022 1:49 PM	**Batch State**	Processed
Quant Batch Version	10.0	**Quant Report Version**	10.0

1,1,1,2-Tetrachloroethane %RSE =

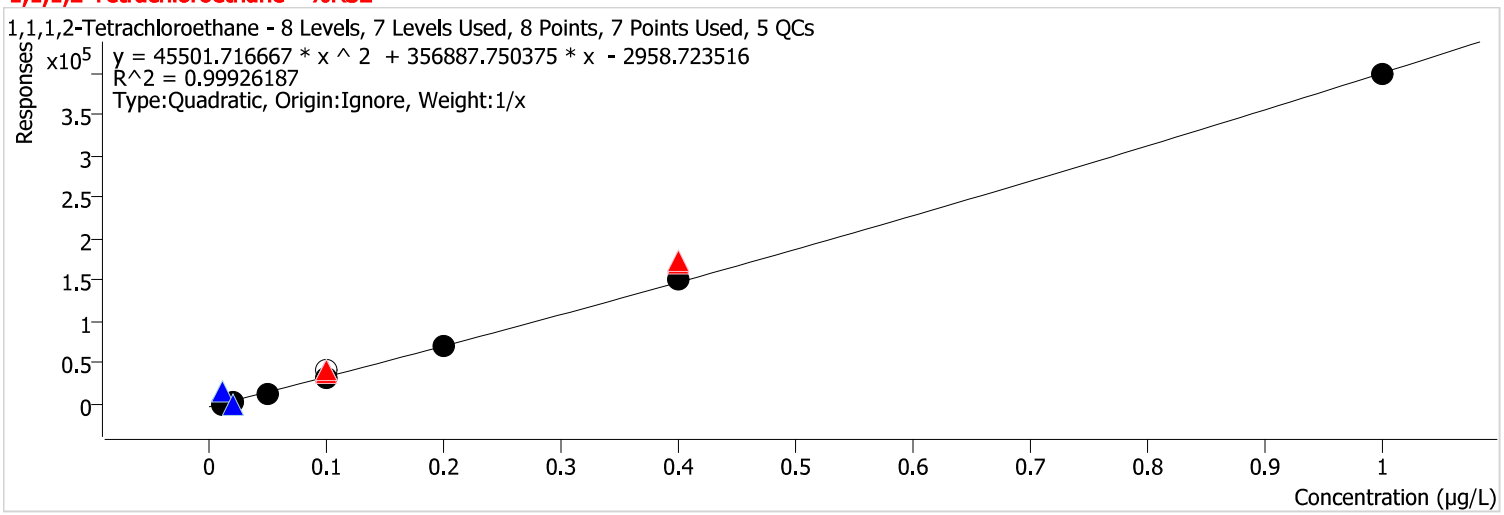

Calibration STD Path	Cal Type	Level	Enabled	Resp.	Exp. Conc	Resp. Factor	Level RSD
D:\Org\Data\GECD.I\G092121\aiaexport\G0921_026.0026.D	QC	1	x	15026	0.0100	1502610.5883	
\\MASSHUNTER\Org\Data\GECD.I\G021122\aiaexport\G0211_007.0007.D	Calibration	1	x	1071	0.0100	107098.9298	
D:\Org\Data\GECD.I\G091321\aiaexport\G0913_018.0018.D	QC	7	x	686	0.0200	34275.7771	
\\MASSHUNTER\Org\Data\GECD.I\G021122\aiaexport\G0211_008.0008.D	Calibration	7	x	4019	0.0200	200937.2669	
\\MASSHUNTER\Org\Data\GECD.I\G021122\aiaexport\G0211_009.0009.D	Calibration	2	x	13820	0.0500	276395.8484	
\\MASSHUNTER\Org\Data\GECD.I\G111820\aiaexport\G1118_016.0016.D	Calibration	CC3		41065	0.1000		
D:\Org\Data\GECD.I\G081021\aiaexport\G0810_016.0016.D	QC	CC3		42481	0.1000	424813.5788	
D:\Org\Data\GECD.I\G122121\aiaexport\G1221_061.0061.D	CC	CC3		29228	0.1000	292276.2189	
\\MASSHUNTER\Org\Data\GECD.I\G020922\aiaexport\G0209_053.0053.D	CC	3	x	38726	0.1000	387264.2087	
\\MASSHUNTER\Org\Data\GECD.I\G020922\aiaexport\G0209_030.0030.D	QC	LCS1	x	41151	0.1000	411505.5261	
\\MASSHUNTER\Org\Data\GECD.I\G020922\aiaexport\G0209_029.0029.D	QC	LCS	x	40669	0.1000	406691.2911	
\\MASSHUNTER\Org\Data\GECD.I\G020922\aiaexport\G0209_027.0027.D	CC	3	x	40786	0.1000	407855.1467	
\\MASSHUNTER\Org\Data\GECD.I\G021122\aiaexport\G0211_010.0010.D	Calibration	3	x	30787	0.1000	307868.0618	
\\MASSHUNTER\Org\Data\GECD.I\G021122\aiaexport\G0211_011.0011.D	Calibration	4	x	70271	0.2000	351357.4548	
D:\Org\Data\GECD.I\G122121\aiaexport\G1221_074.0074.D	CC	CC5	x	169695	0.4000	424236.9956	
\\MASSHUNTER\Org\Data\GECD.I\G020922\aiaexport\G0209_044.0044.D	CC	5	x	172872	0.4000	432180.2832	
\\MASSHUNTER\Org\Data\GECD.I\G021122\aiaexport\G0211_012.0012.D	Calibration	5	x	152037	0.4000	380092.4577	
\\MASSHUNTER\Org\Data\GECD.I\G021122\aiaexport\G0211_013.0013.D	Calibration	6	x	397738	1.0000	397737.9061	

Quantitation Results Report (QT Reviewed)

Data File	G0211_001.0001.D	Operator	
Acq. Method	testAcqFileNamePath	Acq. Date-Time	2/11/2022 8:24:17 AM
Sample Name	8011Primer	Instrument	WJB
Vial		Multiplier	1.00
DA Method File	G021122_8011_W_CLT.m	Comment	
Tune File		Tune Date	
Batch Name	G021122_8011_W_CLT.batch.bin	Last Calib Update	2/11/2022 1:49:16 PM
Ref Library			

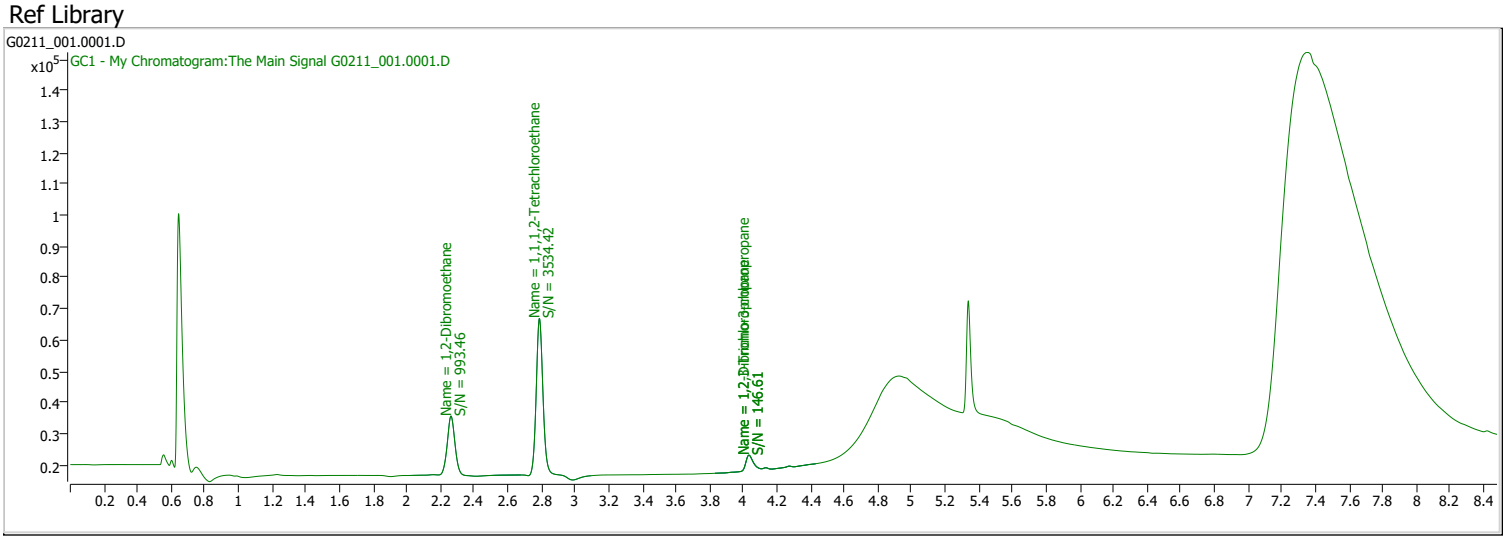

Compound	RT	QIon	Resp.	Conc.	Units		Dev(Min)
Internal Standards							
System Monitoring Compounds							
S 1,1,1,2-Tetrachloroethane	2.788	0.0	142046	0.3872	µg/L		-0.008
Spiked Amount: 0.100	Range: 70.0 - 130.0%			Recovery = 387.19%		*	
Target Compounds							QValue
M 1,2-Dibromoethane	2.263	0.0	58932	0.3336	µg/L		100

(#) = Qualifier Out of Range; (m) = Manual Integration; (+) = Area Summed; (*) = Surrogate Percent Recovery Out of Range; (d): Zeroed Peak

Compound	Conc.	RT	Dev(Min)	Resp.	QIon	QRatio	Lower	Upper
1,2-Dibromoethane	0.3336	2.26	-0.02	58932				

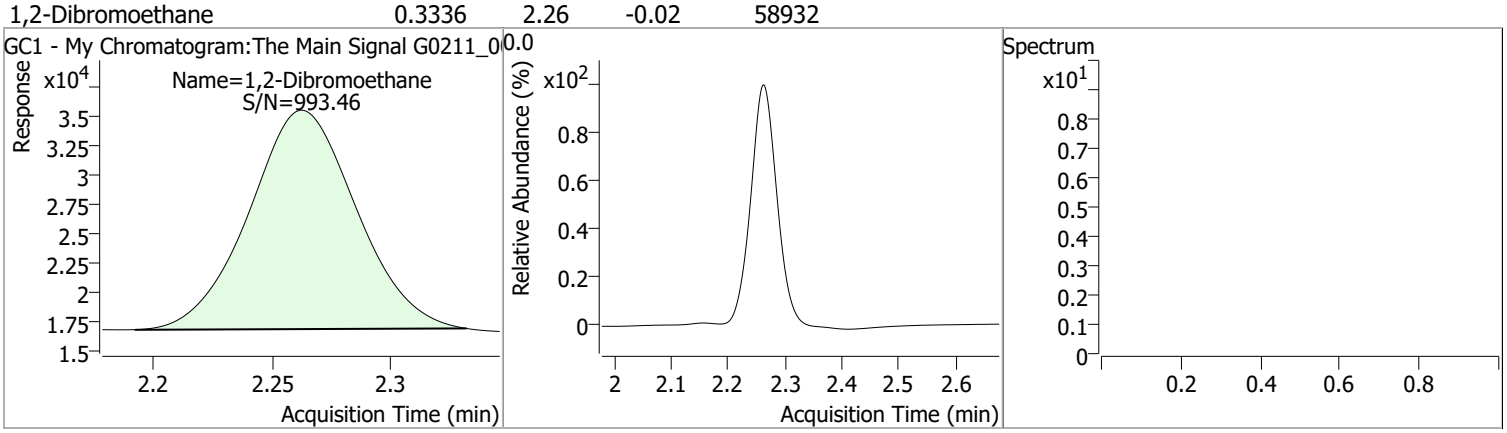

Compound	Conc.	RT	Dev(Min)	Resp.	QIon	QRatio	Lower	Upper
1,1,1,2-Tetrachloroethane	0.3872	2.79	-0.01	142046				

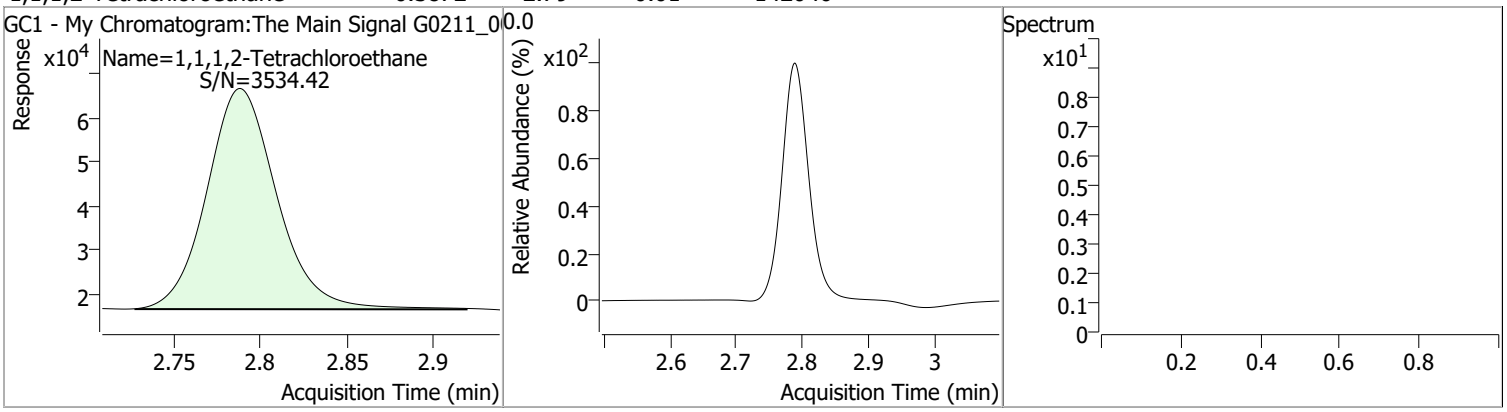

Quantitation Results Report (QT Reviewed)

Data File	G0211_002.0002.D	Operator	
Acq. Method	testAcqFileNamePath	Acq. Date-Time	2/11/2022 9:57:44 AM
Sample Name	8011Primer	Instrument	WJB
Vial		Multiplier	1.00
DA Method File	G021122_8011_W_CLT.m	Comment	
Tune File		Tune Date	
Batch Name	G021122_8011_W_CLT.batch.bin	Last Calib Update	2/11/2022 1:49:16 PM
Ref Library			

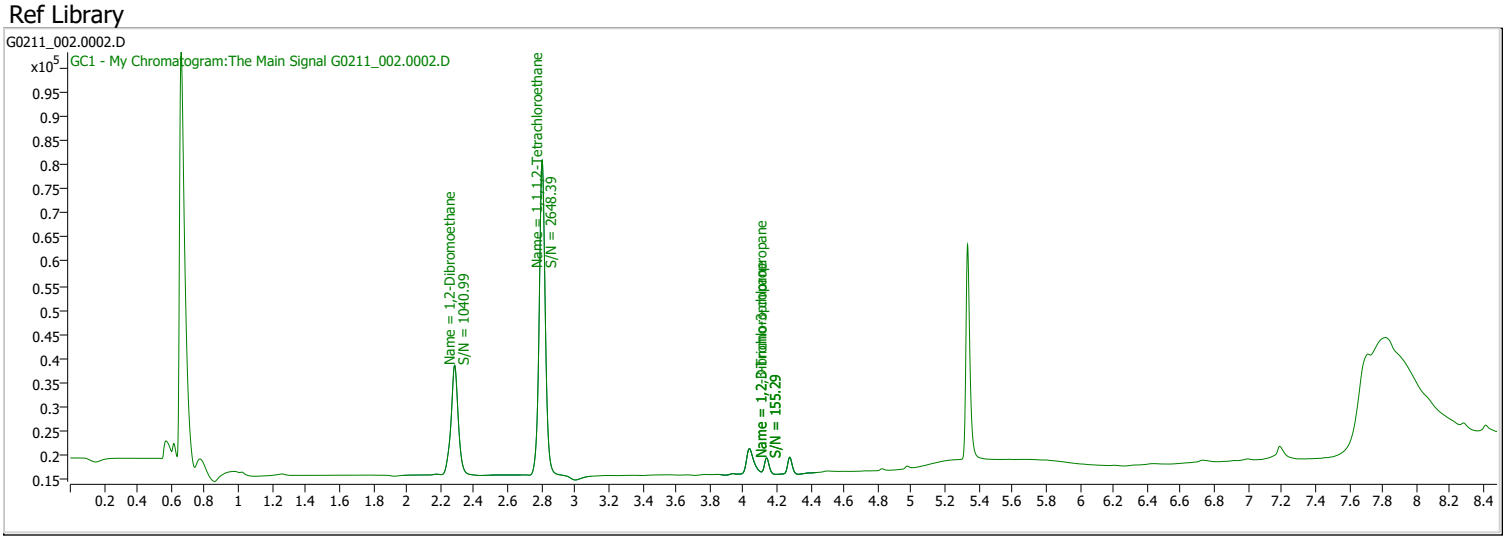

Compound	RT	QIon	Resp.	Conc.	Units		Dev(Min)
Internal Standards							
System Monitoring Compounds							
S 1,1,1,2-Tetrachloroethane	2.804	0.0	166439	0.4490	µg/L		0.007
Spiked Amount: 0.100	Range: 70.0 - 130.0%			Recovery = 448.95%		*	
Target Compounds							QValue
M 1,2-Dibromoethane	2.284	0.0	68083	0.3889	µg/L		100

(#) = Qualifier Out of Range; (m) = Manual Integration; (+) = Area Summed; (*) = Surrogate Percent Recovery Out of Range; (d): Zeroed Peak

Compound	Conc.	RT	Dev(Min)	Resp.	QIon	QRatio	Lower	Upper
1,2-Dibromoethane	0.3889	2.28	0.01	68083				

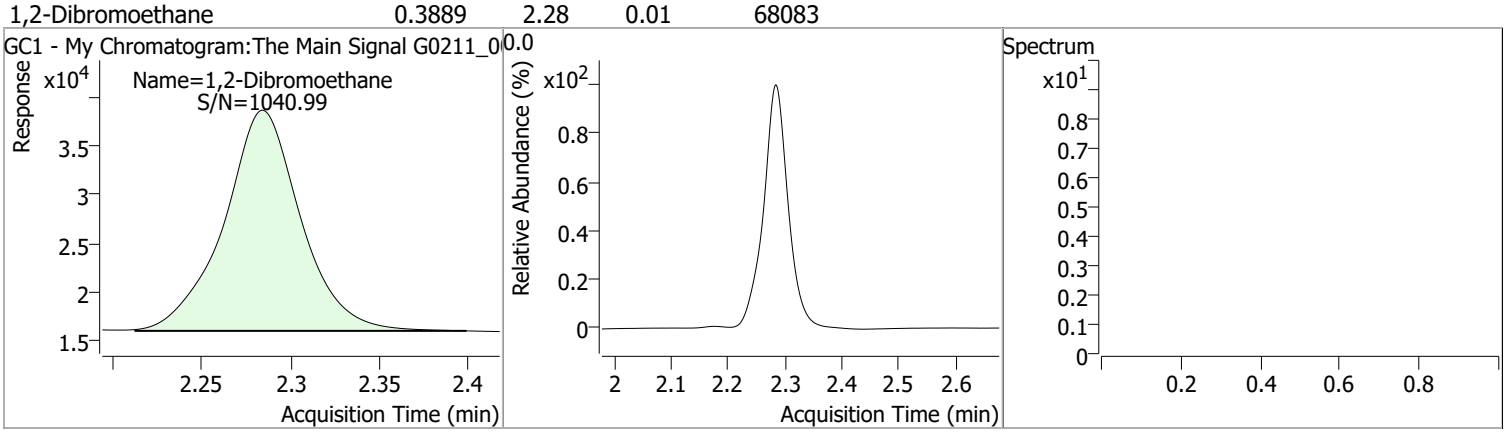

Compound	Conc.	RT	Dev(Min)	Resp.	QIon	QRatio	Lower	Upper
1,1,1,2-Tetrachloroethane	0.4490	2.80	0.01	166439				

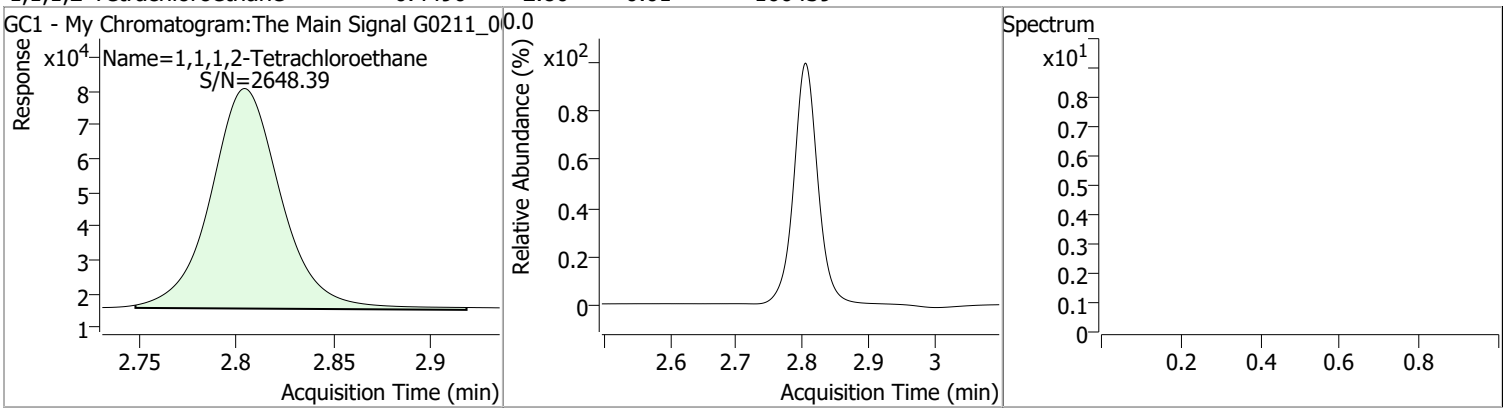

Quantitation Results Report (QT Reviewed)

Data File	G0211_003.0003.D	Operator	
Acq. Method	testAcqFileNamePath	Acq. Date-Time	2/11/2022 10:17:18 AM
Sample Name	8011Primer	Instrument	WJB
Vial		Multiplier	1.00
DA Method File	G021122_8011_W_CLT.m	Comment	
Tune File		Tune Date	
Batch Name	G021122_8011_W_CLT.batch.bin	Last Calib Update	2/11/2022 1:49:16 PM
Ref Library			

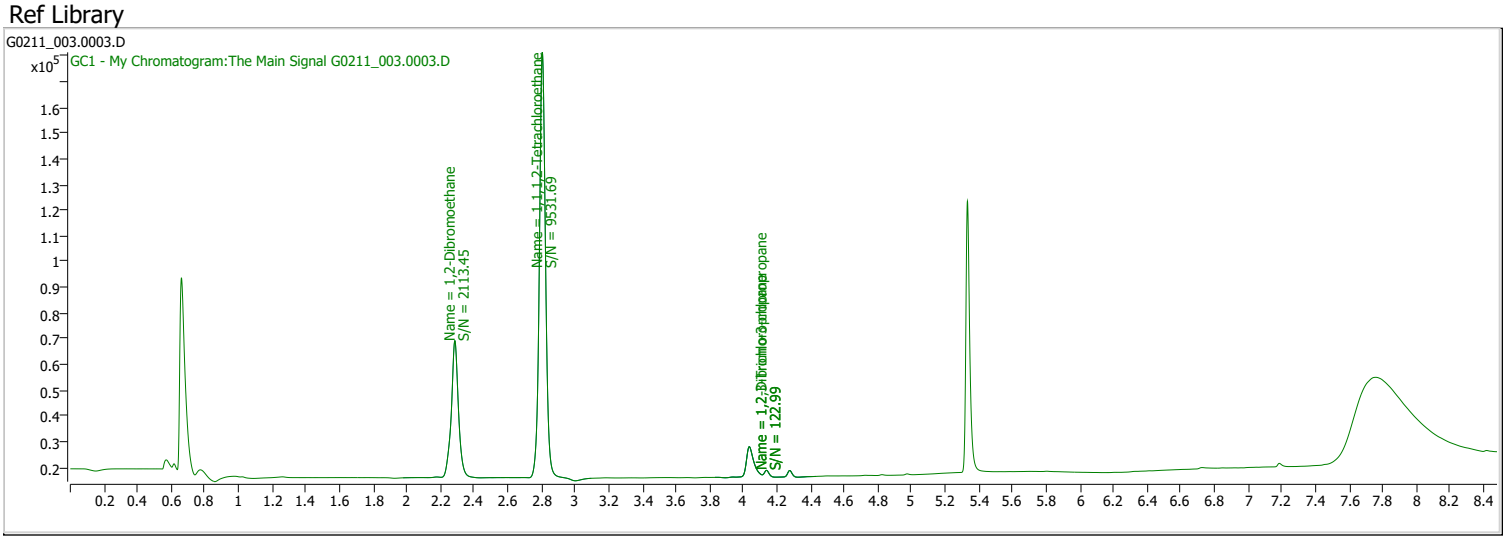

Compound	RT	QIon	Resp.	Conc.	Units		Dev(Min)
Internal Standards							
System Monitoring Compounds							
S 1,1,1,2-Tetrachloroethane	2.805	0.0	423840	1.0542	µg/L		0.008
Spiked Amount: 0.100	Range: 70.0 - 130.0%			Recovery = 1054.20%		*	
Target Compounds							QValue
M 1,2-Dibromoethane	2.285	0.0	157809	1.0029	µg/L		100

(#) = Qualifier Out of Range; (m) = Manual Integration; (+) = Area Summed; (*) = Surrogate Percent Recovery Out of Range; (d): Zeroed Peak

Compound	Conc.	RT	Dev(Min)	Resp.	QIon	QRatio	Lower	Upper
1,2-Dibromoethane	1.0029	2.29	0.01	157809				

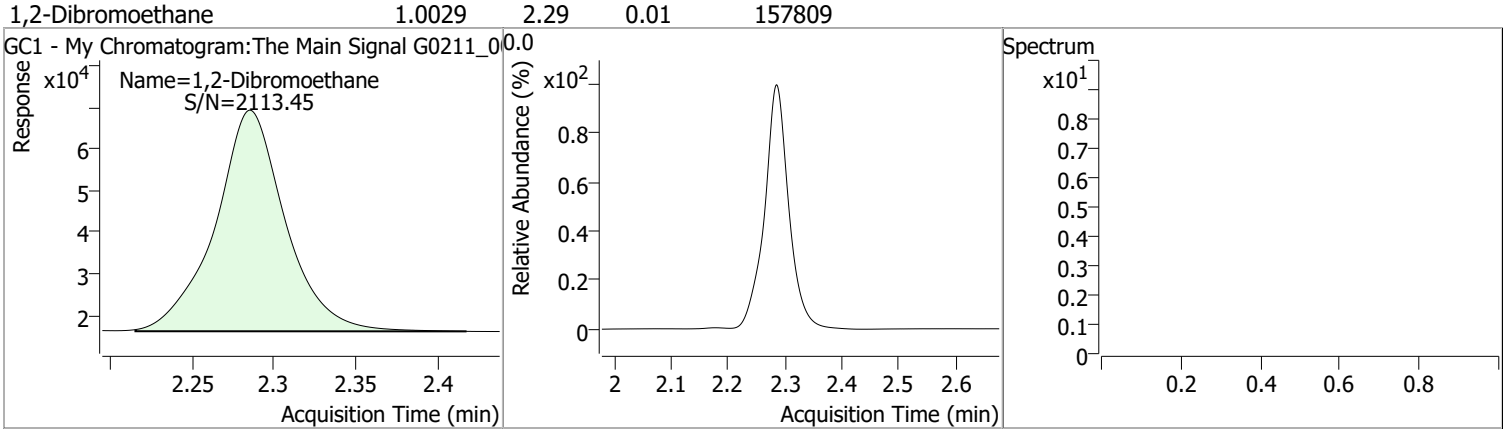

Compound	Conc.	RT	Dev(Min)	Resp.	QIon	QRatio	Lower	Upper
1,1,1,2-Tetrachloroethane	1.0542	2.81	0.01	423840				

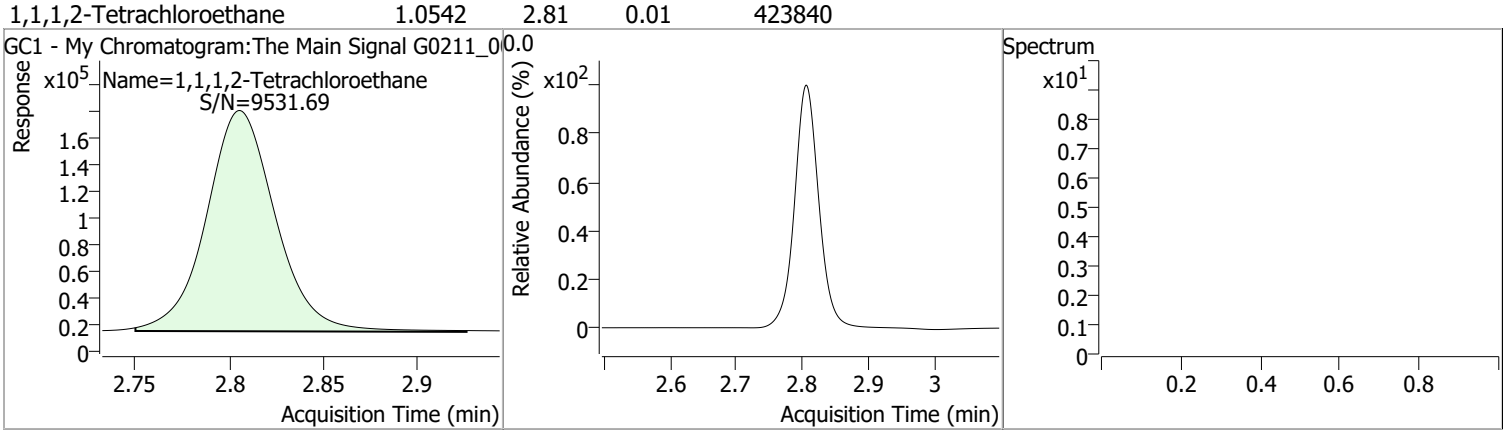

Quantitation Results Report (QT Reviewed)

Data File	G0211_004.0004.D	Operator	
Acq. Method	testAcqFileNamePath	Acq. Date-Time	2/11/2022 10:36:57 AM
Sample Name	8011Primer	Instrument	WJB
Vial		Multiplier	1.00
DA Method File	G021122_8011_W_CLT.m	Comment	
Tune File		Tune Date	
Batch Name	G021122_8011_W_CLT.batch.bin	Last Calib Update	2/11/2022 1:49:16 PM
Ref Library			

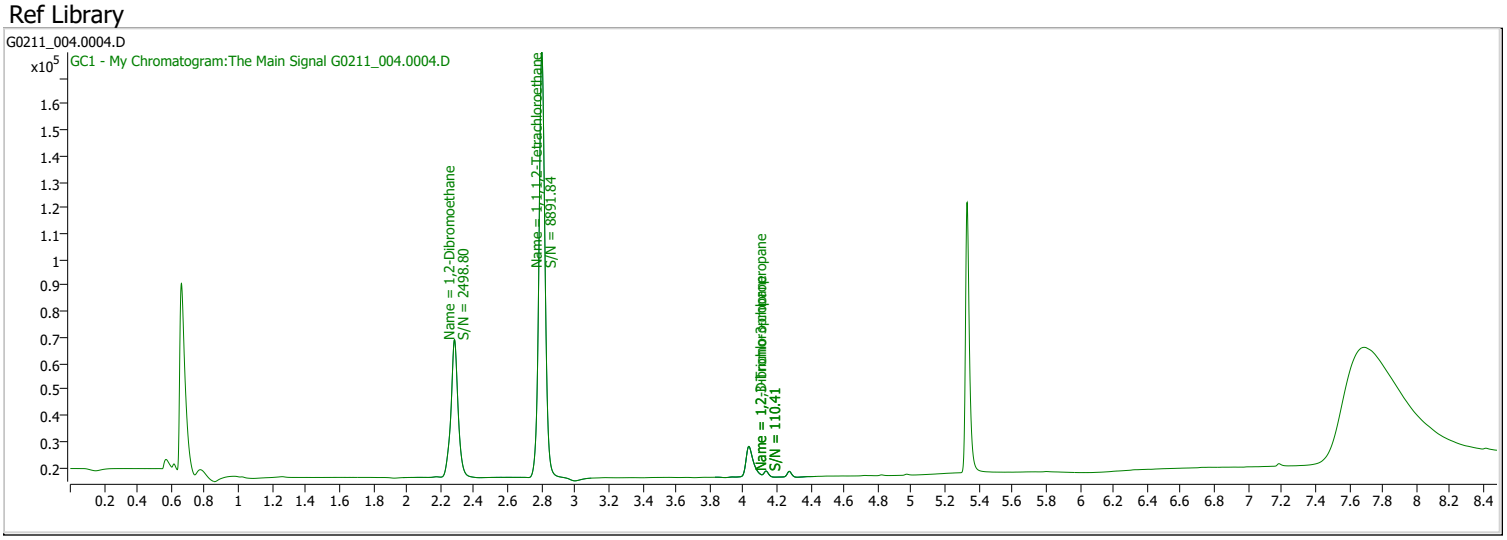

Compound	RT	QIon	Resp.	Conc.	Units		Dev(Min)
Internal Standards							
System Monitoring Compounds							
S 1,1,1,2-Tetrachloroethane	2.803	0.0	413115	1.0305	µg/L		0.006
Spiked Amount: 0.100	Range: 70.0 - 130.0%			Recovery = 1030.46%		*	
Target Compounds							QValue
M 1,2-Dibromoethane	2.283	0.0	158203	1.0060	µg/L		100

(#) = Qualifier Out of Range; (m) = Manual Integration; (+) = Area Summed; (*) = Surrogate Percent Recovery Out of Range; (d): Zeroed Peak

Compound	Conc.	RT	Dev(Min)	Resp.	QIon	QRatio	Lower	Upper
1,2-Dibromoethane	1.0060	2.28	0.01	158203				

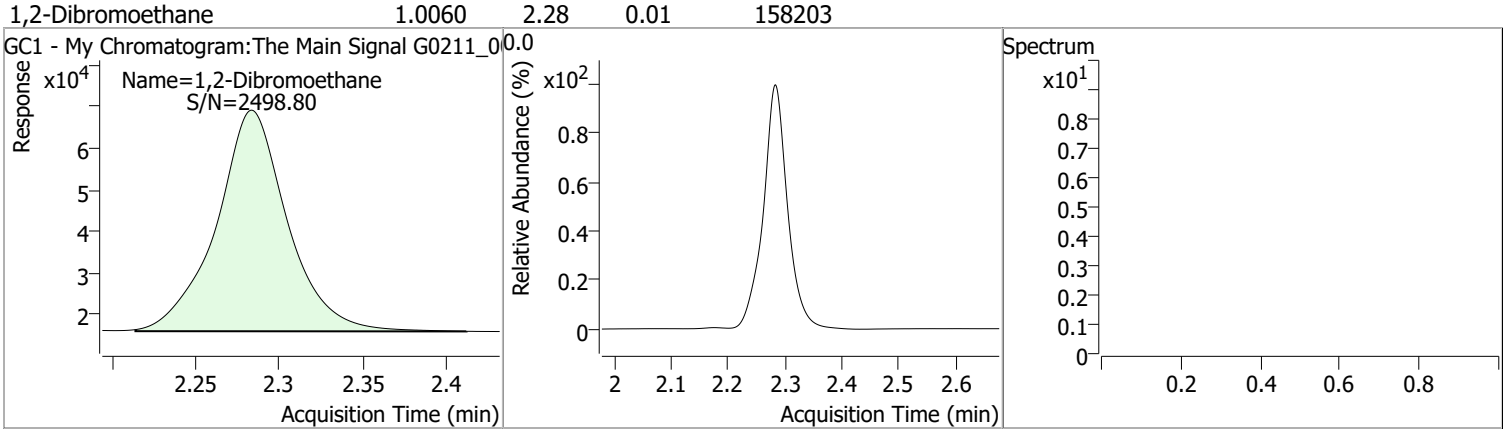

Compound	Conc.	RT	Dev(Min)	Resp.	QIon	QRatio	Lower	Upper
1,1,1,2-Tetrachloroethane	1.0305	2.80	0.01	413115				

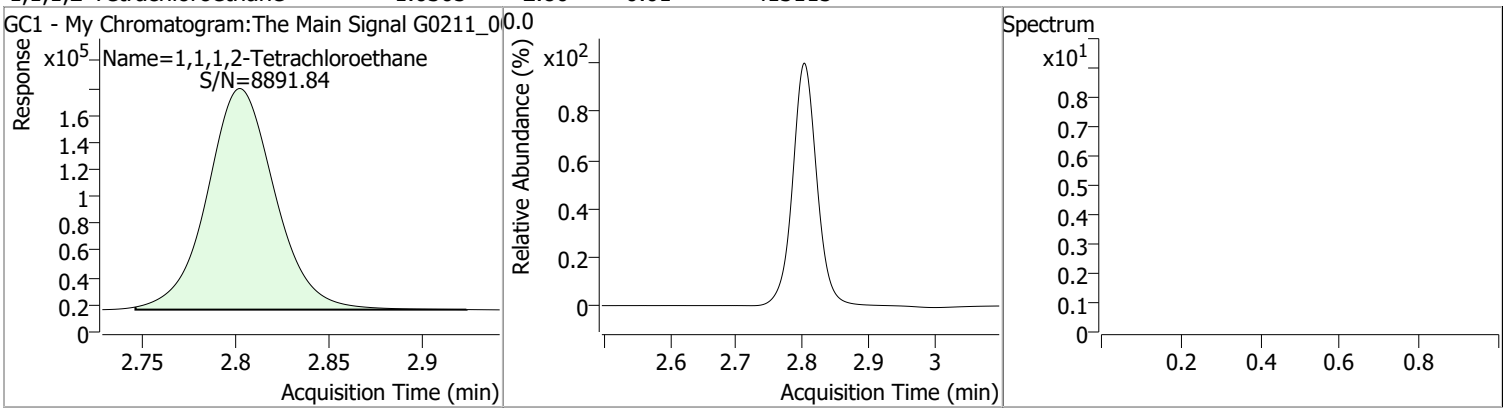

Quantitation Results Report (QT Reviewed)

Data File	G0211_005.0005.D	Operator	
Acq. Method	testAcqFileNamePath	Acq. Date-Time	2/11/2022 10:56:54 AM
Sample Name	8011Primer	Instrument	WJB
Vial		Multiplier	1.00
DA Method File	G021122_8011_W_CLT.m	Comment	
Tune File		Tune Date	
Batch Name	G021122_8011_W_CLT.batch.bin	Last Calib Update	2/11/2022 1:49:16 PM
Ref Library			

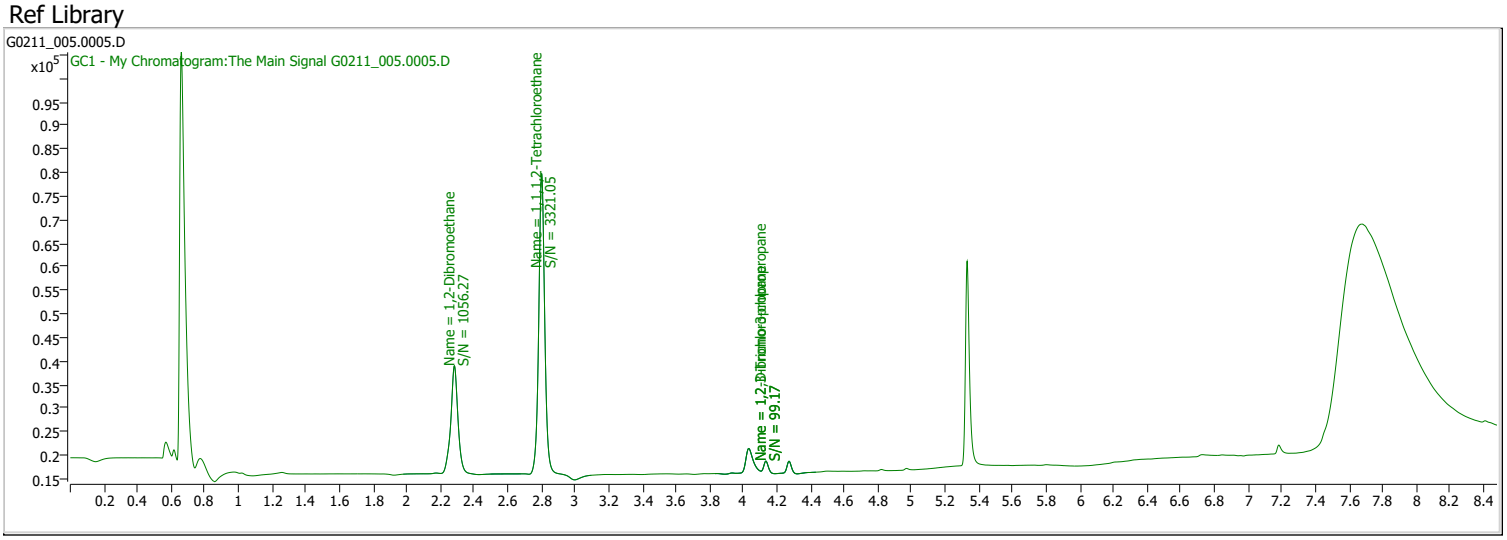

Compound	RT	QIon	Resp.	Conc.	Units		Dev(Min)
Internal Standards							
System Monitoring Compounds							
S 1,1,1,2-Tetrachloroethane	2.801	0.0	164400	0.4438	µg/L		0.004
Spiked Amount: 0.100	Range: 70.0 - 130.0%			Recovery = 443.82%		*	
Target Compounds							QValue
M 1,2-Dibromoethane	2.283	0.0	67892	0.3877	µg/L		100

(#) = Qualifier Out of Range; (m) = Manual Integration; (+) = Area Summed; (*) = Surrogate Percent Recovery Out of Range; (d): Zeroed Peak

Compound	Conc.	RT	Dev(Min)	Resp.	QIon	QRatio	Lower	Upper
1,2-Dibromoethane	0.3877	2.28	0.00	67892				

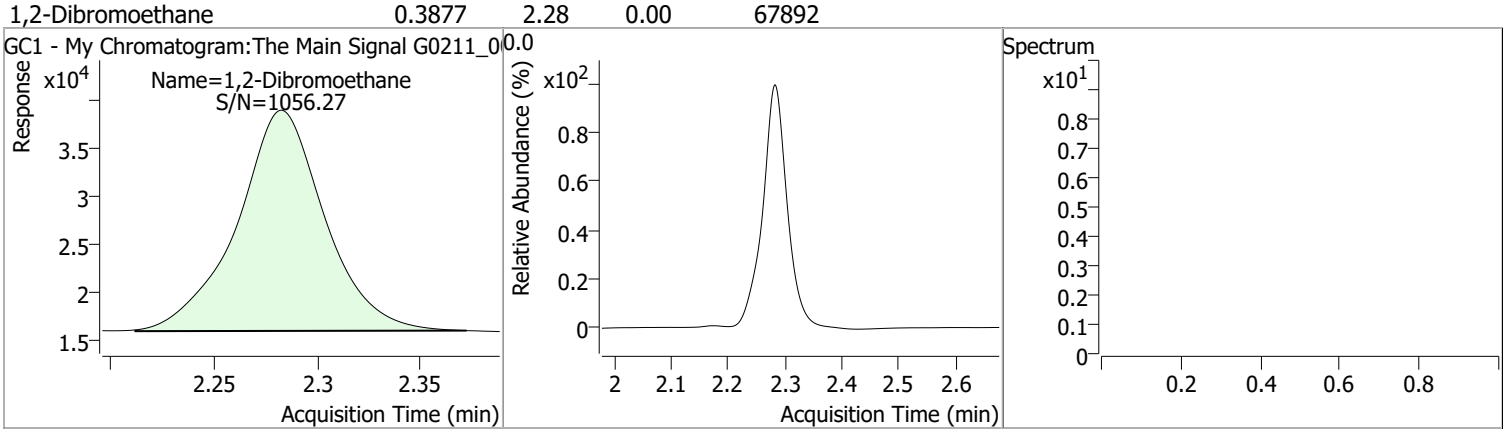

Compound	Conc.	RT	Dev(Min)	Resp.	QIon	QRatio	Lower	Upper
1,1,1,2-Tetrachloroethane	0.4438	2.80	0.00	164400				

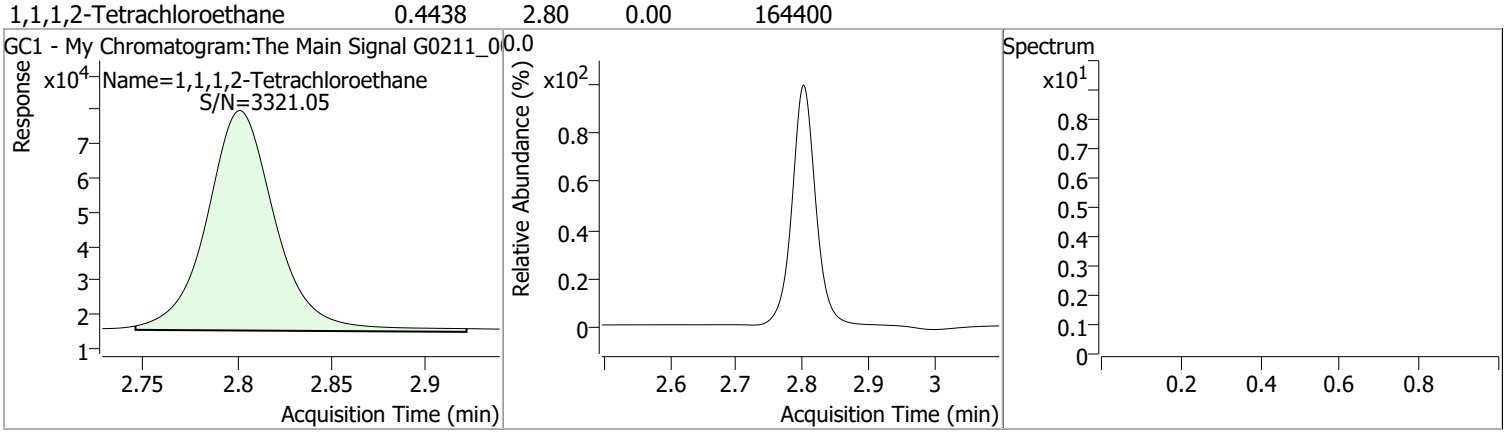

Quantitation Results Report (QT Reviewed)

Data File	G0211_006.0006.D	Operator	
Acq. Method	testAcqFileNamePath	Acq. Date-Time	2/11/2022 11:16:36 AM
Sample Name	Hexane	Instrument	WJB
Vial		Multiplier	1.00
DA Method File	G021122_8011_W_CLT.m	Comment	
Tune File		Tune Date	
Batch Name	G021122_8011_W_CLT.batch.bin	Last Calib Update	2/11/2022 1:49:16 PM
Ref Library			

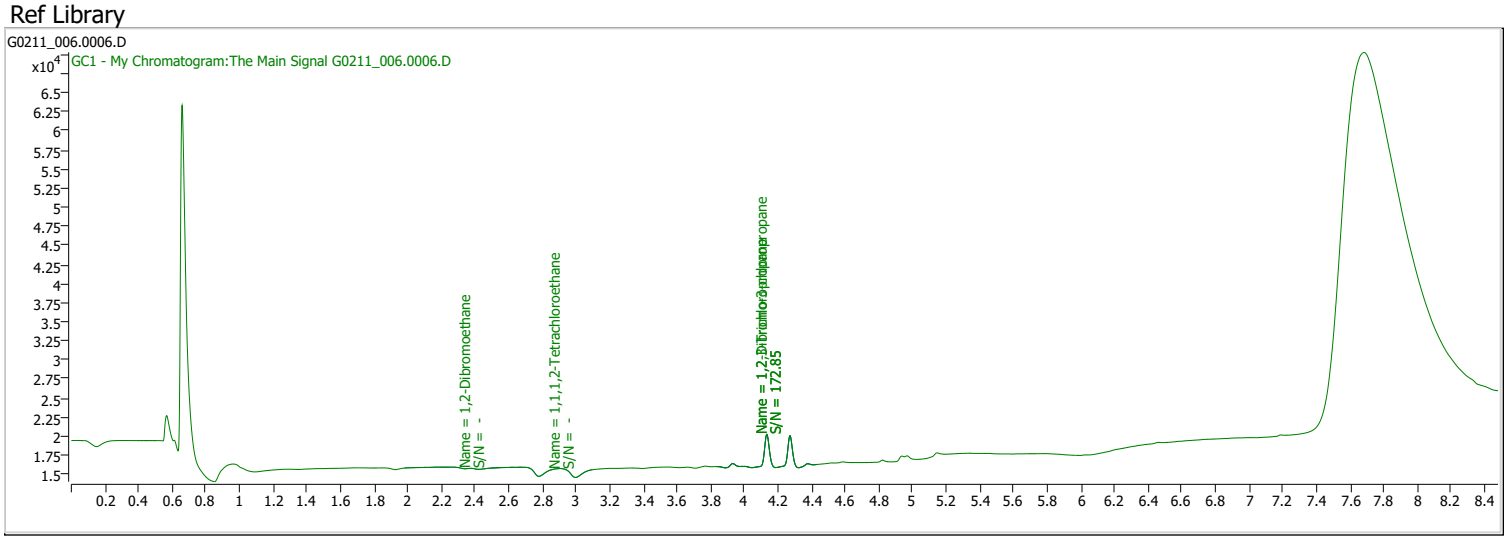

Compound	RT	QIon	Resp.	Conc.	Units		Dev(Min)
Internal Standards							
System Monitoring Compounds							
S 1,1,1,2-Tetrachloroethane	2.903	0.0	0		µg/L	md	0.106
Spiked Amount: 0.100	Range: 70.0 - 130.0%			Recovery = NA%			
Target Compounds							QValue
M 1,2-Dibromoethane	2.370	0.0	0		µg/L	md	1

(#) = Qualifier Out of Range; (m) = Manual Integration; (+) = Area Summed; (*) = Surrogate Percent Recovery Out of Range; (d): Zeroed Peak

Compound	Conc.	RT	Dev(Min)	Resp.	QIon	QRatio	Lower	Upper
1,2-Dibromoethane		0		0				

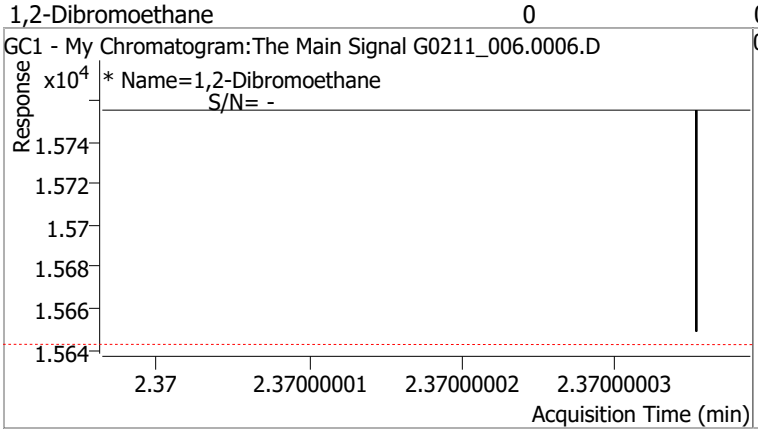

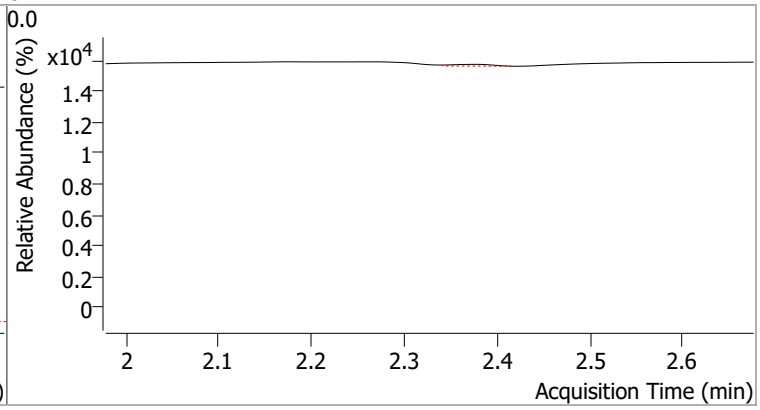

Compound	Conc.	RT	Dev(Min)	Resp.	QIon	QRatio	Lower	Upper
1,1,1,2-Tetrachloroethane		0		0				

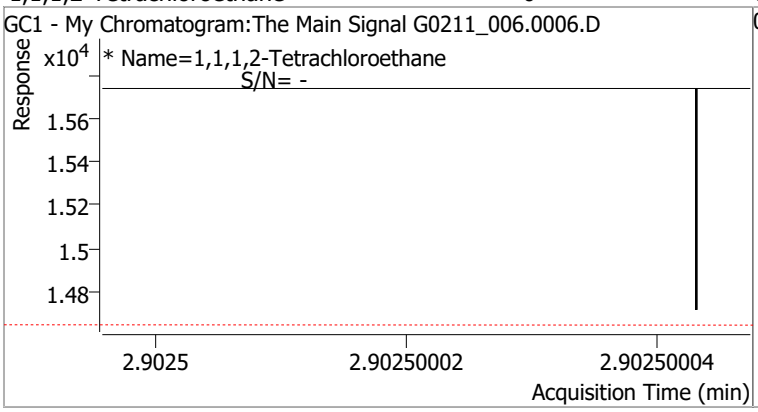

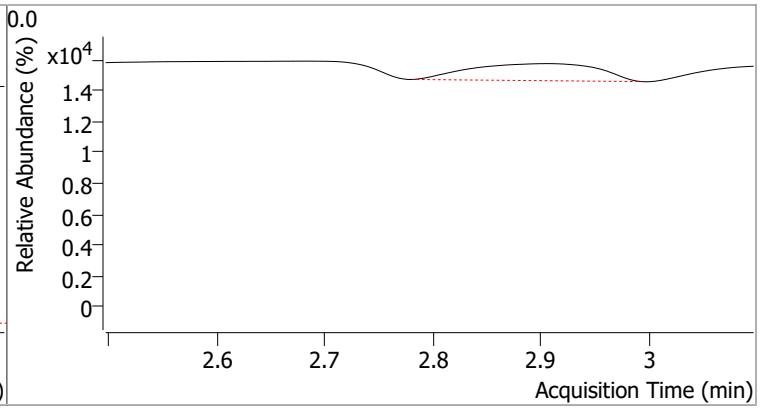

Quantitation Results Report (QT Reviewed)

Data File	G0211_007.0007.D	Operator	
Acq. Method	testAcqFileNamePath	Acq. Date-Time	2/11/2022 11:36:25 AM
Sample Name	CAL1-163636	Instrument	WJB
Vial		Multiplier	1.00
DA Method File	G021122_8011_W_CLT.m	Comment	
Tune File		Tune Date	
Batch Name	G021122_8011_W_CLT.batch.bin	Last Calib Update	2/11/2022 1:49:16 PM
Ref Library			

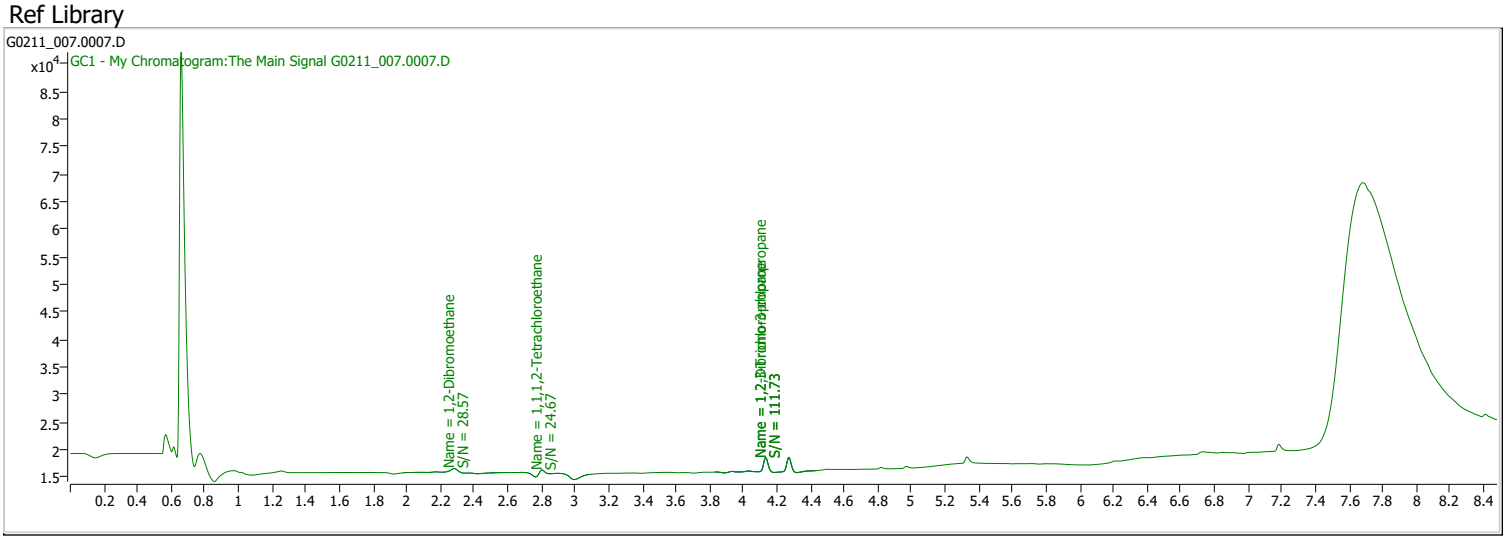

Compound	RT	QIon	Resp.	Conc.	Units		Dev(Min)
Internal Standards							
System Monitoring Compounds							
S 1,1,1,2-Tetrachloroethane	2.802	0.0	1071	0.0113	µg/L	m	0.005
Spiked Amount: 0.100	Range: 70.0 - 130.0%			Recovery = 11.28%		*	
Target Compounds							QValue
M 1,2-Dibromoethane	2.281	0.0	1733	0.0093	µg/L		100

(#) = Qualifier Out of Range; (m) = Manual Integration; (+) = Area Summed; (*) = Surrogate Percent Recovery Out of Range; (d): Zeroed Peak

Compound	Conc.	RT	Dev(Min)	Resp.	QIon	QRatio	Lower	Upper
1,2-Dibromoethane	0.0093	2.28	0.00	1733				

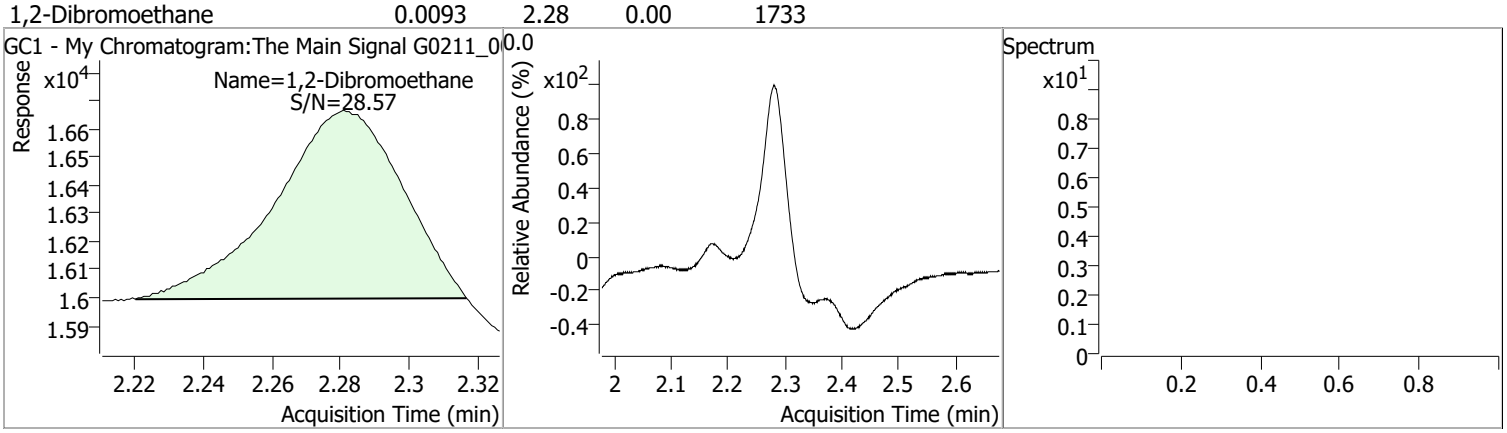

Compound	Conc.	RT	Dev(Min)	Resp.	QIon	QRatio	Lower	Upper
1,1,1,2-Tetrachloroethane	0.0113	2.80	0.00	1071 (m)				

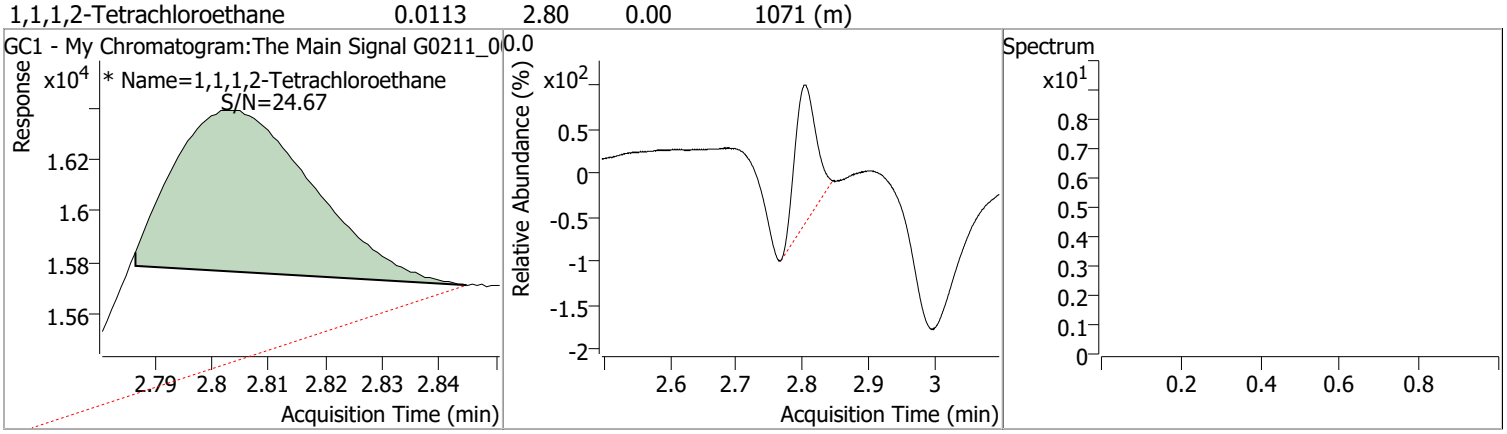

Quantitation Results Report (QT Reviewed)

Data File	G0211_008.0008.D	Operator	
Acq. Method	testAcqFileNamePath	Acq. Date-Time	2/11/2022 11:56:17 AM
Sample Name	CAL7-163636	Instrument	WJB
Vial		Multiplier	1.00
DA Method File	G021122_8011_W_CLT.m	Comment	
Tune File		Tune Date	
Batch Name	G021122_8011_W_CLT.batch.bin	Last Calib Update	2/11/2022 1:49:16 PM
Ref Library			

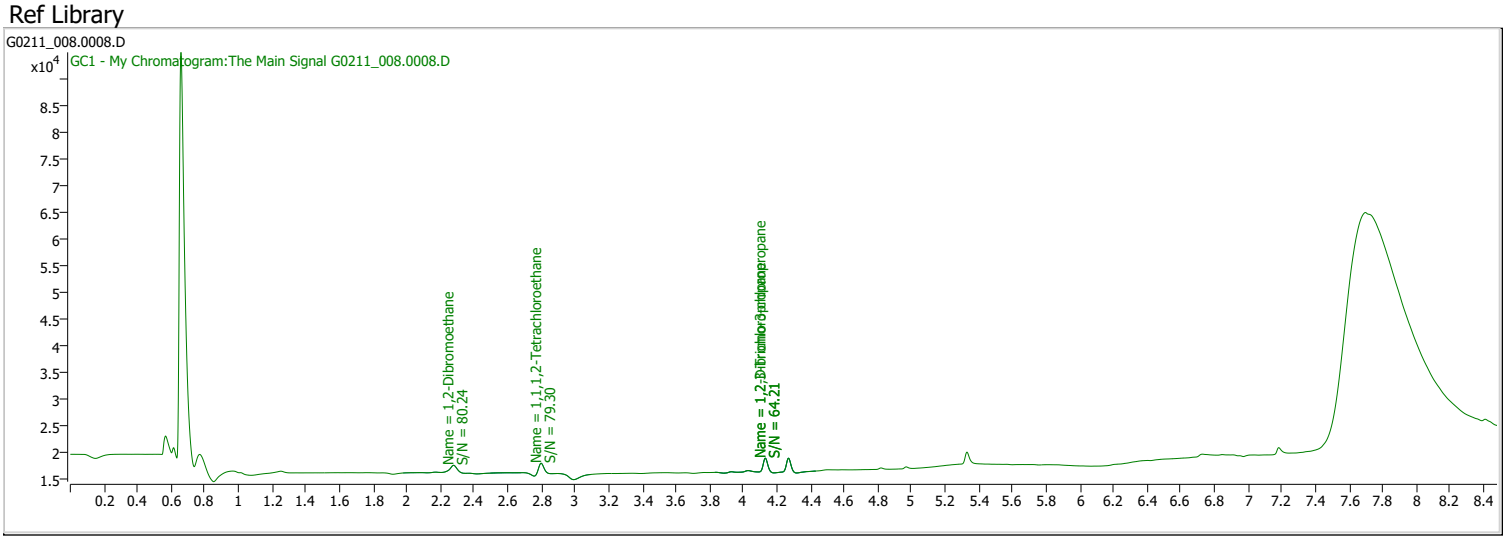

Compound	RT	QIon	Resp.	Conc.	Units		Dev(Min)
Internal Standards							
System Monitoring Compounds							
S 1,1,1,2-Tetrachloroethane	2.798	0.0	4019	0.0195	µg/L	m	0.001
Spiked Amount: 0.100	Range: 70.0 - 130.0%			Recovery = 19.50%		*	
Target Compounds							QValue
M 1,2-Dibromoethane	2.278	0.0	4209	0.0227	µg/L		100

(#) = Qualifier Out of Range; (m) = Manual Integration; (+) = Area Summed; (*) = Surrogate Percent Recovery Out of Range; (d): Zeroed Peak

Compound	Conc.	RT	Dev(Min)	Resp.	QIon	QRatio	Lower	Upper
1,2-Dibromoethane	0.0227	2.28	0.00	4209				

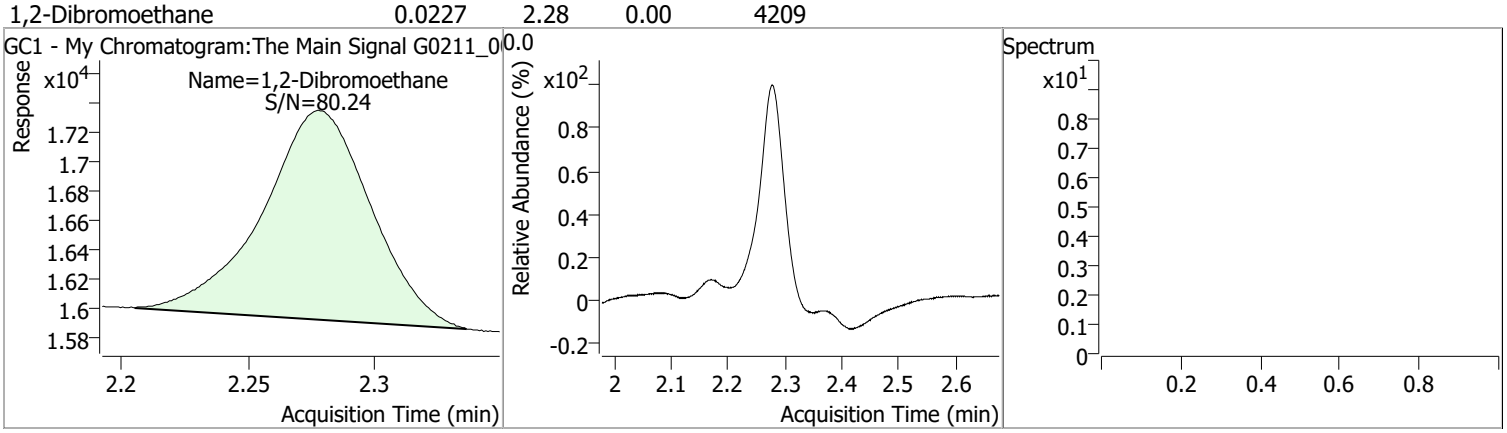

Compound	Conc.	RT	Dev(Min)	Resp.	QIon	QRatio	Lower	Upper
1,1,1,2-Tetrachloroethane	0.0195	2.80	0.00	4019 (m)				

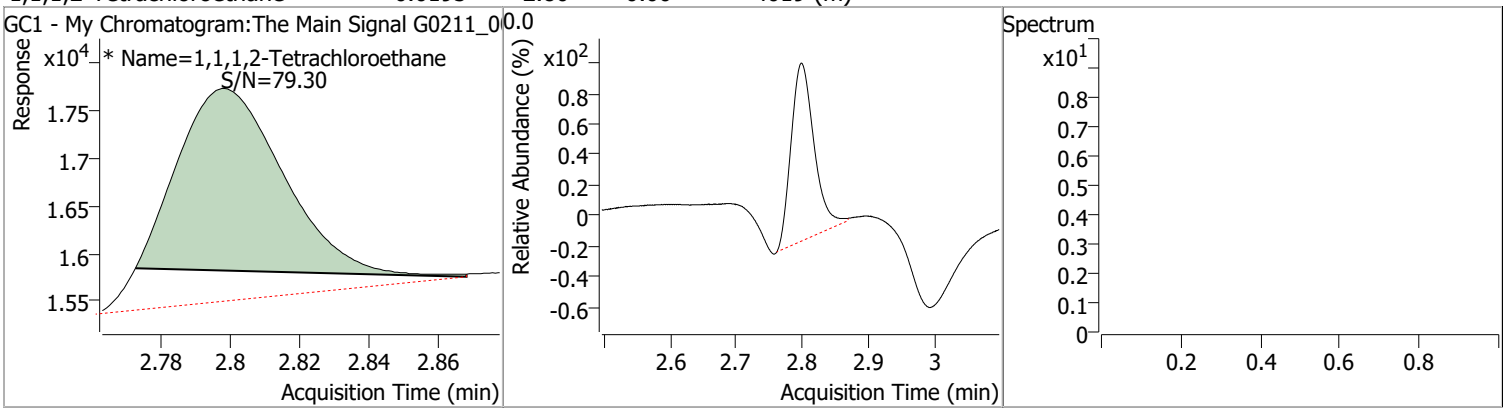

Quantitation Results Report (QT Reviewed)

Data File	G0211_009.0009.D	Operator	
Acq. Method	testAcqFileNamePath	Acq. Date-Time	2/11/2022 12:15:56 PM
Sample Name	CAL2-163636	Instrument	WJB
Vial		Multiplier	1.00
DA Method File	G021122_8011_W_CLT.m	Comment	
Tune File		Tune Date	
Batch Name	G021122_8011_W_CLT.batch.bin	Last Calib Update	2/11/2022 1:49:16 PM
Ref Library			

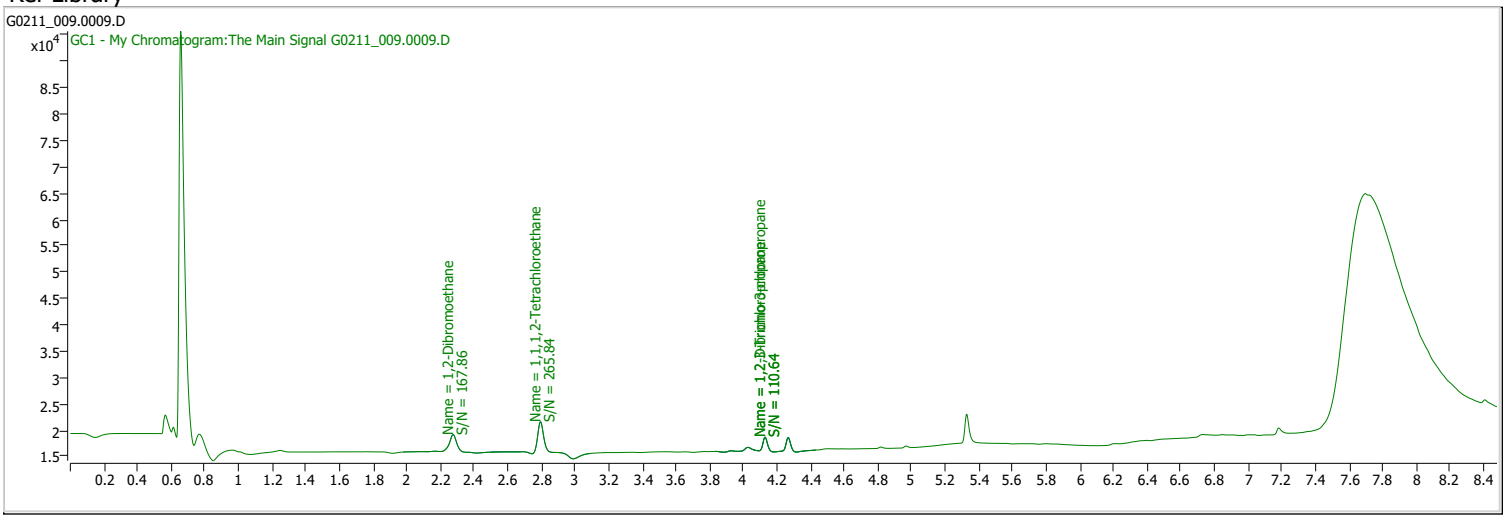

Compound	RT	QIon	Resp.	Conc.	Units		Dev(Min)
Internal Standards							
System Monitoring Compounds							
S 1,1,1,2-Tetrachloroethane	2.794	0.0	13820	0.0467	µg/L	m	-0.003
Spiked Amount: 0.100	Range: 70.0 - 130.0%			Recovery = 46.73%		*	
Target Compounds							QValue
M 1,2-Dibromoethane	2.276	0.0	9925	0.0537	µg/L		100

(#) = Qualifier Out of Range; (m) = Manual Integration; (+) = Area Summed; (*) = Surrogate Percent Recovery Out of Range; (d): Zeroed Peak

Compound	Conc.	RT	Dev(Min)	Resp.	QIon	QRatio	Lower	Upper
1,2-Dibromoethane	0.0537	2.28	0.00	9925				

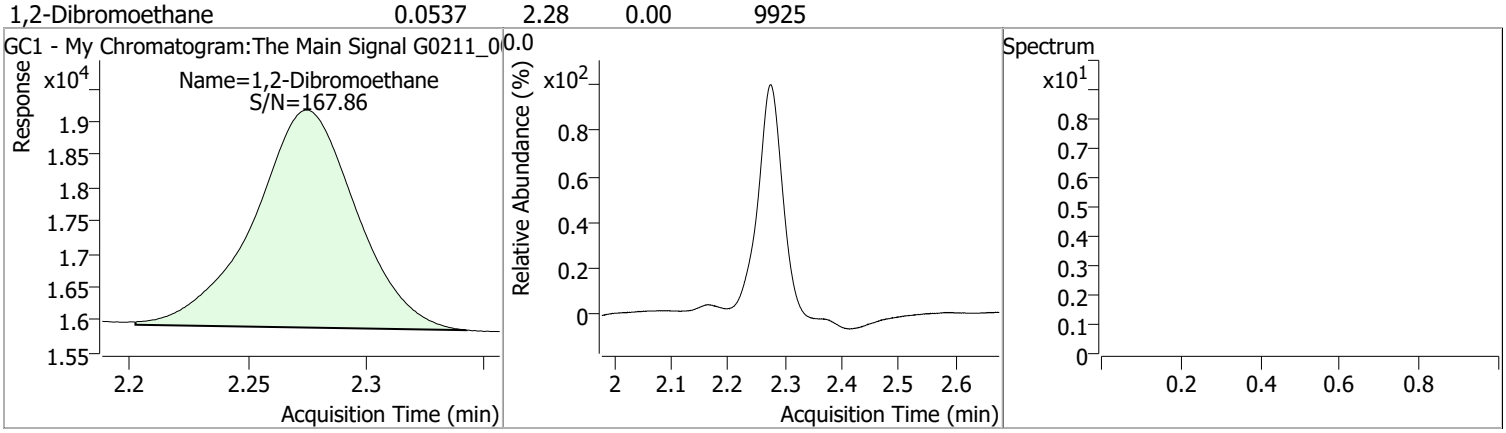

Compound	Conc.	RT	Dev(Min)	Resp.	QIon	QRatio	Lower	Upper
1,1,1,2-Tetrachloroethane	0.0467	2.79	0.00	13820 (m)				

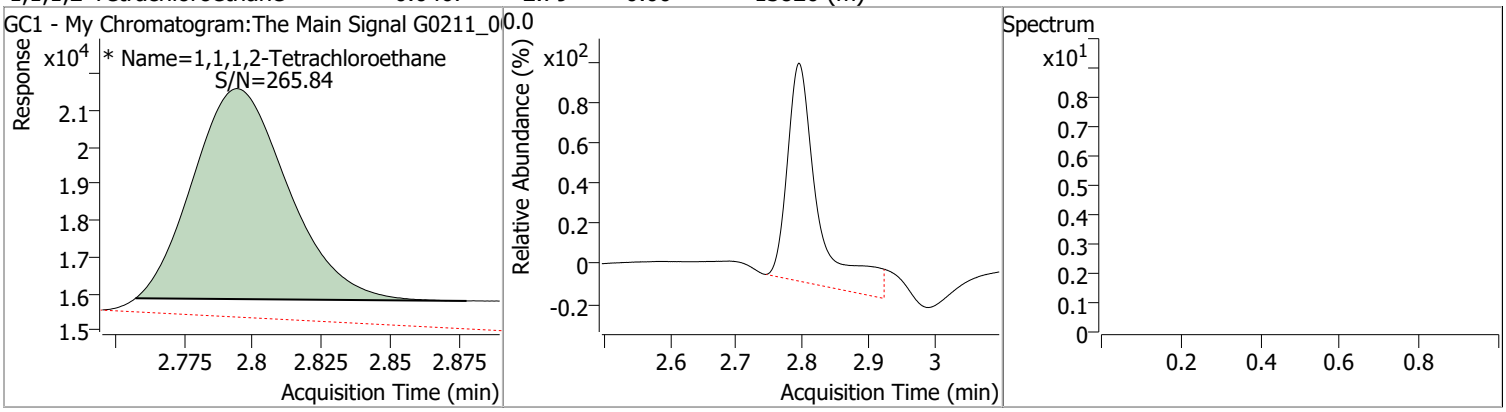

Quantitation Results Report (QT Reviewed)

Data File	G0211_010.0010.D	Operator	
Acq. Method	testAcqFileNamePath	Acq. Date-Time	2/11/2022 12:35:51 PM
Sample Name	CAL3-163636	Instrument	WJB
Vial		Multiplier	1.00
DA Method File	G021122_8011_W_CLT.m	Comment	
Tune File		Tune Date	
Batch Name	G021122_8011_W_CLT.batch.bin	Last Calib Update	2/11/2022 1:49:16 PM
Ref Library			

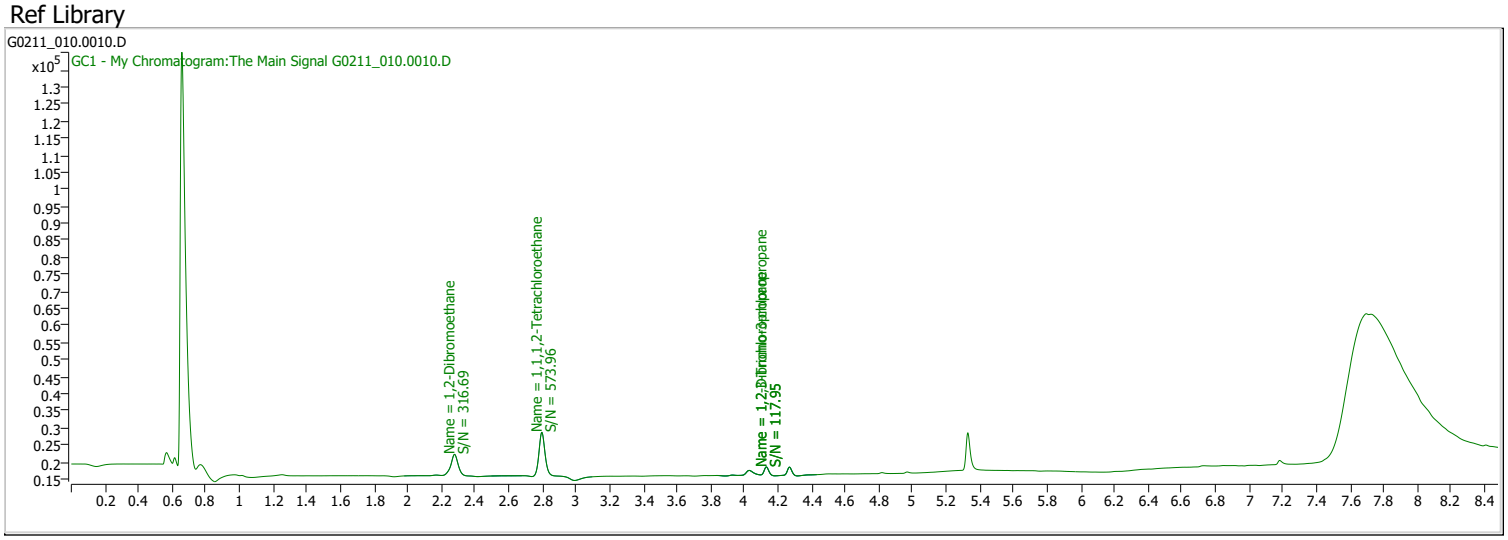

Compound	RT	QIon	Resp.	Conc.	Units	Dev(Min)
Internal Standards						
System Monitoring Compounds						
S 1,1,1,2-Tetrachloroethane	2.797	0.0	30787	0.0934	µg/L	0.000
Spiked Amount: 0.100	Range: 70.0 - 130.0%			Recovery = 93.44%		
Target Compounds						QValue
M 1,2-Dibromoethane	2.278	0.0	18926	0.1032	µg/L	100

(#) = Qualifier Out of Range; (m) = Manual Integration; (+) = Area Summed; (*) = Surrogate Percent Recovery Out of Range; (d): Zeroed Peak

Compound	Conc.	RT	Dev(Min)	Resp.	QIon	QRatio	Lower	Upper
1,2-Dibromoethane	0.1032	2.28	0.00	18926				

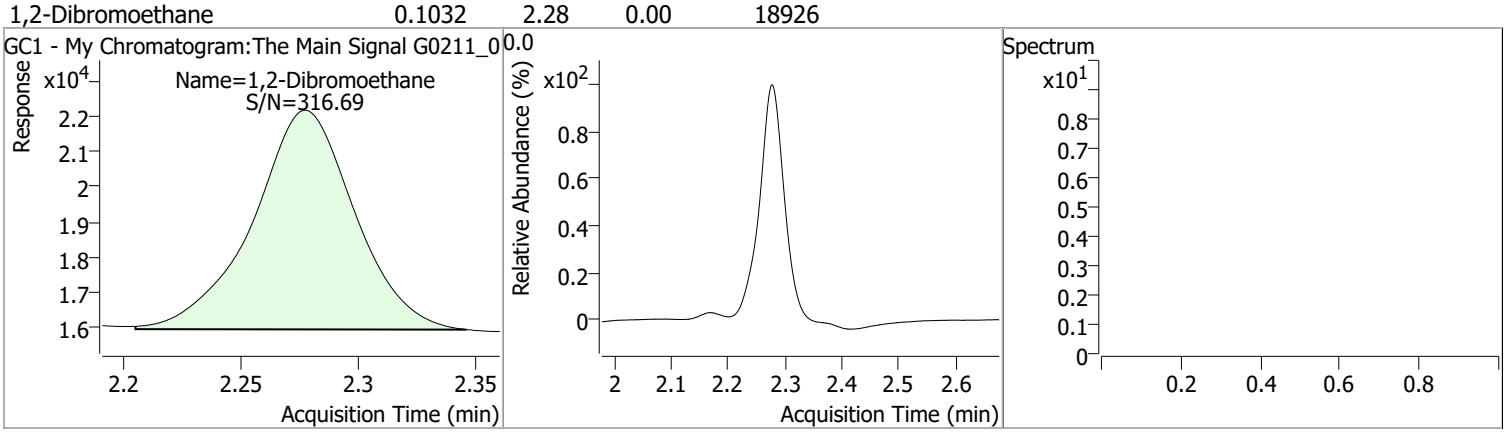

Compound	Conc.	RT	Dev(Min)	Resp.	QIon	QRatio	Lower	Upper
1,1,1,2-Tetrachloroethane	0.0934	2.80	0.00	30787				

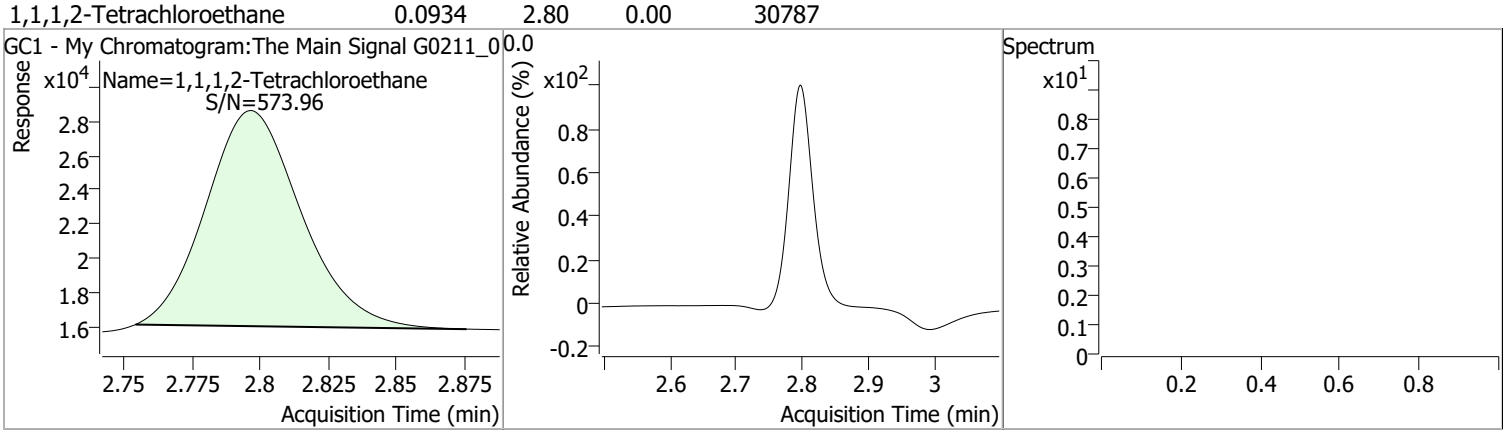

Quantitation Results Report (QT Reviewed)

Data File	G0211_011.0011.D	Operator	
Acq. Method	testAcqFileNamePath	Acq. Date-Time	2/11/2022 12:55:42 PM
Sample Name	CAL4-163636	Instrument	WJB
Vial		Multiplier	1.00
DA Method File	G021122_8011_W_CLT.m	Comment	
Tune File		Tune Date	
Batch Name	G021122_8011_W_CLT.batch.bin	Last Calib Update	2/11/2022 1:49:16 PM
Ref Library			

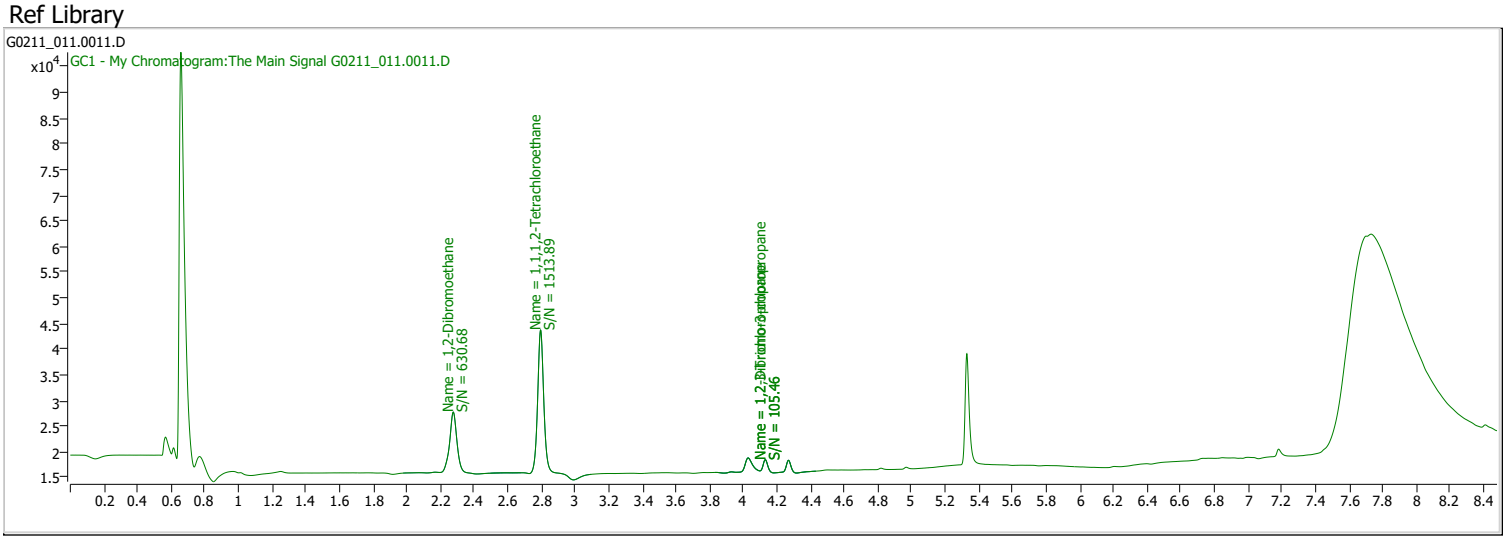

Compound	RT	QIon	Resp.	Conc.	Units		Dev(Min)
Internal Standards							
System Monitoring Compounds							
S 1,1,1,2-Tetrachloroethane	2.795	0.0	70271	0.2001	µg/L	m	-0.002
Spiked Amount: 0.100	Range: 70.0 - 130.0%			Recovery = 200.09%		*	
Target Compounds							QValue
M 1,2-Dibromoethane	2.276	0.0	37103	0.2057	µg/L		100

(#) = Qualifier Out of Range; (m) = Manual Integration; (+) = Area Summed; (*) = Surrogate Percent Recovery Out of Range; (d): Zeroed Peak

Compound	Conc.	RT	Dev(Min)	Resp.	QIon	QRatio	Lower	Upper
1,2-Dibromoethane	0.2057	2.28	0.00	37103				

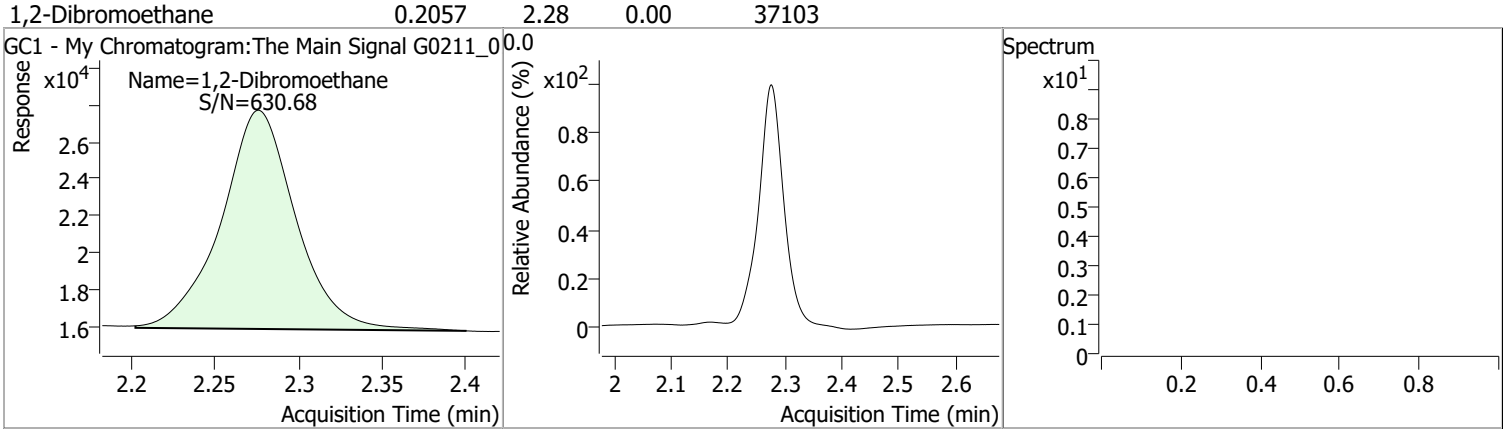

Compound	Conc.	RT	Dev(Min)	Resp.	QIon	QRatio	Lower	Upper
1,1,1,2-Tetrachloroethane	0.2001	2.80	0.00	70271 (m)				

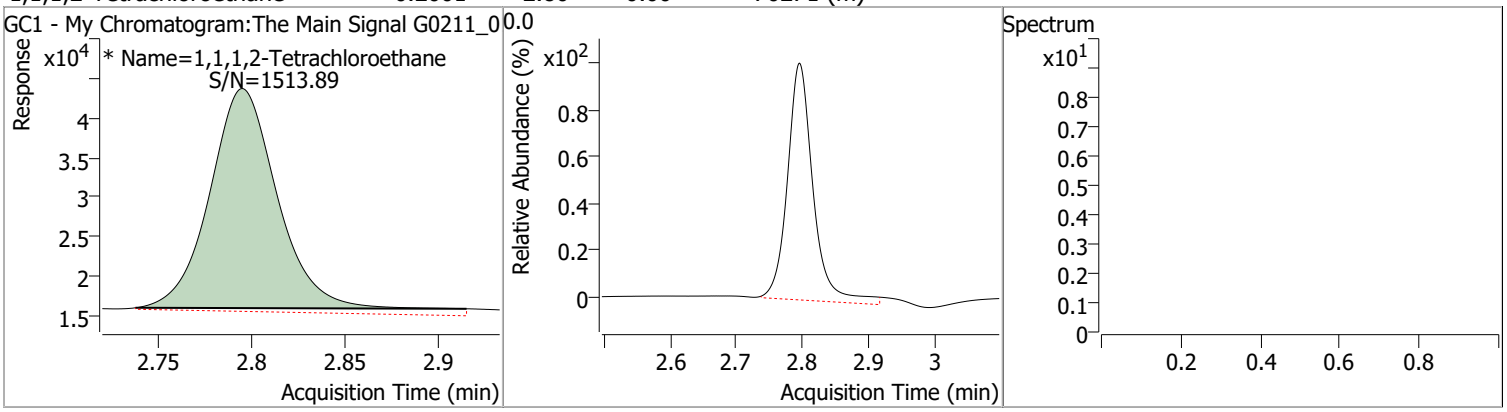

Quantitation Results Report (QT Reviewed)

Data File	G0211_012.0012.D	Operator	
Acq. Method	testAcqFileNamePath	Acq. Date-Time	2/11/2022 1:15:39 PM
Sample Name	CAL5-163636	Instrument	WJB
Vial		Multiplier	1.00
DA Method File	G021122_8011_W_CLT.m	Comment	
Tune File		Tune Date	
Batch Name	G021122_8011_W_CLT.batch.bin	Last Calib Update	2/11/2022 1:49:16 PM
Ref Library			

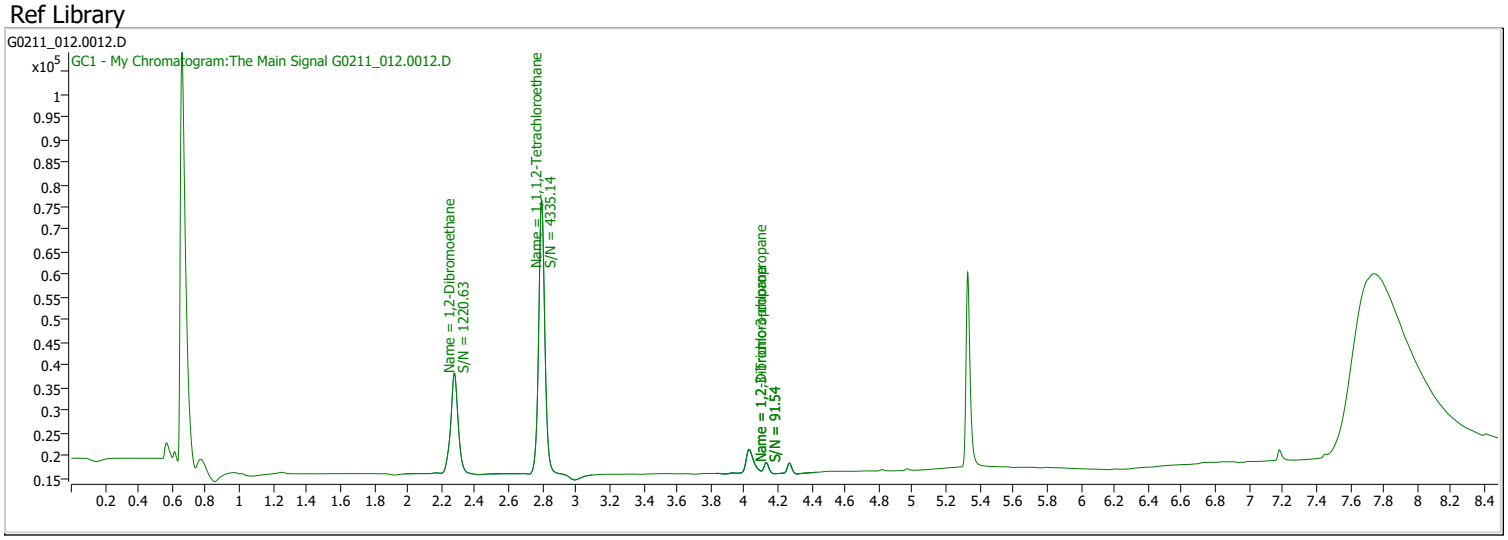

Compound	RT	QIon	Resp.	Conc.	Units		Dev(Min)
Internal Standards							
System Monitoring Compounds							
S 1,1,1,2-Tetrachloroethane	2.795	0.0	152037	0.4126	µg/L	m	-0.002
Spiked Amount: 0.100	Range: 70.0 - 130.0%			Recovery = 412.59%		*	
Target Compounds							**QValue**
M 1,2-Dibromoethane	2.277	0.0	68843	0.3935	µg/L		100

(#) = Qualifier Out of Range; (m) = Manual Integration; (+) = Area Summed; (*) = Surrogate Percent Recovery Out of Range; (d): Zeroed Peak

Compound	Conc.	RT	Dev(Min)	Resp.	QIon	QRatio	Lower	Upper
1,2-Dibromoethane	0.3935	2.28	0.00	68843				

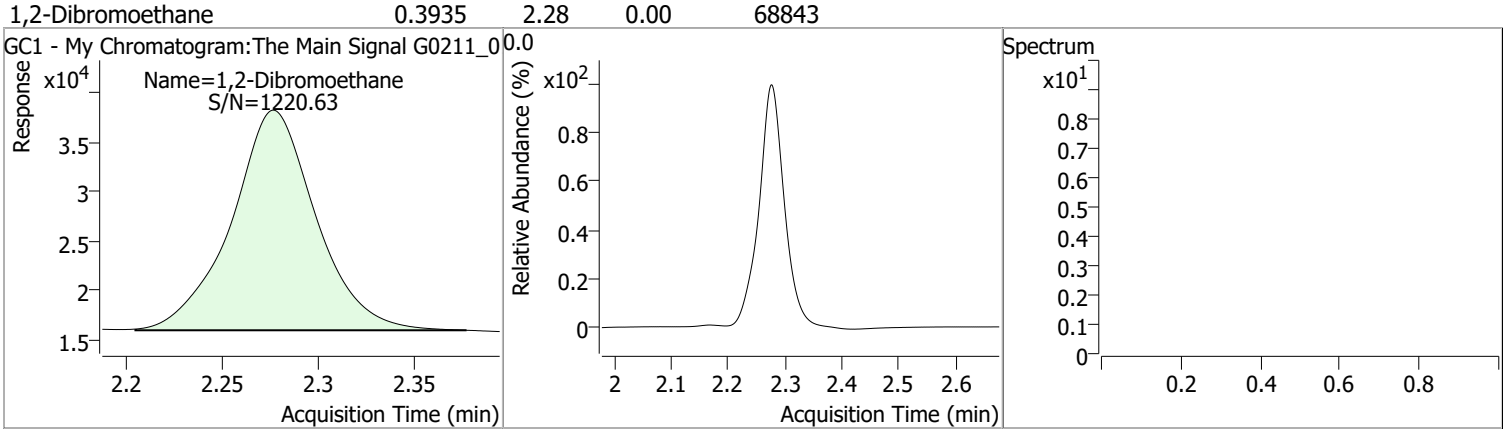

Compound	Conc.	RT	Dev(Min)	Resp.	QIon	QRatio	Lower	Upper
1,1,1,2-Tetrachloroethane	0.4126	2.80	0.00	152037 (m)				

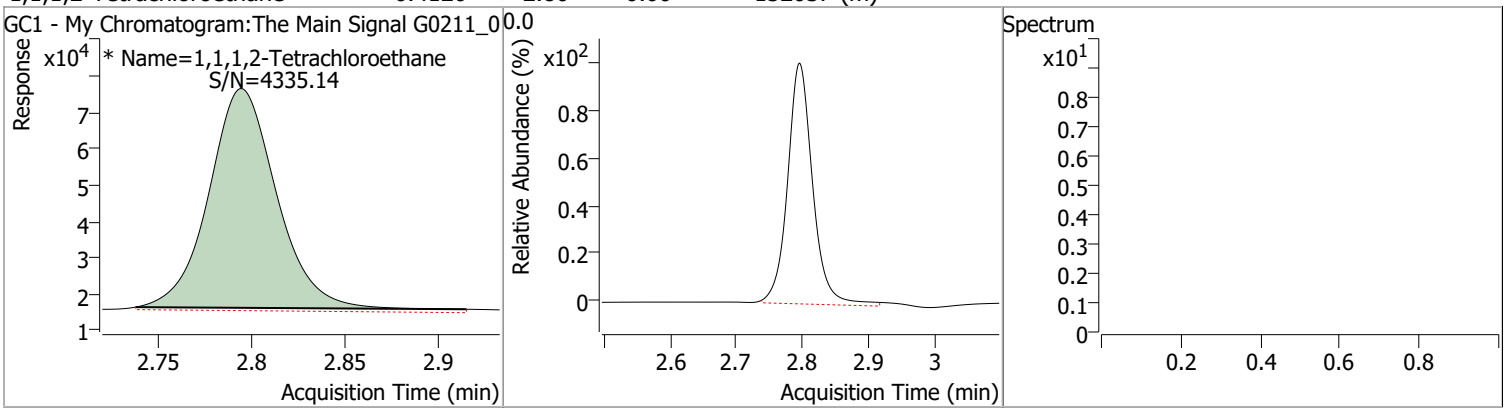

Quantitation Results Report (QT Reviewed)

Data File	G0211_013.0013.D	Operator	
Acq. Method	testAcqFileNamePath	Acq. Date-Time	2/11/2022 1:35:23 PM
Sample Name	CAL6-163636	Instrument	WJB
Vial		Multiplier	1.00
DA Method File	G021122_8011_W_CLT.m	Comment	
Tune File		Tune Date	
Batch Name	G021122_8011_W_CLT.batch.bin	Last Calib Update	2/11/2022 1:49:16 PM
Ref Library			

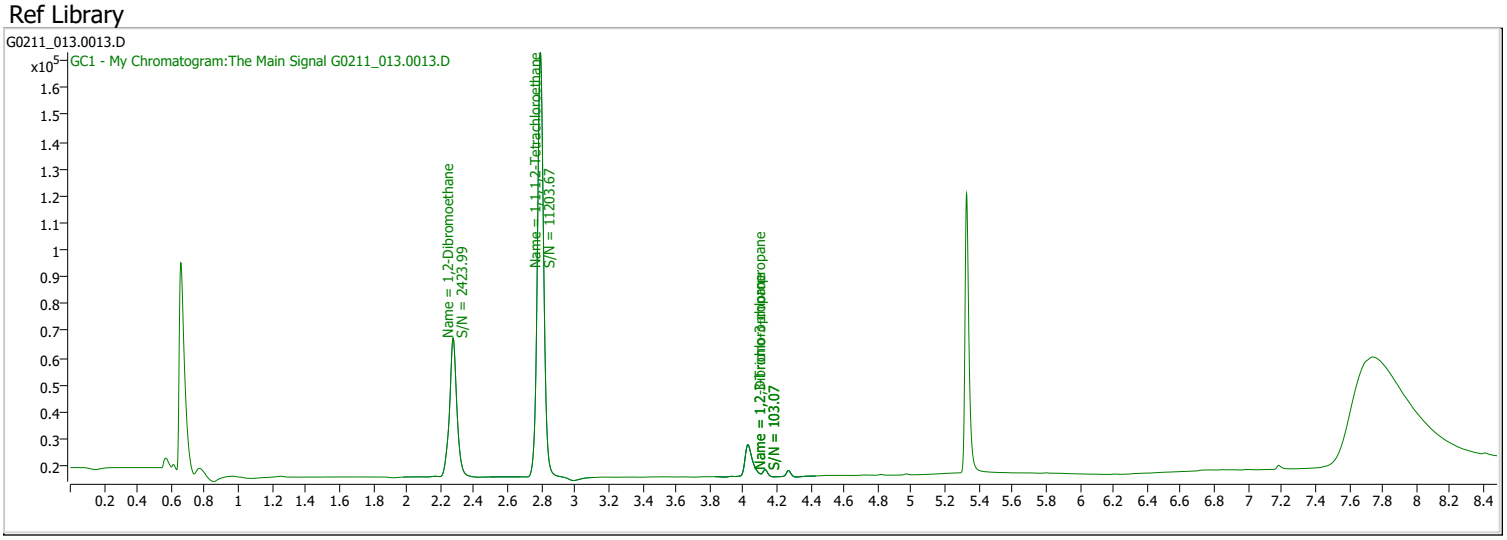

Compound	RT	QIon	Resp.	Conc.	Units		Dev(Min)
Internal Standards							
System Monitoring Compounds							
S 1,1,1,2-Tetrachloroethane	2.793	0.0	397738	0.9962	µg/L	m	-0.003
Spiked Amount: 0.100	Range: 70.0 - 130.0%			Recovery = 996.22%		*	
Target Compounds							**QValue**
M 1,2-Dibromoethane	2.275	0.0	157560	1.0009	µg/L		100

(#) = Qualifier Out of Range; (m) = Manual Integration; (+) = Area Summed; (*) = Surrogate Percent Recovery Out of Range; (d): Zeroed Peak

Compound	Conc.	RT	Dev(Min)	Resp.	QIon	QRatio	Lower	Upper
1,2-Dibromoethane	1.0009	2.28	0.00	157560				

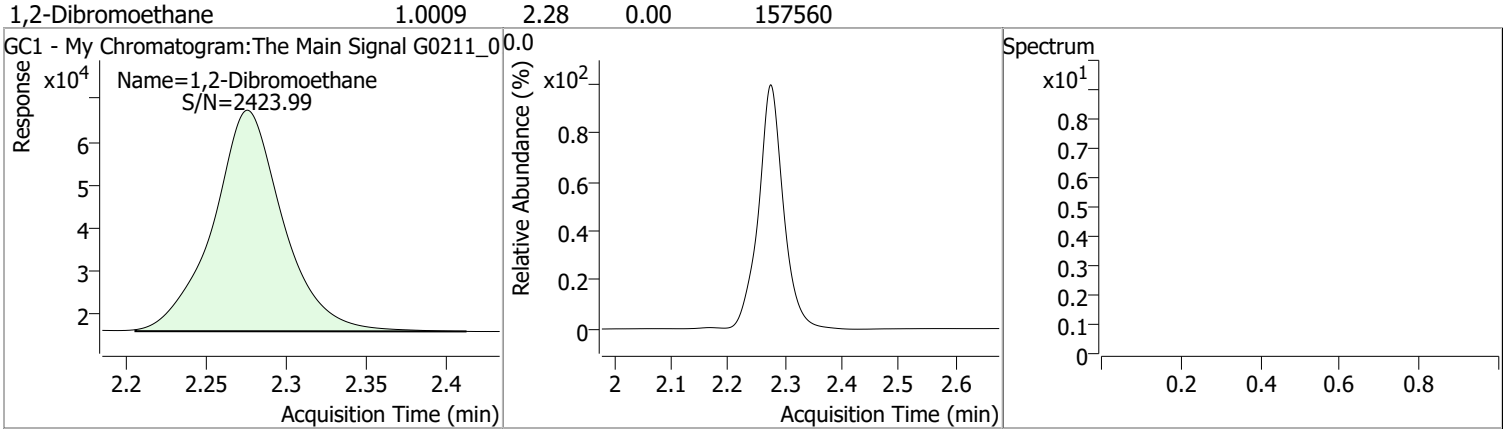

Compound	Conc.	RT	Dev(Min)	Resp.	QIon	QRatio	Lower	Upper
1,1,1,2-Tetrachloroethane	0.9962	2.79	0.00	397738 (m)				

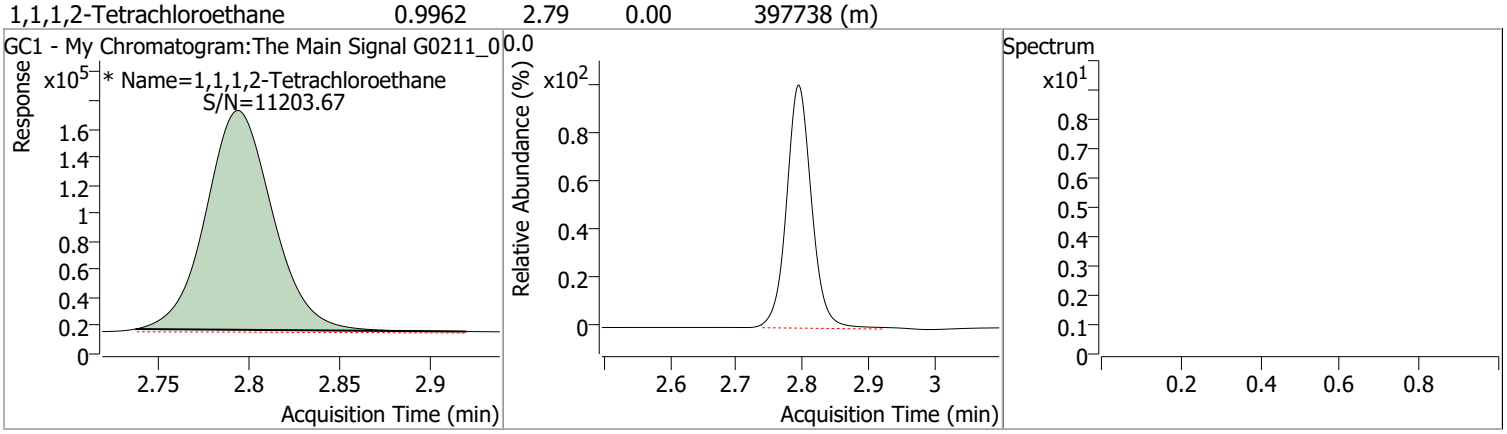

Quantitation Results Report (QT Reviewed)

Data File	G0211_014.0014.D	Operator	
Acq. Method	testAcqFileNamePath	Acq. Date-Time	2/11/2022 1:55:03 PM
Sample Name	Hexan	Instrument	WJB
Vial		Multiplier	1.00
DA Method File	G021122_8011_W_CLT.m	Comment	
Tune File		Tune Date	
Batch Name	G021122_8011_W_CLT.batch.bin	Last Calib Update	2/11/2022 1:49:16 PM
Ref Library			

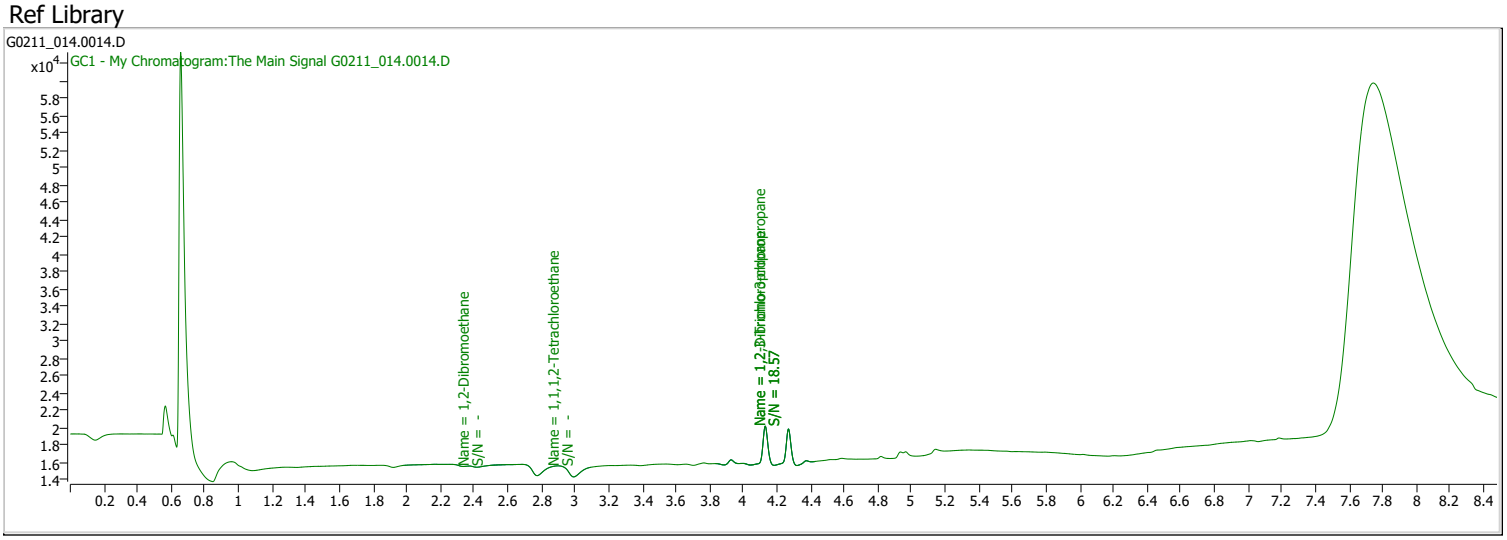

Compound	RT	QIon	Resp.	Conc.	Units		Dev(Min)
Internal Standards							
System Monitoring Compounds							
S 1,1,1,2-Tetrachloroethane	2.903	0.0	0		µg/L	md	0.107
Spiked Amount: 0.100	Range: 70.0 - 130.0%			Recovery = NA%			
Target Compounds							QValue
M 1,2-Dibromoethane	2.368	0.0	0		µg/L	md	1

(#) = Qualifier Out of Range; (m) = Manual Integration; (+) = Area Summed; (*) = Surrogate Percent Recovery Out of Range; (d): Zeroed Peak

Compound	Conc.	RT	Dev(Min)	Resp.	QIon	QRatio	Lower	Upper
1,2-Dibromoethane		0		0				

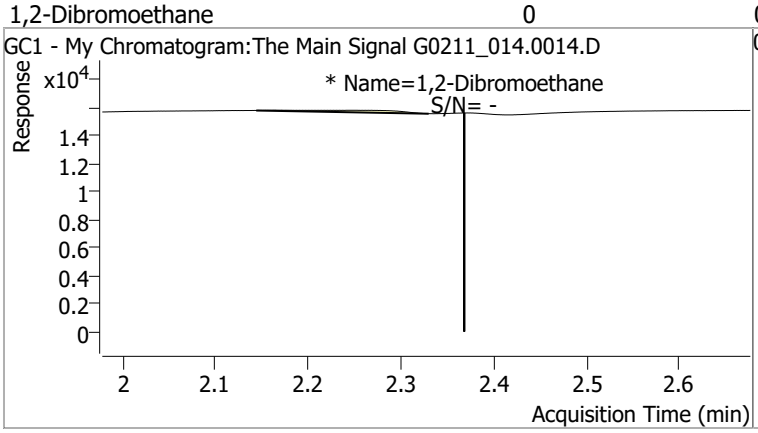

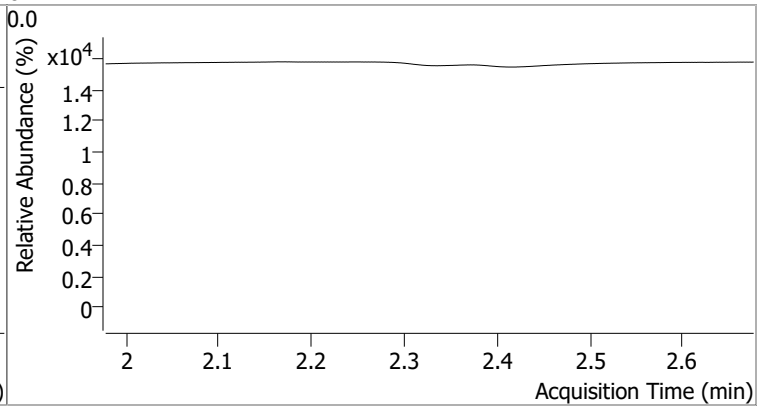

Compound	Conc.	RT	Dev(Min)	Resp.	QIon	QRatio	Lower	Upper
1,1,1,2-Tetrachloroethane		0		0				

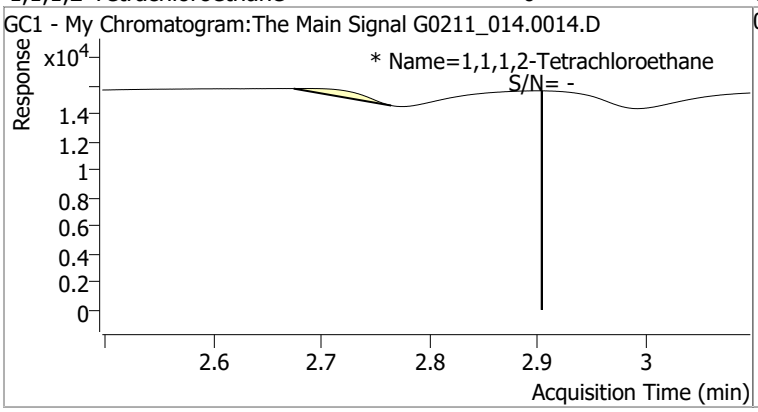

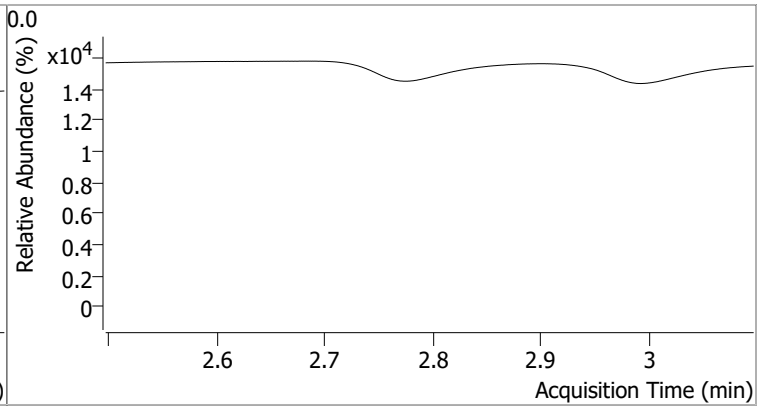

Quantitation Results Report (QT Reviewed)

Data File	G0211_015.0015.D	Operator	
Acq. Method	testAcqFileNamePath	Acq. Date-Time	2/11/2022 2:14:51 PM
Sample Name	LCS-163636	Instrument	WJB
Vial		Multiplier	1.00
DA Method File	G021122_8011_W_CLT.m	Comment	
Tune File		Tune Date	
Batch Name	G021122_8011_W_CLT.batch.bin	Last Calib Update	2/11/2022 1:49:16 PM
Ref Library			

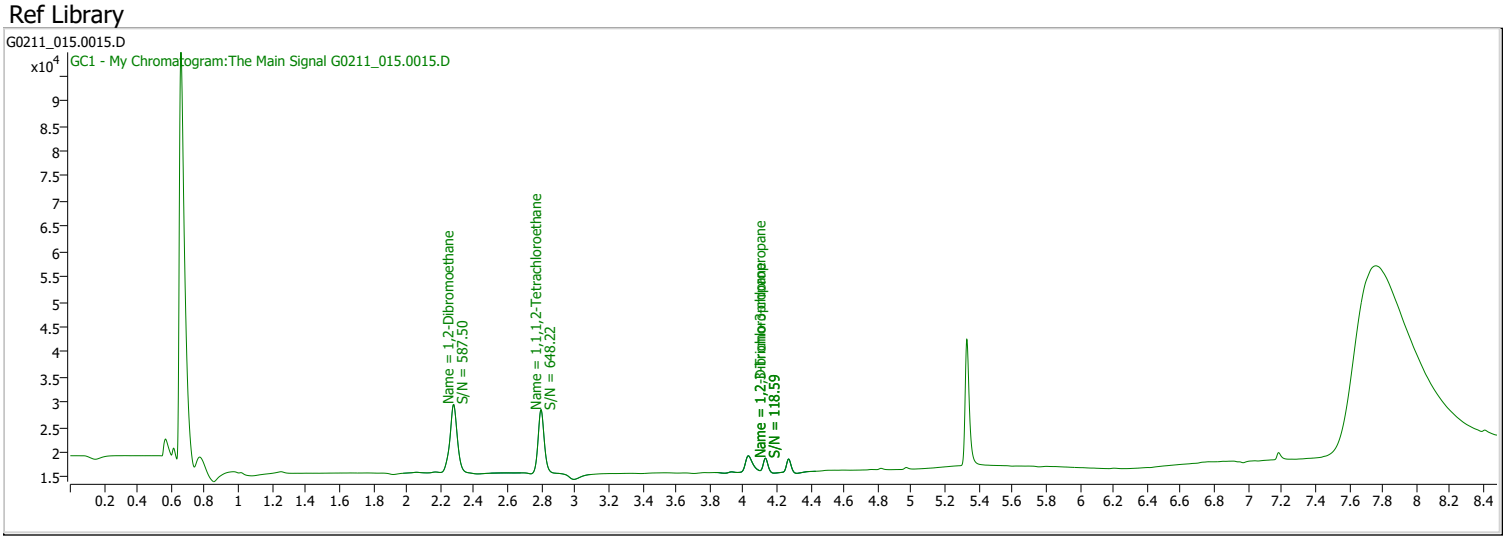

Compound	RT	QIon	Resp.	Conc.	Units		Dev(Min)
Internal Standards							
System Monitoring Compounds							
S 1,1,1,2-Tetrachloroethane	2.798	0.0	32427	0.0979	µg/L	m	0.001
Spiked Amount: 0.100	Range: 70.0 - 130.0%			Recovery = 97.93%			
Target Compounds							QValue
M 1,2-Dibromoethane	2.278	0.0	41825	0.2329	µg/L		100

(#) = Qualifier Out of Range; (m) = Manual Integration; (+) = Area Summed; (*) = Surrogate Percent Recovery Out of Range; (d): Zeroed Peak

Compound	Conc.	RT	Dev(Min)	Resp.	QIon	QRatio	Lower	Upper
1,2-Dibromoethane	0.2329	2.28	0.00	41825				

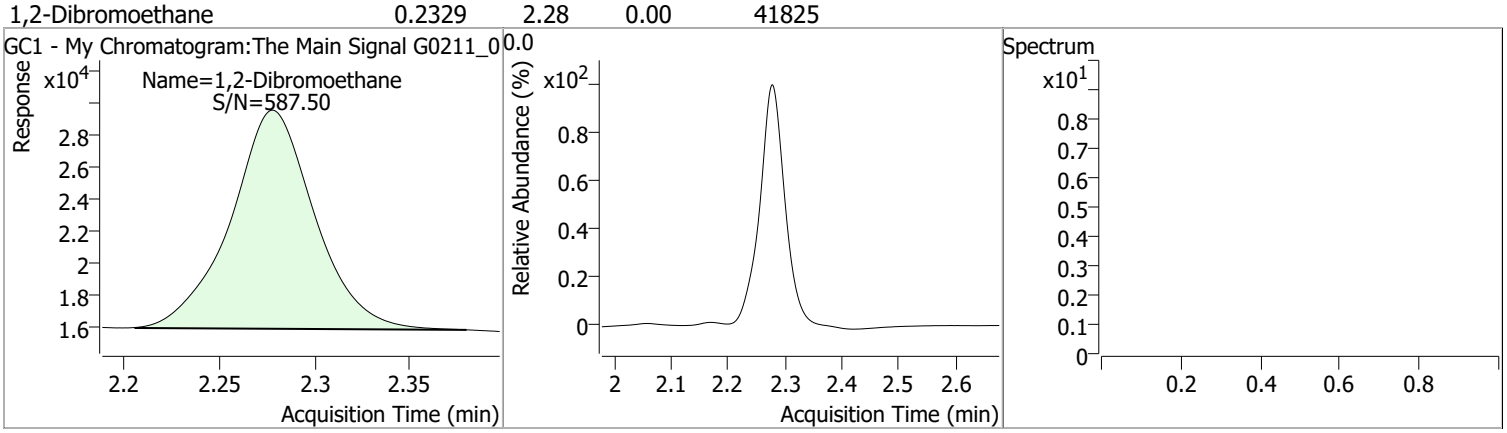

Compound	Conc.	RT	Dev(Min)	Resp.	QIon	QRatio	Lower	Upper
1,1,1,2-Tetrachloroethane	0.0979	2.80	0.00	32427 (m)				

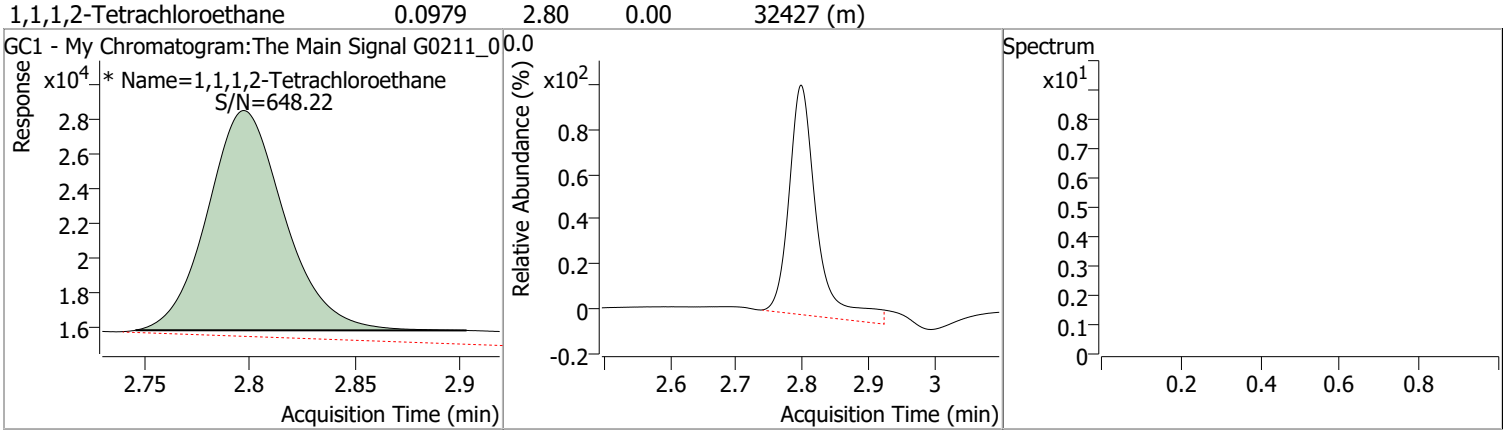

Quantitation Results Report (QT Reviewed)

Data File	G0211_016.0016.D	Operator	
Acq. Method	testAcqFileNamePath	Acq. Date-Time	2/11/2022 2:34:46 PM
Sample Name	CAL3-163636	Instrument	WJB
Vial		Multiplier	1.00
DA Method File	G021122_8011_W_CLT.m	Comment	
Tune File		Tune Date	
Batch Name	G021122_8011_W_CLT.batch.bin	Last Calib Update	2/11/2022 1:49:16 PM
Ref Library			

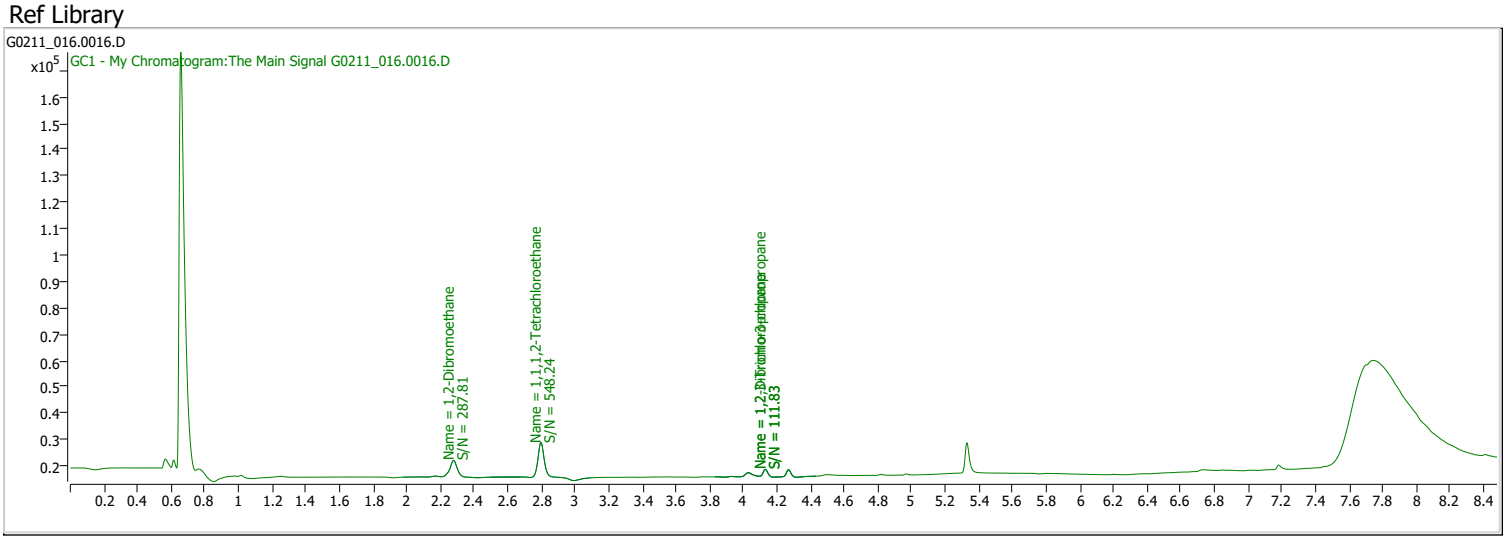

Compound	RT	QIon	Resp.	Conc.	Units		Dev(Min)
Internal Standards							
System Monitoring Compounds							
S 1,1,1,2-Tetrachloroethane	2.797	0.0	33351	0.1005	µg/L	m	0.000
Spiked Amount: 0.100	Range: 70.0 - 130.0%			Recovery = 100.45%			
Target Compounds							QValue
M 1,2-Dibromoethane	2.278	0.0	19863	0.1084	µg/L		100

(#) = Qualifier Out of Range; (m) = Manual Integration; (+) = Area Summed; (*) = Surrogate Percent Recovery Out of Range; (d): Zeroed Peak

Compound	Conc.	RT	Dev(Min)	Resp.	QIon	QRatio	Lower	Upper
1,2-Dibromoethane	0.1084	2.28	0.00	19863				

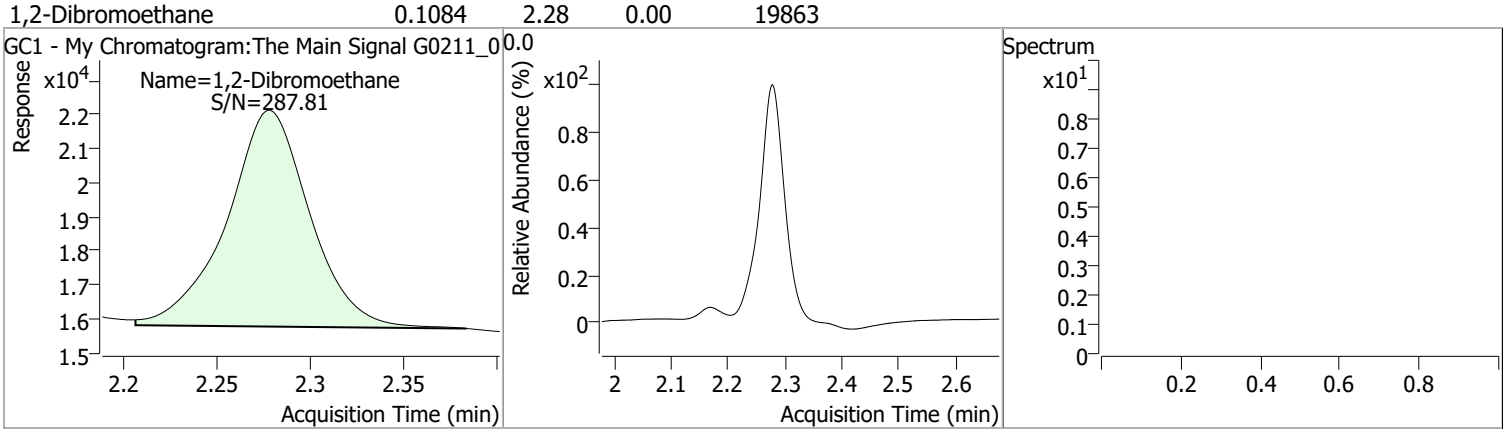

Compound	Conc.	RT	Dev(Min)	Resp.	QIon	QRatio	Lower	Upper
1,1,1,2-Tetrachloroethane	0.1005	2.80	0.00	33351 (m)				

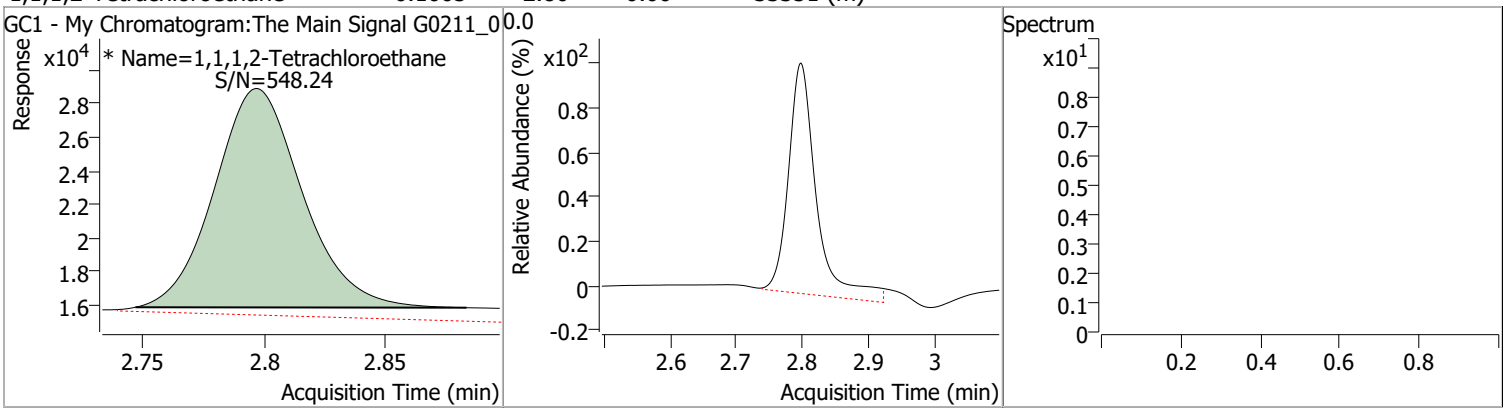

Quantitation Results Report (QT Reviewed)

Data File	G0211_017.0017.D	Operator	
Acq. Method	testAcqFileNamePath	Acq. Date-Time	2/11/2022 2:54:34 PM
Sample Name	MB-163636	Instrument	WJB
Vial		Multiplier	1.00
DA Method File	G021122_8011_W_CLT.m	Comment	
Tune File		Tune Date	
Batch Name	G021122_8011_W_CLT.batch.bin	Last Calib Update	2/11/2022 1:49:16 PM
Ref Library			

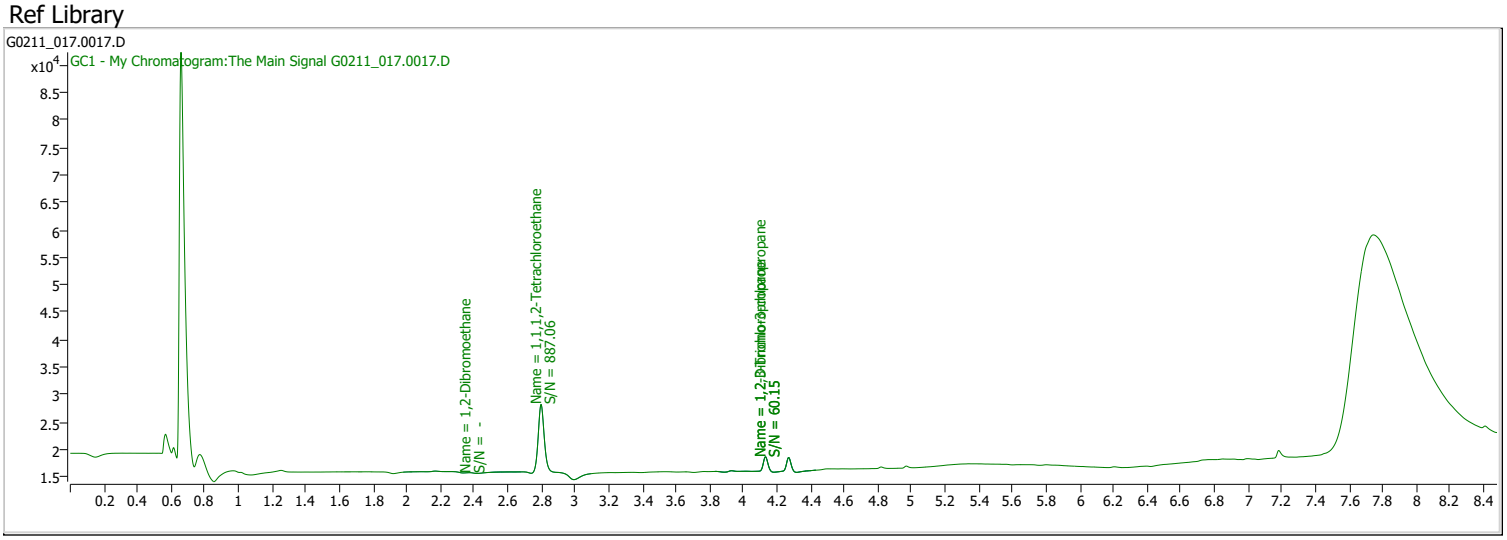

Compound	RT	QIon	Resp.	Conc.	Units		Dev(Min)
Internal Standards							
System Monitoring Compounds							
S 1,1,1,2-Tetrachloroethane	2.798	0.0	30422	0.0924	µg/L	m	0.001
Spiked Amount: 0.100	Range: 70.0 - 130.0%			Recovery = 92.44%			
Target Compounds							QValue
M 1,2-Dibromoethane	2.378	0.0	0		µg/L	md	1

(#) = Qualifier Out of Range; (m) = Manual Integration; (+) = Area Summed; (*) = Surrogate Percent Recovery Out of Range; (d): Zeroed Peak

Compound	Conc.	RT	Dev(Min)	Resp.	QIon	QRatio	Lower	Upper
1,2-Dibromoethane		0		0				

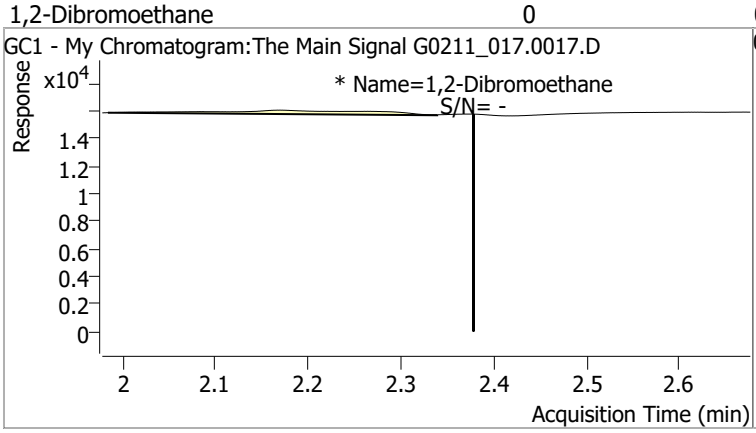

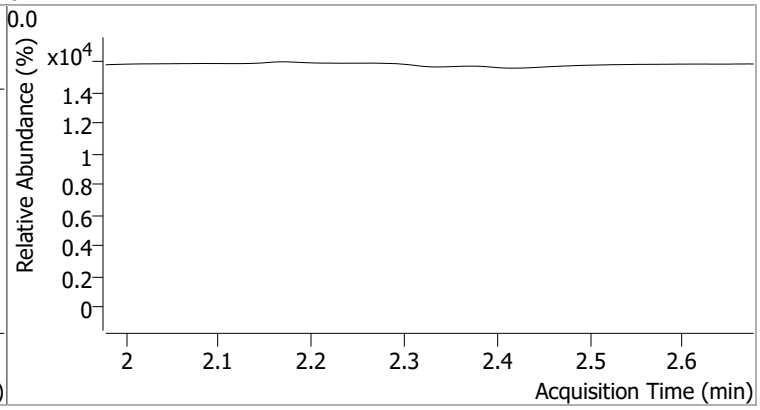

Compound	Conc.	RT	Dev(Min)	Resp.	QIon	QRatio	Lower	Upper
1,1,1,2-Tetrachloroethane	0.0924	2.80	0.00	30422 (m)				

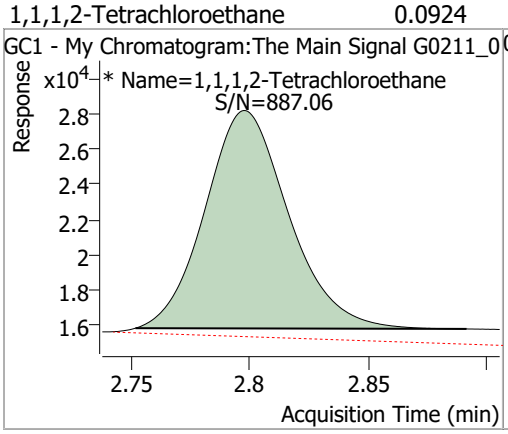

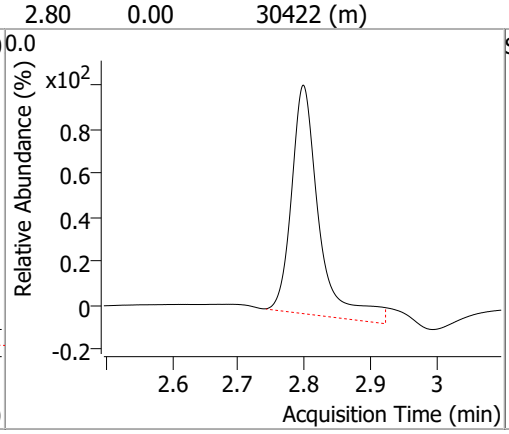

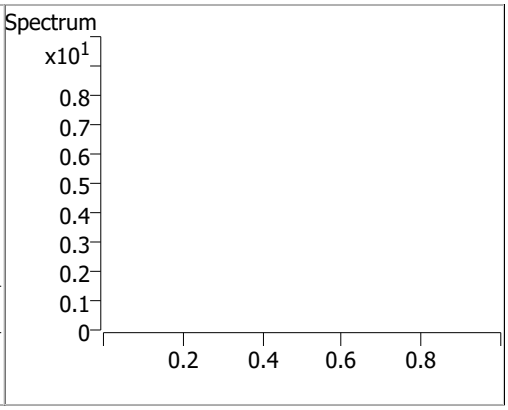

Quantitation Results Report (QT Reviewed)

Data File	G0211_018.0018.D	Operator	
Acq. Method	testAcqFileNamePath	Acq. Date-Time	2/11/2022 3:14:17 PM
Sample Name	LCS-163636	Instrument	WJB
Vial		Multiplier	1.00
DA Method File	G021122_8011_W_CLT.m	Comment	
Tune File		Tune Date	
Batch Name	G021122_8011_W_CLT.batch.bin	Last Calib Update	2/11/2022 1:49:16 PM
Ref Library			

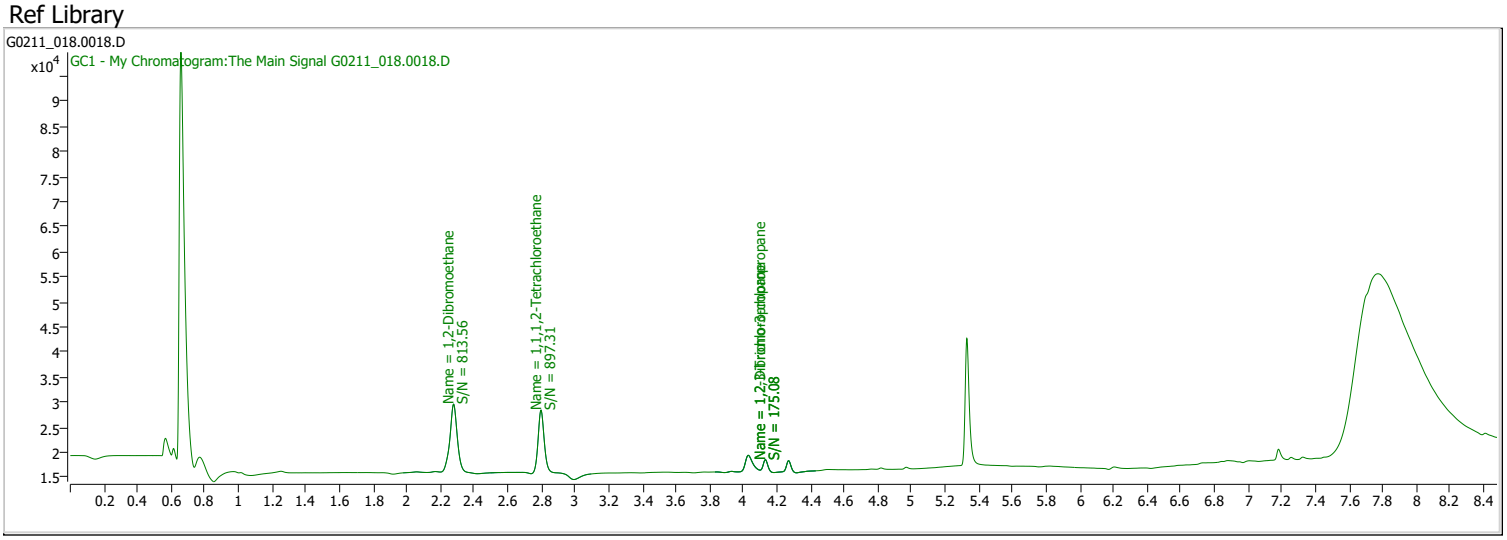

Compound	RT	QIon	Resp.	Conc.	Units		Dev(Min)
Internal Standards							
System Monitoring Compounds							
S 1,1,1,2-Tetrachloroethane	2.798	0.0	31338	0.0950	µg/L	m	0.001
Spiked Amount: 0.100	Range: 70.0 - 130.0%			Recovery = 94.95%			
Target Compounds							QValue
M 1,2-Dibromoethane	2.278	0.0	41395	0.2304	µg/L	m	100

(#) = Qualifier Out of Range; (m) = Manual Integration; (+) = Area Summed; (*) = Surrogate Percent Recovery Out of Range; (d): Zeroed Peak

Compound	Conc.	RT	Dev(Min)	Resp.	QIon	QRatio	Lower	Upper
1,2-Dibromoethane	0.2304	2.28	0.00	41395 (m)				

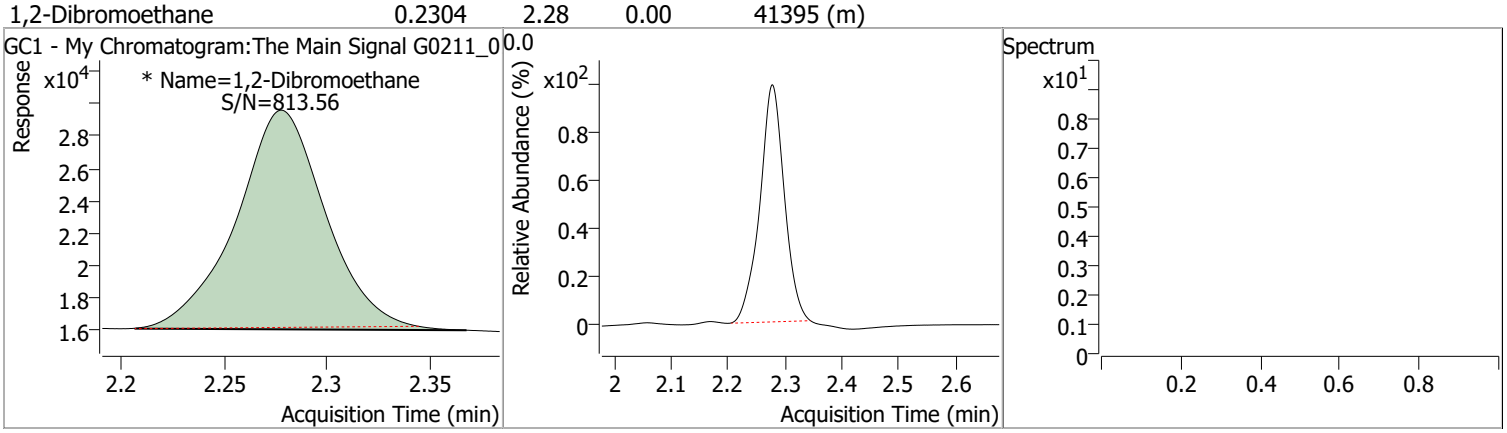

Compound	Conc.	RT	Dev(Min)	Resp.	QIon	QRatio	Lower	Upper
1,1,1,2-Tetrachloroethane	0.0950	2.80	0.00	31338 (m)				

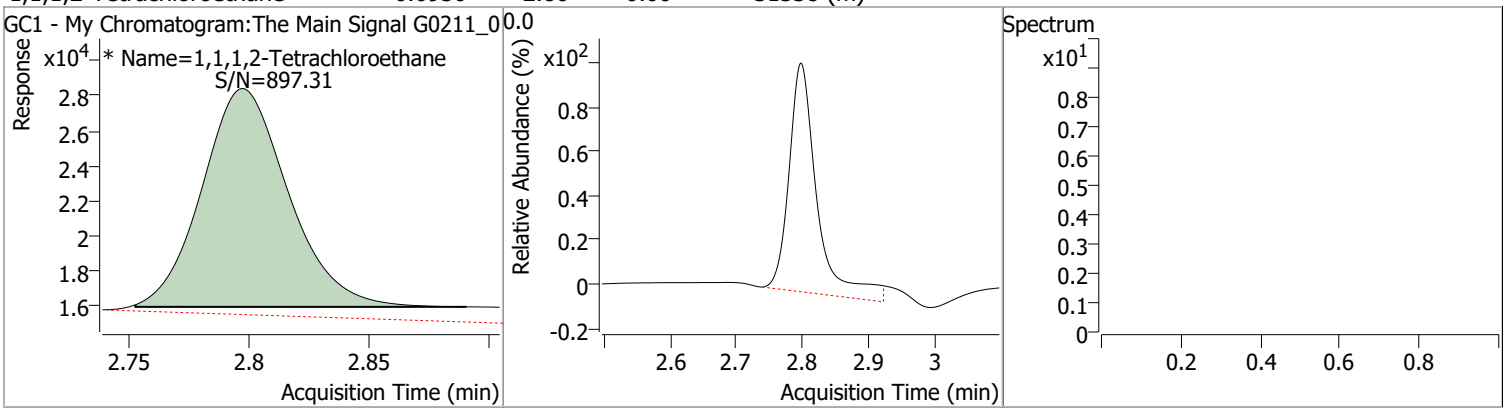

Quantitation Results Report (QT Reviewed)

Data File	G0211_019.0019.D	Operator	
Acq. Method	testAcqFileNamePath	Acq. Date-Time	2/11/2022 3:34:09 PM
Sample Name	LCS1-163636	Instrument	WJB
Vial		Multiplier	1.00
DA Method File	G021122_8011_W_CLT.m	Comment	
Tune File		Tune Date	
Batch Name	G021122_8011_W_CLT.batch.bin	Last Calib Update	2/11/2022 1:49:16 PM
Ref Library			

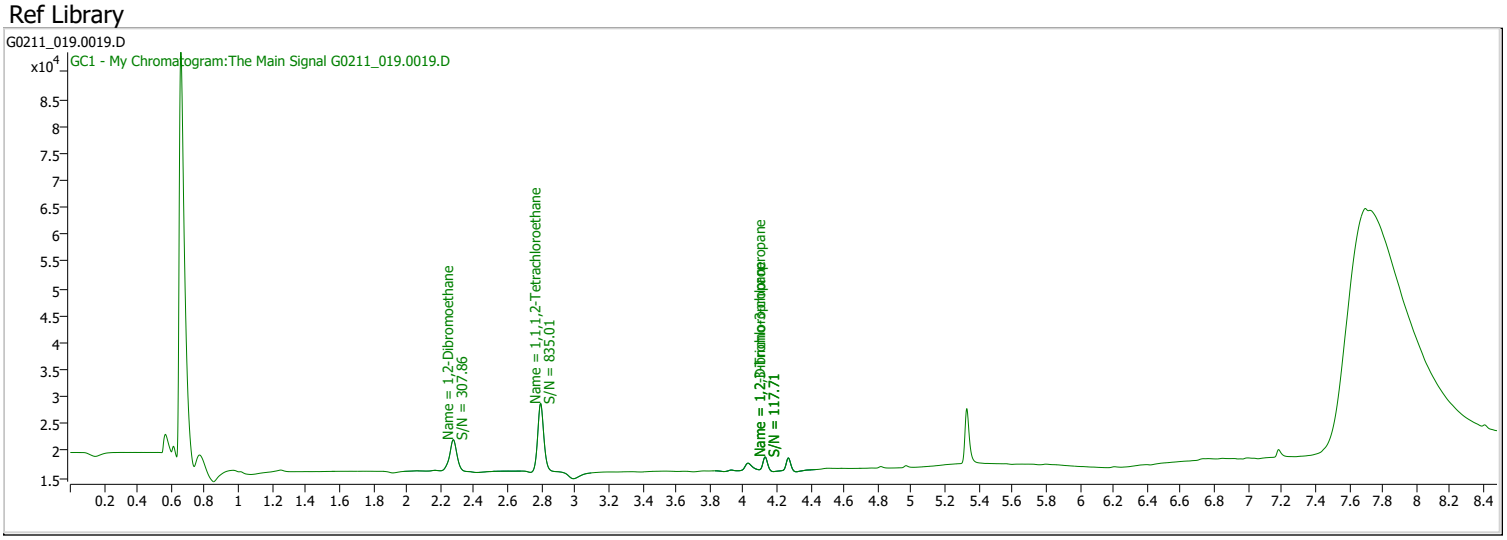

Compound	RT	QIon	Resp.	Conc.	Units		Dev(Min)
Internal Standards							
System Monitoring Compounds							
S 1,1,1,2-Tetrachloroethane	2.795	0.0	31517	0.0954	µg/L	m	-0.002
Spiked Amount: 0.100	Range: 70.0 - 130.0%			Recovery = 95.44%			
Target Compounds							QValue
M 1,2-Dibromoethane	2.276	0.0	17644	0.0961	µg/L	m	100

(#) = Qualifier Out of Range; (m) = Manual Integration; (+) = Area Summed; (*) = Surrogate Percent Recovery Out of Range; (d): Zeroed Peak

Compound	Conc.	RT	Dev(Min)	Resp.	QIon	QRatio	Lower	Upper
1,2-Dibromoethane	0.0961	2.28	0.00	17644 (m)				

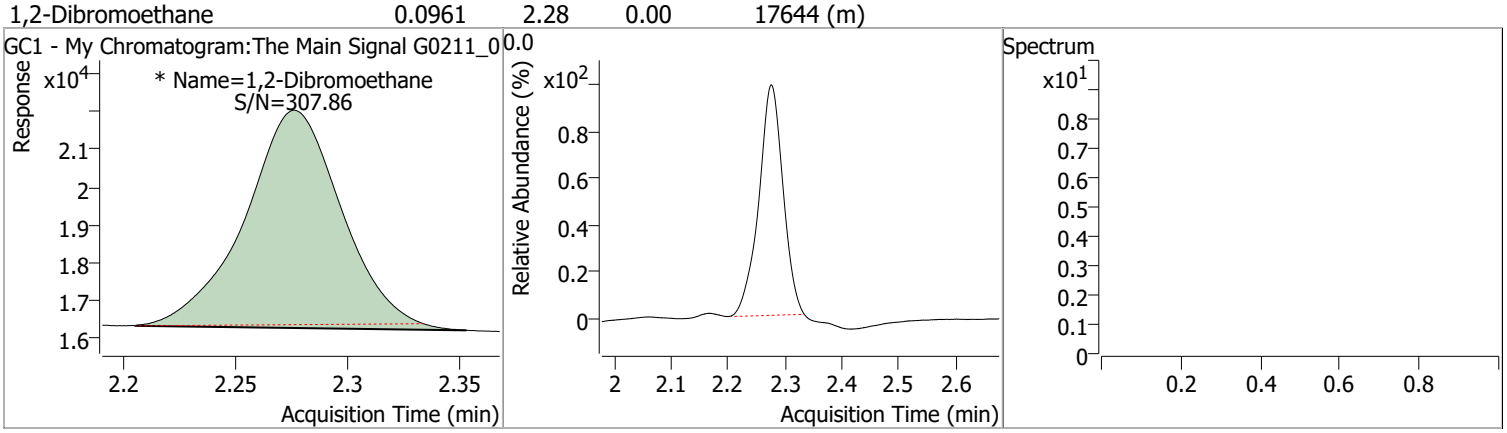

Compound	Conc.	RT	Dev(Min)	Resp.	QIon	QRatio	Lower	Upper
1,1,1,2-Tetrachloroethane	0.0954	2.80	0.00	31517 (m)				

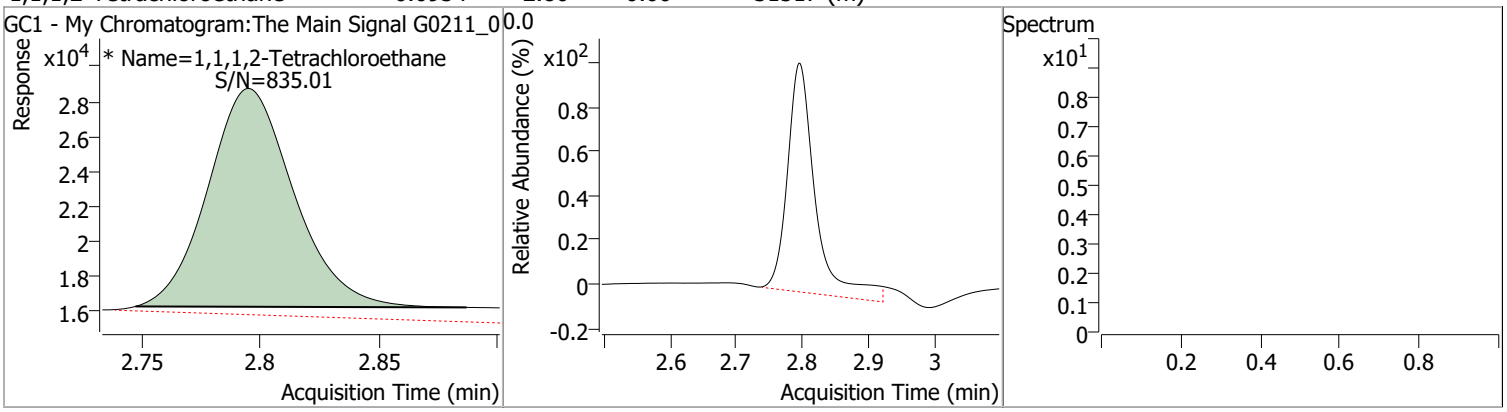

Quantitation Results Report (QT Reviewed)

Data File	G0211_020.0020.D	Operator	
Acq. Method	testAcqFileNamePath	Acq. Date-Time	2/11/2022 3:53:53 PM
Sample Name	Hexan	Instrument	WJB
Vial		Multiplier	1.00
DA Method File	G021122_8011_W_CLT.m	Comment	
Tune File		Tune Date	
Batch Name	G021122_8011_W_CLT.batch.bin	Last Calib Update	2/11/2022 1:49:16 PM
Ref Library			

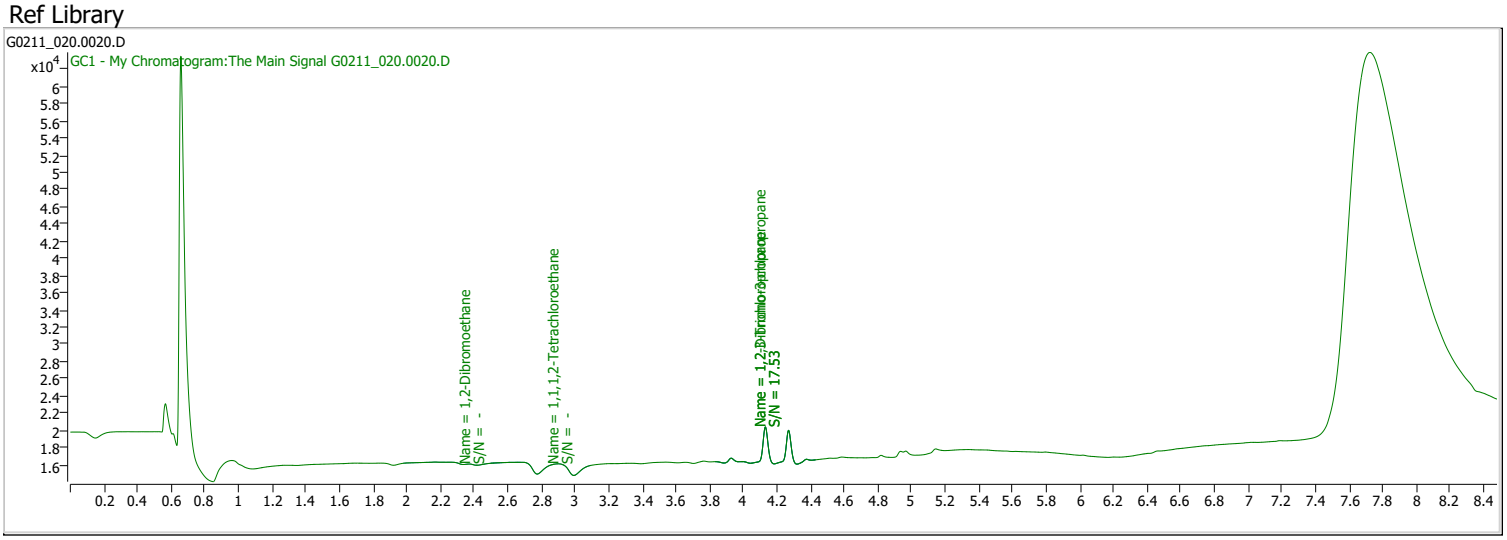

Compound	RT	QIon	Resp.	Conc.	Units		Dev(Min)
Internal Standards							
System Monitoring Compounds							
S 1,1,1,2-Tetrachloroethane	2.902	0.0	0		µg/L	md	0.105
Spiked Amount: 0.100	Range: 70.0 - 130.0%			Recovery = NA%			
Target Compounds							**QValue**
M 1,2-Dibromoethane	2.376	0.0	0		µg/L	md	1

(#) = Qualifier Out of Range; (m) = Manual Integration; (+) = Area Summed; (*) = Surrogate Percent Recovery Out of Range; (d): Zeroed Peak

Compound	Conc.	RT	Dev(Min)	Resp.	QIon	QRatio	Lower	Upper
1,2-Dibromoethane		0		0				

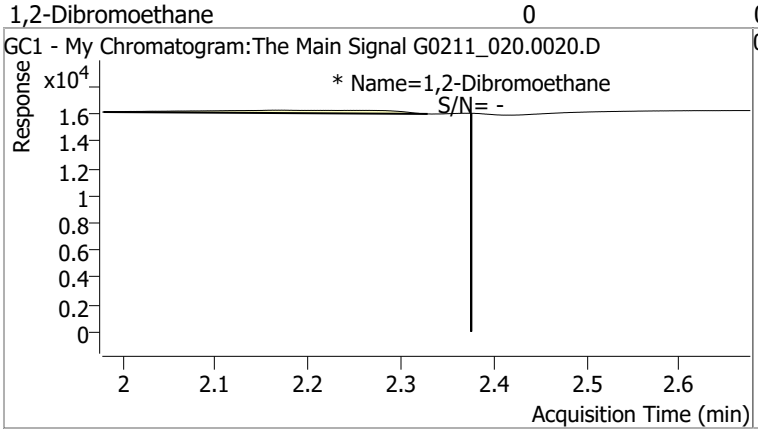

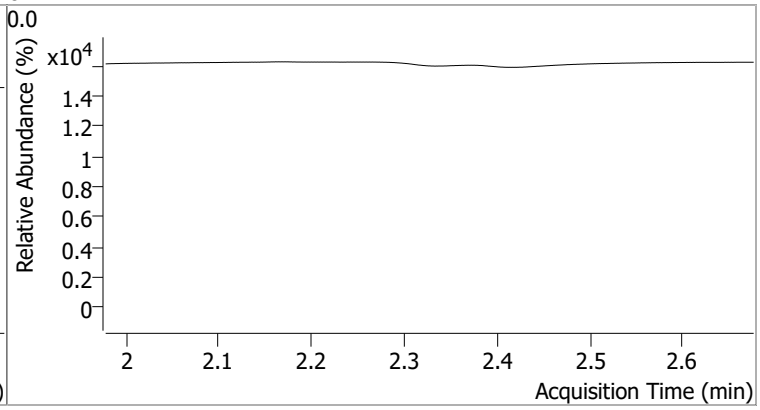

Compound	Conc.	RT	Dev(Min)	Resp.	QIon	QRatio	Lower	Upper
1,1,1,2-Tetrachloroethane		0		0				

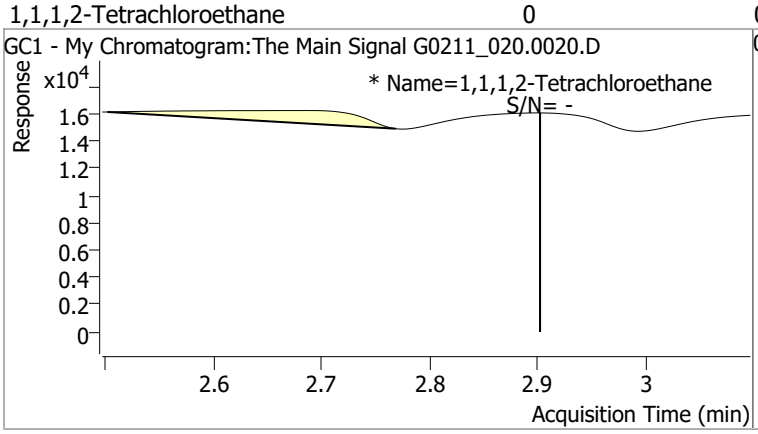

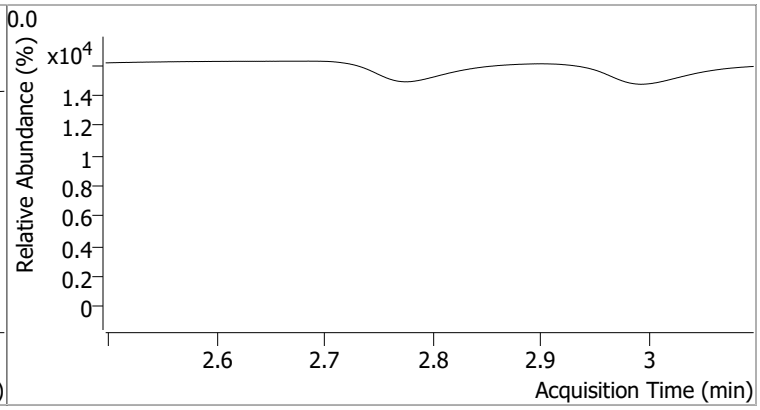

Quantitation Results Report (QT Reviewed)

Data File	G0211_021.0021.D	Operator	
Acq. Method	testAcqFileNamePath	Acq. Date-Time	2/11/2022 4:13:45 PM
Sample Name	B22010745-005A	Instrument	WJB
Vial		Multiplier	1.00
DA Method File	G021122_8011_W_CLT.m	Comment	
Tune File		Tune Date	
Batch Name	G021122_8011_W_CLT.batch.bin	Last Calib Update	2/11/2022 1:49:16 PM
Ref Library			

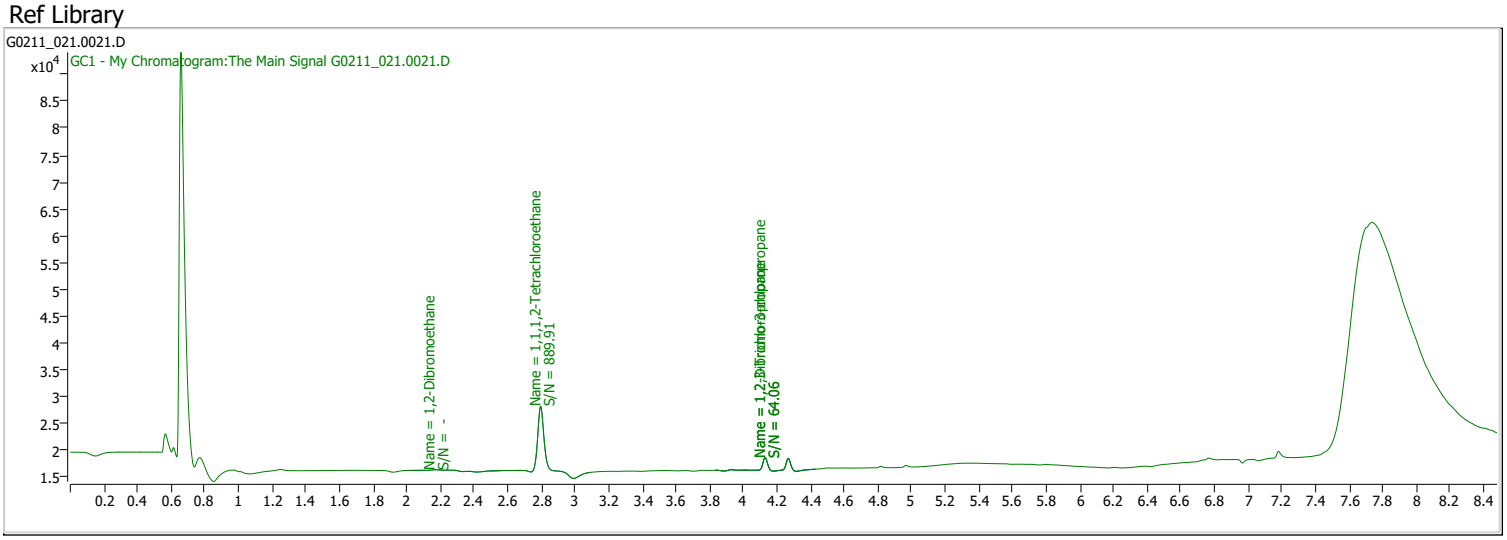

Compound	RT	QIon	Resp.	Conc.	Units		Dev(Min)
Internal Standards							
System Monitoring Compounds							
S 1,1,1,2-Tetrachloroethane	2.795	0.0	30359	0.0923	µg/L	m	-0.002
Spiked Amount: 0.100	Range: 70.0 - 130.0%			Recovery = 92.27%			
Target Compounds							QValue
M 1,2-Dibromoethane	2.163	0.0	0		µg/L	md	1

(#) = Qualifier Out of Range; (m) = Manual Integration; (+) = Area Summed; (*) = Surrogate Percent Recovery Out of Range; (d): Zeroed Peak

Compound	Conc.	RT	Dev(Min)	Resp.	QIon	QRatio	Lower	Upper
1,2-Dibromoethane		0		0				

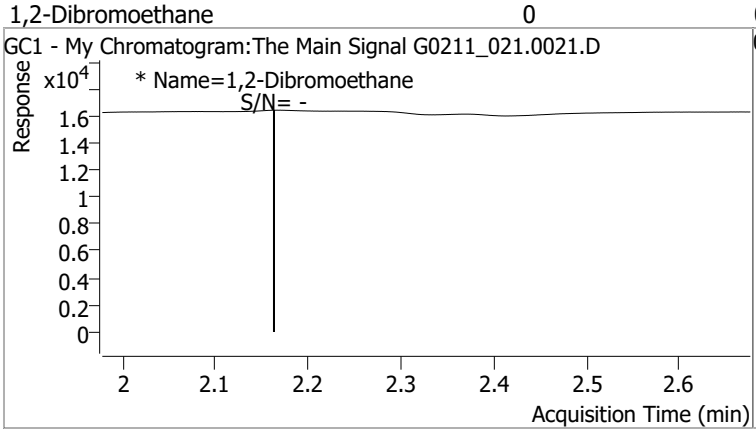

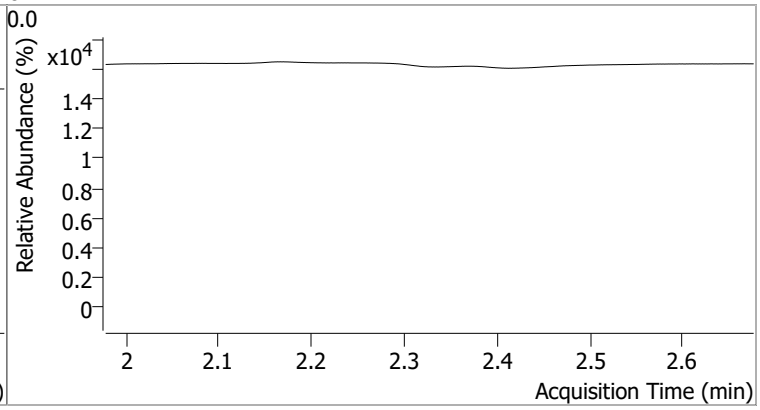

Compound	Conc.	RT	Dev(Min)	Resp.	QIon	QRatio	Lower	Upper
1,1,1,2-Tetrachloroethane	0.0923	2.80	0.00	30359 (m)				

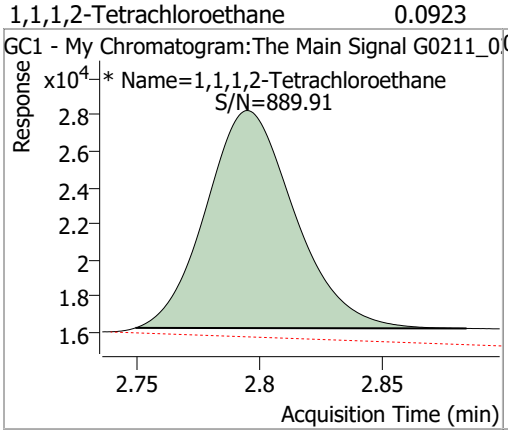

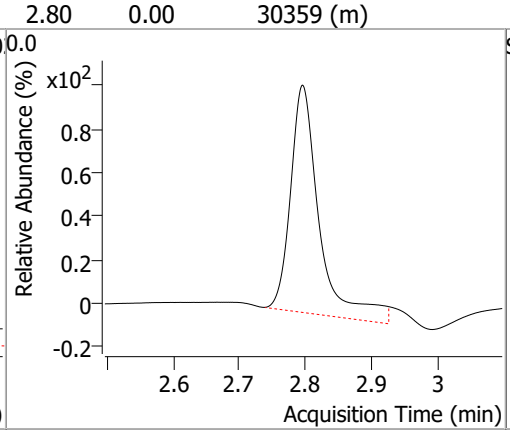

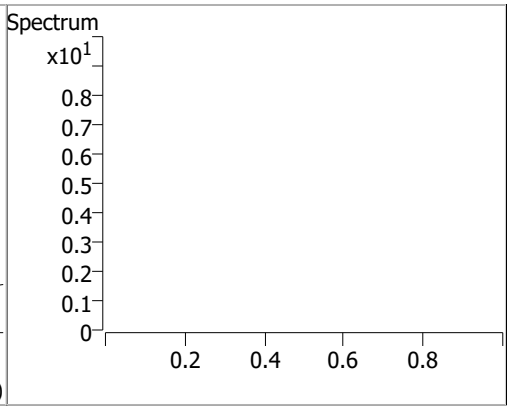

Quantitation Results Report (QT Reviewed)

Data File	G0211_022.0022.D	Operator	
Acq. Method	testAcqFileNamePath	Acq. Date-Time	2/11/2022 4:33:42 PM
Sample Name	B22020415-004A	Instrument	WJB
Vial		Multiplier	1.00
DA Method File	G021122_8011_W_CLT.m	Comment	
Tune File		Tune Date	
Batch Name	G021122_8011_W_CLT.batch.bin	Last Calib Update	2/11/2022 1:49:16 PM
Ref Library			

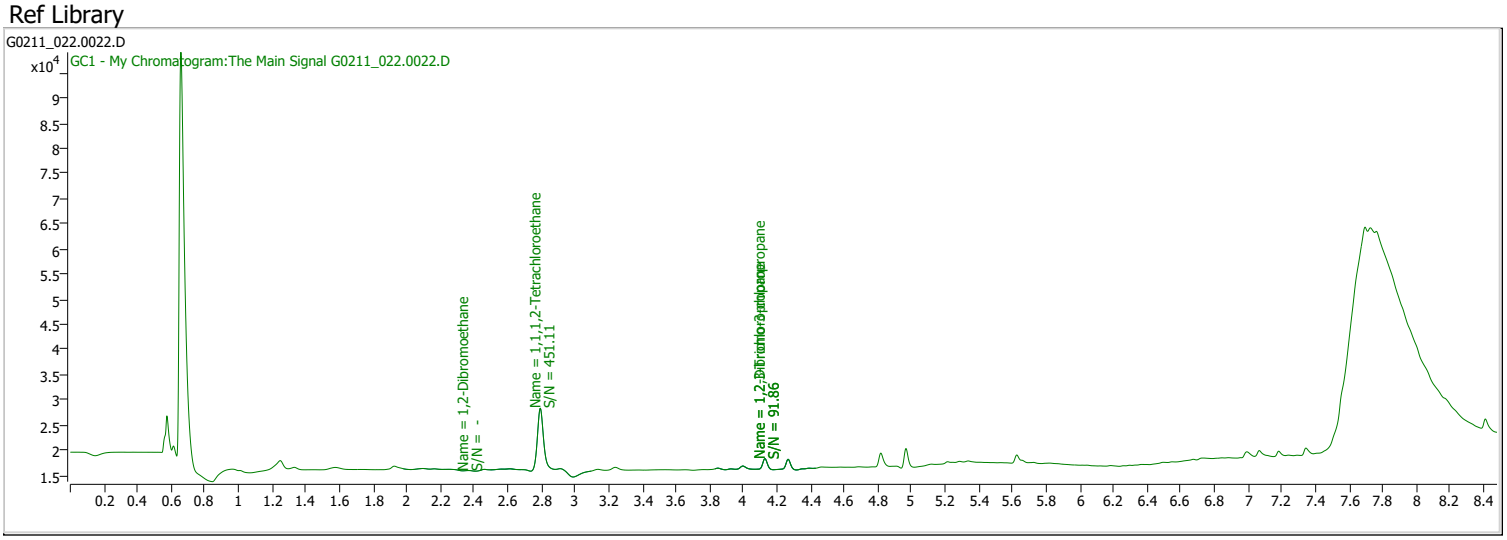

Compound	RT	QIon	Resp.	Conc.	Units		Dev(Min)
Internal Standards							
System Monitoring Compounds							
S 1,1,1,2-Tetrachloroethane	2.793	0.0	30252	0.0920	µg/L	m	-0.003
Spiked Amount: 0.100	Range: 70.0 - 130.0%			Recovery = 91.98%			
Target Compounds							QValue
M 1,2-Dibromoethane	2.364	0.0	0		µg/L	md	1

(#) = Qualifier Out of Range; (m) = Manual Integration; (+) = Area Summed; (*) = Surrogate Percent Recovery Out of Range; (d): Zeroed Peak

Compound	Conc.	RT	Dev(Min)	Resp.	QIon	QRatio	Lower	Upper
1,2-Dibromoethane		0		0				

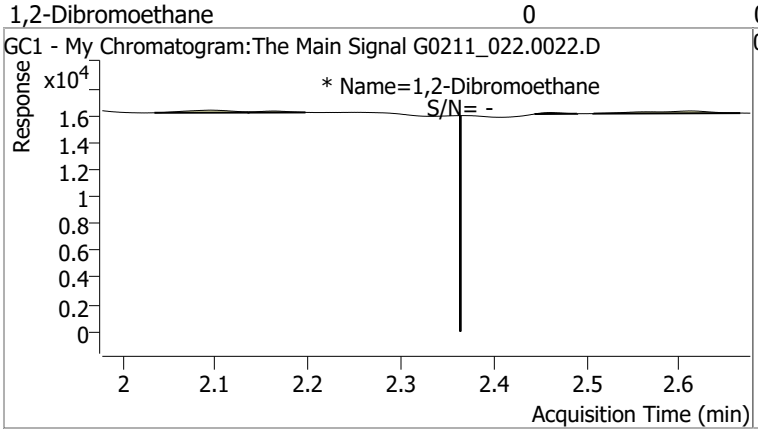

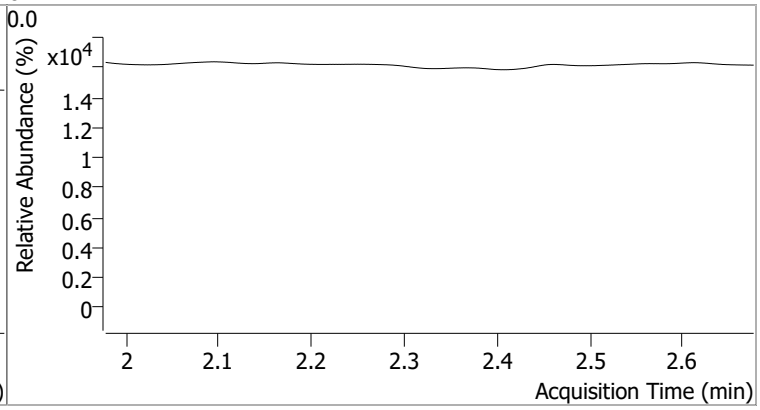

Compound	Conc.	RT	Dev(Min)	Resp.	QIon	QRatio	Lower	Upper
1,1,1,2-Tetrachloroethane	0.0920	2.79	0.00	30252 (m)				

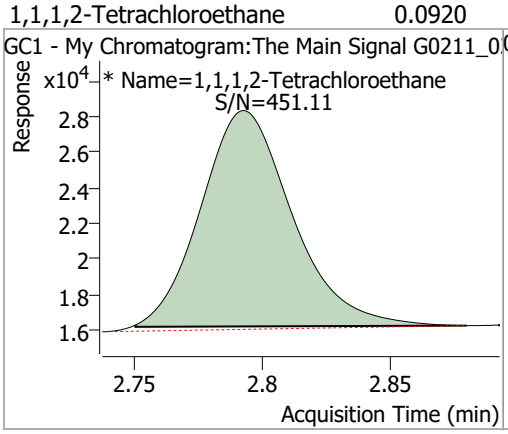

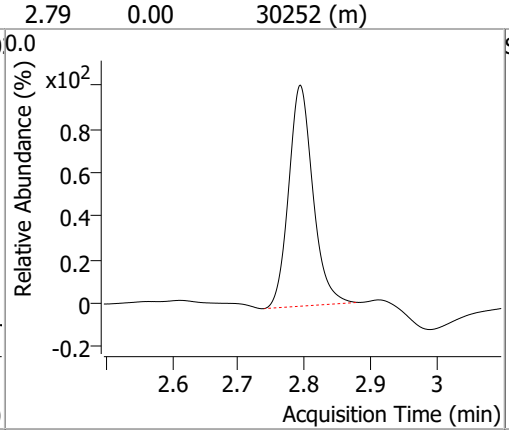

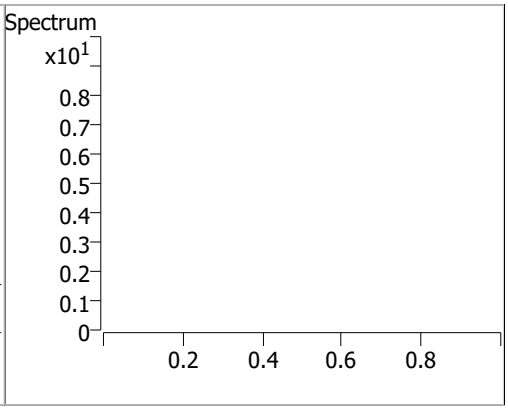

Quantitation Results Report (QT Reviewed)

Data File	G0211_023.0023.D	Operator	
Acq. Method	testAcqFileNamePath	Acq. Date-Time	2/11/2022 4:53:35 PM
Sample Name	B22020415-006H	Instrument	WJB
Vial		Multiplier	1.00
DA Method File	G021122_8011_W_CLT.m	Comment	
Tune File		Tune Date	
Batch Name	G021122_8011_W_CLT.batch.bin	Last Calib Update	2/11/2022 1:49:16 PM
Ref Library			

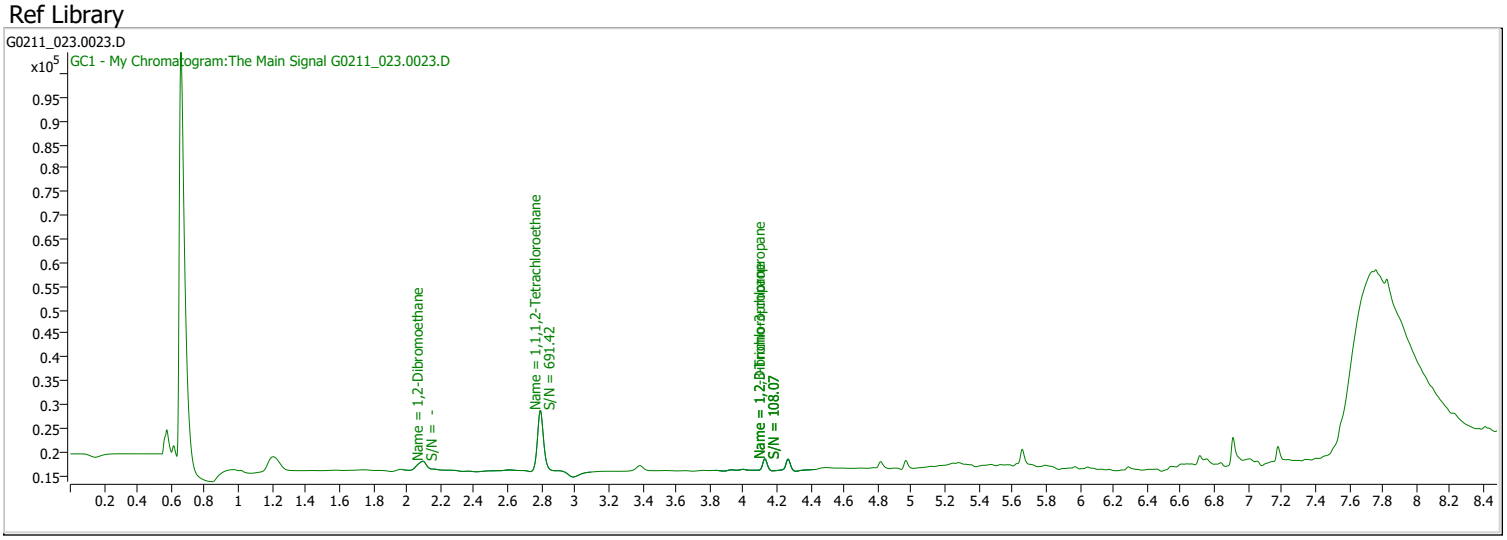

Compound	RT	QIon	Resp.	Conc.	Units		Dev(Min)
Internal Standards							
System Monitoring Compounds							
S 1,1,1,2-Tetrachloroethane	2.793	0.0	31794	0.0962	µg/L	m	-0.003
Spiked Amount: 0.100	Range: 70.0 - 130.0%			Recovery = 96.20%			
Target Compounds							QValue
M 1,2-Dibromoethane	2.094	0.0	0		µg/L	md	1

(#) = Qualifier Out of Range; (m) = Manual Integration; (+) = Area Summed; (*) = Surrogate Percent Recovery Out of Range; (d): Zeroed Peak

Compound	Conc.	RT	Dev(Min)	Resp.	QIon	QRatio	Lower	Upper
1,2-Dibromoethane		0		0				

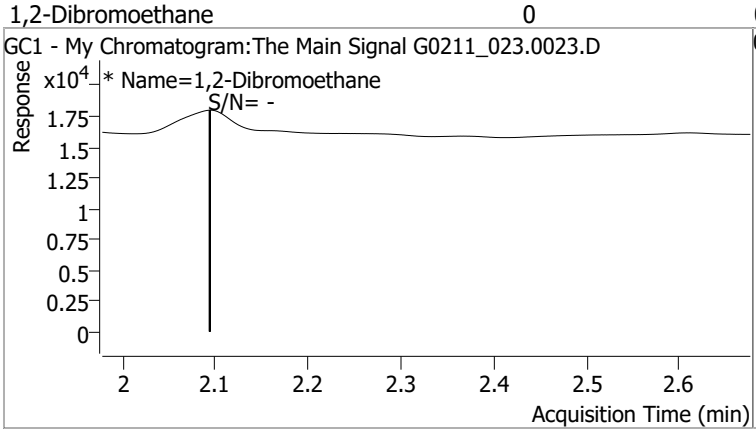

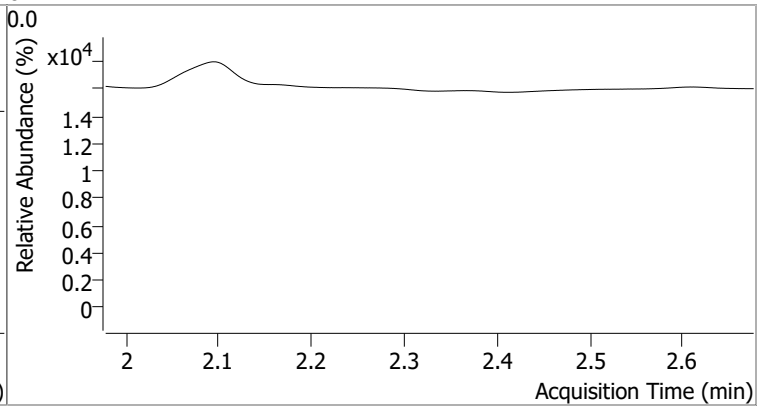

Compound	Conc.	RT	Dev(Min)	Resp.	QIon	QRatio	Lower	Upper
1,1,1,2-Tetrachloroethane	0.0962	2.79	0.00	31794 (m)				

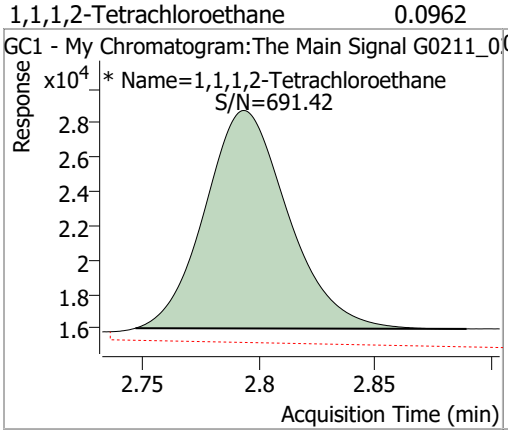

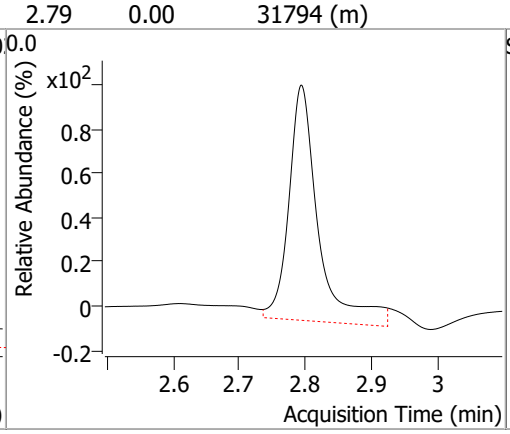

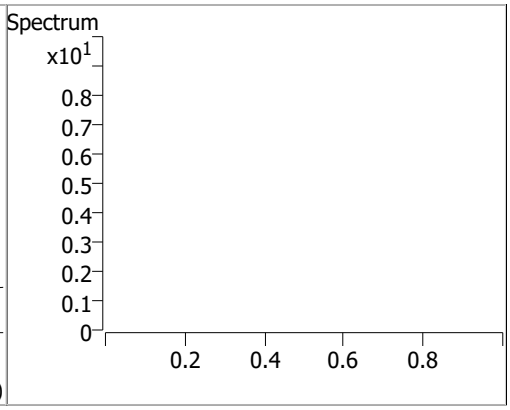

Quantitation Results Report (QT Reviewed)

Data File	G0211_024.0024.D	Operator	
Acq. Method	testAcqFileNamePath	Acq. Date-Time	2/11/2022 5:13:35 PM
Sample Name	B22020415-009A	Instrument	WJB
Vial		Multiplier	1.00
DA Method File	G021122_8011_W_CLT.m	Comment	
Tune File		Tune Date	
Batch Name	G021122_8011_W_CLT.batch.bin	Last Calib Update	2/11/2022 1:49:16 PM
Ref Library			

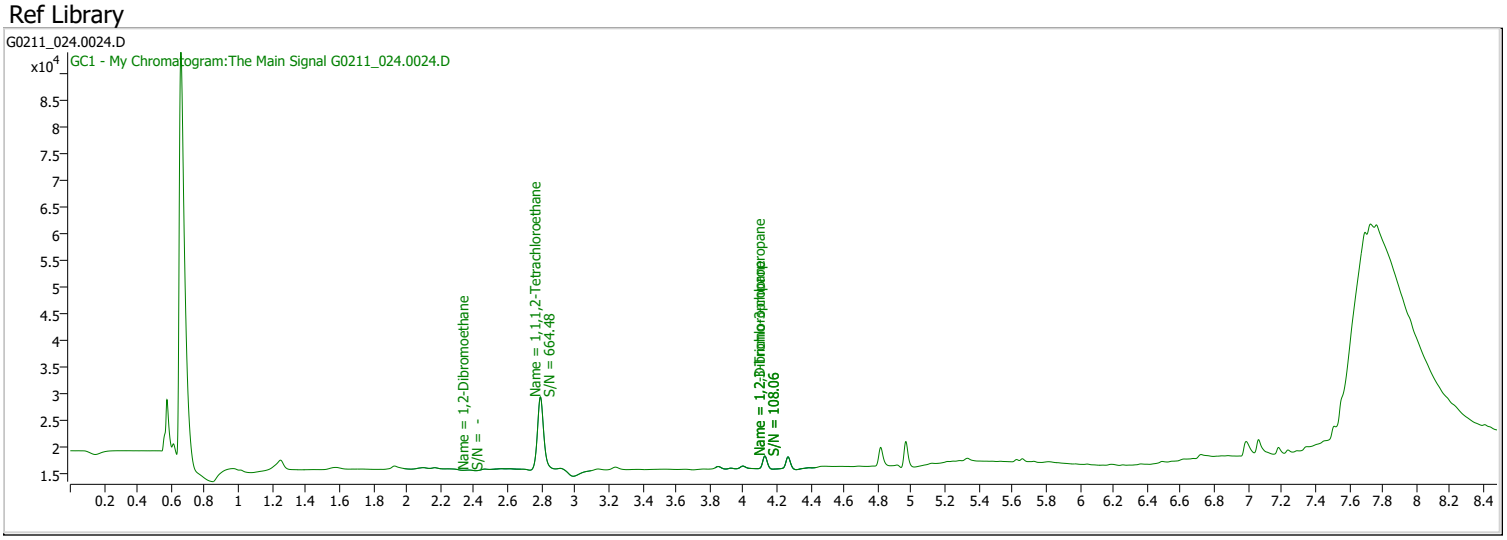

Compound	RT	QIon	Resp.	Conc.	Units		Dev(Min)
Internal Standards							
System Monitoring Compounds							
S 1,1,1,2-Tetrachloroethane	2.794	0.0	34424	0.1034	µg/L	m	-0.003
Spiked Amount: 0.100	Range: 70.0 - 130.0%			Recovery = 103.38%			
Target Compounds							QValue
M 1,2-Dibromoethane	2.366	0.0	0		µg/L	md	1

(#) = Qualifier Out of Range; (m) = Manual Integration; (+) = Area Summed; (*) = Surrogate Percent Recovery Out of Range; (d): Zeroed Peak

Compound	Conc.	RT	Dev(Min)	Resp.	QIon	QRatio	Lower	Upper
1,2-Dibromoethane		0		0				

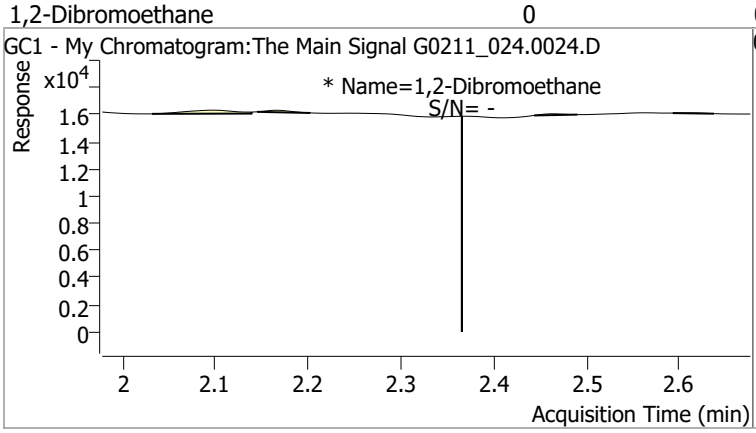

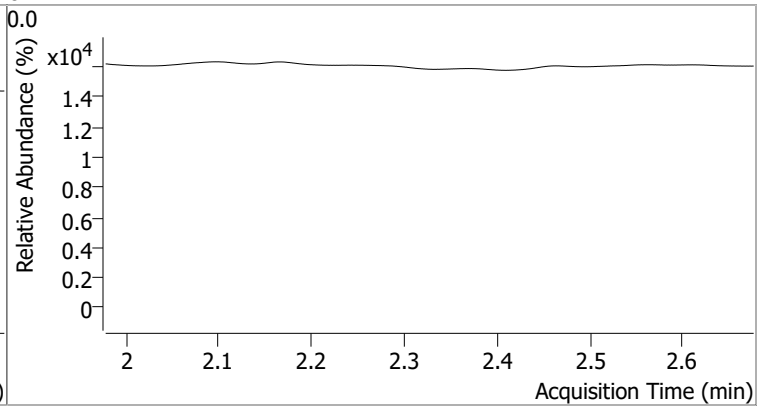

Compound	Conc.	RT	Dev(Min)	Resp.	QIon	QRatio	Lower	Upper
1,1,1,2-Tetrachloroethane	0.1034	2.79	0.00	34424 (m)				

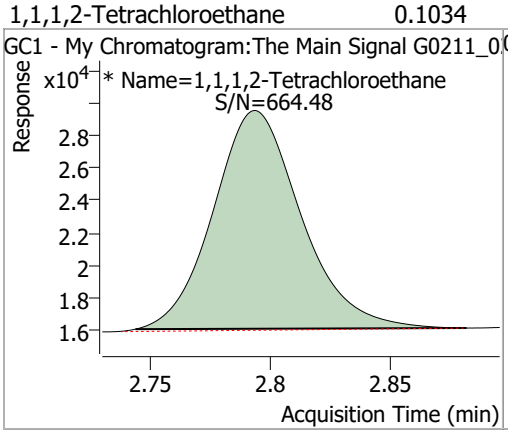

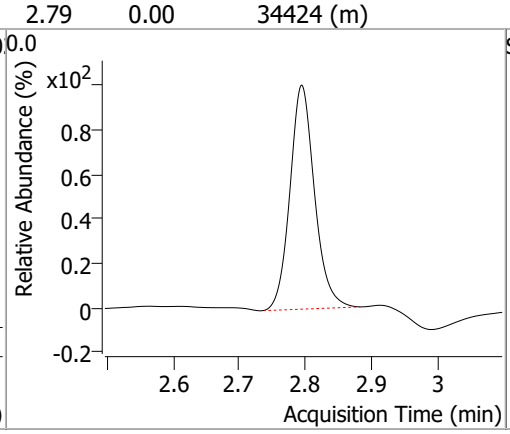

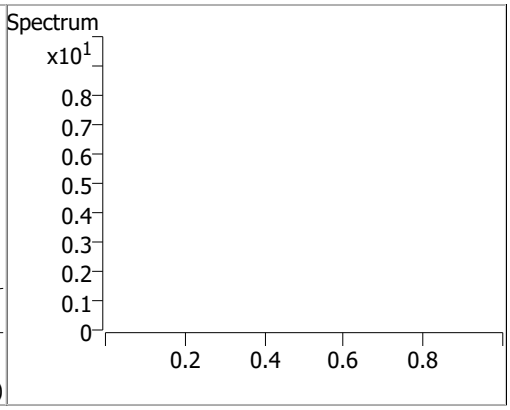

Quantitation Results Report (QT Reviewed)

Data File	G0211_025.0025.D	Operator	
Acq. Method	testAcqFileNamePath	Acq. Date-Time	2/11/2022 5:33:27 PM
Sample Name	B22020415-011H	Instrument	WJB
Vial		Multiplier	1.00
DA Method File	G021122_8011_W_CLT.m	Comment	
Tune File		Tune Date	
Batch Name	G021122_8011_W_CLT.batch.bin	Last Calib Update	2/11/2022 1:49:16 PM
Ref Library			

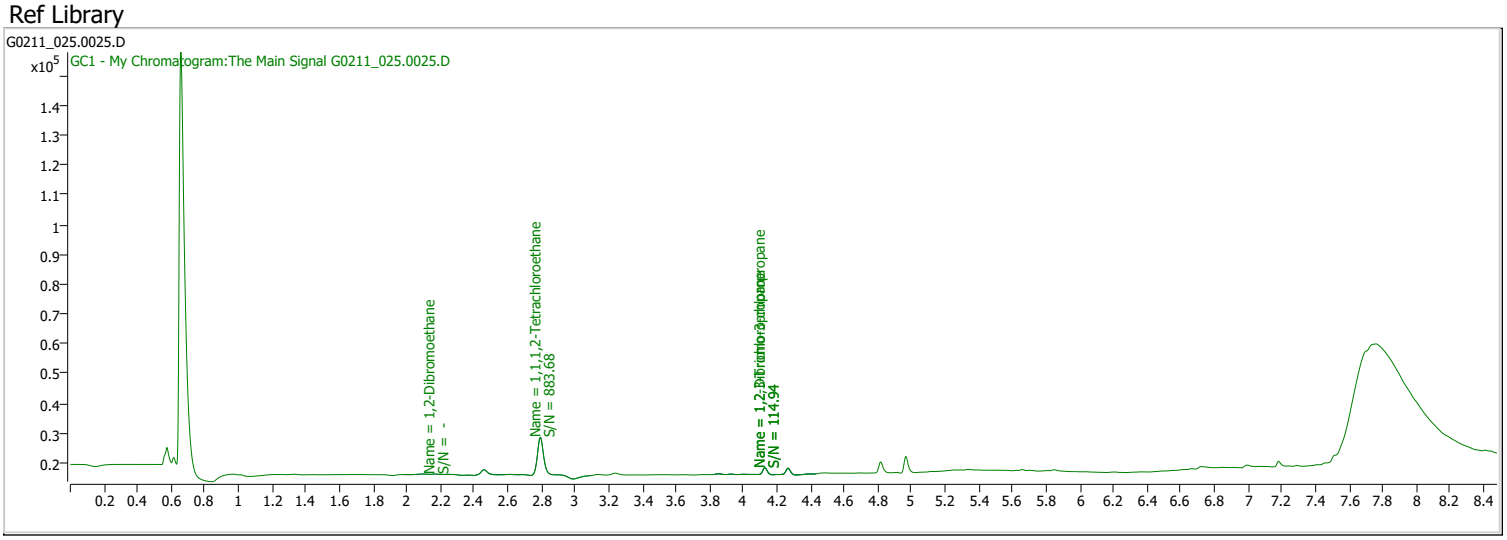

Compound	RT	QIon	Resp.	Conc.	Units		Dev(Min)
Internal Standards							
System Monitoring Compounds							
S 1,1,1,2-Tetrachloroethane	2.793	0.0	31613	0.0957	µg/L	m	-0.003
Spiked Amount: 0.100	Range: 70.0 - 130.0%			Recovery = 95.70%			
Target Compounds							QValue
M 1,2-Dibromoethane	2.163	0.0	0		µg/L	md	1

(#) = Qualifier Out of Range; (m) = Manual Integration; (+) = Area Summed; (*) = Surrogate Percent Recovery Out of Range; (d): Zeroed Peak

Compound	Conc.	RT	Dev(Min)	Resp.	QIon	QRatio	Lower	Upper
1,2-Dibromoethane		0		0				

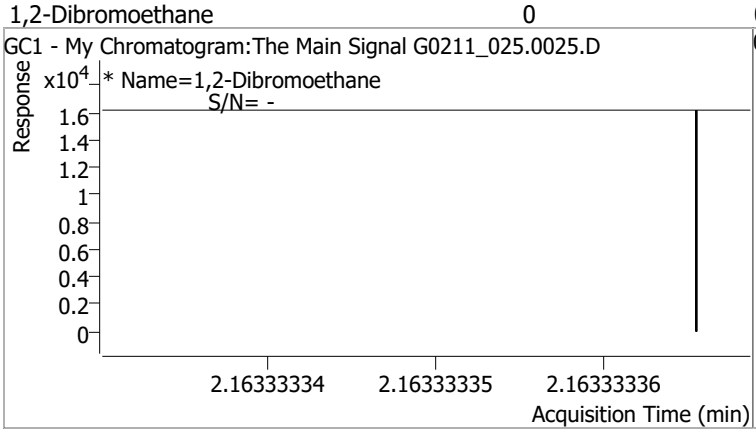

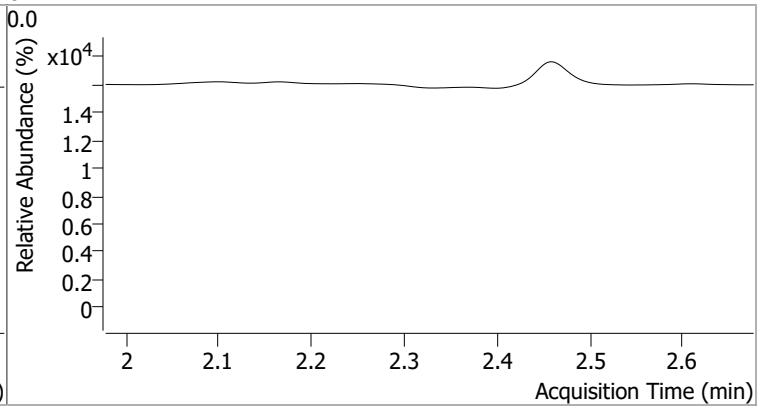

Compound	Conc.	RT	Dev(Min)	Resp.	QIon	QRatio	Lower	Upper
1,1,1,2-Tetrachloroethane	0.0957	2.79	0.00	31613 (m)				

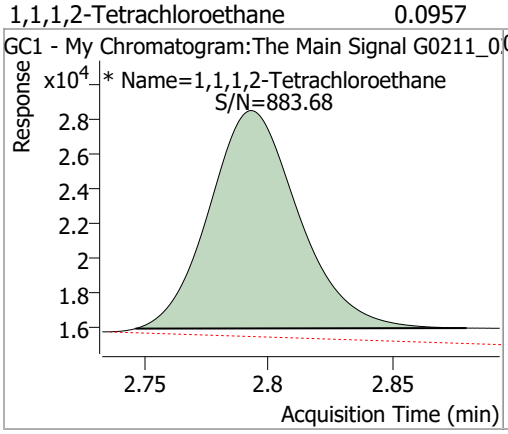

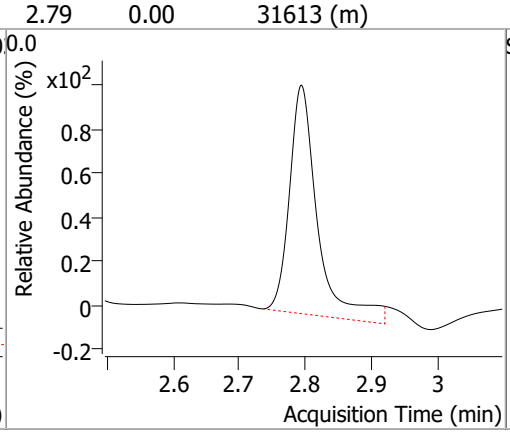

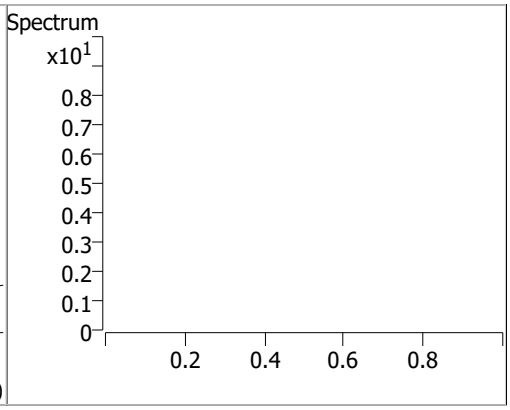

Quantitation Results Report (QT Reviewed)

Data File	G0211_026.0026.D	Operator	
Acq. Method	testAcqFileNamePath	Acq. Date-Time	2/11/2022 5:53:17 PM
Sample Name	B22020415-014A	Instrument	WJB
Vial		Multiplier	1.00
DA Method File	G021122_8011_W_CLT.m	Comment	
Tune File		Tune Date	
Batch Name	G021122_8011_W_CLT.batch.bin	Last Calib Update	2/11/2022 1:49:16 PM
Ref Library			

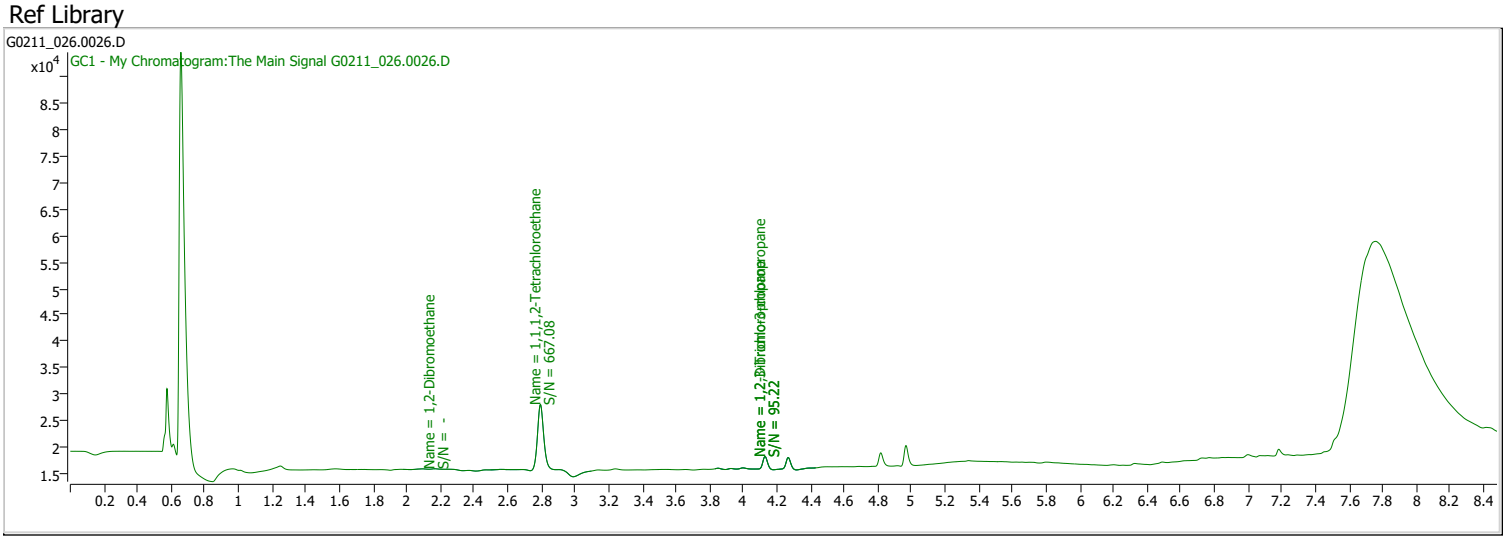

Compound	RT	QIon	Resp.	Conc.	Units		Dev(Min)
Internal Standards							
System Monitoring Compounds							
S 1,1,1,2-Tetrachloroethane	2.794	0.0	31354	0.0950	µg/L	m	-0.003
Spiked Amount: 0.100	Range: 70.0 - 130.0%			Recovery = 94.99%			
Target Compounds							QValue
M 1,2-Dibromoethane	2.163	0.0	0		µg/L	md	1

(#) = Qualifier Out of Range; (m) = Manual Integration; (+) = Area Summed; (*) = Surrogate Percent Recovery Out of Range; (d): Zeroed Peak

Compound	Conc.	RT	Dev(Min)	Resp.	QIon	QRatio	Lower	Upper
1,2-Dibromoethane		0		0				

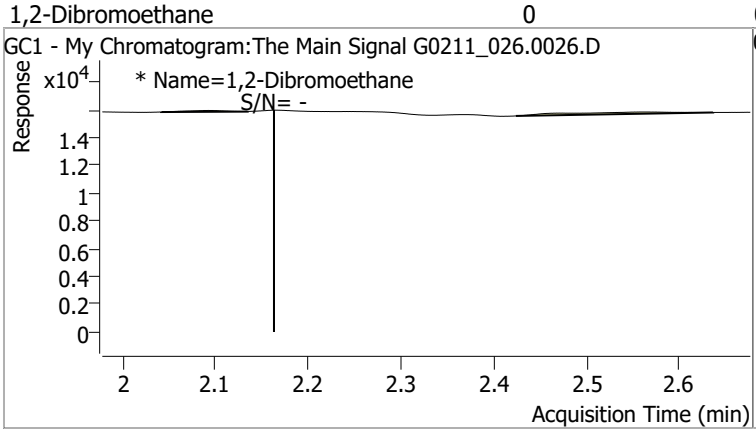

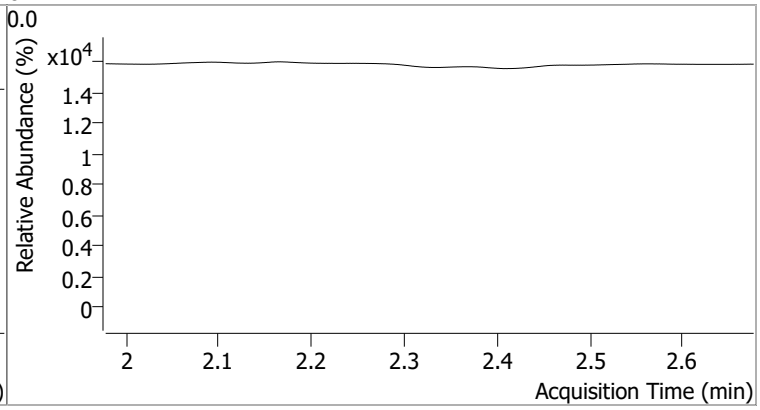

Compound	Conc.	RT	Dev(Min)	Resp.	QIon	QRatio	Lower	Upper
1,1,1,2-Tetrachloroethane	0.0950	2.79	0.00	31354 (m)				

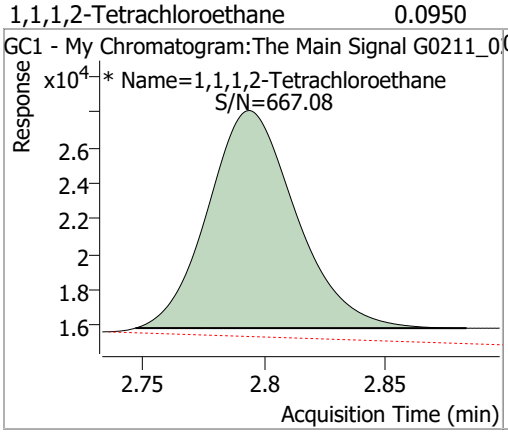

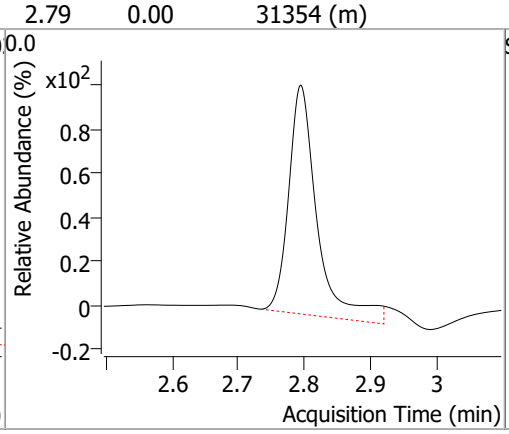

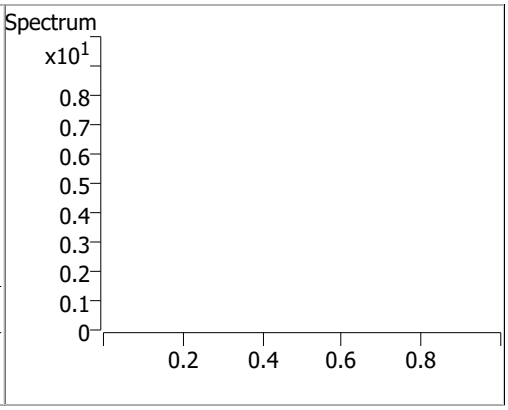

Quantitation Results Report (QT Reviewed)

Data File	G0211_027.0027.D	Operator	
Acq. Method	testAcqFileNamePath	Acq. Date-Time	2/11/2022 6:13:11 PM
Sample Name	B22020415-017H	Instrument	WJB
Vial		Multiplier	1.00
DA Method File	G021122_8011_W_CLT.m	Comment	
Tune File		Tune Date	
Batch Name	G021122_8011_W_CLT.batch.bin	Last Calib Update	2/11/2022 1:49:16 PM
Ref Library			

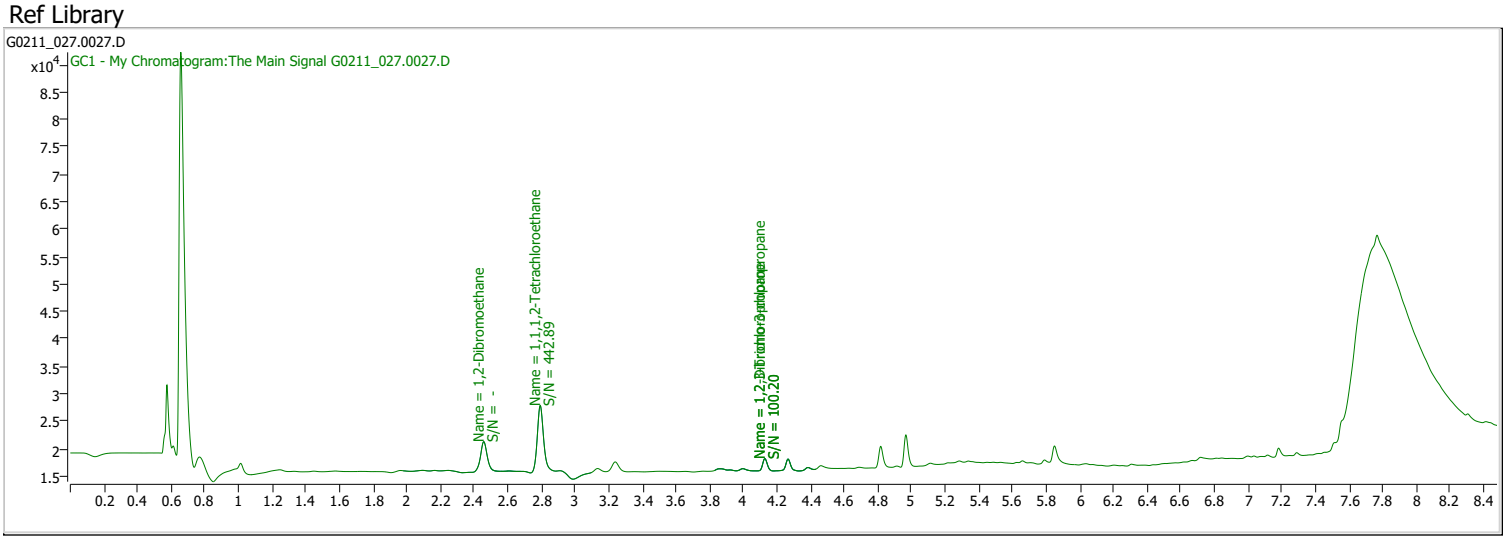

Compound	RT	QIon	Resp.	Conc.	Units		Dev(Min)
Internal Standards							
System Monitoring Compounds							
S 1,1,1,2-Tetrachloroethane	2.793	0.0	30296	0.0921	µg/L	m	-0.004
Spiked Amount: 0.100	Range: 70.0 - 130.0%			Recovery = 92.10%			
Target Compounds							QValue
M 1,2-Dibromoethane	2.457	0.0	0		µg/L	md	1

(#) = Qualifier Out of Range; (m) = Manual Integration; (+) = Area Summed; (*) = Surrogate Percent Recovery Out of Range; (d): Zeroed Peak

Compound	Conc.	RT	Dev(Min)	Resp.	QIon	QRatio	Lower	Upper
1,2-Dibromoethane		0		0				

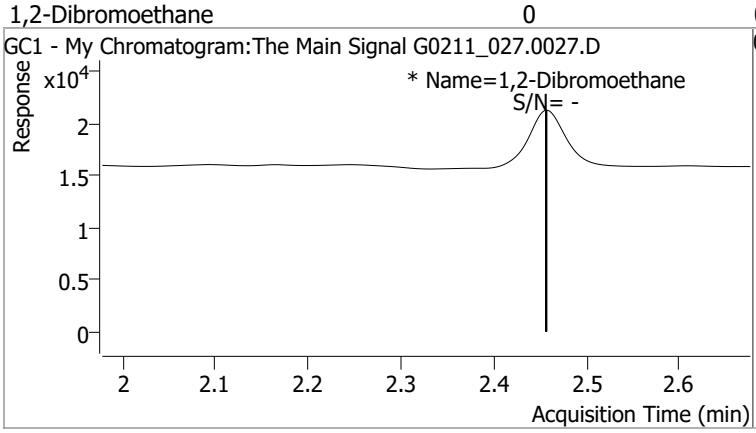

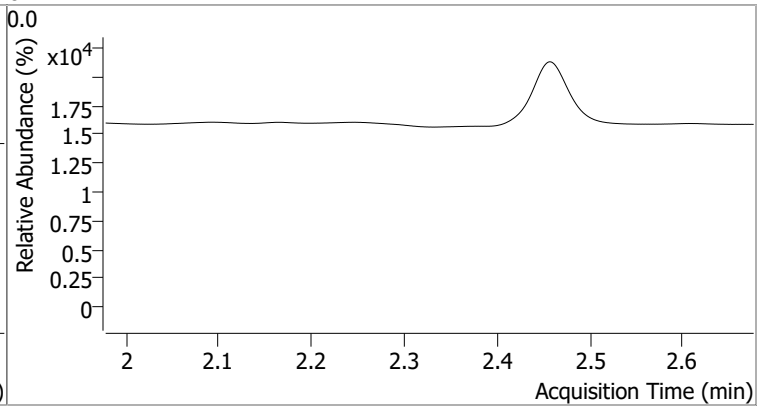

Compound	Conc.	RT	Dev(Min)	Resp.	QIon	QRatio	Lower	Upper
1,1,1,2-Tetrachloroethane	0.0921	2.79	0.00	30296 (m)				

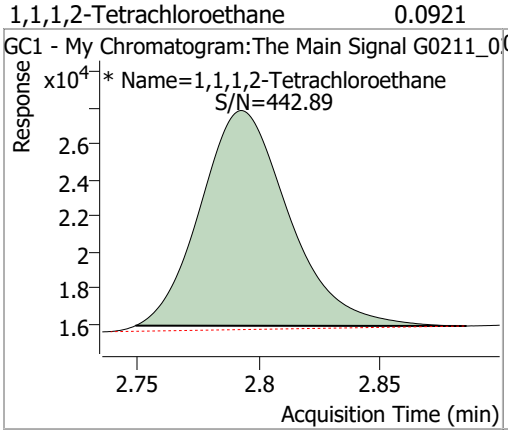

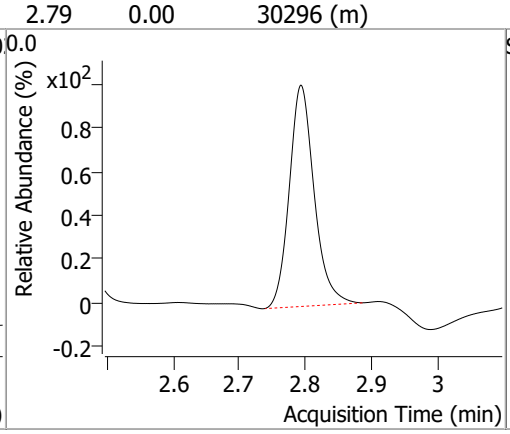

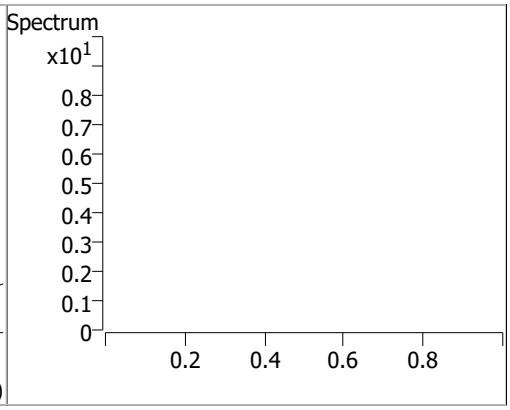

Quantitation Results Report (QT Reviewed)

Data File	G0211_028.0028.D	Operator	
Acq. Method	testAcqFileNamePath	Acq. Date-Time	2/11/2022 6:32:59 PM
Sample Name	B22020415-020A	Instrument	WJB
Vial		Multiplier	1.00
DA Method File	G021122_8011_W_CLT.m	Comment	
Tune File		Tune Date	
Batch Name	G021122_8011_W_CLT.batch.bin	Last Calib Update	2/11/2022 1:49:16 PM
Ref Library			

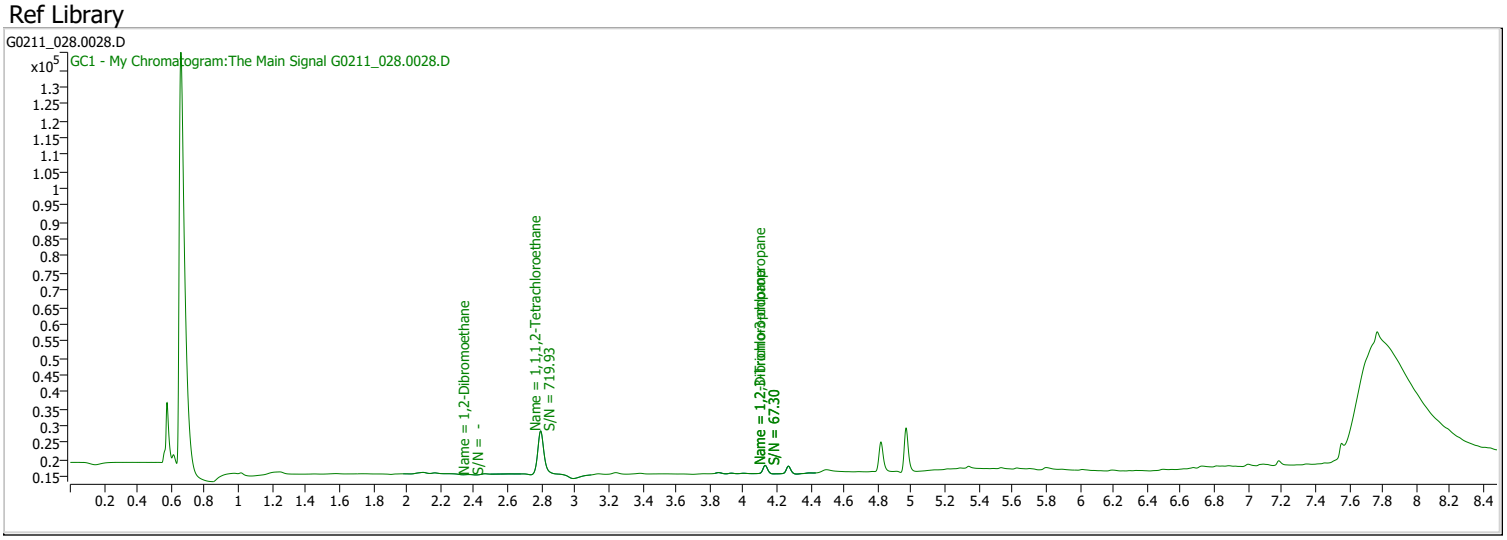

Compound	RT	QIon	Resp.	Conc.	Units		Dev(Min)
Internal Standards							
System Monitoring Compounds							
S 1,1,1,2-Tetrachloroethane	2.795	0.0	32053	0.0969	µg/L	m	-0.002
Spiked Amount: 0.100	Range: 70.0 - 130.0%			Recovery = 96.91%			
Target Compounds							QValue
M 1,2-Dibromoethane	2.370	0.0	0		µg/L	md	1

(#) = Qualifier Out of Range; (m) = Manual Integration; (+) = Area Summed; (*) = Surrogate Percent Recovery Out of Range; (d): Zeroed Peak

Compound	Conc.	RT	Dev(Min)	Resp.	QIon	QRatio	Lower	Upper
1,2-Dibromoethane		0		0				

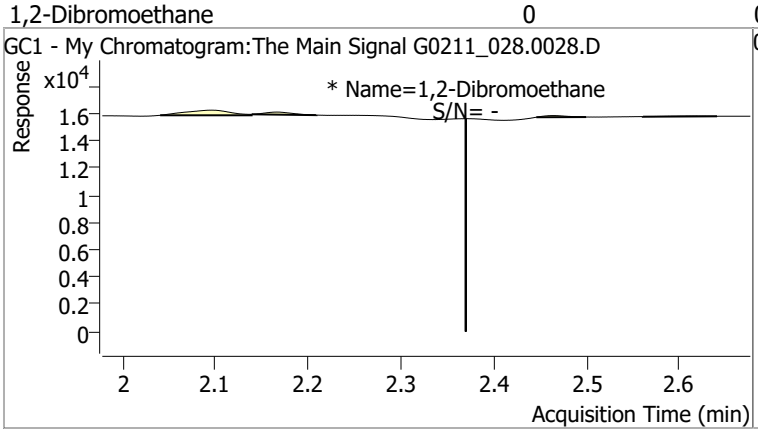

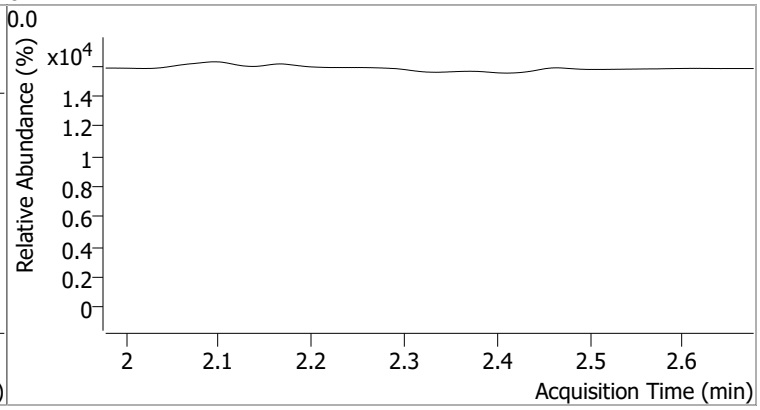

Compound	Conc.	RT	Dev(Min)	Resp.	QIon	QRatio	Lower	Upper
1,1,1,2-Tetrachloroethane	0.0969	2.80	0.00	32053 (m)				

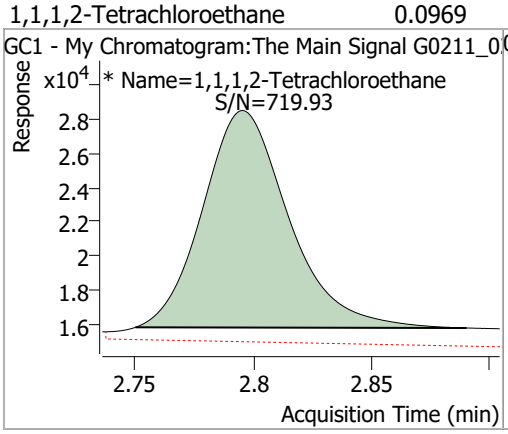

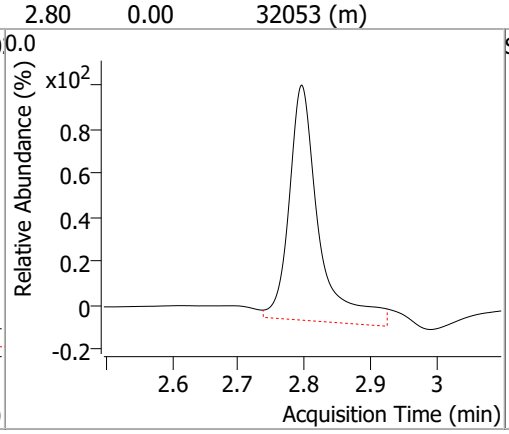

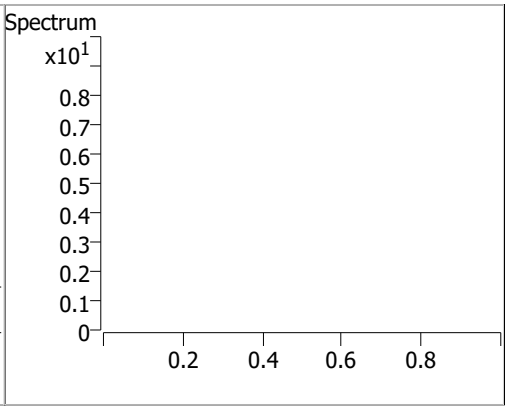

Quantitation Results Report (QT Reviewed)

Data File	G0211_029.0029.D	Operator	
Acq. Method	testAcqFileNamePath	Acq. Date-Time	2/11/2022 6:52:45 PM
Sample Name	B22020415-001H	Instrument	WJB
Vial		Multiplier	1.00
DA Method File	G021122_8011_W_CLT.m	Comment	
Tune File		Tune Date	
Batch Name	G021122_8011_W_CLT.batch.bin	Last Calib Update	2/11/2022 1:49:16 PM
Ref Library			

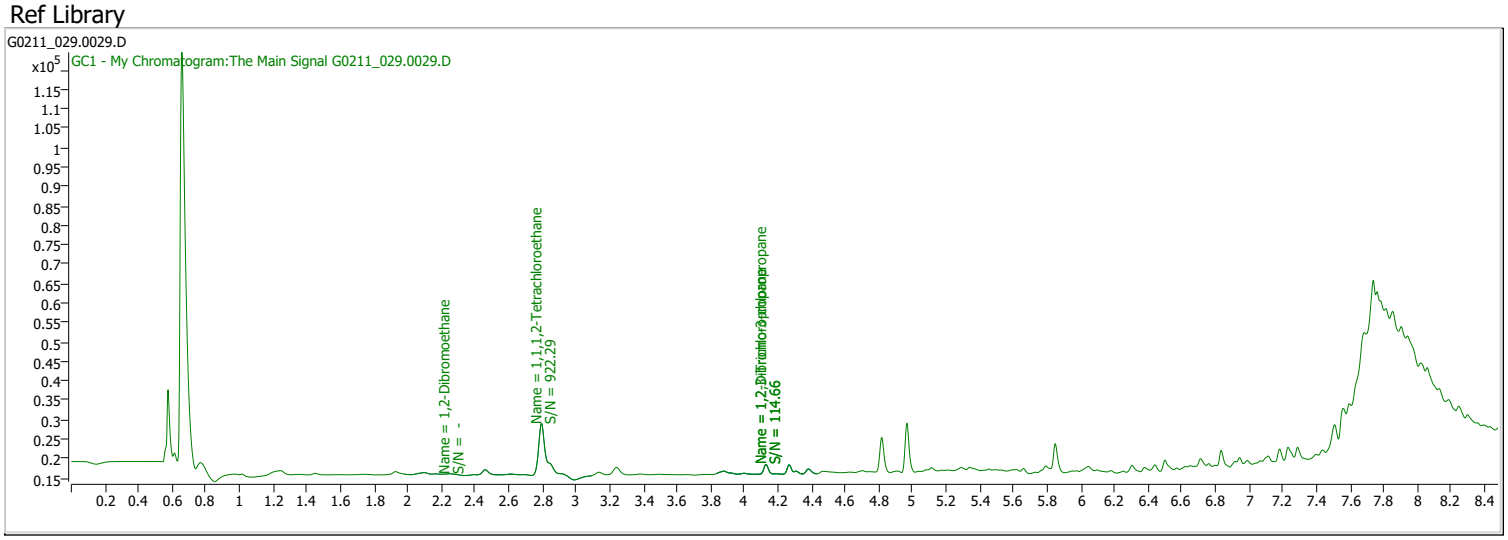

Compound	RT	QIon	Resp.	Conc.	Units		Dev(Min)
Internal Standards							
System Monitoring Compounds							
S 1,1,1,2-Tetrachloroethane	2.794	0.0	31383	0.0951	µg/L	m	-0.003
Spiked Amount: 0.100	Range: 70.0 - 130.0%			Recovery = 95.07%			
Target Compounds							QValue
M 1,2-Dibromoethane	2.247	0.0	0		µg/L	md	1

(#) = Qualifier Out of Range; (m) = Manual Integration; (+) = Area Summed; (*) = Surrogate Percent Recovery Out of Range; (d): Zeroed Peak

Compound	Conc.	RT	Dev(Min)	Resp.	QIon	QRatio	Lower	Upper
1,2-Dibromoethane		0		0				

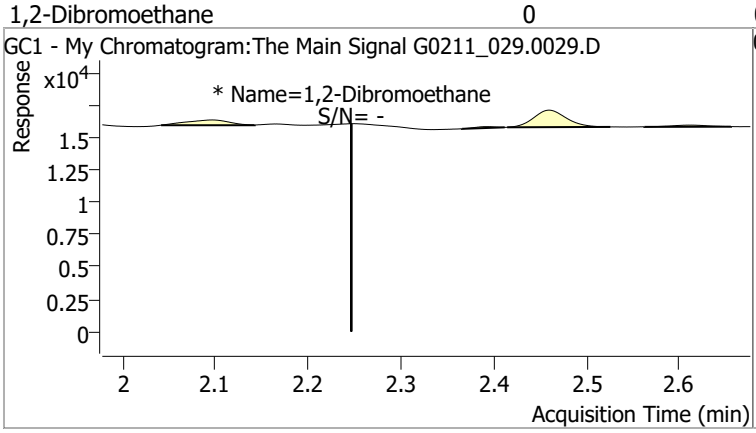

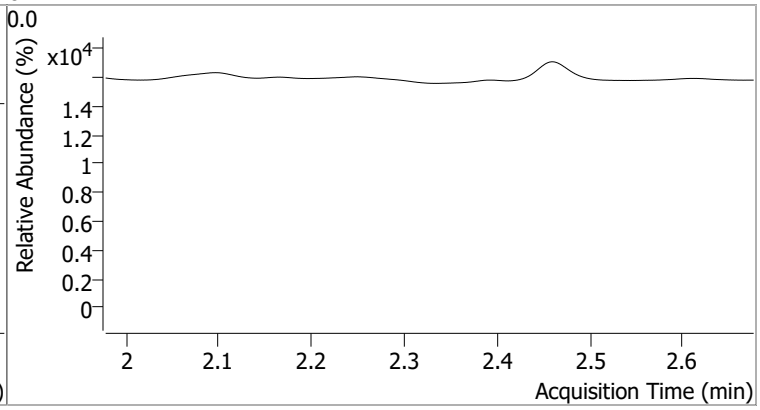

Compound	Conc.	RT	Dev(Min)	Resp.	QIon	QRatio	Lower	Upper
1,1,1,2-Tetrachloroethane	0.0951	2.79	0.00	31383 (m)				

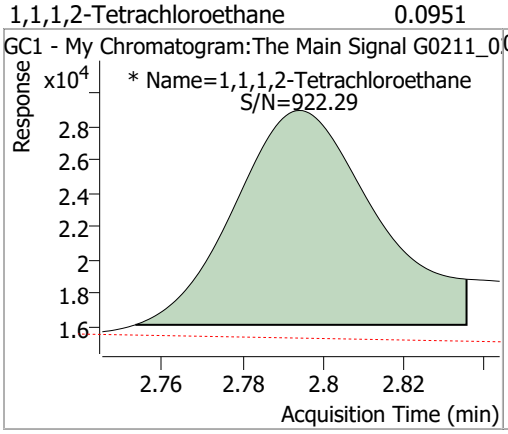

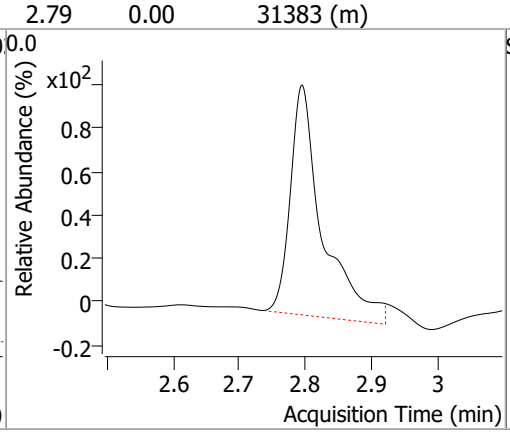

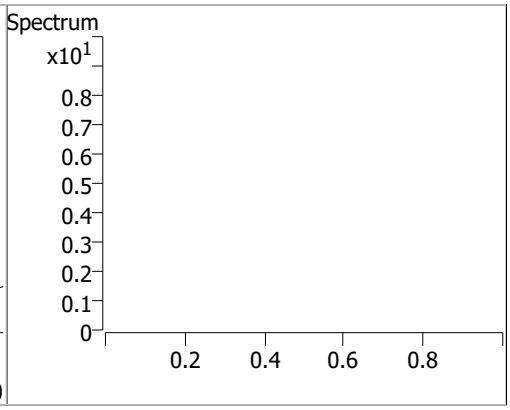

Quantitation Results Report (QT Reviewed)

Data File	G0211_030.0030.D	Operator	
Acq. Method	testAcqFileNamePath	Acq. Date-Time	2/11/2022 7:12:32 PM
Sample Name	B22020415-001HMS	Instrument	WJB
Vial		Multiplier	1.00
DA Method File	G021122_8011_W_CLT.m	Comment	
Tune File		Tune Date	
Batch Name	G021122_8011_W_CLT.batch.bin	Last Calib Update	2/11/2022 1:49:16 PM
Ref Library			

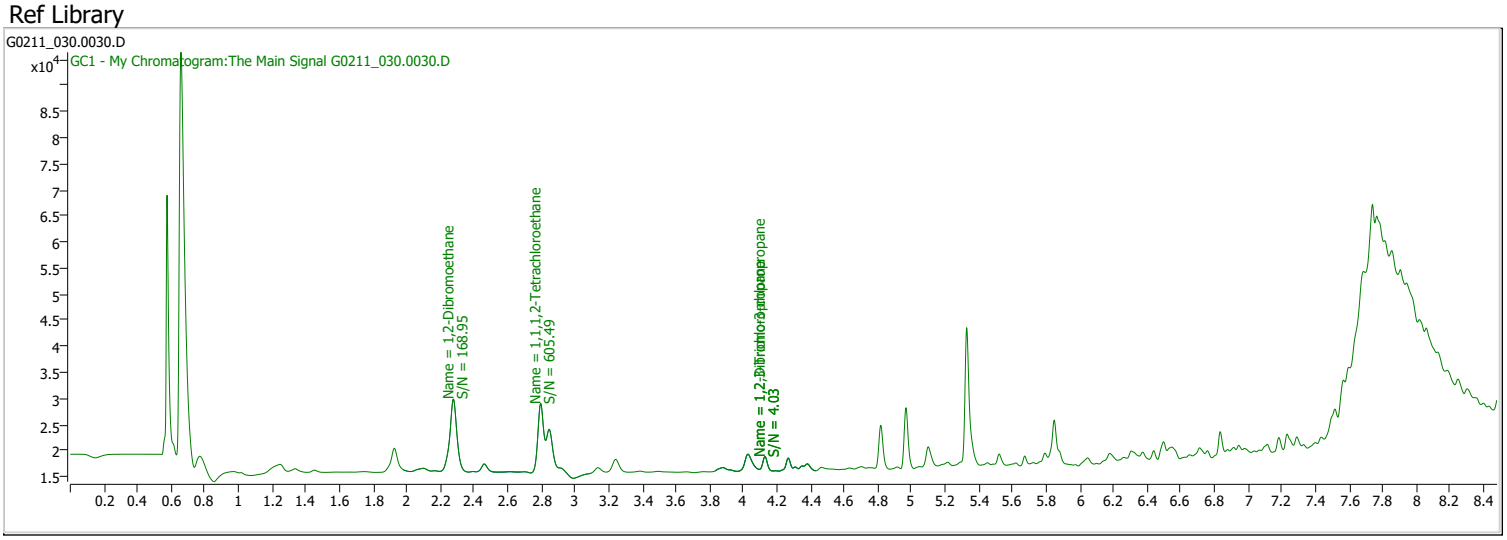

Compound	RT	QIon	Resp.	Conc.	Units		Dev(Min)
Internal Standards							
System Monitoring Compounds							
S 1,1,1,2-Tetrachloroethane	2.795	0.0	32006	0.0968	µg/L	m	-0.002
Spiked Amount: 0.100	Range: 70.0 - 130.0%			Recovery = 96.78%			
Target Compounds							QValue
M 1,2-Dibromoethane	2.277	0.0	41382	0.2304	µg/L		100

(#) = Qualifier Out of Range; (m) = Manual Integration; (+) = Area Summed; (*) = Surrogate Percent Recovery Out of Range; (d): Zeroed Peak

Compound	Conc.	RT	Dev(Min)	Resp.	QIon	QRatio	Lower	Upper
1,2-Dibromoethane	0.2304	2.28	0.00	41382				

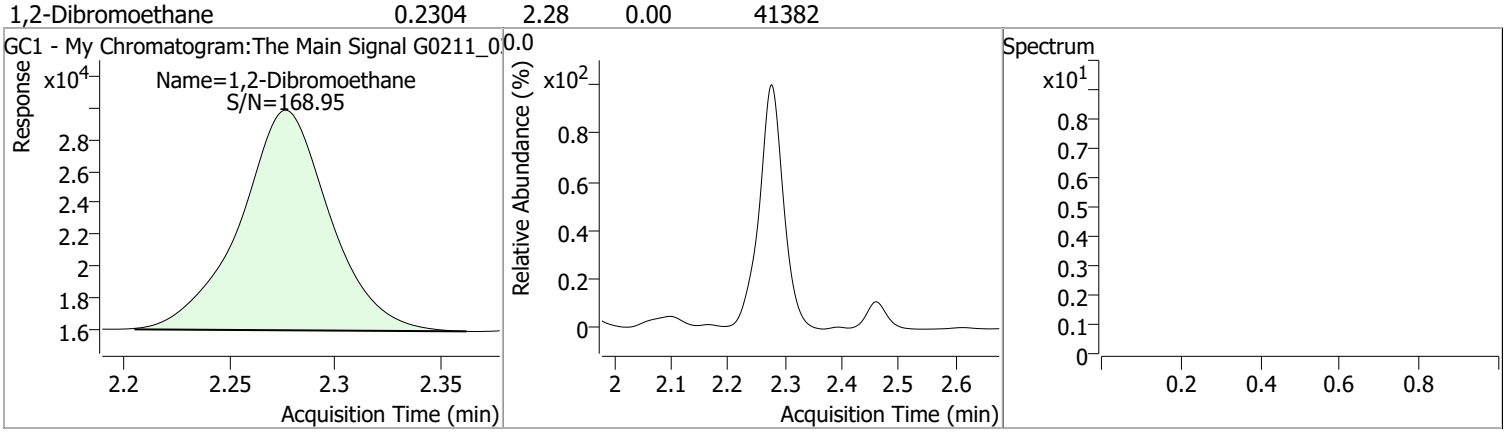

Compound	Conc.	RT	Dev(Min)	Resp.	QIon	QRatio	Lower	Upper
1,1,1,2-Tetrachloroethane	0.0968	2.80	0.00	32006 (m)				

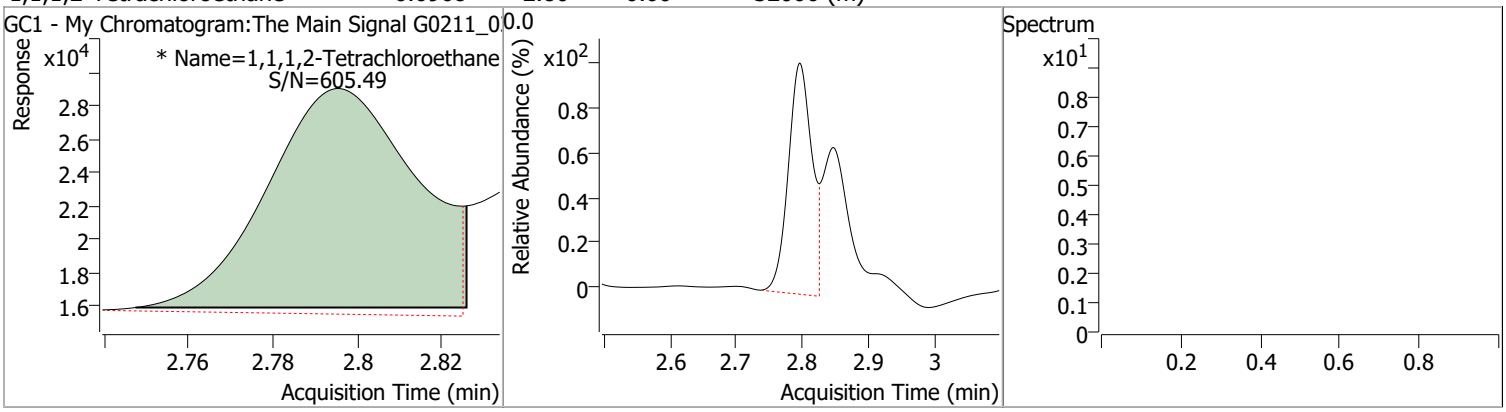

Quantitation Results Report (QT Reviewed)

Data File	G0211_031.0031.D	Operator	
Acq. Method	testAcqFileNamePath	Acq. Date-Time	2/11/2022 7:32:21 PM
Sample Name	B22020415-001HMSD	Instrument	WJB
Vial		Multiplier	1.00
DA Method File	G021122_8011_W_CLT.m	Comment	
Tune File		Tune Date	
Batch Name	G021122_8011_W_CLT.batch.bin	Last Calib Update	2/11/2022 1:49:16 PM
Ref Library			

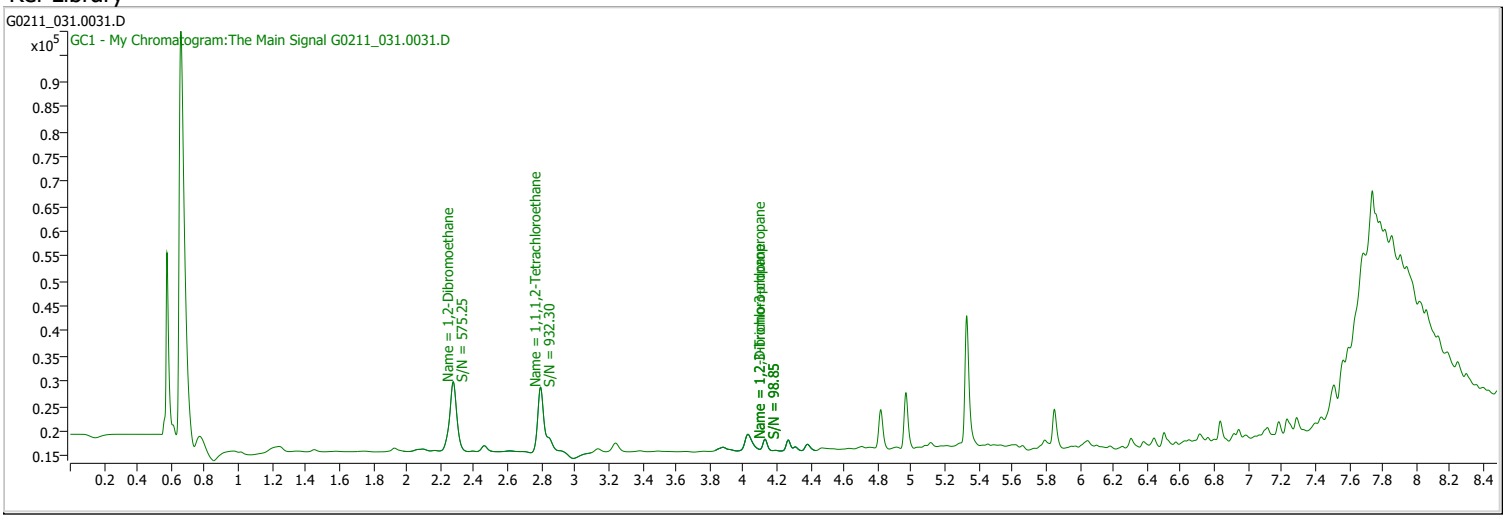

Compound	RT	QIon	Resp.	Conc.	Units		Dev(Min)
Internal Standards							
System Monitoring Compounds							
S 1,1,1,2-Tetrachloroethane	2.794	0.0	32524	0.0982	µg/L	m	-0.003
Spiked Amount: 0.100	Range: 70.0 - 130.0%			Recovery = 98.19%			
Target Compounds							QValue
M 1,2-Dibromoethane	2.276	0.0	41569	0.2314	µg/L		100

(#) = Qualifier Out of Range; (m) = Manual Integration; (+) = Area Summed; (*) = Surrogate Percent Recovery Out of Range; (d): Zeroed Peak

Compound	Conc.	RT	Dev(Min)	Resp.	QIon	QRatio	Lower	Upper
1,2-Dibromoethane	0.2314	2.28	0.00	41569				

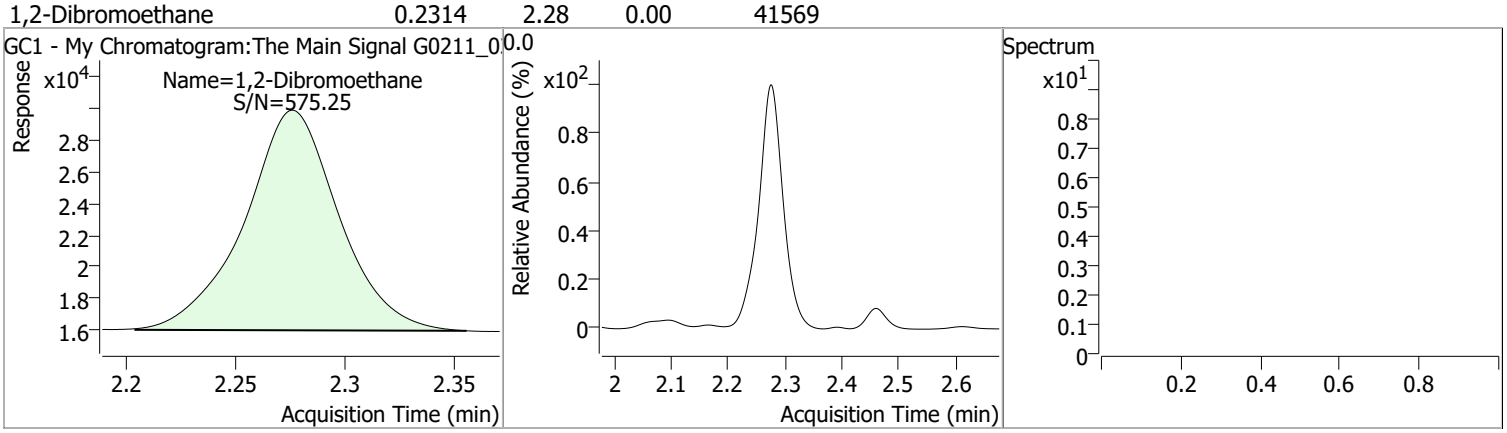

Compound	Conc.	RT	Dev(Min)	Resp.	QIon	QRatio	Lower	Upper
1,1,1,2-Tetrachloroethane	0.0982	2.79	0.00	32524 (m)				

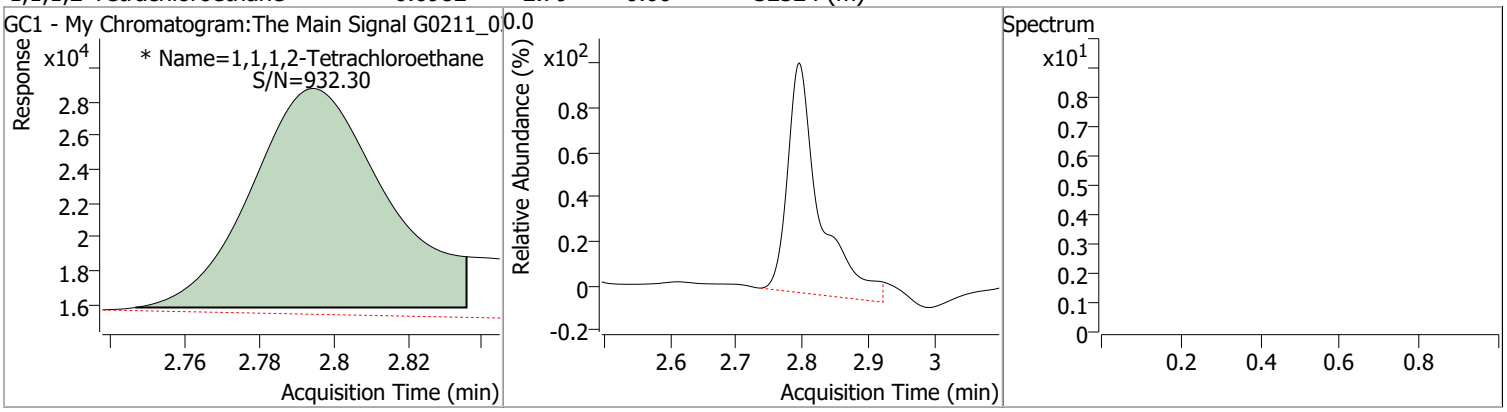

Quantitation Results Report (QT Reviewed)

Data File	G0211_032.0032.D	Operator	
Acq. Method	testAcqFileNamePath	Acq. Date-Time	2/11/2022 7:52:09 PM
Sample Name	Hexan	Instrument	WJB
Vial		Multiplier	1.00
DA Method File	G021122_8011_W_CLT.m	Comment	
Tune File		Tune Date	
Batch Name	G021122_8011_W_CLT.batch.bin	Last Calib Update	2/11/2022 1:49:16 PM
Ref Library			

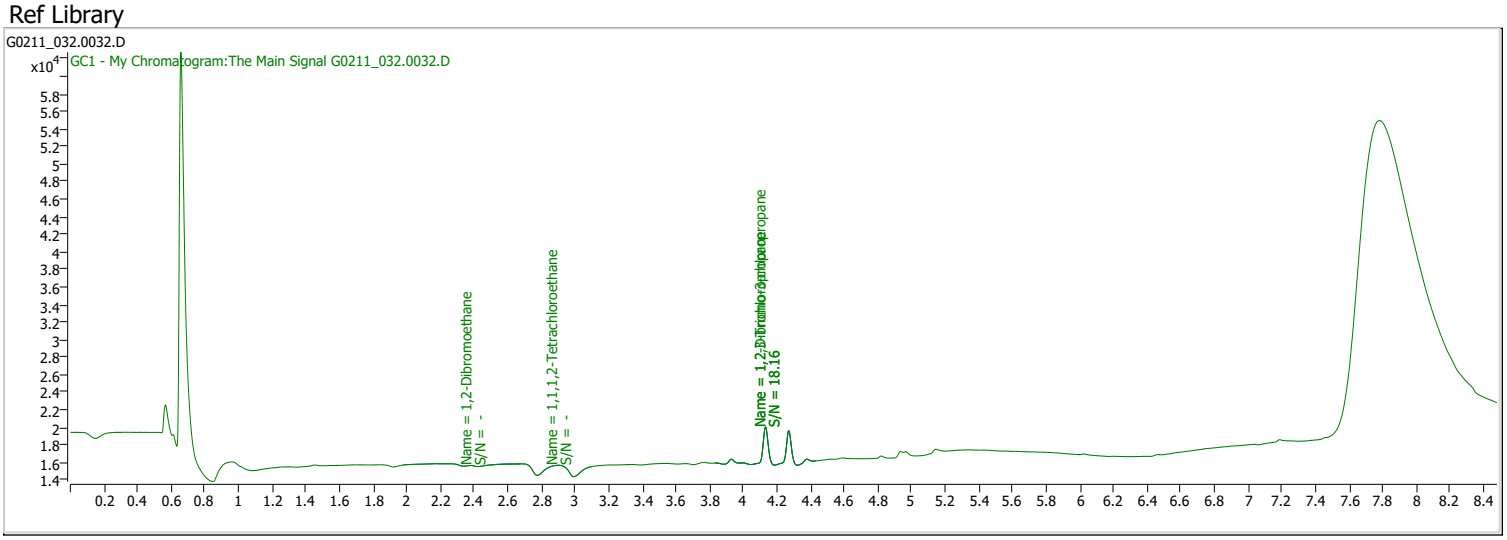

Compound	RT	QIon	Resp.	Conc.	Units		Dev(Min)
Internal Standards							
System Monitoring Compounds							
S 1,1,1,2-Tetrachloroethane	2.894	0.0	0		µg/L	md	0.097
Spiked Amount: 0.100	Range: 70.0 - 130.0%			Recovery = NA%			
Target Compounds							QValue
M 1,2-Dibromoethane	2.383	0.0	0		µg/L	md	1

(#) = Qualifier Out of Range; (m) = Manual Integration; (+) = Area Summed; (*) = Surrogate Percent Recovery Out of Range; (d): Zeroed Peak

Compound	Conc.	RT	Dev(Min)	Resp.	QIon	QRatio	Lower	Upper
1,2-Dibromoethane		0		0				

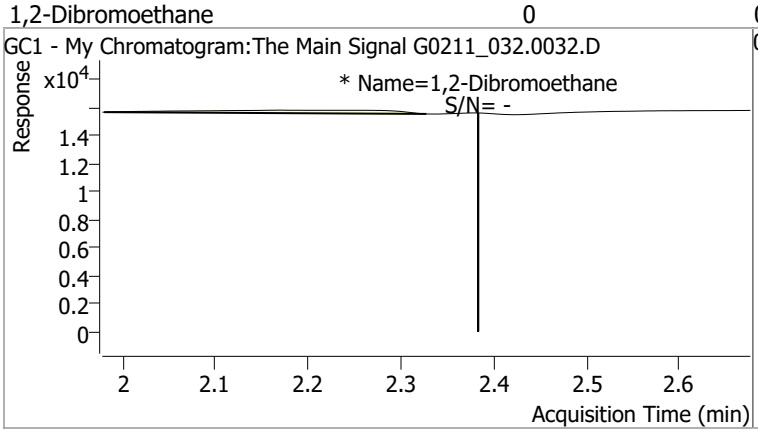

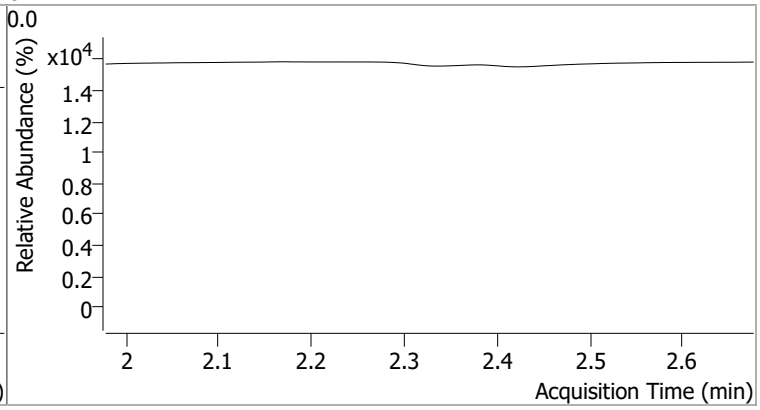

Compound	Conc.	RT	Dev(Min)	Resp.	QIon	QRatio	Lower	Upper
1,1,1,2-Tetrachloroethane		0		0				

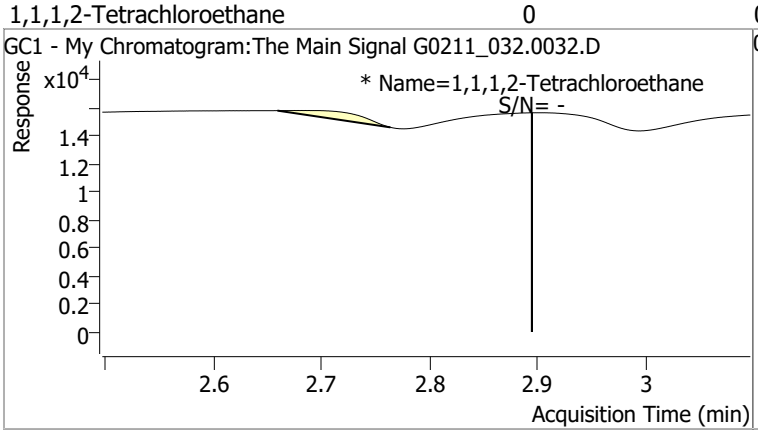

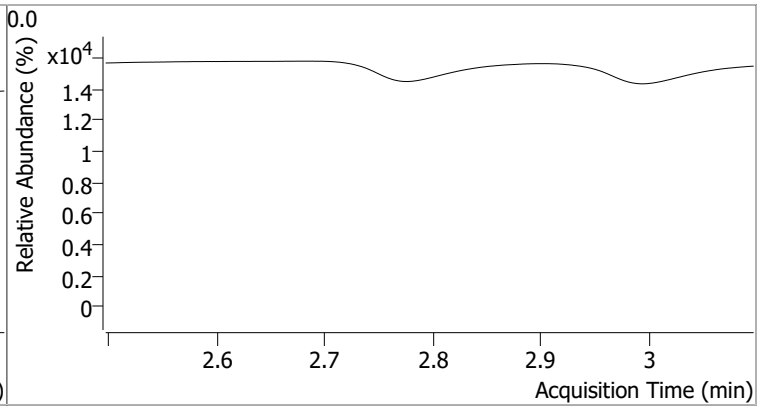

Quantitation Results Report (QT Reviewed)

Data File	G0211_033.0033.D	Operator	
Acq. Method	testAcqFileNamePath	Acq. Date-Time	2/11/2022 8:12:02 PM
Sample Name	CAL5-163636	Instrument	WJB
Vial		Multiplier	1.00
DA Method File	G021122_8011_W_CLT.m	Comment	
Tune File		Tune Date	
Batch Name	G021122_8011_W_CLT.batch.bin	Last Calib Update	2/11/2022 1:49:16 PM
Ref Library			

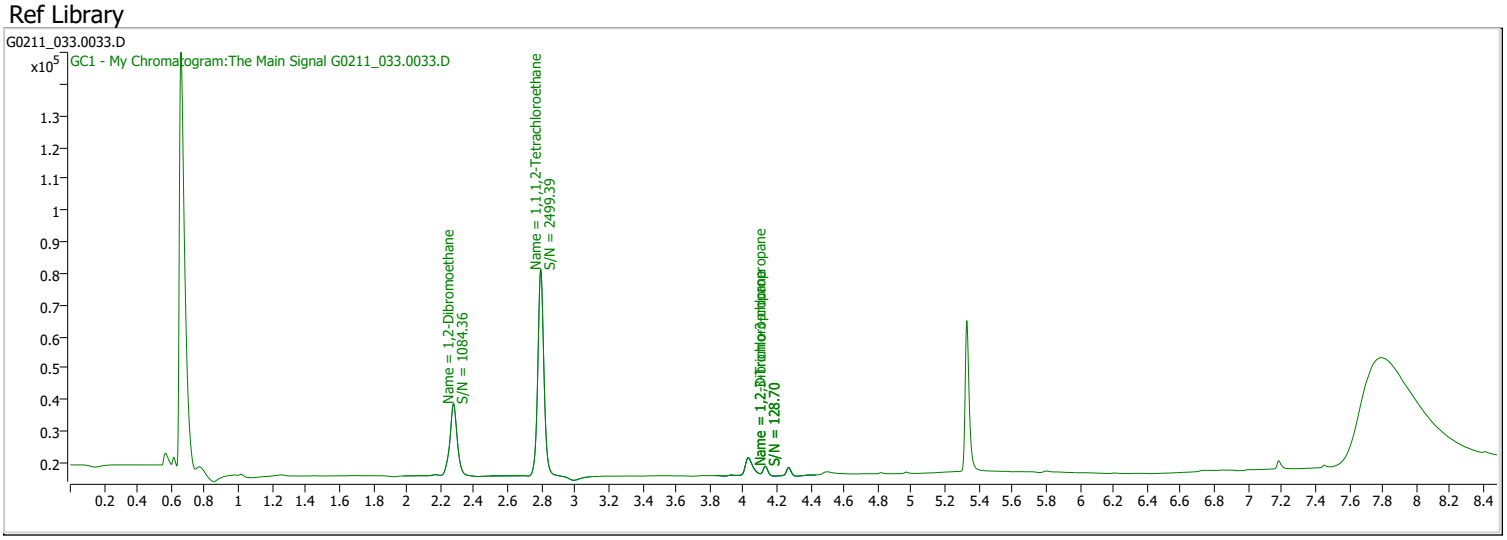

Compound	RT	QIon	Resp.	Conc.	Units		Dev(Min)
Internal Standards							
System Monitoring Compounds							
S 1,1,1,2-Tetrachloroethane	2.796	0.0	162640	0.4394	µg/L	m	-0.001
Spiked Amount: 0.100	Range: 70.0 - 130.0%			Recovery = 439.39%		*	
Target Compounds							QValue
M 1,2-Dibromoethane	2.278	0.0	69915	0.4001	µg/L		100

(#) = Qualifier Out of Range; (m) = Manual Integration; (+) = Area Summed; (*) = Surrogate Percent Recovery Out of Range; (d): Zeroed Peak

Compound	Conc.	RT	Dev(Min)	Resp.	QIon	QRatio	Lower	Upper
1,2-Dibromoethane	0.4001	2.28	0.00	69915				

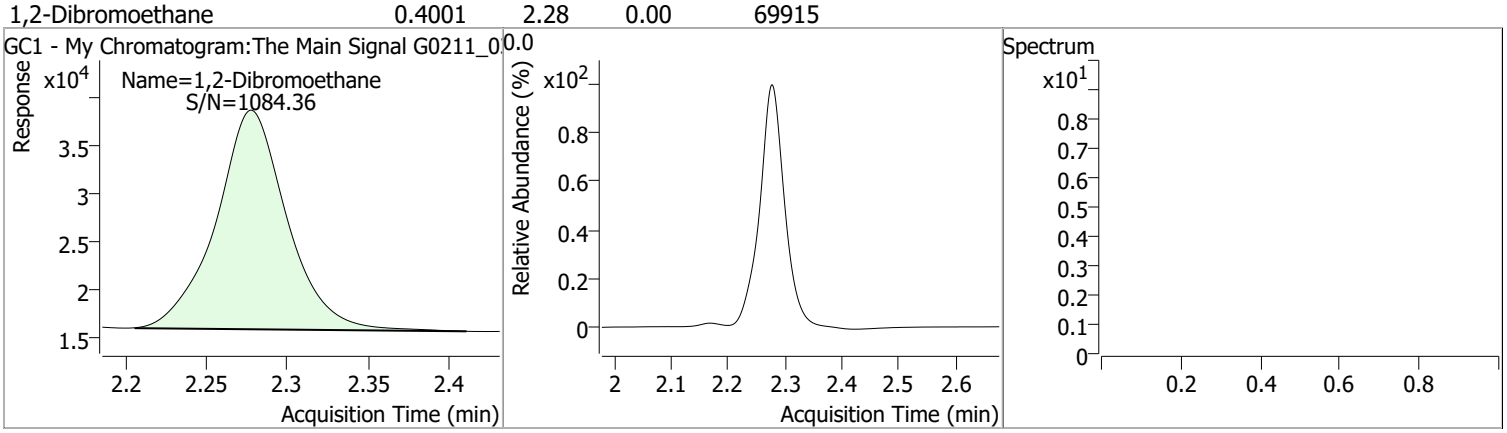

Compound	Conc.	RT	Dev(Min)	Resp.	QIon	QRatio	Lower	Upper
1,1,1,2-Tetrachloroethane	0.4394	2.80	0.00	162640 (m)				

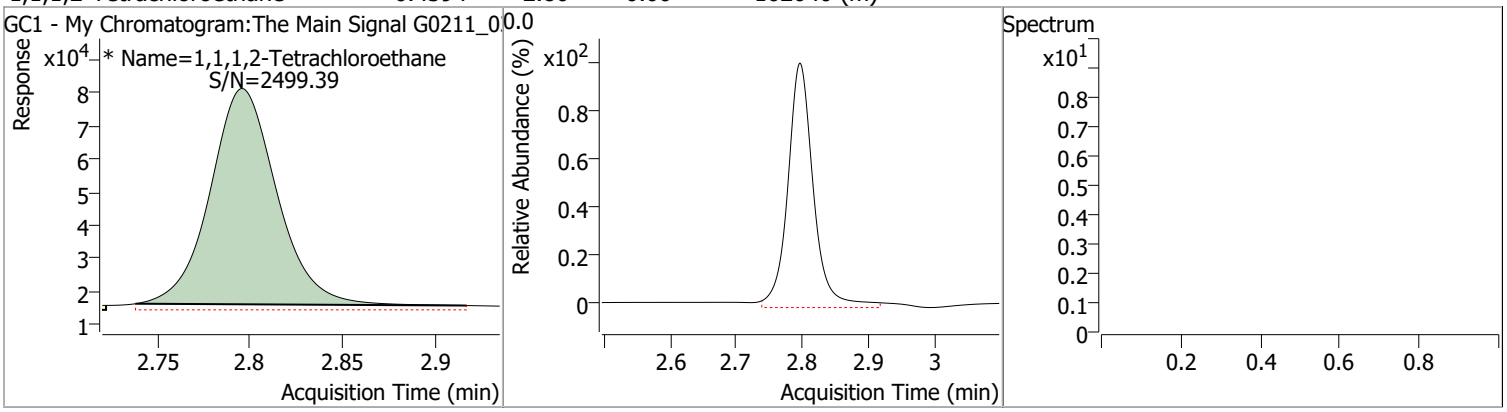

Quantitation Results Report (QT Reviewed)

Data File	G0211_034.0034.D	Operator	
Acq. Method	testAcqFileNamePath	Acq. Date-Time	2/11/2022 8:31:51 PM
Sample Name	Hexan	Instrument	WJB
Vial		Multiplier	1.00
DA Method File	G021122_8011_W_CLT.m	Comment	
Tune File		Tune Date	
Batch Name	G021122_8011_W_CLT.batch.bin	Last Calib Update	2/11/2022 1:49:16 PM
Ref Library			

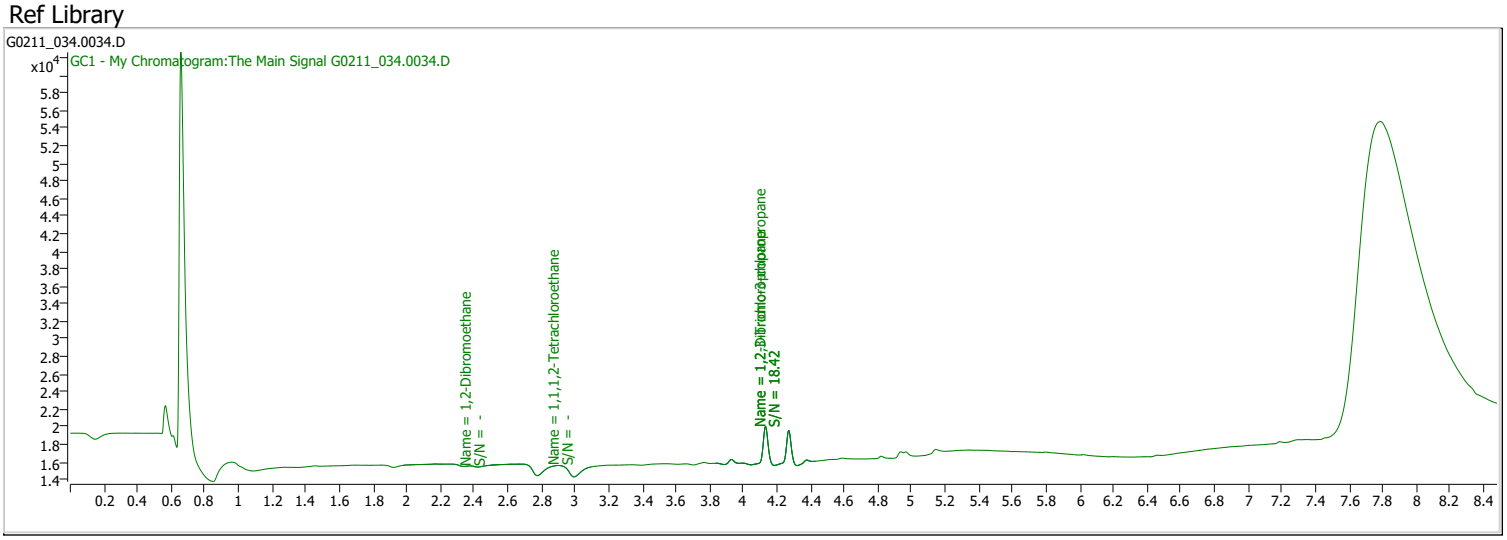

Compound	RT	QIon	Resp.	Conc.	Units		Dev(Min)
Internal Standards							
System Monitoring Compounds							
S 1,1,1,2-Tetrachloroethane	2.903	0.0	0		µg/L	md	0.106
Spiked Amount: 0.100	Range: 70.0 - 130.0%			Recovery = NA%			
Target Compounds							QValue
M 1,2-Dibromoethane	2.381	0.0	0		µg/L	md	1

(#) = Qualifier Out of Range; (m) = Manual Integration; (+) = Area Summed; (*) = Surrogate Percent Recovery Out of Range; (d): Zeroed Peak

Compound	Conc.	RT	Dev(Min)	Resp.	QIon	QRatio	Lower	Upper
1,2-Dibromoethane		0		0				

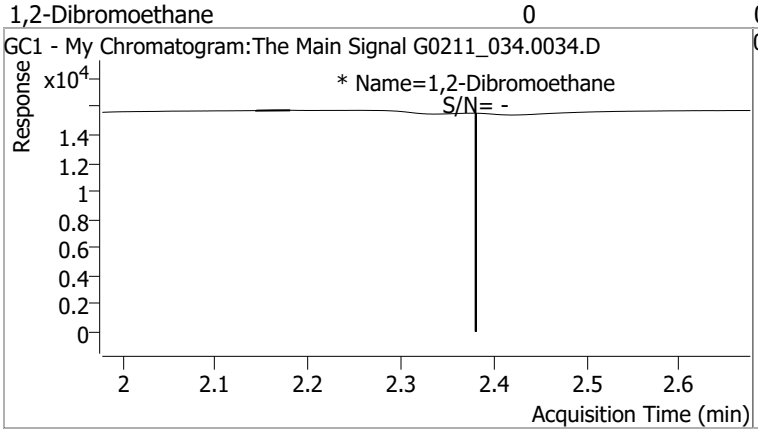

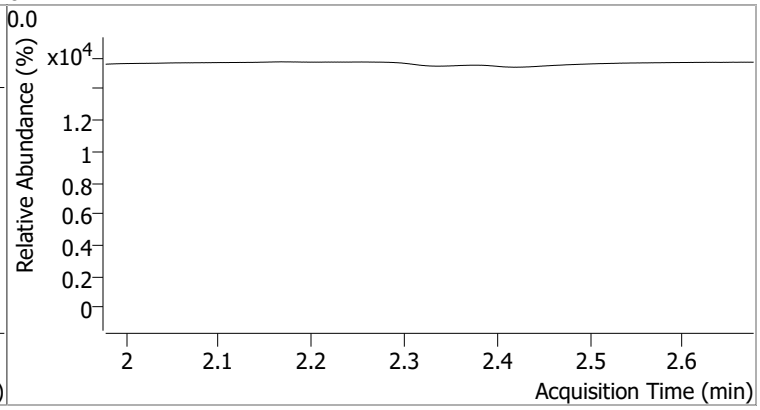

Compound	Conc.	RT	Dev(Min)	Resp.	QIon	QRatio	Lower	Upper
1,1,1,2-Tetrachloroethane		0		0				

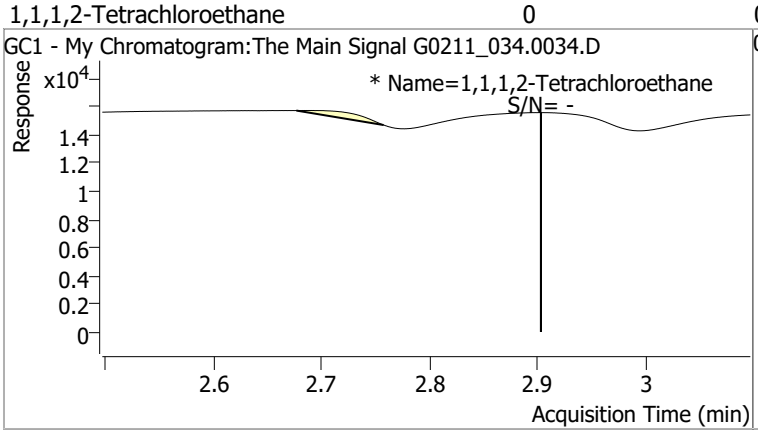

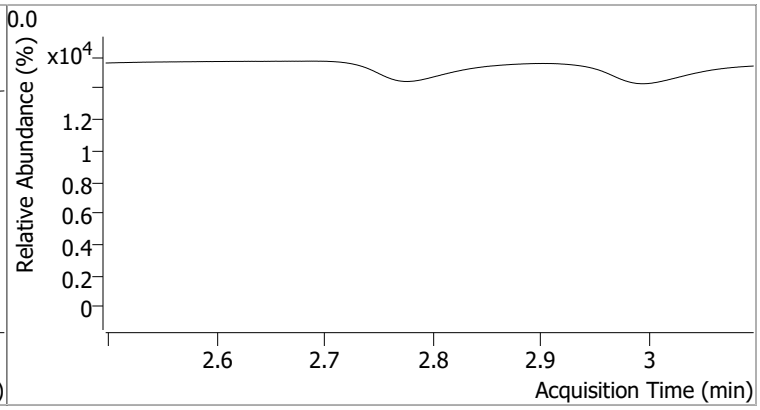

Quantitation Results Report (QT Reviewed)

Data File	G0211_035.0035.D	Operator	
Acq. Method	testAcqFileNamePath	Acq. Date-Time	2/11/2022 8:51:34 PM
Sample Name	B22020415-022H	Instrument	WJB
Vial		Multiplier	1.00
DA Method File	G021122_8011_W_CLT.m	Comment	
Tune File		Tune Date	
Batch Name	G021122_8011_W_CLT.batch.bin	Last Calib Update	2/11/2022 1:49:16 PM
Ref Library			

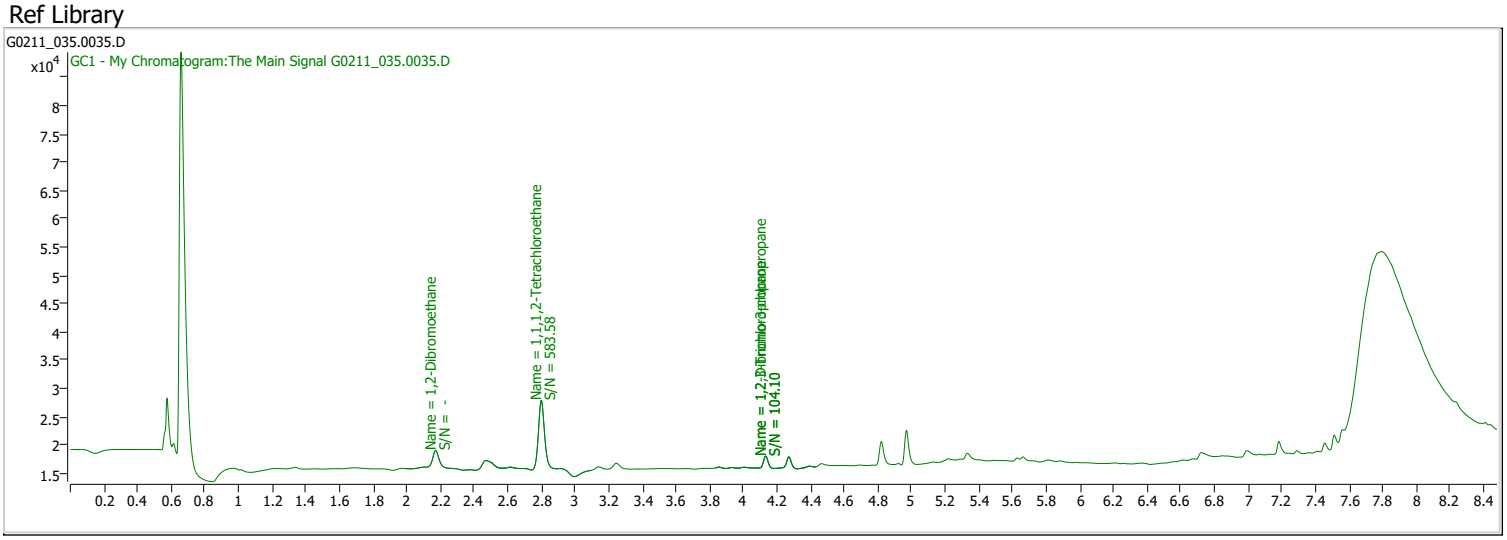

Compound	RT	QIon	Resp.	Conc.	Units		Dev(Min)
Internal Standards							
System Monitoring Compounds							
S 1,1,1,2-Tetrachloroethane	2.799	0.0	30434	0.0925	µg/L	m	0.002
Spiked Amount: 0.100	Range: 70.0 - 130.0%			Recovery = 92.48%			
Target Compounds							QValue
M 1,2-Dibromoethane	2.172	0.0	0		µg/L	md	1

(#) = Qualifier Out of Range; (m) = Manual Integration; (+) = Area Summed; (*) = Surrogate Percent Recovery Out of Range; (d): Zeroed Peak

Compound	Conc.	RT	Dev(Min)	Resp.	QIon	QRatio	Lower	Upper
1,2-Dibromoethane		0		0				

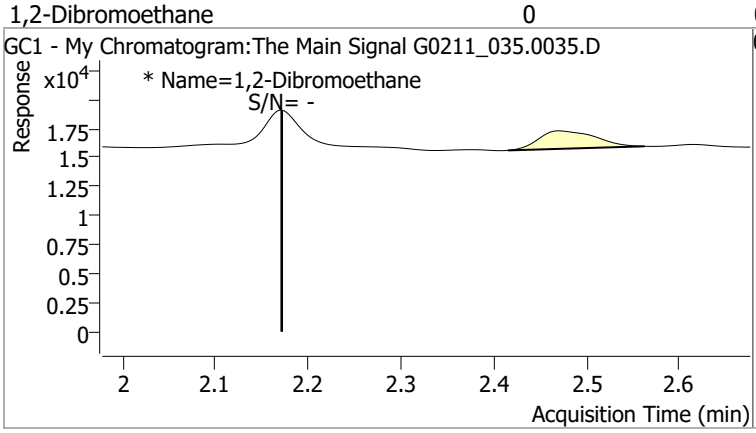

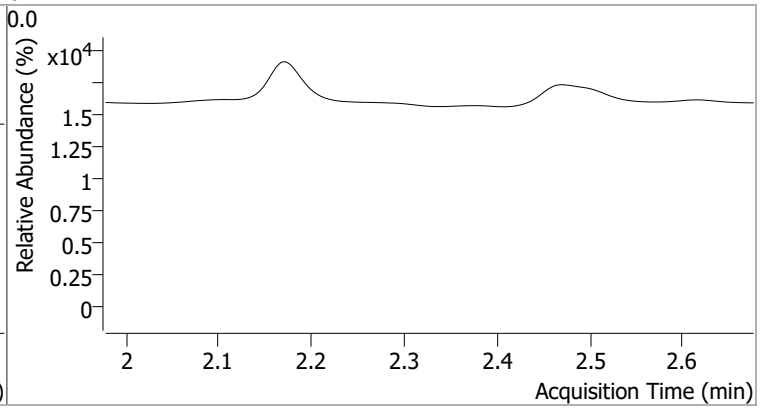

Compound	Conc.	RT	Dev(Min)	Resp.	QIon	QRatio	Lower	Upper
1,1,1,2-Tetrachloroethane	0.0925	2.80	0.00	30434 (m)				

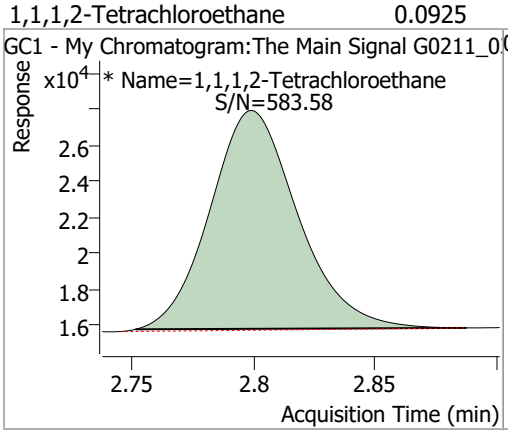

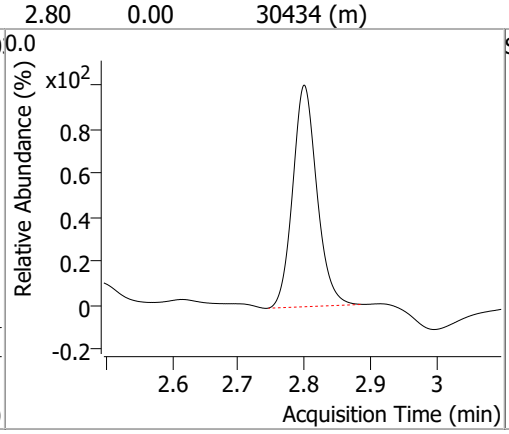

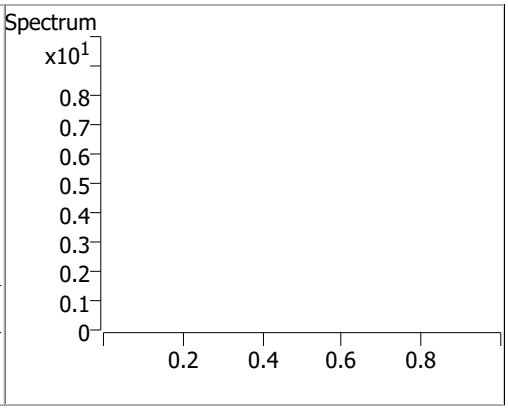

Quantitation Results Report (QT Reviewed)

Data File	G0211_036.0036.D	Operator	
Acq. Method	testAcqFileNamePath	Acq. Date-Time	2/11/2022 9:11:22 PM
Sample Name	B22020415-025A	Instrument	WJB
Vial		Multiplier	1.00
DA Method File	G021122_8011_W_CLT.m	Comment	
Tune File		Tune Date	
Batch Name	G021122_8011_W_CLT.batch.bin	Last Calib Update	2/11/2022 1:49:16 PM
Ref Library			

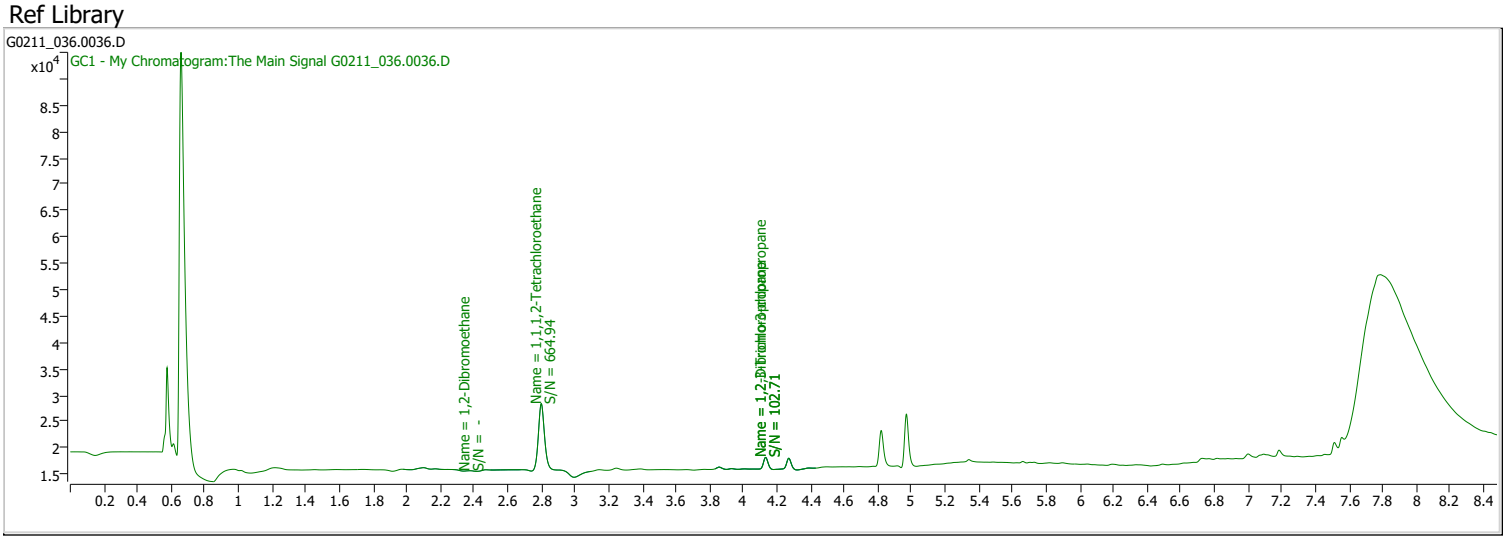

Compound	RT	QIon	Resp.	Conc.	Units		Dev(Min)
Internal Standards							
System Monitoring Compounds							
S 1,1,1,2-Tetrachloroethane	2.799	0.0	31513	0.0954	µg/L	m	0.002
Spiked Amount: 0.100	Range: 70.0 - 130.0%			Recovery = 95.43%			
Target Compounds							QValue
M 1,2-Dibromoethane	2.372	0.0	0		µg/L	md	1

(#) = Qualifier Out of Range; (m) = Manual Integration; (+) = Area Summed; (*) = Surrogate Percent Recovery Out of Range; (d): Zeroed Peak

Compound	Conc.	RT	Dev(Min)	Resp.	QIon	QRatio	Lower	Upper
1,2-Dibromoethane		0		0				

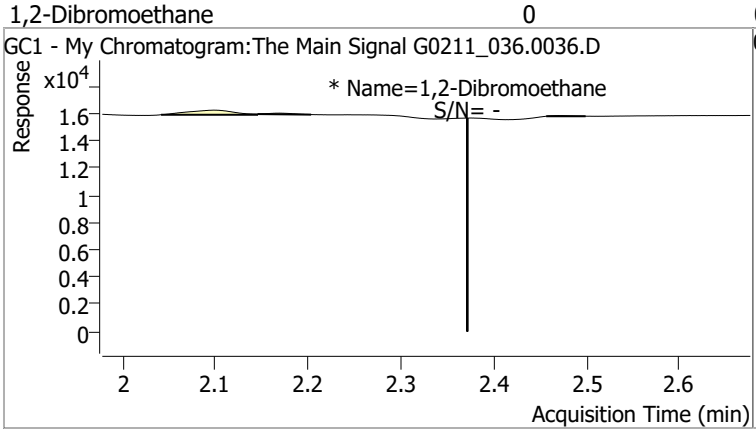

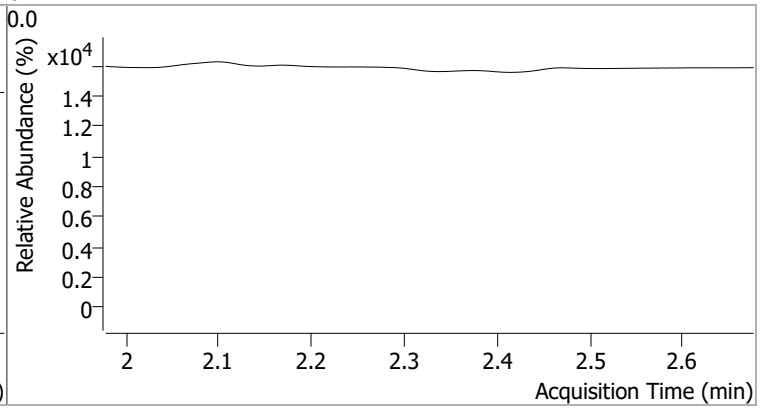

Compound	Conc.	RT	Dev(Min)	Resp.	QIon	QRatio	Lower	Upper
1,1,1,2-Tetrachloroethane	0.0954	2.80	0.00	31513 (m)				

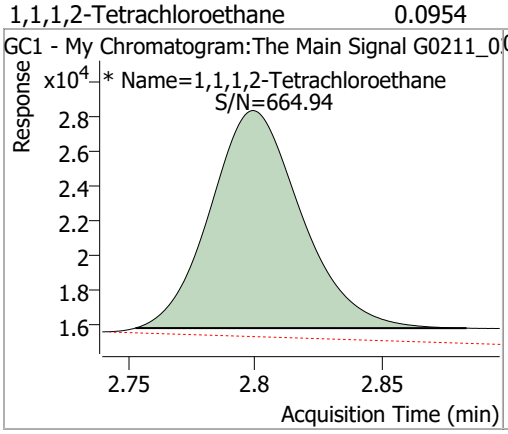

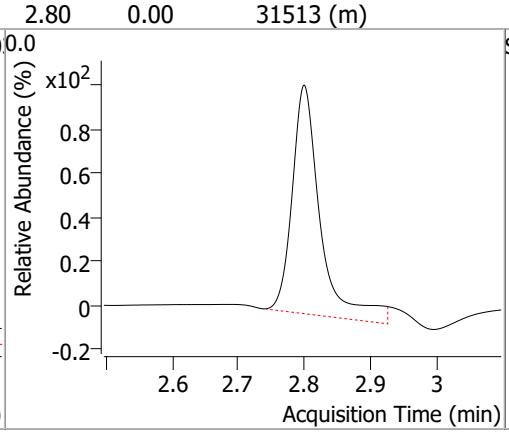

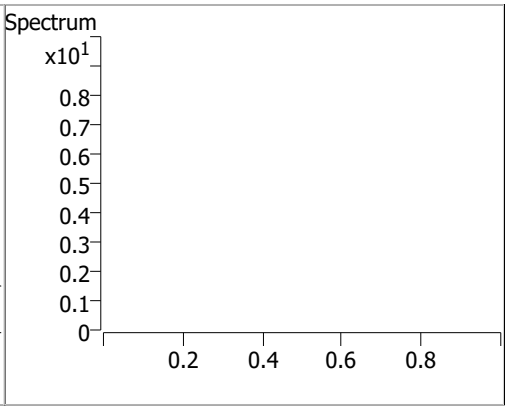

Quantitation Results Report (QT Reviewed)

Data File	G0211_037.0037.D	Operator	
Acq. Method	testAcqFileNamePath	Acq. Date-Time	2/11/2022 9:31:08 PM
Sample Name	B22020415-027H	Instrument	WJB
Vial		Multiplier	1.00
DA Method File	G021122_8011_W_CLT.m	Comment	
Tune File		Tune Date	
Batch Name	G021122_8011_W_CLT.batch.bin	Last Calib Update	2/11/2022 1:49:16 PM
Ref Library			

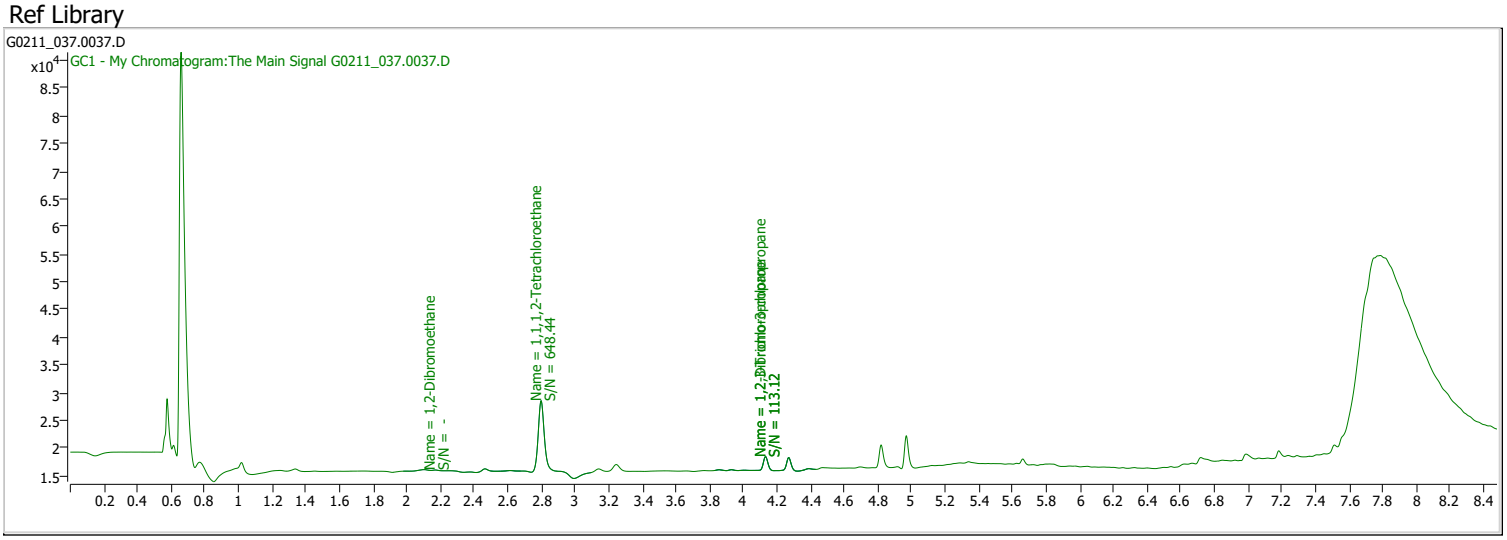

Compound	RT	QIon	Resp.	Conc.	Units		Dev(Min)
Internal Standards							
System Monitoring Compounds							
S 1,1,1,2-Tetrachloroethane	2.798	0.0	32039	0.0969	µg/L	m	0.001
Spiked Amount: 0.100	Range: 70.0 - 130.0%			Recovery = 96.87%			
Target Compounds							**QValue**
M 1,2-Dibromoethane	2.167	0.0	0		µg/L	md	1

(#) = Qualifier Out of Range; (m) = Manual Integration; (+) = Area Summed; (*) = Surrogate Percent Recovery Out of Range; (d): Zeroed Peak

Compound	Conc.	RT	Dev(Min)	Resp.	QIon	QRatio	Lower	Upper
1,2-Dibromoethane		0		0				

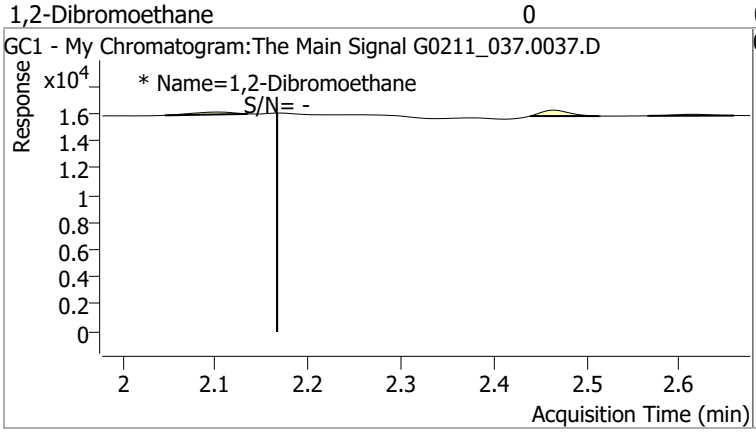

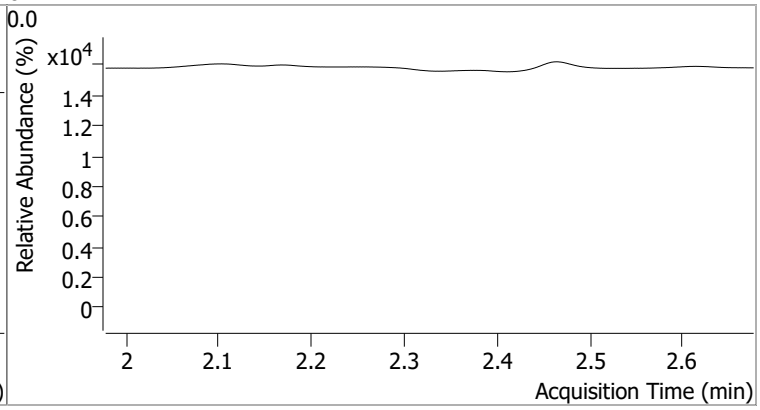

Compound	Conc.	RT	Dev(Min)	Resp.	QIon	QRatio	Lower	Upper
1,1,1,2-Tetrachloroethane	0.0969	2.80	0.00	32039 (m)				

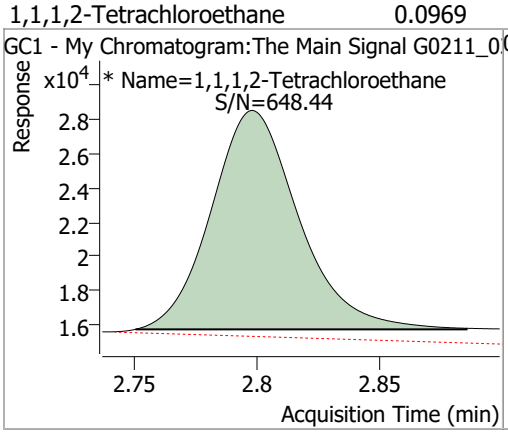

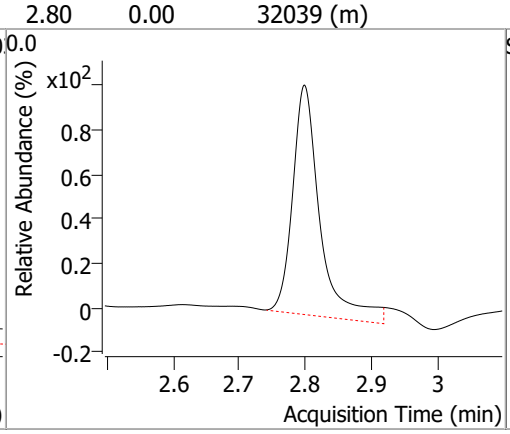

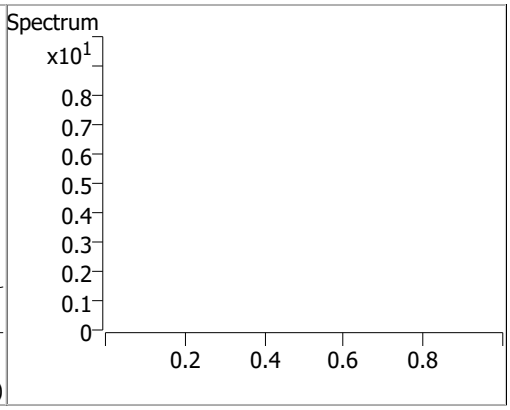

Quantitation Results Report (QT Reviewed)

Data File	G0211_038.0038.D	Operator	
Acq. Method	testAcqFileNamePath	Acq. Date-Time	2/11/2022 9:50:41 PM
Sample Name	B22020415-030A	Instrument	WJB
Vial		Multiplier	1.00
DA Method File	G021122_8011_W_CLT.m	Comment	
Tune File		Tune Date	
Batch Name	G021122_8011_W_CLT.batch.bin	Last Calib Update	2/11/2022 1:49:16 PM
Ref Library			

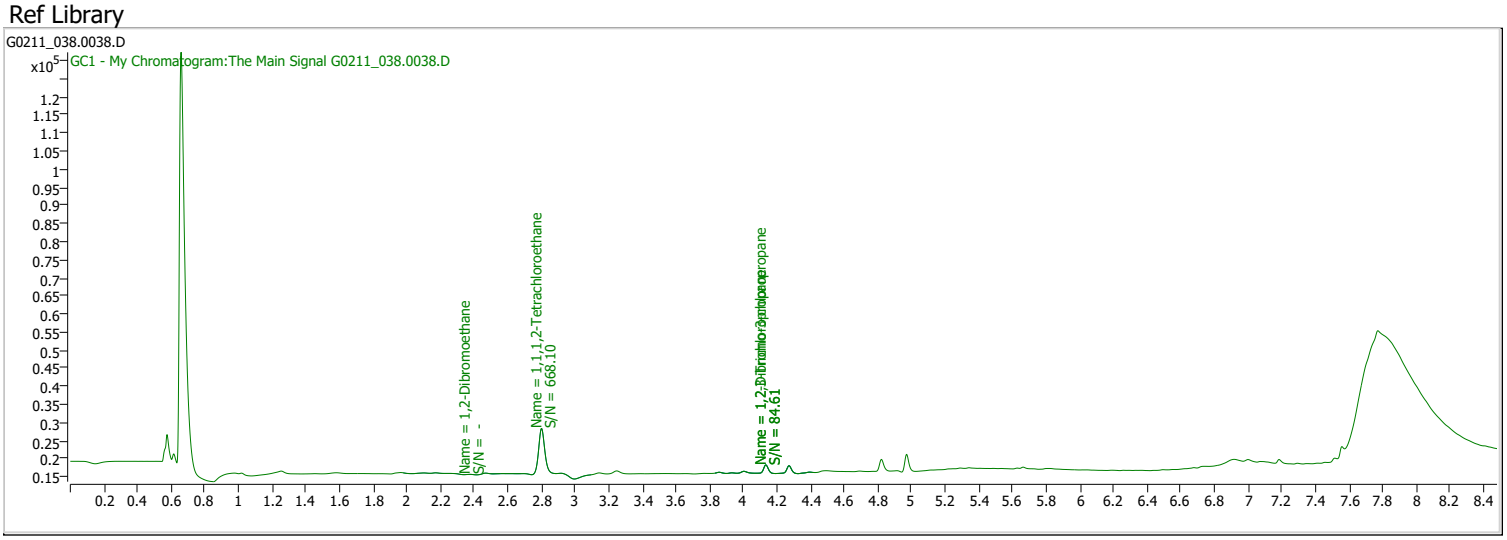

Compound	RT	QIon	Resp.	Conc.	Units		Dev(Min)
Internal Standards							
System Monitoring Compounds							
S 1,1,1,2-Tetrachloroethane	2.800	0.0	31306	0.0949	µg/L	m	0.003
Spiked Amount: 0.100	Range: 70.0 - 130.0%			Recovery = 94.86%			
Target Compounds							QValue
M 1,2-Dibromoethane	2.374	0.0	0		µg/L	md	1

(#) = Qualifier Out of Range; (m) = Manual Integration; (+) = Area Summed; (*) = Surrogate Percent Recovery Out of Range; (d): Zeroed Peak

Compound	Conc.	RT	Dev(Min)	Resp.	QIon	QRatio	Lower	Upper
1,2-Dibromoethane		0		0				

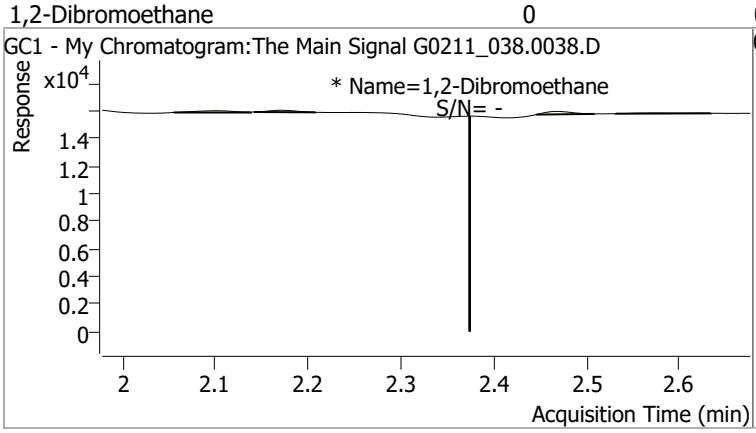

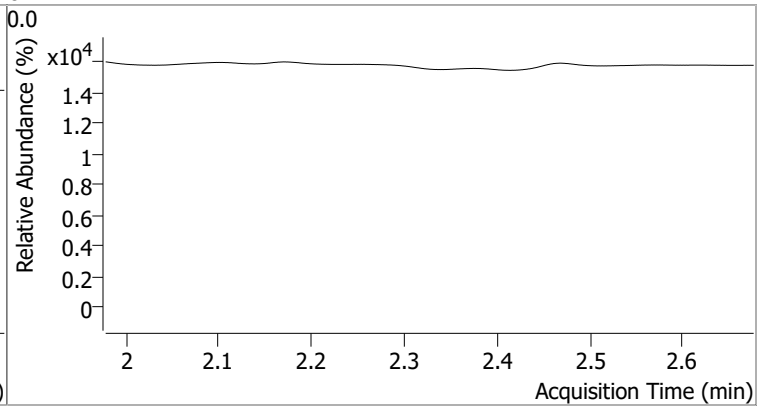

Compound	Conc.	RT	Dev(Min)	Resp.	QIon	QRatio	Lower	Upper
1,1,1,2-Tetrachloroethane	0.0949	2.80	0.00	31306 (m)				

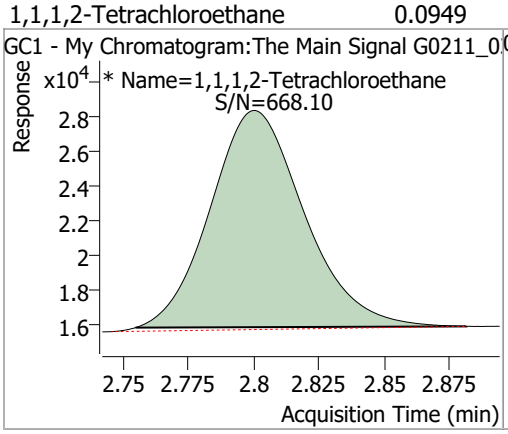

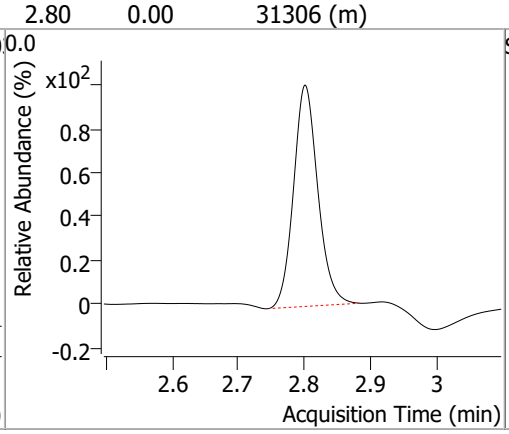

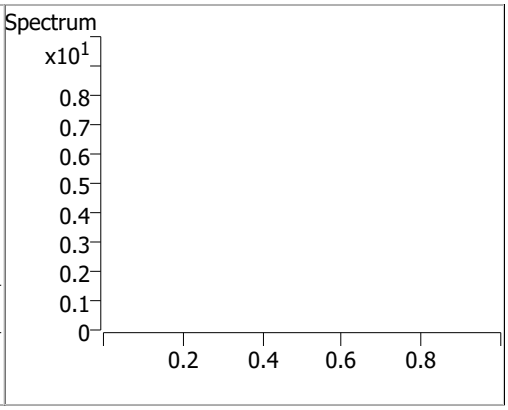

Quantitation Results Report (QT Reviewed)

Data File	G0211_039.0039.D	Operator	
Acq. Method	testAcqFileNamePath	Acq. Date-Time	2/11/2022 10:10:35 PM
Sample Name	B22020415-032H	Instrument	WJB
Vial		Multiplier	1.00
DA Method File	G021122_8011_W_CLT.m	Comment	
Tune File		Tune Date	
Batch Name	G021122_8011_W_CLT.batch.bin	Last Calib Update	2/11/2022 1:49:16 PM
Ref Library			

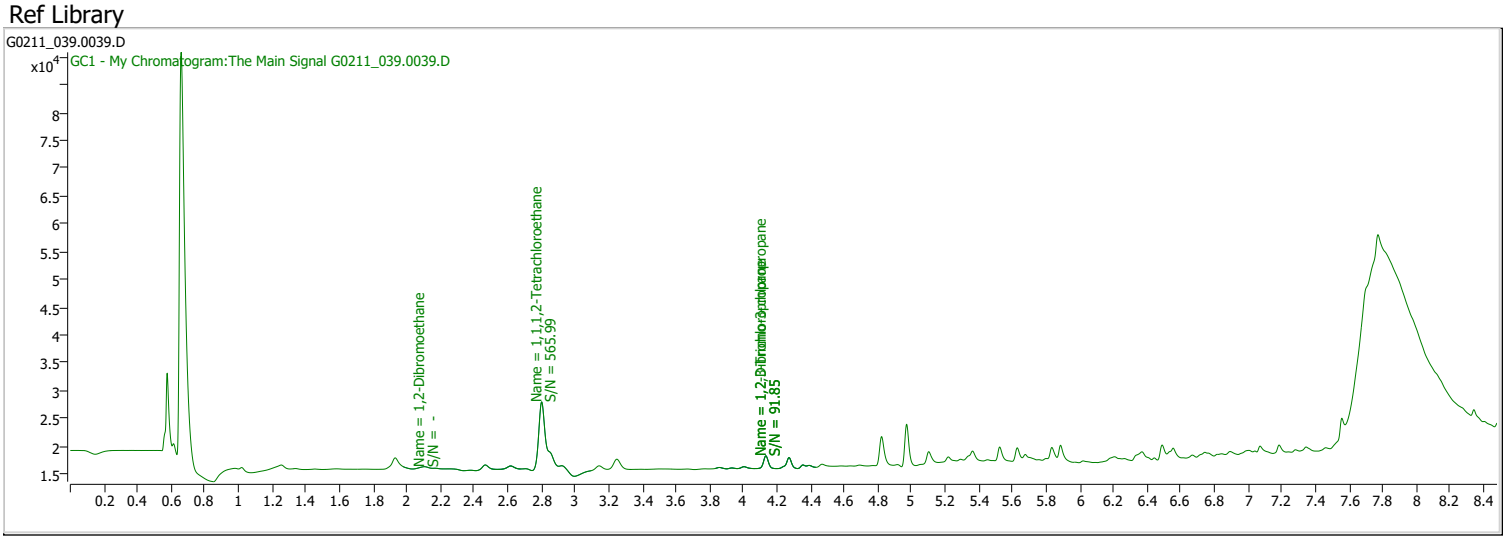

Compound	RT	QIon	Resp.	Conc.	Units		Dev(Min)
Internal Standards							
System Monitoring Compounds							
S 1,1,1,2-Tetrachloroethane	2.801	0.0	32877	0.0992	µg/L	m	0.004
Spiked Amount: 0.100	Range: 70.0 - 130.0%			Recovery = 99.16%			
Target Compounds							QValue
M 1,2-Dibromoethane	2.103	0.0	0		µg/L	md	1

(#) = Qualifier Out of Range; (m) = Manual Integration; (+) = Area Summed; (*) = Surrogate Percent Recovery Out of Range; (d): Zeroed Peak

Compound	Conc.	RT	Dev(Min)	Resp.	QIon	QRatio	Lower	Upper
1,2-Dibromoethane		0		0				

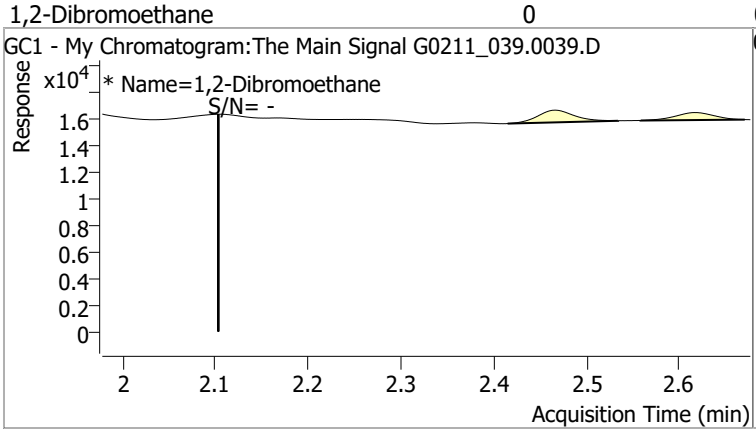

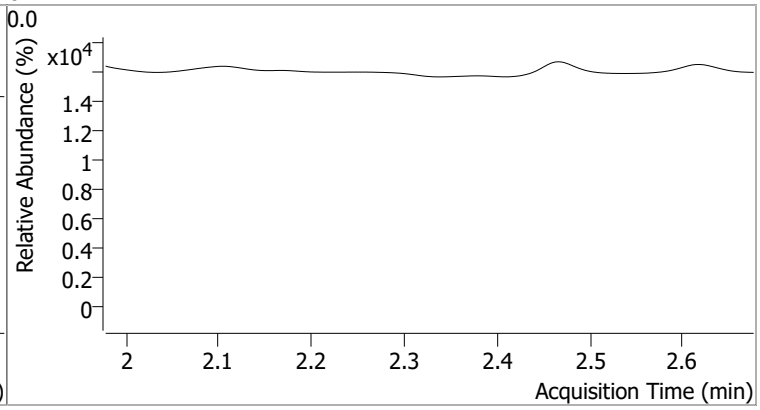

Compound	Conc.	RT	Dev(Min)	Resp.	QIon	QRatio	Lower	Upper
1,1,1,2-Tetrachloroethane	0.0992	2.80	0.00	32877 (m)				

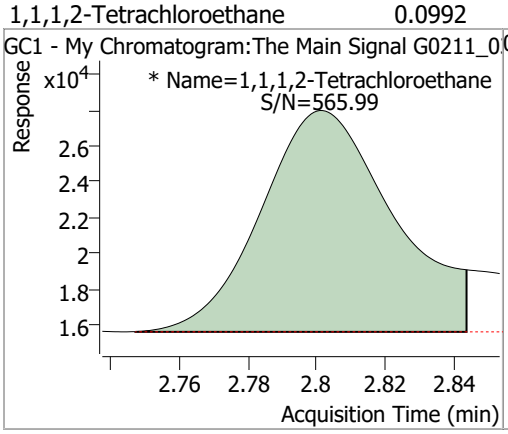

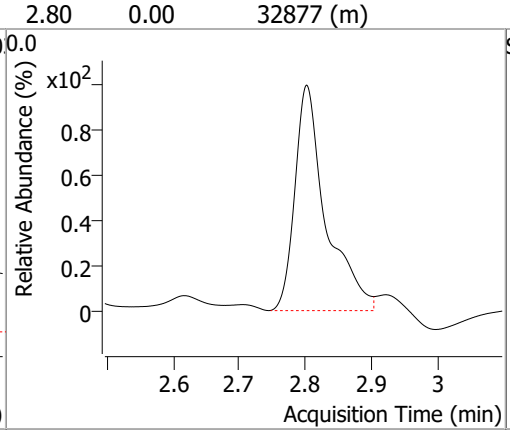

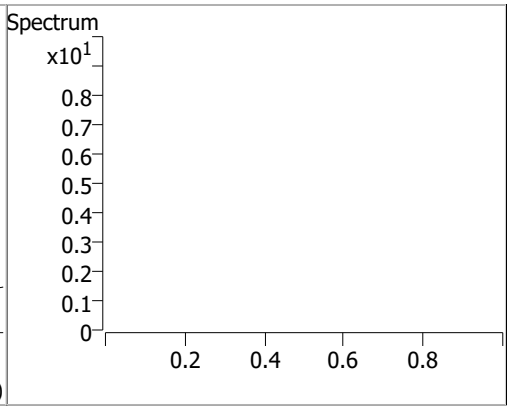

Quantitation Results Report (QT Reviewed)

Data File	G0211_040.0040.D	Operator	
Acq. Method	testAcqFileNamePath	Acq. Date-Time	2/11/2022 10:30:29 PM
Sample Name	B22020415-035A	Instrument	WJB
Vial		Multiplier	1.00
DA Method File	G021122_8011_W_CLT.m	Comment	
Tune File		Tune Date	
Batch Name	G021122_8011_W_CLT.batch.bin	Last Calib Update	2/11/2022 1:49:16 PM
Ref Library			

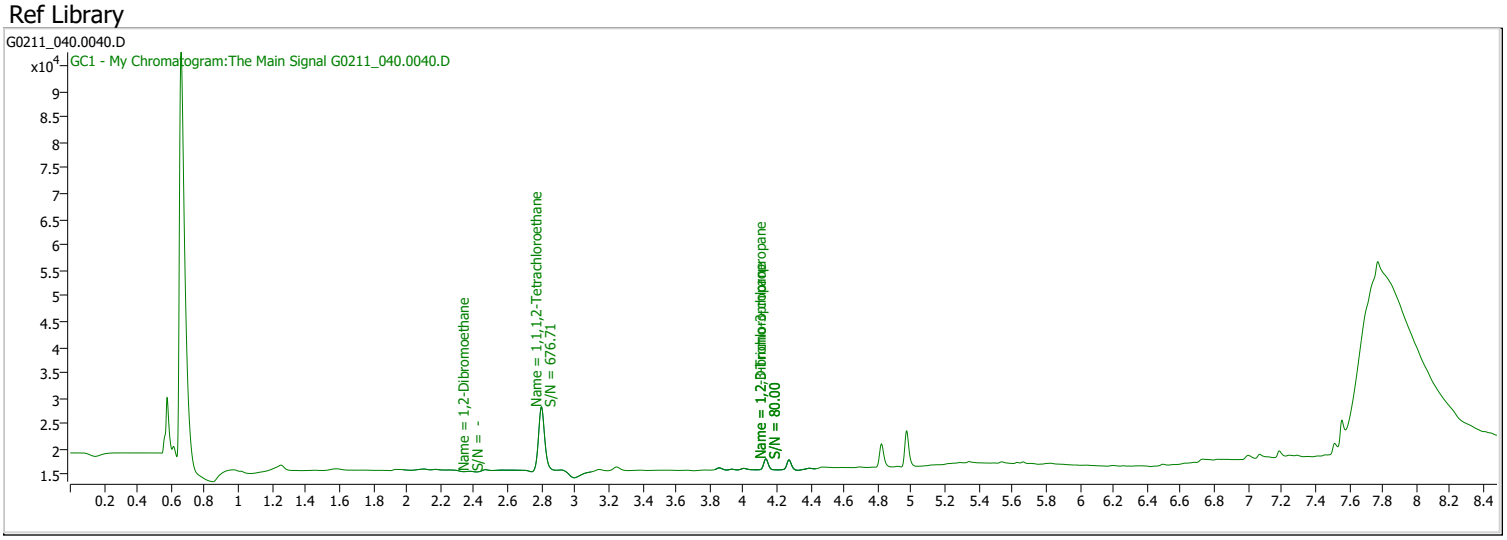

Compound	RT	QIon	Resp.	Conc.	Units		Dev(Min)
Internal Standards							
System Monitoring Compounds							
S 1,1,1,2-Tetrachloroethane	2.800	0.0	31344	0.0950	µg/L	m	0.003
Spiked Amount: 0.100	Range: 70.0 - 130.0%			Recovery = 94.97%			
Target Compounds							QValue
M 1,2-Dibromoethane	2.368	0.0	0		µg/L	md	1

(#) = Qualifier Out of Range; (m) = Manual Integration; (+) = Area Summed; (*) = Surrogate Percent Recovery Out of Range; (d): Zeroed Peak

Compound	Conc.	RT	Dev(Min)	Resp.	QIon	QRatio	Lower	Upper
1,2-Dibromoethane		0		0				

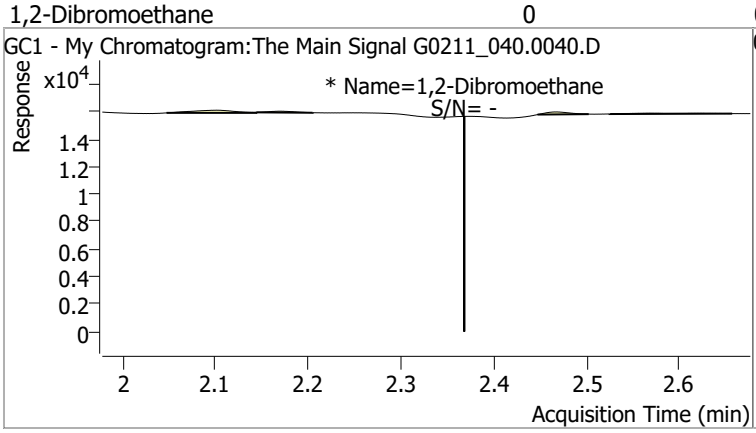

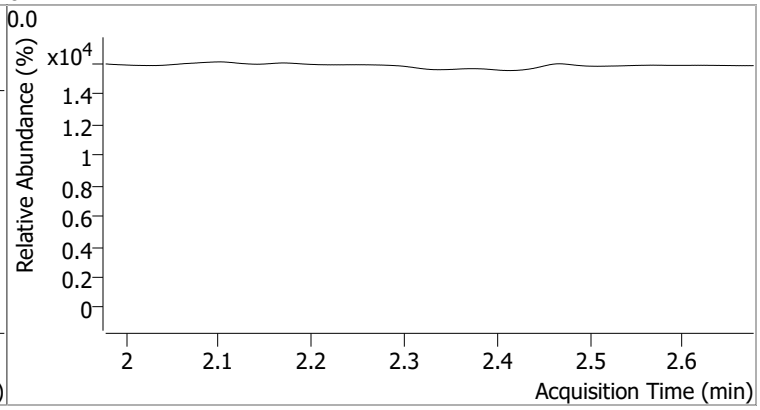

Compound	Conc.	RT	Dev(Min)	Resp.	QIon	QRatio	Lower	Upper
1,1,1,2-Tetrachloroethane	0.0950	2.80	0.00	31344 (m)				

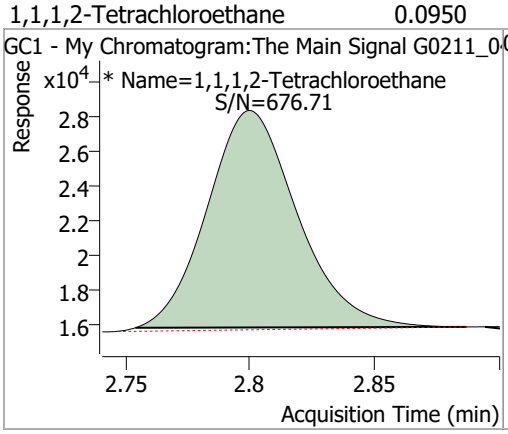

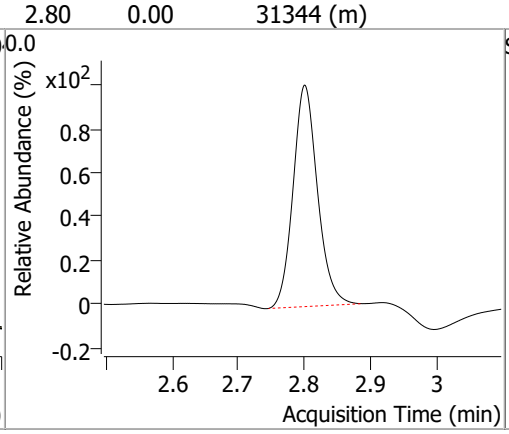

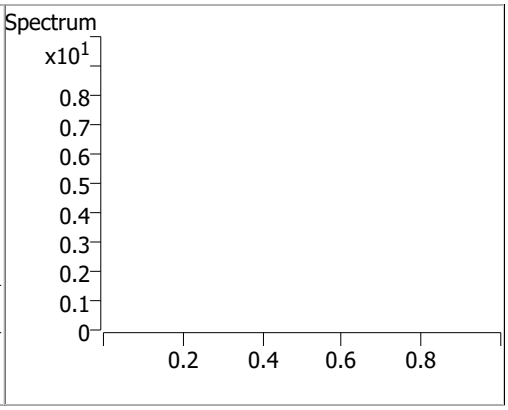

Quantitation Results Report (QT Reviewed)

Data File	G0211_041.0041.D	Operator	
Acq. Method	testAcqFileNamePath	Acq. Date-Time	2/11/2022 10:50:29 PM
Sample Name	Hexan	Instrument	WJB
Vial		Multiplier	1.00
DA Method File	G021122_8011_W_CLT.m	Comment	
Tune File		Tune Date	
Batch Name	G021122_8011_W_CLT.batch.bin	Last Calib Update	2/11/2022 1:49:16 PM
Ref Library			

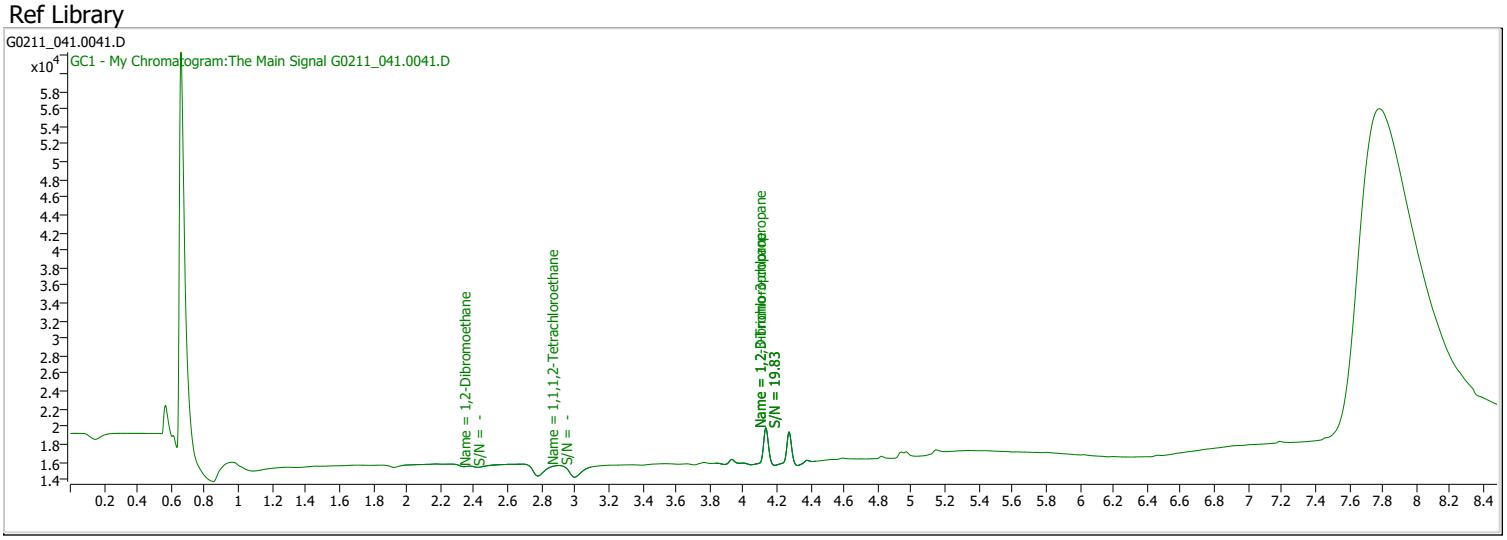

Compound	RT	QIon	Resp.	Conc.	Units		Dev(Min)
Internal Standards							
System Monitoring Compounds							
S 1,1,1,2-Tetrachloroethane	2.900	0.0	0		µg/L	md	0.103
Spiked Amount: 0.100	Range: 70.0 - 130.0%			Recovery = NA%			
Target Compounds							QValue
M 1,2-Dibromoethane	2.379	0.0	0		µg/L	md	1

(#) = Qualifier Out of Range; (m) = Manual Integration; (+) = Area Summed; (*) = Surrogate Percent Recovery Out of Range; (d): Zeroed Peak

Compound	Conc.	RT	Dev(Min)	Resp.	QIon	QRatio	Lower	Upper
1,2-Dibromoethane		0		0				

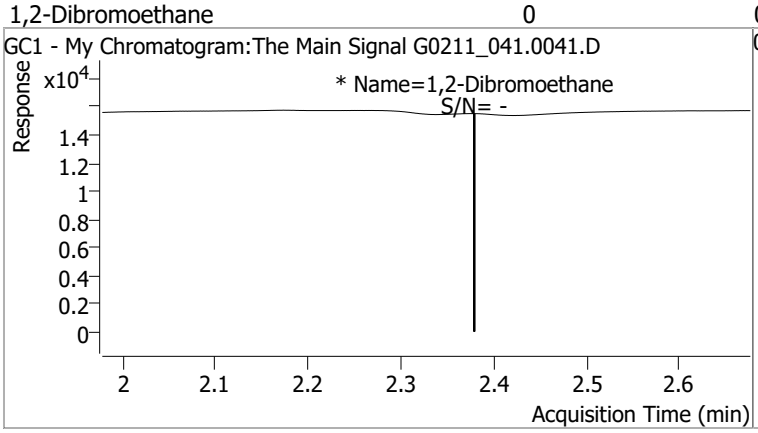

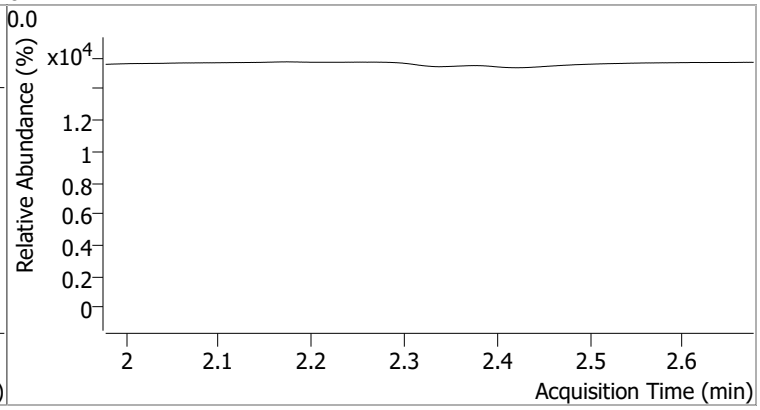

Compound	Conc.	RT	Dev(Min)	Resp.	QIon	QRatio	Lower	Upper
1,1,1,2-Tetrachloroethane		0		0				

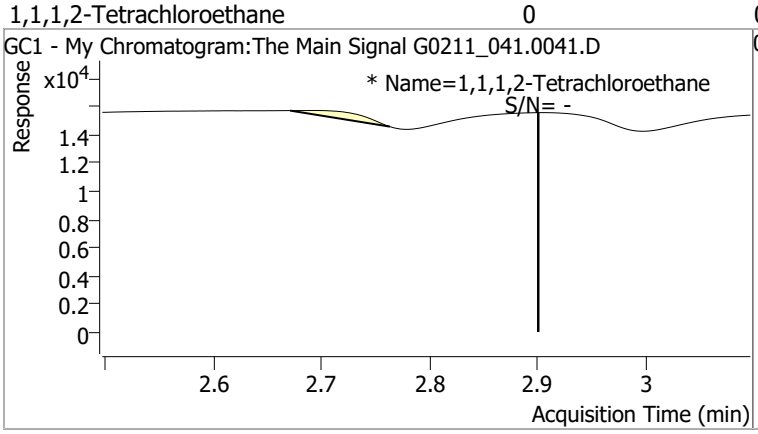

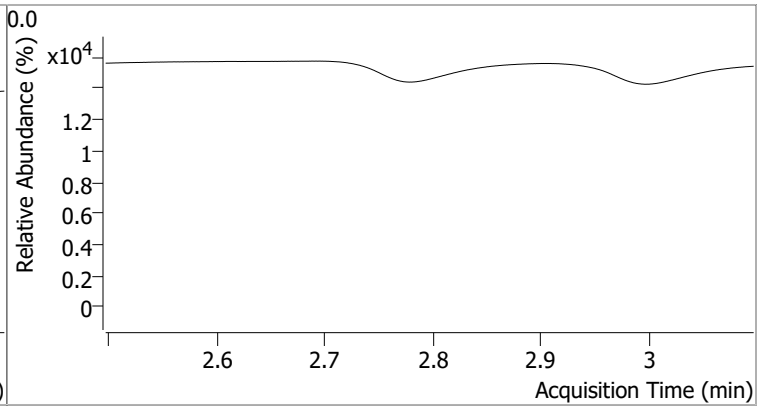

Quantitation Results Report (QT Reviewed)

Data File	G0211_042.0042.D	Operator	
Acq. Method	testAcqFileNamePath	Acq. Date-Time	2/11/2022 11:10:18 PM
Sample Name	CAL3-163636	Instrument	WJB
Vial		Multiplier	1.00
DA Method File	G021122_8011_W_CLT.m	Comment	
Tune File		Tune Date	
Batch Name	G021122_8011_W_CLT.batch.bin	Last Calib Update	2/11/2022 1:49:16 PM
Ref Library			

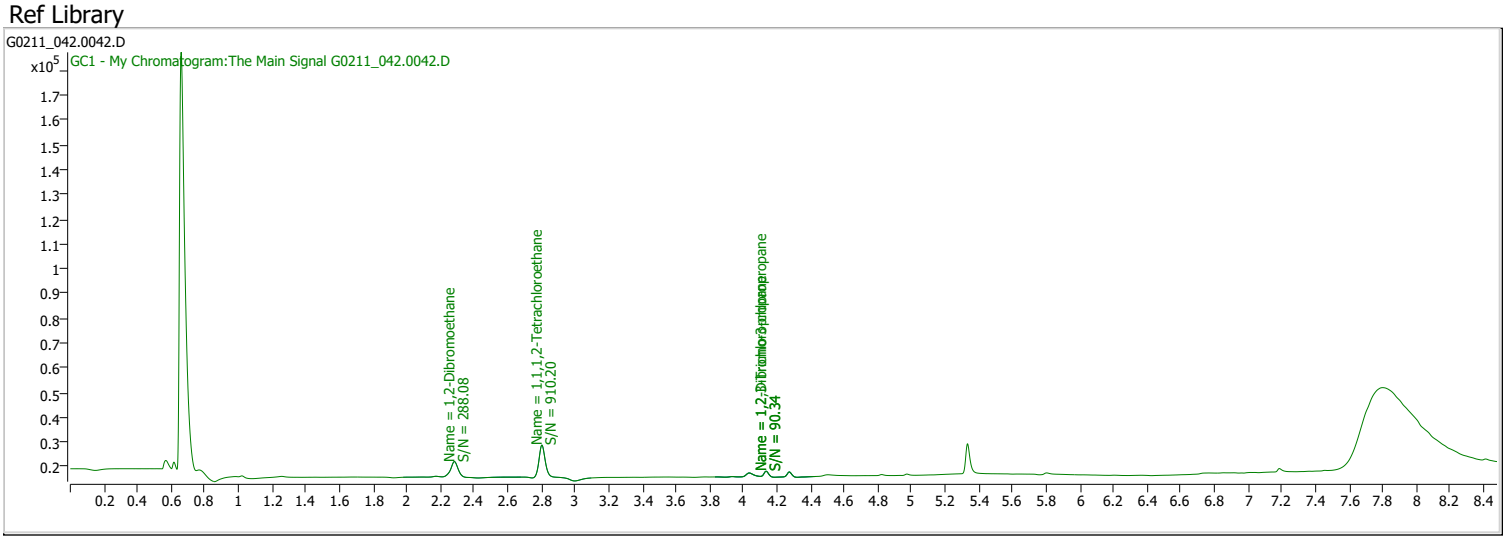

Compound	RT	QIon	Resp.	Conc.	Units		Dev(Min)
Internal Standards							
System Monitoring Compounds							
S 1,1,1,2-Tetrachloroethane	2.803	0.0	33254	0.1002	µg/L	m	0.006
Spiked Amount: 0.100	Range: 70.0 - 130.0%			Recovery = 100.19%			
Target Compounds							QValue
M 1,2-Dibromoethane	2.283	0.0	19018	0.1038	µg/L	m	100

(#) = Qualifier Out of Range; (m) = Manual Integration; (+) = Area Summed; (*) = Surrogate Percent Recovery Out of Range; (d): Zeroed Peak

Compound	Conc.	RT	Dev(Min)	Resp.	QIon	QRatio	Lower	Upper
1,2-Dibromoethane	0.1038	2.28	0.00	19018 (m)				

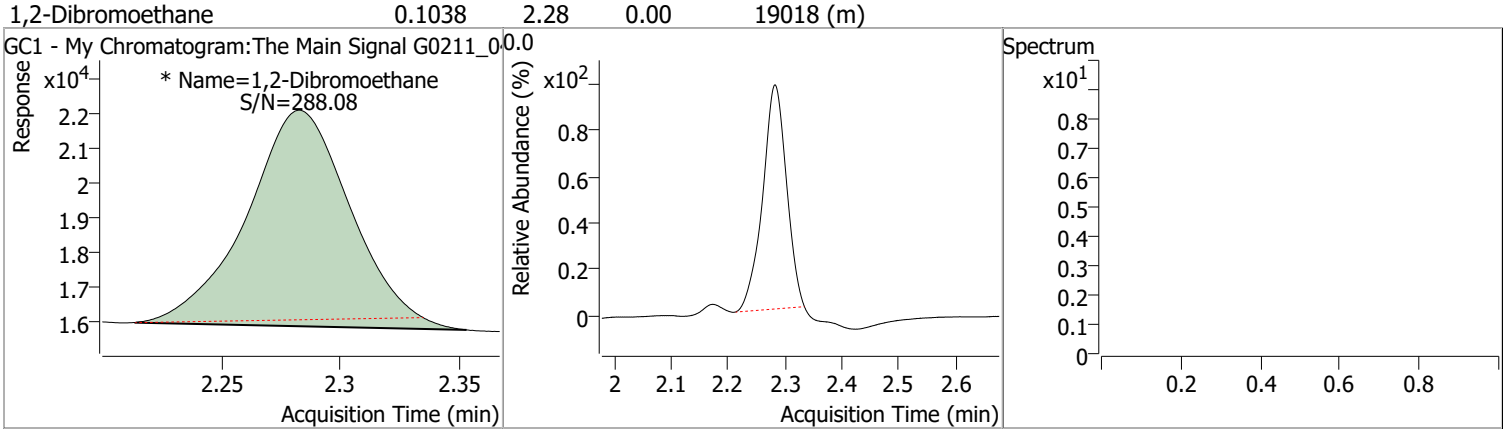

Compound	Conc.	RT	Dev(Min)	Resp.	QIon	QRatio	Lower	Upper
1,1,1,2-Tetrachloroethane	0.1002	2.80	0.01	33254 (m)				

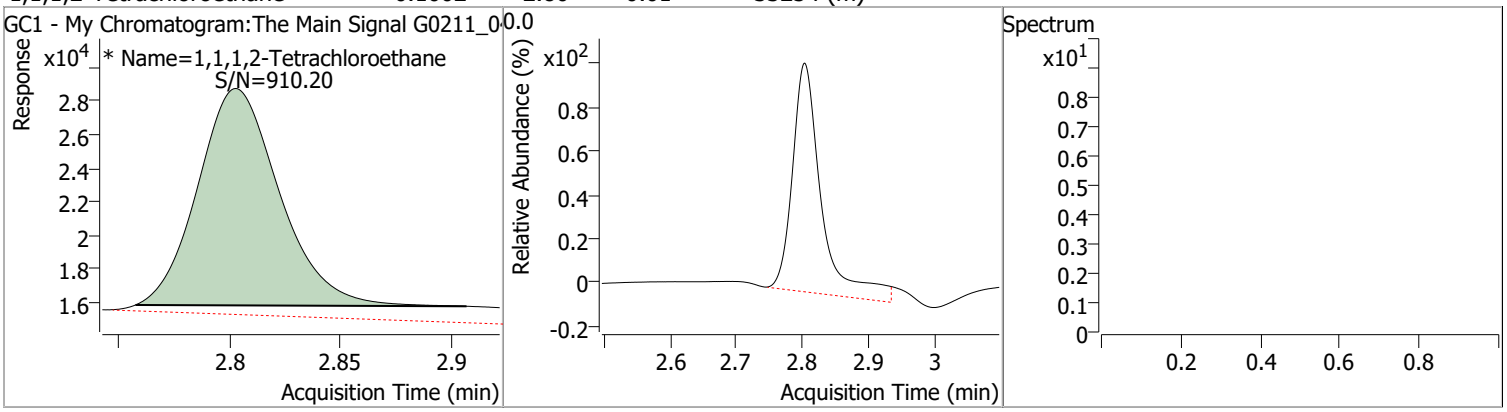

Batch name and path: \\MASSHUNTER\Org\Data\GECD.I\G021122\aiaexport\QuantResults\G021122_8011_W_CLT.batch.bin
Quant batch version: 10.0
Quant reporting version: 10.0

Name	User	Time	Action	Reason	Comment	Succeed	Exception
CmdNewBatchTable	BL2000\ctran	2/11/2022 10:14:18 AM	Create new batch \\MASSHUNTER\Org\Data\GECD.I\G021122\aiaexport\G021122_8011_W_CLT.batch.bin			✓	
CmdImportSamplesFromWorklist	BL2000\ctran	2/11/2022 10:14:22 AM	Add samples from worklist: \\MASSHUNTER\Org\Data\GECD.I\G021122\aiaexport\G0211_002.0002.D, \\MASSHUNTER\Org\Data\GECD.I\G021122\aiaexport\G0211_001.0001.D			✓	
CmdStartMethodEditing	BL2000\ctran	2/11/2022 10:14:32 AM	Start method editing			✓	
CmdImportMethodFromFile	BL2000\ctran	2/11/2022 10:14:32 AM	Import method from file \\MASSHUNTER\Org\Data\GECD.I\GECD_methods\G020922_8011_W_CLT.m			✓	
CmdApplyMethodToAllSamples	BL2000\ctran	2/11/2022 10:14:39 AM	Apply method to all samples			✓	
CmdMethodClear	BL2000\ctran	2/11/2022 10:14:39 AM	Clear method			✓	
CmdEndMethodEditing	BL2000\ctran	2/11/2022 10:14:40 AM	End method editing			✓	
CmdQuantitate	BL2000\ctran	2/11/2022 10:14:40 AM	Quantitate all compounds in all samples			✓	
CmdSetSampleAttribute	BL2000\ctran	2/11/2022 10:14:50 AM	Set SampleType = CC for sample G0211_002.0002.D; previous value = Sample			✓	
CmdSetSampleAttribute	BL2000\ctran	2/11/2022 10:14:55 AM	Set LevelName = 5 for sample G0211_002.0002.D; previous value =			✓	
CmdQuantitate	BL2000\ctran	2/11/2022 10:14:56 AM	Quantitate all compounds in all samples			✓	
CmdSetSampleAttribute	BL2000\ctran	2/11/2022 10:15:10 AM	Set SampleType = CC for sample G0211_001.0001.D; previous value = Sample			✓	
CmdSetSampleAttribute	BL2000\ctran	2/11/2022 10:15:13 AM	Set LevelName = 5 for sample G0211_001.0001.D; previous value =			✓	
CmdQuantitate	BL2000\ctran	2/11/2022 10:15:14 AM	Quantitate all compounds in all samples			✓	
CmdSaveBatchTable	BL2000\ctran	2/11/2022 10:15:47 AM	Save batch \\MASSHUNTER\Org\Data\GECD.I\G021122\aiaexport\QuantResults\G021122_8011_W_CLT.batch.bin			✓	
CmdImportSamplesFromWorklist	BL2000\ctran	2/11/2022 10:30:49 AM	Add samples from worklist: \\MASSHUNTER\Org\Data\GECD.I\G021122\aiaexport\G0211_003.0003.D			✓	
CmdSetSampleAttribute	BL2000\ctran	2/11/2022 10:30:52 AM	Set LevelName = 6 for sample G0211_003.0003.D; previous value =			✓	
CmdSetSampleAttribute	BL2000\ctran	2/11/2022 10:30:55 AM	Set SampleType = CC for sample G0211_003.0003.D; previous value = Sample			✓	

Name	User	Time	Action	Reason	Comment	Succeed	Exception
CmdQuantitate	BL2000\ctran	2/11/2022 10:30:56 AM	Quantitate all compounds in all samples			✓	
CmdSetSampleAttribute	BL2000\ctran	2/11/2022 10:31:02 AM	Set LevelName = 5 for sample G0211_003.0003.D; previous value = 6			✓	
CmdSetSampleAttribute	BL2000\ctran	2/11/2022 10:31:04 AM	Set LevelName = 6 for sample G0211_003.0003.D; previous value = 5			✓	
CmdQuantitate	BL2000\ctran	2/11/2022 10:31:07 AM	Quantitate all compounds in all samples			✓	
CmdImportSamplesFromWorklist	BL2000\ctran	2/11/2022 11:30:25 AM	Add samples from worklist: \\MASSHUNTER\Org\Data\GECD.I\G021122\aiaexport\G0211_006.0006.D, \\MASSHUNTER\Org\Data\GECD.I\G021122\aiaexport\G0211_005.0005.D, \\MASSHUNTER\Org\Data\GECD.I\G021122\aiaexport\G0211_004.0004.D			✓	
CmdSetSampleAttribute	BL2000\ctran	2/11/2022 11:30:29 AM	Set SampleType = CC for sample G0211_004.0004.D; previous value = Sample			✓	
CmdSetSampleAttribute	BL2000\ctran	2/11/2022 11:30:31 AM	Set LevelName = 6 for sample G0211_004.0004.D; previous value =			✓	
CmdSetSampleAttribute	BL2000\ctran	2/11/2022 11:30:33 AM	Set SampleType = CC for sample G0211_005.0005.D; previous value = Sample			✓	
CmdSetSampleAttribute	BL2000\ctran	2/11/2022 11:30:35 AM	Set LevelName = 5 for sample G0211_005.0005.D; previous value =			✓	
CmdQuantitate	BL2000\ctran	2/11/2022 11:30:36 AM	Quantitate all compounds in all samples			✓	
CmdImportSamplesFromWorklist	BL2000\ctran	2/11/2022 11:47:29 AM	Add samples from worklist: \\MASSHUNTER\Org\Data\GECD.I\G021122\aiaexport\G0211_007.0007.D			✓	
CmdSetSampleAttribute	BL2000\ctran	2/11/2022 11:47:39 AM	Set SampleType = Calibration for sample G0211_007.0007.D; previous value = Sample			✓	
CmdSetSampleAttribute	BL2000\ctran	2/11/2022 11:47:40 AM	Set LevelName = 1 for sample G0211_007.0007.D; previous value =			✓	
CmdQuantitate	BL2000\ctran	2/11/2022 11:47:43 AM	Quantitate all compounds in all samples			✓	
CmdManuallyIntegratePeak	BL2000\ctran	2/11/2022 11:48:03 AM	Manually integrate compound 1,1,1,2-Tetrachloroethane in sample G0211_007.0007.D, from x, y = 2.785, 15745 to 2.845, 15710, result = 1148; previous integration is from x, y = 2.768, 15149 to 2.845, 15710 and previous response = 2172.			✓	
CmdSaveBatchTable	BL2000\ctran	2/11/2022 11:48:41 AM	Save batch \\MASSHUNTER\Org\Data\GECD.I\G021122\aiaexport\QuantResults\G021122_8011_W_CLT.batch.bin			✓	

Name	User	Time	Action	Reason	Comment	Succeed	Exception
CmdUpdateRetentionTimes	BL2000\ctran	2/11/2022 11:48:54 AM	Update retention time for compound 1,2,3-Trichloropropane; 1,2-Dibromo-3-chloropropane; 1,2-Dibromoethane; 1,1,1,2-Tetrachloroethane;			✓	
CmdQuantitate	BL2000\ctran	2/11/2022 11:48:58 AM	Quantitate all compounds in all samples			✓	
CmdManuallyIntegratePeak	BL2000\ctran	2/11/2022 11:49:07 AM	Manually integrate compound 1,1,1,2-Tetrachloroethane in sample G0211_007.0007.D, from x, y = 2.787, 15839 to 2.845, 15710, result = 978; previous integration is from x, y = 2.785, 15745 to 2.845, 15710 and previous response = 1148.			✓	
CmdManuallyIntegratePeak	BL2000\ctran	2/11/2022 11:49:12 AM	Manually integrate compound 1,1,1,2-Tetrachloroethane in sample G0211_007.0007.D, from x, y = 2.787, 15785 to 2.845, 15710, result = 1071; previous integration is from x, y = 2.787, 15839 to 2.845, 15710 and previous response = 978.			✓	
CmdSetTargetCompoundAttribute	BL2000\ctran	2/11/2022 11:49:14 AM	Set UserAnnotation = GT for compound 1,1,1,2-Tetrachloroethane in sample G0211_007.0007.D; previous value =			✓	
CmdSaveBatchTable	BL2000\ctran	2/11/2022 11:49:21 AM	Save batch \\MASSHUNTER\Org\Data\GECD.I\G021122\aiaexport\QuantResults\G021122_8011_W_CLT.batch.bin			✓	
CmdImportSamplesFromWorklist	BL2000\ctran	2/11/2022 12:48:03 PM	Add samples from worklist: \\MASSHUNTER\Org\Data\GECD.I\G021122\aiaexport\G0211_010.0010.D, \\MASSHUNTER\Org\Data\GECD.I\G021122\aiaexport\G0211_009.0009.D, \\MASSHUNTER\Org\Data\GECD.I\G021122\aiaexport\G0211_008.0008.D			✓	
CmdSetSampleAttribute	BL2000\ctran	2/11/2022 12:48:08 PM	Set SampleType = Calibration for sample G0211_008.0008.D; previous value = Sample			✓	
CmdSetSampleAttribute	BL2000\ctran	2/11/2022 12:48:10 PM	Set LevelName = 7 for sample G0211_008.0008.D; previous value =			✓	
CmdSetSampleAttribute	BL2000\ctran	2/11/2022 12:48:12 PM	Set SampleType = Calibration for sample G0211_009.0009.D; previous value = Sample			✓	
CmdSetSampleAttribute	BL2000\ctran	2/11/2022 12:48:15 PM	Set LevelName = 2 for sample G0211_009.0009.D; previous value =			✓	
CmdSetSampleAttribute	BL2000\ctran	2/11/2022 12:48:17 PM	Set SampleType = Calibration for sample G0211_010.0010.D; previous value = Sample			✓	
CmdSetSampleAttribute	BL2000\ctran	2/11/2022 12:48:19 PM	Set LevelName = 3 for sample G0211_010.0010.D; previous value =			✓	
CmdQuantitate	BL2000\ctran	2/11/2022 12:48:22 PM	Quantitate all compounds in all samples			✓	

Name	User	Time	Action	Reason	Comment	Succeed	Exception
CmdUpdateRetentionTimes	BL2000\ctran	2/11/2022 12:48:34 PM	Update retention time for compound 1,2,3-Trichloropropane; 1,2-Dibromo-3-chloropropane; 1,1,1,2-Tetrachloroethane; 1,2-Dibromoethane;			✓	
CmdQuantitate	BL2000\ctran	2/11/2022 12:48:37 PM	Quantitate all compounds in all samples			✓	
CmdManuallyIntegratePeak	BL2000\ctran	2/11/2022 12:48:50 PM	Manually integrate compound 1,1,1,2-Tetrachloroethane in sample G0211_008.0008.D, from x, y = 2.773, 15844 to 2.868, 15754, result = 4019; previous integration is from x, y = 2.761, 15361 to 2.868, 15754 and previous response = 5398.			✓	
CmdSetTargetCompoundAttribute	BL2000\ctran	2/11/2022 12:48:51 PM	Set UserAnnotation = GT for compound 1,1,1,2-Tetrachloroethane in sample G0211_008.0008.D; previous value =			✓	
CmdManuallyIntegratePeak	BL2000\ctran	2/11/2022 12:48:57 PM	Manually integrate compound 1,1,1,2-Tetrachloroethane in sample G0211_009.0009.D, from x, y = 2.758, 15865 to 2.878, 15792, result = 13820; previous integration is from x, y = 2.745, 15542 to 2.923, 14849 and previous response = 20247.			✓	
CmdSetTargetCompoundAttribute	BL2000\ctran	2/11/2022 12:48:58 PM	Set UserAnnotation = GT for compound 1,1,1,2-Tetrachloroethane in sample G0211_009.0009.D; previous value =			✓	
CmdQuantitate	BL2000\ctran	2/11/2022 12:50:44 PM	Quantitate all compounds in all samples			✓	
CmdSaveBatchTable	BL2000\ctran	2/11/2022 12:50:45 PM	Save batch \\MASSHUNTER\Org\Data\GECD.I\G021122\aiaexport\QuantResults\G021122_8011_W_CLT.batch.bin			✓	
CmdSetSampleAttribute	BL2000\ctran	2/11/2022 12:50:48 PM	Set SampleType = DoubleBlank for sample G0211_006.0006.D; previous value = Sample			✓	
CmdSetSampleAttribute	BL2000\ctran	2/11/2022 12:50:50 PM	Set SampleType = DoubleBlank for sample G0211_001.0001.D; previous value = CC			✓	
CmdSetSampleAttribute	BL2000\ctran	2/11/2022 12:50:51 PM	Set SampleType = DoubleBlank for sample G0211_002.0002.D; previous value = CC			✓	
CmdSetSampleAttribute	BL2000\ctran	2/11/2022 12:50:55 PM	Set SampleType = Sample for sample G0211_003.0003.D; previous value = CC			✓	
CmdSetSampleAttribute	BL2000\ctran	2/11/2022 12:50:58 PM	Set SampleType = Sample for sample G0211_004.0004.D; previous value = CC			✓	
CmdSetSampleAttribute	BL2000\ctran	2/11/2022 12:51:02 PM	Set SampleType = Sample for sample G0211_005.0005.D; previous value = CC			✓	

Name	User	Time	Action	Reason	Comment	Succeed	Exception
CmdSetSampleAttribute	BL2000\ctran	2/11/2022 12:51:04 PM	Set SampleType = Sample for sample G0211_002.0002.D; previous value = DoubleBlank			✓	
CmdSetSampleAttribute	BL2000\ctran	2/11/2022 12:51:06 PM	Set SampleType = Sample for sample G0211_001.0001.D; previous value = DoubleBlank			✓	
CmdSetSampleAttribute	BL2000\ctran	2/11/2022 12:51:06 PM	Set SampleApproved = True for sample G0211_001.0001.D; previous value = False			✓	
CmdSetSampleAttribute	BL2000\ctran	2/11/2022 12:51:07 PM	Set SampleApproved = True for sample G0211_002.0002.D; previous value = False			✓	
CmdSetSampleAttribute	BL2000\ctran	2/11/2022 12:51:08 PM	Set SampleApproved = True for sample G0211_003.0003.D; previous value = False			✓	
CmdSetSampleAttribute	BL2000\ctran	2/11/2022 12:51:08 PM	Set SampleApproved = True for sample G0211_004.0004.D; previous value = False			✓	
CmdSetSampleAttribute	BL2000\ctran	2/11/2022 12:51:10 PM	Set SampleApproved = True for sample G0211_005.0005.D; previous value = False			✓	
CmdSetSampleAttribute	BL2000\ctran	2/11/2022 12:51:12 PM	Set SampleApproved = True for sample G0211_006.0006.D; previous value = False			✓	
CmdSetSampleAttribute	BL2000\ctran	2/11/2022 12:51:13 PM	Set SampleApproved = False for sample G0211_006.0006.D; previous value = True			✓	
CmdSaveBatchTable	BL2000\ctran	2/11/2022 12:51:18 PM	Save batch \\MASSHUNTER\Org\Data\GECD.I\G021122\aiaexport\QuantResults\G021122_8011_W_CLT.batch.bin			✓	
CmdImportSamplesFromWorklist	BL2000\ctran	2/11/2022 1:10:42 PM	Add samples from worklist: \\MASSHUNTER\Org\Data\GECD.I\G021122\aiaexport\G0211_011.0011.D			✓	
CmdSetSampleAttribute	BL2000\ctran	2/11/2022 1:10:46 PM	Set SampleType = Calibration for sample G0211_011.0011.D; previous value = Sample			✓	
CmdSetSampleAttribute	BL2000\ctran	2/11/2022 1:10:49 PM	Set LevelName = 4 for sample G0211_011.0011.D; previous value =			✓	
CmdQuantitate	BL2000\ctran	2/11/2022 1:10:52 PM	Quantitate all compounds in all samples			✓	
CmdManuallyIntegrateSnapBaseline	BL2000\ctran	2/11/2022 1:11:19 PM	Snap baseline for compound 1,1,1,2-Tetrachloroethane in sample G0211_011.0011.D, from x = 2.738 to x = 2.916, new integration is from x, y = 2.738, 15906 to 2.916, 15776 and new response = 70271; previous integration is from x, y = 2.738, 15717 to 2.916, 14888 and previous response = 76035.			✓	

Name	User	Time	Action	Reason	Comment	Succeed	Exception
CmdSetTargetCompoundAttribute	BL2000\ctran	2/11/2022 1:11:22 PM	Set UserAnnotation = GT for compound 1,1,1,2-Tetrachloroethane in sample G0211_011.0011.D; previous value =			✓	
CmdQuantitate	BL2000\ctran	2/11/2022 1:11:25 PM	Quantitate all compounds in all samples			✓	
CmdSaveBatchTable	BL2000\ctran	2/11/2022 1:11:26 PM	Save batch \\MASSHUNTER\Org\Data\GECD.I\G021122\aiaexport\QuantResults\G021122_8011_W_CLT.batch.bin			✓	
CmdImportSamplesFromWorklist	BL2000\ctran	2/11/2022 1:26:49 PM	Add samples from worklist: \\MASSHUNTER\Org\Data\GECD.I\G021122\aiaexport\G0211_012.0012.D			✓	
CmdSetSampleAttribute	BL2000\ctran	2/11/2022 1:26:54 PM	Set SampleType = Calibration for sample G0211_012.0012.D; previous value = Sample			✓	
CmdSetSampleAttribute	BL2000\ctran	2/11/2022 1:26:56 PM	Set LevelName = 5 for sample G0211_012.0012.D; previous value =			✓	
CmdQuantitate	BL2000\ctran	2/11/2022 1:26:58 PM	Quantitate all compounds in all samples			✓	
CmdQuantitate	BL2000\ctran	2/11/2022 1:27:05 PM	Quantitate all compounds in all samples			✓	
CmdImportSamplesFromWorklist	BL2000\ctran	2/11/2022 1:46:12 PM	Add samples from worklist: \\MASSHUNTER\Org\Data\GECD.I\G021122\aiaexport\G0211_013.0013.D			✓	
CmdSetSampleAttribute	BL2000\ctran	2/11/2022 1:46:18 PM	Set SampleType = Calibration for sample G0211_013.0013.D; previous value = Sample			✓	
CmdSetSampleAttribute	BL2000\ctran	2/11/2022 1:46:21 PM	Set LevelName = 6 for sample G0211_013.0013.D; previous value =			✓	
CmdQuantitate	BL2000\ctran	2/11/2022 1:46:23 PM	Quantitate all compounds in all samples			✓	
CmdSaveBatchTable	BL2000\ctran	2/11/2022 1:46:25 PM	Save batch \\MASSHUNTER\Org\Data\GECD.I\G021122\aiaexport\QuantResults\G021122_8011_W_CLT.batch.bin			✓	
CmdQuantitate	BL2000\ctran	2/11/2022 1:46:33 PM	Quantitate all compounds in all samples			✓	
CmdSaveBatchTable	BL2000\ctran	2/11/2022 1:46:34 PM	Save batch \\MASSHUNTER\Org\Data\GECD.I\G021122\aiaexport\QuantResults\G021122_8011_W_CLT.batch.bin			✓	
CmdQuantitate	BL2000\ctran	2/11/2022 1:47:42 PM	Quantitate all compounds in all samples			✓	
CmdSaveBatchTable	BL2000\ctran	2/11/2022 1:47:45 PM	Save batch \\MASSHUNTER\Org\Data\GECD.I\G021122\aiaexport\QuantResults\G021122_8011_W_CLT.batch.bin			✓	

Name	User	Time	Action	Reason	Comment	Succeed	Exception
CmdManuallyIntegrateDropBaseline	BL2000\ctran	2/11/2022 1:48:07 PM	Drop baseline for compound 1,2-Dibromoethane in sample G0211_007.0007.D to y = 15995, new integration is from x, y = 2.220, 15995 to 2.317, 15995 and new response = 1743; previous integration is from x, y = 2.220, 15995 to 2.317, 15998 and previous response = 1733.			✓	
CmdClearManualIntegration	BL2000\ctran	2/11/2022 1:48:09 PM	Clear manual integration of target signal for compound 1,2-Dibromoethane in sample G0211_007.0007.D			✓	
CmdSetTargetCompoundAttribute	BL2000\ctran	2/11/2022 1:48:13 PM	Set UserAnnotation = GT for compound 1,1,1,2-Tetrachloroethane in sample G0211_007.0007.D; previous value = GT			✓	
CmdSetTargetCompoundAttribute	BL2000\ctran	2/11/2022 1:48:38 PM	Set UserAnnotation = GT for compound 1,1,1,2-Tetrachloroethane in sample G0211_011.0011.D; previous value = GT			✓	
CmdManuallyIntegrateSnapBaseline	BL2000\ctran	2/11/2022 1:48:43 PM	Snap baseline for compound 1,1,1,2-Tetrachloroethane in sample G0211_012.0012.D, from x = 2.738 to x = 2.916, new integration is from x, y = 2.738, 16432 to 2.916, 15854 and new response = 152037; previous integration is from x, y = 2.738, 15754 to 2.916, 14908 and previous response = 160683.			✓	
CmdSetTargetCompoundAttribute	BL2000\ctran	2/11/2022 1:48:44 PM	Set UserAnnotation = GT for compound 1,1,1,2-Tetrachloroethane in sample G0211_012.0012.D; previous value =			✓	
CmdManuallyIntegrateSnapBaseline	BL2000\ctran	2/11/2022 1:48:52 PM	Snap baseline for compound 1,1,1,2-Tetrachloroethane in sample G0211_013.0013.D, from x = 2.738 to x = 2.919, new integration is from x, y = 2.738, 17698 to 2.919, 15932 and new response = 397738; previous integration is from x, y = 2.738, 15752 to 2.919, 14895 and previous response = 413993.			✓	
CmdSetSampleAttribute	BL2000\ctran	2/11/2022 1:48:55 PM	Set SampleApproved = True for sample G0211_013.0013.D; previous value = False			✓	
CmdSetTargetCompoundAttribute	BL2000\ctran	2/11/2022 1:48:57 PM	Set UserAnnotation = GT for compound 1,1,1,2-Tetrachloroethane in sample G0211_013.0013.D; previous value =			✓	
CmdSetSampleAttribute	BL2000\ctran	2/11/2022 1:48:59 PM	Set SampleApproved = True for sample G0211_012.0012.D; previous value = False			✓	
CmdSetSampleAttribute	BL2000\ctran	2/11/2022 1:48:59 PM	Set SampleApproved = True for sample G0211_011.0011.D; previous value = False			✓	

Name	User	Time	Action	Reason	Comment	Succeed	Exception
CmdSetSampleAttribute	BL2000\ctran	2/11/2022 1:49:00 PM	Set SampleApproved = True for sample G0211_010.0010.D; previous value = False			✓	
CmdSetSampleAttribute	BL2000\ctran	2/11/2022 1:49:00 PM	Set SampleApproved = True for sample G0211_009.0009.D; previous value = False			✓	
CmdSetSampleAttribute	BL2000\ctran	2/11/2022 1:49:01 PM	Set SampleApproved = True for sample G0211_008.0008.D; previous value = False			✓	
CmdSetSampleAttribute	BL2000\ctran	2/11/2022 1:49:01 PM	Set SampleApproved = True for sample G0211_007.0007.D; previous value = False			✓	
CmdZeroOutPeak	BL2000\ctran	2/11/2022 1:49:06 PM	Zero out primary peak of compound 1,1,1,2-Tetrachloroethane in sample G0211_006.0006.D			✓	
CmdZeroOutPeak	BL2000\ctran	2/11/2022 1:49:07 PM	Zero out primary peak of compound 1,2-Dibromoethane in sample G0211_006.0006.D			✓	
CmdSetSampleAttribute	BL2000\ctran	2/11/2022 1:49:09 PM	Set SampleApproved = True for sample G0211_006.0006.D; previous value = False			✓	

Name	User	Time	Action	Reason	Comment	Succeed	Exception
CmdCalibrate	BL2000\ctran	2/11/2022 1:49:16 PM	Replace level 6 with Calibration sample G0211_013.0013.D for compounds {1,2,3-Trichloropropane, 1,2-Dibromo-3-chloropropane, 1,1,1,2-Tetrachloroethane, 1,2-Dibromoethane}; Replace level 5 with Calibration sample G0211_012.0012.D for compounds {1,2,3-Trichloropropane, 1,2-Dibromo-3-chloropropane, 1,1,1,2-Tetrachloroethane, 1,2-Dibromoethane}; Replace level 4 with Calibration sample G0211_011.0011.D for compounds {1,2,3-Trichloropropane, 1,2-Dibromo-3-chloropropane, 1,1,1,2-Tetrachloroethane, 1,2-Dibromoethane}; Replace level 3 with Calibration sample G0211_010.0010.D for compounds {1,2,3-Trichloropropane, 1,2-Dibromo-3-chloropropane, 1,1,1,2-Tetrachloroethane, 1,2-Dibromoethane}; Replace level 2 with Calibration sample G0211_009.0009.D for compounds {1,2,3-Trichloropropane, 1,2-Dibromo-3-chloropropane, 1,1,1,2-Tetrachloroethane, 1,2-Dibromoethane}; Replace level 7 with Calibration sample G0211_008.0008.D for compounds {1,2,3-Trichloropropane, 1,2-Dibromo-3-chloropropane, 1,1,1,2-Tetrachloroethane, 1,2-Dibromoethane}; Replace level 1 with Calibration sample G0211_007.0007.D for compounds {1,2,3-Trichloropropane, 1,2-Dibromo-3-chloropropane, 1,1,1,2-Tetrachloroethane, 1,2-Dibromoethane};			✓	
CmdQuantitate	BL2000\ctran	2/11/2022 1:49:19 PM	Quantitate all compounds in all samples			✓	
CmdSaveBatchTable	BL2000\ctran	2/11/2022 1:49:21 PM	Save batch \\MASSHUNTER\Org\Data\GECD.I\G021122\aiaexport\QuantResults\G021122_8011_W_CLT.batch.bin			✓	
CmdStartMethodEditing	BL2000\ctran	2/11/2022 1:56:34 PM	Start method editing			✓	
CmdImportMethodFromSample	BL2000\ctran	2/11/2022 1:56:34 PM	Import method from sample G0211_006.0006.D			✓	
CmdSaveMethodAs	BL2000\ctran	2/11/2022 1:56:48 PM	Save method to file \\MASSHUNTER\Org\Data\GECD.I\GECD_methods\G021122_8011_W_CLT.m			✓	
CmdApplyMethodToAllSamples	BL2000\ctran	2/11/2022 1:56:53 PM	Apply method to all samples			✓	

Name	User	Time	Action	Reason	Comment	Succeed	Exception
CmdMethodClear	BL2000\ctran	2/11/2022 1:56:53 PM	Clear method			✓	
CmdEndMethodEditing	BL2000\ctran	2/11/2022 1:56:54 PM	End method editing			✓	
CmdQuantitate	BL2000\ctran	2/11/2022 1:56:56 PM	Quantitate all compounds in all samples			✓	
CmdSaveBatchTable	BL2000\ctran	2/11/2022 3:17:59 PM	Save batch \\MASSHUNTER\Org\Data\GECD.I\G021122\aiaexport\QuantResults\G021122_8011_W_CLT.batch.bin			✓	
CmdOpenBatchTable	BL2000\ctran	2/14/2022 7:35:16 AM	Open batch \\MASSHUNTER\Org\Data\GECD.I\G021122\aiaexport\G021122_8011_W_CLT.batch.bin			✓	

Name	User	Time	Action	Reason	Comment	Succeed	Exception
CmdImportSamplesFromWorklist	BL2000\ctran	2/14/2022 7:35:45 AM	Add samples from worklist: \\MASSHUNTER\Org\Data\GECD.I\G021122\aiaexport\G0211_042.0042.D, \\MASSHUNTER\Org\Data\GECD.I\G021122\aiaexport\G0211_041.0041.D, \\MASSHUNTER\Org\Data\GECD.I\G021122\aiaexport\G0211_040.0040.D, \\MASSHUNTER\Org\Data\GECD.I\G021122\aiaexport\G0211_039.0039.D, \\MASSHUNTER\Org\Data\GECD.I\G021122\aiaexport\G0211_038.0038.D, \\MASSHUNTER\Org\Data\GECD.I\G021122\aiaexport\G0211_037.0037.D, \\MASSHUNTER\Org\Data\GECD.I\G021122\aiaexport\G0211_036.0036.D, \\MASSHUNTER\Org\Data\GECD.I\G021122\aiaexport\G0211_035.0035.D, \\MASSHUNTER\Org\Data\GECD.I\G021122\aiaexport\G0211_034.0034.D, \\MASSHUNTER\Org\Data\GECD.I\G021122\aiaexport\G0211_033.0033.D, \\MASSHUNTER\Org\Data\GECD.I\G021122\aiaexport\G0211_032.0032.D, \\MASSHUNTER\Org\Data\GECD.I\G021122\aiaexport\G0211_031.0031.D, \\MASSHUNTER\Org\Data\GECD.I\G021122\aiaexport\G0211_030.0030.D, \\MASSHUNTER\Org\Data\GECD.I\G021122\aiaexport\G0211_029.0029.D, \\MASSHUNTER\Org\Data\GECD.I\G021122\aiaexport\G0211_028.0028.D, \\MASSHUNTER\Org\Data\GECD.I\G021122\aiaexport\G0211_027.0027.D, \\MASSHUNTER\Org\Data\GECD.I\G021122\aiaexport\G0211_026.0026.D, \\MASSHUNTER\Org\Data\GECD.I\G021122\aiaexport\G0211_025.0025.D, \\MASSHUNTER\Org\Data\GECD.I\G021122\aiaexport\G0211_024.0024.D, \\MASSHUNTER\Org\Data\GECD.I\G021122\aiaexport\G0211_023.0023.D, \\MASSHUNTER\Org\Data\GECD.I\G021122\aiaexport\G0211_022.0022.D, \\MASSHUNTER\Org\Data\GECD.I\G021122\aiaexport\G0211_021.0021.D, \\MASSHUNTER\Org\Data\GECD.I\G021122\aiaexport\G0211_020.0020.D, \\MASSHUNTER\Org\Data\GECD.I\G021122\aiaexport\G0211_019.0019.D, \\MASSHUNTER\Org\Data\GECD.I\G021122\aiaexport\G0211_018.0018.D, \\MASSHUNTER\Org\Data\GECD.I\G021122\aiaexport\G0211_017.0017.D, \\MASSHUNTER\Org\Data\GECD.I\G021122\aiaexport\G0211_016.0016.D, \\MASSHUNTER\Org\Data\GECD.I\G021122\aiaexport\G0211_015.0015.D, \\MASSHUNTER\Org\Data\GECD.I\G021122\aiaexport\G0211_014.0014.D			✓	

Name	User	Time	Action	Reason	Comment	Succeed	Exception
CmdSetSampleAttribute	BL2000\ctran	2/14/2022 7:36:07 AM	Set SampleType = QC for sample G0211_015.0015.D; previous value = Sample			✓	
CmdSetSampleAttribute	BL2000\ctran	2/14/2022 7:36:10 AM	Set LevelName = LCS for sample G0211_015.0015.D; previous value =			✓	
CmdSetSampleAttribute	BL2000\ctran	2/14/2022 7:36:12 AM	Set SampleType = CC for sample G0211_016.0016.D; previous value = Sample			✓	
CmdSetSampleAttribute	BL2000\ctran	2/14/2022 7:36:14 AM	Set LevelName = 3 for sample G0211_016.0016.D; previous value =			✓	
CmdSetSampleAttribute	BL2000\ctran	2/14/2022 7:36:17 AM	Set SampleType = Blank for sample G0211_017.0017.D; previous value = Sample			✓	
CmdSetSampleAttribute	BL2000\ctran	2/14/2022 7:36:19 AM	Set SampleType = MatrixDup for sample G0211_018.0018.D; previous value = Sample			✓	
CmdSetSampleAttribute	BL2000\ctran	2/14/2022 7:36:22 AM	Set SampleType = QC for sample G0211_018.0018.D; previous value = MatrixDup			✓	
CmdSetSampleAttribute	BL2000\ctran	2/14/2022 7:36:24 AM	Set LevelName = LCS for sample G0211_018.0018.D; previous value =			✓	
CmdSetSampleAttribute	BL2000\ctran	2/14/2022 7:36:26 AM	Set SampleType = QC for sample G0211_019.0019.D; previous value = Sample			✓	
CmdSetSampleAttribute	BL2000\ctran	2/14/2022 7:36:30 AM	Set LevelName = LCS1 for sample G0211_019.0019.D; previous value =			✓	
CmdSetSampleAttribute	BL2000\ctran	2/14/2022 7:36:33 AM	Set SampleType = DoubleBlank for sample G0211_020.0020.D; previous value = Sample			✓	
CmdSetSampleAttribute	BL2000\ctran	2/14/2022 7:36:37 AM	Set SampleType = MatrixBlank for sample G0211_029.0029.D; previous value = Sample			✓	
CmdSetSampleAttribute	BL2000\ctran	2/14/2022 7:36:39 AM	Set SampleType = Matrix for sample G0211_030.0030.D; previous value = Sample			✓	
CmdSetSampleAttribute	BL2000\ctran	2/14/2022 7:36:41 AM	Set SampleType = MatrixDup for sample G0211_031.0031.D; previous value = Sample			✓	
CmdSetSampleAttribute	BL2000\ctran	2/14/2022 7:36:55 AM	Set MatrixSpikeGroup = G for sample G0211_029.0029.D; previous value =			✓	
CmdSetSampleAttribute	BL2000\ctran	2/14/2022 7:37:06 AM	Set MatrixSpikeGroup = G04151 for sample G0211_029.0029.D; previous value = G			✓	
CmdSetSampleAttribute	BL2000\ctran	2/14/2022 7:37:07 AM	Set MatrixSpikeGroup = G04151 for sample G0211_030.0030.D; previous value =			✓	
CmdSetSampleAttribute	BL2000\ctran	2/14/2022 7:37:08 AM	Set MatrixSpikeGroup = G04151 for sample G0211_031.0031.D; previous value =			✓	

Name	User	Time	Action	Reason	Comment	Succeed	Exception
CmdSetSampleAttribute	BL2000\ctran	2/14/2022 7:37:11 AM	Set SampleType = DoubleBlank for sample G0211_032.0032.D; previous value = Sample			✓	
CmdSetSampleAttribute	BL2000\ctran	2/14/2022 7:37:13 AM	Set SampleType = CC for sample G0211_033.0033.D; previous value = Sample			✓	
CmdSetSampleAttribute	BL2000\ctran	2/14/2022 7:37:17 AM	Set LevelName = 5 for sample G0211_033.0033.D; previous value =			✓	
CmdSetSampleAttribute	BL2000\ctran	2/14/2022 7:37:18 AM	Set SampleType = DoubleBlank for sample G0211_034.0034.D; previous value = Sample			✓	
CmdSetSampleAttribute	BL2000\ctran	2/14/2022 7:37:26 AM	Set SampleType = DoubleBlank for sample G0211_041.0041.D; previous value = Sample			✓	
CmdSetSampleAttribute	BL2000\ctran	2/14/2022 7:37:28 AM	Set SampleType = CC for sample G0211_042.0042.D; previous value = Sample			✓	
CmdSetSampleAttribute	BL2000\ctran	2/14/2022 7:37:31 AM	Set LevelName = 3 for sample G0211_042.0042.D; previous value =			✓	
CmdQuantitate	BL2000\ctran	2/14/2022 7:37:34 AM	Quantitate all compounds in all samples			✓	
CmdManuallyIntegratePeak	BL2000\ctran	2/14/2022 7:38:08 AM	Manually integrate compound 1,1,1,2-Tetrachloroethane in sample G0211_029.0029.D, from x, y = 2.753, 16146 to 2.889, 16188, result = 35836; previous integration is from x, y = 2.739, 15594 to 2.920, 14792 and previous response = 45943.			✓	
CmdManuallyIntegratePeak	BL2000\ctran	2/14/2022 7:38:12 AM	Manually integrate compound 1,1,1,2-Tetrachloroethane in sample G0211_029.0029.D, from x, y = 2.753, 16146 to 2.836, 16348, result = 30884; previous integration is from x, y = 2.753, 16146 to 2.889, 16188 and previous response = 35836.			✓	
CmdManuallyIntegrateDropBaseline	BL2000\ctran	2/14/2022 7:38:13 AM	Drop baseline for compound 1,1,1,2-Tetrachloroethane in sample G0211_029.0029.D to y = 16146, new integration is from x, y = 2.753, 16146 to 2.836, 16146 and new response = 31383; previous integration is from x, y = 2.753, 16146 to 2.836, 16348 and previous response = 30884.			✓	
CmdManuallyIntegratePeak	BL2000\ctran	2/14/2022 7:38:21 AM	Manually integrate compound 1,1,1,2-Tetrachloroethane in sample G0211_031.0031.D, from x, y = 2.747, 15813 to 2.836, 18823, result = 24471; previous integration is from x, y = 2.738, 15663 to 2.921, 14848 and previous response = 44840.			✓	

Name	User	Time	Action	Reason	Comment	Succeed	Exception
CmdManuallyIntegrateSnapBaseline	BL2000\ctran	2/14/2022 7:38:22 AM	Snap baseline for compound 1,1,1,2-Tetrachloroethane in sample G0211_031.0031.D, from x = 2.747 to x = 2.836, new integration is from x, y = 2.747, 15813 to 2.836, 18823 and new response = 24471; previous integration is from x, y = 2.747, 15813 to 2.836, 18823 and previous response = 24471.			✓	
CmdManuallyIntegrateDropBaseline	BL2000\ctran	2/14/2022 7:38:24 AM	Drop baseline for compound 1,1,1,2-Tetrachloroethane in sample G0211_031.0031.D to y = 15813, new integration is from x, y = 2.747, 15813 to 2.836, 15813 and new response = 32524; previous integration is from x, y = 2.747, 15813 to 2.836, 18823 and previous response = 24471.			✓	
CmdManuallyIntegrateSnapBaseline	BL2000\ctran	2/14/2022 7:38:31 AM	Snap baseline for compound 1,1,1,2-Tetrachloroethane in sample G0211_033.0033.D, from x = 2.738 to x = 2.917, new integration is from x, y = 2.738, 16313 to 2.917, 15760 and new response = 162640; previous integration is from x, y = 2.738, 14460 to 2.917, 14460 and previous response = 179503.			✓	
CmdManuallyIntegrateSnapBaseline	BL2000\ctran	2/14/2022 7:38:39 AM	Snap baseline for compound 1,1,1,2-Tetrachloroethane in sample G0211_042.0042.D, from x = 2.748 to x = 2.933, new integration is from x, y = 2.748, 15521 to 2.933, 15542 and new response = 35565; previous integration is from x, y = 2.748, 15497 to 2.933, 14612 and previous response = 40881.			✓	
CmdManuallyIntegrateSnapBaseline	BL2000\ctran	2/14/2022 7:40:33 AM	Snap baseline for compound 1,1,1,2-Tetrachloroethane in sample G0211_016.0016.D, from x = 2.739 to x = 2.922, new integration is from x, y = 2.739, 15677 to 2.922, 15635 and new response = 34772; previous integration is from x, y = 2.739, 15599 to 2.922, 14824 and previous response = 39644.			✓	
CmdManuallyIntegratePeak	BL2000\ctran	2/14/2022 7:40:40 AM	Manually integrate compound 1,1,1,2-Tetrachloroethane in sample G0211_016.0016.D, from x, y = 2.747, 15818 to 2.884, 15792, result = 33351; previous integration is from x, y = 2.739, 15677 to 2.922, 15635 and previous response = 34772.			✓	
CmdSetTargetCompoundAttribute	BL2000\ctran	2/14/2022 7:40:42 AM	Set UserAnnotation = GT for compound 1,1,1,2-Tetrachloroethane in sample G0211_016.0016.D; previous value =			✓	

Name	User	Time	Action	Reason	Comment	Succeed	Exception
CmdQuantitate	BL2000\ctran	2/14/2022 7:41:13 AM	Quantitate all compounds in all samples			✓	
CmdSetSampleAttribute	BL2000\ctran	2/14/2022 7:41:15 AM	Set SampleApproved = True for sample G0211_016.0016.D; previous value = False			✓	
CmdSetSampleAttribute	BL2000\ctran	2/14/2022 7:41:41 AM	Set SampleApproved = True for sample G0211_033.0033.D; previous value = False			✓	
CmdSetTargetCompoundAttribute	BL2000\ctran	2/14/2022 7:41:42 AM	Set UserAnnotation = GT for compound 1,1,1,2-Tetrachloroethane in sample G0211_033.0033.D; previous value =			✓	
CmdManuallyIntegratePeak	BL2000\ctran	2/14/2022 7:42:01 AM	Manually integrate compound 1,1,1,2-Tetrachloroethane in sample G0211_042.0042.D, from x, y = 2.748, 15521 to 2.907, 15724, result = 34512; previous integration is from x, y = 2.748, 15521 to 2.933, 15542 and previous response = 35565.			✓	
CmdManuallyIntegrateSnapBaseline	BL2000\ctran	2/14/2022 7:42:03 AM	Snap baseline for compound 1,1,1,2-Tetrachloroethane in sample G0211_042.0042.D, from x = 2.748 to x = 2.907, new integration is from x, y = 2.748, 15521 to 2.907, 15724 and new response = 34512; previous integration is from x, y = 2.748, 15521 to 2.907, 15724 and previous response = 34512.			✓	
CmdManuallyIntegratePeak	BL2000\ctran	2/14/2022 7:42:08 AM	Manually integrate compound 1,1,1,2-Tetrachloroethane in sample G0211_042.0042.D, from x, y = 2.758, 15802 to 2.907, 15724, result = 33254; previous integration is from x, y = 2.748, 15521 to 2.907, 15724 and previous response = 34512.			✓	
CmdSetTargetCompoundAttribute	BL2000\ctran	2/14/2022 7:42:10 AM	Set UserAnnotation = GT for compound 1,1,1,2-Tetrachloroethane in sample G0211_042.0042.D; previous value =			✓	
CmdManuallyIntegratePeak	BL2000\ctran	2/14/2022 7:42:18 AM	Manually integrate compound 1,2-Dibromoethane in sample G0211_042.0042.D, from x, y = 2.214, 15960 to 2.353, 15750, result = 19018; previous integration is from x, y = 2.214, 15960 to 2.334, 16106 and previous response = 17702.			✓	
CmdSetTargetCompoundAttribute	BL2000\ctran	2/14/2022 7:42:20 AM	Set UserAnnotation = LT for compound 1,2-Dibromoethane in sample G0211_042.0042.D; previous value =			✓	
CmdSetSampleAttribute	BL2000\ctran	2/14/2022 7:44:02 AM	Set SampleApproved = True for sample G0211_042.0042.D; previous value = False			✓	

Name	User	Time	Action	Reason	Comment	Succeed	Exception
CmdZeroOutPeak	BL2000\ctran	2/14/2022 7:44:09 AM	Zero out primary peak of compound 1,1,1,2-Tetrachloroethane in sample G0211_014.0014.D			✓	
CmdZeroOutPeak	BL2000\ctran	2/14/2022 7:44:11 AM	Zero out primary peak of compound 1,2-Dibromoethane in sample G0211_014.0014.D			✓	
CmdSetSampleAttribute	BL2000\ctran	2/14/2022 7:44:12 AM	Set SampleApproved = True for sample G0211_014.0014.D; previous value = False			✓	
CmdManuallyIntegrateSnapBaseline	BL2000\ctran	2/14/2022 7:44:22 AM	Snap baseline for compound 1,1,1,2-Tetrachloroethane in sample G0211_015.0015.D, from x = 2.740 to x = 2.923, new integration is from x, y = 2.740, 15693 to 2.923, 15677 and new response = 33245; previous integration is from x, y = 2.740, 15667 to 2.923, 14877 and previous response = 37764.			✓	
CmdManuallyIntegratePeak	BL2000\ctran	2/14/2022 7:44:34 AM	Manually integrate compound 1,1,1,2-Tetrachloroethane in sample G0211_015.0015.D, from x, y = 2.746, 15771 to 2.903, 15760, result = 32427; previous integration is from x, y = 2.740, 15693 to 2.923, 15677 and previous response = 33245.			✓	
CmdSetTargetCompoundAttribute	BL2000\ctran	2/14/2022 7:44:39 AM	Set UserAnnotation = GT for compound 1,1,1,2-Tetrachloroethane in sample G0211_015.0015.D; previous value =			✓	
CmdSetSampleAttribute	BL2000\ctran	2/14/2022 7:44:50 AM	Set SampleApproved = True for sample G0211_015.0015.D; previous value = False			✓	
CmdZeroOutPeak	BL2000\ctran	2/14/2022 7:44:53 AM	Zero out primary peak of compound 1,2-Dibromoethane in sample G0211_017.0017.D			✓	
CmdManuallyIntegratePeak	BL2000\ctran	2/14/2022 7:45:00 AM	Manually integrate compound 1,1,1,2-Tetrachloroethane in sample G0211_017.0017.D, from x, y = 2.752, 15865 to 2.892, 15823, result = 30422; previous integration is from x, y = 2.743, 15641 to 2.922, 14821 and previous response = 36842.			✓	
CmdSetTargetCompoundAttribute	BL2000\ctran	2/14/2022 7:45:02 AM	Set UserAnnotation = GT for compound 1,1,1,2-Tetrachloroethane in sample G0211_017.0017.D; previous value =			✓	
CmdSetSampleAttribute	BL2000\ctran	2/14/2022 7:45:06 AM	Set SampleApproved = True for sample G0211_017.0017.D; previous value = False			✓	

Name	User	Time	Action	Reason	Comment	Succeed	Exception
CmdManuallyIntegratePeak	BL2000\ctran	2/14/2022 7:45:14 AM	Manually integrate compound 1,2-Dibromoethane in sample G0211_018.0018.D, from x, y = 2.207, 16097 to 2.368, 15995, result = 41395; previous integration is from x, y = 2.207, 16097 to 2.345, 16239 and previous response = 40328.			✓	
CmdSetTargetCompoundAttribute	BL2000\ctran	2/14/2022 7:45:16 AM	Set UserAnnotation = LT for compound 1,2-Dibromoethane in sample G0211_018.0018.D; previous value =			✓	
CmdManuallyIntegratePeak	BL2000\ctran	2/14/2022 7:45:26 AM	Manually integrate compound 1,1,1,2-Tetrachloroethane in sample G0211_018.0018.D, from x, y = 2.753, 16052 to 2.891, 15932, result = 30841; previous integration is from x, y = 2.741, 15750 to 2.922, 14924 and previous response = 37685.			✓	
CmdManuallyIntegrateDropBaseline	BL2000\ctran	2/14/2022 7:45:27 AM	Drop baseline for compound 1,1,1,2-Tetrachloroethane in sample G0211_018.0018.D to y = 15932, new integration is from x, y = 2.753, 15932 to 2.891, 15932 and new response = 31338; previous integration is from x, y = 2.753, 16052 to 2.891, 15932 and previous response = 30841.			✓	
CmdSetTargetCompoundAttribute	BL2000\ctran	2/14/2022 7:45:32 AM	Set UserAnnotation = GT for compound 1,1,1,2-Tetrachloroethane in sample G0211_018.0018.D; previous value =			✓	
CmdSetSampleAttribute	BL2000\ctran	2/14/2022 7:45:36 AM	Set SampleApproved = True for sample G0211_018.0018.D; previous value = False			✓	
CmdManuallyIntegrateDropBaseline	BL2000\ctran	2/14/2022 7:45:43 AM	Drop baseline for compound 1,2-Dibromoethane in sample G0211_019.0019.D to y = 16303, new integration is from x, y = 2.205, 16303 to 2.334, 16303 and new response = 17172; previous integration is from x, y = 2.205, 16303 to 2.334, 16359 and previous response = 16957.			✓	
CmdManuallyIntegratePeak	BL2000\ctran	2/14/2022 7:45:46 AM	Manually integrate compound 1,2-Dibromoethane in sample G0211_019.0019.D, from x, y = 2.205, 16303 to 2.353, 16182, result = 17644; previous integration is from x, y = 2.205, 16303 to 2.334, 16303 and previous response = 17172.			✓	
CmdSetTargetCompoundAttribute	BL2000\ctran	2/14/2022 7:45:49 AM	Set UserAnnotation = LT for compound 1,2-Dibromoethane in sample G0211_019.0019.D; previous value =			✓	

Name	User	Time	Action	Reason	Comment	Succeed	Exception
CmdManuallyIntegratePeak	BL2000\ctran	2/14/2022 7:45:57 AM	Manually integrate compound 1,1,1,2-Tetrachloroethane in sample G0211_019.0019.D, from x, y = 2.748, 16208 to 2.887, 16151, result = 31517; previous integration is from x, y = 2.739, 15990 to 2.921, 15164 and previous response = 37898.			✓	
CmdSetTargetCompoundAttribute	BL2000\ctran	2/14/2022 7:45:58 AM	Set UserAnnotation = GT for compound 1,1,1,2-Tetrachloroethane in sample G0211_019.0019.D; previous value =			✓	
CmdSetSampleAttribute	BL2000\ctran	2/14/2022 7:45:59 AM	Set SampleApproved = True for sample G0211_019.0019.D; previous value = False			✓	
CmdZeroOutPeak	BL2000\ctran	2/14/2022 7:47:06 AM	Zero out primary peak of compound 1,1,1,2-Tetrachloroethane in sample G0211_020.0020.D			✓	
CmdZeroOutPeak	BL2000\ctran	2/14/2022 7:47:08 AM	Zero out primary peak of compound 1,2-Dibromoethane in sample G0211_020.0020.D			✓	
CmdSetSampleAttribute	BL2000\ctran	2/14/2022 7:47:09 AM	Set SampleApproved = True for sample G0211_020.0020.D; previous value = False			✓	
CmdZeroOutPeak	BL2000\ctran	2/14/2022 7:47:56 AM	Zero out primary peak of compound 1,2-Dibromoethane in sample G0211_021.0021.D			✓	
CmdManuallyIntegratePeak	BL2000\ctran	2/14/2022 7:48:03 AM	Manually integrate compound 1,1,1,2-Tetrachloroethane in sample G0211_021.0021.D, from x, y = 2.749, 16271 to 2.885, 16240, result = 30359; previous integration is from x, y = 2.739, 16045 to 2.925, 15154 and previous response = 37430.			✓	
CmdSetTargetCompoundAttribute	BL2000\ctran	2/14/2022 7:48:04 AM	Set UserAnnotation = GT for compound 1,1,1,2-Tetrachloroethane in sample G0211_021.0021.D; previous value =			✓	
CmdSetSampleAttribute	BL2000\ctran	2/14/2022 7:48:06 AM	Set SampleApproved = True for sample G0211_021.0021.D; previous value = False			✓	
CmdZeroOutPeak	BL2000\ctran	2/14/2022 7:49:25 AM	Zero out primary peak of compound 1,2-Dibromoethane in sample G0211_022.0022.D			✓	
CmdManuallyIntegratePeak	BL2000\ctran	2/14/2022 7:49:33 AM	Manually integrate compound 1,1,1,2-Tetrachloroethane in sample G0211_022.0022.D, from x, y = 2.751, 16153 to 2.880, 16223, result = 30252; previous integration is from x, y = 2.739, 15878 to 2.880, 16223 and previous response = 31290.			✓	
CmdSetTargetCompoundAttribute	BL2000\ctran	2/14/2022 7:49:34 AM	Set UserAnnotation = GT for compound 1,1,1,2-Tetrachloroethane in sample G0211_022.0022.D; previous value =			✓	

Name	User	Time	Action	Reason	Comment	Succeed	Exception
CmdSetSampleAttribute	BL2000\ctran	2/14/2022 7:49:36 AM	Set SampleApproved = True for sample G0211_022.0022.D; previous value = False			✓	
CmdManuallyIntegratePeak	BL2000\ctran	2/14/2022 7:50:07 AM	Manually integrate compound 1,1,1,2-Tetrachloroethane in sample G0211_023.0023.D, from x, y = 2.747, 16021 to 2.889, 15979, result = 31794; previous integration is from x, y = 2.736, 15344 to 2.923, 14839 and previous response = 41866.			✓	
CmdSetTargetCompoundAttribute	BL2000\ctran	2/14/2022 7:50:08 AM	Set UserAnnotation = GT for compound 1,1,1,2-Tetrachloroethane in sample G0211_023.0023.D; previous value =			✓	
CmdZeroOutPeak	BL2000\ctran	2/14/2022 7:50:13 AM	Zero out primary peak of compound 1,2-Dibromoethane in sample G0211_023.0023.D			✓	
CmdSetSampleAttribute	BL2000\ctran	2/14/2022 7:50:15 AM	Set SampleApproved = True for sample G0211_023.0023.D; previous value = False			✓	
CmdZeroOutPeak	BL2000\ctran	2/14/2022 7:50:32 AM	Zero out primary peak of compound 1,2-Dibromoethane in sample G0211_024.0024.D			✓	
CmdManuallyIntegratePeak	BL2000\ctran	2/14/2022 7:50:40 AM	Manually integrate compound 1,1,1,2-Tetrachloroethane in sample G0211_024.0024.D, from x, y = 2.744, 16031 to 2.882, 16102, result = 34424; previous integration is from x, y = 2.738, 15875 to 2.882, 16102 and previous response = 35057.			✓	
CmdSetTargetCompoundAttribute	BL2000\ctran	2/14/2022 7:50:41 AM	Set UserAnnotation = GT for compound 1,1,1,2-Tetrachloroethane in sample G0211_024.0024.D; previous value =			✓	
CmdSetSampleAttribute	BL2000\ctran	2/14/2022 7:51:07 AM	Set SampleApproved = True for sample G0211_024.0024.D; previous value = False			✓	
CmdZeroOutPeak	BL2000\ctran	2/14/2022 7:51:11 AM	Zero out primary peak of compound 1,2-Dibromoethane in sample G0211_025.0025.D			✓	
CmdManuallyIntegratePeak	BL2000\ctran	2/14/2022 7:51:19 AM	Manually integrate compound 1,1,1,2-Tetrachloroethane in sample G0211_025.0025.D, from x, y = 2.747, 15901 to 2.880, 15932, result = 31613; previous integration is from x, y = 2.737, 15708 to 2.919, 14856 and previous response = 38472.			✓	
CmdSetTargetCompoundAttribute	BL2000\ctran	2/14/2022 7:51:21 AM	Set UserAnnotation = GT for compound 1,1,1,2-Tetrachloroethane in sample G0211_025.0025.D; previous value =			✓	
CmdSetSampleAttribute	BL2000\ctran	2/14/2022 7:51:23 AM	Set SampleApproved = True for sample G0211_025.0025.D; previous value = False			✓	

Name	User	Time	Action	Reason	Comment	Succeed	Exception
CmdZeroOutPeak	BL2000\ctran	2/14/2022 7:51:25 AM	Zero out primary peak of compound 1,2-Dibromoethane in sample G0211_026.0026.D			✓	
CmdManuallyIntegratePeak	BL2000\ctran	2/14/2022 7:51:33 AM	Manually integrate compound 1,1,1,2-Tetrachloroethane in sample G0211_026.0026.D, from x, y = 2.747, 15828 to 2.884, 15823, result = 31354; previous integration is from x, y = 2.736, 15612 to 2.919, 14793 and previous response = 38107.			✓	
CmdSetTargetCompoundAttribute	BL2000\ctran	2/14/2022 7:51:34 AM	Set UserAnnotation = GT for compound 1,1,1,2-Tetrachloroethane in sample G0211_026.0026.D; previous value =			✓	
CmdSetSampleAttribute	BL2000\ctran	2/14/2022 7:51:36 AM	Set SampleApproved = True for sample G0211_026.0026.D; previous value = False			✓	
CmdManuallyIntegratePeak	BL2000\ctran	2/14/2022 7:51:44 AM	Manually integrate compound 1,1,1,2-Tetrachloroethane in sample G0211_027.0027.D, from x, y = 2.749, 15927 to 2.885, 15909, result = 30296; previous integration is from x, y = 2.739, 15593 to 2.885, 15909 and previous response = 31644.			✓	
CmdZeroOutPeak	BL2000\ctran	2/14/2022 7:51:48 AM	Zero out primary peak of compound 1,2-Dibromoethane in sample G0211_027.0027.D			✓	
CmdSetTargetCompoundAttribute	BL2000\ctran	2/14/2022 7:52:40 AM	Set UserAnnotation = GT for compound 1,1,1,2-Tetrachloroethane in sample G0211_027.0027.D; previous value =			✓	
CmdSetSampleAttribute	BL2000\ctran	2/14/2022 7:52:43 AM	Set SampleApproved = True for sample G0211_027.0027.D; previous value = False			✓	
CmdZeroOutPeak	BL2000\ctran	2/14/2022 7:52:46 AM	Zero out primary peak of compound 1,2-Dibromoethane in sample G0211_028.0028.D			✓	
CmdManuallyIntegratePeak	BL2000\ctran	2/14/2022 7:52:53 AM	Manually integrate compound 1,1,1,2-Tetrachloroethane in sample G0211_028.0028.D, from x, y = 2.750, 15849 to 2.890, 15807, result = 32053; previous integration is from x, y = 2.738, 15167 to 2.924, 14658 and previous response = 42019.			✓	
CmdSetTargetCompoundAttribute	BL2000\ctran	2/14/2022 7:52:54 AM	Set UserAnnotation = GT for compound 1,1,1,2-Tetrachloroethane in sample G0211_028.0028.D; previous value =			✓	
CmdSetSampleAttribute	BL2000\ctran	2/14/2022 7:53:01 AM	Set SampleApproved = True for sample G0211_028.0028.D; previous value = False			✓	
CmdZeroOutPeak	BL2000\ctran	2/14/2022 7:53:03 AM	Zero out primary peak of compound 1,2-Dibromoethane in sample G0211_029.0029.D			✓	

Name	User	Time	Action	Reason	Comment	Succeed	Exception
CmdSetTargetCompoundAttribute	BL2000\ctran	2/14/2022 7:54:31 AM	Set UserAnnotation = GT for compound 1,1,1,2-Tetrachloroethane in sample G0211_029.0029.D; previous value =			✓	
CmdSetSampleAttribute	BL2000\ctran	2/14/2022 7:54:32 AM	Set SampleApproved = True for sample G0211_029.0029.D; previous value = False			✓	
CmdManuallyIntegratePeak	BL2000\ctran	2/14/2022 7:54:44 AM	Manually integrate compound 1,1,1,2-Tetrachloroethane in sample G0211_030.0030.D, from x, y = 2.752, 16052 to 2.826, 15980, result = 31359; previous integration is from x, y = 2.740, 15702 to 2.825, 15360 and previous response = 33417.			✓	
CmdManuallyIntegratePeak	BL2000\ctran	2/14/2022 7:54:47 AM	Manually integrate compound 1,1,1,2-Tetrachloroethane in sample G0211_030.0030.D, from x, y = 2.748, 15875 to 2.826, 15980, result = 31760; previous integration is from x, y = 2.752, 16052 to 2.826, 15980 and previous response = 31359.			✓	
CmdManuallyIntegrateDropBaseline	BL2000\ctran	2/14/2022 7:54:49 AM	Drop baseline for compound 1,1,1,2-Tetrachloroethane in sample G0211_030.0030.D to y = 15875, new integration is from x, y = 2.748, 15875 to 2.826, 15875 and new response = 32006; previous integration is from x, y = 2.748, 15875 to 2.826, 15980 and previous response = 31760.			✓	
CmdSetSampleAttribute	BL2000\ctran	2/14/2022 7:54:54 AM	Set SampleApproved = True for sample G0211_030.0030.D; previous value = False			✓	
CmdSetTargetCompoundAttribute	BL2000\ctran	2/14/2022 7:55:26 AM	Set UserAnnotation = GT for compound 1,1,1,2-Tetrachloroethane in sample G0211_031.0031.D; previous value =			✓	
CmdSetTargetCompoundAttribute	BL2000\ctran	2/14/2022 7:55:29 AM	Set UserAnnotation = GT for compound 1,1,1,2-Tetrachloroethane in sample G0211_030.0030.D; previous value =			✓	
CmdSetSampleAttribute	BL2000\ctran	2/14/2022 7:58:36 AM	Set SampleApproved = True for sample G0211_031.0031.D; previous value = False			✓	
CmdZeroOutPeak	BL2000\ctran	2/14/2022 7:59:12 AM	Zero out primary peak of compound 1,2-Dibromoethane in sample G0211_032.0032.D			✓	
CmdZeroOutPeak	BL2000\ctran	2/14/2022 7:59:29 AM	Zero out primary peak of compound 1,1,1,2-Tetrachloroethane in sample G0211_032.0032.D			✓	
CmdZeroOutPeak	BL2000\ctran	2/14/2022 7:59:31 AM	Zero out primary peak of compound 1,2-Dibromoethane in sample G0211_032.0032.D			✓	

Name	User	Time	Action	Reason	Comment	Succeed	Exception
CmdSetSampleAttribute	BL2000\ctran	2/14/2022 7:59:33 AM	Set SampleApproved = True for sample G0211_032.0032.D; previous value = False			✓	
CmdZeroOutPeak	BL2000\ctran	2/14/2022 7:59:56 AM	Zero out primary peak of compound 1,2-Dibromoethane in sample G0211_034.0034.D			✓	
CmdZeroOutPeak	BL2000\ctran	2/14/2022 7:59:58 AM	Zero out primary peak of compound 1,1,1,2-Tetrachloroethane in sample G0211_034.0034.D			✓	
CmdSetSampleAttribute	BL2000\ctran	2/14/2022 7:59:59 AM	Set SampleApproved = True for sample G0211_034.0034.D; previous value = False			✓	
CmdManuallyIntegratePeak	BL2000\ctran	2/14/2022 8:00:08 AM	Manually integrate compound 1,1,1,2-Tetrachloroethane in sample G0211_035.0035.D, from x, y = 2.752, 15771 to 2.887, 15850, result = 30434; previous integration is from x, y = 2.746, 15641 to 2.887, 15850 and previous response = 30945.			✓	
CmdSetTargetCompoundAttribute	BL2000\ctran	2/14/2022 8:00:10 AM	Set UserAnnotation = GT for compound 1,1,1,2-Tetrachloroethane in sample G0211_035.0035.D; previous value =			✓	
CmdZeroOutPeak	BL2000\ctran	2/14/2022 8:00:16 AM	Zero out primary peak of compound 1,2-Dibromoethane in sample G0211_035.0035.D			✓	
CmdSetSampleAttribute	BL2000\ctran	2/14/2022 8:00:17 AM	Set SampleApproved = True for sample G0211_035.0035.D; previous value = False			✓	
CmdZeroOutPeak	BL2000\ctran	2/14/2022 8:00:59 AM	Zero out primary peak of compound 1,2-Dibromoethane in sample G0211_036.0036.D			✓	
CmdManuallyIntegratePeak	BL2000\ctran	2/14/2022 8:01:04 AM	Manually integrate compound 1,1,1,2-Tetrachloroethane in sample G0211_036.0036.D, from x, y = 2.753, 15823 to 2.883, 15818, result = 31513; previous integration is from x, y = 2.743, 15592 to 2.925, 14749 and previous response = 38470.			✓	
CmdSetTargetCompoundAttribute	BL2000\ctran	2/14/2022 8:01:06 AM	Set UserAnnotation = GT for compound 1,1,1,2-Tetrachloroethane in sample G0211_036.0036.D; previous value =			✓	
CmdSetSampleAttribute	BL2000\ctran	2/14/2022 8:01:08 AM	Set SampleApproved = True for sample G0211_036.0036.D; previous value = False			✓	
CmdZeroOutPeak	BL2000\ctran	2/14/2022 8:01:13 AM	Zero out primary peak of compound 1,2-Dibromoethane in sample G0211_037.0037.D			✓	

Name	User	Time	Action	Reason	Comment	Succeed	Exception
CmdManuallyIntegratePeak	BL2000\ctran	2/14/2022 8:01:18 AM	Manually integrate compound 1,1,1,2-Tetrachloroethane in sample G0211_037.0037.D, from x, y = 2.750, 15755 to 2.886, 15823, result = 31763; previous integration is from x, y = 2.742, 15595 to 2.918, 14819 and previous response = 37830.			✓	
CmdManuallyIntegrateDropBaseline	BL2000\ctran	2/14/2022 8:01:19 AM	Drop baseline for compound 1,1,1,2-Tetrachloroethane in sample G0211_037.0037.D to y = 15755, new integration is from x, y = 2.750, 15755 to 2.886, 15755 and new response = 32039; previous integration is from x, y = 2.750, 15755 to 2.886, 15823 and previous response = 31763.			✓	
CmdSetTargetCompoundAttribute	BL2000\ctran	2/14/2022 8:01:21 AM	Set UserAnnotation = GT for compound 1,1,1,2-Tetrachloroethane in sample G0211_037.0037.D; previous value =			✓	
CmdSetSampleAttribute	BL2000\ctran	2/14/2022 8:01:22 AM	Set SampleApproved = True for sample G0211_037.0037.D; previous value = False			✓	
CmdZeroOutPeak	BL2000\ctran	2/14/2022 8:01:32 AM	Zero out primary peak of compound 1,2-Dibromoethane in sample G0211_038.0038.D			✓	
CmdManuallyIntegratePeak	BL2000\ctran	2/14/2022 8:01:37 AM	Manually integrate compound 1,1,1,2-Tetrachloroethane in sample G0211_038.0038.D, from x, y = 2.755, 15771 to 2.882, 15841, result = 31306; previous integration is from x, y = 2.746, 15536 to 2.882, 15841 and previous response = 32164.			✓	
CmdSetTargetCompoundAttribute	BL2000\ctran	2/14/2022 8:01:38 AM	Set UserAnnotation = GT for compound 1,1,1,2-Tetrachloroethane in sample G0211_038.0038.D; previous value =			✓	
CmdSetSampleAttribute	BL2000\ctran	2/14/2022 8:01:39 AM	Set SampleApproved = True for sample G0211_038.0038.D; previous value = False			✓	
CmdZeroOutPeak	BL2000\ctran	2/14/2022 8:01:52 AM	Zero out primary peak of compound 1,2-Dibromoethane in sample G0211_039.0039.D			✓	
CmdManuallyIntegratePeak	BL2000\ctran	2/14/2022 8:01:59 AM	Manually integrate compound 1,1,1,2-Tetrachloroethane in sample G0211_039.0039.D, from x, y = 2.748, 15641 to 2.843, 19099, result = 22934; previous integration is from x, y = 2.748, 15641 to 2.903, 15641 and previous response = 39987.			✓	

Name	User	Time	Action	Reason	Comment	Succeed	Exception
CmdManuallyIntegrateDropBaseline	BL2000\ctran	2/14/2022 8:02:01 AM	Drop baseline for compound 1,1,1,2-Tetrachloroethane in sample G0211_039.0039.D to y = 15641, new integration is from x, y = 2.748, 15641 to 2.843, 15641 and new response = 32877; previous integration is from x, y = 2.748, 15641 to 2.843, 19099 and previous response = 22934.			✓	
CmdManuallyIntegratePeak	BL2000\ctran	2/14/2022 8:02:10 AM	Manually integrate compound 1,1,1,2-Tetrachloroethane in sample G0211_040.0040.D, from x, y = 2.754, 15813 to 2.887, 15864, result = 31344; previous integration is from x, y = 2.745, 15590 to 2.887, 15864 and previous response = 32205.			✓	
CmdSetTargetCompoundAttribute	BL2000\ctran	2/14/2022 8:02:11 AM	Set UserAnnotation = GT for compound 1,1,1,2-Tetrachloroethane in sample G0211_040.0040.D; previous value =			✓	
CmdZeroOutPeak	BL2000\ctran	2/14/2022 8:02:14 AM	Zero out primary peak of compound 1,2-Dibromoethane in sample G0211_040.0040.D			✓	
CmdZeroOutPeak	BL2000\ctran	2/14/2022 8:02:18 AM	Zero out primary peak of compound 1,2-Dibromoethane in sample G0211_041.0041.D			✓	
CmdZeroOutPeak	BL2000\ctran	2/14/2022 8:02:19 AM	Zero out primary peak of compound 1,1,1,2-Tetrachloroethane in sample G0211_041.0041.D			✓	
CmdSaveBatchTable	BL2000\ctran	2/14/2022 12:01:36 PM	Save batch \\MASSHUNTER\Org\Data\GECD.I\G021122\aiaexport\QuantResults\G021122_8011_W_CLT.batch.bin			✓	
CmdOpenBatchTable	BL2000\ctran	2/14/2022 12:08:50 PM	Open batch \\MASSHUNTER\Org\Data\GECD.I\G021122\aiaexport\G021122_8011_W_CLT.batch.bin			✓	
CmdSetSampleAttribute	BL2000\ctran	2/14/2022 12:10:26 PM	Set SampleApproved = True for sample G0211_040.0040.D; previous value = False			✓	
CmdSetSampleAttribute	BL2000\ctran	2/14/2022 12:10:27 PM	Set SampleApproved = True for sample G0211_039.0039.D; previous value = False			✓	
CmdSetSampleAttribute	BL2000\ctran	2/14/2022 12:10:31 PM	Set SampleApproved = True for sample G0211_041.0041.D; previous value = False			✓	
CmdSetSampleAttribute	BL2000\ctran	2/14/2022 12:23:12 PM	Set SampleType = CC for sample G0211_007.0007.D; previous value = Calibration			✓	
CmdSetSampleAttribute	BL2000\ctran	2/14/2022 12:23:14 PM	Set SampleType = CC for sample G0211_008.0008.D; previous value = Calibration			✓	

Name	User	Time	Action	Reason	Comment	Succeed	Exception
CmdSetSampleAttribute	BL2000\ctran	2/14/2022 12:23:16 PM	Set SampleType = CC for sample G0211_009.0009.D; previous value = Calibration			✓	
CmdSetSampleAttribute	BL2000\ctran	2/14/2022 12:23:17 PM	Set SampleType = CC for sample G0211_010.0010.D; previous value = Calibration			✓	
CmdSetSampleAttribute	BL2000\ctran	2/14/2022 12:23:19 PM	Set SampleType = CC for sample G0211_011.0011.D; previous value = Calibration			✓	
CmdSetSampleAttribute	BL2000\ctran	2/14/2022 12:23:21 PM	Set SampleType = CC for sample G0211_012.0012.D; previous value = Calibration			✓	
CmdSetSampleAttribute	BL2000\ctran	2/14/2022 12:23:23 PM	Set SampleType = CC for sample G0211_013.0013.D; previous value = Calibration			✓	
CmdQuantitate	BL2000\ctran	2/14/2022 12:23:26 PM	Quantitate all compounds in all samples			✓	
CmdZeroOutPeak	BL2000\ctran	2/14/2022 12:40:17 PM	Zero out primary peak of compound 1,2-Dibromoethane in sample G0211_025.0025.D			✓	
CmdQuantitate	BL2000\ctran	2/14/2022 12:46:38 PM	Quantitate all compounds in all samples			✓	
CmdSaveBatchTable	BL2000\ctran	2/14/2022 12:46:40 PM	Save batch \\MASSHUNTER\Org\Data\GECD.I\G021122\aiaexport\QuantResults\G021122_8011_W_CLT.batch.bin			✓	
CmdSetTargetCompoundAttribute	BL2000\ctran	2/14/2022 12:46:52 PM	Set UserAnnotation = GT for compound 1,1,1,2-Tetrachloroethane in sample G0211_039.0039.D; previous value =			✓	
CmdQuantitate	BL2000\ctran	2/14/2022 12:47:24 PM	Quantitate all compounds in all samples			✓	
CmdSaveBatchTable	BL2000\ctran	2/14/2022 12:47:32 PM	Save batch \\MASSHUNTER\Org\Data\GECD.I\G021122\aiaexport\QuantResults\G021122_8011_W_CLT.batch.bin			✓	
CmdOpenBatchTable	BL2000\srcox	3/9/2022 2:34:24 PM	Open batch D:\Org\Data\GECD.I\G021122\aiaexport\G021122_8011_W_CLT.batch.bin			✓	
GenerateReport	BL2000\srcox	3/9/2022 2:35:27 PM	Generates report - Method: \\MASSHUNTER\Org\reports\Gen_ResultsSummary.m, Output Path: D:\Org\Data\GECD.I\G021122\aiaexport\QuantReports\G021122_8011_W_CLT			✓	
GenerateReport	BL2000\srcox	3/9/2022 2:38:06 PM	Generates report - Method: \\MASSHUNTER\Org\reports\init_cal_rpt.m, Output Path: D:\Org\Data\GECD.I\G021122\aiaexport\QuantReports\G021122_8011_W_CLT-1			✓	

Name	User	Time	Action	Reason	Comment	Succeed	Exception
GenerateReport	BL2000\srcox	3/9/2022 2:40:04 PM	Generates report - Method: \\MASSHUNTER\Org\reports\Gen_Calibration.m, Output Path: D:\Org\Data\GECD.I\G021122\aiaexport\QuantReports\G021122_8011_W_CLT-2			✓	
GenerateReport	BL2000\srcox	3/9/2022 2:42:26 PM	Generates report - Method: \\MASSHUNTER\Org\reports\Env_QuantResults_wGraphics+Chromatogram.m, Output Path: D:\Org\Data\GECD.I\G021122\aiaexport\QuantReports\G021122_8011_W_CLT-3			✓	

PREP BATCH REPORT

Prep Code: **PRP-8011-W** Technician: **Carry L Tran** Prep Start Date: **2/16/2022 7:52:42 AM**

Prep Batch **163798** Prep Temp **NA °C** Batch Units: **ML** Prep End Date: **2/16/2022 1:38:00 PM**

Sample ID	Matrix	pH	Initial Samp Amt	Sol Added	Sol Recovered	Final Vol (mL)	Factor	Balance	Prep Start Date	Prep End Date
MB-163798			35	0	0	2.0	0.057		2/16/2022	2/16/2022
	CLT spiked and surrogated, NDM witnessed.									
LCS-163798			35	0	0	2.0	0.057		2/16/2022	2/16/2022
	Unlocked 2/16 by NDM to add comments and sample weights. Unlocked to add final weights- CLT 2/17/22									
LCS1-163798			35	0	0	2.0	0.057	Bal #25	2/16/2022	2/16/2022
	Samples went on solvent at 11:20am. Unlocked to add instrument - CLT 3/9/22									
CK3-163798			35	0	0	2.0	0.057	Bal #25	2/16/2022	2/16/2022
	5mL_19K50667 calibrated/passed on 02/16/2022 prior to the extraction.									
CK5-163798			35	0	0	2.0	0.057	Bal #25	2/16/2022	2/16/2022
	All samples poured to 35mL using a gravimetrically determined standard made by CLT on 02/15/2022.									
B22010745-006A	Trip Blank	6	35	0	0	2.0	0.057	Bal #25	2/16/2022	2/16/2022
	Vial 1/2. Combined vial and sample weight of 65.00g with cap on. Empty vial weight with cap on 29.68g= 35.32g.									
B22020962-001H	Ground Water	1	36	0	0	2.0	0.056	Bal #25	2/16/2022	2/16/2022
	Vial 1/3. Combined vial and sample weight of 61.45g with cap on. Empty vial weight with cap on 25.55g= 35.90g. Entire sample consumed									
B22020962-001HMS	Ground Water	1	36	0	0	2.0	0.056	Bal #25	2/16/2022	2/16/2022
	Vial 2/3. Combined vial and sample weight of 61.70g with cap on. Empty vial weight with cap on 25.69g= 36.01g.Entire sample consumed in extraction.									
B22020962-001HMSD	Ground Water	1	36	0	0	2.0	0.056	Bal #25	2/16/2022	2/16/2022
	Vial 3/3. Combined vial and sample weight of 61.86g with cap on. Empty vial weight with cap on 25.88g= 35.98g.Entire sample consumed in extraction.									
B22020962-004A	Trip Blank	1	36	0	0	2.0	0.056	Bal #25	2/16/2022	2/16/2022
	Vial 1/1. Combined vial and sample weight of 61.60g with cap on. Empty vial weight with cap on 25.75g= 35.85g.Entire sample consumed in extraction.									
B22020962-006H	Ground Water	1	35	0	0	2.0	0.057	Bal #25	2/16/2022	2/16/2022
	Vial 1/3. Combined vial and sample weight of 61.33g with cap on. Empty vial weight with cap on 25.98g= 35.35g.									
B22020962-009A	Trip Blank	1	35	0	0	2.0	0.057	Bal #25	2/16/2022	2/16/2022
	Vial 1/1. Combined vial and sample weight of 60.83g with cap on. Empty vial weight with cap on 25.55g= 35.28g.Entire sample consumed in extraction.									
B22020962-011H	Ground Water	1	36	0	0	2.0	0.056	Bal #25	2/16/2022	2/16/2022
	Vial 1/3. Combined vial and sample weight of 61.52g with cap on. Empty vial weight with cap on 25.88g= 35.64g.									
B22020962-014A	Trip Blank	1	35	0	0	2.0	0.056	Bal #25	2/16/2022	2/16/2022
	Vial 1/1. Combined vial and sample weight of 61.18g with cap on. Empty vial weight with cap on 25.71g= 35.47g.Entire sample consumed in extraction.									

Number	Reagent Name	Exp Date	
11	Carbon Filter Water	1/1/2023	35mL
13776	4ML, Amber Vial, 24163942	4/20/2026	
14206	pH-indicator Strips 0-14 HC160347	8/26/2026	
14500	40 mL Clear VOA Lot 00081369	11/9/2026	
14543	Hexane EB754	6/4/2023	2mL
14729	Laboratory Fortified Blank Sample Concentrate	2/6/2023	14uL,3

Spk ID	Spike Name	SampType	AmtAdd	Exp Date
NaCl 01/22/22(13	Baked Sodium Chloride	ALL	7g	6/15/2026
PH021622504Su	504.1 Surrogate (0.1ug/mL)MeOH	ALL Except CKs	35uL	3/20/2023
PH011122504C2	504.1 Cal Stock 2(0.07ug/mL) MeOH	CK3	50µL	2/12/2023
PH011122504C3	504.1 Cal Stock 3(0.7ug/mL) MeOH	CK5	20µL	2/12/2023

PREP BATCH REPORT

Prep Code: **PRP-8011-W** Technician: **Carry L Tran** Prep Start Date: **2/16/2022 7:52:42 AM**

Prep Batch **163798** Prep Temp **NA °C** Batch Units: **ML** Prep End Date: **2/16/2022 1:38:00 PM**

Sample ID	Matrix	pH	Initial Samp Amt	Sol Added	Sol Recovered	Final Vol (mL)	Factor	Balance	Prep Start Date	Prep End Date
B22020962-016H	Ground Water	1	35	0	0	2.0	0.056	Bal #25	2/16/2022	2/16/2022
Vial 1/3. Combined vial and sample weight of 61.17g with cap on. Empty vial weight with cap on 25.45g= 35.47g.										
B22020962-019A	Trip Blank	1	36	0	0	2.0	0.056	Bal #25	2/16/2022	2/16/2022
Vial 1/3. Combined vial and sample weight of 61.37g with cap on. Empty vial weight with cap on 25.79g= 35.58g.										
B22020962-021H	Ground Water	1	36	0	0	2.0	0.056	Bal #25	2/16/2022	2/16/2022
Vial 1/3. Combined vial and sample weight of 61.63g with cap on. Empty vial weight with cap on 25.97g= 35.66g.										
B22020962-024A	Trip Blank	1	36	0	0	2.0	0.056	Bal #25	2/16/2022	2/16/2022
Vial 1/1. Combined vial and sample weight of 61.37g with cap on. Empty vial weight with cap on 25.86g= 35.51g.Entire sample consumed in extraction.										
B22020962-026H	Ground Water	1	36	0	0	2.0	0.055	Bal #25	2/16/2022	2/16/2022
Vial 1/3. Combined vial and sample weight of 61.85g with cap on. Empty vial weight with cap on 25.74g= 36.11g. Lots of small brown debris floating in vial.										
B22020962-029A	Trip Blank	1	36	0	0	2.0	0.056	Bal #25	2/16/2022	2/16/2022
Vial 1/2. Combined vial and sample weight of 61.16g with cap on. Empty vial weight with cap on 25.45g= 35.71g.										
B22020962-031H	Ground Water	1	36	0	0	2.0	0.056	Bal #25	2/16/2022	2/16/2022
Vial 1/3. Combined vial and sample weight of 61.70g with cap on. Empty vial weight with cap on 26.01g= 35.69g.										
B22020962-035A	Trip Blank	1	36	0	0	2.0	0.056	Bal #25	2/16/2022	2/16/2022
Vial 1/1. Combined vial and sample weight of 61.59g with cap on. Empty vial weight with cap on 25.83g= 35.76g.Entire sample consumed in extraction.										
B22021043-001D	Aqueous	1	35	0	0	2.0	0.057	Bal #25	2/16/2022	2/16/2022
Vial 1/3. Combined vial and sample weight of 64.94g with cap on. Empty vial weight with cap on 29.75g= 35.19g.Lots of dark brown debris floating in vial.										
B22021043-002D	Aqueous	1	35	0	0	2.0	0.057	Bal #25	2/16/2022	2/16/2022
Vial 1/3. Combined vial and sample weight of 64.47g with cap on. Empty vial weight with cap on 29.49g= 34.98g. Lots of dark brown debris floating around in vial.										
B22021043-003D	Aqueous	1	35	0	0	2.0	0.057	Bal #25	2/16/2022	2/16/2022
Vial 1/3. Combined vial and sample weight of 64.80g with cap on. Empty vial weight with cap on 29.86g= 34.94g. Lots of dark brown derbis floating in vial.										
B22021043-004D	Aqueous	1	38	0	0	2.0	0.053	Bal #25	2/16/2022	2/16/2022
Vial 1/3. Combined vial and sample weight of 67.74g with cap on. Empty vial weight with cap on 29.69g= 38.05g.										

Number	Reagent Name	Exp Date	A
11	Carbon Filter Water	1/1/2023	35mL
13776	4ML, Amber Vial, 24163942	4/20/2026	
14206	pH-indicator Strips 0-14 HC160347	8/26/2026	
14500	40 mL Clear VOA Lot 00081369	11/9/2026	
14543	Hexane EB754	6/4/2023	2mL
14729	Laboratory Fortified Blank Sample Concentrate	2/6/2023	14uL,3

Spk ID	Spike Name	SampType	AmtAdd	Exp Date
NaCl 01/22/22(13	Baked Sodium Chloride	ALL	7g	6/15/2026
PH021622504Su	504.1 Surrogate (0.1ug/mL)MeOH	ALL Except CKs	35uL	3/20/2023
PH011122504C2	504.1 Cal Stock 2(0.07ug/mL) MeOH	CK3	50µL	2/12/2023
PH011122504C3	504.1 Cal Stock 3(0.7ug/mL) MeOH	CK5	20µL	2/12/2023

Energy Laboratories Inc

ANALYTICAL RUN Summary

09-Mar-22

Run ID GECD.I_220216A

Run Start Date: 2/16/2022
Analyst: Carry L Tran
Ical:
Column ID: RTX-CLP_0.53
Comments:

Std ID	Std Name	Std Amount	Std Units	Samp Amount	Samp Units	SampType	Expiration Date
SeePrepRecord	Standards Tracked in Prep Batch						2/4/2050

Seq No	Lab ID	Test Code	Sample Typ	File ID	Analysis Date	DF	Batch ID	Prep Date	SPKref	RPDref	pmoist
15040362	CK3-163798	PST-8011-W	CCV3	GECD.I\G021622\	2/16/2022 1:46:1	1	163798	2/16/2022 7:	0	0	

Analyte	T	Units	RAW	Final	Text	Spike	SPKref	RPDref	MDL	PQL	UQL	%REC	LOW	HIGH	%RPD	Q
1,2-Dibromoethane	A	ug/L	0.09282	0.09258795		0.1	0	0	0.0025835	0.01	0	93%	80	120	0%	
1,1,1,2-Tetrachloroethane	S	ug/L	0.08888	0.0886578		0.1	0	0	0.0056259	0.02	0	89%	80	120	0%	

Seq No	Lab ID	Test Code	Sample Typ	File ID	Analysis Date	DF	Batch ID	Prep Date	SPKref	RPDref	pmoist
15040363	MB-163798	PST-8011-W	MBLK	GECD.I\G021622\	2/16/2022 2:06:0	1	163798	2/16/2022 7:	0	0	

Analyte	T	Units	RAW	Final	Text	Spike	SPKref	RPDref	MDL	PQL	UQL	%REC	LOW	HIGH	%RPD	Q
1,2-Dibromoethane	A	ug/L	0	0		0	0	0	0.0025835	0.005	0	0%	0	0	0%	
1,1,1,2-Tetrachloroethane	S	ug/L	0.0875	0.08728125		0.1	0	0	0.0056259	0.02	0	87%	70	130	0%	

Seq No	Lab ID	Test Code	Sample Typ	File ID	Analysis Date	DF	Batch ID	Prep Date	SPKref	RPDref	pmoist
15040364	LCS1-163798	PST-8011-W	LCS1	GECD.I\G021622\	2/16/2022 2:25:5	1	163798	2/16/2022 7:	0	0	

Analyte	T	Units	RAW	Final	Text	Spike	SPKref	RPDref	MDL	PQL	UQL	%REC	LOW	HIGH	%RPD	Q
1,2-Dibromoethane	A	ug/L	0.09242	0.09218895		0.1	0	0	0.0025835	0.01	0	92%	60	140	0%	
1,1,1,2-Tetrachloroethane	S	ug/L	0.08997	0.08974508		0.1	0	0	0.0056259	0.02	0	90%	70	130	0%	

Seq No	Lab ID	Test Code	Sample Typ	File ID	Analysis Date	DF	Batch ID	Prep Date	SPKref	RPDref	pmoist
15040365	LCS-163798	PST-8011-W	LCS-DOD	GECD.I\G021622\	2/16/2022 2:45:3	1	163798	2/16/2022 7:	0	0	

Analyte	T	Units	RAW	Final	Text	Spike	SPKref	RPDref	MDL	PQL	UQL	%REC	LOW	HIGH	%RPD	Q
1,2-Dibromoethane	A	ug/L	0.21986	0.21931035		0.25	0	0	0.0025835	0.01	0	88%	60	140	0%	
1,1,1,2-Tetrachloroethane	S	ug/L	0.10896	0.1086876		0.1	0	0	0.0056259	0.02	0	109%	70	130	0%	

Seq No	Lab ID	Test Code	Sample Typ	File ID	Analysis Date	DF	Batch ID	Prep Date	SPKref	RPDref	pmoist
15040366	B22010745-006	PST-8011-W	SAMP	GECD.I\G021622\	2/16/2022 3:24:5	1	163798	2/16/2022 7:	0	0	

Analyte	T	Units	RAW	Final	Text	Spike	SPKref	RPDref	MDL	PQL	UQL	%REC	LOW	HIGH	%RPD	Q
1,2-Dibromoethane	A	ug/L	0	0		0	0	0	0.0025835	0.01	0	0%	0	0	0%	
1,1,1,2-Tetrachloroethane	S	ug/L	0.08862	0.08839845		0.1	0	0	0.0056259	0.02	0	88%	70	130	0%	

Seq No	Lab ID	Test Code	Sample Typ	File ID	Analysis Date	DF	Batch ID	Prep Date	SPKref	RPDref	pmoist
15040367	B22020962-004	PST-8011-W	SAMP	GECD.I\G021622\	2/16/2022 3:44:5	1	163798	2/16/2022 7:	0	0	

Analyte	T	Units	RAW	Final	Text	Spike	SPKref	RPDref	MDL	PQL	UQL	%REC	LOW	HIGH	%RPD	Q
1,2-Dibromoethane	A	ug/L	0	0		0	0	0	0.00259	0.01	0	0%	0	0	0%	U
1,1,1,2-Tetrachloroethane	S	ug/L	0.08952	0.08952		0.1	0	0	0.00564	0.02	0	90%	70	130	0%	

Seq No	Lab ID	Test Code	Sample Typ	File ID	Analysis Date	DF	Batch ID	Prep Date	SPKref	RPDref	pmoist
15040368	B22020962-006	PST-8011-W	SAMP	GECD.I\G021622\	2/16/2022 4:04:5	1	163798	2/16/2022 7:	0	0	

Analyte	T	Units	RAW	Final	Text	Spike	SPKref	RPDref	MDL	PQL	UQL	%REC	LOW	HIGH	%RPD	Q
1,2-Dibromoethane	A	ug/L	0	0		0	0	0	0.00259	0.01	0	0%	0	0	0%	U
1,1,1,2-Tetrachloroethane	S	ug/L	0.09702	0.09702		0.1	0	0	0.00564	0.02	0	97%	70	130	0%	

Seq No	Lab ID	Test Code	Sample Typ	File ID	Analysis Date	DF	Batch ID	Prep Date	SPKref	RPDref	pmoist
15040369	B22020962-009	PST-8011-W	SAMP	GECD.I\G021622\	2/16/2022 4:24:5	1	163798	2/16/2022 7:	0	0	

Analyte	T	Units	RAW	Final	Text	Spike	SPKref	RPDref	MDL	PQL	UQL	%REC	LOW	HIGH	%RPD	Q
1,2-Dibromoethane	A	ug/L	0	0		0	0	0	0.00259	0.01	0	0%	0	0	0%	U
1,1,1,2-Tetrachloroethane	S	ug/L	0.08919	0.08919		0.1	0	0	0.00564	0.02	0	89%	70	130	0%	

Seq No	Lab ID	Test Code	Sample Typ	File ID	Analysis Date	DF	Batch ID	Prep Date	SPKref	RPDref	pmoist
15040370	B22020962-011	PST-8011-W	SAMP	GECD.I\G021622\	2/16/2022 4:44:4	1	163798	2/16/2022 7:	0	0	

Analyte	T	Units	RAW	Final	Text	Spike	SPKref	RPDref	MDL	PQL	UQL	%REC	LOW	HIGH	%RPD	Q
1,2-Dibromoethane	A	ug/L	0	0		0	0	0	0.00259	0.01	0	0%	0	0	0%	U
1,1,1,2-Tetrachloroethane	S	ug/L	0.08779	0.08779		0.1	0	0	0.00564	0.02	0	88%	70	130	0%	

Seq No	Lab ID	Test Code	Sample Typ	File ID	Analysis Date	DF	Batch ID	Prep Date	SPKref	RPDref	pmoist
15040371	B22020962-014	PST-8011-W	SAMP	GECD.I\G021622\	2/16/2022 5:04:2	1	163798	2/16/2022 7:	0	0	

Analyte	T	Units	RAW	Final	Text	Spike	SPKref	RPDref	MDL	PQL	UQL	%REC	LOW	HIGH	%RPD	Q
1,2-Dibromoethane	A	ug/L	0	0		0	0	0	0.00259	0.01	0	0%	0	0	0%	U
1,1,1,2-Tetrachloroethane	S	ug/L	0.09028	0.09028		0.1	0	0	0.00564	0.02	0	90%	70	130	0%	

Seq No	Lab ID	Test Code	Sample Typ	File ID	Analysis Date	DF	Batch ID	Prep Date	SPKref	RPDref	pmoist
15040372	B22020962-016	PST-8011-W	SAMP	GECD.I\G021622\	2/16/2022 5:24:1	1	163798	2/16/2022 7:	0	0	

Analyte	T	Units	RAW	Final	Text	Spike	SPKref	RPDref	MDL	PQL	UQL	%REC	LOW	HIGH	%RPD	Q
1,2-Dibromoethane	A	ug/L	0	0		0	0	0	0.00259	0.01	0	0%	0	0	0%	U
1,1,1,2-Tetrachloroethane	S	ug/L	0.08979	0.08979		0.1	0	0	0.00564	0.02	0	90%	70	130	0%	

Seq No	Lab ID	Test Code	Sample Typ	File ID	Analysis Date	DF	Batch ID	Prep Date	SPKref	RPDref	pmoist
15040373	B22020962-019	PST-8011-W	SAMP	GECD.I\G021622\	2/16/2022 5:43:5	1	163798	2/16/2022 7:	0	0	

Analyte	T	Units	RAW	Final	Text	Spike	SPKref	RPDref	MDL	PQL	UQL	%REC	LOW	HIGH	%RPD	Q
1,2-Dibromoethane	A	ug/L	0	0		0	0	0	0.00259	0.01	0	0%	0	0	0%	U
1,1,1,2-Tetrachloroethane	S	ug/L	0.08824	0.08824		0.1	0	0	0.00564	0.02	0	88%	70	130	0%	

Seq No	Lab ID	Test Code	Sample Typ	File ID	Analysis Date	DF	Batch ID	Prep Date	SPKref	RPDref	pmoist
15040374	B22020962-001	PST-8011-W	SAMP	GECD.I\G021622\	2/16/2022 6:03:3	1	163798	2/16/2022 7:	0	0	

Analyte	T	Units	RAW	Final	Text	Spike	SPKref	RPDref	MDL	PQL	UQL	%REC	LOW	HIGH	%RPD	Q
1,2-Dibromoethane	A	ug/L	0	0		0	0	0	0.00259	0.01	0	0%	0	0	0%	U
1,1,1,2-Tetrachloroethane	S	ug/L	0.08813	0.08813		0.1	0	0	0.00564	0.02	0	88%	70	130	0%	

Seq No	Lab ID	Test Code	Sample Typ	File ID	Analysis Date	DF	Batch ID	Prep Date	SPKref	RPDref	pmoist
15040375	B22020962-001	PST-8011-W	MS-DOD	GECD.I\G021622\	2/16/2022 6:23:1	1	163798	2/16/2022 7:	2E+07	0	

Analyte	T	Units	RAW	Final	Text	Spike	SPKref	RPDref	MDL	PQL	UQL	%REC	LOW	HIGH	%RPD	Q
1,2-Dibromoethane	A	ug/L	0.22487	0.22430783		0.25	0	0	0.0025835	0.01	0	90%	60	140	0%	
1,1,1,2-Tetrachloroethane	S	ug/L	0.09007	0.08984483		0.1	0	0	0.0056259	0.02	0	90%	70	130	0%	

Seq No	Lab ID	Test Code	Sample Typ	File ID	Analysis Date	DF	Batch ID	Prep Date	SPKref	RPDref	pmoist
15040376	B22020962-001	PST-8011-W	MSD-DOD	GECD.I\G021622\	2/16/2022 6:43:0	1	163798	2/16/2022 7:	2E+07	2E+07	

Analyte	T	Units	RAW	Final	Text	Spike	SPKref	RPDref	MDL	PQL	UQL	%REC	LOW	HIGH	%RPD	Q
1,2-Dibromoethane	A	ug/L	0.23085	0.23027288		0.25	0	0.2243078	0.0025835	0.01	0	92%	60	140	3%	
1,1,1,2-Tetrachloroethane	S	ug/L	0.09146	0.09123135		0.1	0	0	0.0056259	0.02	0	91%	70	130	0%	

Seq No	Lab ID	Test Code	Sample Typ	File ID	Analysis Date	DF	Batch ID	Prep Date	SPKref	RPDref	pmoist
15040377	CK5-163798	PST-8011-W	CCV4	GECD.I\G021622\	2/16/2022 7:22:2	1	163798	2/16/2022 7:	0	0	

Analyte	T	Units	RAW	Final	Text	Spike	SPKref	RPDref	MDL	PQL	UQL	%REC	LOW	HIGH	%RPD	Q
1,2-Dibromoethane	A	ug/L	0.39171	0.39073073		0.4	0	0	0.0025835	0.01	0	98%	80	120	0%	
1,1,1,2-Tetrachloroethane	S	ug/L	0.40217	0.40116458		0.4	0	0	0.0056259	0.02	0	100%	80	120	0%	

Seq No	Lab ID	Test Code	Sample Typ	File ID	Analysis Date	DF	Batch ID	Prep Date	SPKref	RPDref	pmoist
15040378	B22020962-021	PST-8011-W	SAMP	GECD.I\G021622\	2/16/2022 8:01:5	1	163798	2/16/2022 7:	0	0	

Analyte	T	Units	RAW	Final	Text	Spike	SPKref	RPDref	MDL	PQL	UQL	%REC	LOW	HIGH	%RPD	Q
1,2-Dibromoethane	A	ug/L	0	0		0	0	0	0.00259	0.01	0	0%	0	0	0%	U
1,1,1,2-Tetrachloroethane	S	ug/L	0.09791	0.09791		0.1	0	0	0.00564	0.02	0	98%	70	130	0%	

Seq No	Lab ID	Test Code	Sample Typ	File ID	Analysis Date	DF	Batch ID	Prep Date	SPKref	RPDref	pmoist
15040379	B22020962-024	PST-8011-W	SAMP	GECD.I\G021622\	2/16/2022 8:21:2	1	163798	2/16/2022 7:	0	0	

Analyte	T	Units	RAW	Final	Text	Spike	SPKref	RPDref	MDL	PQL	UQL	%REC	LOW	HIGH	%RPD	Q
1,2-Dibromoethane	A	ug/L	0	0		0	0	0	0.00259	0.01	0	0%	0	0	0%	U
1,1,1,2-Tetrachloroethane	S	ug/L	0.08792	0.08792		0.1	0	0	0.00564	0.02	0	88%	70	130	0%	

Seq No	Lab ID	Test Code	Sample Typ	File ID	Analysis Date	DF	Batch ID	Prep Date	SPKref	RPDref	pmoist
15040380	B22020962-026	PST-8011-W	SAMP	GECD.I\G021622\	2/16/2022 8:40:5	1	163798	2/16/2022 7:	0	0	

Analyte	T	Units	RAW	Final	Text	Spike	SPKref	RPDref	MDL	PQL	UQL	%REC	LOW	HIGH	%RPD	Q
1,2-Dibromoethane	A	ug/L	0	0		0	0	0	0.00259	0.01	0	0%	0	0	0%	U
1,1,1,2-Tetrachloroethane	S	ug/L	0.09449	0.09449		0.1	0	0	0.00564	0.02	0	94%	70	130	0%	

Seq No	Lab ID	Test Code	Sample Typ	File ID	Analysis Date	DF	Batch ID	Prep Date	SPKref	RPDref	pmoist
15040381	B22020962-029	PST-8011-W	SAMP	GECD.I\G021622\	2/16/2022 9:01:0	1	163798	2/16/2022 7:	0	0	

Analyte	T	Units	RAW	Final	Text	Spike	SPKref	RPDref	MDL	PQL	UQL	%REC	LOW	HIGH	%RPD	Q
1,2-Dibromoethane	A	ug/L	0	0		0	0	0	0.00259	0.01	0	0%	0	0	0%	U
1,1,1,2-Tetrachloroethane	S	ug/L	0.09686	0.09686		0.1	0	0	0.00564	0.02	0	97%	70	130	0%	

Seq No	Lab ID	Test Code	Sample Typ	File ID	Analysis Date	DF	Batch ID	Prep Date	SPKref	RPDref	pmoist
15040382	B22020962-031	PST-8011-W	SAMP	GECD.I\G021622\	2/16/2022 9:20:4	1	163798	2/16/2022 7:	0	0	

Analyte	T	Units	RAW	Final	Text	Spike	SPKref	RPDref	MDL	PQL	UQL	%REC	LOW	HIGH	%RPD	Q
1,2-Dibromoethane	A	ug/L	0	0		0	0	0	0.00259	0.01	0	0%	0	0	0%	U
1,1,1,2-Tetrachloroethane	S	ug/L	0.09532	0.09532		0.1	0	0	0.00564	0.02	0	95%	70	130	0%	

Seq No	Lab ID	Test Code	Sample Typ	File ID	Analysis Date	DF	Batch ID	Prep Date	SPKref	RPDref	pmoist
15040383	B22020962-035	PST-8011-W	SAMP	GECD.I\G021622\	2/16/2022 9:40:4	1	163798	2/16/2022 7:	0	0	

Analyte	T	Units	RAW	Final	Text	Spike	SPKref	RPDref	MDL	PQL	UQL	%REC	LOW	HIGH	%RPD	Q
1,2-Dibromoethane	A	ug/L	0	0		0	0	0	0.00259	0.01	0	0%	0	0	0%	U
1,1,1,2-Tetrachloroethane	S	ug/L	0.09486	0.09486		0.1	0	0	0.00564	0.02	0	95%	70	130	0%	

Seq No	Lab ID	Test Code	Sample Typ	File ID	Analysis Date	DF	Batch ID	Prep Date	SPKref	RPDref	pmoist
15040384	B22021043-001	PST-8011-W	SAMP	GECD.I\G021622\	2/16/2022 10:00:	1	163798	2/16/2022 7:	0	0	

Analyte	T	Units	RAW	Final	Text	Spike	SPKref	RPDref	MDL	PQL	UQL	%REC	LOW	HIGH	%RPD	Q
1,2-Dibromoethane	A	ug/L	0	0		0	0	0	0.00259	0.01	0	0%	0	0	0%	
1,1,1,2-Tetrachloroethane	S	ug/L	0.09172	0.09172		0.1	0	0	0.00564	0.02	0	92%	70	130	0%	

Seq No	Lab ID	Test Code	Sample Typ	File ID	Analysis Date	DF	Batch ID	Prep Date	SPKref	RPDref	pmoist
15040385	B22021043-002	PST-8011-W	SAMP	GECD.I\G021622\	2/16/2022 10:20:	1	163798	2/16/2022 7:	0	0	

Analyte	T	Units	RAW	Final	Text	Spike	SPKref	RPDref	MDL	PQL	UQL	%REC	LOW	HIGH	%RPD	Q
1,2-Dibromoethane	A	ug/L	0	0		0	0	0	0.00259	0.01	0	0%	0	0	0%	
1,1,1,2-Tetrachloroethane	S	ug/L	0.0868	0.0868		0.1	0	0	0.00564	0.02	0	87%	70	130	0%	

Seq No	Lab ID	Test Code	Sample Typ	File ID	Analysis Date	DF	Batch ID	Prep Date	SPKref	RPDref	pmoist
15040386	B22021043-003	PST-8011-W	SAMP	GECD.I\G021622\	2/16/2022 10:39:	1	163798	2/16/2022 7:	0	0	

Analyte	T	Units	RAW	Final	Text	Spike	SPKref	RPDref	MDL	PQL	UQL	%REC	LOW	HIGH	%RPD	Q
1,2-Dibromoethane	A	ug/L	0	0		0	0	0	0.00259	0.01	0	0%	0	0	0%	
1,1,1,2-Tetrachloroethane	S	ug/L	0.09475	0.09475		0.1	0	0	0.00564	0.02	0	95%	70	130	0%	

Seq No	Lab ID	Test Code	Sample Typ	File ID	Analysis Date	DF	Batch ID	Prep Date	SPKref	RPDref	pmoist
15040387	B22021043-004	PST-8011-W	SAMP	GECD.I\G021622\	2/16/2022 10:59:	1	163798	2/16/2022 7:	0	0	

Analyte	T	Units	RAW	Final	Text	Spike	SPKref	RPDref	MDL	PQL	UQL	%REC	LOW	HIGH	%RPD	Q
1,2-Dibromoethane	A	ug/L	0	0		0	0	0	0.00259	0.01	0	0%	0	0	0%	
1,1,1,2-Tetrachloroethane	S	ug/L	0.09821	0.09821		0.1	0	0	0.00564	0.02	0	98%	70	130	0%	

Seq No	Lab ID	Test Code	Sample Typ	File ID	Analysis Date	DF	Batch ID	Prep Date	SPKref	RPDref	pmoist
15040388	CK3-163798	PST-8011-W	CCV3	GECD.I\G021622\	2/16/2022 11:39:	1	163798	2/16/2022 7:	0	0	

Analyte	T	Units	RAW	Final	Text	Spike	SPKref	RPDref	MDL	PQL	UQL	%REC	LOW	HIGH	%RPD	Q
1,2-Dibromoethane	A	ug/L	0.11317	0.11288708		0.1	0	0	0.0025835	0.01	0	113%	80	120	0%	
1,1,1,2-Tetrachloroethane	S	ug/L	0.09833	0.09808418		0.1	0	0	0.0056259	0.02	0	98%	80	120	0%	

Write Sequence | Insert Entries(Have the first cell for en

Data File	Sample Name
G:\org\GECD.i\G021622.b\G0216_001	8011Primer ;0.4ug/L$PST-8011-W,C5
G:\org\GECD.i\G021622.b\G0216_002	8011Primer ;0.4ug/L$PST-8011-W,C5
G:\org\GECD.i\G021622.b\G0216_003	8011Primer ;1.0ug/L$PST-8011-W,C6
G:\org\GECD.i\G021622.b\G0216_004	8011Primer ;1.0ug/L$PST-8011-W,C6
G:\org\GECD.i\G021622.b\G0216_005	8011Primer ;0.4ug/L$PST-8011-W,C5
G:\org\GECD.i\G021622.b\G0216_006	Hexane ;
G:\org\GECD.i\G021622.b\G0216_007	CK3-163763 ;
G:\org\GECD.i\G021622.b\G0216_008	Hexane;;
G:\org\GECD.i\G021622.b\G0216_009	B22020973-008C ;$PST-8011-W,
G:\org\GECD.i\G021622.b\G0216_010	Hexane;;
G:\org\GECD.i\G021622.b\G0216_011	CK5-163763 ;
G:\org\GECD.i\G021622.b\G0216_012	Hexane;;
G:\org\GECD.i\G021622.b\G0216_013	CK3-163798 ;
G:\org\GECD.i\G021622.b\G0216_014	MB-163798 ;
G:\org\GECD.i\G021622.b\G0216_015	LCS1-163798 ;
G:\org\GECD.i\G021622.b\G0216_016	LCS-163798 ;
G:\org\GECD.i\G021622.b\G0216_017	Hexane;;
G:\org\GECD.i\G021622.b\G0216_018	B22010745-006A ;$PST-8011-W,
G:\org\GECD.i\G021622.b\G0216_019	B22020962-004A ;$PST-8011-W,
G:\org\GECD.i\G021622.b\G0216_020	B22020962-006H ;$PST-8011-W,
G:\org\GECD.i\G021622.b\G0216_021	B22020962-009A ;$PST-8011-W,
G:\org\GECD.i\G021622.b\G0216_022	B22020962-011H ;$PST-8011-W,
G:\org\GECD.i\G021622.b\G0216_023	B22020962-014A ;$PST-8011-W,
G:\org\GECD.i\G021622.b\G0216_024	B22020962-016H ;$PST-8011-W,
G:\org\GECD.i\G021622.b\G0216_025	B22020962-019A ;$PST-8011-W,
G:\org\GECD.i\G021622.b\G0216_026	B22020962-001H ;$PST-8011-W,
G:\org\GECD.i\G021622.b\G0216_027	B22020962-001HMS ;$PST-8011-W,
G:\org\GECD.i\G021622.b\G0216_028	B22020962-001HMSD ;$PST-8011-W,
G:\org\GECD.i\G021622.b\G0216_029	Hexane;;
G:\org\GECD.i\G021622.b\G0216_030	CK5-163798 ;
G:\org\GECD.i\G021622.b\G0216_031	Hexane;;
G:\org\GECD.i\G021622.b\G0216_032	B22020962-021H ;$PST-8011-W,
G:\org\GECD.i\G021622.b\G0216_033	B22020962-024A ;$PST-8011-W,
G:\org\GECD.i\G021622.b\G0216_034	B22020962-026H ;$PST-8011-W,
G:\org\GECD.i\G021622.b\G0216_035	B22020962-029A ;$PST-8011-W,
G:\org\GECD.i\G021622.b\G0216_036	B22020962-031H ;$PST-8011-W,
G:\org\GECD.i\G021622.b\G0216_037	B22020962-035A ;$PST-8011-W,
G:\org\GECD.i\G021622.b\G0216_038	B22021043-001D ;$PST-8011-W,
G:\org\GECD.i\G021622.b\G0216_039	B22021043-002D ;$PST-8011-W,
G:\org\GECD.i\G021622.b\G0216_040	B22021043-003D ;$PST-8011-W,
G:\org\GECD.i\G021622.b\G0216_041	B22021043-004D ;$PST-8011-W,
G:\org\GECD.i\G021622.b\G0216_042	Hexane;;
G:\org\GECD.i\G021622.b\G0216_043	CK3-163798 ;
G:\org\GECD.i\G021622.b\G0216_044	
G:\org\GECD.i\G021622.b\G0216_045	
G:\org\GECD.i\G021622.b\G0216_046	
G:\org\GECD.i\G021622.b\G0216_047	
G:\org\GECD.i\G021622.b\G0216_048	
G:\org\GECD.i\G021622.b\G0216_049	

Quantitation Results Report (QT Reviewed)

Data File	G0216_012.0012.D	Operator	
Acq. Method	testAcqFileNamePath	Acq. Date-Time	2/16/2022 1:26:39 PM
Sample Name	Hexan	Instrument	WJB
Vial		Multiplier	1.00
DA Method File	G021122_8011_W_CLT.m	Comment	
Tune File		Tune Date	
Batch Name	G021622_8011_W_DOD_CLT.batch.bin	Last Calib Update	2/11/2022 1:49:16 PM
Ref Library			

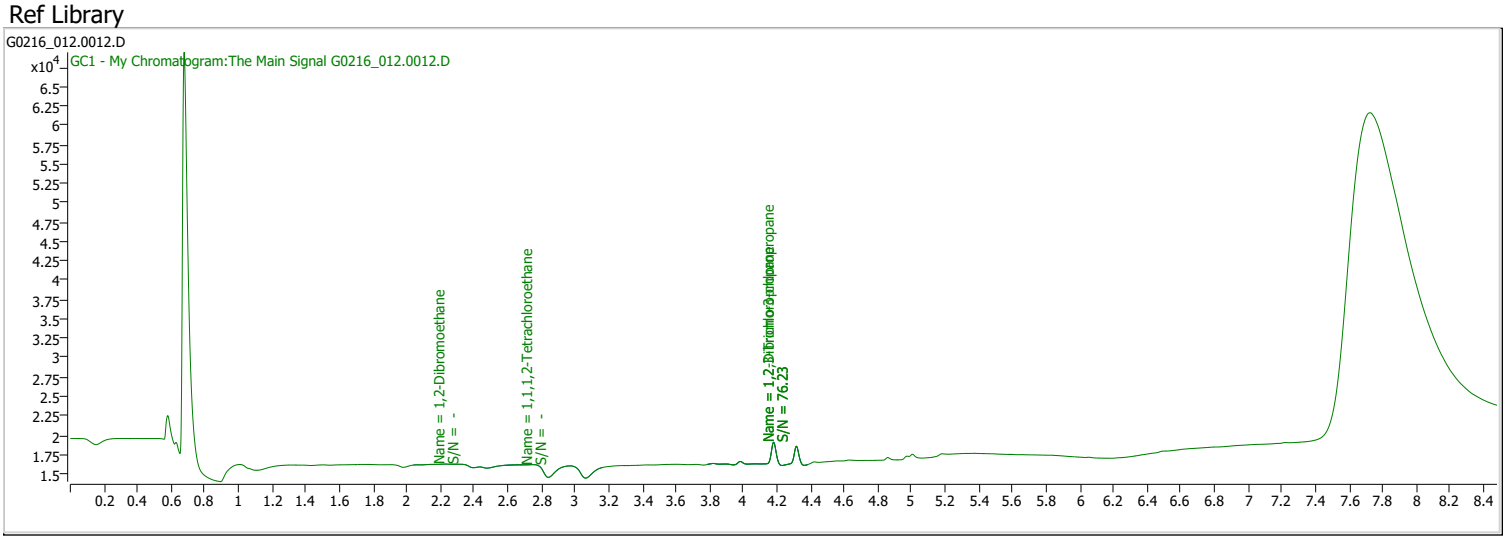

Compound	RT	QIon	Resp.	Conc.	Units		Dev(Min)
Internal Standards							
System Monitoring Compounds							
S 1,1,1,2-Tetrachloroethane	2.745	0.0	0		µg/L	md	-0.118
Spiked Amount: 0.100	Range: 70.0 - 130.0%			Recovery = NA%			
Target Compounds							QValue
M 1,2-Dibromoethane	2.223	0.0	0		µg/L	md	1

(#) = Qualifier Out of Range; (m) = Manual Integration; (+) = Area Summed; (*) = Surrogate Percent Recovery Out of Range; (d): Zeroed Peak

Compound	Conc.	RT	Dev(Min)	Resp.	QIon	QRatio	Lower	Upper
1,2-Dibromoethane		0		0				

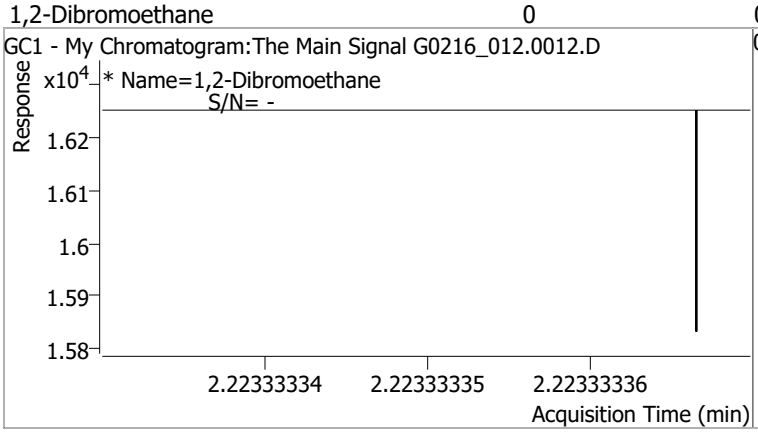

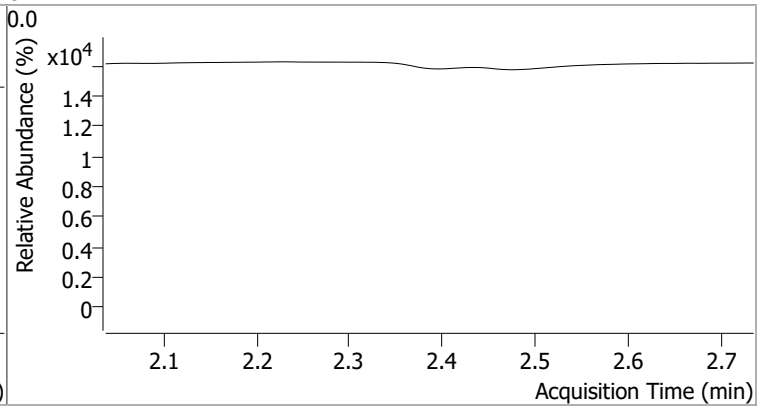

Compound	Conc.	RT	Dev(Min)	Resp.	QIon	QRatio	Lower	Upper
1,1,1,2-Tetrachloroethane		0		0				



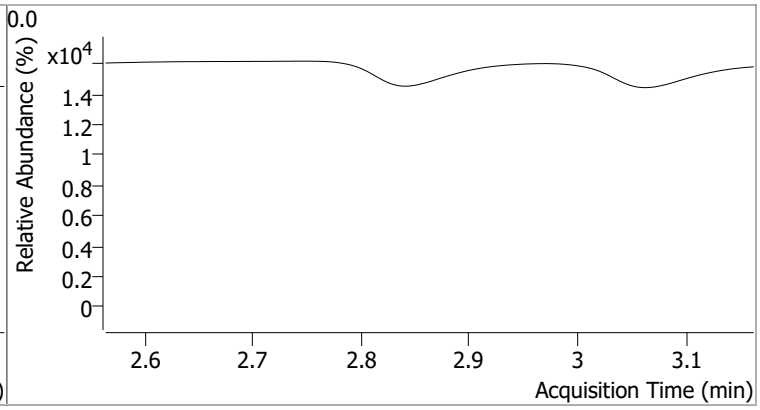

Quantitation Results Report (QT Reviewed)

Data File	G0216_013.0013.D	Operator	
Acq. Method	testAcqFileNamePath	Acq. Date-Time	2/16/2022 1:46:15 PM
Sample Name	CK3-163798	Instrument	WJB
Vial		Multiplier	1.00
DA Method File	G021122_8011_W_CLT.m	Comment	
Tune File		Tune Date	
Batch Name	G021622_8011_W_DOD_CLT.batch.bin	Last Calib Update	2/11/2022 1:49:16 PM
Ref Library			

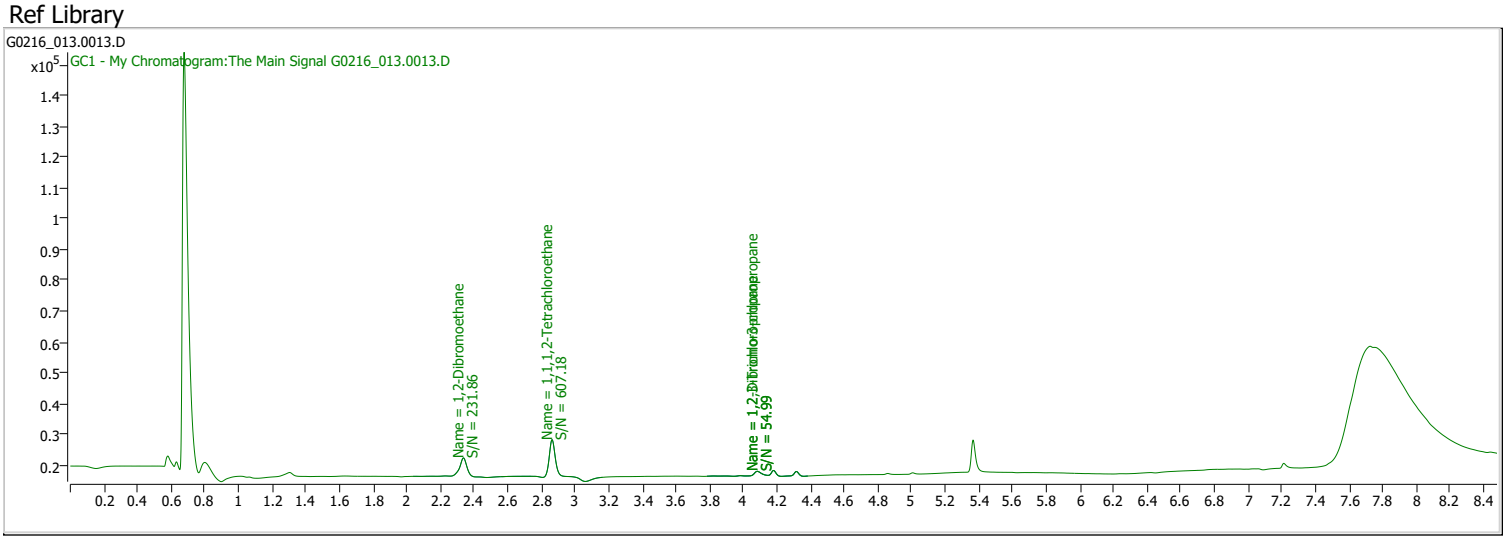

Compound	RT	QIon	Resp.	Conc.	Units		Dev(Min)
Internal Standards							
System Monitoring Compounds							
S 1,1,1,2-Tetrachloroethane	2.863	0.0	29122	0.0889	µg/L	m	0.000
Spiked Amount: 0.100	Range: 70.0 - 130.0%			Recovery = 88.88%			
Target Compounds							QValue
M 1,2-Dibromoethane	2.337	0.0	17043	0.0928	µg/L		100

(#) = Qualifier Out of Range; (m) = Manual Integration; (+) = Area Summed; (*) = Surrogate Percent Recovery Out of Range; (d): Zeroed Peak

Compound	Conc.	RT	Dev(Min)	Resp.	QIon	QRatio	Lower	Upper
1,2-Dibromoethane	0.0928	2.34	0.00	17043				

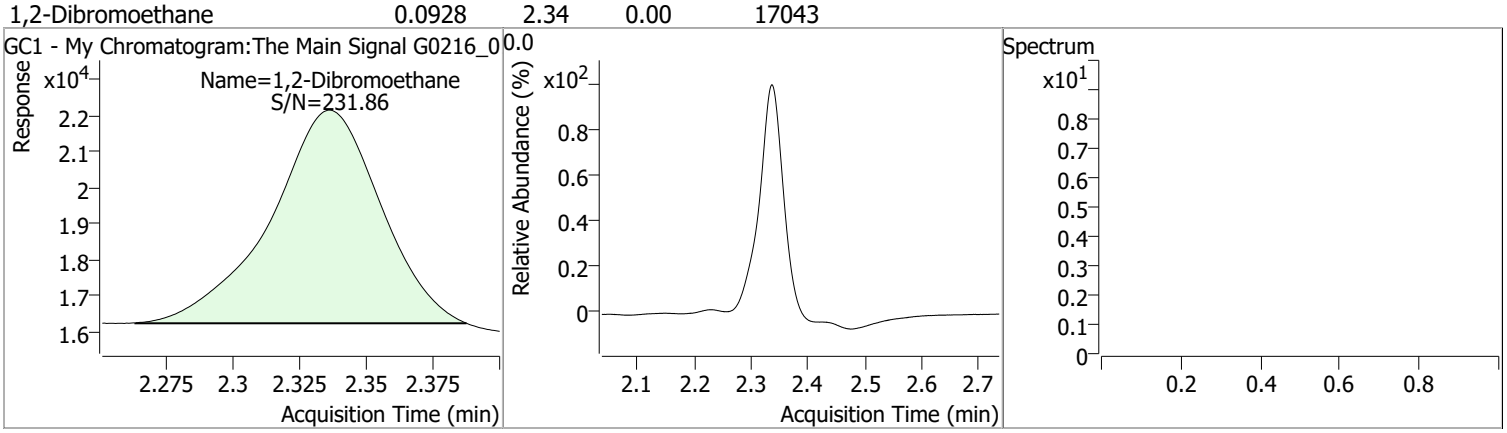

Compound	Conc.	RT	Dev(Min)	Resp.	QIon	QRatio	Lower	Upper
1,1,1,2-Tetrachloroethane	0.0889	2.86	0.00	29122 (m)				

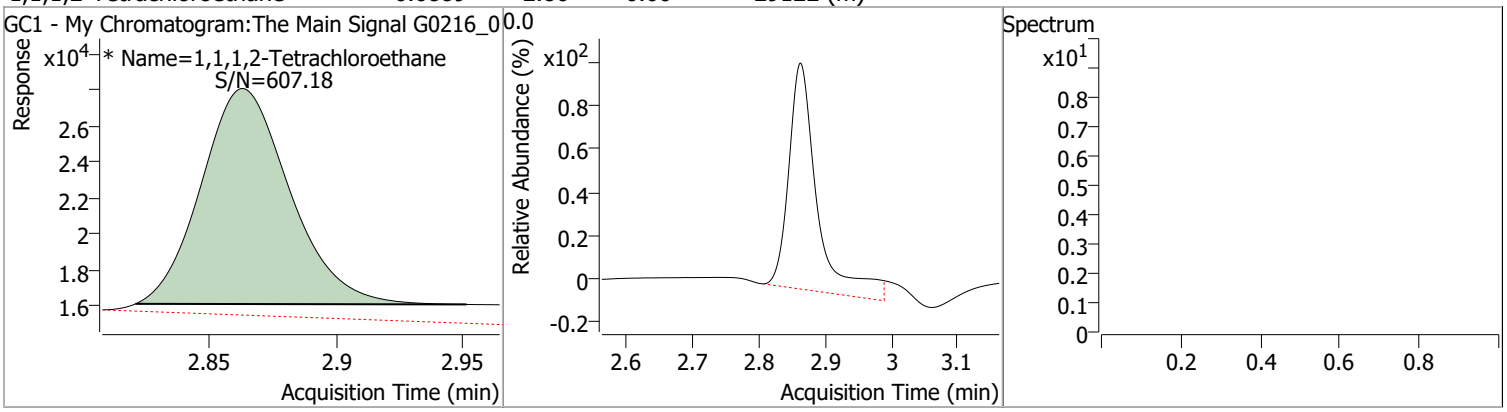

Quantitation Results Report (QT Reviewed)

Data File	G0216_014.0014.D	Operator	
Acq. Method	testAcqFileNamePath	Acq. Date-Time	2/16/2022 2:06:05 PM
Sample Name	MB-163798	Instrument	WJB
Vial		Multiplier	1.00
DA Method File	G021122_8011_W_CLT.m	Comment	
Tune File		Tune Date	
Batch Name	G021622_8011_W_DOD_CLT.batch.bin	Last Calib Update	2/11/2022 1:49:16 PM
Ref Library			

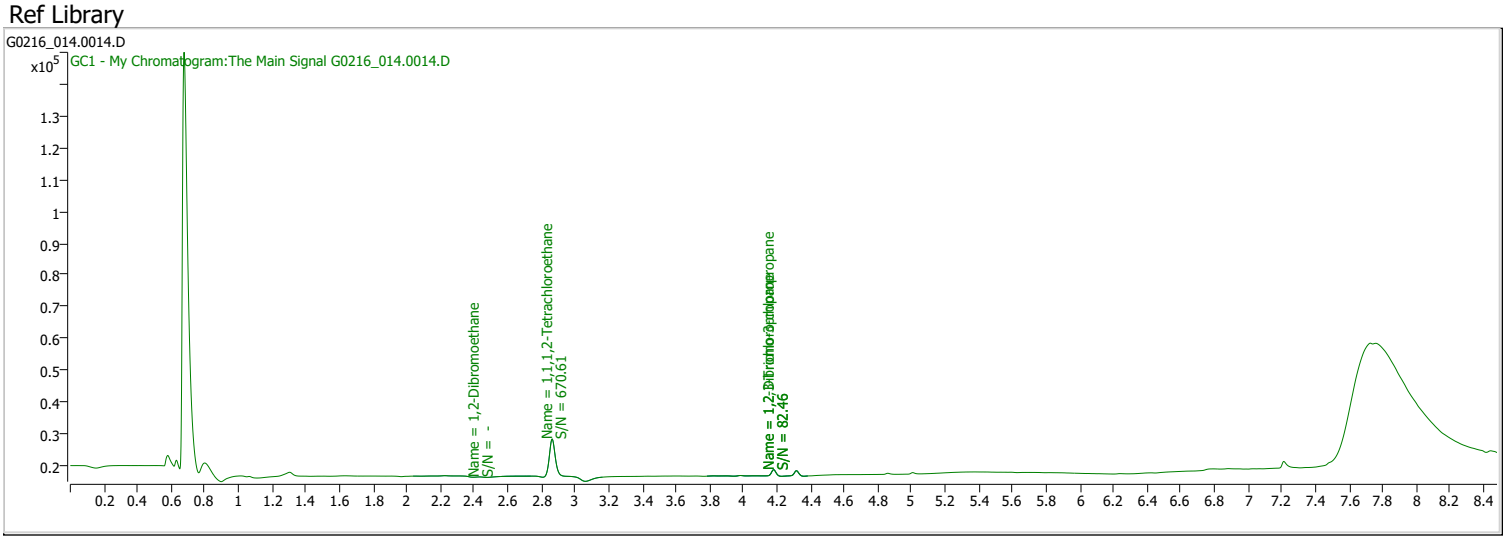

Compound	RT	QIon	Resp.	Conc.	Units		Dev(Min)
Internal Standards							
System Monitoring Compounds							
S 1,1,1,2-Tetrachloroethane	2.863	0.0	28617	0.0875	µg/L	m	0.000
Spiked Amount: 0.100	Range: 70.0 - 130.0%			Recovery = 87.50%			
Target Compounds							QValue
M 1,2-Dibromoethane	2.428	0.0	0		µg/L	md	1

(#) = Qualifier Out of Range; (m) = Manual Integration; (+) = Area Summed; (*) = Surrogate Percent Recovery Out of Range; (d): Zeroed Peak

Compound	Conc.	RT	Dev(Min)	Resp.	QIon	QRatio	Lower	Upper
1,2-Dibromoethane		0		0				

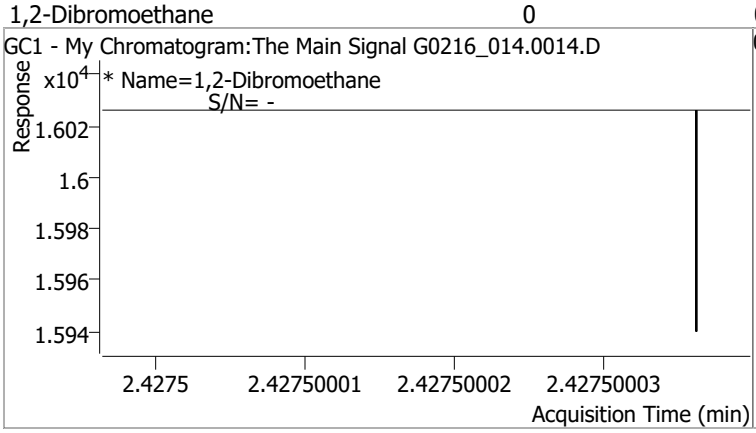

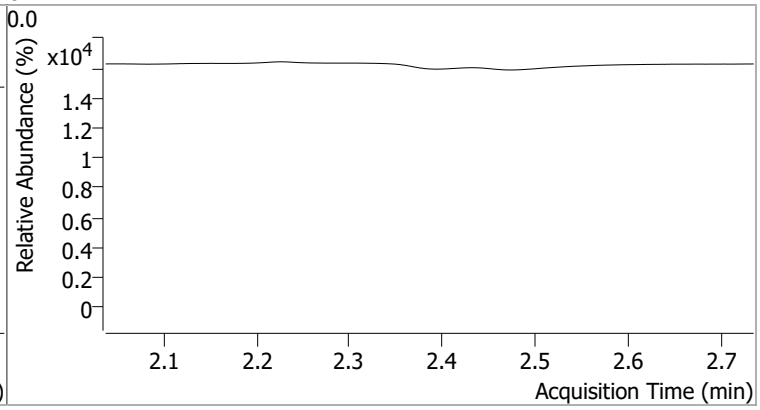

Compound	Conc.	RT	Dev(Min)	Resp.	QIon	QRatio	Lower	Upper
1,1,1,2-Tetrachloroethane	0.0875	2.86	0.00	28617 (m)				

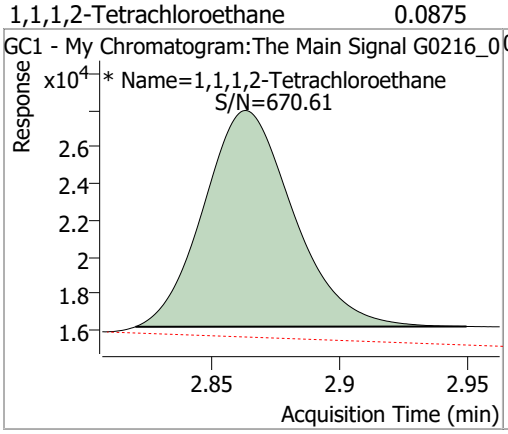

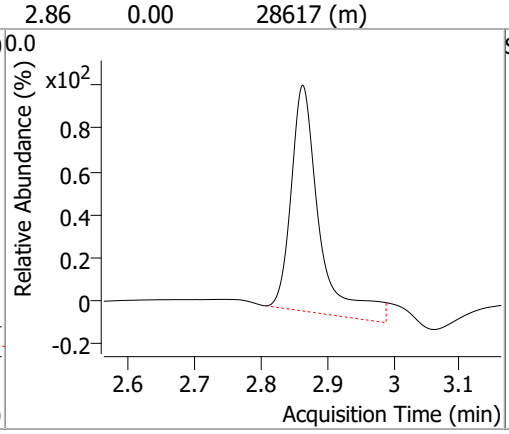

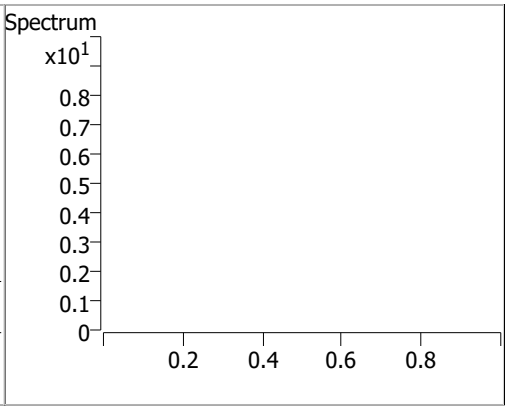

Quantitation Results Report (QT Reviewed)

Data File	G0216_015.0015.D	Operator	
Acq. Method	testAcqFileNamePath	Acq. Date-Time	2/16/2022 2:25:53 PM
Sample Name	LCS1-163798	Instrument	WJB
Vial		Multiplier	1.00
DA Method File	G021122_8011_W_CLT.m	Comment	
Tune File		Tune Date	
Batch Name	G021622_8011_W_DOD_CLT.batch.bin	Last Calib Update	2/11/2022 1:49:16 PM
Ref Library			

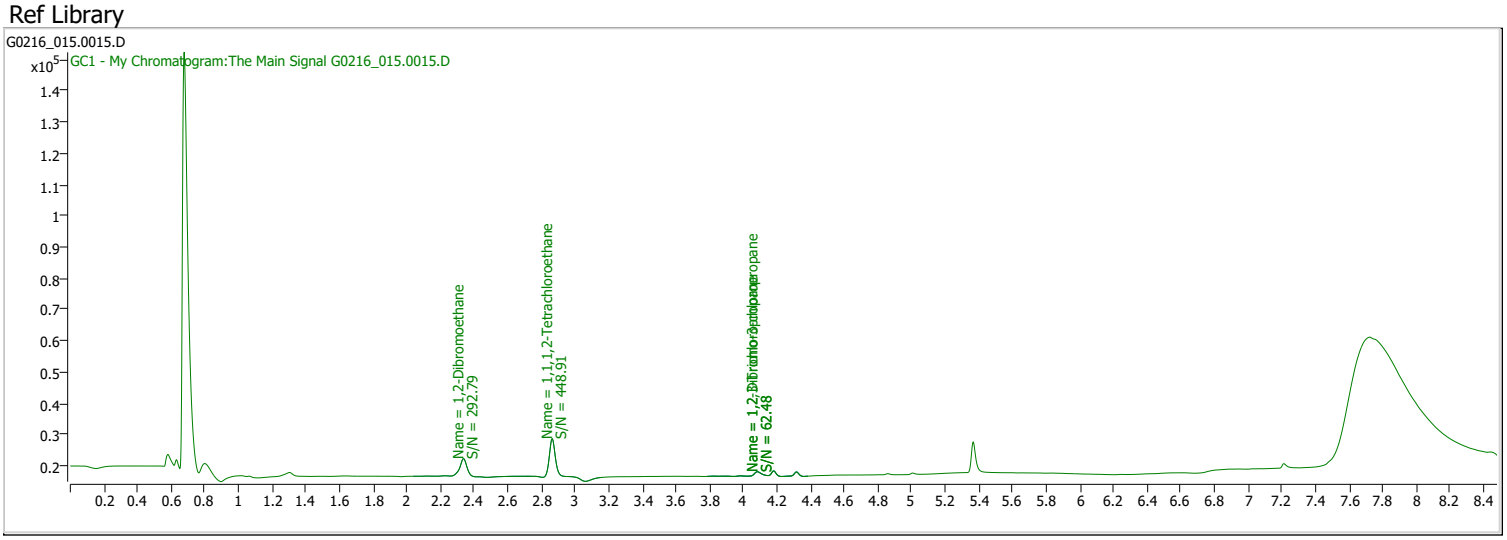

Compound	RT	QIon	Resp.	Conc.	Units		Dev(Min)
Internal Standards							
System Monitoring Compounds							
S 1,1,1,2-Tetrachloroethane	2.863	0.0	29517	0.0900	µg/L	m	0.000
Spiked Amount: 0.100	Range: 70.0 - 130.0%			Recovery = 89.97%			
Target Compounds							QValue
M 1,2-Dibromoethane	2.337	0.0	16971	0.0924	µg/L	m	100

(#) = Qualifier Out of Range; (m) = Manual Integration; (+) = Area Summed; (*) = Surrogate Percent Recovery Out of Range; (d): Zeroed Peak

Compound	Conc.	RT	Dev(Min)	Resp.	QIon	QRatio	Lower	Upper
1,2-Dibromoethane	0.0924	2.34	0.00	16971 (m)				

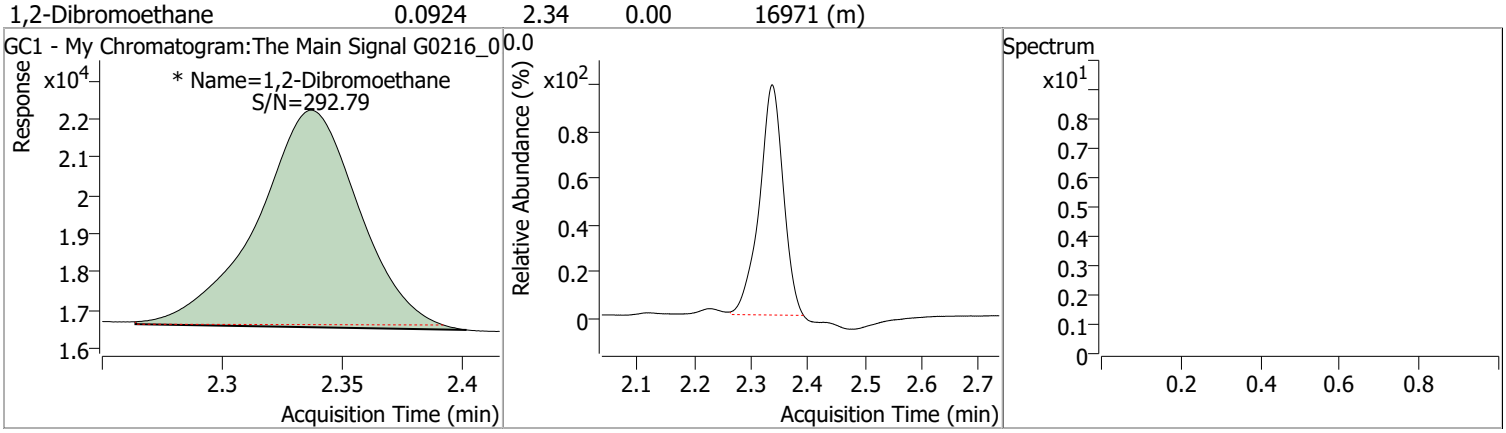

Compound	Conc.	RT	Dev(Min)	Resp.	QIon	QRatio	Lower	Upper
1,1,1,2-Tetrachloroethane	0.0900	2.86	0.00	29517 (m)				

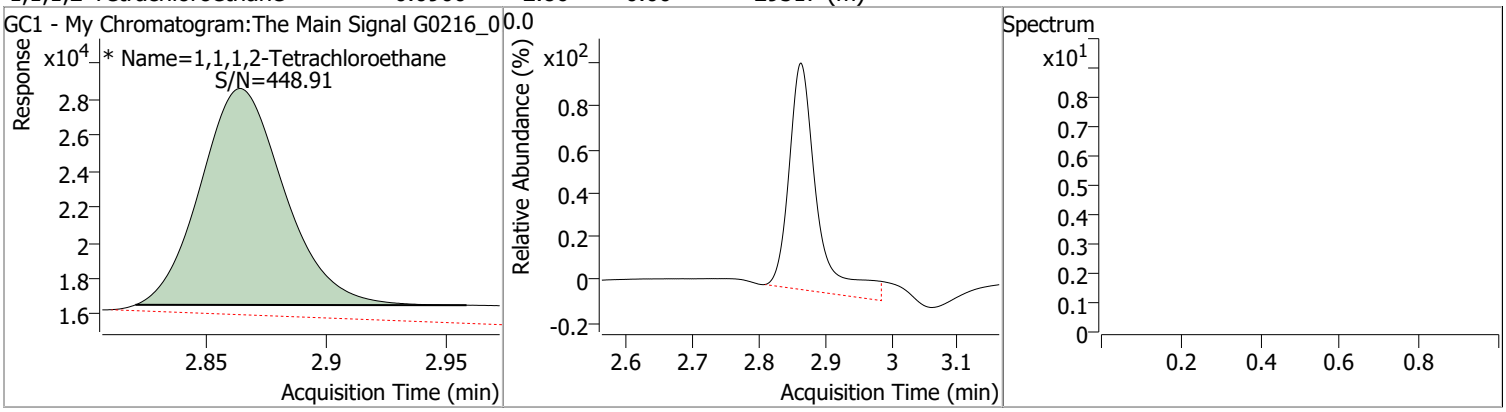

Quantitation Results Report (QT Reviewed)

Data File	G0216_016.0016.D	Operator	
Acq. Method	testAcqFileNamePath	Acq. Date-Time	2/16/2022 2:45:37 PM
Sample Name	LCS-163798	Instrument	WJB
Vial		Multiplier	1.00
DA Method File	G021122_8011_W_CLT.m	Comment	
Tune File		Tune Date	
Batch Name	G021622_8011_W_DOD_CLT.batch.bin	Last Calib Update	2/11/2022 1:49:16 PM
Ref Library			

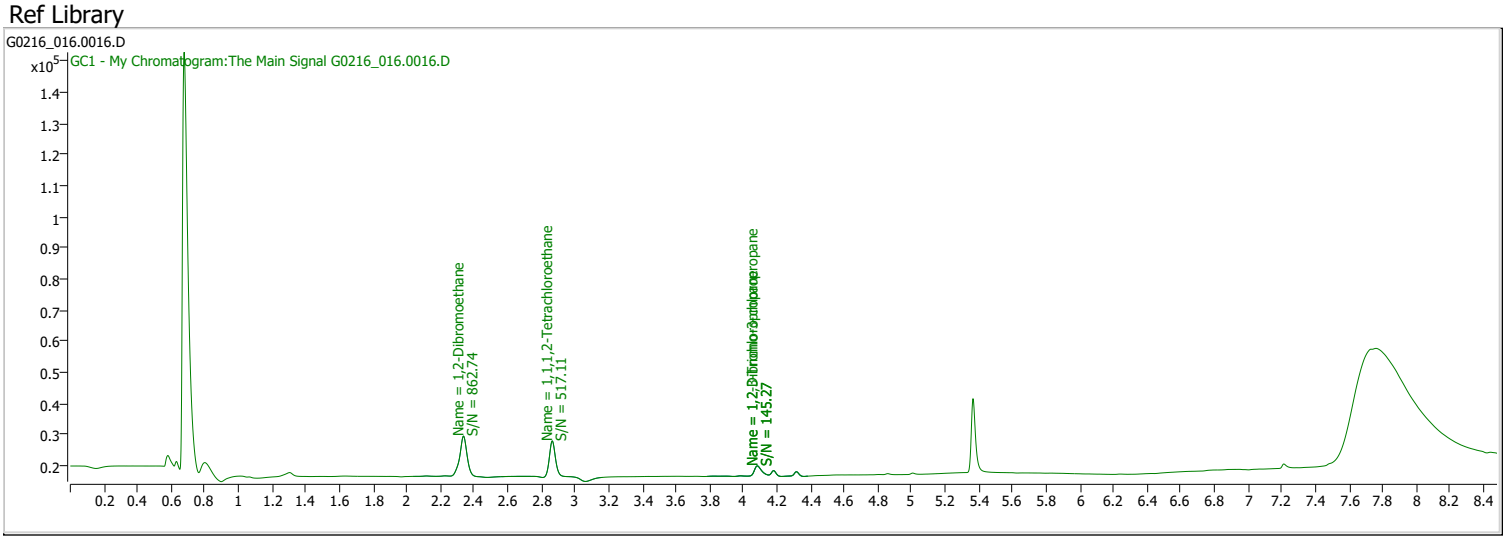

Compound	RT	QIon	Resp.	Conc.	Units		Dev(Min)
Internal Standards							
System Monitoring Compounds							
S 1,1,1,2-Tetrachloroethane	2.864	0.0	36467	0.1090	µg/L		0.001
Spiked Amount: 0.100	Range: 70.0 - 130.0%			Recovery = 108.96%			
Target Compounds							QValue
M 1,2-Dibromoethane	2.337	0.0	39563	0.2199	µg/L	m	100

(#) = Qualifier Out of Range; (m) = Manual Integration; (+) = Area Summed; (*) = Surrogate Percent Recovery Out of Range; (d): Zeroed Peak

Compound	Conc.	RT	Dev(Min)	Resp.	QIon	QRatio	Lower	Upper
1,2-Dibromoethane	0.2199	2.34	0.00	39563 (m)				

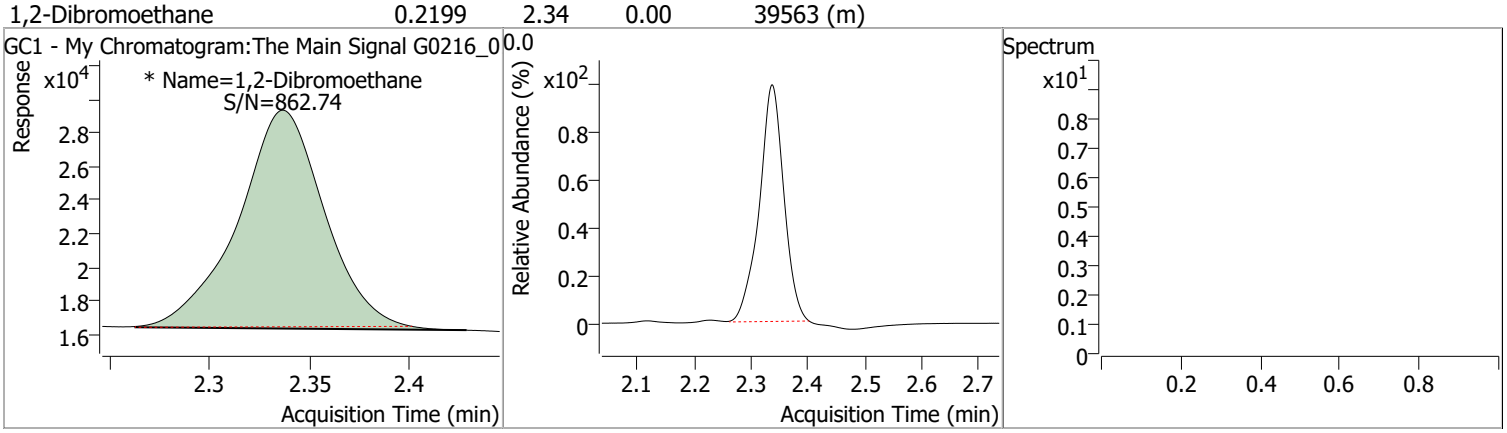

Compound	Conc.	RT	Dev(Min)	Resp.	QIon	QRatio	Lower	Upper
1,1,1,2-Tetrachloroethane	0.1090	2.86	0.00	36467				

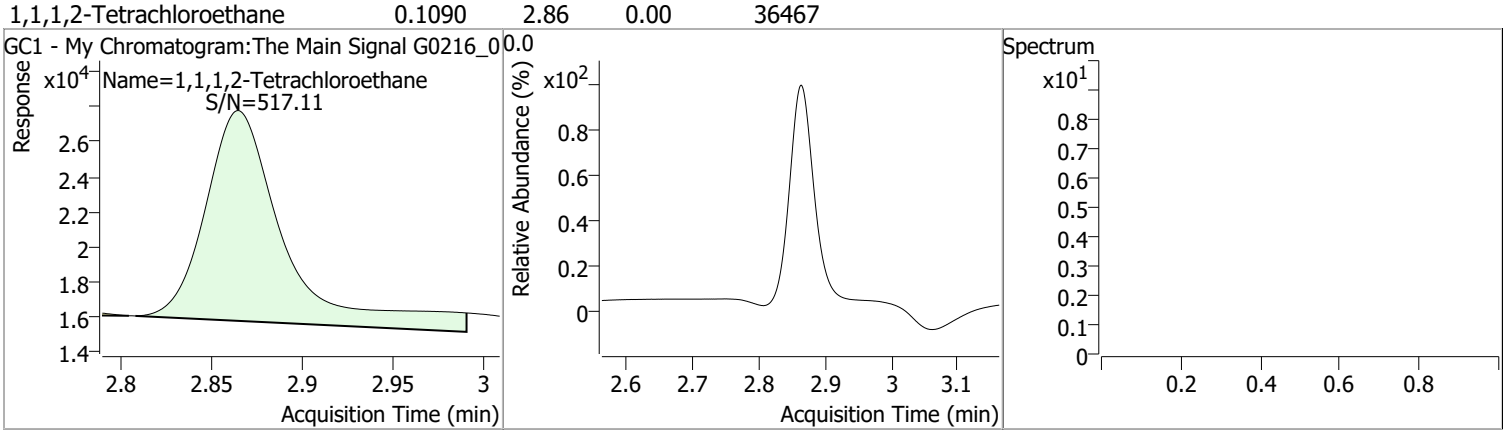

Quantitation Results Report (QT Reviewed)

Data File	G0216_017.0017.D	Operator	
Acq. Method	testAcqFileNamePath	Acq. Date-Time	2/16/2022 3:05:16 PM
Sample Name	Hexan	Instrument	WJB
Vial		Multiplier	1.00
DA Method File	G021122_8011_W_CLT.m	Comment	
Tune File		Tune Date	
Batch Name	G021622_8011_W_DOD_CLT.batch.bin	Last Calib Update	2/11/2022 1:49:16 PM
Ref Library			

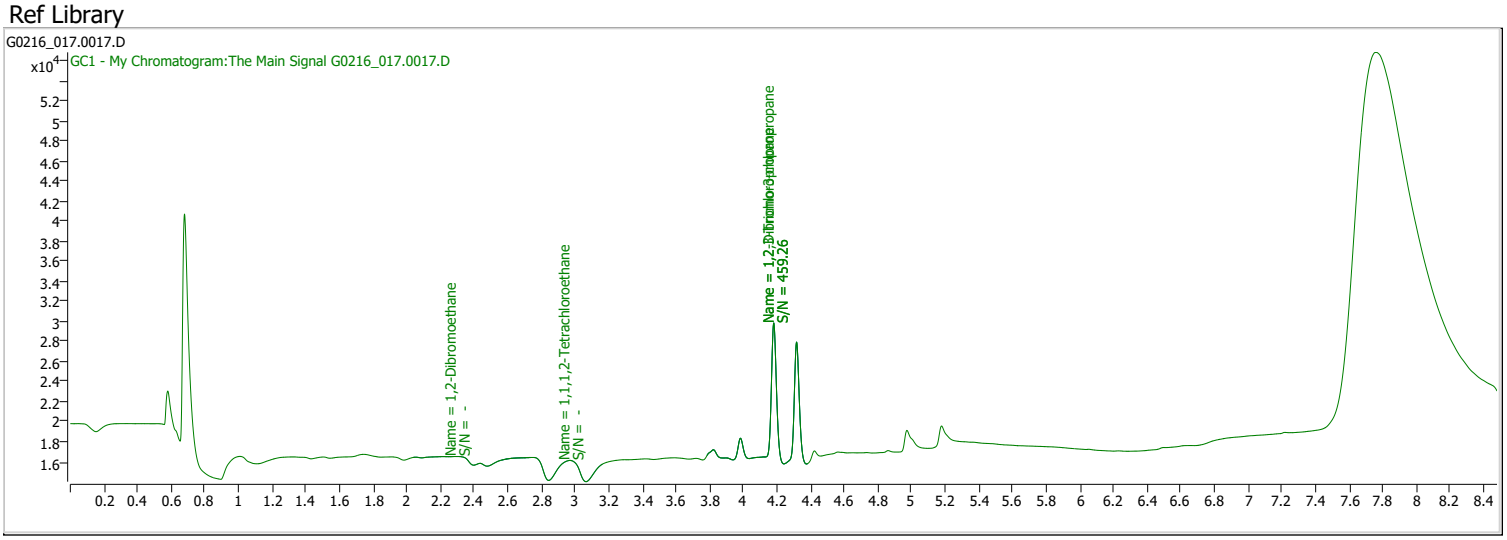

Compound	RT	QIon	Resp.	Conc.	Units		Dev(Min)
Internal Standards							
System Monitoring Compounds							
S 1,1,1,2-Tetrachloroethane	2.967	0.0	0		µg/L	md	0.103
Spiked Amount: 0.100	Range: 70.0 - 130.0%			Recovery = NA%			
Target Compounds							QValue
M 1,2-Dibromoethane	2.291	0.0	0		µg/L	md	1

(#) = Qualifier Out of Range; (m) = Manual Integration; (+) = Area Summed; (*) = Surrogate Percent Recovery Out of Range; (d): Zeroed Peak

Compound	Conc.	RT	Dev(Min)	Resp.	QIon	QRatio	Lower	Upper
1,2-Dibromoethane		0		0				

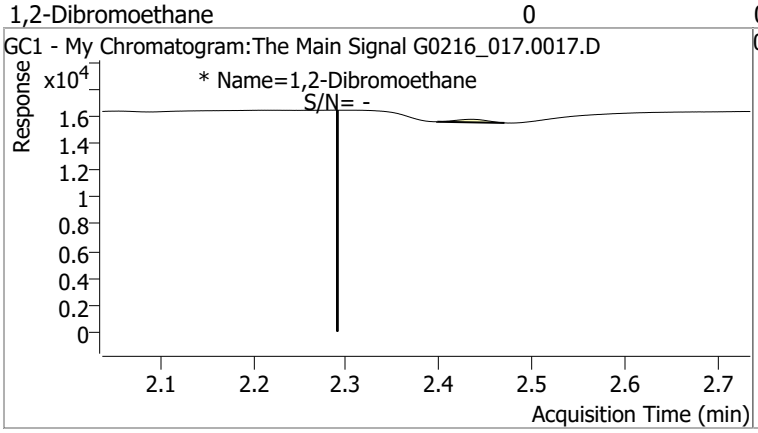

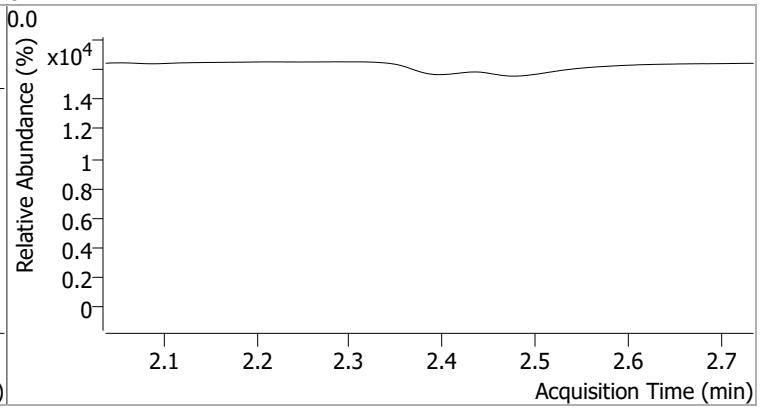

Compound	Conc.	RT	Dev(Min)	Resp.	QIon	QRatio	Lower	Upper
1,1,1,2-Tetrachloroethane		0		0				

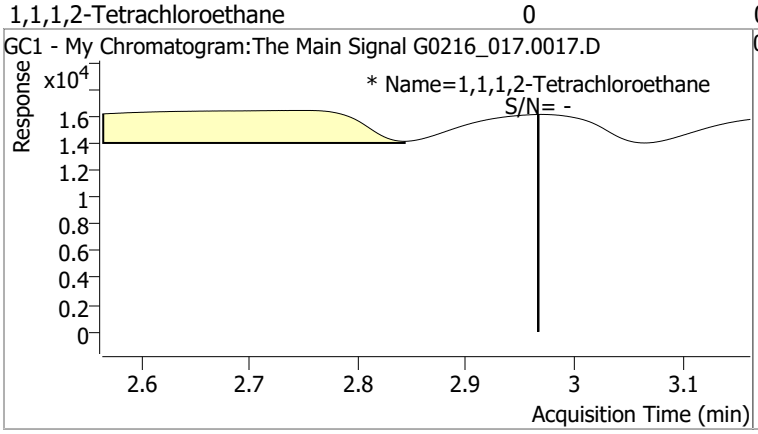

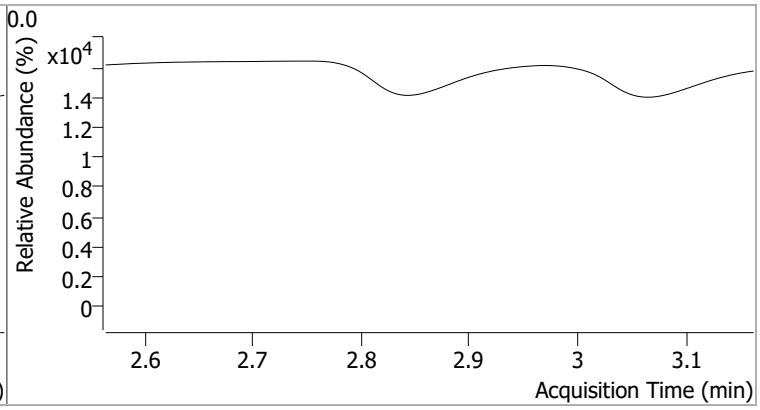

Quantitation Results Report (QT Reviewed)

Data File	G0216_018.0018.D	Operator	
Acq. Method	testAcqFileNamePath	Acq. Date-Time	2/16/2022 3:24:55 PM
Sample Name	B22010745-006A	Instrument	WJB
Vial		Multiplier	1.00
DA Method File	G021122_8011_W_CLT.m	Comment	
Tune File		Tune Date	
Batch Name	G021622_8011_W_DOD_CLT.batch.bin	Last Calib Update	2/11/2022 1:49:16 PM
Ref Library			

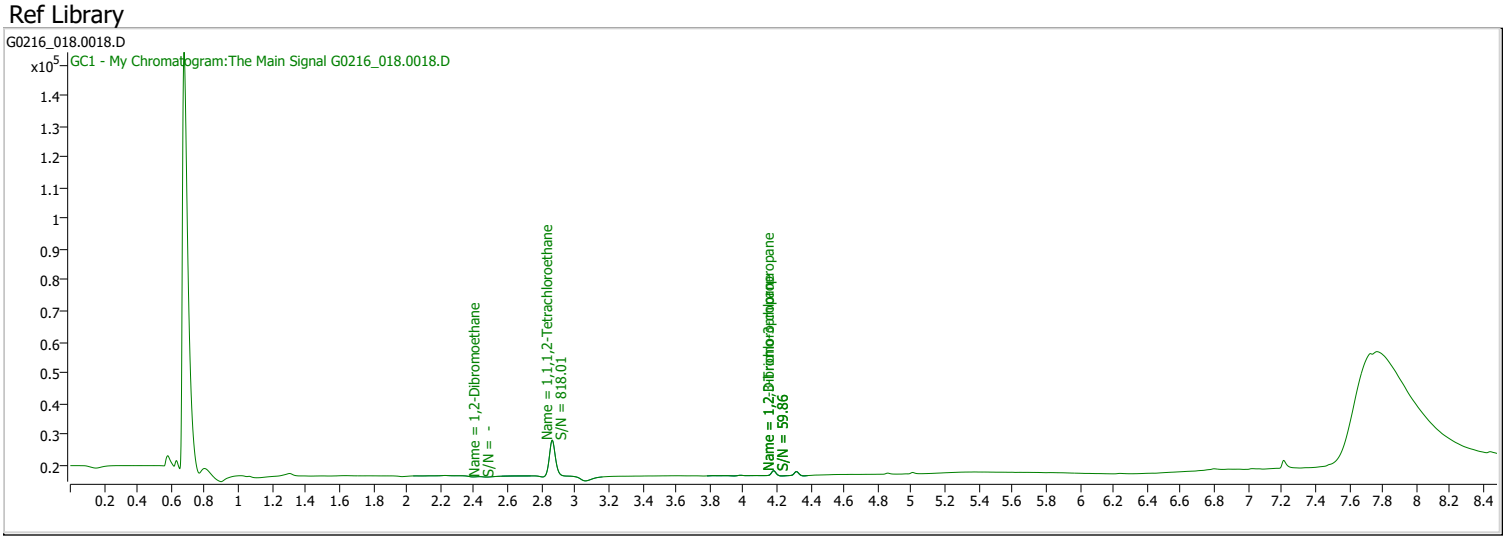

Compound	RT	QIon	Resp.	Conc.	Units		Dev(Min)
Internal Standards							
System Monitoring Compounds							
S 1,1,1,2-Tetrachloroethane	2.864	0.0	29026	0.0886	µg/L	m	0.001
Spiked Amount: 0.100	Range: 70.0 - 130.0%			Recovery = 88.62%			
Target Compounds							QValue
M 1,2-Dibromoethane	2.431	0.0	0		µg/L	md	1

(#) = Qualifier Out of Range; (m) = Manual Integration; (+) = Area Summed; (*) = Surrogate Percent Recovery Out of Range; (d): Zeroed Peak

Compound	Conc.	RT	Dev(Min)	Resp.	QIon	QRatio	Lower	Upper
1,2-Dibromoethane		0		0				

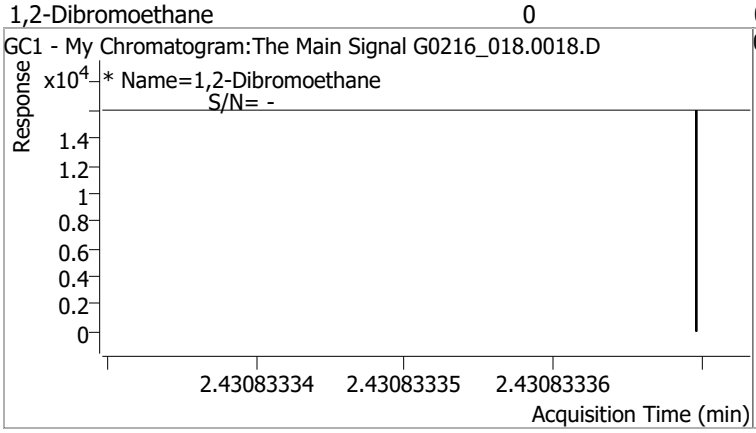

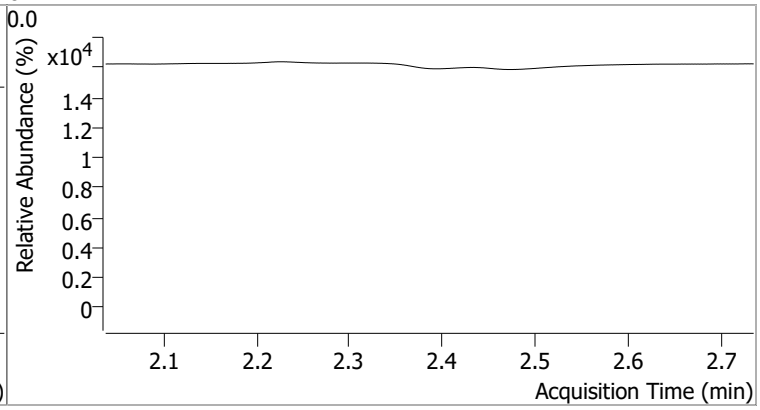

Compound	Conc.	RT	Dev(Min)	Resp.	QIon	QRatio	Lower	Upper
1,1,1,2-Tetrachloroethane	0.0886	2.86	0.00	29026 (m)				

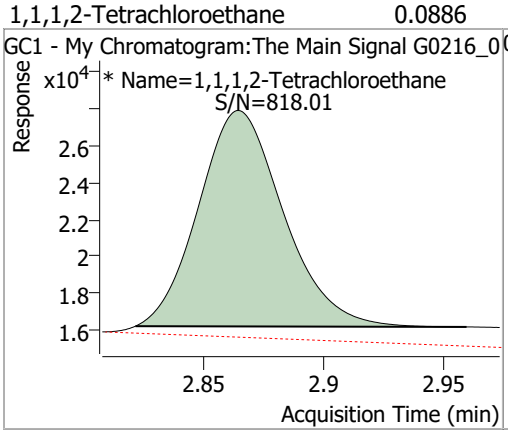

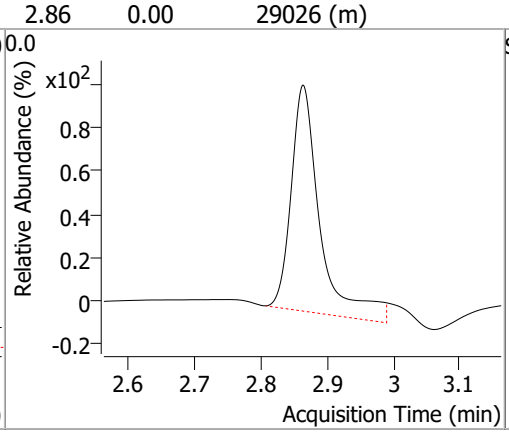

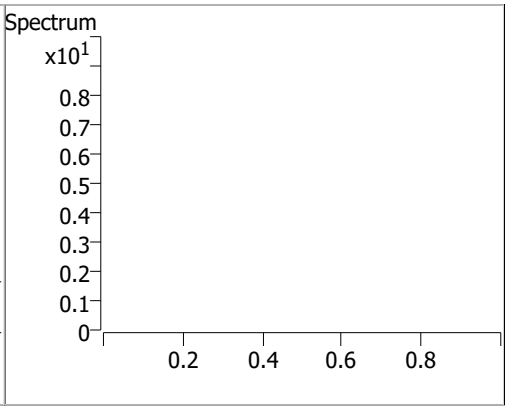

Quantitation Results Report (QT Reviewed)

Data File	G0216_019.0019.D	Operator	
Acq. Method	testAcqFileNamePath	Acq. Date-Time	2/16/2022 3:44:54 PM
Sample Name	B22020962-004A	Instrument	WJB
Vial		Multiplier	1.00
DA Method File	G021122_8011_W_CLT.m	Comment	
Tune File		Tune Date	
Batch Name	G021622_8011_W_DOD_CLT.batch.bin	Last Calib Update	2/11/2022 1:49:16 PM
Ref Library			

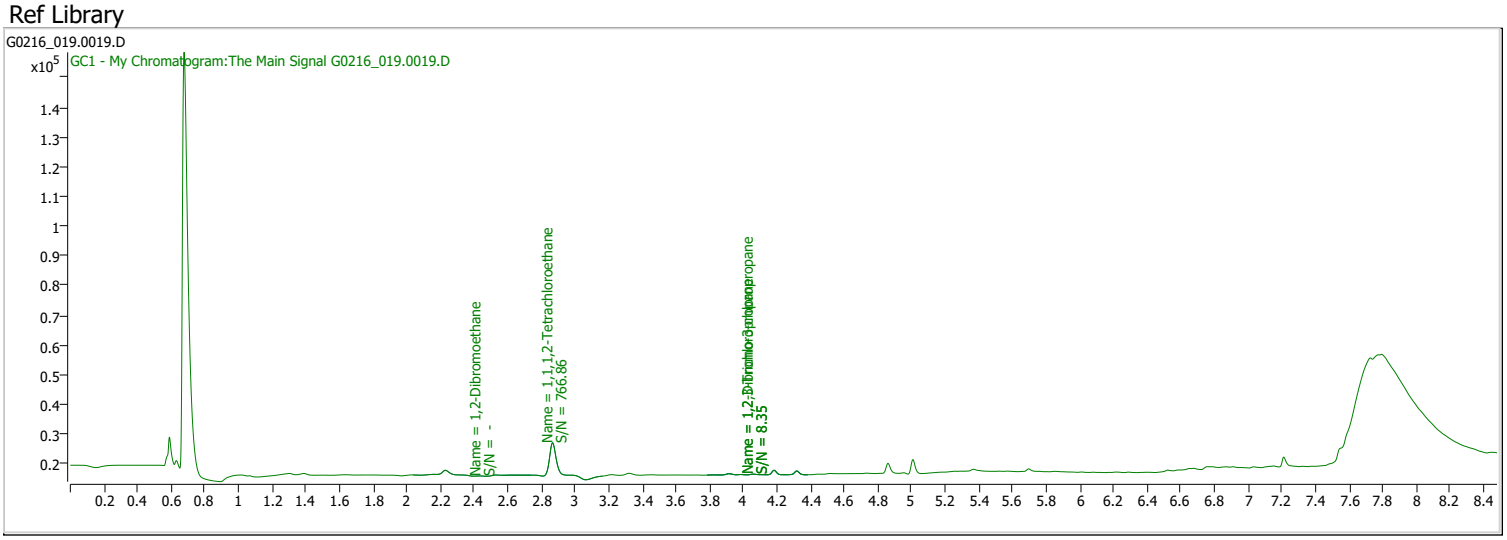

Compound	RT	QIon	Resp.	Conc.	Units		Dev(Min)
Internal Standards							
System Monitoring Compounds							
S 1,1,1,2-Tetrachloroethane	2.866	0.0	29354	0.0895	µg/L	m	0.002
Spiked Amount: 0.100	Range: 70.0 - 130.0%			Recovery = 89.52%			
Target Compounds							QValue
M 1,2-Dibromoethane	2.438	0.0	0		µg/L	md	1

(#) = Qualifier Out of Range; (m) = Manual Integration; (+) = Area Summed; (*) = Surrogate Percent Recovery Out of Range; (d): Zeroed Peak

Compound	Conc.	RT	Dev(Min)	Resp.	QIon	QRatio	Lower	Upper
1,2-Dibromoethane		0		0				

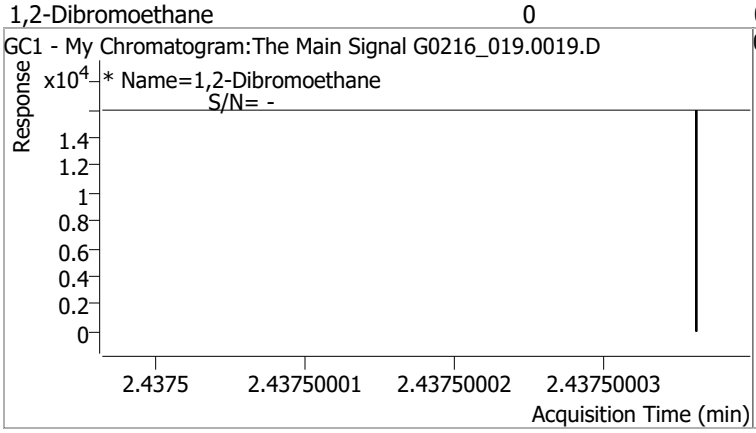

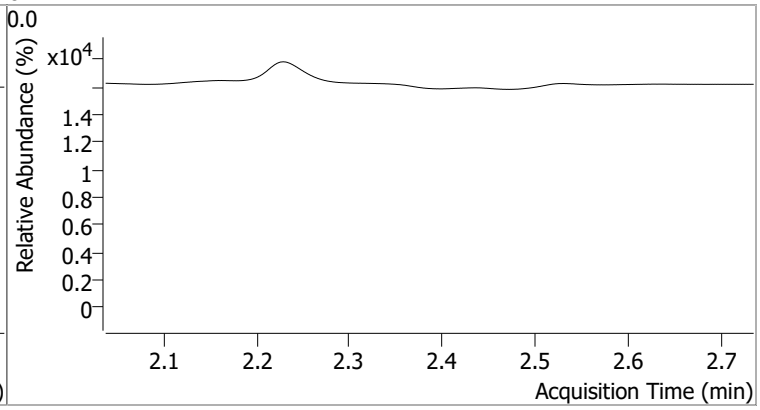

Compound	Conc.	RT	Dev(Min)	Resp.	QIon	QRatio	Lower	Upper
1,1,1,2-Tetrachloroethane	0.0895	2.87	0.00	29354 (m)				

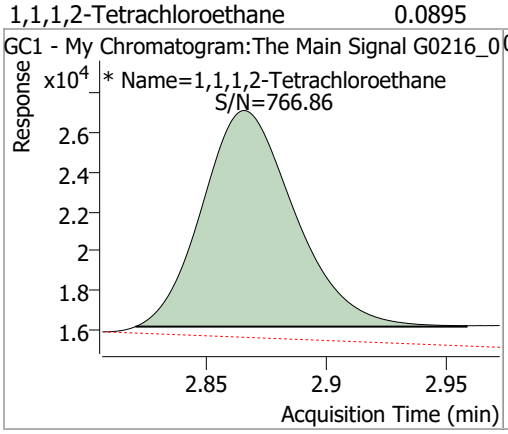

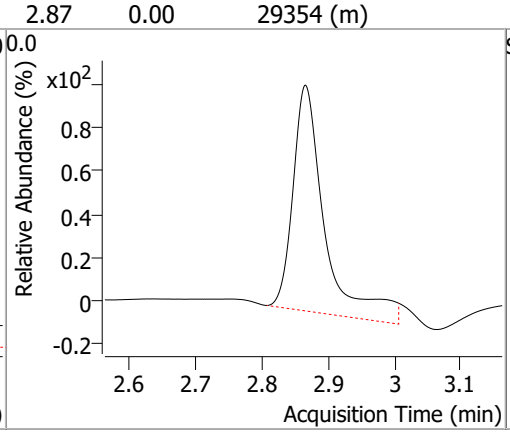

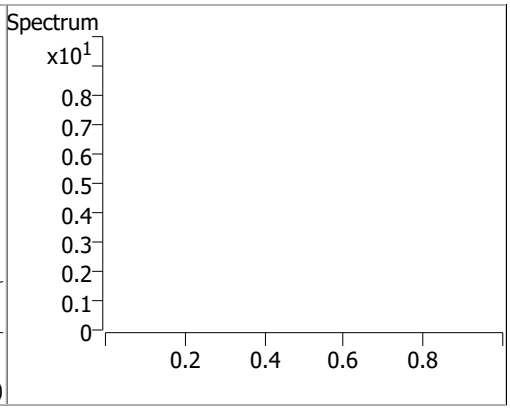

Quantitation Results Report (QT Reviewed)

Data File	G0216_020.0020.D	Operator	
Acq. Method	testAcqFileNamePath	Acq. Date-Time	2/16/2022 4:04:51 PM
Sample Name	B22020962-006H	Instrument	WJB
Vial		Multiplier	1.00
DA Method File	G021122_8011_W_CLT.m	Comment	
Tune File		Tune Date	
Batch Name	G021622_8011_W_DOD_CLT.batch.bin	Last Calib Update	2/11/2022 1:49:16 PM
Ref Library			

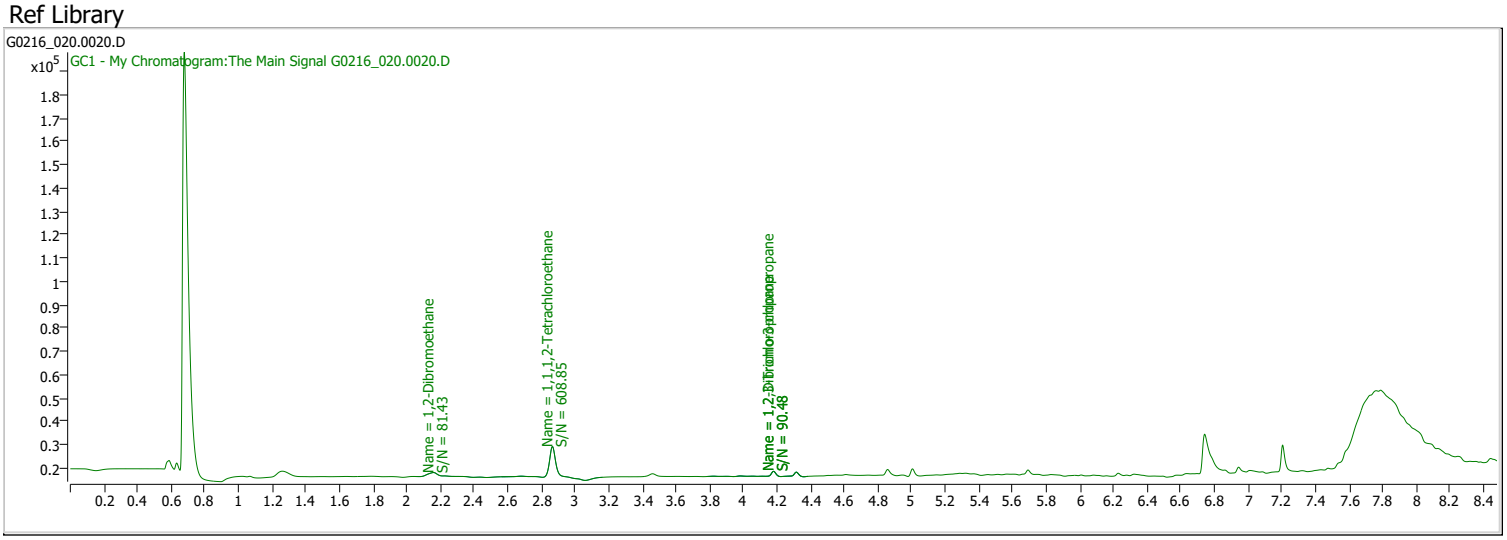

Compound	RT	QIon	Resp.	Conc.	Units		Dev(Min)
Internal Standards							
System Monitoring Compounds							
S 1,1,1,2-Tetrachloroethane	2.865	0.0	32094	0.0970	µg/L	m	0.002
Spiked Amount: 0.100	Range: 70.0 - 130.0%			Recovery = 97.02%			
Target Compounds							**QValue**
M 1,2-Dibromoethane	2.158	0.0	0		µg/L	md	1

(#) = Qualifier Out of Range; (m) = Manual Integration; (+) = Area Summed; (*) = Surrogate Percent Recovery Out of Range; (d): Zeroed Peak

Compound	Conc.	RT	Dev(Min)	Resp.	QIon	QRatio	Lower	Upper
1,2-Dibromoethane		0		0				

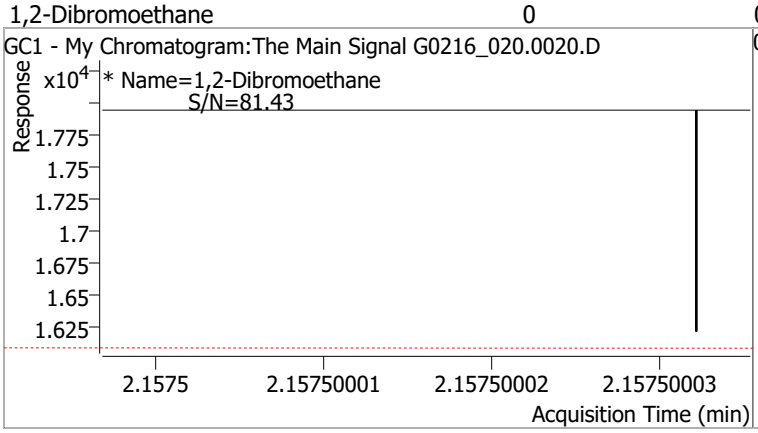

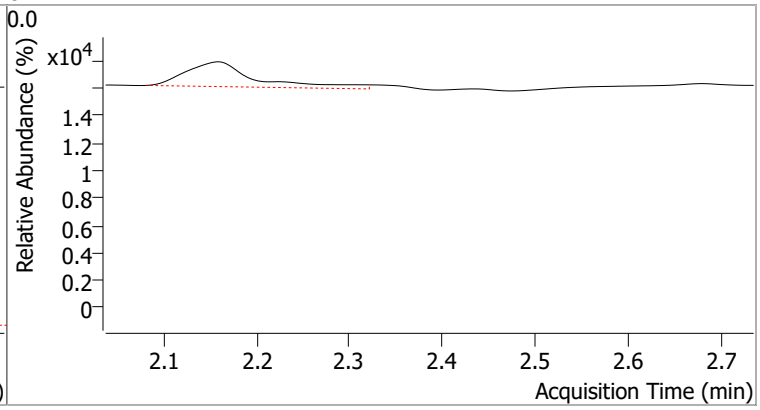

Compound	Conc.	RT	Dev(Min)	Resp.	QIon	QRatio	Lower	Upper
1,1,1,2-Tetrachloroethane	0.0970	2.87	0.00	32094 (m)				

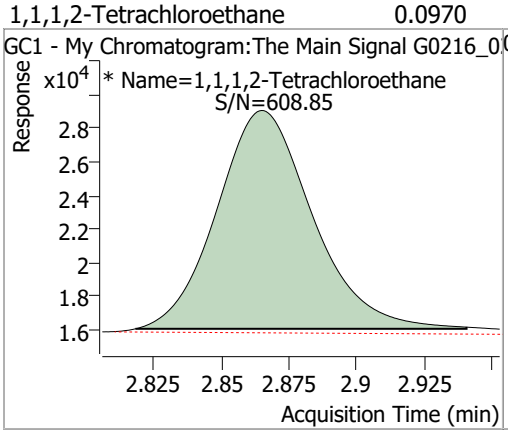

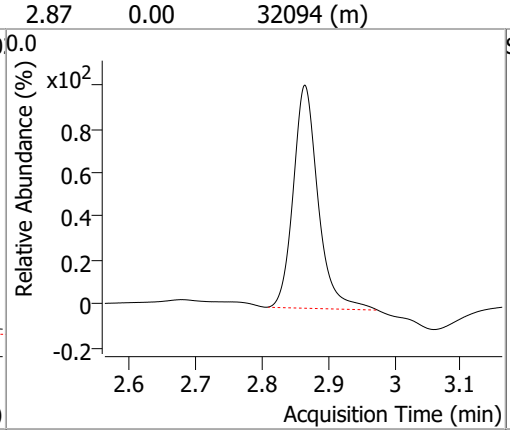

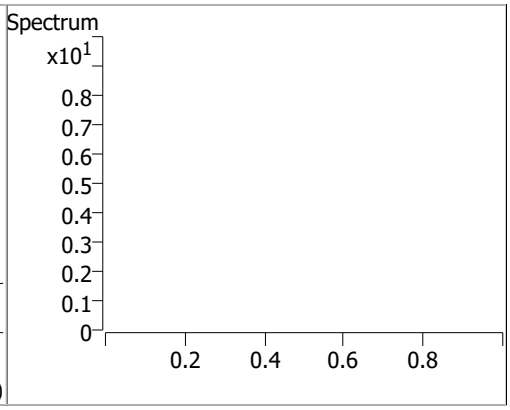

Quantitation Results Report (QT Reviewed)

Data File	G0216_021.0021.D	Operator	
Acq. Method	testAcqFileNamePath	Acq. Date-Time	2/16/2022 4:24:52 PM
Sample Name	B22020962-009A	Instrument	WJB
Vial		Multiplier	1.00
DA Method File	G021122_8011_W_CLT.m	Comment	
Tune File		Tune Date	
Batch Name	G021622_8011_W_DOD_CLT.batch.bin	Last Calib Update	2/11/2022 1:49:16 PM
Ref Library			

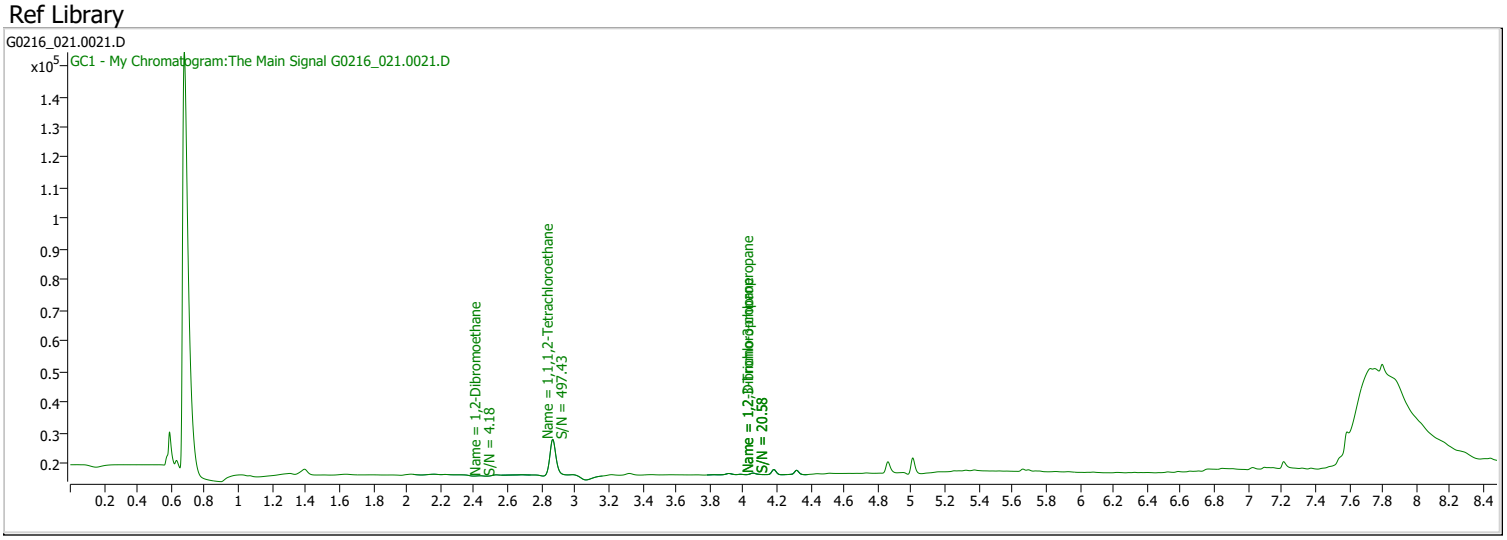

Compound	RT	QIon	Resp.	Conc.	Units		Dev(Min)
Internal Standards							
System Monitoring Compounds							
S 1,1,1,2-Tetrachloroethane	2.867	0.0	29235	0.0892	µg/L	m	0.003
Spiked Amount: 0.100	Range: 70.0 - 130.0%			Recovery = 89.19%			
Target Compounds							QValue
M 1,2-Dibromoethane	2.438	0.0	0		µg/L	md	1

(#) = Qualifier Out of Range; (m) = Manual Integration; (+) = Area Summed; (*) = Surrogate Percent Recovery Out of Range; (d): Zeroed Peak

Compound	Conc.	RT	Dev(Min)	Resp.	QIon	QRatio	Lower	Upper
1,2-Dibromoethane		0		0				

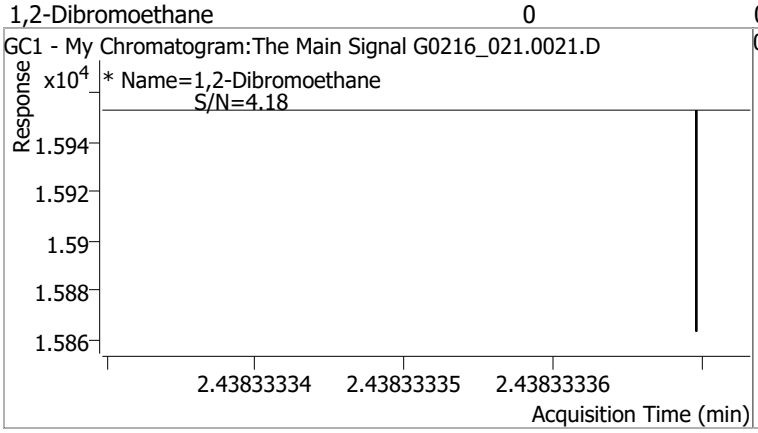

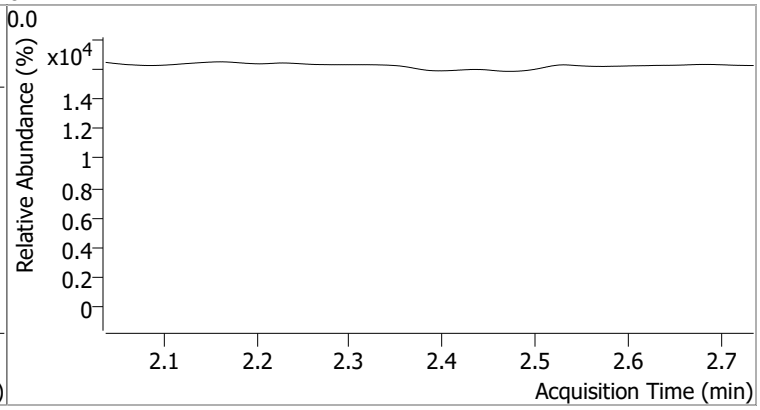

Compound	Conc.	RT	Dev(Min)	Resp.	QIon	QRatio	Lower	Upper
1,1,1,2-Tetrachloroethane	0.0892	2.87	0.00	29235 (m)				

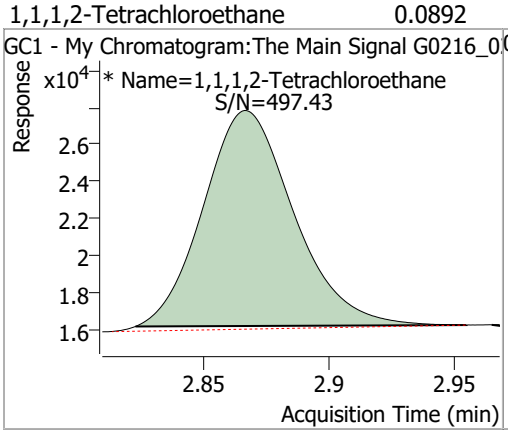

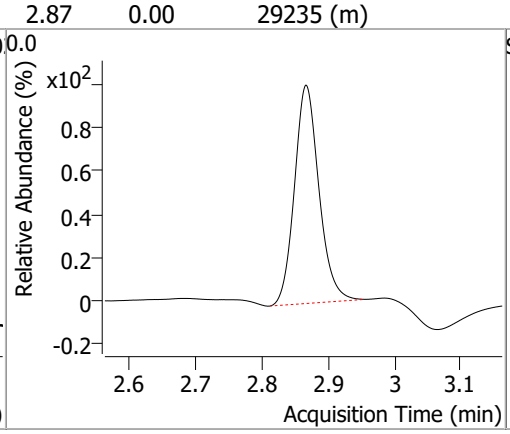

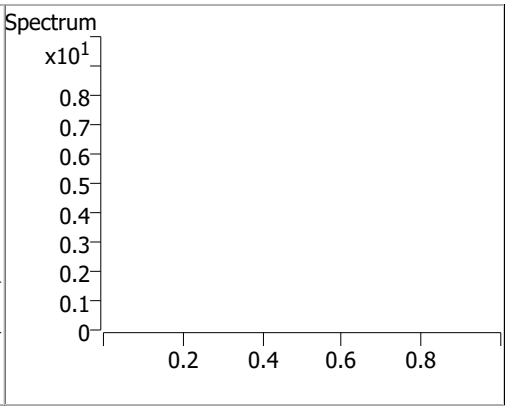

Quantitation Results Report (QT Reviewed)

Data File	G0216_022.0022.D	Operator	
Acq. Method	testAcqFileNamePath	Acq. Date-Time	2/16/2022 4:44:44 PM
Sample Name	B22020962-011H	Instrument	WJB
Vial		Multiplier	1.00
DA Method File	G021122_8011_W_CLT.m	Comment	
Tune File		Tune Date	
Batch Name	G021622_8011_W_DOD_CLT.batch.bin	Last Calib Update	2/11/2022 1:49:16 PM
Ref Library			

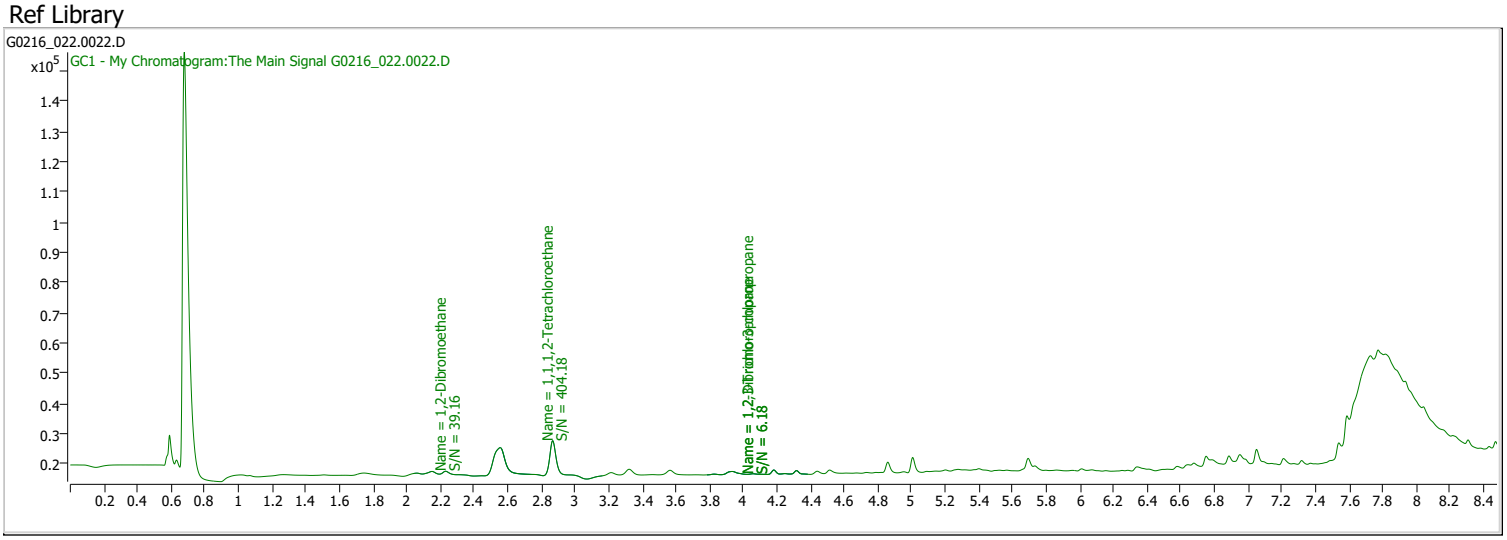

Compound	RT	QIon	Resp.	Conc.	Units		Dev(Min)
Internal Standards							
System Monitoring Compounds							
S 1,1,1,2-Tetrachloroethane	2.867	0.0	28725	0.0878	µg/L	m	0.003
Spiked Amount: 0.100	Range: 70.0 - 130.0%			Recovery = 87.79%			
Target Compounds							QValue
M 1,2-Dibromoethane	2.231	0.0	0		µg/L	md	1

(#) = Qualifier Out of Range; (m) = Manual Integration; (+) = Area Summed; (*) = Surrogate Percent Recovery Out of Range; (d): Zeroed Peak

Compound	Conc.	RT	Dev(Min)	Resp.	QIon	QRatio	Lower	Upper
1,2-Dibromoethane		0		0				

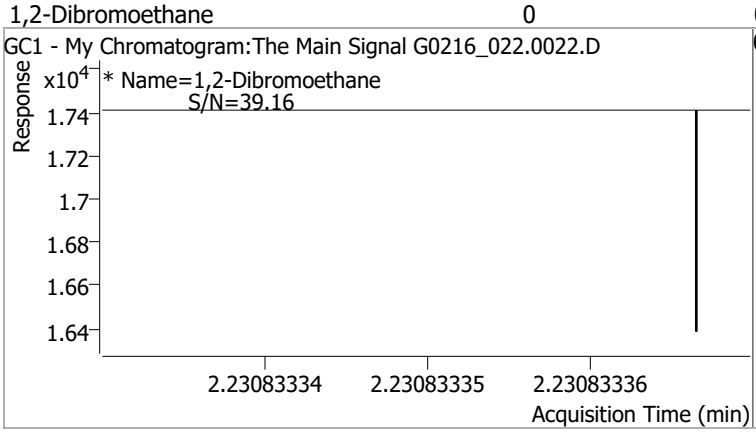

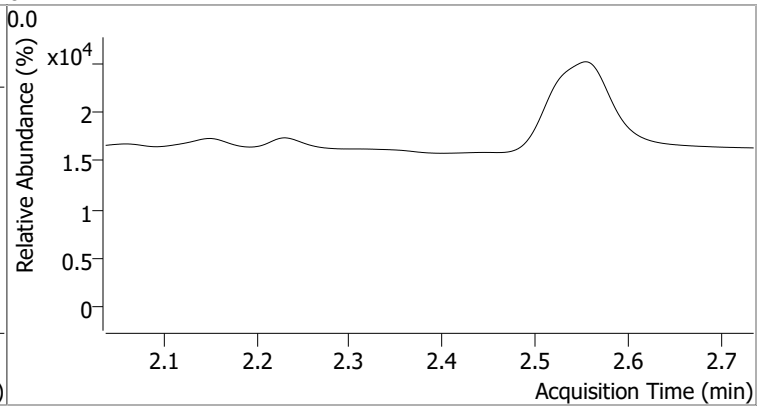

Compound	Conc.	RT	Dev(Min)	Resp.	QIon	QRatio	Lower	Upper
1,1,1,2-Tetrachloroethane	0.0878	2.87	0.00	28725 (m)				

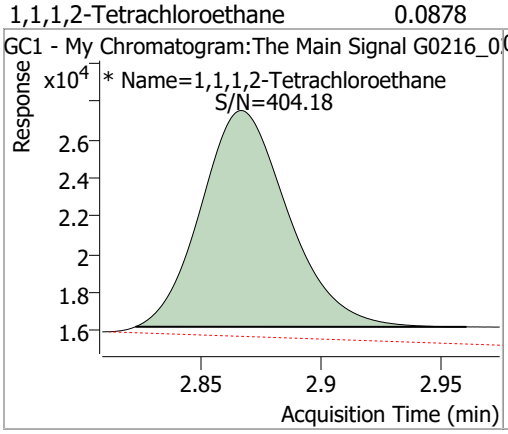

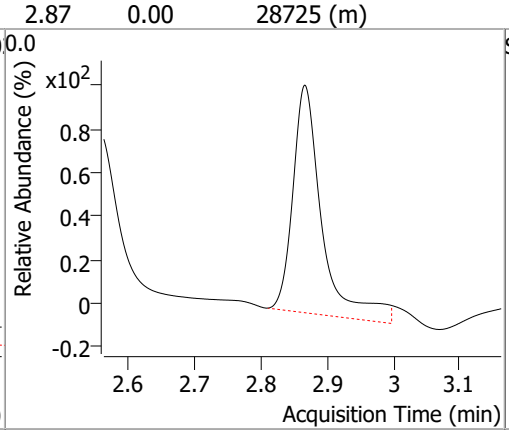

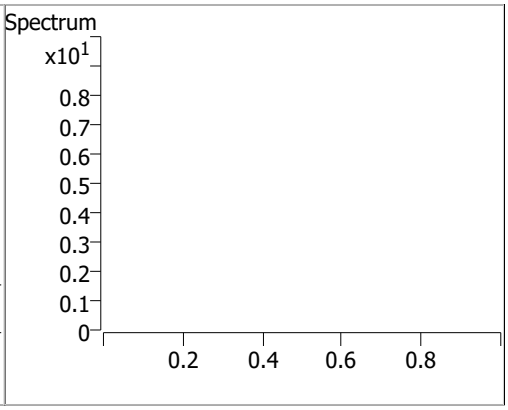

Quantitation Results Report (QT Reviewed)

Data File	G0216_023.0023.D	Operator	
Acq. Method	testAcqFileNamePath	Acq. Date-Time	2/16/2022 5:04:20 PM
Sample Name	B22020962-014A	Instrument	WJB
Vial		Multiplier	1.00
DA Method File	G021122_8011_W_CLT.m	Comment	
Tune File		Tune Date	
Batch Name	G021622_8011_W_DOD_CLT.batch.bin	Last Calib Update	2/11/2022 1:49:16 PM
Ref Library			

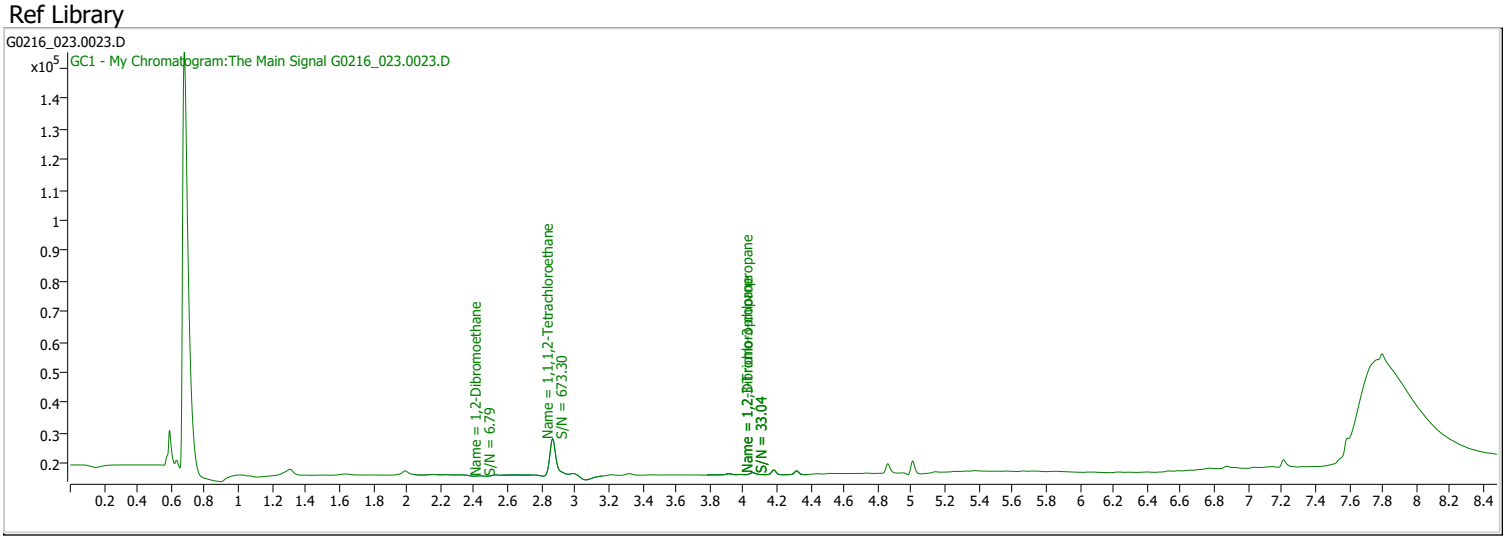

Compound	RT	QIon	Resp.	Conc.	Units		Dev(Min)
Internal Standards							
System Monitoring Compounds							
S 1,1,1,2-Tetrachloroethane	2.867	0.0	29633	0.0903	µg/L	m	0.003
Spiked Amount: 0.100	Range: 70.0 - 130.0%			Recovery = 90.28%			
Target Compounds							QValue
M 1,2-Dibromoethane	2.439	0.0	0		µg/L	md	1

(#) = Qualifier Out of Range; (m) = Manual Integration; (+) = Area Summed; (*) = Surrogate Percent Recovery Out of Range; (d): Zeroed Peak

Compound	Conc.	RT	Dev(Min)	Resp.	QIon	QRatio	Lower	Upper
1,2-Dibromoethane		0		0				

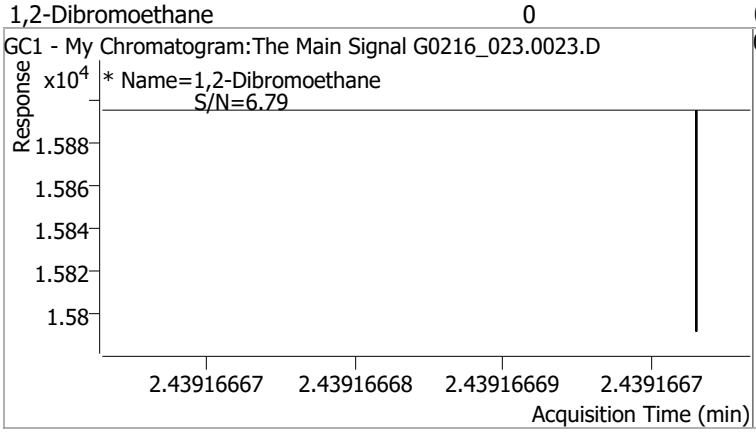

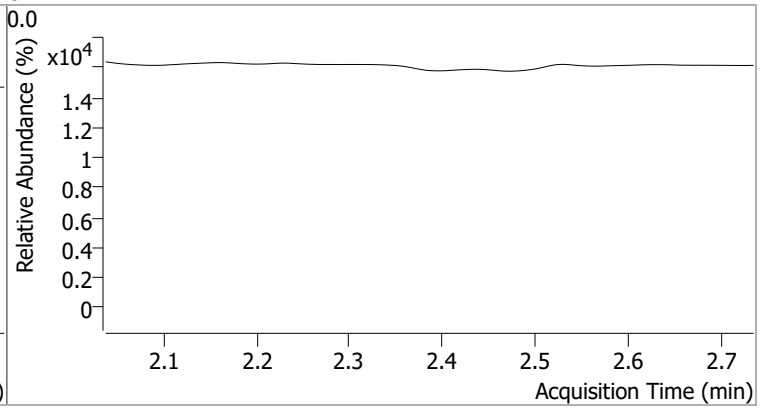

Compound	Conc.	RT	Dev(Min)	Resp.	QIon	QRatio	Lower	Upper
1,1,1,2-Tetrachloroethane	0.0903	2.87	0.00	29633 (m)				

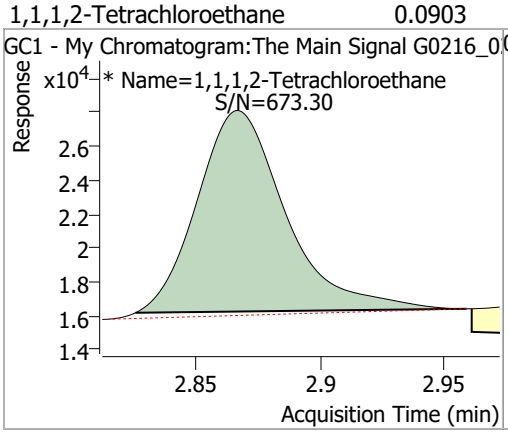

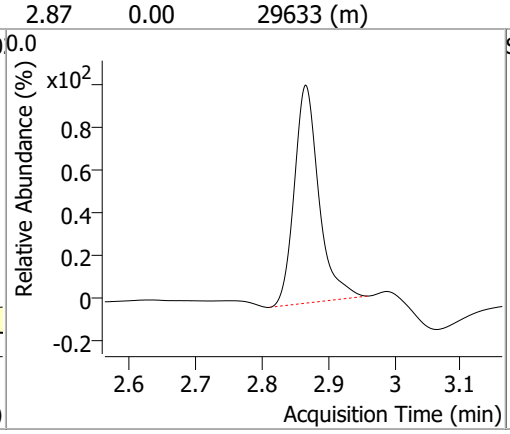

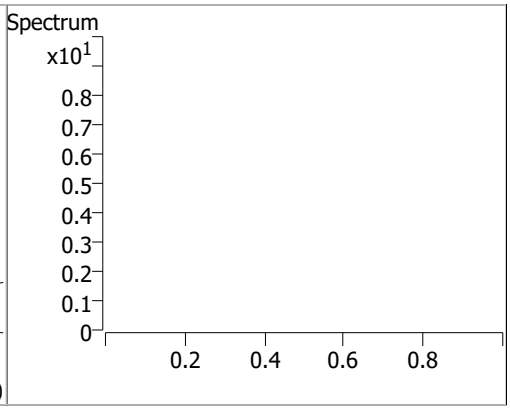

Quantitation Results Report (QT Reviewed)

Data File	G0216_024.0024.D	Operator	
Acq. Method	testAcqFileNamePath	Acq. Date-Time	2/16/2022 5:24:10 PM
Sample Name	B22020962-016H	Instrument	WJB
Vial		Multiplier	1.00
DA Method File	G021122_8011_W_CLT.m	Comment	
Tune File		Tune Date	
Batch Name	G021622_8011_W_DOD_CLT.batch.bin	Last Calib Update	2/11/2022 1:49:16 PM
Ref Library			

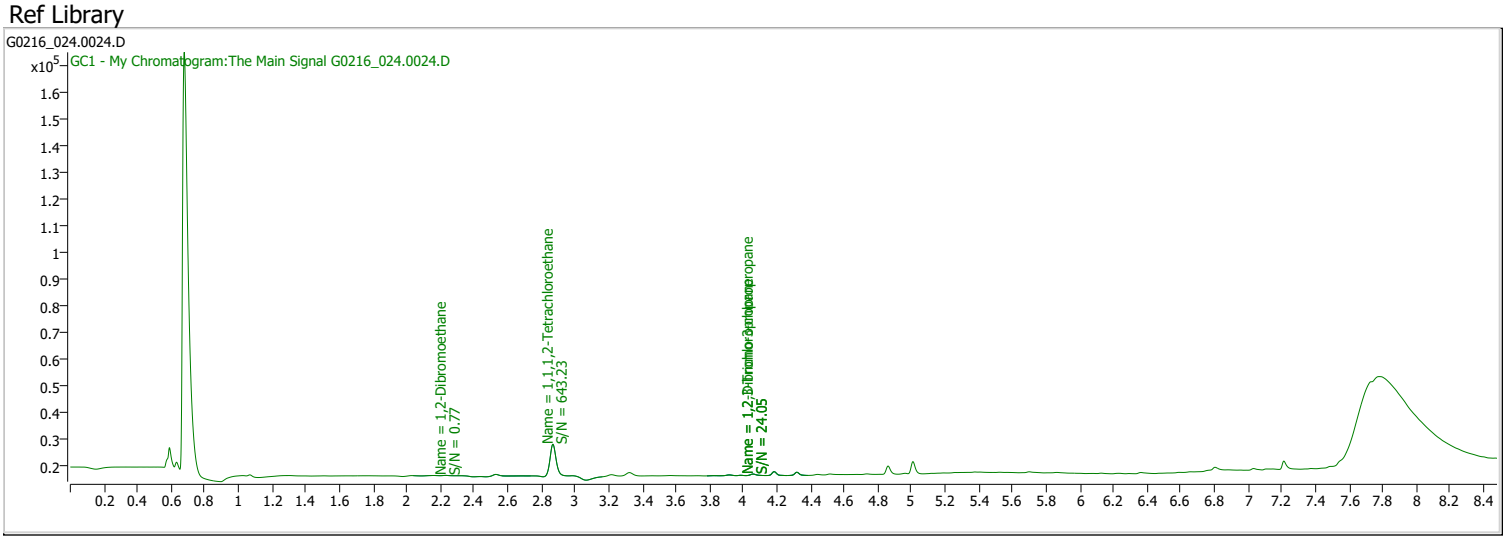

Compound	RT	QIon	Resp.	Conc.	Units		Dev(Min)
Internal Standards							
System Monitoring Compounds							
S 1,1,1,2-Tetrachloroethane	2.868	0.0	29455	0.0898	µg/L		0.005
Spiked Amount: 0.100	Range: 70.0 - 130.0%			Recovery = 89.79%			
Target Compounds							QValue
M 1,2-Dibromoethane	2.233	0.0	0		µg/L	md	1

(#) = Qualifier Out of Range; (m) = Manual Integration; (+) = Area Summed; (*) = Surrogate Percent Recovery Out of Range; (d): Zeroed Peak

Compound	Conc.	RT	Dev(Min)	Resp.	QIon	QRatio	Lower	Upper
1,2-Dibromoethane		0		0				

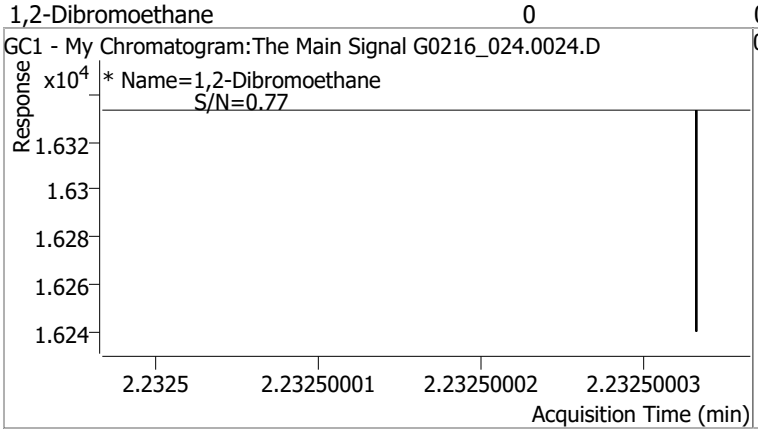

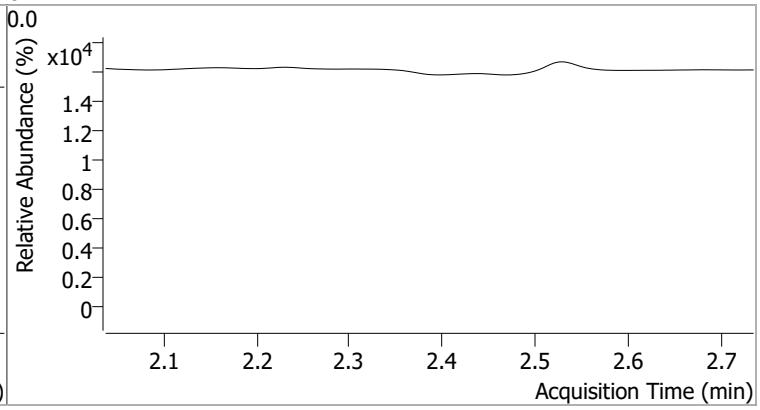

Compound	Conc.	RT	Dev(Min)	Resp.	QIon	QRatio	Lower	Upper
1,1,1,2-Tetrachloroethane	0.0898	2.87	0.00	29455				

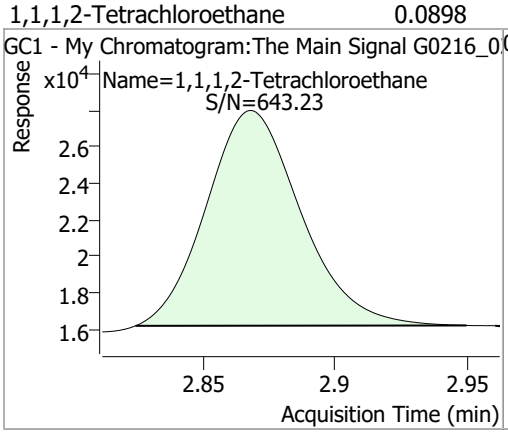

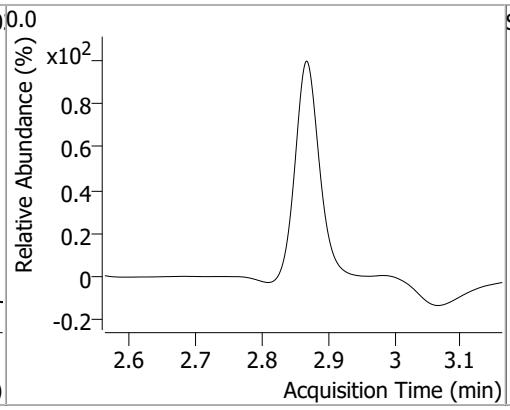

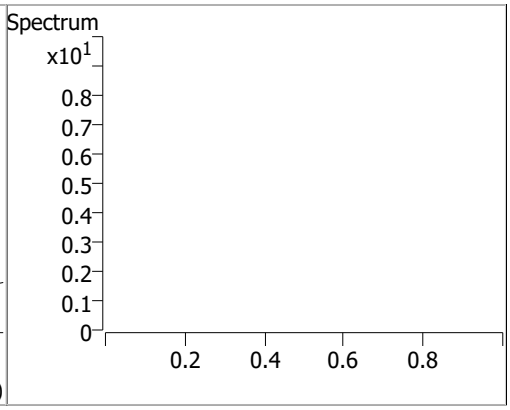

Quantitation Results Report (QT Reviewed)

Data File	G0216_025.0025.D	Operator	
Acq. Method	testAcqFileNamePath	Acq. Date-Time	2/16/2022 5:43:51 PM
Sample Name	B22020962-019A	Instrument	WJB
Vial		Multiplier	1.00
DA Method File	G021122_8011_W_CLT.m	Comment	
Tune File		Tune Date	
Batch Name	G021622_8011_W_DOD_CLT.batch.bin	Last Calib Update	2/11/2022 1:49:16 PM
Ref Library			

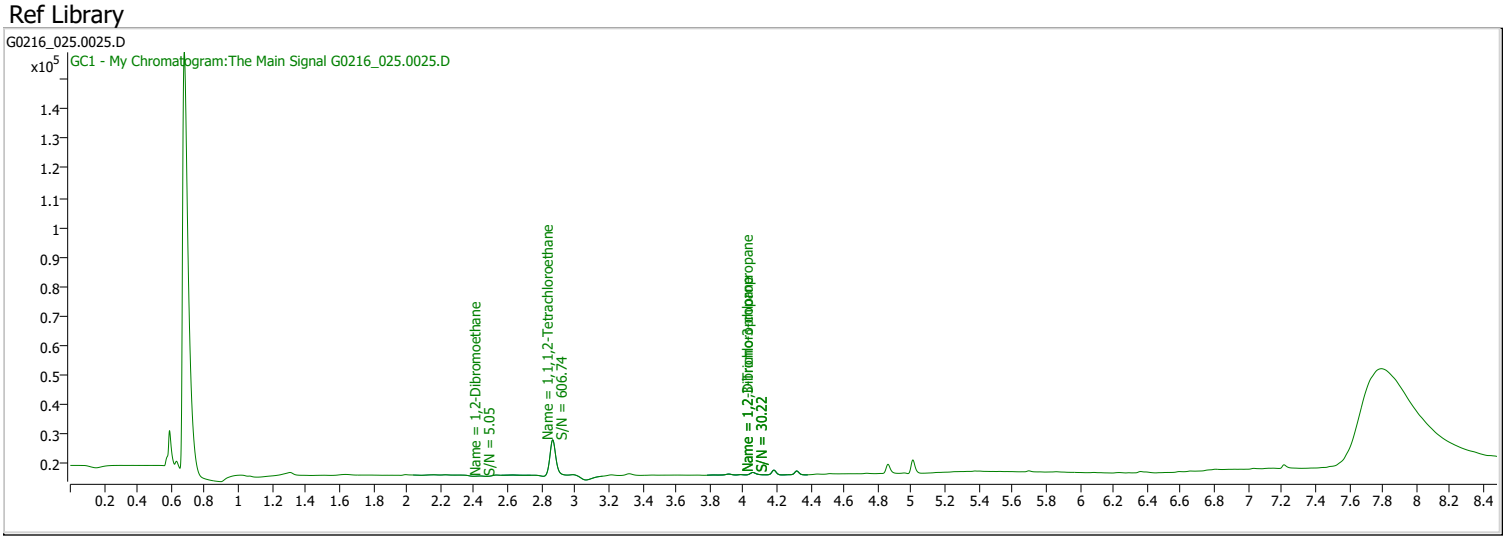

Compound	RT	QIon	Resp.	Conc.	Units		Dev(Min)
Internal Standards							
System Monitoring Compounds							
S 1,1,1,2-Tetrachloroethane	2.867	0.0	28887	0.0882	µg/L		0.003
Spiked Amount: 0.100	Range: 70.0 - 130.0%			Recovery = 88.24%			
Target Compounds							**QValue**
M 1,2-Dibromoethane	2.438	0.0	0		µg/L	md	1

(#) = Qualifier Out of Range; (m) = Manual Integration; (+) = Area Summed; (*) = Surrogate Percent Recovery Out of Range; (d): Zeroed Peak

Compound	Conc.	RT	Dev(Min)	Resp.	QIon	QRatio	Lower	Upper
1,2-Dibromoethane		0		0				

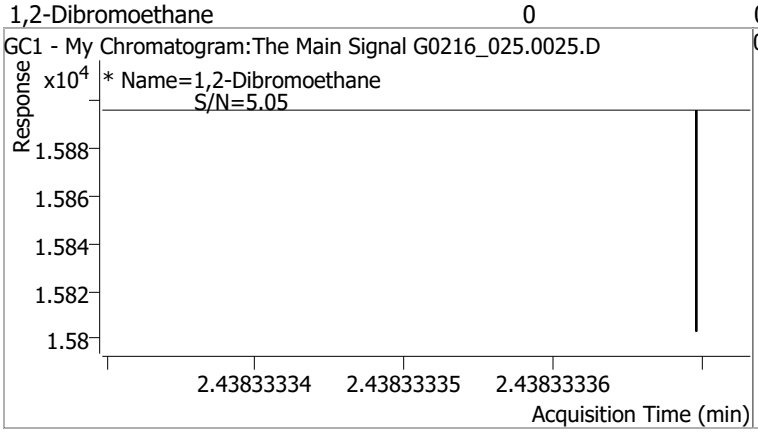

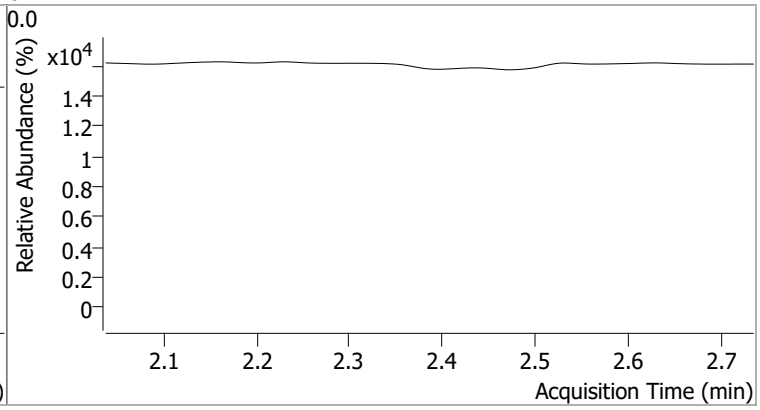

Compound	Conc.	RT	Dev(Min)	Resp.	QIon	QRatio	Lower	Upper
1,1,1,2-Tetrachloroethane	0.0882	2.87	0.00	28887				

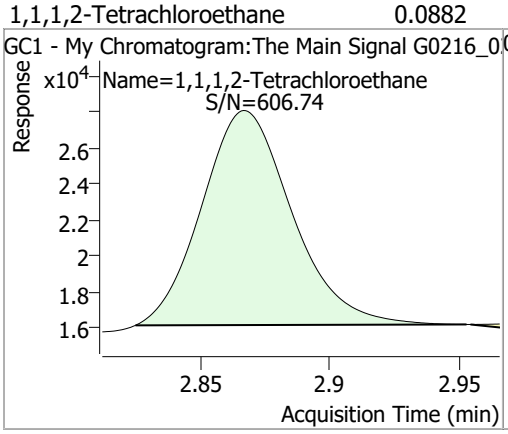

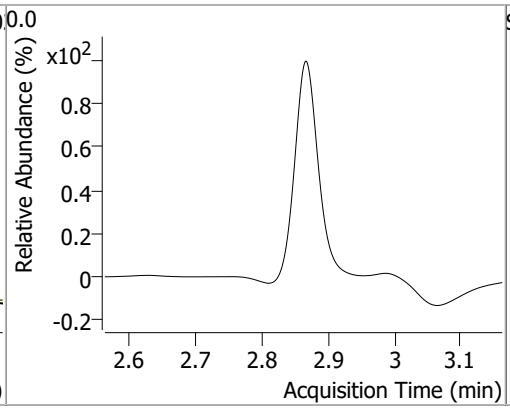

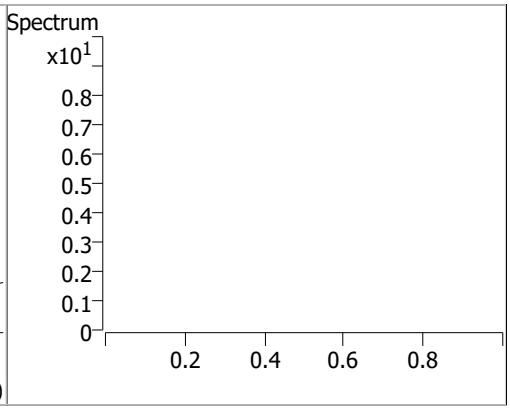

Quantitation Results Report (QT Reviewed)

Data File	G0216_026.0026.D	Operator	
Acq. Method	testAcqFileNamePath	Acq. Date-Time	2/16/2022 6:03:36 PM
Sample Name	B22020962-001H	Instrument	WJB
Vial		Multiplier	1.00
DA Method File	G021122_8011_W_CLT.m	Comment	
Tune File		Tune Date	
Batch Name	G021622_8011_W_DOD_CLT.batch.bin	Last Calib Update	2/11/2022 1:49:16 PM
Ref Library			

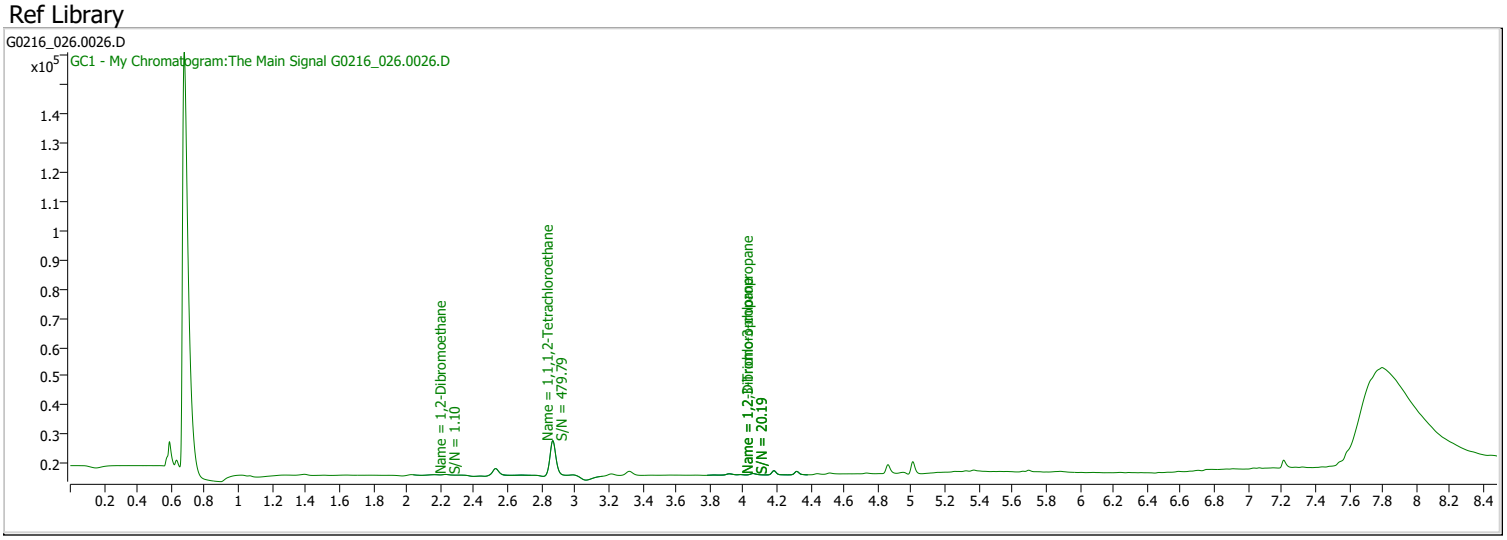

Compound	RT	QIon	Resp.	Conc.	Units		Dev(Min)
Internal Standards							
System Monitoring Compounds							
S 1,1,1,2-Tetrachloroethane	2.868	0.0	28846	0.0881	µg/L		0.004
Spiked Amount: 0.100	Range: 70.0 - 130.0%			Recovery = 88.13%			
Target Compounds							QValue
M 1,2-Dibromoethane	2.232	0.0	0		µg/L	md	1

(#) = Qualifier Out of Range; (m) = Manual Integration; (+) = Area Summed; (*) = Surrogate Percent Recovery Out of Range; (d): Zeroed Peak

Compound	Conc.	RT	Dev(Min)	Resp.	QIon	QRatio	Lower	Upper
1,2-Dibromoethane		0		0				

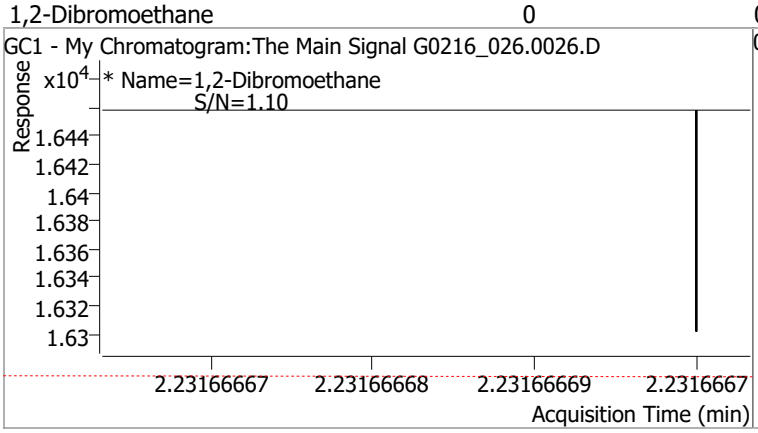

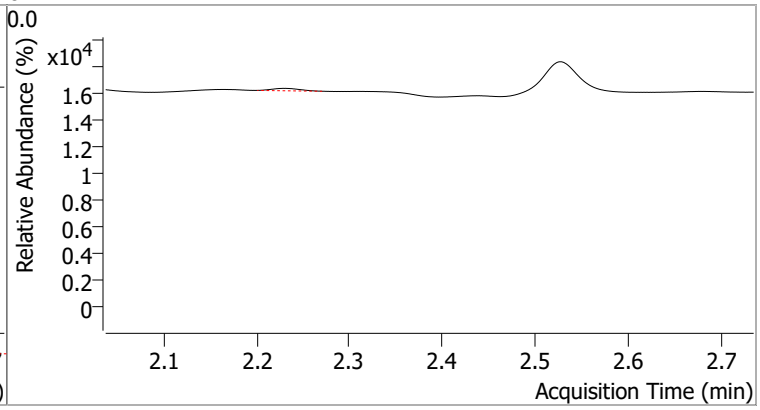

Compound	Conc.	RT	Dev(Min)	Resp.	QIon	QRatio	Lower	Upper
1,1,1,2-Tetrachloroethane	0.0881	2.87	0.00	28846				

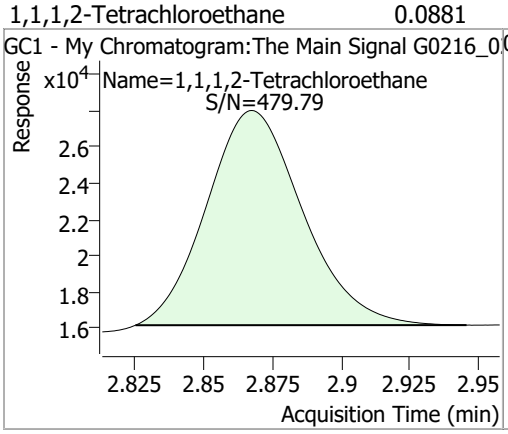

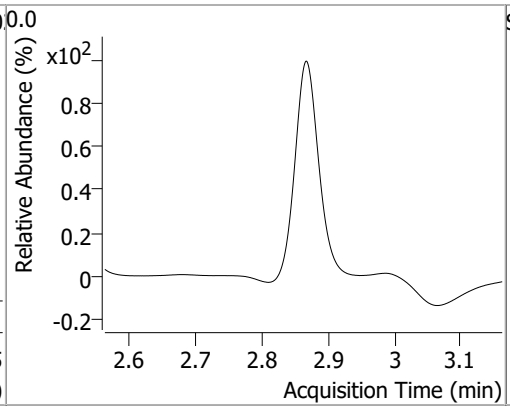

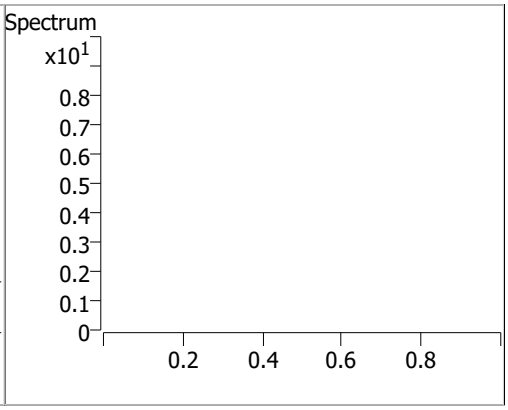

Quantitation Results Report (QT Reviewed)

Data File	G0216_027.0027.D	Operator	
Acq. Method	testAcqFileNamePath	Acq. Date-Time	2/16/2022 6:23:16 PM
Sample Name	B22020962-001HMS	Instrument	WJB
Vial		Multiplier	1.00
DA Method File	G021122_8011_W_CLT.m	Comment	
Tune File		Tune Date	
Batch Name	G021622_8011_W_DOD_CLT.batch.bin	Last Calib Update	2/11/2022 1:49:16 PM
Ref Library			

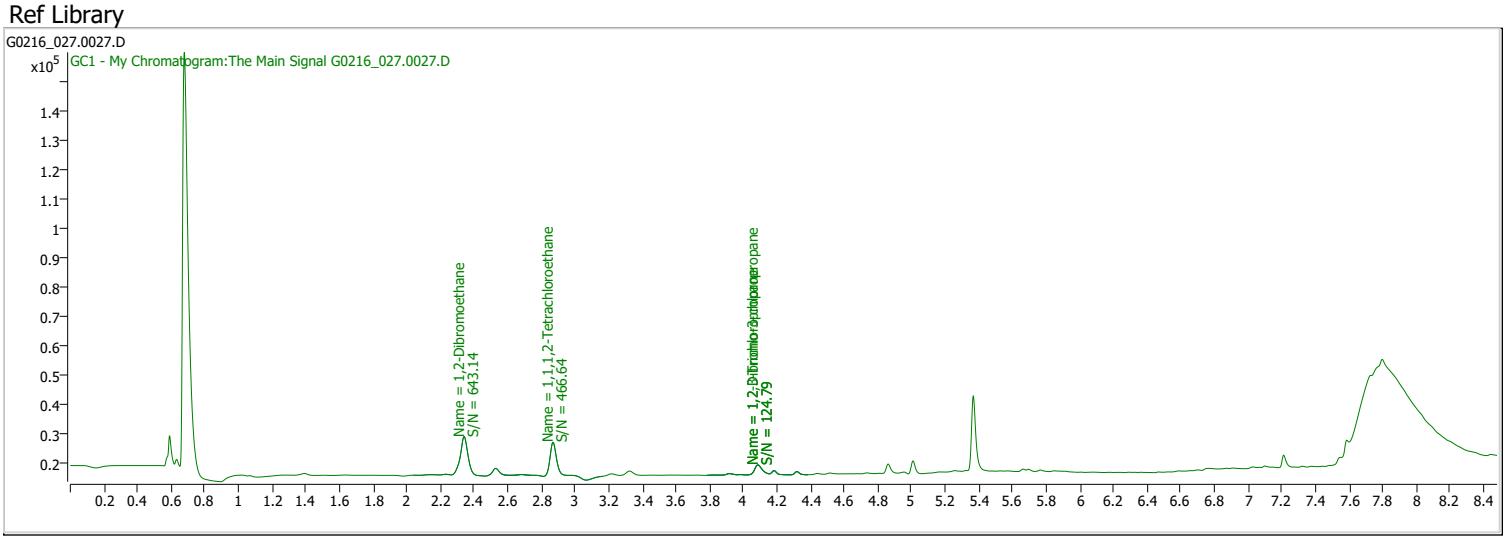

Compound	RT	QIon	Resp.	Conc.	Units		Dev(Min)
Internal Standards							
System Monitoring Compounds							
S 1,1,1,2-Tetrachloroethane	2.868	0.0	29555	0.0901	µg/L	m	0.005
Spiked Amount: 0.100	Range: 70.0 - 130.0%			Recovery = 90.07%			
Target Compounds							QValue
M 1,2-Dibromoethane	2.340	0.0	40431	0.2249	µg/L		100

(#) = Qualifier Out of Range; (m) = Manual Integration; (+) = Area Summed; (*) = Surrogate Percent Recovery Out of Range; (d): Zeroed Peak

Compound	Conc.	RT	Dev(Min)	Resp.	QIon	QRatio	Lower	Upper
1,2-Dibromoethane	0.2249	2.34	0.00	40431				

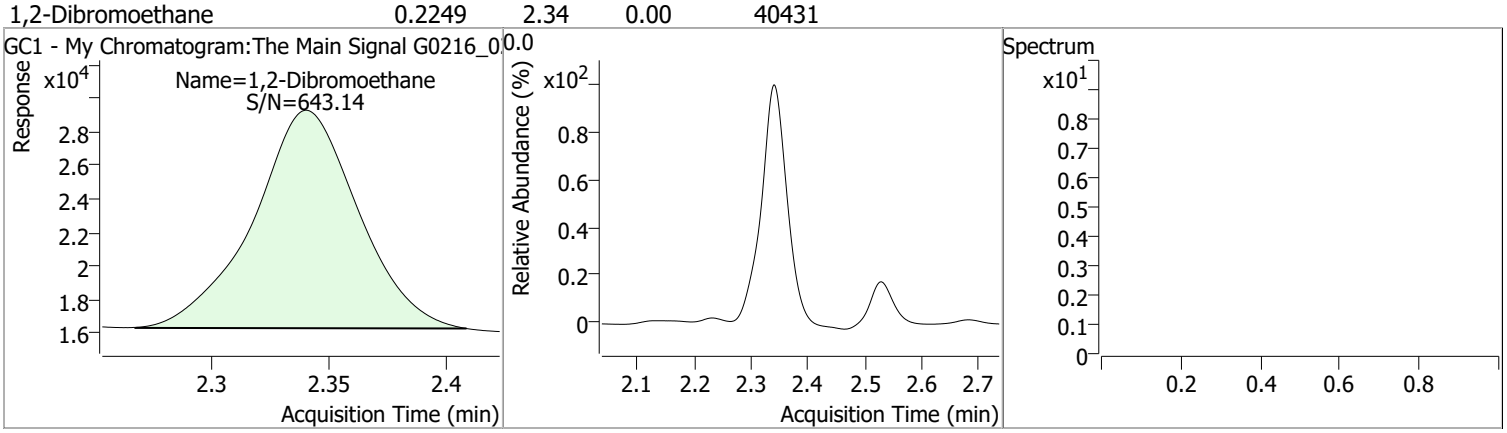

Compound	Conc.	RT	Dev(Min)	Resp.	QIon	QRatio	Lower	Upper
1,1,1,2-Tetrachloroethane	0.0901	2.87	0.00	29555 (m)				

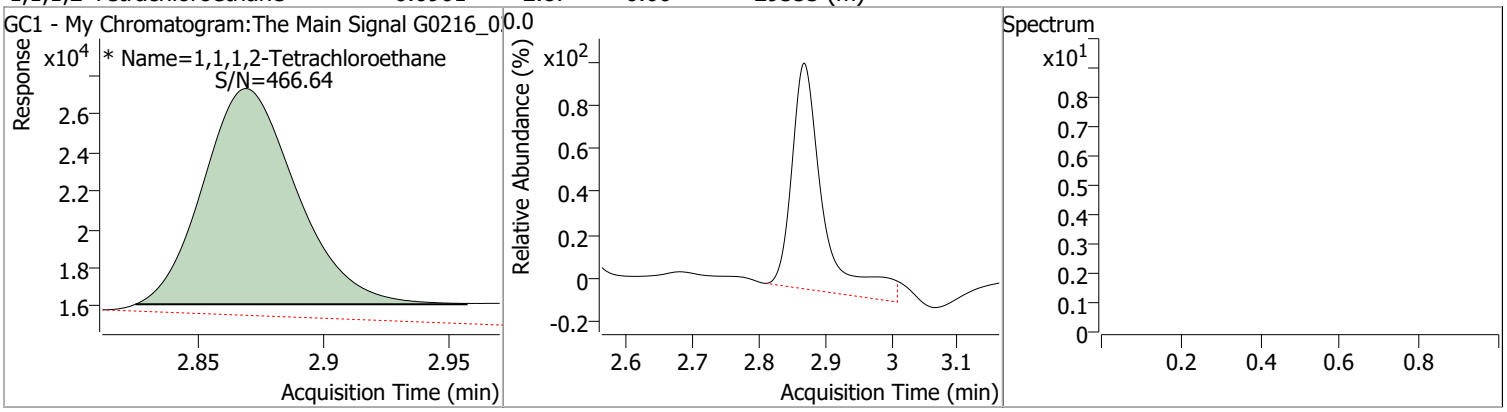

Quantitation Results Report (QT Reviewed)

Data File	G0216_028.0028.D	Operator	
Acq. Method	testAcqFileNamePath	Acq. Date-Time	2/16/2022 6:43:06 PM
Sample Name	B22020962-001HMSD	Instrument	WJB
Vial		Multiplier	1.00
DA Method File	G021122_8011_W_CLT.m	Comment	
Tune File		Tune Date	
Batch Name	G021622_8011_W_DOD_CLT.batch.bin	Last Calib Update	2/11/2022 1:49:16 PM
Ref Library			

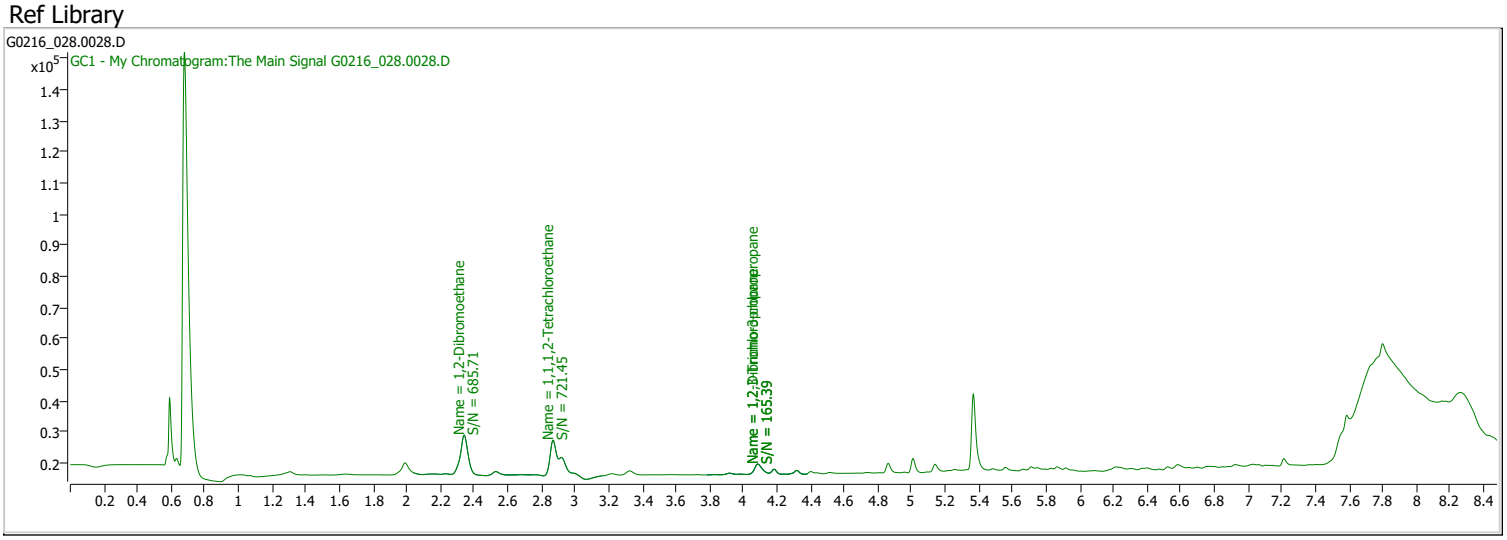

Compound	RT	QIon	Resp.	Conc.	Units		Dev(Min)
Internal Standards							
System Monitoring Compounds							
S 1,1,1,2-Tetrachloroethane	2.869	0.0	30064	0.0915	µg/L	m	0.006
Spiked Amount: 0.100	Range: 70.0 - 130.0%			Recovery = 91.46%			
Target Compounds							QValue
M 1,2-Dibromoethane	2.341	0.0	41467	0.2308	µg/L		100

(#) = Qualifier Out of Range; (m) = Manual Integration; (+) = Area Summed; (*) = Surrogate Percent Recovery Out of Range; (d): Zeroed Peak

Compound	Conc.	RT	Dev(Min)	Resp.	QIon	QRatio	Lower	Upper
1,2-Dibromoethane	0.2308	2.34	0.00	41467				

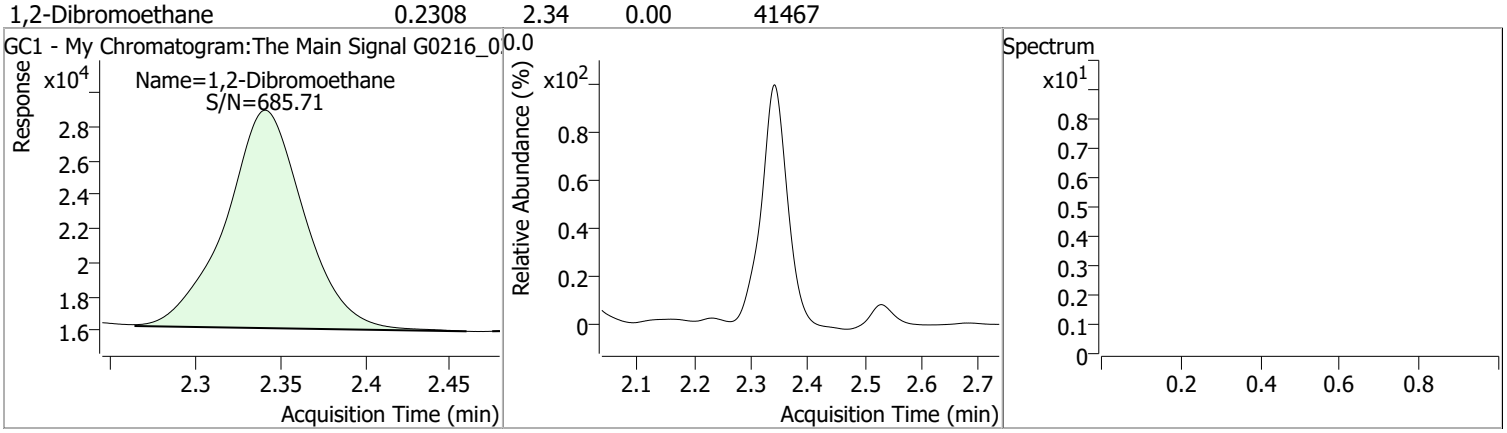

Compound	Conc.	RT	Dev(Min)	Resp.	QIon	QRatio	Lower	Upper
1,1,1,2-Tetrachloroethane	0.0915	2.87	0.01	30064 (m)				

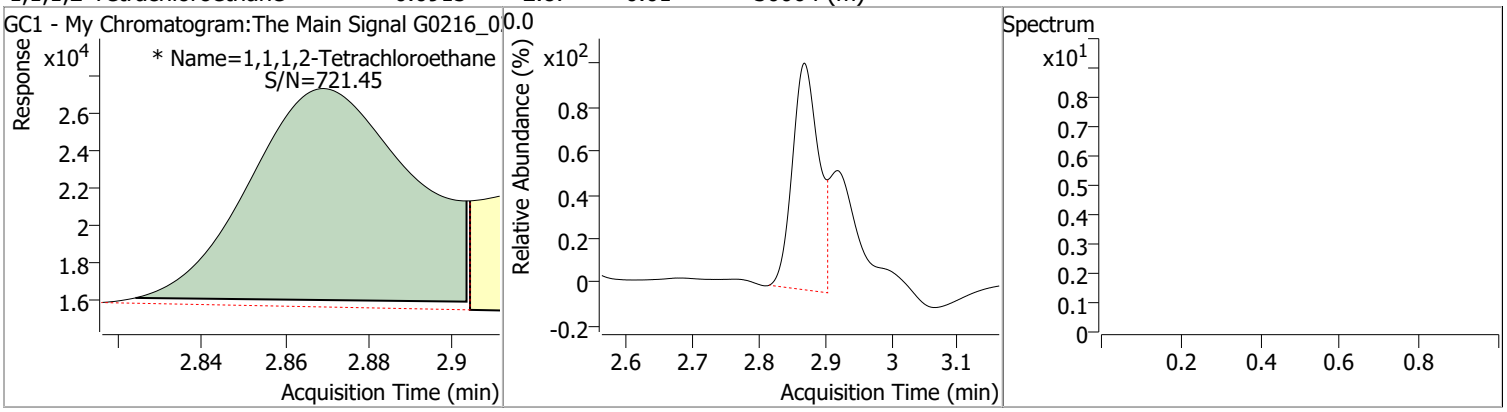

Quantitation Results Report (QT Reviewed)

Data File	G0216_029.0029.D	Operator	
Acq. Method	testAcqFileNamePath	Acq. Date-Time	2/16/2022 7:02:46 PM
Sample Name	Hexan	Instrument	WJB
Vial		Multiplier	1.00
DA Method File	G021122_8011_W_CLT.m	Comment	
Tune File		Tune Date	
Batch Name	G021622_8011_W_DOD_CLT.batch.bin	Last Calib Update	2/11/2022 1:49:16 PM
Ref Library			

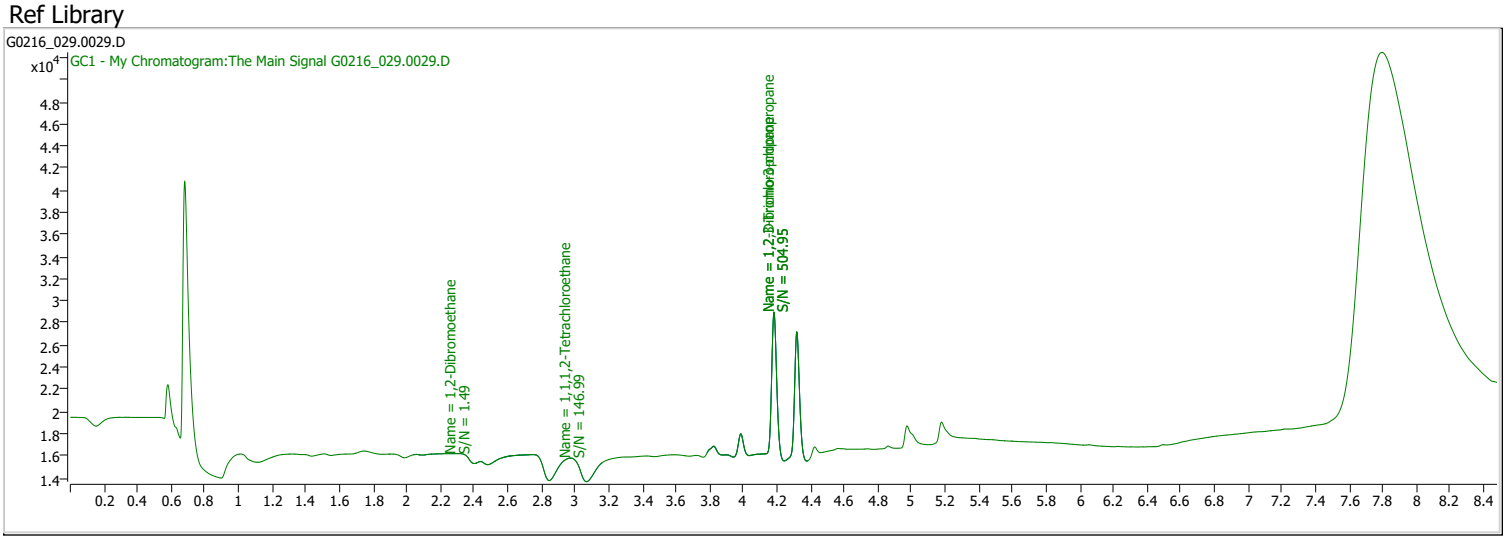

Compound	RT	QIon	Resp.	Conc.	Units		Dev(Min)
Internal Standards							
System Monitoring Compounds							
S 1,1,1,2-Tetrachloroethane	2.971	0.0	0		µg/L	md	0.107
Spiked Amount: 0.100	Range: 70.0 - 130.0%			Recovery = NA%			
Target Compounds							**QValue**
M 1,2-Dibromoethane	2.289	0.0	0		µg/L	md	1

(#) = Qualifier Out of Range; (m) = Manual Integration; (+) = Area Summed; (*) = Surrogate Percent Recovery Out of Range; (d): Zeroed Peak

Compound	Conc.	RT	Dev(Min)	Resp.	QIon	QRatio	Lower	Upper
1,2-Dibromoethane		0		0				

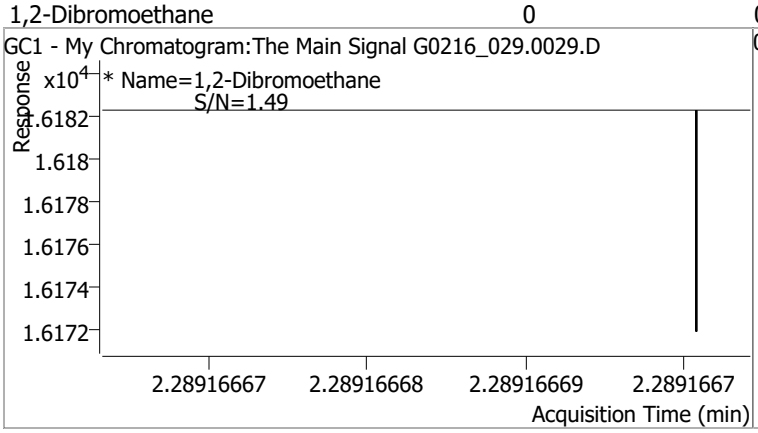

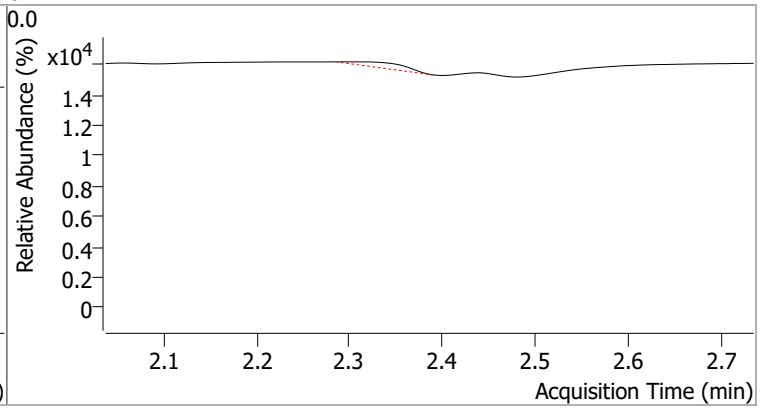

Compound	Conc.	RT	Dev(Min)	Resp.	QIon	QRatio	Lower	Upper
1,1,1,2-Tetrachloroethane		0		0				

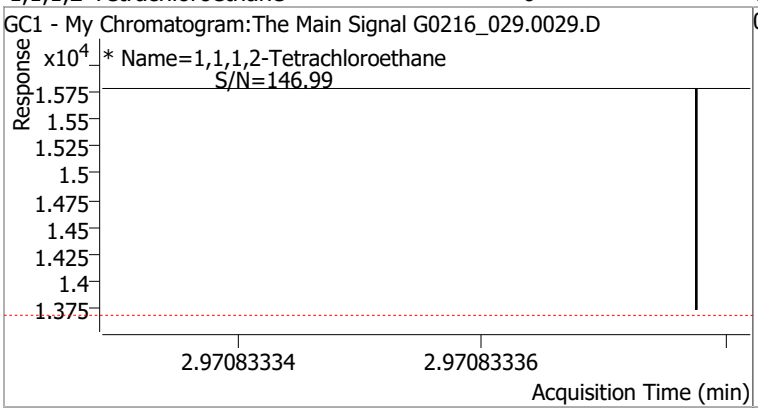

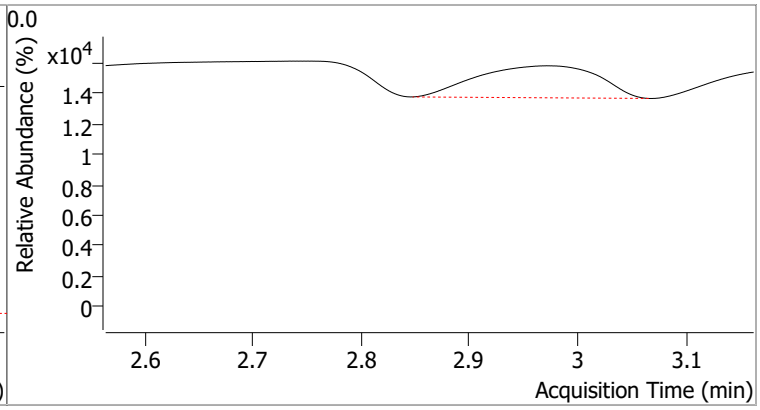

Quantitation Results Report (QT Reviewed)

Data File	G0216_030.0030.D	Operator	
Acq. Method	testAcqFileNamePath	Acq. Date-Time	2/16/2022 7:22:28 PM
Sample Name	CK5-163798	Instrument	WJB
Vial		Multiplier	1.00
DA Method File	G021122_8011_W_CLT.m	Comment	
Tune File		Tune Date	
Batch Name	G021622_8011_W_DOD_CLT.batch.bin	Last Calib Update	2/11/2022 1:49:16 PM
Ref Library			

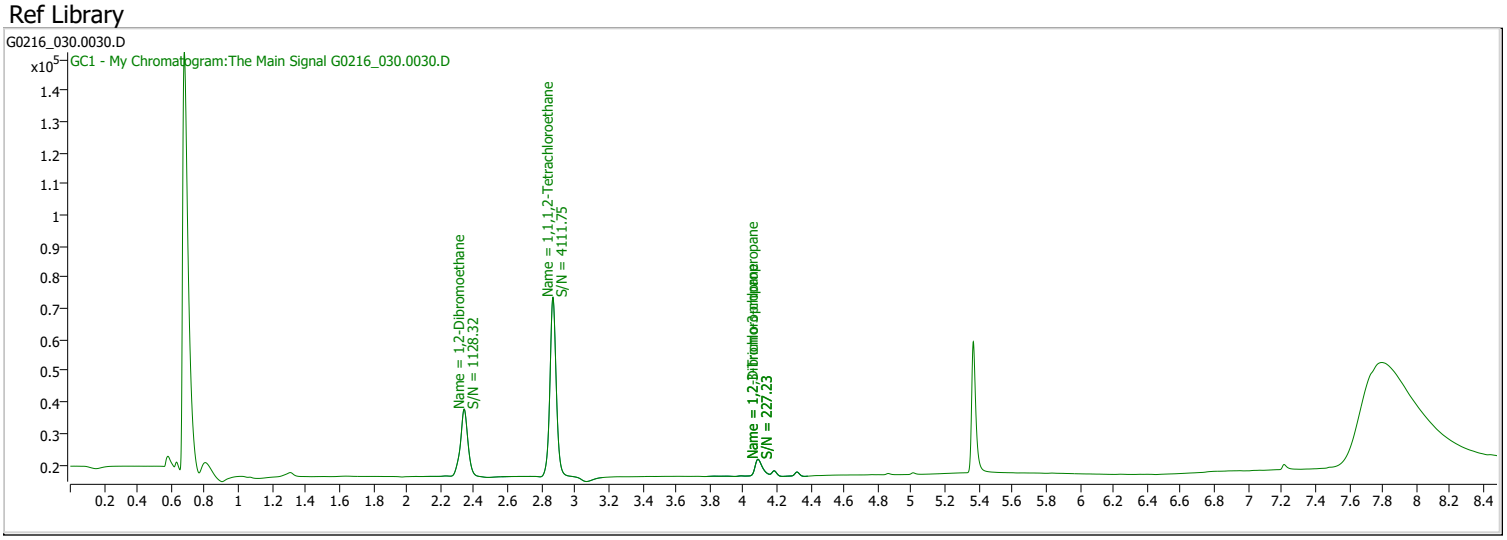

Compound	RT	QIon	Resp.	Conc.	Units		Dev(Min)
Internal Standards							
System Monitoring Compounds							
S 1,1,1,2-Tetrachloroethane	2.868	0.0	147930	0.4022	µg/L	m	0.005
Spiked Amount: 0.100	Range: 70.0 - 130.0%			Recovery = 402.17%		*	
Target Compounds							**QValue**
M 1,2-Dibromoethane	2.341	0.0	68544	0.3917	µg/L		100

(#) = Qualifier Out of Range; (m) = Manual Integration; (+) = Area Summed; (*) = Surrogate Percent Recovery Out of Range; (d): Zeroed Peak

Compound	Conc.	RT	Dev(Min)	Resp.	QIon	QRatio	Lower	Upper
1,2-Dibromoethane	0.3917	2.34	0.00	68544				

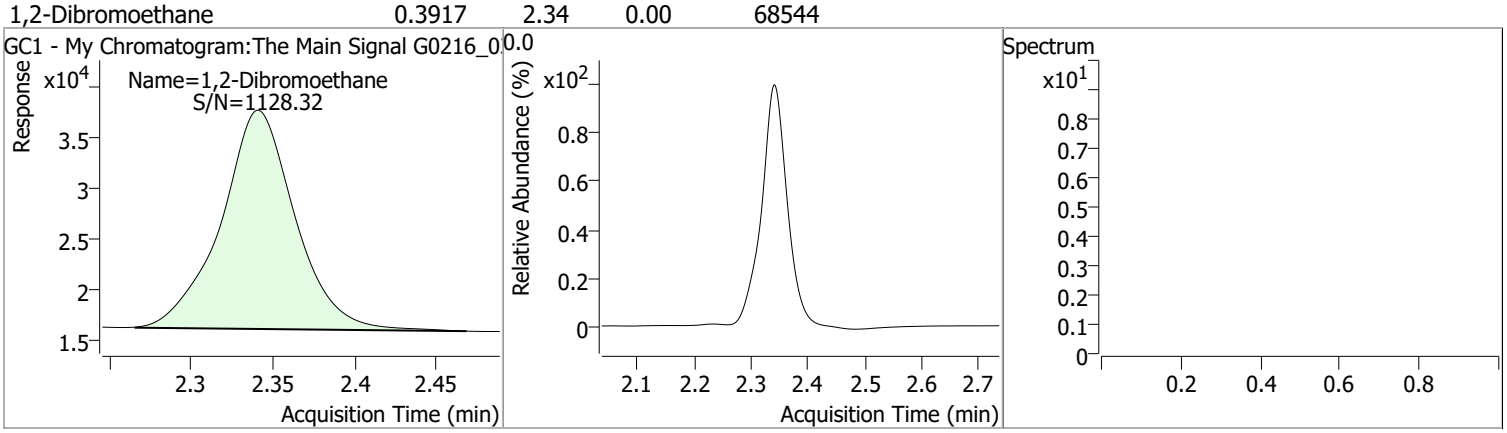

Compound	Conc.	RT	Dev(Min)	Resp.	QIon	QRatio	Lower	Upper
1,1,1,2-Tetrachloroethane	0.4022	2.87	0.00	147930 (m)				

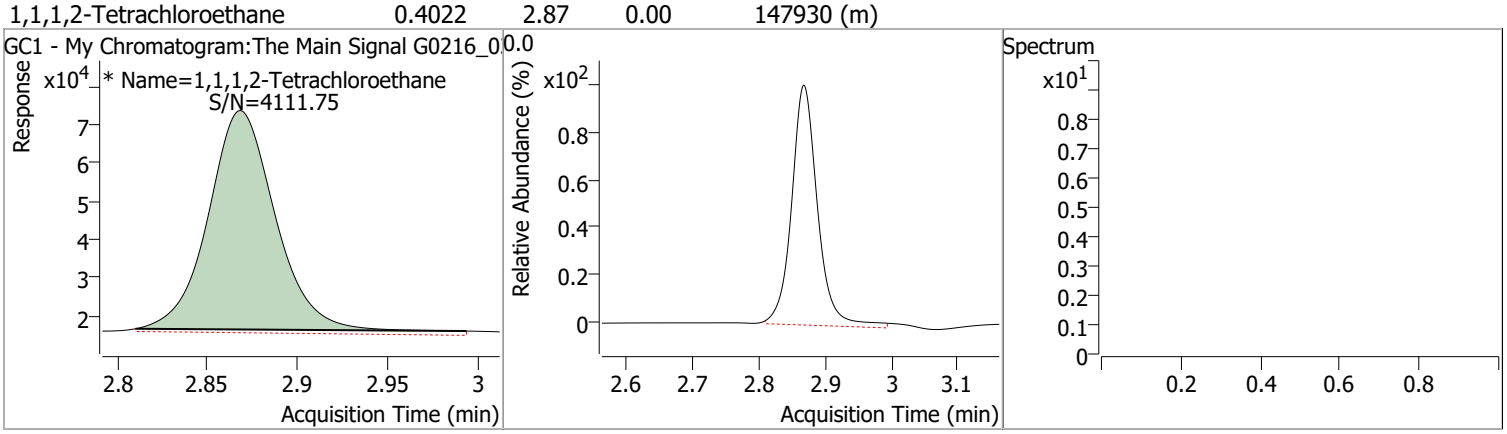

Quantitation Results Report (QT Reviewed)

Data File	G0216_031.0031.D	Operator	
Acq. Method	testAcqFileNamePath	Acq. Date-Time	2/16/2022 7:42:03 PM
Sample Name	Hexan	Instrument	WJB
Vial		Multiplier	1.00
DA Method File	G021122_8011_W_CLT.m	Comment	
Tune File		Tune Date	
Batch Name	G021622_8011_W_DOD_CLT.batch.bin	Last Calib Update	2/11/2022 1:49:16 PM
Ref Library			

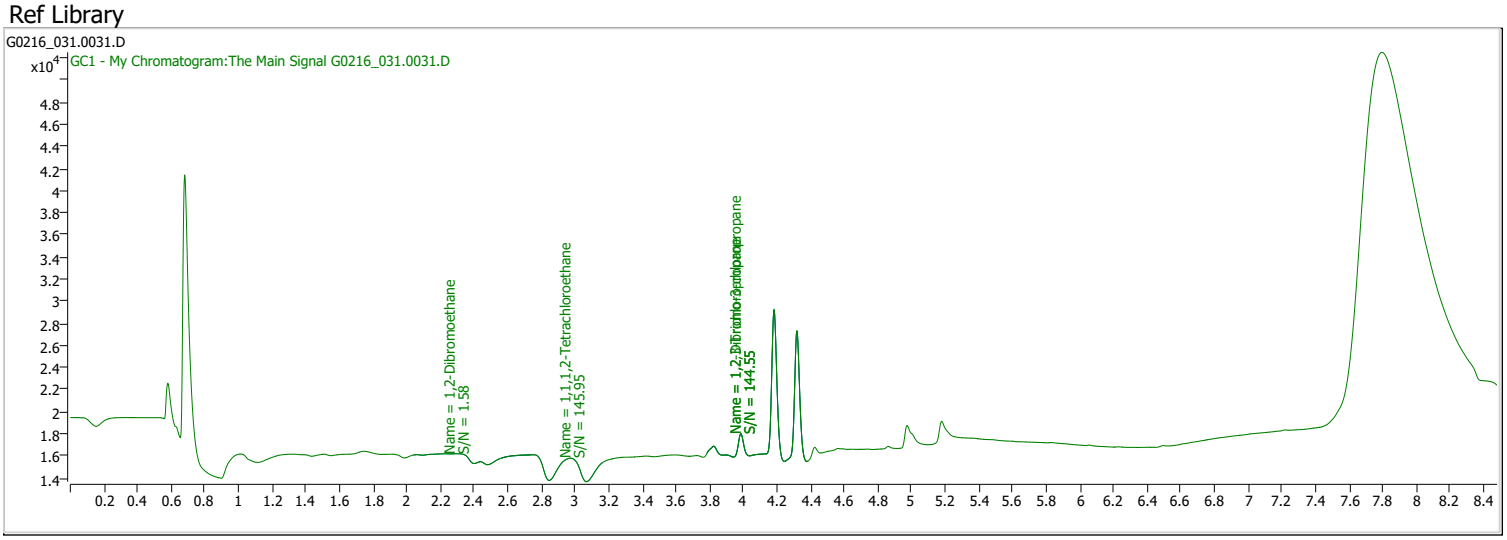

Compound	RT	QIon	Resp.	Conc.	Units		Dev(Min)
Internal Standards							
System Monitoring Compounds							
S 1,1,1,2-Tetrachloroethane	2.972	0.0	0		µg/L	md	0.108
Spiked Amount: 0.100	Range: 70.0 - 130.0%			Recovery = NA%			
Target Compounds							QValue
M 1,2-Dibromoethane	2.285	0.0	0		µg/L	md	1

(#) = Qualifier Out of Range; (m) = Manual Integration; (+) = Area Summed; (*) = Surrogate Percent Recovery Out of Range; (d): Zeroed Peak

Compound	Conc.	RT	Dev(Min)	Resp.	QIon	QRatio	Lower	Upper
1,2-Dibromoethane		0		0				

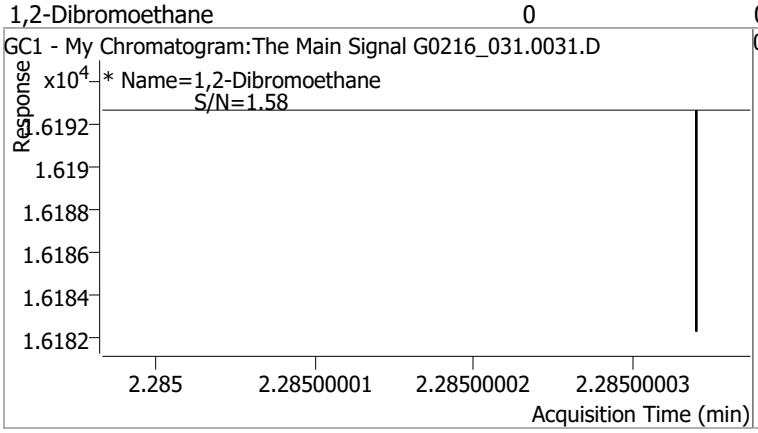

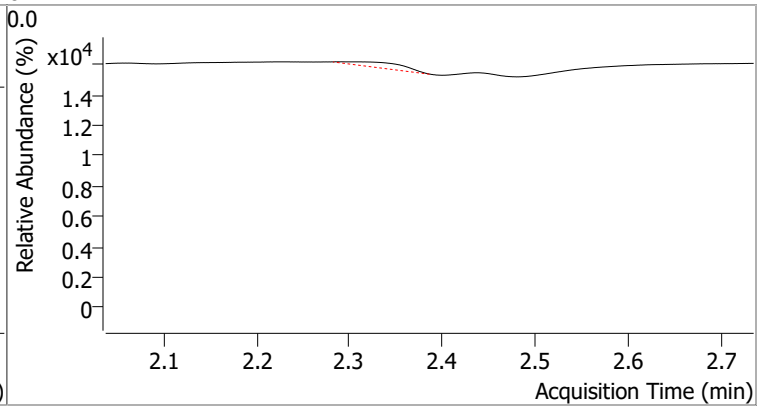

Compound	Conc.	RT	Dev(Min)	Resp.	QIon	QRatio	Lower	Upper
1,1,1,2-Tetrachloroethane		0		0				

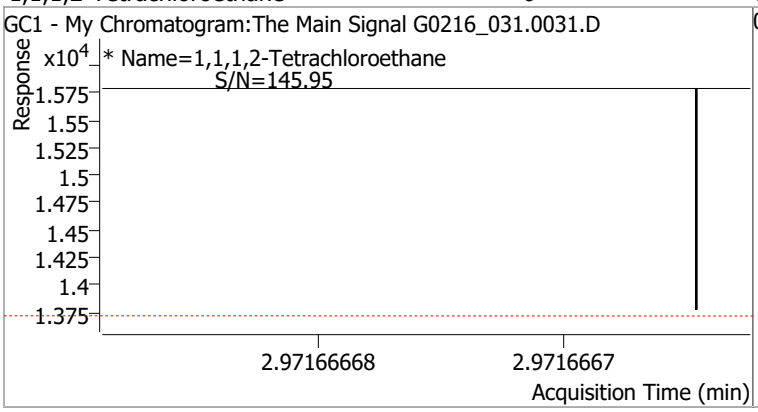

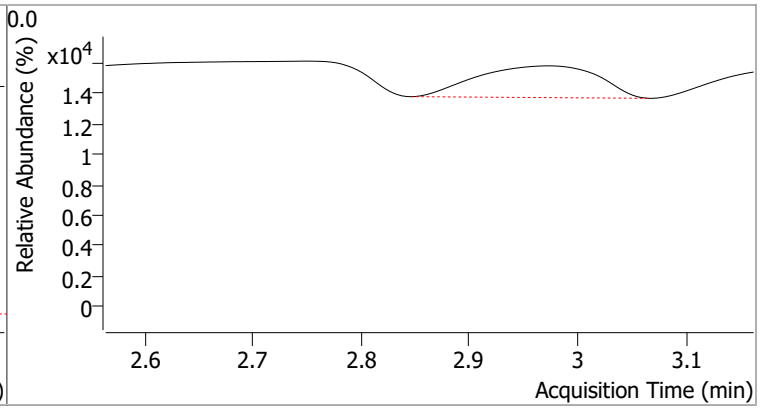

Quantitation Results Report (QT Reviewed)

Data File	G0216_032.0032.D	Operator	
Acq. Method	testAcqFileNamePath	Acq. Date-Time	2/16/2022 8:01:54 PM
Sample Name	B22020962-021H	Instrument	WJB
Vial		Multiplier	1.00
DA Method File	G021122_8011_W_CLT.m	Comment	
Tune File		Tune Date	
Batch Name	G021622_8011_W_DOD_CLT.batch.bin	Last Calib Update	2/11/2022 1:49:16 PM
Ref Library			

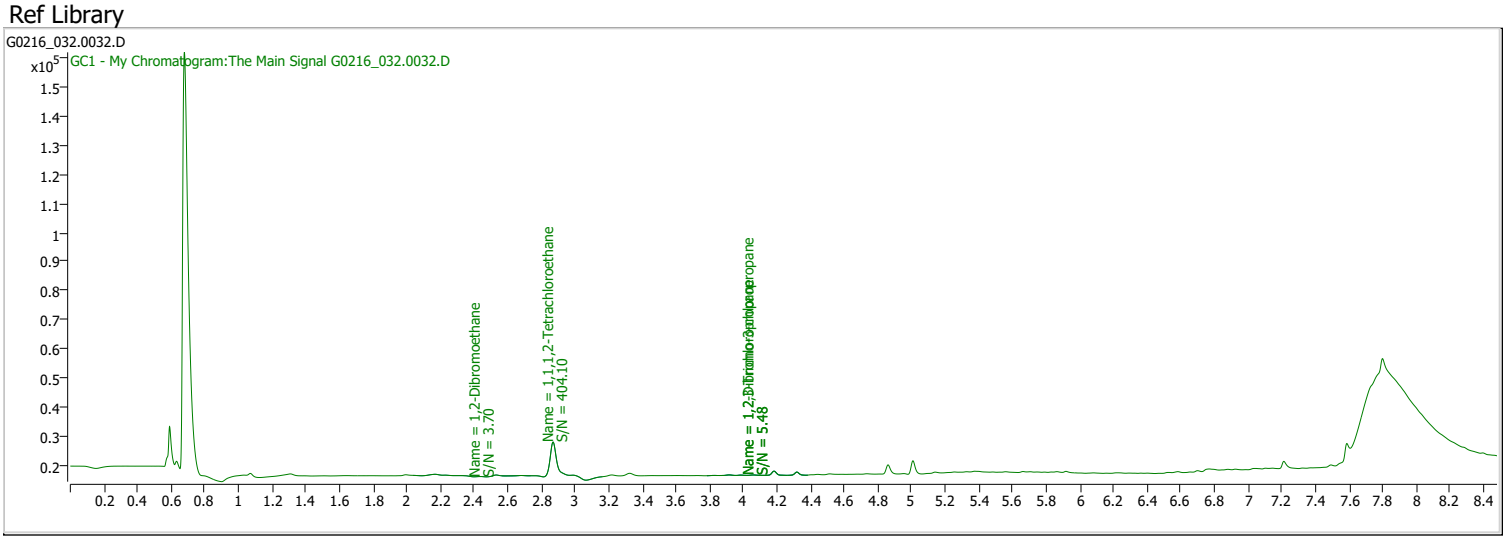

Compound	RT	QIon	Resp.	Conc.	Units		Dev(Min)
Internal Standards							
System Monitoring Compounds							
S 1,1,1,2-Tetrachloroethane	2.869	0.0	32420	0.0979	µg/L	m	0.006
Spiked Amount: 0.100	Range: 70.0 - 130.0%			Recovery = 97.91%			
Target Compounds							QValue
M 1,2-Dibromoethane	2.433	0.0	0		µg/L	md	1

(#) = Qualifier Out of Range; (m) = Manual Integration; (+) = Area Summed; (*) = Surrogate Percent Recovery Out of Range; (d): Zeroed Peak

Compound	Conc.	RT	Dev(Min)	Resp.	QIon	QRatio	Lower	Upper
1,2-Dibromoethane		0		0				

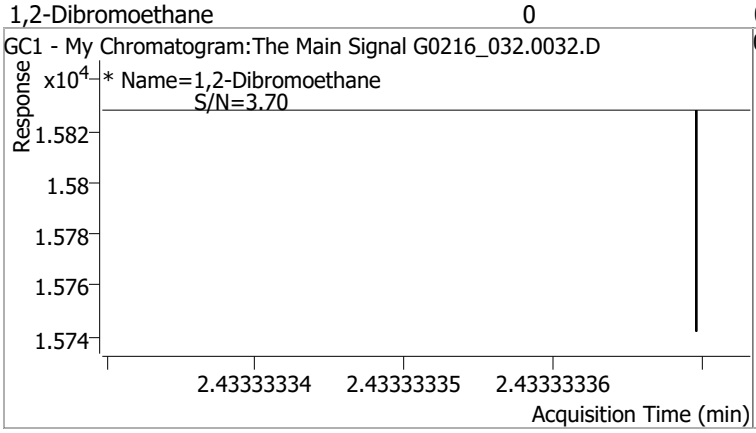

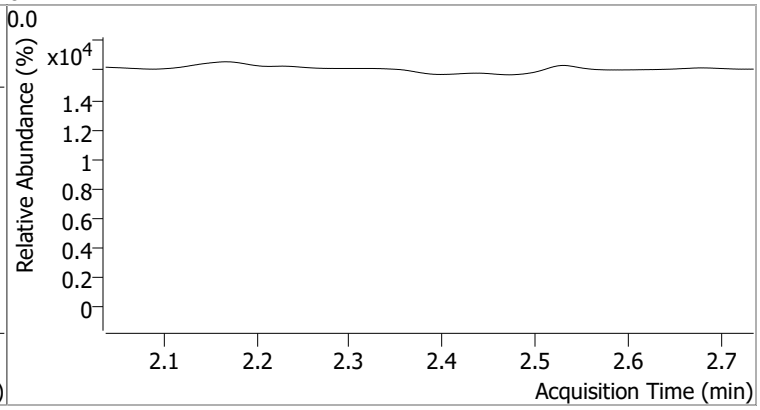

Compound	Conc.	RT	Dev(Min)	Resp.	QIon	QRatio	Lower	Upper
1,1,1,2-Tetrachloroethane	0.0979	2.87	0.01	32420 (m)				

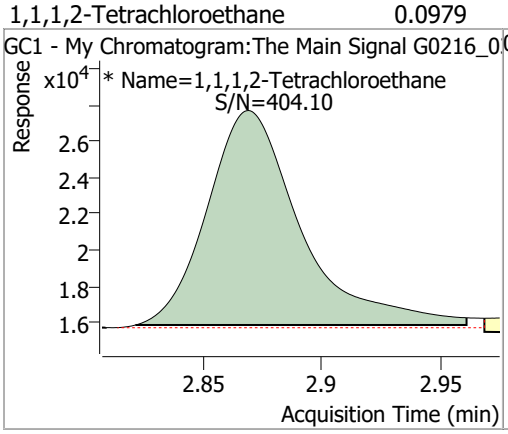

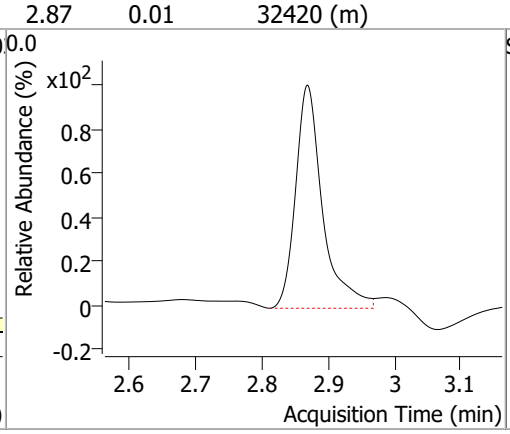

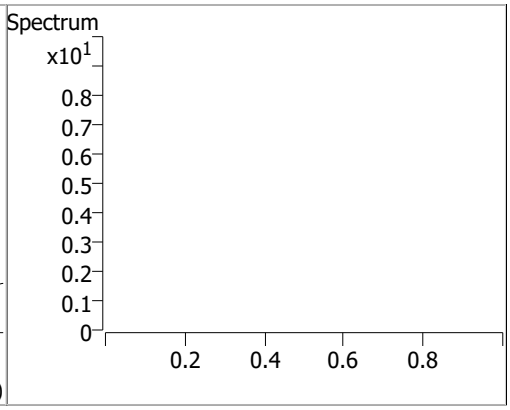

Quantitation Results Report (QT Reviewed)

Data File	G0216_033.0033.D	Operator	
Acq. Method	testAcqFileNamePath	Acq. Date-Time	2/16/2022 8:21:20 PM
Sample Name	B22020962-024A	Instrument	WJB
Vial		Multiplier	1.00
DA Method File	G021122_8011_W_CLT.m	Comment	
Tune File		Tune Date	
Batch Name	G021622_8011_W_DOD_CLT.batch.bin	Last Calib Update	2/11/2022 1:49:16 PM
Ref Library			

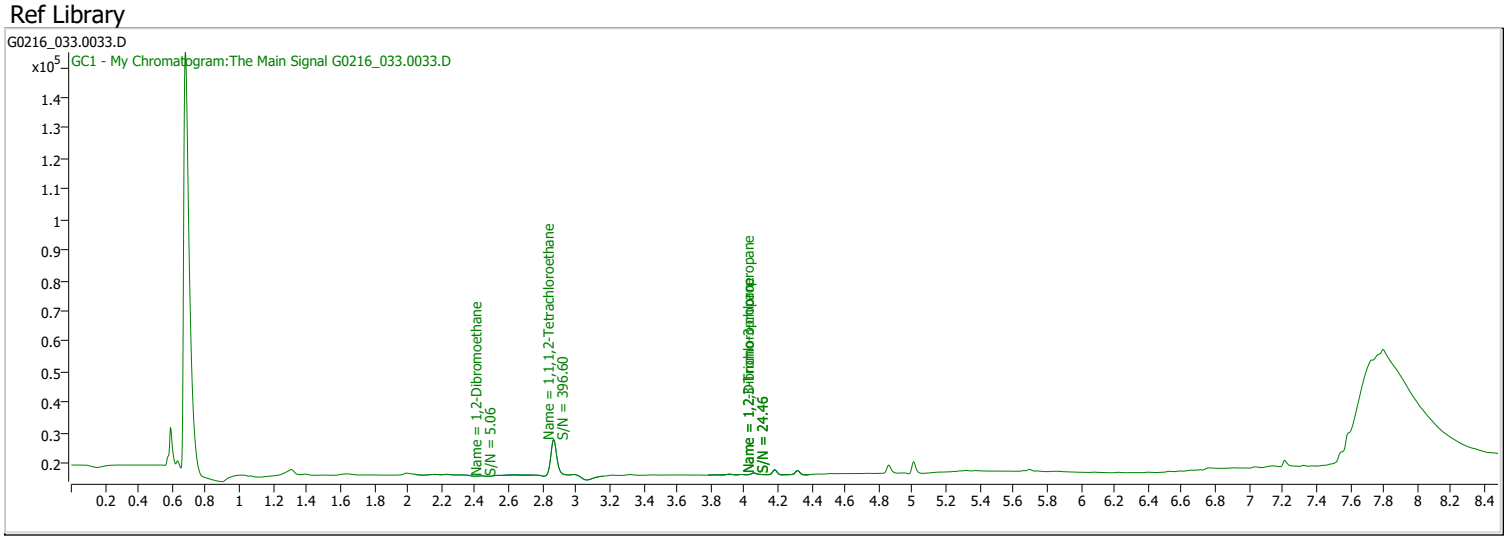

Compound	RT	QIon	Resp.	Conc.	Units		Dev(Min)
Internal Standards							
System Monitoring Compounds							
S 1,1,1,2-Tetrachloroethane	2.867	0.0	28769	0.0879	µg/L	m	0.003
Spiked Amount: 0.100	Range: 70.0 - 130.0%			Recovery = 87.92%			
Target Compounds							QValue
M 1,2-Dibromoethane	2.437	0.0	0		µg/L	md	1

(#) = Qualifier Out of Range; (m) = Manual Integration; (+) = Area Summed; (*) = Surrogate Percent Recovery Out of Range; (d): Zeroed Peak

Compound	Conc.	RT	Dev(Min)	Resp.	QIon	QRatio	Lower	Upper
1,2-Dibromoethane		0		0				

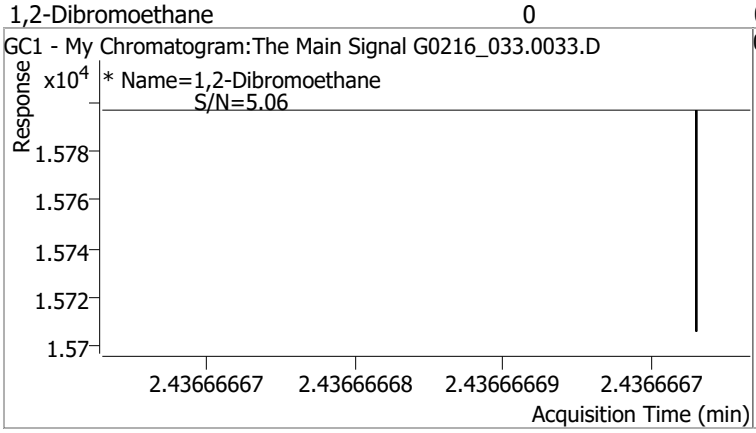

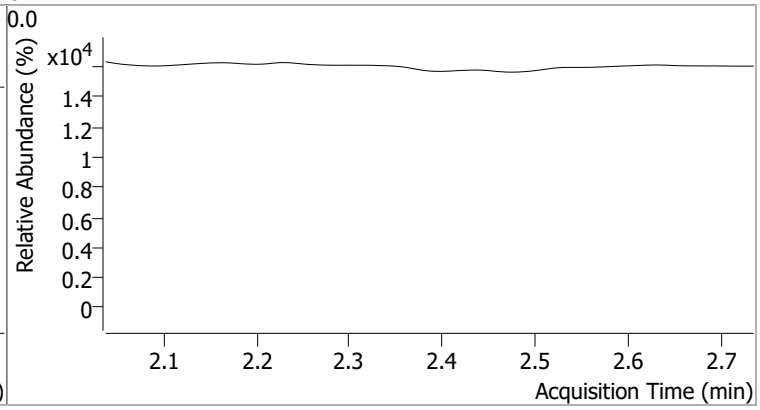

Compound	Conc.	RT	Dev(Min)	Resp.	QIon	QRatio	Lower	Upper
1,1,1,2-Tetrachloroethane	0.0879	2.87	0.00	28769 (m)				

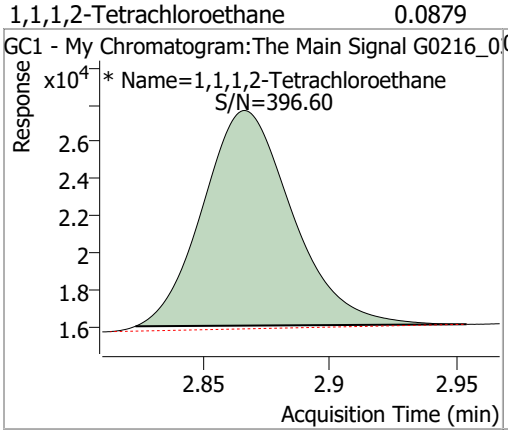

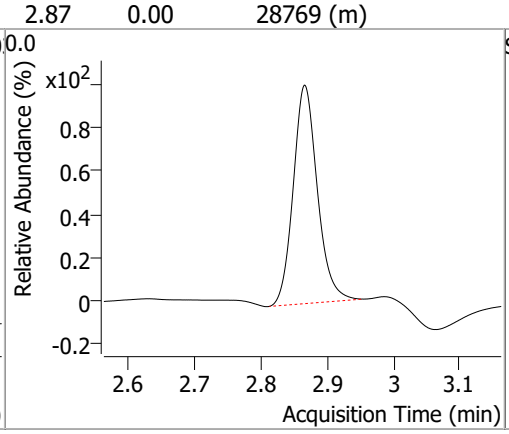

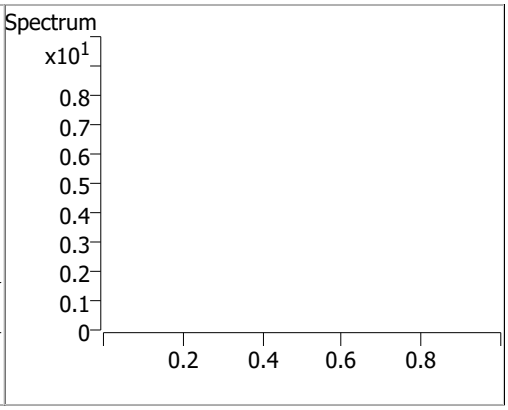

Quantitation Results Report (QT Reviewed)

Data File	G0216_034.0034.D	Operator	
Acq. Method	testAcqFileNamePath	Acq. Date-Time	2/16/2022 8:40:59 PM
Sample Name	B22020962-026H	Instrument	WJB
Vial		Multiplier	1.00
DA Method File	G021122_8011_W_CLT.m	Comment	
Tune File		Tune Date	
Batch Name	G021622_8011_W_DOD_CLT.batch.bin	Last Calib Update	2/11/2022 1:49:16 PM
Ref Library			

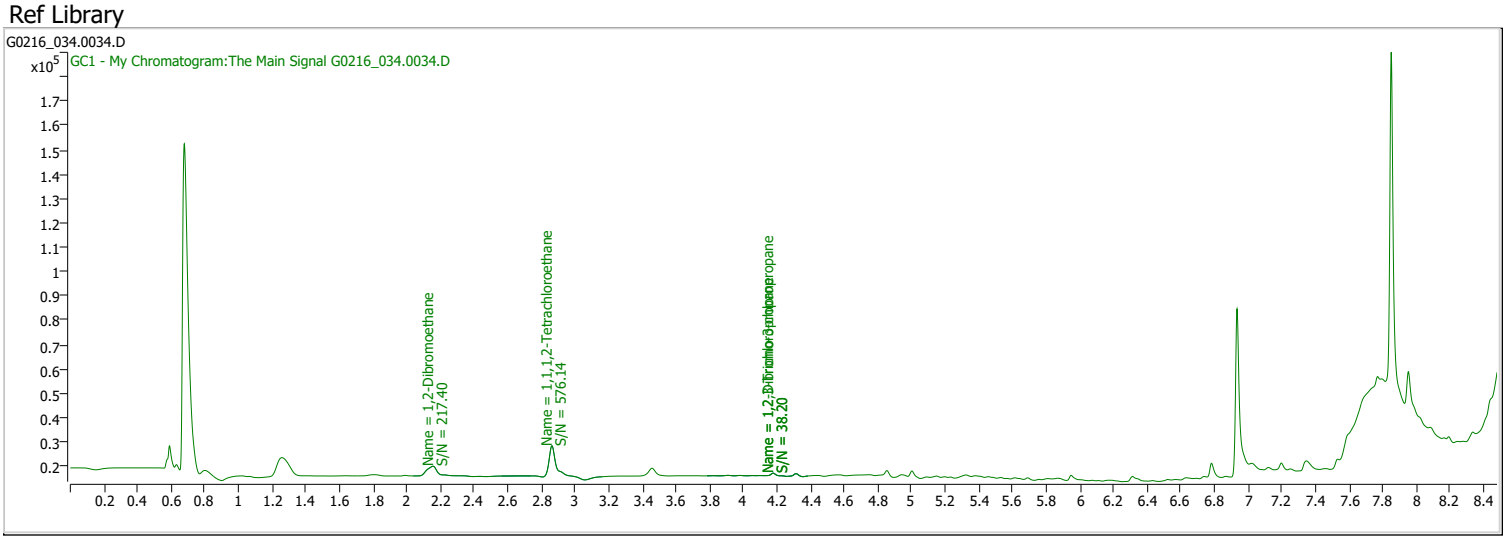

Compound	RT	QIon	Resp.	Conc.	Units		Dev(Min)
Internal Standards							
System Monitoring Compounds							
S 1,1,1,2-Tetrachloroethane	2.862	0.0	31170	0.0945	µg/L	m	-0.002
Spiked Amount: 0.100	Range: 70.0 - 130.0%			Recovery = 94.49%			
Target Compounds							QValue
M 1,2-Dibromoethane	2.156	0.0	0		µg/L	md	1

(#) = Qualifier Out of Range; (m) = Manual Integration; (+) = Area Summed; (*) = Surrogate Percent Recovery Out of Range; (d): Zeroed Peak

Compound	Conc.	RT	Dev(Min)	Resp.	QIon	QRatio	Lower	Upper
1,2-Dibromoethane		0		0				

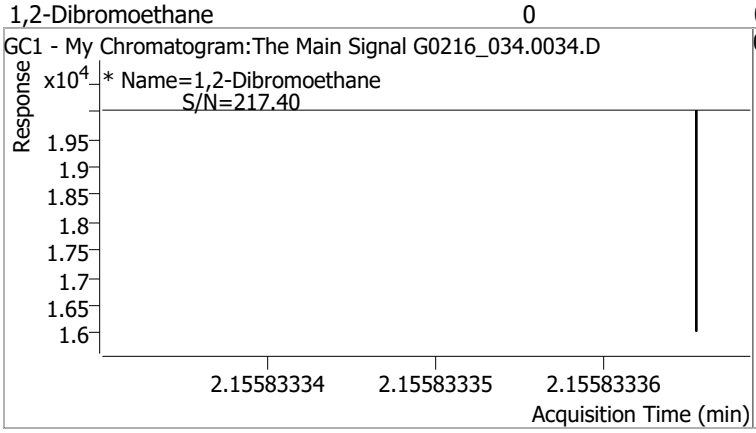

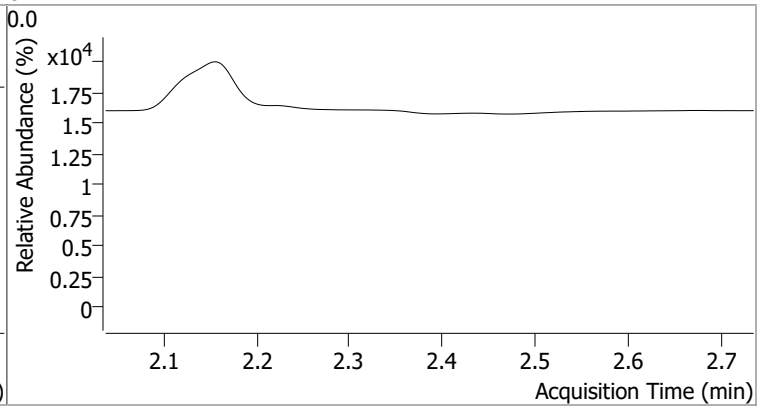

Compound	Conc.	RT	Dev(Min)	Resp.	QIon	QRatio	Lower	Upper
1,1,1,2-Tetrachloroethane	0.0945	2.86	0.00	31170 (m)				

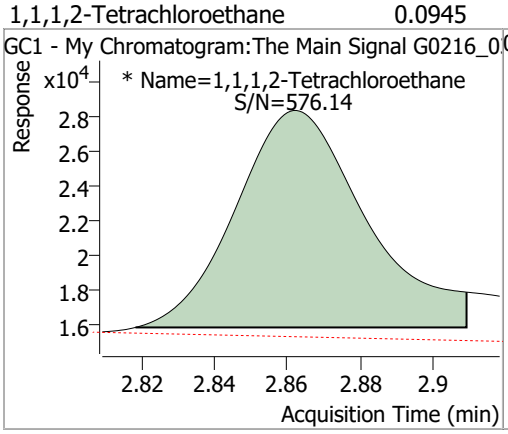

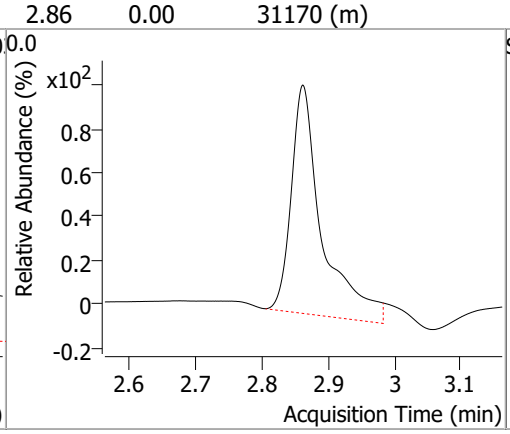

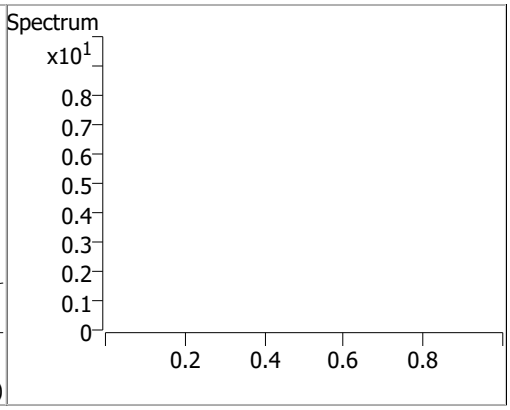

Quantitation Results Report (QT Reviewed)

Data File	G0216_035.0035.D	Operator	
Acq. Method	testAcqFileNamePath	Acq. Date-Time	2/16/2022 9:01:01 PM
Sample Name	B22020962-029A	Instrument	WJB
Vial		Multiplier	1.00
DA Method File	G021122_8011_W_CLT.m	Comment	
Tune File		Tune Date	
Batch Name	G021622_8011_W_DOD_CLT.batch.bin	Last Calib Update	2/11/2022 1:49:16 PM
Ref Library			

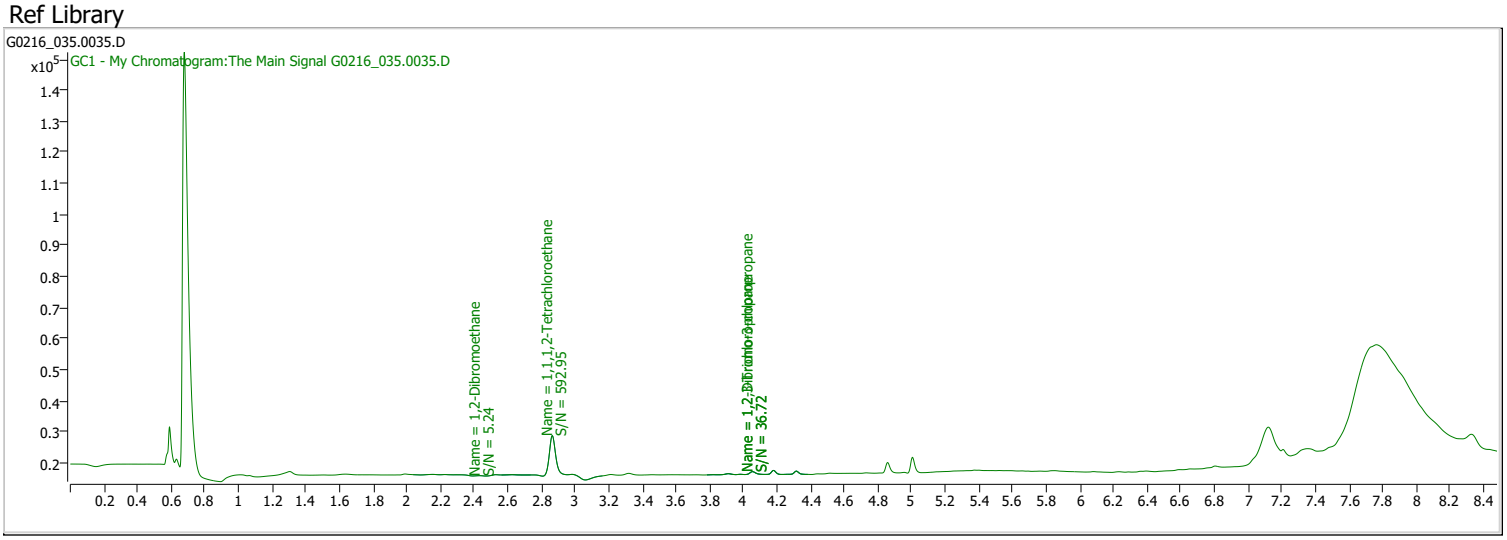

Compound	RT	QIon	Resp.	Conc.	Units		Dev(Min)
Internal Standards							
System Monitoring Compounds							
S 1,1,1,2-Tetrachloroethane	2.864	0.0	32035	0.0969	µg/L	m	0.001
Spiked Amount: 0.100	Range: 70.0 - 130.0%			Recovery = 96.86%			
Target Compounds							QValue
M 1,2-Dibromoethane	2.434	0.0	0		µg/L	md	1

(#) = Qualifier Out of Range; (m) = Manual Integration; (+) = Area Summed; (*) = Surrogate Percent Recovery Out of Range; (d): Zeroed Peak

Compound	Conc.	RT	Dev(Min)	Resp.	QIon	QRatio	Lower	Upper
1,2-Dibromoethane		0		0				

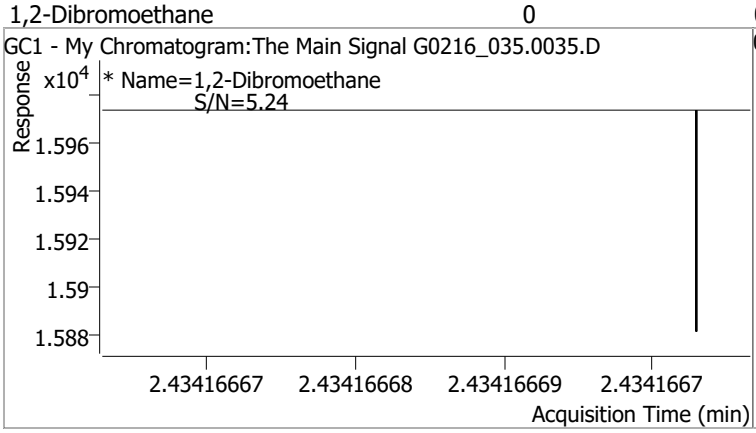

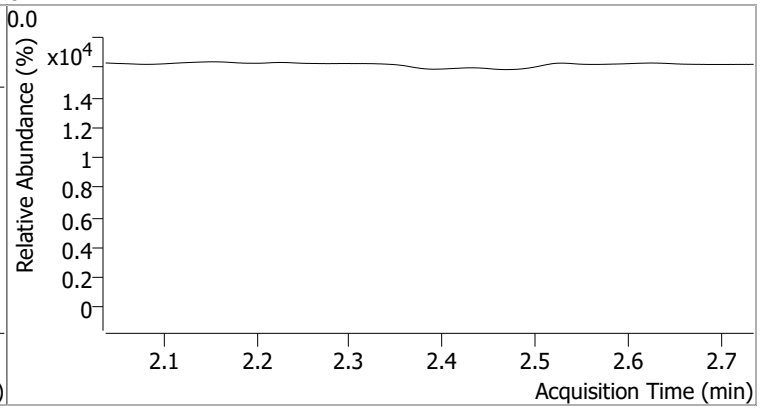

Compound	Conc.	RT	Dev(Min)	Resp.	QIon	QRatio	Lower	Upper
1,1,1,2-Tetrachloroethane	0.0969	2.86	0.00	32035 (m)				

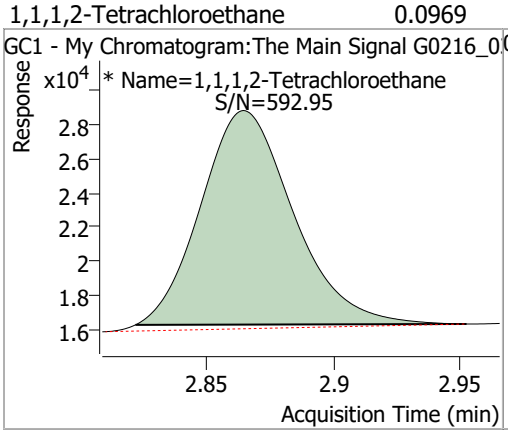

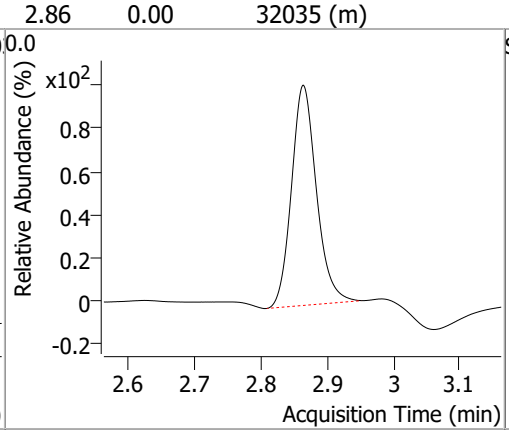

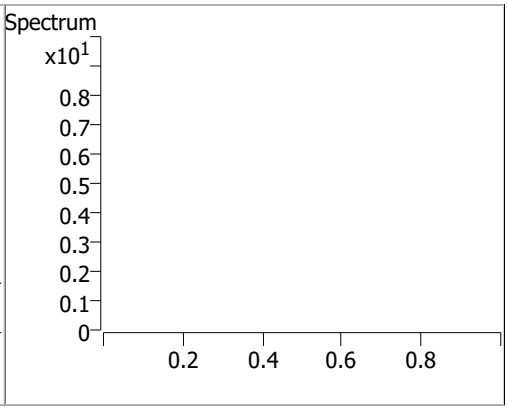

Quantitation Results Report (QT Reviewed)

Data File	G0216_036.0036.D	Operator	
Acq. Method	testAcqFileNamePath	Acq. Date-Time	2/16/2022 9:20:48 PM
Sample Name	B22020962-031H	Instrument	WJB
Vial		Multiplier	1.00
DA Method File	G021122_8011_W_CLT.m	Comment	
Tune File		Tune Date	
Batch Name	G021622_8011_W_DOD_CLT.batch.bin	Last Calib Update	2/11/2022 1:49:16 PM
Ref Library			

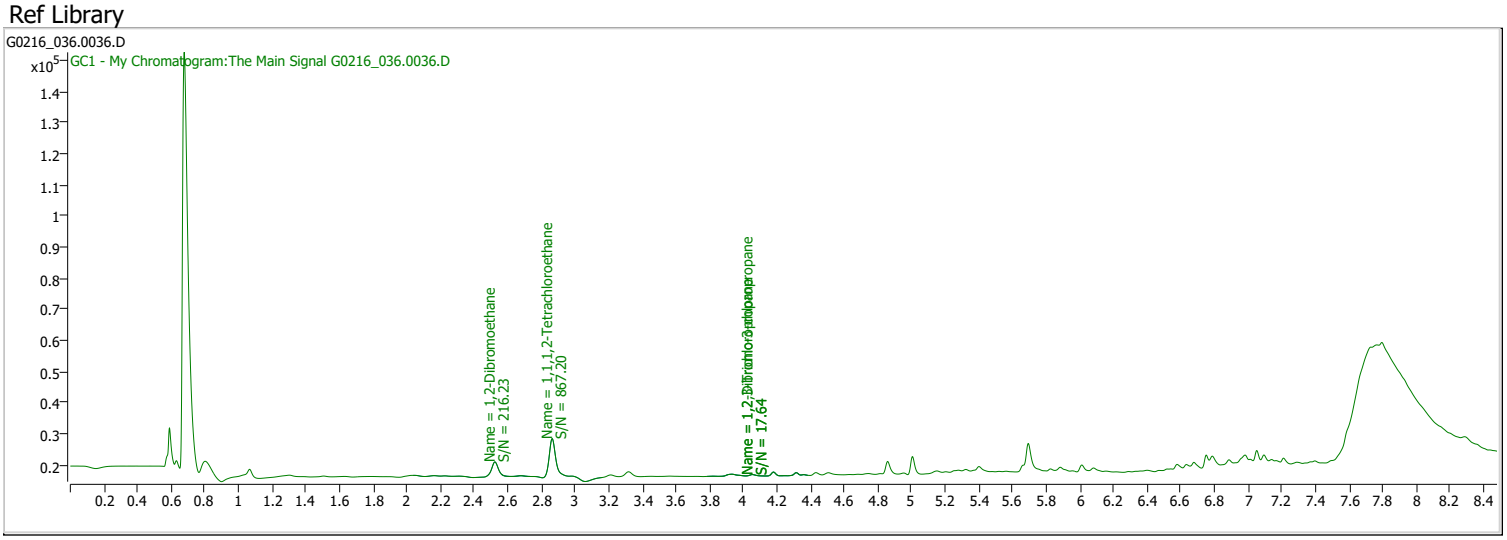

Compound	RT	QIon	Resp.	Conc.	Units		Dev(Min)
Internal Standards							
System Monitoring Compounds							
S 1,1,1,2-Tetrachloroethane	2.863	0.0	31473	0.0953	µg/L	m	0.000
Spiked Amount: 0.100	Range: 70.0 - 130.0%			Recovery = 95.32%			
Target Compounds							QValue
M 1,2-Dibromoethane	2.523	0.0	0		µg/L	md	1

(#) = Qualifier Out of Range; (m) = Manual Integration; (+) = Area Summed; (*) = Surrogate Percent Recovery Out of Range; (d): Zeroed Peak

Compound	Conc.	RT	Dev(Min)	Resp.	QIon	QRatio	Lower	Upper
1,2-Dibromoethane		0		0				

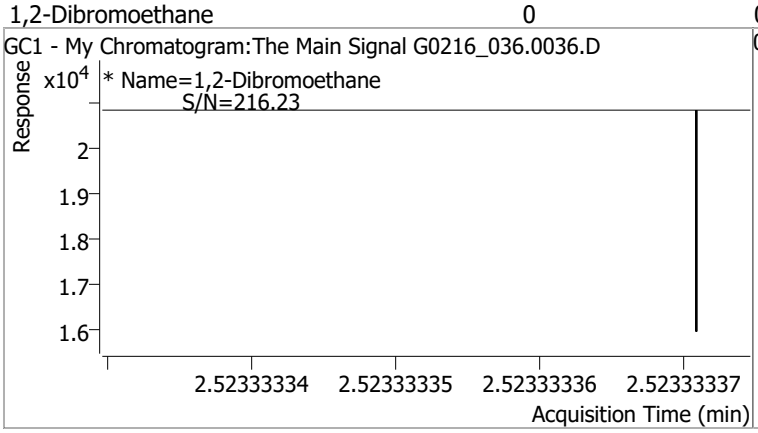

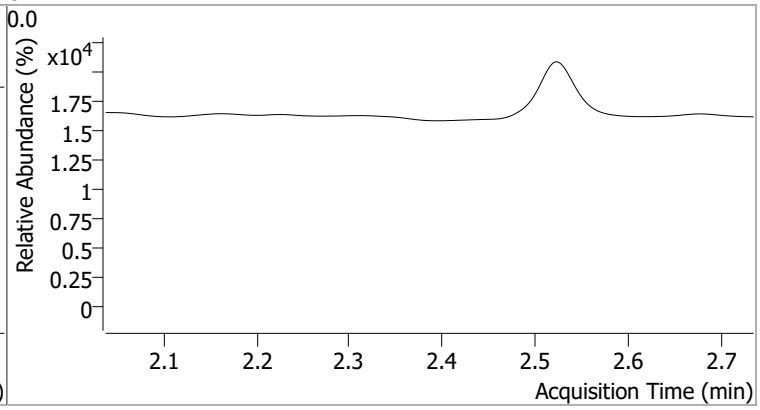

Compound	Conc.	RT	Dev(Min)	Resp.	QIon	QRatio	Lower	Upper
1,1,1,2-Tetrachloroethane	0.0953	2.86	0.00	31473 (m)				

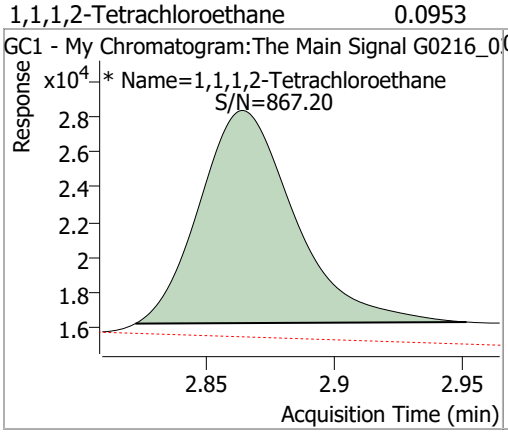

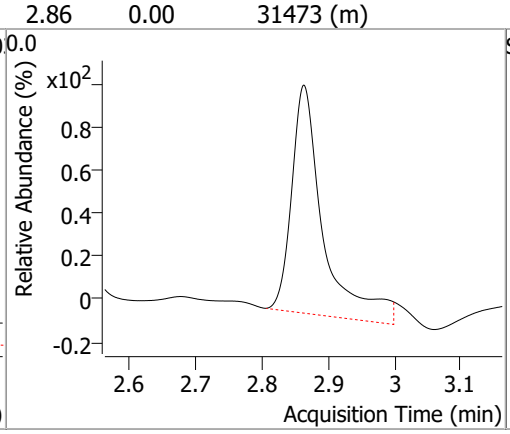

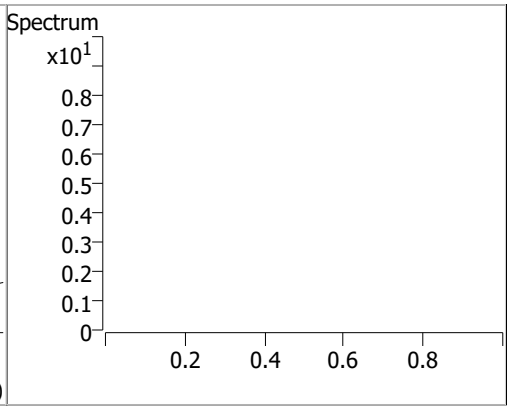

Quantitation Results Report (QT Reviewed)

Data File	G0216_037.0037.D	Operator	
Acq. Method	testAcqFileNamePath	Acq. Date-Time	2/16/2022 9:40:48 PM
Sample Name	B22020962-035A	Instrument	WJB
Vial		Multiplier	1.00
DA Method File	G021122_8011_W_CLT.m	Comment	
Tune File		Tune Date	
Batch Name	G021622_8011_W_DOD_CLT.batch.bin	Last Calib Update	2/11/2022 1:49:16 PM
Ref Library			

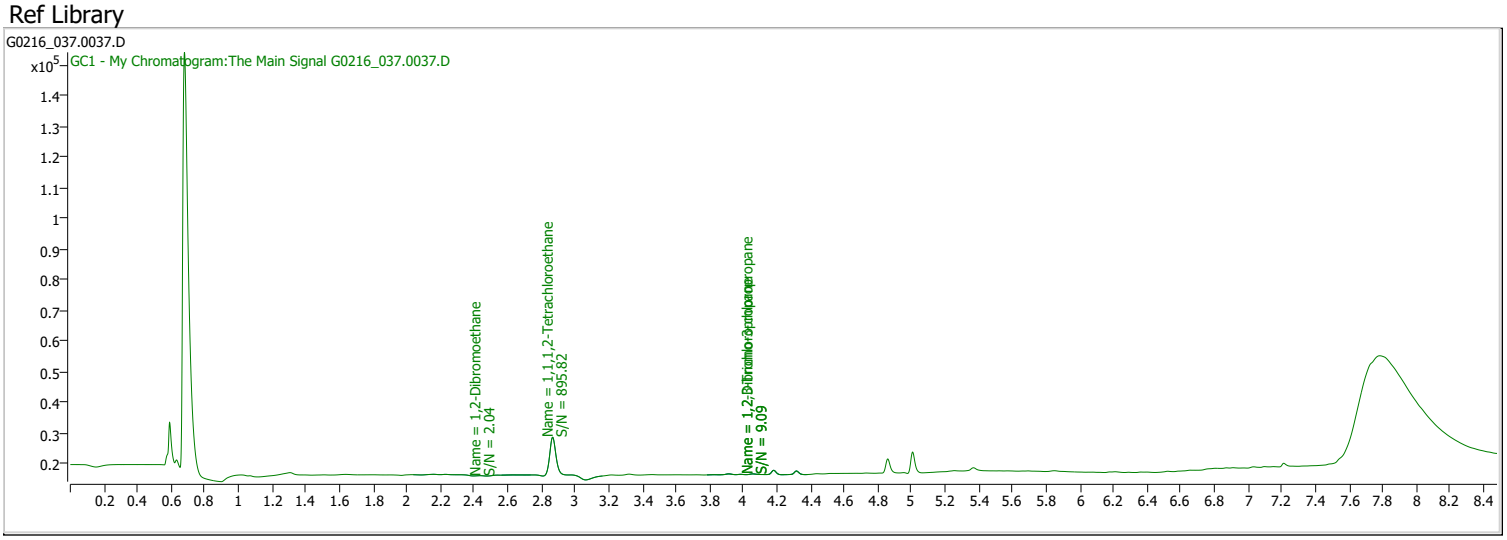

Compound	RT	QIon	Resp.	Conc.	Units		Dev(Min)
Internal Standards							
System Monitoring Compounds							
S 1,1,1,2-Tetrachloroethane	2.867	0.0	31307	0.0949	µg/L	m	0.003
Spiked Amount: 0.100	Range: 70.0 - 130.0%			Recovery = 94.86%			
Target Compounds							QValue
M 1,2-Dibromoethane	2.438	0.0	0		µg/L	md	1

(#) = Qualifier Out of Range; (m) = Manual Integration; (+) = Area Summed; (*) = Surrogate Percent Recovery Out of Range; (d): Zeroed Peak

Compound	Conc.	RT	Dev(Min)	Resp.	QIon	QRatio	Lower	Upper
1,2-Dibromoethane		0		0				

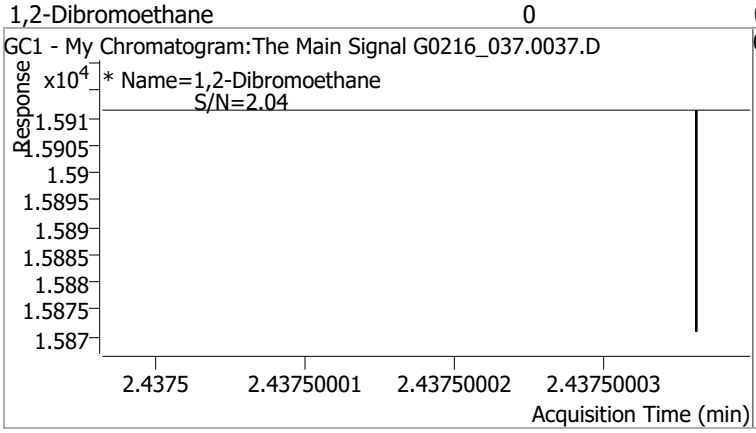

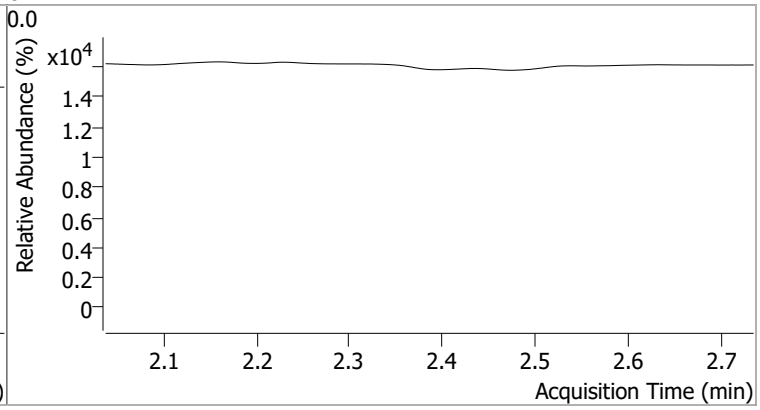

Compound	Conc.	RT	Dev(Min)	Resp.	QIon	QRatio	Lower	Upper
1,1,1,2-Tetrachloroethane	0.0949	2.87	0.00	31307 (m)				

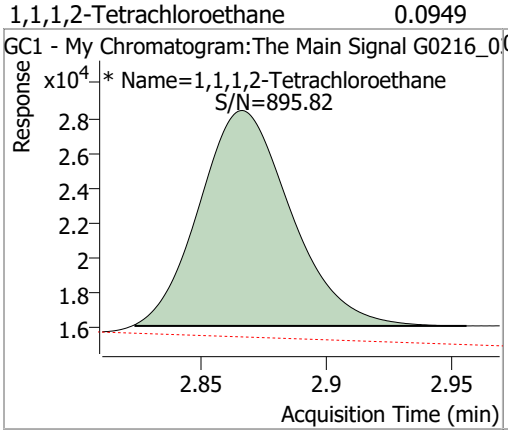

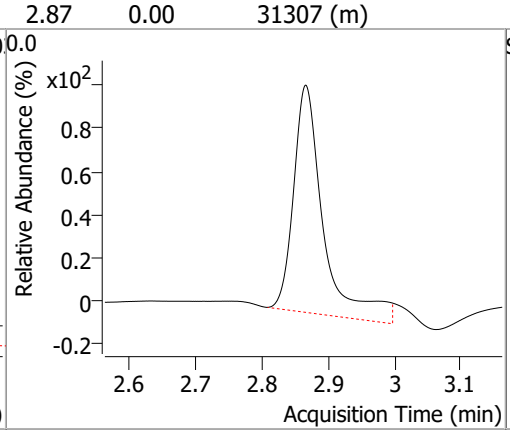

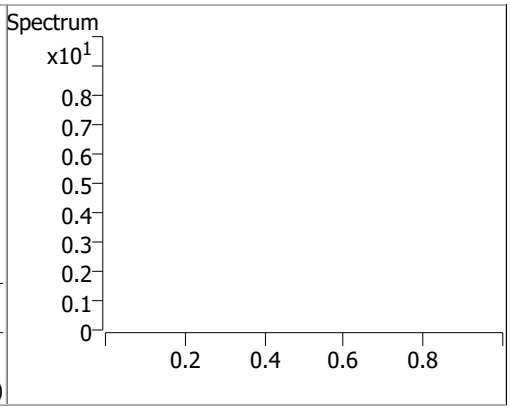

Quantitation Results Report (QT Reviewed)

Data File	G0216_038.0038.D	Operator	
Acq. Method	testAcqFileNamePath	Acq. Date-Time	2/16/2022 10:00:37 PM
Sample Name	B22021043-001D	Instrument	WJB
Vial		Multiplier	1.00
DA Method File	G021122_8011_W_CLT.m	Comment	
Tune File		Tune Date	
Batch Name	G021622_8011_W_DOD_CLT.batch.bin	Last Calib Update	2/11/2022 1:49:16 PM
Ref Library			

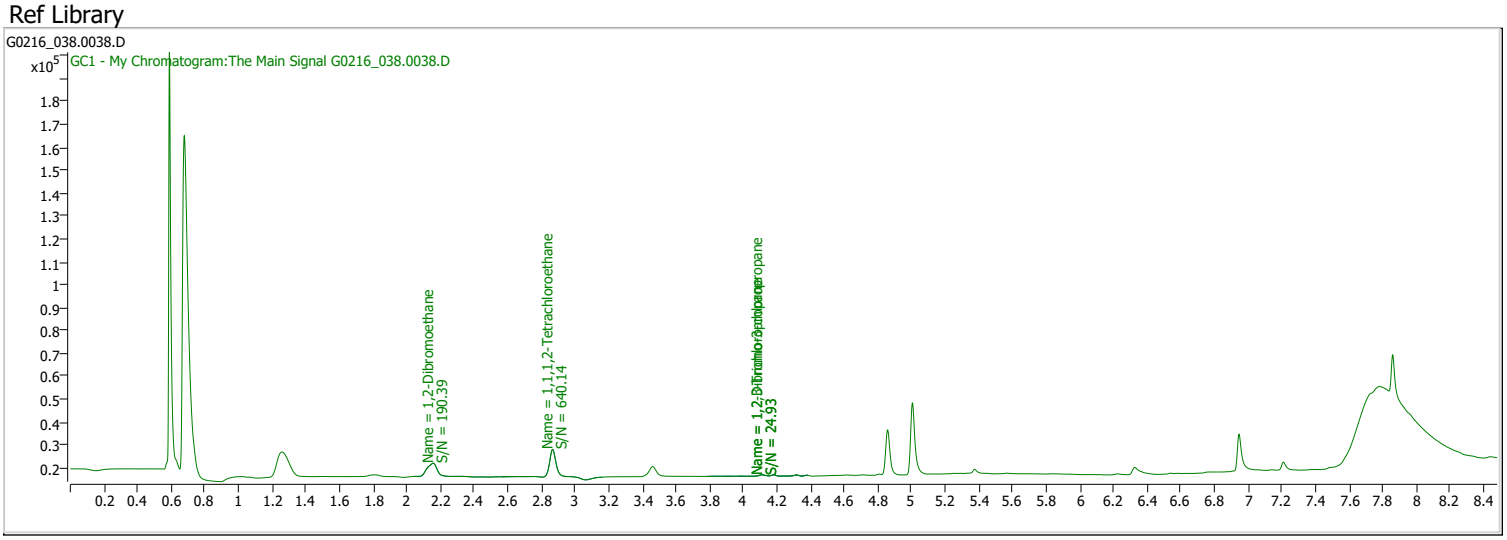

Compound	RT	QIon	Resp.	Conc.	Units		Dev(Min)
Internal Standards							
System Monitoring Compounds							
S 1,1,1,2-Tetrachloroethane	2.866	0.0	30158	0.0917	µg/L	m	0.002
Spiked Amount: 0.100	Range: 70.0 - 130.0%			Recovery = 91.72%			
Target Compounds							QValue
M 1,2-Dibromoethane	2.157	0.0	0		µg/L	md	1

(#) = Qualifier Out of Range; (m) = Manual Integration; (+) = Area Summed; (*) = Surrogate Percent Recovery Out of Range; (d): Zeroed Peak

Compound	Conc.	RT	Dev(Min)	Resp.	QIon	QRatio	Lower	Upper
1,2-Dibromoethane		0		0				

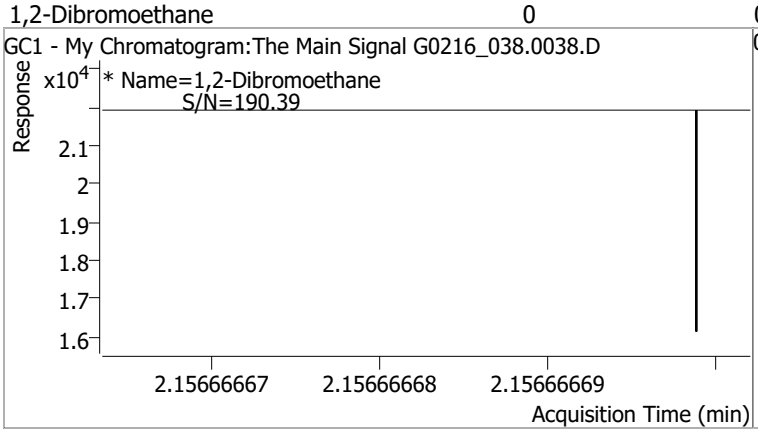

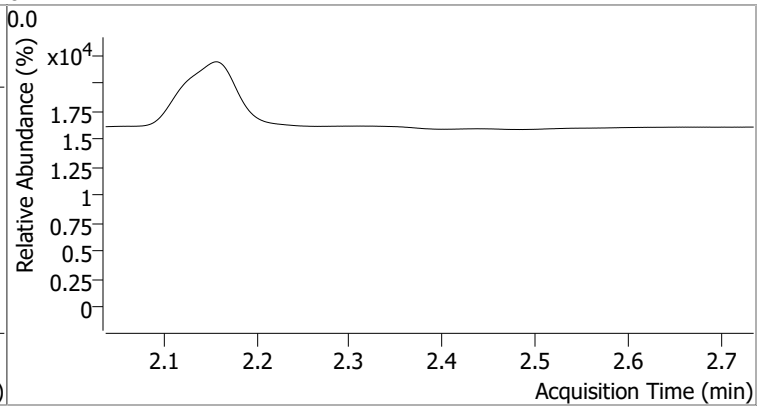

Compound	Conc.	RT	Dev(Min)	Resp.	QIon	QRatio	Lower	Upper
1,1,1,2-Tetrachloroethane	0.0917	2.87	0.00	30158 (m)				

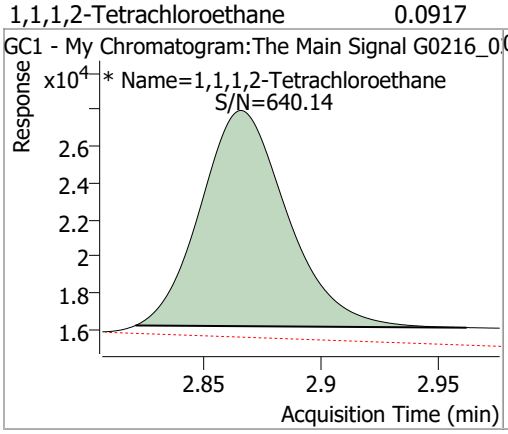

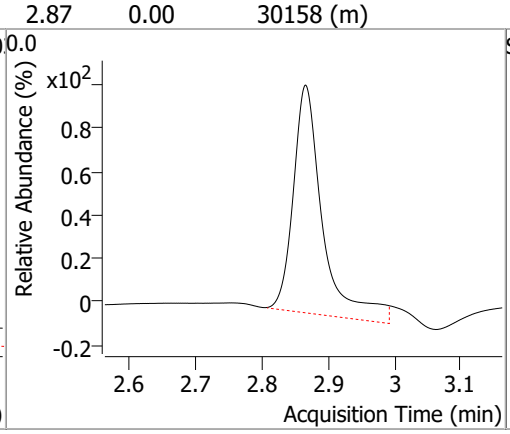

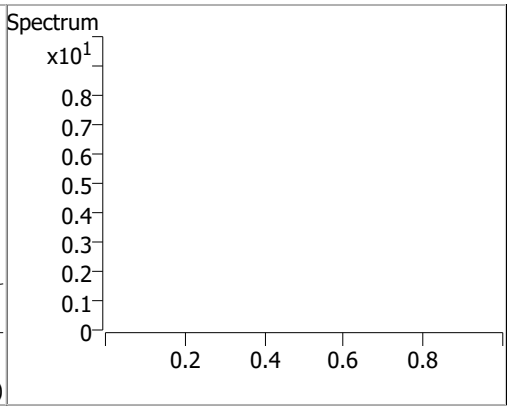

Quantitation Results Report (QT Reviewed)

Data File	G0216_039.0039.D	Operator	
Acq. Method	testAcqFileNamePath	Acq. Date-Time	2/16/2022 10:20:19 PM
Sample Name	B22021043-002D	Instrument	WJB
Vial		Multiplier	1.00
DA Method File	G021122_8011_W_CLT.m	Comment	
Tune File		Tune Date	
Batch Name	G021622_8011_W_DOD_CLT.batch.bin	Last Calib Update	2/11/2022 1:49:16 PM
Ref Library			

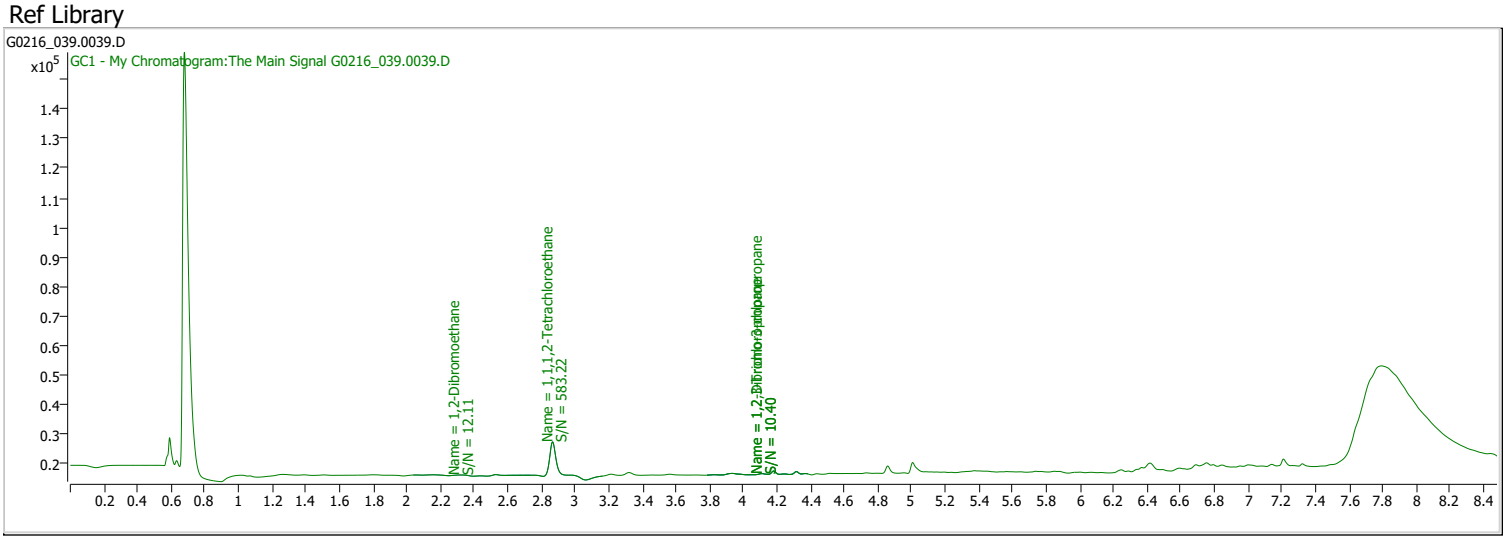

Compound	RT	QIon	Resp.	Conc.	Units		Dev(Min)
Internal Standards							
System Monitoring Compounds							
S 1,1,1,2-Tetrachloroethane	2.866	0.0	28362	0.0868	µg/L	m	0.002
Spiked Amount: 0.100	Range: 70.0 - 130.0%			Recovery = 86.80%			
Target Compounds							QValue
M 1,2-Dibromoethane	2.312	0.0	0		µg/L	md	1

(#) = Qualifier Out of Range; (m) = Manual Integration; (+) = Area Summed; (*) = Surrogate Percent Recovery Out of Range; (d): Zeroed Peak

Compound	Conc.	RT	Dev(Min)	Resp.	QIon	QRatio	Lower	Upper
1,2-Dibromoethane		0		0				

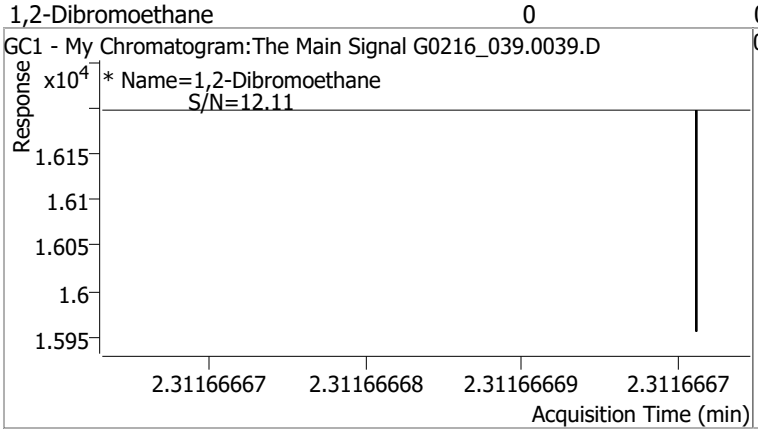

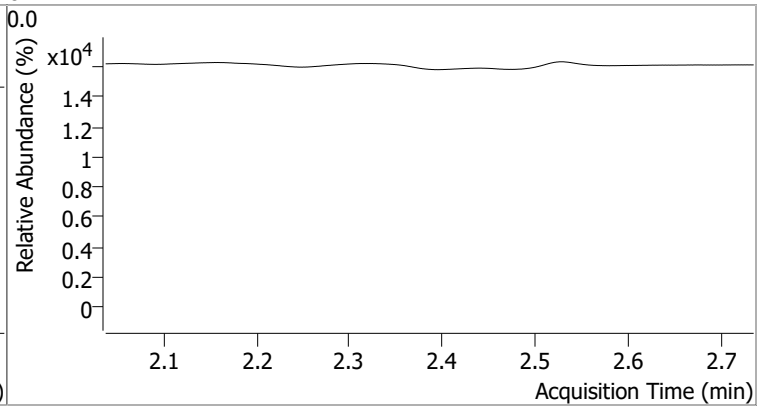

Compound	Conc.	RT	Dev(Min)	Resp.	QIon	QRatio	Lower	Upper
1,1,1,2-Tetrachloroethane	0.0868	2.87	0.00	28362 (m)				

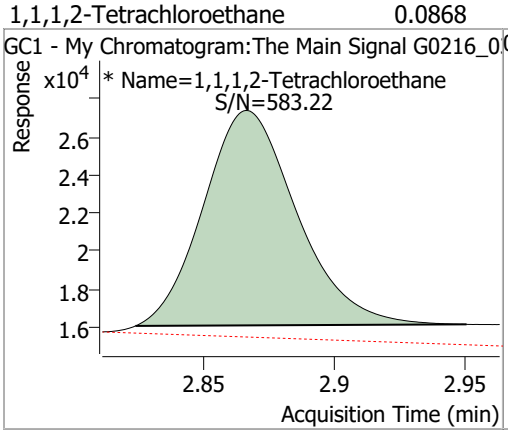

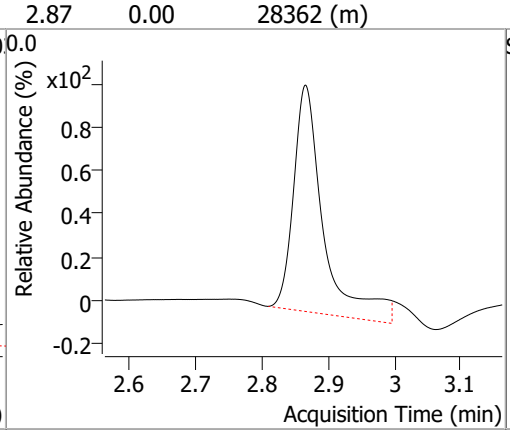

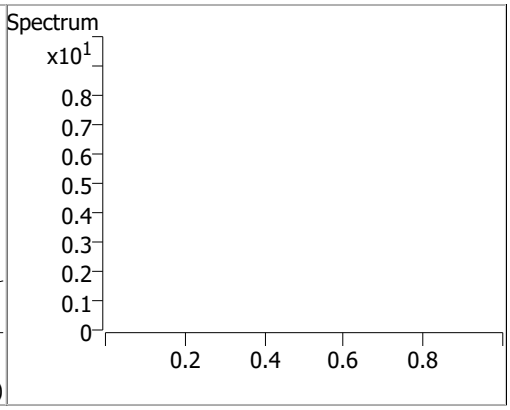

Quantitation Results Report (QT Reviewed)

Data File	G0216_040.0040.D	Operator	
Acq. Method	testAcqFileNamePath	Acq. Date-Time	2/16/2022 10:39:57 PM
Sample Name	B22021043-003D	Instrument	WJB
Vial		Multiplier	1.00
DA Method File	G021122_8011_W_CLT.m	Comment	
Tune File		Tune Date	
Batch Name	G021622_8011_W_DOD_CLT.batch.bin	Last Calib Update	2/11/2022 1:49:16 PM
Ref Library			

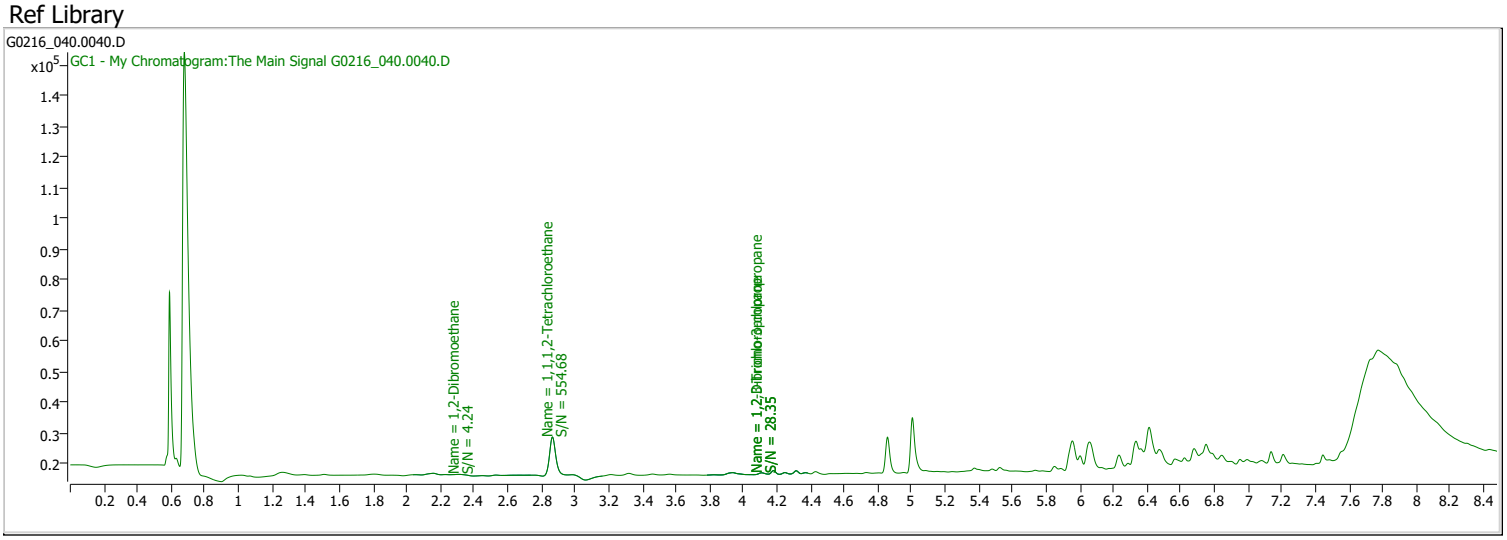

Compound	RT	QIon	Resp.	Conc.	Units		Dev(Min)
Internal Standards							
System Monitoring Compounds							
S 1,1,1,2-Tetrachloroethane	2.866	0.0	31267	0.0948	µg/L		0.002
Spiked Amount: 0.100	Range: 70.0 - 130.0%			Recovery = 94.75%			
Target Compounds							QValue
M 1,2-Dibromoethane	2.308	0.0	0		µg/L	md	1

(#) = Qualifier Out of Range; (m) = Manual Integration; (+) = Area Summed; (*) = Surrogate Percent Recovery Out of Range; (d): Zeroed Peak

Compound	Conc.	RT	Dev(Min)	Resp.	QIon	QRatio	Lower	Upper
1,2-Dibromoethane		0		0				

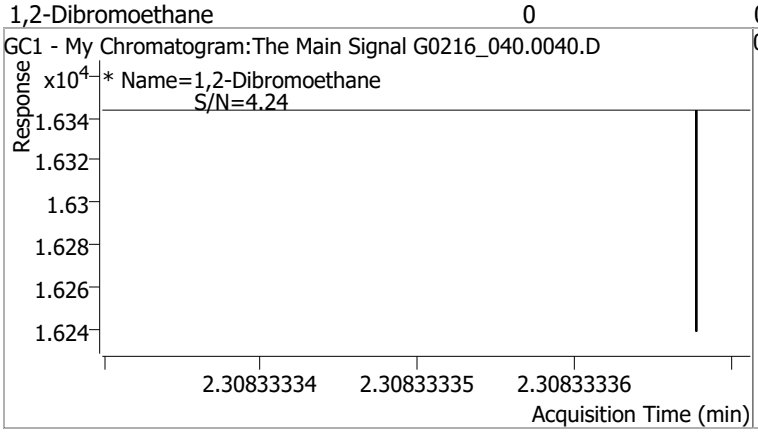

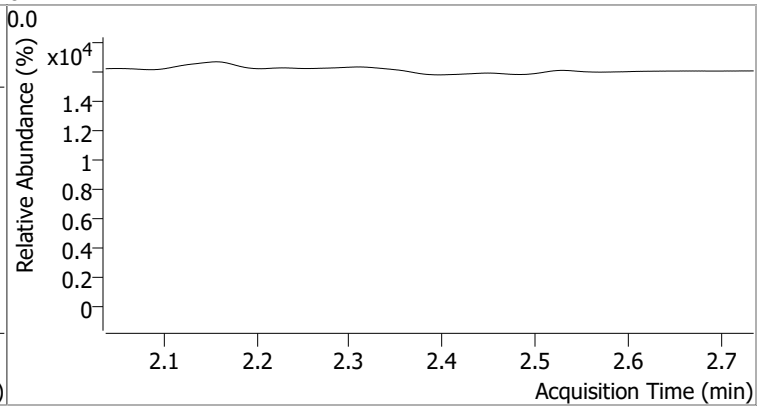

Compound	Conc.	RT	Dev(Min)	Resp.	QIon	QRatio	Lower	Upper
1,1,1,2-Tetrachloroethane	0.0948	2.87	0.00	31267				

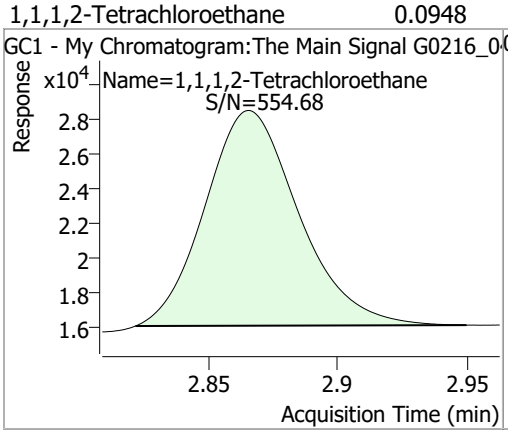

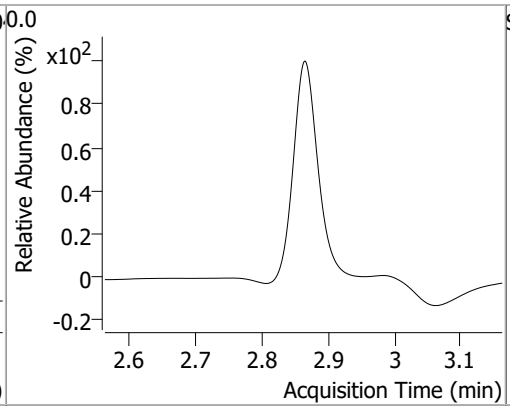

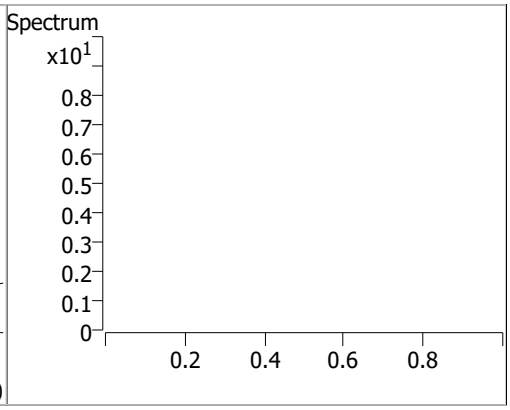

Quantitation Results Report (QT Reviewed)

Data File	G0216_041.0041.D	Operator	
Acq. Method	testAcqFileNamePath	Acq. Date-Time	2/16/2022 10:59:55 PM
Sample Name	B22021043-004D	Instrument	WJB
Vial		Multiplier	1.00
DA Method File	G021122_8011_W_CLT.m	Comment	
Tune File		Tune Date	
Batch Name	G021622_8011_W_DOD_CLT.batch.bin	Last Calib Update	2/11/2022 1:49:16 PM
Ref Library			

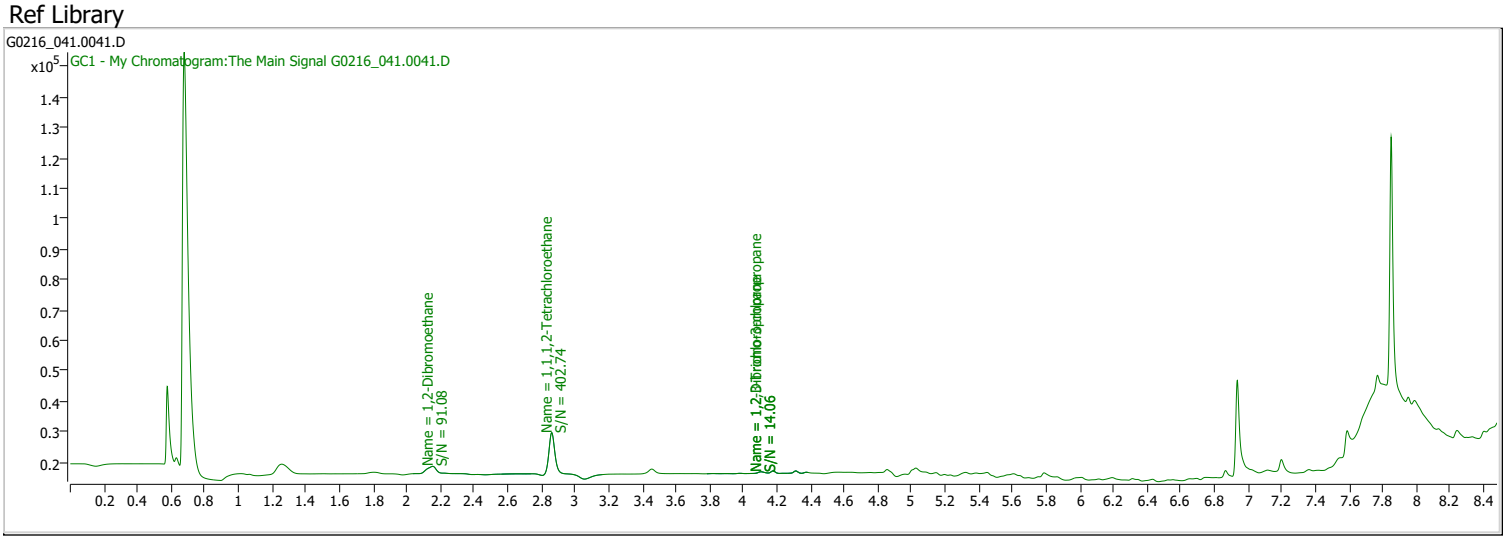

Compound	RT	QIon	Resp.	Conc.	Units		Dev(Min)
Internal Standards							
System Monitoring Compounds							
S 1,1,1,2-Tetrachloroethane	2.861	0.0	32530	0.0982	µg/L	m	-0.003
Spiked Amount: 0.100	Range: 70.0 - 130.0%			Recovery = 98.21%			
Target Compounds							QValue
M 1,2-Dibromoethane	2.155	0.0	0		µg/L	md	1

(#) = Qualifier Out of Range; (m) = Manual Integration; (+) = Area Summed; (*) = Surrogate Percent Recovery Out of Range; (d): Zeroed Peak

Compound	Conc.	RT	Dev(Min)	Resp.	QIon	QRatio	Lower	Upper
1,2-Dibromoethane		0		0				

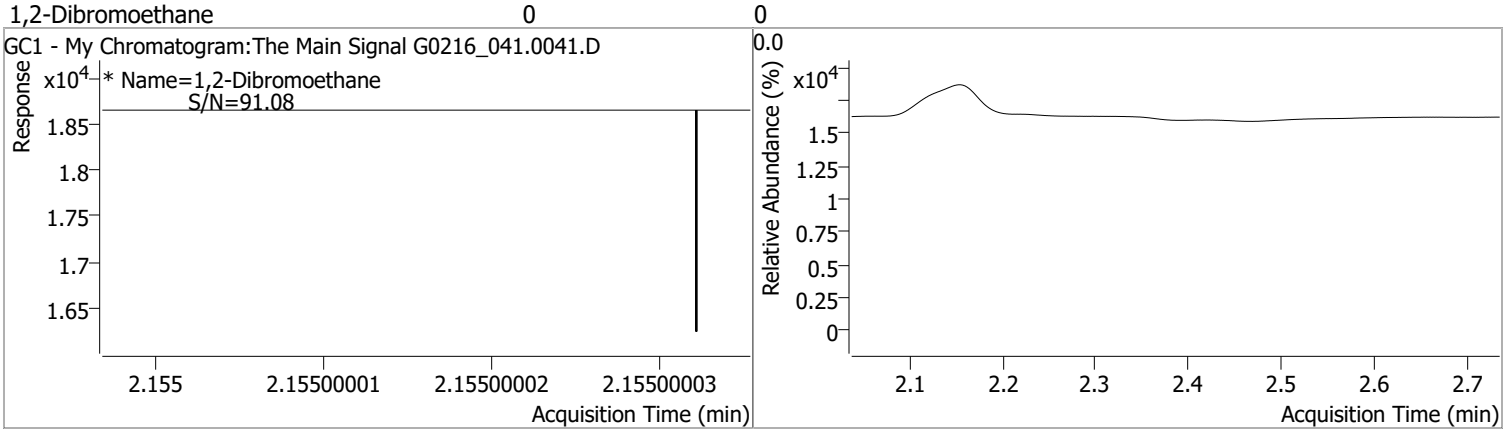

Compound	Conc.	RT	Dev(Min)	Resp.	QIon	QRatio	Lower	Upper
1,1,1,2-Tetrachloroethane	0.0982	2.86	0.00	32530 (m)				

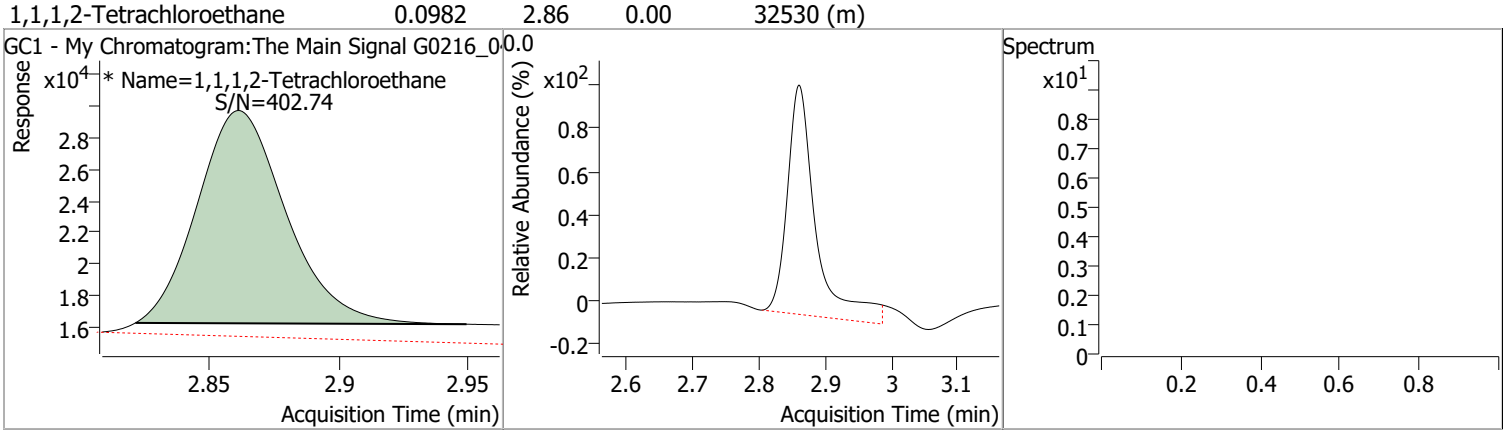

Quantitation Results Report (QT Reviewed)

Data File	G0216_042.0042.D	Operator	
Acq. Method	testAcqFileNamePath	Acq. Date-Time	2/16/2022 11:19:40 PM
Sample Name	Hexan	Instrument	WJB
Vial		Multiplier	1.00
DA Method File	G021122_8011_W_CLT.m	Comment	
Tune File		Tune Date	
Batch Name	G021622_8011_W_DOD_CLT.batch.bin	Last Calib Update	2/11/2022 1:49:16 PM
Ref Library			

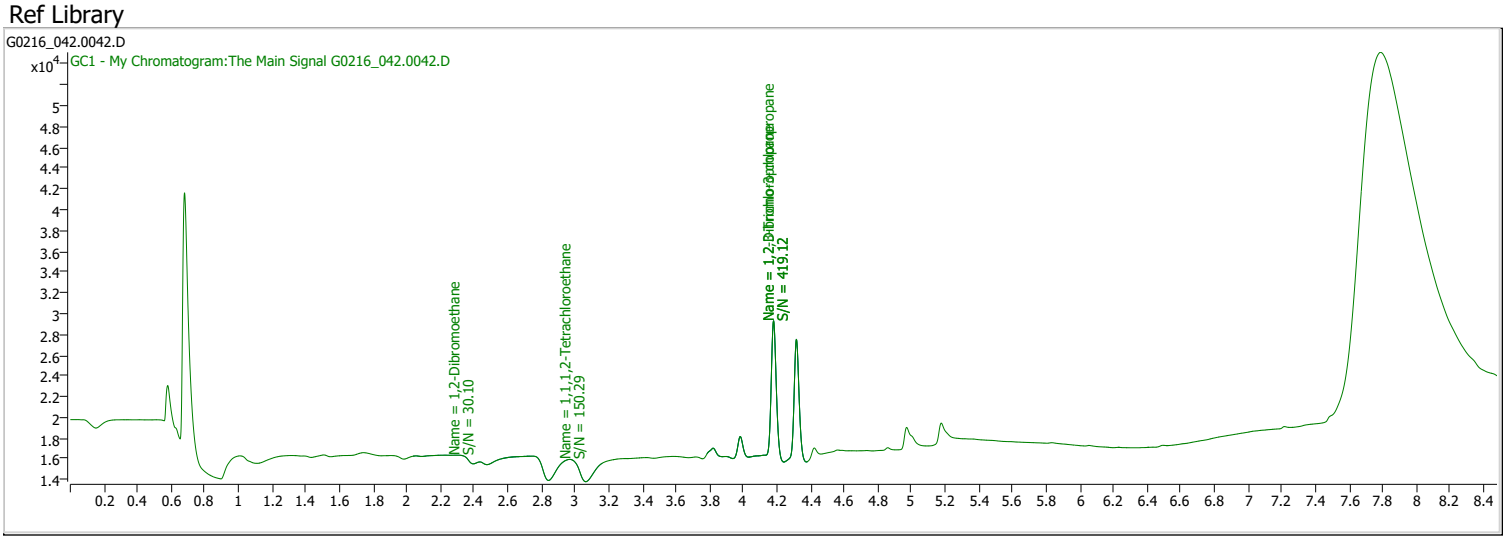

Compound	RT	QIon	Resp.	Conc.	Units		Dev(Min)
Internal Standards							
System Monitoring Compounds							
S 1,1,1,2-Tetrachloroethane	2.972	0.0	0		µg/L	md	0.108
Spiked Amount: 0.100	Range: 70.0 - 130.0%			Recovery = NA%			
Target Compounds							QValue
M 1,2-Dibromoethane	2.313	0.0	0		µg/L	md	1

(#) = Qualifier Out of Range; (m) = Manual Integration; (+) = Area Summed; (*) = Surrogate Percent Recovery Out of Range; (d): Zeroed Peak

Compound	Conc.	RT	Dev(Min)	Resp.	QIon	QRatio	Lower	Upper
1,2-Dibromoethane		0		0				

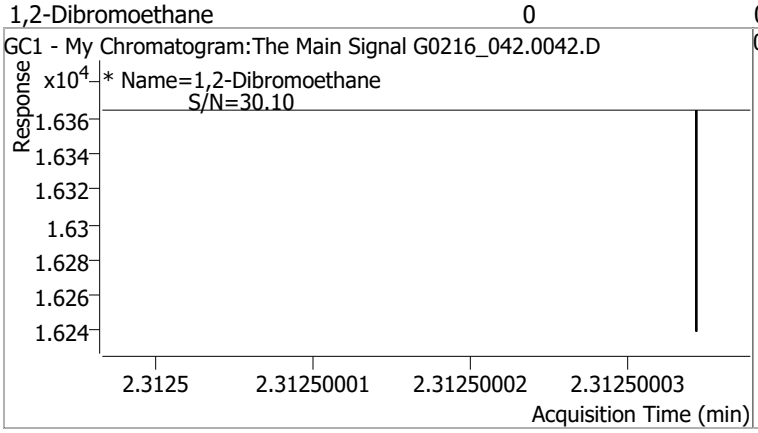

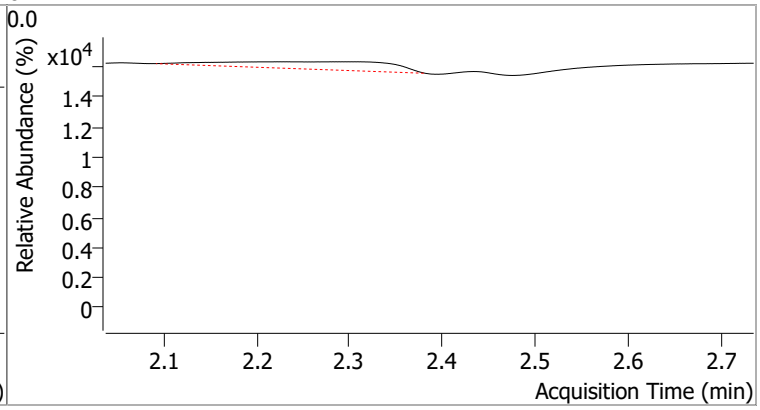

Compound	Conc.	RT	Dev(Min)	Resp.	QIon	QRatio	Lower	Upper
1,1,1,2-Tetrachloroethane		0		0				

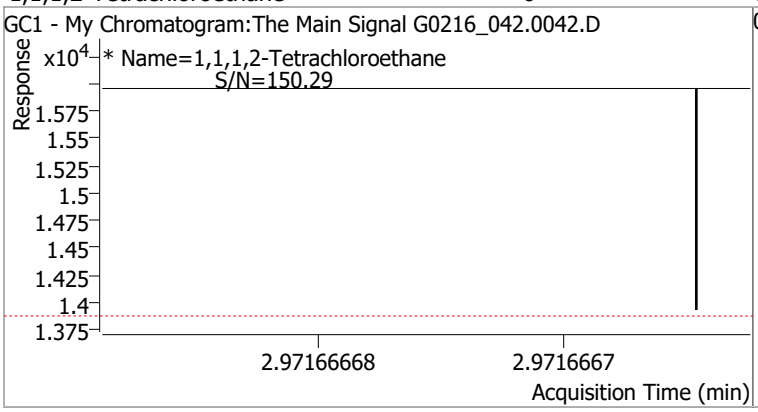

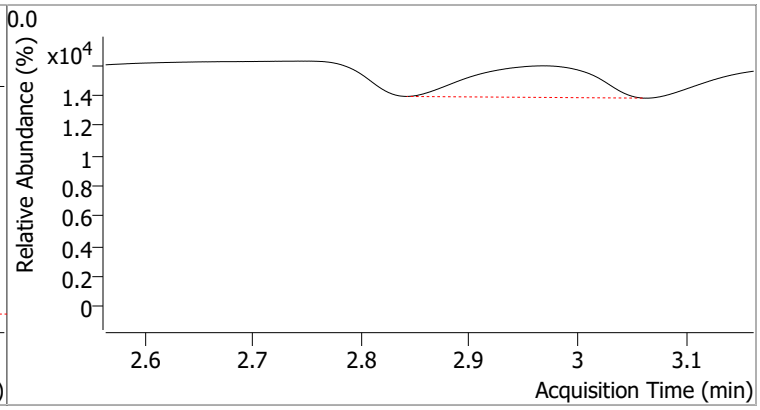

Quantitation Results Report (QT Reviewed)

Data File	G0216_043.0043.D	Operator	
Acq. Method	testAcqFileNamePath	Acq. Date-Time	2/16/2022 11:39:26 PM
Sample Name	CK3-163798	Instrument	WJB
Vial		Multiplier	1.00
DA Method File	G021122_8011_W_CLT.m	Comment	
Tune File		Tune Date	
Batch Name	G021622_8011_W_DOD_CLT.batch.bin	Last Calib Update	2/11/2022 1:49:16 PM
Ref Library			

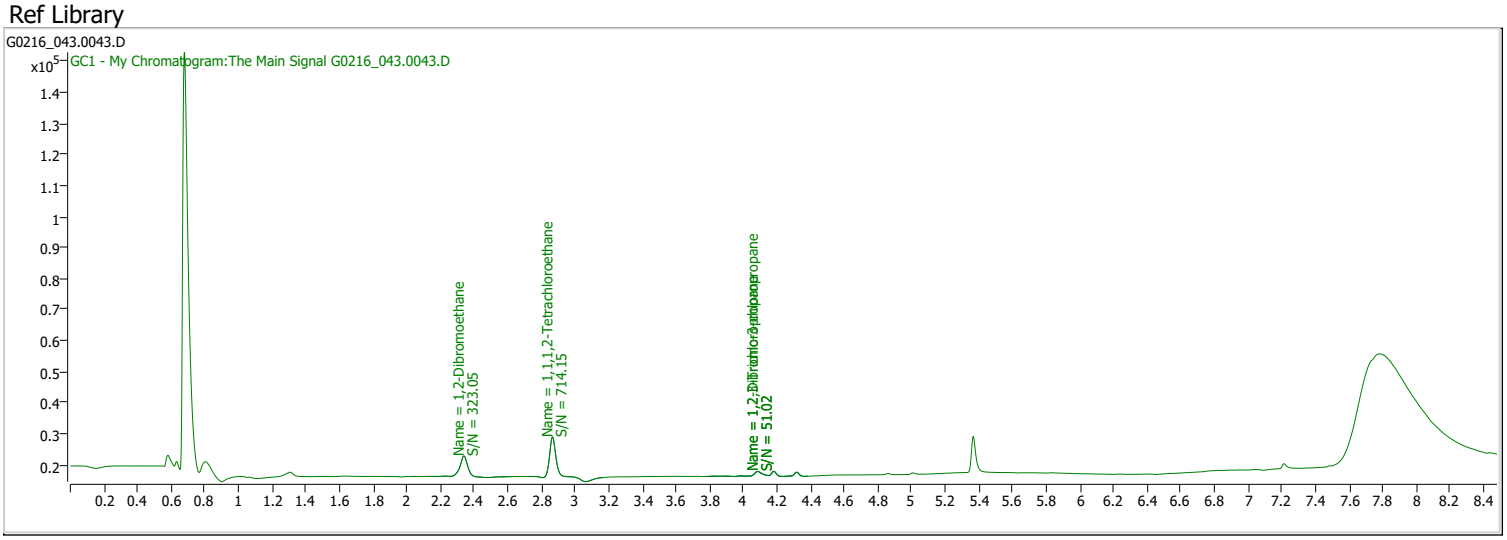

Compound	RT	QIon	Resp.	Conc.	Units		Dev(Min)
Internal Standards							
System Monitoring Compounds							
S 1,1,1,2-Tetrachloroethane	2.866	0.0	32574	0.0983	µg/L	m	0.002
Spiked Amount: 0.100	Range: 70.0 - 130.0%			Recovery = 98.33%			
Target Compounds							QValue
M 1,2-Dibromoethane	2.338	0.0	20712	0.1132	µg/L	m	100

(#) = Qualifier Out of Range; (m) = Manual Integration; (+) = Area Summed; (*) = Surrogate Percent Recovery Out of Range; (d): Zeroed Peak

Compound	Conc.	RT	Dev(Min)	Resp.	QIon	QRatio	Lower	Upper
1,2-Dibromoethane	0.1132	2.34	0.00	20712 (m)				

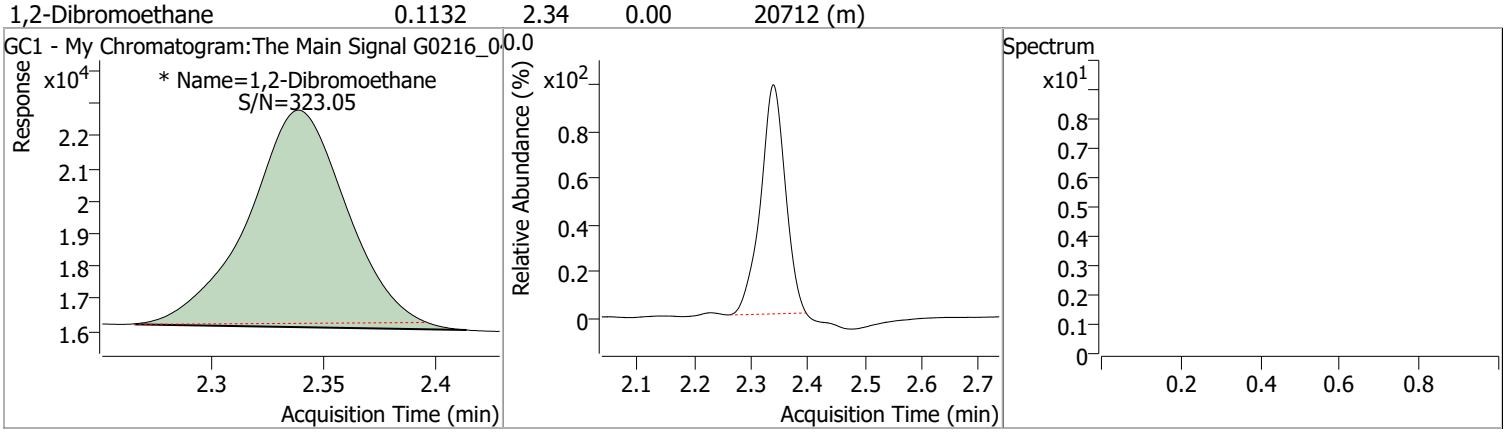

Compound	Conc.	RT	Dev(Min)	Resp.	QIon	QRatio	Lower	Upper
1,1,1,2-Tetrachloroethane	0.0983	2.87	0.00	32574 (m)				

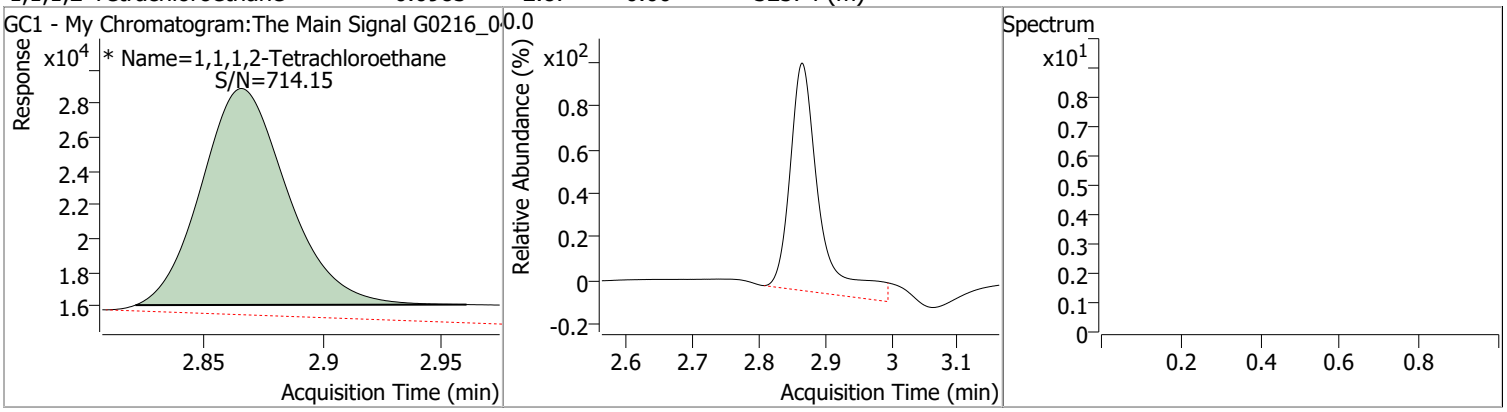

Audit Trail report

Batch name and path: \\MASSHUNTER\Org\Data\GECD.I\G021622\aiaexport\QuantResults\G021622_8011_W_DOD_CLT.batch.bin
Quant batch version: 10.0
Quant reporting version: 10.0

Name	User	Time	Action	Reason	Comment	Succeed	Exception
CmdNewBatchTable	BL2000\ctran	2/16/2022 3:49:10 PM	Create new batch \\MASSHUNTER\Org\Data\GECD.I\G021622\aiaexport\G021622_8011_W_DOD_CLT.batch.bin			✓	
CmdImportSamplesFromWorklist	BL2000\ctran	2/16/2022 3:49:17 PM	Add samples from worklist: \\MASSHUNTER\Org\Data\GECD.I\G021622\aiaexport\G0216_015.0015.D, \\MASSHUNTER\Org\Data\GECD.I\G021622\aiaexport\G0216_014.0014.D, \\MASSHUNTER\Org\Data\GECD.I\G021622\aiaexport\G0216_013.0013.D, \\MASSHUNTER\Org\Data\GECD.I\G021622\aiaexport\G0216_012.0012.D			✓	
CmdStartMethodEditing	BL2000\ctran	2/16/2022 3:49:29 PM	Start method editing			✓	
CmdImportMethodFromFile	BL2000\ctran	2/16/2022 3:49:30 PM	Import method from file \\MASSHUNTER\Org\Data\GECD.I\GECD_methods\G021122_8011_W_CLT.m			✓	
CmdApplyMethodToAllSamples	BL2000\ctran	2/16/2022 3:49:36 PM	Apply method to all samples			✓	
CmdMethodClear	BL2000\ctran	2/16/2022 3:49:36 PM	Clear method			✓	
CmdEndMethodEditing	BL2000\ctran	2/16/2022 3:49:37 PM	End method editing			✓	
CmdQuantitate	BL2000\ctran	2/16/2022 3:49:38 PM	Quantitate all compounds in all samples			✓	
CmdZeroOutPeak	BL2000\ctran	2/16/2022 3:49:41 PM	Zero out primary peak of compound 1,2-Dibromoethane in sample G0216_012.0012.D			✓	
CmdZeroOutPeak	BL2000\ctran	2/16/2022 3:49:43 PM	Zero out primary peak of compound 1,1,1,2-Tetrachloroethane in sample G0216_012.0012.D			✓	
CmdSetSampleAttribute	BL2000\ctran	2/16/2022 3:49:44 PM	Set SampleApproved = True for sample G0216_012.0012.D; previous value = False			✓	
CmdSetSampleAttribute	BL2000\ctran	2/16/2022 3:49:47 PM	Set SampleType = CC for sample G0216_013.0013.D; previous value = Sample			✓	
CmdSetSampleAttribute	BL2000\ctran	2/16/2022 3:49:48 PM	Set LevelName = 3 for sample G0216_013.0013.D; previous value =			✓	
CmdSetSampleAttribute	BL2000\ctran	2/16/2022 3:49:50 PM	Set SampleType = Blank for sample G0216_014.0014.D; previous value = Sample			✓	
CmdSetSampleAttribute	BL2000\ctran	2/16/2022 3:49:52 PM	Set SampleType = QC for sample G0216_015.0015.D; previous value = Sample			✓	
CmdSetSampleAttribute	BL2000\ctran	2/16/2022 3:49:55 PM	Set LevelName = LCS1 for sample G0216_015.0015.D; previous value =			✓	

Name	User	Time	Action	Reason	Comment	Succeed	Exception
CmdQuantitate	BL2000\ctran	2/16/2022 3:49:56 PM	Quantitate all compounds in all samples			✓	
CmdUpdateRetentionTimes	BL2000\ctran	2/16/2022 3:50:06 PM	Update retention time for compound 1,2,3-Trichloropropane; 1,2-Dibromo-3-chloropropane; 1,2-Dibromoethane; 1,1,1,2-Tetrachloroethane;			✓	
CmdQuantitate	BL2000\ctran	2/16/2022 3:50:08 PM	Quantitate all compounds in all samples			✓	
CmdManuallyIntegratePeak	BL2000\ctran	2/16/2022 3:50:19 PM	Manually integrate compound 1,1,1,2-Tetrachloroethane in sample G0216_013.0013.D, from x, y = 2.821, 16151 to 2.952, 16120, result = 29122; previous integration is from x, y = 2.808, 15813 to 2.989, 14878 and previous response = 37399.			✓	
CmdSetTargetCompoundAttribute	BL2000\ctran	2/16/2022 3:50:20 PM	Set UserAnnotation = GT for compound 1,1,1,2-Tetrachloroethane in sample G0216_013.0013.D; previous value =			✓	
CmdSetSampleAttribute	BL2000\ctran	2/16/2022 3:50:24 PM	Set SampleApproved = True for sample G0216_013.0013.D; previous value = False			✓	
CmdZeroOutPeak	BL2000\ctran	2/16/2022 3:50:27 PM	Zero out primary peak of compound 1,2-Dibromoethane in sample G0216_014.0014.D			✓	
CmdManuallyIntegratePeak	BL2000\ctran	2/16/2022 3:50:32 PM	Manually integrate compound 1,1,1,2-Tetrachloroethane in sample G0216_014.0014.D, from x, y = 2.821, 16203 to 2.949, 16219, result = 28617; previous integration is from x, y = 2.810, 15920 to 2.989, 15005 and previous response = 36462.			✓	
CmdSetTargetCompoundAttribute	BL2000\ctran	2/16/2022 3:50:33 PM	Set UserAnnotation = GT for compound 1,1,1,2-Tetrachloroethane in sample G0216_014.0014.D; previous value =			✓	
CmdSetSampleAttribute	BL2000\ctran	2/16/2022 3:50:34 PM	Set SampleApproved = True for sample G0216_014.0014.D; previous value = False			✓	
CmdManuallyIntegratePeak	BL2000\ctran	2/16/2022 3:50:38 PM	Manually integrate compound 1,1,1,2-Tetrachloroethane in sample G0216_015.0015.D, from x, y = 2.822, 16630 to 2.953, 16521, result = 29124; previous integration is from x, y = 2.810, 16261 to 2.985, 15368 and previous response = 36827.			✓	
CmdQuantitate	BL2000\ctran	2/16/2022 3:50:47 PM	Quantitate all compounds in all samples			✓	
CmdSetSampleAttribute	BL2000\ctran	2/16/2022 3:52:02 PM	Set SampleApproved = True for sample G0216_015.0015.D; previous value = False			✓	

Name	User	Time	Action	Reason	Comment	Succeed	Exception
CmdImportSamplesFromWorklist	BL2000\ctran	2/16/2022 3:57:32 PM	Add samples from worklist: \\MASSHUNTER\Org\Data\GECD.I\G021622\aiaexport\G0216_019.0019.D, \\MASSHUNTER\Org\Data\GECD.I\G021622\aiaexport\G0216_018.0018.D, \\MASSHUNTER\Org\Data\GECD.I\G021622\aiaexport\G0216_017.0017.D, \\MASSHUNTER\Org\Data\GECD.I\G021622\aiaexport\G0216_016.0016.D			✓	
CmdSetSampleAttribute	BL2000\ctran	2/16/2022 3:57:37 PM	Set LevelName = LCS for sample G0216_016.0016.D; previous value =			✓	
CmdSetSampleAttribute	BL2000\ctran	2/16/2022 3:57:41 PM	Set SampleType = QC for sample G0216_016.0016.D; previous value = Sample			✓	
CmdSetSampleAttribute	BL2000\ctran	2/16/2022 3:57:43 PM	Set SampleType = DoubleBlank for sample G0216_017.0017.D; previous value = Sample			✓	
CmdQuantitate	BL2000\ctran	2/16/2022 3:57:52 PM	Quantitate all compounds in all samples			✓	
CmdRemoveSamples	BL2000\ctran	2/16/2022 4:00:28 PM	Remove 2 sample(s): Remove QC sample LCS-163798, data file G0216_015.0015.D ; Remove QC sample LCS1-163798, data file G0216_016.0016.D ;			✓	
CmdImportSamplesFromWorklist	BL2000\ctran	2/16/2022 4:04:00 PM	Add samples from worklist: \\MASSHUNTER\Org\Data\GECD.I\G021622\aiaexport\G0216_016.0016.D, \\MASSHUNTER\Org\Data\GECD.I\G021622\aiaexport\G0216_015.0015.D			✓	
CmdSetSampleAttribute	BL2000\ctran	2/16/2022 4:04:06 PM	Set SampleType = QC for sample G0216_015.0015.D; previous value = Sample			✓	
CmdSetSampleAttribute	BL2000\ctran	2/16/2022 4:04:10 PM	Set LevelName = LCS1 for sample G0216_015.0015.D; previous value =			✓	
CmdSetSampleAttribute	BL2000\ctran	2/16/2022 4:04:13 PM	Set SampleType = QC for sample G0216_016.0016.D; previous value = Sample			✓	
CmdSetSampleAttribute	BL2000\ctran	2/16/2022 4:04:15 PM	Set LevelName = LCS for sample G0216_016.0016.D; previous value =			✓	
CmdQuantitate	BL2000\ctran	2/16/2022 4:04:17 PM	Quantitate all compounds in all samples			✓	
CmdManuallyIntegratePeak	BL2000\ctran	2/16/2022 4:04:35 PM	Manually integrate compound 1,1,1,2-Tetrachloroethane in sample G0216_015.0015.D, from x, y = 2.820, 16536 to 2.958, 16516, result = 29517; previous integration is from x, y = 2.810, 16261 to 2.985, 15368 and previous response = 36827.			✓	
CmdSetTargetCompoundAttribute	BL2000\ctran	2/16/2022 4:04:36 PM	Set UserAnnotation = GT for compound 1,1,1,2-Tetrachloroethane in sample G0216_015.0015.D; previous value =			✓	

Name	User	Time	Action	Reason	Comment	Succeed	Exception
CmdSetSampleAttribute	BL2000\ctran	2/16/2022 4:04:39 PM	Set SampleApproved = True for sample G0216_015.0015.D; previous value = False			✓	
CmdManuallyIntegrateDropBaseline	BL2000\ctran	2/16/2022 4:04:49 PM	Drop baseline for compound 1,2-Dibromoethane in sample G0216_016.0016.D to y = 16457, new integration is from x, y = 2.263, 16457 to 2.402, 16457 and new response = 38878; previous integration is from x, y = 2.263, 16457 to 2.402, 16510 and previous response = 38657.			✓	
CmdManuallyIntegratePeak	BL2000\ctran	2/16/2022 4:04:54 PM	Manually integrate compound 1,2-Dibromoethane in sample G0216_015.0015.D, from x, y = 2.263, 16620 to 2.402, 16469, result = 16971; previous integration is from x, y = 2.263, 16620 to 2.392, 16599 and previous response = 16482.			✓	
CmdSetTargetCompoundAttribute	BL2000\ctran	2/16/2022 4:04:57 PM	Set UserAnnotation = LT for compound 1,2-Dibromoethane in sample G0216_015.0015.D; previous value =			✓	
CmdManuallyIntegratePeak	BL2000\ctran	2/16/2022 4:05:00 PM	Manually integrate compound 1,2-Dibromoethane in sample G0216_016.0016.D, from x, y = 2.263, 16457 to 2.429, 16286, result = 39563; previous integration is from x, y = 2.263, 16457 to 2.402, 16457 and previous response = 38878.			✓	
CmdSetTargetCompoundAttribute	BL2000\ctran	2/16/2022 4:05:03 PM	Set UserAnnotation = LT for compound 1,2-Dibromoethane in sample G0216_016.0016.D; previous value =			✓	
CmdSetSampleAttribute	BL2000\ctran	2/16/2022 4:05:04 PM	Set SampleApproved = True for sample G0216_016.0016.D; previous value = False			✓	
CmdZeroOutPeak	BL2000\ctran	2/16/2022 4:05:06 PM	Zero out primary peak of compound 1,2-Dibromoethane in sample G0216_017.0017.D			✓	
CmdZeroOutPeak	BL2000\ctran	2/16/2022 4:05:08 PM	Zero out primary peak of compound 1,1,1,2-Tetrachloroethane in sample G0216_017.0017.D			✓	
CmdManuallyIntegratePeak	BL2000\ctran	2/16/2022 4:05:15 PM	Manually integrate compound 1,1,1,2-Tetrachloroethane in sample G0216_018.0018.D, from x, y = 2.821, 16240 to 2.960, 16198, result = 29026; previous integration is from x, y = 2.808, 15928 to 2.990, 15011 and previous response = 36947.			✓	
CmdSetTargetCompoundAttribute	BL2000\ctran	2/16/2022 4:05:17 PM	Set UserAnnotation = GT for compound 1,1,1,2-Tetrachloroethane in sample G0216_018.0018.D; previous value =			✓	

Name	User	Time	Action	Reason	Comment	Succeed	Exception
CmdManuallyIntegratePeak	BL2000\ctran	2/16/2022 4:05:21 PM	Manually integrate compound 1,1,1,2-Tetrachloroethane in sample G0216_019.0019.D, from x, y = 2.821, 16167 to 2.958, 16219, result = 29139; previous integration is from x, y = 2.808, 15904 to 3.007, 14955 and previous response = 38043.			✓	
CmdSetTargetCompoundAttribute	BL2000\ctran	2/16/2022 4:05:23 PM	Set UserAnnotation = GT for compound 1,1,1,2-Tetrachloroethane in sample G0216_019.0019.D; previous value =			✓	
CmdManuallyIntegrateDropBaseline	BL2000\ctran	2/16/2022 4:05:25 PM	Drop baseline for compound 1,1,1,2-Tetrachloroethane in sample G0216_019.0019.D to y = 16167, new integration is from x, y = 2.821, 16167 to 2.958, 16167 and new response = 29354; previous integration is from x, y = 2.821, 16167 to 2.958, 16219 and previous response = 29139.			✓	
CmdZeroOutPeak	BL2000\ctran	2/16/2022 4:05:30 PM	Zero out primary peak of compound 1,2-Dibromoethane in sample G0216_019.0019.D			✓	
CmdZeroOutPeak	BL2000\ctran	2/16/2022 4:05:33 PM	Zero out primary peak of compound 1,2-Dibromoethane in sample G0216_018.0018.D			✓	
CmdSetSampleAttribute	BL2000\ctran	2/16/2022 4:05:36 PM	Set SampleApproved = True for sample G0216_017.0017.D; previous value = False			✓	
CmdSetSampleAttribute	BL2000\ctran	2/16/2022 4:05:38 PM	Set SampleApproved = True for sample G0216_018.0018.D; previous value = False			✓	
CmdSetSampleAttribute	BL2000\ctran	2/16/2022 4:05:39 PM	Set SampleApproved = True for sample G0216_019.0019.D; previous value = False			✓	
CmdImportSamplesFromWorklist	BL2000\ctran	2/16/2022 4:15:07 PM	Add samples from worklist: \\MASSHUNTER\Org\Data\GECD.I\G021622\aiaexport\G0216_020.0020.D			✓	
CmdQuantitate	BL2000\ctran	2/16/2022 4:15:09 PM	Quantitate all compounds in all samples			✓	
CmdManuallyIntegratePeak	BL2000\ctran	2/16/2022 4:15:17 PM	Manually integrate compound 1,1,1,2-Tetrachloroethane in sample G0216_020.0020.D, from x, y = 2.818, 16047 to 2.944, 16146, result = 31971; previous integration is from x, y = 2.811, 15894 to 2.975, 15728 and previous response = 34481.			✓	
CmdManuallyIntegrateDropBaseline	BL2000\ctran	2/16/2022 4:15:18 PM	Drop baseline for compound 1,1,1,2-Tetrachloroethane in sample G0216_020.0020.D to y = 16047, new integration is from x, y = 2.818, 16047 to 2.944, 16047 and new response = 32347; previous integration is from x, y = 2.818, 16047 to 2.944, 16146 and previous response = 31971.			✓	

Name	User	Time	Action	Reason	Comment	Succeed	Exception
CmdZeroOutPeak	BL2000\ctran	2/16/2022 4:15:41 PM	Zero out primary peak of compound 1,1,1,2-Tetrachloroethane in sample G0216_020.0020.D			✓	
CmdClearManualIntegration	BL2000\ctran	2/16/2022 4:15:43 PM	Clear manual integration of target signal for compound 1,1,1,2-Tetrachloroethane in sample G0216_020.0020.D			✓	
CmdManuallyIntegrateSnapBaseline	BL2000\ctran	2/16/2022 4:15:45 PM	Snap baseline for compound 1,1,1,2-Tetrachloroethane in sample G0216_020.0020.D, from x = 2.811 to x = 2.975, new integration is from x, y = 2.811, 15917 to 2.975, 15729 and new response = 34364; previous integration is from x, y = 2.811, 15894 to 2.975, 15728 and previous response = 34481.			✓	
CmdClearManualIntegration	BL2000\ctran	2/16/2022 4:15:47 PM	Clear manual integration of target signal for compound 1,1,1,2-Tetrachloroethane in sample G0216_020.0020.D			✓	
CmdManuallyIntegratePeak	BL2000\ctran	2/16/2022 4:15:52 PM	Manually integrate compound 1,1,1,2-Tetrachloroethane in sample G0216_020.0020.D, from x, y = 2.818, 16078 to 2.941, 16182, result = 31711; previous integration is from x, y = 2.811, 15894 to 2.975, 15728 and previous response = 34481.			✓	
CmdManuallyIntegrateDropBaseline	BL2000\ctran	2/16/2022 4:15:53 PM	Drop baseline for compound 1,1,1,2-Tetrachloroethane in sample G0216_020.0020.D to y = 16078, new integration is from x, y = 2.818, 16078 to 2.941, 16078 and new response = 32094; previous integration is from x, y = 2.818, 16078 to 2.941, 16182 and previous response = 31711.			✓	
CmdSetTargetCompoundAttribute	BL2000\ctran	2/16/2022 4:15:56 PM	Set UserAnnotation = GT for compound 1,1,1,2-Tetrachloroethane in sample G0216_020.0020.D; previous value =			✓	
CmdSetSampleAttribute	BL2000\ctran	2/16/2022 4:15:57 PM	Set SampleApproved = True for sample G0216_020.0020.D; previous value = False			✓	
CmdQuantitate	BL2000\ctran	2/16/2022 4:16:04 PM	Quantitate all compounds in all samples			✓	
CmdSaveBatchTable	BL2000\ctran	2/16/2022 4:16:06 PM	Save batch \\MASSHUNTER\Org\Data\GECD.I\G021622\aiaexport\QuantResults\G021622_8011_W_DOD_CLT.batch.bin			✓	
CmdOpenBatchTable	BL2000\ctran	2/17/2022 7:19:18 AM	Open batch \\MASSHUNTER\Org\Data\GECD.I\G021622\aiaexport\G021622_8011_W_DOD_CLT.batch.bin			✓	

Name	User	Time	Action	Reason	Comment	Succeed	Exception
CmdImportSamplesFromWorklist	BL2000\ctran	2/17/2022 7:20:42 AM	Add samples from worklist: \\MASSHUNTER\Org\Data\GECD.I\G021622\aiaexport\G0216_043.0043.D, \\MASSHUNTER\Org\Data\GECD.I\G021622\aiaexport\G0216_042.0042.D, \\MASSHUNTER\Org\Data\GECD.I\G021622\aiaexport\G0216_041.0041.D, \\MASSHUNTER\Org\Data\GECD.I\G021622\aiaexport\G0216_040.0040.D, \\MASSHUNTER\Org\Data\GECD.I\G021622\aiaexport\G0216_039.0039.D, \\MASSHUNTER\Org\Data\GECD.I\G021622\aiaexport\G0216_038.0038.D, \\MASSHUNTER\Org\Data\GECD.I\G021622\aiaexport\G0216_037.0037.D, \\MASSHUNTER\Org\Data\GECD.I\G021622\aiaexport\G0216_036.0036.D, \\MASSHUNTER\Org\Data\GECD.I\G021622\aiaexport\G0216_035.0035.D, \\MASSHUNTER\Org\Data\GECD.I\G021622\aiaexport\G0216_034.0034.D, \\MASSHUNTER\Org\Data\GECD.I\G021622\aiaexport\G0216_033.0033.D, \\MASSHUNTER\Org\Data\GECD.I\G021622\aiaexport\G0216_032.0032.D, \\MASSHUNTER\Org\Data\GECD.I\G021622\aiaexport\G0216_031.0031.D, \\MASSHUNTER\Org\Data\GECD.I\G021622\aiaexport\G0216_030.0030.D, \\MASSHUNTER\Org\Data\GECD.I\G021622\aiaexport\G0216_029.0029.D, \\MASSHUNTER\Org\Data\GECD.I\G021622\aiaexport\G0216_028.0028.D, \\MASSHUNTER\Org\Data\GECD.I\G021622\aiaexport\G0216_027.0027.D, \\MASSHUNTER\Org\Data\GECD.I\G021622\aiaexport\G0216_026.0026.D, \\MASSHUNTER\Org\Data\GECD.I\G021622\aiaexport\G0216_025.0025.D, \\MASSHUNTER\Org\Data\GECD.I\G021622\aiaexport\G0216_024.0024.D, \\MASSHUNTER\Org\Data\GECD.I\G021622\aiaexport\G0216_023.0023.D, \\MASSHUNTER\Org\Data\GECD.I\G021622\aiaexport\G0216_022.0022.D, \\MASSHUNTER\Org\Data\GECD.I\G021622\aiaexport\G0216_021.0021.D			✓	
CmdQuantitate	BL2000\ctran	2/17/2022 7:20:46 AM	Quantitate all compounds in all samples			✓	
CmdSetSampleAttribute	BL2000\ctran	2/17/2022 7:21:38 AM	Set SampleType = MatrixBlank for sample G0216_026.0026.D; previous value = Sample			✓	
CmdSetSampleAttribute	BL2000\ctran	2/17/2022 7:21:40 AM	Set SampleType = Matrix for sample G0216_027.0027.D; previous value = Sample			✓	

Name	User	Time	Action	Reason	Comment	Succeed	Exception
CmdSetSampleAttribute	BL2000\ctran	2/17/2022 7:21:42 AM	Set SampleType = MatrixDup for sample G0216_028.0028.D; previous value = Sample			✓	
CmdSetSampleAttribute	BL2000\ctran	2/17/2022 7:21:51 AM	Set MatrixSpikeGroup = H9621 for sample G0216_026.0026.D; previous value =			✓	
CmdSetSampleAttribute	BL2000\ctran	2/17/2022 7:21:52 AM	Set MatrixSpikeGroup = H9621 for sample G0216_027.0027.D; previous value =			✓	
CmdSetSampleAttribute	BL2000\ctran	2/17/2022 7:21:53 AM	Set MatrixSpikeGroup = H9621 for sample G0216_028.0028.D; previous value =			✓	
CmdSetSampleAttribute	BL2000\ctran	2/17/2022 7:21:57 AM	Set SampleType = DoubleBlank for sample G0216_029.0029.D; previous value = Sample			✓	
CmdSetSampleAttribute	BL2000\ctran	2/17/2022 7:21:59 AM	Set SampleType = Calibration for sample G0216_031.0031.D; previous value = Sample			✓	
CmdSetSampleAttribute	BL2000\ctran	2/17/2022 7:22:01 AM	Set SampleType = DoubleBlank for sample G0216_031.0031.D; previous value = Calibration			✓	
CmdQuantitate	BL2000\ctran	2/17/2022 7:22:03 AM	Quantitate all compounds in all samples			✓	
CmdSetSampleAttribute	BL2000\ctran	2/17/2022 7:22:09 AM	Set SampleType = CC for sample G0216_030.0030.D; previous value = Sample			✓	
CmdSetSampleAttribute	BL2000\ctran	2/17/2022 7:22:12 AM	Set LevelName = 5 for sample G0216_030.0030.D; previous value =			✓	
CmdSetSampleAttribute	BL2000\ctran	2/17/2022 7:22:17 AM	Set SampleType = DoubleBlank for sample G0216_042.0042.D; previous value = Sample			✓	
CmdSetSampleAttribute	BL2000\ctran	2/17/2022 7:22:19 AM	Set SampleType = CC for sample G0216_043.0043.D; previous value = Sample			✓	
CmdSetSampleAttribute	BL2000\ctran	2/17/2022 7:22:21 AM	Set LevelName = 3 for sample G0216_043.0043.D; previous value =			✓	
CmdQuantitate	BL2000\ctran	2/17/2022 7:22:33 AM	Quantitate all compounds in all samples			✓	
CmdManuallyIntegratePeak	BL2000\ctran	2/17/2022 7:22:47 AM	Manually integrate compound 1,1,1,2-Tetrachloroethane in sample G0216_021.0021.D, from x, y = 2.824, 15960 to 2.833, 16228, result = 291; previous integration is from x, y = 2.814, 15881 to 2.955, 16237 and previous response = 30306.			✓	
CmdClearManualIntegration	BL2000\ctran	2/17/2022 7:22:49 AM	Clear manual integration of target signal for compound 1,1,1,2-Tetrachloroethane in sample G0216_021.0021.D			✓	

Name	User	Time	Action	Reason	Comment	Succeed	Exception
CmdManuallyIntegratePeak	BL2000\ctran	2/17/2022 7:22:52 AM	Manually integrate compound 1,1,1,2-Tetrachloroethane in sample G0216_021.0021.D, from x, y = 2.823, 16161 to 2.955, 16237, result = 29235; previous integration is from x, y = 2.814, 15881 to 2.955, 16237 and previous response = 30306.			✓	
CmdSetTargetCompoundAttribute	BL2000\ctran	2/17/2022 7:22:53 AM	Set UserAnnotation = GT for compound 1,1,1,2-Tetrachloroethane in sample G0216_021.0021.D; previous value =			✓	
CmdManuallyIntegratePeak	BL2000\ctran	2/17/2022 7:23:00 AM	Manually integrate compound 1,1,1,2-Tetrachloroethane in sample G0216_022.0022.D, from x, y = 2.823, 16203 to 2.961, 16198, result = 28725; previous integration is from x, y = 2.812, 15937 to 2.998, 15144 and previous response = 35896.			✓	
CmdSetTargetCompoundAttribute	BL2000\ctran	2/17/2022 7:23:03 AM	Set UserAnnotation = GT for compound 1,1,1,2-Tetrachloroethane in sample G0216_022.0022.D; previous value =			✓	
CmdManuallyIntegratePeak	BL2000\ctran	2/17/2022 7:23:07 AM	Manually integrate compound 1,1,1,2-Tetrachloroethane in sample G0216_023.0023.D, from x, y = 2.824, 16130 to 2.960, 16422, result = 29858; previous integration is from x, y = 2.814, 15806 to 2.960, 16422 and previous response = 31065.			✓	
CmdSetTargetCompoundAttribute	BL2000\ctran	2/17/2022 7:23:09 AM	Set UserAnnotation = GT for compound 1,1,1,2-Tetrachloroethane in sample G0216_023.0023.D; previous value =			✓	
CmdManuallyIntegratePeak	BL2000\ctran	2/17/2022 7:23:19 AM	Manually integrate compound 1,1,1,2-Tetrachloroethane in sample G0216_027.0027.D, from x, y = 2.824, 16094 to 2.958, 16135, result = 29389; previous integration is from x, y = 2.811, 15804 to 3.009, 14825 and previous response = 38680.			✓	
CmdManuallyIntegrateDropBaseline	BL2000\ctran	2/17/2022 7:23:20 AM	Drop baseline for compound 1,1,1,2-Tetrachloroethane in sample G0216_027.0027.D to y = 16094, new integration is from x, y = 2.824, 16094 to 2.958, 16094 and new response = 29555; previous integration is from x, y = 2.824, 16094 to 2.958, 16135 and previous response = 29389.			✓	
CmdManuallyIntegratePeak	BL2000\ctran	2/17/2022 7:23:33 AM	Manually integrate compound 1,1,1,2-Tetrachloroethane in sample G0216_028.0028.D, from x, y = 2.824, 16141 to 2.903, 15942, result = 30064; previous integration is from x, y = 2.816, 15894 to 2.904, 15503 and previous response = 32117.			✓	

Name	User	Time	Action	Reason	Comment	Succeed	Exception
CmdSetTargetCompoundAttribute	BL2000\ctran	2/17/2022 7:23:37 AM	Set UserAnnotation = GT for compound 1,1,1,2-Tetrachloroethane in sample G0216_028.0028.D; previous value =			✓	
CmdZeroOutPeak	BL2000\ctran	2/17/2022 7:23:40 AM	Zero out primary peak of compound 1,1,1,2-Tetrachloroethane in sample G0216_029.0029.D			✓	
CmdZeroOutPeak	BL2000\ctran	2/17/2022 7:23:41 AM	Zero out primary peak of compound 1,2-Dibromoethane in sample G0216_029.0029.D			✓	
CmdManuallyIntegrateSnapBaseline	BL2000\ctran	2/17/2022 7:23:59 AM	Snap baseline for compound 1,1,1,2-Tetrachloroethane in sample G0216_030.0030.D, from x = 2.810 to x = 2.994, new integration is from x, y = 2.810, 16609 to 2.994, 16010 and new response = 147930; previous integration is from x, y = 2.810, 15899 to 2.994, 14884 and previous response = 158076.			✓	
CmdSetTargetCompoundAttribute	BL2000\ctran	2/17/2022 7:24:06 AM	Set UserAnnotation = GT for compound 1,1,1,2-Tetrachloroethane in sample G0216_030.0030.D; previous value =			✓	
CmdSetSampleAttribute	BL2000\ctran	2/17/2022 7:24:06 AM	Set SampleApproved = True for sample G0216_030.0030.D; previous value = False			✓	
CmdZeroOutPeak	BL2000\ctran	2/17/2022 7:24:09 AM	Zero out primary peak of compound 1,1,1,2-Tetrachloroethane in sample G0216_031.0031.D			✓	
CmdZeroOutPeak	BL2000\ctran	2/17/2022 7:24:11 AM	Zero out primary peak of compound 1,2-Dibromoethane in sample G0216_031.0031.D			✓	
CmdSetSampleAttribute	BL2000\ctran	2/17/2022 7:24:12 AM	Set SampleApproved = True for sample G0216_031.0031.D; previous value = False			✓	
CmdManuallyIntegratePeak	BL2000\ctran	2/17/2022 7:24:21 AM	Manually integrate compound 1,1,1,2-Tetrachloroethane in sample G0216_032.0032.D, from x, y = 2.822, 15865 to 2.961, 15880, result = 32357; previous integration is from x, y = 2.814, 15714 to 2.968, 15714 and previous response = 33948.			✓	
CmdManuallyIntegrateSnapBaseline	BL2000\ctran	2/17/2022 7:24:26 AM	Snap baseline for compound 1,1,1,2-Tetrachloroethane in sample G0216_032.0032.D, from x = 2.822 to x = 2.961, new integration is from x, y = 2.822, 15865 to 2.961, 16260 and new response = 30767; previous integration is from x, y = 2.822, 15865 to 2.961, 15880 and previous response = 32357.			✓	

Name	User	Time	Action	Reason	Comment	Succeed	Exception
CmdManuallyIntegrateDropBaseline	BL2000\ctran	2/17/2022 7:24:27 AM	Drop baseline for compound 1,1,1,2-Tetrachloroethane in sample G0216_032.0032.D to y = 15865, new integration is from x, y = 2.822, 15865 to 2.961, 15865 and new response = 32420; previous integration is from x, y = 2.822, 15865 to 2.961, 16260 and previous response = 30767.			✓	
CmdSetTargetCompoundAttribute	BL2000\ctran	2/17/2022 7:24:30 AM	Set UserAnnotation = GT for compound 1,1,1,2-Tetrachloroethane in sample G0216_032.0032.D; previous value =			✓	
CmdManuallyIntegratePeak	BL2000\ctran	2/17/2022 7:24:35 AM	Manually integrate compound 1,1,1,2-Tetrachloroethane in sample G0216_033.0033.D, from x, y = 2.823, 16005 to 2.954, 16114, result = 28769; previous integration is from x, y = 2.813, 15715 to 2.954, 16114 and previous response = 29857.			✓	
CmdSetTargetCompoundAttribute	BL2000\ctran	2/17/2022 7:24:36 AM	Set UserAnnotation = GT for compound 1,1,1,2-Tetrachloroethane in sample G0216_033.0033.D; previous value =			✓	
CmdManuallyIntegratePeak	BL2000\ctran	2/17/2022 7:24:46 AM	Manually integrate compound 1,1,1,2-Tetrachloroethane in sample G0216_034.0034.D, from x, y = 2.908, 17932 to 2.918, 16870, result = 248; previous integration is from x, y = 2.807, 15597 to 2.983, 14759 and previous response = 41964.			✓	
CmdClearManualIntegration	BL2000\ctran	2/17/2022 7:24:48 AM	Clear manual integration of target signal for compound 1,1,1,2-Tetrachloroethane in sample G0216_034.0034.D			✓	
CmdManuallyIntegratePeak	BL2000\ctran	2/17/2022 7:24:54 AM	Manually integrate compound 1,1,1,2-Tetrachloroethane in sample G0216_034.0034.D, from x, y = 2.807, 15597 to 2.913, 17839, result = 26060; previous integration is from x, y = 2.807, 15597 to 2.983, 14759 and previous response = 41964.			✓	
CmdManuallyIntegrateDropBaseline	BL2000\ctran	2/17/2022 7:24:55 AM	Drop baseline for compound 1,1,1,2-Tetrachloroethane in sample G0216_034.0034.D to y = 15597, new integration is from x, y = 2.807, 15597 to 2.913, 15597 and new response = 33178; previous integration is from x, y = 2.807, 15597 to 2.913, 17839 and previous response = 26060.			✓	

Name	User	Time	Action	Reason	Comment	Succeed	Exception
CmdManuallyIntegratePeak	BL2000\ctran	2/17/2022 7:25:00 AM	Manually integrate compound 1,1,1,2-Tetrachloroethane in sample G0216_034.0034.D, from x, y = 2.818, 15828 to 2.913, 15597, result = 32467; previous integration is from x, y = 2.807, 15597 to 2.913, 15597 and previous response = 33178.			✓	
CmdClearManualIntegration	BL2000\ctran	2/17/2022 7:25:02 AM	Clear manual integration of target signal for compound 1,1,1,2-Tetrachloroethane in sample G0216_034.0034.D			✓	
CmdManuallyIntegratePeak	BL2000\ctran	2/17/2022 7:25:06 AM	Manually integrate compound 1,1,1,2-Tetrachloroethane in sample G0216_034.0034.D, from x, y = 2.818, 15870 to 2.909, 15768, result = 31446; previous integration is from x, y = 2.807, 15597 to 2.983, 14759 and previous response = 41964.			✓	
CmdManuallyIntegrateSnapBaseline	BL2000\ctran	2/17/2022 7:25:09 AM	Snap baseline for compound 1,1,1,2-Tetrachloroethane in sample G0216_034.0034.D, from x = 2.818 to x = 2.909, new integration is from x, y = 2.818, 15870 to 2.909, 17911 and new response = 25606; previous integration is from x, y = 2.818, 15870 to 2.909, 15768 and previous response = 31446.			✓	
CmdManuallyIntegrateDropBaseline	BL2000\ctran	2/17/2022 7:25:10 AM	Drop baseline for compound 1,1,1,2-Tetrachloroethane in sample G0216_034.0034.D to y = 15870, new integration is from x, y = 2.818, 15870 to 2.909, 15870 and new response = 31170; previous integration is from x, y = 2.818, 15870 to 2.909, 17911 and previous response = 25606.			✓	
CmdSetTargetCompoundAttribute	BL2000\ctran	2/17/2022 7:25:15 AM	Set UserAnnotation = GT for compound 1,1,1,2-Tetrachloroethane in sample G0216_034.0034.D; previous value =			✓	
CmdManuallyIntegratePeak	BL2000\ctran	2/17/2022 7:25:22 AM	Manually integrate compound 1,1,1,2-Tetrachloroethane in sample G0216_035.0035.D, from x, y = 2.822, 16229 to 2.952, 16281, result = 32035; previous integration is from x, y = 2.810, 15827 to 2.952, 16281 and previous response = 33549.			✓	
CmdSetTargetCompoundAttribute	BL2000\ctran	2/17/2022 7:25:24 AM	Set UserAnnotation = GT for compound 1,1,1,2-Tetrachloroethane in sample G0216_035.0035.D; previous value =			✓	

Name	User	Time	Action	Reason	Comment	Succeed	Exception
CmdManuallyIntegratePeak	BL2000\ctran	2/17/2022 7:25:34 AM	Manually integrate compound 1,1,1,2-Tetrachloroethane in sample G0216_036.0036.D, from x, y = 2.822, 16250 to 2.952, 16339, result = 31473; previous integration is from x, y = 2.808, 15764 to 2.999, 14862 and previous response = 42380.			✓	
CmdSetTargetCompoundAttribute	BL2000\ctran	2/17/2022 7:25:35 AM	Set UserAnnotation = GT for compound 1,1,1,2-Tetrachloroethane in sample G0216_036.0036.D; previous value =			✓	
CmdManuallyIntegratePeak	BL2000\ctran	2/17/2022 7:25:42 AM	Manually integrate compound 1,1,1,2-Tetrachloroethane in sample G0216_037.0037.D, from x, y = 2.824, 16219 to 2.956, 16013, result = 31461; previous integration is from x, y = 2.809, 15792 to 2.998, 14860 and previous response = 40227.			✓	
CmdManuallyIntegrateSnapBaseline	BL2000\ctran	2/17/2022 7:25:44 AM	Snap baseline for compound 1,1,1,2-Tetrachloroethane in sample G0216_037.0037.D, from x = 2.824 to x = 2.956, new integration is from x, y = 2.824, 16219 to 2.956, 16135 and new response = 30977; previous integration is from x, y = 2.824, 16219 to 2.956, 16013 and previous response = 31461.			✓	
CmdManuallyIntegrateDropBaseline	BL2000\ctran	2/17/2022 7:25:46 AM	Drop baseline for compound 1,1,1,2-Tetrachloroethane in sample G0216_037.0037.D to y = 16135, new integration is from x, y = 2.824, 16135 to 2.956, 16135 and new response = 31307; previous integration is from x, y = 2.824, 16219 to 2.956, 16135 and previous response = 30977.			✓	
CmdSetTargetCompoundAttribute	BL2000\ctran	2/17/2022 7:25:48 AM	Set UserAnnotation = GT for compound 1,1,1,2-Tetrachloroethane in sample G0216_037.0037.D; previous value =			✓	
CmdManuallyIntegratePeak	BL2000\ctran	2/17/2022 7:25:55 AM	Manually integrate compound 1,1,1,2-Tetrachloroethane in sample G0216_038.0038.D, from x, y = 2.822, 16203 to 2.962, 16083, result = 30158; previous integration is from x, y = 2.809, 15830 to 2.993, 14987 and previous response = 37924.			✓	
CmdSetTargetCompoundAttribute	BL2000\ctran	2/17/2022 7:25:56 AM	Set UserAnnotation = GT for compound 1,1,1,2-Tetrachloroethane in sample G0216_038.0038.D; previous value =			✓	

Name	User	Time	Action	Reason	Comment	Succeed	Exception
CmdManuallyIntegratePeak	BL2000\ctran	2/17/2022 7:26:03 AM	Manually integrate compound 1,1,1,2-Tetrachloroethane in sample G0216_039.0039.D, from x, y = 2.823, 16052 to 2.951, 16135, result = 28362; previous integration is from x, y = 2.811, 15735 to 2.997, 14839 and previous response = 37222.			✓	
CmdSetTargetCompoundAttribute	BL2000\ctran	2/17/2022 7:26:05 AM	Set UserAnnotation = GT for compound 1,1,1,2-Tetrachloroethane in sample G0216_039.0039.D; previous value =			✓	
CmdManuallyIntegratePeak	BL2000\ctran	2/17/2022 7:26:12 AM	Manually integrate compound 1,1,1,2-Tetrachloroethane in sample G0216_041.0041.D, from x, y = 2.821, 16260 to 2.950, 16177, result = 32530; previous integration is from x, y = 2.806, 15675 to 2.987, 14802 and previous response = 42593.			✓	
CmdSetTargetCompoundAttribute	BL2000\ctran	2/17/2022 7:26:12 AM	Set UserAnnotation = GT for compound 1,1,1,2-Tetrachloroethane in sample G0216_041.0041.D; previous value =			✓	
CmdZeroOutPeak	BL2000\ctran	2/17/2022 7:26:15 AM	Zero out primary peak of compound 1,1,1,2-Tetrachloroethane in sample G0216_042.0042.D			✓	
CmdZeroOutPeak	BL2000\ctran	2/17/2022 7:26:17 AM	Zero out primary peak of compound 1,2-Dibromoethane in sample G0216_042.0042.D			✓	
CmdManuallyIntegratePeak	BL2000\ctran	2/17/2022 7:26:23 AM	Manually integrate compound 1,2-Dibromoethane in sample G0216_043.0043.D, from x, y = 2.266, 16219 to 2.414, 16047, result = 20712; previous integration is from x, y = 2.266, 16219 to 2.397, 16276 and previous response = 19816.			✓	
CmdSetTargetCompoundAttribute	BL2000\ctran	2/17/2022 7:26:24 AM	Set UserAnnotation = LT for compound 1,2-Dibromoethane in sample G0216_043.0043.D; previous value =			✓	
CmdManuallyIntegrateSnapBaseline	BL2000\ctran	2/17/2022 7:26:36 AM	Snap baseline for compound 1,1,1,2-Tetrachloroethane in sample G0216_043.0043.D, from x = 2.808 to x = 2.995, new integration is from x, y = 2.808, 15781 to 2.995, 15943 and new response = 34763; previous integration is from x, y = 2.808, 15782 to 2.995, 14840 and previous response = 40926.			✓	
CmdManuallyIntegratePeak	BL2000\ctran	2/17/2022 7:26:42 AM	Manually integrate compound 1,1,1,2-Tetrachloroethane in sample G0216_043.0043.D, from x, y = 2.821, 16063 to 2.961, 16094, result = 32574; previous integration is from x, y = 2.808, 15781 to 2.995, 15943 and previous response = 34763.			✓	

Name	User	Time	Action	Reason	Comment	Succeed	Exception
CmdSetTargetCompoundAttribute	BL2000\ctran	2/17/2022 7:29:11 AM	Set UserAnnotation = GT for compound 1,1,1,2-Tetrachloroethane in sample G0216_043.0043.D; previous value =			✓	
CmdSetTargetCompoundAttribute	BL2000\ctran	2/17/2022 7:29:14 AM	Set UserAnnotation = LT for compound 1,2-Dibromoethane in sample G0216_043.0043.D; previous value = LT			✓	
CmdSetSampleAttribute	BL2000\ctran	2/17/2022 7:29:15 AM	Set SampleApproved = True for sample G0216_043.0043.D; previous value = False			✓	
CmdZeroOutPeak	BL2000\ctran	2/17/2022 7:30:11 AM	Zero out primary peak of compound 1,2-Dibromoethane in sample G0216_020.0020.D			✓	
CmdZeroOutPeak	BL2000\ctran	2/17/2022 7:30:14 AM	Zero out primary peak of compound 1,2-Dibromoethane in sample G0216_018.0018.D			✓	
CmdZeroOutPeak	BL2000\ctran	2/17/2022 7:30:16 AM	Zero out primary peak of compound 1,2-Dibromoethane in sample G0216_019.0019.D			✓	
CmdZeroOutPeak	BL2000\ctran	2/17/2022 7:30:17 AM	Zero out primary peak of compound 1,2-Dibromoethane in sample G0216_020.0020.D			✓	
CmdZeroOutPeak	BL2000\ctran	2/17/2022 7:30:29 AM	Zero out primary peak of compound 1,2-Dibromoethane in sample G0216_021.0021.D			✓	
CmdSetSampleAttribute	BL2000\ctran	2/17/2022 7:30:31 AM	Set SampleApproved = True for sample G0216_021.0021.D; previous value = False			✓	
CmdZeroOutPeak	BL2000\ctran	2/17/2022 7:32:47 AM	Zero out primary peak of compound 1,2-Dibromoethane in sample G0216_023.0023.D			✓	
CmdZeroOutPeak	BL2000\ctran	2/17/2022 7:32:48 AM	Zero out primary peak of compound 1,1,1,2-Tetrachloroethane in sample G0216_023.0023.D			✓	
CmdClearManualIntegration	BL2000\ctran	2/17/2022 7:32:49 AM	Clear manual integration of target signal for compound 1,1,1,2-Tetrachloroethane in sample G0216_023.0023.D			✓	
CmdSetTargetCompoundAttribute	BL2000\ctran	2/17/2022 7:32:49 AM	Set UserAnnotation = for compound 1,1,1,2-Tetrachloroethane in sample G0216_023.0023.D; previous value = GT			✓	
CmdManuallyIntegratePeak	BL2000\ctran	2/17/2022 7:32:56 AM	Manually integrate compound 1,1,1,2-Tetrachloroethane in sample G0216_023.0023.D, from x, y = 2.825, 16188 to 2.960, 16422, result = 29633; previous integration is from x, y = 2.814, 15806 to 2.960, 16422 and previous response = 31065.			✓	

Name	User	Time	Action	Reason	Comment	Succeed	Exception
CmdSetTargetCompoundAttribute	BL2000\ctran	2/17/2022 7:32:58 AM	Set UserAnnotation = GT for compound 1,1,1,2-Tetrachloroethane in sample G0216_023.0023.D; previous value =			✓	
CmdSetSampleAttribute	BL2000\ctran	2/17/2022 7:32:59 AM	Set SampleApproved = True for sample G0216_023.0023.D; previous value = False			✓	
CmdSetTargetCompoundAttribute	BL2000\ctran	2/17/2022 7:33:02 AM	Set UserAnnotation = GT for compound 1,1,1,2-Tetrachloroethane in sample G0216_022.0022.D; previous value = GT			✓	
CmdSetSampleAttribute	BL2000\ctran	2/17/2022 7:33:04 AM	Set SampleApproved = True for sample G0216_022.0022.D; previous value = False			✓	
CmdZeroOutPeak	BL2000\ctran	2/17/2022 7:33:05 AM	Zero out primary peak of compound 1,2-Dibromoethane in sample G0216_022.0022.D			✓	
CmdZeroOutPeak	BL2000\ctran	2/17/2022 7:34:03 AM	Zero out primary peak of compound 1,2-Dibromoethane in sample G0216_024.0024.D			✓	
CmdSetSampleAttribute	BL2000\ctran	2/17/2022 7:34:07 AM	Set SampleApproved = True for sample G0216_024.0024.D; previous value = False			✓	
CmdZeroOutPeak	BL2000\ctran	2/17/2022 7:34:46 AM	Zero out primary peak of compound 1,2-Dibromoethane in sample G0216_025.0025.D			✓	
CmdSetSampleAttribute	BL2000\ctran	2/17/2022 7:34:50 AM	Set SampleApproved = True for sample G0216_025.0025.D; previous value = False			✓	
CmdZeroOutPeak	BL2000\ctran	2/17/2022 7:35:40 AM	Zero out primary peak of compound 1,2-Dibromoethane in sample G0216_026.0026.D			✓	
CmdSetSampleAttribute	BL2000\ctran	2/17/2022 7:35:42 AM	Set SampleApproved = True for sample G0216_026.0026.D; previous value = False			✓	
CmdSetTargetCompoundAttribute	BL2000\ctran	2/17/2022 7:36:01 AM	Set UserAnnotation = GT for compound 1,1,1,2-Tetrachloroethane in sample G0216_027.0027.D; previous value =			✓	
CmdSetSampleAttribute	BL2000\ctran	2/17/2022 7:36:02 AM	Set SampleApproved = True for sample G0216_027.0027.D; previous value = False			✓	
CmdSetSampleAttribute	BL2000\ctran	2/17/2022 7:36:10 AM	Set SampleApproved = True for sample G0216_028.0028.D; previous value = False			✓	
CmdZeroOutPeak	BL2000\ctran	2/17/2022 7:36:13 AM	Zero out primary peak of compound 1,2-Dibromoethane in sample G0216_029.0029.D			✓	
CmdZeroOutPeak	BL2000\ctran	2/17/2022 7:36:15 AM	Zero out primary peak of compound 1,1,1,2-Tetrachloroethane in sample G0216_029.0029.D			✓	

Name	User	Time	Action	Reason	Comment	Succeed	Exception
CmdSetSampleAttribute	BL2000\ctran	2/17/2022 7:36:17 AM	Set SampleApproved = True for sample G0216_029.0029.D; previous value = False			✓	
CmdQuantitate	BL2000\ctran	2/17/2022 7:37:13 AM	Quantitate all compounds in all samples			✓	
CmdZeroOutPeak	BL2000\ctran	2/17/2022 7:40:36 AM	Zero out primary peak of compound 1,2-Dibromoethane in sample G0216_032.0032.D			✓	
CmdSetSampleAttribute	BL2000\ctran	2/17/2022 7:40:38 AM	Set SampleApproved = True for sample G0216_032.0032.D; previous value = False			✓	
CmdZeroOutPeak	BL2000\ctran	2/17/2022 7:40:41 AM	Zero out primary peak of compound 1,2-Dibromoethane in sample G0216_033.0033.D			✓	
CmdSetTargetCompoundAttribute	BL2000\ctran	2/17/2022 7:40:45 AM	Set UserAnnotation = GT for compound 1,1,1,2-Tetrachloroethane in sample G0216_033.0033.D; previous value = GT			✓	
CmdSetSampleAttribute	BL2000\ctran	2/17/2022 7:40:47 AM	Set SampleApproved = True for sample G0216_033.0033.D; previous value = False			✓	
CmdZeroOutPeak	BL2000\ctran	2/17/2022 7:40:55 AM	Zero out primary peak of compound 1,2-Dibromoethane in sample G0216_034.0034.D			✓	
CmdClearManualIntegration	BL2000\ctran	2/17/2022 7:40:56 AM	Clear manual integration of target signal for compound 1,2-Dibromoethane in sample G0216_034.0034.D			✓	
CmdZeroOutPeak	BL2000\ctran	2/17/2022 7:41:58 AM	Zero out primary peak of compound 1,2-Dibromoethane in sample G0216_034.0034.D			✓	
CmdSetSampleAttribute	BL2000\ctran	2/17/2022 7:42:05 AM	Set SampleApproved = True for sample G0216_034.0034.D; previous value = False			✓	
CmdZeroOutPeak	BL2000\ctran	2/17/2022 7:43:16 AM	Zero out primary peak of compound 1,2-Dibromoethane in sample G0216_035.0035.D			✓	
CmdSetSampleAttribute	BL2000\ctran	2/17/2022 7:43:17 AM	Set SampleApproved = True for sample G0216_035.0035.D; previous value = False			✓	
CmdZeroOutPeak	BL2000\ctran	2/17/2022 7:43:20 AM	Zero out primary peak of compound 1,2-Dibromoethane in sample G0216_036.0036.D			✓	
CmdSetSampleAttribute	BL2000\ctran	2/17/2022 7:43:26 AM	Set SampleApproved = True for sample G0216_036.0036.D; previous value = False			✓	
CmdSetTargetCompoundAttribute	BL2000\ctran	2/17/2022 7:43:52 AM	Set UserAnnotation = GT for compound 1,1,1,2-Tetrachloroethane in sample G0216_037.0037.D; previous value = GT			✓	

Name	User	Time	Action	Reason	Comment	Succeed	Exception
CmdZeroOutPeak	BL2000\ctran	2/17/2022 7:43:55 AM	Zero out primary peak of compound 1,2-Dibromoethane in sample G0216_037.0037.D			✓	
CmdZeroOutPeak	BL2000\ctran	2/17/2022 7:48:30 AM	Zero out primary peak of compound 1,2-Dibromoethane in sample G0216_038.0038.D			✓	
CmdSetSampleAttribute	BL2000\ctran	2/17/2022 7:48:34 AM	Set SampleApproved = True for sample G0216_037.0037.D; previous value = False			✓	
CmdSetSampleAttribute	BL2000\ctran	2/17/2022 7:48:36 AM	Set SampleApproved = True for sample G0216_038.0038.D; previous value = False			✓	
CmdZeroOutPeak	BL2000\ctran	2/17/2022 8:34:39 AM	Zero out primary peak of compound 1,2-Dibromoethane in sample G0216_039.0039.D			✓	
CmdQuantitate	BL2000\ctran	2/17/2022 8:49:51 AM	Quantitate all compounds in all samples			✓	
CmdSetSampleAttribute	BL2000\ctran	2/17/2022 8:50:20 AM	Set SampleApproved = True for sample G0216_039.0039.D; previous value = False			✓	
CmdZeroOutPeak	BL2000\ctran	2/17/2022 8:50:33 AM	Zero out primary peak of compound 1,2-Dibromoethane in sample G0216_040.0040.D			✓	
CmdSetSampleAttribute	BL2000\ctran	2/17/2022 8:50:35 AM	Set SampleApproved = True for sample G0216_040.0040.D; previous value = False			✓	
CmdZeroOutPeak	BL2000\ctran	2/17/2022 8:50:40 AM	Zero out primary peak of compound 1,2-Dibromoethane in sample G0216_041.0041.D			✓	
CmdSetSampleAttribute	BL2000\ctran	2/17/2022 8:50:48 AM	Set SampleApproved = True for sample G0216_041.0041.D; previous value = False			✓	
CmdZeroOutPeak	BL2000\ctran	2/17/2022 8:50:52 AM	Zero out primary peak of compound 1,1,1,2-Tetrachloroethane in sample G0216_042.0042.D			✓	
CmdZeroOutPeak	BL2000\ctran	2/17/2022 8:50:53 AM	Zero out primary peak of compound 1,2-Dibromoethane in sample G0216_042.0042.D			✓	
CmdSetSampleAttribute	BL2000\ctran	2/17/2022 8:50:55 AM	Set SampleApproved = True for sample G0216_042.0042.D; previous value = False			✓	
CmdQuantitate	BL2000\ctran	2/17/2022 8:54:16 AM	Quantitate all compounds in all samples			✓	
CmdQuantitate	BL2000\ctran	2/17/2022 9:30:34 AM	Quantitate all compounds in all samples			✓	
CmdQuantitate	BL2000\ctran	2/17/2022 9:41:57 AM	Quantitate all compounds in all samples			✓	
CmdSaveBatchTable	BL2000\ctran	2/17/2022 10:48:28 AM	Save batch \\MASSHUNTER\Org\Data\GECD.I\G021622\aiaexport\QuantResults\G021622_8011_W_DOD_CLT.batch.bin			✓	

Name	User	Time	Action	Reason	Comment	Succeed	Exception
CmdOpenBatchTable	BL2000\ctran	3/9/2022 2:58:43 PM	Open batch \\MASSHUNTER\Org\Data\GECD.I\G021622\aiaexport\G021622_8011_W_DOD_CLT.batch.bin			✓	
GenerateReport	BL2000\ctran	3/9/2022 3:00:25 PM	Generates report - Method: \\MASSHUNTER\Org\reports\Env_QuantResults_wGraphics+Chromatogram.m, Output Path: \\MASSHUNTER\Org\Data\GECD.I\G021622\aiaexport\QuantReports\G021622_8011_W_DOD_CLT			✓	

Agilent

ID #: 13327
Opened:
Calibration Standard
Expires: 12/31/2023
Rec'd: 12/11/2020
Energy Laboratories Inc 1120 So. 27th Street
Billings MT 59107

Certificate of Analysis

Product Name: Calibration Standard

Product Number: DWM-514-1

Lot Issue Date: 08-Dec-2020

Lot Number: 0006573696

Expiration Date: 31-Dec-2023

Description:
This analytical reference material (RM) was manufactured and verified in accordance with an ISO 9001 registered quality system and analyte concentrations were verified by an ISO 17025 accredited laboratory. The concentration and uncertainty value at the 95% confidence level for each analyte, determined gravimetrically, is listed below.

Analyte	CAS#	Analyte Lot	Concentration ± Uncertainty
1,2-dibromo-3-chloropropane	000096-12-8	RM12895	200.7 ± 1.0 µg/mL
1,2-dibromoethane	000106-93-4	RM00018	200.2 ± 1.0 µg/mL
1,2,3-trichloropropane	000096-18-4	RM13082	200.4 ± 1.0 µg/mL

Matrix: methanol (methyl alcohol)

Storage Conditions: Store Frozen (-25° to -10°C).

Traceability:
The balances used for these measurements are calibrated with weights traceable to NIST in compliance with ANSI/NCSL Z540.3, ISO 9001, ISO 17025, and ISO 17034. Calibrated Class A glassware is used for volumetric measurements. Thermometers are calibrated against a NIST traceable thermometer in accordance with NIST Special Publication 1088.

Homogeneity:
This RM was unitized according to an in-house procedure and is guaranteed to be homogeneous. There is no minimum sub-sample size required.

Intended Use:
This RM is intended for the preparation of working reference samples for use in routine laboratory analyses, calibration of instruments, validation of analytical methods, assessments of measurement methods, and continuing calibration verification.

Instructions for Use:
Sample aliquots for analysis should be withdrawn at 20°C to 25°C immediately after opening the container and should be processed without delay for the certified values to be valid within the stated uncertainties.

Hazards:
Refer to the Safety Data Sheet on www.agilent.com for information regarding this RM.

ANAB ACCREDITED REFERENCE MATERIAL PRODUCER
ISO 17034 Cert No. AR-1936

RM was produced in accordance with TUV USA Inc registered ISO 9001 Quality Management System. Cert # 56 100 18560026
Page: 1 of 2
www.agilent.com/quality/
CSD-QA-015.1

ANAB ACCREDITED TESTING LABORATORY
ISO 17025 Cert No. AT-1937

Certificate of Analysis

Product Number: DWM-514-1 **Lot Number:** 0006573696

Expiration of Certification:
The certification of this RM is valid until the expiration date specified above, provided the RM is handled and stored in accordance with the instructions given in this certificate. This certification is nullified if the RM is damaged, contaminated, or otherwise modified.

Maintenance of Certification:
If substantive changes are noted that affect the certification before the expiration of this certificate, Agilent will notify the purchaser.

Sample lot approver:

Monica Bourgeois
QMS Representative

ANAB ACCREDITED ISO 17034 REFERENCE MATERIAL PRODUCER
ISO 17034 Cert
No. AR-1936

RM was produced in accordance with TUV USA Inc registered ISO 9001 Quality Management System. Cert # 56 100 18560026
Page: 2 of 2
www.agilent.com/quality/
CSD-QA-015.1

ANAB ACCREDITED ISO/IEC 17025 TESTING LABORATORY
ISO 17025 Cert
No. AT-1937

Energy Laboratories Inc

Spike LOG

Standard ID:	PH121120504P		
Standard Name	504.1 Mix (200ug/mL) MeOH	Type:	Primary
Date Prepared	12/11/2019	BY:	Selina R. Cox
Date Expires:	12/31/2023		
Department	PST/HRBPR	Status:	New
Vendor:	Agilent		
Lot Number:	0006573696		
Balance ID:			

Comments: Date prepped is same as date received. [200ug/mL] MeOH. Recieved x4 1mL vials.

Chemical / Solvent Used	BottleNo	Amt	Units	Exp
Calibration Standard	13327	4	mL	12/31

Final Volume: 1 mL

Stock Source **Base Units** **Amount Added**

Analytes **CAS** Conc: **ug/mL**

Energy Laboratories Inc

Standard LOG

Standard ID:	PH011122504C3		
Standard Name	504.1 Cal Stock 3(0.7ug/mL) MeOH	Type:	Secondary
Date Prepared	1/11/2022	BY:	Carry L Tran
Date Expires:	2/12/2023		
Department	PST/HRBPR	Status:	New
Vendor:			
Lot Number:			
Balance ID:			

Comments: Final concentration = 0.7ug/mL Vol Flask# - EX-0117. Concentration represents both calmix and surrogate. 4/27/21 SRC.

Chemical / Solvent Used	BottleNo	Amt	Units	Exp
Methanol, Purge and Trap EA899	13926	9.895	mL	2/12/
1, 1, 1, 2-Tetrachloroethane Standard	14248	0.07	mL	11/30

Final Volume: 10 mL

Stock Source		Base Units	Amount Added
PH121120504P	504.1 Mix (200ug/mL) MeOH	ug/mL	0.035 mL

Analytes	CAS	Conc:	ug/mL

Page: *1 of 1*

Energy Laboratories Inc

Standard LOG

Standard ID:	PH011122504C2		
Standard Name	504.1 Cal Stock 2(0.07ug/mL) MeOH	Type:	Tertiary
Date Prepared	1/11/2022	BY:	Carry L Tran
Date Expires:	2/12/2023		
Department	PST/HRBPR	Status:	New
Vendor:			
Lot Number:			
Balance ID:			
Comments:	Final concentration = 0.07ug/mL Vol Flask# - EX-0117		

Chemical / Solvent Used	BottleNo	Amt	Units	Exp
Methanol, Purge and Trap EA899	13926	9	mL	2/12/

Final Volume: 10 mL

Stock Source		**Base Units**	**Amount Added**
PH011122504C3	504.1 Cal Stock 3(0.7ug/mL) MeOH	ug/mL	1 mL

Analytes	**CAS**	Conc:	**ug/mL**

Energy Laboratories Inc

Standard LOG

Standard ID:	PH011122504C1		
Standard Name	504.1 Cal Stock 1(0.007ug/mL) MeOH	Type:	Tertiary
Date Prepared	1/11/2022	BY:	Carry L Tran
Date Expires:	2/12/2023		
Department	PST/HRBPR	Status:	New
Vendor:			
Lot Number:			
Balance ID:			
Comments:	Final concentration = 0.007ug/mL Vol Flask# - EX-0117		

Chemical / Solvent Used	BottleNo	Amt	Units	Exp
Methanol, Purge and Trap EA899	13926	9	mL	2/12/

Final Volume: 10 mL

Stock Source		**Base Units**	**Amount Added**
PH011122504C2	504.1 Cal Stock 2(0.07ug/mL) MeOH	ug/mL	1 mL

Analytes	**CAS**	Conc:	**ug/mL**

ID #: 14248
Opened:
1, 1, 1, 2-Tetrachloroethane Standard
Expires: 11/30/2024
Rec'd: 9/7/2021
Energy Laboratories Inc 1120 So. 27th Street
Billings MT 59107

Agilent

Certificate of Analysis

Product Name: 1,1,1,2-Tetrachloroethane Standard

Product Number: HC-410-1 **Lot Issue Date:** 27-Oct-2020

Lot Number: 0006567948 **Expiration Date:** 30-Nov-2024

Description:
This analytical reference material (RM) was manufactured and verified in accordance with an ISO 9001 registered quality system and analyte concentrations were verified by an ISO 17025 accredited laboratory. The concentration and uncertainty value at the 95% confidence level for each analyte, determined gravimetrically, is listed below.

Analyte	CAS#	Analyte Lot	Concentration ± Uncertainty
1,1,1,2-tetrachloroethane	000630-20-6	RM12632	99.9 ± 0.5 µg/mL

Matrix: methanol (methyl alcohol)

Storage Conditions: Store Frozen (-25° to -10°C).

Traceability:
The balances used for these measurements are calibrated with weights traceable to NIST in compliance with ANSI/NCSL Z540.3, ISO 9001, ISO 17025, and ISO 17034. Calibrated Class A glassware is used for volumetric measurements. Thermometers are calibrated against a NIST traceable thermometer in accordance with NIST Special Publication 1088.

Homogeneity:
This RM was unitized according to an in-house procedure and is guaranteed to be homogeneous. There is no minimum sub-sample size required.

Intended Use:
This RM is intended for the preparation of working reference samples for use in routine laboratory analyses, calibration of instruments, validation of analytical methods, assessments of measurement methods, and continuing calibration verification.

Instructions for Use:
Sample aliquots for analysis should be withdrawn at 20°C to 25°C immediately after opening the container and should be processed without delay for the certified values to be valid within the stated uncertainties.

Hazards:
Refer to the Safety Data Sheet on www.agilent.com for information regarding this RM.

Expiration of Certification:
The certification of this RM is valid until the expiration date specified above, provided the RM is handled and stored in accordance with the instructions given in this certificate. This certification is nullified if the RM is damaged, contaminated, or otherwise modified.

Maintenance of Certification:
If substantive changes are noted that affect the certification before the expiration of this certificate, Agilent will notify the purchaser.

Sample lot approver:

Monica Bourgeois
QMS Representative

ANAB ACCREDITED ISO 17034 REFERENCE MATERIAL PRODUCER
ISO 17034 Cert
No. AR-1936

RM was produced in accordance with TUV USA Inc registered ISO 9001 Quality Management System. Cert # 56 100 18560026
Page: 1 of 1
www.agilent.com/quality/
CSD-QA-015.1

ANAB ACCREDITED ISO/IEC 17025 TESTING LABORATORY
ISO 17025 Cert
No. AT-1937

125 Market Street
New Haven, CT 06513
USA

AccuStandard®

Tel (203)786-5290
Fax (203)786-5287
www.AccuStandard.com

CERTIFICATE OF ANALYSIS

Catalog No: M-504.1-LFB
Description: Laboratory Fortified Blank Sample Concentrate
Lot: 220021015
Solvent: Methanol
Hazards: *Refer to SDS for complete safety information*

Signal Word: Danger

Date Certified: Feb 6, 2020
Expiration: Feb 6, 2023
Sample Size: 1 mL
Components: 3
Storage Condition: Ambient (>5 °C)

Certified Reference Material

ANAB ACCREDITED REFERENCE MATERIAL PRODUCER AR-1463
ANAB ACCREDITED TESTING LABORATORY AT-1339
ilac-MRA

Component	CAS #	Purity % (GC/FID)	Prepared Concentration[2] (µg/mL)	Certified Analyte Concentration[1] (µg/mL)
1,2-Dibromoethane	106-93-4	99.9	0.2503	0.2500
1,2-Dibromo-3-chloropropane	96-12-8	100.0	0.2505	0.2505
1,2,3-Trichloropropane	96-18-4	99.0	0.2503	0.2478

ID #: 14729
Opened:
Laboratory Fortified Blank Sample Concentra
Expires: 2/6/2023
Rec'd: 1/6/2022
Energy Laboratories Inc 1120 So. 27th Street
Billings MT 59107

A product with a suffix (-1A, -2B, etc. or -01, -02, etc.) on its lot number has had its expiration date extended and is identical to the same lot number without the suffix.

Matrix blank to be used for background correction.

[2] All weights are traceable through NIST, Test No. 684/289871-17

[1] Certified Analyte Concentration = Purity x Prepared Concentration.

The Uncertainty associated with the certified concentration reported on this certificate is ±2.4%. This value is the combined expanded uncertainty and represents an estimated standard deviation equal to the positive square root of the total variation of the uncertainty of components. A normal distribution is assumed and a coverage factor of K=2 is chosen using approximately a 95% confidence level.

Labels and certificates follow U.S. Conventions in reporting numerical values: A comma (,) is used to separate units of one-thousand or greater. A period (.) is used as a decimal place marker.

The information on this certificate may not be reproduced without the express permission of the manufacturer. See reverse side for additional information

Hazard Information: Please refer to the SDS for information regarding the hazards associated with using this material.

This product was prepared according to in-house procedures and is guaranteed to be homogeneous.

Certified By:
Larry Decker, Organic QC Manager

Page 1 of 1

For use in routine laboratory analysis.

ID #: 14328
Opened:
1,1,1,2-Tetrachloroethane Solution
Expires: 10/31/2025
Rec'd: 9/29/2021
Energy Laboratories Inc 1120 So. 27th Street
Billings MT 59107

ISO 17034

Agilent
Trusted Answers

Reference Material Certificate

Product Name: 1,1,1,2-Tetrachloroethane Standard
Product Number: HC-410-1
Storage Conditions: Store Frozen (-25° to -10°C).

Lot Number: 0006633034
Lot Issue Date: 27-Sep-2021
Expiration Date: 31-Oct-2025

Component Name	CERTIFIED VALUES Concentration	Expanded Uncertainty	CAS#	Analyte Lot
1,1,1,2-tetrachloroethane	100.4 ±	0.5 µg/mL	000630-20-6	RM12632

Matrix: methanol (methyl alcohol)

Description:
This document is prepared in accordance with ISO 17034 and Guide 31. This analytical reference material standard was manufactured and verified in accordance with an ISO 9001 registered quality system and analyte concentrations were verified by an ISO 17025 accredited laboratory. The concentration and uncertainty value at the 95% confidence level for each analyte, determined gravimetrically, is listed above.

Traceability:
The balances used for these measurements are calibrated with weights traceable to NIST in compliance with ANSI/NCSL Z540.3, ISO 9001, ISO 17025, and ISO 17034. Calibrated Class A glassware is used for volumetric measurements. Thermometers are calibrated against a NIST traceable thermometer in accordance with NIST Special Publication 1088.

Homogeneity:
This analytical reference standard was unitized according to an in-house procedure and is guaranteed to be homogeneous. There is no minimum sub-sample size required.

Instructions for Use:
Sample aliquots for analysis should be withdrawn at 20°C to 25°C immediately after opening the container and should be processed without delay for the certified values to be valid within the stated uncertainties.

Safety:
Refer to the Safety Data Sheet on www.agilent.com for information regarding this analytical reference material.

Intended Use:
This analytical reference standard is intended for the preparation of working reference samples for use in routine laboratory analyses, calibration of instruments, validation of analytical methods, assessments of measurement methods, and continuing calibration verification.

Expiration of Certification:
The certification of this analytical reference standard is valid until the expiration date specified above, provided the material is handled and stored in accordance with the instructions given in this certificate. This certification is nullified if the material is damaged, contaminated, or otherwise modified.

Maintenance of Certification:
If substantive changes are noted that affect the certification before the expiration of this certificate, Agilent will notify the purchaser.

Sample lot approver:

Monica Bourgeois
QMS Representative

Energy Laboratories Inc

Standard LOG

Standard ID:	PH021622504SU		
Standard Name	504.1 Surrogate (0.1ug/mL)MeOH	Type:	Secondary
Date Prepared	2/16/2022	BY:	Carry L Tran
Date Expires:	3/20/2023		
Department	PST/HRBPR	Status:	New
Vendor:			
Lot Number:			
Balance ID:			
Comments:	Final Concentration = (0.1ug/mL) Vol Flask: EX-0117		

Chemical / Solvent Used	BottleNo	Amt	Units	Exp
Methanol, Purge and Trap - EB679	14746	9.99	mL	5/28/
1,1,1,2-Tetrachloroethane Solution	14328	0.01	mL	10/31

Final Volume: 10 mL

Stock Source	**Base Units**	**Amount Added**
Analytes	**CAS**	Conc: **ug/mL**

Energy Laboratories Inc

ANALYTICAL RUN Summary

14-Feb-22

Run ID VOA5975C.I_220119A

Run Start Date: 1/19/2022
Analyst: Melissa Chavez
Ical:
Column ID:
Comments:

Instrument ID	Description
Bal #22	Balance

Std ID	Std Name	Std Amount	Std Units	Samp Amount	Samp Units	SampType	Expiration Date
VOCF3517	Internal Standard / Surrogates (INT/SURR)	8.4	ul	42	ml	MBLK, ICV (	12/31/2022
VOCF3529B	2nd Source MtBE	1.05	ul	42	ml	ICV	1/29/2022
VOCF3546B	Liquids		ul	42	ml	CAL	2/13/2022
VOCF3558B	2nd Source Liquids	1.05	ul	42	ml	ICV	2/27/2022
VOCF3559A	MtBE		ul	42	ml	CAL	1/27/2022
VOCF3563	Internals	8.4	ul	42	ml	CAL	7/3/2022
VOCF3567A	2nd Source Ketones	1.05	ul	42	ml	ICV	2/12/2022
VOCF3569	Ketones		ul	42	ml	CAL	2/17/2022
VOCF3570A	Gases		ul	42	ml	CAL	1/25/2022
VOCF3571A	2nd Source Gases	1.05	ul	42	ml	ICV	1/26/2022
VOCF3573	Calibration Surrogates		ul	42	ml	CAL	7/19/2022

Seq No	Lab ID	Test Code	Sample Typ	File ID	Analysis Date	DF	Batch ID	Prep Date	SPKref	RPDref	pmoist
14993103	19JAN02_D_TU	VOC-8260-BFB	TUNE	)A5975C\VG011	1/19/2022 9:34:0	1	R373580		0	0	

Analyte	T	Units	RAW	Final	Text	Spike	SPKref	RPDref	MDL	PQL	UQL	%REC	LOW	HIGH	%RPD	Q
173, % of mass 174	A	%	1.1	1.1		100	0	0	0	0	0	1%	0	1.99	0%	
174, % of mass 95	A	%	94.2	94.2		100	0	0	0	0	0	94%	50	99.99	0%	
175, % of mass 174	A	%	7.5	7.5		100	0	0	0	0	0	8%	5	9	0%	
176, % of mass 174	A	%	96.1	96.1		100	0	0	0	0	0	96%	95	101	0%	
177, % of mass 176	A	%	6.6	6.6		100	0	0	0	0	0	7%	5	9	0%	
50, % of mass 95	A	%	21.4	21.4		100	0	0	0	0	0	21%	15	40	0%	
75, % of mass 95	A	%	50	50		100	0	0	0	0	0	50%	30	60	0%	
95, Base Peak	A	%	100	100		100	0	0	0	0	0	100%	0	100	0%	
96, % of mass 95	A	%	6.7	6.7		100	0	0	0	0	0	7%	5	9	0%	

Seq No	Lab ID	Test Code	Sample Typ	File ID	Analysis Date	DF	Batch ID	Prep Date	SPKref	RPDref	pmoist
14993111	MBLK011922_	VOC-8260-W-Q	MBLK	)A5975C\VG011\	1/19/2022 10:13:	1	R373580		0	0	

Analyte	T	Units	RAW	Final	Text	Spike	SPKref	RPDref	MDL	PQL	UQL	%REC	LOW	HIGH	%RPD	Q
1,1,1,2-Tetrachloroethane	A	ug/L	0	0		0	0	0	0.101	0.5	500	0%	0	0	0%	
1,1,1-Trichloroethane	A	ug/L	0	0		0	0	0	0.131	0.5	500	0%	0	0	0%	
1,1,2,2-Tetrachloroethane	A	ug/L	0	0		0	0	0	0.0872	0.5	500	0%	0	0	0%	
1,1,2-Trichloroethane	A	ug/L	0	0		0	0	0	0.108	0.5	500	0%	0	0	0%	
1,1-Dichloroethane	A	ug/L	0	0		0	0	0	0.135	0.5	500	0%	0	0	0%	
1,1-Dichloroethene	A	ug/L	0	0		0	0	0	0.141	0.5	500	0%	0	0	0%	
1,1-Dichloropropene	A	ug/L	0	0		0	0	0	0.083	0.5	500	0%	0	0	0%	
1,2,3-Trichloropropane	A	ug/L	0	0		0	0	0	0.235	0.5	500	0%	0	0	0%	
1,2-Dibromoethane	A	ug/L	0	0		0	0	0	0.0916	0.5	500	0%	0	0	0%	
1,2-Dichlorobenzene	A	ug/L	0	0		0	0	0	0.0746	0.5	500	0%	0	0	0%	
1,2-Dichloroethane	A	ug/L	0	0		0	0	0	0.116	0.5	500	0%	0	0	0%	
1,2-Dichloropropane	A	ug/L	0	0		0	0	0	0.0847	0.5	500	0%	0	0	0%	
1,3-Dichlorobenzene	A	ug/L	0	0		0	0	0	0.0803	0.5	500	0%	0	0	0%	
1,3-Dichloropropane	A	ug/L	0	0		0	0	0	0.0791	0.5	500	0%	0	0	0%	
1,4-Dichlorobenzene	A	ug/L	0	0		0	0	0	0.0858	0.5	500	0%	0	0	0%	
2,2-Dichloropropane	A	ug/L	0	0		0	0	0	0.186	0.5	500	0%	0	0	0%	
2-Chlorotoluene	A	ug/L	0	0		0	0	0	0.0876	0.5	500	0%	0	0	0%	
4-Chlorotoluene	A	ug/L	0	0		0	0	0	0.0728	0.5	500	0%	0	0	0%	
Benzene	A	ug/L	0	0		0	0	0	0.0914	0.5	500	0%	0	0	0%	
Bromobenzene	A	ug/L	0	0		0	0	0	0.0831	0.5	500	0%	0	0	0%	
Bromochloromethane	A	ug/L	0	0		0	0	0	0.141	0.5	500	0%	0	0	0%	
Bromodichloromethane	A	ug/L	0	0		0	0	0	0.12	0.5	500	0%	0	0	0%	
Bromoform	A	ug/L	0	0		0	0	0	0.119	0.5	500	0%	0	0	0%	
Bromomethane	A	ug/L	2.5579	0		0	0	0	0.253	0.5	500	0%	0	0	0%	
Carbon tetrachloride	A	ug/L	0	0		0	0	0	0.143	0.5	500	0%	0	0	0%	
Chlorobenzene	A	ug/L	0	0		0	0	0	0.0914	0.5	500	0%	0	0	0%	
Chlorodibromomethane	A	ug/L	0	0		0	0	0	0.0841	0.5	500	0%	0	0	0%	
Chloroethane	A	ug/L	0	0		0	0	0	0.169	0.5	500	0%	0	0	0%	
Chloroform	A	ug/L	0	0		0	0	0	0.0789	0.5	500	0%	0	0	0%	
Chloromethane	A	ug/L	0.37083	0		0	0	0	0.162	0.5	500	0%	0	0	0%	
cis-1,2-Dichloroethene	A	ug/L	0	0		0	0	0	0.108	0.5	500	0%	0	0	0%	
cis-1,3-Dichloropropene	A	ug/L	0	0		0	0	0	0.073	0.5	500	0%	0	0	0%	
Dibromomethane	A	ug/L	0	0		0	0	0	0.147	0.5	500	0%	0	0	0%	
Dichlorodifluoromethane	A	ug/L	0	0		0	0	0	0.175	0.5	500	0%	0	0	0%	
Ethylbenzene	A	ug/L	0	0		0	0	0	0.0836	0.5	500	0%	0	0	0%	

Seq No	Lab ID	Test Code	Sample Typ	File ID	Analysis Date	DF	Batch ID	Prep Date	SPKref	RPDref	pmoist
14993111	MBLK011922_	VOC-8260-W-Q	MBLK	)A5975C\VG011	1/19/2022 10:13:	1	R373580		0	0	

Analyte	T	Units	RAW	Final	Text	Spike	SPKref	RPDref	MDL	PQL	UQL	%REC	LOW	HIGH	%RPD	Q
m+p-Xylenes	A	ug/L	0	0		0	0	0	0.15	0.5	1000	0%	0	0	0%	
Methyl ethyl ketone	A	ug/L	0	0		0	0	0	1.77	10	5000	0%	0	0	0%	
Methyl tert-butyl ether (MTBE)	A	ug/L	0	0		0	0	0	0.101	0.5	500	0%	0	0	0%	
Methylene chloride	A	ug/L	1.79994	0		0	0	0	0.338	0.5	500	0%	0	0	0%	
o-Xylene	A	ug/L	0	0		0	0	0	0.0604	0.5	500	0%	0	0	0%	
Styrene	A	ug/L	0	0		0	0	0	0.067	0.5	500	0%	0	0	0%	
Tetrachloroethene	A	ug/L	0	0		0	0	0	0.0671	0.5	500	0%	0	0	0%	
Toluene	A	ug/L	0	0		0	0	0	0.0679	0.5	500	0%	0	0	0%	
trans-1,2-Dichloroethene	A	ug/L	0	0		0	0	0	0.125	0.5	500	0%	0	0	0%	
trans-1,3-Dichloropropene	A	ug/L	0	0		0	0	0	0.0846	0.5	500	0%	0	0	0%	
Trichloroethene	A	ug/L	0	0		0	0	0	0.0993	0.5	500	0%	0	0	0%	
Trichlorofluoromethane	A	ug/L	0	0		0	0	0	0.134	0.5	500	0%	0	0	0%	
Vinyl chloride	A	ug/L	0.3842	0		0	0	0	0.153	0.5	500	0%	0	0	0%	
1,4-Dichlorobenzene-d4	I	ug/L	250	10		0	0	0	0	0	500	0%	0	0	0%	
Chlorobenzene-d5	I	ug/L	250	10		0	0	0	0	0	500	0%	0	0	0%	
Fluorobenzene	I	ug/L	250	10		0	0	0	0	0	500	0%	0	0	0%	
Xylenes, Total	M	ug/L	0	0		0	0	0	0.0604	0.5	1500	0%	0	0	0%	
1,2-Dichloroethane-d4	S	ug/L	296.9186	11.876744		10	0	0	0.229	0.5	500	119%	70	130	0%	
Dibromofluoromethane	S	ug/L	281.32071	11.2528284		10	0	0	0.129	0.5	500	113%	77	126	0%	
p-Bromofluorobenzene	S	ug/L	261.10788	10.4443152		10	0	0	0.149	0.5	500	104%	76	127	0%	
Toluene-d8	S	ug/L	258.94128	10.3576512		10	0	0	0.23	0.5	500	104%	79	122	0%	

Seq No	Lab ID	Test Code	Sample Typ	File ID	Analysis Date	DF	Batch ID	Prep Date	SPKref	RPDref	pmoist
14993112	ICAL011922_1	VOC-8260-W-Q	CAL1	)A5975C\VG011	1/19/2022 10:48:	1	R373580		0	0	

Analyte	T	Units	RAW	Final	Text	Spike	SPKref	RPDref	MDL	PQL	UQL	%REC	LOW	HIGH	%RPD	Q
1,2-Dichlorobenzene	A	ug/L	2.56161	0.1024644		0.1	0	0	0.0746	0.5	500	102%	50	150	0%	
1,2-Dichloroethane	A	ug/L	2.90043	0.1160172		0.1	0	0	0.116	0.5	500	116%	50	150	0%	
1,3-Dichlorobenzene	A	ug/L	2.60665	0.104266		0.1	0	0	0.0803	0.5	500	104%	50	150	0%	
1,4-Dichlorobenzene	A	ug/L	2.71995	0.108798		0.1	0	0	0.0858	0.5	500	109%	50	150	0%	
Benzene	A	ug/L	2.63388	0.1053552		0.1	0	0	0.0914	0.5	500	105%	50	150	0%	
Chloroform	A	ug/L	3.06575	0.12263		0.1	0	0	0.0789	0.5	500	123%	50	150	0%	
Ethylbenzene	A	ug/L	2.90887	0.1163548		0.1	0	0	0.0836	0.5	500	116%	50	150	0%	
m+p-Xylenes	A	ug/L	6.17379	0.2469516		0.2	0	0	0.15	0.5	1000	123%	50	150	0%	
o-Xylene	A	ug/L	3.08858	0.1235432		0.1	0	0	0.0604	0.5	500	124%	50	150	0%	

Seq No	Lab ID	Test Code	Sample Typ	File ID	Analysis Date	DF	Batch ID	Prep Date	SPKref	RPDref	pmoist
14993112	ICAL011922_1	VOC-8260-W-Q	CAL1	)A5975C\VG011	1/19/2022 10:48:	1	R373580		0	0	

Analyte	T	Units	RAW	Final	Text	Spike	SPKref	RPDref	MDL	PQL	UQL	%REC	LOW	HIGH	%RPD	Q
Styrene	A	ug/L	3.18392	0.1273568		0.1	0	0	0.067	0.5	500	127%	50	150	0%	
Tetrachloroethene	A	ug/L	2.62409	0.1049636		0.1	0	0	0.0671	0.5	500	105%	50	150	0%	
Toluene	A	ug/L	2.65	0.106		0.1	0	0	0.0679	0.5	500	106%	50	150	0%	
1,4-Dichlorobenzene-d4	I	ug/L	250	10		0	0	0	0	0	500	0%	50	150	0%	
Chlorobenzene-d5	I	ug/L	250	10		0	0	0	0	0	500	0%	50	150	0%	
Fluorobenzene	I	ug/L	250	10		0	0	0	0	0	500	0%	50	150	0%	
Xylenes, Total	M	ug/L	9.26237	0.3704948		0.3	0	0	0.0604	0.5	1500	123%	50	150	0%	

Seq No	Lab ID	Test Code	Sample Typ	File ID	Analysis Date	DF	Batch ID	Prep Date	SPKref	RPDref	pmoist
14993113	ICAL011922_2	VOC-8260-W-Q	CAL2	)A5975C\VG011	1/19/2022 11:15:	1	R373580		0	0	

Analyte	T	Units	RAW	Final	Text	Spike	SPKref	RPDref	MDL	PQL	UQL	%REC	LOW	HIGH	%RPD	Q
1,1,1,2-Tetrachloroethane	A	ug/L	12.03781	0.4815124		0.5	0	0	0.101	0.5	500	96%	50	150	0%	
1,1,1-Trichloroethane	A	ug/L	11.55095	0.462038		0.5	0	0	0.131	0.5	500	92%	50	150	0%	
1,1,2,2-Tetrachloroethane	A	ug/L	12.30338	0.4921352		0.5	0	0	0.0872	0.5	500	98%	50	150	0%	
1,1,2-Trichloroethane	A	ug/L	11.9543	0.478172		0.5	0	0	0.108	0.5	500	96%	50	150	0%	
1,1-Dichloroethane	A	ug/L	11.84931	0.4739724		0.5	0	0	0.135	0.5	500	95%	50	150	0%	
1,1-Dichloroethene	A	ug/L	11.68996	0.4675984		0.5	0	0	0.141	0.5	500	94%	50	150	0%	
1,1-Dichloropropene	A	ug/L	10.64606	0.4258424		0.5	0	0	0.083	0.5	500	85%	50	150	0%	
1,2,3-Trichloropropane	A	ug/L	12.3825	0.4953		0.5	0	0	0.235	0.5	500	99%	50	150	0%	
1,2-Dibromoethane	A	ug/L	11.21917	0.4487668		0.5	0	0	0.0916	0.5	500	90%	50	150	0%	
1,2-Dichlorobenzene	A	ug/L	11.56015	0.462406		0.5	0	0	0.0746	0.5	500	92%	70	130	0%	
1,2-Dichloroethane	A	ug/L	12.55104	0.5020416		0.5	0	0	0.116	0.5	500	100%	70	130	0%	
1,2-Dichloropropane	A	ug/L	11.50326	0.4601304		0.5	0	0	0.0847	0.5	500	92%	50	150	0%	
1,3-Dichlorobenzene	A	ug/L	11.51233	0.4604932		0.5	0	0	0.0803	0.5	500	92%	70	130	0%	
1,3-Dichloropropane	A	ug/L	12.39024	0.4956096		0.5	0	0	0.0791	0.5	500	99%	50	150	0%	
1,4-Dichlorobenzene	A	ug/L	11.70084	0.4680336		0.5	0	0	0.0858	0.5	500	94%	70	130	0%	
2,2-Dichloropropane	A	ug/L	12.0798	0.483192		0.5	0	0	0.186	0.5	500	97%	50	150	0%	
2-Chlorotoluene	A	ug/L	11.12433	0.4449732		0.5	0	0	0.0876	0.5	500	89%	50	150	0%	
4-Chlorotoluene	A	ug/L	10.21022	0.4084088		0.5	0	0	0.0728	0.5	500	82%	50	150	0%	
Benzene	A	ug/L	11.72138	0.4688552		0.5	0	0	0.0914	0.5	500	94%	70	130	0%	
Bromobenzene	A	ug/L	11.92659	0.4770636		0.5	0	0	0.0831	0.5	500	95%	50	150	0%	
Bromochloromethane	A	ug/L	12.15138	0.4860552		0.5	0	0	0.141	0.5	500	97%	50	150	0%	
Bromodichloromethane	A	ug/L	12.28616	0.4914464		0.5	0	0	0.12	0.5	500	98%	50	150	0%	
Bromoform	A	ug/L	13.0389	0.521556		0.5	0	0	0.119	0.5	500	104%	50	150	0%	

Seq No	Lab ID	Test Code	Sample Typ	File ID	Analysis Date	DF	Batch ID	Prep Date	SPKref	RPDref	pmoist
14993113	ICAL011922_2	VOC-8260-W-Q	CAL2	)A5975C\VG011	1/19/2022 11:15:	1	R373580		0	0	

Analyte	T	Units	RAW	Final	Text	Spike	SPKref	RPDref	MDL	PQL	UQL	%REC	LOW	HIGH	%RPD	Q
Bromomethane	A	ug/L	12.94988	0.5179952		0.5	0	0	0.253	0.5	500	104%	50	150	0%	
Carbon tetrachloride	A	ug/L	11.30839	0.4523356		0.5	0	0	0.143	0.5	500	90%	50	150	0%	
Chlorobenzene	A	ug/L	11.93316	0.4773264		0.5	0	0	0.0914	0.5	500	95%	50	150	0%	
Chlorodibromomethane	A	ug/L	12.44487	0.4977948		0.5	0	0	0.0841	0.5	500	100%	50	150	0%	
Chloroethane	A	ug/L	12.00958	0.4803832		0.5	0	0	0.169	0.5	500	96%	50	150	0%	
Chloroform	A	ug/L	11.92708	0.4770832		0.5	0	0	0.0789	0.5	500	95%	70	130	0%	
Chloromethane	A	ug/L	12.10942	0.4843768		0.5	0	0	0.162	0.5	500	97%	50	150	0%	
cis-1,2-Dichloroethene	A	ug/L	11.68991	0.4675964		0.5	0	0	0.108	0.5	500	94%	50	150	0%	
cis-1,3-Dichloropropene	A	ug/L	11.6126	0.464504		0.5	0	0	0.073	0.5	500	93%	50	150	0%	
Dibromomethane	A	ug/L	11.74498	0.4697992		0.5	0	0	0.147	0.5	500	94%	50	150	0%	
Dichlorodifluoromethane	A	ug/L	11.7428	0.469712		0.5	0	0	0.175	0.5	500	94%	50	150	0%	
Ethylbenzene	A	ug/L	11.9196	0.476784		0.5	0	0	0.0836	0.5	500	95%	70	130	0%	
m+p-Xylenes	A	ug/L	22.16451	0.8865804		1	0	0	0.15	0.5	1000	89%	70	130	0%	
Methyl ethyl ketone	A	ug/L	123.19473	4.9277892		5	0	0	1.77	10	5000	99%	50	150	0%	
Methyl tert-butyl ether (MTBE)	A	ug/L	12.20038	0.4880152		0.5	0	0	0.101	0.5	500	98%	50	150	0%	
Methylene chloride	A	ug/L	13.38833	0.5355332		0.5	0	0	0.338	0.5	500	107%	50	150	0%	
o-Xylene	A	ug/L	11.32344	0.4529376		0.5	0	0	0.0604	0.5	500	91%	70	130	0%	
Styrene	A	ug/L	10.92337	0.4369348		0.5	0	0	0.067	0.5	500	87%	70	130	0%	
Tetrachloroethene	A	ug/L	10.83554	0.4334216		0.5	0	0	0.0671	0.5	500	87%	70	130	0%	
Toluene	A	ug/L	10.7342	0.429368		0.5	0	0	0.0679	0.5	500	86%	70	130	0%	
trans-1,2-Dichloroethene	A	ug/L	12.53264	0.5013056		0.5	0	0	0.125	0.5	500	100%	50	150	0%	
trans-1,3-Dichloropropene	A	ug/L	11.17555	0.447022		0.5	0	0	0.0846	0.5	500	89%	50	150	0%	
Trichloroethene	A	ug/L	11.65772	0.4663088		0.5	0	0	0.0993	0.5	500	93%	50	150	0%	
Trichlorofluoromethane	A	ug/L	12.18881	0.4875524		0.5	0	0	0.134	0.5	500	98%	50	150	0%	
Vinyl chloride	A	ug/L	12.29095	0.491638		0.5	0	0	0.153	0.5	500	98%	50	150	0%	
1,4-Dichlorobenzene-d4	I	ug/L	250	10		0	0	0	0	0	500	0%	50	150	0%	
Chlorobenzene-d5	I	ug/L	250	10		0	0	0	0	0	500	0%	50	150	0%	
Fluorobenzene	I	ug/L	250	10		0	0	0	0	0	500	0%	50	150	0%	
Xylenes, Total	M	ug/L	33.48795	1.339518		1.5	0	0	0.0604	0.5	1500	89%	70	130	0%	
1,2-Dichloroethane-d4	S	ug/L	12.48825	0.49953		0.5	0	0	0.229	0.5	500	100%	50	150	0%	
Dibromofluoromethane	S	ug/L	12.2386	0.489544		0.5	0	0	0.129	0.5	500	98%	50	150	0%	
p-Bromofluorobenzene	S	ug/L	11.469	0.45876		0.5	0	0	0.149	0.5	500	92%	50	150	0%	
Toluene-d8	S	ug/L	11.09271	0.4437084		0.5	0	0	0.23	0.5	500	89%	50	150	0%	

Seq No	Lab ID	Test Code	Sample Typ	File ID	Analysis Date	DF	Batch ID	Prep Date	SPKref	RPDref	pmoist
14993114	ICAL011922_3	VOC-8260-W-Q	CAL3	)A5975C\VG011	1/19/2022 11:42:	1	R373580		0	0	

Analyte	T	Units	RAW	Final	Text	Spike	SPKref	RPDref	MDL	PQL	UQL	%REC	LOW	HIGH	%RPD	Q
1,1,1,2-Tetrachloroethane	A	ug/L	24.29982	0.9719928		1	0	0	0.101	0.5	500	97%	70	130	0%	
1,1,1-Trichloroethane	A	ug/L	24.59188	0.9836752		1	0	0	0.131	0.5	500	98%	70	130	0%	
1,1,2,2-Tetrachloroethane	A	ug/L	25.26178	1.0104712		1	0	0	0.0872	0.5	500	101%	70	130	0%	
1,1,2-Trichloroethane	A	ug/L	23.98758	0.9595032		1	0	0	0.108	0.5	500	96%	70	130	0%	
1,1-Dichloroethane	A	ug/L	25.32772	1.0131088		1	0	0	0.135	0.5	500	101%	70	130	0%	
1,1-Dichloroethene	A	ug/L	25.12213	1.0048852		1	0	0	0.141	0.5	500	100%	70	130	0%	
1,1-Dichloropropene	A	ug/L	23.25503	0.9302012		1	0	0	0.083	0.5	500	93%	70	130	0%	
1,2,3-Trichloropropane	A	ug/L	25.64354	1.0257416		1	0	0	0.235	0.5	500	103%	70	130	0%	
1,2-Dibromoethane	A	ug/L	25.34313	1.0137252		1	0	0	0.0916	0.5	500	101%	70	130	0%	
1,2-Dichlorobenzene	A	ug/L	25.09561	1.0038244		1	0	0	0.0746	0.5	500	100%	70	130	0%	
1,2-Dichloroethane	A	ug/L	24.11387	0.9645548		1	0	0	0.116	0.5	500	96%	70	130	0%	
1,2-Dichloropropane	A	ug/L	24.05552	0.9622208		1	0	0	0.0847	0.5	500	96%	70	130	0%	
1,3-Dichlorobenzene	A	ug/L	24.74451	0.9897804		1	0	0	0.0803	0.5	500	99%	70	130	0%	
1,3-Dichloropropane	A	ug/L	24.4891	0.979564		1	0	0	0.0791	0.5	500	98%	70	130	0%	
1,4-Dichlorobenzene	A	ug/L	24.93753	0.9975012		1	0	0	0.0858	0.5	500	100%	70	130	0%	
2,2-Dichloropropane	A	ug/L	25.46947	1.0187788		1	0	0	0.186	0.5	500	102%	70	130	0%	
2-Chlorotoluene	A	ug/L	24.60375	0.98415		1	0	0	0.0876	0.5	500	98%	70	130	0%	
4-Chlorotoluene	A	ug/L	23.76256	0.9505024		1	0	0	0.0728	0.5	500	95%	70	130	0%	
Benzene	A	ug/L	23.44421	0.9377684		1	0	0	0.0914	0.5	500	94%	70	130	0%	
Bromobenzene	A	ug/L	24.17617	0.9670468		1	0	0	0.0831	0.5	500	97%	70	130	0%	
Bromochloromethane	A	ug/L	25.29397	1.0117588		1	0	0	0.141	0.5	500	101%	70	130	0%	
Bromodichloromethane	A	ug/L	24.88164	0.9952656		1	0	0	0.12	0.5	500	100%	70	130	0%	
Bromoform	A	ug/L	25.73239	1.0292956		1	0	0	0.119	0.5	500	103%	70	130	0%	
Bromomethane	A	ug/L	26.14002	1.0456008		1	0	0	0.253	0.5	500	105%	70	130	0%	
Carbon tetrachloride	A	ug/L	24.59553	0.9838212		1	0	0	0.143	0.5	500	98%	70	130	0%	
Chlorobenzene	A	ug/L	24.30396	0.9721584		1	0	0	0.0914	0.5	500	97%	70	130	0%	
Chlorodibromomethane	A	ug/L	24.10204	0.9640816		1	0	0	0.0841	0.5	500	96%	70	130	0%	
Chloroethane	A	ug/L	27.05322	1.0821288		1	0	0	0.169	0.5	500	108%	70	130	0%	
Chloroform	A	ug/L	24.01936	0.9607744		1	0	0	0.0789	0.5	500	96%	70	130	0%	
Chloromethane	A	ug/L	26.08603	1.0434412		1	0	0	0.162	0.5	500	104%	70	130	0%	
cis-1,2-Dichloroethene	A	ug/L	24.17583	0.9670332		1	0	0	0.108	0.5	500	97%	70	130	0%	
cis-1,3-Dichloropropene	A	ug/L	22.71108	0.9084432		1	0	0	0.073	0.5	500	91%	70	130	0%	
Dibromomethane	A	ug/L	25.53036	1.0212144		1	0	0	0.147	0.5	500	102%	70	130	0%	
Dichlorodifluoromethane	A	ug/L	25.20923	1.0083692		1	0	0	0.175	0.5	500	101%	70	130	0%	
Ethylbenzene	A	ug/L	24.09209	0.9636836		1	0	0	0.0836	0.5	500	96%	70	130	0%	

Seq No	Lab ID	Test Code	Sample Typ	File ID	Analysis Date	DF	Batch ID	Prep Date	SPKref	RPDref	pmoist
14993114	ICAL011922_3	VOC-8260-W-Q	CAL3	)A5975C\VG011	1/19/2022 11:42:	1	R373580		0	0	

Analyte	T	Units	RAW	Final	Text	Spike	SPKref	RPDref	MDL	PQL	UQL	%REC	LOW	HIGH	%RPD	Q
m+p-Xylenes	A	ug/L	47.56168	1.9024672		2	0	0	0.15	0.5	1000	95%	70	130	0%	
Methyl ethyl ketone	A	ug/L	232.00881	9.2803524		10	0	0	1.77	10	5000	93%	70	130	0%	
Methyl tert-butyl ether (MTBE)	A	ug/L	23.51755	0.940702		1	0	0	0.101	0.5	500	94%	70	130	0%	
Methylene chloride	A	ug/L	27.26568	1.0906272		1	0	0	0.338	0.5	500	109%	70	130	0%	
o-Xylene	A	ug/L	23.38337	0.9353348		1	0	0	0.0604	0.5	500	94%	70	130	0%	
Styrene	A	ug/L	23.22155	0.928862		1	0	0	0.067	0.5	500	93%	70	130	0%	
Tetrachloroethene	A	ug/L	24.98591	0.9994364		1	0	0	0.0671	0.5	500	100%	70	130	0%	
Toluene	A	ug/L	23.1991	0.927964		1	0	0	0.0679	0.5	500	93%	70	130	0%	
trans-1,2-Dichloroethene	A	ug/L	25.11116	1.0044464		1	0	0	0.125	0.5	500	100%	70	130	0%	
trans-1,3-Dichloropropene	A	ug/L	23.21356	0.9285424		1	0	0	0.0846	0.5	500	93%	70	130	0%	
Trichloroethene	A	ug/L	24.33224	0.9732896		1	0	0	0.0993	0.5	500	97%	70	130	0%	
Trichlorofluoromethane	A	ug/L	25.40882	1.0163528		1	0	0	0.134	0.5	500	102%	70	130	0%	
Vinyl chloride	A	ug/L	25.49685	1.019874		1	0	0	0.153	0.5	500	102%	70	130	0%	
1,4-Dichlorobenzene-d4	I	ug/L	250	10		0	0	0	0	0	500	0%	70	130	0%	
Chlorobenzene-d5	I	ug/L	250	10		0	0	0	0	0	500	0%	70	130	0%	
Fluorobenzene	I	ug/L	250	10		0	0	0	0	0	500	0%	70	130	0%	
Xylenes, Total	M	ug/L	70.94505	2.837802		3	0	0	0.0604	0.5	1500	95%	70	130	0%	
1,2-Dichloroethane-d4	S	ug/L	25.16748	1.0066992		1	0	0	0.229	0.5	500	101%	70	130	0%	
Dibromofluoromethane	S	ug/L	25.01787	1.0007148		1	0	0	0.129	0.5	500	100%	70	130	0%	
p-Bromofluorobenzene	S	ug/L	24.24738	0.9698952		1	0	0	0.149	0.5	500	97%	70	130	0%	
Toluene-d8	S	ug/L	23.00531	0.9202124		1	0	0	0.23	0.5	500	92%	70	130	0%	

Seq No	Lab ID	Test Code	Sample Typ	File ID	Analysis Date	DF	Batch ID	Prep Date	SPKref	RPDref	pmoist
14993115	ICAL011922_4	VOC-8260-W-Q	CAL4	)A5975C\VG011	1/19/2022 12:09:	1	R373580		0	0	

Analyte	T	Units	RAW	Final	Text	Spike	SPKref	RPDref	MDL	PQL	UQL	%REC	LOW	HIGH	%RPD	Q
1,1,1,2-Tetrachloroethane	A	ug/L	46.87757	1.8751028		2	0	0	0.101	0.5	500	94%	70	130	0%	
1,1,1-Trichloroethane	A	ug/L	48.19441	1.9277764		2	0	0	0.131	0.5	500	96%	70	130	0%	
1,1,2,2-Tetrachloroethane	A	ug/L	50.15311	2.0061244		2	0	0	0.0872	0.5	500	100%	70	130	0%	
1,1,2-Trichloroethane	A	ug/L	47.51097	1.9004388		2	0	0	0.108	0.5	500	95%	70	130	0%	
1,1-Dichloroethane	A	ug/L	48.16509	1.9266036		2	0	0	0.135	0.5	500	96%	70	130	0%	
1,1-Dichloroethene	A	ug/L	47.66551	1.9066204		2	0	0	0.141	0.5	500	95%	70	130	0%	
1,1-Dichloropropene	A	ug/L	44.64836	1.7859344		2	0	0	0.083	0.5	500	89%	70	130	0%	
1,2,3-Trichloropropane	A	ug/L	47.9073	1.916292		2	0	0	0.235	0.5	500	96%	70	130	0%	
1,2-Dibromoethane	A	ug/L	46.21521	1.8486084		2	0	0	0.0916	0.5	500	92%	70	130	0%	

Seq No	Lab ID	Test Code	Sample Typ	File ID	Analysis Date	DF	Batch ID	Prep Date	SPKref	RPDref	pmoist
14993115	ICAL011922_4	VOC-8260-W-Q	CAL4	)A5975C\VG011	1/19/2022 12:09:	1	R373580		0	0	

Analyte	T	Units	RAW	Final	Text	Spike	SPKref	RPDref	MDL	PQL	UQL	%REC	LOW	HIGH	%RPD	Q
1,2-Dichlorobenzene	A	ug/L	45.71628	1.8286512		2	0	0	0.0746	0.5	500	91%	70	130	0%	
1,2-Dichloroethane	A	ug/L	48.93365	1.957346		2	0	0	0.116	0.5	500	98%	70	130	0%	
1,2-Dichloropropane	A	ug/L	46.1437	1.845748		2	0	0	0.0847	0.5	500	92%	70	130	0%	
1,3-Dichlorobenzene	A	ug/L	47.20101	1.8880404		2	0	0	0.0803	0.5	500	94%	70	130	0%	
1,3-Dichloropropane	A	ug/L	46.55683	1.8622732		2	0	0	0.0791	0.5	500	93%	70	130	0%	
1,4-Dichlorobenzene	A	ug/L	45.63319	1.8253276		2	0	0	0.0858	0.5	500	91%	70	130	0%	
2,2-Dichloropropane	A	ug/L	47.95819	1.9183276		2	0	0	0.186	0.5	500	96%	70	130	0%	
2-Chlorotoluene	A	ug/L	43.82762	1.7531048		2	0	0	0.0876	0.5	500	88%	70	130	0%	
4-Chlorotoluene	A	ug/L	45.74521	1.8298084		2	0	0	0.0728	0.5	500	91%	70	130	0%	
Benzene	A	ug/L	46.4135	1.85654		2	0	0	0.0914	0.5	500	93%	70	130	0%	
Bromobenzene	A	ug/L	46.29672	1.8518688		2	0	0	0.0831	0.5	500	93%	70	130	0%	
Bromochloromethane	A	ug/L	48.86136	1.9544544		2	0	0	0.141	0.5	500	98%	70	130	0%	
Bromodichloromethane	A	ug/L	46.66744	1.8666976		2	0	0	0.12	0.5	500	93%	70	130	0%	
Bromoform	A	ug/L	46.23167	1.8492668		2	0	0	0.119	0.5	500	92%	70	130	0%	
Bromomethane	A	ug/L	48.05999	1.9223996		2	0	0	0.253	0.5	500	96%	70	130	0%	
Carbon tetrachloride	A	ug/L	47.36264	1.8945056		2	0	0	0.143	0.5	500	95%	70	130	0%	
Chlorobenzene	A	ug/L	46.72829	1.8691316		2	0	0	0.0914	0.5	500	93%	70	130	0%	
Chlorodibromomethane	A	ug/L	46.00583	1.8402332		2	0	0	0.0841	0.5	500	92%	70	130	0%	
Chloroethane	A	ug/L	48.33063	1.9332252		2	0	0	0.169	0.5	500	97%	70	130	0%	
Chloroform	A	ug/L	47.31287	1.8925148		2	0	0	0.0789	0.5	500	95%	70	130	0%	
Chloromethane	A	ug/L	49.62746	1.9850984		2	0	0	0.162	0.5	500	99%	70	130	0%	
cis-1,2-Dichloroethene	A	ug/L	46.09973	1.8439892		2	0	0	0.108	0.5	500	92%	70	130	0%	
cis-1,3-Dichloropropene	A	ug/L	43.36449	1.7345796		2	0	0	0.073	0.5	500	87%	70	130	0%	
Dibromomethane	A	ug/L	47.76659	1.9106636		2	0	0	0.147	0.5	500	96%	70	130	0%	
Dichlorodifluoromethane	A	ug/L	47.76052	1.9104208		2	0	0	0.175	0.5	500	96%	70	130	0%	
Ethylbenzene	A	ug/L	44.73374	1.7893496		2	0	0	0.0836	0.5	500	89%	70	130	0%	
m+p-Xylenes	A	ug/L	89.33288	3.5733152		4	0	0	0.15	0.5	1000	89%	70	130	0%	
Methyl ethyl ketone	A	ug/L	474.78207	18.9912828		20	0	0	1.77	10	5000	95%	70	130	0%	
Methyl tert-butyl ether (MTBE)	A	ug/L	47.39841	1.8959364		2	0	0	0.101	0.5	500	95%	70	130	0%	
Methylene chloride	A	ug/L	49.36125	1.97445		2	0	0	0.338	0.5	500	99%	70	130	0%	
o-Xylene	A	ug/L	44.23203	1.7692812		2	0	0	0.0604	0.5	500	88%	70	130	0%	
Styrene	A	ug/L	44.29737	1.7718948		2	0	0	0.067	0.5	500	89%	70	130	0%	
Tetrachloroethene	A	ug/L	46.08198	1.8432792		2	0	0	0.0671	0.5	500	92%	70	130	0%	
Toluene	A	ug/L	44.66304	1.7865216		2	0	0	0.0679	0.5	500	89%	70	130	0%	
trans-1,2-Dichloroethene	A	ug/L	46.24552	1.8498208		2	0	0	0.125	0.5	500	92%	70	130	0%	

Seq No	Lab ID	Test Code	Sample Typ	File ID	Analysis Date	DF	Batch ID	Prep Date	SPKref	RPDref	pmoist
14993115	ICAL011922_4	VOC-8260-W-Q	CAL4	)A5975C\VG011	1/19/2022 12:09:	1	R373580		0	0	

Analyte	T	Units	RAW	Final	Text	Spike	SPKref	RPDref	MDL	PQL	UQL	%REC	LOW	HIGH	%RPD	Q
trans-1,3-Dichloropropene	A	ug/L	45.22155	1.808862		2	0	0	0.0846	0.5	500	90%	70	130	0%	
Trichloroethene	A	ug/L	46.31489	1.8525956		2	0	0	0.0993	0.5	500	93%	70	130	0%	
Trichlorofluoromethane	A	ug/L	47.3799	1.895196		2	0	0	0.134	0.5	500	95%	70	130	0%	
Vinyl chloride	A	ug/L	47.71052	1.9084208		2	0	0	0.153	0.5	500	95%	70	130	0%	
1,4-Dichlorobenzene-d4	I	ug/L	250	10		0	0	0	0	0	500	0%	70	130	0%	
Chlorobenzene-d5	I	ug/L	250	10		0	0	0	0	0	500	0%	70	130	0%	
Fluorobenzene	I	ug/L	250	10		0	0	0	0	0	500	0%	70	130	0%	
Xylenes, Total	M	ug/L	133.56491	5.3425964		6	0	0	0.0604	0.5	1500	89%	70	130	0%	
1,2-Dichloroethane-d4	S	ug/L	48.68311	1.9473244		2	0	0	0.229	0.5	500	97%	70	130	0%	
Dibromofluoromethane	S	ug/L	49.23347	1.9693388		2	0	0	0.129	0.5	500	98%	70	130	0%	
p-Bromofluorobenzene	S	ug/L	46.4666	1.858664		2	0	0	0.149	0.5	500	93%	70	130	0%	
Toluene-d8	S	ug/L	45.84352	1.8337408		2	0	0	0.23	0.5	500	92%	70	130	0%	

Seq No	Lab ID	Test Code	Sample Typ	File ID	Analysis Date	DF	Batch ID	Prep Date	SPKref	RPDref	pmoist
14993116	ICAL011922_5	VOC-8260-W-Q	CAL5	)A5975C\VG011	1/19/2022 1:04:2	1	R373580		0	0	

Analyte	T	Units	RAW	Final	Text	Spike	SPKref	RPDref	MDL	PQL	UQL	%REC	LOW	HIGH	%RPD	Q
1,1,1,2-Tetrachloroethane	A	ug/L	122.79511	4.9118044		5	0	0	0.101	0.5	500	98%	70	130	0%	
1,1,1-Trichloroethane	A	ug/L	123.8043	4.952172		5	0	0	0.131	0.5	500	99%	70	130	0%	
1,1,2,2-Tetrachloroethane	A	ug/L	121.31807	4.8527228		5	0	0	0.0872	0.5	500	97%	70	130	0%	
1,1,2-Trichloroethane	A	ug/L	125.78237	5.0312948		5	0	0	0.108	0.5	500	101%	70	130	0%	
1,1-Dichloroethane	A	ug/L	123.80376	4.9521504		5	0	0	0.135	0.5	500	99%	70	130	0%	
1,1-Dichloroethene	A	ug/L	122.95963	4.9183852		5	0	0	0.141	0.5	500	98%	70	130	0%	
1,1-Dichloropropene	A	ug/L	125.9718	5.038872		5	0	0	0.083	0.5	500	101%	70	130	0%	
1,2,3-Trichloropropane	A	ug/L	120.56102	4.8224408		5	0	0	0.235	0.5	500	96%	70	130	0%	
1,2-Dibromoethane	A	ug/L	126.20468	5.0481872		5	0	0	0.0916	0.5	500	101%	70	130	0%	
1,2-Dichlorobenzene	A	ug/L	123.95073	4.9580292		5	0	0	0.0746	0.5	500	99%	70	130	0%	
1,2-Dichloroethane	A	ug/L	115.6442	4.625768		5	0	0	0.116	0.5	500	93%	70	130	0%	
1,2-Dichloropropane	A	ug/L	122.95886	4.9183544		5	0	0	0.0847	0.5	500	98%	70	130	0%	
1,3-Dichlorobenzene	A	ug/L	122.19059	4.8876236		5	0	0	0.0803	0.5	500	98%	70	130	0%	
1,3-Dichloropropane	A	ug/L	119.39501	4.7758004		5	0	0	0.0791	0.5	500	96%	70	130	0%	
1,4-Dichlorobenzene	A	ug/L	123.13122	4.9252488		5	0	0	0.0858	0.5	500	99%	70	130	0%	
2,2-Dichloropropane	A	ug/L	122.57363	4.9029452		5	0	0	0.186	0.5	500	98%	70	130	0%	
2-Chlorotoluene	A	ug/L	127.39561	5.0958244		5	0	0	0.0876	0.5	500	102%	70	130	0%	
4-Chlorotoluene	A	ug/L	129.55214	5.1820856		5	0	0	0.0728	0.5	500	104%	70	130	0%	

Seq No	Lab ID	Test Code	Sample Typ	File ID	Analysis Date	DF	Batch ID	Prep Date	SPKref	RPDref	pmoist				
14993116	ICAL011922_5	VOC-8260-W-Q	CAL5	)A5975C\VG011	1/19/2022 1:04:2	1	R373580		0	0					

Analyte	T	Units	RAW	Final	Text	Spike	SPKref	RPDref	MDL	PQL	UQL	%REC	LOW	HIGH	%RPD	Q
Benzene	A	ug/L	124.45449	4.9781796		5	0	0	0.0914	0.5	500	100%	70	130	0%	
Bromobenzene	A	ug/L	124.53646	4.9814584		5	0	0	0.0831	0.5	500	100%	70	130	0%	
Bromochloromethane	A	ug/L	124.02581	4.9610324		5	0	0	0.141	0.5	500	99%	70	130	0%	
Bromodichloromethane	A	ug/L	121.22551	4.8490204		5	0	0	0.12	0.5	500	97%	70	130	0%	
Bromoform	A	ug/L	120.91579	4.8366316		5	0	0	0.119	0.5	500	97%	70	130	0%	
Bromomethane	A	ug/L	112.181	4.48724		5	0	0	0.253	0.5	500	90%	70	130	0%	
Carbon tetrachloride	A	ug/L	123.95204	4.9580816		5	0	0	0.143	0.5	500	99%	70	130	0%	
Chlorobenzene	A	ug/L	122.81845	4.912738		5	0	0	0.0914	0.5	500	98%	70	130	0%	
Chlorodibromomethane	A	ug/L	123.07292	4.9229168		5	0	0	0.0841	0.5	500	98%	70	130	0%	
Chloroethane	A	ug/L	112.26554	4.4906216		5	0	0	0.169	0.5	500	90%	70	130	0%	
Chloroform	A	ug/L	118.32456	4.7329824		5	0	0	0.0789	0.5	500	95%	70	130	0%	
Chloromethane	A	ug/L	125.79911	5.0319644		5	0	0	0.162	0.5	500	101%	70	130	0%	
cis-1,2-Dichloroethene	A	ug/L	125.52039	5.0208156		5	0	0	0.108	0.5	500	100%	70	130	0%	
cis-1,3-Dichloropropene	A	ug/L	123.40028	4.9360112		5	0	0	0.073	0.5	500	99%	70	130	0%	
Dibromomethane	A	ug/L	121.7998	4.871992		5	0	0	0.147	0.5	500	97%	70	130	0%	
Dichlorodifluoromethane	A	ug/L	129.1152	5.164608		5	0	0	0.175	0.5	500	103%	70	130	0%	
Ethylbenzene	A	ug/L	123.10214	4.9240856		5	0	0	0.0836	0.5	500	98%	70	130	0%	
m+p-Xylenes	A	ug/L	248.10484	9.9241936		10	0	0	0.15	0.5	1000	99%	70	130	0%	
Methyl ethyl ketone	A	ug/L	1186.51975	47.46079		50	0	0	1.77	10	5000	95%	70	130	0%	
Methyl tert-butyl ether (MTBE)	A	ug/L	123.46483	4.9385932		5	0	0	0.101	0.5	500	99%	70	130	0%	
Methylene chloride	A	ug/L	120.03953	4.8015812		5	0	0	0.338	0.5	500	96%	70	130	0%	
o-Xylene	A	ug/L	125.18718	5.0074872		5	0	0	0.0604	0.5	500	100%	70	130	0%	
Styrene	A	ug/L	123.7696	4.950784		5	0	0	0.067	0.5	500	99%	70	130	0%	
Tetrachloroethene	A	ug/L	125.30349	5.0121396		5	0	0	0.0671	0.5	500	100%	70	130	0%	
Toluene	A	ug/L	125.42915	5.017166		5	0	0	0.0679	0.5	500	100%	70	130	0%	
trans-1,2-Dichloroethene	A	ug/L	124.2147	4.968588		5	0	0	0.125	0.5	500	99%	70	130	0%	
trans-1,3-Dichloropropene	A	ug/L	124.62799	4.9851196		5	0	0	0.0846	0.5	500	100%	70	130	0%	
Trichloroethene	A	ug/L	121.80953	4.8723812		5	0	0	0.0993	0.5	500	97%	70	130	0%	
Trichlorofluoromethane	A	ug/L	131.0926	5.243704		5	0	0	0.134	0.5	500	105%	70	130	0%	
Vinyl chloride	A	ug/L	124.84079	4.9936316		5	0	0	0.153	0.5	500	100%	70	130	0%	
1,4-Dichlorobenzene-d4	I	ug/L	250	10		0	0	0	0	0	500	0%	70	130	0%	
Chlorobenzene-d5	I	ug/L	250	10		0	0	0	0	0	500	0%	70	130	0%	
Fluorobenzene	I	ug/L	250	10		0	0	0	0	0	500	0%	70	130	0%	
Xylenes, Total	M	ug/L	373.29202	14.9316808		15	0	0	0.0604	0.5	1500	100%	70	130	0%	
1,2-Dichloroethane-d4	S	ug/L	126.73026	5.0692104		5	0	0	0.229	0.5	500	101%	70	130	0%	

Seq No	Lab ID	Test Code	Sample Typ	File ID	Analysis Date	DF	Batch ID	Prep Date	SPKref	RPDref	pmoist
14993116	ICAL011922_5	VOC-8260-W-Q	CAL5	)A5975C\VG011	1/19/2022 1:04:2	1	R373580		0	0	

Analyte	T	Units	RAW	Final	Text	Spike	SPKref	RPDref	MDL	PQL	UQL	%REC	LOW	HIGH	%RPD	Q
Dibromofluoromethane	S	ug/L	121.8025	4.8721		5	0	0	0.129	0.5	500	97%	70	130	0%	
p-Bromofluorobenzene	S	ug/L	125.01888	5.0007552		5	0	0	0.149	0.5	500	100%	70	130	0%	
Toluene-d8	S	ug/L	128.03806	5.1215224		5	0	0	0.23	0.5	500	102%	70	130	0%	

Seq No	Lab ID	Test Code	Sample Typ	File ID	Analysis Date	DF	Batch ID	Prep Date	SPKref	RPDref	pmoist
14993117	ICAL011922_6	VOC-8260-W-Q	CAL6	)A5975C\VG011	1/19/2022 1:58:4	1	R373580		0	0	

Analyte	T	Units	RAW	Final	Text	Spike	SPKref	RPDref	MDL	PQL	UQL	%REC	LOW	HIGH	%RPD	Q
1,1,1,2-Tetrachloroethane	A	ug/L	263.1086	10.524344		10	0	0	0.101	0.5	500	105%	70	130	0%	
1,1,1-Trichloroethane	A	ug/L	264.43182	10.5772728		10	0	0	0.131	0.5	500	106%	70	130	0%	
1,1,2,2-Tetrachloroethane	A	ug/L	256.80676	10.2722704		10	0	0	0.0872	0.5	500	103%	70	130	0%	
1,1,2-Trichloroethane	A	ug/L	260.6902	10.427608		10	0	0	0.108	0.5	500	104%	70	130	0%	
1,1-Dichloroethane	A	ug/L	260.03776	10.4015104		10	0	0	0.135	0.5	500	104%	70	130	0%	
1,1-Dichloroethene	A	ug/L	265.38957	10.6155828		10	0	0	0.141	0.5	500	106%	70	130	0%	
1,1-Dichloropropene	A	ug/L	275.64546	11.0258184		10	0	0	0.083	0.5	500	110%	70	130	0%	
1,2,3-Trichloropropane	A	ug/L	264.34203	10.5736812		10	0	0	0.235	0.5	500	106%	70	130	0%	
1,2-Dibromoethane	A	ug/L	265.92909	10.6371636		10	0	0	0.0916	0.5	500	106%	70	130	0%	
1,2-Dichlorobenzene	A	ug/L	265.45139	10.6180556		10	0	0	0.0746	0.5	500	106%	70	130	0%	
1,2-Dichloroethane	A	ug/L	245.44039	9.8176156		10	0	0	0.116	0.5	500	98%	70	130	0%	
1,2-Dichloropropane	A	ug/L	268.02802	10.7211208		10	0	0	0.0847	0.5	500	107%	70	130	0%	
1,3-Dichlorobenzene	A	ug/L	264.23691	10.5694764		10	0	0	0.0803	0.5	500	106%	70	130	0%	
1,3-Dichloropropane	A	ug/L	260.4297	10.417188		10	0	0	0.0791	0.5	500	104%	70	130	0%	
1,4-Dichlorobenzene	A	ug/L	260.21395	10.408558		10	0	0	0.0858	0.5	500	104%	70	130	0%	
2,2-Dichloropropane	A	ug/L	258.89815	10.355926		10	0	0	0.186	0.5	500	104%	70	130	0%	
2-Chlorotoluene	A	ug/L	274.60299	10.9841196		10	0	0	0.0876	0.5	500	110%	70	130	0%	
4-Chlorotoluene	A	ug/L	278.6073	11.144292		10	0	0	0.0728	0.5	500	111%	70	130	0%	
Benzene	A	ug/L	263.37887	10.5351548		10	0	0	0.0914	0.5	500	105%	70	130	0%	
Bromobenzene	A	ug/L	267.41392	10.6965568		10	0	0	0.0831	0.5	500	107%	70	130	0%	
Bromochloromethane	A	ug/L	262.8745	10.51498		10	0	0	0.141	0.5	500	105%	70	130	0%	
Bromodichloromethane	A	ug/L	260.10154	10.4040616		10	0	0	0.12	0.5	500	104%	70	130	0%	
Bromoform	A	ug/L	255.81511	10.2326044		10	0	0	0.119	0.5	500	102%	70	130	0%	
Bromomethane	A	ug/L	264.99935	10.599974		10	0	0	0.253	0.5	500	106%	70	130	0%	
Carbon tetrachloride	A	ug/L	266.17534	10.6470136		10	0	0	0.143	0.5	500	106%	70	130	0%	
Chlorobenzene	A	ug/L	263.10993	10.5243972		10	0	0	0.0914	0.5	500	105%	70	130	0%	
Chlorodibromomethane	A	ug/L	261.4293	10.457172		10	0	0	0.0841	0.5	500	105%	70	130	0%	

Seq No	Lab ID	Test Code	Sample Typ	File ID	Analysis Date	DF	Batch ID	Prep Date	SPKref	RPDref	pmoist
14993117	ICAL011922_6	VOC-8260-W-Q	CAL6	)A5975C\VG011	1/19/2022 1:58:4	1	R373580		0	0	

Analyte	T	Units	RAW	Final	Text	Spike	SPKref	RPDref	MDL	PQL	UQL	%REC	LOW	HIGH	%RPD	Q
Chloroethane	A	ug/L	286.46073	11.4584292		10	0	0	0.169	0.5	500	115%	70	130	0%	
Chloroform	A	ug/L	247.58044	9.9032176		10	0	0	0.0789	0.5	500	99%	70	130	0%	
Chloromethane	A	ug/L	250.29568	10.0118272		10	0	0	0.162	0.5	500	100%	70	130	0%	
cis-1,2-Dichloroethene	A	ug/L	264.30406	10.5721624		10	0	0	0.108	0.5	500	106%	70	130	0%	
cis-1,3-Dichloropropene	A	ug/L	272.72128	10.9088512		10	0	0	0.073	0.5	500	109%	70	130	0%	
Dibromomethane	A	ug/L	263.54118	10.5416472		10	0	0	0.147	0.5	500	105%	70	130	0%	
Dichlorodifluoromethane	A	ug/L	259.14165	10.365666		10	0	0	0.175	0.5	500	104%	70	130	0%	
Ethylbenzene	A	ug/L	259.56366	10.3825464		10	0	0	0.0836	0.5	500	104%	70	130	0%	
m+p-Xylenes	A	ug/L	520.92181	20.8368724		20	0	0	0.15	0.5	1000	104%	70	130	0%	
Methyl ethyl ketone	A	ug/L	2621.91595	104.876638		100	0	0	1.77	10	5000	105%	70	130	0%	
Methyl tert-butyl ether (MTBE)	A	ug/L	260.74156	10.4296624		10	0	0	0.101	0.5	500	104%	70	130	0%	
Methylene chloride	A	ug/L	242.95313	9.7181252		10	0	0	0.338	0.5	500	97%	70	130	0%	
o-Xylene	A	ug/L	257.92761	10.3171044		10	0	0	0.0604	0.5	500	103%	70	130	0%	
Styrene	A	ug/L	261.64734	10.4658936		10	0	0	0.067	0.5	500	105%	70	130	0%	
Tetrachloroethene	A	ug/L	263.51697	10.5406788		10	0	0	0.0671	0.5	500	105%	70	130	0%	
Toluene	A	ug/L	270.88303	10.8353212		10	0	0	0.0679	0.5	500	108%	70	130	0%	
trans-1,2-Dichloroethene	A	ug/L	257.35306	10.2941224		10	0	0	0.125	0.5	500	103%	70	130	0%	
trans-1,3-Dichloropropene	A	ug/L	268.88454	10.7553816		10	0	0	0.0846	0.5	500	108%	70	130	0%	
Trichloroethene	A	ug/L	266.30721	10.6522884		10	0	0	0.0993	0.5	500	107%	70	130	0%	
Trichlorofluoromethane	A	ug/L	251.01004	10.0404016		10	0	0	0.134	0.5	500	100%	70	130	0%	
Vinyl chloride	A	ug/L	259.06637	10.3626548		10	0	0	0.153	0.5	500	104%	70	130	0%	
1,4-Dichlorobenzene-d4	I	ug/L	250	10		0	0	0	0	0	500	0%	70	130	0%	
Chlorobenzene-d5	I	ug/L	250	10		0	0	0	0	0	500	0%	70	130	0%	
Fluorobenzene	I	ug/L	250	10		0	0	0	0	0	500	0%	70	130	0%	
Xylenes, Total	M	ug/L	778.84942	31.1539768		30	0	0	0.0604	0.5	1500	104%	70	130	0%	
1,2-Dichloroethane-d4	S	ug/L	253.93359	10.1573436		10	0	0	0.229	0.5	500	102%	70	130	0%	
Dibromofluoromethane	S	ug/L	261.68206	10.4672824		10	0	0	0.129	0.5	500	105%	70	130	0%	
p-Bromofluorobenzene	S	ug/L	268.52656	10.7410624		10	0	0	0.149	0.5	500	107%	70	130	0%	
Toluene-d8	S	ug/L	272.28351	10.8913404		10	0	0	0.23	0.5	500	109%	70	130	0%	

Seq No	Lab ID	Test Code	Sample Typ	File ID	Analysis Date	DF	Batch ID	Prep Date	SPKref	RPDref	pmoist
14993118	ICAL011922_7	VOC-8260-W-Q	CAL7	)A5975C\VG011	1/19/2022 2:53:1	1	R373580		0	0	

Analyte	T	Units	RAW	Final	Text	Spike	SPKref	RPDref	MDL	PQL	UQL	%REC	LOW	HIGH	%RPD	Q

Seq No	Lab ID	Test Code	Sample Typ	File ID	Analysis Date	DF	Batch ID	Prep Date	SPKref	RPDref	pmoist
14993118	ICAL011922_7	VOC-8260-W-Q	CAL7	)A5975C\VG011	1/19/2022 2:53:1	1	R373580		0	0	

Analyte	T	Units	RAW	Final	Text	Spike	SPKref	RPDref	MDL	PQL	UQL	%REC	LOW	HIGH	%RPD	Q
1,1,1,2-Tetrachloroethane	A	ug/L	395.11271	15.8045084		15	0	0	0.101	0.5	500	105%	70	130	0%	
1,1,1-Trichloroethane	A	ug/L	384.82827	15.3931308		15	0	0	0.131	0.5	500	103%	70	130	0%	
1,1,2,2-Tetrachloroethane	A	ug/L	373.82831	14.9531324		15	0	0	0.0872	0.5	500	100%	70	130	0%	
1,1,2-Trichloroethane	A	ug/L	395.05316	15.8021264		15	0	0	0.108	0.5	500	105%	70	130	0%	
1,1-Dichloroethane	A	ug/L	378.39611	15.1358444		15	0	0	0.135	0.5	500	101%	70	130	0%	
1,1-Dichloroethene	A	ug/L	382.35444	15.2941776		15	0	0	0.141	0.5	500	102%	70	130	0%	
1,1-Dichloropropene	A	ug/L	409.14804	16.3659216		15	0	0	0.083	0.5	500	109%	70	130	0%	
1,2,3-Trichloropropane	A	ug/L	376.5948	15.063792		15	0	0	0.235	0.5	500	100%	70	130	0%	
1,2-Dibromoethane	A	ug/L	395.10621	15.8042484		15	0	0	0.0916	0.5	500	105%	70	130	0%	
1,2-Dichlorobenzene	A	ug/L	386.59304	15.4637216		15	0	0	0.0746	0.5	500	103%	70	130	0%	
1,2-Dichloroethane	A	ug/L	373.42195	14.936878		15	0	0	0.116	0.5	500	100%	70	130	0%	
1,2-Dichloropropane	A	ug/L	401.58544	16.0634176		15	0	0	0.0847	0.5	500	107%	70	130	0%	
1,3-Dichlorobenzene	A	ug/L	385.60331	15.4241324		15	0	0	0.0803	0.5	500	103%	70	130	0%	
1,3-Dichloropropane	A	ug/L	396.07721	15.8430884		15	0	0	0.0791	0.5	500	106%	70	130	0%	
1,4-Dichlorobenzene	A	ug/L	380.66062	15.2264248		15	0	0	0.0858	0.5	500	102%	70	130	0%	
2,2-Dichloropropane	A	ug/L	382.15371	15.2861484		15	0	0	0.186	0.5	500	102%	70	130	0%	
2-Chlorotoluene	A	ug/L	395.55888	15.8223552		15	0	0	0.0876	0.5	500	105%	70	130	0%	
4-Chlorotoluene	A	ug/L	403.67075	16.14683		15	0	0	0.0728	0.5	500	108%	70	130	0%	
Benzene	A	ug/L	392.49506	15.6998024		15	0	0	0.0914	0.5	500	105%	70	130	0%	
Bromobenzene	A	ug/L	387.26596	15.4906384		15	0	0	0.0831	0.5	500	103%	70	130	0%	
Bromochloromethane	A	ug/L	379.27949	15.1711796		15	0	0	0.141	0.5	500	101%	70	130	0%	
Bromodichloromethane	A	ug/L	392.2653	15.690612		15	0	0	0.12	0.5	500	105%	70	130	0%	
Bromoform	A	ug/L	374.34382	14.9737528		15	0	0	0.119	0.5	500	100%	70	130	0%	
Bromomethane	A	ug/L	380.37666	15.2150664		15	0	0	0.253	0.5	500	101%	70	130	0%	
Carbon tetrachloride	A	ug/L	388.77442	15.5509768		15	0	0	0.143	0.5	500	104%	70	130	0%	
Chlorobenzene	A	ug/L	397.30881	15.8923524		15	0	0	0.0914	0.5	500	106%	70	130	0%	
Chlorodibromomethane	A	ug/L	394.19912	15.7679648		15	0	0	0.0841	0.5	500	105%	70	130	0%	
Chloroethane	A	ug/L	382.26624	15.2906496		15	0	0	0.169	0.5	500	102%	70	130	0%	
Chloroform	A	ug/L	369.36545	14.774618		15	0	0	0.0789	0.5	500	98%	70	130	0%	
Chloromethane	A	ug/L	373.55808	14.9423232		15	0	0	0.162	0.5	500	100%	70	130	0%	
cis-1,2-Dichloroethene	A	ug/L	392.49951	15.6999804		15	0	0	0.108	0.5	500	105%	70	130	0%	
cis-1,3-Dichloropropene	A	ug/L	413.10617	16.5242468		15	0	0	0.073	0.5	500	110%	70	130	0%	
Dibromomethane	A	ug/L	388.24814	15.5299256		15	0	0	0.147	0.5	500	104%	70	130	0%	
Dichlorodifluoromethane	A	ug/L	376.2647	15.050588		15	0	0	0.175	0.5	500	100%	70	130	0%	
Ethylbenzene	A	ug/L	381.44832	15.2579328		15	0	0	0.0836	0.5	500	102%	70	130	0%	

Seq No	Lab ID	Test Code	Sample Typ	File ID	Analysis Date	DF	Batch ID	Prep Date	SPKref	RPDref	pmoist
14993118	ICAL011922_7	VOC-8260-W-Q	CAL7	)A5975C\VG011	1/19/2022 2:53:1	1	R373580		0	0	

Analyte	T	Units	RAW	Final	Text	Spike	SPKref	RPDref	MDL	PQL	UQL	%REC	LOW	HIGH	%RPD	Q
m+p-Xylenes	A	ug/L	762.45088	30.4980352		30	0	0	0.15	0.5	1000	102%	70	130	0%	
Methyl ethyl ketone	A	ug/L	3961.28713	158.451485		150	0	0	1.77	10	5000	106%	70	130	0%	
Methyl tert-butyl ether (MTBE)	A	ug/L	389.6885	15.58754		15	0	0	0.101	0.5	500	104%	70	130	0%	
Methylene chloride	A	ug/L	359.82049	14.3928196		15	0	0	0.338	0.5	500	96%	70	130	0%	
o-Xylene	A	ug/L	384.01575	15.36063		15	0	0	0.0604	0.5	500	102%	70	130	0%	
Styrene	A	ug/L	382.73821	15.3095284		15	0	0	0.067	0.5	500	102%	70	130	0%	
Tetrachloroethene	A	ug/L	393.42479	15.7369916		15	0	0	0.0671	0.5	500	105%	70	130	0%	
Toluene	A	ug/L	410.14612	16.4058448		15	0	0	0.0679	0.5	500	109%	70	130	0%	
trans-1,2-Dichloroethene	A	ug/L	382.96484	15.3185936		15	0	0	0.125	0.5	500	102%	70	130	0%	
trans-1,3-Dichloropropene	A	ug/L	414.16774	16.5667096		15	0	0	0.0846	0.5	500	110%	70	130	0%	
Trichloroethene	A	ug/L	400.28495	16.011398		15	0	0	0.0993	0.5	500	107%	70	130	0%	
Trichlorofluoromethane	A	ug/L	368.02903	14.7211612		15	0	0	0.134	0.5	500	98%	70	130	0%	
Vinyl chloride	A	ug/L	371.90211	14.8760844		15	0	0	0.153	0.5	500	99%	70	130	0%	
1,4-Dichlorobenzene-d4	I	ug/L	250	10		0	0	0	0	0	500	0%	70	130	0%	
Chlorobenzene-d5	I	ug/L	250	10		0	0	0	0	0	500	0%	70	130	0%	
Fluorobenzene	I	ug/L	250	10		0	0	0	0	0	500	0%	70	130	0%	
Xylenes, Total	M	ug/L	1146.46663	45.8586652		45	0	0	0.0604	0.5	1500	102%	70	130	0%	
1,2-Dichloroethane-d4	S	ug/L	372.17398	14.8869592		15	0	0	0.229	0.5	500	99%	70	130	0%	
Dibromofluoromethane	S	ug/L	375.7157	15.028628		15	0	0	0.129	0.5	500	100%	70	130	0%	
p-Bromofluorobenzene	S	ug/L	392.51572	15.7006288		15	0	0	0.149	0.5	500	105%	70	130	0%	
Toluene-d8	S	ug/L	408.33456	16.3333824		15	0	0	0.23	0.5	500	109%	70	130	0%	

Seq No	Lab ID	Test Code	Sample Typ	File ID	Analysis Date	DF	Batch ID	Prep Date	SPKref	RPDref	pmoist
14993119	ICAL011922_8	VOC-8260-W-Q	CAL8	)A5975C\VG011	1/19/2022 3:47:4	1	R373580		0	0	

Analyte	T	Units	RAW	Final	Text	Spike	SPKref	RPDref	MDL	PQL	UQL	%REC	LOW	HIGH	%RPD	Q
1,1,1,2-Tetrachloroethane	A	ug/L	519.50104	20.7800416		20	0	0	0.101	0.5	500	104%	70	130	0%	
1,1,1-Trichloroethane	A	ug/L	526.99477	21.0797908		20	0	0	0.131	0.5	500	105%	70	130	0%	
1,1,2,2-Tetrachloroethane	A	ug/L	503.77463	20.1509852		20	0	0	0.0872	0.5	500	101%	70	130	0%	
1,1,2-Trichloroethane	A	ug/L	515.71916	20.6287664		20	0	0	0.108	0.5	500	103%	70	130	0%	
1,1-Dichloroethane	A	ug/L	518.00352	20.7201408		20	0	0	0.135	0.5	500	104%	70	130	0%	
1,1-Dichloroethene	A	ug/L	520.88026	20.8352104		20	0	0	0.141	0.5	500	104%	70	130	0%	
1,1-Dichloropropene	A	ug/L	561.8648	22.474592		20	0	0	0.083	0.5	500	112%	70	130	0%	
1,2,3-Trichloropropane	A	ug/L	499.70182	19.9880728		20	0	0	0.235	0.5	500	100%	70	130	0%	
1,2-Dibromoethane	A	ug/L	518.73322	20.7493288		20	0	0	0.0916	0.5	500	104%	70	130	0%	

Seq No	Lab ID	Test Code	Sample Typ	File ID	Analysis Date	DF	Batch ID	Prep Date	SPKref	RPDref	pmoist
14993119	ICAL011922_8	VOC-8260-W-Q	CAL8	)A5975C\VG011	1/19/2022 3:47:4	1	R373580		0	0	

Analyte	T	Units	RAW	Final	Text	Spike	SPKref	RPDref	MDL	PQL	UQL	%REC	LOW	HIGH	%RPD	Q
1,2-Dichlorobenzene	A	ug/L	524.03363	20.9613452		20	0	0	0.0746	0.5	500	105%	70	130	0%	
1,2-Dichloroethane	A	ug/L	494.90571	19.7962284		20	0	0	0.116	0.5	500	99%	70	130	0%	
1,2-Dichloropropane	A	ug/L	533.98337	21.3593348		20	0	0	0.0847	0.5	500	107%	70	130	0%	
1,3-Dichlorobenzene	A	ug/L	519.90292	20.7961168		20	0	0	0.0803	0.5	500	104%	70	130	0%	
1,3-Dichloropropane	A	ug/L	522.49769	20.8999076		20	0	0	0.0791	0.5	500	104%	70	130	0%	
1,4-Dichlorobenzene	A	ug/L	512.39362	20.4957448		20	0	0	0.0858	0.5	500	102%	70	130	0%	
2,2-Dichloropropane	A	ug/L	510.2077	20.408308		20	0	0	0.186	0.5	500	102%	70	130	0%	
2-Chlorotoluene	A	ug/L	538.47525	21.53901		20	0	0	0.0876	0.5	500	108%	70	130	0%	
4-Chlorotoluene	A	ug/L	545.23705	21.809482		20	0	0	0.0728	0.5	500	109%	70	130	0%	
Benzene	A	ug/L	523.44718	20.9378872		20	0	0	0.0914	0.5	500	105%	70	130	0%	
Bromobenzene	A	ug/L	527.11761	21.0847044		20	0	0	0.0831	0.5	500	105%	70	130	0%	
Bromochloromethane	A	ug/L	491.89341	19.6757364		20	0	0	0.141	0.5	500	98%	70	130	0%	
Bromodichloromethane	A	ug/L	516.12107	20.6448428		20	0	0	0.12	0.5	500	103%	70	130	0%	
Bromoform	A	ug/L	507.06116	20.2824464		20	0	0	0.119	0.5	500	101%	70	130	0%	
Bromomethane	A	ug/L	492.37196	19.6948784		20	0	0	0.253	0.5	500	98%	70	130	0%	
Carbon tetrachloride	A	ug/L	535.60256	21.4241024		20	0	0	0.143	0.5	500	107%	70	130	0%	
Chlorobenzene	A	ug/L	522.07254	20.8829016		20	0	0	0.0914	0.5	500	104%	70	130	0%	
Chlorodibromomethane	A	ug/L	519.35718	20.7742872		20	0	0	0.0841	0.5	500	104%	70	130	0%	
Chloroethane	A	ug/L	463.57413	18.5429652		20	0	0	0.169	0.5	500	93%	70	130	0%	
Chloroform	A	ug/L	495.30446	19.8121784		20	0	0	0.0789	0.5	500	99%	70	130	0%	
Chloromethane	A	ug/L	495.76266	19.8305064		20	0	0	0.162	0.5	500	99%	70	130	0%	
cis-1,2-Dichloroethene	A	ug/L	533.86717	21.3546868		20	0	0	0.108	0.5	500	107%	70	130	0%	
cis-1,3-Dichloropropene	A	ug/L	557.77754	22.3111016		20	0	0	0.073	0.5	500	112%	70	130	0%	
Dibromomethane	A	ug/L	509.98176	20.3992704		20	0	0	0.147	0.5	500	102%	70	130	0%	
Dichlorodifluoromethane	A	ug/L	512.06782	20.4827128		20	0	0	0.175	0.5	500	102%	70	130	0%	
Ethylbenzene	A	ug/L	492.0069	19.680276		20	0	0	0.0836	0.5	500	98%	70	130	0%	
m+p-Xylenes	A	ug/L	982.95572	39.3182288		40	0	0	0.15	0.5	1000	98%	70	130	0%	
Methyl ethyl ketone	A	ug/L	5412.58688	216.503475		200	0	0	1.77	10	5000	108%	70	130	0%	
Methyl tert-butyl ether (MTBE)	A	ug/L	532.72265	21.308906		20	0	0	0.101	0.5	500	107%	70	130	0%	
Methylene chloride	A	ug/L	479.71594	19.1886376		20	0	0	0.338	0.5	500	96%	70	130	0%	
o-Xylene	A	ug/L	490.56964	19.6227856		20	0	0	0.0604	0.5	500	98%	70	130	0%	
Styrene	A	ug/L	489.99584	19.5998336		20	0	0	0.067	0.5	500	98%	70	130	0%	
Tetrachloroethene	A	ug/L	528.40897	21.1363588		20	0	0	0.0671	0.5	500	106%	70	130	0%	
Toluene	A	ug/L	539.67631	21.5870524		20	0	0	0.0679	0.5	500	108%	70	130	0%	
trans-1,2-Dichloroethene	A	ug/L	511.83133	20.4732532		20	0	0	0.125	0.5	500	102%	70	130	0%	

Seq No	Lab ID	Test Code	Sample Typ	File ID	Analysis Date	DF	Batch ID	Prep Date	SPKref	RPDref	pmoist
14993119	ICAL011922_8	VOC-8260-W-Q	CAL8	)A5975C\VG011	1/19/2022 3:47:4	1	R373580		0	0	

Analyte	T	Units	RAW	Final	Text	Spike	SPKref	RPDref	MDL	PQL	UQL	%REC	LOW	HIGH	%RPD	Q
trans-1,3-Dichloropropene	A	ug/L	547.98665	21.919466		20	0	0	0.0846	0.5	500	110%	70	130	0%	
Trichloroethene	A	ug/L	530.332	21.21328		20	0	0	0.0993	0.5	500	106%	70	130	0%	
Trichlorofluoromethane	A	ug/L	513.3762	20.535048		20	0	0	0.134	0.5	500	103%	70	130	0%	
Vinyl chloride	A	ug/L	507.95433	20.3181732		20	0	0	0.153	0.5	500	102%	70	130	0%	
1,4-Dichlorobenzene-d4	I	ug/L	250	10		0	0	0	0	0	500	0%	70	130	0%	
Chlorobenzene-d5	I	ug/L	250	10		0	0	0	0	0	500	0%	70	130	0%	
Fluorobenzene	I	ug/L	250	10		0	0	0	0	0	500	0%	70	130	0%	
Xylenes, Total	M	ug/L	1473.52536	58.9410144		60	0	0	0.0604	0.5	1500	98%	70	130	0%	
1,2-Dichloroethane-d4	S	ug/L	499.26904	19.9707616		20	0	0	0.229	0.5	500	100%	70	130	0%	
Dibromofluoromethane	S	ug/L	506.23568	20.2494272		20	0	0	0.129	0.5	500	101%	70	130	0%	
p-Bromofluorobenzene	S	ug/L	531.14356	21.2457424		20	0	0	0.149	0.5	500	106%	70	130	0%	
Toluene-d8	S	ug/L	536.58503	21.4634012		20	0	0	0.23	0.5	500	107%	70	130	0%	

Seq No	Lab ID	Test Code	Sample Typ	File ID	Analysis Date	DF	Batch ID	Prep Date	SPKref	RPDref	pmoist
14993120	ICV011922_	VOC-8260-W-Q	ICV	)A5975C\VG011	1/19/2022 4:42:1	1	R373580		0	0	

Analyte	T	Units	RAW	Final	Text	Spike	SPKref	RPDref	MDL	PQL	UQL	%REC	LOW	HIGH	%RPD	Q
1,1,1,2-Tetrachloroethane	A	ug/L	121.14346	4.8457384		5	0	0	0.101	0.5	500	97%	80	120	0%	
1,1,1-Trichloroethane	A	ug/L	123.10323	4.9241292		5	0	0	0.131	0.5	500	98%	80	120	0%	
1,1,2,2-Tetrachloroethane	A	ug/L	123.71034	4.9484136		5	0	0	0.0872	0.5	500	99%	80	120	0%	
1,1,2-Trichloroethane	A	ug/L	122.33255	4.893302		5	0	0	0.108	0.5	500	98%	80	120	0%	
1,1-Dichloroethane	A	ug/L	126.68152	5.0672608		5	0	0	0.135	0.5	500	101%	80	120	0%	
1,1-Dichloroethene	A	ug/L	127.47339	5.0989356		5	0	0	0.141	0.5	500	102%	80	120	0%	
1,1-Dichloropropene	A	ug/L	122.69902	4.9079608		5	0	0	0.083	0.5	500	98%	80	120	0%	
1,2,3-Trichloropropane	A	ug/L	119.25111	4.7700444		5	0	0	0.235	0.5	500	95%	80	120	0%	
1,2-Dibromoethane	A	ug/L	123.8219	4.952876		5	0	0	0.0916	0.5	500	99%	80	120	0%	
1,2-Dichlorobenzene	A	ug/L	126.78928	5.0715712		5	0	0	0.0746	0.5	500	101%	80	120	0%	
1,2-Dichloroethane	A	ug/L	112.99307	4.5197228		5	0	0	0.116	0.5	500	90%	80	120	0%	
1,2-Dichloropropane	A	ug/L	125.26279	5.0105116		5	0	0	0.0847	0.5	500	100%	80	120	0%	
1,3-Dichlorobenzene	A	ug/L	127.90714	5.1162856		5	0	0	0.0803	0.5	500	102%	80	120	0%	
1,3-Dichloropropane	A	ug/L	115.25812	4.6103248		5	0	0	0.0791	0.5	500	92%	80	120	0%	
1,4-Dichlorobenzene	A	ug/L	126.91589	5.0766356		5	0	0	0.0858	0.5	500	102%	80	120	0%	
2,2-Dichloropropane	A	ug/L	130.60172	5.2240688		5	0	0	0.186	0.5	500	104%	80	120	0%	
2-Chlorotoluene	A	ug/L	128.02447	5.1209788		5	0	0	0.0876	0.5	500	102%	80	120	0%	
4-Chlorotoluene	A	ug/L	133.69052	5.3476208		5	0	0	0.0728	0.5	500	107%	80	120	0%	

Seq No	Lab ID	Test Code	Sample Typ	File ID	Analysis Date	DF	Batch ID	Prep Date	SPKref	RPDref	pmoist				
14993120	ICV011922_	VOC-8260-W-Q	ICV	)A5975C\VG011	1/19/2022 4:42:1	1	R373580		0	0					

Analyte	T	Units	RAW	Final	Text	Spike	SPKref	RPDref	MDL	PQL	UQL	%REC	LOW	HIGH	%RPD	Q
Benzene	A	ug/L	124.79596	4.9918384		5	0	0	0.0914	0.5	500	100%	80	120	0%	
Bromobenzene	A	ug/L	128.75816	5.1503264		5	0	0	0.0831	0.5	500	103%	80	120	0%	
Bromochloromethane	A	ug/L	118.1582	4.726328		5	0	0	0.141	0.5	500	95%	80	120	0%	
Bromodichloromethane	A	ug/L	125.01778	5.0007112		5	0	0	0.12	0.5	500	100%	80	120	0%	
Bromoform	A	ug/L	118.4586	4.738344		5	0	0	0.119	0.5	500	95%	80	120	0%	
Bromomethane	A	ug/L	125.47532	5.0190128		5	0	0	0.253	0.5	500	100%	80	120	0%	
Carbon tetrachloride	A	ug/L	121.97422	4.8789688		5	0	0	0.143	0.5	500	98%	80	120	0%	
Chlorobenzene	A	ug/L	127.68425	5.10737		5	0	0	0.0914	0.5	500	102%	80	120	0%	
Chlorodibromomethane	A	ug/L	118.71875	4.74875		5	0	0	0.0841	0.5	500	95%	80	120	0%	
Chloroethane	A	ug/L	128.59249	5.1436996		5	0	0	0.169	0.5	500	103%	80	120	0%	
Chloroform	A	ug/L	116.04065	4.641626		5	0	0	0.0789	0.5	500	93%	80	120	0%	
Chloromethane	A	ug/L	108.15919	4.3263676		5	0	0	0.162	0.5	500	87%	80	120	0%	
cis-1,2-Dichloroethene	A	ug/L	126.74809	5.0699236		5	0	0	0.108	0.5	500	101%	80	120	0%	
cis-1,3-Dichloropropene	A	ug/L	121.1938	4.847752		5	0	0	0.073	0.5	500	97%	80	120	0%	
Dibromomethane	A	ug/L	119.73245	4.789298		5	0	0	0.147	0.5	500	96%	80	120	0%	
Dichlorodifluoromethane	A	ug/L	109.491	4.37964		5	0	0	0.175	0.5	500	88%	80	120	0%	
Ethylbenzene	A	ug/L	127.55124	5.1020496		5	0	0	0.0836	0.5	500	102%	80	120	0%	
m+p-Xylenes	A	ug/L	247.60848	9.9043392		10	0	0	0.15	0.5	1000	99%	80	120	0%	
Methyl ethyl ketone	A	ug/L	1190.01388	47.6005552		50	0	0	1.77	10	5000	95%	80	120	0%	
Methyl tert-butyl ether (MTBE)	A	ug/L	130.45844	5.2183376		5	0	0	0.101	0.5	500	104%	80	120	0%	
Methylene chloride	A	ug/L	117.91846	4.7167384		5	0	0	0.338	0.5	500	94%	80	120	0%	
o-Xylene	A	ug/L	125.95849	5.0383396		5	0	0	0.0604	0.5	500	101%	80	120	0%	
Styrene	A	ug/L	126.65625	5.06625		5	0	0	0.067	0.5	500	101%	80	120	0%	
Tetrachloroethene	A	ug/L	126.00053	5.0400212		5	0	0	0.0671	0.5	500	101%	80	120	0%	
Toluene	A	ug/L	126.57376	5.0629504		5	0	0	0.0679	0.5	500	101%	80	120	0%	
trans-1,2-Dichloroethene	A	ug/L	125.16318	5.0065272		5	0	0	0.125	0.5	500	100%	80	120	0%	
trans-1,3-Dichloropropene	A	ug/L	125.66541	5.0266164		5	0	0	0.0846	0.5	500	101%	80	120	0%	
Trichloroethene	A	ug/L	127.05504	5.0822016		5	0	0	0.0993	0.5	500	102%	80	120	0%	
Trichlorofluoromethane	A	ug/L	112.56002	4.5024008		5	0	0	0.134	0.5	500	90%	80	120	0%	
Vinyl chloride	A	ug/L	115.35056	4.6140224		5	0	0	0.153	0.5	500	92%	80	120	0%	
1,4-Dichlorobenzene-d4	I	ug/L	250	10		0	0	0	0	0	500	0%	0	0	0%	
Chlorobenzene-d5	I	ug/L	250	10		0	0	0	0	0	500	0%	0	0	0%	
Fluorobenzene	I	ug/L	250	10		0	0	0	0	0	500	0%	0	0	0%	
Xylenes, Total	M	ug/L	373.56697	14.9426788		15	0	0	0.0604	0.5	1500	100%	80	120	0%	
1,2-Dichloroethane-d4	S	ug/L	269.97549	10.7990196		10	0	0	0.229	0.5	500	108%	80	120	0%	

Seq No	Lab ID	Test Code	Sample Typ	File ID	Analysis Date	DF	Batch ID	Prep Date	SPKref	RPDref	pmoist
14993120	ICV011922_	VOC-8260-W-Q	ICV	)A5975C\VG011	1/19/2022 4:42:1	1	R373580		0	0	

Analyte	T	Units	RAW	Final	Text	Spike	SPKref	RPDref	MDL	PQL	UQL	%REC	LOW	HIGH	%RPD	Q
Dibromofluoromethane	S	ug/L	230.60106	9.2240424		10	0	0	0.129	0.5	500	92%	80	120	0%	
p-Bromofluorobenzene	S	ug/L	258.37948	10.3351792		10	0	0	0.149	0.5	500	103%	80	120	0%	
Toluene-d8	S	ug/L	272.49616	10.8998464		10	0	0	0.23	0.5	500	109%	80	120	0%	

```
Data file Name : C:\MSDCHEM\1\DATA\VG011922\19JAN01.D
Sample Name    : PRIMER
Operator       : MSC
Date injected  : 19 Jan 2022   9:07 am
Instrument     : VOA5975C
Method used    : 5975CACQF
No of spectra  : 5616
Start Time     : 0.840
End Time       : 16.498
Vial Number    : 1
---------------------------------------------------------------

Data file Name : C:\MSDCHEM\1\DATA\VG011922\19JAN02.D
Sample Name    : BFB011922_
Operator       : MSC
Date injected  : 19 Jan 2022   9:34 am
Instrument     : VOA5975C
Method used    : 5975CACQF
No of spectra  : 5616
Start Time     : 0.840
End Time       : 16.498
Vial Number    : 2
---------------------------------------------------------------

Data file Name : C:\MSDCHEM\1\DATA\VG011922\19JAN03.D
Sample Name    : MBLK011922_
Operator       : MSC
Date injected  : 19 Jan 2022  10:13 am
Instrument     : VOA5975C
Method used    : 5975CACQF
No of spectra  : 5616
Start Time     : 0.840
End Time       : 16.498
Vial Number    : 3
---------------------------------------------------------------

Data file Name : C:\MSDCHEM\1\DATA\VG011922\19JAN04.D
Sample Name    : ICAL011922_1
Operator       : MSC
Date injected  : 19 Jan 2022  10:48 am
Instrument     : VOA5975C
Method used    : 5975CACQF
No of spectra  : 5616
Start Time     : 0.840
End Time       : 16.498
Vial Number    : 4
---------------------------------------------------------------

Data file Name : C:\MSDCHEM\1\DATA\VG011922\19JAN05.D
Sample Name    : ICAL011922_2
Operator       : MSC
```

Date injected : 19 Jan 2022 11:15 am
Instrument   : VOA5975C
Method used   : 5975CACQF
No of spectra : 5616
Start Time   : 0.840
End Time   : 16.498
Vial Number   : 5

Data file Name : C:\MSDCHEM\1\DATA\VG011922\19JAN06.D
Sample Name   : ICAL011922_3
Operator   : MSC
Date injected : 19 Jan 2022 11:42 am
Instrument   : VOA5975C
Method used   : 5975CACQF
No of spectra : 5616
Start Time   : 0.840
End Time   : 16.498
Vial Number   : 6

Data file Name : C:\MSDCHEM\1\DATA\VG011922\19JAN07.D
Sample Name   : ICAL011922_4
Operator   : MSC
Date injected : 19 Jan 2022 12:09 pm
Instrument   : VOA5975C
Method used   : 5975CACQF
No of spectra : 5616
Start Time   : 0.840
End Time   : 16.498
Vial Number   : 7

Data file Name : C:\MSDCHEM\1\DATA\VG011922\19JAN08.D
Sample Name   : BLK
Operator   : MSC
Date injected : 19 Jan 2022 12:37 pm
Instrument   : VOA5975C
Method used   : 5975CACQF
No of spectra : 5616
Start Time   : 0.840
End Time   : 16.498
Vial Number   : 8

Data file Name : C:\MSDCHEM\1\DATA\VG011922\19JAN09.D
Sample Name   : ICAL011922_5
Operator   : MSC
Date injected : 19 Jan 2022   1:04 pm
Instrument   : VOA5975C
Method used   : 5975CACQF

```
No of spectra  : 5616
Start Time     : 0.840
End Time       : 16.498
Vial Number    : 9
---------------------------------------------------------------

Data file Name : C:\MSDCHEM\1\DATA\VG011922\19JAN10.D
Sample Name    : BLK
Operator       : MSC
Date injected  : 19 Jan 2022   1:31 pm
Instrument     : VOA5975C
Method used    : 5975CACQF
No of spectra  : 5616
Start Time     : 0.840
End Time       : 16.498
Vial Number    : 10
---------------------------------------------------------------

Data file Name : C:\MSDCHEM\1\DATA\VG011922\19JAN11.D
Sample Name    : ICAL011922_6
Operator       : MSC
Date injected  : 19 Jan 2022   1:58 pm
Instrument     : VOA5975C
Method used    : 5975CACQF
No of spectra  : 5616
Start Time     : 0.840
End Time       : 16.498
Vial Number    : 11
---------------------------------------------------------------

Data file Name : C:\MSDCHEM\1\DATA\VG011922\19JAN12.D
Sample Name    : BLK
Operator       : MSC
Date injected  : 19 Jan 2022   2:26 pm
Instrument     : VOA5975C
Method used    : 5975CACQF
No of spectra  : 5616
Start Time     : 0.840
End Time       : 16.498
Vial Number    : 12
---------------------------------------------------------------

Data file Name : C:\MSDCHEM\1\DATA\VG011922\19JAN13.D
Sample Name    : ICAL011922_7
Operator       : MSC
Date injected  : 19 Jan 2022   2:53 pm
Instrument     : VOA5975C
Method used    : 5975CACQF
No of spectra  : 5616
Start Time     : 0.840
End Time       : 16.498
```

```
Vial Number    : 13
---------------------------------------------------------------

Data file Name : C:\MSDCHEM\1\DATA\VG011922\19JAN14.D
Sample Name    : BLK
Operator       : MSC
Date injected  : 19 Jan 2022   3:20 pm
Instrument     : VOA5975C
Method used    : 5975CACQF
No of spectra  : 5616
Start Time     : 0.840
End Time       : 16.498
Vial Number    : 14
---------------------------------------------------------------

Data file Name : C:\MSDCHEM\1\DATA\VG011922\19JAN15.D
Sample Name    : ICAL011922_8
Operator       : MSC
Date injected  : 19 Jan 2022   3:47 pm
Instrument     : VOA5975C
Method used    : 5975CACQF
No of spectra  : 5616
Start Time     : 0.840
End Time       : 16.498
Vial Number    : 15
---------------------------------------------------------------

Data file Name : C:\MSDCHEM\1\DATA\VG011922\19JAN16.D
Sample Name    : BLK
Operator       : MSC
Date injected  : 19 Jan 2022   4:15 pm
Instrument     : VOA5975C
Method used    : 5975CACQF
No of spectra  : 5616
Start Time     : 0.840
End Time       : 16.498
Vial Number    : 16
---------------------------------------------------------------

Data file Name : C:\MSDCHEM\1\DATA\VG011922\19JAN17.D
Sample Name    : ICV011922_
Operator       : MSC
Date injected  : 19 Jan 2022   4:42 pm
Instrument     : VOA5975C
Method used    : 5975CACQF
No of spectra  : 5616
Start Time     : 0.840
End Time       : 16.498
Vial Number    : 17
---------------------------------------------------------------
```

```
Data file Name : C:\MSDCHEM\1\DATA\VG011922\19JAN18.D
Sample Name    : BLK
Operator       : MSC
Date injected  : 19 Jan 2022   5:09 pm
Instrument     : VOA5975C
Method used    : 5975CACQF
No of spectra  : 5616
Start Time     : 0.840
End Time       : 16.498
Vial Number    : 18
---------------------------------------------------------------

Data file Name : C:\MSDCHEM\1\DATA\VG011922\19JAN19.D
Sample Name    : MDL011922_Q1_2
Operator       : MSC
Date injected  : 19 Jan 2022   5:36 pm
Instrument     : VOA5975C
Method used    : 5975CACQF
No of spectra  : 5616
Start Time     : 0.840
End Time       : 16.498
Vial Number    : 19
---------------------------------------------------------------

Data file Name : C:\MSDCHEM\1\DATA\VG011922\19JAN20.D
Sample Name    : LOD011922_HalfCal2
Operator       : MSC
Date injected  : 19 Jan 2022   6:03 pm
Instrument     : VOA5975C
Method used    : 5975CACQF
No of spectra  : 5616
Start Time     : 0.839
End Time       : 16.498
Vial Number    : 20
---------------------------------------------------------------

Data file Name : C:\MSDCHEM\1\DATA\VG011922\19JAN21.D
Sample Name    : LOD011922_2xCal1
Operator       : MSC
Date injected  : 19 Jan 2022   6:31 pm
Instrument     : VOA5975C
Method used    : 5975CACQF
No of spectra  : 5616
Start Time     : 0.839
End Time       : 16.498
Vial Number    : 21
---------------------------------------------------------------

Data file Name : C:\MSDCHEM\1\DATA\VG011922\19JAN22.D
Sample Name    : MBLK011922_NoSurr
Operator       : MSC
```

```
Date injected  : 19 Jan 2022   6:58 pm
Instrument     : VOA5975C
Method used    : 5975CACQF
No of spectra  : 5616
Start Time     : 0.840
End Time       : 16.498
Vial Number    : 22
---------------------------------------------------------------

Data file Name : C:\MSDCHEM\1\DATA\VG011922\19JAN23.D
Sample Name    : MBLK011922_
Operator       : MSC
Date injected  : 19 Jan 2022   7:25 pm
Instrument     : VOA5975C
Method used    : 5975CACQF
No of spectra  : 5616
Start Time     : 0.839
End Time       : 16.498
Vial Number    : 23
---------------------------------------------------------------
```

Tune Evaluation Report

Data Path:	D:\Org\Data\VOA5975C\VG011922\19JAN02.D
Acq on:	1/19/2022 9:34:49 AM
Operator:	MSC
Sample:	BFB011922_
Inst Name:	VOA5975C
ALS Vial:	2
Method:	\\MASSHUNTER\Org\Data\Methods\BFBavg.m

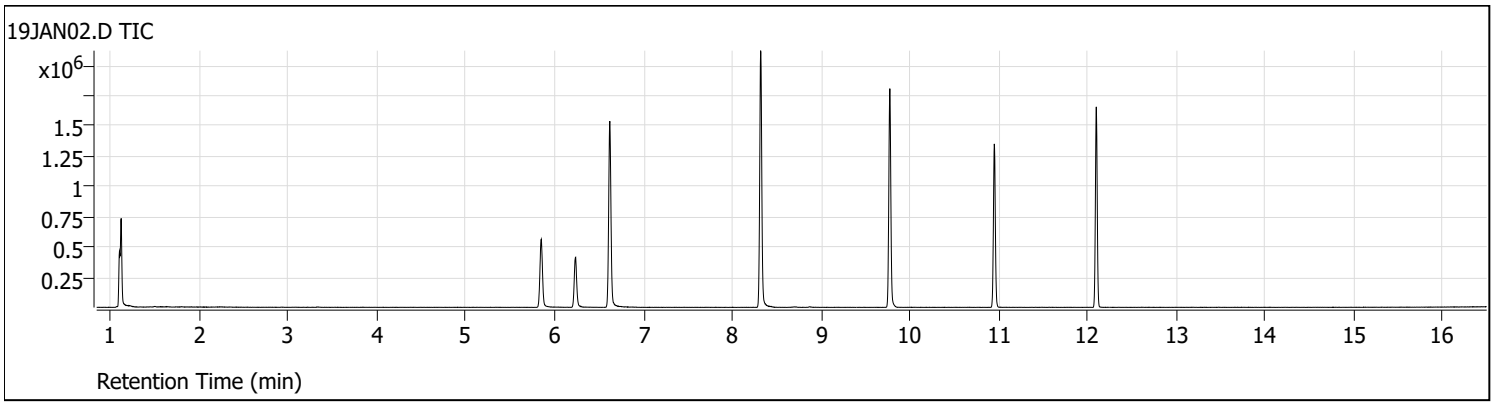

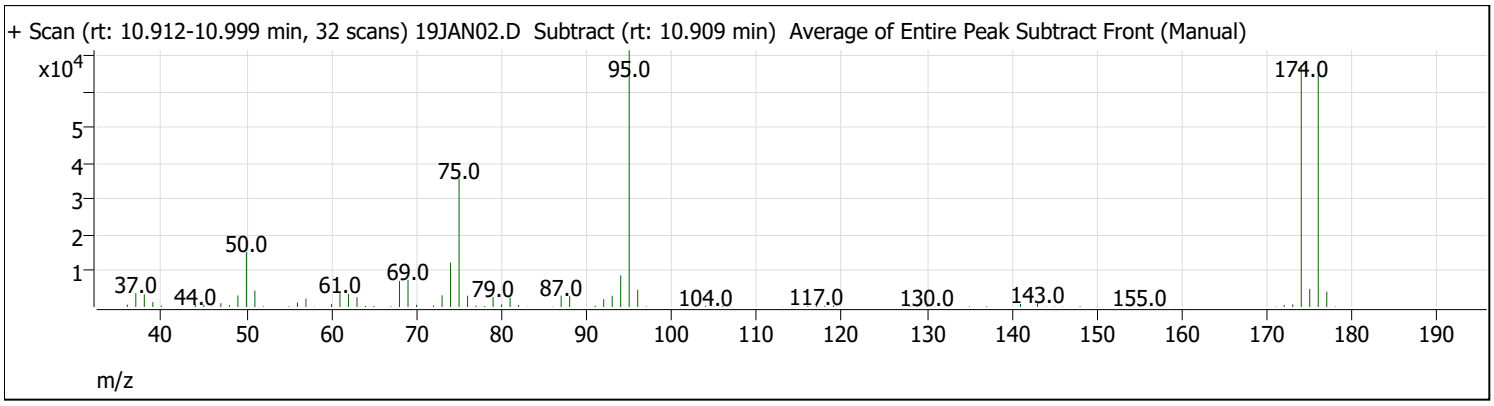

Target Mass	Rel. To Mass	Lower Limit%	Upper Limit%	Rel. Abn%	Raw Abn	Pass/Fail
50	95	15	40	21.4	15298	Pass
75	95	30	60	50.0	35802	Pass
95	95	100	100	100.0	71589	Pass
96	95	5	9	6.7	4783	Pass
173	174	0	2	1.1	722	Pass
174	95	50	100	94.2	67436	Pass
175	174	5	9	7.5	5067	Pass
176	174	95	101	96.1	64775	Pass
177	176	5	9	6.6	4289	Pass

Quantitative Analysis Results Summary Report

Batch Path	D:\Org\Data\VOA5975C\VG011922\QuantResults\VG011922_8260B.batch.bin		
Analysis Time	1/22/2022 1:32 PM	**Analyst Name**	BL2000\mchavez
Report Time	2/14/2022 3:09:49 PM	**Reporter Name**	BL2000\mchavez
Last Calib Update	1/20/2022 9:28 AM	**Batch State**	Processed
Quant Batch Version	10.0	**Quant Report Version**	10.0

Sequence Table

Data File	sample Name	Sample Type	Vial Position	Inj Vol	Level	Acq Method File
19JAN03.D	MBLK011922_	Method Blank	3	0		5975CACQF.M
19JAN04.D	ICAL011922_1	Cal	4	0	1	5975CACQF.M
19JAN05.D	ICAL011922_2	Cal	5	0	2	5975CACQF.M
19JAN06.D	ICAL011922_3	Cal	6	0	3	5975CACQF.M
19JAN07.D	ICAL011922_4	Cal	7	0	4	5975CACQF.M
19JAN09.D	ICAL011922_5	Cal	9	0	5	5975CACQF.M
19JAN11.D	ICAL011922_6	Cal	11	0	6	5975CACQF.M
19JAN13.D	ICAL011922_7	Cal	13	0	7	5975CACQF.M
19JAN15.D	ICAL011922_8	Cal	15	0	8	5975CACQF.M
19JAN17.D	ICV011922_	QC	17	0	QC	5975CACQF.M

Quantitation Results

Compound: Dichlorodifluoromethane

Data File	Sample Type	ISTD	RT	Resp	ISTD Resp	Resp Ratio	Final Conc	Exp. Conc	Accuracy
19JAN03.D	Blank	Fluorobenzene			812130		ND		
19JAN04.D	Calibration	Fluorobenzene	1.247	4690	794248	0.0059	4.3915	2.5000	175.7
19JAN05.D	Calibration	Fluorobenzene	1.241	12682	803183	0.0158	11.7428	12.5000	93.9
19JAN06.D	Calibration	Fluorobenzene	1.241	27745	818509	0.0339	25.2092	25.0000	100.8
19JAN07.D	Calibration	Fluorobenzene	1.244	51785	806368	0.0642	47.7605	50.0000	95.5
19JAN09.D	Calibration	Fluorobenzene	1.244	148367	854591	0.1736	129.1152	125.0000	103.3
19JAN11.D	Calibration	Fluorobenzene	1.241	304740	874562	0.3484	259.1417	250.0000	103.7
19JAN13.D	Calibration	Fluorobenzene	1.241	452793	894962	0.5059	376.2647	375.0000	100.3
19JAN15.D	Calibration	Fluorobenzene	1.241	629961	914923	0.6885	512.0678	500.0000	102.4
19JAN17.D	QC	Fluorobenzene	1.244	130579	886938	0.1472	109.4910	125.0000	

Compound: Chloromethane

Data File	Sample Type	ISTD	RT	Resp	ISTD Resp	Resp Ratio	Final Conc	Exp. Conc	Accuracy
19JAN03.D	Blank	Fluorobenzene	1.420	477	812130	0.0006	0.3708		
19JAN04.D	Calibration	Fluorobenzene	1.411	6614	794248	0.0083	5.2603	2.5000	210.4
19JAN05.D	Calibration	Fluorobenzene	1.411	15397	803183	0.0192	12.1094	12.5000	96.9
19JAN06.D	Calibration	Fluorobenzene	1.408	33801	818509	0.0413	26.0860	25.0000	104.3
19JAN07.D	Calibration	Fluorobenzene	1.408	63351	806368	0.0786	49.6275	50.0000	99.3
19JAN09.D	Calibration	Fluorobenzene	1.408	170190	854591	0.1991	125.7991	125.0000	100.6
19JAN11.D	Calibration	Fluorobenzene	1.409	346531	874562	0.3962	250.2957	250.0000	100.1
19JAN13.D	Calibration	Fluorobenzene	1.408	529250	894962	0.5914	373.5581	375.0000	99.6
19JAN15.D	Calibration	Fluorobenzene	1.409	718053	914923	0.7848	495.7627	500.0000	99.2

Compound: Chloromethane

Data File	Sample Type	ISTD	RT	Resp	ISTD Resp	Resp Ratio	Final Conc	Exp. Conc	Accuracy
19JAN17.D	QC	Fluorobenzene	1.409	151864	886938	0.1712	108.1592	125.0000	

Compound: Vinyl chloride

Data File	Sample Type	ISTD	RT	Resp	ISTD Resp	Resp Ratio	Final Conc	Exp. Conc	Accuracy
19JAN03.D	Blank	Fluorobenzene	1.501	450	812130	0.0006	0.3842		
19JAN04.D	Calibration	Fluorobenzene	1.503	5818	794248	0.0073	5.0835	2.5000	203.3
19JAN05.D	Calibration	Fluorobenzene	1.498	14225	803183	0.0177	12.2910	12.5000	98.3
19JAN06.D	Calibration	Fluorobenzene	1.498	30072	818509	0.0367	25.4969	25.0000	102.0
19JAN07.D	Calibration	Fluorobenzene	1.495	55437	806368	0.0687	47.7105	50.0000	95.4
19JAN09.D	Calibration	Fluorobenzene	1.498	153733	854591	0.1799	124.8408	125.0000	99.9
19JAN11.D	Calibration	Fluorobenzene	1.498	326478	874562	0.3733	259.0664	250.0000	103.6
19JAN13.D	Calibration	Fluorobenzene	1.498	479607	894962	0.5359	371.9021	375.0000	99.2
19JAN15.D	Calibration	Fluorobenzene	1.498	669671	914923	0.7319	507.9543	500.0000	101.6
19JAN17.D	QC	Fluorobenzene	1.498	147423	886938	0.1662	115.3506	125.0000	

Compound: Bromomethane

Data File	Sample Type	ISTD	RT	Resp	ISTD Resp	Resp Ratio	Final Conc	Exp. Conc	Accuracy
19JAN03.D	Blank	Fluorobenzene	1.807	344	812130	0.0004	2.5579		
19JAN04.D	Calibration	Fluorobenzene	1.804	2332	794248	0.0029	6.7043	2.5000	268.2
19JAN05.D	Calibration	Fluorobenzene	1.799	5411	803183	0.0067	12.9499	12.5000	103.6
19JAN06.D	Calibration	Fluorobenzene	1.802	12135	818509	0.0148	26.1400	25.0000	104.6
19JAN07.D	Calibration	Fluorobenzene	1.796	22944	806368	0.0285	48.0600	50.0000	96.1
19JAN09.D	Calibration	Fluorobenzene	1.799	59520	854591	0.0696	112.1810	125.0000	89.7
19JAN11.D	Calibration	Fluorobenzene	1.796	153759	874562	0.1758	264.9993	250.0000	106.0
19JAN13.D	Calibration	Fluorobenzene	1.793	235754	894962	0.2634	380.3767	375.0000	101.4
19JAN15.D	Calibration	Fluorobenzene	1.793	324434	914923	0.3546	492.3720	500.0000	98.5
19JAN17.D	QC	Fluorobenzene	1.796	69568	886938	0.0784	125.4753	125.0000	

Compound: Chloroethane

Data File	Sample Type	ISTD	RT	Resp	ISTD Resp	Resp Ratio	Final Conc	Exp. Conc	Accuracy
19JAN03.D	Blank	Fluorobenzene			812130		ND		
19JAN04.D	Calibration	Fluorobenzene	1.905	2651	794248	0.0033	4.8967	2.5000	195.9
19JAN05.D	Calibration	Fluorobenzene	1.897	6576	803183	0.0082	12.0096	12.5000	96.1
19JAN06.D	Calibration	Fluorobenzene	1.896	15096	818509	0.0184	27.0532	25.0000	108.2
19JAN07.D	Calibration	Fluorobenzene	1.894	26569	806368	0.0329	48.3306	50.0000	96.7
19JAN09.D	Calibration	Fluorobenzene	1.897	65407	854591	0.0765	112.2655	125.0000	89.8
19JAN11.D	Calibration	Fluorobenzene	1.897	170795	874562	0.1953	286.4607	250.0000	114.6
19JAN13.D	Calibration	Fluorobenzene	1.894	233233	894962	0.2606	382.2662	375.0000	101.9
19JAN15.D	Calibration	Fluorobenzene	1.894	289150	914923	0.3160	463.5741	500.0000	92.7
19JAN17.D	QC	Fluorobenzene	1.897	77755	886938	0.0877	128.5925	125.0000	

Compound: Trichlorofluoromethane

Data File	Sample Type	ISTD	RT	Resp	ISTD Resp	Resp Ratio	Final Conc	Exp. Conc	Accuracy
19JAN03.D	Blank	Fluorobenzene			812130		ND		
19JAN04.D	Calibration	Fluorobenzene	2.150	6220	794248	0.0078	4.5322	2.5000	181.3
19JAN05.D	Calibration	Fluorobenzene	2.148	16916	803183	0.0211	12.1888	12.5000	97.5
19JAN06.D	Calibration	Fluorobenzene	2.145	35936	818509	0.0439	25.4088	25.0000	101.6
19JAN07.D	Calibration	Fluorobenzene	2.142	66016	806368	0.0819	47.3799	50.0000	94.8
19JAN09.D	Calibration	Fluorobenzene	2.147	193579	854591	0.2265	131.0926	125.0000	104.9
19JAN11.D	Calibration	Fluorobenzene	2.145	379318	874562	0.4337	251.0100	250.0000	100.4
19JAN13.D	Calibration	Fluorobenzene	2.145	569126	894962	0.6359	368.0290	375.0000	98.1
19JAN15.D	Calibration	Fluorobenzene	2.142	811600	914923	0.8871	513.3762	500.0000	102.7
19JAN17.D	QC	Fluorobenzene	2.145	172504	886938	0.1945	112.5600	125.0000	

Compound: 1,1-Dichloroethene

Data File	Sample Type	ISTD	RT	Resp	ISTD Resp	Resp Ratio	Final Conc	Exp. Conc	Accuracy
19JAN03.D	Blank	Fluorobenzene			812130		ND		
19JAN04.D	Calibration	Fluorobenzene	2.694	2342	794248	0.0029	2.9328	2.5000	117.3
19JAN05.D	Calibration	Fluorobenzene	2.703	9440	803183	0.0118	11.6900	12.5000	93.5
19JAN06.D	Calibration	Fluorobenzene	2.700	20674	818509	0.0253	25.1221	25.0000	100.5
19JAN07.D	Calibration	Fluorobenzene	2.702	38644	806368	0.0479	47.6655	50.0000	95.3
19JAN09.D	Calibration	Fluorobenzene	2.702	105649	854591	0.1236	122.9596	125.0000	98.4
19JAN11.D	Calibration	Fluorobenzene	2.700	233356	874562	0.2668	265.3896	250.0000	106.2
19JAN13.D	Calibration	Fluorobenzene	2.700	344045	894962	0.3844	382.3544	375.0000	102.0
19JAN15.D	Calibration	Fluorobenzene	2.700	479145	914923	0.5237	520.8803	500.0000	104.2
19JAN17.D	QC	Fluorobenzene	2.700	113673	886938	0.1282	127.4734	125.0000	

Compound: Methylene chloride

Data File	Sample Type	ISTD	RT	Resp	ISTD Resp	Resp Ratio	Final Conc	Exp. Conc	Accuracy
19JAN03.D	Blank	Fluorobenzene	3.341	2137	812130	0.0026	1.7999		
19JAN04.D	Calibration	Fluorobenzene	3.327	4701	794248	0.0059	4.0490	2.5000	162.0
19JAN05.D	Calibration	Fluorobenzene	3.330	15719	803183	0.0196	13.3883	12.5000	107.1
19JAN06.D	Calibration	Fluorobenzene	3.333	32623	818509	0.0399	27.2657	25.0000	109.1
19JAN07.D	Calibration	Fluorobenzene	3.327	58184	806368	0.0722	49.3612	50.0000	98.7
19JAN09.D	Calibration	Fluorobenzene	3.333	149957	854591	0.1755	120.0395	125.0000	96.0
19JAN11.D	Calibration	Fluorobenzene	3.330	310597	874562	0.3551	242.9531	250.0000	97.2
19JAN13.D	Calibration	Fluorobenzene	3.330	470733	894962	0.5260	359.8205	375.0000	96.0
19JAN15.D	Calibration	Fluorobenzene	3.333	641583	914923	0.7012	479.7159	500.0000	95.9
19JAN17.D	QC	Fluorobenzene	3.333	152883	886938	0.1724	117.9185	125.0000	

Compound: trans-1,2-Dichloroethene

Data File	Sample Type	ISTD	RT	Resp	ISTD Resp	Resp Ratio	Final Conc	Exp. Conc	Accuracy
19JAN03.D	Blank	Fluorobenzene			812130		ND		
19JAN04.D	Calibration	Fluorobenzene	3.717	2132	794248	0.0027	2.5845	2.5000	103.4
19JAN05.D	Calibration	Fluorobenzene	3.718	10455	803183	0.0130	12.5326	12.5000	100.3

Compound: trans-1,2-Dichloroethene

Data File	Sample Type	ISTD	RT	Resp	ISTD Resp	Resp Ratio	Final Conc	Exp. Conc	Accuracy
19JAN06.D	Calibration	Fluorobenzene	3.715	21348	818509	0.0261	25.1112	25.0000	100.4
19JAN07.D	Calibration	Fluorobenzene	3.717	38732	806368	0.0480	46.2455	50.0000	92.5
19JAN09.D	Calibration	Fluorobenzene	3.720	110255	854591	0.1290	124.2147	125.0000	99.4
19JAN11.D	Calibration	Fluorobenzene	3.720	233769	874562	0.2673	257.3531	250.0000	102.9
19JAN13.D	Calibration	Fluorobenzene	3.715	355984	894962	0.3978	382.9648	375.0000	102.1
19JAN15.D	Calibration	Fluorobenzene	3.715	486383	914923	0.5316	511.8313	500.0000	102.4
19JAN17.D	QC	Fluorobenzene	3.718	115302	886938	0.1300	125.1632	125.0000	

Compound: Methyl tert-butyl ether (MTBE)

Data File	Sample Type	ISTD	RT	Resp	ISTD Resp	Resp Ratio	Final Conc	Exp. Conc	Accuracy
19JAN03.D	Blank	Fluorobenzene			812130		ND		
19JAN04.D	Calibration	Fluorobenzene	3.762	2662	794248	0.0034	2.5817	2.5000	103.3
19JAN05.D	Calibration	Fluorobenzene	3.757	12721	803183	0.0158	12.2004	12.5000	97.6
19JAN06.D	Calibration	Fluorobenzene	3.751	24989	818509	0.0305	23.5175	25.0000	94.1
19JAN07.D	Calibration	Fluorobenzene	3.751	49617	806368	0.0615	47.3984	50.0000	94.8
19JAN09.D	Calibration	Fluorobenzene	3.754	136973	854591	0.1603	123.4648	125.0000	98.8
19JAN11.D	Calibration	Fluorobenzene	3.754	296029	874562	0.3385	260.7416	250.0000	104.3
19JAN13.D	Calibration	Fluorobenzene	3.757	452747	894962	0.5059	389.6885	375.0000	103.9
19JAN15.D	Calibration	Fluorobenzene	3.751	632731	914923	0.6916	532.7227	500.0000	106.5
19JAN17.D	QC	Fluorobenzene	3.751	150210	886938	0.1694	130.4584	125.0000	

Compound: 1,1-Dichloroethane

Data File	Sample Type	ISTD	RT	Resp	ISTD Resp	Resp Ratio	Final Conc	Exp. Conc	Accuracy
19JAN03.D	Blank	Fluorobenzene			812130		ND		
19JAN04.D	Calibration	Fluorobenzene	4.378	4131	794248	0.0052	2.6757	2.5000	107.0
19JAN05.D	Calibration	Fluorobenzene	4.381	18500	803183	0.0230	11.8493	12.5000	94.8
19JAN06.D	Calibration	Fluorobenzene	4.384	40298	818509	0.0492	25.3277	25.0000	101.3
19JAN07.D	Calibration	Fluorobenzene	4.384	75497	806368	0.0936	48.1651	50.0000	96.3
19JAN09.D	Calibration	Fluorobenzene	4.378	205663	854591	0.2407	123.8038	125.0000	99.0
19JAN11.D	Calibration	Fluorobenzene	4.381	442070	874562	0.5055	260.0378	250.0000	104.0
19JAN13.D	Calibration	Fluorobenzene	4.381	658287	894962	0.7355	378.3961	375.0000	100.9
19JAN15.D	Calibration	Fluorobenzene	4.381	921258	914923	1.0069	518.0035	500.0000	103.6
19JAN17.D	QC	Fluorobenzene	4.378	218409	886938	0.2463	126.6815	125.0000	

Compound: 2,2-Dichloropropane

Data File	Sample Type	ISTD	RT	Resp	ISTD Resp	Resp Ratio	Final Conc	Exp. Conc	Accuracy
19JAN03.D	Blank	Fluorobenzene			812130		ND		
19JAN04.D	Calibration	Fluorobenzene	5.181	3183	794248	0.0040	2.7359	2.5000	109.4
19JAN05.D	Calibration	Fluorobenzene	5.190	14213	803183	0.0177	12.0798	12.5000	96.6
19JAN06.D	Calibration	Fluorobenzene	5.193	30539	818509	0.0373	25.4695	25.0000	101.9
19JAN07.D	Calibration	Fluorobenzene	5.193	56651	806368	0.0703	47.9582	50.0000	95.9
19JAN09.D	Calibration	Fluorobenzene	5.193	153450	854591	0.1796	122.5736	125.0000	98.1

Compound: 2,2-Dichloropropane

Data File	Sample Type	ISTD	RT	Resp	ISTD Resp	Resp Ratio	Final Conc	Exp. Conc	Accuracy
19JAN11.D	Calibration	Fluorobenzene	5.193	331689	874562	0.3793	258.8981	250.0000	103.6
19JAN13.D	Calibration	Fluorobenzene	5.195	501019	894962	0.5598	382.1537	375.0000	101.9
19JAN15.D	Calibration	Fluorobenzene	5.190	683822	914923	0.7474	510.2077	500.0000	102.0
19JAN17.D	QC	Fluorobenzene	5.193	169689	886938	0.1913	130.6017	125.0000	

Compound: cis-1,2-Dichloroethene

Data File	Sample Type	ISTD	RT	Resp	ISTD Resp	Resp Ratio	Final Conc	Exp. Conc	Accuracy
19JAN03.D	Blank	Fluorobenzene			812130		ND		
19JAN04.D	Calibration	Fluorobenzene	5.215	2334	794248	0.0029	2.7941	2.5000	111.8
19JAN05.D	Calibration	Fluorobenzene	5.209	9874	803183	0.0123	11.6899	12.5000	93.5
19JAN06.D	Calibration	Fluorobenzene	5.215	20810	818509	0.0254	24.1758	25.0000	96.7
19JAN07.D	Calibration	Fluorobenzene	5.212	39093	806368	0.0485	46.0997	50.0000	92.2
19JAN09.D	Calibration	Fluorobenzene	5.215	112808	854591	0.1320	125.5204	125.0000	100.4
19JAN11.D	Calibration	Fluorobenzene	5.215	243087	874562	0.2780	264.3041	250.0000	105.7
19JAN13.D	Calibration	Fluorobenzene	5.215	369412	894962	0.4128	392.4995	375.0000	104.7
19JAN15.D	Calibration	Fluorobenzene	5.212	513671	914923	0.5614	533.8672	500.0000	106.8
19JAN17.D	QC	Fluorobenzene	5.212	118223	886938	0.1333	126.7481	125.0000	

Compound: Methyl ethyl ketone

Data File	Sample Type	ISTD	RT	Resp	ISTD Resp	Resp Ratio	Final Conc	Exp. Conc	Accuracy
19JAN03.D	Blank	Fluorobenzene			812130		ND		
19JAN04.D	Calibration	Fluorobenzene	5.293	2962	794248	0.0037	24.5342	25.0000	98.1
19JAN05.D	Calibration	Fluorobenzene	5.288	15038	803183	0.0187	123.1947	125.0000	98.6
19JAN06.D	Calibration	Fluorobenzene	5.282	28861	818509	0.0353	232.0088	250.0000	92.8
19JAN07.D	Calibration	Fluorobenzene	5.285	58185	806368	0.0722	474.7821	500.0000	95.0
19JAN09.D	Calibration	Fluorobenzene	5.279	154105	854591	0.1803	1186.5197	1250.0000	94.9
19JAN11.D	Calibration	Fluorobenzene	5.279	348492	874562	0.3985	2621.9160	2500.0000	104.9
19JAN13.D	Calibration	Fluorobenzene	5.279	538796	894962	0.6020	3961.2871	3750.0000	105.6
19JAN15.D	Calibration	Fluorobenzene	5.279	752615	914923	0.8226	5412.5869	5000.0000	108.3
19JAN17.D	QC	Fluorobenzene	5.282	160409	886938	0.1809	1190.0139	1250.0000	

Compound: Bromochloromethane

Data File	Sample Type	ISTD	RT	Resp	ISTD Resp	Resp Ratio	Final Conc	Exp. Conc	Accuracy
19JAN03.D	Blank	Fluorobenzene			812130		ND		
19JAN04.D	Calibration	Fluorobenzene	5.516	901	794248	0.0011	2.6151	2.5000	104.6
19JAN05.D	Calibration	Fluorobenzene	5.516	4232	803183	0.0053	12.1514	12.5000	97.2
19JAN06.D	Calibration	Fluorobenzene	5.519	8977	818509	0.0110	25.2940	25.0000	101.2
19JAN07.D	Calibration	Fluorobenzene	5.511	17084	806368	0.0212	48.8614	50.0000	97.7
19JAN09.D	Calibration	Fluorobenzene	5.516	45958	854591	0.0538	124.0258	125.0000	99.2
19JAN11.D	Calibration	Fluorobenzene	5.516	99685	874562	0.1140	262.8745	250.0000	105.1
19JAN13.D	Calibration	Fluorobenzene	5.519	147182	894962	0.1645	379.2795	375.0000	101.1
19JAN15.D	Calibration	Fluorobenzene	5.519	195140	914923	0.2133	491.8934	500.0000	98.4

Compound: Bromochloromethane

Data File	Sample Type	ISTD	RT	Resp	ISTD Resp	Resp Ratio	Final Conc	Exp. Conc	Accuracy
19JAN17.D	QC	Fluorobenzene	5.519	45441	886938	0.0512	118.1582	125.0000	

Compound: Chloroform

Data File	Sample Type	ISTD	RT	Resp	ISTD Resp	Resp Ratio	Final Conc	Exp. Conc	Accuracy
19JAN03.D	Blank	Fluorobenzene			812130		ND		
19JAN04.D	Calibration	Fluorobenzene	5.656	4726	794248	0.0060	3.0658	2.5000	122.6
19JAN05.D	Calibration	Fluorobenzene	5.653	18593	803183	0.0231	11.9271	12.5000	95.4
19JAN06.D	Calibration	Fluorobenzene	5.647	38158	818509	0.0466	24.0194	25.0000	96.1
19JAN07.D	Calibration	Fluorobenzene	5.647	74048	806368	0.0918	47.3129	50.0000	94.6
19JAN09.D	Calibration	Fluorobenzene	5.653	196261	854591	0.2297	118.3246	125.0000	94.7
19JAN11.D	Calibration	Fluorobenzene	5.653	420250	874562	0.4805	247.5804	250.0000	99.0
19JAN13.D	Calibration	Fluorobenzene	5.653	641596	894962	0.7169	369.3654	375.0000	98.5
19JAN15.D	Calibration	Fluorobenzene	5.650	879544	914923	0.9613	495.3045	500.0000	99.1
19JAN17.D	QC	Fluorobenzene	5.653	199758	886938	0.2252	116.0406	125.0000	

Compound: 1,1,1-Trichloroethane

Data File	Sample Type	ISTD	RT	Resp	ISTD Resp	Resp Ratio	Final Conc	Exp. Conc	Accuracy
19JAN03.D	Blank	Fluorobenzene			812130		ND		
19JAN04.D	Calibration	Fluorobenzene	5.834	3627	794248	0.0046	2.5502	2.5000	102.0
19JAN05.D	Calibration	Fluorobenzene	5.829	16614	803183	0.0207	11.5510	12.5000	92.4
19JAN06.D	Calibration	Fluorobenzene	5.828	36046	818509	0.0440	24.5919	25.0000	98.4
19JAN07.D	Calibration	Fluorobenzene	5.834	69594	806368	0.0863	48.1944	50.0000	96.4
19JAN09.D	Calibration	Fluorobenzene	5.831	189468	854591	0.2217	123.8043	125.0000	99.0
19JAN11.D	Calibration	Fluorobenzene	5.834	414139	874562	0.4735	264.4318	250.0000	105.8
19JAN13.D	Calibration	Fluorobenzene	5.834	616756	894962	0.6891	384.8283	375.0000	102.6
19JAN15.D	Calibration	Fluorobenzene	5.831	863441	914923	0.9437	526.9948	500.0000	105.4
19JAN17.D	QC	Fluorobenzene	5.831	195526	886938	0.2205	123.1032	125.0000	

Compound: Dibromofluoromethane

Data File	Sample Type	ISTD	RT	Resp	ISTD Resp	Resp Ratio	Final Conc	Exp. Conc	Accuracy
19JAN03.D	Blank	Fluorobenzene	5.845	221291	812130	0.2725	281.3207		
19JAN04.D	Calibration	Fluorobenzene	5.851	2660	794248	0.0033	3.4579	2.5000	138.3
19JAN05.D	Calibration	Fluorobenzene	5.845	9521	803183	0.0119	12.2386	12.5000	97.9
19JAN06.D	Calibration	Fluorobenzene	5.851	19834	818509	0.0242	25.0179	25.0000	100.1
19JAN07.D	Calibration	Fluorobenzene	5.848	38453	806368	0.0477	49.2335	50.0000	98.5
19JAN09.D	Calibration	Fluorobenzene	5.851	100821	854591	0.1180	121.8025	125.0000	97.4
19JAN11.D	Calibration	Fluorobenzene	5.851	221667	874562	0.2535	261.6821	250.0000	104.7
19JAN13.D	Calibration	Fluorobenzene	5.845	325687	894962	0.3639	375.7157	375.0000	100.2
19JAN15.D	Calibration	Fluorobenzene	5.845	448615	914923	0.4903	506.2357	500.0000	101.2
19JAN17.D	QC	Fluorobenzene	5.848	198103	886938	0.2234	230.6011	250.0000	

Compound: Carbon tetrachloride

Data File	Sample Type	ISTD	RT	Resp	ISTD Resp	Resp Ratio	Final Conc	Exp. Conc	Accuracy
19JAN03.D	Blank	Fluorobenzene			812130		ND		
19JAN04.D	Calibration	Fluorobenzene	6.035	3586	794248	0.0045	2.5993	2.5000	104.0
19JAN05.D	Calibration	Fluorobenzene	6.024	15775	803183	0.0196	11.3084	12.5000	90.5
19JAN06.D	Calibration	Fluorobenzene	6.026	34965	818509	0.0427	24.5955	25.0000	98.4
19JAN07.D	Calibration	Fluorobenzene	6.026	66332	806368	0.0823	47.3626	50.0000	94.7
19JAN09.D	Calibration	Fluorobenzene	6.024	183978	854591	0.2153	123.9520	125.0000	99.2
19JAN11.D	Calibration	Fluorobenzene	6.027	404308	874562	0.4623	266.1753	250.0000	106.5
19JAN13.D	Calibration	Fluorobenzene	6.026	604305	894962	0.6752	388.7744	375.0000	103.7
19JAN15.D	Calibration	Fluorobenzene	6.027	851101	914923	0.9302	535.6026	500.0000	107.1
19JAN17.D	QC	Fluorobenzene	6.024	187895	886938	0.2118	121.9742	125.0000	

Compound: 1,1-Dichloropropene

Data File	Sample Type	ISTD	RT	Resp	ISTD Resp	Resp Ratio	Final Conc	Exp. Conc	Accuracy
19JAN03.D	Blank	Fluorobenzene			812130		ND		
19JAN04.D	Calibration	Fluorobenzene	6.052	2749	794248	0.0035	2.3833	2.5000	95.3
19JAN05.D	Calibration	Fluorobenzene	6.041	12417	803183	0.0155	10.6461	12.5000	85.2
19JAN06.D	Calibration	Fluorobenzene	6.035	27641	818509	0.0338	23.2550	25.0000	93.0
19JAN07.D	Calibration	Fluorobenzene	6.038	52282	806368	0.0648	44.6484	50.0000	89.3
19JAN09.D	Calibration	Fluorobenzene	6.040	156331	854591	0.1829	125.9718	125.0000	100.8
19JAN11.D	Calibration	Fluorobenzene	6.038	350070	874562	0.4003	275.6455	250.0000	110.3
19JAN13.D	Calibration	Fluorobenzene	6.043	531739	894962	0.5941	409.1480	375.0000	109.1
19JAN15.D	Calibration	Fluorobenzene	6.038	746500	914923	0.8159	561.8648	500.0000	112.4
19JAN17.D	QC	Fluorobenzene	6.040	158033	886938	0.1782	122.6990	125.0000	

Compound: 1,2-Dichloroethane-d4

Data File	Sample Type	ISTD	RT	Resp	ISTD Resp	Resp Ratio	Final Conc	Exp. Conc	Accuracy
19JAN03.D	Blank	Fluorobenzene	6.233	100892	812130	0.1242	296.9186		
19JAN04.D	Calibration	Fluorobenzene	6.241	979	794248	0.0012	2.9446	2.5000	117.8
19JAN05.D	Calibration	Fluorobenzene	6.227	4197	803183	0.0052	12.4883	12.5000	99.9
19JAN06.D	Calibration	Fluorobenzene	6.238	8619	818509	0.0105	25.1675	25.0000	100.7
19JAN07.D	Calibration	Fluorobenzene	6.233	16425	806368	0.0204	48.6831	50.0000	97.4
19JAN09.D	Calibration	Fluorobenzene	6.230	45314	854591	0.0530	126.7303	125.0000	101.4
19JAN11.D	Calibration	Fluorobenzene	6.236	92919	874562	0.1062	253.9336	250.0000	101.6
19JAN13.D	Calibration	Fluorobenzene	6.233	139362	894962	0.1557	372.1740	375.0000	99.2
19JAN15.D	Calibration	Fluorobenzene	6.230	191123	914923	0.2089	499.2690	500.0000	99.9
19JAN17.D	QC	Fluorobenzene	6.233	100187	886938	0.1130	269.9755	250.0000	

Compound: Benzene

Data File	Sample Type	ISTD	RT	Resp	ISTD Resp	Resp Ratio	Final Conc	Exp. Conc	Accuracy
19JAN03.D	Blank	Fluorobenzene			812130		ND		
19JAN04.D	Calibration	Fluorobenzene	6.275	8357	794248	0.0105	2.6339	2.5000	105.4
19JAN05.D	Calibration	Fluorobenzene	6.286	37609	803183	0.0468	11.7214	12.5000	93.8

Compound: Benzene

Data File	Sample Type	ISTD	RT	Resp	ISTD Resp	Resp Ratio	Final Conc	Exp. Conc	Accuracy
19JAN06.D	Calibration	Fluorobenzene	6.283	76658	818509	0.0937	23.4442	25.0000	93.8
19JAN07.D	Calibration	Fluorobenzene	6.277	149512	806368	0.1854	46.4135	50.0000	92.8
19JAN09.D	Calibration	Fluorobenzene	6.283	424881	854591	0.4972	124.4545	125.0000	99.6
19JAN11.D	Calibration	Fluorobenzene	6.277	920174	874562	1.0522	263.3789	250.0000	105.4
19JAN13.D	Calibration	Fluorobenzene	6.280	1403257	894962	1.5680	392.4951	375.0000	104.7
19JAN15.D	Calibration	Fluorobenzene	6.280	1913180	914923	2.0911	523.4472	500.0000	104.7
19JAN17.D	QC	Fluorobenzene	6.280	442173	886938	0.4985	124.7960	125.0000	

Compound: 1,2-Dichloroethane

Data File	Sample Type	ISTD	RT	Resp	ISTD Resp	Resp Ratio	Final Conc	Exp. Conc	Accuracy
19JAN03.D	Blank	Fluorobenzene			812130		ND		
19JAN04.D	Calibration	Fluorobenzene	6.316	2542	794248	0.0032	2.9004	2.5000	116.0
19JAN05.D	Calibration	Fluorobenzene	6.322	11123	803183	0.0138	12.5510	12.5000	100.4
19JAN06.D	Calibration	Fluorobenzene	6.322	21778	818509	0.0266	24.1139	25.0000	96.5
19JAN07.D	Calibration	Fluorobenzene	6.322	43538	806368	0.0540	48.9336	50.0000	97.9
19JAN09.D	Calibration	Fluorobenzene	6.325	109046	854591	0.1276	115.6442	125.0000	92.5
19JAN11.D	Calibration	Fluorobenzene	6.322	236845	874562	0.2708	245.4404	250.0000	98.2
19JAN13.D	Calibration	Fluorobenzene	6.322	368750	894962	0.4120	373.4220	375.0000	99.6
19JAN15.D	Calibration	Fluorobenzene	6.325	499614	914923	0.5461	494.9057	500.0000	99.0
19JAN17.D	QC	Fluorobenzene	6.325	110579	886938	0.1247	112.9931	125.0000	

Compound: Trichloroethene

Data File	Sample Type	ISTD	RT	Resp	ISTD Resp	Resp Ratio	Final Conc	Exp. Conc	Accuracy
19JAN03.D	Blank	Chlorobenzene-d5			329825		ND		
19JAN04.D	Calibration	Chlorobenzene-d5	7.030	2545	316490	0.0080	2.6860	2.5000	107.4
19JAN05.D	Calibration	Chlorobenzene-d5	7.022	10949	313722	0.0349	11.6577	12.5000	93.3
19JAN06.D	Calibration	Chlorobenzene-d5	7.030	23390	321094	0.0728	24.3322	25.0000	97.3
19JAN07.D	Calibration	Chlorobenzene-d5	7.030	44214	318877	0.1387	46.3149	50.0000	92.6
19JAN09.D	Calibration	Chlorobenzene-d5	7.025	120511	330468	0.3647	121.8095	125.0000	97.4
19JAN11.D	Calibration	Chlorobenzene-d5	7.028	265703	333271	0.7973	266.3072	250.0000	106.5
19JAN13.D	Calibration	Chlorobenzene-d5	7.028	399934	333736	1.1984	400.2849	375.0000	106.7
19JAN15.D	Calibration	Chlorobenzene-d5	7.028	553822	348824	1.5877	530.3320	500.0000	106.1
19JAN17.D	QC	Chlorobenzene-d5	7.028	128332	337386	0.3804	127.0550	125.0000	

Compound: 1,2-Dichloropropane

Data File	Sample Type	ISTD	RT	Resp	ISTD Resp	Resp Ratio	Final Conc	Exp. Conc	Accuracy
19JAN03.D	Blank	Chlorobenzene-d5			329825		ND		
19JAN04.D	Calibration	Chlorobenzene-d5	7.267	2351	316490	0.0074	2.8222	2.5000	112.9
19JAN05.D	Calibration	Chlorobenzene-d5	7.273	9499	313722	0.0303	11.5033	12.5000	92.0
19JAN06.D	Calibration	Chlorobenzene-d5	7.267	20331	321094	0.0633	24.0555	25.0000	96.2
19JAN07.D	Calibration	Chlorobenzene-d5	7.270	38730	318877	0.1215	46.1437	50.0000	92.3
19JAN09.D	Calibration	Chlorobenzene-d5	7.270	106955	330468	0.3236	122.9589	125.0000	98.4

Compound: 1,2-Dichloropropane

Data File	Sample Type	ISTD	RT	Resp	ISTD Resp	Resp Ratio	Final Conc	Exp. Conc	Accuracy
19JAN11.D	Calibration	Chlorobenzene-d5	7.270	235120	333271	0.7055	268.0280	250.0000	107.2
19JAN13.D	Calibration	Chlorobenzene-d5	7.270	352771	333736	1.0570	401.5854	375.0000	107.1
19JAN15.D	Calibration	Chlorobenzene-d5	7.270	490282	348824	1.4055	533.9834	500.0000	106.8
19JAN17.D	QC	Chlorobenzene-d5	7.273	111240	337386	0.3297	125.2628	125.0000	

Compound: Dibromomethane

Data File	Sample Type	ISTD	RT	Resp	ISTD Resp	Resp Ratio	Final Conc	Exp. Conc	Accuracy
19JAN03.D	Blank	Chlorobenzene-d5			329825		ND		
19JAN04.D	Calibration	Chlorobenzene-d5	7.398	1166	316490	0.0037	3.3195	2.5000	132.8
19JAN05.D	Calibration	Chlorobenzene-d5	7.396	4088	313722	0.0130	11.7450	12.5000	94.0
19JAN06.D	Calibration	Chlorobenzene-d5	7.398	9095	321094	0.0283	25.5304	25.0000	102.1
19JAN07.D	Calibration	Chlorobenzene-d5	7.393	16899	318877	0.0530	47.7666	50.0000	95.5
19JAN09.D	Calibration	Chlorobenzene-d5	7.398	44657	330468	0.1351	121.7998	125.0000	97.4
19JAN11.D	Calibration	Chlorobenzene-d5	7.396	97445	333271	0.2924	263.5412	250.0000	105.4
19JAN13.D	Calibration	Chlorobenzene-d5	7.396	143756	333736	0.4307	388.2481	375.0000	103.5
19JAN15.D	Calibration	Chlorobenzene-d5	7.393	197367	348824	0.5658	509.9818	500.0000	102.0
19JAN17.D	QC	Chlorobenzene-d5	7.399	44818	337386	0.1328	119.7325	125.0000	

Compound: Bromodichloromethane

Data File	Sample Type	ISTD	RT	Resp	ISTD Resp	Resp Ratio	Final Conc	Exp. Conc	Accuracy
19JAN03.D	Blank	Chlorobenzene-d5			329825		ND		
19JAN04.D	Calibration	Chlorobenzene-d5	7.588	2606	316490	0.0082	2.6393	2.5000	105.6
19JAN05.D	Calibration	Chlorobenzene-d5	7.585	12025	313722	0.0383	12.2862	12.5000	98.3
19JAN06.D	Calibration	Chlorobenzene-d5	7.585	24925	321094	0.0776	24.8816	25.0000	99.5
19JAN07.D	Calibration	Chlorobenzene-d5	7.585	46426	318877	0.1456	46.6674	50.0000	93.3
19JAN09.D	Calibration	Chlorobenzene-d5	7.580	124982	330468	0.3782	121.2255	125.0000	97.0
19JAN11.D	Calibration	Chlorobenzene-d5	7.585	270436	333271	0.8115	260.1015	250.0000	104.0
19JAN13.D	Calibration	Chlorobenzene-d5	7.583	408420	333736	1.2238	392.2653	375.0000	104.6
19JAN15.D	Calibration	Chlorobenzene-d5	7.585	561671	348824	1.6102	516.1211	500.0000	103.2
19JAN17.D	QC	Chlorobenzene-d5	7.583	131590	337386	0.3900	125.0178	125.0000	

Compound: cis-1,3-Dichloropropene

Data File	Sample Type	ISTD	RT	Resp	ISTD Resp	Resp Ratio	Final Conc	Exp. Conc	Accuracy
19JAN03.D	Blank	Chlorobenzene-d5			329825		ND		
19JAN04.D	Calibration	Chlorobenzene-d5	8.057	3052	316490	0.0096	2.8168	2.5000	112.7
19JAN05.D	Calibration	Chlorobenzene-d5	8.059	12472	313722	0.0398	11.6126	12.5000	92.9
19JAN06.D	Calibration	Chlorobenzene-d5	8.057	24965	321094	0.0777	22.7111	25.0000	90.8
19JAN07.D	Calibration	Chlorobenzene-d5	8.059	47339	318877	0.1485	43.3645	50.0000	86.7
19JAN09.D	Calibration	Chlorobenzene-d5	8.059	139607	330468	0.4225	123.4003	125.0000	98.7
19JAN11.D	Calibration	Chlorobenzene-d5	8.057	311156	333271	0.9336	272.7213	250.0000	109.1
19JAN13.D	Calibration	Chlorobenzene-d5	8.057	471983	333736	1.4142	413.1062	375.0000	110.2
19JAN15.D	Calibration	Chlorobenzene-d5	8.057	666084	348824	1.9095	557.7775	500.0000	111.6

Compound: cis-1,3-Dichloropropene

Data File	Sample Type	ISTD	RT	Resp	ISTD Resp	Resp Ratio	Final Conc	Exp. Conc	Accuracy
19JAN17.D	QC	Chlorobenzene-d5	8.057	139981	337386	0.4149	121.1938	125.0000	

Compound: Toluene-d8

Data File	Sample Type	ISTD	RT	Resp	ISTD Resp	Resp Ratio	Final Conc	Exp. Conc	Accuracy
19JAN03.D	Blank	Chlorobenzene-d5	8.322	833211	329825	2.5262	258.9413		
19JAN04.D	Calibration	Chlorobenzene-d5	8.319	8454	316490	0.0267	2.7380	2.5000	109.5
19JAN05.D	Calibration	Chlorobenzene-d5	8.319	33951	313722	0.1082	11.0927	12.5000	88.7
19JAN06.D	Calibration	Chlorobenzene-d5	8.319	72066	321094	0.2244	23.0053	25.0000	92.0
19JAN07.D	Calibration	Chlorobenzene-d5	8.322	142617	318877	0.4472	45.8435	50.0000	91.7
19JAN09.D	Calibration	Chlorobenzene-d5	8.319	412799	330468	1.2491	128.0381	125.0000	102.4
19JAN11.D	Calibration	Chlorobenzene-d5	8.322	885297	333271	2.6564	272.2835	250.0000	108.9
19JAN13.D	Calibration	Chlorobenzene-d5	8.322	1329503	333736	3.9837	408.3346	375.0000	108.9
19JAN15.D	Calibration	Chlorobenzene-d5	8.322	1826060	348824	5.2349	536.5850	500.0000	107.3
19JAN17.D	QC	Chlorobenzene-d5	8.319	896928	337386	2.6585	272.4962	250.0000	

Compound: Toluene

Data File	Sample Type	ISTD	RT	Resp	ISTD Resp	Resp Ratio	Final Conc	Exp. Conc	Accuracy
19JAN03.D	Blank	Chlorobenzene-d5			329825		ND		
19JAN04.D	Calibration	Chlorobenzene-d5	8.380	5454	316490	0.0172	2.6500	2.5000	106.0
19JAN05.D	Calibration	Chlorobenzene-d5	8.386	21899	313722	0.0698	10.7342	12.5000	85.9
19JAN06.D	Calibration	Chlorobenzene-d5	8.391	48441	321094	0.1509	23.1991	25.0000	92.8
19JAN07.D	Calibration	Chlorobenzene-d5	8.386	92615	318877	0.2904	44.6630	50.0000	89.3
19JAN09.D	Calibration	Chlorobenzene-d5	8.386	269549	330468	0.8157	125.4292	125.0000	100.3
19JAN11.D	Calibration	Chlorobenzene-d5	8.388	587069	333271	1.7615	270.8830	250.0000	108.4
19JAN13.D	Calibration	Chlorobenzene-d5	8.388	890126	333736	2.6672	410.1461	375.0000	109.4
19JAN15.D	Calibration	Chlorobenzene-d5	8.389	1224192	348824	3.5095	539.6763	500.0000	107.9
19JAN17.D	QC	Chlorobenzene-d5	8.389	277703	337386	0.8231	126.5738	125.0000	

Compound: trans-1,3-Dichloropropene

Data File	Sample Type	ISTD	RT	Resp	ISTD Resp	Resp Ratio	Final Conc	Exp. Conc	Accuracy
19JAN03.D	Blank	Chlorobenzene-d5			329825		ND		
19JAN04.D	Calibration	Chlorobenzene-d5	8.639	2153	316490	0.0068	2.7242	2.5000	109.0
19JAN05.D	Calibration	Chlorobenzene-d5	8.634	8755	313722	0.0279	11.1755	12.5000	89.4
19JAN06.D	Calibration	Chlorobenzene-d5	8.637	18613	321094	0.0580	23.2136	25.0000	92.9
19JAN07.D	Calibration	Chlorobenzene-d5	8.637	36009	318877	0.1129	45.2216	50.0000	90.4
19JAN09.D	Calibration	Chlorobenzene-d5	8.637	102846	330468	0.3112	124.6280	125.0000	99.7
19JAN11.D	Calibration	Chlorobenzene-d5	8.637	223772	333271	0.6714	268.8845	250.0000	107.6
19JAN13.D	Calibration	Chlorobenzene-d5	8.637	345161	333736	1.0342	414.1677	375.0000	110.4
19JAN15.D	Calibration	Chlorobenzene-d5	8.637	477330	348824	1.3684	547.9867	500.0000	109.6
19JAN17.D	QC	Chlorobenzene-d5	8.637	105873	337386	0.3138	125.6654	125.0000	

Compound: 1,1,2-Trichloroethane

Data File	Sample Type	ISTD	RT	Resp	ISTD Resp	Resp Ratio	Final Conc	Exp. Conc	Accuracy
19JAN03.D	Blank	Chlorobenzene-d5			329825		ND		
19JAN04.D	Calibration	Chlorobenzene-d5	8.818	1045	316490	0.0033	2.6009	2.5000	104.0
19JAN05.D	Calibration	Chlorobenzene-d5	8.815	4762	313722	0.0152	11.9543	12.5000	95.6
19JAN06.D	Calibration	Chlorobenzene-d5	8.821	9780	321094	0.0305	23.9876	25.0000	96.0
19JAN07.D	Calibration	Chlorobenzene-d5	8.818	19237	318877	0.0603	47.5110	50.0000	95.0
19JAN09.D	Calibration	Chlorobenzene-d5	8.818	52780	330468	0.1597	125.7824	125.0000	100.6
19JAN11.D	Calibration	Chlorobenzene-d5	8.818	110317	333271	0.3310	260.6902	250.0000	104.3
19JAN13.D	Calibration	Chlorobenzene-d5	8.815	167409	333736	0.5016	395.0532	375.0000	105.3
19JAN15.D	Calibration	Chlorobenzene-d5	8.815	228423	348824	0.6548	515.7192	500.0000	103.1
19JAN17.D	QC	Chlorobenzene-d5	8.815	52407	337386	0.1553	122.3326	125.0000	

Compound: Tetrachloroethene

Data File	Sample Type	ISTD	RT	Resp	ISTD Resp	Resp Ratio	Final Conc	Exp. Conc	Accuracy
19JAN03.D	Blank	Chlorobenzene-d5			329825		ND		
19JAN04.D	Calibration	Chlorobenzene-d5	8.927	2190	316490	0.0069	2.6241	2.5000	105.0
19JAN05.D	Calibration	Chlorobenzene-d5	8.938	8964	313722	0.0286	10.8355	12.5000	86.7
19JAN06.D	Calibration	Chlorobenzene-d5	8.938	21156	321094	0.0659	24.9859	25.0000	99.9
19JAN07.D	Calibration	Chlorobenzene-d5	8.935	38749	318877	0.1215	46.0820	50.0000	92.2
19JAN09.D	Calibration	Chlorobenzene-d5	8.935	109194	330468	0.3304	125.3035	125.0000	100.2
19JAN11.D	Calibration	Chlorobenzene-d5	8.938	231586	333271	0.6949	263.5170	250.0000	105.4
19JAN13.D	Calibration	Chlorobenzene-d5	8.935	346235	333736	1.0375	393.4248	375.0000	104.9
19JAN15.D	Calibration	Chlorobenzene-d5	8.935	486052	348824	1.3934	528.4090	500.0000	105.7
19JAN17.D	QC	Chlorobenzene-d5	8.938	112100	337386	0.3323	126.0005	125.0000	

Compound: 1,3-Dichloropropane

Data File	Sample Type	ISTD	RT	Resp	ISTD Resp	Resp Ratio	Final Conc	Exp. Conc	Accuracy
19JAN03.D	Blank	Chlorobenzene-d5			329825		ND		
19JAN04.D	Calibration	Chlorobenzene-d5	8.977	2260	316490	0.0071	2.7790	2.5000	111.2
19JAN05.D	Calibration	Chlorobenzene-d5	8.985	9988	313722	0.0318	12.3902	12.5000	99.1
19JAN06.D	Calibration	Chlorobenzene-d5	8.977	20205	321094	0.0629	24.4891	25.0000	98.0
19JAN07.D	Calibration	Chlorobenzene-d5	8.977	38147	318877	0.1196	46.5568	50.0000	93.1
19JAN09.D	Calibration	Chlorobenzene-d5	8.980	101384	330468	0.3068	119.3950	125.0000	95.5
19JAN11.D	Calibration	Chlorobenzene-d5	8.982	223019	333271	0.6692	260.4297	250.0000	104.2
19JAN13.D	Calibration	Chlorobenzene-d5	8.980	339654	333736	1.0177	396.0772	375.0000	105.6
19JAN15.D	Calibration	Chlorobenzene-d5	8.980	468322	348824	1.3426	522.4977	500.0000	104.5
19JAN17.D	QC	Chlorobenzene-d5	8.980	99920	337386	0.2962	115.2581	125.0000	

Compound: Chlorodibromomethane

Data File	Sample Type	ISTD	RT	Resp	ISTD Resp	Resp Ratio	Final Conc	Exp. Conc	Accuracy
19JAN03.D	Blank	Chlorobenzene-d5			329825		ND		
19JAN04.D	Calibration	Chlorobenzene-d5	9.205	2004	316490	0.0063	3.0962	2.5000	123.8
19JAN05.D	Calibration	Chlorobenzene-d5	9.203	7984	313722	0.0254	12.4449	12.5000	99.6

Compound: Chlorodibromomethane

Data File	Sample Type	ISTD	RT	Resp	ISTD Resp	Resp Ratio	Final Conc	Exp. Conc	Accuracy
19JAN06.D	Calibration	Chlorobenzene-d5	9.205	15826	321094	0.0493	24.1020	25.0000	96.4
19JAN07.D	Calibration	Chlorobenzene-d5	9.203	30000	318877	0.0941	46.0058	50.0000	92.0
19JAN09.D	Calibration	Chlorobenzene-d5	9.206	83172	330468	0.2517	123.0729	125.0000	98.5
19JAN11.D	Calibration	Chlorobenzene-d5	9.203	178171	333271	0.5346	261.4293	250.0000	104.6
19JAN13.D	Calibration	Chlorobenzene-d5	9.203	269032	333736	0.8061	394.1991	375.0000	105.1
19JAN15.D	Calibration	Chlorobenzene-d5	9.203	370474	348824	1.0621	519.3572	500.0000	103.9
19JAN17.D	QC	Chlorobenzene-d5	9.206	81909	337386	0.2428	118.7188	125.0000	

Compound: 1,2-Dibromoethane

Data File	Sample Type	ISTD	RT	Resp	ISTD Resp	Resp Ratio	Final Conc	Exp. Conc	Accuracy
19JAN03.D	Blank	Chlorobenzene-d5			329825		ND		
19JAN04.D	Calibration	Chlorobenzene-d5	9.309	1089	316490	0.0034	2.4525	2.5000	98.1
19JAN05.D	Calibration	Chlorobenzene-d5	9.306	4936	313722	0.0157	11.2192	12.5000	89.8
19JAN06.D	Calibration	Chlorobenzene-d5	9.303	11412	321094	0.0355	25.3431	25.0000	101.4
19JAN07.D	Calibration	Chlorobenzene-d5	9.303	20667	318877	0.0648	46.2152	50.0000	92.4
19JAN09.D	Calibration	Chlorobenzene-d5	9.300	58489	330468	0.1770	126.2047	125.0000	101.0
19JAN11.D	Calibration	Chlorobenzene-d5	9.303	124289	333271	0.3729	265.9291	250.0000	106.4
19JAN13.D	Calibration	Chlorobenzene-d5	9.306	184921	333736	0.5541	395.1062	375.0000	105.4
19JAN15.D	Calibration	Chlorobenzene-d5	9.303	253758	348824	0.7275	518.7332	500.0000	103.7
19JAN17.D	QC	Chlorobenzene-d5	9.306	58586	337386	0.1736	123.8219	125.0000	

Compound: Chlorobenzene

Data File	Sample Type	ISTD	RT	Resp	ISTD Resp	Resp Ratio	Final Conc	Exp. Conc	Accuracy
19JAN03.D	Blank	Chlorobenzene-d5			329825		ND		
19JAN04.D	Calibration	Chlorobenzene-d5	9.799	6152	316490	0.0194	2.7267	2.5000	109.1
19JAN05.D	Calibration	Chlorobenzene-d5	9.797	26688	313722	0.0851	11.9332	12.5000	95.5
19JAN06.D	Calibration	Chlorobenzene-d5	9.802	55632	321094	0.1733	24.3040	25.0000	97.2
19JAN07.D	Calibration	Chlorobenzene-d5	9.802	106223	318877	0.3331	46.7283	50.0000	93.5
19JAN09.D	Calibration	Chlorobenzene-d5	9.800	289340	330468	0.8755	122.8185	125.0000	98.3
19JAN11.D	Calibration	Chlorobenzene-d5	9.802	625101	333271	1.8757	263.1099	250.0000	105.2
19JAN13.D	Calibration	Chlorobenzene-d5	9.799	945250	333736	2.8323	397.3088	375.0000	105.9
19JAN15.D	Calibration	Chlorobenzene-d5	9.802	1298233	348824	3.7217	522.0725	500.0000	104.4
19JAN17.D	QC	Chlorobenzene-d5	9.802	307100	337386	0.9102	127.6842	125.0000	

Compound: 1,1,1,2-Tetrachloroethane

Data File	Sample Type	ISTD	RT	Resp	ISTD Resp	Resp Ratio	Final Conc	Exp. Conc	Accuracy
19JAN03.D	Blank	Chlorobenzene-d5			329825		ND		
19JAN04.D	Calibration	Chlorobenzene-d5	9.891	2284	316490	0.0072	2.8847	2.5000	115.4
19JAN05.D	Calibration	Chlorobenzene-d5	9.894	9446	313722	0.0301	12.0378	12.5000	96.3
19JAN06.D	Calibration	Chlorobenzene-d5	9.891	19516	321094	0.0608	24.2998	25.0000	97.2
19JAN07.D	Calibration	Chlorobenzene-d5	9.889	37389	318877	0.1173	46.8776	50.0000	93.8
19JAN09.D	Calibration	Chlorobenzene-d5	9.894	101500	330468	0.3071	122.7951	125.0000	98.2

Compound: 1,1,1,2-Tetrachloroethane

Data File	Sample Type	ISTD	RT	Resp	ISTD Resp	Resp Ratio	Final Conc	Exp. Conc	Accuracy
19JAN11.D	Calibration	Chlorobenzene-d5	9.889	219325	333271	0.6581	263.1086	250.0000	105.2
19JAN13.D	Calibration	Chlorobenzene-d5	9.889	329822	333736	0.9883	395.1127	375.0000	105.4
19JAN15.D	Calibration	Chlorobenzene-d5	9.892	453261	348824	1.2994	519.5010	500.0000	103.9
19JAN17.D	QC	Chlorobenzene-d5	9.892	102231	337386	0.3030	121.1435	125.0000	

Compound: Ethylbenzene

Data File	Sample Type	ISTD	RT	Resp	ISTD Resp	Resp Ratio	Final Conc	Exp. Conc	Accuracy
19JAN03.D	Blank	Chlorobenzene-d5			329825		ND		
19JAN04.D	Calibration	Chlorobenzene-d5	9.922	8834	316490	0.0279	2.9089	2.5000	116.4
19JAN05.D	Calibration	Chlorobenzene-d5	9.914	42980	313722	0.1370	11.9196	12.5000	95.4
19JAN06.D	Calibration	Chlorobenzene-d5	9.917	91590	321094	0.2852	24.0921	25.0000	96.4
19JAN07.D	Calibration	Chlorobenzene-d5	9.919	171854	318877	0.5389	44.7337	50.0000	89.5
19JAN09.D	Calibration	Chlorobenzene-d5	9.919	505127	330468	1.5285	123.1021	125.0000	98.5
19JAN11.D	Calibration	Chlorobenzene-d5	9.919	1116949	333271	3.3515	259.5637	250.0000	103.8
19JAN13.D	Calibration	Chlorobenzene-d5	9.919	1697682	333736	5.0869	381.4483	375.0000	101.7
19JAN15.D	Calibration	Chlorobenzene-d5	9.920	2354058	348824	6.7486	492.0069	500.0000	98.4
19JAN17.D	QC	Chlorobenzene-d5	9.919	535079	337386	1.5860	127.5512	125.0000	

Compound: m+p-Xylenes

Data File	Sample Type	ISTD	RT	Resp	ISTD Resp	Resp Ratio	Final Conc	Exp. Conc	Accuracy
19JAN03.D	Blank	Chlorobenzene-d5			329825		ND		
19JAN04.D	Calibration	Chlorobenzene-d5	10.036	6744	316490	0.0213	6.1738	5.0000	123.5
19JAN05.D	Calibration	Chlorobenzene-d5	10.037	31103	313722	0.0991	22.1645	25.0000	88.7
19JAN06.D	Calibration	Chlorobenzene-d5	10.036	71705	321094	0.2233	47.5617	50.0000	95.1
19JAN07.D	Calibration	Chlorobenzene-d5	10.039	136806	318877	0.4290	89.3329	100.0000	89.3
19JAN09.D	Calibration	Chlorobenzene-d5	10.039	405724	330468	1.2277	248.1048	250.0000	99.2
19JAN11.D	Calibration	Chlorobenzene-d5	10.039	887253	333271	2.6623	520.9218	500.0000	104.2
19JAN13.D	Calibration	Chlorobenzene-d5	10.037	1334216	333736	3.9978	762.4509	750.0000	101.7
19JAN15.D	Calibration	Chlorobenzene-d5	10.039	1838610	348824	5.2709	982.9557	1000.0000	98.3
19JAN17.D	QC	Chlorobenzene-d5	10.037	413361	337386	1.2252	247.6085	250.0000	

Compound: o-Xylene

Data File	Sample Type	ISTD	RT	Resp	ISTD Resp	Resp Ratio	Final Conc	Exp. Conc	Accuracy
19JAN03.D	Blank	Chlorobenzene-d5			329825		ND		
19JAN04.D	Calibration	Chlorobenzene-d5	10.432	2826	316490	0.0089	3.0886	2.5000	123.5
19JAN05.D	Calibration	Chlorobenzene-d5	10.435	13717	313722	0.0437	11.3234	12.5000	90.6
19JAN06.D	Calibration	Chlorobenzene-d5	10.427	30498	321094	0.0950	23.3834	25.0000	93.5
19JAN07.D	Calibration	Chlorobenzene-d5	10.433	58814	318877	0.1844	44.2320	50.0000	88.5
19JAN09.D	Calibration	Chlorobenzene-d5	10.433	179108	330468	0.5420	125.1872	125.0000	100.1
19JAN11.D	Calibration	Chlorobenzene-d5	10.430	387676	333271	1.1632	257.9276	250.0000	103.2
19JAN13.D	Calibration	Chlorobenzene-d5	10.433	598606	333736	1.7937	384.0157	375.0000	102.4
19JAN15.D	Calibration	Chlorobenzene-d5	10.433	822173	348824	2.3570	490.5696	500.0000	98.1

Compound: o-Xylene

Data File	Sample Type	ISTD	RT	Resp	ISTD Resp	Resp Ratio	Final Conc	Exp. Conc	Accuracy
19JAN17.D	QC	Chlorobenzene-d5	10.430	184033	337386	0.5455	125.9585	125.0000	

Compound: Styrene

Data File	Sample Type	ISTD	RT	Resp	ISTD Resp	Resp Ratio	Final Conc	Exp. Conc	Accuracy
19JAN03.D	Blank	Chlorobenzene-d5			329825		ND		
19JAN04.D	Calibration	Chlorobenzene-d5	10.444	4834	316490	0.0153	3.1839	2.5000	127.4
19JAN05.D	Calibration	Chlorobenzene-d5	10.447	21872	313722	0.0697	10.9234	12.5000	87.4
19JAN06.D	Calibration	Chlorobenzene-d5	10.446	50294	321094	0.1566	23.2215	25.0000	92.9
19JAN07.D	Calibration	Chlorobenzene-d5	10.446	97810	318877	0.3067	44.2974	50.0000	88.6
19JAN09.D	Calibration	Chlorobenzene-d5	10.446	292722	330468	0.8858	123.7696	125.0000	99.0
19JAN11.D	Calibration	Chlorobenzene-d5	10.449	646327	333271	1.9393	261.6473	250.0000	104.7
19JAN13.D	Calibration	Chlorobenzene-d5	10.449	973131	333736	2.9159	382.7382	375.0000	102.1
19JAN15.D	Calibration	Chlorobenzene-d5	10.447	1332807	348824	3.8209	489.9958	500.0000	98.0
19JAN17.D	QC	Chlorobenzene-d5	10.449	306077	337386	0.9072	126.6563	125.0000	

Compound: Bromoform

Data File	Sample Type	ISTD	RT	Resp	ISTD Resp	Resp Ratio	Final Conc	Exp. Conc	Accuracy
19JAN03.D	Blank	1,4-Dichlorobenzene-d4			253834		ND		
19JAN04.D	Calibration	1,4-Dichlorobenzene-d4	10.633	928	241587	0.0038	2.8662	2.5000	114.6
19JAN05.D	Calibration	1,4-Dichlorobenzene-d4	10.631	4402	251947	0.0175	13.0389	12.5000	104.3
19JAN06.D	Calibration	1,4-Dichlorobenzene-d4	10.628	8920	258693	0.0345	25.7324	25.0000	102.9
19JAN07.D	Calibration	1,4-Dichlorobenzene-d4	10.628	16290	262955	0.0619	46.2317	50.0000	92.5
19JAN09.D	Calibration	1,4-Dichlorobenzene-d4	10.625	45045	278012	0.1620	120.9158	125.0000	96.7
19JAN11.D	Calibration	1,4-Dichlorobenzene-d4	10.625	96001	280059	0.3428	255.8151	250.0000	102.3
19JAN13.D	Calibration	1,4-Dichlorobenzene-d4	10.625	143943	286959	0.5016	374.3438	375.0000	99.8
19JAN15.D	Calibration	1,4-Dichlorobenzene-d4	10.625	198345	291918	0.6795	507.0612	500.0000	101.4
19JAN17.D	QC	1,4-Dichlorobenzene-d4	10.622	45029	283678	0.1587	118.4586	125.0000	

Compound: p-Bromofluorobenzene

Data File	Sample Type	ISTD	RT	Resp	ISTD Resp	Resp Ratio	Final Conc	Exp. Conc	Accuracy
19JAN03.D	Blank	1,4-Dichlorobenzene-d4	10.951	244714	253834	0.9641	261.1079		
19JAN04.D	Calibration	1,4-Dichlorobenzene-d4	10.946	3195	241587	0.0132	3.5819	2.5000	143.3
19JAN05.D	Calibration	1,4-Dichlorobenzene-d4	10.954	10669	251947	0.0423	11.4690	12.5000	91.8
19JAN06.D	Calibration	1,4-Dichlorobenzene-d4	10.951	23160	258693	0.0895	24.2474	25.0000	97.0
19JAN07.D	Calibration	1,4-Dichlorobenzene-d4	10.954	45114	262955	0.1716	46.4666	50.0000	92.9
19JAN09.D	Calibration	1,4-Dichlorobenzene-d4	10.948	128330	278012	0.4616	125.0189	125.0000	100.0
19JAN11.D	Calibration	1,4-Dichlorobenzene-d4	10.951	277668	280059	0.9915	268.5266	250.0000	107.4
19JAN13.D	Calibration	1,4-Dichlorobenzene-d4	10.951	415878	286959	1.4493	392.5157	375.0000	104.7
19JAN15.D	Calibration	1,4-Dichlorobenzene-d4	10.951	572482	291918	1.9611	531.1436	500.0000	106.2
19JAN17.D	QC	1,4-Dichlorobenzene-d4	10.948	270628	283678	0.9540	258.3795	250.0000	

Compound: Bromobenzene

Data File	Sample Type	ISTD	RT	Resp	ISTD Resp	Resp Ratio	Final Conc	Exp. Conc	Accuracy
19JAN03.D	Blank	1,4-Dichlorobenzene-d4			253834		ND		
19JAN04.D	Calibration	1,4-Dichlorobenzene-d4	11.093	2095	241587	0.0087	2.6633	2.5000	106.5
19JAN05.D	Calibration	1,4-Dichlorobenzene-d4	11.091	9784	251947	0.0388	11.9266	12.5000	95.4
19JAN06.D	Calibration	1,4-Dichlorobenzene-d4	11.093	20364	258693	0.0787	24.1762	25.0000	96.7
19JAN07.D	Calibration	1,4-Dichlorobenzene-d4	11.093	39639	262955	0.1507	46.2967	50.0000	92.6
19JAN09.D	Calibration	1,4-Dichlorobenzene-d4	11.093	112733	278012	0.4055	124.5365	125.0000	99.6
19JAN11.D	Calibration	1,4-Dichlorobenzene-d4	11.093	243851	280059	0.8707	267.4139	250.0000	107.0
19JAN13.D	Calibration	1,4-Dichlorobenzene-d4	11.093	361843	286959	1.2610	387.2660	375.0000	103.3
19JAN15.D	Calibration	1,4-Dichlorobenzene-d4	11.094	501025	291918	1.7163	527.1176	500.0000	105.4
19JAN17.D	QC	1,4-Dichlorobenzene-d4	11.091	118930	283678	0.4192	128.7582	125.0000	

Compound: 1,1,2,2-Tetrachloroethane

Data File	Sample Type	ISTD	RT	Resp	ISTD Resp	Resp Ratio	Final Conc	Exp. Conc	Accuracy
19JAN03.D	Blank	1,4-Dichlorobenzene-d4			253834		ND		
19JAN04.D	Calibration	1,4-Dichlorobenzene-d4	11.116	1247	241587	0.0052	2.7802	2.5000	111.2
19JAN05.D	Calibration	1,4-Dichlorobenzene-d4	11.113	5757	251947	0.0229	12.3034	12.5000	98.4
19JAN06.D	Calibration	1,4-Dichlorobenzene-d4	11.116	12137	258693	0.0469	25.2618	25.0000	101.0
19JAN07.D	Calibration	1,4-Dichlorobenzene-d4	11.113	24493	262955	0.0931	50.1531	50.0000	100.3
19JAN09.D	Calibration	1,4-Dichlorobenzene-d4	11.113	62640	278012	0.2253	121.3181	125.0000	97.1
19JAN11.D	Calibration	1,4-Dichlorobenzene-d4	11.110	133573	280059	0.4769	256.8068	250.0000	102.7
19JAN13.D	Calibration	1,4-Dichlorobenzene-d4	11.113	199230	286959	0.6943	373.8283	375.0000	99.7
19JAN15.D	Calibration	1,4-Dichlorobenzene-d4	11.113	273124	291918	0.9356	503.7746	500.0000	100.8
19JAN17.D	QC	1,4-Dichlorobenzene-d4	11.110	65177	283678	0.2298	123.7103	125.0000	

Compound: 1,2,3-Trichloropropane

Data File	Sample Type	ISTD	RT	Resp	ISTD Resp	Resp Ratio	Final Conc	Exp. Conc	Accuracy
19JAN03.D	Blank	1,4-Dichlorobenzene-d4			253834		ND		
19JAN04.D	Calibration	1,4-Dichlorobenzene-d4	11.149	358	241587	0.0015	3.0373	2.5000	121.5
19JAN05.D	Calibration	1,4-Dichlorobenzene-d4	11.147	1522	251947	0.0060	12.3825	12.5000	99.1
19JAN06.D	Calibration	1,4-Dichlorobenzene-d4	11.144	3237	258693	0.0125	25.6435	25.0000	102.6
19JAN07.D	Calibration	1,4-Dichlorobenzene-d4	11.149	6147	262955	0.0234	47.9073	50.0000	95.8
19JAN09.D	Calibration	1,4-Dichlorobenzene-d4	11.152	16355	278012	0.0588	120.5610	125.0000	96.4
19JAN11.D	Calibration	1,4-Dichlorobenzene-d4	11.146	36124	280059	0.1290	264.3420	250.0000	105.7
19JAN13.D	Calibration	1,4-Dichlorobenzene-d4	11.149	52732	286959	0.1838	376.5948	375.0000	100.4
19JAN15.D	Calibration	1,4-Dichlorobenzene-d4	11.149	71179	291918	0.2438	499.7018	500.0000	99.9
19JAN17.D	QC	1,4-Dichlorobenzene-d4	11.152	16507	283678	0.0582	119.2511	125.0000	

Compound: 2-Chlorotoluene

Data File	Sample Type	ISTD	RT	Resp	ISTD Resp	Resp Ratio	Final Conc	Exp. Conc	Accuracy
19JAN03.D	Blank	1,4-Dichlorobenzene-d4			253834		ND		
19JAN04.D	Calibration	1,4-Dichlorobenzene-d4	11.289	2035	241587	0.0084	2.6139	2.5000	104.6
19JAN05.D	Calibration	1,4-Dichlorobenzene-d4	11.292	9032	251947	0.0358	11.1243	12.5000	89.0

Compound: 2-Chlorotoluene

Data File	Sample Type	ISTD	RT	Resp	ISTD Resp	Resp Ratio	Final Conc	Exp. Conc	Accuracy
19JAN06.D	Calibration	1,4-Dichlorobenzene-d4	11.291	20511	258693	0.0793	24.6038	25.0000	98.4
19JAN07.D	Calibration	1,4-Dichlorobenzene-d4	11.291	37139	262955	0.1412	43.8276	50.0000	87.7
19JAN09.D	Calibration	1,4-Dichlorobenzene-d4	11.291	114135	278012	0.4105	127.3956	125.0000	101.9
19JAN11.D	Calibration	1,4-Dichlorobenzene-d4	11.291	247831	280059	0.8849	274.6030	250.0000	109.8
19JAN13.D	Calibration	1,4-Dichlorobenzene-d4	11.291	365790	286959	1.2747	395.5589	375.0000	105.5
19JAN15.D	Calibration	1,4-Dichlorobenzene-d4	11.292	506556	291918	1.7353	538.4753	500.0000	107.7
19JAN17.D	QC	1,4-Dichlorobenzene-d4	11.291	117036	283678	0.4126	128.0245	125.0000	

Compound: 4-Chlorotoluene

Data File	Sample Type	ISTD	RT	Resp	ISTD Resp	Resp Ratio	Final Conc	Exp. Conc	Accuracy
19JAN03.D	Blank	1,4-Dichlorobenzene-d4			253834		ND		
19JAN04.D	Calibration	1,4-Dichlorobenzene-d4	11.400	5544	241587	0.0229	2.1986	2.5000	87.9
19JAN05.D	Calibration	1,4-Dichlorobenzene-d4	11.400	26850	251947	0.1066	10.2102	12.5000	81.7
19JAN06.D	Calibration	1,4-Dichlorobenzene-d4	11.403	64162	258693	0.2480	23.7626	25.0000	95.1
19JAN07.D	Calibration	1,4-Dichlorobenzene-d4	11.400	125553	262955	0.4775	45.7452	50.0000	91.5
19JAN09.D	Calibration	1,4-Dichlorobenzene-d4	11.400	375931	278012	1.3522	129.5521	125.0000	103.6
19JAN11.D	Calibration	1,4-Dichlorobenzene-d4	11.397	814408	280059	2.9080	278.6073	250.0000	111.4
19JAN13.D	Calibration	1,4-Dichlorobenzene-d4	11.400	1209058	286959	4.2133	403.6708	375.0000	107.6
19JAN15.D	Calibration	1,4-Dichlorobenzene-d4	11.400	1661293	291918	5.6910	545.2370	500.0000	109.0
19JAN17.D	QC	1,4-Dichlorobenzene-d4	11.400	395846	283678	1.3954	133.6905	125.0000	

Compound: 1,3-Dichlorobenzene

Data File	Sample Type	ISTD	RT	Resp	ISTD Resp	Resp Ratio	Final Conc	Exp. Conc	Accuracy
19JAN03.D	Blank	1,4-Dichlorobenzene-d4			253834		ND		
19JAN04.D	Calibration	1,4-Dichlorobenzene-d4	12.030	3715	241587	0.0154	2.6066	2.5000	104.3
19JAN05.D	Calibration	1,4-Dichlorobenzene-d4	12.033	17111	251947	0.0679	11.5123	12.5000	92.1
19JAN06.D	Calibration	1,4-Dichlorobenzene-d4	12.028	37763	258693	0.1460	24.7445	25.0000	99.0
19JAN07.D	Calibration	1,4-Dichlorobenzene-d4	12.033	73221	262955	0.2785	47.2010	50.0000	94.4
19JAN09.D	Calibration	1,4-Dichlorobenzene-d4	12.033	200403	278012	0.7208	122.1906	125.0000	97.8
19JAN11.D	Calibration	1,4-Dichlorobenzene-d4	12.033	436562	280059	1.5588	264.2369	250.0000	105.7
19JAN13.D	Calibration	1,4-Dichlorobenzene-d4	12.033	652775	286959	2.2748	385.6033	375.0000	102.8
19JAN15.D	Calibration	1,4-Dichlorobenzene-d4	12.033	895336	291918	3.0671	519.9029	500.0000	104.0
19JAN17.D	QC	1,4-Dichlorobenzene-d4	12.036	214054	283678	0.7546	127.9071	125.0000	

Compound: 1,4-Dichlorobenzene

Data File	Sample Type	ISTD	RT	Resp	ISTD Resp	Resp Ratio	Final Conc	Exp. Conc	Accuracy
19JAN03.D	Blank	1,4-Dichlorobenzene-d4			253834		ND		
19JAN04.D	Calibration	1,4-Dichlorobenzene-d4	12.122	3952	241587	0.0164	2.7200	2.5000	108.8
19JAN05.D	Calibration	1,4-Dichlorobenzene-d4	12.125	17730	251947	0.0704	11.7008	12.5000	93.6
19JAN06.D	Calibration	1,4-Dichlorobenzene-d4	12.122	38799	258693	0.1500	24.9375	25.0000	99.8
19JAN07.D	Calibration	1,4-Dichlorobenzene-d4	12.122	72168	262955	0.2745	45.6332	50.0000	91.3
19JAN09.D	Calibration	1,4-Dichlorobenzene-d4	12.122	205880	278012	0.7405	123.1312	125.0000	98.5

Compound: 1,4-Dichlorobenzene

Data File	Sample Type	ISTD	RT	Resp	ISTD Resp	Resp Ratio	Final Conc	Exp. Conc	Accuracy
19JAN11.D	Calibration	1,4-Dichlorobenzene-d4	12.122	438291	280059	1.5650	260.2139	250.0000	104.1
19JAN13.D	Calibration	1,4-Dichlorobenzene-d4	12.122	656962	286959	2.2894	380.6606	375.0000	101.5
19JAN15.D	Calibration	1,4-Dichlorobenzene-d4	12.123	899595	291918	3.0817	512.3936	500.0000	102.5
19JAN17.D	QC	1,4-Dichlorobenzene-d4	12.122	216533	283678	0.7633	126.9159	125.0000	

Compound: 1,2-Dichlorobenzene

Data File	Sample Type	ISTD	RT	Resp	ISTD Resp	Resp Ratio	Final Conc	Exp. Conc	Accuracy
19JAN03.D	Blank	1,4-Dichlorobenzene-d4			253834		ND		
19JAN04.D	Calibration	1,4-Dichlorobenzene-d4	12.488	3048	241587	0.0126	2.5616	2.5000	102.5
19JAN05.D	Calibration	1,4-Dichlorobenzene-d4	12.496	14345	251947	0.0569	11.5601	12.5000	92.5
19JAN06.D	Calibration	1,4-Dichlorobenzene-d4	12.496	31975	258693	0.1236	25.0956	25.0000	100.4
19JAN07.D	Calibration	1,4-Dichlorobenzene-d4	12.493	59208	262955	0.2252	45.7163	50.0000	91.4
19JAN09.D	Calibration	1,4-Dichlorobenzene-d4	12.493	169723	278012	0.6105	123.9507	125.0000	99.2
19JAN11.D	Calibration	1,4-Dichlorobenzene-d4	12.493	366153	280059	1.3074	265.4514	250.0000	106.2
19JAN13.D	Calibration	1,4-Dichlorobenzene-d4	12.493	546389	286959	1.9041	386.5930	375.0000	103.1
19JAN15.D	Calibration	1,4-Dichlorobenzene-d4	12.493	753439	291918	2.5810	524.0336	500.0000	104.8
19JAN17.D	QC	1,4-Dichlorobenzene-d4	12.493	177148	283678	0.6245	126.7893	125.0000	

Initial Calibration Report - VOA5975C

Method Path	\\MASSHUNTER\Org\Data\Methods\Quant\VOA5975C\VOA5975C_011922_CAL
Method File	VOA5975C_8260B_SHT_DoD_L4_011922.m
Batch Name	D:\Org\Data\VOA5975C\VG011922\QuantResults\VG011922_8260B.batch.bin
Last Calib Update	1/20/2022 9:28:12 AM

Level Name	Calibration Files	Acq. Date-Time	Level Last Update Time
1	D:\Org\Data\VOA5975C\VG011922\19JAN04.D	1/19/2022 10:48:21 AM	1/20/2022 9:28:12 AM
2	D:\Org\Data\VOA5975C\VG011922\19JAN05.D	1/19/2022 11:15:33 AM	1/20/2022 9:28:12 AM
3	D:\Org\Data\VOA5975C\VG011922\19JAN06.D	1/19/2022 11:42:44 AM	1/20/2022 9:28:12 AM
4	D:\Org\Data\VOA5975C\VG011922\19JAN07.D	1/19/2022 12:09:57 PM	1/20/2022 9:28:12 AM
5	D:\Org\Data\VOA5975C\VG011922\19JAN09.D	1/19/2022 1:04:20 PM	1/20/2022 9:28:12 AM
6	D:\Org\Data\VOA5975C\VG011922\19JAN11.D	1/19/2022 1:58:41 PM	1/20/2022 9:28:12 AM
7	D:\Org\Data\VOA5975C\VG011922\19JAN13.D	1/19/2022 2:53:18 PM	1/20/2022 9:28:12 AM
8	D:\Org\Data\VOA5975C\VG011922\19JAN15.D	1/19/2022 3:47:49 PM	1/20/2022 9:28:12 AM

Compound	Curve Fit	1	2	3	4	5	6	7	8	Avg RF	%RSD
I Fluorobenzene						ISTD					
T Dichlorodifluoromethane	Avg RF		0.3158	0.3390	0.3211	0.3472	0.3484	0.3373	0.3443	0.3362	3.821
T Chloromethane	Avg RF		0.3834	0.4130	0.3928	0.3983	0.3962	0.3942	0.3924	0.3958	2.254
T Vinyl chloride	Avg RF		0.3542	0.3674	0.3437	0.3598	0.3733	0.3573	0.3660	0.3602	2.711
T Bromomethane	Quadratic		0.1347	0.1483	0.1423	0.1393	0.1758	0.1756	0.1773	0.1562	12.289
T Chloroethane	Avg RF		0.1637	0.1844	0.1647	0.1531	0.1953	0.1737	0.1580	0.1704	8.825
T Trichlorofluoromethane	Avg RF		0.4212	0.4390	0.4093	0.4530	0.4337	0.4239	0.4435	0.4320	3.437
T 1,1-Dichloroethene	Avg RF		0.2351	0.2526	0.2396	0.2473	0.2668	0.2563	0.2618	0.2514	4.580
T Methylene chloride	Avg RF		0.3914	0.3986	0.3608	0.3509	0.3551	0.3507	0.3506	0.3654	5.639
T trans-1,2-Dichloroethene	Avg RF		0.2603	0.2608	0.2402	0.2580	0.2673	0.2652	0.2658	0.2597	3.554
T Methyl tert-butyl ether (MTBE)	Avg RF		0.3168	0.3053	0.3077	0.3206	0.3385	0.3373	0.3458	0.3245	4.935
T 1,1-Dichloroethane	Avg RF		0.4607	0.4923	0.4681	0.4813	0.5055	0.4904	0.5035	0.4860	3.491
T 2,2-Dichloropropane	Avg RF		0.3539	0.3731	0.3513	0.3591	0.3793	0.3732	0.3737	0.3662	3.048
T cis-1,2-Dichloroethene	Avg RF		0.2459	0.2542	0.2424	0.2640	0.2780	0.2752	0.2807	0.2629	5.976
T Methyl ethyl ketone	Avg RF		0.0374	0.0353	0.0361	0.0361	0.0398	0.0401	0.0411	0.0380 #	6.174
T Bromochloromethane	Avg RF		0.1054	0.1097	0.1059	0.1076	0.1140	0.1096	0.1066	0.1084	2.751
T Chloroform	Avg RF	0.5950	0.4630	0.4662	0.4591	0.4593	0.4805	0.4779	0.4807	0.4852	9.335
T 1,1,1-Trichloroethane	Avg RF		0.4137	0.4404	0.4315	0.4434	0.4735	0.4594	0.4719	0.4477	4.892
S Dibromofluoromethane	Avg RF		0.2371	0.2423	0.2384	0.2360	0.2535	0.2426	0.2452	0.2421	2.473
T Carbon tetrachloride	Avg RF		0.3928	0.4272	0.4113	0.4306	0.4623	0.4502	0.4651	0.4342	6.165
T 1,1-Dichloropropene	Avg RF		0.3092	0.3377	0.3242	0.3659	0.4003	0.3961	0.4080	0.3630	10.993
S 1,2-Dichloroethane-d4	Avg RF		0.1045	0.1053	0.1018	0.1060	0.1062	0.1038	0.1044	0.1046	1.436
T Benzene	Avg RF	1.0522	0.9365	0.9366	0.9271	0.9943	1.0522	1.0453	1.0455	0.9987	5.735
T 1,2-Dichloroethane	Avg RF	0.3200	0.2770	0.2661	0.2700	0.2552	0.2708	0.2747	0.2730	0.2758	6.912
I Chlorobenzene-d5						ISTD					
T Trichloroethene	Avg RF		0.6980	0.7284	0.6933	0.7293	0.7973	0.7989	0.7938	0.7484	6.301
T 1,2-Dichloropropane	Avg RF		0.6056	0.6332	0.6073	0.6473	0.7055	0.7047	0.7028	0.6580	6.934
T Dibromomethane	Avg RF		0.2606	0.2833	0.2650	0.2703	0.2924	0.2872	0.2829	0.2774	4.345
T Bromodichloromethane	Avg RF		0.7666	0.7763	0.7280	0.7564	0.8115	0.8159	0.8051	0.7799	4.176

Compound	Curve Fit	1	2	3	4	5	6	7	8	Avg RF	%RSD
T cis-1,3-Dichloropropene	Avg RF		0.7951	0.7775	0.7423	0.8449	0.9336	0.9428	0.9548	0.8559	10.258
S Toluene-d8	Avg RF		2.1644	2.2444	2.2362	2.4983	2.6564	2.6558	2.6175	2.4390	8.920
T Toluene	Avg RF	1.7233	1.3961	1.5086	1.4522	1.6313	1.7615	1.7781	1.7547	1.6257	9.427
T trans-1,3-Dichloropropene	Avg RF		0.5581	0.5797	0.5646	0.6224	0.6714	0.6895	0.6842	0.6243	9.247
T 1,1,2-Trichloroethane	Avg RF		0.3036	0.3046	0.3016	0.3194	0.3310	0.3344	0.3274	0.3174	4.423
T Tetrachloroethene	Avg RF	0.6920	0.5715	0.6589	0.6076	0.6608	0.6949	0.6916	0.6967	0.6592	7.062
T 1,3-Dichloropropane	Avg RF		0.6367	0.6293	0.5981	0.6136	0.6692	0.6785	0.6713	0.6424	4.860
T Chlorodibromomethane	Avg RF		0.5090	0.4929	0.4704	0.5034	0.5346	0.5374	0.5310	0.5112	4.854
T 1,2-Dibromoethane	Avg RF		0.3147	0.3554	0.3241	0.3540	0.3729	0.3694	0.3637	0.3506	6.435
T Chlorobenzene	Avg RF		1.7014	1.7326	1.6656	1.7511	1.8757	1.8882	1.8609	1.7822	5.108
T 1,1,1,2-Tetrachloroethane	Avg RF		0.6022	0.6078	0.5863	0.6143	0.6581	0.6588	0.6497	0.6253	4.745
T Ethylbenzene	Quadratic	2.7912	2.7400	2.8524	2.6947	3.0570	3.3515	3.3913	3.3743	3.0316	9.960
T m+p-Xylenes	Quadratic	1.0654	0.9914	1.1166	1.0726	1.2277	1.3311	1.3326	1.3177	1.1819	11.601
T o-Xylene	Quadratic	0.8929	0.8745	0.9498	0.9222	1.0840	1.1632	1.1958	1.1785	1.0326	13.257
T Styrene	Quadratic	1.5274	1.3944	1.5663	1.5337	1.7716	1.9393	1.9439	1.9104	1.6984	12.879
I 1,4-Dichlorobenzene-d4				---------- ISTD ----------							
T Bromoform	Avg RF		0.3494	0.3448	0.3097	0.3241	0.3428	0.3344	0.3397	0.3350	4.125
S p-Bromofluorobenzene	Avg RF		0.8469	0.8953	0.8578	0.9232	0.9915	0.9662	0.9806	0.9231	6.358
T Bromobenzene	Avg RF		0.7767	0.7872	0.7537	0.8110	0.8707	0.8406	0.8582	0.8140	5.409
T 1,1,2,2-Tetrachloroethane	Avg RF		0.4570	0.4692	0.4657	0.4506	0.4769	0.4629	0.4678	0.4643	1.845
T 1,2,3-Trichloropropane	Avg RF		0.1208	0.1251	0.1169	0.1177	0.1290	0.1225	0.1219	0.1220	3.434
T 2-Chlorotoluene	Avg RF		0.7170	0.7929	0.7062	0.8211	0.8849	0.8498	0.8676	0.8056	8.811
T 4-Chlorotoluene	Avg RF		2.1314	2.4802	2.3873	2.7044	2.9080	2.8089	2.8455	2.6094	10.931
T 1,3-Dichlorobenzene	Avg RF	1.5377	1.3583	1.4598	1.3923	1.4417	1.5588	1.5165	1.5335	1.4748	4.990
T 1,4-Dichlorobenzene	Avg RF	1.6358	1.4074	1.4998	1.3723	1.4811	1.5650	1.5263	1.5408	1.5036	5.631
T 1,2-Dichlorobenzene	Avg RF	1.2617	1.1387	1.2360	1.1258	1.2210	1.3074	1.2694	1.2905	1.2313	5.447

(RedFont and #) = Outlier Flag; (I) = Internal Standard; (T) = Target; (S) = Surrogate; (M) = Matrix Spike

Compounds with Curve fitting not using Avg Response Factor:

Compound	Curve Fit	Curve Fit Formula	Curve Fit R2
T Bromomethane	Quadratic	y = 0.015061 * x ^ 2 + 0.150956 * x - 0.001123	0.997553
T Ethylbenzene	Quadratic	y = 0.212781 * x ^ 2 + 3.013988 * x - 0.007186	0.998933
T m+p-Xylenes	Quadratic	y = 0.032978 * x ^ 2 + 1.213111 * x - 0.008669	0.998704
T o-Xylene	Quadratic	y = 0.077136 * x ^ 2 + 1.051862 * x - 0.004078	0.998666
T Styrene	Quadratic	y = 0.102118 * x ^ 2 + 1.752890 * x - 0.007067	0.998333

(RedFont and #) = Outlier Flag; (I) = Internal Standard; (T) = Target; (S) = Surrogate; (M) = Matrix Spike

Calibration Report

Batch Path	D:\Org\Data\VOA5975C\VG011922\QuantResults\VG011922_8260B.batch.bin		
Analysis Time	1/22/2022 1:32 PM	**Analyst Name**	BL2000\mchavez
Report Time	1/22/2022 1:35:39 PM	**Reporter Name**	BL2000\mchavez
Last Calib Update	1/20/2022 9:28 AM	**Batch State**	Processed
Quant Batch Version	10.0	**Quant Report Version**	10.0

Dichlorodifluoromethane %RSE = 3.8

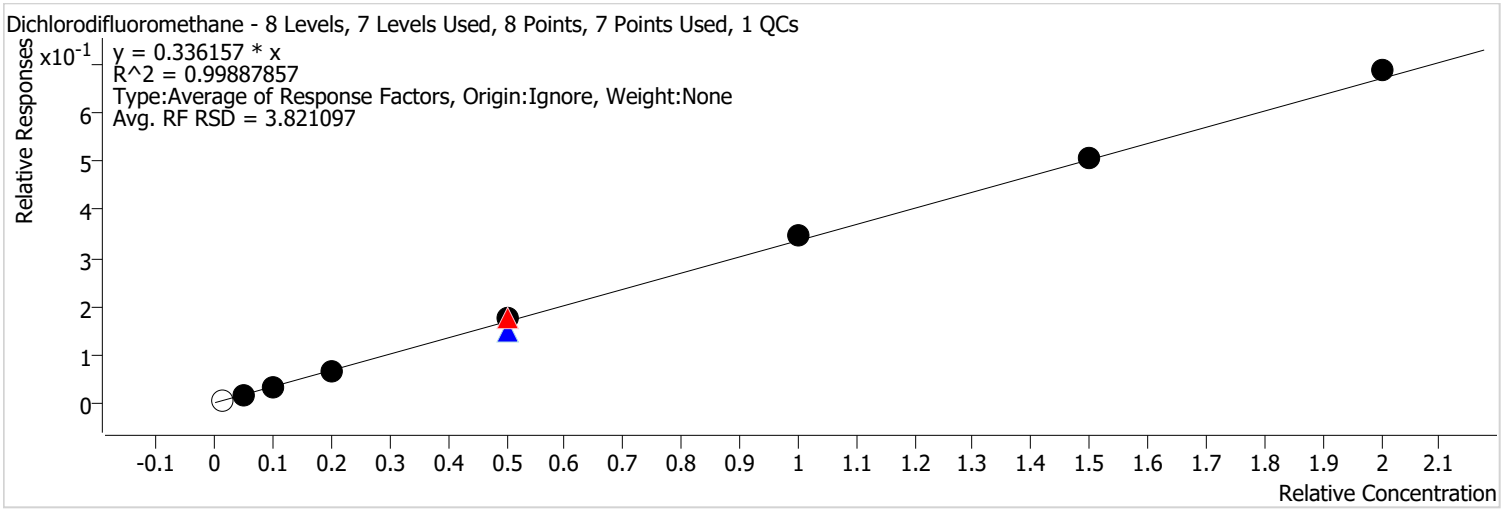

Calibration STD Path	Cal Type	Level	Enabled	Resp.	Exp. Conc	Resp. Factor	Level RSD
D:\Org\Data\VOA5975C\VG011922\19JAN04.D	Calibration	1		4690	2.5000	0.5905	
D:\Org\Data\VOA5975C\VG011922\19JAN05.D	Calibration	2	x	12682	12.5000	0.3158	
D:\Org\Data\VOA5975C\VG011922\19JAN06.D	Calibration	3	x	27745	25.0000	0.3390	
D:\Org\Data\VOA5975C\VG011922\19JAN07.D	Calibration	4	x	51785	50.0000	0.3211	
D:\Org\Data\VOA5975C\VG011922\19JAN09CC.D	CC	CC	x	148367	125.0000	0.3472	
D:\Org\Data\VOA5975C\VG011922\19JAN17.D	QC	QC	x	130579	125.0000	0.2944	
D:\Org\Data\VOA5975C\VG011922\19JAN09.D	Calibration	5	x	148367	125.0000	0.3472	
D:\Org\Data\VOA5975C\VG011922\19JAN11.D	Calibration	6	x	304740	250.0000	0.3484	
D:\Org\Data\VOA5975C\VG011922\19JAN13.D	Calibration	7	x	452793	375.0000	0.3373	
D:\Org\Data\VOA5975C\VG011922\19JAN15.D	Calibration	8	x	629961	500.0000	0.3443	

Calibration Report

Batch Path	D:\Org\Data\VOA5975C\VG011922\QuantResults\VG011922_8260B.batch.bin		
Analysis Time	1/22/2022 1:32 PM	**Analyst Name**	BL2000\mchavez
Report Time	1/22/2022 1:35:43 PM	**Reporter Name**	BL2000\mchavez
Last Calib Update	1/20/2022 9:28 AM	**Batch State**	Processed
Quant Batch Version	10.0	**Quant Report Version**	10.0

Chloromethane %RSE = 2.3

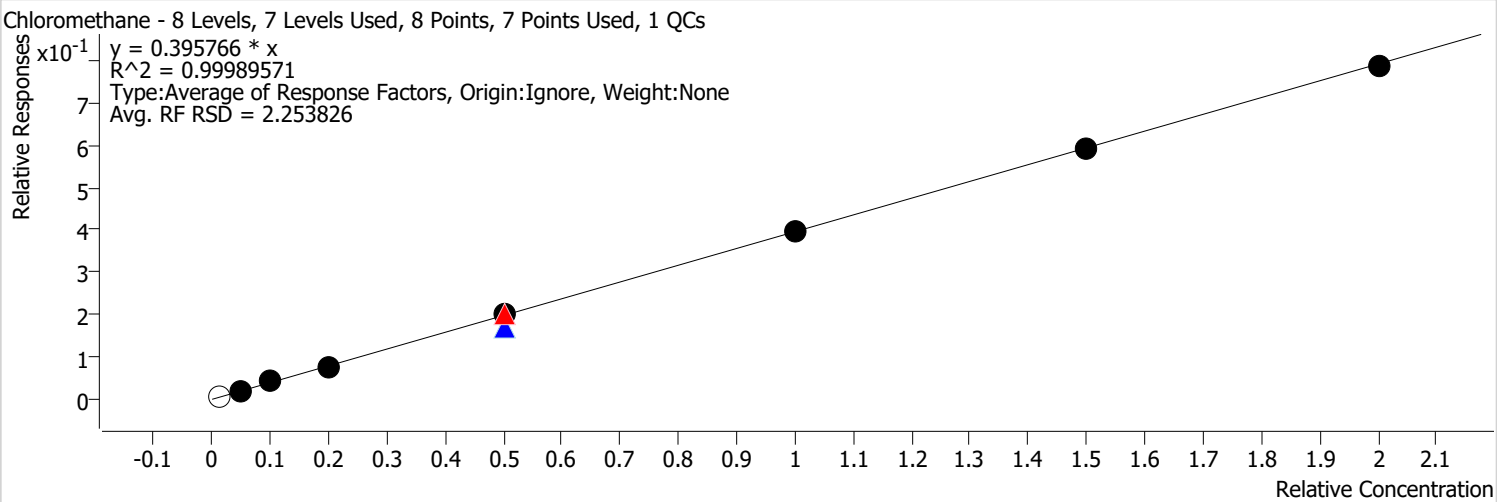

Calibration STD Path	Cal Type	Level	Enabled	Resp.	Exp. Conc	Resp. Factor	Level RSD
D:\Org\Data\VOA5975C\VG011922\19JAN04.D	Calibration	1		6614	2.5000	0.8327	
D:\Org\Data\VOA5975C\VG011922\19JAN05.D	Calibration	2	x	15397	12.5000	0.3834	
D:\Org\Data\VOA5975C\VG011922\19JAN06.D	Calibration	3	x	33801	25.0000	0.4130	
D:\Org\Data\VOA5975C\VG011922\19JAN07.D	Calibration	4	x	63351	50.0000	0.3928	
D:\Org\Data\VOA5975C\VG011922\19JAN09CC.D	CC	CC	x	170190	125.0000	0.3983	
D:\Org\Data\VOA5975C\VG011922\19JAN17.D	QC	QC	x	151864	125.0000	0.3424	
D:\Org\Data\VOA5975C\VG011922\19JAN09.D	Calibration	5	x	170190	125.0000	0.3983	
D:\Org\Data\VOA5975C\VG011922\19JAN11.D	Calibration	6	x	346531	250.0000	0.3962	
D:\Org\Data\VOA5975C\VG011922\19JAN13.D	Calibration	7	x	529250	375.0000	0.3942	
D:\Org\Data\VOA5975C\VG011922\19JAN15.D	Calibration	8	x	718053	500.0000	0.3924	

Calibration Report

Batch Path	D:\Org\Data\VOA5975C\VG011922\QuantResults\VG011922_8260B.batch.bin		
Analysis Time	1/22/2022 1:32 PM	**Analyst Name**	BL2000\mchavez
Report Time	1/22/2022 1:35:43 PM	**Reporter Name**	BL2000\mchavez
Last Calib Update	1/20/2022 9:28 AM	**Batch State**	Processed
Quant Batch Version	10.0	**Quant Report Version**	10.0

Vinyl chloride %RSE = 2.7

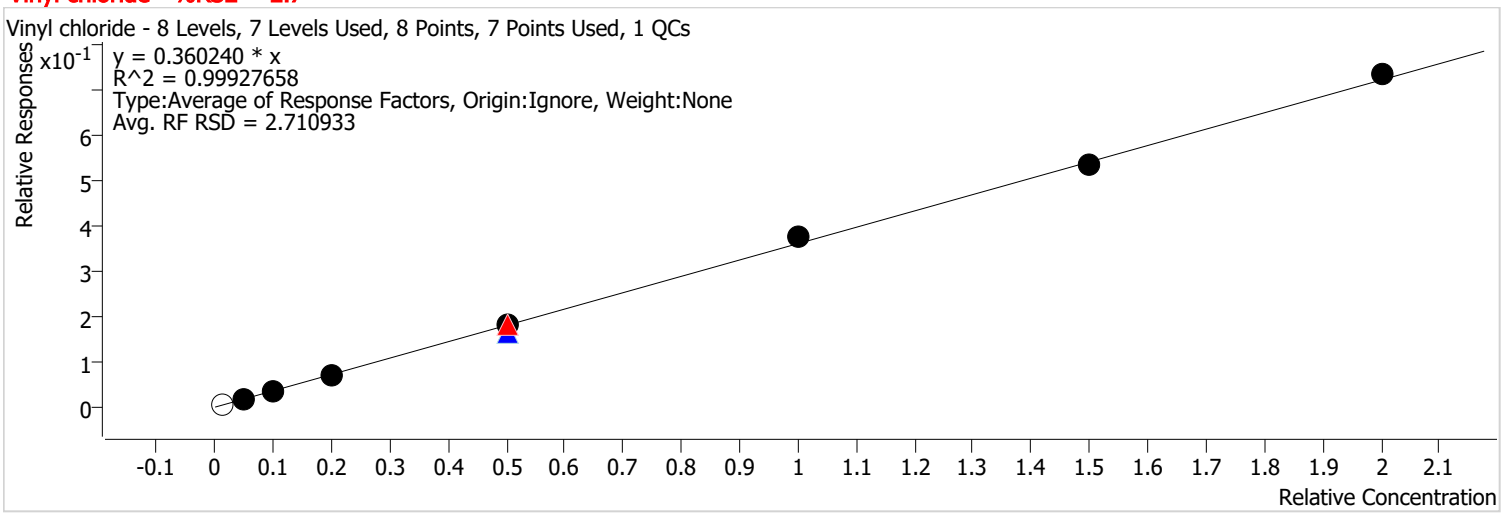

Calibration STD Path	Cal Type	Level	Enabled	Resp.	Exp. Conc	Resp. Factor	Level RSD
D:\Org\Data\VOA5975C\VG011922\19JAN04.D	Calibration	1		5818	2.5000	0.7325	
D:\Org\Data\VOA5975C\VG011922\19JAN05.D	Calibration	2	x	14225	12.5000	0.3542	
D:\Org\Data\VOA5975C\VG011922\19JAN06.D	Calibration	3	x	30072	25.0000	0.3674	
D:\Org\Data\VOA5975C\VG011922\19JAN07.D	Calibration	4	x	55437	50.0000	0.3437	
D:\Org\Data\VOA5975C\VG011922\19JAN09CC.D	CC	CC	x	153733	125.0000	0.3598	
D:\Org\Data\VOA5975C\VG011922\19JAN17.D	QC	QC	x	147423	125.0000	0.3324	
D:\Org\Data\VOA5975C\VG011922\19JAN09.D	Calibration	5	x	153733	125.0000	0.3598	
D:\Org\Data\VOA5975C\VG011922\19JAN11.D	Calibration	6	x	326478	250.0000	0.3733	
D:\Org\Data\VOA5975C\VG011922\19JAN13.D	Calibration	7	x	479607	375.0000	0.3573	
D:\Org\Data\VOA5975C\VG011922\19JAN15.D	Calibration	8	x	669671	500.0000	0.3660	

Calibration Report

Batch Path	D:\Org\Data\VOA5975C\VG011922\QuantResults\VG011922_8260B.batch.bin		
Analysis Time	1/22/2022 1:32 PM	**Analyst Name**	BL2000\mchavez
Report Time	1/22/2022 1:35:43 PM	**Reporter Name**	BL2000\mchavez
Last Calib Update	1/20/2022 9:28 AM	**Batch State**	Processed
Quant Batch Version	10.0	**Quant Report Version**	10.0

Bromomethane %RSE = 7.0

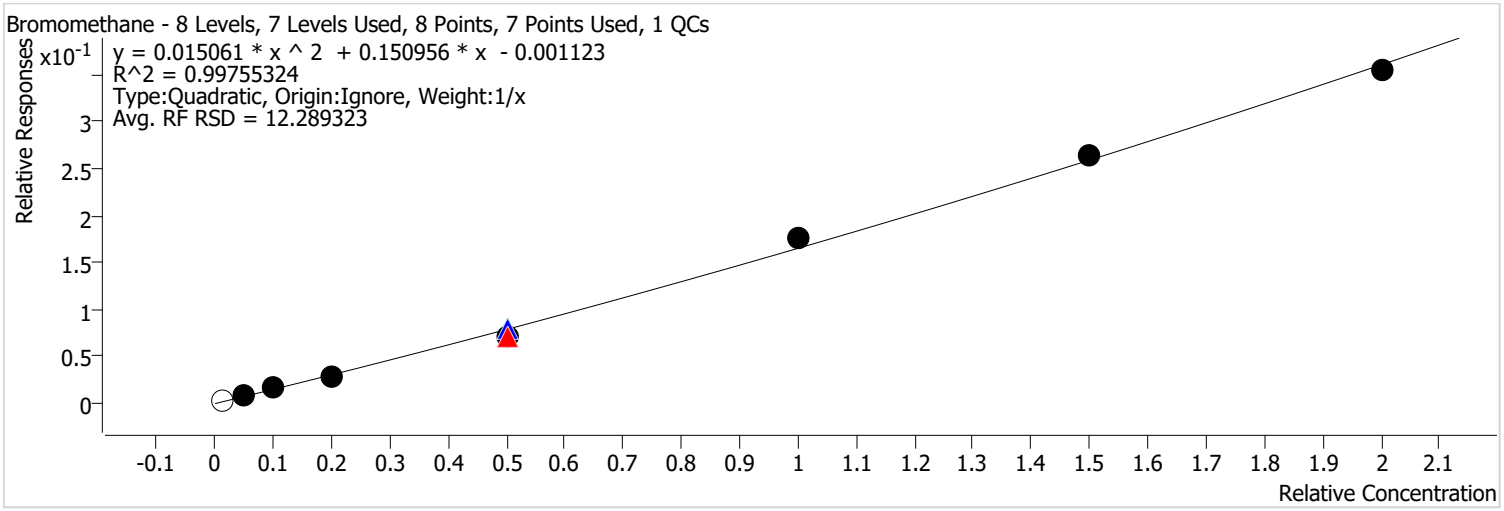

Calibration STD Path	Cal Type	Level	Enabled	Resp.	Exp. Conc	Resp. Factor	Level RSD
D:\Org\Data\VOA5975C\VG011922\19JAN04.D	Calibration	1		2332	2.5000	0.2936	
D:\Org\Data\VOA5975C\VG011922\19JAN05.D	Calibration	2	x	5411	12.5000	0.1347	
D:\Org\Data\VOA5975C\VG011922\19JAN06.D	Calibration	3	x	12135	25.0000	0.1483	
D:\Org\Data\VOA5975C\VG011922\19JAN07.D	Calibration	4	x	22944	50.0000	0.1423	
D:\Org\Data\VOA5975C\VG011922\19JAN09CC.D	CC	CC	x	59520	125.0000	0.1393	
D:\Org\Data\VOA5975C\VG011922\19JAN17.D	QC	QC	x	69568	125.0000	0.1569	
D:\Org\Data\VOA5975C\VG011922\19JAN09.D	Calibration	5	x	59520	125.0000	0.1393	
D:\Org\Data\VOA5975C\VG011922\19JAN11.D	Calibration	6	x	153759	250.0000	0.1758	
D:\Org\Data\VOA5975C\VG011922\19JAN13.D	Calibration	7	x	235754	375.0000	0.1756	
D:\Org\Data\VOA5975C\VG011922\19JAN15.D	Calibration	8	x	324434	500.0000	0.1773	

Calibration Report

Batch Path	D:\Org\Data\VOA5975C\VG011922\QuantResults\VG011922_8260B.batch.bin		
Analysis Time	1/22/2022 1:32 PM	**Analyst Name**	BL2000\mchavez
Report Time	1/22/2022 1:35:43 PM	**Reporter Name**	BL2000\mchavez
Last Calib Update	1/20/2022 9:28 AM	**Batch State**	Processed
Quant Batch Version	10.0	**Quant Report Version**	10.0

Chloroethane %RSE = 8.8

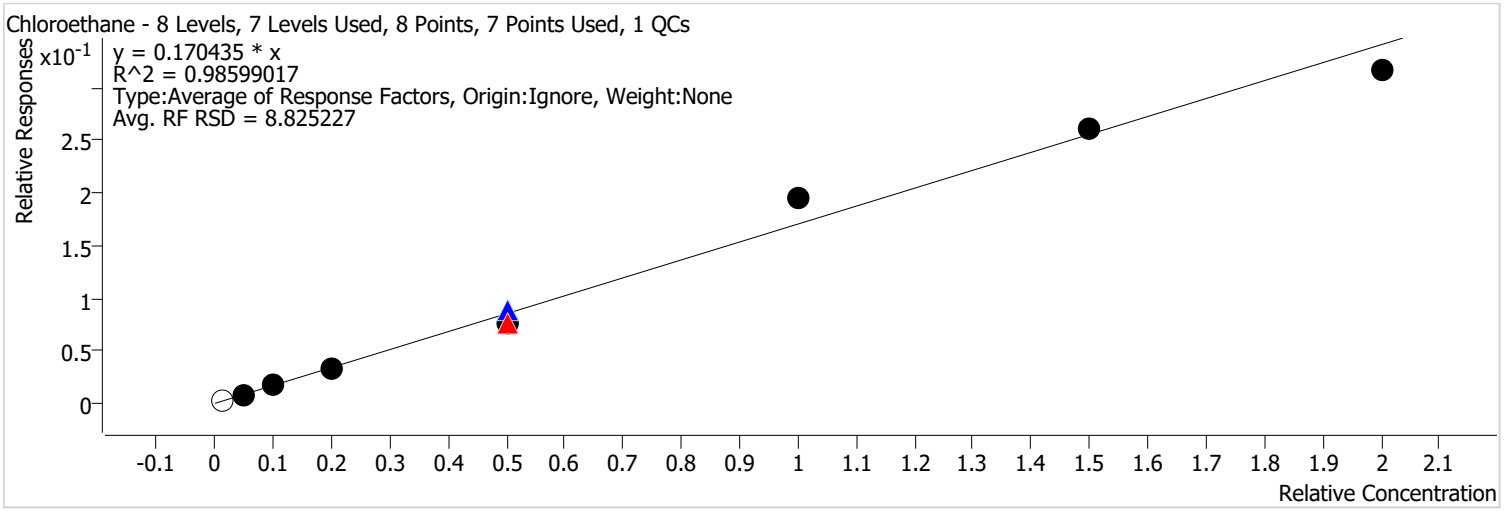

Calibration STD Path	Cal Type	Level	Enabled	Resp.	Exp. Conc	Resp. Factor	Level RSD
D:\Org\Data\VOA5975C\VG011922\19JAN04.D	Calibration	1		2651	2.5000	0.3338	
D:\Org\Data\VOA5975C\VG011922\19JAN05.D	Calibration	2	x	6576	12.5000	0.1637	
D:\Org\Data\VOA5975C\VG011922\19JAN06.D	Calibration	3	x	15096	25.0000	0.1844	
D:\Org\Data\VOA5975C\VG011922\19JAN07.D	Calibration	4	x	26569	50.0000	0.1647	
D:\Org\Data\VOA5975C\VG011922\19JAN09CC.D	CC	CC	x	65407	125.0000	0.1531	
D:\Org\Data\VOA5975C\VG011922\19JAN17.D	QC	QC	x	77755	125.0000	0.1753	
D:\Org\Data\VOA5975C\VG011922\19JAN09.D	Calibration	5	x	65407	125.0000	0.1531	
D:\Org\Data\VOA5975C\VG011922\19JAN11.D	Calibration	6	x	170795	250.0000	0.1953	
D:\Org\Data\VOA5975C\VG011922\19JAN13.D	Calibration	7	x	233233	375.0000	0.1737	
D:\Org\Data\VOA5975C\VG011922\19JAN15.D	Calibration	8	x	289150	500.0000	0.1580	

Calibration Report

Batch Path	D:\Org\Data\VOA5975C\VG011922\QuantResults\VG011922_8260B.batch.bin		
Analysis Time	1/22/2022 1:32 PM	**Analyst Name**	BL2000\mchavez
Report Time	1/22/2022 1:35:43 PM	**Reporter Name**	BL2000\mchavez
Last Calib Update	1/20/2022 9:28 AM	**Batch State**	Processed
Quant Batch Version	10.0	**Quant Report Version**	10.0

Trichlorofluoromethane %RSE = 3.4

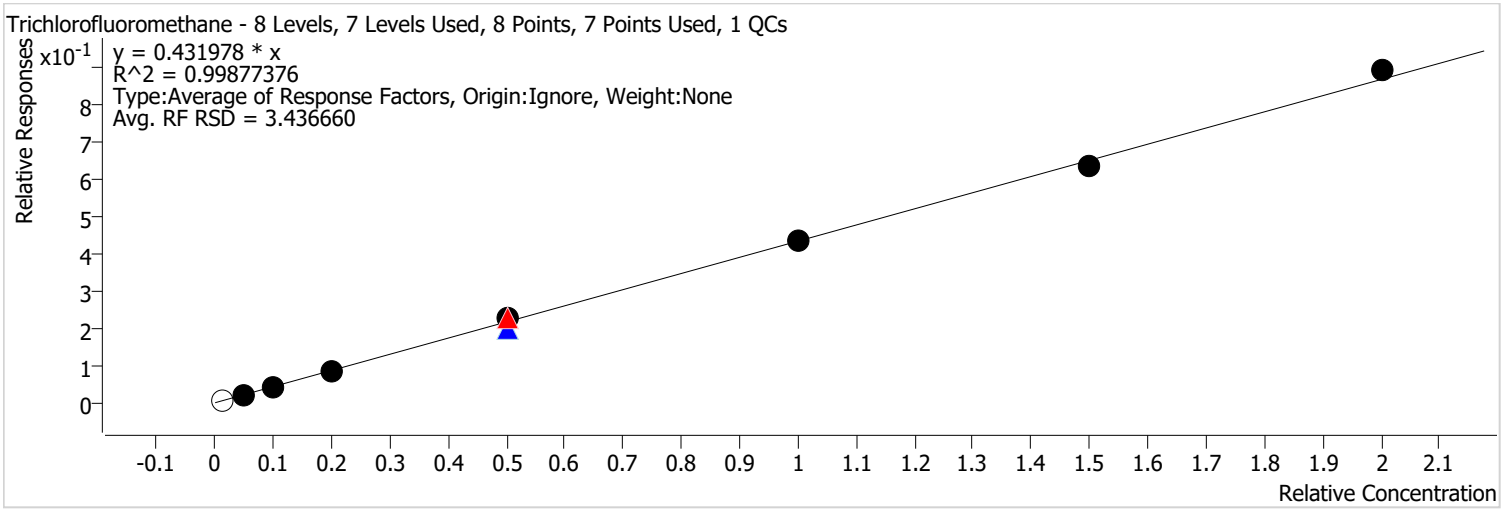

Calibration STD Path	Cal Type	Level	Enabled	Resp.	Exp. Conc	Resp. Factor	Level RSD
D:\Org\Data\VOA5975C\VG011922\19JAN04.D	Calibration	1		6220	2.5000	0.7831	
D:\Org\Data\VOA5975C\VG011922\19JAN05.D	Calibration	2	x	16916	12.5000	0.4212	
D:\Org\Data\VOA5975C\VG011922\19JAN06.D	Calibration	3	x	35936	25.0000	0.4390	
D:\Org\Data\VOA5975C\VG011922\19JAN07.D	Calibration	4	x	66016	50.0000	0.4093	
D:\Org\Data\VOA5975C\VG011922\19JAN09CC.D	CC	CC	x	193579	125.0000	0.4530	
D:\Org\Data\VOA5975C\VG011922\19JAN17.D	QC	QC	x	172504	125.0000	0.3890	
D:\Org\Data\VOA5975C\VG011922\19JAN09.D	Calibration	5	x	193579	125.0000	0.4530	
D:\Org\Data\VOA5975C\VG011922\19JAN11.D	Calibration	6	x	379318	250.0000	0.4337	
D:\Org\Data\VOA5975C\VG011922\19JAN13.D	Calibration	7	x	569126	375.0000	0.4239	
D:\Org\Data\VOA5975C\VG011922\19JAN15.D	Calibration	8	x	811600	500.0000	0.4435	

Calibration Report

Batch Path	D:\Org\Data\VOA5975C\VG011922\QuantResults\VG011922_8260B.batch.bin		
Analysis Time	1/22/2022 1:32 PM	**Analyst Name**	BL2000\mchavez
Report Time	1/22/2022 1:35:43 PM	**Reporter Name**	BL2000\mchavez
Last Calib Update	1/20/2022 9:28 AM	**Batch State**	Processed
Quant Batch Version	10.0	**Quant Report Version**	10.0

1,1-Dichloroethene %RSE = 4.6

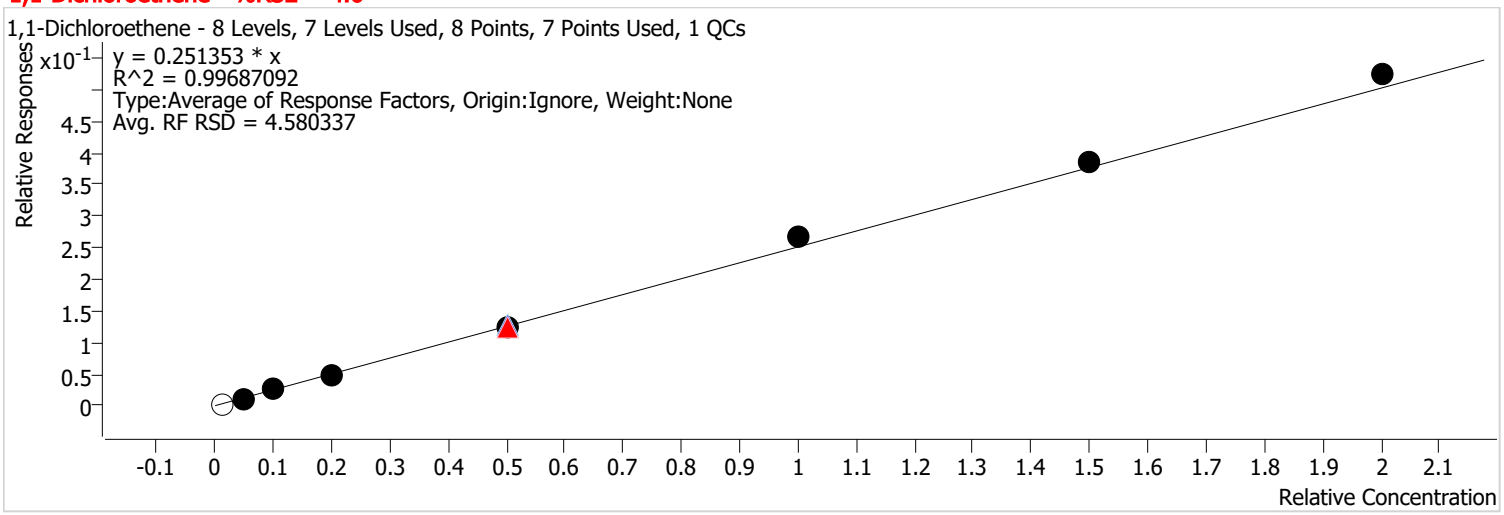

Calibration STD Path	Cal Type	Level	Enabled	Resp.	Exp. Conc	Resp. Factor	Level RSD
D:\Org\Data\VOA5975C\VG011922\19JAN04.D	Calibration	1		2342	2.5000	0.2949	
D:\Org\Data\VOA5975C\VG011922\19JAN05.D	Calibration	2	x	9440	12.5000	0.2351	
D:\Org\Data\VOA5975C\VG011922\19JAN06.D	Calibration	3	x	20674	25.0000	0.2526	
D:\Org\Data\VOA5975C\VG011922\19JAN07.D	Calibration	4	x	38644	50.0000	0.2396	
D:\Org\Data\VOA5975C\VG011922\19JAN09CC.D	CC	CC	x	105649	125.0000	0.2473	
D:\Org\Data\VOA5975C\VG011922\19JAN17.D	QC	QC	x	113673	125.0000	0.2563	
D:\Org\Data\VOA5975C\VG011922\19JAN09.D	Calibration	5	x	105649	125.0000	0.2473	
D:\Org\Data\VOA5975C\VG011922\19JAN11.D	Calibration	6	x	233356	250.0000	0.2668	
D:\Org\Data\VOA5975C\VG011922\19JAN13.D	Calibration	7	x	344045	375.0000	0.2563	
D:\Org\Data\VOA5975C\VG011922\19JAN15.D	Calibration	8	x	479145	500.0000	0.2618	

Calibration Report

Batch Path	D:\Org\Data\VOA5975C\VG011922\QuantResults\VG011922_8260B.batch.bin		
Analysis Time	1/22/2022 1:32 PM	**Analyst Name**	BL2000\mchavez
Report Time	1/22/2022 1:35:43 PM	**Reporter Name**	BL2000\mchavez
Last Calib Update	1/20/2022 9:28 AM	**Batch State**	Processed
Quant Batch Version	10.0	**Quant Report Version**	10.0

Methylene chloride %RSE = 5.6

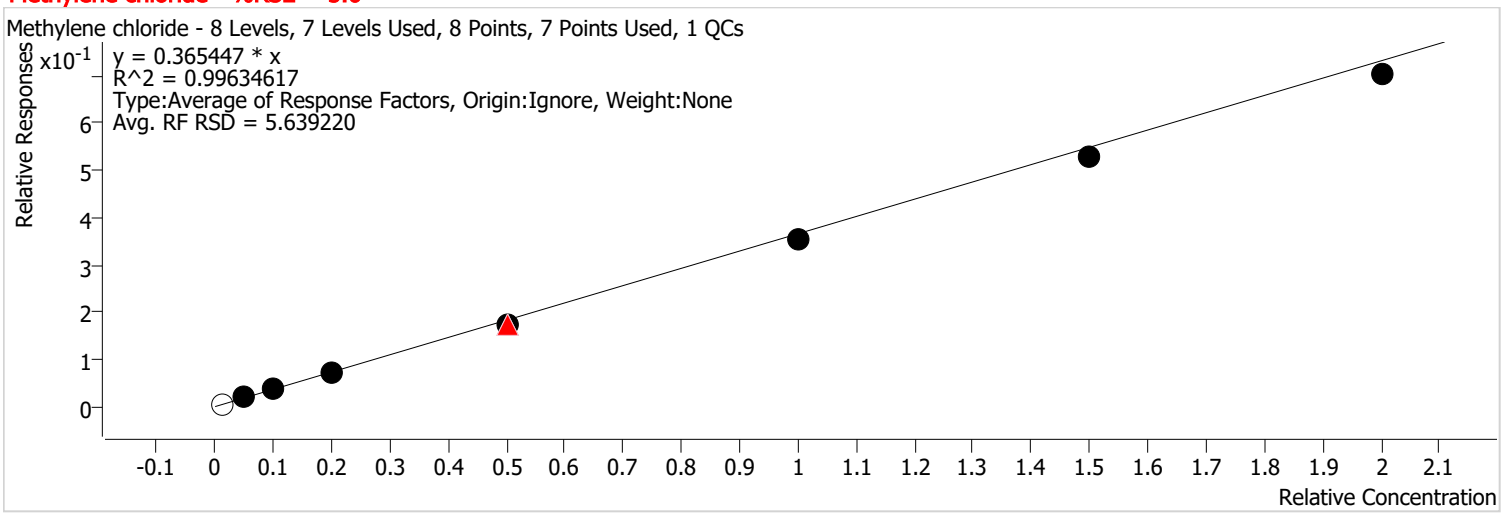

Calibration STD Path	Cal Type	Level	Enabled	Resp.	Exp. Conc	Resp. Factor	Level RSD
D:\Org\Data\VOA5975C\VG011922\19JAN04.D	Calibration	1		4701	2.5000	0.5919	
D:\Org\Data\VOA5975C\VG011922\19JAN05.D	Calibration	2	x	15719	12.5000	0.3914	
D:\Org\Data\VOA5975C\VG011922\19JAN06.D	Calibration	3	x	32623	25.0000	0.3986	
D:\Org\Data\VOA5975C\VG011922\19JAN07.D	Calibration	4	x	58184	50.0000	0.3608	
D:\Org\Data\VOA5975C\VG011922\19JAN09CC.D	CC	CC	x	149957	125.0000	0.3509	
D:\Org\Data\VOA5975C\VG011922\19JAN17.D	QC	QC	x	152883	125.0000	0.3447	
D:\Org\Data\VOA5975C\VG011922\19JAN09.D	Calibration	5	x	149957	125.0000	0.3509	
D:\Org\Data\VOA5975C\VG011922\19JAN11.D	Calibration	6	x	310597	250.0000	0.3551	
D:\Org\Data\VOA5975C\VG011922\19JAN13.D	Calibration	7	x	470733	375.0000	0.3507	
D:\Org\Data\VOA5975C\VG011922\19JAN15.D	Calibration	8	x	641583	500.0000	0.3506	

Calibration Report

Batch Path	D:\Org\Data\VOA5975C\VG011922\QuantResults\VG011922_8260B.batch.bin		
Analysis Time	1/22/2022 1:32 PM	**Analyst Name**	BL2000\mchavez
Report Time	1/22/2022 1:35:43 PM	**Reporter Name**	BL2000\mchavez
Last Calib Update	1/20/2022 9:28 AM	**Batch State**	Processed
Quant Batch Version	10.0	**Quant Report Version**	10.0

trans-1,2-Dichloroethene %RSE = 3.6

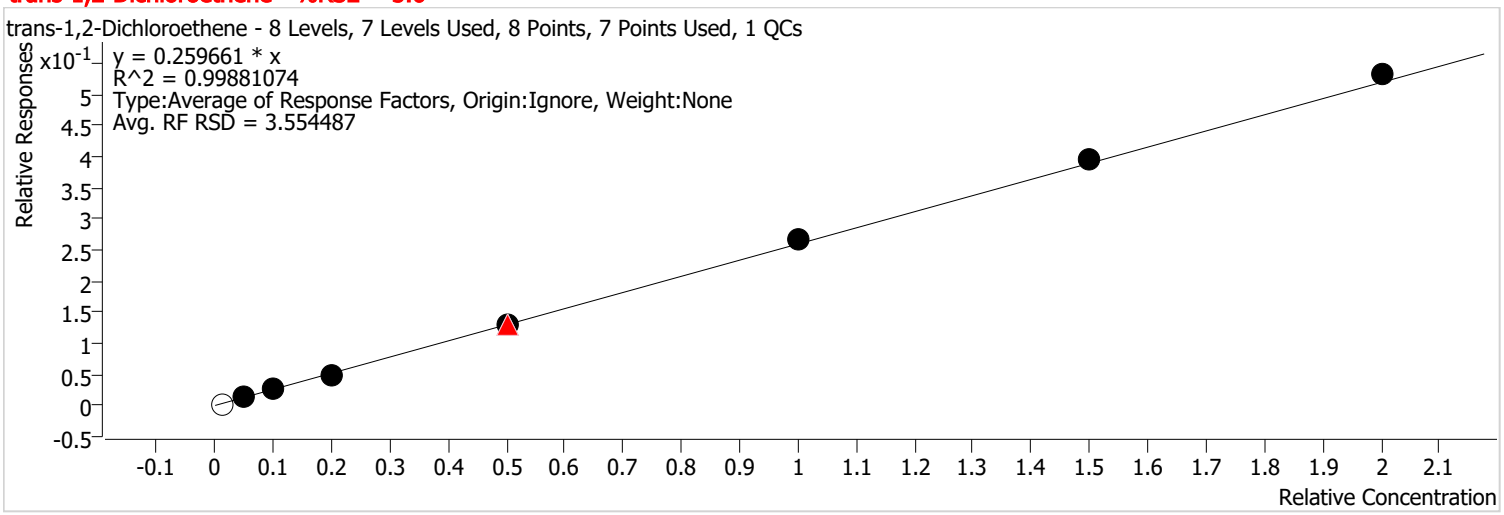

Calibration STD Path	Cal Type	Level	Enabled	Resp.	Exp. Conc	Resp. Factor	Level RSD
D:\Org\Data\VOA5975C\VG011922\19JAN04.D	Calibration	1		2132	2.5000	0.2684	
D:\Org\Data\VOA5975C\VG011922\19JAN05.D	Calibration	2	x	10455	12.5000	0.2603	
D:\Org\Data\VOA5975C\VG011922\19JAN06.D	Calibration	3	x	21348	25.0000	0.2608	
D:\Org\Data\VOA5975C\VG011922\19JAN07.D	Calibration	4	x	38732	50.0000	0.2402	
D:\Org\Data\VOA5975C\VG011922\19JAN09CC.D	CC	CC	x	110255	125.0000	0.2580	
D:\Org\Data\VOA5975C\VG011922\19JAN17.D	QC	QC	x	115302	125.0000	0.2600	
D:\Org\Data\VOA5975C\VG011922\19JAN09.D	Calibration	5	x	110255	125.0000	0.2580	
D:\Org\Data\VOA5975C\VG011922\19JAN11.D	Calibration	6	x	233769	250.0000	0.2673	
D:\Org\Data\VOA5975C\VG011922\19JAN13.D	Calibration	7	x	355984	375.0000	0.2652	
D:\Org\Data\VOA5975C\VG011922\19JAN15.D	Calibration	8	x	486383	500.0000	0.2658	

Calibration Report

Batch Path	D:\Org\Data\VOA5975C\VG011922\QuantResults\VG011922_8260B.batch.bin		
Analysis Time	1/22/2022 1:32 PM	**Analyst Name**	BL2000\mchavez
Report Time	1/22/2022 1:35:43 PM	**Reporter Name**	BL2000\mchavez
Last Calib Update	1/20/2022 9:28 AM	**Batch State**	Processed
Quant Batch Version	10.0	**Quant Report Version**	10.0

Methyl tert-butyl ether (MTBE) %RSE = 4.9

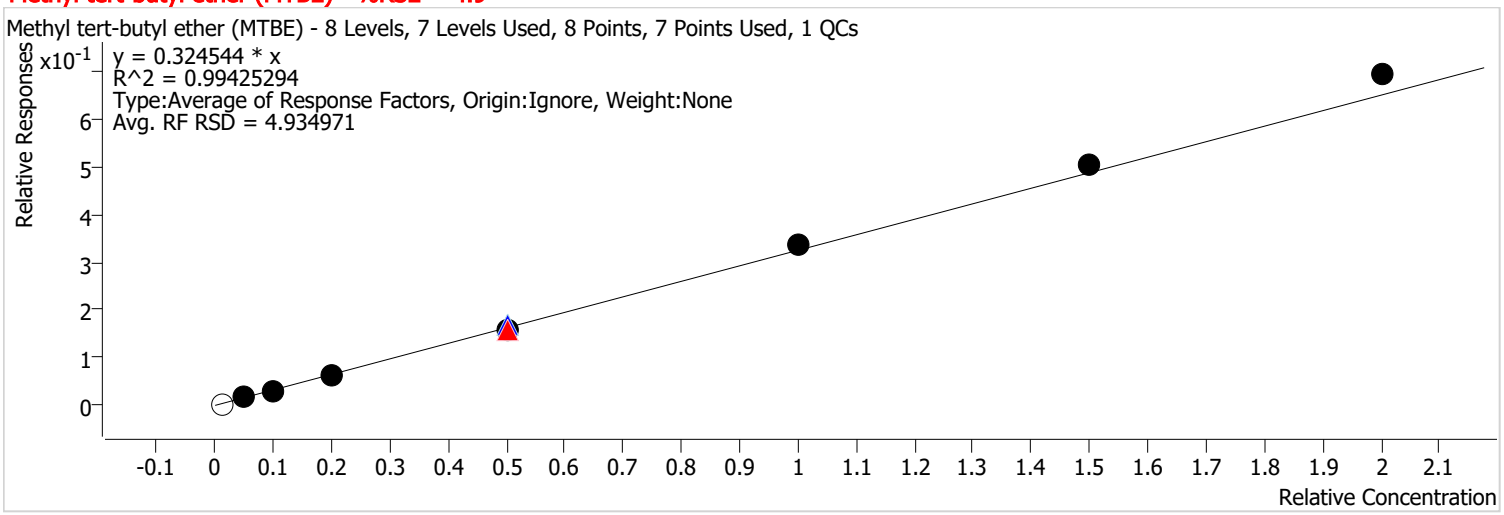

Calibration STD Path	Cal Type	Level	Enabled	Resp.	Exp. Conc	Resp. Factor	Level RSD
D:\Org\Data\VOA5975C\VG011922\19JAN04.D	Calibration	1		2662	2.5000	0.3352	
D:\Org\Data\VOA5975C\VG011922\19JAN05.D	Calibration	2	x	12721	12.5000	0.3168	
D:\Org\Data\VOA5975C\VG011922\19JAN06.D	Calibration	3	x	24989	25.0000	0.3053	
D:\Org\Data\VOA5975C\VG011922\19JAN07.D	Calibration	4	x	49617	50.0000	0.3077	
D:\Org\Data\VOA5975C\VG011922\19JAN09CC.D	CC	CC	x	136973	125.0000	0.3206	
D:\Org\Data\VOA5975C\VG011922\19JAN17.D	QC	QC	x	150210	125.0000	0.3387	
D:\Org\Data\VOA5975C\VG011922\19JAN09.D	Calibration	5	x	136973	125.0000	0.3206	
D:\Org\Data\VOA5975C\VG011922\19JAN11.D	Calibration	6	x	296029	250.0000	0.3385	
D:\Org\Data\VOA5975C\VG011922\19JAN13.D	Calibration	7	x	452747	375.0000	0.3373	
D:\Org\Data\VOA5975C\VG011922\19JAN15.D	Calibration	8	x	632731	500.0000	0.3458	

Batch Path	D:\Org\Data\VOA5975C\VG011922\QuantResults\VG011922_8260B.batch.bin		
Analysis Time	1/22/2022 1:32 PM	**Analyst Name**	BL2000\mchavez
Report Time	1/22/2022 1:35:43 PM	**Reporter Name**	BL2000\mchavez
Last Calib Update	1/20/2022 9:28 AM	**Batch State**	Processed
Quant Batch Version	10.0	**Quant Report Version**	10.0

1,1-Dichloroethane %RSE = 3.5

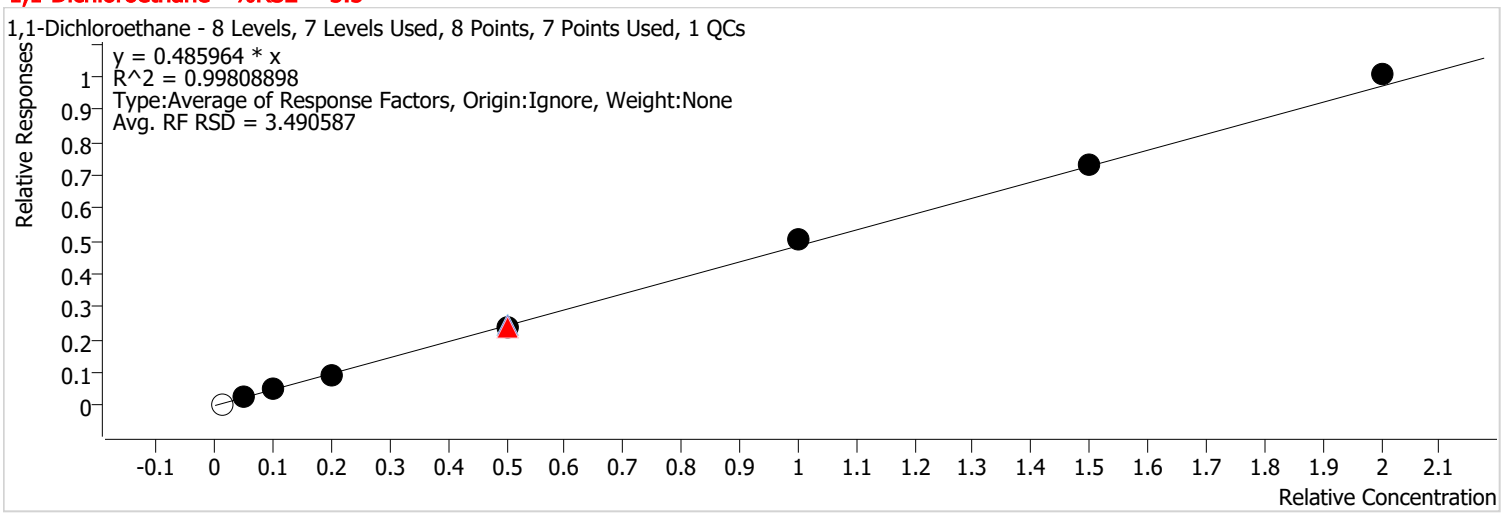

Calibration STD Path	Cal Type	Level	Enabled	Resp.	Exp. Conc	Resp. Factor	Level RSD
D:\Org\Data\VOA5975C\VG011922\19JAN04.D	Calibration	1		4131	2.5000	0.5201	
D:\Org\Data\VOA5975C\VG011922\19JAN05.D	Calibration	2	x	18500	12.5000	0.4607	
D:\Org\Data\VOA5975C\VG011922\19JAN06.D	Calibration	3	x	40298	25.0000	0.4923	
D:\Org\Data\VOA5975C\VG011922\19JAN07.D	Calibration	4	x	75497	50.0000	0.4681	
D:\Org\Data\VOA5975C\VG011922\19JAN09CC.D	CC	CC	x	205663	125.0000	0.4813	
D:\Org\Data\VOA5975C\VG011922\19JAN17.D	QC	QC	x	218409	125.0000	0.4925	
D:\Org\Data\VOA5975C\VG011922\19JAN09.D	Calibration	5	x	205663	125.0000	0.4813	
D:\Org\Data\VOA5975C\VG011922\19JAN11.D	Calibration	6	x	442070	250.0000	0.5055	
D:\Org\Data\VOA5975C\VG011922\19JAN13.D	Calibration	7	x	658287	375.0000	0.4904	
D:\Org\Data\VOA5975C\VG011922\19JAN15.D	Calibration	8	x	921258	500.0000	0.5035	

Calibration Report

Batch Path	D:\Org\Data\VOA5975C\VG011922\QuantResults\VG011922_8260B.batch.bin		
Analysis Time	1/22/2022 1:32 PM	**Analyst Name**	BL2000\mchavez
Report Time	1/22/2022 1:35:43 PM	**Reporter Name**	BL2000\mchavez
Last Calib Update	1/20/2022 9:28 AM	**Batch State**	Processed
Quant Batch Version	10.0	**Quant Report Version**	10.0

2,2-Dichloropropane %RSE = 3.0

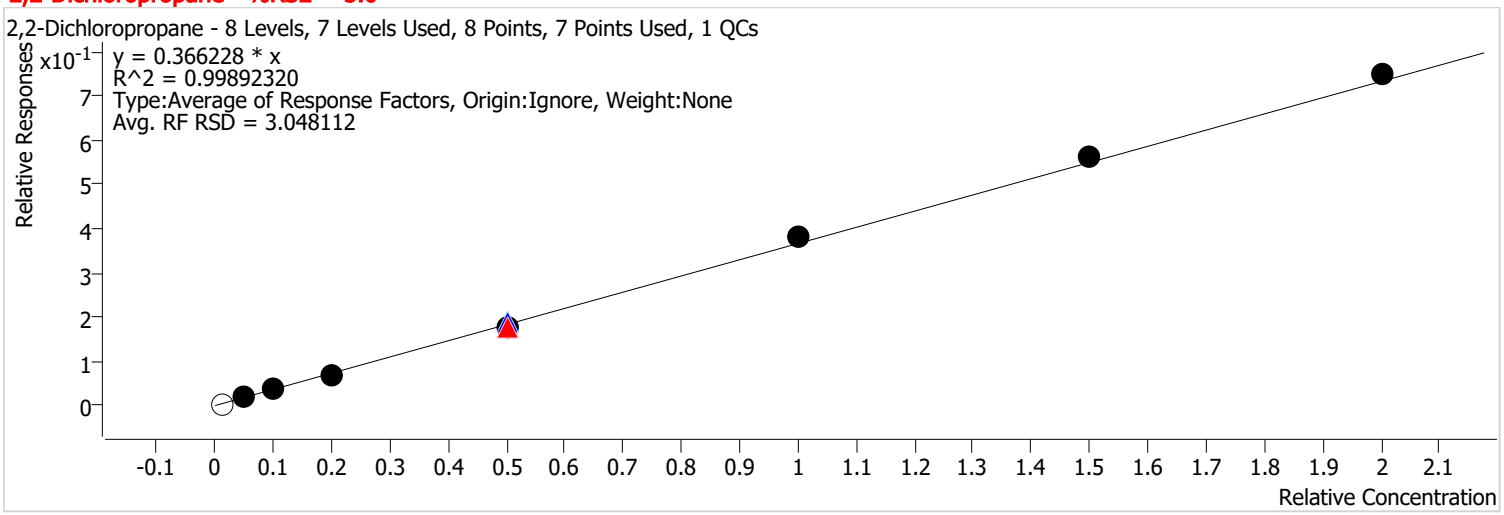

Calibration STD Path	Cal Type	Level	Enabled	Resp.	Exp. Conc	Resp. Factor	Level RSD
D:\Org\Data\VOA5975C\VG011922\19JAN04.D	Calibration	1		3183	2.5000	0.4008	
D:\Org\Data\VOA5975C\VG011922\19JAN05.D	Calibration	2	x	14213	12.5000	0.3539	
D:\Org\Data\VOA5975C\VG011922\19JAN06.D	Calibration	3	x	30539	25.0000	0.3731	
D:\Org\Data\VOA5975C\VG011922\19JAN07.D	Calibration	4	x	56651	50.0000	0.3513	
D:\Org\Data\VOA5975C\VG011922\19JAN09CC.D	CC	CC	x	153450	125.0000	0.3591	
D:\Org\Data\VOA5975C\VG011922\19JAN17.D	QC	QC	x	169689	125.0000	0.3826	
D:\Org\Data\VOA5975C\VG011922\19JAN09.D	Calibration	5	x	153450	125.0000	0.3591	
D:\Org\Data\VOA5975C\VG011922\19JAN11.D	Calibration	6	x	331689	250.0000	0.3793	
D:\Org\Data\VOA5975C\VG011922\19JAN13.D	Calibration	7	x	501019	375.0000	0.3732	
D:\Org\Data\VOA5975C\VG011922\19JAN15.D	Calibration	8	x	683822	500.0000	0.3737	

Calibration Report

Batch Path	D:\Org\Data\VOA5975C\VG011922\QuantResults\VG011922_8260B.batch.bin		
Analysis Time	1/22/2022 1:32 PM	**Analyst Name**	BL2000\mchavez
Report Time	1/22/2022 1:35:44 PM	**Reporter Name**	BL2000\mchavez
Last Calib Update	1/20/2022 9:28 AM	**Batch State**	Processed
Quant Batch Version	10.0	**Quant Report Version**	10.0

cis-1,2-Dichloroethene %RSE = 6.0

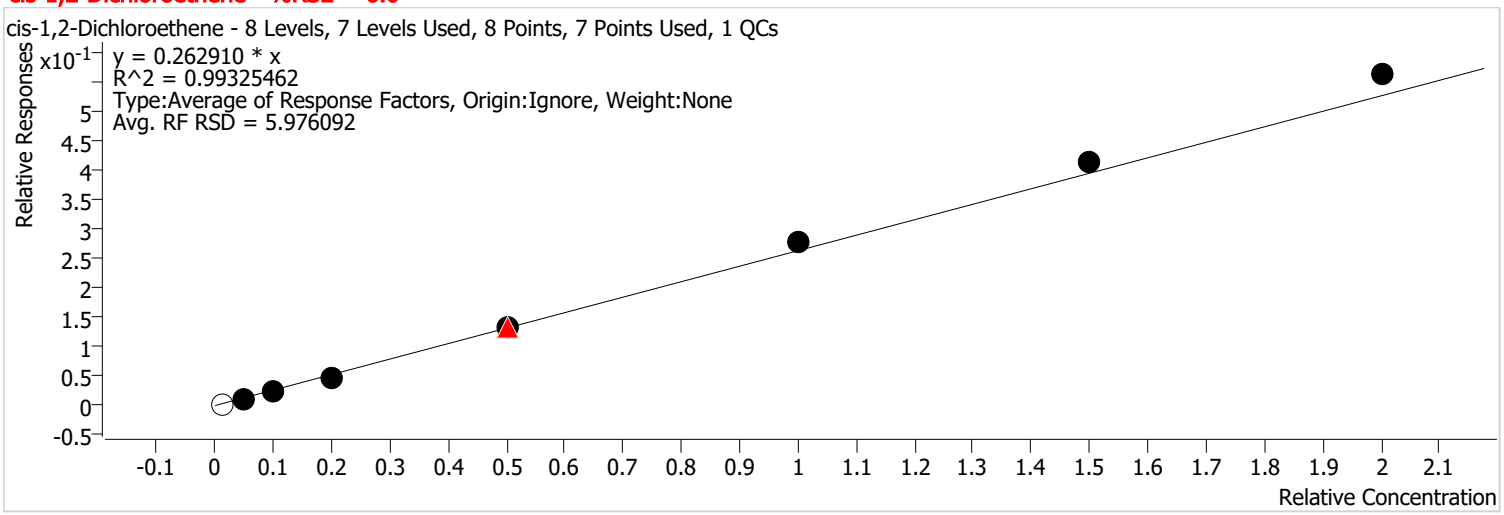

Calibration STD Path	Cal Type	Level	Enabled	Resp.	Exp. Conc	Resp. Factor	Level RSD
D:\Org\Data\VOA5975C\VG011922\19JAN04.D	Calibration	1		2334	2.5000	0.2938	
D:\Org\Data\VOA5975C\VG011922\19JAN05.D	Calibration	2	x	9874	12.5000	0.2459	
D:\Org\Data\VOA5975C\VG011922\19JAN06.D	Calibration	3	x	20810	25.0000	0.2542	
D:\Org\Data\VOA5975C\VG011922\19JAN07.D	Calibration	4	x	39093	50.0000	0.2424	
D:\Org\Data\VOA5975C\VG011922\19JAN09CC.D	CC	CC	x	112808	125.0000	0.2640	
D:\Org\Data\VOA5975C\VG011922\19JAN17.D	QC	QC	x	118223	125.0000	0.2666	
D:\Org\Data\VOA5975C\VG011922\19JAN09.D	Calibration	5	x	112808	125.0000	0.2640	
D:\Org\Data\VOA5975C\VG011922\19JAN11.D	Calibration	6	x	243087	250.0000	0.2780	
D:\Org\Data\VOA5975C\VG011922\19JAN13.D	Calibration	7	x	369412	375.0000	0.2752	
D:\Org\Data\VOA5975C\VG011922\19JAN15.D	Calibration	8	x	513671	500.0000	0.2807	

Calibration Report

Batch Path	D:\Org\Data\VOA5975C\VG011922\QuantResults\VG011922_8260B.batch.bin		
Analysis Time	1/22/2022 1:32 PM	**Analyst Name**	BL2000\mchavez
Report Time	1/22/2022 1:35:44 PM	**Reporter Name**	BL2000\mchavez
Last Calib Update	1/20/2022 9:28 AM	**Batch State**	Processed
Quant Batch Version	10.0	**Quant Report Version**	10.0

Methyl ethyl ketone %RSE = 6.2

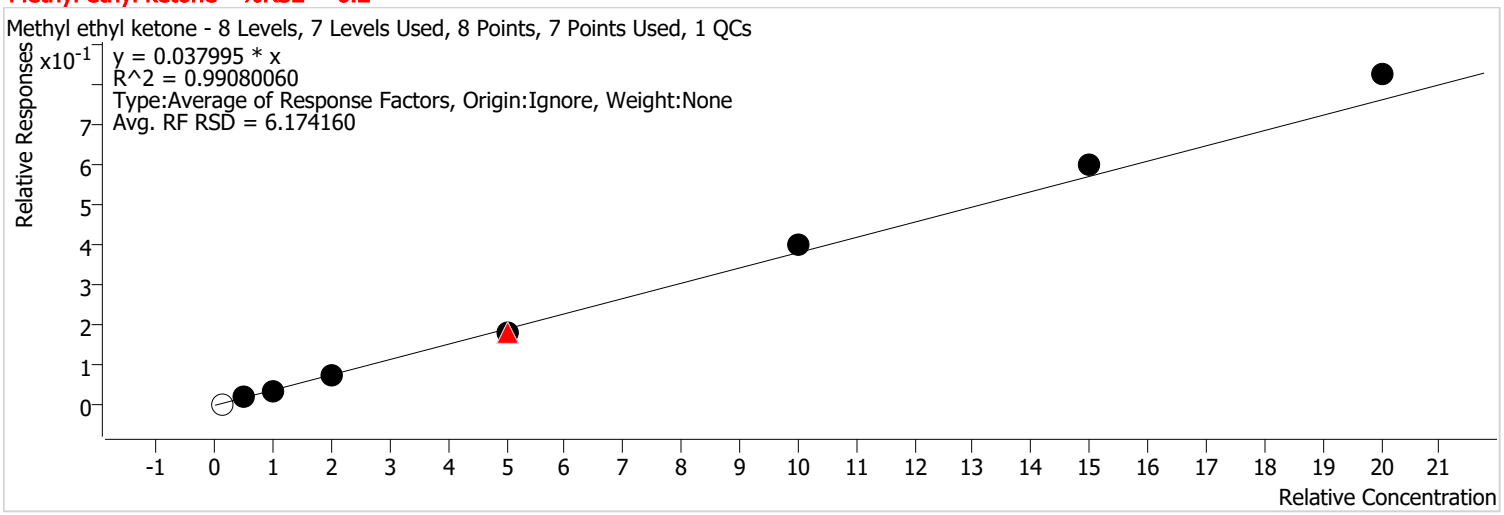

Calibration STD Path	Cal Type	Level	Enabled	Resp.	Exp. Conc	Resp. Factor	Level RSD
D:\Org\Data\VOA5975C\VG011922\19JAN04.D	Calibration	1		2962	25.0000	0.0373	
D:\Org\Data\VOA5975C\VG011922\19JAN05.D	Calibration	2	x	15038	125.0000	0.0374	
D:\Org\Data\VOA5975C\VG011922\19JAN06.D	Calibration	3	x	28861	250.0000	0.0353	
D:\Org\Data\VOA5975C\VG011922\19JAN07.D	Calibration	4	x	58185	500.0000	0.0361	
D:\Org\Data\VOA5975C\VG011922\19JAN09CC.D	CC	CC	x	154105	1250.0000	0.0361	
D:\Org\Data\VOA5975C\VG011922\19JAN17.D	QC	QC	x	160409	1250.0000	0.0362	
D:\Org\Data\VOA5975C\VG011922\19JAN09.D	Calibration	5	x	154105	1250.0000	0.0361	
D:\Org\Data\VOA5975C\VG011922\19JAN11.D	Calibration	6	x	348492	2500.0000	0.0398	
D:\Org\Data\VOA5975C\VG011922\19JAN13.D	Calibration	7	x	538796	3750.0000	0.0401	
D:\Org\Data\VOA5975C\VG011922\19JAN15.D	Calibration	8	x	752615	5000.0000	0.0411	

Batch Path	D:\Org\Data\VOA5975C\VG011922\QuantResults\VG011922_8260B.batch.bin		
Analysis Time	1/22/2022 1:32 PM	**Analyst Name**	BL2000\mchavez
Report Time	1/22/2022 1:35:44 PM	**Reporter Name**	BL2000\mchavez
Last Calib Update	1/20/2022 9:28 AM	**Batch State**	Processed
Quant Batch Version	10.0	**Quant Report Version**	10.0

Bromochloromethane %RSE = 2.8

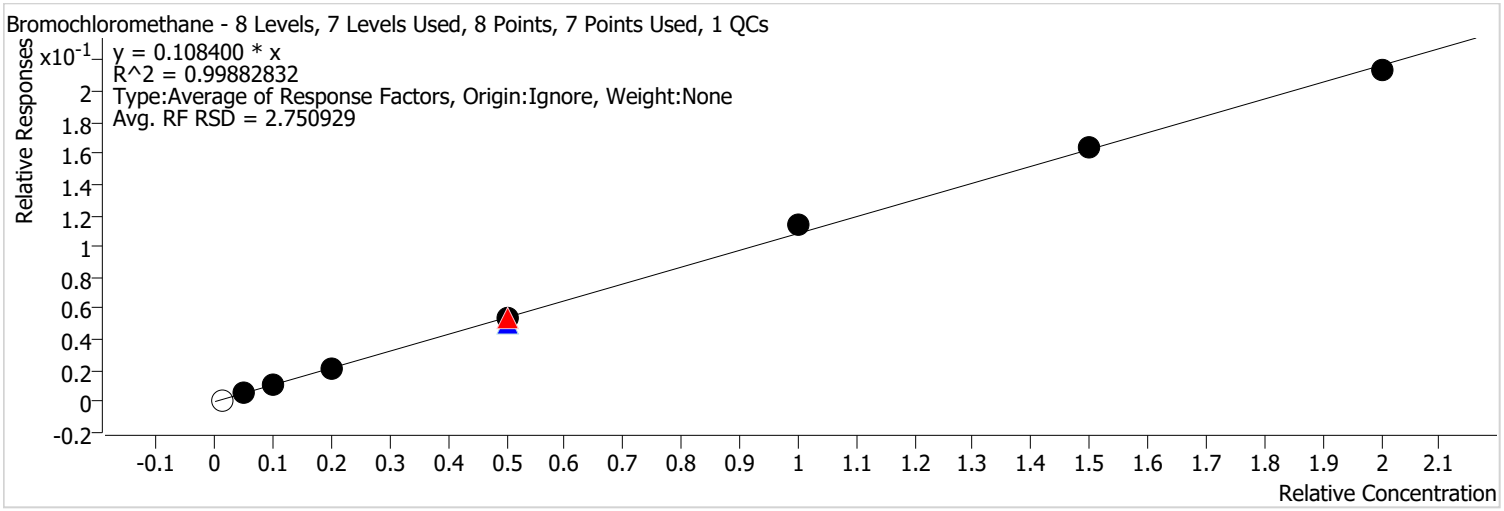

Calibration STD Path	Cal Type	Level	Enabled	Resp.	Exp. Conc	Resp. Factor	Level RSD
D:\Org\Data\VOA5975C\VG011922\19JAN04.D	Calibration	1		901	2.5000	0.1134	
D:\Org\Data\VOA5975C\VG011922\19JAN05.D	Calibration	2	x	4232	12.5000	0.1054	
D:\Org\Data\VOA5975C\VG011922\19JAN06.D	Calibration	3	x	8977	25.0000	0.1097	
D:\Org\Data\VOA5975C\VG011922\19JAN07.D	Calibration	4	x	17084	50.0000	0.1059	
D:\Org\Data\VOA5975C\VG011922\19JAN09CC.D	CC	CC	x	45958	125.0000	0.1076	
D:\Org\Data\VOA5975C\VG011922\19JAN17.D	QC	QC	x	45441	125.0000	0.1025	
D:\Org\Data\VOA5975C\VG011922\19JAN09.D	Calibration	5	x	45958	125.0000	0.1076	
D:\Org\Data\VOA5975C\VG011922\19JAN11.D	Calibration	6	x	99685	250.0000	0.1140	
D:\Org\Data\VOA5975C\VG011922\19JAN13.D	Calibration	7	x	147182	375.0000	0.1096	
D:\Org\Data\VOA5975C\VG011922\19JAN15.D	Calibration	8	x	195140	500.0000	0.1066	

Batch Path	D:\Org\Data\VOA5975C\VG011922\QuantResults\VG011922_8260B.batch.bin		
Analysis Time	1/22/2022 1:32 PM	**Analyst Name**	BL2000\mchavez
Report Time	1/22/2022 1:35:44 PM	**Reporter Name**	BL2000\mchavez
Last Calib Update	1/20/2022 9:28 AM	**Batch State**	Processed
Quant Batch Version	10.0	**Quant Report Version**	10.0

Chloroform %RSE = 9.3

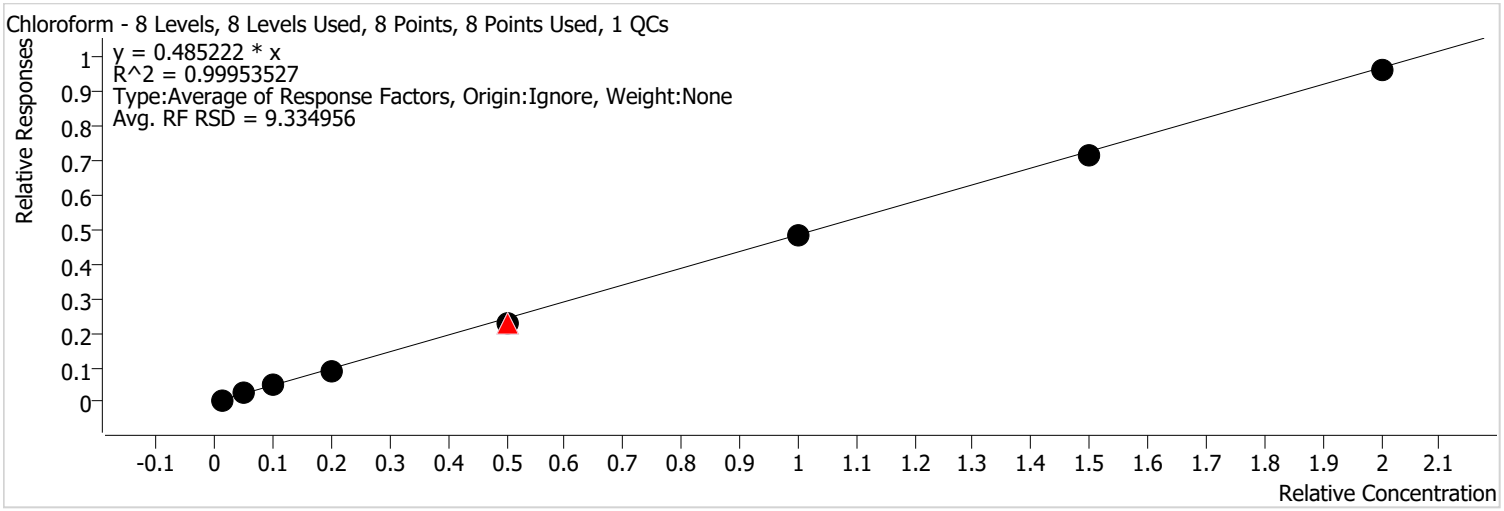

Calibration STD Path	Cal Type	Level	Enabled	Resp.	Exp. Conc	Resp. Factor	Level RSD
D:\Org\Data\VOA5975C\VG011922\19JAN04.D	Calibration	1	x	4726	2.5000	0.5950	
D:\Org\Data\VOA5975C\VG011922\19JAN05.D	Calibration	2	x	18593	12.5000	0.4630	
D:\Org\Data\VOA5975C\VG011922\19JAN06.D	Calibration	3	x	38158	25.0000	0.4662	
D:\Org\Data\VOA5975C\VG011922\19JAN07.D	Calibration	4	x	74048	50.0000	0.4591	
D:\Org\Data\VOA5975C\VG011922\19JAN09CC.D	CC	CC	x	196261	125.0000	0.4593	
D:\Org\Data\VOA5975C\VG011922\19JAN17.D	QC	QC	x	199758	125.0000	0.4504	
D:\Org\Data\VOA5975C\VG011922\19JAN09.D	Calibration	5	x	196261	125.0000	0.4593	
D:\Org\Data\VOA5975C\VG011922\19JAN11.D	Calibration	6	x	420250	250.0000	0.4805	
D:\Org\Data\VOA5975C\VG011922\19JAN13.D	Calibration	7	x	641596	375.0000	0.4779	
D:\Org\Data\VOA5975C\VG011922\19JAN15.D	Calibration	8	x	879544	500.0000	0.4807	

Calibration Report

Batch Path	D:\Org\Data\VOA5975C\VG011922\QuantResults\VG011922_8260B.batch.bin		
Analysis Time	1/22/2022 1:32 PM	**Analyst Name**	BL2000\mchavez
Report Time	1/22/2022 1:35:44 PM	**Reporter Name**	BL2000\mchavez
Last Calib Update	1/20/2022 9:28 AM	**Batch State**	Processed
Quant Batch Version	10.0	**Quant Report Version**	10.0

1,1,1-Trichloroethane %RSE = 4.9

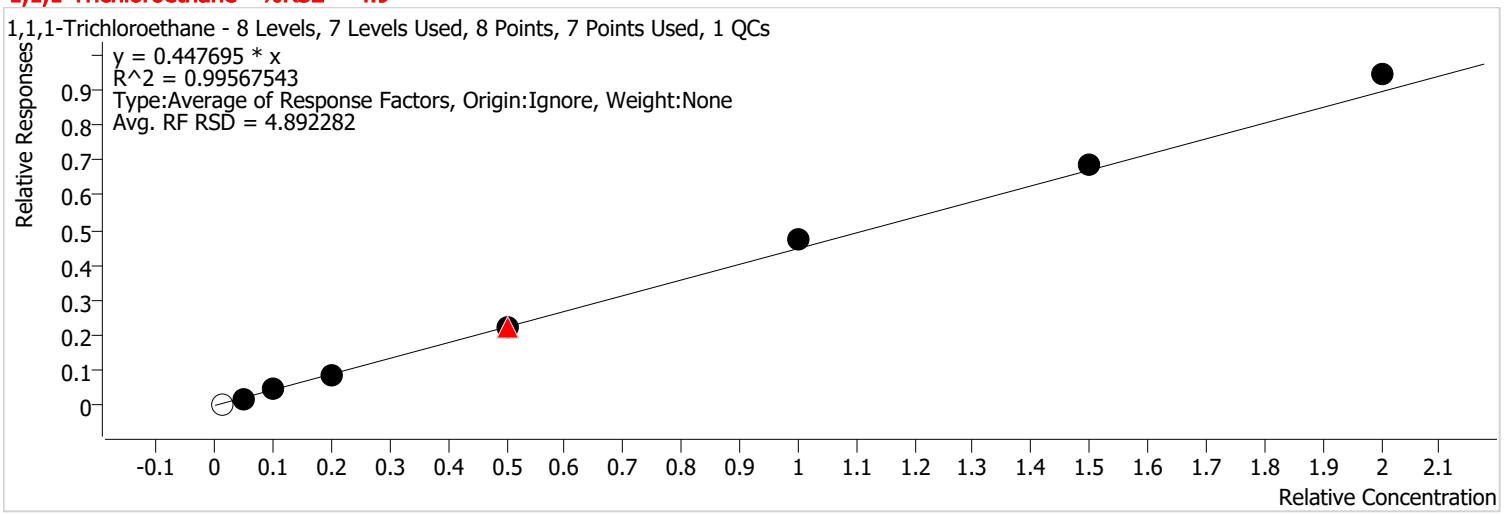

Calibration STD Path	Cal Type	Level	Enabled	Resp.	Exp. Conc	Resp. Factor	Level RSD
D:\Org\Data\VOA5975C\VG011922\19JAN04.D	Calibration	1		3627	2.5000	0.4567	
D:\Org\Data\VOA5975C\VG011922\19JAN05.D	Calibration	2	x	16614	12.5000	0.4137	
D:\Org\Data\VOA5975C\VG011922\19JAN06.D	Calibration	3	x	36046	25.0000	0.4404	
D:\Org\Data\VOA5975C\VG011922\19JAN07.D	Calibration	4	x	69594	50.0000	0.4315	
D:\Org\Data\VOA5975C\VG011922\19JAN09CC.D	CC	CC	x	189468	125.0000	0.4434	
D:\Org\Data\VOA5975C\VG011922\19JAN17.D	QC	QC	x	195526	125.0000	0.4409	
D:\Org\Data\VOA5975C\VG011922\19JAN09.D	Calibration	5	x	189468	125.0000	0.4434	
D:\Org\Data\VOA5975C\VG011922\19JAN11.D	Calibration	6	x	414139	250.0000	0.4735	
D:\Org\Data\VOA5975C\VG011922\19JAN13.D	Calibration	7	x	616756	375.0000	0.4594	
D:\Org\Data\VOA5975C\VG011922\19JAN15.D	Calibration	8	x	863441	500.0000	0.4719	

Batch Path	D:\Org\Data\VOA5975C\VG011922\QuantResults\VG011922_8260B.batch.bin		
Analysis Time	1/22/2022 1:32 PM	**Analyst Name**	BL2000\mchavez
Report Time	1/22/2022 1:35:44 PM	**Reporter Name**	BL2000\mchavez
Last Calib Update	1/20/2022 9:28 AM	**Batch State**	Processed
Quant Batch Version	10.0	**Quant Report Version**	10.0

Dibromofluoromethane %RSE =

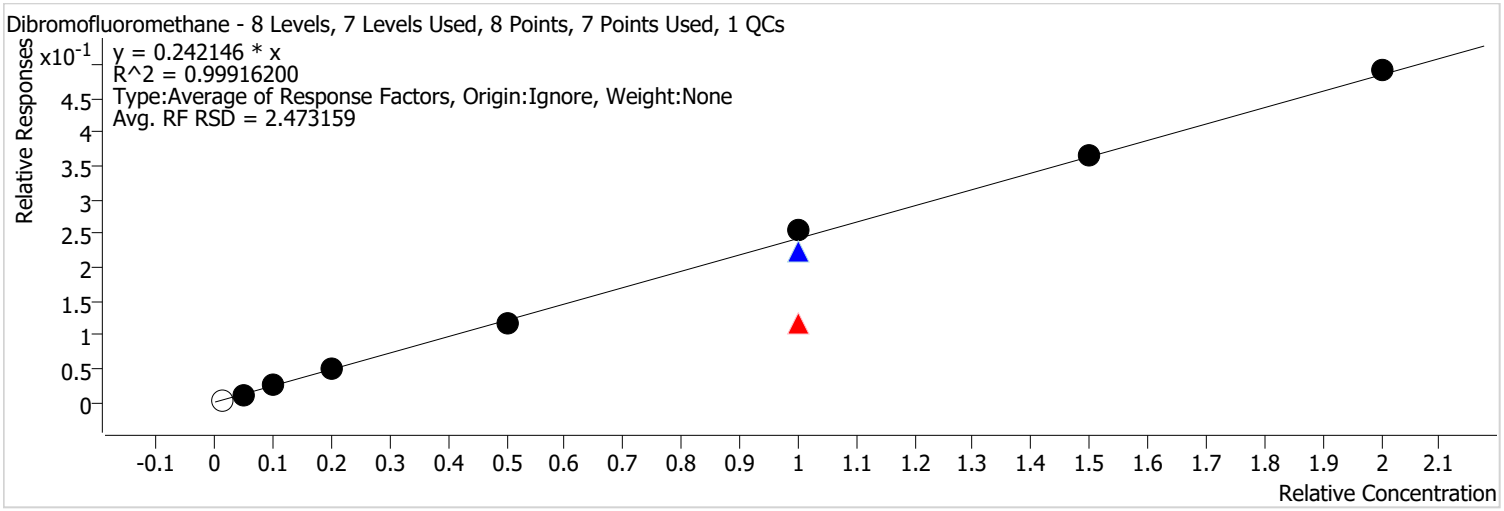

Calibration STD Path	Cal Type	Level	Enabled	Resp.	Exp. Conc	Resp. Factor	Level RSD
D:\Org\Data\VOA5975C\VG011922\19JAN04.D	Calibration	1		2660	2.5000	0.3349	
D:\Org\Data\VOA5975C\VG011922\19JAN05.D	Calibration	2	x	9521	12.5000	0.2371	
D:\Org\Data\VOA5975C\VG011922\19JAN06.D	Calibration	3	x	19834	25.0000	0.2423	
D:\Org\Data\VOA5975C\VG011922\19JAN07.D	Calibration	4	x	38453	50.0000	0.2384	
D:\Org\Data\VOA5975C\VG011922\19JAN09.D	Calibration	5	x	100821	125.0000	0.2360	
D:\Org\Data\VOA5975C\VG011922\19JAN09CC.D	CC	CC	x	100821	250.0000	0.1180	
D:\Org\Data\VOA5975C\VG011922\19JAN17.D	QC	QC	x	198103	250.0000	0.2234	
D:\Org\Data\VOA5975C\VG011922\19JAN11.D	Calibration	6	x	221667	250.0000	0.2535	
D:\Org\Data\VOA5975C\VG011922\19JAN13.D	Calibration	7	x	325687	375.0000	0.2426	
D:\Org\Data\VOA5975C\VG011922\19JAN15.D	Calibration	8	x	448615	500.0000	0.2452	

Batch Path	D:\Org\Data\VOA5975C\VG011922\QuantResults\VG011922_8260B.batch.bin		
Analysis Time	1/22/2022 1:32 PM	**Analyst Name**	BL2000\mchavez
Report Time	1/22/2022 1:35:44 PM	**Reporter Name**	BL2000\mchavez
Last Calib Update	1/20/2022 9:28 AM	**Batch State**	Processed
Quant Batch Version	10.0	**Quant Report Version**	10.0

Carbon tetrachloride %RSE = 6.2

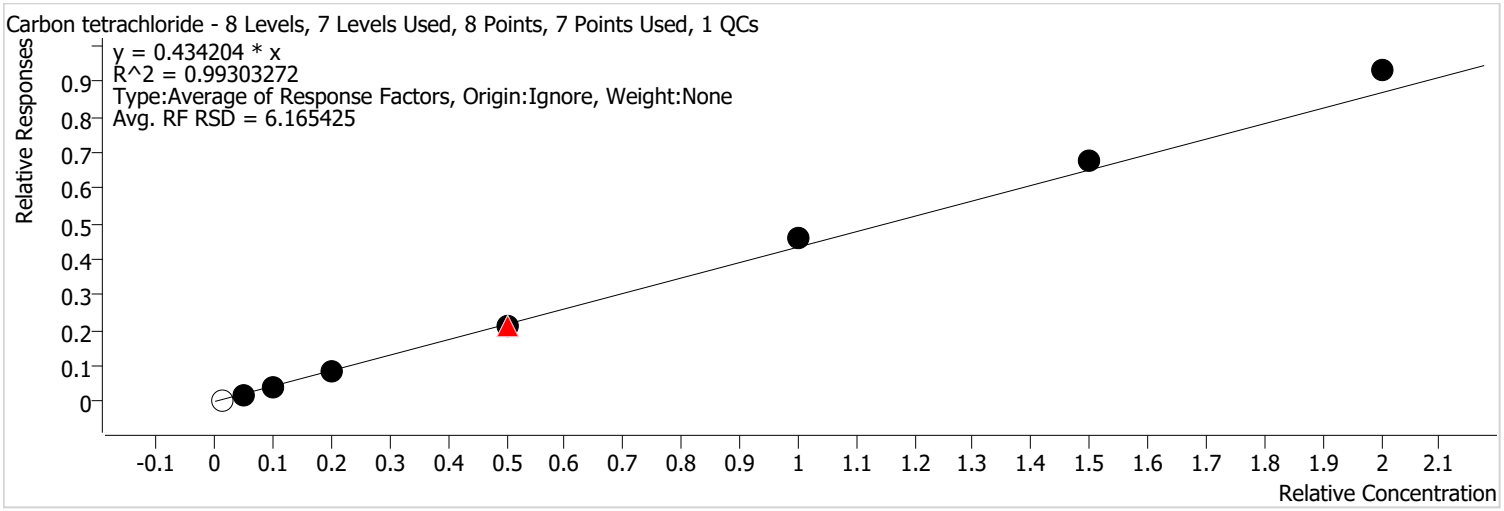

Calibration STD Path	Cal Type	Level	Enabled	Resp.	Exp. Conc	Resp. Factor	Level RSD
D:\Org\Data\VOA5975C\VG011922\19JAN04.D	Calibration	1		3586	2.5000	0.4514	
D:\Org\Data\VOA5975C\VG011922\19JAN05.D	Calibration	2	x	15775	12.5000	0.3928	
D:\Org\Data\VOA5975C\VG011922\19JAN06.D	Calibration	3	x	34965	25.0000	0.4272	
D:\Org\Data\VOA5975C\VG011922\19JAN07.D	Calibration	4	x	66332	50.0000	0.4113	
D:\Org\Data\VOA5975C\VG011922\19JAN09CC.D	CC	CC	x	183978	125.0000	0.4306	
D:\Org\Data\VOA5975C\VG011922\19JAN17.D	QC	QC	x	187895	125.0000	0.4237	
D:\Org\Data\VOA5975C\VG011922\19JAN09.D	Calibration	5	x	183978	125.0000	0.4306	
D:\Org\Data\VOA5975C\VG011922\19JAN11.D	Calibration	6	x	404308	250.0000	0.4623	
D:\Org\Data\VOA5975C\VG011922\19JAN13.D	Calibration	7	x	604305	375.0000	0.4502	
D:\Org\Data\VOA5975C\VG011922\19JAN15.D	Calibration	8	x	851101	500.0000	0.4651	

Calibration Report

Batch Path	D:\Org\Data\VOA5975C\VG011922\QuantResults\VG011922_8260B.batch.bin		
Analysis Time	1/22/2022 1:32 PM	**Analyst Name**	BL2000\mchavez
Report Time	1/22/2022 1:35:44 PM	**Reporter Name**	BL2000\mchavez
Last Calib Update	1/20/2022 9:28 AM	**Batch State**	Processed
Quant Batch Version	10.0	**Quant Report Version**	10.0

1,1-Dichloropropene %RSE = 11.0

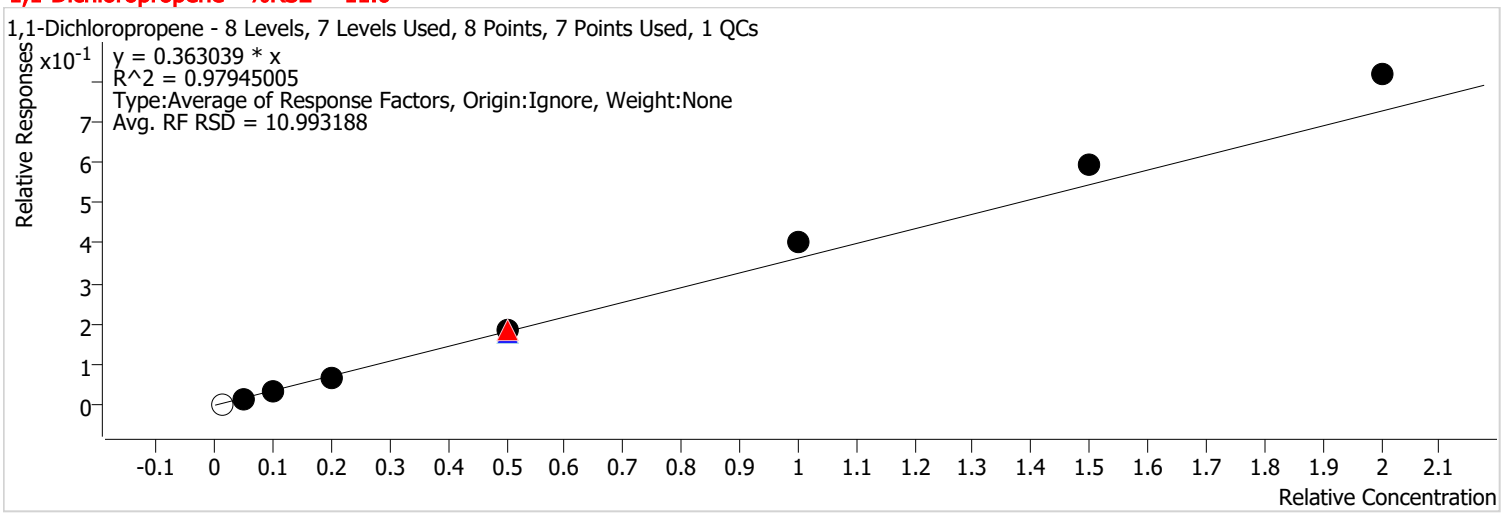

Calibration STD Path	Cal Type	Level	Enabled	Resp.	Exp. Conc	Resp. Factor	Level RSD
D:\Org\Data\VOA5975C\VG011922\19JAN04.D	Calibration	1		2749	2.5000	0.3461	
D:\Org\Data\VOA5975C\VG011922\19JAN05.D	Calibration	2	x	12417	12.5000	0.3092	
D:\Org\Data\VOA5975C\VG011922\19JAN06.D	Calibration	3	x	27641	25.0000	0.3377	
D:\Org\Data\VOA5975C\VG011922\19JAN07.D	Calibration	4	x	52282	50.0000	0.3242	
D:\Org\Data\VOA5975C\VG011922\19JAN09CC.D	CC	CC	x	156331	125.0000	0.3659	
D:\Org\Data\VOA5975C\VG011922\19JAN17.D	QC	QC	x	158033	125.0000	0.3564	
D:\Org\Data\VOA5975C\VG011922\19JAN09.D	Calibration	5	x	156331	125.0000	0.3659	
D:\Org\Data\VOA5975C\VG011922\19JAN11.D	Calibration	6	x	350070	250.0000	0.4003	
D:\Org\Data\VOA5975C\VG011922\19JAN13.D	Calibration	7	x	531739	375.0000	0.3961	
D:\Org\Data\VOA5975C\VG011922\19JAN15.D	Calibration	8	x	746500	500.0000	0.4080	

Batch Path	D:\Org\Data\VOA5975C\VG011922\QuantResults\VG011922_8260B.batch.bin		
Analysis Time	1/22/2022 1:32 PM	**Analyst Name**	BL2000\mchavez
Report Time	1/22/2022 1:35:44 PM	**Reporter Name**	BL2000\mchavez
Last Calib Update	1/20/2022 9:28 AM	**Batch State**	Processed
Quant Batch Version	10.0	**Quant Report Version**	10.0

1,2-Dichloroethane-d4 %RSE =

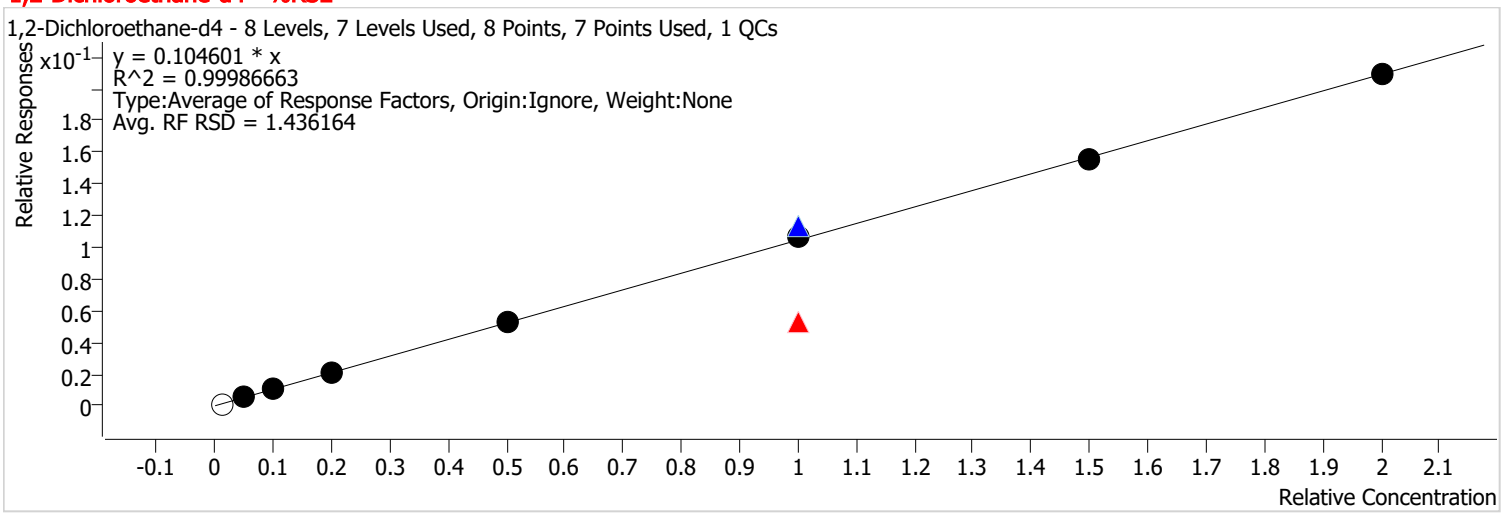

Calibration STD Path	Cal Type	Level	Enabled	Resp.	Exp. Conc	Resp. Factor	Level RSD
D:\Org\Data\VOA5975C\VG011922\19JAN04.D	Calibration	1		979	2.5000	0.1232	
D:\Org\Data\VOA5975C\VG011922\19JAN05.D	Calibration	2	x	4197	12.5000	0.1045	
D:\Org\Data\VOA5975C\VG011922\19JAN06.D	Calibration	3	x	8619	25.0000	0.1053	
D:\Org\Data\VOA5975C\VG011922\19JAN07.D	Calibration	4	x	16425	50.0000	0.1018	
D:\Org\Data\VOA5975C\VG011922\19JAN09.D	Calibration	5	x	45314	125.0000	0.1060	
D:\Org\Data\VOA5975C\VG011922\19JAN09CC.D	CC	CC	x	45314	250.0000	0.0530	
D:\Org\Data\VOA5975C\VG011922\19JAN17.D	QC	QC	x	100187	250.0000	0.1130	
D:\Org\Data\VOA5975C\VG011922\19JAN11.D	Calibration	6	x	92919	250.0000	0.1062	
D:\Org\Data\VOA5975C\VG011922\19JAN13.D	Calibration	7	x	139362	375.0000	0.1038	
D:\Org\Data\VOA5975C\VG011922\19JAN15.D	Calibration	8	x	191123	500.0000	0.1044	

Calibration Report

Batch Path	D:\Org\Data\VOA5975C\VG011922\QuantResults\VG011922_8260B.batch.bin		
Analysis Time	1/22/2022 1:32 PM	**Analyst Name**	BL2000\mchavez
Report Time	1/22/2022 1:35:44 PM	**Reporter Name**	BL2000\mchavez
Last Calib Update	1/20/2022 9:28 AM	**Batch State**	Processed
Quant Batch Version	10.0	**Quant Report Version**	10.0

Benzene %RSE = 5.7

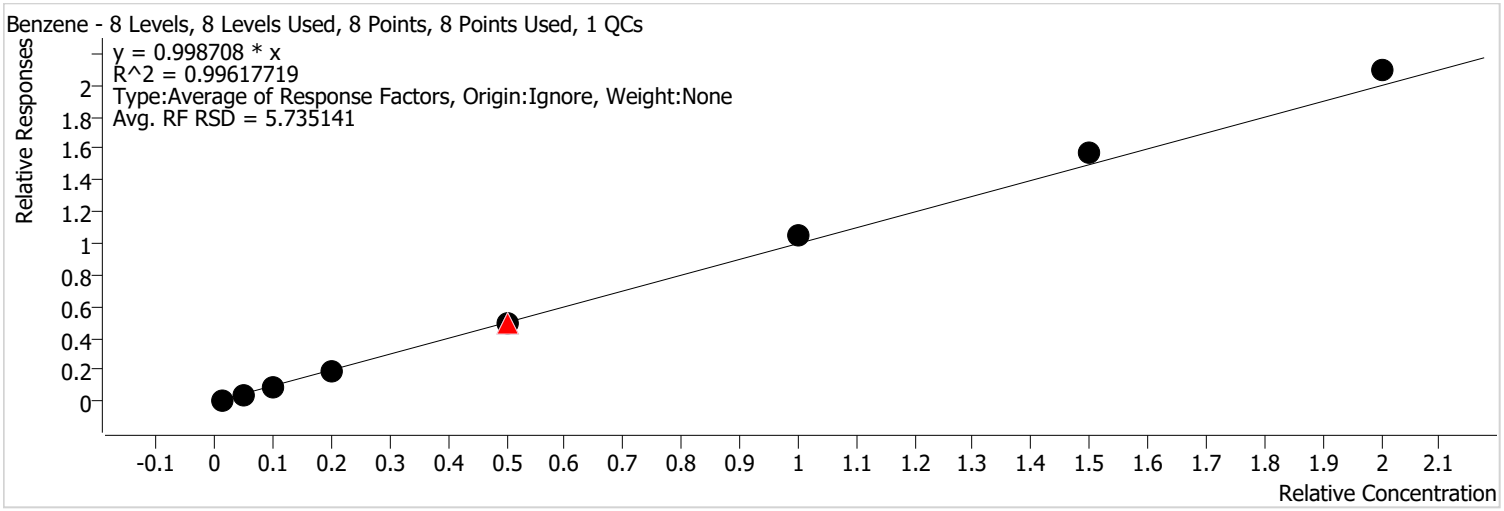

Calibration STD Path	Cal Type	Level	Enabled	Resp.	Exp. Conc	Resp. Factor	Level RSD
D:\Org\Data\VOA5975C\VG011922\19JAN04.D	Calibration	1	x	8357	2.5000	1.0522	
D:\Org\Data\VOA5975C\VG011922\19JAN05.D	Calibration	2	x	37609	12.5000	0.9365	
D:\Org\Data\VOA5975C\VG011922\19JAN06.D	Calibration	3	x	76658	25.0000	0.9366	
D:\Org\Data\VOA5975C\VG011922\19JAN07.D	Calibration	4	x	149512	50.0000	0.9271	
D:\Org\Data\VOA5975C\VG011922\19JAN09CC.D	CC	CC	x	424881	125.0000	0.9943	
D:\Org\Data\VOA5975C\VG011922\19JAN17.D	QC	QC	x	442173	125.0000	0.9971	
D:\Org\Data\VOA5975C\VG011922\19JAN09.D	Calibration	5	x	424881	125.0000	0.9943	
D:\Org\Data\VOA5975C\VG011922\19JAN11.D	Calibration	6	x	920174	250.0000	1.0522	
D:\Org\Data\VOA5975C\VG011922\19JAN13.D	Calibration	7	x	1403257	375.0000	1.0453	
D:\Org\Data\VOA5975C\VG011922\19JAN15.D	Calibration	8	x	1913180	500.0000	1.0455	

Calibration Report

Batch Path	D:\Org\Data\VOA5975C\VG011922\QuantResults\VG011922_8260B.batch.bin		
Analysis Time	1/22/2022 1:32 PM	**Analyst Name**	BL2000\mchavez
Report Time	1/22/2022 1:35:44 PM	**Reporter Name**	BL2000\mchavez
Last Calib Update	1/20/2022 9:28 AM	**Batch State**	Processed
Quant Batch Version	10.0	**Quant Report Version**	10.0

1,2-Dichloroethane %RSE = 6.9

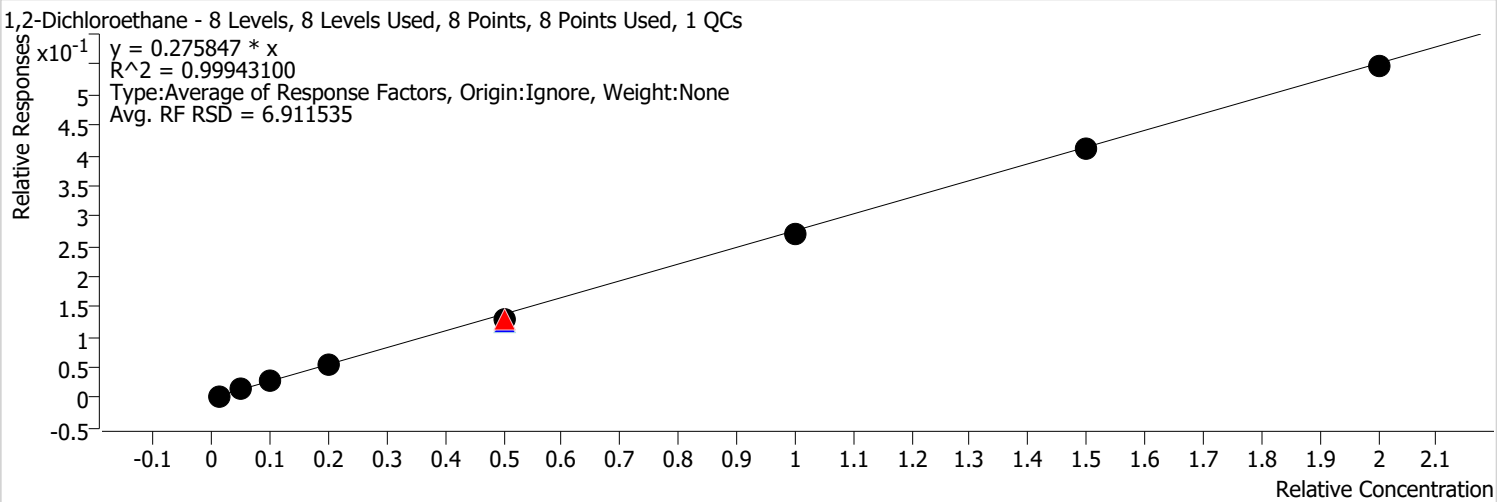

Calibration STD Path	Cal Type	Level	Enabled	Resp.	Exp. Conc	Resp. Factor	Level RSD
D:\Org\Data\VOA5975C\VG011922\19JAN04.D	Calibration	1	x	2542	2.5000	0.3200	
D:\Org\Data\VOA5975C\VG011922\19JAN05.D	Calibration	2	x	11123	12.5000	0.2770	
D:\Org\Data\VOA5975C\VG011922\19JAN06.D	Calibration	3	x	21778	25.0000	0.2661	
D:\Org\Data\VOA5975C\VG011922\19JAN07.D	Calibration	4	x	43538	50.0000	0.2700	
D:\Org\Data\VOA5975C\VG011922\19JAN09CC.D	CC	CC	x	109046	125.0000	0.2552	
D:\Org\Data\VOA5975C\VG011922\19JAN17.D	QC	QC	x	110579	125.0000	0.2494	
D:\Org\Data\VOA5975C\VG011922\19JAN09.D	Calibration	5	x	109046	125.0000	0.2552	
D:\Org\Data\VOA5975C\VG011922\19JAN11.D	Calibration	6	x	236845	250.0000	0.2708	
D:\Org\Data\VOA5975C\VG011922\19JAN13.D	Calibration	7	x	368750	375.0000	0.2747	
D:\Org\Data\VOA5975C\VG011922\19JAN15.D	Calibration	8	x	499614	500.0000	0.2730	

Calibration Report

Batch Path	D:\Org\Data\VOA5975C\VG011922\QuantResults\VG011922_8260B.batch.bin		
Analysis Time	1/22/2022 1:32 PM	**Analyst Name**	BL2000\mchavez
Report Time	1/22/2022 1:35:44 PM	**Reporter Name**	BL2000\mchavez
Last Calib Update	1/20/2022 9:28 AM	**Batch State**	Processed
Quant Batch Version	10.0	**Quant Report Version**	10.0

Trichloroethene %RSE = 6.3

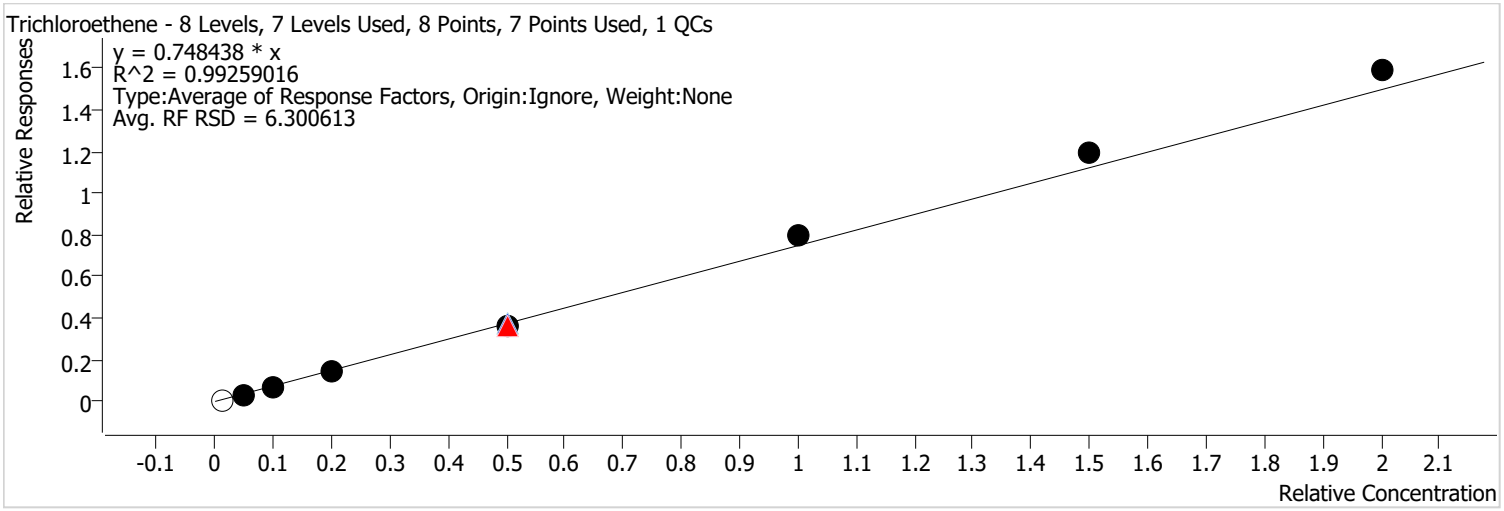

Calibration STD Path	Cal Type	Level	Enabled	Resp.	Exp. Conc	Resp. Factor	Level RSD
D:\Org\Data\VOA5975C\VG011922\19JAN04.D	Calibration	1		2545	2.5000	0.8041	
D:\Org\Data\VOA5975C\VG011922\19JAN05.D	Calibration	2	x	10949	12.5000	0.6980	
D:\Org\Data\VOA5975C\VG011922\19JAN06.D	Calibration	3	x	23390	25.0000	0.7284	
D:\Org\Data\VOA5975C\VG011922\19JAN07.D	Calibration	4	x	44214	50.0000	0.6933	
D:\Org\Data\VOA5975C\VG011922\19JAN09CC.D	CC	CC	x	120511	125.0000	0.7293	
D:\Org\Data\VOA5975C\VG011922\19JAN17.D	QC	QC	x	128332	125.0000	0.7607	
D:\Org\Data\VOA5975C\VG011922\19JAN09.D	Calibration	5	x	120511	125.0000	0.7293	
D:\Org\Data\VOA5975C\VG011922\19JAN11.D	Calibration	6	x	265703	250.0000	0.7973	
D:\Org\Data\VOA5975C\VG011922\19JAN13.D	Calibration	7	x	399934	375.0000	0.7989	
D:\Org\Data\VOA5975C\VG011922\19JAN15.D	Calibration	8	x	553822	500.0000	0.7938	

Calibration Report

Batch Path	D:\Org\Data\VOA5975C\VG011922\QuantResults\VG011922_8260B.batch.bin		
Analysis Time	1/22/2022 1:32 PM	**Analyst Name**	BL2000\mchavez
Report Time	1/22/2022 1:35:44 PM	**Reporter Name**	BL2000\mchavez
Last Calib Update	1/20/2022 9:28 AM	**Batch State**	Processed
Quant Batch Version	10.0	**Quant Report Version**	10.0

1,2-Dichloropropane %RSE = 6.9

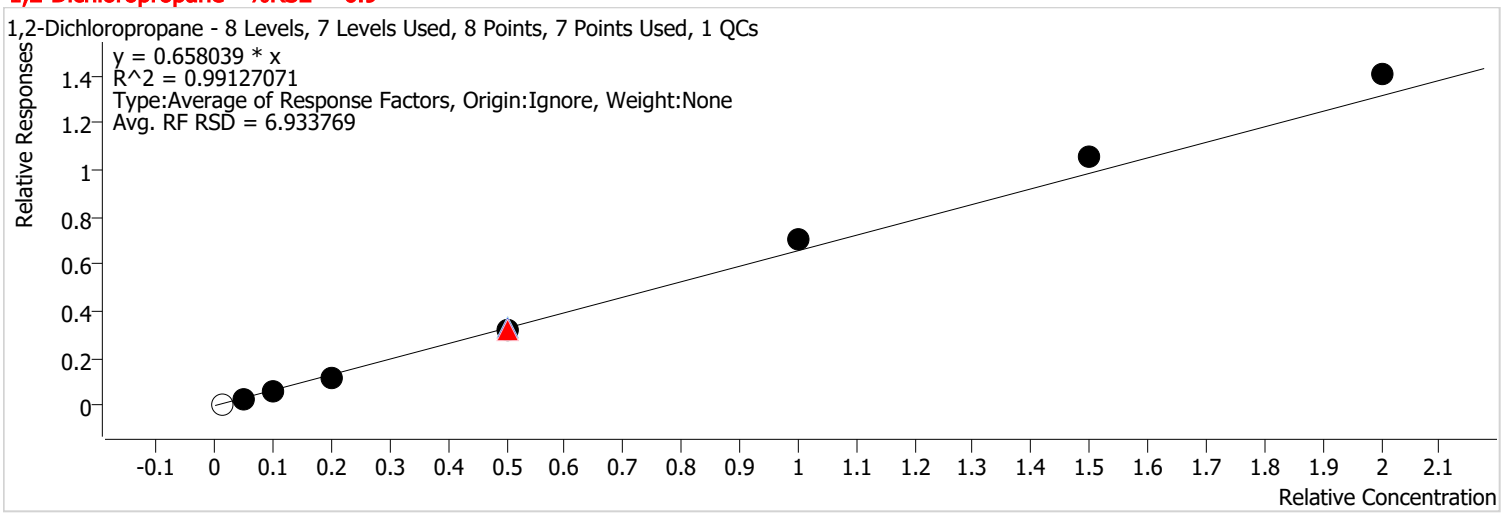

Calibration STD Path	Cal Type	Level	Enabled	Resp.	Exp. Conc	Resp. Factor	Level RSD
D:\Org\Data\VOA5975C\VG011922\19JAN04.D	Calibration	1		2351	2.5000	0.7428	
D:\Org\Data\VOA5975C\VG011922\19JAN05.D	Calibration	2	x	9499	12.5000	0.6056	
D:\Org\Data\VOA5975C\VG011922\19JAN06.D	Calibration	3	x	20331	25.0000	0.6332	
D:\Org\Data\VOA5975C\VG011922\19JAN07.D	Calibration	4	x	38730	50.0000	0.6073	
D:\Org\Data\VOA5975C\VG011922\19JAN09CC.D	CC	CC	x	106955	125.0000	0.6473	
D:\Org\Data\VOA5975C\VG011922\19JAN17.D	QC	QC	x	111240	125.0000	0.6594	
D:\Org\Data\VOA5975C\VG011922\19JAN09.D	Calibration	5	x	106955	125.0000	0.6473	
D:\Org\Data\VOA5975C\VG011922\19JAN11.D	Calibration	6	x	235120	250.0000	0.7055	
D:\Org\Data\VOA5975C\VG011922\19JAN13.D	Calibration	7	x	352771	375.0000	0.7047	
D:\Org\Data\VOA5975C\VG011922\19JAN15.D	Calibration	8	x	490282	500.0000	0.7028	

Batch Path	D:\Org\Data\VOA5975C\VG011922\QuantResults\VG011922_8260B.batch.bin		
Analysis Time	1/22/2022 1:32 PM	**Analyst Name**	BL2000\mchavez
Report Time	1/22/2022 1:35:44 PM	**Reporter Name**	BL2000\mchavez
Last Calib Update	1/20/2022 9:28 AM	**Batch State**	Processed
Quant Batch Version	10.0	**Quant Report Version**	10.0

Dibromomethane %RSE = 4.3

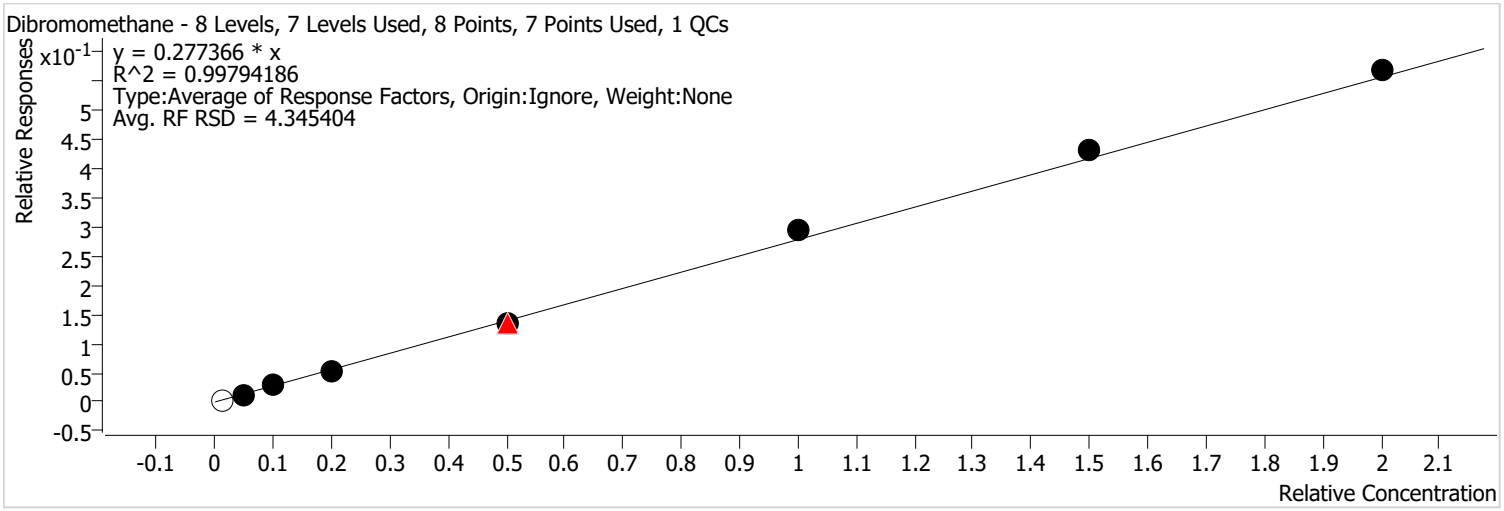

Calibration STD Path	Cal Type	Level	Enabled	Resp.	Exp. Conc	Resp. Factor	Level RSD
D:\Org\Data\VOA5975C\VG011922\19JAN04.D	Calibration	1		1166	2.5000	0.3683	
D:\Org\Data\VOA5975C\VG011922\19JAN05.D	Calibration	2	x	4088	12.5000	0.2606	
D:\Org\Data\VOA5975C\VG011922\19JAN06.D	Calibration	3	x	9095	25.0000	0.2833	
D:\Org\Data\VOA5975C\VG011922\19JAN07.D	Calibration	4	x	16899	50.0000	0.2650	
D:\Org\Data\VOA5975C\VG011922\19JAN09CC.D	CC	CC	x	44657	125.0000	0.2703	
D:\Org\Data\VOA5975C\VG011922\19JAN17.D	QC	QC	x	44818	125.0000	0.2657	
D:\Org\Data\VOA5975C\VG011922\19JAN09.D	Calibration	5	x	44657	125.0000	0.2703	
D:\Org\Data\VOA5975C\VG011922\19JAN11.D	Calibration	6	x	97445	250.0000	0.2924	
D:\Org\Data\VOA5975C\VG011922\19JAN13.D	Calibration	7	x	143756	375.0000	0.2872	
D:\Org\Data\VOA5975C\VG011922\19JAN15.D	Calibration	8	x	197367	500.0000	0.2829	

Calibration Report

Batch Path	D:\Org\Data\VOA5975C\VG011922\QuantResults\VG011922_8260B.batch.bin		
Analysis Time	1/22/2022 1:32 PM	**Analyst Name**	BL2000\mchavez
Report Time	1/22/2022 1:35:45 PM	**Reporter Name**	BL2000\mchavez
Last Calib Update	1/20/2022 9:28 AM	**Batch State**	Processed
Quant Batch Version	10.0	**Quant Report Version**	10.0

Bromodichloromethane %RSE = 4.2

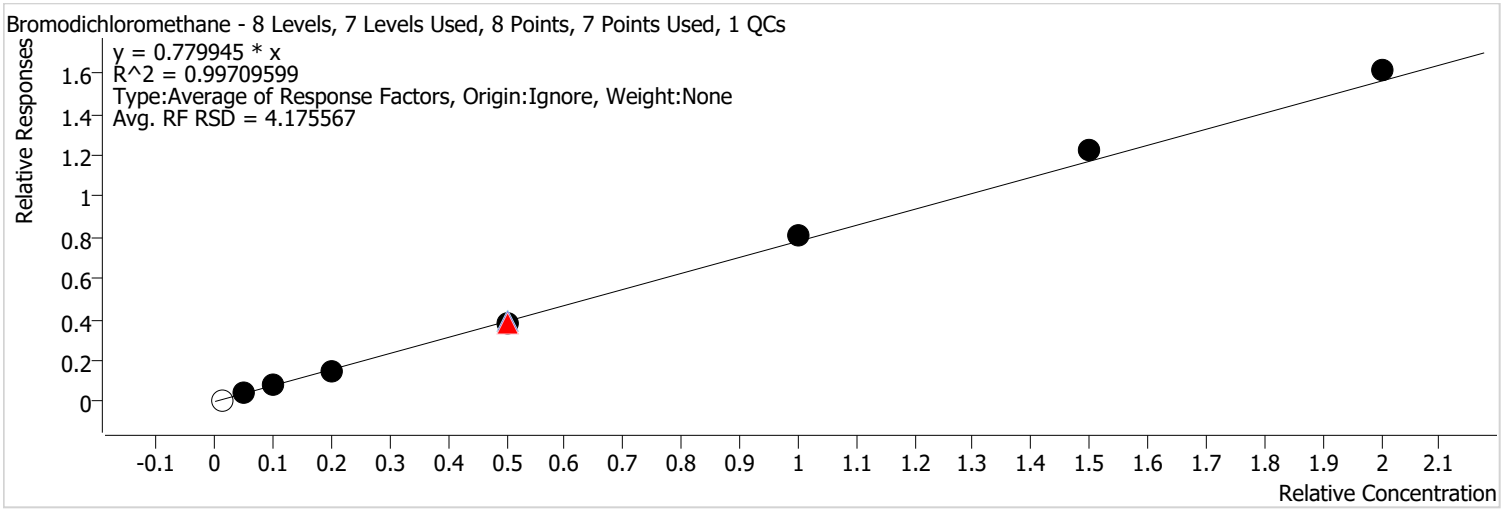

Calibration STD Path	Cal Type	Level	Enabled	Resp.	Exp. Conc	Resp. Factor	Level RSD
D:\Org\Data\VOA5975C\VG011922\19JAN04.D	Calibration	1		2606	2.5000	0.8234	
D:\Org\Data\VOA5975C\VG011922\19JAN05.D	Calibration	2	x	12025	12.5000	0.7666	
D:\Org\Data\VOA5975C\VG011922\19JAN06.D	Calibration	3	x	24925	25.0000	0.7763	
D:\Org\Data\VOA5975C\VG011922\19JAN07.D	Calibration	4	x	46426	50.0000	0.7280	
D:\Org\Data\VOA5975C\VG011922\19JAN09CC.D	CC	CC	x	124982	125.0000	0.7564	
D:\Org\Data\VOA5975C\VG011922\19JAN17.D	QC	QC	x	131590	125.0000	0.7801	
D:\Org\Data\VOA5975C\VG011922\19JAN09.D	Calibration	5	x	124982	125.0000	0.7564	
D:\Org\Data\VOA5975C\VG011922\19JAN11.D	Calibration	6	x	270436	250.0000	0.8115	
D:\Org\Data\VOA5975C\VG011922\19JAN13.D	Calibration	7	x	408420	375.0000	0.8159	
D:\Org\Data\VOA5975C\VG011922\19JAN15.D	Calibration	8	x	561671	500.0000	0.8051	

Calibration Report

Batch Path	D:\Org\Data\VOA5975C\VG011922\QuantResults\VG011922_8260B.batch.bin		
Analysis Time	1/22/2022 1:32 PM	**Analyst Name**	BL2000\mchavez
Report Time	1/22/2022 1:35:45 PM	**Reporter Name**	BL2000\mchavez
Last Calib Update	1/20/2022 9:28 AM	**Batch State**	Processed
Quant Batch Version	10.0	**Quant Report Version**	10.0

cis-1,3-Dichloropropene %RSE = 10.3

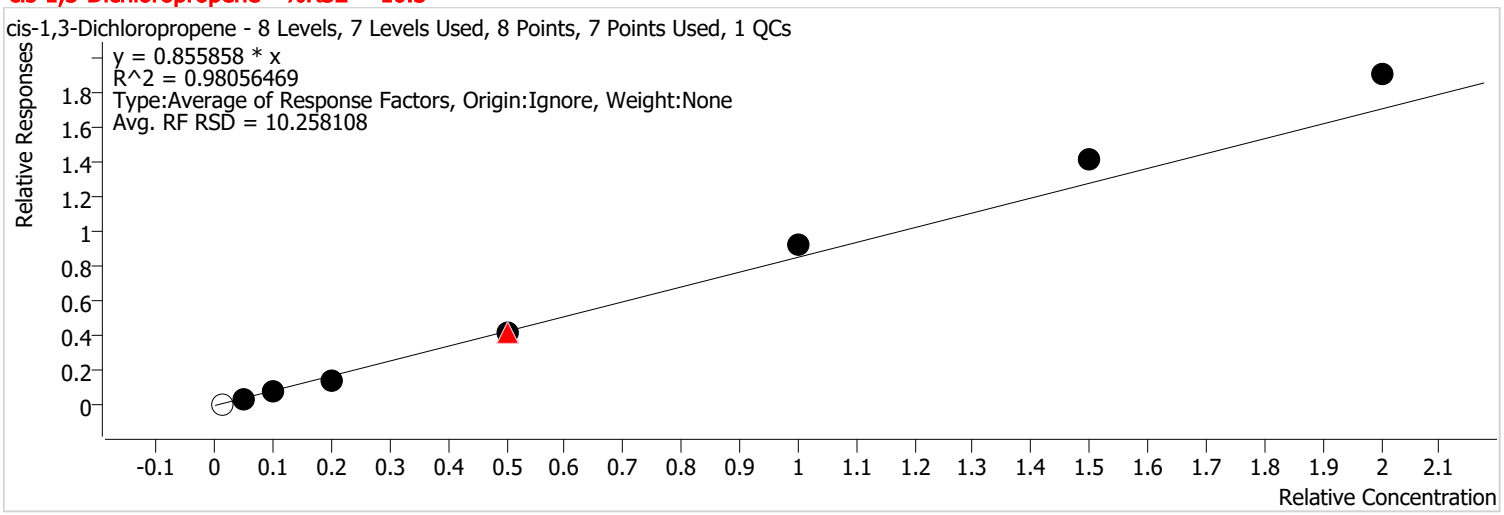

Calibration STD Path	Cal Type	Level	Enabled	Resp.	Exp. Conc	Resp. Factor	Level RSD
D:\Org\Data\VOA5975C\VG011922\19JAN04.D	Calibration	1		3052	2.5000	0.9643	
D:\Org\Data\VOA5975C\VG011922\19JAN05.D	Calibration	2	x	12472	12.5000	0.7951	
D:\Org\Data\VOA5975C\VG011922\19JAN06.D	Calibration	3	x	24965	25.0000	0.7775	
D:\Org\Data\VOA5975C\VG011922\19JAN07.D	Calibration	4	x	47339	50.0000	0.7423	
D:\Org\Data\VOA5975C\VG011922\19JAN09CC.D	CC	CC	x	139607	125.0000	0.8449	
D:\Org\Data\VOA5975C\VG011922\19JAN17.D	QC	QC	x	139981	125.0000	0.8298	
D:\Org\Data\VOA5975C\VG011922\19JAN09.D	Calibration	5	x	139607	125.0000	0.8449	
D:\Org\Data\VOA5975C\VG011922\19JAN11.D	Calibration	6	x	311156	250.0000	0.9336	
D:\Org\Data\VOA5975C\VG011922\19JAN13.D	Calibration	7	x	471983	375.0000	0.9428	
D:\Org\Data\VOA5975C\VG011922\19JAN15.D	Calibration	8	x	666084	500.0000	0.9548	

Batch Path	D:\Org\Data\VOA5975C\VG011922\QuantResults\VG011922_8260B.batch.bin		
Analysis Time	1/22/2022 1:32 PM	**Analyst Name**	BL2000\mchavez
Report Time	1/22/2022 1:35:45 PM	**Reporter Name**	BL2000\mchavez
Last Calib Update	1/20/2022 9:28 AM	**Batch State**	Processed
Quant Batch Version	10.0	**Quant Report Version**	10.0

Toluene-d8 %RSE =

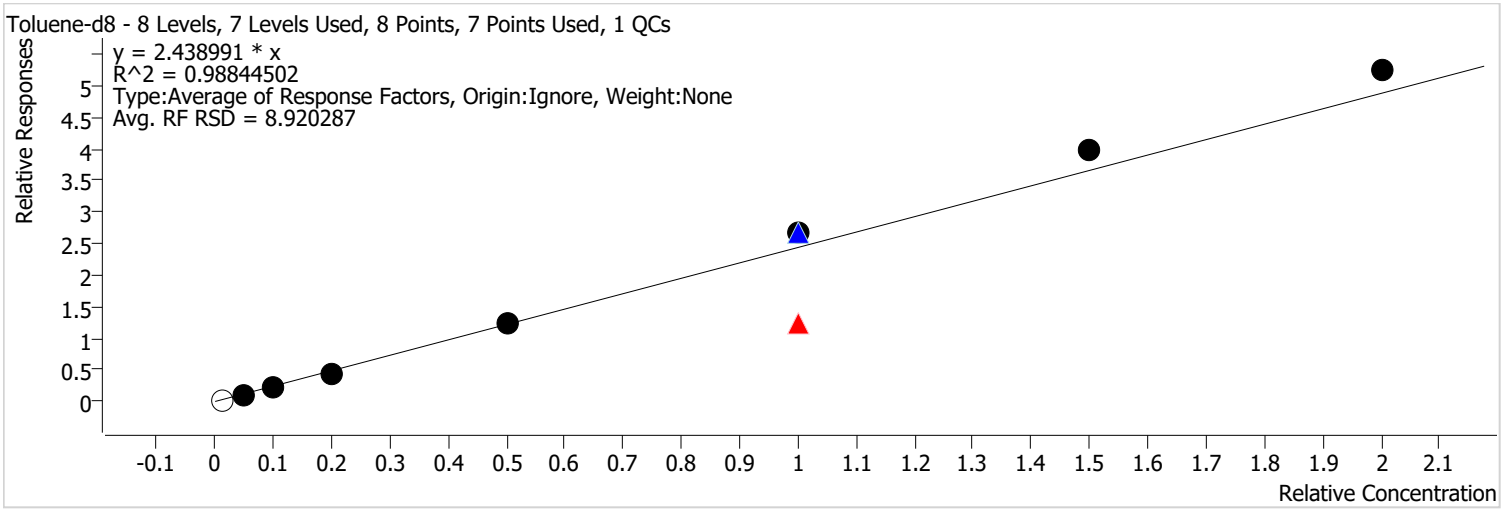

Calibration STD Path	Cal Type	Level	Enabled	Resp.	Exp. Conc	Resp. Factor	Level RSD
D:\Org\Data\VOA5975C\VG011922\19JAN04.D	Calibration	1		8454	2.5000	2.6712	
D:\Org\Data\VOA5975C\VG011922\19JAN05.D	Calibration	2	x	33951	12.5000	2.1644	
D:\Org\Data\VOA5975C\VG011922\19JAN06.D	Calibration	3	x	72066	25.0000	2.2444	
D:\Org\Data\VOA5975C\VG011922\19JAN07.D	Calibration	4	x	142617	50.0000	2.2362	
D:\Org\Data\VOA5975C\VG011922\19JAN09.D	Calibration	5	x	412799	125.0000	2.4983	
D:\Org\Data\VOA5975C\VG011922\19JAN09CC.D	CC	CC	x	412799	250.0000	1.2491	
D:\Org\Data\VOA5975C\VG011922\19JAN17.D	QC	QC	x	896928	250.0000	2.6585	
D:\Org\Data\VOA5975C\VG011922\19JAN11.D	Calibration	6	x	885297	250.0000	2.6564	
D:\Org\Data\VOA5975C\VG011922\19JAN13.D	Calibration	7	x	1329503	375.0000	2.6558	
D:\Org\Data\VOA5975C\VG011922\19JAN15.D	Calibration	8	x	1826060	500.0000	2.6175	

Calibration Report

Batch Path	D:\Org\Data\VOA5975C\VG011922\QuantResults\VG011922_8260B.batch.bin		
Analysis Time	1/22/2022 1:32 PM	**Analyst Name**	BL2000\mchavez
Report Time	1/22/2022 1:35:45 PM	**Reporter Name**	BL2000\mchavez
Last Calib Update	1/20/2022 9:28 AM	**Batch State**	Processed
Quant Batch Version	10.0	**Quant Report Version**	10.0

Toluene %RSE = 9.4

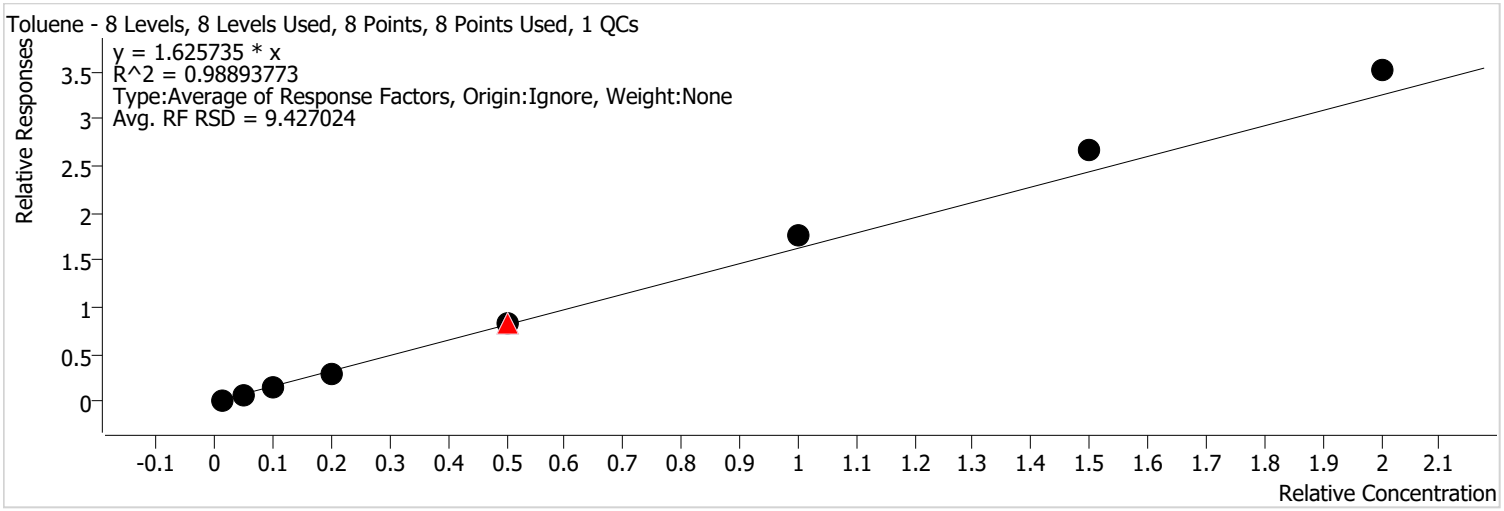

Calibration STD Path	Cal Type	Level	Enabled	Resp.	Exp. Conc	Resp. Factor	Level RSD
D:\Org\Data\VOA5975C\VG011922\19JAN04.D	Calibration	1	x	5454	2.5000	1.7233	
D:\Org\Data\VOA5975C\VG011922\19JAN05.D	Calibration	2	x	21899	12.5000	1.3961	
D:\Org\Data\VOA5975C\VG011922\19JAN06.D	Calibration	3	x	48441	25.0000	1.5086	
D:\Org\Data\VOA5975C\VG011922\19JAN07.D	Calibration	4	x	92615	50.0000	1.4522	
D:\Org\Data\VOA5975C\VG011922\19JAN09CC.D	CC	CC	x	269549	125.0000	1.6313	
D:\Org\Data\VOA5975C\VG011922\19JAN17.D	QC	QC	x	277703	125.0000	1.6462	
D:\Org\Data\VOA5975C\VG011922\19JAN09.D	Calibration	5	x	269549	125.0000	1.6313	
D:\Org\Data\VOA5975C\VG011922\19JAN11.D	Calibration	6	x	587069	250.0000	1.7615	
D:\Org\Data\VOA5975C\VG011922\19JAN13.D	Calibration	7	x	890126	375.0000	1.7781	
D:\Org\Data\VOA5975C\VG011922\19JAN15.D	Calibration	8	x	1224192	500.0000	1.7547	

Calibration Report

Batch Path	D:\Org\Data\VOA5975C\VG011922\QuantResults\VG011922_8260B.batch.bin		
Analysis Time	1/22/2022 1:32 PM	**Analyst Name**	BL2000\mchavez
Report Time	1/22/2022 1:35:45 PM	**Reporter Name**	BL2000\mchavez
Last Calib Update	1/20/2022 9:28 AM	**Batch State**	Processed
Quant Batch Version	10.0	**Quant Report Version**	10.0

trans-1,3-Dichloropropene %RSE = 9.2

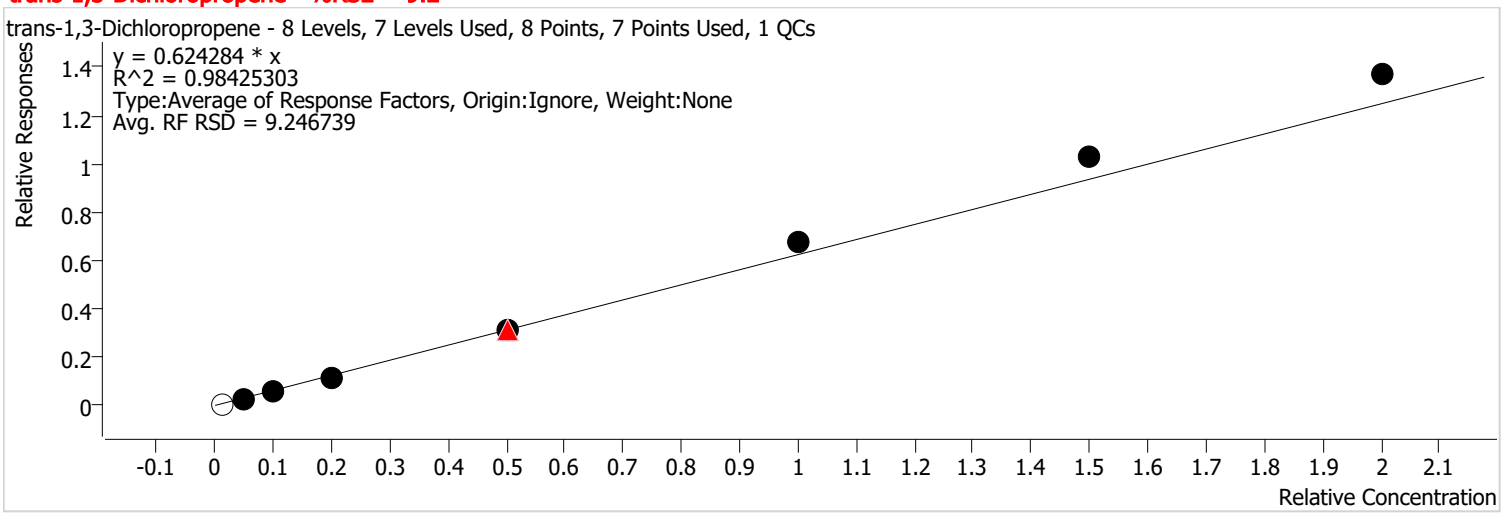

Calibration STD Path	Cal Type	Level	Enabled	Resp.	Exp. Conc	Resp. Factor	Level RSD
D:\Org\Data\VOA5975C\VG011922\19JAN04.D	Calibration	1		2153	2.5000	0.6803	
D:\Org\Data\VOA5975C\VG011922\19JAN05.D	Calibration	2	x	8755	12.5000	0.5581	
D:\Org\Data\VOA5975C\VG011922\19JAN06.D	Calibration	3	x	18613	25.0000	0.5797	
D:\Org\Data\VOA5975C\VG011922\19JAN07.D	Calibration	4	x	36009	50.0000	0.5646	
D:\Org\Data\VOA5975C\VG011922\19JAN09CC.D	CC	CC	x	102846	125.0000	0.6224	
D:\Org\Data\VOA5975C\VG011922\19JAN17.D	QC	QC	x	105873	125.0000	0.6276	
D:\Org\Data\VOA5975C\VG011922\19JAN09.D	Calibration	5	x	102846	125.0000	0.6224	
D:\Org\Data\VOA5975C\VG011922\19JAN11.D	Calibration	6	x	223772	250.0000	0.6714	
D:\Org\Data\VOA5975C\VG011922\19JAN13.D	Calibration	7	x	345161	375.0000	0.6895	
D:\Org\Data\VOA5975C\VG011922\19JAN15.D	Calibration	8	x	477330	500.0000	0.6842	

Calibration Report

Batch Path	D:\Org\Data\VOA5975C\VG011922\QuantResults\VG011922_8260B.batch.bin		
Analysis Time	1/22/2022 1:32 PM	**Analyst Name**	BL2000\mchavez
Report Time	1/22/2022 1:35:45 PM	**Reporter Name**	BL2000\mchavez
Last Calib Update	1/20/2022 9:28 AM	**Batch State**	Processed
Quant Batch Version	10.0	**Quant Report Version**	10.0

1,1,2-Trichloroethane %RSE = 4.4

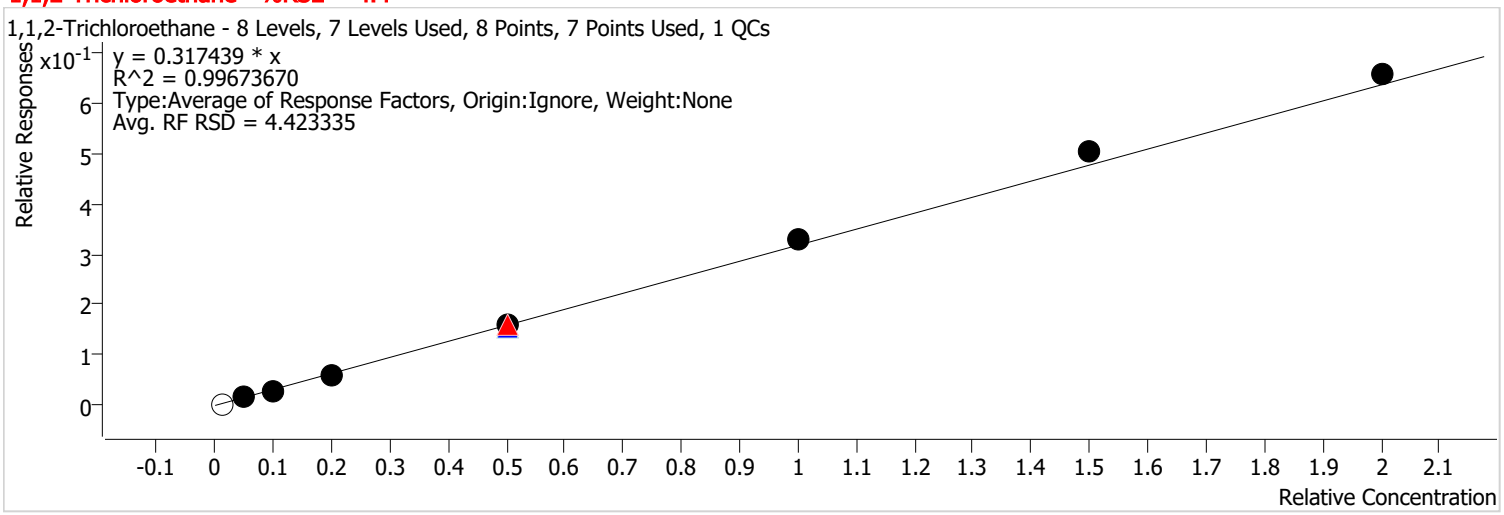

Calibration STD Path	Cal Type	Level	Enabled	Resp.	Exp. Conc	Resp. Factor	Level RSD
D:\Org\Data\VOA5975C\VG011922\19JAN04.D	Calibration	1		1045	2.5000	0.3303	
D:\Org\Data\VOA5975C\VG011922\19JAN05.D	Calibration	2	x	4762	12.5000	0.3036	
D:\Org\Data\VOA5975C\VG011922\19JAN06.D	Calibration	3	x	9780	25.0000	0.3046	
D:\Org\Data\VOA5975C\VG011922\19JAN07.D	Calibration	4	x	19237	50.0000	0.3016	
D:\Org\Data\VOA5975C\VG011922\19JAN09CC.D	CC	CC	x	52780	125.0000	0.3194	
D:\Org\Data\VOA5975C\VG011922\19JAN17.D	QC	QC	x	52407	125.0000	0.3107	
D:\Org\Data\VOA5975C\VG011922\19JAN09.D	Calibration	5	x	52780	125.0000	0.3194	
D:\Org\Data\VOA5975C\VG011922\19JAN11.D	Calibration	6	x	110317	250.0000	0.3310	
D:\Org\Data\VOA5975C\VG011922\19JAN13.D	Calibration	7	x	167409	375.0000	0.3344	
D:\Org\Data\VOA5975C\VG011922\19JAN15.D	Calibration	8	x	228423	500.0000	0.3274	

Calibration Report

Batch Path	D:\Org\Data\VOA5975C\VG011922\QuantResults\VG011922_8260B.batch.bin		
Analysis Time	1/22/2022 1:32 PM	**Analyst Name**	BL2000\mchavez
Report Time	1/22/2022 1:35:45 PM	**Reporter Name**	BL2000\mchavez
Last Calib Update	1/20/2022 9:28 AM	**Batch State**	Processed
Quant Batch Version	10.0	**Quant Report Version**	10.0

Tetrachloroethene %RSE = 7.1

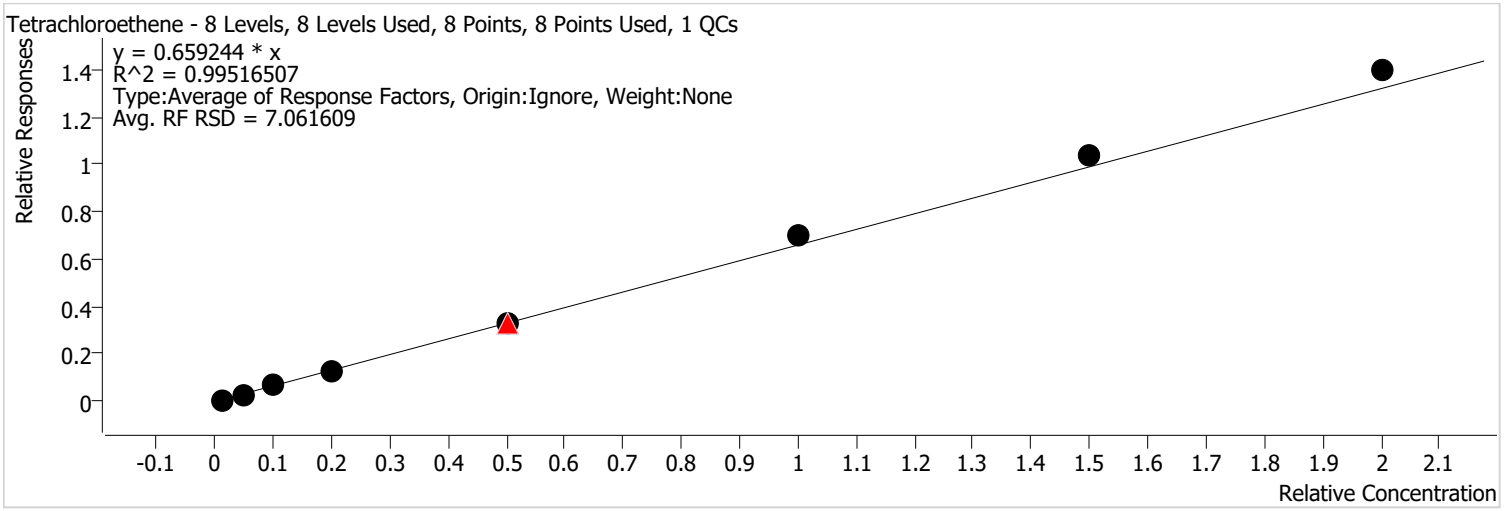

Calibration STD Path	Cal Type	Level	Enabled	Resp.	Exp. Conc	Resp. Factor	Level RSD
D:\Org\Data\VOA5975C\VG011922\19JAN04.D	Calibration	1	x	2190	2.5000	0.6920	
D:\Org\Data\VOA5975C\VG011922\19JAN05.D	Calibration	2	x	8964	12.5000	0.5715	
D:\Org\Data\VOA5975C\VG011922\19JAN06.D	Calibration	3	x	21156	25.0000	0.6589	
D:\Org\Data\VOA5975C\VG011922\19JAN07.D	Calibration	4	x	38749	50.0000	0.6076	
D:\Org\Data\VOA5975C\VG011922\19JAN09CC.D	CC	CC	x	109194	125.0000	0.6608	
D:\Org\Data\VOA5975C\VG011922\19JAN17.D	QC	QC	x	112100	125.0000	0.6645	
D:\Org\Data\VOA5975C\VG011922\19JAN09.D	Calibration	5	x	109194	125.0000	0.6608	
D:\Org\Data\VOA5975C\VG011922\19JAN11.D	Calibration	6	x	231586	250.0000	0.6949	
D:\Org\Data\VOA5975C\VG011922\19JAN13.D	Calibration	7	x	346235	375.0000	0.6916	
D:\Org\Data\VOA5975C\VG011922\19JAN15.D	Calibration	8	x	486052	500.0000	0.6967	

Calibration Report

Batch Path	D:\Org\Data\VOA5975C\VG011922\QuantResults\VG011922_8260B.batch.bin		
Analysis Time	1/22/2022 1:32 PM	**Analyst Name**	BL2000\mchavez
Report Time	1/22/2022 1:35:45 PM	**Reporter Name**	BL2000\mchavez
Last Calib Update	1/20/2022 9:28 AM	**Batch State**	Processed
Quant Batch Version	10.0	**Quant Report Version**	10.0

1,3-Dichloropropane %RSE = 4.9

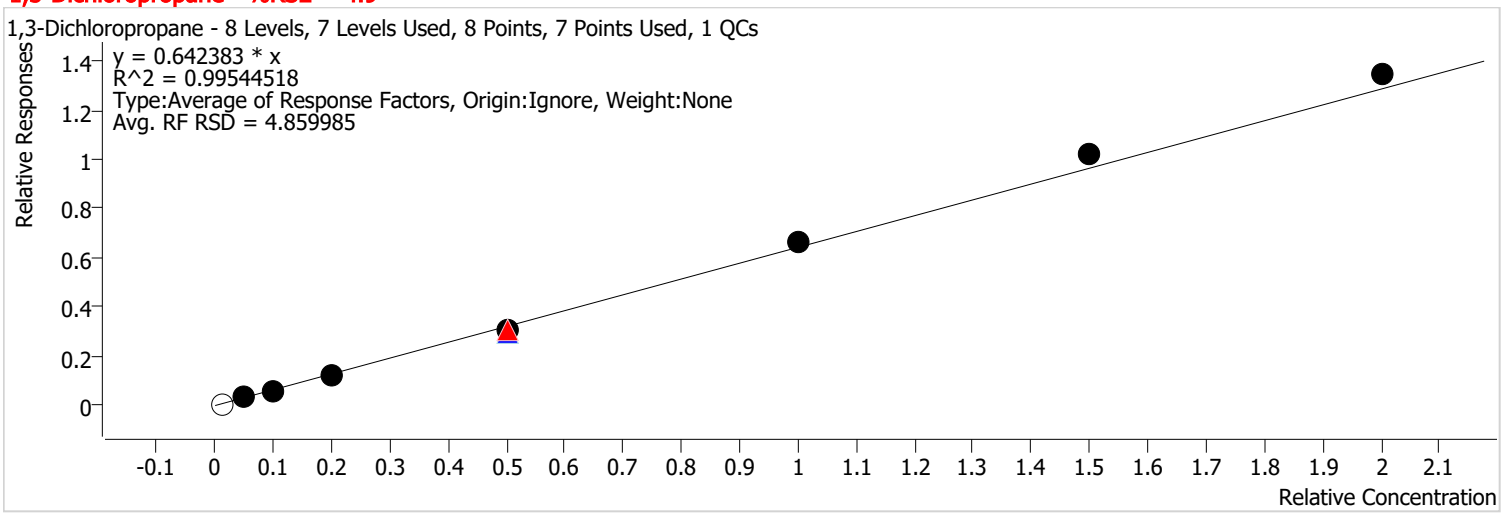

Calibration STD Path	Cal Type	Level	Enabled	Resp.	Exp. Conc	Resp. Factor	Level RSD
D:\Org\Data\VOA5975C\VG011922\19JAN04.D	Calibration	1		2260	2.5000	0.7141	
D:\Org\Data\VOA5975C\VG011922\19JAN05.D	Calibration	2	x	9988	12.5000	0.6367	
D:\Org\Data\VOA5975C\VG011922\19JAN06.D	Calibration	3	x	20205	25.0000	0.6293	
D:\Org\Data\VOA5975C\VG011922\19JAN07.D	Calibration	4	x	38147	50.0000	0.5981	
D:\Org\Data\VOA5975C\VG011922\19JAN09CC.D	CC	CC	x	101384	125.0000	0.6136	
D:\Org\Data\VOA5975C\VG011922\19JAN17.D	QC	QC	x	99920	125.0000	0.5923	
D:\Org\Data\VOA5975C\VG011922\19JAN09.D	Calibration	5	x	101384	125.0000	0.6136	
D:\Org\Data\VOA5975C\VG011922\19JAN11.D	Calibration	6	x	223019	250.0000	0.6692	
D:\Org\Data\VOA5975C\VG011922\19JAN13.D	Calibration	7	x	339654	375.0000	0.6785	
D:\Org\Data\VOA5975C\VG011922\19JAN15.D	Calibration	8	x	468322	500.0000	0.6713	

Calibration Report

Batch Path	D:\Org\Data\VOA5975C\VG011922\QuantResults\VG011922_8260B.batch.bin		
Analysis Time	1/22/2022 1:32 PM	**Analyst Name**	BL2000\mchavez
Report Time	1/22/2022 1:35:45 PM	**Reporter Name**	BL2000\mchavez
Last Calib Update	1/20/2022 9:28 AM	**Batch State**	Processed
Quant Batch Version	10.0	**Quant Report Version**	10.0

Chlorodibromomethane %RSE = 4.9

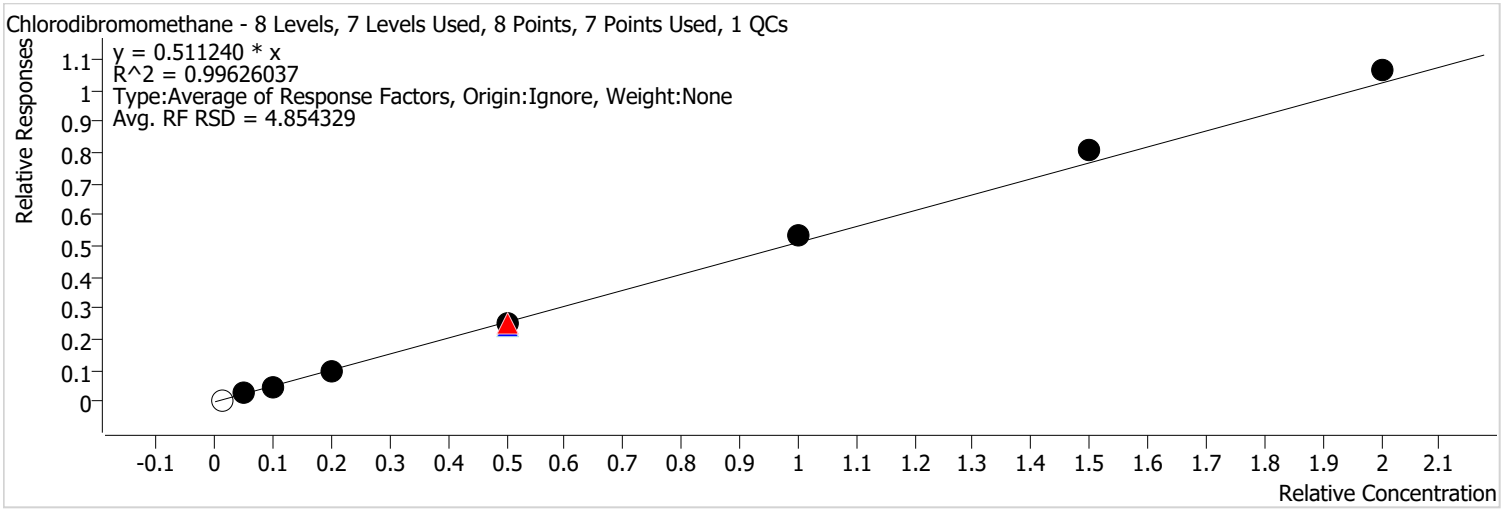

Calibration STD Path	Cal Type	Level	Enabled	Resp.	Exp. Conc	Resp. Factor	Level RSD
D:\Org\Data\VOA5975C\VG011922\19JAN04.D	Calibration	1		2004	2.5000	0.6332	
D:\Org\Data\VOA5975C\VG011922\19JAN05.D	Calibration	2	x	7984	12.5000	0.5090	
D:\Org\Data\VOA5975C\VG011922\19JAN06.D	Calibration	3	x	15826	25.0000	0.4929	
D:\Org\Data\VOA5975C\VG011922\19JAN07.D	Calibration	4	x	30000	50.0000	0.4704	
D:\Org\Data\VOA5975C\VG011922\19JAN09CC.D	CC	CC	x	83172	125.0000	0.5034	
D:\Org\Data\VOA5975C\VG011922\19JAN17.D	QC	QC	x	81909	125.0000	0.4856	
D:\Org\Data\VOA5975C\VG011922\19JAN09.D	Calibration	5	x	83172	125.0000	0.5034	
D:\Org\Data\VOA5975C\VG011922\19JAN11.D	Calibration	6	x	178171	250.0000	0.5346	
D:\Org\Data\VOA5975C\VG011922\19JAN13.D	Calibration	7	x	269032	375.0000	0.5374	
D:\Org\Data\VOA5975C\VG011922\19JAN15.D	Calibration	8	x	370474	500.0000	0.5310	

Calibration Report

Batch Path	D:\Org\Data\VOA5975C\VG011922\QuantResults\VG011922_8260B.batch.bin		
Analysis Time	1/22/2022 1:32 PM	**Analyst Name**	BL2000\mchavez
Report Time	1/22/2022 1:35:45 PM	**Reporter Name**	BL2000\mchavez
Last Calib Update	1/20/2022 9:28 AM	**Batch State**	Processed
Quant Batch Version	10.0	**Quant Report Version**	10.0

1,2-Dibromoethane %RSE = 6.4

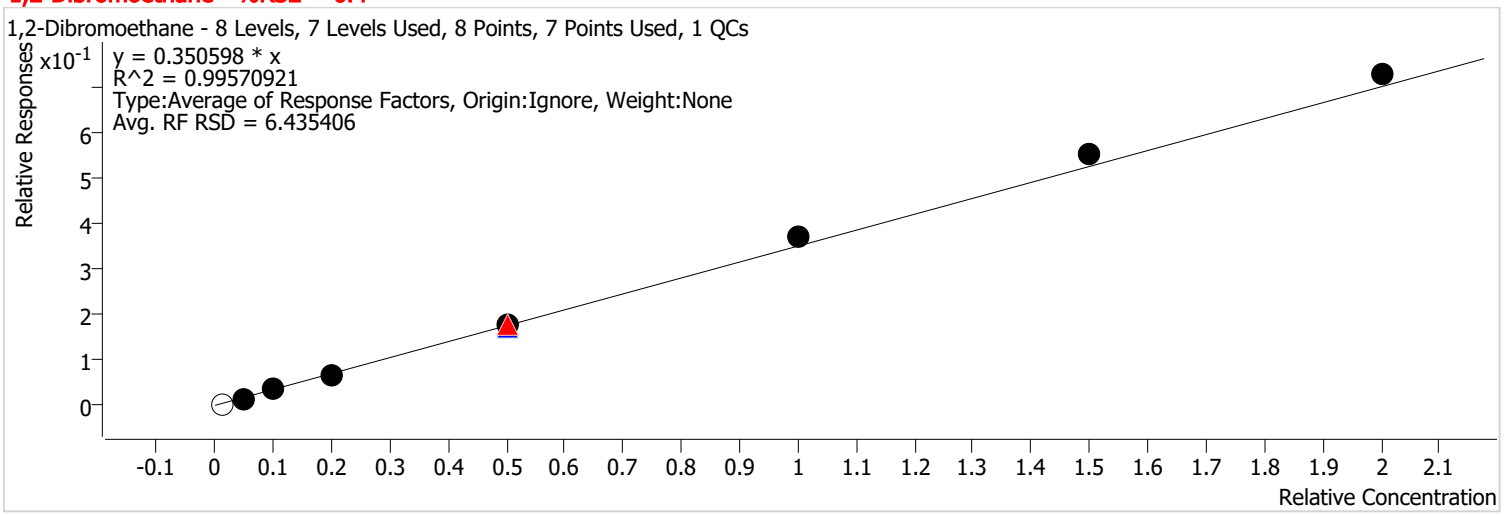

Calibration STD Path	Cal Type	Level	Enabled	Resp.	Exp. Conc	Resp. Factor	Level RSD
D:\Org\Data\VOA5975C\VG011922\19JAN04.D	Calibration	1		1089	2.5000	0.3439	
D:\Org\Data\VOA5975C\VG011922\19JAN05.D	Calibration	2	x	4936	12.5000	0.3147	
D:\Org\Data\VOA5975C\VG011922\19JAN06.D	Calibration	3	x	11412	25.0000	0.3554	
D:\Org\Data\VOA5975C\VG011922\19JAN07.D	Calibration	4	x	20667	50.0000	0.3241	
D:\Org\Data\VOA5975C\VG011922\19JAN09CC.D	CC	CC	x	58489	125.0000	0.3540	
D:\Org\Data\VOA5975C\VG011922\19JAN17.D	QC	QC	x	58586	125.0000	0.3473	
D:\Org\Data\VOA5975C\VG011922\19JAN09.D	Calibration	5	x	58489	125.0000	0.3540	
D:\Org\Data\VOA5975C\VG011922\19JAN11.D	Calibration	6	x	124289	250.0000	0.3729	
D:\Org\Data\VOA5975C\VG011922\19JAN13.D	Calibration	7	x	184921	375.0000	0.3694	
D:\Org\Data\VOA5975C\VG011922\19JAN15.D	Calibration	8	x	253758	500.0000	0.3637	

Calibration Report

Batch Path	D:\Org\Data\VOA5975C\VG011922\QuantResults\VG011922_8260B.batch.bin		
Analysis Time	1/22/2022 1:32 PM	**Analyst Name**	BL2000\mchavez
Report Time	1/22/2022 1:35:45 PM	**Reporter Name**	BL2000\mchavez
Last Calib Update	1/20/2022 9:28 AM	**Batch State**	Processed
Quant Batch Version	10.0	**Quant Report Version**	10.0

Chlorobenzene %RSE = 5.1

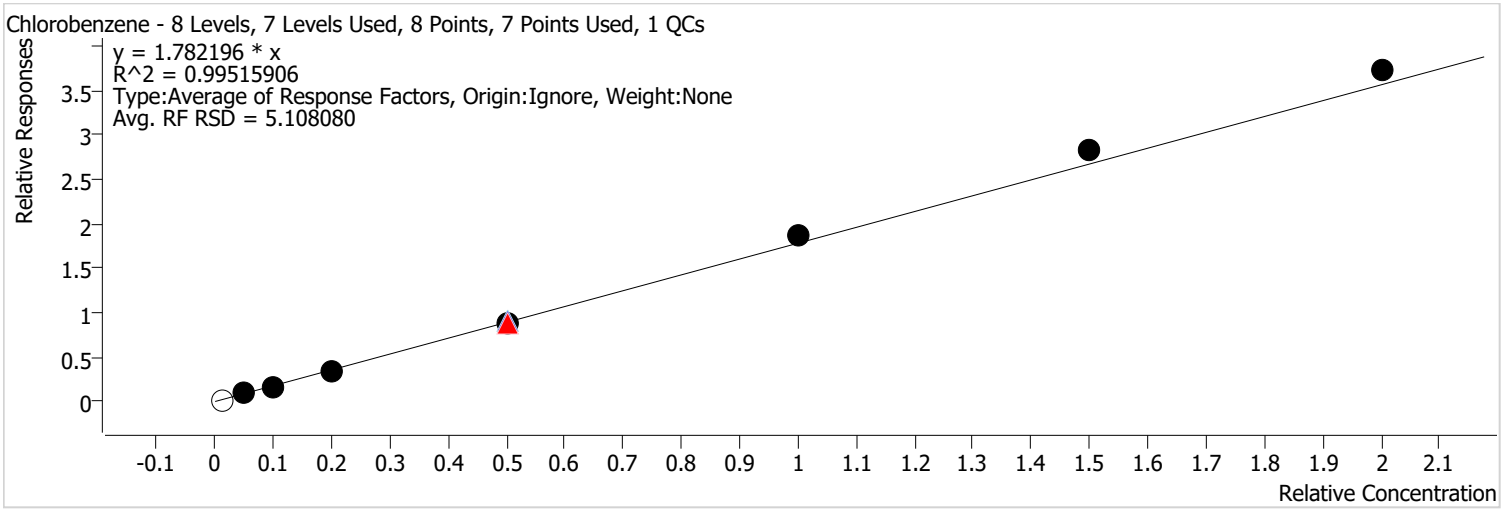

Calibration STD Path	Cal Type	Level	Enabled	Resp.	Exp. Conc	Resp. Factor	Level RSD
D:\Org\Data\VOA5975C\VG011922\19JAN04.D	Calibration	1		6152	2.5000	1.9438	
D:\Org\Data\VOA5975C\VG011922\19JAN05.D	Calibration	2	x	26688	12.5000	1.7014	
D:\Org\Data\VOA5975C\VG011922\19JAN06.D	Calibration	3	x	55632	25.0000	1.7326	
D:\Org\Data\VOA5975C\VG011922\19JAN07.D	Calibration	4	x	106223	50.0000	1.6656	
D:\Org\Data\VOA5975C\VG011922\19JAN09CC.D	CC	CC	x	289340	125.0000	1.7511	
D:\Org\Data\VOA5975C\VG011922\19JAN17.D	QC	QC	x	307100	125.0000	1.8205	
D:\Org\Data\VOA5975C\VG011922\19JAN09.D	Calibration	5	x	289340	125.0000	1.7511	
D:\Org\Data\VOA5975C\VG011922\19JAN11.D	Calibration	6	x	625101	250.0000	1.8757	
D:\Org\Data\VOA5975C\VG011922\19JAN13.D	Calibration	7	x	945250	375.0000	1.8882	
D:\Org\Data\VOA5975C\VG011922\19JAN15.D	Calibration	8	x	1298233	500.0000	1.8609	

Calibration Report

Batch Path	D:\Org\Data\VOA5975C\VG011922\QuantResults\VG011922_8260B.batch.bin		
Analysis Time	1/22/2022 1:32 PM	**Analyst Name**	BL2000\mchavez
Report Time	1/22/2022 1:35:45 PM	**Reporter Name**	BL2000\mchavez
Last Calib Update	1/20/2022 9:28 AM	**Batch State**	Processed
Quant Batch Version	10.0	**Quant Report Version**	10.0

1,1,1,2-Tetrachloroethane %RSE = 4.7

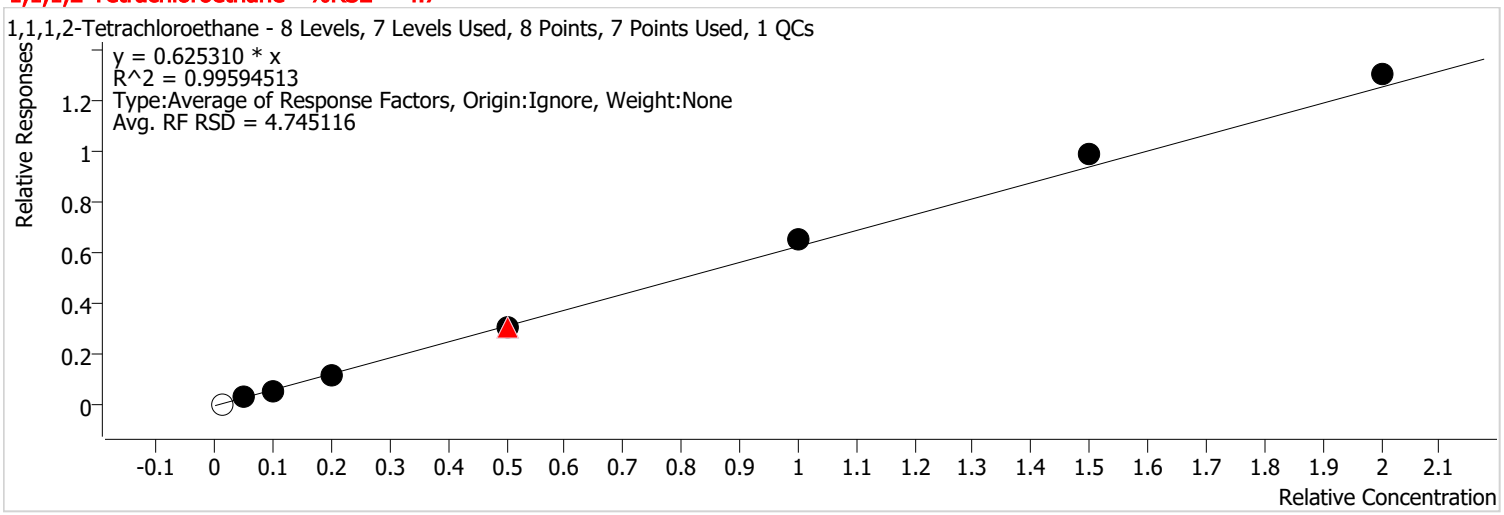

Calibration STD Path	Cal Type	Level	Enabled	Resp.	Exp. Conc	Resp. Factor	Level RSD
D:\Org\Data\VOA5975C\VG011922\19JAN04.D	Calibration	1		2284	2.5000	0.7215	
D:\Org\Data\VOA5975C\VG011922\19JAN05.D	Calibration	2	x	9446	12.5000	0.6022	
D:\Org\Data\VOA5975C\VG011922\19JAN06.D	Calibration	3	x	19516	25.0000	0.6078	
D:\Org\Data\VOA5975C\VG011922\19JAN07.D	Calibration	4	x	37389	50.0000	0.5863	
D:\Org\Data\VOA5975C\VG011922\19JAN09CC.D	CC	CC	x	101500	125.0000	0.6143	
D:\Org\Data\VOA5975C\VG011922\19JAN17.D	QC	QC	x	102231	125.0000	0.6060	
D:\Org\Data\VOA5975C\VG011922\19JAN09.D	Calibration	5	x	101500	125.0000	0.6143	
D:\Org\Data\VOA5975C\VG011922\19JAN11.D	Calibration	6	x	219325	250.0000	0.6581	
D:\Org\Data\VOA5975C\VG011922\19JAN13.D	Calibration	7	x	329822	375.0000	0.6588	
D:\Org\Data\VOA5975C\VG011922\19JAN15.D	Calibration	8	x	453261	500.0000	0.6497	

Batch Path	D:\Org\Data\VOA5975C\VG011922\QuantResults\VG011922_8260B.batch.bin		
Analysis Time	1/22/2022 1:32 PM	**Analyst Name**	BL2000\mchavez
Report Time	1/22/2022 1:35:45 PM	**Reporter Name**	BL2000\mchavez
Last Calib Update	1/20/2022 9:28 AM	**Batch State**	Processed
Quant Batch Version	10.0	**Quant Report Version**	10.0

Ethylbenzene %RSE = 9.3

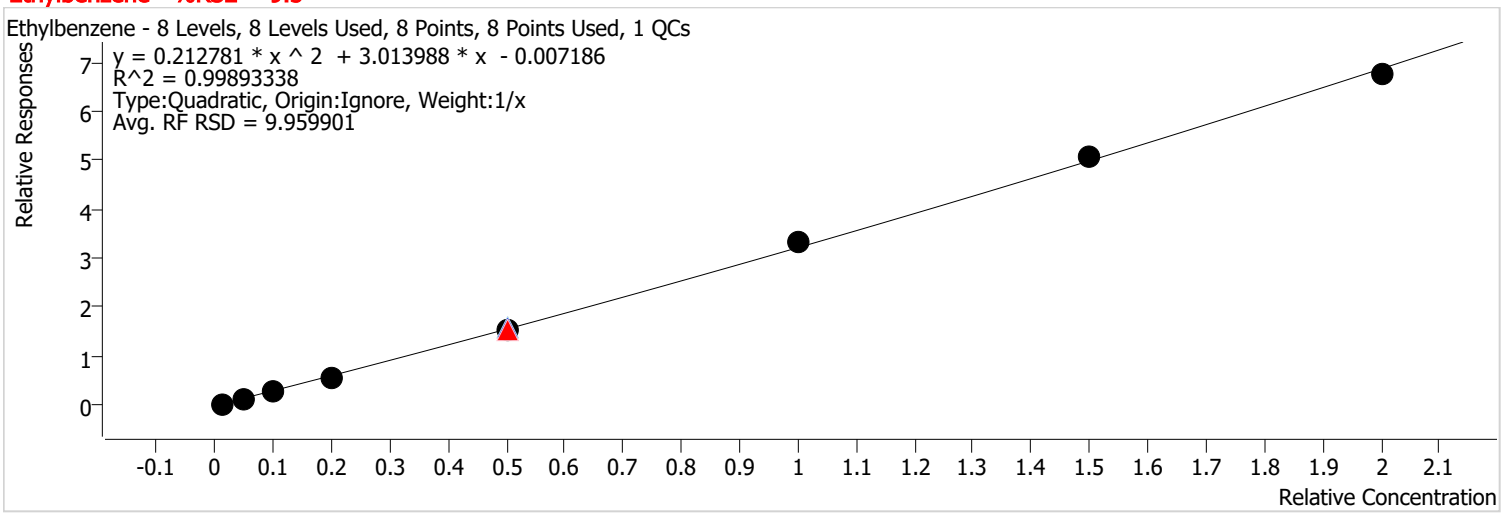

Calibration STD Path	Cal Type	Level	Enabled	Resp.	Exp. Conc	Resp. Factor	Level RSD
D:\Org\Data\VOA5975C\VG011922\19JAN04.D	Calibration	1	x	8834	2.5000	2.7912	
D:\Org\Data\VOA5975C\VG011922\19JAN05.D	Calibration	2	x	42980	12.5000	2.7400	
D:\Org\Data\VOA5975C\VG011922\19JAN06.D	Calibration	3	x	91590	25.0000	2.8524	
D:\Org\Data\VOA5975C\VG011922\19JAN07.D	Calibration	4	x	171854	50.0000	2.6947	
D:\Org\Data\VOA5975C\VG011922\19JAN09CC.D	CC	CC	x	505127	125.0000	3.0570	
D:\Org\Data\VOA5975C\VG011922\19JAN17.D	QC	QC	x	535079	125.0000	3.1719	
D:\Org\Data\VOA5975C\VG011922\19JAN09.D	Calibration	5	x	505127	125.0000	3.0570	
D:\Org\Data\VOA5975C\VG011922\19JAN11.D	Calibration	6	x	1116949	250.0000	3.3515	
D:\Org\Data\VOA5975C\VG011922\19JAN13.D	Calibration	7	x	1697682	375.0000	3.3913	
D:\Org\Data\VOA5975C\VG011922\19JAN15.D	Calibration	8	x	2354058	500.0000	3.3743	

Calibration Report

Batch Path	D:\Org\Data\VOA5975C\VG011922\QuantResults\VG011922_8260B.batch.bin		
Analysis Time	1/22/2022 1:32 PM	**Analyst Name**	BL2000\mchavez
Report Time	1/22/2022 1:35:45 PM	**Reporter Name**	BL2000\mchavez
Last Calib Update	1/20/2022 9:28 AM	**Batch State**	Processed
Quant Batch Version	10.0	**Quant Report Version**	10.0

m+p-Xylenes %RSE = 13.0

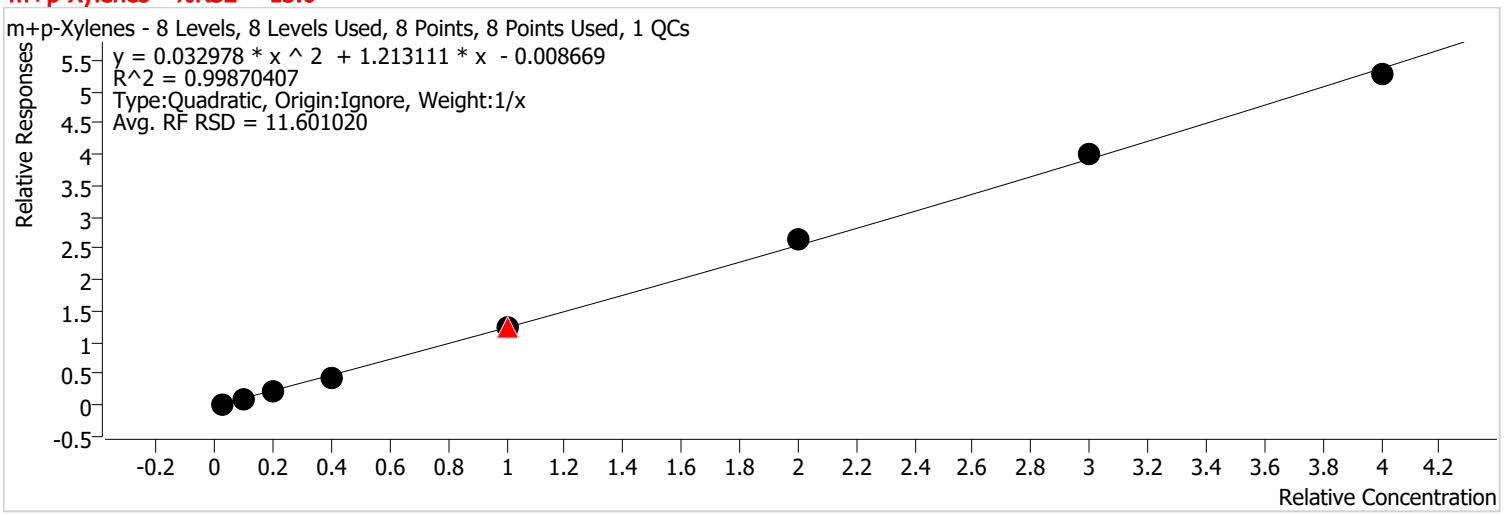

Calibration STD Path	Cal Type	Level	Enabled	Resp.	Exp. Conc	Resp. Factor	Level RSD
D:\Org\Data\VOA5975C\VG011922\19JAN04.D	Calibration	1	x	6744	5.0000	1.0654	
D:\Org\Data\VOA5975C\VG011922\19JAN05.D	Calibration	2	x	31103	25.0000	0.9914	
D:\Org\Data\VOA5975C\VG011922\19JAN06.D	Calibration	3	x	71705	50.0000	1.1166	
D:\Org\Data\VOA5975C\VG011922\19JAN07.D	Calibration	4	x	136806	100.0000	1.0726	
D:\Org\Data\VOA5975C\VG011922\19JAN09CC.D	CC	CC	x	405724	250.0000	1.2277	
D:\Org\Data\VOA5975C\VG011922\19JAN17.D	QC	QC	x	413361	250.0000	1.2252	
D:\Org\Data\VOA5975C\VG011922\19JAN09.D	Calibration	5	x	405724	250.0000	1.2277	
D:\Org\Data\VOA5975C\VG011922\19JAN11.D	Calibration	6	x	887253	500.0000	1.3311	
D:\Org\Data\VOA5975C\VG011922\19JAN13.D	Calibration	7	x	1334216	750.0000	1.3326	
D:\Org\Data\VOA5975C\VG011922\19JAN15.D	Calibration	8	x	1838610	1000.0000	1.3177	

Batch Path	D:\Org\Data\VOA5975C\VG011922\QuantResults\VG011922_8260B.batch.bin		
Analysis Time	1/22/2022 1:32 PM	**Analyst Name**	BL2000\mchavez
Report Time	1/22/2022 1:35:45 PM	**Reporter Name**	BL2000\mchavez
Last Calib Update	1/20/2022 9:28 AM	**Batch State**	Processed
Quant Batch Version	10.0	**Quant Report Version**	10.0

o-Xylene %RSE = 12.9

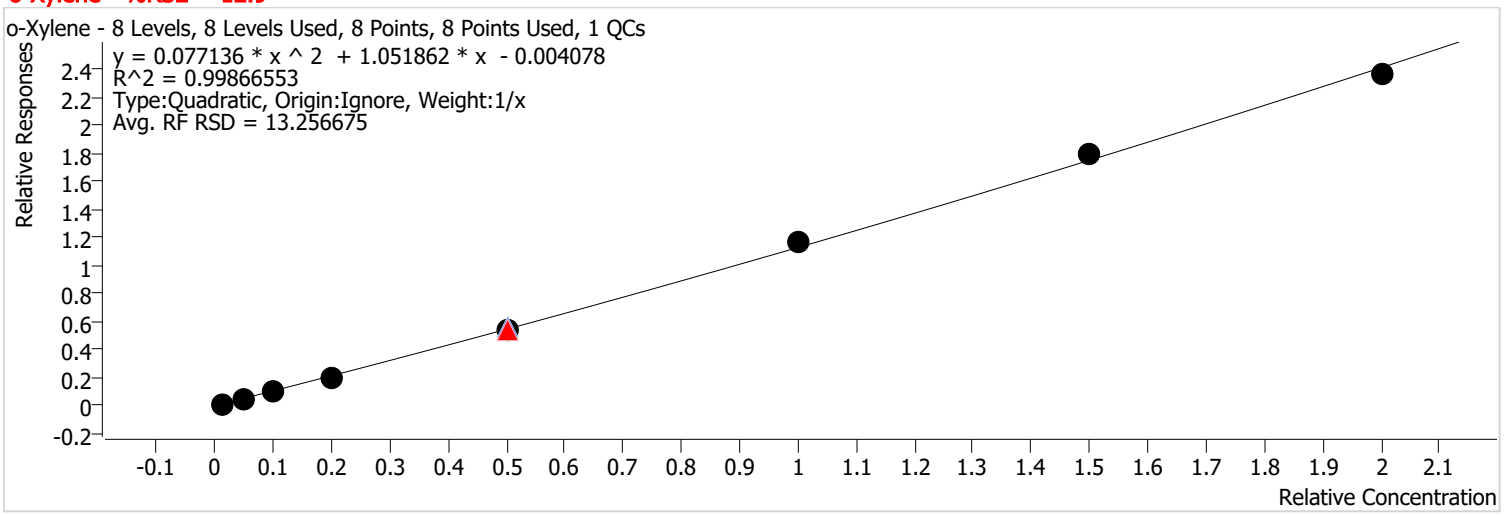

Calibration STD Path	Cal Type	Level	Enabled	Resp.	Exp. Conc	Resp. Factor	Level RSD
D:\Org\Data\VOA5975C\VG011922\19JAN04.D	Calibration	1	x	2826	2.5000	0.8929	
D:\Org\Data\VOA5975C\VG011922\19JAN05.D	Calibration	2	x	13717	12.5000	0.8745	
D:\Org\Data\VOA5975C\VG011922\19JAN06.D	Calibration	3	x	30498	25.0000	0.9498	
D:\Org\Data\VOA5975C\VG011922\19JAN07.D	Calibration	4	x	58814	50.0000	0.9222	
D:\Org\Data\VOA5975C\VG011922\19JAN09CC.D	CC	CC	x	179108	125.0000	1.0840	
D:\Org\Data\VOA5975C\VG011922\19JAN17.D	QC	QC	x	184033	125.0000	1.0909	
D:\Org\Data\VOA5975C\VG011922\19JAN09.D	Calibration	5	x	179108	125.0000	1.0840	
D:\Org\Data\VOA5975C\VG011922\19JAN11.D	Calibration	6	x	387676	250.0000	1.1632	
D:\Org\Data\VOA5975C\VG011922\19JAN13.D	Calibration	7	x	598606	375.0000	1.1958	
D:\Org\Data\VOA5975C\VG011922\19JAN15.D	Calibration	8	x	822173	500.0000	1.1785	

Batch Path	D:\Org\Data\VOA5975C\VG011922\QuantResults\VG011922_8260B.batch.bin		
Analysis Time	1/22/2022 1:32 PM	**Analyst Name**	BL2000\mchavez
Report Time	1/22/2022 1:35:46 PM	**Reporter Name**	BL2000\mchavez
Last Calib Update	1/20/2022 9:28 AM	**Batch State**	Processed
Quant Batch Version	10.0	**Quant Report Version**	10.0

Styrene %RSE = 15.0

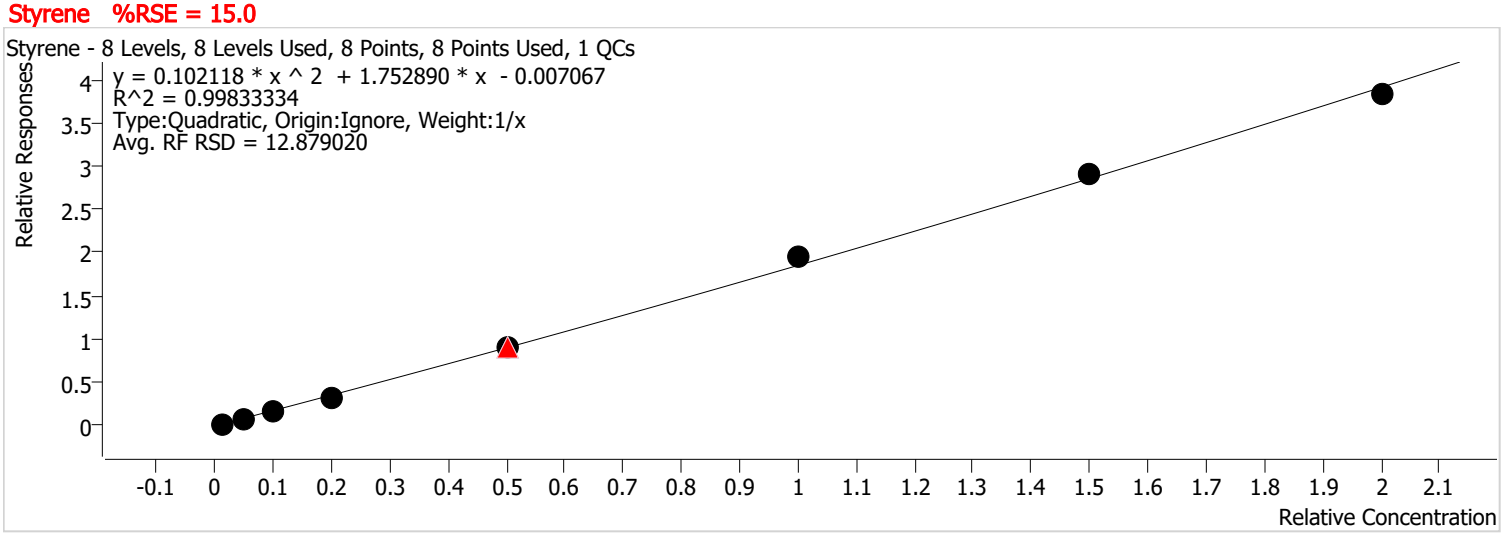

Calibration STD Path	Cal Type	Level	Enabled	Resp.	Exp. Conc	Resp. Factor	Level RSD
D:\Org\Data\VOA5975C\VG011922\19JAN04.D	Calibration	1	x	4834	2.5000	1.5274	
D:\Org\Data\VOA5975C\VG011922\19JAN05.D	Calibration	2	x	21872	12.5000	1.3944	
D:\Org\Data\VOA5975C\VG011922\19JAN06.D	Calibration	3	x	50294	25.0000	1.5663	
D:\Org\Data\VOA5975C\VG011922\19JAN07.D	Calibration	4	x	97810	50.0000	1.5337	
D:\Org\Data\VOA5975C\VG011922\19JAN09CC.D	CC	CC	x	292722	125.0000	1.7716	
D:\Org\Data\VOA5975C\VG011922\19JAN17.D	QC	QC	x	306077	125.0000	1.8144	
D:\Org\Data\VOA5975C\VG011922\19JAN09.D	Calibration	5	x	292722	125.0000	1.7716	
D:\Org\Data\VOA5975C\VG011922\19JAN11.D	Calibration	6	x	646327	250.0000	1.9393	
D:\Org\Data\VOA5975C\VG011922\19JAN13.D	Calibration	7	x	973131	375.0000	1.9439	
D:\Org\Data\VOA5975C\VG011922\19JAN15.D	Calibration	8	x	1332807	500.0000	1.9104	

Batch Path	D:\Org\Data\VOA5975C\VG011922\QuantResults\VG011922_8260B.batch.bin		
Analysis Time	1/22/2022 1:32 PM	**Analyst Name**	BL2000\mchavez
Report Time	1/22/2022 1:35:46 PM	**Reporter Name**	BL2000\mchavez
Last Calib Update	1/20/2022 9:28 AM	**Batch State**	Processed
Quant Batch Version	10.0	**Quant Report Version**	10.0

Bromoform %RSE = 4.1

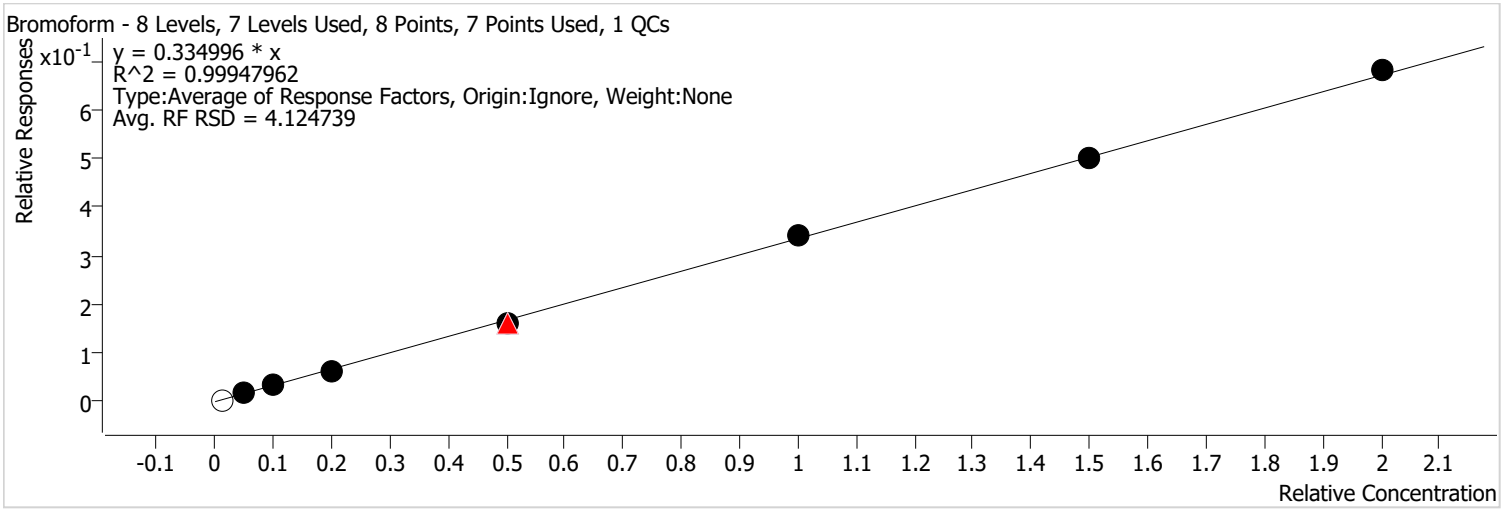

Calibration STD Path	Cal Type	Level	Enabled	Resp.	Exp. Conc	Resp. Factor	Level RSD
D:\Org\Data\VOA5975C\VG011922\19JAN04.D	Calibration	1		928	2.5000	0.3841	
D:\Org\Data\VOA5975C\VG011922\19JAN05.D	Calibration	2	x	4402	12.5000	0.3494	
D:\Org\Data\VOA5975C\VG011922\19JAN06.D	Calibration	3	x	8920	25.0000	0.3448	
D:\Org\Data\VOA5975C\VG011922\19JAN07.D	Calibration	4	x	16290	50.0000	0.3097	
D:\Org\Data\VOA5975C\VG011922\19JAN09CC.D	CC	CC	x	45045	125.0000	0.3241	
D:\Org\Data\VOA5975C\VG011922\19JAN17.D	QC	QC	x	45029	125.0000	0.3175	
D:\Org\Data\VOA5975C\VG011922\19JAN09.D	Calibration	5	x	45045	125.0000	0.3241	
D:\Org\Data\VOA5975C\VG011922\19JAN11.D	Calibration	6	x	96001	250.0000	0.3428	
D:\Org\Data\VOA5975C\VG011922\19JAN13.D	Calibration	7	x	143943	375.0000	0.3344	
D:\Org\Data\VOA5975C\VG011922\19JAN15.D	Calibration	8	x	198345	500.0000	0.3397	

Batch Path	D:\Org\Data\VOA5975C\VG011922\QuantResults\VG011922_8260B.batch.bin		
Analysis Time	1/22/2022 1:32 PM	**Analyst Name**	BL2000\mchavez
Report Time	1/22/2022 1:35:46 PM	**Reporter Name**	BL2000\mchavez
Last Calib Update	1/20/2022 9:28 AM	**Batch State**	Processed
Quant Batch Version	10.0	**Quant Report Version**	10.0

p-Bromofluorobenzene %RSE =

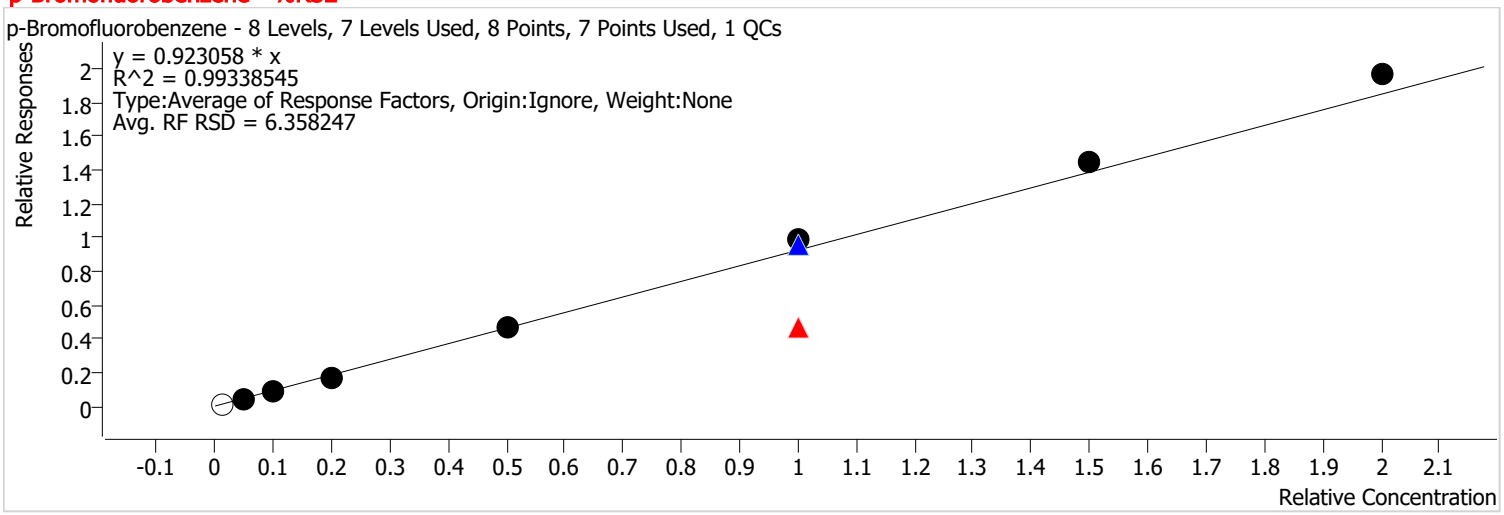

Calibration STD Path	Cal Type	Level	Enabled	Resp.	Exp. Conc	Resp. Factor	Level RSD
D:\Org\Data\VOA5975C\VG011922\19JAN04.D	Calibration	1		3195	2.5000	1.3225	
D:\Org\Data\VOA5975C\VG011922\19JAN05.D	Calibration	2	x	10669	12.5000	0.8469	
D:\Org\Data\VOA5975C\VG011922\19JAN06.D	Calibration	3	x	23160	25.0000	0.8953	
D:\Org\Data\VOA5975C\VG011922\19JAN07.D	Calibration	4	x	45114	50.0000	0.8578	
D:\Org\Data\VOA5975C\VG011922\19JAN09.D	Calibration	5	x	128330	125.0000	0.9232	
D:\Org\Data\VOA5975C\VG011922\19JAN09CC.D	CC	CC	x	128330	250.0000	0.4616	
D:\Org\Data\VOA5975C\VG011922\19JAN17.D	QC	QC	x	270628	250.0000	0.9540	
D:\Org\Data\VOA5975C\VG011922\19JAN11.D	Calibration	6	x	277668	250.0000	0.9915	
D:\Org\Data\VOA5975C\VG011922\19JAN13.D	Calibration	7	x	415878	375.0000	0.9662	
D:\Org\Data\VOA5975C\VG011922\19JAN15.D	Calibration	8	x	572482	500.0000	0.9806	

Calibration Report

Batch Path	D:\Org\Data\VOA5975C\VG011922\QuantResults\VG011922_8260B.batch.bin		
Analysis Time	1/22/2022 1:32 PM	**Analyst Name**	BL2000\mchavez
Report Time	1/22/2022 1:35:46 PM	**Reporter Name**	BL2000\mchavez
Last Calib Update	1/20/2022 9:28 AM	**Batch State**	Processed
Quant Batch Version	10.0	**Quant Report Version**	10.0

Bromobenzene %RSE = 5.4

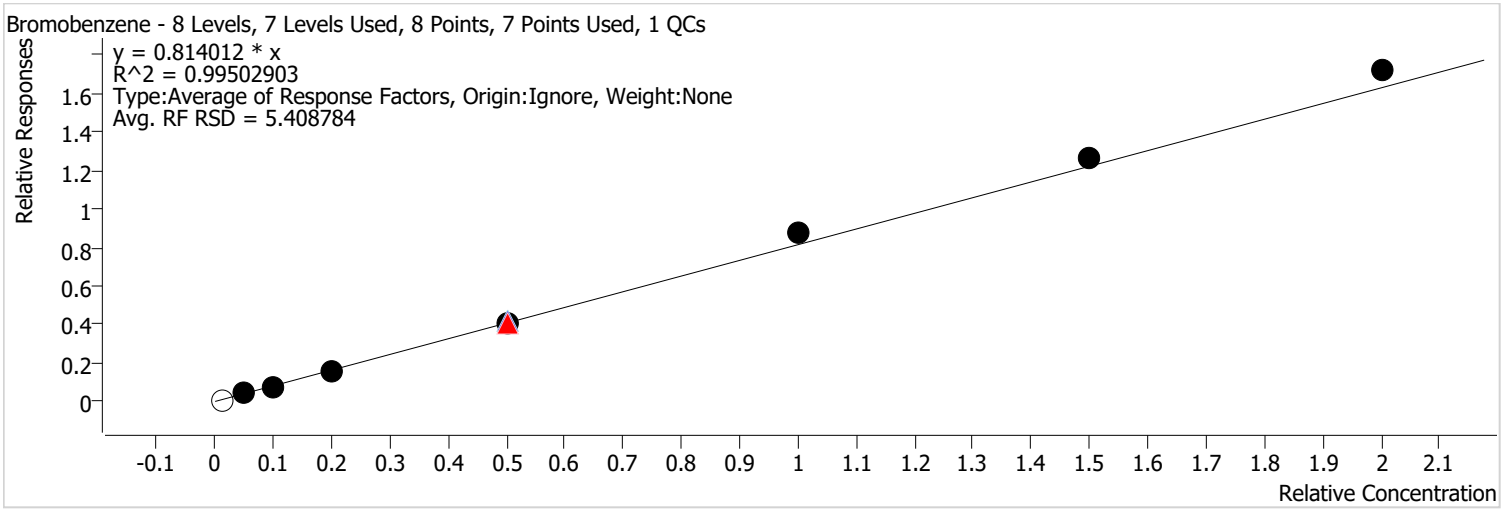

Calibration STD Path	Cal Type	Level	Enabled	Resp.	Exp. Conc	Resp. Factor	Level RSD
D:\Org\Data\VOA5975C\VG011922\19JAN04.D	Calibration	1		2095	2.5000	0.8672	
D:\Org\Data\VOA5975C\VG011922\19JAN05.D	Calibration	2	x	9784	12.5000	0.7767	
D:\Org\Data\VOA5975C\VG011922\19JAN06.D	Calibration	3	x	20364	25.0000	0.7872	
D:\Org\Data\VOA5975C\VG011922\19JAN07.D	Calibration	4	x	39639	50.0000	0.7537	
D:\Org\Data\VOA5975C\VG011922\19JAN09CC.D	CC	CC	x	112733	125.0000	0.8110	
D:\Org\Data\VOA5975C\VG011922\19JAN17.D	QC	QC	x	118930	125.0000	0.8385	
D:\Org\Data\VOA5975C\VG011922\19JAN09.D	Calibration	5	x	112733	125.0000	0.8110	
D:\Org\Data\VOA5975C\VG011922\19JAN11.D	Calibration	6	x	243851	250.0000	0.8707	
D:\Org\Data\VOA5975C\VG011922\19JAN13.D	Calibration	7	x	361843	375.0000	0.8406	
D:\Org\Data\VOA5975C\VG011922\19JAN15.D	Calibration	8	x	501025	500.0000	0.8582	

Calibration Report

Batch Path	D:\Org\Data\VOA5975C\VG011922\QuantResults\VG011922_8260B.batch.bin		
Analysis Time	1/22/2022 1:32 PM	**Analyst Name**	BL2000\mchavez
Report Time	1/22/2022 1:35:46 PM	**Reporter Name**	BL2000\mchavez
Last Calib Update	1/20/2022 9:28 AM	**Batch State**	Processed
Quant Batch Version	10.0	**Quant Report Version**	10.0

1,1,2,2-Tetrachloroethane %RSE = 1.8

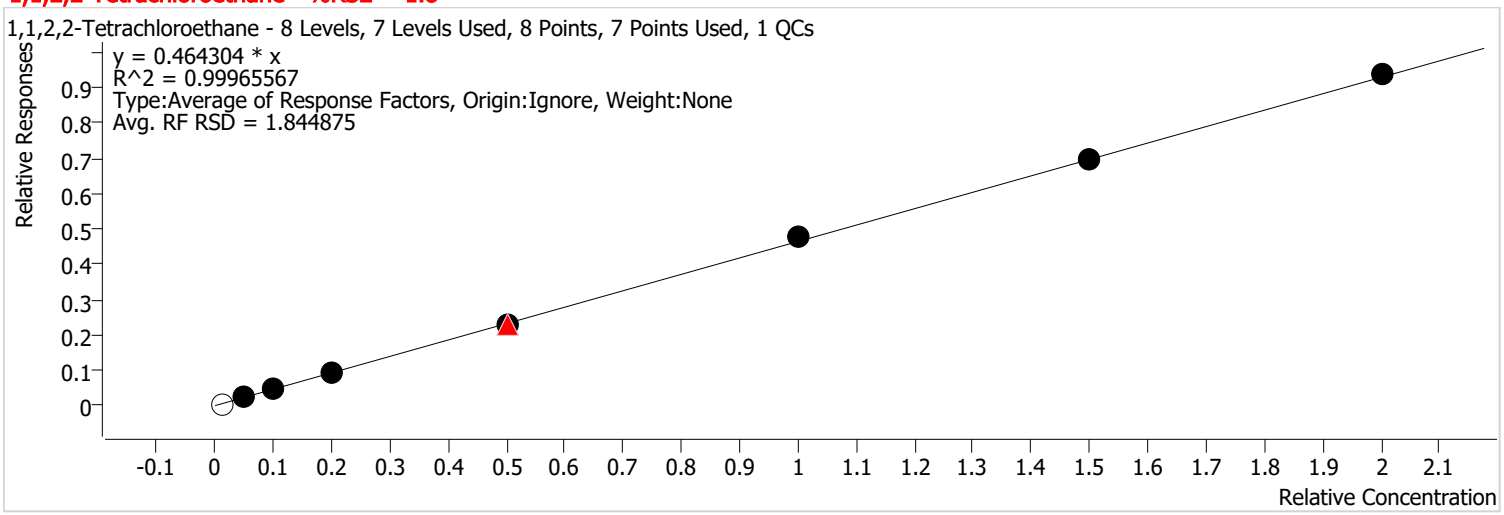

Calibration STD Path	Cal Type	Level	Enabled	Resp.	Exp. Conc	Resp. Factor	Level RSD
D:\Org\Data\VOA5975C\VG011922\19JAN04.D	Calibration	1		1247	2.5000	0.5163	
D:\Org\Data\VOA5975C\VG011922\19JAN05.D	Calibration	2	x	5757	12.5000	0.4570	
D:\Org\Data\VOA5975C\VG011922\19JAN06.D	Calibration	3	x	12137	25.0000	0.4692	
D:\Org\Data\VOA5975C\VG011922\19JAN07.D	Calibration	4	x	24493	50.0000	0.4657	
D:\Org\Data\VOA5975C\VG011922\19JAN09CC.D	CC	CC	x	62640	125.0000	0.4506	
D:\Org\Data\VOA5975C\VG011922\19JAN17.D	QC	QC	x	65177	125.0000	0.4595	
D:\Org\Data\VOA5975C\VG011922\19JAN09.D	Calibration	5	x	62640	125.0000	0.4506	
D:\Org\Data\VOA5975C\VG011922\19JAN11.D	Calibration	6	x	133573	250.0000	0.4769	
D:\Org\Data\VOA5975C\VG011922\19JAN13.D	Calibration	7	x	199230	375.0000	0.4629	
D:\Org\Data\VOA5975C\VG011922\19JAN15.D	Calibration	8	x	273124	500.0000	0.4678	

Calibration Report

Batch Path	D:\Org\Data\VOA5975C\VG011922\QuantResults\VG011922_8260B.batch.bin		
Analysis Time	1/22/2022 1:32 PM	**Analyst Name**	BL2000\mchavez
Report Time	1/22/2022 1:35:46 PM	**Reporter Name**	BL2000\mchavez
Last Calib Update	1/20/2022 9:28 AM	**Batch State**	Processed
Quant Batch Version	10.0	**Quant Report Version**	10.0

1,2,3-Trichloropropane %RSE = 3.4

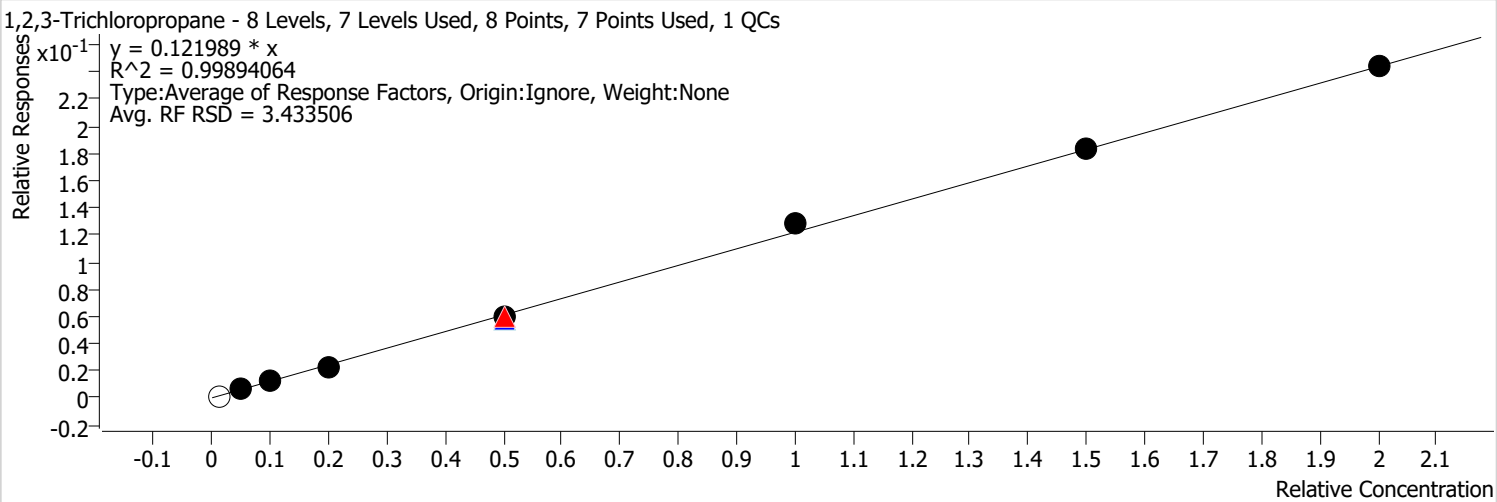

Calibration STD Path	Cal Type	Level	Enabled	Resp.	Exp. Conc	Resp. Factor	Level RSD
D:\Org\Data\VOA5975C\VG011922\19JAN04.D	Calibration	1		358	2.5000	0.1482	
D:\Org\Data\VOA5975C\VG011922\19JAN05.D	Calibration	2	x	1522	12.5000	0.1208	
D:\Org\Data\VOA5975C\VG011922\19JAN06.D	Calibration	3	x	3237	25.0000	0.1251	
D:\Org\Data\VOA5975C\VG011922\19JAN07.D	Calibration	4	x	6147	50.0000	0.1169	
D:\Org\Data\VOA5975C\VG011922\19JAN09CC.D	CC	CC	x	16355	125.0000	0.1177	
D:\Org\Data\VOA5975C\VG011922\19JAN17.D	QC	QC	x	16507	125.0000	0.1164	
D:\Org\Data\VOA5975C\VG011922\19JAN09.D	Calibration	5	x	16355	125.0000	0.1177	
D:\Org\Data\VOA5975C\VG011922\19JAN11.D	Calibration	6	x	36124	250.0000	0.1290	
D:\Org\Data\VOA5975C\VG011922\19JAN13.D	Calibration	7	x	52732	375.0000	0.1225	
D:\Org\Data\VOA5975C\VG011922\19JAN15.D	Calibration	8	x	71179	500.0000	0.1219	

Batch Path	D:\Org\Data\VOA5975C\VG011922\QuantResults\VG011922_8260B.batch.bin		
Analysis Time	1/22/2022 1:32 PM	**Analyst Name**	BL2000\mchavez
Report Time	1/22/2022 1:35:46 PM	**Reporter Name**	BL2000\mchavez
Last Calib Update	1/20/2022 9:28 AM	**Batch State**	Processed
Quant Batch Version	10.0	**Quant Report Version**	10.0

2-Chlorotoluene %RSE = 8.8

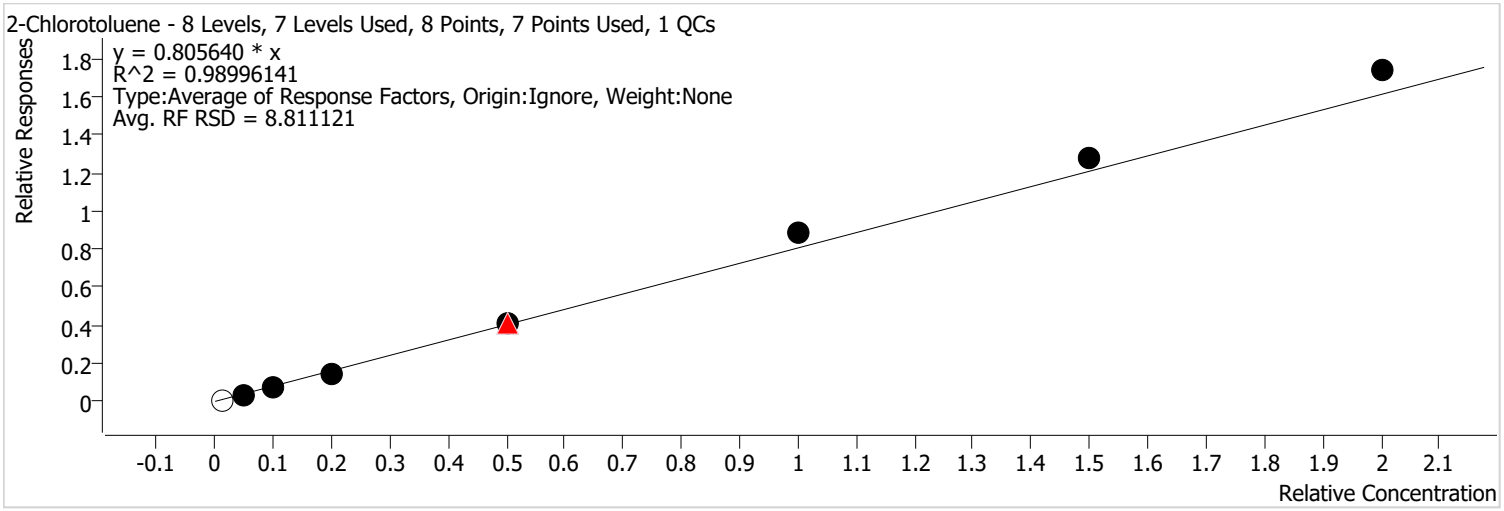

Calibration STD Path	Cal Type	Level	Enabled	Resp.	Exp. Conc	Resp. Factor	Level RSD
D:\Org\Data\VOA5975C\VG011922\19JAN04.D	Calibration	1		2035	2.5000	0.8423	
D:\Org\Data\VOA5975C\VG011922\19JAN05.D	Calibration	2	x	9032	12.5000	0.7170	
D:\Org\Data\VOA5975C\VG011922\19JAN06.D	Calibration	3	x	20511	25.0000	0.7929	
D:\Org\Data\VOA5975C\VG011922\19JAN07.D	Calibration	4	x	37139	50.0000	0.7062	
D:\Org\Data\VOA5975C\VG011922\19JAN09CC.D	CC	CC	x	114135	125.0000	0.8211	
D:\Org\Data\VOA5975C\VG011922\19JAN17.D	QC	QC	x	117036	125.0000	0.8251	
D:\Org\Data\VOA5975C\VG011922\19JAN09.D	Calibration	5	x	114135	125.0000	0.8211	
D:\Org\Data\VOA5975C\VG011922\19JAN11.D	Calibration	6	x	247831	250.0000	0.8849	
D:\Org\Data\VOA5975C\VG011922\19JAN13.D	Calibration	7	x	365790	375.0000	0.8498	
D:\Org\Data\VOA5975C\VG011922\19JAN15.D	Calibration	8	x	506556	500.0000	0.8676	

Calibration Report

Batch Path	D:\Org\Data\VOA5975C\VG011922\QuantResults\VG011922_8260B.batch.bin		
Analysis Time	1/22/2022 1:32 PM	**Analyst Name**	BL2000\mchavez
Report Time	1/22/2022 1:35:46 PM	**Reporter Name**	BL2000\mchavez
Last Calib Update	1/20/2022 9:28 AM	**Batch State**	Processed
Quant Batch Version	10.0	**Quant Report Version**	10.0

4-Chlorotoluene %RSE = 10.9

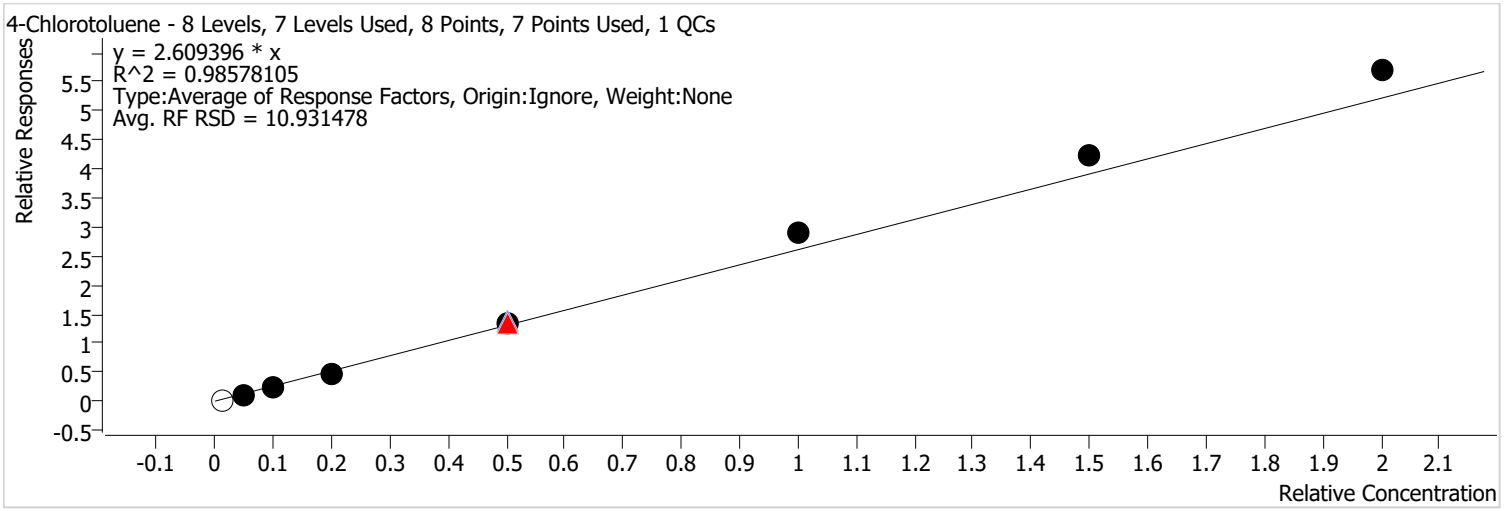

Calibration STD Path	Cal Type	Level	Enabled	Resp.	Exp. Conc	Resp. Factor	Level RSD
D:\Org\Data\VOA5975C\VG011922\19JAN04.D	Calibration	1		5544	2.5000	2.2948	
D:\Org\Data\VOA5975C\VG011922\19JAN05.D	Calibration	2	x	26850	12.5000	2.1314	
D:\Org\Data\VOA5975C\VG011922\19JAN06.D	Calibration	3	x	64162	25.0000	2.4802	
D:\Org\Data\VOA5975C\VG011922\19JAN07.D	Calibration	4	x	125553	50.0000	2.3873	
D:\Org\Data\VOA5975C\VG011922\19JAN09CC.D	CC	CC	x	375931	125.0000	2.7044	
D:\Org\Data\VOA5975C\VG011922\19JAN17.D	QC	QC	x	395846	125.0000	2.7908	
D:\Org\Data\VOA5975C\VG011922\19JAN09.D	Calibration	5	x	375931	125.0000	2.7044	
D:\Org\Data\VOA5975C\VG011922\19JAN11.D	Calibration	6	x	814408	250.0000	2.9080	
D:\Org\Data\VOA5975C\VG011922\19JAN13.D	Calibration	7	x	1209058	375.0000	2.8089	
D:\Org\Data\VOA5975C\VG011922\19JAN15.D	Calibration	8	x	1661293	500.0000	2.8455	

Calibration Report

Batch Path	D:\Org\Data\VOA5975C\VG011922\QuantResults\VG011922_8260B.batch.bin		
Analysis Time	1/22/2022 1:32 PM	**Analyst Name**	BL2000\mchavez
Report Time	1/22/2022 1:35:46 PM	**Reporter Name**	BL2000\mchavez
Last Calib Update	1/20/2022 9:28 AM	**Batch State**	Processed
Quant Batch Version	10.0	**Quant Report Version**	10.0

1,3-Dichlorobenzene %RSE = 5.0

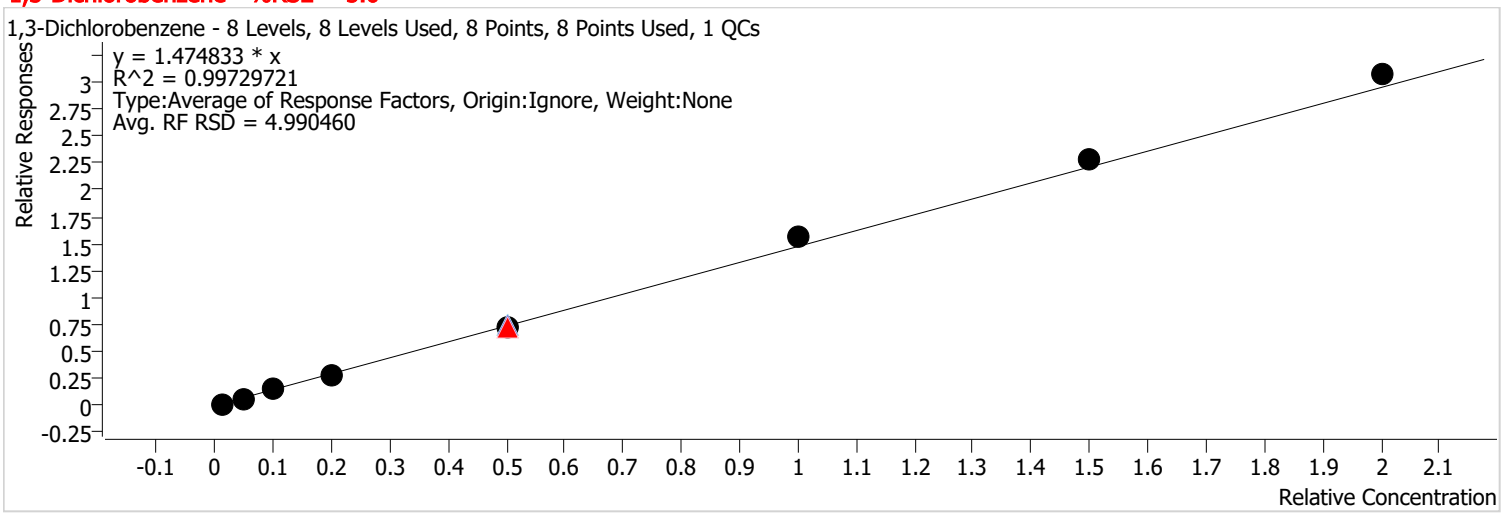

Calibration STD Path	Cal Type	Level	Enabled	Resp.	Exp. Conc	Resp. Factor	Level RSD
D:\Org\Data\VOA5975C\VG011922\19JAN04.D	Calibration	1	x	3715	2.5000	1.5377	
D:\Org\Data\VOA5975C\VG011922\19JAN05.D	Calibration	2	x	17111	12.5000	1.3583	
D:\Org\Data\VOA5975C\VG011922\19JAN06.D	Calibration	3	x	37763	25.0000	1.4598	
D:\Org\Data\VOA5975C\VG011922\19JAN07.D	Calibration	4	x	73221	50.0000	1.3923	
D:\Org\Data\VOA5975C\VG011922\19JAN09CC.D	CC	CC	x	200403	125.0000	1.4417	
D:\Org\Data\VOA5975C\VG011922\19JAN17.D	QC	QC	x	214054	125.0000	1.5091	
D:\Org\Data\VOA5975C\VG011922\19JAN09.D	Calibration	5	x	200403	125.0000	1.4417	
D:\Org\Data\VOA5975C\VG011922\19JAN11.D	Calibration	6	x	436562	250.0000	1.5588	
D:\Org\Data\VOA5975C\VG011922\19JAN13.D	Calibration	7	x	652775	375.0000	1.5165	
D:\Org\Data\VOA5975C\VG011922\19JAN15.D	Calibration	8	x	895336	500.0000	1.5335	

Calibration Report

Batch Path	D:\Org\Data\VOA5975C\VG011922\QuantResults\VG011922_8260B.batch.bin		
Analysis Time	1/22/2022 1:32 PM	**Analyst Name**	BL2000\mchavez
Report Time	1/22/2022 1:35:46 PM	**Reporter Name**	BL2000\mchavez
Last Calib Update	1/20/2022 9:28 AM	**Batch State**	Processed
Quant Batch Version	10.0	**Quant Report Version**	10.0

1,4-Dichlorobenzene %RSE = 5.6

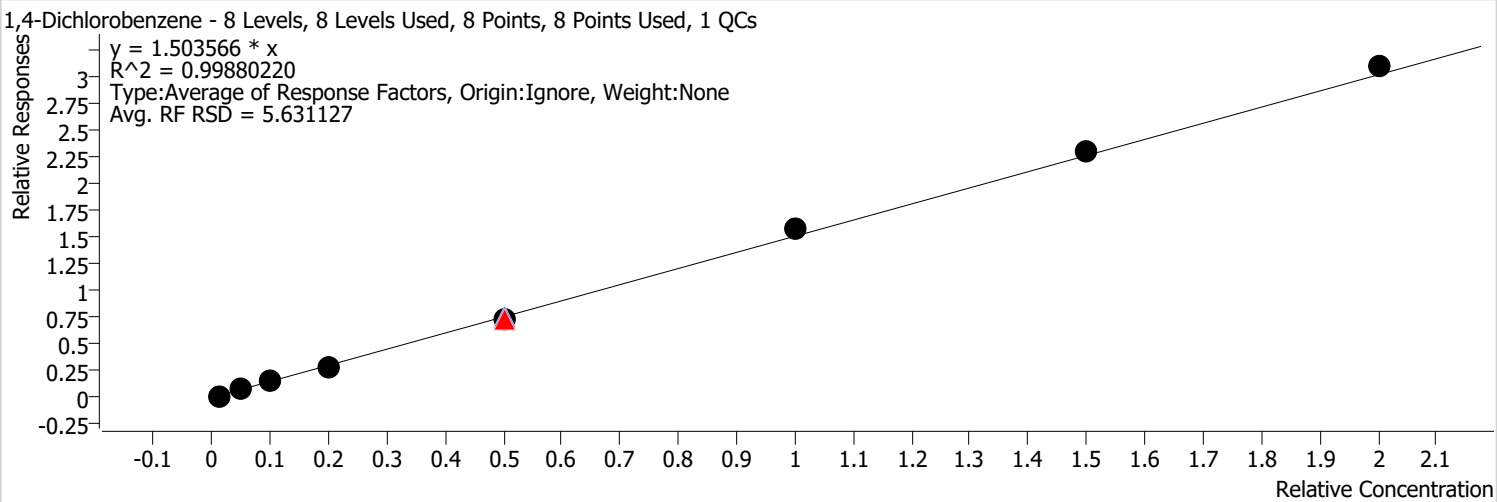

Calibration STD Path	Cal Type	Level	Enabled	Resp.	Exp. Conc	Resp. Factor	Level RSD
D:\Org\Data\VOA5975C\VG011922\19JAN04.D	Calibration	1	x	3952	2.5000	1.6358	
D:\Org\Data\VOA5975C\VG011922\19JAN05.D	Calibration	2	x	17730	12.5000	1.4074	
D:\Org\Data\VOA5975C\VG011922\19JAN06.D	Calibration	3	x	38799	25.0000	1.4998	
D:\Org\Data\VOA5975C\VG011922\19JAN07.D	Calibration	4	x	72168	50.0000	1.3723	
D:\Org\Data\VOA5975C\VG011922\19JAN09CC.D	CC	CC	x	205880	125.0000	1.4811	
D:\Org\Data\VOA5975C\VG011922\19JAN17.D	QC	QC	x	216533	125.0000	1.5266	
D:\Org\Data\VOA5975C\VG011922\19JAN09.D	Calibration	5	x	205880	125.0000	1.4811	
D:\Org\Data\VOA5975C\VG011922\19JAN11.D	Calibration	6	x	438291	250.0000	1.5650	
D:\Org\Data\VOA5975C\VG011922\19JAN13.D	Calibration	7	x	656962	375.0000	1.5263	
D:\Org\Data\VOA5975C\VG011922\19JAN15.D	Calibration	8	x	899595	500.0000	1.5408	

Calibration Report

Batch Path	D:\Org\Data\VOA5975C\VG011922\QuantResults\VG011922_8260B.batch.bin		
Analysis Time	1/22/2022 1:32 PM	**Analyst Name**	BL2000\mchavez
Report Time	1/22/2022 1:35:46 PM	**Reporter Name**	BL2000\mchavez
Last Calib Update	1/20/2022 9:28 AM	**Batch State**	Processed
Quant Batch Version	10.0	**Quant Report Version**	10.0

1,2-Dichlorobenzene %RSE = 5.4

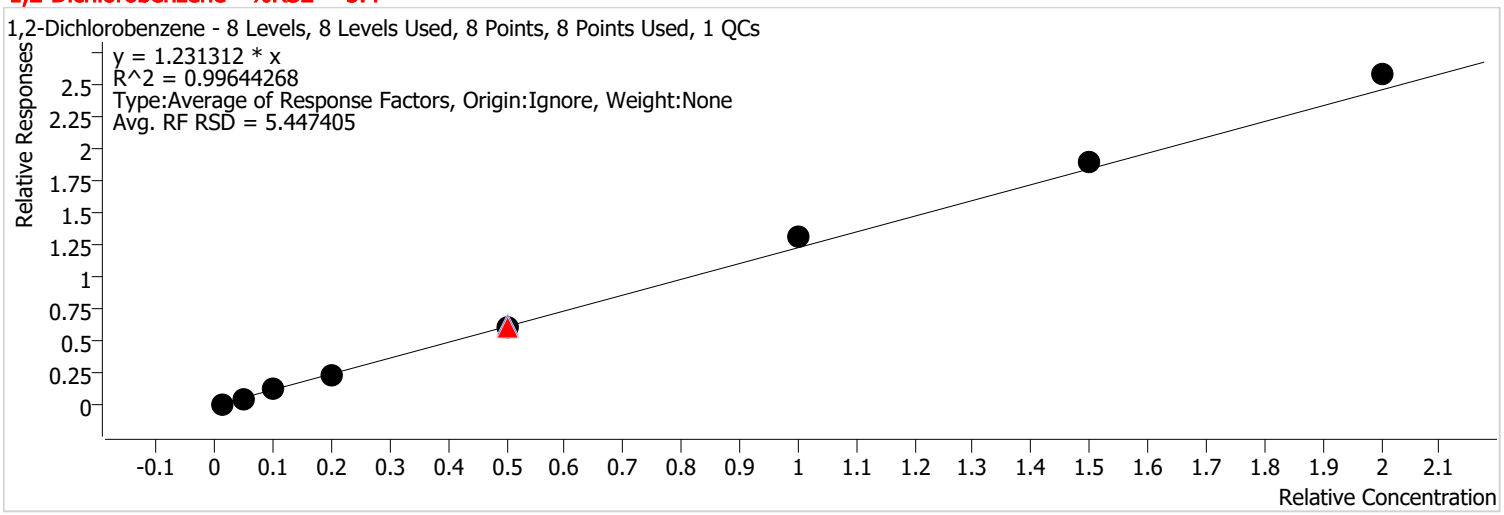

Calibration STD Path	Cal Type	Level	Enabled	Resp.	Exp. Conc	Resp. Factor	Level RSD
D:\Org\Data\VOA5975C\VG011922\19JAN04.D	Calibration	1	x	3048	2.5000	1.2617	
D:\Org\Data\VOA5975C\VG011922\19JAN05.D	Calibration	2	x	14345	12.5000	1.1387	
D:\Org\Data\VOA5975C\VG011922\19JAN06.D	Calibration	3	x	31975	25.0000	1.2360	
D:\Org\Data\VOA5975C\VG011922\19JAN07.D	Calibration	4	x	59208	50.0000	1.1258	
D:\Org\Data\VOA5975C\VG011922\19JAN09CC.D	CC	CC	x	169723	125.0000	1.2210	
D:\Org\Data\VOA5975C\VG011922\19JAN17.D	QC	QC	x	177148	125.0000	1.2489	
D:\Org\Data\VOA5975C\VG011922\19JAN09.D	Calibration	5	x	169723	125.0000	1.2210	
D:\Org\Data\VOA5975C\VG011922\19JAN11.D	Calibration	6	x	366153	250.0000	1.3074	
D:\Org\Data\VOA5975C\VG011922\19JAN13.D	Calibration	7	x	546389	375.0000	1.2694	
D:\Org\Data\VOA5975C\VG011922\19JAN15.D	Calibration	8	x	753439	500.0000	1.2905	

Quantitation Results Report (QT Reviewed)

Data File	19JAN03.D	Operator	MSC
Acq. Method	5975CACQF.M	Acq. Date-Time	1/19/2022 10:13:09 AM
Sample Name	MBLK011922_	Instrument	VOA5975C
Vial	3	Multiplier	1.00
DA Method File	VOA5975C_8260B_SHT_DoD_L4_011922.m	Comment	
Tune File	BFB_Atune3.u	Tune Date	10/11/2021 4:02:00 PM
Batch Name	VG011922_8260B.batch.bin	Last Calib Update	1/20/2022 9:28:12 AM
Ref Library	\\MASSHUNTER\Org\Library\NIST129K.l		

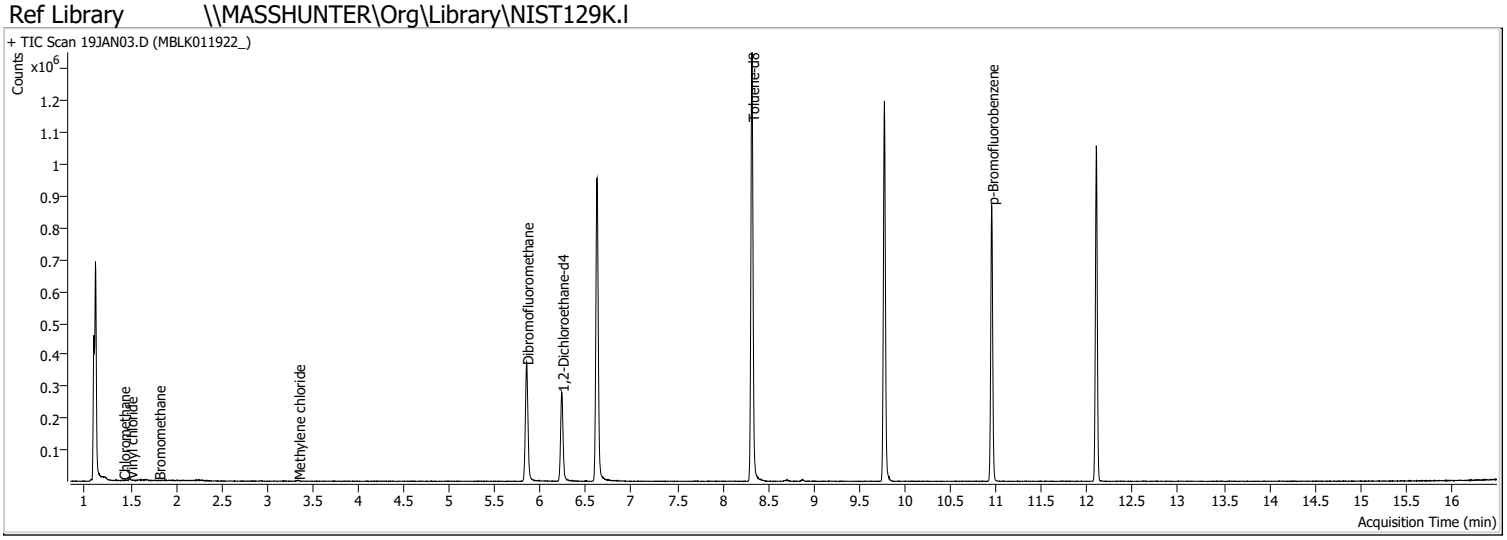

Compound	RT	QIon	Resp.	Conc.	Units		Dev(Min)
Internal Standards							
M Fluorobenzene	6.621	96.0	812130	250.0000	ng		0.000
M Chlorobenzene-d5	9.774	82.0	329825	250.0000	ng		0.000
M 1,4-Dichlorobenzene-d4	12.100	152.0	253834	250.0000	ng		0.000
System Monitoring Compounds							
S Dibromofluoromethane	5.845	113.0	221291	281.3207	ng		-0.006
Spiked Amount: 250.000	Range: 80.0 - 119.0%			Recovery = 112.53%			
S 1,2-Dichloroethane-d4	6.233	67.0	100892	296.9186	ng		0.003
Spiked Amount: 250.000	Range: 81.0 - 118.0%			Recovery = 118.77%		*	
S Toluene-d8	8.322	98.0	833211	258.9413	ng		0.003
Spiked Amount: 250.000	Range: 89.0 - 112.0%			Recovery = 103.58%			
S p-Bromofluorobenzene	10.951	95.0	244714	261.1079	ng		0.003
Spiked Amount: 250.000	Range: 85.0 - 114.0%			Recovery = 104.44%			
Target Compounds							**QValue**
T Dichlorodifluoromethane	0.000		0	N.D.			
T Chloromethane	1.420	50.0	477	0.3708	ng	m	67
T Vinyl chloride	1.501	62.0	450	0.3842	ng	m	51
T Bromomethane	1.807	96.0	344	2.5579	ng	m	96
T Chloroethane	0.000		0	N.D.			
T Trichlorofluoromethane	0.000		0	N.D.			
T 1,1-Dichloroethene	0.000		0	N.D.			
T Methylene chloride	3.341	49.0	2137	1.7999	ng	m	86
T trans-1,2-Dichloroethene	0.000		0	N.D.			
T Methyl tert-butyl ether (MTBE)	0.000		0	N.D.			
T 1,1-Dichloroethane	0.000		0	N.D.			
T 2,2-Dichloropropane	0.000		0	N.D.			
T cis-1,2-Dichloroethene	0.000		0	N.D.			
T Methyl ethyl ketone	0.000		0	N.D.			
T Bromochloromethane	0.000		0	N.D.			
T Chloroform	0.000		0	N.D.			

Compound	RT	QIon	Resp.	Conc.	Units	Dev(Min)
T 1,1,1-Trichloroethane	0.000		0	N.D.		
T Carbon tetrachloride	0.000		0	N.D.		
T 1,1-Dichloropropene	0.000		0	N.D.		
T Benzene	0.000		0	N.D.		
T 1,2-Dichloroethane	0.000		0	N.D.		
T Trichloroethene	0.000		0	N.D.		
T 1,2-Dichloropropane	0.000		0	N.D.		
T Dibromomethane	0.000		0	N.D.		
T Bromodichloromethane	0.000		0	N.D.		
T cis-1,3-Dichloropropene	0.000		0	N.D.		
T Toluene	0.000		0	N.D.		
T trans-1,3-Dichloropropene	0.000		0	N.D.		
T 1,1,2-Trichloroethane	0.000		0	N.D.		
T Tetrachloroethene	0.000		0	N.D.		
T 1,3-Dichloropropane	0.000		0	N.D.		
T Chlorodibromomethane	0.000		0	N.D.		
T 1,2-Dibromoethane	0.000		0	N.D.		
T Chlorobenzene	0.000		0	N.D.		
T 1,1,1,2-Tetrachloroethane	0.000		0	N.D.		
T Ethylbenzene	0.000		0	N.D.		
T m+p-Xylenes	0.000		0	N.D.		
T o-Xylene	0.000		0	N.D.		
T Styrene	0.000		0	N.D.		
T Bromoform	0.000		0	N.D.		
T Bromobenzene	0.000		0	N.D.		
T 1,1,2,2-Tetrachloroethane	0.000		0	N.D.		
T 1,2,3-Trichloropropane	0.000		0	N.D.		
T 2-Chlorotoluene	0.000		0	N.D.		
T 4-Chlorotoluene	0.000		0	N.D.		
T 1,3-Dichlorobenzene	0.000		0	N.D.		
T 1,4-Dichlorobenzene	0.000		0	N.D.		
T 1,2-Dichlorobenzene	0.000		0	N.D.		

(#) = Qualifier Out of Range; (m) = Manual Integration; (+) = Area Summed; (*) = Surrogate Percent Recovery Out of Range; (d): Zeroed Peak

Compound	Conc.	Exp RT	QIon	Exp Ratio
Dichlorodifluoromethane	N.D.	1.24	87.0	31.8

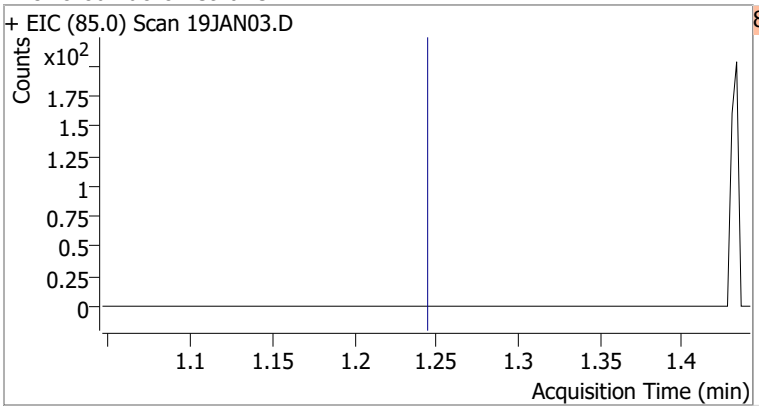

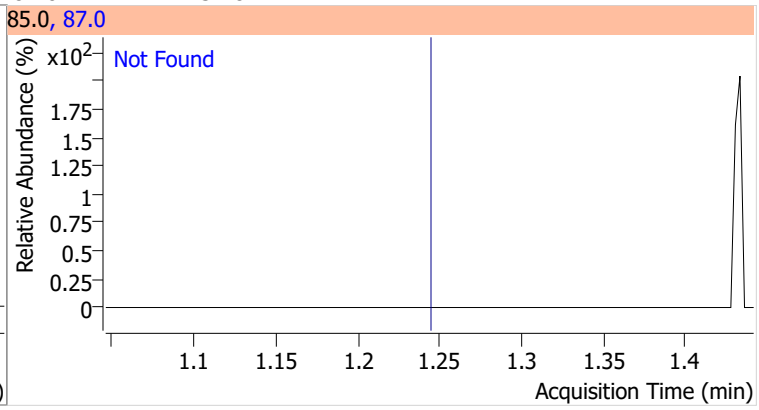

Compound	Conc.	RT	Dev(Min)	Resp.	QIon	QRatio	Lower	Upper
Chloromethane	0.3708	1.42	0.01	477 (m)	52.0	13.9	2.4	62.4

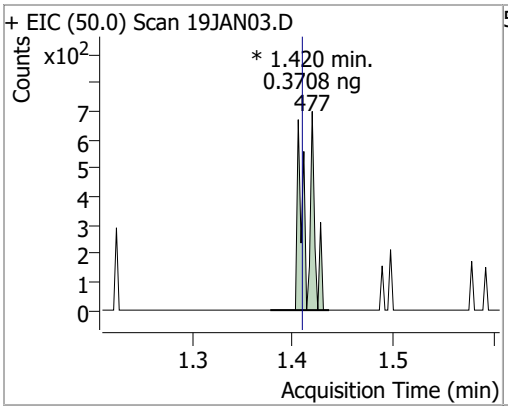

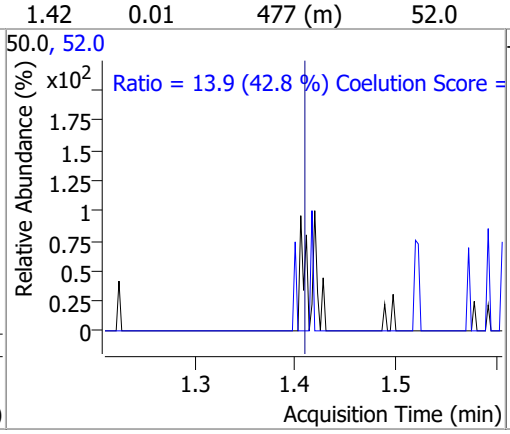

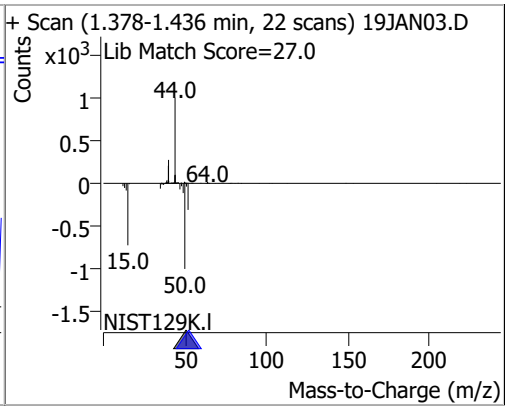

Compound	Conc.	RT	Dev(Min)	Resp.	QIon	QRatio	Lower	Upper
Vinyl chloride	0.3842	1.50	0.00	450 (m)	64.0	58.6	1.3	61.3

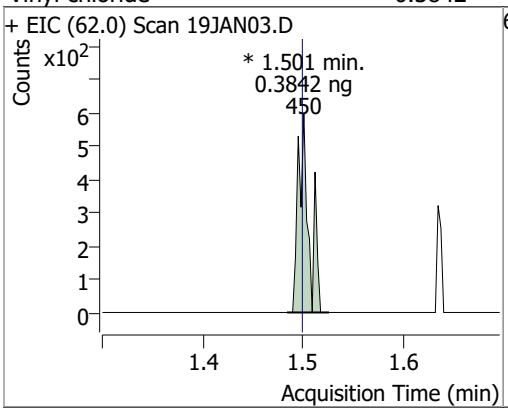

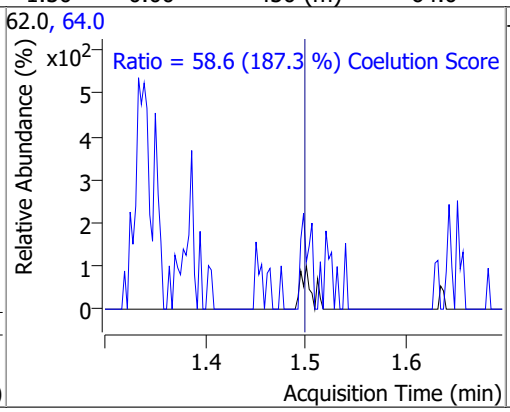

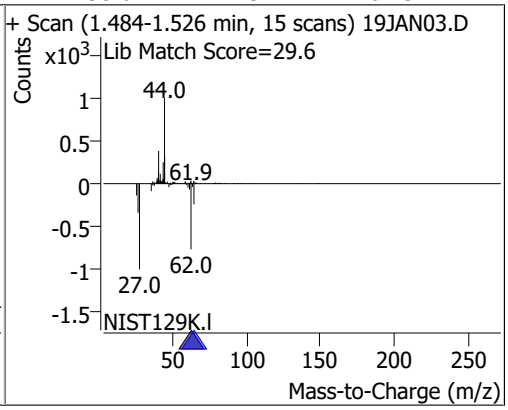

Compound	Conc.	RT	Dev(Min)	Resp.	QIon	QRatio	Lower	Upper
Bromomethane	2.5579	1.81	0.01	344 (m)	94.0	114.2	80.1	140.1

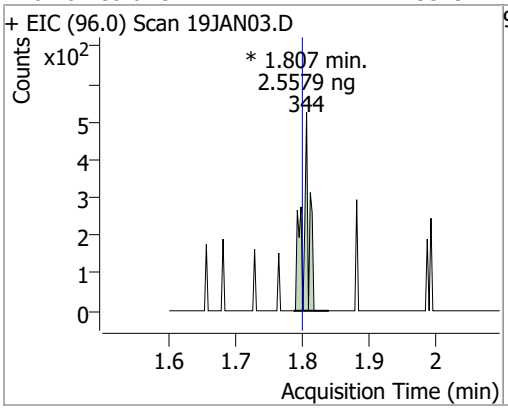

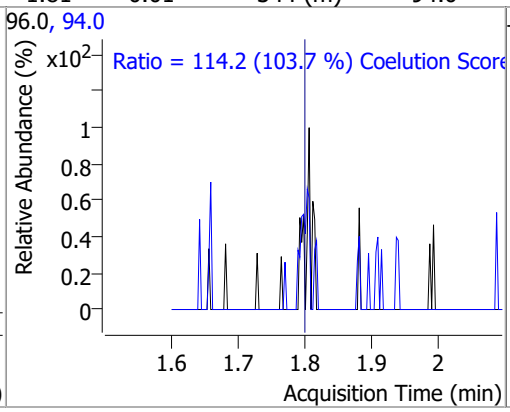

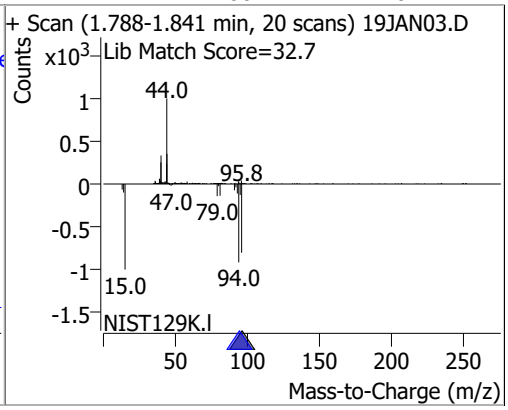

Compound	Conc.	Exp RT	QIon	Exp Ratio
Chloroethane	N.D.	1.90	66.0	30.0

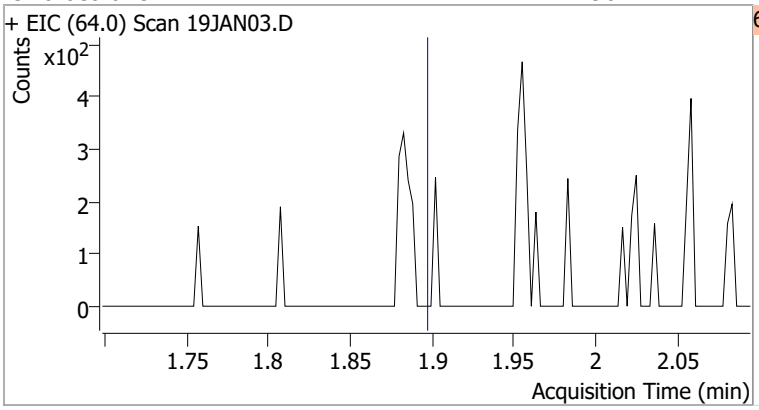

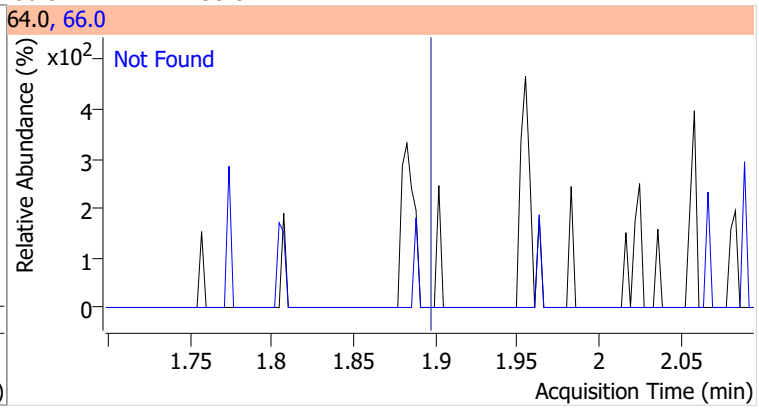

Compound	Conc.	Exp RT	QIon	Exp Ratio
Trichlorofluoromethane	N.D.	2.15	103.0	65.0

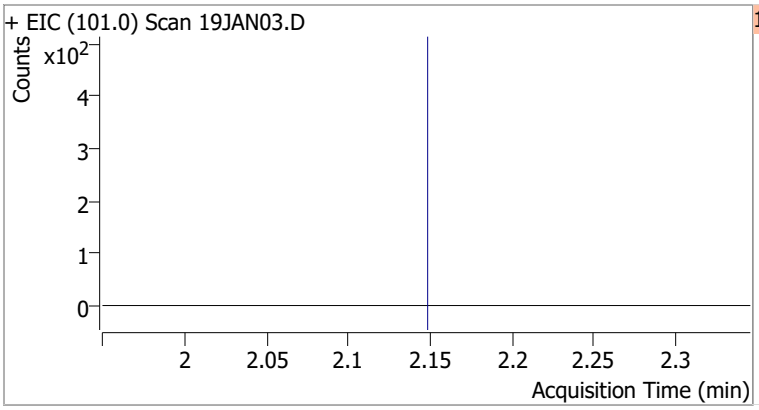

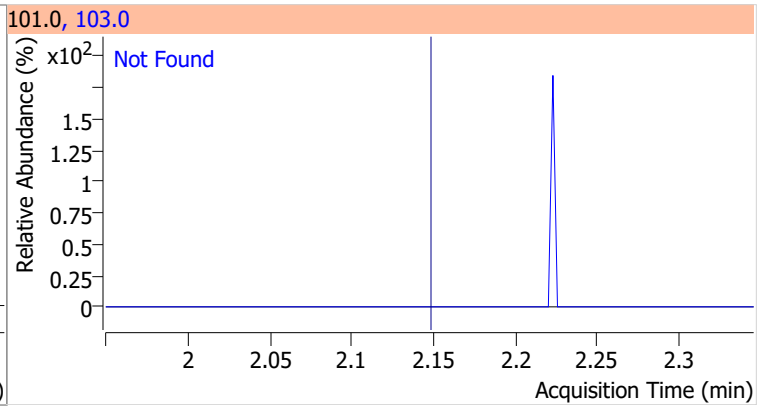

Compound	Conc.	Exp RT	QIon	Exp Ratio	QIon	Exp Ratio
1,1-Dichloroethene	N.D.	2.70	61.0	179.9	63.0	57.0

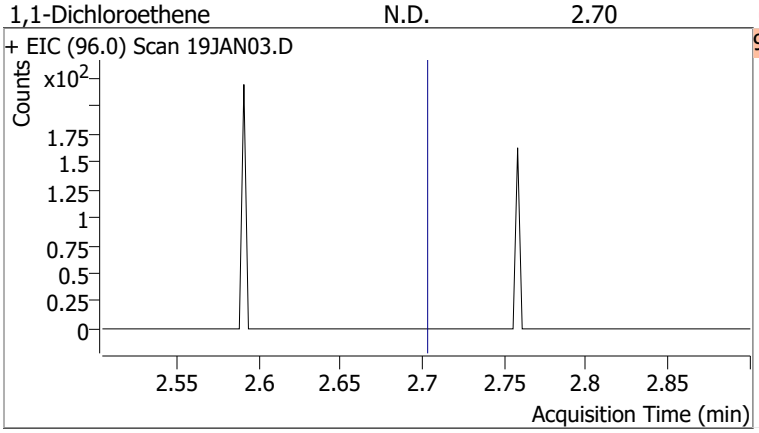

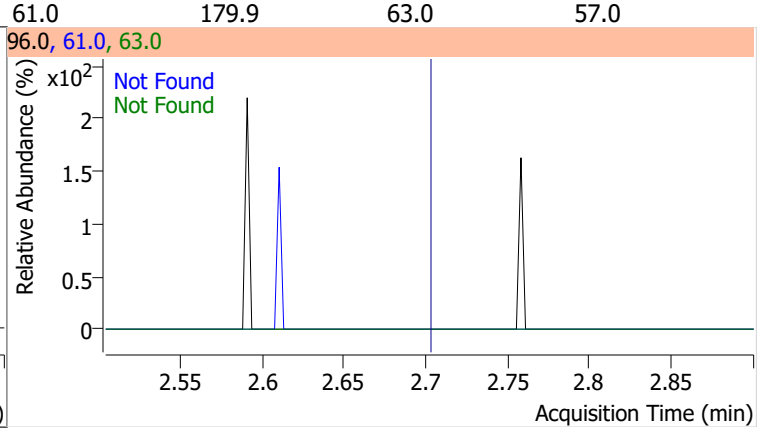

Compound	Conc.	RT	Dev(Min)	Resp.	QIon	QRatio	Lower	Upper
Methylene chloride	1.7999	3.34	0.01	2137 (m)	84.0	76.7	36.1	96.1
					86.0	32.8	11.8	71.8

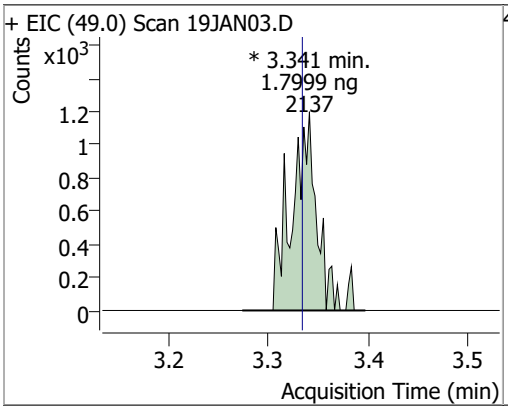

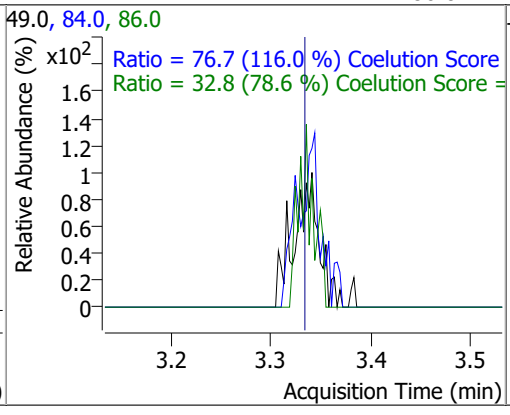

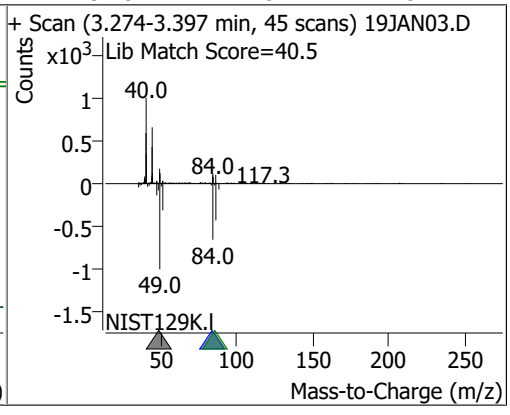

Compound	Conc.	Exp RT	QIon	Exp Ratio	QIon	Exp Ratio
trans-1,2-Dichloroethene	N.D.	3.72	61.0	154.8	98.0	62.1

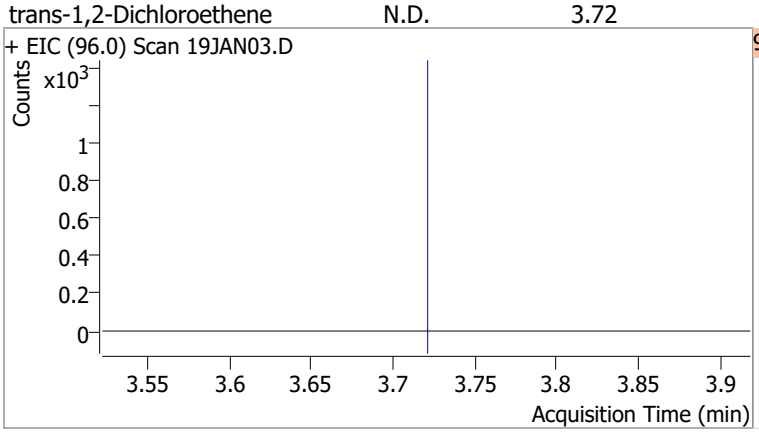

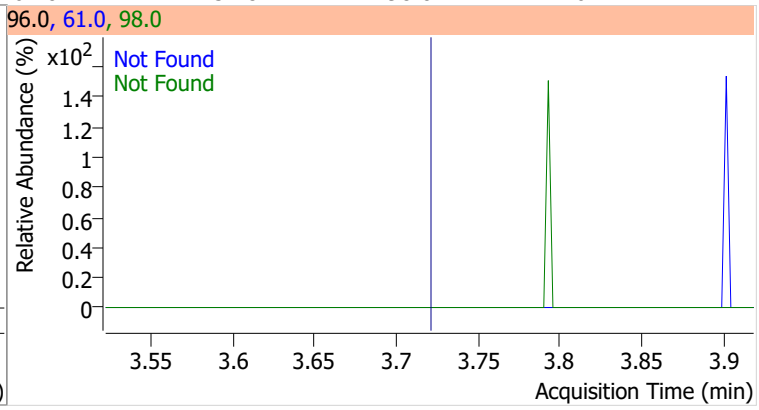

Compound	Conc.	Exp RT	QIon	Exp Ratio
Methyl tert-butyl ether (MTBE)	N.D.	3.75	57.0	24.6

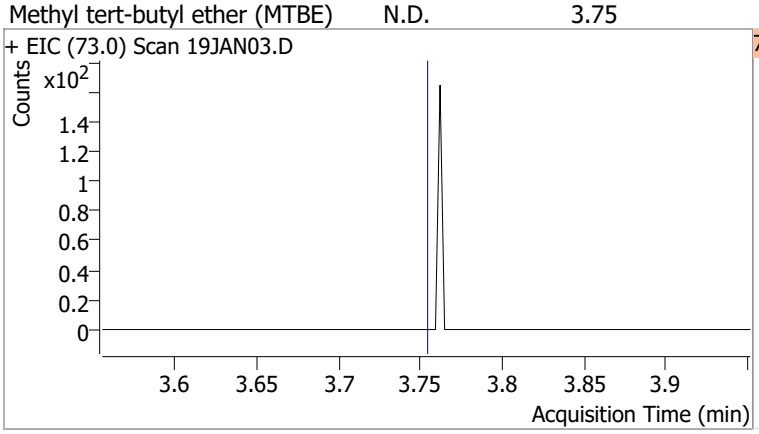

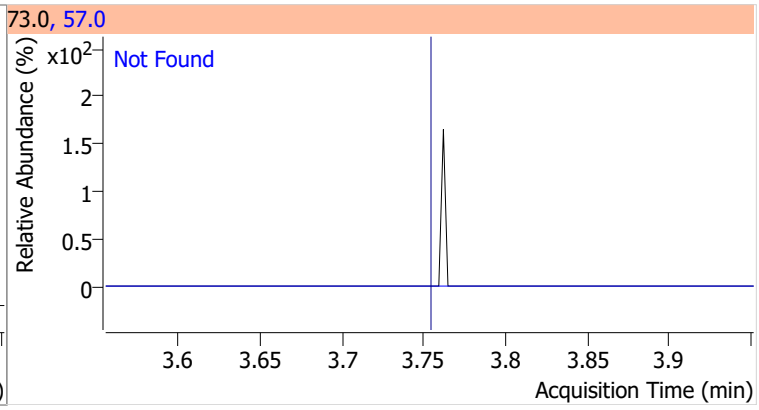

Compound	Conc.	Exp RT	QIon	Exp Ratio	QIon	Exp Ratio
1,1-Dichloroethane	N.D.	4.38	65.0	31.0	83.0	12.7

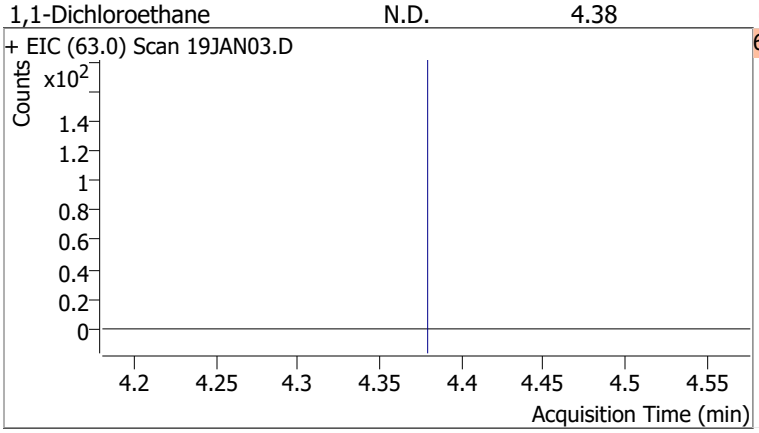

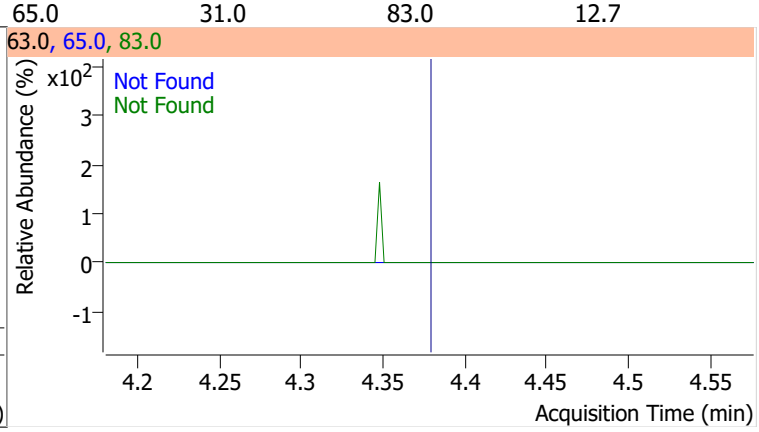

Compound	Conc.	Exp RT	QIon	Exp Ratio	QIon	Exp Ratio
2,2-Dichloropropane	N.D.	5.19	41.0	68.8	97.0	23.9

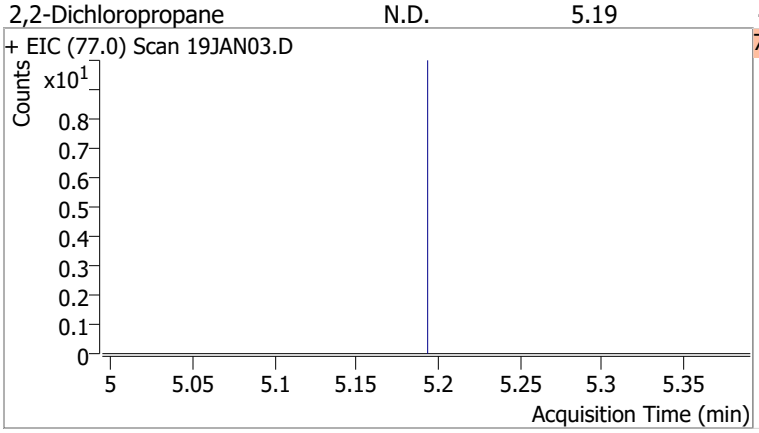

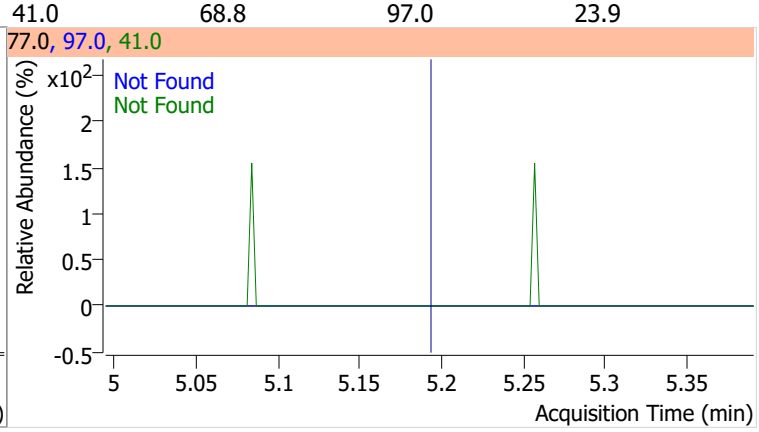

Compound	Conc.	Exp RT	QIon	Exp Ratio	QIon	Exp Ratio
cis-1,2-Dichloroethene	N.D.	5.21	61.0	160.4	98.0	66.2

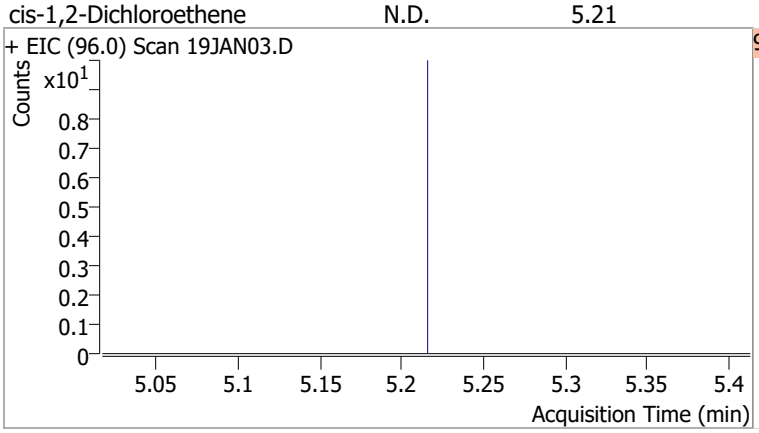

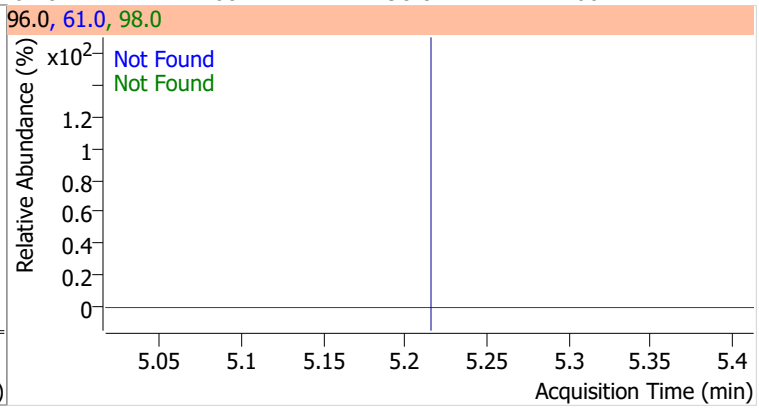

Compound	Conc.	Exp RT	QIon	Exp Ratio
Methyl ethyl ketone	N.D.	5.28	72.0	20.6

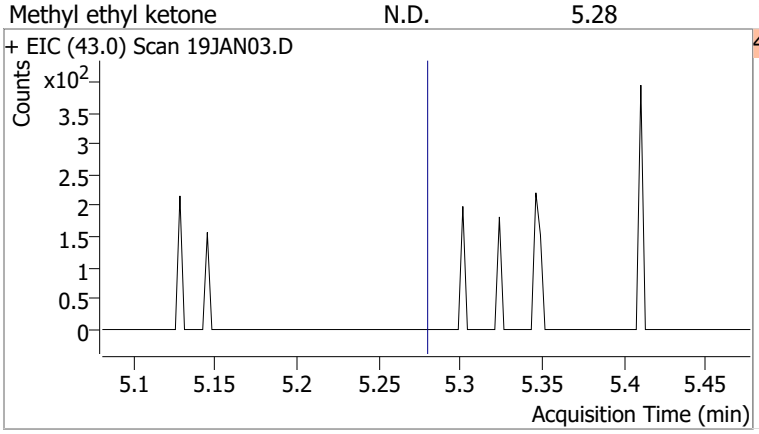

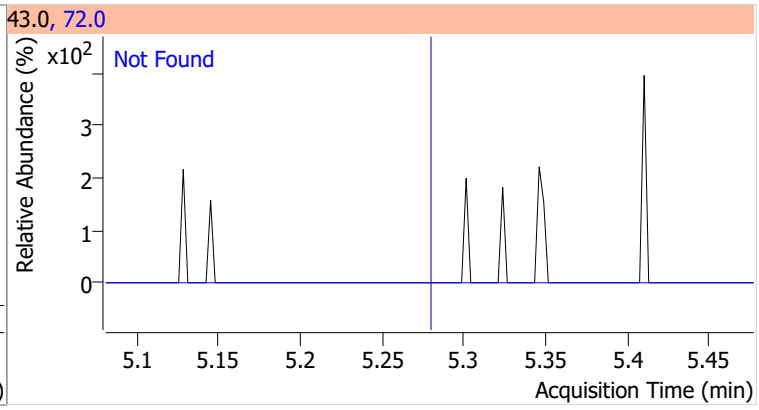

Compound	Conc.	Exp RT	QIon	Exp Ratio
Bromochloromethane	N.D.	5.52	49.0	182.2

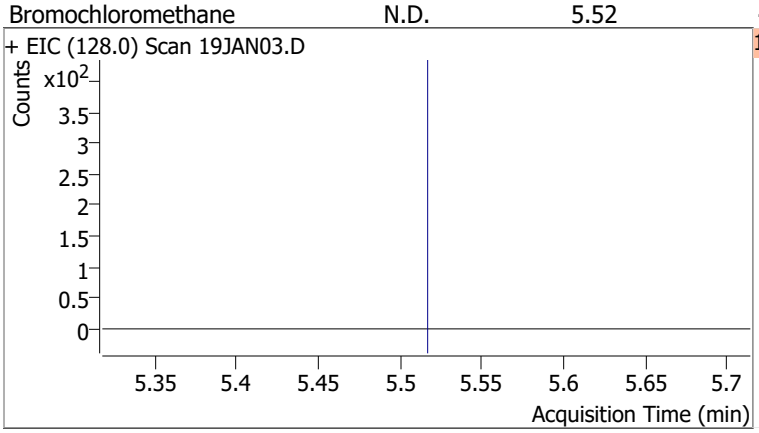

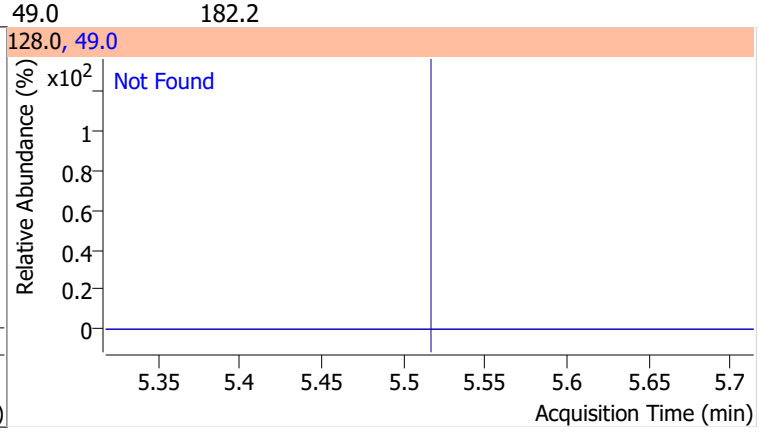

Compound	Conc.	Exp RT	QIon	Exp Ratio
Chloroform	N.D.	5.65	85.0	66.2

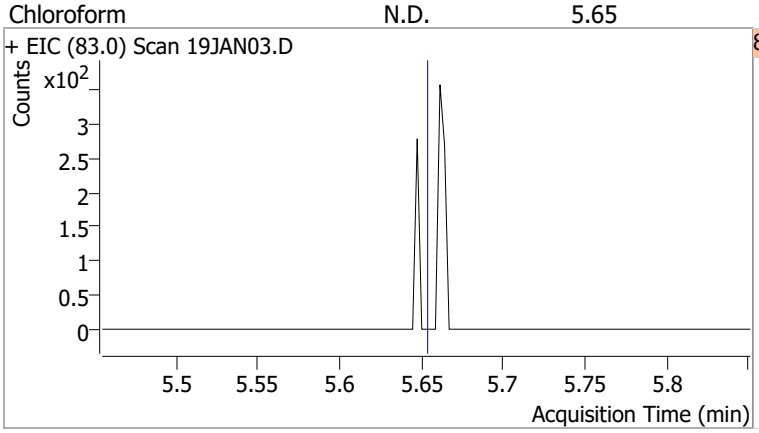

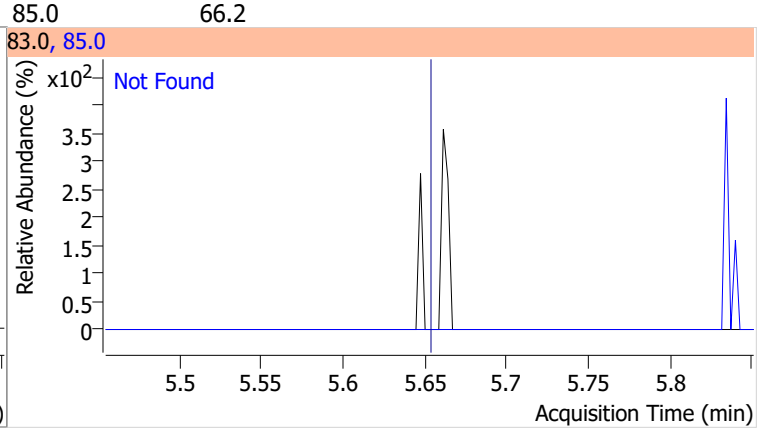

Compound	Conc.	Exp RT	QIon	Exp Ratio	QIon	Exp Ratio
1,1,1-Trichloroethane	N.D.	5.83	99.0	63.1	61.0	49.1

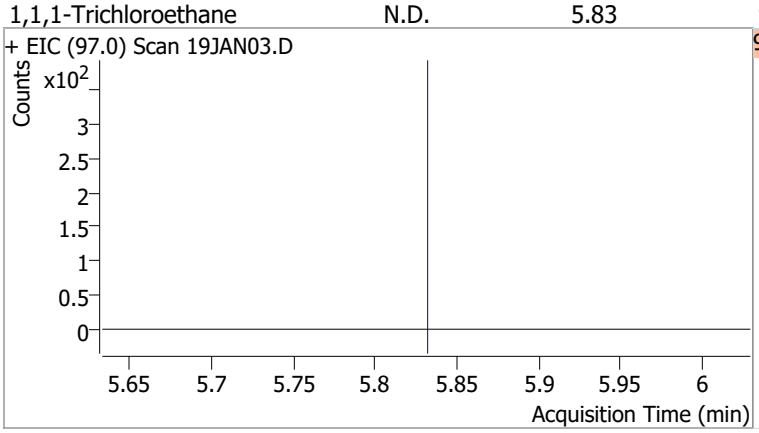

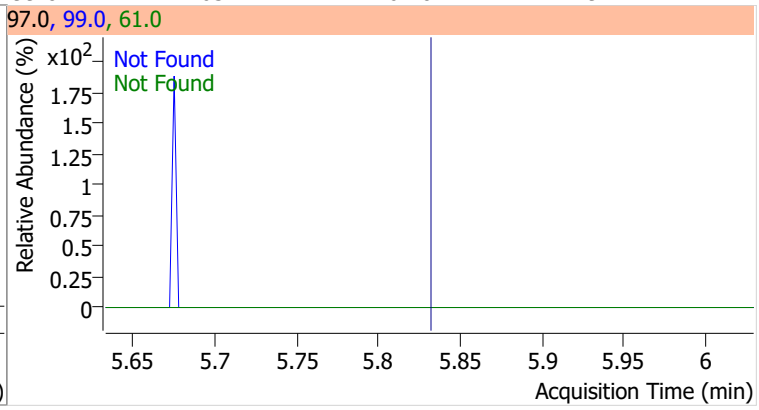

Compound	Conc.	RT	Dev(Min)	Resp.	QIon	QRatio	Lower	Upper
Dibromofluoromethane	281.3207	5.85	-0.01	221291	191.5	21.1	0.0	53.2

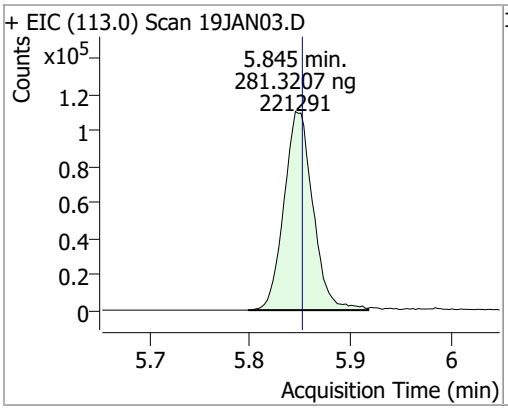

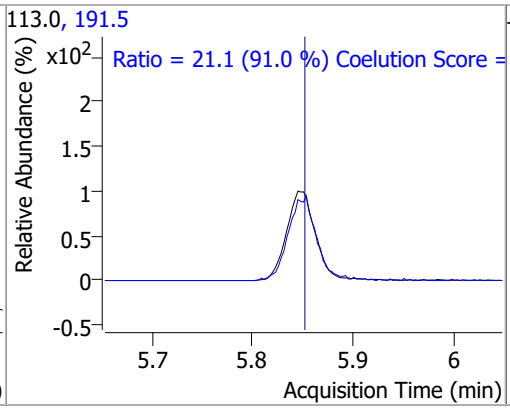

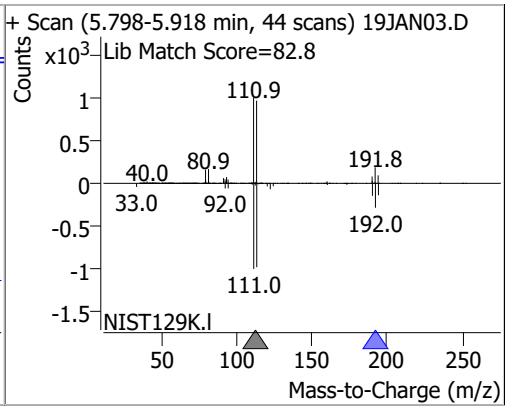

Compound	Conc.	Exp RT	QIon	Exp Ratio	QIon	Exp Ratio
Carbon tetrachloride	N.D.	6.02	119.0	97.6	121.0	30.7

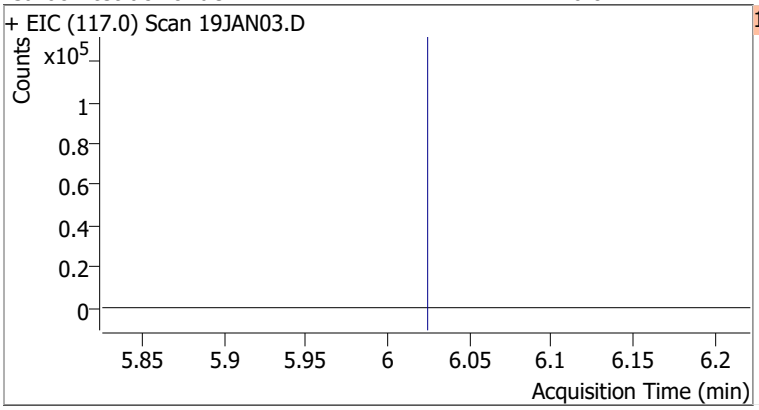

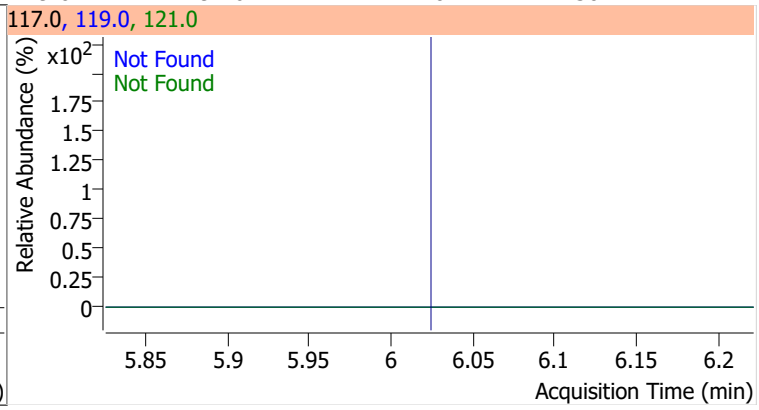

Compound	Conc.	Exp RT	QIon	Exp Ratio	QIon	Exp Ratio
1,1-Dichloropropene	N.D.	6.04	110.0	35.6	77.0	31.0

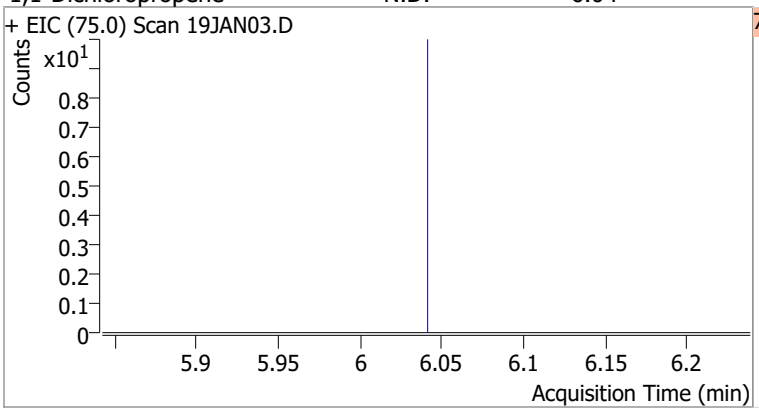

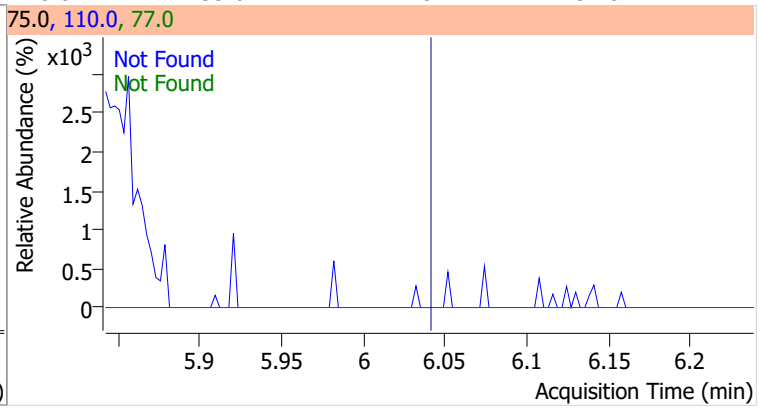

Compound	Conc.	RT	Dev(Min)	Resp.	QIon	QRatio	Lower	Upper
1,2-Dichloroethane-d4	296.9186	6.23	0.00	100892	65.0	192.0	162.8	222.8

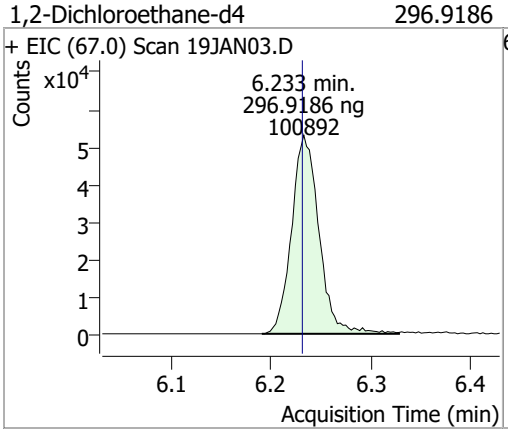

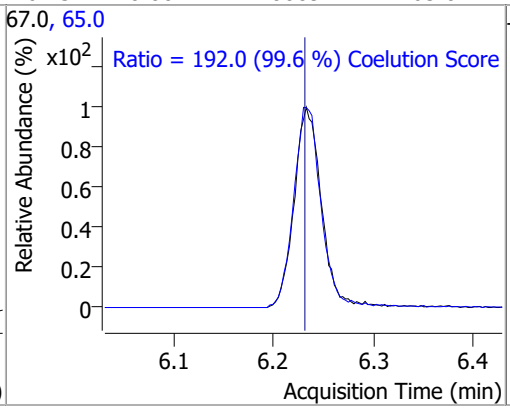

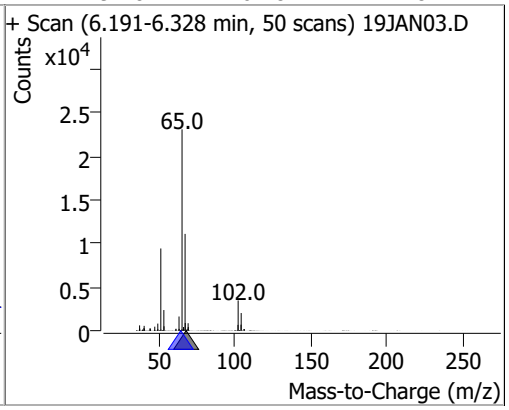

Compound	Conc.	Exp RT	QIon	Exp Ratio
Benzene	N.D.	6.28	77.0	23.3

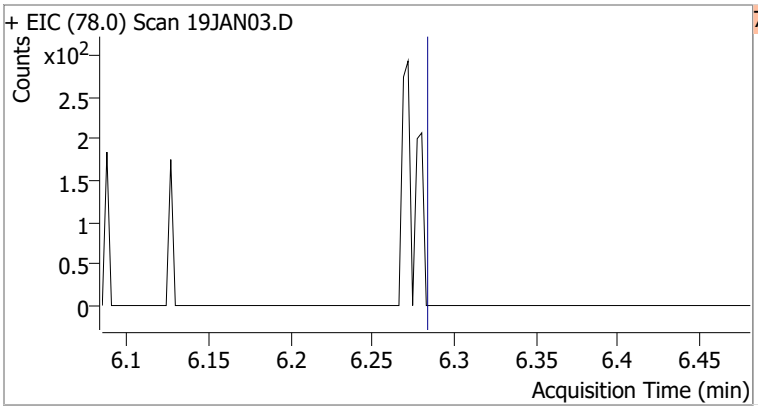

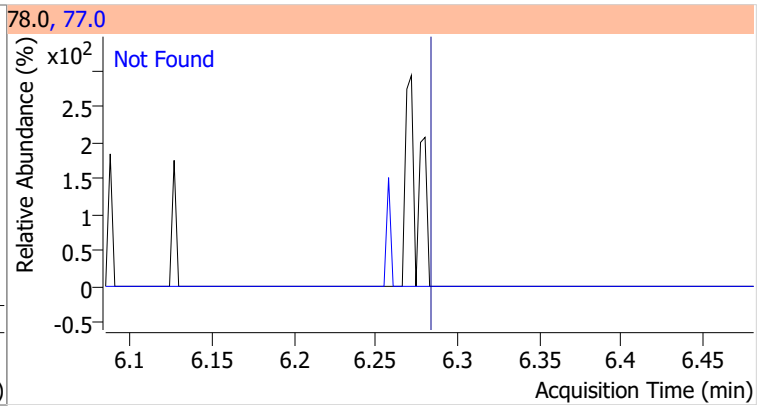

Compound	Conc.	Exp RT	QIon	Exp Ratio	QIon	Exp Ratio
1,2-Dichloroethane	N.D.	6.32	64.0	32.2	98.0	8.2

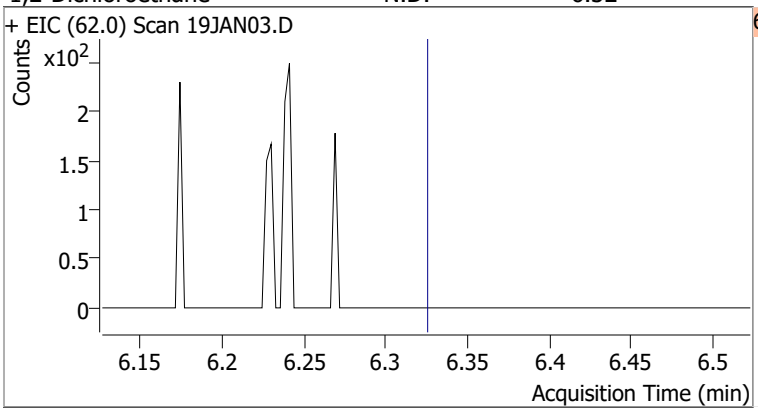

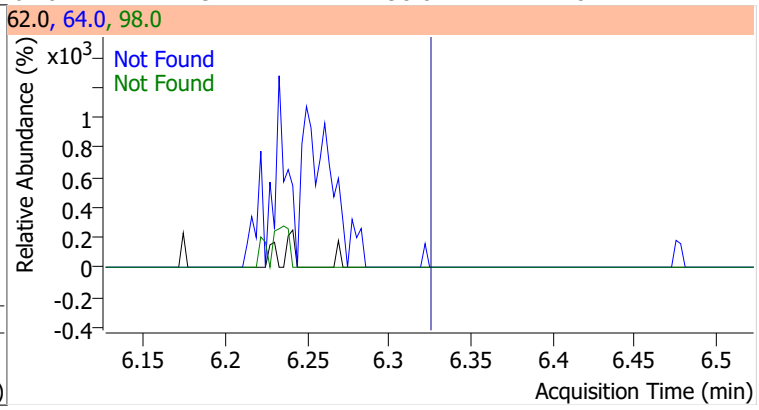

Compound	Conc.	Exp RT	QIon	Exp Ratio	QIon	Exp Ratio
Trichloroethene	N.D.	7.02	130.0	105.6	97.0	65.7

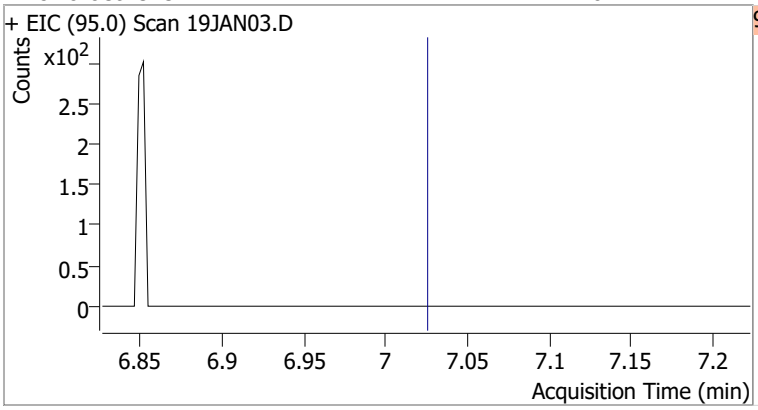

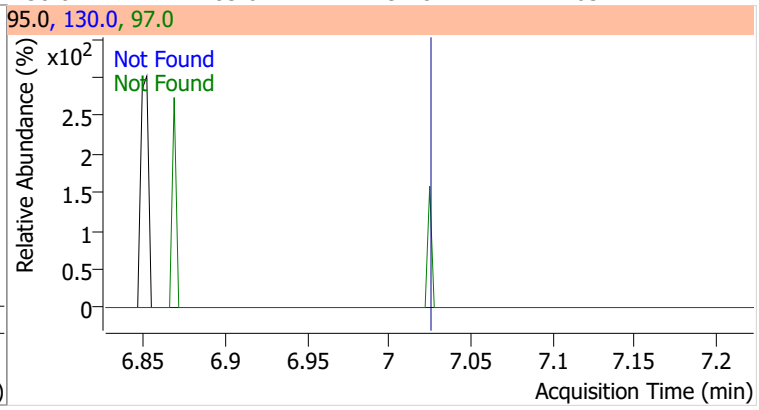

Compound	Conc.	Exp RT	QIon	Exp Ratio
1,2-Dichloropropane	N.D.	7.27	76.0	39.8

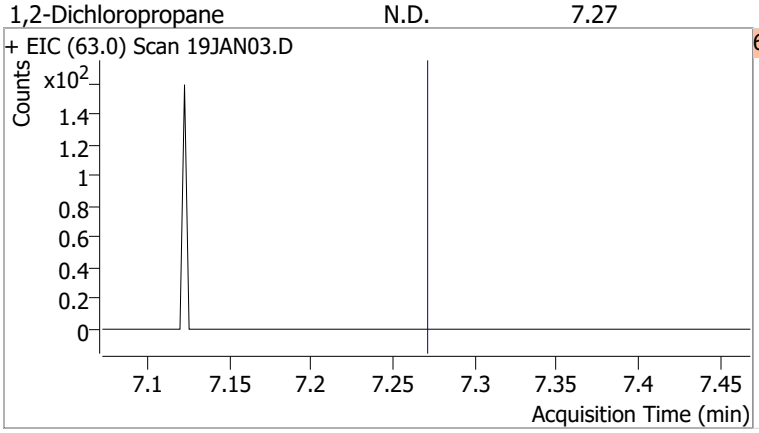

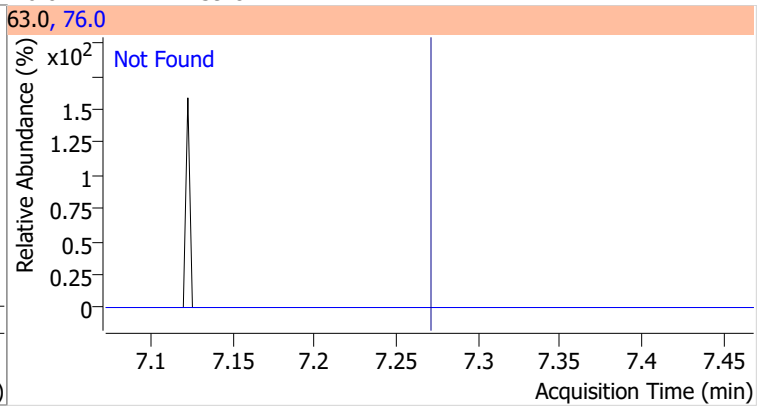

Compound	Conc.	Exp RT	QIon	Exp Ratio	QIon	Exp Ratio
Dibromomethane	N.D.	7.40	173.5	108.2	95.0	84.5

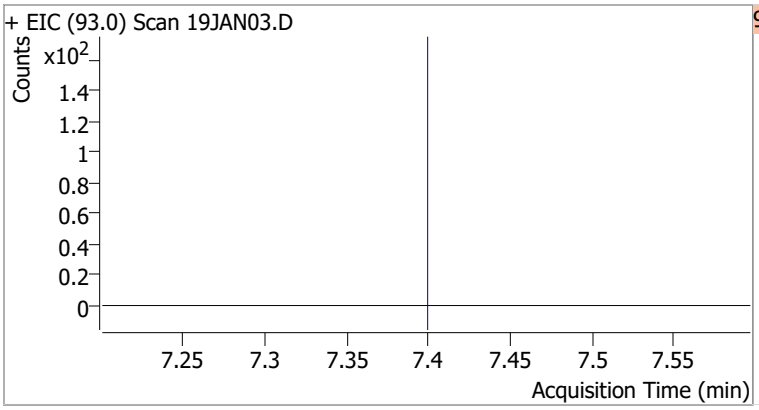

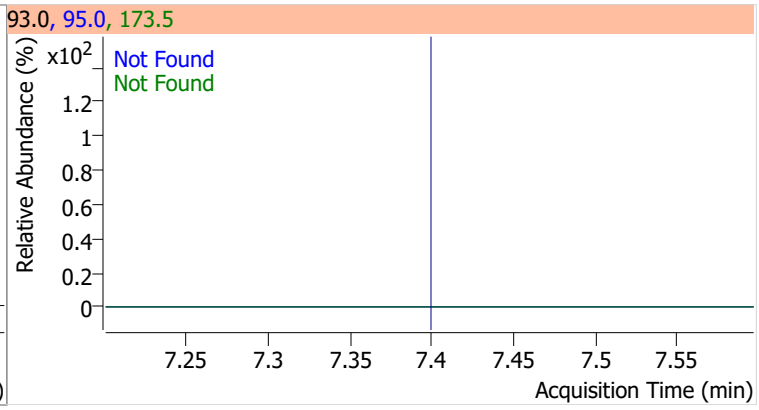

Compound	Conc.	Exp RT	QIon	Exp Ratio	QIon	Exp Ratio
Bromodichloromethane	N.D.	7.58	85.0	66.3	127.0	9.5

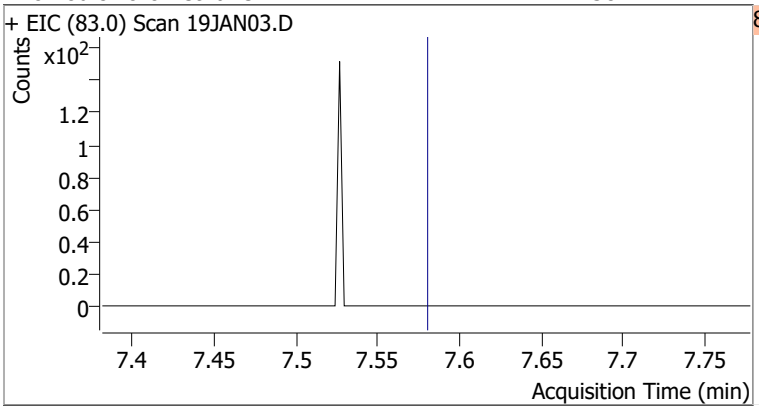

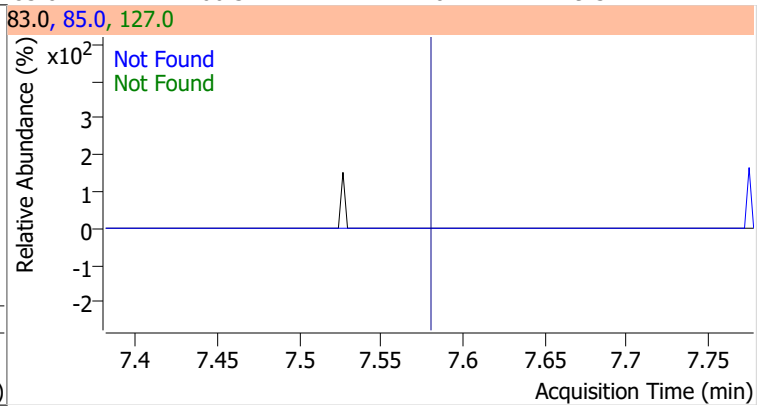

Compound	Conc.	Exp RT	QIon	Exp Ratio	QIon	Exp Ratio
cis-1,3-Dichloropropene	N.D.	8.06	39.0	52.5	77.0	31.8

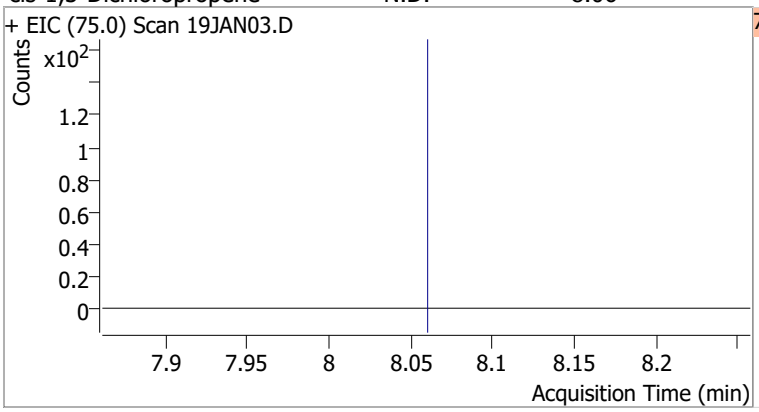

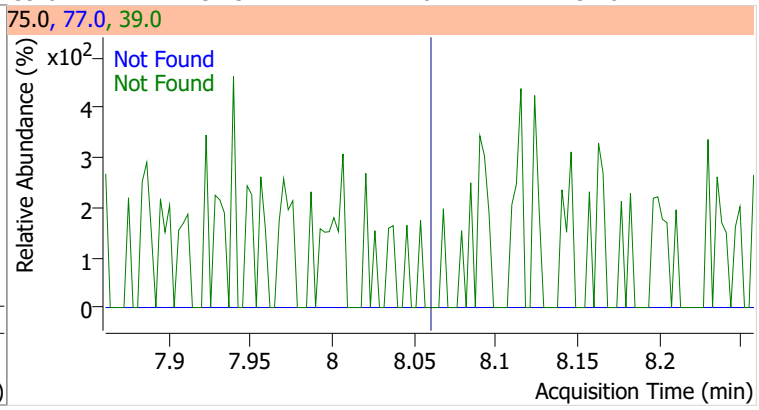

Quantitation Results Report (QT Reviewed)

Compound	Conc.	RT	Dev(Min)	Resp.	QIon	QRatio	Lower	Upper
Toluene-d8	258.9413	8.32	0.00	833211	100.0	63.8	34.3	94.3
					99.0	9.4	0.0	39.2

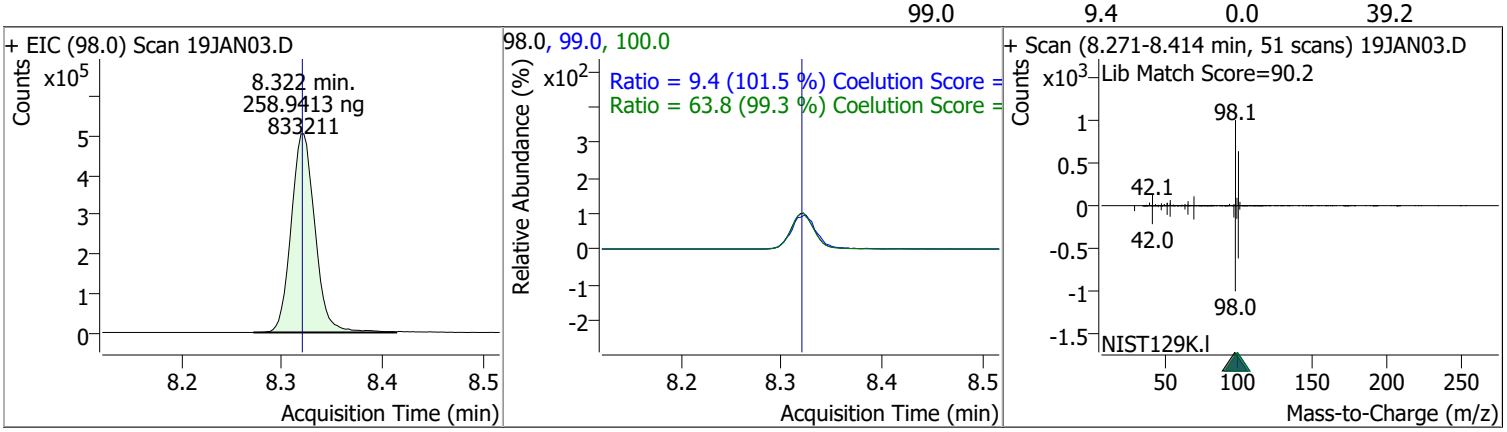

Compound	Conc.	Exp RT	QIon	Exp Ratio
Toluene	N.D.	8.39	91.0	174.1

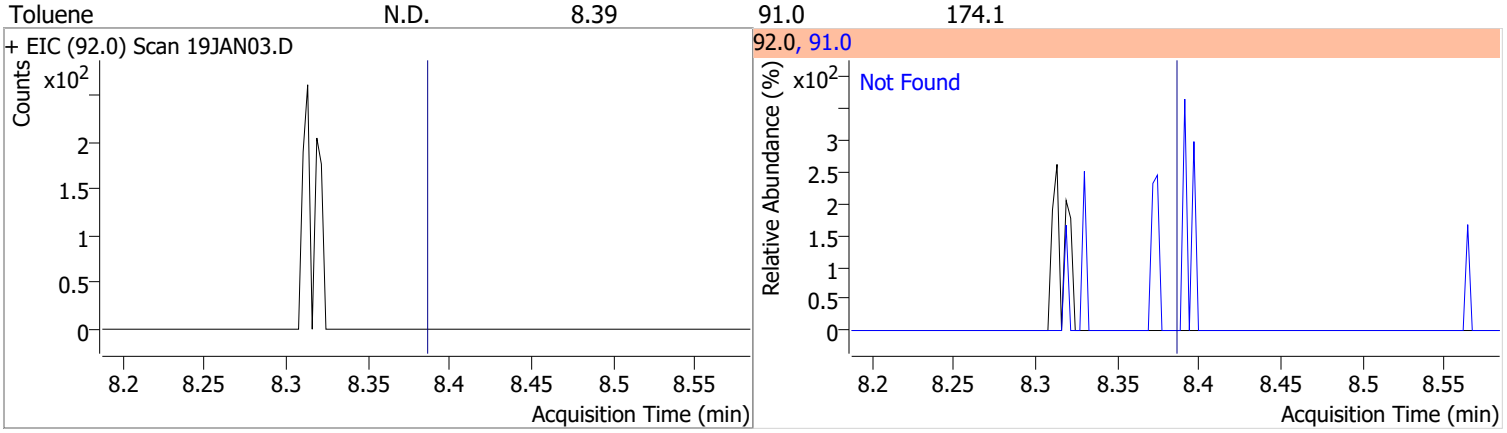

Compound	Conc.	Exp RT	QIon	Exp Ratio	QIon	Exp Ratio
trans-1,3-Dichloropropene	N.D.	8.64	39.0	53.0	77.0	31.0

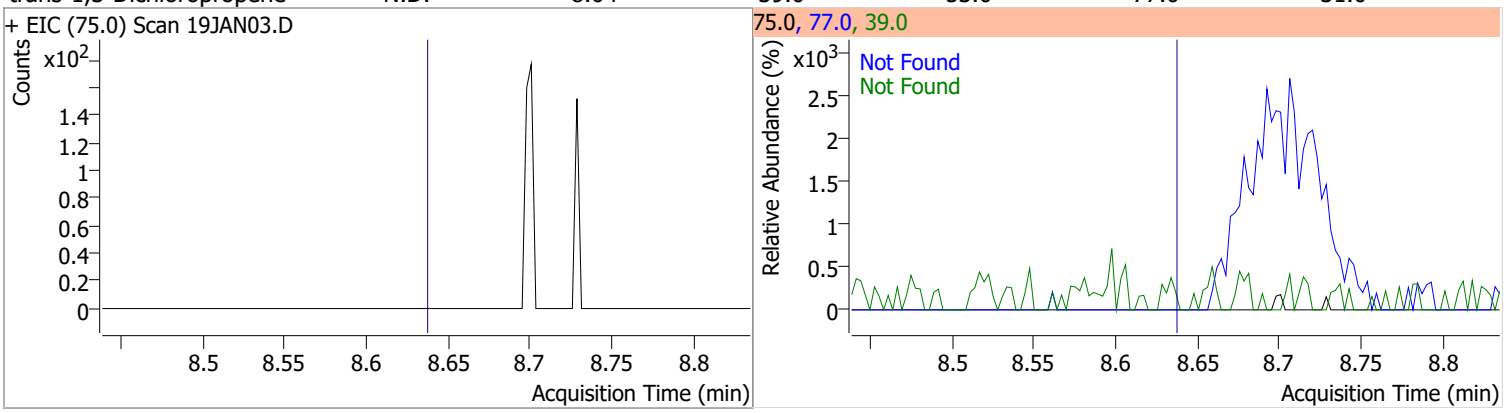

Compound	Conc.	Exp RT	QIon	Exp Ratio	QIon	Exp Ratio
1,1,2-Trichloroethane	N.D.	8.82	97.0	110.7	85.0	60.7

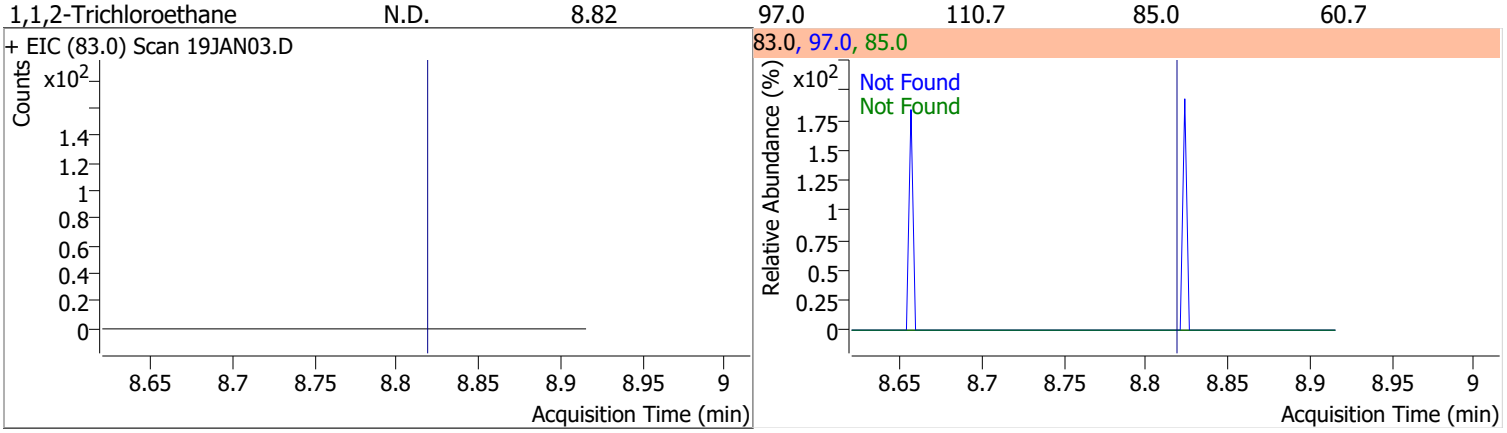

Compound	Conc.	Exp RT	QIon	Exp Ratio	QIon	Exp Ratio
Tetrachloroethene	N.D.	8.94	165.8	126.1	129.0	90.5

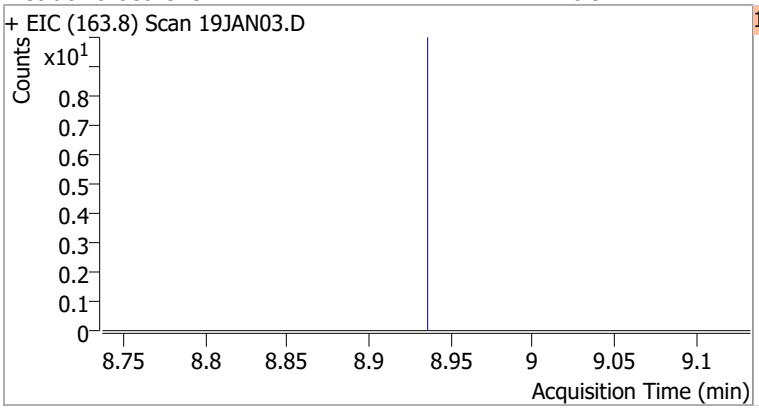

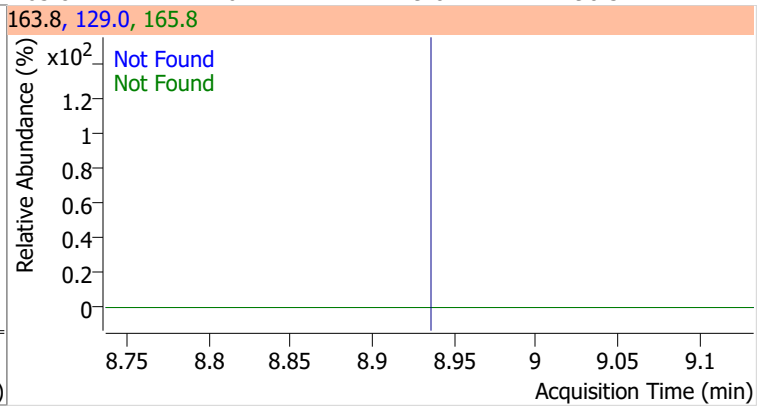

Compound	Conc.	Exp RT	QIon	Exp Ratio
1,3-Dichloropropane	N.D.	8.98	78.0	32.4

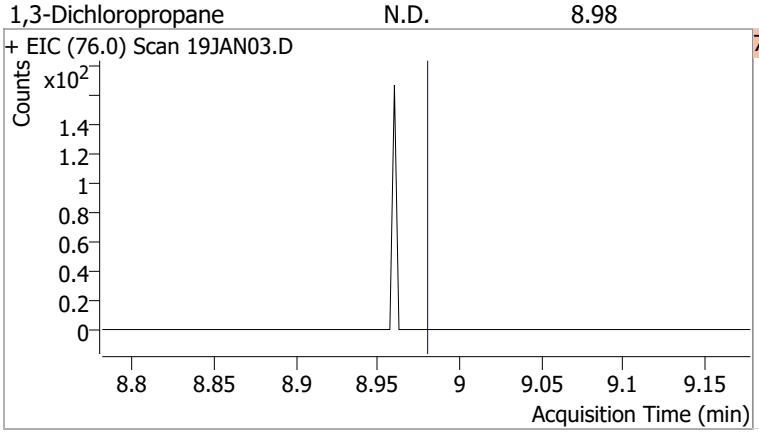

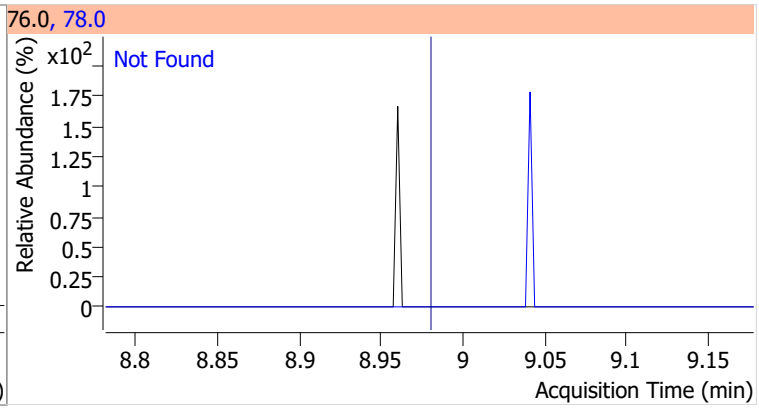

Compound	Conc.	Exp RT	QIon	Exp Ratio
Chlorodibromomethane	N.D.	9.21	127.0	77.2

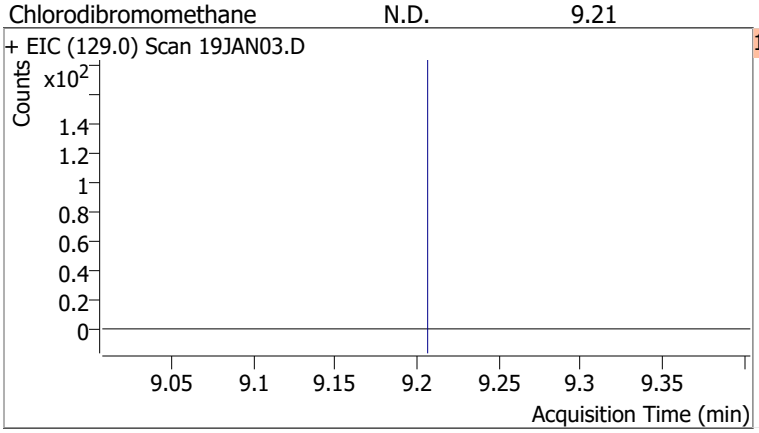

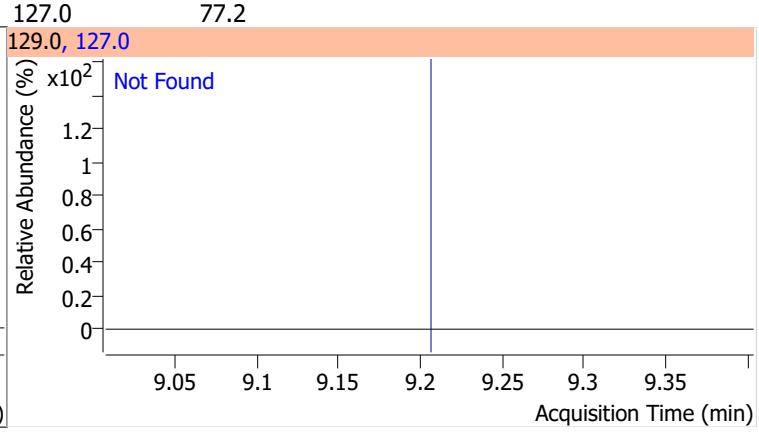

Compound	Conc.	Exp RT	QIon	Exp Ratio
1,2-Dibromoethane	N.D.	9.30	109.0	91.5

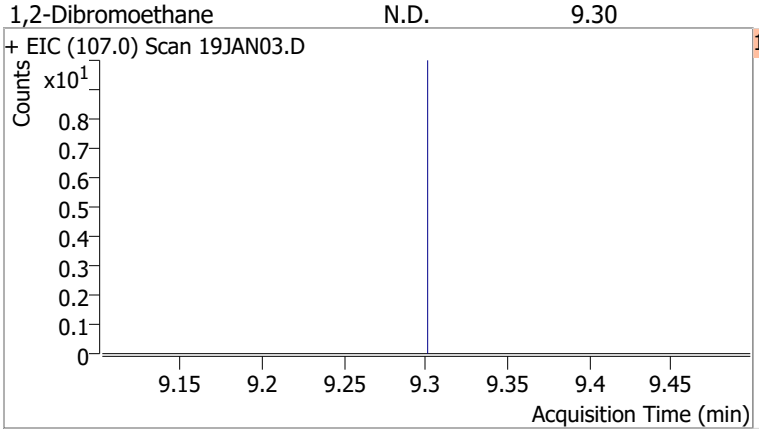

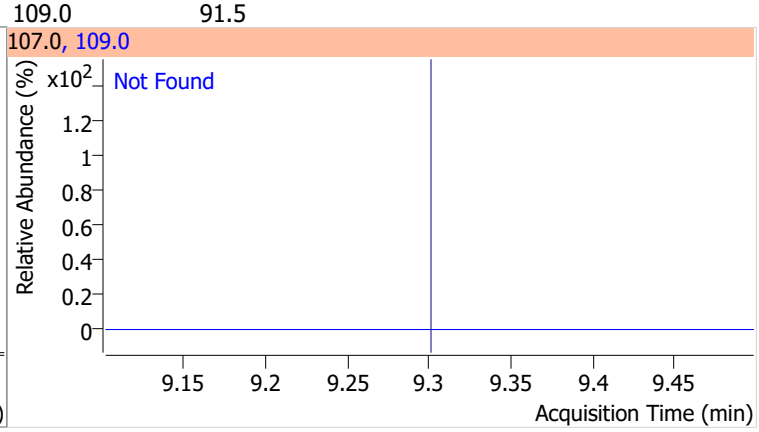

Compound	Conc.	Exp RT	QIon	Exp Ratio
Chlorobenzene	N.D.	9.80	114.0	32.2

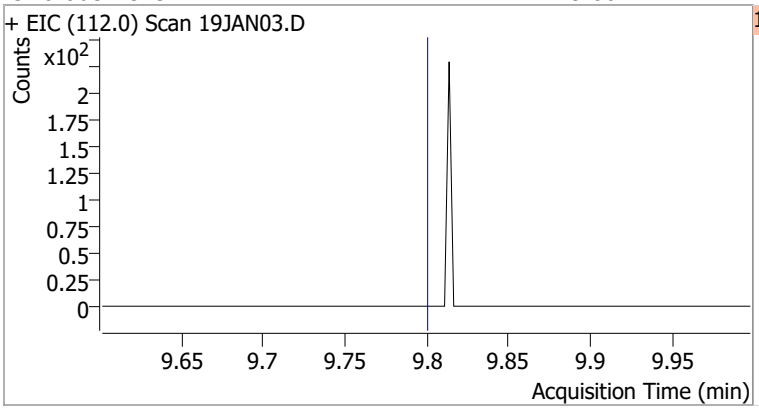

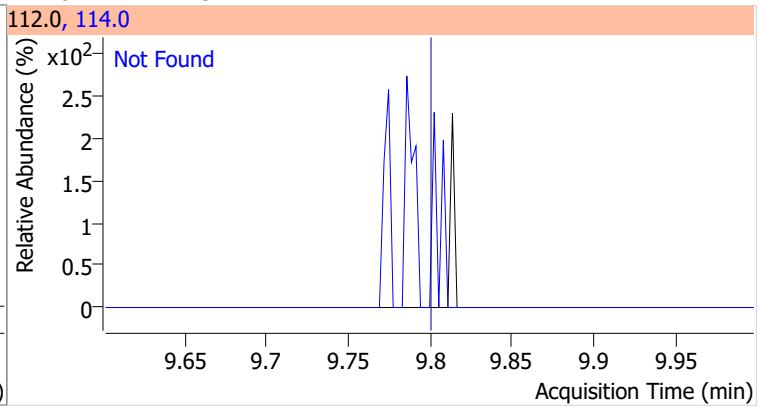

Compound	Conc.	Exp RT	QIon	Exp Ratio
1,1,1,2-Tetrachloroethane	N.D.	9.89	133.0	95.3

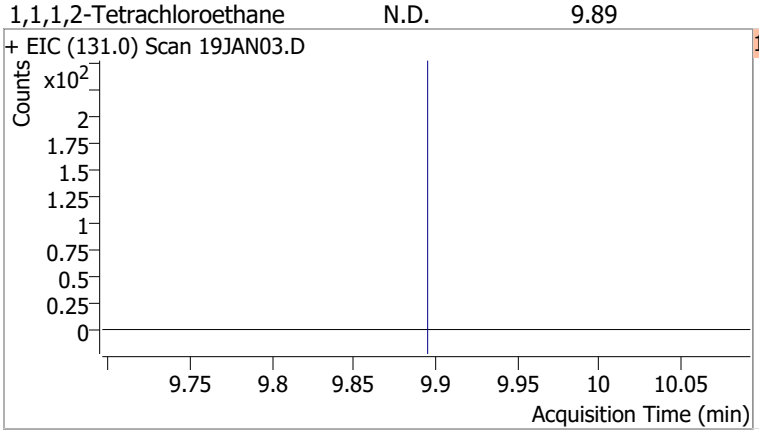

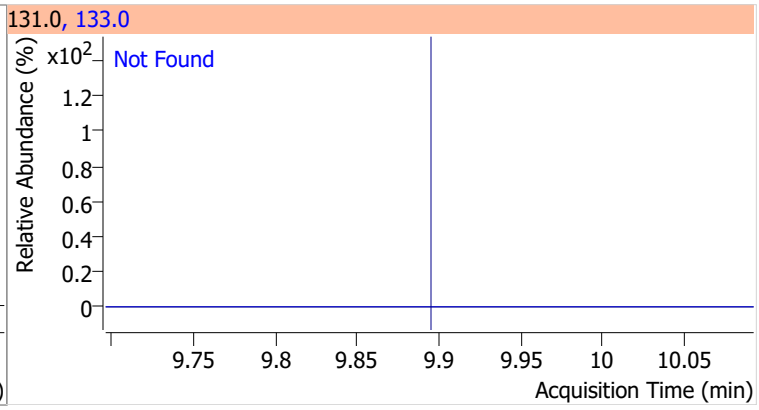

Compound	Conc.	Exp RT	QIon	Exp Ratio
Ethylbenzene	N.D.	9.92	106.0	31.7

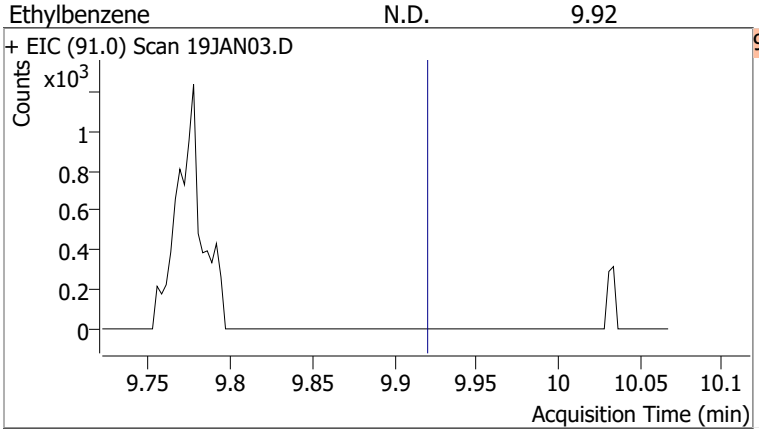

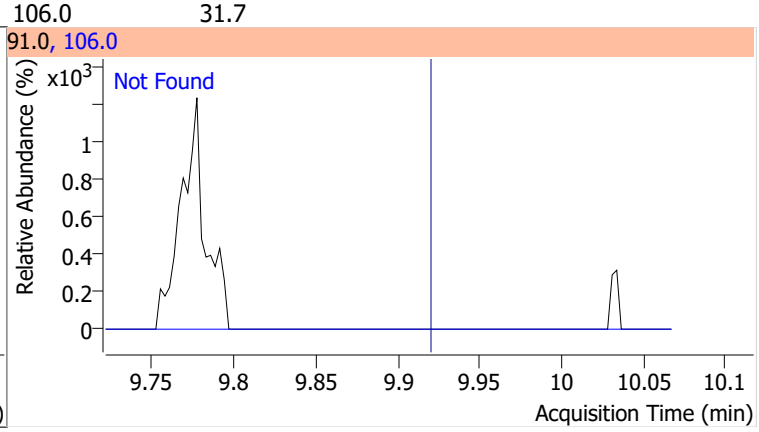

Compound	Conc.	Exp RT	QIon	Exp Ratio
m+p-Xylenes	N.D.	10.04	91.0	200.7

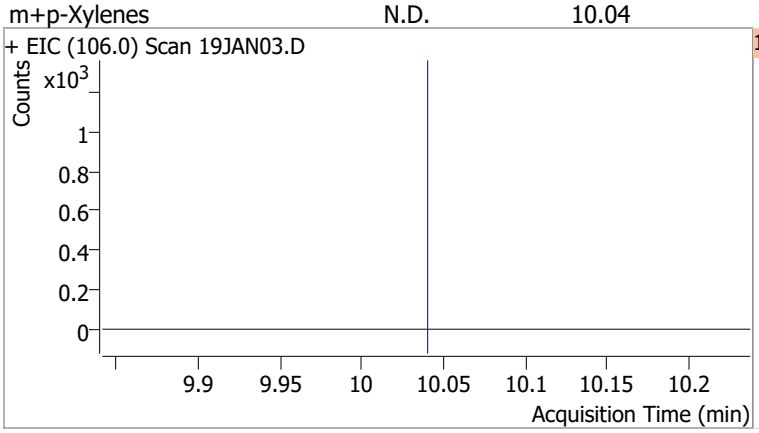

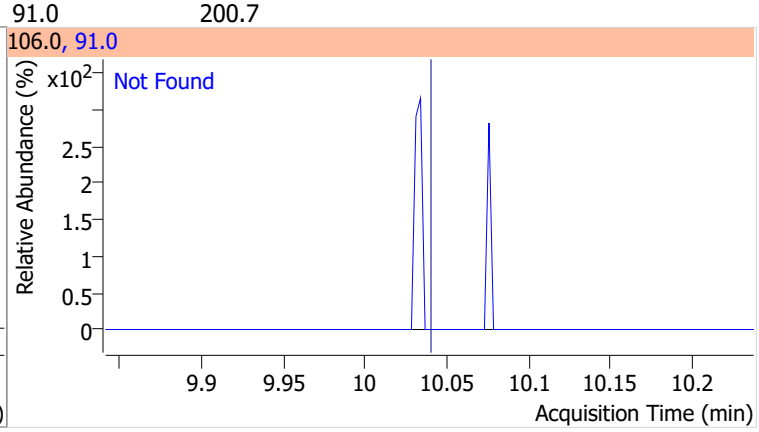

Compound	Conc.	Exp RT	QIon	Exp Ratio
o-Xylene	N.D.	10.43	91.0	211.4

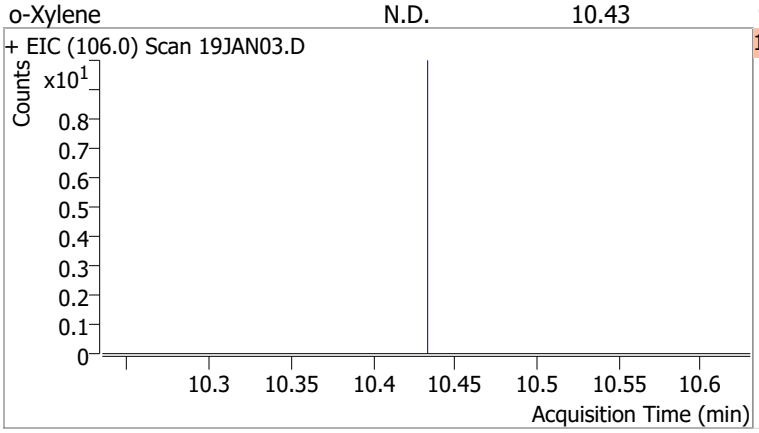

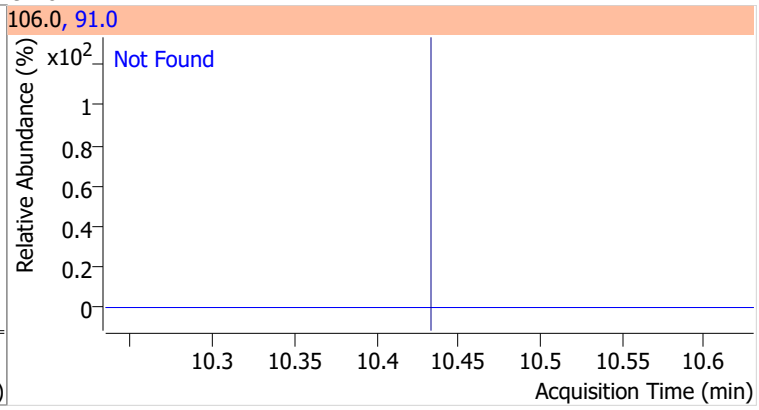

Compound	Conc.	Exp RT	QIon	Exp Ratio
Styrene	N.D.	10.45	78.0	50.6

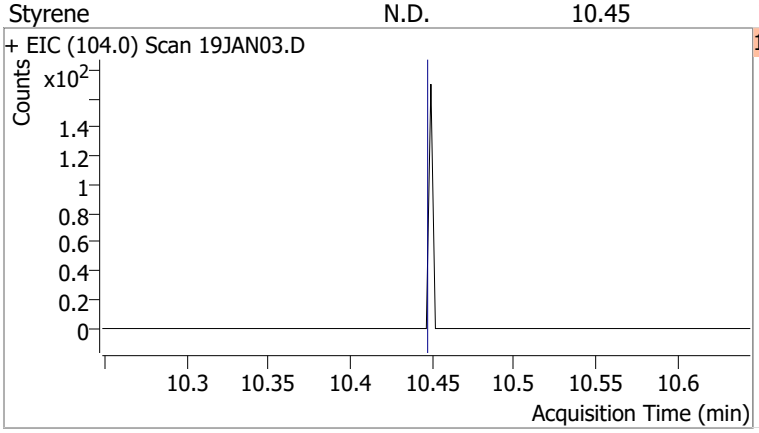

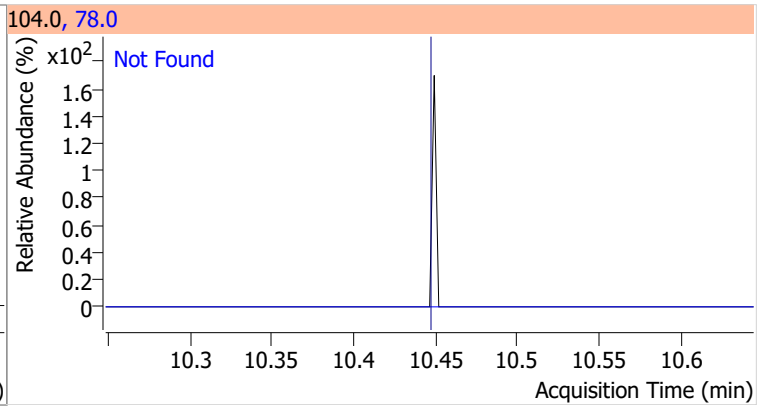

Compound	Conc.	Exp RT	QIon	Exp Ratio	QIon	Exp Ratio
Bromoform	N.D.	10.62	170.5	50.3	174.5	48.1

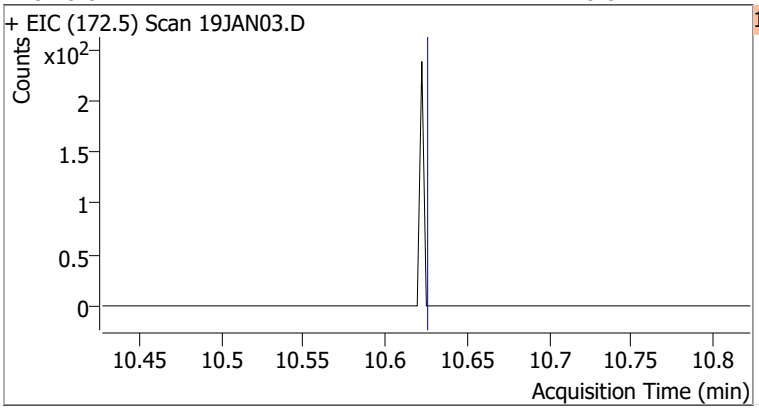

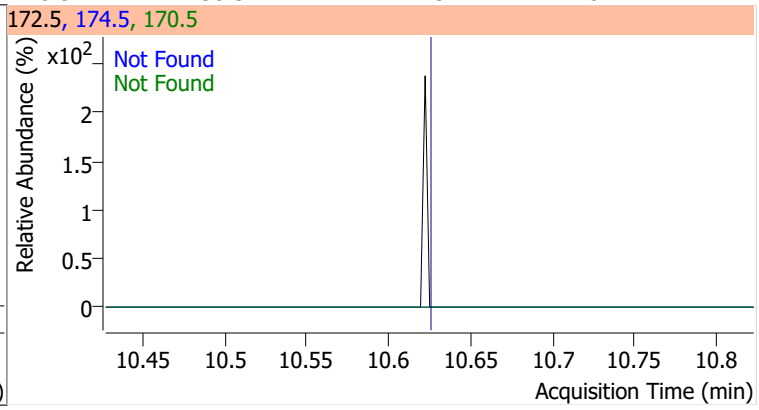

Compound	Conc.	RT	Dev(Min)	Resp.	QIon	QRatio	Lower	Upper
p-Bromofluorobenzene	261.1079	10.95	0.00	244714	174.0	94.5	65.3	125.3
					176.0	91.5	63.3	123.3

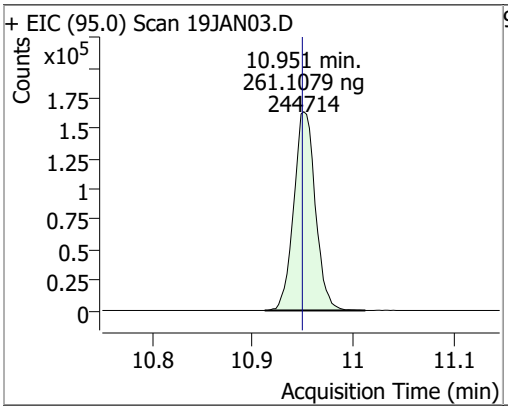

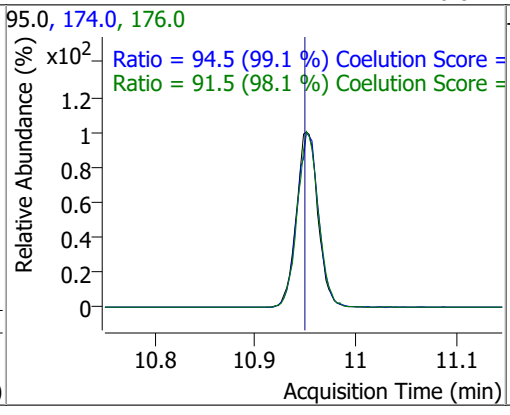

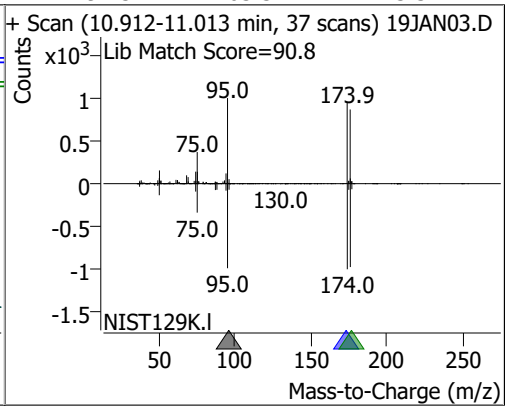

Compound	Conc.	Exp RT	QIon	Exp Ratio	QIon	Exp Ratio
Bromobenzene	N.D.	11.09	77.0	143.5	158.0	96.1

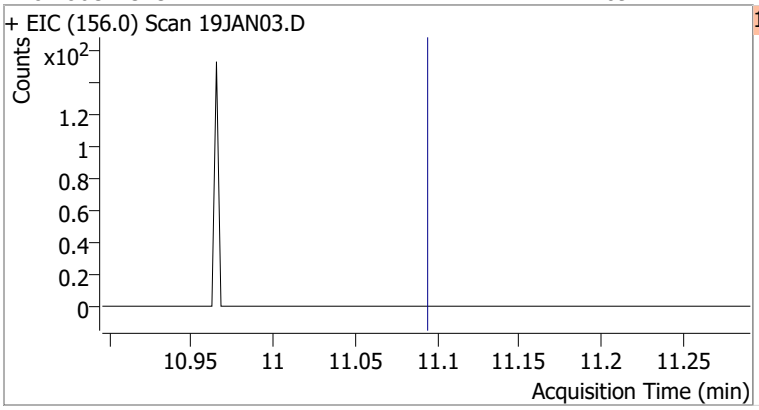

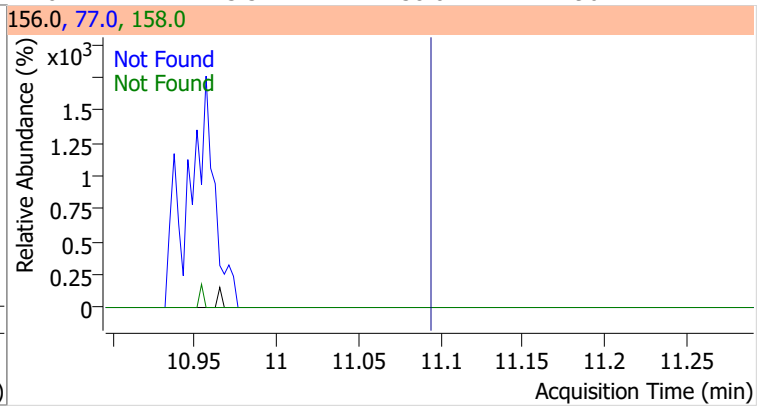

Compound	Conc.	Exp RT	QIon	Exp Ratio
1,1,2,2-Tetrachloroethane	N.D.	11.11	85.0	63.3

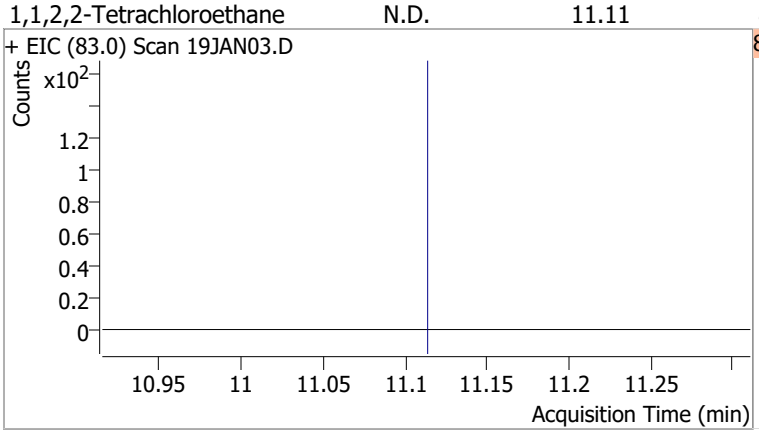

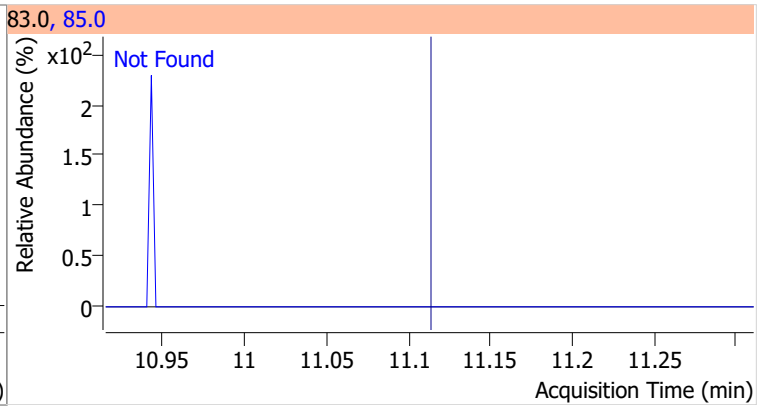

Compound	Conc.	Exp RT	QIon	Exp Ratio
1,2,3-Trichloropropane	N.D.	11.15	112.0	65.8

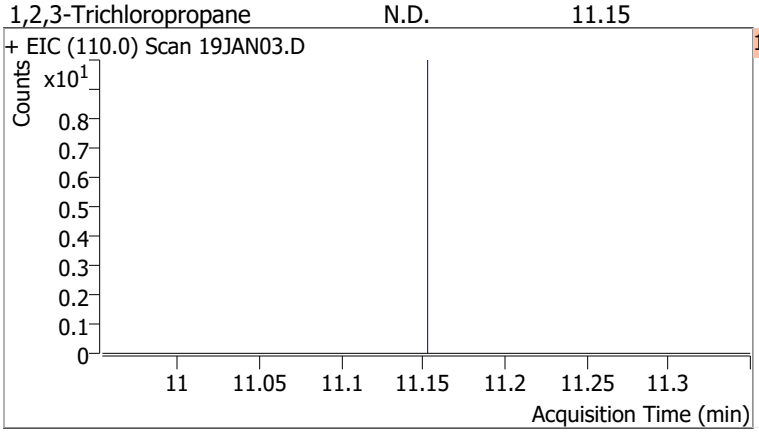

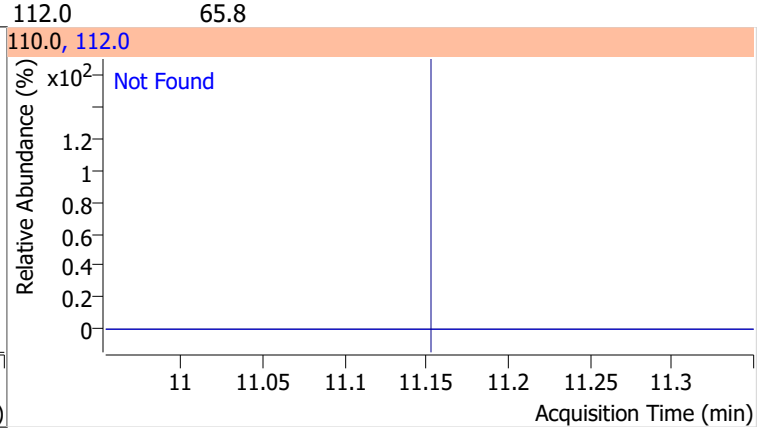

Compound	Conc.	Exp RT	QIon	Exp Ratio
2-Chlorotoluene	N.D.	11.29	91.0	276.2

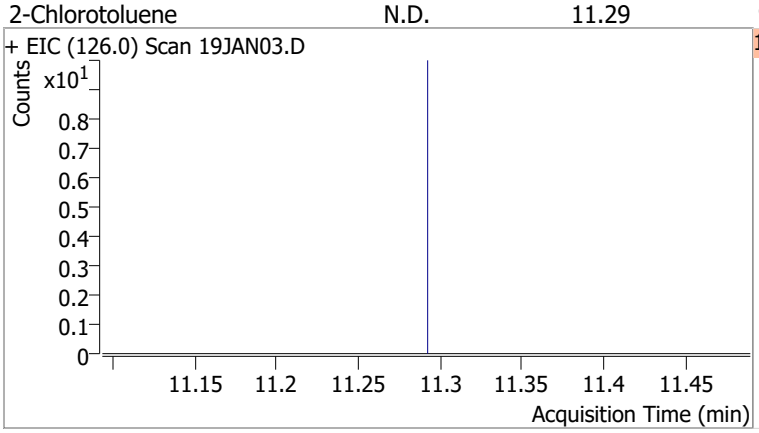

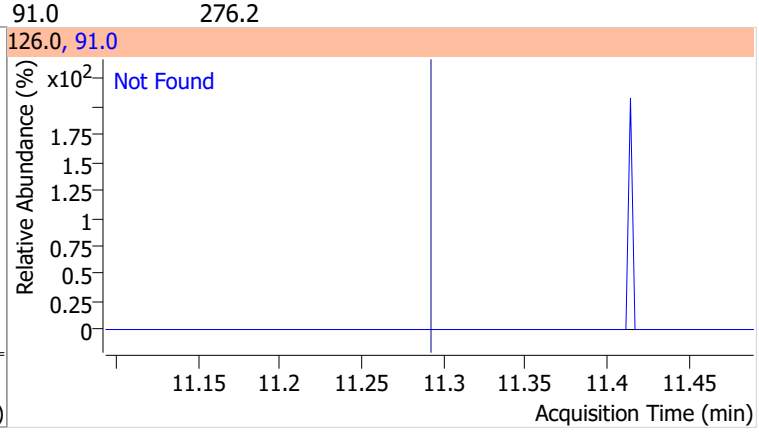

Compound	Conc.	Exp RT	QIon	Exp Ratio
4-Chlorotoluene	N.D.	11.40	126.0	31.3

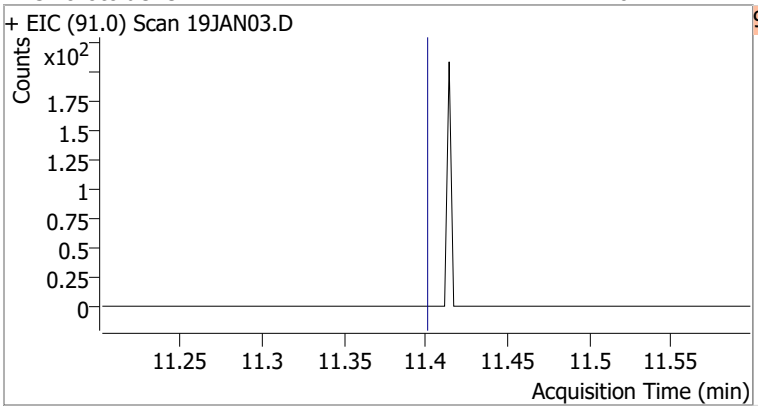

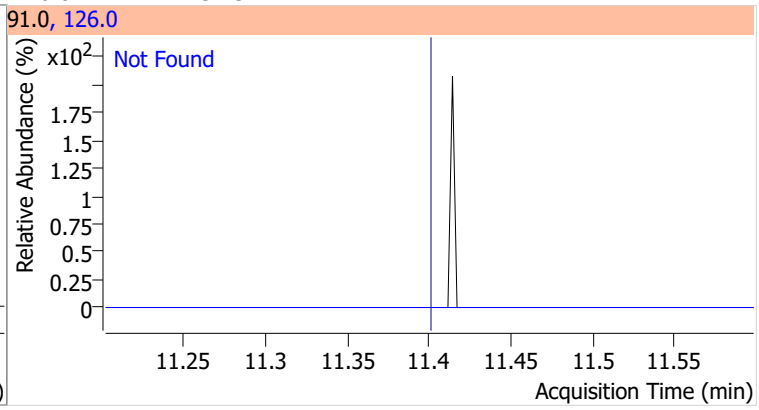

Compound	Conc.	Exp RT	QIon	Exp Ratio	QIon	Exp Ratio
1,3-Dichlorobenzene	N.D.	12.03	148.0	62.8	111.0	38.7

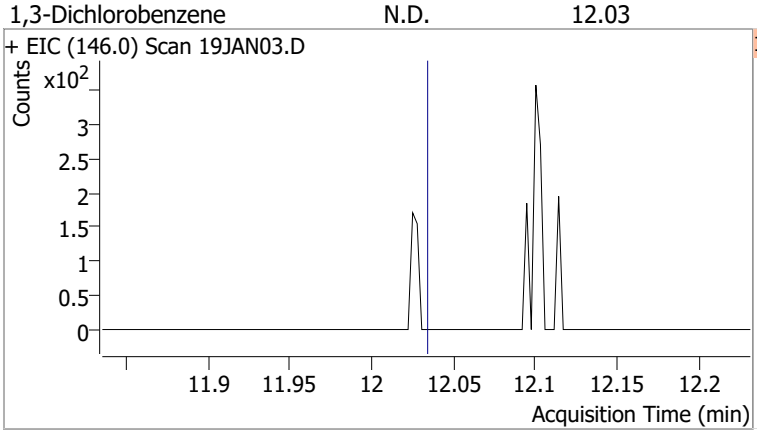

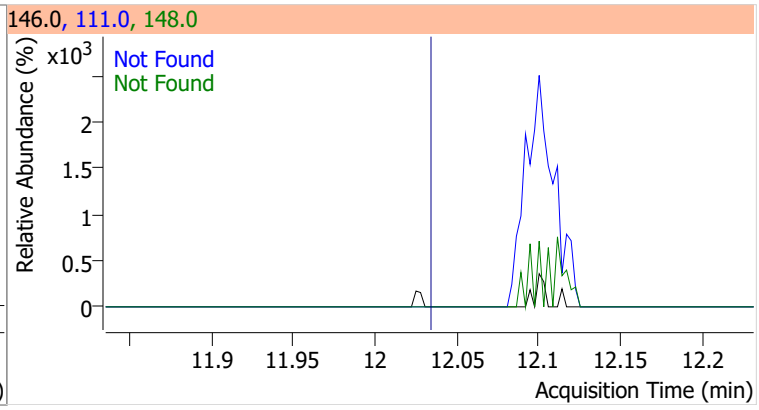

Compound	Conc.	Exp RT	QIon	Exp Ratio	QIon	Exp Ratio
1,4-Dichlorobenzene	N.D.	12.12	148.0	63.7	111.0	38.7

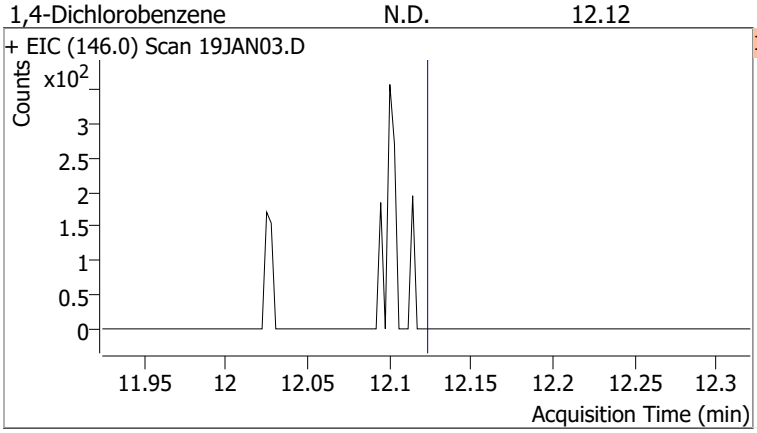

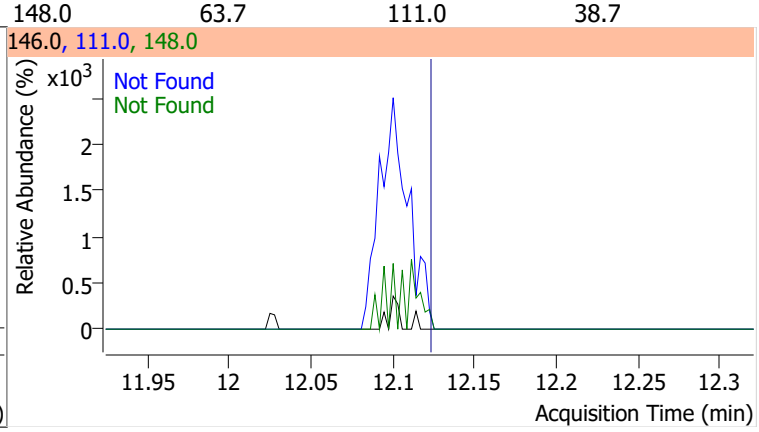

Compound	Conc.	Exp RT	QIon	Exp Ratio	QIon	Exp Ratio
1,2-Dichlorobenzene	N.D.	12.49	148.0	61.9	111.0	39.5

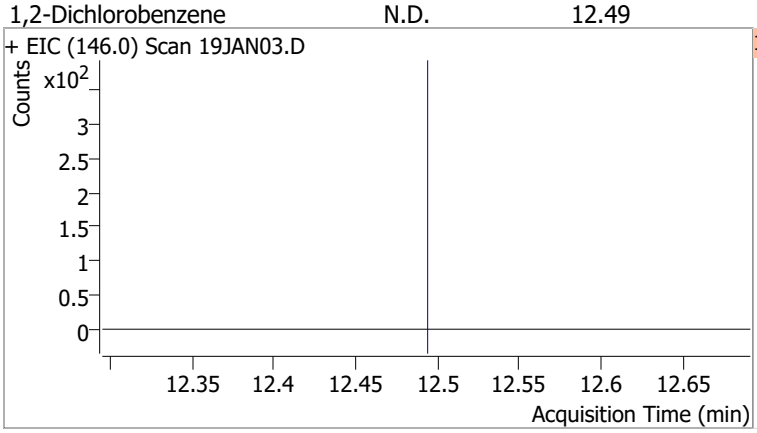

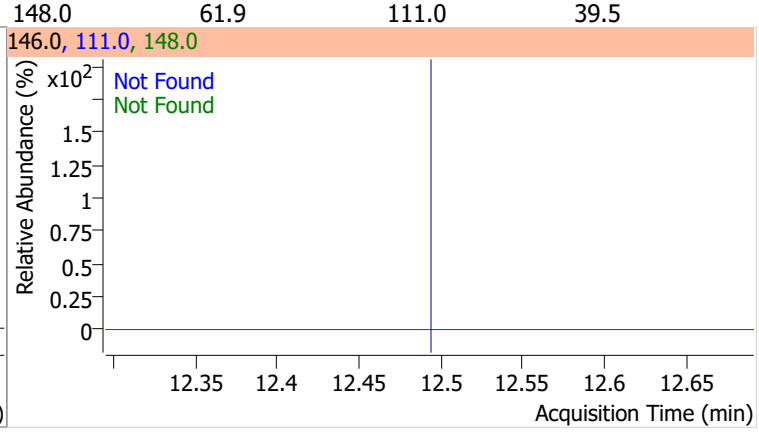

Quantitation Results Report (QT Reviewed)

Data File	19JAN04.D	Operator	MSC
Acq. Method	5975CACQF.M	Acq. Date-Time	1/19/2022 10:48:21 AM
Sample Name	ICAL011922_1	Instrument	VOA5975C
Vial	4	Multiplier	1.00
DA Method File	VOA5975C_8260B_SHT_DoD_L4_011922.m	Comment	
Tune File	BFB_Atune3.u	Tune Date	10/11/2021 4:02:00 PM
Batch Name	VG011922_8260B.batch.bin	Last Calib Update	1/20/2022 9:28:12 AM
Ref Library	\\MASSHUNTER\Org\Library\NIST129K.l		

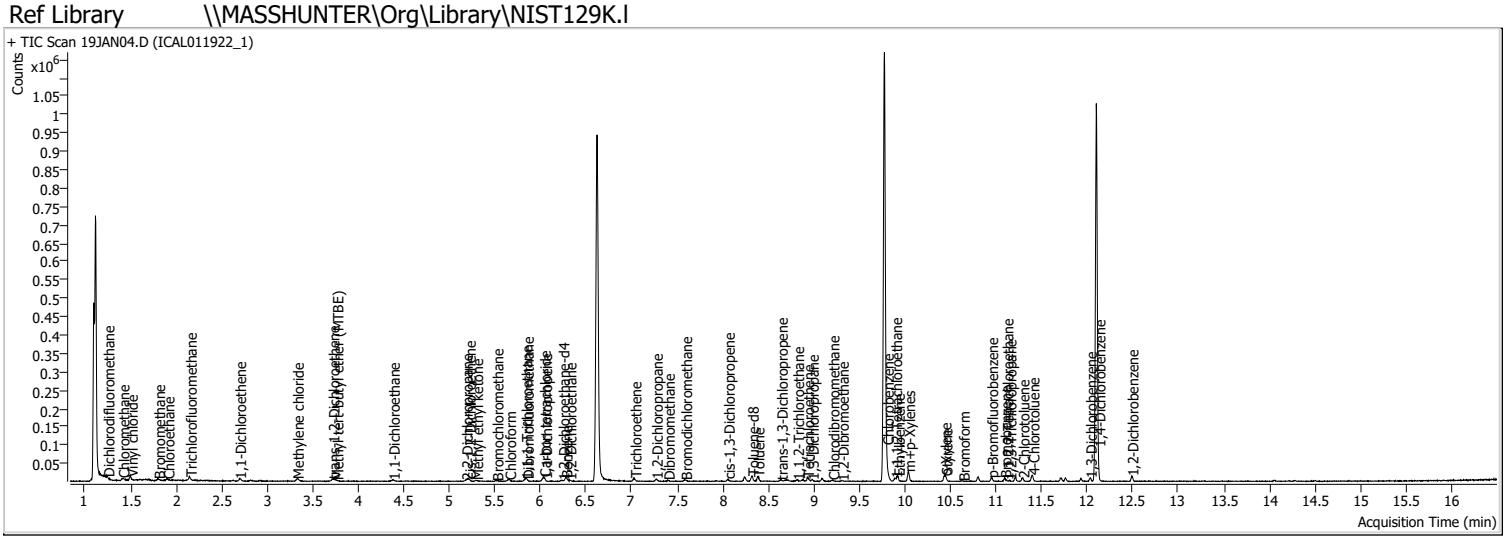

Compound	RT	QIon	Resp.	Conc.	Units		Dev(Min)
Internal Standards							
M Fluorobenzene	6.620	96.0	794248	250.0000	ng		0.000
M Chlorobenzene-d5	9.774	82.0	316490	250.0000	ng		0.000
M 1,4-Dichlorobenzene-d4	12.100	152.0	241587	250.0000	ng		0.000
System Monitoring Compounds							
S Dibromofluoromethane	5.851	113.0	2660	3.4579	ng	m	0.000
Spiked Amount: 250.000	Range: 80.0 - 119.0%			Recovery = 1.38%		*	
S 1,2-Dichloroethane-d4	6.241	67.0	979	2.9446	ng	m	0.011
Spiked Amount: 250.000	Range: 81.0 - 118.0%			Recovery = 1.18%		*	
S Toluene-d8	8.319	98.0	8454	2.7380	ng		0.000
Spiked Amount: 250.000	Range: 89.0 - 112.0%			Recovery = 1.10%		*	
S p-Bromofluorobenzene	10.946	95.0	3195	3.5819	ng		-0.003
Spiked Amount: 250.000	Range: 85.0 - 114.0%			Recovery = 1.43%		*	
Target Compounds							**QValue**
T Dichlorodifluoromethane	1.247	85.0	4690	4.3915	ng		98
T Chloromethane	1.411	50.0	6614	5.2603	ng		94
T Vinyl chloride	1.503	62.0	5818	5.0835	ng		98
T Bromomethane	1.804	96.0	2332	6.7043	ng		90
T Chloroethane	1.905	64.0	2651	4.8967	ng	m	90
T Trichlorofluoromethane	2.150	101.0	6220	4.5322	ng		99
T 1,1-Dichloroethene	2.694	96.0	2342	2.9328	ng		90
T Methylene chloride	3.327	49.0	4701	4.0490	ng		93
T trans-1,2-Dichloroethene	3.717	96.0	2132	2.5845	ng	m	95
T Methyl tert-butyl ether (MTBE)	3.762	73.0	2662	2.5817	ng	m	90
T 1,1-Dichloroethane	4.378	63.0	4131	2.6757	ng		87
T 2,2-Dichloropropane	5.181	77.0	3183	2.7359	ng	m	88
T cis-1,2-Dichloroethene	5.215	96.0	2334	2.7941	ng	m	92
T Methyl ethyl ketone	5.293	43.0	2962	24.5342	ng	m	94
T Bromochloromethane	5.516	128.0	901	2.6151	ng	#m	69
T Chloroform	5.656	83.0	4726	3.0658	ng		88

Compound	RT	QIon	Resp.	Conc.	Units		Dev(Min)
T 1,1,1-Trichloroethane	5.834	97.0	3627	2.5502	ng	m	99
T Carbon tetrachloride	6.035	117.0	3586	2.5993	ng	m	92
T 1,1-Dichloropropene	6.052	75.0	2749	2.3833	ng	m	87
T Benzene	6.275	78.0	8357	2.6339	ng		99
T 1,2-Dichloroethane	6.316	62.0	2542	2.9004	ng	m	86
T Trichloroethene	7.030	95.0	2545	2.6860	ng		92
T 1,2-Dichloropropane	7.267	63.0	2351	2.8222	ng		83
T Dibromomethane	7.398	93.0	1166	3.3195	ng	#m	69
T Bromodichloromethane	7.588	83.0	2606	2.6393	ng		88
T cis-1,3-Dichloropropene	8.057	75.0	3052	2.8168	ng		81
T Toluene	8.380	92.0	5454	2.6500	ng		88
T trans-1,3-Dichloropropene	8.639	75.0	2153	2.7242	ng		84
T 1,1,2-Trichloroethane	8.818	83.0	1045	2.6009	ng	m	82
T Tetrachloroethene	8.927	163.8	2190	2.6241	ng		96
T 1,3-Dichloropropane	8.977	76.0	2260	2.7790	ng		90
T Chlorodibromomethane	9.205	129.0	2004	3.0962	ng	m	82
T 1,2-Dibromoethane	9.309	107.0	1089	2.4525	ng	m	91
T Chlorobenzene	9.799	112.0	6152	2.7267	ng		83
T 1,1,1,2-Tetrachloroethane	9.891	131.0	2284	2.8847	ng	m	93
T Ethylbenzene	9.922	91.0	8834	2.9089	ng		95
T m+p-Xylenes	10.036	106.0	6744	6.1738	ng		95
T o-Xylene	10.432	106.0	2826	3.0886	ng		88
T Styrene	10.444	104.0	4834	3.1839	ng		98
T Bromoform	10.633	172.5	928	2.8662	ng	m	68
T Bromobenzene	11.093	156.0	2095	2.6633	ng		97
T 1,1,2,2-Tetrachloroethane	11.116	83.0	1247	2.7802	ng	m	90
T 1,2,3-Trichloropropane	11.149	110.0	358	3.0373	ng	m	70
T 2-Chlorotoluene	11.289	126.0	2035	2.6139	ng		86
T 4-Chlorotoluene	11.400	91.0	5544	2.1986	ng		94
T 1,3-Dichlorobenzene	12.030	146.0	3715	2.6066	ng		94
T 1,4-Dichlorobenzene	12.122	146.0	3952	2.7200	ng		74
T 1,2-Dichlorobenzene	12.488	146.0	3048	2.5616	ng		94

(#) = Qualifier Out of Range; (m) = Manual Integration; (+) = Area Summed; (*) = Surrogate Percent Recovery Out of Range; (d): Zeroed Peak

Compound	Conc.	RT	Dev(Min)	Resp.	QIon	QRatio	Lower	Upper
Dichlorodifluoromethane	4.3915	1.25	0.00	4690	87.0	33.1	1.8	61.8

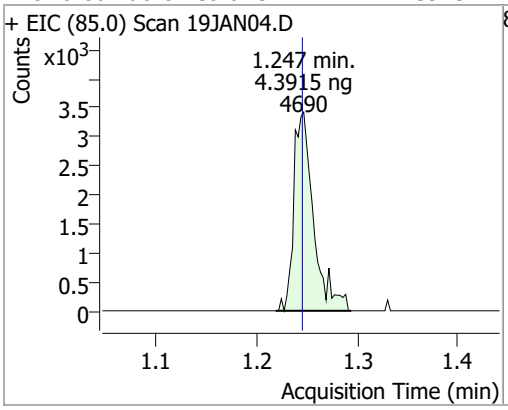

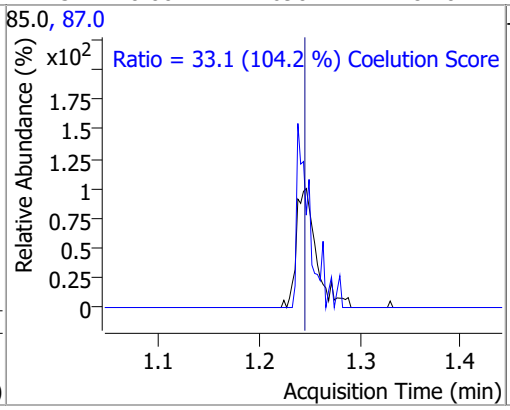

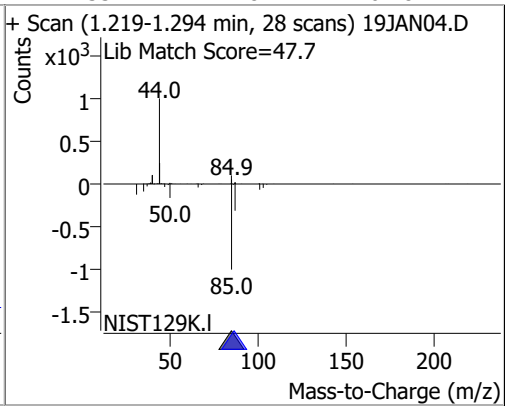

Compound	Conc.	RT	Dev(Min)	Resp.	QIon	QRatio	Lower	Upper
Chloromethane	5.2603	1.41	0.00	6614	52.0	36.0	2.4	62.4

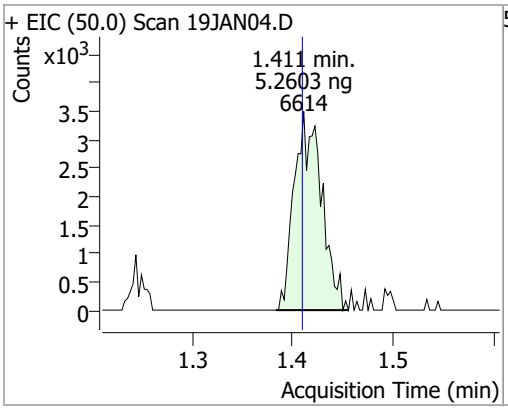

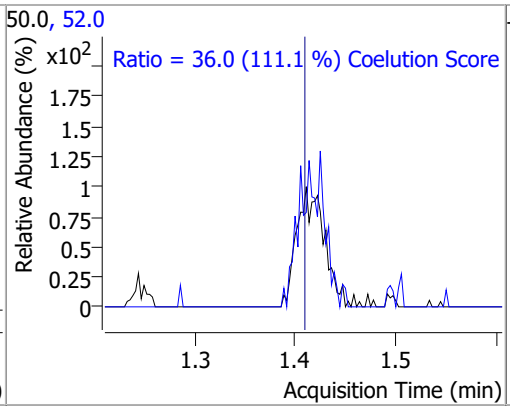

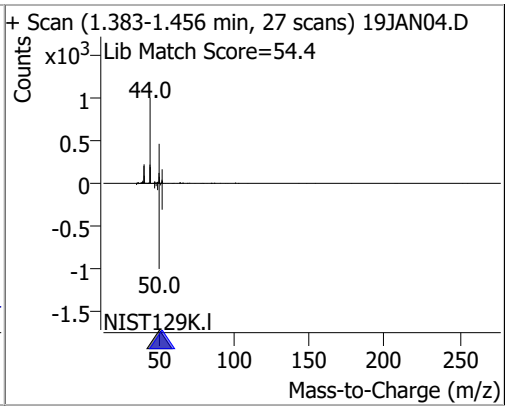

Compound	Conc.	RT	Dev(Min)	Resp.	QIon	QRatio	Lower	Upper
Vinyl chloride	5.0835	1.50	0.01	5818	64.0	32.3	1.3	61.3

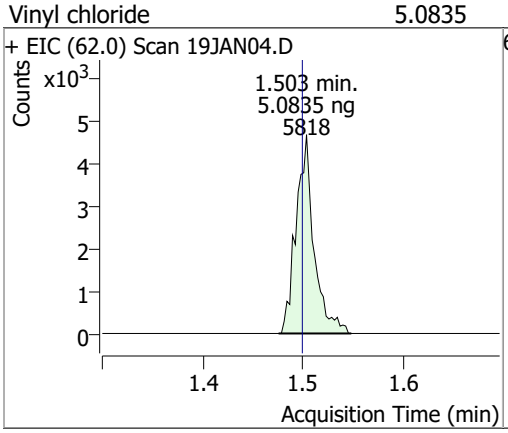

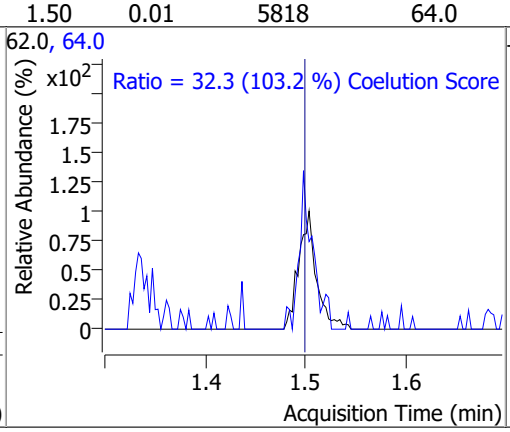

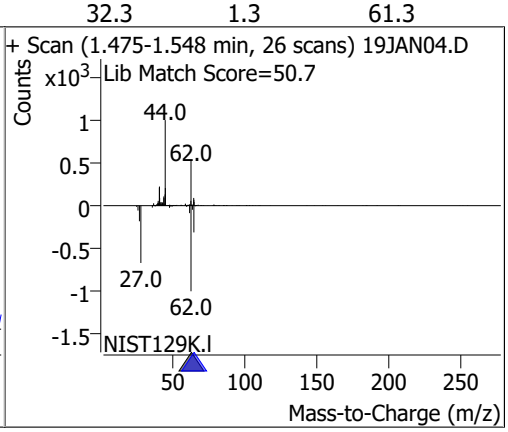

Compound	Conc.	RT	Dev(Min)	Resp.	QIon	QRatio	Lower	Upper
Bromomethane	6.7043	1.80	0.01	2332	94.0	99.4	80.1	140.1

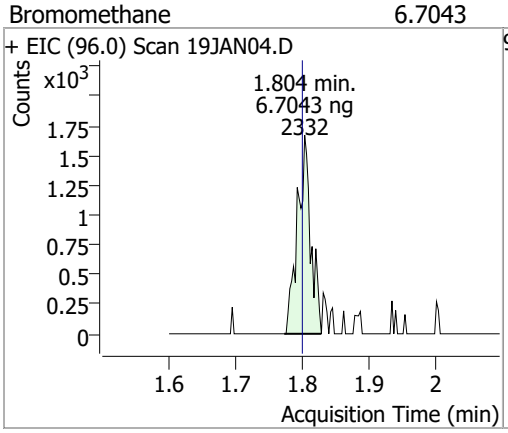

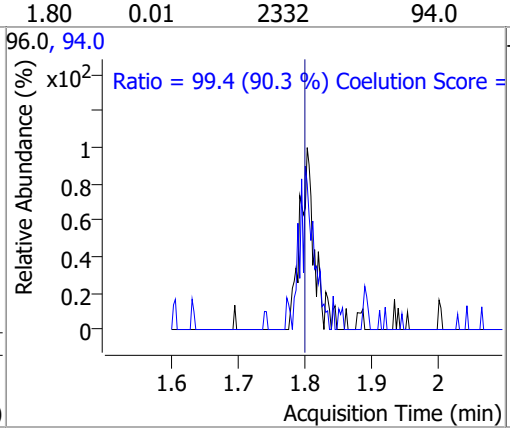

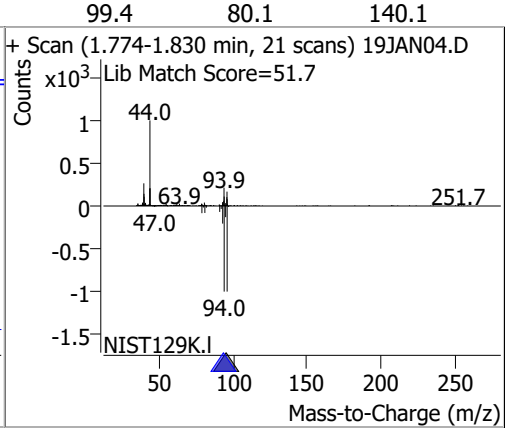

Compound	Conc.	RT	Dev(Min)	Resp.	QIon	QRatio	Lower	Upper
Chloroethane	4.8967	1.90	0.01	2651 (m)	66.0	35.3	0.0	60.0

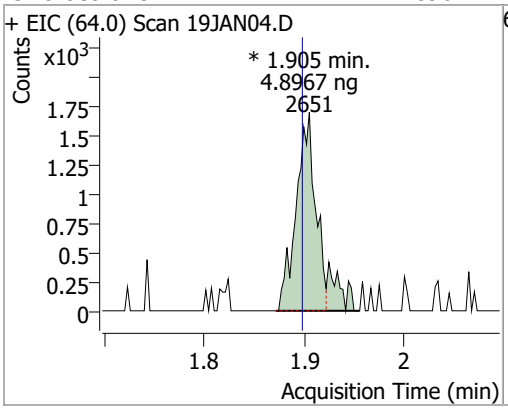

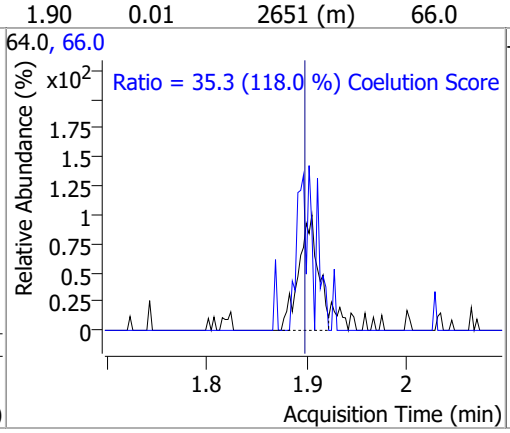

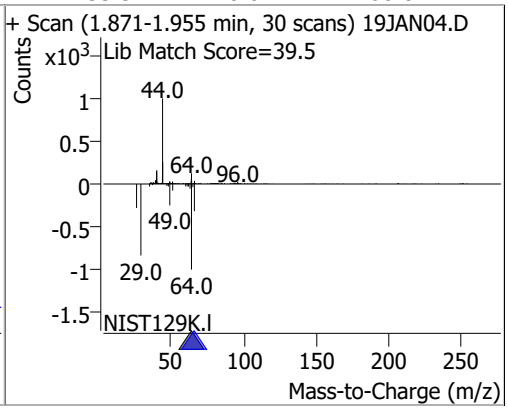

Compound	Conc.	RT	Dev(Min)	Resp.	QIon	QRatio	Lower	Upper
Trichlorofluoromethane	4.5322	2.15	0.00	6220	103.0	65.6	35.0	95.0

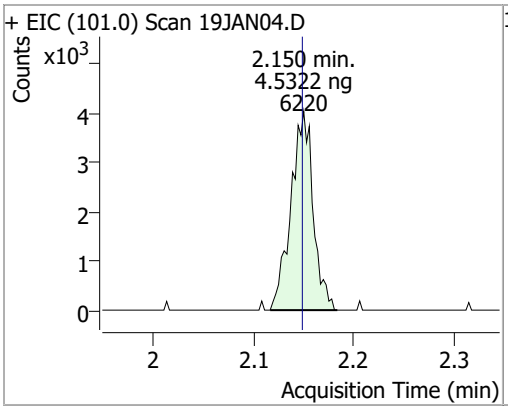

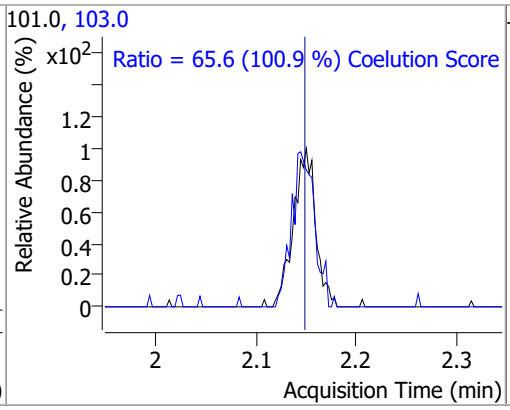

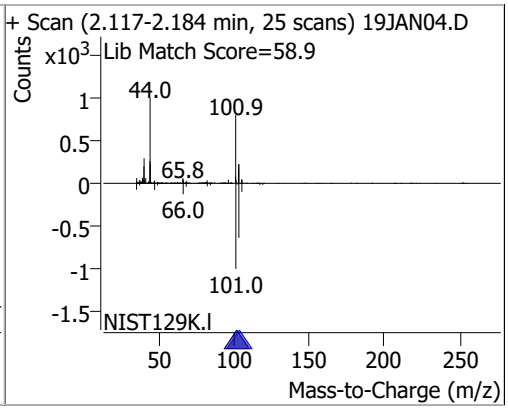

Compound	Conc.	RT	Dev(Min)	Resp.	QIon	QRatio	Lower	Upper
1,1-Dichloroethene	2.9328	2.69	-0.01	2342	61.0	164.0	149.9	209.9
					63.0	51.7	27.0	87.0

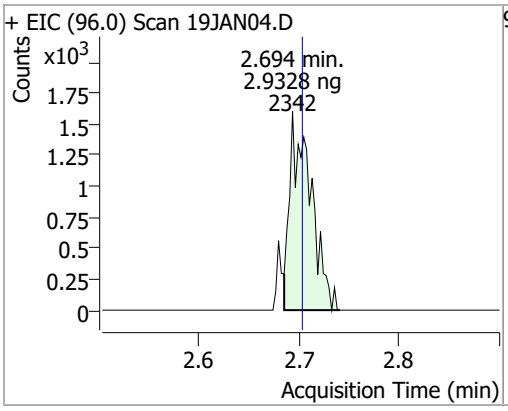

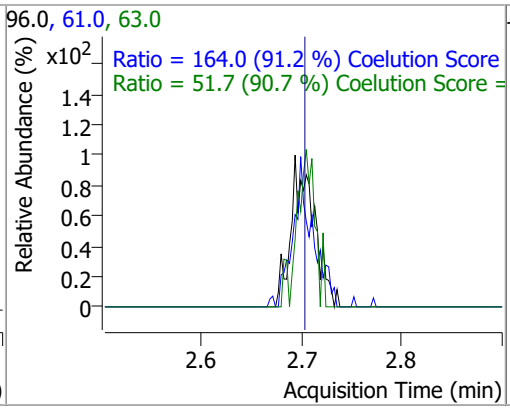

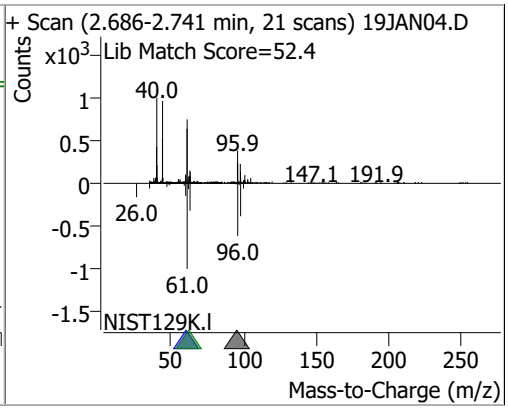

Compound	Conc.	RT	Dev(Min)	Resp.	QIon	QRatio	Lower	Upper
Methylene chloride	4.0490	3.33	-0.01	4701	84.0	69.8	36.1	96.1
					86.0	47.9	11.8	71.8

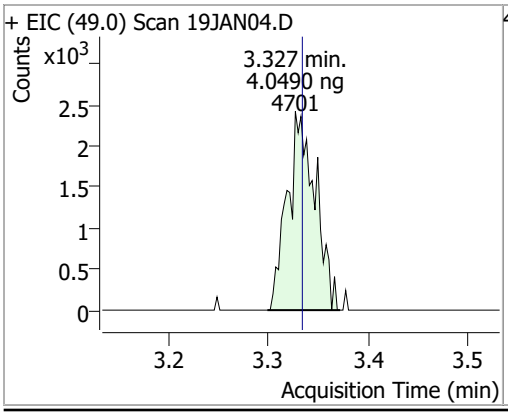

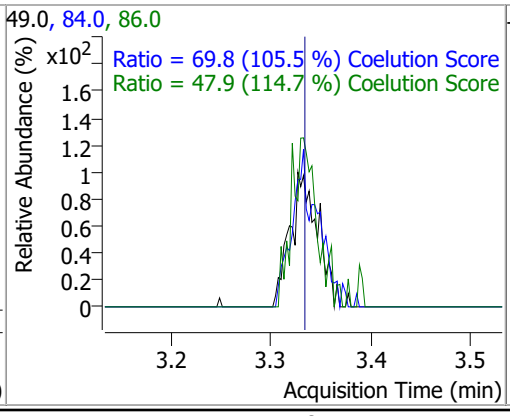

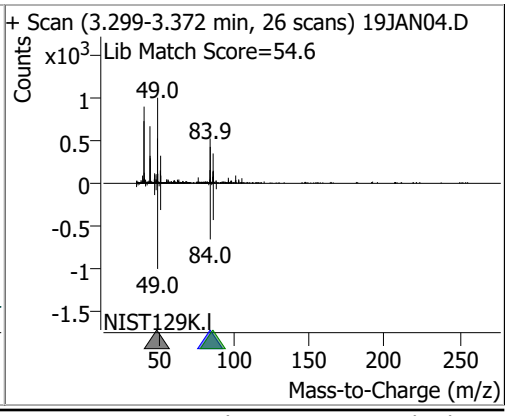

Compound	Conc.	RT	Dev(Min)	Resp.	QIon	QRatio	Lower	Upper
trans-1,2-Dichloroethene	2.5845	3.72	0.00	2132 (m)	61.0	160.4	124.8	184.8
					98.0	67.9	32.1	92.1

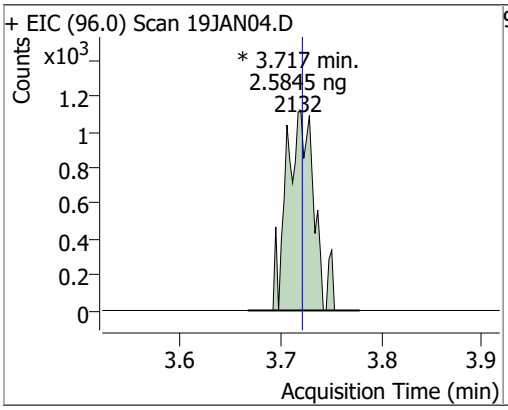

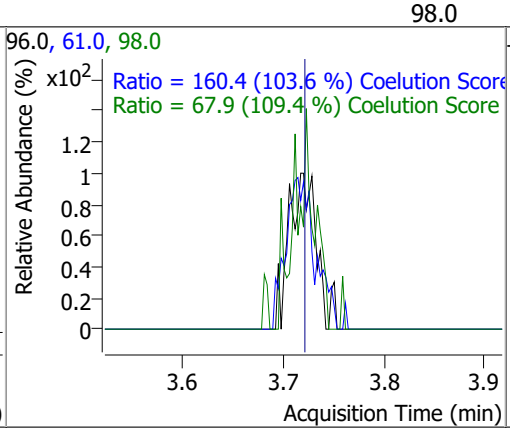

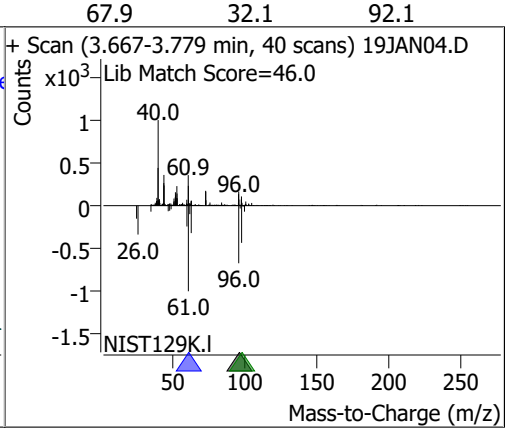

Compound	Conc.	RT	Dev(Min)	Resp.	QIon	QRatio	Lower	Upper
Methyl tert-butyl ether (MTBE)	2.5817	3.76	0.01	2662 (m)	57.0	19.6	0.0	54.6

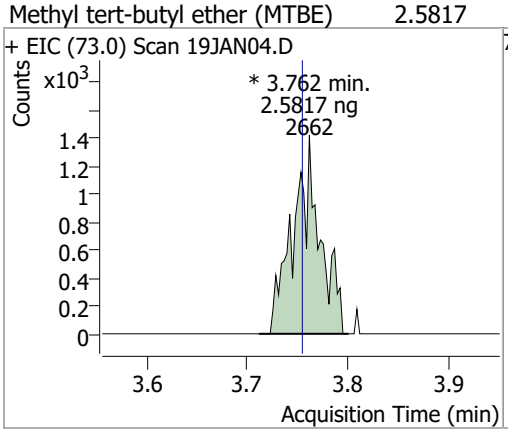

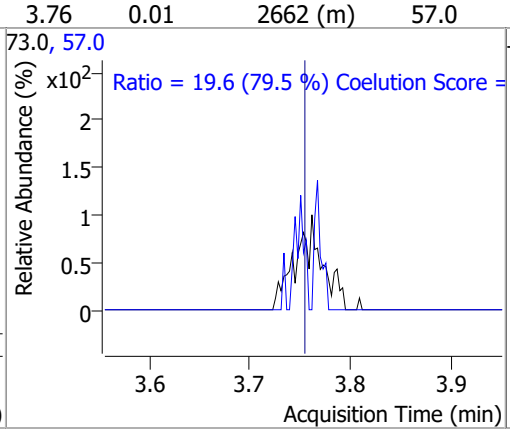

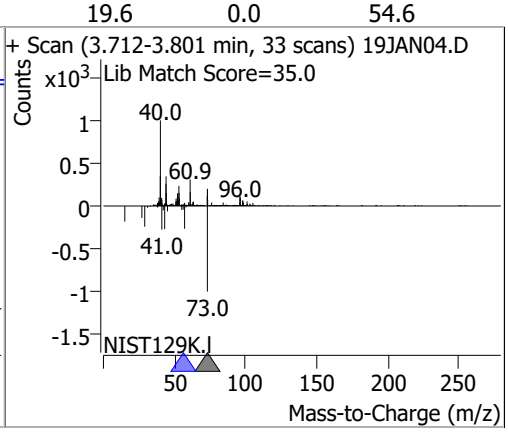

Compound	Conc.	RT	Dev(Min)	Resp.	QIon	QRatio	Lower	Upper
1,1-Dichloroethane	2.6757	4.38	0.00	4131	65.0	40.2	1.0	61.0
					83.0	11.2	0.0	42.7

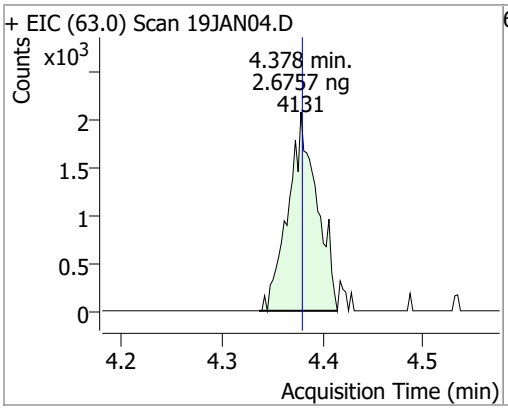

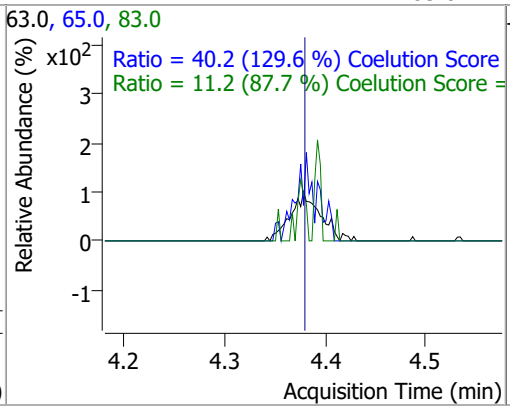

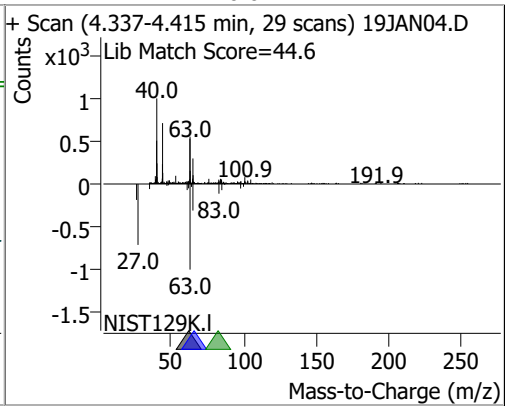

Compound	Conc.	RT	Dev(Min)	Resp.	QIon	QRatio	Lower	Upper
2,2-Dichloropropane	2.7359	5.18	-0.01	3183 (m)	41.0	80.5	38.8	98.8
					97.0	21.4	0.0	53.9

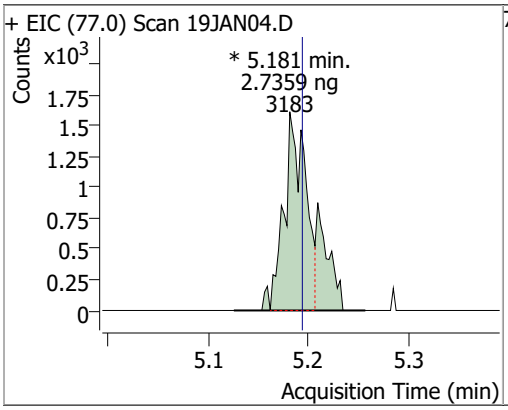

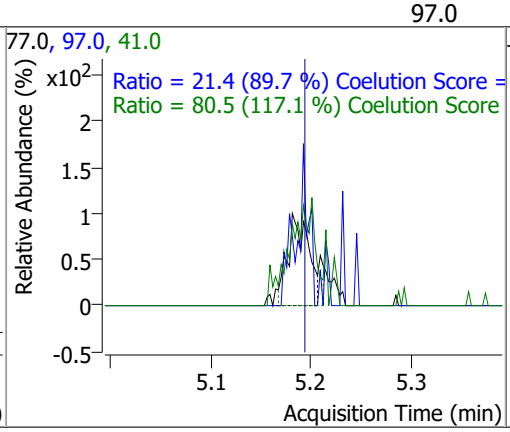

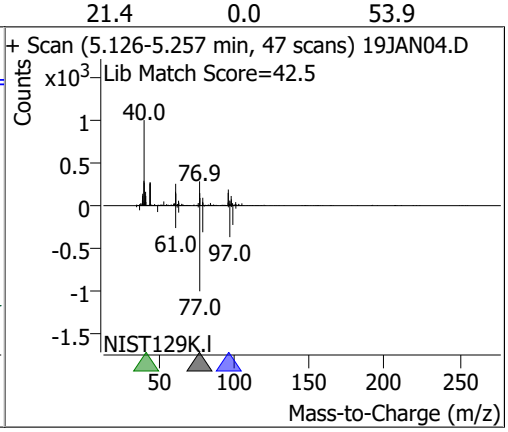

Compound	Conc.	RT	Dev(Min)	Resp.	QIon	QRatio	Lower	Upper
cis-1,2-Dichloroethene	2.7941	5.21	0.00	2334 (m)	61.0	147.8	130.4	190.4
					98.0	69.7	36.2	96.2

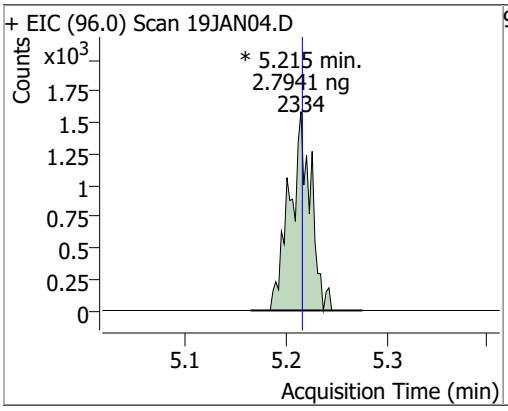

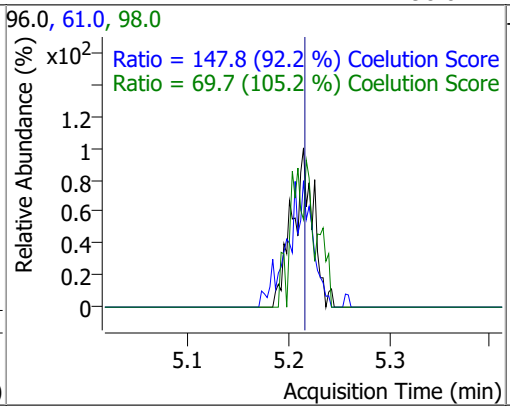

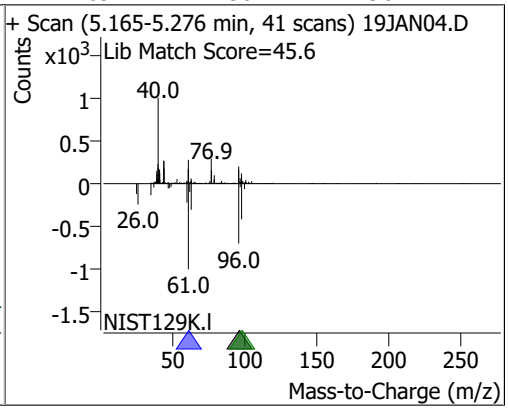

Compound	Conc.	RT	Dev(Min)	Resp.	QIon	QRatio	Lower	Upper
Methyl ethyl ketone	24.5342	5.29	0.01	2962 (m)	72.0	17.7	0.0	50.6

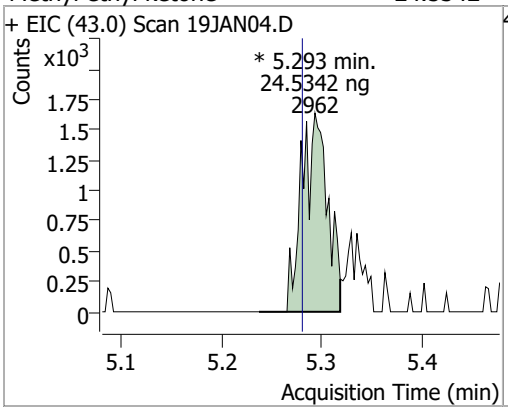

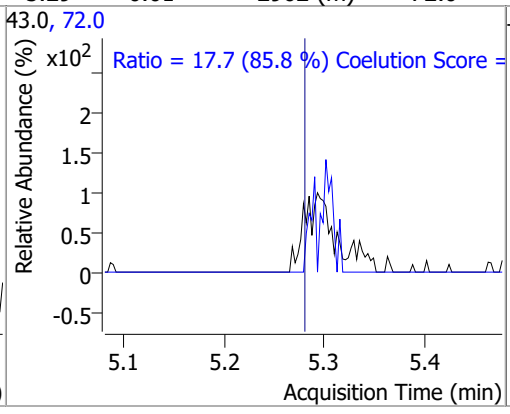

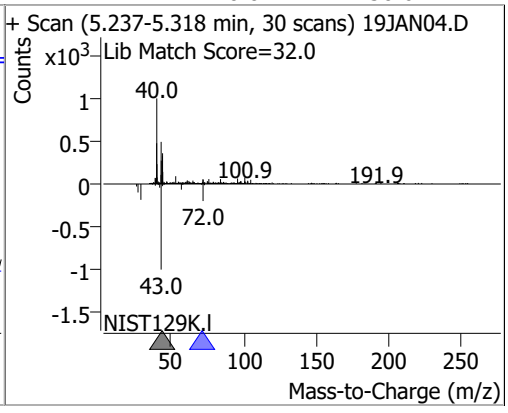

Compound	Conc.	RT	Dev(Min)	Resp.	QIon	QRatio	Lower	Upper
Bromochloromethane	2.6151	5.52	0.00	901 (m)	49.0	227.1	152.2	212.2

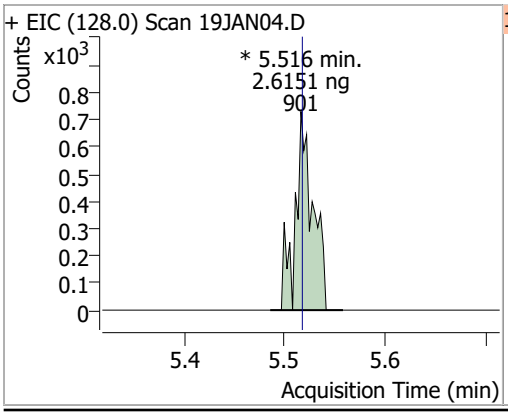

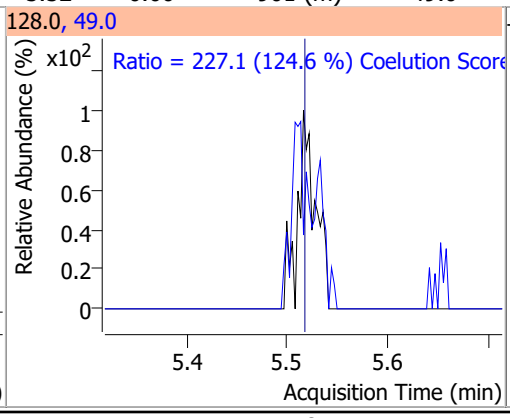

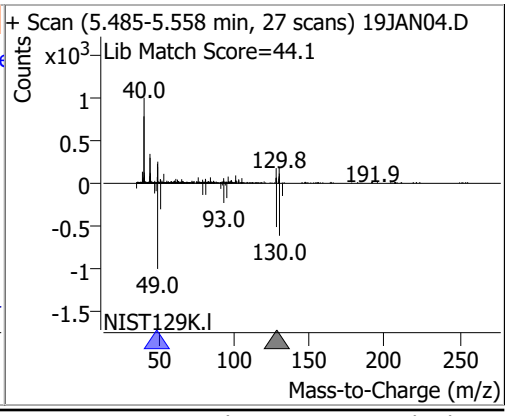

Compound	Conc.	RT	Dev(Min)	Resp.	QIon	QRatio	Lower	Upper
Chloroform	3.0658	5.66	0.00	4726	85.0	56.3	36.2	96.2

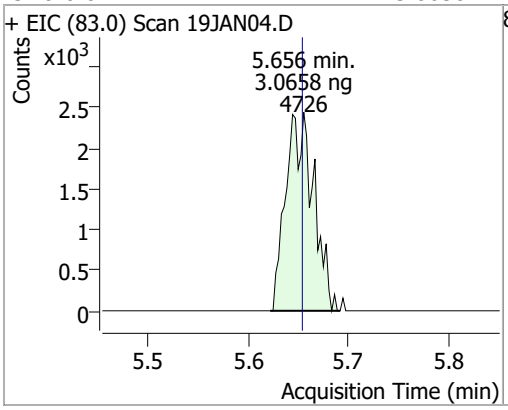

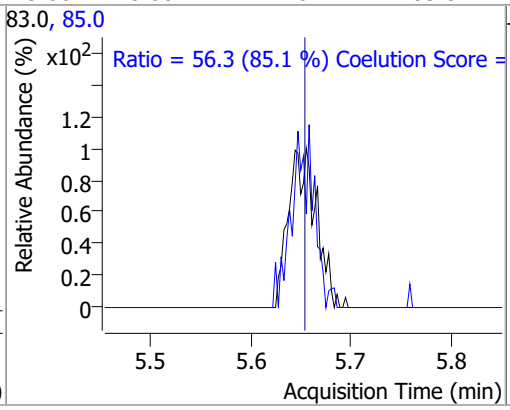

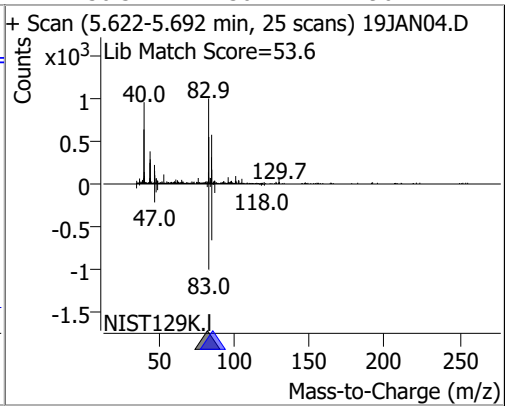

Compound	Conc.	RT	Dev(Min)	Resp.	QIon	QRatio	Lower	Upper
1,1,1-Trichloroethane	2.5502	5.83	0.00	3627 (m)	99.0	62.1	33.1	93.1
					61.0	48.4	19.1	79.1

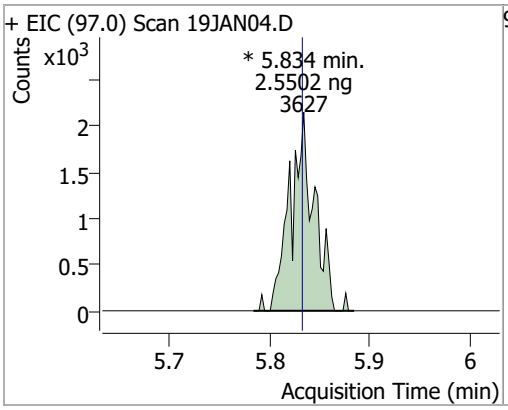

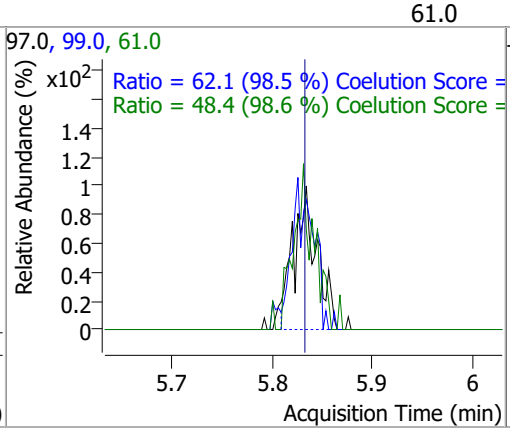

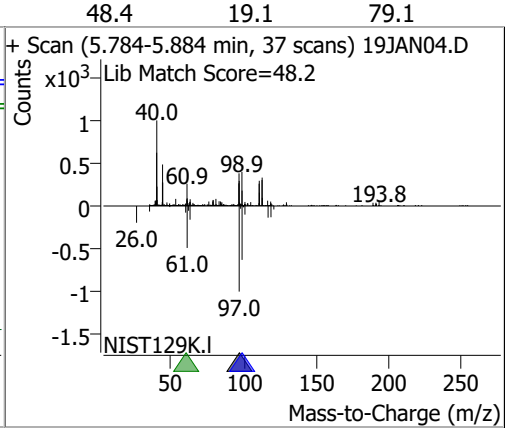

Compound	Conc.	RT	Dev(Min)	Resp.	QIon	QRatio	Lower	Upper
Dibromofluoromethane	3.4579	5.85	0.00	2660 (m)	191.5	15.2	0.0	53.2

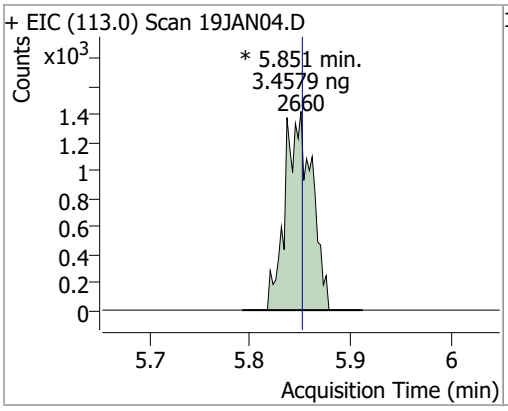

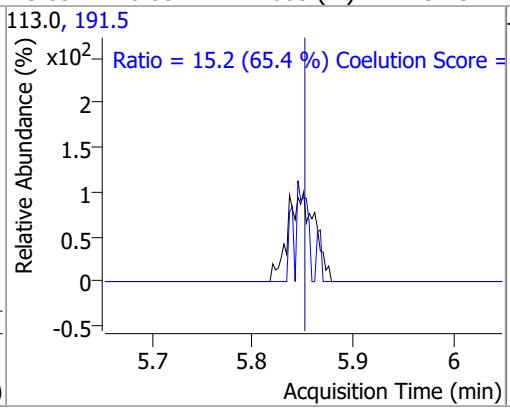

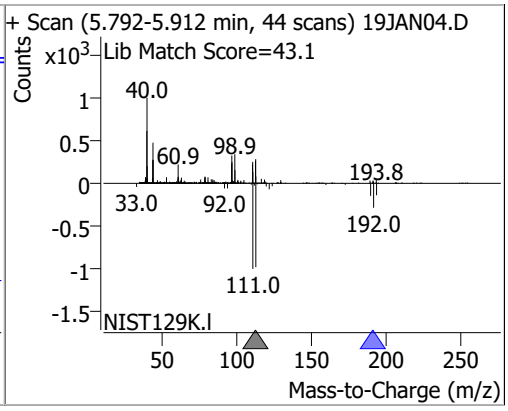

Compound	Conc.	RT	Dev(Min)	Resp.	QIon	QRatio	Lower	Upper
Carbon tetrachloride	2.5993	6.03	0.01	3586 (m)	119.0	105.1	67.6	127.6
					121.0	24.9	0.7	60.7

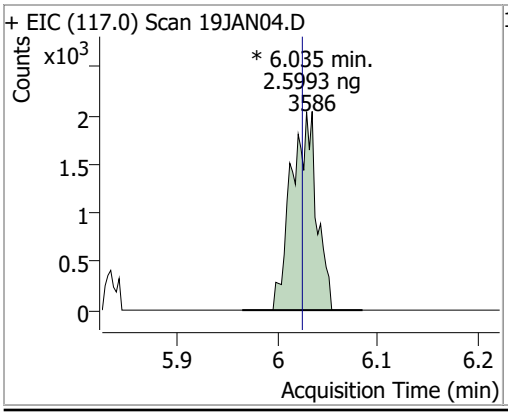

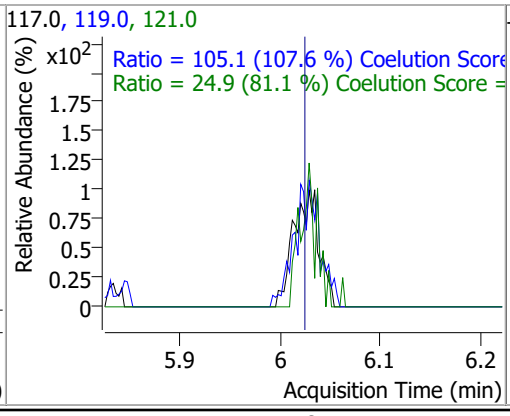

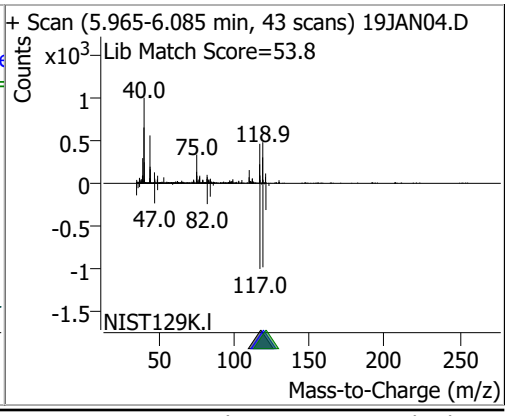

Compound	Conc.	RT	Dev(Min)	Resp.	QIon	QRatio	Lower	Upper
1,1-Dichloropropene	2.3833	6.05	0.01	2749 (m)	110.0	42.3	5.6	65.6
					77.0	39.3	1.0	61.0

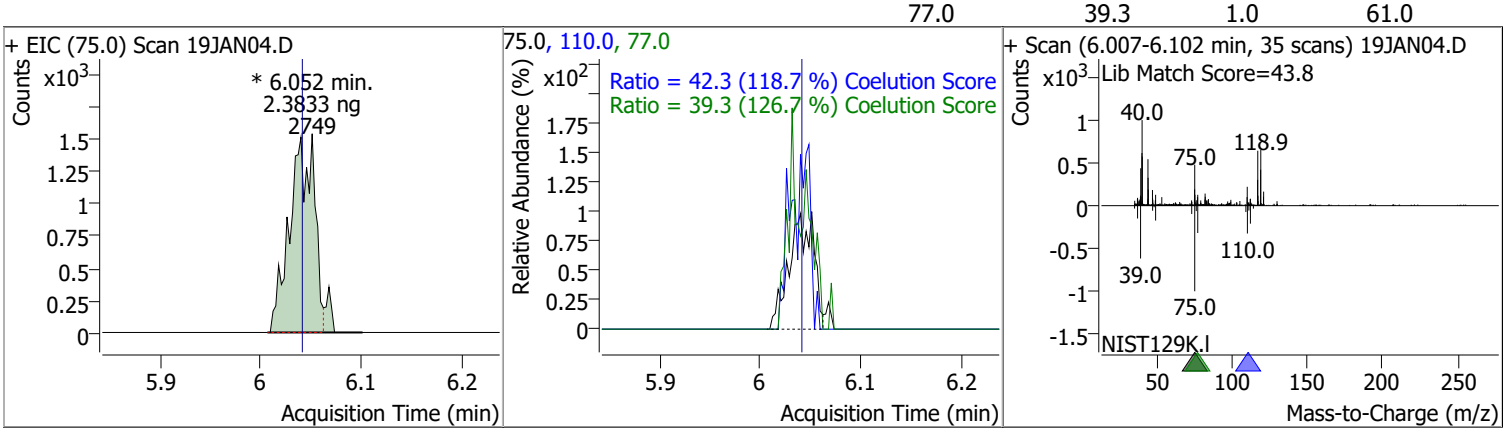

Compound	Conc.	RT	Dev(Min)	Resp.	QIon	QRatio	Lower	Upper
1,2-Dichloroethane-d4	2.9446	6.24	0.01	979 (m)	65.0	203.1	162.8	222.8

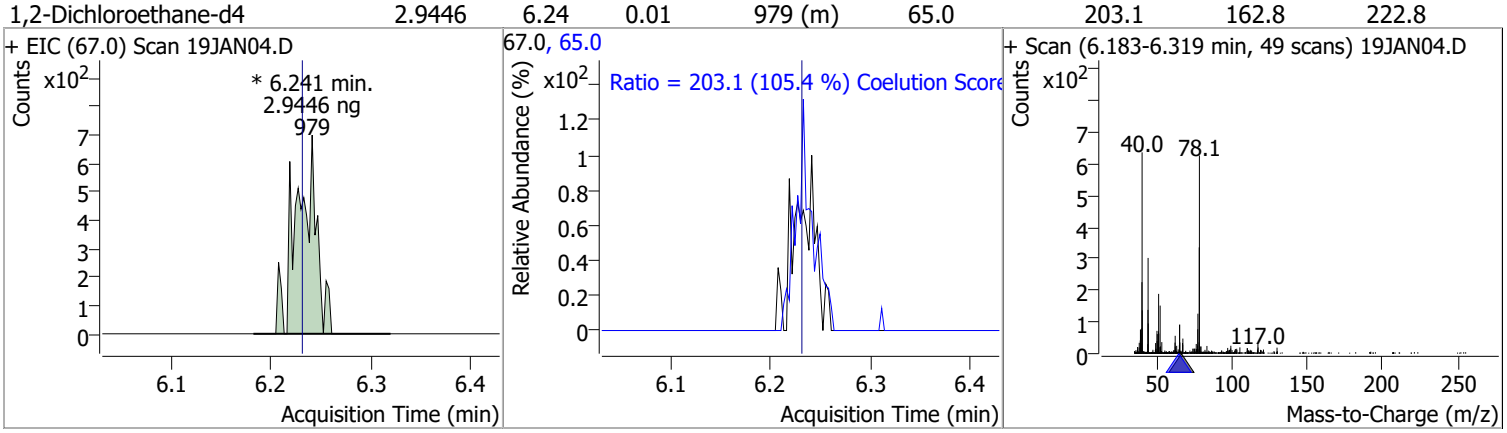

Compound	Conc.	RT	Dev(Min)	Resp.	QIon	QRatio	Lower	Upper
Benzene	2.6339	6.27	-0.01	8357	77.0	23.9	0.0	53.3

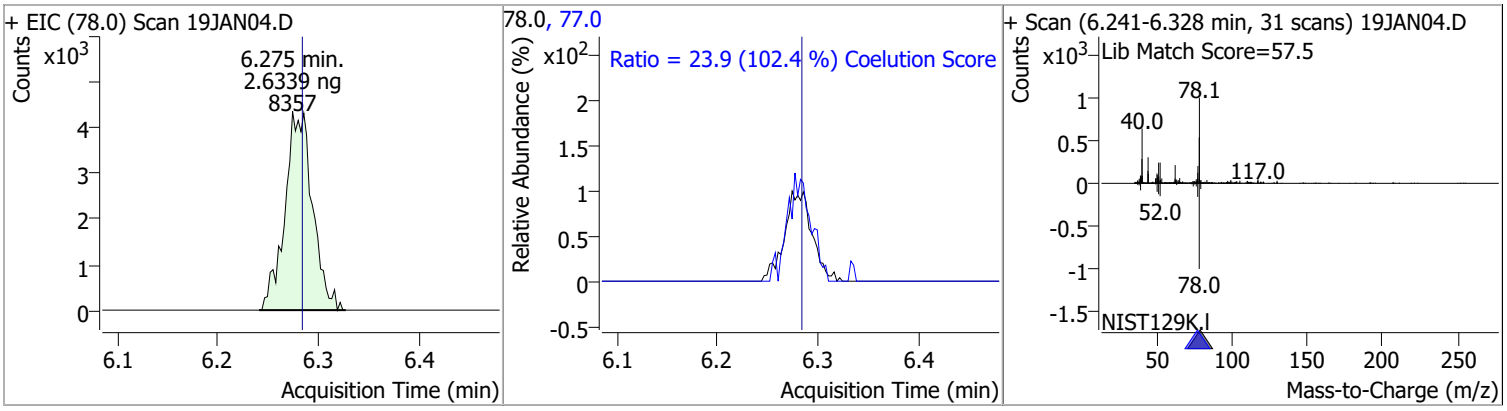

Compound	Conc.	RT	Dev(Min)	Resp.	QIon	QRatio	Lower	Upper
1,2-Dichloroethane	2.9004	6.32	-0.01	2542 (m)	64.0	24.7	2.2	62.2
					98.0	2.3	0.0	38.2

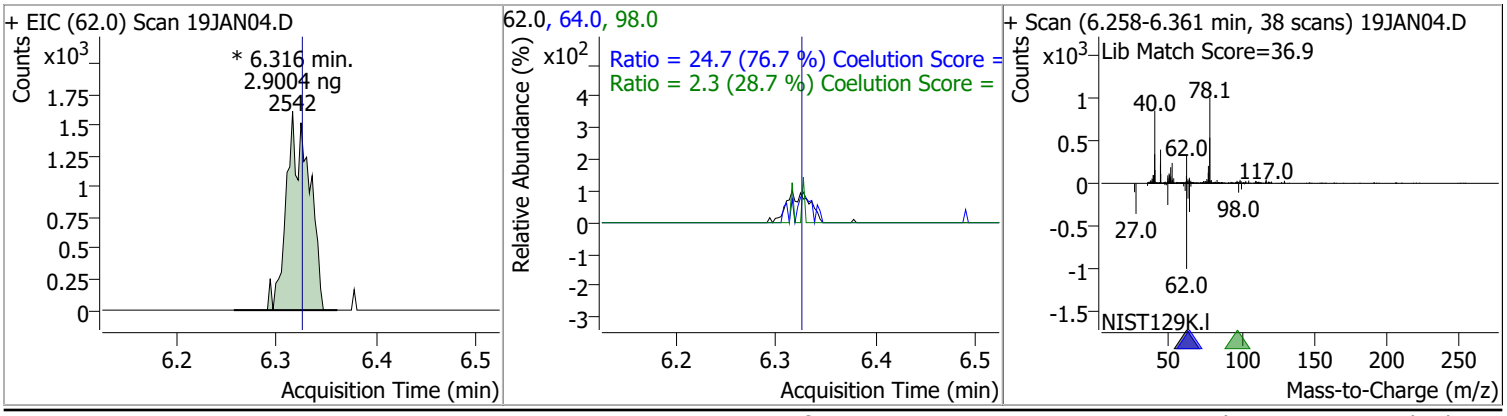

Compound	Conc.	RT	Dev(Min)	Resp.	QIon	QRatio	Lower	Upper
Trichloroethene	2.6860	7.03	0.01	2545	130.0	93.8	75.6	135.6
					97.0	64.3	35.7	95.7

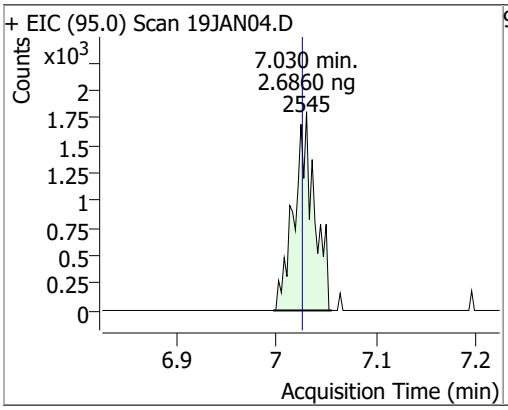

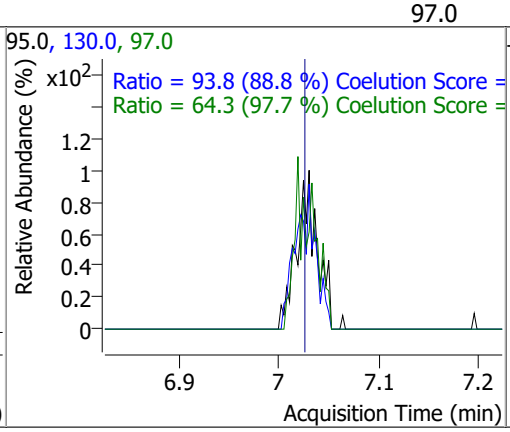

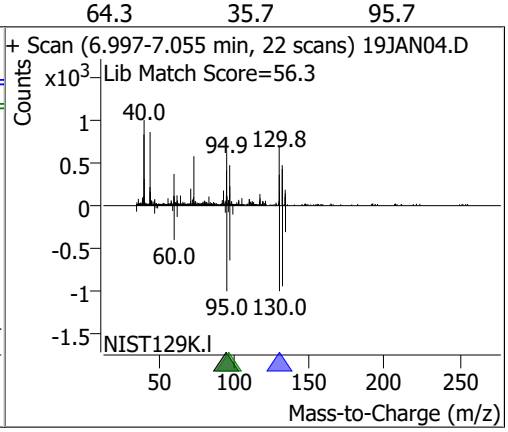

Compound	Conc.	RT	Dev(Min)	Resp.	QIon	QRatio	Lower	Upper
1,2-Dichloropropane	2.8222	7.27	0.00	2351	76.0	29.4	9.8	69.8

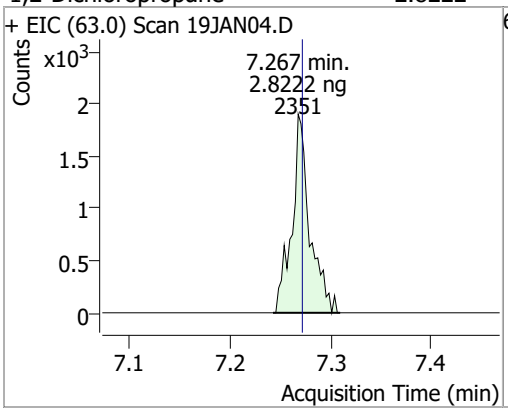

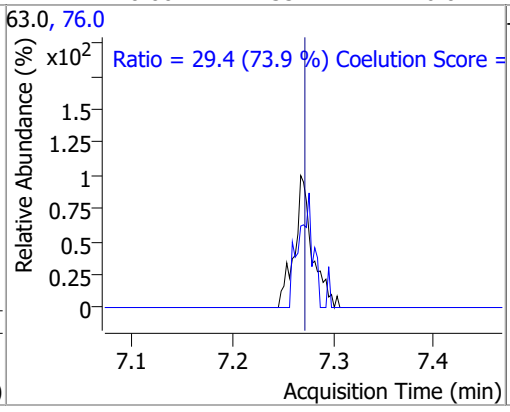

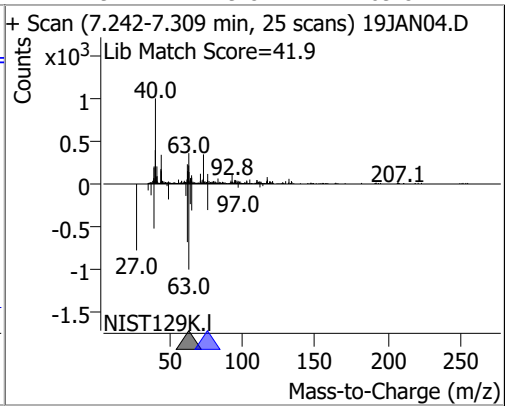

Compound	Conc.	RT	Dev(Min)	Resp.	QIon	QRatio	Lower	Upper
Dibromomethane	3.3195	7.40	0.00	1166 (m)	173.5	74.6	78.2	138.2
					95.0	56.9	54.5	114.5

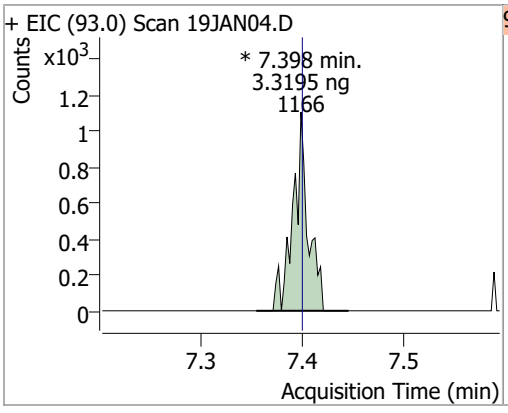

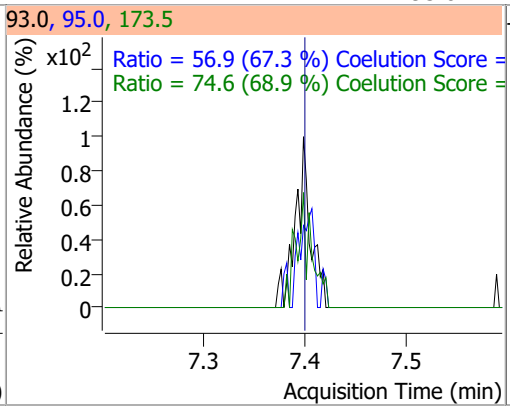

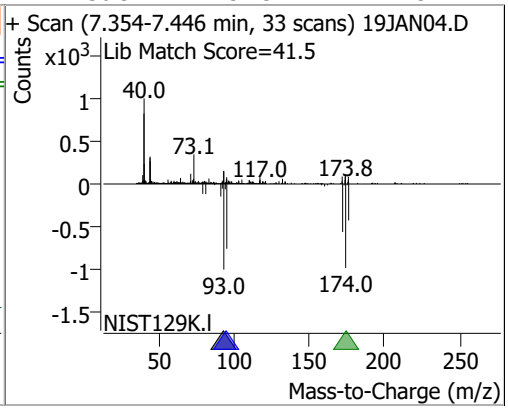

Compound	Conc.	RT	Dev(Min)	Resp.	QIon	QRatio	Lower	Upper
Bromodichloromethane	2.6393	7.59	0.01	2606	85.0	76.1	36.3	96.3
					127.0	4.6	0.0	39.5

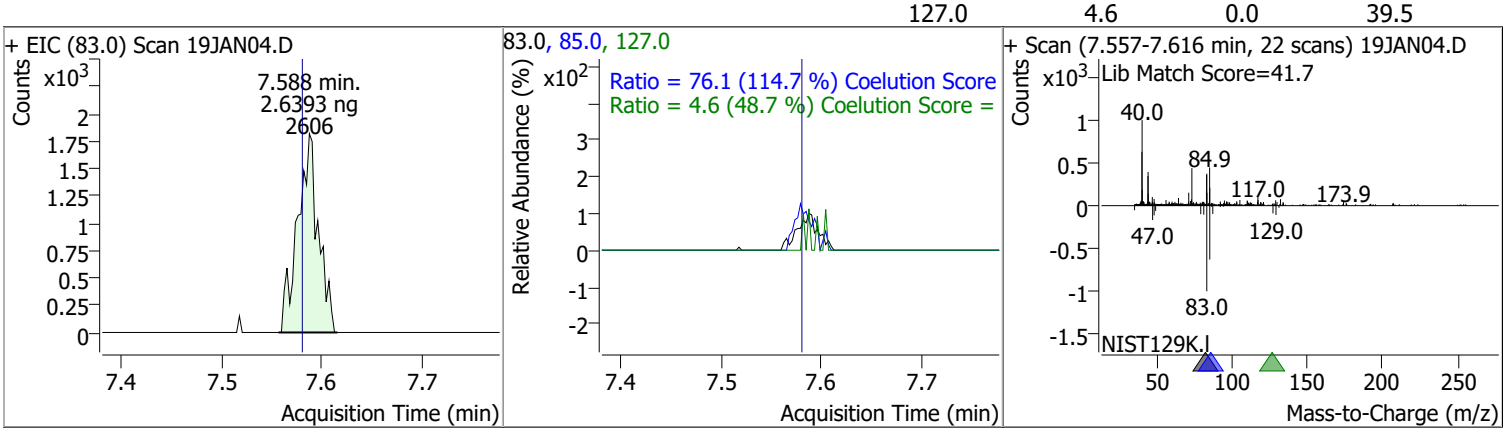

Compound	Conc.	RT	Dev(Min)	Resp.	QIon	QRatio	Lower	Upper
cis-1,3-Dichloropropene	2.8168	8.06	0.00	3052	39.0	71.2	22.5	82.5
					77.0	34.9	1.8	61.8

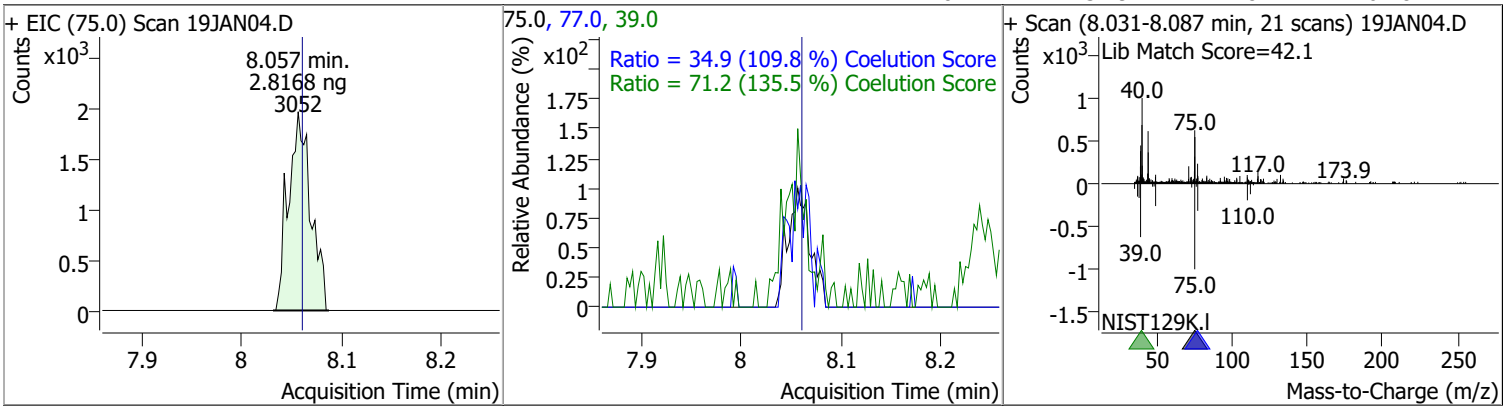

Compound	Conc.	RT	Dev(Min)	Resp.	QIon	QRatio	Lower	Upper
Toluene-d8	2.7380	8.32	0.00	8454	100.0	68.1	34.3	94.3
					99.0	11.1	0.0	39.2

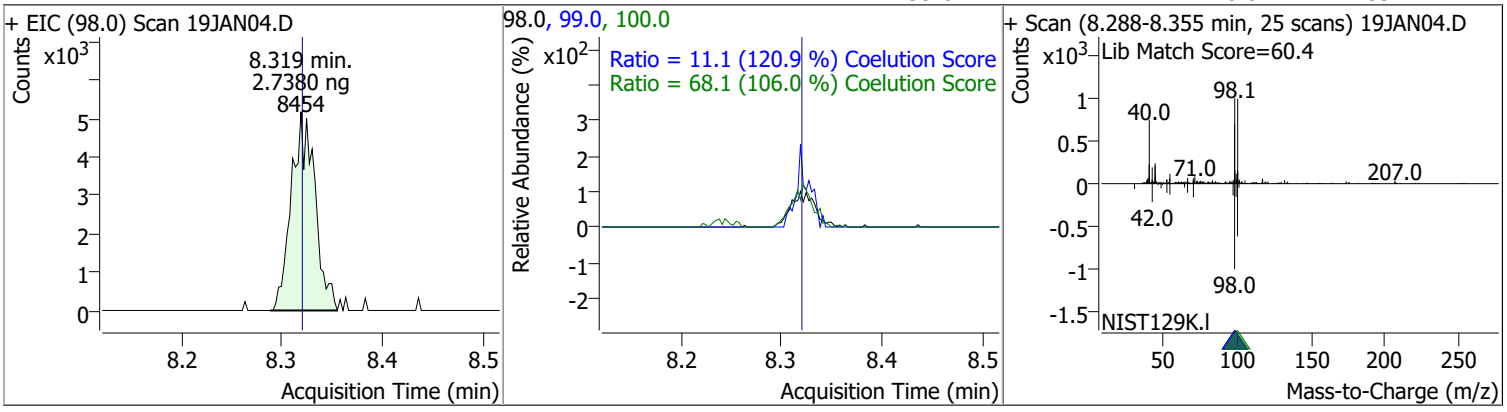

Compound	Conc.	RT	Dev(Min)	Resp.	QIon	QRatio	Lower	Upper
Toluene	2.6500	8.38	-0.01	5454	91.0	158.0	144.1	204.1

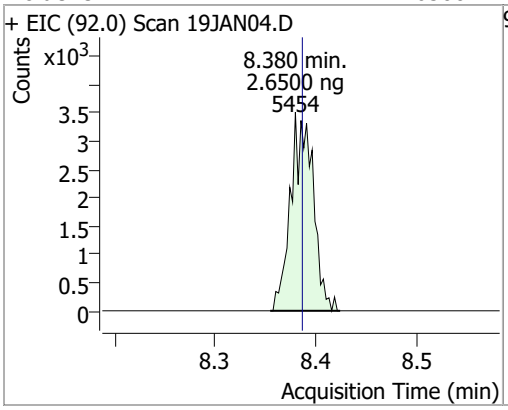

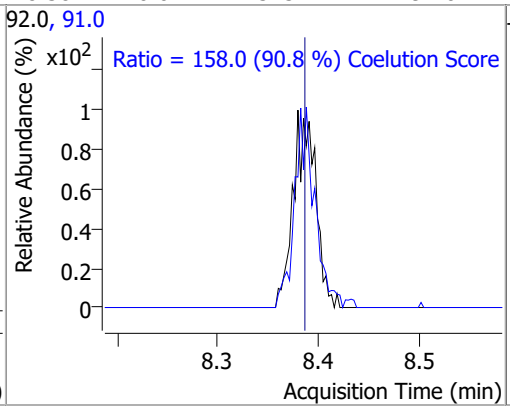

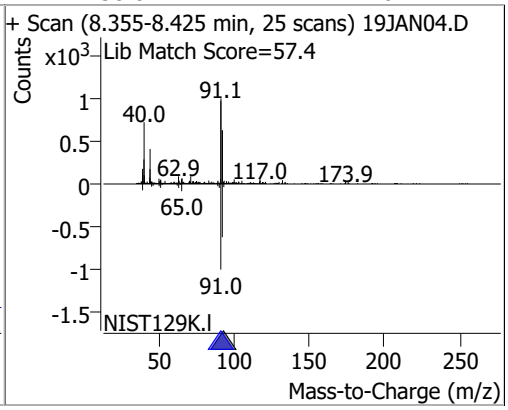

Compound	Conc.	RT	Dev(Min)	Resp.	QIon	QRatio	Lower	Upper
trans-1,3-Dichloropropene	2.7242	8.64	0.00	2153	39.0	66.6	23.0	83.0
					77.0	25.6	1.0	61.0

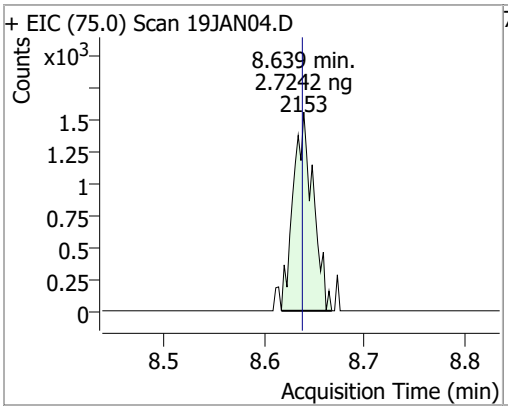

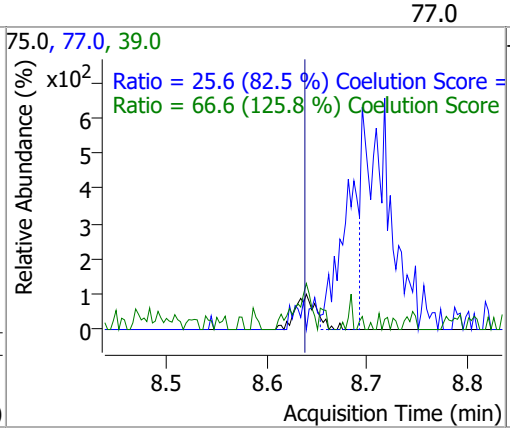

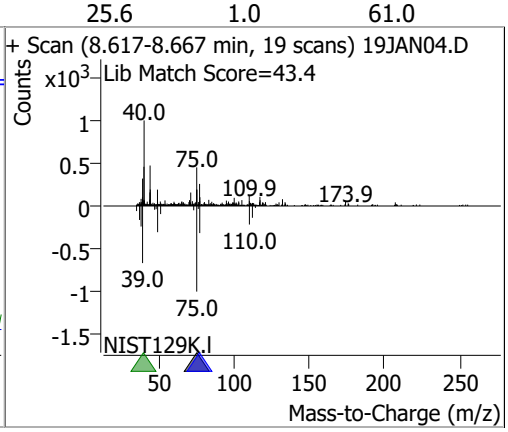

Compound	Conc.	RT	Dev(Min)	Resp.	QIon	QRatio	Lower	Upper
1,1,2-Trichloroethane	2.6009	8.82	0.00	1045 (m)	97.0	136.0	80.7	140.7
					85.0	65.5	30.7	90.7

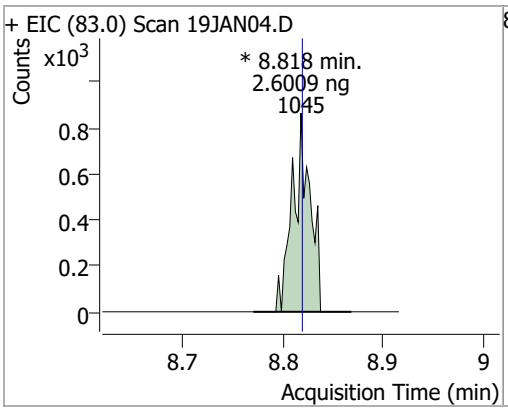

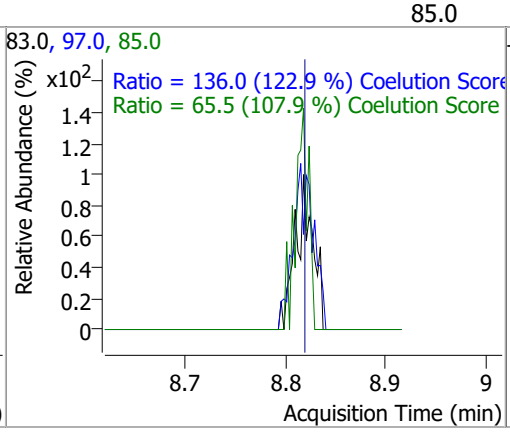

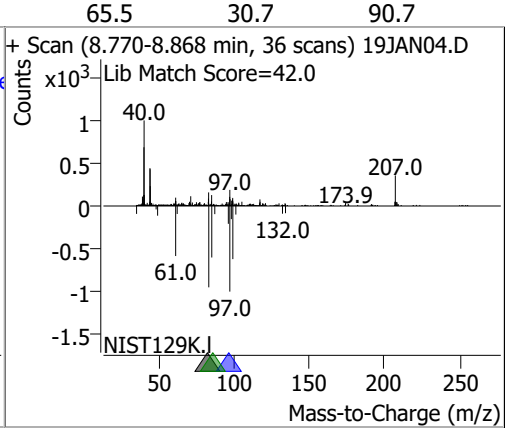

Compound	Conc.	RT	Dev(Min)	Resp.	QIon	QRatio	Lower	Upper
Tetrachloroethene	2.6241	8.93	-0.01	2190	165.8	123.5	96.1	156.1
					129.0	85.5	60.5	120.5

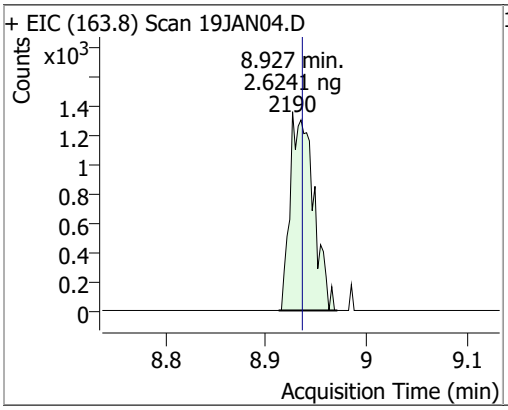

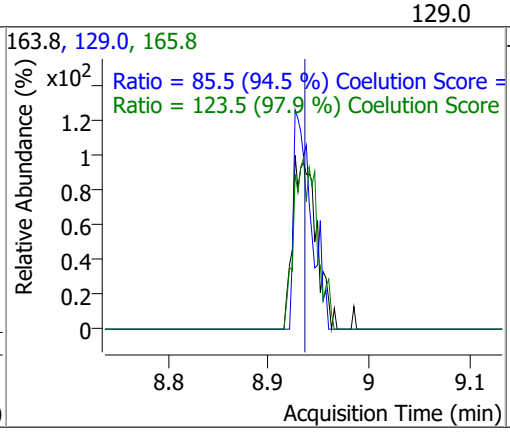

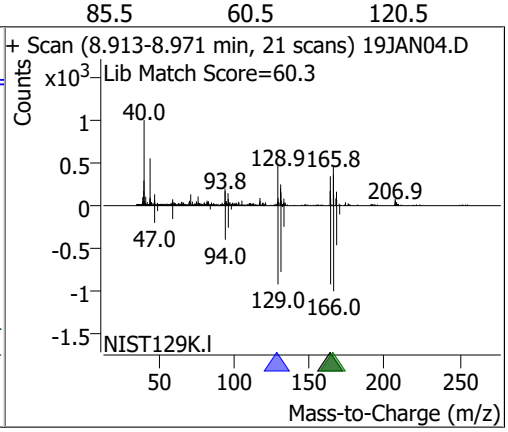

Compound	Conc.	RT	Dev(Min)	Resp.	QIon	QRatio	Lower	Upper
1,3-Dichloropropane	2.7790	8.98	0.00	2260	78.0	26.8	2.4	62.4

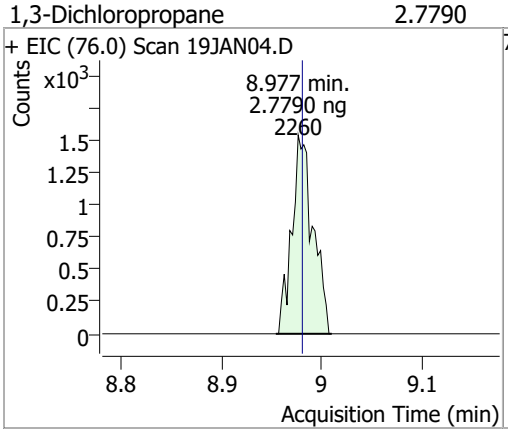

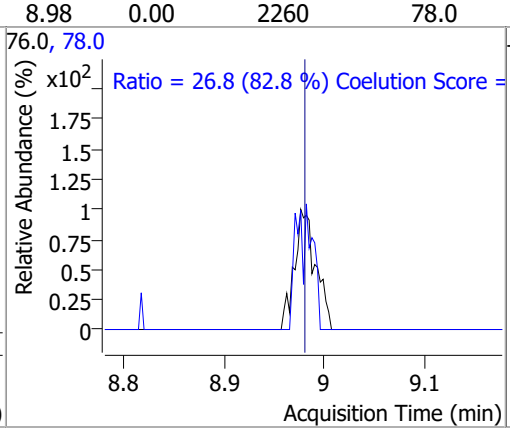

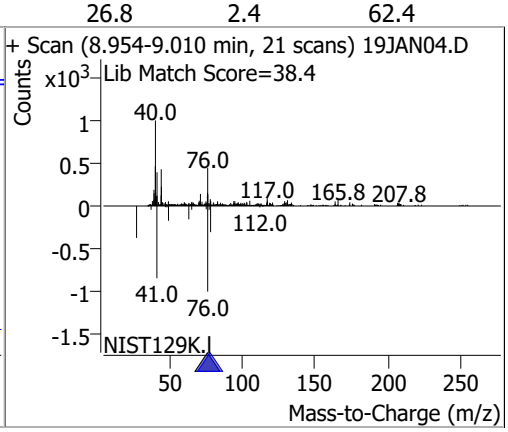

Compound	Conc.	RT	Dev(Min)	Resp.	QIon	QRatio	Lower	Upper
Chlorodibromomethane	3.0962	9.21	0.00	2004 (m)	127.0	61.8	47.2	107.2

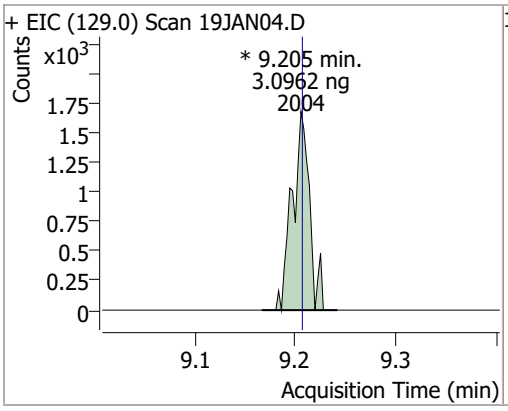

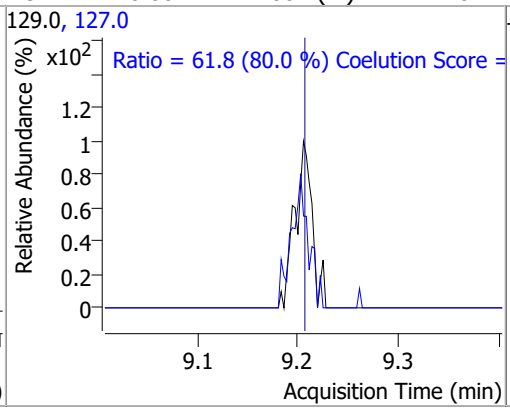

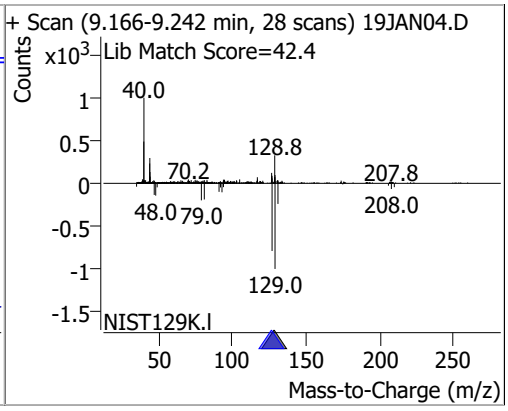

Compound	Conc.	RT	Dev(Min)	Resp.	QIon	QRatio	Lower	Upper
1,2-Dibromoethane	2.4525	9.31	0.01	1089 (m)	109.0	99.6	61.5	121.5

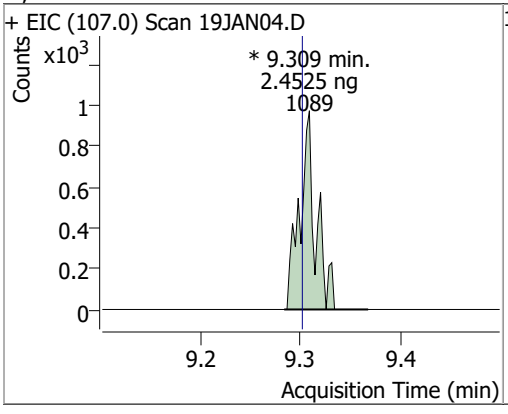

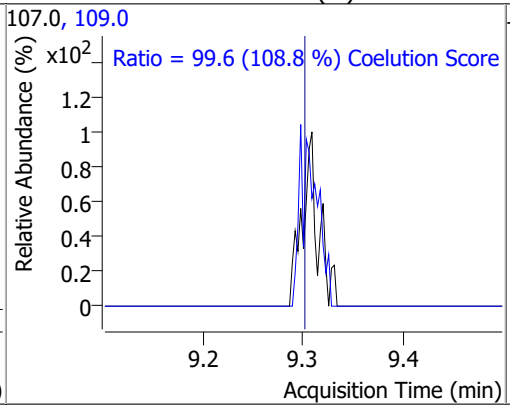

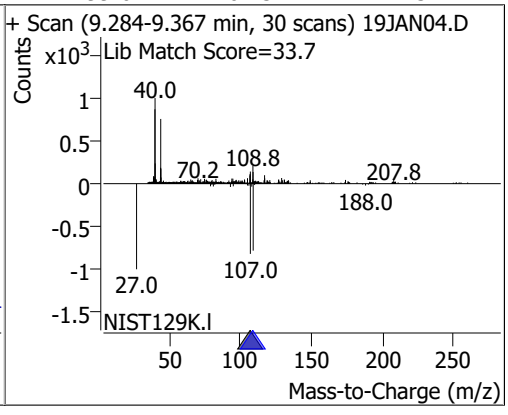

Compound	Conc.	RT	Dev(Min)	Resp.	QIon	QRatio	Lower	Upper
Chlorobenzene	2.7267	9.80	0.00	6152	114.0	41.9	2.2	62.2

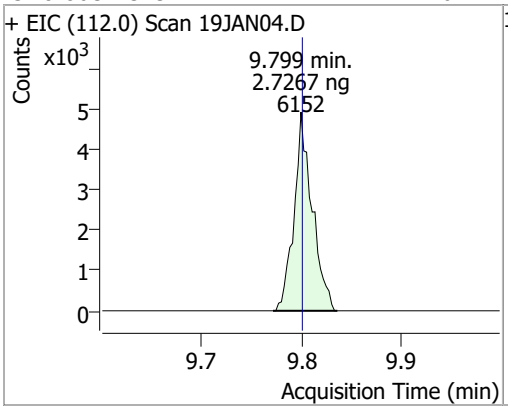

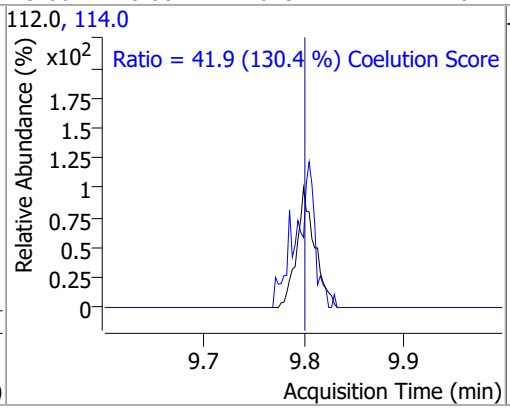

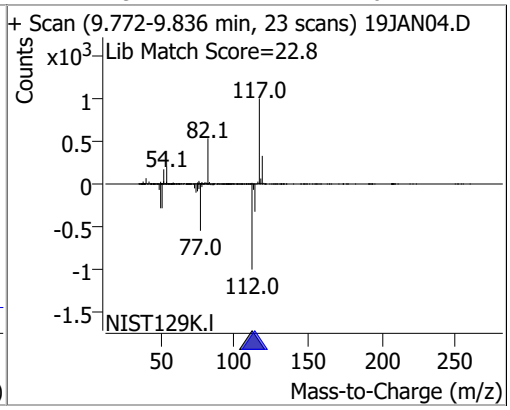

Compound	Conc.	RT	Dev(Min)	Resp.	QIon	QRatio	Lower	Upper
1,1,1,2-Tetrachloroethane	2.8847	9.89	0.00	2284 (m)	133.0	88.6	65.3	125.3

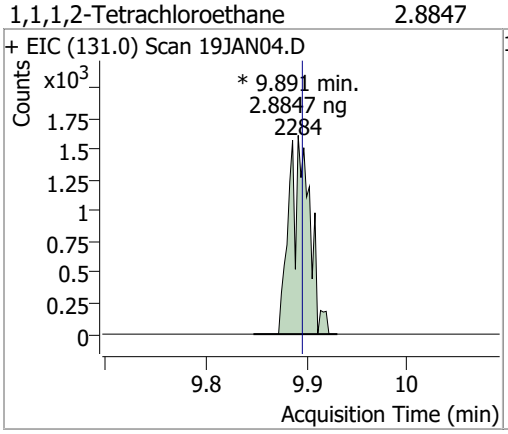

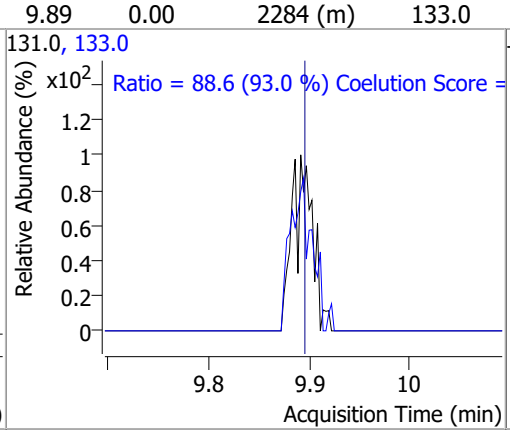

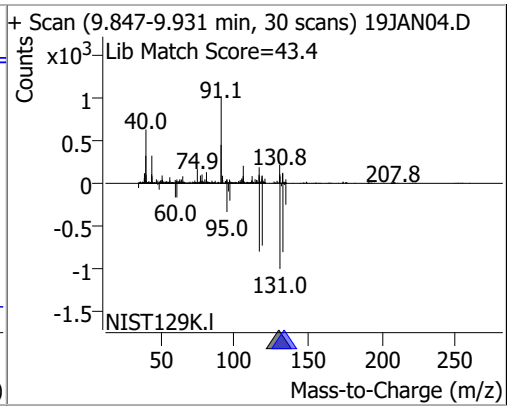

Compound	Conc.	RT	Dev(Min)	Resp.	QIon	QRatio	Lower	Upper
Ethylbenzene	2.9089	9.92	0.00	8834	106.0	28.7	1.7	61.7

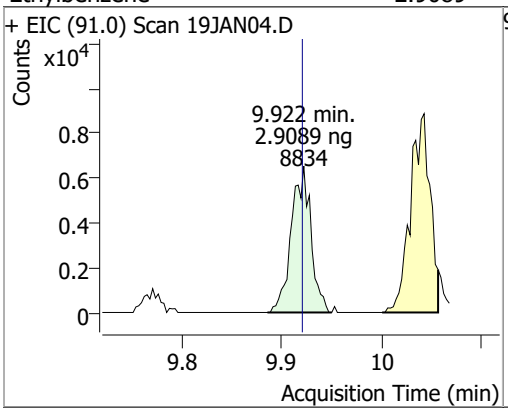

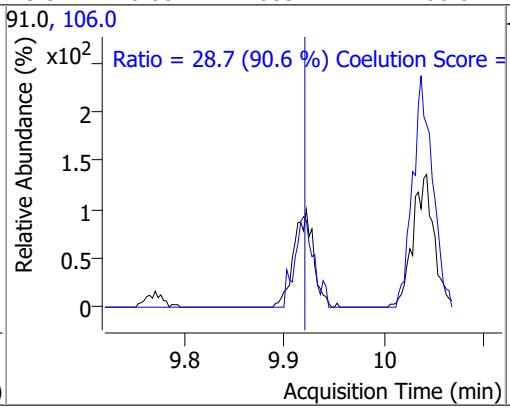

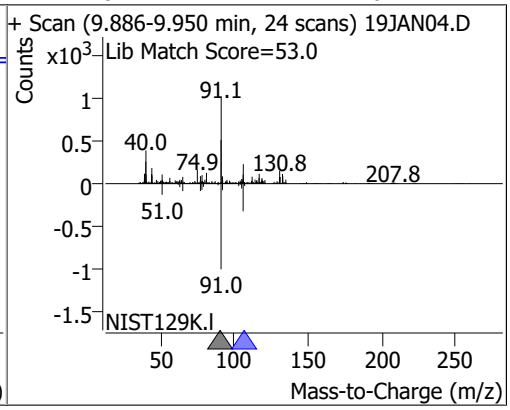

Compound	Conc.	RT	Dev(Min)	Resp.	QIon	QRatio	Lower	Upper
m+p-Xylenes	6.1738	10.04	0.00	6744	91.0	192.6	170.7	230.7

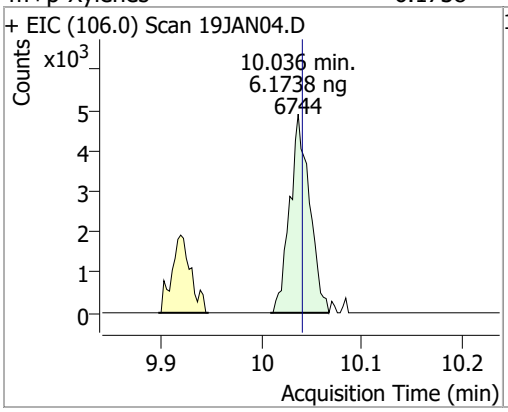

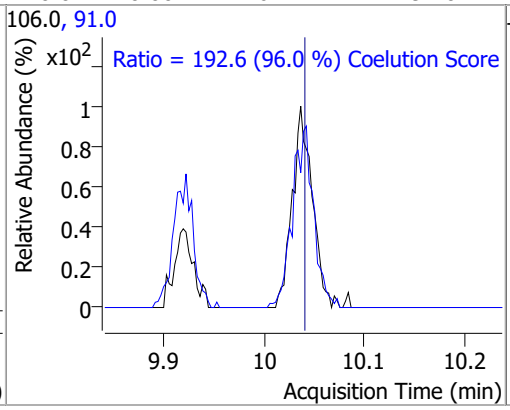

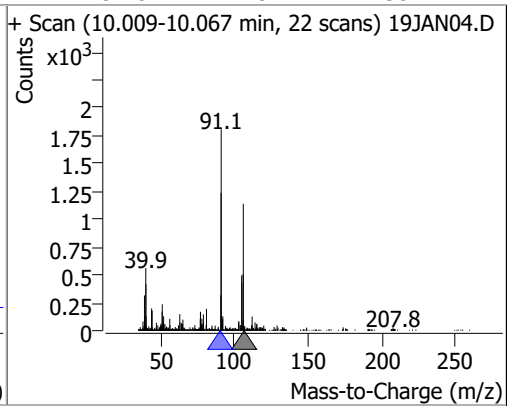

Compound	Conc.	RT	Dev(Min)	Resp.	QIon	QRatio	Lower	Upper
o-Xylene	3.0886	10.43	0.00	2826	91.0	231.0	181.4	241.4

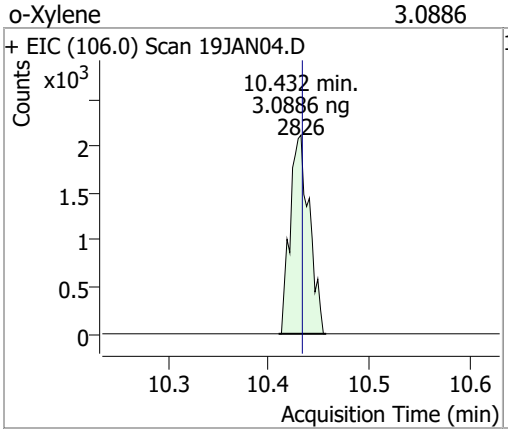

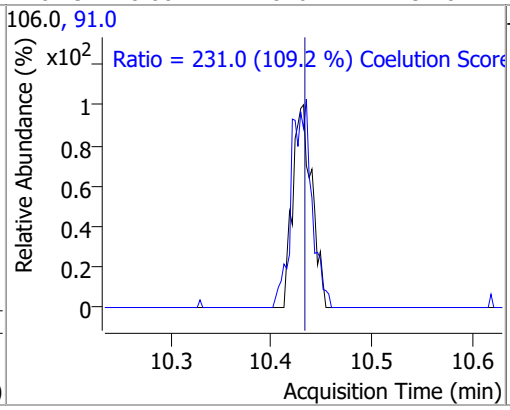

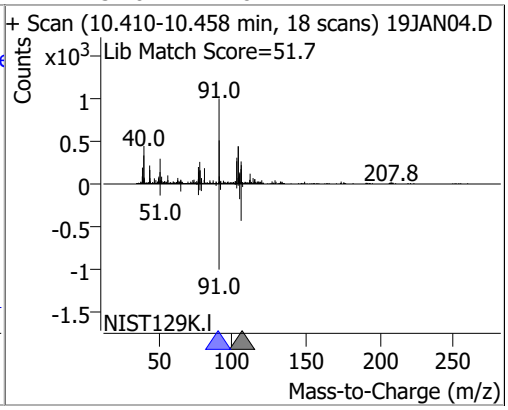

Compound	Conc.	RT	Dev(Min)	Resp.	QIon	QRatio	Lower	Upper
Styrene	3.1839	10.44	0.00	4834	78.0	52.1	20.6	80.6

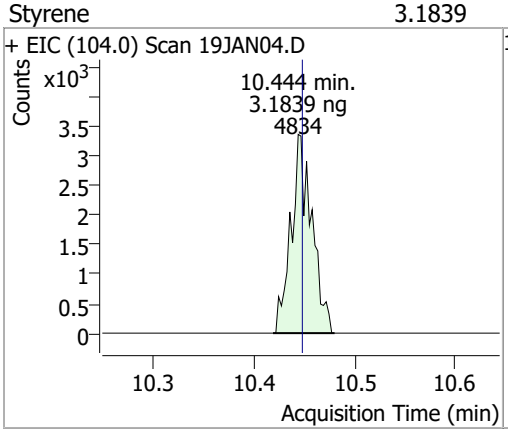

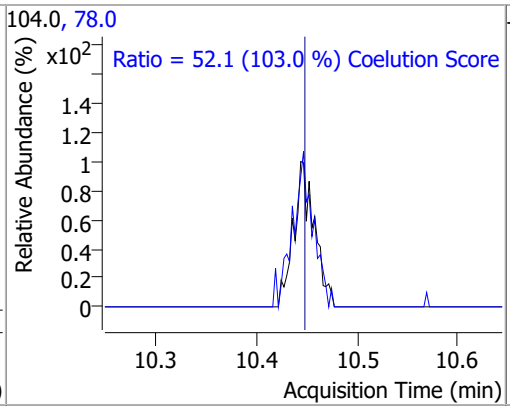

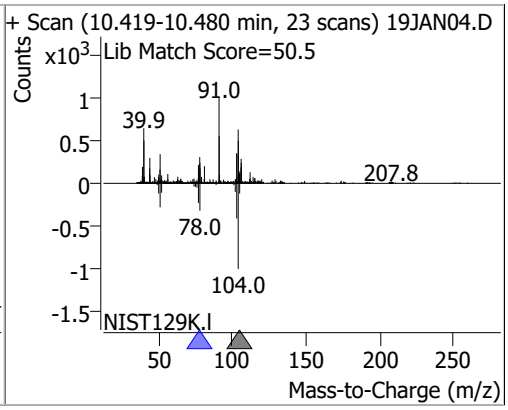

Compound	Conc.	RT	Dev(Min)	Resp.	QIon	QRatio	Lower	Upper
Bromoform	2.8662	10.63	0.01	928 (m)	170.5	33.8	20.3	80.3
					174.5	21.1	18.1	78.1

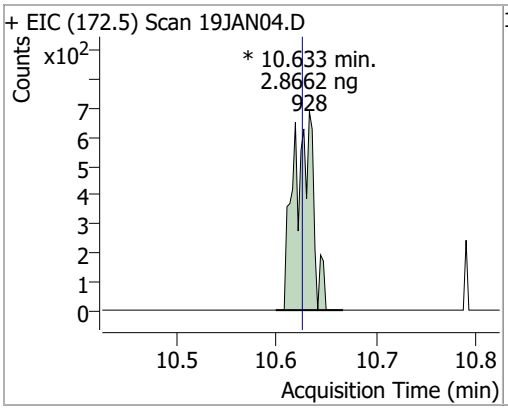

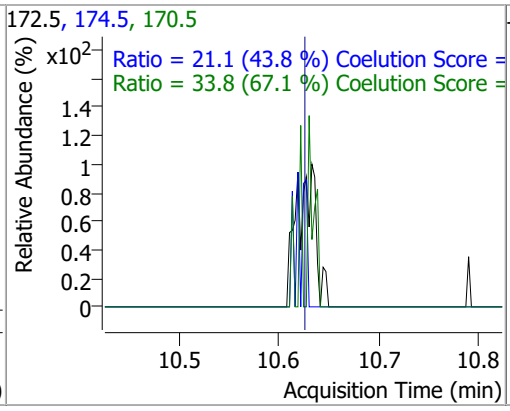

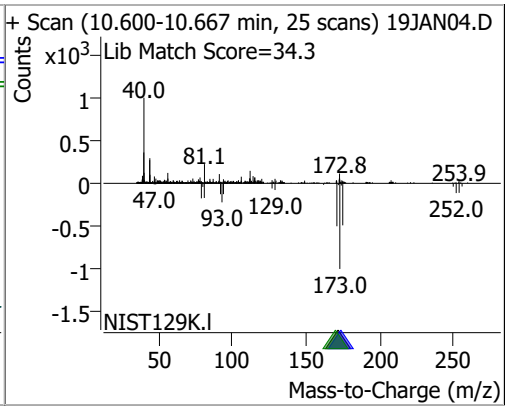

Compound	Conc.	RT	Dev(Min)	Resp.	QIon	QRatio	Lower	Upper
p-Bromofluorobenzene	3.5819	10.95	0.00	3195	174.0	89.6	65.3	125.3
					176.0	96.9	63.3	123.3

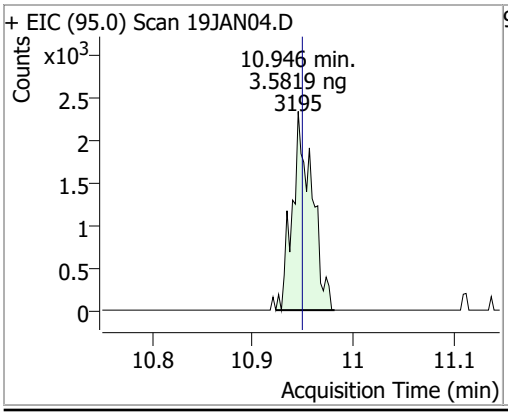

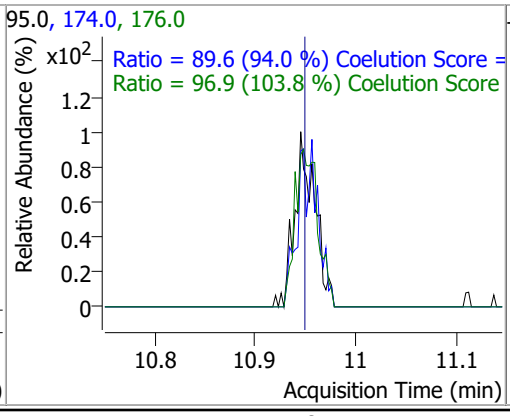

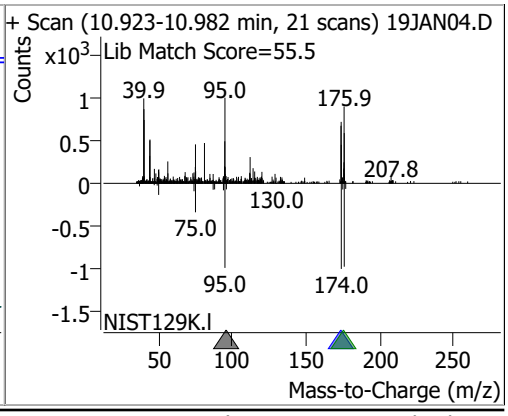

Compound	Conc.	RT	Dev(Min)	Resp.	QIon	QRatio	Lower	Upper
Bromobenzene	2.6633	11.09	0.00	2095	77.0	150.5	113.5	173.5
					158.0	96.3	66.1	126.1

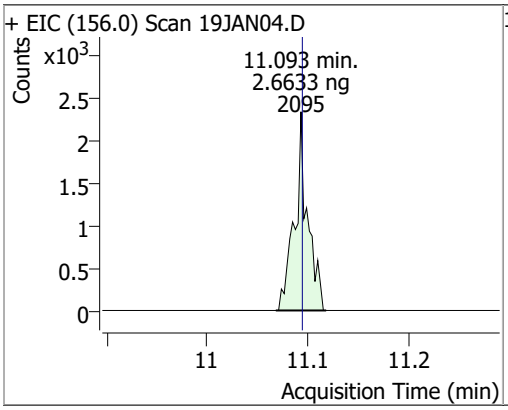

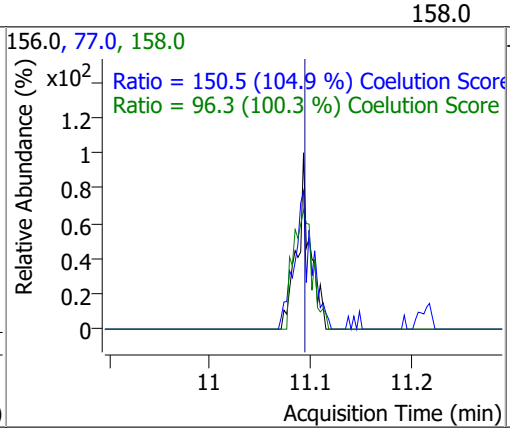

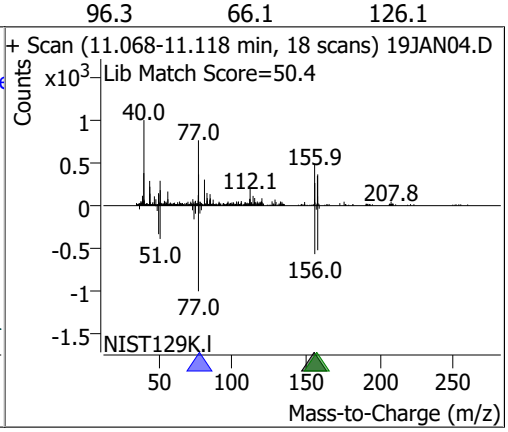

Compound	Conc.	RT	Dev(Min)	Resp.	QIon	QRatio	Lower	Upper
1,1,2,2-Tetrachloroethane	2.7802	11.12	0.00	1247 (m)	85.0	55.7	33.3	93.3

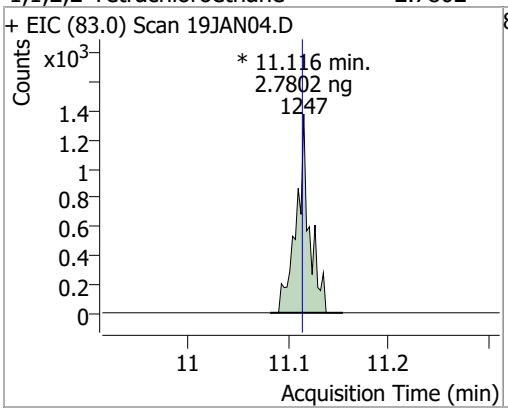

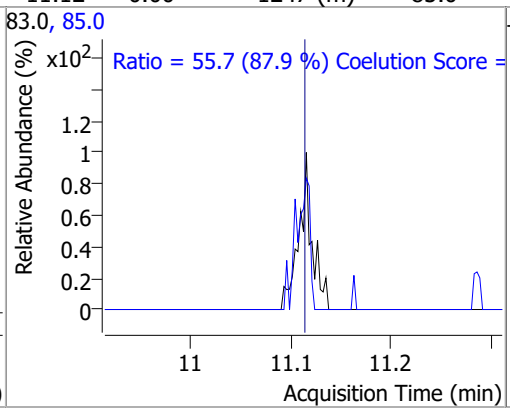

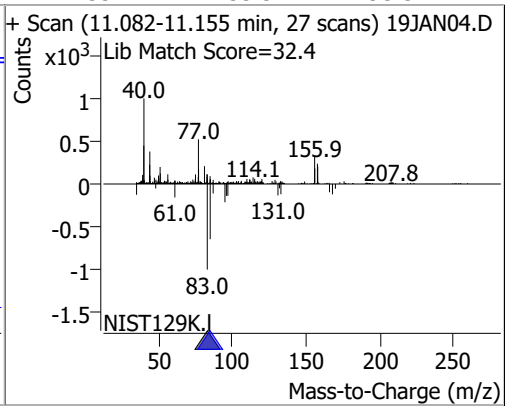

Compound	Conc.	RT	Dev(Min)	Resp.	QIon	QRatio	Lower	Upper
1,2,3-Trichloropropane	3.0373	11.15	0.00	358 (m)	112.0	42.3	35.8	95.8

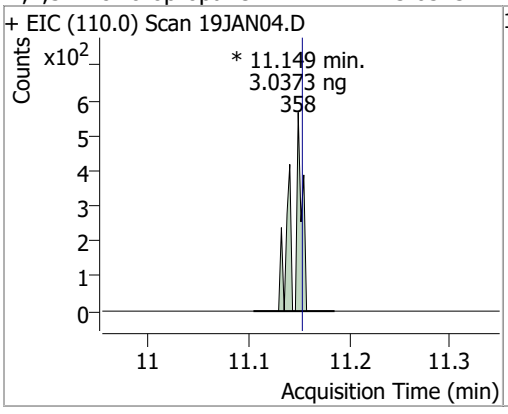

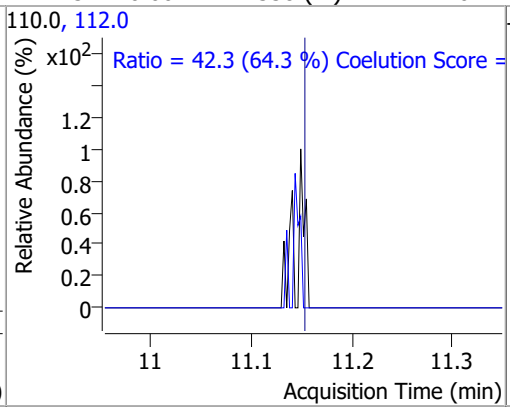

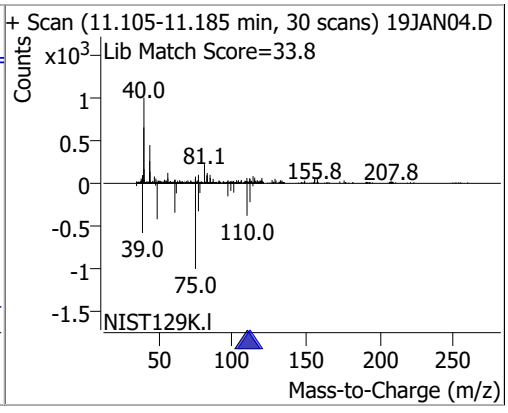

Compound	Conc.	RT	Dev(Min)	Resp.	QIon	QRatio	Lower	Upper
2-Chlorotoluene	2.6139	11.29	0.00	2035	91.0	250.0	246.2	306.2

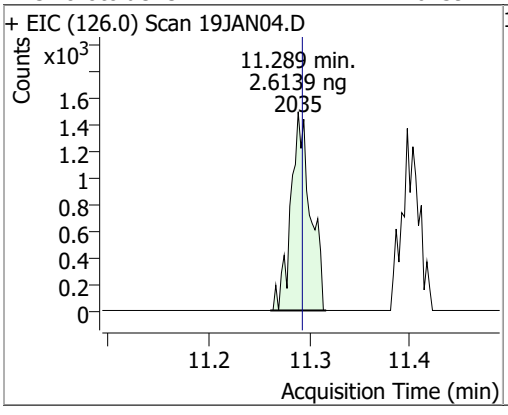

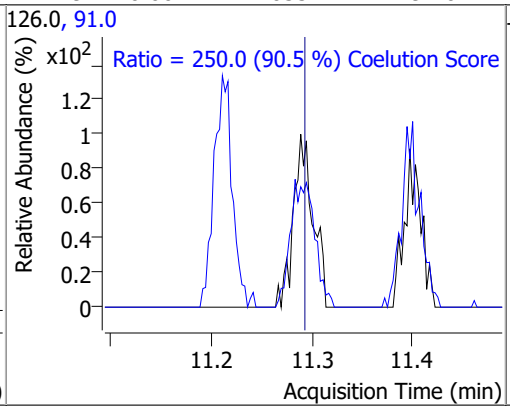

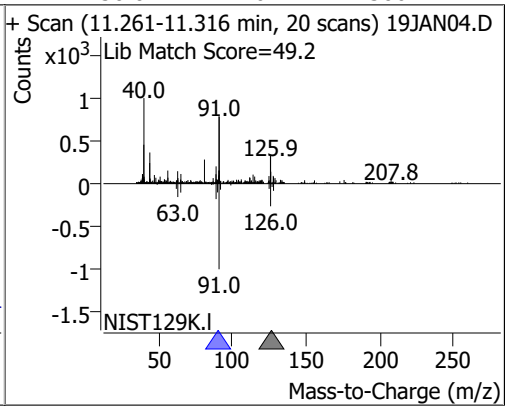

Compound	Conc.	RT	Dev(Min)	Resp.	QIon	QRatio	Lower	Upper
4-Chlorotoluene	2.1986	11.40	0.00	5544	126.0	28.2	1.3	61.3

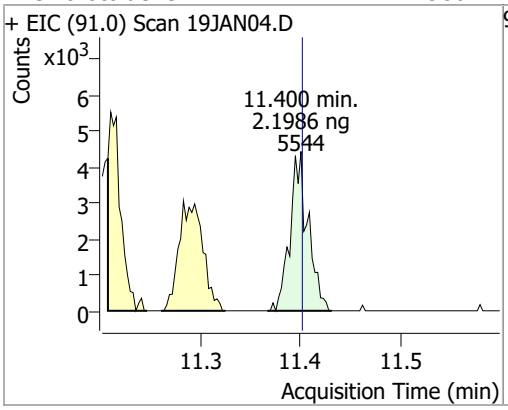

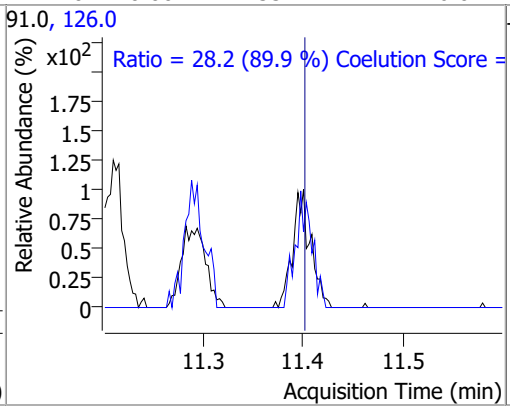

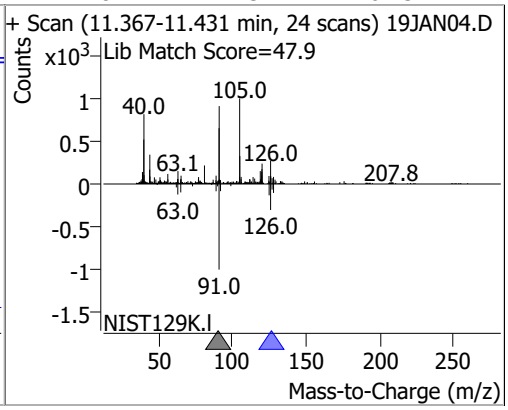

Compound	Conc.	RT	Dev(Min)	Resp.	QIon	QRatio	Lower	Upper
1,3-Dichlorobenzene	2.6066	12.03	0.00	3715	148.0	69.9	32.8	92.8
					111.0	39.2	8.7	68.7

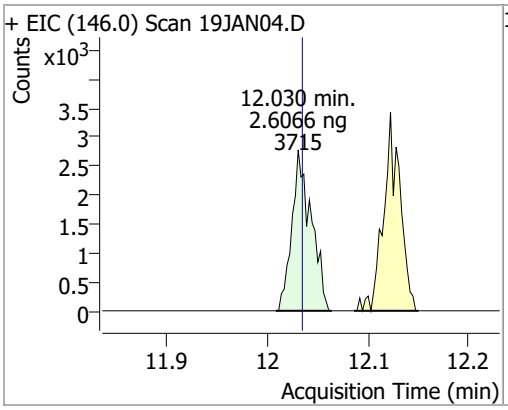

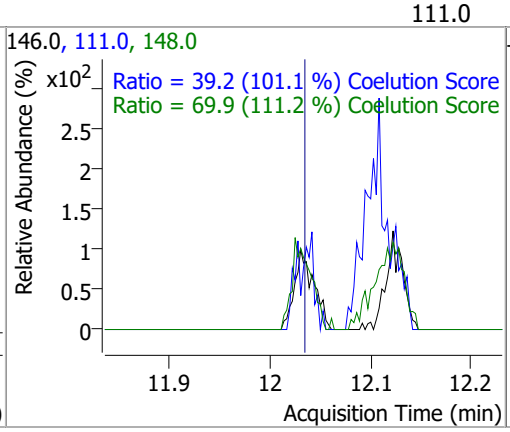

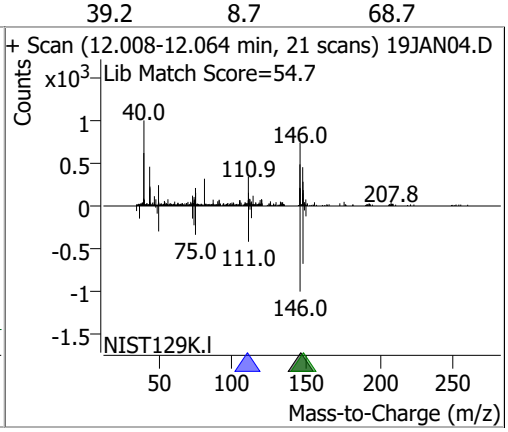

Compound	Conc.	RT	Dev(Min)	Resp.	QIon	QRatio	Lower	Upper
1,4-Dichlorobenzene	2.7200	12.12	0.00	3952	148.0	85.2	33.7	93.7
					111.0	24.2	8.7	68.7

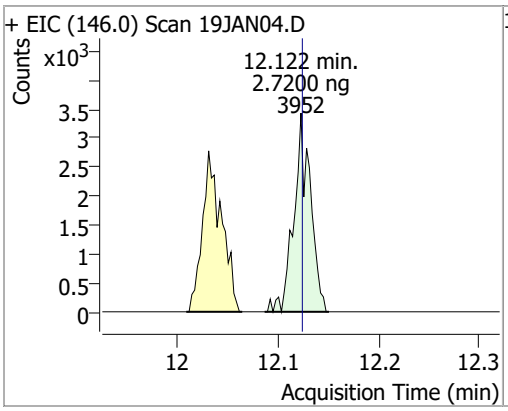

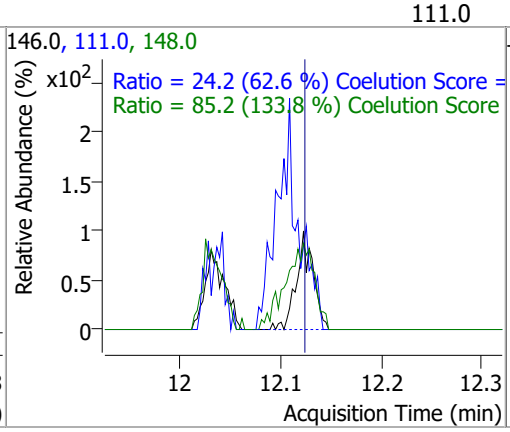

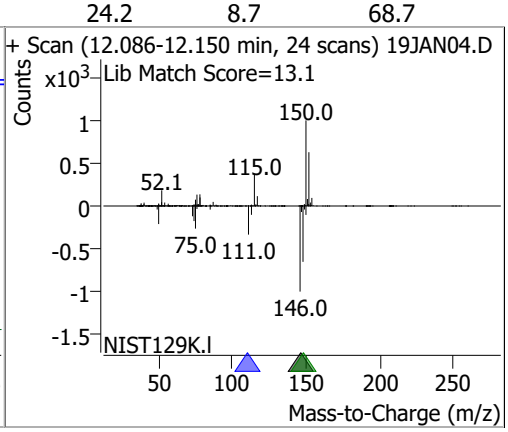

Quantitation Results Report (QT Reviewed)

Compound	Conc.	RT	Dev(Min)	Resp.	QIon	QRatio	Lower	Upper
1,2-Dichlorobenzene	2.5616	12.49	-0.01	3048	148.0	65.4	31.9	91.9
					111.0	35.1	9.5	69.5

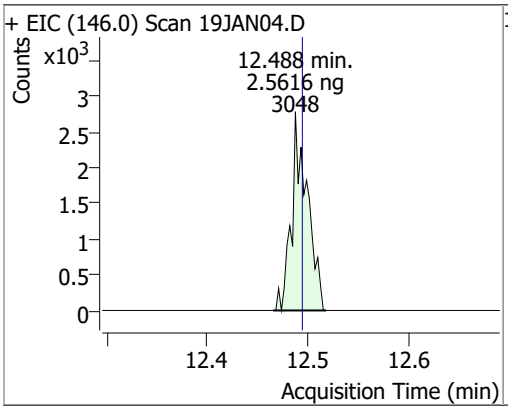

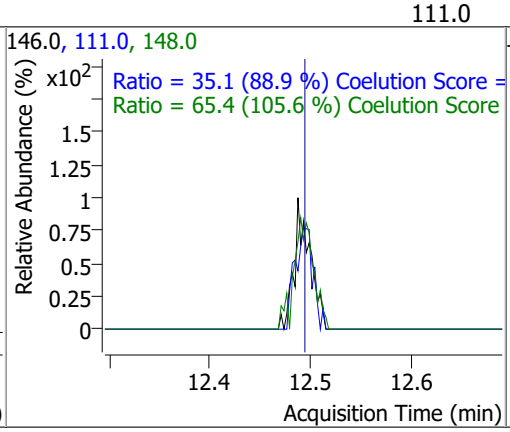

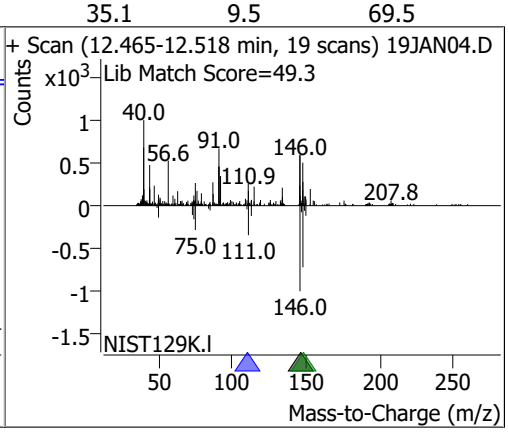

Quantitation Results Report (QT Reviewed)

Data File	19JAN05.D	Operator	MSC
Acq. Method	5975CACQF.M	Acq. Date-Time	1/19/2022 11:15:33 AM
Sample Name	ICAL011922_2	Instrument	VOA5975C
Vial	5	Multiplier	1.00
DA Method File	VOA5975C_8260B_SHT_DoD_L4_011922.m	Comment	
Tune File	BFB_Atune3.u	Tune Date	10/11/2021 4:02:00 PM
Batch Name	VG011922_8260B.batch.bin	Last Calib Update	1/20/2022 9:28:12 AM
Ref Library	\\MASSHUNTER\Org\Library\NIST129K.l		

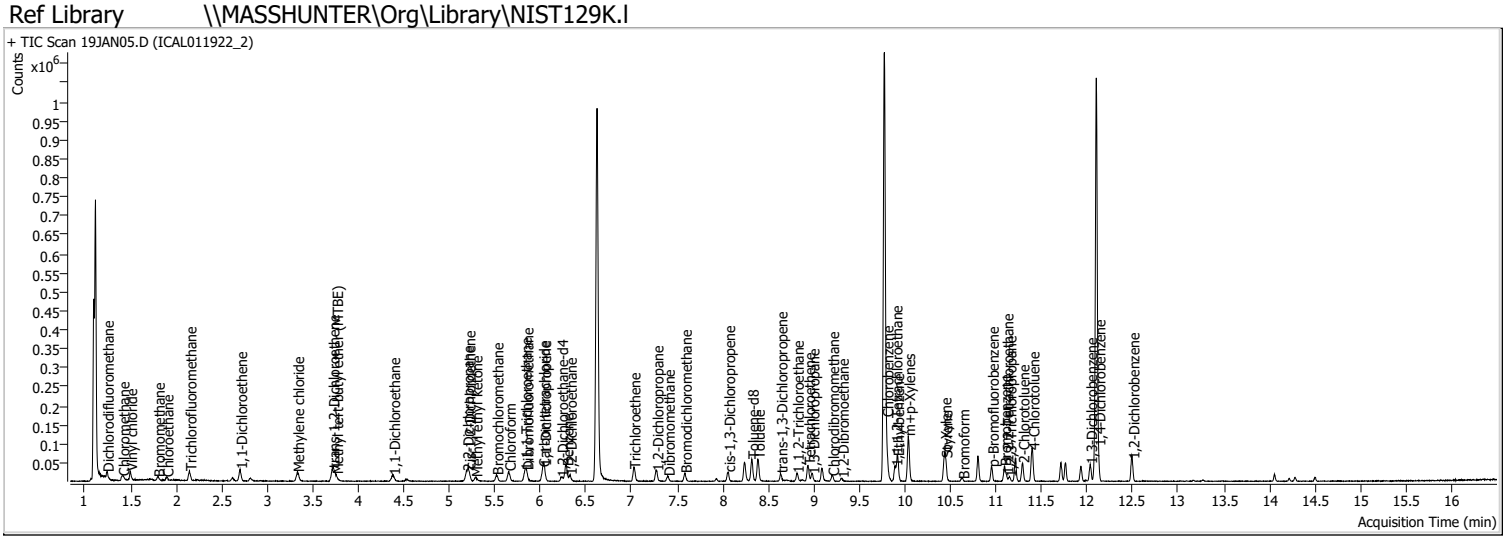

Compound	RT	QIon	Resp.	Conc.	Units		Dev(Min)
Internal Standards							
M Fluorobenzene	6.621	96.0	803183	250.0000	ng		0.000
M Chlorobenzene-d5	9.774	82.0	313722	250.0000	ng		0.000
M 1,4-Dichlorobenzene-d4	12.103	152.0	251947	250.0000	ng		0.003
System Monitoring Compounds							
S Dibromofluoromethane	5.845	113.0	9521	12.2386	ng		-0.005
Spiked Amount: 250.000	Range: 80.0 - 119.0%			Recovery = 4.90%		*	
S 1,2-Dichloroethane-d4	6.227	67.0	4197	12.4883	ng	m	-0.003
Spiked Amount: 250.000	Range: 81.0 - 118.0%			Recovery = 5.00%		*	
S Toluene-d8	8.319	98.0	33951	11.0927	ng		0.000
Spiked Amount: 250.000	Range: 89.0 - 112.0%			Recovery = 4.44%		*	
S p-Bromofluorobenzene	10.954	95.0	10669	11.4690	ng		0.006
Spiked Amount: 250.000	Range: 85.0 - 114.0%			Recovery = 4.59%		*	
Target Compounds							**QValue**
T Dichlorodifluoromethane	1.241	85.0	12682	11.7428	ng		94
T Chloromethane	1.411	50.0	15397	12.1094	ng		94
T Vinyl chloride	1.498	62.0	14225	12.2910	ng		94
T Bromomethane	1.799	96.0	5411	12.9499	ng		96
T Chloroethane	1.897	64.0	6576	12.0096	ng		92
T Trichlorofluoromethane	2.148	101.0	16916	12.1888	ng		100
T 1,1-Dichloroethene	2.703	96.0	9440	11.6900	ng		96
T Methylene chloride	3.330	49.0	15719	13.3883	ng		96
T trans-1,2-Dichloroethene	3.718	96.0	10455	12.5326	ng		94
T Methyl tert-butyl ether (MTBE)	3.757	73.0	12721	12.2004	ng		99
T 1,1-Dichloroethane	4.381	63.0	18500	11.8493	ng		98
T 2,2-Dichloropropane	5.190	77.0	14213	12.0798	ng		97
T cis-1,2-Dichloroethene	5.209	96.0	9874	11.6899	ng		95
T Methyl ethyl ketone	5.288	43.0	15038	123.1947	ng		97
T Bromochloromethane	5.516	128.0	4232	12.1514	ng	m	95
T Chloroform	5.653	83.0	18593	11.9271	ng		99

Compound	RT	QIon	Resp.	Conc.	Units		Dev(Min)
T 1,1,1-Trichloroethane	5.829	97.0	16614	11.5510	ng		98
T Carbon tetrachloride	6.024	117.0	15775	11.3084	ng		97
T 1,1-Dichloropropene	6.041	75.0	12417	10.6461	ng		94
T Benzene	6.286	78.0	37609	11.7214	ng		96
T 1,2-Dichloroethane	6.322	62.0	11123	12.5510	ng		99
T Trichloroethene	7.022	95.0	10949	11.6577	ng		97
T 1,2-Dichloropropane	7.273	63.0	9499	11.5033	ng		98
T Dibromomethane	7.396	93.0	4088	11.7450	ng		84
T Bromodichloromethane	7.585	83.0	12025	12.2862	ng		95
T cis-1,3-Dichloropropene	8.059	75.0	12472	11.6126	ng		92
T Toluene	8.386	92.0	21899	10.7342	ng		97
T trans-1,3-Dichloropropene	8.634	75.0	8755	11.1755	ng		93
T 1,1,2-Trichloroethane	8.815	83.0	4762	11.9543	ng		92
T Tetrachloroethene	8.938	163.8	8964	10.8355	ng		96
T 1,3-Dichloropropane	8.985	76.0	9988	12.3902	ng		94
T Chlorodibromomethane	9.203	129.0	7984	12.4449	ng		96
T 1,2-Dibromoethane	9.306	107.0	4936	11.2192	ng		87
T Chlorobenzene	9.797	112.0	26688	11.9332	ng		96
T 1,1,1,2-Tetrachloroethane	9.894	131.0	9446	12.0378	ng		94
T Ethylbenzene	9.914	91.0	42980	11.9196	ng		95
T m+p-Xylenes	10.037	106.0	31103	22.1645	ng		100
T o-Xylene	10.435	106.0	13717	11.3234	ng		98
T Styrene	10.447	104.0	21872	10.9234	ng		99
T Bromoform	10.631	172.5	4402	13.0389	ng		96
T Bromobenzene	11.091	156.0	9784	11.9266	ng		99
T 1,1,2,2-Tetrachloroethane	11.113	83.0	5757	12.3034	ng		97
T 1,2,3-Trichloropropane	11.147	110.0	1522	12.3825	ng	m	99
T 2-Chlorotoluene	11.292	126.0	9032	11.1243	ng		98
T 4-Chlorotoluene	11.400	91.0	26850	10.2102	ng		95
T 1,3-Dichlorobenzene	12.033	146.0	17111	11.5123	ng		96
T 1,4-Dichlorobenzene	12.125	146.0	17730	11.7008	ng		81
T 1,2-Dichlorobenzene	12.496	146.0	14345	11.5601	ng		97

(#) = Qualifier Out of Range; (m) = Manual Integration; (+) = Area Summed; (*) = Surrogate Percent Recovery Out of Range; (d): Zeroed Peak

Compound	Conc.	RT	Dev(Min)	Resp.	QIon	QRatio	Lower	Upper
Dichlorodifluoromethane	11.7428	1.24	0.00	12682	87.0	35.0	1.8	61.8

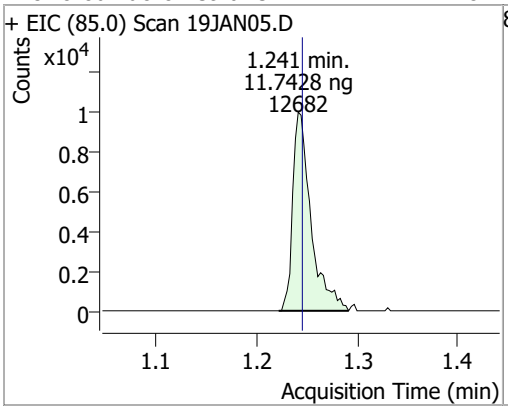

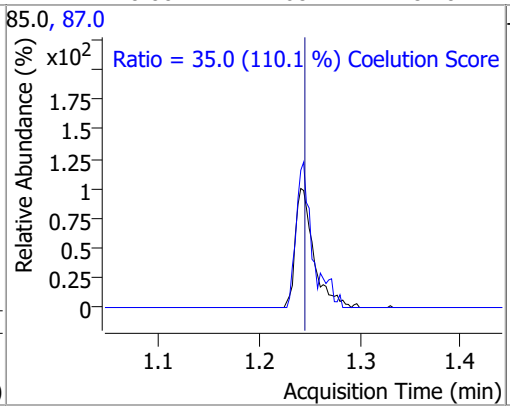

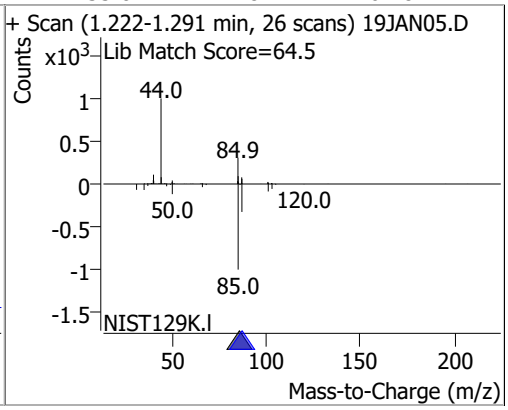

Compound	Conc.	RT	Dev(Min)	Resp.	QIon	QRatio	Lower	Upper
Chloromethane	12.1094	1.41	0.00	15397	52.0	35.9	2.4	62.4

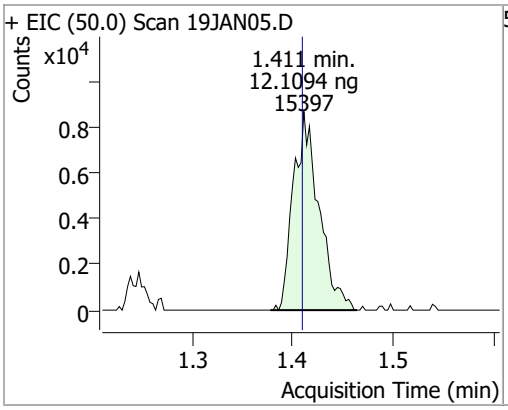

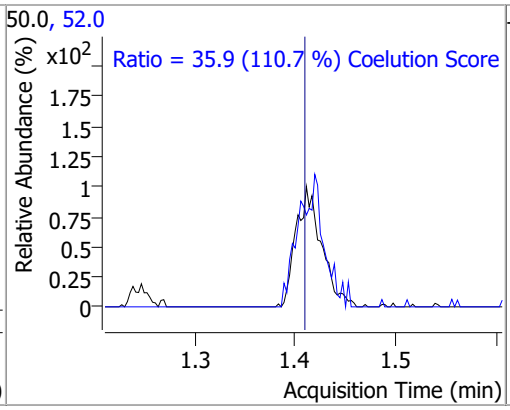

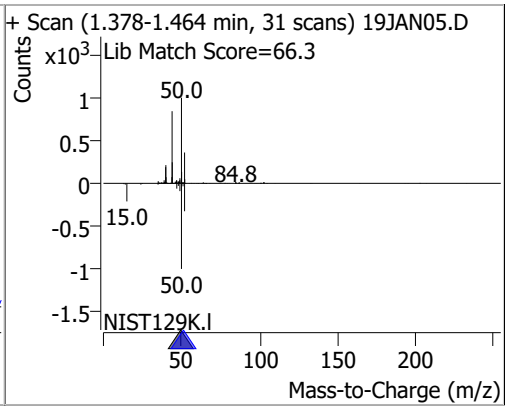

Compound	Conc.	RT	Dev(Min)	Resp.	QIon	QRatio	Lower	Upper
Vinyl chloride	12.2910	1.50	0.00	14225	64.0	34.7	1.3	61.3

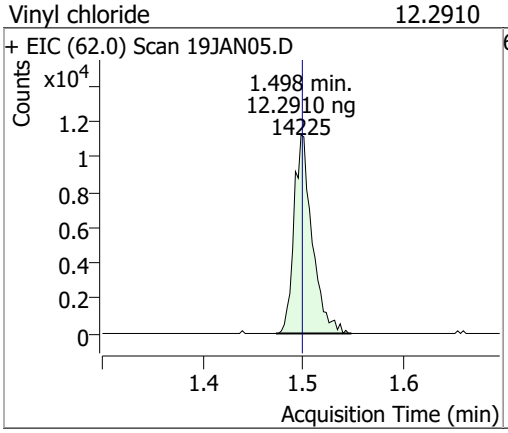

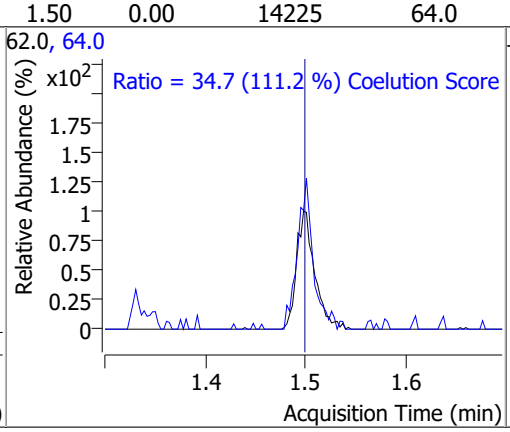

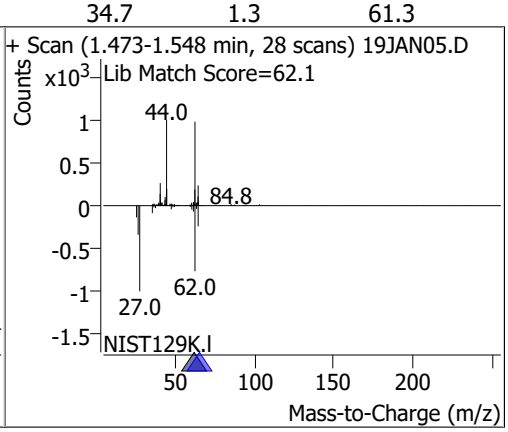

Compound	Conc.	RT	Dev(Min)	Resp.	QIon	QRatio	Lower	Upper
Bromomethane	12.9499	1.80	0.00	5411	94.0	106.3	80.1	140.1

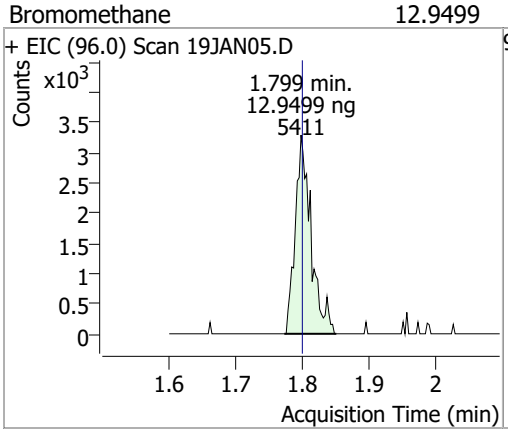

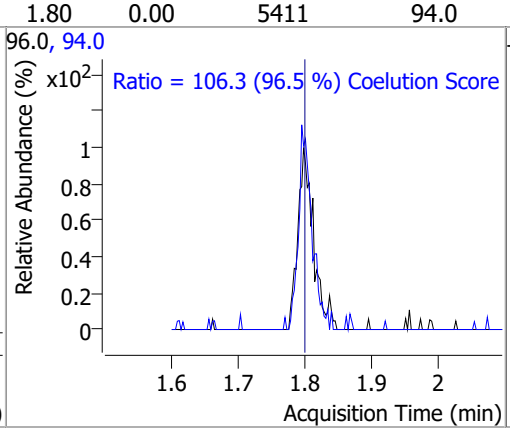

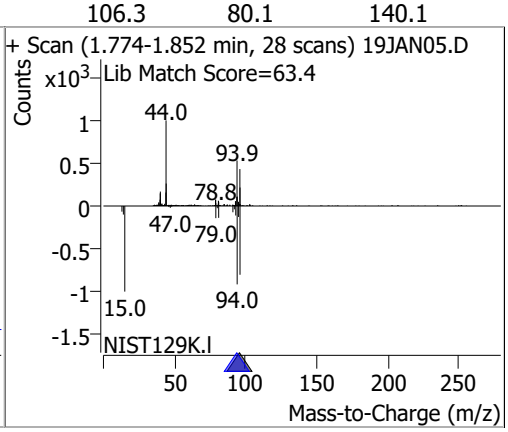

Compound	Conc.	RT	Dev(Min)	Resp.	QIon	QRatio	Lower	Upper
Chloroethane	12.0096	1.90	0.00	6576	66.0	34.3	0.0	60.0

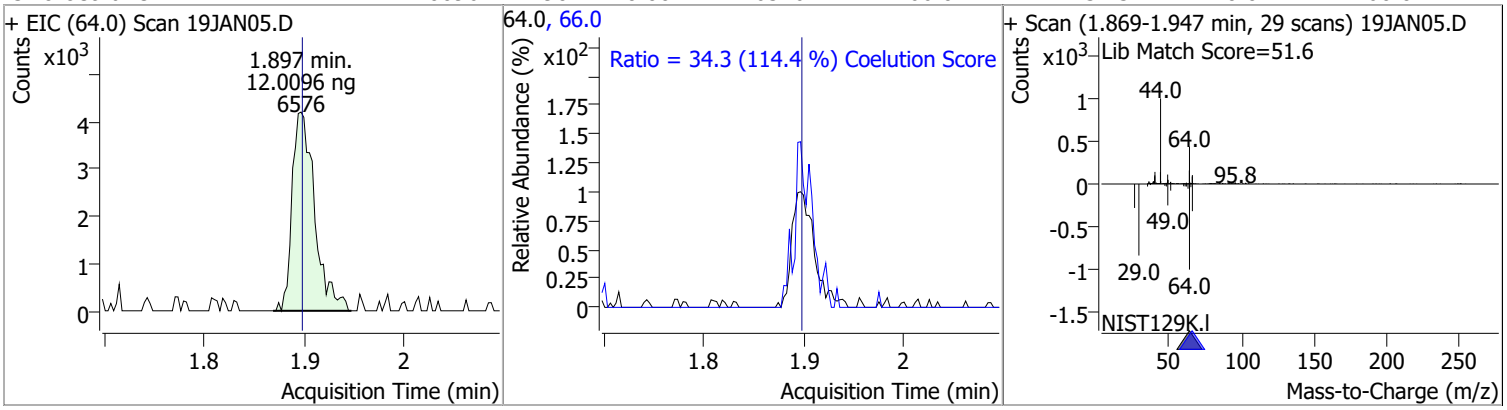

Compound	Conc.	RT	Dev(Min)	Resp.	QIon	QRatio	Lower	Upper
Trichlorofluoromethane	12.1888	2.15	0.00	16916	103.0	65.3	35.0	95.0

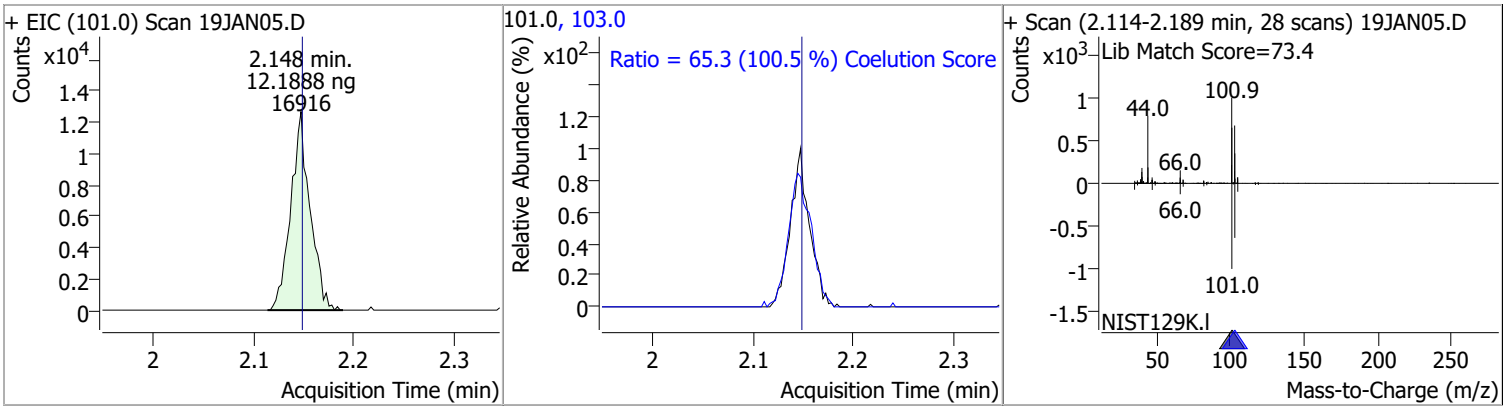

Compound	Conc.	RT	Dev(Min)	Resp.	QIon	QRatio	Lower	Upper
1,1-Dichloroethene	11.6900	2.70	0.00	9440	61.0	186.8	149.9	209.9
					63.0	56.9	27.0	87.0

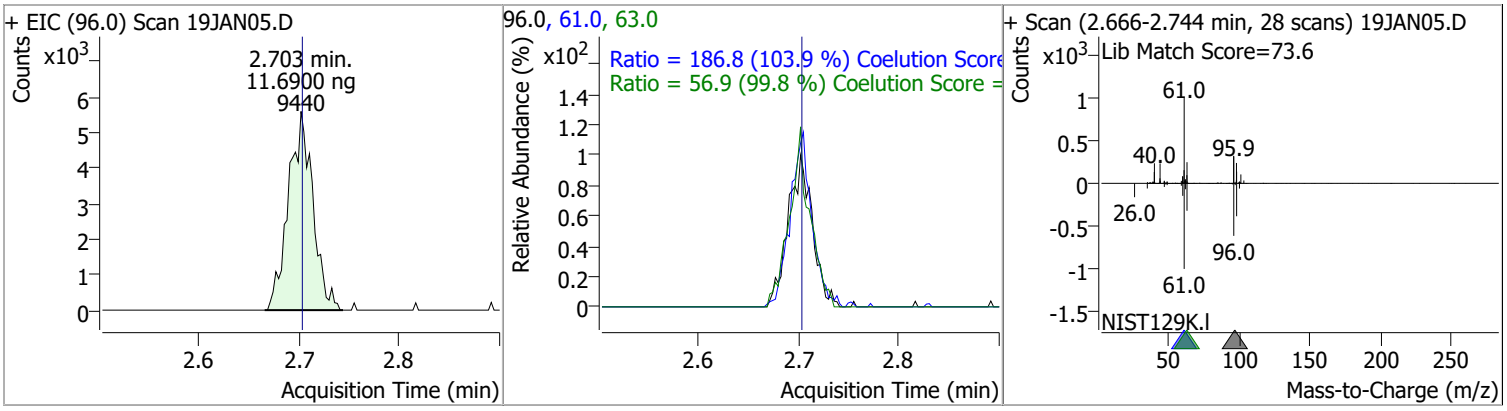

Compound	Conc.	RT	Dev(Min)	Resp.	QIon	QRatio	Lower	Upper
Methylene chloride	13.3883	3.33	0.00	15719	84.0	65.5	36.1	96.1
					86.0	47.4	11.8	71.8

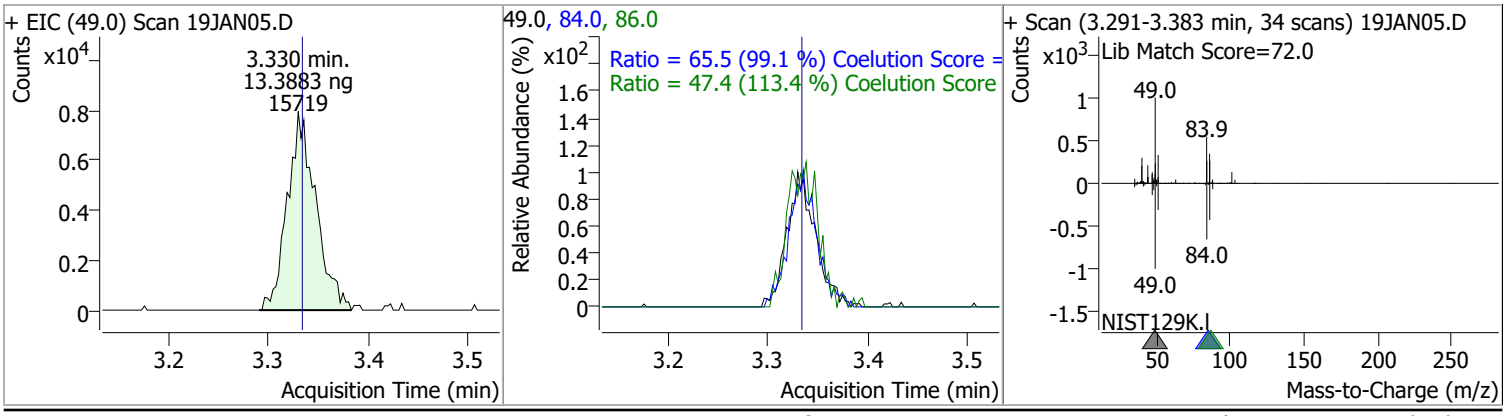

Compound	Conc.	RT	Dev(Min)	Resp.	QIon	QRatio	Lower	Upper
trans-1,2-Dichloroethene	12.5326	3.72	0.00	10455	61.0	149.8	124.8	184.8
					98.0	54.3	32.1	92.1

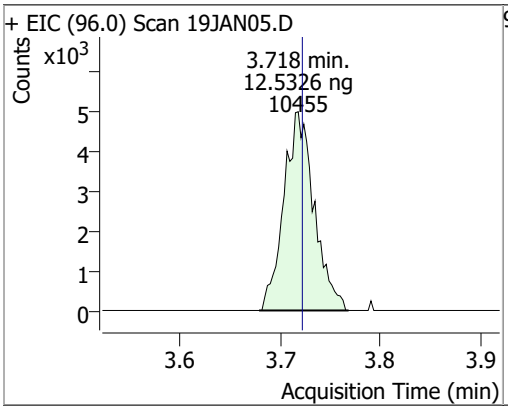

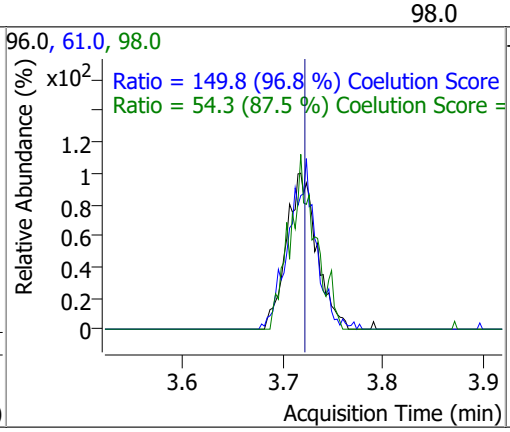

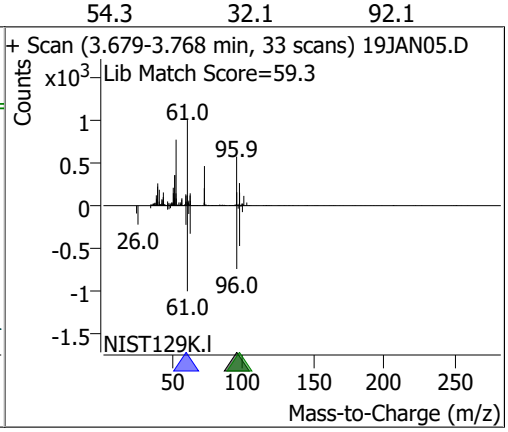

Compound	Conc.	RT	Dev(Min)	Resp.	QIon	QRatio	Lower	Upper
Methyl tert-butyl ether (MTBE)	12.2004	3.76	0.00	12721	57.0	25.1	0.0	54.6

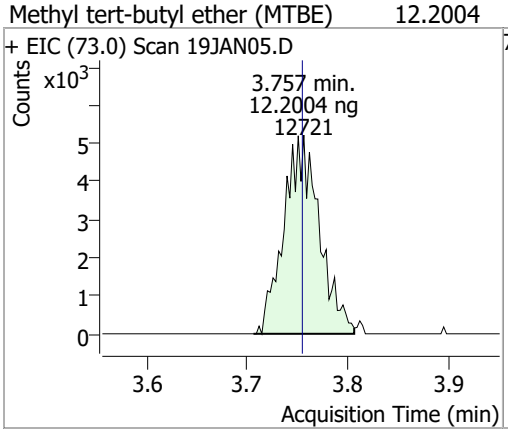

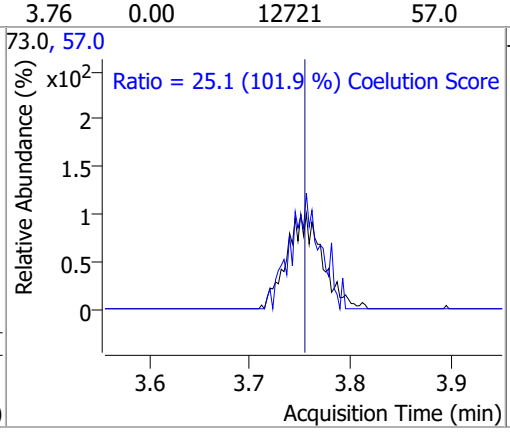

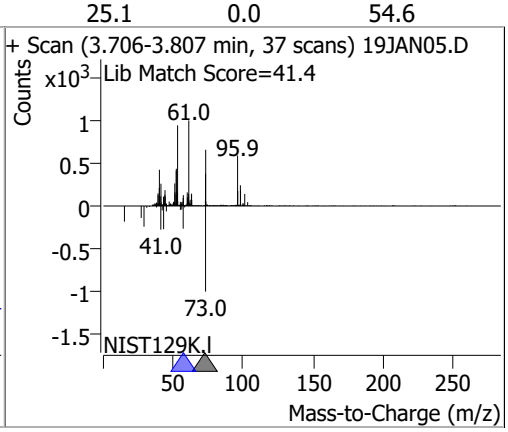

Compound	Conc.	RT	Dev(Min)	Resp.	QIon	QRatio	Lower	Upper
1,1-Dichloroethane	11.8493	4.38	0.00	18500	65.0	31.3	1.0	61.0
					83.0	14.5	0.0	42.7

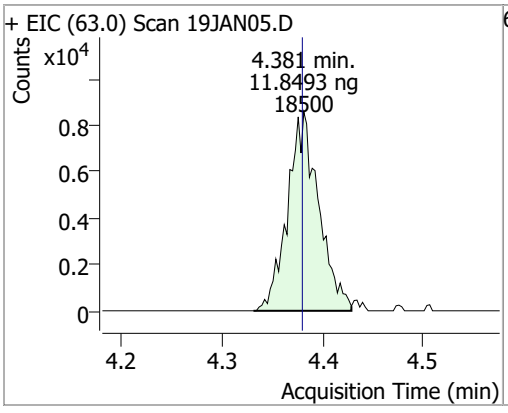

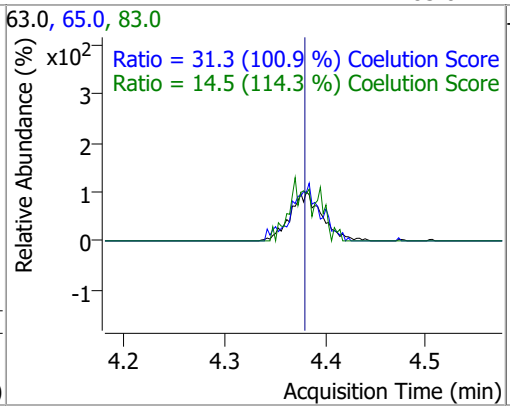

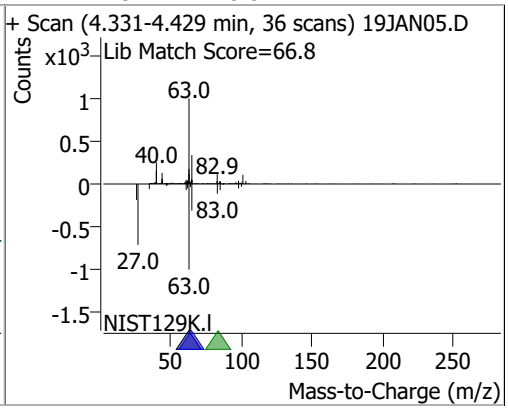

Compound	Conc.	RT	Dev(Min)	Resp.	QIon	QRatio	Lower	Upper
2,2-Dichloropropane	12.0798	5.19	0.00	14213	41.0	70.3	38.8	98.8
					97.0	27.0	0.0	53.9

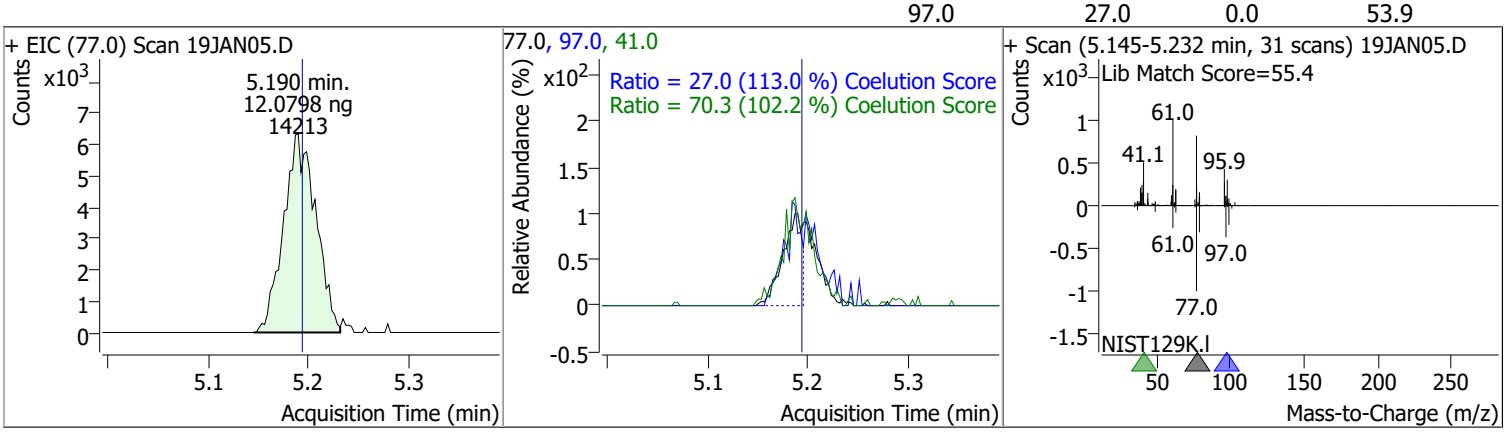

Compound	Conc.	RT	Dev(Min)	Resp.	QIon	QRatio	Lower	Upper
cis-1,2-Dichloroethene	11.6899	5.21	-0.01	9874	61.0	170.0	130.4	190.4
					98.0	65.5	36.2	96.2

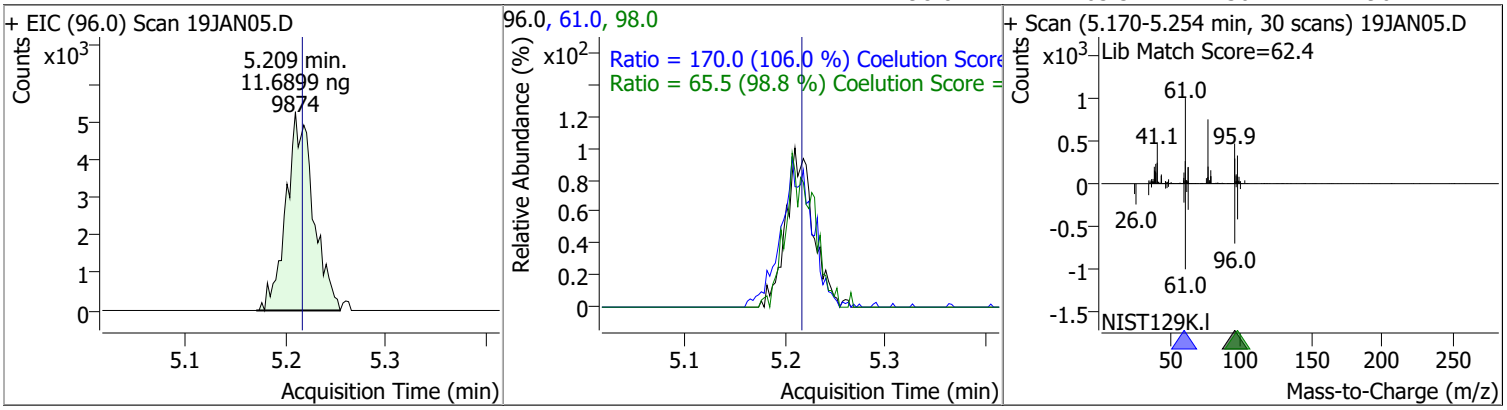

Compound	Conc.	RT	Dev(Min)	Resp.	QIon	QRatio	Lower	Upper
Methyl ethyl ketone	123.1947	5.29	0.01	15038	72.0	19.2	0.0	50.6

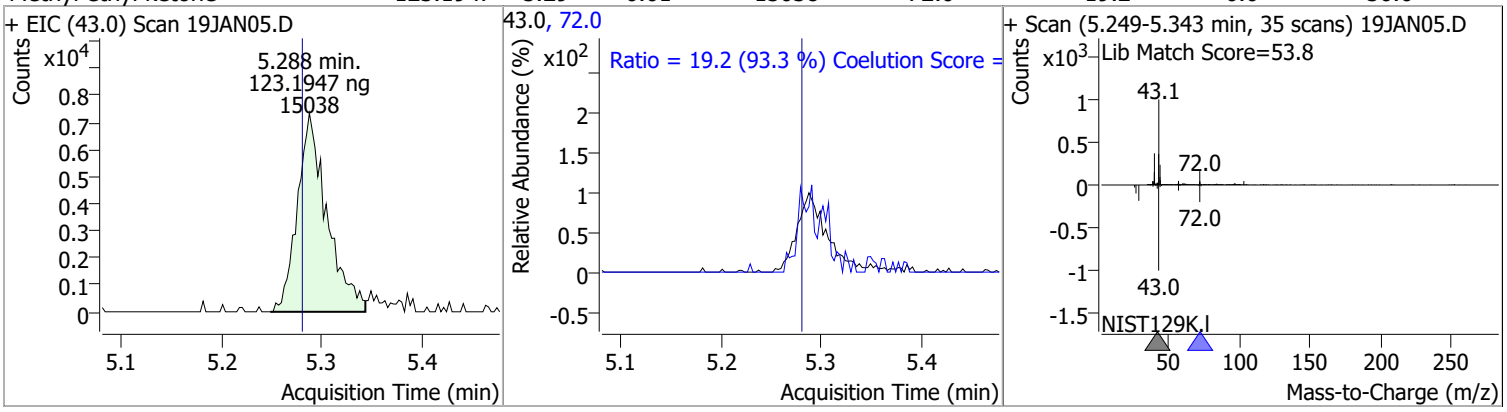

Compound	Conc.	RT	Dev(Min)	Resp.	QIon	QRatio	Lower	Upper
Bromochloromethane	12.1514	5.52	0.00	4232 (m)	49.0	175.1	152.2	212.2

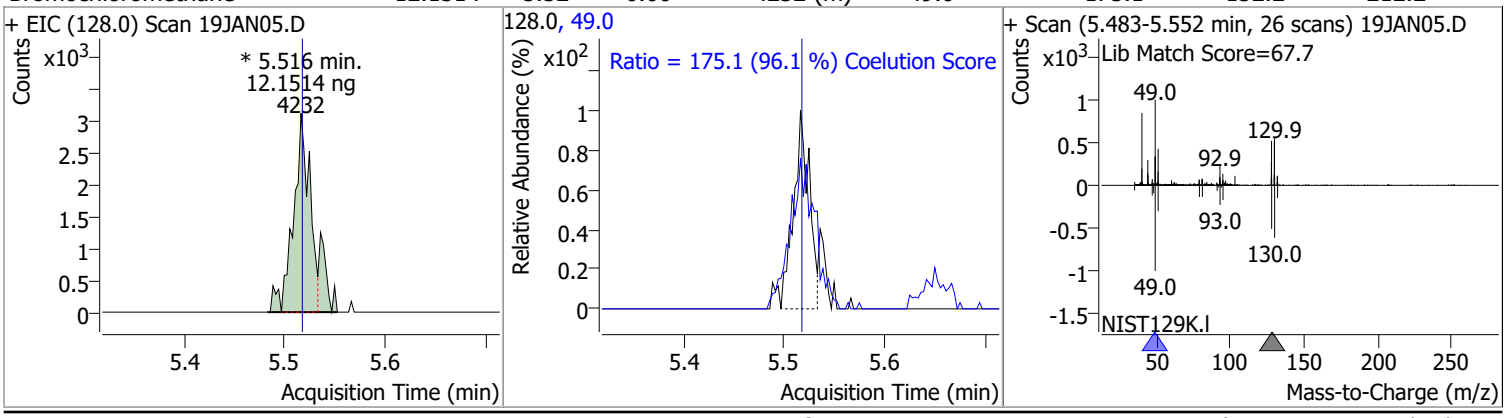

Compound	Conc.	RT	Dev(Min)	Resp.	QIon	QRatio	Lower	Upper
Chloroform	11.9271	5.65	0.00	18593	85.0	65.3	36.2	96.2

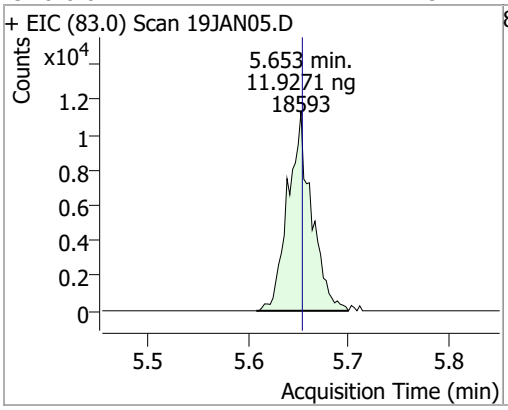

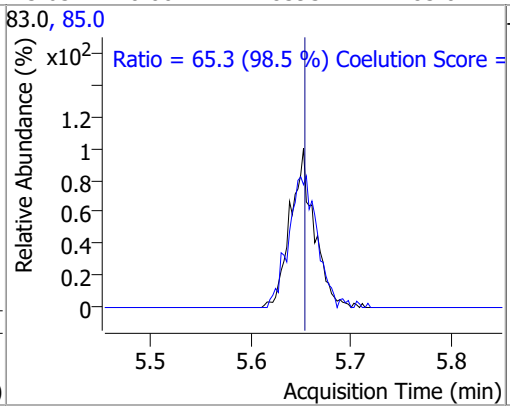

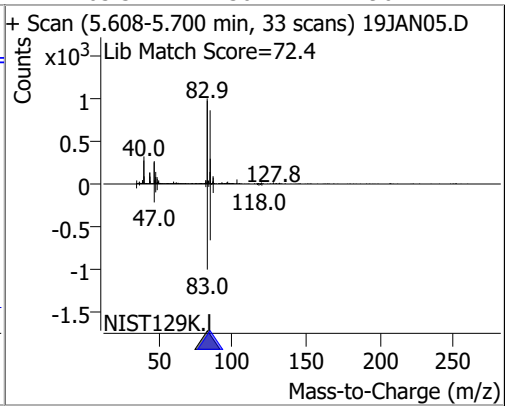

Compound	Conc.	RT	Dev(Min)	Resp.	QIon	QRatio	Lower	Upper
1,1,1-Trichloroethane	11.5510	5.83	0.00	16614	99.0	62.7	33.1	93.1
					61.0	51.4	19.1	79.1

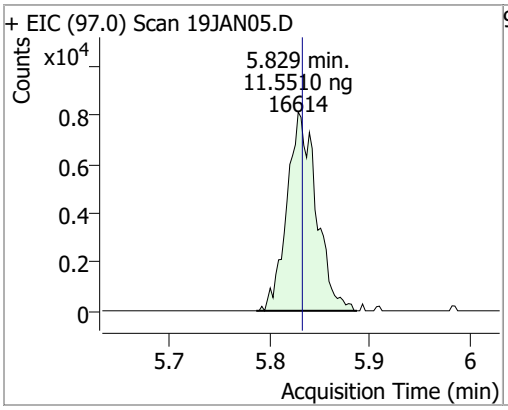

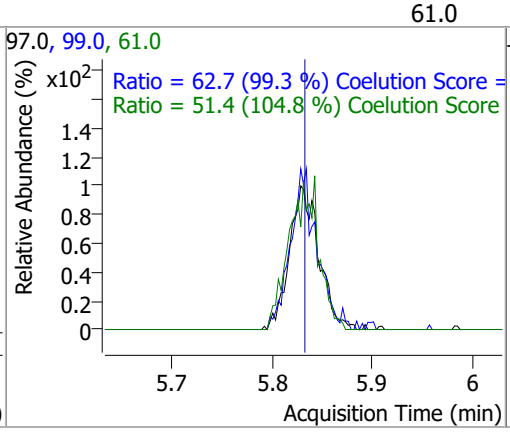

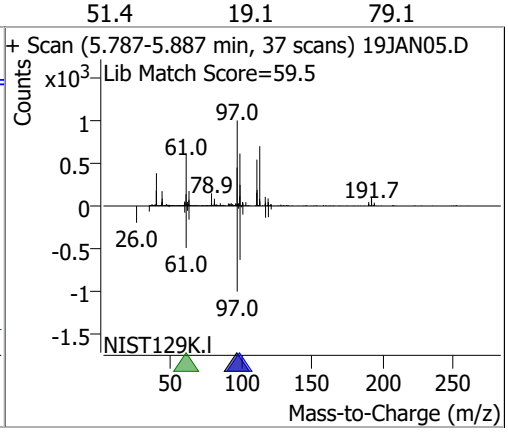

Compound	Conc.	RT	Dev(Min)	Resp.	QIon	QRatio	Lower	Upper
Dibromofluoromethane	12.2386	5.85	-0.01	9521	191.5	24.3	0.0	53.2

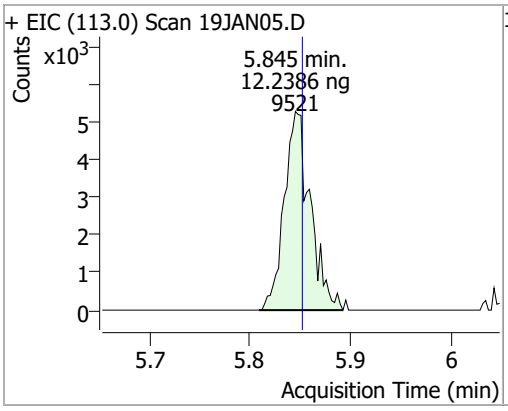

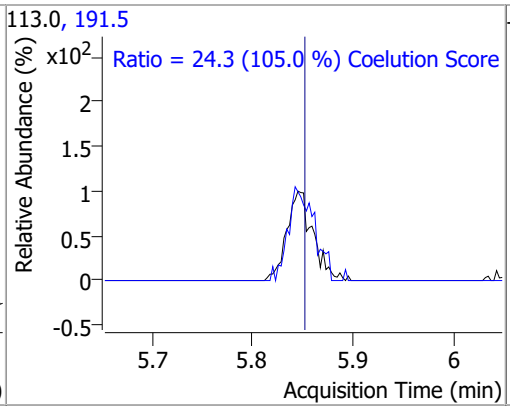

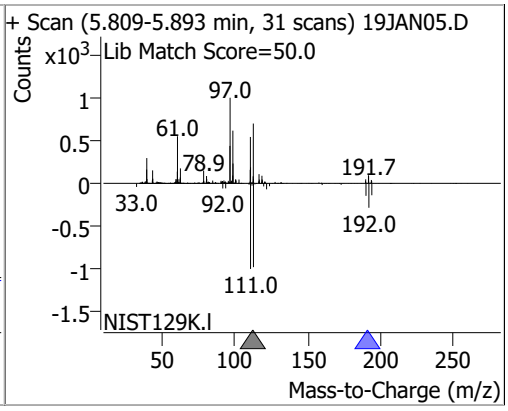

Compound	Conc.	RT	Dev(Min)	Resp.	QIon	QRatio	Lower	Upper
Carbon tetrachloride	11.3084	6.02	0.00	15775	119.0	100.4	67.6	127.6
					121.0	32.7	0.7	60.7

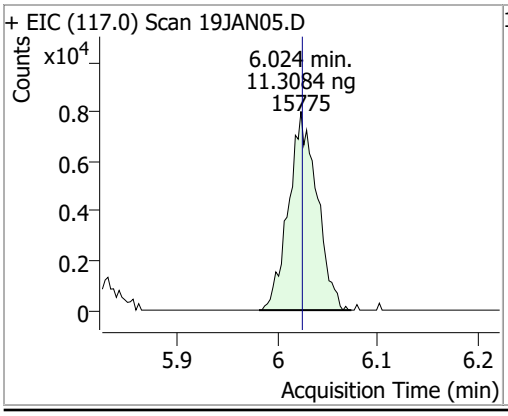

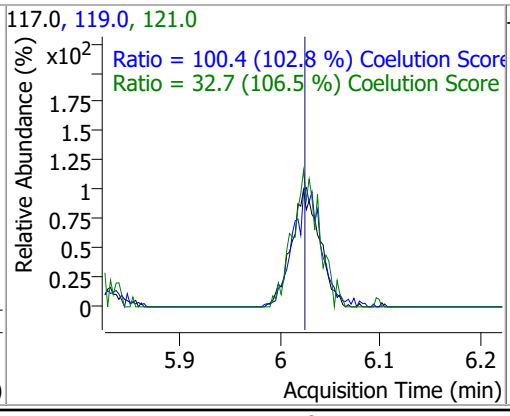

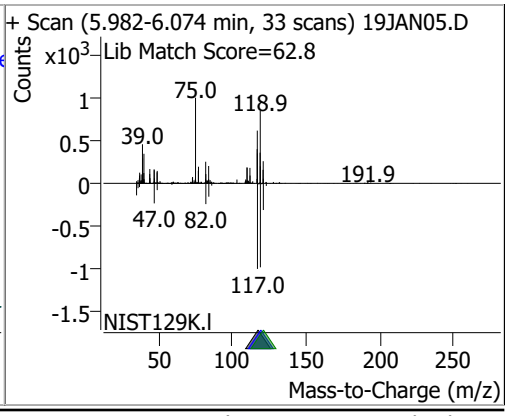

Compound	Conc.	RT	Dev(Min)	Resp.	QIon	QRatio	Lower	Upper
1,1-Dichloropropene	10.6461	6.04	0.00	12417	110.0	39.8	5.6	65.6
					77.0	33.2	1.0	61.0

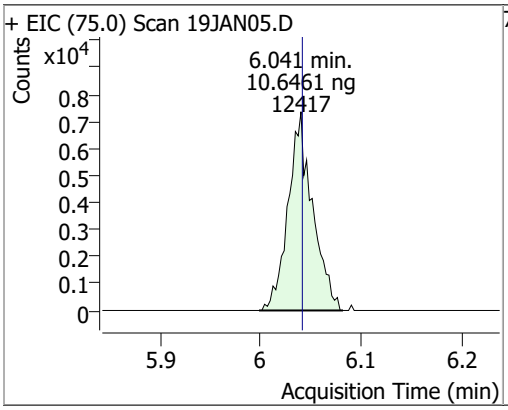

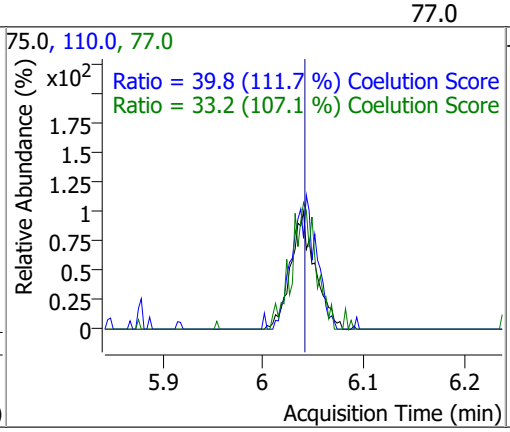

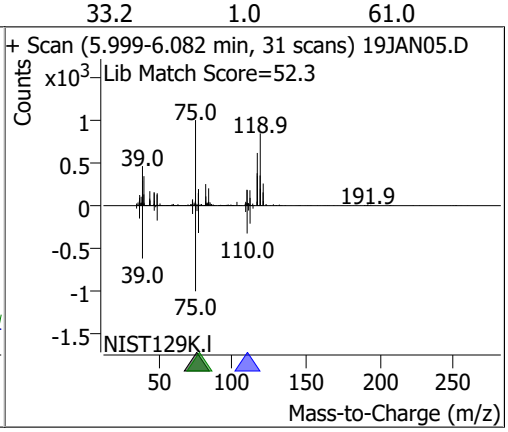

Compound	Conc.	RT	Dev(Min)	Resp.	QIon	QRatio	Lower	Upper
1,2-Dichloroethane-d4	12.4883	6.23	0.00	4197 (m)	65.0	201.7	162.8	222.8

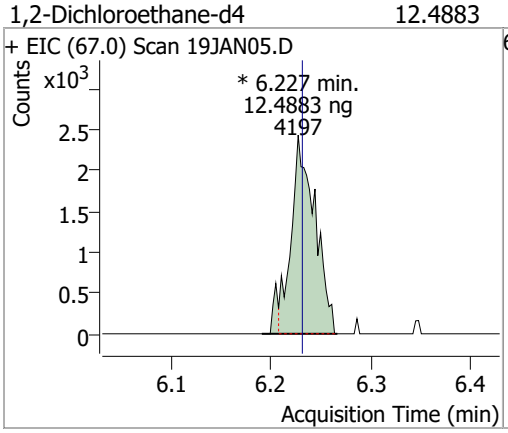

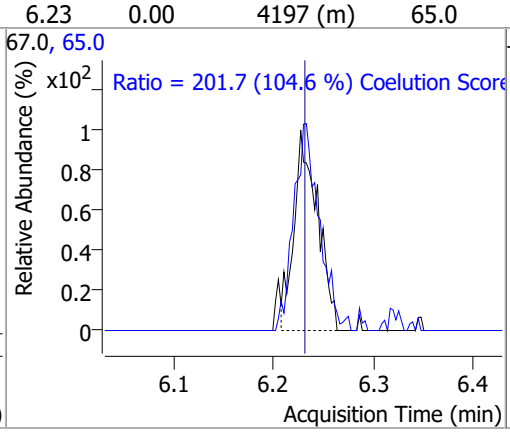

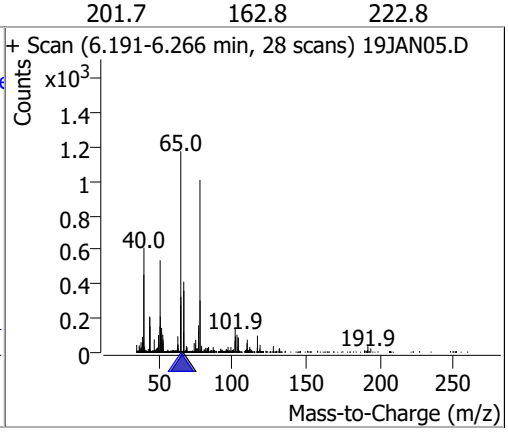

Compound	Conc.	RT	Dev(Min)	Resp.	QIon	QRatio	Lower	Upper
Benzene	11.7214	6.29	0.00	37609	77.0	21.5	0.0	53.3

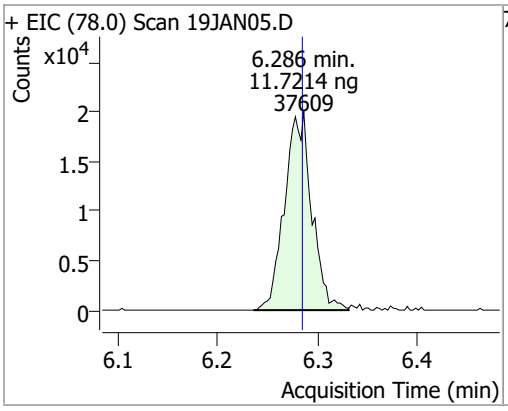

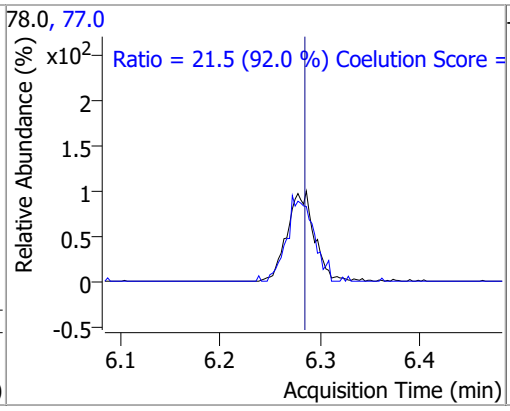

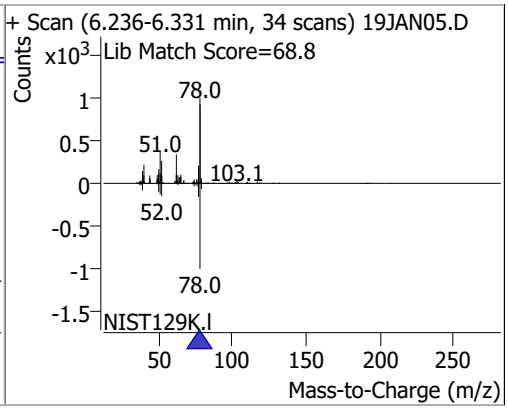

Compound	Conc.	RT	Dev(Min)	Resp.	QIon	QRatio	Lower	Upper
1,2-Dichloroethane	12.5510	6.32	0.00	11123	64.0	32.6	2.2	62.2
					98.0	8.5	0.0	38.2

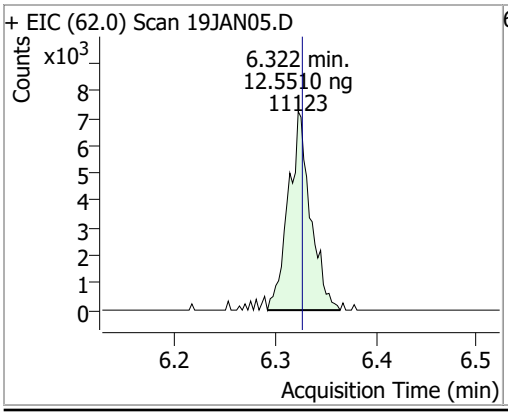

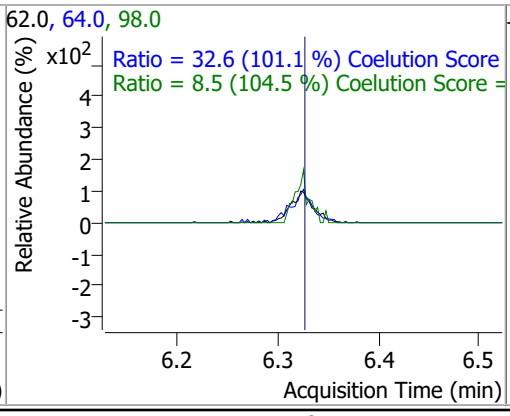

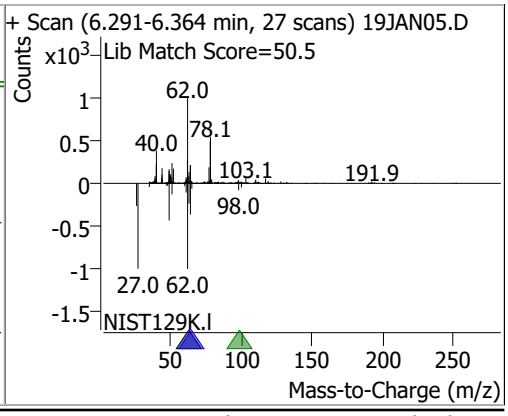

Compound	Conc.	RT	Dev(Min)	Resp.	QIon	QRatio	Lower	Upper
Trichloroethene	11.6577	7.02	0.00	10949	130.0	110.1	75.6	135.6
					97.0	65.5	35.7	95.7

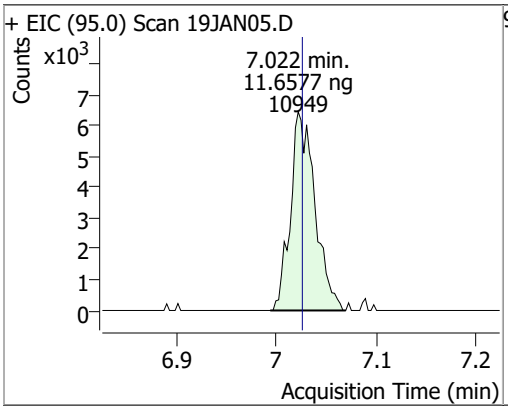

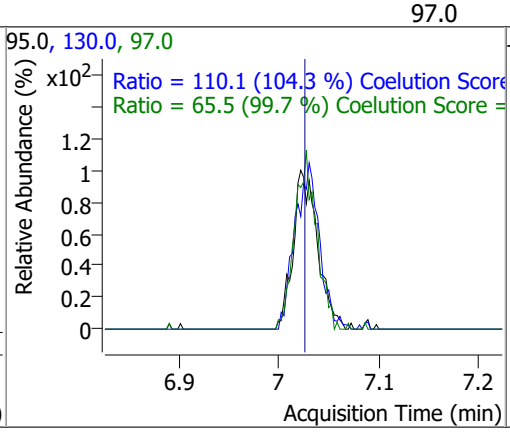

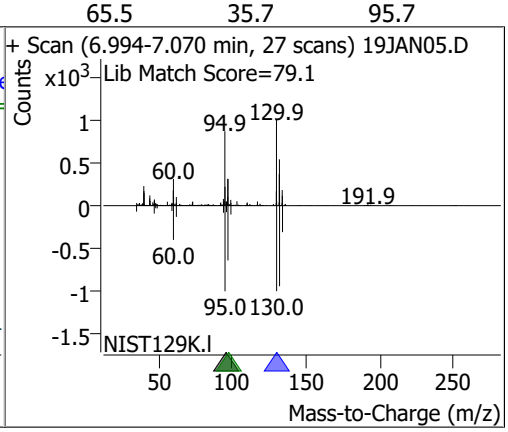

Compound	Conc.	RT	Dev(Min)	Resp.	QIon	QRatio	Lower	Upper
1,2-Dichloropropane	11.5033	7.27	0.00	9499	76.0	40.9	9.8	69.8

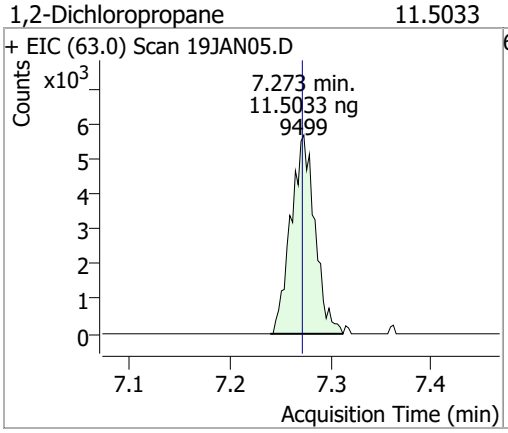

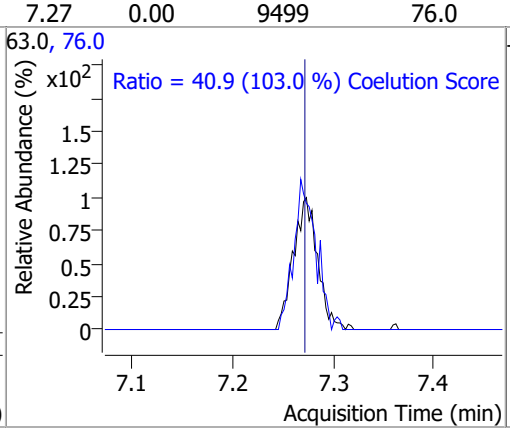

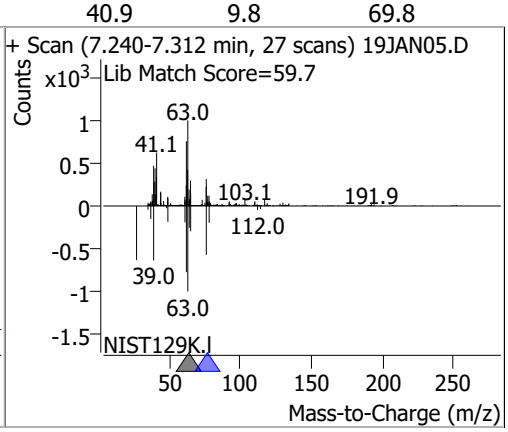

Compound	Conc.	RT	Dev(Min)	Resp.	QIon	QRatio	Lower	Upper
Dibromomethane	11.7450	7.40	0.00	4088	173.5	130.1	78.2	138.2
					95.0	92.7	54.5	114.5

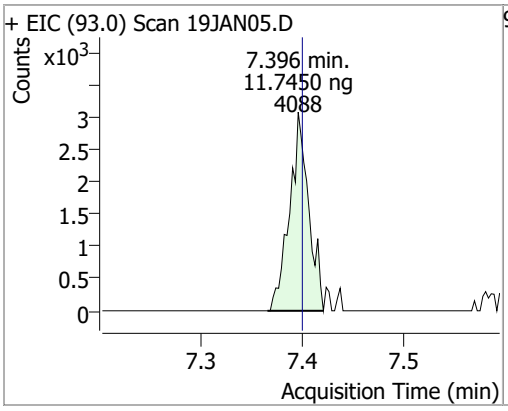

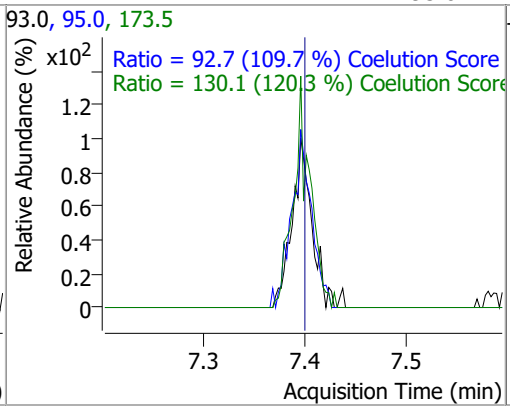

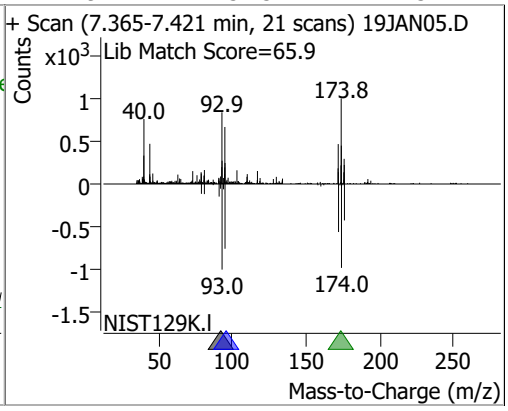

Compound	Conc.	RT	Dev(Min)	Resp.	QIon	QRatio	Lower	Upper
Bromodichloromethane	12.2862	7.59	0.01	12025	85.0	61.6	36.3	96.3
					127.0	8.6	0.0	39.5

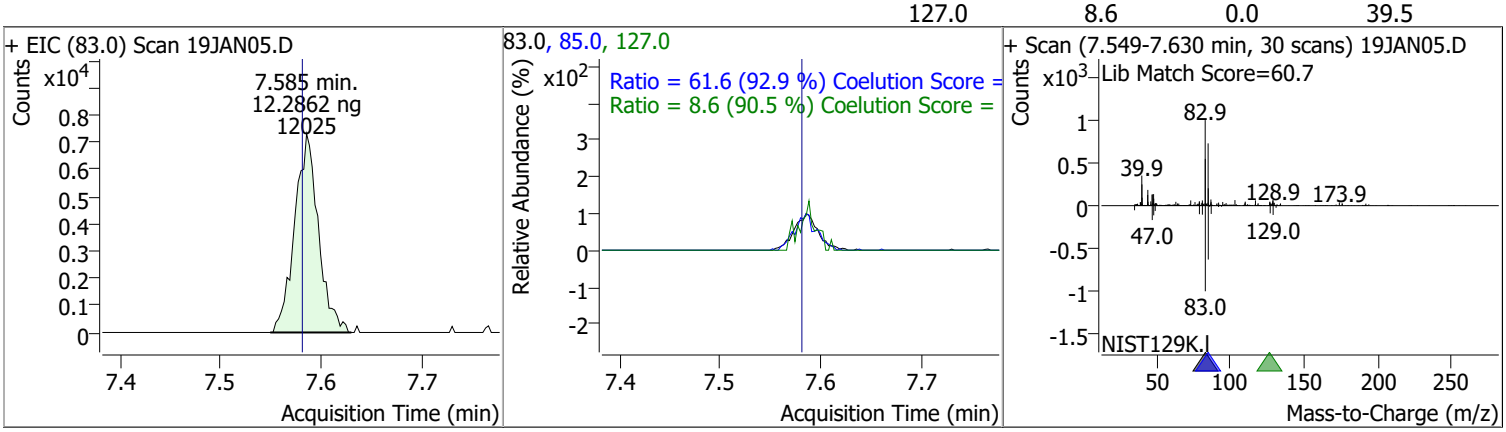

Compound	Conc.	RT	Dev(Min)	Resp.	QIon	QRatio	Lower	Upper
cis-1,3-Dichloropropene	11.6126	8.06	0.00	12472	39.0	60.2	22.5	82.5
					77.0	29.8	1.8	61.8

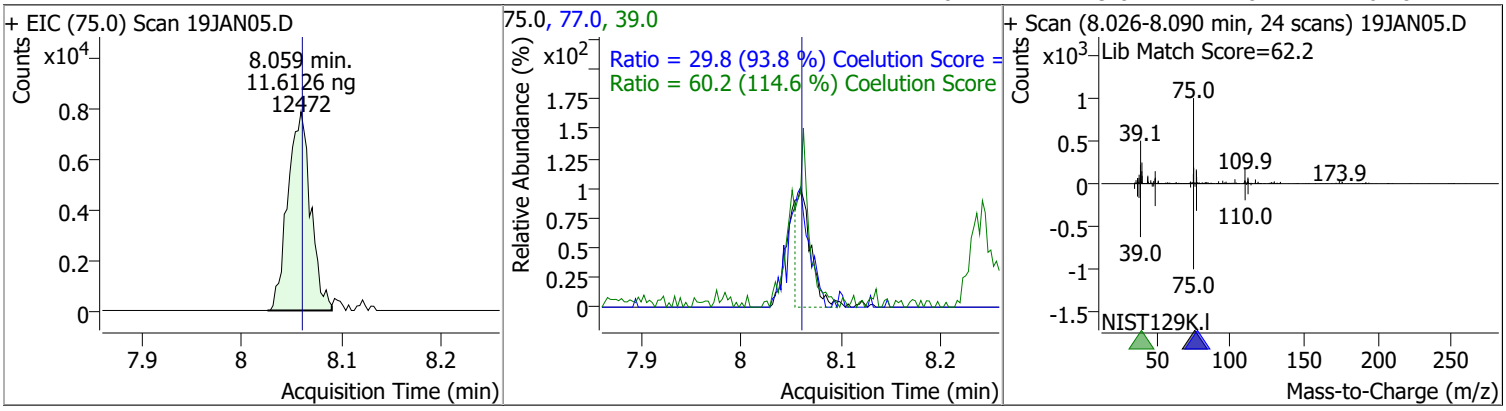

Compound	Conc.	RT	Dev(Min)	Resp.	QIon	QRatio	Lower	Upper
Toluene-d8	11.0927	8.32	0.00	33951	100.0	64.8	34.3	94.3
					99.0	9.9	0.0	39.2

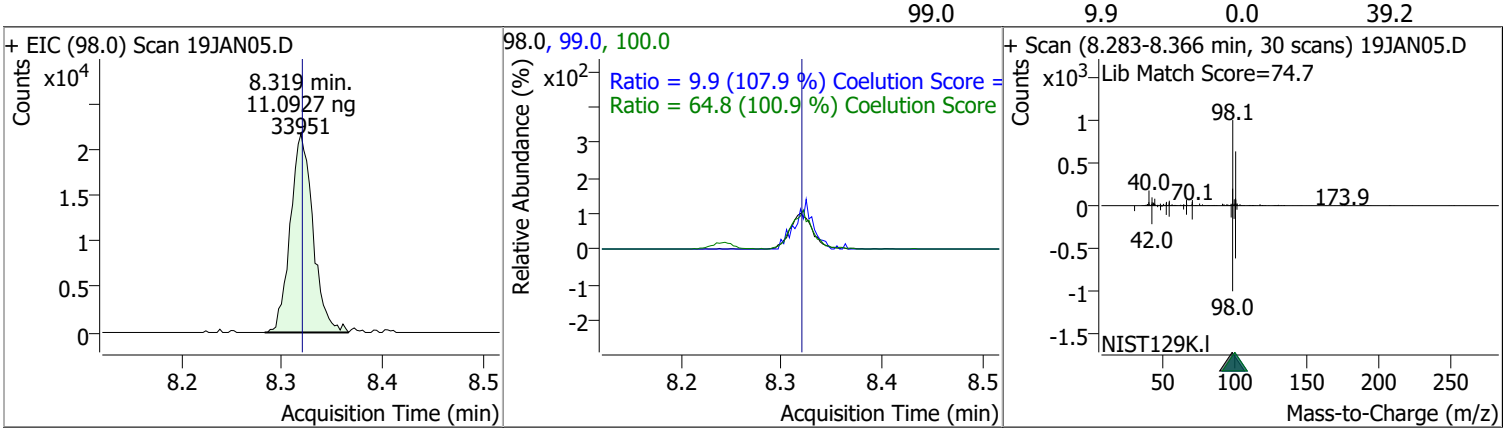

Compound	Conc.	RT	Dev(Min)	Resp.	QIon	QRatio	Lower	Upper
Toluene	10.7342	8.39	0.00	21899	91.0	170.1	144.1	204.1

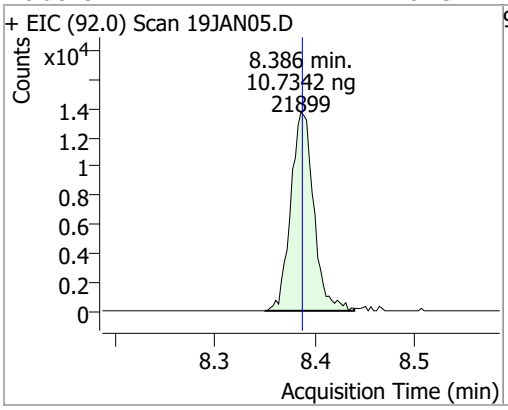

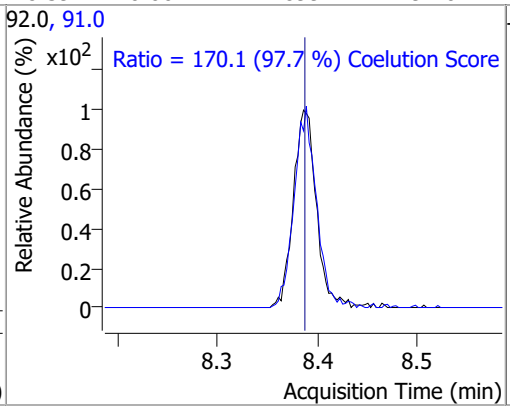

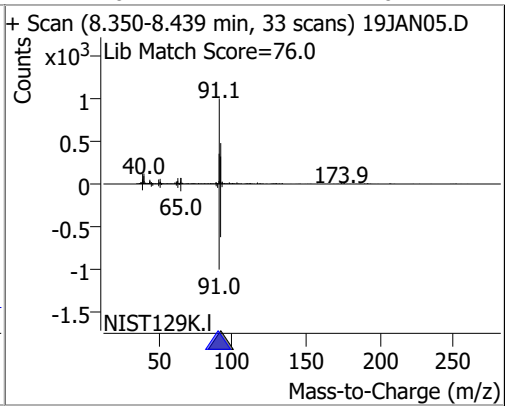

Compound	Conc.	RT	Dev(Min)	Resp.	QIon	QRatio	Lower	Upper
trans-1,3-Dichloropropene	11.1755	8.63	0.00	8755	39.0	58.4	23.0	83.0
					77.0	27.8	1.0	61.0

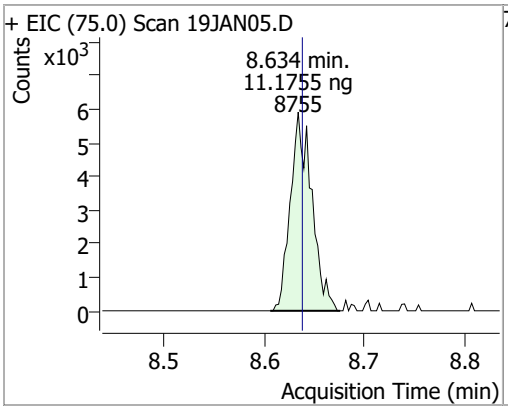

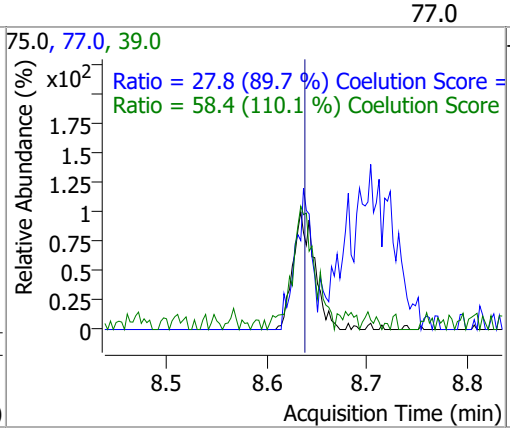

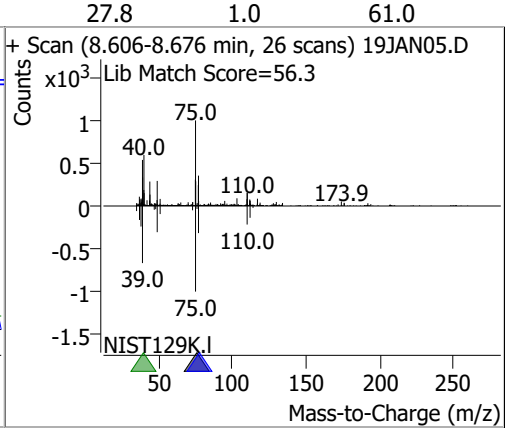

Compound	Conc.	RT	Dev(Min)	Resp.	QIon	QRatio	Lower	Upper
1,1,2-Trichloroethane	11.9543	8.82	0.00	4762	97.0	118.0	80.7	140.7
					85.0	69.5	30.7	90.7

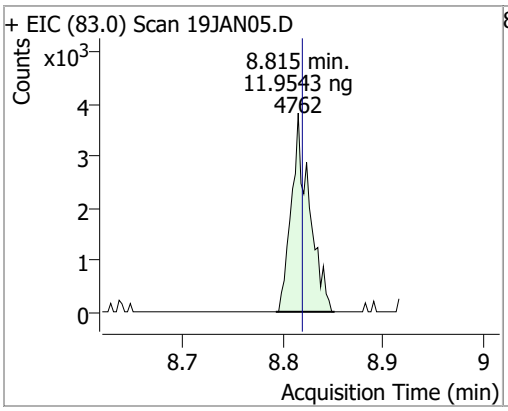

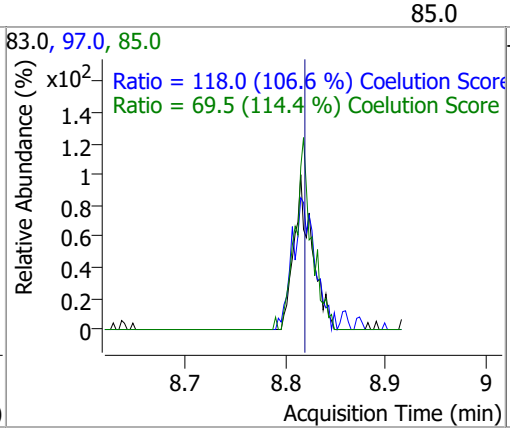

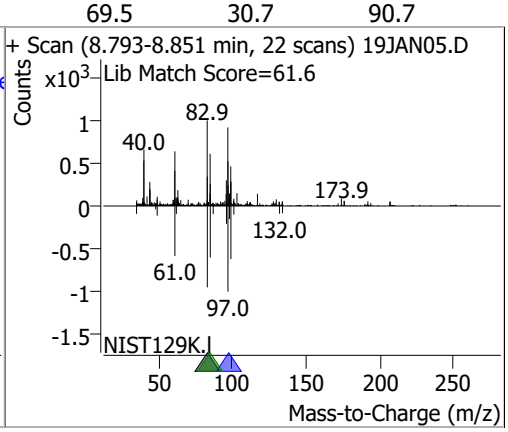

Compound	Conc.	RT	Dev(Min)	Resp.	QIon	QRatio	Lower	Upper
Tetrachloroethene	10.8355	8.94	0.00	8964	165.8	133.7	96.1	156.1
					129.0	90.7	60.5	120.5

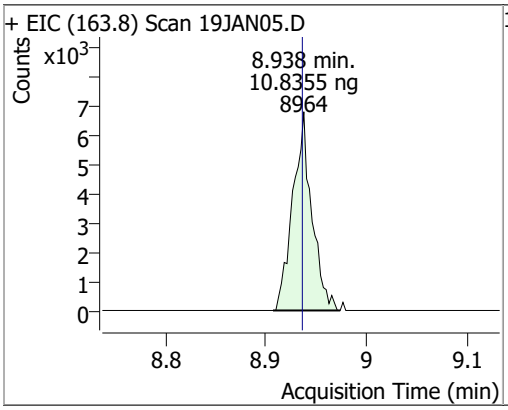

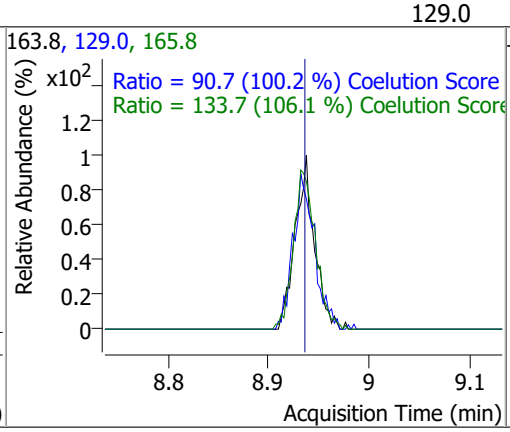

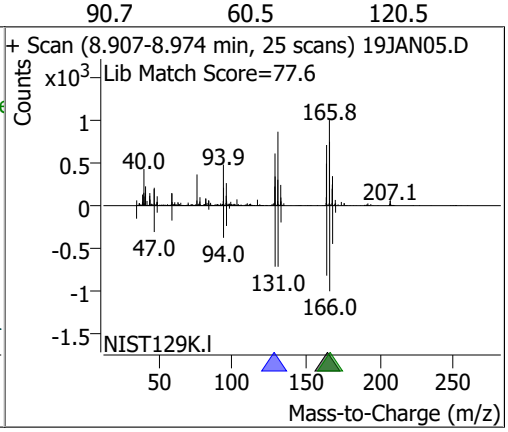

Compound	Conc.	RT	Dev(Min)	Resp.	QIon	QRatio	Lower	Upper
1,3-Dichloropropane	12.3902	8.99	0.01	9988	78.0	35.6	2.4	62.4

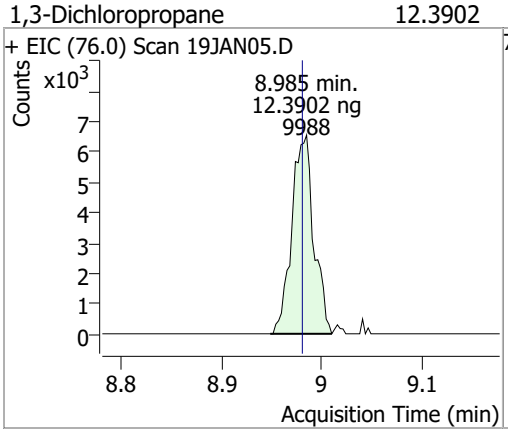

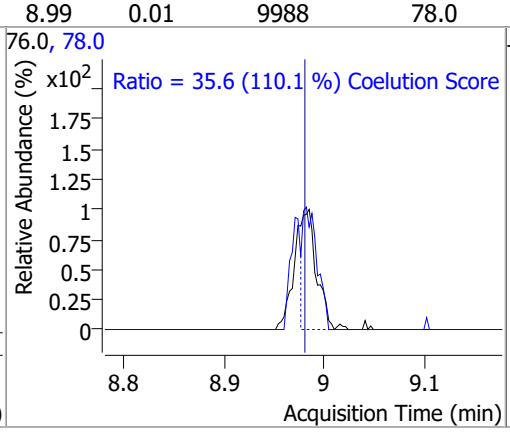

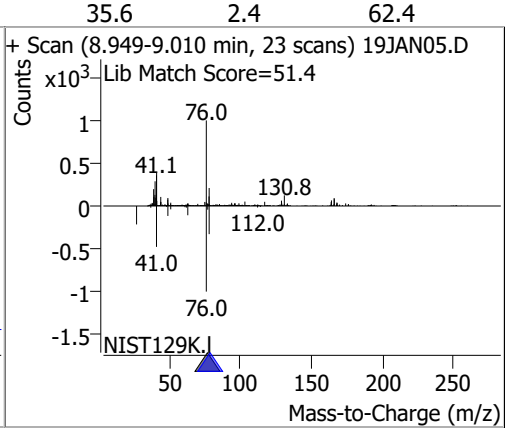

Compound	Conc.	RT	Dev(Min)	Resp.	QIon	QRatio	Lower	Upper
Chlorodibromomethane	12.4449	9.20	0.00	7984	127.0	73.9	47.2	107.2

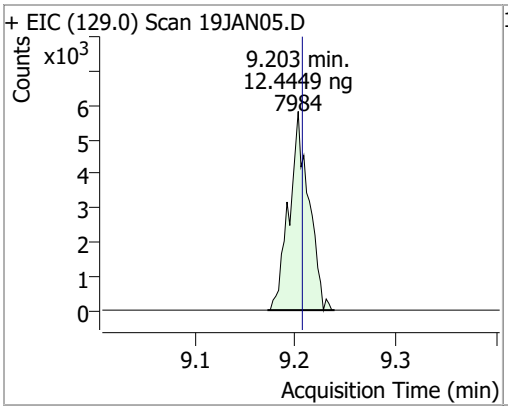

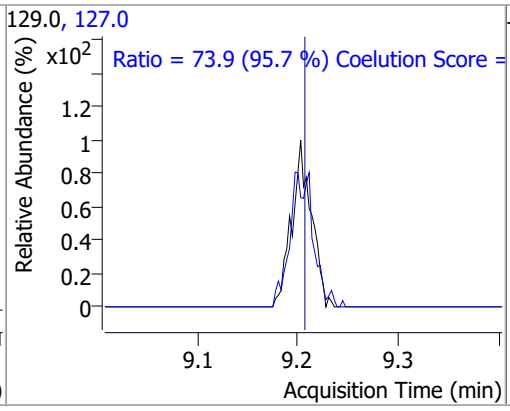

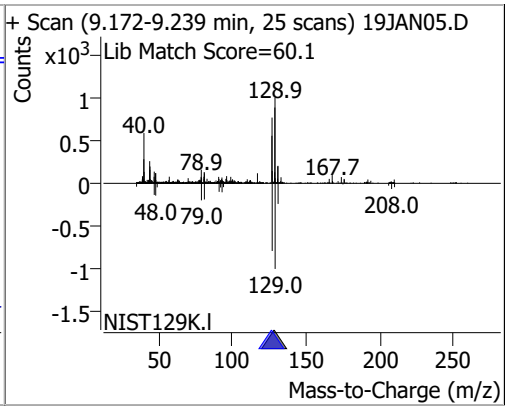

Compound	Conc.	RT	Dev(Min)	Resp.	QIon	QRatio	Lower	Upper
1,2-Dibromoethane	11.2192	9.31	0.01	4936	109.0	104.2	61.5	121.5

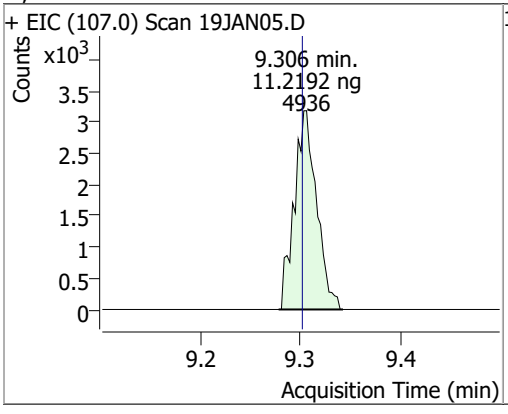

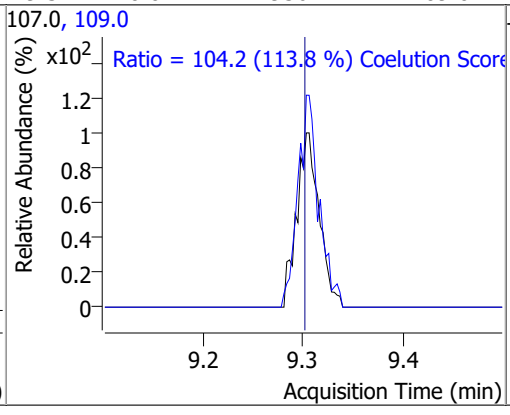

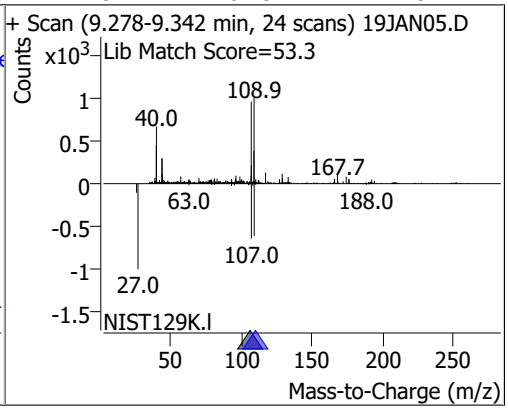

Compound	Conc.	RT	Dev(Min)	Resp.	QIon	QRatio	Lower	Upper
Chlorobenzene	11.9332	9.80	0.00	26688	114.0	30.2	2.2	62.2

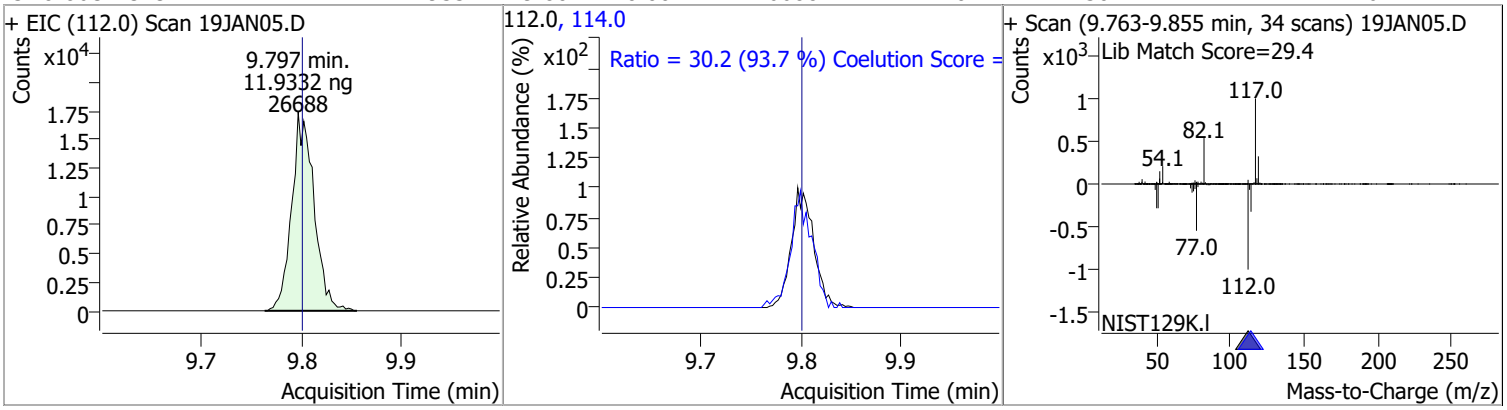

Compound	Conc.	RT	Dev(Min)	Resp.	QIon	QRatio	Lower	Upper
1,1,1,2-Tetrachloroethane	12.0378	9.89	0.00	9446	133.0	89.9	65.3	125.3

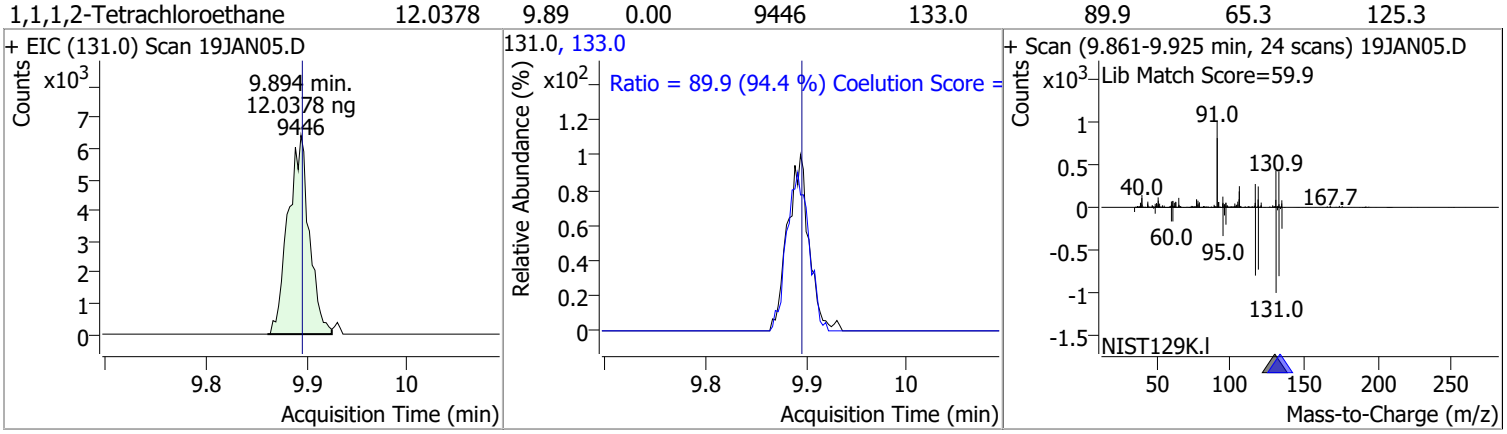

Compound	Conc.	RT	Dev(Min)	Resp.	QIon	QRatio	Lower	Upper
Ethylbenzene	11.9196	9.91	-0.01	42980	106.0	28.9	1.7	61.7

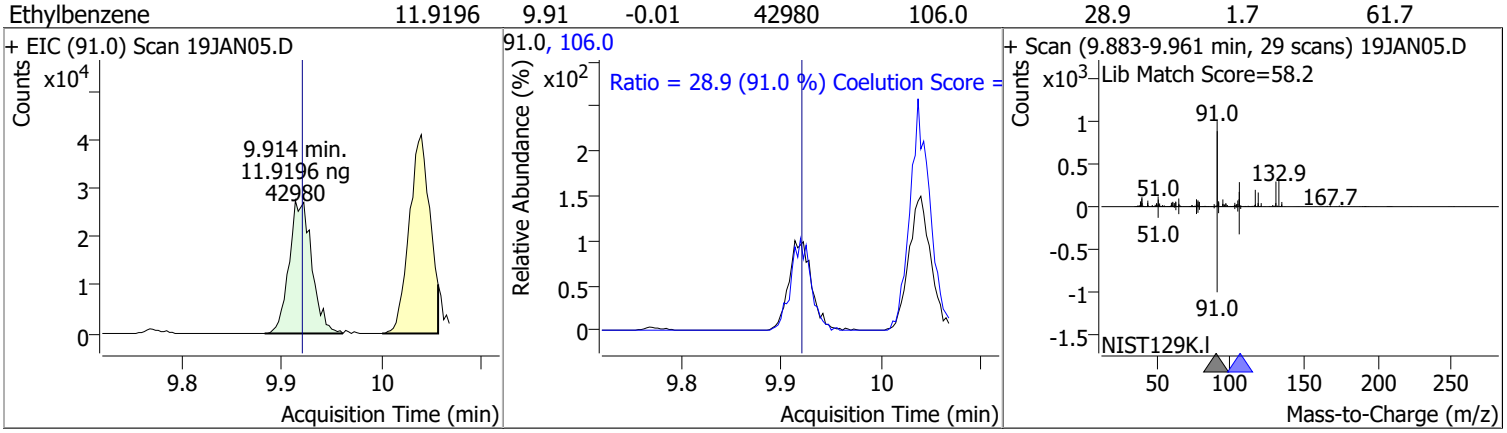

Compound	Conc.	RT	Dev(Min)	Resp.	QIon	QRatio	Lower	Upper
m+p-Xylenes	22.1645	10.04	0.00	31103	91.0	201.2	170.7	230.7

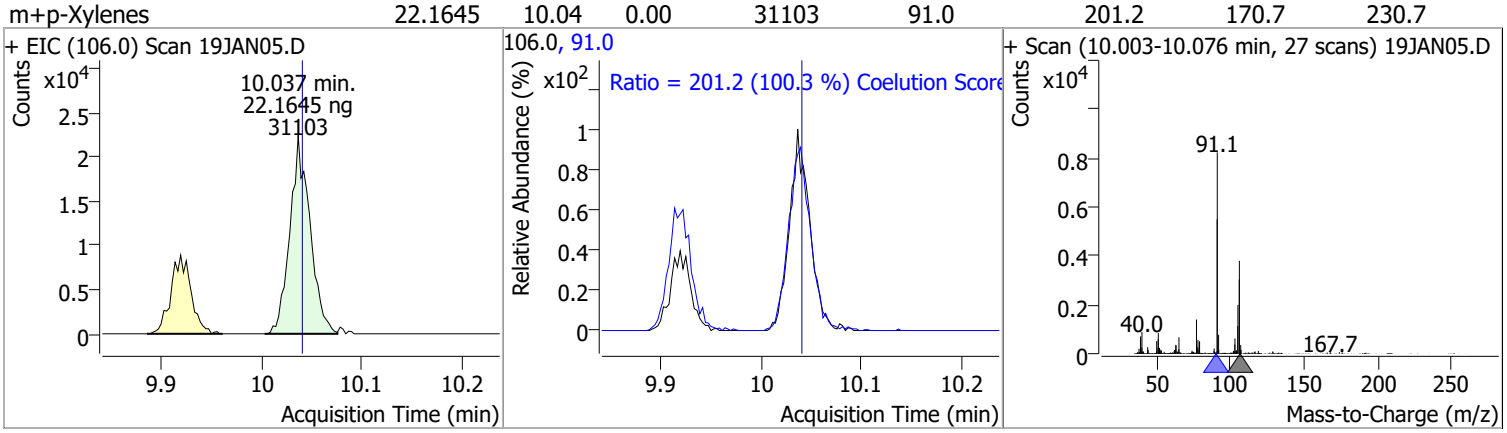

Compound	Conc.	RT	Dev(Min)	Resp.	QIon	QRatio	Lower	Upper
o-Xylene	11.3234	10.44	0.00	13717	91.0	208.6	181.4	241.4

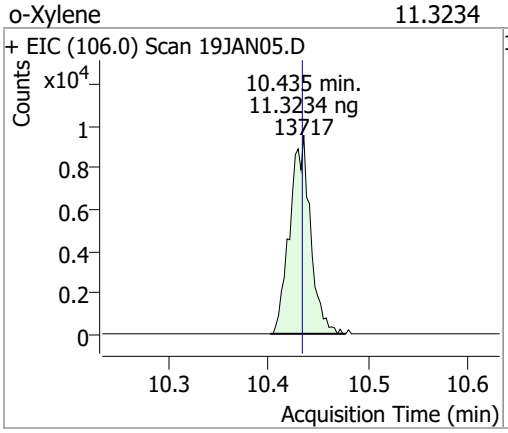

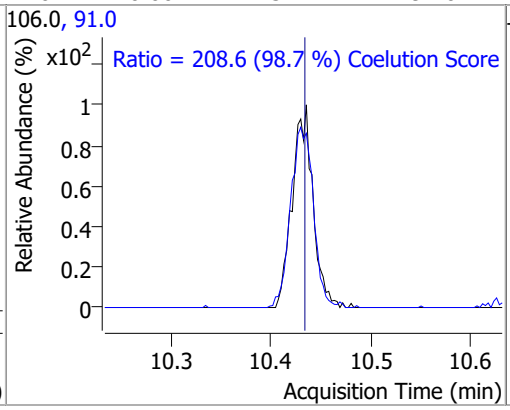

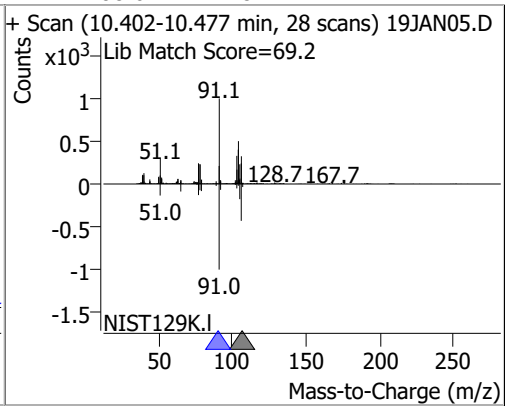

Compound	Conc.	RT	Dev(Min)	Resp.	QIon	QRatio	Lower	Upper
Styrene	10.9234	10.45	0.00	21872	78.0	50.1	20.6	80.6

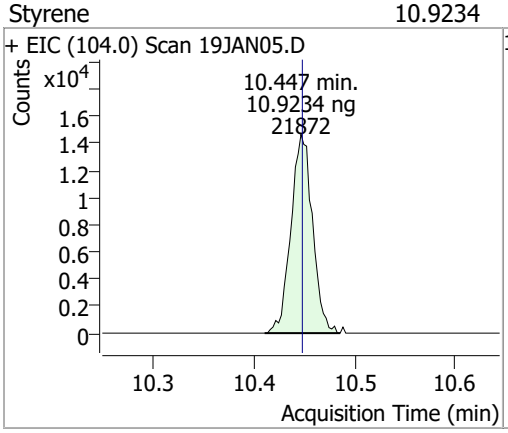

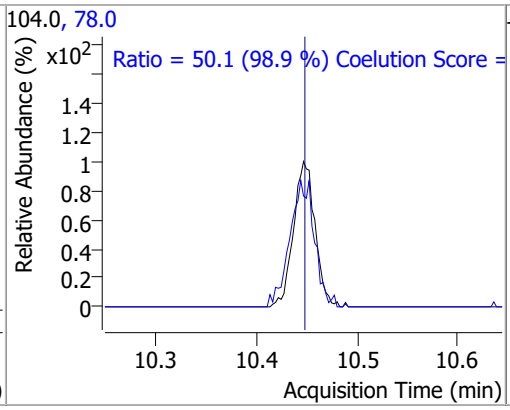

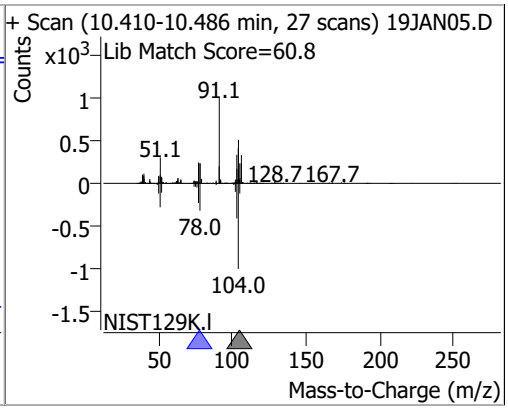

Compound	Conc.	RT	Dev(Min)	Resp.	QIon	QRatio	Lower	Upper
Bromoform	13.0389	10.63	0.01	4402	170.5	45.9	20.3	80.3
					174.5	49.8	18.1	78.1

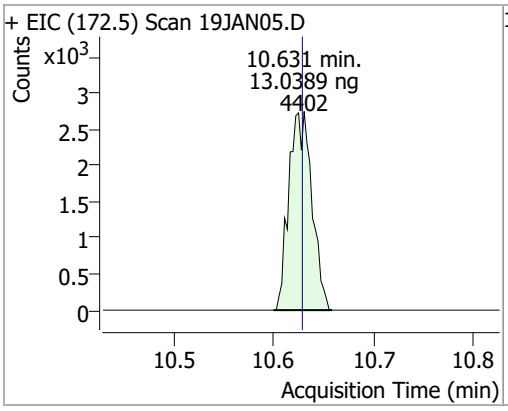

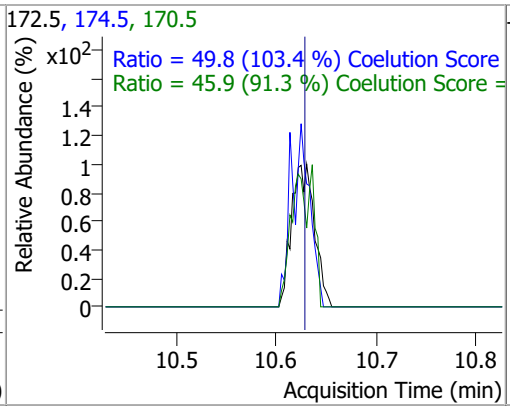

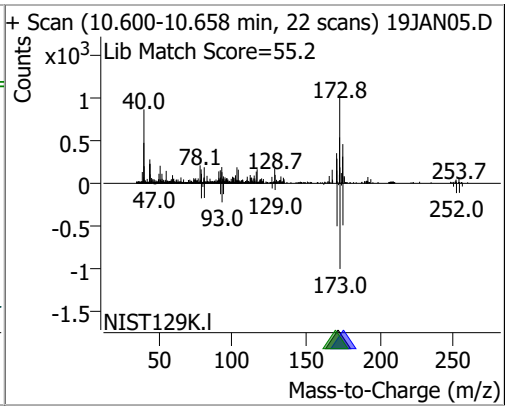

Compound	Conc.	RT	Dev(Min)	Resp.	QIon	QRatio	Lower	Upper
p-Bromofluorobenzene	11.4690	10.95	0.01	10669	174.0	97.8	65.3	125.3
					176.0	97.9	63.3	123.3

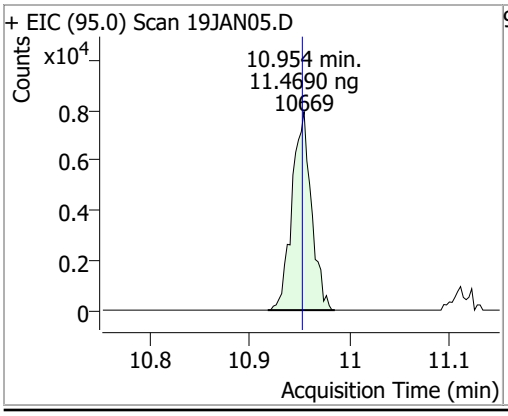

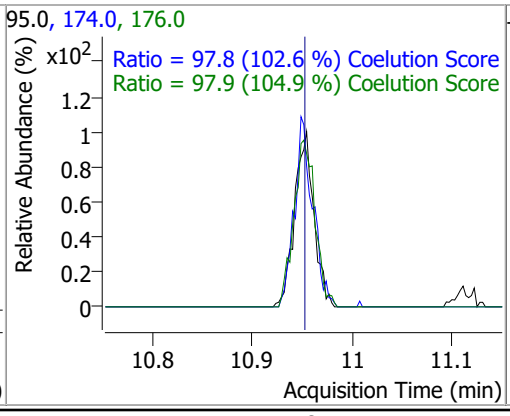

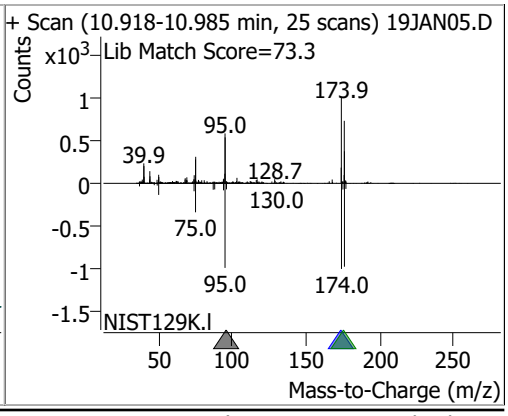

Compound	Conc.	RT	Dev(Min)	Resp.	QIon	QRatio	Lower	Upper
Bromobenzene	11.9266	11.09	0.00	9784	77.0	142.5	113.5	173.5
					158.0	94.0	66.1	126.1

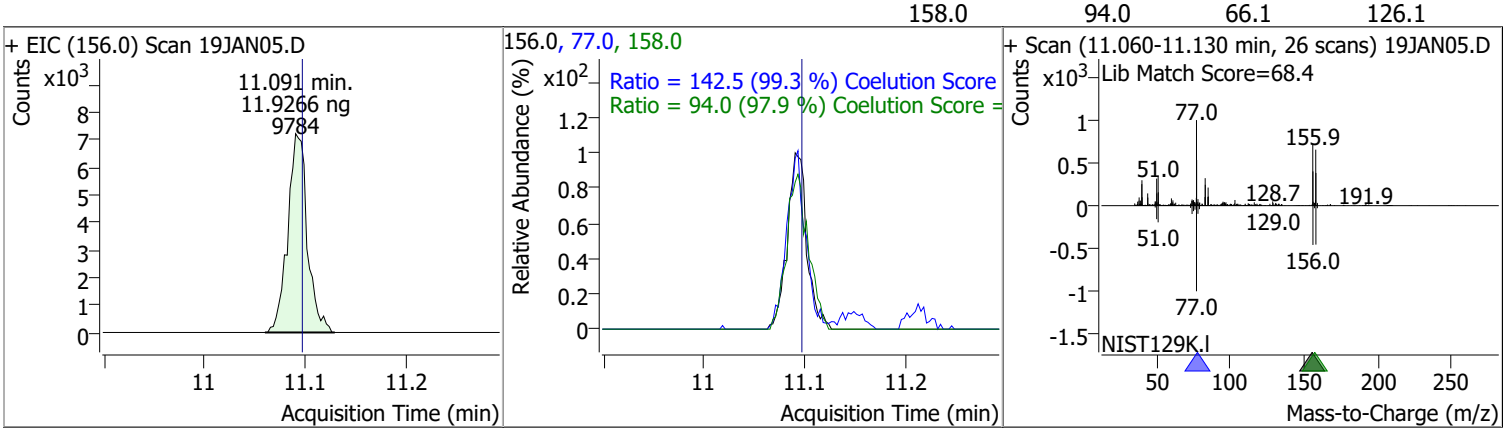

Compound	Conc.	RT	Dev(Min)	Resp.	QIon	QRatio	Lower	Upper
1,1,2,2-Tetrachloroethane	12.3034	11.11	0.00	5757	85.0	65.8	33.3	93.3

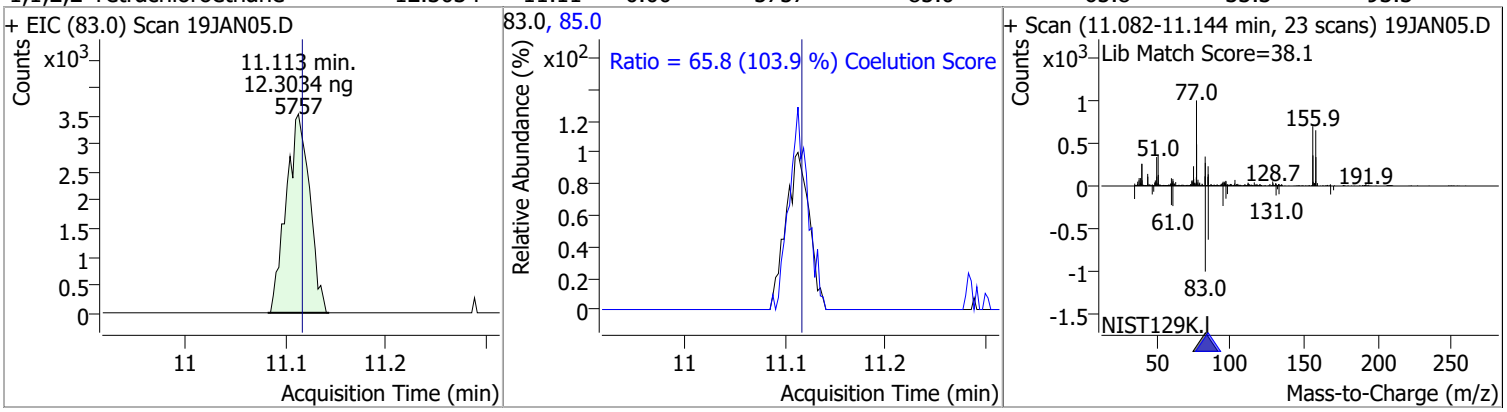

Compound	Conc.	RT	Dev(Min)	Resp.	QIon	QRatio	Lower	Upper
1,2,3-Trichloropropane	12.3825	11.15	-0.01	1522 (m)	112.0	64.8	35.8	95.8

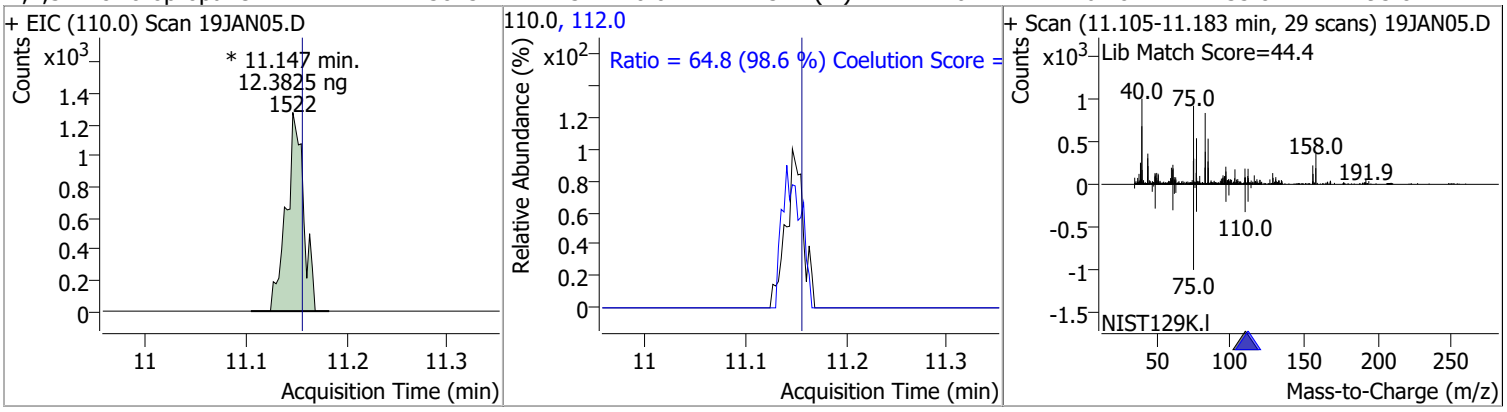

Compound	Conc.	RT	Dev(Min)	Resp.	QIon	QRatio	Lower	Upper
2-Chlorotoluene	11.1243	11.29	0.00	9032	91.0	273.0	246.2	306.2

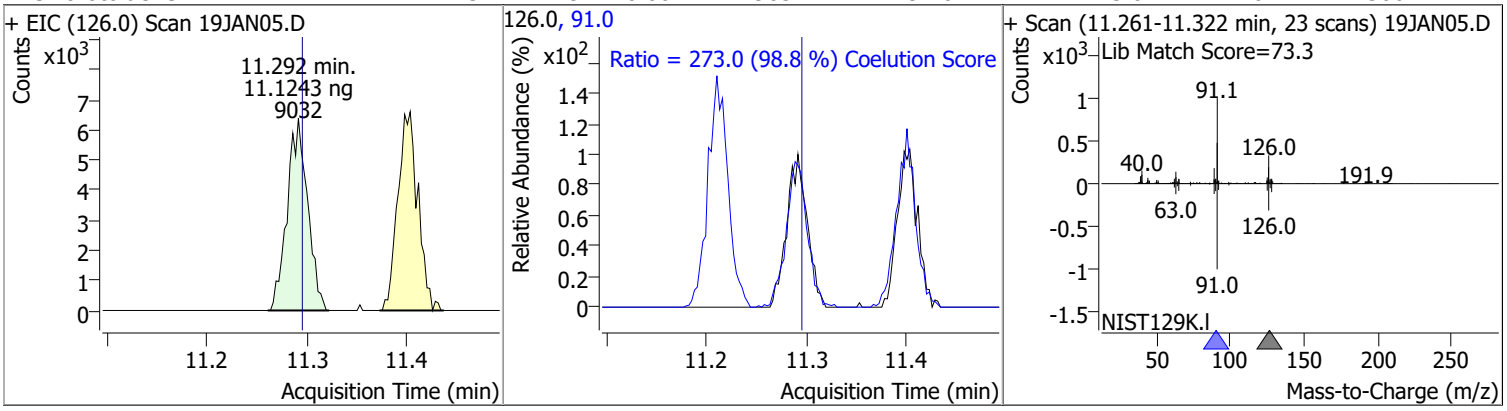

Compound	Conc.	RT	Dev(Min)	Resp.	QIon	QRatio	Lower	Upper
4-Chlorotoluene	10.2102	11.40	0.00	26850	126.0	34.3	1.3	61.3

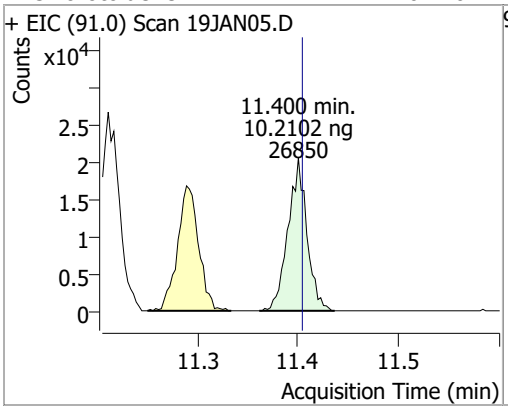

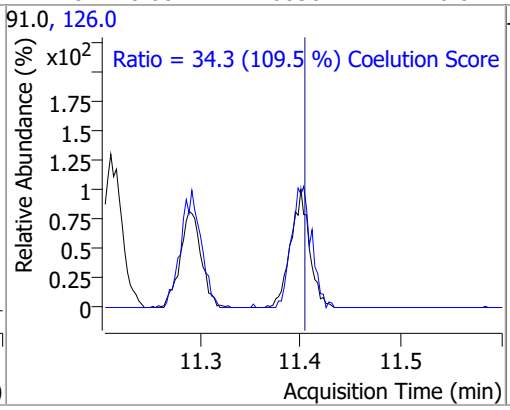

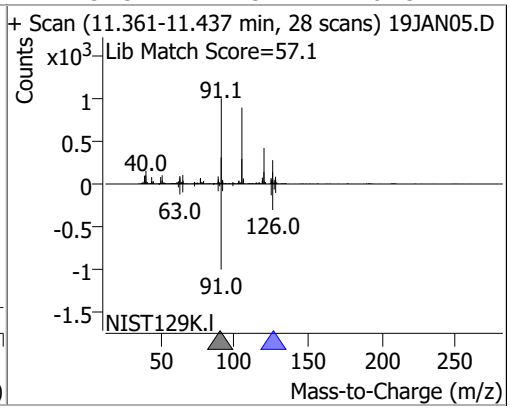

Compound	Conc.	RT	Dev(Min)	Resp.	QIon	QRatio	Lower	Upper
1,3-Dichlorobenzene	11.5123	12.03	0.00	17111	148.0	66.3	32.8	92.8
					111.0	41.1	8.7	68.7

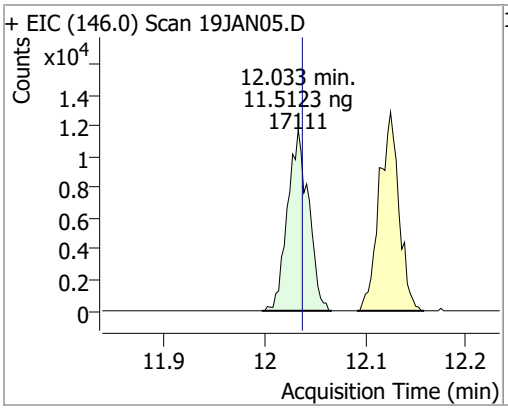

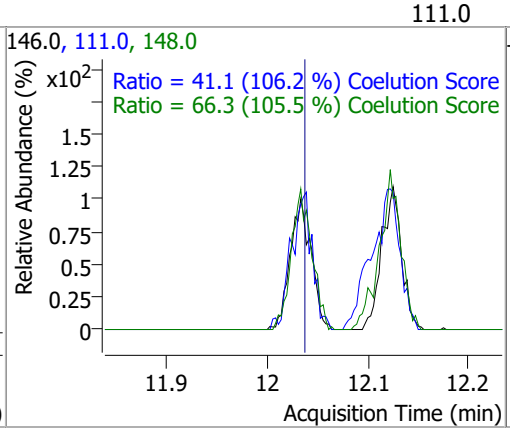

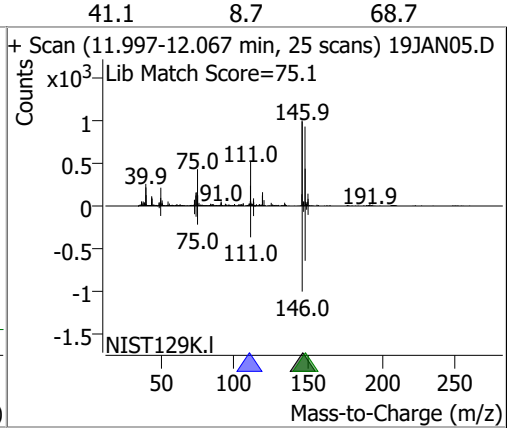

Compound	Conc.	RT	Dev(Min)	Resp.	QIon	QRatio	Lower	Upper
1,4-Dichlorobenzene	11.7008	12.13	0.00	17730	148.0	75.2	33.7	93.7
					111.0	54.7	8.7	68.7

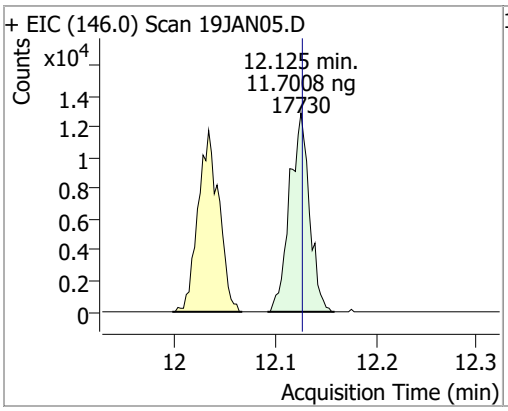

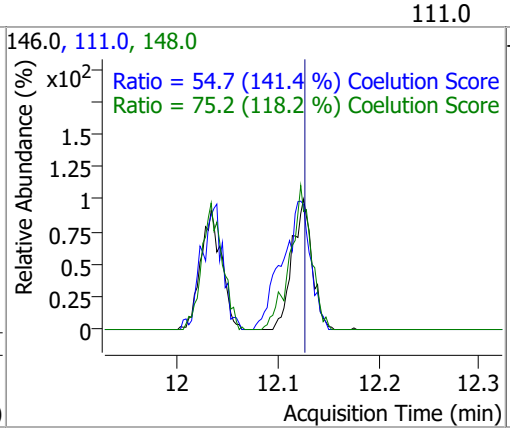

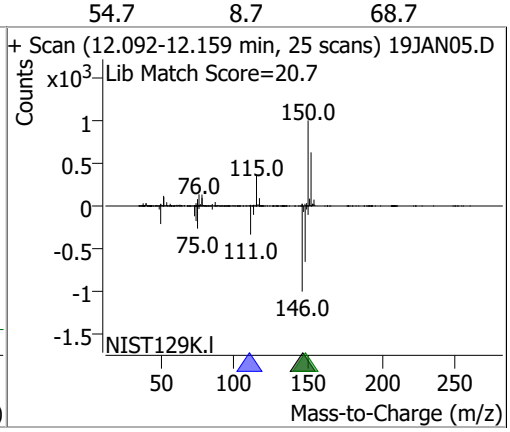

Quantitation Results Report (QT Reviewed)

Compound	Conc.	RT	Dev(Min)	Resp.	QIon	QRatio	Lower	Upper
1,2-Dichlorobenzene	11.5601	12.50	0.00	14345	148.0	61.3	31.9	91.9
					111.0	44.2	9.5	69.5

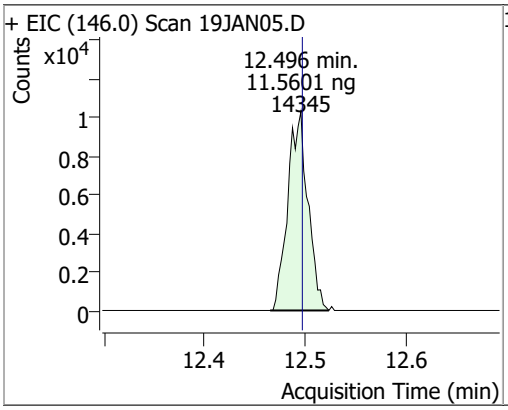

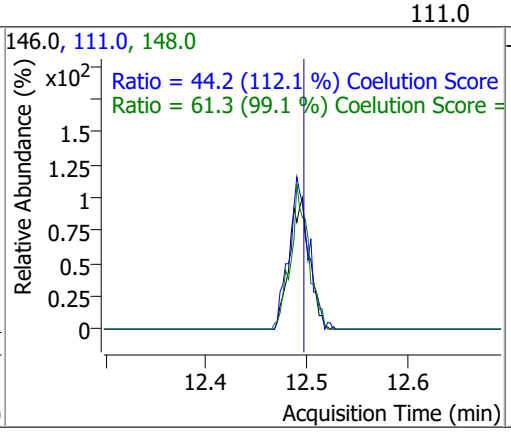

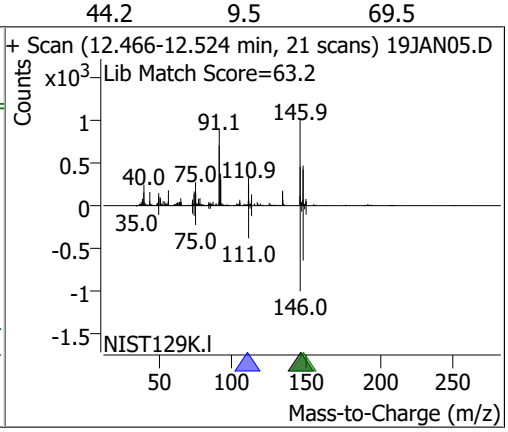

Quantitation Results Report (QT Reviewed)

Data File	19JAN06.D	Operator	MSC
Acq. Method	5975CACQF.M	Acq. Date-Time	1/19/2022 11:42:44 AM
Sample Name	ICAL011922_3	Instrument	VOA5975C
Vial	6	Multiplier	1.00
DA Method File	VOA5975C_8260B_SHT_DoD_L4_011922.m	Comment	
Tune File	BFB_Atune3.u	Tune Date	10/11/2021 4:02:00 PM
Batch Name	VG011922_8260B.batch.bin	Last Calib Update	1/20/2022 9:28:12 AM
Ref Library	\\MASSHUNTER\Org\Library\NIST129K.l		

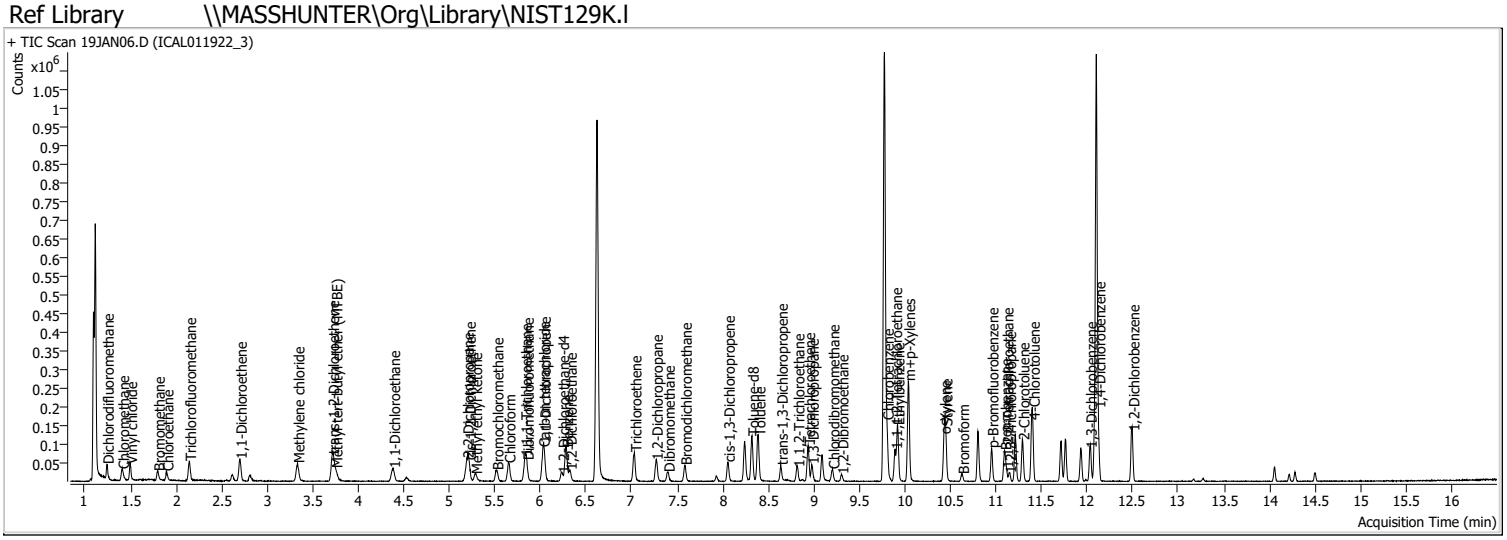

Compound	RT	QIon	Resp.	Conc.	Units		Dev(Min)
Internal Standards							
M Fluorobenzene	6.620	96.0	818509	250.0000	ng		0.000
M Chlorobenzene-d5	9.774	82.0	321094	250.0000	ng		0.000
M 1,4-Dichlorobenzene-d4	12.100	152.0	258693	250.0000	ng		0.000
System Monitoring Compounds							
S Dibromofluoromethane	5.851	113.0	19834	25.0179	ng		0.000
Spiked Amount: 250.000	Range: 80.0 - 119.0%			Recovery = 10.01%		*	
S 1,2-Dichloroethane-d4	6.238	67.0	8619	25.1675	ng		0.008
Spiked Amount: 250.000	Range: 81.0 - 118.0%			Recovery = 10.07%		*	
S Toluene-d8	8.319	98.0	72066	23.0053	ng		0.000
Spiked Amount: 250.000	Range: 89.0 - 112.0%			Recovery = 9.20%		*	
S p-Bromofluorobenzene	10.951	95.0	23160	24.2474	ng		0.003
Spiked Amount: 250.000	Range: 85.0 - 114.0%			Recovery = 9.70%		*	
Target Compounds							**QValue**
T Dichlorodifluoromethane	1.241	85.0	27745	25.2092	ng		98
T Chloromethane	1.408	50.0	33801	26.0860	ng		98
T Vinyl chloride	1.498	62.0	30072	25.4969	ng		96
T Bromomethane	1.802	96.0	12135	26.1400	ng		99
T Chloroethane	1.896	64.0	15096	27.0532	ng		98
T Trichlorofluoromethane	2.145	101.0	35936	25.4088	ng		97
T 1,1-Dichloroethene	2.700	96.0	20674	25.1221	ng		99
T Methylene chloride	3.333	49.0	32623	27.2657	ng		99
T trans-1,2-Dichloroethene	3.715	96.0	21348	25.1112	ng		97
T Methyl tert-butyl ether (MTBE)	3.751	73.0	24989	23.5175	ng		96
T 1,1-Dichloroethane	4.384	63.0	40298	25.3277	ng		98
T 2,2-Dichloropropane	5.193	77.0	30539	25.4695	ng		99
T cis-1,2-Dichloroethene	5.215	96.0	20810	24.1758	ng		95
T Methyl ethyl ketone	5.282	43.0	28861	232.0088	ng		100
T Bromochloromethane	5.519	128.0	8977	25.2940	ng		100
T Chloroform	5.647	83.0	38158	24.0194	ng		100

Compound	RT	QIon	Resp.	Conc.	Units	Dev(Min)
T 1,1,1-Trichloroethane	5.828	97.0	36046	24.5919	ng	99
T Carbon tetrachloride	6.026	117.0	34965	24.5955	ng	99
T 1,1-Dichloropropene	6.035	75.0	27641	23.2550	ng	96
T Benzene	6.283	78.0	76658	23.4442	ng	97
T 1,2-Dichloroethane	6.322	62.0	21778	24.1139	ng	99
T Trichloroethene	7.030	95.0	23390	24.3322	ng	93
T 1,2-Dichloropropane	7.267	63.0	20331	24.0555	ng	97
T Dibromomethane	7.398	93.0	9095	25.5304	ng	100
T Bromodichloromethane	7.585	83.0	24925	24.8816	ng	100
T cis-1,3-Dichloropropene	8.057	75.0	24965	22.7111	ng	92
T Toluene	8.391	92.0	48441	23.1991	ng	99
T trans-1,3-Dichloropropene	8.637	75.0	18613	23.2136	ng	95
T 1,1,2-Trichloroethane	8.821	83.0	9780	23.9876	ng	92
T Tetrachloroethene	8.938	163.8	21156	24.9859	ng	96
T 1,3-Dichloropropane	8.977	76.0	20205	24.4891	ng	93
T Chlorodibromomethane	9.205	129.0	15826	24.1020	ng	100
T 1,2-Dibromoethane	9.303	107.0	11412	25.3431	ng	99
T Chlorobenzene	9.802	112.0	55632	24.3040	ng	98
T 1,1,1,2-Tetrachloroethane	9.891	131.0	19516	24.2998	ng	100
T Ethylbenzene	9.917	91.0	91590	24.0921	ng	99
T m+p-Xylenes	10.036	106.0	71705	47.5617	ng	98
T o-Xylene	10.427	106.0	30498	23.3834	ng	99
T Styrene	10.446	104.0	50294	23.2215	ng	98
T Bromoform	10.628	172.5	8920	25.7324	ng	96
T Bromobenzene	11.093	156.0	20364	24.1762	ng	99
T 1,1,2,2-Tetrachloroethane	11.116	83.0	12137	25.2618	ng	99
T 1,2,3-Trichloropropane	11.144	110.0	3237	25.6435	ng	98
T 2-Chlorotoluene	11.291	126.0	20511	24.6038	ng	95
T 4-Chlorotoluene	11.403	91.0	64162	23.7626	ng	97
T 1,3-Dichlorobenzene	12.028	146.0	37763	24.7445	ng	98
T 1,4-Dichlorobenzene	12.122	146.0	38799	24.9375	ng	90
T 1,2-Dichlorobenzene	12.496	146.0	31975	25.0956	ng	98

(#) = Qualifier Out of Range; (m) = Manual Integration; (+) = Area Summed; (*) = Surrogate Percent Recovery Out of Range; (d): Zeroed Peak

Compound	Conc.	RT	Dev(Min)	Resp.	QIon	QRatio	Lower	Upper
Dichlorodifluoromethane	25.2092	1.24	0.00	27745	87.0	30.6	1.8	61.8

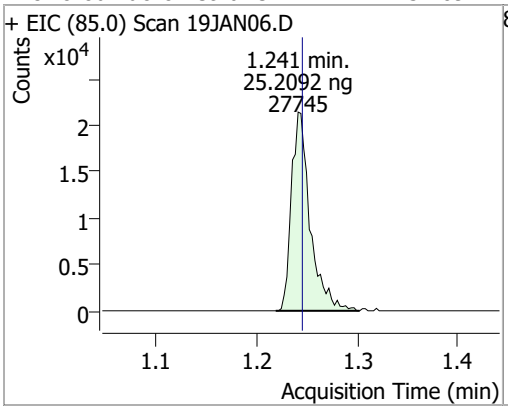

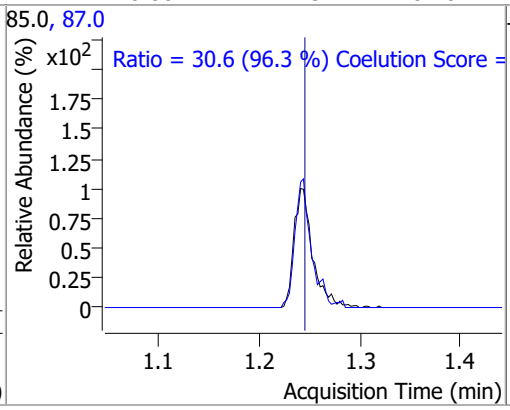

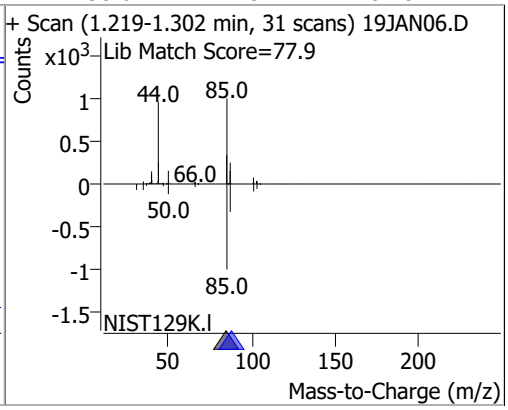

Compound	Conc.	RT	Dev(Min)	Resp.	QIon	QRatio	Lower	Upper
Chloromethane	26.0860	1.41	0.00	33801	52.0	31.3	2.4	62.4

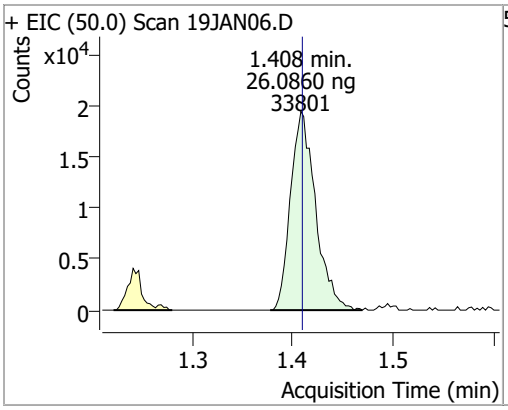

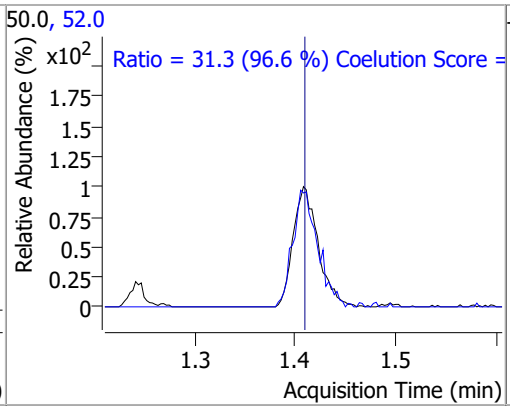

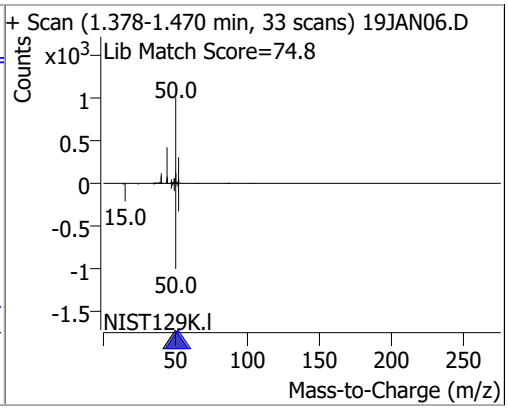

Compound	Conc.	RT	Dev(Min)	Resp.	QIon	QRatio	Lower	Upper
Vinyl chloride	25.4969	1.50	0.00	30072	64.0	33.3	1.3	61.3

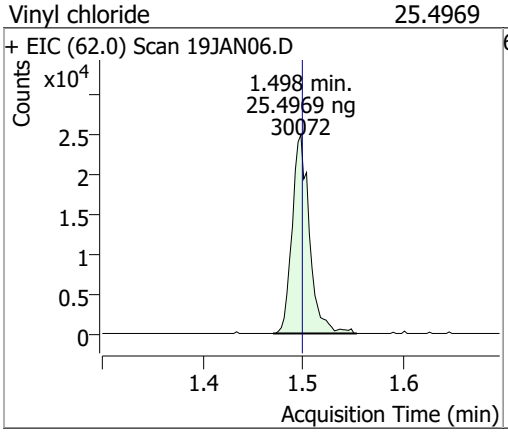

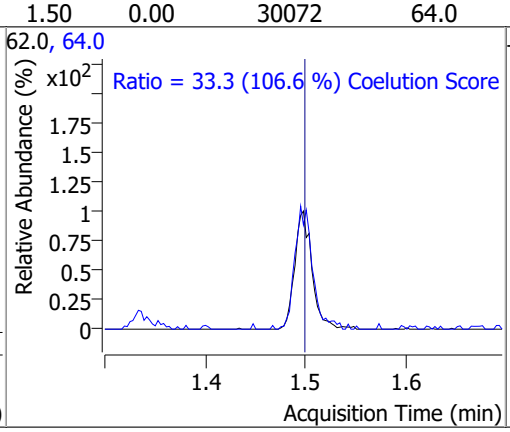

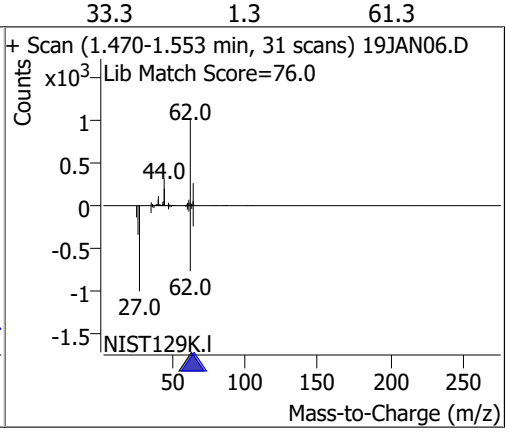

Compound	Conc.	RT	Dev(Min)	Resp.	QIon	QRatio	Lower	Upper
Bromomethane	26.1400	1.80	0.00	12135	94.0	110.7	80.1	140.1

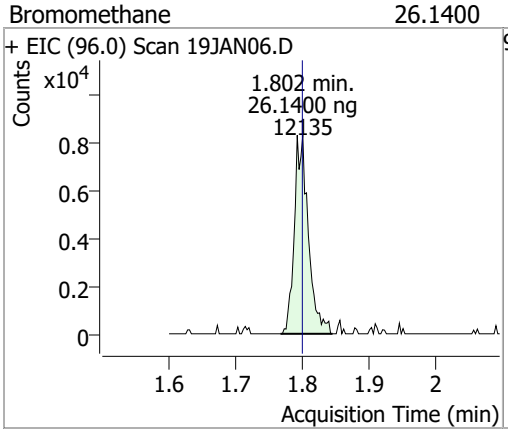

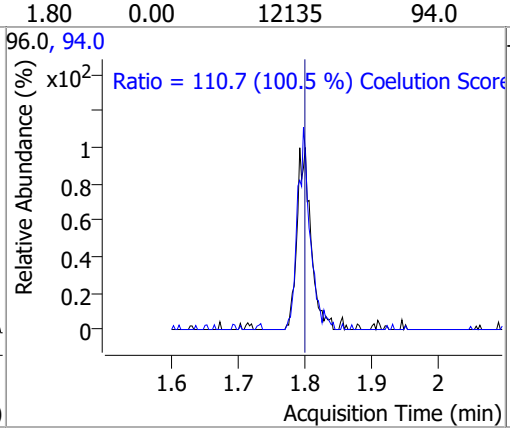

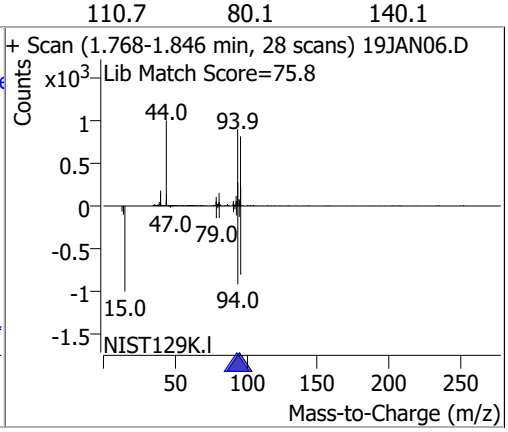

Compound	Conc.	RT	Dev(Min)	Resp.	QIon	QRatio	Lower	Upper
Chloroethane	27.0532	1.90	0.00	15096	66.0	30.9	0.0	60.0

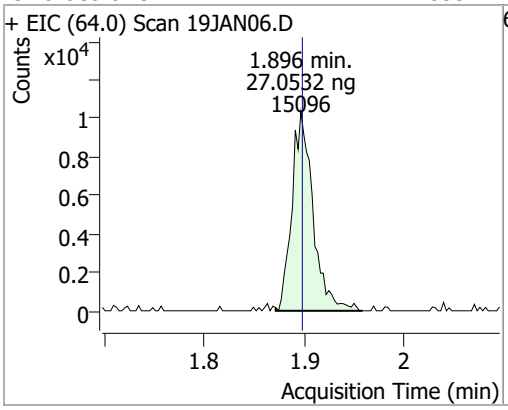

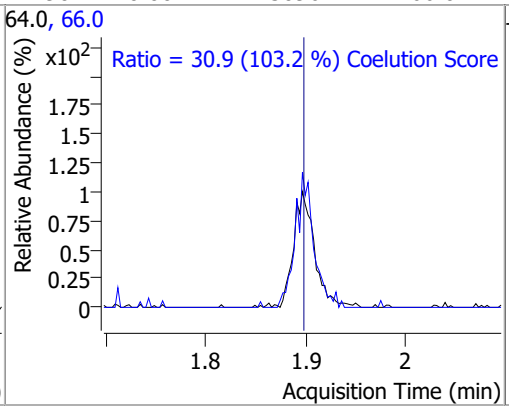

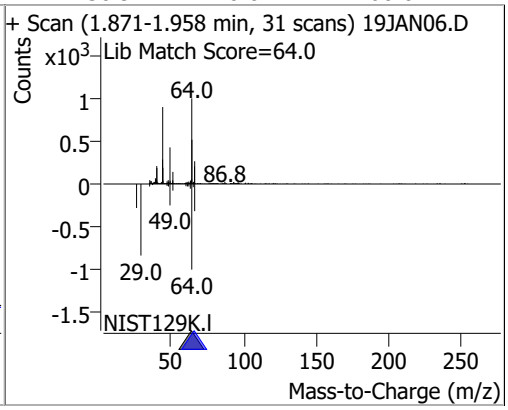

Compound	Conc.	RT	Dev(Min)	Resp.	QIon	QRatio	Lower	Upper
Trichlorofluoromethane	25.4088	2.14	0.00	35936	103.0	62.8	35.0	95.0

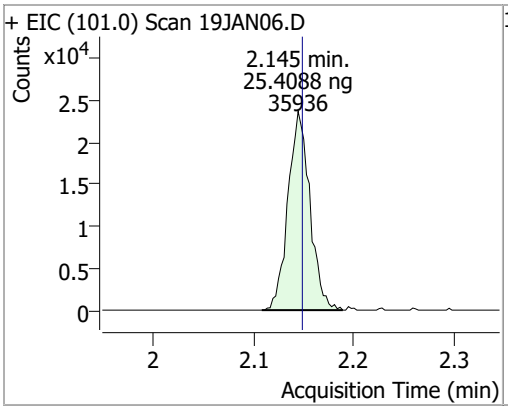

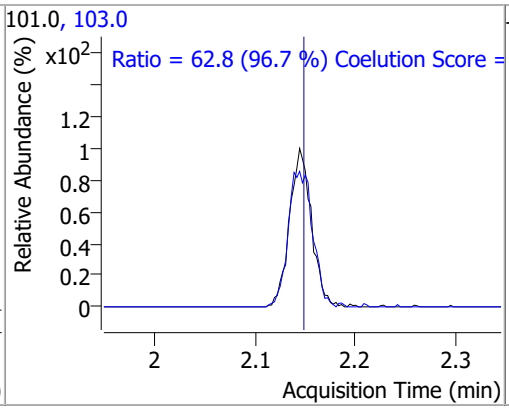

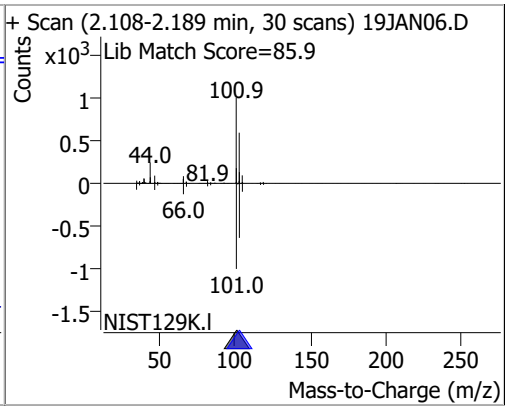

Compound	Conc.	RT	Dev(Min)	Resp.	QIon	QRatio	Lower	Upper
1,1-Dichloroethene	25.1221	2.70	0.00	20674	61.0	179.1	149.9	209.9
					63.0	55.0	27.0	87.0

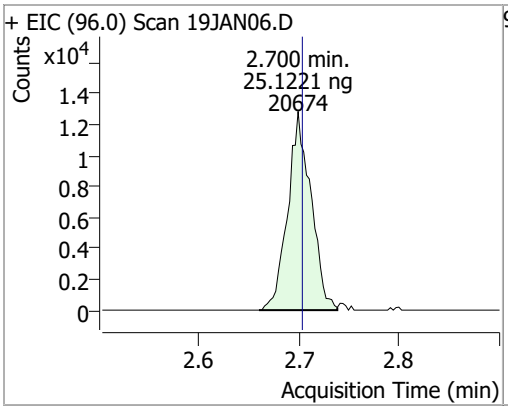

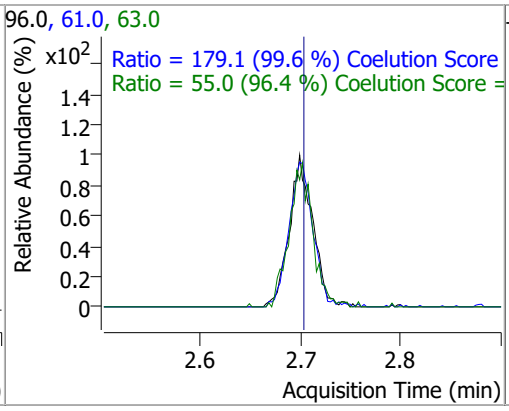

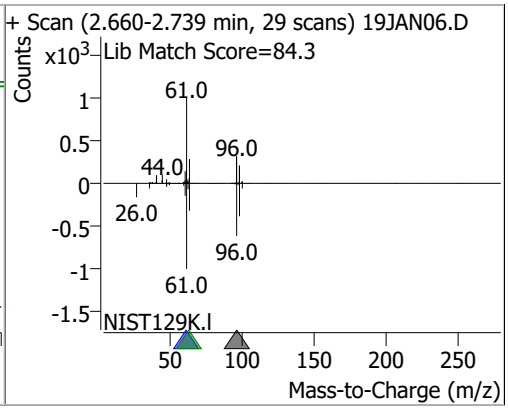

Compound	Conc.	RT	Dev(Min)	Resp.	QIon	QRatio	Lower	Upper
Methylene chloride	27.2657	3.33	0.00	32623	84.0	67.4	36.1	96.1
					86.0	42.1	11.8	71.8

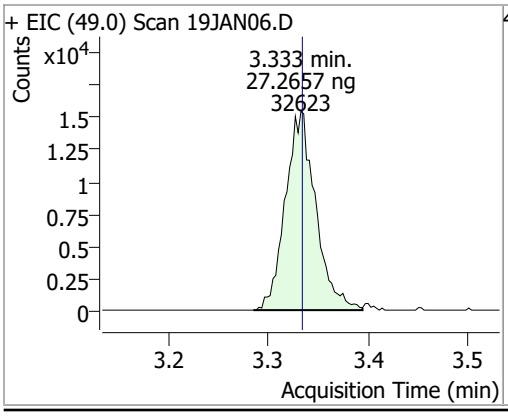

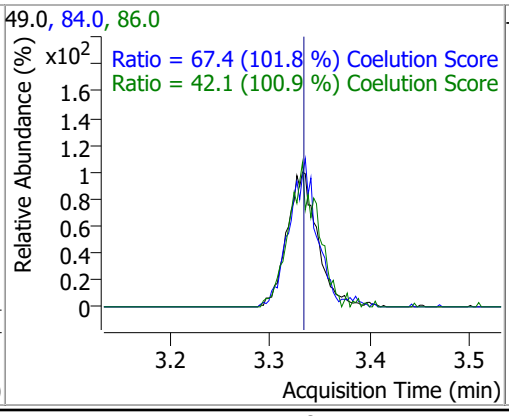

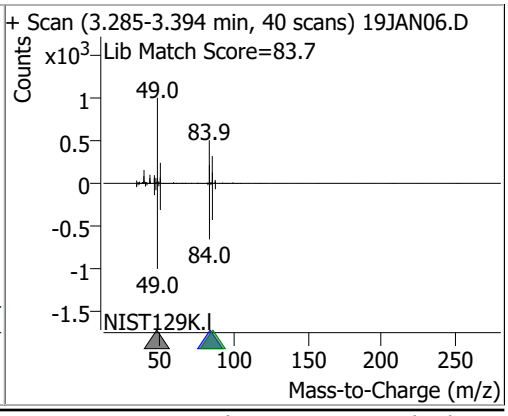

Compound	Conc.	RT	Dev(Min)	Resp.	QIon	QRatio	Lower	Upper
trans-1,2-Dichloroethene	25.1112	3.71	-0.01	21348	61.0	150.6	124.8	184.8
					98.0	64.2	32.1	92.1

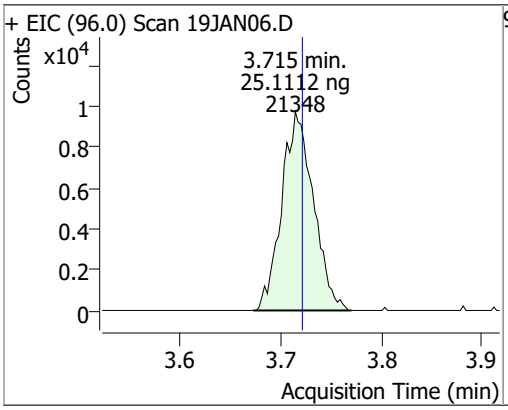

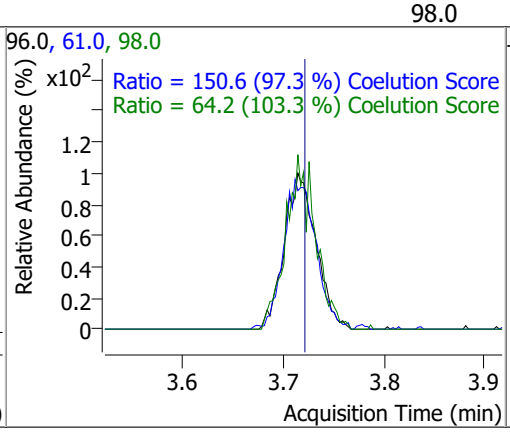

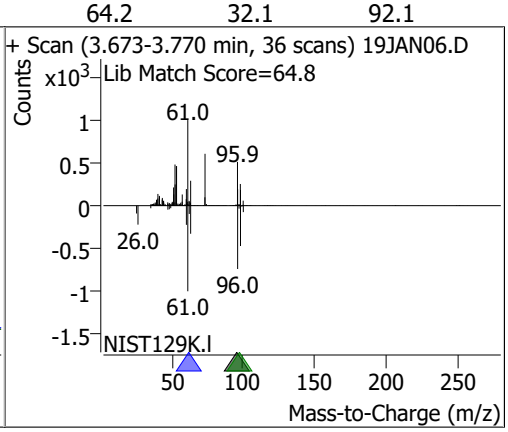

Compound	Conc.	RT	Dev(Min)	Resp.	QIon	QRatio	Lower	Upper
Methyl tert-butyl ether (MTBE)	23.5175	3.75	0.00	24989	57.0	26.6	0.0	54.6

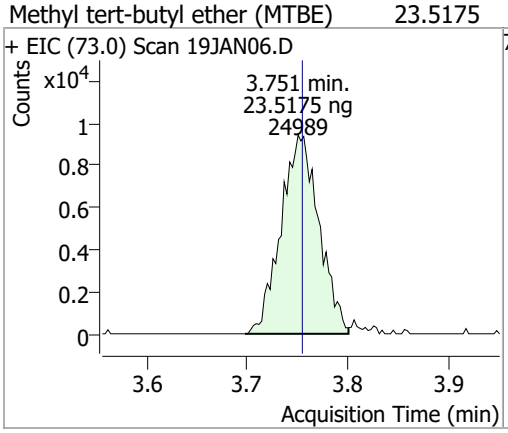

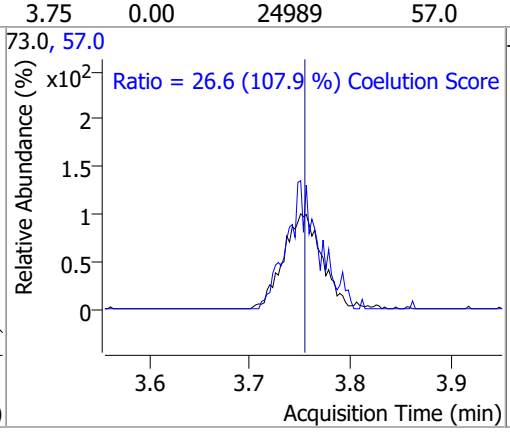

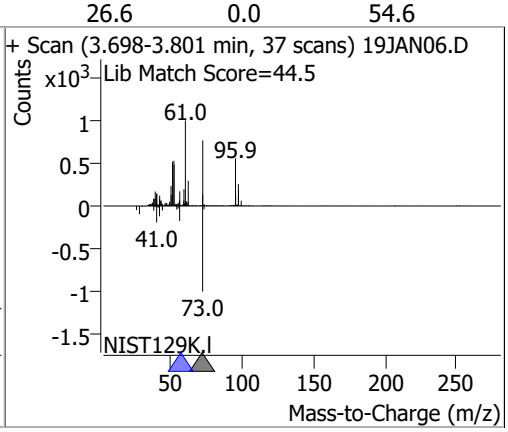

Compound	Conc.	RT	Dev(Min)	Resp.	QIon	QRatio	Lower	Upper
1,1-Dichloroethane	25.3277	4.38	0.01	40298	65.0	32.1	1.0	61.0
					83.0	13.4	0.0	42.7

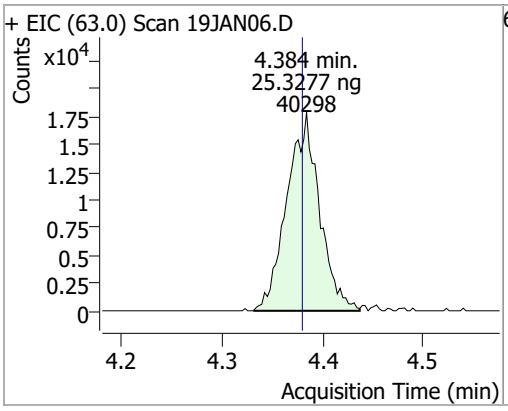

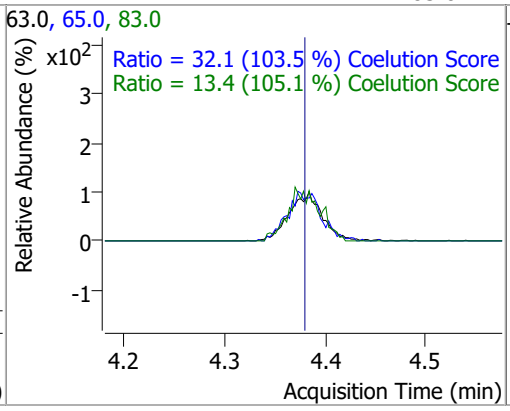

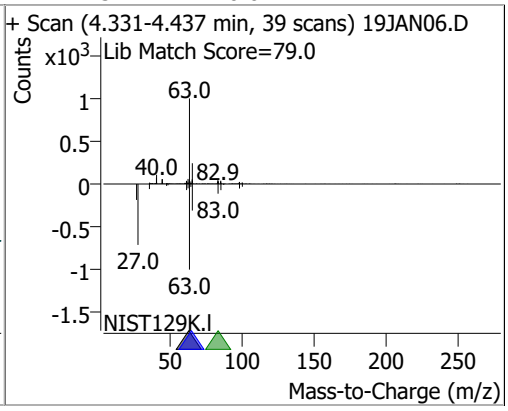

Compound	Conc.	RT	Dev(Min)	Resp.	QIon	QRatio	Lower	Upper
2,2-Dichloropropane	25.4695	5.19	0.00	30539	41.0	67.6	38.8	98.8
					97.0	23.9	0.0	53.9

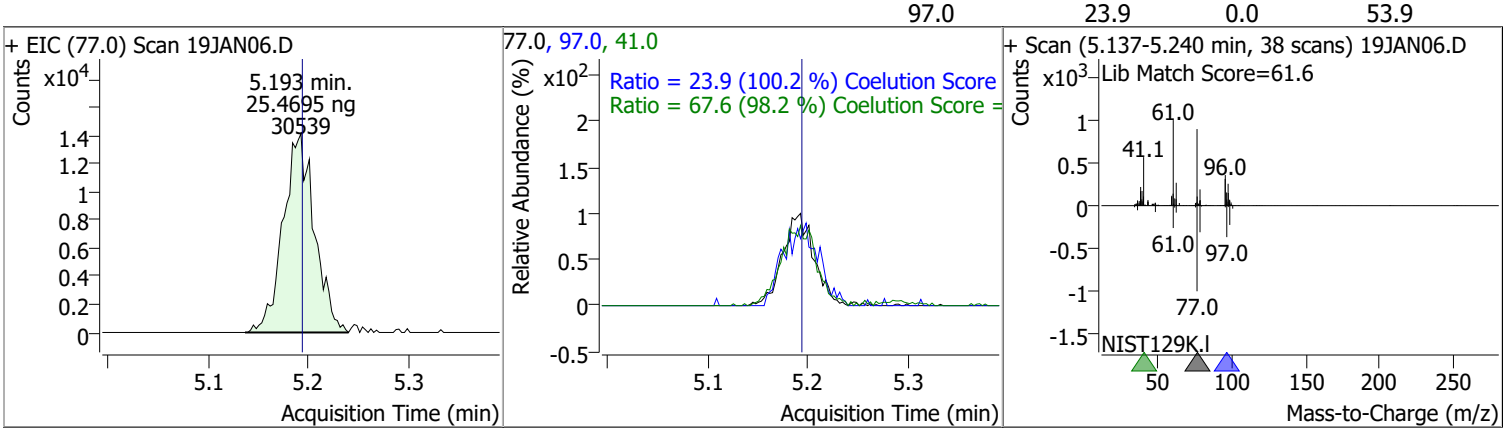

Compound	Conc.	RT	Dev(Min)	Resp.	QIon	QRatio	Lower	Upper
cis-1,2-Dichloroethene	24.1758	5.21	0.00	20810	61.0	170.2	130.4	190.4
					98.0	66.0	36.2	96.2

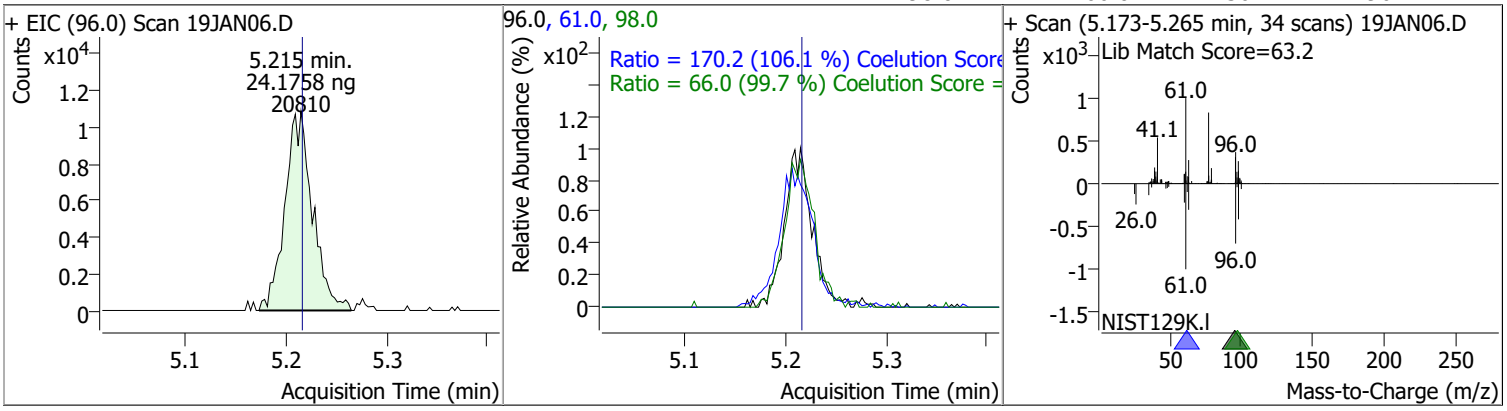

Compound	Conc.	RT	Dev(Min)	Resp.	QIon	QRatio	Lower	Upper
Methyl ethyl ketone	232.0088	5.28	0.00	28861	72.0	20.6	0.0	50.6

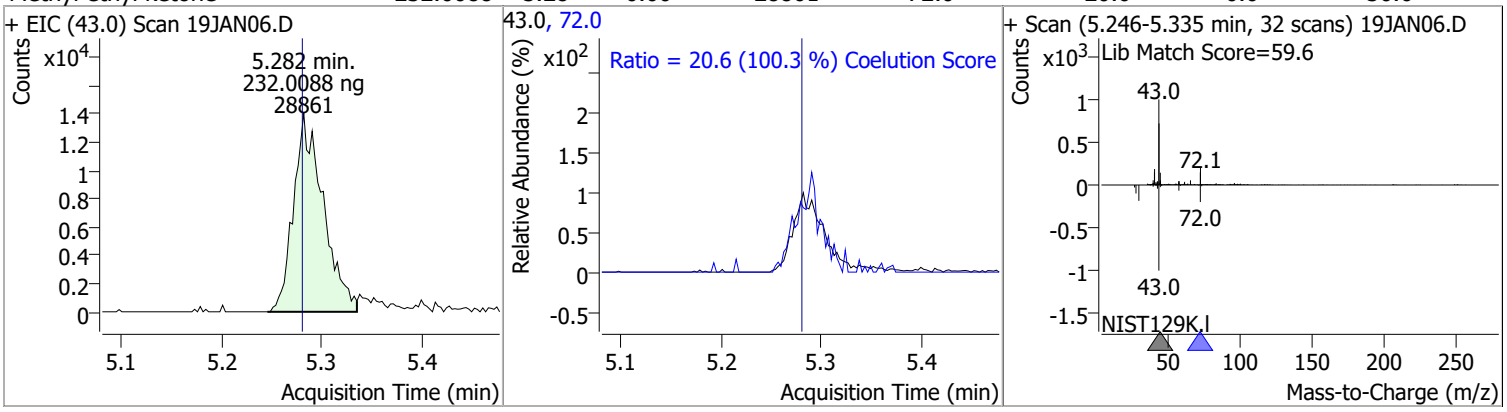

Compound	Conc.	RT	Dev(Min)	Resp.	QIon	QRatio	Lower	Upper
Bromochloromethane	25.2940	5.52	0.00	8977	49.0	182.6	152.2	212.2

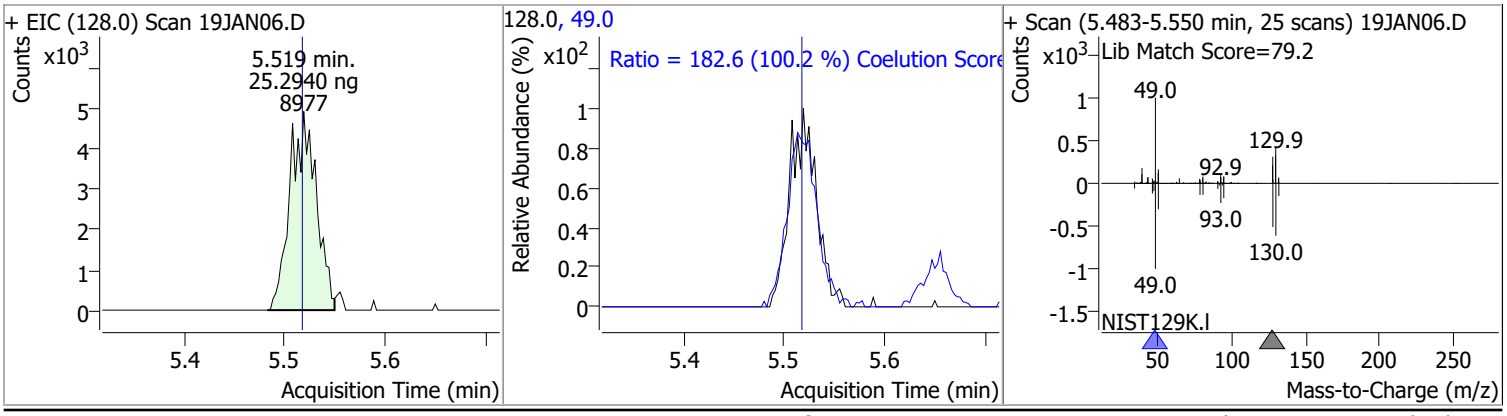

Compound	Conc.	RT	Dev(Min)	Resp.	QIon	QRatio	Lower	Upper
Chloroform	24.0194	5.65	-0.01	38158	85.0	66.2	36.2	96.2

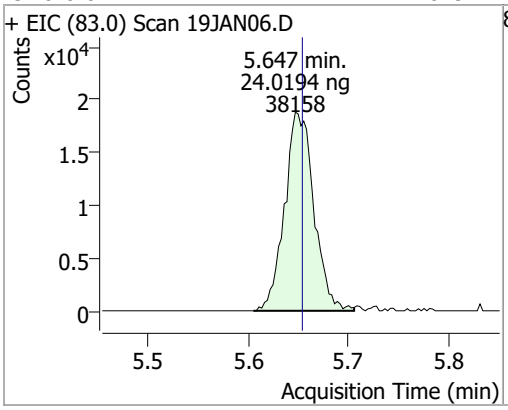

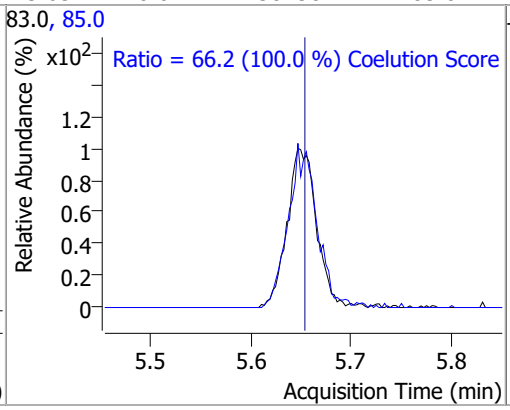

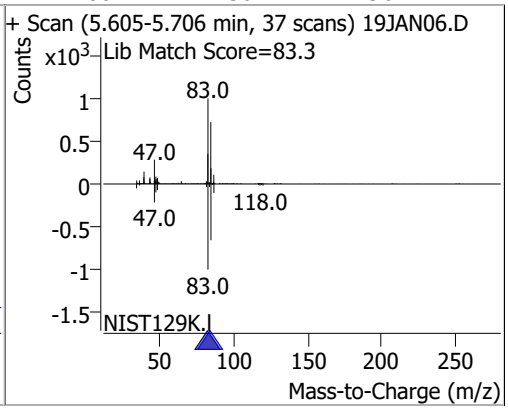

Compound	Conc.	RT	Dev(Min)	Resp.	QIon	QRatio	Lower	Upper
1,1,1-Trichloroethane	24.5919	5.83	0.00	36046	99.0	64.0	33.1	93.1
					61.0	49.6	19.1	79.1

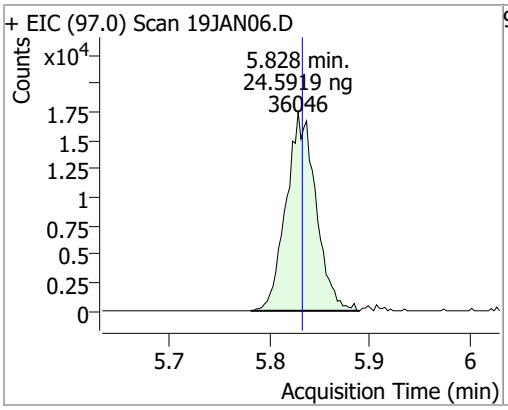

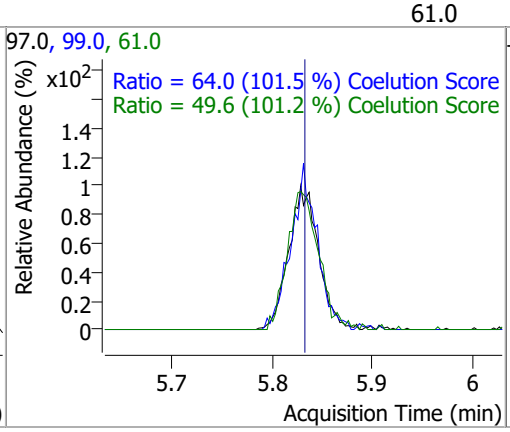

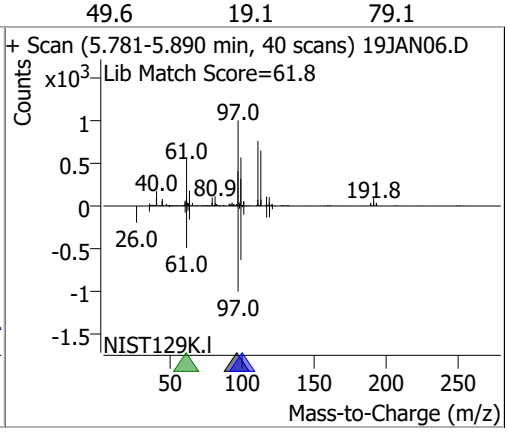

Compound	Conc.	RT	Dev(Min)	Resp.	QIon	QRatio	Lower	Upper
Dibromofluoromethane	25.0179	5.85	0.00	19834	191.5	21.2	0.0	53.2

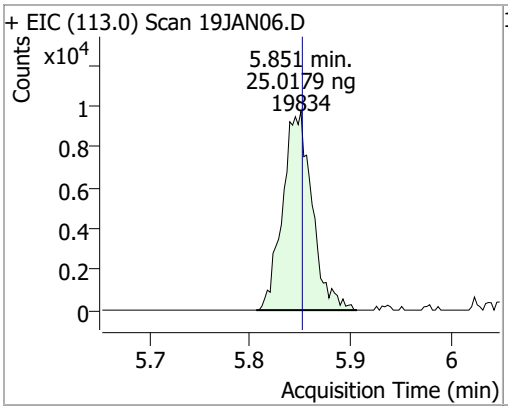

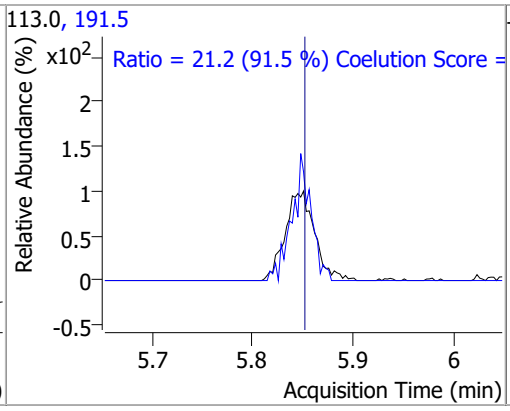

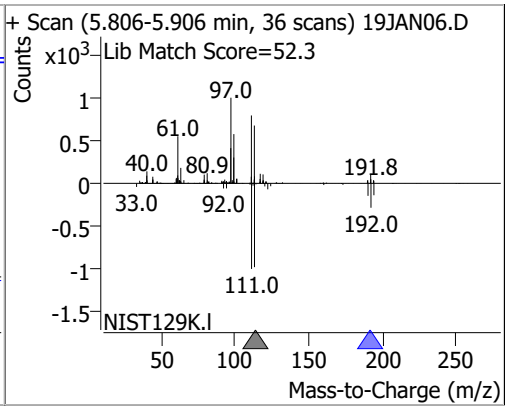

Compound	Conc.	RT	Dev(Min)	Resp.	QIon	QRatio	Lower	Upper
Carbon tetrachloride	24.5955	6.03	0.00	34965	119.0	96.7	67.6	127.6
					121.0	31.5	0.7	60.7

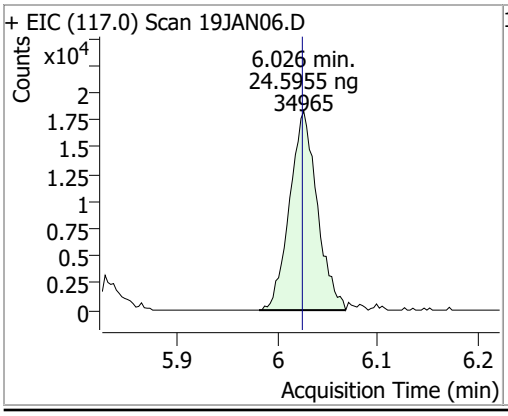

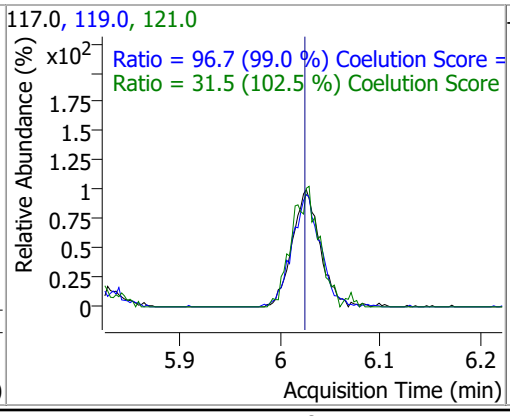

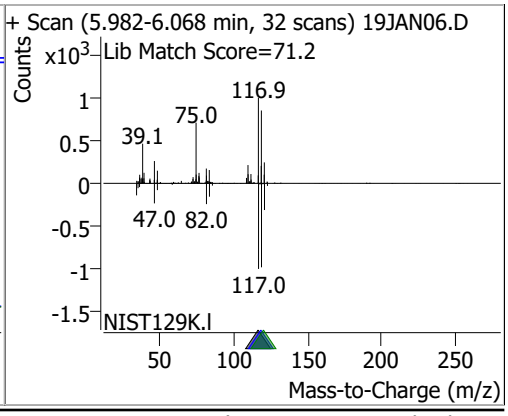

Compound	Conc.	RT	Dev(Min)	Resp.	QIon	QRatio	Lower	Upper
1,1-Dichloropropene	23.2550	6.03	-0.01	27641	110.0	38.2	5.6	65.6
					77.0	32.5	1.0	61.0

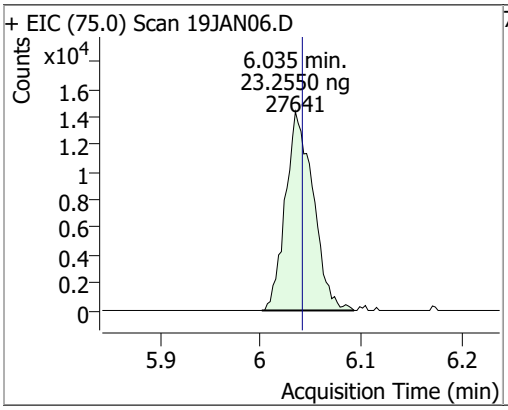

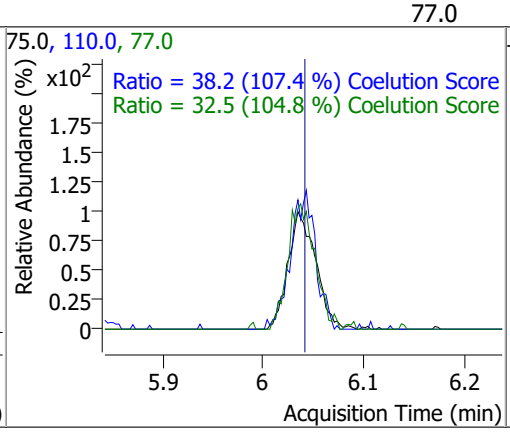

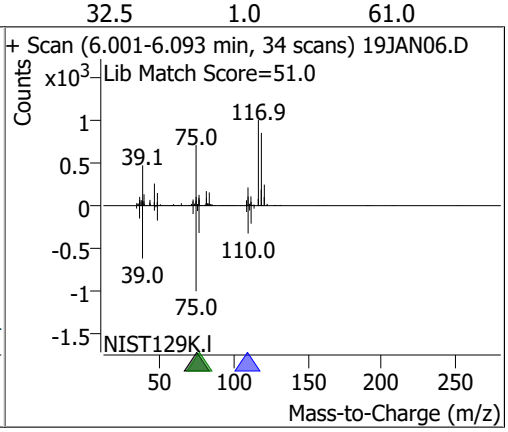

Compound	Conc.	RT	Dev(Min)	Resp.	QIon	QRatio	Lower	Upper
1,2-Dichloroethane-d4	25.1675	6.24	0.01	8619	65.0	204.4	162.8	222.8

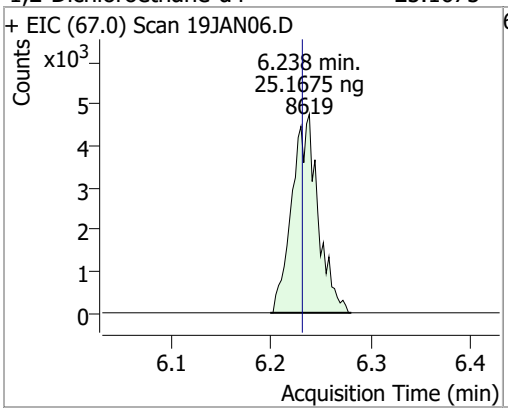

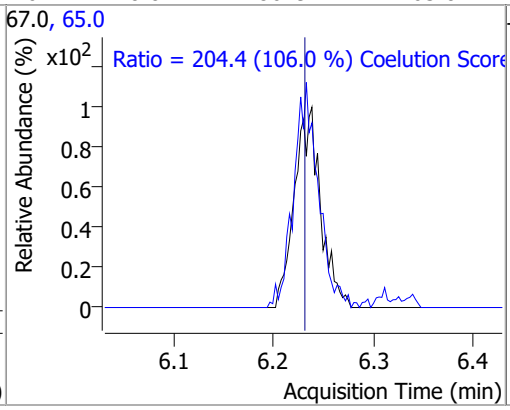

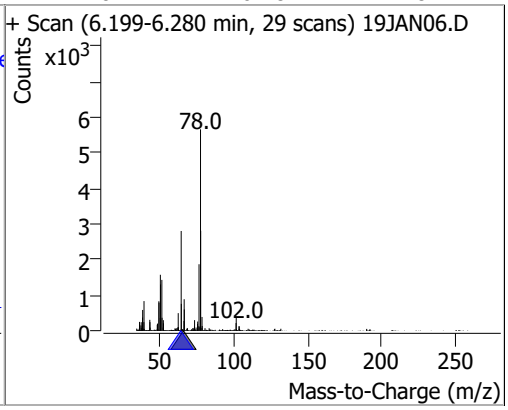

Compound	Conc.	RT	Dev(Min)	Resp.	QIon	QRatio	Lower	Upper
Benzene	23.4442	6.28	0.00	76658	77.0	24.8	0.0	53.3

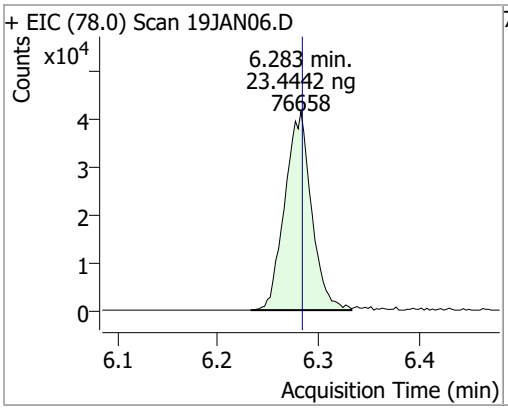

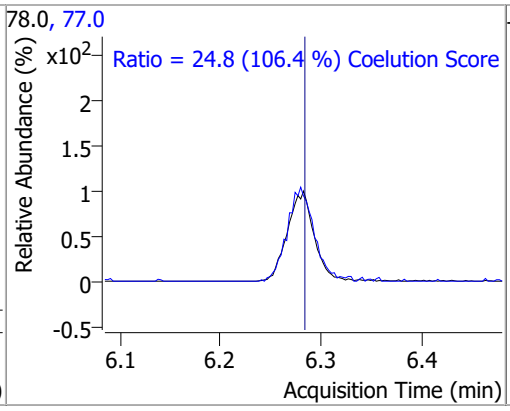

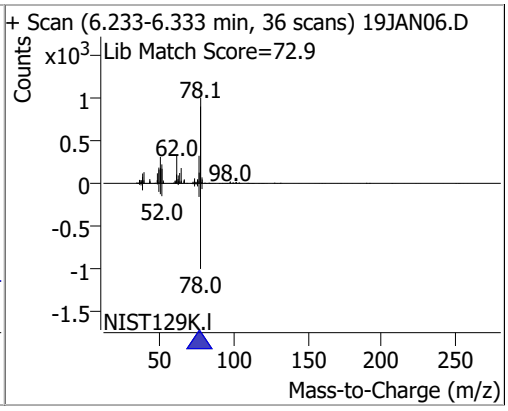

Compound	Conc.	RT	Dev(Min)	Resp.	QIon	QRatio	Lower	Upper
1,2-Dichloroethane	24.1139	6.32	0.00	21778	64.0	31.7	2.2	62.2
					98.0	8.5	0.0	38.2

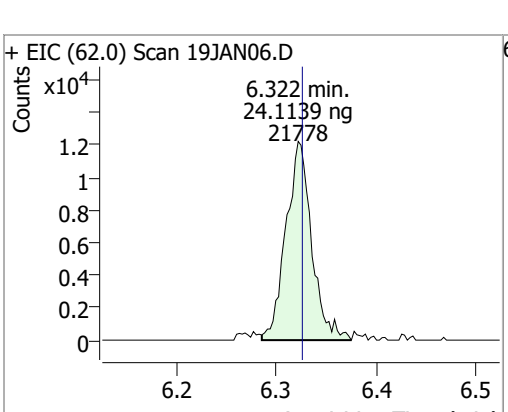

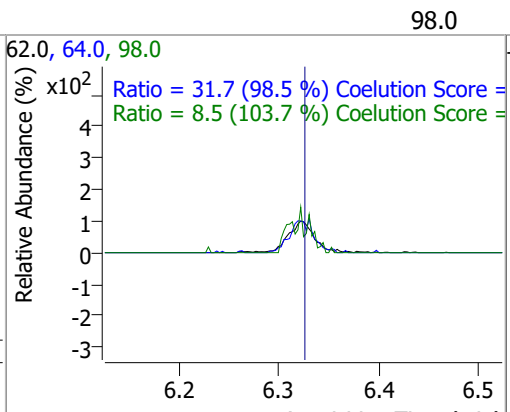

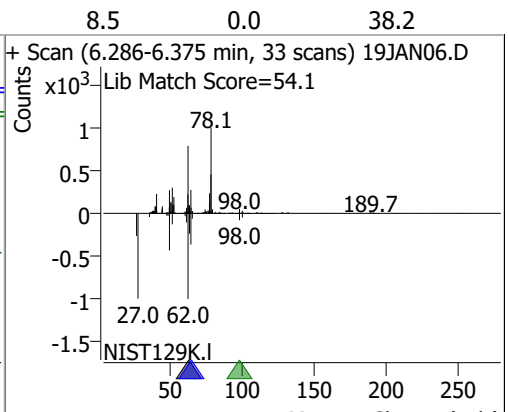

Compound	Conc.	RT	Dev(Min)	Resp.	QIon	QRatio	Lower	Upper
Trichloroethene	24.3322	7.03	0.01	23390	130.0	95.9	75.6	135.6
					97.0	67.9	35.7	95.7

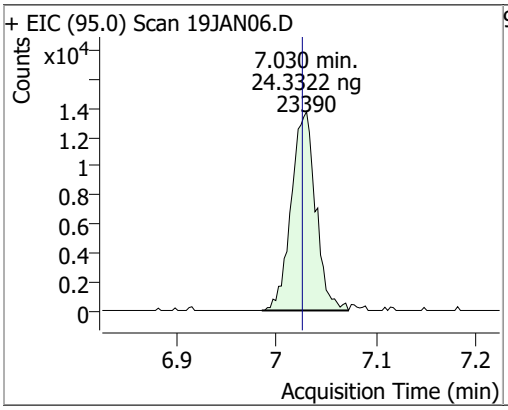

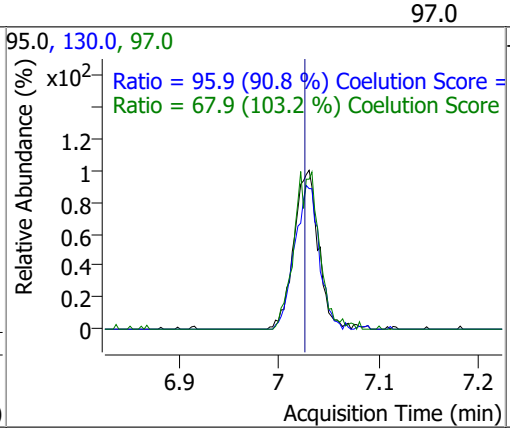

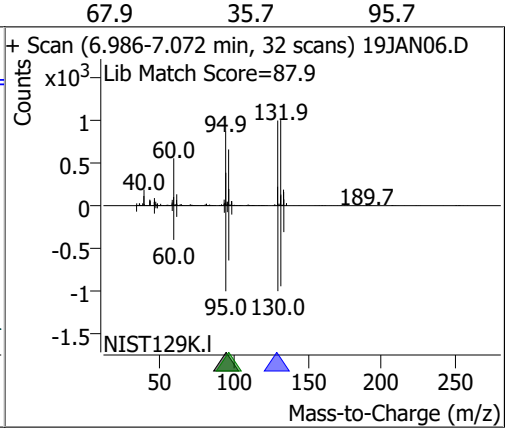

Compound	Conc.	RT	Dev(Min)	Resp.	QIon	QRatio	Lower	Upper
1,2-Dichloropropane	24.0555	7.27	0.00	20331	76.0	41.9	9.8	69.8

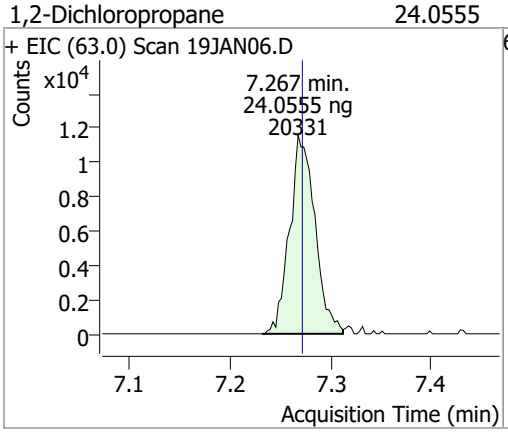

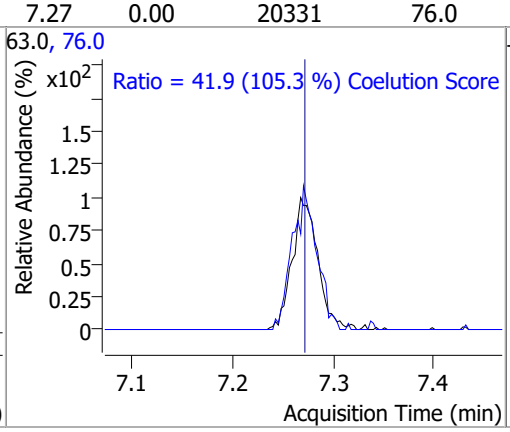

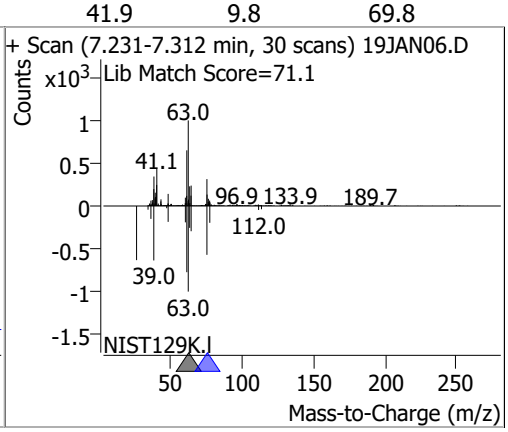

Compound	Conc.	RT	Dev(Min)	Resp.	QIon	QRatio	Lower	Upper
Dibromomethane	25.5304	7.40	0.00	9095	173.5	108.3	78.2	138.2
					95.0	84.5	54.5	114.5

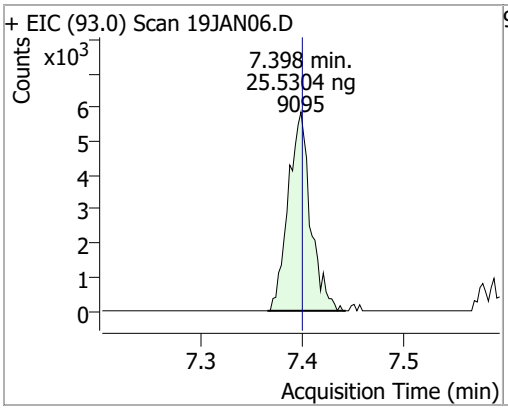

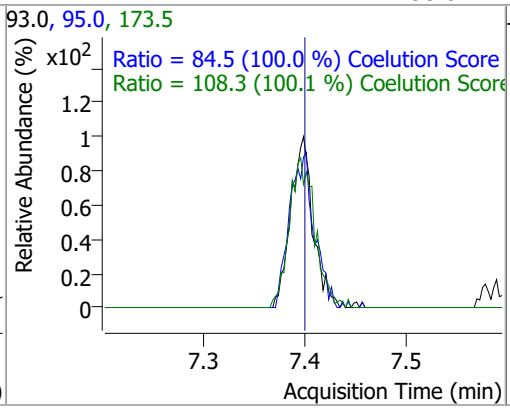

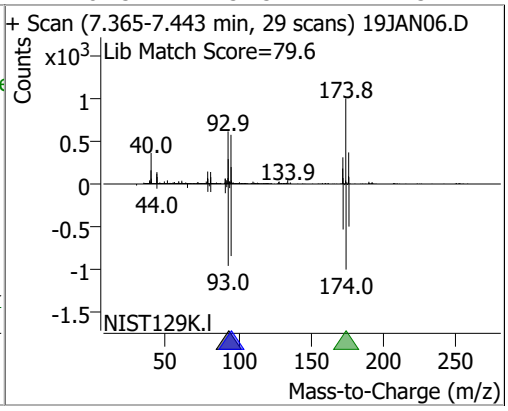

Compound	Conc.	RT	Dev(Min)	Resp.	QIon	QRatio	Lower	Upper
Bromodichloromethane	24.8816	7.59	0.01	24925	85.0	66.1	36.3	96.3
					127.0	9.4	0.0	39.5

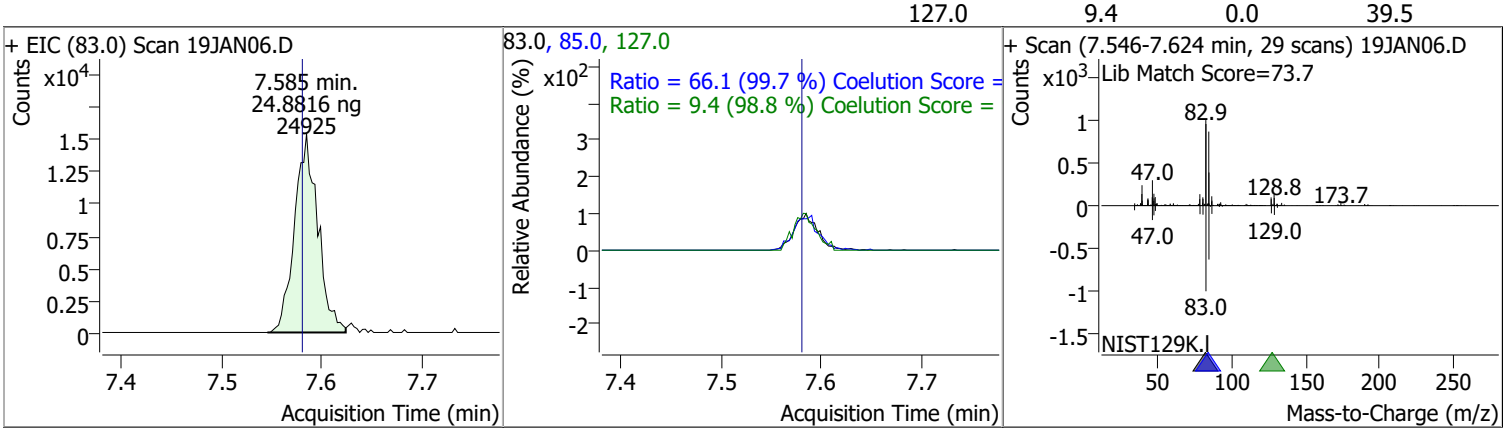

Compound	Conc.	RT	Dev(Min)	Resp.	QIon	QRatio	Lower	Upper
cis-1,3-Dichloropropene	22.7111	8.06	0.00	24965	39.0	60.7	22.5	82.5
					77.0	32.9	1.8	61.8

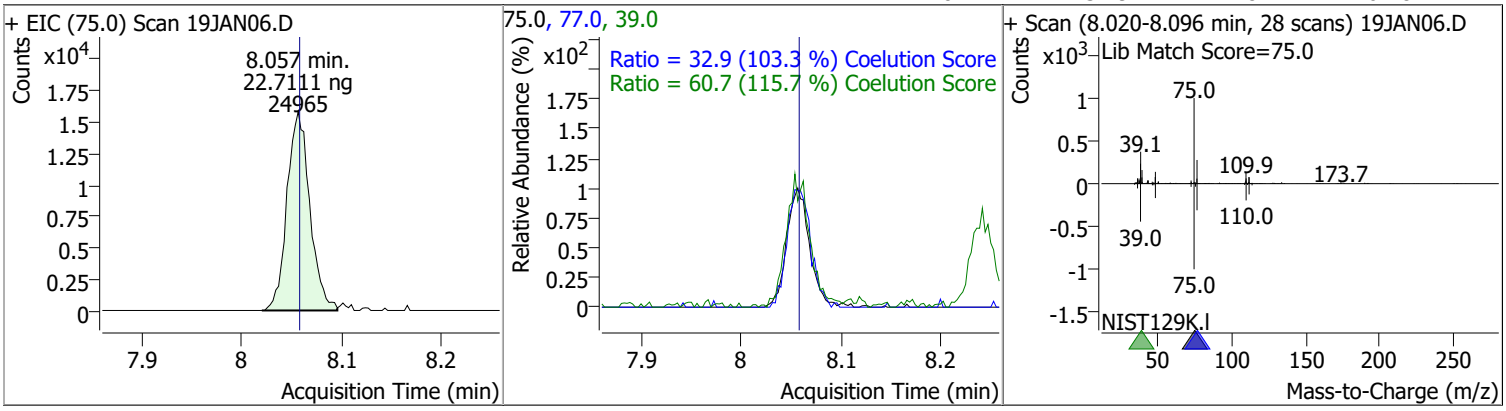

Compound	Conc.	RT	Dev(Min)	Resp.	QIon	QRatio	Lower	Upper
Toluene-d8	23.0053	8.32	0.00	72066	100.0	64.5	34.3	94.3
					99.0	9.7	0.0	39.2

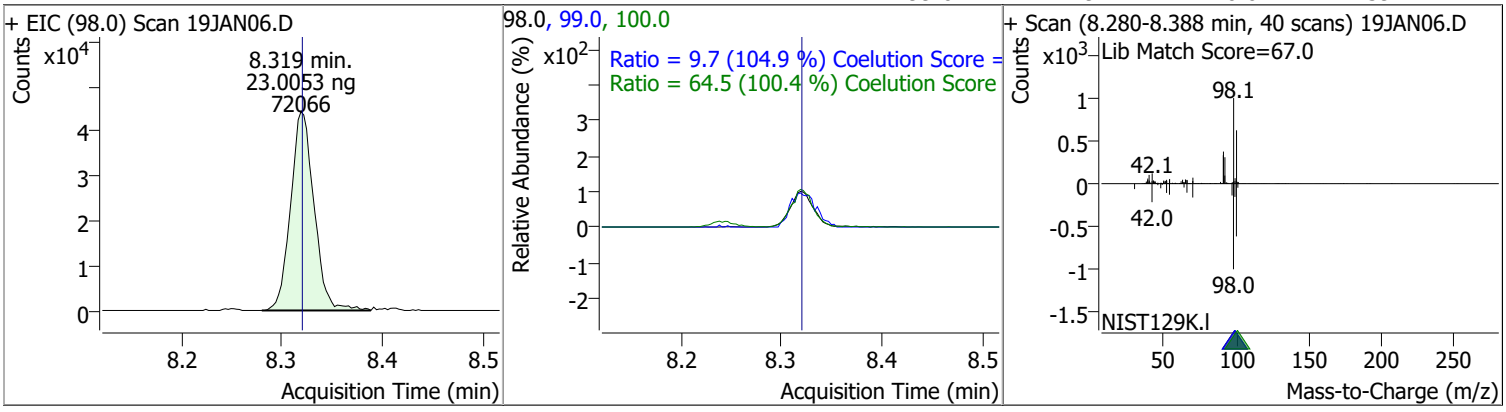

Compound	Conc.	RT	Dev(Min)	Resp.	QIon	QRatio	Lower	Upper
Toluene	23.1991	8.39	0.01	48441	91.0	175.3	144.1	204.1

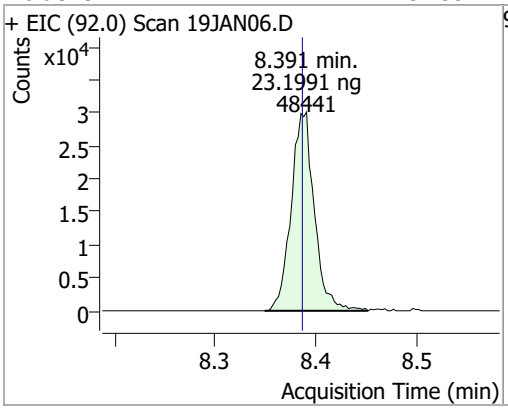

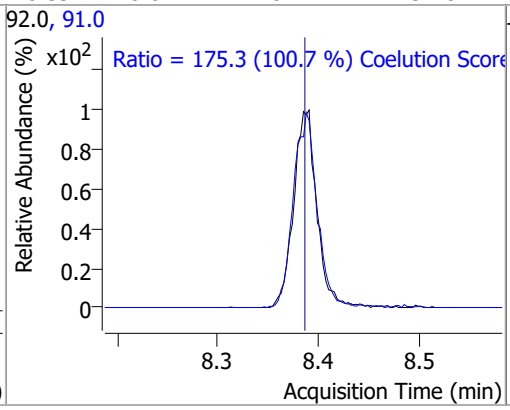

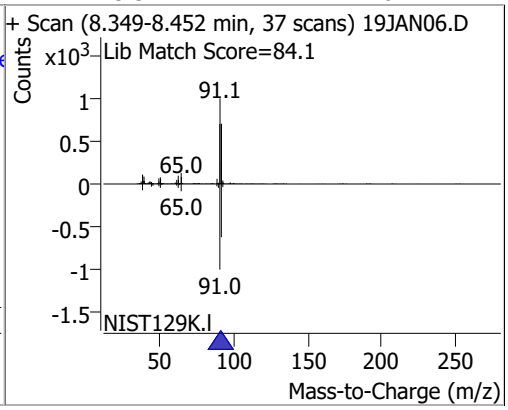

Compound	Conc.	RT	Dev(Min)	Resp.	QIon	QRatio	Lower	Upper
trans-1,3-Dichloropropene	23.2136	8.64	0.00	18613	39.0	56.3	23.0	83.0
					77.0	34.1	1.0	61.0

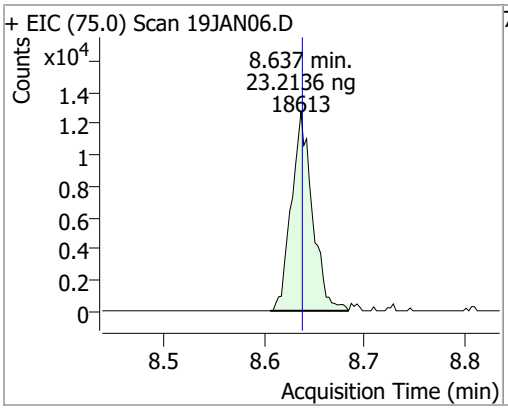

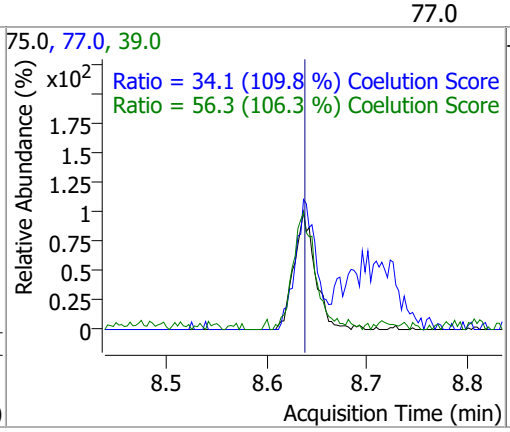

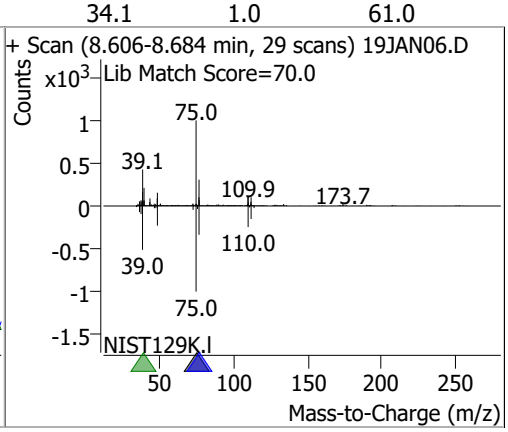

Compound	Conc.	RT	Dev(Min)	Resp.	QIon	QRatio	Lower	Upper
1,1,2-Trichloroethane	23.9876	8.82	0.00	9780	97.0	117.5	80.7	140.7
					85.0	68.4	30.7	90.7

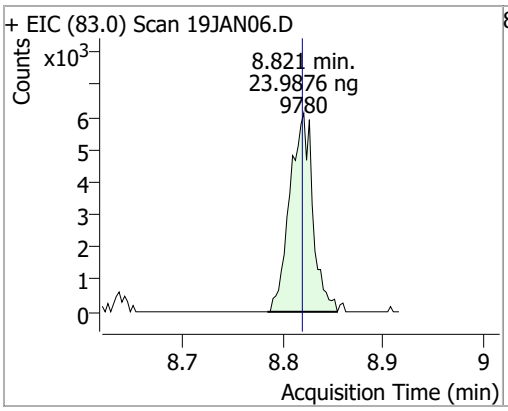

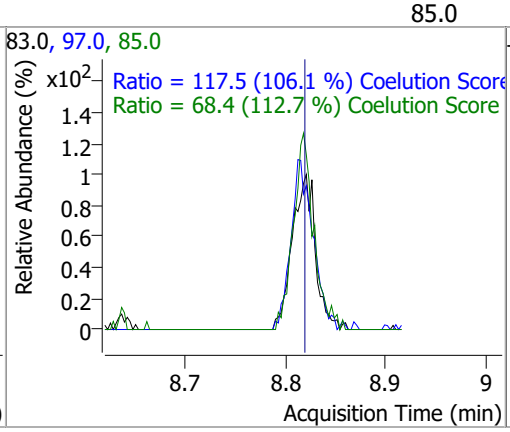

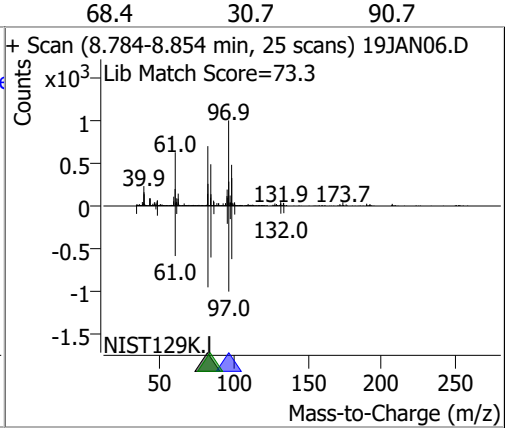

Compound	Conc.	RT	Dev(Min)	Resp.	QIon	QRatio	Lower	Upper
Tetrachloroethene	24.9859	8.94	0.00	21156	165.8	121.5	96.1	156.1
					129.0	85.9	60.5	120.5

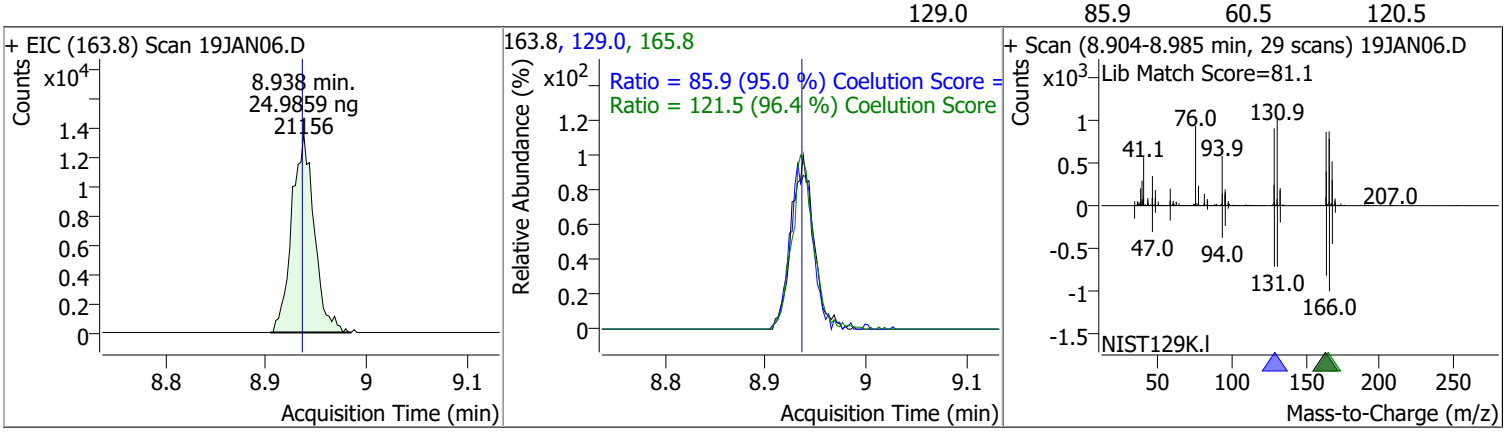

Compound	Conc.	RT	Dev(Min)	Resp.	QIon	QRatio	Lower	Upper
1,3-Dichloropropane	24.4891	8.98	0.00	20205	78.0	28.4	2.4	62.4

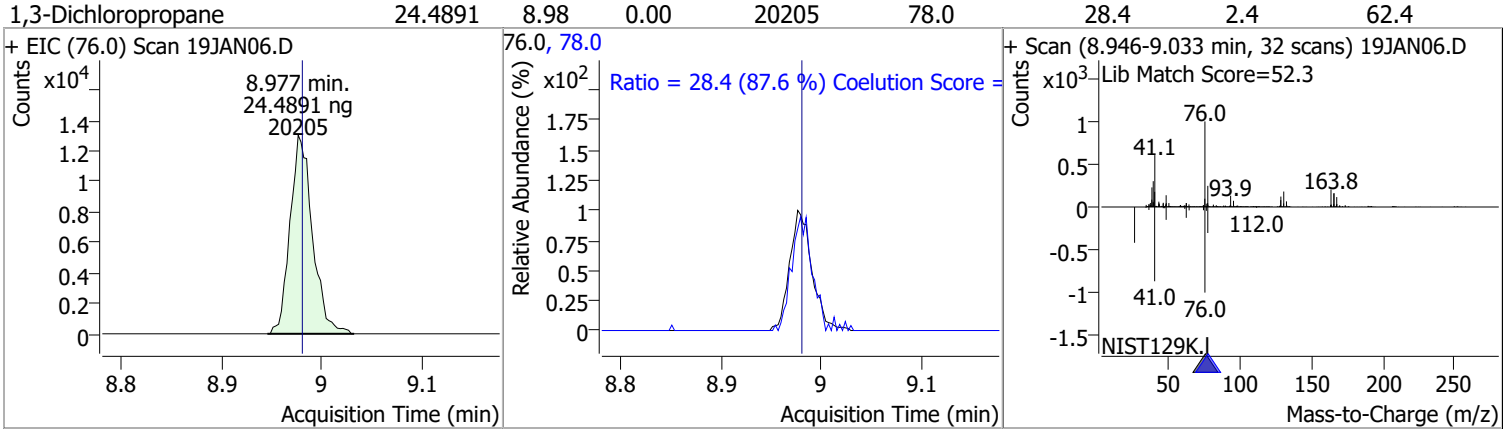

Compound	Conc.	RT	Dev(Min)	Resp.	QIon	QRatio	Lower	Upper
Chlorodibromomethane	24.1020	9.21	0.00	15826	127.0	77.2	47.2	107.2

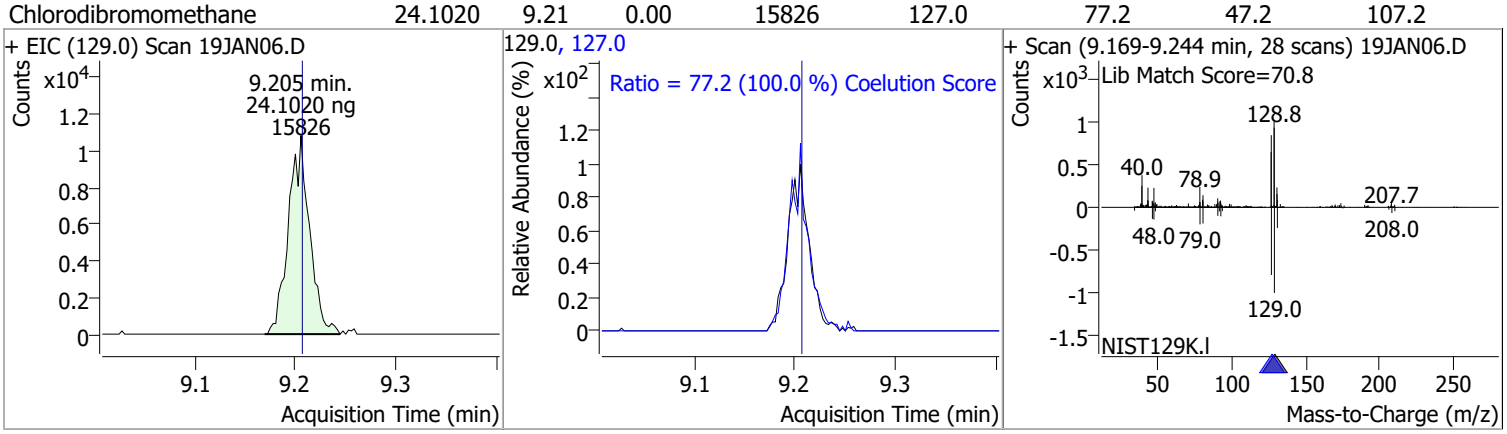

Compound	Conc.	RT	Dev(Min)	Resp.	QIon	QRatio	Lower	Upper
1,2-Dibromoethane	25.3431	9.30	0.00	11412	109.0	90.7	61.5	121.5

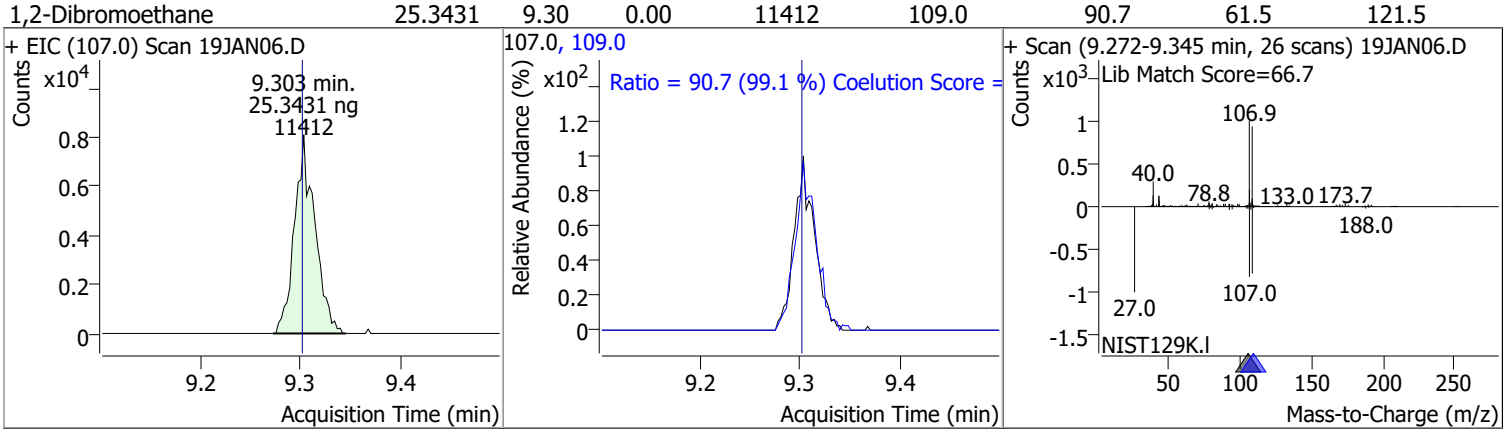

Compound	Conc.	RT	Dev(Min)	Resp.	QIon	QRatio	Lower	Upper
Chlorobenzene	24.3040	9.80	0.00	55632	114.0	33.6	2.2	62.2

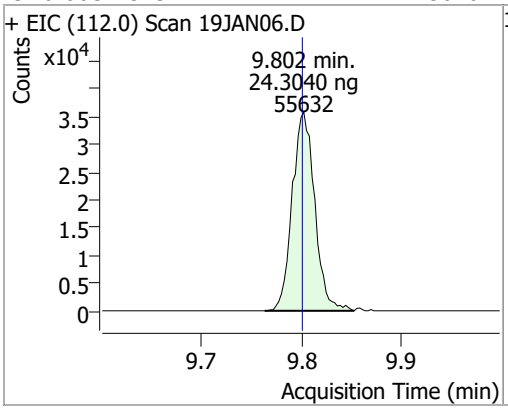

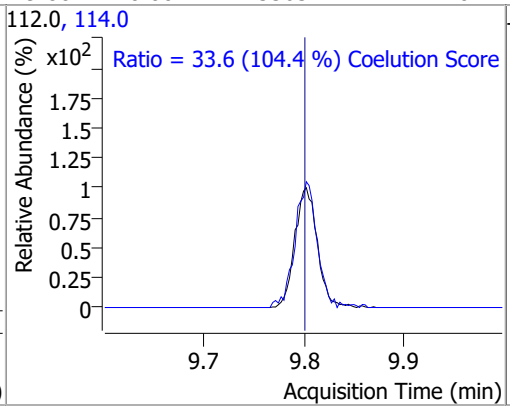

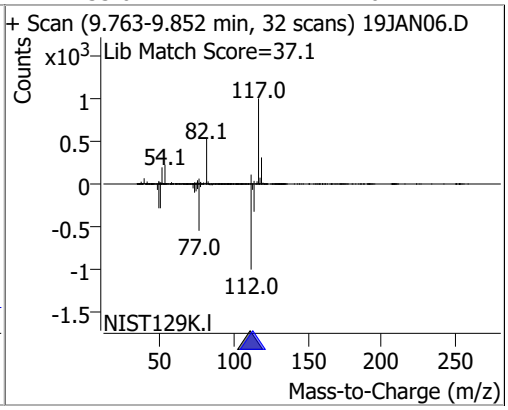

Compound	Conc.	RT	Dev(Min)	Resp.	QIon	QRatio	Lower	Upper
1,1,1,2-Tetrachloroethane	24.2998	9.89	0.00	19516	133.0	95.4	65.3	125.3

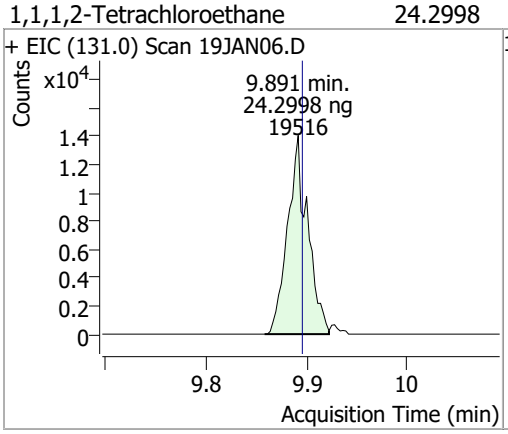

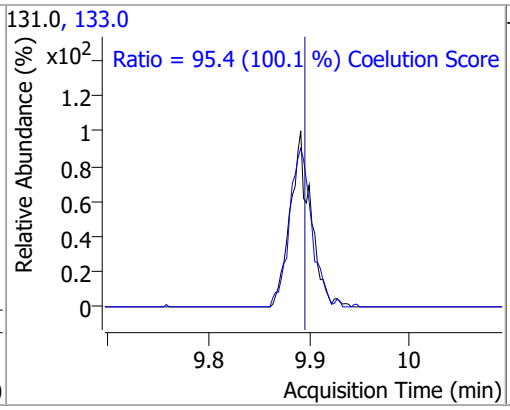

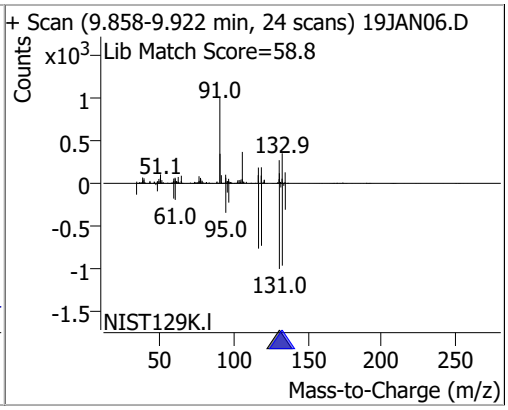

Compound	Conc.	RT	Dev(Min)	Resp.	QIon	QRatio	Lower	Upper
Ethylbenzene	24.0921	9.92	0.00	91590	106.0	31.1	1.7	61.7

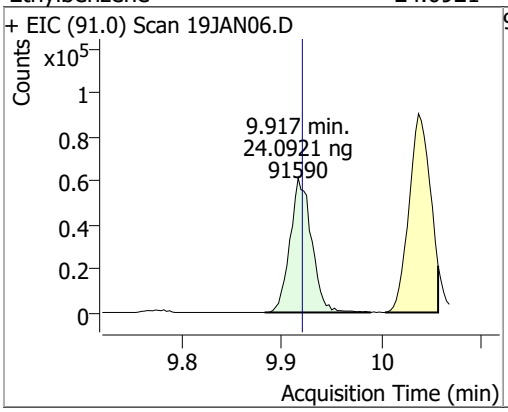

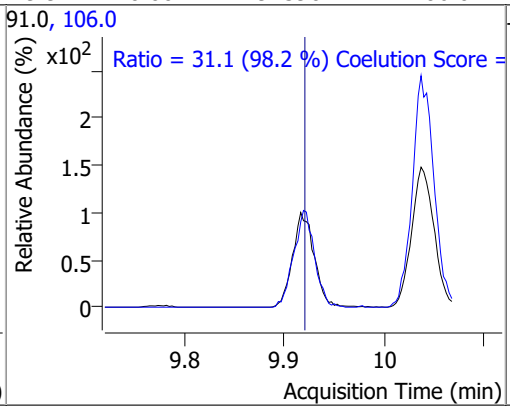

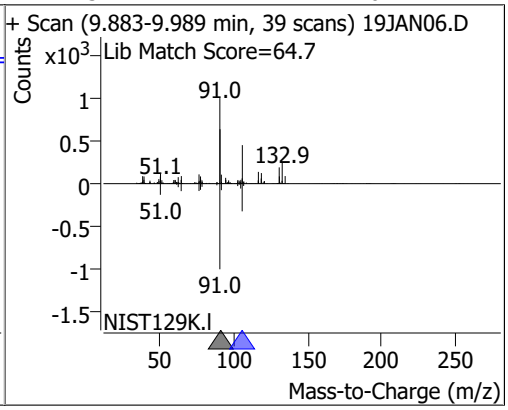

Compound	Conc.	RT	Dev(Min)	Resp.	QIon	QRatio	Lower	Upper
m+p-Xylenes	47.5617	10.04	0.00	71705	91.0	198.2	170.7	230.7

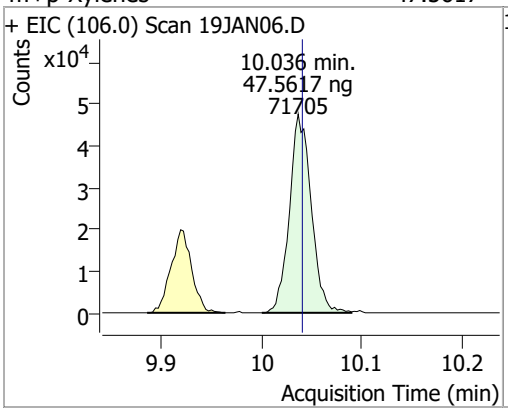

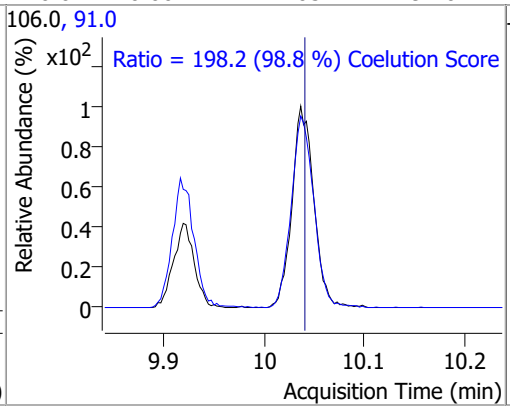

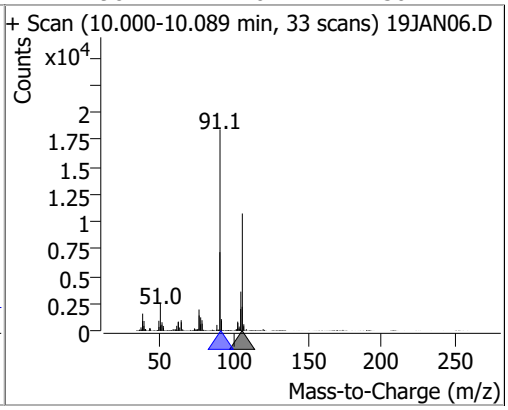

Compound	Conc.	RT	Dev(Min)	Resp.	QIon	QRatio	Lower	Upper
o-Xylene	23.3834	10.43	-0.01	30498	91.0	210.6	181.4	241.4

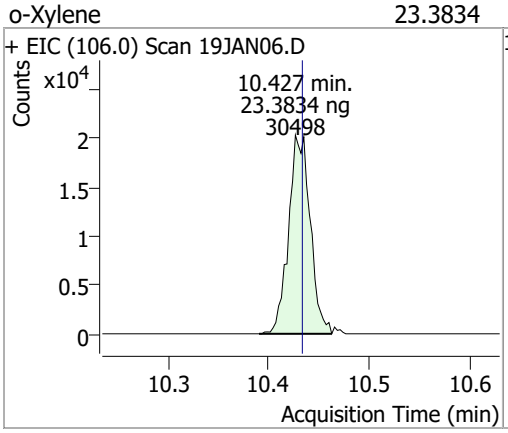

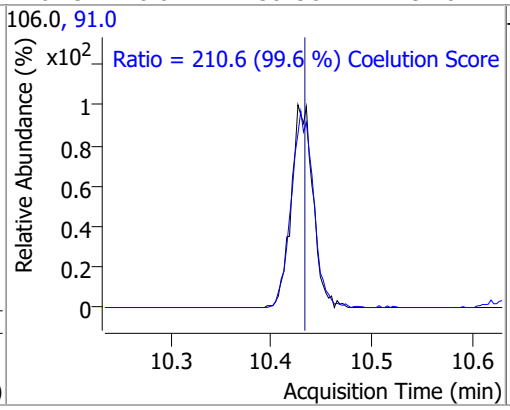

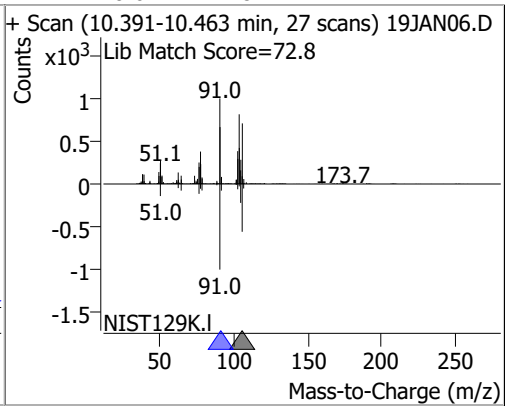

Compound	Conc.	RT	Dev(Min)	Resp.	QIon	QRatio	Lower	Upper
Styrene	23.2215	10.45	0.00	50294	78.0	49.2	20.6	80.6

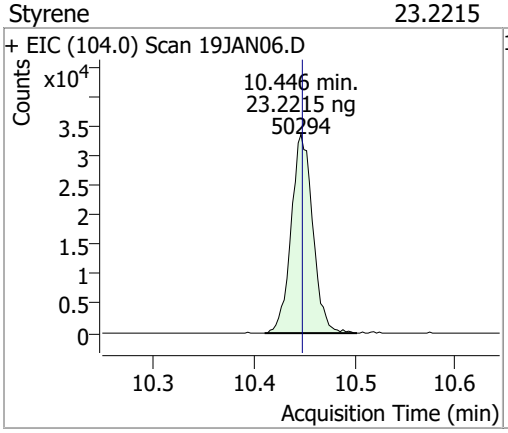

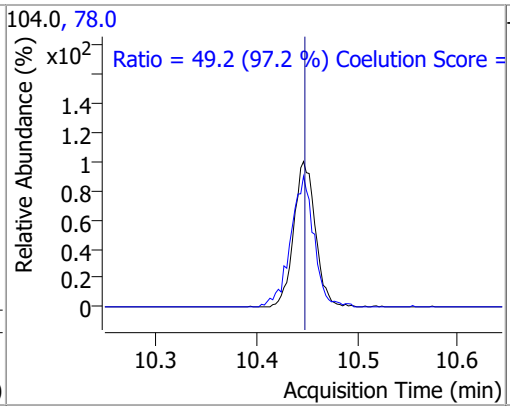

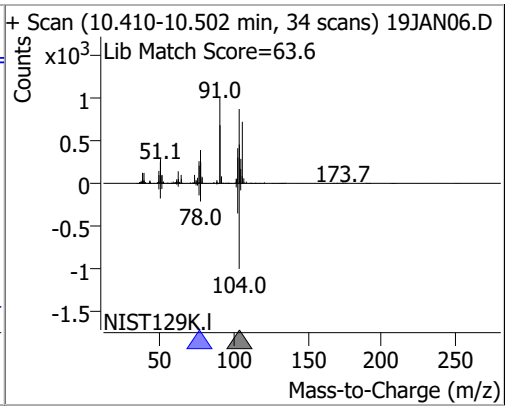

Compound	Conc.	RT	Dev(Min)	Resp.	QIon	QRatio	Lower	Upper
Bromoform	25.7324	10.63	0.00	8920	170.5	45.1	20.3	80.3
					174.5	47.3	18.1	78.1

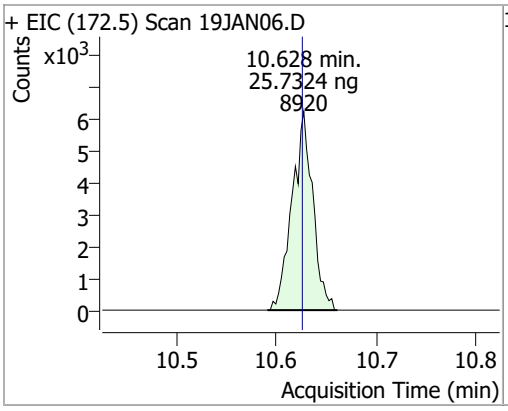

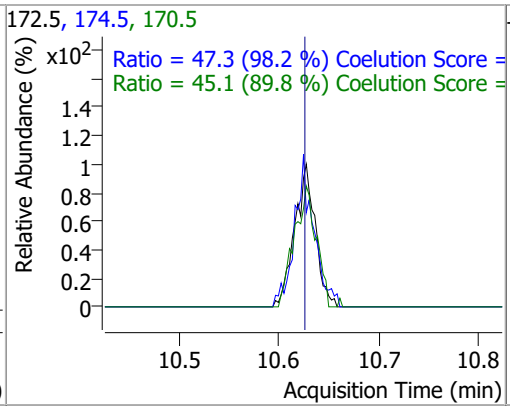

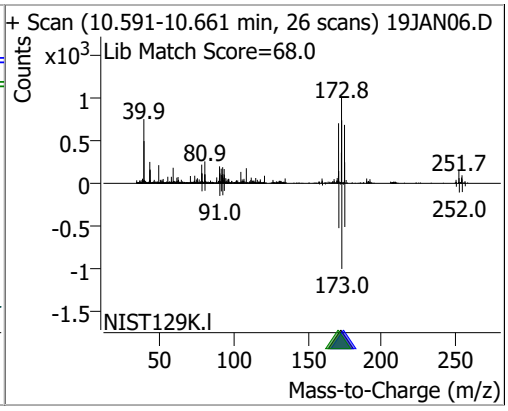

Compound	Conc.	RT	Dev(Min)	Resp.	QIon	QRatio	Lower	Upper
p-Bromofluorobenzene	24.2474	10.95	0.00	23160	174.0	100.0	65.3	125.3
					176.0	94.4	63.3	123.3

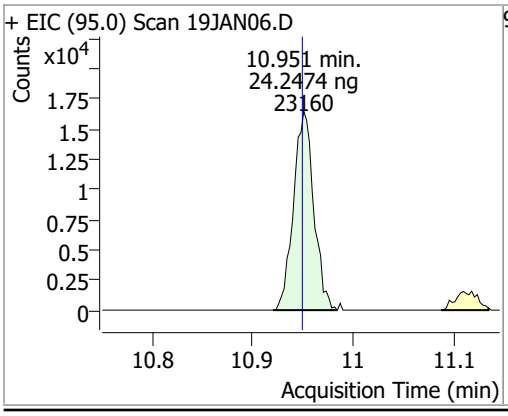

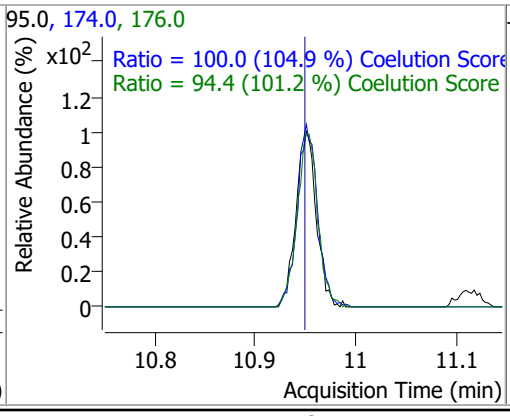

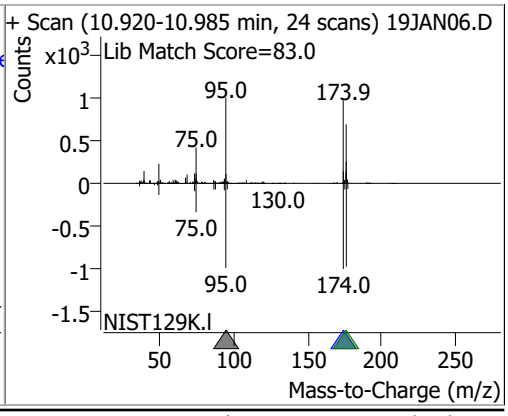

Compound	Conc.	RT	Dev(Min)	Resp.	QIon	QRatio	Lower	Upper
Bromobenzene	24.1762	11.09	0.00	20364	77.0	143.5	113.5	173.5
					158.0	97.8	66.1	126.1

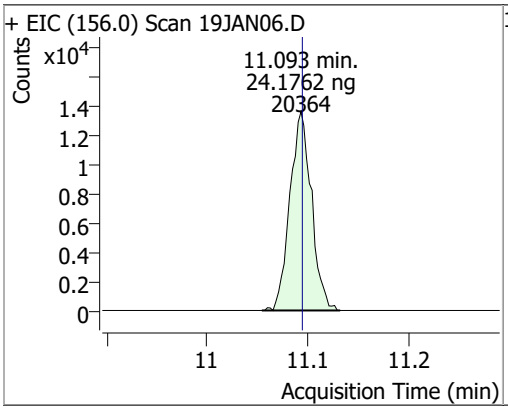

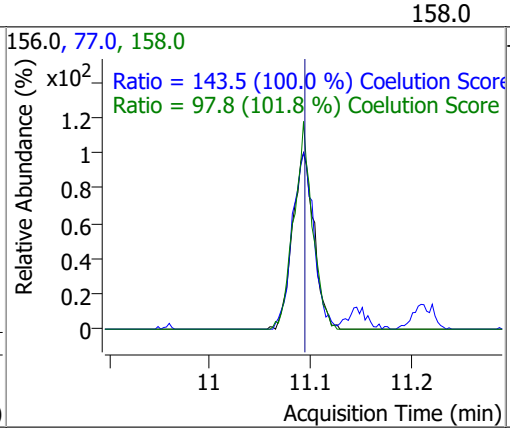

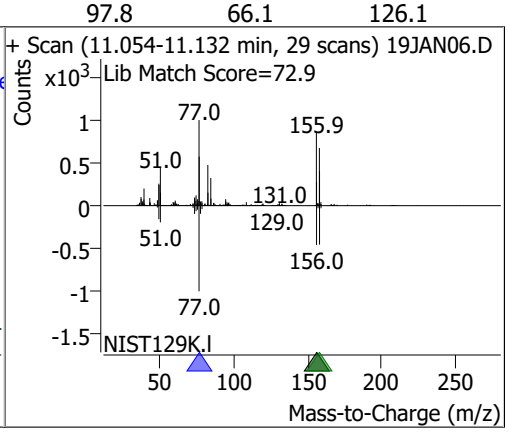

Compound	Conc.	RT	Dev(Min)	Resp.	QIon	QRatio	Lower	Upper
1,1,2,2-Tetrachloroethane	25.2618	11.12	0.00	12137	85.0	64.1	33.3	93.3

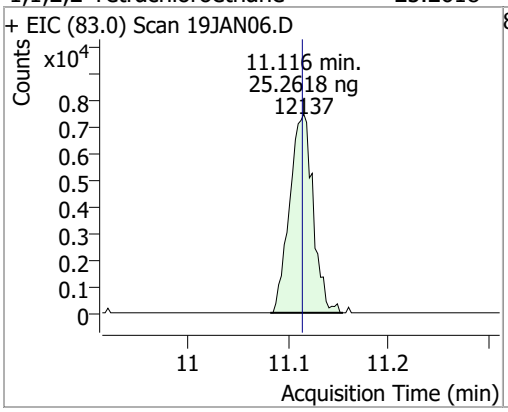

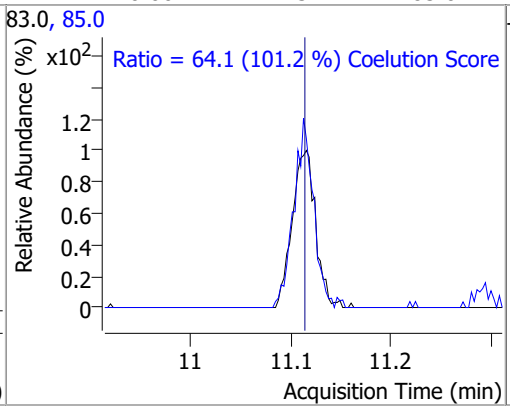

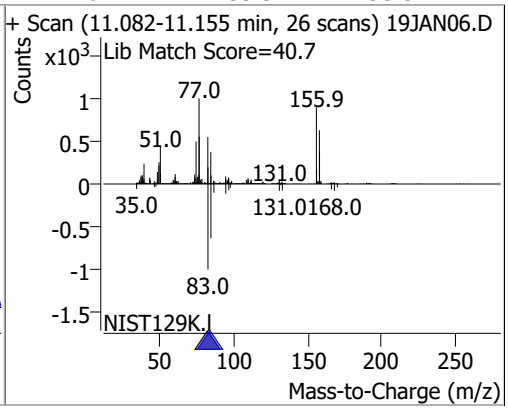

Compound	Conc.	RT	Dev(Min)	Resp.	QIon	QRatio	Lower	Upper
1,2,3-Trichloropropane	25.6435	11.14	-0.01	3237	112.0	64.5	35.8	95.8

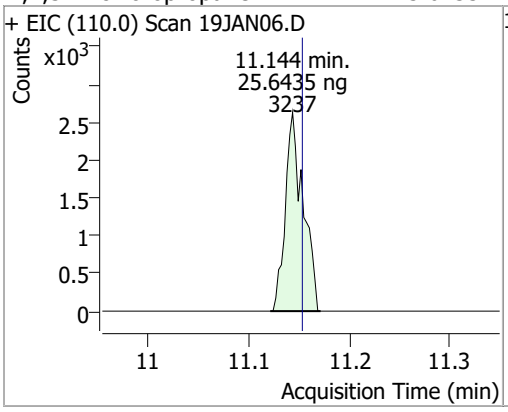

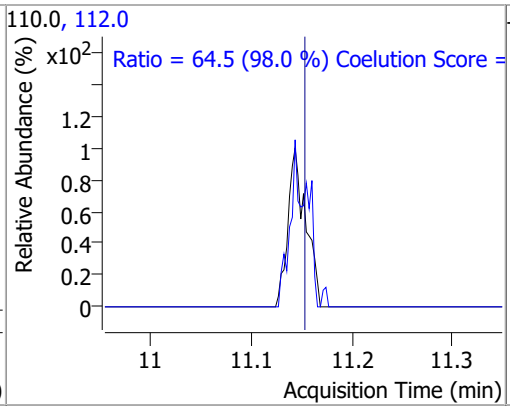

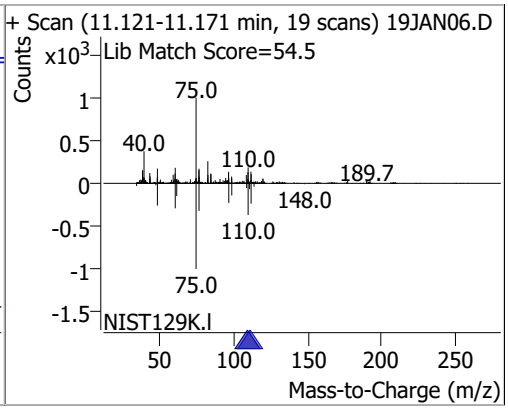

Compound	Conc.	RT	Dev(Min)	Resp.	QIon	QRatio	Lower	Upper
2-Chlorotoluene	24.6038	11.29	0.00	20511	91.0	266.2	246.2	306.2

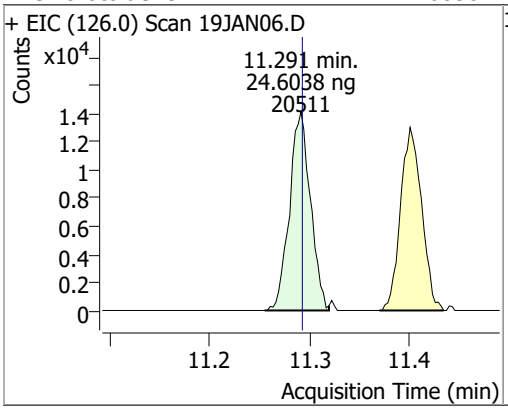

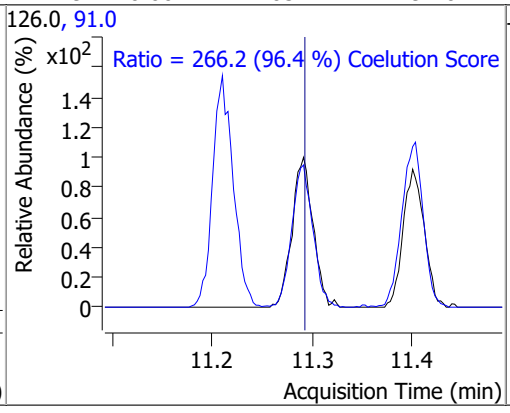

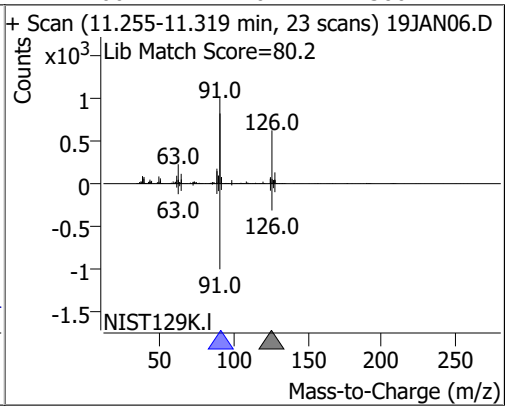

Compound	Conc.	RT	Dev(Min)	Resp.	QIon	QRatio	Lower	Upper
4-Chlorotoluene	23.7626	11.40	0.00	64162	126.0	29.7	1.3	61.3

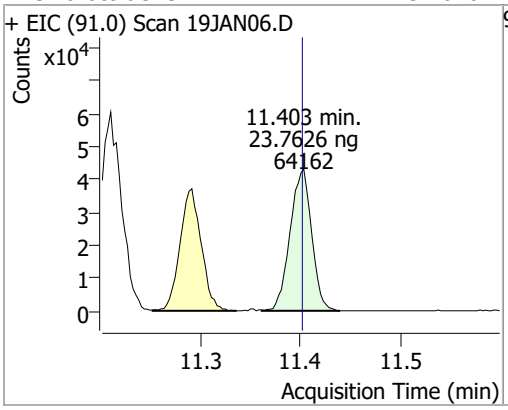

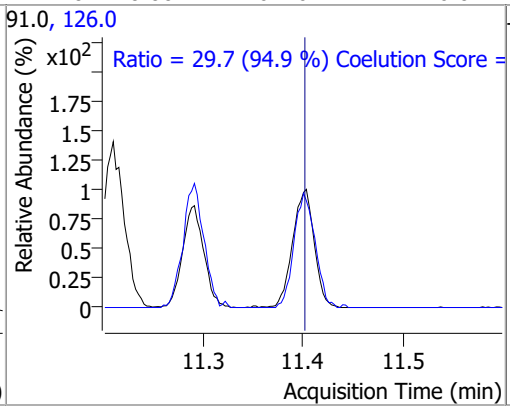

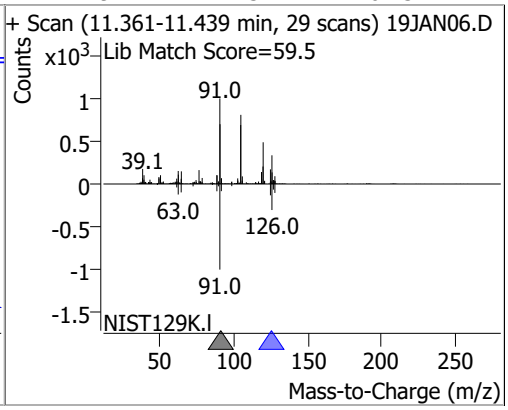

Compound	Conc.	RT	Dev(Min)	Resp.	QIon	QRatio	Lower	Upper
1,3-Dichlorobenzene	24.7445	12.03	-0.01	37763	148.0	64.3	32.8	92.8
					111.0	38.1	8.7	68.7

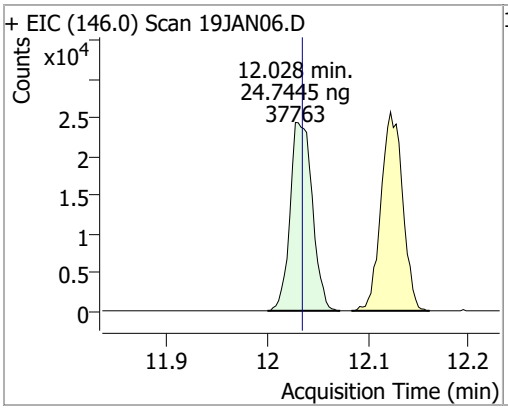

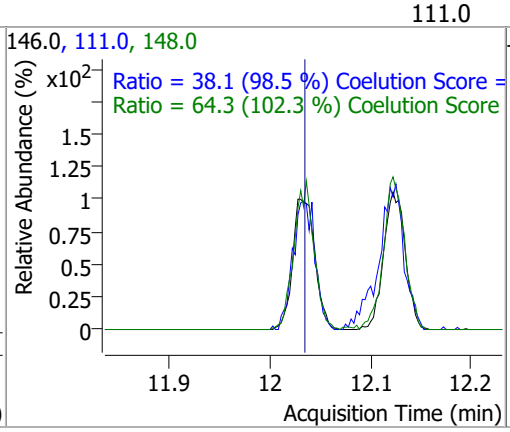

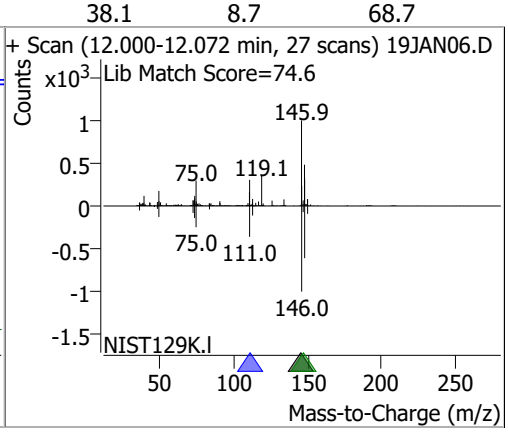

Compound	Conc.	RT	Dev(Min)	Resp.	QIon	QRatio	Lower	Upper
1,4-Dichlorobenzene	24.9375	12.12	0.00	38799	148.0	68.5	33.7	93.7
					111.0	48.2	8.7	68.7

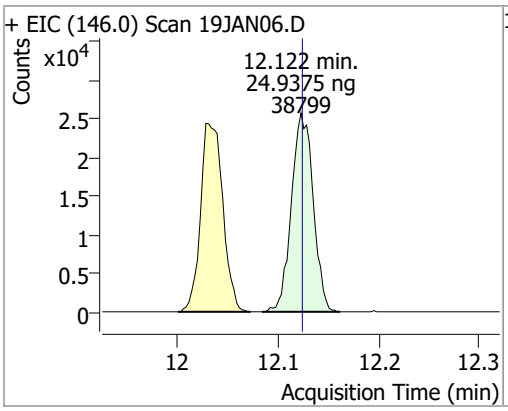

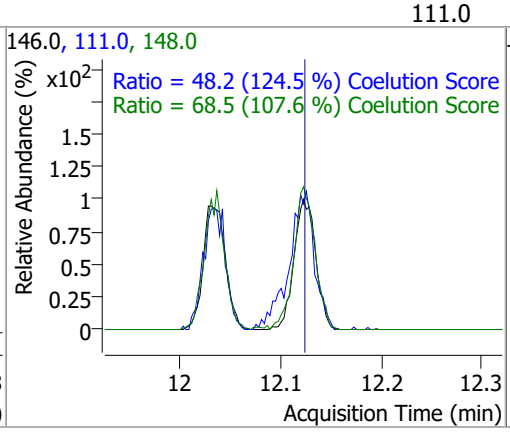

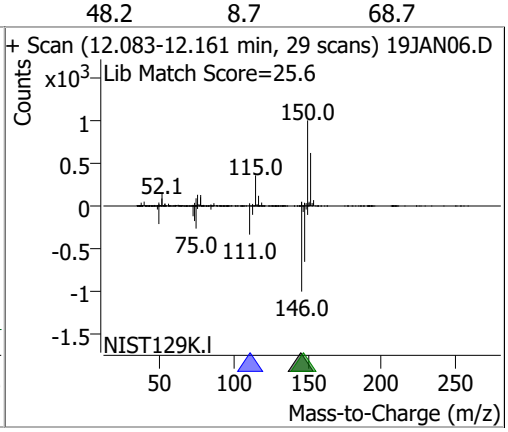

Quantitation Results Report (QT Reviewed)

Compound	Conc.	RT	Dev(Min)	Resp.	QIon	QRatio	Lower	Upper
1,2-Dichlorobenzene	25.0956	12.50	0.00	31975	148.0	60.7	31.9	91.9
					111.0	40.4	9.5	69.5

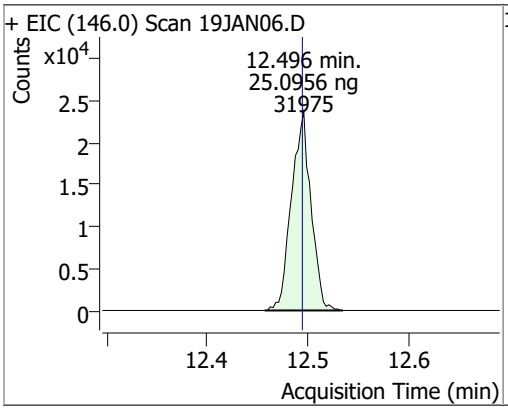

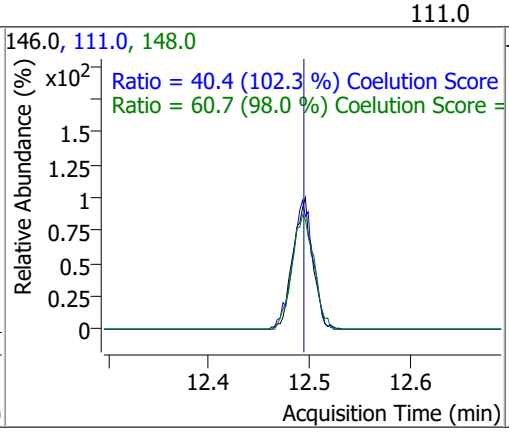

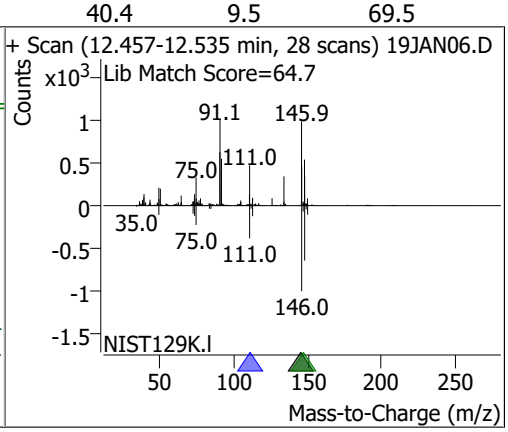

Quantitation Results Report (QT Reviewed)

Data File	19JAN07.D	Operator	MSC
Acq. Method	5975CACQF.M	Acq. Date-Time	1/19/2022 12:09:57 PM
Sample Name	ICAL011922_4	Instrument	VOA5975C
Vial	7	Multiplier	1.00
DA Method File	VOA5975C_8260B_SHT_DoD_L4_011922.m	Comment	
Tune File	BFB_Atune3.u	Tune Date	10/11/2021 4:02:00 PM
Batch Name	VG011922_8260B.batch.bin	Last Calib Update	1/20/2022 9:28:12 AM
Ref Library	\\MASSHUNTER\Org\Library\NIST129K.l		

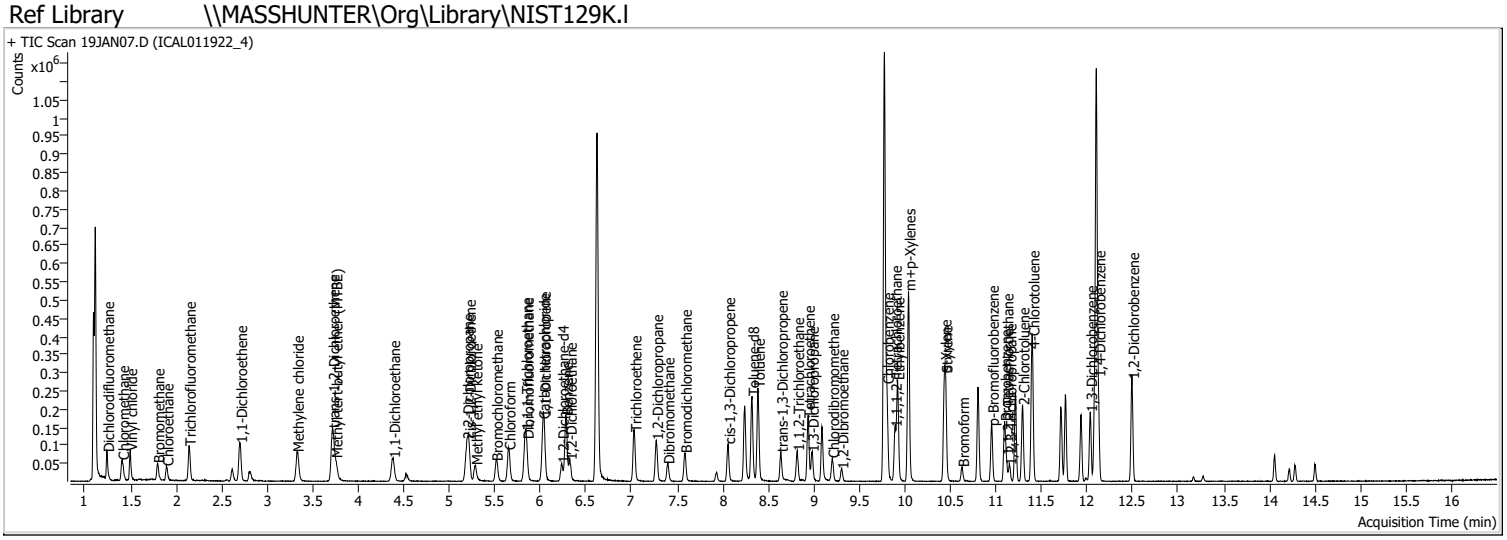

Compound	RT	QIon	Resp.	Conc.	Units		Dev(Min)
Internal Standards							
M Fluorobenzene	6.620	96.0	806368	250.0000	ng		0.000
M Chlorobenzene-d5	9.772	82.0	318877	250.0000	ng		-0.003
M 1,4-Dichlorobenzene-d4	12.100	152.0	262955	250.0000	ng		0.000
System Monitoring Compounds							
S Dibromofluoromethane	5.848	113.0	38453	49.2335	ng		-0.003
Spiked Amount: 250.000	Range: 80.0 - 119.0%			Recovery = 19.69%		*	
S 1,2-Dichloroethane-d4	6.233	67.0	16425	48.6831	ng		0.003
Spiked Amount: 250.000	Range: 81.0 - 118.0%			Recovery = 19.47%		*	
S Toluene-d8	8.322	98.0	142617	45.8435	ng		0.003
Spiked Amount: 250.000	Range: 89.0 - 112.0%			Recovery = 18.34%		*	
S p-Bromofluorobenzene	10.954	95.0	45114	46.4666	ng		0.006
Spiked Amount: 250.000	Range: 85.0 - 114.0%			Recovery = 18.59%		*	
Target Compounds							**QValue**
T Dichlorodifluoromethane	1.244	85.0	51785	47.7605	ng		98
T Chloromethane	1.408	50.0	63351	49.6275	ng		100
T Vinyl chloride	1.495	62.0	55437	47.7105	ng		98
T Bromomethane	1.796	96.0	22944	48.0600	ng		94
T Chloroethane	1.894	64.0	26569	48.3306	ng		98
T Trichlorofluoromethane	2.142	101.0	66016	47.3799	ng		97
T 1,1-Dichloroethene	2.702	96.0	38644	47.6655	ng		98
T Methylene chloride	3.327	49.0	58184	49.3612	ng		97
T trans-1,2-Dichloroethene	3.717	96.0	38732	46.2455	ng		98
T Methyl tert-butyl ether (MTBE)	3.751	73.0	49617	47.3984	ng		86
T 1,1-Dichloroethane	4.384	63.0	75497	48.1651	ng		98
T 2,2-Dichloropropane	5.193	77.0	56651	47.9582	ng		98
T cis-1,2-Dichloroethene	5.212	96.0	39093	46.0997	ng		94
T Methyl ethyl ketone	5.285	43.0	58185	474.7821	ng		99
T Bromochloromethane	5.511	128.0	17084	48.8614	ng		98
T Chloroform	5.647	83.0	74048	47.3129	ng		99

Compound	RT	QIon	Resp.	Conc.	Units	Dev(Min)
T 1,1,1-Trichloroethane	5.834	97.0	69594	48.1944	ng	98
T Carbon tetrachloride	6.026	117.0	66332	47.3626	ng	98
T 1,1-Dichloropropene	6.038	75.0	52282	44.6484	ng	99
T Benzene	6.277	78.0	149512	46.4135	ng	99
T 1,2-Dichloroethane	6.322	62.0	43538	48.9336	ng	96
T Trichloroethene	7.030	95.0	44214	46.3149	ng	96
T 1,2-Dichloropropane	7.270	63.0	38730	46.1437	ng	100
T Dibromomethane	7.393	93.0	16899	47.7666	ng	98
T Bromodichloromethane	7.585	83.0	46426	46.6674	ng	99
T cis-1,3-Dichloropropene	8.059	75.0	47339	43.3645	ng	94
T Toluene	8.386	92.0	92615	44.6630	ng	98
T trans-1,3-Dichloropropene	8.637	75.0	36009	45.2216	ng	99
T 1,1,2-Trichloroethane	8.818	83.0	19237	47.5110	ng	90
T Tetrachloroethene	8.935	163.8	38749	46.0820	ng	98
T 1,3-Dichloropropane	8.977	76.0	38147	46.5568	ng	98
T Chlorodibromomethane	9.203	129.0	30000	46.0058	ng	99
T 1,2-Dibromoethane	9.303	107.0	20667	46.2152	ng	93
T Chlorobenzene	9.802	112.0	106223	46.7283	ng	98
T 1,1,1,2-Tetrachloroethane	9.889	131.0	37389	46.8776	ng	96
T Ethylbenzene	9.919	91.0	171854	44.7337	ng	99
T m+p-Xylenes	10.039	106.0	136806	89.3329	ng	99
T o-Xylene	10.433	106.0	58814	44.2320	ng	96
T Styrene	10.446	104.0	97810	44.2974	ng	100
T Bromoform	10.628	172.5	16290	46.2317	ng	98
T Bromobenzene	11.093	156.0	39639	46.2967	ng	97
T 1,1,2,2-Tetrachloroethane	11.113	83.0	24493	50.1531	ng	98
T 1,2,3-Trichloropropane	11.149	110.0	6147	47.9073	ng	97
T 2-Chlorotoluene	11.291	126.0	37139	43.8276	ng	93
T 4-Chlorotoluene	11.400	91.0	125553	45.7452	ng	100
T 1,3-Dichlorobenzene	12.033	146.0	73221	47.2010	ng	97
T 1,4-Dichlorobenzene	12.122	146.0	72168	45.6332	ng	97
T 1,2-Dichlorobenzene	12.493	146.0	59208	45.7163	ng	96

(#) = Qualifier Out of Range; (m) = Manual Integration; (+) = Area Summed; (*) = Surrogate Percent Recovery Out of Range; (d): Zeroed Peak

Compound	Conc.	RT	Dev(Min)	Resp.	QIon	QRatio	Lower	Upper
Dichlorodifluoromethane	47.7605	1.24	0.00	51785	87.0	32.7	1.8	61.8

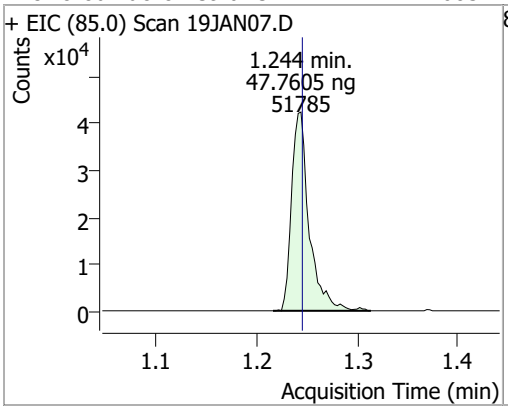

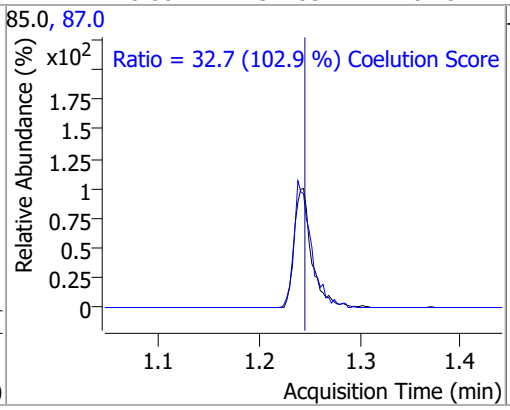

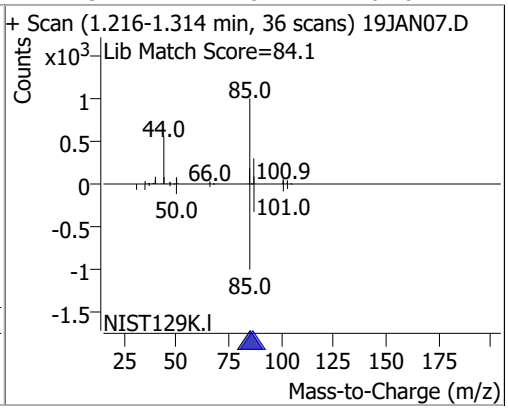

Compound	Conc.	RT	Dev(Min)	Resp.	QIon	QRatio	Lower	Upper
Chloromethane	49.6275	1.41	0.00	63351	52.0	32.5	2.4	62.4

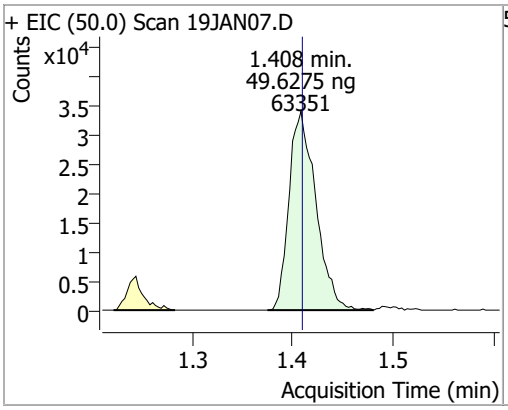

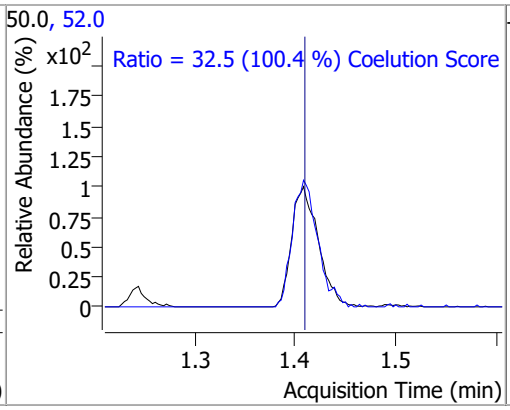

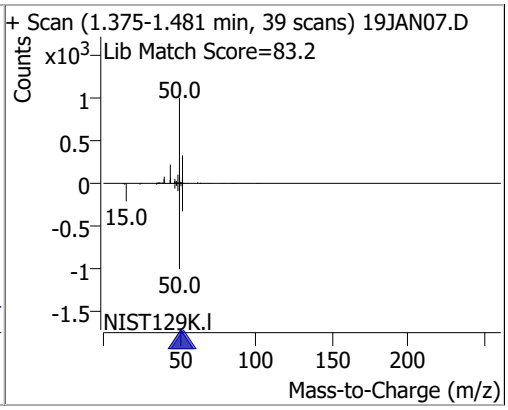

Compound	Conc.	RT	Dev(Min)	Resp.	QIon	QRatio	Lower	Upper
Vinyl chloride	47.7105	1.49	0.00	55437	64.0	32.2	1.3	61.3

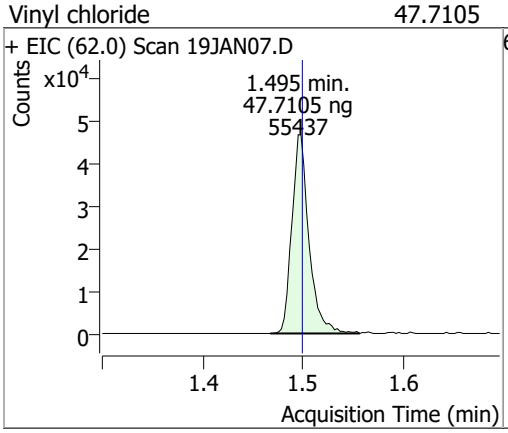

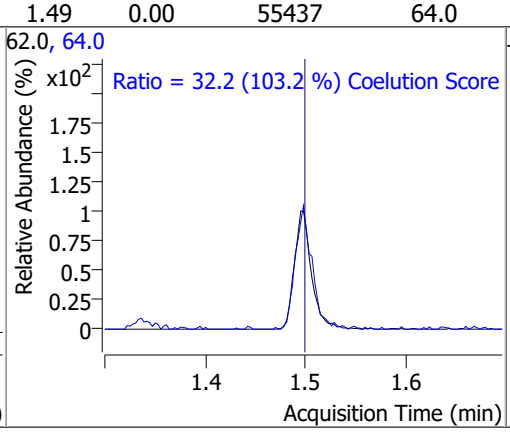

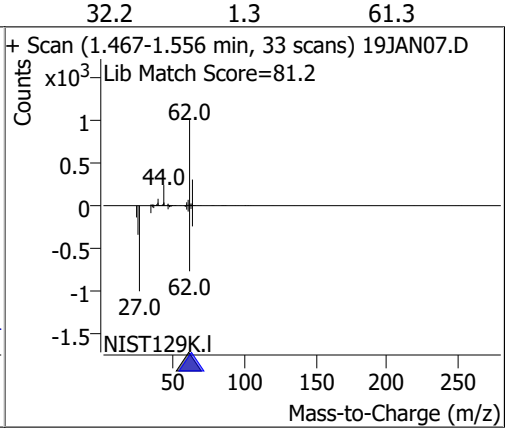

Compound	Conc.	RT	Dev(Min)	Resp.	QIon	QRatio	Lower	Upper
Bromomethane	48.0600	1.80	0.00	22944	94.0	116.6	80.1	140.1

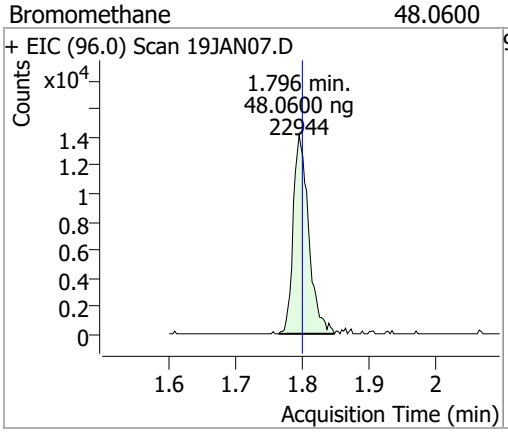

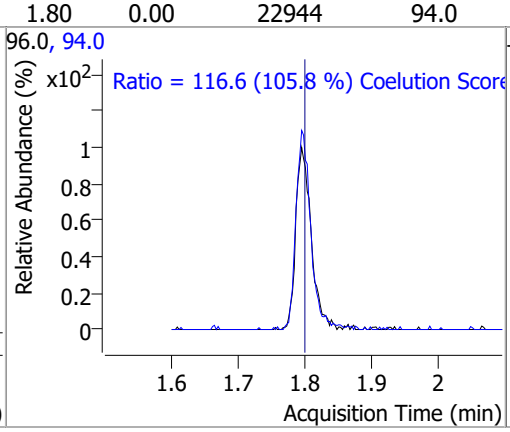

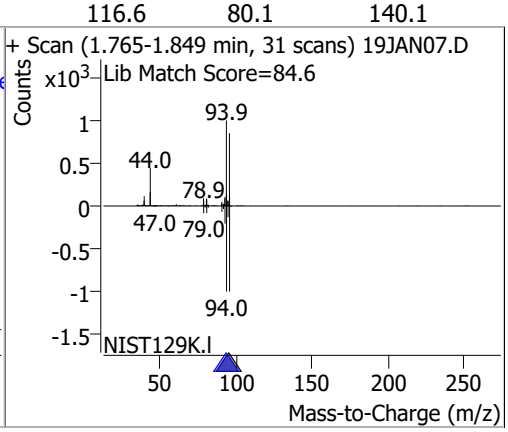

Compound	Conc.	RT	Dev(Min)	Resp.	QIon	QRatio	Lower	Upper
Chloroethane	48.3306	1.89	0.00	26569	66.0	31.2	0.0	60.0

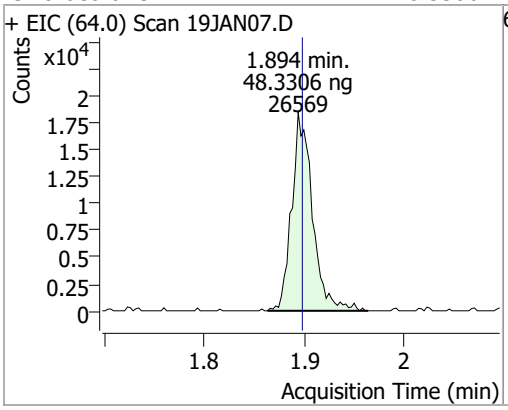

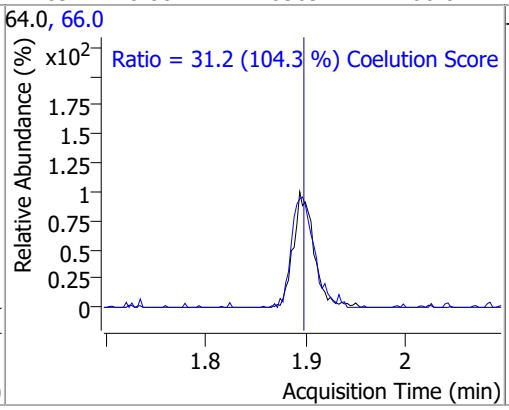

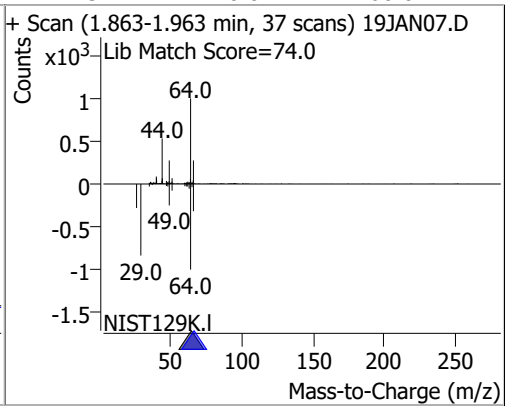

Compound	Conc.	RT	Dev(Min)	Resp.	QIon	QRatio	Lower	Upper
Trichlorofluoromethane	47.3799	2.14	-0.01	66016	103.0	63.0	35.0	95.0

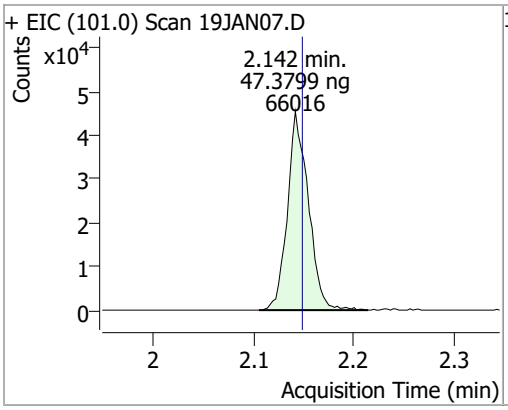

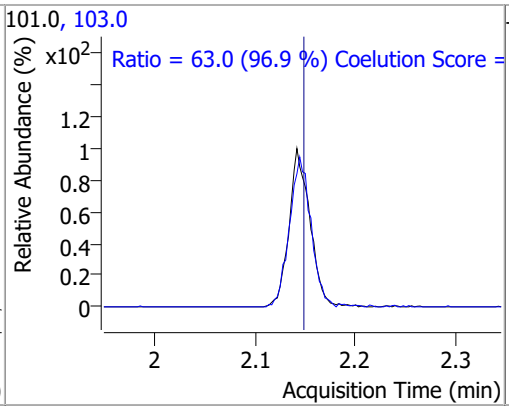

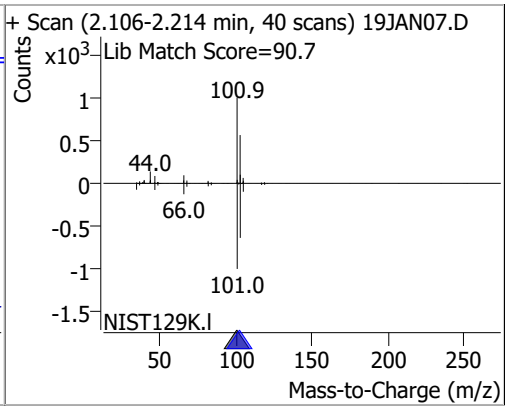

Compound	Conc.	RT	Dev(Min)	Resp.	QIon	QRatio	Lower	Upper
1,1-Dichloroethene	47.6655	2.70	0.00	38644	61.0	178.2	149.9	209.9
					63.0	54.4	27.0	87.0

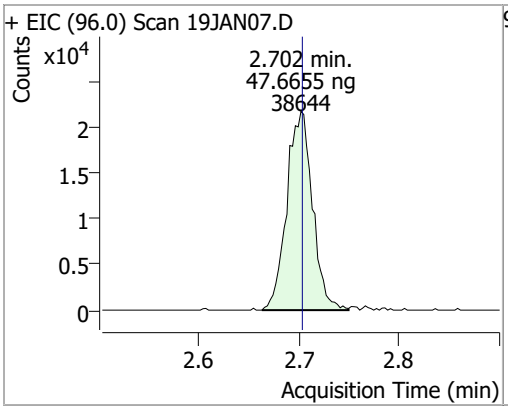

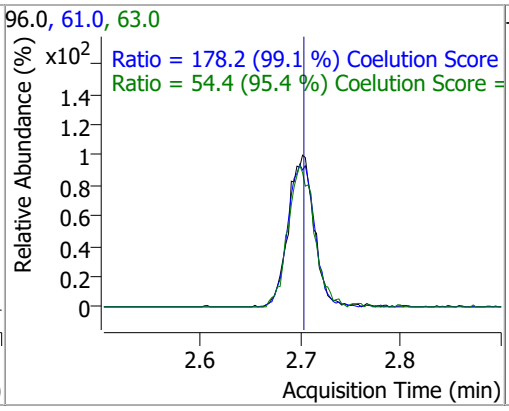

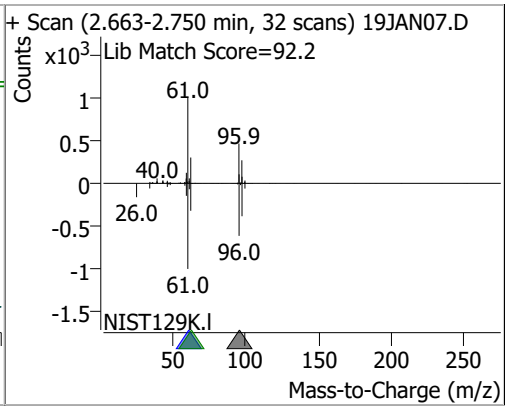

Compound	Conc.	RT	Dev(Min)	Resp.	QIon	QRatio	Lower	Upper
Methylene chloride	49.3612	3.33	-0.01	58184	84.0	68.2	36.1	96.1
					86.0	43.6	11.8	71.8

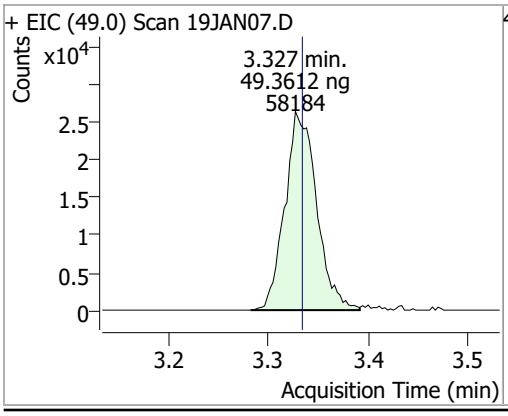

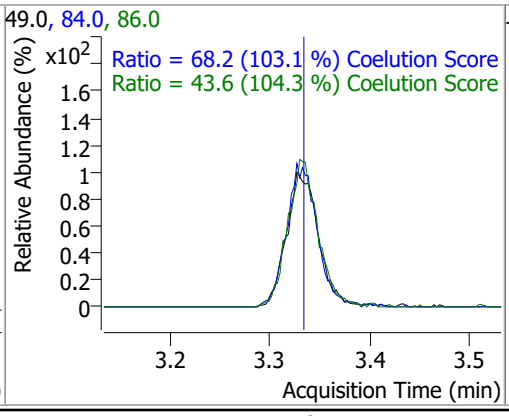

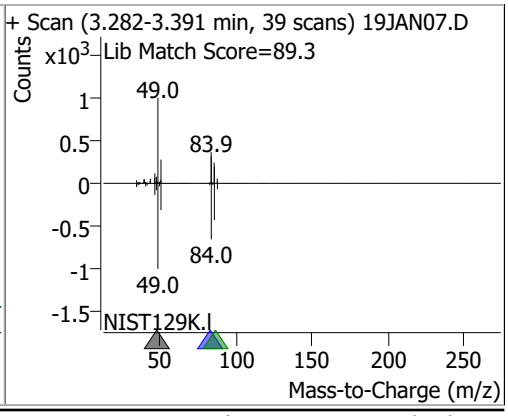

Compound	Conc.	RT	Dev(Min)	Resp.	QIon	QRatio	Lower	Upper
trans-1,2-Dichloroethene	46.2455	3.72	0.00	38732	61.0	157.2	124.8	184.8
					98.0	64.3	32.1	92.1

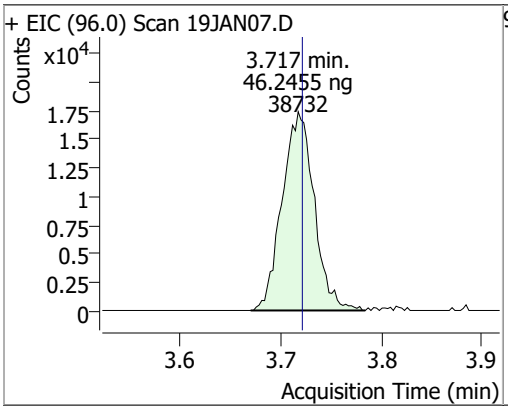

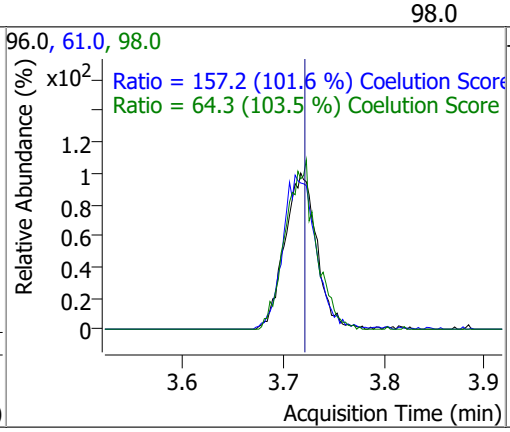

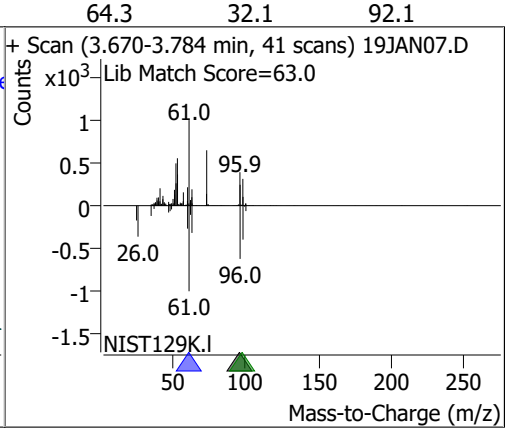

Compound	Conc.	RT	Dev(Min)	Resp.	QIon	QRatio	Lower	Upper
Methyl tert-butyl ether (MTBE)	47.3984	3.75	0.00	49617	57.0	17.6	0.0	54.6

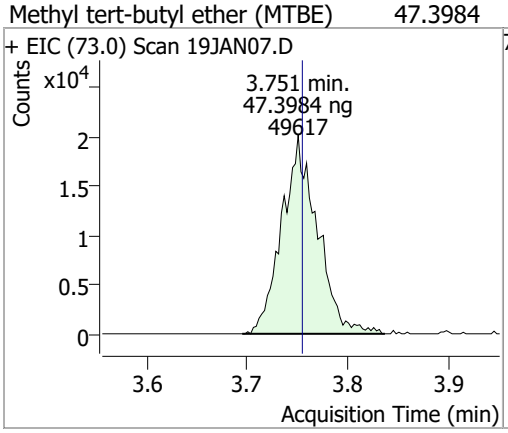

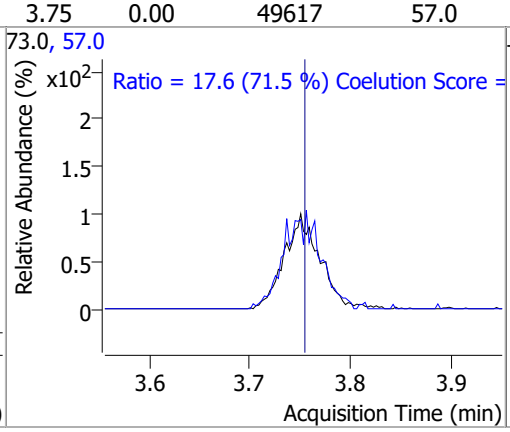

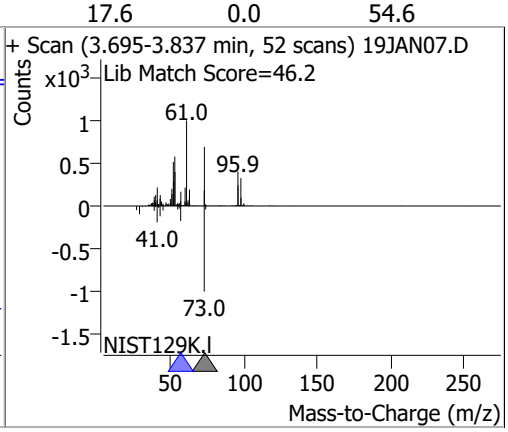

Compound	Conc.	RT	Dev(Min)	Resp.	QIon	QRatio	Lower	Upper
1,1-Dichloroethane	48.1651	4.38	0.01	75497	65.0	32.1	1.0	61.0
					83.0	12.4	0.0	42.7

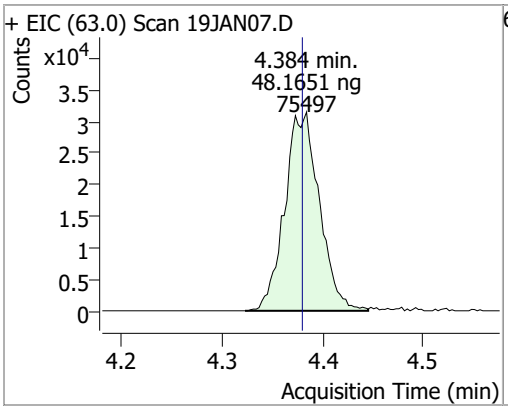

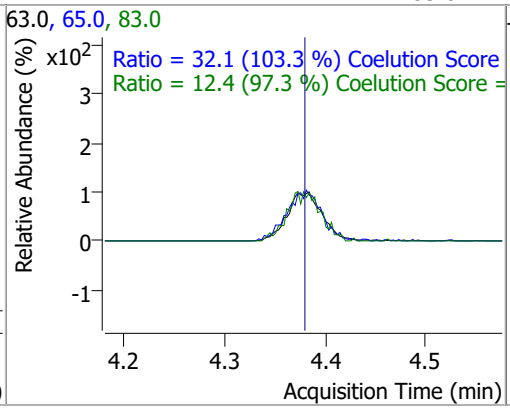

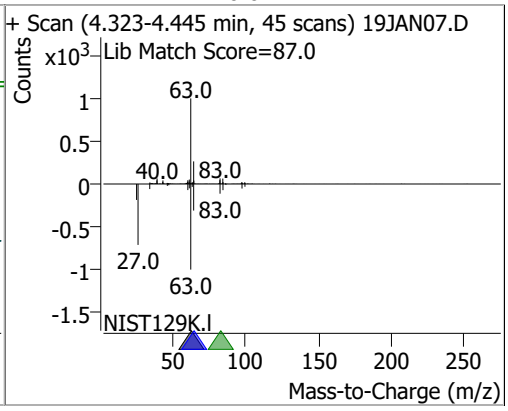

Compound	Conc.	RT	Dev(Min)	Resp.	QIon	QRatio	Lower	Upper
2,2-Dichloropropane	47.9582	5.19	0.00	56651	41.0	66.5	38.8	98.8
					97.0	23.9	0.0	53.9

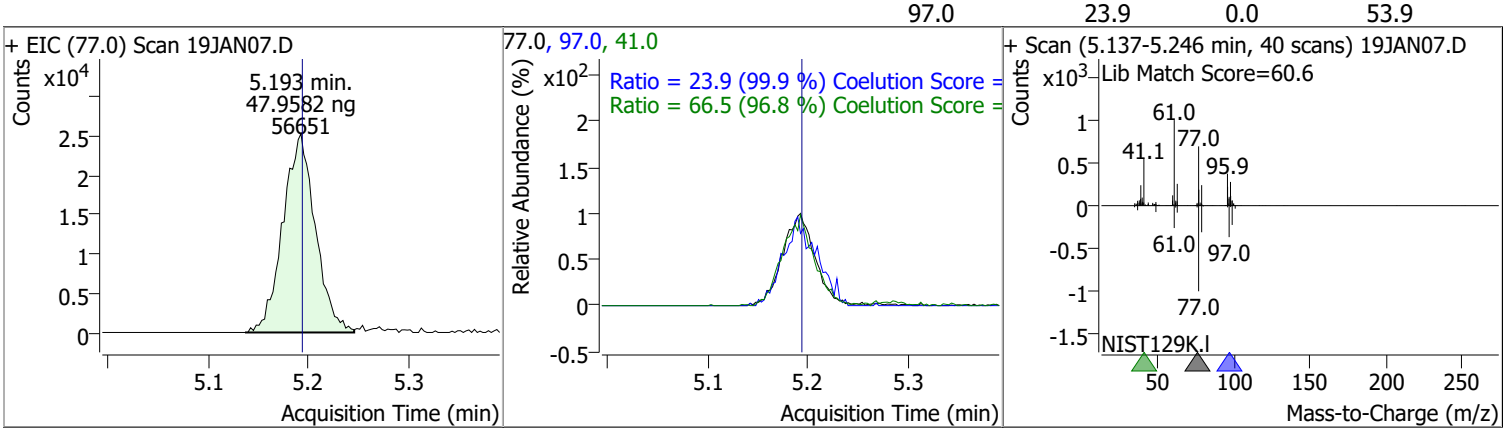

Compound	Conc.	RT	Dev(Min)	Resp.	QIon	QRatio	Lower	Upper
cis-1,2-Dichloroethene	46.0997	5.21	0.00	39093	61.0	170.1	130.4	190.4
					98.0	67.2	36.2	96.2

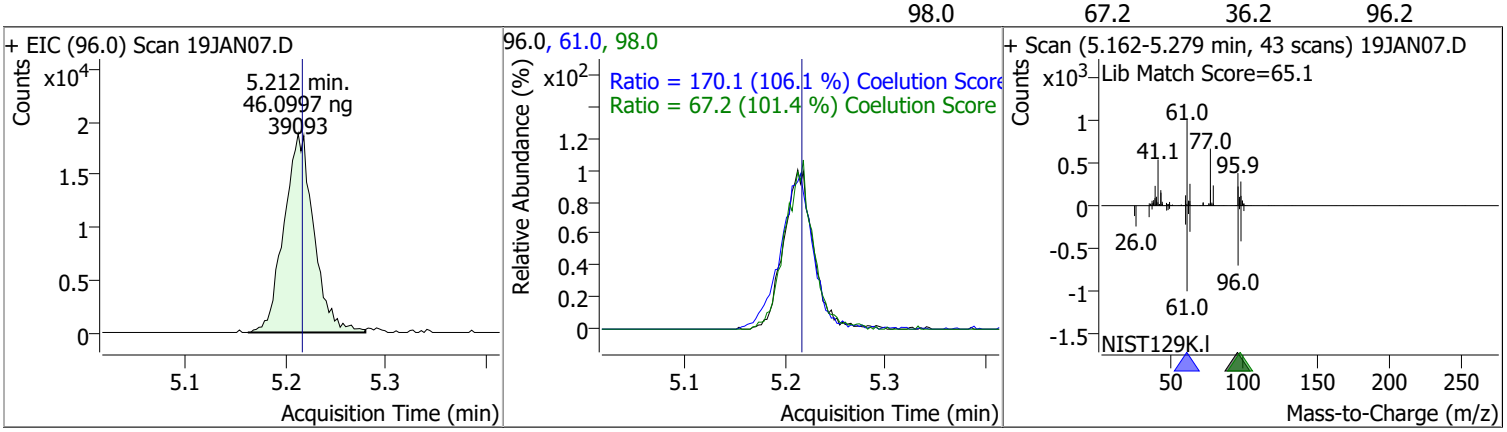

Compound	Conc.	RT	Dev(Min)	Resp.	QIon	QRatio	Lower	Upper
Methyl ethyl ketone	474.7821	5.28	0.01	58185	72.0	21.0	0.0	50.6

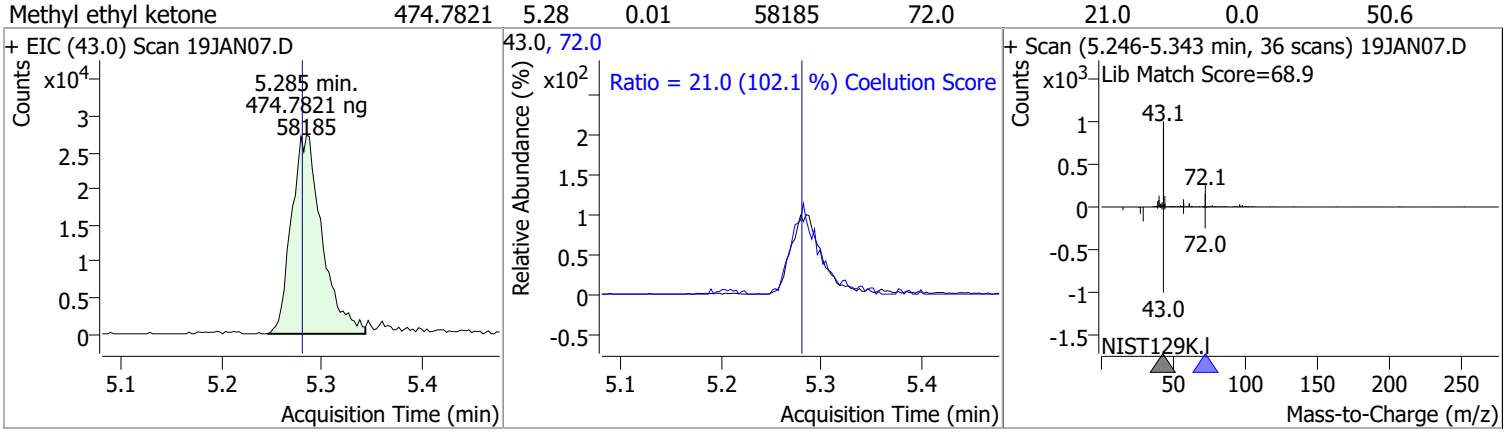

Compound	Conc.	RT	Dev(Min)	Resp.	QIon	QRatio	Lower	Upper
Bromochloromethane	48.8614	5.51	-0.01	17084	49.0	185.5	152.2	212.2

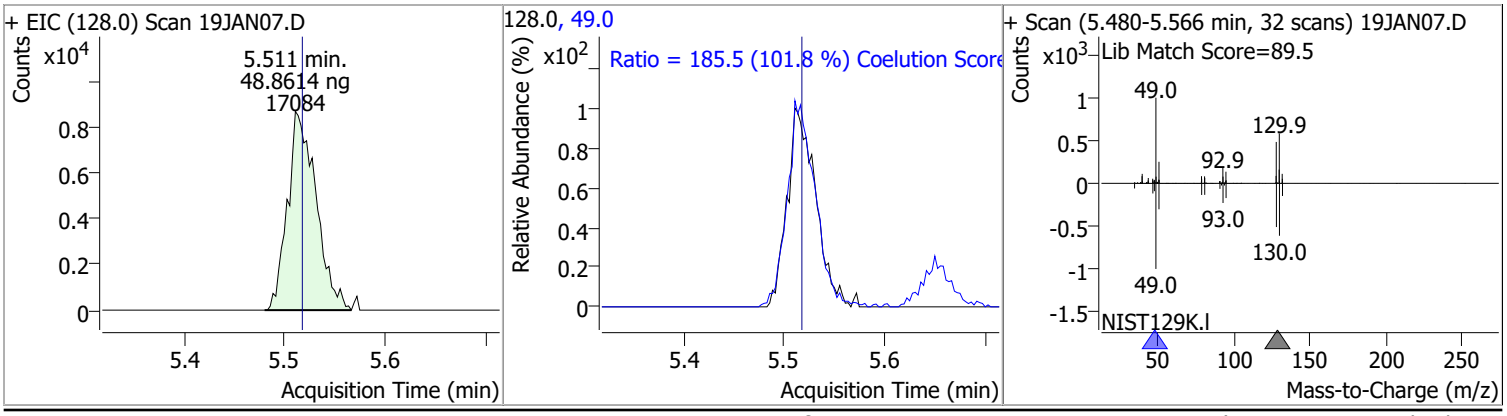

Compound	Conc.	RT	Dev(Min)	Resp.	QIon	QRatio	Lower	Upper
Chloroform	47.3129	5.65	-0.01	74048	85.0	65.6	36.2	96.2

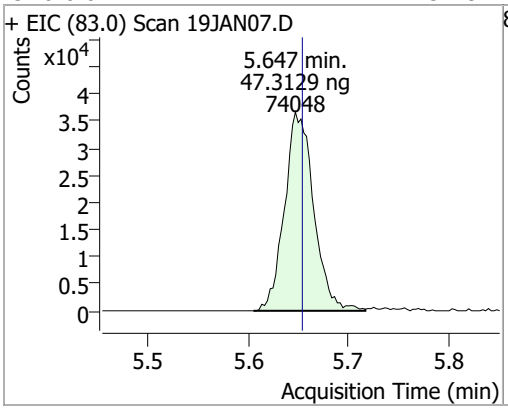

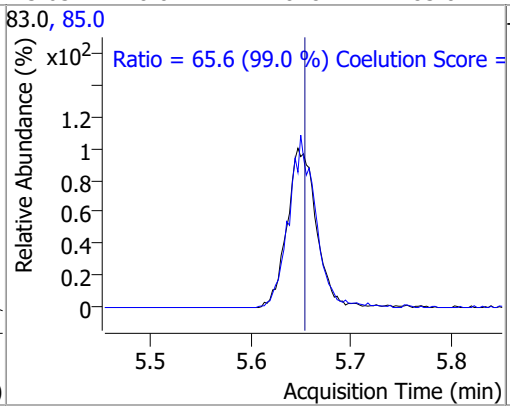

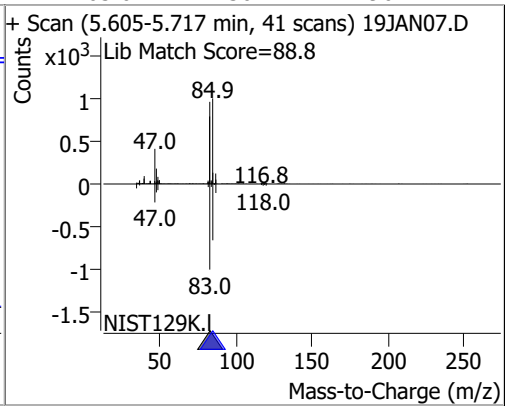

Compound	Conc.	RT	Dev(Min)	Resp.	QIon	QRatio	Lower	Upper
1,1,1-Trichloroethane	48.1944	5.83	0.00	69594	99.0	65.0	33.1	93.1
					61.0	48.5	19.1	79.1

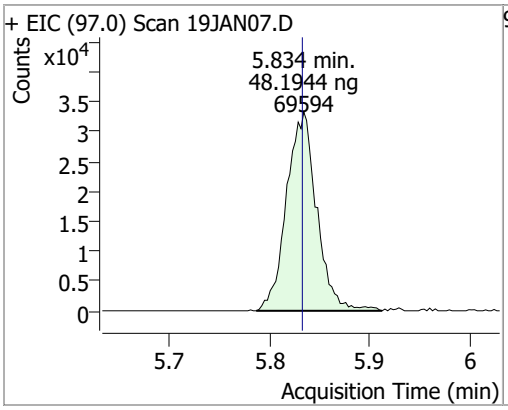

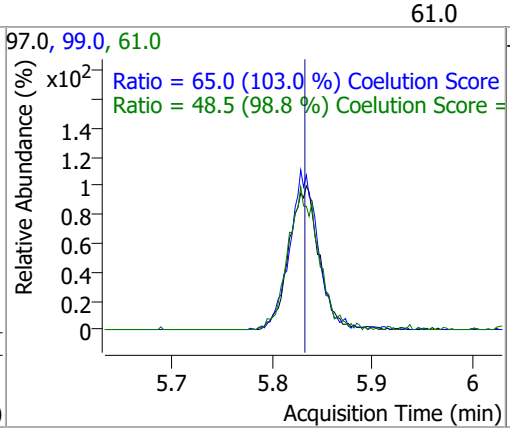

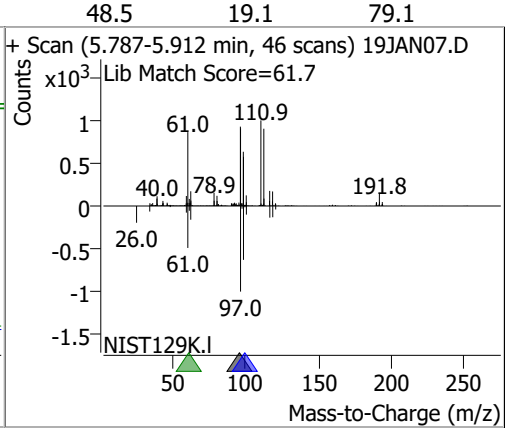

Compound	Conc.	RT	Dev(Min)	Resp.	QIon	QRatio	Lower	Upper
Dibromofluoromethane	49.2335	5.85	0.00	38453	191.5	21.2	0.0	53.2

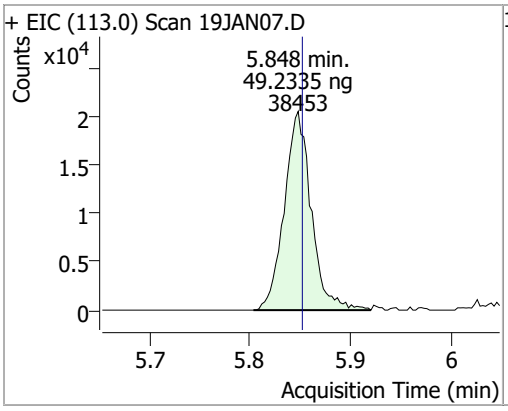

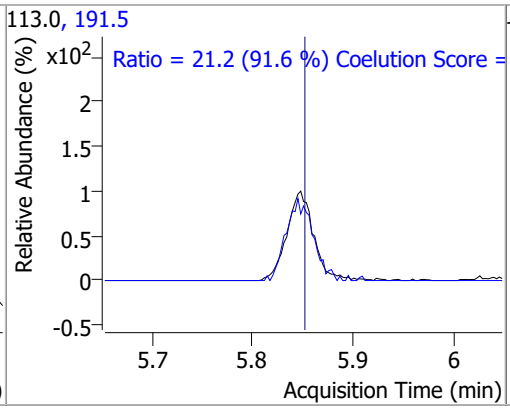

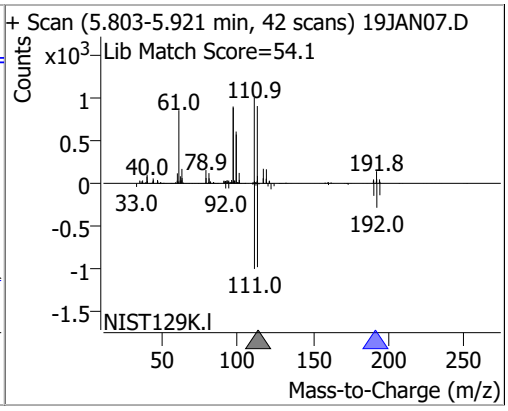

Compound	Conc.	RT	Dev(Min)	Resp.	QIon	QRatio	Lower	Upper
Carbon tetrachloride	47.3626	6.03	0.00	66332	119.0	95.2	67.6	127.6
					121.0	29.9	0.7	60.7

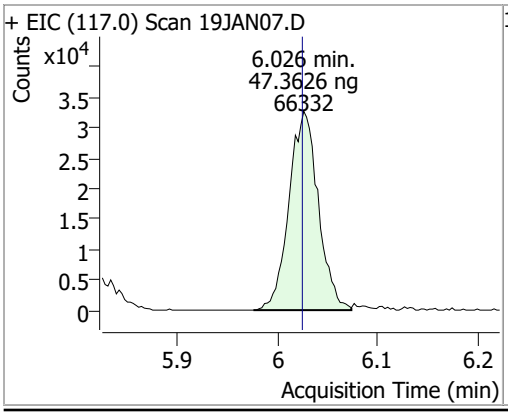

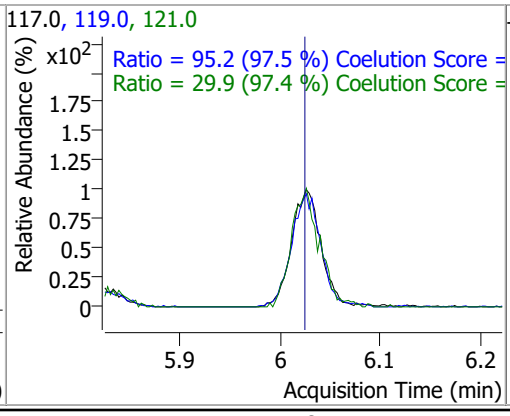

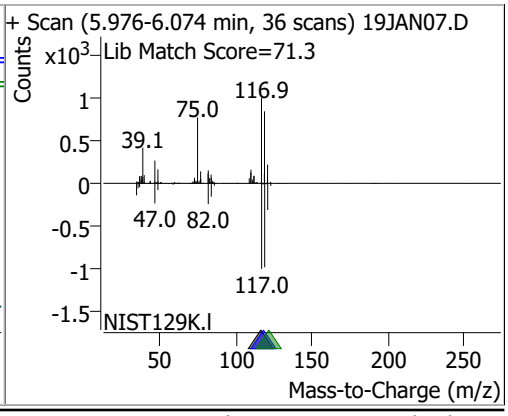

Compound	Conc.	RT	Dev(Min)	Resp.	QIon	QRatio	Lower	Upper
1,1-Dichloropropene	44.6484	6.04	0.00	52282	110.0	36.4	5.6	65.6
					77.0	30.5	1.0	61.0

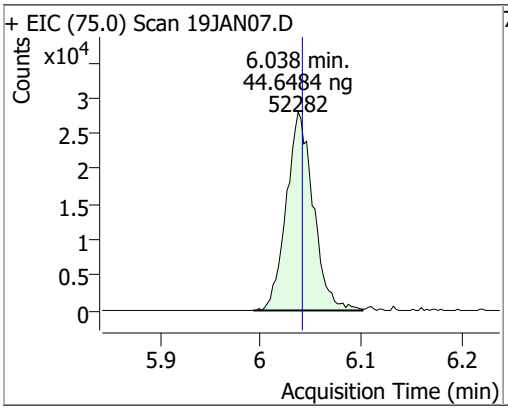

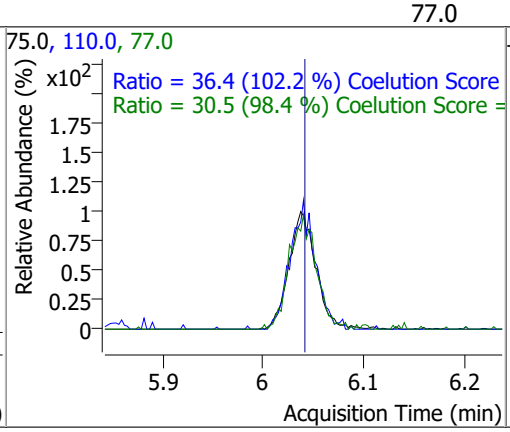

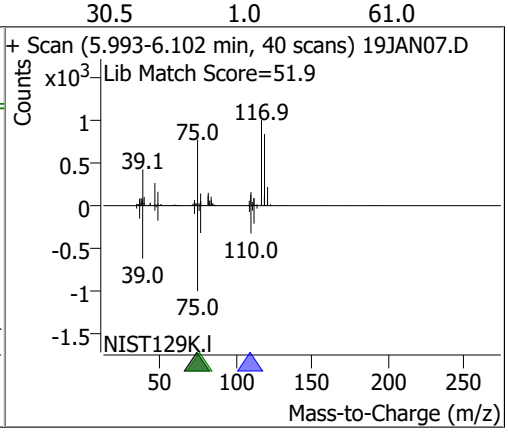

Compound	Conc.	RT	Dev(Min)	Resp.	QIon	QRatio	Lower	Upper
1,2-Dichloroethane-d4	48.6831	6.23	0.00	16425	65.0	196.4	162.8	222.8

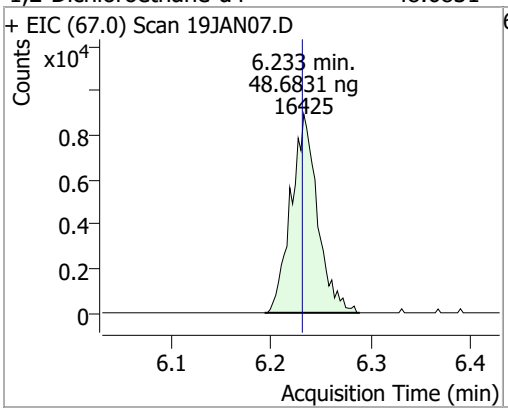

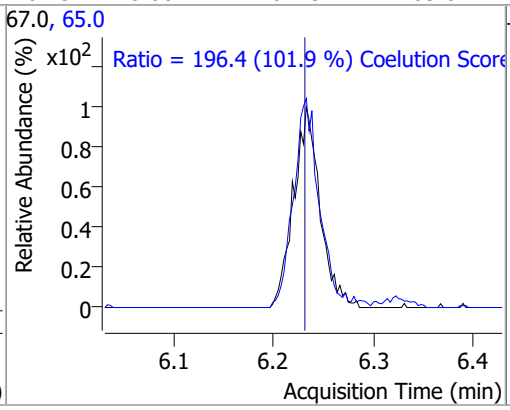

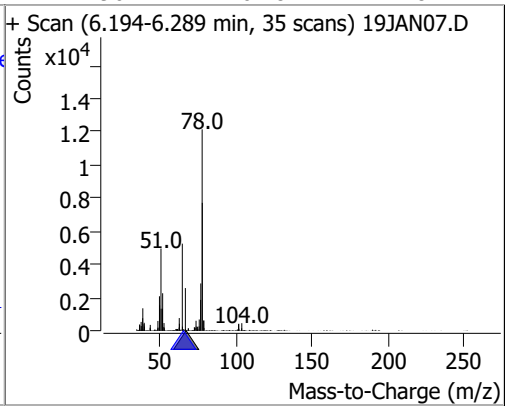

Compound	Conc.	RT	Dev(Min)	Resp.	QIon	QRatio	Lower	Upper
Benzene	46.4135	6.28	-0.01	149512	77.0	23.7	0.0	53.3

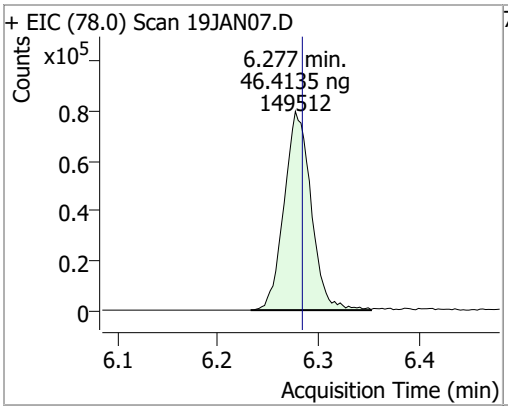

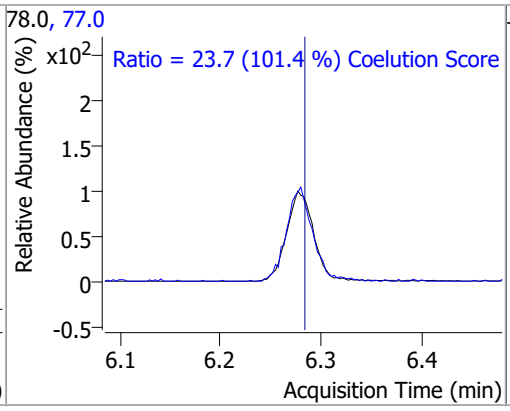

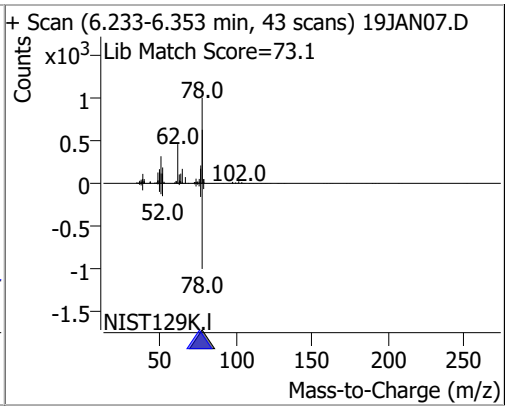

Compound	Conc.	RT	Dev(Min)	Resp.	QIon	QRatio	Lower	Upper
1,2-Dichloroethane	48.9336	6.32	0.00	43538	64.0	29.2	2.2	62.2
					98.0	8.6	0.0	38.2

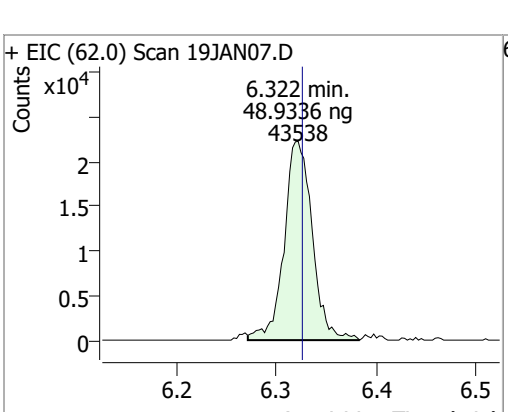

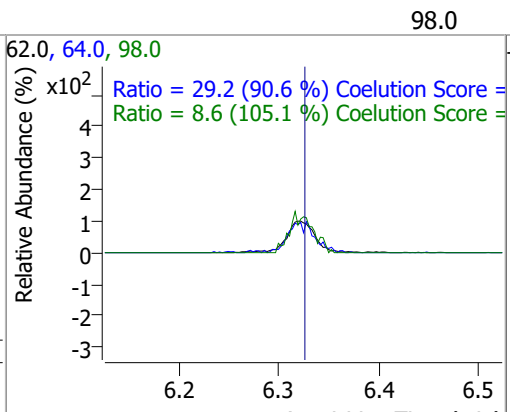

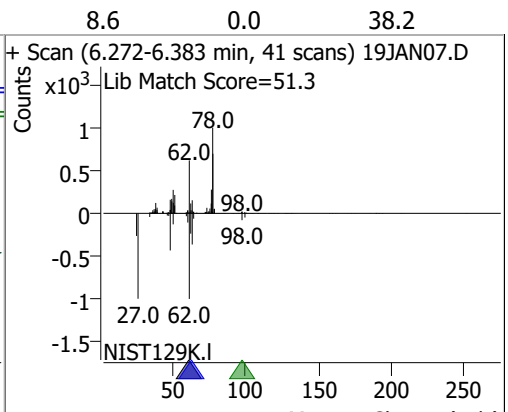

Compound	Conc.	RT	Dev(Min)	Resp.	QIon	QRatio	Lower	Upper
Trichloroethene	46.3149	7.03	0.01	44214	130.0	102.0	75.6	135.6
					97.0	62.1	35.7	95.7

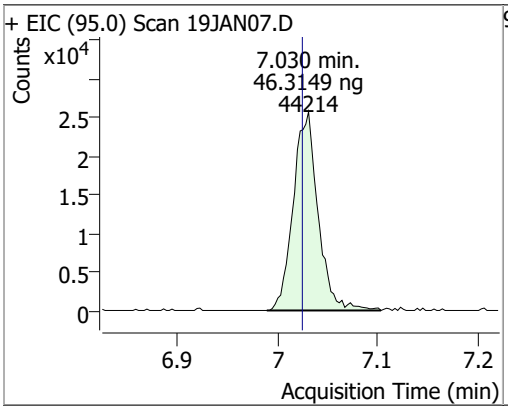

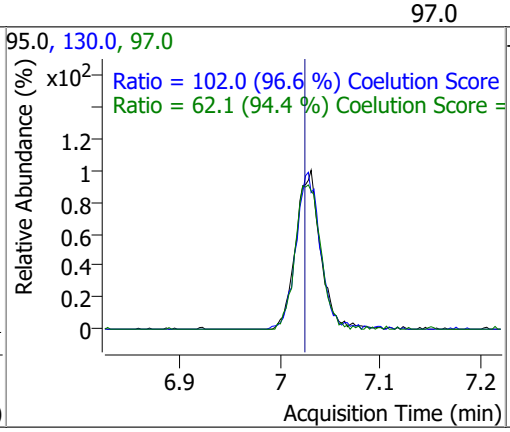

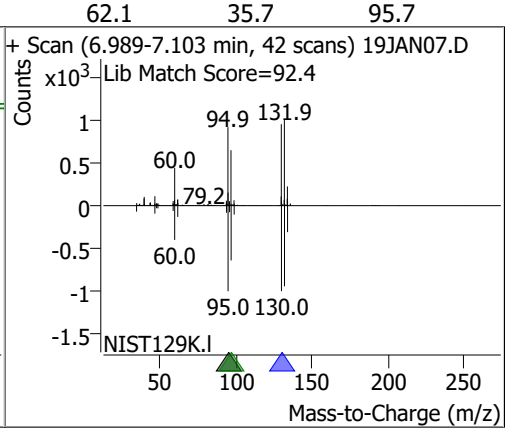

Compound	Conc.	RT	Dev(Min)	Resp.	QIon	QRatio	Lower	Upper
1,2-Dichloropropane	46.1437	7.27	0.00	38730	76.0	39.8	9.8	69.8

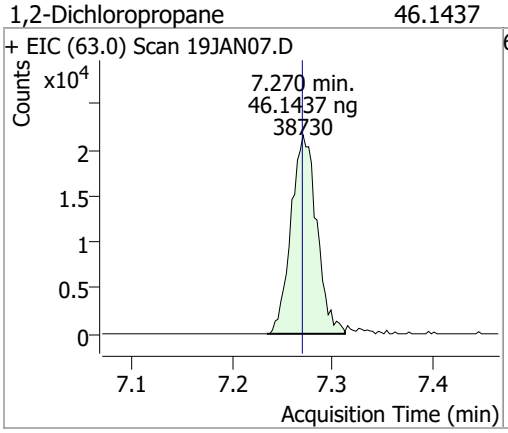

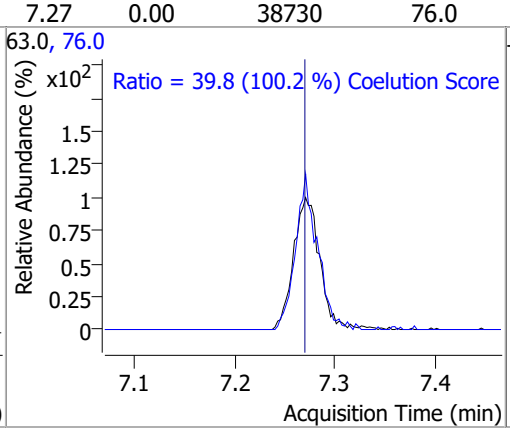

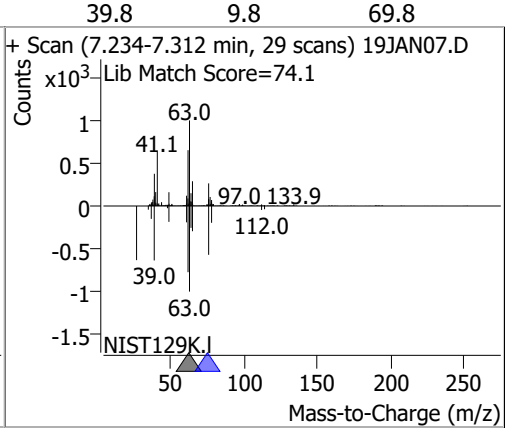

Compound	Conc.	RT	Dev(Min)	Resp.	QIon	QRatio	Lower	Upper
Dibromomethane	47.7666	7.39	-0.01	16899	173.5	106.0	78.2	138.2
					95.0	86.0	54.5	114.5

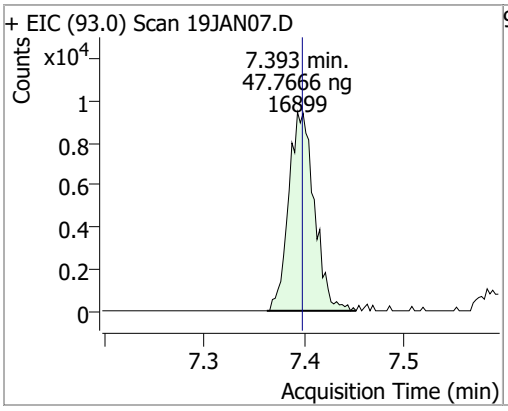

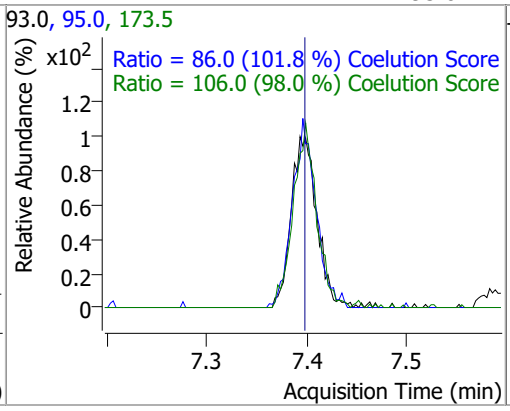

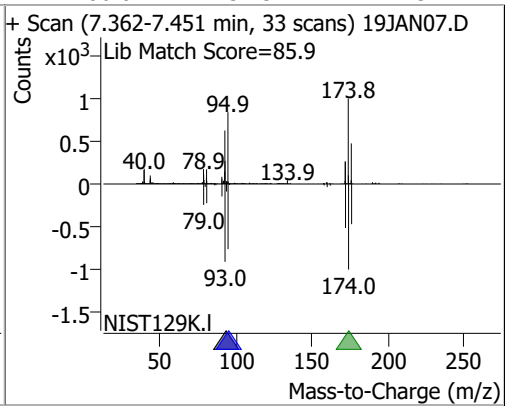

Compound	Conc.	RT	Dev(Min)	Resp.	QIon	QRatio	Lower	Upper
Bromodichloromethane	46.6674	7.59	0.01	46426	85.0	65.1	36.3	96.3
					127.0	9.5	0.0	39.5

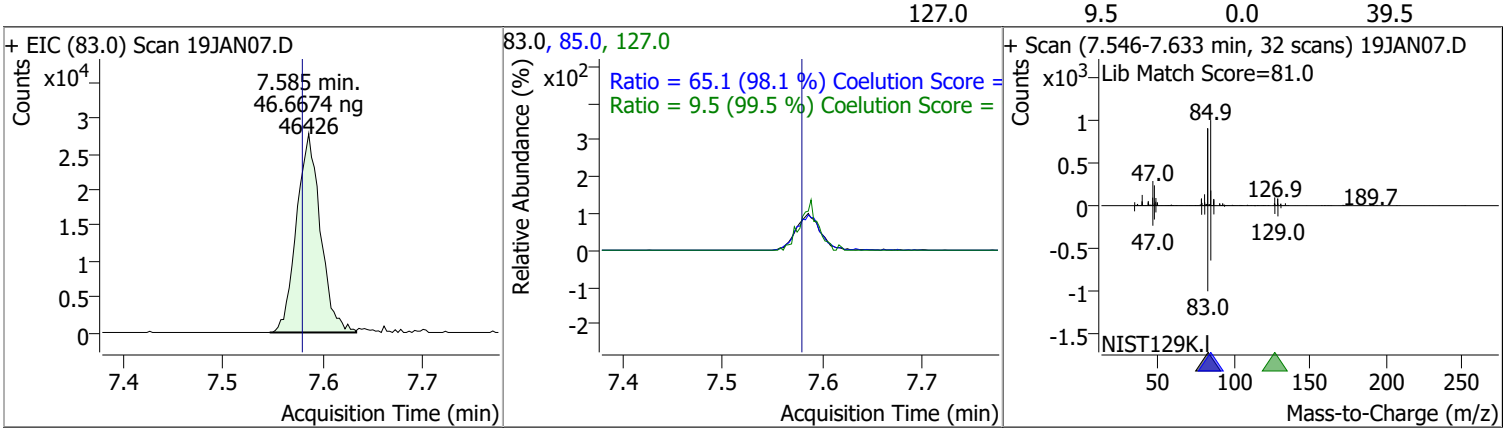

Compound	Conc.	RT	Dev(Min)	Resp.	QIon	QRatio	Lower	Upper
cis-1,3-Dichloropropene	43.3645	8.06	0.00	47339	39.0	56.6	22.5	82.5
					77.0	35.5	1.8	61.8

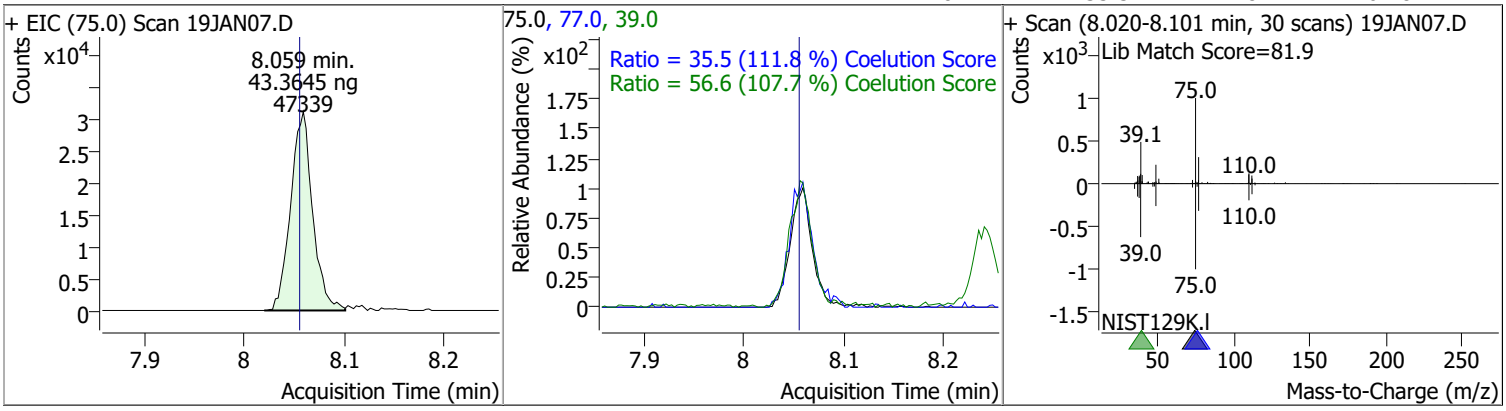

Compound	Conc.	RT	Dev(Min)	Resp.	QIon	QRatio	Lower	Upper
Toluene-d8	45.8435	8.32	0.00	142617	100.0	62.1	34.3	94.3
					99.0	9.4	0.0	39.2

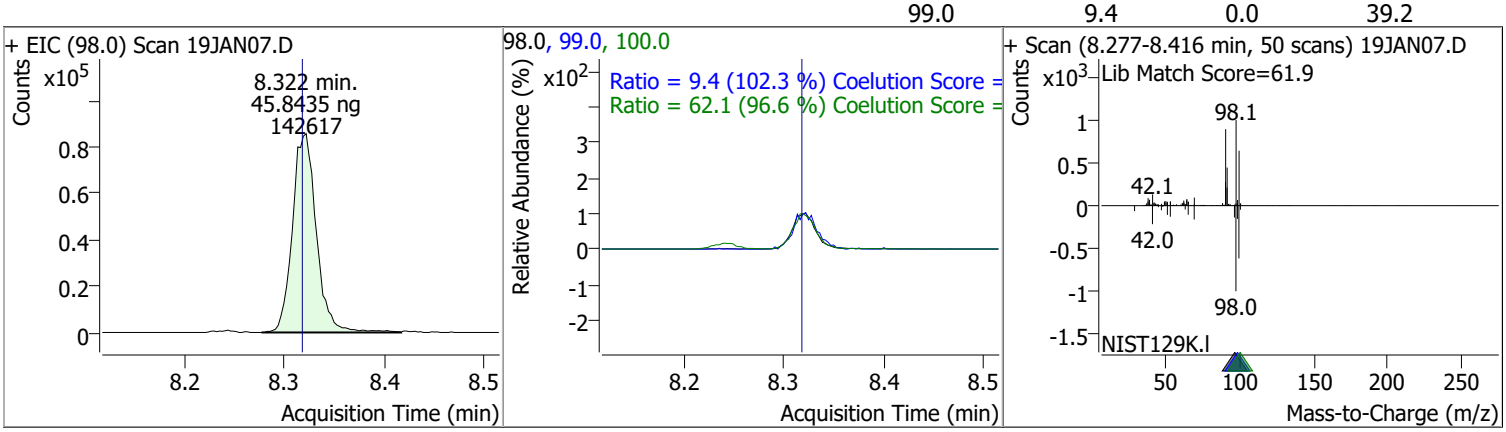

Compound	Conc.	RT	Dev(Min)	Resp.	QIon	QRatio	Lower	Upper
Toluene	44.6630	8.39	0.00	92615	91.0	177.3	144.1	204.1

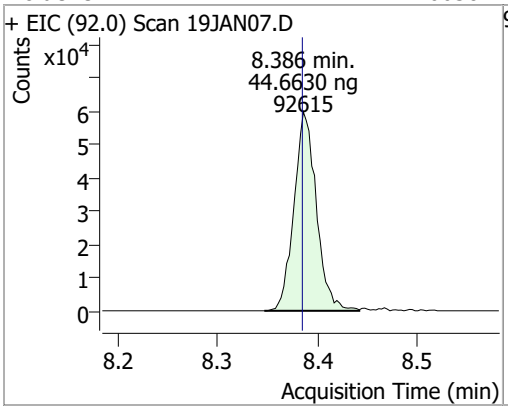

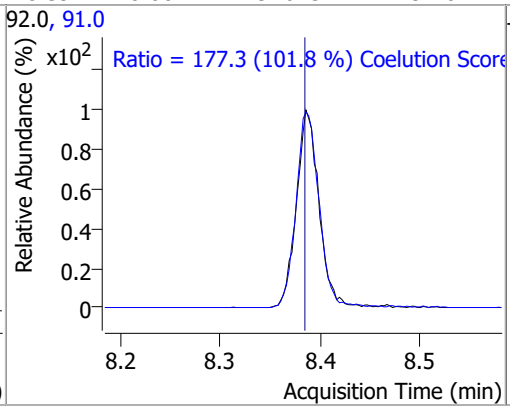

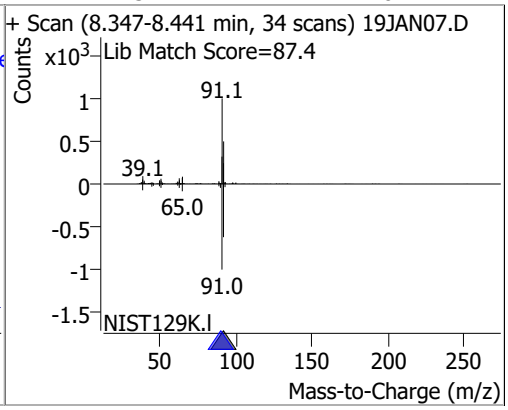

Compound	Conc.	RT	Dev(Min)	Resp.	QIon	QRatio	Lower	Upper
trans-1,3-Dichloropropene	45.2216	8.64	0.00	36009	39.0	52.7	23.0	83.0
					77.0	31.9	1.0	61.0

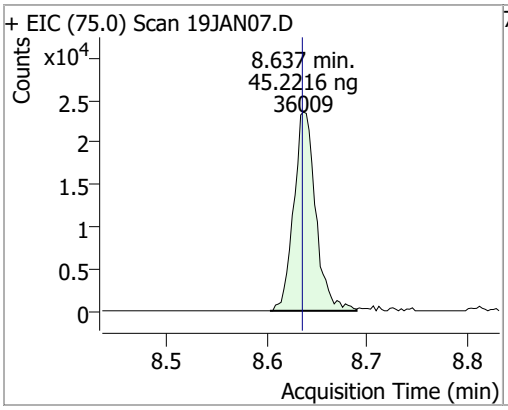

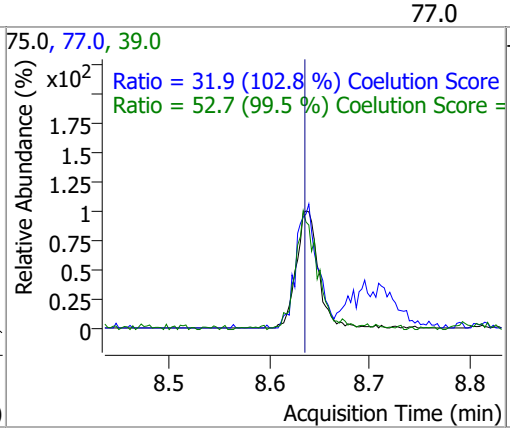

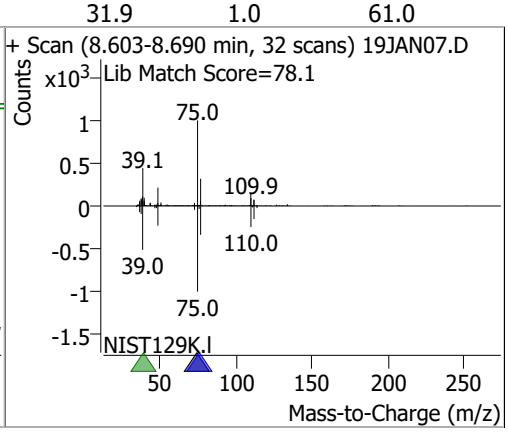

Compound	Conc.	RT	Dev(Min)	Resp.	QIon	QRatio	Lower	Upper
1,1,2-Trichloroethane	47.5110	8.82	0.00	19237	97.0	122.2	80.7	140.7
					85.0	66.5	30.7	90.7

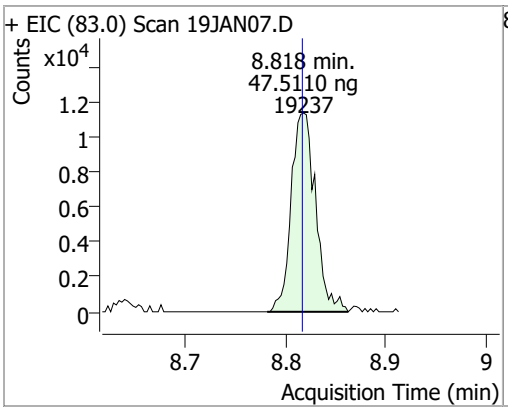

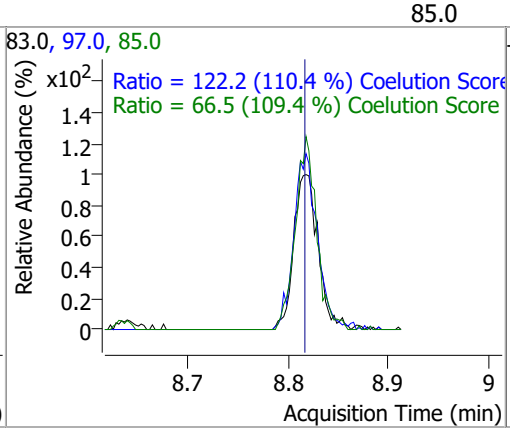

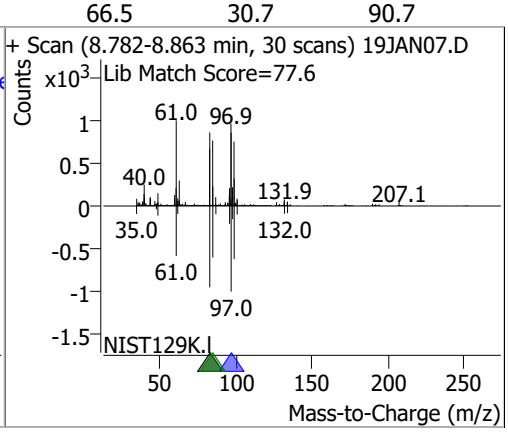

Compound	Conc.	RT	Dev(Min)	Resp.	QIon	QRatio	Lower	Upper
Tetrachloroethene	46.0820	8.94	0.00	38749	165.8	124.5	96.1	156.1
					129.0	92.3	60.5	120.5

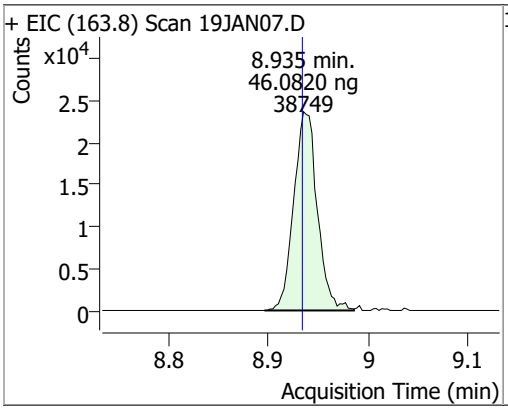

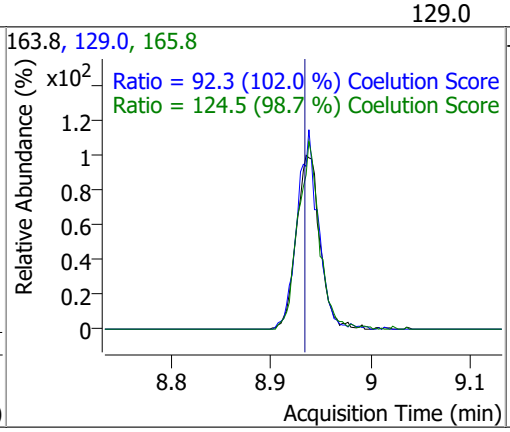

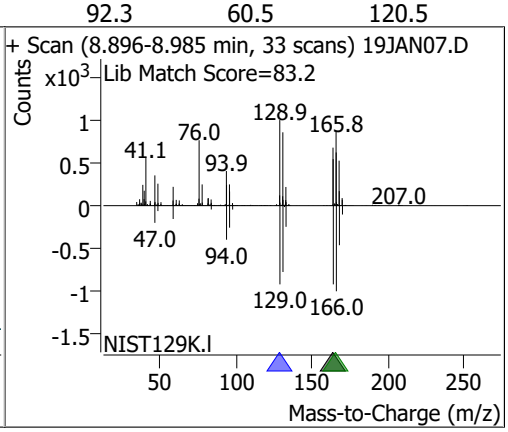

Compound	Conc.	RT	Dev(Min)	Resp.	QIon	QRatio	Lower	Upper
1,3-Dichloropropane	46.5568	8.98	0.00	38147	78.0	33.5	2.4	62.4

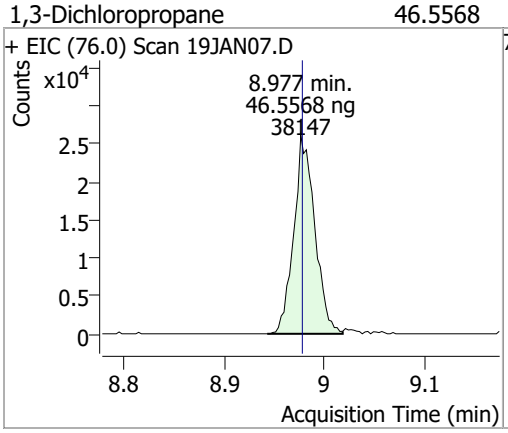

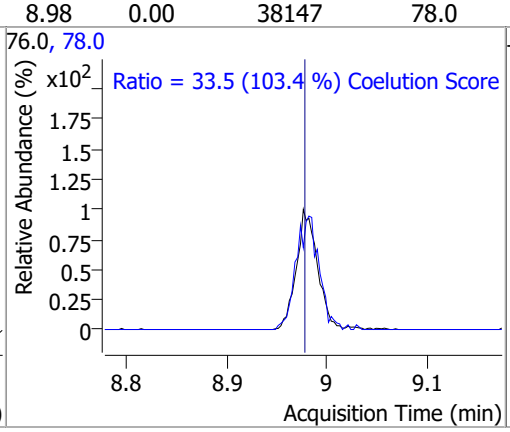

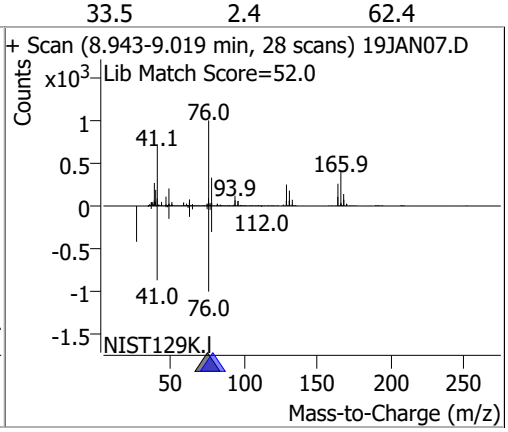

Compound	Conc.	RT	Dev(Min)	Resp.	QIon	QRatio	Lower	Upper
Chlorodibromomethane	46.0058	9.20	0.00	30000	127.0	76.4	47.2	107.2

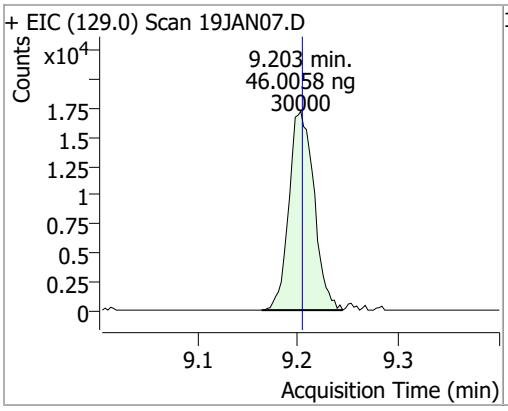

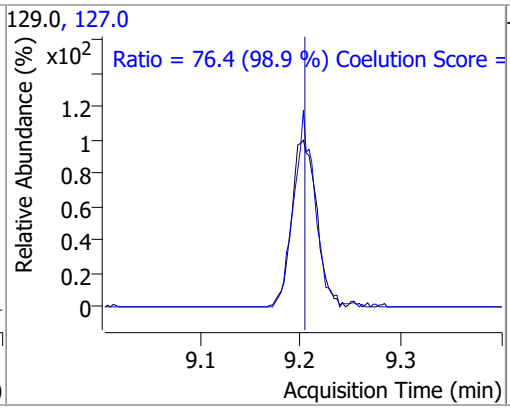

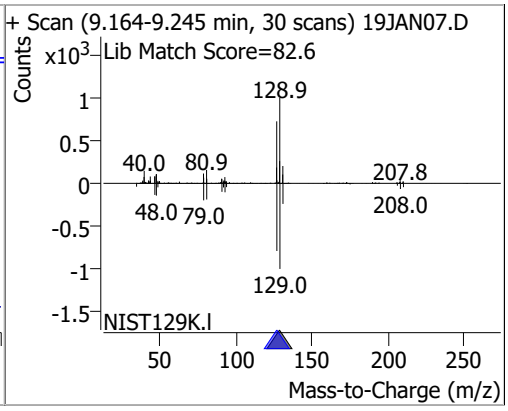

Compound	Conc.	RT	Dev(Min)	Resp.	QIon	QRatio	Lower	Upper
1,2-Dibromoethane	46.2152	9.30	0.00	20667	109.0	98.4	61.5	121.5

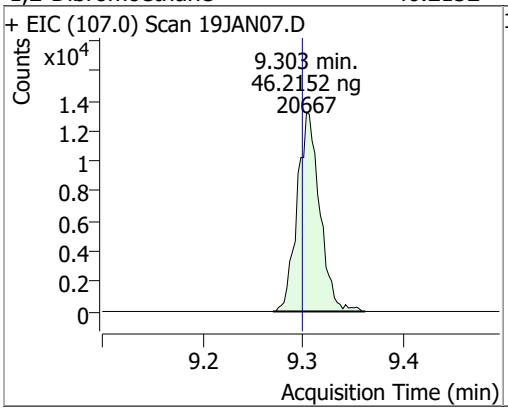

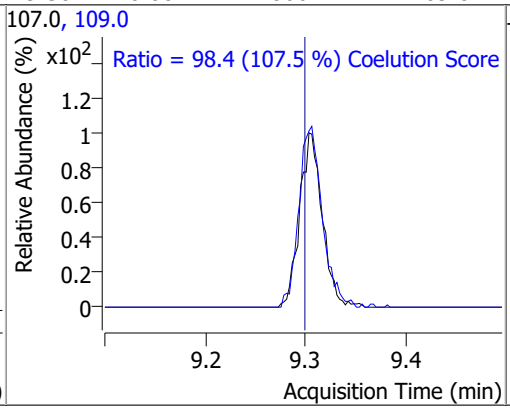

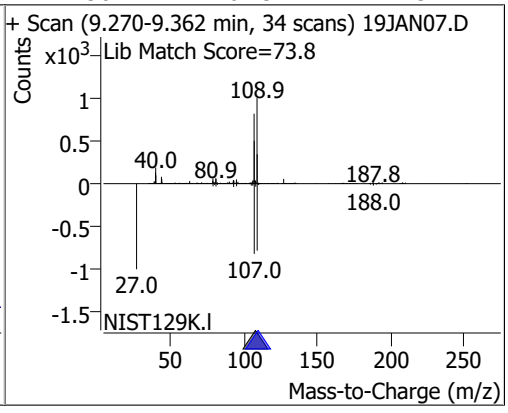

Compound	Conc.	RT	Dev(Min)	Resp.	QIon	QRatio	Lower	Upper
Chlorobenzene	46.7283	9.80	0.00	106223	114.0	31.1	2.2	62.2

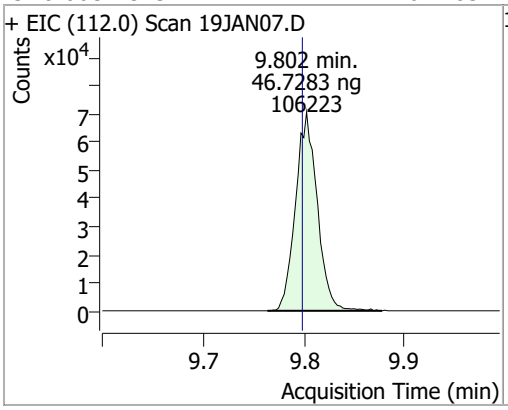

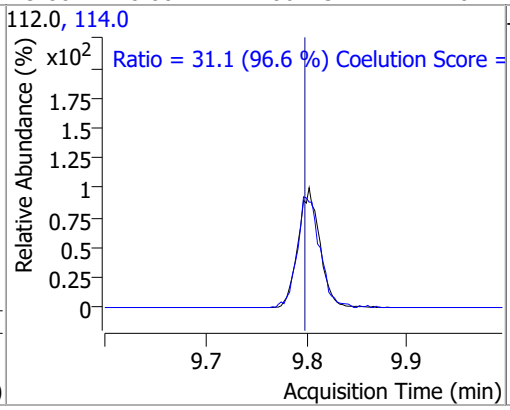

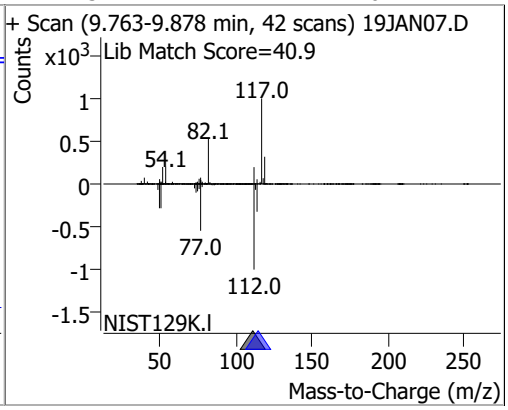

Compound	Conc.	RT	Dev(Min)	Resp.	QIon	QRatio	Lower	Upper
1,1,1,2-Tetrachloroethane	46.8776	9.89	-0.01	37389	133.0	91.1	65.3	125.3

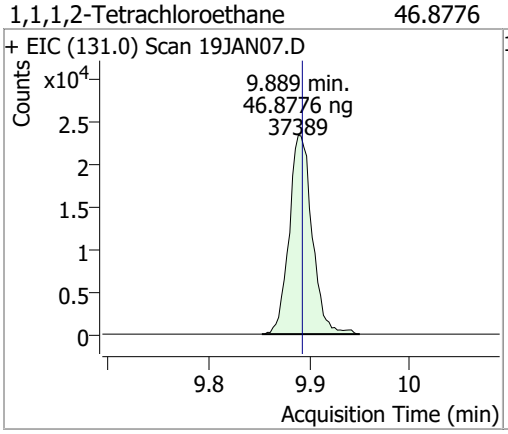

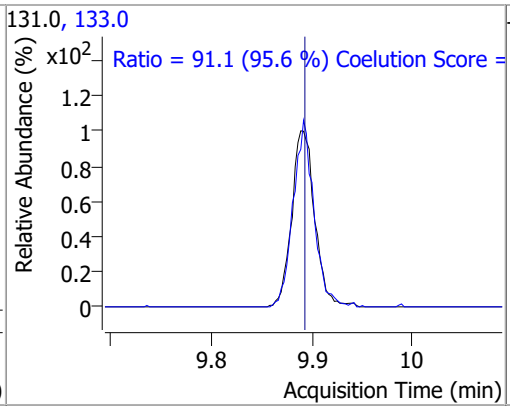

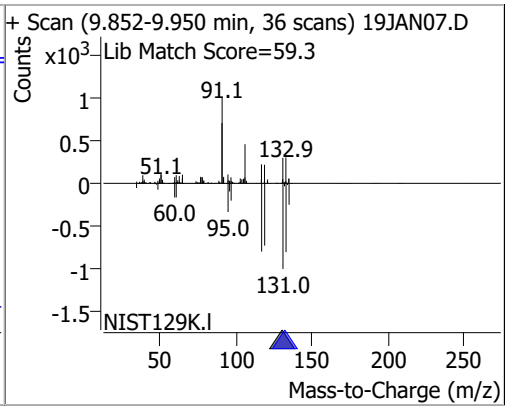

Compound	Conc.	RT	Dev(Min)	Resp.	QIon	QRatio	Lower	Upper
Ethylbenzene	44.7337	9.92	0.00	171854	106.0	31.2	1.7	61.7

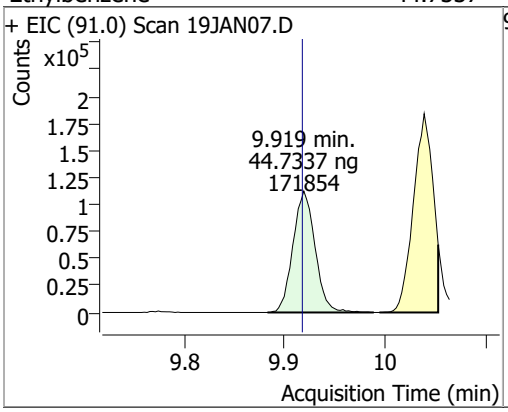

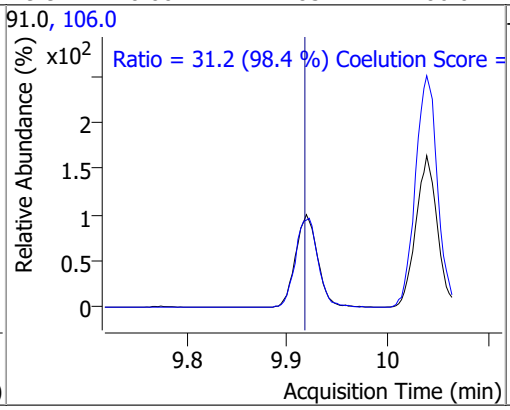

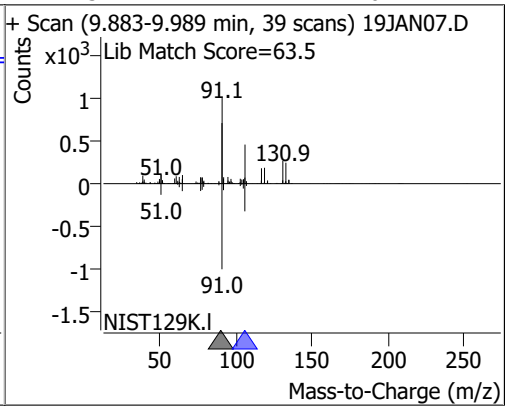

Compound	Conc.	RT	Dev(Min)	Resp.	QIon	QRatio	Lower	Upper
m+p-Xylenes	89.3329	10.04	0.00	136806	91.0	199.8	170.7	230.7

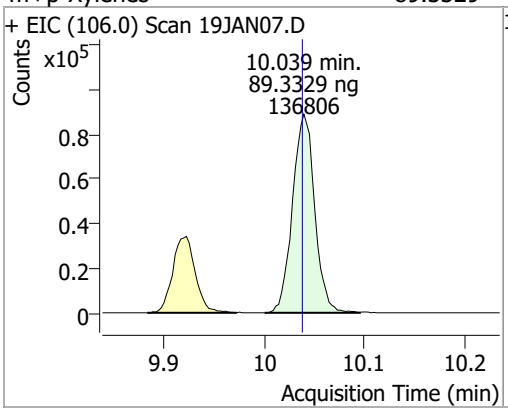

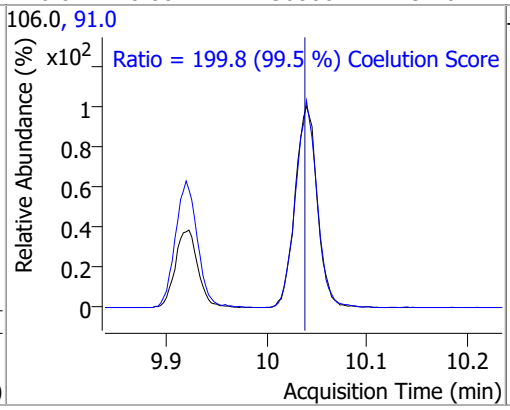

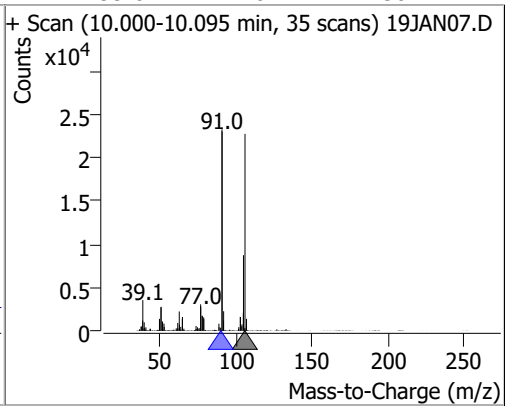

Compound	Conc.	RT	Dev(Min)	Resp.	QIon	QRatio	Lower	Upper
o-Xylene	44.2320	10.43	0.00	58814	91.0	217.4	181.4	241.4

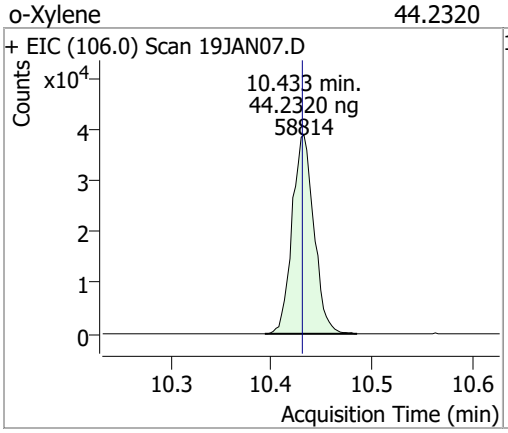

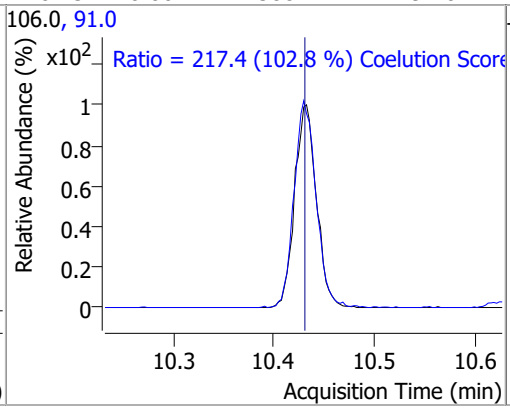

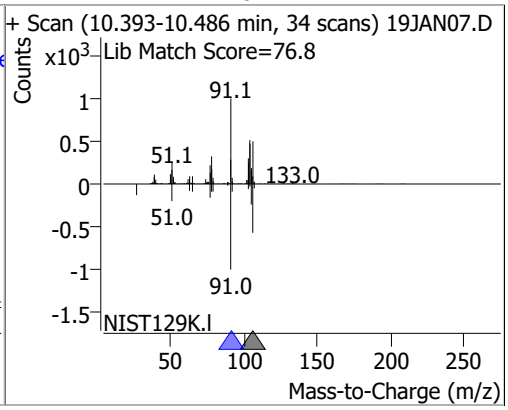

Compound	Conc.	RT	Dev(Min)	Resp.	QIon	QRatio	Lower	Upper
Styrene	44.2974	10.45	0.00	97810	78.0	50.3	20.6	80.6

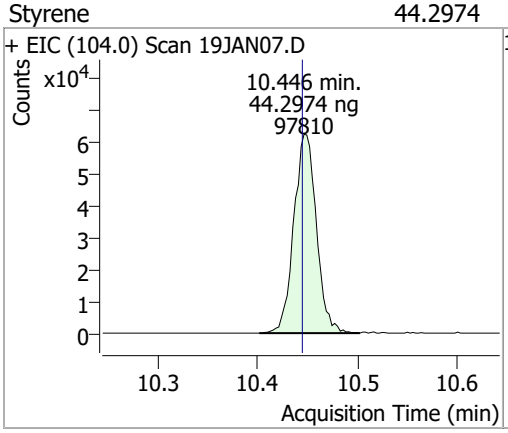

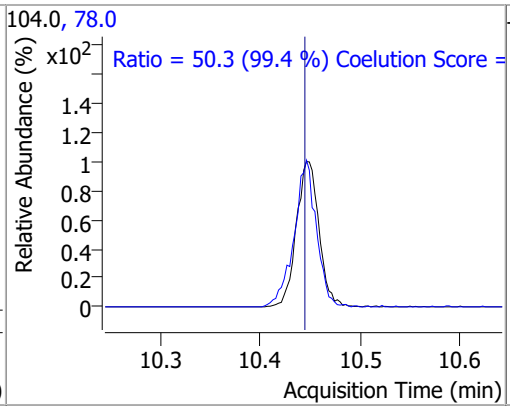

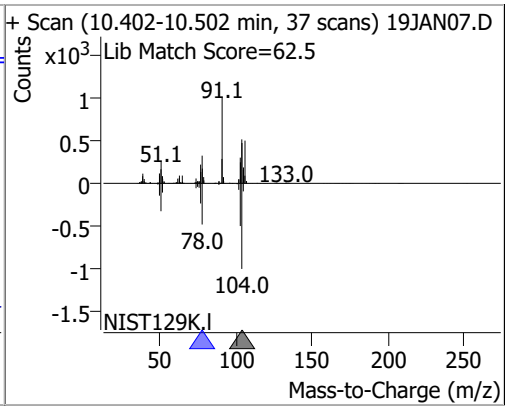

Compound	Conc.	RT	Dev(Min)	Resp.	QIon	QRatio	Lower	Upper
Bromoform	46.2317	10.63	0.00	16290	170.5	52.7	20.3	80.3
					174.5	48.6	18.1	78.1

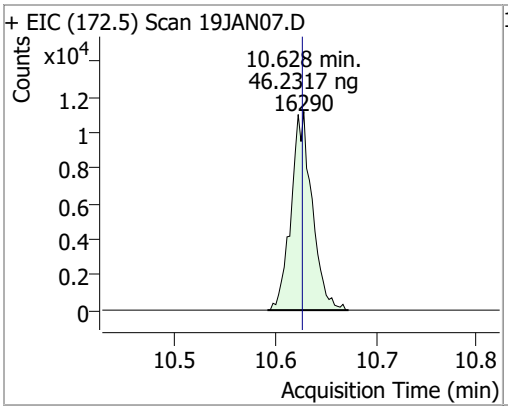

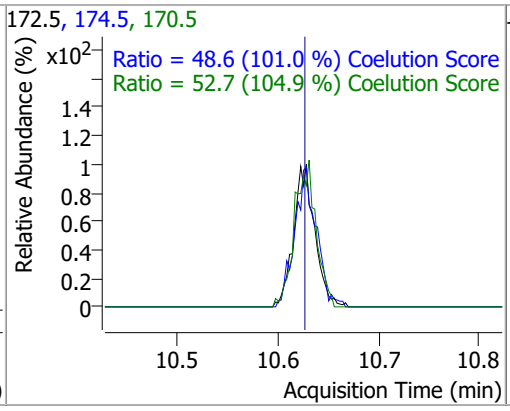

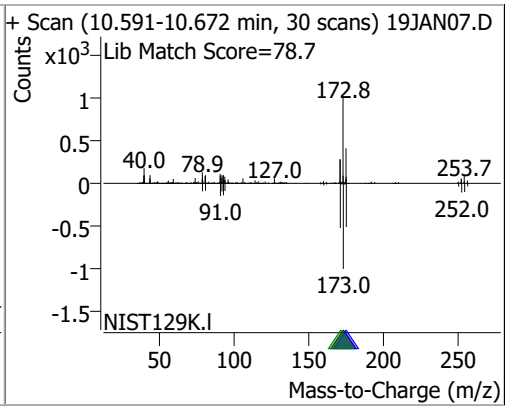

Compound	Conc.	RT	Dev(Min)	Resp.	QIon	QRatio	Lower	Upper
p-Bromofluorobenzene	46.4666	10.95	0.01	45114	174.0	93.6	65.3	125.3
					176.0	87.5	63.3	123.3

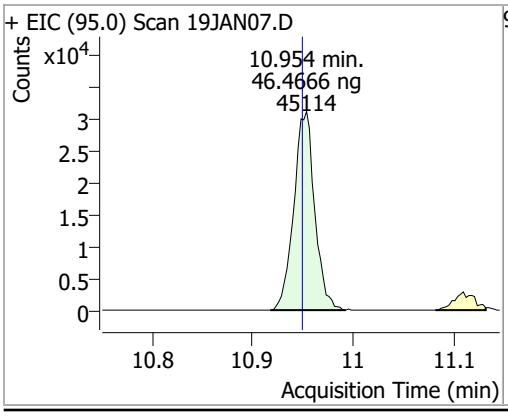

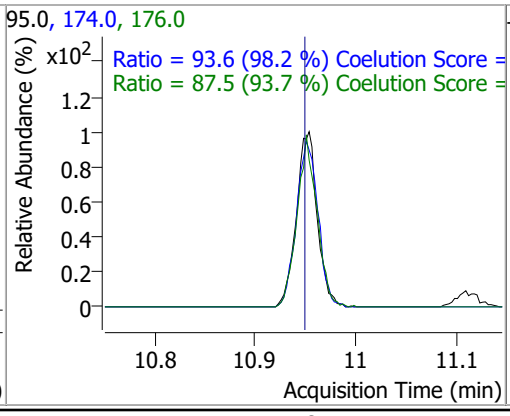

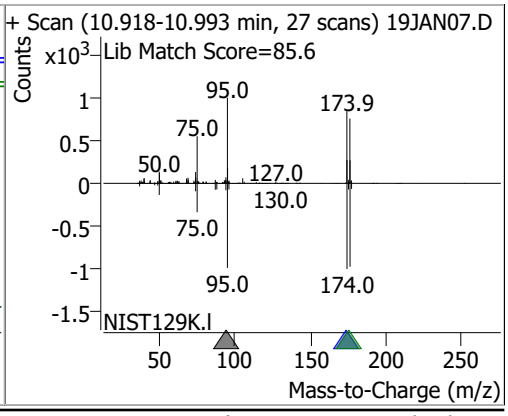

Compound	Conc.	RT	Dev(Min)	Resp.	QIon	QRatio	Lower	Upper
Bromobenzene	46.2967	11.09	0.00	39639	77.0	138.6	113.5	173.5
					158.0	98.0	66.1	126.1

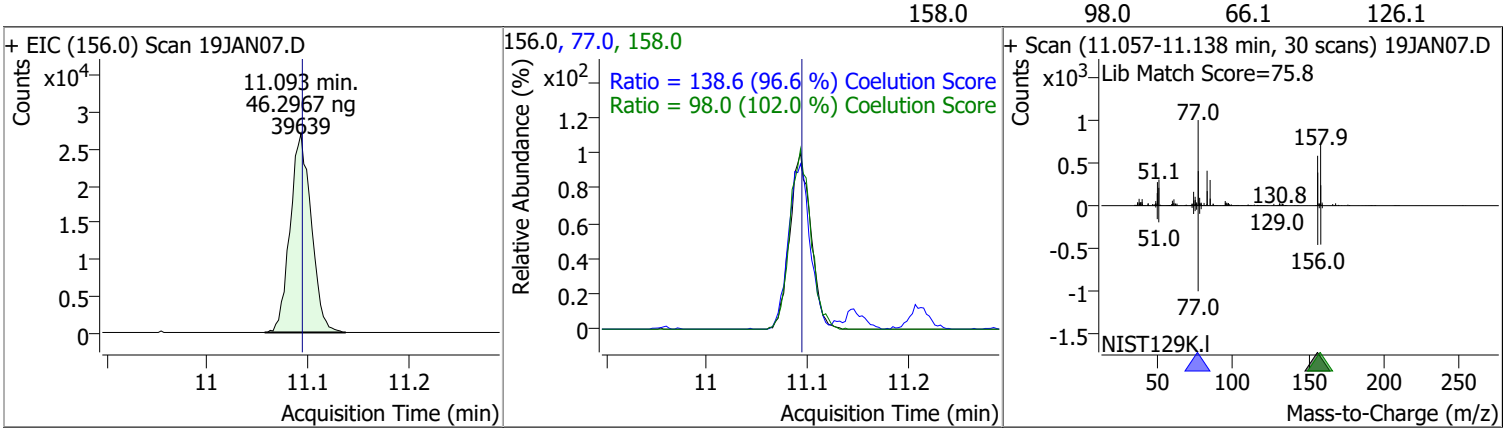

Compound	Conc.	RT	Dev(Min)	Resp.	QIon	QRatio	Lower	Upper
1,1,2,2-Tetrachloroethane	50.1531	11.11	0.00	24493	85.0	64.7	33.3	93.3

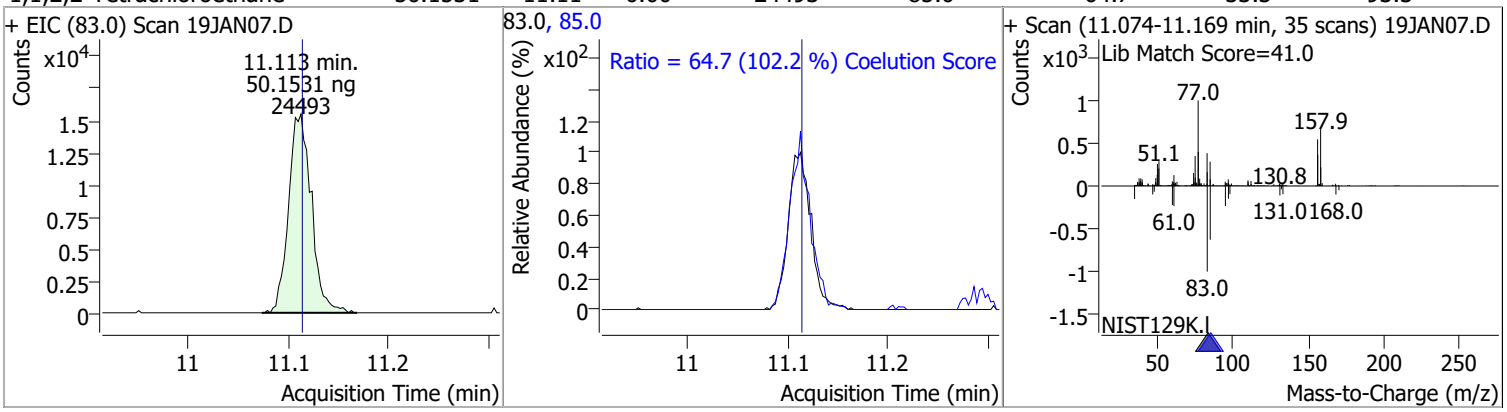

Compound	Conc.	RT	Dev(Min)	Resp.	QIon	QRatio	Lower	Upper
1,2,3-Trichloropropane	47.9073	11.15	0.00	6147	112.0	63.3	35.8	95.8

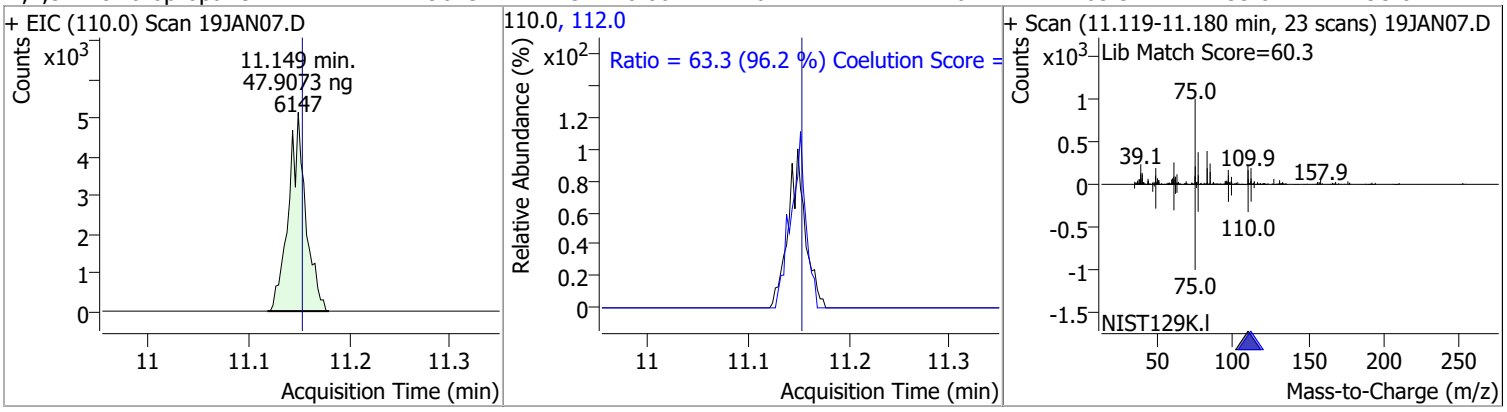

Compound	Conc.	RT	Dev(Min)	Resp.	QIon	QRatio	Lower	Upper
2-Chlorotoluene	43.8276	11.29	0.00	37139	91.0	288.8	246.2	306.2

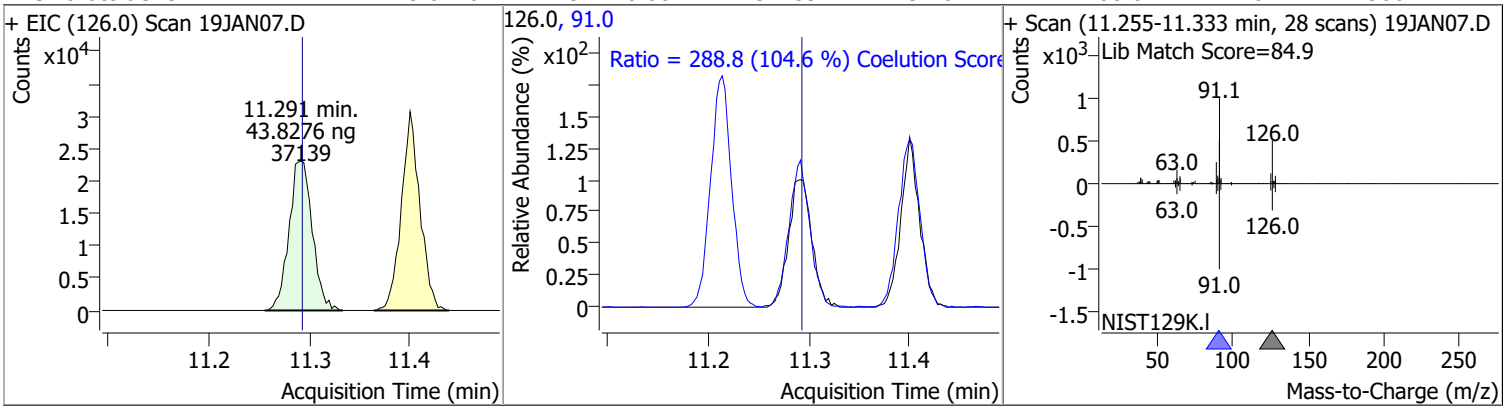

Compound	Conc.	RT	Dev(Min)	Resp.	QIon	QRatio	Lower	Upper
4-Chlorotoluene	45.7452	11.40	0.00	125553	126.0	31.5	1.3	61.3

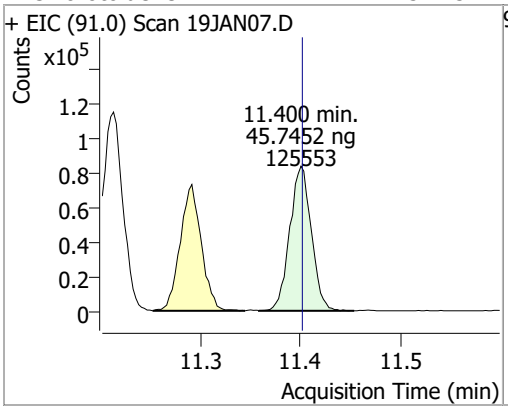

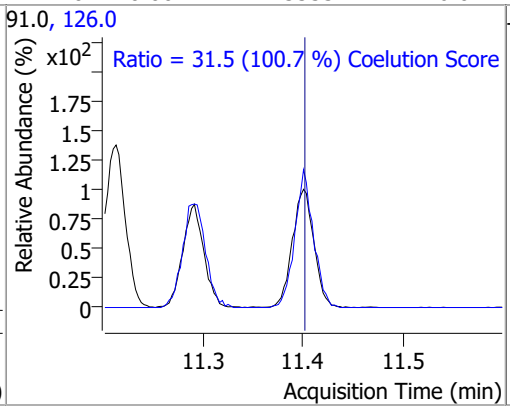

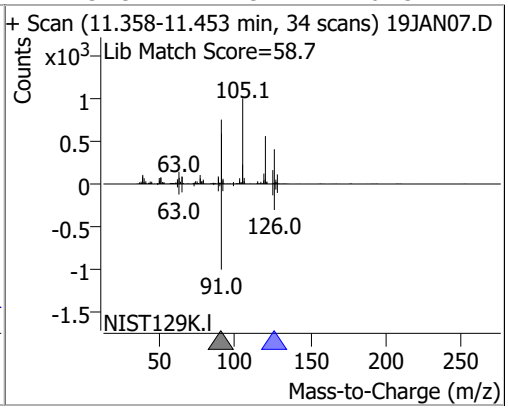

Compound	Conc.	RT	Dev(Min)	Resp.	QIon	QRatio	Lower	Upper
1,3-Dichlorobenzene	47.2010	12.03	0.00	73221	148.0	59.4	32.8	92.8
					111.0	37.7	8.7	68.7

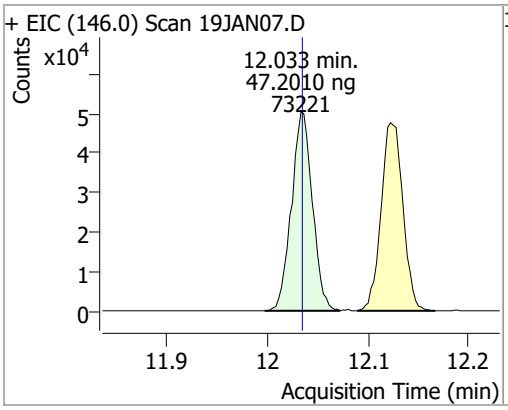

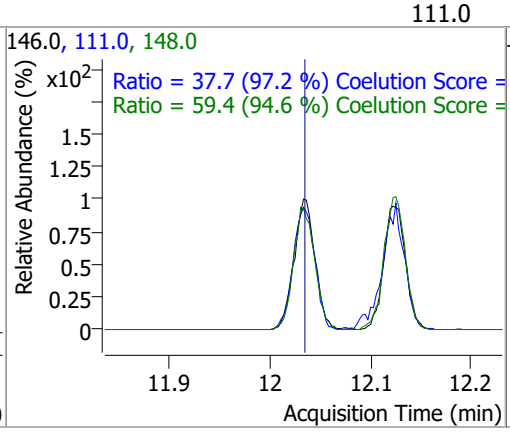

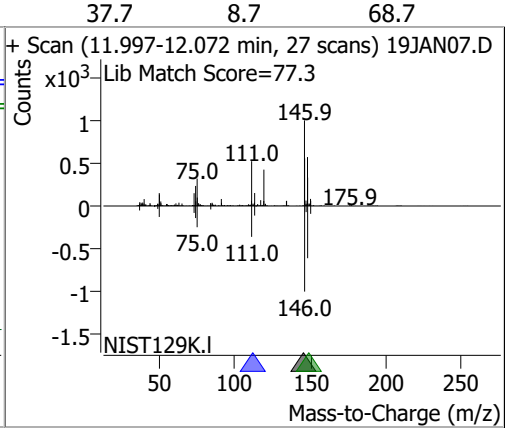

Compound	Conc.	RT	Dev(Min)	Resp.	QIon	QRatio	Lower	Upper
1,4-Dichlorobenzene	45.6332	12.12	0.00	72168	148.0	66.3	33.7	93.7
					111.0	40.3	8.7	68.7

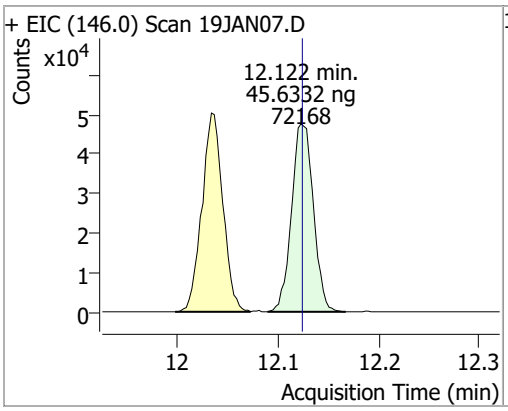

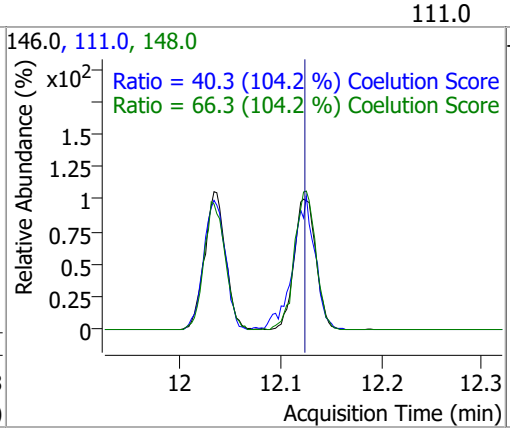

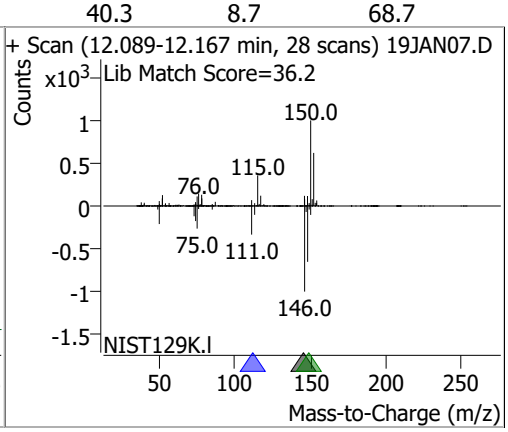

Quantitation Results Report (QT Reviewed)

Compound	Conc.	RT	Dev(Min)	Resp.	QIon	QRatio	Lower	Upper
1,2-Dichlorobenzene	45.7163	12.49	0.00	59208	148.0	67.0	31.9	91.9
					111.0	40.2	9.5	69.5

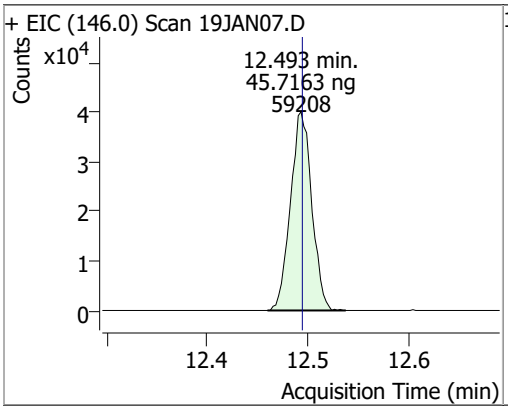

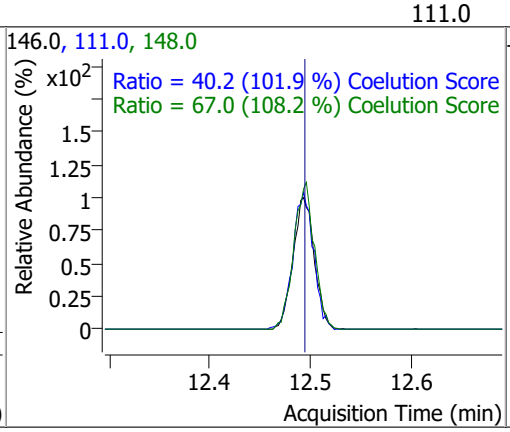

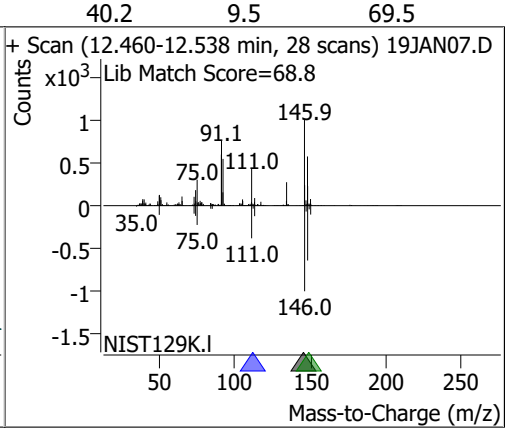

Quantitation Results Report (QT Reviewed)

Data File	19JAN09.D	Operator	MSC
Acq. Method	5975CACQF.M	Acq. Date-Time	1/19/2022 1:04:20 PM
Sample Name	ICAL011922_5	Instrument	VOA5975C
Vial	9	Multiplier	1.00
DA Method File	VOA5975C_8260B_SHT_DoD_L4_011922.m	Comment	
Tune File	BFB_Atune3.u	Tune Date	10/11/2021 4:02:00 PM
Batch Name	VG011922_8260B.batch.bin	Last Calib Update	1/20/2022 9:28:12 AM
Ref Library	\\MASSHUNTER\Org\Library\NIST129K.l		

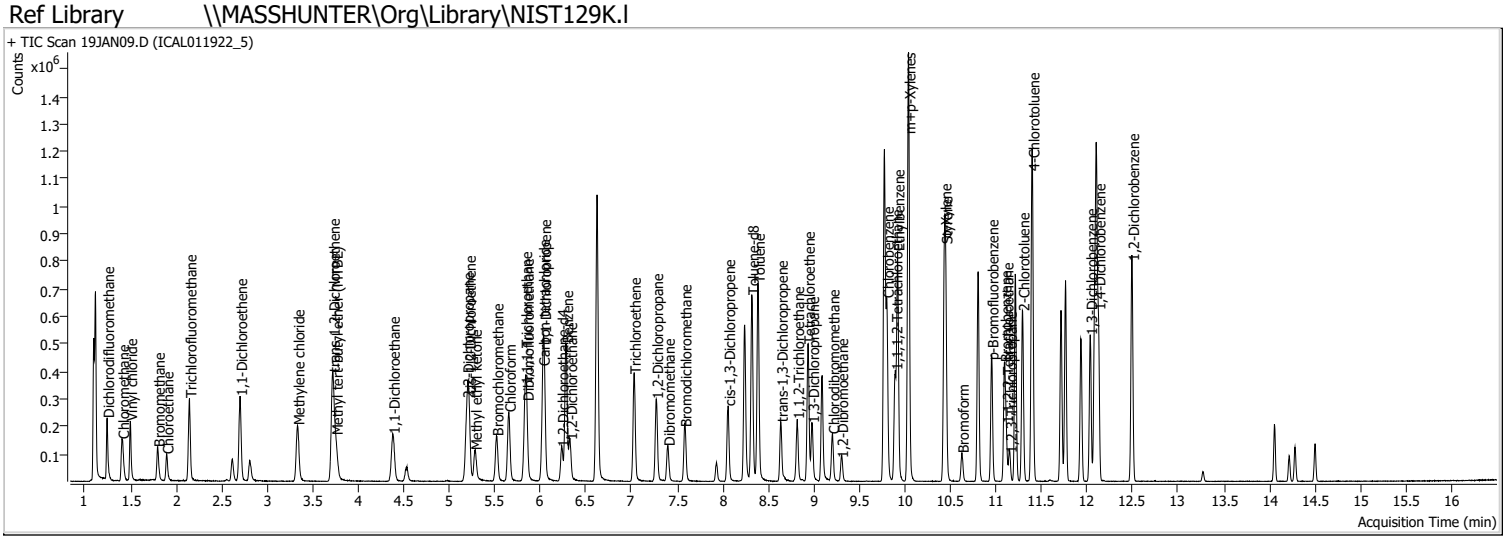

Compound	RT	QIon	Resp.	Conc.	Units		Dev(Min)
Internal Standards							
M Fluorobenzene	6.620	96.0	854591	250.0000	ng		0.000
M Chlorobenzene-d5	9.774	82.0	330468	250.0000	ng		0.000
M 1,4-Dichlorobenzene-d4	12.100	152.0	278012	250.0000	ng		0.000
System Monitoring Compounds							
S Dibromofluoromethane	5.851	113.0	100821	121.8025	ng		0.000
Spiked Amount: 250.000	Range: 80.0 - 119.0%			Recovery = 48.72%		*	
S 1,2-Dichloroethane-d4	6.230	67.0	45314	126.7303	ng		0.000
Spiked Amount: 250.000	Range: 81.0 - 118.0%			Recovery = 50.69%		*	
S Toluene-d8	8.319	98.0	412799	128.0381	ng		0.000
Spiked Amount: 250.000	Range: 89.0 - 112.0%			Recovery = 51.22%		*	
S p-Bromofluorobenzene	10.948	95.0	128330	125.0189	ng		0.000
Spiked Amount: 250.000	Range: 85.0 - 114.0%			Recovery = 50.01%		*	
Target Compounds							**QValue**
T Dichlorodifluoromethane	1.244	85.0	148367	129.1152	ng		100
T Chloromethane	1.408	50.0	170190	125.7991	ng		100
T Vinyl chloride	1.498	62.0	153733	124.8408	ng		100
T Bromomethane	1.799	96.0	59520	112.1810	ng		100
T Chloroethane	1.897	64.0	65407	112.2655	ng		100
T Trichlorofluoromethane	2.147	101.0	193579	131.0926	ng		100
T 1,1-Dichloroethene	2.702	96.0	105649	122.9596	ng		100
T Methylene chloride	3.333	49.0	149957	120.0395	ng		100
T trans-1,2-Dichloroethene	3.720	96.0	110255	124.2147	ng		100
T Methyl tert-butyl ether (MTBE)	3.754	73.0	136973	123.4648	ng		100
T 1,1-Dichloroethane	4.378	63.0	205663	123.8038	ng		100
T 2,2-Dichloropropane	5.193	77.0	153450	122.5736	ng		100
T cis-1,2-Dichloroethene	5.215	96.0	112808	125.5204	ng		100
T Methyl ethyl ketone	5.279	43.0	154105	1186.5197	ng		100
T Bromochloromethane	5.516	128.0	45958	124.0258	ng		100
T Chloroform	5.653	83.0	196261	118.3246	ng		100

Compound	RT	QIon	Resp.	Conc.	Units	Dev(Min)
T 1,1,1-Trichloroethane	5.831	97.0	189468	123.8043	ng	100
T Carbon tetrachloride	6.024	117.0	183978	123.9520	ng	100
T 1,1-Dichloropropene	6.040	75.0	156331	125.9718	ng	100
T Benzene	6.283	78.0	424881	124.4545	ng	100
T 1,2-Dichloroethane	6.325	62.0	109046	115.6442	ng	100
T Trichloroethene	7.025	95.0	120511	121.8095	ng	100
T 1,2-Dichloropropane	7.270	63.0	106955	122.9589	ng	100
T Dibromomethane	7.398	93.0	44657	121.7998	ng	100
T Bromodichloromethane	7.580	83.0	124982	121.2255	ng	100
T cis-1,3-Dichloropropene	8.059	75.0	139607	123.4003	ng	100
T Toluene	8.386	92.0	269549	125.4292	ng	100
T trans-1,3-Dichloropropene	8.637	75.0	102846	124.6280	ng	100
T 1,1,2-Trichloroethane	8.818	83.0	52780	125.7824	ng	100
T Tetrachloroethene	8.935	163.8	109194	125.3035	ng	100
T 1,3-Dichloropropane	8.980	76.0	101384	119.3950	ng	100
T Chlorodibromomethane	9.206	129.0	83172	123.0729	ng	100
T 1,2-Dibromoethane	9.300	107.0	58489	126.2047	ng	100
T Chlorobenzene	9.800	112.0	289340	122.8185	ng	100
T 1,1,1,2-Tetrachloroethane	9.894	131.0	101500	122.7951	ng	100
T Ethylbenzene	9.919	91.0	505127	123.1021	ng	100
T m+p-Xylenes	10.039	106.0	405724	248.1048	ng	100
T o-Xylene	10.433	106.0	179108	125.1872	ng	100
T Styrene	10.446	104.0	292722	123.7696	ng	100
T Bromoform	10.625	172.5	45045	120.9158	ng	100
T Bromobenzene	11.093	156.0	112733	124.5365	ng	100
T 1,1,2,2-Tetrachloroethane	11.113	83.0	62640	121.3181	ng	100
T 1,2,3-Trichloropropane	11.152	110.0	16355	120.5610	ng	100
T 2-Chlorotoluene	11.291	126.0	114135	127.3956	ng	100
T 4-Chlorotoluene	11.400	91.0	375931	129.5521	ng	100
T 1,3-Dichlorobenzene	12.033	146.0	200403	122.1906	ng	100
T 1,4-Dichlorobenzene	12.122	146.0	205880	123.1312	ng	100
T 1,2-Dichlorobenzene	12.493	146.0	169723	123.9507	ng	100

(#) = Qualifier Out of Range; (m) = Manual Integration; (+) = Area Summed; (*) = Surrogate Percent Recovery Out of Range; (d): Zeroed Peak

Compound	Conc.	RT	Dev(Min)	Resp.	QIon	QRatio	Lower	Upper
Dichlorodifluoromethane	129.1152	1.24	0.00	148367	87.0	31.8	1.8	61.8

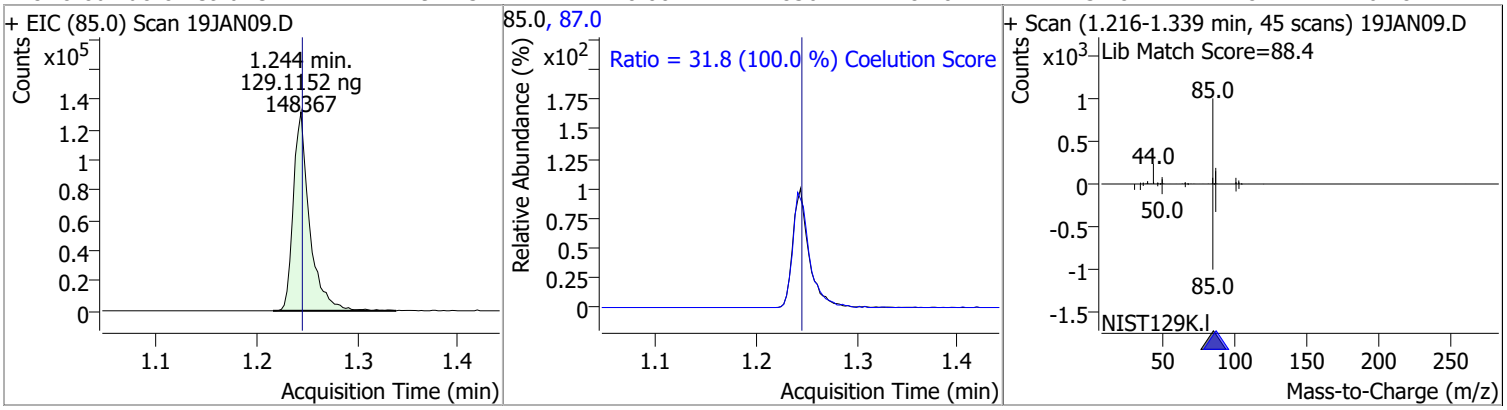

Compound	Conc.	RT	Dev(Min)	Resp.	QIon	QRatio	Lower	Upper
Chloromethane	125.7991	1.41	0.00	170190	52.0	32.4	2.4	62.4

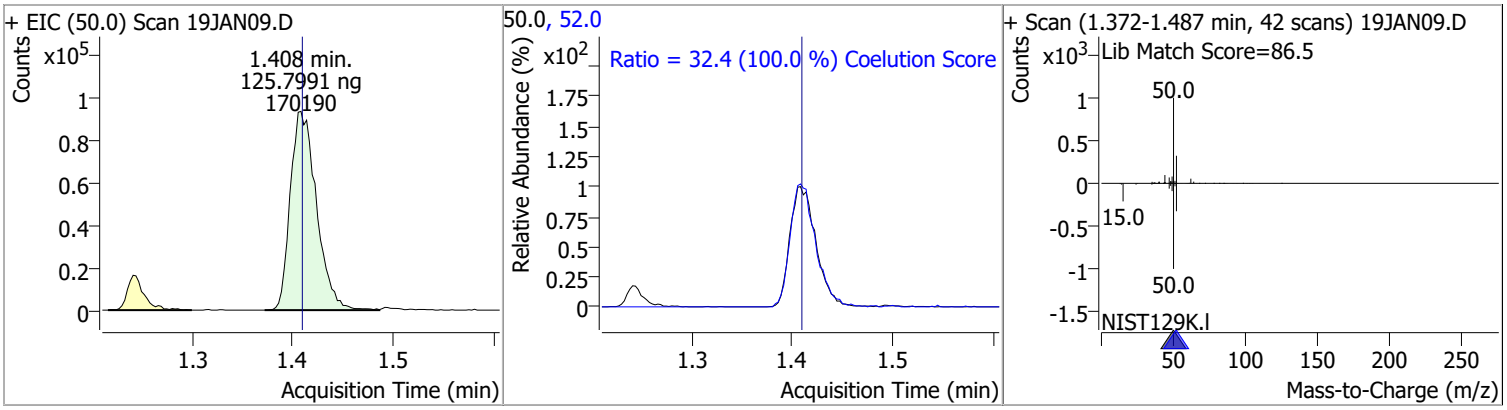

Compound	Conc.	RT	Dev(Min)	Resp.	QIon	QRatio	Lower	Upper
Vinyl chloride	124.8408	1.50	0.00	153733	64.0	31.3	1.3	61.3

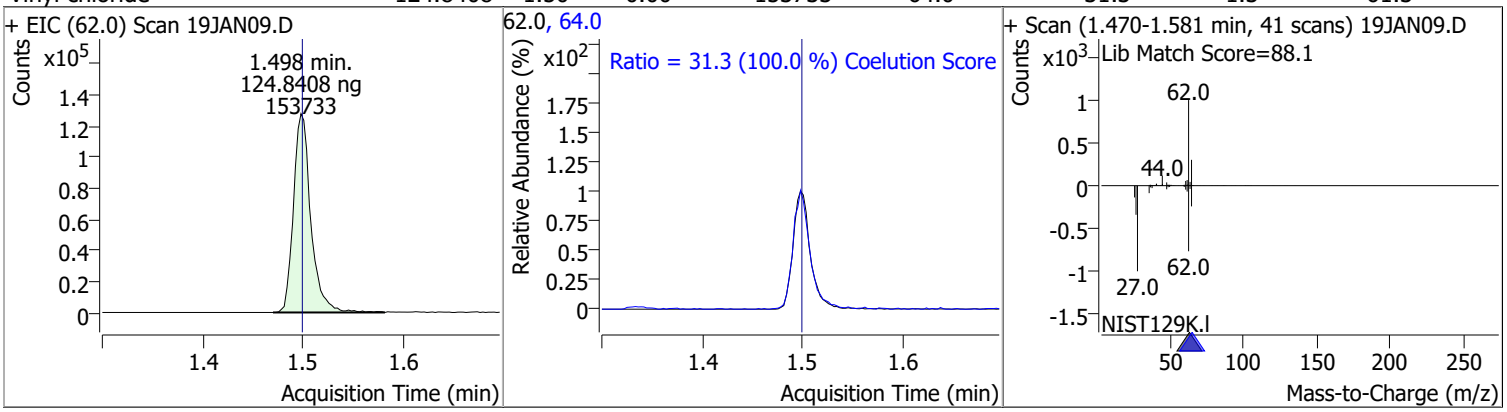

Compound	Conc.	RT	Dev(Min)	Resp.	QIon	QRatio	Lower	Upper
Bromomethane	112.1810	1.80	0.00	59520	94.0	110.1	80.1	140.1

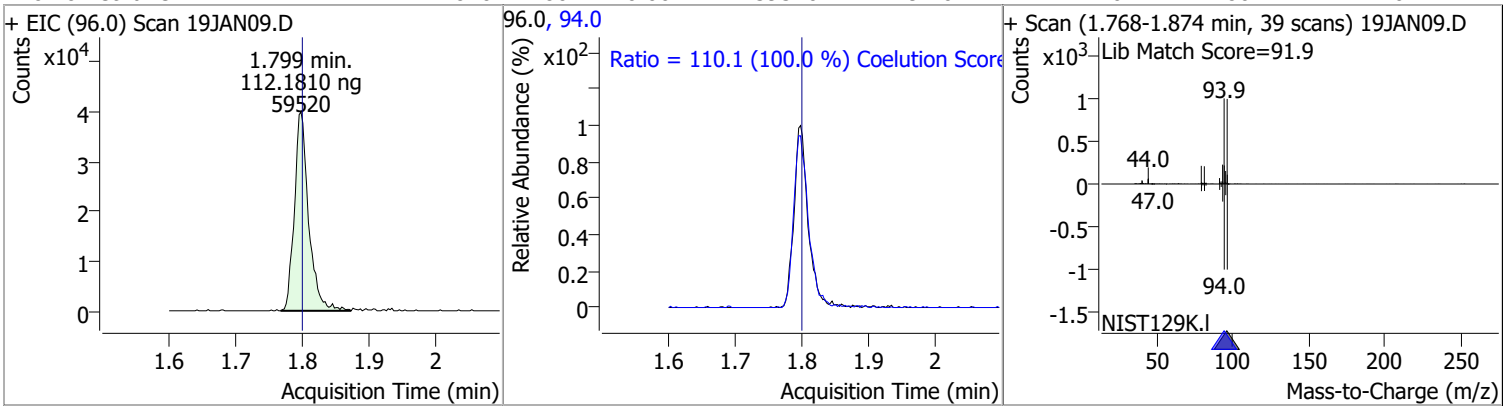

Compound	Conc.	RT	Dev(Min)	Resp.	QIon	QRatio	Lower	Upper
Chloroethane	112.2655	1.90	0.00	65407	66.0	30.0	0.0	60.0

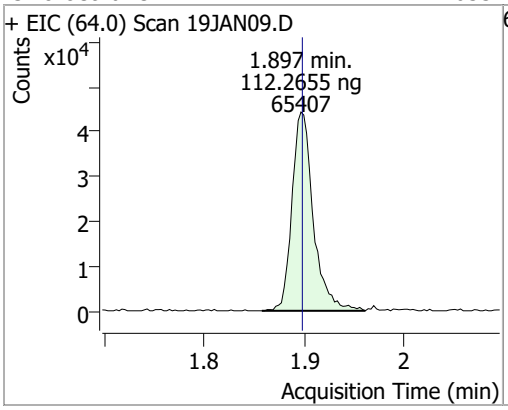

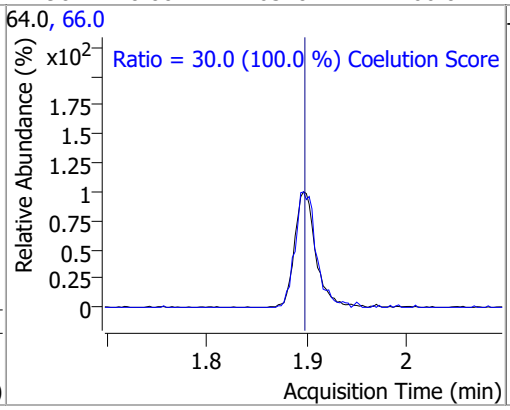

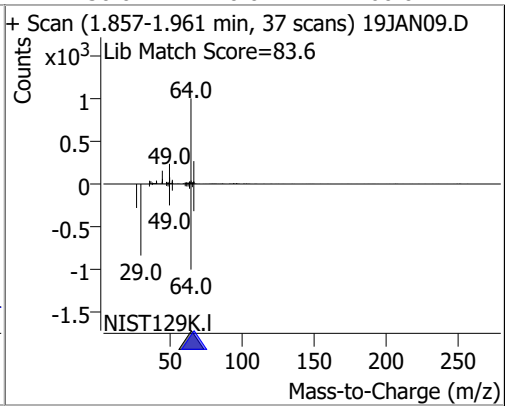

Compound	Conc.	RT	Dev(Min)	Resp.	QIon	QRatio	Lower	Upper
Trichlorofluoromethane	131.0926	2.15	0.00	193579	103.0	65.0	35.0	95.0

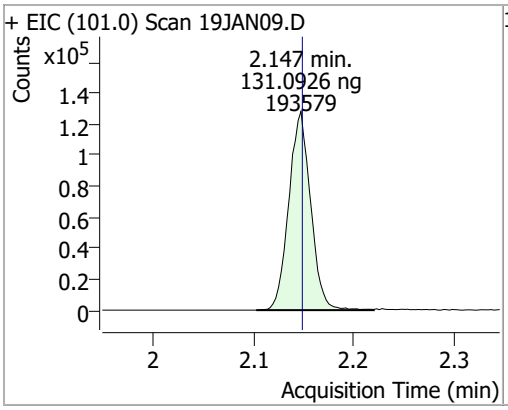

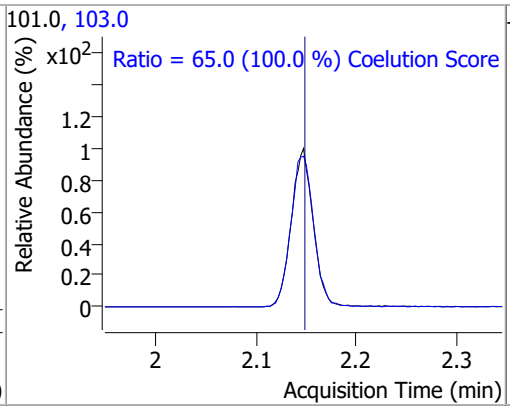

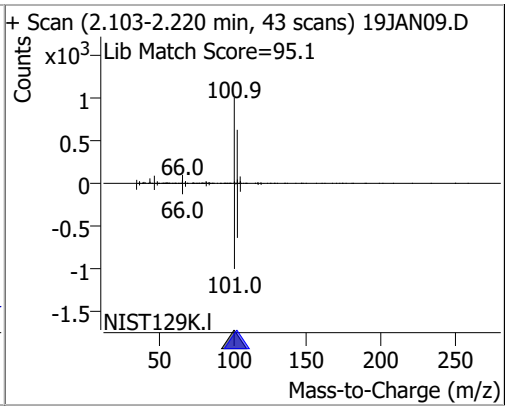

Compound	Conc.	RT	Dev(Min)	Resp.	QIon	QRatio	Lower	Upper
1,1-Dichloroethene	122.9596	2.70	0.00	105649	61.0	179.9	149.9	209.9
					63.0	57.0	27.0	87.0

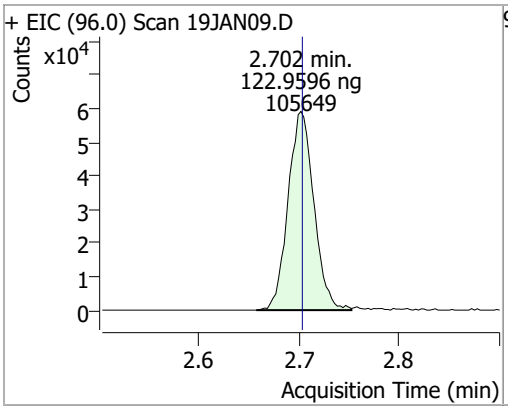

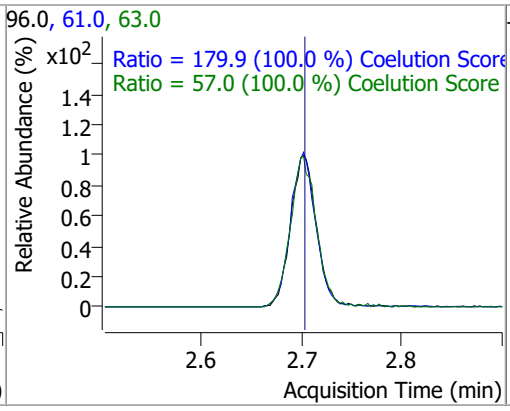

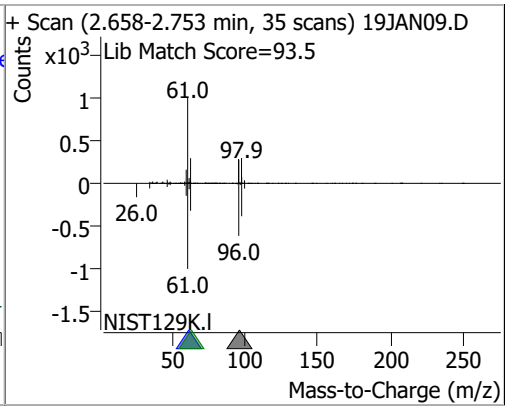

Compound	Conc.	RT	Dev(Min)	Resp.	QIon	QRatio	Lower	Upper
Methylene chloride	120.0395	3.33	0.00	149957	84.0	66.1	36.1	96.1
					86.0	41.8	11.8	71.8

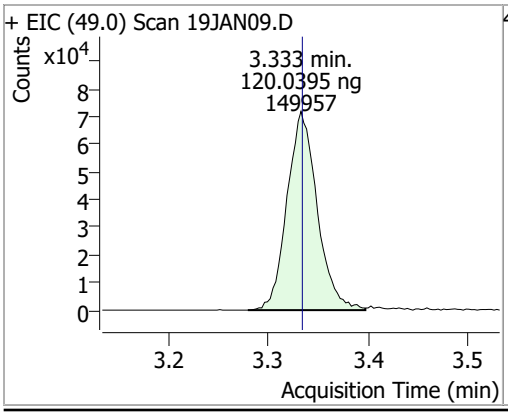

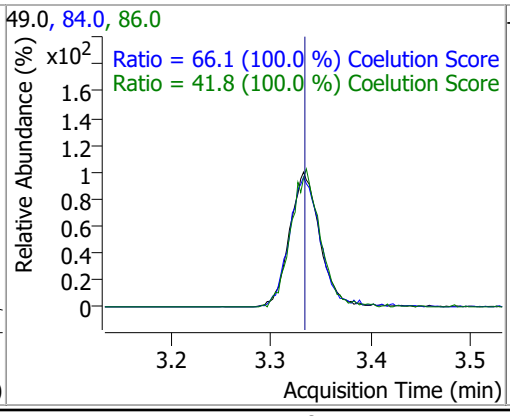

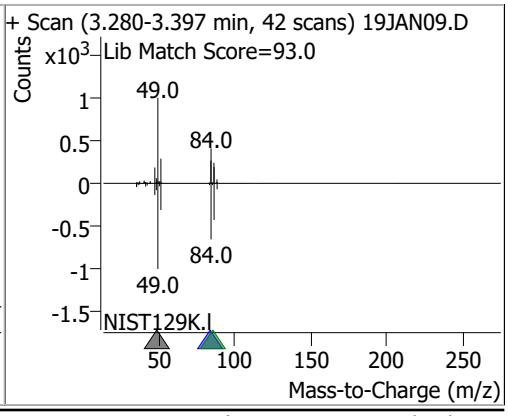

Compound	Conc.	RT	Dev(Min)	Resp.	QIon	QRatio	Lower	Upper
trans-1,2-Dichloroethene	124.2147	3.72	0.00	110255	61.0	154.8	124.8	184.8
					98.0	62.1	32.1	92.1

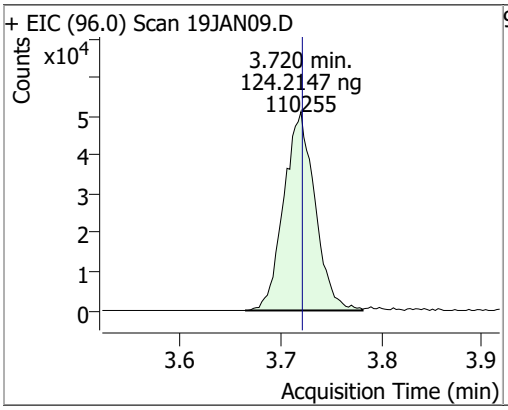

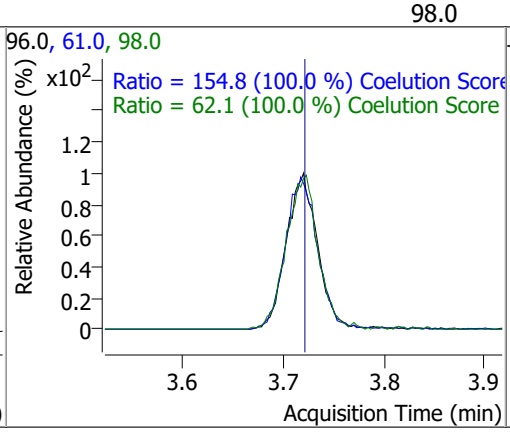

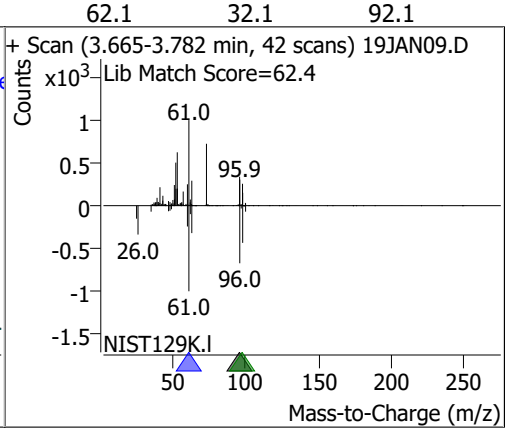

Compound	Conc.	RT	Dev(Min)	Resp.	QIon	QRatio	Lower	Upper
Methyl tert-butyl ether (MTBE)	123.4648	3.75	0.00	136973	57.0	24.6	0.0	54.6

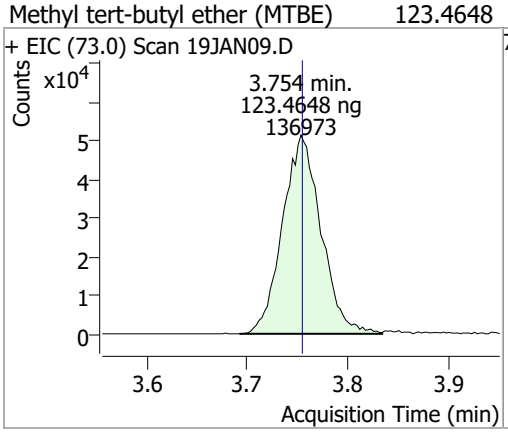

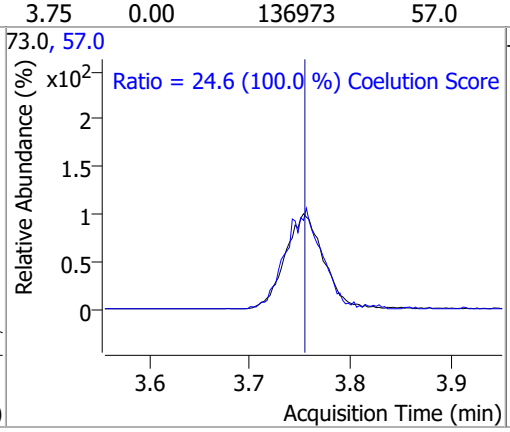

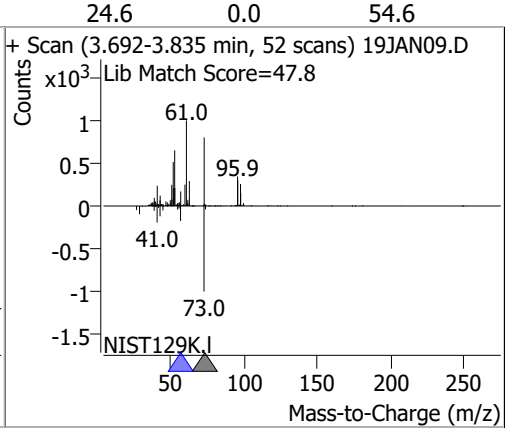

Compound	Conc.	RT	Dev(Min)	Resp.	QIon	QRatio	Lower	Upper
1,1-Dichloroethane	123.8038	4.38	0.00	205663	65.0	31.0	1.0	61.0
					83.0	12.7	0.0	42.7

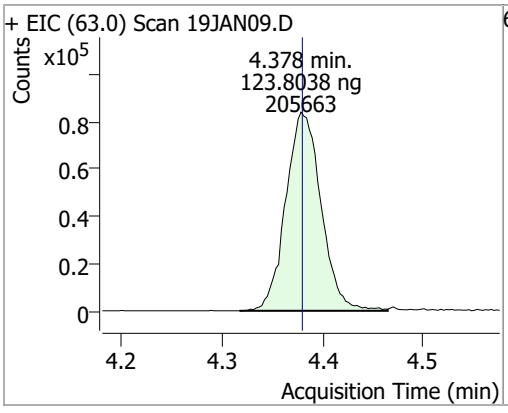

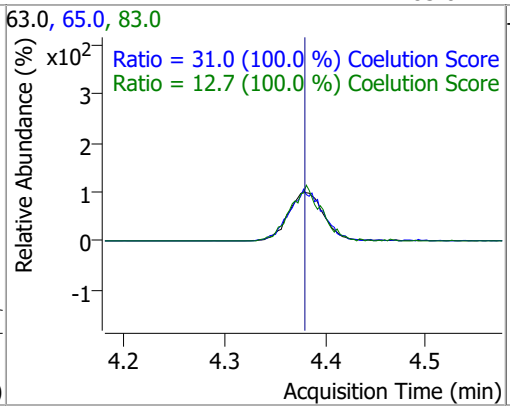

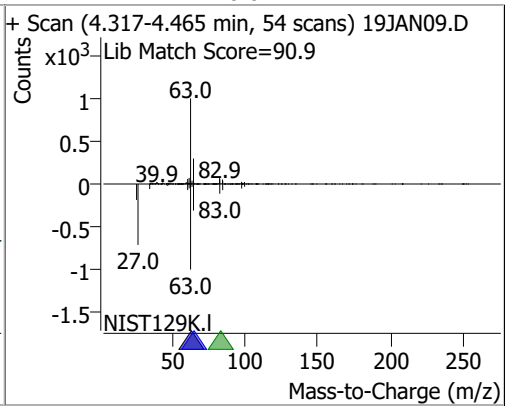

Compound	Conc.	RT	Dev(Min)	Resp.	QIon	QRatio	Lower	Upper
2,2-Dichloropropane	122.5736	5.19	0.00	153450	41.0	68.8	38.8	98.8
					97.0	23.9	0.0	53.9

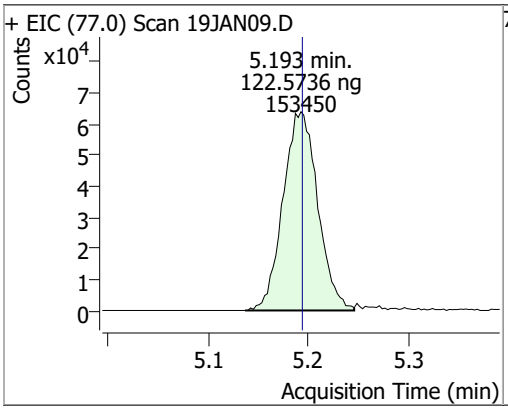

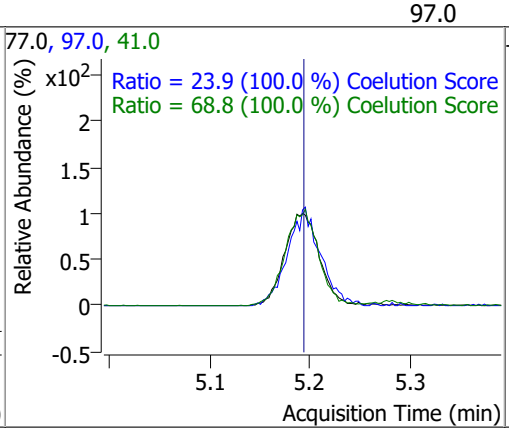

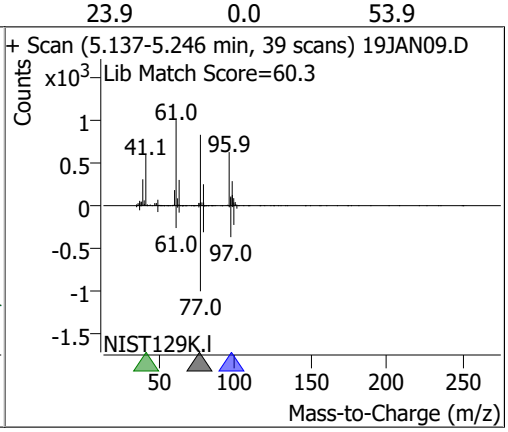

Compound	Conc.	RT	Dev(Min)	Resp.	QIon	QRatio	Lower	Upper
cis-1,2-Dichloroethene	125.5204	5.21	0.00	112808	61.0	160.4	130.4	190.4
					98.0	66.2	36.2	96.2

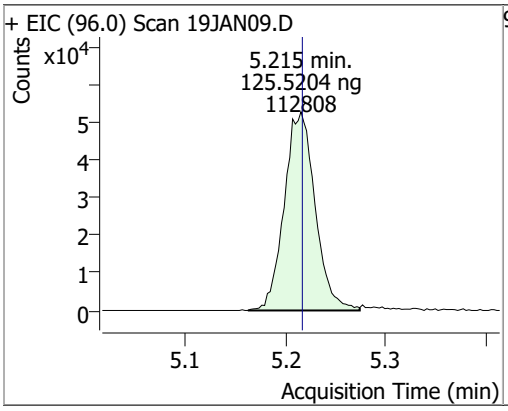

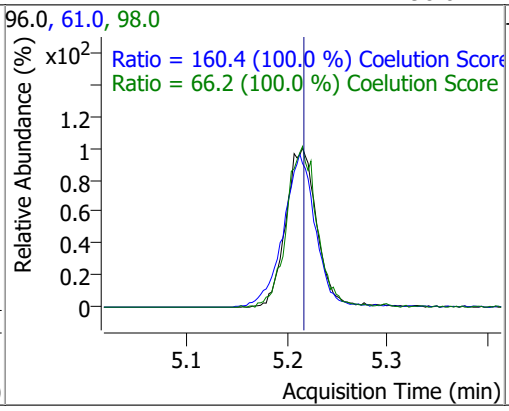

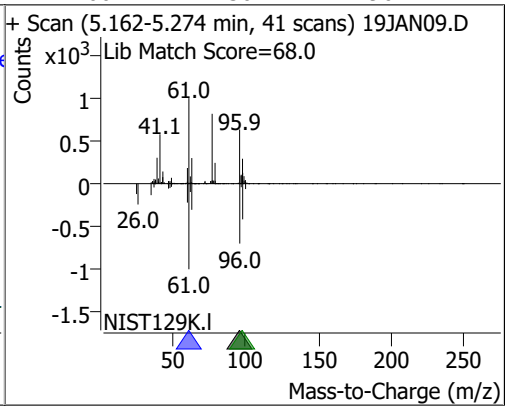

Compound	Conc.	RT	Dev(Min)	Resp.	QIon	QRatio	Lower	Upper
Methyl ethyl ketone	1186.5197	5.28	0.00	154105	72.0	20.6	0.0	50.6

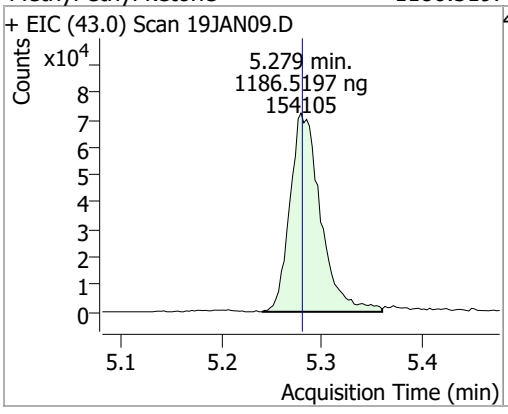

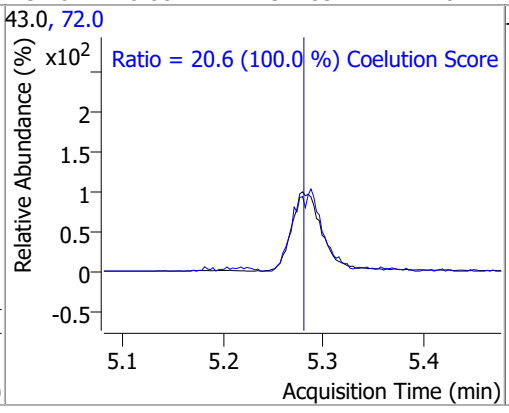

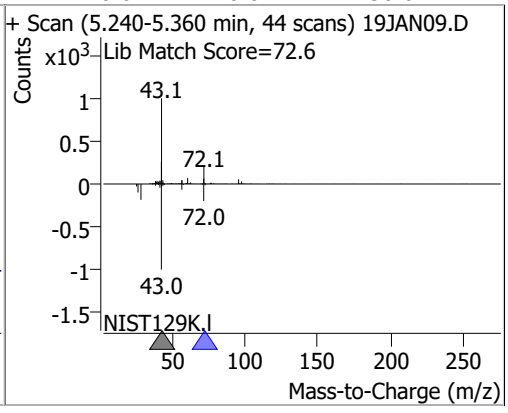

Compound	Conc.	RT	Dev(Min)	Resp.	QIon	QRatio	Lower	Upper
Bromochloromethane	124.0258	5.52	0.00	45958	49.0	182.2	152.2	212.2

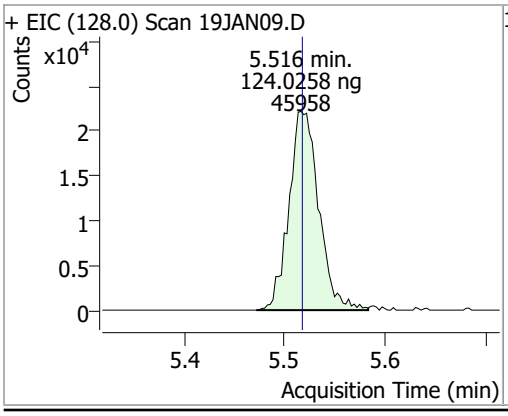

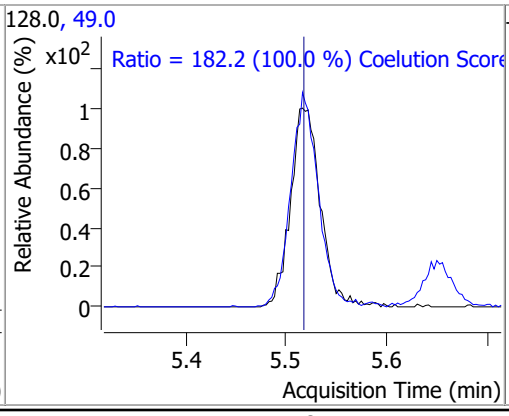

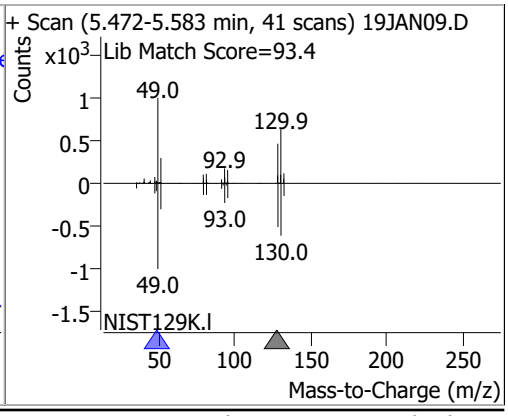

Compound	Conc.	RT	Dev(Min)	Resp.	QIon	QRatio	Lower	Upper
Chloroform	118.3246	5.65	0.00	196261	85.0	66.2	36.2	96.2

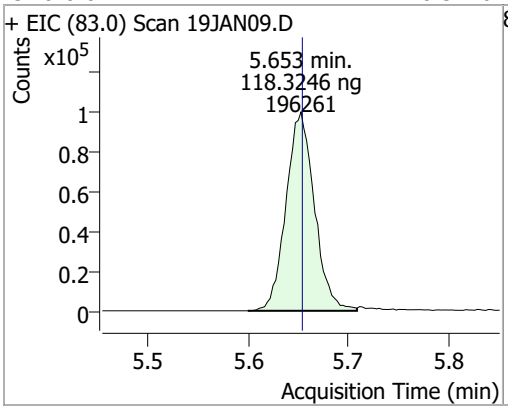

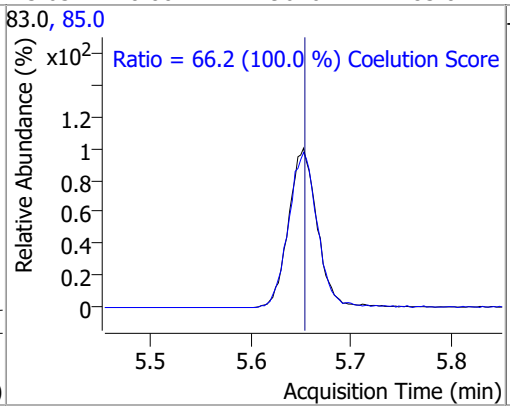

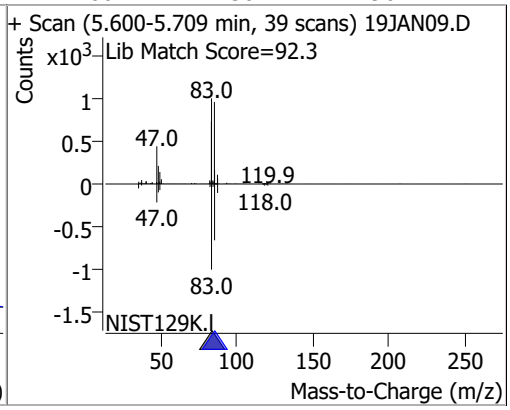

Compound	Conc.	RT	Dev(Min)	Resp.	QIon	QRatio	Lower	Upper
1,1,1-Trichloroethane	123.8043	5.83	0.00	189468	99.0	63.1	33.1	93.1
					61.0	49.1	19.1	79.1

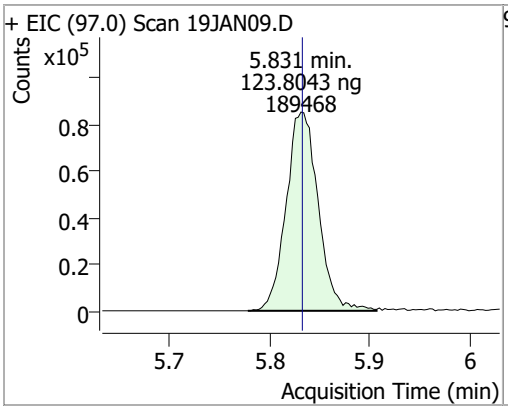

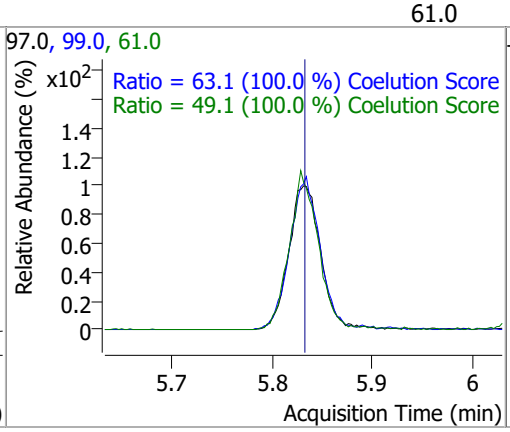

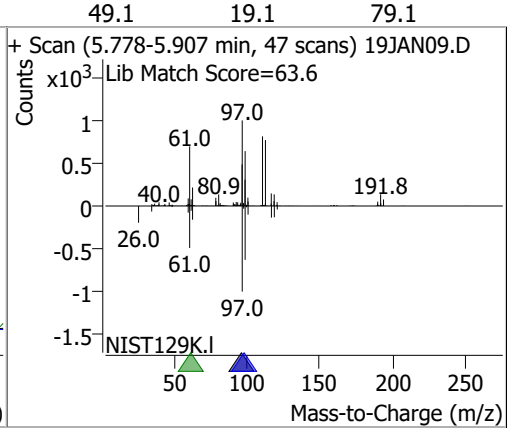

Compound	Conc.	RT	Dev(Min)	Resp.	QIon	QRatio	Lower	Upper
Dibromofluoromethane	121.8025	5.85	0.00	100821	191.5	23.2	0.0	53.2

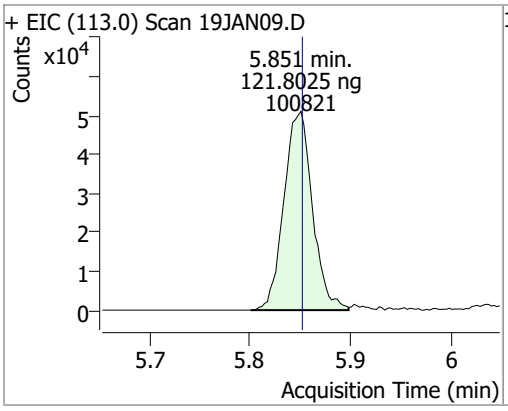

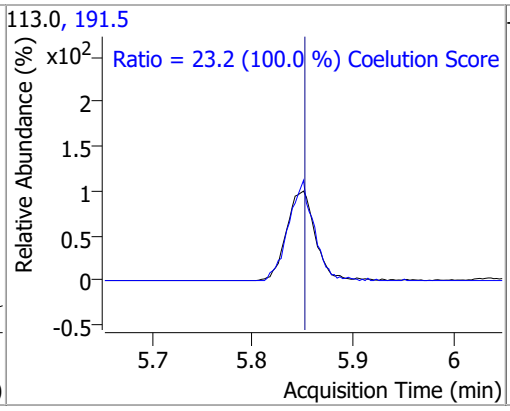

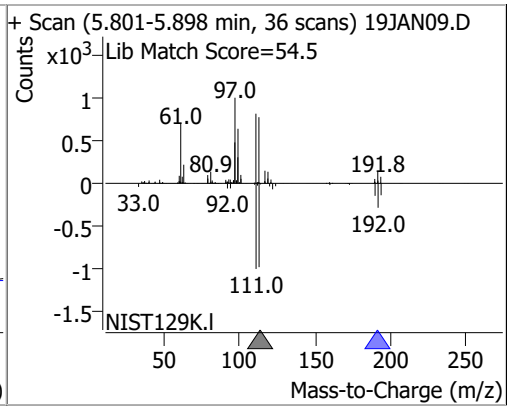

Compound	Conc.	RT	Dev(Min)	Resp.	QIon	QRatio	Lower	Upper
Carbon tetrachloride	123.9520	6.02	0.00	183978	119.0	97.6	67.6	127.6
					121.0	30.7	0.7	60.7

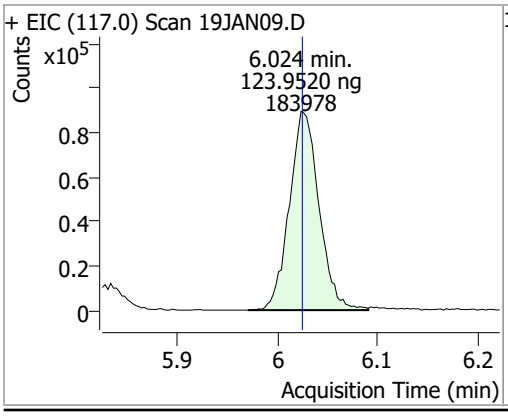

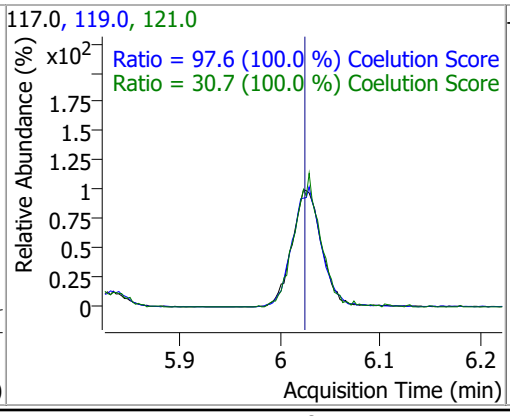

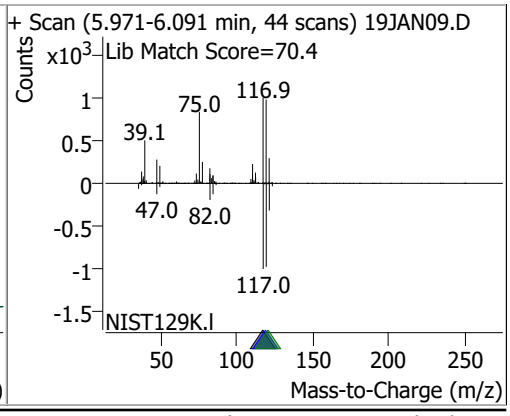

Compound	Conc.	RT	Dev(Min)	Resp.	QIon	QRatio	Lower	Upper
1,1-Dichloropropene	125.9718	6.04	0.00	156331	110.0	35.6	5.6	65.6
					77.0	31.0	1.0	61.0

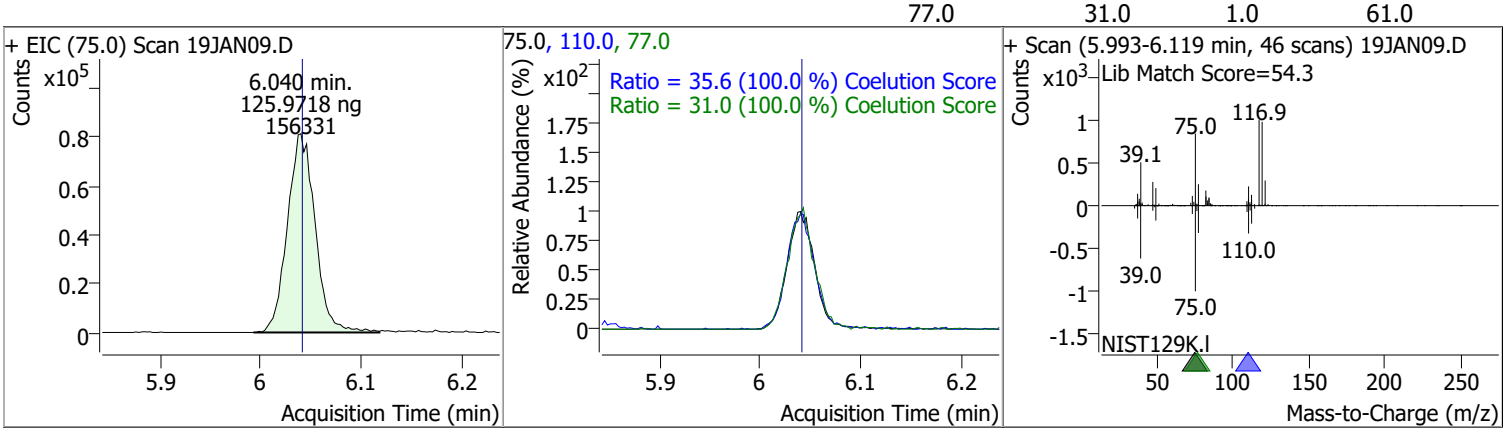

Compound	Conc.	RT	Dev(Min)	Resp.	QIon	QRatio	Lower	Upper
1,2-Dichloroethane-d4	126.7303	6.23	0.00	45314	65.0	192.8	162.8	222.8

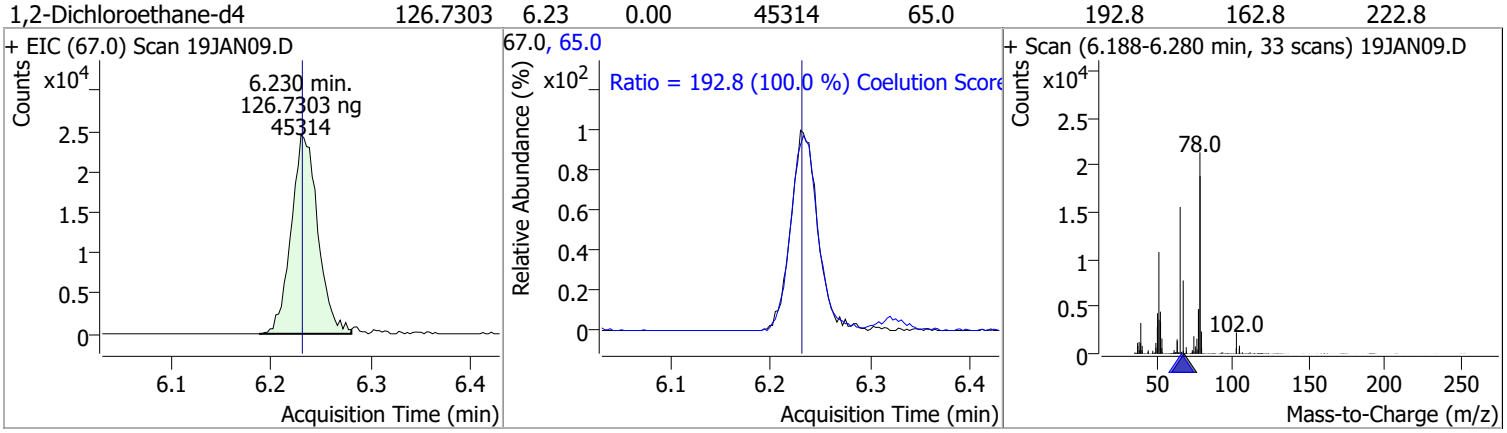

Compound	Conc.	RT	Dev(Min)	Resp.	QIon	QRatio	Lower	Upper
Benzene	124.4545	6.28	0.00	424881	77.0	23.3	0.0	53.3

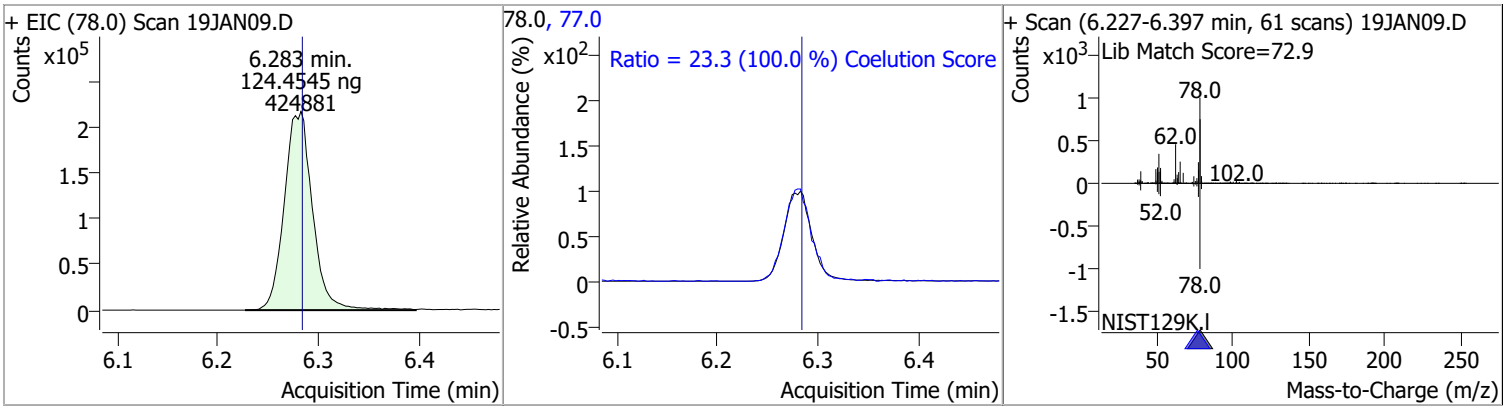

Compound	Conc.	RT	Dev(Min)	Resp.	QIon	QRatio	Lower	Upper
1,2-Dichloroethane	115.6442	6.32	0.00	109046	64.0	32.2	2.2	62.2
					98.0	8.2	0.0	38.2

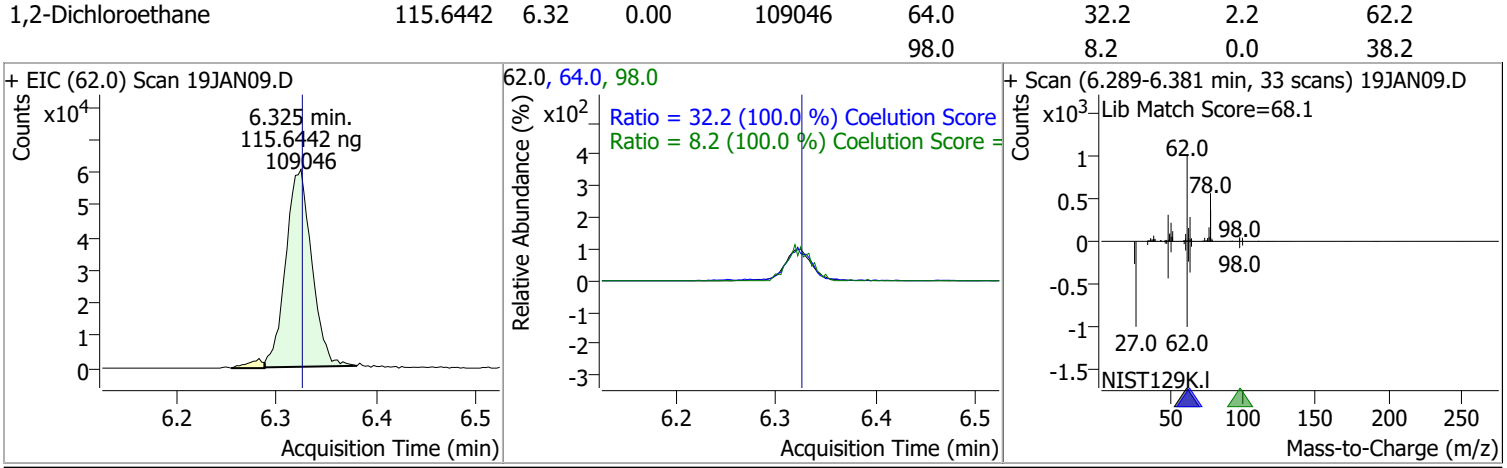

Compound	Conc.	RT	Dev(Min)	Resp.	QIon	QRatio	Lower	Upper
Trichloroethene	121.8095	7.02	0.00	120511	130.0	105.6	75.6	135.6
					97.0	65.7	35.7	95.7

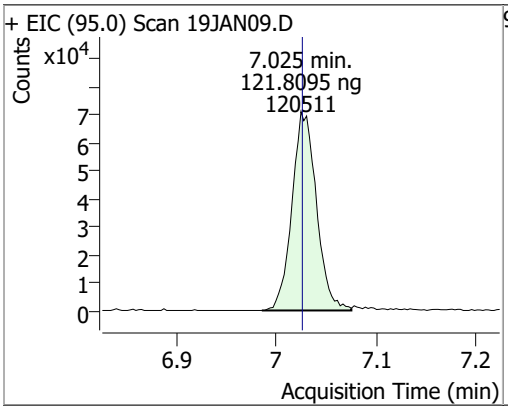

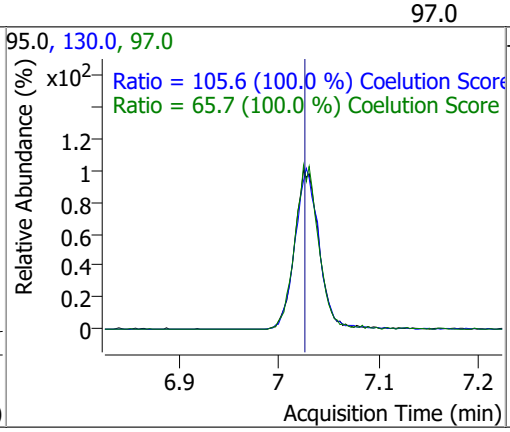

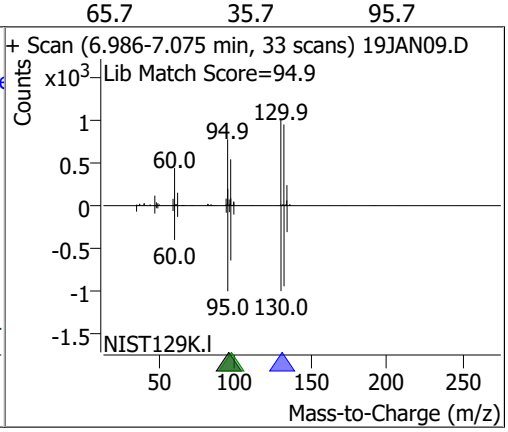

Compound	Conc.	RT	Dev(Min)	Resp.	QIon	QRatio	Lower	Upper
1,2-Dichloropropane	122.9589	7.27	0.00	106955	76.0	39.8	9.8	69.8

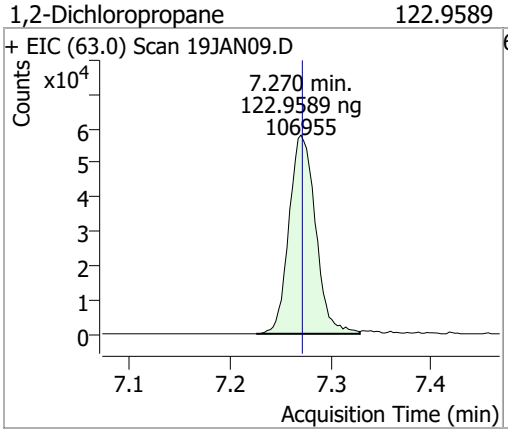

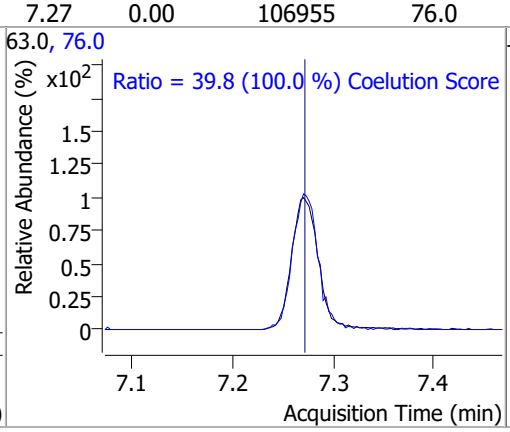

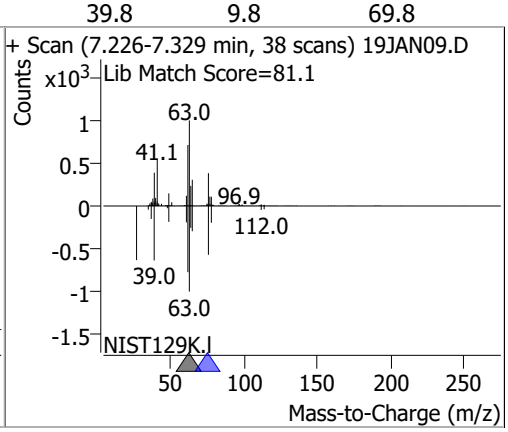

Compound	Conc.	RT	Dev(Min)	Resp.	QIon	QRatio	Lower	Upper
Dibromomethane	121.7998	7.40	0.00	44657	173.5	108.2	78.2	138.2
					95.0	84.5	54.5	114.5

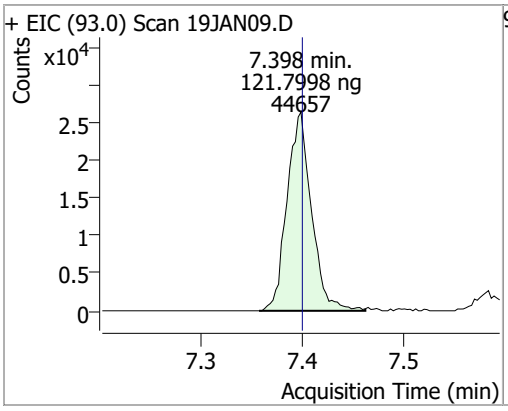

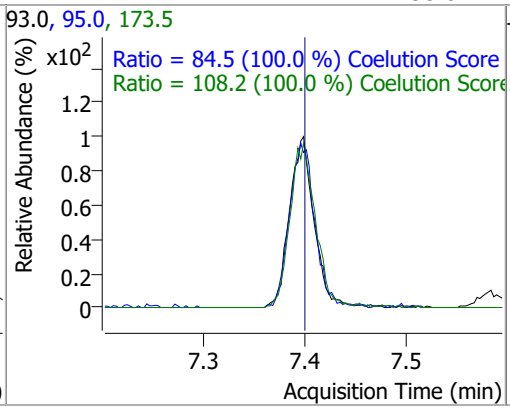

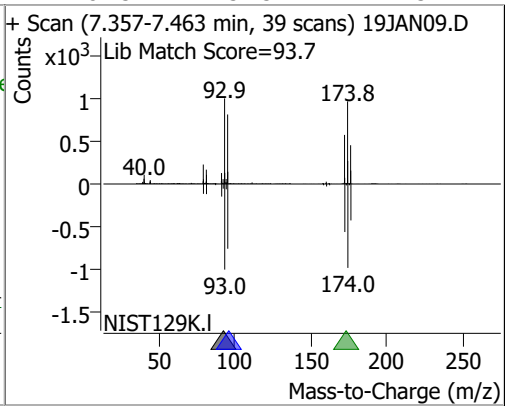

Compound	Conc.	RT	Dev(Min)	Resp.	QIon	QRatio	Lower	Upper
Bromodichloromethane	121.2255	7.58	0.00	124982	85.0	66.3	36.3	96.3
					127.0	9.5	0.0	39.5

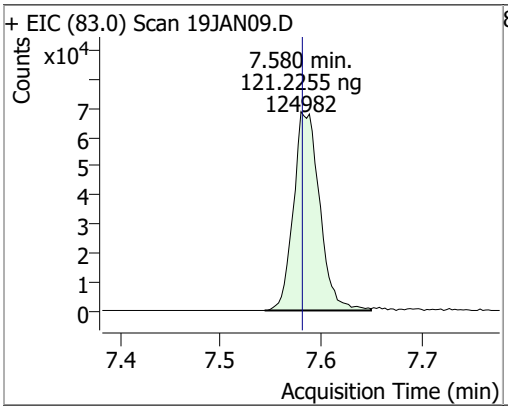

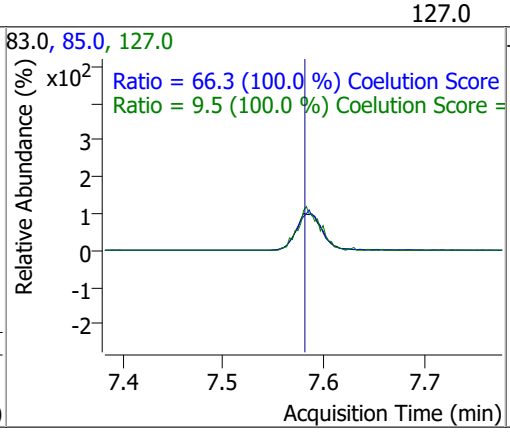

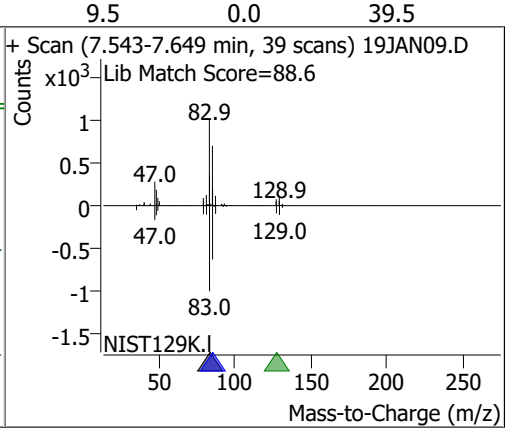

Compound	Conc.	RT	Dev(Min)	Resp.	QIon	QRatio	Lower	Upper
cis-1,3-Dichloropropene	123.4003	8.06	0.00	139607	39.0	52.5	22.5	82.5
					77.0	31.8	1.8	61.8

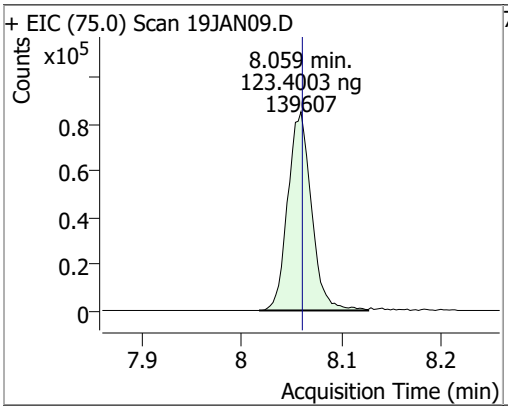

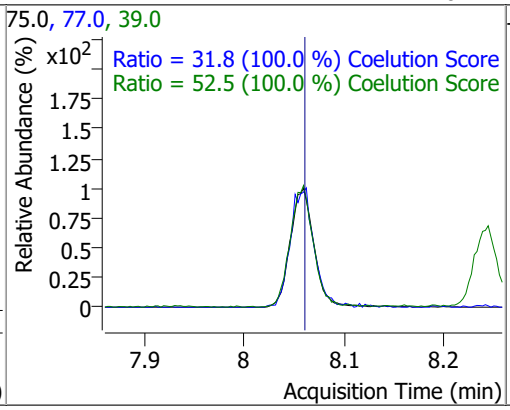

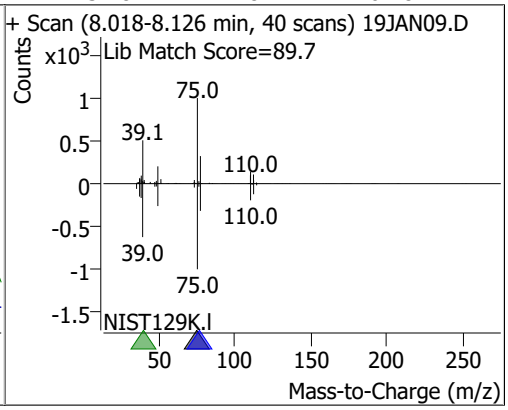

Compound	Conc.	RT	Dev(Min)	Resp.	QIon	QRatio	Lower	Upper
Toluene-d8	128.0381	8.32	0.00	412799	100.0	64.3	34.3	94.3
					99.0	9.2	0.0	39.2

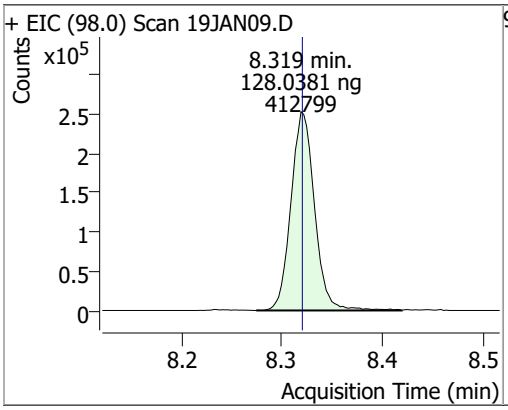

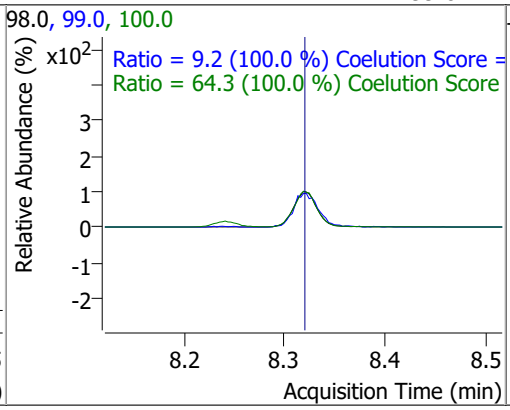

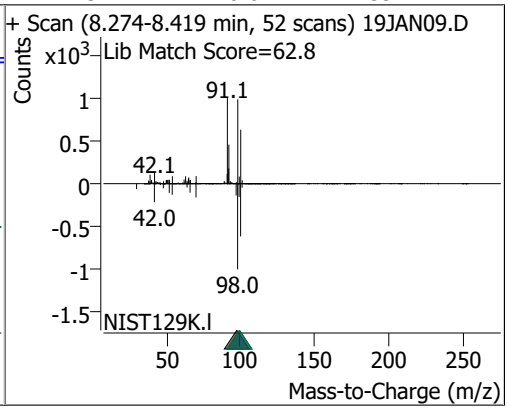

Compound	Conc.	RT	Dev(Min)	Resp.	QIon	QRatio	Lower	Upper
Toluene	125.4292	8.39	0.00	269549	91.0	174.1	144.1	204.1

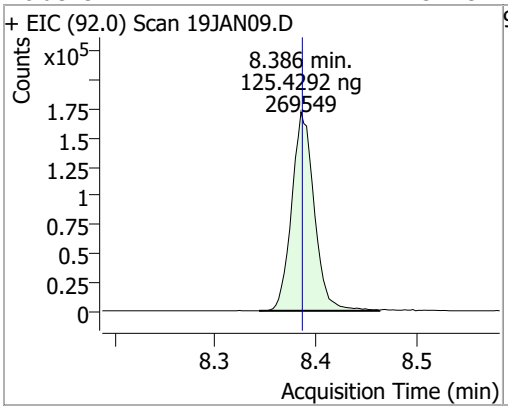

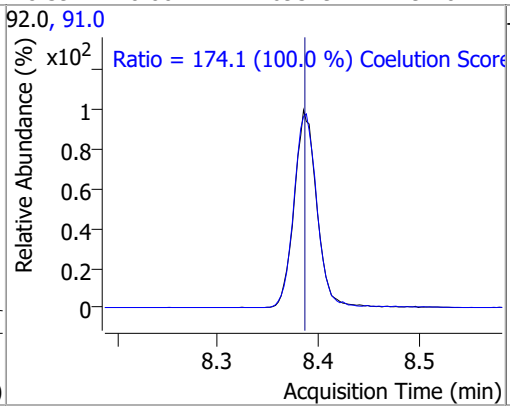

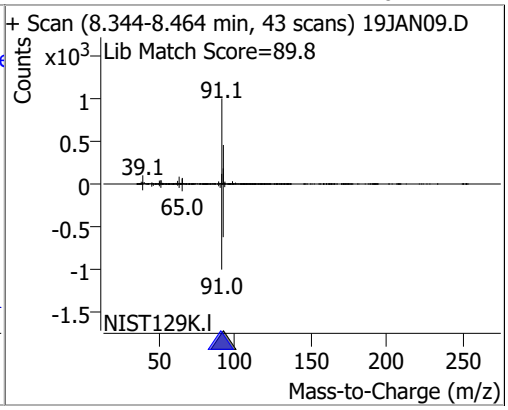

Compound	Conc.	RT	Dev(Min)	Resp.	QIon	QRatio	Lower	Upper
trans-1,3-Dichloropropene	124.6280	8.64	0.00	102846	39.0	53.0	23.0	83.0
					77.0	31.0	1.0	61.0

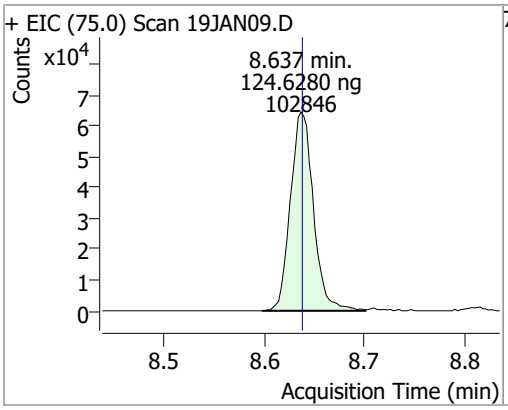

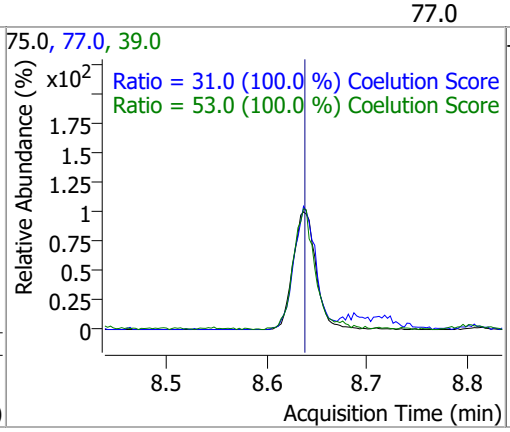

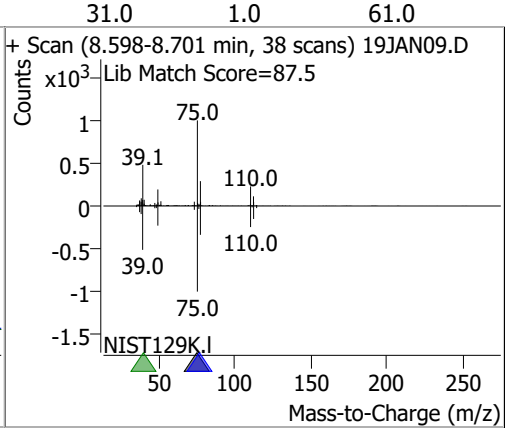

Compound	Conc.	RT	Dev(Min)	Resp.	QIon	QRatio	Lower	Upper
1,1,2-Trichloroethane	125.7824	8.82	0.00	52780	97.0	110.7	80.7	140.7
					85.0	60.7	30.7	90.7

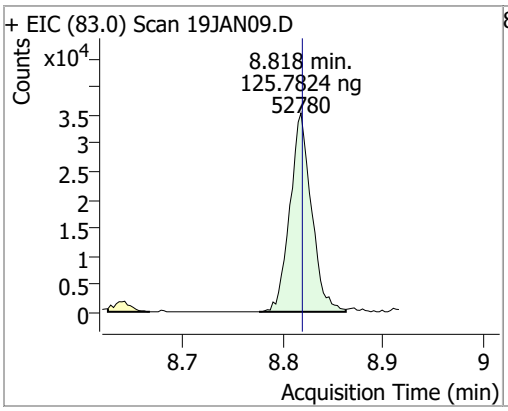

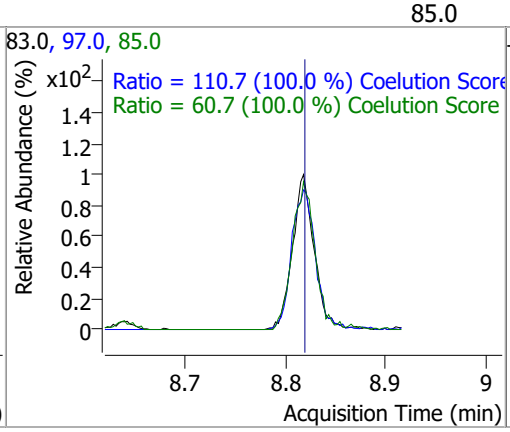

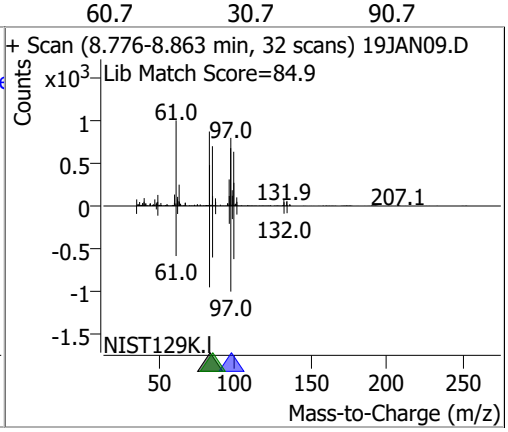

Compound	Conc.	RT	Dev(Min)	Resp.	QIon	QRatio	Lower	Upper
Tetrachloroethene	125.3035	8.94	0.00	109194	165.8	126.1	96.1	156.1
					129.0	90.5	60.5	120.5

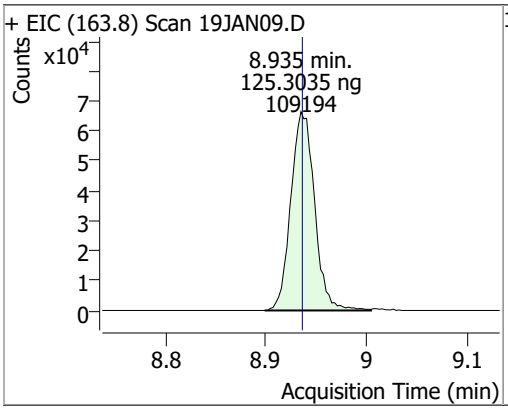

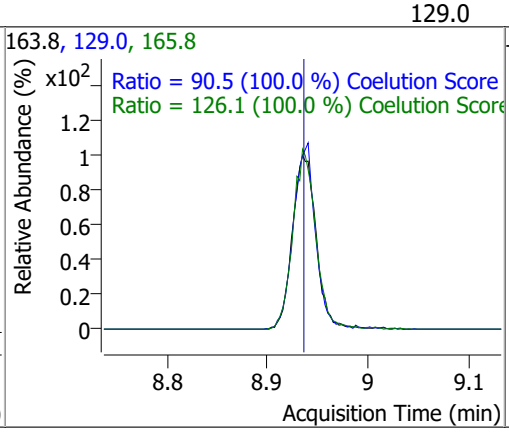

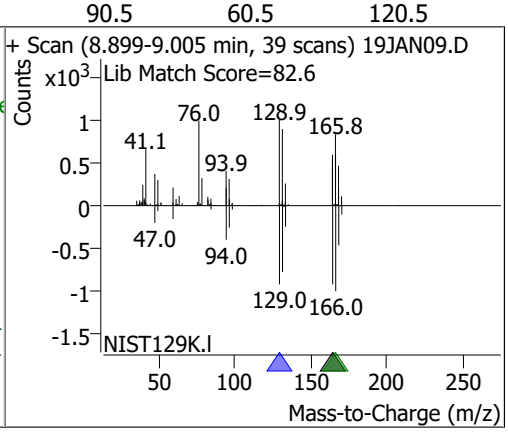

Compound	Conc.	RT	Dev(Min)	Resp.	QIon	QRatio	Lower	Upper
1,3-Dichloropropane	119.3950	8.98	0.00	101384	78.0	32.4	2.4	62.4

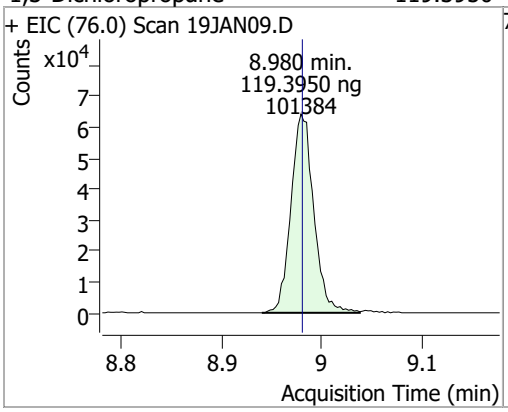

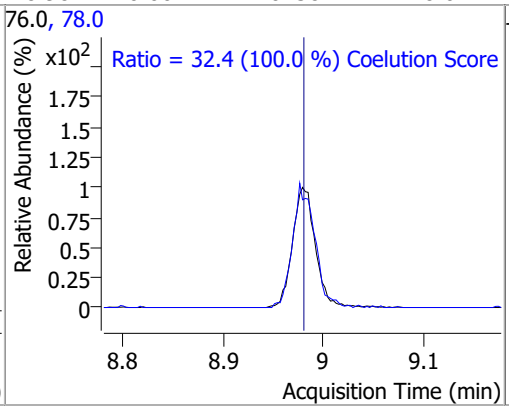

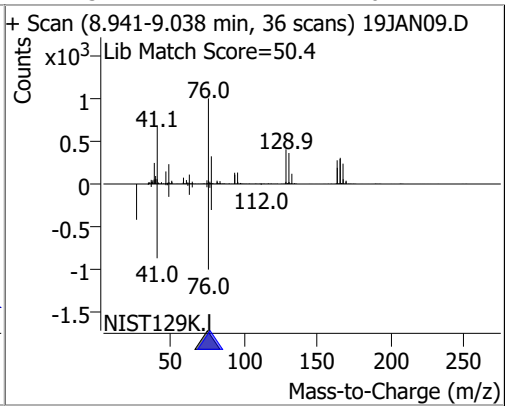

Compound	Conc.	RT	Dev(Min)	Resp.	QIon	QRatio	Lower	Upper
Chlorodibromomethane	123.0729	9.21	0.00	83172	127.0	77.2	47.2	107.2

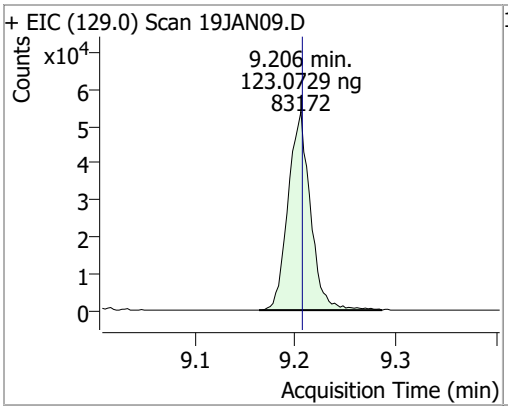

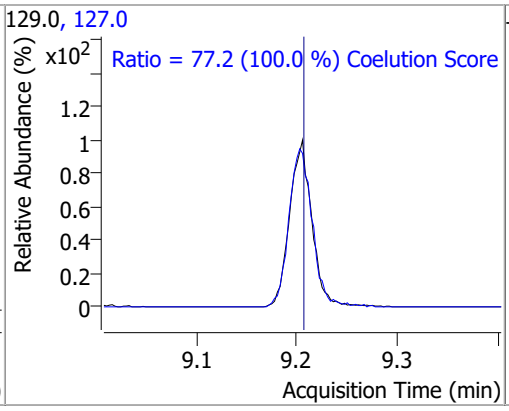

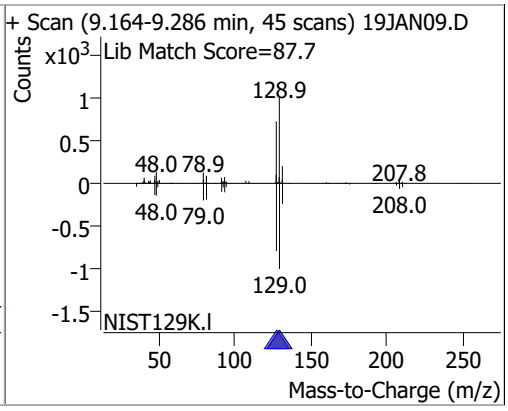

Compound	Conc.	RT	Dev(Min)	Resp.	QIon	QRatio	Lower	Upper
1,2-Dibromoethane	126.2047	9.30	0.00	58489	109.0	91.5	61.5	121.5

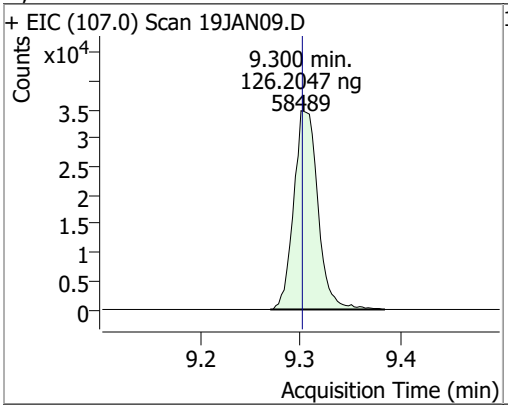

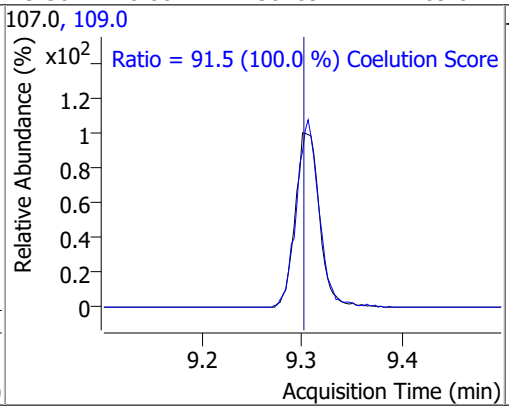

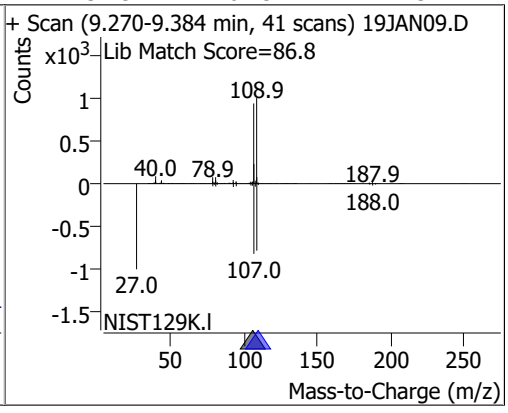

Compound	Conc.	RT	Dev(Min)	Resp.	QIon	QRatio	Lower	Upper
Chlorobenzene	122.8185	9.80	0.00	289340	114.0	32.2	2.2	62.2

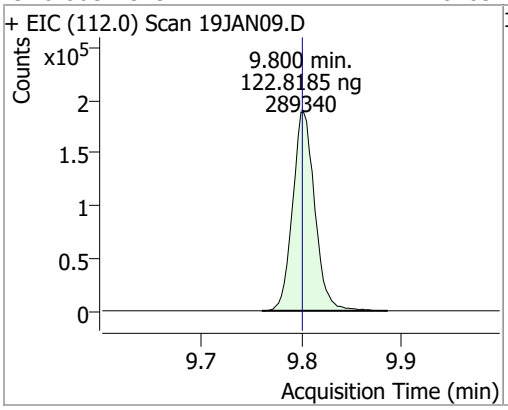

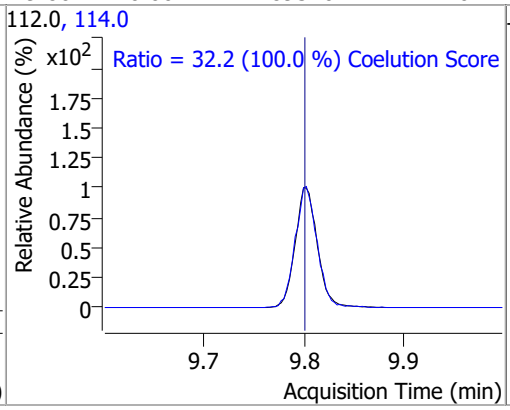

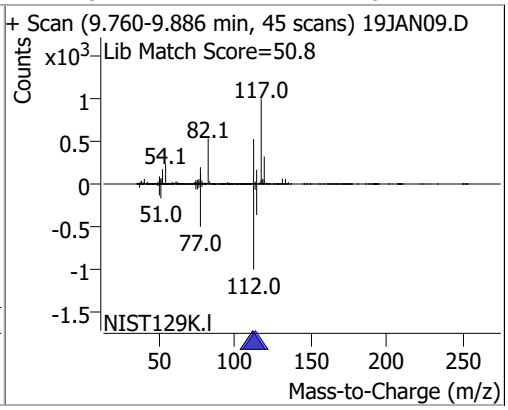

Compound	Conc.	RT	Dev(Min)	Resp.	QIon	QRatio	Lower	Upper
1,1,1,2-Tetrachloroethane	122.7951	9.89	0.00	101500	133.0	95.3	65.3	125.3

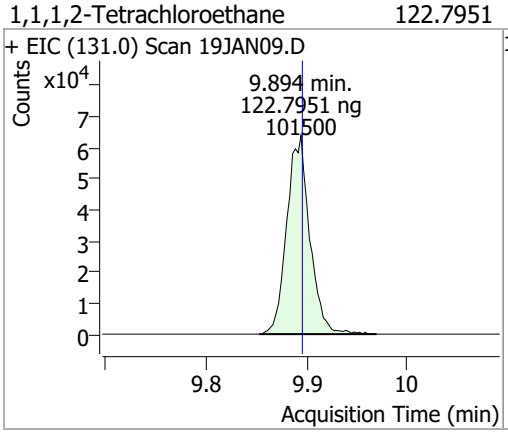

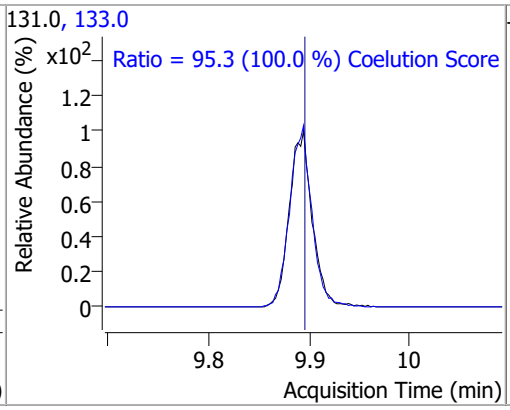

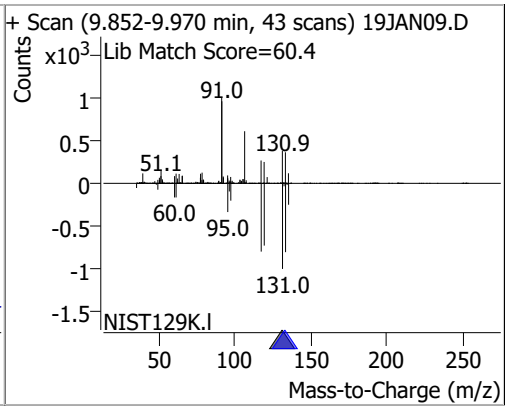

Compound	Conc.	RT	Dev(Min)	Resp.	QIon	QRatio	Lower	Upper
Ethylbenzene	123.1021	9.92	0.00	505127	106.0	31.7	1.7	61.7

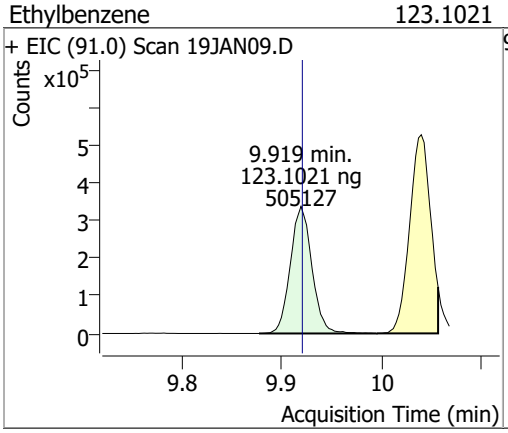

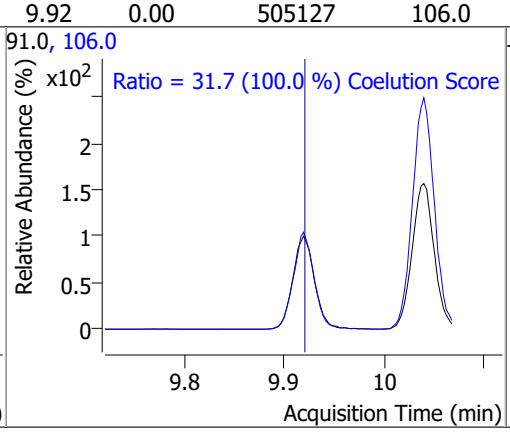

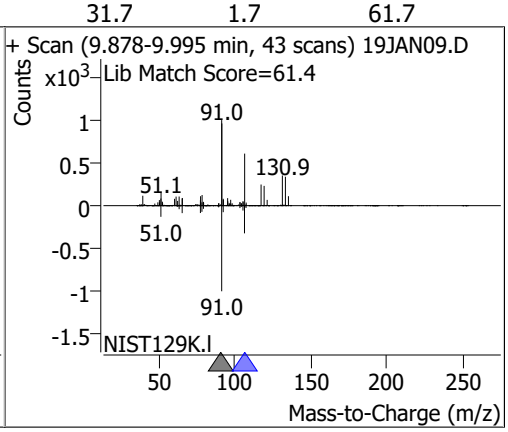

Compound	Conc.	RT	Dev(Min)	Resp.	QIon	QRatio	Lower	Upper
m+p-Xylenes	248.1048	10.04	0.00	405724	91.0	200.7	170.7	230.7

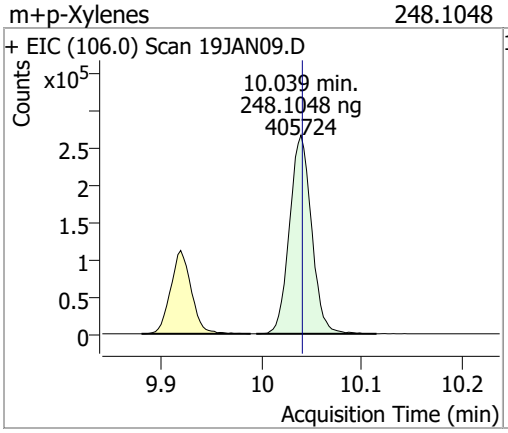

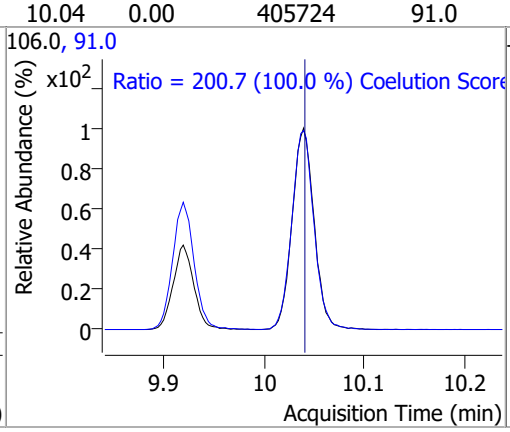

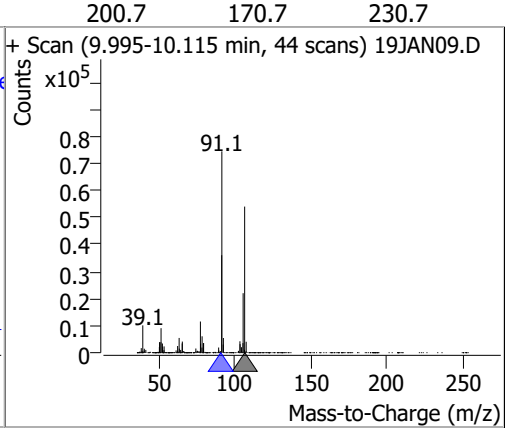

Compound	Conc.	RT	Dev(Min)	Resp.	QIon	QRatio	Lower	Upper
o-Xylene	125.1872	10.43	0.00	179108	91.0	211.4	181.4	241.4

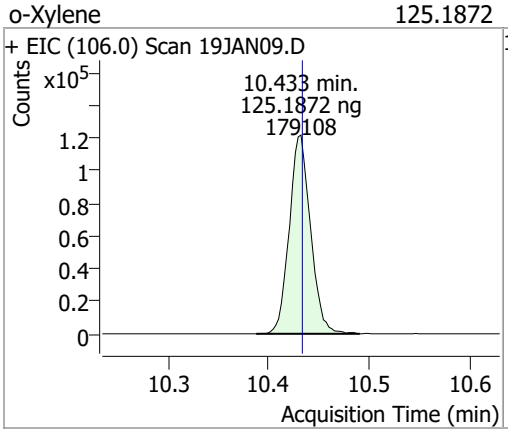

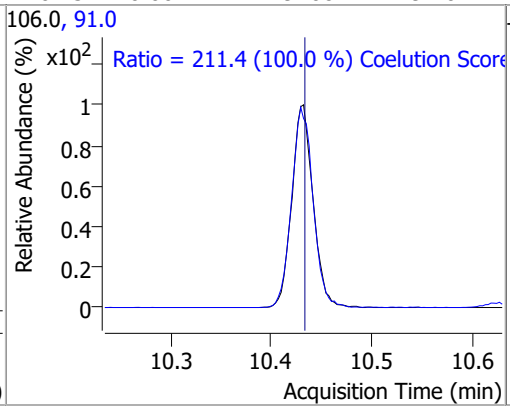

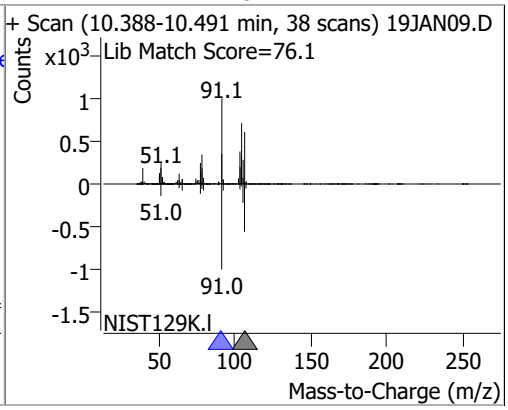

Compound	Conc.	RT	Dev(Min)	Resp.	QIon	QRatio	Lower	Upper
Styrene	123.7696	10.45	0.00	292722	78.0	50.6	20.6	80.6

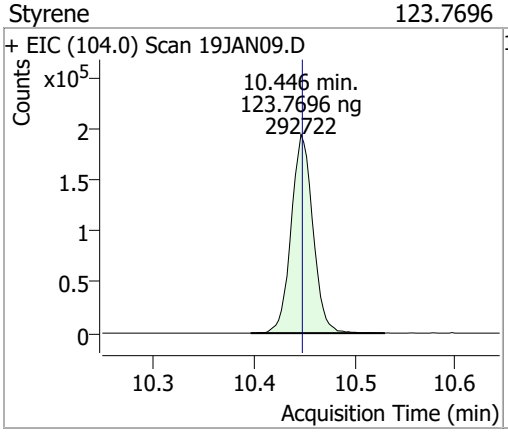

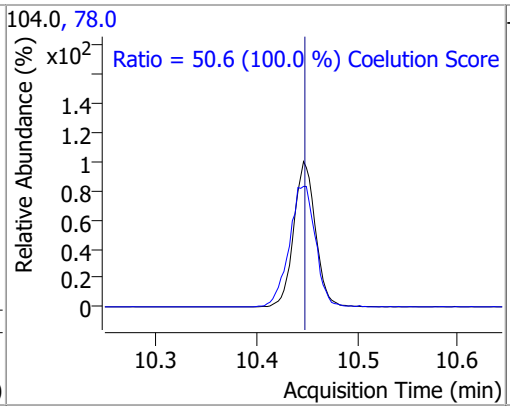

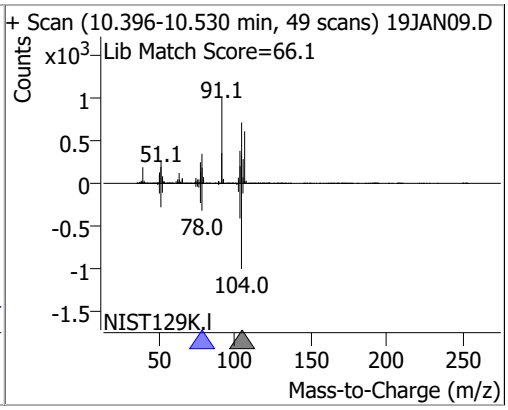

Compound	Conc.	RT	Dev(Min)	Resp.	QIon	QRatio	Lower	Upper
Bromoform	120.9158	10.62	0.00	45045	170.5	50.3	20.3	80.3
					174.5	48.1	18.1	78.1

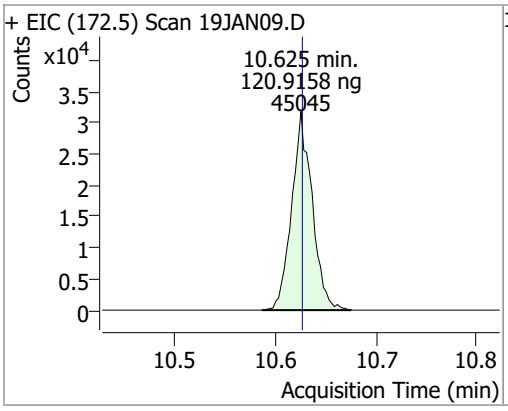

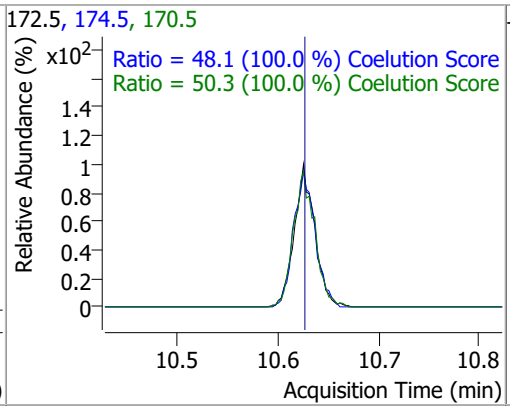

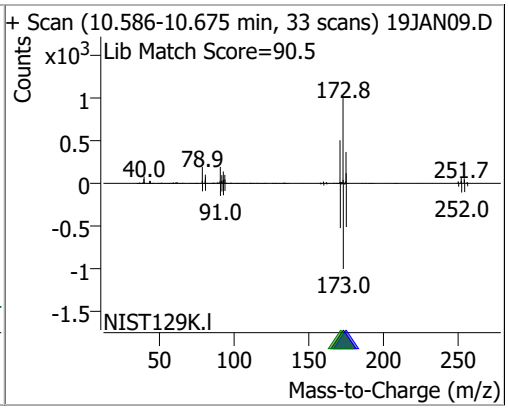

Compound	Conc.	RT	Dev(Min)	Resp.	QIon	QRatio	Lower	Upper
p-Bromofluorobenzene	125.0189	10.95	0.00	128330	174.0	95.3	65.3	125.3
					176.0	93.3	63.3	123.3

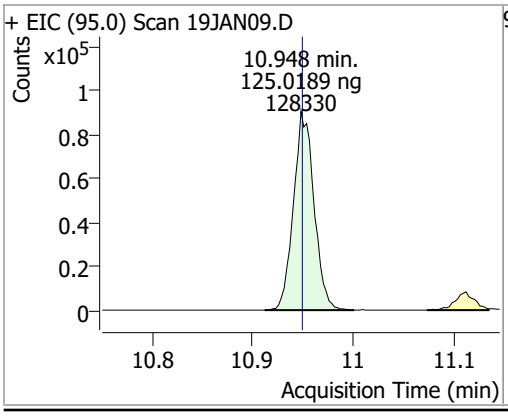

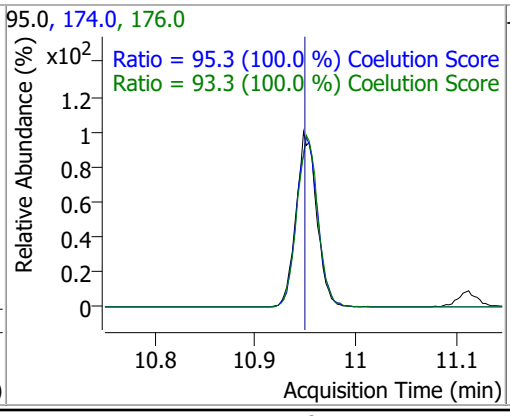

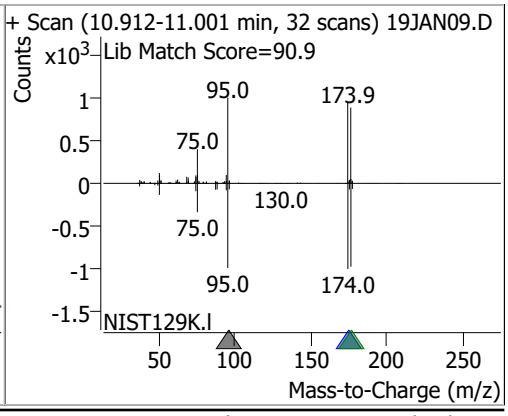

Compound	Conc.	RT	Dev(Min)	Resp.	QIon	QRatio	Lower	Upper
Bromobenzene	124.5365	11.09	0.00	112733	77.0	143.5	113.5	173.5
					158.0	96.1	66.1	126.1

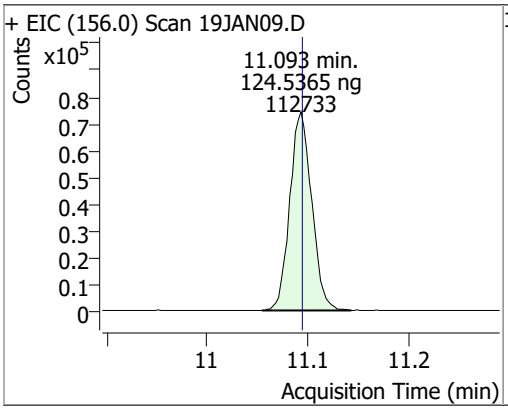

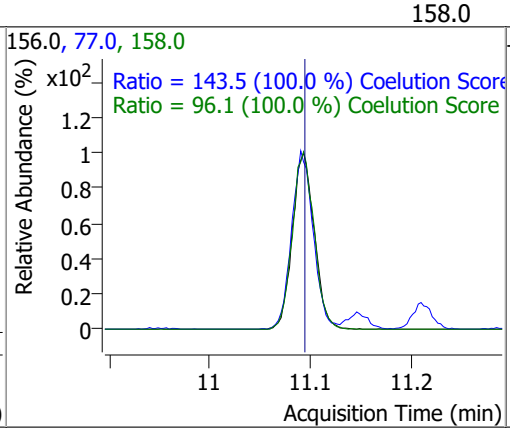

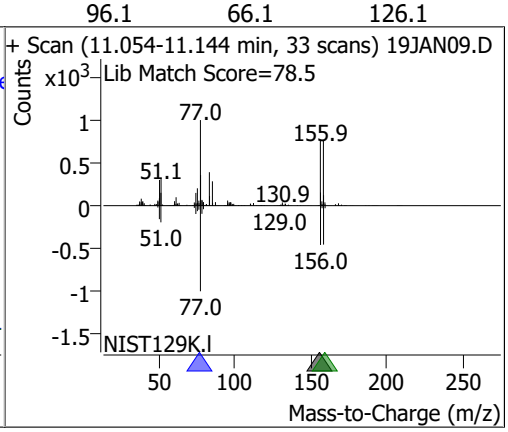

Compound	Conc.	RT	Dev(Min)	Resp.	QIon	QRatio	Lower	Upper
1,1,2,2-Tetrachloroethane	121.3181	11.11	0.00	62640	85.0	63.3	33.3	93.3

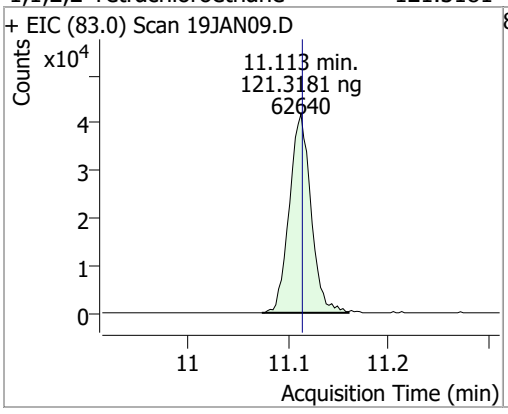

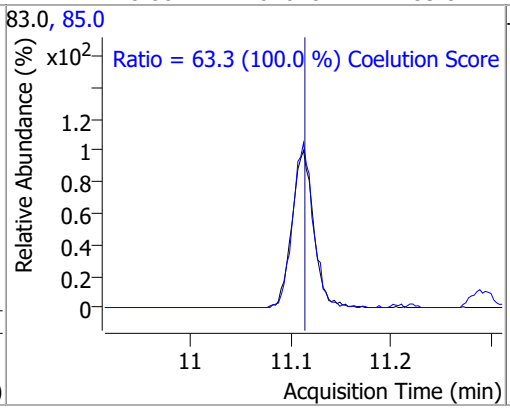

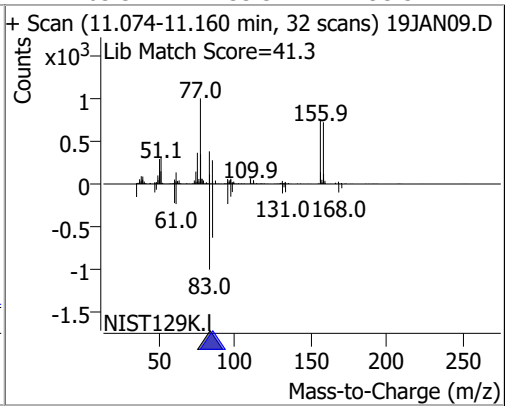

Compound	Conc.	RT	Dev(Min)	Resp.	QIon	QRatio	Lower	Upper
1,2,3-Trichloropropane	120.5610	11.15	0.00	16355	112.0	65.8	35.8	95.8

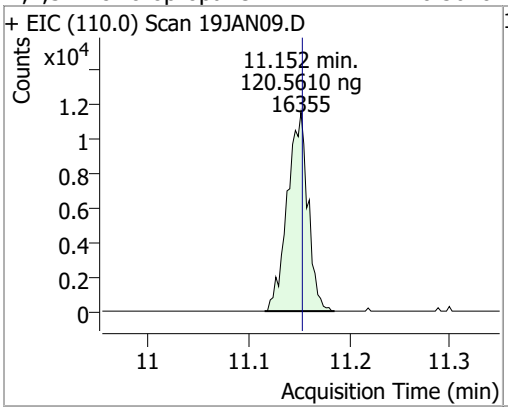

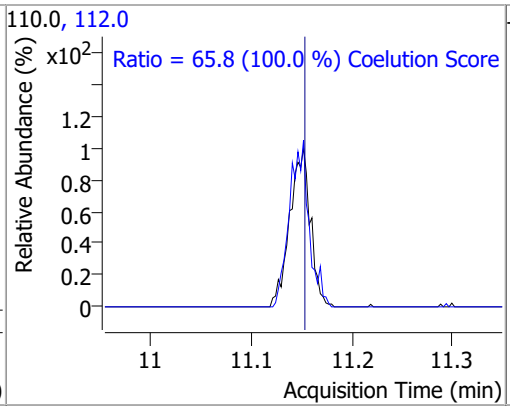

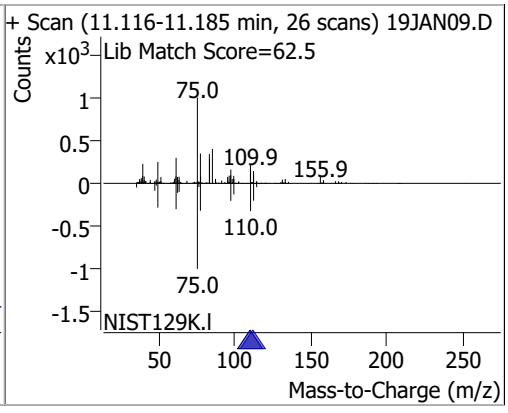

Compound	Conc.	RT	Dev(Min)	Resp.	QIon	QRatio	Lower	Upper
2-Chlorotoluene	127.3956	11.29	0.00	114135	91.0	276.2	246.2	306.2

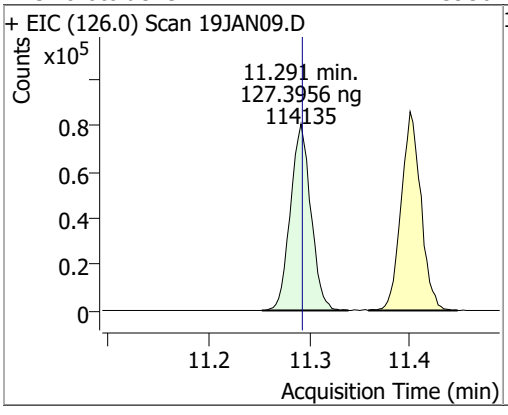

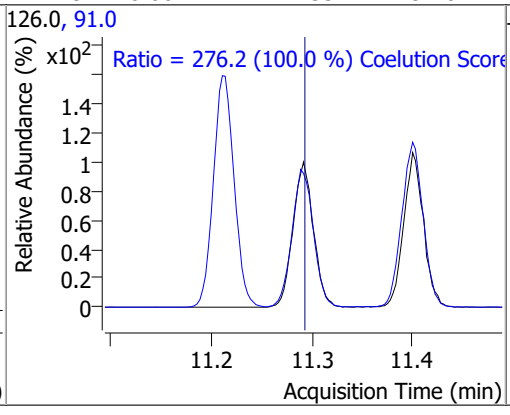

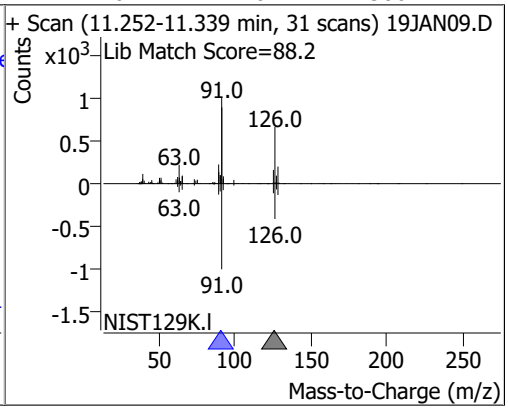

Compound	Conc.	RT	Dev(Min)	Resp.	QIon	QRatio	Lower	Upper
4-Chlorotoluene	129.5521	11.40	0.00	375931	126.0	31.3	1.3	61.3

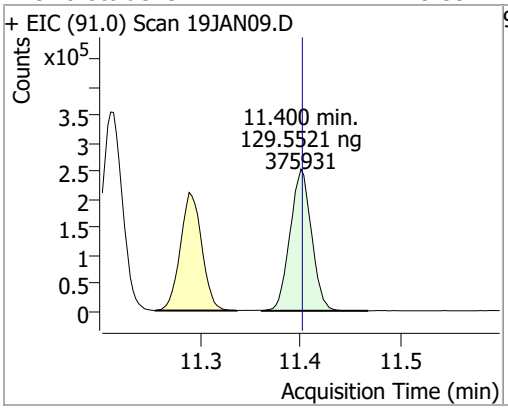

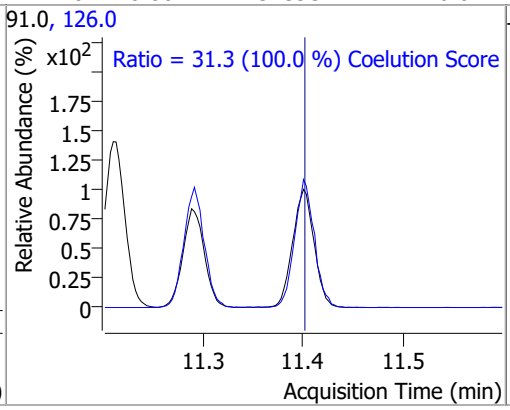

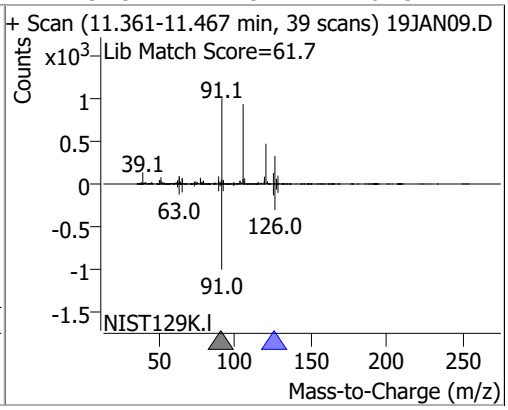

Compound	Conc.	RT	Dev(Min)	Resp.	QIon	QRatio	Lower	Upper
1,3-Dichlorobenzene	122.1906	12.03	0.00	200403	148.0	62.8	32.8	92.8
					111.0	38.7	8.7	68.7

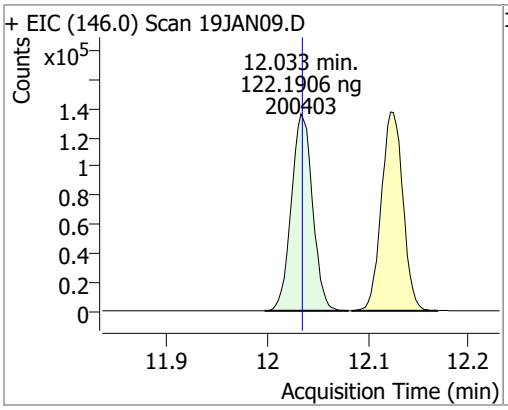

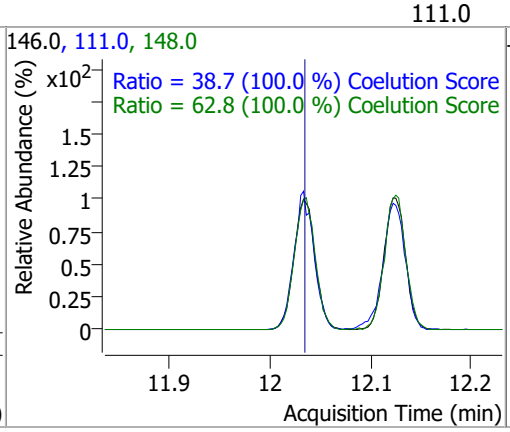

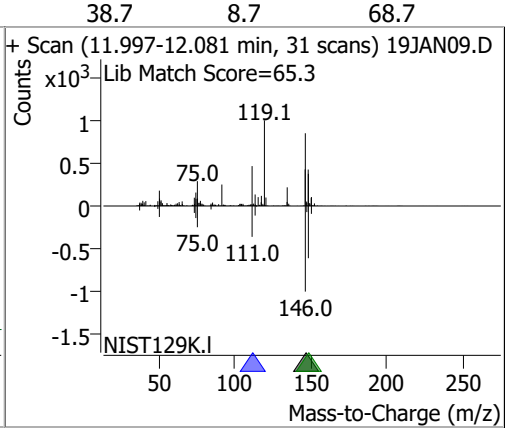

Compound	Conc.	RT	Dev(Min)	Resp.	QIon	QRatio	Lower	Upper
1,4-Dichlorobenzene	123.1312	12.12	0.00	205880	148.0	63.7	33.7	93.7
					111.0	38.7	8.7	68.7

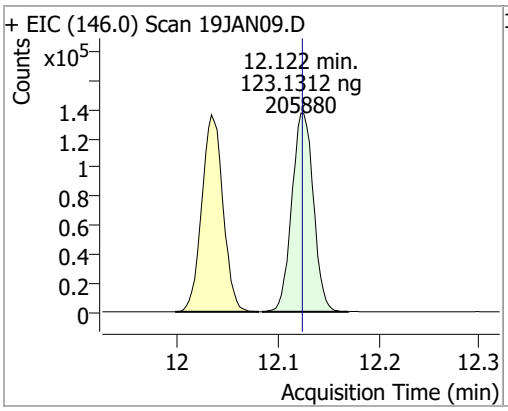

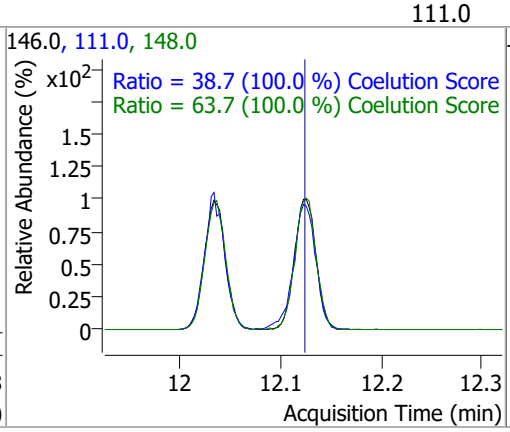

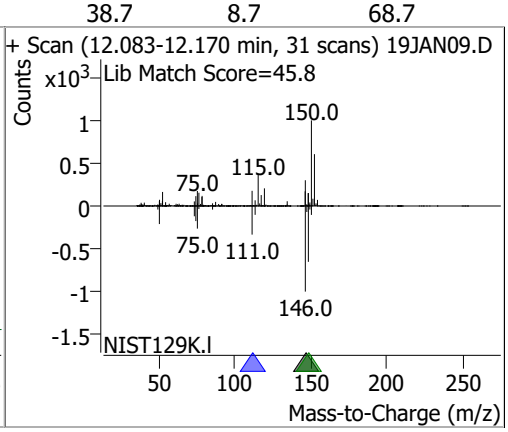

Quantitation Results Report (QT Reviewed)

Compound	Conc.	RT	Dev(Min)	Resp.	QIon	QRatio	Lower	Upper
1,2-Dichlorobenzene	123.9507	12.49	0.00	169723	148.0	61.9	31.9	91.9
					111.0	39.5	9.5	69.5

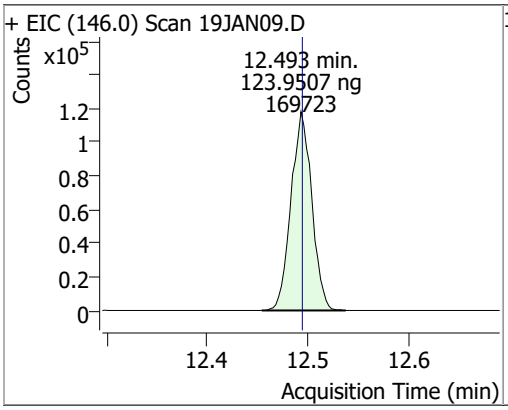

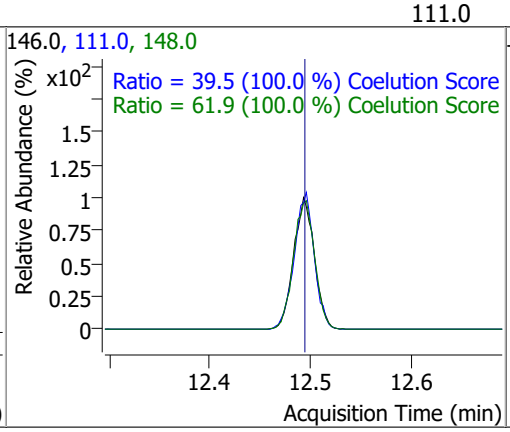

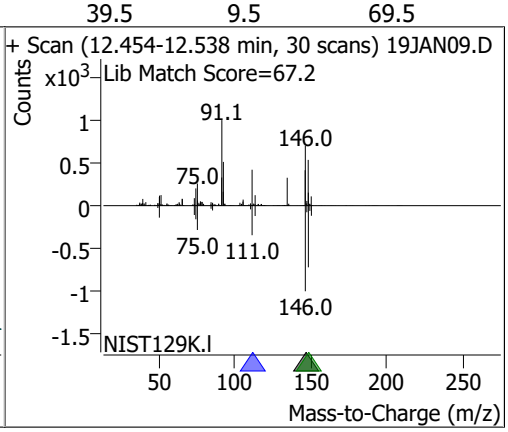

Quantitation Results Report (QT Reviewed)

Data File	19JAN11.D	Operator	MSC
Acq. Method	5975CACQF.M	Acq. Date-Time	1/19/2022 1:58:41 PM
Sample Name	ICAL011922_6	Instrument	VOA5975C
Vial	11	Multiplier	1.00
DA Method File	VOA5975C_8260B_SHT_DoD_L4_011922.m	Comment	
Tune File	BFB_Atune3.u	Tune Date	10/11/2021 4:02:00 PM
Batch Name	VG011922_8260B.batch.bin	Last Calib Update	1/20/2022 9:28:12 AM
Ref Library	\\MASSHUNTER\Org\Library\NIST129K.l		

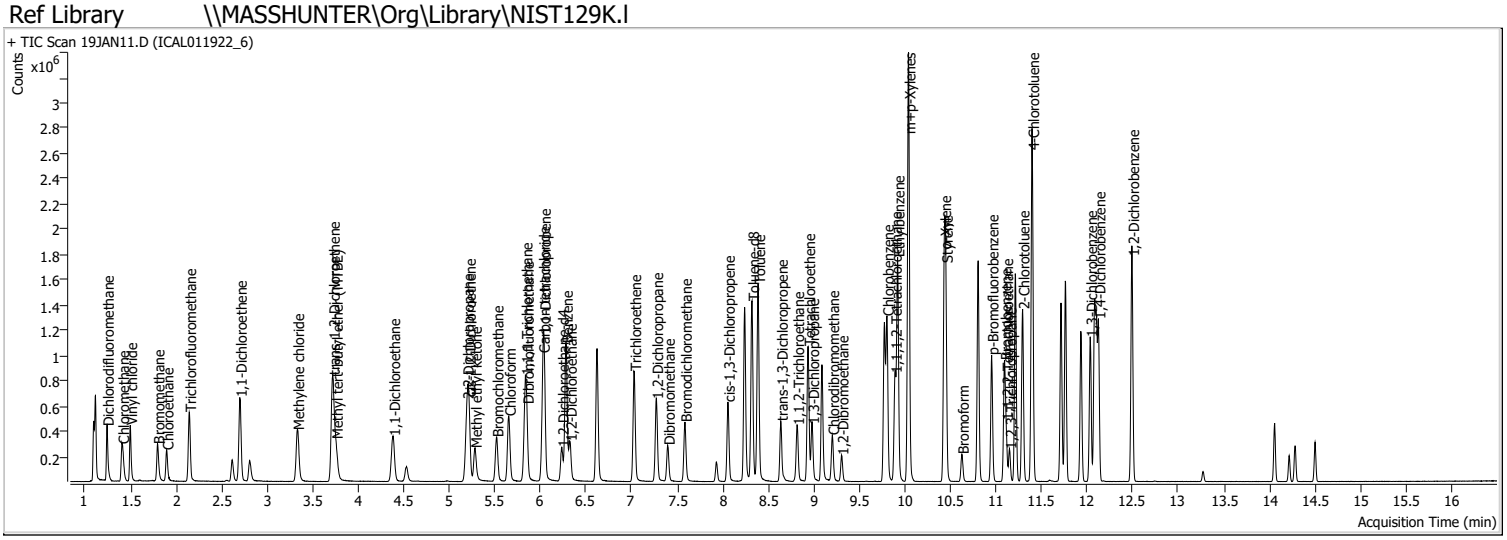

Compound	RT	QIon	Resp.	Conc.	Units	Dev(Min)
Internal Standards						
M Fluorobenzene	6.620	96.0	874562	250.0000	ng	0.000
M Chlorobenzene-d5	9.774	82.0	333271	250.0000	ng	0.000
M 1,4-Dichlorobenzene-d4	12.100	152.0	280059	250.0000	ng	0.000
System Monitoring Compounds						
S Dibromofluoromethane	5.851	113.0	221667	261.6821	ng	0.000
Spiked Amount: 250.000	Range: 80.0 - 119.0%			Recovery = 104.67%		
S 1,2-Dichloroethane-d4	6.236	67.0	92919	253.9336	ng	0.006
Spiked Amount: 250.000	Range: 81.0 - 118.0%			Recovery = 101.57%		
S Toluene-d8	8.322	98.0	885297	272.2835	ng	0.003
Spiked Amount: 250.000	Range: 89.0 - 112.0%			Recovery = 108.91%		
S p-Bromofluorobenzene	10.951	95.0	277668	268.5266	ng	0.003
Spiked Amount: 250.000	Range: 85.0 - 114.0%			Recovery = 107.41%		
Target Compounds						QValue
T Dichlorodifluoromethane	1.241	85.0	304740	259.1417	ng	100
T Chloromethane	1.409	50.0	346531	250.2957	ng	99
T Vinyl chloride	1.498	62.0	326478	259.0664	ng	98
T Bromomethane	1.796	96.0	153759	264.9993	ng	96
T Chloroethane	1.897	64.0	170795	286.4607	ng	97
T Trichlorofluoromethane	2.145	101.0	379318	251.0100	ng	98
T 1,1-Dichloroethene	2.700	96.0	233356	265.3896	ng	99
T Methylene chloride	3.330	49.0	310597	242.9531	ng	98
T trans-1,2-Dichloroethene	3.720	96.0	233769	257.3531	ng	100
T Methyl tert-butyl ether (MTBE)	3.754	73.0	296029	260.7416	ng	100
T 1,1-Dichloroethane	4.381	63.0	442070	260.0378	ng	99
T 2,2-Dichloropropane	5.193	77.0	331689	258.8981	ng	97
T cis-1,2-Dichloroethene	5.215	96.0	243087	264.3041	ng	98
T Methyl ethyl ketone	5.279	43.0	348492	2621.9160	ng	98
T Bromochloromethane	5.516	128.0	99685	262.8745	ng	99
T Chloroform	5.653	83.0	420250	247.5804	ng	99

Compound	RT	QIon	Resp.	Conc.	Units	Dev(Min)
T 1,1,1-Trichloroethane	5.834	97.0	414139	264.4318	ng	99
T Carbon tetrachloride	6.027	117.0	404308	266.1753	ng	99
T 1,1-Dichloropropene	6.038	75.0	350070	275.6455	ng	99
T Benzene	6.277	78.0	920174	263.3789	ng	100
T 1,2-Dichloroethane	6.322	62.0	236845	245.4404	ng	99
T Trichloroethene	7.028	95.0	265703	266.3072	ng	99
T 1,2-Dichloropropane	7.270	63.0	235120	268.0280	ng	97
T Dibromomethane	7.396	93.0	97445	263.5412	ng	98
T Bromodichloromethane	7.585	83.0	270436	260.1015	ng	98
T cis-1,3-Dichloropropene	8.057	75.0	311156	272.7213	ng	99
T Toluene	8.388	92.0	587069	270.8830	ng	100
T trans-1,3-Dichloropropene	8.637	75.0	223772	268.8845	ng	97
T 1,1,2-Trichloroethane	8.818	83.0	110317	260.6902	ng	96
T Tetrachloroethene	8.938	163.8	231586	263.5170	ng	98
T 1,3-Dichloropropane	8.982	76.0	223019	260.4297	ng	99
T Chlorodibromomethane	9.203	129.0	178171	261.4293	ng	100
T 1,2-Dibromoethane	9.303	107.0	124289	265.9291	ng	98
T Chlorobenzene	9.802	112.0	625101	263.1099	ng	100
T 1,1,1,2-Tetrachloroethane	9.889	131.0	219325	263.1086	ng	100
T Ethylbenzene	9.919	91.0	1116949	259.5637	ng	99
T m+p-Xylenes	10.039	106.0	887253	520.9218	ng	100
T o-Xylene	10.430	106.0	387676	257.9276	ng	97
T Styrene	10.449	104.0	646327	261.6473	ng	99
T Bromoform	10.625	172.5	96001	255.8151	ng	98
T Bromobenzene	11.093	156.0	243851	267.4139	ng	99
T 1,1,2,2-Tetrachloroethane	11.110	83.0	133573	256.8068	ng	100
T 1,2,3-Trichloropropane	11.146	110.0	36124	264.3420	ng	98
T 2-Chlorotoluene	11.291	126.0	247831	274.6030	ng	99
T 4-Chlorotoluene	11.397	91.0	814408	278.6073	ng	99
T 1,3-Dichlorobenzene	12.033	146.0	436562	264.2369	ng	100
T 1,4-Dichlorobenzene	12.122	146.0	438291	260.2139	ng	100
T 1,2-Dichlorobenzene	12.493	146.0	366153	265.4514	ng	98

(#) = Qualifier Out of Range; (m) = Manual Integration; (+) = Area Summed; (*) = Surrogate Percent Recovery Out of Range; (d): Zeroed Peak

Compound	Conc.	RT	Dev(Min)	Resp.	QIon	QRatio	Lower	Upper
Dichlorodifluoromethane	259.1417	1.24	0.00	304740	87.0	32.1	1.8	61.8

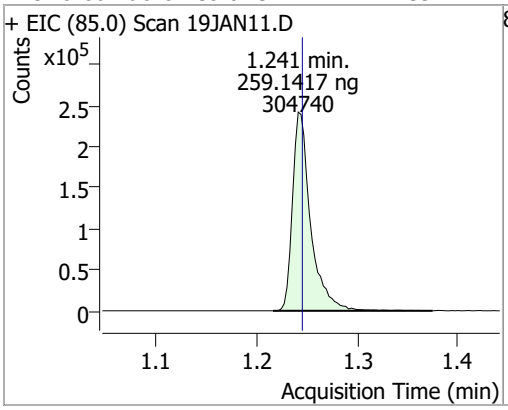

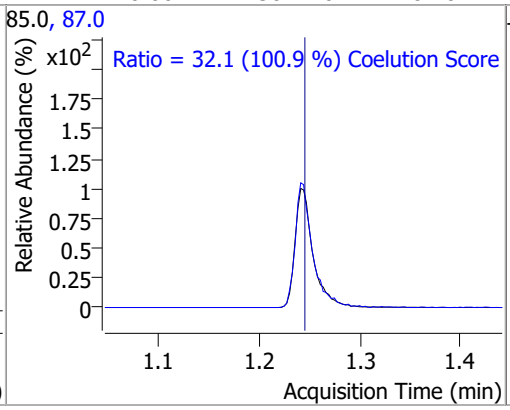

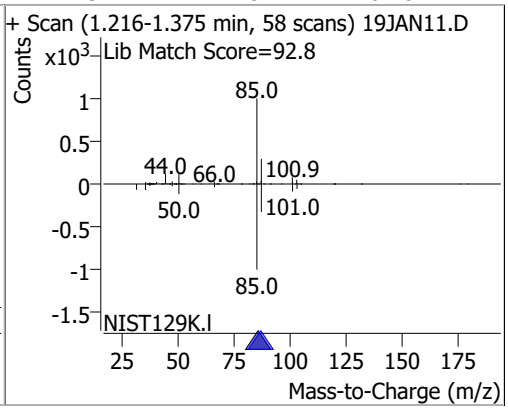

Compound	Conc.	RT	Dev(Min)	Resp.	QIon	QRatio	Lower	Upper
Chloromethane	250.2957	1.41	0.00	346531	52.0	32.8	2.4	62.4

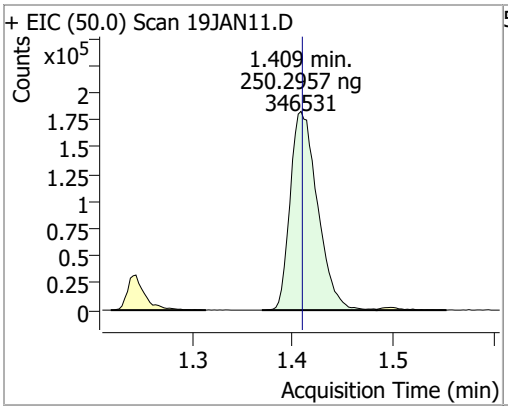

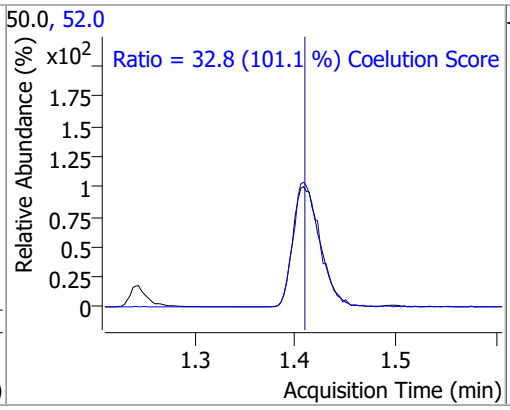

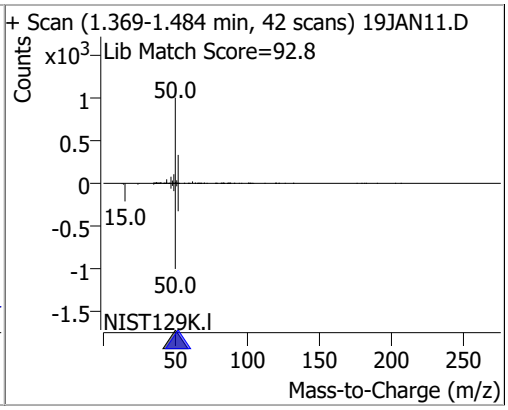

Compound	Conc.	RT	Dev(Min)	Resp.	QIon	QRatio	Lower	Upper
Vinyl chloride	259.0664	1.50	0.00	326478	64.0	30.0	1.3	61.3

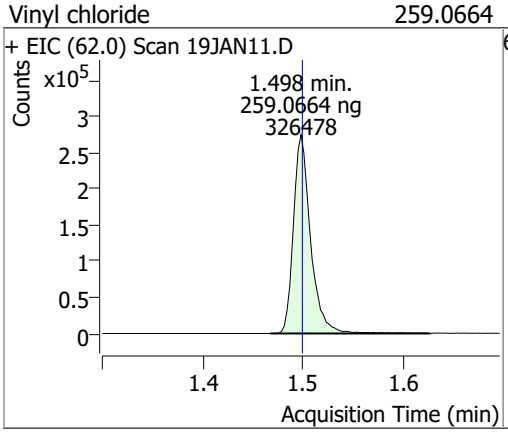

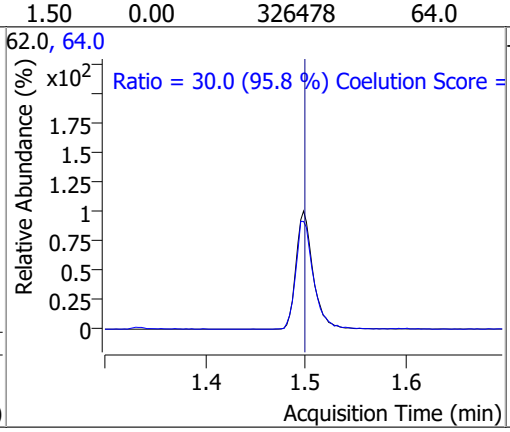

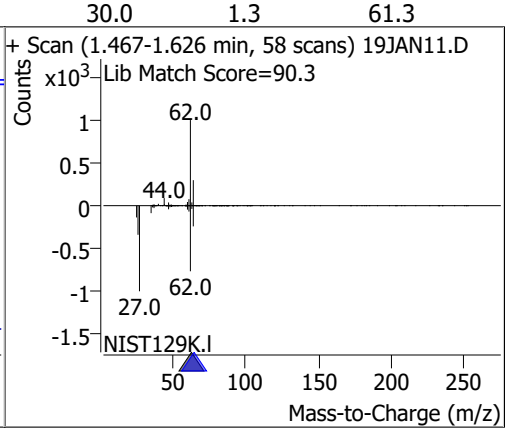

Compound	Conc.	RT	Dev(Min)	Resp.	QIon	QRatio	Lower	Upper
Bromomethane	264.9993	1.80	0.00	153759	94.0	106.3	80.1	140.1

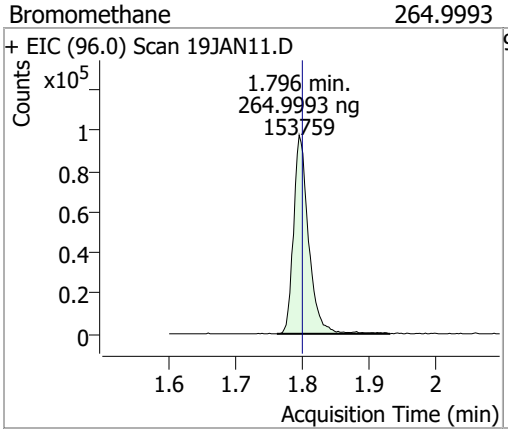

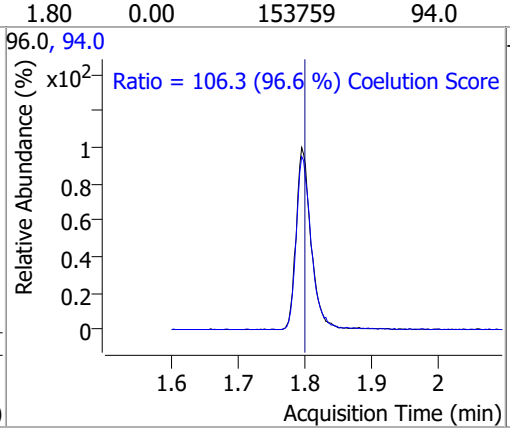

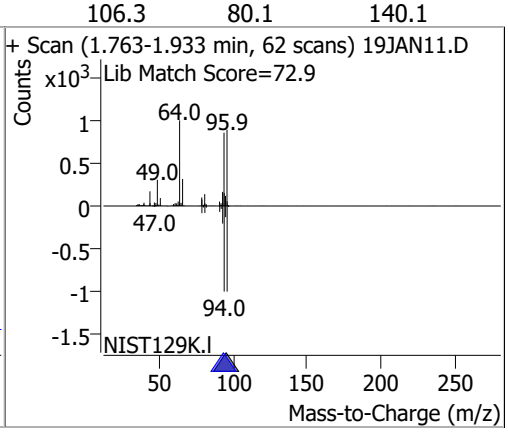

Compound	Conc.	RT	Dev(Min)	Resp.	QIon	QRatio	Lower	Upper
Chloroethane	286.4607	1.90	0.00	170795	66.0	31.4	0.0	60.0

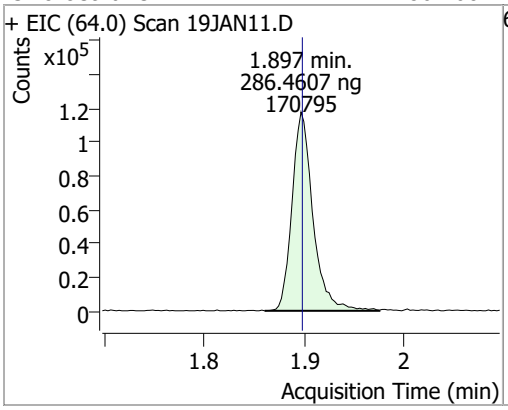

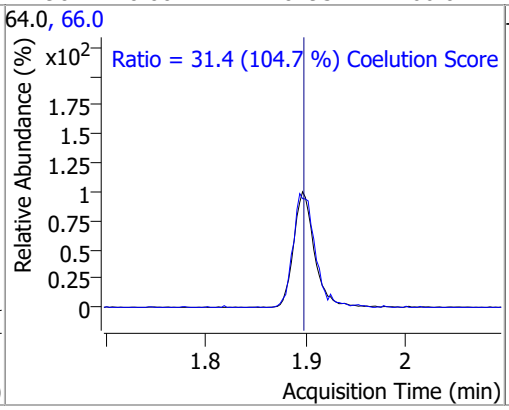

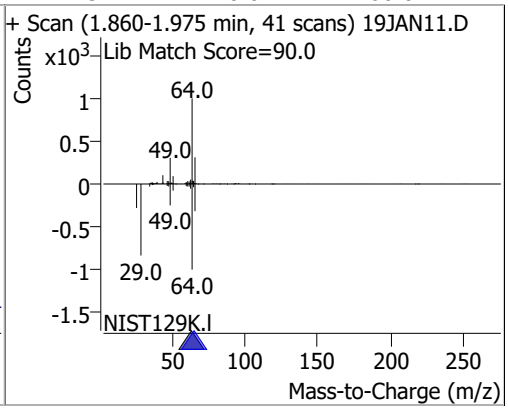

Compound	Conc.	RT	Dev(Min)	Resp.	QIon	QRatio	Lower	Upper
Trichlorofluoromethane	251.0100	2.14	0.00	379318	103.0	66.6	35.0	95.0

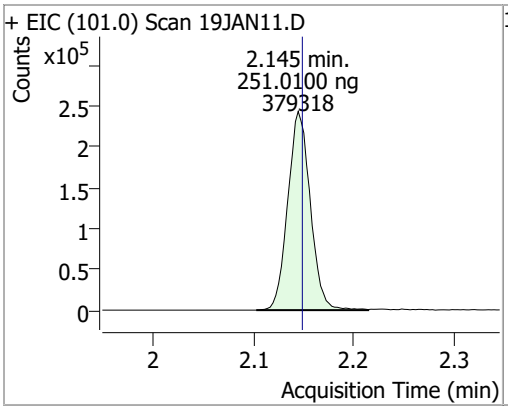

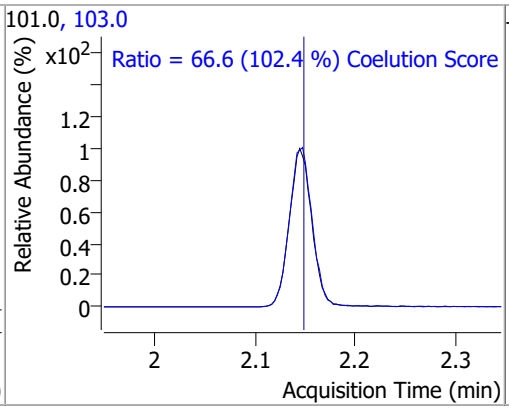

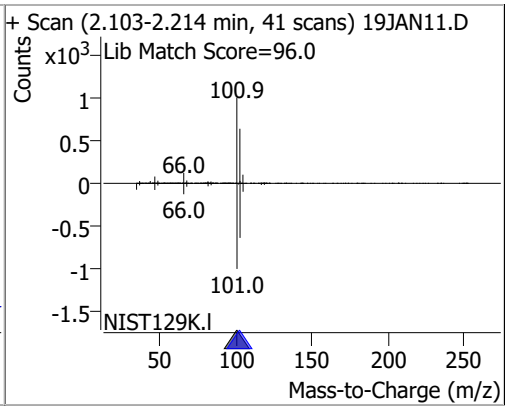

Compound	Conc.	RT	Dev(Min)	Resp.	QIon	QRatio	Lower	Upper
1,1-Dichloroethene	265.3896	2.70	0.00	233356	61.0	178.7	149.9	209.9
					63.0	57.2	27.0	87.0

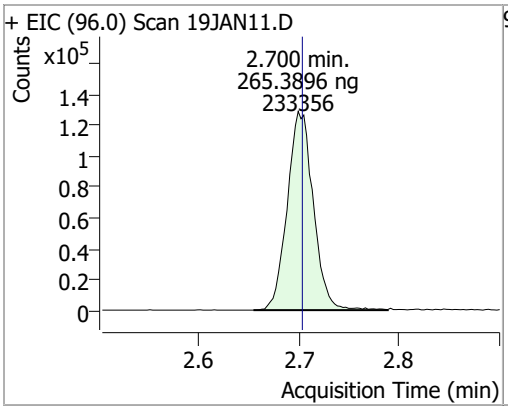

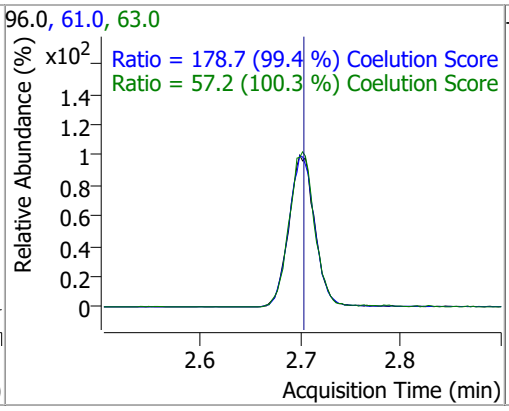

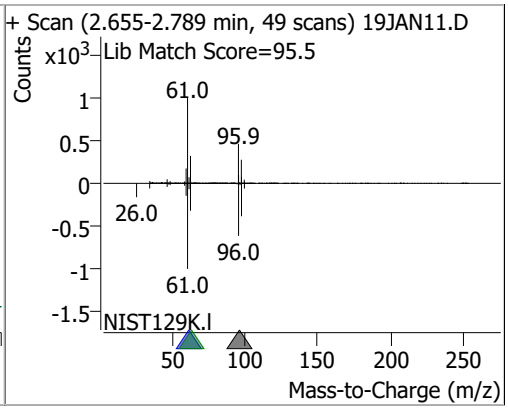

Compound	Conc.	RT	Dev(Min)	Resp.	QIon	QRatio	Lower	Upper
Methylene chloride	242.9531	3.33	0.00	310597	84.0	67.9	36.1	96.1
					86.0	43.3	11.8	71.8

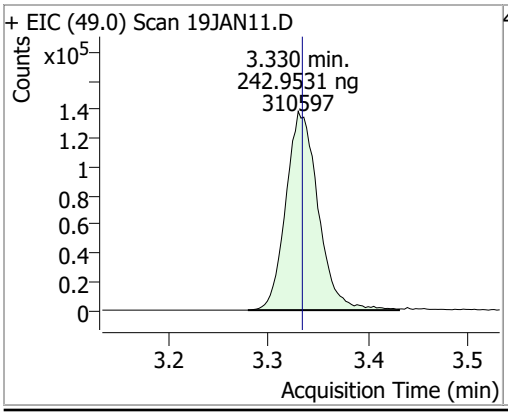

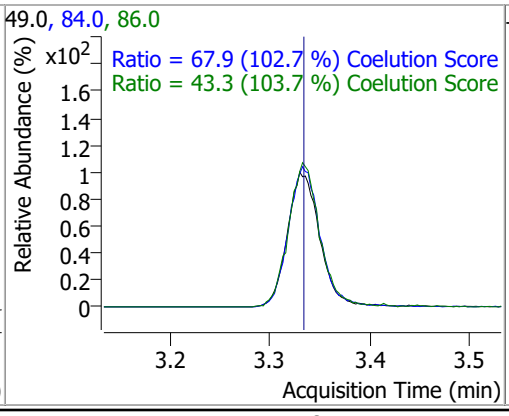

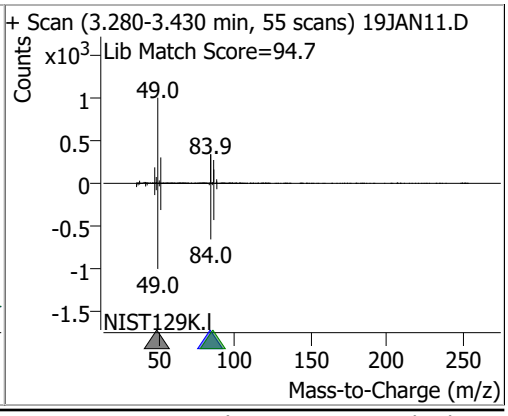

Compound	Conc.	RT	Dev(Min)	Resp.	QIon	QRatio	Lower	Upper
trans-1,2-Dichloroethene	257.3531	3.72	0.00	233769	61.0	154.9	124.8	184.8
					98.0	63.3	32.1	92.1

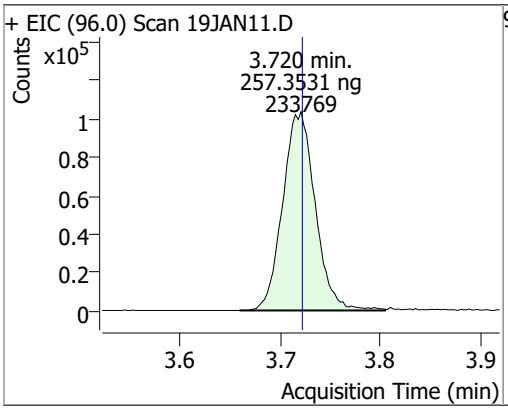

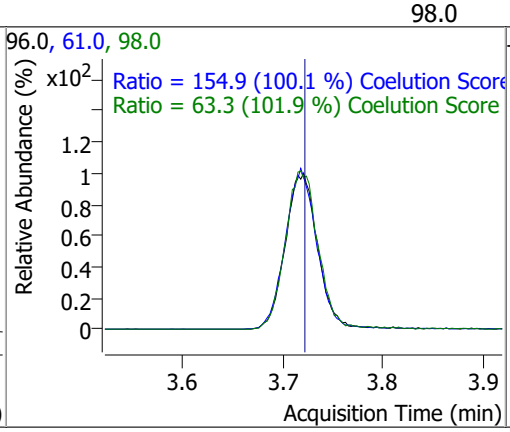

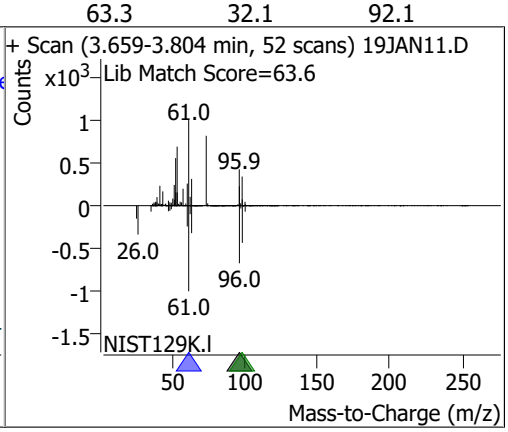

Compound	Conc.	RT	Dev(Min)	Resp.	QIon	QRatio	Lower	Upper
Methyl tert-butyl ether (MTBE)	260.7416	3.75	0.00	296029	57.0	24.8	0.0	54.6

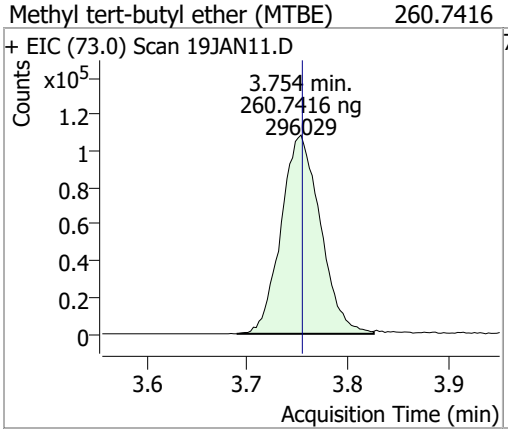

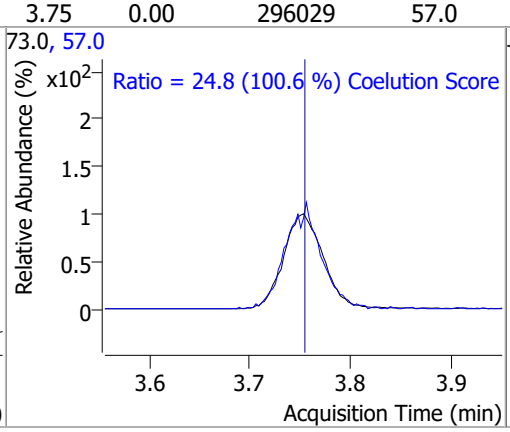

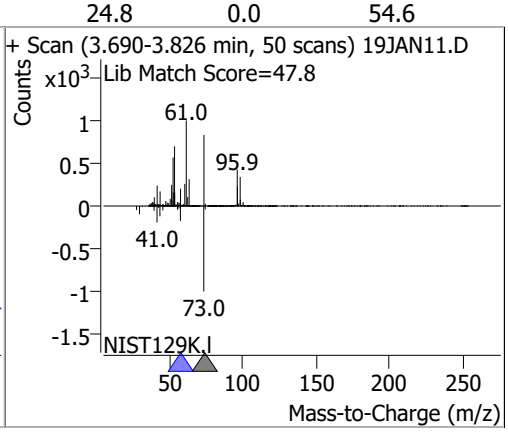

Compound	Conc.	RT	Dev(Min)	Resp.	QIon	QRatio	Lower	Upper
1,1-Dichloroethane	260.0378	4.38	0.00	442070	65.0	31.5	1.0	61.0
					83.0	12.7	0.0	42.7

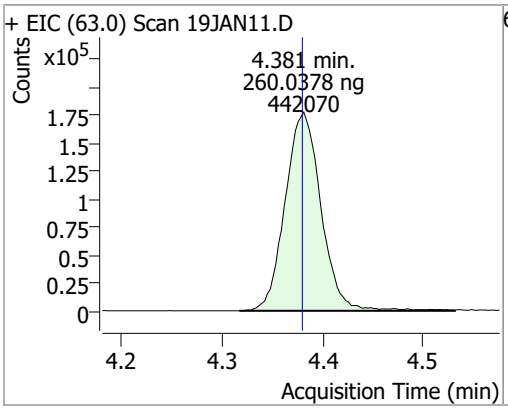

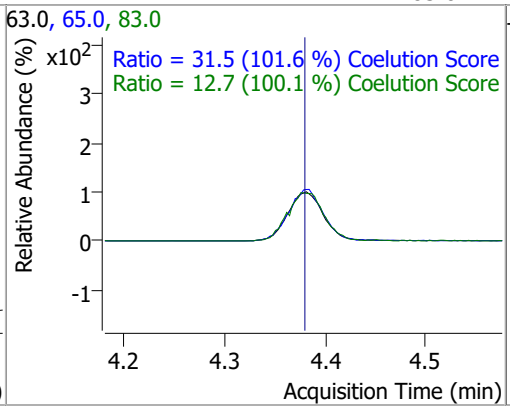

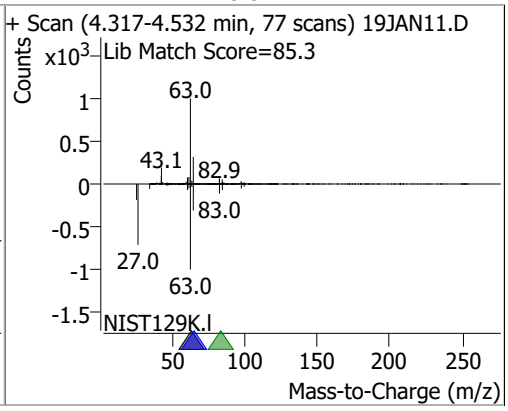

Compound	Conc.	RT	Dev(Min)	Resp.	QIon	QRatio	Lower	Upper
2,2-Dichloropropane	258.8981	5.19	0.00	331689	41.0	66.4	38.8	98.8
					97.0	23.2	0.0	53.9

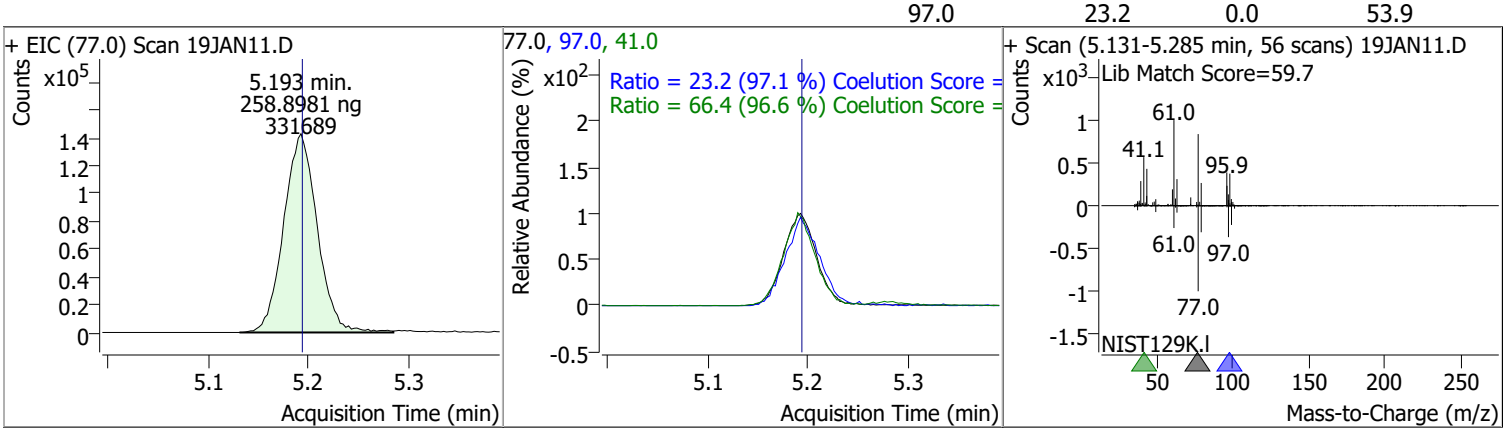

Compound	Conc.	RT	Dev(Min)	Resp.	QIon	QRatio	Lower	Upper
cis-1,2-Dichloroethene	264.3041	5.22	0.00	243087	61.0	162.2	130.4	190.4
					98.0	64.7	36.2	96.2

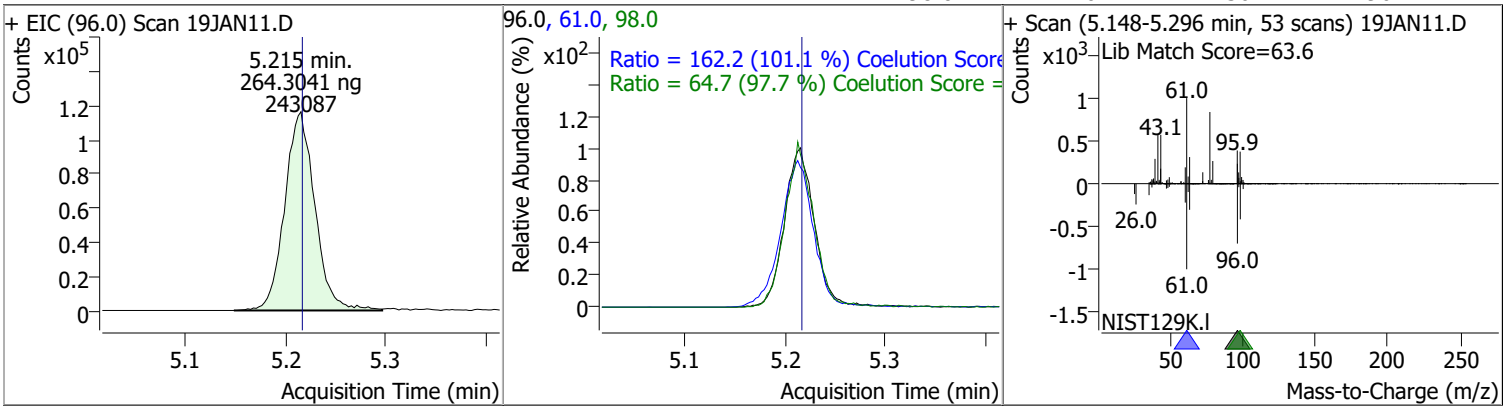

Compound	Conc.	RT	Dev(Min)	Resp.	QIon	QRatio	Lower	Upper
Methyl ethyl ketone	2621.9160	5.28	0.00	348492	72.0	21.7	0.0	50.6

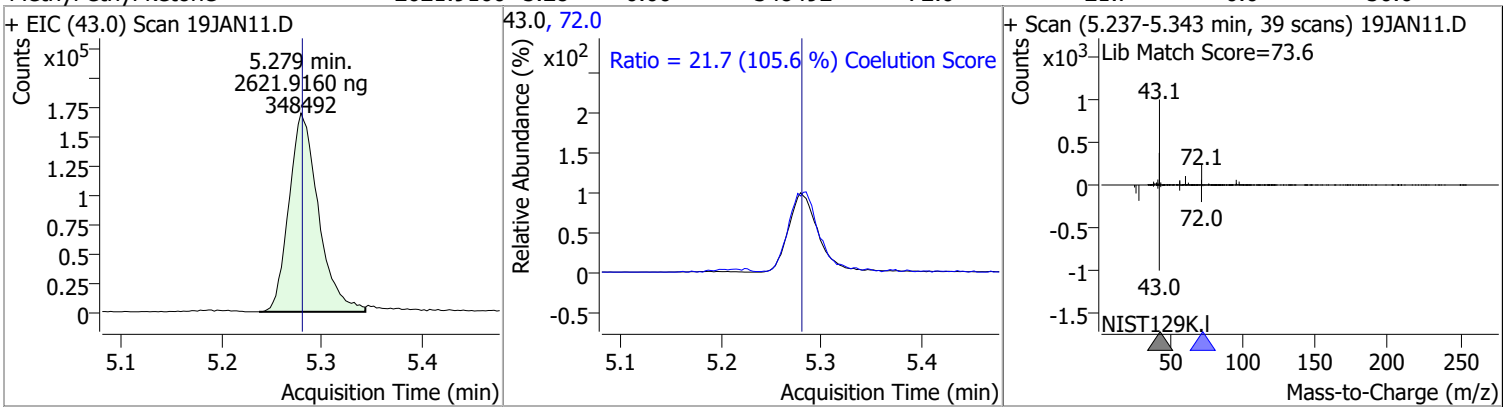

Compound	Conc.	RT	Dev(Min)	Resp.	QIon	QRatio	Lower	Upper
Bromochloromethane	262.8745	5.52	0.00	99685	49.0	180.6	152.2	212.2

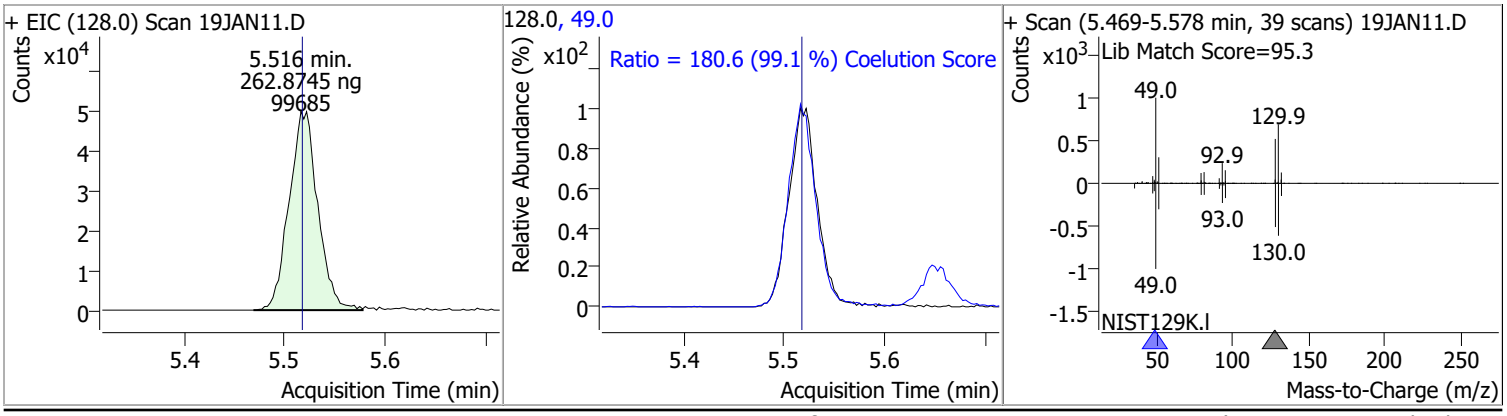

Compound	Conc.	RT	Dev(Min)	Resp.	QIon	QRatio	Lower	Upper
Chloroform	247.5804	5.65	0.00	420250	85.0	65.1	36.2	96.2

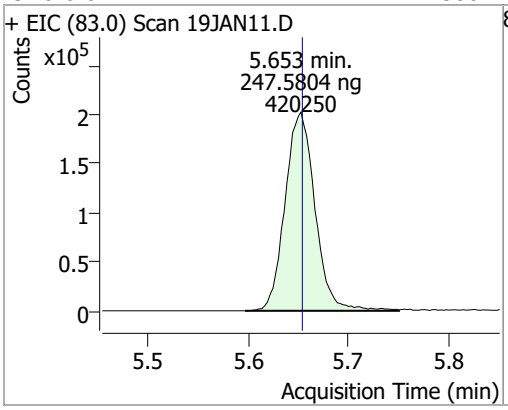

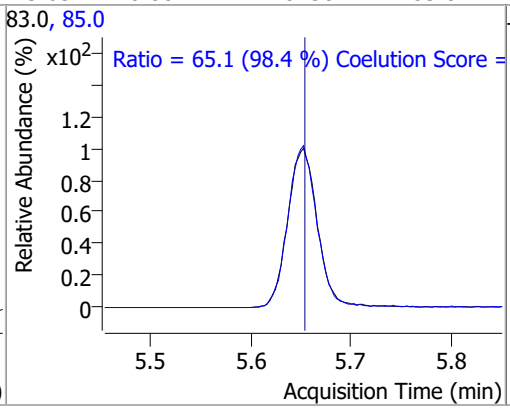

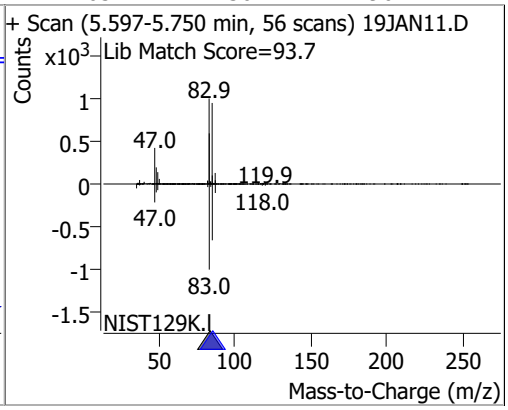

Compound	Conc.	RT	Dev(Min)	Resp.	QIon	QRatio	Lower	Upper
1,1,1-Trichloroethane	264.4318	5.83	0.00	414139	99.0	64.4	33.1	93.1
					61.0	48.6	19.1	79.1

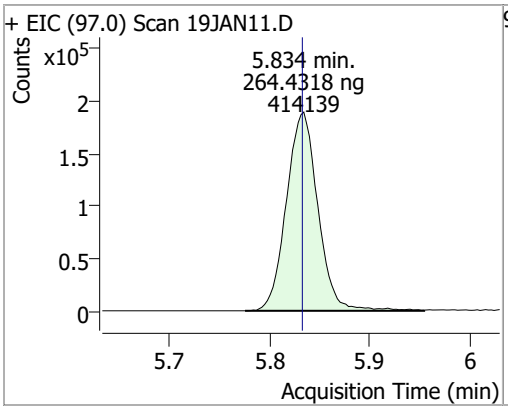

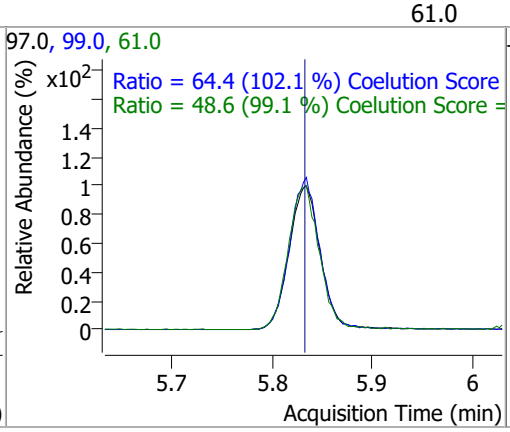

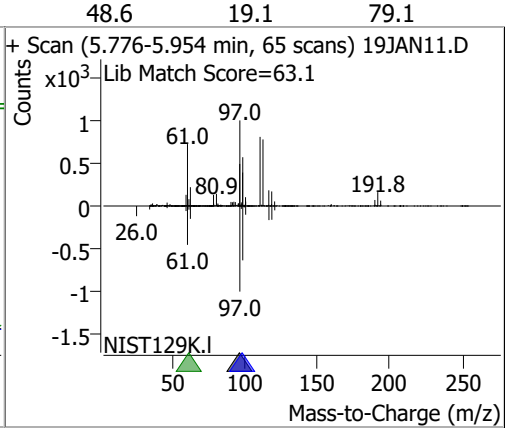

Compound	Conc.	RT	Dev(Min)	Resp.	QIon	QRatio	Lower	Upper
Dibromofluoromethane	261.6821	5.85	0.00	221667	191.5	21.3	0.0	53.2

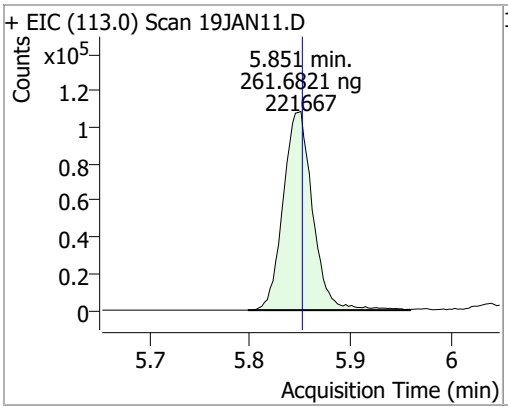

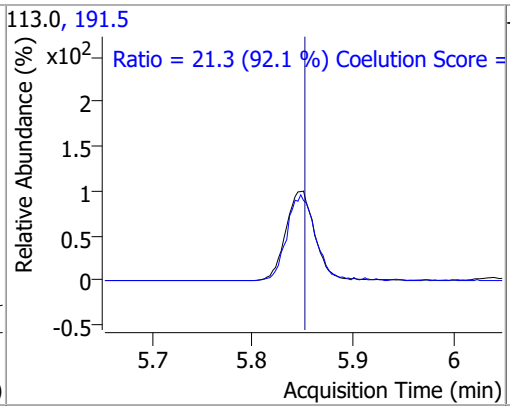

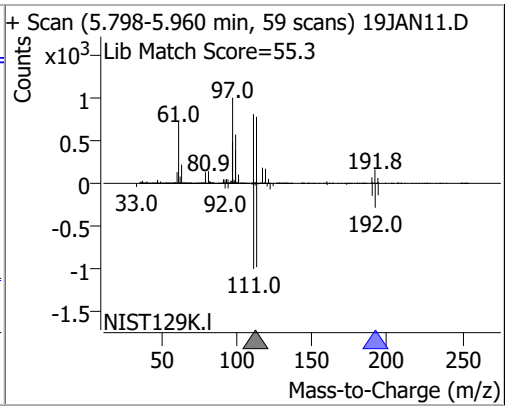

Compound	Conc.	RT	Dev(Min)	Resp.	QIon	QRatio	Lower	Upper
Carbon tetrachloride	266.1753	6.03	0.00	404308	119.0	96.4	67.6	127.6
					121.0	31.1	0.7	60.7

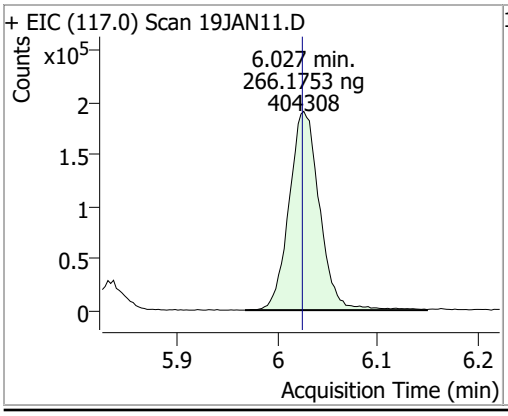

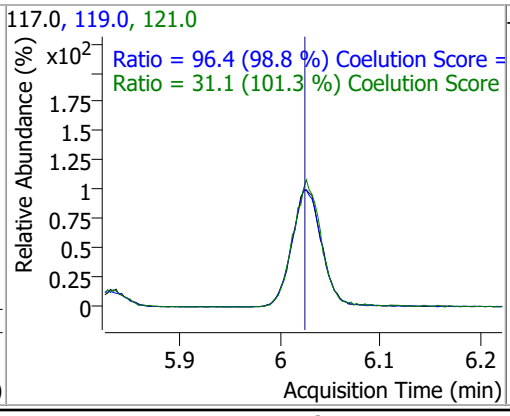

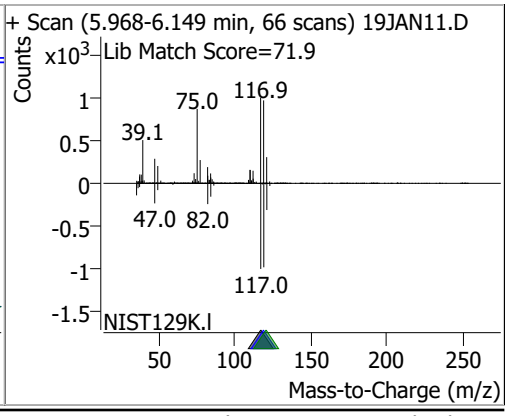

Compound	Conc.	RT	Dev(Min)	Resp.	QIon	QRatio	Lower	Upper
1,1-Dichloropropene	275.6455	6.04	0.00	350070	110.0	36.2	5.6	65.6
					77.0	31.3	1.0	61.0

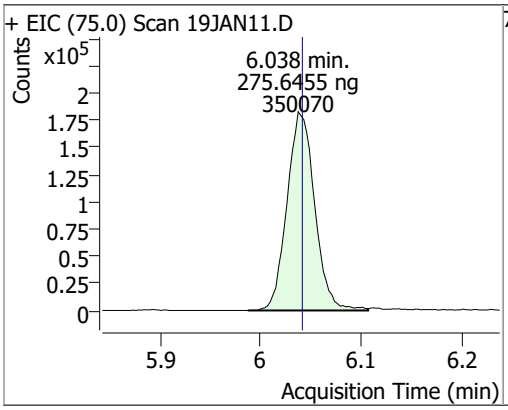

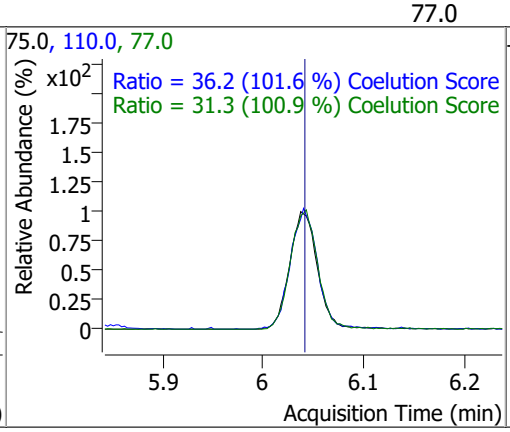

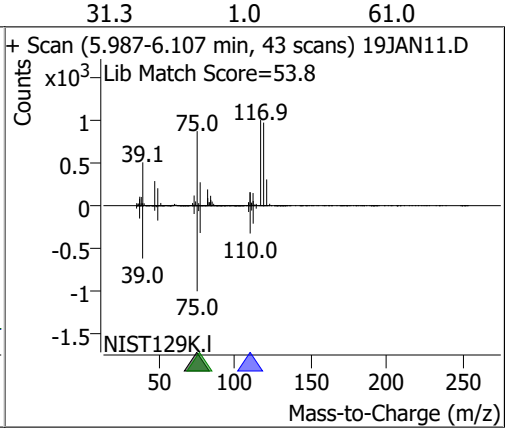

Compound	Conc.	RT	Dev(Min)	Resp.	QIon	QRatio	Lower	Upper
1,2-Dichloroethane-d4	253.9336	6.24	0.01	92919	65.0	199.8	162.8	222.8

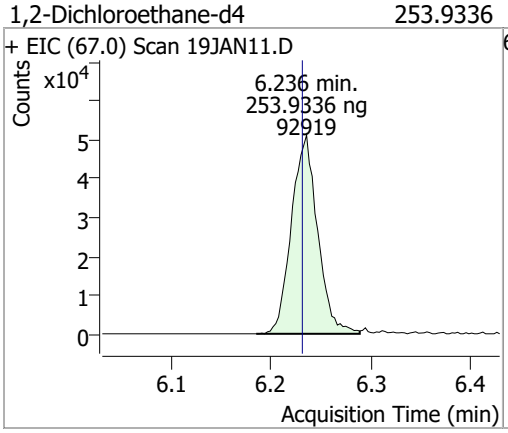

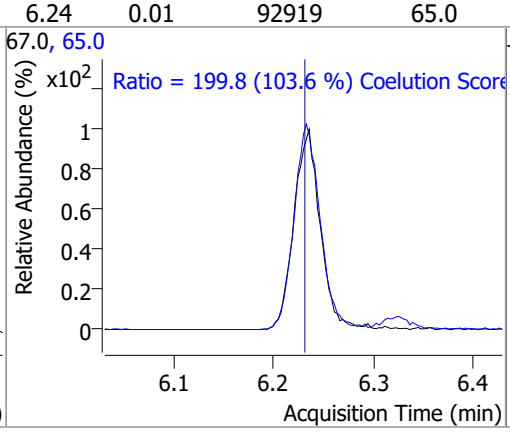

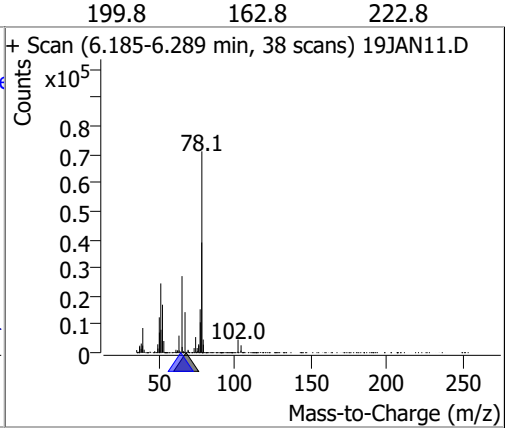

Compound	Conc.	RT	Dev(Min)	Resp.	QIon	QRatio	Lower	Upper
Benzene	263.3789	6.28	-0.01	920174	77.0	23.5	0.0	53.3

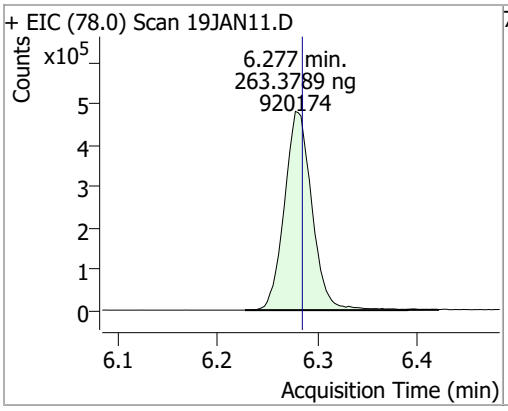

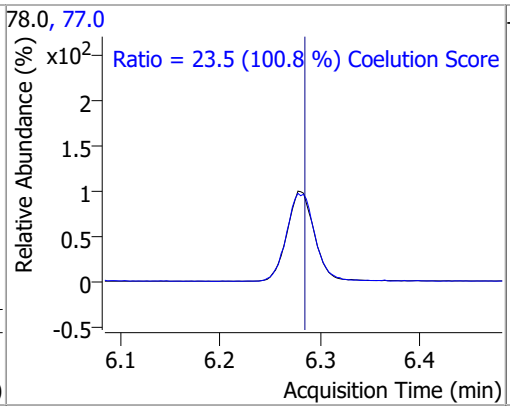

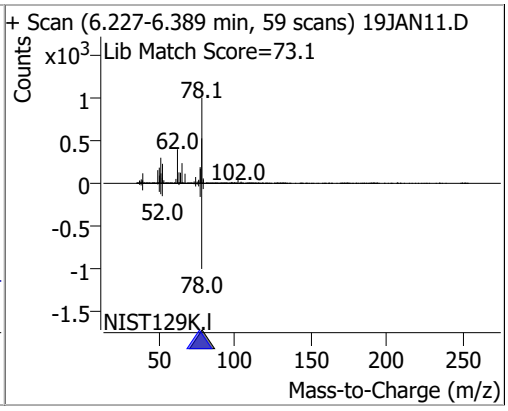

Compound	Conc.	RT	Dev(Min)	Resp.	QIon	QRatio	Lower	Upper
1,2-Dichloroethane	245.4404	6.32	0.00	236845	64.0	32.0	2.2	62.2
					98.0	7.5	0.0	38.2

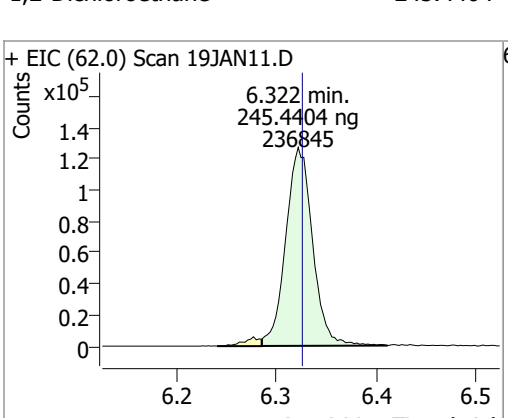

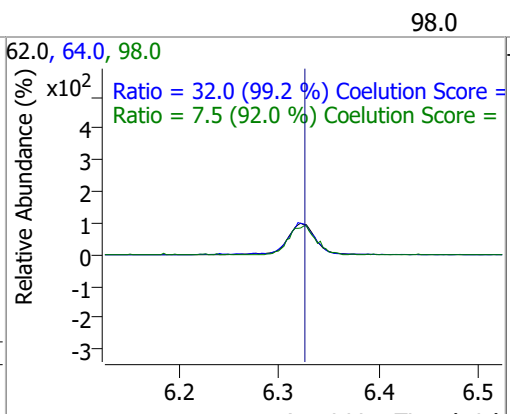

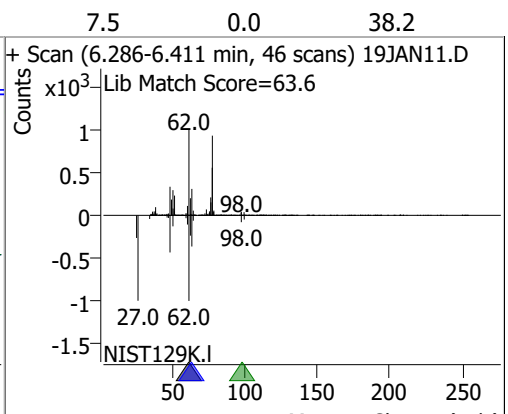

Compound	Conc.	RT	Dev(Min)	Resp.	QIon	QRatio	Lower	Upper
Trichloroethene	266.3072	7.03	0.00	265703	130.0	103.4	75.6	135.6
					97.0	65.4	35.7	95.7

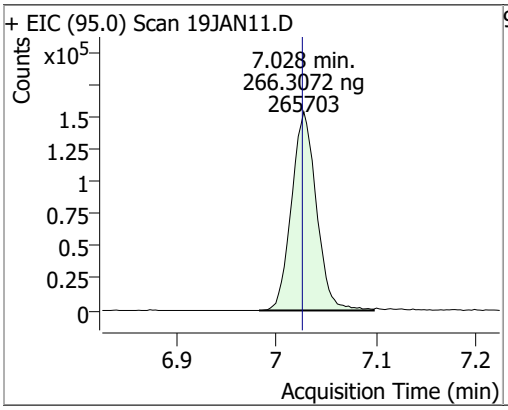

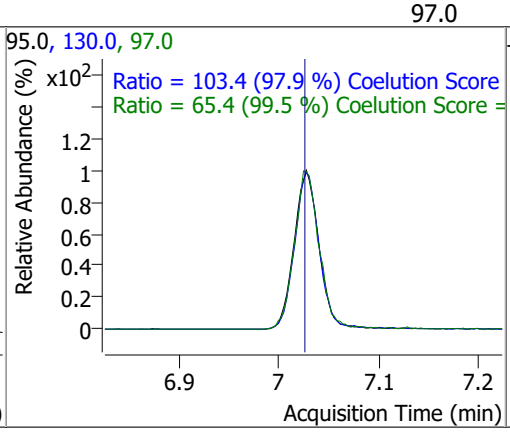

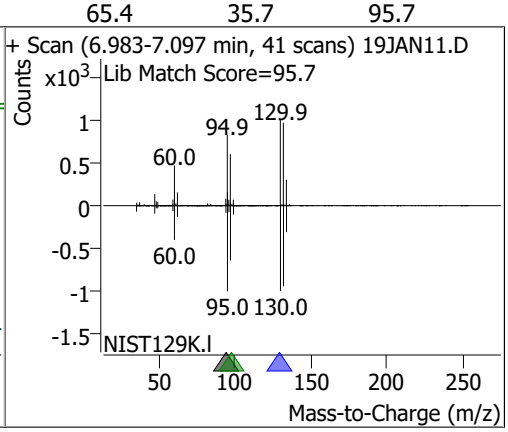

Compound	Conc.	RT	Dev(Min)	Resp.	QIon	QRatio	Lower	Upper
1,2-Dichloropropane	268.0280	7.27	0.00	235120	76.0	38.0	9.8	69.8

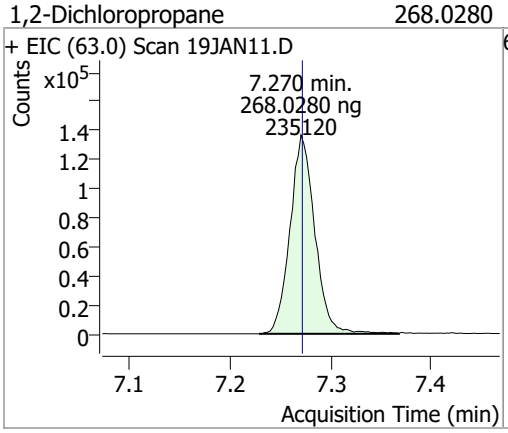

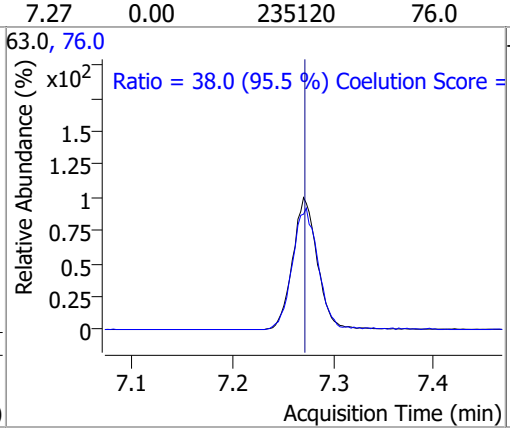

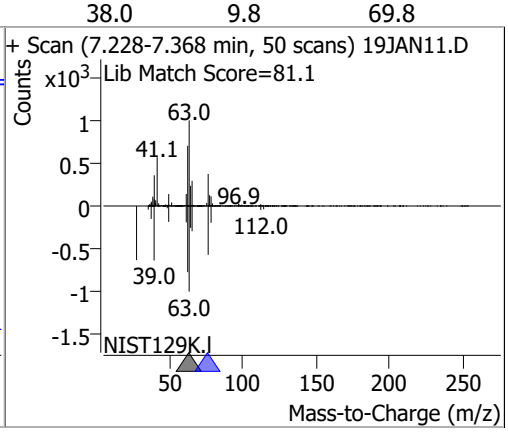

Compound	Conc.	RT	Dev(Min)	Resp.	QIon	QRatio	Lower	Upper
Dibromomethane	263.5412	7.40	0.00	97445	173.5	108.0	78.2	138.2
					95.0	80.5	54.5	114.5

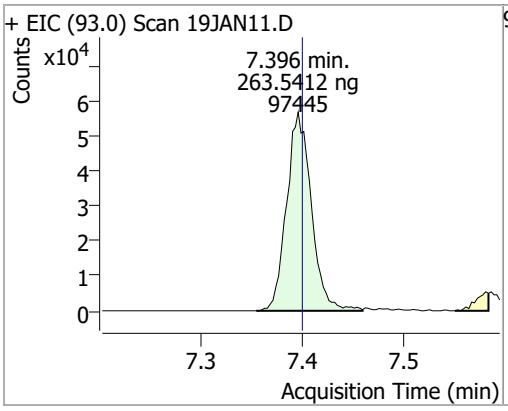

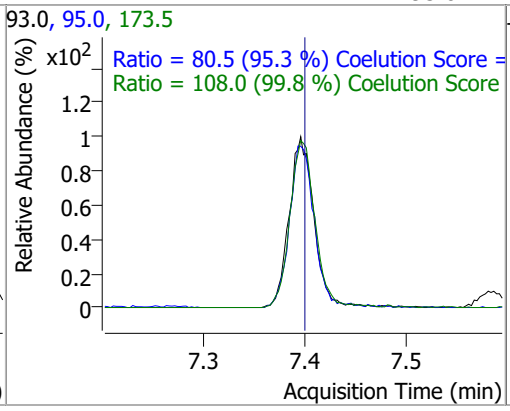

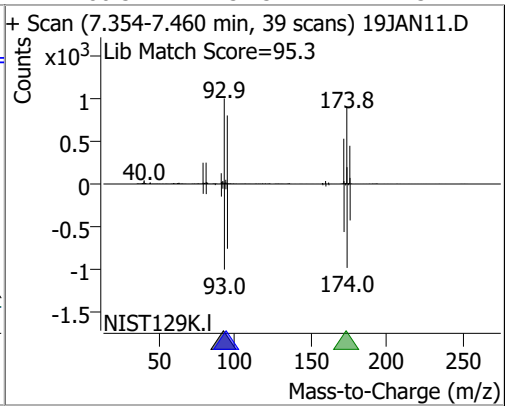

Compound	Conc.	RT	Dev(Min)	Resp.	QIon	QRatio	Lower	Upper
Bromodichloromethane	260.1015	7.59	0.01	270436	85.0	64.4	36.3	96.3
					127.0	9.5	0.0	39.5

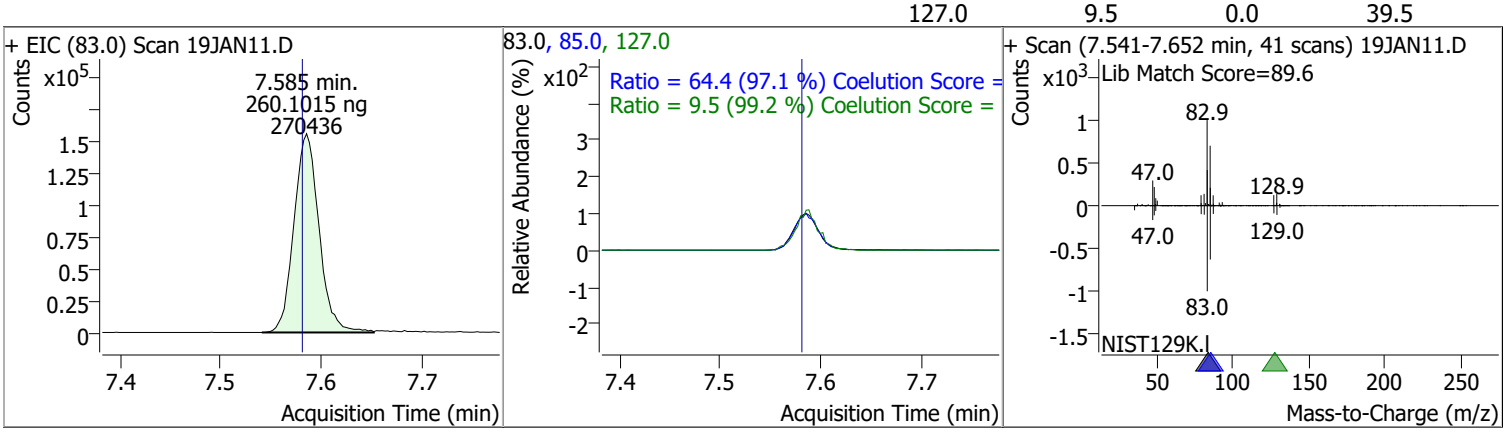

Compound	Conc.	RT	Dev(Min)	Resp.	QIon	QRatio	Lower	Upper
cis-1,3-Dichloropropene	272.7213	8.06	0.00	311156	39.0	53.1	22.5	82.5
					77.0	31.4	1.8	61.8

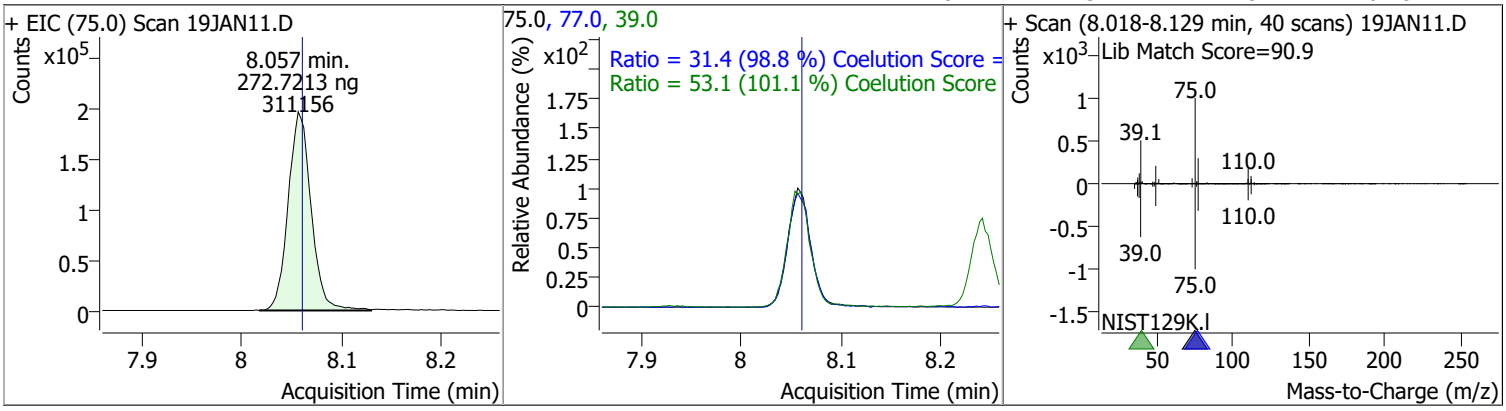

Compound	Conc.	RT	Dev(Min)	Resp.	QIon	QRatio	Lower	Upper
Toluene-d8	272.2835	8.32	0.00	885297	100.0	64.6	34.3	94.3
					99.0	9.3	0.0	39.2

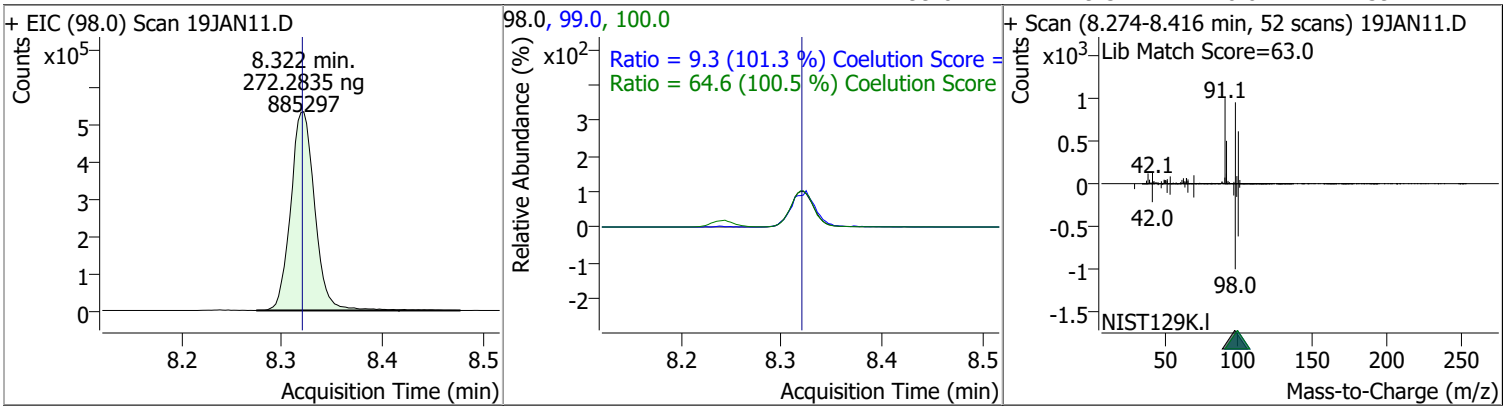

Compound	Conc.	RT	Dev(Min)	Resp.	QIon	QRatio	Lower	Upper
Toluene	270.8830	8.39	0.00	587069	91.0	173.5	144.1	204.1

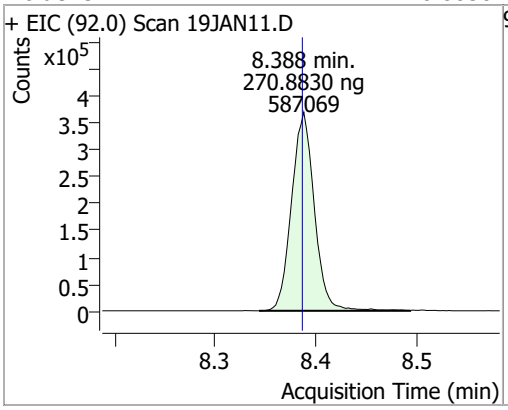

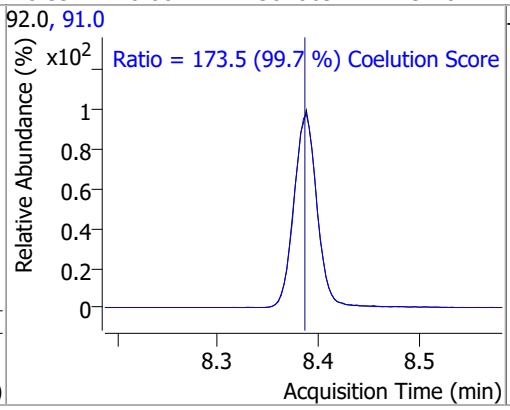

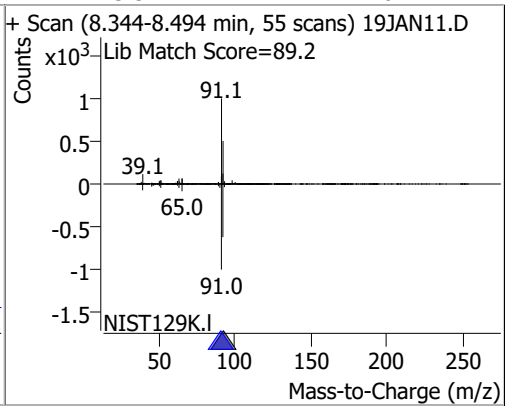

Compound	Conc.	RT	Dev(Min)	Resp.	QIon	QRatio	Lower	Upper
trans-1,3-Dichloropropene	268.8845	8.64	0.00	223772	39.0	51.4	23.0	83.0
					77.0	32.8	1.0	61.0

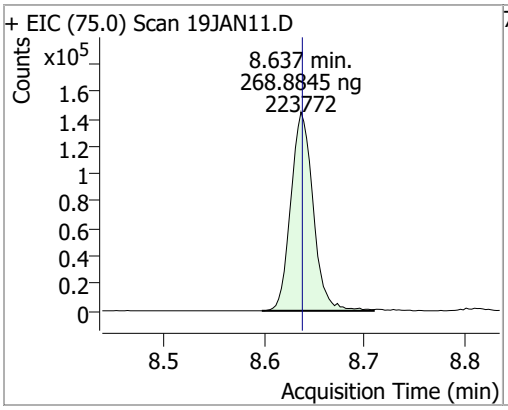

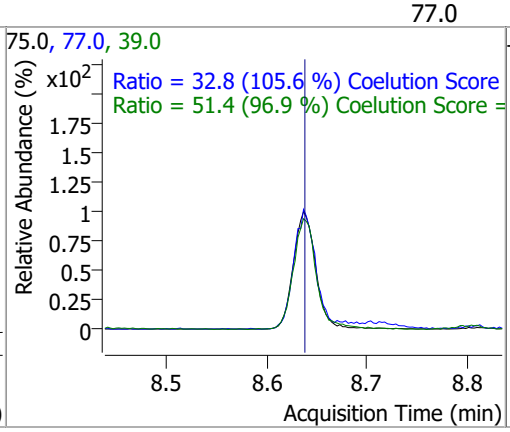

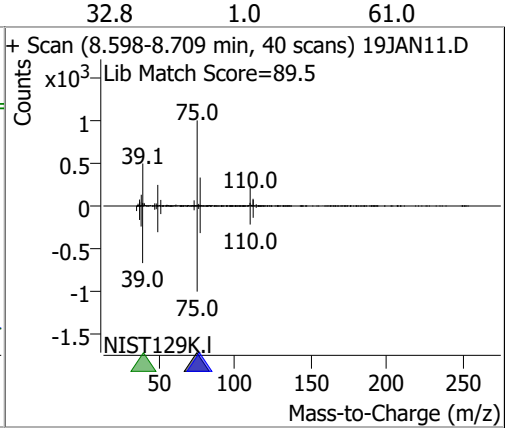

Compound	Conc.	RT	Dev(Min)	Resp.	QIon	QRatio	Lower	Upper
1,1,2-Trichloroethane	260.6902	8.82	0.00	110317	97.0	114.3	80.7	140.7
					85.0	64.9	30.7	90.7

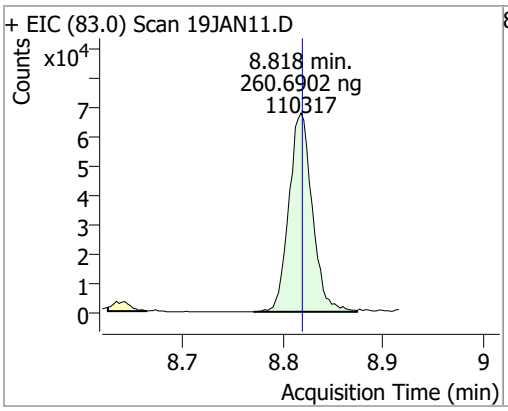

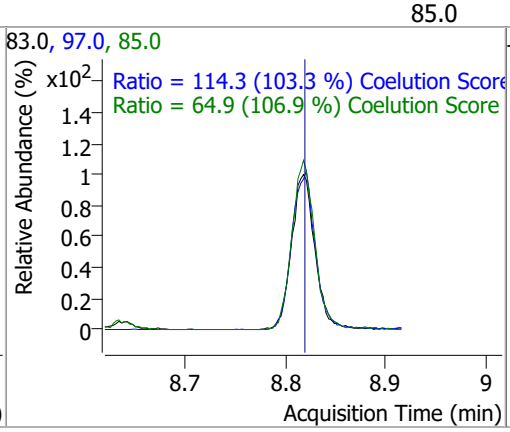

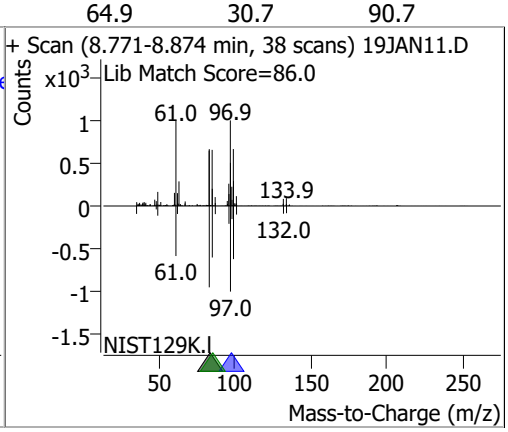

Compound	Conc.	RT	Dev(Min)	Resp.	QIon	QRatio	Lower	Upper
Tetrachloroethene	263.5170	8.94	0.00	231586	165.8	129.9	96.1	156.1
					129.0	90.9	60.5	120.5

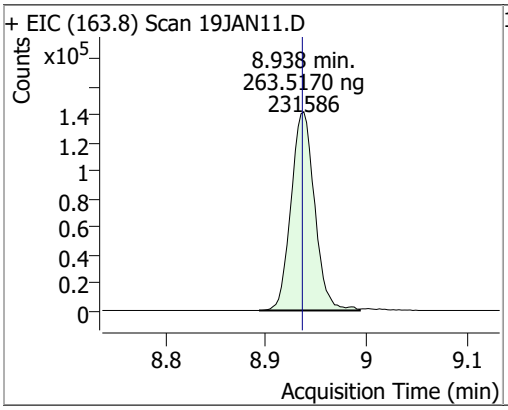

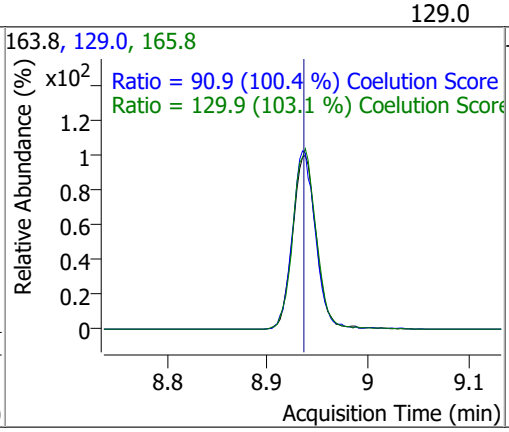

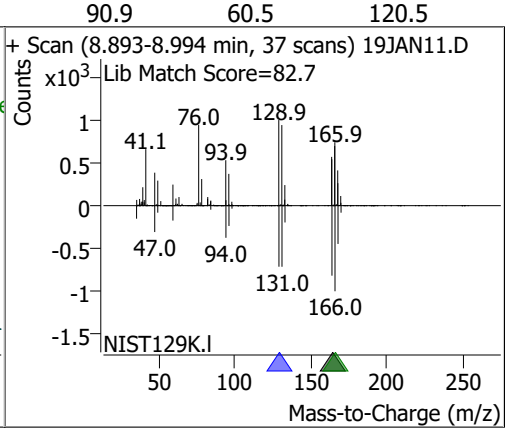

Compound	Conc.	RT	Dev(Min)	Resp.	QIon	QRatio	Lower	Upper
1,3-Dichloropropane	260.4297	8.98	0.00	223019	78.0	33.1	2.4	62.4

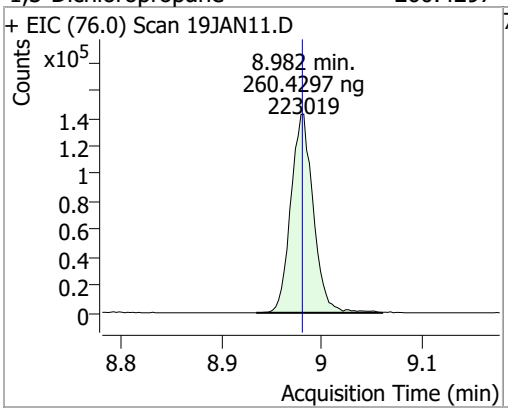

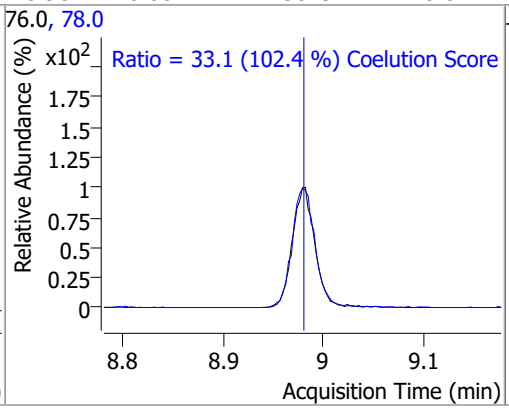

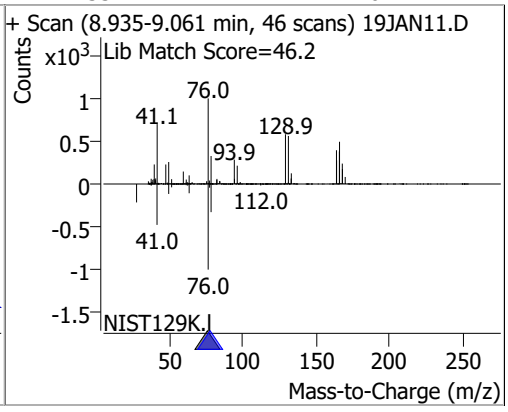

Compound	Conc.	RT	Dev(Min)	Resp.	QIon	QRatio	Lower	Upper
Chlorodibromomethane	261.4293	9.20	0.00	178171	127.0	77.0	47.2	107.2

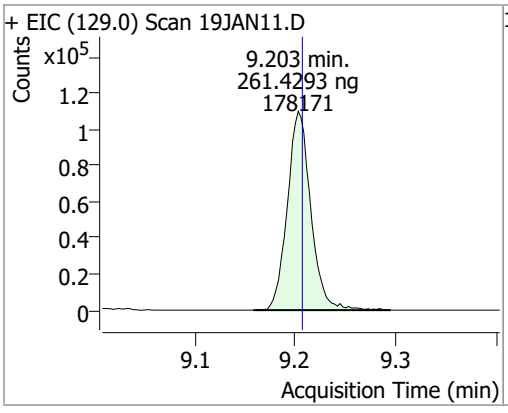

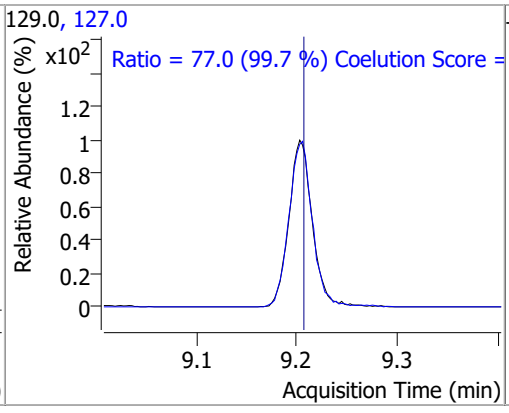

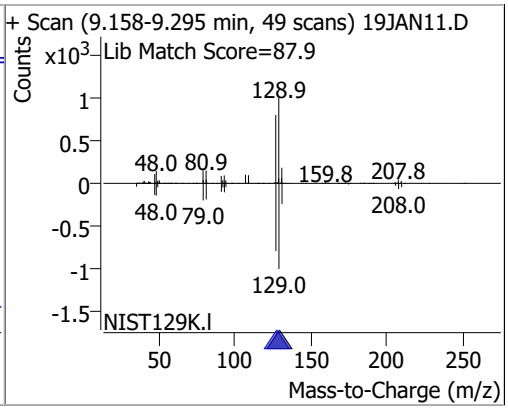

Compound	Conc.	RT	Dev(Min)	Resp.	QIon	QRatio	Lower	Upper
1,2-Dibromoethane	265.9291	9.30	0.00	124289	109.0	93.9	61.5	121.5

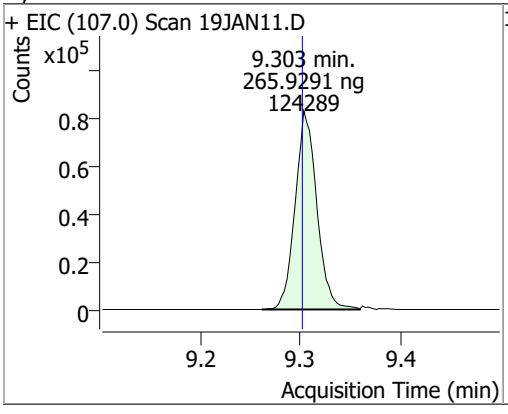

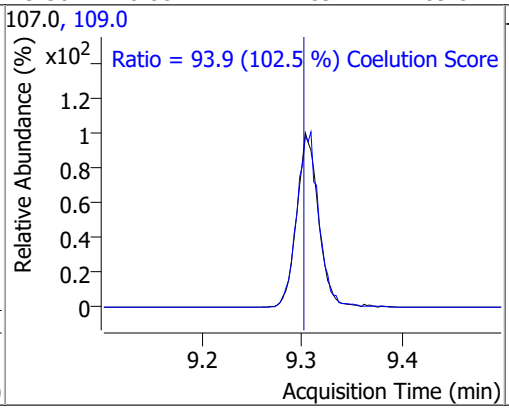

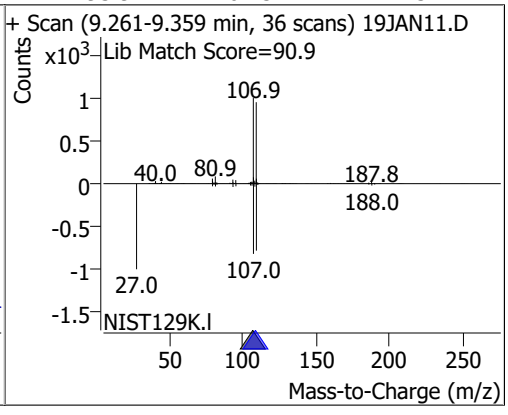

Compound	Conc.	RT	Dev(Min)	Resp.	QIon	QRatio	Lower	Upper
Chlorobenzene	263.1099	9.80	0.00	625101	114.0	32.0	2.2	62.2

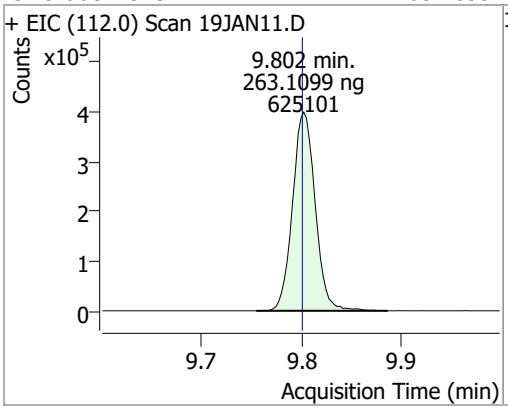

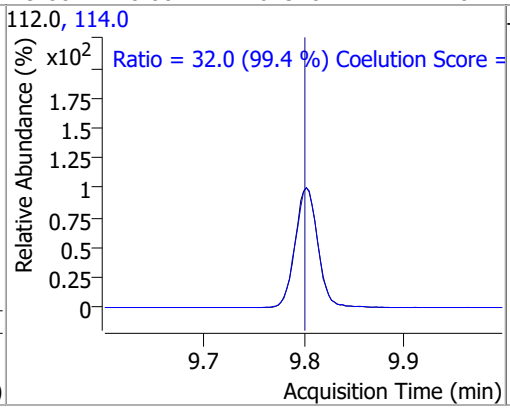

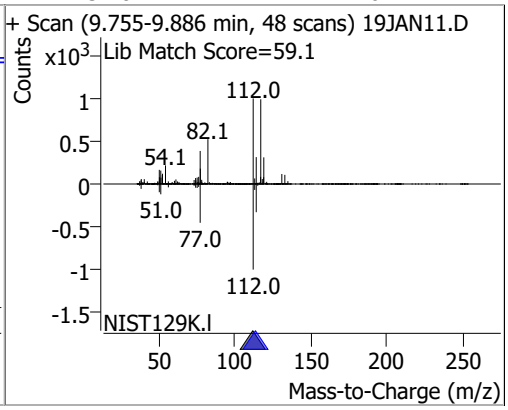

Compound	Conc.	RT	Dev(Min)	Resp.	QIon	QRatio	Lower	Upper
1,1,1,2-Tetrachloroethane	263.1086	9.89	-0.01	219325	133.0	95.6	65.3	125.3

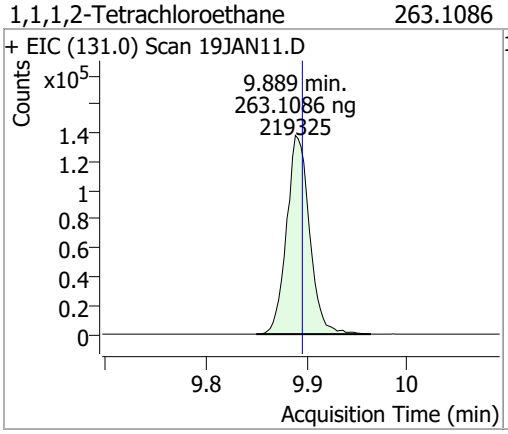

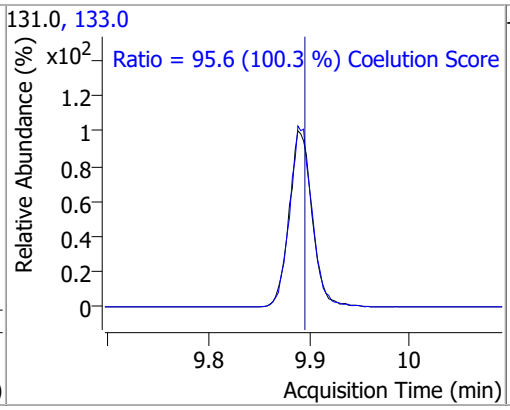

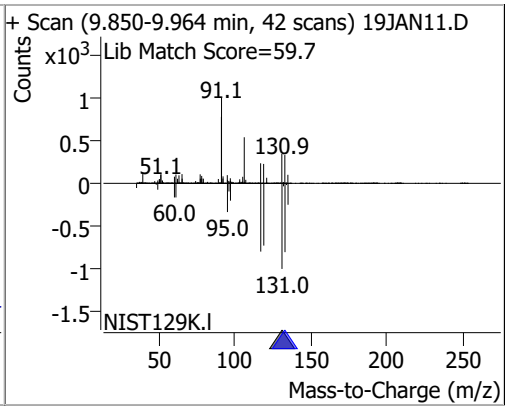

Compound	Conc.	RT	Dev(Min)	Resp.	QIon	QRatio	Lower	Upper
Ethylbenzene	259.5637	9.92	0.00	1116949	106.0	31.2	1.7	61.7

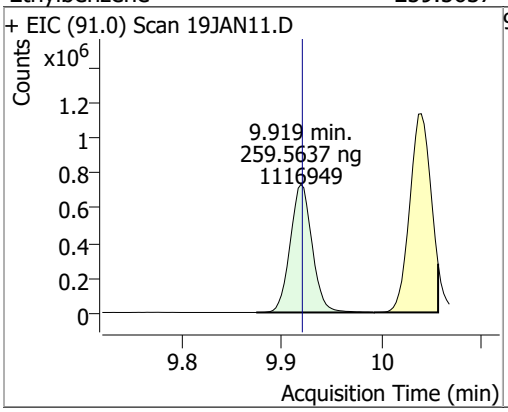

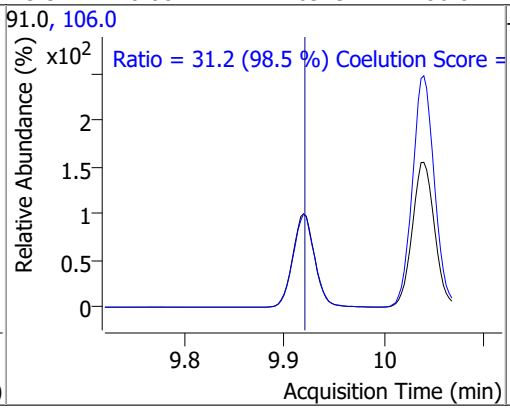

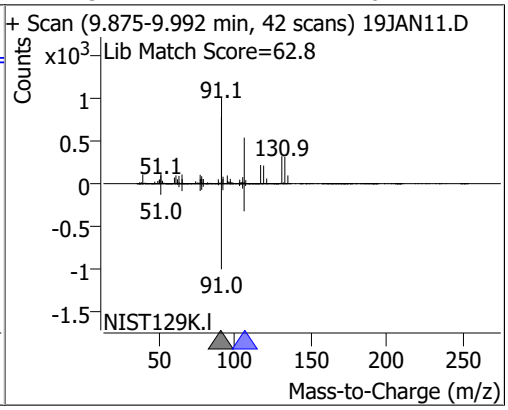

Compound	Conc.	RT	Dev(Min)	Resp.	QIon	QRatio	Lower	Upper
m+p-Xylenes	520.9218	10.04	0.00	887253	91.0	200.5	170.7	230.7

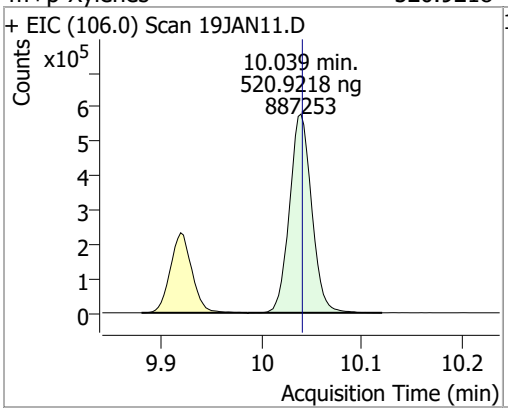

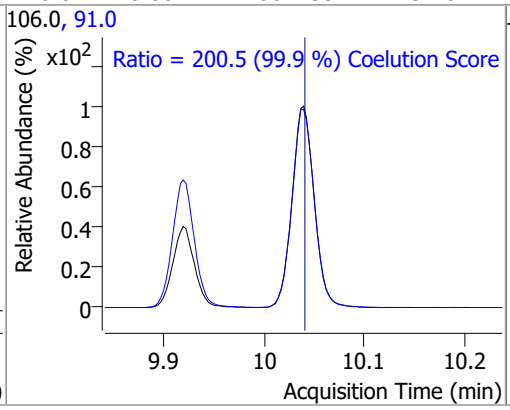

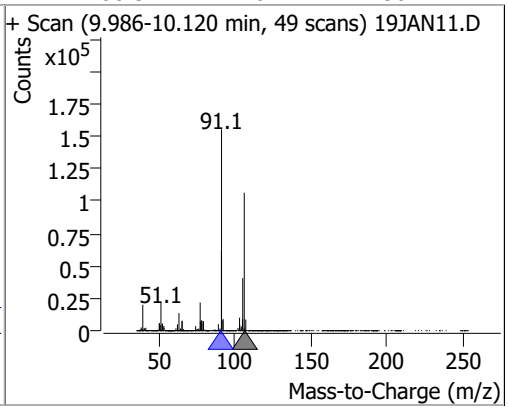

Compound	Conc.	RT	Dev(Min)	Resp.	QIon	QRatio	Lower	Upper
o-Xylene	257.9276	10.43	0.00	387676	91.0	216.3	181.4	241.4

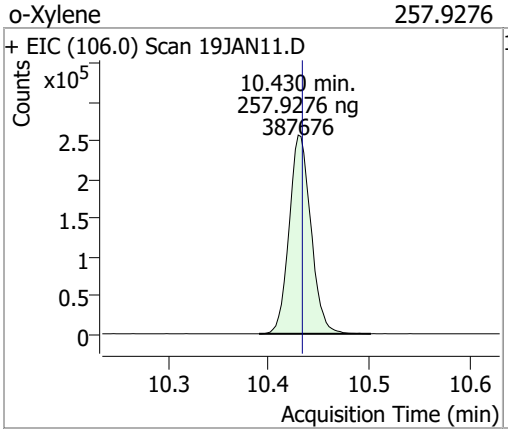

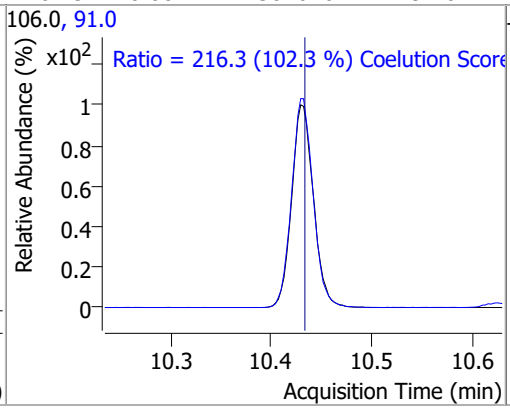

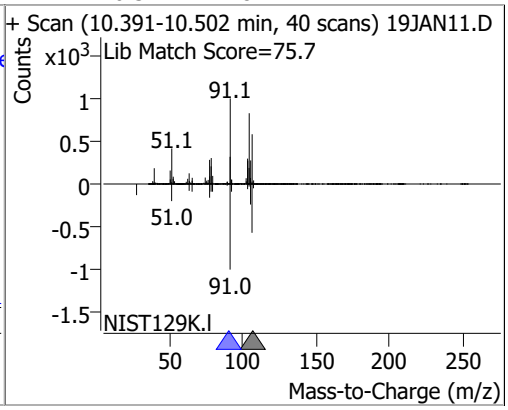

Compound	Conc.	RT	Dev(Min)	Resp.	QIon	QRatio	Lower	Upper
Styrene	261.6473	10.45	0.00	646327	78.0	50.2	20.6	80.6

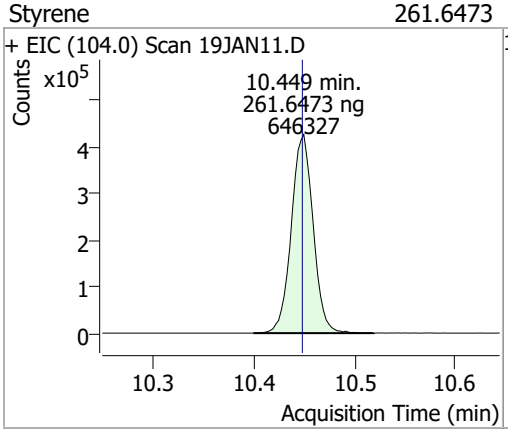

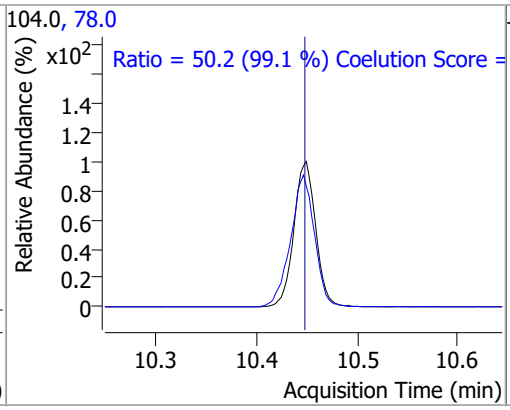

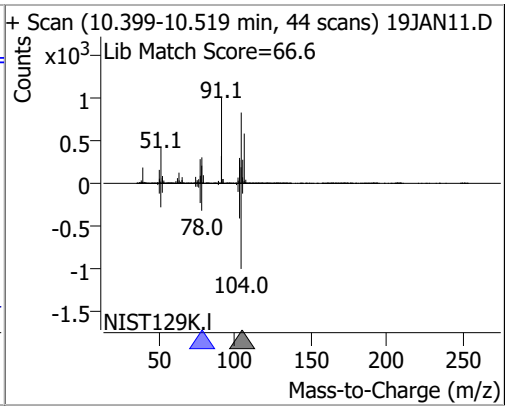

Compound	Conc.	RT	Dev(Min)	Resp.	QIon	QRatio	Lower	Upper
Bromoform	255.8151	10.62	0.00	96001	170.5	51.8	20.3	80.3
					174.5	47.2	18.1	78.1

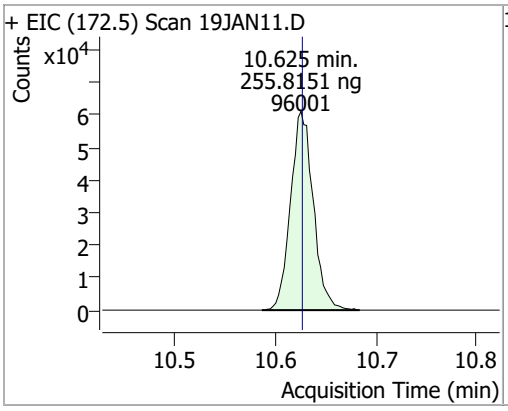

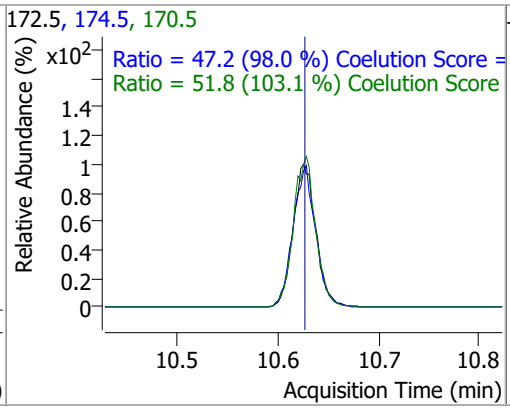

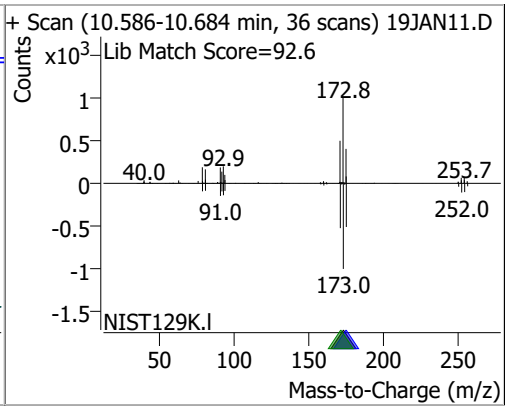

Compound	Conc.	RT	Dev(Min)	Resp.	QIon	QRatio	Lower	Upper
p-Bromofluorobenzene	268.5266	10.95	0.00	277668	174.0	93.3	65.3	125.3
					176.0	90.7	63.3	123.3

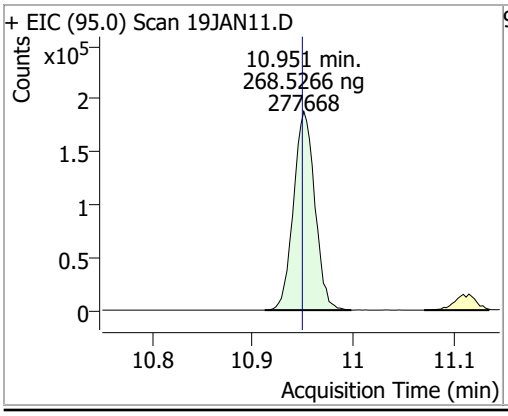

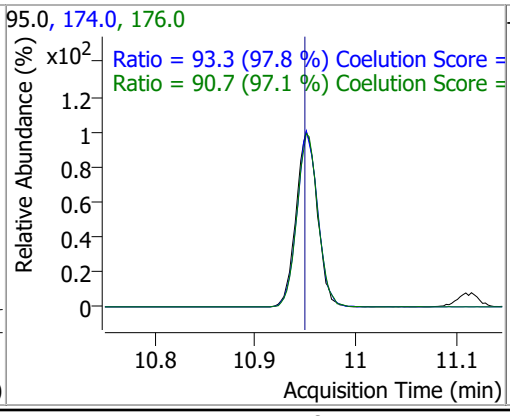

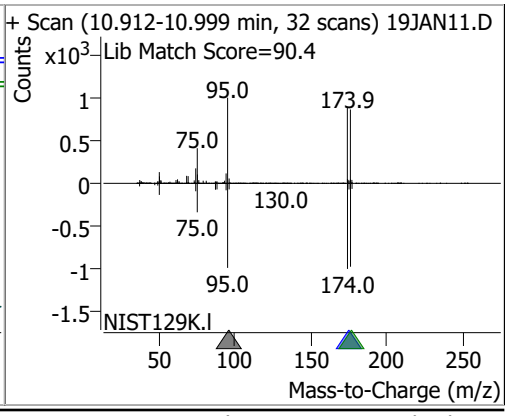

Compound	Conc.	RT	Dev(Min)	Resp.	QIon	QRatio	Lower	Upper
Bromobenzene	267.4139	11.09	0.00	243851	77.0	141.8	113.5	173.5
					158.0	97.1	66.1	126.1

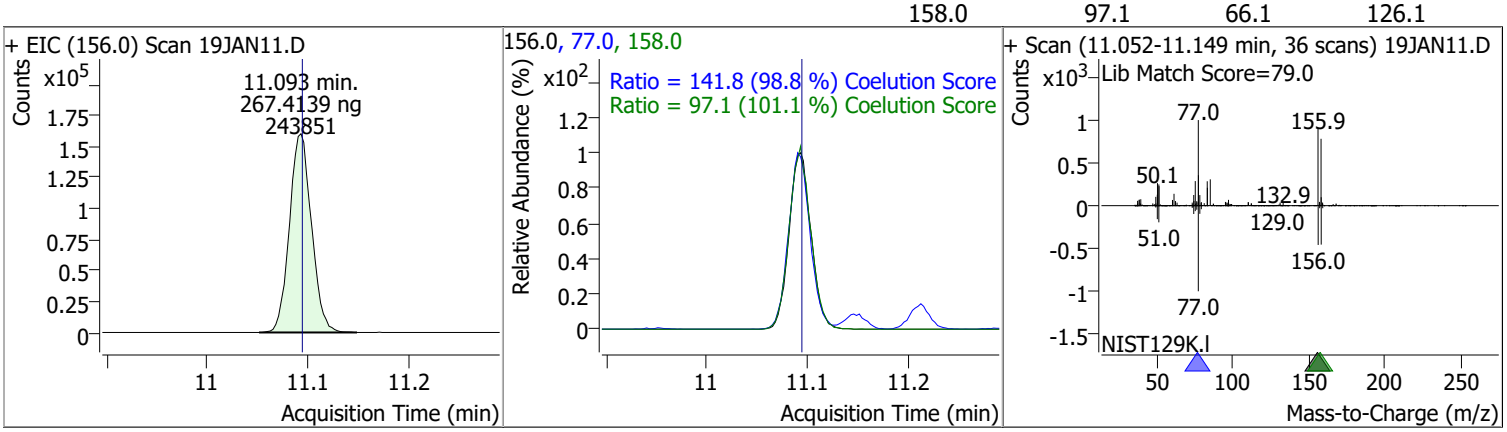

Compound	Conc.	RT	Dev(Min)	Resp.	QIon	QRatio	Lower	Upper
1,1,2,2-Tetrachloroethane	256.8068	11.11	0.00	133573	85.0	63.7	33.3	93.3

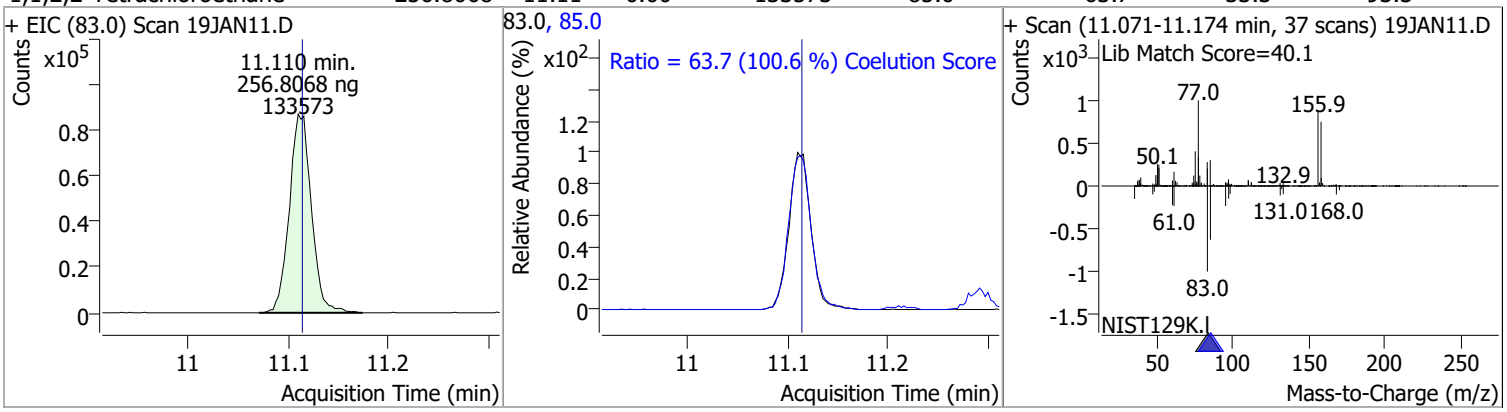

Compound	Conc.	RT	Dev(Min)	Resp.	QIon	QRatio	Lower	Upper
1,2,3-Trichloropropane	264.3420	11.15	-0.01	36124	112.0	64.3	35.8	95.8

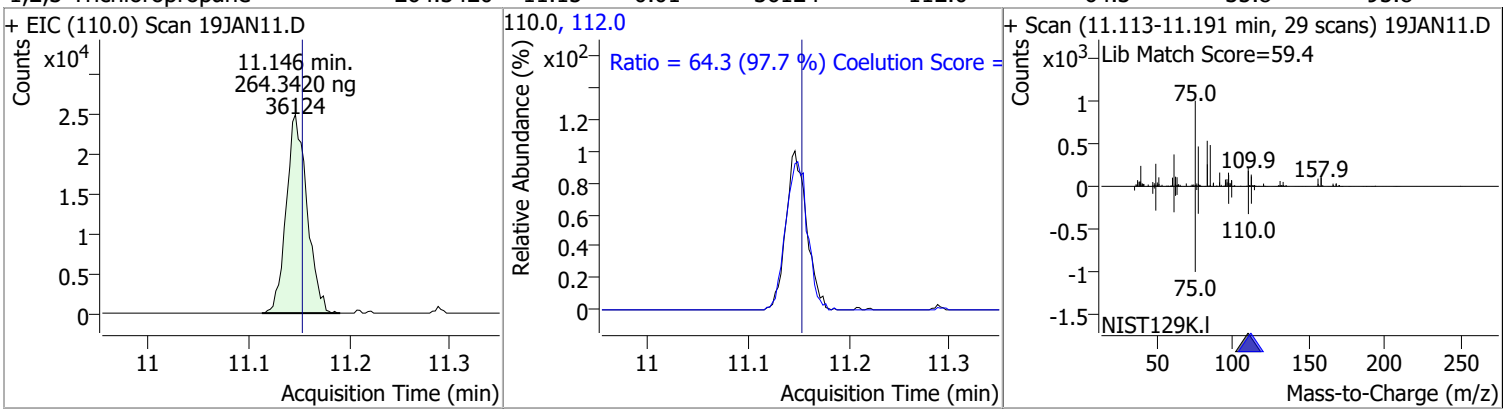

Compound	Conc.	RT	Dev(Min)	Resp.	QIon	QRatio	Lower	Upper
2-Chlorotoluene	274.6030	11.29	0.00	247831	91.0	278.5	246.2	306.2

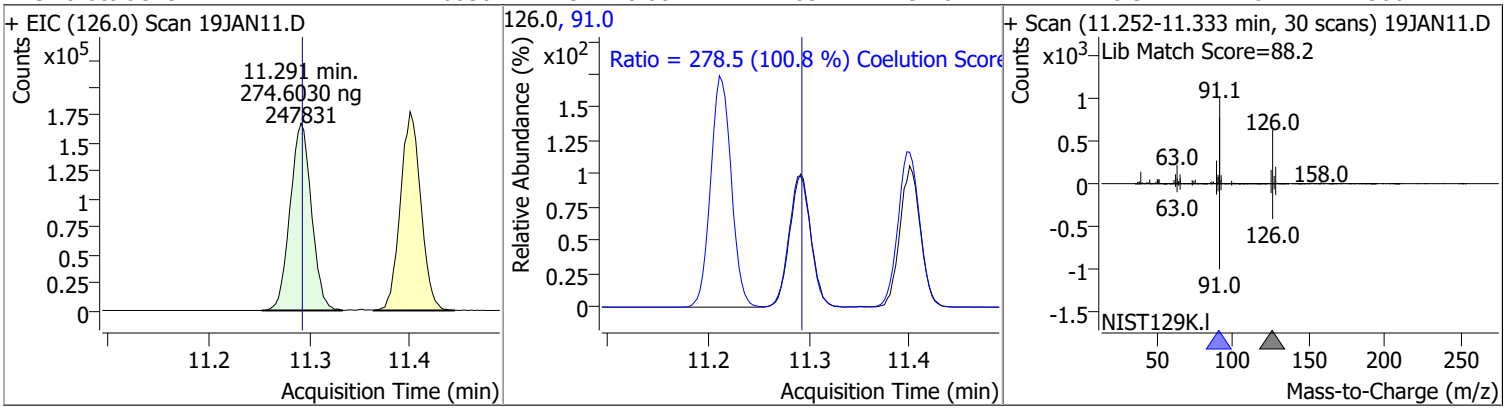

Compound	Conc.	RT	Dev(Min)	Resp.	QIon	QRatio	Lower	Upper
4-Chlorotoluene	278.6073	11.40	0.00	814408	126.0	31.0	1.3	61.3

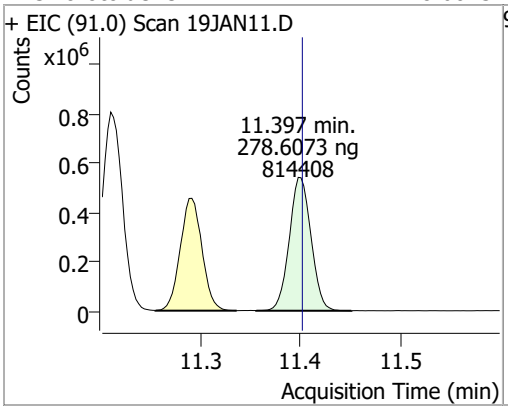

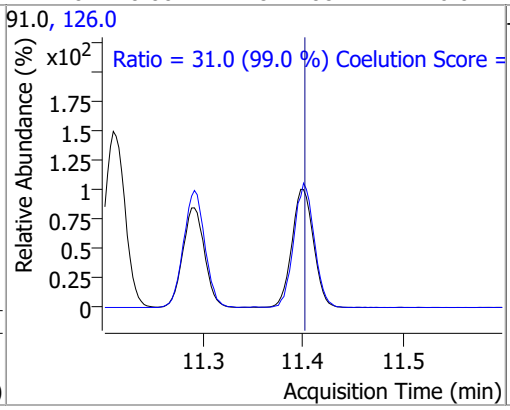

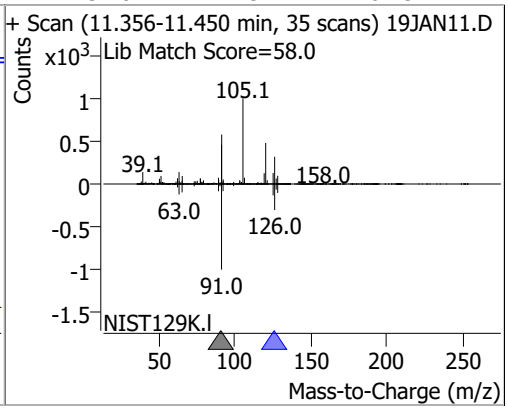

Compound	Conc.	RT	Dev(Min)	Resp.	QIon	QRatio	Lower	Upper
1,3-Dichlorobenzene	264.2369	12.03	0.00	436562	148.0	62.7	32.8	92.8
					111.0	39.2	8.7	68.7

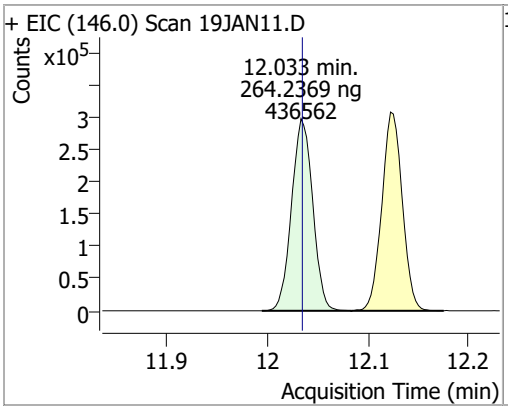

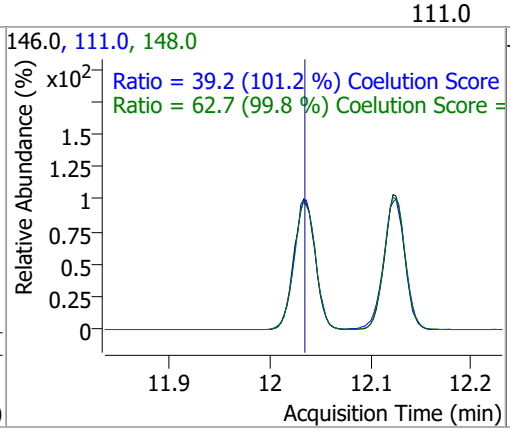

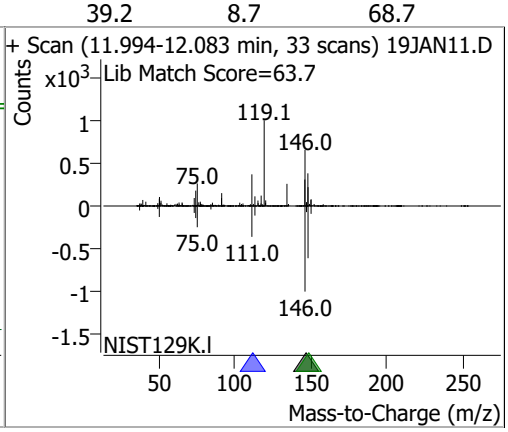

Compound	Conc.	RT	Dev(Min)	Resp.	QIon	QRatio	Lower	Upper
1,4-Dichlorobenzene	260.2139	12.12	0.00	438291	148.0	63.9	33.7	93.7
					111.0	38.8	8.7	68.7

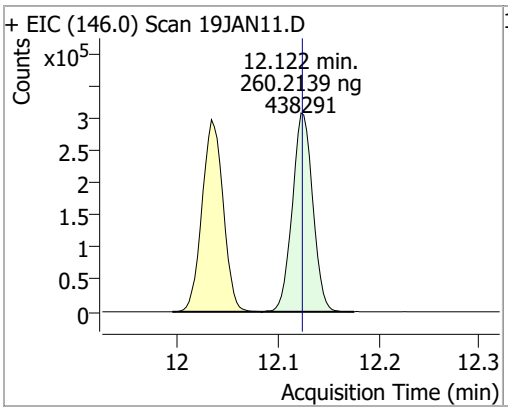

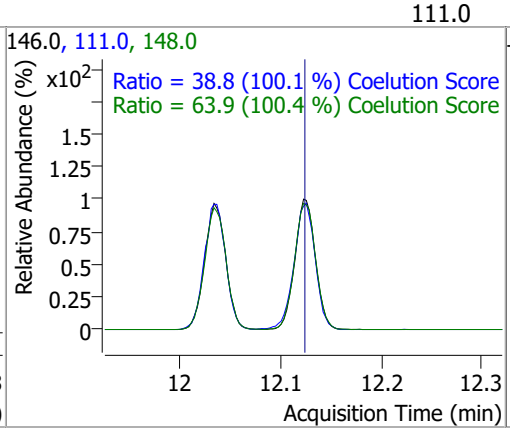

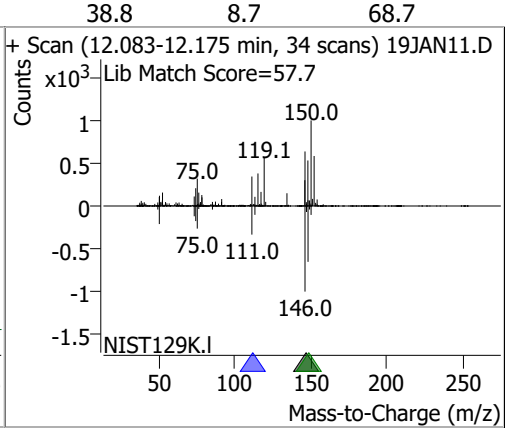

Quantitation Results Report (QT Reviewed)

Compound	Conc.	RT	Dev(Min)	Resp.	QIon	QRatio	Lower	Upper
1,2-Dichlorobenzene	265.4514	12.49	0.00	366153	148.0	64.2	31.9	91.9
					111.0	40.4	9.5	69.5

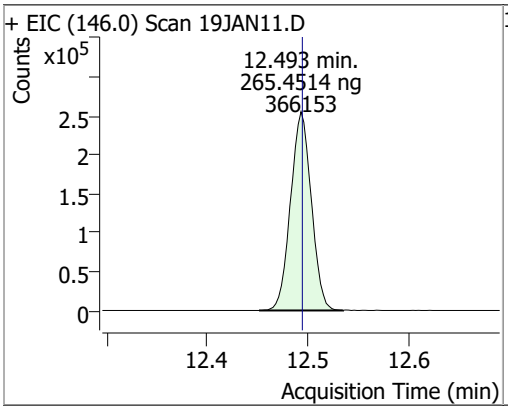

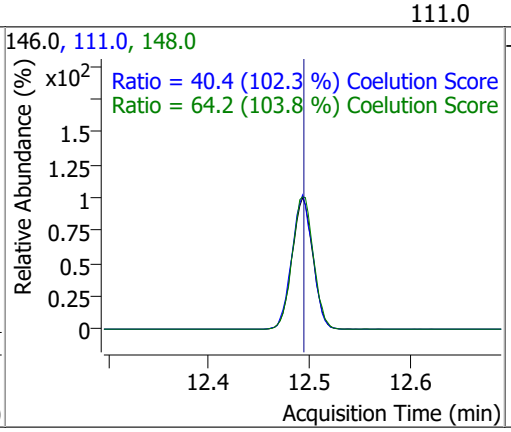

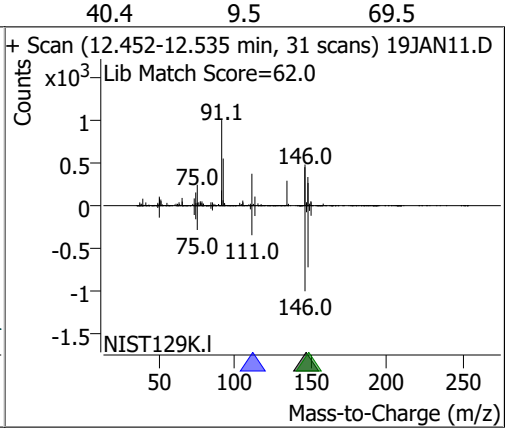

Quantitation Results Report (QT Reviewed)

Data File	19JAN13.D	Operator	MSC
Acq. Method	5975CACQF.M	Acq. Date-Time	1/19/2022 2:53:18 PM
Sample Name	ICAL011922_7	Instrument	VOA5975C
Vial	13	Multiplier	1.00
DA Method File	VOA5975C_8260B_SHT_DoD_L4_011922.m	Comment	
Tune File	BFB_Atune3.u	Tune Date	10/11/2021 4:02:00 PM
Batch Name	VG011922_8260B.batch.bin	Last Calib Update	1/20/2022 9:28:12 AM
Ref Library	\\MASSHUNTER\Org\Library\NIST129K.l		

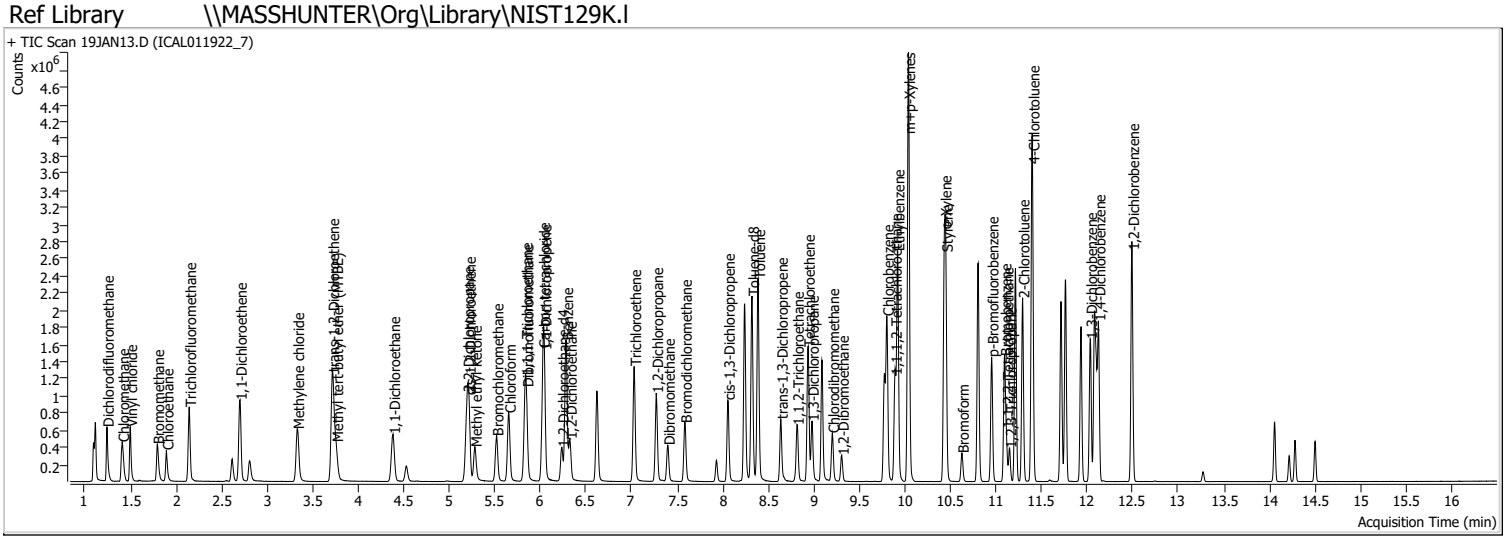

Compound	RT	QIon	Resp.	Conc.	Units		Dev(Min)
Internal Standards							
M Fluorobenzene	6.618	96.0	894962	250.0000	ng		-0.003
M Chlorobenzene-d5	9.774	82.0	333736	250.0000	ng		0.000
M 1,4-Dichlorobenzene-d4	12.100	152.0	286959	250.0000	ng		0.000
System Monitoring Compounds							
S Dibromofluoromethane	5.845	113.0	325687	375.7157	ng		-0.006
Spiked Amount: 250.000	Range: 80.0 - 119.0%			Recovery = 150.29%		*	
S 1,2-Dichloroethane-d4	6.233	67.0	139362	372.1740	ng		0.003
Spiked Amount: 250.000	Range: 81.0 - 118.0%			Recovery = 148.87%		*	
S Toluene-d8	8.322	98.0	1329503	408.3346	ng		0.003
Spiked Amount: 250.000	Range: 89.0 - 112.0%			Recovery = 163.33%		*	
S p-Bromofluorobenzene	10.951	95.0	415878	392.5157	ng		0.003
Spiked Amount: 250.000	Range: 85.0 - 114.0%			Recovery = 157.01%		*	
Target Compounds							**QValue**
T Dichlorodifluoromethane	1.241	85.0	452793	376.2647	ng		100
T Chloromethane	1.408	50.0	529250	373.5581	ng		100
T Vinyl chloride	1.498	62.0	479607	371.9021	ng		99
T Bromomethane	1.793	96.0	235754	380.3767	ng		96
T Chloroethane	1.894	64.0	233233	382.2662	ng		97
T Trichlorofluoromethane	2.145	101.0	569126	368.0290	ng		98
T 1,1-Dichloroethene	2.700	96.0	344045	382.3544	ng		98
T Methylene chloride	3.330	49.0	470733	359.8205	ng		99
T trans-1,2-Dichloroethene	3.715	96.0	355984	382.9648	ng		100
T Methyl tert-butyl ether (MTBE)	3.757	73.0	452747	389.6885	ng		100
T 1,1-Dichloroethane	4.381	63.0	658287	378.3961	ng		99
T 2,2-Dichloropropane	5.195	77.0	501019	382.1537	ng		96
T cis-1,2-Dichloroethene	5.215	96.0	369412	392.4995	ng		97
T Methyl ethyl ketone	5.279	43.0	538796	3961.2871	ng		98
T Bromochloromethane	5.519	128.0	147182	379.2795	ng		98
T Chloroform	5.653	83.0	641596	369.3654	ng		98

Compound	RT	QIon	Resp.	Conc.	Units	Dev(Min)
T 1,1,1-Trichloroethane	5.834	97.0	616756	384.8283	ng	99
T Carbon tetrachloride	6.026	117.0	604305	388.7744	ng	99
T 1,1-Dichloropropene	6.043	75.0	531739	409.1480	ng	99
T Benzene	6.280	78.0	1403257	392.4951	ng	100
T 1,2-Dichloroethane	6.322	62.0	368750	373.4220	ng	96
T Trichloroethene	7.028	95.0	399934	400.2849	ng	99
T 1,2-Dichloropropane	7.270	63.0	352771	401.5854	ng	98
T Dibromomethane	7.396	93.0	143756	388.2481	ng	99
T Bromodichloromethane	7.583	83.0	408420	392.2653	ng	98
T cis-1,3-Dichloropropene	8.057	75.0	471983	413.1062	ng	99
T Toluene	8.388	92.0	890126	410.1461	ng	99
T trans-1,3-Dichloropropene	8.637	75.0	345161	414.1677	ng	95
T 1,1,2-Trichloroethane	8.815	83.0	167409	395.0532	ng	98
T Tetrachloroethene	8.935	163.8	346235	393.4248	ng	98
T 1,3-Dichloropropane	8.980	76.0	339654	396.0772	ng	99
T Chlorodibromomethane	9.203	129.0	269032	394.1991	ng	99
T 1,2-Dibromoethane	9.306	107.0	184921	395.1062	ng	98
T Chlorobenzene	9.799	112.0	945250	397.3088	ng	100
T 1,1,1,2-Tetrachloroethane	9.889	131.0	329822	395.1127	ng	99
T Ethylbenzene	9.919	91.0	1697682	381.4483	ng	99
T m+p-Xylenes	10.037	106.0	1334216	762.4509	ng	99
T o-Xylene	10.433	106.0	598606	384.0157	ng	99
T Styrene	10.449	104.0	973131	382.7382	ng	100
T Bromoform	10.625	172.5	143943	374.3438	ng	98
T Bromobenzene	11.093	156.0	361843	387.2660	ng	99
T 1,1,2,2-Tetrachloroethane	11.113	83.0	199230	373.8283	ng	99
T 1,2,3-Trichloropropane	11.149	110.0	52732	376.5948	ng	95
T 2-Chlorotoluene	11.291	126.0	365790	395.5589	ng	95
T 4-Chlorotoluene	11.400	91.0	1209058	403.6708	ng	99
T 1,3-Dichlorobenzene	12.033	146.0	652775	385.6033	ng	99
T 1,4-Dichlorobenzene	12.122	146.0	656962	380.6606	ng	99
T 1,2-Dichlorobenzene	12.493	146.0	546389	386.5930	ng	98

(#) = Qualifier Out of Range; (m) = Manual Integration; (+) = Area Summed; (*) = Surrogate Percent Recovery Out of Range; (d): Zeroed Peak

Compound	Conc.	RT	Dev(Min)	Resp.	QIon	QRatio	Lower	Upper
Dichlorodifluoromethane	376.2647	1.24	0.00	452793	87.0	31.9	1.8	61.8

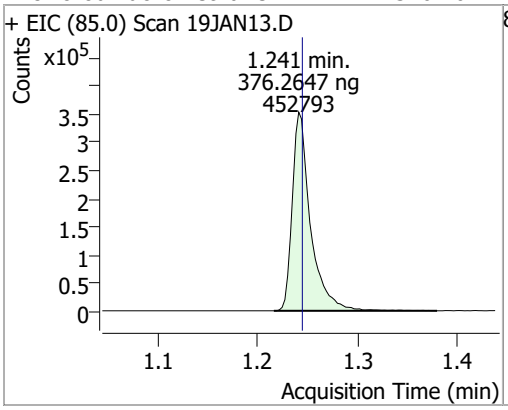

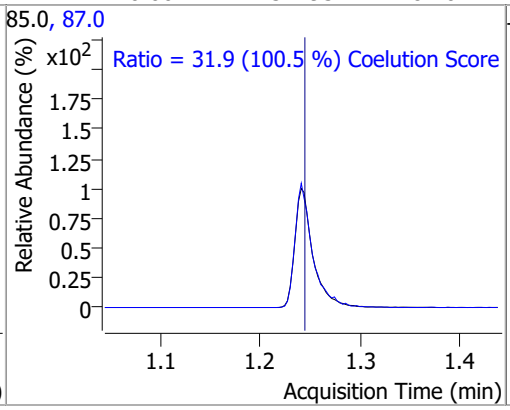

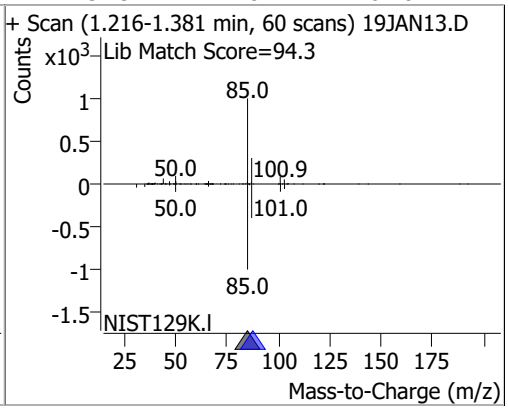

Compound	Conc.	RT	Dev(Min)	Resp.	QIon	QRatio	Lower	Upper
Chloromethane	373.5581	1.41	0.00	529250	52.0	32.4	2.4	62.4

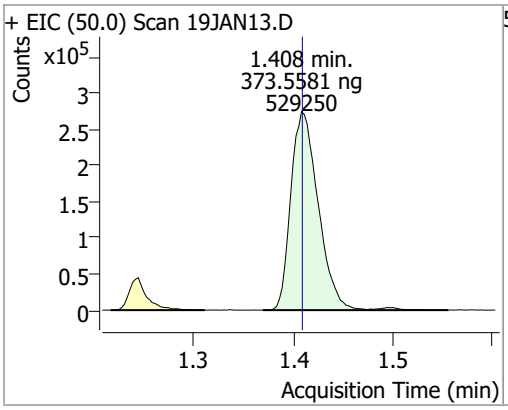

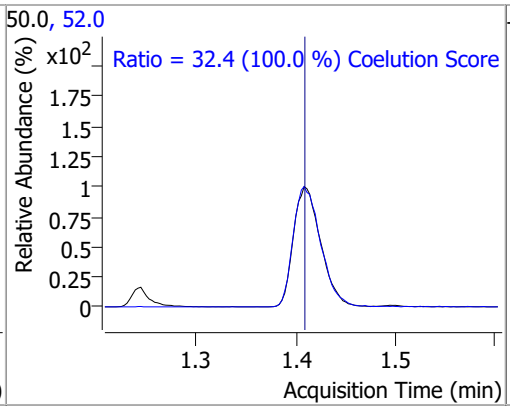

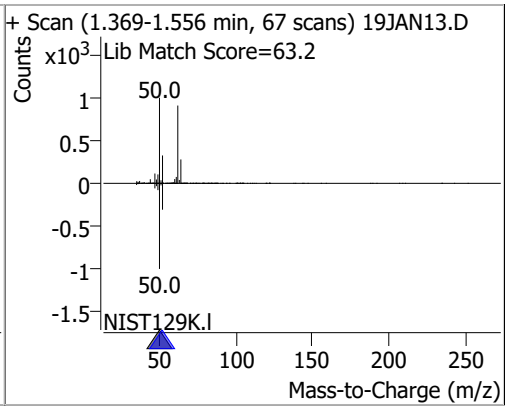

Compound	Conc.	RT	Dev(Min)	Resp.	QIon	QRatio	Lower	Upper
Vinyl chloride	371.9021	1.50	0.00	479607	64.0	30.9	1.3	61.3

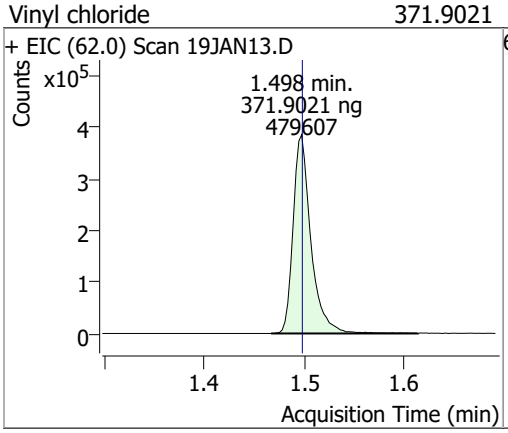

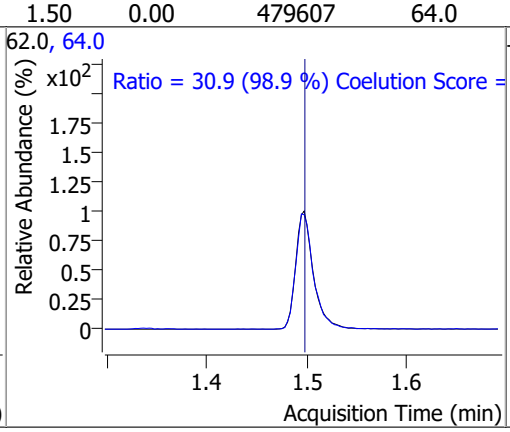

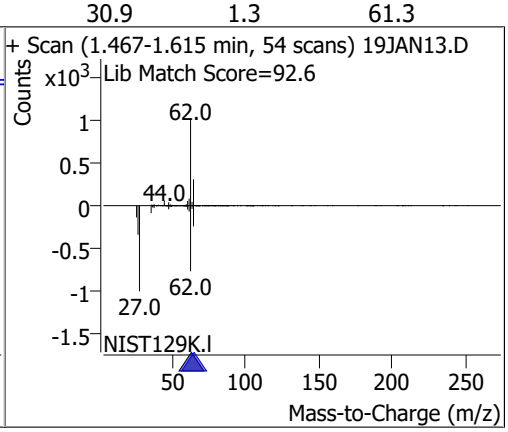

Compound	Conc.	RT	Dev(Min)	Resp.	QIon	QRatio	Lower	Upper
Bromomethane	380.3767	1.79	-0.01	235754	94.0	105.6	80.1	140.1

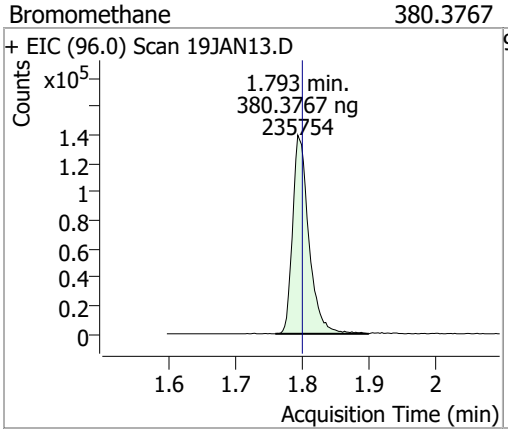

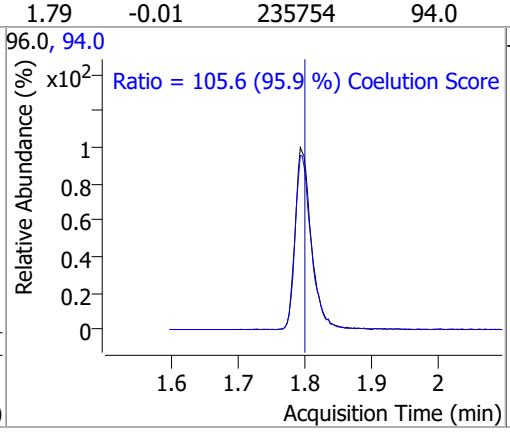

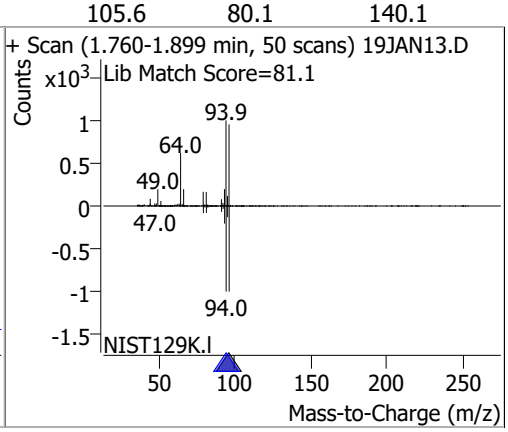

Compound	Conc.	RT	Dev(Min)	Resp.	QIon	QRatio	Lower	Upper
Chloroethane	382.2662	1.89	0.00	233233	66.0	31.4	0.0	60.0

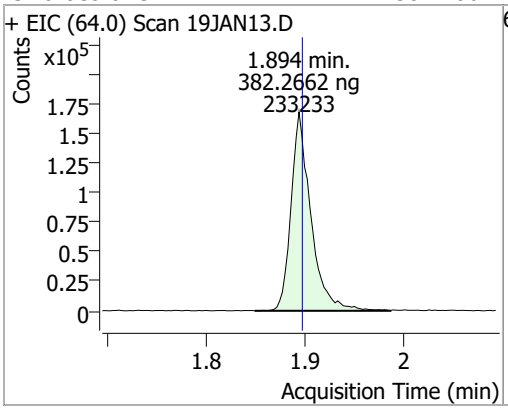

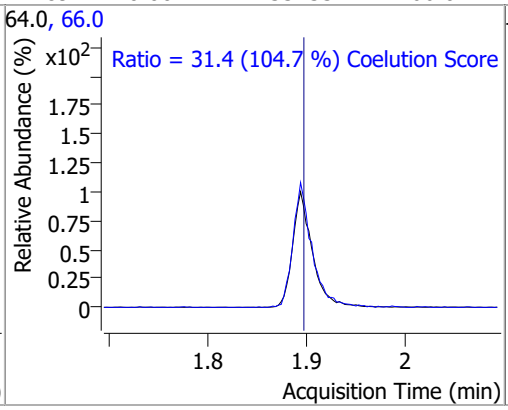

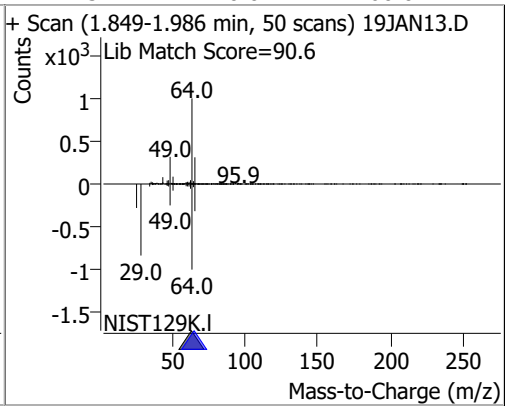

Compound	Conc.	RT	Dev(Min)	Resp.	QIon	QRatio	Lower	Upper
Trichlorofluoromethane	368.0290	2.14	0.00	569126	103.0	66.2	35.0	95.0

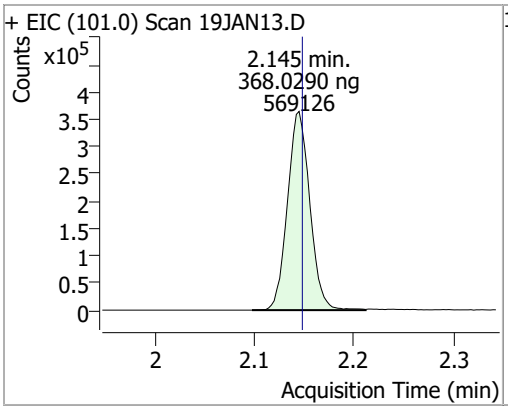

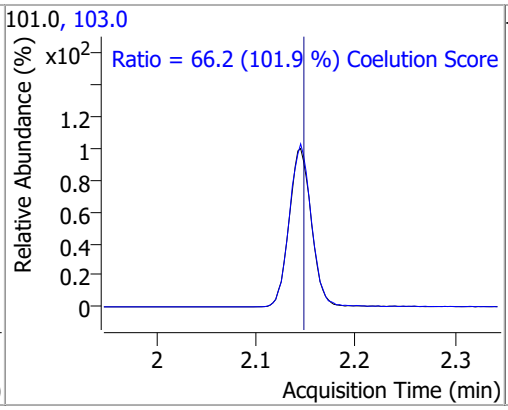

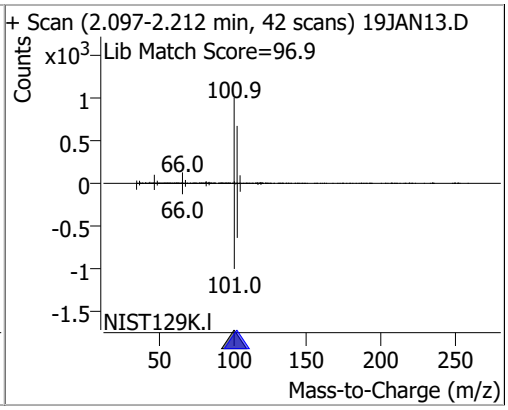

Compound	Conc.	RT	Dev(Min)	Resp.	QIon	QRatio	Lower	Upper
1,1-Dichloroethene	382.3544	2.70	0.00	344045	61.0	182.3	149.9	209.9
					63.0	58.2	27.0	87.0

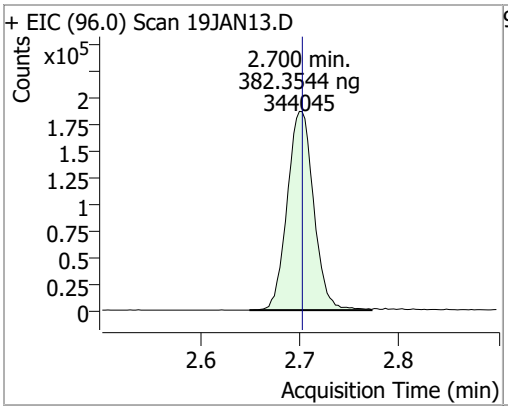

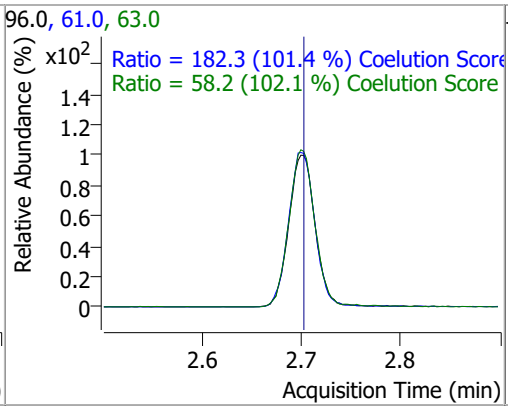

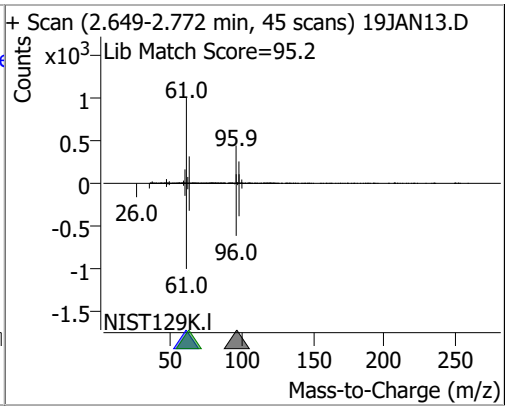

Compound	Conc.	RT	Dev(Min)	Resp.	QIon	QRatio	Lower	Upper
Methylene chloride	359.8205	3.33	0.00	470733	84.0	66.8	36.1	96.1
					86.0	42.6	11.8	71.8

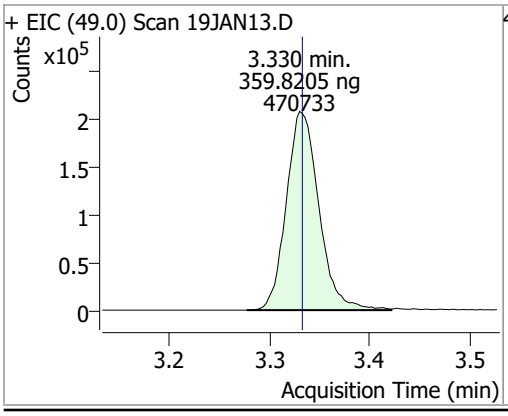

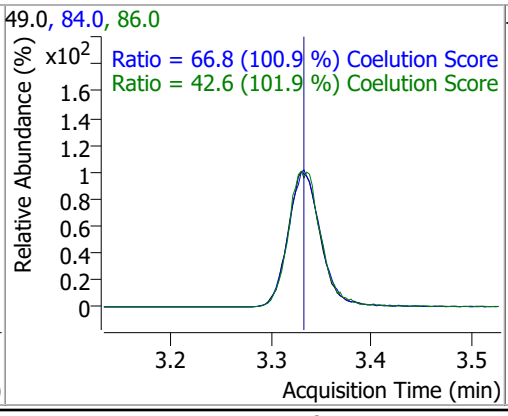

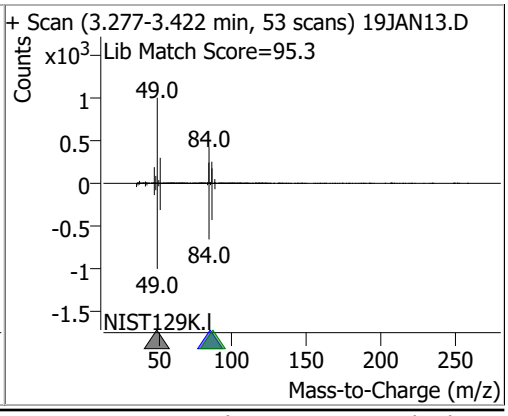

Compound	Conc.	RT	Dev(Min)	Resp.	QIon	QRatio	Lower	Upper
trans-1,2-Dichloroethene	382.9648	3.71	-0.01	355984	61.0	154.8	124.8	184.8
					98.0	63.2	32.1	92.1

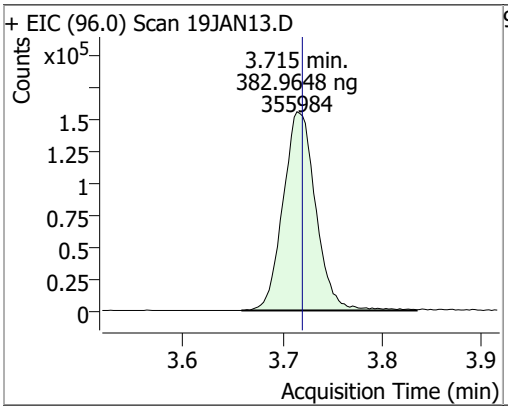

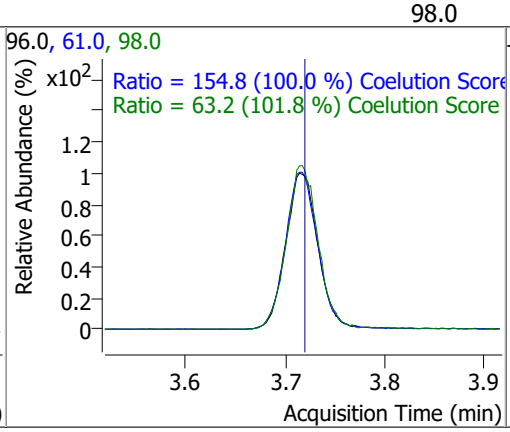

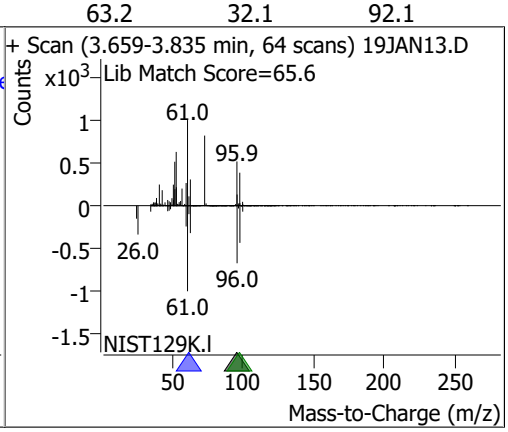

Compound	Conc.	RT	Dev(Min)	Resp.	QIon	QRatio	Lower	Upper
Methyl tert-butyl ether (MTBE)	389.6885	3.76	0.00	452747	57.0	24.8	0.0	54.6

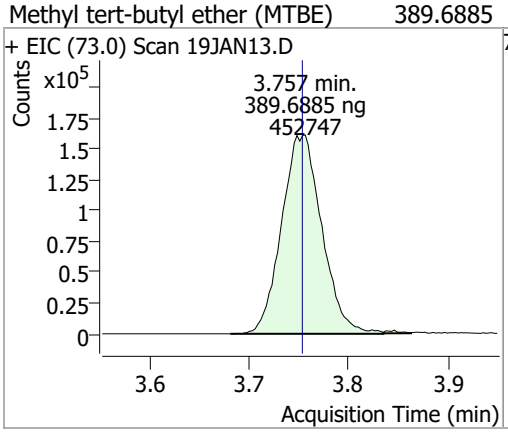

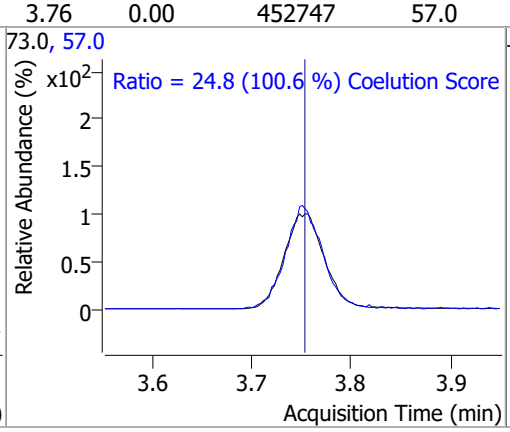

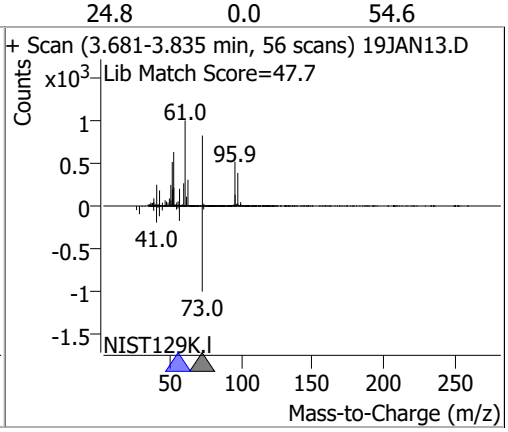

Compound	Conc.	RT	Dev(Min)	Resp.	QIon	QRatio	Lower	Upper
1,1-Dichloroethane	378.3961	4.38	0.00	658287	65.0	31.8	1.0	61.0
					83.0	13.3	0.0	42.7

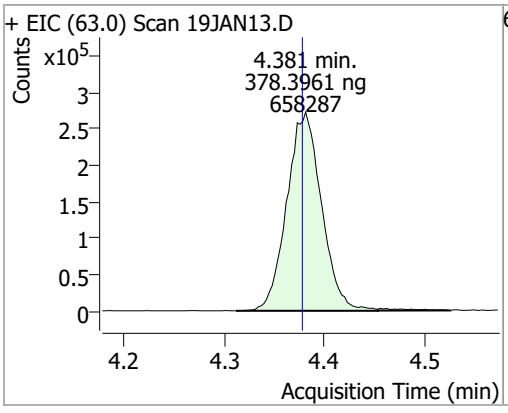

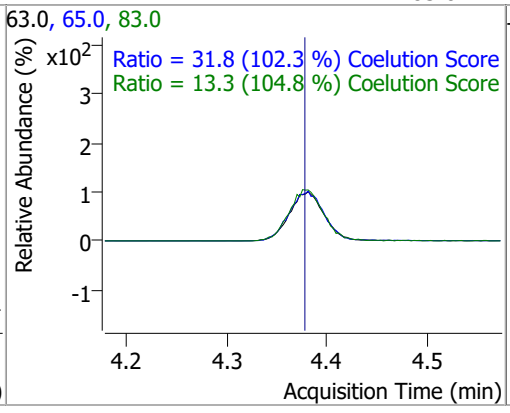

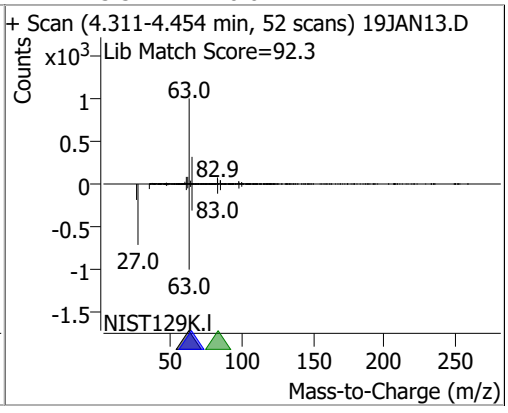

Compound	Conc.	RT	Dev(Min)	Resp.	QIon	QRatio	Lower	Upper
2,2-Dichloropropane	382.1537	5.20	0.00	501019	41.0	65.2	38.8	98.8
					97.0	23.1	0.0	53.9

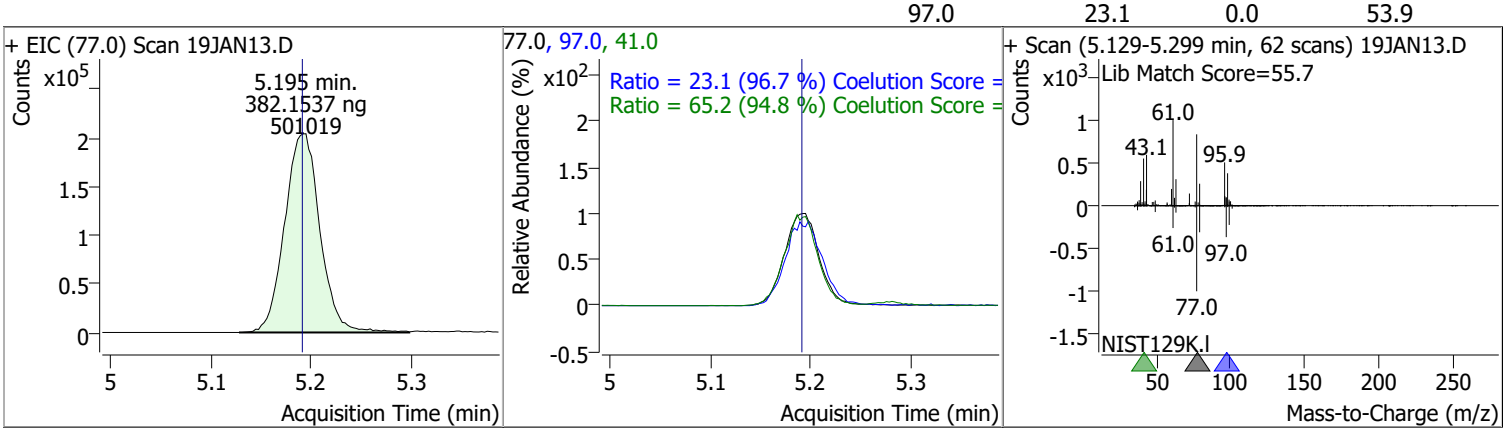

Compound	Conc.	RT	Dev(Min)	Resp.	QIon	QRatio	Lower	Upper
cis-1,2-Dichloroethene	392.4995	5.21	0.00	369412	61.0	163.6	130.4	190.4
					98.0	63.9	36.2	96.2

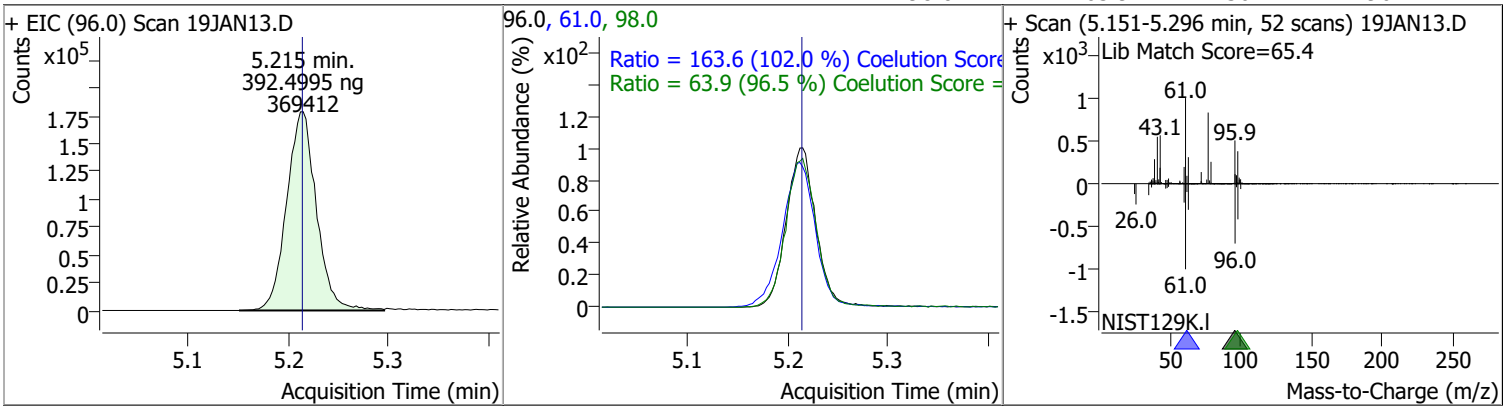

Compound	Conc.	RT	Dev(Min)	Resp.	QIon	QRatio	Lower	Upper
Methyl ethyl ketone	3961.2871	5.28	0.00	538796	72.0	21.4	0.0	50.6

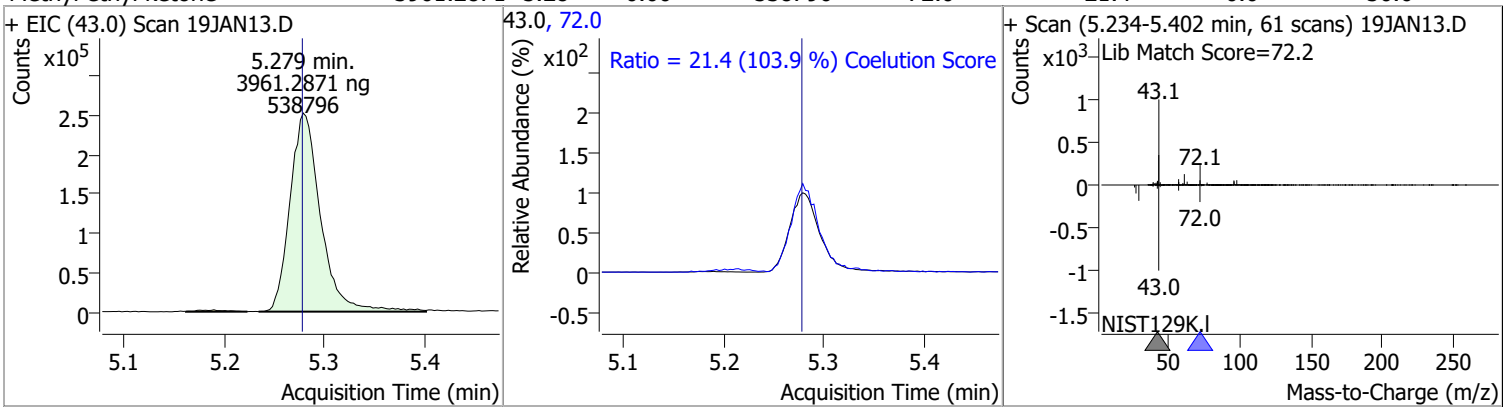

Compound	Conc.	RT	Dev(Min)	Resp.	QIon	QRatio	Lower	Upper
Bromochloromethane	379.2795	5.52	0.00	147182	49.0	184.7	152.2	212.2

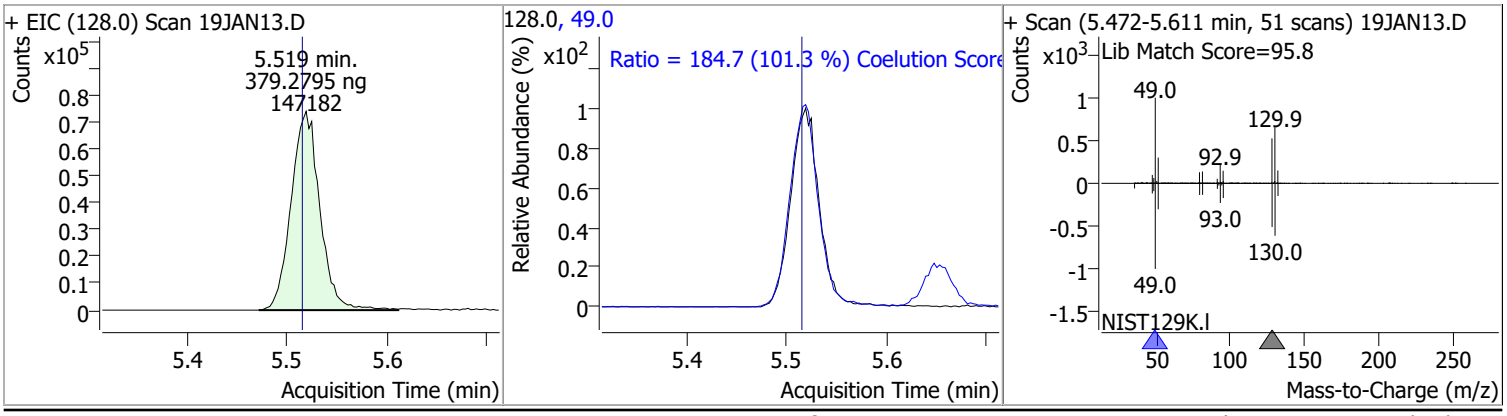

Compound	Conc.	RT	Dev(Min)	Resp.	QIon	QRatio	Lower	Upper
Chloroform	369.3654	5.65	0.00	641596	85.0	64.6	36.2	96.2

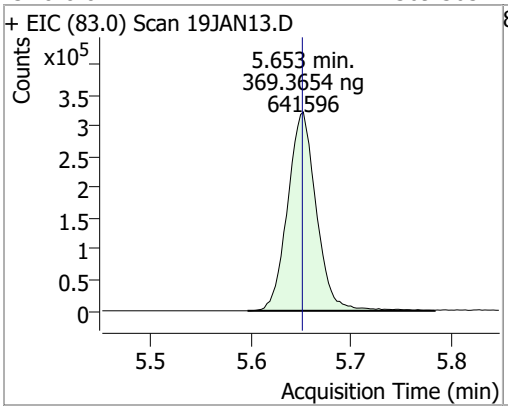

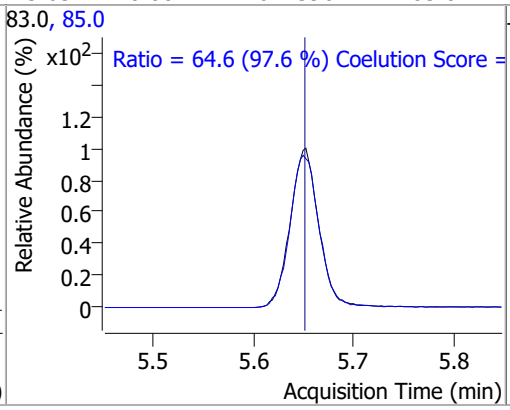

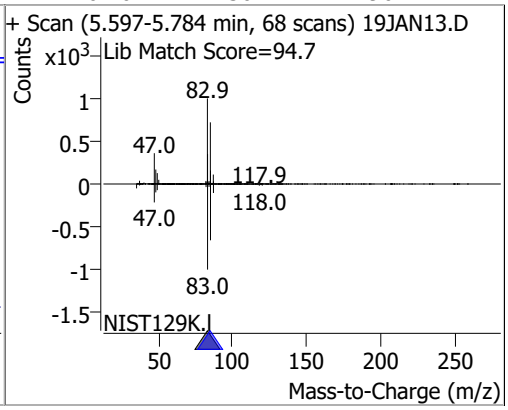

Compound	Conc.	RT	Dev(Min)	Resp.	QIon	QRatio	Lower	Upper
1,1,1-Trichloroethane	384.8283	5.83	0.00	616756	99.0	63.8	33.1	93.1
					61.0	48.4	19.1	79.1

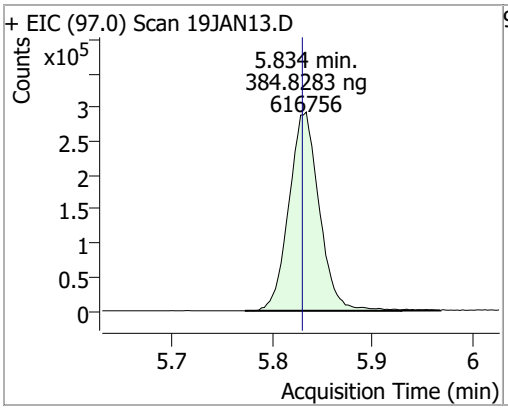

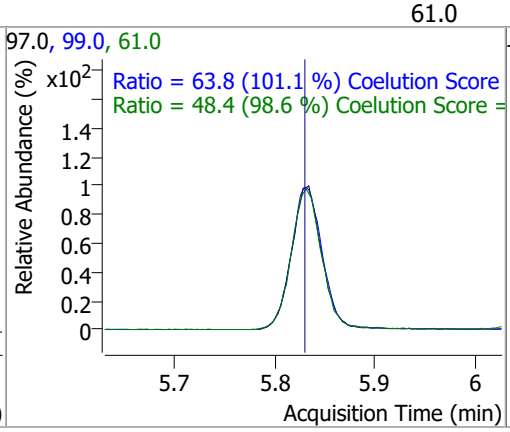

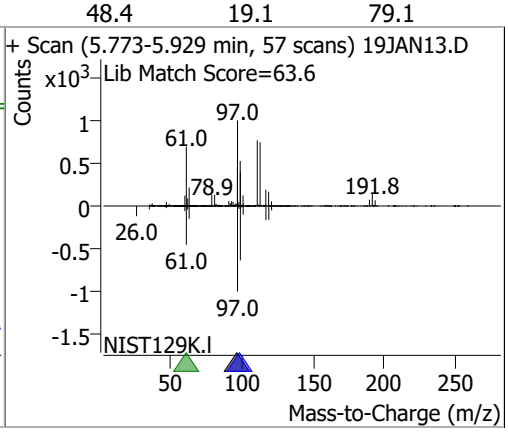

Compound	Conc.	RT	Dev(Min)	Resp.	QIon	QRatio	Lower	Upper
Dibromofluoromethane	375.7157	5.85	-0.01	325687	191.5	21.7	0.0	53.2

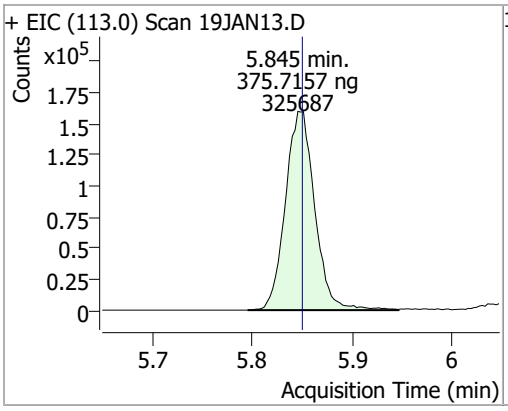

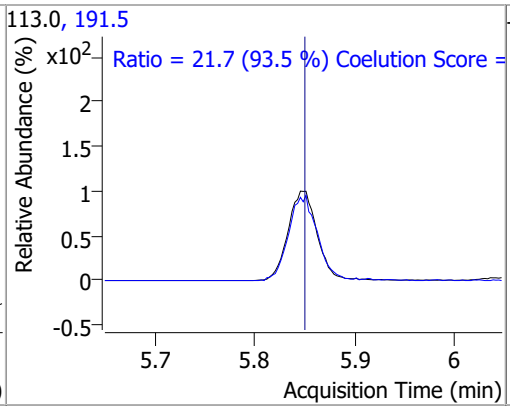

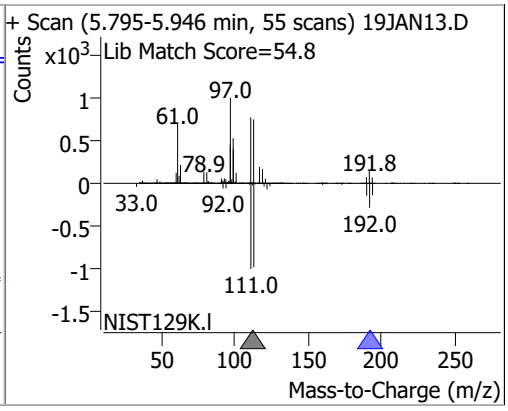

Compound	Conc.	RT	Dev(Min)	Resp.	QIon	QRatio	Lower	Upper
Carbon tetrachloride	388.7744	6.03	0.00	604305	119.0	97.0	67.6	127.6
					121.0	30.9	0.7	60.7

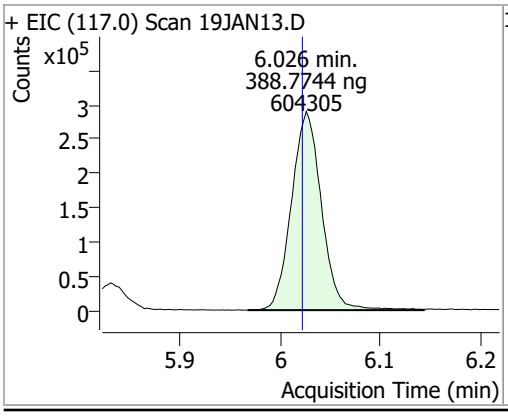

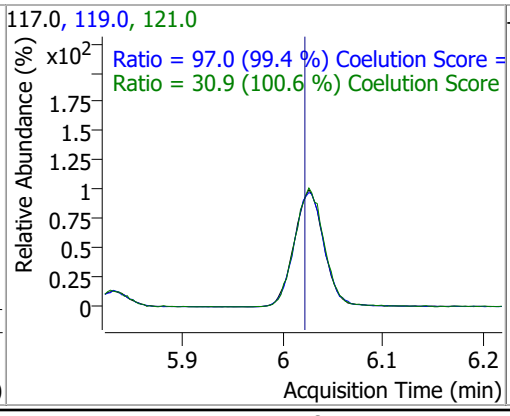

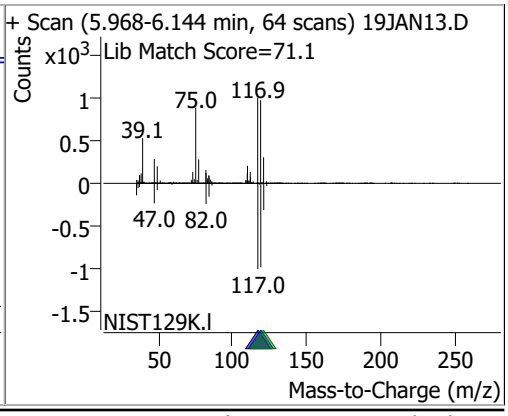

Compound	Conc.	RT	Dev(Min)	Resp.	QIon	QRatio	Lower	Upper
1,1-Dichloropropene	409.1480	6.04	0.00	531739	110.0	36.0	5.6	65.6
					77.0	31.5	1.0	61.0

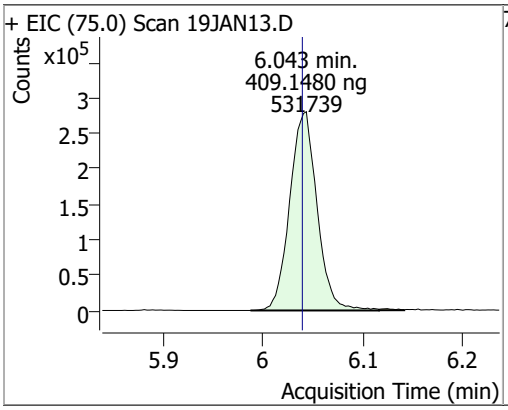

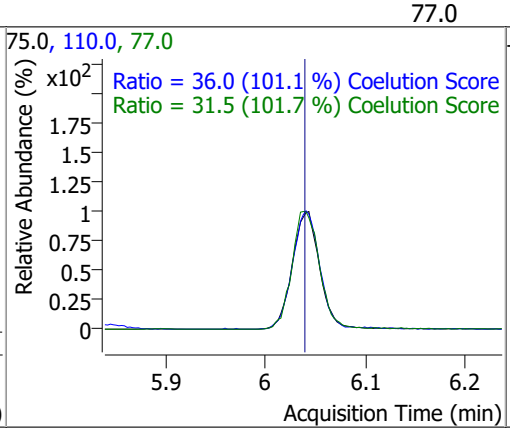

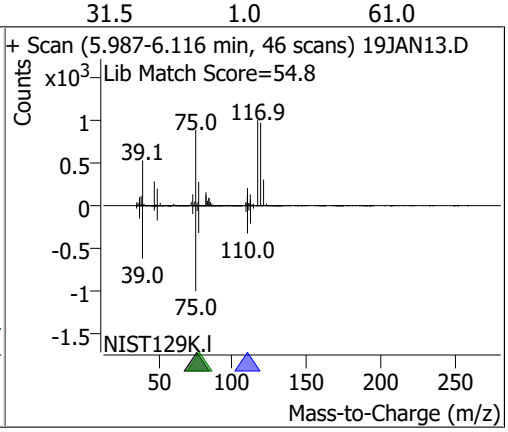

Compound	Conc.	RT	Dev(Min)	Resp.	QIon	QRatio	Lower	Upper
1,2-Dichloroethane-d4	372.1740	6.23	0.00	139362	65.0	196.5	162.8	222.8

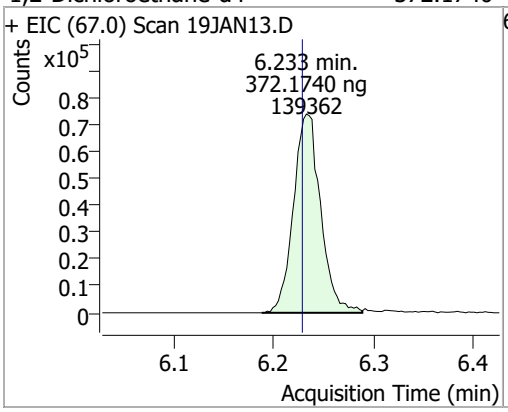

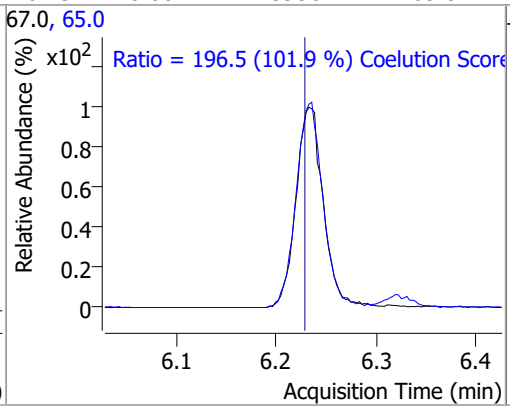

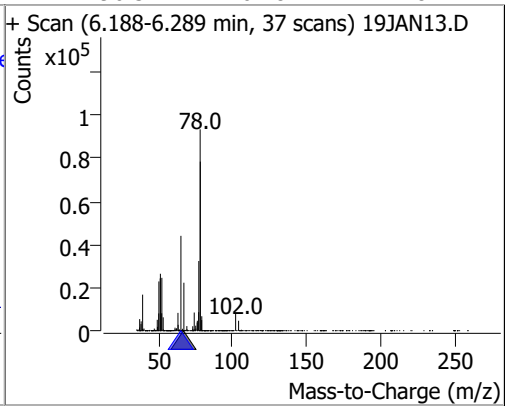

Compound	Conc.	RT	Dev(Min)	Resp.	QIon	QRatio	Lower	Upper
Benzene	392.4951	6.28	0.00	1403257	77.0	23.4	0.0	53.3

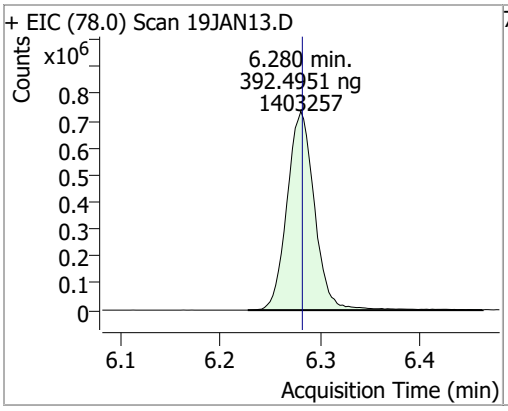

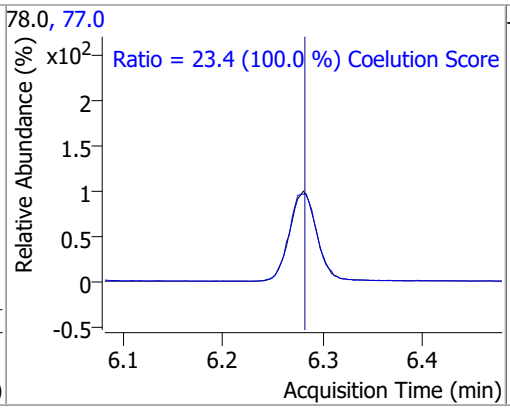

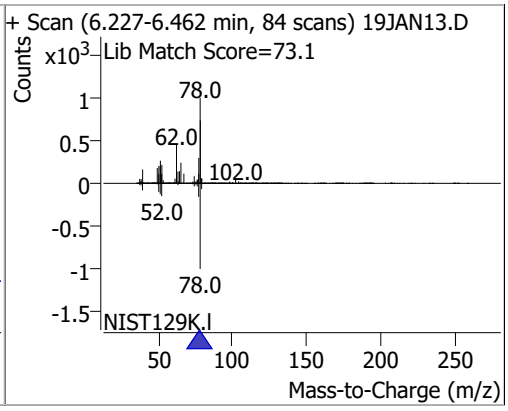

Compound	Conc.	RT	Dev(Min)	Resp.	QIon	QRatio	Lower	Upper
1,2-Dichloroethane	373.4220	6.32	0.00	368750	64.0	29.8	2.2	62.2
					98.0	7.7	0.0	38.2

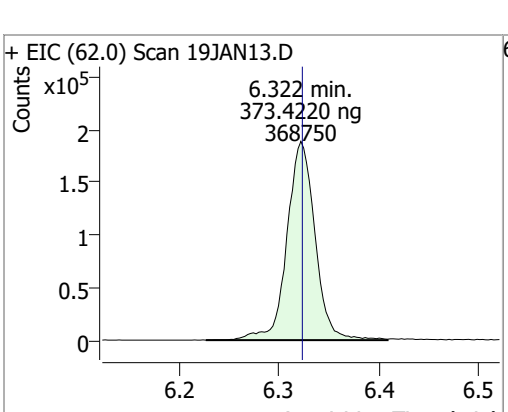

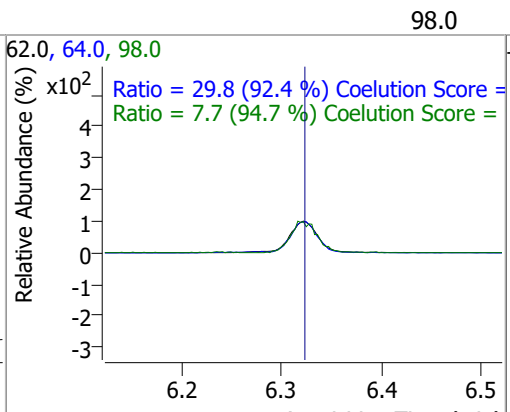

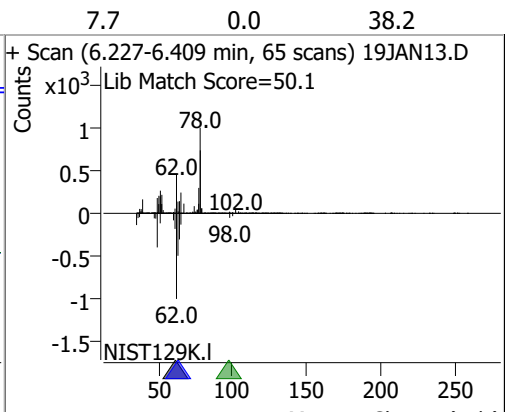

Compound	Conc.	RT	Dev(Min)	Resp.	QIon	QRatio	Lower	Upper
Trichloroethene	400.2849	7.03	0.00	399934	130.0	104.3	75.6	135.6
					97.0	65.7	35.7	95.7

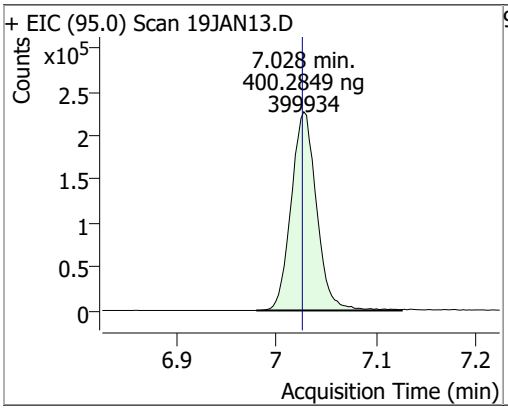

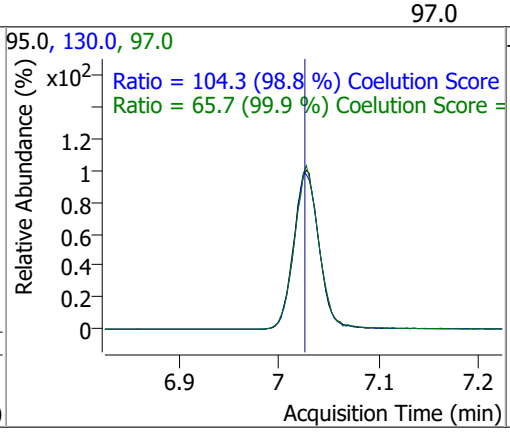

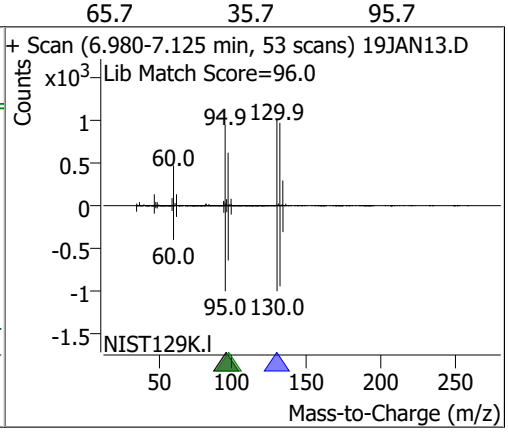

Compound	Conc.	RT	Dev(Min)	Resp.	QIon	QRatio	Lower	Upper
1,2-Dichloropropane	401.5854	7.27	0.00	352771	76.0	38.6	9.8	69.8

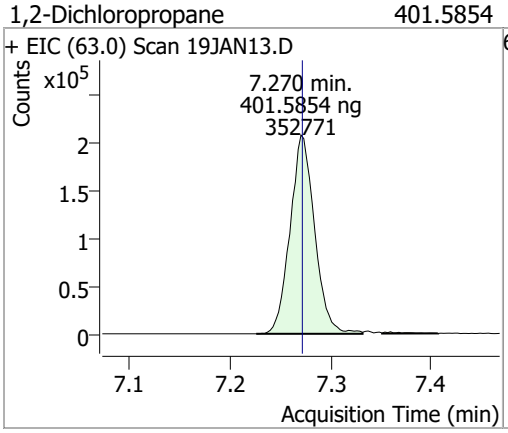

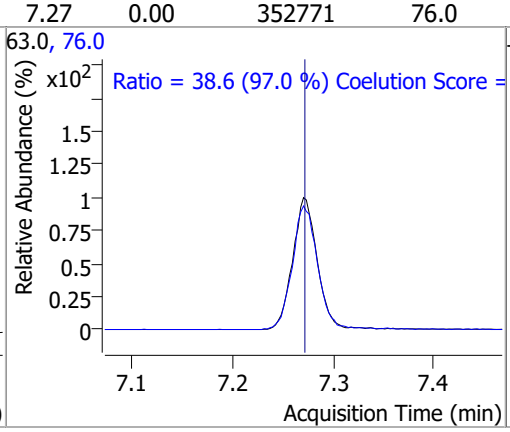

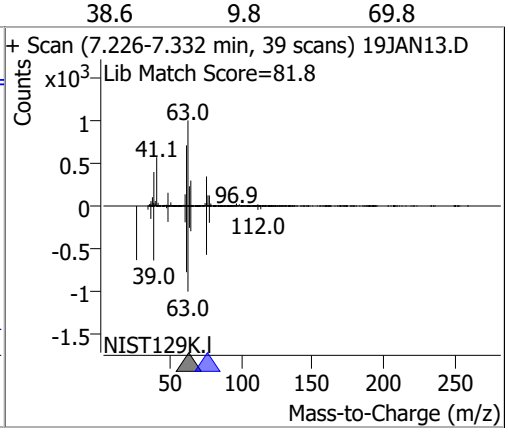

Compound	Conc.	RT	Dev(Min)	Resp.	QIon	QRatio	Lower	Upper
Dibromomethane	388.2481	7.40	0.00	143756	173.5	108.6	78.2	138.2
					95.0	82.9	54.5	114.5

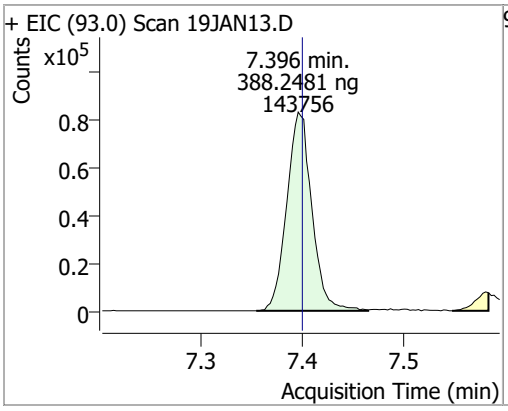

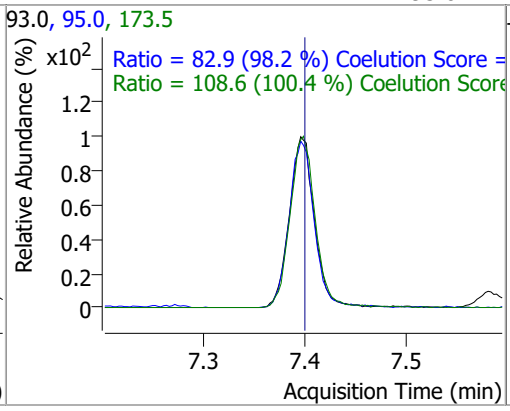

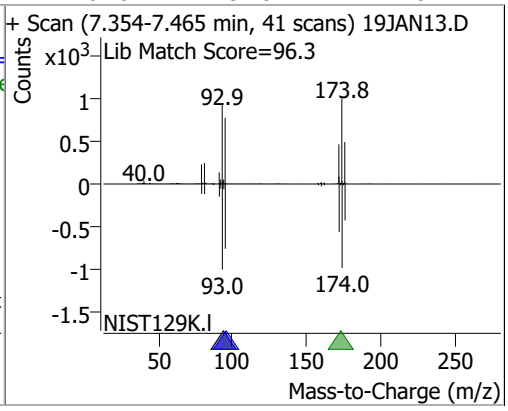

Compound	Conc.	RT	Dev(Min)	Resp.	QIon	QRatio	Lower	Upper
Bromodichloromethane	392.2653	7.58	0.00	408420	85.0	64.2	36.3	96.3
					127.0	9.0	0.0	39.5

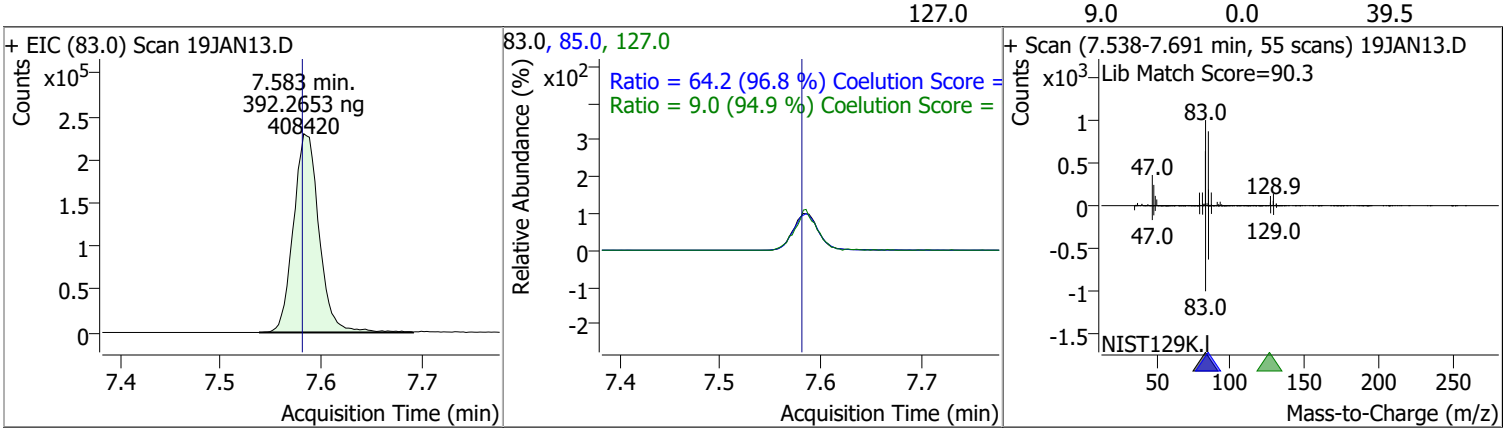

Compound	Conc.	RT	Dev(Min)	Resp.	QIon	QRatio	Lower	Upper
cis-1,3-Dichloropropene	413.1062	8.06	0.00	471983	39.0	53.3	22.5	82.5
					77.0	31.2	1.8	61.8

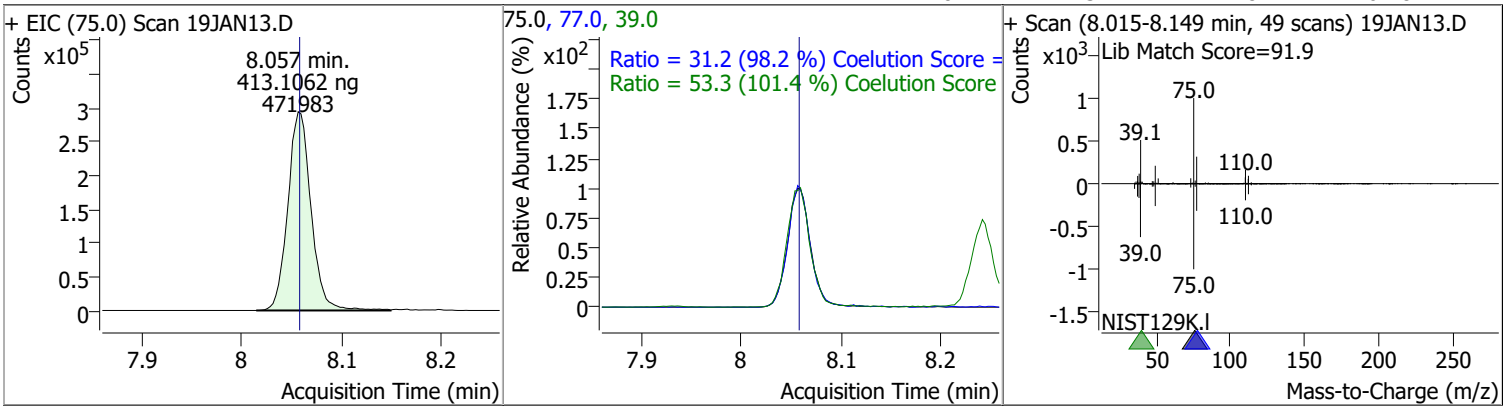

Compound	Conc.	RT	Dev(Min)	Resp.	QIon	QRatio	Lower	Upper
Toluene-d8	408.3346	8.32	0.00	1329503	100.0	64.0	34.3	94.3
					99.0	9.4	0.0	39.2

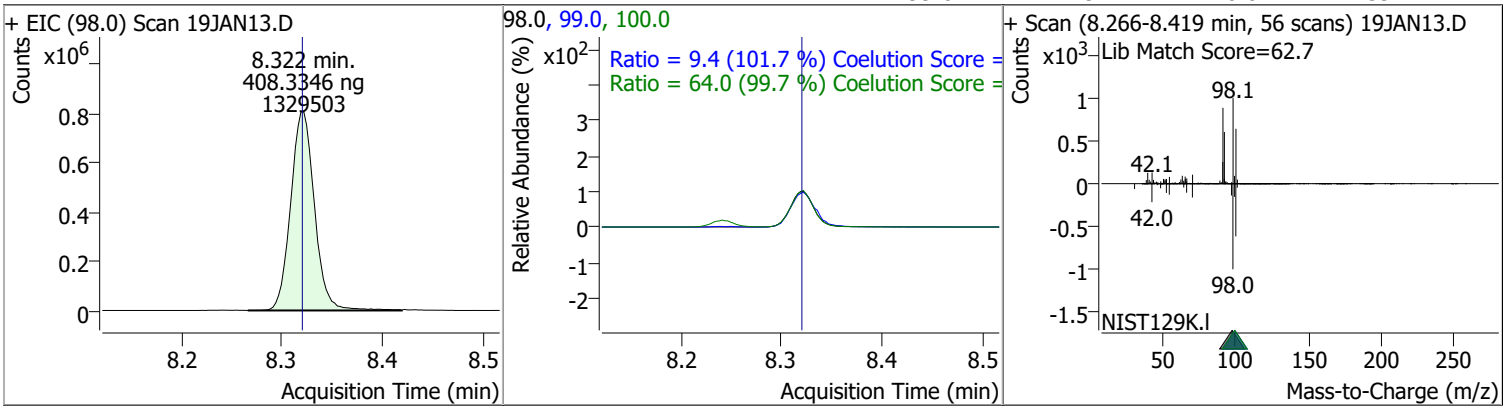

Compound	Conc.	RT	Dev(Min)	Resp.	QIon	QRatio	Lower	Upper
Toluene	410.1461	8.39	0.00	890126	91.0	172.8	144.1	204.1

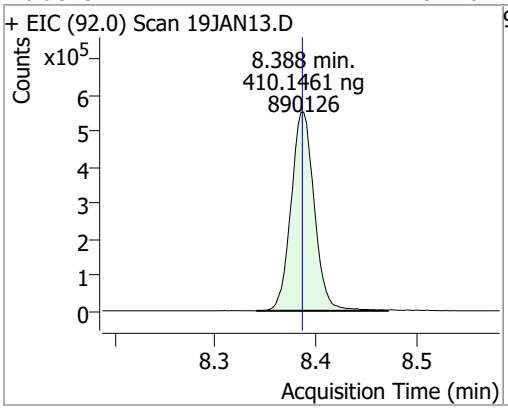

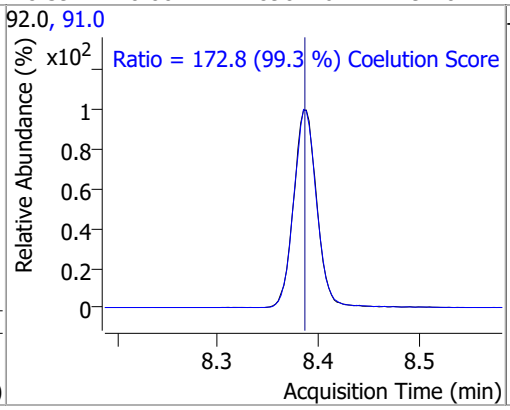

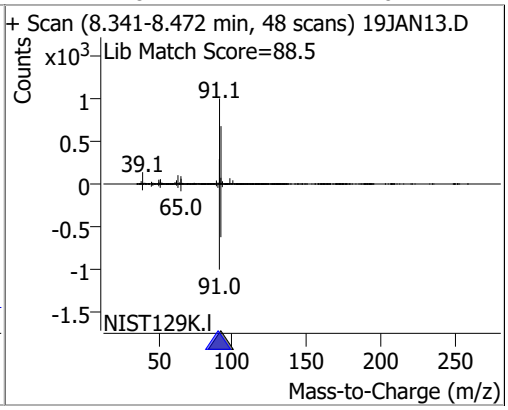

Compound	Conc.	RT	Dev(Min)	Resp.	QIon	QRatio	Lower	Upper
trans-1,3-Dichloropropene	414.1677	8.64	0.00	345161	39.0	49.6	23.0	83.0
					77.0	34.1	1.0	61.0

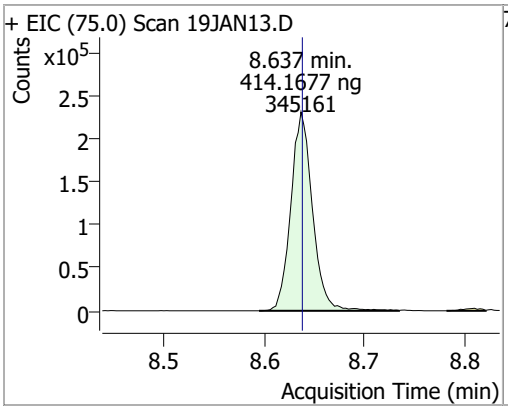

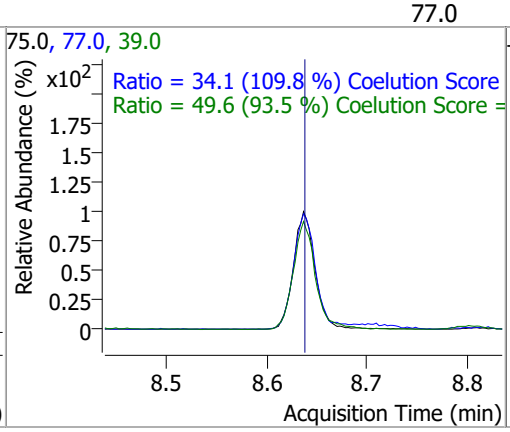

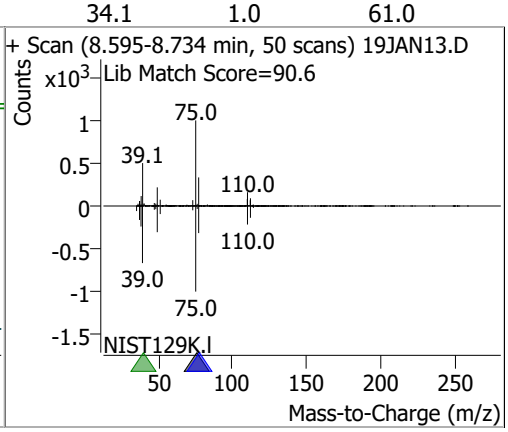

Compound	Conc.	RT	Dev(Min)	Resp.	QIon	QRatio	Lower	Upper
1,1,2-Trichloroethane	395.0532	8.82	0.00	167409	97.0	113.0	80.7	140.7
					85.0	62.9	30.7	90.7

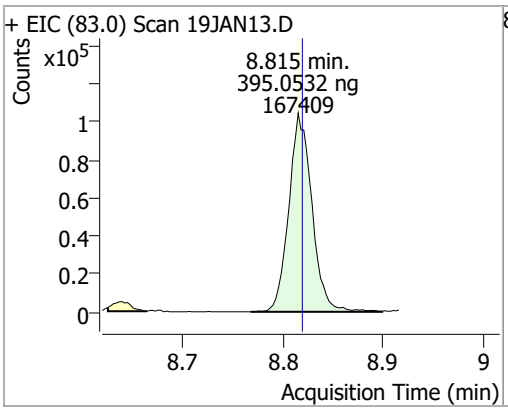

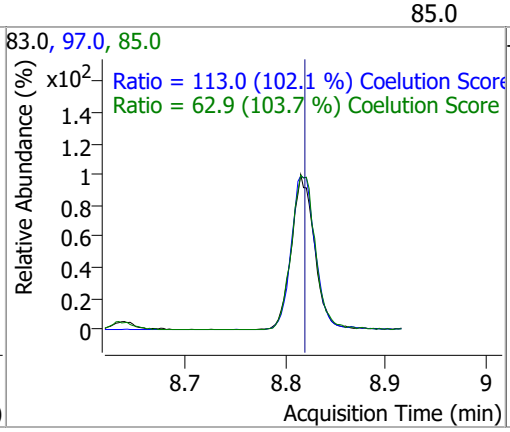

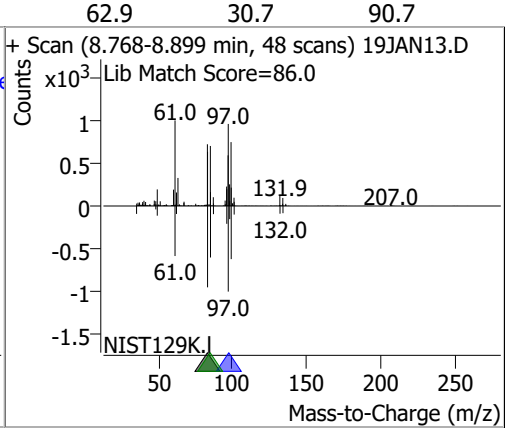

Compound	Conc.	RT	Dev(Min)	Resp.	QIon	QRatio	Lower	Upper
Tetrachloroethene	393.4248	8.94	0.00	346235	165.8	129.4	96.1	156.1
					129.0	91.7	60.5	120.5

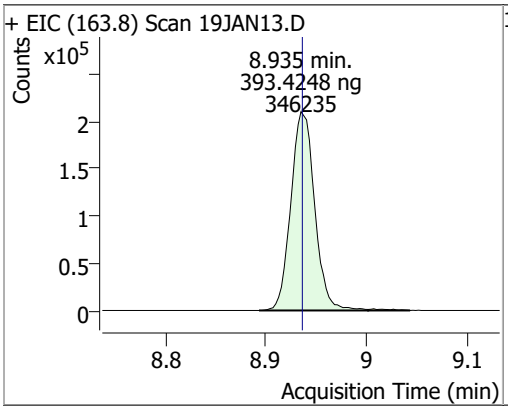

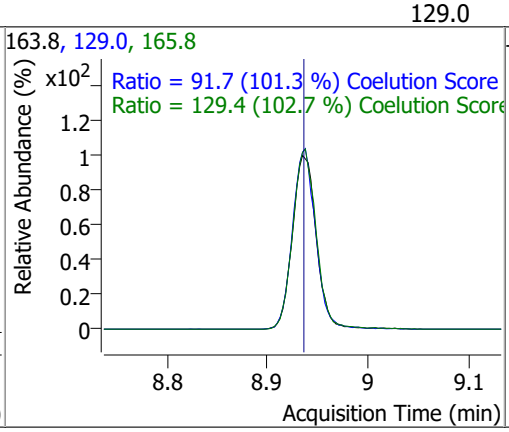

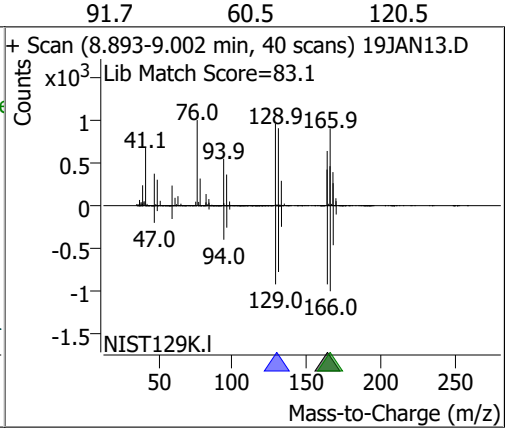

Compound	Conc.	RT	Dev(Min)	Resp.	QIon	QRatio	Lower	Upper
1,3-Dichloropropane	396.0772	8.98	0.00	339654	78.0	31.8	2.4	62.4

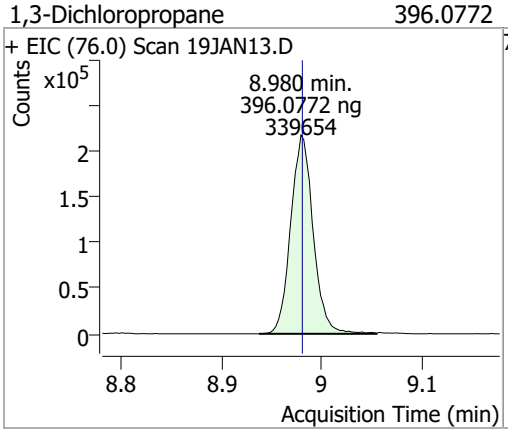

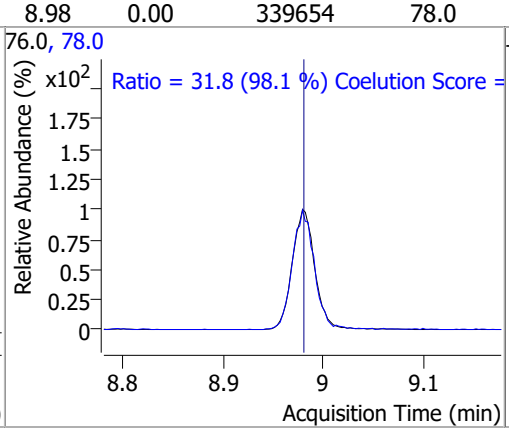

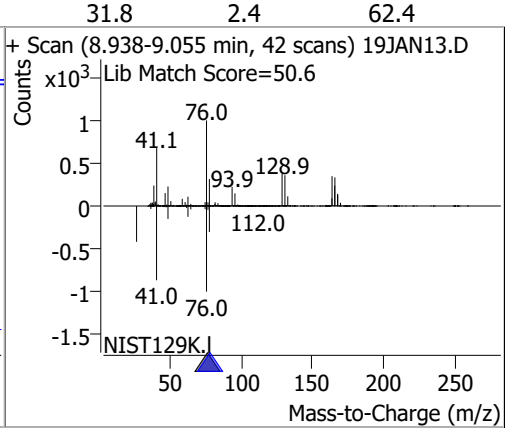

Compound	Conc.	RT	Dev(Min)	Resp.	QIon	QRatio	Lower	Upper
Chlorodibromomethane	394.1991	9.20	0.00	269032	127.0	77.8	47.2	107.2

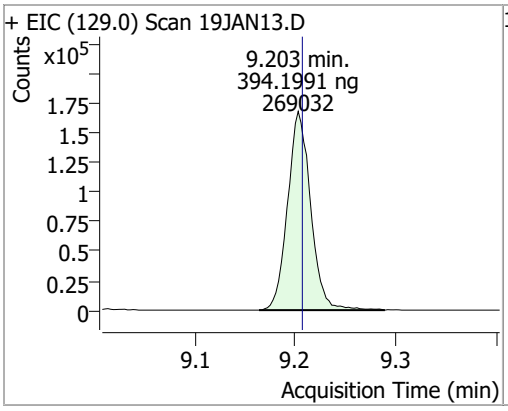

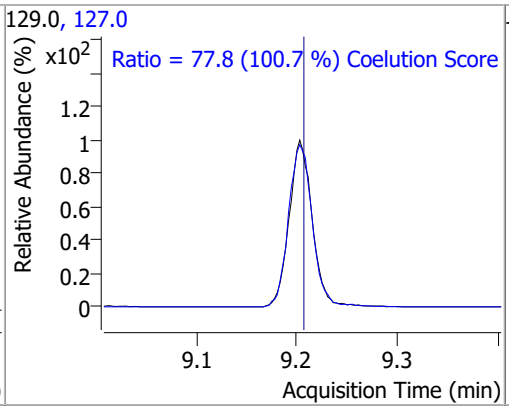

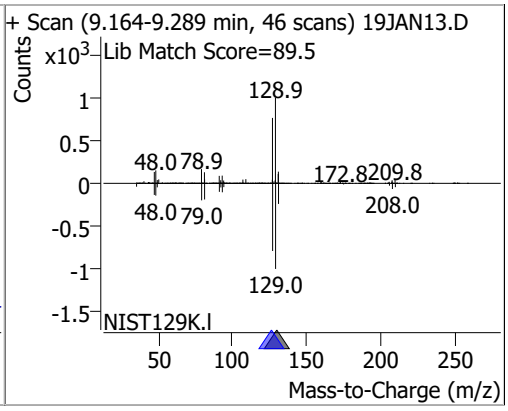

Compound	Conc.	RT	Dev(Min)	Resp.	QIon	QRatio	Lower	Upper
1,2-Dibromoethane	395.1062	9.31	0.01	184921	109.0	93.1	61.5	121.5

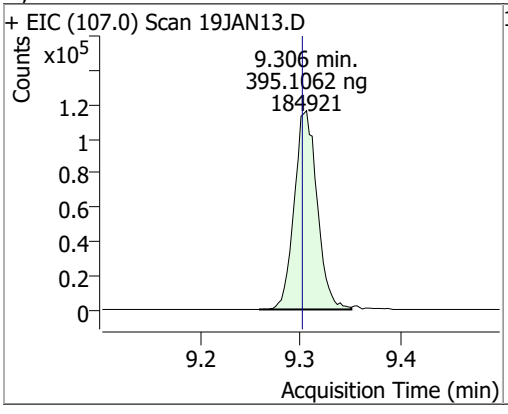

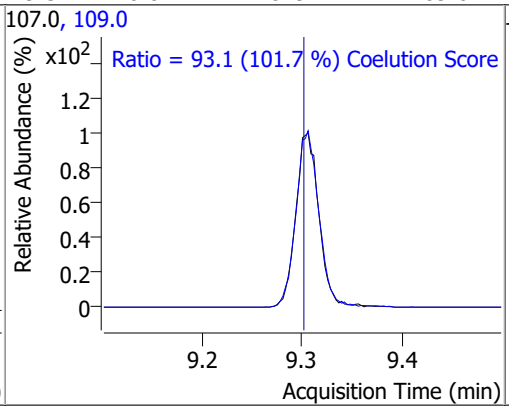

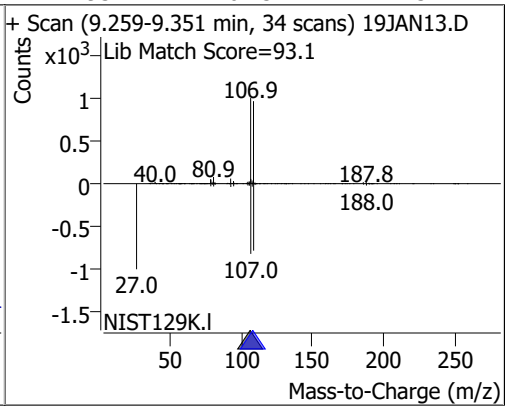

Compound	Conc.	RT	Dev(Min)	Resp.	QIon	QRatio	Lower	Upper
Chlorobenzene	397.3088	9.80	0.00	945250	114.0	32.1	2.2	62.2

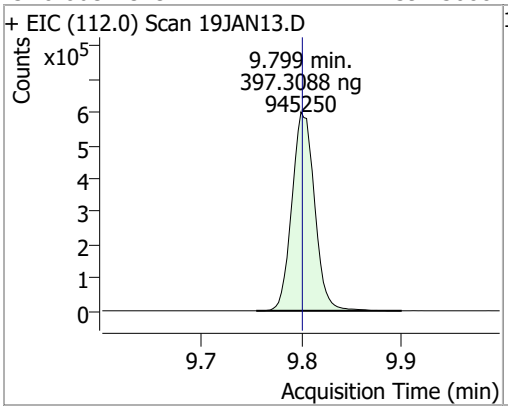

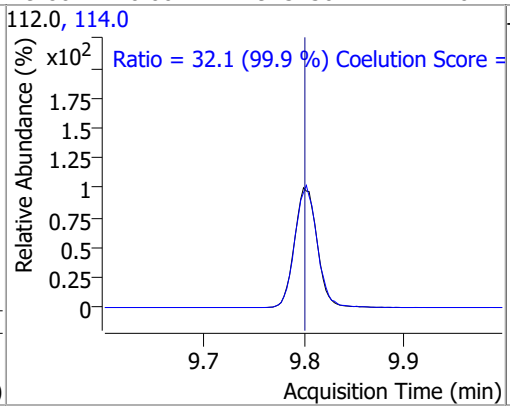

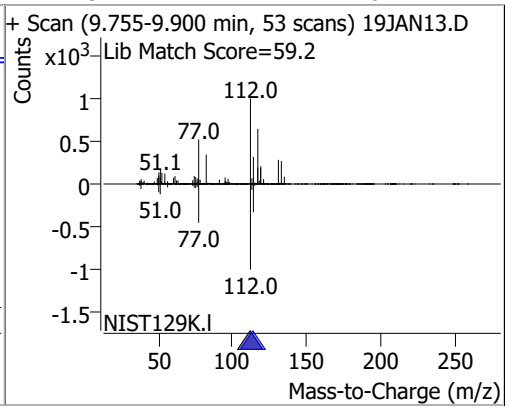

Compound	Conc.	RT	Dev(Min)	Resp.	QIon	QRatio	Lower	Upper
1,1,1,2-Tetrachloroethane	395.1127	9.89	-0.01	329822	133.0	96.3	65.3	125.3

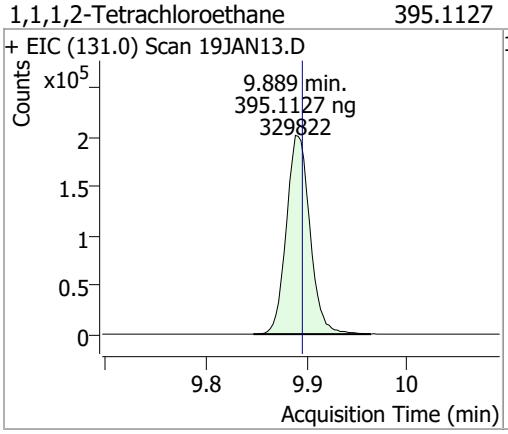

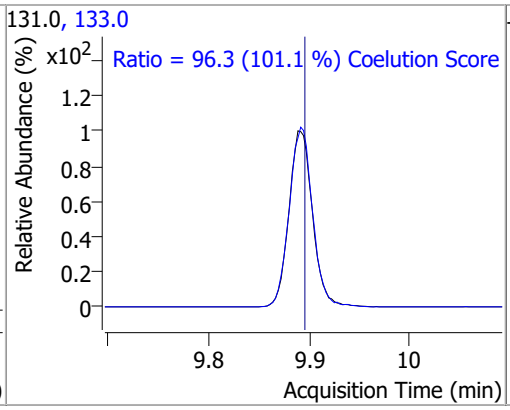

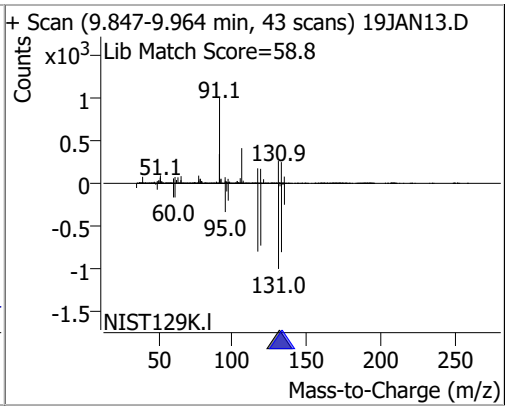

Compound	Conc.	RT	Dev(Min)	Resp.	QIon	QRatio	Lower	Upper
Ethylbenzene	381.4483	9.92	0.00	1697682	106.0	31.2	1.7	61.7

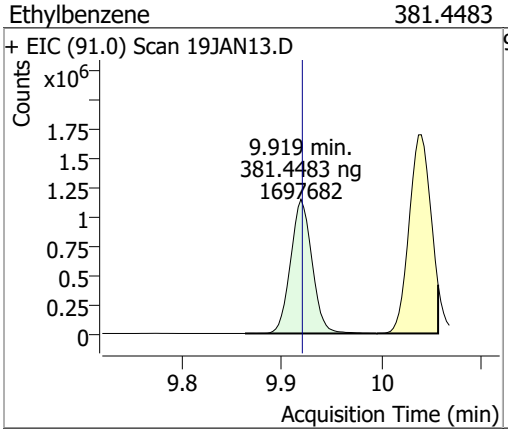

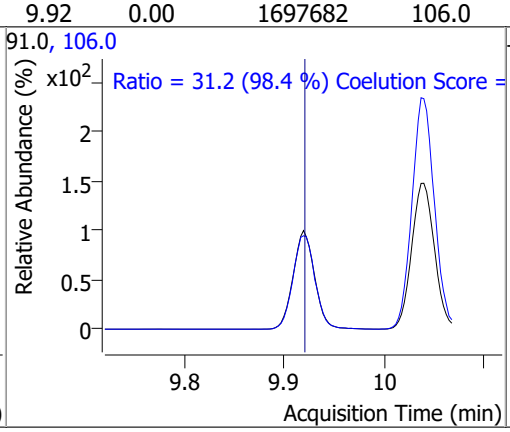

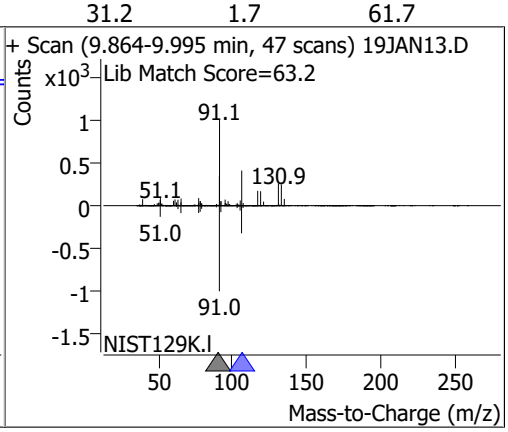

Compound	Conc.	RT	Dev(Min)	Resp.	QIon	QRatio	Lower	Upper
m+p-Xylenes	762.4509	10.04	0.00	1334216	91.0	201.9	170.7	230.7

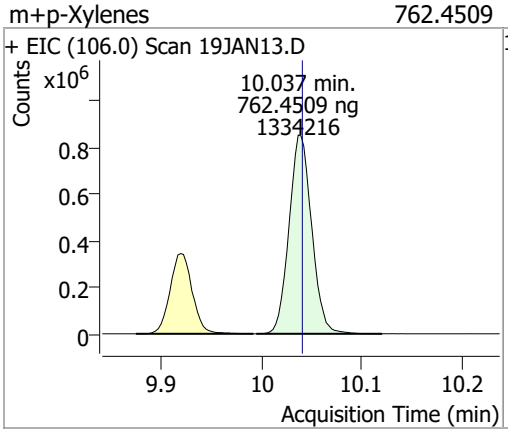

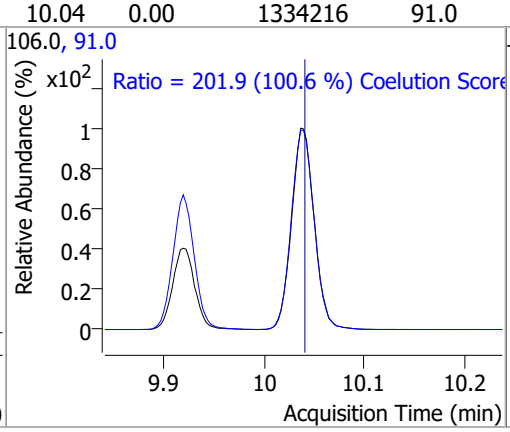

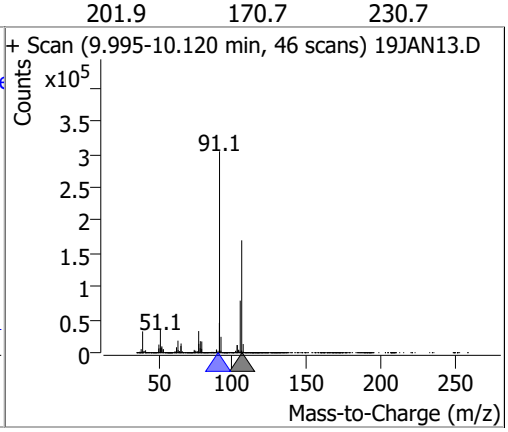

Compound	Conc.	RT	Dev(Min)	Resp.	QIon	QRatio	Lower	Upper
o-Xylene	384.0157	10.43	0.00	598606	91.0	212.4	181.4	241.4

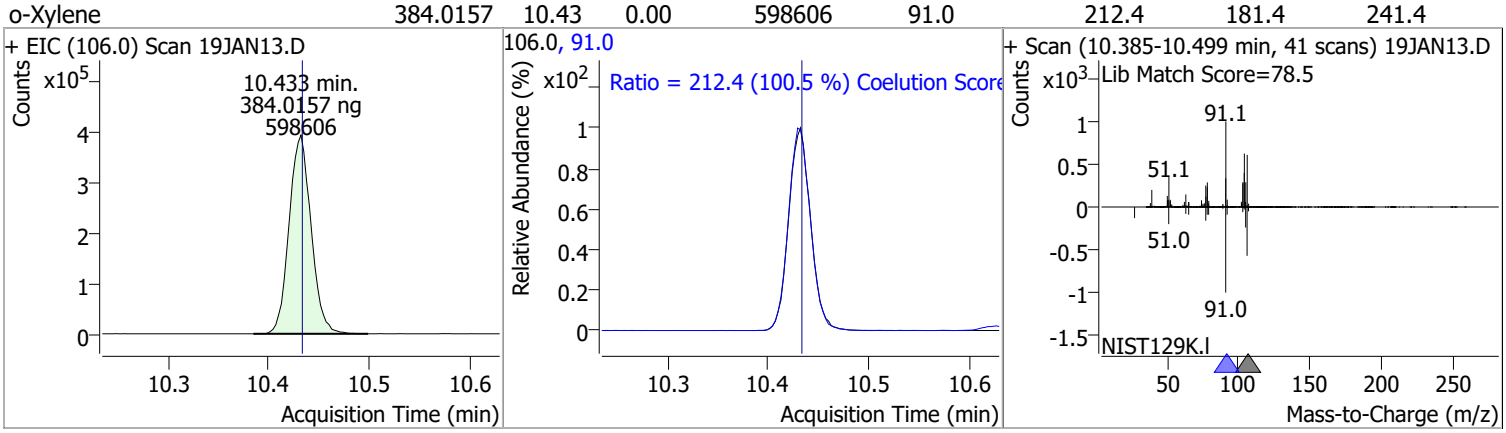

Compound	Conc.	RT	Dev(Min)	Resp.	QIon	QRatio	Lower	Upper
Styrene	382.7382	10.45	0.00	973131	78.0	50.6	20.6	80.6

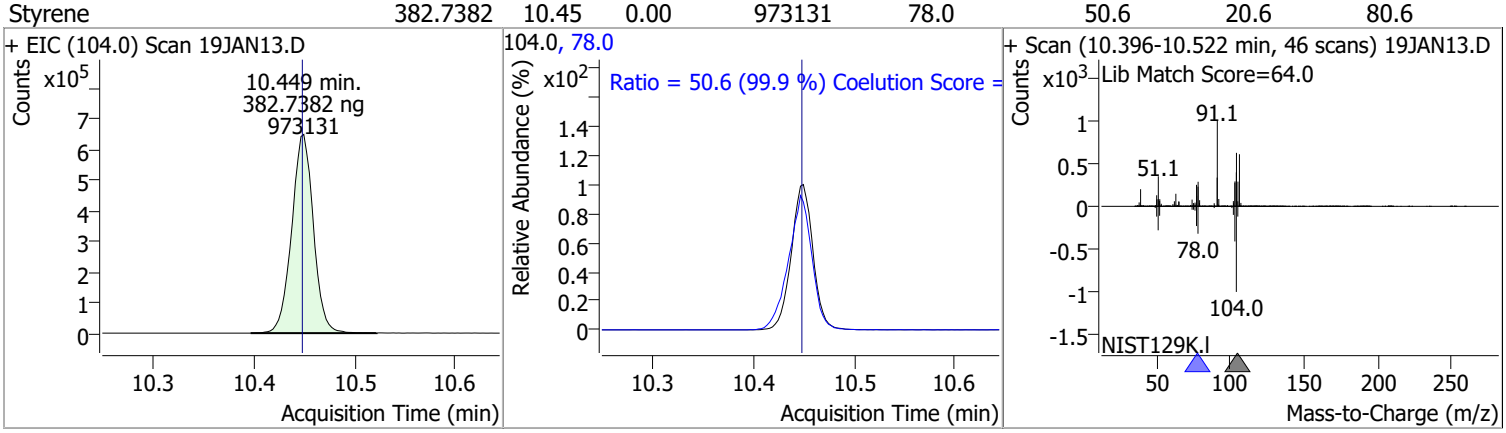

Compound	Conc.	RT	Dev(Min)	Resp.	QIon	QRatio	Lower	Upper
Bromoform	374.3438	10.62	0.00	143943	170.5	51.9	20.3	80.3
					174.5	48.8	18.1	78.1

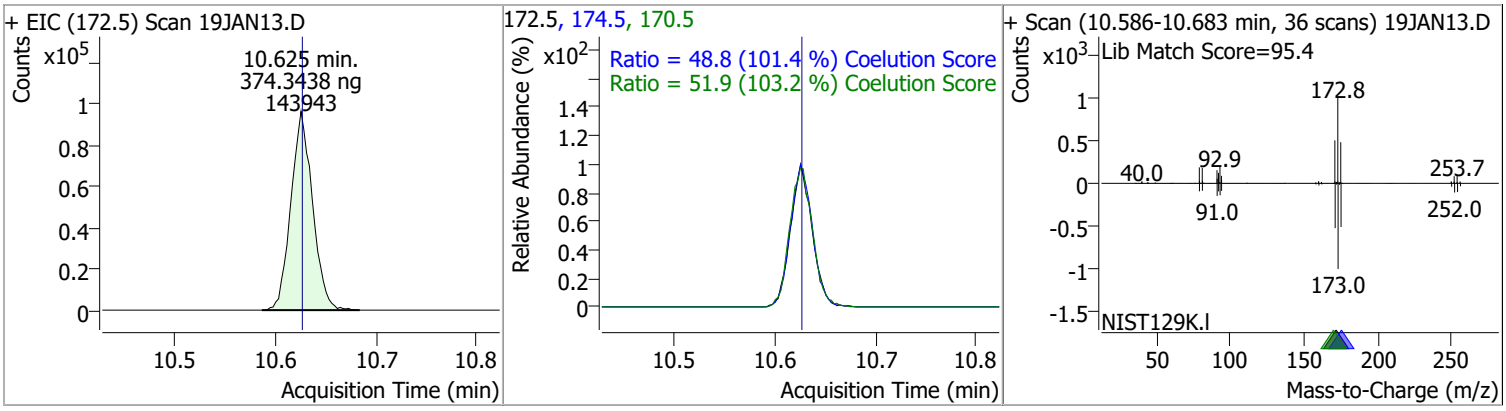

Compound	Conc.	RT	Dev(Min)	Resp.	QIon	QRatio	Lower	Upper
p-Bromofluorobenzene	392.5157	10.95	0.00	415878	174.0	94.5	65.3	125.3
					176.0	91.6	63.3	123.3

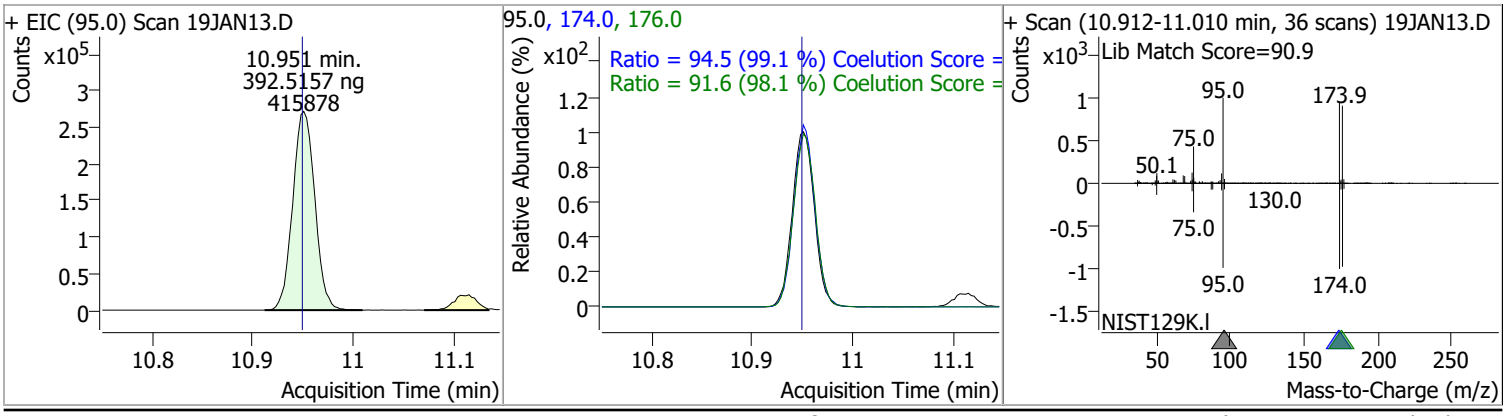

Compound	Conc.	RT	Dev(Min)	Resp.	QIon	QRatio	Lower	Upper
Bromobenzene	387.2660	11.09	0.00	361843	77.0	144.2	113.5	173.5
					158.0	97.9	66.1	126.1

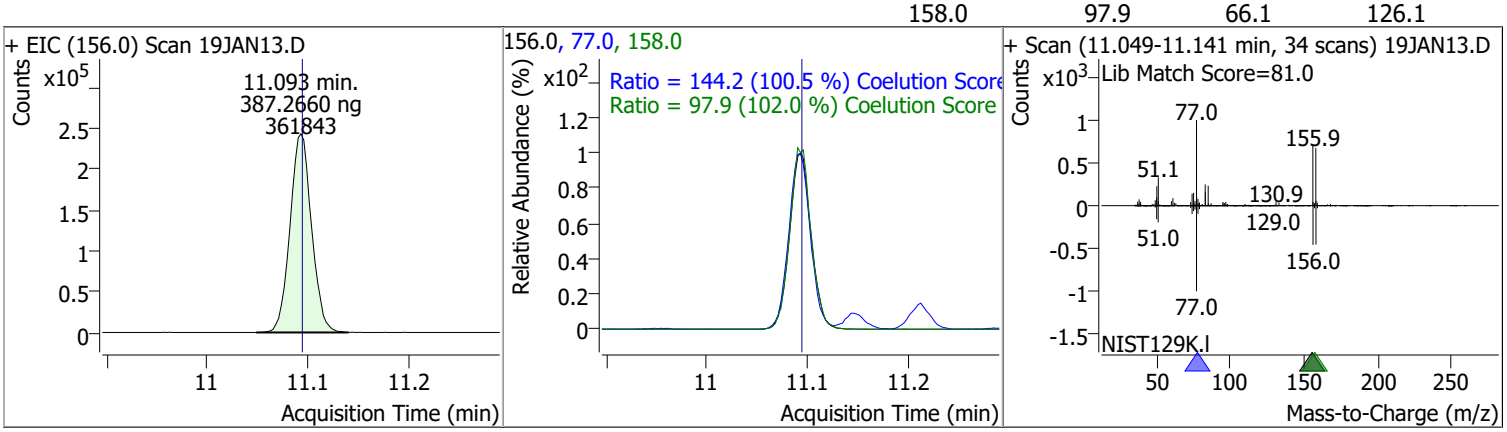

Compound	Conc.	RT	Dev(Min)	Resp.	QIon	QRatio	Lower	Upper
1,1,2,2-Tetrachloroethane	373.8283	11.11	0.00	199230	85.0	64.2	33.3	93.3

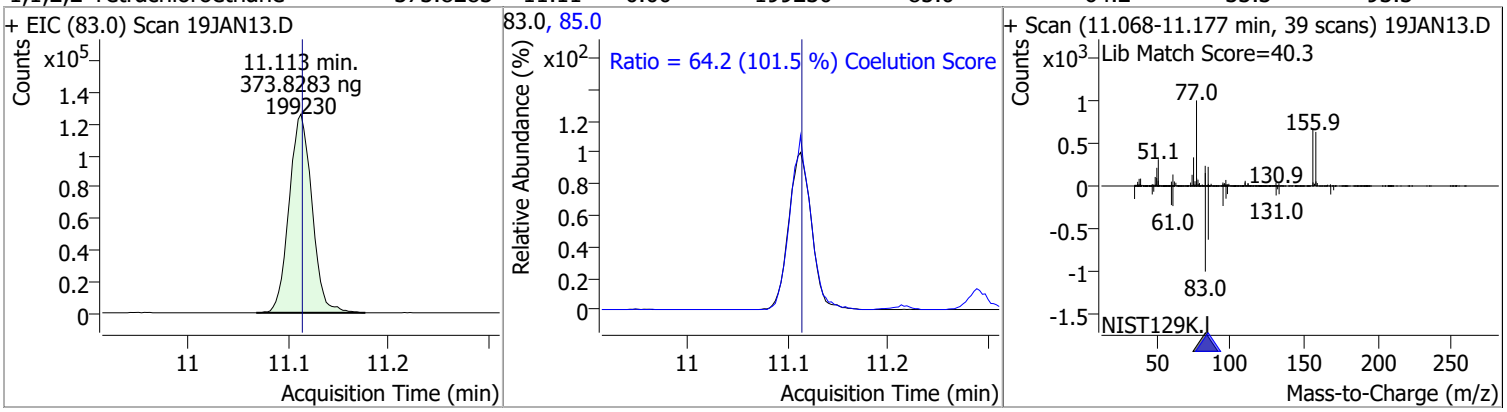

Compound	Conc.	RT	Dev(Min)	Resp.	QIon	QRatio	Lower	Upper
1,2,3-Trichloropropane	376.5948	11.15	0.00	52732	112.0	61.8	35.8	95.8

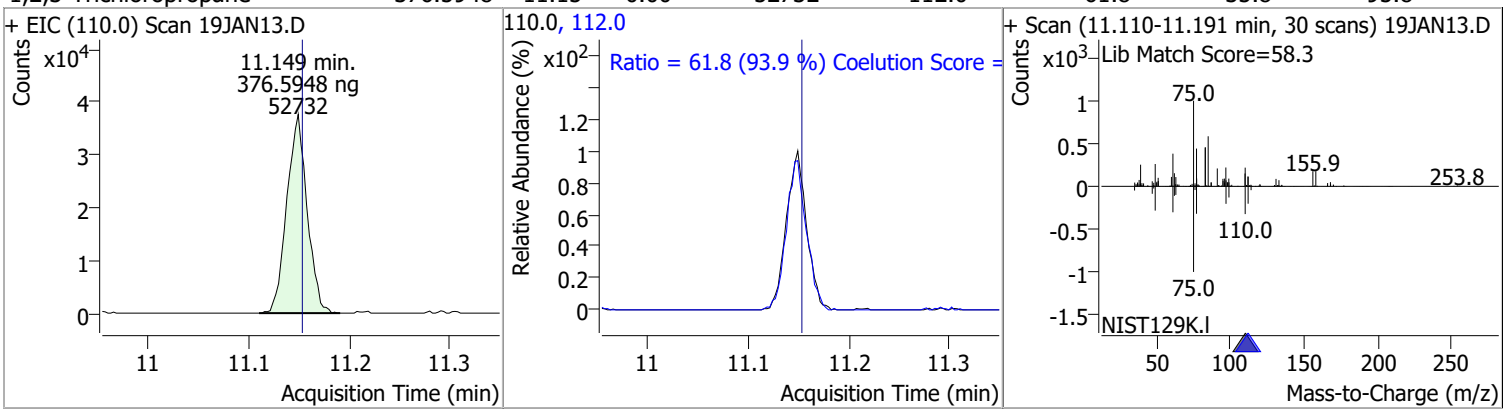

Compound	Conc.	RT	Dev(Min)	Resp.	QIon	QRatio	Lower	Upper
2-Chlorotoluene	395.5589	11.29	0.00	365790	91.0	285.7	246.2	306.2

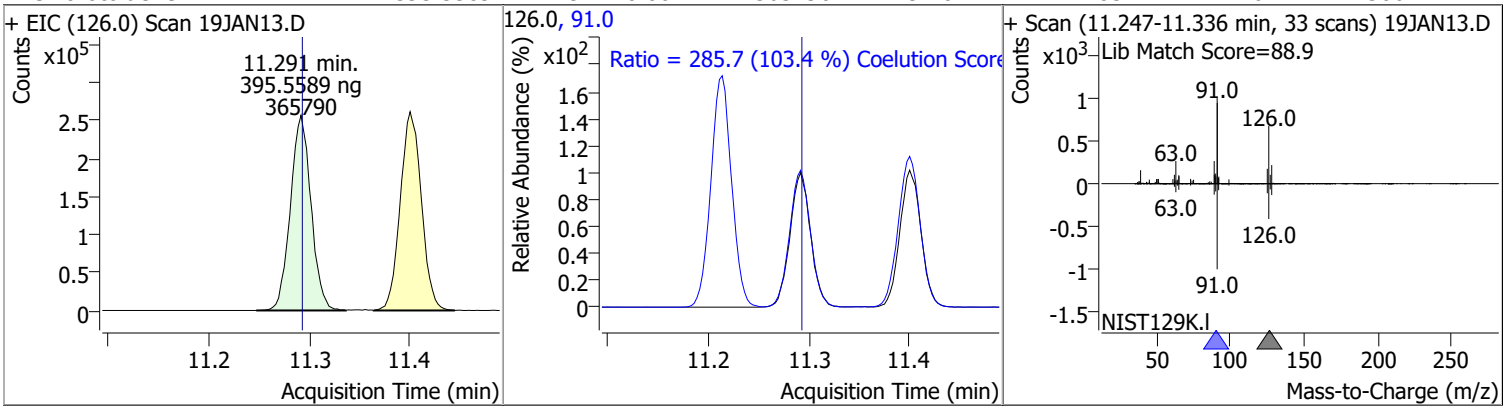

Compound	Conc.	RT	Dev(Min)	Resp.	QIon	QRatio	Lower	Upper
4-Chlorotoluene	403.6708	11.40	0.00	1209058	126.0	31.6	1.3	61.3

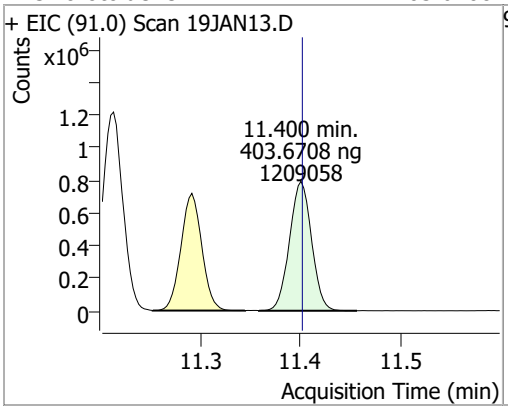

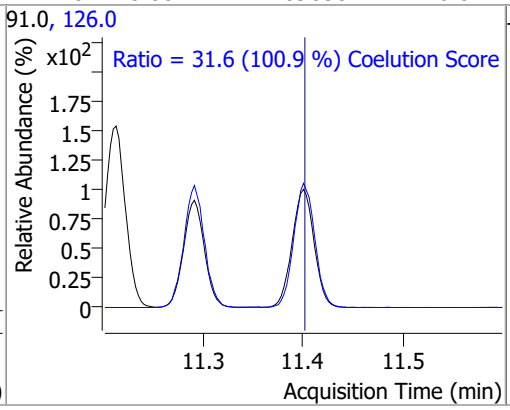

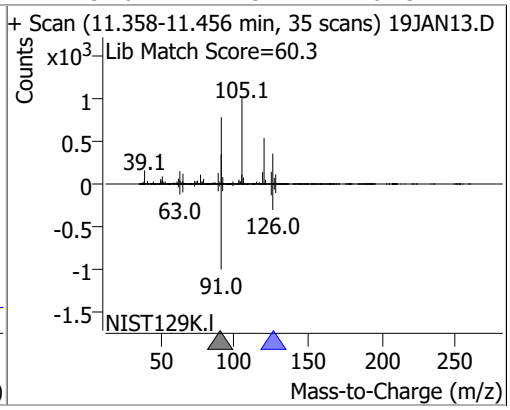

Compound	Conc.	RT	Dev(Min)	Resp.	QIon	QRatio	Lower	Upper
1,3-Dichlorobenzene	385.6033	12.03	0.00	652775	148.0	64.0	32.8	92.8
					111.0	38.8	8.7	68.7

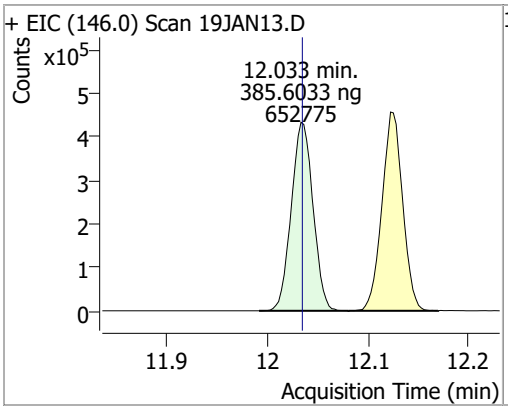

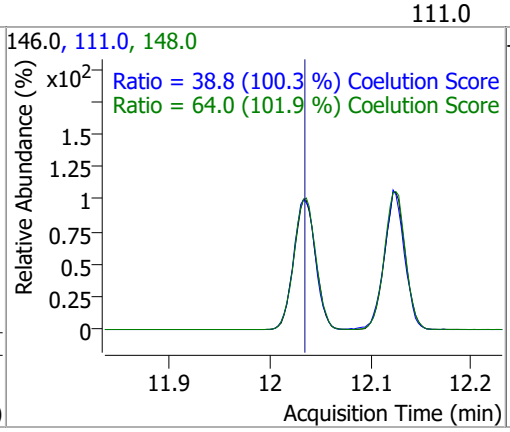

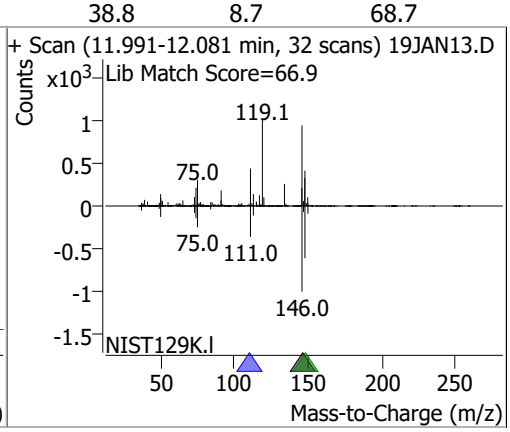

Compound	Conc.	RT	Dev(Min)	Resp.	QIon	QRatio	Lower	Upper
1,4-Dichlorobenzene	380.6606	12.12	0.00	656962	148.0	64.6	33.7	93.7
					111.0	38.0	8.7	68.7

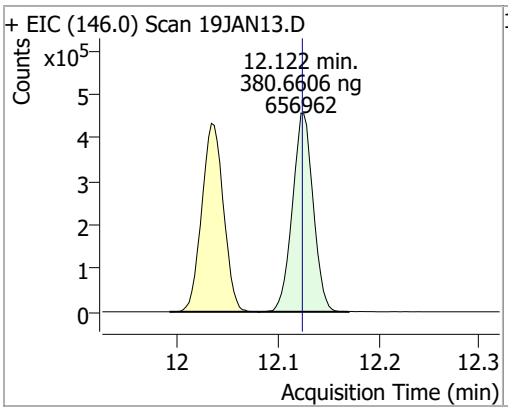

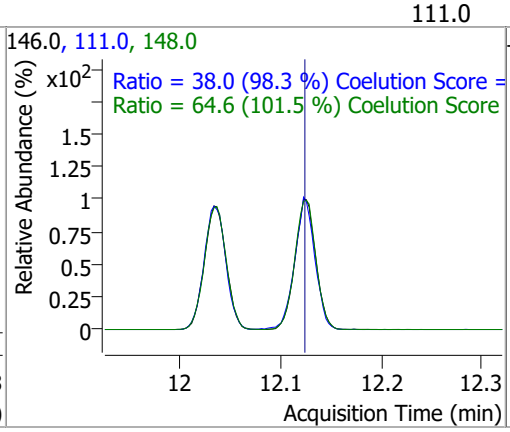

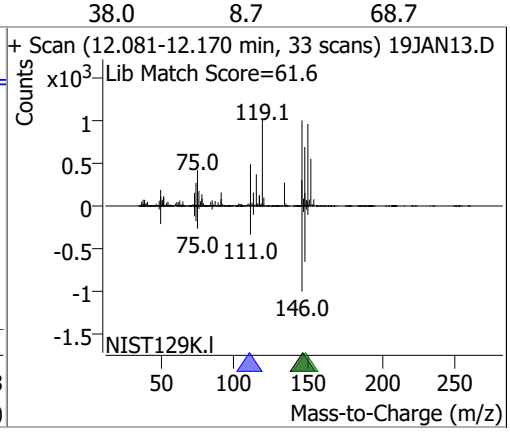

Quantitation Results Report (QT Reviewed)

Compound	Conc.	RT	Dev(Min)	Resp.	QIon	QRatio	Lower	Upper
1,2-Dichlorobenzene	386.5930	12.49	0.00	546389	148.0	63.6	31.9	91.9
					111.0	39.9	9.5	69.5

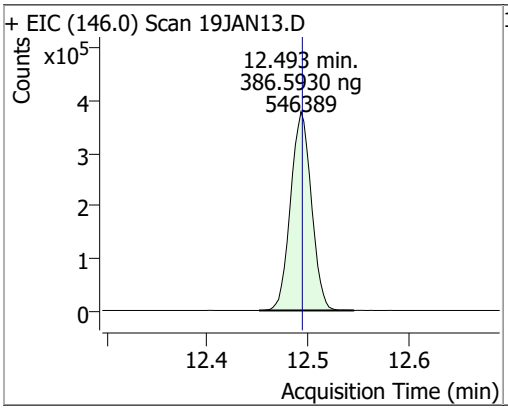

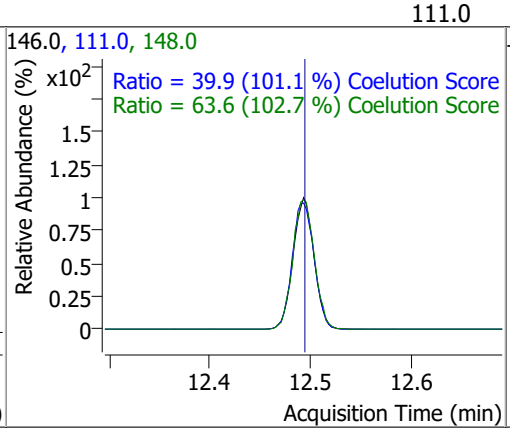

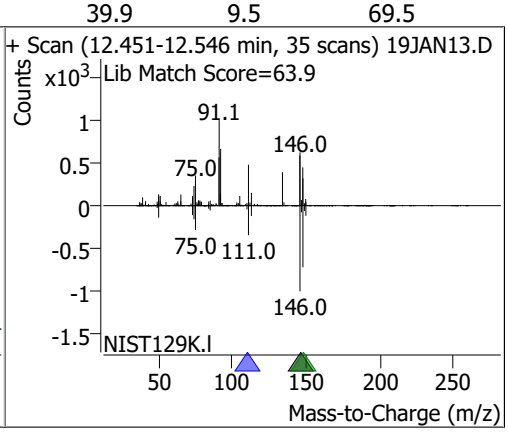

Quantitation Results Report (QT Reviewed)

Data File	19JAN15.D	Operator	MSC
Acq. Method	5975CACQF.M	Acq. Date-Time	1/19/2022 3:47:49 PM
Sample Name	ICAL011922_8	Instrument	VOA5975C
Vial	15	Multiplier	1.00
DA Method File	VOA5975C_8260B_SHT_DoD_L4_011922.m	Comment	
Tune File	BFB_Atune3.u	Tune Date	10/11/2021 4:02:00 PM
Batch Name	VG011922_8260B.batch.bin	Last Calib Update	1/20/2022 9:28:12 AM
Ref Library	\\MASSHUNTER\Org\Library\NIST129K.l		

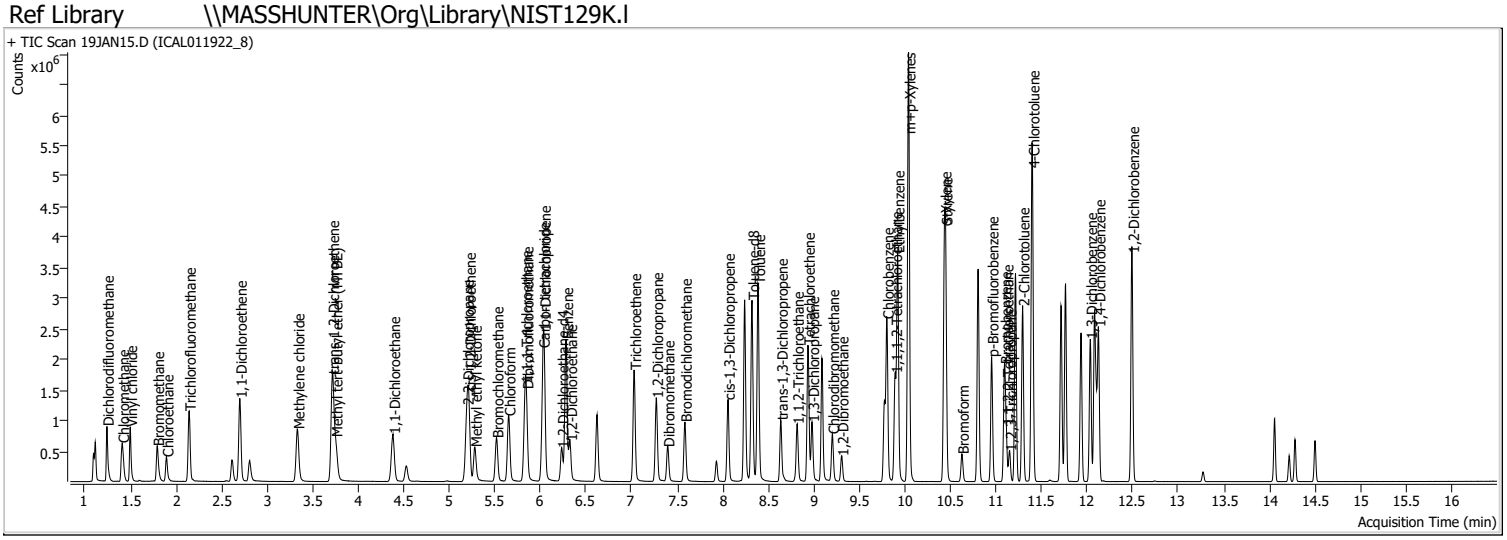

Compound	RT	QIon	Resp.	Conc.	Units		Dev(Min)
Internal Standards							
M Fluorobenzene	6.621	96.0	914923	250.0000	ng		0.000
M Chlorobenzene-d5	9.775	82.0	348824	250.0000	ng		0.000
M 1,4-Dichlorobenzene-d4	12.100	152.0	291918	250.0000	ng		0.000
System Monitoring Compounds							
S Dibromofluoromethane	5.845	113.0	448615	506.2357	ng		-0.005
Spiked Amount: 250.000	Range: 80.0 - 119.0%			Recovery = 202.49%		*	
S 1,2-Dichloroethane-d4	6.230	67.0	191123	499.2690	ng		0.000
Spiked Amount: 250.000	Range: 81.0 - 118.0%			Recovery = 199.71%		*	
S Toluene-d8	8.322	98.0	1826060	536.5850	ng		0.003
Spiked Amount: 250.000	Range: 89.0 - 112.0%			Recovery = 214.63%		*	
S p-Bromofluorobenzene	10.951	95.0	572482	531.1436	ng		0.003
Spiked Amount: 250.000	Range: 85.0 - 114.0%			Recovery = 212.46%		*	
Target Compounds							**QValue**
T Dichlorodifluoromethane	1.241	85.0	629961	512.0678	ng		99
T Chloromethane	1.409	50.0	718053	495.7627	ng		100
T Vinyl chloride	1.498	62.0	669671	507.9543	ng		99
T Bromomethane	1.793	96.0	324434	492.3720	ng		96
T Chloroethane	1.894	64.0	289150	463.5741	ng		99
T Trichlorofluoromethane	2.142	101.0	811600	513.3762	ng		100
T 1,1-Dichloroethene	2.700	96.0	479145	520.8803	ng		98
T Methylene chloride	3.333	49.0	641583	479.7159	ng		99
T trans-1,2-Dichloroethene	3.715	96.0	486383	511.8313	ng		99
T Methyl tert-butyl ether (MTBE)	3.751	73.0	632731	532.7227	ng		99
T 1,1-Dichloroethane	4.381	63.0	921258	518.0035	ng		99
T 2,2-Dichloropropane	5.190	77.0	683822	510.2077	ng		96
T cis-1,2-Dichloroethene	5.212	96.0	513671	533.8672	ng		98
T Methyl ethyl ketone	5.279	43.0	752615	5412.5869	ng		100
T Bromochloromethane	5.519	128.0	195140	491.8934	ng		94
T Chloroform	5.650	83.0	879544	495.3045	ng		99

Compound	RT	QIon	Resp.	Conc.	Units	Dev(Min)
T 1,1,1-Trichloroethane	5.831	97.0	863441	526.9948	ng	98
T Carbon tetrachloride	6.027	117.0	851101	535.6026	ng	98
T 1,1-Dichloropropene	6.038	75.0	746500	561.8648	ng	99
T Benzene	6.280	78.0	1913180	523.4472	ng	99
T 1,2-Dichloroethane	6.325	62.0	499614	494.9057	ng	97
T Trichloroethene	7.028	95.0	553822	530.3320	ng	99
T 1,2-Dichloropropane	7.270	63.0	490282	533.9834	ng	96
T Dibromomethane	7.393	93.0	197367	509.9818	ng	99
T Bromodichloromethane	7.585	83.0	561671	516.1211	ng	99
T cis-1,3-Dichloropropene	8.057	75.0	666084	557.7775	ng	100
T Toluene	8.389	92.0	1224192	539.6763	ng	100
T trans-1,3-Dichloropropene	8.637	75.0	477330	547.9867	ng	97
T 1,1,2-Trichloroethane	8.815	83.0	228423	515.7192	ng	96
T Tetrachloroethene	8.935	163.8	486052	528.4090	ng	99
T 1,3-Dichloropropane	8.980	76.0	468322	522.4977	ng	100
T Chlorodibromomethane	9.203	129.0	370474	519.3572	ng	100
T 1,2-Dibromoethane	9.303	107.0	253758	518.7332	ng	96
T Chlorobenzene	9.802	112.0	1298233	522.0725	ng	100
T 1,1,1,2-Tetrachloroethane	9.892	131.0	453261	519.5010	ng	97
T Ethylbenzene	9.920	91.0	2354058	492.0069	ng	100
T m+p-Xylenes	10.039	106.0	1838610	982.9557	ng	100
T o-Xylene	10.433	106.0	822173	490.5696	ng	99
T Styrene	10.447	104.0	1332807	489.9958	ng	100
T Bromoform	10.625	172.5	198345	507.0612	ng	100
T Bromobenzene	11.094	156.0	501025	527.1176	ng	99
T 1,1,2,2-Tetrachloroethane	11.113	83.0	273124	503.7746	ng	99
T 1,2,3-Trichloropropane	11.149	110.0	71179	499.7018	ng	97
T 2-Chlorotoluene	11.292	126.0	506556	538.4753	ng	97
T 4-Chlorotoluene	11.400	91.0	1661293	545.2370	ng	100
T 1,3-Dichlorobenzene	12.033	146.0	895336	519.9029	ng	99
T 1,4-Dichlorobenzene	12.123	146.0	899595	512.3936	ng	99
T 1,2-Dichlorobenzene	12.493	146.0	753439	524.0336	ng	98

(#) = Qualifier Out of Range; (m) = Manual Integration; (+) = Area Summed; (*) = Surrogate Percent Recovery Out of Range; (d): Zeroed Peak

Compound	Conc.	RT	Dev(Min)	Resp.	QIon	QRatio	Lower	Upper
Dichlorodifluoromethane	512.0678	1.24	0.00	629961	87.0	32.4	1.8	61.8

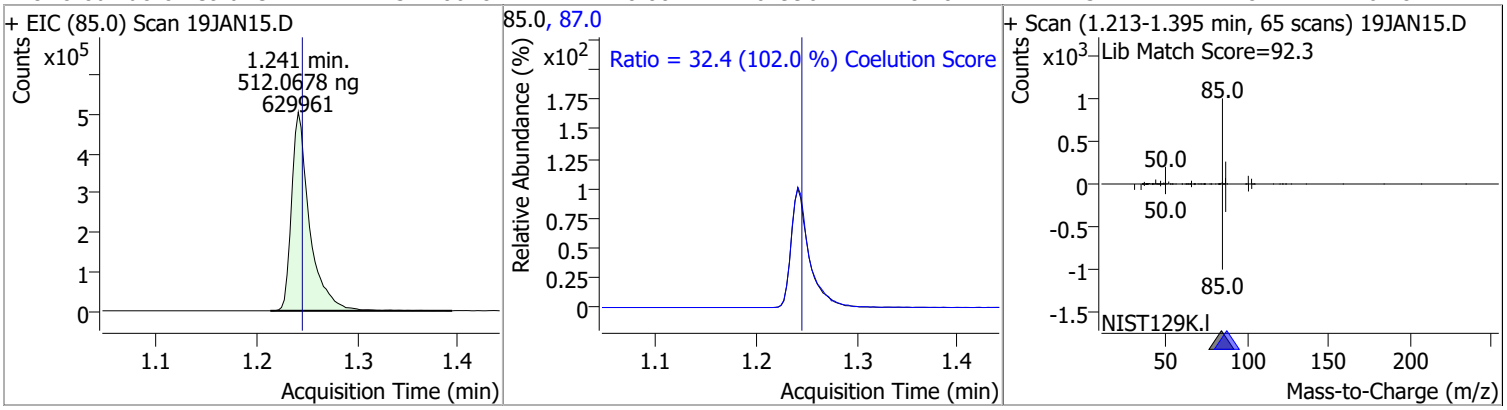

Compound	Conc.	RT	Dev(Min)	Resp.	QIon	QRatio	Lower	Upper
Chloromethane	495.7627	1.41	0.00	718053	52.0	32.7	2.4	62.4

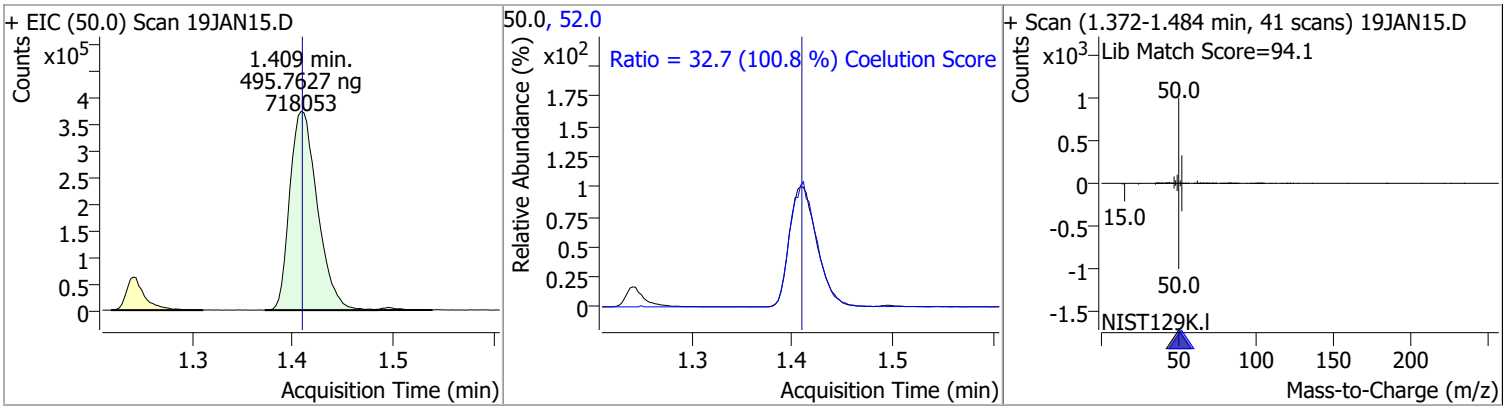

Compound	Conc.	RT	Dev(Min)	Resp.	QIon	QRatio	Lower	Upper
Vinyl chloride	507.9543	1.50	0.00	669671	64.0	30.8	1.3	61.3

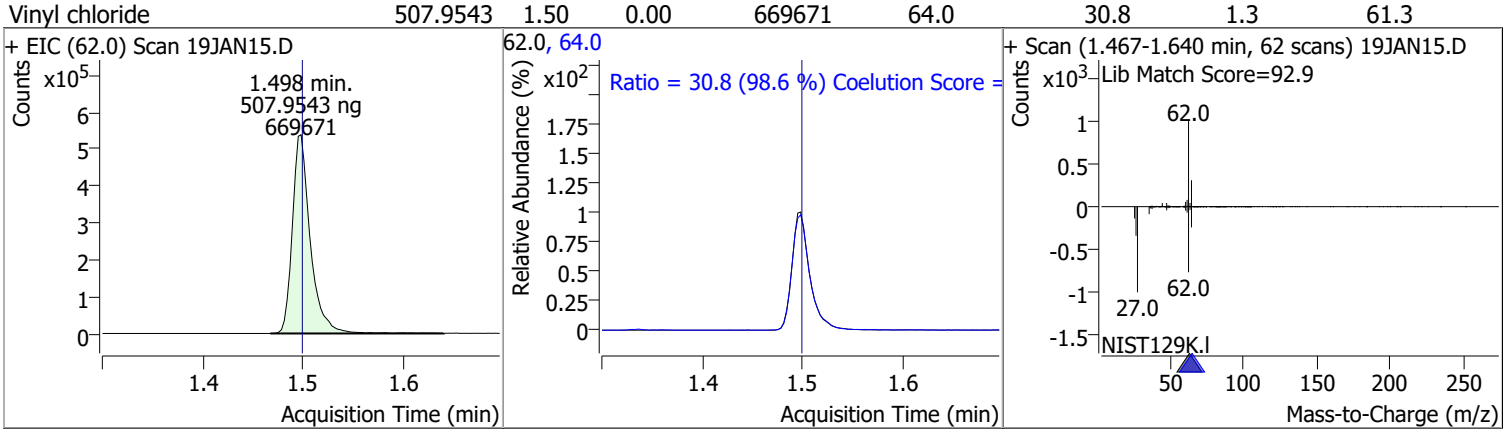

Compound	Conc.	RT	Dev(Min)	Resp.	QIon	QRatio	Lower	Upper
Bromomethane	492.3720	1.79	-0.01	324434	94.0	105.9	80.1	140.1

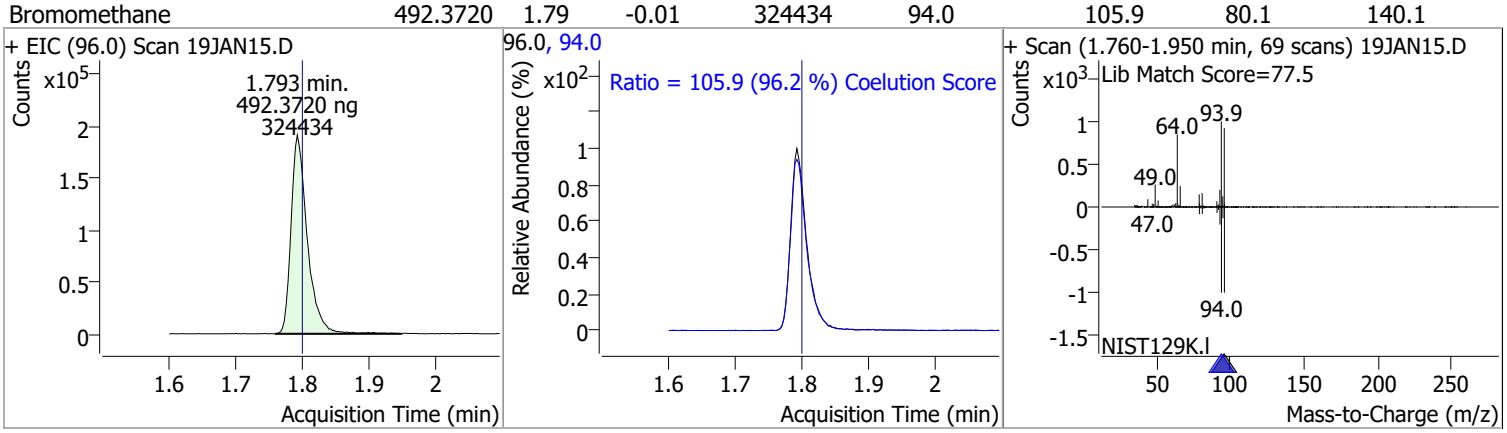

Compound	Conc.	RT	Dev(Min)	Resp.	QIon	QRatio	Lower	Upper
Chloroethane	463.5741	1.89	0.00	289150	66.0	30.6	0.0	60.0

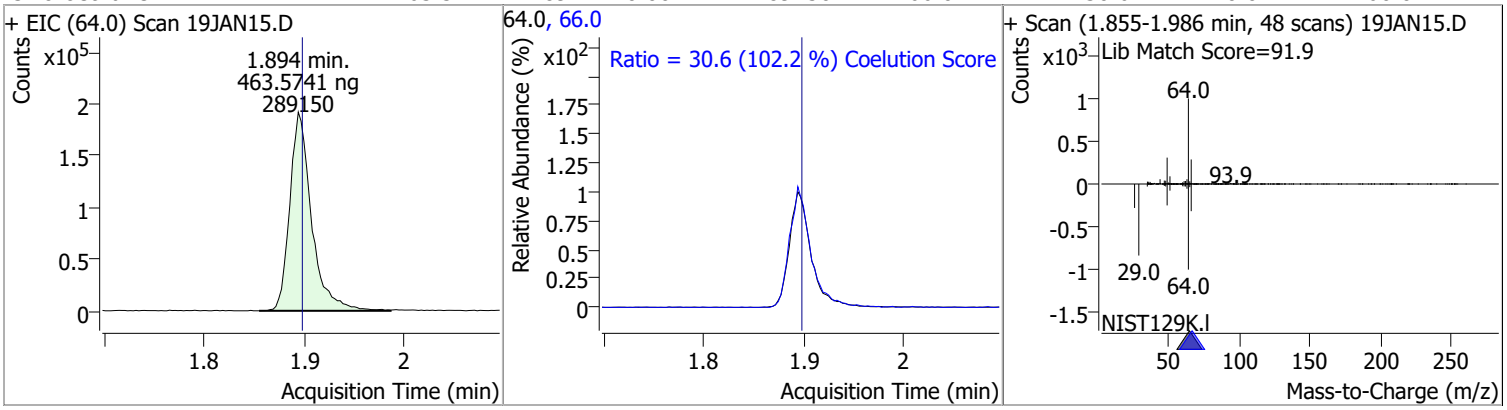

Compound	Conc.	RT	Dev(Min)	Resp.	QIon	QRatio	Lower	Upper
Trichlorofluoromethane	513.3762	2.14	-0.01	811600	103.0	65.1	35.0	95.0

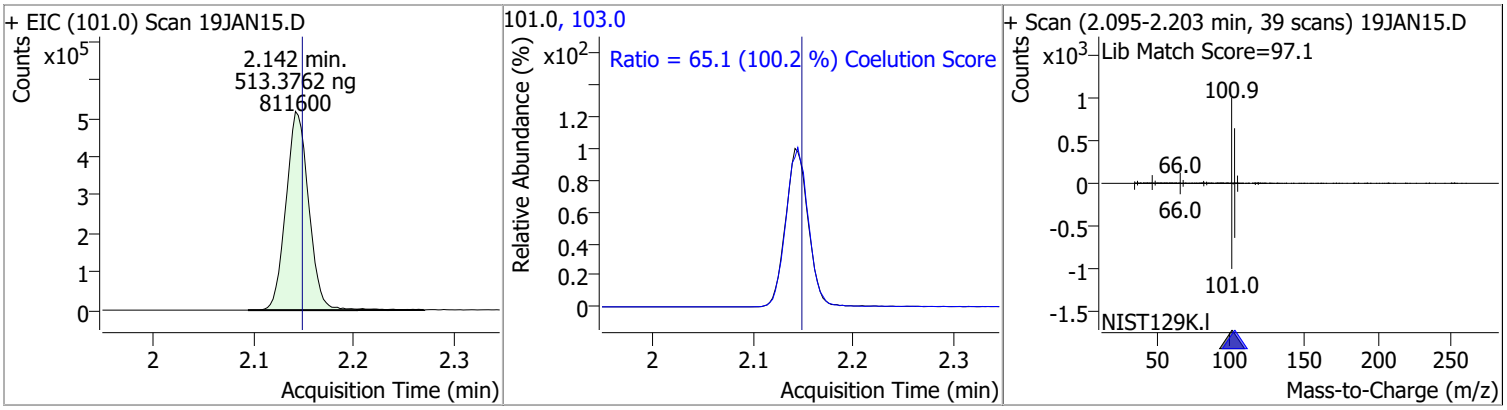

Compound	Conc.	RT	Dev(Min)	Resp.	QIon	QRatio	Lower	Upper
1,1-Dichloroethene	520.8803	2.70	0.00	479145	61.0	183.6	149.9	209.9
					63.0	57.5	27.0	87.0

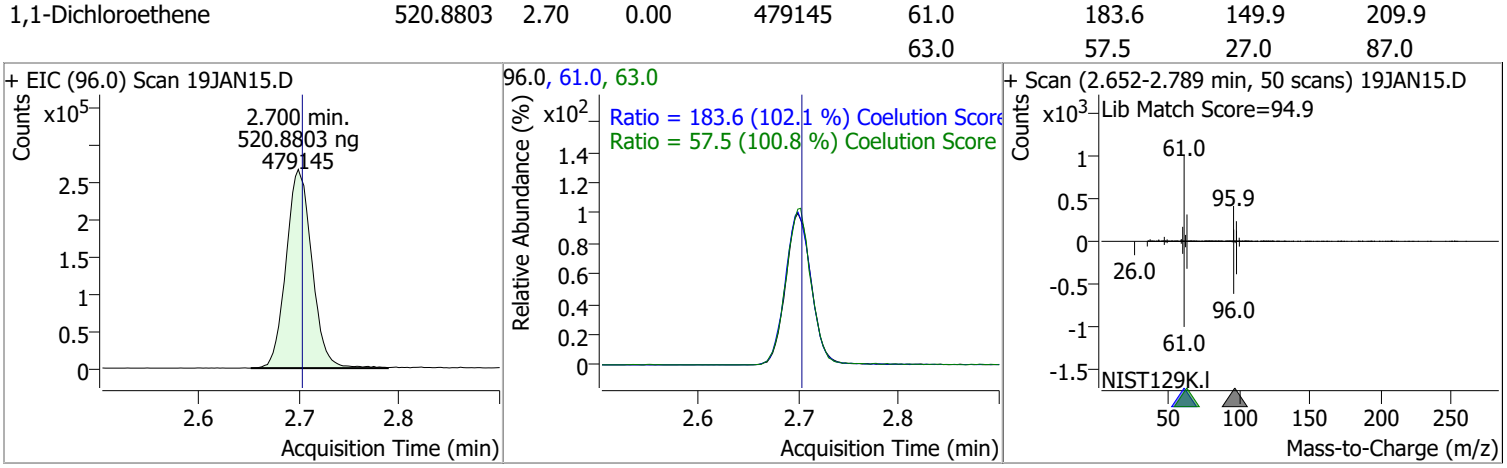

Compound	Conc.	RT	Dev(Min)	Resp.	QIon	QRatio	Lower	Upper
Methylene chloride	479.7159	3.33	0.00	641583	84.0	66.4	36.1	96.1
					86.0	42.9	11.8	71.8

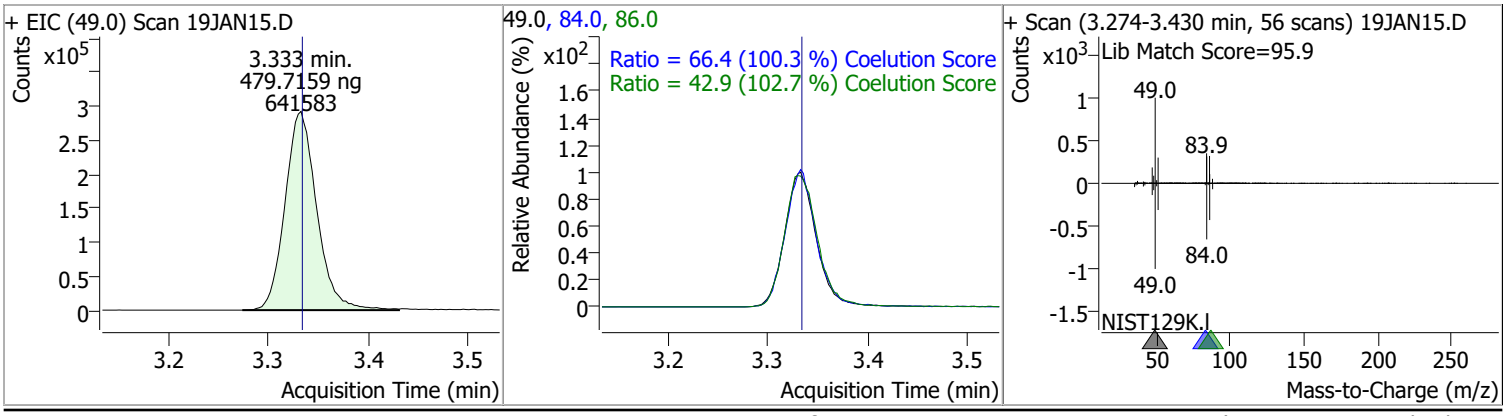

Compound	Conc.	RT	Dev(Min)	Resp.	QIon	QRatio	Lower	Upper
trans-1,2-Dichloroethene	511.8313	3.71	-0.01	486383	61.0	156.3	124.8	184.8
					98.0	63.7	32.1	92.1

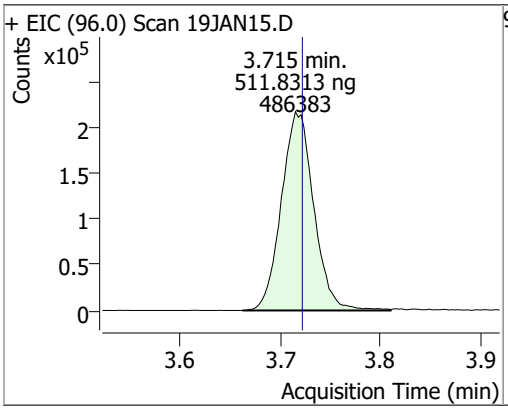

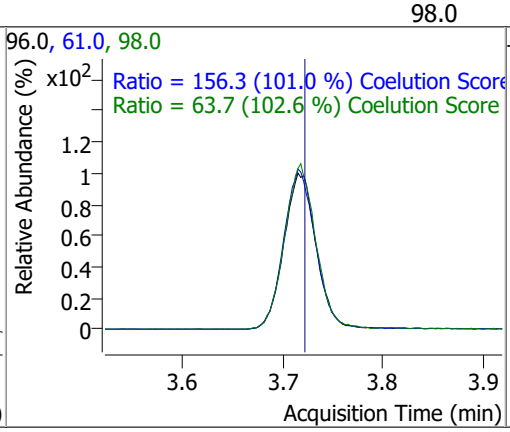

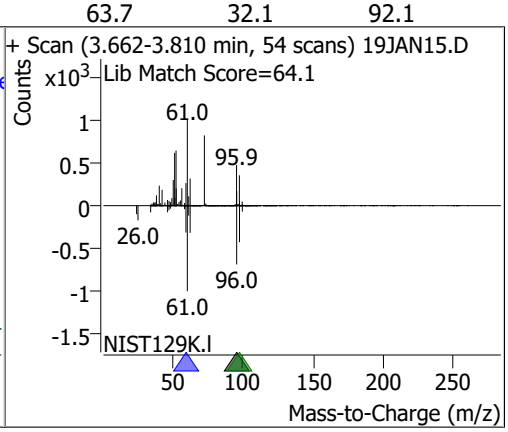

Compound	Conc.	RT	Dev(Min)	Resp.	QIon	QRatio	Lower	Upper
Methyl tert-butyl ether (MTBE)	532.7227	3.75	0.00	632731	57.0	24.9	0.0	54.6

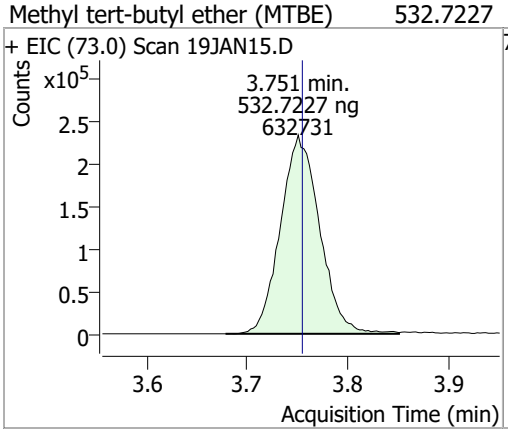

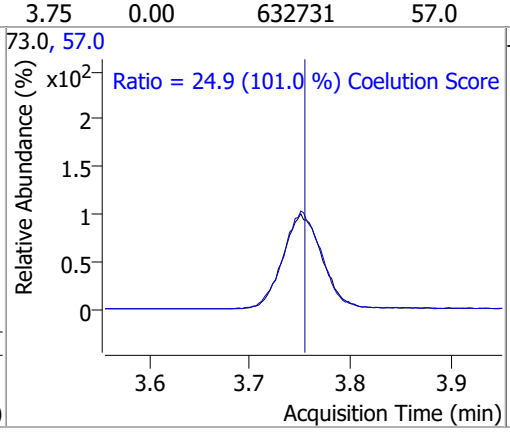

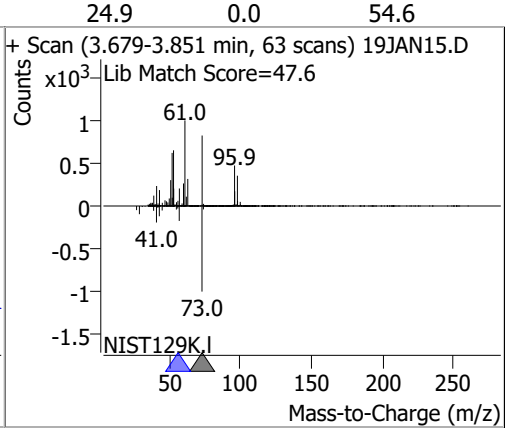

Compound	Conc.	RT	Dev(Min)	Resp.	QIon	QRatio	Lower	Upper
1,1-Dichloroethane	518.0035	4.38	0.00	921258	65.0	31.8	1.0	61.0
					83.0	12.7	0.0	42.7

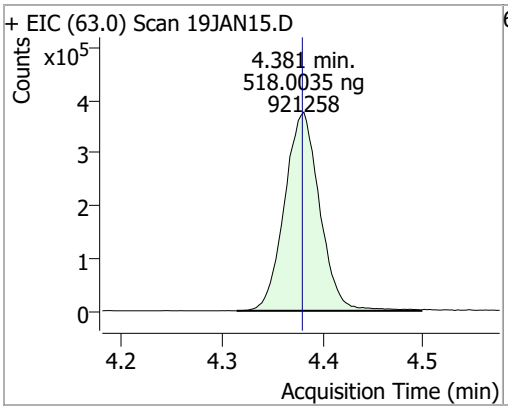

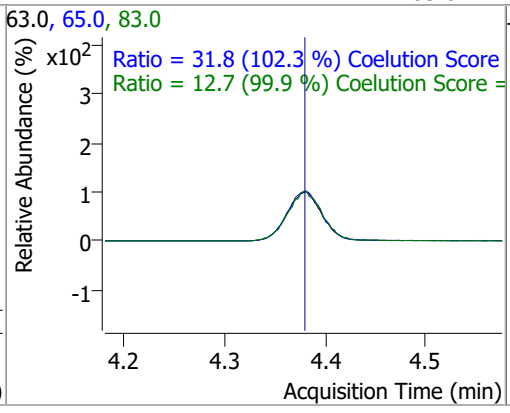

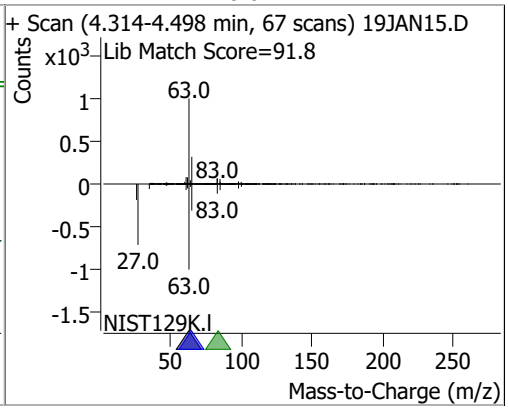

Compound	Conc.	RT	Dev(Min)	Resp.	QIon	QRatio	Lower	Upper
2,2-Dichloropropane	510.2077	5.19	0.00	683822	41.0	64.6	38.8	98.8
					97.0	23.1	0.0	53.9

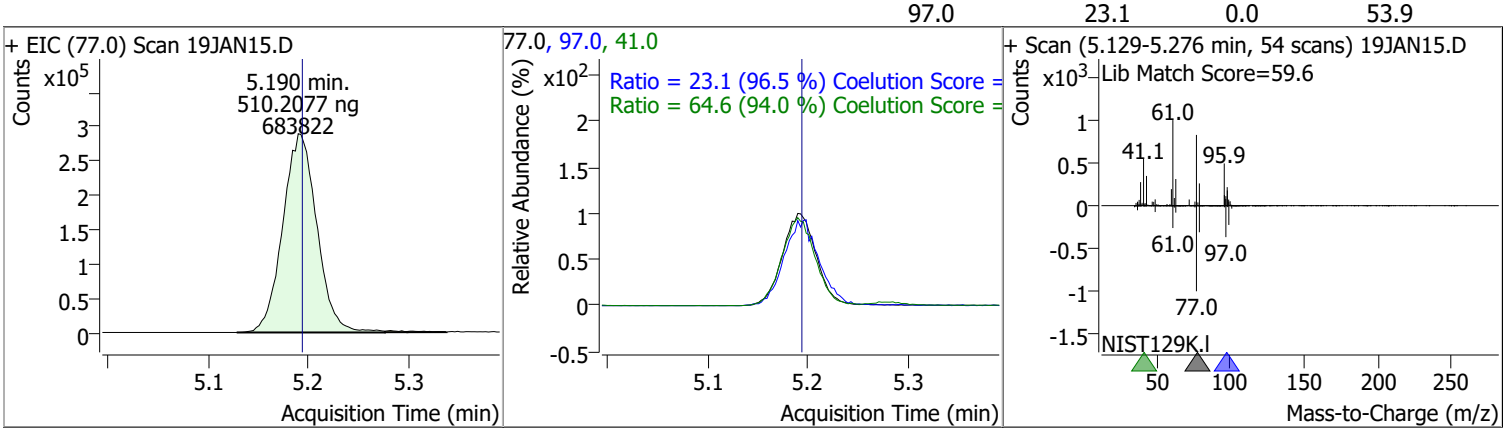

Compound	Conc.	RT	Dev(Min)	Resp.	QIon	QRatio	Lower	Upper
cis-1,2-Dichloroethene	533.8672	5.21	0.00	513671	61.0	162.9	130.4	190.4
					98.0	63.7	36.2	96.2

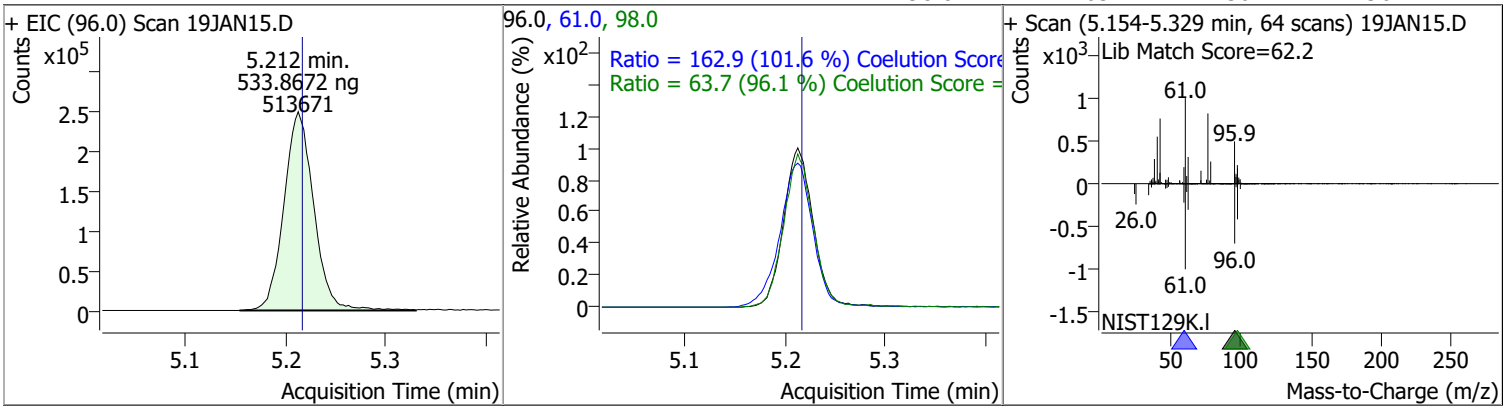

Compound	Conc.	RT	Dev(Min)	Resp.	QIon	QRatio	Lower	Upper
Methyl ethyl ketone	5412.5869	5.28	0.00	752615	72.0	20.8	0.0	50.6

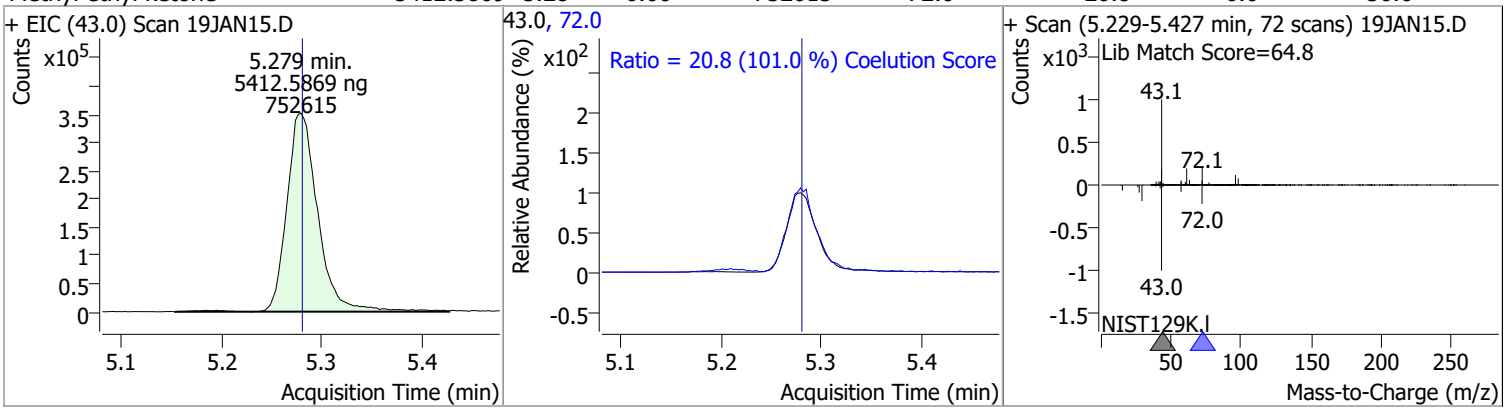

Compound	Conc.	RT	Dev(Min)	Resp.	QIon	QRatio	Lower	Upper
Bromochloromethane	491.8934	5.52	0.00	195140	49.0	190.5	152.2	212.2

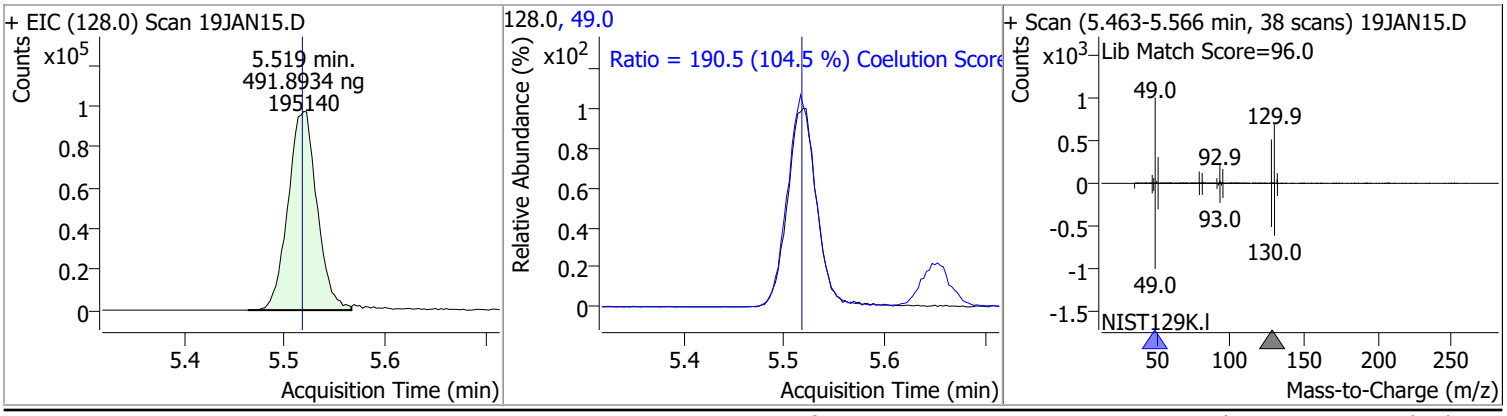

Compound	Conc.	RT	Dev(Min)	Resp.	QIon	QRatio	Lower	Upper
Chloroform	495.3045	5.65	0.00	879544	85.0	65.5	36.2	96.2

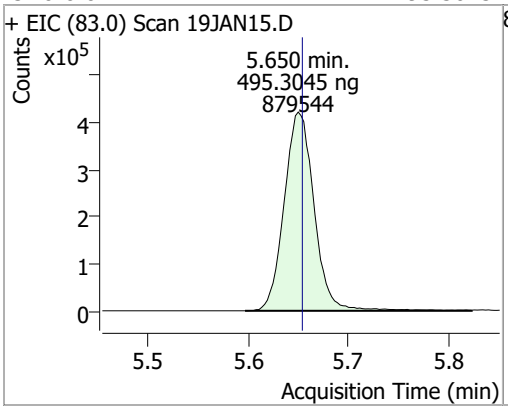

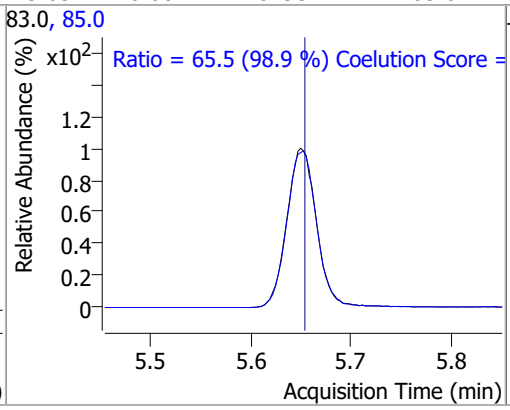

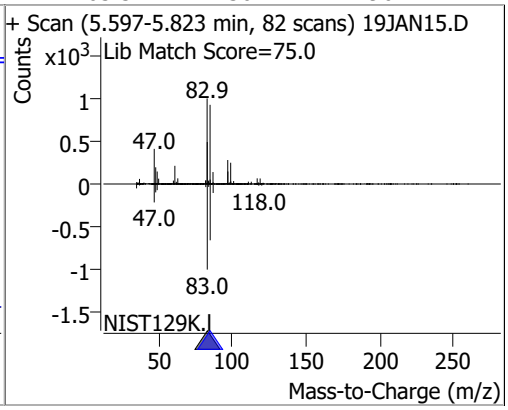

Compound	Conc.	RT	Dev(Min)	Resp.	QIon	QRatio	Lower	Upper
1,1,1-Trichloroethane	526.9948	5.83	0.00	863441	99.0	64.3	33.1	93.1
					61.0	46.9	19.1	79.1

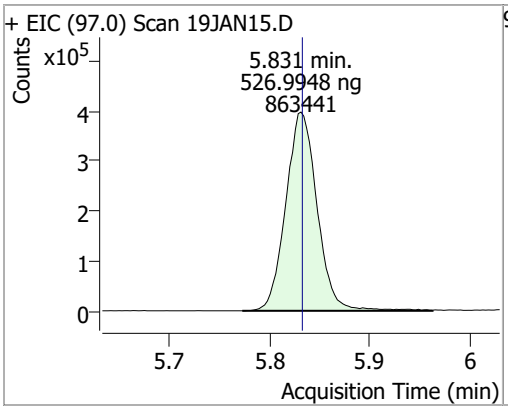

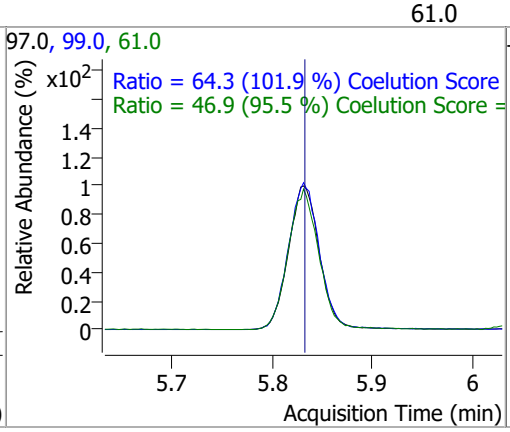

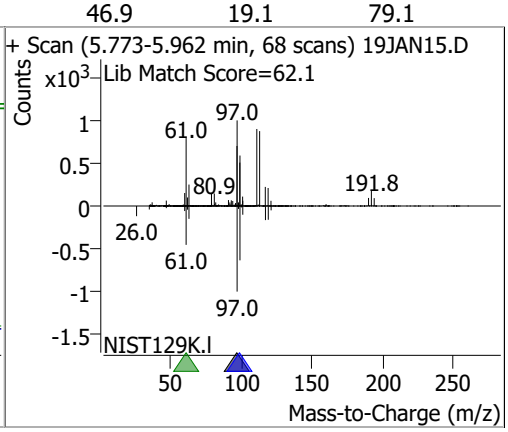

Compound	Conc.	RT	Dev(Min)	Resp.	QIon	QRatio	Lower	Upper
Dibromofluoromethane	506.2357	5.85	-0.01	448615	191.5	21.8	0.0	53.2

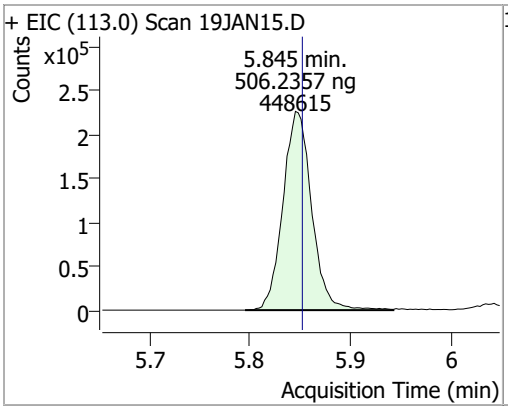

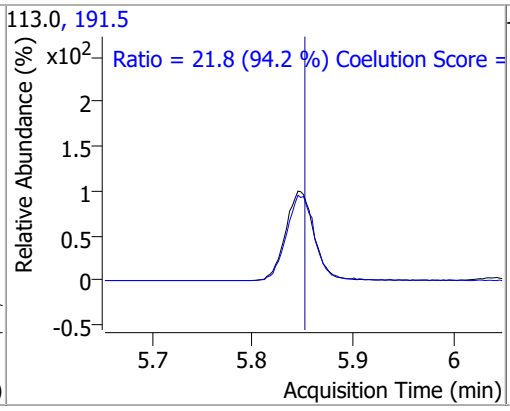

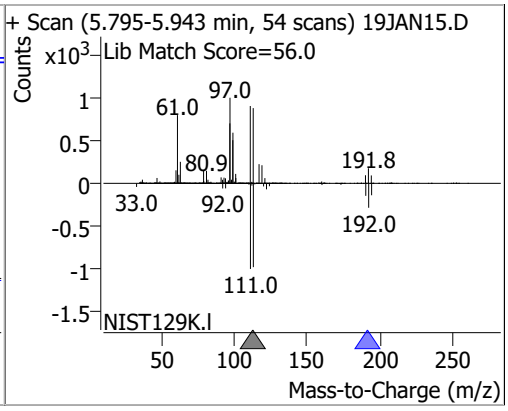

Compound	Conc.	RT	Dev(Min)	Resp.	QIon	QRatio	Lower	Upper
Carbon tetrachloride	535.6026	6.03	0.00	851101	119.0	95.4	67.6	127.6
					121.0	30.8	0.7	60.7

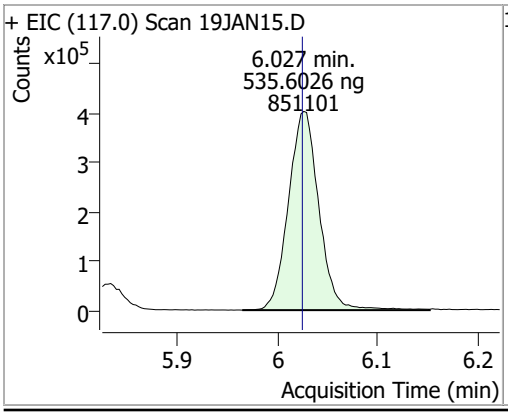

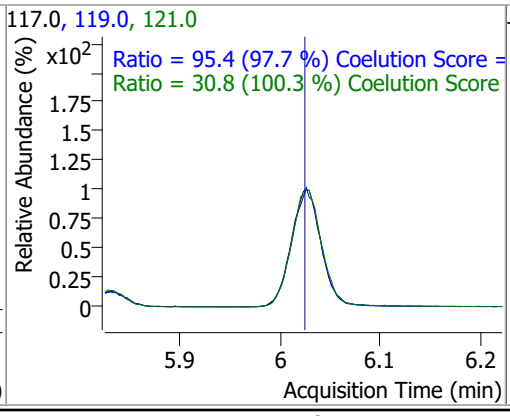

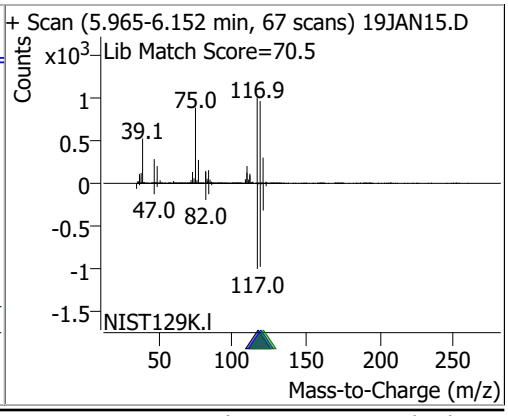

Compound	Conc.	RT	Dev(Min)	Resp.	QIon	QRatio	Lower	Upper
1,1-Dichloropropene	561.8648	6.04	0.00	746500	110.0	36.6	5.6	65.6
					77.0	31.2	1.0	61.0

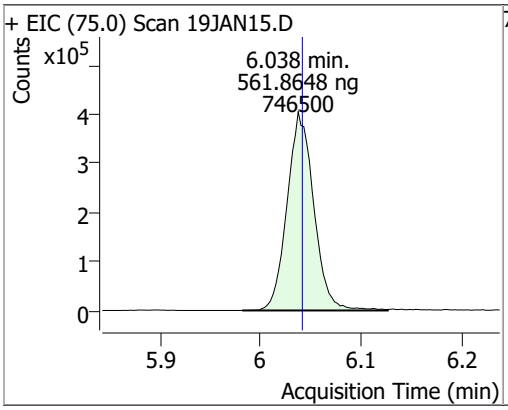

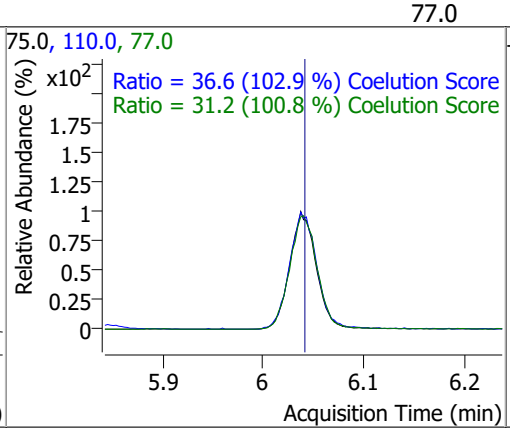

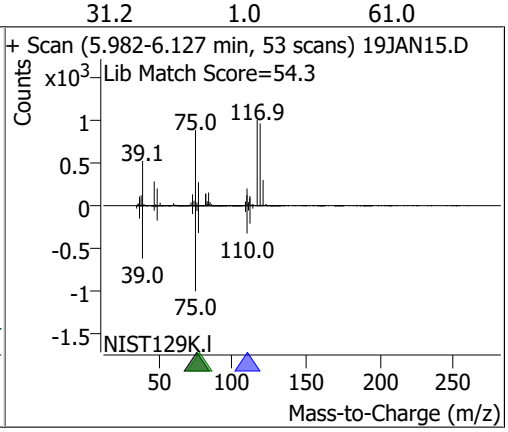

Compound	Conc.	RT	Dev(Min)	Resp.	QIon	QRatio	Lower	Upper
1,2-Dichloroethane-d4	499.2690	6.23	0.00	191123	65.0	196.3	162.8	222.8

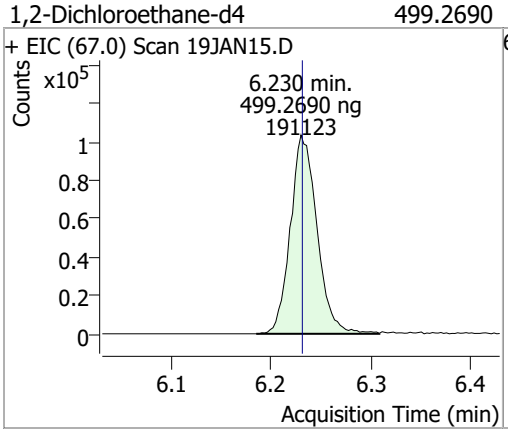

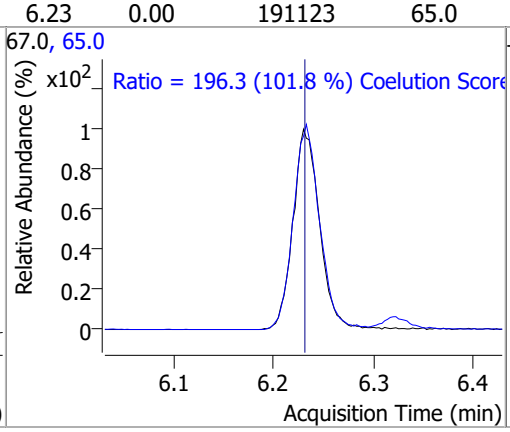

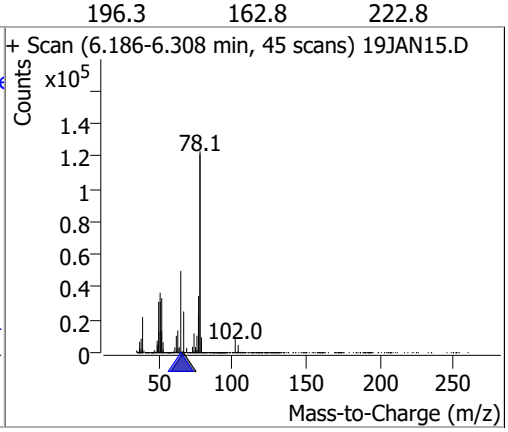

Compound	Conc.	RT	Dev(Min)	Resp.	QIon	QRatio	Lower	Upper
Benzene	523.4472	6.28	0.00	1913180	77.0	23.7	0.0	53.3

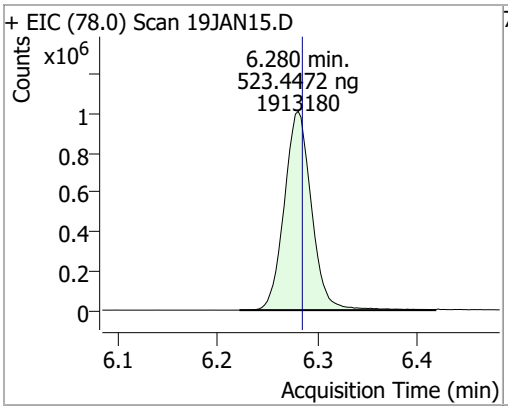

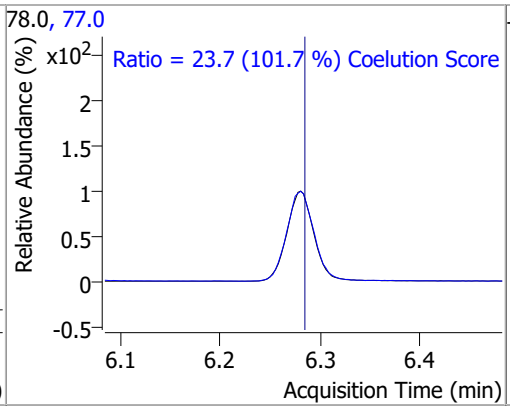

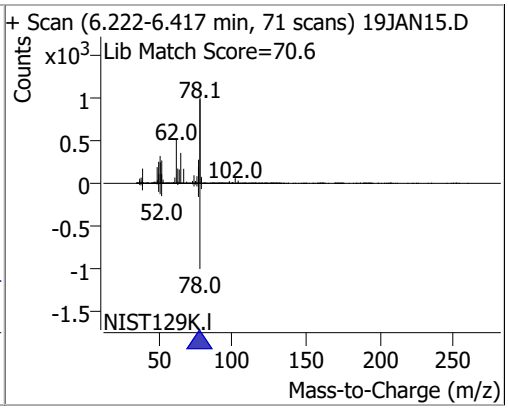

Compound	Conc.	RT	Dev(Min)	Resp.	QIon	QRatio	Lower	Upper
1,2-Dichloroethane	494.9057	6.32	0.00	499614	64.0	30.6	2.2	62.2
					98.0	7.7	0.0	38.2

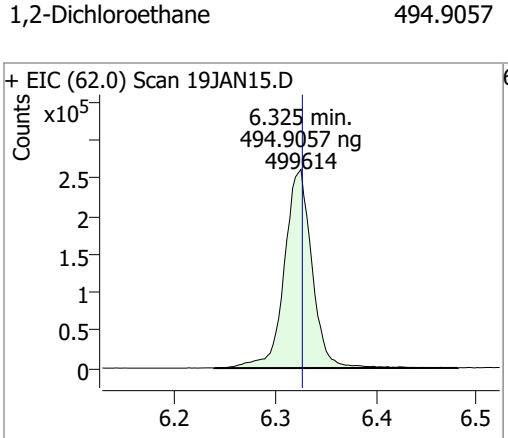

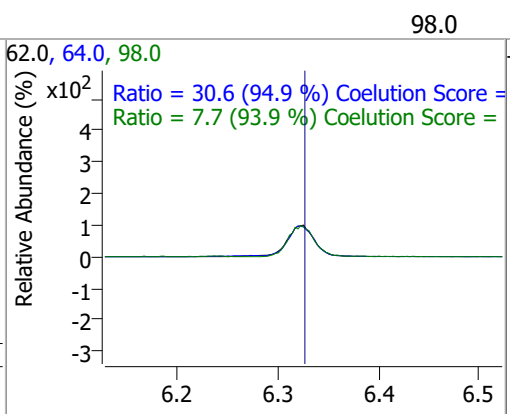

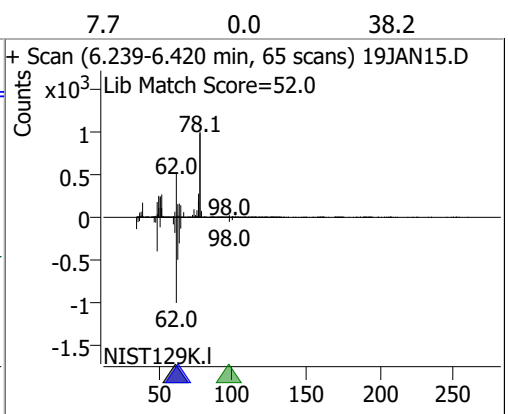

Compound	Conc.	RT	Dev(Min)	Resp.	QIon	QRatio	Lower	Upper
Trichloroethene	530.3320	7.03	0.00	553822	130.0	105.1	75.6	135.6
					97.0	64.1	35.7	95.7

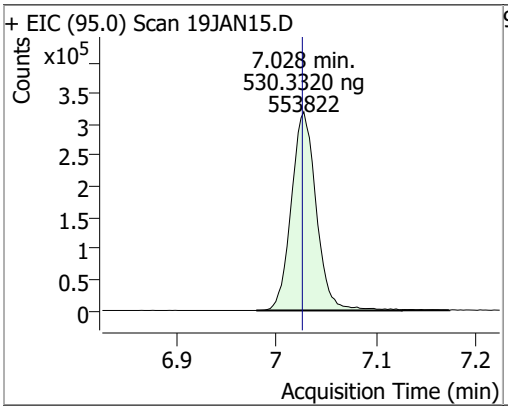

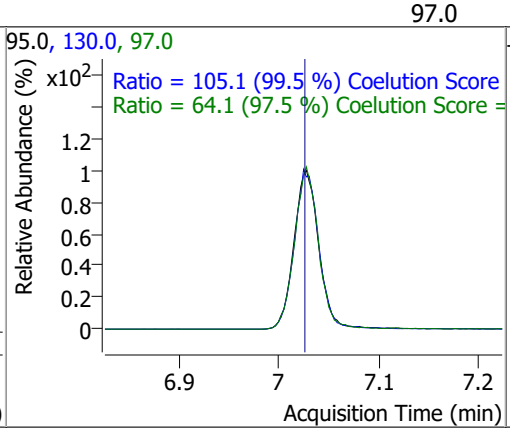

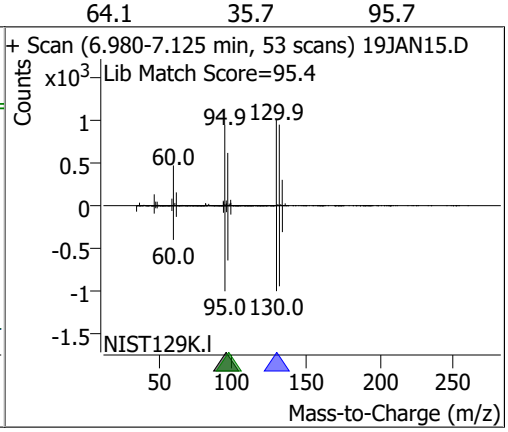

Compound	Conc.	RT	Dev(Min)	Resp.	QIon	QRatio	Lower	Upper
1,2-Dichloropropane	533.9834	7.27	0.00	490282	76.0	37.1	9.8	69.8

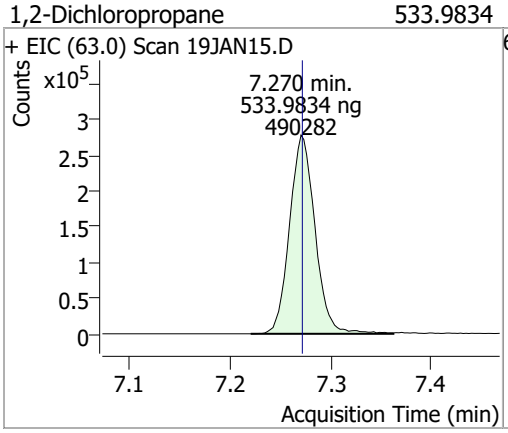

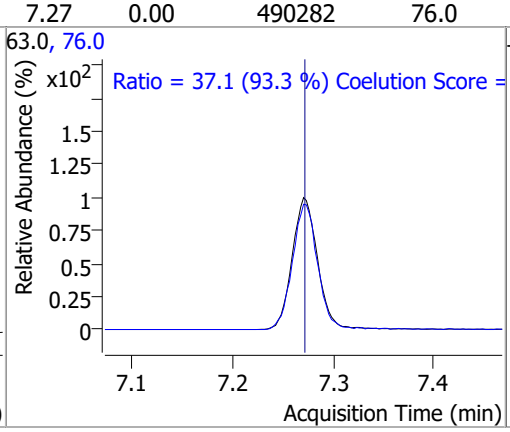

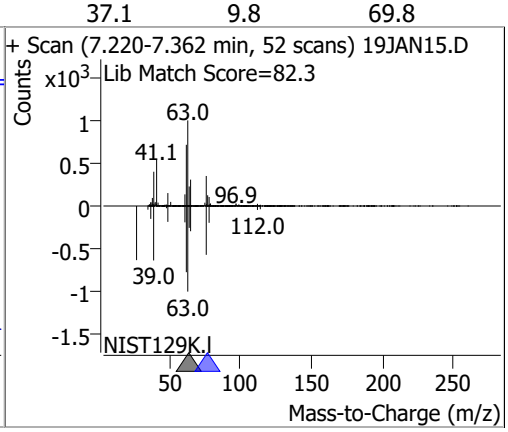

Compound	Conc.	RT	Dev(Min)	Resp.	QIon	QRatio	Lower	Upper
Dibromomethane	509.9818	7.39	-0.01	197367	173.5	108.9	78.2	138.2
					95.0	83.0	54.5	114.5

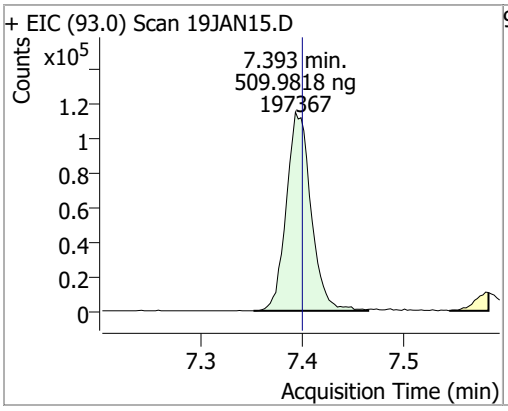

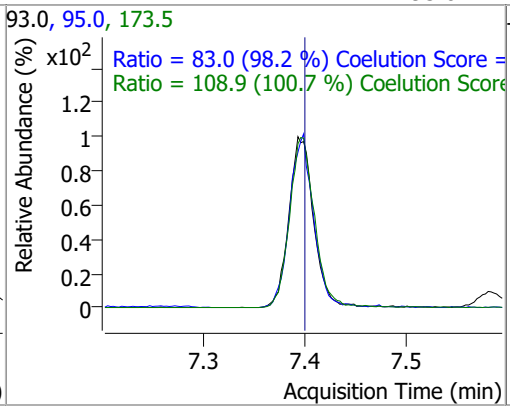

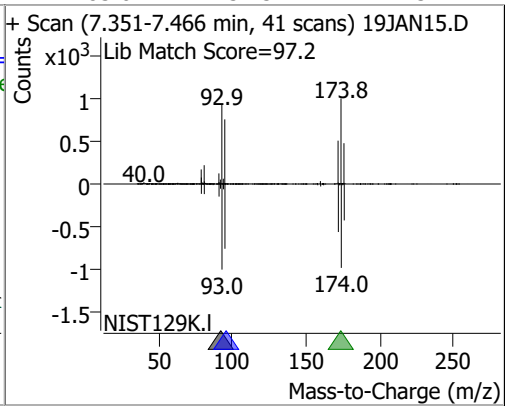

Compound	Conc.	RT	Dev(Min)	Resp.	QIon	QRatio	Lower	Upper
Bromodichloromethane	516.1211	7.59	0.01	561671	85.0	65.4	36.3	96.3
					127.0	9.6	0.0	39.5

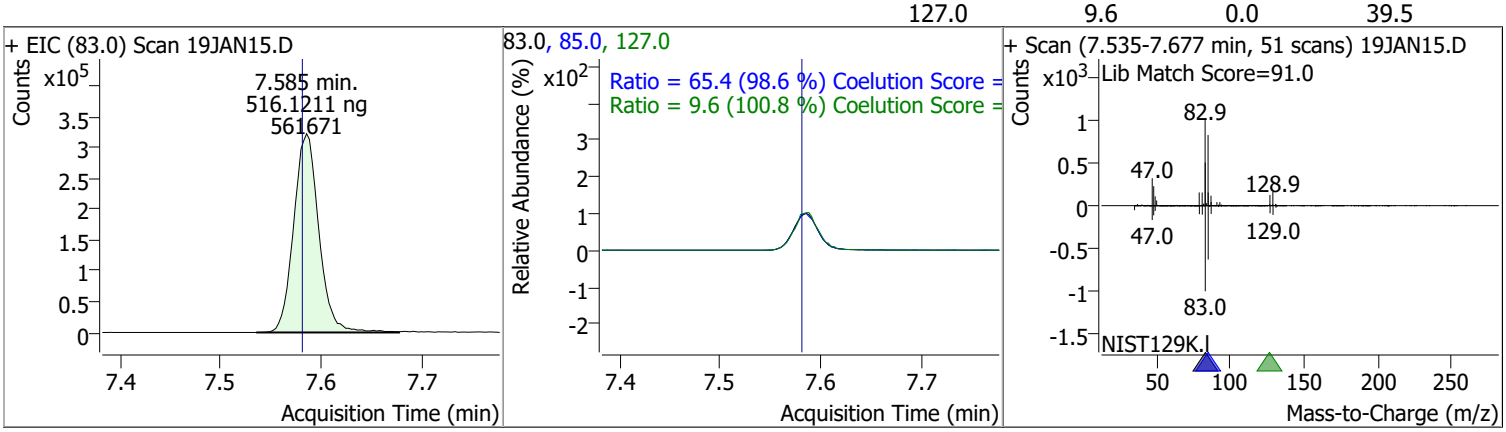

Compound	Conc.	RT	Dev(Min)	Resp.	QIon	QRatio	Lower	Upper
cis-1,3-Dichloropropene	557.7775	8.06	0.00	666084	39.0	52.3	22.5	82.5
					77.0	31.7	1.8	61.8

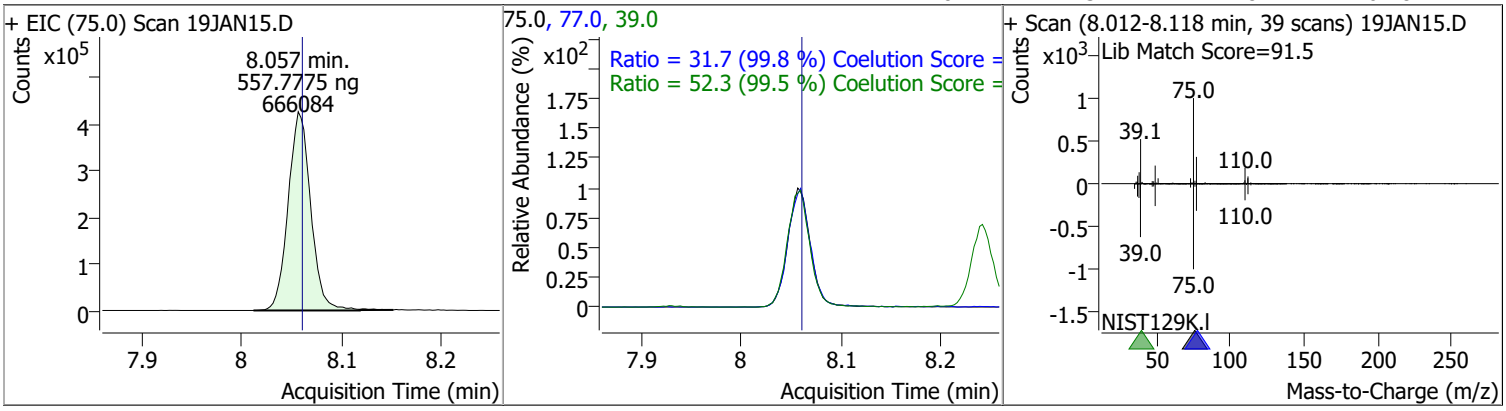

Compound	Conc.	RT	Dev(Min)	Resp.	QIon	QRatio	Lower	Upper
Toluene-d8	536.5850	8.32	0.00	1826060	100.0	64.2	34.3	94.3
					99.0	9.5	0.0	39.2

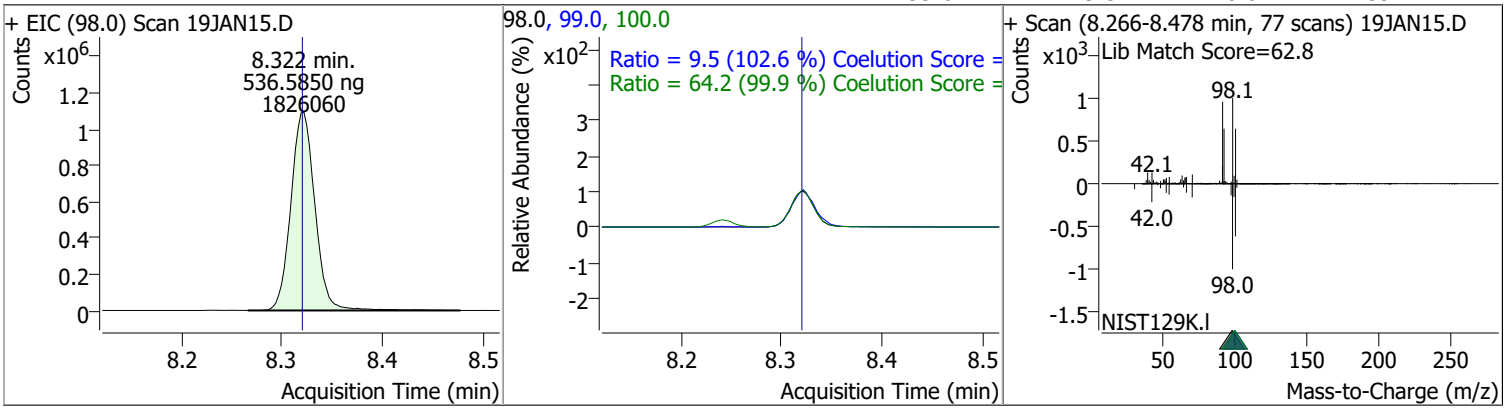

Compound	Conc.	RT	Dev(Min)	Resp.	QIon	QRatio	Lower	Upper
Toluene	539.6763	8.39	0.00	1224192	91.0	173.6	144.1	204.1

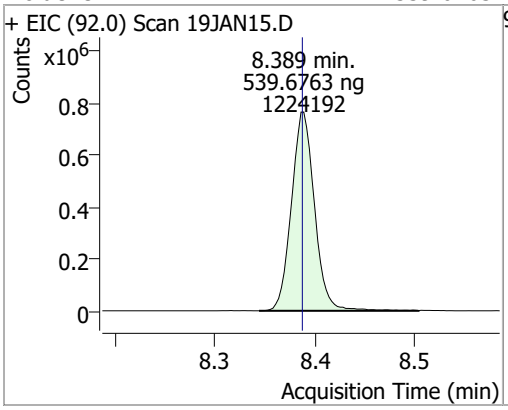

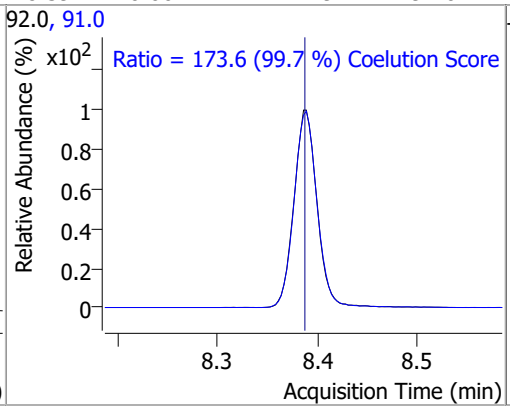

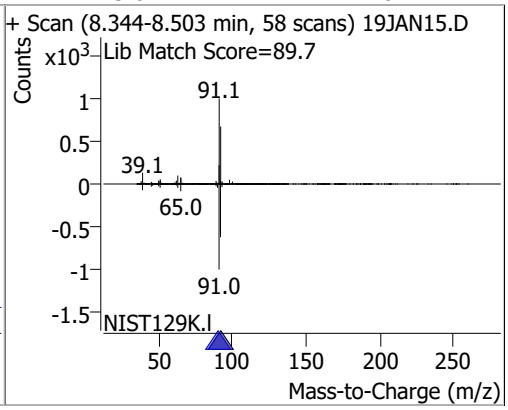

Compound	Conc.	RT	Dev(Min)	Resp.	QIon	QRatio	Lower	Upper
trans-1,3-Dichloropropene	547.9867	8.64	0.00	477330	39.0	50.7	23.0	83.0
					77.0	31.7	1.0	61.0

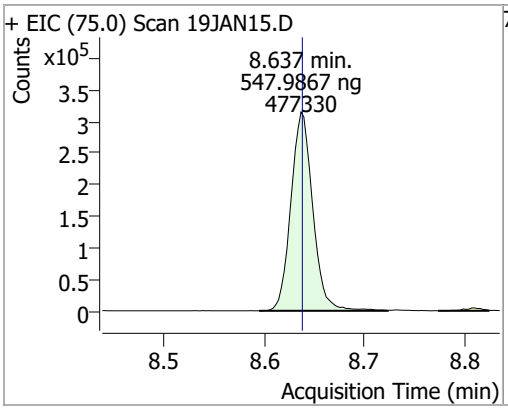

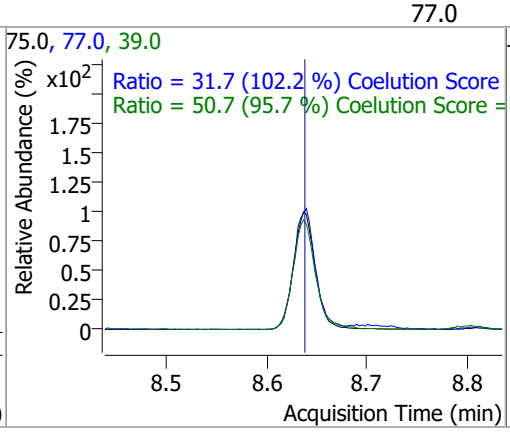

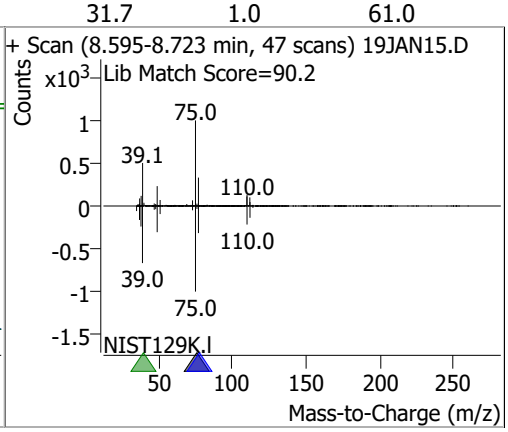

Compound	Conc.	RT	Dev(Min)	Resp.	QIon	QRatio	Lower	Upper
1,1,2-Trichloroethane	515.7192	8.82	0.00	228423	97.0	113.4	80.7	140.7
					85.0	64.9	30.7	90.7

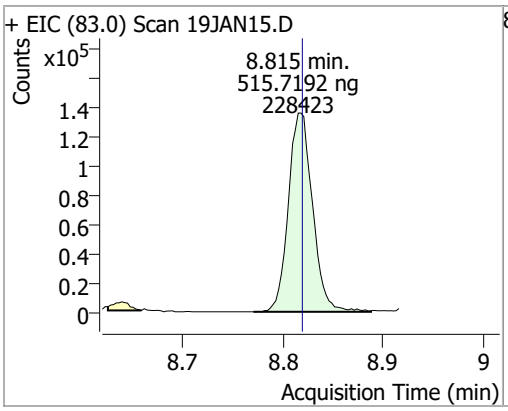

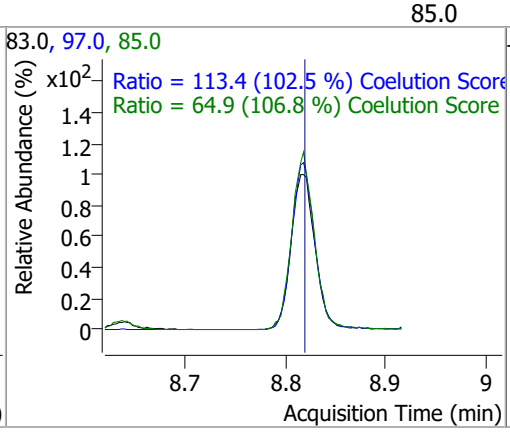

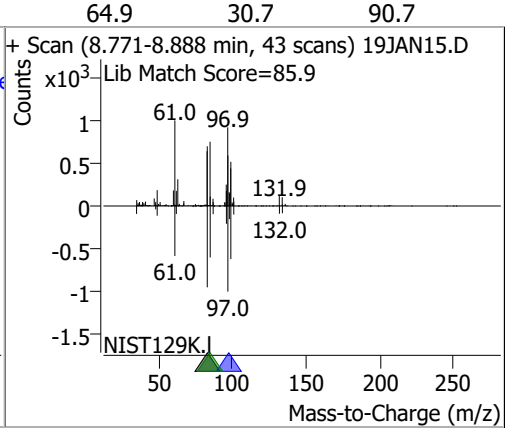

Compound	Conc.	RT	Dev(Min)	Resp.	QIon	QRatio	Lower	Upper
Tetrachloroethene	528.4090	8.94	0.00	486052	165.8	128.0	96.1	156.1
					129.0	90.7	60.5	120.5

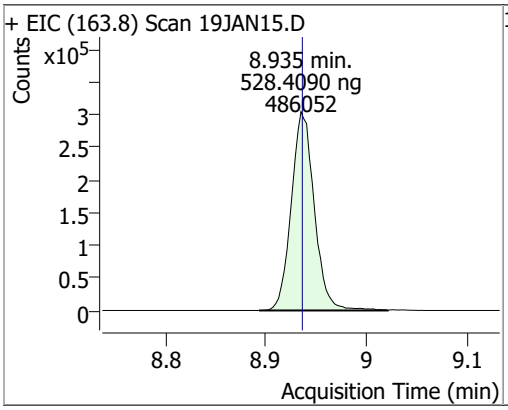

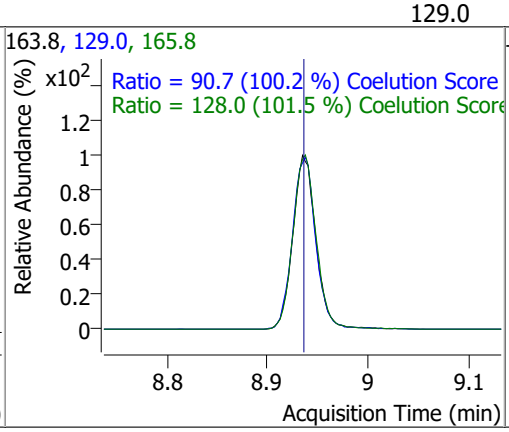

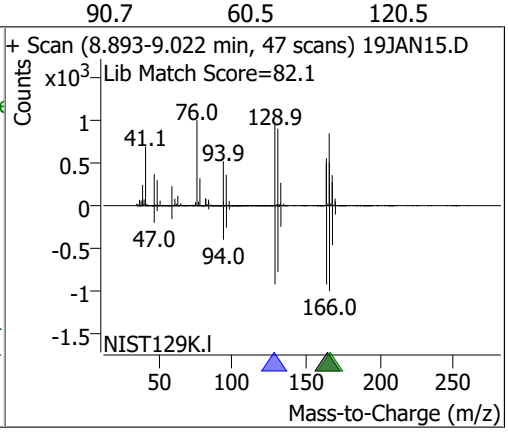

Compound	Conc.	RT	Dev(Min)	Resp.	QIon	QRatio	Lower	Upper
1,3-Dichloropropane	522.4977	8.98	0.00	468322	78.0	32.4	2.4	62.4

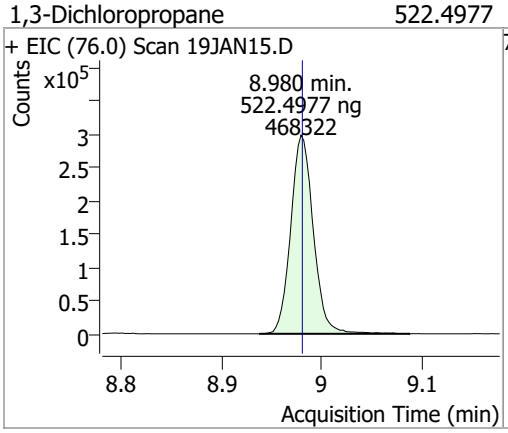

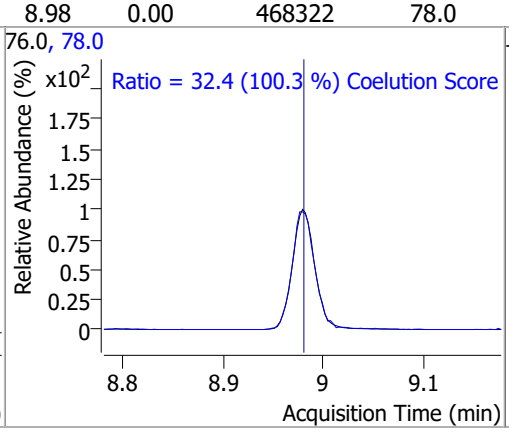

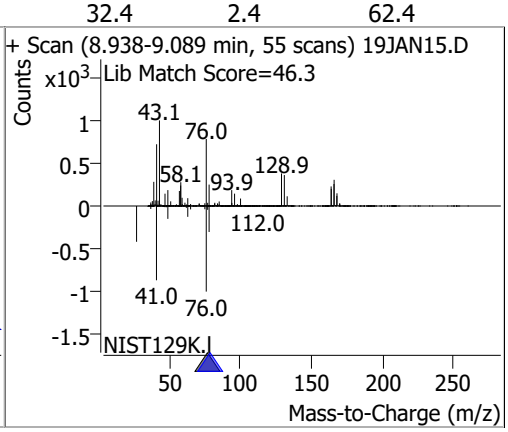

Compound	Conc.	RT	Dev(Min)	Resp.	QIon	QRatio	Lower	Upper
Chlorodibromomethane	519.3572	9.20	0.00	370474	127.0	77.6	47.2	107.2

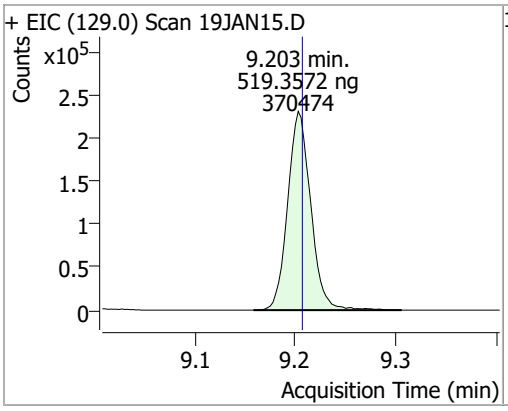

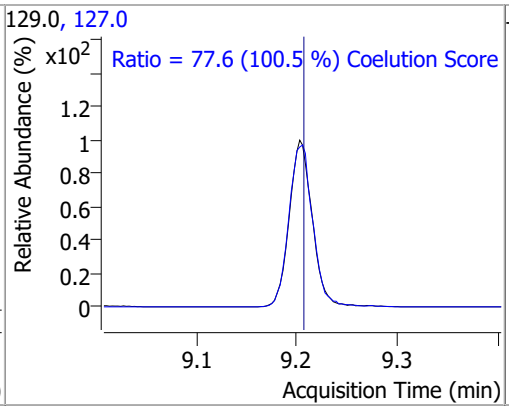

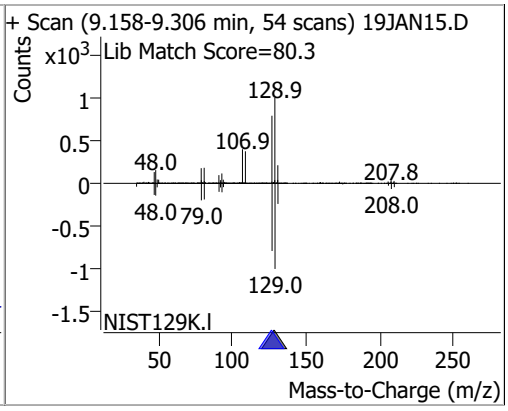

Compound	Conc.	RT	Dev(Min)	Resp.	QIon	QRatio	Lower	Upper
1,2-Dibromoethane	518.7332	9.30	0.00	253758	109.0	95.2	61.5	121.5

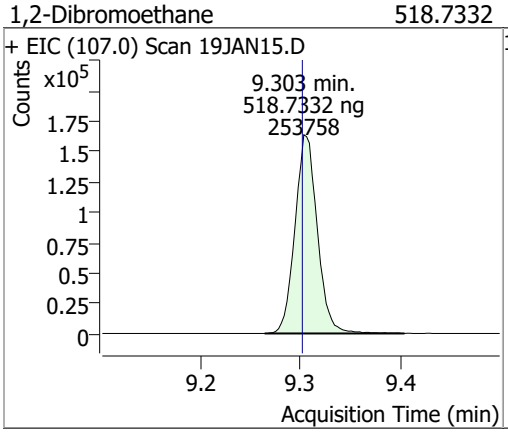

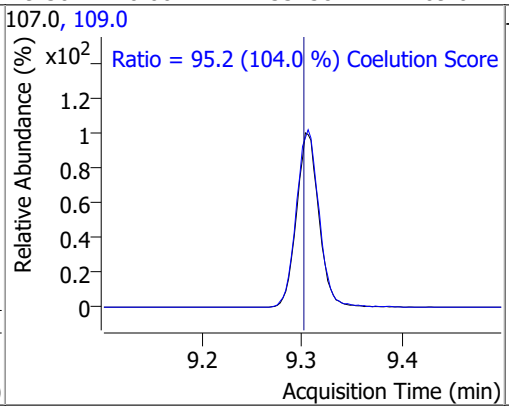

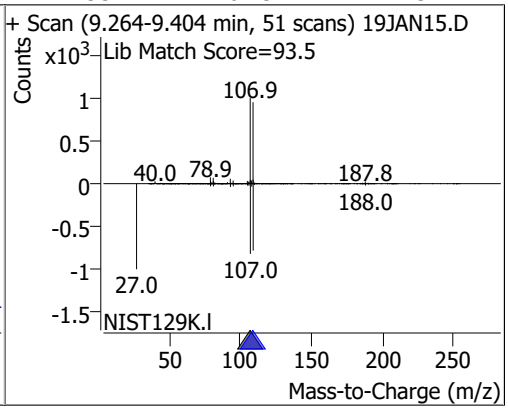

Compound	Conc.	RT	Dev(Min)	Resp.	QIon	QRatio	Lower	Upper
Chlorobenzene	522.0725	9.80	0.00	1298233	114.0	32.4	2.2	62.2

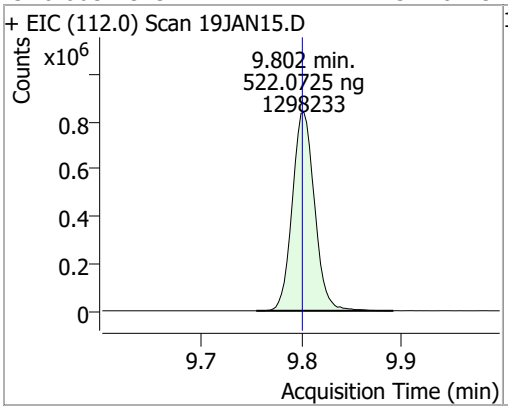

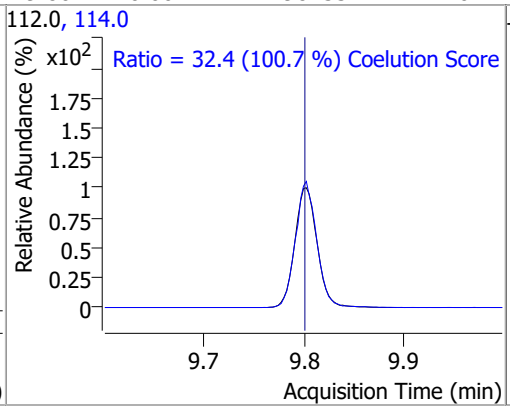

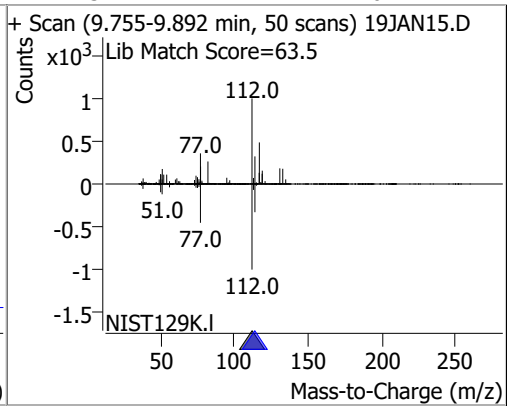

Compound	Conc.	RT	Dev(Min)	Resp.	QIon	QRatio	Lower	Upper
1,1,1,2-Tetrachloroethane	519.5010	9.89	0.00	453261	133.0	98.0	65.3	125.3

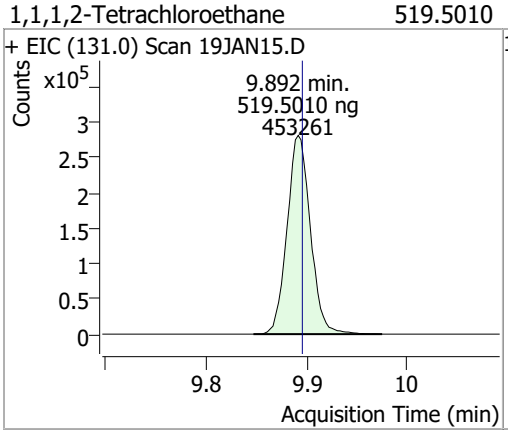

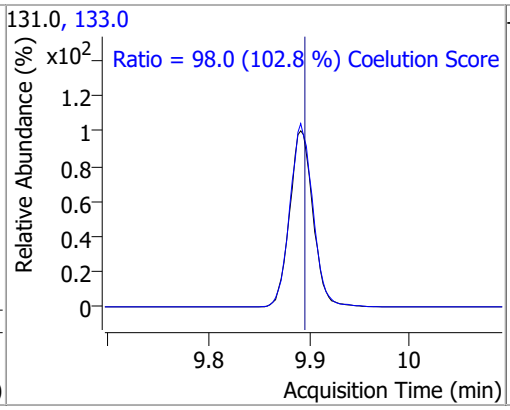

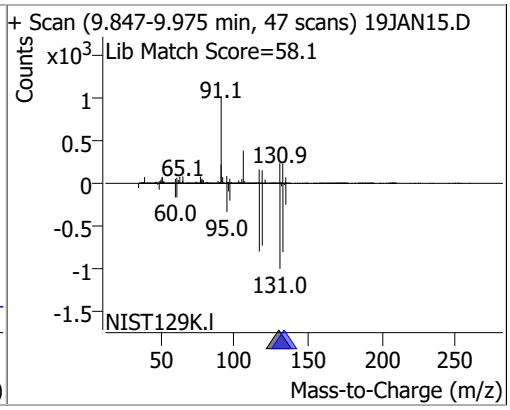

Compound	Conc.	RT	Dev(Min)	Resp.	QIon	QRatio	Lower	Upper
Ethylbenzene	492.0069	9.92	0.00	2354058	106.0	31.5	1.7	61.7

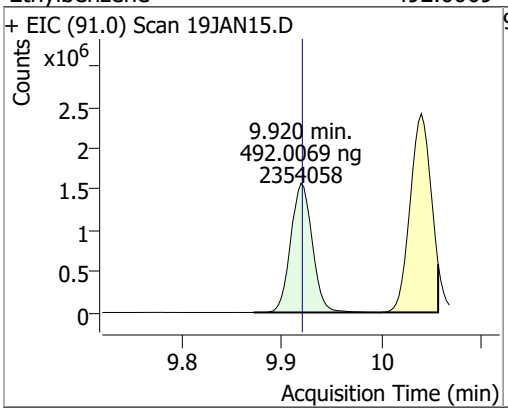

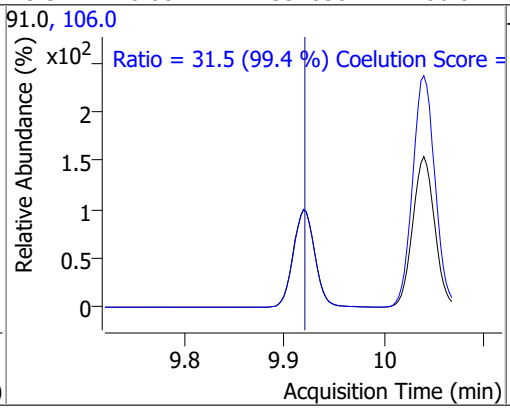

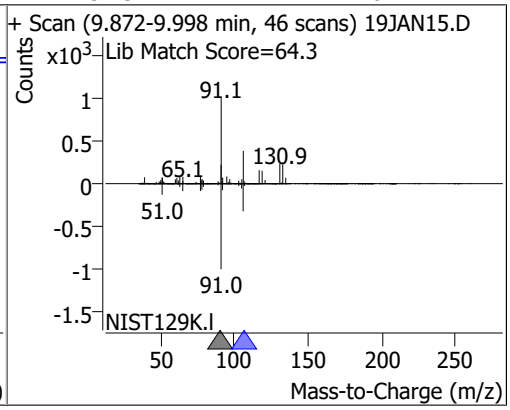

Compound	Conc.	RT	Dev(Min)	Resp.	QIon	QRatio	Lower	Upper
m+p-Xylenes	982.9557	10.04	0.00	1838610	91.0	201.3	170.7	230.7

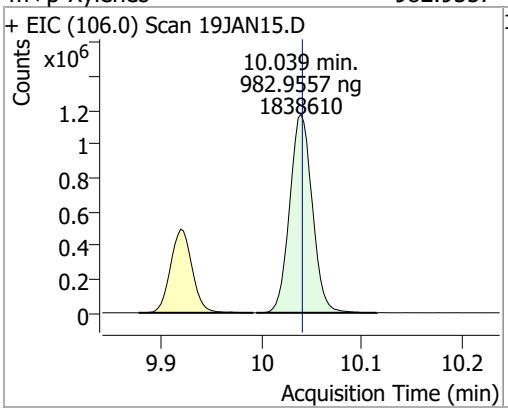

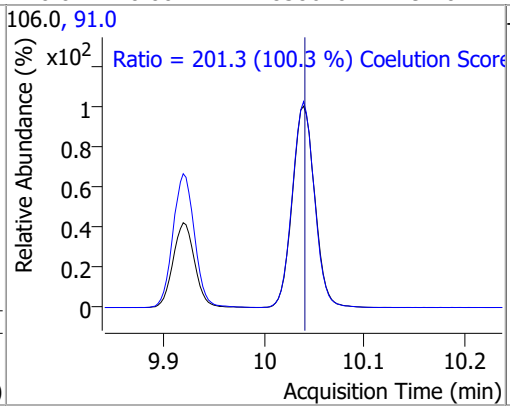

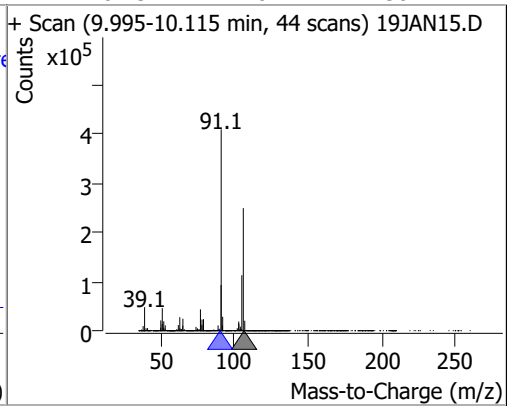

Compound	Conc.	RT	Dev(Min)	Resp.	QIon	QRatio	Lower	Upper
o-Xylene	490.5696	10.43	0.00	822173	91.0	213.1	181.4	241.4

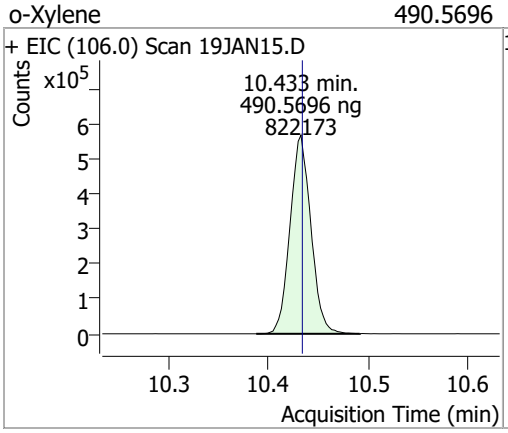

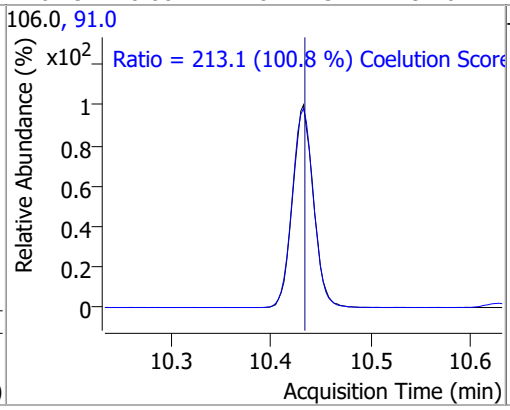

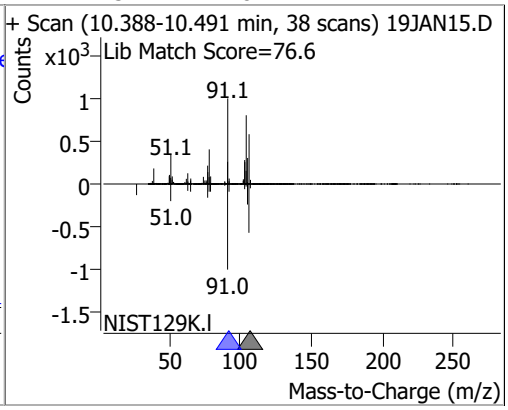

Compound	Conc.	RT	Dev(Min)	Resp.	QIon	QRatio	Lower	Upper
Styrene	489.9958	10.45	0.00	1332807	78.0	50.6	20.6	80.6

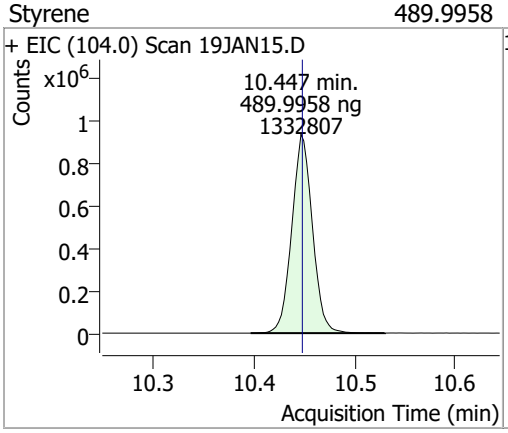

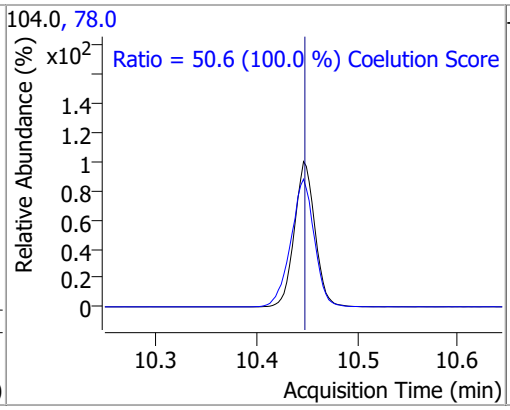

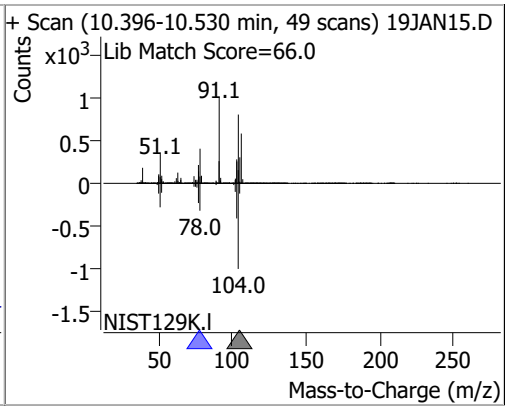

Compound	Conc.	RT	Dev(Min)	Resp.	QIon	QRatio	Lower	Upper
Bromoform	507.0612	10.63	0.00	198345	170.5	50.5	20.3	80.3
					174.5	48.4	18.1	78.1

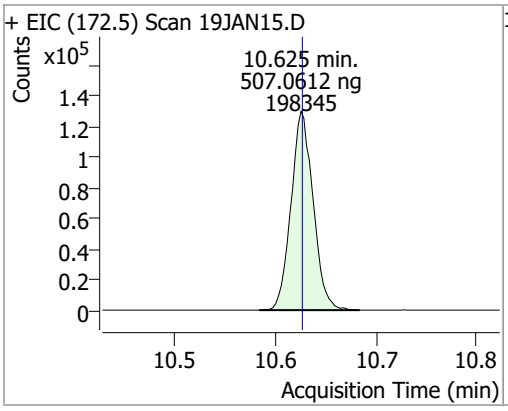

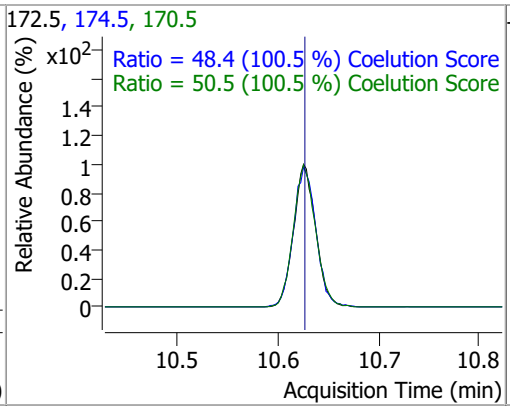

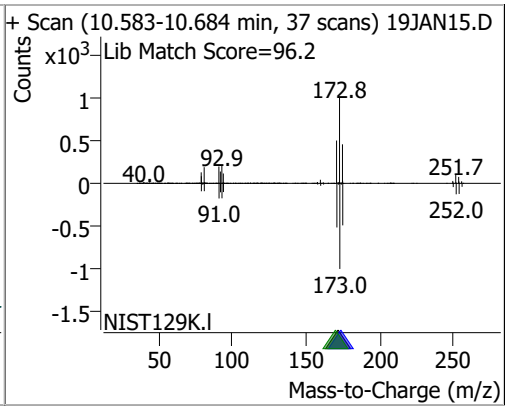

Compound	Conc.	RT	Dev(Min)	Resp.	QIon	QRatio	Lower	Upper
p-Bromofluorobenzene	531.1436	10.95	0.00	572482	174.0	94.9	65.3	125.3
					176.0	91.8	63.3	123.3

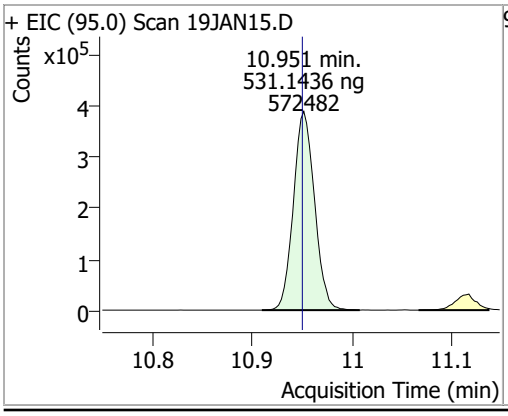

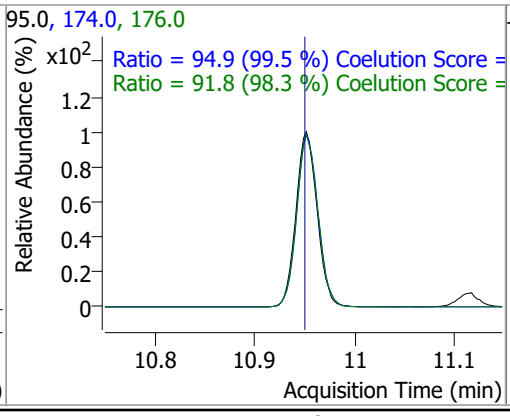

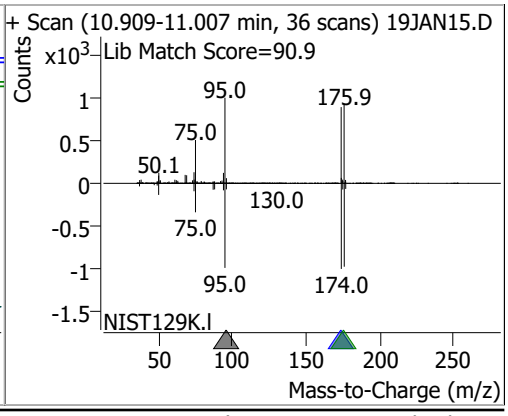

Compound	Conc.	RT	Dev(Min)	Resp.	QIon	QRatio	Lower	Upper
Bromobenzene	527.1176	11.09	0.00	501025	77.0	142.2	113.5	173.5
					158.0	97.7	66.1	126.1

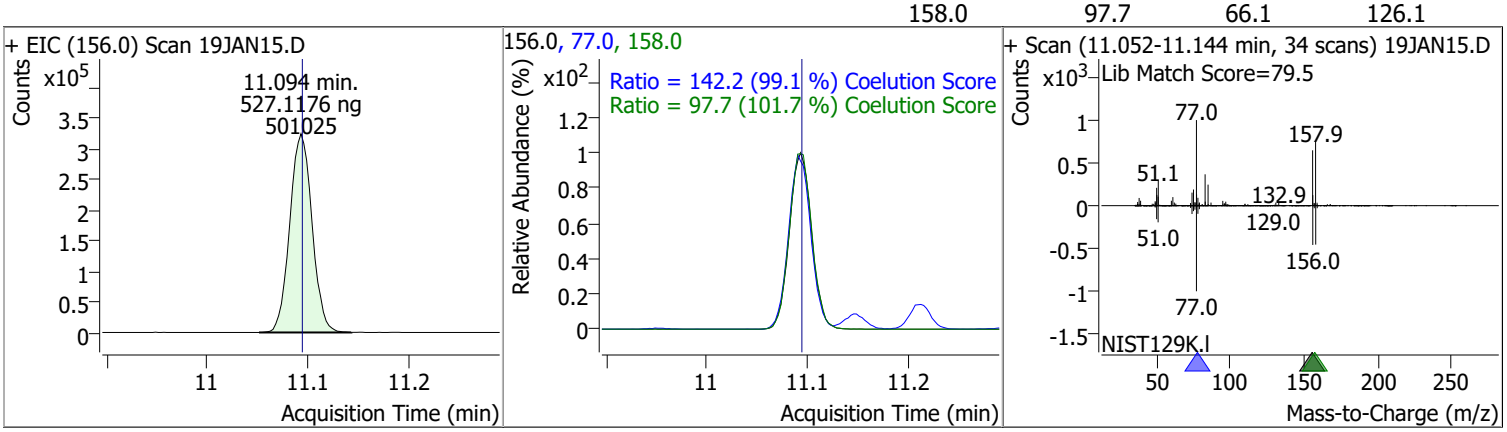

Compound	Conc.	RT	Dev(Min)	Resp.	QIon	QRatio	Lower	Upper
1,1,2,2-Tetrachloroethane	503.7746	11.11	0.00	273124	85.0	64.0	33.3	93.3

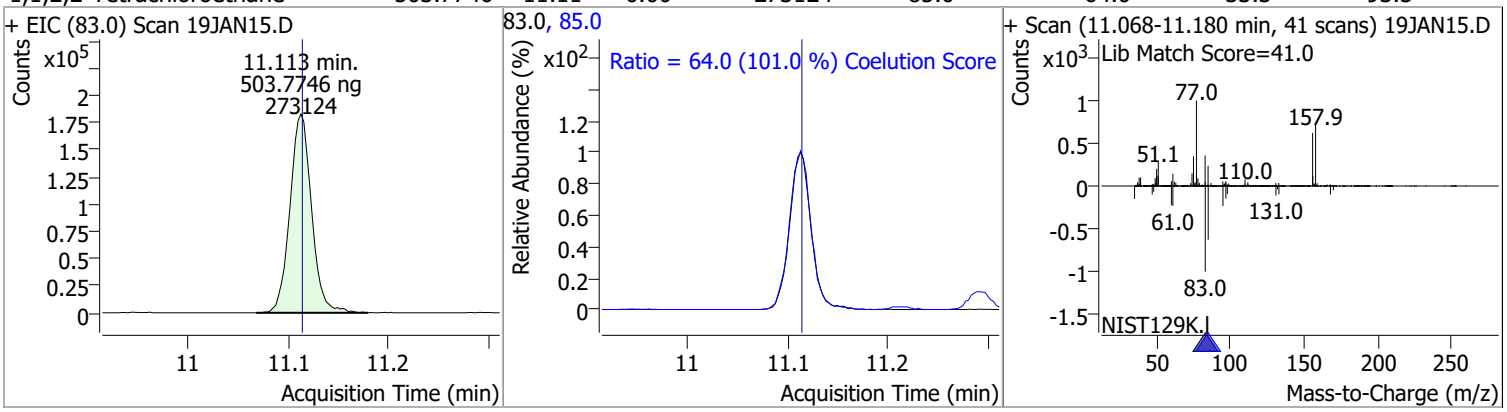

Compound	Conc.	RT	Dev(Min)	Resp.	QIon	QRatio	Lower	Upper
1,2,3-Trichloropropane	499.7018	11.15	0.00	71179	112.0	63.3	35.8	95.8

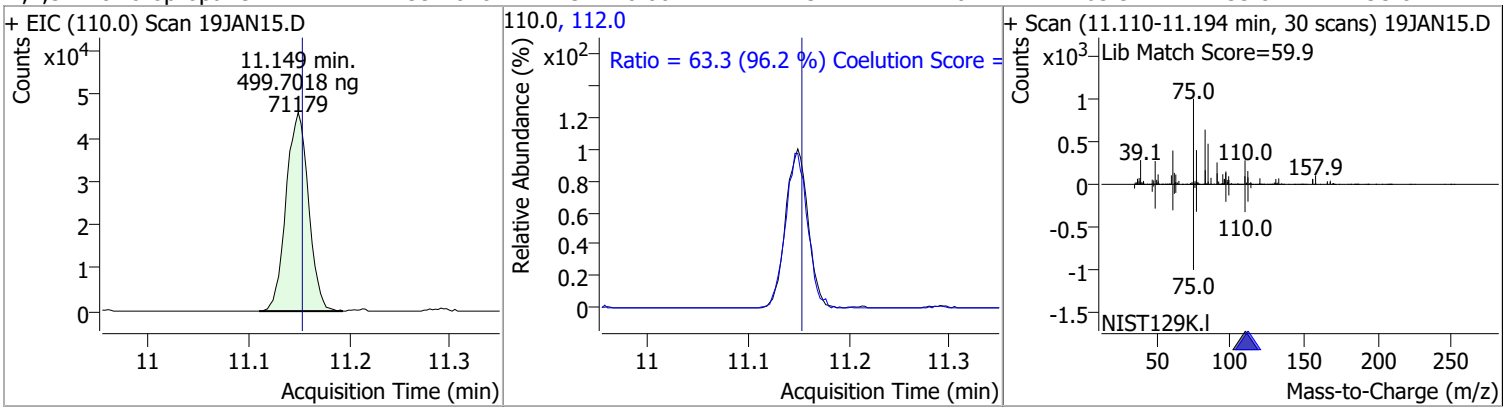

Compound	Conc.	RT	Dev(Min)	Resp.	QIon	QRatio	Lower	Upper
2-Chlorotoluene	538.4753	11.29	0.00	506556	91.0	281.0	246.2	306.2

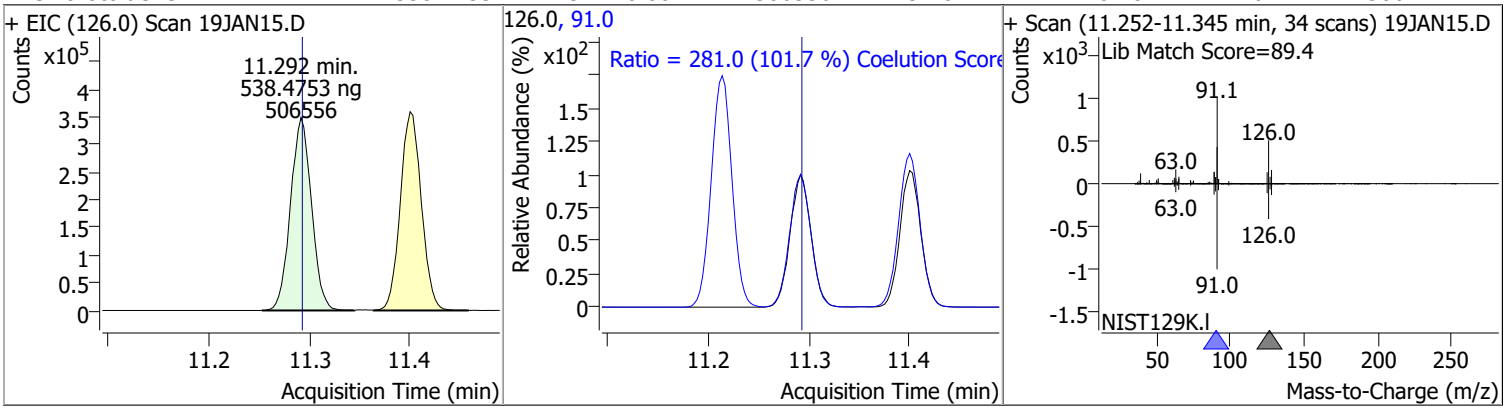

Compound	Conc.	RT	Dev(Min)	Resp.	QIon	QRatio	Lower	Upper
4-Chlorotoluene	545.2370	11.40	0.00	1661293	126.0	31.5	1.3	61.3

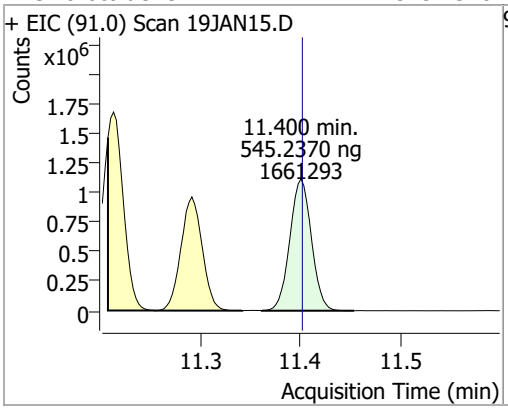

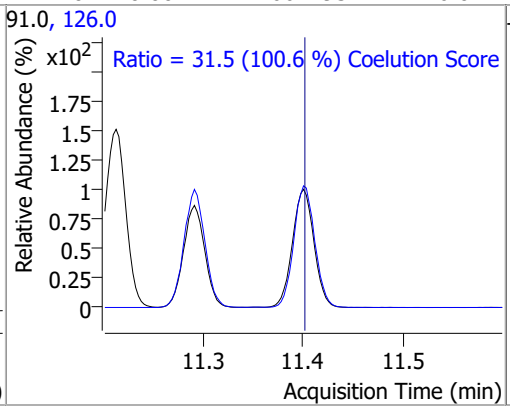

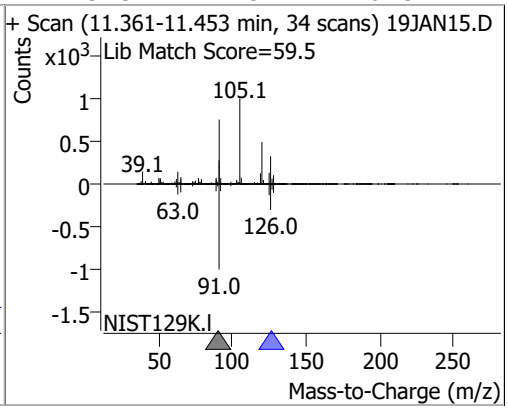

Compound	Conc.	RT	Dev(Min)	Resp.	QIon	QRatio	Lower	Upper
1,3-Dichlorobenzene	519.9029	12.03	0.00	895336	148.0	63.7	32.8	92.8
					111.0	39.4	8.7	68.7

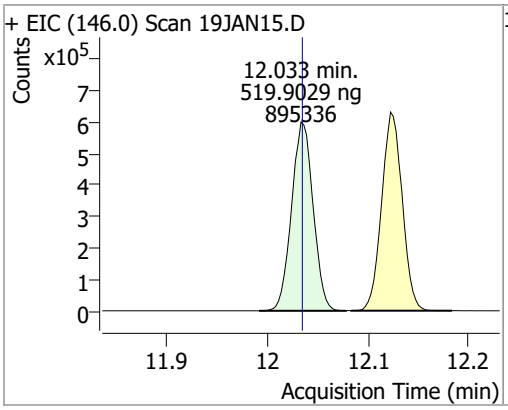

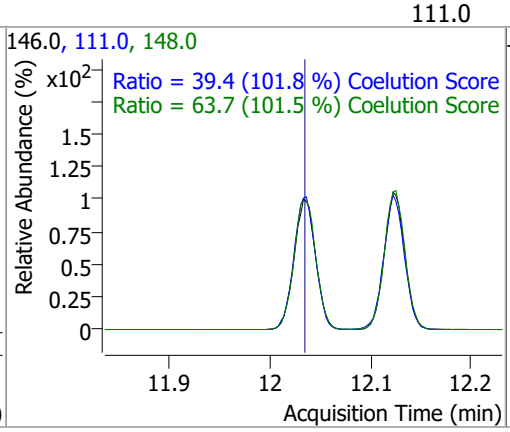

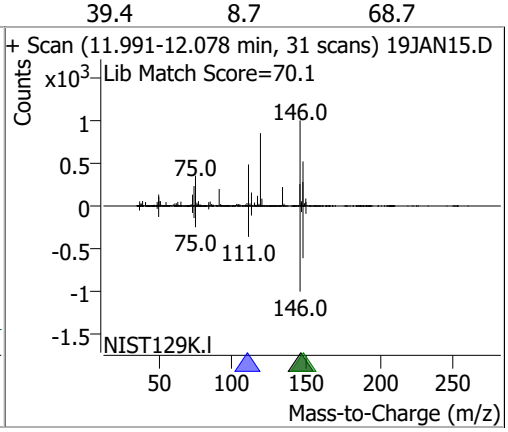

Compound	Conc.	RT	Dev(Min)	Resp.	QIon	QRatio	Lower	Upper
1,4-Dichlorobenzene	512.3936	12.12	0.00	899595	148.0	64.3	33.7	93.7
					111.0	38.0	8.7	68.7

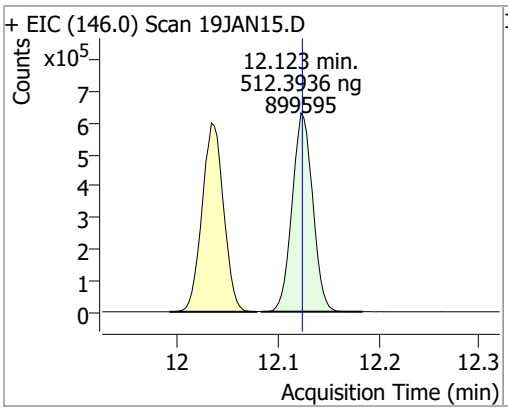

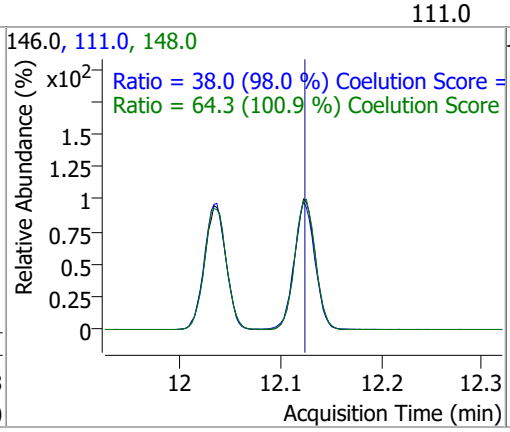

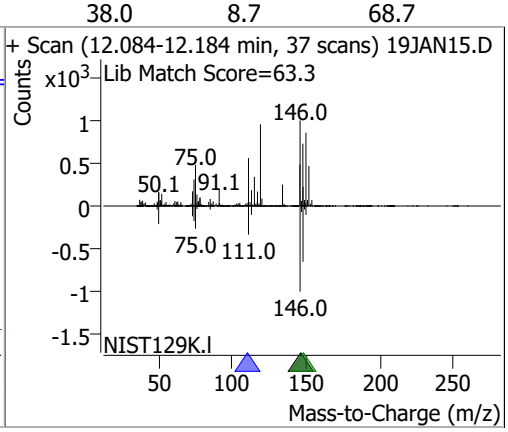

Quantitation Results Report (QT Reviewed)

Compound	Conc.	RT	Dev(Min)	Resp.	QIon	QRatio	Lower	Upper
1,2-Dichlorobenzene	524.0336	12.49	0.00	753439	148.0	63.4	31.9	91.9
					111.0	40.1	9.5	69.5

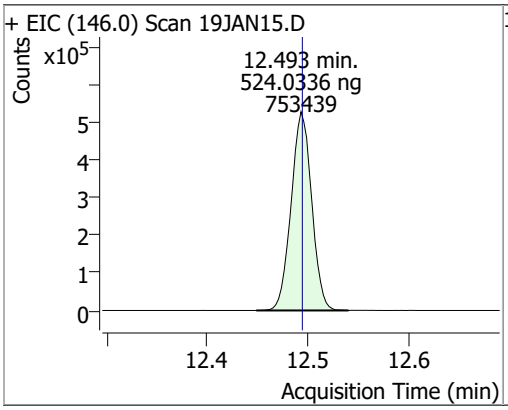

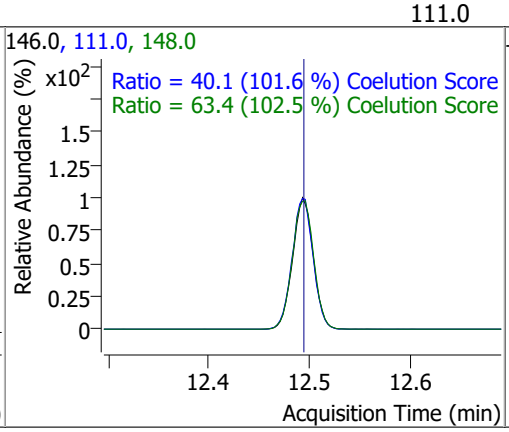

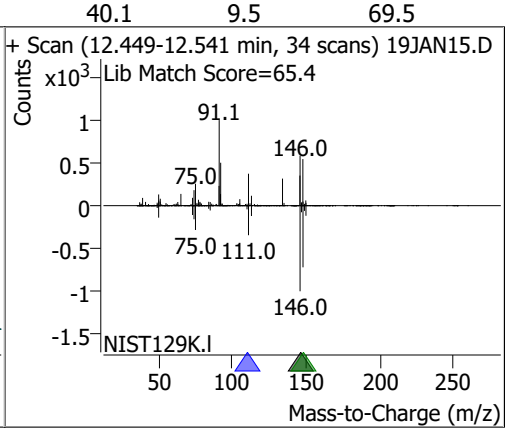

Quantitation Results Report (QT Reviewed)

Data File	19JAN17.D	Operator	MSC
Acq. Method	5975CACQF.M	Acq. Date-Time	1/19/2022 4:42:15 PM
Sample Name	ICV011922_	Instrument	VOA5975C
Vial	17	Multiplier	1.00
DA Method File	VOA5975C_8260B_SHT_DoD_L4_011922.m	Comment	
Tune File	BFB_Atune3.u	Tune Date	10/11/2021 4:02:00 PM
Batch Name	VG011922_8260B.batch.bin	Last Calib Update	1/20/2022 9:28:12 AM
Ref Library	\\MASSHUNTER\Org\Library\NIST129K.l		

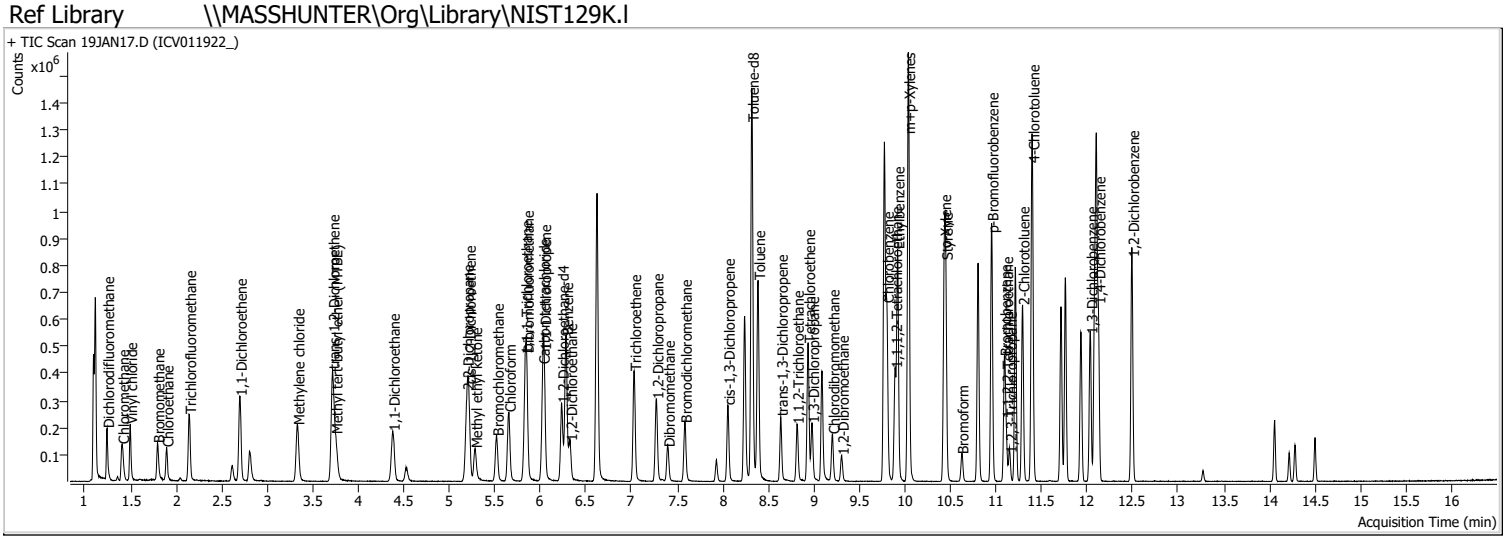

Compound	RT	QIon	Resp.	Conc.	Units	Dev(Min)
Internal Standards						
M Fluorobenzene	6.621	96.0	886938	250.0000	ng	0.000
M Chlorobenzene-d5	9.774	82.0	337386	250.0000	ng	0.000
M 1,4-Dichlorobenzene-d4	12.100	152.0	283678	250.0000	ng	0.000
System Monitoring Compounds						
S Dibromofluoromethane	5.848	113.0	198103	230.6011	ng	-0.003
Spiked Amount: 250.000	Range: 80.0 - 119.0%			Recovery = 92.24%		
S 1,2-Dichloroethane-d4	6.233	67.0	100187	269.9755	ng	0.003
Spiked Amount: 250.000	Range: 81.0 - 118.0%			Recovery = 107.99%		
S Toluene-d8	8.319	98.0	896928	272.4962	ng	0.000
Spiked Amount: 250.000	Range: 89.0 - 112.0%			Recovery = 109.00%		
S p-Bromofluorobenzene	10.948	95.0	270628	258.3795	ng	0.000
Spiked Amount: 250.000	Range: 85.0 - 114.0%			Recovery = 103.35%		
Target Compounds						**QValue**
T Dichlorodifluoromethane	1.244	85.0	130579	109.4910	ng	100
T Chloromethane	1.409	50.0	151864	108.1592	ng	100
T Vinyl chloride	1.498	62.0	147423	115.3506	ng	100
T Bromomethane	1.796	96.0	69568	125.4753	ng	96
T Chloroethane	1.897	64.0	77755	128.5925	ng	98
T Trichlorofluoromethane	2.145	101.0	172504	112.5600	ng	98
T 1,1-Dichloroethene	2.700	96.0	113673	127.4734	ng	98
T Methylene chloride	3.333	49.0	152883	117.9185	ng	99
T trans-1,2-Dichloroethene	3.718	96.0	115302	125.1632	ng	98
T Methyl tert-butyl ether (MTBE)	3.751	73.0	150210	130.4584	ng	99
T 1,1-Dichloroethane	4.378	63.0	218409	126.6815	ng	98
T 2,2-Dichloropropane	5.193	77.0	169689	130.6017	ng	95
T cis-1,2-Dichloroethene	5.212	96.0	118223	126.7481	ng	97
T Methyl ethyl ketone	5.282	43.0	160409	1190.0139	ng	98
T Bromochloromethane	5.519	128.0	45441	118.1582	ng	93
T Chloroform	5.653	83.0	199758	116.0406	ng	99

Compound	RT	QIon	Resp.	Conc.	Units	Dev(Min)
T 1,1,1-Trichloroethane	5.831	97.0	195526	123.1032	ng	98
T Carbon tetrachloride	6.024	117.0	187895	121.9742	ng	99
T 1,1-Dichloropropene	6.040	75.0	158033	122.6990	ng	99
T Benzene	6.280	78.0	442173	124.7960	ng	100
T 1,2-Dichloroethane	6.325	62.0	110579	112.9931	ng	99
T Trichloroethene	7.028	95.0	128332	127.0550	ng	96
T 1,2-Dichloropropane	7.273	63.0	111240	125.2628	ng	98
T Dibromomethane	7.399	93.0	44818	119.7325	ng	97
T Bromodichloromethane	7.583	83.0	131590	125.0178	ng	98
T cis-1,3-Dichloropropene	8.057	75.0	139981	121.1938	ng	99
T Toluene	8.389	92.0	277703	126.5738	ng	97
T trans-1,3-Dichloropropene	8.637	75.0	105873	125.6654	ng	97
T 1,1,2-Trichloroethane	8.815	83.0	52407	122.3326	ng	95
T Tetrachloroethene	8.938	163.8	112100	126.0005	ng	100
T 1,3-Dichloropropane	8.980	76.0	99920	115.2581	ng	98
T Chlorodibromomethane	9.206	129.0	81909	118.7188	ng	99
T 1,2-Dibromoethane	9.306	107.0	58586	123.8219	ng	98
T Chlorobenzene	9.802	112.0	307100	127.6842	ng	98
T 1,1,1,2-Tetrachloroethane	9.892	131.0	102231	121.1435	ng	99
T Ethylbenzene	9.919	91.0	535079	127.5512	ng	98
T m+p-Xylenes	10.037	106.0	413361	247.6085	ng	99
T o-Xylene	10.430	106.0	184033	125.9585	ng	98
T Styrene	10.449	104.0	306077	126.6563	ng	100
T Bromoform	10.622	172.5	45029	118.4586	ng	97
T Bromobenzene	11.091	156.0	118930	128.7582	ng	100
T 1,1,2,2-Tetrachloroethane	11.110	83.0	65177	123.7103	ng	100
T 1,2,3-Trichloropropane	11.152	110.0	16507	119.2511	ng	99
T 2-Chlorotoluene	11.291	126.0	117036	128.0245	ng	96
T 4-Chlorotoluene	11.400	91.0	395846	133.6905	ng	99
T 1,3-Dichlorobenzene	12.036	146.0	214054	127.9071	ng	98
T 1,4-Dichlorobenzene	12.122	146.0	216533	126.9159	ng	100
T 1,2-Dichlorobenzene	12.493	146.0	177148	126.7893	ng	98

(#) = Qualifier Out of Range; (m) = Manual Integration; (+) = Area Summed; (*) = Surrogate Percent Recovery Out of Range; (d): Zeroed Peak

Compound	Conc.	RT	Dev(Min)	Resp.	QIon	QRatio	Lower	Upper
Dichlorodifluoromethane	109.4910	1.24	0.00	130579	87.0	32.0	1.8	61.8

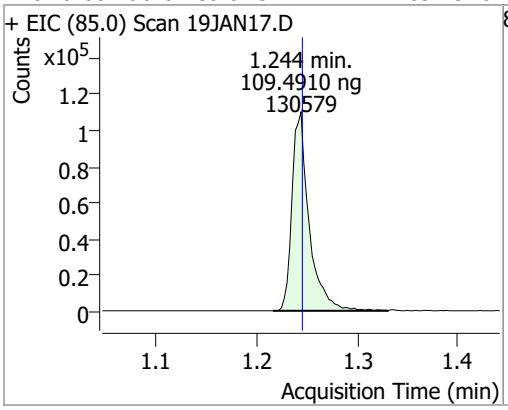

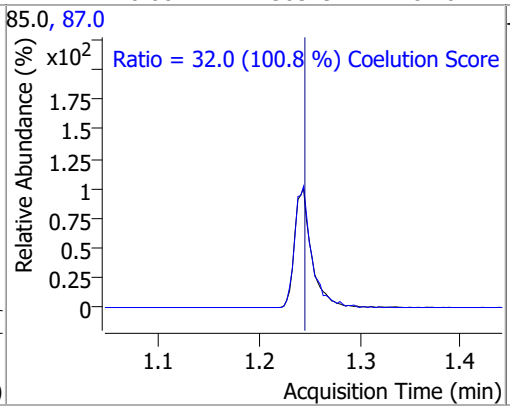

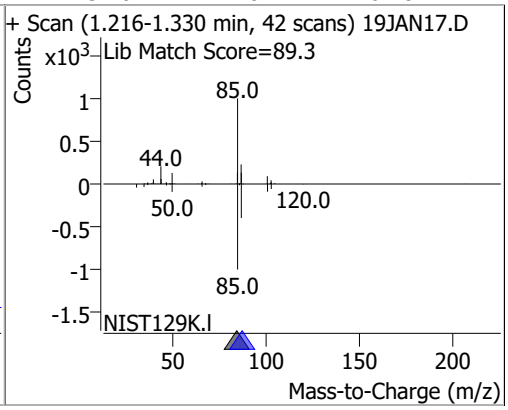

Compound	Conc.	RT	Dev(Min)	Resp.	QIon	QRatio	Lower	Upper
Chloromethane	108.1592	1.41	0.00	151864	52.0	32.4	2.4	62.4

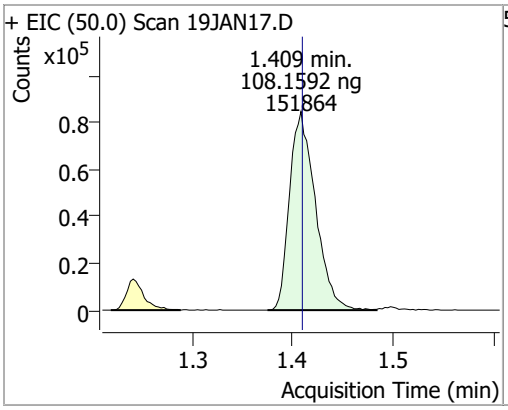

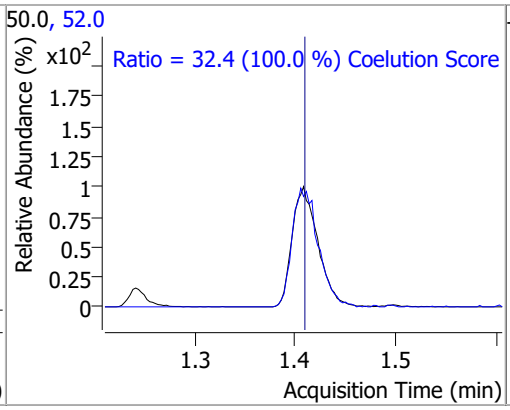

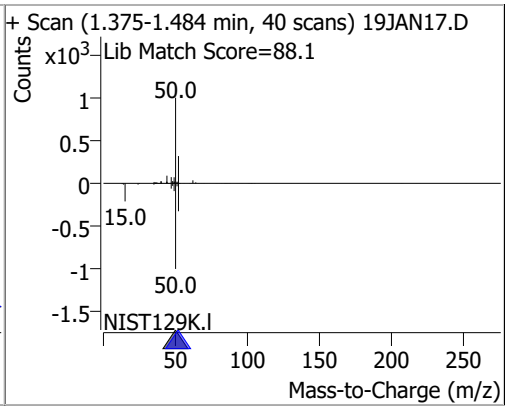

Compound	Conc.	RT	Dev(Min)	Resp.	QIon	QRatio	Lower	Upper
Vinyl chloride	115.3506	1.50	0.00	147423	64.0	31.1	1.3	61.3

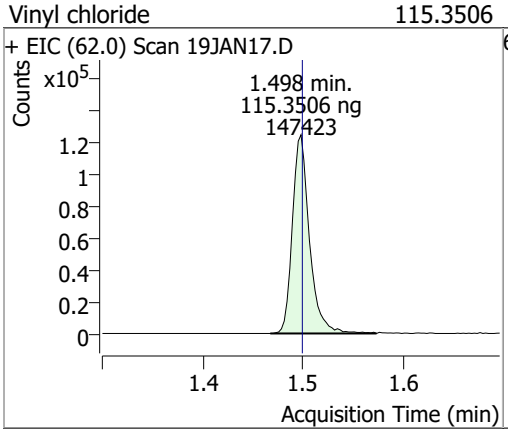

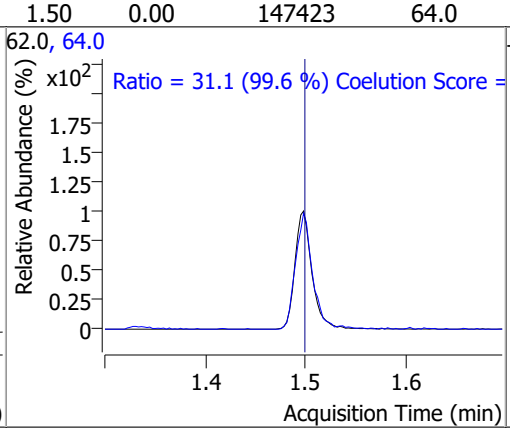

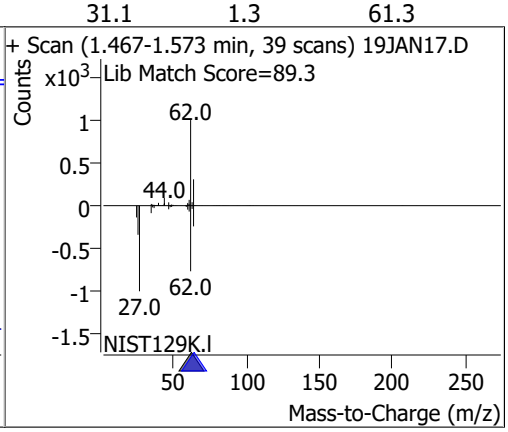

Compound	Conc.	RT	Dev(Min)	Resp.	QIon	QRatio	Lower	Upper
Bromomethane	125.4753	1.80	0.00	69568	94.0	105.5	80.1	140.1

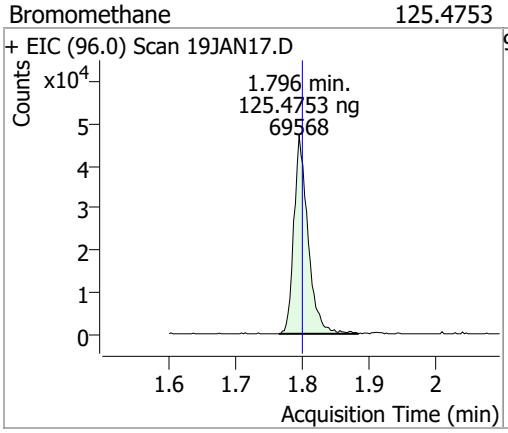

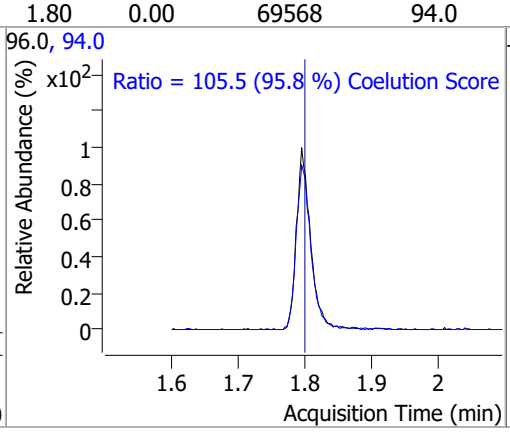

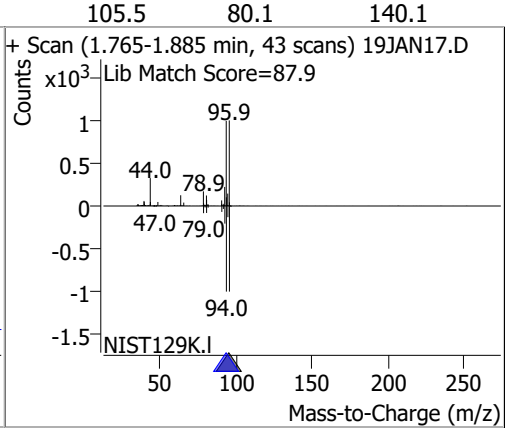

Compound	Conc.	RT	Dev(Min)	Resp.	QIon	QRatio	Lower	Upper
Chloroethane	128.5925	1.90	0.00	77755	66.0	30.9	0.0	60.0

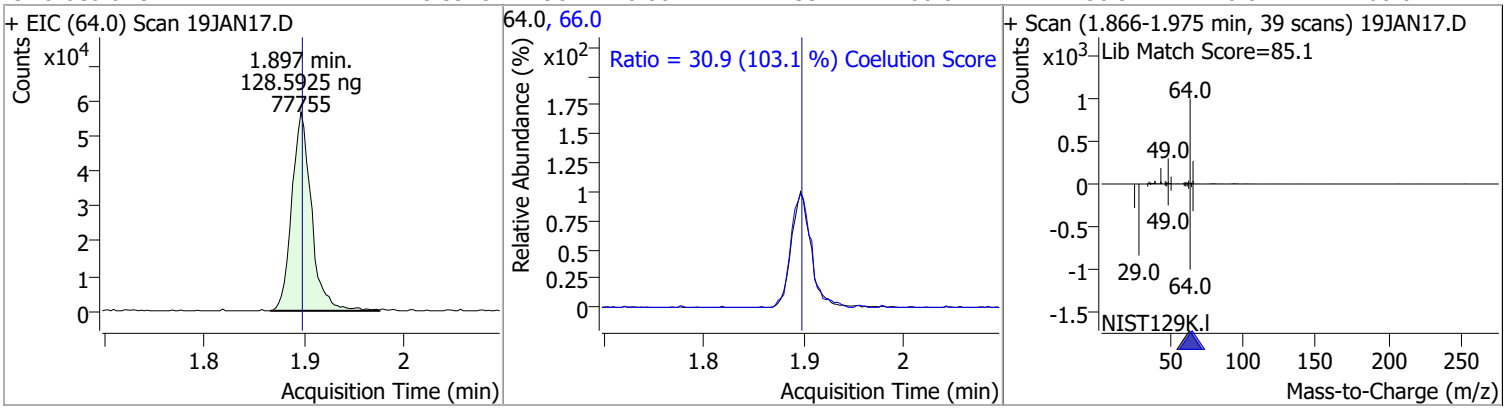

Compound	Conc.	RT	Dev(Min)	Resp.	QIon	QRatio	Lower	Upper
Trichlorofluoromethane	112.5600	2.14	0.00	172504	103.0	66.3	35.0	95.0

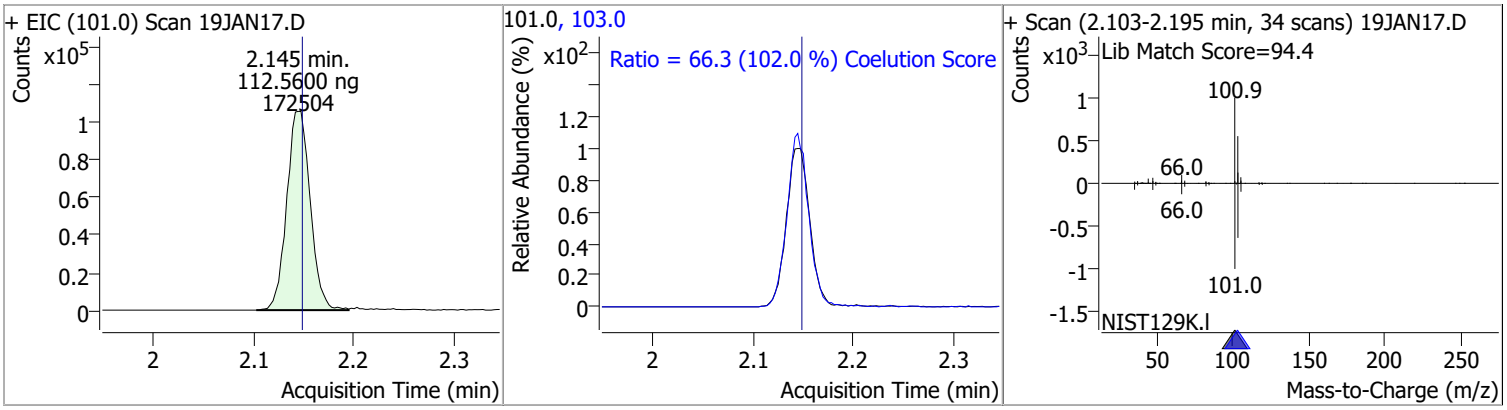

Compound	Conc.	RT	Dev(Min)	Resp.	QIon	QRatio	Lower	Upper
1,1-Dichloroethene	127.4734	2.70	0.00	113673	61.0	177.5	149.9	209.9
					63.0	55.6	27.0	87.0

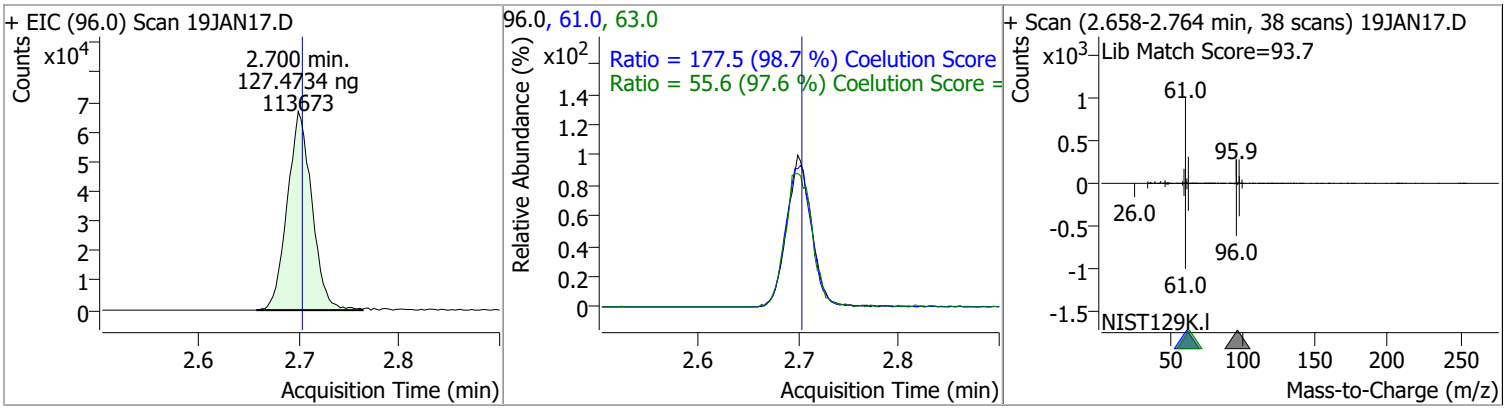

Compound	Conc.	RT	Dev(Min)	Resp.	QIon	QRatio	Lower	Upper
Methylene chloride	117.9185	3.33	0.00	152883	84.0	67.3	36.1	96.1
					86.0	42.1	11.8	71.8

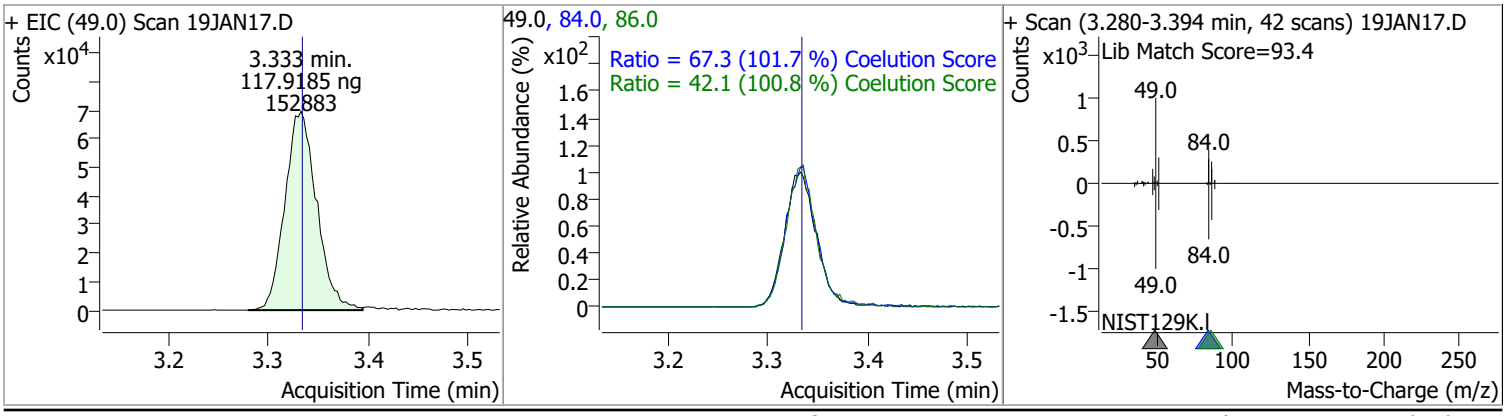

Compound	Conc.	RT	Dev(Min)	Resp.	QIon	QRatio	Lower	Upper
trans-1,2-Dichloroethene	125.1632	3.72	0.00	115302	61.0	157.2	124.8	184.8
					98.0	63.7	32.1	92.1

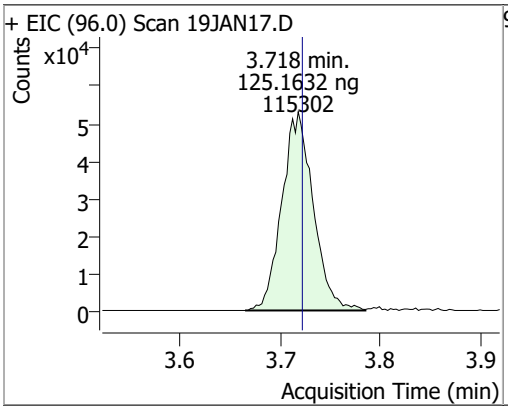

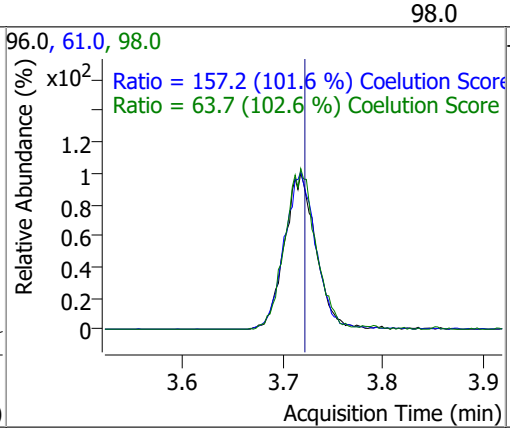

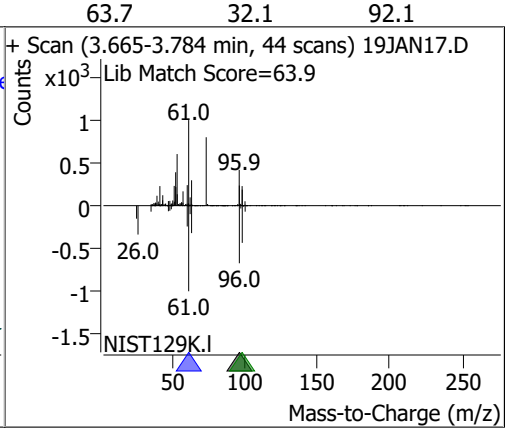

Compound	Conc.	RT	Dev(Min)	Resp.	QIon	QRatio	Lower	Upper
Methyl tert-butyl ether (MTBE)	130.4584	3.75	0.00	150210	57.0	24.9	0.0	54.6

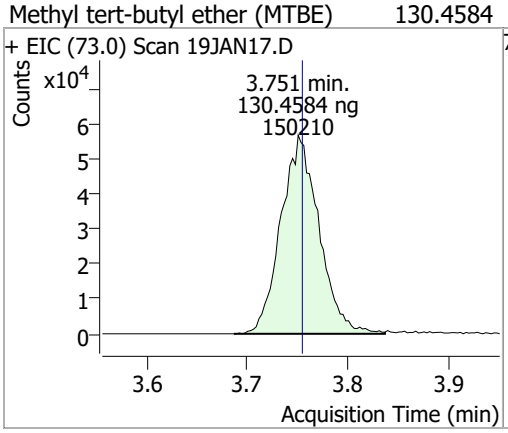

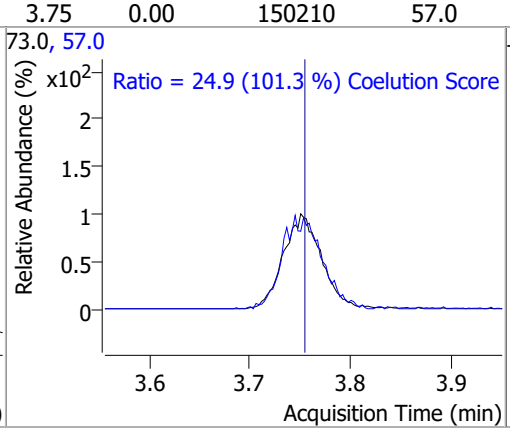

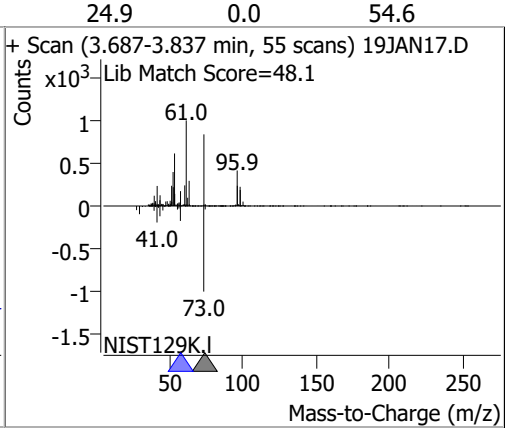

Compound	Conc.	RT	Dev(Min)	Resp.	QIon	QRatio	Lower	Upper
1,1-Dichloroethane	126.6815	4.38	0.00	218409	65.0	31.8	1.0	61.0
					83.0	13.4	0.0	42.7

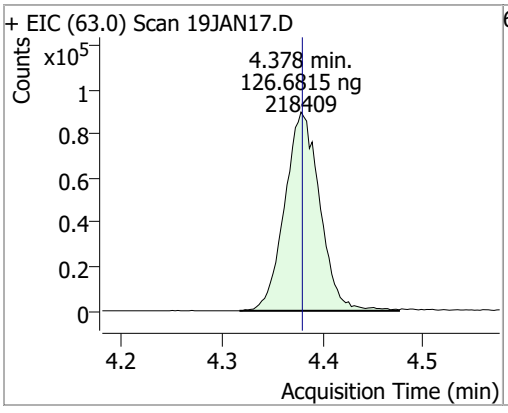

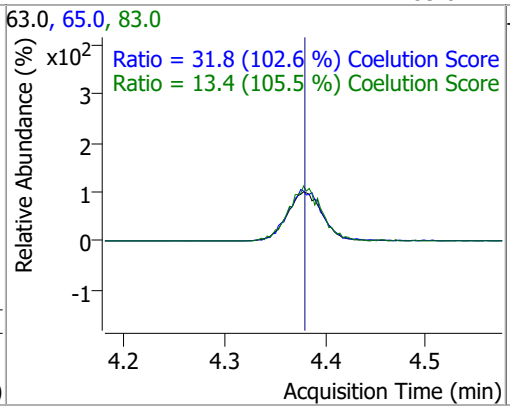

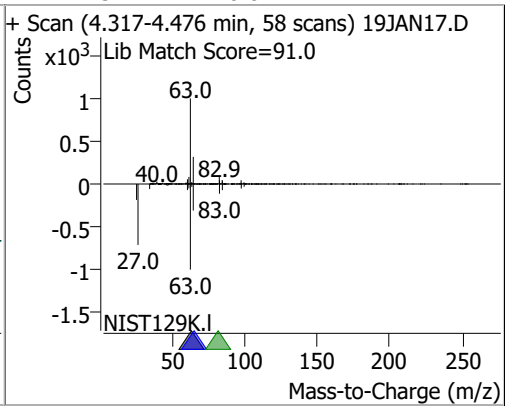

Compound	Conc.	RT	Dev(Min)	Resp.	QIon	QRatio	Lower	Upper
2,2-Dichloropropane	130.6017	5.19	0.00	169689	41.0	64.6	38.8	98.8
					97.0	22.4	0.0	53.9

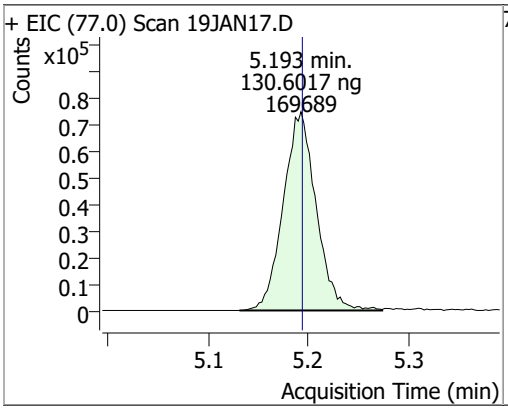

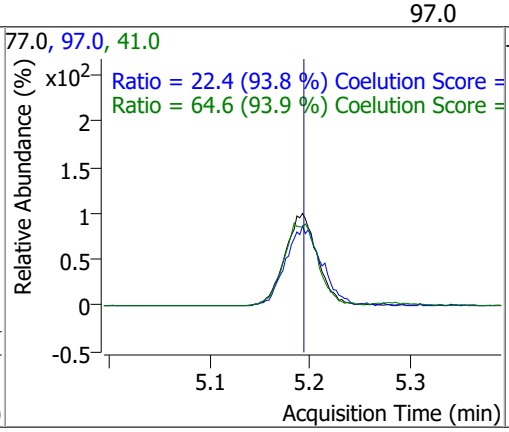

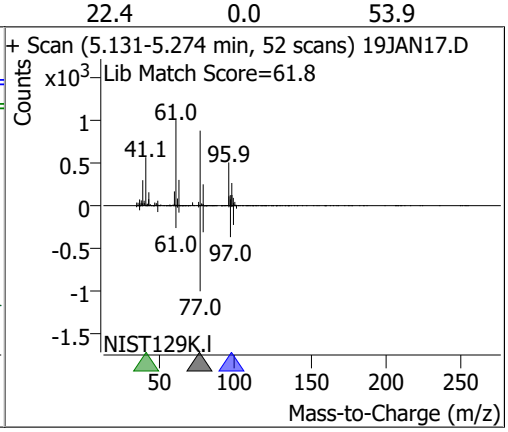

Compound	Conc.	RT	Dev(Min)	Resp.	QIon	QRatio	Lower	Upper
cis-1,2-Dichloroethene	126.7481	5.21	0.00	118223	61.0	164.3	130.4	190.4
					98.0	64.2	36.2	96.2

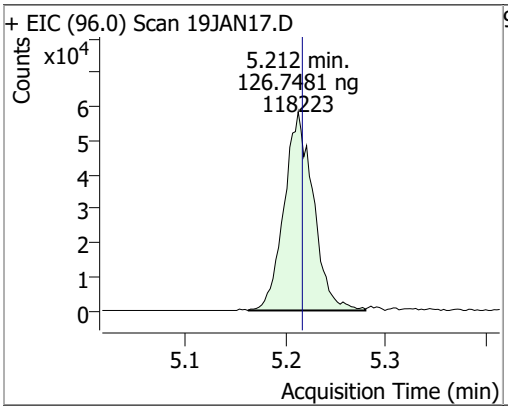

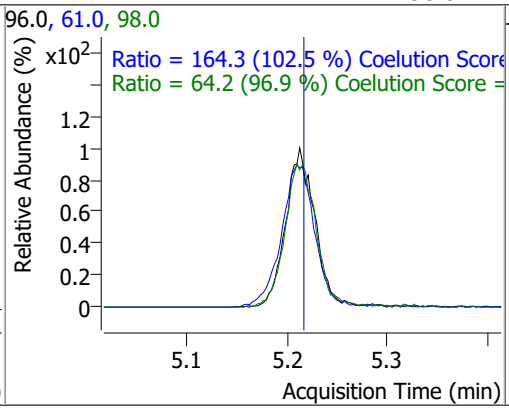

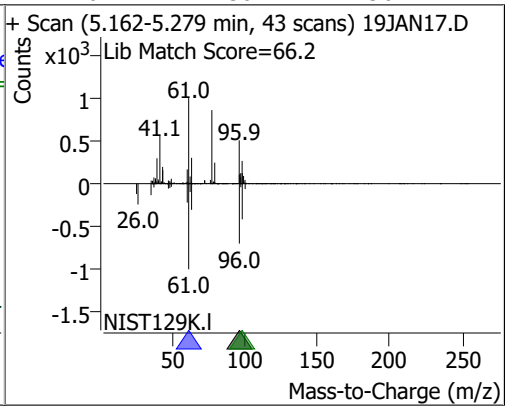

Compound	Conc.	RT	Dev(Min)	Resp.	QIon	QRatio	Lower	Upper
Methyl ethyl ketone	1190.0139	5.28	0.00	160409	72.0	21.3	0.0	50.6

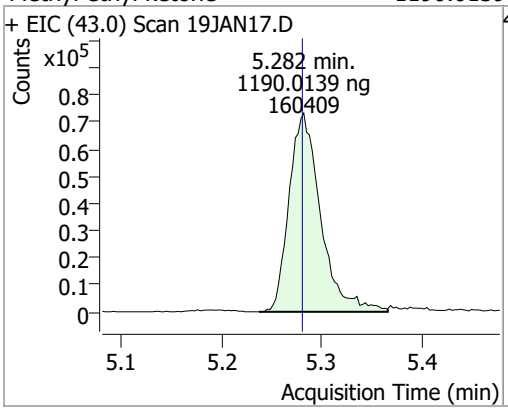

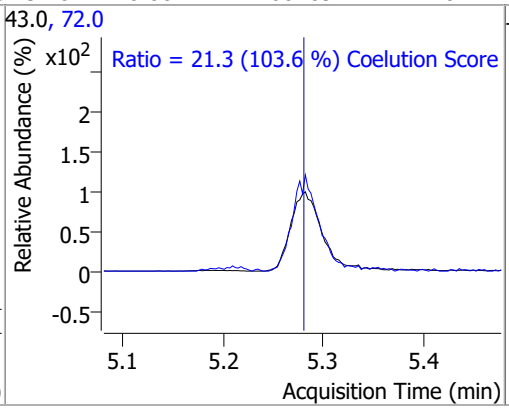

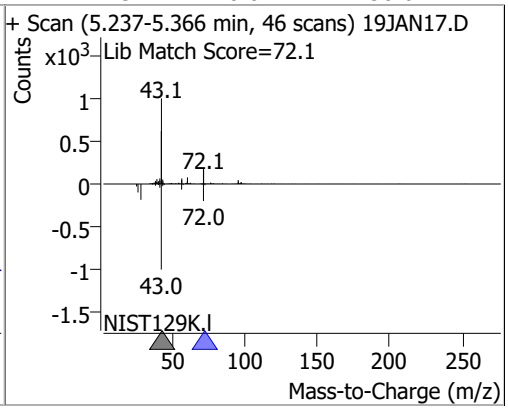

Compound	Conc.	RT	Dev(Min)	Resp.	QIon	QRatio	Lower	Upper
Bromochloromethane	118.1582	5.52	0.00	45441	49.0	191.5	152.2	212.2

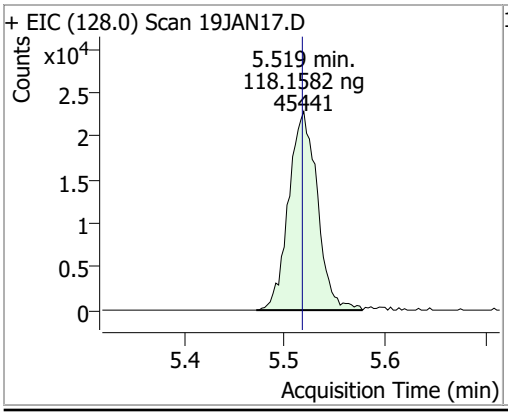

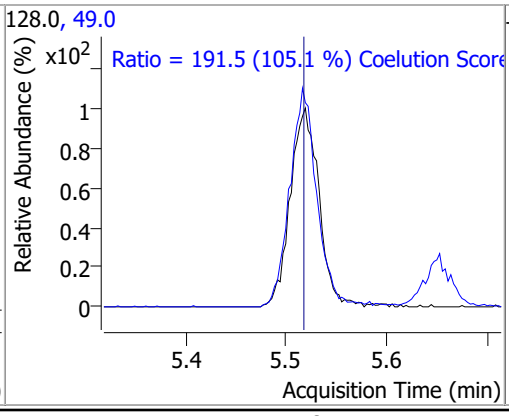

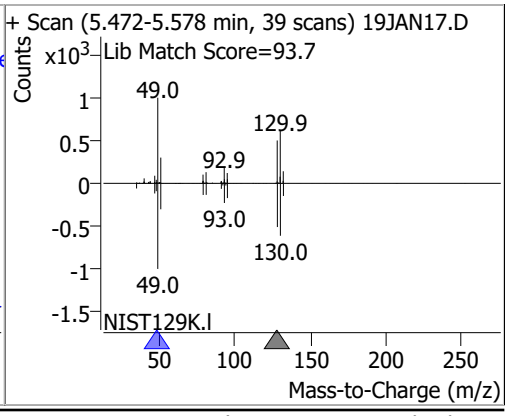

Compound	Conc.	RT	Dev(Min)	Resp.	QIon	QRatio	Lower	Upper
Chloroform	116.0406	5.65	0.00	199758	85.0	65.3	36.2	96.2

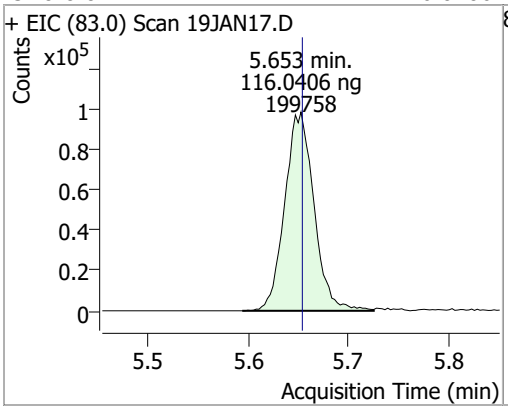

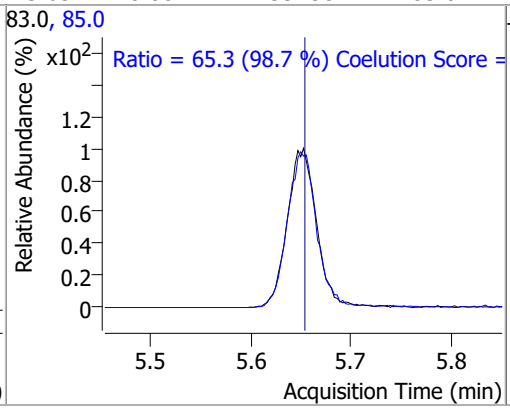

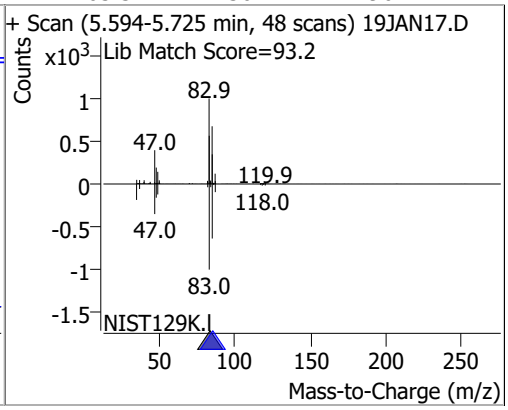

Compound	Conc.	RT	Dev(Min)	Resp.	QIon	QRatio	Lower	Upper
1,1,1-Trichloroethane	123.1032	5.83	0.00	195526	99.0	65.2	33.1	93.1
					61.0	48.1	19.1	79.1

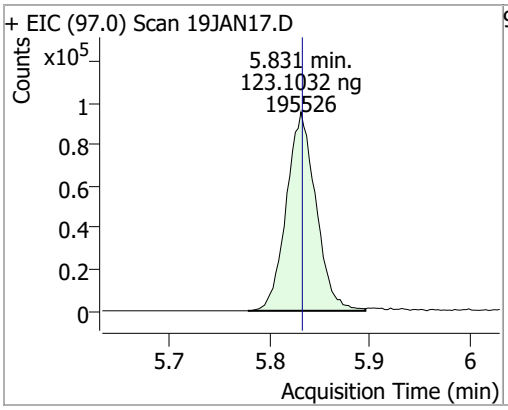

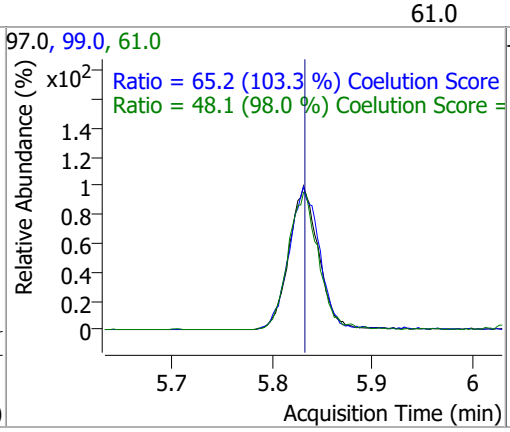

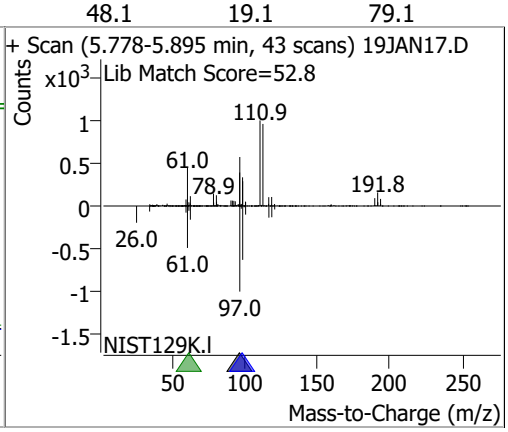

Compound	Conc.	RT	Dev(Min)	Resp.	QIon	QRatio	Lower	Upper
Dibromofluoromethane	230.6011	5.85	0.00	198103	191.5	21.7	0.0	53.2

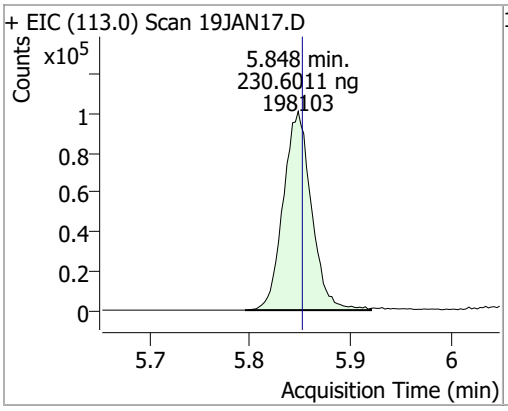

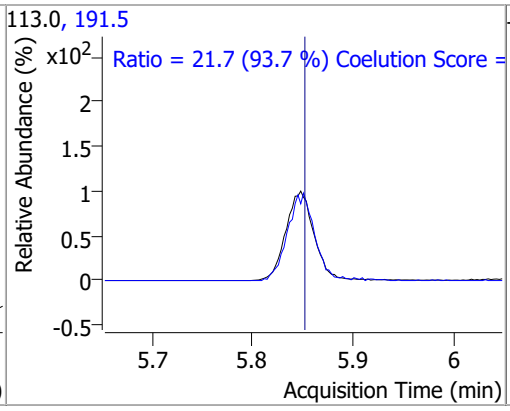

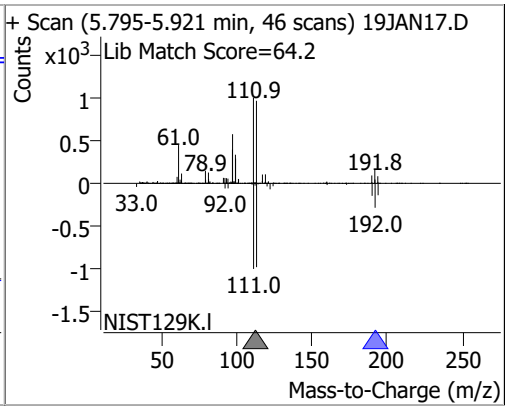

Compound	Conc.	RT	Dev(Min)	Resp.	QIon	QRatio	Lower	Upper
Carbon tetrachloride	121.9742	6.02	0.00	187895	119.0	95.8	67.6	127.6
					121.0	30.5	0.7	60.7

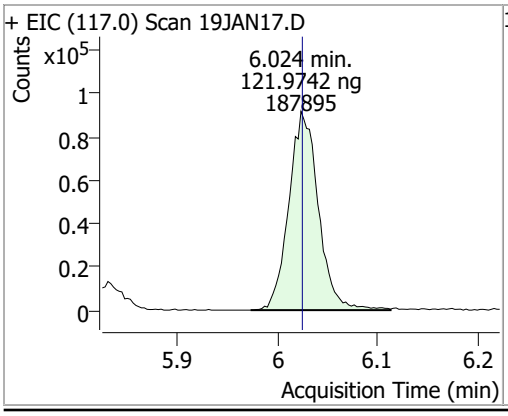

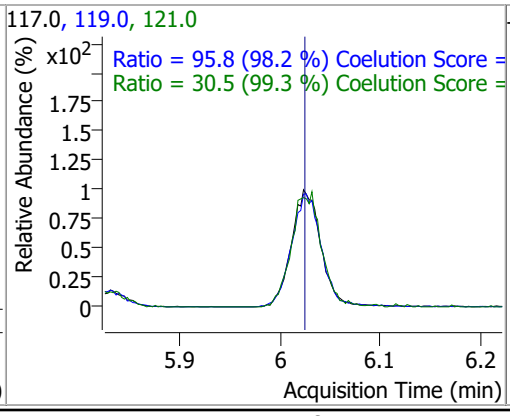

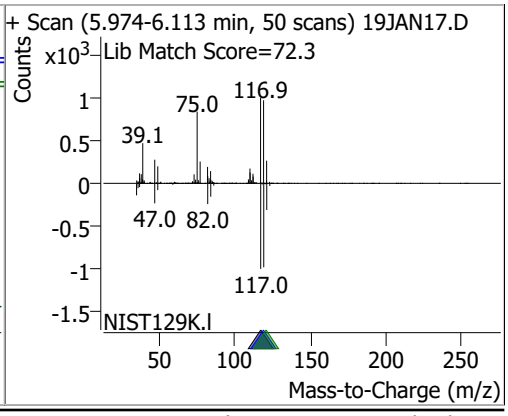

Compound	Conc.	RT	Dev(Min)	Resp.	QIon	QRatio	Lower	Upper
1,1-Dichloropropene	122.6990	6.04	0.00	158033	110.0	34.9	5.6	65.6
					77.0	30.5	1.0	61.0

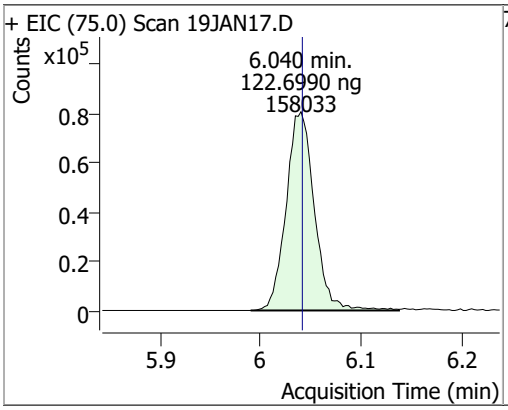

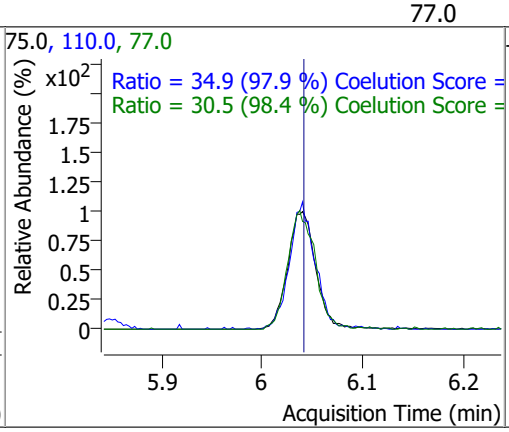

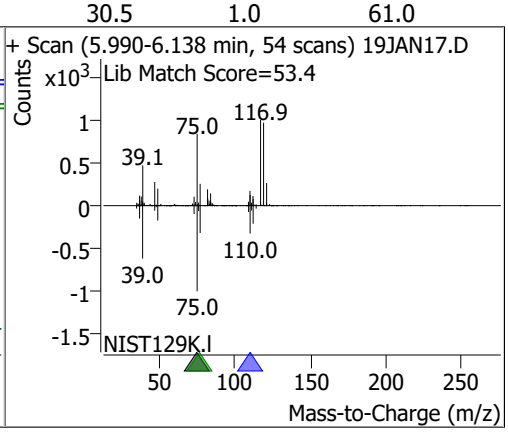

Compound	Conc.	RT	Dev(Min)	Resp.	QIon	QRatio	Lower	Upper
1,2-Dichloroethane-d4	269.9755	6.23	0.00	100187	65.0	192.6	162.8	222.8

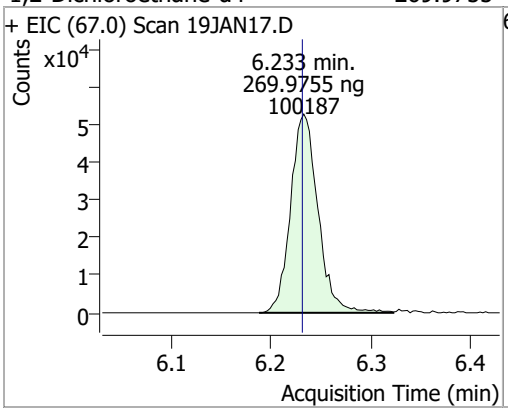

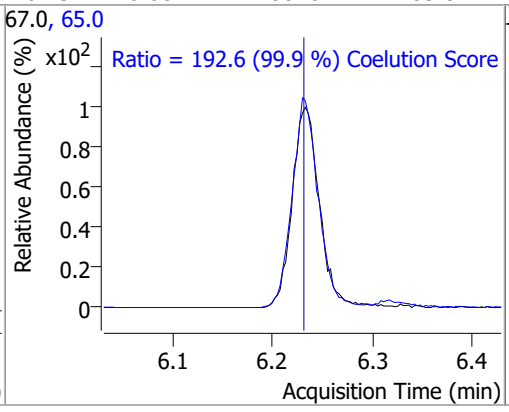

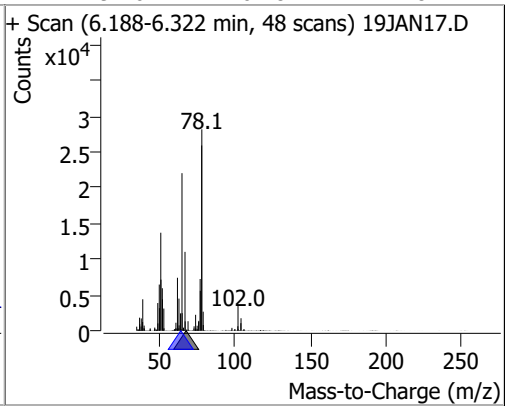

Compound	Conc.	RT	Dev(Min)	Resp.	QIon	QRatio	Lower	Upper
Benzene	124.7960	6.28	0.00	442173	77.0	23.5	0.0	53.3

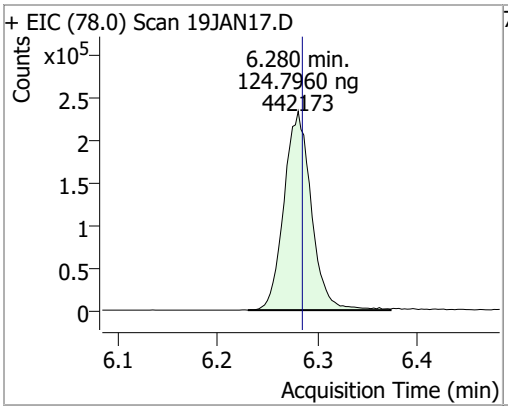

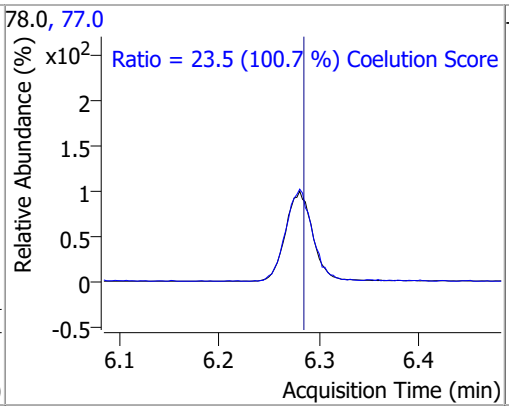

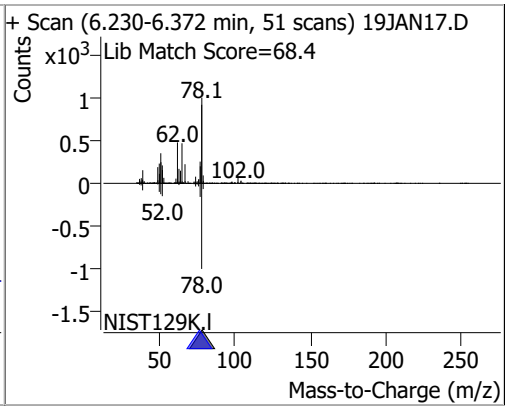

Compound	Conc.	RT	Dev(Min)	Resp.	QIon	QRatio	Lower	Upper
1,2-Dichloroethane	112.9931	6.32	0.00	110579	64.0	32.1	2.2	62.2
					98.0	7.5	0.0	38.2

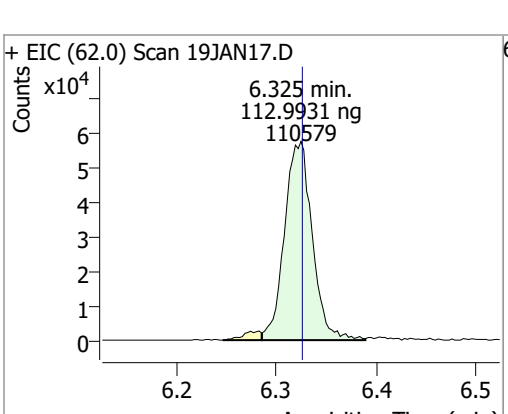

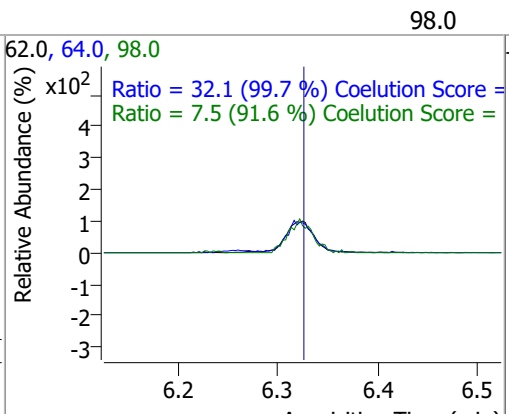

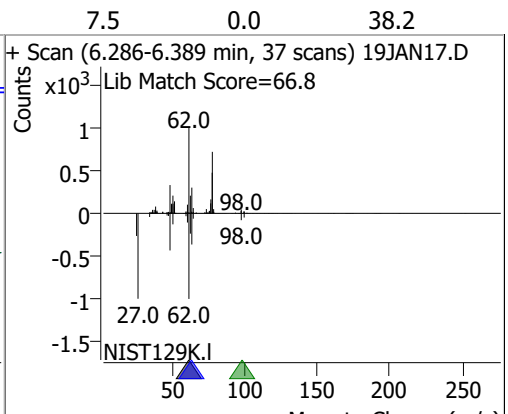

Compound	Conc.	RT	Dev(Min)	Resp.	QIon	QRatio	Lower	Upper
Trichloroethene	127.0550	7.03	0.00	128332	130.0	101.0	75.6	135.6
					97.0	63.3	35.7	95.7

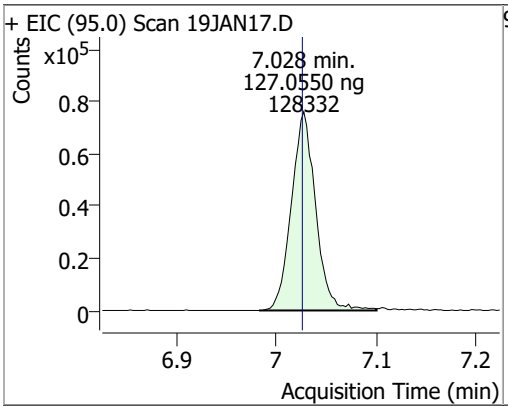

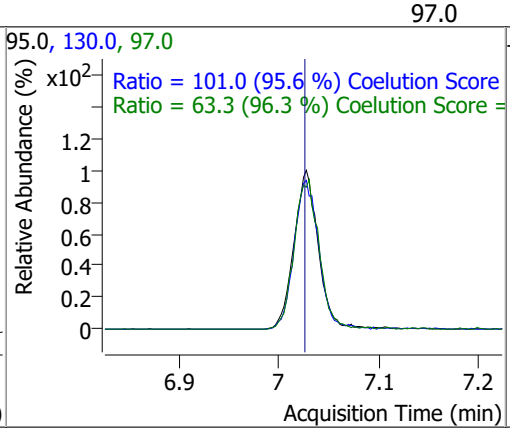

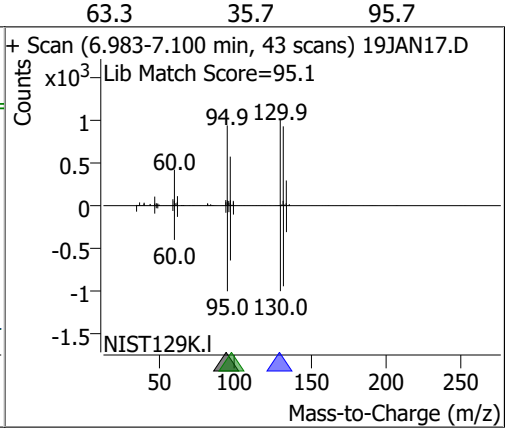

Compound	Conc.	RT	Dev(Min)	Resp.	QIon	QRatio	Lower	Upper
1,2-Dichloropropane	125.2628	7.27	0.00	111240	76.0	38.8	9.8	69.8

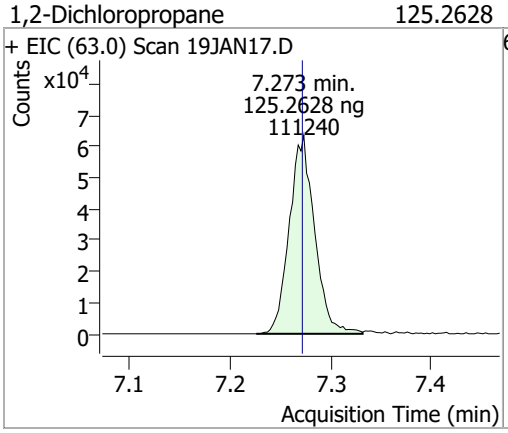

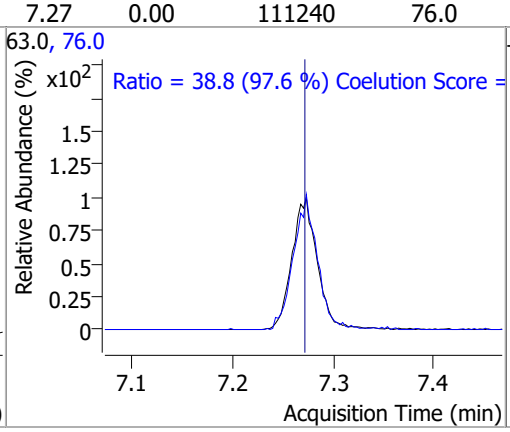

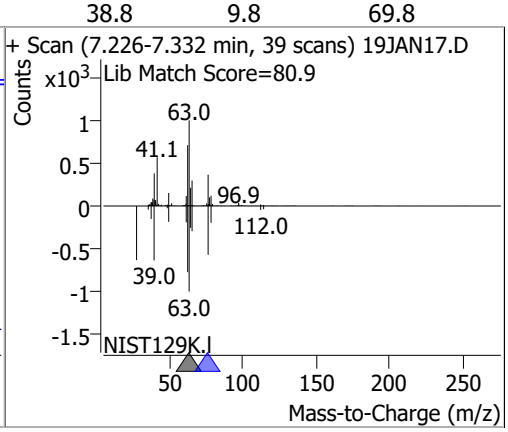

Compound	Conc.	RT	Dev(Min)	Resp.	QIon	QRatio	Lower	Upper
Dibromomethane	119.7325	7.40	0.00	44818	173.5	110.5	78.2	138.2
					95.0	89.1	54.5	114.5

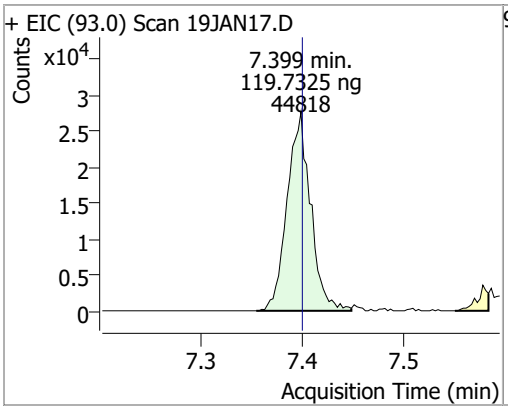

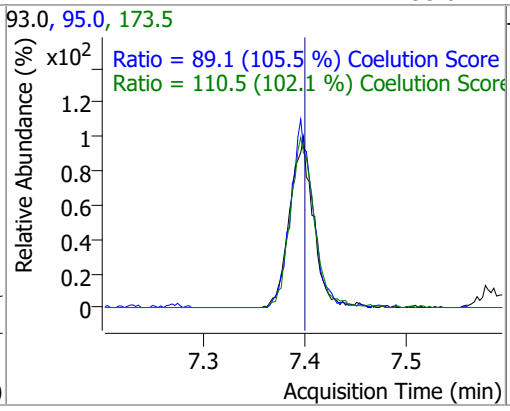

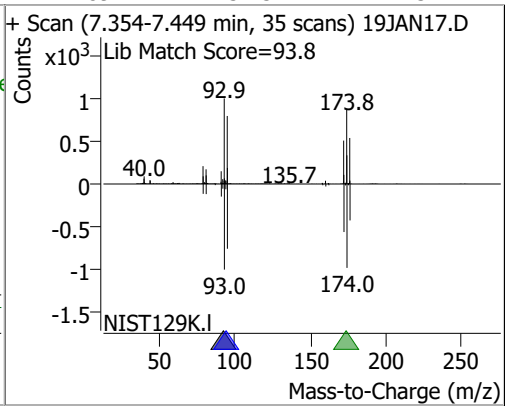

Compound	Conc.	RT	Dev(Min)	Resp.	QIon	QRatio	Lower	Upper
Bromodichloromethane	125.0178	7.58	0.00	131590	85.0	64.7	36.3	96.3
					127.0	9.6	0.0	39.5

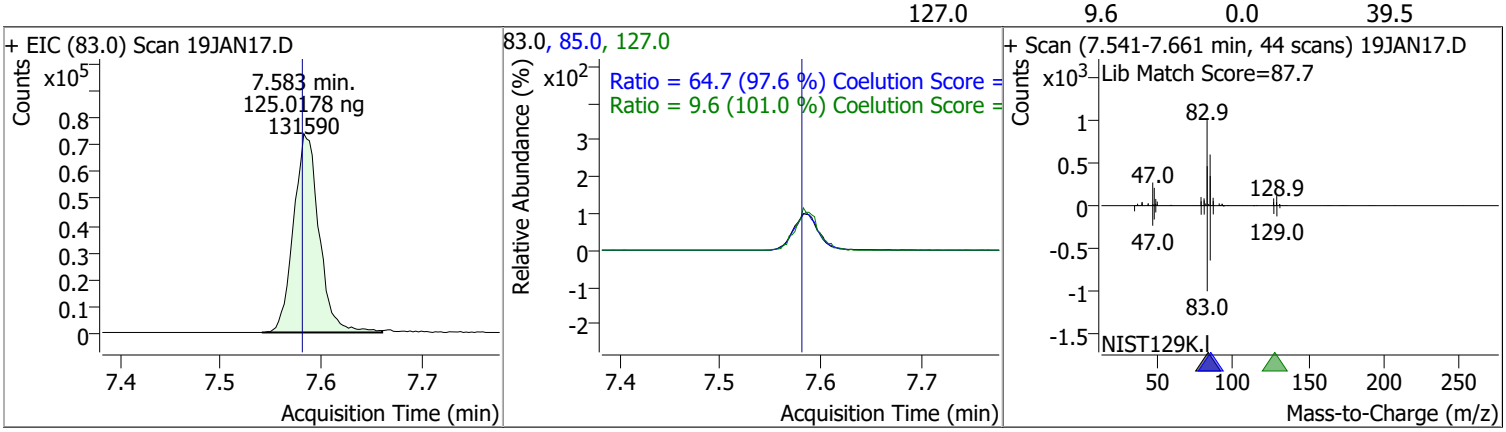

Compound	Conc.	RT	Dev(Min)	Resp.	QIon	QRatio	Lower	Upper
cis-1,3-Dichloropropene	121.1938	8.06	0.00	139981	39.0	53.0	22.5	82.5
					77.0	31.2	1.8	61.8

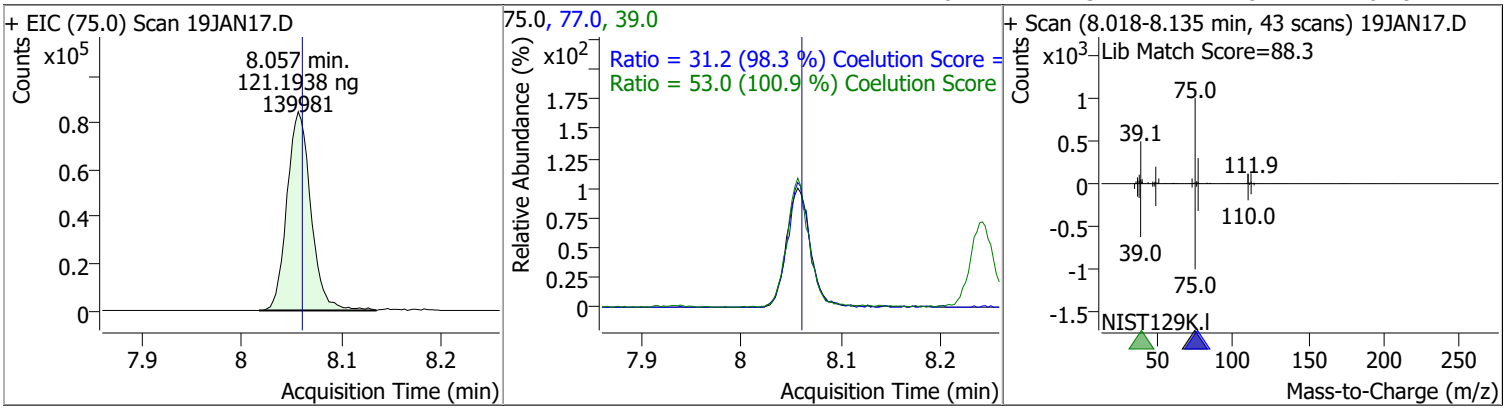

Compound	Conc.	RT	Dev(Min)	Resp.	QIon	QRatio	Lower	Upper
Toluene-d8	272.4962	8.32	0.00	896928	100.0	64.5	34.3	94.3
					99.0	9.5	0.0	39.2

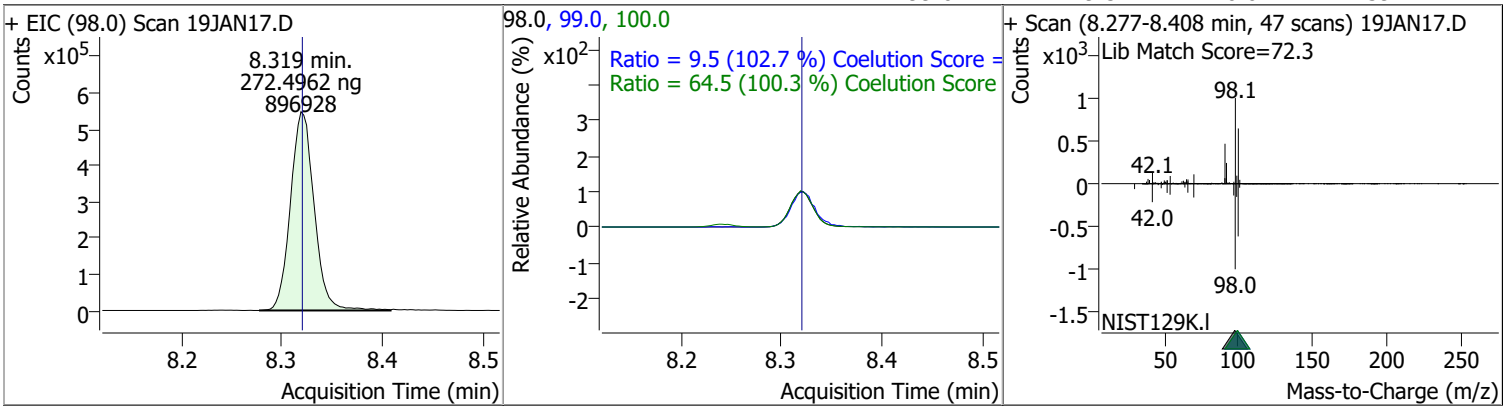

Compound	Conc.	RT	Dev(Min)	Resp.	QIon	QRatio	Lower	Upper
Toluene	126.5738	8.39	0.00	277703	91.0	177.8	144.1	204.1

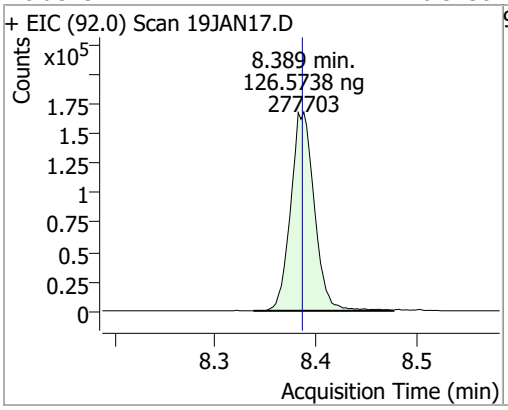

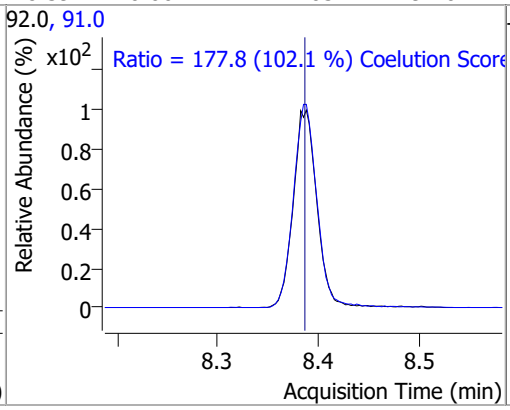

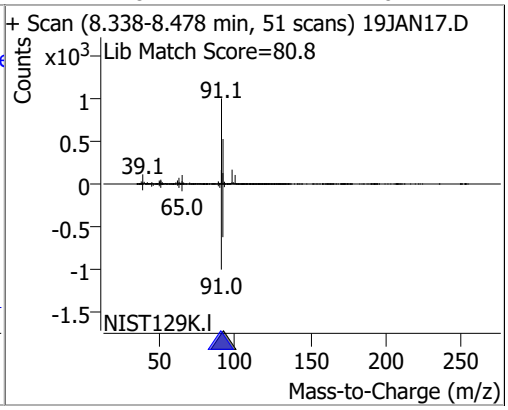

Compound	Conc.	RT	Dev(Min)	Resp.	QIon	QRatio	Lower	Upper
trans-1,3-Dichloropropene	125.6654	8.64	0.00	105873	39.0	51.5	23.0	83.0
					77.0	33.8	1.0	61.0

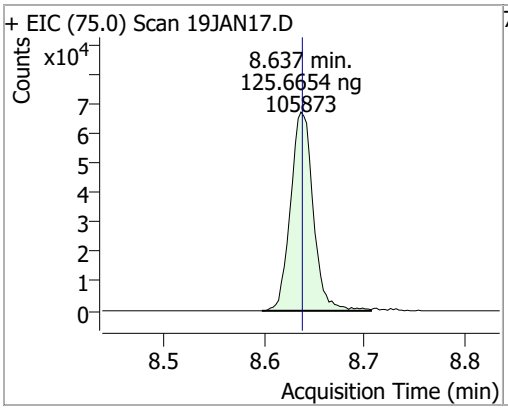

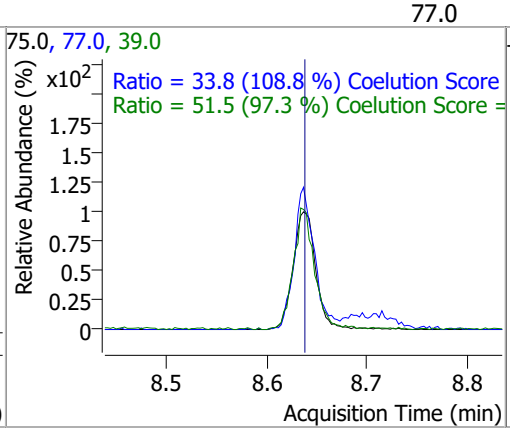

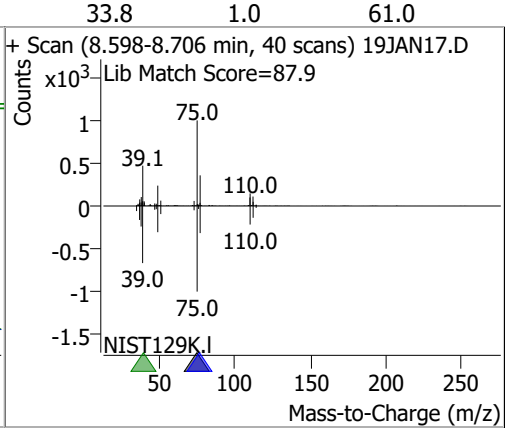

Compound	Conc.	RT	Dev(Min)	Resp.	QIon	QRatio	Lower	Upper
1,1,2-Trichloroethane	122.3326	8.82	0.00	52407	97.0	116.6	80.7	140.7
					85.0	63.6	30.7	90.7

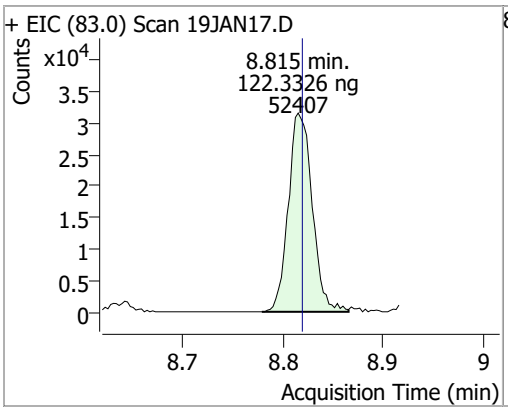

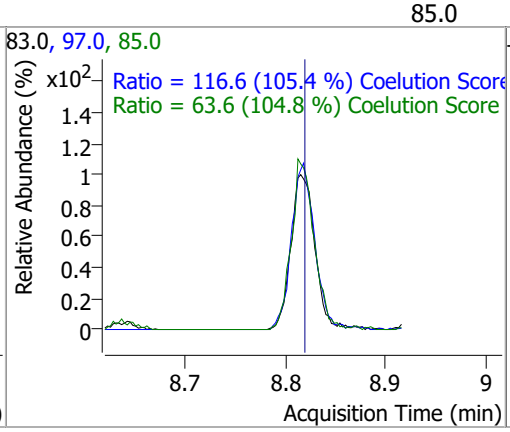

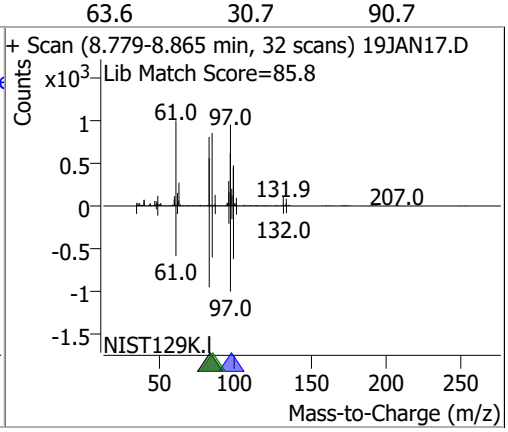

Compound	Conc.	RT	Dev(Min)	Resp.	QIon	QRatio	Lower	Upper
Tetrachloroethene	126.0005	8.94	0.00	112100	165.8	126.3	96.1	156.1
					129.0	90.3	60.5	120.5

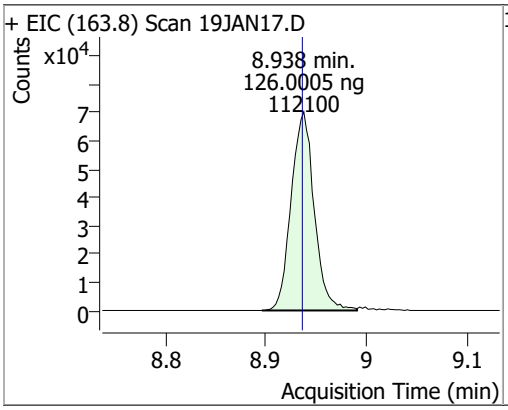

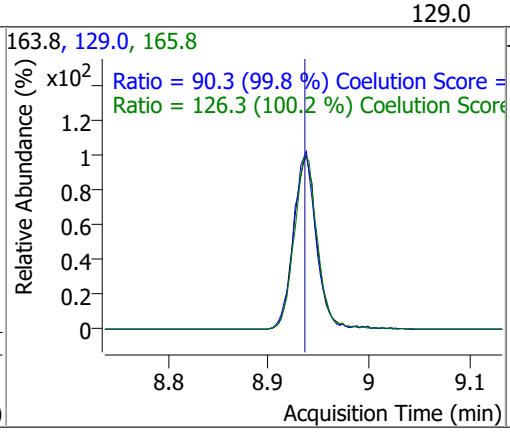

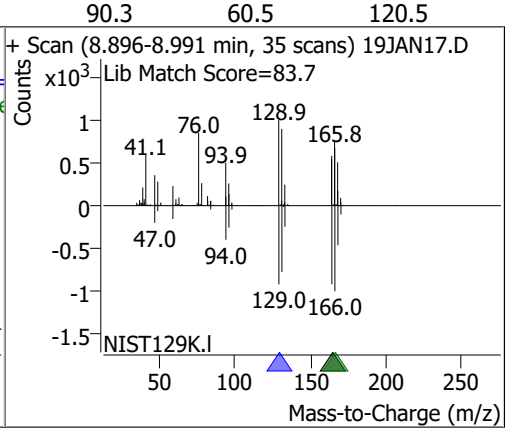

Compound	Conc.	RT	Dev(Min)	Resp.	QIon	QRatio	Lower	Upper
1,3-Dichloropropane	115.2581	8.98	0.00	99920	78.0	33.3	2.4	62.4

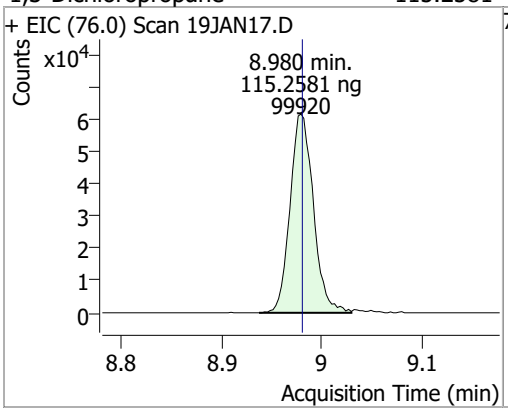

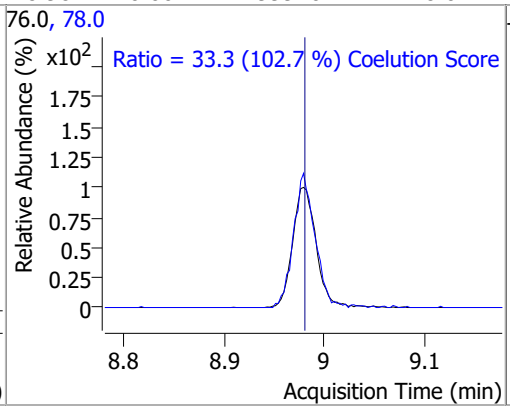

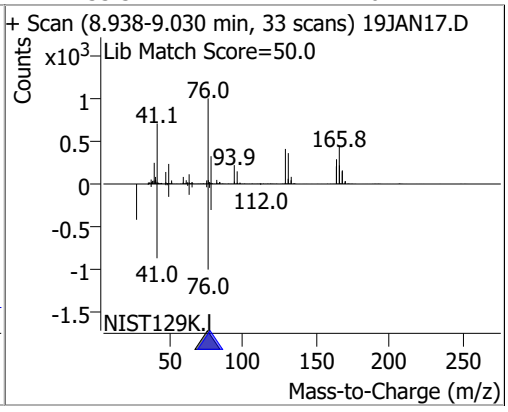

Compound	Conc.	RT	Dev(Min)	Resp.	QIon	QRatio	Lower	Upper
Chlorodibromomethane	118.7188	9.21	0.00	81909	127.0	76.0	47.2	107.2

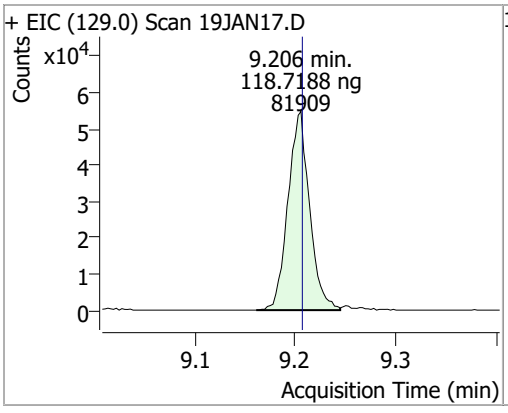

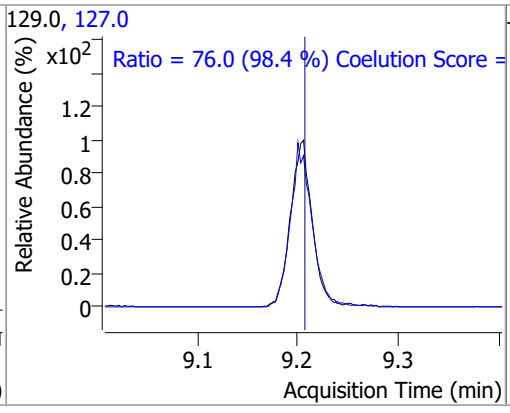

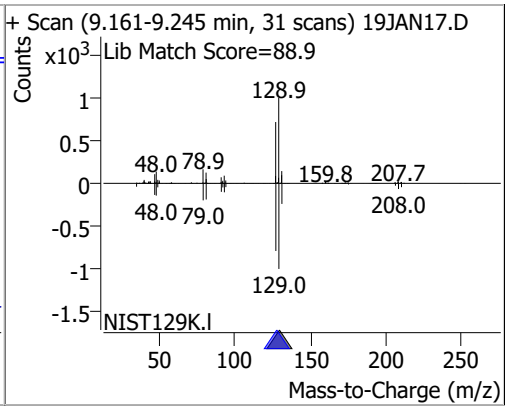

Compound	Conc.	RT	Dev(Min)	Resp.	QIon	QRatio	Lower	Upper
1,2-Dibromoethane	123.8219	9.31	0.01	58586	109.0	92.9	61.5	121.5

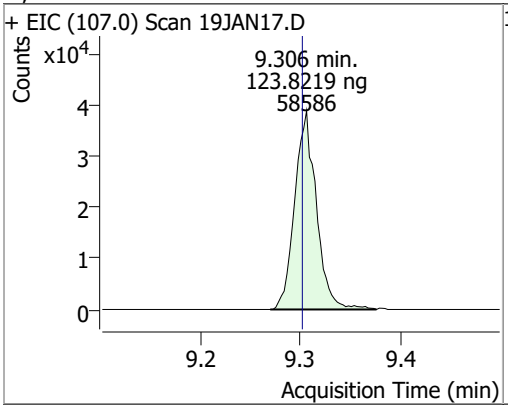

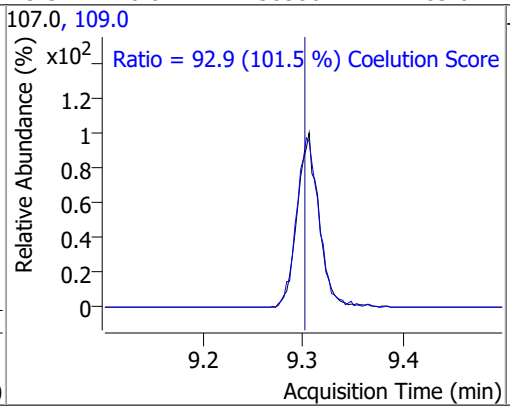

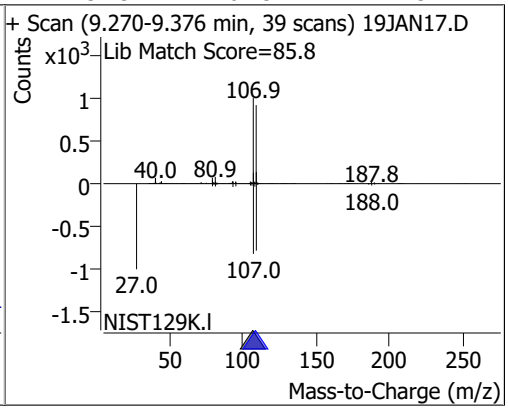

Compound	Conc.	RT	Dev(Min)	Resp.	QIon	QRatio	Lower	Upper
Chlorobenzene	127.6842	9.80	0.00	307100	114.0	31.4	2.2	62.2

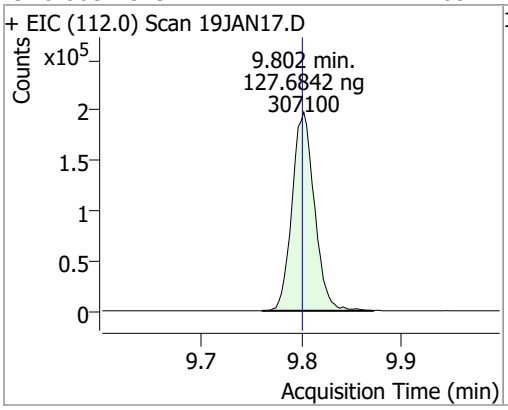

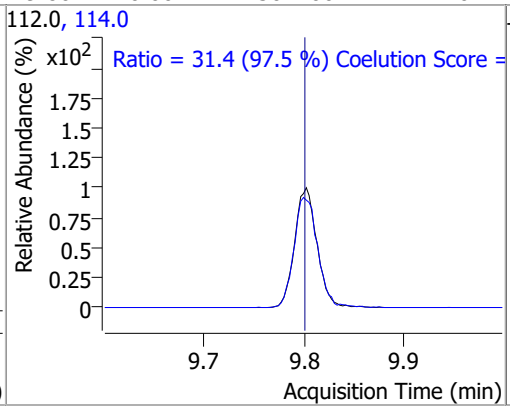

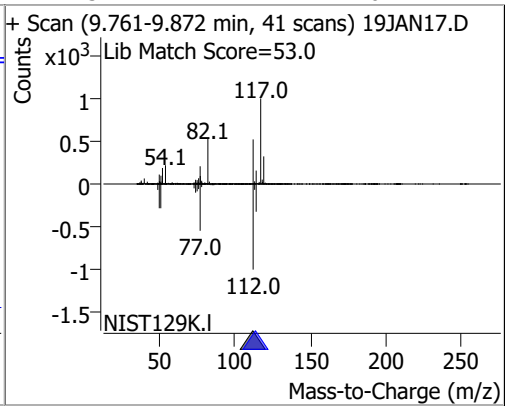

Compound	Conc.	RT	Dev(Min)	Resp.	QIon	QRatio	Lower	Upper
1,1,1,2-Tetrachloroethane	121.1435	9.89	0.00	102231	133.0	96.6	65.3	125.3

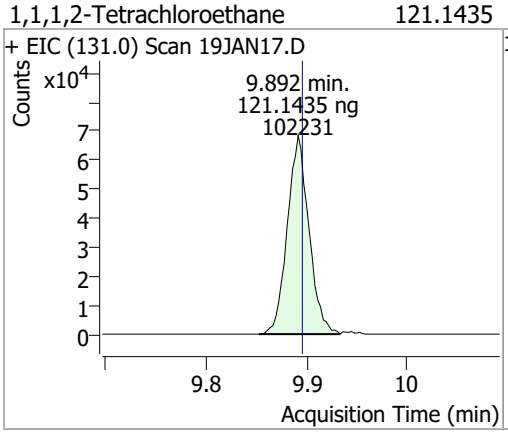

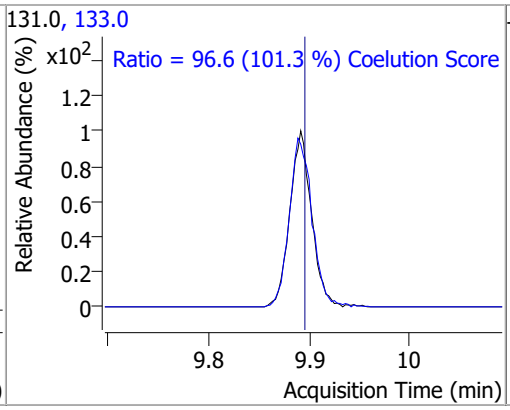

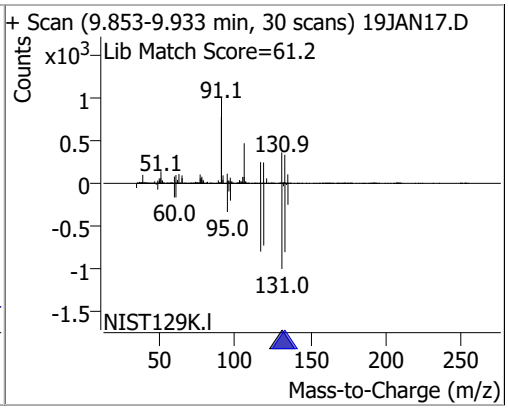

Compound	Conc.	RT	Dev(Min)	Resp.	QIon	QRatio	Lower	Upper
Ethylbenzene	127.5512	9.92	0.00	535079	106.0	30.9	1.7	61.7

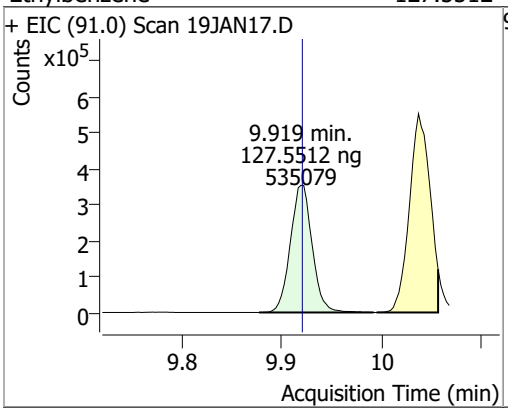

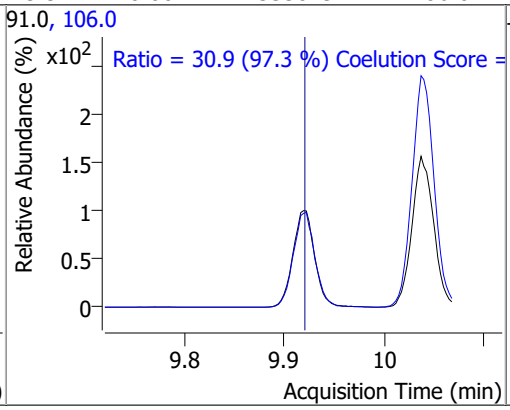

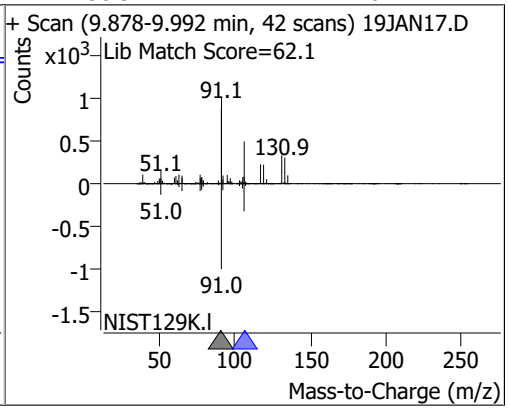

Compound	Conc.	RT	Dev(Min)	Resp.	QIon	QRatio	Lower	Upper
m+p-Xylenes	247.6085	10.04	0.00	413361	91.0	202.1	170.7	230.7

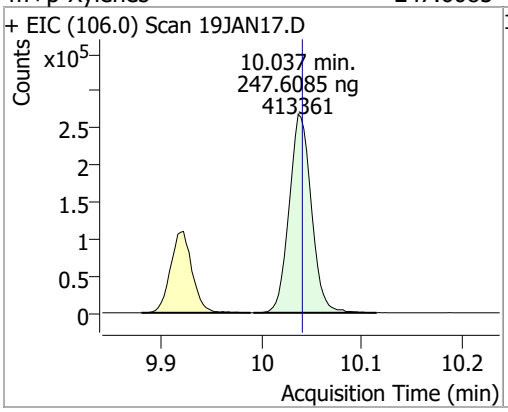

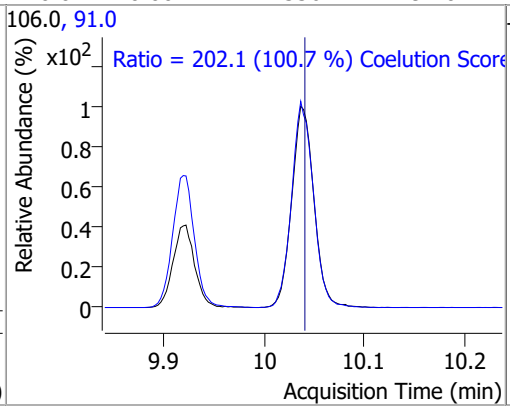

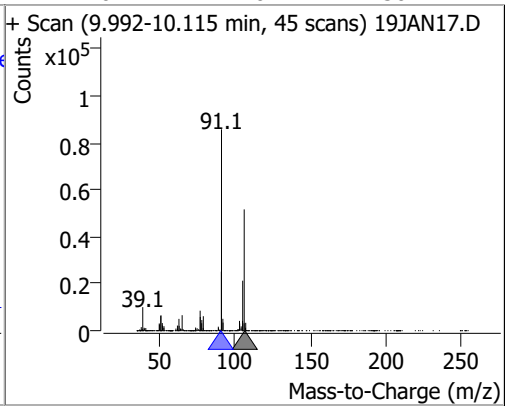

Compound	Conc.	RT	Dev(Min)	Resp.	QIon	QRatio	Lower	Upper
o-Xylene	125.9585	10.43	0.00	184033	91.0	215.0	181.4	241.4

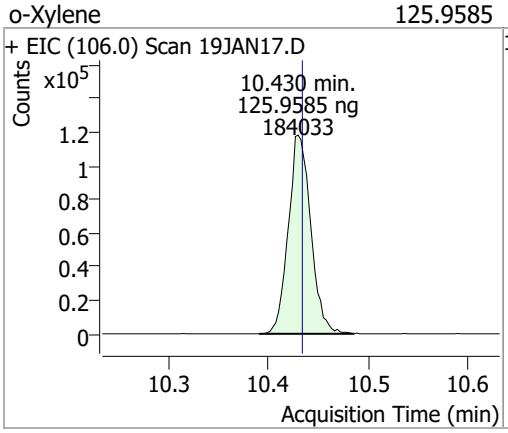

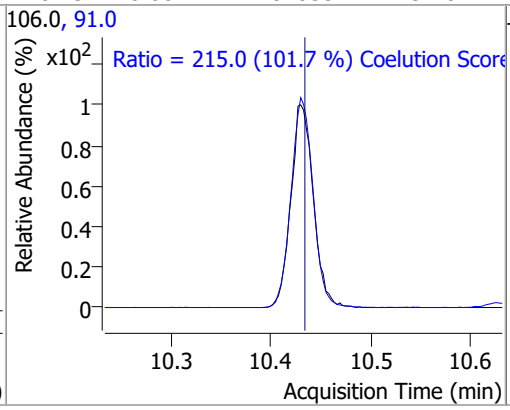

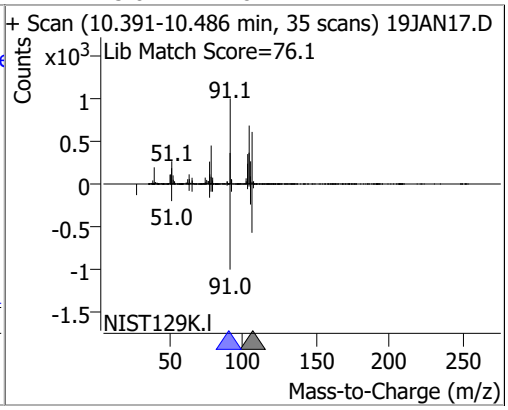

Compound	Conc.	RT	Dev(Min)	Resp.	QIon	QRatio	Lower	Upper
Styrene	126.6563	10.45	0.00	306077	78.0	50.7	20.6	80.6

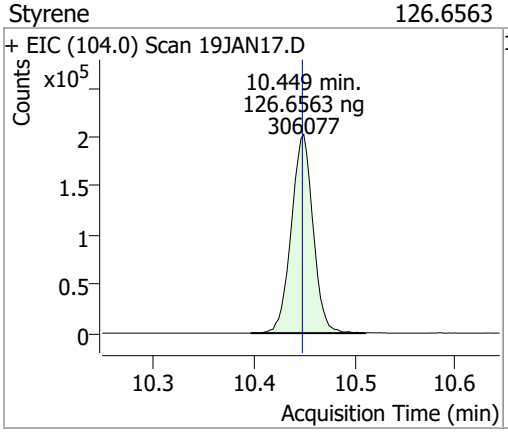

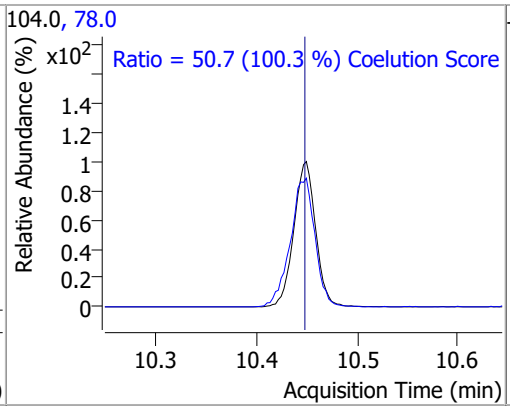

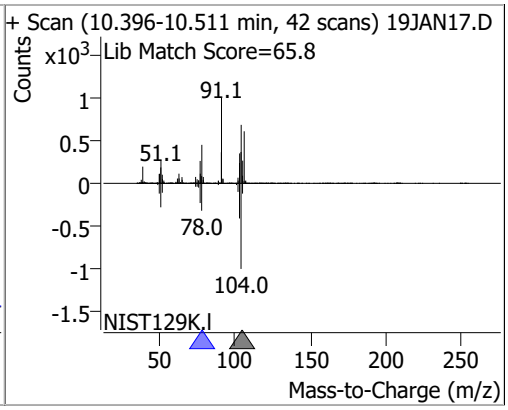

Compound	Conc.	RT	Dev(Min)	Resp.	QIon	QRatio	Lower	Upper
Bromoform	118.4586	10.62	0.00	45029	170.5	51.1	20.3	80.3
					174.5	51.5	18.1	78.1

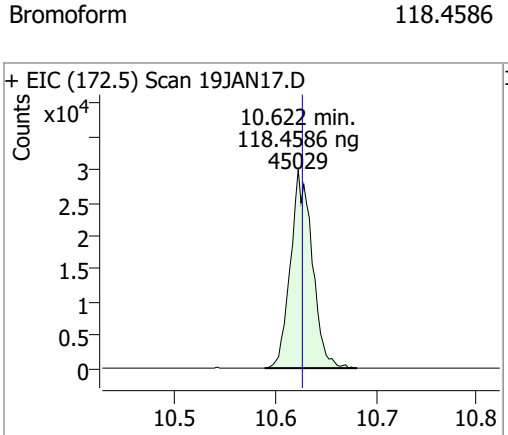

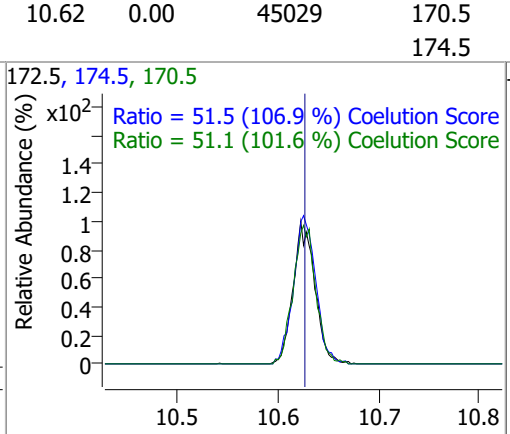

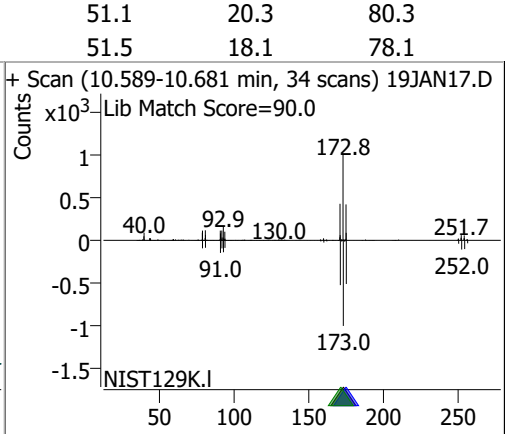

Compound	Conc.	RT	Dev(Min)	Resp.	QIon	QRatio	Lower	Upper
p-Bromofluorobenzene	258.3795	10.95	0.00	270628	174.0	95.1	65.3	125.3
					176.0	92.6	63.3	123.3

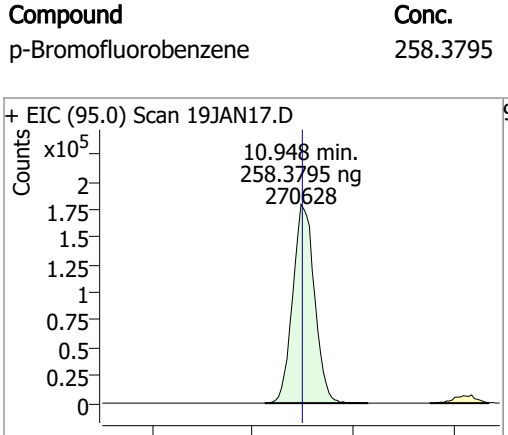

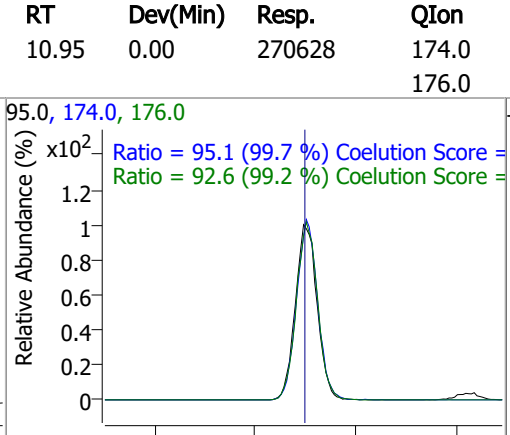



Compound	Conc.	RT	Dev(Min)	Resp.	QIon	QRatio	Lower	Upper
Bromobenzene	128.7582	11.09	0.00	118930	77.0	142.8	113.5	173.5
					158.0	96.1	66.1	126.1

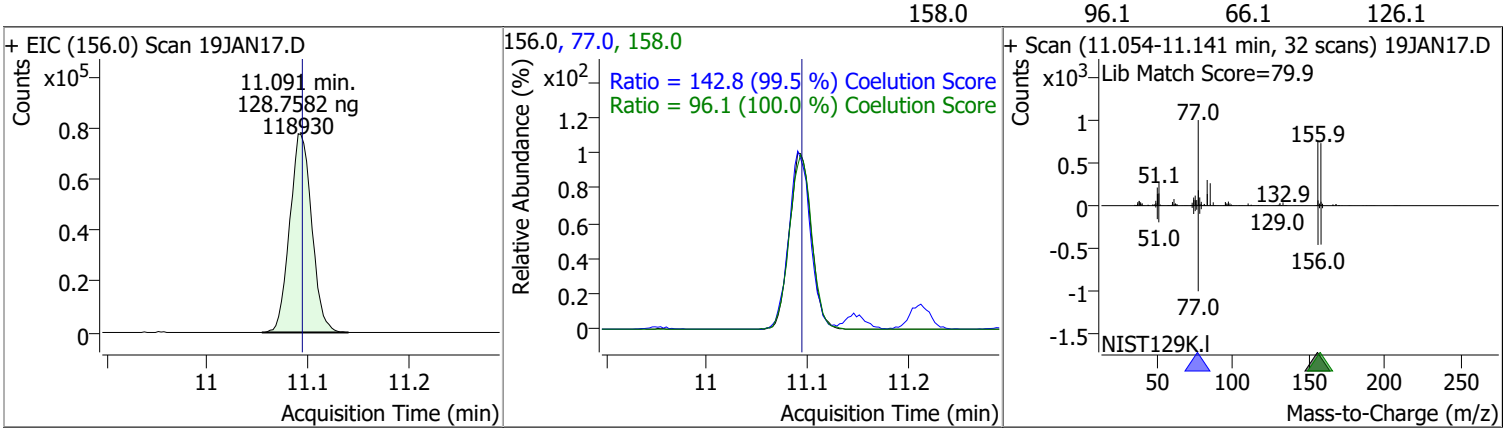

Compound	Conc.	RT	Dev(Min)	Resp.	QIon	QRatio	Lower	Upper
1,1,2,2-Tetrachloroethane	123.7103	11.11	0.00	65177	85.0	63.5	33.3	93.3

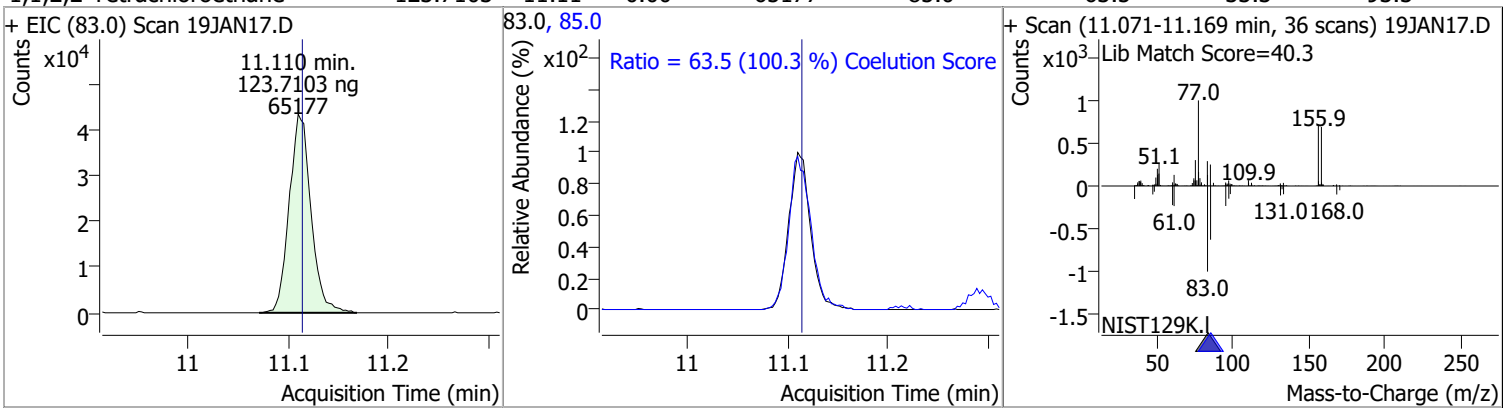

Compound	Conc.	RT	Dev(Min)	Resp.	QIon	QRatio	Lower	Upper
1,2,3-Trichloropropane	119.2511	11.15	0.00	16507	112.0	65.4	35.8	95.8

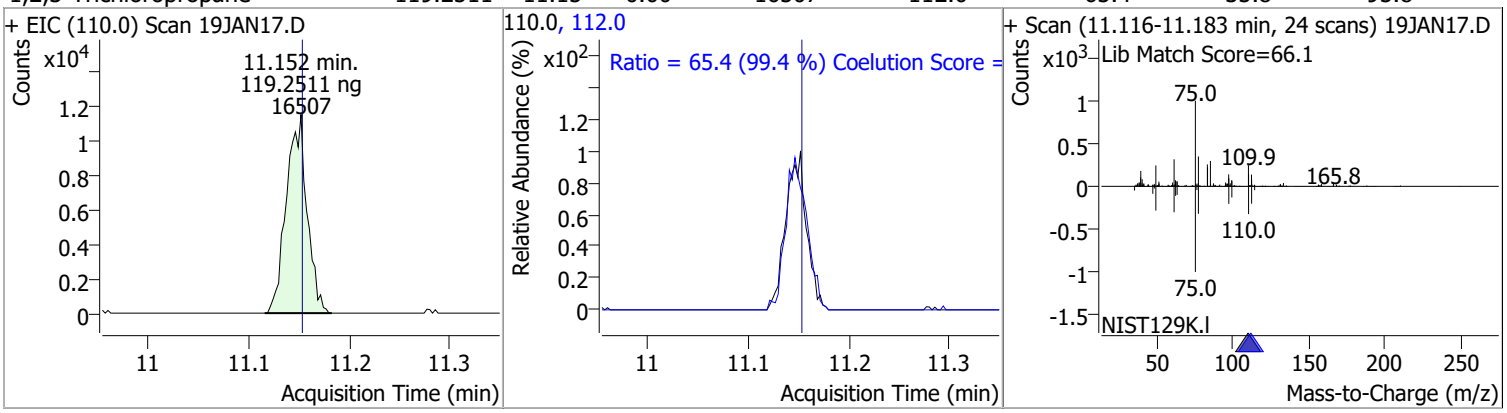

Compound	Conc.	RT	Dev(Min)	Resp.	QIon	QRatio	Lower	Upper
2-Chlorotoluene	128.0245	11.29	0.00	117036	91.0	284.5	246.2	306.2

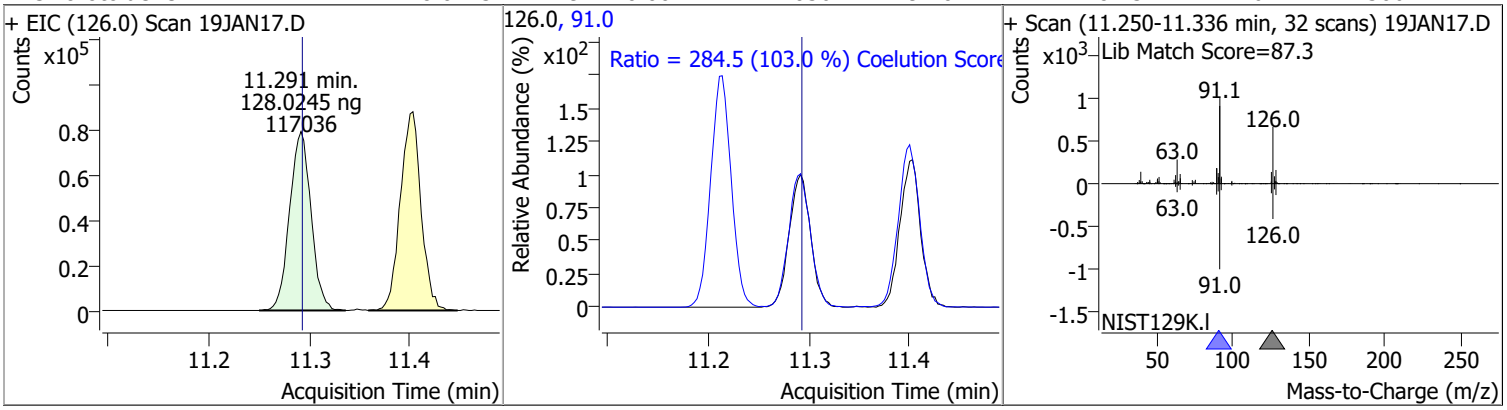

Compound	Conc.	RT	Dev(Min)	Resp.	QIon	QRatio	Lower	Upper
4-Chlorotoluene	133.6905	11.40	0.00	395846	126.0	31.8	1.3	61.3

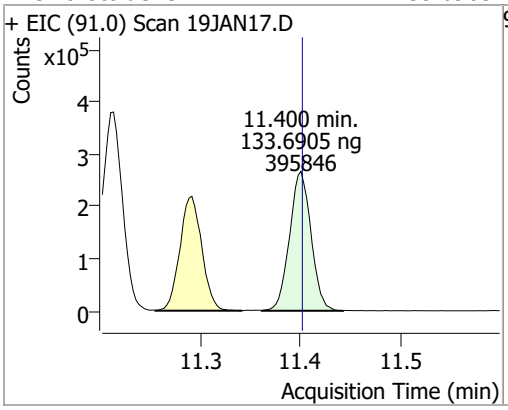

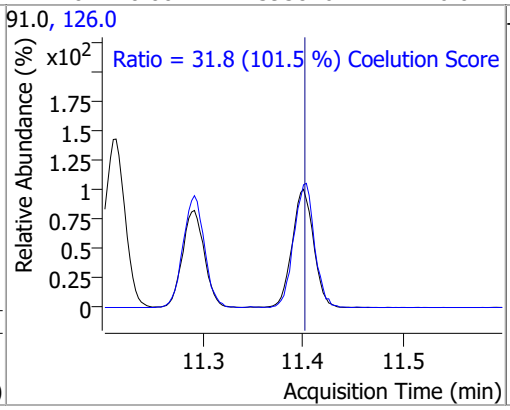

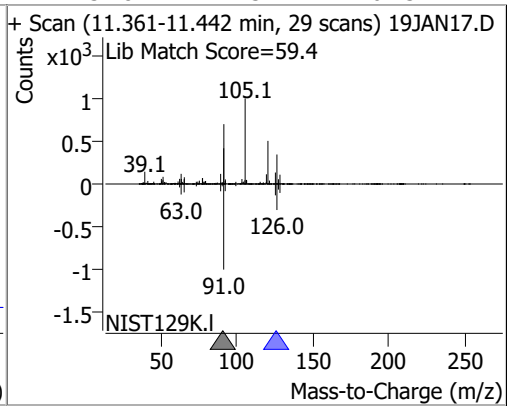

Compound	Conc.	RT	Dev(Min)	Resp.	QIon	QRatio	Lower	Upper
1,3-Dichlorobenzene	127.9071	12.04	0.00	214054	148.0	65.1	32.8	92.8
					111.0	39.8	8.7	68.7

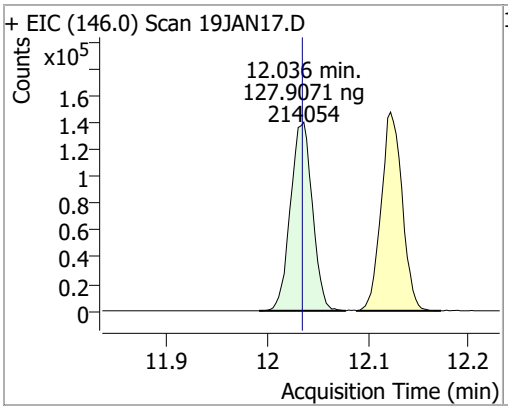

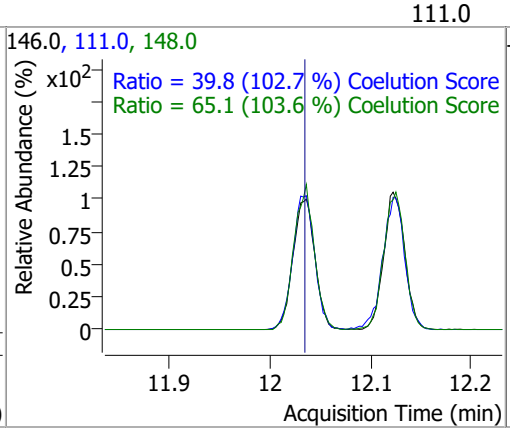

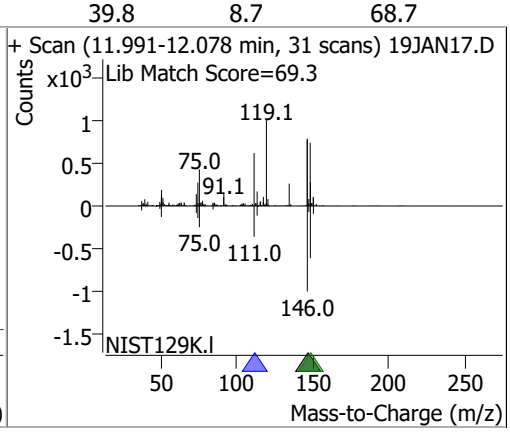

Compound	Conc.	RT	Dev(Min)	Resp.	QIon	QRatio	Lower	Upper
1,4-Dichlorobenzene	126.9159	12.12	0.00	216533	148.0	63.7	33.7	93.7
					111.0	39.1	8.7	68.7

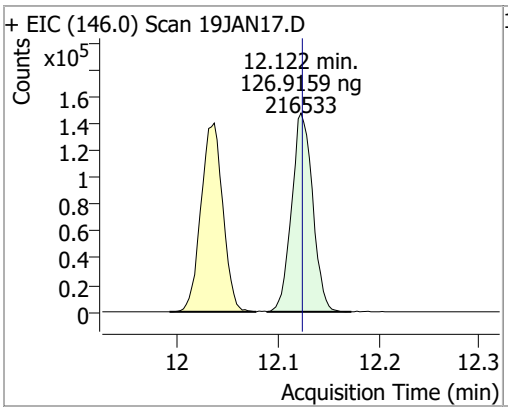

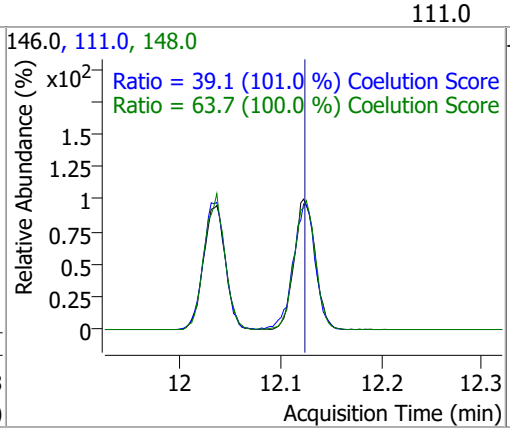

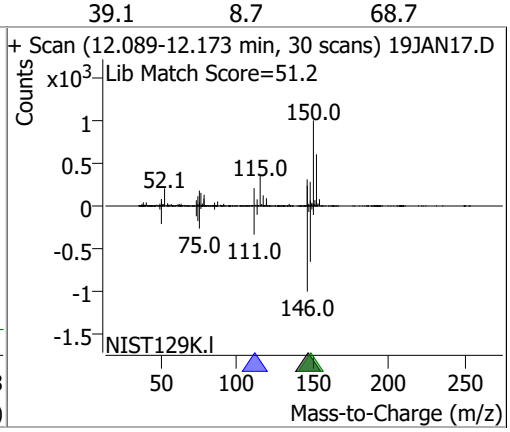

Quantitation Results Report (QT Reviewed)

Compound	Conc.	RT	Dev(Min)	Resp.	QIon	QRatio	Lower	Upper
1,2-Dichlorobenzene	126.7893	12.49	0.00	177148	148.0	64.2	31.9	91.9
					111.0	39.1	9.5	69.5

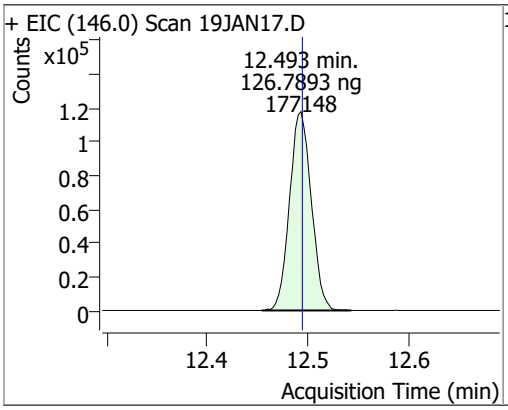

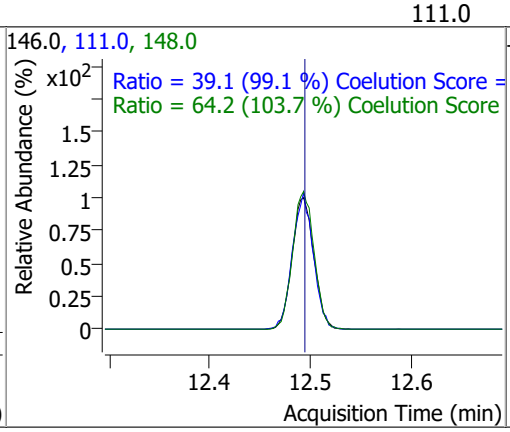

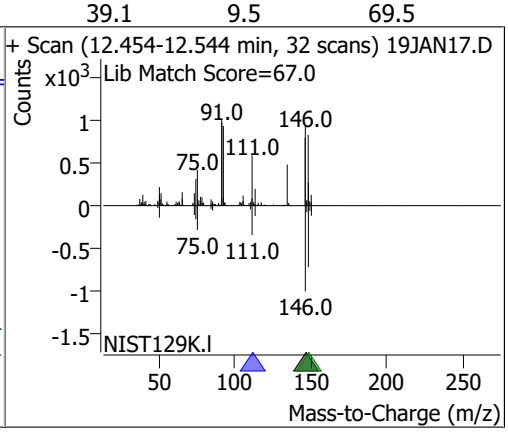

Batch name and path: D:\Org\Data\VOA5975C\VG011922\QuantResults\VG011922_8260B.batch.bin
Quant batch version: 10.0
Quant reporting version: 10.0

Name	User	Time	Action	Reason	Comment	Succeed	Exception
CmdNewBatchTable	BL2000\mchavez	1/19/2022 9:29:47 AM	Create new batch D:\Org\Data\VOA5975C\VG011922\VG011922_8260B.batch.bin			✓	
CmdImportSamplesFromWorklist	BL2000\mchavez	1/19/2022 9:30:15 AM	Add samples from worklist: D:\Org\Data\VOA5975C\VG011922\19JAN01.D			✓	
CmdStartMethodEditing	BL2000\mchavez	1/19/2022 9:30:41 AM	Start method editing			✓	
CmdImportMethodFromFile	BL2000\mchavez	1/19/2022 9:30:42 AM	Import method from file \\MASSHUNTER\Org\Data\Methods\Quant\VOA5975C\VOA5975C_010422_CAL\VOA5975C_8260B_SHT_DoD_L4_010422.m			✓	
CmdApplyMethodToAllSamples	BL2000\mchavez	1/19/2022 9:30:46 AM	Apply method to all samples			✓	
CmdMethodClear	BL2000\mchavez	1/19/2022 9:30:47 AM	Clear method			✓	
CmdEndMethodEditing	BL2000\mchavez	1/19/2022 9:30:47 AM	End method editing			✓	
CmdQuantitate	BL2000\mchavez	1/19/2022 9:30:51 AM	Quantitate all compounds in all samples			✓	
CmdImportSamplesFromWorklist	BL2000\mchavez	1/19/2022 9:54:44 AM	Add samples from worklist: D:\Org\Data\VOA5975C\VG011922\19JAN02.D			✓	
CmdSetSampleAttribute	BL2000\mchavez	1/19/2022 9:54:51 AM	Set SampleType = TuneCheck for sample 19JAN02.D; previous value = Sample			✓	
CmdQuantitate	BL2000\mchavez	1/19/2022 9:54:53 AM	Quantitate all compounds in all samples			✓	
CmdImportSamplesFromWorklist	BL2000\mchavez	1/19/2022 10:30:30 AM	Add samples from worklist: D:\Org\Data\VOA5975C\VG011922\19JAN03.D			✓	
CmdSetSampleAttribute	BL2000\mchavez	1/19/2022 10:30:34 AM	Set SampleType = Blank for sample 19JAN03.D; previous value = Sample			✓	
CmdQuantitate	BL2000\mchavez	1/19/2022 10:30:37 AM	Quantitate all compounds in all samples			✓	
CmdImportSamplesFromWorklist	BL2000\mchavez	1/19/2022 11:32:13 AM	Add samples from worklist: D:\Org\Data\VOA5975C\VG011922\19JAN04.D			✓	
CmdSetSampleAttribute	BL2000\mchavez	1/19/2022 11:32:17 AM	Set SampleType = Calibration for sample 19JAN04.D; previous value = Sample			✓	
CmdSetSampleAttribute	BL2000\mchavez	1/19/2022 11:32:21 AM	Set LevelName = 1 for sample 19JAN04.D; previous value =			✓	
CmdQuantitate	BL2000\mchavez	1/19/2022 11:32:25 AM	Quantitate all compounds in all samples			✓	

Name	User	Time	Action	Reason	Comment	Succeed	Exception
CmdImportSamplesFromWorklist	BL2000\mchavez	1/19/2022 11:33:15 AM	Add samples from worklist: D:\Org\Data\VOA5975C\VG011922\19JAN05.D			✓	
CmdSetSampleAttribute	BL2000\mchavez	1/19/2022 11:33:19 AM	Set SampleType = Calibration for sample 19JAN05.D; previous value = Sample			✓	
CmdSetSampleAttribute	BL2000\mchavez	1/19/2022 11:33:22 AM	Set LevelName = 2 for sample 19JAN05.D; previous value =			✓	
CmdQuantitate	BL2000\mchavez	1/19/2022 11:33:26 AM	Quantitate all compounds in all samples			✓	
CmdManuallyIntegratePeak	BL2000\mchavez	1/19/2022 11:34:14 AM	Manually integrate compound 1,2,3-Trichloropropane in sample 19JAN05.D from x, y = 11.105, 0 to 11.183, 0; result = 1522			✓	
CmdManuallyIntegrateQualifierPeak	BL2000\mchavez	1/19/2022 11:34:18 AM	Manually integrate qualifier112.0 of compound 1,2,3-Trichloropropane in sample 19JAN05.D from x, y = 11.110, 0 to 11.191, 0; result = 987			✓	
CmdSaveBatchTable	BL2000\mchavez	1/19/2022 12:01:49 PM	Save batch D:\Org\Data\VOA5975C\VG011922\QuantResults\VG011922_8260B.batch.bin			✓	
CmdOpenBatchTable	BL2000\mchavez	1/19/2022 12:10:11 PM	Open batch D:\Org\Data\VOA5975C\VG011922\VG011922_8260B.batch.bin			✓	
CmdImportSamplesFromWorklist	BL2000\mchavez	1/19/2022 12:10:51 PM	Add samples from worklist: D:\Org\Data\VOA5975C\VG011922\19JAN06.D			✓	
CmdSetSampleAttribute	BL2000\mchavez	1/19/2022 12:10:56 PM	Set SampleType = Calibration for sample 19JAN06.D; previous value = Sample			✓	
CmdSetSampleAttribute	BL2000\mchavez	1/19/2022 12:10:59 PM	Set LevelName = 3 for sample 19JAN06.D; previous value =			✓	
CmdQuantitate	BL2000\mchavez	1/19/2022 12:11:04 PM	Quantitate all compounds in all samples			✓	
CmdManuallyIntegratePeak	BL2000\mchavez	1/19/2022 12:11:39 PM	Manually integrate compound 1,2-Dichloroethane-d4 in sample 19JAN04.D from x, y = 6.183, 0 to 6.319, 0; result = 979			✓	
CmdSetTargetCompoundAttribute	BL2000\mchavez	1/19/2022 12:11:40 PM	Set UserAnnotation = NI for compound 1,2-Dichloroethane-d4 in sample 19JAN04.D; previous value =			✓	
CmdManuallyIntegrateQualifierPeak	BL2000\mchavez	1/19/2022 12:11:43 PM	Manually integrate qualifier65.0 of compound 1,2-Dichloroethane-d4 in sample 19JAN04.D from x, y = 6.194, 0 to 6.294, 0; result = 1988			✓	
CmdSaveBatchTable	BL2000\mchavez	1/19/2022 12:13:27 PM	Save batch D:\Org\Data\VOA5975C\VG011922\QuantResults\VG011922_8260B.batch.bin			✓	
CmdOpenBatchTable	BL2000\mchavez	1/19/2022 1:17:06 PM	Open batch D:\Org\Data\VOA5975C\VG011922\VG011922_8260B.batch.bin			✓	

Name	User	Time	Action	Reason	Comment	Succeed	Exception
CmdImportSamplesFromWorklist	BL2000\mchavez	1/19/2022 1:17:31 PM	Add samples from worklist: D:\Org\Data\VOA5975C\VG011922\19JAN08.D, D:\Org\Data\VOA5975C\VG011922\19JAN07.D			✓	
CmdSetSampleAttribute	BL2000\mchavez	1/19/2022 1:17:36 PM	Set SampleType = Calibration for sample 19JAN07.D; previous value = Sample			✓	
CmdSetSampleAttribute	BL2000\mchavez	1/19/2022 1:17:39 PM	Set LevelName = 4 for sample 19JAN07.D; previous value =			✓	
CmdQuantitate	BL2000\mchavez	1/19/2022 1:17:48 PM	Quantitate all compounds in all samples			✓	
CmdImportSamplesFromWorklist	BL2000\mchavez	1/19/2022 1:21:29 PM	Add samples from worklist: D:\Org\Data\VOA5975C\VG011922\19JAN09.D			✓	
CmdSetSampleAttribute	BL2000\mchavez	1/19/2022 1:21:35 PM	Set SampleType = Calibration for sample 19JAN09.D; previous value = Sample			✓	
CmdSetSampleAttribute	BL2000\mchavez	1/19/2022 1:21:38 PM	Set LevelName = 5 for sample 19JAN09.D; previous value =			✓	
CmdQuantitate	BL2000\mchavez	1/19/2022 1:21:46 PM	Quantitate all compounds in all samples			✓	
CmdSetSampleAttribute	BL2000\mchavez	1/19/2022 1:24:19 PM	Set SampleApproved = True for sample 19JAN09.D; previous value = False			✓	
CmdStartMethodEditing	BL2000\mchavez	1/19/2022 1:24:27 PM	Start method editing			✓	
CmdImportMethodFromSample	BL2000\mchavez	1/19/2022 1:24:28 PM	Import method from sample 19JAN09.D			✓	

Name	User	Time	Action	Reason	Comment	Succeed	Exception
CmdUpdateRetentionTimes	BL2000\mchavez	1/19/2022 1:24:42 PM	Update retention time for compound 1,2-Dichlorobenzene; 1,4-Dichlorobenzene; 1,3-Dichlorobenzene; 4-Chlorotoluene; 2-Chlorotoluene; 1,2,3-Trichloropropane; Bromobenzene; 1,1,2,2-Tetrachloroethane; p-Bromofluorobenzene; Bromoform; Styrene; o-Xylene; m+p-Xylenes; Ethylbenzene; 1,1,1,2-Tetrachloroethane; Chlorobenzene; 1,2-Dibromoethane; Chlorodibromomethane; 1,3-Dichloropropane; Tetrachloroethene; 1,1,2-Trichloroethane; trans-1,3-Dichloropropene; Toluene; Toluene-d8; cis-1,3-Dichloropropene; Bromodichloromethane; Dibromomethane; 1,2-Dichloropropane; Trichloroethene; 1,2-Dichloroethane; Benzene; 1,2-Dichloroethane-d4; 1,1-Dichloropropene; Carbon tetrachloride; 1,1,1-Trichloroethane; Dibromofluoromethane; Chloroform; Bromochloromethane; Methyl ethyl ketone; cis-1,2-Dichloroethene; 2,2-Dichloropropane; 1,1-Dichloroethane; Methyl tert-butyl ether (MTBE); trans-1,2-Dichloroethene; Methylene chloride; 1,1-Dichloroethene; Trichlorofluoromethane; Chloroethane; Bromomethane; Vinyl chloride; Chloromethane; 1,4-Dichlorobenzene-d4; Chlorobenzene-d5; Fluorobenzene; Dichlorodifluoromethane;			✓	

Name	User	Time	Action	Reason	Comment	Succeed	Exception
CmdUpdateQualifierRatios	BL2000\mchavez	1/19/2022 1:24:48 PM	Update qualifier ratios for compound 1,2-Dichlorobenzene; Update qualifier ratios for compound 1,4-Dichlorobenzene; Update qualifier ratios for compound 1,3-Dichlorobenzene; Update qualifier ratios for compound 4-Chlorotoluene; Update qualifier ratios for compound 2-Chlorotoluene; Update qualifier ratios for compound 1,2,3-Trichloropropane; Update qualifier ratios for compound Bromobenzene; Update qualifier ratios for compound 1,1,2,2-Tetrachloroethane; Update qualifier ratios for compound p-Bromofluorobenzene; Update qualifier ratios for compound Bromoform; Update qualifier ratios for compound Styrene; Update qualifier ratios for compound o-Xylene; Update qualifier ratios for compound m+p-Xylenes; Update qualifier ratios for compound Ethylbenzene; Update qualifier ratios for compound 1,1,1,2-Tetrachloroethane; Update qualifier ratios for compound Chlorobenzene; Update qualifier ratios for compound 1,2-Dibromoethane; Update qualifier ratios for compound Chlorodibromomethane; Update qualifier ratios for compound 1,3-Dichloropropane; Update qualifier ratios for compound Tetrachloroethene; Update qualifier ratios for compound 1,1,2-Trichloroethane; Update qualifier ratios for compound trans-1,3-Dichloropropene; Update qualifier ratios for compound Toluene; Update qualifier ratios for compound Toluene-d8; Update qualifier ratios for compound cis-1,3-Dichloropropene; Update qualifier ratios for compound Bromodichloromethane; Update qualifier ratios for compound Dibromomethane; Update qualifier ratios for compound 1,2-Dichloropropane; Update qualifier ratios for compound Trichloroethene; Update qualifier ratios for compound 1,2-Dichloroethane; Update qualifier ratios for compound Benzene; Update qualifier ratios for compound 1,2-Dichloroethane-d4; Update qualifier ratios for compound 1,1-Dichloropropene; Update qualifier ratios for compound Carbon tetrachloride; Update qualifier ratios for compound 1,1,1-Trichloroethane;			✓	

Name	User	Time	Action	Reason	Comment	Succeed	Exception
			Update qualifier ratios for compound Dibromofluoromethane; Update qualifier ratios for compound Chloroform; Update qualifier ratios for compound Bromochloromethane; Update qualifier ratios for compound Methyl ethyl ketone; Update qualifier ratios for compound cis-1,2-Dichloroethene; Update qualifier ratios for compound 2,2-Dichloropropane; Update qualifier ratios for compound 1,1-Dichloroethane; Update qualifier ratios for compound Methyl tert-butyl ether (MTBE); Update qualifier ratios for compound trans-1,2-Dichloroethene; Update qualifier ratios for compound Methylene chloride; Update qualifier ratios for compound 1,1-Dichloroethene; Update qualifier ratios for compound Trichlorofluoromethane; Update qualifier ratios for compound Chloroethane; Update qualifier ratios for compound Bromomethane; Update qualifier ratios for compound Vinyl chloride; Update qualifier ratios for compound Chloromethane; Update qualifier ratios for compound 1,4-Dichlorobenzene-d4; Update qualifier ratios for compound Chlorobenzene-d5; Update qualifier ratios for compound Fluorobenzene; Update qualifier ratios for compound Dichlorodifluoromethane;				
CmdApplyMethodToAllSamples	BL2000\mchavez	1/19/2022 1:25:55 PM	Apply method to all samples			✓	
CmdMethodClear	BL2000\mchavez	1/19/2022 1:25:55 PM	Clear method			✓	
CmdEndMethodEditing	BL2000\mchavez	1/19/2022 1:25:56 PM	End method editing			✓	
CmdQuantitate	BL2000\mchavez	1/19/2022 1:26:04 PM	Quantitate all compounds in all samples			✓	
CmdManuallyIntegrateQualifierPeak	BL2000\mchavez	1/19/2022 1:28:09 PM	Manually integrate qualifier87.0 of compound Dichlorodifluoromethane in sample 19JAN04.D from x, y = 1.202, 0 to 1.308, 0; result = 1552			✓	
CmdManuallyIntegrateQualifierPeak	BL2000\mchavez	1/19/2022 1:28:17 PM	Manually integrate qualifier64.0 of compound Vinyl chloride in sample 19JAN04.D from x, y = 1.473, 0 to 1.542, -7; result = 1928			✓	
CmdManuallyIntegrateQualifierPeak	BL2000\mchavez	1/19/2022 1:28:22 PM	Manually integrate qualifier 64.0 of compound Vinyl chloride in sample 19JAN04.D, from x, y = 1.473, 0 to 1.531, 0, result = 1877; previous integration is from x, y = 1.473, 0 to 1.542, -7 and previous response = 1928.			✓	

Name	User	Time	Action	Reason	Comment	Succeed	Exception
CmdManuallyIntegrateQualifierPeak	BL2000\mchavez	1/19/2022 1:28:57 PM	Manually integrate qualifier66.0 of compound Chloroethane in sample 19JAN04.D from x, y = 1.838, 0 to 1.938, 0; result = 937			✓	
CmdManuallyIntegratePeak	BL2000\mchavez	1/19/2022 1:29:01 PM	Manually integrate compound Chloroethane in sample 19JAN04.D, from x, y = 1.871, 0 to 1.955, 0, result = 2651; previous integration is from x, y = 1.871, 0 to 1.922, 0 and previous response = 2305.			✓	
CmdSetTargetCompoundAttribute	BL2000\mchavez	1/19/2022 1:29:05 PM	Set UserAnnotation = LT for compound Chloroethane in sample 19JAN04.D; previous value =			✓	
CmdManuallyIntegrateQualifierPeak	BL2000\mchavez	1/19/2022 1:29:16 PM	Manually integrate qualifier63.0 of compound 1,1-Dichloroethene in sample 19JAN04.D from x, y = 2.674, 0 to 2.764, 0; result = 1211			✓	
CmdManuallyIntegratePeak	BL2000\mchavez	1/19/2022 1:29:42 PM	Manually integrate compound Vinyl chloride in sample 19JAN03.D from x, y = 1.484, 0 to 1.526, 0; result = 450			✓	
CmdManuallyIntegrateQualifierPeak	BL2000\mchavez	1/19/2022 1:29:49 PM	Manually integrate qualifier64.0 of compound Vinyl chloride in sample 19JAN03.D from x, y = 1.492, 0 to 1.515, -4; result = 300			✓	
CmdManuallyIntegratePeak	BL2000\mchavez	1/19/2022 1:29:56 PM	Manually integrate compound Bromomethane in sample 19JAN03.D from x, y = 1.788, 0 to 1.841, 0; result = 344			✓	
CmdManuallyIntegrateQualifierPeak	BL2000\mchavez	1/19/2022 1:29:59 PM	Manually integrate qualifier94.0 of compound Bromomethane in sample 19JAN03.D from x, y = 1.777, 0 to 1.841, 0; result = 392			✓	
CmdManuallyIntegratePeak	BL2000\mchavez	1/19/2022 1:30:13 PM	Manually integrate compound Chloromethane in sample 19JAN03.D from x, y = 1.378, 0 to 1.436, 0; result = 477			✓	
CmdManuallyIntegrateQualifierPeak	BL2000\mchavez	1/19/2022 1:30:15 PM	Manually integrate qualifier52.0 of compound Chloromethane in sample 19JAN03.D from x, y = 1.370, 0 to 1.439, 0; result = 66			✓	
CmdManuallyIntegrateQualifierPeak	BL2000\mchavez	1/19/2022 1:30:24 PM	Manually integrate qualifier 64.0 of compound Vinyl chloride in sample 19JAN03.D, from x, y = 1.492, 0 to 1.512, 0, result = 263; previous integration is from x, y = 1.492, 0 to 1.515, -4 and previous response = 300.			✓	
CmdManuallyIntegratePeak	BL2000\mchavez	1/19/2022 1:30:47 PM	Manually integrate compound Methylene chloride in sample 19JAN03.D from x, y = 3.274, 0 to 3.397, 0; result = 2137			✓	

Name	User	Time	Action	Reason	Comment	Succeed	Exception
CmdManuallyIntegrateQualifierPeak	BL2000\mchavez	1/19/2022 1:30:49 PM	Manually integrate qualifier84.0 of compound Methylene chloride in sample 19JAN03.D from x, y = 3.285, 0 to 3.324, -4; result = 372			✓	
CmdManuallyIntegrateQualifierPeak	BL2000\mchavez	1/19/2022 1:30:50 PM	Manually integrate qualifier 84.0 of compound Methylene chloride in sample 19JAN03.D, from x, y = 3.347, 6 to 3.386, 0, result = 339; previous integration is from x, y = 3.285, 0 to 3.324, -4 and previous response = 372.			✓	
CmdManuallyIntegrateQualifierPeak	BL2000\mchavez	1/19/2022 1:30:53 PM	Manually integrate qualifier 84.0 of compound Methylene chloride in sample 19JAN03.D, from x, y = 3.274, 0 to 3.405, 0, result = 1639; previous integration is from x, y = 3.347, 6 to 3.386, 0 and previous response = 339.			✓	
CmdManuallyIntegrateQualifierPeak	BL2000\mchavez	1/19/2022 1:30:54 PM	Manually integrate qualifier86.0 of compound Methylene chloride in sample 19JAN03.D from x, y = 3.285, 0 to 3.375, 0; result = 701			✓	
CmdManuallyIntegratePeak	BL2000\mchavez	1/19/2022 1:31:47 PM	Manually integrate compound trans-1,2-Dichloroethene in sample 19JAN04.D from x, y = 3.667, 0 to 3.779, 0; result = 2132			✓	
CmdManuallyIntegrateQualifierPeak	BL2000\mchavez	1/19/2022 1:31:48 PM	Manually integrate qualifier 61.0 of compound trans-1,2-Dichloroethene in sample 19JAN04.D, from x, y = 3.662, 0 to 3.779, 0, result = 3467; previous integration is from x, y = 3.687, 0 to 3.756, 0 and previous response = 3419.			✓	
CmdClearManualIntegration	BL2000\mchavez	1/19/2022 1:31:52 PM	Clear manual integration of qualifier 61.0 for compound trans-1,2-Dichloroethene in sample 19JAN04.D			✓	
CmdManuallyIntegrateQualifierPeak	BL2000\mchavez	1/19/2022 1:31:55 PM	Manually integrate qualifier98.0 of compound trans-1,2-Dichloroethene in sample 19JAN04.D from x, y = 3.673, 0 to 3.787, 0; result = 1448			✓	
CmdManuallyIntegratePeak	BL2000\mchavez	1/19/2022 1:32:01 PM	Manually integrate compound Methyl tert-butyl ether (MTBE) in sample 19JAN04.D from x, y = 3.712, 0 to 3.801, 0; result = 2662			✓	
CmdManuallyIntegrateQualifierPeak	BL2000\mchavez	1/19/2022 1:32:03 PM	Manually integrate qualifier57.0 of compound Methyl tert-butyl ether (MTBE) in sample 19JAN04.D from x, y = 3.706, 0 to 3.796, 0; result = 521			✓	
CmdSetTargetCompoundAttribute	BL2000\mchavez	1/19/2022 1:32:05 PM	Set UserAnnotation = NI for compound Methyl tert-butyl ether (MTBE) in sample 19JAN04.D; previous value =			✓	
CmdSetTargetCompoundAttribute	BL2000\mchavez	1/19/2022 1:32:08 PM	Set UserAnnotation = NI for compound trans-1,2-Dichloroethene in sample 19JAN04.D; previous value =			✓	

Name	User	Time	Action	Reason	Comment	Succeed	Exception
CmdManuallyIntegrate QualifierPeak	BL2000\mchavez	1/19/2022 1:32:15 PM	Manually integrate qualifier65.0 of compound 1,1-Dichloroethane in sample 19JAN04.D from x, y = 4.325, 0 to 4.426, 0; result = 0				Agilent.MassSpectrometry.DataAnalysis.Quantitative.ApplicationCommandException: Manual integration failed for qualifier 65.0 of compound 1,1-Dichloroethane in sample ICAL011922_1. ---> Agilent.MassSpectrometry.DataAnalysis.Quantitative.ApplicationCommandException: Manual integration failed for qualifier 65.0 of compound 1,1-Dichloroethane in sample ICAL011922_1. ---> System.IndexOutOfRangeException: Index was outside the bounds of the array. at Agilent.MassSpectrometry.DataAnalysis.AgileIntegrator.Peak.a(Double[] A_0, Single[] A_1, Int32 A_2, Int32 A_3, Int32 A_4, Double A_5, Double A_6, Double& A_7, Double& A_8, Int32& A_9, Int32& A_10, Int32& A_11, Int32& A_12) at Agilent.MassSpectrometry.DataAnalysis.AgileIntegrator.Peak.ComputeChromatographicMetrics(Double[] xArray, Single[] yArray, Int32 startIndex, Int32 apexIndex, Int32 endIndex, Double baselineSlope, Double yIntercept, Double& fullWidthHalfMaximum, Double& symmetry) at Agilent.MassSpectrometry.DataAnalysis.Quantitative.Integrator.a(IChromatogram A_0, IPeakList A_1) at Agilent.MassSpectrometry.DataAnalysis.Quantitative.Integrator.ManualIntegrate(IChromatogram chromatogram, Double xStart, Double yStart, Double xEnd, Double yEnd, IChromPeakList& peaklist) at Agilent.MassSpectrometry.DataAnalysis.Quantitative.Analysis.MeasuredIon.ManualIntegrate(Double xStart, Double yStart, Double xEnd, Double yEnd) --- End of inner exception stack trace --- at Agilent.MassSpectrometry.DataAnalysis.Quantitative.Analysis.QualifierIon.SetManualIntegrationFailureMessage(Exception e) at Agilent.MassSpectrometry.DataAnalysis.Quantitative.Analysis.MeasuredIon.M

Name	User	Time	Action	Reason	Comment	Succeed	Exception
							anualIntegrate(Double xStart, Double yStart, Double xEnd, Double yEnd) at Agilent.MassSpectrometry.DataAnalysis.Quantitative.CmdManuallyIntegrateQualifierPeak.Do() --- End of inner exception stack trace --- at Agilent.MassSpectrometry.DataAnalysis.Quantitative.CmdManuallyIntegrateQualifierPeak.Do() at Agilent.MassSpectrometry.CommandModel.CommandHistory.Invoke(ICommand cmd) at Agilent.MassSpectrometry.DataAnalysis.Quantitative.AppCommandContext._Invoke(ICommand cmd)

Name	User	Time	Action	Reason	Comment	Succeed	Exception
CmdManuallyIntegrate QualifierPeak	BL2000\mchavez	1/19/2022 1:32:20 PM	Manually integrate qualifier83.0 of compound 1,1-Dichloroethane in sample 19JAN04.D from x, y = 4.320, 0 to 4.437, 0; result = 0				Agilent.MassSpectrometry.DataAnalysis.Quantitative.ApplicationCommandException: Manual integration failed for qualifier 83.0 of compound 1,1-Dichloroethane in sample ICAL011922_1. ---> Agilent.MassSpectrometry.DataAnalysis.Quantitative.ApplicationCommandException: Manual integration failed for qualifier 83.0 of compound 1,1-Dichloroethane in sample ICAL011922_1. ---> System.IndexOutOfRangeException: Index was outside the bounds of the array. at Agilent.MassSpectrometry.DataAnalysis.AgileIntegrator.Peak.a(Double[] A_0, Single[] A_1, Int32 A_2, Int32 A_3, Int32 A_4, Double A_5, Double A_6, Double& A_7, Double& A_8, Int32& A_9, Int32& A_10, Int32& A_11, Int32& A_12) at Agilent.MassSpectrometry.DataAnalysis.AgileIntegrator.Peak.ComputeChromatographicMetrics(Double[] xArray, Single[] yArray, Int32 startIndex, Int32 apexIndex, Int32 endIndex, Double baselineSlope, Double yIntercept, Double& fullWidthHalfMaximum, Double& symmetry) at Agilent.MassSpectrometry.DataAnalysis.Quantitative.Integrator.a(IChromatogram A_0, IPeakList A_1) at Agilent.MassSpectrometry.DataAnalysis.Quantitative.Integrator.ManualIntegrate(IChromatogram chromatogram, Double xStart, Double yStart, Double xEnd, Double yEnd, IChromPeakList& peaklist) at Agilent.MassSpectrometry.DataAnalysis.Quantitative.Analysis.MeasuredIon.ManualIntegrate(Double xStart, Double yStart, Double xEnd, Double yEnd) --- End of inner exception stack trace --- at Agilent.MassSpectrometry.DataAnalysis.Quantitative.Analysis.QualifierIon.SetManualIntegrationFailureMessage(Exception e) at Agilent.MassSpectrometry.DataAnalysis.Quantitative.Analysis.MeasuredIon.M

Name	User	Time	Action	Reason	Comment	Succeed	Exception
							anualIntegrate(Double xStart, Double yStart, Double xEnd, Double yEnd) at Agilent.MassSpectrometry.DataAnalysis.Quantitative.CmdManuallyIntegrateQualifierPeak.Do() --- End of inner exception stack trace --- at Agilent.MassSpectrometry.DataAnalysis.Quantitative.CmdManuallyIntegrateQualifierPeak.Do() at Agilent.MassSpectrometry.CommandModel.CommandHistory.Invoke(ICommand cmd) at Agilent.MassSpectrometry.DataAnalysis.Quantitative.AppCommandContext._Invoke(ICommand cmd)
CmdManuallyIntegrateQualifierPeak	BL2000\mchavez	1/19/2022 1:32:25 PM	Manually integrate qualifier83.0 of compound 1,1-Dichloroethane in sample 19JAN04.D from x, y = 4.306, 0 to 4.431, 0; result = 461			✓	

Name	User	Time	Action	Reason	Comment	Succeed	Exception
CmdManuallyIntegrate QualifierPeak	BL2000\mchavez	1/19/2022 1:32:28 PM	Manually integrate qualifier65.0 of compound 1,1-Dichloroethane in sample 19JAN04.D from x, y = 4.320, 0 to 4.440, 0; result = 0				Agilent.MassSpectrometry.DataAnalysis.Quantitative.ApplicationCommandException: Manual integration failed for qualifier 65.0 of compound 1,1-Dichloroethane in sample ICAL011922_1. ---> Agilent.MassSpectrometry.DataAnalysis.Quantitative.ApplicationCommandException: Manual integration failed for qualifier 65.0 of compound 1,1-Dichloroethane in sample ICAL011922_1. ---> System.IndexOutOfRangeException: Index was outside the bounds of the array. at Agilent.MassSpectrometry.DataAnalysis.AgileIntegrator.Peak.a(Double[] A_0, Single[] A_1, Int32 A_2, Int32 A_3, Int32 A_4, Double A_5, Double A_6, Double& A_7, Double& A_8, Int32& A_9, Int32& A_10, Int32& A_11, Int32& A_12) at Agilent.MassSpectrometry.DataAnalysis.AgileIntegrator.Peak.ComputeChromatographicMetrics(Double[] xArray, Single[] yArray, Int32 startIndex, Int32 apexIndex, Int32 endIndex, Double baselineSlope, Double yIntercept, Double& fullWidthHalfMaximum, Double& symmetry) at Agilent.MassSpectrometry.DataAnalysis.Quantitative.Integrator.a(IChromatogram A_0, IPeakList A_1) at Agilent.MassSpectrometry.DataAnalysis.Quantitative.Integrator.ManualIntegrate(IChromatogram chromatogram, Double xStart, Double yStart, Double xEnd, Double yEnd, IChromPeakList& peaklist) at Agilent.MassSpectrometry.DataAnalysis.Quantitative.Analysis.MeasuredIon.ManualIntegrate(Double xStart, Double yStart, Double xEnd, Double yEnd) --- End of inner exception stack trace --- at Agilent.MassSpectrometry.DataAnalysis.Quantitative.Analysis.QualifierIon.SetManualIntegrationFailureMessage(Exception e) at Agilent.MassSpectrometry.DataAnalysis.Quantitative.Analysis.MeasuredIon.M

Name	User	Time	Action	Reason	Comment	Succeed	Exception
							anualIntegrate(Double xStart, Double yStart, Double xEnd, Double yEnd) at Agilent.MassSpectrometry.DataAnalysis.Quantitative.CmdManuallyIntegrateQualifierPeak.Do() --- End of inner exception stack trace --- at Agilent.MassSpectrometry.DataAnalysis.Quantitative.CmdManuallyIntegrateQualifierPeak.Do() at Agilent.MassSpectrometry.CommandModel.CommandHistory.Invoke(ICommand cmd) at Agilent.MassSpectrometry.DataAnalysis.Quantitative.AppCommandContext._Invoke(ICommand cmd)

Name	User	Time	Action	Reason	Comment	Succeed	Exception
CmdManuallyIntegrate QualifierPeak	BL2000\mchavez	1/19/2022 1:32:32 PM	Manually integrate qualifier65.0 of compound 1,1-Dichloroethane in sample 19JAN04.D from x, y = 4.300, 0 to 4.423, 0; result = 0				Agilent.MassSpectrometry.DataAnalysis.Quantitative.ApplicationCommandException: Manual integration failed for qualifier 65.0 of compound 1,1-Dichloroethane in sample ICAL011922_1. ---> Agilent.MassSpectrometry.DataAnalysis.Quantitative.ApplicationCommandException: Manual integration failed for qualifier 65.0 of compound 1,1-Dichloroethane in sample ICAL011922_1. ---> System.IndexOutOfRangeException: Index was outside the bounds of the array. at Agilent.MassSpectrometry.DataAnalysis.AgileIntegrator.Peak.a(Double[] A_0, Single[] A_1, Int32 A_2, Int32 A_3, Int32 A_4, Double A_5, Double A_6, Double& A_7, Double& A_8, Int32& A_9, Int32& A_10, Int32& A_11, Int32& A_12) at Agilent.MassSpectrometry.DataAnalysis.AgileIntegrator.Peak.ComputeChromatographicMetrics(Double[] xArray, Single[] yArray, Int32 startIndex, Int32 apexIndex, Int32 endIndex, Double baselineSlope, Double yIntercept, Double& fullWidthHalfMaximum, Double& symmetry) at Agilent.MassSpectrometry.DataAnalysis.Quantitative.Integrator.a(IChromatogram A_0, IPeakList A_1) at Agilent.MassSpectrometry.DataAnalysis.Quantitative.Integrator.ManualIntegrate(IChromatogram chromatogram, Double xStart, Double yStart, Double xEnd, Double yEnd, IChromPeakList& peaklist) at Agilent.MassSpectrometry.DataAnalysis.Quantitative.Analysis.MeasuredIon.ManualIntegrate(Double xStart, Double yStart, Double xEnd, Double yEnd) --- End of inner exception stack trace --- at Agilent.MassSpectrometry.DataAnalysis.Quantitative.Analysis.QualifierIon.SetManualIntegrationFailureMessage(Exception e) at Agilent.MassSpectrometry.DataAnalysis.Quantitative.Analysis.MeasuredIon.M

Name	User	Time	Action	Reason	Comment	Succeed	Exception
							anualIntegrate(Double xStart, Double yStart, Double xEnd, Double yEnd) at Agilent.MassSpectrometry.DataAnalysis.Quantitative.CmdManuallyIntegrateQualifierPeak.Do() --- End of inner exception stack trace --- at Agilent.MassSpectrometry.DataAnalysis.Quantitative.CmdManuallyIntegrateQualifierPeak.Do() at Agilent.MassSpectrometry.CommandModel.CommandHistory.Invoke(ICommand cmd) at Agilent.MassSpectrometry.DataAnalysis.Quantitative.AppCommandContext._Invoke(ICommand cmd)
CmdManuallyIntegrateQualifierPeak	BL2000\mchavez	1/19/2022 1:32:37 PM	Manually integrate qualifier65.0 of compound 1,1-Dichloroethane in sample 19JAN04.D from x, y = 4.306, 0 to 4.426, 0; result = 1662			✓	
CmdManuallyIntegrateQualifierPeak	BL2000\mchavez	1/19/2022 1:32:46 PM	Manually integrate qualifier97.0 of compound 2,2-Dichloropropane in sample 19JAN04.D from x, y = 5.156, 0 to 5.223, 0; result = 682			✓	
CmdManuallyIntegratePeak	BL2000\mchavez	1/19/2022 1:32:49 PM	Manually integrate compound 2,2-Dichloropropane in sample 19JAN04.D, from x, y = 5.162, 0 to 5.257, 0, result = 3125; previous integration is from x, y = 5.162, 0 to 5.207, 0 and previous response = 2415.			✓	
CmdManuallyIntegratePeak	BL2000\mchavez	1/19/2022 1:32:52 PM	Manually integrate compound 2,2-Dichloropropane in sample 19JAN04.D, from x, y = 5.126, 0 to 5.257, 0, result = 3183; previous integration is from x, y = 5.162, 0 to 5.257, 0 and previous response = 3125.			✓	
CmdSetTargetCompoundAttribute	BL2000\mchavez	1/19/2022 1:32:54 PM	Set UserAnnotation = LT for compound 2,2-Dichloropropane in sample 19JAN04.D; previous value =			✓	
CmdManuallyIntegrateQualifierPeak	BL2000\mchavez	1/19/2022 1:32:56 PM	Manually integrate qualifier 41.0 of compound 2,2-Dichloropropane in sample 19JAN04.D, from x, y = 5.126, 0 to 5.237, 0, result = 2564; previous integration is from x, y = 5.168, 0 to 5.212, 0 and previous response = 2003.			✓	
CmdManuallyIntegratePeak	BL2000\mchavez	1/19/2022 1:33:02 PM	Manually integrate compound cis-1,2-Dichloroethene in sample 19JAN04.D from x, y = 5.165, 0 to 5.276, 0; result = 2334			✓	

Name	User	Time	Action	Reason	Comment	Succeed	Exception
CmdSetTargetCompoundAttribute	BL2000\mchavez	1/19/2022 1:33:04 PM	Set UserAnnotation = NI for compound cis-1,2-Dichloroethene in sample 19JAN04.D; previous value =			✓	
CmdManuallyIntegrateQualifierPeak	BL2000\mchavez	1/19/2022 1:33:06 PM	Manually integrate qualifier61.0 of compound cis-1,2-Dichloroethene in sample 19JAN04.D from x, y = 5.154, 0 to 5.248, 0; result = 3451			✓	
CmdManuallyIntegrateQualifierPeak	BL2000\mchavez	1/19/2022 1:33:08 PM	Manually integrate qualifier98.0 of compound cis-1,2-Dichloroethene in sample 19JAN04.D from x, y = 5.156, 0 to 5.248, 0; result = 1627			✓	
CmdManuallyIntegratePeak	BL2000\mchavez	1/19/2022 1:33:16 PM	Manually integrate compound Methyl ethyl ketone in sample 19JAN04.D from x, y = 5.237, 0 to 5.357, 0; result = 3674			✓	
CmdManuallyIntegrateQualifierPeak	BL2000\mchavez	1/19/2022 1:33:18 PM	Manually integrate qualifier72.0 of compound Methyl ethyl ketone in sample 19JAN04.D from x, y = 5.273, 0 to 5.352, 0; result = 523			✓	
CmdManuallyIntegratePeak	BL2000\mchavez	1/19/2022 1:33:27 PM	Manually integrate compound Bromochloromethane in sample 19JAN04.D from x, y = 5.485, 0 to 5.558, 0; result = 901			✓	
CmdManuallyIntegrateQualifierPeak	BL2000\mchavez	1/19/2022 1:33:29 PM	Manually integrate qualifier49.0 of compound Bromochloromethane in sample 19JAN04.D from x, y = 5.471, 0 to 5.583, 0; result = 2045			✓	
CmdManuallyIntegratePeak	BL2000\mchavez	1/19/2022 1:33:46 PM	Manually integrate compound Methyl ethyl ketone in sample 19JAN04.D, from x, y = 5.237, 0 to 5.318, 48, result = 2845; previous integration is from x, y = 5.237, 0 to 5.357, 0 and previous response = 3674.			✓	
CmdManuallyIntegrateDropBaseline	BL2000\mchavez	1/19/2022 1:33:48 PM	Drop baseline for compound Methyl ethyl ketone in sample 19JAN04.D to y = 0, new integration is from x, y = 5.237, 0 to 5.318, 0 and new response = 2962; previous integration is from x, y = 5.237, 0 to 5.318, 48 and previous response = 2845.			✓	
CmdSetTargetCompoundAttribute	BL2000\mchavez	1/19/2022 1:33:57 PM	Set UserAnnotation = NI for compound Methyl ethyl ketone in sample 19JAN04.D; previous value =			✓	
CmdSetTargetCompoundAttribute	BL2000\mchavez	1/19/2022 1:34:00 PM	Set UserAnnotation = NI for compound Bromochloromethane in sample 19JAN04.D; previous value =			✓	
CmdManuallyIntegratePeak	BL2000\mchavez	1/19/2022 1:34:08 PM	Manually integrate compound Dibromofluoromethane in sample 19JAN04.D from x, y = 5.792, 0 to 5.912, 0; result = 2660			✓	
CmdManuallyIntegrateQualifierPeak	BL2000\mchavez	1/19/2022 1:34:09 PM	Manually integrate qualifier191.5 of compound Dibromofluoromethane in sample 19JAN04.D from x, y = 5.801, 0 to 5.895, 0; result = 403			✓	

Name	User	Time	Action	Reason	Comment	Succeed	Exception
CmdManuallyIntegratePeak	BL2000\mchavez	1/19/2022 1:34:16 PM	Manually integrate compound 1,1,1-Trichloroethane in sample 19JAN04.D from x, y = 5.784, 0 to 5.884, 0; result = 3627			✓	
CmdManuallyIntegrateQualifierPeak	BL2000\mchavez	1/19/2022 1:34:19 PM	Manually integrate qualifier 99.0 of compound 1,1,1-Trichloroethane in sample 19JAN04.D, from x, y = 5.773, 0 to 5.879, 0, result = 2253; previous integration is from x, y = 5.809, 0 to 5.859, 0 and previous response = 2088.			✓	
CmdManuallyIntegrateQualifierPeak	BL2000\mchavez	1/19/2022 1:34:21 PM	Manually integrate qualifier61.0 of compound 1,1,1-Trichloroethane in sample 19JAN04.D from x, y = 5.787, 0 to 5.817, -38; result = 308			✓	
CmdManuallyIntegrateQualifierPeak	BL2000\mchavez	1/19/2022 1:34:24 PM	Manually integrate qualifier 61.0 of compound 1,1,1-Trichloroethane in sample 19JAN04.D, from x, y = 5.787, 0 to 5.909, 0, result = 1755; previous integration is from x, y = 5.787, 0 to 5.817, -38 and previous response = 308.			✓	
CmdManuallyIntegratePeak	BL2000\mchavez	1/19/2022 1:35:23 PM	Manually integrate compound Carbon tetrachloride in sample 19JAN04.D from x, y = 5.965, 0 to 6.085, 0; result = 3586			✓	
CmdManuallyIntegrateQualifierPeak	BL2000\mchavez	1/19/2022 1:35:24 PM	Manually integrate qualifier119.0 of compound Carbon tetrachloride in sample 19JAN04.D from x, y = 5.979, 0 to 6.068, 0; result = 3767			✓	
CmdManuallyIntegrateQualifierPeak	BL2000\mchavez	1/19/2022 1:35:27 PM	Manually integrate qualifier121.0 of compound Carbon tetrachloride in sample 19JAN04.D from x, y = 5.979, 0 to 6.091, 0; result = 893			✓	
CmdSetTargetCompoundAttribute	BL2000\mchavez	1/19/2022 1:35:34 PM	Set UserAnnotation = NI for compound Dibromofluoromethane in sample 19JAN04.D; previous value =			✓	
CmdSetTargetCompoundAttribute	BL2000\mchavez	1/19/2022 1:35:38 PM	Set UserAnnotation = NI for compound 1,1,1-Trichloroethane in sample 19JAN04.D; previous value =			✓	
CmdSetTargetCompoundAttribute	BL2000\mchavez	1/19/2022 1:35:41 PM	Set UserAnnotation = NI for compound Carbon tetrachloride in sample 19JAN04.D; previous value =			✓	
CmdManuallyIntegrateQualifierPeak	BL2000\mchavez	1/19/2022 1:35:46 PM	Manually integrate qualifier110.0 of compound 1,1-Dichloropropene in sample 19JAN04.D from x, y = 5.990, 0 to 6.107, 0; result = 1162			✓	
CmdManuallyIntegrateQualifierPeak	BL2000\mchavez	1/19/2022 1:35:49 PM	Manually integrate qualifier77.0 of compound 1,1-Dichloropropene in sample 19JAN04.D from x, y = 6.007, 0 to 6.107, 0; result = 1080			✓	

Name	User	Time	Action	Reason	Comment	Succeed	Exception
CmdManuallyIntegratePeak	BL2000\mchavez	1/19/2022 1:35:54 PM	Manually integrate compound 1,1-Dichloropropene in sample 19JAN04.D, from x, y = 6.007, 0 to 6.102, 0, result = 2749; previous integration is from x, y = 6.007, 0 to 6.063, 0 and previous response = 2626.			✓	
CmdSetTargetCompoundAttribute	BL2000\mchavez	1/19/2022 1:35:57 PM	Set UserAnnotation = LT for compound 1,1-Dichloropropene in sample 19JAN04.D; previous value =			✓	
CmdManuallyIntegrateQualifierPeak	BL2000\mchavez	1/19/2022 1:36:06 PM	Manually integrate qualifier77.0 of compound Benzene in sample 19JAN04.D from x, y = 6.230, 0 to 6.328, 0; result = 1998			✓	
CmdManuallyIntegratePeak	BL2000\mchavez	1/19/2022 1:36:17 PM	Manually integrate compound 1,2-Dichloroethane in sample 19JAN04.D from x, y = 6.258, 0 to 6.361, 0; result = 2542			✓	
CmdSetTargetCompoundAttribute	BL2000\mchavez	1/19/2022 1:36:18 PM	Set UserAnnotation = NI for compound 1,2-Dichloroethane in sample 19JAN04.D; previous value =			✓	
CmdManuallyIntegrateQualifierPeak	BL2000\mchavez	1/19/2022 1:36:21 PM	Manually integrate qualifier64.0 of compound 1,2-Dichloroethane in sample 19JAN04.D from x, y = 6.294, 0 to 6.372, 0; result = 628			✓	
CmdManuallyIntegrateQualifierPeak	BL2000\mchavez	1/19/2022 1:36:23 PM	Manually integrate qualifier98.0 of compound 1,2-Dichloroethane in sample 19JAN04.D from x, y = 6.300, 0 to 6.367, 0; result = 60			✓	
CmdManuallyIntegrateQualifierPeak	BL2000\mchavez	1/19/2022 1:36:31 PM	Manually integrate qualifier130.0 of compound Trichloroethene in sample 19JAN04.D from x, y = 6.994, 0 to 7.069, 0; result = 2386			✓	
CmdManuallyIntegrateQualifierPeak	BL2000\mchavez	1/19/2022 1:36:32 PM	Manually integrate qualifier97.0 of compound Trichloroethene in sample 19JAN04.D from x, y = 6.983, 0 to 7.036, -23; result = 1304			✓	
CmdManuallyIntegrateQualifierPeak	BL2000\mchavez	1/19/2022 1:36:33 PM	Manually integrate qualifier 97.0 of compound Trichloroethene in sample 19JAN04.D, from x, y = 7.053, 0 to 7.097, 0, result = 0; previous integration is from x, y = 6.983, 0 to 7.036, -23 and previous response = 1304.			✓	
CmdManuallyIntegrateQualifierPeak	BL2000\mchavez	1/19/2022 1:36:35 PM	Manually integrate qualifier 97.0 of compound Trichloroethene in sample 19JAN04.D, from x, y = 6.980, 0 to 7.072, 0, result = 1635; previous integration is from x, y = 7.053, 0 to 7.097, 0 and previous response = 0.			✓	
CmdManuallyIntegrateQualifierPeak	BL2000\mchavez	1/19/2022 1:36:40 PM	Manually integrate qualifier76.0 of compound 1,2-Dichloropropane in sample 19JAN04.D from x, y = 7.234, 0 to 7.323, 0; result = 691			✓	

Name	User	Time	Action	Reason	Comment	Succeed	Exception
CmdManuallyIntegratePeak	BL2000\mchavez	1/19/2022 1:36:46 PM	Manually integrate compound Dibromomethane in sample 19JAN04.D from x, y = 7.354, 0 to 7.446, 0; result = 1166			✓	
CmdManuallyIntegrateQualifierPeak	BL2000\mchavez	1/19/2022 1:36:49 PM	Manually integrate qualifier95.0 of compound Dibromomethane in sample 19JAN04.D from x, y = 7.348, 0 to 7.443, 0; result = 663			✓	
CmdManuallyIntegrateQualifierPeak	BL2000\mchavez	1/19/2022 1:36:51 PM	Manually integrate qualifier173.5 of compound Dibromomethane in sample 19JAN04.D from x, y = 7.357, 0 to 7.451, 0; result = 869			✓	
CmdSetTargetCompoundAttribute	BL2000\mchavez	1/19/2022 1:36:54 PM	Set UserAnnotation = NI for compound Dibromomethane in sample 19JAN04.D; previous value =			✓	
CmdManuallyIntegrateQualifierPeak	BL2000\mchavez	1/19/2022 1:37:02 PM	Manually integrate qualifier85.0 of compound Bromodichloromethane in sample 19JAN04.D from x, y = 7.543, 0 to 7.644, 0; result = 1982			✓	
CmdManuallyIntegrateQualifierPeak	BL2000\mchavez	1/19/2022 1:37:04 PM	Manually integrate qualifier127.0 of compound Bromodichloromethane in sample 19JAN04.D from x, y = 7.563, 0 to 7.633, 0; result = 121			✓	
CmdManuallyIntegrateQualifierPeak	BL2000\mchavez	1/19/2022 1:37:10 PM	Manually integrate qualifier77.0 of compound cis-1,3-Dichloropropene in sample 19JAN04.D from x, y = 8.029, 0 to 8.107, 0; result = 1066			✓	
CmdManuallyIntegrateQualifierPeak	BL2000\mchavez	1/19/2022 1:37:15 PM	Manually integrate qualifier39.0 of compound cis-1,3-Dichloropropene in sample 19JAN04.D from x, y = 8.018, 0 to 8.087, 0; result = 2172			✓	
CmdManuallyIntegrateQualifierPeak	BL2000\mchavez	1/19/2022 1:37:21 PM	Manually integrate qualifier99.0 of compound Toluene-d8 in sample 19JAN04.D from x, y = 8.288, 0 to 8.349, 0; result = 942			✓	
CmdManuallyIntegrateQualifierPeak	BL2000\mchavez	1/19/2022 1:37:34 PM	Manually integrate qualifier 77.0 of compound trans-1,3-Dichloropropene in sample 19JAN04.D, from x, y = 8.614, 0 to 8.651, 15, result = 467; previous integration is from x, y = 8.653, 0 to 8.692, 0 and previous response = 2767.			✓	
CmdManuallyIntegrateQualifierPeak	BL2000\mchavez	1/19/2022 1:37:41 PM	Manually integrate qualifier 77.0 of compound trans-1,3-Dichloropropene in sample 19JAN04.D, from x, y = 8.614, 0 to 8.656, 7, result = 542; previous integration is from x, y = 8.614, 0 to 8.651, 15 and previous response = 467.			✓	

Name	User	Time	Action	Reason	Comment	Succeed	Exception
CmdManuallyIntegrate DropBaseline	BL2000\mchavez	1/19/2022 1:37:42 PM	Drop baseline for qualifier 77.0 of compound trans-1,3-Dichloropropene in sample 19JAN04.D to y = 0, new integration is from x, y = 8.614, 0 to 8.656, 0 and new response = 551; previous integration is from x, y = 8.614, 0 to 8.656, 7 and previous response = 542.			✓	
CmdManuallyIntegrate QualifierPeak	BL2000\mchavez	1/19/2022 1:37:45 PM	Manually integrate qualifier39.0 of compound trans-1,3-Dichloropropene in sample 19JAN04.D from x, y = 8.606, 0 to 8.662, 0; result = 1435			✓	

Name	User	Time	Action	Reason	Comment	Succeed	Exception
CmdManuallyIntegratePeak	BL2000\mchavez	1/19/2022 1:37:49 PM	Manually integrate compound trans-1,3-Dichloropropene in sample 19JAN04.D, from x, y = 8.598, 0 to 8.667, 0, result = 2153; previous integration is from x, y = 8.617, 0 to 8.667, 0 and previous response = 2153.				Agilent.MassSpectrometry.DataAnalysis.Quantitative.ApplicationCommandException: Manual integration failed for compound trans-1,3-Dichloropropene in sample ICAL011922_1. ---> Agilent.MassSpectrometry.DataAnalysis.Quantitative.ApplicationCommandException: Manual integration failed for compound trans-1,3-Dichloropropene in sample ICAL011922_1. ---> System.IndexOutOfRangeException: Index was outside the bounds of the array. at Agilent.MassSpectrometry.DataAnalysis.AgileIntegrator.Peak.a(Double[] A_0, Single[] A_1, Int32 A_2, Int32 A_3, Int32 A_4, Double A_5, Double A_6, Double& A_7, Double& A_8, Int32& A_9, Int32& A_10, Int32& A_11, Int32& A_12) at Agilent.MassSpectrometry.DataAnalysis.AgileIntegrator.Peak.ComputeChromatographicMetrics(Double[] xArray, Single[] yArray, Int32 startIndex, Int32 apexIndex, Int32 endIndex, Double baselineSlope, Double yIntercept, Double& fullWidthHalfMaximum, Double& symmetry) at Agilent.MassSpectrometry.DataAnalysis.Quantitative.Integrator.a(IChromatogram A_0, IPeakList A_1) at Agilent.MassSpectrometry.DataAnalysis.Quantitative.Integrator.ManualIntegrate(IChromatogram chromatogram, Double xStart, Double yStart, Double xEnd, Double yEnd, IChromPeakList& peaklist) at Agilent.MassSpectrometry.DataAnalysis.Quantitative.Analysis.MeasuredIon.ManualIntegrate(Double xStart, Double yStart, Double xEnd, Double yEnd) --- End of inner exception stack trace --- at Agilent.MassSpectrometry.DataAnalysis.Quantitative.Analysis.QuantifierIon.SetManualIntegrationFailureMessage(Exception e) at Agilent.MassSpectrometry.DataAnalysis.Quantitative.Analysis.MeasuredIon.ManualIntegrate(Double xStart, Double yStart, Double xEnd, Double yEnd)

Name	User	Time	Action	Reason	Comment	Succeed	Exception
							at Agilent.MassSpectrometry.DataAnalysis.Quantitative.CmdManuallyIntegratePeak.Do() --- End of inner exception stack trace --- at Agilent.MassSpectrometry.DataAnalysis.Quantitative.CmdManuallyIntegratePeak.Do() at Agilent.MassSpectrometry.CommandModel.CommandHistory.Invoke(ICommand cmd) at Agilent.MassSpectrometry.DataAnalysis.Quantitative.AppCommandContext._Invoke(ICommand cmd)

Name	User	Time	Action	Reason	Comment	Succeed	Exception
CmdManuallyIntegratePeak	BL2000\mchavez	1/19/2022 1:37:54 PM	Manually integrate compound trans-1,3-Dichloropropene in sample 19JAN04.D, from x, y = 8.598, 0 to 8.667, 0, result = 2153; previous integration is from x, y = 8.617, 0 to 8.667, 0 and previous response = 2153.				Agilent.MassSpectrometry.DataAnalysis.Quantitative.ApplicationCommandException: Manual integration failed for compound trans-1,3-Dichloropropene in sample ICAL011922_1. ---> Agilent.MassSpectrometry.DataAnalysis.Quantitative.ApplicationCommandException: Manual integration failed for compound trans-1,3-Dichloropropene in sample ICAL011922_1. ---> System.IndexOutOfRangeException: Index was outside the bounds of the array. at Agilent.MassSpectrometry.DataAnalysis.AgileIntegrator.Peak.a(Double[] A_0, Single[] A_1, Int32 A_2, Int32 A_3, Int32 A_4, Double A_5, Double A_6, Double& A_7, Double& A_8, Int32& A_9, Int32& A_10, Int32& A_11, Int32& A_12) at Agilent.MassSpectrometry.DataAnalysis.AgileIntegrator.Peak.ComputeChromatographicMetrics(Double[] xArray, Single[] yArray, Int32 startIndex, Int32 apexIndex, Int32 endIndex, Double baselineSlope, Double yIntercept, Double& fullWidthHalfMaximum, Double& symmetry) at Agilent.MassSpectrometry.DataAnalysis.Quantitative.Integrator.a(IChromatogram A_0, IPeakList A_1) at Agilent.MassSpectrometry.DataAnalysis.Quantitative.Integrator.ManualIntegrate(IChromatogram chromatogram, Double xStart, Double yStart, Double xEnd, Double yEnd, IChromPeakList& peaklist) at Agilent.MassSpectrometry.DataAnalysis.Quantitative.Analysis.MeasuredIon.ManualIntegrate(Double xStart, Double yStart, Double xEnd, Double yEnd) --- End of inner exception stack trace --- at Agilent.MassSpectrometry.DataAnalysis.Quantitative.Analysis.QuantifierIon.SetManualIntegrationFailureMessage(Exception e) at Agilent.MassSpectrometry.DataAnalysis.Quantitative.Analysis.MeasuredIon.ManualIntegrate(Double xStart, Double yStart, Double xEnd, Double yEnd)

Name	User	Time	Action	Reason	Comment	Succeed	Exception
							at Agilent.MassSpectrometry.DataAnalysis.Quantitative.CmdManuallyIntegratePeak.Do() --- End of inner exception stack trace --- at Agilent.MassSpectrometry.DataAnalysis.Quantitative.CmdManuallyIntegratePeak.Do() at Agilent.MassSpectrometry.CommandModel.CommandHistory.Invoke(ICommand cmd) at Agilent.MassSpectrometry.DataAnalysis.Quantitative.AppCommandContext._Invoke(ICommand cmd)

Name	User	Time	Action	Reason	Comment	Succeed	Exception
CmdManuallyIntegratePeak	BL2000\mchavez	1/19/2022 1:37:58 PM	Manually integrate compound trans-1,3-Dichloropropene in sample 19JAN04.D, from x, y = 8.595, 51 to 8.667, 0, result = 2153; previous integration is from x, y = 8.617, 0 to 8.667, 0 and previous response = 2153.				Agilent.MassSpectrometry.DataAnalysis.Quantitative.ApplicationCommandException: Manual integration failed for compound trans-1,3-Dichloropropene in sample ICAL011922_1. ---> Agilent.MassSpectrometry.DataAnalysis.Quantitative.ApplicationCommandException: Manual integration failed for compound trans-1,3-Dichloropropene in sample ICAL011922_1. ---> System.IndexOutOfRangeException: Index was outside the bounds of the array. at Agilent.MassSpectrometry.DataAnalysis.AgileIntegrator.Peak.a(Double[] A_0, Single[] A_1, Int32 A_2, Int32 A_3, Int32 A_4, Double A_5, Double A_6, Double& A_7, Double& A_8, Int32& A_9, Int32& A_10, Int32& A_11, Int32& A_12) at Agilent.MassSpectrometry.DataAnalysis.AgileIntegrator.Peak.ComputeChromatographicMetrics(Double[] xArray, Single[] yArray, Int32 startIndex, Int32 apexIndex, Int32 endIndex, Double baselineSlope, Double yIntercept, Double& fullWidthHalfMaximum, Double& symmetry) at Agilent.MassSpectrometry.DataAnalysis.Quantitative.Integrator.a(IChromatogram A_0, IPeakList A_1) at Agilent.MassSpectrometry.DataAnalysis.Quantitative.Integrator.ManualIntegrate(IChromatogram chromatogram, Double xStart, Double yStart, Double xEnd, Double yEnd, IChromPeakList& peaklist) at Agilent.MassSpectrometry.DataAnalysis.Quantitative.Analysis.MeasuredIon.ManualIntegrate(Double xStart, Double yStart, Double xEnd, Double yEnd) --- End of inner exception stack trace --- at Agilent.MassSpectrometry.DataAnalysis.Quantitative.Analysis.QuantifierIon.SetManualIntegrationFailureMessage(Exception e) at Agilent.MassSpectrometry.DataAnalysis.Quantitative.Analysis.MeasuredIon.ManualIntegrate(Double xStart, Double yStart, Double xEnd, Double yEnd)

Name	User	Time	Action	Reason	Comment	Succeed	Exception
							at Agilent.MassSpectrometry.DataAnalysis.Quantitative.CmdManuallyIntegratePeak.Do() --- End of inner exception stack trace --- at Agilent.MassSpectrometry.DataAnalysis.Quantitative.CmdManuallyIntegratePeak.Do() at Agilent.MassSpectrometry.CommandModel.CommandHistory.Invoke(ICommand cmd) at Agilent.MassSpectrometry.DataAnalysis.Quantitative.AppCommandContext._Invoke(ICommand cmd)
CmdManuallyIntegratePeak	BL2000\mchavez	1/19/2022 1:38:08 PM	Manually integrate compound 1,1,2-Trichloroethane in sample 19JAN04.D from x, y = 8.770, 0 to 8.868, 0; result = 1045			✓	
CmdSetTargetCompoundAttribute	BL2000\mchavez	1/19/2022 1:38:09 PM	Set UserAnnotation = NI for compound 1,1,2-Trichloroethane in sample 19JAN04.D; previous value =			✓	
CmdManuallyIntegrateQualifierPeak	BL2000\mchavez	1/19/2022 1:38:13 PM	Manually integrate qualifier97.0 of compound 1,1,2-Trichloroethane in sample 19JAN04.D from x, y = 8.759, 0 to 8.862, 0; result = 1421			✓	
CmdManuallyIntegrateQualifierPeak	BL2000\mchavez	1/19/2022 1:38:15 PM	Manually integrate qualifier85.0 of compound 1,1,2-Trichloroethane in sample 19JAN04.D from x, y = 8.784, 0 to 8.860, 0; result = 685			✓	
CmdManuallyIntegrateQualifierPeak	BL2000\mchavez	1/19/2022 1:38:21 PM	Manually integrate qualifier129.0 of compound Tetrachloroethene in sample 19JAN04.D from x, y = 8.907, 0 to 8.985, 0; result = 1872			✓	
CmdManuallyIntegrateQualifierPeak	BL2000\mchavez	1/19/2022 1:38:27 PM	Manually integrate qualifier78.0 of compound 1,3-Dichloropropane in sample 19JAN04.D from x, y = 8.952, 0 to 9.007, 0; result = 606			✓	
CmdManuallyIntegratePeak	BL2000\mchavez	1/19/2022 1:38:45 PM	Manually integrate compound Chlorodibromomethane in sample 19JAN04.D from x, y = 9.166, 0 to 9.242, 0; result = 2004			✓	
CmdManuallyIntegrateQualifierPeak	BL2000\mchavez	1/19/2022 1:38:47 PM	Manually integrate qualifier127.0 of compound Chlorodibromomethane in sample 19JAN04.D from x, y = 9.164, 0 to 9.242, 0; result = 1238			✓	
CmdManuallyIntegratePeak	BL2000\mchavez	1/19/2022 1:38:51 PM	Manually integrate compound 1,2-Dibromoethane in sample 19JAN04.D from x, y = 9.284, 0 to 9.367, 0; result = 1089			✓	

Name	User	Time	Action	Reason	Comment	Succeed	Exception
CmdManuallyIntegrate QualifierPeak	BL2000\mchavez	1/19/2022 1:38:54 PM	Manually integrate qualifier109.0 of compound 1,2-Dibromoethane in sample 19JAN04.D from x, y = 9.284, 0 to 9.353, 0; result = 1084			✓	
CmdSetTargetCompoun dAttribute	BL2000\mchavez	1/19/2022 1:38:58 PM	Set UserAnnotation = NI for compound Chlorodibromomethane in sample 19JAN04.D; previous value =			✓	
CmdSetTargetCompoun dAttribute	BL2000\mchavez	1/19/2022 1:39:02 PM	Set UserAnnotation = NI for compound 1,2-Dibromoethane in sample 19JAN04.D; previous value =			✓	
CmdManuallyIntegrate QualifierPeak	BL2000\mchavez	1/19/2022 1:40:54 PM	Manually integrate qualifier114.0 of compound Chlorobenzene in sample 19JAN04.D from x, y = 9.746, 0 to 9.841, 0; result = 2581			✓	
CmdManuallyIntegrateP eak	BL2000\mchavez	1/19/2022 1:41:03 PM	Manually integrate compound 1,1,1,2-Tetrachloroethane in sample 19JAN04.D from x, y = 9.847, 0 to 9.931, 0; result = 2284			✓	
CmdManuallyIntegrate QualifierPeak	BL2000\mchavez	1/19/2022 1:41:05 PM	Manually integrate qualifier133.0 of compound 1,1,1,2-Tetrachloroethane in sample 19JAN04.D from x, y = 9.861, 0 to 9.961, 0; result = 2023			✓	
CmdSetTargetCompoun dAttribute	BL2000\mchavez	1/19/2022 1:41:09 PM	Set UserAnnotation = NI for compound 1,1,1,2-Tetrachloroethane in sample 19JAN04.D; previous value =			✓	
CmdManuallyIntegrateP eak	BL2000\mchavez	1/19/2022 1:41:22 PM	Manually integrate compound Bromoform in sample 19JAN04.D from x, y = 10.600, 0 to 10.667, 0; result = 928			✓	
CmdSetTargetCompoun dAttribute	BL2000\mchavez	1/19/2022 1:41:23 PM	Set UserAnnotation = NI for compound Bromoform in sample 19JAN04.D; previous value =			✓	
CmdManuallyIntegrate QualifierPeak	BL2000\mchavez	1/19/2022 1:41:25 PM	Manually integrate qualifier174.5 of compound Bromoform in sample 19JAN04.D from x, y = 10.577, 0 to 10.650, 0; result = 195			✓	
CmdManuallyIntegrate QualifierPeak	BL2000\mchavez	1/19/2022 1:41:27 PM	Manually integrate qualifier170.5 of compound Bromoform in sample 19JAN04.D from x, y = 10.583, 0 to 10.686, 0; result = 313			✓	
CmdManuallyIntegrateP eak	BL2000\mchavez	1/19/2022 1:41:33 PM	Manually integrate compound 1,1,2,2-Tetrachloroethane in sample 19JAN04.D from x, y = 11.082, 0 to 11.155, 0; result = 1247			✓	
CmdManuallyIntegrate QualifierPeak	BL2000\mchavez	1/19/2022 1:41:35 PM	Manually integrate qualifier85.0 of compound 1,1,2,2-Tetrachloroethane in sample 19JAN04.D from x, y = 11.071, 0 to 11.141, 0; result = 694			✓	
CmdSetTargetCompoun dAttribute	BL2000\mchavez	1/19/2022 1:41:38 PM	Set UserAnnotation = NI for compound 1,1,2,2-Tetrachloroethane in sample 19JAN04.D; previous value =			✓	

Name	User	Time	Action	Reason	Comment	Succeed	Exception
CmdManuallyIntegratePeak	BL2000\mchavez	1/19/2022 1:41:44 PM	Manually integrate compound 1,2,3-Trichloropropane in sample 19JAN04.D from x, y = 11.105, 0 to 11.185, 0; result = 358			✓	
CmdManuallyIntegrateQualifierPeak	BL2000\mchavez	1/19/2022 1:41:46 PM	Manually integrate qualifier112.0 of compound 1,2,3-Trichloropropane in sample 19JAN04.D from x, y = 11.107, 0 to 11.177, 0; result = 151			✓	
CmdManuallyIntegrateQualifierPeak	BL2000\mchavez	1/19/2022 1:41:55 PM	Manually integrate qualifier126.0 of compound 4-Chlorotoluene in sample 19JAN04.D from x, y = 11.364, 0 to 11.436, 0; result = 1561			✓	
CmdManuallyIntegrateQualifierPeak	BL2000\mchavez	1/19/2022 1:41:59 PM	Manually integrate qualifier111.0 of compound 1,3-Dichlorobenzene in sample 19JAN04.D from x, y = 12.005, 0 to 12.064, 0; result = 1455			✓	
CmdManuallyIntegrateQualifierPeak	BL2000\mchavez	1/19/2022 1:42:18 PM	Manually integrate qualifier 111.0 of compound 1,4-Dichlorobenzene in sample 19JAN04.D, from x, y = 12.120, 148 to 12.145, 0, result = 846; previous integration is from x, y = 12.072, 0 to 12.145, 0 and previous response = 4629.			✓	
CmdManuallyIntegrateDropBaseline	BL2000\mchavez	1/19/2022 1:42:19 PM	Drop baseline for qualifier 111.0 of compound 1,4-Dichlorobenzene in sample 19JAN04.D to y = 0, new integration is from x, y = 12.120, 0 to 12.145, 0 and new response = 957; previous integration is from x, y = 12.120, 148 to 12.145, 0 and previous response = 846.			✓	
CmdManuallyIntegrateQualifierPeak	BL2000\mchavez	1/19/2022 1:42:27 PM	Manually integrate qualifier 148.0 of compound 1,4-Dichlorobenzene in sample 19JAN04.D, from x, y = 12.072, 0 to 12.150, 0, result = 3848; previous integration is from x, y = 12.097, 0 to 12.150, 0 and previous response = 3367.			✓	
CmdClearManualIntegration	BL2000\mchavez	1/19/2022 1:42:31 PM	Clear manual integration of qualifier 148.0 for compound 1,4-Dichlorobenzene in sample 19JAN04.D			✓	
CmdManuallyIntegrateQualifierPeak	BL2000\mchavez	1/19/2022 1:42:41 PM	Manually integrate qualifier111.0 of compound 1,2-Dichlorobenzene in sample 19JAN04.D from x, y = 12.460, 0 to 12.555, 0; result = 1070			✓	
CmdManuallyIntegrateQualifierPeak	BL2000\mchavez	1/19/2022 1:42:43 PM	Manually integrate qualifier148.0 of compound 1,2-Dichlorobenzene in sample 19JAN04.D from x, y = 12.451, 0 to 12.557, 0; result = 1992			✓	
CmdSetTargetCompoundAttribute	BL2000\mchavez	1/19/2022 1:42:49 PM	Set UserAnnotation = NI for compound 1,2,3-Trichloropropane in sample 19JAN04.D; previous value =			✓	

Name	User	Time	Action	Reason	Comment	Succeed	Exception
CmdSetSampleAttribute	BL2000\mchavez	1/19/2022 1:43:01 PM	Set SampleApproved = True for sample 19JAN04.D; previous value = False			✓	
CmdManuallyIntegrate QualifierPeak	BL2000\mchavez	1/19/2022 1:43:23 PM	Manually integrate qualifier174.5 of compound Bromoform in sample 19JAN05.D from x, y = 10.583, 0 to 10.684, 0; result = 2190			✓	
CmdManuallyIntegrate QualifierPeak	BL2000\mchavez	1/19/2022 1:43:25 PM	Manually integrate qualifier170.5 of compound Bromoform in sample 19JAN05.D from x, y = 10.589, 0 to 10.672, 0; result = 2021			✓	
CmdManuallyIntegrate QualifierPeak	BL2000\mchavez	1/19/2022 1:43:56 PM	Manually integrate qualifier 78.0 of compound 1,3-Dichloropropane in sample 19JAN05.D, from x, y = 8.943, 0 to 9.008, 0, result = 3558; previous integration is from x, y = 8.977, 0 to 9.008, 0 and previous response = 2157.			✓	
CmdManuallyIntegrate QualifierPeak	BL2000\mchavez	1/19/2022 1:44:17 PM	Manually integrate qualifier 39.0 of compound cis-1,3-Dichloropropene in sample 19JAN05.D, from x, y = 8.032, 112 to 8.099, 0, result = 7131; previous integration is from x, y = 8.054, 0 to 8.099, 0 and previous response = 4532.			✓	
CmdManuallyIntegrate DropBaseline	BL2000\mchavez	1/19/2022 1:44:20 PM	Drop baseline for qualifier 39.0 of compound cis-1,3-Dichloropropene in sample 19JAN05.D to y = 0, new integration is from x, y = 8.032, 0 to 8.099, 0 and new response = 7356; previous integration is from x, y = 8.032, 112 to 8.099, 0 and previous response = 7131.			✓	
CmdManuallyIntegrate QualifierPeak	BL2000\mchavez	1/19/2022 1:44:24 PM	Manually integrate qualifier 39.0 of compound cis-1,3-Dichloropropene in sample 19JAN05.D, from x, y = 8.018, 0 to 8.099, 0, result = 7505; previous integration is from x, y = 8.032, 0 to 8.099, 0 and previous response = 7356.			✓	
CmdManuallyIntegrate QualifierPeak	BL2000\mchavez	1/19/2022 1:44:31 PM	Manually integrate qualifier127.0 of compound Bromodichloromethane in sample 19JAN05.D from x, y = 7.546, 0 to 7.624, 0; result = 1037			✓	
CmdManuallyIntegrate QualifierPeak	BL2000\mchavez	1/19/2022 1:44:42 PM	Manually integrate qualifier98.0 of compound 1,2-Dichloroethane in sample 19JAN05.D from x, y = 6.283, 0 to 6.386, 0; result = 950			✓	
CmdManuallyIntegratePeak	BL2000\mchavez	1/19/2022 1:45:06 PM	Manually integrate compound Bromochloromethane in sample 19JAN05.D, from x, y = 5.483, 0 to 5.552, 0, result = 4232; previous integration is from x, y = 5.497, 0 to 5.533, 0 and previous response = 3442.			✓	

Name	User	Time	Action	Reason	Comment	Succeed	Exception
CmdSetTargetCompoundAttribute	BL2000\mchavez	1/19/2022 1:45:10 PM	Set UserAnnotation = LT for compound Bromochloromethane in sample 19JAN05.D; previous value =			✓	
CmdManuallyIntegrateQualifierPeak	BL2000\mchavez	1/19/2022 1:45:17 PM	Manually integrate qualifier72.0 of compound Methyl ethyl ketone in sample 19JAN05.D from x, y = 5.257, 0 to 5.329, 0; result = 2846			✓	
CmdManuallyIntegrateQualifierPeak	BL2000\mchavez	1/19/2022 1:45:21 PM	Manually integrate qualifier 72.0 of compound Methyl ethyl ketone in sample 19JAN05.D, from x, y = 5.257, 0 to 5.338, 0, result = 2885; previous integration is from x, y = 5.257, 0 to 5.329, 0 and previous response = 2846.			✓	
CmdManuallyIntegrateQualifierPeak	BL2000\mchavez	1/19/2022 1:45:35 PM	Manually integrate qualifier 97.0 of compound 2,2-Dichloropropane in sample 19JAN05.D, from x, y = 5.154, 0 to 5.254, 0, result = 3837; previous integration is from x, y = 5.154, 0 to 5.196, 0 and previous response = 2025.			✓	
CmdManuallyIntegrateQualifierPeak	BL2000\mchavez	1/19/2022 1:45:50 PM	Manually integrate qualifier83.0 of compound 1,1-Dichloroethane in sample 19JAN05.D from x, y = 4.328, 0 to 4.440, 0; result = 2691			✓	
CmdSetSampleAttribute	BL2000\mchavez	1/19/2022 1:46:08 PM	Set SampleApproved = True for sample 19JAN05.D; previous value = False			✓	
CmdSetTargetCompoundAttribute	BL2000\mchavez	1/19/2022 1:46:18 PM	Set UserAnnotation = NI for compound 1,2,3-Trichloropropane in sample 19JAN05.D; previous value =			✓	
CmdManuallyIntegrateQualifierPeak	BL2000\mchavez	1/19/2022 1:47:08 PM	Manually integrate qualifier98.0 of compound 1,2-Dichloroethane in sample 19JAN06.D from x, y = 6.283, 0 to 6.386, 0; result = 1846			✓	
CmdSetSampleAttribute	BL2000\mchavez	1/19/2022 1:47:52 PM	Set SampleApproved = True for sample 19JAN06.D; previous value = False			✓	

Name	User	Time	Action	Reason	Comment	Succeed	Exception
CmdCalibrate	BL2000\mchavez	1/19/2022 1:50:23 PM	Replace level 5 with Calibration sample 19JAN09.D for compounds {1,2-Dichlorobenzene, 1,4-Dichlorobenzene, 1,3-Dichlorobenzene, 4-Chlorotoluene, 2-Chlorotoluene, 1,2,3-Trichloropropane, 1,1,2,2-Tetrachloroethane, Bromobenzene, p-Bromofluorobenzene, Bromoform, Styrene, o-Xylene, m+p-Xylenes, Ethylbenzene, 1,1,1,2-Tetrachloroethane, Chlorobenzene, 1,2-Dibromoethane, Chlorodibromomethane, 1,3-Dichloropropane, Tetrachloroethene, 1,1,2-Trichloroethane, trans-1,3-Dichloropropene, Toluene, Toluene-d8, cis-1,3-Dichloropropene, Bromodichloromethane, Dibromomethane, 1,2-Dichloropropane, Trichloroethene, 1,2-Dichloroethane, Benzene, 1,2-Dichloroethane-d4, 1,1-Dichloropropene, Carbon tetrachloride, Dibromofluoromethane, 1,1,1-Trichloroethane, Chloroform, Bromochloromethane, Methyl ethyl ketone, cis-1,2-Dichloroethene, 2,2-Dichloropropane, 1,1-Dichloroethane, Methyl tert-butyl ether (MTBE), trans-1,2-Dichloroethene, Methylene chloride, 1,1-Dichloroethene, Trichlorofluoromethane, Chloroethane, Bromomethane, Vinyl chloride, Chloromethane, Dichlorodifluoromethane}; Replace level 4 with Calibration sample 19JAN07.D for compounds {1,2-Dichlorobenzene, 1,4-Dichlorobenzene, 1,3-Dichlorobenzene, 4-Chlorotoluene, 2-Chlorotoluene, 1,2,3-Trichloropropane, 1,1,2,2-Tetrachloroethane, Bromobenzene, p-Bromofluorobenzene, Bromoform, Styrene, o-Xylene, m+p-Xylenes, Ethylbenzene, 1,1,1,2-Tetrachloroethane, Chlorobenzene, 1,2-Dibromoethane, Chlorodibromomethane, 1,3-Dichloropropane, Tetrachloroethene, 1,1,2-Trichloroethane, trans-1,3-Dichloropropene, Toluene, Toluene-d8, cis-1,3-Dichloropropene, Bromodichloromethane, Dibromomethane, 1,2-Dichloropropane, Trichloroethene, 1,2-Dichloroethane, Benzene, 1,2-Dichloroethane-d4, 1,1-Dichloropropene, Carbon tetrachloride, Dibromofluoromethane, 1,1,1-			✓	

Name	User	Time	Action	Reason	Comment	Succeed	Exception
			Trichloroethane, Chloroform, Bromochloromethane, Methyl ethyl ketone, cis-1,2-Dichloroethene, 2,2-Dichloropropane, 1,1-Dichloroethane, Methyl tert-butyl ether (MTBE), trans-1,2-Dichloroethene, Methylene chloride, 1,1-Dichloroethene, Trichlorofluoromethane, Chloroethane, Bromomethane, Vinyl chloride, Chloromethane, Dichlorodifluoromethane}; Replace level 3 with Calibration sample 19JAN06.D for compounds {1,2-Dichlorobenzene, 1,4-Dichlorobenzene, 1,3-Dichlorobenzene, 4-Chlorotoluene, 2-Chlorotoluene, 1,2,3-Trichloropropane, 1,1,2,2-Tetrachloroethane, Bromobenzene, p-Bromofluorobenzene, Bromoform, Styrene, o-Xylene, m+p-Xylenes, Ethylbenzene, 1,1,1,2-Tetrachloroethane, Chlorobenzene, 1,2-Dibromoethane, Chlorodibromomethane, 1,3-Dichloropropane, Tetrachloroethene, 1,1,2-Trichloroethane, trans-1,3-Dichloropropene, Toluene, Toluene-d8, cis-1,3-Dichloropropene, Bromodichloromethane, Dibromomethane, 1,2-Dichloropropane, Trichloroethene, 1,2-Dichloroethane, Benzene, 1,2-Dichloroethane-d4, 1,1-Dichloropropene, Carbon tetrachloride, Dibromofluoromethane, 1,1,1-Trichloroethane, Chloroform, Bromochloromethane, Methyl ethyl ketone, cis-1,2-Dichloroethene, 2,2-Dichloropropane, 1,1-Dichloroethane, Methyl tert-butyl ether (MTBE), trans-1,2-Dichloroethene, Methylene chloride, 1,1-Dichloroethene, Trichlorofluoromethane, Chloroethane, Bromomethane, Vinyl chloride, Chloromethane, Dichlorodifluoromethane}; Replace level 2 with Calibration sample 19JAN05.D for compounds {1,2-Dichlorobenzene, 1,4-Dichlorobenzene, 1,3-Dichlorobenzene, 4-Chlorotoluene, 2-Chlorotoluene, 1,2,3-Trichloropropane, 1,1,2,2-Tetrachloroethane, Bromobenzene, p-Bromofluorobenzene, Bromoform, Styrene, o-Xylene, m+p-Xylenes, Ethylbenzene, 1,1,1,2-Tetrachloroethane, Chlorobenzene, 1,2-Dibromoethane, Chlorodibromomethane, 1,3-				

Name	User	Time	Action	Reason	Comment	Succeed	Exception
			Dichloropropane, Tetrachloroethene, 1,1,2-Trichloroethane, trans-1,3-Dichloropropene, Toluene, Toluene-d8, cis-1,3-Dichloropropene, Bromodichloromethane, Dibromomethane, 1,2-Dichloropropane, Trichloroethene, 1,2-Dichloroethane, Benzene, 1,2-Dichloroethane-d4, 1,1-Dichloropropene, Carbon tetrachloride, Dibromofluoromethane, 1,1,1-Trichloroethane, Chloroform, Bromochloromethane, Methyl ethyl ketone, cis-1,2-Dichloroethene, 2,2-Dichloropropane, 1,1-Dichloroethane, Methyl tert-butyl ether (MTBE), trans-1,2-Dichloroethene, Methylene chloride, 1,1-Dichloroethene, Trichlorofluoromethane, Chloroethane, Bromomethane, Vinyl chloride, Chloromethane, Dichlorodifluoromethane}; Replace level 1 with Calibration sample 19JAN04.D for compounds {1,2-Dichlorobenzene, 1,4-Dichlorobenzene, 1,3-Dichlorobenzene, 4-Chlorotoluene, 2-Chlorotoluene, 1,2,3-Trichloropropane, 1,1,2,2-Tetrachloroethane, Bromobenzene, p-Bromofluorobenzene, Bromoform, Styrene, o-Xylene, m+p-Xylenes, Ethylbenzene, 1,1,1,2-Tetrachloroethane, Chlorobenzene, 1,2-Dibromoethane, Chlorodibromomethane, 1,3-Dichloropropane, Tetrachloroethene, 1,1,2-Trichloroethane, trans-1,3-Dichloropropene, Toluene, Toluene-d8, cis-1,3-Dichloropropene, Bromodichloromethane, Dibromomethane, 1,2-Dichloropropane, Trichloroethene, 1,2-Dichloroethane, Benzene, 1,2-Dichloroethane-d4, 1,1-Dichloropropene, Carbon tetrachloride, Dibromofluoromethane, 1,1,1-Trichloroethane, Chloroform, Bromochloromethane, Methyl ethyl ketone, cis-1,2-Dichloroethene, 2,2-Dichloropropane, 1,1-Dichloroethane, Methyl tert-butyl ether (MTBE), trans-1,2-Dichloroethene, Methylene chloride, 1,1-Dichloroethene, Trichlorofluoromethane, Chloroethane, Bromomethane, Vinyl chloride, Chloromethane, Dichlorodifluoromethane};				
CmdQuantitate	BL2000\mchavez	1/19/2022 1:50:32 PM	Quantitate all compounds in all samples			✓	

Name	User	Time	Action	Reason	Comment	Succeed	Exception
CmdSetLevelEnable	BL2000\mchavez	1/19/2022 1:50:46 PM	Set LevelEnable = False for calibration level 6, levelId = 25 of compound 1,2-Dichloroethane-d4 in sample 19JAN09.D; previous value = True			✓	
CmdSetLevelEnable	BL2000\mchavez	1/19/2022 1:50:47 PM	Set LevelEnable = False for calibration level 7, levelId = 24 of compound 1,2-Dichloroethane-d4 in sample 19JAN09.D; previous value = True			✓	
CmdSetLevelEnable	BL2000\mchavez	1/19/2022 1:50:49 PM	Set LevelEnable = False for calibration level 8, levelId = 23 of compound 1,2-Dichloroethane-d4 in sample 19JAN09.D; previous value = True			✓	
CmdQuantitate	BL2000\mchavez	1/19/2022 1:50:57 PM	Quantitate all compounds in all samples			✓	
CmdSetLevelEnable	BL2000\mchavez	1/19/2022 1:51:06 PM	Set LevelEnable = True for calibration level 1, levelId = 36 of compound 1,2-Dichloroethane-d4 in sample 19JAN09.D; previous value = False			✓	
CmdQuantitate	BL2000\mchavez	1/19/2022 1:51:17 PM	Quantitate all compounds in all samples			✓	
CmdSetLevelEnable	BL2000\mchavez	1/19/2022 1:51:52 PM	Set LevelEnable = False for calibration level 1, levelId = 36 of compound 1,2-Dichloroethane-d4 in sample 19JAN09.D; previous value = True			✓	
CmdImportSamplesFromWorklist	BL2000\mchavez	1/19/2022 1:52:09 PM	Add samples from worklist: D:\Org\Data\VOA5975C\VG011922\19JAN10.D			✓	
CmdQuantitate	BL2000\mchavez	1/19/2022 1:52:20 PM	Quantitate all compounds in all samples			✓	
CmdManuallyIntegratePeak	BL2000\mchavez	1/19/2022 1:53:31 PM	Manually integrate compound 1,2-Dichloroethane-d4 in sample 19JAN05.D, from x, y = 6.191, 0 to 6.266, 0, result = 4197; previous integration is from x, y = 6.208, 0 to 6.266, 0 and previous response = 3982.			✓	
CmdQuantitate	BL2000\mchavez	1/19/2022 1:53:58 PM	Quantitate all compounds in all samples			✓	

Name	User	Time	Action	Reason	Comment	Succeed	Exception
CmdCalibrate	BL2000\mchavez	1/19/2022 1:54:14 PM	Replace level 5 with Calibration sample 19JAN09.D for compounds {1,2-Dichlorobenzene, 1,4-Dichlorobenzene, 1,3-Dichlorobenzene, 4-Chlorotoluene, 2-Chlorotoluene, 1,2,3-Trichloropropane, 1,1,2,2-Tetrachloroethane, Bromobenzene, p-Bromofluorobenzene, Bromoform, Styrene, o-Xylene, m+p-Xylenes, Ethylbenzene, 1,1,1,2-Tetrachloroethane, Chlorobenzene, 1,2-Dibromoethane, Chlorodibromomethane, 1,3-Dichloropropane, Tetrachloroethene, 1,1,2-Trichloroethane, trans-1,3-Dichloropropene, Toluene, Toluene-d8, cis-1,3-Dichloropropene, Bromodichloromethane, Dibromomethane, 1,2-Dichloropropane, Trichloroethene, 1,2-Dichloroethane, Benzene, 1,1-Dichloropropene, Carbon tetrachloride, Dibromofluoromethane, 1,1,1-Trichloroethane, Chloroform, Bromochloromethane, Methyl ethyl ketone, cis-1,2-Dichloroethene, 2,2-Dichloropropane, 1,1-Dichloroethane, Methyl tert-butyl ether (MTBE), trans-1,2-Dichloroethene, Methylene chloride, 1,1-Dichloroethene, Trichlorofluoromethane, Chloroethane, Bromomethane, Vinyl chloride, Chloromethane, Dichlorodifluoromethane, 1,2-Dichloroethane-d4}; Replace level 4 with Calibration sample 19JAN07.D for compounds {1,2-Dichlorobenzene, 1,4-Dichlorobenzene, 1,3-Dichlorobenzene, 4-Chlorotoluene, 2-Chlorotoluene, 1,2,3-Trichloropropane, 1,1,2,2-Tetrachloroethane, Bromobenzene, p-Bromofluorobenzene, Bromoform, Styrene, o-Xylene, m+p-Xylenes, Ethylbenzene, 1,1,1,2-Tetrachloroethane, Chlorobenzene, 1,2-Dibromoethane, Chlorodibromomethane, 1,3-Dichloropropane, Tetrachloroethene, 1,1,2-Trichloroethane, trans-1,3-Dichloropropene, Toluene, Toluene-d8, cis-1,3-Dichloropropene, Bromodichloromethane, Dibromomethane, 1,2-Dichloropropane, Trichloroethene, 1,2-Dichloroethane, Benzene, 1,1-Dichloropropene, Carbon tetrachloride, Dibromofluoromethane, 1,1,1-Trichloroethane, Chloroform, Bromochloromethane, Methyl ethyl			✓	

Name	User	Time	Action	Reason	Comment	Succeed	Exception
			ketone, cis-1,2-Dichloroethene, 2,2-Dichloropropane, 1,1-Dichloroethane, Methyl tert-butyl ether (MTBE), trans-1,2-Dichloroethene, Methylene chloride, 1,1-Dichloroethene, Trichlorofluoromethane, Chloroethane, Bromomethane, Vinyl chloride, Chloromethane, Dichlorodifluoromethane, 1,2-Dichloroethane-d4}; Replace level 3 with Calibration sample 19JAN06.D for compounds {1,2-Dichlorobenzene, 1,4-Dichlorobenzene, 1,3-Dichlorobenzene, 4-Chlorotoluene, 2-Chlorotoluene, 1,2,3-Trichloropropane, 1,1,2,2-Tetrachloroethane, Bromobenzene, p-Bromofluorobenzene, Bromoform, Styrene, o-Xylene, m+p-Xylenes, Ethylbenzene, 1,1,1,2-Tetrachloroethane, Chlorobenzene, 1,2-Dibromoethane, Chlorodibromomethane, 1,3-Dichloropropane, Tetrachloroethene, 1,1,2-Trichloroethane, trans-1,3-Dichloropropene, Toluene, Toluene-d8, cis-1,3-Dichloropropene, Bromodichloromethane, Dibromomethane, 1,2-Dichloropropane, Trichloroethene, 1,2-Dichloroethane, Benzene, 1,1-Dichloropropene, Carbon tetrachloride, Dibromofluoromethane, 1,1,1-Trichloroethane, Chloroform, Bromochloromethane, Methyl ethyl ketone, cis-1,2-Dichloroethene, 2,2-Dichloropropane, 1,1-Dichloroethane, Methyl tert-butyl ether (MTBE), trans-1,2-Dichloroethene, Methylene chloride, 1,1-Dichloroethene, Trichlorofluoromethane, Chloroethane, Bromomethane, Vinyl chloride, Chloromethane, Dichlorodifluoromethane, 1,2-Dichloroethane-d4}; Replace level 2 with Calibration sample 19JAN05.D for compounds {1,2-Dichlorobenzene, 1,4-Dichlorobenzene, 1,3-Dichlorobenzene, 4-Chlorotoluene, 2-Chlorotoluene, 1,2,3-Trichloropropane, 1,1,2,2-Tetrachloroethane, Bromobenzene, p-Bromofluorobenzene, Bromoform, Styrene, o-Xylene, m+p-Xylenes, Ethylbenzene, 1,1,1,2-Tetrachloroethane, Chlorobenzene, 1,2-Dibromoethane, Chlorodibromomethane, 1,3-Dichloropropane, Tetrachloroethene, 1,1,2-Trichloroethane, trans-1,3-Dichloropropene, Toluene, Toluene-d8,				

Name	User	Time	Action	Reason	Comment	Succeed	Exception
			cis-1,3-Dichloropropene, Bromodichloromethane, Dibromomethane, 1,2-Dichloropropane, Trichloroethene, 1,2-Dichloroethane, Benzene, 1,1-Dichloropropene, Carbon tetrachloride, Dibromofluoromethane, 1,1,1-Trichloroethane, Chloroform, Bromochloromethane, Methyl ethyl ketone, cis-1,2-Dichloroethene, 2,2-Dichloropropane, 1,1-Dichloroethane, Methyl tert-butyl ether (MTBE), trans-1,2-Dichloroethene, Methylene chloride, 1,1-Dichloroethene, Trichlorofluoromethane, Chloroethane, Bromomethane, Vinyl chloride, Chloromethane, Dichlorodifluoromethane, 1,2-Dichloroethane-d4}; Replace level 1 with Calibration sample 19JAN04.D for compounds {1,2-Dichlorobenzene, 1,4-Dichlorobenzene, 1,3-Dichlorobenzene, 4-Chlorotoluene, 2-Chlorotoluene, 1,2,3-Trichloropropane, 1,1,2,2-Tetrachloroethane, Bromobenzene, p-Bromofluorobenzene, Bromoform, Styrene, o-Xylene, m+p-Xylenes, Ethylbenzene, 1,1,1,2-Tetrachloroethane, Chlorobenzene, 1,2-Dibromoethane, Chlorodibromomethane, 1,3-Dichloropropane, Tetrachloroethene, 1,1,2-Trichloroethane, trans-1,3-Dichloropropene, Toluene, Toluene-d8, cis-1,3-Dichloropropene, Bromodichloromethane, Dibromomethane, 1,2-Dichloropropane, Trichloroethene, 1,2-Dichloroethane, Benzene, 1,1-Dichloropropene, Carbon tetrachloride, Dibromofluoromethane, 1,1,1-Trichloroethane, Chloroform, Bromochloromethane, Methyl ethyl ketone, cis-1,2-Dichloroethene, 2,2-Dichloropropane, 1,1-Dichloroethane, Methyl tert-butyl ether (MTBE), trans-1,2-Dichloroethene, Methylene chloride, 1,1-Dichloroethene, Trichlorofluoromethane, Chloroethane, Bromomethane, Vinyl chloride, Chloromethane, Dichlorodifluoromethane, 1,2-Dichloroethane-d4};				
CmdQuantitate	BL2000\mchavez	1/19/2022 1:54:22 PM	Quantitate all compounds in all samples			✓	
CmdStartMethodEditing	BL2000\mchavez	1/19/2022 2:05:48 PM	Start method editing			✓	
CmdImportMethodFromSample	BL2000\mchavez	1/19/2022 2:05:48 PM	Import method from sample 19JAN03.D			✓	

Name	User	Time	Action	Reason	Comment	Succeed	Exception
CmdApplyMethodToAllSamples	BL2000\mchavez	1/19/2022 2:06:21 PM	Apply method to all samples			✓	
CmdMethodClear	BL2000\mchavez	1/19/2022 2:06:21 PM	Clear method			✓	
CmdEndMethodEditing	BL2000\mchavez	1/19/2022 2:06:22 PM	End method editing			✓	
CmdQuantitate	BL2000\mchavez	1/19/2022 2:06:30 PM	Quantitate all compounds in all samples			✓	
CmdSaveBatchTable	BL2000\mchavez	1/19/2022 2:10:42 PM	Save batch D:\Org\Data\VOA5975C\VG011922\QuantResults\VG011922_8260B.batch.bin			✓	
CmdOpenBatchTable	BL2000\mchavez	1/19/2022 2:16:39 PM	Open batch D:\Org\Data\VOA5975C\VG011922\VG011922_8260B.batch.bin			✓	
CmdImportSamplesFromWorklist	BL2000\mchavez	1/19/2022 2:17:28 PM	Add samples from worklist: D:\Org\Data\VOA5975C\VG011922\19JAN11.D			✓	
CmdSetSampleAttribute	BL2000\mchavez	1/19/2022 2:17:33 PM	Set SampleType = Calibration for sample 19JAN11.D; previous value = Sample			✓	
CmdSetSampleAttribute	BL2000\mchavez	1/19/2022 2:17:36 PM	Set LevelName = 6 for sample 19JAN11.D; previous value =			✓	
CmdQuantitate	BL2000\mchavez	1/19/2022 2:17:47 PM	Quantitate all compounds in all samples			✓	
CmdSetSampleAttribute	BL2000\mchavez	1/19/2022 2:19:19 PM	Set SampleApproved = True for sample 19JAN11.D; previous value = False			✓	

Name	User	Time	Action	Reason	Comment	Succeed	Exception
CmdCalibrate	BL2000\mchavez	1/19/2022 2:19:30 PM	Replace level 6 with Calibration sample 19JAN11.D for compounds {1,4-Dichlorobenzene, 1,3-Dichlorobenzene, 4-Chlorotoluene, 2-Chlorotoluene, 1,2,3-Trichloropropane, 1,1,2,2-Tetrachloroethane, Bromobenzene, p-Bromofluorobenzene, Bromoform, Styrene, o-Xylene, m+p-Xylenes, Ethylbenzene, 1,1,1,2-Tetrachloroethane, Chlorobenzene, 1,2-Dibromoethane, Chlorodibromomethane, 1,3-Dichloropropane, Tetrachloroethene, 1,1,2-Trichloroethane, trans-1,3-Dichloropropene, Toluene, Toluene-d8, cis-1,3-Dichloropropene, Bromodichloromethane, Dibromomethane, 1,2-Dichloropropane, Trichloroethene, 1,2-Dichloroethane, Benzene, 1,2-Dichloroethane-d4, 1,1-Dichloropropene, Carbon tetrachloride, Dibromofluoromethane, 1,1,1-Trichloroethane, Chloroform, Bromochloromethane, Methyl ethyl ketone, cis-1,2-Dichloroethene, 2,2-Dichloropropane, 1,1-Dichloroethane, Methyl tert-butyl ether (MTBE), trans-1,2-Dichloroethene, Methylene chloride, 1,1-Dichloroethene, Trichlorofluoromethane, Chloroethane, Bromomethane, Vinyl chloride, Chloromethane, Dichlorodifluoromethane, 1,2-Dichlorobenzene};			✓	
CmdQuantitate	BL2000\mchavez	1/19/2022 2:19:51 PM	Quantitate all compounds in all samples			✓	
CmdSetLevelEnable	BL2000\mchavez	1/19/2022 2:20:01 PM	Set LevelEnable = True for calibration level 6, levelId = 37 of compound 1,2-Dichloroethane-d4 in sample 19JAN03.D; previous value = False			✓	
CmdQuantitate	BL2000\mchavez	1/19/2022 2:20:14 PM	Quantitate all compounds in all samples			✓	
CmdSetLevelEnable	BL2000\mchavez	1/19/2022 2:20:37 PM	Set LevelEnable = True for calibration level 1, levelId = 36 of compound 1,2-Dichloroethane-d4 in sample 19JAN03.D; previous value = False			✓	
CmdQuantitate	BL2000\mchavez	1/19/2022 2:20:47 PM	Quantitate all compounds in all samples			✓	
CmdSetLevelEnable	BL2000\mchavez	1/19/2022 2:20:59 PM	Set LevelEnable = False for calibration level 1, levelId = 36 of compound 1,2-Dichloroethane-d4 in sample 19JAN03.D; previous value = True			✓	
CmdQuantitate	BL2000\mchavez	1/19/2022 2:21:09 PM	Quantitate all compounds in all samples			✓	

Name	User	Time	Action	Reason	Comment	Succeed	Exception
CmdSetTargetCompoundAttribute	BL2000\mchavez	1/19/2022 2:32:34 PM	Set CurveFit = fitQuadratic for compound 1,2-Dichloroethane-d4 in all samples; previous value = fitAverageOfResponseFactors			✓	
CmdSetTargetCompoundAttribute	BL2000\mchavez	1/19/2022 2:32:45 PM	Set CurveFit = fitAverageOfResponseFactors for compound 1,2-Dichloroethane-d4 in all samples; previous value = fitQuadratic			✓	
CmdSaveBatchTable	BL2000\mchavez	1/19/2022 2:33:16 PM	Save batch D:\Org\Data\VOA5975C\VG011922\QuantResults\VG011922_8260B.batch.bin			✓	
CmdOpenBatchTable	BL2000\mchavez	1/19/2022 2:50:30 PM	Open batch D:\Org\Data\VOA5975C\VG011922\VG011922_8260B.batch.bin			✓	
CmdImportSamplesFromWorklist	BL2000\mchavez	1/19/2022 2:50:47 PM	Add samples from worklist: D:\Org\Data\VOA5975C\VG011922\19JAN12.D			✓	
CmdQuantitate	BL2000\mchavez	1/19/2022 2:50:59 PM	Quantitate all compounds in all samples			✓	
CmdSaveBatchTable	BL2000\mchavez	1/19/2022 2:56:02 PM	Save batch D:\Org\Data\VOA5975C\VG011922\QuantResults\VG011922_8260B.batch.bin			✓	
CmdOpenBatchTable	BL2000\mchavez	1/19/2022 3:11:37 PM	Open batch D:\Org\Data\VOA5975C\VG011922\VG011922_8260B.batch.bin			✓	
CmdImportSamplesFromWorklist	BL2000\mchavez	1/19/2022 3:11:57 PM	Add samples from worklist: D:\Org\Data\VOA5975C\VG011922\19JAN13.D			✓	
CmdSetSampleAttribute	BL2000\mchavez	1/19/2022 3:12:03 PM	Set SampleType = Calibration for sample 19JAN13.D; previous value = Sample			✓	
CmdSetSampleAttribute	BL2000\mchavez	1/19/2022 3:12:07 PM	Set LevelName = 7 for sample 19JAN13.D; previous value =			✓	
CmdQuantitate	BL2000\mchavez	1/19/2022 3:12:17 PM	Quantitate all compounds in all samples			✓	
CmdSetSampleAttribute	BL2000\mchavez	1/19/2022 3:14:06 PM	Set SampleApproved = True for sample 19JAN13.D; previous value = False			✓	

Name	User	Time	Action	Reason	Comment	Succeed	Exception
CmdCalibrate	BL2000\mchavez	1/19/2022 3:14:17 PM	Replace level 7 with Calibration sample 19JAN13.D for compounds {1,4-Dichlorobenzene, 1,3-Dichlorobenzene, 4-Chlorotoluene, 2-Chlorotoluene, 1,2,3-Trichloropropane, 1,1,2,2-Tetrachloroethane, Bromobenzene, p-Bromofluorobenzene, Bromoform, Styrene, o-Xylene, m+p-Xylenes, Ethylbenzene, 1,1,1,2-Tetrachloroethane, Chlorobenzene, 1,2-Dibromoethane, Chlorodibromomethane, 1,3-Dichloropropane, Tetrachloroethene, 1,1,2-Trichloroethane, trans-1,3-Dichloropropene, Toluene, Toluene-d8, cis-1,3-Dichloropropene, Bromodichloromethane, Dibromomethane, 1,2-Dichloropropane, Trichloroethene, 1,2-Dichloroethane, Benzene, 1,2-Dichloroethane-d4, 1,1-Dichloropropene, Carbon tetrachloride, Dibromofluoromethane, 1,1,1-Trichloroethane, Chloroform, Bromochloromethane, Methyl ethyl ketone, cis-1,2-Dichloroethene, 2,2-Dichloropropane, 1,1-Dichloroethane, Methyl tert-butyl ether (MTBE), trans-1,2-Dichloroethene, Methylene chloride, 1,1-Dichloroethene, Trichlorofluoromethane, Chloroethane, Bromomethane, Vinyl chloride, Chloromethane, Dichlorodifluoromethane, 1,2-Dichlorobenzene};			✓	
CmdQuantitate	BL2000\mchavez	1/19/2022 3:14:35 PM	Quantitate all compounds in all samples			✓	
CmdSaveBatchTable	BL2000\mchavez	1/19/2022 3:14:43 PM	Save batch D:\Org\Data\VOA5975C\VG011922\QuantResults\VG011922_8260B.batch.bin			✓	
CmdOpenBatchTable	BL2000\mchavez	1/19/2022 3:21:12 PM	Open batch D:\Org\Data\VOA5975C\VG011922\VG011922_8260B.batch.bin			✓	
CmdSetLevelEnable	BL2000\mchavez	1/19/2022 3:22:01 PM	Set LevelEnable = True for calibration level 7, levelId = 38 of compound 1,2-Dichloroethane-d4 in sample 19JAN03.D; previous value = False			✓	
CmdQuantitate	BL2000\mchavez	1/19/2022 3:22:13 PM	Quantitate all compounds in all samples			✓	
CmdSetTargetCompoundAttribute	BL2000\mchavez	1/19/2022 3:26:11 PM	Set CurveFit = fitQuadratic for compound 1,2-Dichloroethane-d4 in all samples; previous value = fitAverageOfResponseFactors			✓	
CmdQuantitate	BL2000\mchavez	1/19/2022 3:26:23 PM	Quantitate all compounds in all samples			✓	

Name	User	Time	Action	Reason	Comment	Succeed	Exception
CmdSetTargetCompoundAttribute	BL2000\mchavez	1/19/2022 3:26:39 PM	Set CurveFit = fitLinear for compound 1,2-Dichloroethane-d4 in all samples; previous value = fitQuadratic			✓	
CmdQuantitate	BL2000\mchavez	1/19/2022 3:26:50 PM	Quantitate all compounds in all samples			✓	
CmdSetTargetCompoundAttribute	BL2000\mchavez	1/19/2022 3:26:57 PM	Set CurveFit = fitAverageOfResponseFactors for compound 1,2-Dichloroethane-d4 in all samples; previous value = fitLinear			✓	
CmdQuantitate	BL2000\mchavez	1/19/2022 3:27:09 PM	Quantitate all compounds in all samples			✓	
CmdSetLevelEnable	BL2000\mchavez	1/19/2022 3:34:54 PM	Set LevelEnable = False for calibration level 8, levelId = 23 of compound Bromomethane in sample 19JAN03.D; previous value = True			✓	
CmdQuantitate	BL2000\mchavez	1/19/2022 3:35:06 PM	Quantitate all compounds in all samples			✓	
CmdSaveBatchTable	BL2000\mchavez	1/19/2022 3:35:47 PM	Save batch D:\Org\Data\VOA5975C\VG011922\QuantResults\VG011922_8260B.batch.bin			✓	
CmdOpenBatchTable	BL2000\mchavez	1/19/2022 4:04:53 PM	Open batch D:\Org\Data\VOA5975C\VG011922\VG011922_8260B.batch.bin			✓	
CmdImportSamplesFromWorklist	BL2000\mchavez	1/19/2022 4:05:15 PM	Add samples from worklist: D:\Org\Data\VOA5975C\VG011922\19JAN15.D, D:\Org\Data\VOA5975C\VG011922\19JAN14.D			✓	
CmdSetSampleAttribute	BL2000\mchavez	1/19/2022 4:05:22 PM	Set SampleType = Calibration for sample 19JAN15.D; previous value = Sample			✓	
CmdSetSampleAttribute	BL2000\mchavez	1/19/2022 4:05:28 PM	Set LevelName = 8 for sample 19JAN15.D; previous value =			✓	
CmdQuantitate	BL2000\mchavez	1/19/2022 4:05:39 PM	Quantitate all compounds in all samples			✓	
CmdSetSampleAttribute	BL2000\mchavez	1/19/2022 4:07:07 PM	Set SampleApproved = True for sample 19JAN15.D; previous value = False			✓	

Name	User	Time	Action	Reason	Comment	Succeed	Exception
CmdCalibrate	BL2000\mchavez	1/19/2022 4:07:19 PM	Replace level 8 with Calibration sample 19JAN15.D for compounds {1,4-Dichlorobenzene, 1,3-Dichlorobenzene, 4-Chlorotoluene, 2-Chlorotoluene, 1,2,3-Trichloropropane, 1,1,2,2-Tetrachloroethane, Bromobenzene, p-Bromofluorobenzene, Bromoform, Styrene, o-Xylene, m+p-Xylenes, Ethylbenzene, 1,1,1,2-Tetrachloroethane, Chlorobenzene, 1,2-Dibromoethane, Chlorodibromomethane, 1,3-Dichloropropane, Tetrachloroethene, 1,1,2-Trichloroethane, trans-1,3-Dichloropropene, Toluene, Toluene-d8, cis-1,3-Dichloropropene, Bromodichloromethane, Dibromomethane, 1,2-Dichloropropane, Trichloroethene, 1,2-Dichloroethane, Benzene, 1,2-Dichloroethane-d4, 1,1-Dichloropropene, Carbon tetrachloride, Dibromofluoromethane, 1,1,1-Trichloroethane, Chloroform, Bromochloromethane, Methyl ethyl ketone, cis-1,2-Dichloroethene, 2,2-Dichloropropane, 1,1-Dichloroethane, Methyl tert-butyl ether (MTBE), trans-1,2-Dichloroethene, Methylene chloride, 1,1-Dichloroethene, Trichlorofluoromethane, Chloroethane, Bromomethane, Vinyl chloride, Chloromethane, Dichlorodifluoromethane, 1,2-Dichlorobenzene};			✓	
CmdQuantitate	BL2000\mchavez	1/19/2022 4:07:38 PM	Quantitate all compounds in all samples			✓	
CmdSetLevelEnable	BL2000\mchavez	1/19/2022 4:07:45 PM	Set LevelEnable = True for calibration level 8, levelId = 39 of compound 1,2-Dichloroethane-d4 in sample 19JAN03.D; previous value = False			✓	
CmdQuantitate	BL2000\mchavez	1/19/2022 4:08:00 PM	Quantitate all compounds in all samples			✓	
CmdSetLevelEnable	BL2000\mchavez	1/19/2022 4:08:26 PM	Set LevelEnable = True for calibration level 1, levelId = 36 of compound 1,2-Dichloroethane-d4 in sample 19JAN03.D; previous value = False			✓	
CmdQuantitate	BL2000\mchavez	1/19/2022 4:10:52 PM	Quantitate all compounds in all samples			✓	
CmdSetLevelEnable	BL2000\mchavez	1/19/2022 4:11:25 PM	Set LevelEnable = False for calibration level 1, levelId = 36 of compound 1,2-Dichloroethane-d4 in sample 19JAN03.D; previous value = True			✓	
CmdQuantitate	BL2000\mchavez	1/19/2022 4:11:37 PM	Quantitate all compounds in all samples			✓	

Name	User	Time	Action	Reason	Comment	Succeed	Exception
CmdSetLevelEnable	BL2000\mchavez	1/19/2022 4:19:40 PM	Set LevelEnable = False for calibration level 8, levelId = 39 of compound 1,2-Dichloroethane-d4 in sample 19JAN03.D; previous value = True			✓	
CmdSetLevelEnable	BL2000\mchavez	1/19/2022 4:19:44 PM	Set LevelEnable = True for calibration level 8, levelId = 39 of compound 1,2-Dichloroethane-d4 in sample 19JAN03.D; previous value = False			✓	
CmdQuantitate	BL2000\mchavez	1/19/2022 4:19:56 PM	Quantitate all compounds in all samples			✓	
CmdSaveBatchTable	BL2000\mchavez	1/19/2022 4:21:48 PM	Save batch D:\Org\Data\VOA5975C\VG011922\QuantResults\VG011922_8260B.batch.bin			✓	
CmdOpenBatchTable	BL2000\mchavez	1/19/2022 4:59:06 PM	Open batch D:\Org\Data\VOA5975C\VG011922\VG011922_8260B.batch.bin			✓	
CmdImportSamplesFromWorklist	BL2000\mchavez	1/19/2022 5:00:01 PM	Add samples from worklist: D:\Org\Data\VOA5975C\VG011922\19JAN17.D, D:\Org\Data\VOA5975C\VG011922\19JAN16.D			✓	
CmdSetSampleAttribute	BL2000\mchavez	1/19/2022 5:01:06 PM	Set SampleType = QC for sample 19JAN17.D; previous value = Sample			✓	
CmdSetSampleAttribute	BL2000\mchavez	1/19/2022 5:01:14 PM	Set LevelName = QC for sample 19JAN17.D; previous value =			✓	
CmdSetSampleAttribute	BL2000\mchavez	1/19/2022 5:01:17 PM	Set SampleInformation = LCSA for sample 19JAN17.D; previous value =			✓	
CmdQuantitate	BL2000\mchavez	1/19/2022 5:01:32 PM	Quantitate all compounds in all samples			✓	
CmdStartMethodEditing	BL2000\mchavez	1/19/2022 5:01:59 PM	Start method editing			✓	
CmdImportMethodFromSample	BL2000\mchavez	1/19/2022 5:01:59 PM	Import method from sample 19JAN17.D			✓	
CmdApplyMethodToAllSamples	BL2000\mchavez	1/19/2022 5:02:57 PM	Apply method to all samples			✓	
CmdMethodClear	BL2000\mchavez	1/19/2022 5:02:57 PM	Clear method			✓	
CmdEndMethodEditing	BL2000\mchavez	1/19/2022 5:02:58 PM	End method editing			✓	
CmdQuantitate	BL2000\mchavez	1/19/2022 5:03:10 PM	Quantitate all compounds in all samples			✓	
CmdSaveBatchTable	BL2000\mchavez	1/19/2022 5:03:34 PM	Save batch D:\Org\Data\VOA5975C\VG011922\QuantResults\VG011922_8260B.batch.bin			✓	
CmdOpenBatchTable	BL2000\mchavez	1/20/2022 8:25:52 AM	Open batch D:\Org\Data\VOA5975C\VG011922\VG011922_8260B.batch.bin			✓	

Name	User	Time	Action	Reason	Comment	Succeed	Exception
CmdImportSamplesFromWorklist	BL2000\mchavez	1/20/2022 8:26:56 AM	Add samples from worklist: D:\Org\Data\VOA5975C\VG011922\19JAN23.D, D:\Org\Data\VOA5975C\VG011922\19JAN22.D, D:\Org\Data\VOA5975C\VG011922\19JAN21.D, D:\Org\Data\VOA5975C\VG011922\19JAN20.D, D:\Org\Data\VOA5975C\VG011922\19JAN19.D, D:\Org\Data\VOA5975C\VG011922\19JAN18.D			✓	
CmdQuantitate	BL2000\mchavez	1/20/2022 8:27:14 AM	Quantitate all compounds in all samples			✓	
CmdSetTargetCompoundAttribute	BL2000\mchavez	1/20/2022 8:49:42 AM	Set UserAnnotation = NI for compound Chloromethane in sample 19JAN03.D; previous value =			✓	
CmdSetTargetCompoundAttribute	BL2000\mchavez	1/20/2022 8:49:46 AM	Set UserAnnotation = NI for compound Vinyl chloride in sample 19JAN03.D; previous value =			✓	
CmdSetTargetCompoundAttribute	BL2000\mchavez	1/20/2022 8:49:53 AM	Set UserAnnotation = NI for compound Bromomethane in sample 19JAN03.D; previous value =			✓	
CmdSetLevelEnable	BL2000\mchavez	1/20/2022 8:50:00 AM	Set LevelEnable = True for calibration level 8, levelId = 39 of compound Bromomethane in sample 19JAN17.D; previous value = False			✓	
CmdQuantitate	BL2000\mchavez	1/20/2022 8:50:17 AM	Quantitate all compounds in all samples			✓	
CmdSetTargetCompoundAttribute	BL2000\mchavez	1/20/2022 8:50:23 AM	Set CurveFit = fitQuadratic for compound Bromomethane in all samples; previous value = fitAverageOfResponseFactors			✓	
CmdSetTargetCompoundAttribute	BL2000\mchavez	1/20/2022 8:50:26 AM	Set CurveFitWeight = weightOneOverX for compound Bromomethane in all samples; previous value = weightEqual			✓	
CmdQuantitate	BL2000\mchavez	1/20/2022 8:50:40 AM	Quantitate all compounds in all samples			✓	
CmdSetTargetCompoundAttribute	BL2000\mchavez	1/20/2022 8:50:59 AM	Set CurveFit = fitAverageOfResponseFactors for compound Bromomethane in all samples; previous value = fitQuadratic			✓	
CmdSetTargetCompoundAttribute	BL2000\mchavez	1/20/2022 8:51:02 AM	Set CurveFitWeight = weightEqual for compound Bromomethane in all samples; previous value = weightOneOverX			✓	
CmdQuantitate	BL2000\mchavez	1/20/2022 8:51:17 AM	Quantitate all compounds in all samples			✓	

Name	User	Time	Action	Reason	Comment	Succeed	Exception
CmdSetTargetCompoundAttribute	BL2000\mchavez	1/20/2022 8:51:24 AM	Set CurveFit = fitQuadratic for compound Bromomethane in all samples; previous value = fitAverageOfResponseFactors			✓	
CmdSetTargetCompoundAttribute	BL2000\mchavez	1/20/2022 8:51:26 AM	Set CurveFitWeight = weightOneOverX for compound Bromomethane in all samples; previous value = weightEqual			✓	
CmdQuantitate	BL2000\mchavez	1/20/2022 8:51:40 AM	Quantitate all compounds in all samples			✓	
CmdSetSampleAttribute	BL2000\mchavez	1/20/2022 8:52:05 AM	Set SampleApproved = True for sample 19JAN07.D; previous value = False			✓	
CmdSetTargetCompoundAttribute	BL2000\mchavez	1/20/2022 8:52:22 AM	Set UserAnnotation = NI for compound Methylene chloride in sample 19JAN03.D; previous value =			✓	
CmdSetTargetCompoundAttribute	BL2000\mchavez	1/20/2022 8:53:54 AM	Set UserAnnotation = LT for compound 1,2-Dichloroethane-d4 in sample 19JAN05.D; previous value =			✓	
CmdSetTargetCompoundAttribute	BL2000\mchavez	1/20/2022 8:57:21 AM	Set CurveFit = fitQuadratic for compound Ethylbenzene in all samples; previous value = fitAverageOfResponseFactors			✓	
CmdSetTargetCompoundAttribute	BL2000\mchavez	1/20/2022 8:57:23 AM	Set CurveFitWeight = weightOneOverX for compound Ethylbenzene in all samples; previous value = weightEqual			✓	
CmdQuantitate	BL2000\mchavez	1/20/2022 8:57:42 AM	Quantitate all compounds in all samples			✓	
CmdSetTargetCompoundAttribute	BL2000\mchavez	1/20/2022 8:57:51 AM	Set CurveFit = fitQuadratic for compound m+p-Xylenes in all samples; previous value = fitAverageOfResponseFactors			✓	
CmdSetTargetCompoundAttribute	BL2000\mchavez	1/20/2022 8:57:53 AM	Set CurveFitWeight = weightOneOverX for compound m+p-Xylenes in all samples; previous value = weightEqual			✓	
CmdQuantitate	BL2000\mchavez	1/20/2022 8:58:12 AM	Quantitate all compounds in all samples			✓	
CmdSetLevelEnable	BL2000\mchavez	1/20/2022 8:58:28 AM	Set LevelEnable = True for calibration level 1, levelId = 36 of compound o-Xylene in sample 19JAN17.D; previous value = False			✓	
CmdSetTargetCompoundAttribute	BL2000\mchavez	1/20/2022 8:58:32 AM	Set CurveFit = fitQuadratic for compound o-Xylene in all samples; previous value = fitAverageOfResponseFactors			✓	
CmdSetTargetCompoundAttribute	BL2000\mchavez	1/20/2022 8:58:35 AM	Set CurveFitWeight = weightOneOverX for compound o-Xylene in all samples; previous value = weightEqual			✓	
CmdQuantitate	BL2000\mchavez	1/20/2022 8:58:51 AM	Quantitate all compounds in all samples			✓	

Name	User	Time	Action	Reason	Comment	Succeed	Exception
CmdSetTargetCompoundAttribute	BL2000\mchavez	1/20/2022 8:59:06 AM	Set CurveFit = fitQuadratic for compound Styrene in all samples; previous value = fitAverageOfResponseFactors			✓	
CmdSetTargetCompoundAttribute	BL2000\mchavez	1/20/2022 8:59:09 AM	Set CurveFitWeight = weightOneOverX for compound Styrene in all samples; previous value = weightEqual			✓	
CmdQuantitate	BL2000\mchavez	1/20/2022 8:59:24 AM	Quantitate all compounds in all samples			✓	
CmdSetSampleAttribute	BL2000\mchavez	1/20/2022 9:07:29 AM	Set SampleApproved = True for sample 19JAN17.D; previous value = False			✓	
CmdSetSampleAttribute	BL2000\mchavez	1/20/2022 9:13:44 AM	Set SampleApproved = True for sample 19JAN03.D; previous value = False			✓	
CmdImportSamplesFromWorklist	BL2000\mchavez	1/20/2022 9:25:54 AM	Add samples from worklist: D:\Org\Data\VOA5975C\VG011922\19JAN09CC.D			✓	
CmdSetSampleAttribute	BL2000\mchavez	1/20/2022 9:26:13 AM	Set SampleType = CC for sample 19JAN09CC.D; previous value = Sample			✓	
CmdSetSampleAttribute	BL2000\mchavez	1/20/2022 9:26:21 AM	Set LevelName = CC for sample 19JAN09CC.D; previous value =			✓	
CmdSetSampleAttribute	BL2000\mchavez	1/20/2022 9:26:37 AM	Set SampleName = CC011922_ for sample 19JAN09CC.D; previous value = ICAL011922_5			✓	
CmdSetSampleAttribute	BL2000\mchavez	1/20/2022 9:26:55 AM	Set UserDefined = Reimported CAL5 as CC for sample 19JAN09CC.D; previous value =			✓	
CmdQuantitate	BL2000\mchavez	1/20/2022 9:27:20 AM	Quantitate all compounds in all samples			✓	
CmdSetSampleAttribute	BL2000\mchavez	1/20/2022 9:27:48 AM	Set SampleApproved = True for sample 19JAN09CC.D; previous value = False			✓	
CmdSetSampleAttribute	BL2000\mchavez	1/20/2022 9:27:48 AM	Set SampleApproved = False for sample 19JAN09CC.D; previous value = True			✓	

Name	User	Time	Action	Reason	Comment	Succeed	Exception
CmdCalibrate	BL2000\mchavez	1/20/2022 9:28:13 AM	Replace level CC with CC sample 19JAN09CC.D for compounds {1,4-Dichlorobenzene, 1,3-Dichlorobenzene, 4-Chlorotoluene, 2-Chlorotoluene, 1,2,3-Trichloropropane, 1,1,2,2-Tetrachloroethane, Bromobenzene, p-Bromofluorobenzene, Bromoform, Styrene, o-Xylene, m+p-Xylenes, Ethylbenzene, 1,1,1,2-Tetrachloroethane, Chlorobenzene, 1,2-Dibromoethane, Chlorodibromomethane, 1,3-Dichloropropane, Tetrachloroethene, 1,1,2-Trichloroethane, trans-1,3-Dichloropropene, Toluene, Toluene-d8, cis-1,3-Dichloropropene, Bromodichloromethane, Dibromomethane, 1,2-Dichloropropane, Trichloroethene, 1,2-Dichloroethane, Benzene, 1,2-Dichloroethane-d4, 1,1-Dichloropropene, Carbon tetrachloride, Dibromofluoromethane, 1,1,1-Trichloroethane, Chloroform, Bromochloromethane, Methyl ethyl ketone, cis-1,2-Dichloroethene, 2,2-Dichloropropane, 1,1-Dichloroethane, Methyl tert-butyl ether (MTBE), trans-1,2-Dichloroethene, Methylene chloride, 1,1-Dichloroethene, Trichlorofluoromethane, Chloroethane, Bromomethane, Vinyl chloride, Chloromethane, Dichlorodifluoromethane, 1,2-Dichlorobenzene}; Replace level QC with QC sample 19JAN17.D for compounds {1,4-Dichlorobenzene, 1,3-Dichlorobenzene, 4-Chlorotoluene, 2-Chlorotoluene, 1,2,3-Trichloropropane, 1,1,2,2-Tetrachloroethane, Bromobenzene, p-Bromofluorobenzene, Bromoform, Styrene, o-Xylene, m+p-Xylenes, Ethylbenzene, 1,1,1,2-Tetrachloroethane, Chlorobenzene, 1,2-Dibromoethane, Chlorodibromomethane, 1,3-Dichloropropane, Tetrachloroethene, 1,1,2-Trichloroethane, trans-1,3-Dichloropropene, Toluene, Toluene-d8, cis-1,3-Dichloropropene, Bromodichloromethane, Dibromomethane, 1,2-Dichloropropane, Trichloroethene, 1,2-Dichloroethane, Benzene, 1,2-Dichloroethane-d4, 1,1-Dichloropropene, Carbon tetrachloride, Dibromofluoromethane, 1,1,1-Trichloroethane, Chloroform,			✓	

Name	User	Time	Action	Reason	Comment	Succeed	Exception
			Bromochloromethane, Methyl ethyl ketone, cis-1,2-Dichloroethene, 2,2-Dichloropropane, 1,1-Dichloroethane, Methyl tert-butyl ether (MTBE), trans-1,2-Dichloroethene, Methylene chloride, 1,1-Dichloroethene, Trichlorofluoromethane, Chloroethane, Bromomethane, Vinyl chloride, Chloromethane, Dichlorodifluoromethane, 1,2-Dichlorobenzene}; Replace level 8 with Calibration sample 19JAN15.D for compounds {1,4-Dichlorobenzene, 1,3-Dichlorobenzene, 4-Chlorotoluene, 2-Chlorotoluene, 1,2,3-Trichloropropane, 1,1,2,2-Tetrachloroethane, Bromobenzene, p-Bromofluorobenzene, Bromoform, Styrene, o-Xylene, m+p-Xylenes, Ethylbenzene, 1,1,1,2-Tetrachloroethane, Chlorobenzene, 1,2-Dibromoethane, Chlorodibromomethane, 1,3-Dichloropropane, Tetrachloroethene, 1,1,2-Trichloroethane, trans-1,3-Dichloropropene, Toluene, Toluene-d8, cis-1,3-Dichloropropene, Bromodichloromethane, Dibromomethane, 1,2-Dichloropropane, Trichloroethene, 1,2-Dichloroethane, Benzene, 1,2-Dichloroethane-d4, 1,1-Dichloropropene, Carbon tetrachloride, Dibromofluoromethane, 1,1,1-Trichloroethane, Chloroform, Bromochloromethane, Methyl ethyl ketone, cis-1,2-Dichloroethene, 2,2-Dichloropropane, 1,1-Dichloroethane, Methyl tert-butyl ether (MTBE), trans-1,2-Dichloroethene, Methylene chloride, 1,1-Dichloroethene, Trichlorofluoromethane, Chloroethane, Bromomethane, Vinyl chloride, Chloromethane, Dichlorodifluoromethane, 1,2-Dichlorobenzene}; Replace level 7 with Calibration sample 19JAN13.D for compounds {1,4-Dichlorobenzene, 1,3-Dichlorobenzene, 4-Chlorotoluene, 2-Chlorotoluene, 1,2,3-Trichloropropane, 1,1,2,2-Tetrachloroethane, Bromobenzene, p-Bromofluorobenzene, Bromoform, Styrene, o-Xylene, m+p-Xylenes, Ethylbenzene, 1,1,1,2-Tetrachloroethane, Chlorobenzene, 1,2-Dibromoethane, Chlorodibromomethane, 1,3-Dichloropropane, Tetrachloroethene,				

Name	User	Time	Action	Reason	Comment	Succeed	Exception
			1,1,2-Trichloroethane, trans-1,3-Dichloropropene, Toluene, Toluene-d8, cis-1,3-Dichloropropene, Bromodichloromethane, Dibromomethane, 1,2-Dichloropropane, Trichloroethene, 1,2-Dichloroethane, Benzene, 1,2-Dichloroethane-d4, 1,1-Dichloropropene, Carbon tetrachloride, Dibromofluoromethane, 1,1,1-Trichloroethane, Chloroform, Bromochloromethane, Methyl ethyl ketone, cis-1,2-Dichloroethene, 2,2-Dichloropropane, 1,1-Dichloroethane, Methyl tert-butyl ether (MTBE), trans-1,2-Dichloroethene, Methylene chloride, 1,1-Dichloroethene, Trichlorofluoromethane, Chloroethane, Bromomethane, Vinyl chloride, Chloromethane, Dichlorodifluoromethane, 1,2-Dichlorobenzene}; Replace level 6 with Calibration sample 19JAN11.D for compounds {1,4-Dichlorobenzene, 1,3-Dichlorobenzene, 4-Chlorotoluene, 2-Chlorotoluene, 1,2,3-Trichloropropane, 1,1,2,2-Tetrachloroethane, Bromobenzene, p-Bromofluorobenzene, Bromoform, Styrene, o-Xylene, m+p-Xylenes, Ethylbenzene, 1,1,1,2-Tetrachloroethane, Chlorobenzene, 1,2-Dibromoethane, Chlorodibromomethane, 1,3-Dichloropropane, Tetrachloroethene, 1,1,2-Trichloroethane, trans-1,3-Dichloropropene, Toluene, Toluene-d8, cis-1,3-Dichloropropene, Bromodichloromethane, Dibromomethane, 1,2-Dichloropropane, Trichloroethene, 1,2-Dichloroethane, Benzene, 1,2-Dichloroethane-d4, 1,1-Dichloropropene, Carbon tetrachloride, Dibromofluoromethane, 1,1,1-Trichloroethane, Chloroform, Bromochloromethane, Methyl ethyl ketone, cis-1,2-Dichloroethene, 2,2-Dichloropropane, 1,1-Dichloroethane, Methyl tert-butyl ether (MTBE), trans-1,2-Dichloroethene, Methylene chloride, 1,1-Dichloroethene, Trichlorofluoromethane, Chloroethane, Bromomethane, Vinyl chloride, Chloromethane, Dichlorodifluoromethane, 1,2-Dichlorobenzene}; Replace level 5 with Calibration sample 19JAN09.D for compounds {1,4-Dichlorobenzene, 1,3-				

Name	User	Time	Action	Reason	Comment	Succeed	Exception
			Dichlorobenzene, 4-Chlorotoluene, 2-Chlorotoluene, 1,2,3-Trichloropropane, 1,1,2,2-Tetrachloroethane, Bromobenzene, p-Bromofluorobenzene, Bromoform, Styrene, o-Xylene, m+p-Xylenes, Ethylbenzene, 1,1,1,2-Tetrachloroethane, Chlorobenzene, 1,2-Dibromoethane, Chlorodibromomethane, 1,3-Dichloropropane, Tetrachloroethene, 1,1,2-Trichloroethane, trans-1,3-Dichloropropene, Toluene, Toluene-d8, cis-1,3-Dichloropropene, Bromodichloromethane, Dibromomethane, 1,2-Dichloropropane, Trichloroethene, 1,2-Dichloroethane, Benzene, 1,2-Dichloroethane-d4, 1,1-Dichloropropene, Carbon tetrachloride, Dibromofluoromethane, 1,1,1-Trichloroethane, Chloroform, Bromochloromethane, Methyl ethyl ketone, cis-1,2-Dichloroethene, 2,2-Dichloropropane, 1,1-Dichloroethane, Methyl tert-butyl ether (MTBE), trans-1,2-Dichloroethene, Methylene chloride, 1,1-Dichloroethene, Trichlorofluoromethane, Chloroethane, Bromomethane, Vinyl chloride, Chloromethane, Dichlorodifluoromethane, 1,2-Dichlorobenzene}; Replace level 4 with Calibration sample 19JAN07.D for compounds {1,4-Dichlorobenzene, 1,3-Dichlorobenzene, 4-Chlorotoluene, 2-Chlorotoluene, 1,2,3-Trichloropropane, 1,1,2,2-Tetrachloroethane, Bromobenzene, p-Bromofluorobenzene, Bromoform, Styrene, o-Xylene, m+p-Xylenes, Ethylbenzene, 1,1,1,2-Tetrachloroethane, Chlorobenzene, 1,2-Dibromoethane, Chlorodibromomethane, 1,3-Dichloropropane, Tetrachloroethene, 1,1,2-Trichloroethane, trans-1,3-Dichloropropene, Toluene, Toluene-d8, cis-1,3-Dichloropropene, Bromodichloromethane, Dibromomethane, 1,2-Dichloropropane, Trichloroethene, 1,2-Dichloroethane, Benzene, 1,2-Dichloroethane-d4, 1,1-Dichloropropene, Carbon tetrachloride, Dibromofluoromethane, 1,1,1-Trichloroethane, Chloroform, Bromochloromethane, Methyl ethyl ketone, cis-1,2-Dichloroethene, 2,2-				

Name	User	Time	Action	Reason	Comment	Succeed	Exception
			Dichloropropane, 1,1-Dichloroethane, Methyl tert-butyl ether (MTBE), trans-1,2-Dichloroethene, Methylene chloride, 1,1-Dichloroethene, Trichlorofluoromethane, Chloroethane, Bromomethane, Vinyl chloride, Chloromethane, Dichlorodifluoromethane, 1,2-Dichlorobenzene}; Replace level 3 with Calibration sample 19JAN06.D for compounds {1,4-Dichlorobenzene, 1,3-Dichlorobenzene, 4-Chlorotoluene, 2-Chlorotoluene, 1,2,3-Trichloropropane, 1,1,2,2-Tetrachloroethane, Bromobenzene, p-Bromofluorobenzene, Bromoform, Styrene, o-Xylene, m+p-Xylenes, Ethylbenzene, 1,1,1,2-Tetrachloroethane, Chlorobenzene, 1,2-Dibromoethane, Chlorodibromomethane, 1,3-Dichloropropane, Tetrachloroethene, 1,1,2-Trichloroethane, trans-1,3-Dichloropropene, Toluene, Toluene-d8, cis-1,3-Dichloropropene, Bromodichloromethane, Dibromomethane, 1,2-Dichloropropane, Trichloroethene, 1,2-Dichloroethane, Benzene, 1,2-Dichloroethane-d4, 1,1-Dichloropropene, Carbon tetrachloride, Dibromofluoromethane, 1,1,1-Trichloroethane, Chloroform, Bromochloromethane, Methyl ethyl ketone, cis-1,2-Dichloroethene, 2,2-Dichloropropane, 1,1-Dichloroethane, Methyl tert-butyl ether (MTBE), trans-1,2-Dichloroethene, Methylene chloride, 1,1-Dichloroethene, Trichlorofluoromethane, Chloroethane, Bromomethane, Vinyl chloride, Chloromethane, Dichlorodifluoromethane, 1,2-Dichlorobenzene}; Replace level 2 with Calibration sample 19JAN05.D for compounds {1,4-Dichlorobenzene, 1,3-Dichlorobenzene, 4-Chlorotoluene, 2-Chlorotoluene, 1,2,3-Trichloropropane, 1,1,2,2-Tetrachloroethane, Bromobenzene, p-Bromofluorobenzene, Bromoform, Styrene, o-Xylene, m+p-Xylenes, Ethylbenzene, 1,1,1,2-Tetrachloroethane, Chlorobenzene, 1,2-Dibromoethane, Chlorodibromomethane, 1,3-Dichloropropane, Tetrachloroethene, 1,1,2-Trichloroethane, trans-1,3-Dichloropropene, Toluene, Toluene-d8,				

Name	User	Time	Action	Reason	Comment	Succeed	Exception
			cis-1,3-Dichloropropene, Bromodichloromethane, Dibromomethane, 1,2-Dichloropropane, Trichloroethene, 1,2-Dichloroethane, Benzene, 1,2-Dichloroethane-d4, 1,1-Dichloropropene, Carbon tetrachloride, Dibromofluoromethane, 1,1,1-Trichloroethane, Chloroform, Bromochloromethane, Methyl ethyl ketone, cis-1,2-Dichloroethene, 2,2-Dichloropropane, 1,1-Dichloroethane, Methyl tert-butyl ether (MTBE), trans-1,2-Dichloroethene, Methylene chloride, 1,1-Dichloroethene, Trichlorofluoromethane, Chloroethane, Bromomethane, Vinyl chloride, Chloromethane, Dichlorodifluoromethane, 1,2-Dichlorobenzene}; Replace level 1 with Calibration sample 19JAN04.D for compounds {1,4-Dichlorobenzene, 1,3-Dichlorobenzene, 4-Chlorotoluene, 2-Chlorotoluene, 1,2,3-Trichloropropane, 1,1,2,2-Tetrachloroethane, Bromobenzene, p-Bromofluorobenzene, Bromoform, Styrene, o-Xylene, m+p-Xylenes, Ethylbenzene, 1,1,1,2-Tetrachloroethane, Chlorobenzene, 1,2-Dibromoethane, Chlorodibromomethane, 1,3-Dichloropropane, Tetrachloroethene, 1,1,2-Trichloroethane, trans-1,3-Dichloropropene, Toluene, Toluene-d8, cis-1,3-Dichloropropene, Bromodichloromethane, Dibromomethane, 1,2-Dichloropropane, Trichloroethene, 1,2-Dichloroethane, Benzene, 1,2-Dichloroethane-d4, 1,1-Dichloropropene, Carbon tetrachloride, Dibromofluoromethane, 1,1,1-Trichloroethane, Chloroform, Bromochloromethane, Methyl ethyl ketone, cis-1,2-Dichloroethene, 2,2-Dichloropropane, 1,1-Dichloroethane, Methyl tert-butyl ether (MTBE), trans-1,2-Dichloroethene, Methylene chloride, 1,1-Dichloroethene, Trichlorofluoromethane, Chloroethane, Bromomethane, Vinyl chloride, Chloromethane, Dichlorodifluoromethane, 1,2-Dichlorobenzene};				
CmdQuantitate	BL2000\mchavez	1/20/2022 9:28:29 AM	Quantitate all compounds in all samples			✓	

Name	User	Time	Action	Reason	Comment	Succeed	Exception
CmdSetSampleAttribute	BL2000\mchavez	1/20/2022 9:28:41 AM	Set SampleApproved = True for sample 19JAN09CC.D; previous value = False			✓	
CmdStartMethodEditing	BL2000\mchavez	1/20/2022 9:29:11 AM	Start method editing			✓	
CmdImportMethodFromSample	BL2000\mchavez	1/20/2022 9:29:11 AM	Import method from sample 19JAN04.D			✓	
CmdSaveMethodAs	BL2000\mchavez	1/20/2022 9:31:09 AM	Save method to file \\MASSHUNTER\Org\Data\Methods\Quant\VOA5975C\VOA5975C_011922_CAL\VOA5975C_8260B_SHT_DoD_L4_011922.m			✓	
CmdApplyMethodToAllSamples	BL2000\mchavez	1/20/2022 9:31:23 AM	Apply method to all samples			✓	
CmdMethodClear	BL2000\mchavez	1/20/2022 9:31:23 AM	Clear method			✓	
CmdEndMethodEditing	BL2000\mchavez	1/20/2022 9:31:24 AM	End method editing			✓	
CmdQuantitate	BL2000\mchavez	1/20/2022 9:31:41 AM	Quantitate all compounds in all samples			✓	
CmdSetSampleAttribute	BL2000\mchavez	1/20/2022 9:31:55 AM	Set SampleApproved = True for sample 19JAN02.D; previous value = False			✓	
CmdManuallyIntegrateQualifierPeak	BL2000\mchavez	1/20/2022 9:32:21 AM	Manually integrate qualifier66.0 of compound Chloroethane in sample 19JAN19.D from x, y = 1.869, 0 to 1.983, 0; result = 2724			✓	
CmdManuallyIntegrateMerge	BL2000\mchavez	1/20/2022 9:32:26 AM	Merge peak with left peak for qualifier 84.0 of compound Methylene chloride in sample 19JAN19.D, new integration is from x, y = 3.291, 0 to 3.388, 0 and new response = 11921;previous integration is from x, y = 3.291, 0 to 3.388, 0 and previous response = 11921.			✓	
CmdManuallyIntegrateMerge	BL2000\mchavez	1/20/2022 9:32:29 AM	Merge peak with left peak for compound Methylene chloride in sample 19JAN19.D, new integration is from x, y = 3.285, 0 to 3.388, 0 and new response = 17624; previous integration is from x, y= 3.327, 0 to 3.388, 0 and previous response =11453.			✓	
CmdSaveBatchTable	BL2000\mchavez	1/20/2022 9:47:49 AM	Save batch D:\Org\Data\VOA5975C\VG011922\QuantResults\VG011922_8260B.batch.bin			✓	
CmdOpenBatchTable	BL2000\mchavez	1/20/2022 10:19:52 AM	Open batch D:\Org\Data\VOA5975C\VG011922\VG011922_8260B.batch.bin			✓	
CmdSetSampleAttribute	BL2000\mchavez	1/20/2022 10:20:43 AM	Set SampleType = Blank for sample 19JAN22.D; previous value = Sample			✓	
CmdSetSampleAttribute	BL2000\mchavez	1/20/2022 10:20:49 AM	Set SampleType = Blank for sample 19JAN23.D; previous value = Sample			✓	
CmdStartMethodEditing	BL2000\mchavez	1/20/2022 10:21:04 AM	Start method editing			✓	

Name	User	Time	Action	Reason	Comment	Succeed	Exception
CmdImportMethodFromSample	BL2000\mchavez	1/20/2022 10:21:04 AM	Import method from sample 19JAN04.D			✓	
CmdSaveMethodAs	BL2000\mchavez	1/20/2022 10:22:36 AM	Save method to file \\MASSHUNTER\Org\Data\Methods\Quant\VOA5975C\VOA5975C_011922_CAL\VOA5975C_8260B_SHT_DoD_L4_011922.m			✓	
CmdApplyMethodToAllSamples	BL2000\mchavez	1/20/2022 10:22:46 AM	Apply method to all samples			✓	
CmdMethodClear	BL2000\mchavez	1/20/2022 10:22:46 AM	Clear method			✓	
CmdEndMethodEditing	BL2000\mchavez	1/20/2022 10:22:47 AM	End method editing			✓	
CmdQuantitate	BL2000\mchavez	1/20/2022 10:23:06 AM	Quantitate all compounds in all samples			✓	
CmdSaveBatchTable	BL2000\mchavez	1/20/2022 10:23:19 AM	Save batch D:\Org\Data\VOA5975C\VG011922\QuantResults\VG011922_8260B.batch.bin			✓	
CmdOpenBatchTable	BL2000\mchavez	1/22/2022 1:02:27 PM	Open batch D:\Org\Data\VOA5975C\VG011922\VG011922_8260B.batch.bin			✓	
CmdStartMethodEditing	BL2000\mchavez	1/22/2022 1:02:42 PM	Start method editing			✓	
CmdImportMethodFromSample	BL2000\mchavez	1/22/2022 1:02:42 PM	Import method from sample 19JAN01.D			✓	
CmdSaveMethodAs	BL2000\mchavez	1/22/2022 1:03:52 PM	Save method to file \\MASSHUNTER\Org\Data\Methods\Quant\VOA5975C\VOA5975C_011922_CAL\VOA5975C_8260B_SHT_DoD_L4_011922.m			✓	
CmdApplyMethodToAllSamples	BL2000\mchavez	1/22/2022 1:04:05 PM	Apply method to all samples			✓	
CmdMethodClear	BL2000\mchavez	1/22/2022 1:04:05 PM	Clear method			✓	
CmdEndMethodEditing	BL2000\mchavez	1/22/2022 1:04:06 PM	End method editing			✓	
CmdQuantitate	BL2000\mchavez	1/22/2022 1:04:23 PM	Quantitate all compounds in all samples			✓	
CmdSaveBatchTable	BL2000\mchavez	1/22/2022 1:16:10 PM	Save batch D:\Org\Data\VOA5975C\VG011922\QuantResults\VG011922_8260B.batch.bin			✓	
GenerateReport	BL2000\mchavez	1/22/2022 1:17:28 PM	Generates report - Method: \\MASSHUNTER\Org\reports\LevelIV_Reports\Calibration\01_Init_Cal+Gen_Calibration+Gen_ResultsSummary.m, Output Path: D:\Org\Data\VOA5975C\VG011922\QuantReports\VG011922_8260B			✓	
CmdStartMethodEditing	BL2000\mchavez	1/22/2022 1:22:07 PM	Start method editing			✓	
CmdImportMethodFromFile	BL2000\mchavez	1/22/2022 1:22:08 PM	Import method from file \\MASSHUNTER\Org\Data\Methods\Quant\VOA5975C\VOA5975C_011922_CAL\VOA5975C_8260B_SHT_DoD_L4_011922.m			✓	

Name	User	Time	Action	Reason	Comment	Succeed	Exception
CmdApplyMethodToAllSamples	BL2000\mchavez	1/22/2022 1:22:19 PM	Apply method to all samples			✓	
CmdMethodClear	BL2000\mchavez	1/22/2022 1:22:19 PM	Clear method			✓	
CmdEndMethodEditing	BL2000\mchavez	1/22/2022 1:22:19 PM	End method editing			✓	
CmdQuantitate	BL2000\mchavez	1/22/2022 1:22:36 PM	Quantitate all compounds in all samples			✓	
CmdSaveBatchTable	BL2000\mchavez	1/22/2022 1:22:47 PM	Save batch D:\Org\Data\VOA5975C\VG011922\QuantResults\VG011922_8260B.batch.bin			✓	
GenerateReport	BL2000\mchavez	1/22/2022 1:23:39 PM	Generates report - Method: \\MASSHUNTER\Org\reports\LevelIV_Reports\Calibration\01_Init_Cal+Gen_Calibration+Gen_ResultsSummary.m, Output Path: D:\Org\Data\VOA5975C\VG011922\QuantReports\VG011922_8260B-1			✓	
CmdSetLevelEnable	BL2000\mchavez	1/22/2022 1:26:22 PM	Set LevelEnable = False for calibration level 1, levelId = 9 of compound 1,2,3-Trichloropropane in sample 19JAN01.D; previous value = True			✓	
CmdQuantitate	BL2000\mchavez	1/22/2022 1:26:43 PM	Quantitate all compounds in all samples			✓	
CmdQuantitate	BL2000\mchavez	1/22/2022 1:30:44 PM	Quantitate all compounds in all samples			✓	
CmdStartMethodEditing	BL2000\mchavez	1/22/2022 1:30:55 PM	Start method editing			✓	
CmdImportMethodFromSample	BL2000\mchavez	1/22/2022 1:30:55 PM	Import method from sample 19JAN04.D			✓	
CmdSaveMethodAs	BL2000\mchavez	1/22/2022 1:31:07 PM	Save method to file \\MASSHUNTER\Org\Data\Methods\Quant\VOA5975C\VOA5975C_011922_CAL\VOA5975C_8260B_SHT_DoD_L4_011922.m			✓	
CmdApplyMethodToAllSamples	BL2000\mchavez	1/22/2022 1:31:24 PM	Apply method to all samples			✓	
CmdMethodClear	BL2000\mchavez	1/22/2022 1:31:24 PM	Clear method			✓	
CmdEndMethodEditing	BL2000\mchavez	1/22/2022 1:31:24 PM	End method editing			✓	
CmdQuantitate	BL2000\mchavez	1/22/2022 1:31:40 PM	Quantitate all compounds in all samples			✓	
CmdStartMethodEditing	BL2000\mchavez	1/22/2022 1:32:14 PM	Start method editing			✓	
CmdImportMethodFromFile	BL2000\mchavez	1/22/2022 1:32:15 PM	Import method from file \\MASSHUNTER\Org\Data\Methods\Quant\VOA5975C\VOA5975C_011922_CAL\VOA5975C_8260B_SHT_DoD_L4_011922.m			✓	
CmdApplyMethodToAllSamples	BL2000\mchavez	1/22/2022 1:32:26 PM	Apply method to all samples			✓	
CmdMethodClear	BL2000\mchavez	1/22/2022 1:32:26 PM	Clear method			✓	
CmdEndMethodEditing	BL2000\mchavez	1/22/2022 1:32:26 PM	End method editing			✓	

Name	User	Time	Action	Reason	Comment	Succeed	Exception
CmdQuantitate	BL2000\mchavez	1/22/2022 1:32:42 PM	Quantitate all compounds in all samples			✓	
CmdSaveBatchTable	BL2000\mchavez	1/22/2022 1:34:07 PM	Save batch D:\Org\Data\VOA5975C\VG011922\QuantResults\VG011922_8260B.batch.bin			✓	
CmdOpenBatchTable	BL2000\mchavez	1/22/2022 1:34:47 PM	Open batch D:\Org\Data\VOA5975C\VG011922\VG011922_8260B.batch.bin			✓	
GenerateReport	BL2000\mchavez	1/22/2022 1:35:58 PM	Generates report - Method: \\MASSHUNTER\Org\reports\LevelIV_Reports\Calibration\01_Init_Cal+Gen_Calibration+Gen_ResultsSummary.m, Output Path: D:\Org\Data\VOA5975C\VG011922\QuantReports\VG011922_8260B-2			✓	
CmdOpenBatchTable	BL2000\mchavez	2/14/2022 3:08:22 PM	Open batch D:\Org\Data\VOA5975C\VG011922\VG011922_8260B.batch.bin			✓	
GenerateReport	BL2000\mchavez	2/14/2022 3:09:56 PM	Generates report - Method: \\MASSHUNTER\Org\reports\LevelIV_Reports\Calibration\Gen_ResultsSummary.m, Output Path: D:\Org\Data\VOA5975C\VG011922\QuantReports\VG011922_8260B-3			✓	

Energy Laboratories Inc

ANALYTICAL RUN Summary

17-Mar-22

Run ID VOA5975C.I_220214A

Run Start Date:	2/14/2022
Analyst:	Melissa Chavez
Ical:	
Column ID:	
Comments:	

Std ID	Std Name	Std Amount	Std Units	Samp Amount	Samp Units	SampType	Expiration Date
VOCF3559B	MtBE	1.05	ul	42	ml	CCV	2/27/2022
VOCF3567B	2nd Source Ketones	1.05	ul	42	ml	LCS, MS, M	3/12/2022
VOCF3579A	2nd Source Liquids	1.05	ul	42	ml	LCS, MS, M	2/28/2022
VOCF3582A	2nd Source MtBE	1.05	ul	42	ml	LCS, MS, M	3/1/2022
VOCF3586B	Gases	1.05	ul	42	ml	CCV	2/16/2022
VOCF3589B	2nd Source Gases	1.05	ul	42	ml	LCS, MS, M	2/17/2022
VOCF3590	Internal Standard / Surrogates (INT/SURR)	8.4	ul	42	ml	ALL (TUNE	8/3/2022
VOCF3593	Ketones	1.05	ul	42	ml	CCV	3/4/2022
VOCF3599A	Liquids	1.05	ul	42	ml	CCV	3/14/2022

Seq No	Lab ID	Test Code	Sample Typ	File ID	Analysis Date	DF	Batch ID	Prep Date	SPKref	RPDref	pmoist
15043236	14FEB02_D_TU	VOC-8260-BFB	TUNE	)A5975C\VG021‹	2/14/2022 9:41:0	1	R374893		0	0	

Analyte	T	Units	RAW	Final	Text	Spike	SPKref	RPDref	MDL	PQL	UQL	%REC	LOW	HIGH	%RPD	Q
173, % of mass 174	A	%	1.2	1.2		100	0	0	0	0	0	1%	0	1.99	0%	
174, % of mass 95	A	%	95.8	95.8		100	0	0	0	0	0	96%	50	99.99	0%	
175, % of mass 174	A	%	6.7	6.7		100	0	0	0	0	0	7%	5	9	0%	
176, % of mass 174	A	%	98.9	98.9		100	0	0	0	0	0	99%	95	101	0%	
177, % of mass 176	A	%	6.2	6.2		100	0	0	0	0	0	6%	5	9	0%	
50, % of mass 95	A	%	21.5	21.5		100	0	0	0	0	0	22%	15	40	0%	
75, % of mass 95	A	%	49.2	49.2		100	0	0	0	0	0	49%	30	60	0%	
95, Base Peak	A	%	100	100		100	0	0	0	0	0	100%	0	100	0%	
96, % of mass 95	A	%	6.3	6.3		100	0	0	0	0	0	6%	5	9	0%	

Seq No	Lab ID	Test Code	Sample Typ	File ID	Analysis Date	DF	Batch ID	Prep Date	SPKref	RPDref	pmoist
15043271	CCV021422_	VOC-8260-W-Q	CCV	)A5975C\VG021‹2/14/2022 10:17:		1	R374893		0	0	

Analyte	T	Units	RAW	Final	Text	Spike	SPKref	RPDref	MDL	PQL	UQL	%REC	LOW	HIGH	%RPD	Q
1,1,1,2-Tetrachloroethane	A	ug/L	129.24414	5.1697656		5	0	0	0.101	0.5	500	103%	80	120	0%	
1,1,1-Trichloroethane	A	ug/L	131.41723	5.2566892		5	0	0	0.131	0.5	500	105%	80	120	0%	
1,1,2,2-Tetrachloroethane	A	ug/L	117.73863	4.7095452		5	0	0	0.0872	0.5	500	94%	80	120	0%	
1,1,2-Trichloroethane	A	ug/L	122.50094	4.9000376		5	0	0	0.108	0.5	500	98%	80	120	0%	
1,1-Dichloroethane	A	ug/L	124.48088	4.9792352		5	0	0	0.135	0.5	500	100%	80	120	0%	
1,1-Dichloroethene	A	ug/L	123.61029	4.9444116		5	0	0	0.141	0.5	500	99%	80	120	0%	
1,1-Dichloropropene	A	ug/L	128.38898	5.1355592		5	0	0	0.083	0.5	500	103%	80	120	0%	
1,2,3-Trichloropropane	A	ug/L	128.7143	5.148572		5	0	0	0.235	0.5	500	103%	80	120	0%	
1,2-Dibromoethane	A	ug/L	124.63212	4.9852848		5	0	0	0.0916	0.5	500	100%	80	120	0%	
1,2-Dichlorobenzene	A	ug/L	124.64717	4.9858868		5	0	0	0.0746	0.5	500	100%	80	120	0%	
1,2-Dichloroethane	A	ug/L	125.01058	5.0004232		5	0	0	0.116	0.5	500	100%	80	120	0%	
1,2-Dichloropropane	A	ug/L	123.29594	4.9318376		5	0	0	0.0847	0.5	500	99%	80	120	0%	
1,3-Dichlorobenzene	A	ug/L	124.6222	4.984888		5	0	0	0.0803	0.5	500	100%	80	120	0%	
1,3-Dichloropropane	A	ug/L	119.58888	4.7835552		5	0	0	0.0791	0.5	500	96%	80	120	0%	
1,4-Dichlorobenzene	A	ug/L	124.97985	4.999194		5	0	0	0.0858	0.5	500	100%	80	120	0%	
2,2-Dichloropropane	A	ug/L	142.05995	5.682398		5	0	0	0.186	0.5	500	114%	80	120	0%	
2-Chlorotoluene	A	ug/L	125.44819	5.0179276		5	0	0	0.0876	0.5	500	100%	80	120	0%	
4-Chlorotoluene	A	ug/L	126.88694	5.0754776		5	0	0	0.0728	0.5	500	102%	80	120	0%	
Benzene	A	ug/L	123.33855	4.933542		5	0	0	0.0914	0.5	500	99%	80	120	0%	
Bromobenzene	A	ug/L	125.48689	5.0194756		5	0	0	0.0831	0.5	500	100%	80	120	0%	
Bromochloromethane	A	ug/L	121.87135	4.874854		5	0	0	0.141	0.5	500	97%	80	120	0%	
Bromodichloromethane	A	ug/L	127.86848	5.1147392		5	0	0	0.12	0.5	500	102%	80	120	0%	
Bromoform	A	ug/L	125.6612	5.026448		5	0	0	0.119	0.5	500	101%	80	120	0%	
Bromomethane	A	ug/L	100.5369	4.021476		5	0	0	0.253	0.5	500	80%	80	120	0%	
Carbon tetrachloride	A	ug/L	135.31246	5.4124984		5	0	0	0.143	0.5	500	108%	80	120	0%	
Chlorobenzene	A	ug/L	127.29543	5.0918172		5	0	0	0.0914	0.5	500	102%	80	120	0%	
Chlorodibromomethane	A	ug/L	130.16266	5.2065064		5	0	0	0.0841	0.5	500	104%	80	120	0%	
Chloroethane	A	ug/L	123.77119	4.9508476		5	0	0	0.169	0.5	500	99%	80	120	0%	
Chloroform	A	ug/L	122.01027	4.8804108		5	0	0	0.0789	0.5	500	98%	80	120	0%	
Chloromethane	A	ug/L	111.17928	4.4471712		5	0	0	0.162	0.5	500	89%	80	120	0%	
cis-1,2-Dichloroethene	A	ug/L	125.48745	5.019498		5	0	0	0.108	0.5	500	100%	80	120	0%	
cis-1,3-Dichloropropene	A	ug/L	125.28223	5.0112892		5	0	0	0.073	0.5	500	100%	80	120	0%	
Dibromomethane	A	ug/L	123.34822	4.9339288		5	0	0	0.147	0.5	500	99%	80	120	0%	
Dichlorodifluoromethane	A	ug/L	121.52907	4.8611628		5	0	0	0.175	0.5	500	97%	80	120	0%	
Ethylbenzene	A	ug/L	125.95939	5.0383756		5	0	0	0.0836	0.5	500	101%	80	120	0%	

Seq No	Lab ID	Test Code	Sample Typ	File ID	Analysis Date	DF	Batch ID	Prep Date	SPKref	RPDref	pmoist
15043271	CCV021422_	VOC-8260-W-Q	CCV	)A5975C\VG021‹2/14/2022 10:17:		1	R374893		0	0	

Analyte	T	Units	RAW	Final	Text	Spike	SPKref	RPDref	MDL	PQL	UQL	%REC	LOW	HIGH	%RPD	Q
m+p-Xylenes	A	ug/L	253.28986	10.1315944		10	0	0	0.15	0.5	1000	101%	80	120	0%	
Methyl ethyl ketone	A	ug/L	1058.01452	42.3205808		50	0	0	1.77	10	5000	85%	80	120	0%	
Methyl tert-butyl ether (MTBE)	A	ug/L	122.47016	4.8988064		5	0	0	0.101	0.5	500	98%	80	120	0%	
Methylene chloride	A	ug/L	122.82706	4.9130824		5	0	0	0.338	0.5	500	98%	80	120	0%	
o-Xylene	A	ug/L	127.91009	5.1164036		5	0	0	0.0604	0.5	500	102%	80	120	0%	
Styrene	A	ug/L	129.70486	5.1881944		5	0	0	0.067	0.5	500	104%	80	120	0%	
Tetrachloroethene	A	ug/L	128.21625	5.12865		5	0	0	0.0671	0.5	500	103%	80	120	0%	
Toluene	A	ug/L	128.86724	5.1546896		5	0	0	0.0679	0.5	500	103%	80	120	0%	
trans-1,2-Dichloroethene	A	ug/L	122.50498	4.9001992		5	0	0	0.125	0.5	500	98%	80	120	0%	
trans-1,3-Dichloropropene	A	ug/L	129.8695	5.19478		5	0	0	0.0846	0.5	500	104%	80	120	0%	
Trichloroethene	A	ug/L	125.92697	5.0370788		5	0	0	0.0993	0.5	500	101%	80	120	0%	
Trichlorofluoromethane	A	ug/L	134.86318	5.3945272		5	0	0	0.134	0.5	500	108%	80	120	0%	
Vinyl chloride	A	ug/L	107.08324	4.2833296		5	0	0	0.153	0.5	500	86%	80	120	0%	
1,4-Dichlorobenzene-d4	I	ug/L	250	10		0	0	0	0	0	500	0%	0	0	0%	
Chlorobenzene-d5	I	ug/L	250	10		0	0	0	0	0	500	0%	0	0	0%	
Fluorobenzene	I	ug/L	250	10		0	0	0	0	0	500	0%	0	0	0%	
Xylenes, Total	M	ug/L	381.19995	15.247998		15	0	0	0.0604	0.5	1500	102%	80	120	0%	
1,2-Dichloroethane-d4	S	ug/L	279.82421	11.1929684		10	0	0	0.229	0.5	500	112%	80	120	0%	
Dibromofluoromethane	S	ug/L	268.03711	10.7214844		10	0	0	0.129	0.5	500	107%	80	120	0%	
p-Bromofluorobenzene	S	ug/L	255.87399	10.2349596		10	0	0	0.149	0.5	500	102%	80	120	0%	
Toluene-d8	S	ug/L	270.10748	10.8042992		10	0	0	0.23	0.5	500	108%	80	120	0%	

Seq No	Lab ID	Test Code	Sample Typ	File ID	Analysis Date	DF	Batch ID	Prep Date	SPKref	RPDref	pmoist
15043272	LCS021422_	VOC-8260-W-Q	LCS-DOD	)A5975C\VG021‹2/14/2022 10:52:		1	R374893		0	0	

Analyte	T	Units	RAW	Final	Text	Spike	SPKref	RPDref	MDL	PQL	UQL	%REC	LOW	HIGH	%RPD	Q
1,1,1,2-Tetrachloroethane	A	ug/L	139.81186	5.5924744		5	0	0	0.101	0.5	500	112%	78	124	0%	
1,1,1-Trichloroethane	A	ug/L	139.44268	5.5777072		5	0	0	0.131	0.5	500	112%	74	131	0%	
1,1,2,2-Tetrachloroethane	A	ug/L	124.26094	4.9704376		5	0	0	0.0872	0.5	500	99%	71	121	0%	
1,1,2-Trichloroethane	A	ug/L	134.87195	5.394878		5	0	0	0.108	0.5	500	108%	80	119	0%	
1,1-Dichloroethane	A	ug/L	135.71474	5.4285896		5	0	0	0.135	0.5	500	109%	77	125	0%	
1,1-Dichloroethene	A	ug/L	136.42803	5.4571212		5	0	0	0.141	0.5	500	109%	71	131	0%	
1,1-Dichloropropene	A	ug/L	132.83033	5.3132132		5	0	0	0.083	0.5	500	106%	79	125	0%	
1,2,3-Trichloropropane	A	ug/L	127.05494	5.0821976		5	0	0	0.235	0.5	500	102%	73	125	0%	
1,2-Dibromoethane	A	ug/L	134.55923	5.3823692		5	0	0	0.0916	0.5	500	108%	78	122	0%	

Seq No	Lab ID	Test Code	Sample Typ	File ID	Analysis Date	DF	Batch ID	Prep Date	SPKref	RPDref	pmoist
15043272	LCS021422_	VOC-8260-W-Q	LCS-DOD	)A5975C\VG021	2/14/2022 10:52:	1	R374893		0	0	

Analyte	T	Units	RAW	Final	Text	Spike	SPKref	RPDref	MDL	PQL	UQL	%REC	LOW	HIGH	%RPD	Q
1,2-Dichlorobenzene	A	ug/L	138.13297	5.5253188		5	0	0	0.0746	0.5	500	111%	80	119	0%	
1,2-Dichloroethane	A	ug/L	132.74299	5.3097196		5	0	0	0.116	0.5	500	106%	73	128	0%	
1,2-Dichloropropane	A	ug/L	130.24082	5.2096328		5	0	0	0.0847	0.5	500	104%	78	122	0%	
1,3-Dichlorobenzene	A	ug/L	140.64058	5.6256232		5	0	0	0.0803	0.5	500	113%	80	119	0%	
1,3-Dichloropropane	A	ug/L	125.24636	5.0098544		5	0	0	0.0791	0.5	500	100%	80	119	0%	
1,4-Dichlorobenzene	A	ug/L	137.0233	5.480932		5	0	0	0.0858	0.5	500	110%	79	118	0%	
2,2-Dichloropropane	A	ug/L	144.55021	5.7820084		5	0	0	0.186	0.5	500	116%	60	139	0%	
2-Chlorotoluene	A	ug/L	137.11816	5.4847264		5	0	0	0.0876	0.5	500	110%	79	122	0%	
4-Chlorotoluene	A	ug/L	139.3137	5.572548		5	0	0	0.0728	0.5	500	111%	78	122	0%	
Benzene	A	ug/L	134.00999	5.3603996		5	0	0	0.0914	0.5	500	107%	79	120	0%	
Bromobenzene	A	ug/L	137.2004	5.488016		5	0	0	0.0831	0.5	500	110%	80	120	0%	
Bromochloromethane	A	ug/L	128.30921	5.1323684		5	0	0	0.141	0.5	500	103%	78	123	0%	
Bromodichloromethane	A	ug/L	137.045	5.4818		5	0	0	0.12	0.5	500	110%	79	125	0%	
Bromoform	A	ug/L	135.85045	5.434018		5	0	0	0.119	0.5	500	109%	66	130	0%	
Bromomethane	A	ug/L	93.34961	3.7339844		5	0	0	0.253	0.5	500	75%	53	141	0%	
Carbon tetrachloride	A	ug/L	141.10329	5.6441316		5	0	0	0.143	0.5	500	113%	72	136	0%	
Chlorobenzene	A	ug/L	137.56942	5.5027768		5	0	0	0.0914	0.5	500	110%	82	118	0%	
Chlorodibromomethane	A	ug/L	136.02692	5.4410768		5	0	0	0.0841	0.5	500	109%	74	126	0%	
Chloroethane	A	ug/L	125.11494	5.0045976		5	0	0	0.169	0.5	500	100%	60	138	0%	
Chloroform	A	ug/L	127.55875	5.10235		5	0	0	0.0789	0.5	500	102%	79	124	0%	
Chloromethane	A	ug/L	114.18974	4.5675896		5	0	0	0.162	0.5	500	91%	50	139	0%	
cis-1,2-Dichloroethene	A	ug/L	133.91696	5.3566784		5	0	0	0.108	0.5	500	107%	78	123	0%	
cis-1,3-Dichloropropene	A	ug/L	130.19247	5.2076988		5	0	0	0.073	0.5	500	104%	75	124	0%	
Dibromomethane	A	ug/L	132.95116	5.3180464		5	0	0	0.147	0.5	500	106%	79	123	0%	
Dichlorodifluoromethane	A	ug/L	125.37461	5.0149844		5	0	0	0.175	0.5	500	100%	32	152	0%	
Ethylbenzene	A	ug/L	134.50482	5.3801928		5	0	0	0.0836	0.5	500	108%	79	121	0%	
m+p-Xylenes	A	ug/L	264.12236	10.5648944		10	0	0	0.15	0.5	1000	106%	80	121	0%	
Methyl ethyl ketone	A	ug/L	1288.54562	51.5418248		50	0	0	1.77	10	5000	103%	56	143	0%	
Methyl tert-butyl ether (MTBE)	A	ug/L	137.21731	5.4886924		5	0	0	0.101	0.5	500	110%	71	124	0%	
Methylene chloride	A	ug/L	124.82187	4.9928748		5	0	0	0.338	0.5	500	100%	74	124	0%	
o-Xylene	A	ug/L	136.68821	5.4675284		5	0	0	0.0604	0.5	500	109%	78	122	0%	
Styrene	A	ug/L	138.86052	5.5544208		5	0	0	0.067	0.5	500	111%	78	123	0%	
Tetrachloroethene	A	ug/L	136.77299	5.4709196		5	0	0	0.0671	0.5	500	109%	74	129	0%	
Toluene	A	ug/L	138.45119	5.5380476		5	0	0	0.0679	0.5	500	111%	80	121	0%	
trans-1,2-Dichloroethene	A	ug/L	133.45425	5.33817		5	0	0	0.125	0.5	500	107%	75	124	0%	

Seq No	Lab ID	Test Code	Sample Typ	File ID	Analysis Date	DF	Batch ID	Prep Date	SPKref	RPDref	pmoist
15043272	LCS021422_	VOC-8260-W-Q	LCS-DOD	)A5975C\VG021‹2/14/2022 10:52:		1	R374893		0	0	

Analyte	T	Units	RAW	Final	Text	Spike	SPKref	RPDref	MDL	PQL	UQL	%REC	LOW	HIGH	%RPD	Q
trans-1,3-Dichloropropene	A	ug/L	141.10367	5.6441468		5	0	0	0.0846	0.5	500	113%	73	127	0%	
Trichloroethene	A	ug/L	135.17992	5.4071968		5	0	0	0.0993	0.5	500	108%	79	123	0%	
Trichlorofluoromethane	A	ug/L	131.45124	5.2580496		5	0	0	0.134	0.5	500	105%	65	141	0%	
Vinyl chloride	A	ug/L	112.04998	4.4819992		5	0	0	0.153	0.5	500	90%	58	137	0%	
1,4-Dichlorobenzene-d4	I	ug/L	250	10		0	0	0	0	0	500	0%	0	0	0%	
Chlorobenzene-d5	I	ug/L	250	10		0	0	0	0	0	500	0%	0	0	0%	
Fluorobenzene	I	ug/L	250	10		0	0	0	0	0	500	0%	0	0	0%	
Xylenes, Total	M	ug/L	400.81057	16.0324228		15	0	0	0.0604	0.5	1500	107%	79	121	0%	
1,2-Dichloroethane-d4	S	ug/L	283.39804	11.3359216		10	0	0	0.229	0.5	500	113%	81	118	0%	
Dibromofluoromethane	S	ug/L	270.04967	10.8019868		10	0	0	0.129	0.5	500	108%	80	119	0%	
p-Bromofluorobenzene	S	ug/L	253.90564	10.1562256		10	0	0	0.149	0.5	500	102%	85	114	0%	
Toluene-d8	S	ug/L	272.27137	10.8908548		10	0	0	0.23	0.5	500	109%	89	112	0%	

Seq No	Lab ID	Test Code	Sample Typ	File ID	Analysis Date	DF	Batch ID	Prep Date	SPKref	RPDref	pmoist
15043274	MBLK021422_	VOC-8260-W-Q	MBLK	)A5975C\VG021‹2/14/2022 11:47:		1	R374893		0	0	

Analyte	T	Units	RAW	Final	Text	Spike	SPKref	RPDref	MDL	PQL	UQL	%REC	LOW	HIGH	%RPD	Q
1,1,1,2-Tetrachloroethane	A	ug/L	0	0		0	0	0	0.101	0.5	500	0%	0	0	0%	
1,1,1-Trichloroethane	A	ug/L	0	0		0	0	0	0.131	0.5	500	0%	0	0	0%	
1,1,2,2-Tetrachloroethane	A	ug/L	0	0		0	0	0	0.0872	0.5	500	0%	0	0	0%	
1,1,2-Trichloroethane	A	ug/L	0	0		0	0	0	0.108	0.5	500	0%	0	0	0%	
1,1-Dichloroethane	A	ug/L	0	0		0	0	0	0.135	0.5	500	0%	0	0	0%	
1,1-Dichloroethene	A	ug/L	0	0		0	0	0	0.141	0.5	500	0%	0	0	0%	
1,1-Dichloropropene	A	ug/L	0	0		0	0	0	0.083	0.5	500	0%	0	0	0%	
1,2,3-Trichloropropane	A	ug/L	0	0		0	0	0	0.235	0.5	500	0%	0	0	0%	
1,2-Dibromoethane	A	ug/L	0	0		0	0	0	0.0916	0.5	500	0%	0	0	0%	
1,2-Dichlorobenzene	A	ug/L	0	0		0	0	0	0.0746	0.5	500	0%	0	0	0%	
1,2-Dichloroethane	A	ug/L	0	0		0	0	0	0.116	0.5	500	0%	0	0	0%	
1,2-Dichloropropane	A	ug/L	0	0		0	0	0	0.0847	0.5	500	0%	0	0	0%	
1,3-Dichlorobenzene	A	ug/L	0	0		0	0	0	0.0803	0.5	500	0%	0	0	0%	
1,3-Dichloropropane	A	ug/L	0	0		0	0	0	0.0791	0.5	500	0%	0	0	0%	
1,4-Dichlorobenzene	A	ug/L	0	0		0	0	0	0.0858	0.5	500	0%	0	0	0%	
2,2-Dichloropropane	A	ug/L	0	0		0	0	0	0.186	0.5	500	0%	0	0	0%	
2-Chlorotoluene	A	ug/L	0	0		0	0	0	0.0876	0.5	500	0%	0	0	0%	
4-Chlorotoluene	A	ug/L	0	0		0	0	0	0.0728	0.5	500	0%	0	0	0%	

Seq No	Lab ID	Test Code	Sample Typ	File ID	Analysis Date	DF	Batch ID	Prep Date	SPKref	RPDref	pmoist
15043274	MBLK021422_	VOC-8260-W-Q	MBLK	)A5975C\VG021‹2/14/2022 11:47:		1	R374893		0	0	

Analyte	T	Units	RAW	Final	Text	Spike	SPKref	RPDref	MDL	PQL	UQL	%REC	LOW	HIGH	%RPD	Q
Benzene	A	ug/L	0	0		0	0	0	0.0914	0.5	500	0%	0	0	0%	
Bromobenzene	A	ug/L	0	0		0	0	0	0.0831	0.5	500	0%	0	0	0%	
Bromochloromethane	A	ug/L	0	0		0	0	0	0.141	0.5	500	0%	0	0	0%	
Bromodichloromethane	A	ug/L	0	0		0	0	0	0.12	0.5	500	0%	0	0	0%	
Bromoform	A	ug/L	0	0		0	0	0	0.119	0.5	500	0%	0	0	0%	
Bromomethane	A	ug/L	0	0		0	0	0	0.253	0.5	500	0%	0	0	0%	
Carbon tetrachloride	A	ug/L	0	0		0	0	0	0.143	0.5	500	0%	0	0	0%	
Chlorobenzene	A	ug/L	0	0		0	0	0	0.0914	0.5	500	0%	0	0	0%	
Chlorodibromomethane	A	ug/L	0	0		0	0	0	0.0841	0.5	500	0%	0	0	0%	
Chloroethane	A	ug/L	0	0		0	0	0	0.169	0.5	500	0%	0	0	0%	
Chloroform	A	ug/L	0	0		0	0	0	0.0789	0.5	500	0%	0	0	0%	
Chloromethane	A	ug/L	0	0		0	0	0	0.162	0.5	500	0%	0	0	0%	
cis-1,2-Dichloroethene	A	ug/L	0	0		0	0	0	0.108	0.5	500	0%	0	0	0%	
cis-1,3-Dichloropropene	A	ug/L	0	0		0	0	0	0.073	0.5	500	0%	0	0	0%	
Dibromomethane	A	ug/L	0	0		0	0	0	0.147	0.5	500	0%	0	0	0%	
Dichlorodifluoromethane	A	ug/L	0	0		0	0	0	0.175	0.5	500	0%	0	0	0%	
Ethylbenzene	A	ug/L	0	0		0	0	0	0.0836	0.5	500	0%	0	0	0%	
m+p-Xylenes	A	ug/L	0	0		0	0	0	0.15	0.5	1000	0%	0	0	0%	
Methyl ethyl ketone	A	ug/L	0	0		0	0	0	1.77	10	5000	0%	0	0	0%	
Methyl tert-butyl ether (MTBE)	A	ug/L	0	0		0	0	0	0.101	0.5	500	0%	0	0	0%	
Methylene chloride	A	ug/L	1.15734	0		0	0	0	0.338	0.5	500	0%	0	0	0%	
o-Xylene	A	ug/L	0	0		0	0	0	0.0604	0.5	500	0%	0	0	0%	
Styrene	A	ug/L	0	0		0	0	0	0.067	0.5	500	0%	0	0	0%	
Tetrachloroethene	A	ug/L	0	0		0	0	0	0.0671	0.5	500	0%	0	0	0%	
Toluene	A	ug/L	0	0		0	0	0	0.0679	0.5	500	0%	0	0	0%	
trans-1,2-Dichloroethene	A	ug/L	0	0		0	0	0	0.125	0.5	500	0%	0	0	0%	
trans-1,3-Dichloropropene	A	ug/L	0	0		0	0	0	0.0846	0.5	500	0%	0	0	0%	
Trichloroethene	A	ug/L	0	0		0	0	0	0.0993	0.5	500	0%	0	0	0%	
Trichlorofluoromethane	A	ug/L	0	0		0	0	0	0.134	0.5	500	0%	0	0	0%	
Vinyl chloride	A	ug/L	0	0		0	0	0	0.153	0.5	500	0%	0	0	0%	
1,4-Dichlorobenzene-d4	I	ug/L	250	10		0	0	0	0	0	500	0%	0	0	0%	
Chlorobenzene-d5	I	ug/L	250	10		0	0	0	0	0	500	0%	0	0	0%	
Fluorobenzene	I	ug/L	250	10		0	0	0	0	0	500	0%	0	0	0%	
Xylenes, Total	M	ug/L	0	0		0	0	0	0.0604	0.5	1500	0%	0	0	0%	
1,2-Dichloroethane-d4	S	ug/L	282.6864	11.307456		10	0	0	0.229	0.5	500	113%	81	118	0%	

Seq No	Lab ID	Test Code	Sample Typ	File ID	Analysis Date	DF	Batch ID	Prep Date	SPKref	RPDref	pmoist
15043274	MBLK021422_	VOC-8260-W-Q	MBLK	)A5975C\VG021	2/14/2022 11:47:	1	R374893		0	0	

Analyte	T	Units	RAW	Final	Text	Spike	SPKref	RPDref	MDL	PQL	UQL	%REC	LOW	HIGH	%RPD	Q
Dibromofluoromethane	S	ug/L	273.26358	10.9305432		10	0	0	0.129	0.5	500	109%	80	119	0%	
p-Bromofluorobenzene	S	ug/L	253.92542	10.1570168		10	0	0	0.149	0.5	500	102%	85	114	0%	
Toluene-d8	S	ug/L	258.13893	10.3255572		10	0	0	0.23	0.5	500	103%	89	112	0%	

Seq No	Lab ID	Test Code	Sample Typ	File ID	Analysis Date	DF	Batch ID	Prep Date	SPKref	RPDref	pmoist
15043276	B22020962-001	VOC-8260-W-S	SAMP	)A5975C\VG021	2/14/2022 12:26:	1	R374893		0	0	

Analyte	T	Units	RAW	Final	Text	Spike	SPKref	RPDref	MDL	PQL	UQL	%REC	LOW	HIGH	%RPD	Q

Seq No	Lab ID	Test Code	Sample Typ	File ID	Analysis Date	DF	Batch ID	Prep Date	SPKref	RPDref	pmoist
15043277	B22020962-006	VOC-8260-W-S	SAMP	)A5975C\VG021	2/14/2022 12:53:	1	R374893		0	0	

Analyte	T	Units	RAW	Final	Text	Spike	SPKref	RPDref	MDL	PQL	UQL	%REC	LOW	HIGH	%RPD	Q

Seq No	Lab ID	Test Code	Sample Typ	File ID	Analysis Date	DF	Batch ID	Prep Date	SPKref	RPDref	pmoist
15043278	B22020962-011	VOC-8260-W-S	SAMP	)A5975C\VG021	2/14/2022 1:21:1	1	R374893		0	0	

Analyte	T	Units	RAW	Final	Text	Spike	SPKref	RPDref	MDL	PQL	UQL	%REC	LOW	HIGH	%RPD	Q

Seq No	Lab ID	Test Code	Sample Typ	File ID	Analysis Date	DF	Batch ID	Prep Date	SPKref	RPDref	pmoist
15043279	CCV021422_Cl	VOC-8260-W-Q	CCV	)A5975C\VG021	2/14/2022 1:50:5	1	R374893		0	0	

Analyte	T	Units	RAW	Final	Text	Spike	SPKref	RPDref	MDL	PQL	UQL	%REC	LOW	HIGH	%RPD	Q
1,1,1,2-Tetrachloroethane	A	ug/L	128.49957	5.1399828		5	0	0	0.101	0.5	500	103%	50	150	0%	
1,1,1-Trichloroethane	A	ug/L	130.80281	5.2321124		5	0	0	0.131	0.5	500	105%	50	150	0%	
1,1,2,2-Tetrachloroethane	A	ug/L	107.28537	4.2914148		5	0	0	0.0872	0.5	500	86%	50	150	0%	
1,1,2-Trichloroethane	A	ug/L	115.23498	4.6093992		5	0	0	0.108	0.5	500	92%	50	150	0%	
1,1-Dichloroethane	A	ug/L	118.256	4.73024		5	0	0	0.135	0.5	500	95%	50	150	0%	
1,1-Dichloroethene	A	ug/L	120.66448	4.8265792		5	0	0	0.141	0.5	500	97%	50	150	0%	
1,1-Dichloropropene	A	ug/L	121.84048	4.8736192		5	0	0	0.083	0.5	500	97%	50	150	0%	
1,2,3-Trichloropropane	A	ug/L	113.20098	4.5280392		5	0	0	0.235	0.5	500	91%	50	150	0%	
1,2-Dibromoethane	A	ug/L	117.6082	4.704328		5	0	0	0.0916	0.5	500	94%	50	150	0%	
1,2-Dichlorobenzene	A	ug/L	117.54236	4.7016944		5	0	0	0.0746	0.5	500	94%	50	150	0%	
1,2-Dichloroethane	A	ug/L	125.67263	5.0269052		5	0	0	0.116	0.5	500	101%	50	150	0%	

Seq No	Lab ID	Test Code	Sample Typ	File ID	Analysis Date	DF	Batch ID	Prep Date	SPKref	RPDref	pmoist
15043279	CCV021422_Cl	VOC-8260-W-Q	CCV	)A5975C\VG021	2/14/2022 1:50:5	1	R374893		0	0	

Analyte	T	Units	RAW	Final	Text	Spike	SPKref	RPDref	MDL	PQL	UQL	%REC	LOW	HIGH	%RPD	Q
1,2-Dichloropropane	A	ug/L	114.02305	4.560922		5	0	0	0.0847	0.5	500	91%	50	150	0%	
1,3-Dichlorobenzene	A	ug/L	116.77722	4.6710888		5	0	0	0.0803	0.5	500	93%	50	150	0%	
1,3-Dichloropropane	A	ug/L	115.87149	4.6348596		5	0	0	0.0791	0.5	500	93%	50	150	0%	
1,4-Dichlorobenzene	A	ug/L	116.41851	4.6567404		5	0	0	0.0858	0.5	500	93%	50	150	0%	
2,2-Dichloropropane	A	ug/L	133.83001	5.3532004		5	0	0	0.186	0.5	500	107%	50	150	0%	
2-Chlorotoluene	A	ug/L	116.13486	4.6453944		5	0	0	0.0876	0.5	500	93%	50	150	0%	
4-Chlorotoluene	A	ug/L	119.7997	4.791988		5	0	0	0.0728	0.5	500	96%	50	150	0%	
Benzene	A	ug/L	118.4956	4.739824		5	0	0	0.0914	0.5	500	95%	50	150	0%	
Bromobenzene	A	ug/L	118.49551	4.7398204		5	0	0	0.0831	0.5	500	95%	50	150	0%	
Bromochloromethane	A	ug/L	124.98453	4.9993812		5	0	0	0.141	0.5	500	100%	50	150	0%	
Bromodichloromethane	A	ug/L	119.45484	4.7781936		5	0	0	0.12	0.5	500	96%	50	150	0%	
Bromoform	A	ug/L	119.93779	4.7975116		5	0	0	0.119	0.5	500	96%	50	150	0%	
Bromomethane	A	ug/L	100.52953	4.0211812		5	0	0	0.253	0.5	500	80%	50	150	0%	
Carbon tetrachloride	A	ug/L	135.45495	5.418198		5	0	0	0.143	0.5	500	108%	50	150	0%	
Chlorobenzene	A	ug/L	121.24047	4.8496188		5	0	0	0.0914	0.5	500	97%	50	150	0%	
Chlorodibromomethane	A	ug/L	122.60728	4.9042912		5	0	0	0.0841	0.5	500	98%	50	150	0%	
Chloroethane	A	ug/L	122.15888	4.8863552		5	0	0	0.169	0.5	500	98%	50	150	0%	
Chloroform	A	ug/L	119.08809	4.7635236		5	0	0	0.0789	0.5	500	95%	50	150	0%	
Chloromethane	A	ug/L	115.33268	4.6133072		5	0	0	0.162	0.5	500	92%	50	150	0%	
cis-1,2-Dichloroethene	A	ug/L	121.75835	4.870334		5	0	0	0.108	0.5	500	97%	50	150	0%	
cis-1,3-Dichloropropene	A	ug/L	117.17521	4.6870084		5	0	0	0.073	0.5	500	94%	50	150	0%	
Dibromomethane	A	ug/L	120.40915	4.816366		5	0	0	0.147	0.5	500	96%	50	150	0%	
Dichlorodifluoromethane	A	ug/L	125.15287	5.0061148		5	0	0	0.175	0.5	500	100%	50	150	0%	
Ethylbenzene	A	ug/L	121.16796	4.8467184		5	0	0	0.0836	0.5	500	97%	50	150	0%	
m+p-Xylenes	A	ug/L	243.10545	9.724218		10	0	0	0.15	0.5	1000	97%	50	150	0%	
Methyl ethyl ketone	A	ug/L	1080.59808	43.2239232		50	0	0	1.77	10	5000	86%	50	150	0%	
Methyl tert-butyl ether (MTBE)	A	ug/L	126.27162	5.0508648		5	0	0	0.101	0.5	500	101%	50	150	0%	
Methylene chloride	A	ug/L	113.20308	4.5281232		5	0	0	0.338	0.5	500	91%	50	150	0%	
o-Xylene	A	ug/L	121.97423	4.8789692		5	0	0	0.0604	0.5	500	98%	50	150	0%	
Styrene	A	ug/L	124.76207	4.9904828		5	0	0	0.067	0.5	500	100%	50	150	0%	
Tetrachloroethene	A	ug/L	128.11453	5.1245812		5	0	0	0.0671	0.5	500	102%	50	150	0%	
Toluene	A	ug/L	122.74405	4.909762		5	0	0	0.0679	0.5	500	98%	50	150	0%	
trans-1,2-Dichloroethene	A	ug/L	120.25439	4.8101756		5	0	0	0.125	0.5	500	96%	50	150	0%	
trans-1,3-Dichloropropene	A	ug/L	125.175	5.007		5	0	0	0.0846	0.5	500	100%	50	150	0%	
Trichloroethene	A	ug/L	116.80465	4.672186		5	0	0	0.0993	0.5	500	93%	50	150	0%	

Seq No	Lab ID	Test Code	Sample Typ	File ID	Analysis Date	DF	Batch ID	Prep Date	SPKref	RPDref	pmoist
15043279	CCV021422_Cl	VOC-8260-W-Q	CCV	)A5975C\VG021‹2/14/2022 1:50:5		1	R374893		0	0	

Analyte	T	Units	RAW	Final	Text	Spike	SPKref	RPDref	MDL	PQL	UQL	%REC	LOW	HIGH	%RPD	Q
Trichlorofluoromethane	A	ug/L	144.7736	5.790944		5	0	0	0.134	0.5	500	116%	50	150	0%	
Vinyl chloride	A	ug/L	110.16747	4.4066988		5	0	0	0.153	0.5	500	88%	50	150	0%	
1,4-Dichlorobenzene-d4	I	ug/L	250	10		0	0	0	0	0	500	0%	0	0	0%	
Chlorobenzene-d5	I	ug/L	250	10		0	0	0	0	0	500	0%	0	0	0%	
Fluorobenzene	I	ug/L	250	10		0	0	0	0	0	500	0%	0	0	0%	
Xylenes, Total	M	ug/L	365.07968	14.6031872		15	0	0	0.0604	0.5	1500	97%	50	150	0%	
1,2-Dichloroethane-d4	S	ug/L	294.1281	11.765124		10	0	0	0.229	0.5	500	118%	50	150	0%	
Dibromofluoromethane	S	ug/L	270.80584	10.8322336		10	0	0	0.129	0.5	500	108%	50	150	0%	
p-Bromofluorobenzene	S	ug/L	256.11023	10.2444092		10	0	0	0.149	0.5	500	102%	50	150	0%	
Toluene-d8	S	ug/L	270.33297	10.8133188		10	0	0	0.23	0.5	500	108%	50	150	0%	

DATAFILE HEADERS FROM C:\MSDCHEM\1\DATA\VG021422

```
Data file Name : C:\MSDCHEM\1\DATA\VG021422\14FEB01.D
Sample Name    : PRIMER
Operator       : MSC
Date injected  : 14 Feb 2022   9:14 am
Instrument     : VOA5975C
Method used    : 5975CACQF
No of spectra  : 5616
Start Time     : 0.840
End Time       : 16.498
Vial Number    : 1
---------------------------------------------------------------

Data file Name : C:\MSDCHEM\1\DATA\VG021422\14FEB02.D
Sample Name    : BFB021422_
Operator       : MSC
Date injected  : 14 Feb 2022   9:41 am
Instrument     : VOA5975C
Method used    : 5975CACQF
No of spectra  : 5616
Start Time     : 0.840
End Time       : 16.498
Vial Number    : 2
---------------------------------------------------------------

Data file Name : C:\MSDCHEM\1\DATA\VG021422\14FEB03.D
Sample Name    : CCV021422_
Operator       : MSC
Date injected  : 14 Feb 2022  10:17 am
Instrument     : VOA5975C
Method used    : 5975CACQF
No of spectra  : 5616
Start Time     : 0.840
End Time       : 16.498
Vial Number    : 3
---------------------------------------------------------------

Data file Name : C:\MSDCHEM\1\DATA\VG021422\14FEB04.D
Sample Name    : LCS021422_
Operator       : MSC
Date injected  : 14 Feb 2022  10:52 am
Instrument     : VOA5975C
Method used    : 5975CACQF
No of spectra  : 5616
Start Time     : 0.840
End Time       : 16.498
Vial Number    : 4
---------------------------------------------------------------

Data file Name : C:\MSDCHEM\1\DATA\VG021422\14FEB05.D
```

```
Sample Name    : BLK
Operator       : MSC
Date injected  : 14 Feb 2022  11:20 am
Instrument     : VOA5975C
Method used    : 5975CACQF
No of spectra  : 5616
Start Time     : 0.840
End Time       : 16.498
Vial Number    : 5
---------------------------------------------------------------

Data file Name : C:\MSDCHEM\1\DATA\VG021422\14FEB06.D
Sample Name    : MBLK021422_
Operator       : MSC
Date injected  : 14 Feb 2022  11:47 am
Instrument     : VOA5975C
Method used    : 5975CACQF
No of spectra  : 5616
Start Time     : 0.840
End Time       : 16.498
Vial Number    : 6
---------------------------------------------------------------

Data file Name : C:\MSDCHEM\1\DATA\VG021422\14FEB07.D
Sample Name    : B22020962-001F
Operator       : MSC
Date injected  : 14 Feb 2022  12:26 pm
Instrument     : VOA5975C
Method used    : 5975CACQF
No of spectra  : 5616
Start Time     : 0.840
End Time       : 16.498
Vial Number    : 7
---------------------------------------------------------------

Data file Name : C:\MSDCHEM\1\DATA\VG021422\14FEB08.D
Sample Name    : B22020962-006F
Operator       : MSC
Date injected  : 14 Feb 2022  12:53 pm
Instrument     : VOA5975C
Method used    : 5975CACQF
No of spectra  : 5616
Start Time     : 0.840
End Time       : 16.498
Vial Number    : 8
---------------------------------------------------------------

Data file Name : C:\MSDCHEM\1\DATA\VG021422\14FEB09.D
Sample Name    : B22020962-011F
Operator       : MSC
Date injected  : 14 Feb 2022   1:21 pm
```

```
Instrument     : VOA5975C
Method used    : 5975CACQF
No of spectra  : 5616
Start Time     : 0.840
End Time       : 16.498
Vial Number    : 9
---------------------------------------------------------------

Data file Name : C:\MSDCHEM\1\DATA\VG021422\14FEB10.D
Sample Name    : CCV021422_Closing
Operator       : MSC
Date injected  : 14 Feb 2022   1:50 pm
Instrument     : VOA5975C
Method used    : 5975CACQF
No of spectra  : 5616
Start Time     : 0.839
End Time       : 16.498
Vial Number    : 10
---------------------------------------------------------------

Data file Name : C:\MSDCHEM\1\DATA\VG021422\14FEB11.D
Sample Name    : BLK
Misc. Info.    : IncreasedGain
Operator       : MSC
Date injected  : 14 Feb 2022   2:31 pm
Instrument     : VOA5975C
Method used    : 5975CACQF
No of spectra  : 5616
Start Time     : 0.839
End Time       : 16.498
Vial Number    : 11
---------------------------------------------------------------

Data file Name : C:\MSDCHEM\1\DATA\VG021422\14FEB12.D
Sample Name    : BFB021422a
Operator       : MSC
Date injected  : 14 Feb 2022   2:58 pm
Instrument     : VOA5975C
Method used    : 5975CACQF
No of spectra  : 5616
Start Time     : 0.840
End Time       : 16.498
Vial Number    : 12
---------------------------------------------------------------

Data file Name : C:\MSDCHEM\1\DATA\VG021422\14FEB13.D
Sample Name    : CCV021422a
Operator       : MSC
Date injected  : 14 Feb 2022   3:26 pm
Instrument     : VOA5975C
Method used    : 5975CACQF
```

```
No of spectra  : 5616
Start Time     : 0.840
End Time       : 16.498
Vial Number    : 13
---------------------------------------------------------------

Data file Name : C:\MSDCHEM\1\DATA\VG021422\14FEB14.D
Sample Name    : LCS021422a
Operator       : MSC
Date injected  : 14 Feb 2022   3:53 pm
Instrument     : VOA5975C
Method used    : 5975CACQF
No of spectra  : 5616
Start Time     : 0.840
End Time       : 16.498
Vial Number    : 14
---------------------------------------------------------------

Data file Name : C:\MSDCHEM\1\DATA\VG021422\14FEB15.D
Sample Name    : BLK
Operator       : MSC
Date injected  : 14 Feb 2022   4:20 pm
Instrument     : VOA5975C
Method used    : 5975CACQF
No of spectra  : 5616
Start Time     : 0.839
End Time       : 16.498
Vial Number    : 15
---------------------------------------------------------------

Data file Name : C:\MSDCHEM\1\DATA\VG021422\14FEB16.D
Sample Name    : MBLK021422a
Operator       : MSC
Date injected  : 14 Feb 2022   4:47 pm
Instrument     : VOA5975C
Method used    : 5975CACQF
No of spectra  : 5616
Start Time     : 0.840
End Time       : 16.498
Vial Number    : 16
---------------------------------------------------------------

Data file Name : C:\MSDCHEM\1\DATA\VG021422\14FEB17.D
Sample Name    : BLK
Operator       : MSC
Date injected  : 14 Feb 2022   5:15 pm
Instrument     : VOA5975C
Method used    : 5975CACQF
No of spectra  : 5616
Start Time     : 0.840
End Time       : 16.498
```

```
Vial Number    : 17
---------------------------------------------------------------

Data file Name : C:\MSDCHEM\1\DATA\VG021422\14FEB18.D
Sample Name    : BLK
Operator       : MSC
Date injected  : 14 Feb 2022   5:42 pm
Instrument     : VOA5975C
Method used    : 5975CACQF
No of spectra  : 5616
Start Time     : 0.839
End Time       : 16.498
Vial Number    : 18
---------------------------------------------------------------

Data file Name : C:\MSDCHEM\1\DATA\VG021422\14FEB19.D
Sample Name    : BLK
Operator       : MSC
Date injected  : 14 Feb 2022   6:09 pm
Instrument     : VOA5975C
Method used    : 5975CACQF
No of spectra  : 5616
Start Time     : 0.839
End Time       : 16.498
Vial Number    : 19
---------------------------------------------------------------

Data file Name : C:\MSDCHEM\1\DATA\VG021422\14FEB20.D
Sample Name    : BLK
Operator       : MSC
Date injected  : 14 Feb 2022   6:37 pm
Instrument     : VOA5975C
Method used    : 5975CACQF
No of spectra  : 5616
Start Time     : 0.839
End Time       : 16.498
Vial Number    : 20
---------------------------------------------------------------

Data file Name : C:\MSDCHEM\1\DATA\VG021422\14FEB21.D
Sample Name    : BLK
Operator       : MSC
Date injected  : 14 Feb 2022   7:04 pm
Instrument     : VOA5975C
Method used    : 5975CACQF
No of spectra  : 5616
Start Time     : 0.840
End Time       : 16.498
Vial Number    : 21
---------------------------------------------------------------
```

Tune Evaluation Report

Data Path:	D:\Org\Data\VOA5975C\VG021422\14FEB02.D
Acq on:	2/14/2022 9:41:27 AM
Operator:	MSC
Sample:	BFB021422_
Inst Name:	VOA5975C
ALS Vial:	2
Method:	\\MASSHUNTER\Org\Data\Methods\BFBapex.m

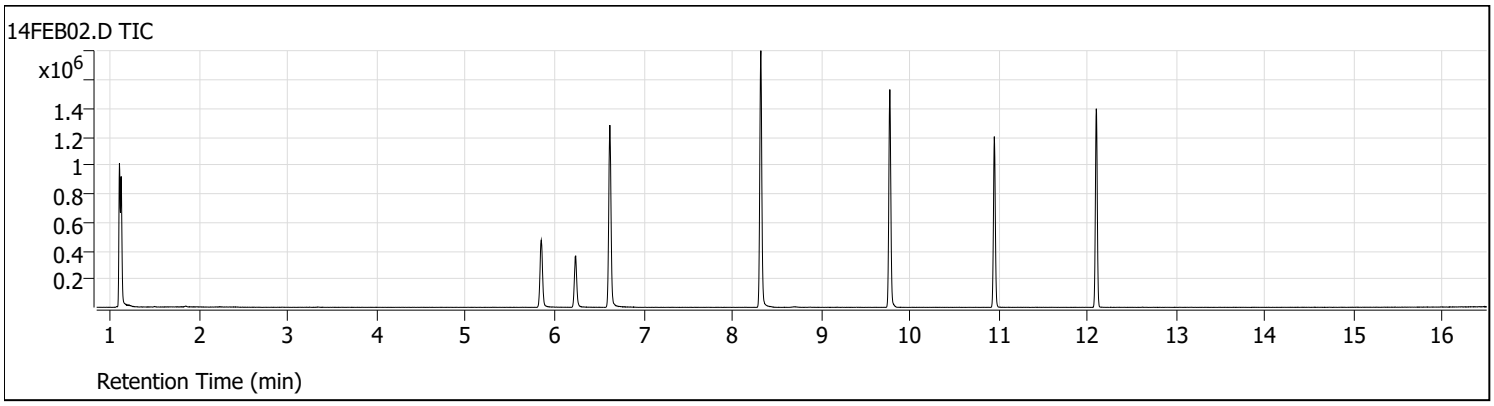

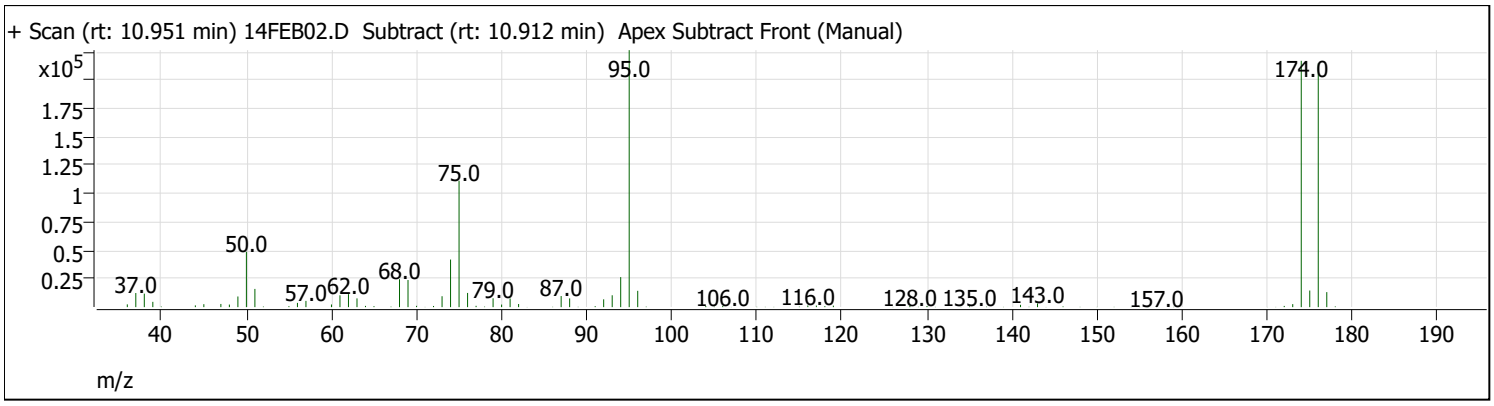

Target Mass	Rel. To Mass	Lower Limit%	Upper Limit%	Rel. Abn%	Raw Abn	Pass/Fail
50	95	15	40	21.5	48720	Pass
75	95	30	60	49.2	111336	Pass
95	95	100	100	100.0	226368	Pass
96	95	5	9	6.3	14372	Pass
173	174	0	2	1.2	2649	Pass
174	95	50	100	95.8	216960	Pass
175	174	5	9	6.7	14639	Pass
176	174	95	101	98.9	214656	Pass
177	176	5	9	6.2	13223	Pass

Continuing Calibration Report

Batch Name D:\Org\Data\VOA5975C\VG021422\QuantResults\VG021422_8260B.batch.bin
Method File \\MASSHUNTER\Org\Data\Methods\Quant\VOA5975C\VOA5975C_011922_CAL\VOA5975C_8260B_SHT_DoD_L4_011922.m
Daily CC D:\Org\Data\VOA5975C\VG02142214FEB03.D

Level name	Injection Time	Calibration Files
1	1/19/2022 10:48:21 AM	D:\Org\Data\VOA5975C\VG011922\19JAN04.D
2	1/19/2022 11:15:33 AM	D:\Org\Data\VOA5975C\VG011922\19JAN05.D
3	1/19/2022 11:42:44 AM	D:\Org\Data\VOA5975C\VG011922\19JAN06.D
4	1/19/2022 12:09:57 PM	D:\Org\Data\VOA5975C\VG011922\19JAN07.D
5	1/19/2022 1:04:20 PM	D:\Org\Data\VOA5975C\VG011922\19JAN09.D
6	1/19/2022 1:58:41 PM	D:\Org\Data\VOA5975C\VG011922\19JAN11.D
7	1/19/2022 2:53:18 PM	D:\Org\Data\VOA5975C\VG011922\19JAN13.D
8	1/19/2022 3:47:49 PM	D:\Org\Data\VOA5975C\VG011922\19JAN15.D
CC	2/14/2022 10:17:30 AM	D:\Org\Data\VOA5975C\VG021422\14FEB03.D <======

ISTD Compound:	Avg Resp	Mid Resp	CC Resp	Area%	A/M
Fluorobenzene	845168	806368	711212	88.20	M
Chlorobenzene-d5	327060	318877	275410	86.37	M
1,4-Dichlorobenzene-d4	269016	262955	240563	91.48	M

Target Compound	AvgRF/R2	CC RF	Exp. Conc	Calc. Conc	%Dev	Area%	Curve Fit
Fluorobenzene	----------ISTD----------						
Dichlorodifluoromethane	0.3362	0.3268	125.00	121.53	2.78	78.33	Avg RF
Chloromethane	0.3958	0.3520	125.00	111.18	11.06	73.55	Avg RF
Vinyl chloride	0.3602	0.3086	125.00	107.08	14.33	71.38	Avg RF
Bromomethane	0.9976	0.1240	125.00	100.54	19.57	74.11	Quadratic
Chloroethane	0.1704	0.1688	125.00	123.77	0.98	91.75	Avg RF
Trichlorofluoromethane	0.4320	0.4661	125.00	134.86	-7.89	85.62	Avg RF
1,1-Dichloroethene	0.2514	0.2486	125.00	123.61	1.11	83.66	Avg RF
Methylene chloride	0.3654	0.3591	125.00	122.83	1.74	85.16	Avg RF
trans-1,2-Dichloroethene	0.2597	0.2545	125.00	122.50	2.00	82.08	Avg RF
Methyl tert-butyl ether (MTBE)	0.3245	0.3180	125.00	122.47	2.02	82.55	Avg RF
1,1-Dichloroethane	0.4860	0.4839	125.00	124.48	0.42	83.68	Avg RF
2,2-Dichloropropane	0.3662	0.4162	125.00	142.06	-13.65	96.45	Avg RF
cis-1,2-Dichloroethene	0.2629	0.2639	125.00	125.49	-0.39	83.20	Avg RF
Methyl ethyl ketone	0.0380	0.0322 #	1250.00	1058.01	15.36	74.21	Avg RF
Bromochloromethane	0.1084	0.1057	125.00	121.87	2.50	81.78	Avg RF
Chloroform	0.4852	0.4736	125.00	122.01	2.39	85.81	Avg RF
1,1,1-Trichloroethane	0.4477	0.4707	125.00	131.42	-5.13	88.34	Avg RF
Dibromofluoromethane	0.2421	0.2596	250.00	268.04	-7.21	183.14	Avg RF
Carbon tetrachloride	0.4342	0.4700	125.00	135.31	-8.25	90.85	Avg RF
1,1-Dichloropropene	0.3630	0.3729	125.00	128.39	-2.71	84.82	Avg RF
1,2-Dichloroethane-d4	0.1046	0.1171	250.00	279.82	-11.93	183.76	Avg RF
Benzene	0.9987	0.9854	125.00	123.34	1.33	82.48	Avg RF
1,2-Dichloroethane	0.2758	0.2759	125.00	125.01	-0.01	89.96	Avg RF
Chlorobenzene-d5	----------ISTD----------						
Trichloroethene	0.7484	0.7540	125.00	125.93	-0.74	86.16	Avg RF
1,2-Dichloropropane	0.6580	0.6491	125.00	123.30	1.36	83.57	Avg RF
Dibromomethane	0.2774	0.2737	125.00	123.35	1.32	84.40	Avg RF
Bromodichloromethane	0.7799	0.7978	125.00	127.87	-2.29	87.91	Avg RF
cis-1,3-Dichloropropene	0.8559	0.8578	125.00	125.28	-0.23	84.61	Avg RF
Toluene-d8	2.4390	2.6352	250.00	270.11	-8.04	175.81	Avg RF
Toluene	1.6257	1.6760	125.00	128.87	-3.09	85.62	Avg RF
trans-1,3-Dichloropropene	0.6243	0.6486	125.00	129.87	-3.90	86.84	Avg RF
1,1,2-Trichloroethane	0.3174	0.3111	125.00	122.50	2.00	81.17	Avg RF
Tetrachloroethene	0.6592	0.6762	125.00	128.22	-2.57	85.28	Avg RF

Target Compound	AvgRF/R2	CC RF	Exp. Conc	Calc. Conc	%Dev	Area%	Curve Fit
1,3-Dichloropropane	0.6424	0.6146	125.00	119.59	4.33	83.47	Avg RF
Chlorodibromomethane	0.5112	0.5324	125.00	130.16	-4.13	88.14	Avg RF
1,2-Dibromoethane	0.3506	0.3496	125.00	124.63	0.29	82.30	Avg RF
Chlorobenzene	1.7822	1.8149	125.00	127.30	-1.84	86.38	Avg RF
1,1,1,2-Tetrachloroethane	0.6253	0.6465	125.00	129.24	-3.40	87.72	Avg RF
Ethylbenzene	0.9989	3.1308	125.00	125.96	-0.77	85.35	Quadratic
m+p-Xylenes	0.9987	1.2543	250.00	253.29	-1.32	85.14	Quadratic
o-Xylene	0.9987	1.1086	125.00	127.91	-2.33	85.23	Quadratic
Styrene	0.9983	1.8597	125.00	129.70	-3.76	87.49	Quadratic
1,4-Dichlorobenzene-d4	----------ISTD----------						
Bromoform	0.3350	0.3368	125.00	125.66	-0.53	89.93	Avg RF
p-Bromofluorobenzene	0.9231	0.9447	250.00	255.87	-2.35	177.10	Avg RF
Bromobenzene	0.8140	0.8172	125.00	125.49	-0.39	87.19	Avg RF
1,1,2,2-Tetrachloroethane	0.4643	0.4373	125.00	117.74	5.81	83.98	Avg RF
1,2,3-Trichloropropane	0.1220	0.1256	125.00	128.71	-2.97	92.38	Avg RF
2-Chlorotoluene	0.8056	0.8085	125.00	125.45	-0.36	85.21	Avg RF
4-Chlorotoluene	2.6094	2.6488	125.00	126.89	-1.51	84.75	Avg RF
1,3-Dichlorobenzene	1.4748	1.4704	125.00	124.62	0.30	88.25	Avg RF
1,4-Dichlorobenzene	1.5036	1.5033	125.00	124.98	0.02	87.83	Avg RF
1,2-Dichlorobenzene	1.2313	1.2278	125.00	124.65	0.28	87.02	Avg RF

A -- against Average; M -- against Mid Point; P -- against Previous CC in the Method;

Continuing Calibration Report

Batch Name D:\Org\Data\VOA5975C\VG021422\QuantResults\VG021422_8260B.batch.bin
Method File \\MASSHUNTER\Org\Data\Methods\Quant\VOA5975C\VOA5975C_011922_CAL\VOA5975C_8260B_SHT_DoD_L4_011922.m
Daily CC D:\Org\Data\VOA5975C\VG02142214FEB10.D

Level name	Injection Time	Calibration Files
1	1/19/2022 10:48:21 AM	D:\Org\Data\VOA5975C\VG011922\19JAN04.D
2	1/19/2022 11:15:33 AM	D:\Org\Data\VOA5975C\VG011922\19JAN05.D
3	1/19/2022 11:42:44 AM	D:\Org\Data\VOA5975C\VG011922\19JAN06.D
4	1/19/2022 12:09:57 PM	D:\Org\Data\VOA5975C\VG011922\19JAN07.D
5	1/19/2022 1:04:20 PM	D:\Org\Data\VOA5975C\VG011922\19JAN09.D
6	1/19/2022 1:58:41 PM	D:\Org\Data\VOA5975C\VG011922\19JAN11.D
7	1/19/2022 2:53:18 PM	D:\Org\Data\VOA5975C\VG011922\19JAN13.D
8	1/19/2022 3:47:49 PM	D:\Org\Data\VOA5975C\VG011922\19JAN15.D
CC	2/14/2022 1:50:59 PM	D:\Org\Data\VOA5975C\VG021422\14FEB10.D <======

ISTD Compound:	Avg Resp	Mid Resp	CC Resp	Area%	A/M
Fluorobenzene	845168	806368	589296	73.08	M
Chlorobenzene-d5	327060	318877	233768	73.31	M
1,4-Dichlorobenzene-d4	269016	262955	211561	80.46	M

Target Compound	AvgRF/R2	CC RF	Exp. Conc	Calc. Conc	%Dev	Area%	Curve Fit
Fluorobenzene	----------ISTD----------						
Dichlorodifluoromethane	0.3362	0.3366	125.00	125.15	-0.12	66.84	Avg RF
Chloromethane	0.3958	0.3652	125.00	115.33	7.73	63.22	Avg RF
Vinyl chloride	0.3602	0.3175	125.00	110.17	11.87	60.85	Avg RF
Bromomethane	0.9976	0.1240	125.00	100.53	19.58	61.40	Quadratic
Chloroethane	0.1704	0.1666	125.00	122.16	2.27	75.03	Avg RF
Trichlorofluoromethane	0.4320	0.5003	125.00	144.77	-15.82	76.15	Avg RF
1,1-Dichloroethene	0.2514	0.2426	125.00	120.66	3.47	67.67	Avg RF
Methylene chloride	0.3654	0.3310	125.00	113.20	9.44	65.03	Avg RF
trans-1,2-Dichloroethene	0.2597	0.2498	125.00	120.25	3.80	66.76	Avg RF
Methyl tert-butyl ether (MTBE)	0.3245	0.3278	125.00	126.27	-1.02	70.52	Avg RF
1,1-Dichloroethane	0.4860	0.4597	125.00	118.26	5.40	65.87	Avg RF
2,2-Dichloropropane	0.3662	0.3921	125.00	133.83	-7.06	75.29	Avg RF
cis-1,2-Dichloroethene	0.2629	0.2561	125.00	121.76	2.59	66.89	Avg RF
Methyl ethyl ketone	0.0380	0.0328 #	1250.00	1080.60	13.55	62.80	Avg RF
Bromochloromethane	0.1084	0.1084	125.00	124.98	0.01	69.49	Avg RF
Chloroform	0.4852	0.4623	125.00	119.09	4.73	69.40	Avg RF
1,1,1-Trichloroethane	0.4477	0.4685	125.00	130.80	-4.64	72.85	Avg RF
Dibromofluoromethane	0.2421	0.2623	250.00	270.81	-8.32	153.31	Avg RF
Carbon tetrachloride	0.4342	0.4705	125.00	135.45	-8.36	75.36	Avg RF
1,1-Dichloropropene	0.3630	0.3539	125.00	121.84	2.53	66.70	Avg RF
1,2-Dichloroethane-d4	0.1046	0.1231	250.00	294.13	-17.65	160.04	Avg RF
Benzene	0.9987	0.9467	125.00	118.50	5.20	65.65	Avg RF
1,2-Dichloroethane	0.2758	0.2773	125.00	125.67	-0.54	74.94	Avg RF
Chlorobenzene-d5	----------ISTD----------						
Trichloroethene	0.7484	0.6994	125.00	116.80	6.56	67.83	Avg RF
1,2-Dichloropropane	0.6580	0.6003	125.00	114.02	8.78	65.60	Avg RF
Dibromomethane	0.2774	0.2672	125.00	120.41	3.67	69.93	Avg RF
Bromodichloromethane	0.7799	0.7453	125.00	119.45	4.44	69.71	Avg RF
cis-1,3-Dichloropropene	0.8559	0.8023	125.00	117.18	6.26	67.17	Avg RF
Toluene-d8	2.4390	2.6374	250.00	270.33	-8.13	149.35	Avg RF
Toluene	1.6257	1.5964	125.00	122.74	1.80	69.22	Avg RF
trans-1,3-Dichloropropene	0.6243	0.6252	125.00	125.17	-0.14	71.05	Avg RF
1,1,2-Trichloroethane	0.3174	0.2926	125.00	115.23	7.81	64.81	Avg RF
Tetrachloroethene	0.6592	0.6757	125.00	128.11	-2.49	72.33	Avg RF

Target Compound	AvgRF/R2	CC RF	Exp. Conc	Calc. Conc	%Dev	Area%	Curve Fit
1,3-Dichloropropane	0.6424	0.5955	125.00	115.87	7.30	68.65	Avg RF
Chlorodibromomethane	0.5112	0.5015	125.00	122.61	1.91	70.47	Avg RF
1,2-Dibromoethane	0.3506	0.3299	125.00	117.61	5.91	65.92	Avg RF
Chlorobenzene	1.7822	1.7286	125.00	121.24	3.01	69.83	Avg RF
1,1,1,2-Tetrachloroethane	0.6253	0.6428	125.00	128.50	-2.80	74.02	Avg RF
Ethylbenzene	0.9989	3.0072	125.00	121.17	3.07	69.58	Quadratic
m+p-Xylenes	0.9987	1.2022	250.00	243.11	2.76	69.27	Quadratic
o-Xylene	0.9987	1.0550	125.00	121.97	2.42	68.85	Quadratic
Styrene	0.9983	1.7863	125.00	124.76	0.19	71.33	Quadratic
1,4-Dichlorobenzene-d4	----------ISTD----------						
Bromoform	0.3350	0.3214	125.00	119.94	4.05	75.48	Avg RF
p-Bromofluorobenzene	0.9231	0.9456	250.00	256.11	-2.44	155.89	Avg RF
Bromobenzene	0.8140	0.7717	125.00	118.50	5.20	72.41	Avg RF
1,1,2,2-Tetrachloroethane	0.4643	0.3985	125.00	107.29	14.17	67.30	Avg RF
1,2,3-Trichloropropane	0.1220	0.1105	125.00	113.20	9.44	71.45	Avg RF
2-Chlorotoluene	0.8056	0.7485	125.00	116.13	7.09	69.37	Avg RF
4-Chlorotoluene	2.6094	2.5008	125.00	119.80	4.16	70.37	Avg RF
1,3-Dichlorobenzene	1.4748	1.3778	125.00	116.78	6.58	72.73	Avg RF
1,4-Dichlorobenzene	1.5036	1.4003	125.00	116.42	6.87	71.95	Avg RF
1,2-Dichlorobenzene	1.2313	1.1579	125.00	117.54	5.97	72.16	Avg RF

A -- against Average; M -- against Mid Point; P -- against Previous CC in the Method;

Quantitation Results Report (QT Reviewed)

Data File	14FEB03.D	Operator	MSC
Acq. Method	5975CACQF.M	Acq. Date-Time	2/14/2022 10:17:30 AM
Sample Name	CCV021422_	Instrument	VOA5975C
Vial	3	Multiplier	1.00
DA Method File	VOA5975C_8260B_SHT_DoD_L4_011922.m	Comment	
Tune File	BFB_Atune3.u	Tune Date	10/11/2021 4:02:00 PM
Batch Name	VG021422_8260B.batch.bin	Last Calib Update	2/17/2022 11:07:48 AM
Ref Library	\\MASSHUNTER\Org\Library\NIST129K.l		

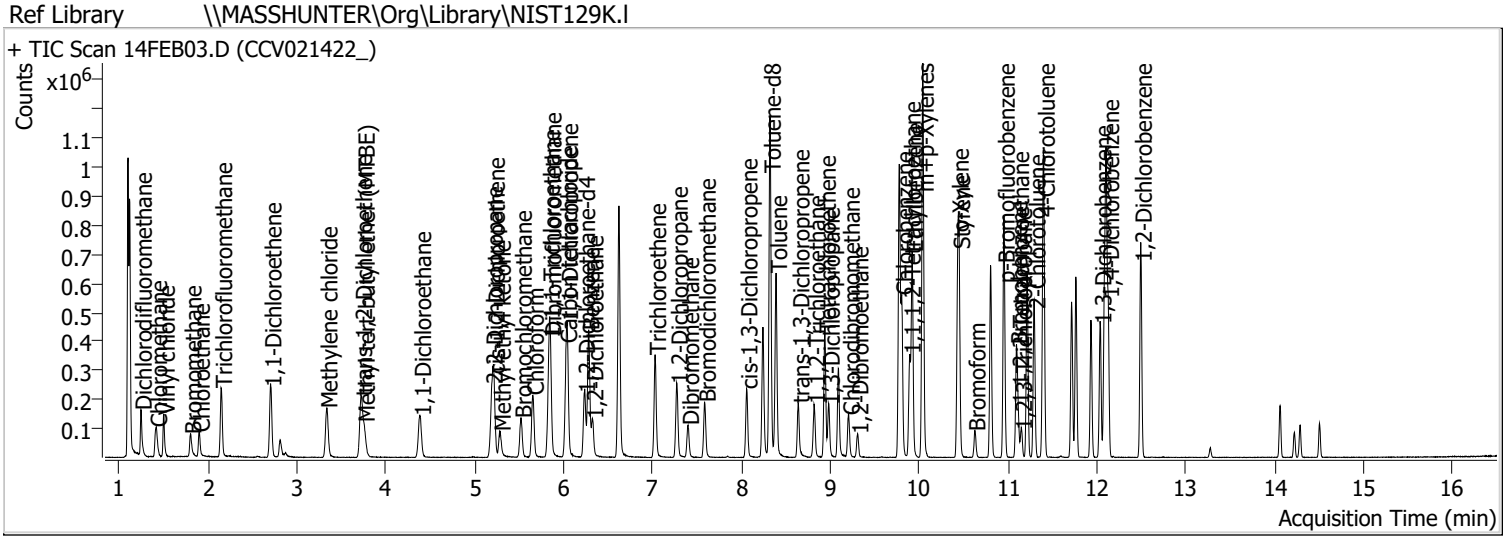

Compound	RT	QIon	Resp.	Conc.	Units	Dev(Min)
Internal Standards						
M Fluorobenzene	6.620	96.0	711212	250.0000	ng	0.000
M Chlorobenzene-d5	9.774	82.0	275410	250.0000	ng	0.000
M 1,4-Dichlorobenzene-d4	12.100	152.0	240563	250.0000	ng	0.000
System Monitoring Compounds						
S Dibromofluoromethane	5.851	113.0	184642	268.0371	ng	0.000
Spiked Amount: 250.000	Range: 80.0 - 119.0%			Recovery = 107.21%		
S 1,2-Dichloroethane-d4	6.230	67.0	83268	279.8242	ng	0.000
Spiked Amount: 250.000	Range: 81.0 - 118.0%			Recovery = 111.93%		
S Toluene-d8	8.319	98.0	725749	270.1075	ng	0.000
Spiked Amount: 250.000	Range: 89.0 - 112.0%			Recovery = 108.04%		
S p-Bromofluorobenzene	10.951	95.0	227271	255.8740	ng	0.003
Spiked Amount: 250.000	Range: 85.0 - 114.0%			Recovery = 102.35%		
Target Compounds						**QValue**
T Dichlorodifluoromethane	1.244	85.0	116220	121.5291	ng	99
T Chloromethane	1.414	50.0	125176	111.1793	ng	99
T Vinyl chloride	1.501	62.0	109742	107.0832	ng	97
T Bromomethane	1.802	96.0	44109	100.5369	ng	94
T Chloroethane	1.897	64.0	60012	123.7712	ng	99
T Trichlorofluoromethane	2.148	101.0	165735	134.8632	ng	100
T 1,1-Dichloroethene	2.700	96.0	88389	123.6103	ng	98
T Methylene chloride	3.333	49.0	127696	122.8271	ng	98
T trans-1,2-Dichloroethene	3.720	96.0	90494	122.5050	ng	98
T Methyl tert-butyl ether (MTBE)	3.751	73.0	113074	122.4702	ng	100
T 1,1-Dichloroethane	4.384	63.0	172094	124.4809	ng	99
T 2,2-Dichloropropane	5.190	77.0	148007	142.0600	ng	94
T cis-1,2-Dichloroethene	5.215	96.0	93857	125.4875	ng	97
T Methyl ethyl ketone	5.282	43.0	114360	1058.0145	ng	96
T Bromochloromethane	5.519	128.0	37583	121.8713	ng	97
T Chloroform	5.653	83.0	168421	122.0103	ng	99

Compound	RT	QIon	Resp.	Conc.	Units	Dev(Min)
T 1,1,1-Trichloroethane	5.834	97.0	167376	131.4172	ng	97
T Carbon tetrachloride	6.027	117.0	167144	135.3125	ng	99
T 1,1-Dichloropropene	6.038	75.0	132599	128.3890	ng	100
T Benzene	6.280	78.0	350426	123.3385	ng	99
T 1,2-Dichloroethane	6.325	62.0	98101	125.0106	ng	100
T Trichloroethene	7.028	95.0	103828	125.9270	ng	98
T 1,2-Dichloropropane	7.273	63.0	89380	123.2959	ng	99
T Dibromomethane	7.399	93.0	37690	123.3482	ng	96
T Bromodichloromethane	7.585	83.0	109867	127.8685	ng	98
T cis-1,3-Dichloropropene	8.057	75.0	118122	125.2822	ng	99
T Toluene	8.388	92.0	230798	128.8672	ng	99
T trans-1,3-Dichloropropene	8.639	75.0	89316	129.8695	ng	99
T 1,1,2-Trichloroethane	8.815	83.0	42839	122.5009	ng	99
T Tetrachloroethene	8.935	163.8	93117	128.2163	ng	98
T 1,3-Dichloropropane	8.982	76.0	84630	119.5889	ng	98
T Chlorodibromomethane	9.206	129.0	73308	130.1627	ng	99
T 1,2-Dibromoethane	9.306	107.0	48137	124.6321	ng	95
T Chlorobenzene	9.802	112.0	249924	127.2954	ng	100
T 1,1,1,2-Tetrachloroethane	9.892	131.0	89032	129.2441	ng	97
T Ethylbenzene	9.919	91.0	431124	125.9594	ng	99
T m+p-Xylenes	10.039	106.0	345435	253.2899	ng	98
T o-Xylene	10.433	106.0	152657	127.9101	ng	99
T Styrene	10.449	104.0	256091	129.7049	ng	99
T Bromoform	10.622	172.5	40507	125.6612	ng	99
T Bromobenzene	11.093	156.0	98292	125.4869	ng	95
T 1,1,2,2-Tetrachloroethane	11.113	83.0	52603	117.7386	ng	97
T 1,2,3-Trichloropropane	11.144	110.0	15109	128.7143	ng	98
T 2-Chlorotoluene	11.294	126.0	97251	125.4482	ng	100
T 4-Chlorotoluene	11.400	91.0	318600	126.8869	ng	99
T 1,3-Dichlorobenzene	12.036	146.0	176859	124.6222	ng	99
T 1,4-Dichlorobenzene	12.125	146.0	180822	124.9798	ng	98
T 1,2-Dichlorobenzene	12.493	146.0	147686	124.6472	ng	98

(#) = Qualifier Out of Range; (m) = Manual Integration; (+) = Area Summed; (*) = Surrogate Percent Recovery Out of Range; (d): Zeroed Peak

Compound	Conc.	RT	Dev(Min)	Resp.	QIon	QRatio	Lower	Upper
Dichlorodifluoromethane	121.5291	1.24	0.00	116220	87.0	32.2	1.8	61.8

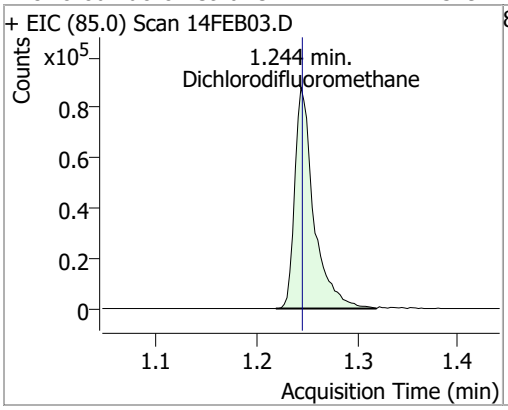

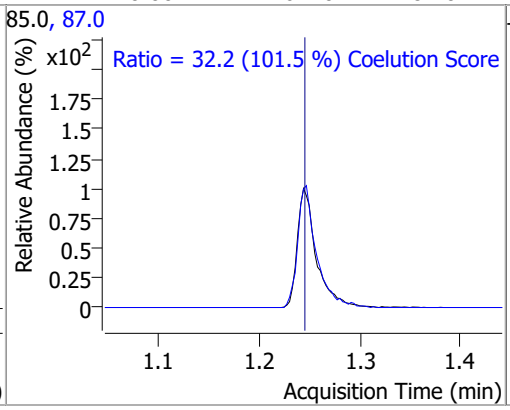

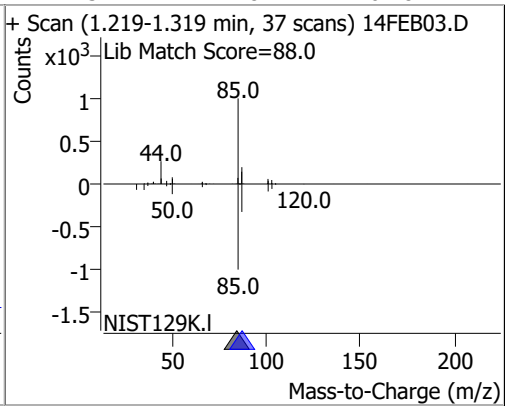

Compound	Conc.	RT	Dev(Min)	Resp.	QIon	QRatio	Lower	Upper
Chloromethane	111.1793	1.41	0.01	125176	52.0	32.7	2.4	62.4

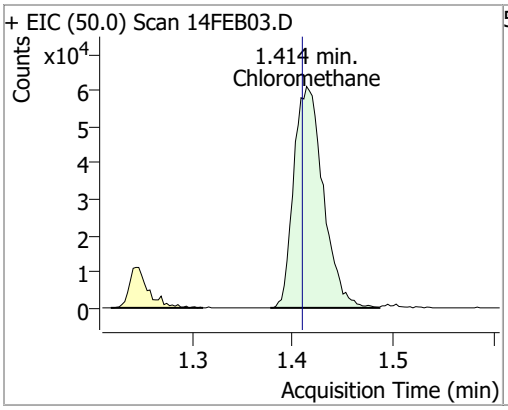

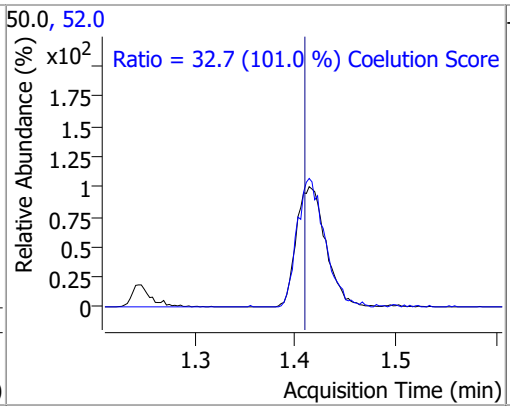

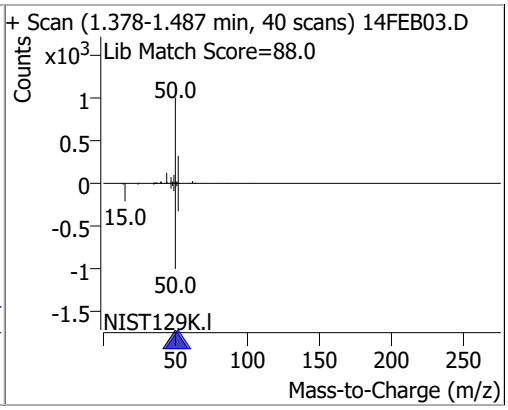

Compound	Conc.	RT	Dev(Min)	Resp.	QIon	QRatio	Lower	Upper
Vinyl chloride	107.0832	1.50	0.00	109742	64.0	29.6	1.3	61.3

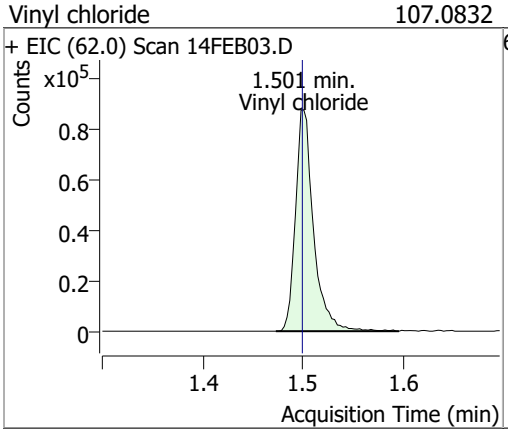

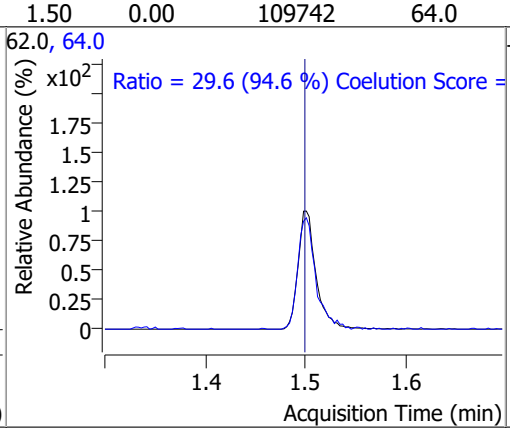

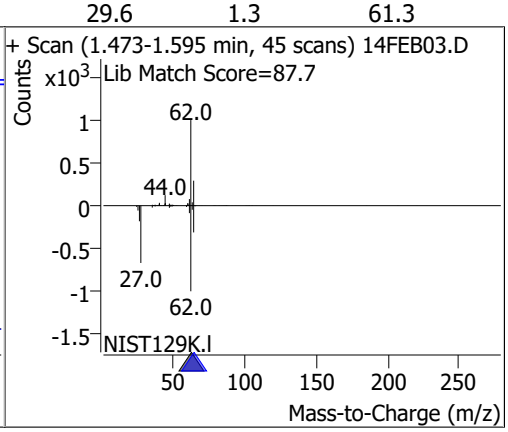

Compound	Conc.	RT	Dev(Min)	Resp.	QIon	QRatio	Lower	Upper
Bromomethane	100.5369	1.80	0.00	44109	94.0	103.5	80.1	140.1

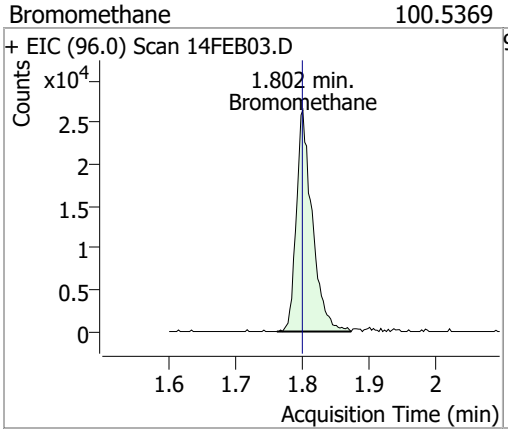

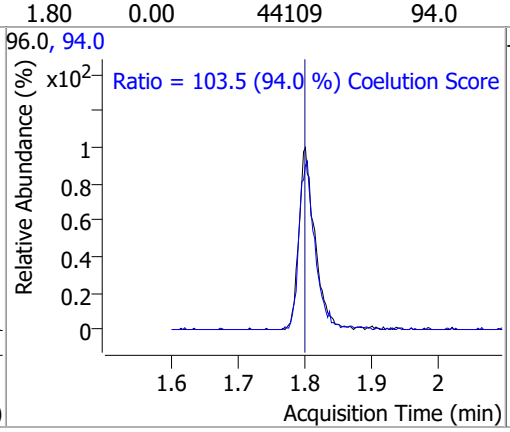

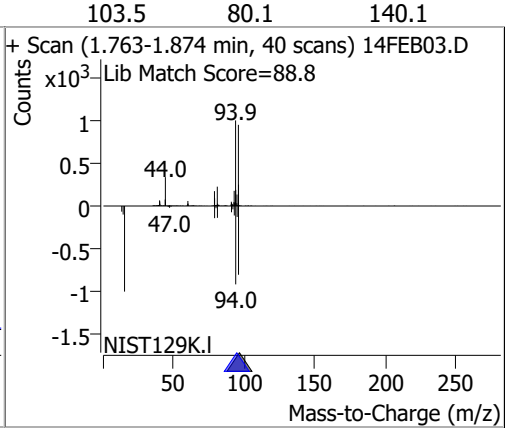

Compound	Conc.	RT	Dev(Min)	Resp.	QIon	QRatio	Lower	Upper
Chloroethane	123.7712	1.90	0.00	60012	66.0	29.5	0.0	60.0

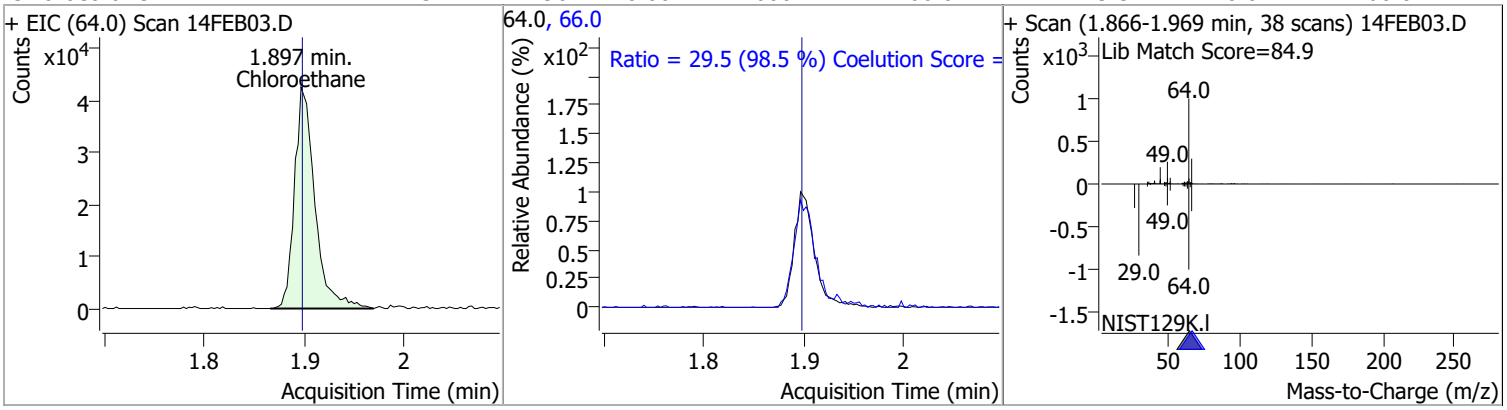

Compound	Conc.	RT	Dev(Min)	Resp.	QIon	QRatio	Lower	Upper
Trichlorofluoromethane	134.8632	2.15	0.00	165735	103.0	64.7	35.0	95.0

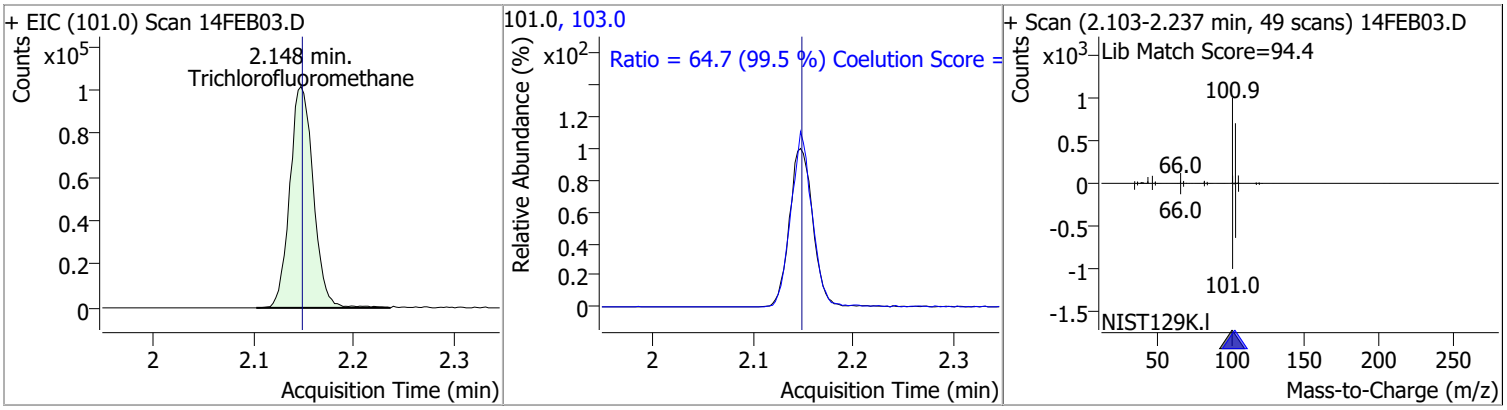

Compound	Conc.	RT	Dev(Min)	Resp.	QIon	QRatio	Lower	Upper
1,1-Dichloroethene	123.6103	2.70	0.00	88389	61.0	183.8	149.9	209.9
					63.0	57.1	27.0	87.0

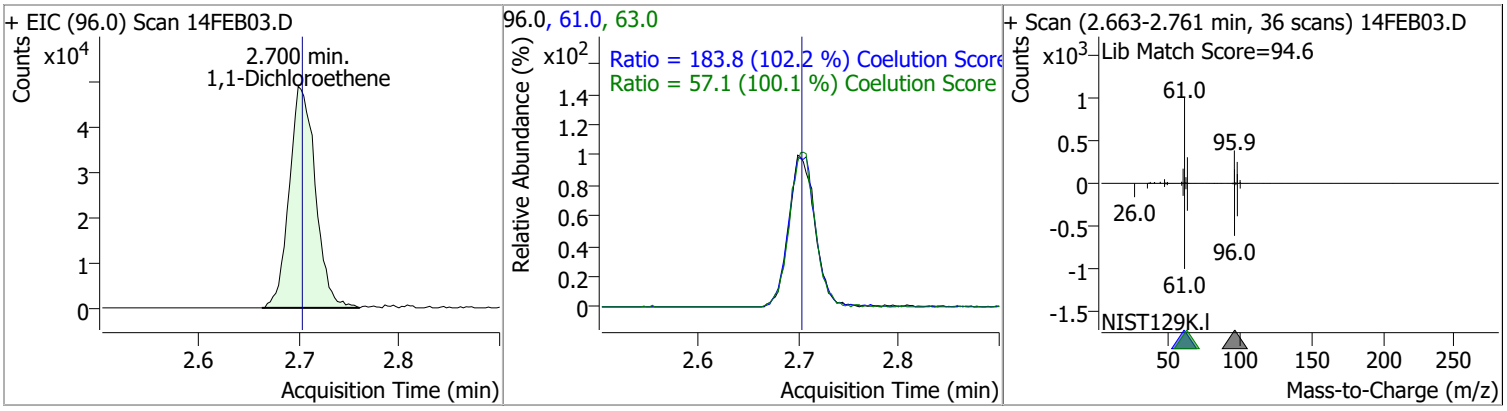

Compound	Conc.	RT	Dev(Min)	Resp.	QIon	QRatio	Lower	Upper
Methylene chloride	122.8271	3.33	0.00	127696	84.0	64.3	36.1	96.1
					86.0	41.1	11.8	71.8

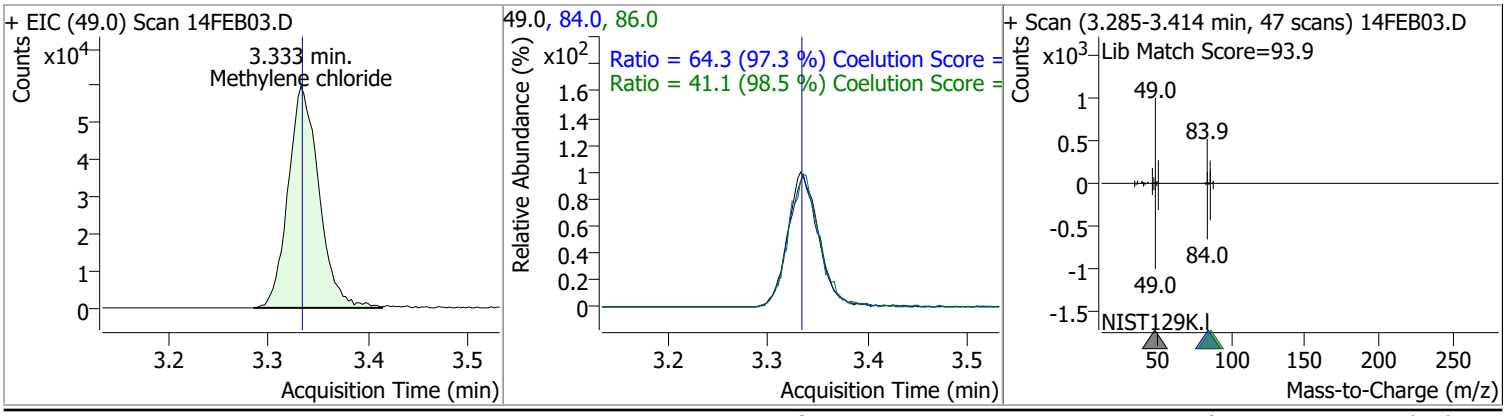

Compound	Conc.	RT	Dev(Min)	Resp.	QIon	QRatio	Lower	Upper
trans-1,2-Dichloroethene	122.5050	3.72	0.00	90494	61.0	156.4	124.8	184.8
					98.0	64.9	32.1	92.1

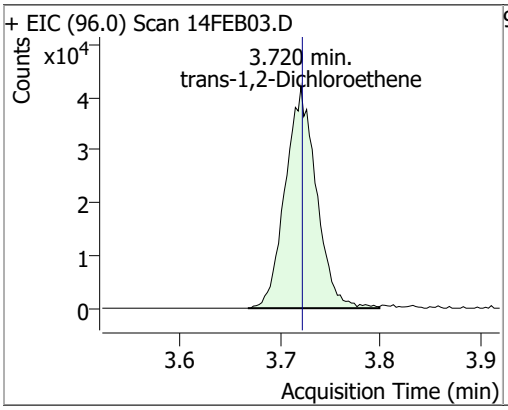

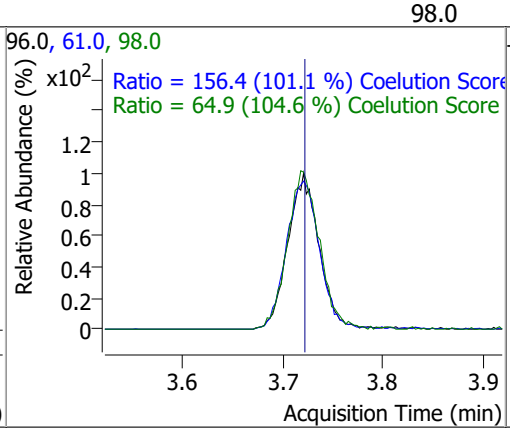

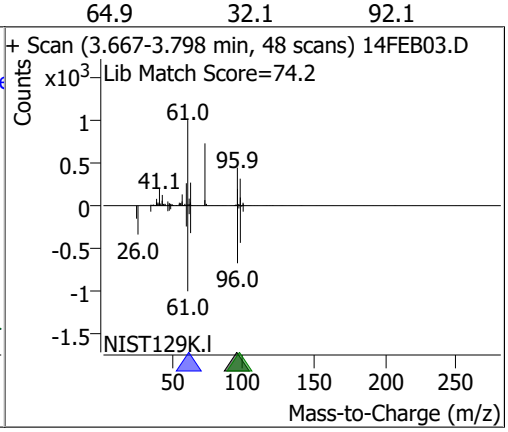

Compound	Conc.	RT	Dev(Min)	Resp.	QIon	QRatio	Lower	Upper
Methyl tert-butyl ether (MTBE)	122.4702	3.75	0.00	113074	57.0	24.5	0.0	54.6

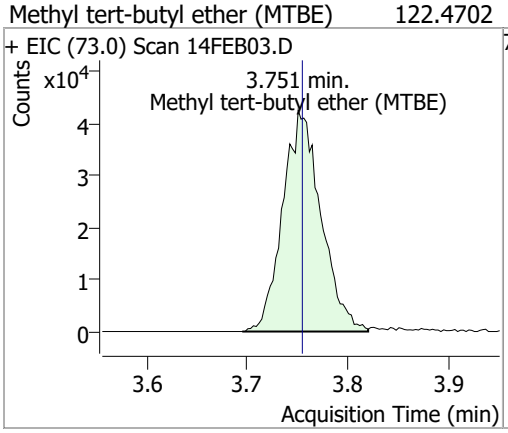

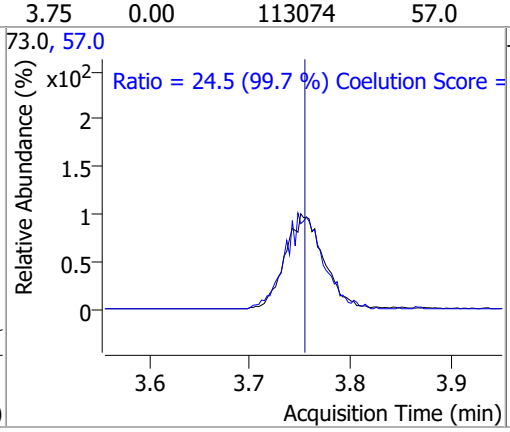

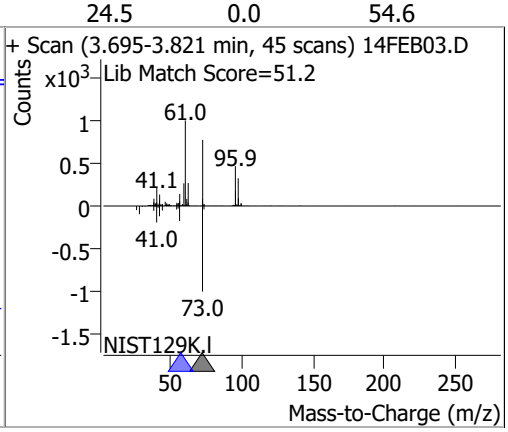

Compound	Conc.	RT	Dev(Min)	Resp.	QIon	QRatio	Lower	Upper
1,1-Dichloroethane	124.4809	4.38	0.01	172094	65.0	31.8	1.0	61.0
					83.0	13.3	0.0	42.7

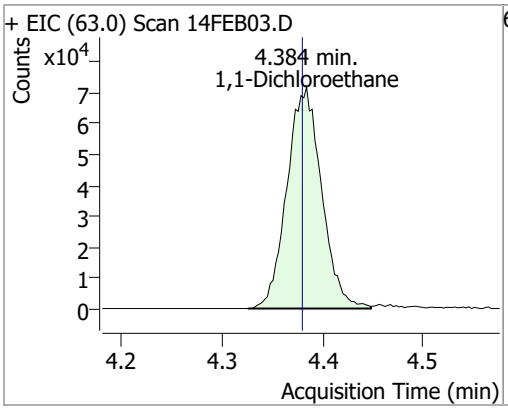

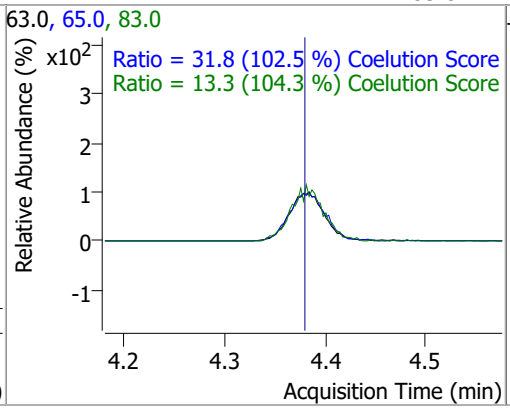

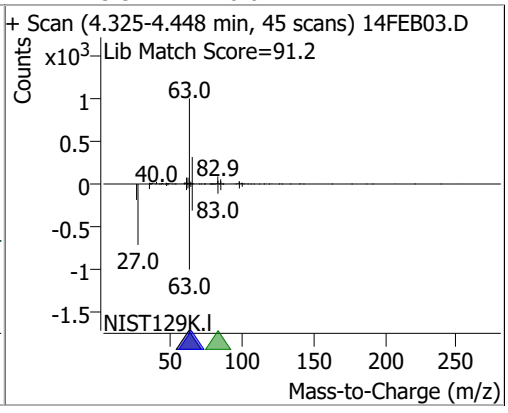

Compound	Conc.	RT	Dev(Min)	Resp.	QIon	QRatio	Lower	Upper
2,2-Dichloropropane	142.0600	5.19	0.00	148007	41.0	62.7	38.8	98.8
					97.0	22.8	0.0	53.9

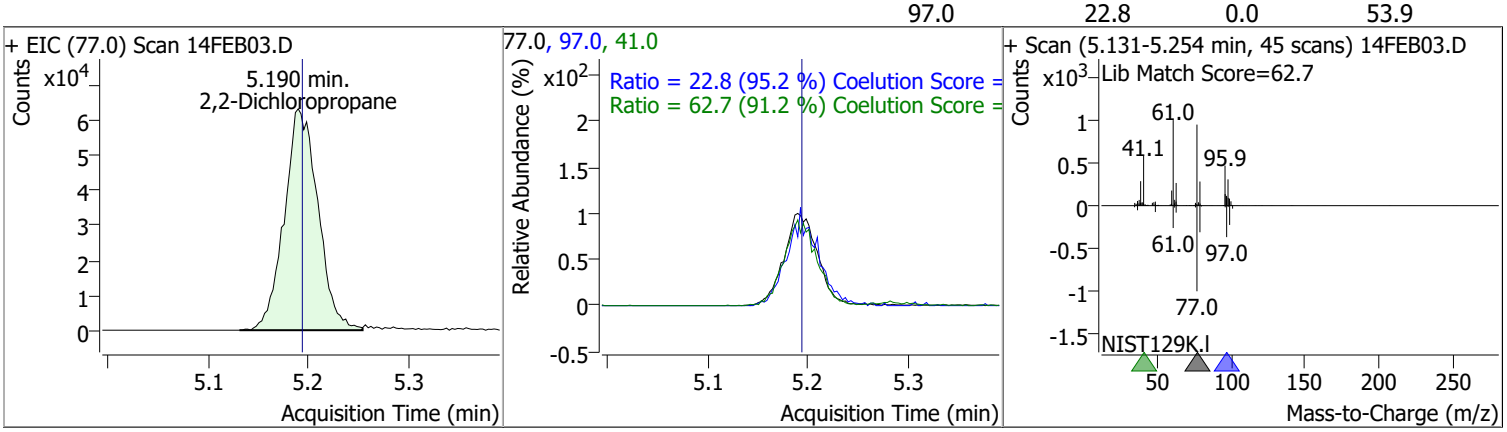

Compound	Conc.	RT	Dev(Min)	Resp.	QIon	QRatio	Lower	Upper
cis-1,2-Dichloroethene	125.4875	5.22	0.00	93857	61.0	166.5	130.4	190.4
					98.0	66.4	36.2	96.2

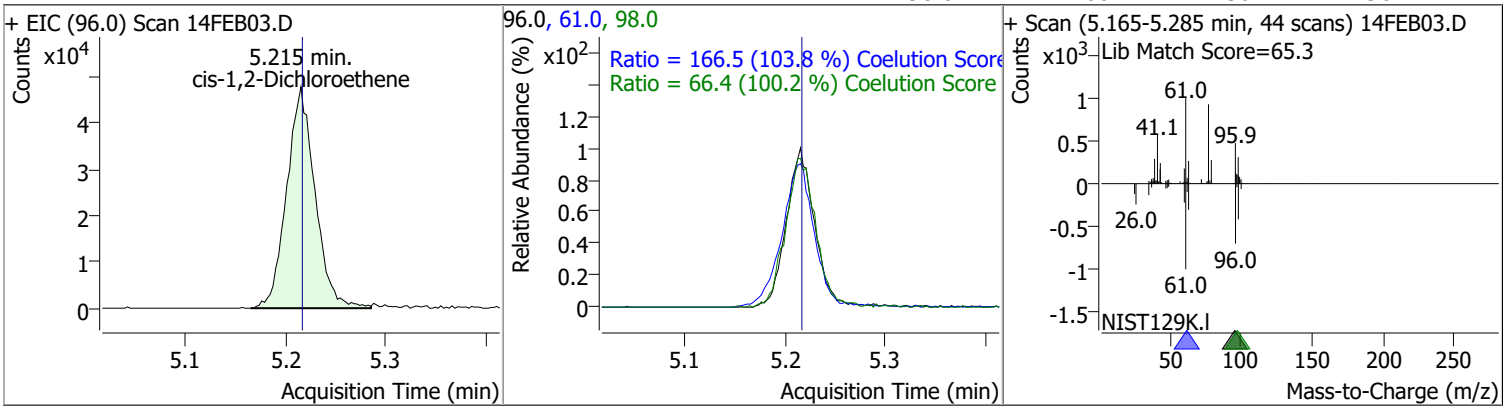

Compound	Conc.	RT	Dev(Min)	Resp.	QIon	QRatio	Lower	Upper
Methyl ethyl ketone	1058.0145	5.28	0.00	114360	72.0	22.3	0.0	50.6

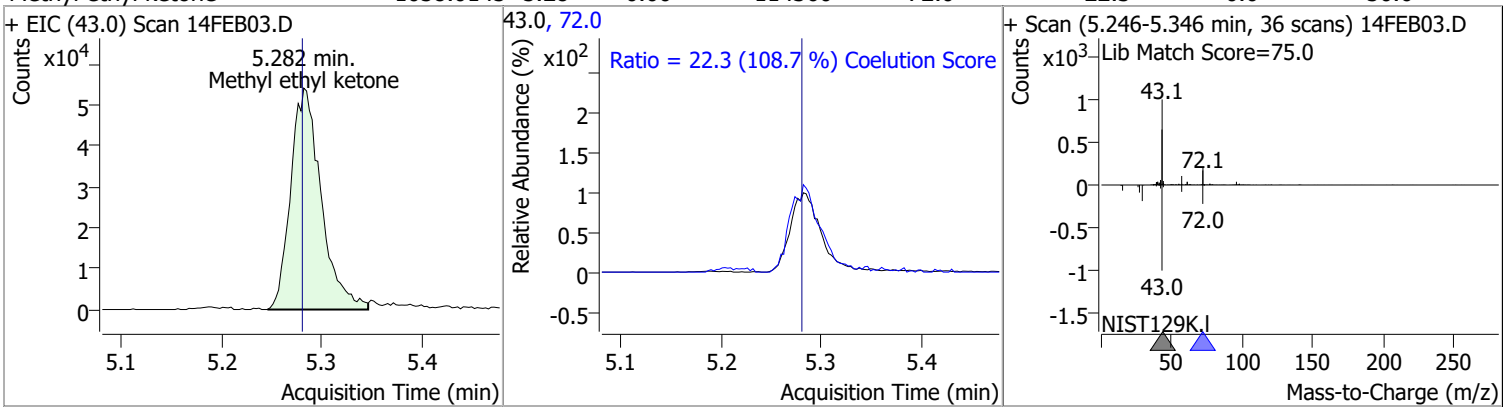

Compound	Conc.	RT	Dev(Min)	Resp.	QIon	QRatio	Lower	Upper
Bromochloromethane	121.8713	5.52	0.00	37583	49.0	185.8	152.2	212.2

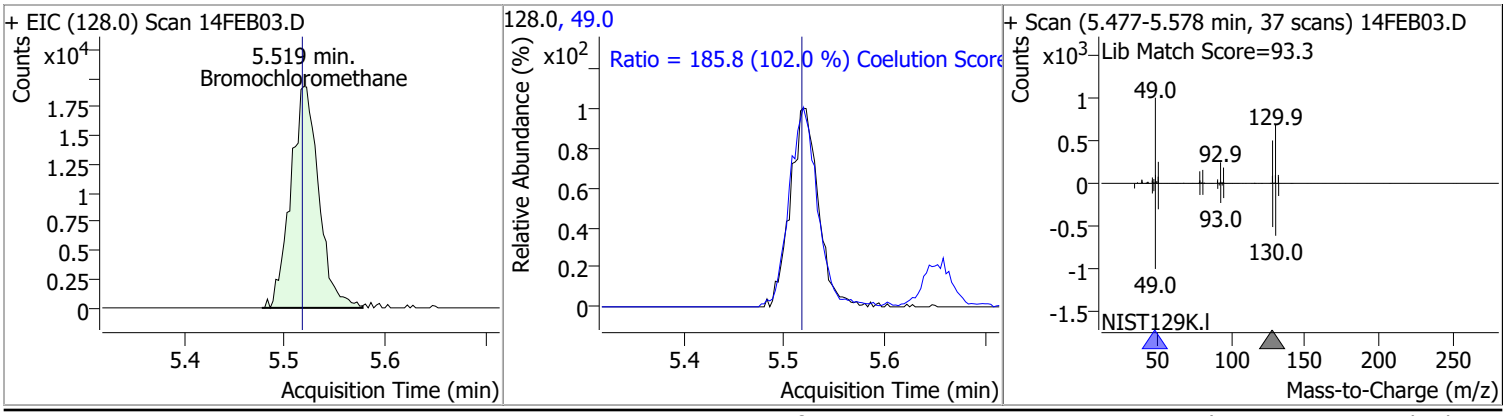

Compound	Conc.	RT	Dev(Min)	Resp.	QIon	QRatio	Lower	Upper
Chloroform	122.0103	5.65	0.00	168421	85.0	66.8	36.2	96.2

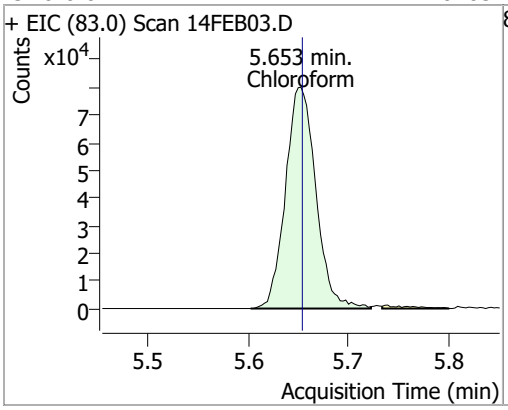

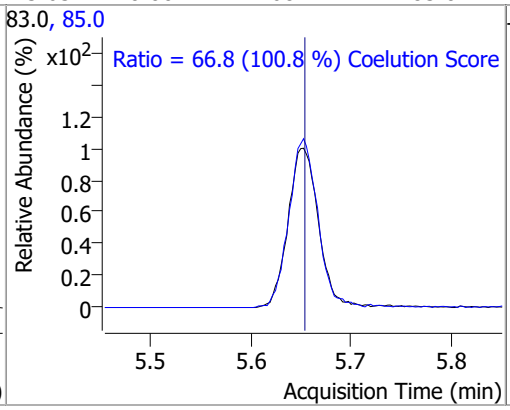

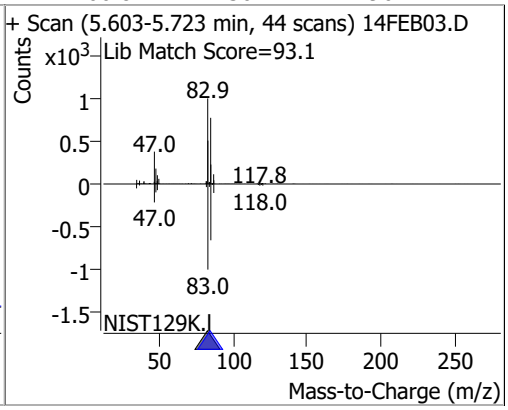

Compound	Conc.	RT	Dev(Min)	Resp.	QIon	QRatio	Lower	Upper
1,1,1-Trichloroethane	131.4172	5.83	0.00	167376	99.0	65.0	33.1	93.1
					61.0	47.3	19.1	79.1

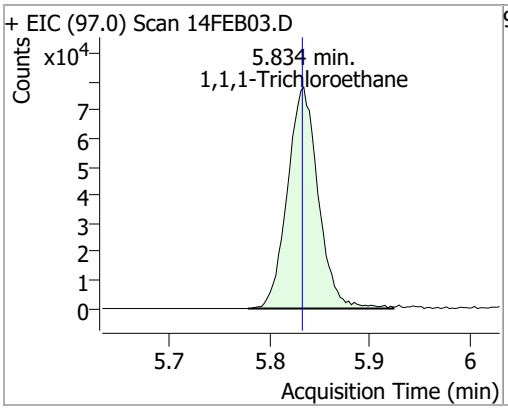

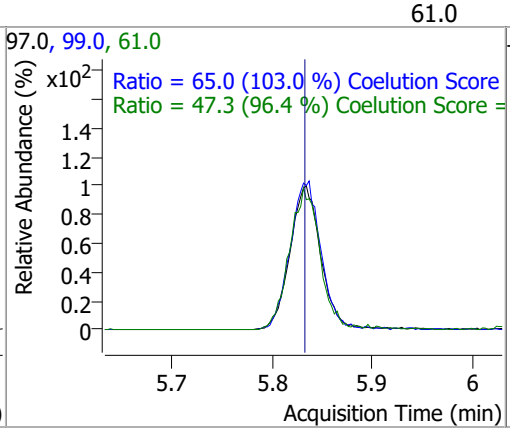

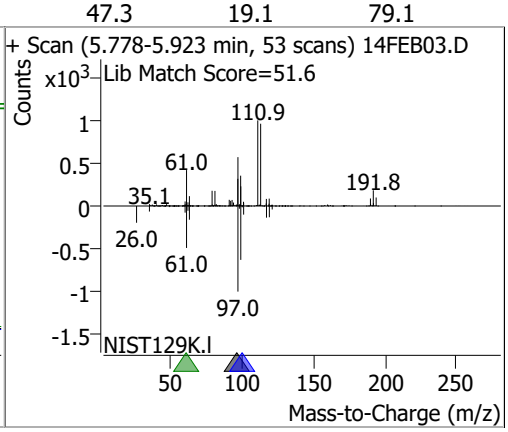

Compound	Conc.	RT	Dev(Min)	Resp.	QIon	QRatio	Lower	Upper
Dibromofluoromethane	268.0371	5.85	0.00	184642	191.5	22.9	0.0	53.2

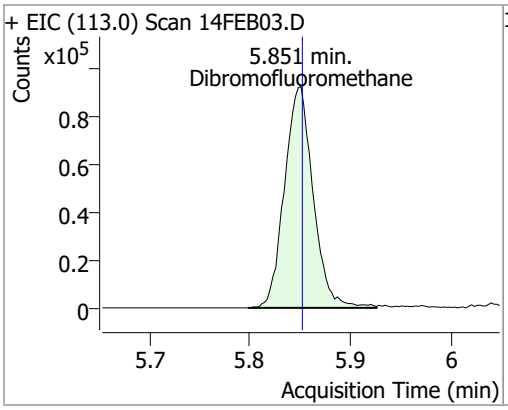

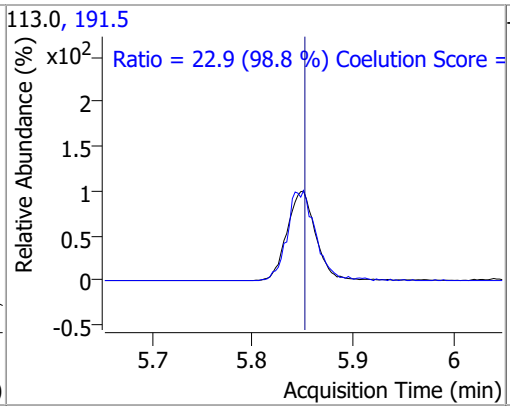

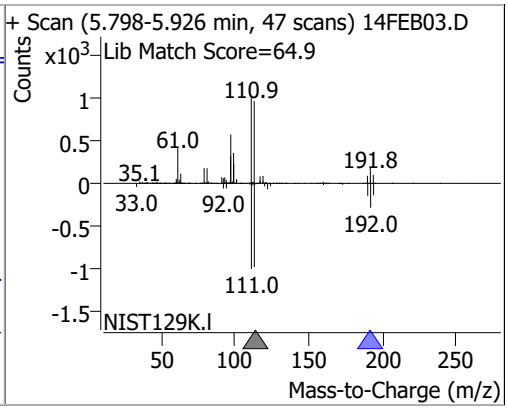

Compound	Conc.	RT	Dev(Min)	Resp.	QIon	QRatio	Lower	Upper
Carbon tetrachloride	135.3125	6.03	0.00	167144	119.0	96.4	67.6	127.6
					121.0	30.6	0.7	60.7

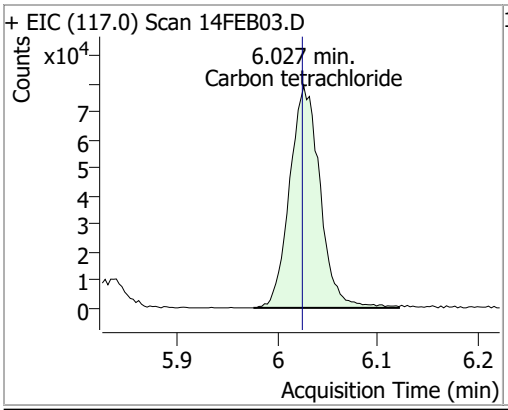

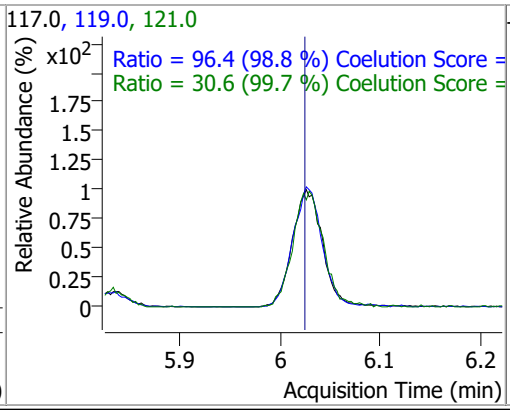

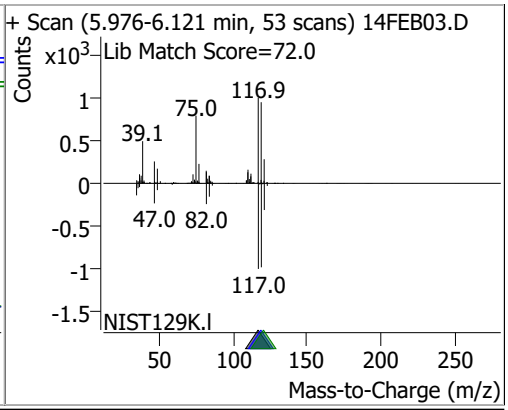

Compound	Conc.	RT	Dev(Min)	Resp.	QIon	QRatio	Lower	Upper
1,1-Dichloropropene	128.3890	6.04	0.00	132599	110.0	35.3	5.6	65.6
					77.0	31.2	1.0	61.0

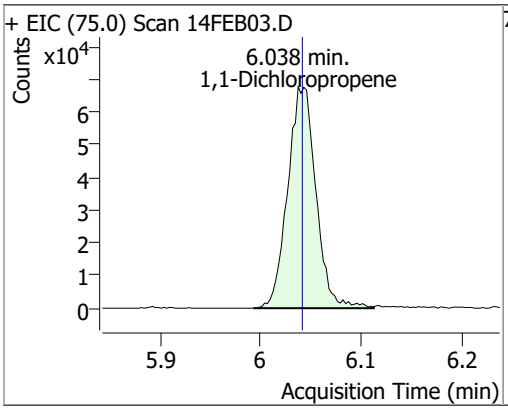

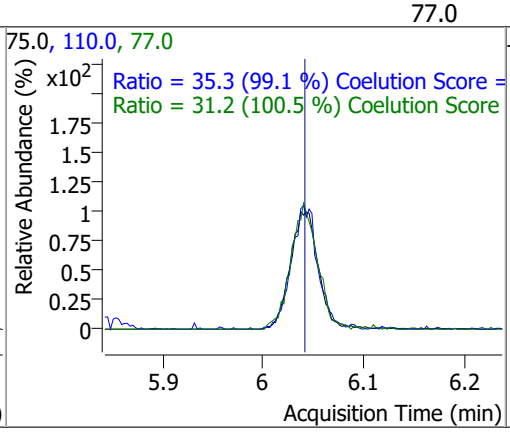

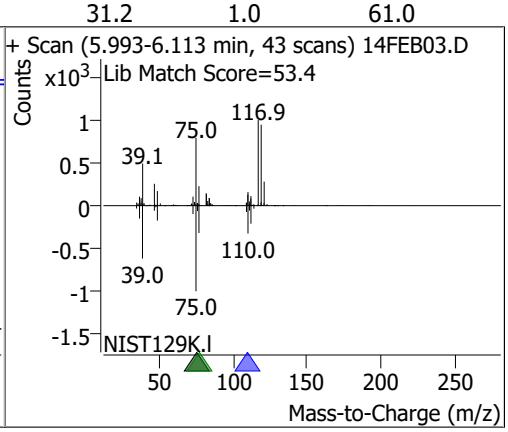

Compound	Conc.	RT	Dev(Min)	Resp.	QIon	QRatio	Lower	Upper
1,2-Dichloroethane-d4	279.8242	6.23	0.00	83268	65.0	201.2	162.8	222.8

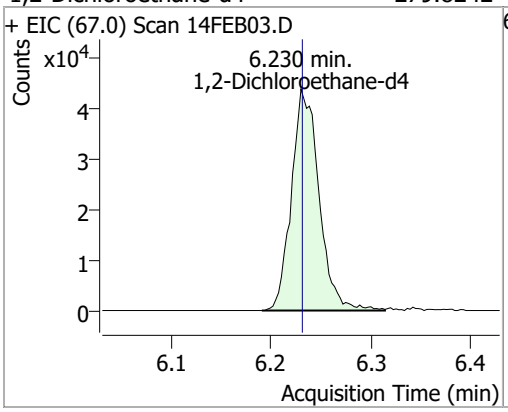

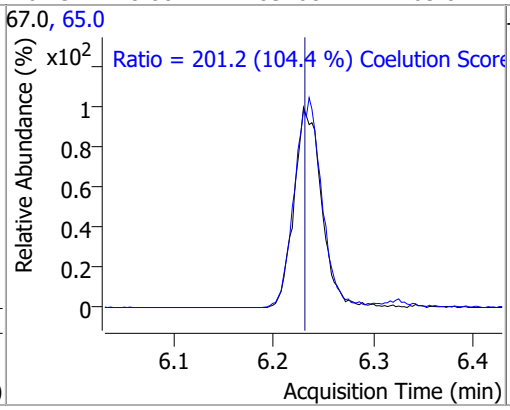

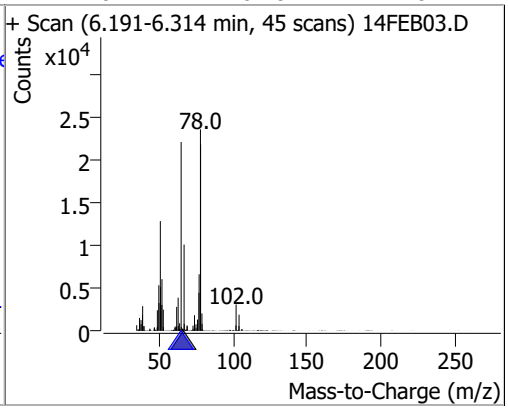

Compound	Conc.	RT	Dev(Min)	Resp.	QIon	QRatio	Lower	Upper
Benzene	123.3385	6.28	0.00	350426	77.0	23.9	0.0	53.3

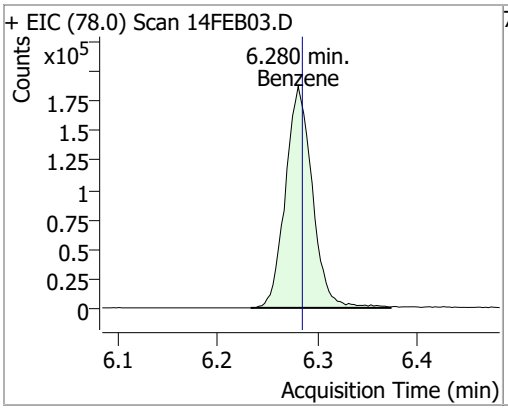

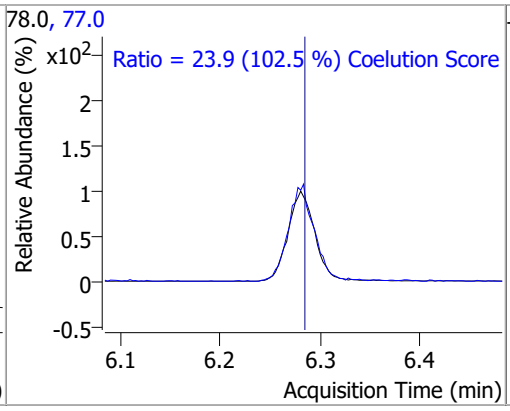

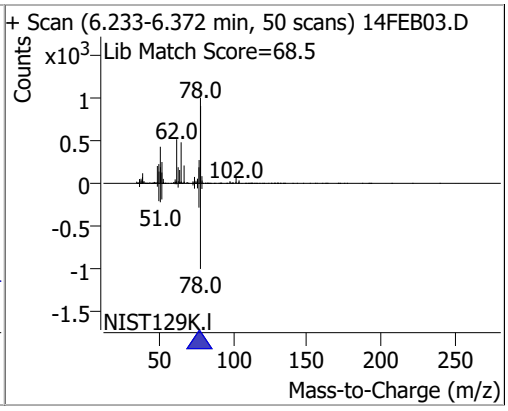

Compound	Conc.	RT	Dev(Min)	Resp.	QIon	QRatio	Lower	Upper
1,2-Dichloroethane	125.0106	6.32	0.00	98101	64.0	32.3	2.2	62.2
					98.0	7.8	0.0	38.2

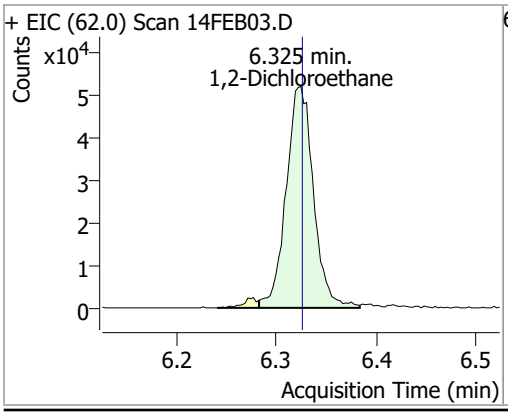

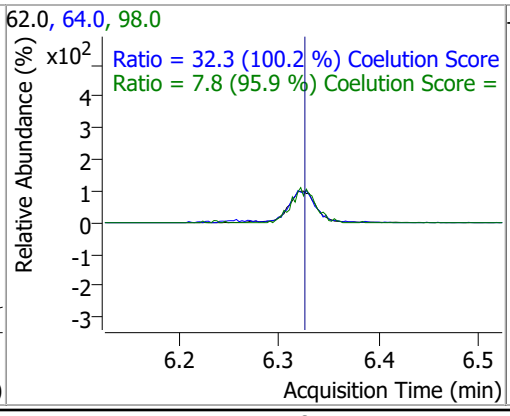

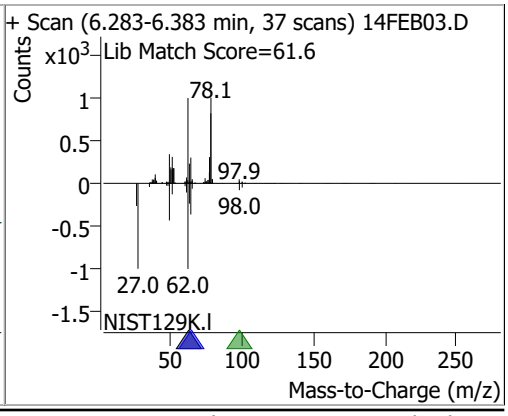

Compound	Conc.	RT	Dev(Min)	Resp.	QIon	QRatio	Lower	Upper
Trichloroethene	125.9270	7.03	0.00	103828	130.0	103.3	75.6	135.6
					97.0	66.1	35.7	95.7

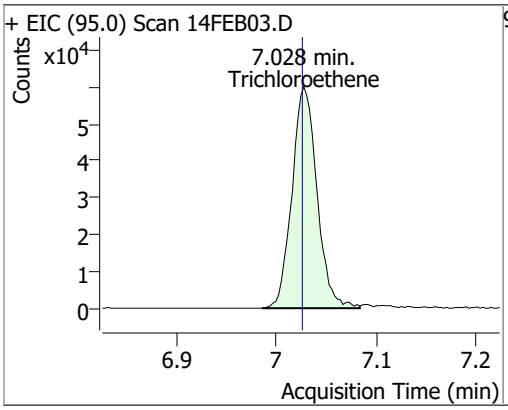

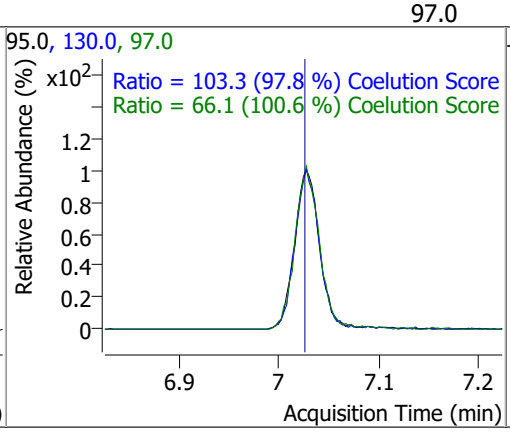

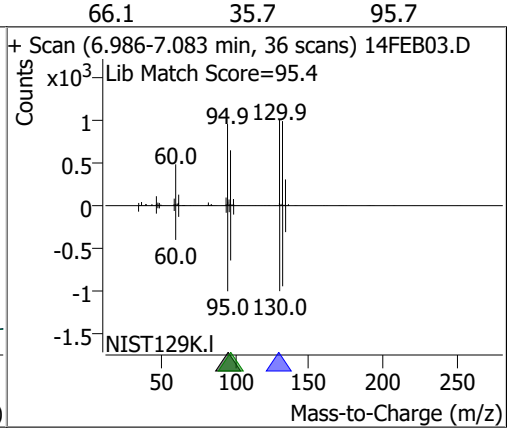

Compound	Conc.	RT	Dev(Min)	Resp.	QIon	QRatio	Lower	Upper
1,2-Dichloropropane	123.2959	7.27	0.00	89380	76.0	40.2	9.8	69.8

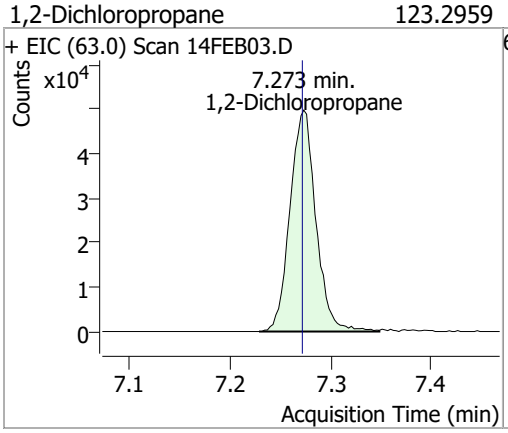

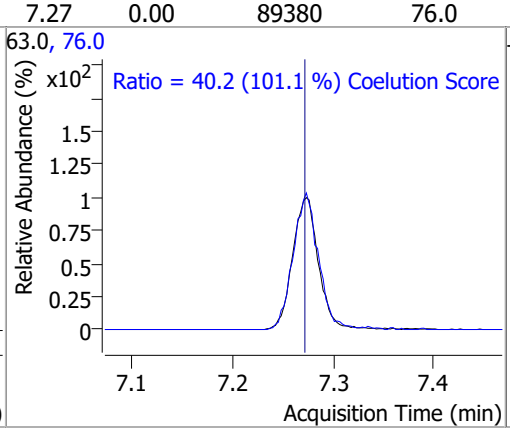

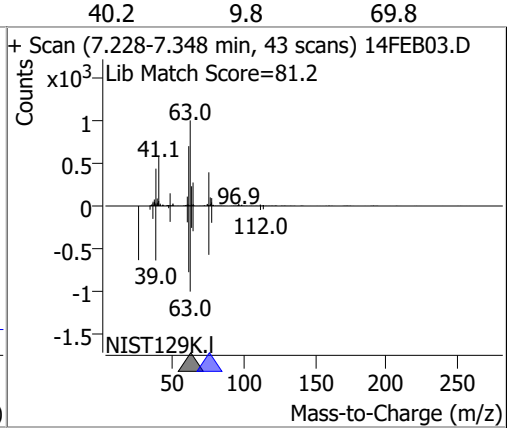

Compound	Conc.	RT	Dev(Min)	Resp.	QIon	QRatio	Lower	Upper
Dibromomethane	123.3482	7.40	0.00	37690	173.5	111.7	78.2	138.2
					95.0	79.8	54.5	114.5

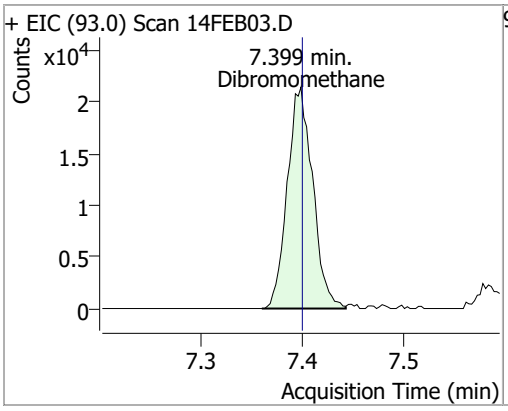

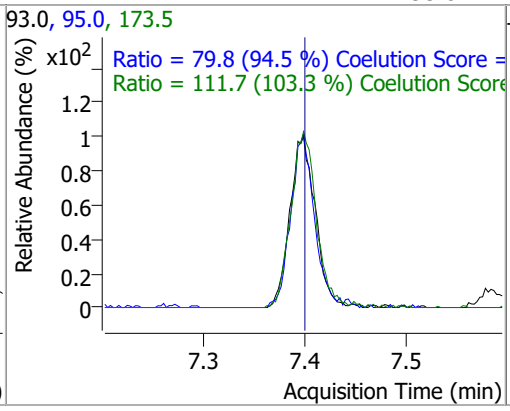

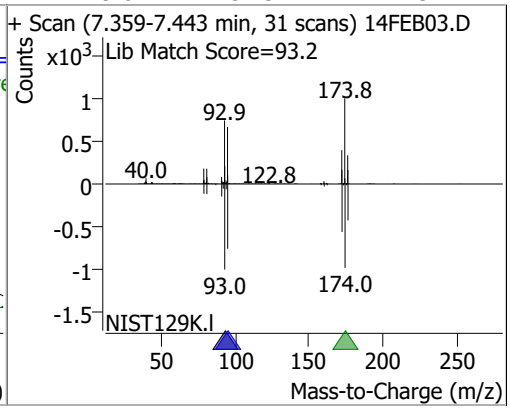

Compound	Conc.	RT	Dev(Min)	Resp.	QIon	QRatio	Lower	Upper
Bromodichloromethane	127.8685	7.59	0.01	109867	85.0	64.9	36.3	96.3
					127.0	9.4	0.0	39.5

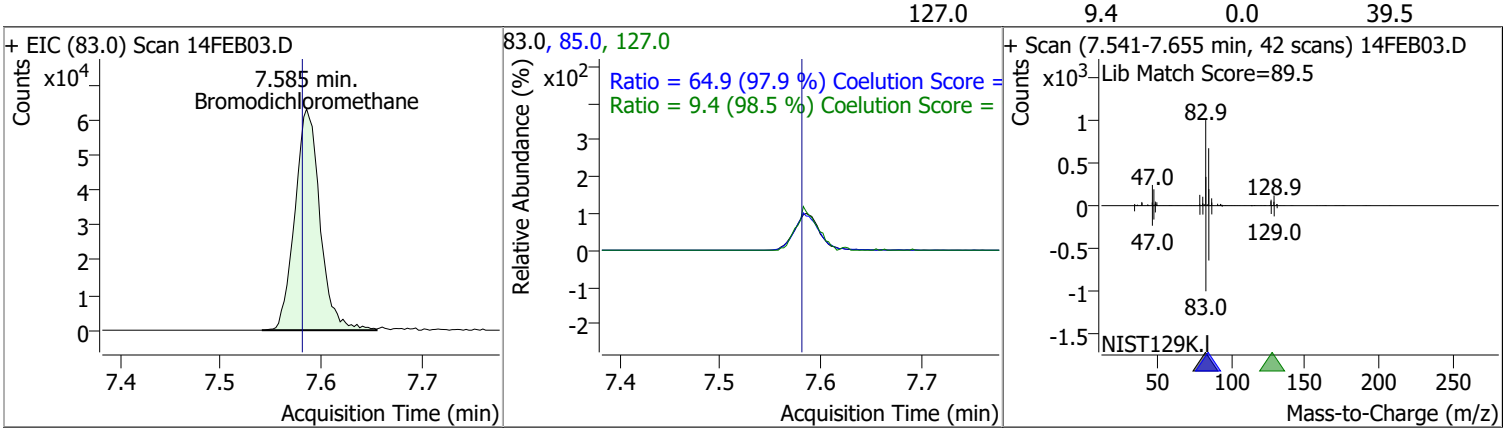

Compound	Conc.	RT	Dev(Min)	Resp.	QIon	QRatio	Lower	Upper
cis-1,3-Dichloropropene	125.2822	8.06	0.00	118122	39.0	52.9	22.5	82.5
					77.0	31.3	1.8	61.8

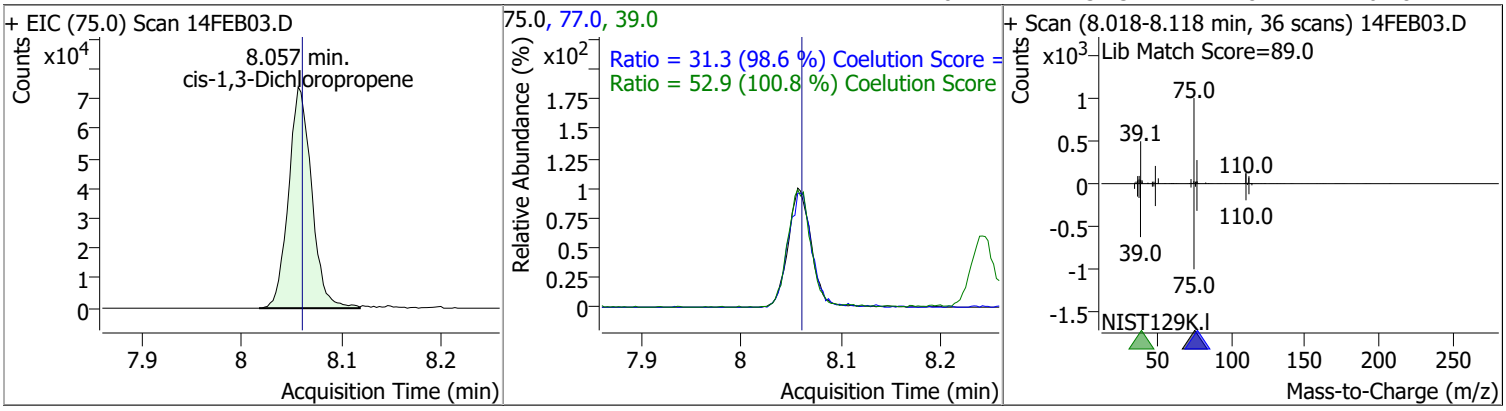

Compound	Conc.	RT	Dev(Min)	Resp.	QIon	QRatio	Lower	Upper
Toluene-d8	270.1075	8.32	0.00	725749	100.0	63.6	34.3	94.3
					99.0	9.5	0.0	39.2

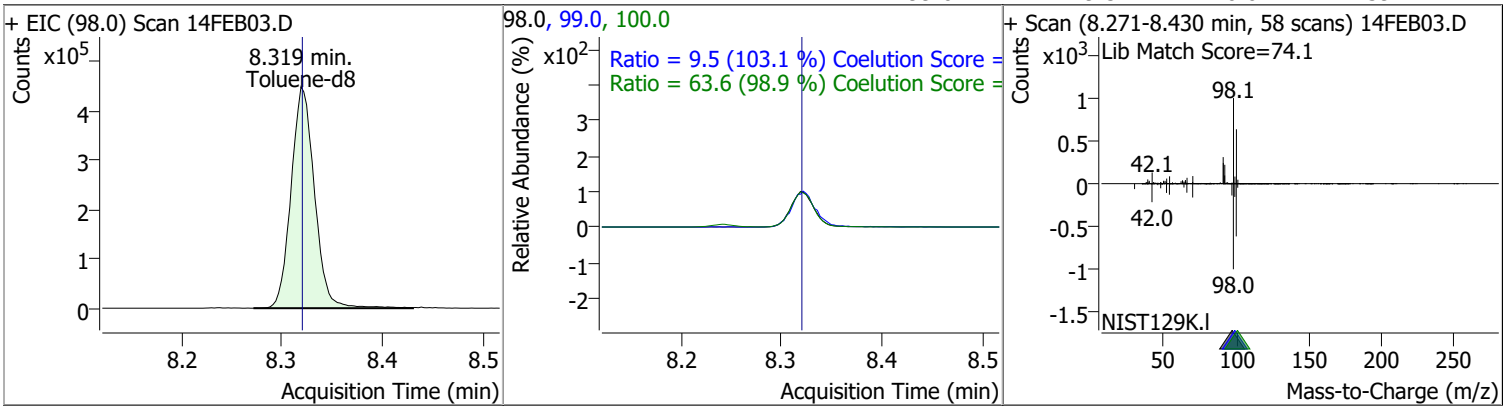

Compound	Conc.	RT	Dev(Min)	Resp.	QIon	QRatio	Lower	Upper
Toluene	128.8672	8.39	0.00	230798	91.0	175.3	144.1	204.1

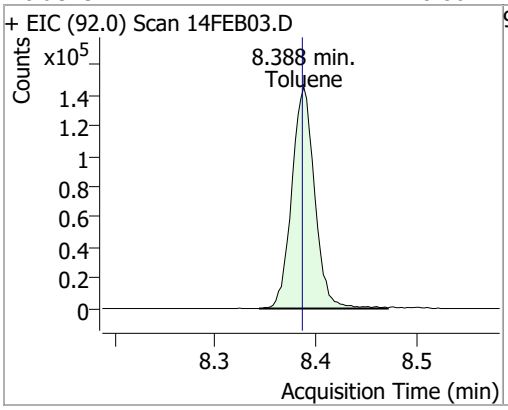

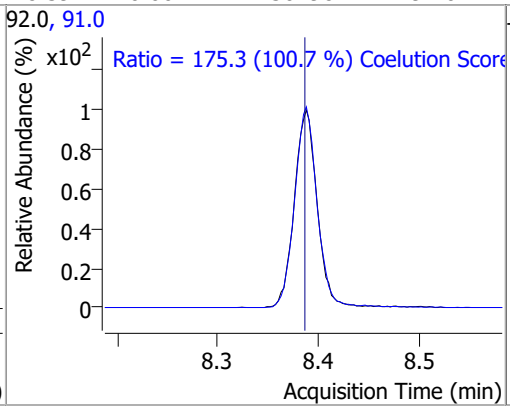

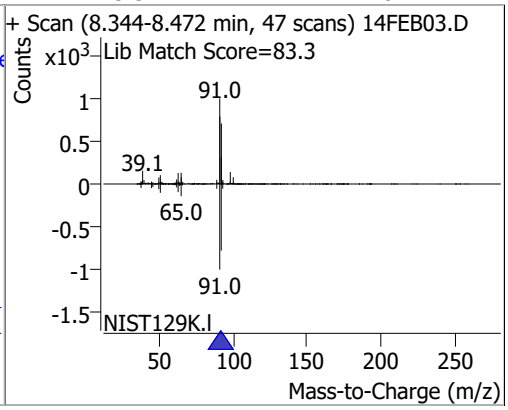

Compound	Conc.	RT	Dev(Min)	Resp.	QIon	QRatio	Lower	Upper
trans-1,3-Dichloropropene	129.8695	8.64	0.00	89316	39.0	52.8	23.0	83.0
					77.0	32.4	1.0	61.0

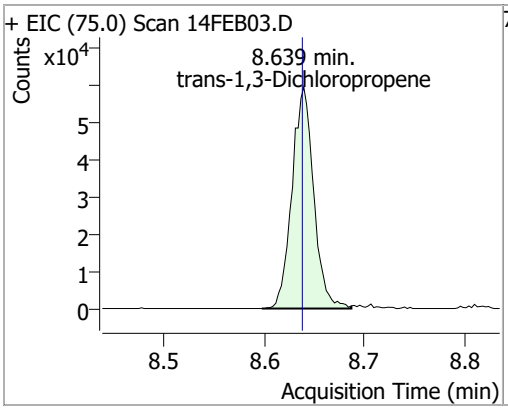

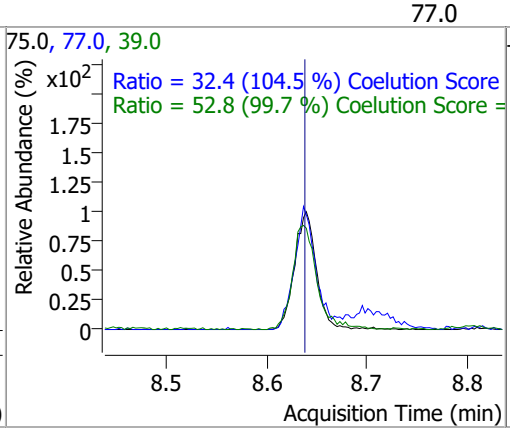

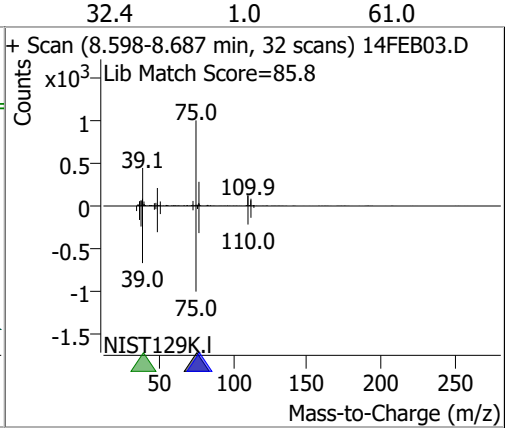

Compound	Conc.	RT	Dev(Min)	Resp.	QIon	QRatio	Lower	Upper
1,1,2-Trichloroethane	122.5009	8.82	0.00	42839	97.0	111.2	80.7	140.7
					85.0	62.5	30.7	90.7

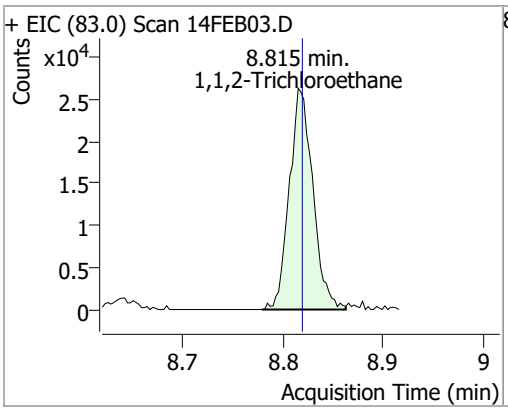

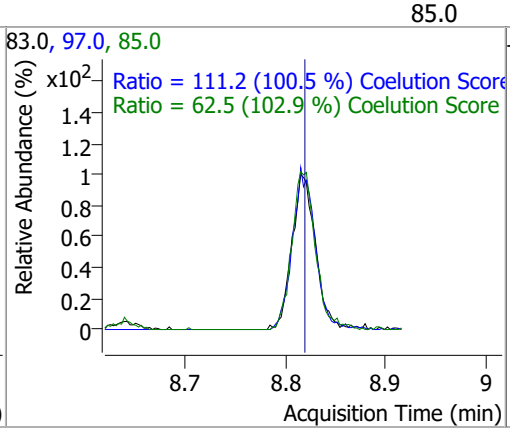

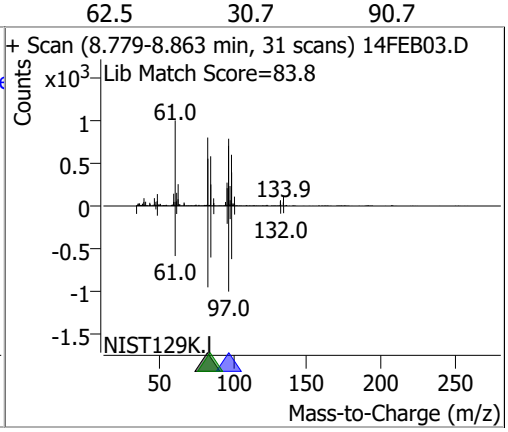

Compound	Conc.	RT	Dev(Min)	Resp.	QIon	QRatio	Lower	Upper
Tetrachloroethene	128.2163	8.94	0.00	93117	165.8	129.8	96.1	156.1
					129.0	91.5	60.5	120.5

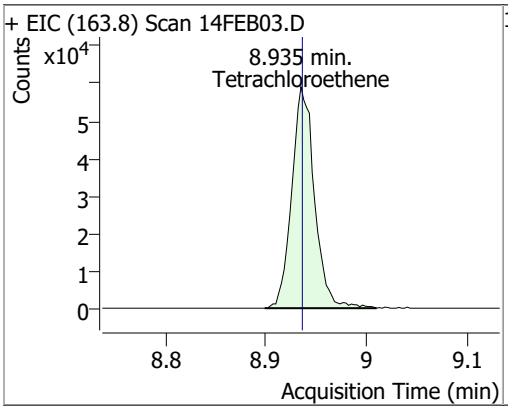

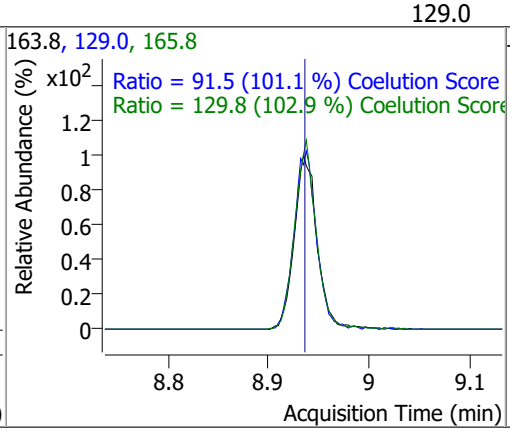

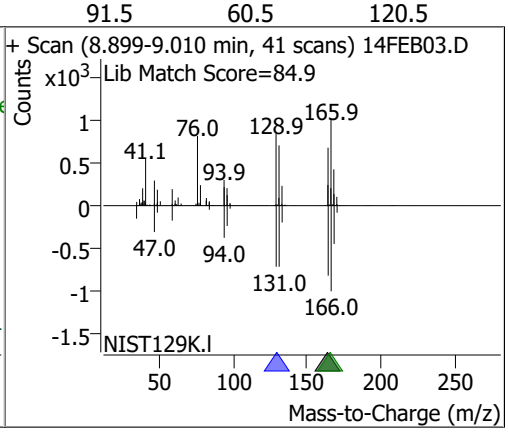

Compound	Conc.	RT	Dev(Min)	Resp.	QIon	QRatio	Lower	Upper
1,3-Dichloropropane	119.5889	8.98	0.00	84630	78.0	33.3	2.4	62.4

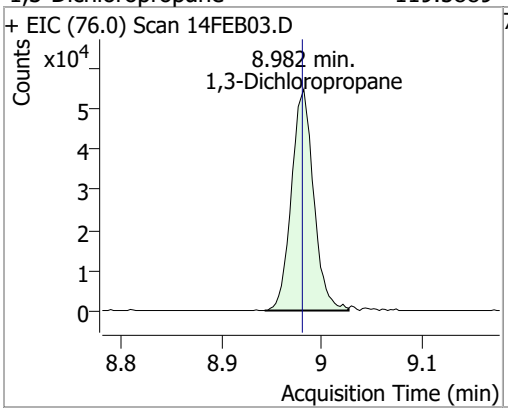

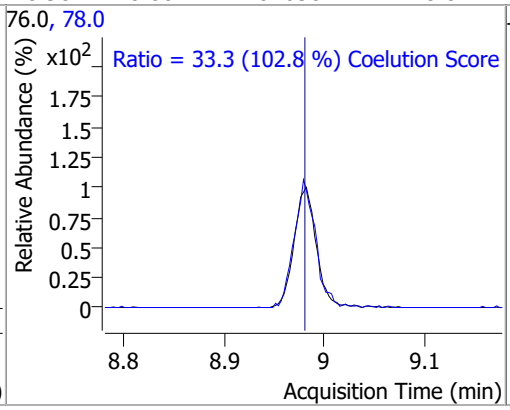

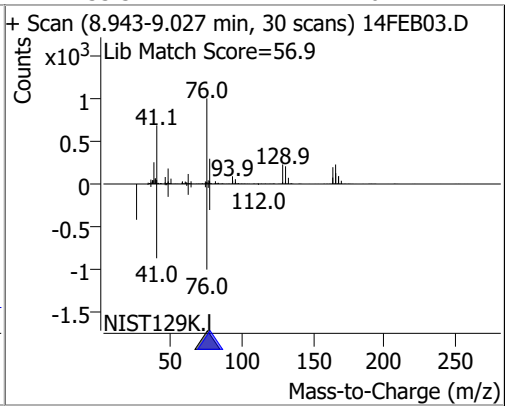

Compound	Conc.	RT	Dev(Min)	Resp.	QIon	QRatio	Lower	Upper
Chlorodibromomethane	130.1627	9.21	0.00	73308	127.0	76.6	47.2	107.2

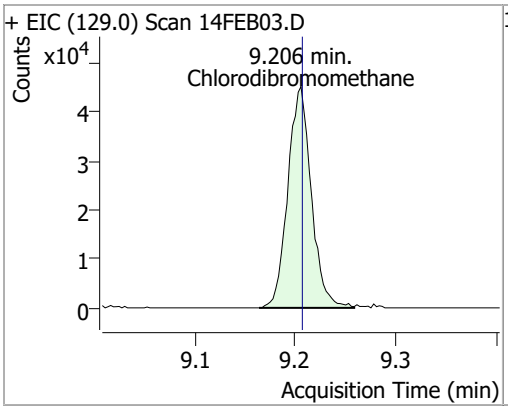

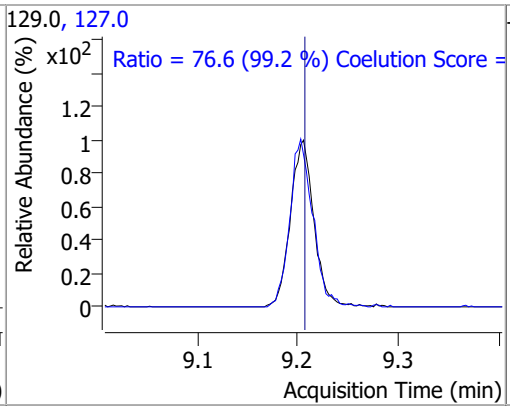

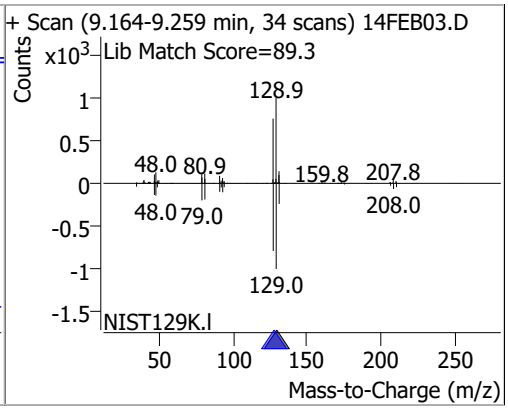

Compound	Conc.	RT	Dev(Min)	Resp.	QIon	QRatio	Lower	Upper
1,2-Dibromoethane	124.6321	9.31	0.01	48137	109.0	96.2	61.5	121.5

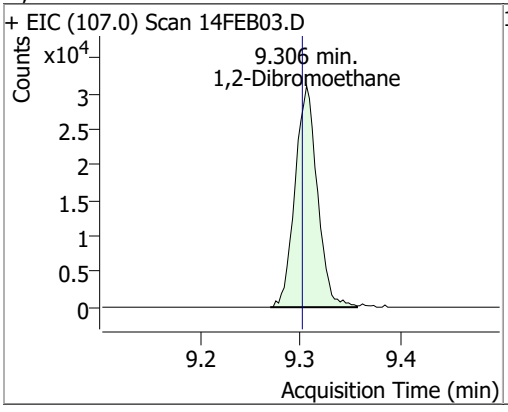

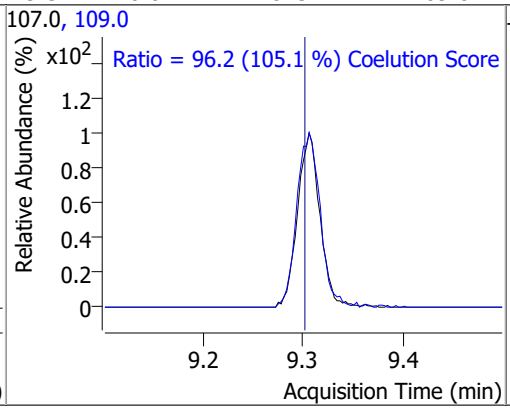

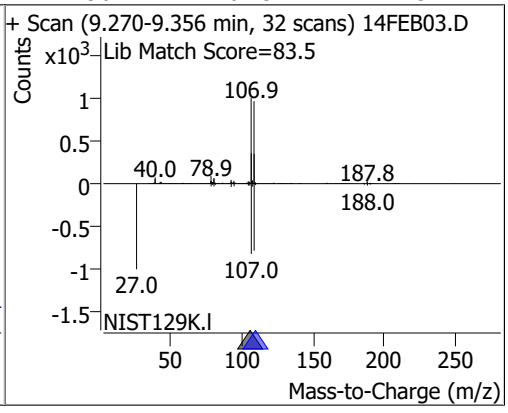

Compound	Conc.	RT	Dev(Min)	Resp.	QIon	QRatio	Lower	Upper
Chlorobenzene	127.2954	9.80	0.00	249924	114.0	32.0	2.2	62.2

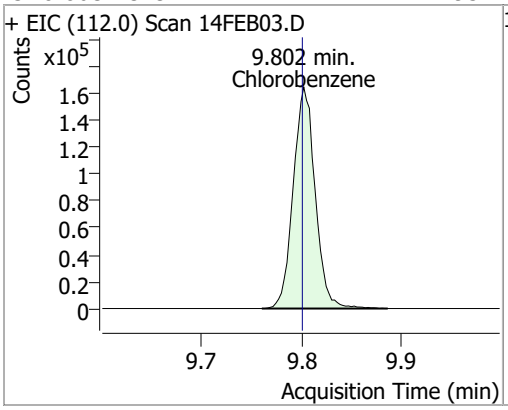

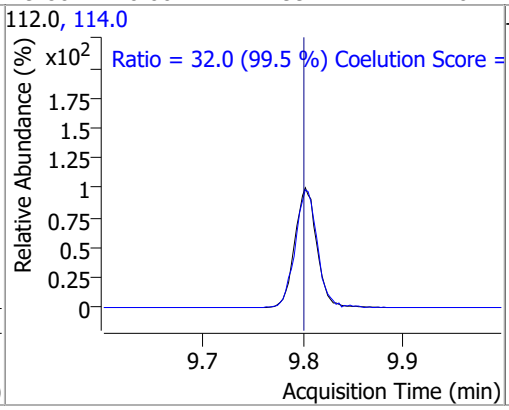

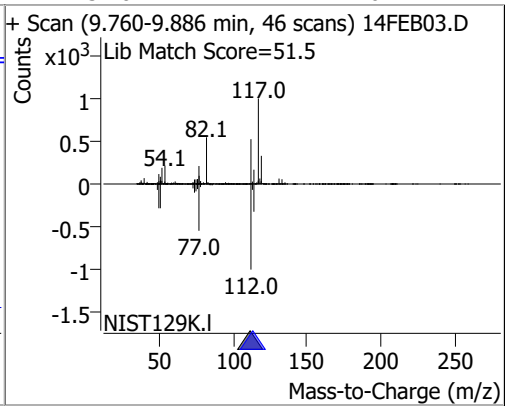

Compound	Conc.	RT	Dev(Min)	Resp.	QIon	QRatio	Lower	Upper
1,1,1,2-Tetrachloroethane	129.2441	9.89	0.00	89032	133.0	92.5	65.3	125.3

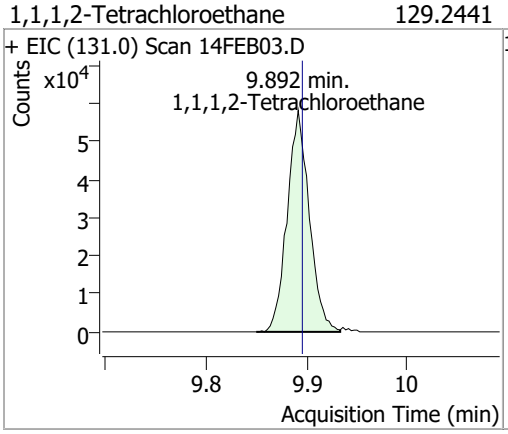

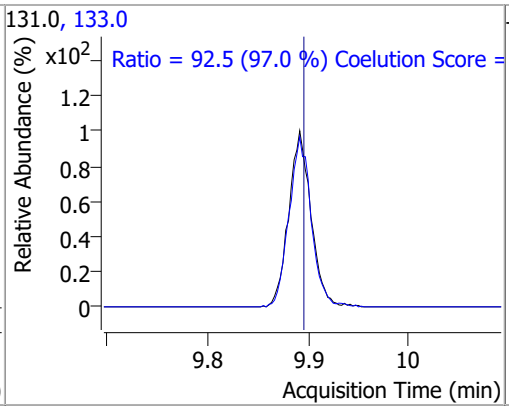

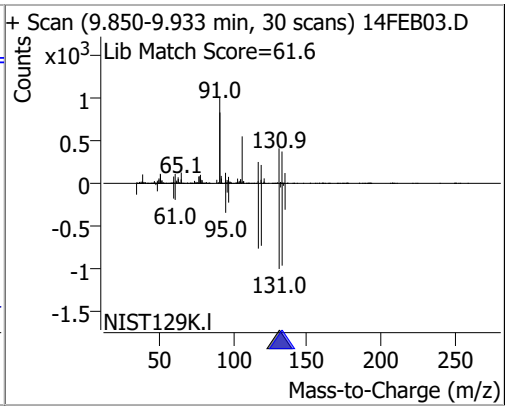

Compound	Conc.	RT	Dev(Min)	Resp.	QIon	QRatio	Lower	Upper
Ethylbenzene	125.9594	9.92	0.00	431124	106.0	31.4	1.7	61.7

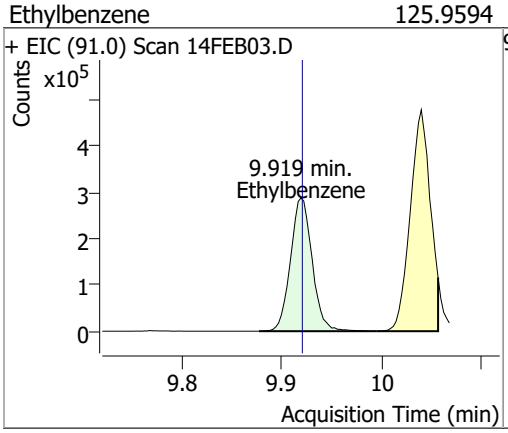

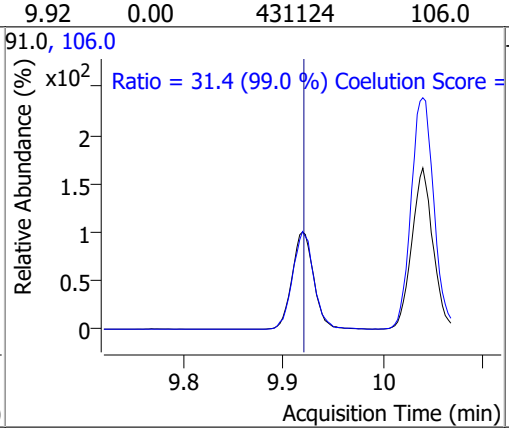

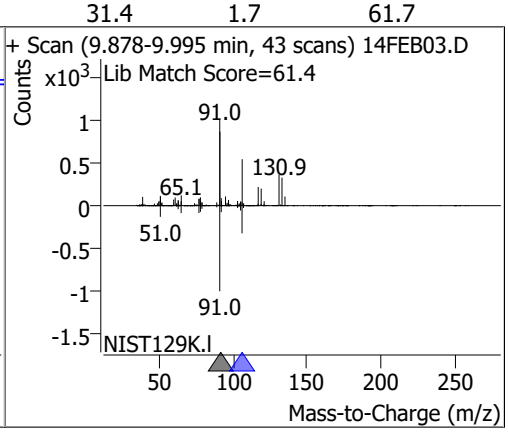

Compound	Conc.	RT	Dev(Min)	Resp.	QIon	QRatio	Lower	Upper
m+p-Xylenes	253.2899	10.04	0.00	345435	91.0	203.9	170.7	230.7

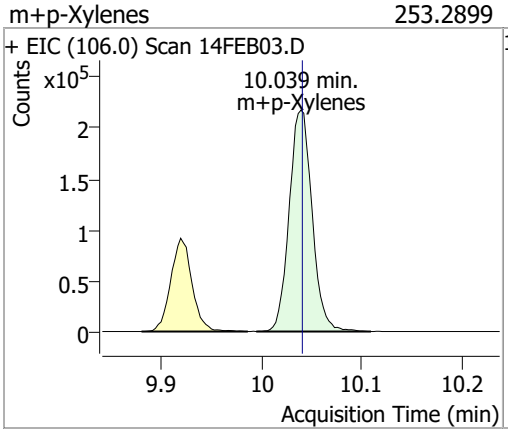

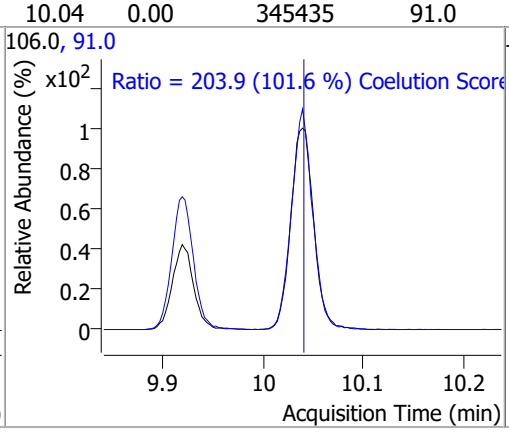

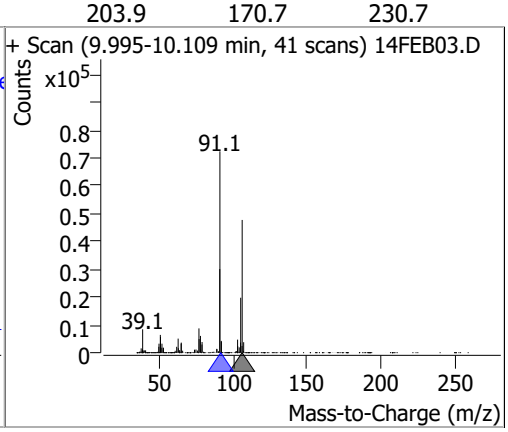

Compound	Conc.	RT	Dev(Min)	Resp.	QIon	QRatio	Lower	Upper
o-Xylene	127.9101	10.43	0.00	152657	91.0	212.3	181.4	241.4

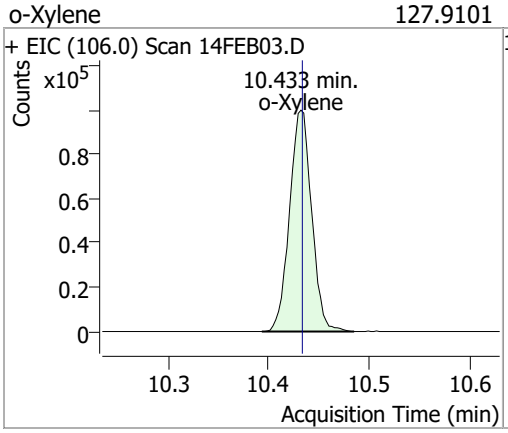

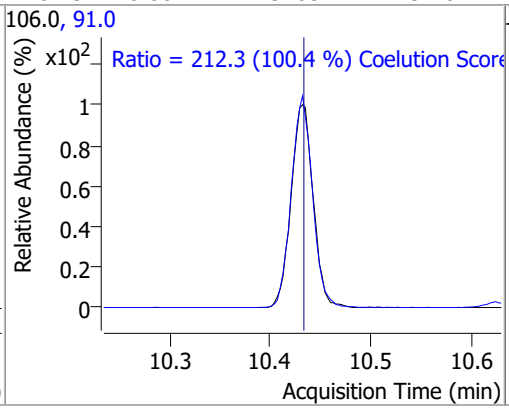

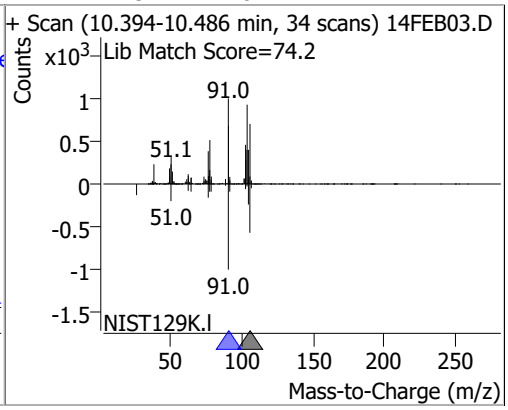

Compound	Conc.	RT	Dev(Min)	Resp.	QIon	QRatio	Lower	Upper
Styrene	129.7049	10.45	0.00	256091	78.0	51.0	20.6	80.6

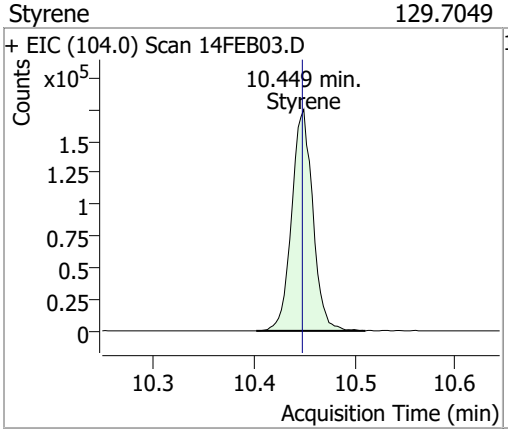

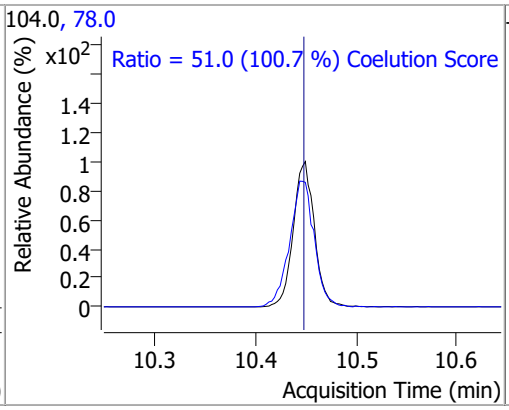

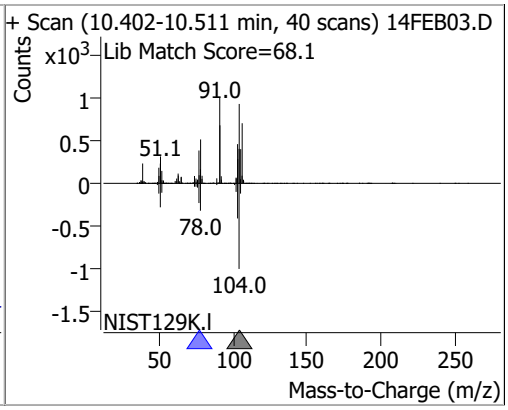

Compound	Conc.	RT	Dev(Min)	Resp.	QIon	QRatio	Lower	Upper
Bromoform	125.6612	10.62	0.00	40507	170.5	51.6	20.3	80.3
					174.5	48.6	18.1	78.1

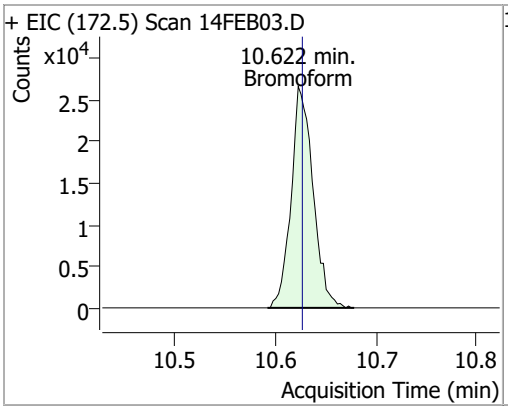

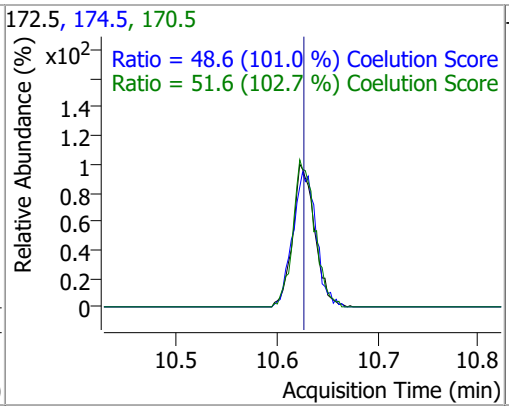

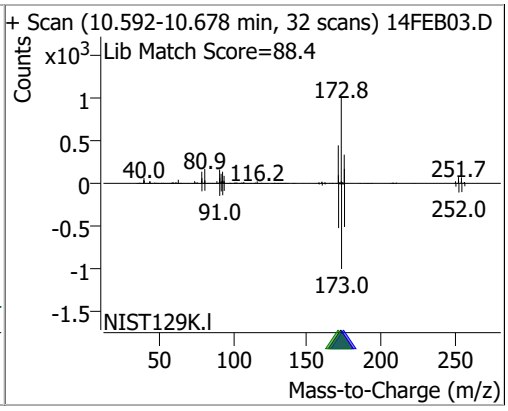

Compound	Conc.	RT	Dev(Min)	Resp.	QIon	QRatio	Lower	Upper
p-Bromofluorobenzene	255.8740	10.95	0.00	227271	174.0	97.6	65.3	125.3
					176.0	95.6	63.3	123.3

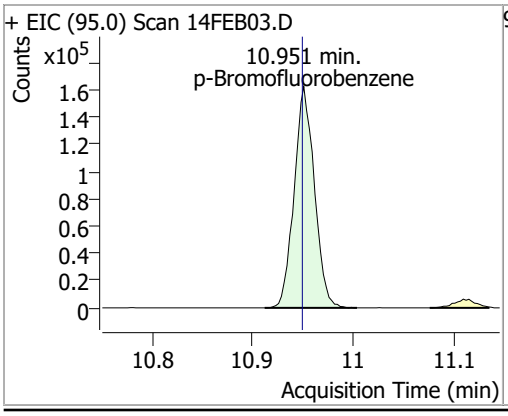

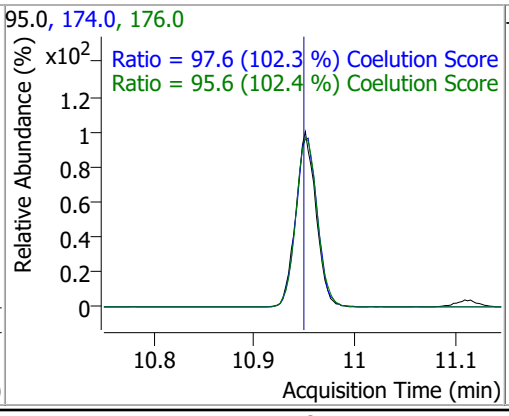

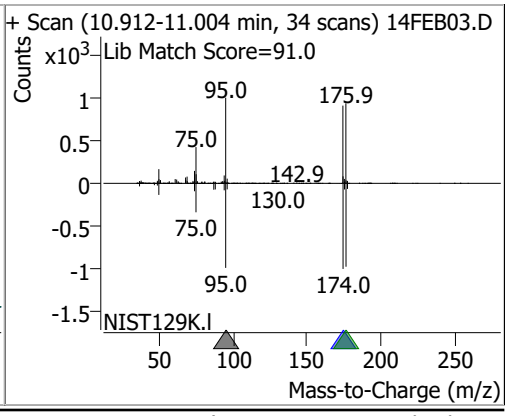

Compound	Conc.	RT	Dev(Min)	Resp.	QIon	QRatio	Lower	Upper
Bromobenzene	125.4869	11.09	0.00	98292	77.0	138.2	113.5	173.5
					158.0	100.9	66.1	126.1

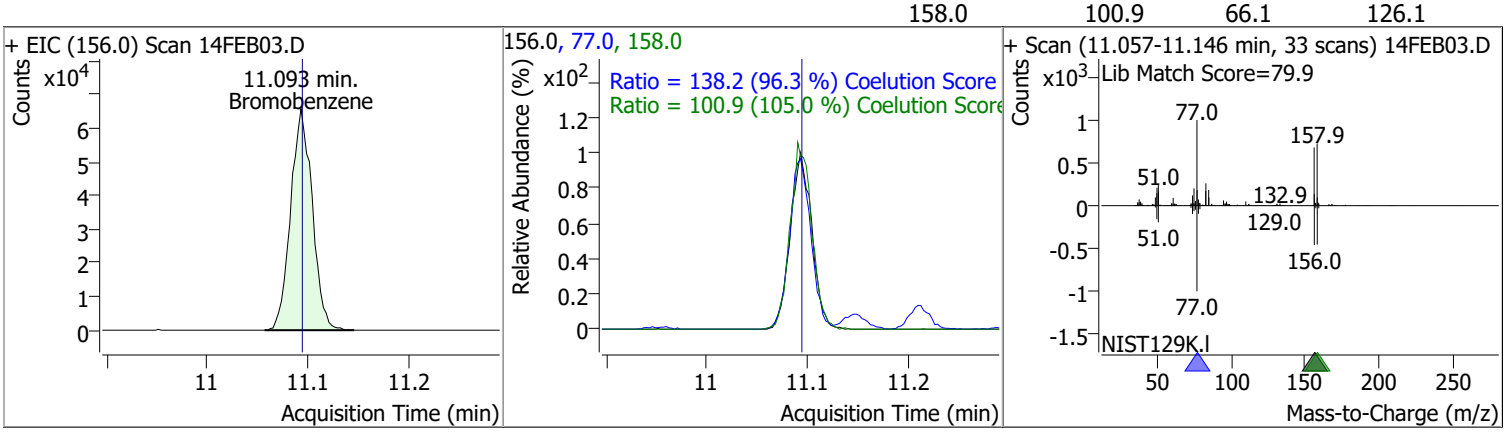

Compound	Conc.	RT	Dev(Min)	Resp.	QIon	QRatio	Lower	Upper
1,1,2,2-Tetrachloroethane	117.7386	11.11	0.00	52603	85.0	65.7	33.3	93.3

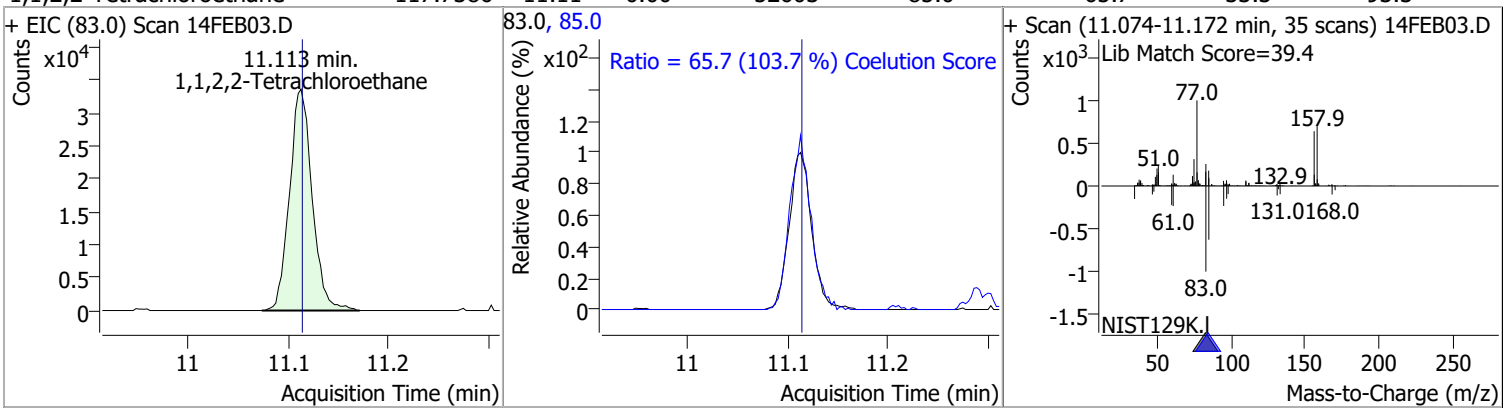

Compound	Conc.	RT	Dev(Min)	Resp.	QIon	QRatio	Lower	Upper
1,2,3-Trichloropropane	128.7143	11.14	-0.01	15109	112.0	64.4	35.8	95.8

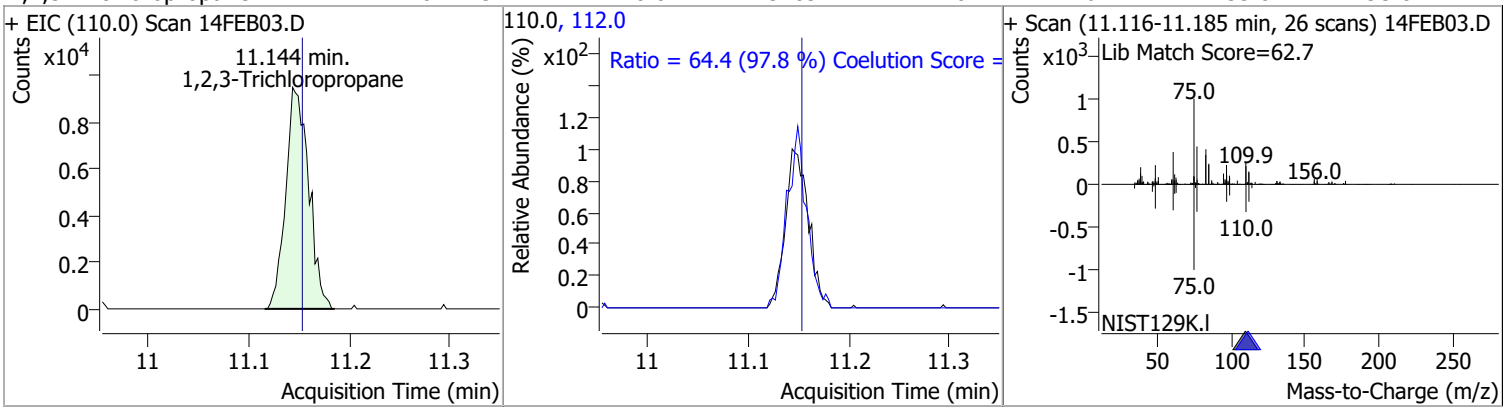

Compound	Conc.	RT	Dev(Min)	Resp.	QIon	QRatio	Lower	Upper
2-Chlorotoluene	125.4482	11.29	0.00	97251	91.0	276.8	246.2	306.2

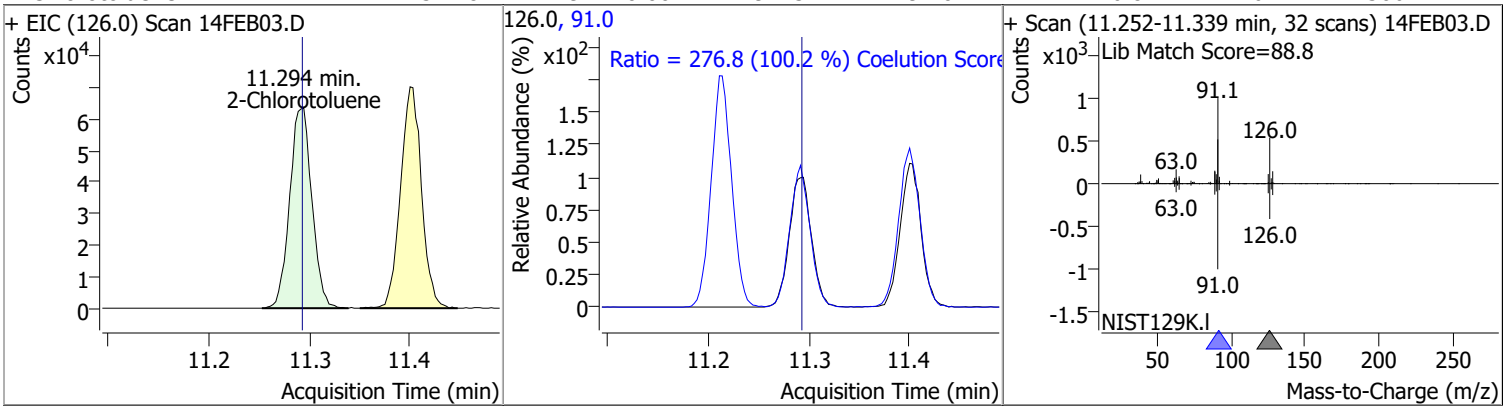

Compound	Conc.	RT	Dev(Min)	Resp.	QIon	QRatio	Lower	Upper
4-Chlorotoluene	126.8869	11.40	0.00	318600	126.0	32.0	1.3	61.3

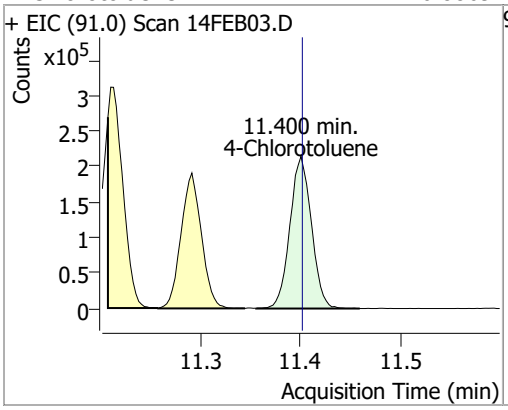

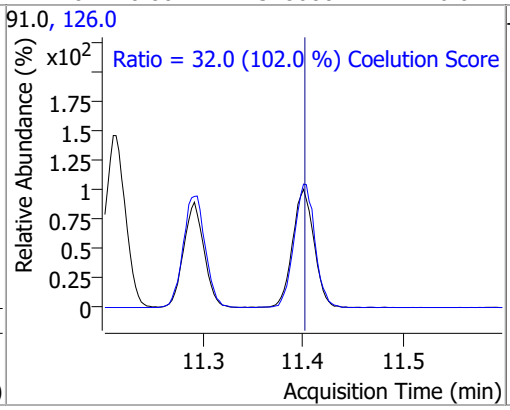

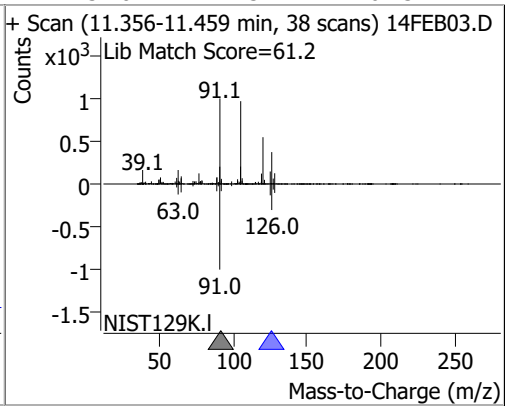

Compound	Conc.	RT	Dev(Min)	Resp.	QIon	QRatio	Lower	Upper
1,3-Dichlorobenzene	124.6222	12.04	0.00	176859	148.0	64.5	32.8	92.8
					111.0	38.8	8.7	68.7

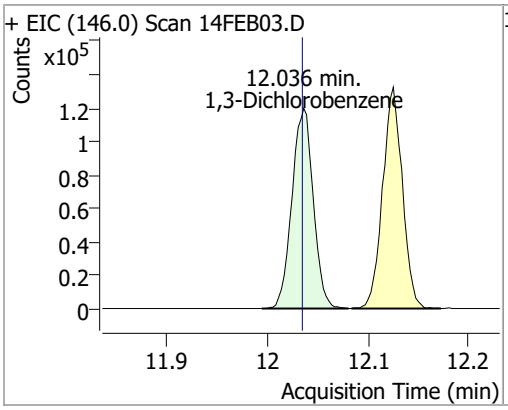

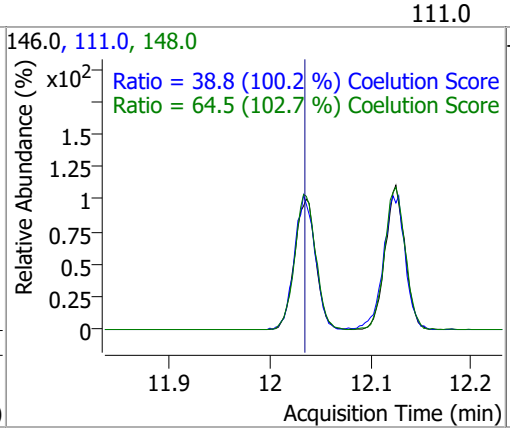

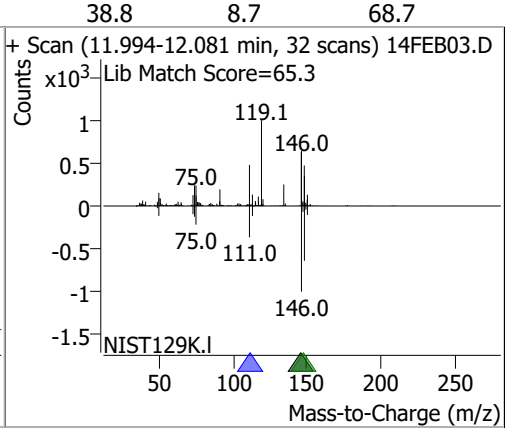

Compound	Conc.	RT	Dev(Min)	Resp.	QIon	QRatio	Lower	Upper
1,4-Dichlorobenzene	124.9798	12.13	0.00	180822	148.0	65.3	33.7	93.7
					111.0	39.9	8.7	68.7

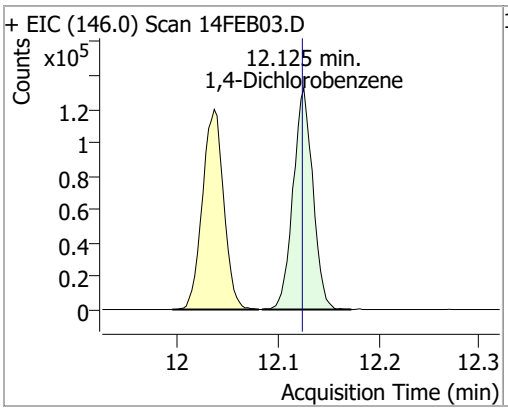

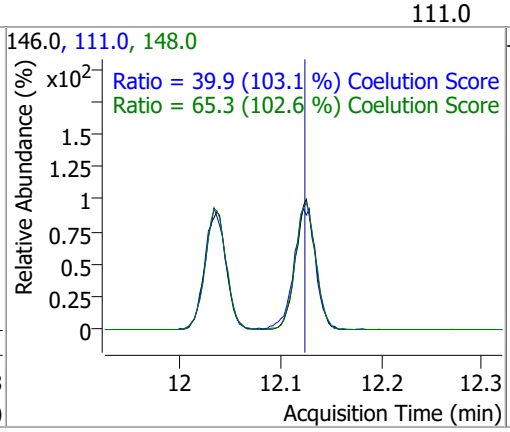

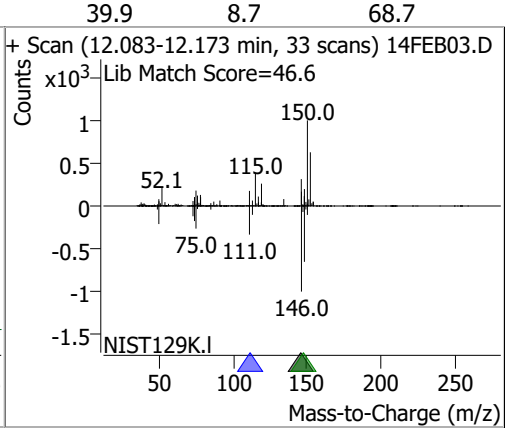

Quantitation Results Report (QT Reviewed)

Compound	Conc.	RT	Dev(Min)	Resp.	QIon	QRatio	Lower	Upper
1,2-Dichlorobenzene	124.6472	12.49	0.00	147686	148.0	64.3	31.9	91.9
					111.0	39.6	9.5	69.5

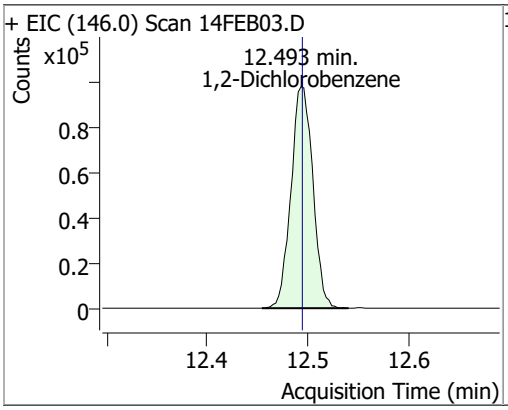

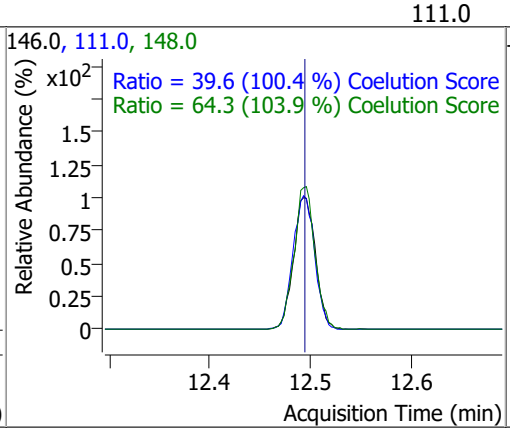

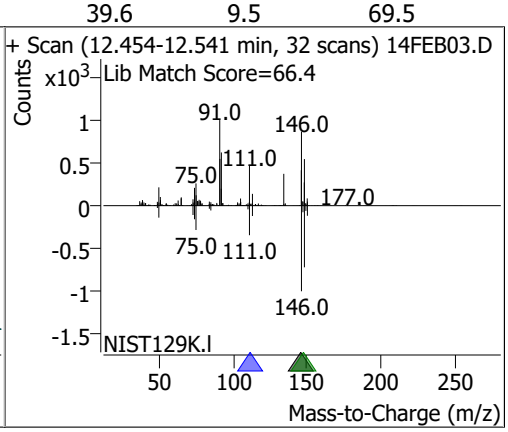

Quantitation Results Report (QT Reviewed)

Data File	14FEB04.D	Operator	MSC
Acq. Method	5975CACQF.M	Acq. Date-Time	2/14/2022 10:52:58 AM
Sample Name	LCS021422_	Instrument	VOA5975C
Vial	4	Multiplier	1.00
DA Method File	VOA5975C_8260B_SHT_DoD_L4_011922.m	Comment	
Tune File	BFB_Atune3.u	Tune Date	10/11/2021 4:02:00 PM
Batch Name	VG021422_8260B.batch.bin	Last Calib Update	2/17/2022 11:07:48 AM
Ref Library	\\MASSHUNTER\Org\Library\NIST129K.l		

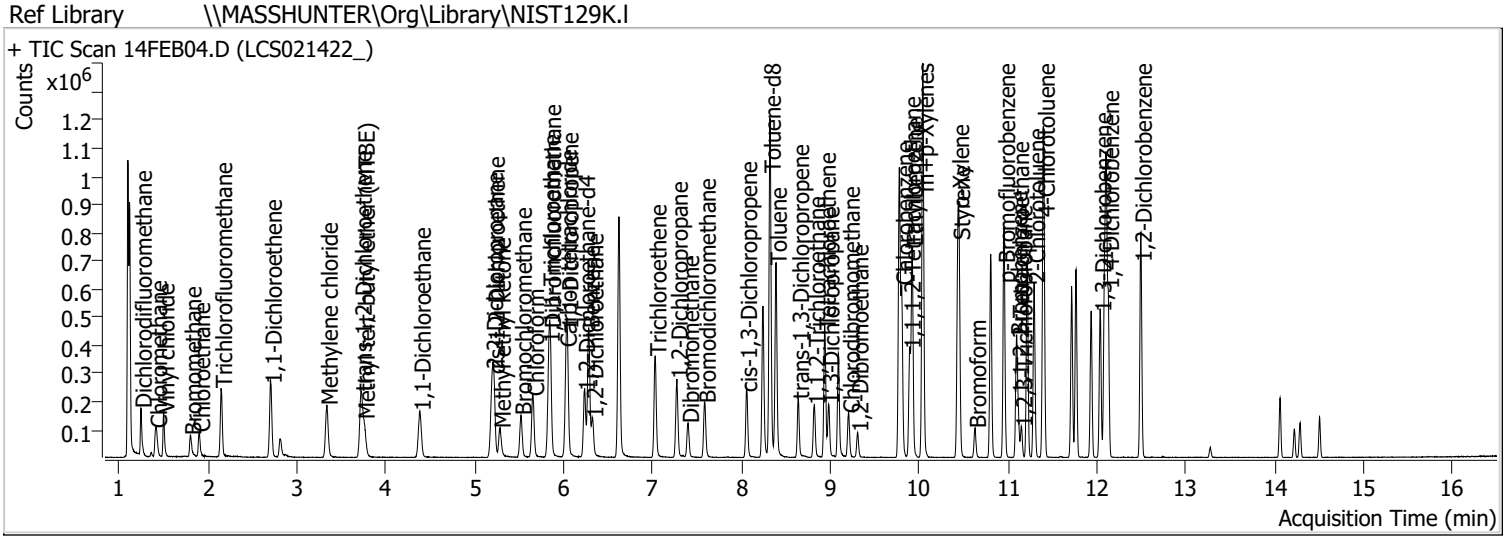

Compound	RT	QIon	Resp.	Conc.	Units	Dev(Min)
Internal Standards						
M Fluorobenzene	6.621	96.0	720409	250.0000	ng	0.000
M Chlorobenzene-d5	9.777	82.0	278276	250.0000	ng	0.003
M 1,4-Dichlorobenzene-d4	12.103	152.0	246092	250.0000	ng	0.003
System Monitoring Compounds						
S Dibromofluoromethane	5.848	113.0	188434	270.0497	ng	-0.003
Spiked Amount: 250.000	Range: 80.0 - 119.0%			Recovery = 108.02%		
S 1,2-Dichloroethane-d4	6.230	67.0	85422	283.3980	ng	0.000
Spiked Amount: 250.000	Range: 81.0 - 118.0%			Recovery = 113.36%		
S Toluene-d8	8.319	98.0	739176	272.2714	ng	0.000
Spiked Amount: 250.000	Range: 89.0 - 112.0%			Recovery = 108.91%		
S p-Bromofluorobenzene	10.954	95.0	230706	253.9056	ng	0.006
Spiked Amount: 250.000	Range: 85.0 - 114.0%			Recovery = 101.56%		
Target Compounds						**QValue**
T Dichlorodifluoromethane	1.244	85.0	121448	125.3746	ng	99
T Chloromethane	1.414	50.0	130228	114.1897	ng	99
T Vinyl chloride	1.498	62.0	116317	112.0500	ng	98
T Bromomethane	1.802	96.0	41311	93.3496	ng	95
T Chloroethane	1.899	64.0	61448	125.1149	ng	98
T Trichlorofluoromethane	2.145	101.0	163631	131.4512	ng	98
T 1,1-Dichloroethene	2.705	96.0	98816	136.4280	ng	99
T Methylene chloride	3.336	49.0	131448	124.8219	ng	98
T trans-1,2-Dichloroethene	3.718	96.0	99857	133.4542	ng	99
T Methyl tert-butyl ether (MTBE)	3.751	73.0	128328	137.2173	ng	99
T 1,1-Dichloroethane	4.381	63.0	190051	135.7147	ng	98
T 2,2-Dichloropropane	5.196	77.0	152549	144.5502	ng	97
T cis-1,2-Dichloroethene	5.215	96.0	101457	133.9170	ng	96
T Methyl ethyl ketone	5.282	43.0	141079	1288.5456	ng	99
T Bromochloromethane	5.519	128.0	40080	128.3092	ng	97
T Chloroform	5.656	83.0	178357	127.5587	ng	100

Compound	RT	QIon	Resp.	Conc.	Units	Dev(Min)
T 1,1,1-Trichloroethane	5.831	97.0	179894	139.4427	ng	98
T Carbon tetrachloride	6.024	117.0	176551	141.1033	ng	99
T 1,1-Dichloropropene	6.040	75.0	138960	132.8303	ng	99
T Benzene	6.280	78.0	385669	134.0100	ng	100
T 1,2-Dichloroethane	6.325	62.0	105516	132.7430	ng	96
T Trichloroethene	7.030	95.0	112617	135.1799	ng	98
T 1,2-Dichloropropane	7.273	63.0	95397	130.2408	ng	99
T Dibromomethane	7.399	93.0	41047	132.9512	ng	97
T Bromodichloromethane	7.588	83.0	118977	137.0450	ng	97
T cis-1,3-Dichloropropene	8.054	75.0	124029	130.1925	ng	99
T Toluene	8.386	92.0	250543	138.4512	ng	98
T trans-1,3-Dichloropropene	8.637	75.0	98052	141.1037	ng	98
T 1,1,2-Trichloroethane	8.818	83.0	47656	134.8719	ng	97
T Tetrachloroethene	8.938	163.8	100365	136.7730	ng	97
T 1,3-Dichloropropane	8.980	76.0	89556	125.2464	ng	100
T Chlorodibromomethane	9.206	129.0	77408	136.0269	ng	99
T 1,2-Dibromoethane	9.306	107.0	52512	134.5592	ng	98
T Chlorobenzene	9.802	112.0	272906	137.5694	ng	100
T 1,1,1,2-Tetrachloroethane	9.892	131.0	97314	139.8119	ng	100
T Ethylbenzene	9.919	91.0	466388	134.5048	ng	99
T m+p-Xylenes	10.039	106.0	364480	264.1224	ng	97
T o-Xylene	10.435	106.0	165321	136.6882	ng	97
T Styrene	10.449	104.0	277738	138.8605	ng	99
T Bromoform	10.628	172.5	44798	135.8505	ng	98
T Bromobenzene	11.093	156.0	109937	137.2004	ng	96
T 1,1,2,2-Tetrachloroethane	11.110	83.0	56793	124.2609	ng	98
T 1,2,3-Trichloropropane	11.149	110.0	15257	127.0549	ng	100
T 2-Chlorotoluene	11.291	126.0	108741	137.1182	ng	100
T 4-Chlorotoluene	11.400	91.0	357842	139.3137	ng	99
T 1,3-Dichlorobenzene	12.036	146.0	204179	140.6406	ng	99
T 1,4-Dichlorobenzene	12.125	146.0	202803	137.0233	ng	99
T 1,2-Dichlorobenzene	12.493	146.0	167426	138.1330	ng	99

(#) = Qualifier Out of Range; (m) = Manual Integration; (+) = Area Summed; (*) = Surrogate Percent Recovery Out of Range; (d): Zeroed Peak

Compound	Conc.	RT	Dev(Min)	Resp.	QIon	QRatio	Lower	Upper
Dichlorodifluoromethane	125.3746	1.24	0.00	121448	87.0	32.4	1.8	61.8

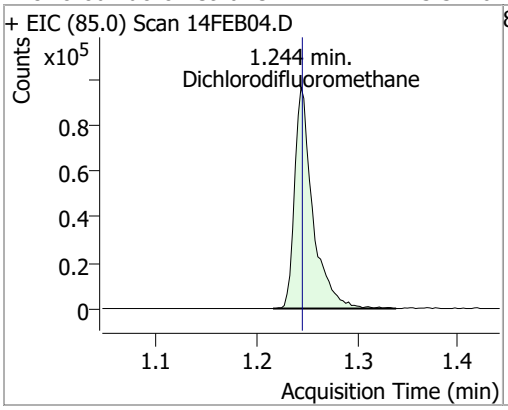

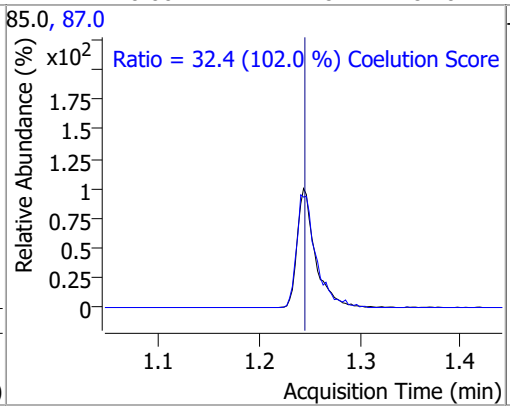

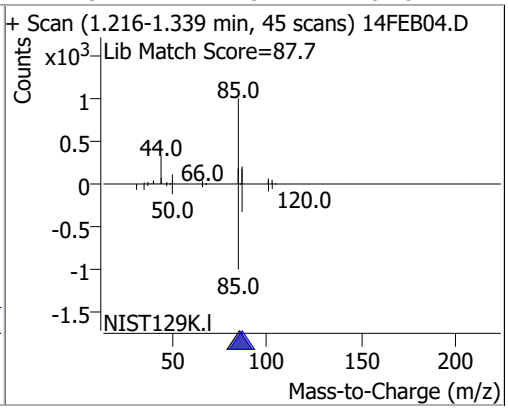

Compound	Conc.	RT	Dev(Min)	Resp.	QIon	QRatio	Lower	Upper
Chloromethane	114.1897	1.41	0.01	130228	52.0	31.7	2.4	62.4

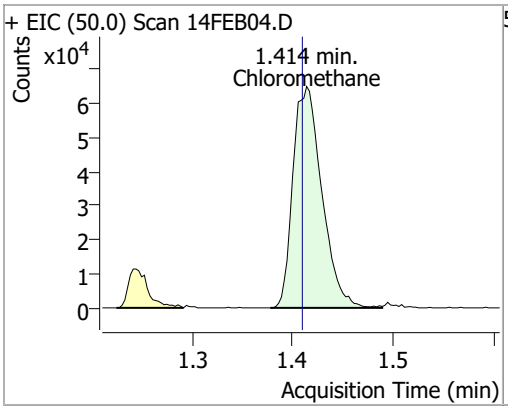

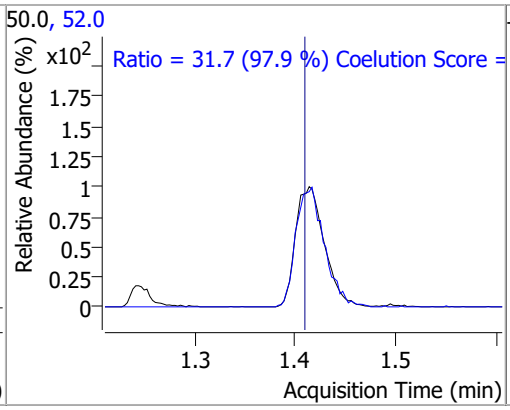

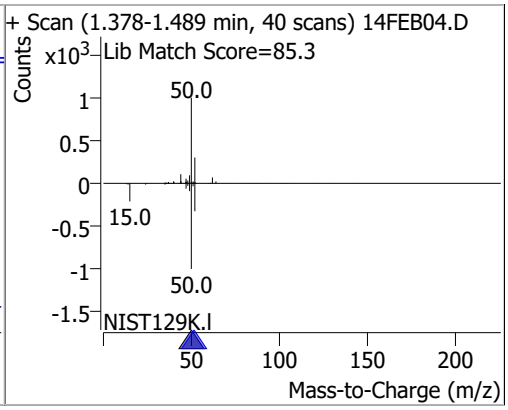

Compound	Conc.	RT	Dev(Min)	Resp.	QIon	QRatio	Lower	Upper
Vinyl chloride	112.0500	1.50	0.00	116317	64.0	30.2	1.3	61.3

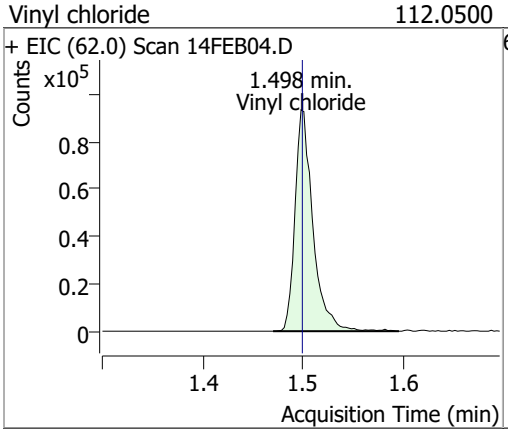

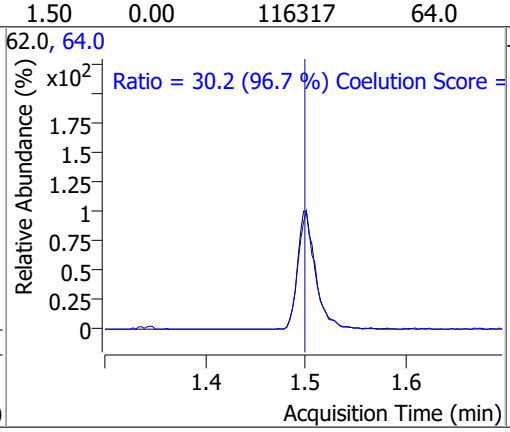

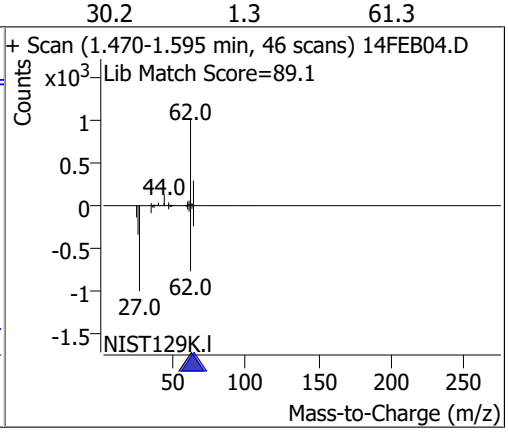

Compound	Conc.	RT	Dev(Min)	Resp.	QIon	QRatio	Lower	Upper
Bromomethane	93.3496	1.80	0.00	41311	94.0	105.0	80.1	140.1

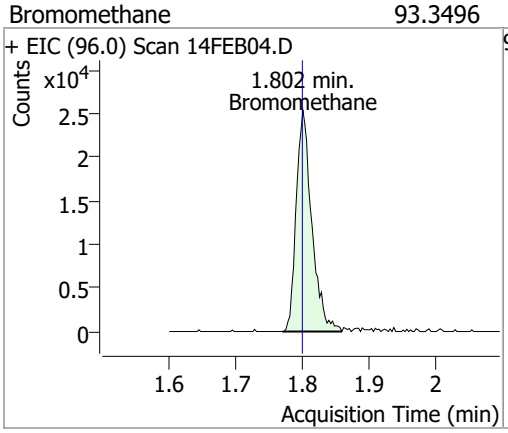

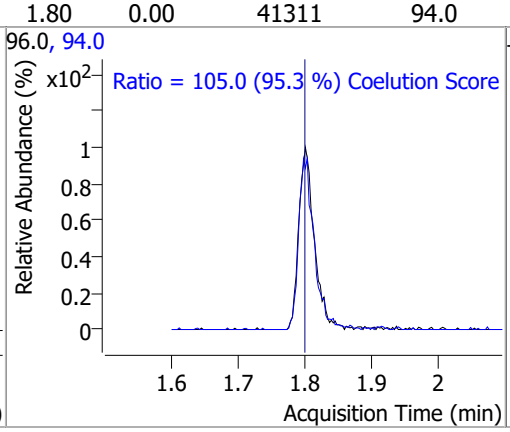

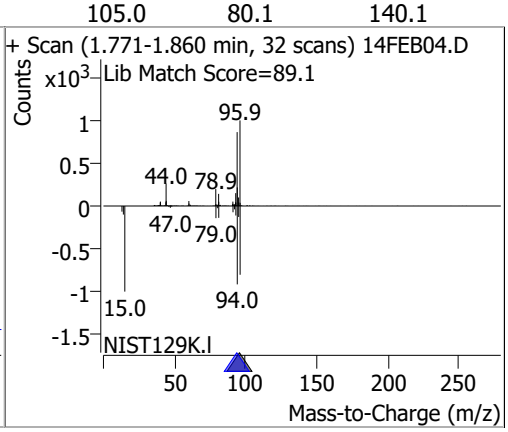

Compound	Conc.	RT	Dev(Min)	Resp.	QIon	QRatio	Lower	Upper
Chloroethane	125.1149	1.90	0.00	61448	66.0	31.2	0.0	60.0

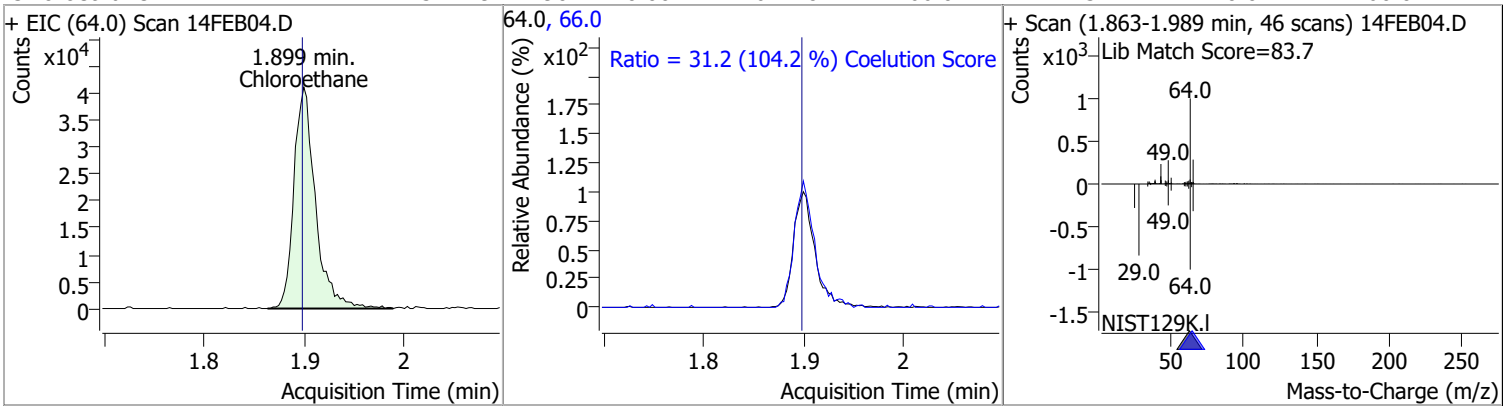

Compound	Conc.	RT	Dev(Min)	Resp.	QIon	QRatio	Lower	Upper
Trichlorofluoromethane	131.4512	2.14	0.00	163631	103.0	66.6	35.0	95.0

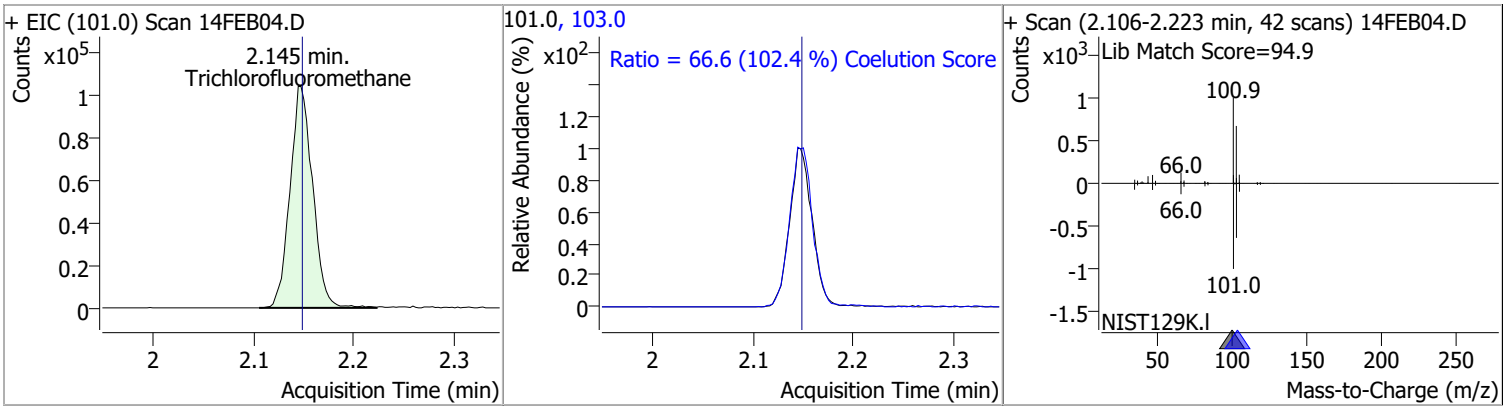

Compound	Conc.	RT	Dev(Min)	Resp.	QIon	QRatio	Lower	Upper
1,1-Dichloroethene	136.4280	2.71	0.00	98816	61.0	178.0	149.9	209.9
					63.0	55.6	27.0	87.0

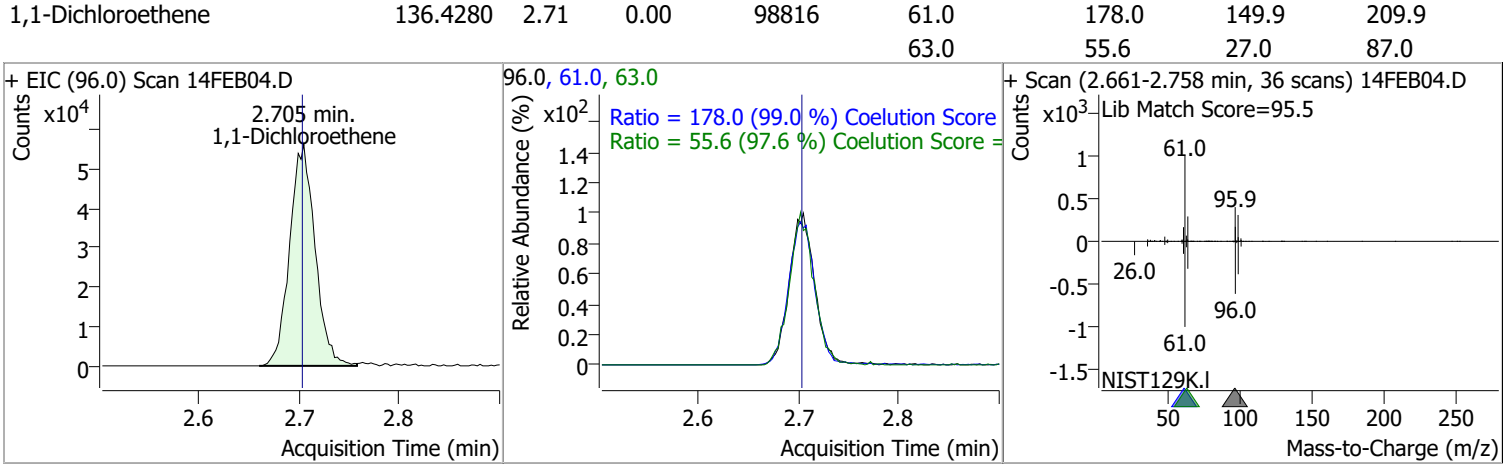

Compound	Conc.	RT	Dev(Min)	Resp.	QIon	QRatio	Lower	Upper
Methylene chloride	124.8219	3.34	0.00	131448	84.0	66.9	36.1	96.1
					86.0	43.5	11.8	71.8

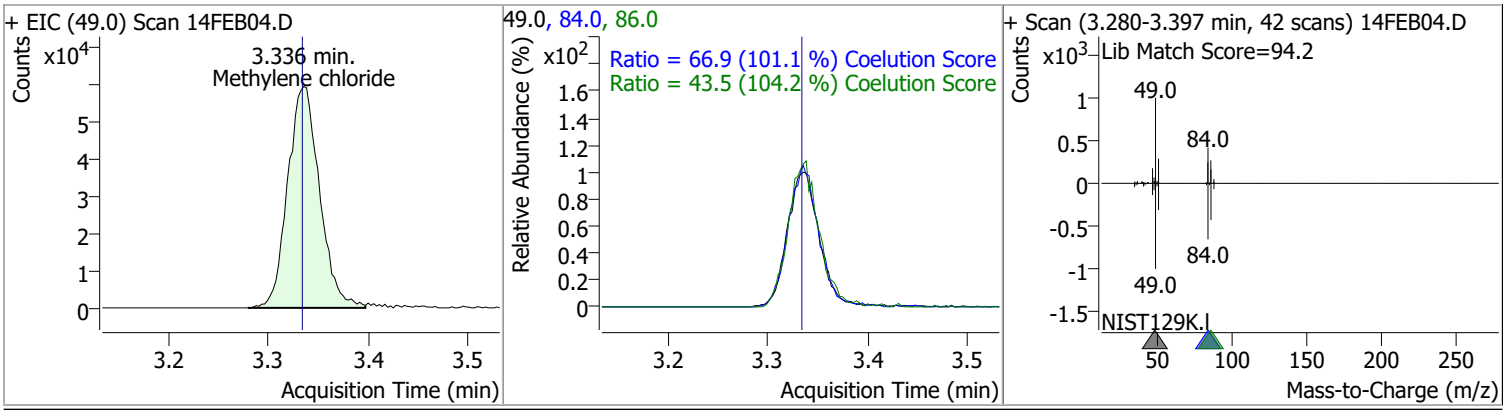

Compound	Conc.	RT	Dev(Min)	Resp.	QIon	QRatio	Lower	Upper
trans-1,2-Dichloroethene	133.4542	3.72	0.00	99857	61.0	155.5	124.8	184.8
					98.0	64.8	32.1	92.1

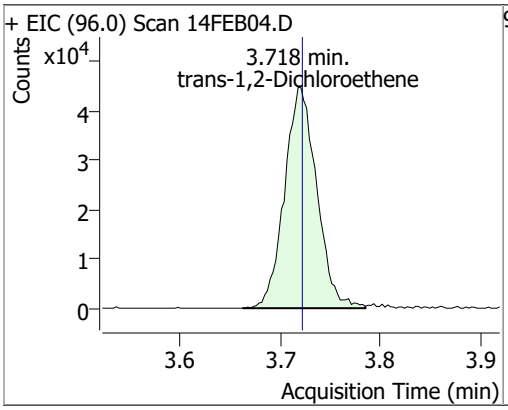

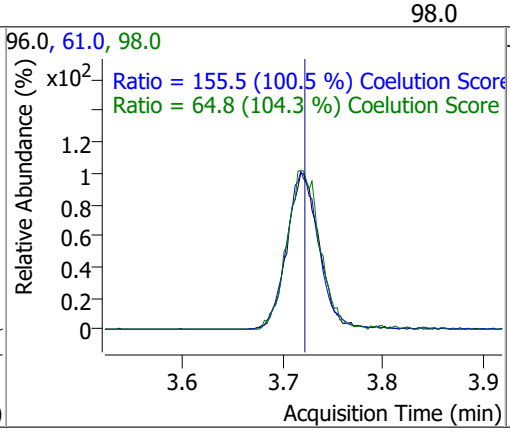

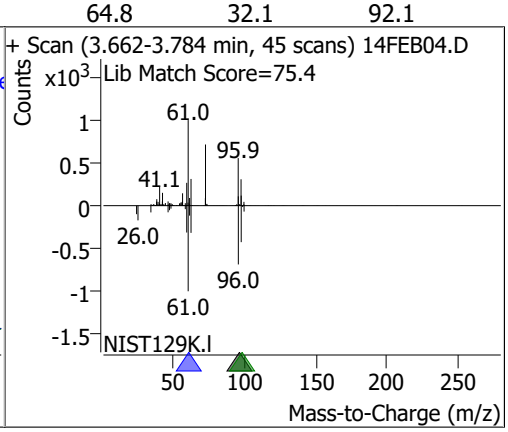

Compound	Conc.	RT	Dev(Min)	Resp.	QIon	QRatio	Lower	Upper
Methyl tert-butyl ether (MTBE)	137.2173	3.75	0.00	128328	57.0	25.3	0.0	54.6

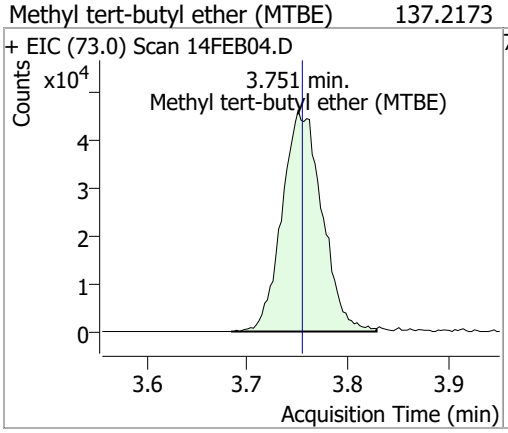

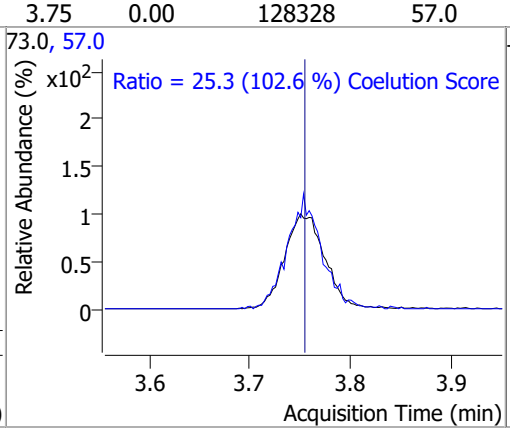

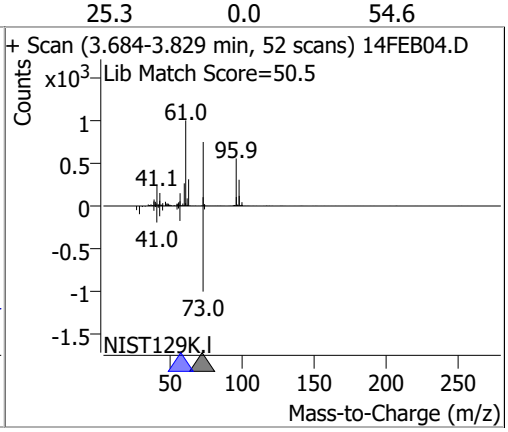

Compound	Conc.	RT	Dev(Min)	Resp.	QIon	QRatio	Lower	Upper
1,1-Dichloroethane	135.7147	4.38	0.00	190051	65.0	31.9	1.0	61.0
					83.0	13.2	0.0	42.7

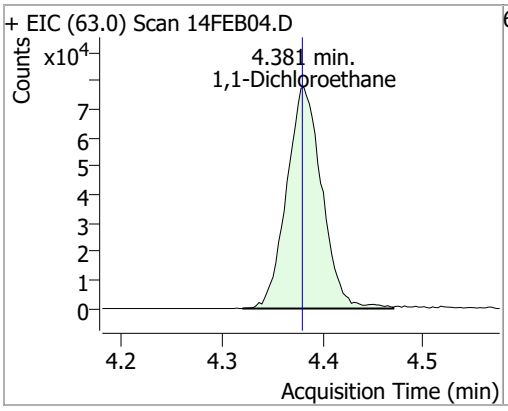

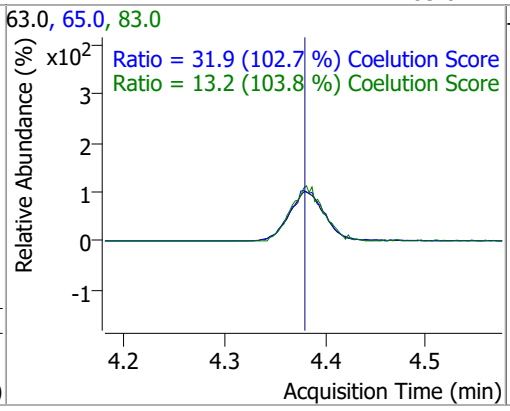

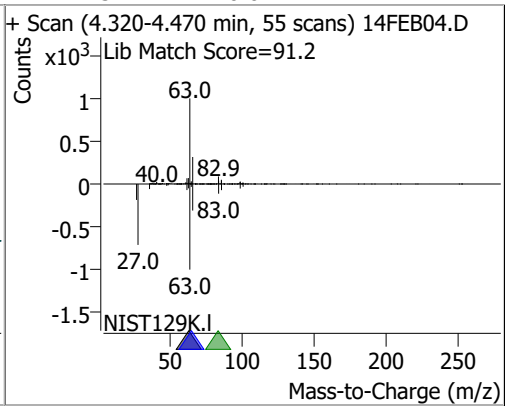

Compound	Conc.	RT	Dev(Min)	Resp.	QIon	QRatio	Lower	Upper
2,2-Dichloropropane	144.5502	5.20	0.00	152549	41.0	65.8	38.8	98.8
					97.0	23.5	0.0	53.9

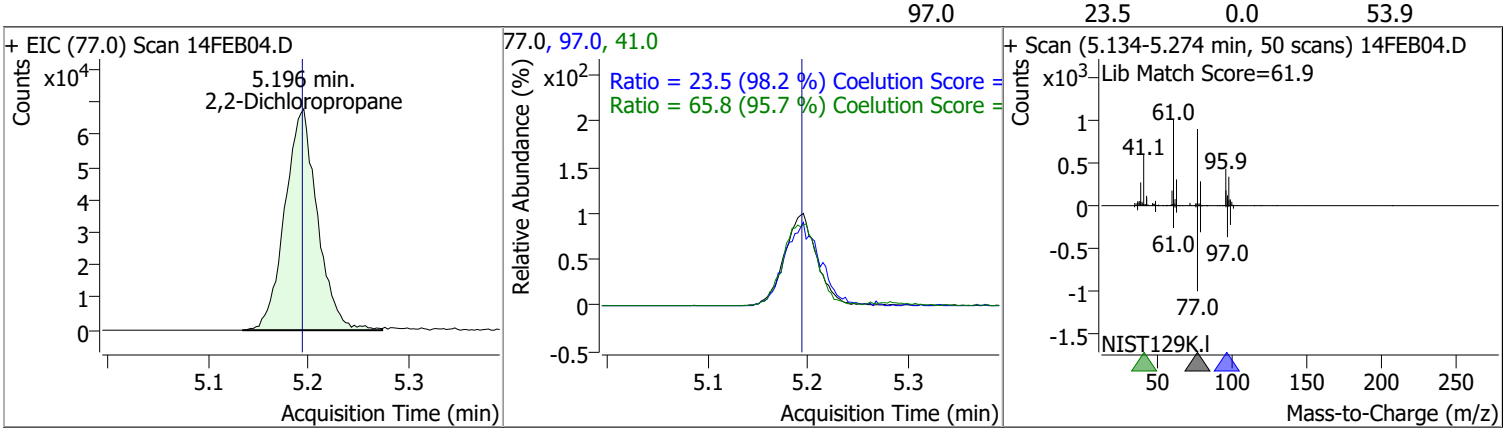

Compound	Conc.	RT	Dev(Min)	Resp.	QIon	QRatio	Lower	Upper
cis-1,2-Dichloroethene	133.9170	5.22	0.00	101457	61.0	166.4	130.4	190.4
					98.0	68.1	36.2	96.2

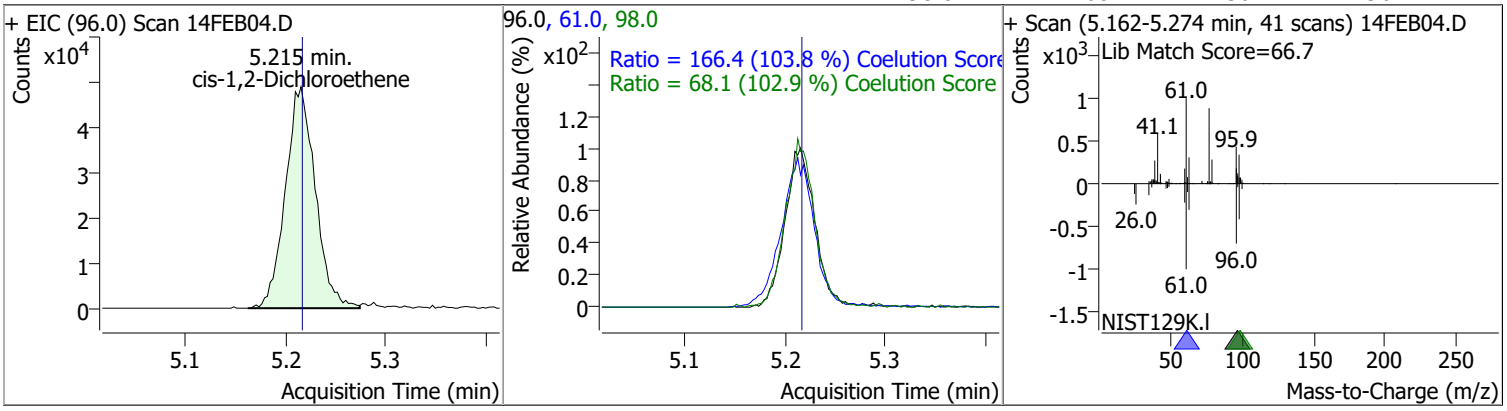

Compound	Conc.	RT	Dev(Min)	Resp.	QIon	QRatio	Lower	Upper
Methyl ethyl ketone	1288.5456	5.28	0.00	141079	72.0	21.2	0.0	50.6

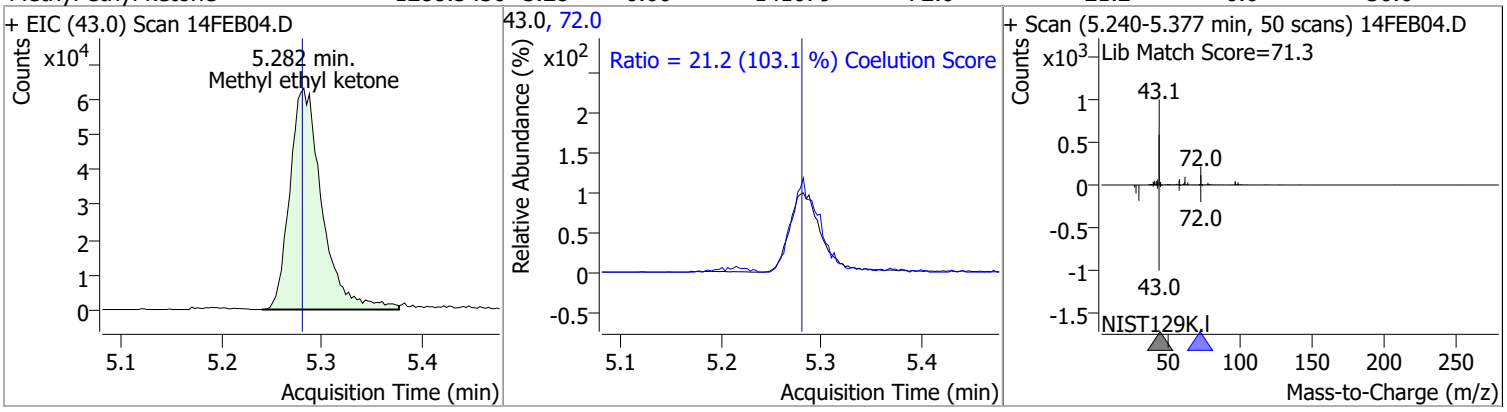

Compound	Conc.	RT	Dev(Min)	Resp.	QIon	QRatio	Lower	Upper
Bromochloromethane	128.3092	5.52	0.00	40080	49.0	186.0	152.2	212.2

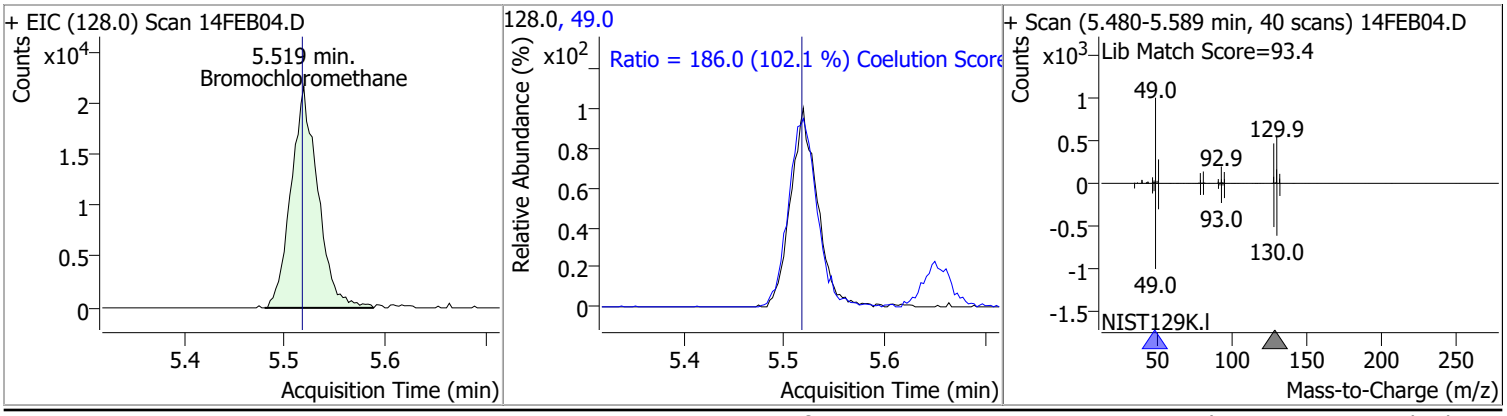

Compound	Conc.	RT	Dev(Min)	Resp.	QIon	QRatio	Lower	Upper
Chloroform	127.5587	5.66	0.00	178357	85.0	65.9	36.2	96.2

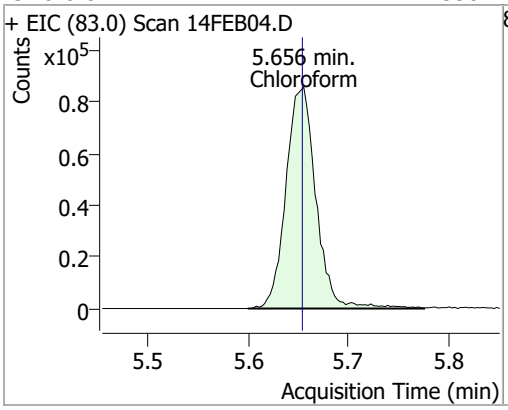

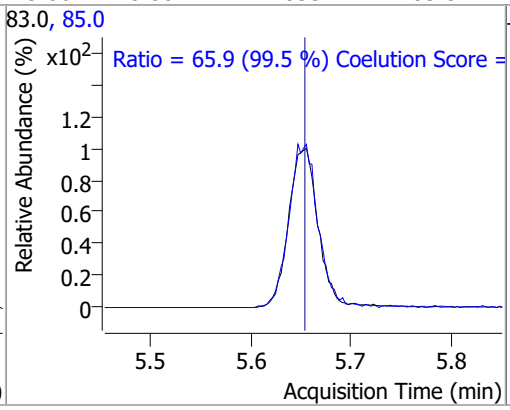

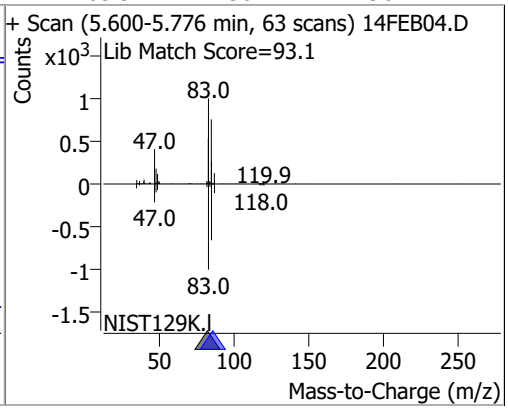

Compound	Conc.	RT	Dev(Min)	Resp.	QIon	QRatio	Lower	Upper
1,1,1-Trichloroethane	139.4427	5.83	0.00	179894	99.0	64.1	33.1	93.1
					61.0	47.8	19.1	79.1

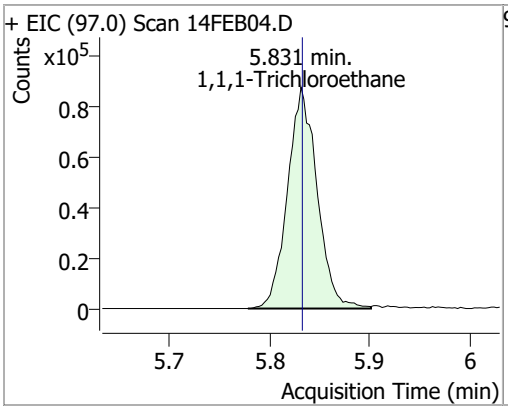

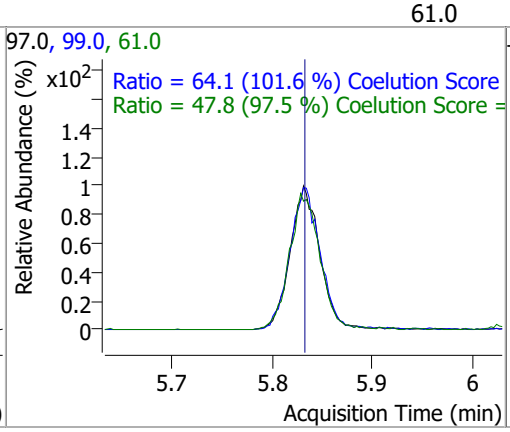

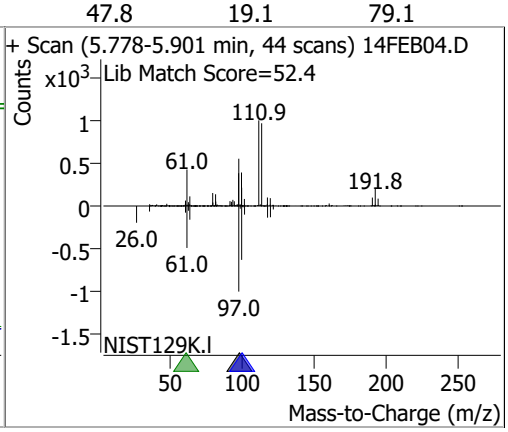

Compound	Conc.	RT	Dev(Min)	Resp.	QIon	QRatio	Lower	Upper
Dibromofluoromethane	270.0497	5.85	0.00	188434	191.5	23.3	0.0	53.2

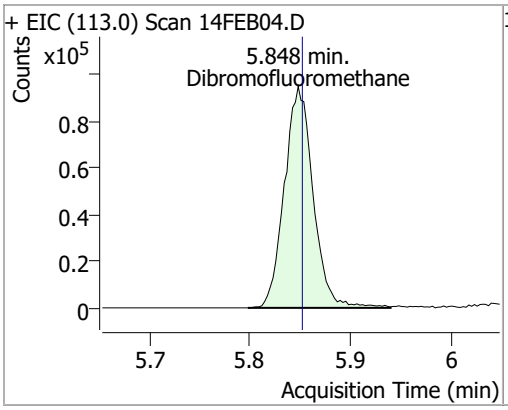

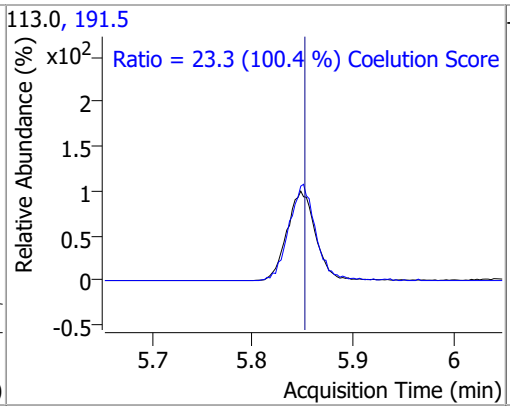

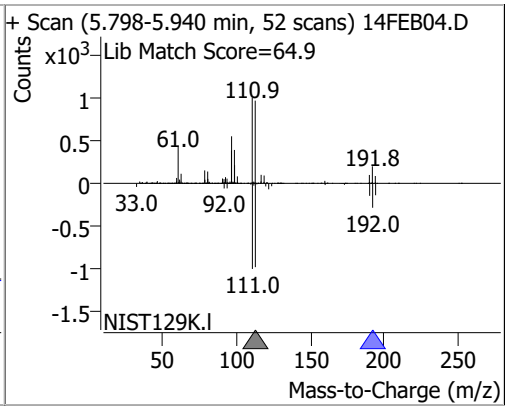

Compound	Conc.	RT	Dev(Min)	Resp.	QIon	QRatio	Lower	Upper
Carbon tetrachloride	141.1033	6.02	0.00	176551	119.0	95.8	67.6	127.6
					121.0	30.8	0.7	60.7

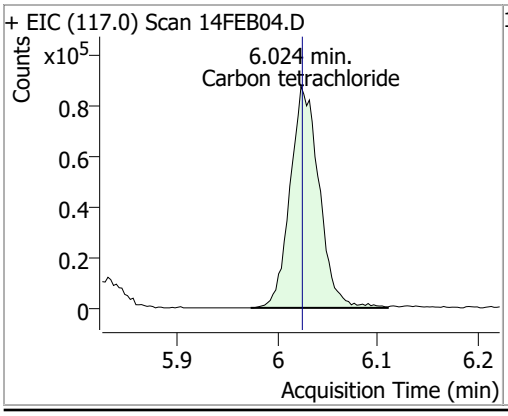

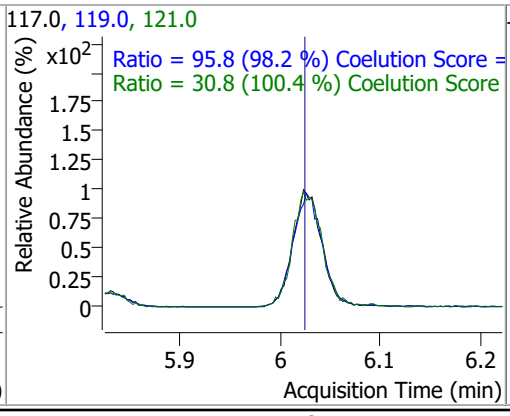

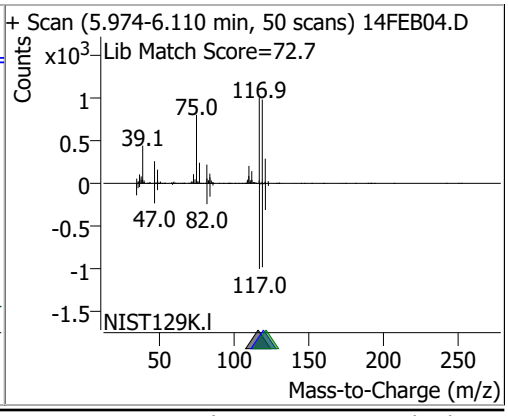

Compound	Conc.	RT	Dev(Min)	Resp.	QIon	QRatio	Lower	Upper
1,1-Dichloropropene	132.8303	6.04	0.00	138960	110.0	36.0	5.6	65.6
					77.0	30.4	1.0	61.0

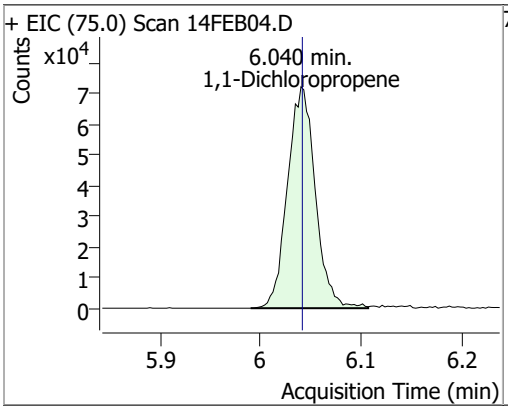

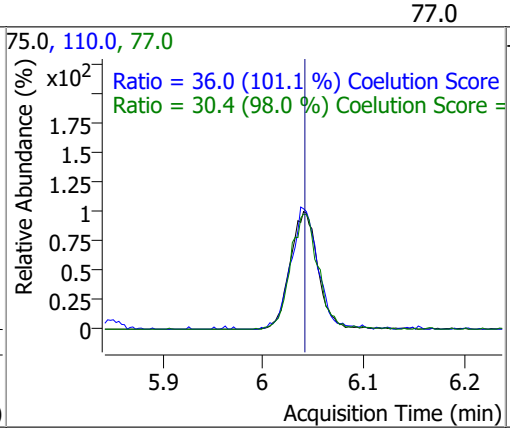

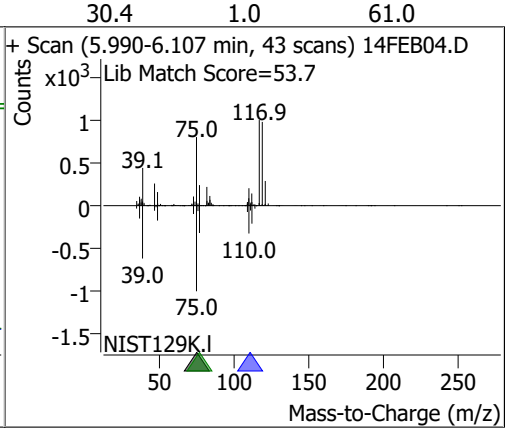

Compound	Conc.	RT	Dev(Min)	Resp.	QIon	QRatio	Lower	Upper
1,2-Dichloroethane-d4	283.3980	6.23	0.00	85422	65.0	197.5	162.8	222.8

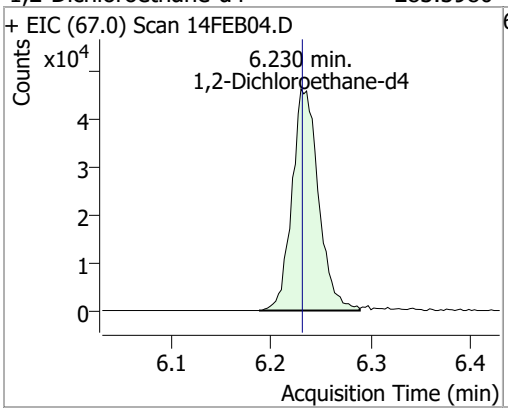

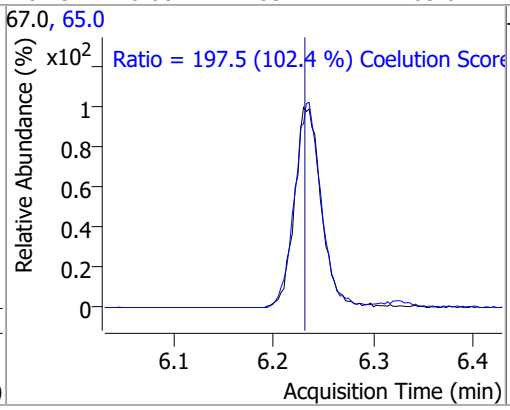

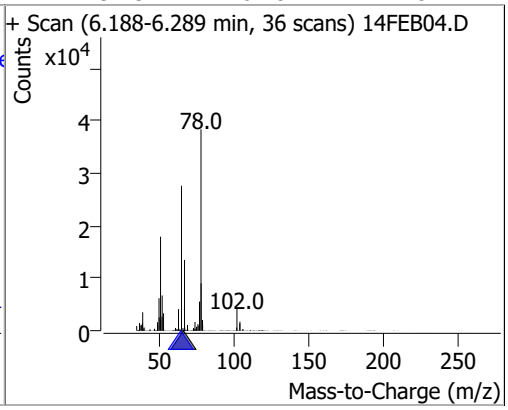

Compound	Conc.	RT	Dev(Min)	Resp.	QIon	QRatio	Lower	Upper
Benzene	134.0100	6.28	0.00	385669	77.0	23.4	0.0	53.3

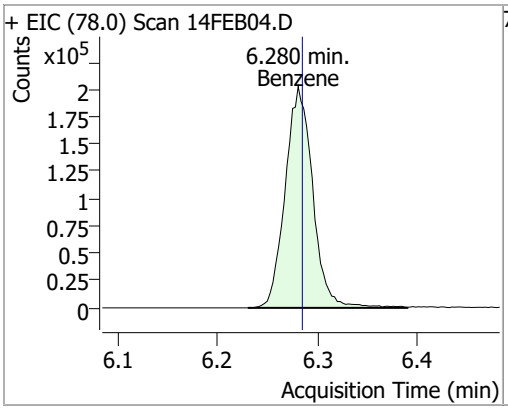

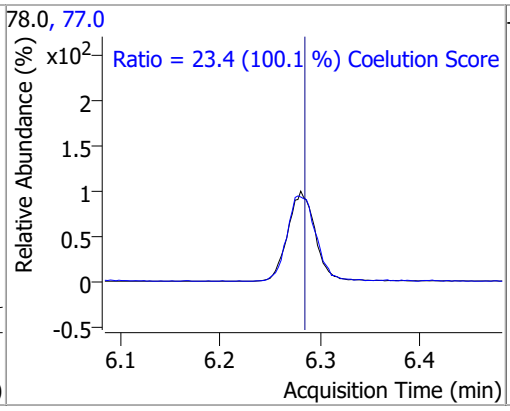

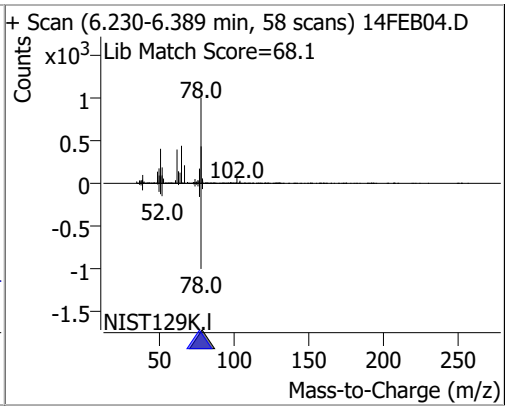

Compound	Conc.	RT	Dev(Min)	Resp.	QIon	QRatio	Lower	Upper
1,2-Dichloroethane	132.7430	6.32	0.00	105516	64.0	31.5	2.2	62.2
					98.0	3.5	0.0	38.2

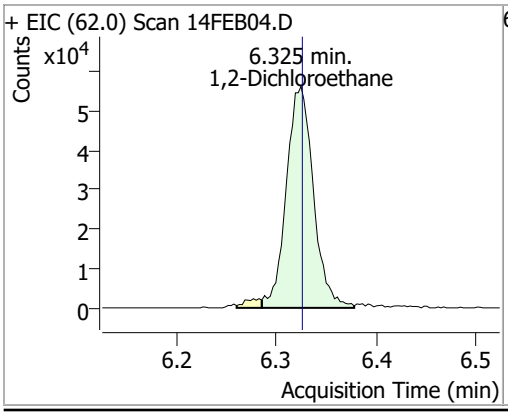

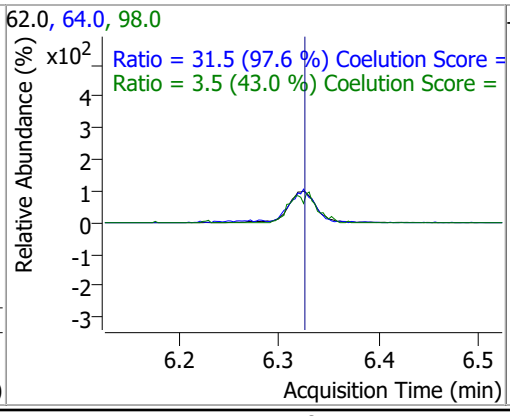

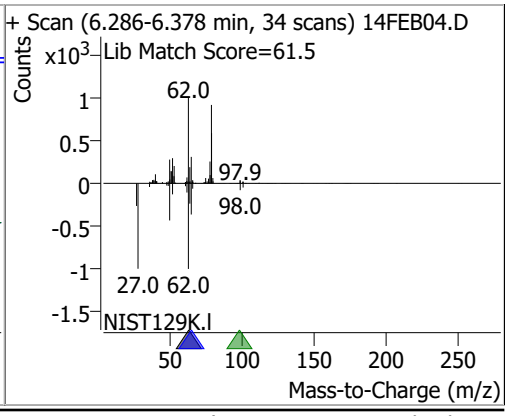

Compound	Conc.	RT	Dev(Min)	Resp.	QIon	QRatio	Lower	Upper
Trichloroethene	135.1799	7.03	0.01	112617	130.0	104.3	75.6	135.6
					97.0	63.0	35.7	95.7

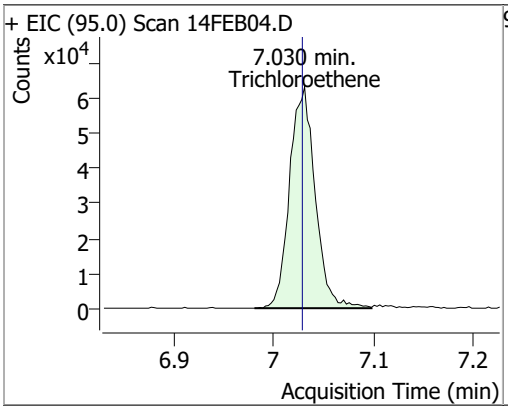

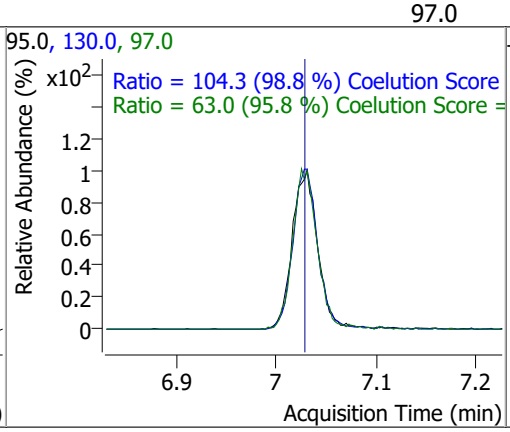

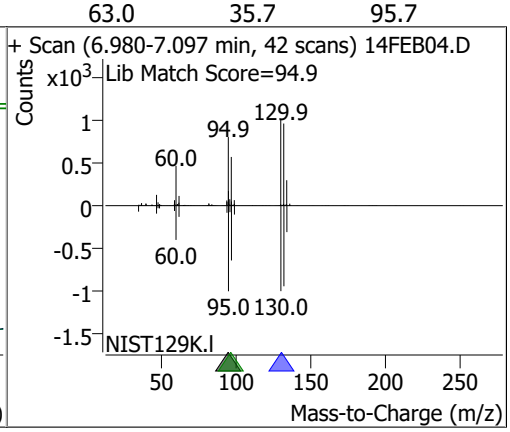

Compound	Conc.	RT	Dev(Min)	Resp.	QIon	QRatio	Lower	Upper
1,2-Dichloropropane	130.2408	7.27	0.00	95397	76.0	40.4	9.8	69.8

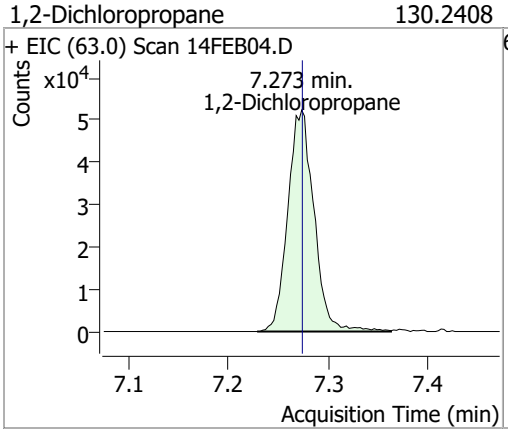

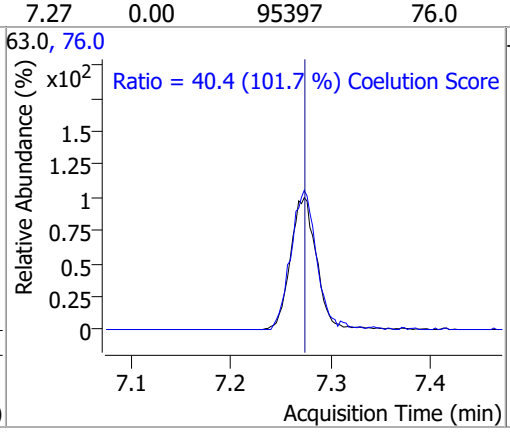

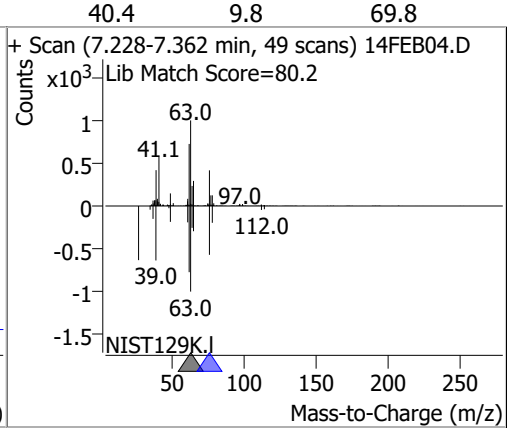

Compound	Conc.	RT	Dev(Min)	Resp.	QIon	QRatio	Lower	Upper
Dibromomethane	132.9512	7.40	0.00	41047	173.5	110.9	78.2	138.2
					95.0	81.1	54.5	114.5

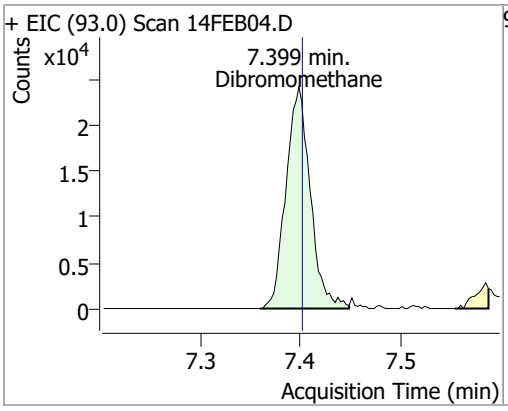

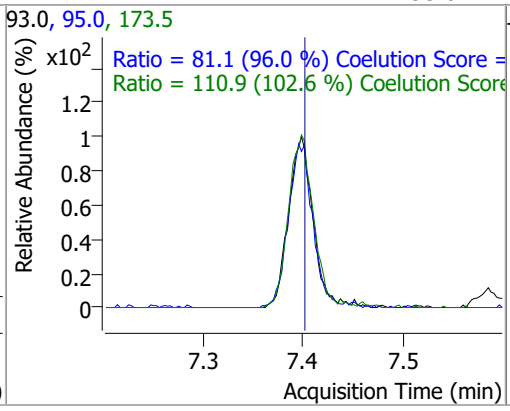

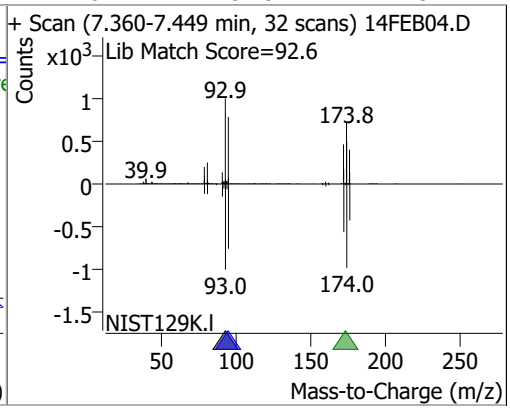

Compound	Conc.	RT	Dev(Min)	Resp.	QIon	QRatio	Lower	Upper
Bromodichloromethane	137.0450	7.59	0.01	118977	85.0	63.9	36.3	96.3
					127.0	9.8	0.0	39.5

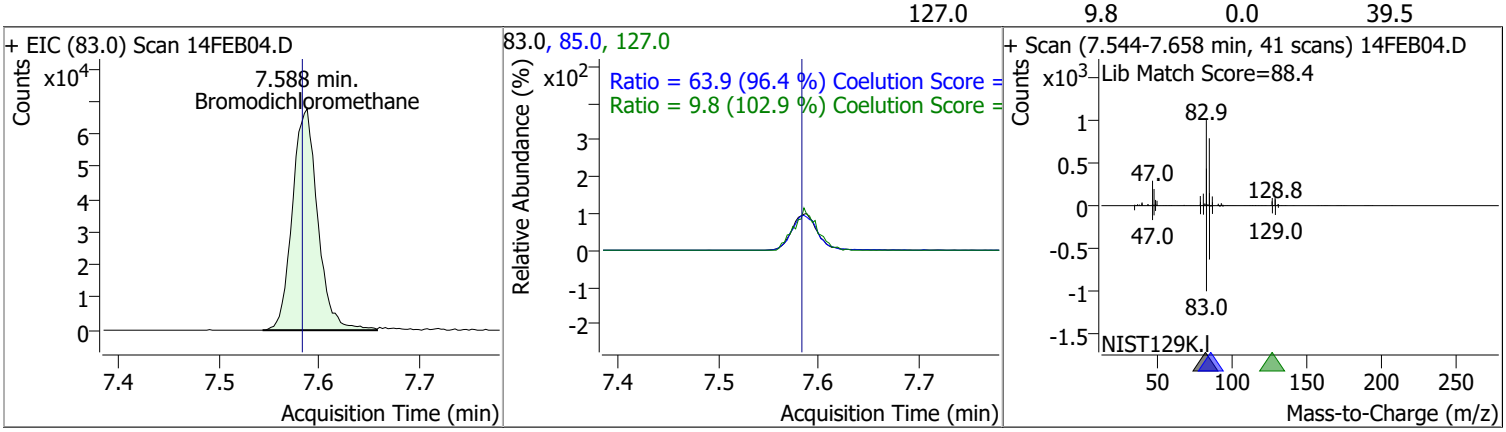

Compound	Conc.	RT	Dev(Min)	Resp.	QIon	QRatio	Lower	Upper
cis-1,3-Dichloropropene	130.1925	8.05	-0.01	124029	39.0	53.0	22.5	82.5
					77.0	31.4	1.8	61.8

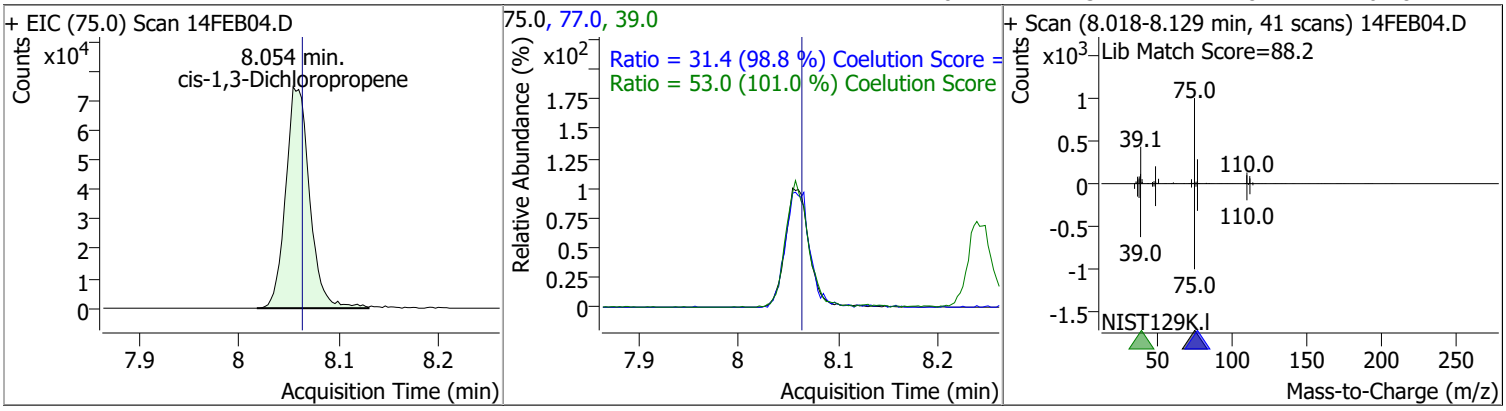

Compound	Conc.	RT	Dev(Min)	Resp.	QIon	QRatio	Lower	Upper
Toluene-d8	272.2714	8.32	0.00	739176	100.0	64.3	34.3	94.3
					99.0	9.6	0.0	39.2

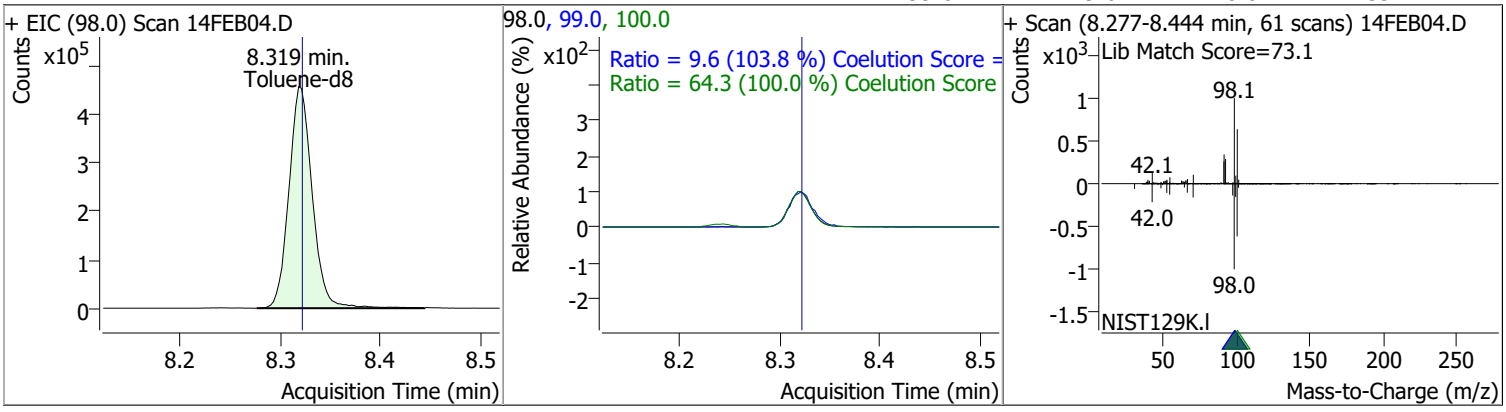

Compound	Conc.	RT	Dev(Min)	Resp.	QIon	QRatio	Lower	Upper
Toluene	138.4512	8.39	0.00	250543	91.0	176.3	144.1	204.1

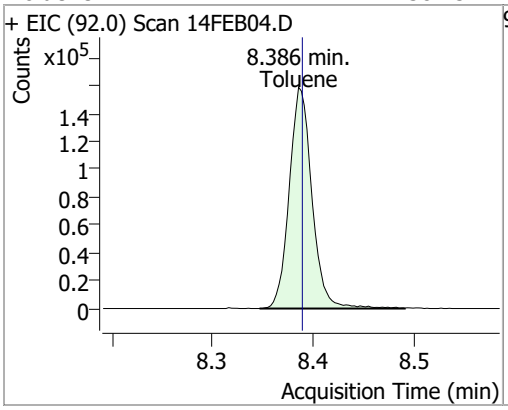

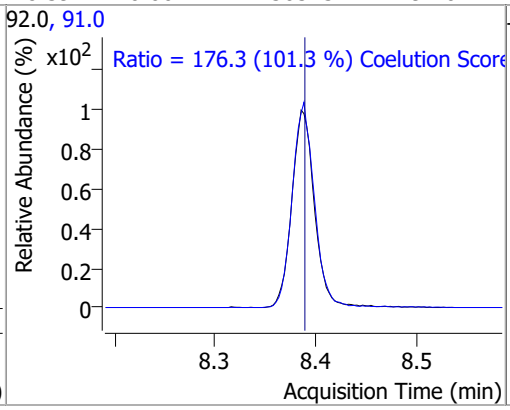

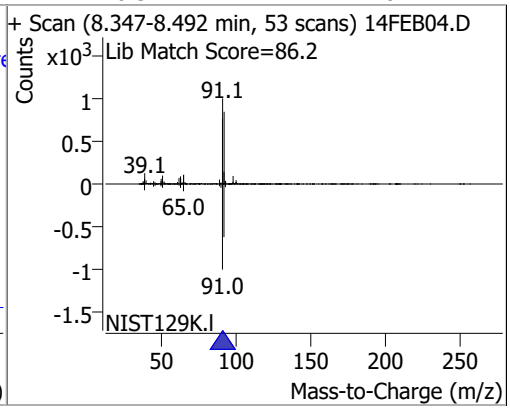

Compound	Conc.	RT	Dev(Min)	Resp.	QIon	QRatio	Lower	Upper
trans-1,3-Dichloropropene	141.1037	8.64	0.00	98052	39.0	50.9	23.0	83.0
					77.0	31.1	1.0	61.0

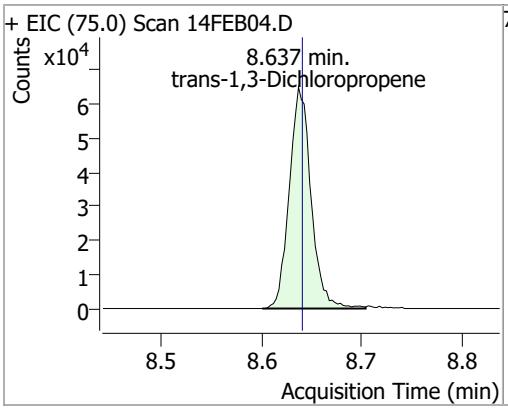

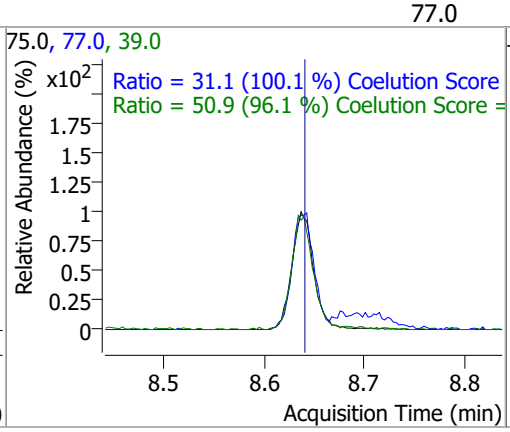

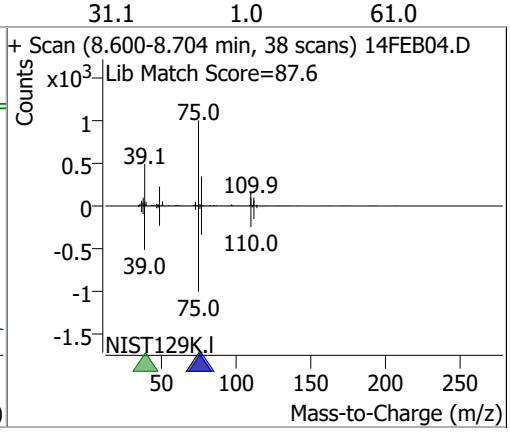

Compound	Conc.	RT	Dev(Min)	Resp.	QIon	QRatio	Lower	Upper
1,1,2-Trichloroethane	134.8719	8.82	0.00	47656	97.0	112.3	80.7	140.7
					85.0	64.3	30.7	90.7

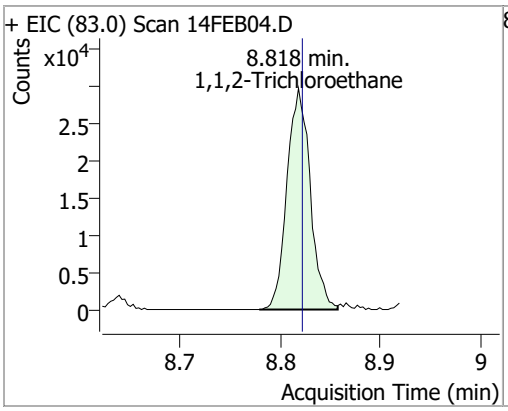

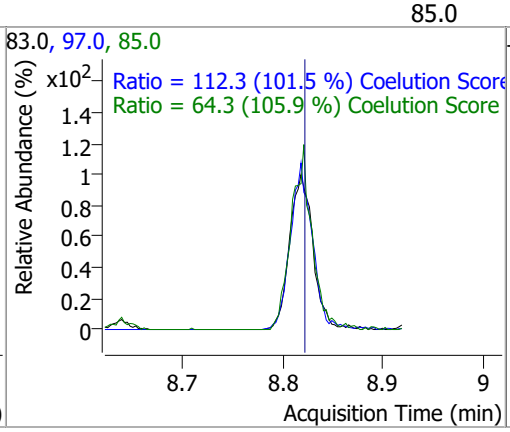

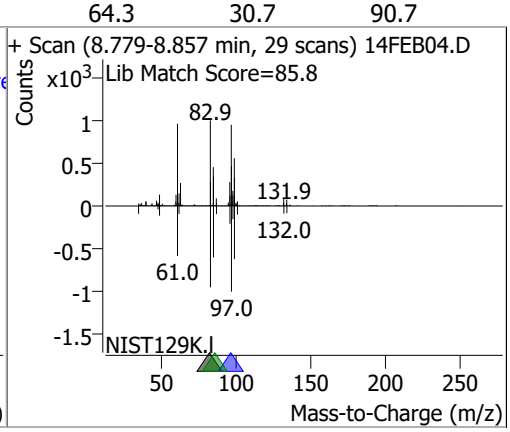

Compound	Conc.	RT	Dev(Min)	Resp.	QIon	QRatio	Lower	Upper
Tetrachloroethene	136.7730	8.94	0.00	100365	165.8	130.7	96.1	156.1
					129.0	92.2	60.5	120.5

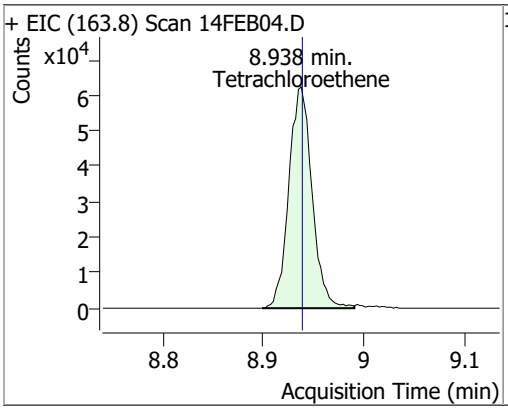

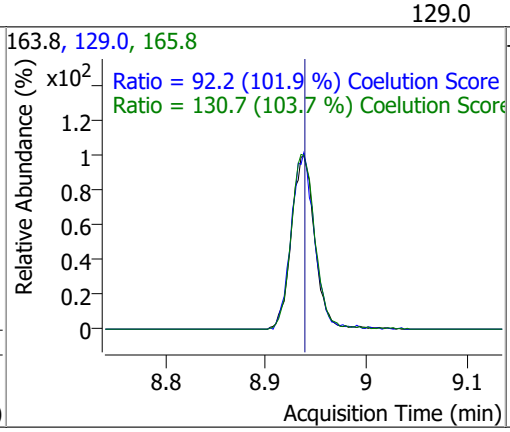

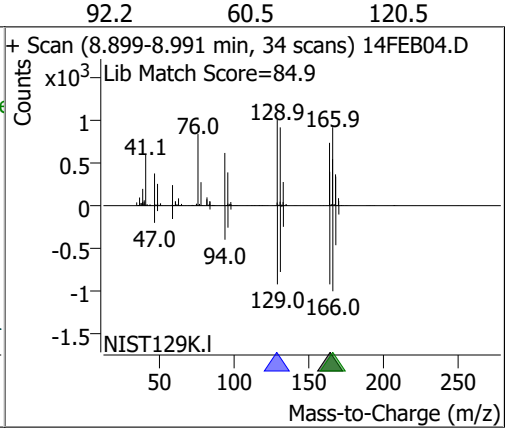

Compound	Conc.	RT	Dev(Min)	Resp.	QIon	QRatio	Lower	Upper
1,3-Dichloropropane	125.2464	8.98	0.00	89556	78.0	32.4	2.4	62.4

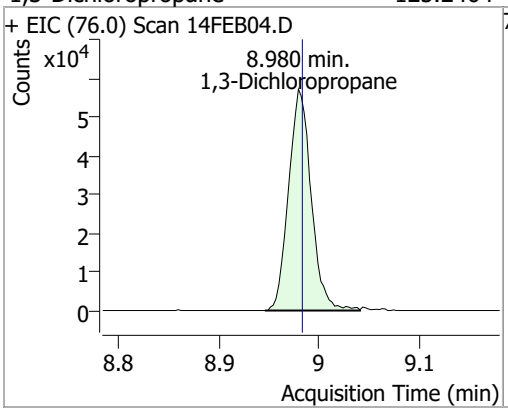

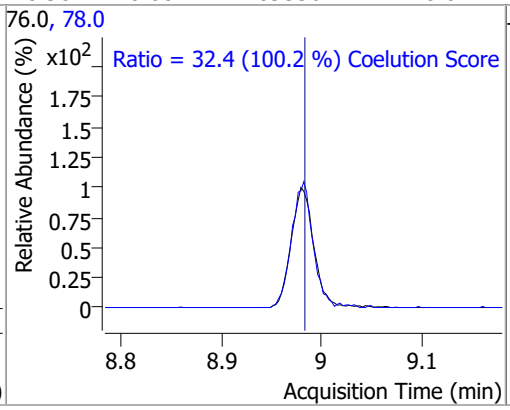

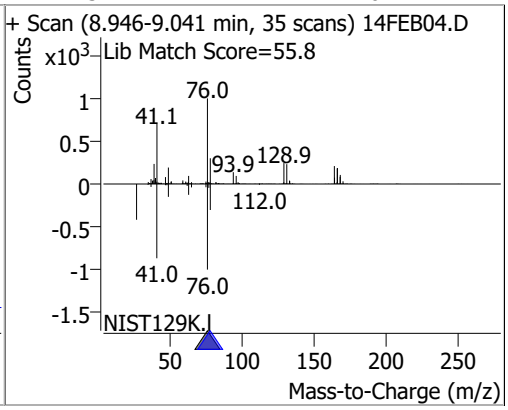

Compound	Conc.	RT	Dev(Min)	Resp.	QIon	QRatio	Lower	Upper
Chlorodibromomethane	136.0269	9.21	0.00	77408	127.0	78.3	47.2	107.2

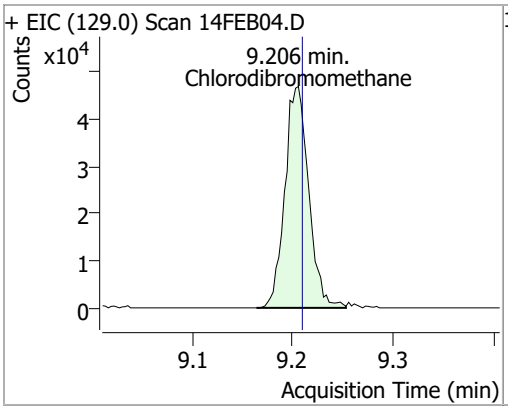

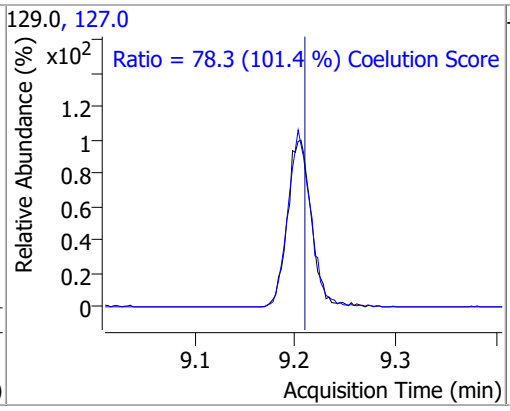

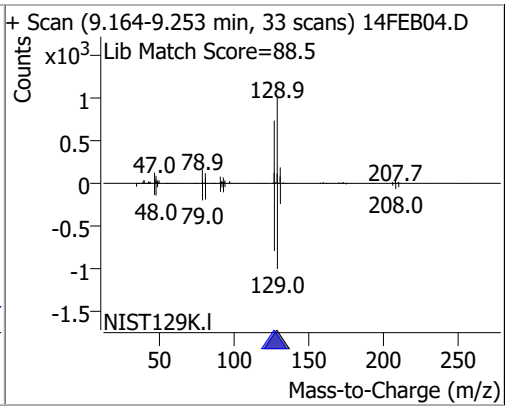

Compound	Conc.	RT	Dev(Min)	Resp.	QIon	QRatio	Lower	Upper
1,2-Dibromoethane	134.5592	9.31	0.01	52512	109.0	93.1	61.5	121.5

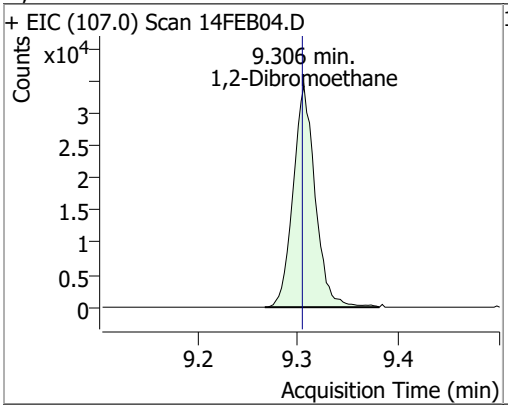

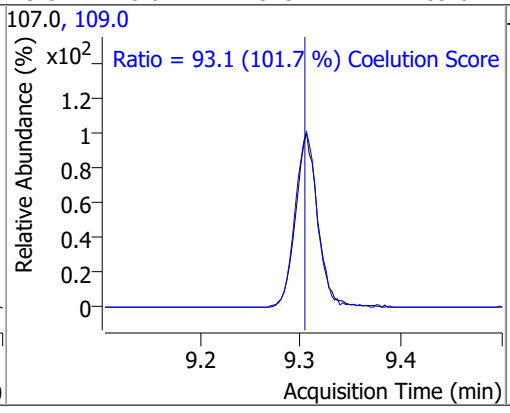

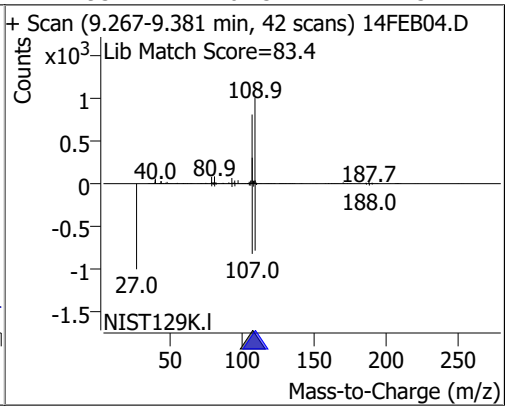

Compound	Conc.	RT	Dev(Min)	Resp.	QIon	QRatio	Lower	Upper
Chlorobenzene	137.5694	9.80	0.00	272906	114.0	31.9	2.2	62.2

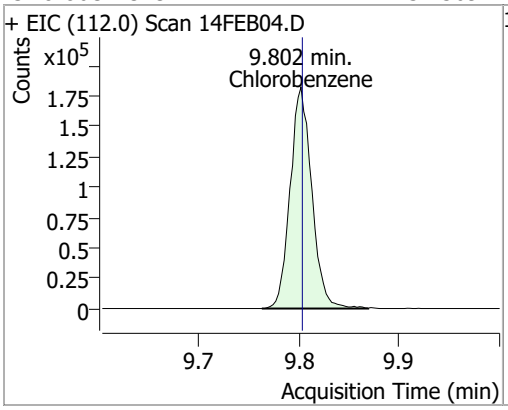

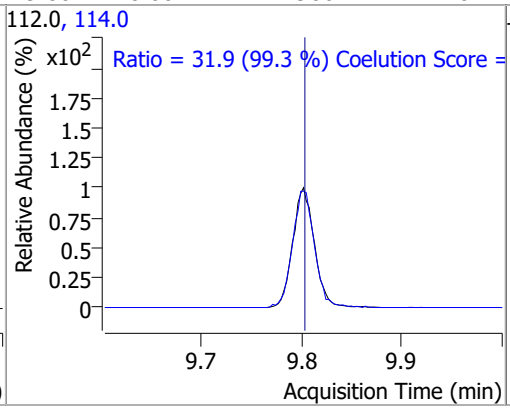

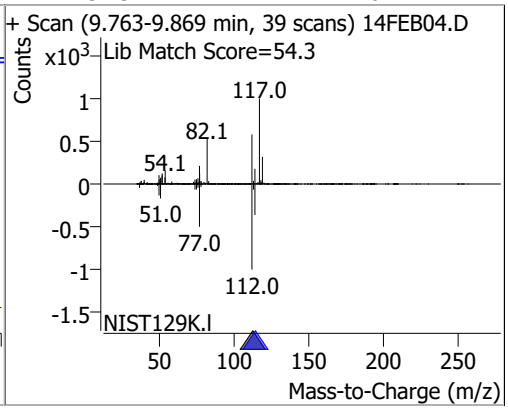

Compound	Conc.	RT	Dev(Min)	Resp.	QIon	QRatio	Lower	Upper
1,1,1,2-Tetrachloroethane	139.8119	9.89	0.00	97314	133.0	95.7	65.3	125.3

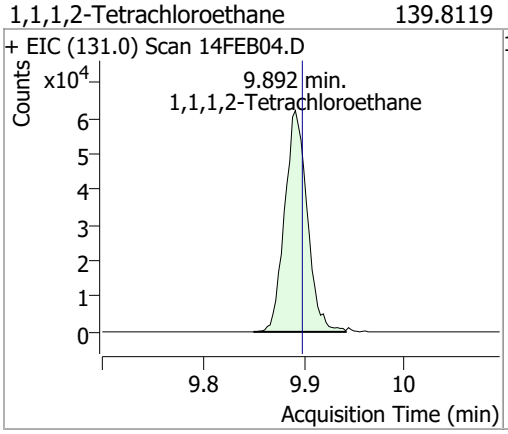

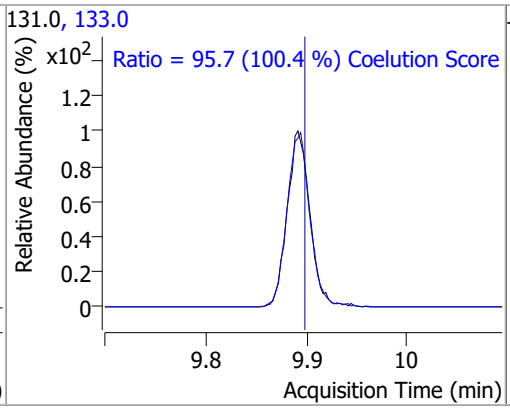

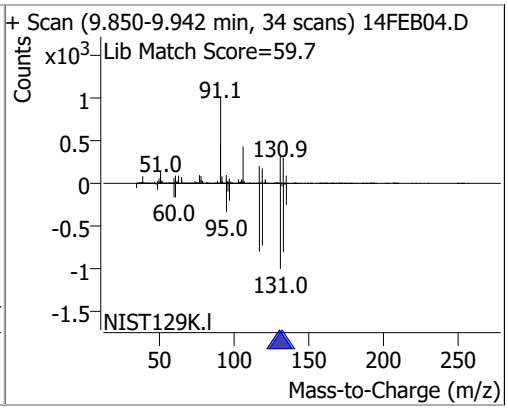

Compound	Conc.	RT	Dev(Min)	Resp.	QIon	QRatio	Lower	Upper
Ethylbenzene	134.5048	9.92	0.00	466388	106.0	31.4	1.7	61.7

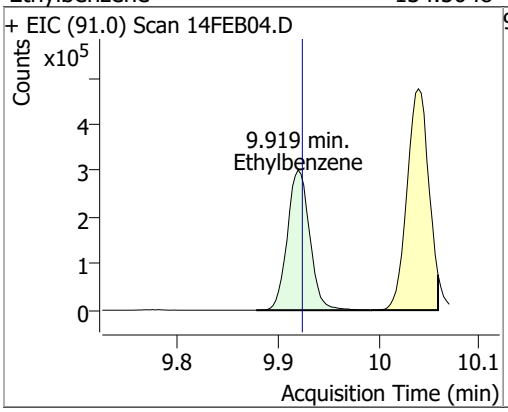

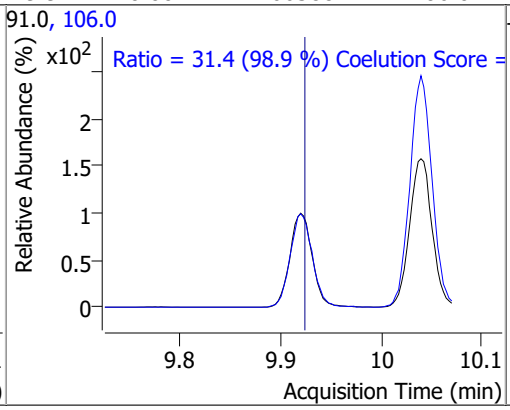

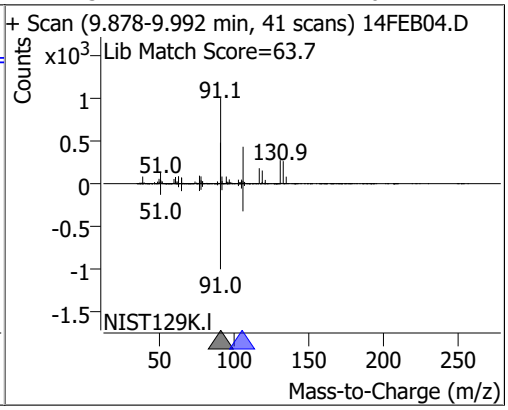

Compound	Conc.	RT	Dev(Min)	Resp.	QIon	QRatio	Lower	Upper
m+p-Xylenes	264.1224	10.04	0.00	364480	91.0	205.1	170.7	230.7

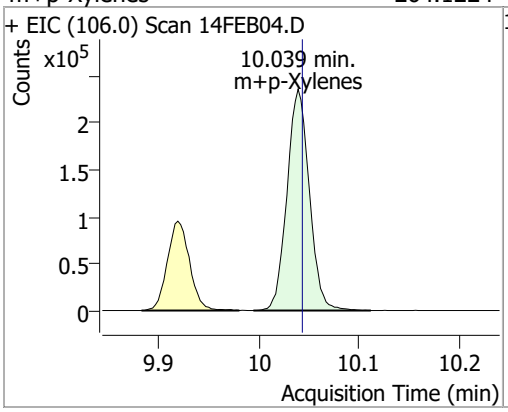

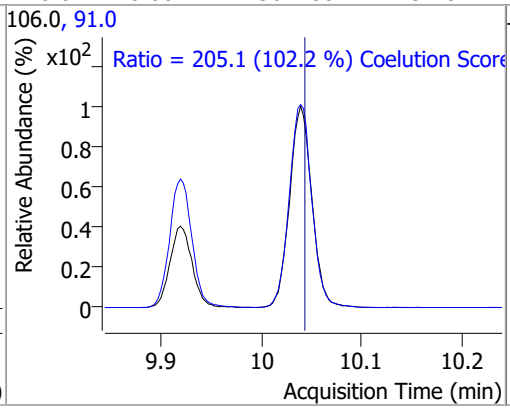

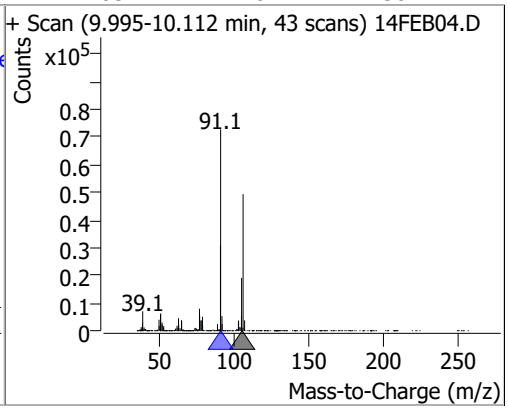

Compound	Conc.	RT	Dev(Min)	Resp.	QIon	QRatio	Lower	Upper
o-Xylene	136.6882	10.44	0.00	165321	91.0	215.4	181.4	241.4

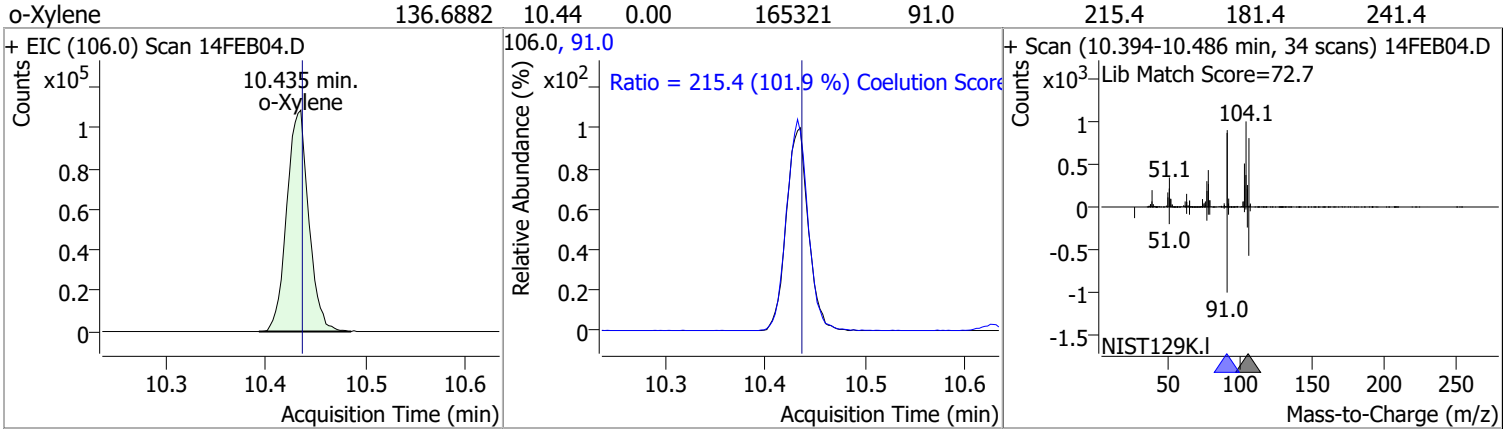

Compound	Conc.	RT	Dev(Min)	Resp.	QIon	QRatio	Lower	Upper
Styrene	138.8605	10.45	0.00	277738	78.0	51.0	20.6	80.6

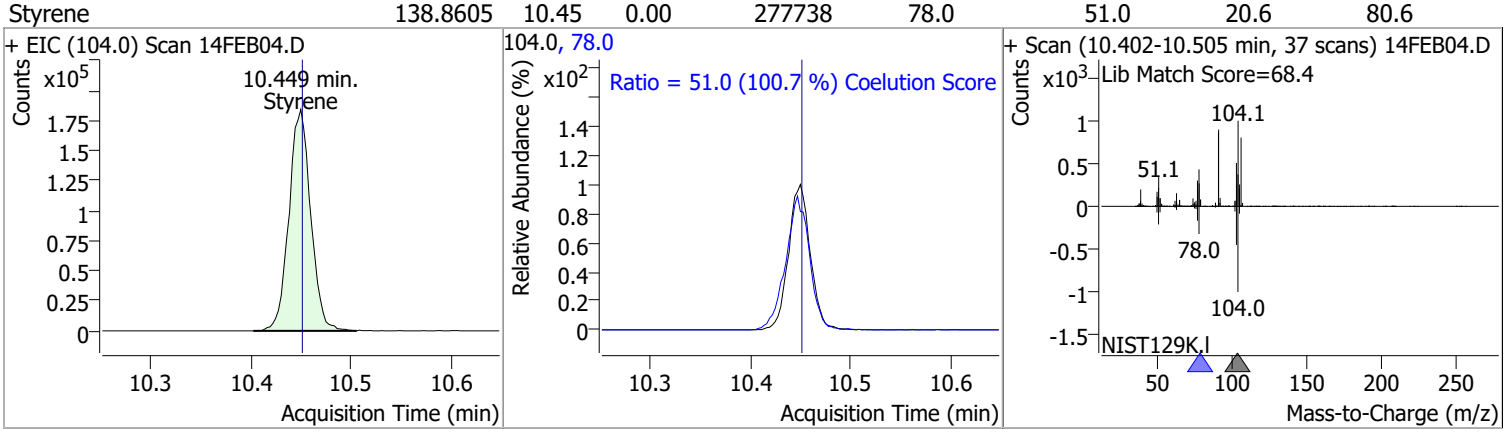

Compound	Conc.	RT	Dev(Min)	Resp.	QIon	QRatio	Lower	Upper
Bromoform	135.8505	10.63	0.00	44798	170.5	51.8	20.3	80.3
					174.5	49.1	18.1	78.1

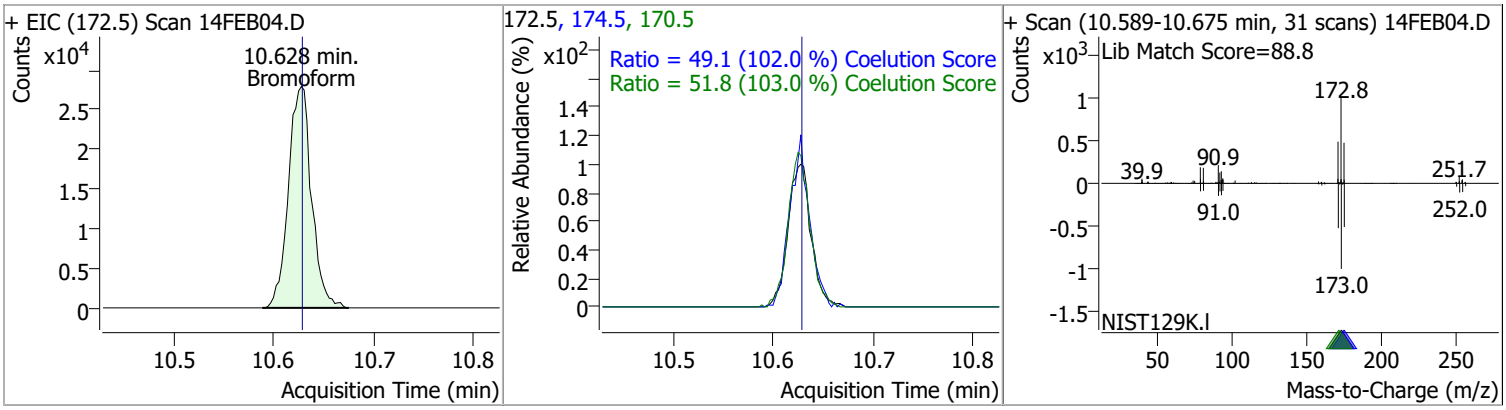

Compound	Conc.	RT	Dev(Min)	Resp.	QIon	QRatio	Lower	Upper
p-Bromofluorobenzene	253.9056	10.95	0.01	230706	174.0	97.3	65.3	125.3
					176.0	93.0	63.3	123.3

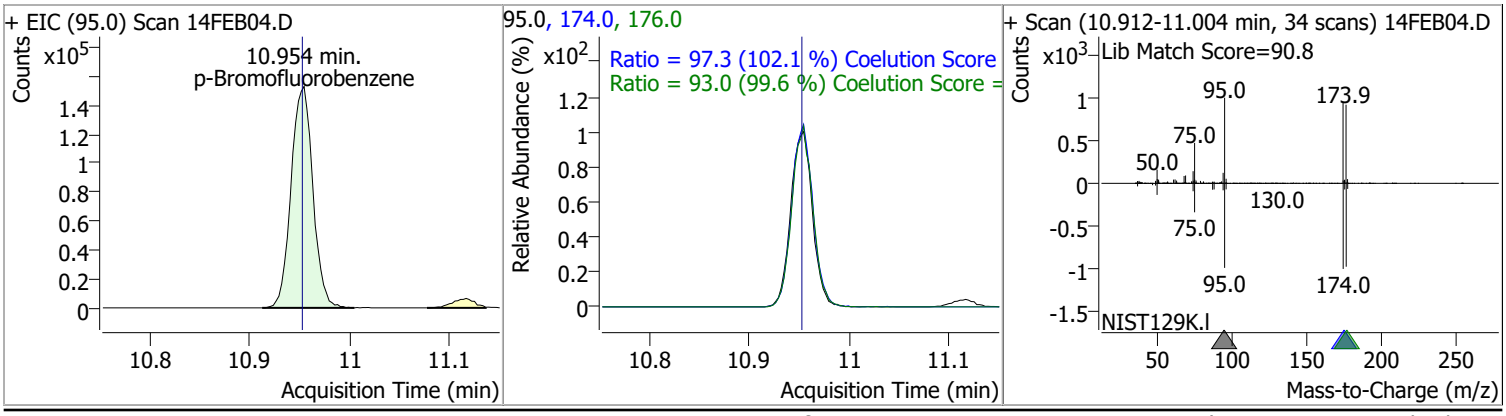

Compound	Conc.	RT	Dev(Min)	Resp.	QIon	QRatio	Lower	Upper
Bromobenzene	137.2004	11.09	0.00	109937	77.0	137.5	113.5	173.5
					158.0	98.0	66.1	126.1

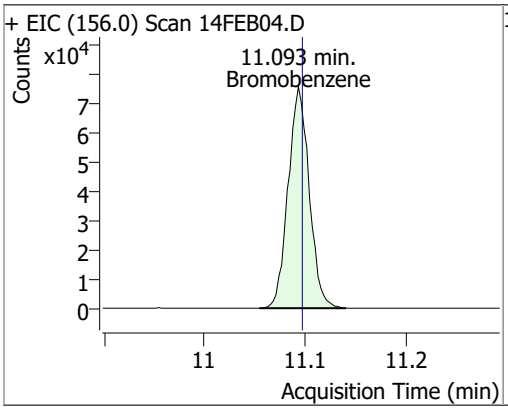

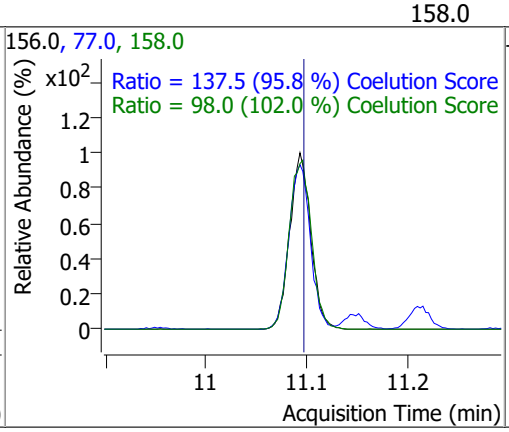

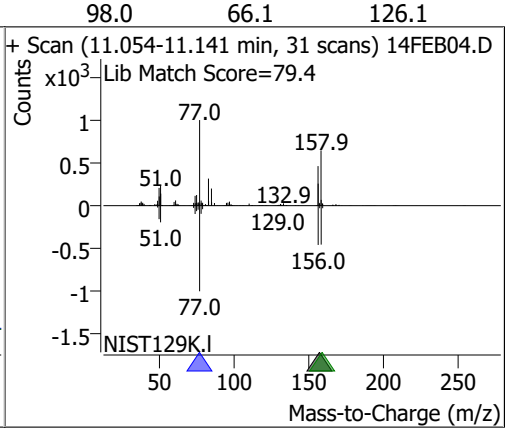

Compound	Conc.	RT	Dev(Min)	Resp.	QIon	QRatio	Lower	Upper
1,1,2,2-Tetrachloroethane	124.2609	11.11	0.00	56793	85.0	64.9	33.3	93.3

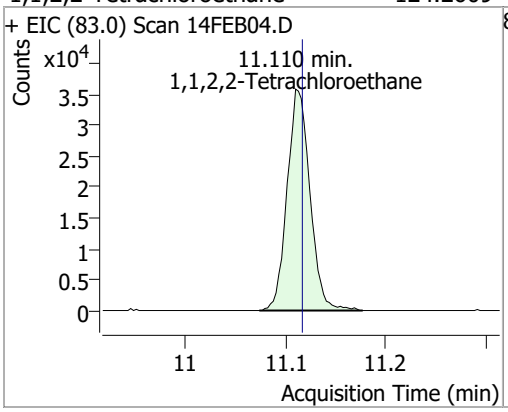

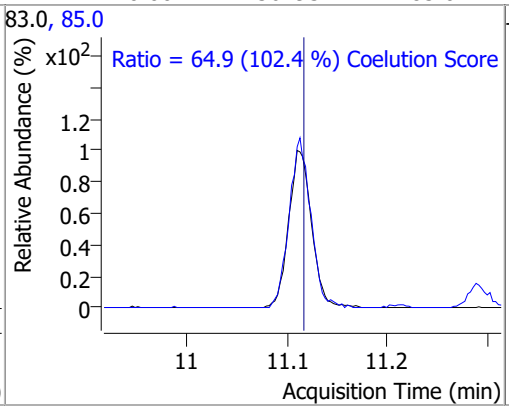

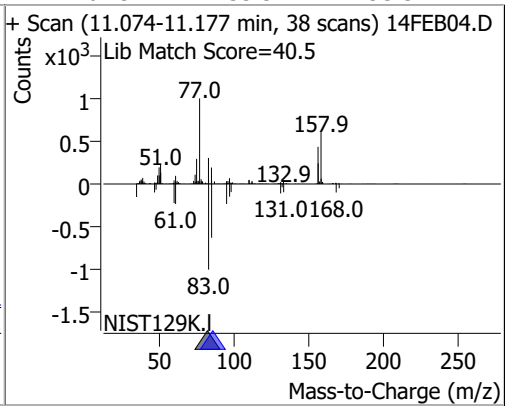

Compound	Conc.	RT	Dev(Min)	Resp.	QIon	QRatio	Lower	Upper
1,2,3-Trichloropropane	127.0549	11.15	0.00	15257	112.0	66.2	35.8	95.8

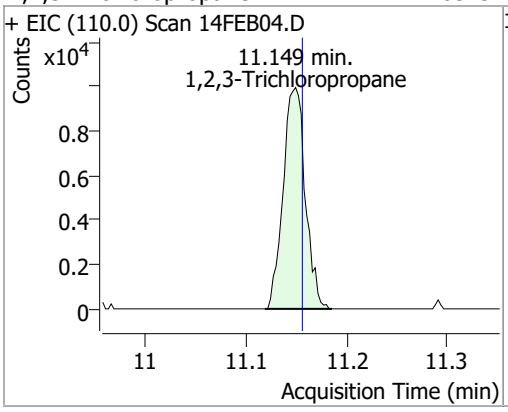

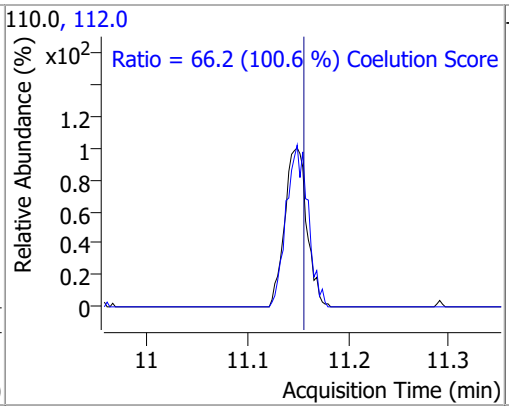

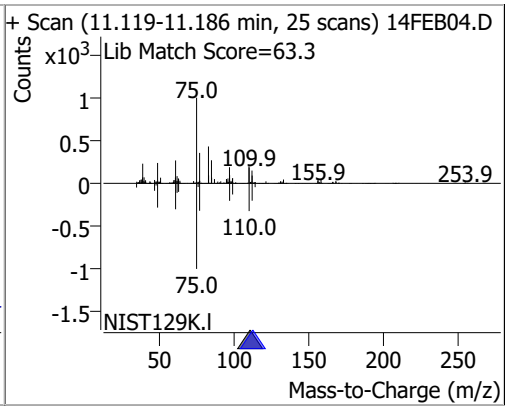

Compound	Conc.	RT	Dev(Min)	Resp.	QIon	QRatio	Lower	Upper
2-Chlorotoluene	137.1182	11.29	0.00	108741	91.0	276.8	246.2	306.2

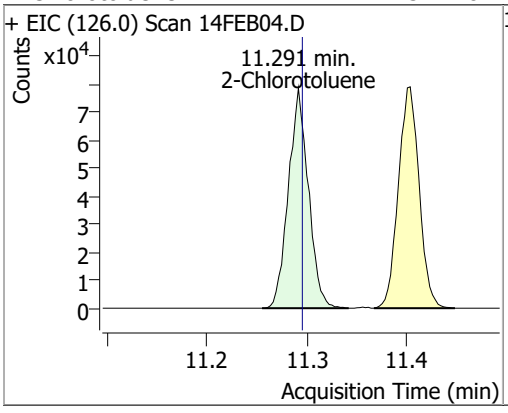

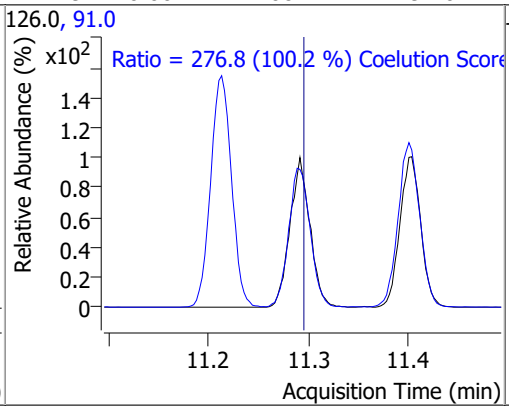

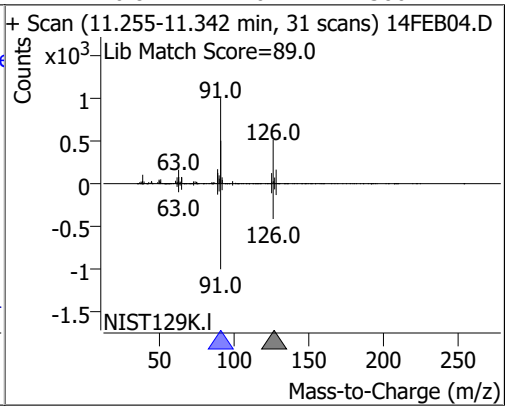

Compound	Conc.	RT	Dev(Min)	Resp.	QIon	QRatio	Lower	Upper
4-Chlorotoluene	139.3137	11.40	0.00	357842	126.0	31.8	1.3	61.3

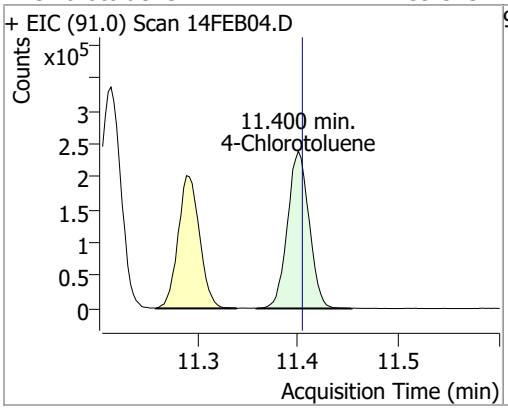

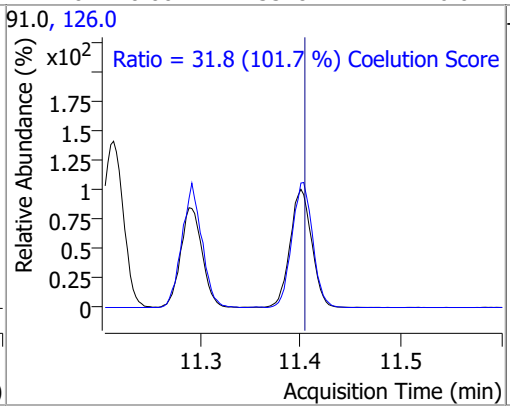

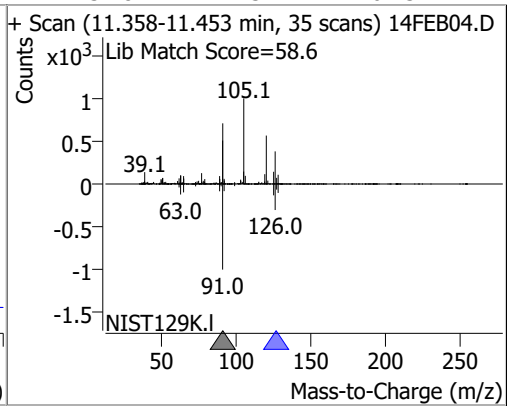

Compound	Conc.	RT	Dev(Min)	Resp.	QIon	QRatio	Lower	Upper
1,3-Dichlorobenzene	140.6406	12.04	0.00	204179	148.0	63.4	32.8	92.8
					111.0	38.5	8.7	68.7

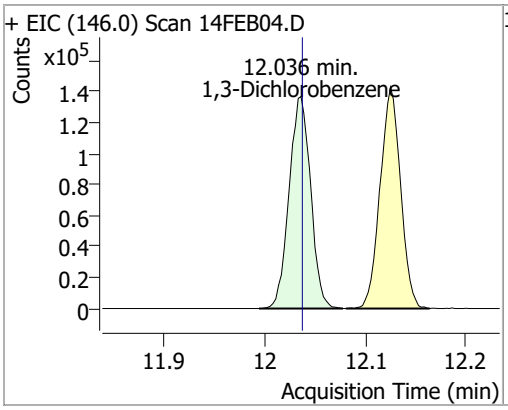

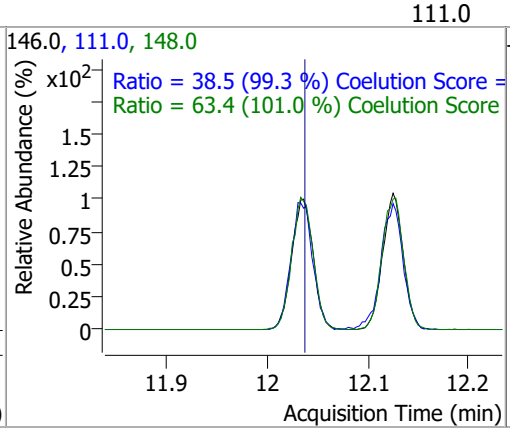

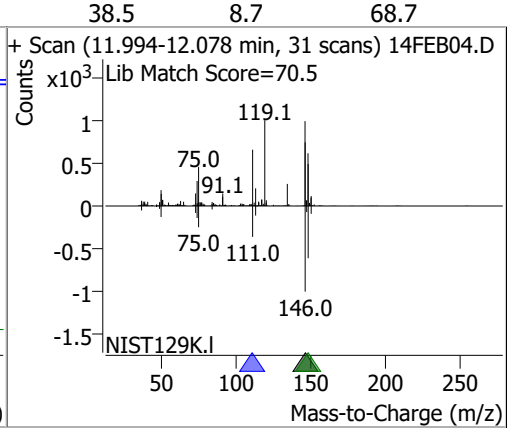

Compound	Conc.	RT	Dev(Min)	Resp.	QIon	QRatio	Lower	Upper
1,4-Dichlorobenzene	137.0233	12.13	0.00	202803	148.0	64.5	33.7	93.7
					111.0	38.9	8.7	68.7

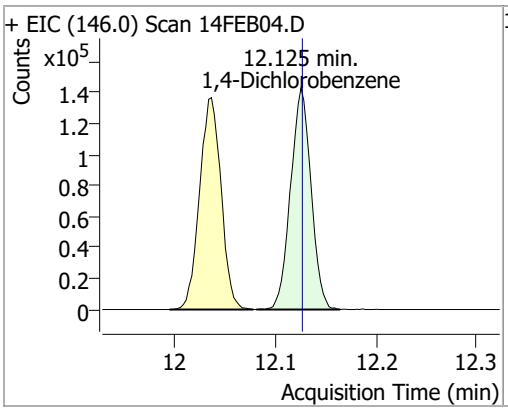

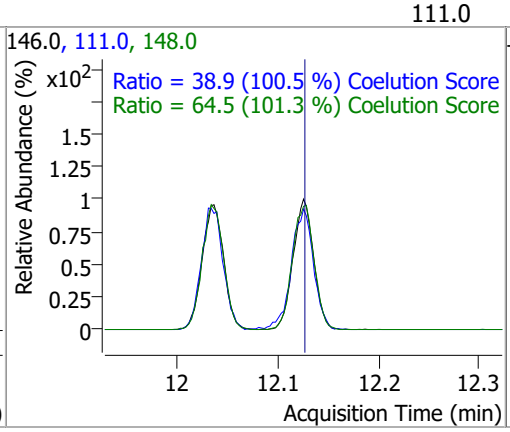

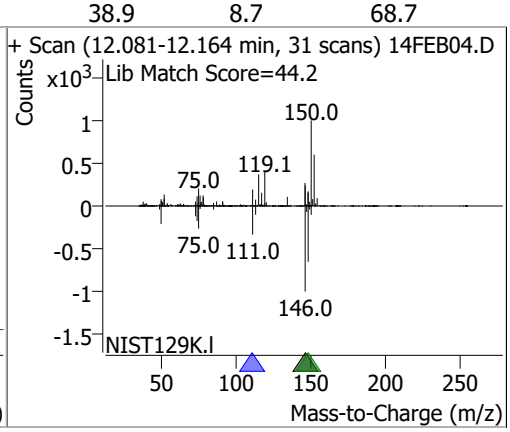

Quantitation Results Report (QT Reviewed)

Compound	Conc.	RT	Dev(Min)	Resp.	QIon	QRatio	Lower	Upper
1,2-Dichlorobenzene	138.1330	12.49	0.00	167426	148.0	62.7	31.9	91.9
					111.0	38.6	9.5	69.5

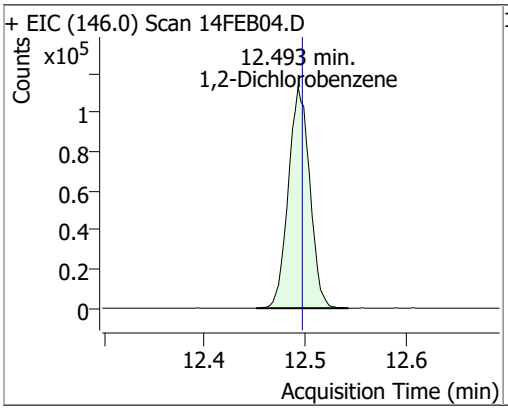

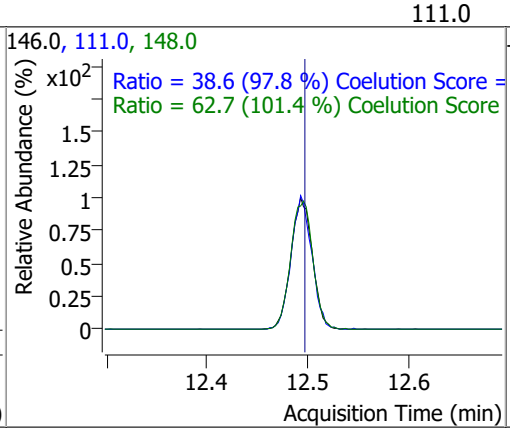

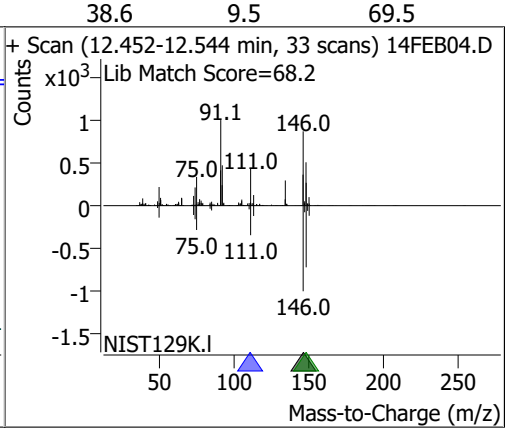

Quantitation Results Report (QT Reviewed)

Data File	14FEB06.D	Operator	MSC
Acq. Method	5975CACQF.M	Acq. Date-Time	2/14/2022 11:47:35 AM
Sample Name	MBLK021422_	Instrument	VOA5975C
Vial	6	Multiplier	1.00
DA Method File	VOA5975C_8260B_SHT_DoD_L4_011922.m	Comment	
Tune File	BFB_Atune3.u	Tune Date	10/11/2021 4:02:00 PM
Batch Name	VG021422_8260B.batch.bin	Last Calib Update	2/17/2022 11:07:48 AM
Ref Library	\\MASSHUNTER\Org\Library\NIST129K.l		

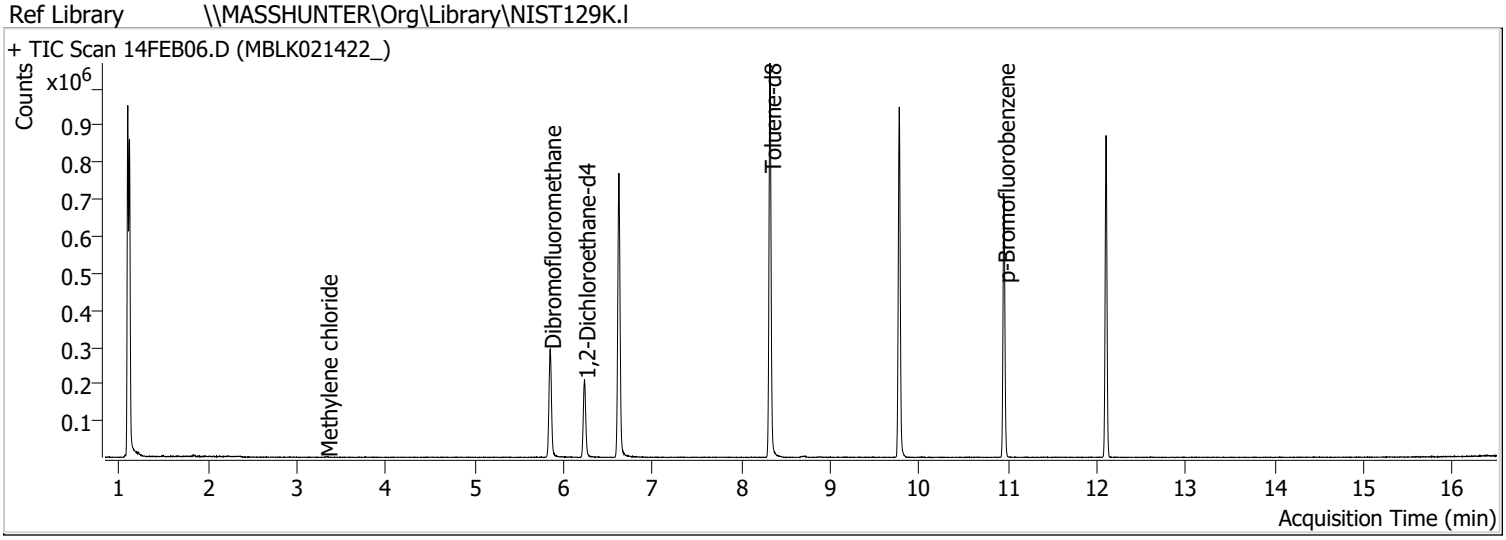

Compound	RT	QIon	Resp.	Conc.	Units		Dev(Min)
Internal Standards							
M Fluorobenzene	6.621	96.0	639535	250.0000	ng		0.000
M Chlorobenzene-d5	9.774	82.0	254978	250.0000	ng		0.000
M 1,4-Dichlorobenzene-d4	12.103	152.0	206715	250.0000	ng		0.003
System Monitoring Compounds							
S Dibromofluoromethane	5.848	113.0	169271	273.2636	ng		-0.003
Spiked Amount: 250.000	Range: 80.0 - 119.0%			Recovery = 109.31%			
S 1,2-Dichloroethane-d4	6.233	67.0	75642	282.6864	ng		0.003
Spiked Amount: 250.000	Range: 81.0 - 118.0%			Recovery = 113.07%			
S Toluene-d8	8.322	98.0	642135	258.1389	ng		0.003
Spiked Amount: 250.000	Range: 89.0 - 112.0%			Recovery = 103.26%			
S p-Bromofluorobenzene	10.951	95.0	193806	253.9254	ng		0.003
Spiked Amount: 250.000	Range: 85.0 - 114.0%			Recovery = 101.57%			
Target Compounds							**QValue**
T Dichlorodifluoromethane	0.000		0	N.D.			
T Chloromethane	0.000		0	N.D.			
T Vinyl chloride	0.000		0	N.D.			
T Bromomethane	0.000		0	N.D.			
T Chloroethane	0.000		0	N.D.			
T Trichlorofluoromethane	0.000		0	N.D.			
T 1,1-Dichloroethene	0.000		0	N.D.			
T Methylene chloride	3.333	49.0	1082	1.1573	ng	m	89
T trans-1,2-Dichloroethene	0.000		0	N.D.			
T Methyl tert-butyl ether (MTBE)	0.000		0	N.D.			
T 1,1-Dichloroethane	0.000		0	N.D.			
T 2,2-Dichloropropane	0.000		0	N.D.			
T cis-1,2-Dichloroethene	0.000		0	N.D.			
T Methyl ethyl ketone	0.000		0	N.D.			
T Bromochloromethane	0.000		0	N.D.			
T Chloroform	0.000		0	N.D.			

Compound	RT	QIon	Resp.	Conc.	Units		Dev(Min)
T 1,1,1-Trichloroethane	0.000		0	N.D.			
T Carbon tetrachloride	0.000		0	N.D.			
T 1,1-Dichloropropene	0.000		0	N.D.			
T Benzene	0.000		0	N.D.			
T 1,2-Dichloroethane	0.000		0	N.D.			
T Trichloroethene	0.000		0	N.D.			
T 1,2-Dichloropropane	0.000		0	N.D.			
T Dibromomethane	0.000		0	N.D.			
T Bromodichloromethane	0.000		0	N.D.			
T cis-1,3-Dichloropropene	0.000		0	N.D.			
T Toluene	8.389	92.0	0		ng	md	1
T trans-1,3-Dichloropropene	0.000		0	N.D.			
T 1,1,2-Trichloroethane	0.000		0	N.D.			
T Tetrachloroethene	0.000		0	N.D.			
T 1,3-Dichloropropane	0.000		0	N.D.			
T Chlorodibromomethane	0.000		0	N.D.			
T 1,2-Dibromoethane	0.000		0	N.D.			
T Chlorobenzene	0.000		0	N.D.			
T 1,1,1,2-Tetrachloroethane	0.000		0	N.D.			
T Ethylbenzene	0.000		0	N.D.			
T m+p-Xylenes	0.000		0	N.D.			
T o-Xylene	0.000		0	N.D.			
T Styrene	0.000		0	N.D.			
T Bromoform	0.000		0	N.D.			
T Bromobenzene	0.000		0	N.D.			
T 1,1,2,2-Tetrachloroethane	0.000		0	N.D.			
T 1,2,3-Trichloropropane	0.000		0	N.D.			
T 2-Chlorotoluene	0.000		0	N.D.			
T 4-Chlorotoluene	0.000		0	N.D.			
T 1,3-Dichlorobenzene	0.000		0	N.D.			
T 1,4-Dichlorobenzene	0.000		0	N.D.			
T 1,2-Dichlorobenzene	0.000		0	N.D.			

(#) = Qualifier Out of Range; (m) = Manual Integration; (+) = Area Summed; (*) = Surrogate Percent Recovery Out of Range; (d): Zeroed Peak

Compound	Conc.	Exp RT	QIon	Exp Ratio
Dichlorodifluoromethane	N.D.	1.24	87.0	31.8

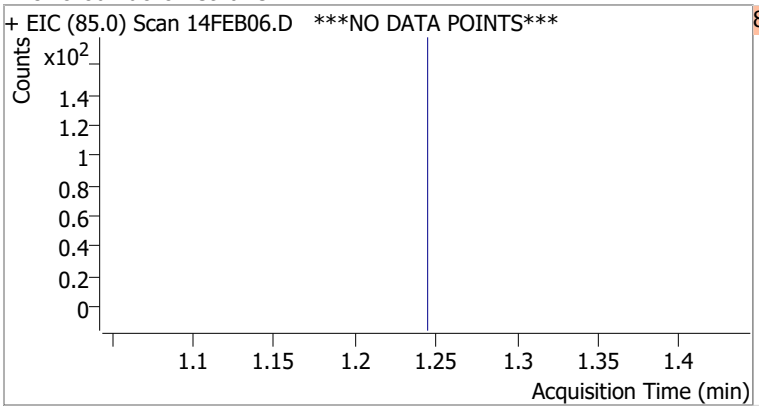

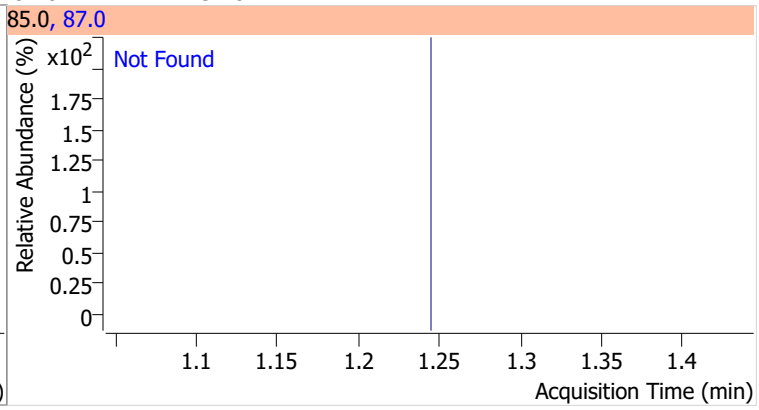

Compound	Conc.	Exp RT	QIon	Exp Ratio
Chloromethane	N.D.	1.41	52.0	32.4

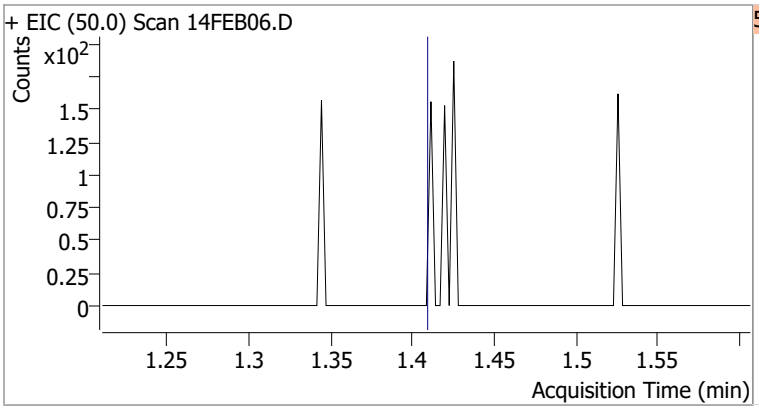

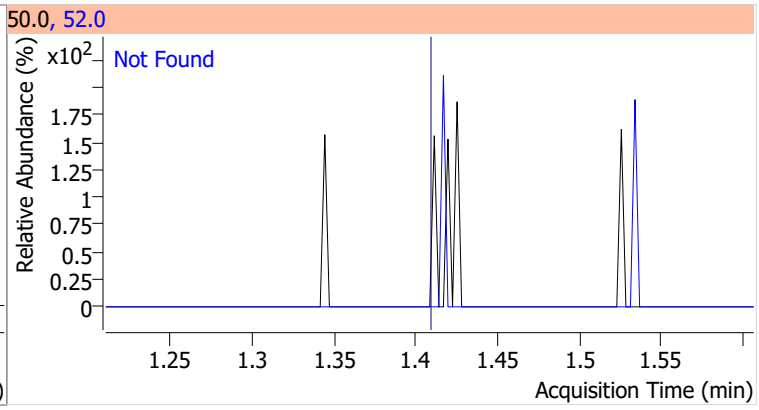

Compound	Conc.	Exp RT	QIon	Exp Ratio
Vinyl chloride	N.D.	1.50	64.0	31.3

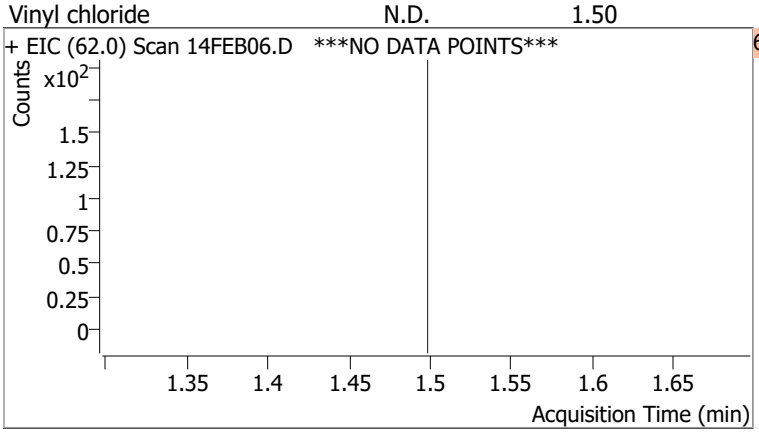

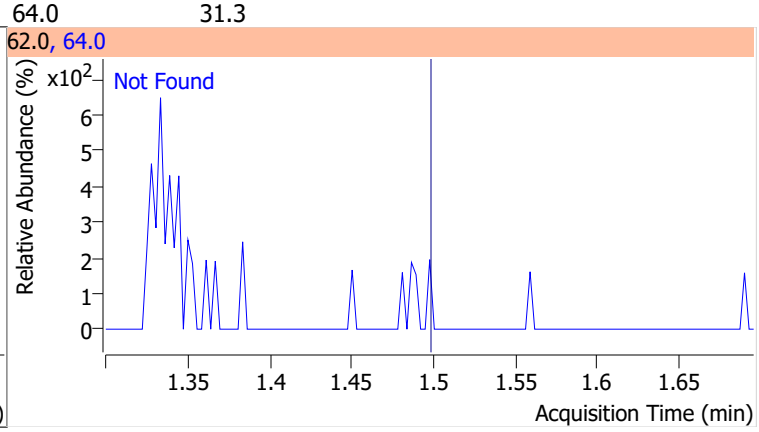

Compound	Conc.	Exp RT	QIon	Exp Ratio
Bromomethane	N.D.	1.80	94.0	110.1

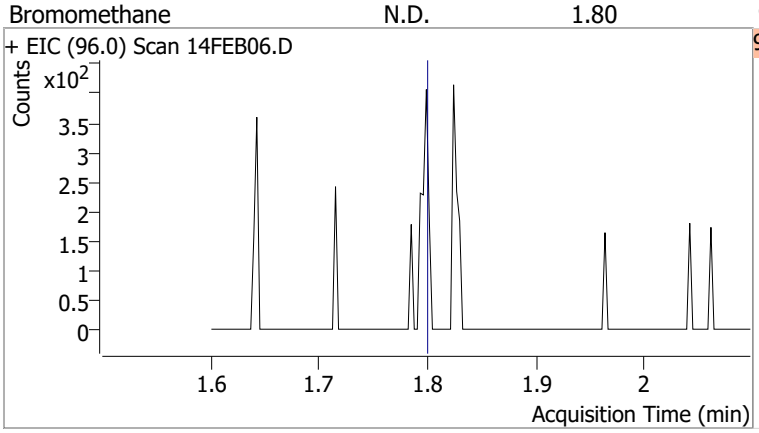

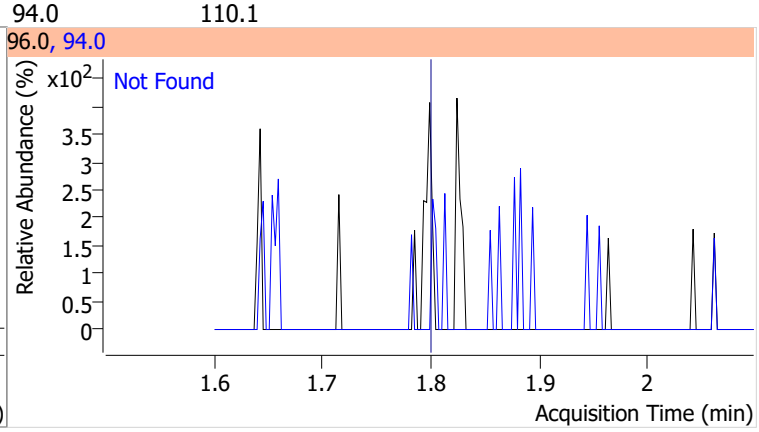

Compound	Conc.	Exp RT	QIon	Exp Ratio
Chloroethane	N.D.	1.90	66.0	30.0

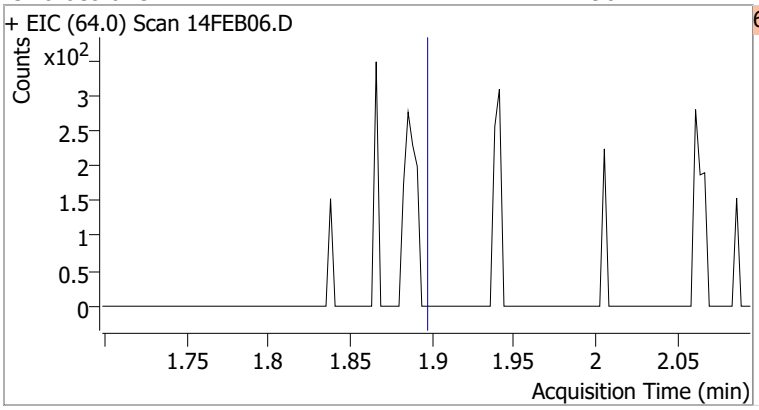

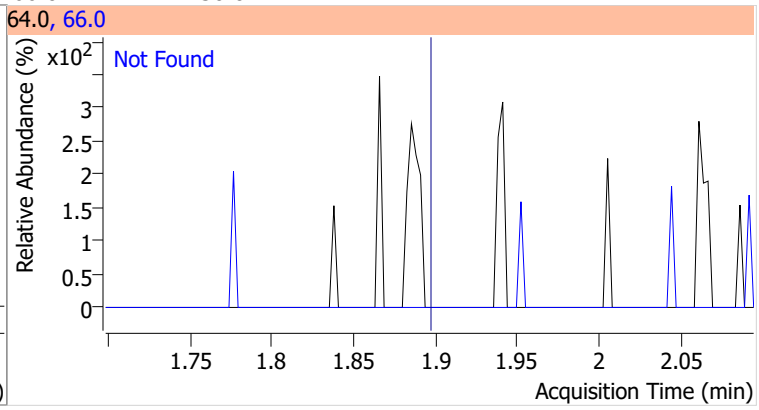

Compound	Conc.	Exp RT	QIon	Exp Ratio
Trichlorofluoromethane	N.D.	2.15	103.0	65.0

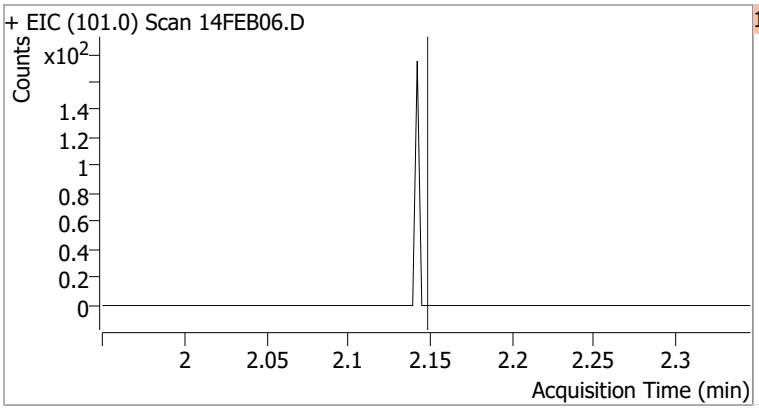

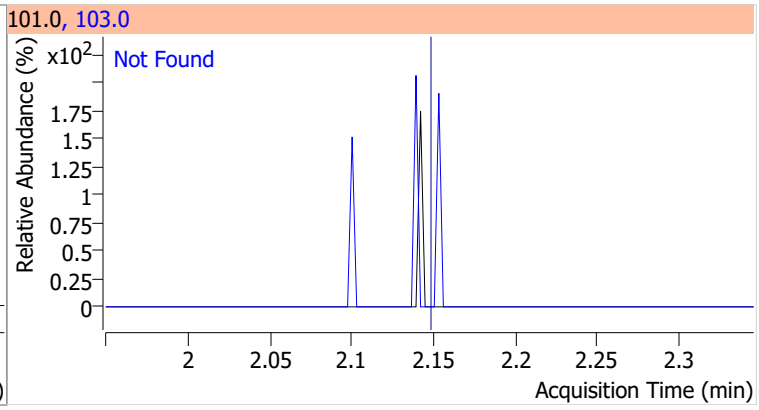

Compound	Conc.	Exp RT	QIon	Exp Ratio	QIon	Exp Ratio
1,1-Dichloroethene	N.D.	2.70	61.0	179.9	63.0	57.0

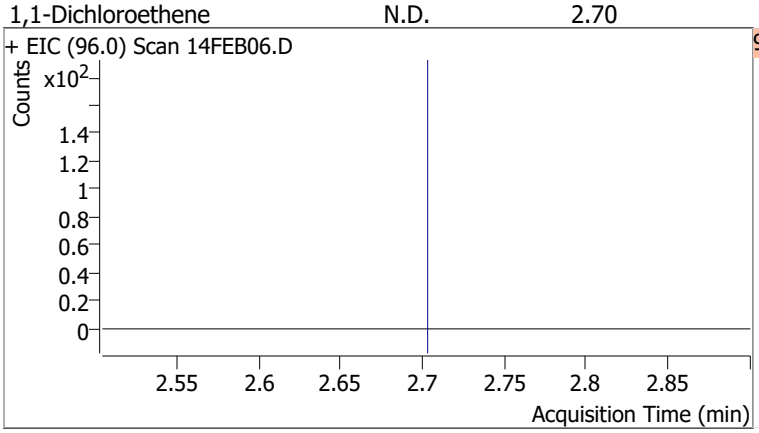

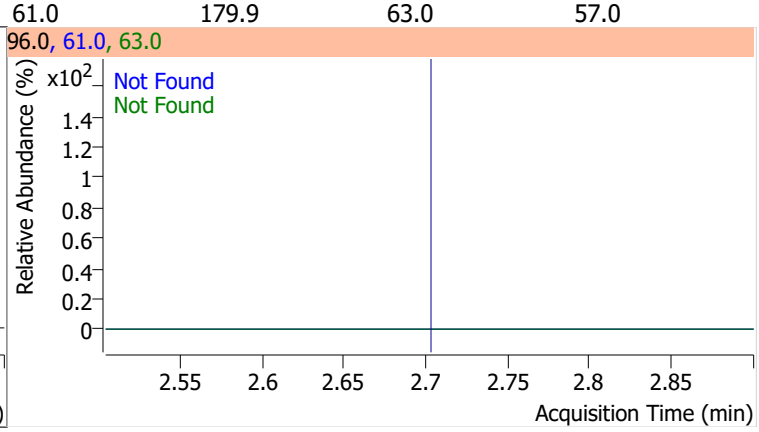

Compound	Conc.	RT	Dev(Min)	Resp.	QIon	QRatio	Lower	Upper
Methylene chloride	1.1573	3.33	0.00	1082 (m)	84.0	63.7	36.1	96.1
					86.0	27.8	11.8	71.8

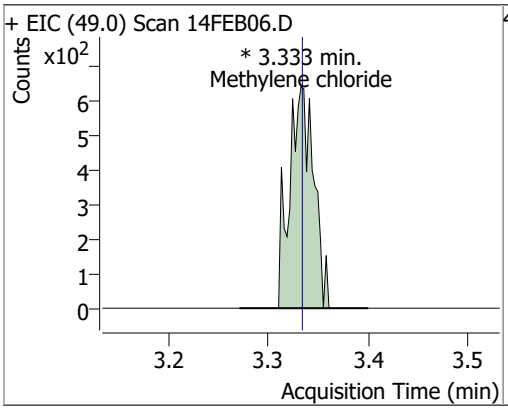

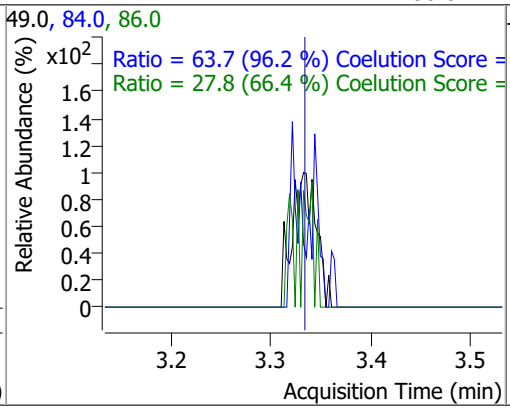

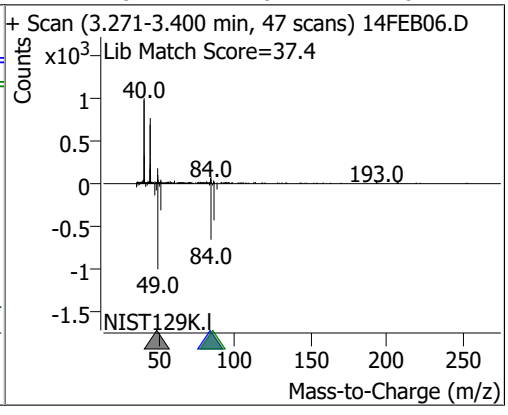

Compound	Conc.	Exp RT	QIon	Exp Ratio	QIon	Exp Ratio
trans-1,2-Dichloroethene	N.D.	3.72	61.0	154.8	98.0	62.1

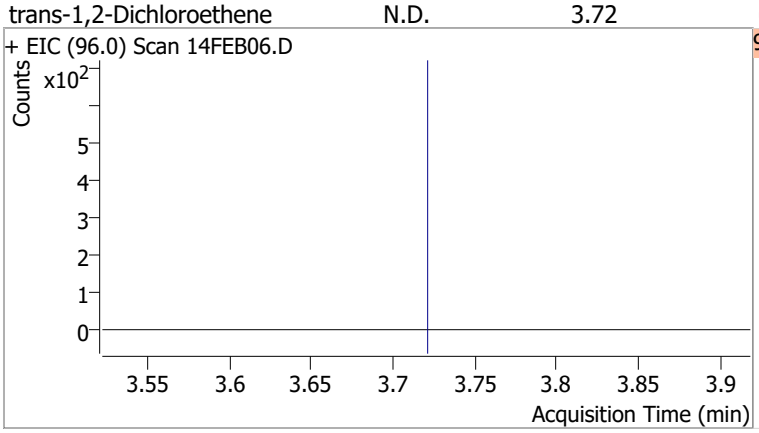

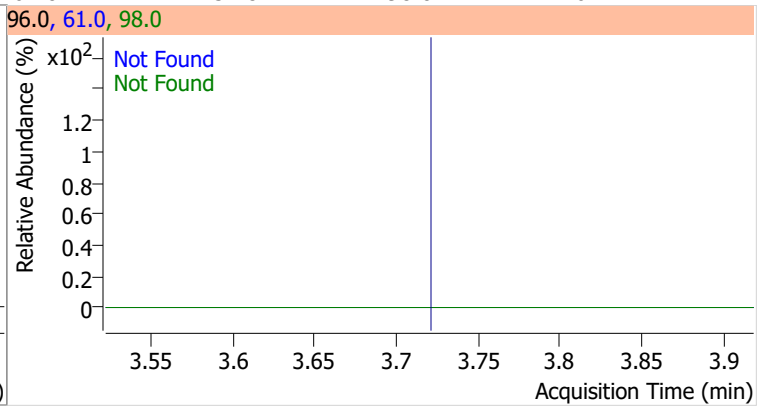

Compound	Conc.	Exp RT	QIon	Exp Ratio
Methyl tert-butyl ether (MTBE)	N.D.	3.75	57.0	24.6

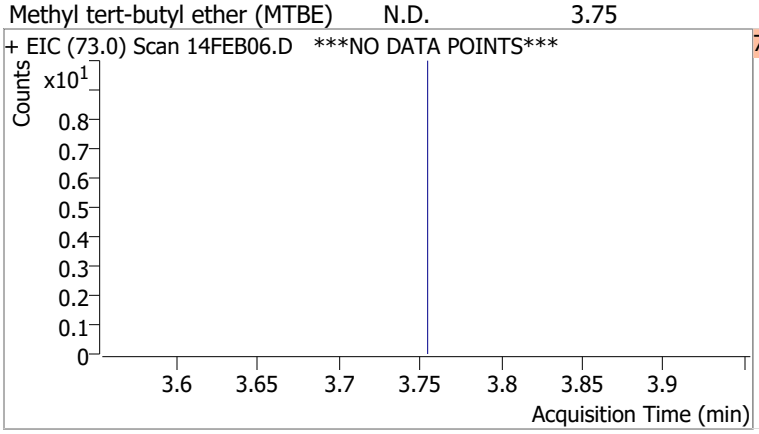

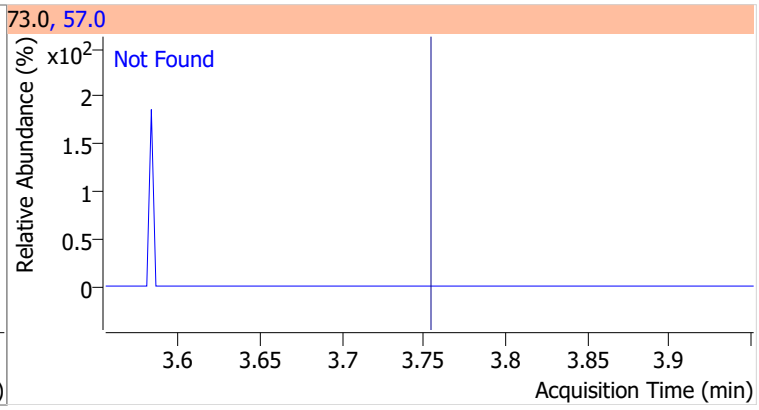

Compound	Conc.	Exp RT	QIon	Exp Ratio	QIon	Exp Ratio
1,1-Dichloroethane	N.D.	4.38	65.0	31.0	83.0	12.7

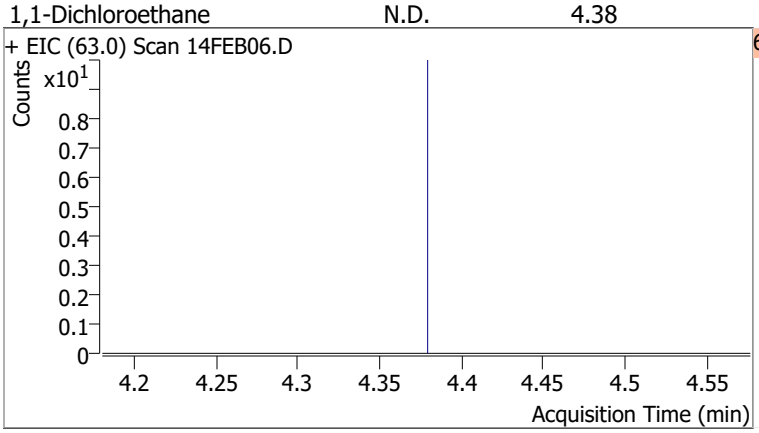

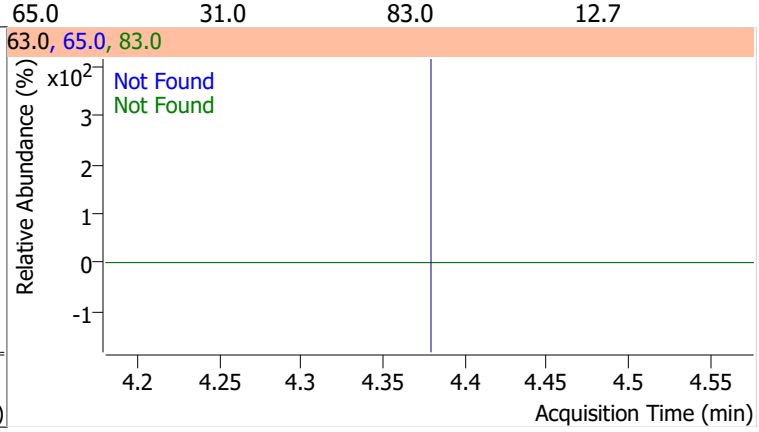

Compound	Conc.	Exp RT	QIon	Exp Ratio	QIon	Exp Ratio
2,2-Dichloropropane	N.D.	5.19	41.0	68.8	97.0	23.9

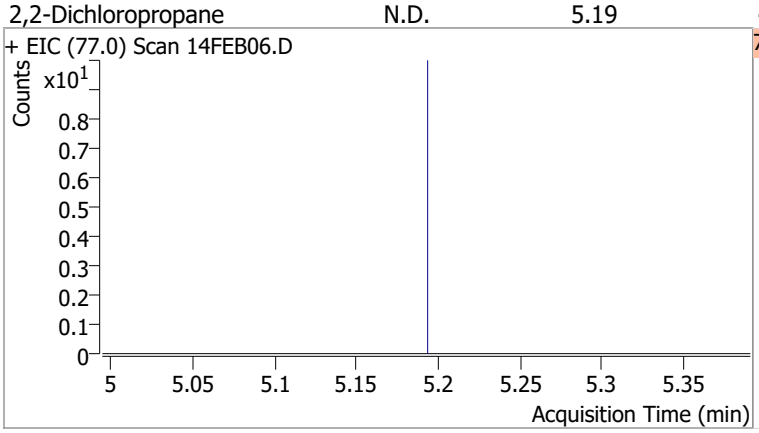

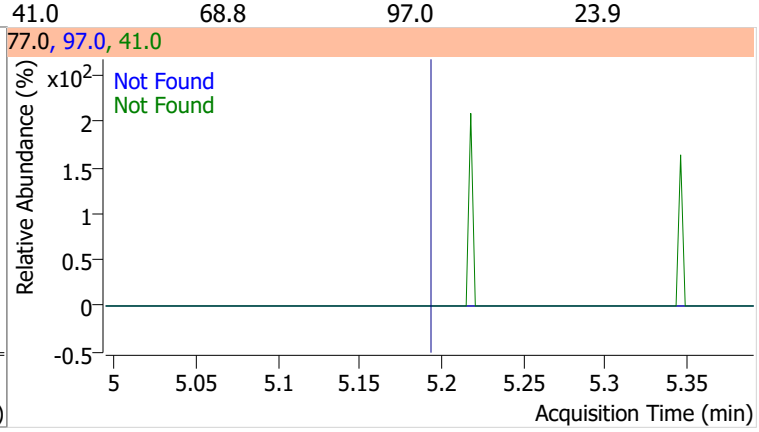

Compound	Conc.	Exp RT	QIon	Exp Ratio	QIon	Exp Ratio
cis-1,2-Dichloroethene	N.D.	5.21	61.0	160.4	98.0	66.2

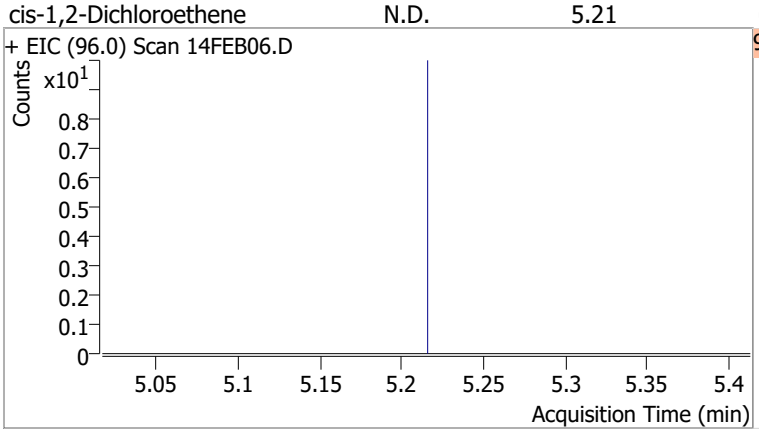

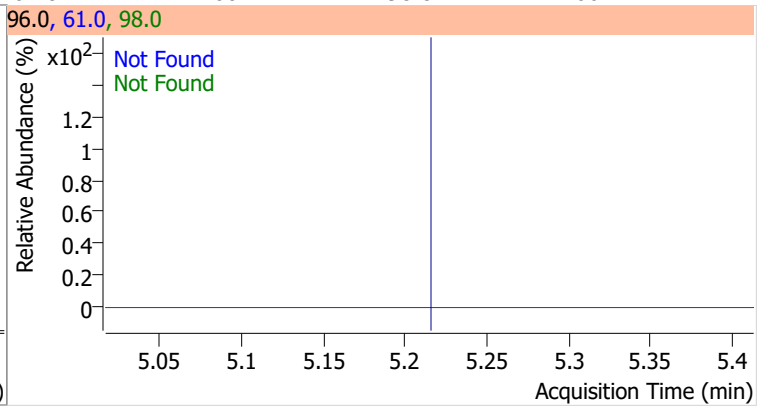

Compound	Conc.	Exp RT	QIon	Exp Ratio
Methyl ethyl ketone	N.D.	5.28	72.0	20.6

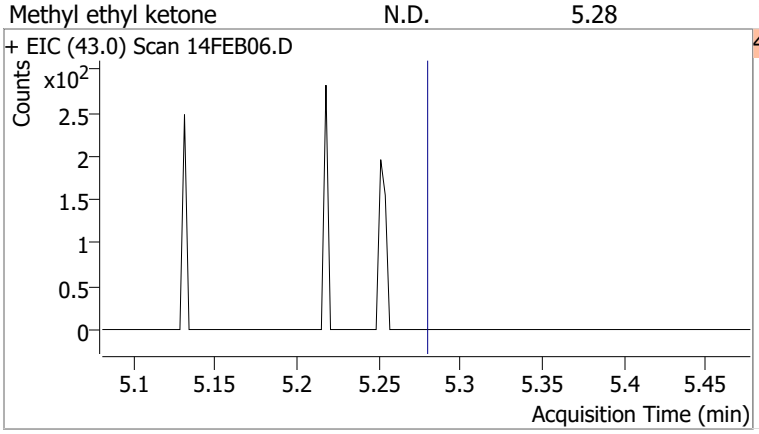

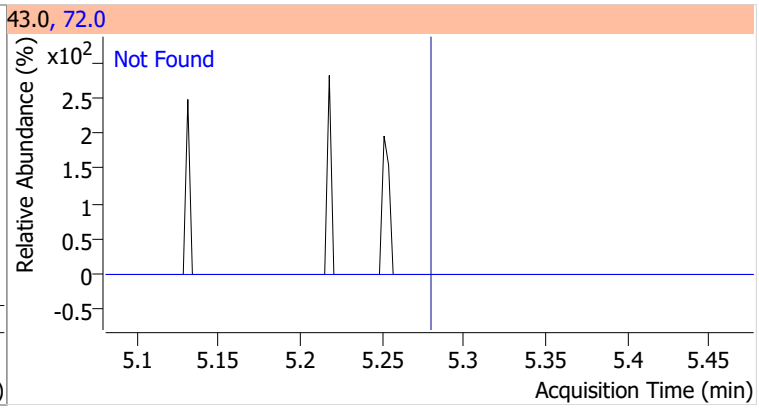

Compound	Conc.	Exp RT	QIon	Exp Ratio
Bromochloromethane	N.D.	5.52	49.0	182.2

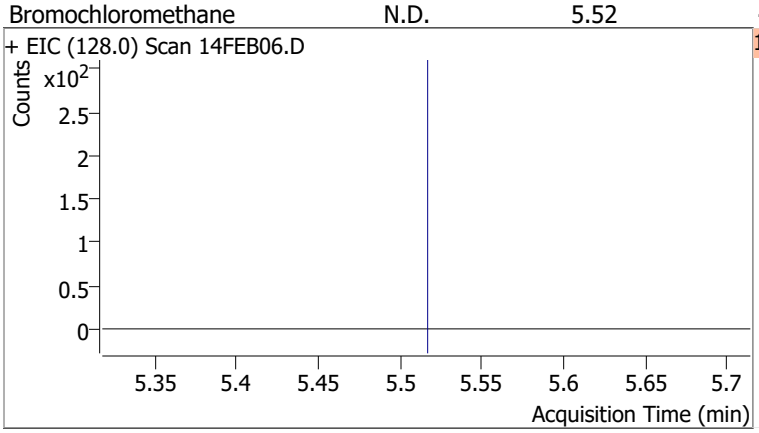

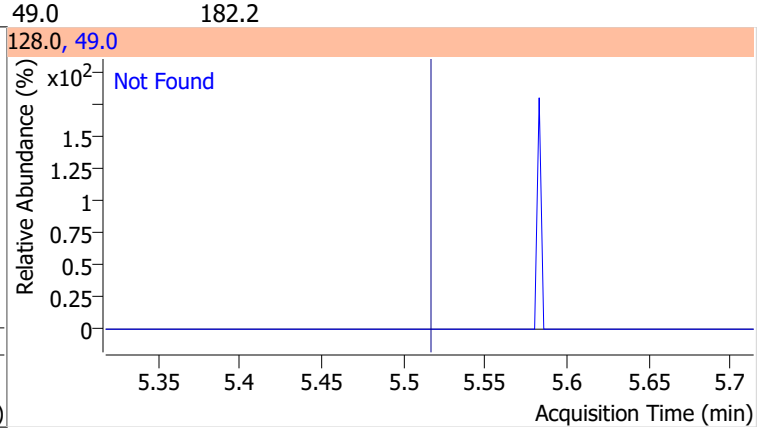

Compound	Conc.	Exp RT	QIon	Exp Ratio
Chloroform	N.D.	5.65	85.0	66.2

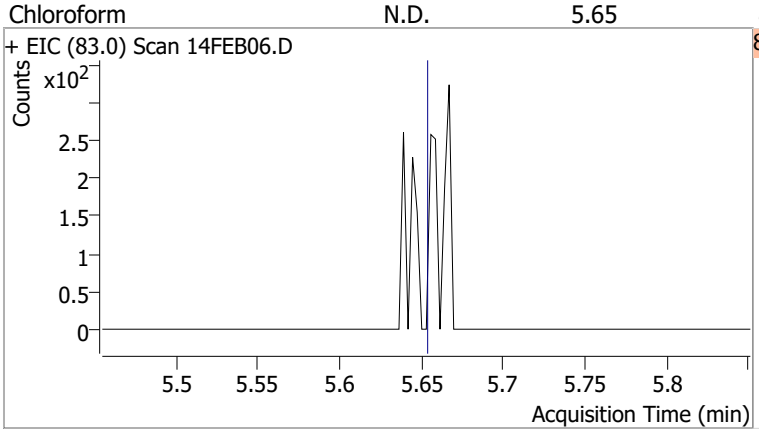

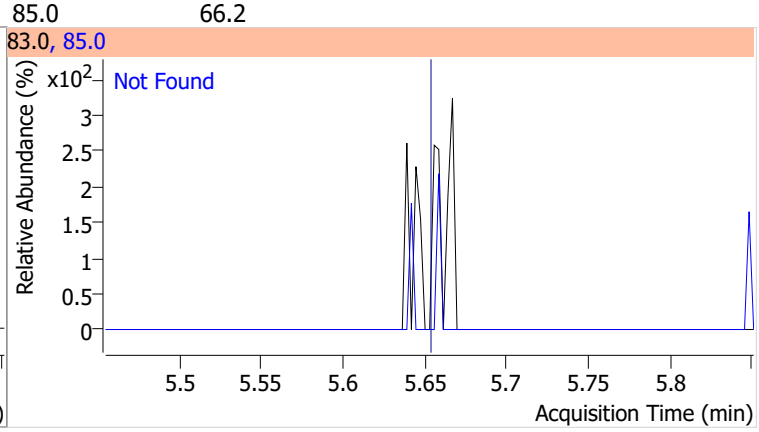

Compound	Conc.	Exp RT	QIon	Exp Ratio	QIon	Exp Ratio
1,1,1-Trichloroethane	N.D.	5.83	99.0	63.1	61.0	49.1

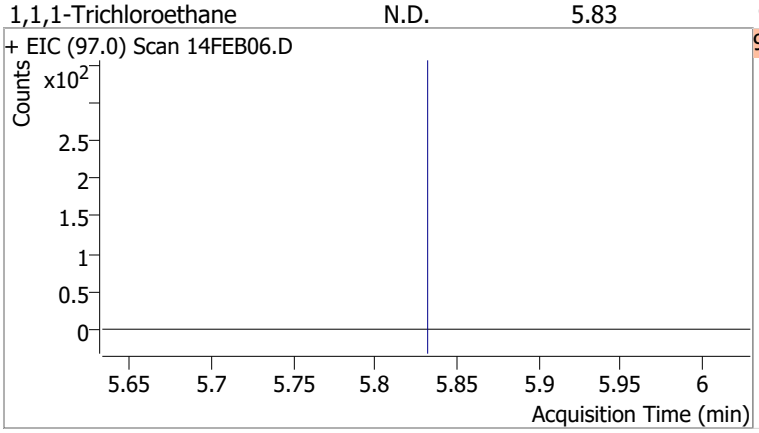

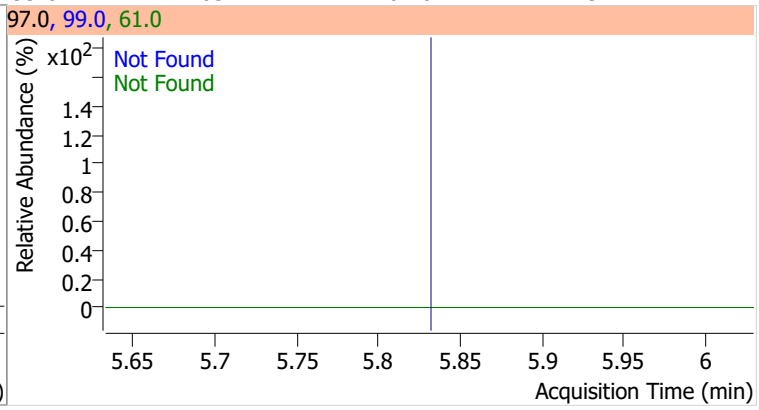

Compound	Conc.	RT	Dev(Min)	Resp.	QIon	QRatio	Lower	Upper
Dibromofluoromethane	273.2636	5.85	0.00	169271	191.5	23.4	0.0	53.2

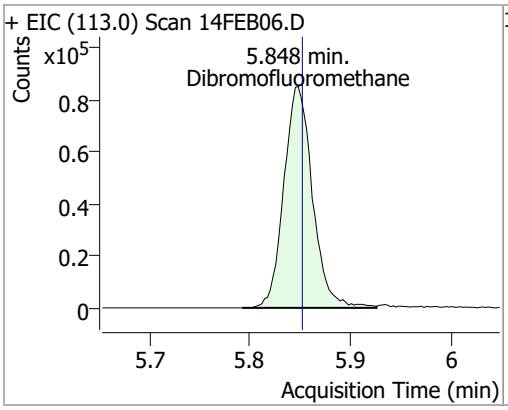

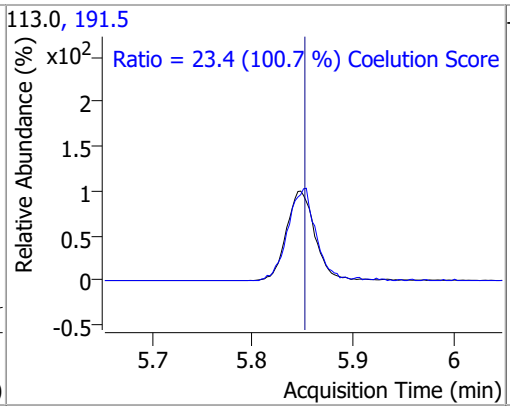

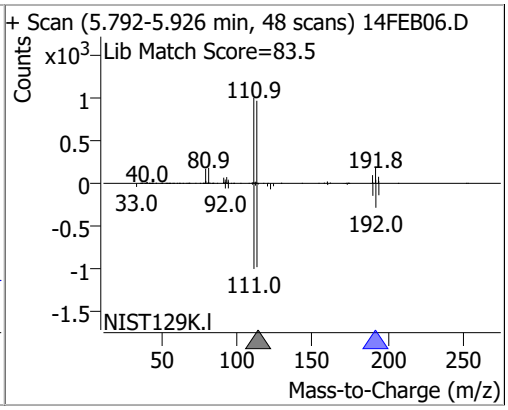

Compound	Conc.	Exp RT	QIon	Exp Ratio	QIon	Exp Ratio
Carbon tetrachloride	N.D.	6.02	119.0	97.6	121.0	30.7

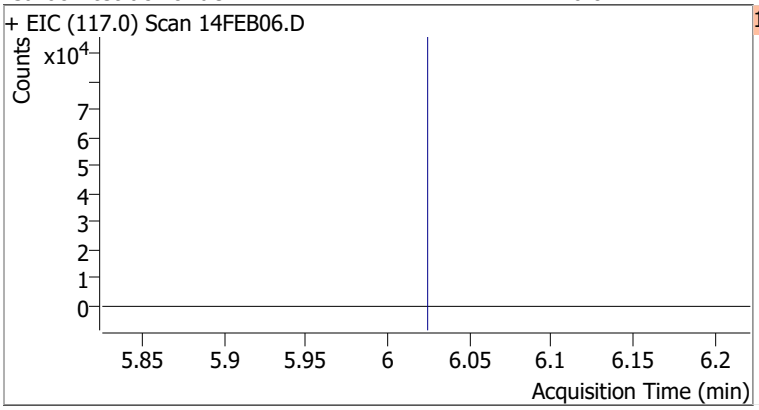

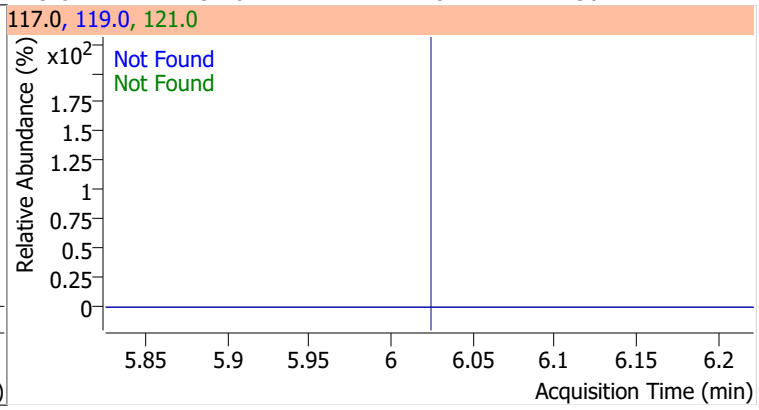

Compound	Conc.	Exp RT	QIon	Exp Ratio	QIon	Exp Ratio
1,1-Dichloropropene	N.D.	6.04	110.0	35.6	77.0	31.0

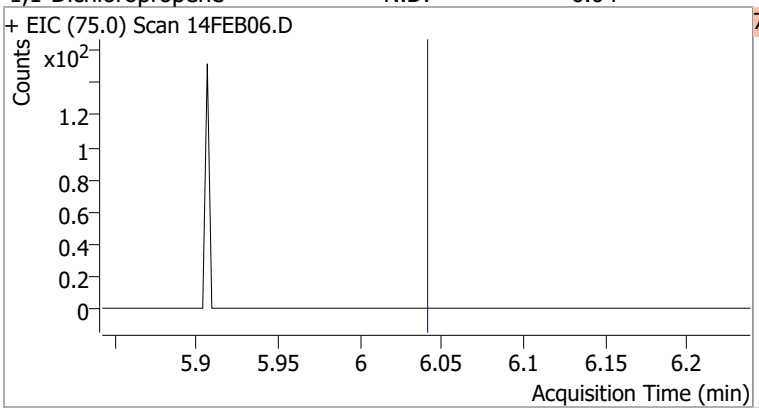

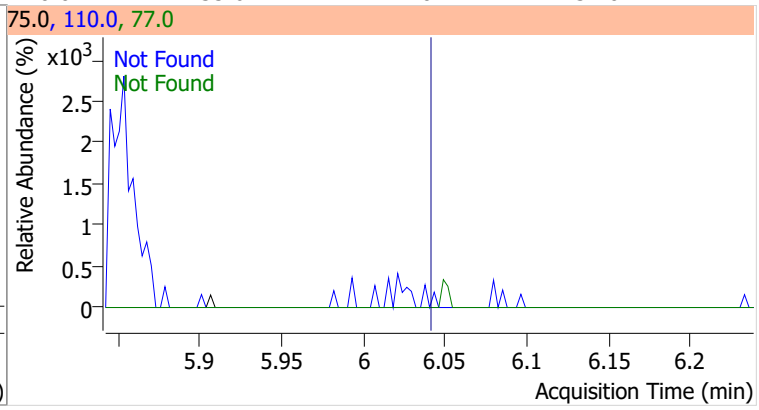

Compound	Conc.	RT	Dev(Min)	Resp.	QIon	QRatio	Lower	Upper
1,2-Dichloroethane-d4	282.6864	6.23	0.00	75642	65.0	206.3	162.8	222.8

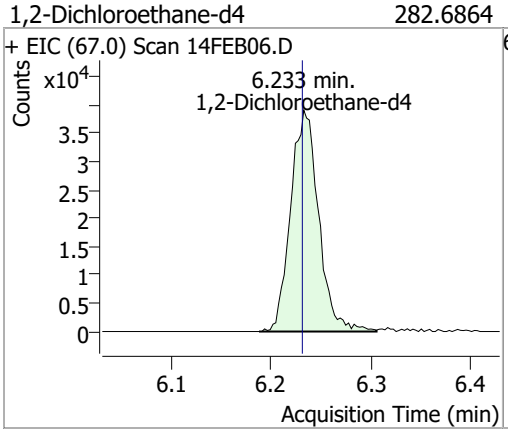

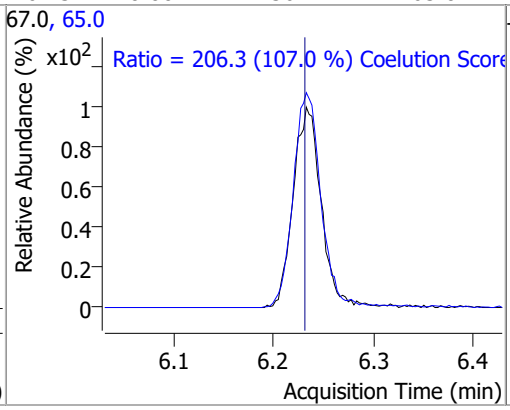

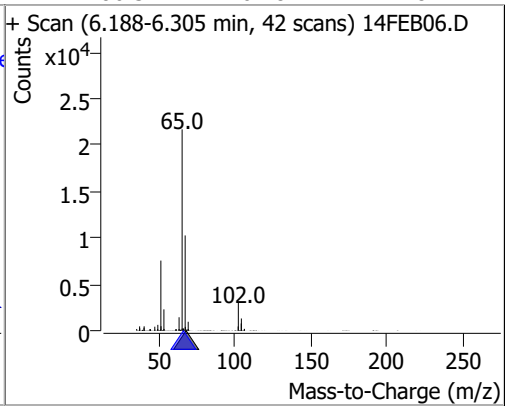

Compound	Conc.	Exp RT	QIon	Exp Ratio
Benzene	N.D.	6.28	77.0	23.3

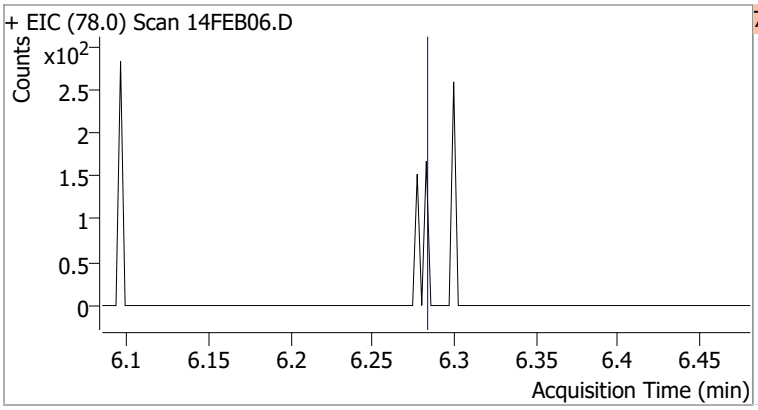

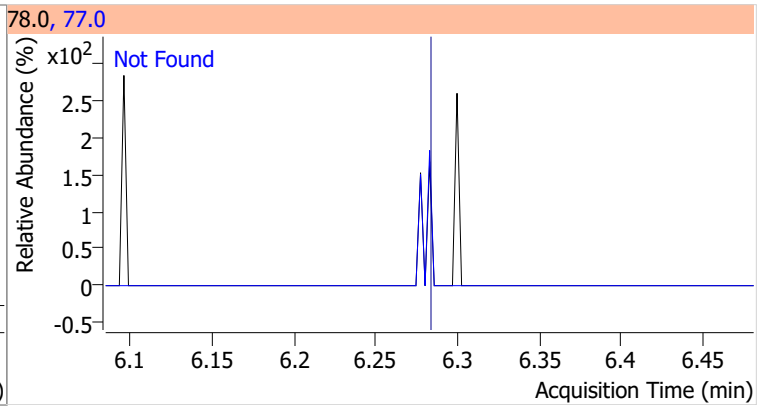

Compound	Conc.	Exp RT	QIon	Exp Ratio	QIon	Exp Ratio
1,2-Dichloroethane	N.D.	6.32	64.0	32.2	98.0	8.2

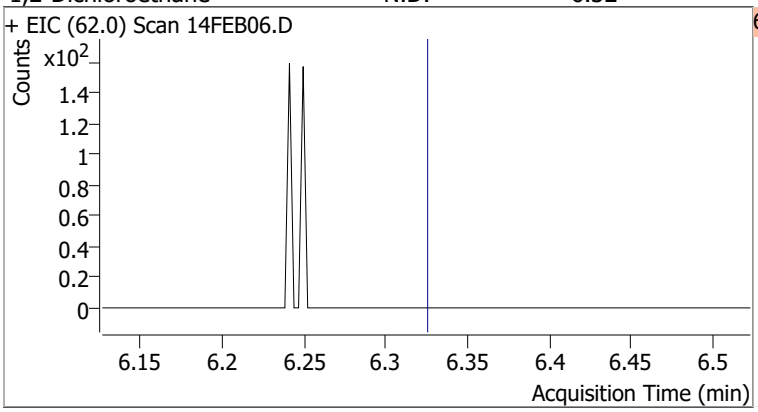

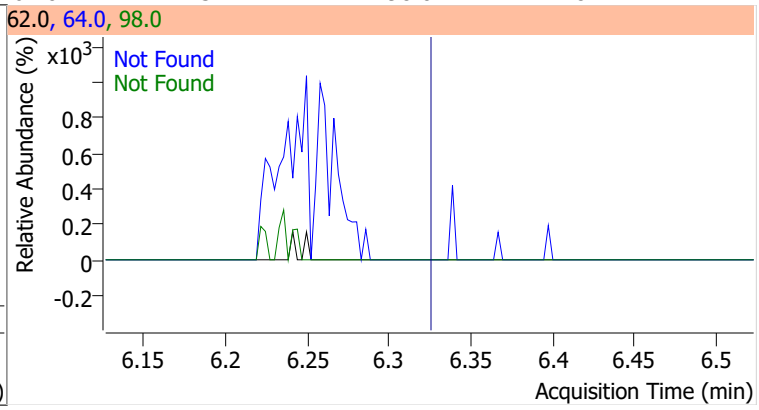

Compound	Conc.	Exp RT	QIon	Exp Ratio	QIon	Exp Ratio
Trichloroethene	N.D.	7.02	130.0	105.6	97.0	65.7

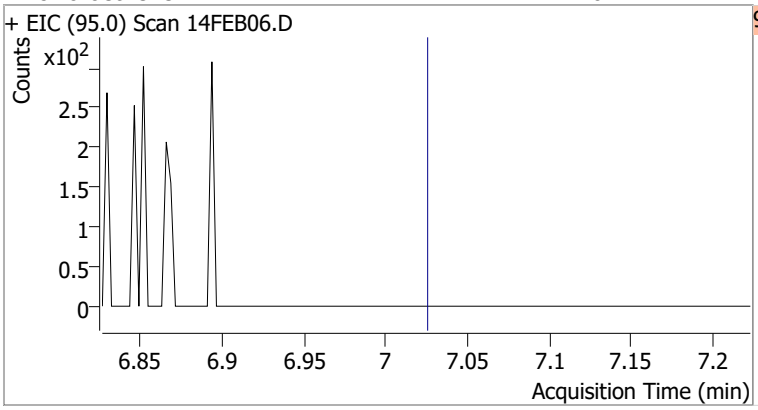

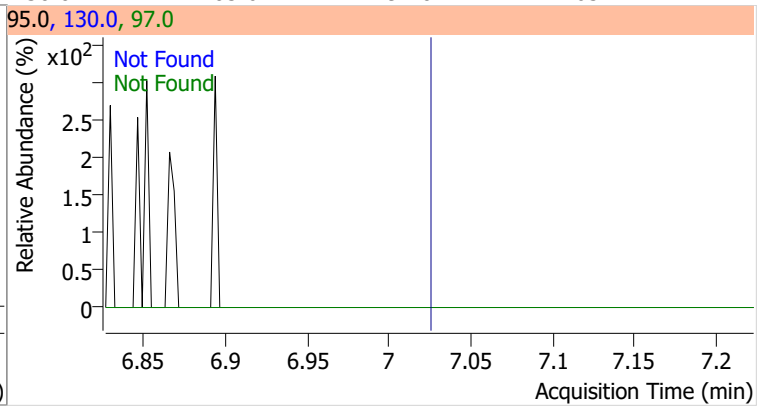

Compound	Conc.	Exp RT	QIon	Exp Ratio
1,2-Dichloropropane	N.D.	7.27	76.0	39.8

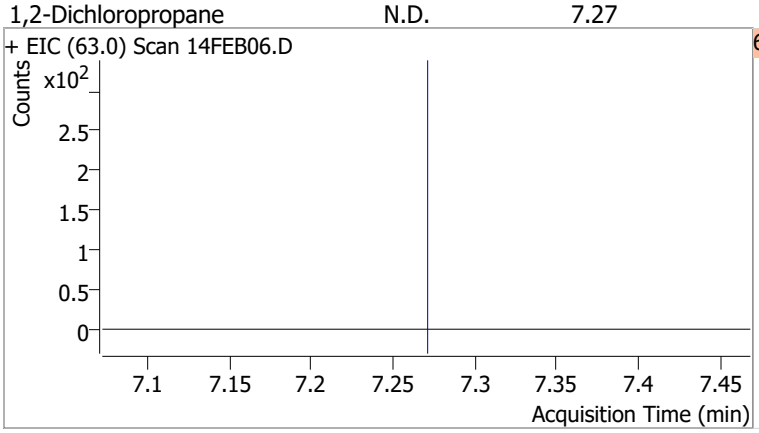

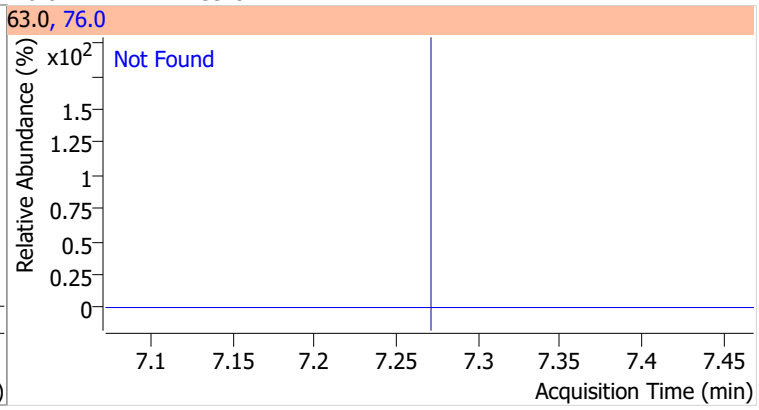

Compound	Conc.	Exp RT	QIon	Exp Ratio	QIon	Exp Ratio
Dibromomethane	N.D.	7.40	173.5	108.2	95.0	84.5

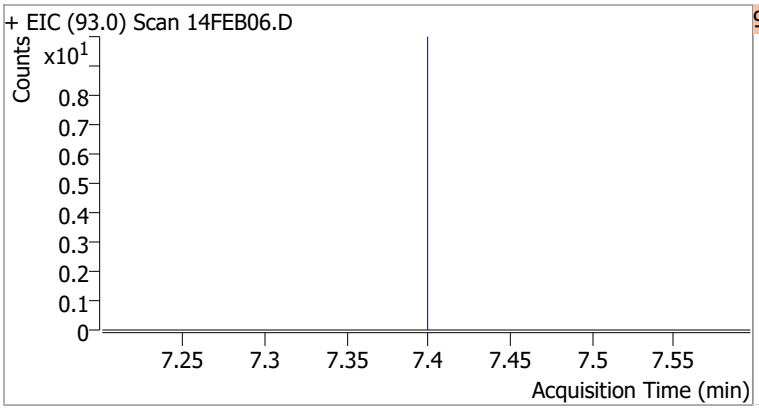

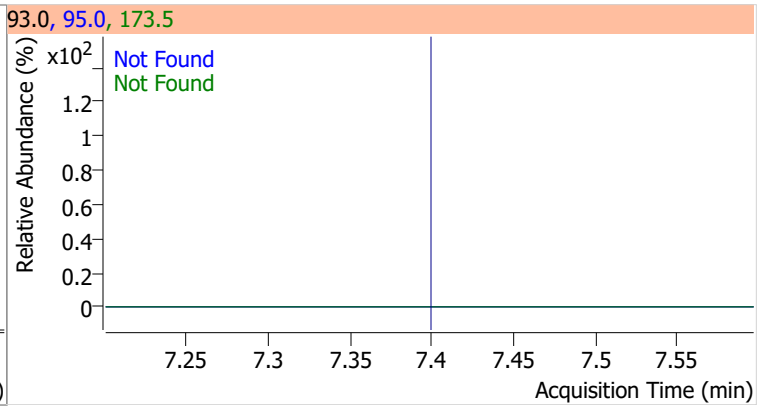

Compound	Conc.	Exp RT	QIon	Exp Ratio	QIon	Exp Ratio
Bromodichloromethane	N.D.	7.58	85.0	66.3	127.0	9.5

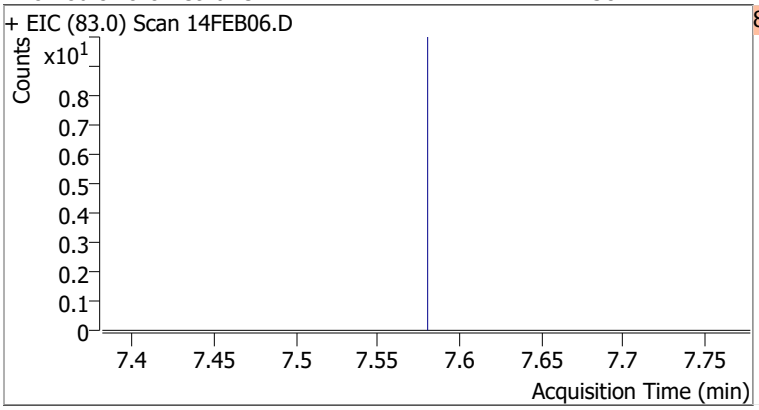

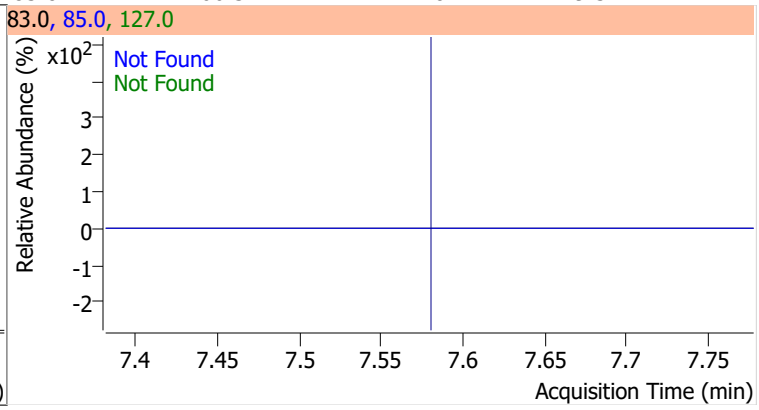

Compound	Conc.	Exp RT	QIon	Exp Ratio	QIon	Exp Ratio
cis-1,3-Dichloropropene	N.D.	8.06	39.0	52.5	77.0	31.8

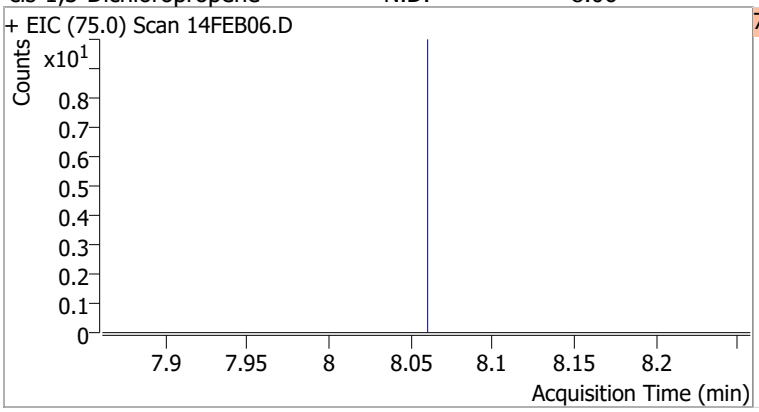

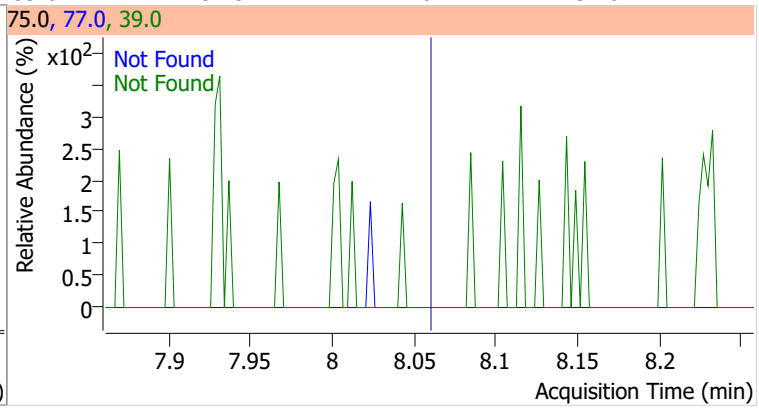

Compound	Conc.	RT	Dev(Min)	Resp.	QIon	QRatio	Lower	Upper
Toluene-d8	258.1389	8.32	0.00	642135	100.0	65.0	34.3	94.3
					99.0	9.7	0.0	39.2

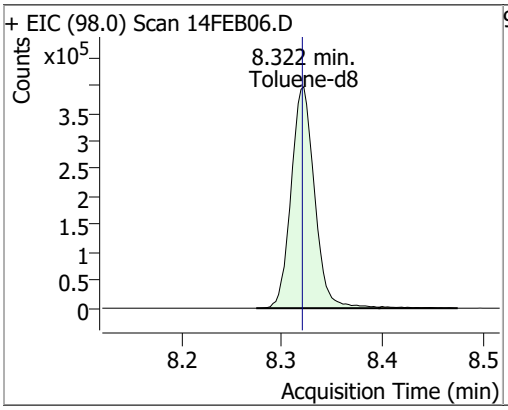

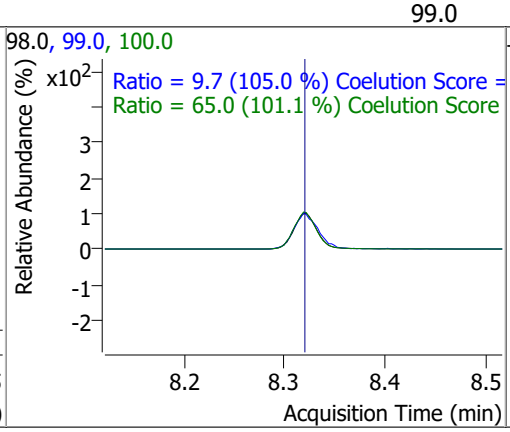

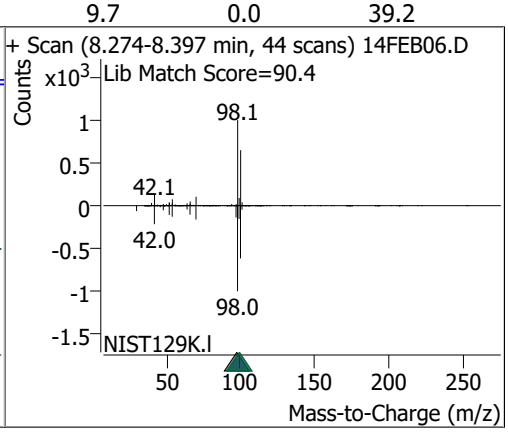

Compound	Conc.	RT	Dev(Min)	Resp.	QIon	QRatio	Lower	Upper
Toluene		0		0	91.0		144.1	204.1

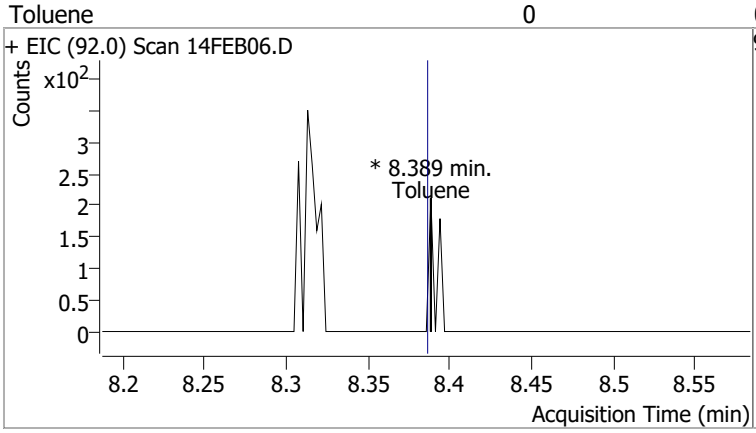

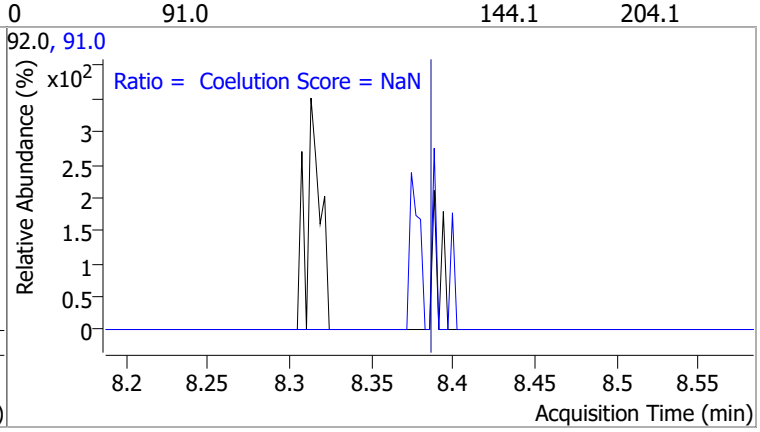

Compound	Conc.	Exp RT	QIon	Exp Ratio	QIon	Exp Ratio
trans-1,3-Dichloropropene	N.D.	8.64	39.0	53.0	77.0	31.0

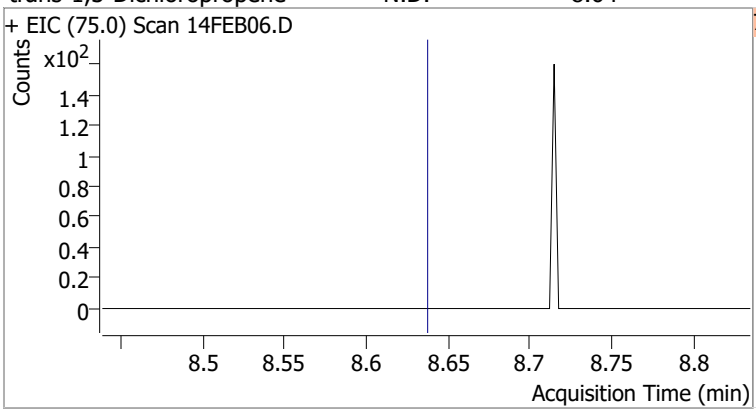

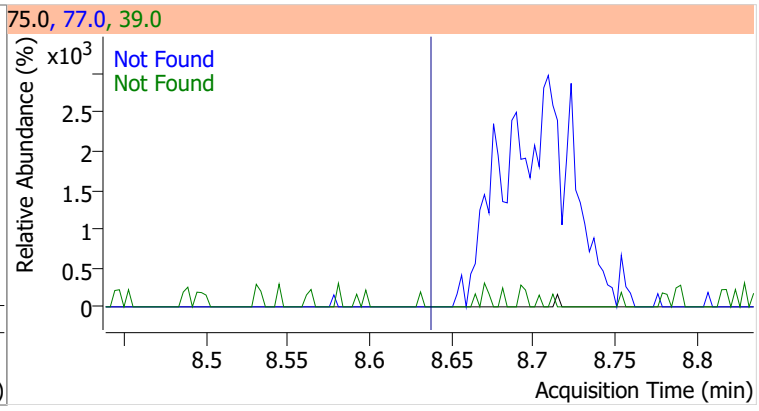

Compound	Conc.	Exp RT	QIon	Exp Ratio	QIon	Exp Ratio
1,1,2-Trichloroethane	N.D.	8.82	97.0	110.7	85.0	60.7

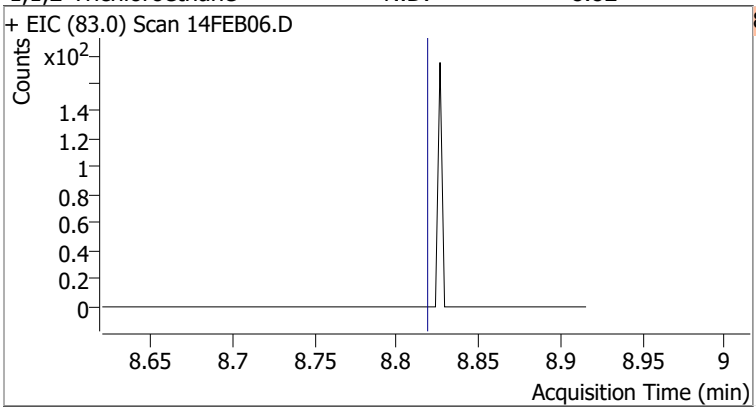

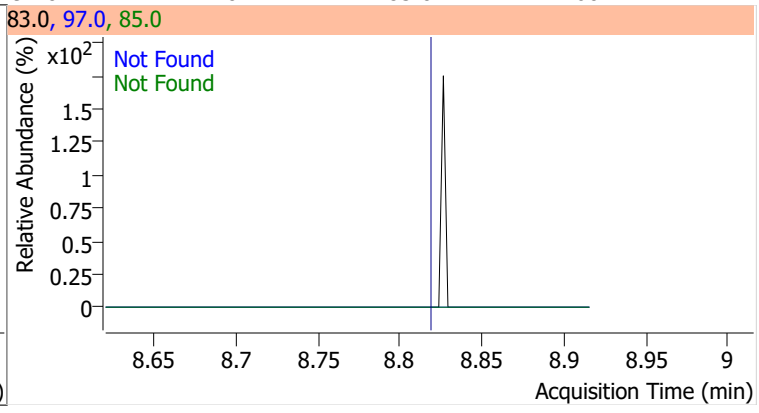

Compound	Conc.	Exp RT	QIon	Exp Ratio	QIon	Exp Ratio
Tetrachloroethene	N.D.	8.94	165.8	126.1	129.0	90.5

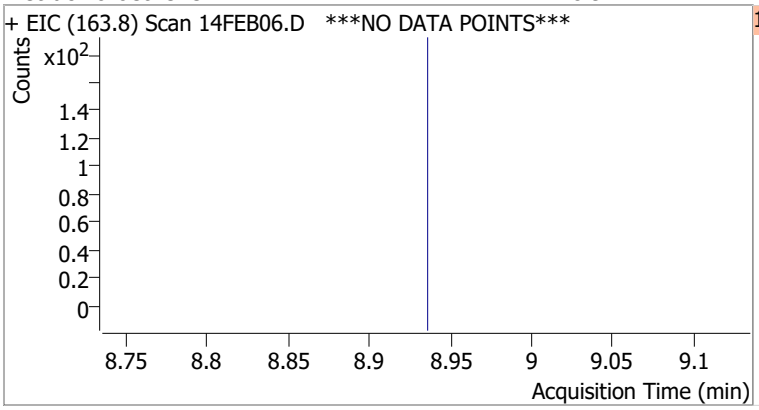

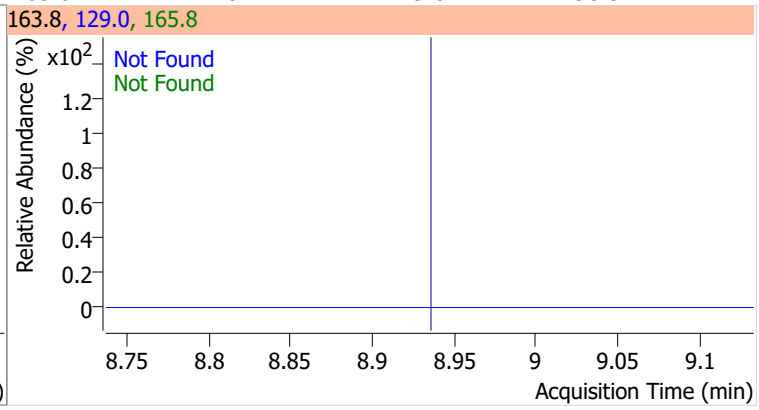

Compound	Conc.	Exp RT	QIon	Exp Ratio
1,3-Dichloropropane	N.D.	8.98	78.0	32.4

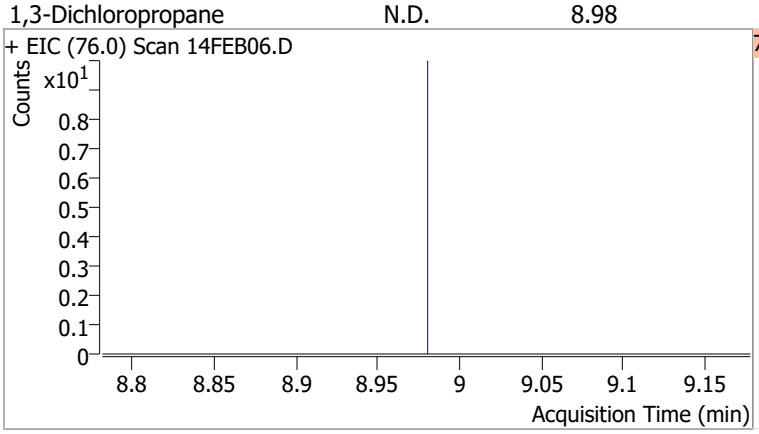

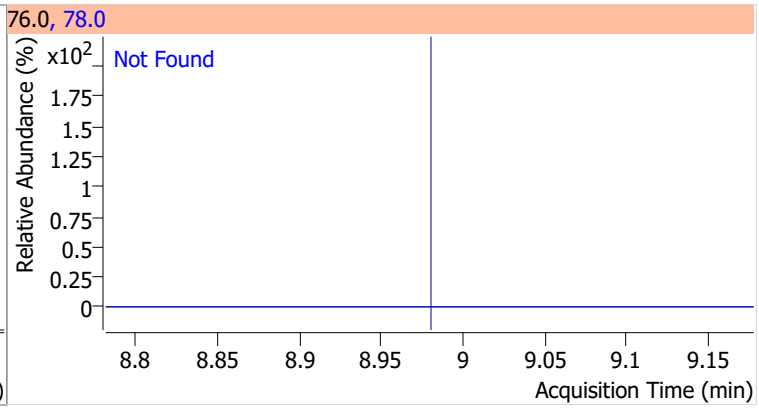

Compound	Conc.	Exp RT	QIon	Exp Ratio
Chlorodibromomethane	N.D.	9.21	127.0	77.2

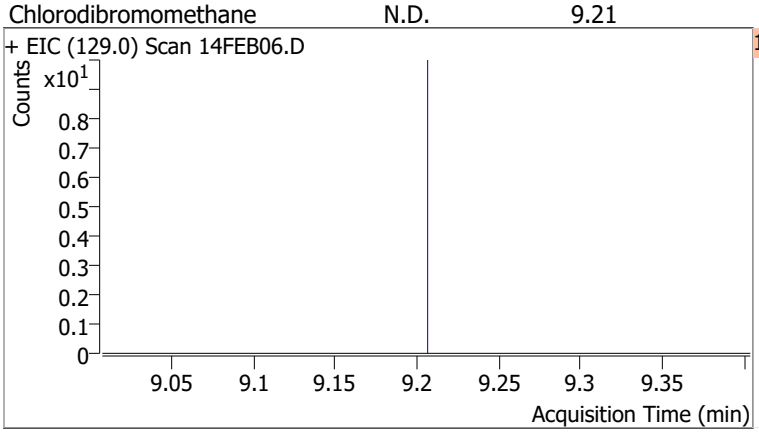

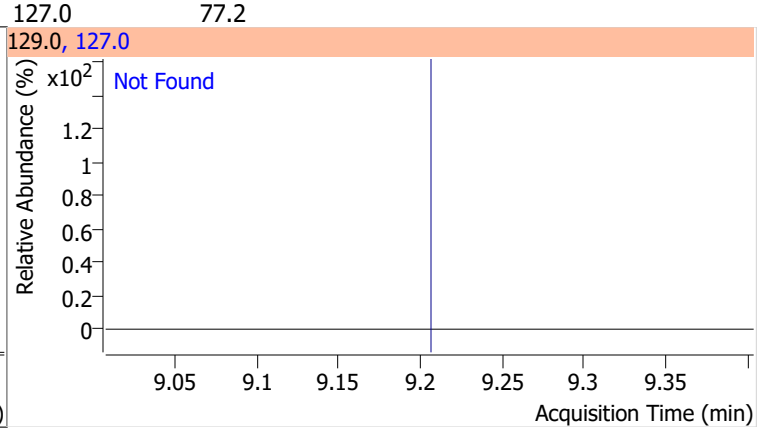

Compound	Conc.	Exp RT	QIon	Exp Ratio
1,2-Dibromoethane	N.D.	9.30	109.0	91.5

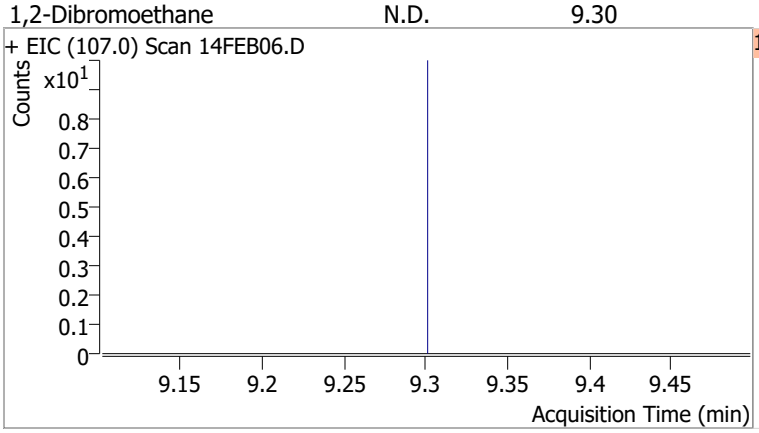

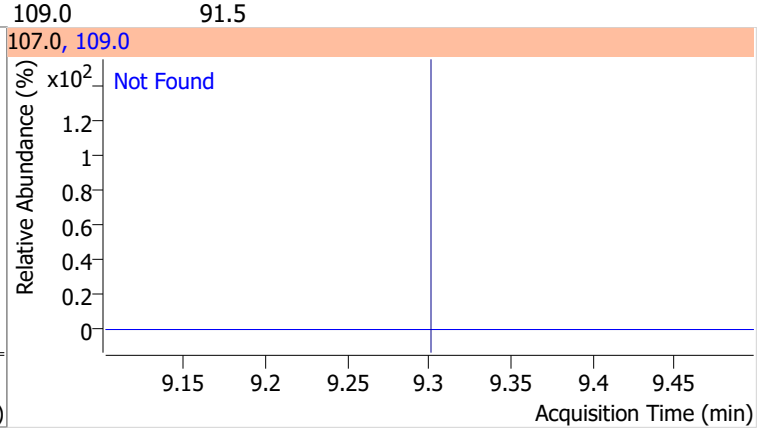

Compound	Conc.	Exp RT	QIon	Exp Ratio
Chlorobenzene	N.D.	9.80	114.0	32.2

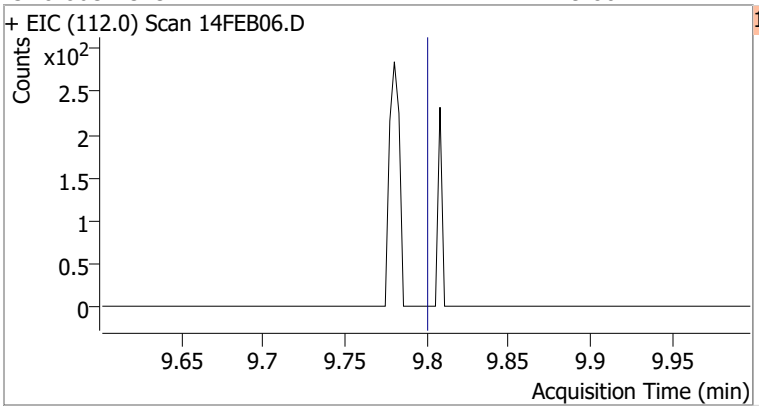

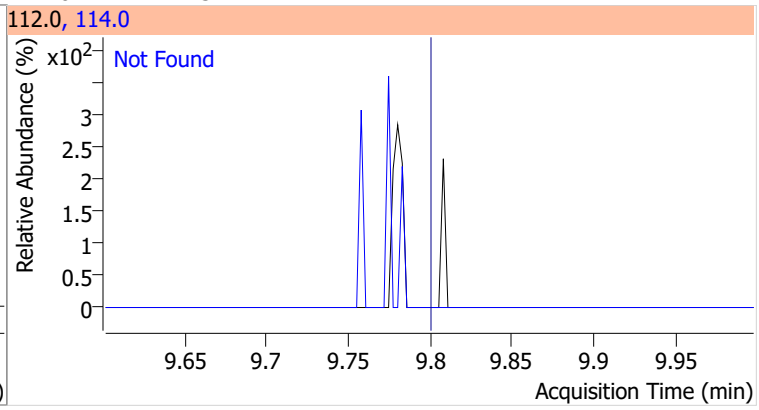

Compound	Conc.	Exp RT	QIon	Exp Ratio
1,1,1,2-Tetrachloroethane	N.D.	9.89	133.0	95.3

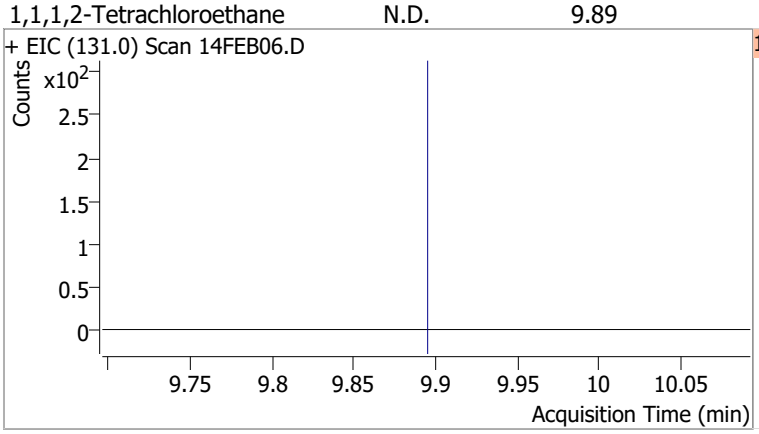

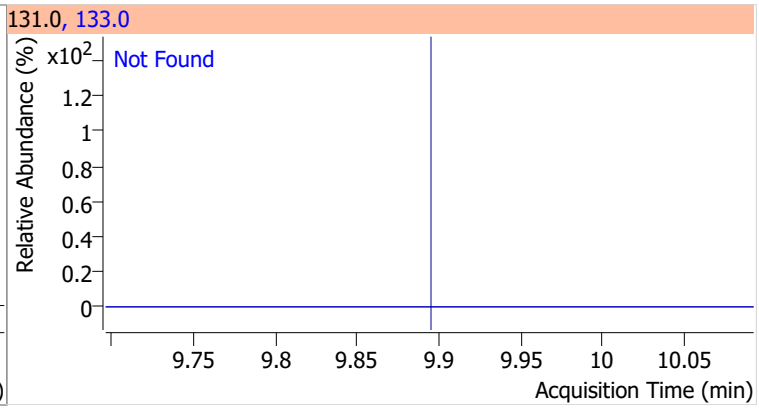

Compound	Conc.	Exp RT	QIon	Exp Ratio
Ethylbenzene	N.D.	9.92	106.0	31.7

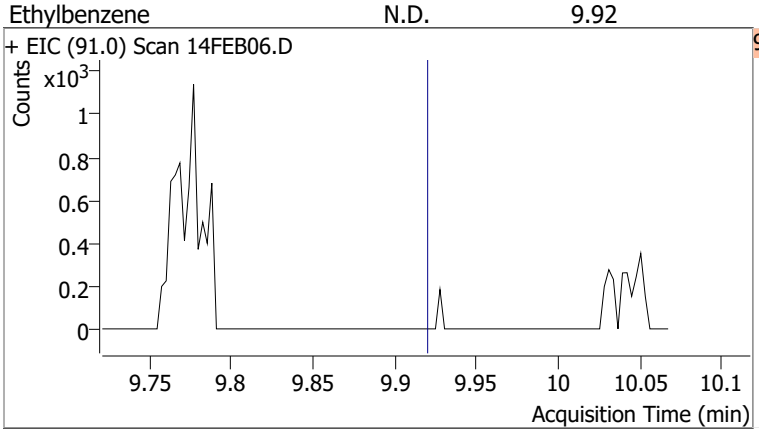

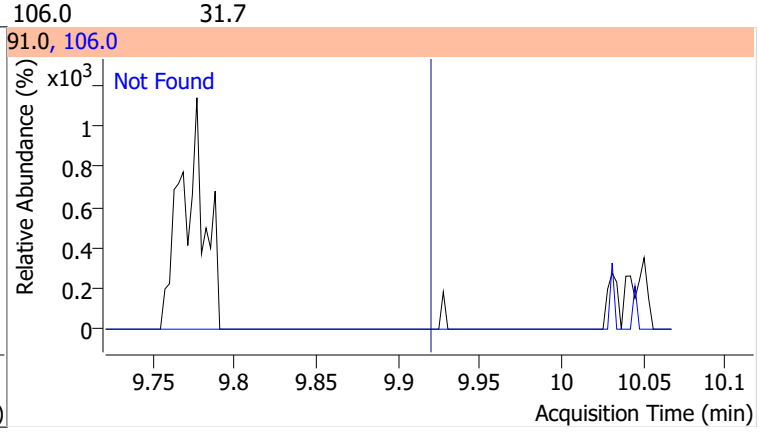

Compound	Conc.	Exp RT	QIon	Exp Ratio
m+p-Xylenes	N.D.	10.04	91.0	200.7

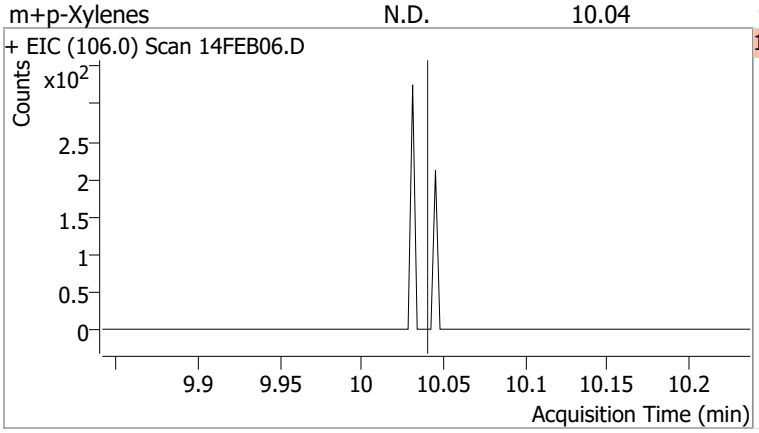

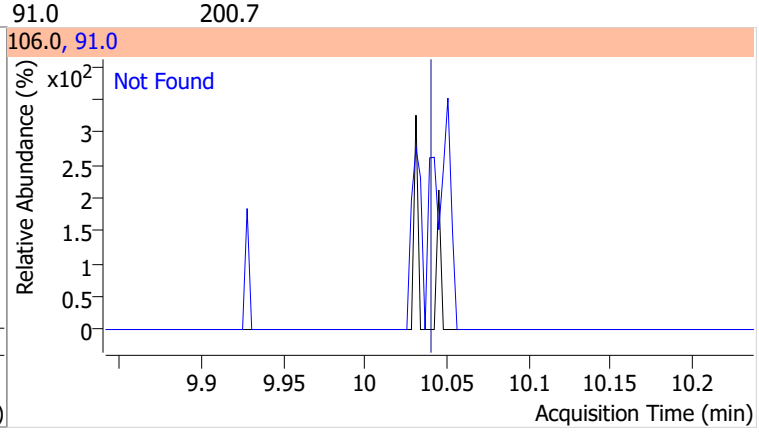

Compound	Conc.	Exp RT	QIon	Exp Ratio
o-Xylene	N.D.	10.43	91.0	211.4

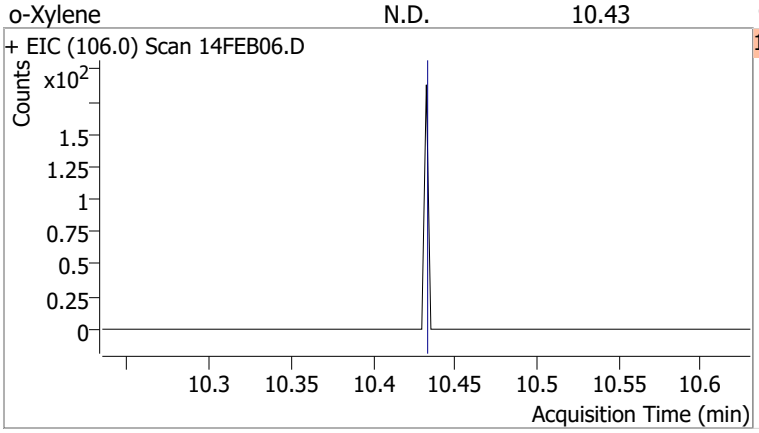

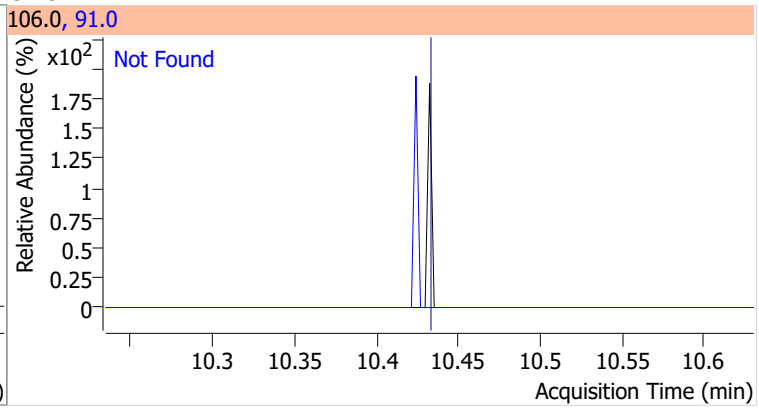

Compound	Conc.	Exp RT	QIon	Exp Ratio
Styrene	N.D.	10.45	78.0	50.6

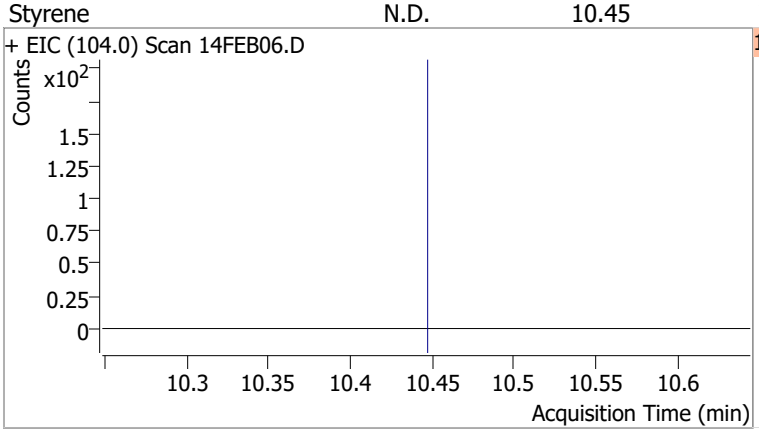

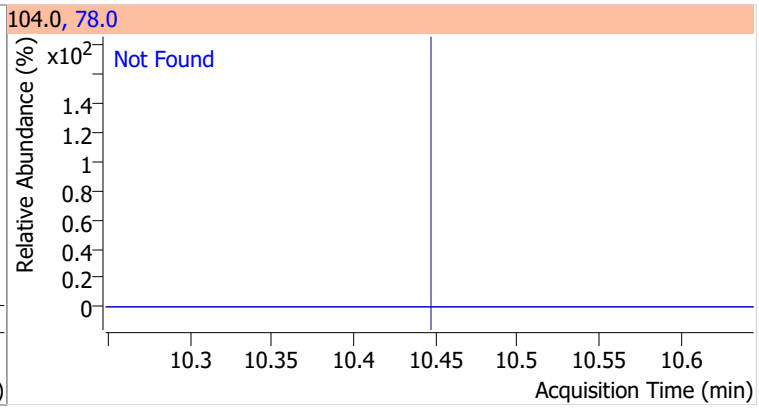

Compound	Conc.	Exp RT	QIon	Exp Ratio	QIon	Exp Ratio
Bromoform	N.D.	10.62	170.5	50.3	174.5	48.1

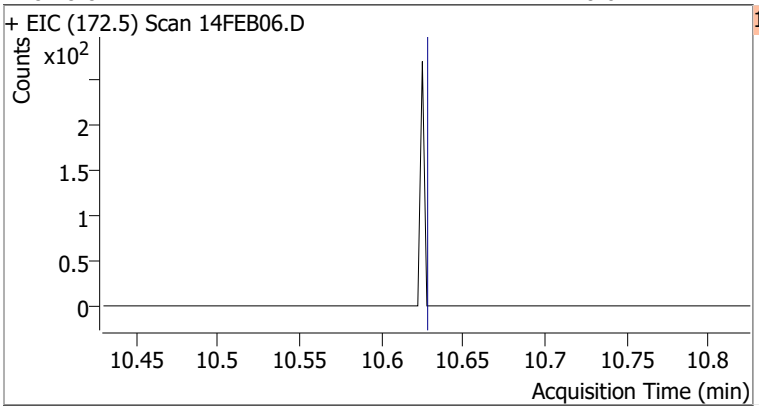

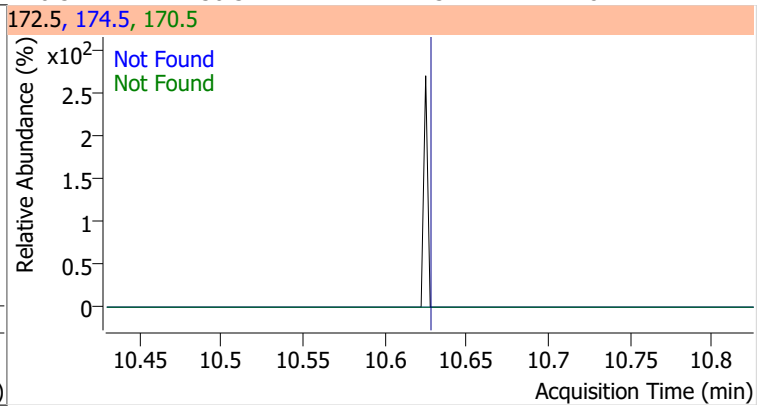

Compound	Conc.	RT	Dev(Min)	Resp.	QIon	QRatio	Lower	Upper
p-Bromofluorobenzene	253.9254	10.95	0.00	193806	174.0	99.6	65.3	125.3
					176.0	95.5	63.3	123.3

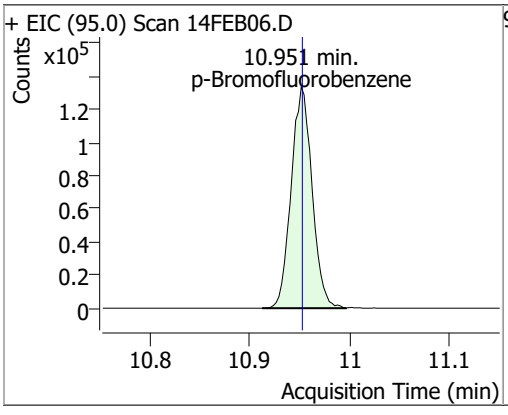

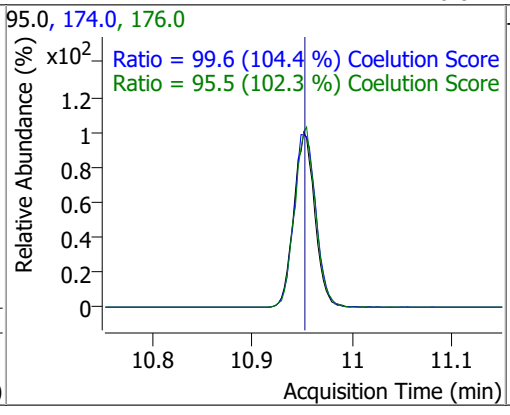

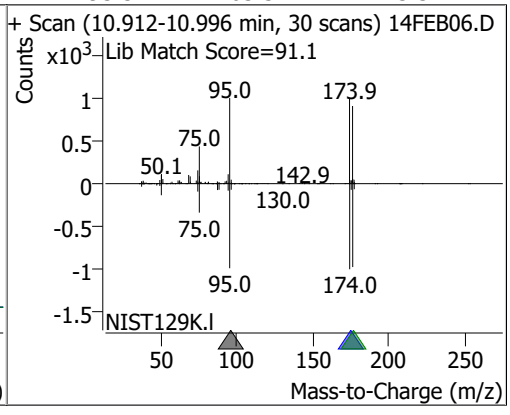

Compound	Conc.	Exp RT	QIon	Exp Ratio	QIon	Exp Ratio
Bromobenzene	N.D.	11.09	77.0	143.5	158.0	96.1

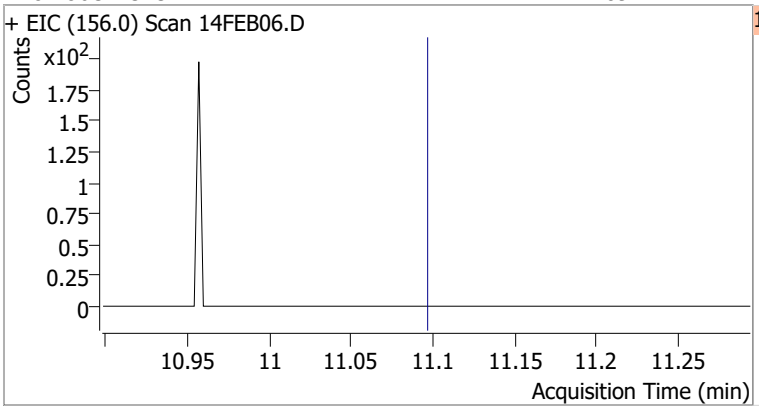

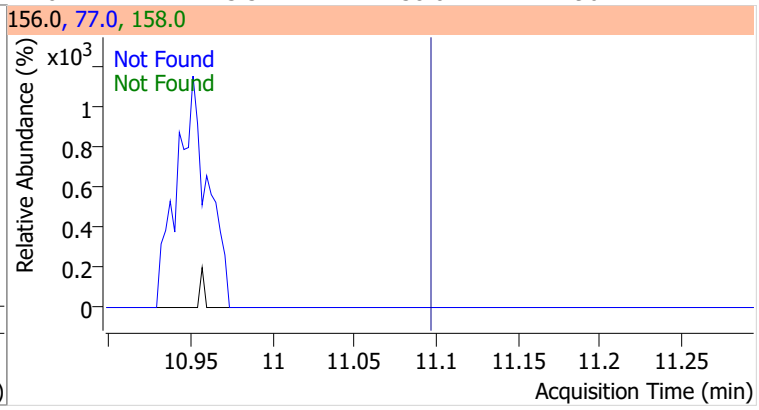

Compound	Conc.	Exp RT	QIon	Exp Ratio
1,1,2,2-Tetrachloroethane	N.D.	11.11	85.0	63.3

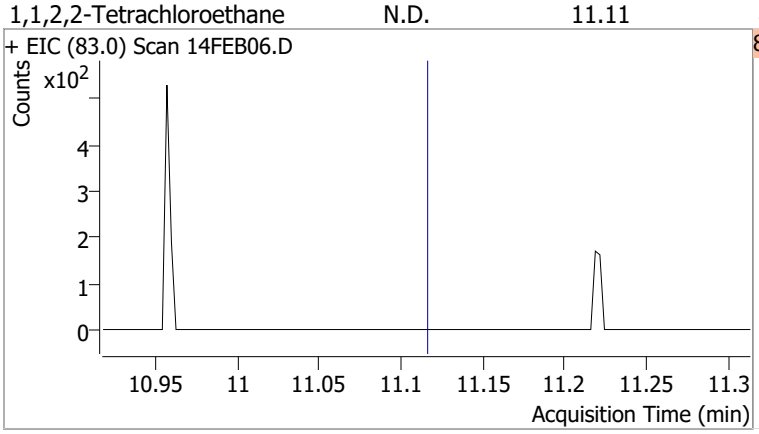

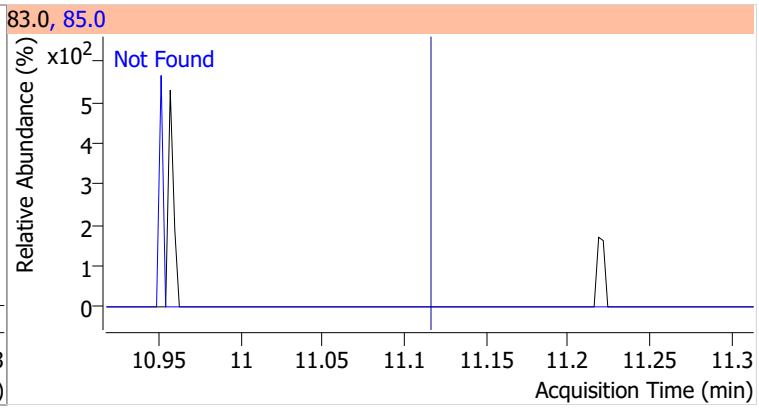

Compound	Conc.	Exp RT	QIon	Exp Ratio
1,2,3-Trichloropropane	N.D.	11.15	112.0	65.8

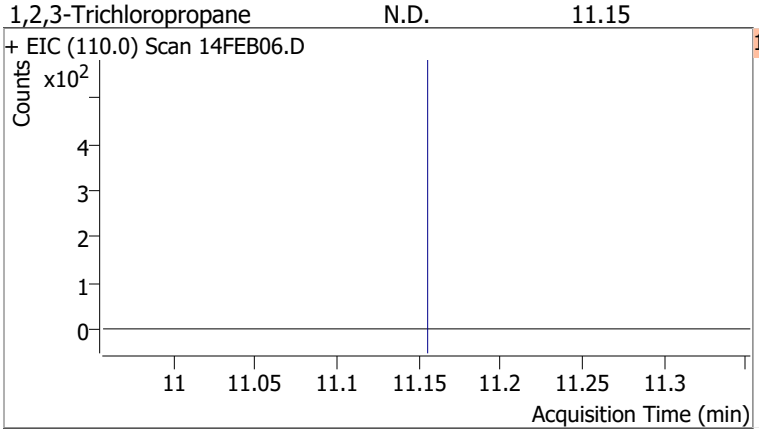

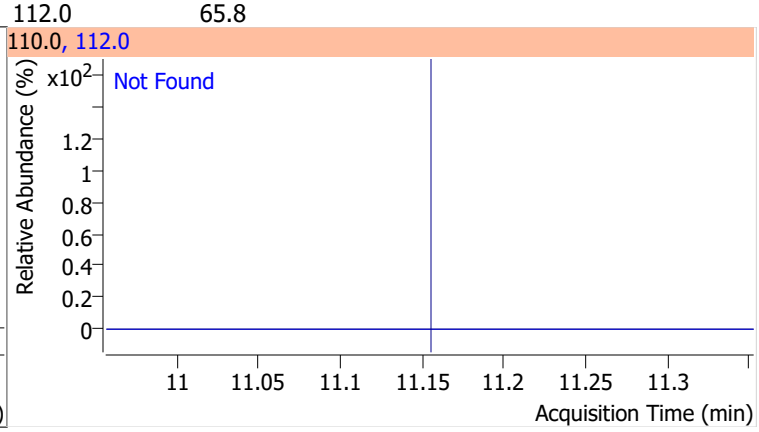

Compound	Conc.	Exp RT	QIon	Exp Ratio
2-Chlorotoluene	N.D.	11.29	91.0	276.2

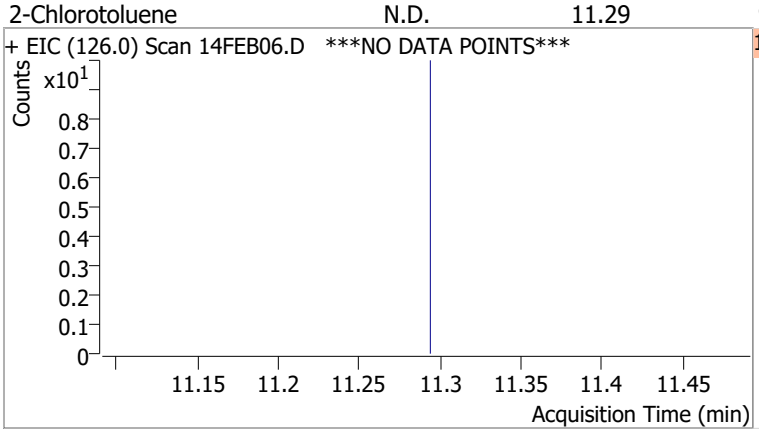

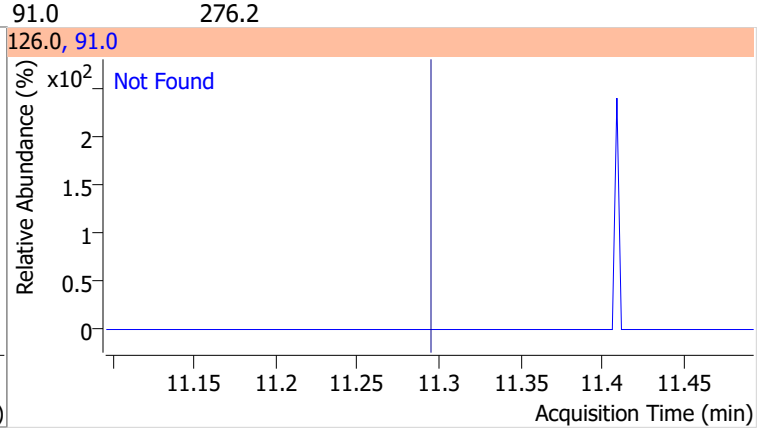

Compound	Conc.	Exp RT	QIon	Exp Ratio
4-Chlorotoluene	N.D.	11.40	126.0	31.3

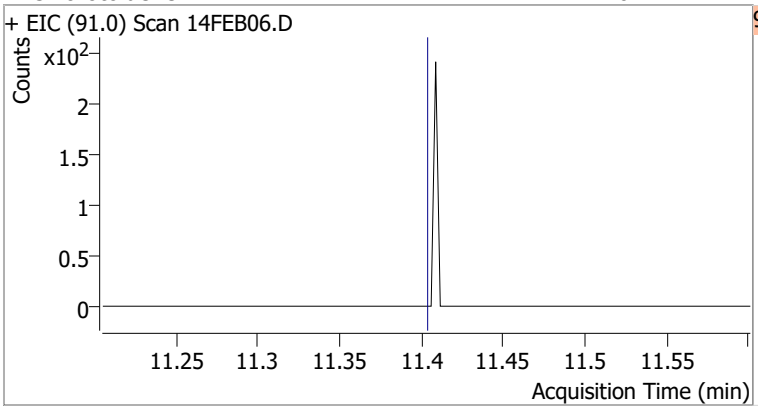

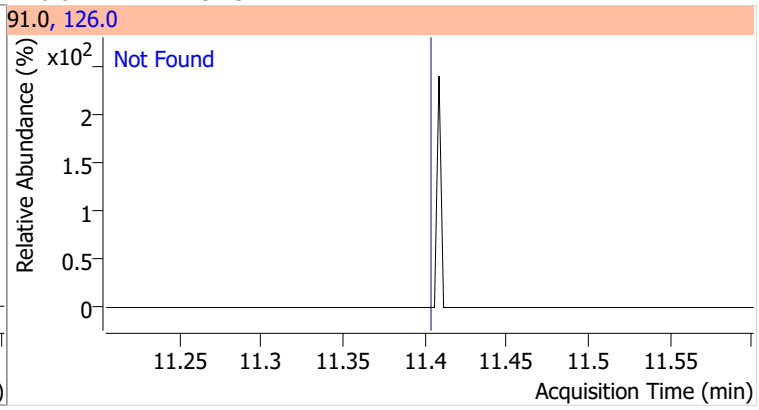

Compound	Conc.	Exp RT	QIon	Exp Ratio	QIon	Exp Ratio
1,3-Dichlorobenzene	N.D.	12.03	148.0	62.8	111.0	38.7

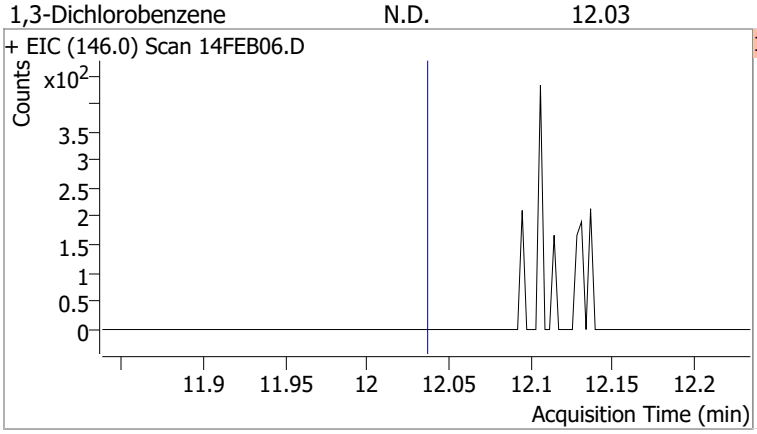

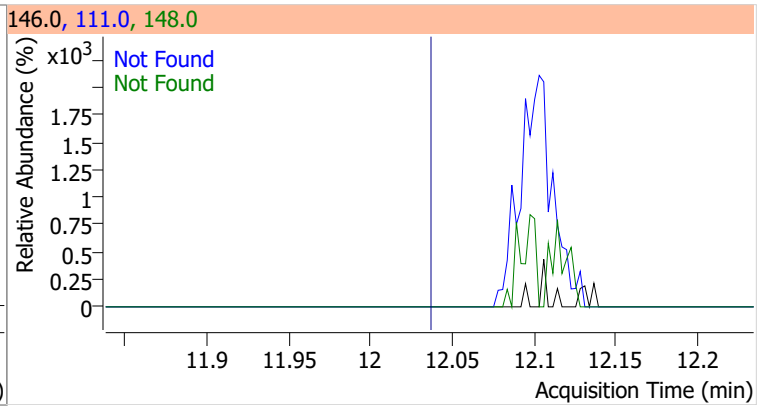

Compound	Conc.	Exp RT	QIon	Exp Ratio	QIon	Exp Ratio
1,4-Dichlorobenzene	N.D.	12.12	148.0	63.7	111.0	38.7

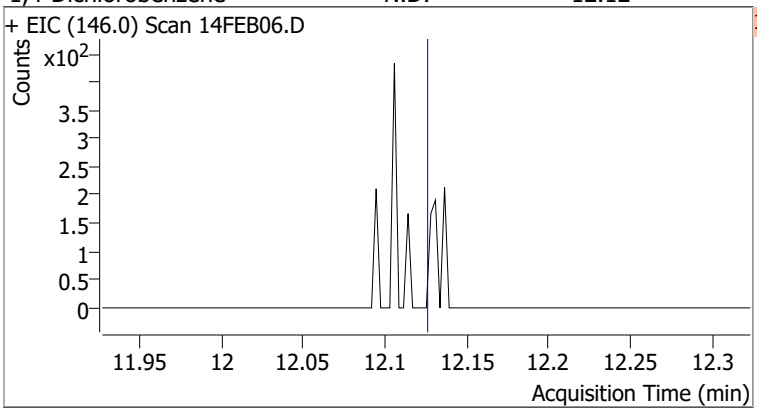

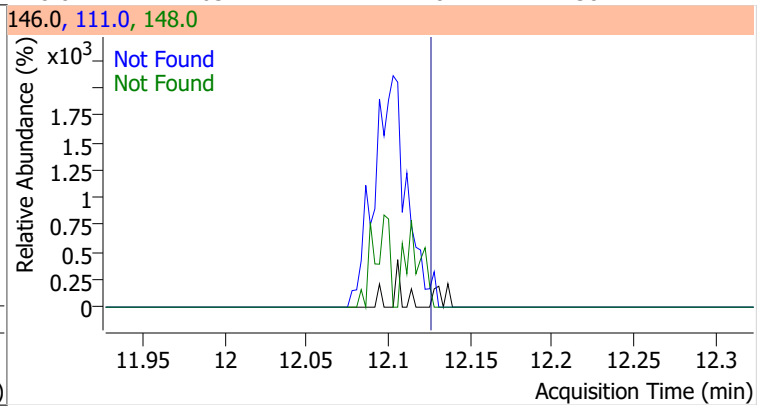

Compound	Conc.	Exp RT	QIon	Exp Ratio	QIon	Exp Ratio
1,2-Dichlorobenzene	N.D.	12.49	148.0	61.9	111.0	39.5

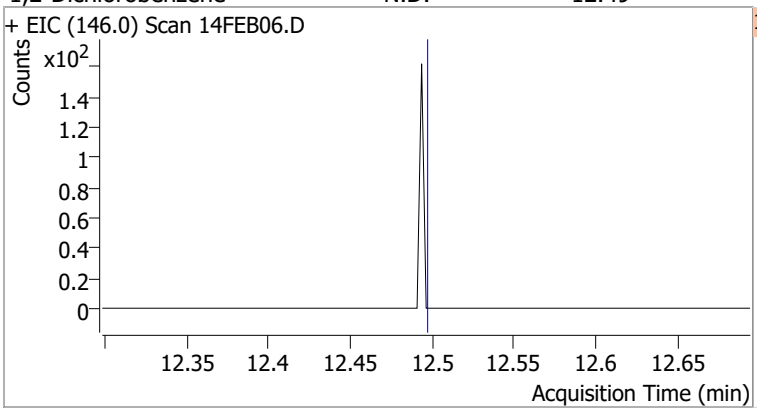

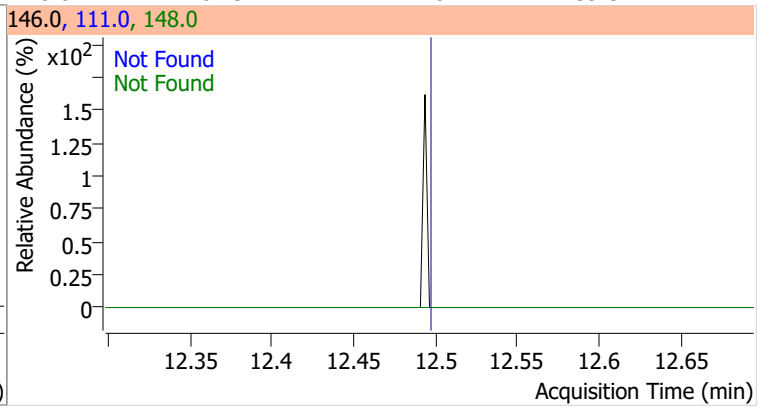

Quantitation Results Report (QT Reviewed)

Data File	14FEB07.D	Operator	MSC
Acq. Method	5975CACQF.M	Acq. Date-Time	2/14/2022 12:26:51 PM
Sample Name	B22020962-001F	Instrument	VOA5975C
Vial	7	Multiplier	1.00
DA Method File	VOA5975C_8260B_SHT_DoD_L4_011922.m	Comment	
Tune File	BFB_Atune3.u	Tune Date	10/11/2021 4:02:00 PM
Batch Name	VG021422_8260B.batch.bin	Last Calib Update	2/17/2022 11:07:48 AM
Ref Library	\\MASSHUNTER\Org\Library\NIST129K.l		

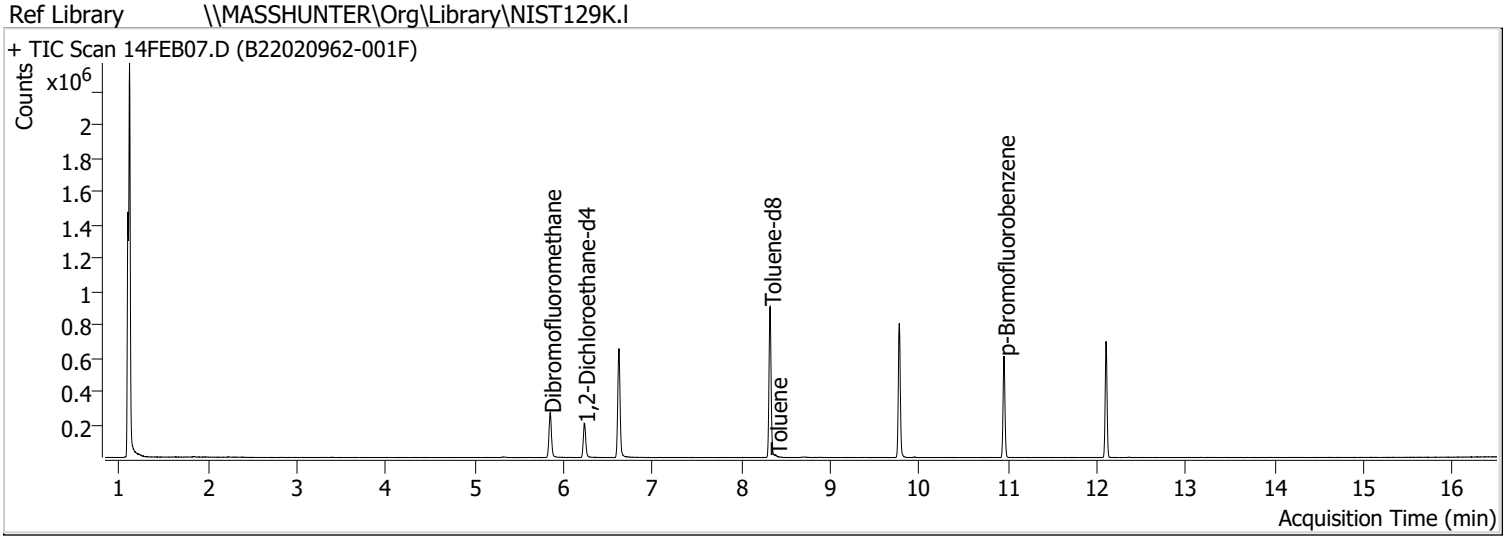

Compound	RT	QIon	Resp.	Conc.	Units		Dev(Min)
Internal Standards							
M Fluorobenzene	6.623	96.0	554567	250.0000	ng		0.003
M Chlorobenzene-d5	9.777	82.0	224163	250.0000	ng		0.003
M 1,4-Dichlorobenzene-d4	12.103	152.0	167893	250.0000	ng		0.003
System Monitoring Compounds							
S Dibromofluoromethane	5.848	113.0	155124	288.7942	ng		-0.003
Spiked Amount: 250.000	Range: 80.0 - 119.0%			Recovery = 115.52%			
S 1,2-Dichloroethane-d4	6.230	67.0	74304	320.2318	ng		0.000
Spiked Amount: 250.000	Range: 81.0 - 118.0%			Recovery = 128.09%		*	
S Toluene-d8	8.321	98.0	566736	259.1473	ng		0.003
Spiked Amount: 250.000	Range: 89.0 - 112.0%			Recovery = 103.66%			
S p-Bromofluorobenzene	10.951	95.0	166020	267.8174	ng		0.003
Spiked Amount: 250.000	Range: 85.0 - 114.0%			Recovery = 107.13%			
Target Compounds							**QValue**
T Dichlorodifluoromethane	0.000		0	N.D.			
T Chloromethane	0.000		0	N.D.			
T Vinyl chloride	0.000		0	N.D.			
T Bromomethane	0.000		0	N.D.			
T Chloroethane	0.000		0	N.D.			
T Trichlorofluoromethane	0.000		0	N.D.			
T 1,1-Dichloroethene	0.000		0	N.D.			
T Methylene chloride	0.000		0	N.D.			
T trans-1,2-Dichloroethene	0.000		0	N.D.			
T Methyl tert-butyl ether (MTBE)	0.000		0	N.D.			
T 1,1-Dichloroethane	0.000		0	N.D.			
T 2,2-Dichloropropane	0.000		0	N.D.			
T cis-1,2-Dichloroethene	0.000		0	N.D.			
T Methyl ethyl ketone	0.000		0	N.D.			
T Bromochloromethane	0.000		0	N.D.			
T Chloroform	0.000		0	N.D.			

Compound	RT	QIon	Resp.	Conc.	Units		Dev(Min)
T 1,1,1-Trichloroethane	0.000		0	N.D.			
T Carbon tetrachloride	0.000		0	N.D.			
T 1,1-Dichloropropene	0.000		0	N.D.			
T Benzene	0.000		0	N.D.			
T 1,2-Dichloroethane	0.000		0	N.D.			
T Trichloroethene	0.000		0	N.D.			
T 1,2-Dichloropropane	0.000		0	N.D.			
T Dibromomethane	0.000		0	N.D.			
T Bromodichloromethane	0.000		0	N.D.			
T cis-1,3-Dichloropropene	0.000		0	N.D.			
T Toluene	8.388	92.0	1741	1.1945	ng	m	87
T trans-1,3-Dichloropropene	0.000		0	N.D.			
T 1,1,2-Trichloroethane	0.000		0	N.D.			
T Tetrachloroethene	0.000		0	N.D.			
T 1,3-Dichloropropane	0.000		0	N.D.			
T Chlorodibromomethane	0.000		0	N.D.			
T 1,2-Dibromoethane	0.000		0	N.D.			
T Chlorobenzene	0.000		0	N.D.			
T 1,1,1,2-Tetrachloroethane	0.000		0	N.D.			
T Ethylbenzene	0.000		0	N.D.			
T m+p-Xylenes	0.000		0	N.D.			
T o-Xylene	0.000		0	N.D.			
T Styrene	0.000		0	N.D.			
T Bromoform	0.000		0	N.D.			
T Bromobenzene	0.000		0	N.D.			
T 1,1,2,2-Tetrachloroethane	0.000		0	N.D.			
T 1,2,3-Trichloropropane	0.000		0	N.D.			
T 2-Chlorotoluene	0.000		0	N.D.			
T 4-Chlorotoluene	0.000		0	N.D.			
T 1,3-Dichlorobenzene	0.000		0	N.D.			
T 1,4-Dichlorobenzene	0.000		0	N.D.			
T 1,2-Dichlorobenzene	0.000		0	N.D.			

(#) = Qualifier Out of Range; (m) = Manual Integration; (+) = Area Summed; (*) = Surrogate Percent Recovery Out of Range; (d): Zeroed Peak

Compound	Conc.	Exp RT	QIon	Exp Ratio
Dichlorodifluoromethane	N.D.	1.24	87.0	31.8

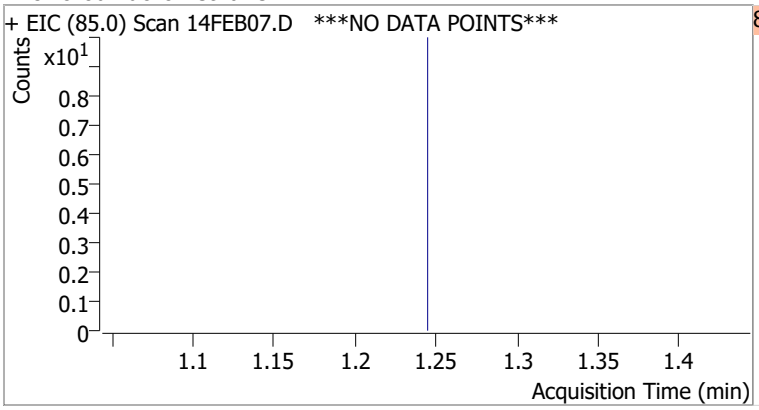

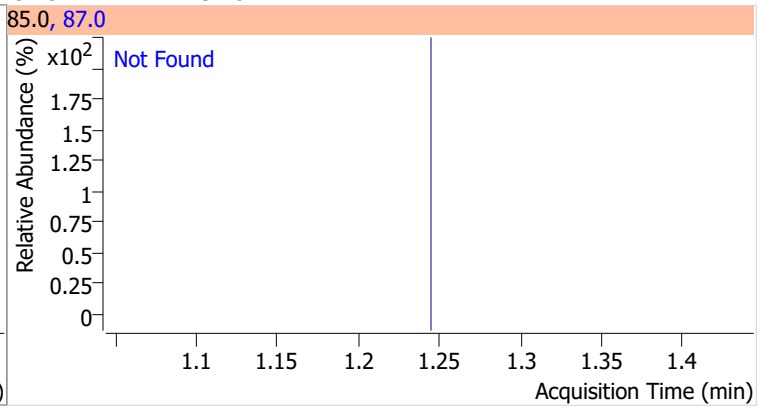

Compound	Conc.	Exp RT	QIon	Exp Ratio
Chloromethane	N.D.	1.41	52.0	32.4

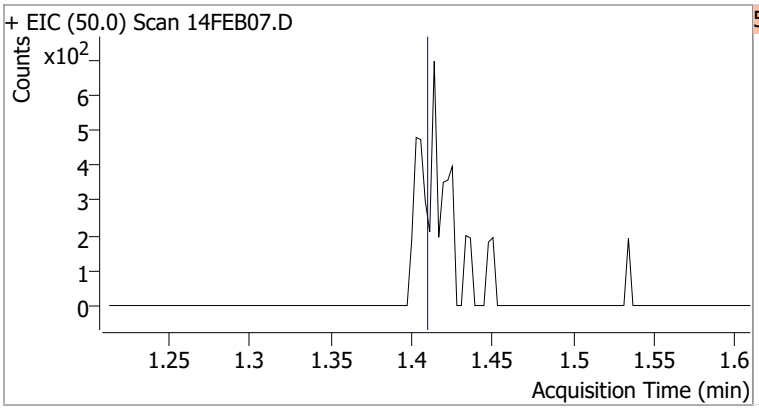

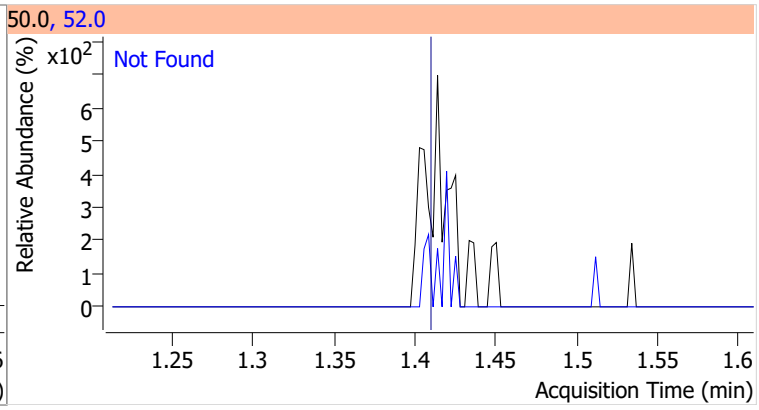

Compound	Conc.	Exp RT	QIon	Exp Ratio
Vinyl chloride	N.D.	1.50	64.0	31.3

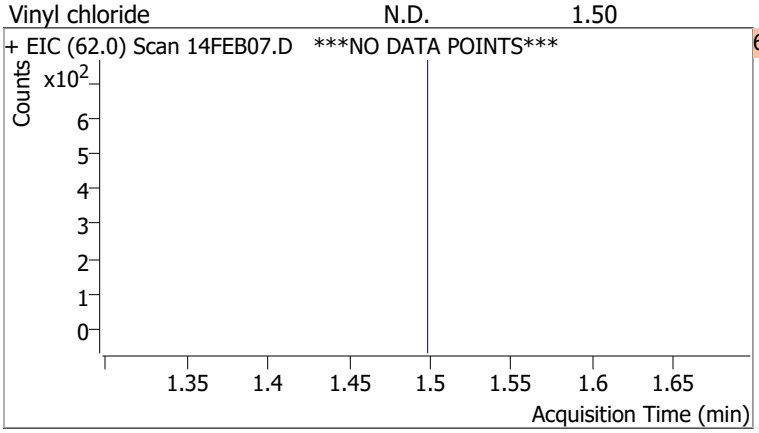

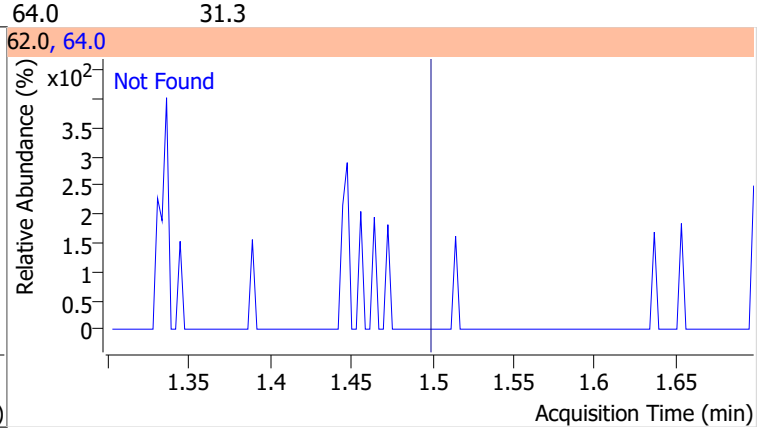

Compound	Conc.	Exp RT	QIon	Exp Ratio
Bromomethane	N.D.	1.80	94.0	110.1

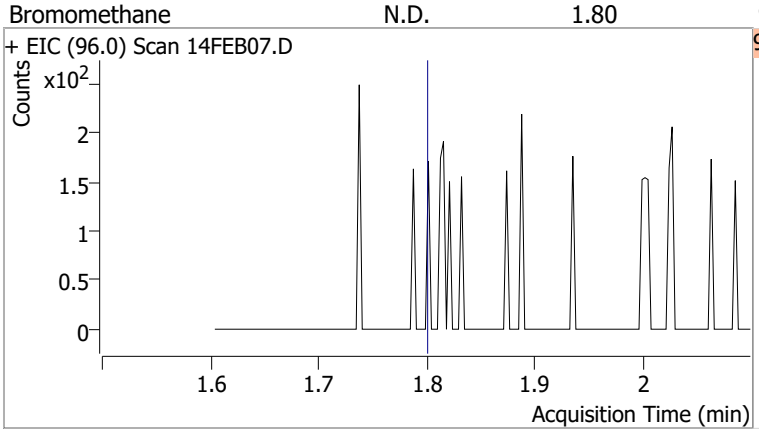

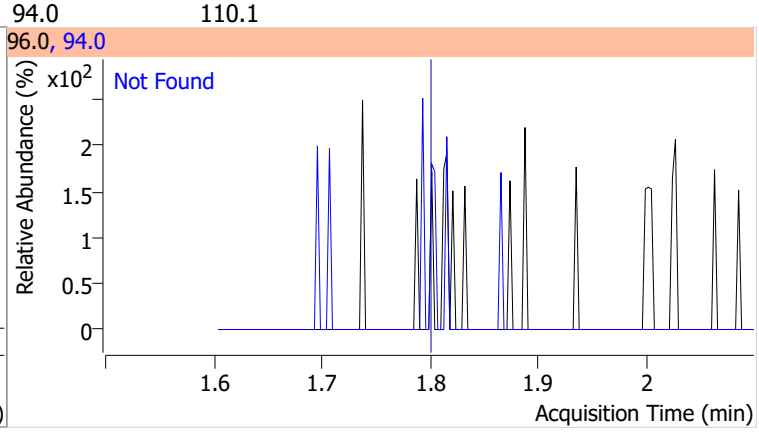

Compound	Conc.	Exp RT	QIon	Exp Ratio
Chloroethane	N.D.	1.90	66.0	30.0

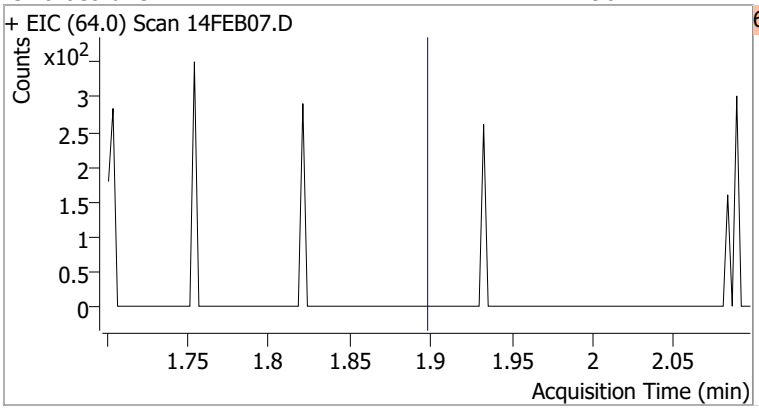

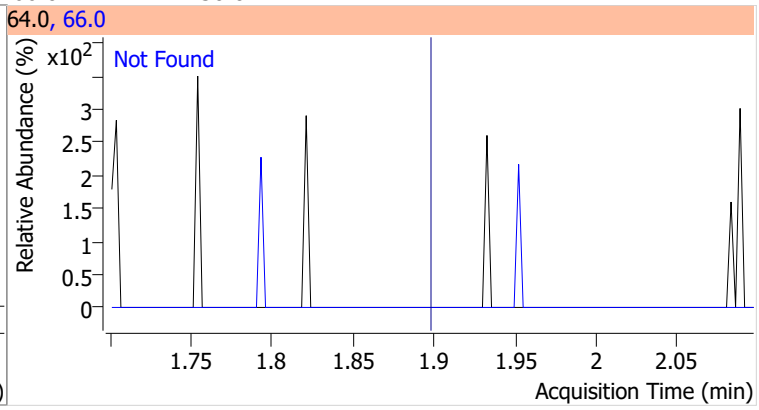

Compound	Conc.	Exp RT	QIon	Exp Ratio
Trichlorofluoromethane	N.D.	2.15	103.0	65.0

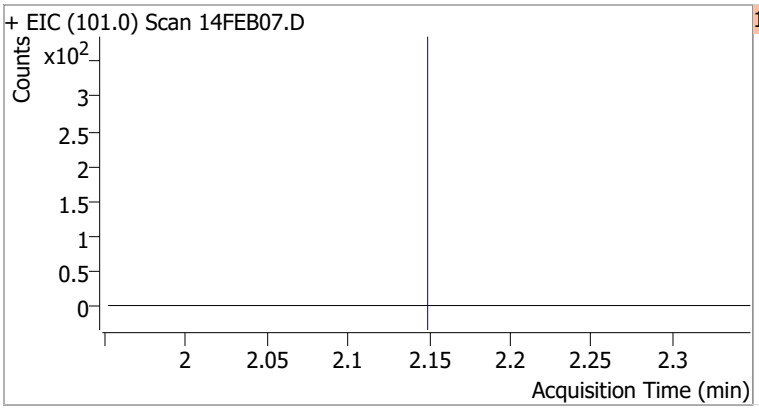

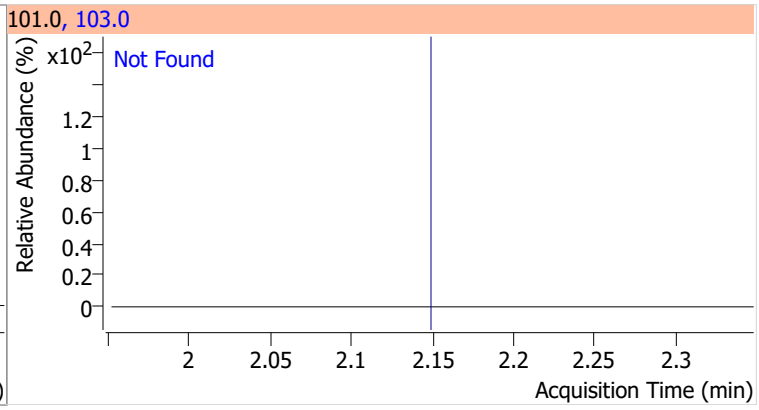

Compound	Conc.	Exp RT	QIon	Exp Ratio	QIon	Exp Ratio
1,1-Dichloroethene	N.D.	2.70	61.0	179.9	63.0	57.0

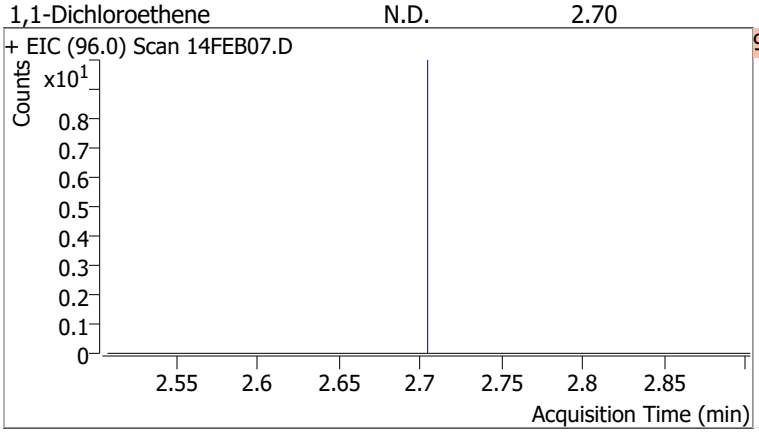

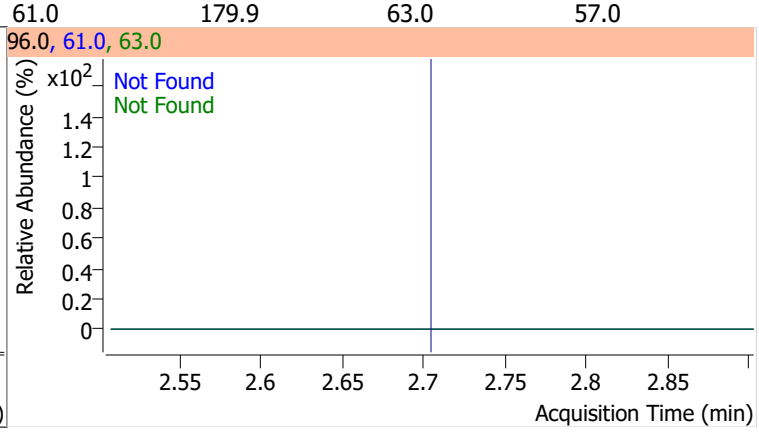

Compound	Conc.	Exp RT	QIon	Exp Ratio	QIon	Exp Ratio
Methylene chloride	N.D.	3.33	84.0	66.1	86.0	41.8

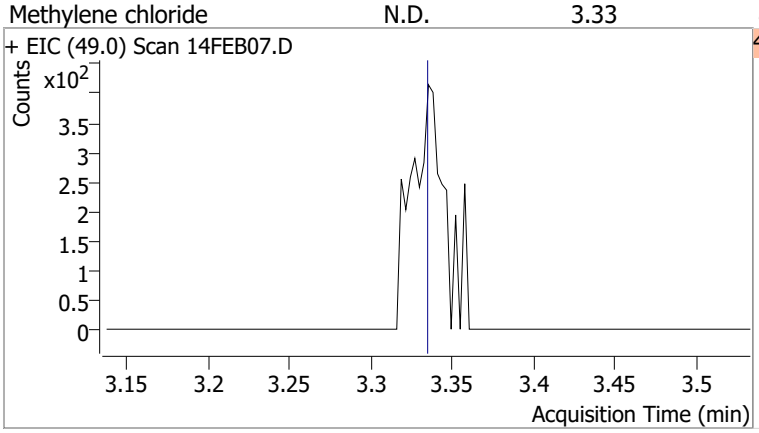

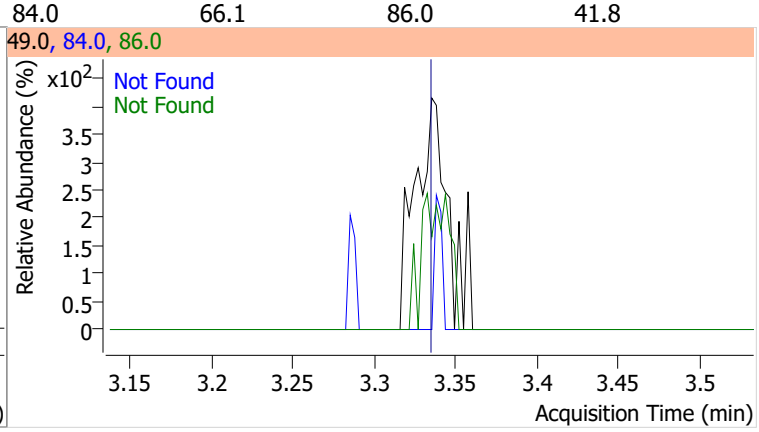

Compound	Conc.	Exp RT	QIon	Exp Ratio	QIon	Exp Ratio
trans-1,2-Dichloroethene	N.D.	3.72	61.0	154.8	98.0	62.1

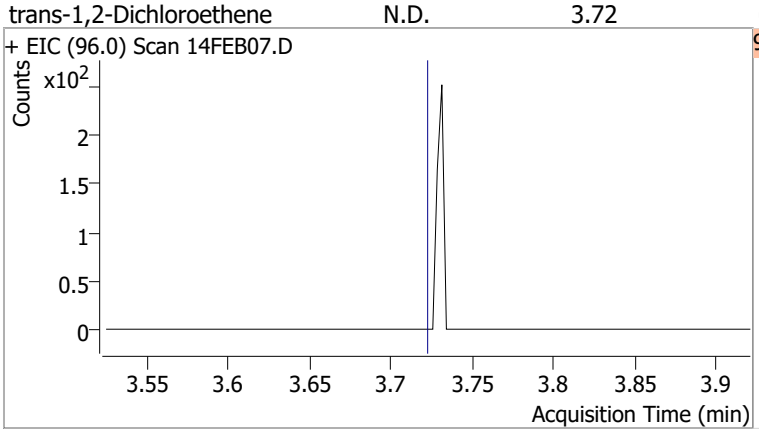

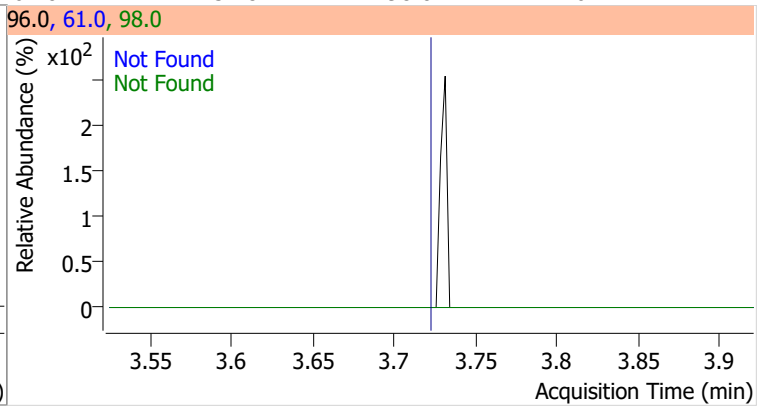

Compound	Conc.	Exp RT	QIon	Exp Ratio
Methyl tert-butyl ether (MTBE)	N.D.	3.75	57.0	24.6

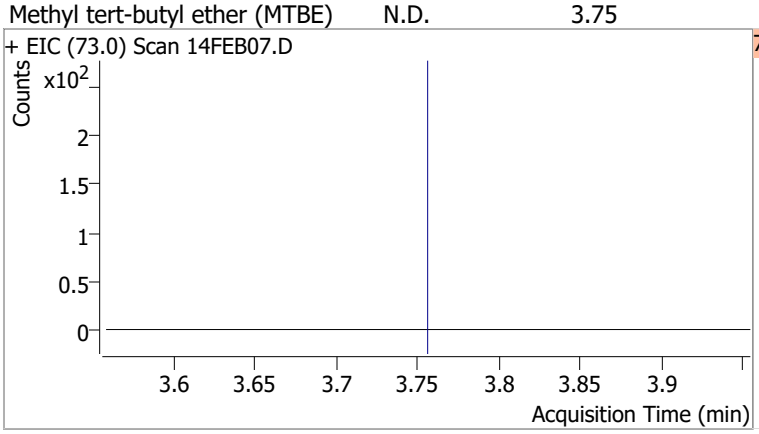

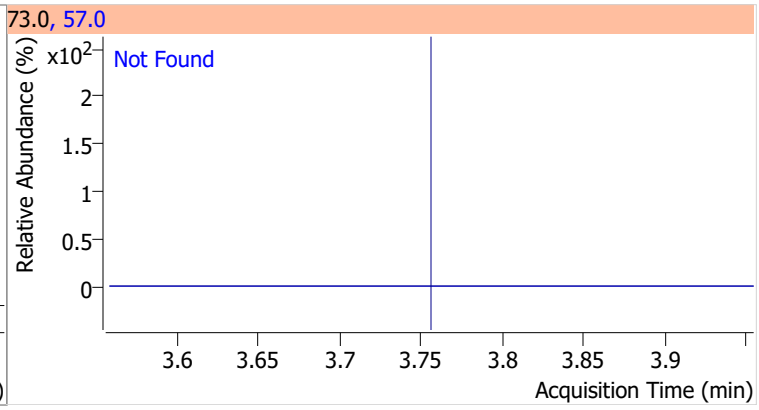

Compound	Conc.	Exp RT	QIon	Exp Ratio	QIon	Exp Ratio
1,1-Dichloroethane	N.D.	4.38	65.0	31.0	83.0	12.7

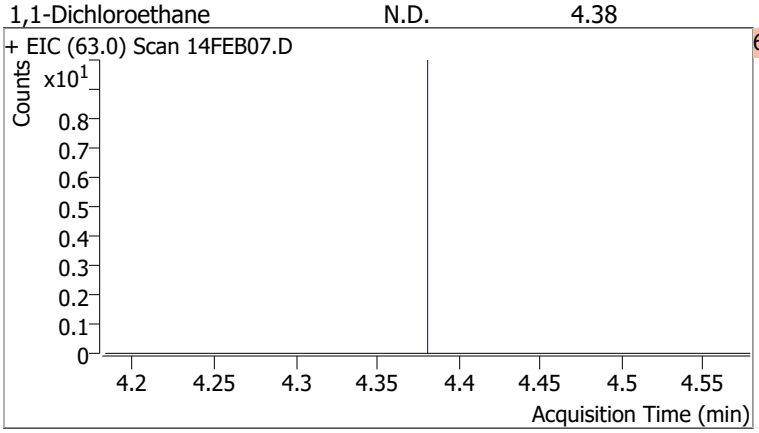

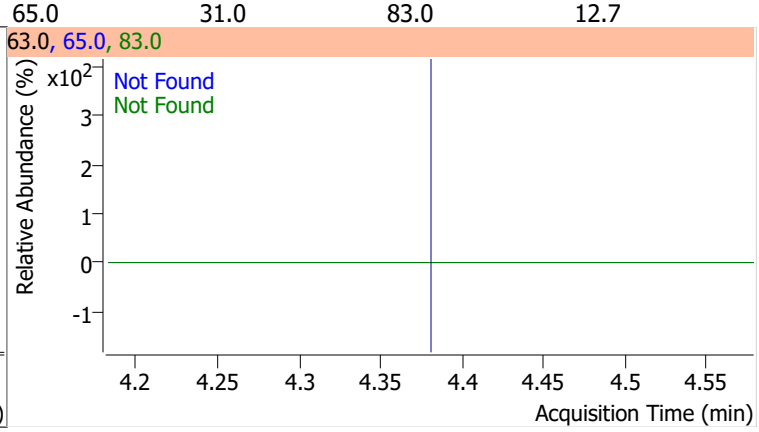

Compound	Conc.	Exp RT	QIon	Exp Ratio	QIon	Exp Ratio
2,2-Dichloropropane	N.D.	5.19	41.0	68.8	97.0	23.9

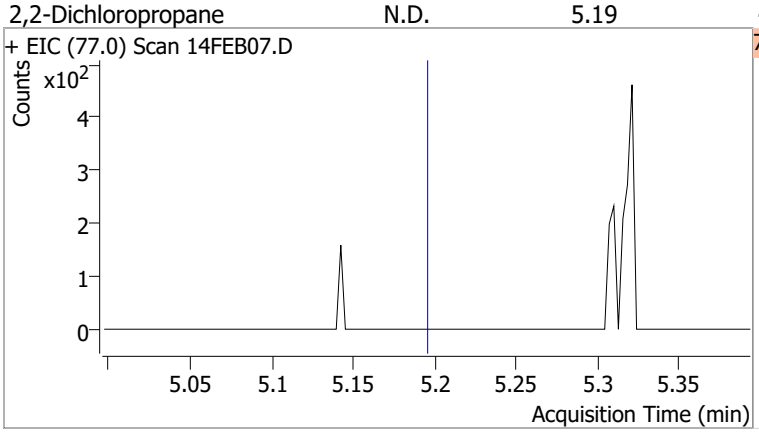

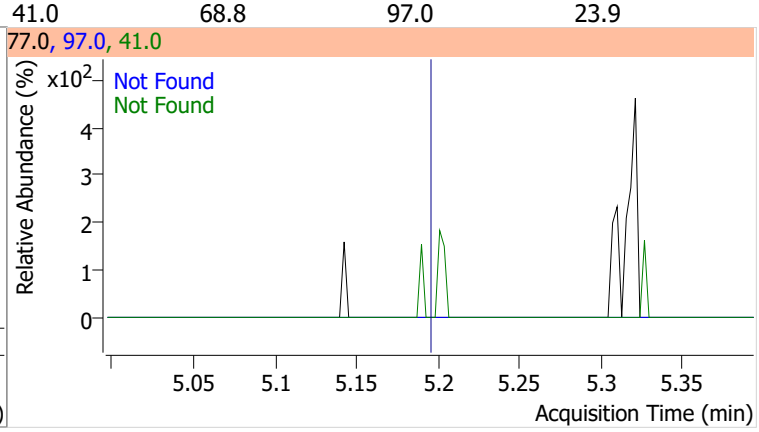

Compound	Conc.	Exp RT	QIon	Exp Ratio	QIon	Exp Ratio
cis-1,2-Dichloroethene	N.D.	5.21	61.0	160.4	98.0	66.2

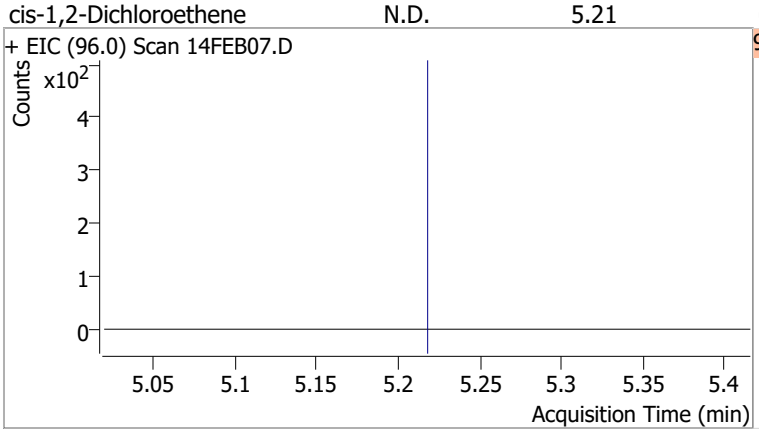

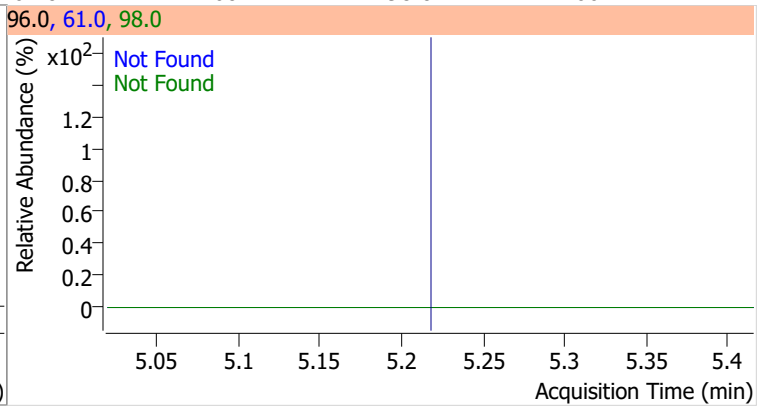

Compound	Conc.	Exp RT	QIon	Exp Ratio
Methyl ethyl ketone	N.D.	5.28	72.0	20.6

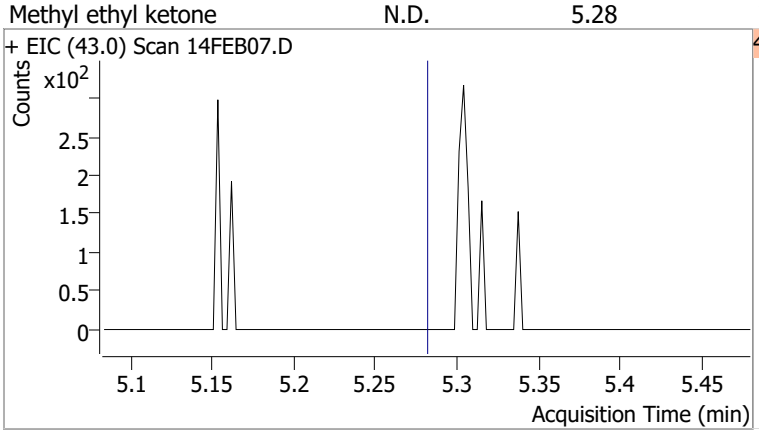

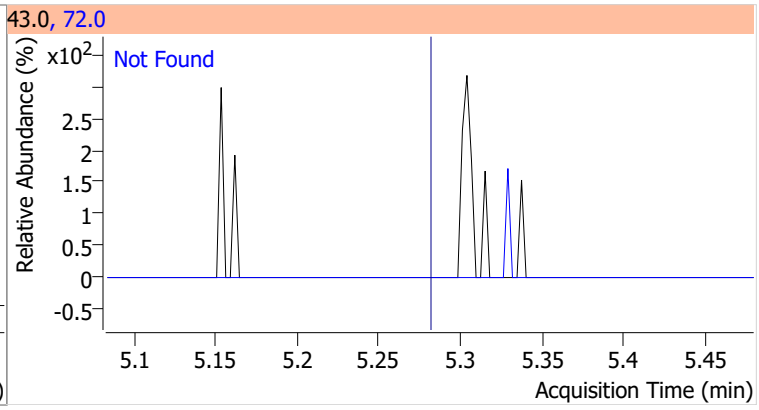

Compound	Conc.	Exp RT	QIon	Exp Ratio
Bromochloromethane	N.D.	5.52	49.0	182.2

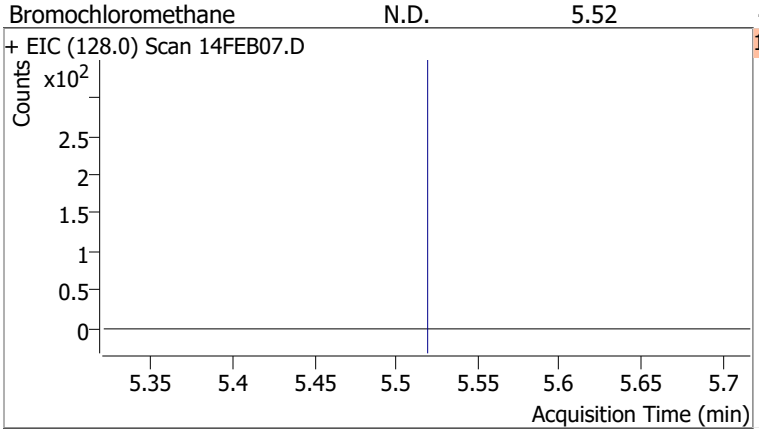

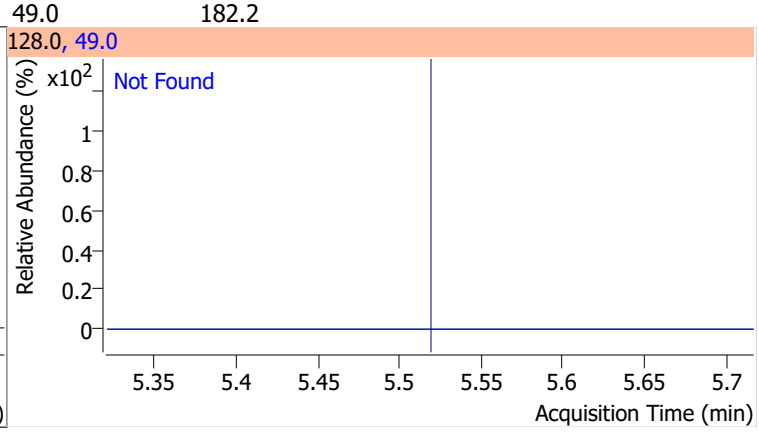

Compound	Conc.	Exp RT	QIon	Exp Ratio
Chloroform	N.D.	5.65	85.0	66.2

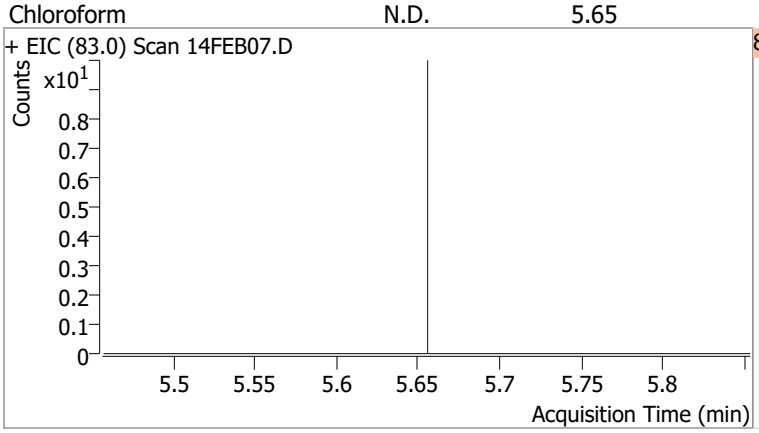

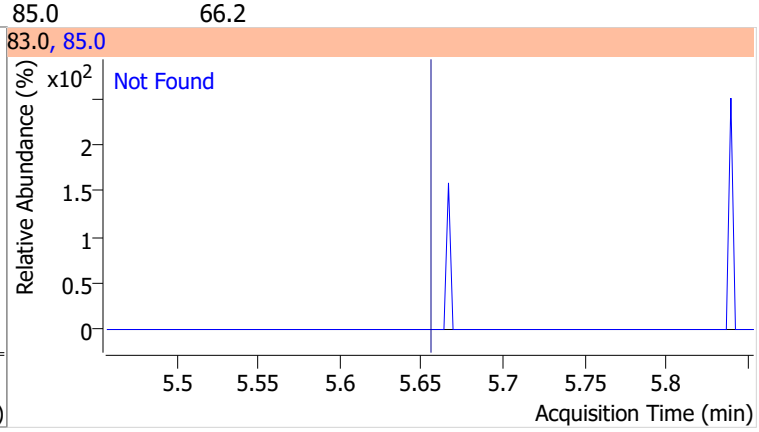

Compound	Conc.	Exp RT	QIon	Exp Ratio	QIon	Exp Ratio
1,1,1-Trichloroethane	N.D.	5.83	99.0	63.1	61.0	49.1

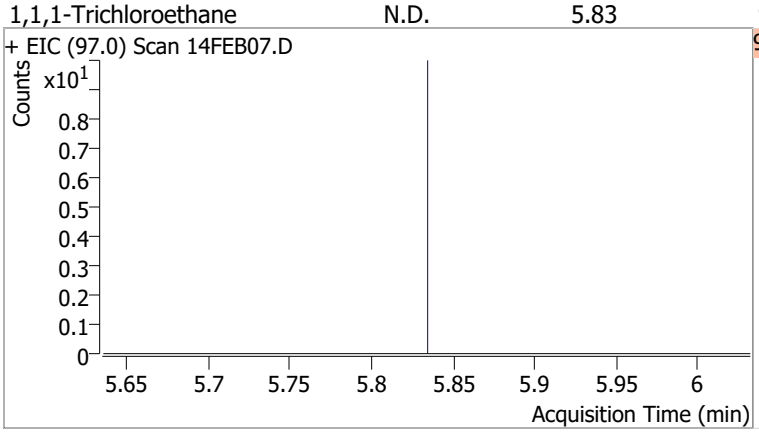

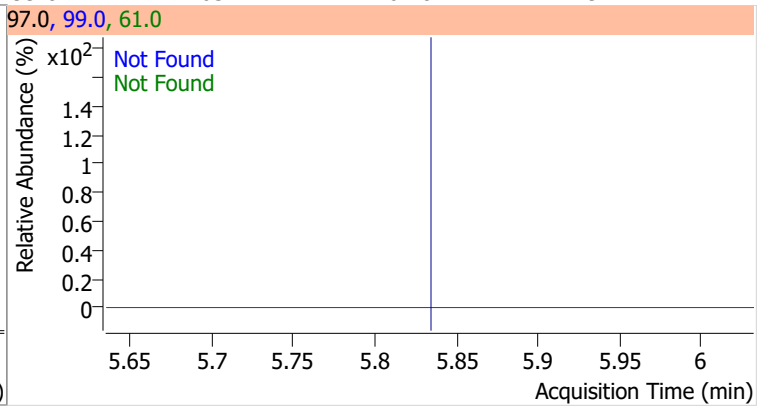

Compound	Conc.	RT	Dev(Min)	Resp.	QIon	QRatio	Lower	Upper
Dibromofluoromethane	288.7942	5.85	0.00	155124	191.5	23.5	0.0	53.2

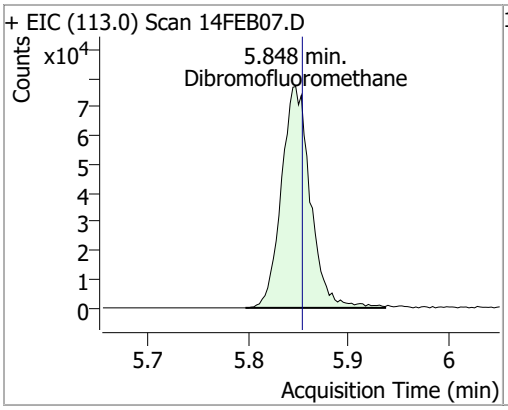

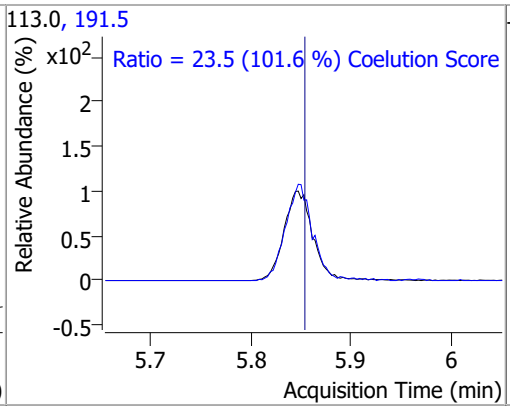

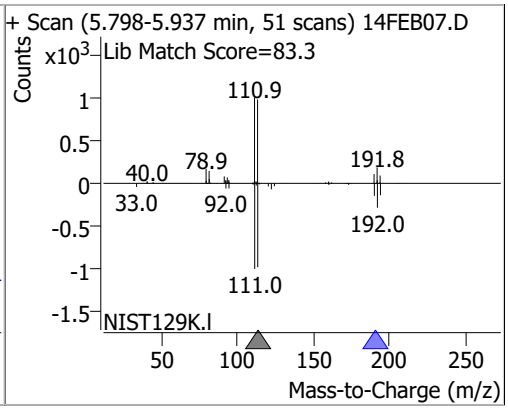

Compound	Conc.	Exp RT	QIon	Exp Ratio	QIon	Exp Ratio
Carbon tetrachloride	N.D.	6.02	119.0	97.6	121.0	30.7

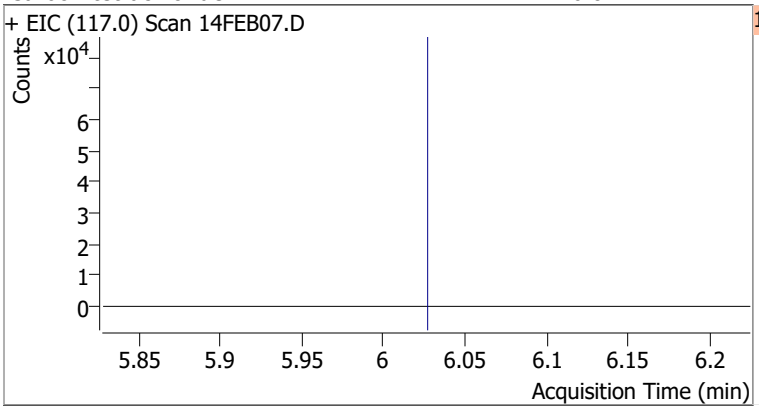

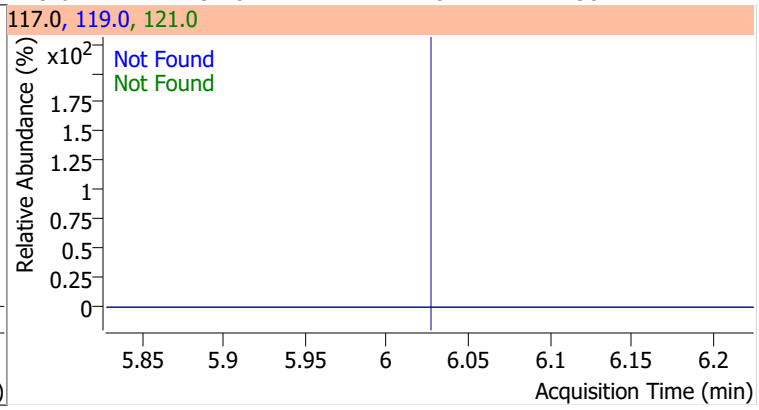

Compound	Conc.	Exp RT	QIon	Exp Ratio	QIon	Exp Ratio
1,1-Dichloropropene	N.D.	6.04	110.0	35.6	77.0	31.0

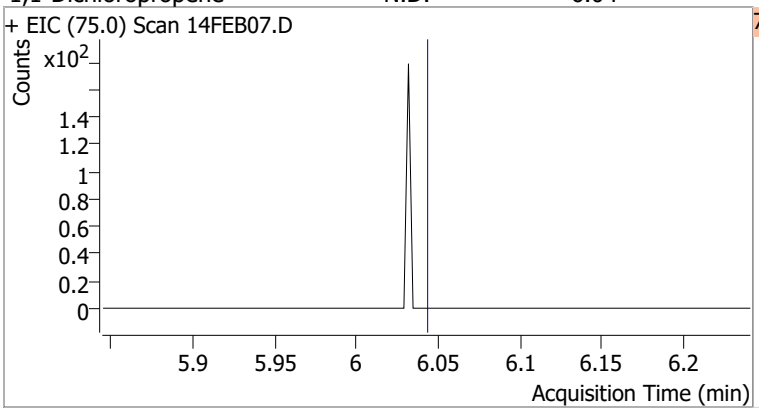

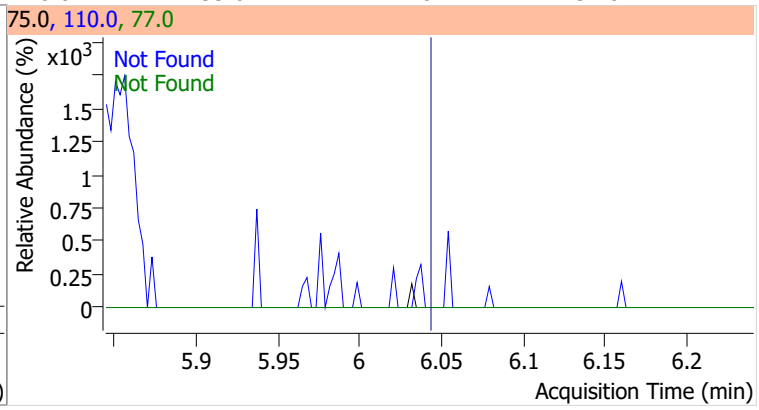

Quantitation Results Report (QT Reviewed)

Compound	Conc.	RT	Dev(Min)	Resp.	QIon	QRatio	Lower	Upper
1,2-Dichloroethane-d4	320.2318	6.23	0.00	74304	65.0	204.6	162.8	222.8

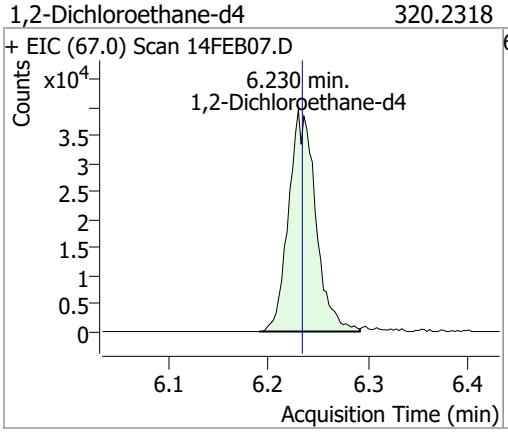

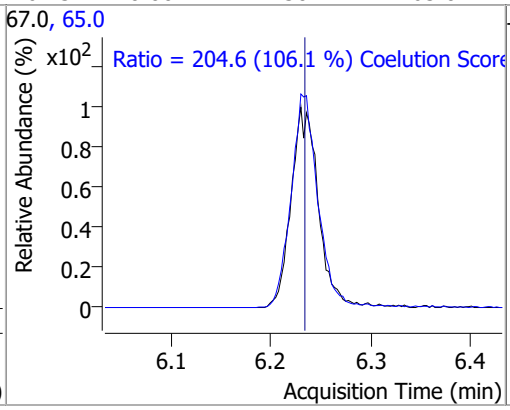

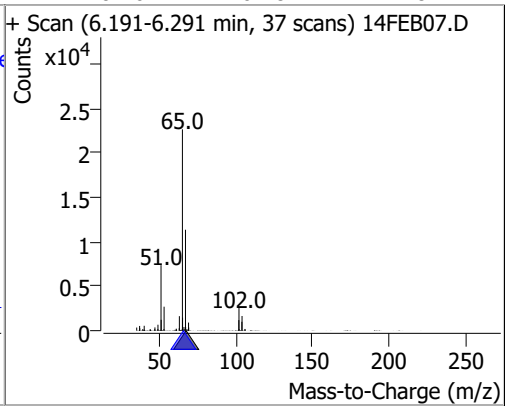

Compound	Conc.	Exp RT	QIon	Exp Ratio
Benzene	N.D.	6.28	77.0	23.3

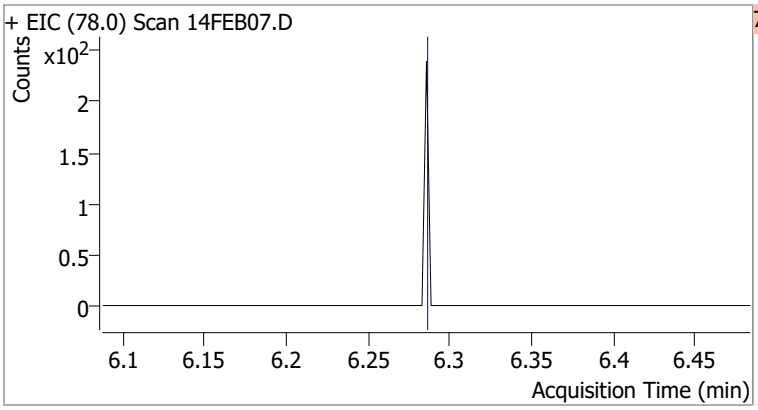

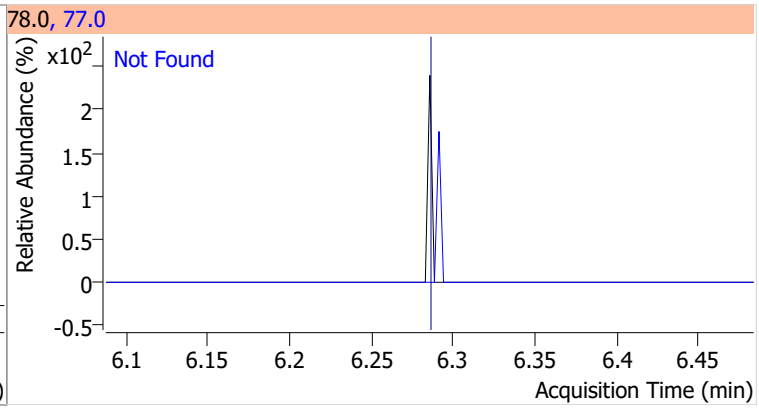

Compound	Conc.	Exp RT	QIon	Exp Ratio	QIon	Exp Ratio
1,2-Dichloroethane	N.D.	6.32	64.0	32.2	98.0	8.2

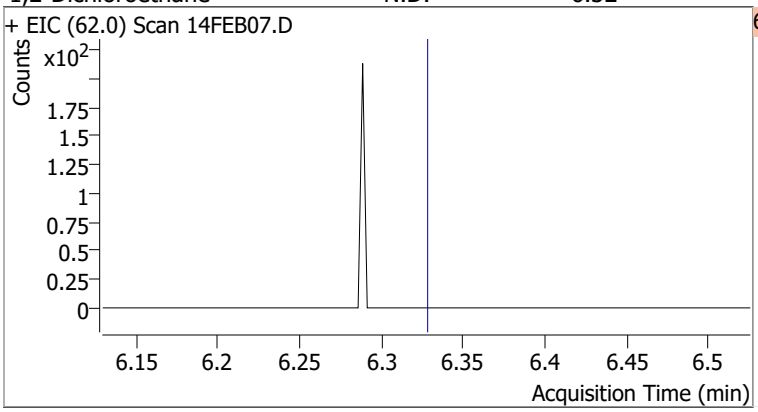

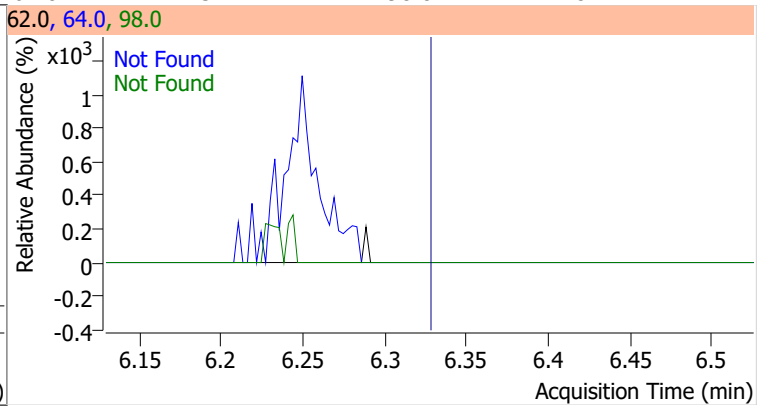

Compound	Conc.	Exp RT	QIon	Exp Ratio	QIon	Exp Ratio
Trichloroethene	N.D.	7.02	130.0	105.6	97.0	65.7

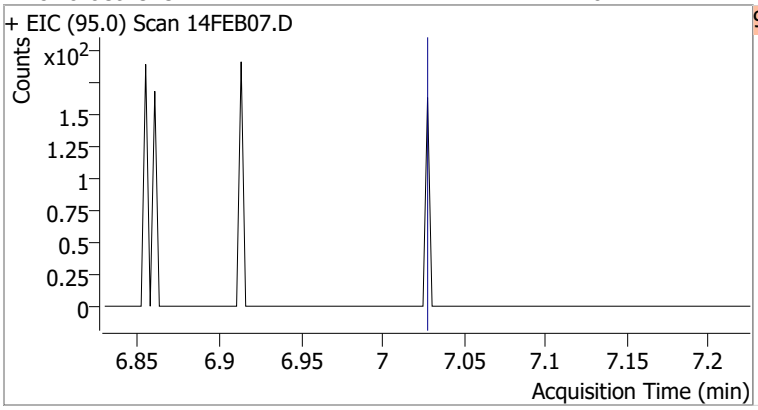

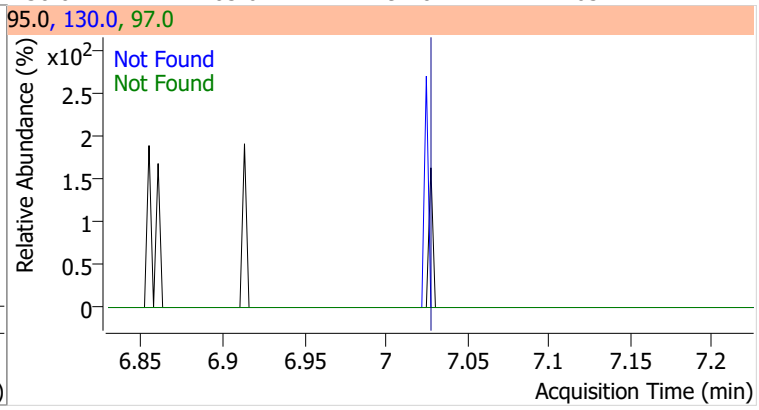

Compound	Conc.	Exp RT	QIon	Exp Ratio
1,2-Dichloropropane	N.D.	7.27	76.0	39.8

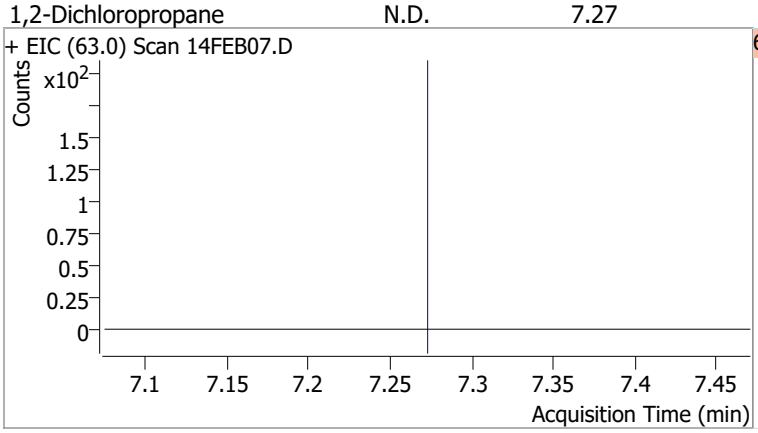

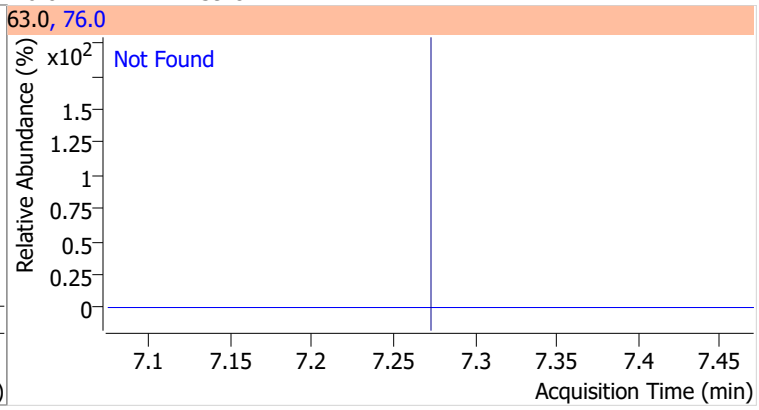

Compound	Conc.	Exp RT	QIon	Exp Ratio	QIon	Exp Ratio
Dibromomethane	N.D.	7.40	173.5	108.2	95.0	84.5

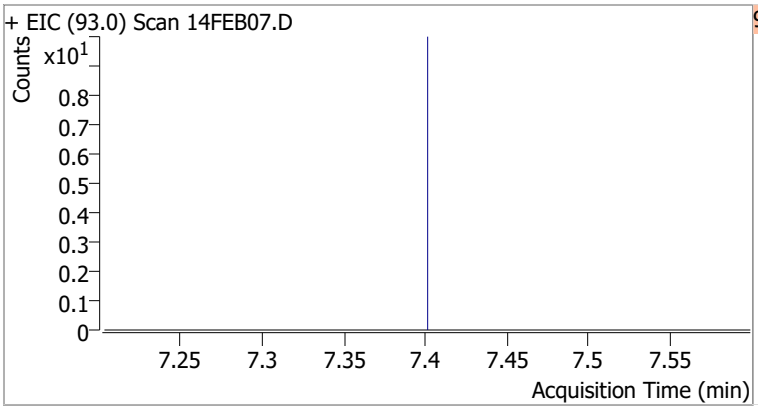

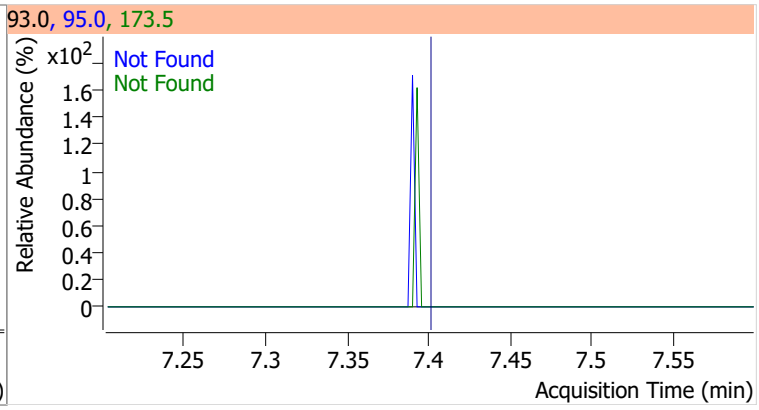

Compound	Conc.	Exp RT	QIon	Exp Ratio	QIon	Exp Ratio
Bromodichloromethane	N.D.	7.58	85.0	66.3	127.0	9.5

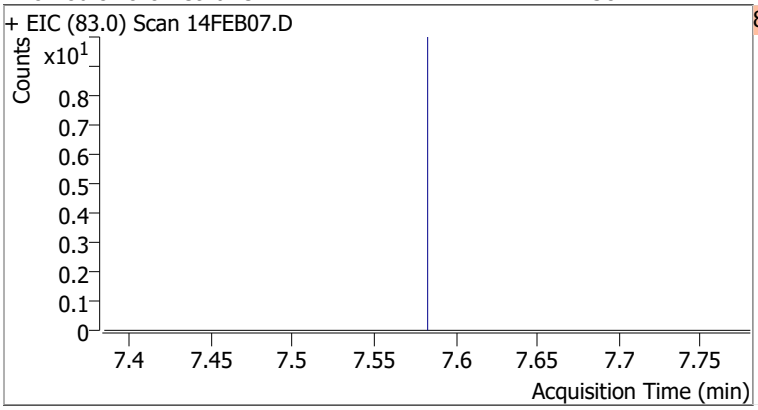

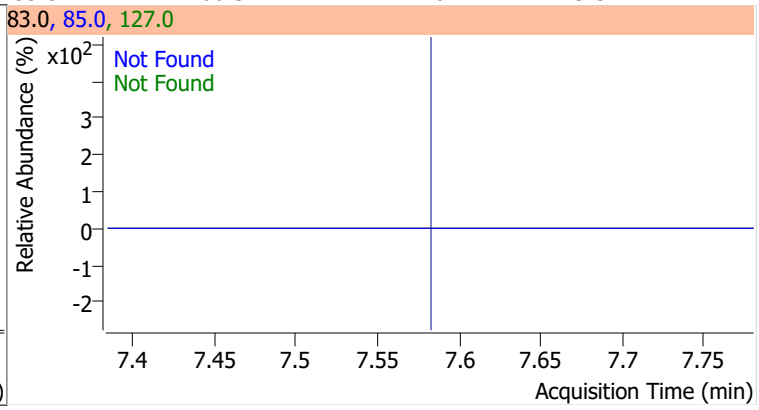

Compound	Conc.	Exp RT	QIon	Exp Ratio	QIon	Exp Ratio
cis-1,3-Dichloropropene	N.D.	8.06	39.0	52.5	77.0	31.8

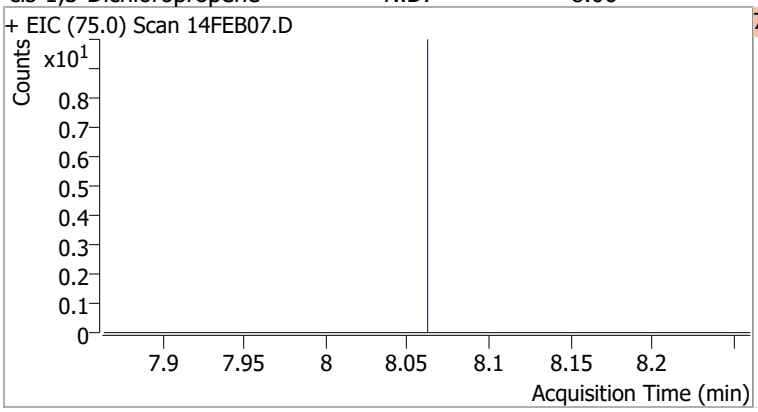

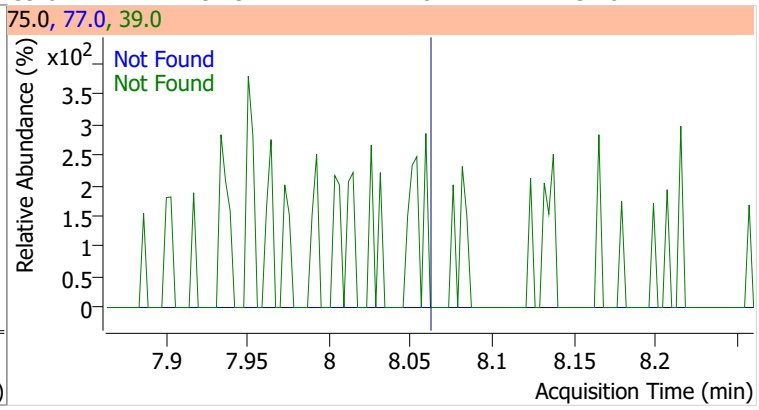

Compound	Conc.	RT	Dev(Min)	Resp.	QIon	QRatio	Lower	Upper
Toluene-d8	259.1473	8.32	0.00	566736	100.0	64.2	34.3	94.3
					99.0	9.6	0.0	39.2

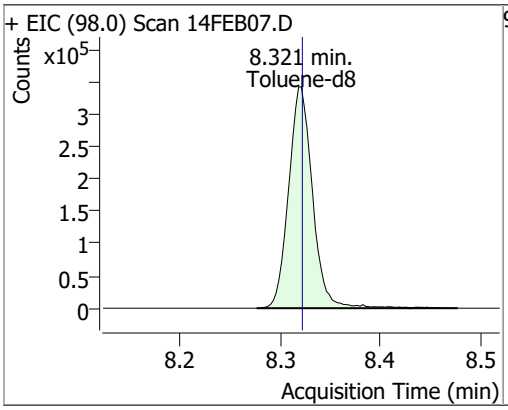

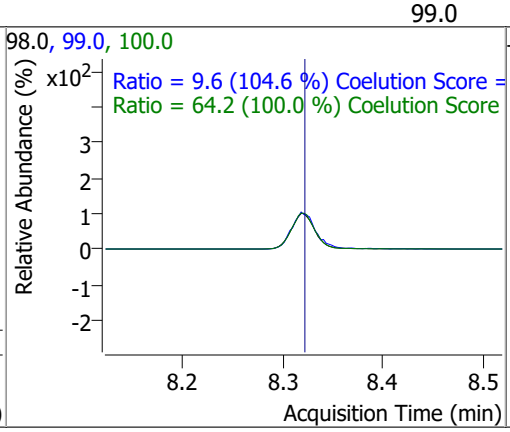

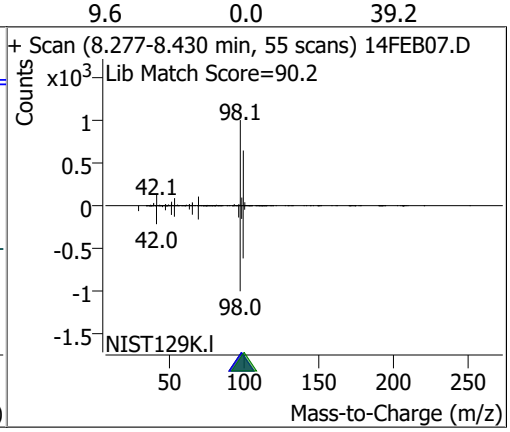

Compound	Conc.	RT	Dev(Min)	Resp.	QIon	QRatio	Lower	Upper
Toluene	1.1945	8.39	0.00	1741 (m)	91.0	192.8	144.1	204.1

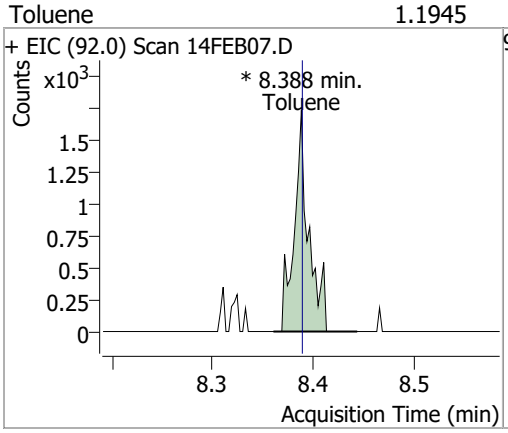

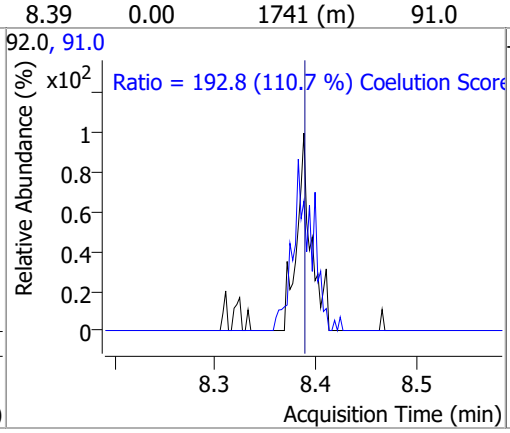

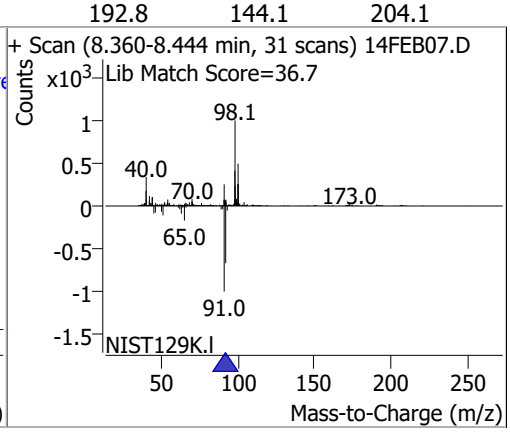

Compound	Conc.	Exp RT	QIon	Exp Ratio	QIon	Exp Ratio
trans-1,3-Dichloropropene	N.D.	8.64	39.0	53.0	77.0	31.0

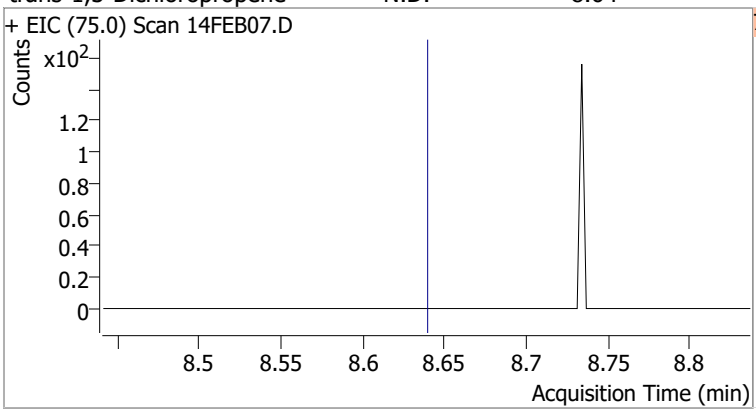

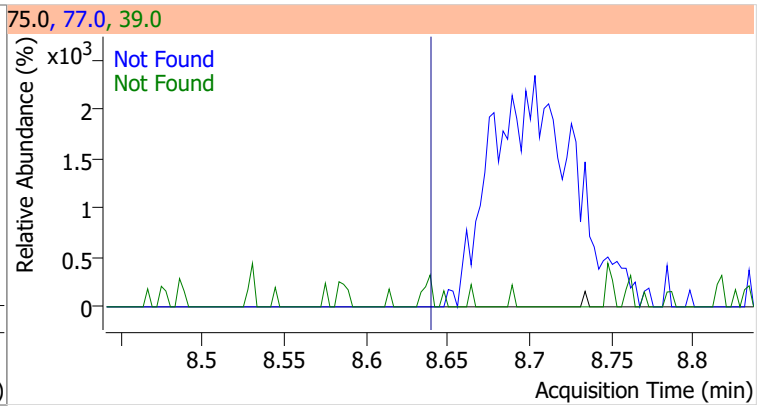

Compound	Conc.	Exp RT	QIon	Exp Ratio	QIon	Exp Ratio
1,1,2-Trichloroethane	N.D.	8.82	97.0	110.7	85.0	60.7

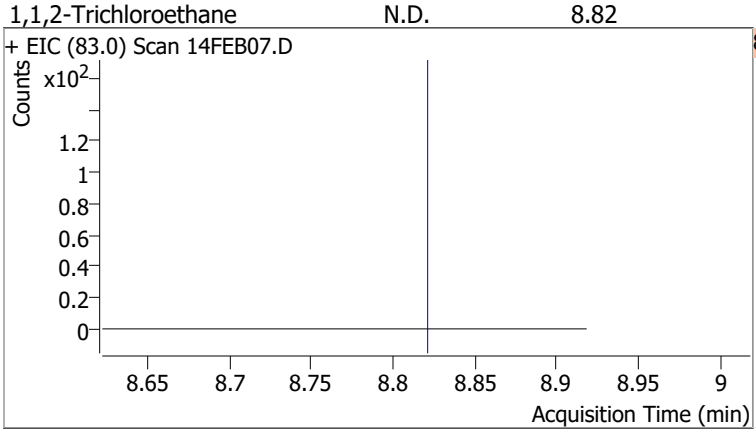

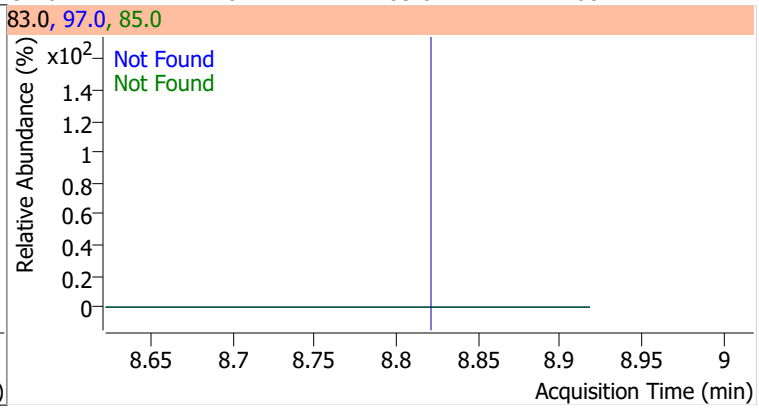

Compound	Conc.	Exp RT	QIon	Exp Ratio	QIon	Exp Ratio
Tetrachloroethene	N.D.	8.94	165.8	126.1	129.0	90.5

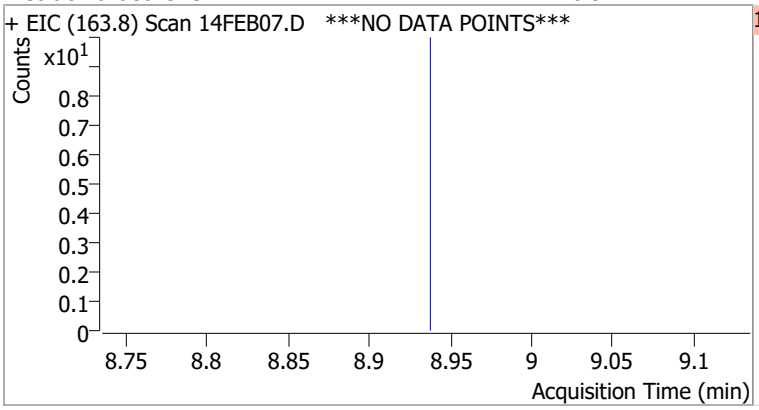

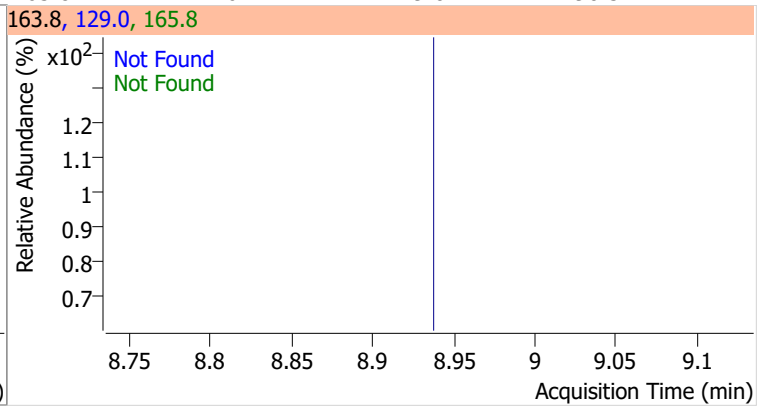

Compound	Conc.	Exp RT	QIon	Exp Ratio
1,3-Dichloropropane	N.D.	8.98	78.0	32.4

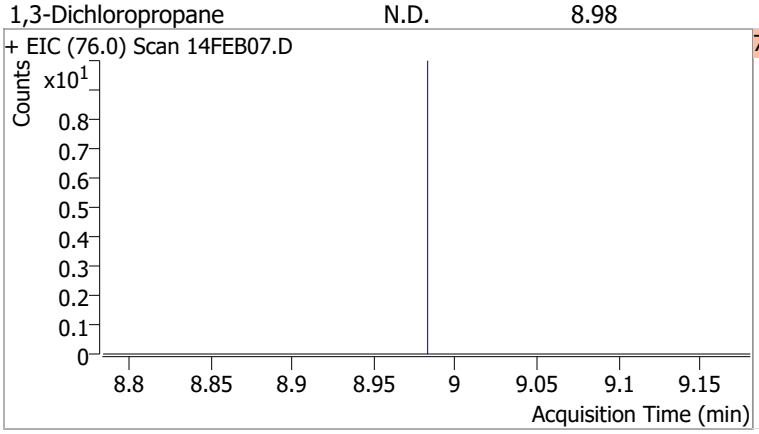

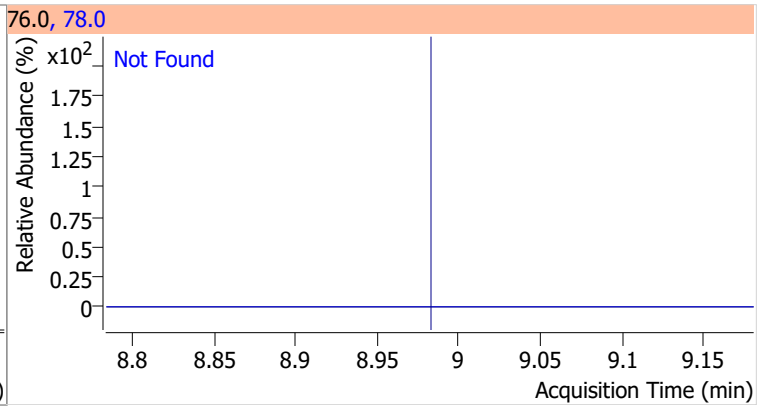

Compound	Conc.	Exp RT	QIon	Exp Ratio
Chlorodibromomethane	N.D.	9.21	127.0	77.2

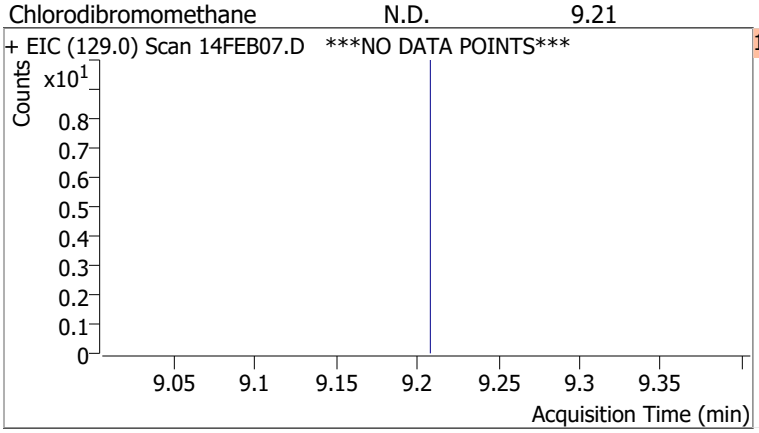

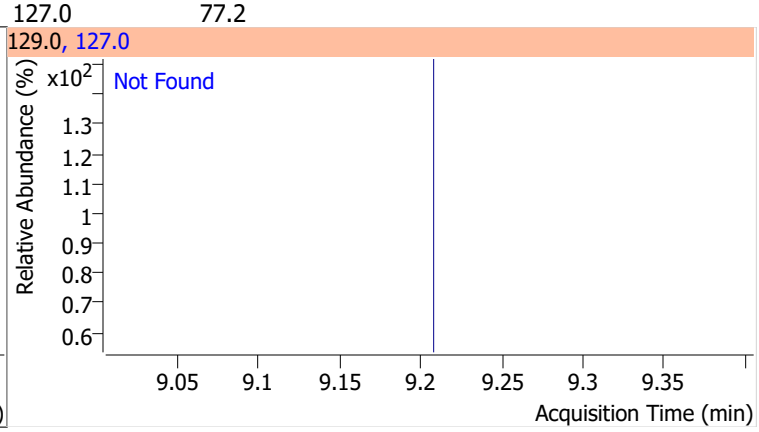

Compound	Conc.	Exp RT	QIon	Exp Ratio
1,2-Dibromoethane	N.D.	9.30	109.0	91.5

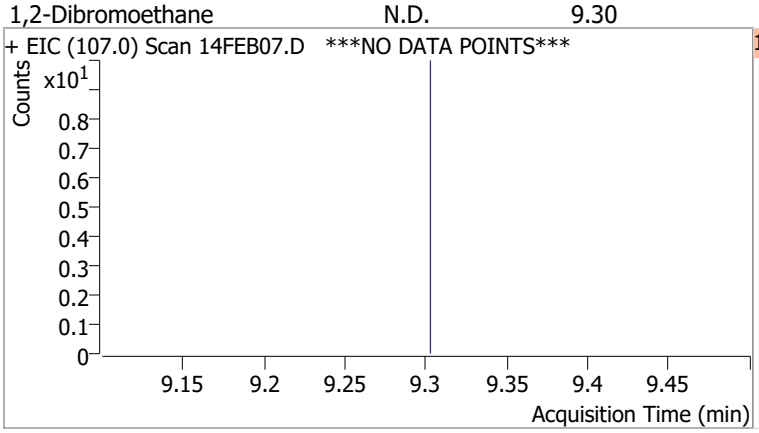

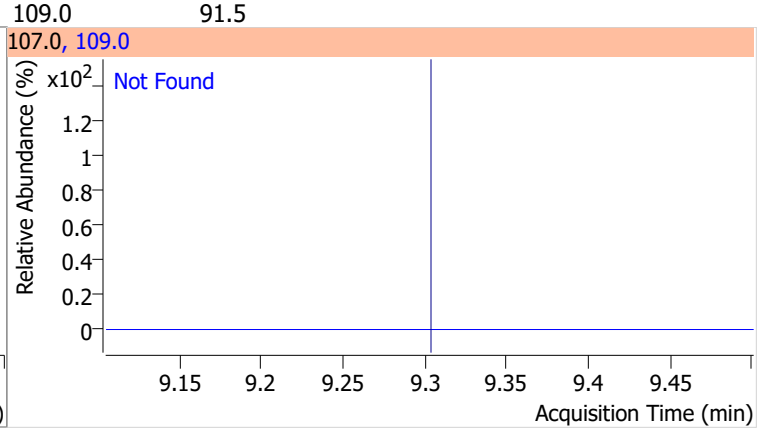

Compound	Conc.	Exp RT	QIon	Exp Ratio
Chlorobenzene	N.D.	9.80	114.0	32.2

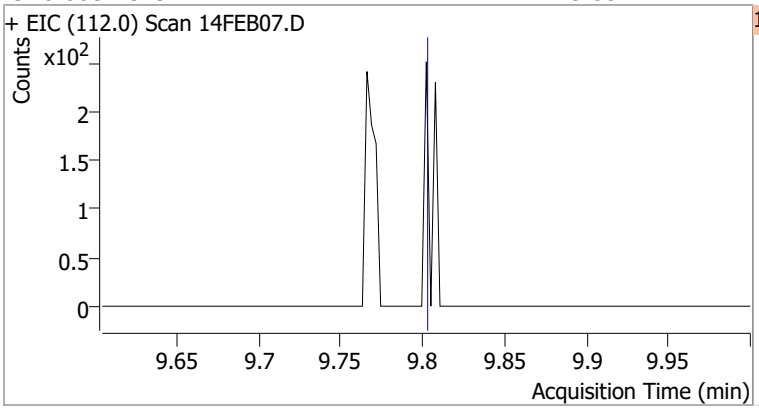

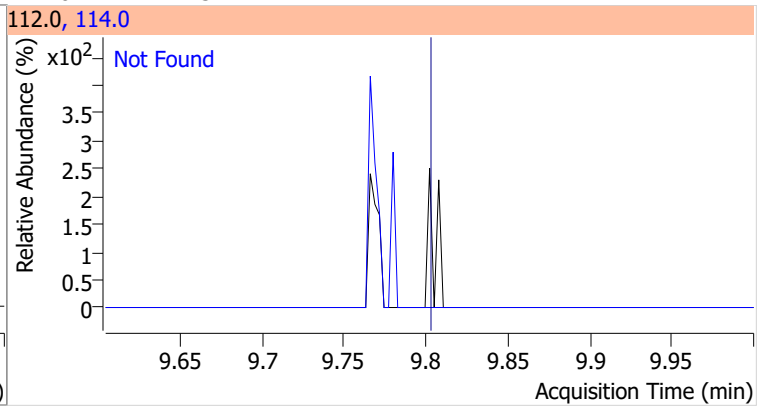

Compound	Conc.	Exp RT	QIon	Exp Ratio
1,1,1,2-Tetrachloroethane	N.D.	9.89	133.0	95.3

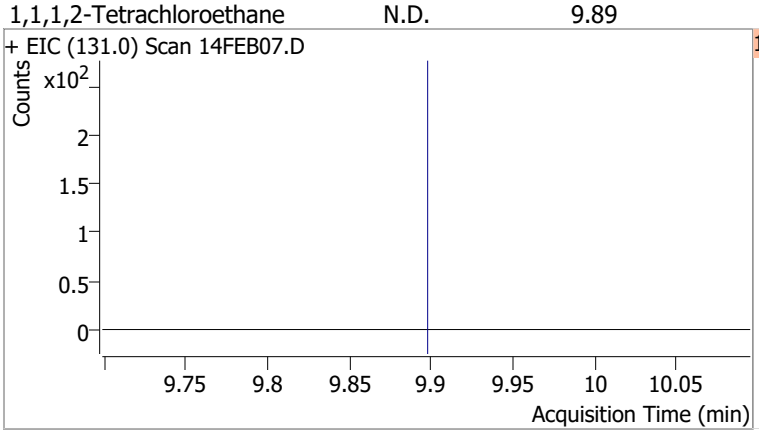

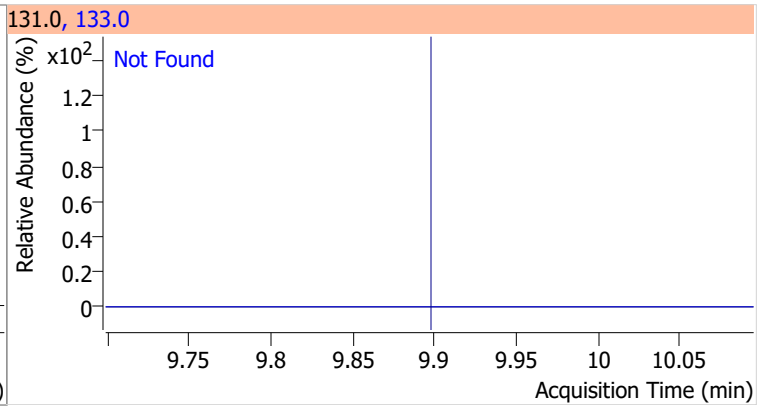

Compound	Conc.	Exp RT	QIon	Exp Ratio
Ethylbenzene	N.D.	9.92	106.0	31.7

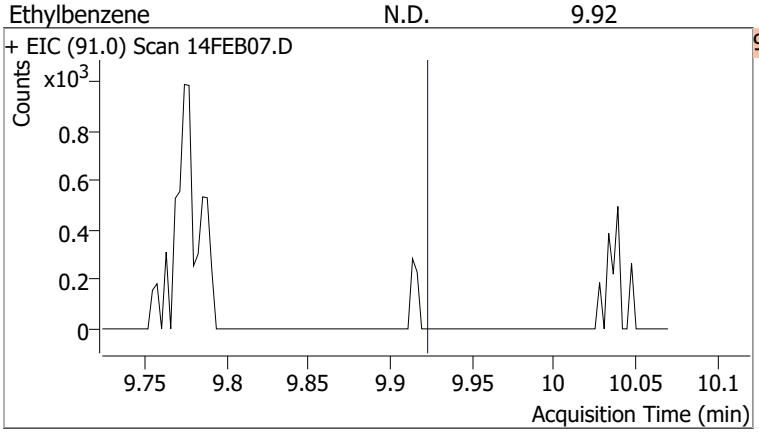

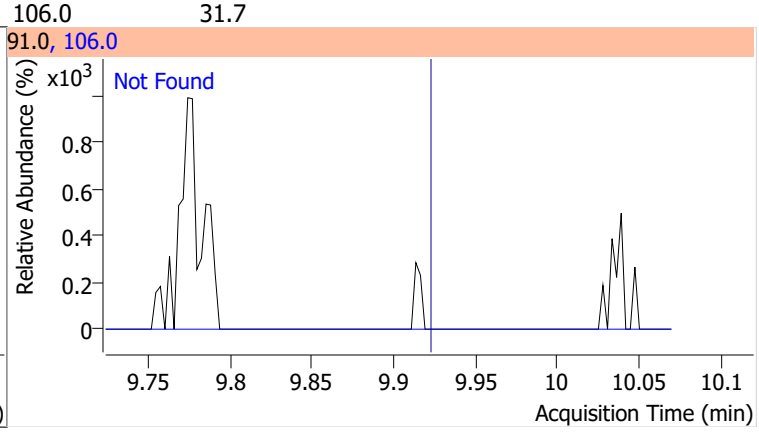

Compound	Conc.	Exp RT	QIon	Exp Ratio
m+p-Xylenes	N.D.	10.04	91.0	200.7

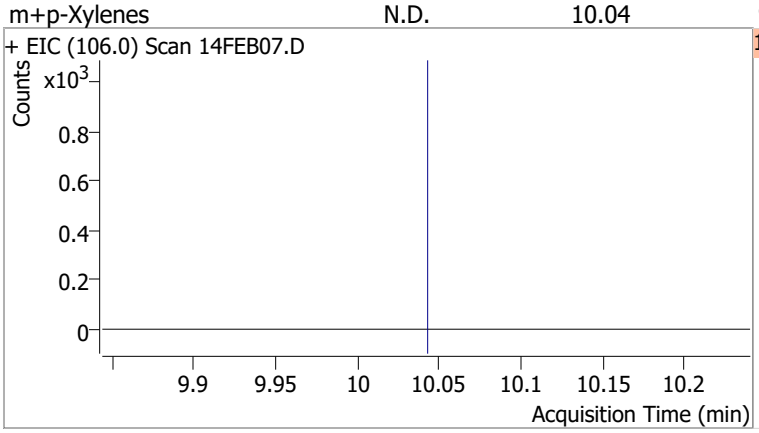

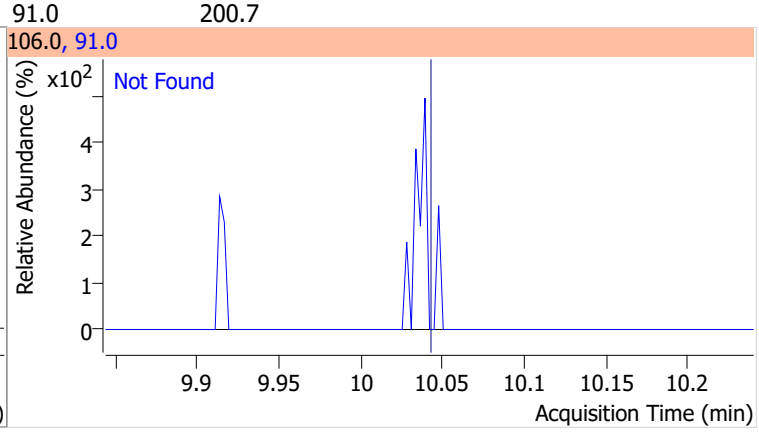

Compound	Conc.	Exp RT	QIon	Exp Ratio
o-Xylene	N.D.	10.43	91.0	211.4

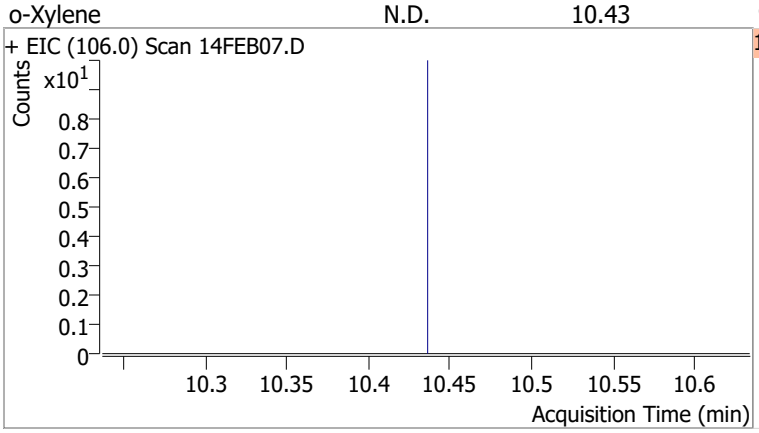

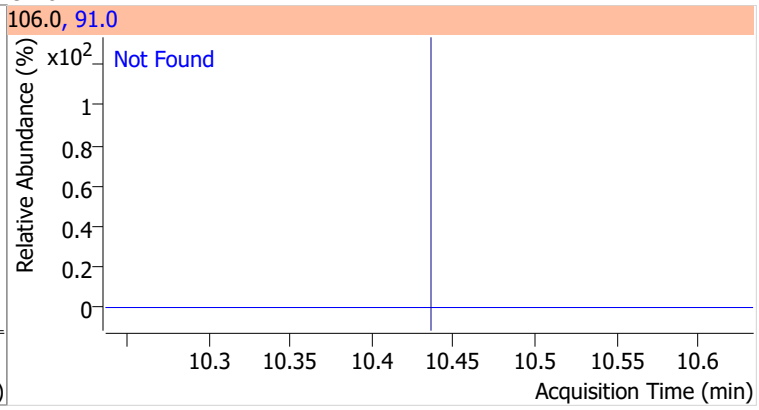

Compound	Conc.	Exp RT	QIon	Exp Ratio
Styrene	N.D.	10.45	78.0	50.6

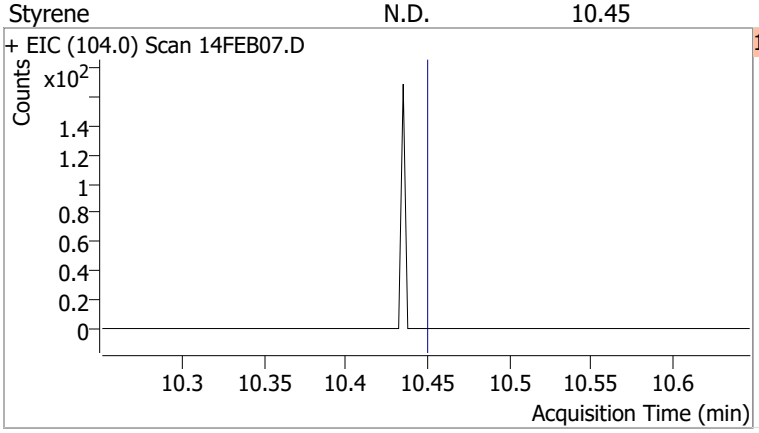

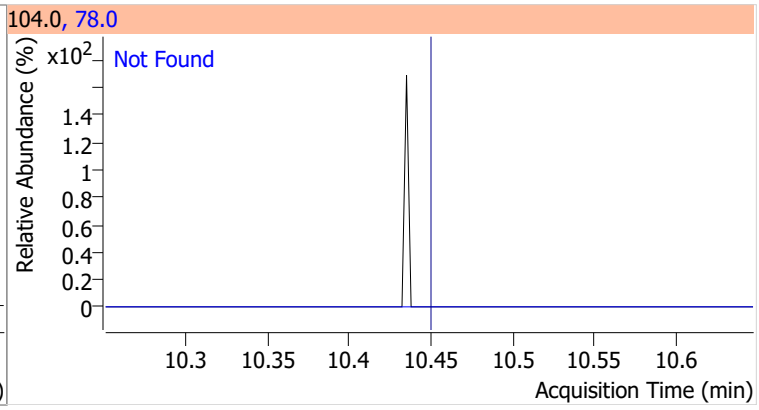

Compound	Conc.	Exp RT	QIon	Exp Ratio	QIon	Exp Ratio
Bromoform	N.D.	10.62	170.5	50.3	174.5	48.1

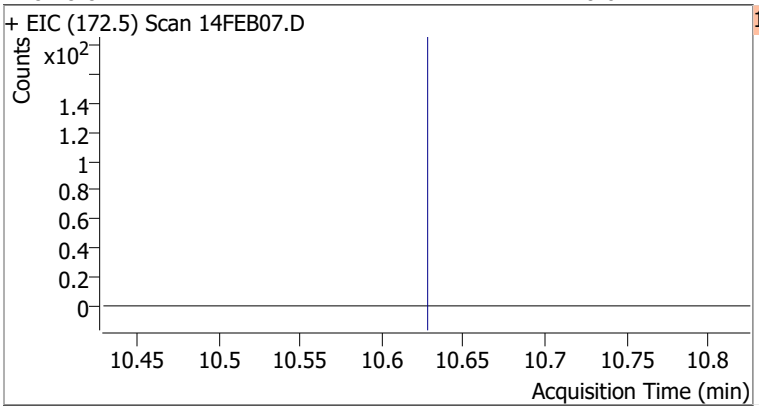

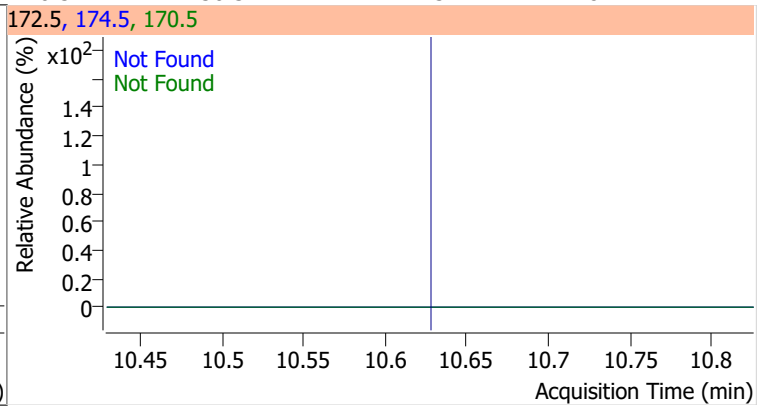

Compound	Conc.	RT	Dev(Min)	Resp.	QIon	QRatio	Lower	Upper
p-Bromofluorobenzene	267.8174	10.95	0.00	166020	174.0	101.0	65.3	125.3
					176.0	96.6	63.3	123.3

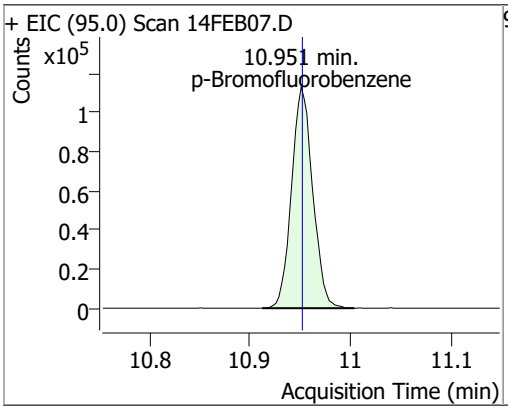

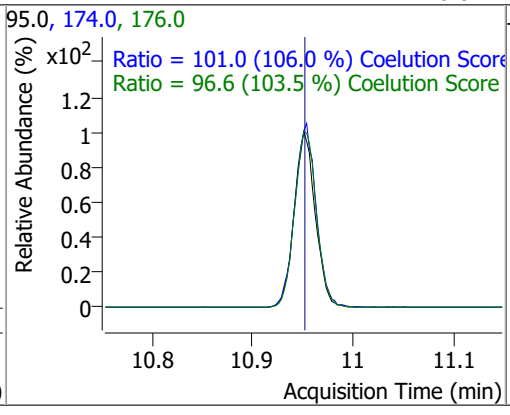

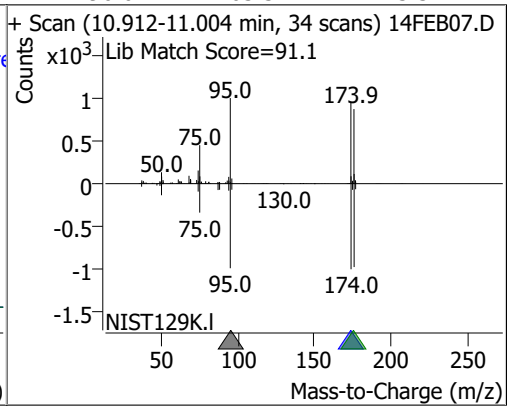

Compound	Conc.	Exp RT	QIon	Exp Ratio	QIon	Exp Ratio
Bromobenzene	N.D.	11.09	77.0	143.5	158.0	96.1

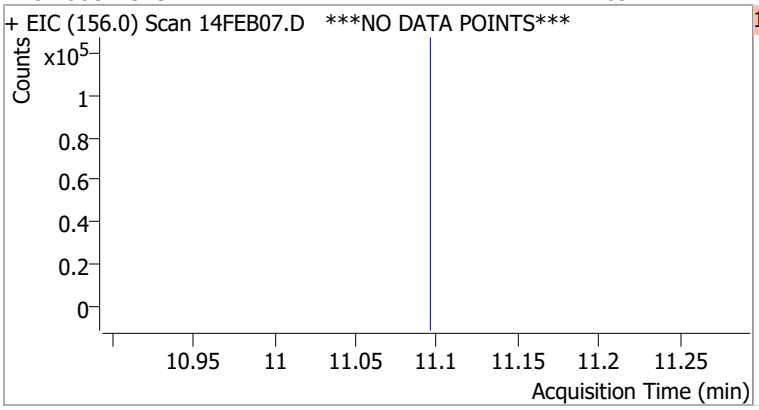

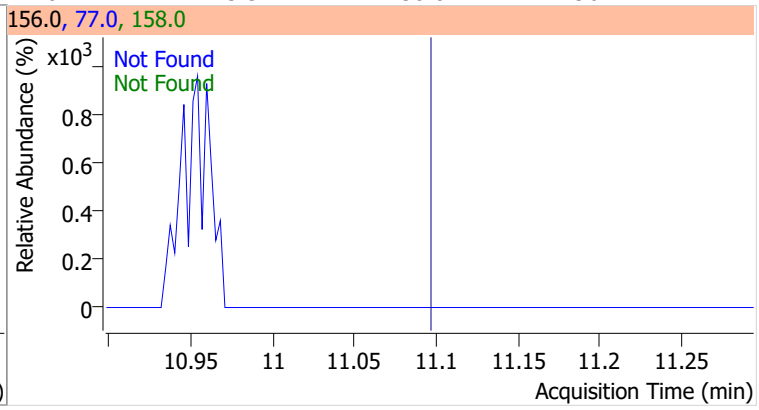

Compound	Conc.	Exp RT	QIon	Exp Ratio
1,1,2,2-Tetrachloroethane	N.D.	11.11	85.0	63.3

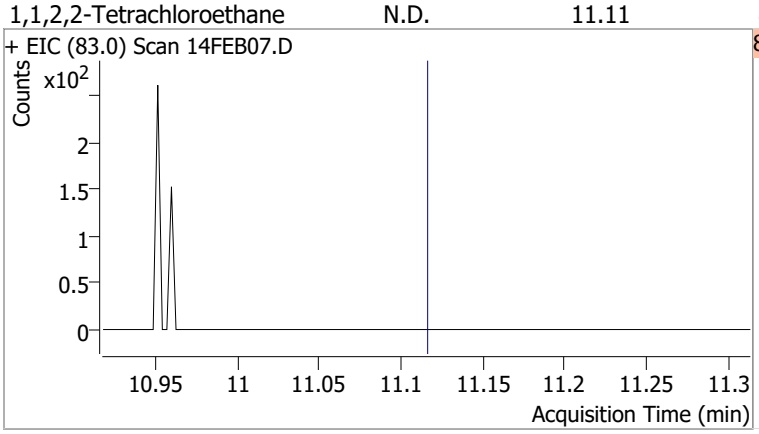

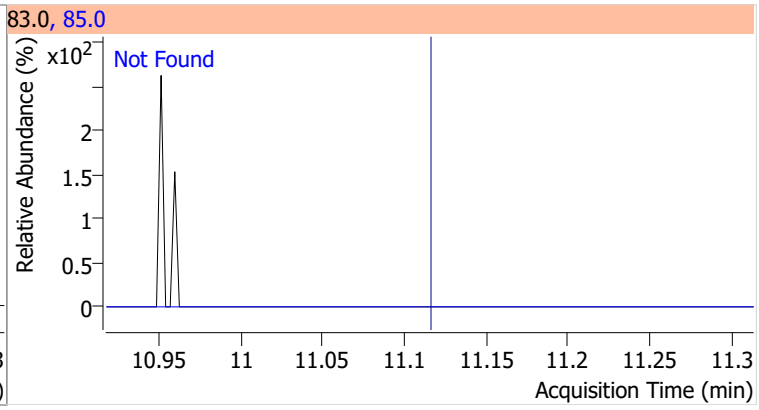

Compound	Conc.	Exp RT	QIon	Exp Ratio
1,2,3-Trichloropropane	N.D.	11.15	112.0	65.8

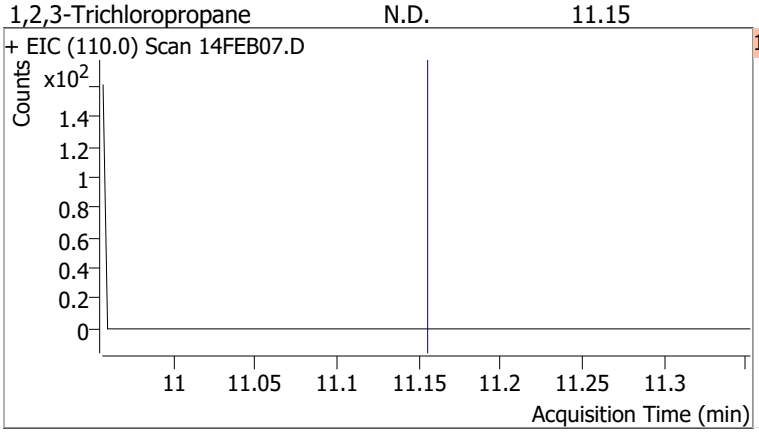

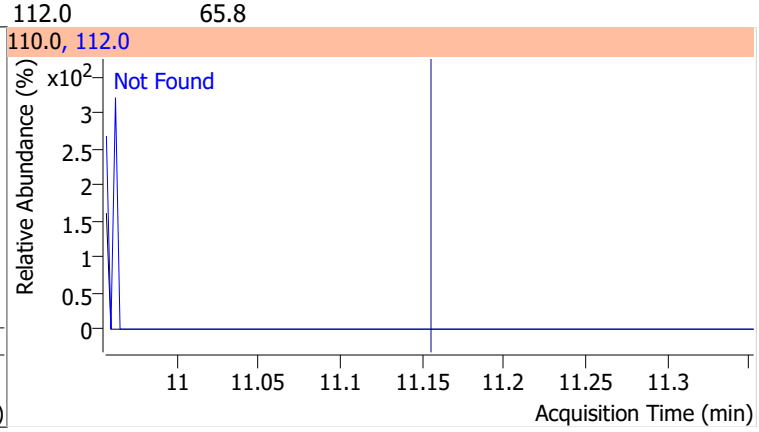

Compound	Conc.	Exp RT	QIon	Exp Ratio
2-Chlorotoluene	N.D.	11.29	91.0	276.2

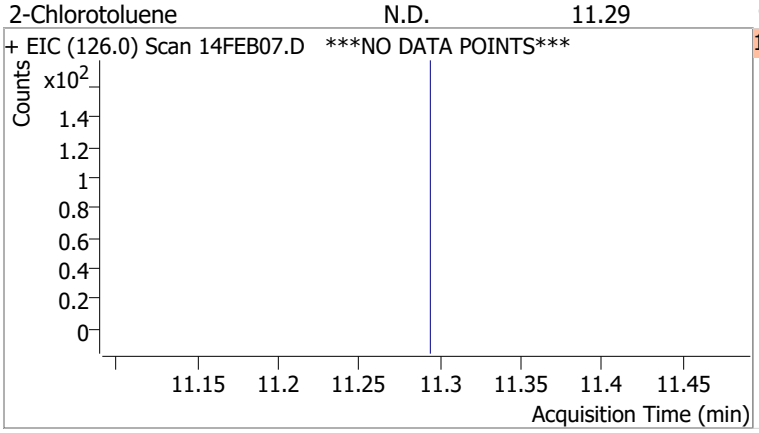

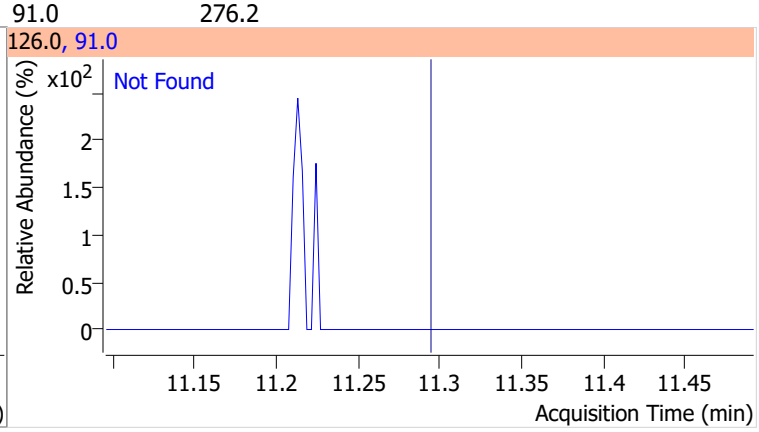

Compound	Conc.	Exp RT	QIon	Exp Ratio
4-Chlorotoluene	N.D.	11.40	126.0	31.3

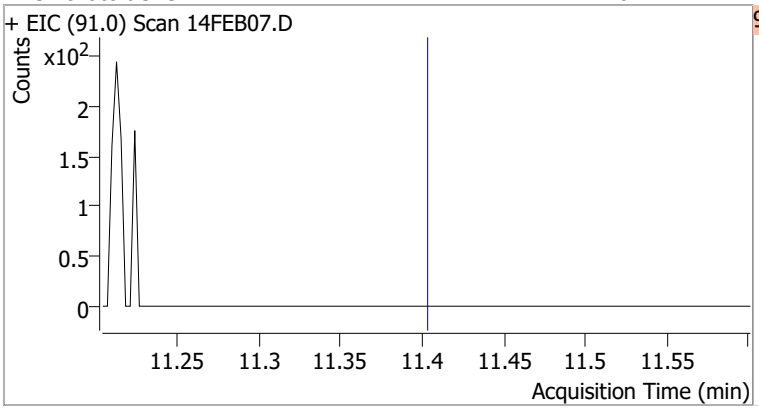

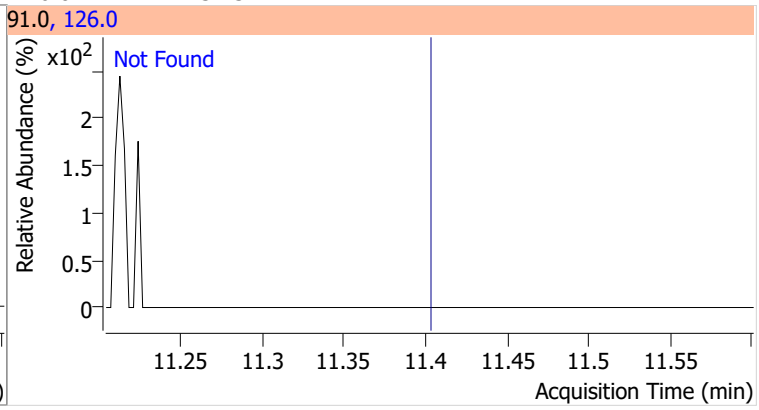

Compound	Conc.	Exp RT	QIon	Exp Ratio	QIon	Exp Ratio
1,3-Dichlorobenzene	N.D.	12.03	148.0	62.8	111.0	38.7

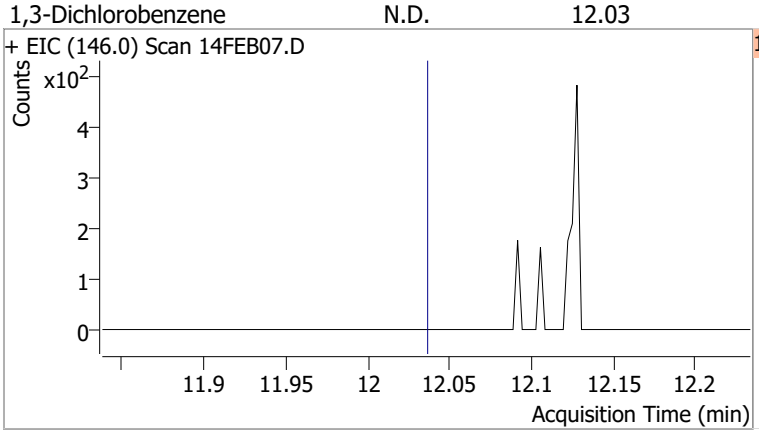

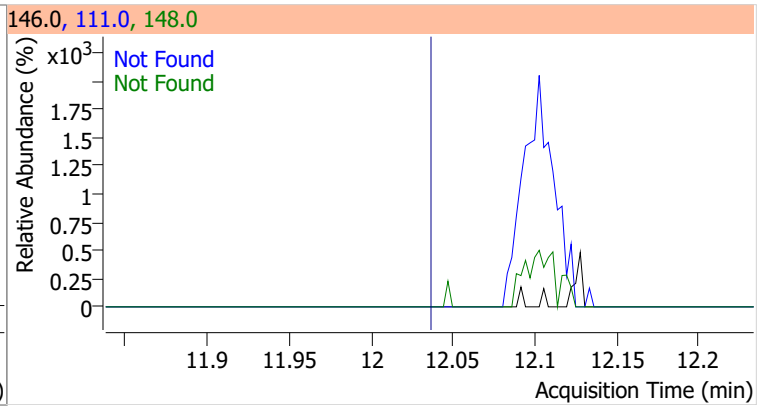

Compound	Conc.	Exp RT	QIon	Exp Ratio	QIon	Exp Ratio
1,4-Dichlorobenzene	N.D.	12.12	148.0	63.7	111.0	38.7

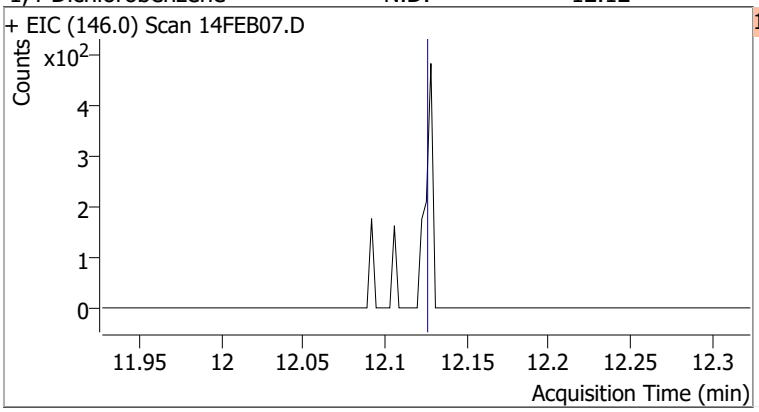

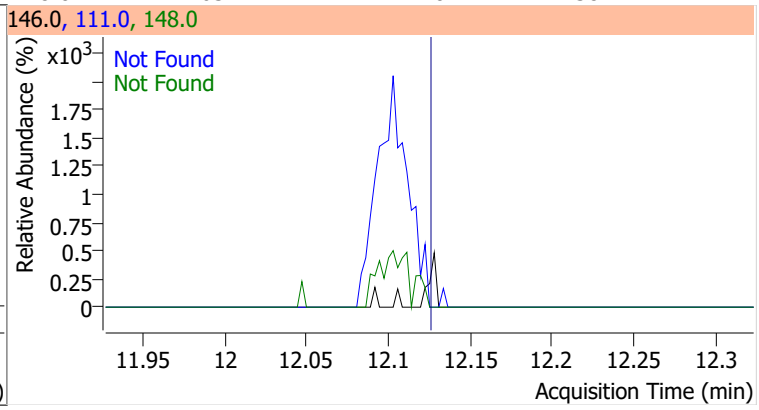

Compound	Conc.	Exp RT	QIon	Exp Ratio	QIon	Exp Ratio
1,2-Dichlorobenzene	N.D.	12.49	148.0	61.9	111.0	39.5

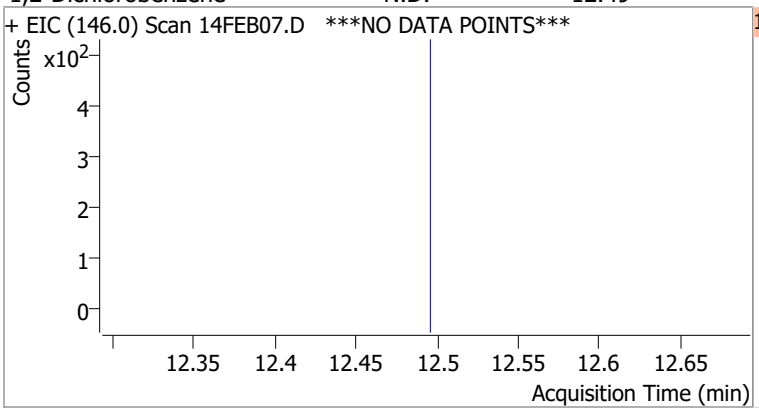

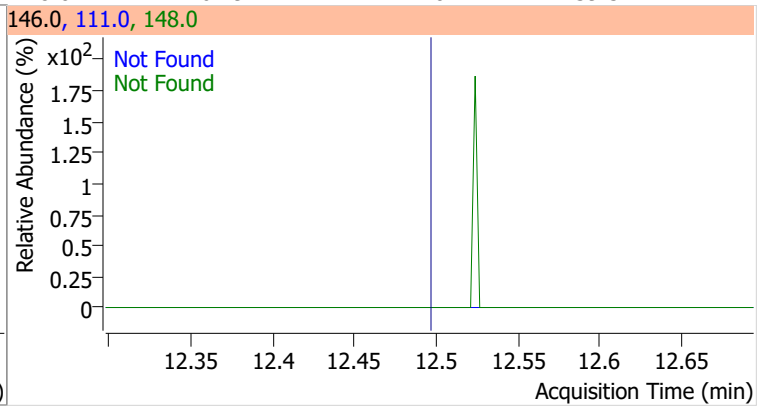

Quantitation Results Report (QT Reviewed)

Data File	14FEB08.D	Operator	MSC
Acq. Method	5975CACQF.M	Acq. Date-Time	2/14/2022 12:53:59 PM
Sample Name	B22020962-006F	Instrument	VOA5975C
Vial	8	Multiplier	1.00
DA Method File	VOA5975C_8260B_SHT_DoD_L4_011922.m	Comment	
Tune File	BFB_Atune3.u	Tune Date	10/11/2021 4:02:00 PM
Batch Name	VG021422_8260B.batch.bin	Last Calib Update	2/17/2022 11:07:48 AM
Ref Library	\\MASSHUNTER\Org\Library\NIST129K.l		

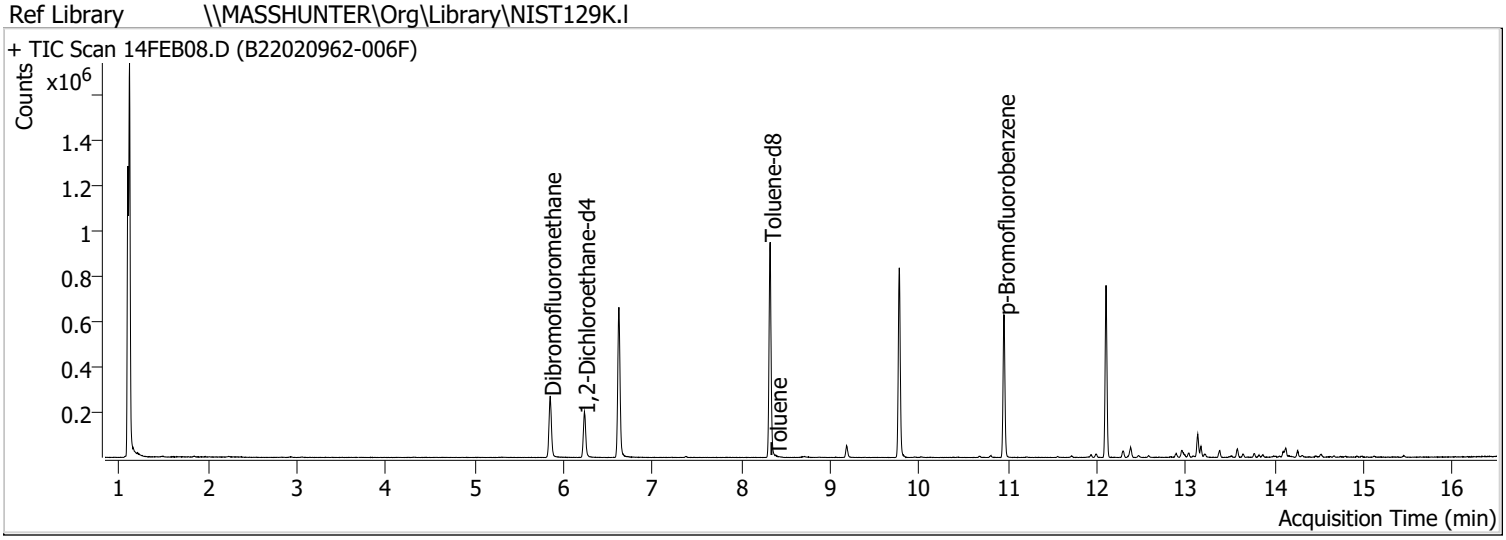

Compound	RT	QIon	Resp.	Conc.	Units		Dev(Min)
Internal Standards							
M Fluorobenzene	6.620	96.0	551635	250.0000	ng		0.000
M Chlorobenzene-d5	9.774	82.0	227069	250.0000	ng		0.000
M 1,4-Dichlorobenzene-d4	12.100	152.0	178404	250.0000	ng		0.000
System Monitoring Compounds							
S Dibromofluoromethane	5.848	113.0	151484	283.5166	ng		-0.003
Spiked Amount: 250.000	Range: 80.0 - 119.0%			Recovery = 113.41%			
S 1,2-Dichloroethane-d4	6.230	67.0	71234	308.6326	ng		0.000
Spiked Amount: 250.000	Range: 81.0 - 118.0%			Recovery = 123.45%		*	
S Toluene-d8	8.322	98.0	567353	256.1093	ng		0.003
Spiked Amount: 250.000	Range: 89.0 - 112.0%			Recovery = 102.44%			
S p-Bromofluorobenzene	10.951	95.0	169078	256.6809	ng		0.003
Spiked Amount: 250.000	Range: 85.0 - 114.0%			Recovery = 102.67%			
Target Compounds							**QValue**
T Dichlorodifluoromethane	0.000		0	N.D.			
T Chloromethane	0.000		0	N.D.			
T Vinyl chloride	0.000		0	N.D.			
T Bromomethane	0.000		0	N.D.			
T Chloroethane	0.000		0	N.D.			
T Trichlorofluoromethane	0.000		0	N.D.			
T 1,1-Dichloroethene	0.000		0	N.D.			
T Methylene chloride	0.000		0	N.D.			
T trans-1,2-Dichloroethene	0.000		0	N.D.			
T Methyl tert-butyl ether (MTBE)	0.000		0	N.D.			
T 1,1-Dichloroethane	0.000		0	N.D.			
T 2,2-Dichloropropane	0.000		0	N.D.			
T cis-1,2-Dichloroethene	0.000		0	N.D.			
T Methyl ethyl ketone	0.000		0	N.D.			
T Bromochloromethane	0.000		0	N.D.			
T Chloroform	0.000		0	N.D.			

Compound	RT	QIon	Resp.	Conc.	Units		Dev(Min)
T 1,1,1-Trichloroethane	0.000		0	N.D.			
T Carbon tetrachloride	0.000		0	N.D.			
T 1,1-Dichloropropene	0.000		0	N.D.			
T Benzene	0.000		0	N.D.			
T 1,2-Dichloroethane	0.000		0	N.D.			
T Trichloroethene	0.000		0	N.D.			
T 1,2-Dichloropropane	0.000		0	N.D.			
T Dibromomethane	0.000		0	N.D.			
T Bromodichloromethane	0.000		0	N.D.			
T cis-1,3-Dichloropropene	0.000		0	N.D.			
T Toluene	8.386	92.0	555	0.3757	ng	m	97
T trans-1,3-Dichloropropene	0.000		0	N.D.			
T 1,1,2-Trichloroethane	0.000		0	N.D.			
T Tetrachloroethene	0.000		0	N.D.			
T 1,3-Dichloropropane	0.000		0	N.D.			
T Chlorodibromomethane	0.000		0	N.D.			
T 1,2-Dibromoethane	0.000		0	N.D.			
T Chlorobenzene	0.000		0	N.D.			
T 1,1,1,2-Tetrachloroethane	0.000		0	N.D.			
T Ethylbenzene	0.000		0	N.D.			
T m+p-Xylenes	10.028	106.0	0		ng	md	1
T o-Xylene	10.435	106.0	0		ng	md	1
T Styrene	0.000		0	N.D.			
T Bromoform	0.000		0	N.D.			
T Bromobenzene	0.000		0	N.D.			
T 1,1,2,2-Tetrachloroethane	0.000		0	N.D.			
T 1,2,3-Trichloropropane	0.000		0	N.D.			
T 2-Chlorotoluene	0.000		0	N.D.			
T 4-Chlorotoluene	0.000		0	N.D.			
T 1,3-Dichlorobenzene	0.000		0	N.D.			
T 1,4-Dichlorobenzene	0.000		0	N.D.			
T 1,2-Dichlorobenzene	0.000		0	N.D.			

(#) = Qualifier Out of Range; (m) = Manual Integration; (+) = Area Summed; (*) = Surrogate Percent Recovery Out of Range; (d): Zeroed Peak

Compound	Conc.	Exp RT	QIon	Exp Ratio
Dichlorodifluoromethane	N.D.	1.24	87.0	31.8

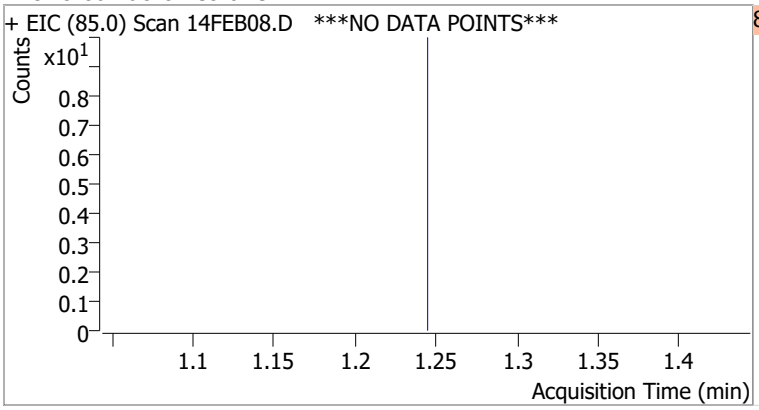

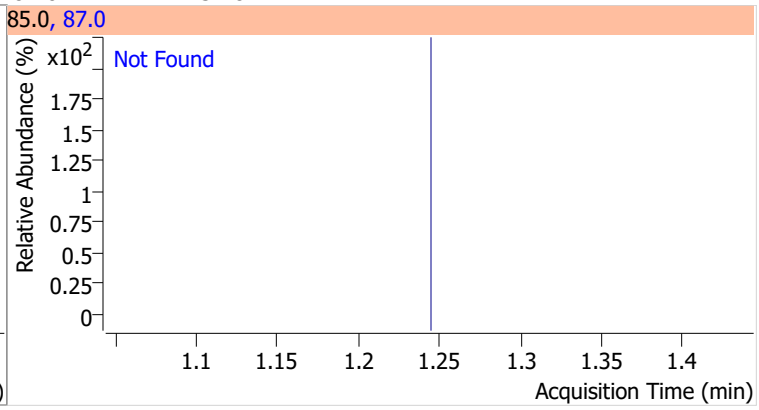

Compound	Conc.	Exp RT	QIon	Exp Ratio
Chloromethane	N.D.	1.41	52.0	32.4

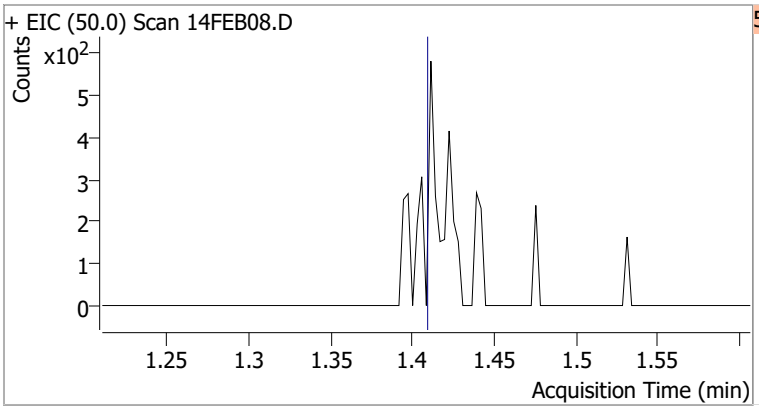

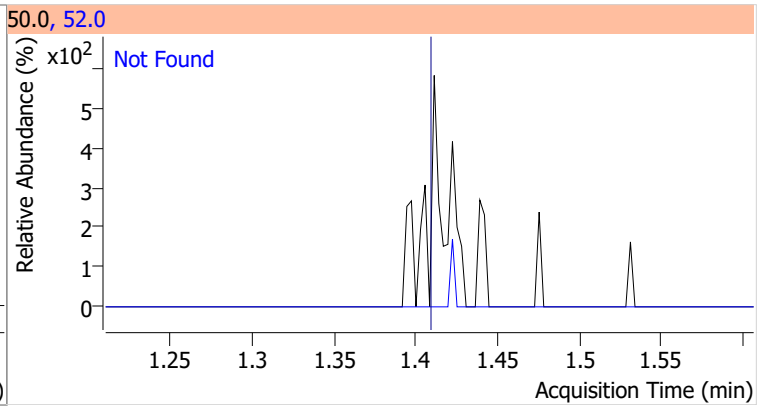

Compound	Conc.	Exp RT	QIon	Exp Ratio
Vinyl chloride	N.D.	1.50	64.0	31.3

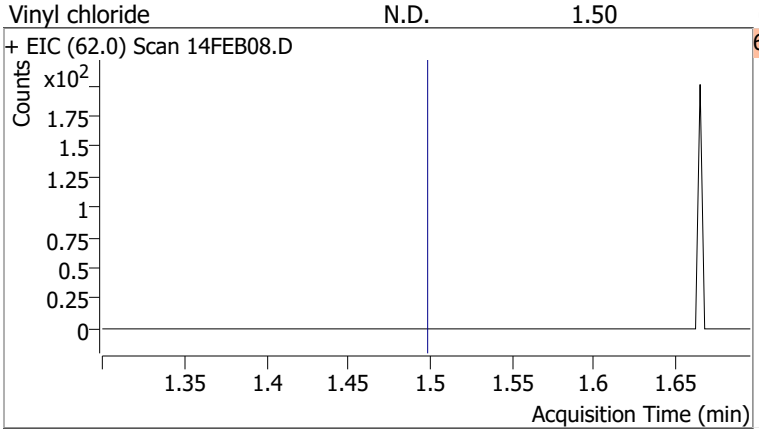

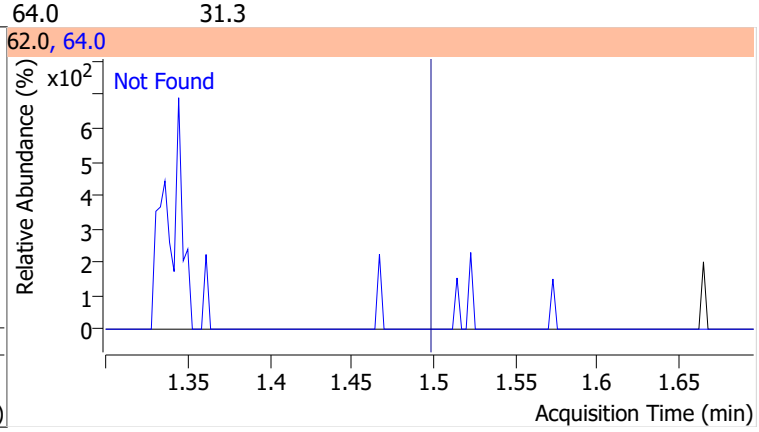

Compound	Conc.	Exp RT	QIon	Exp Ratio
Bromomethane	N.D.	1.80	94.0	110.1

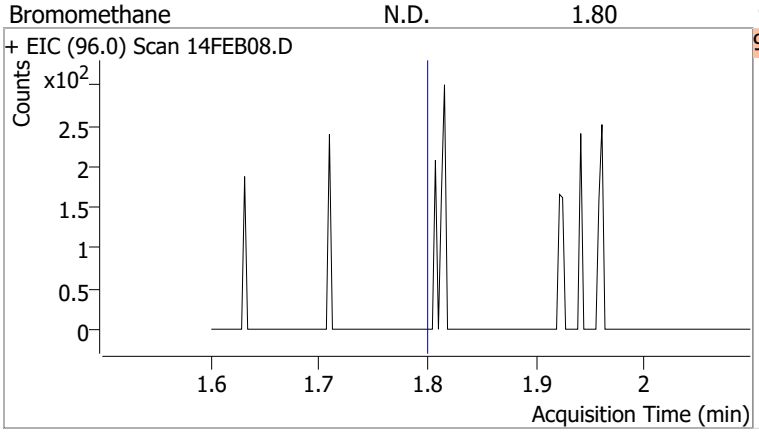

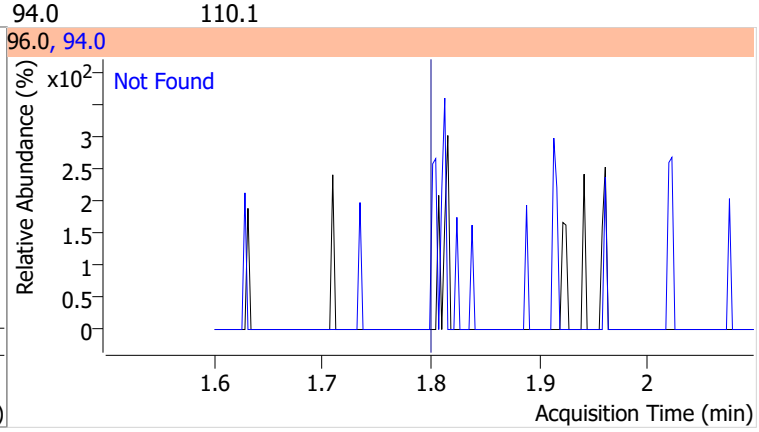

Compound	Conc.	Exp RT	QIon	Exp Ratio
Chloroethane	N.D.	1.90	66.0	30.0

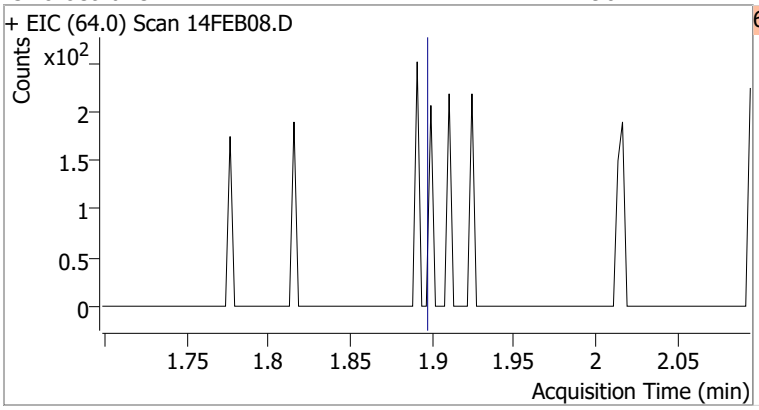

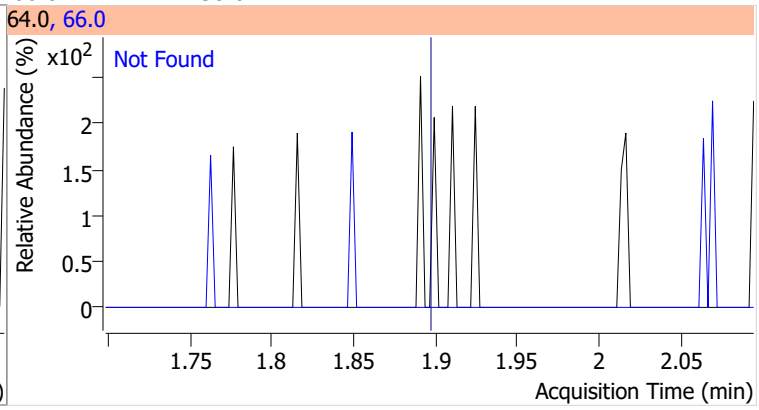

Compound	Conc.	Exp RT	QIon	Exp Ratio
Trichlorofluoromethane	N.D.	2.15	103.0	65.0

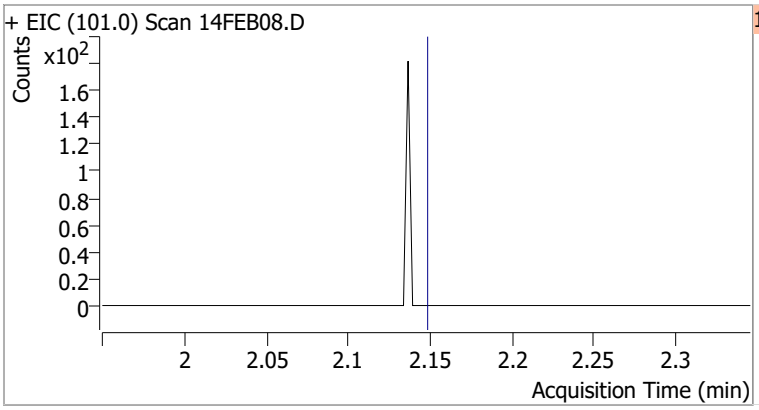

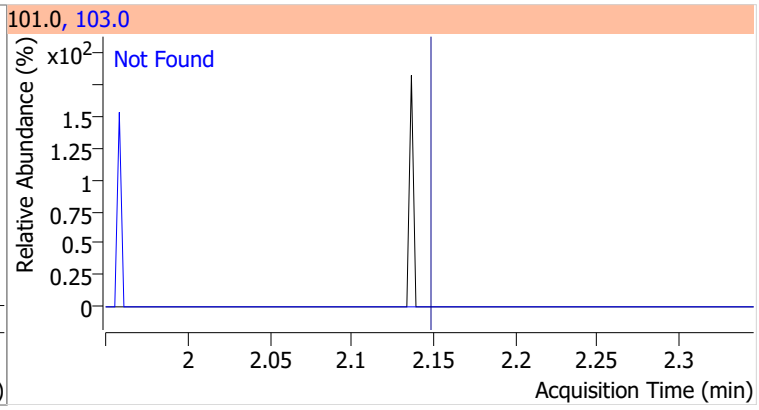

Compound	Conc.	Exp RT	QIon	Exp Ratio	QIon	Exp Ratio
1,1-Dichloroethene	N.D.	2.70	61.0	179.9	63.0	57.0

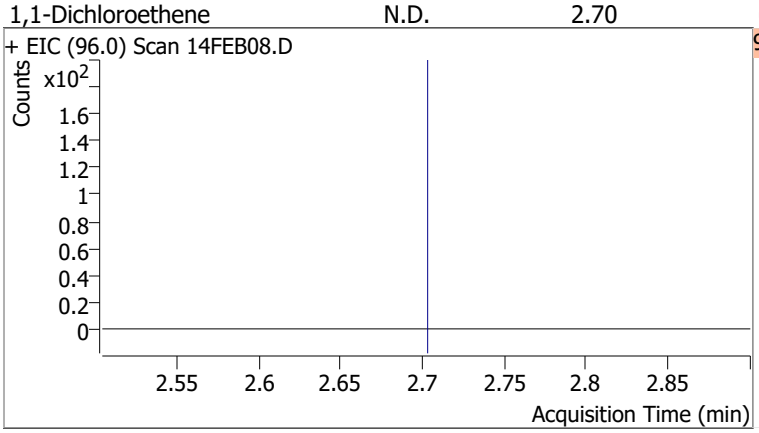

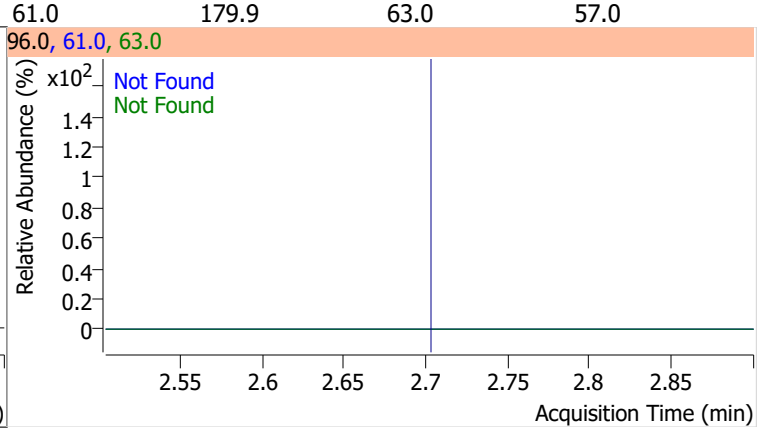

Compound	Conc.	Exp RT	QIon	Exp Ratio	QIon	Exp Ratio
Methylene chloride	N.D.	3.33	84.0	66.1	86.0	41.8

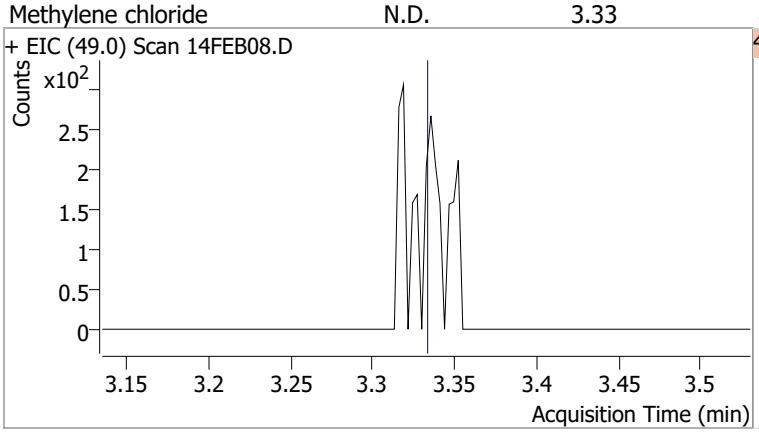

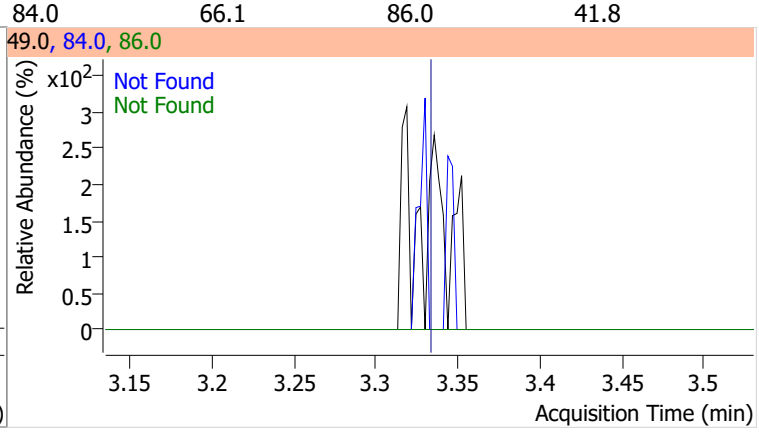

Compound	Conc.	Exp RT	QIon	Exp Ratio	QIon	Exp Ratio
trans-1,2-Dichloroethene	N.D.	3.72	61.0	154.8	98.0	62.1

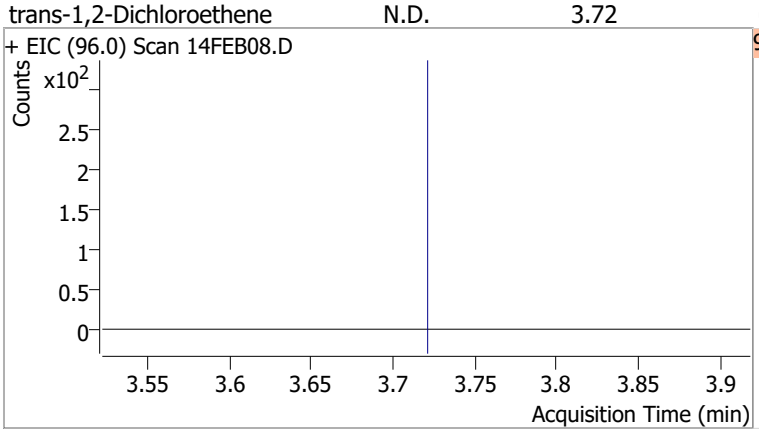

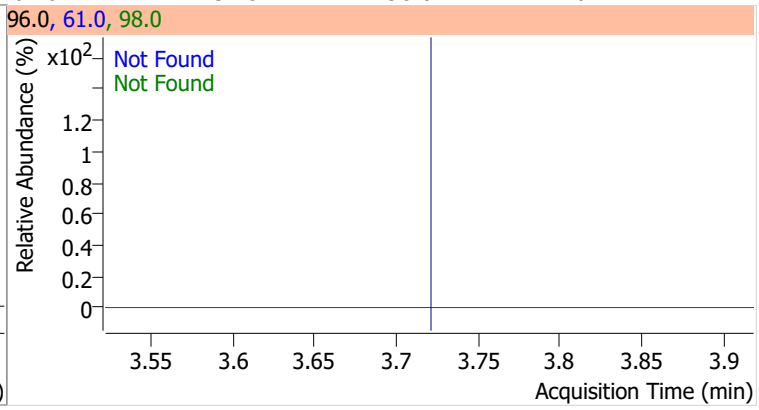

Compound	Conc.	Exp RT	QIon	Exp Ratio
Methyl tert-butyl ether (MTBE)	N.D.	3.75	57.0	24.6

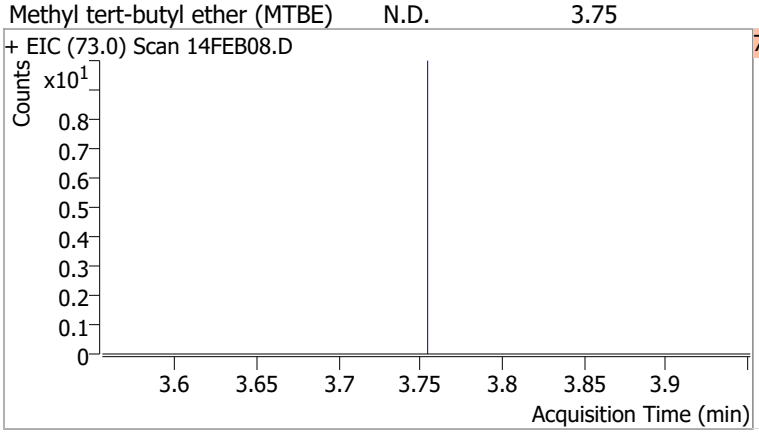

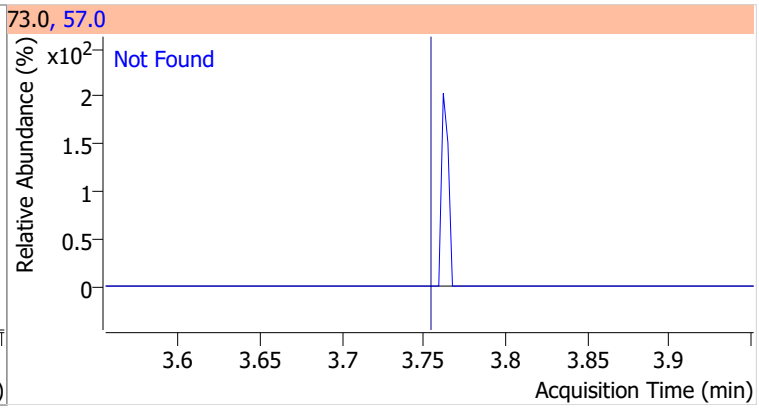

Compound	Conc.	Exp RT	QIon	Exp Ratio	QIon	Exp Ratio
1,1-Dichloroethane	N.D.	4.38	65.0	31.0	83.0	12.7

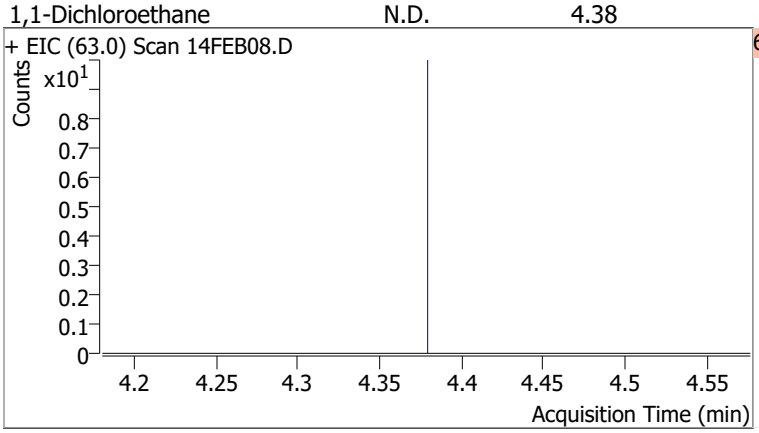

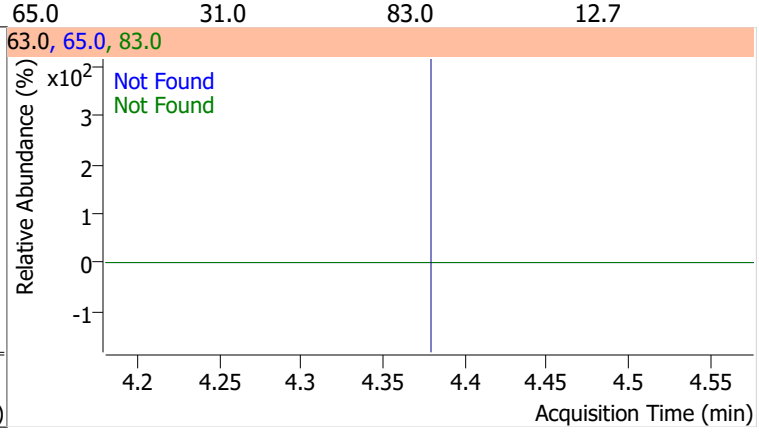

Compound	Conc.	Exp RT	QIon	Exp Ratio	QIon	Exp Ratio
2,2-Dichloropropane	N.D.	5.19	41.0	68.8	97.0	23.9

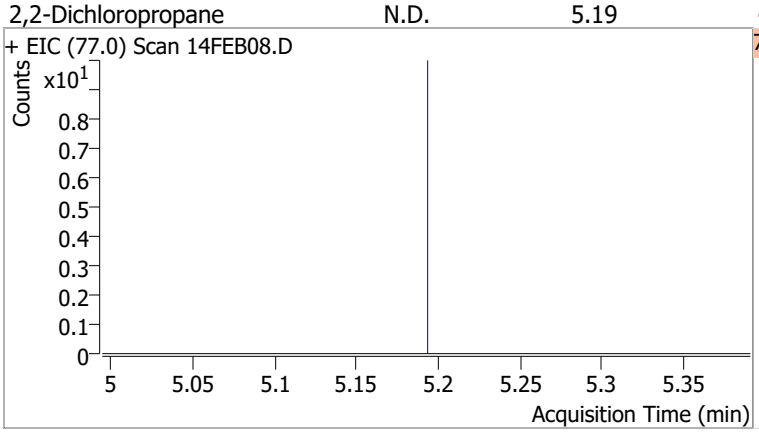

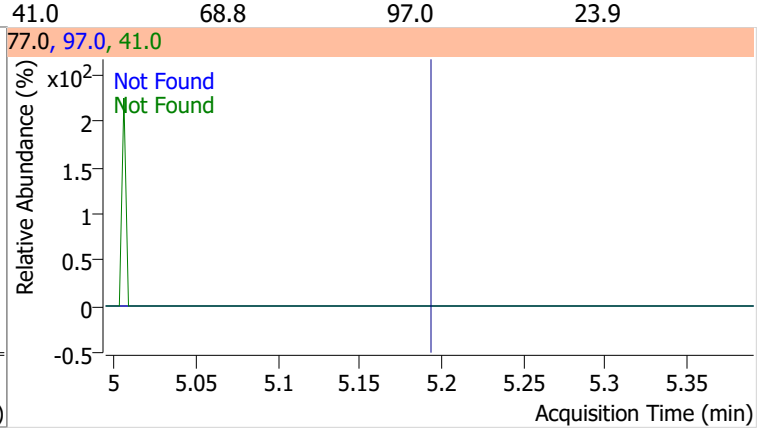

Compound	Conc.	Exp RT	QIon	Exp Ratio	QIon	Exp Ratio
cis-1,2-Dichloroethene	N.D.	5.21	61.0	160.4	98.0	66.2

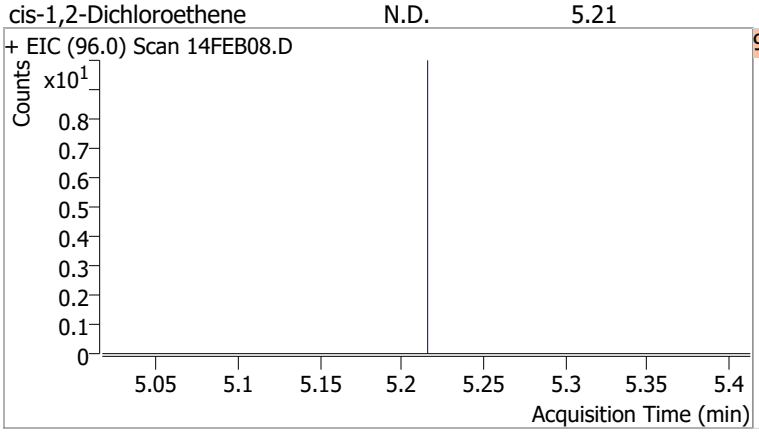

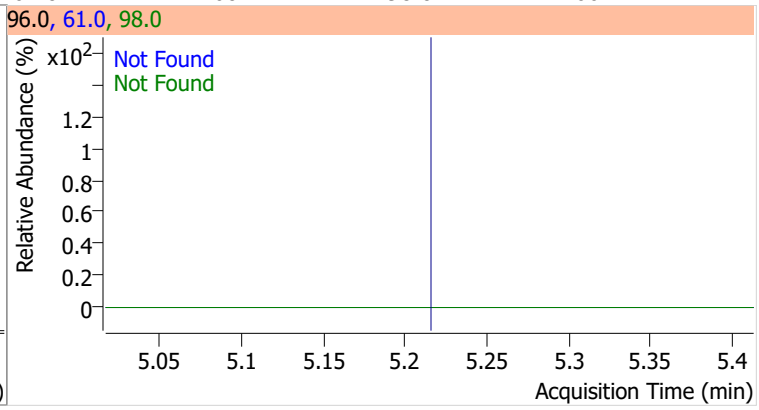

Compound	Conc.	Exp RT	QIon	Exp Ratio
Methyl ethyl ketone	N.D.	5.28	72.0	20.6

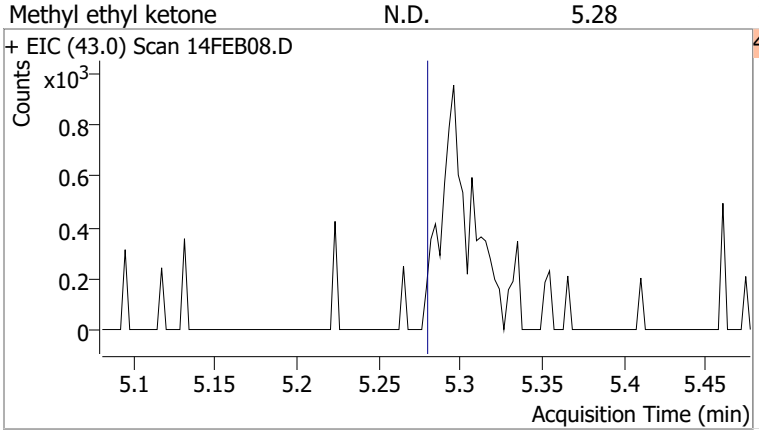

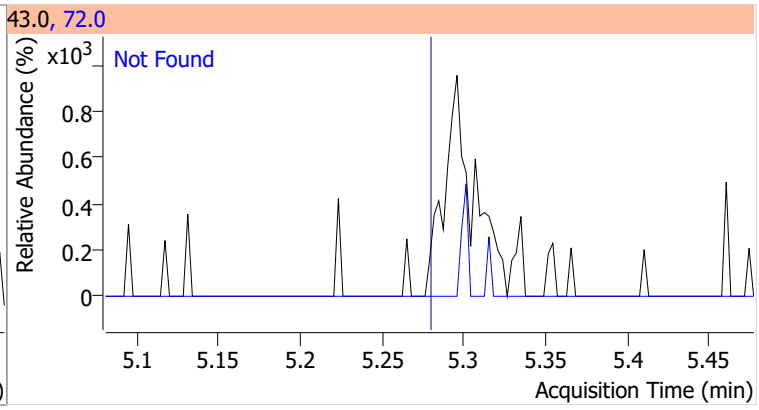

Compound	Conc.	Exp RT	QIon	Exp Ratio
Bromochloromethane	N.D.	5.52	49.0	182.2

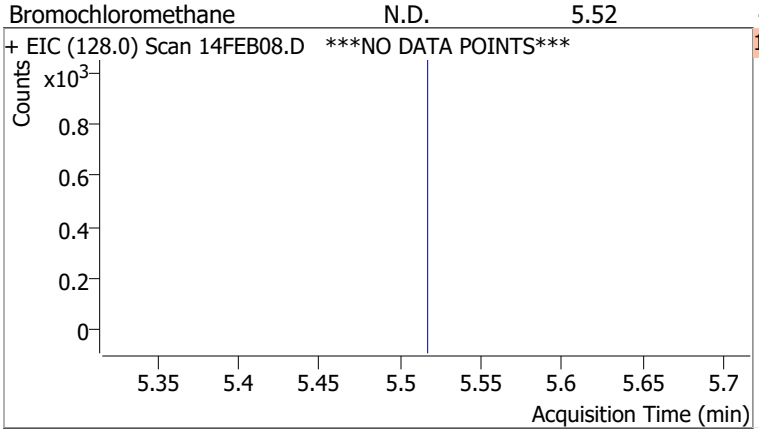

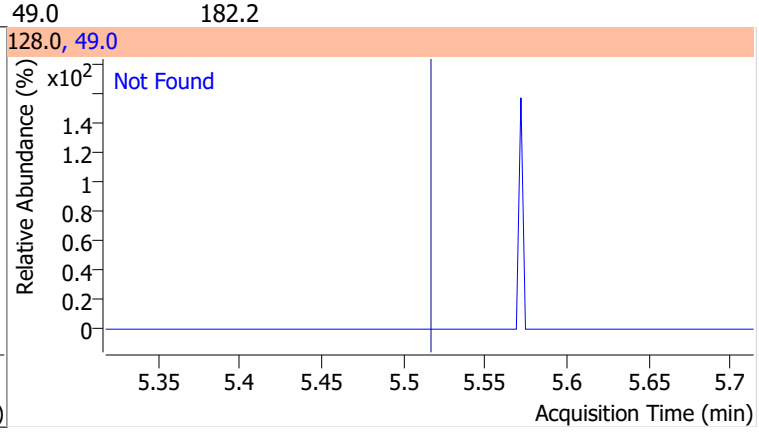

Compound	Conc.	Exp RT	QIon	Exp Ratio
Chloroform	N.D.	5.65	85.0	66.2

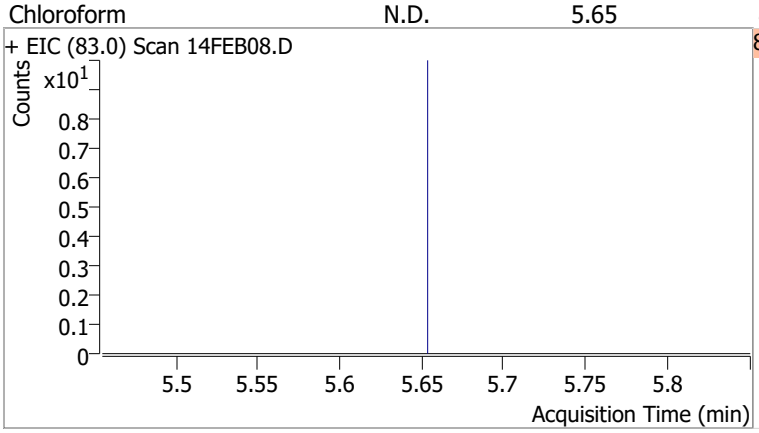

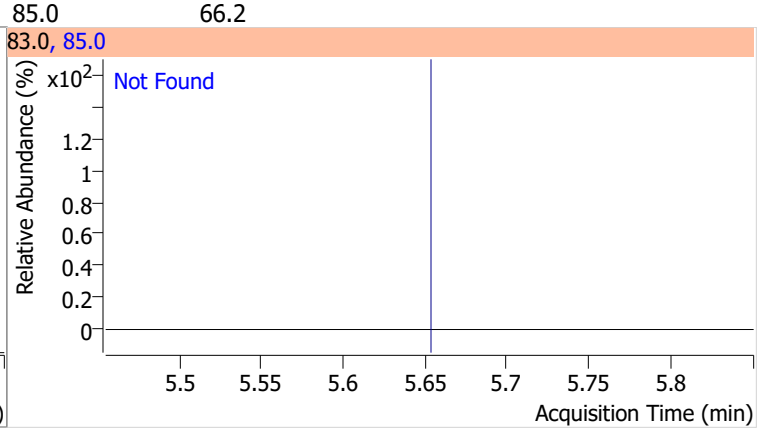

Compound	Conc.	Exp RT	QIon	Exp Ratio	QIon	Exp Ratio
1,1,1-Trichloroethane	N.D.	5.83	99.0	63.1	61.0	49.1

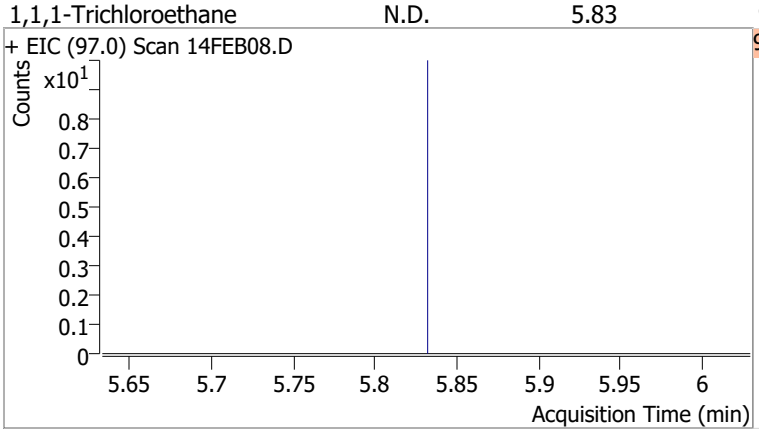

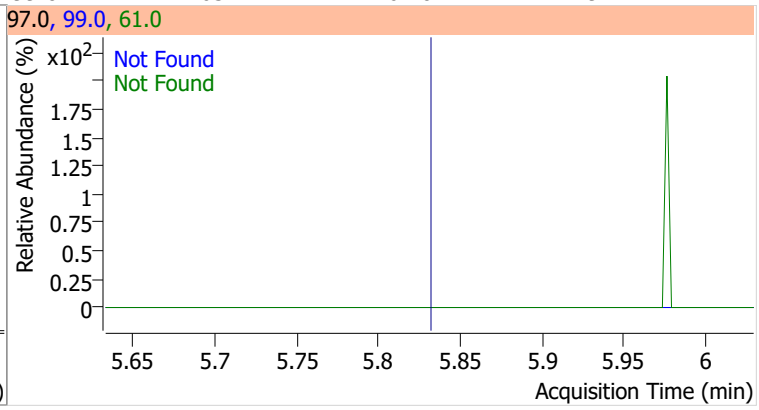

Compound	Conc.	RT	Dev(Min)	Resp.	QIon	QRatio	Lower	Upper
Dibromofluoromethane	283.5166	5.85	0.00	151484	191.5	23.8	0.0	53.2

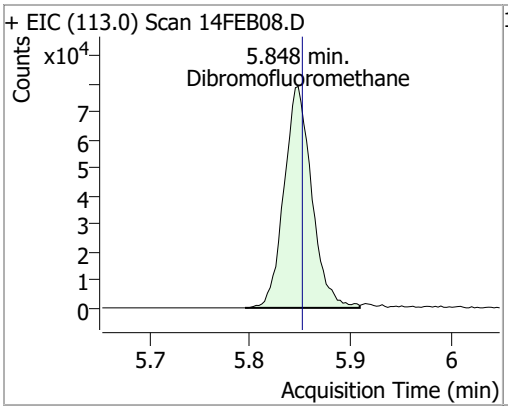

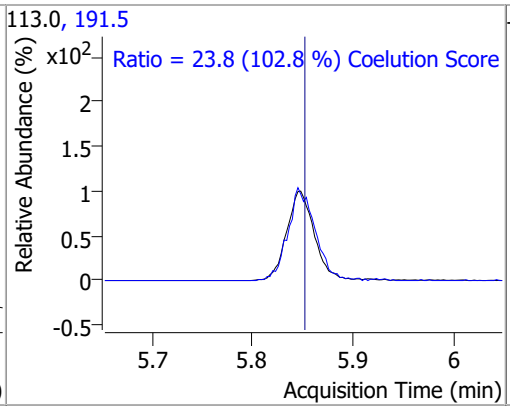

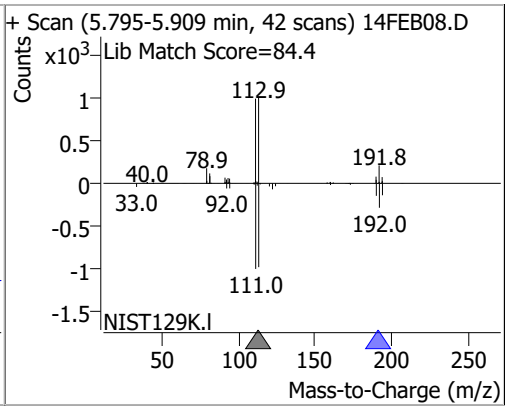

Compound	Conc.	Exp RT	QIon	Exp Ratio	QIon	Exp Ratio
Carbon tetrachloride	N.D.	6.02	119.0	97.6	121.0	30.7

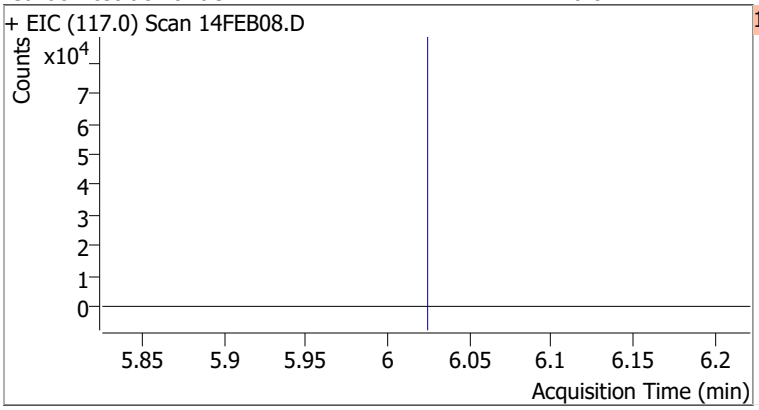

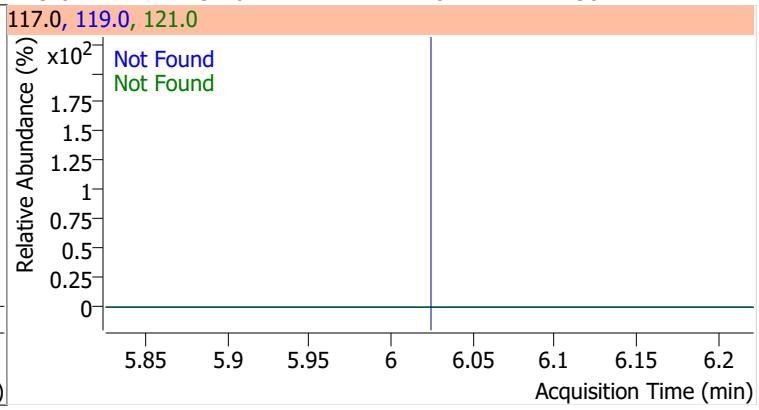

Compound	Conc.	Exp RT	QIon	Exp Ratio	QIon	Exp Ratio
1,1-Dichloropropene	N.D.	6.04	110.0	35.6	77.0	31.0

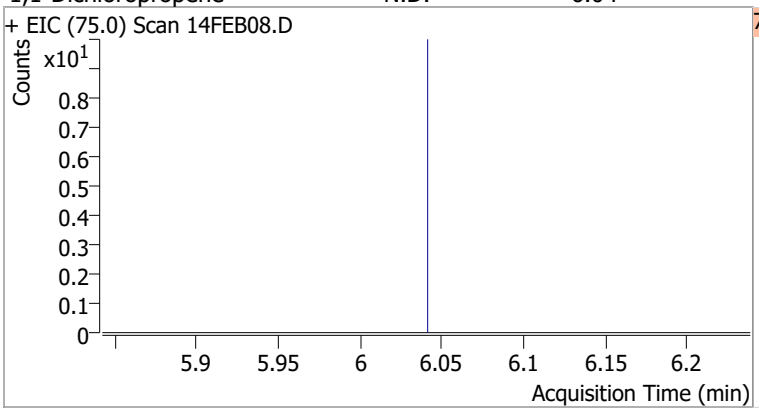

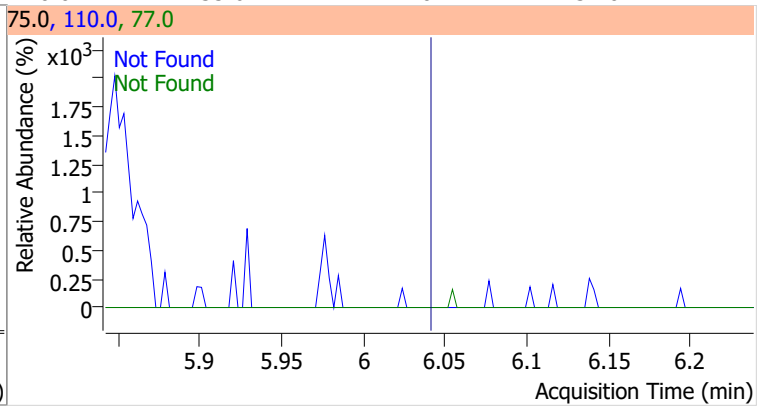

Compound	Conc.	RT	Dev(Min)	Resp.	QIon	QRatio	Lower	Upper
1,2-Dichloroethane-d4	308.6326	6.23	0.00	71234	65.0	203.1	162.8	222.8

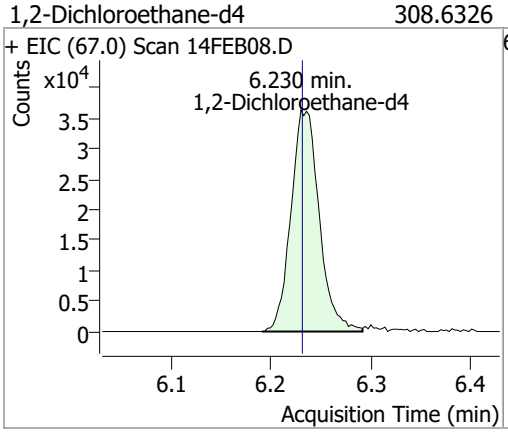

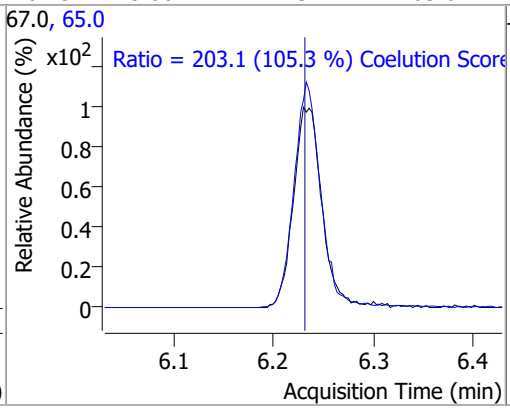

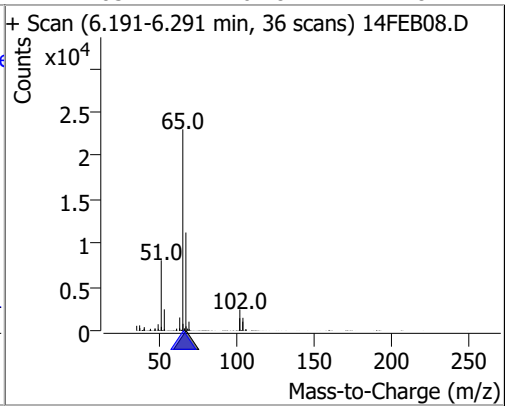

Compound	Conc.	Exp RT	QIon	Exp Ratio
Benzene	N.D.	6.28	77.0	23.3

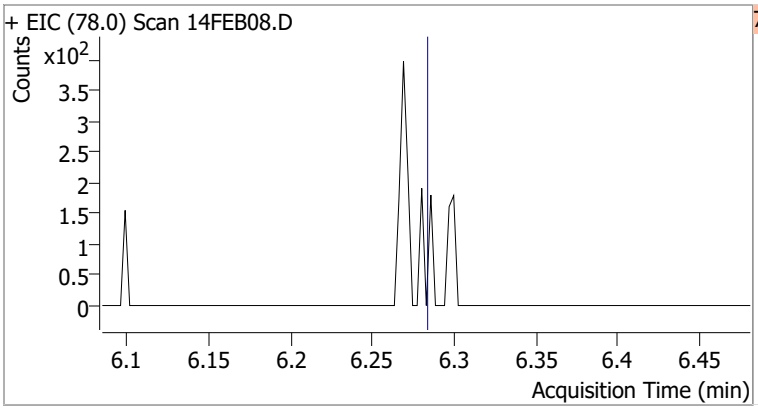

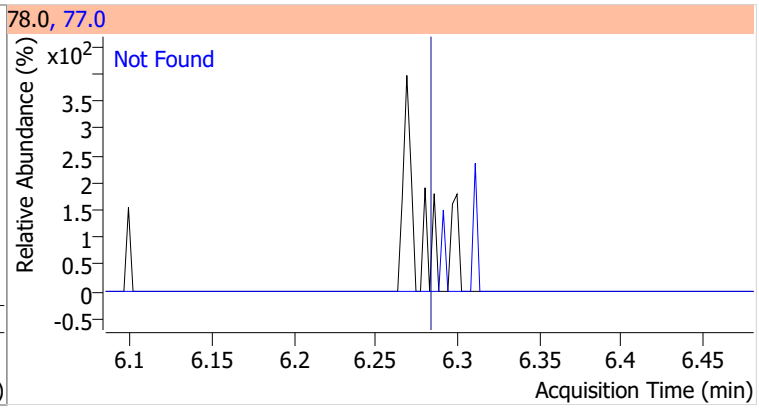

Compound	Conc.	Exp RT	QIon	Exp Ratio	QIon	Exp Ratio
1,2-Dichloroethane	N.D.	6.32	64.0	32.2	98.0	8.2

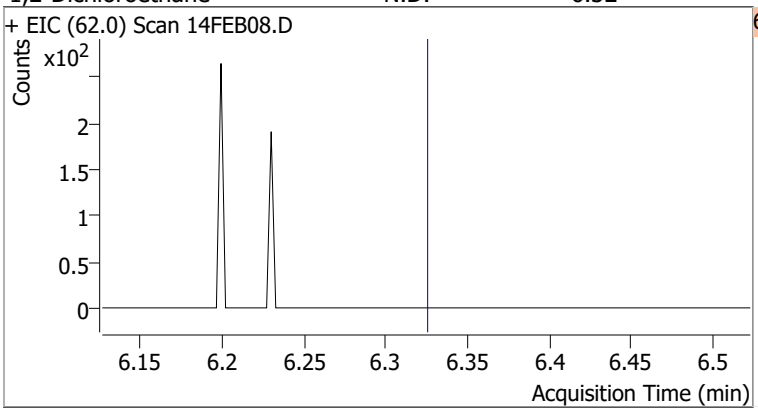

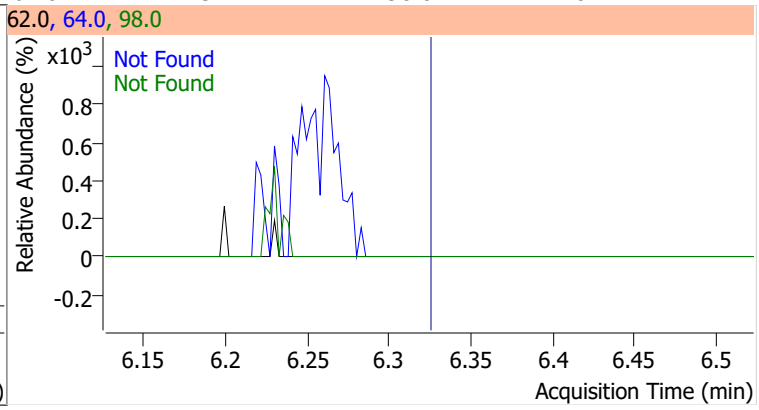

Compound	Conc.	Exp RT	QIon	Exp Ratio	QIon	Exp Ratio
Trichloroethene	N.D.	7.02	130.0	105.6	97.0	65.7

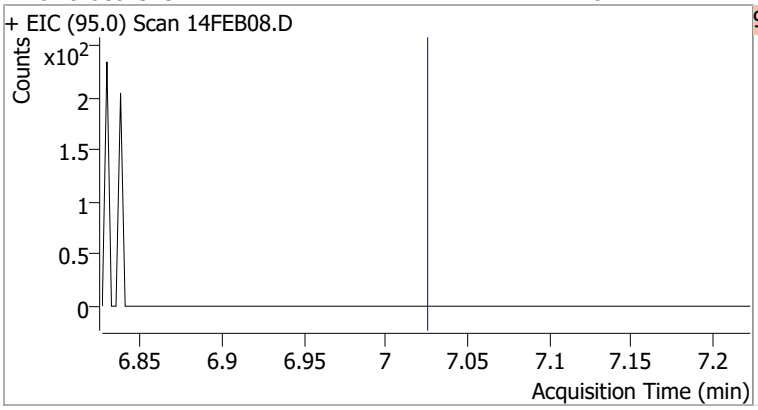

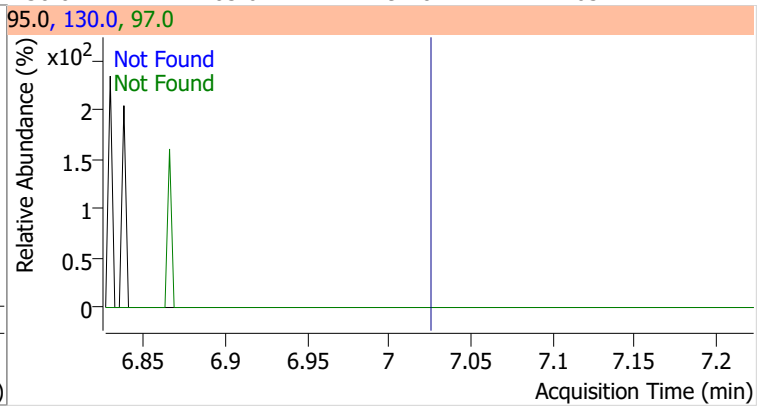

Compound	Conc.	Exp RT	QIon	Exp Ratio
1,2-Dichloropropane	N.D.	7.27	76.0	39.8

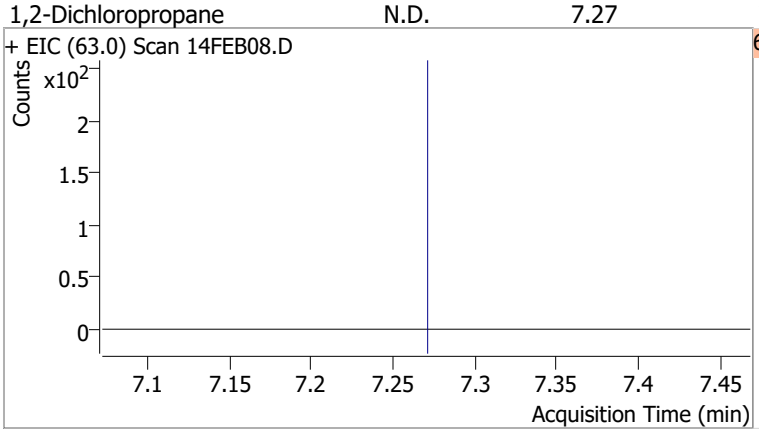

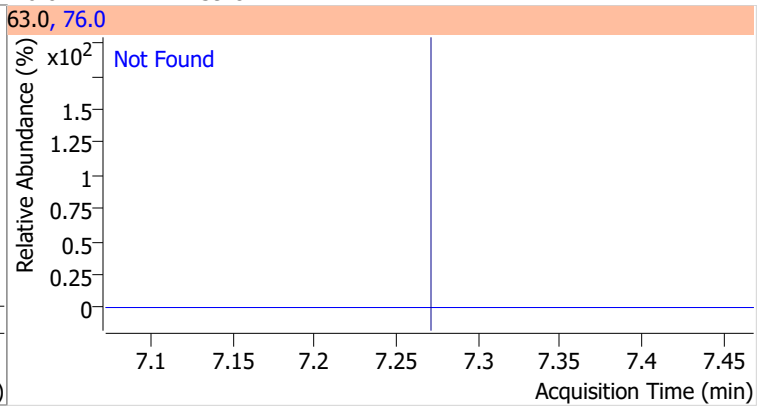

Compound	Conc.	Exp RT	QIon	Exp Ratio	QIon	Exp Ratio
Dibromomethane	N.D.	7.40	173.5	108.2	95.0	84.5

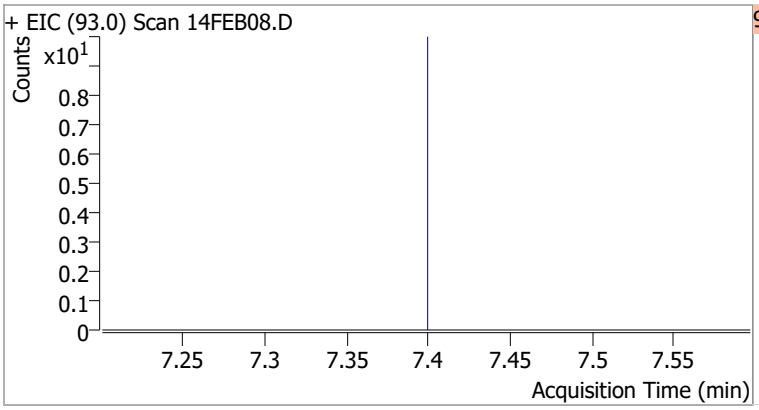

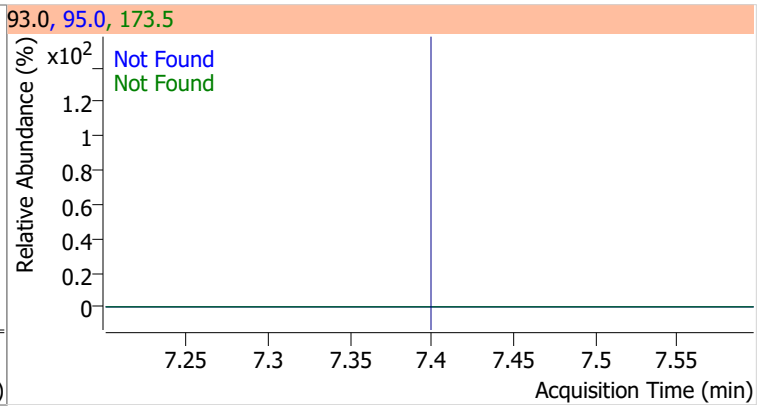

Compound	Conc.	Exp RT	QIon	Exp Ratio	QIon	Exp Ratio
Bromodichloromethane	N.D.	7.58	85.0	66.3	127.0	9.5

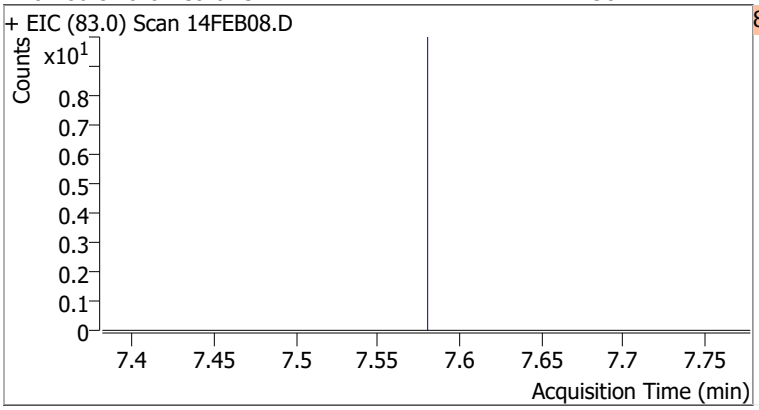

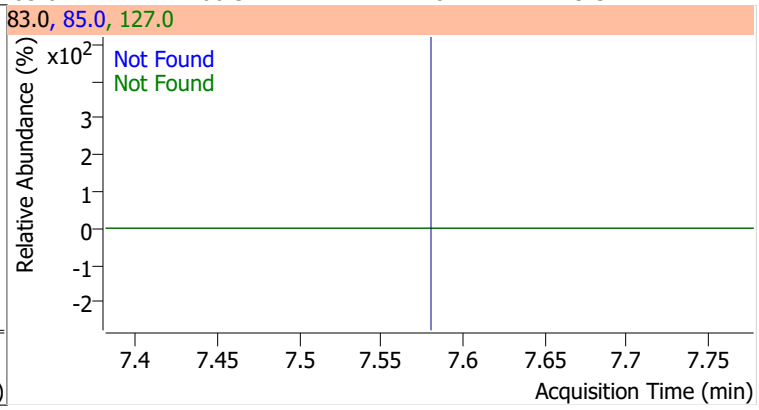

Compound	Conc.	Exp RT	QIon	Exp Ratio	QIon	Exp Ratio
cis-1,3-Dichloropropene	N.D.	8.06	39.0	52.5	77.0	31.8

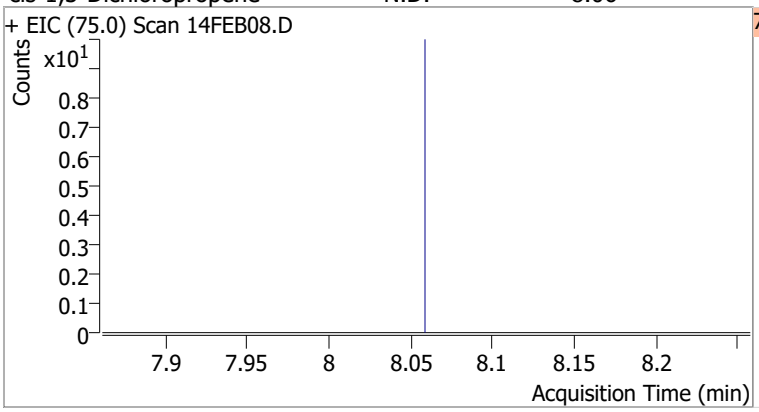

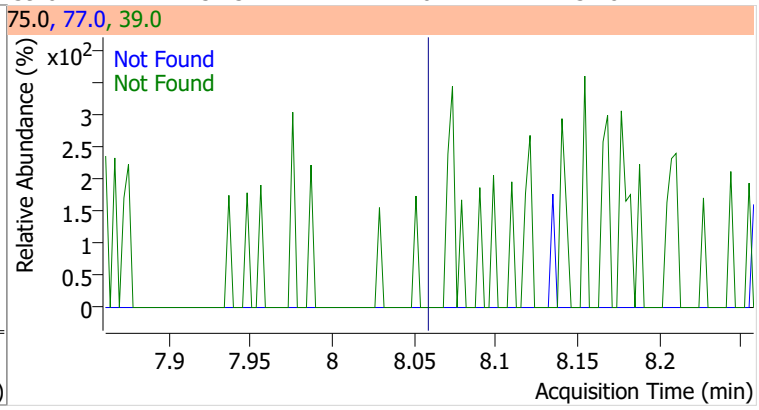

Compound	Conc.	RT	Dev(Min)	Resp.	QIon	QRatio	Lower	Upper
Toluene-d8	256.1093	8.32	0.00	567353	100.0	64.2	34.3	94.3
					99.0	9.7	0.0	39.2

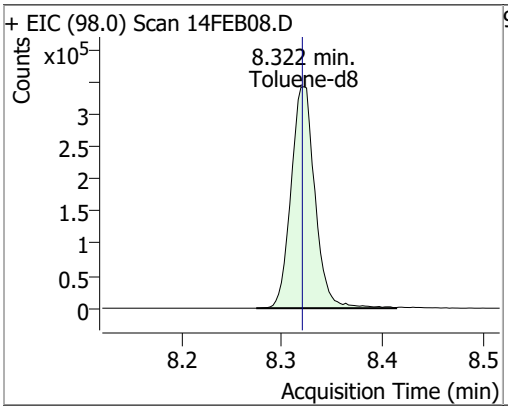

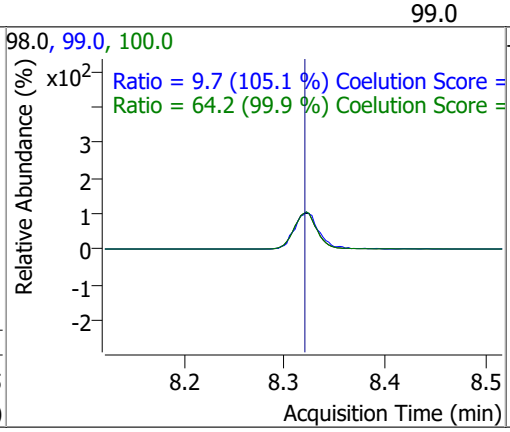

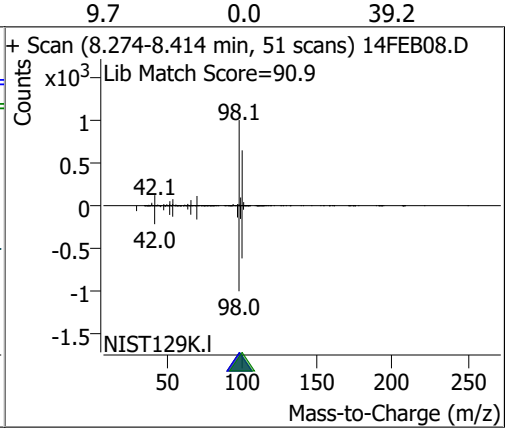

Compound	Conc.	RT	Dev(Min)	Resp.	QIon	QRatio	Lower	Upper
Toluene	0.3757	8.39	0.00	555 (m)	91.0	178.8	144.1	204.1

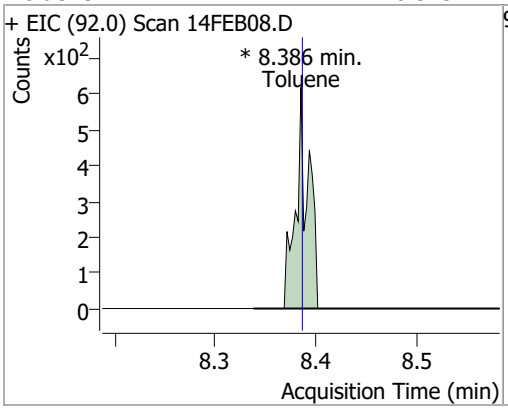

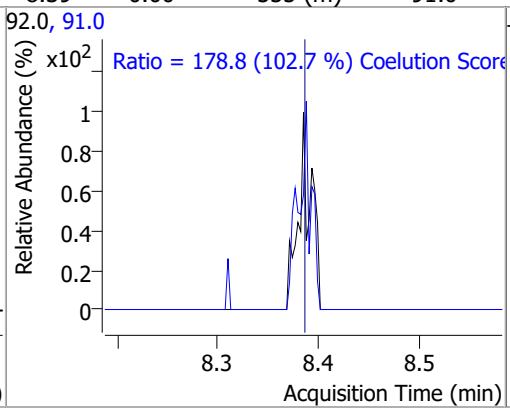

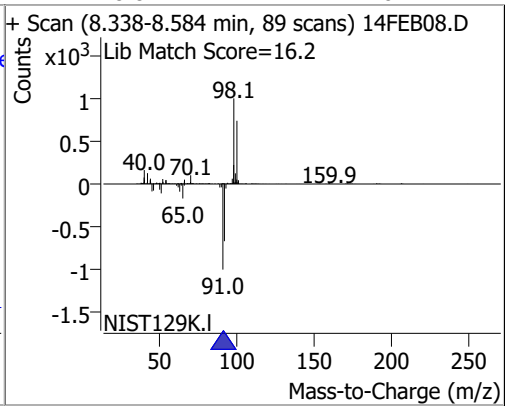

Compound	Conc.	Exp RT	QIon	Exp Ratio	QIon	Exp Ratio
trans-1,3-Dichloropropene	N.D.	8.64	39.0	53.0	77.0	31.0

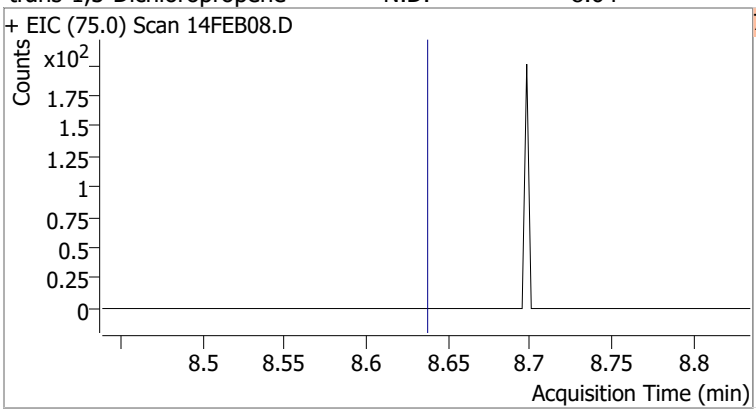

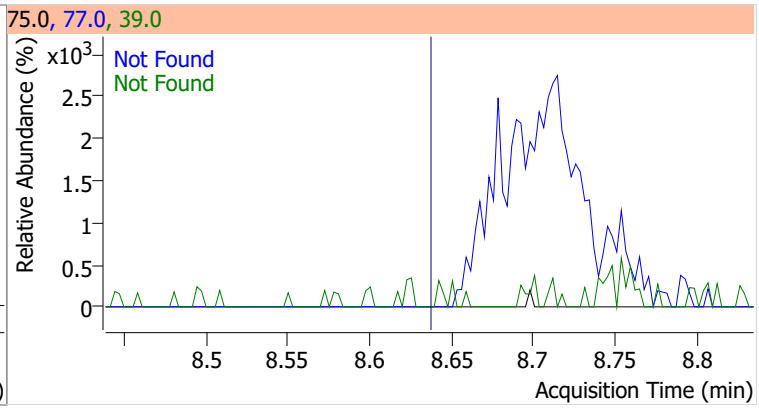

Compound	Conc.	Exp RT	QIon	Exp Ratio	QIon	Exp Ratio
1,1,2-Trichloroethane	N.D.	8.82	97.0	110.7	85.0	60.7

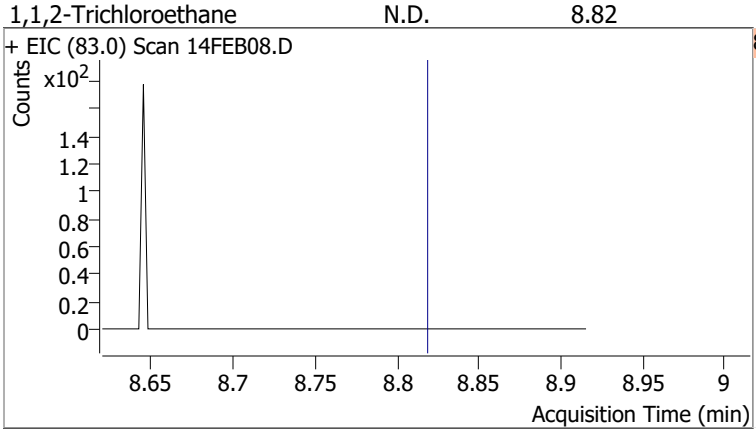

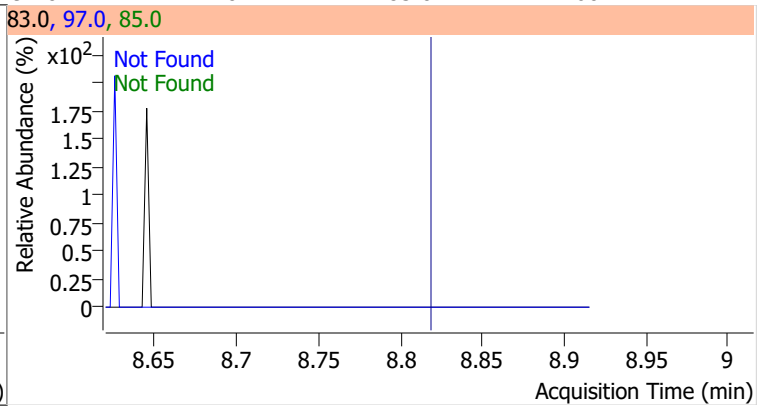

Compound	Conc.	Exp RT	QIon	Exp Ratio	QIon	Exp Ratio
Tetrachloroethene	N.D.	8.94	165.8	126.1	129.0	90.5

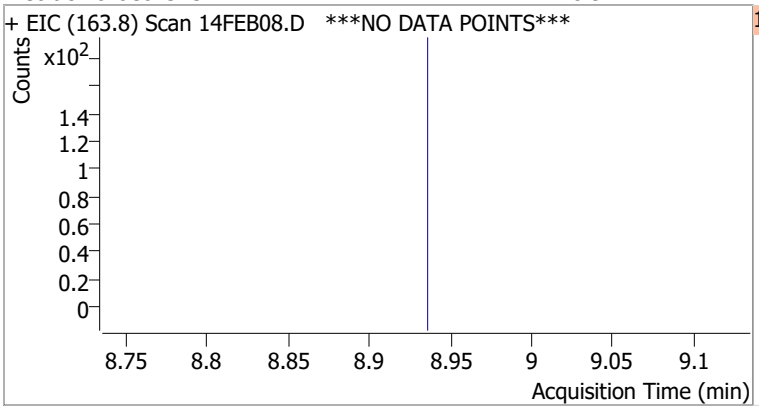

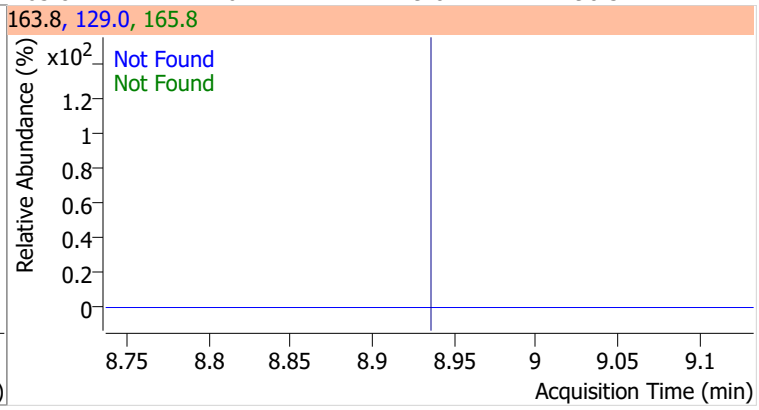

Compound	Conc.	Exp RT	QIon	Exp Ratio
1,3-Dichloropropane	N.D.	8.98	78.0	32.4

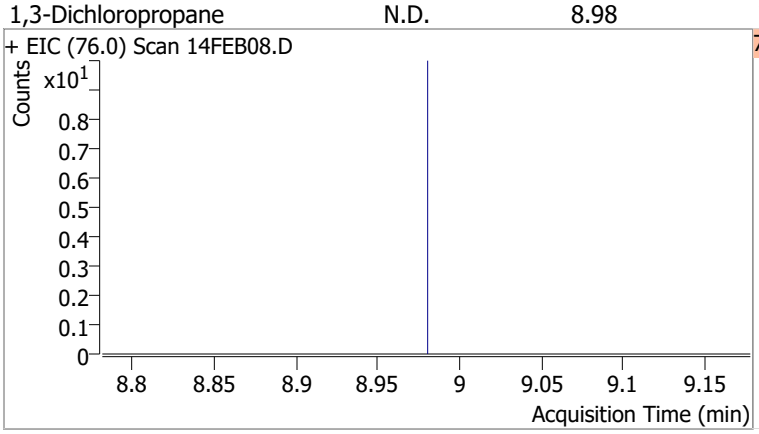

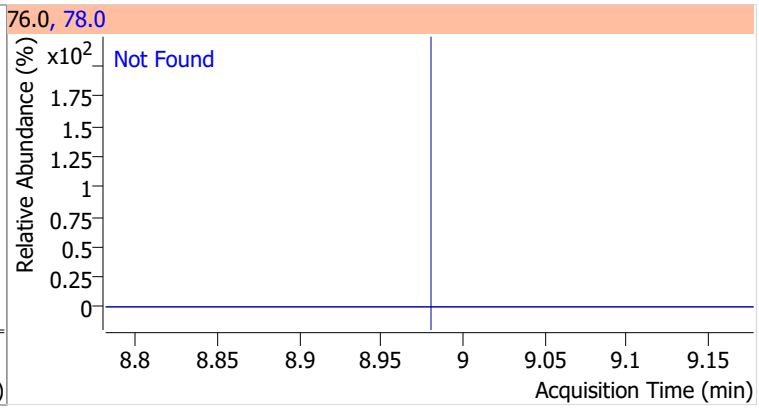

Compound	Conc.	Exp RT	QIon	Exp Ratio
Chlorodibromomethane	N.D.	9.21	127.0	77.2

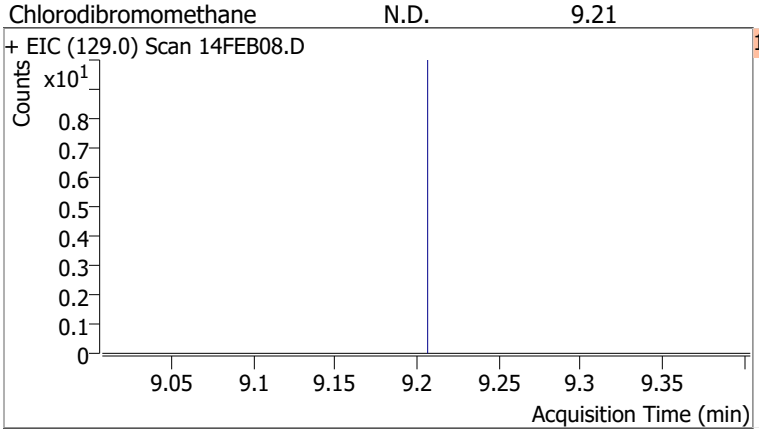

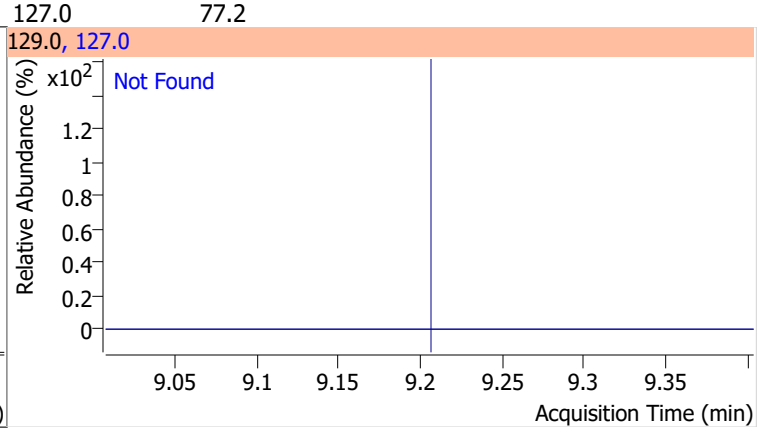

Compound	Conc.	Exp RT	QIon	Exp Ratio
1,2-Dibromoethane	N.D.	9.30	109.0	91.5

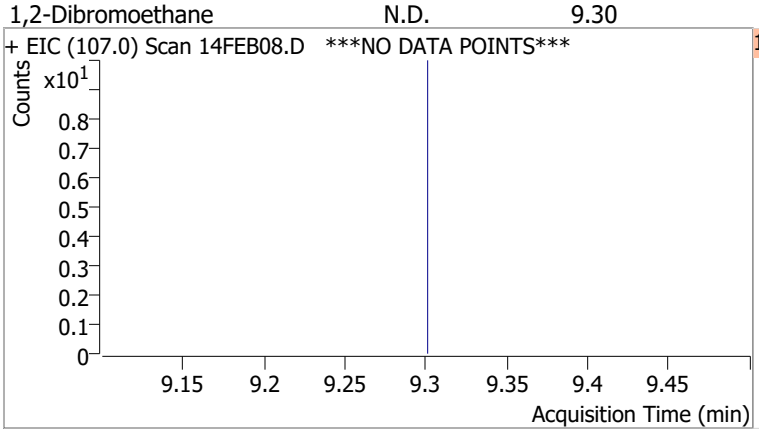

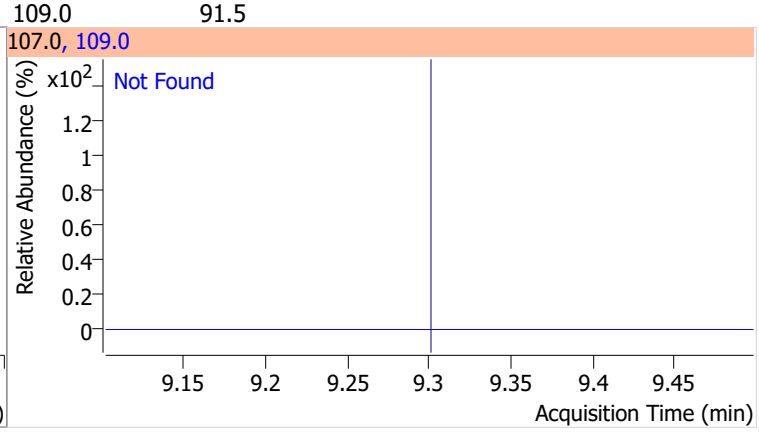

Compound	Conc.	Exp RT	QIon	Exp Ratio
Chlorobenzene	N.D.	9.80	114.0	32.2

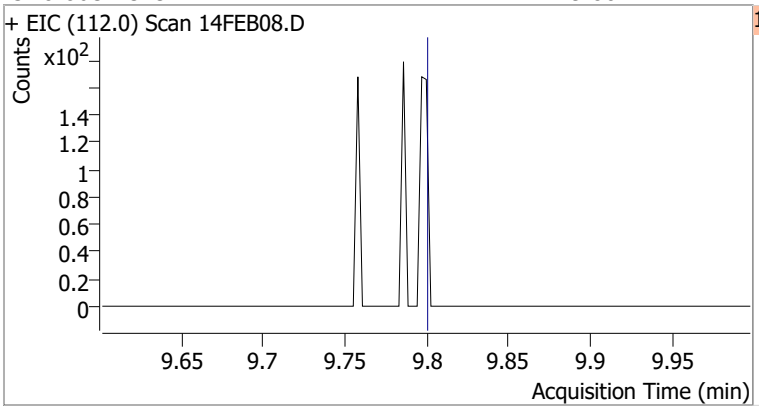

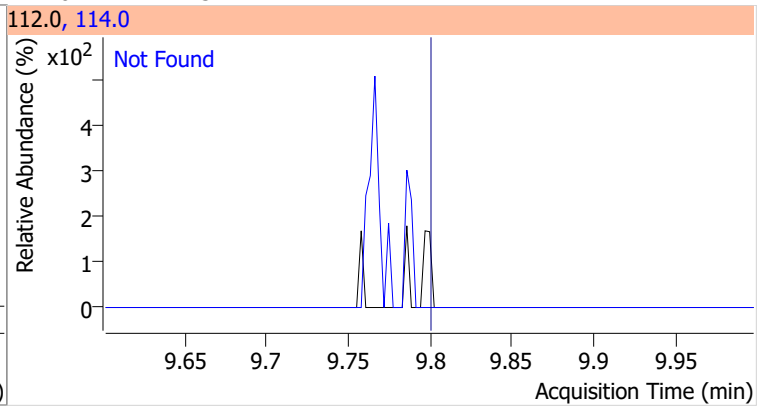

Compound	Conc.	Exp RT	QIon	Exp Ratio
1,1,1,2-Tetrachloroethane	N.D.	9.89	133.0	95.3

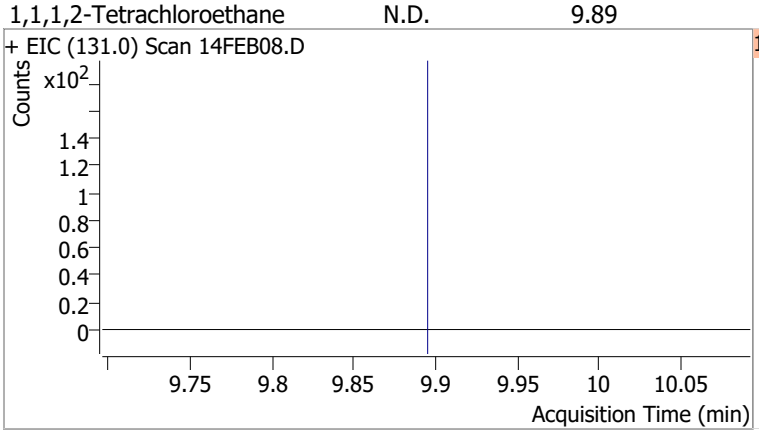

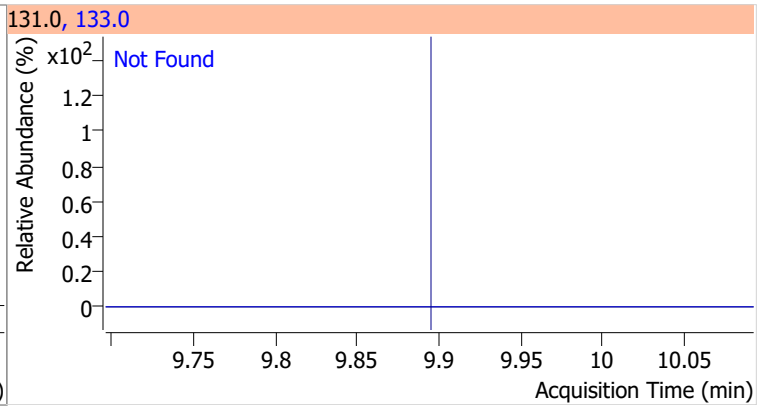

Compound	Conc.	Exp RT	QIon	Exp Ratio
Ethylbenzene	N.D.	9.92	106.0	31.7

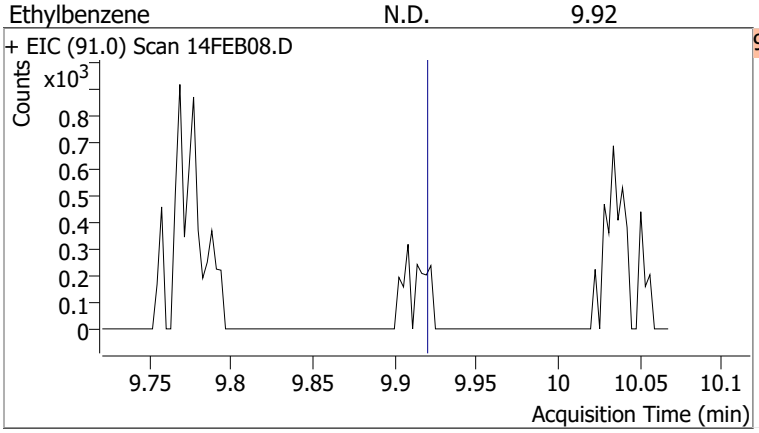

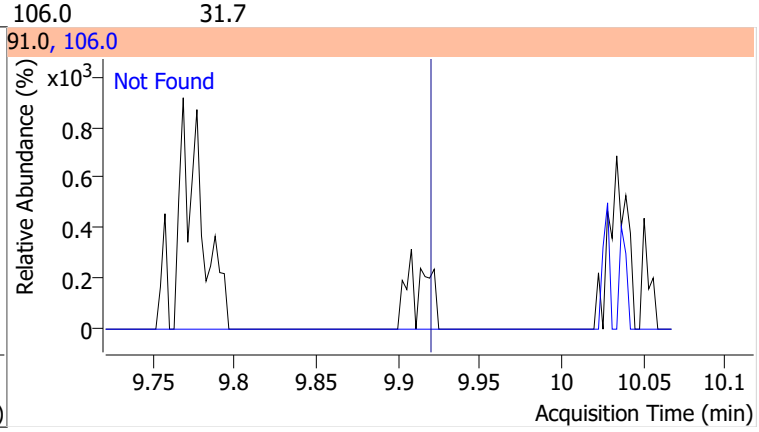

Compound	Conc.	RT	Dev(Min)	Resp.	QIon	QRatio	Lower	Upper
m+p-Xylenes		0		0	91.0		170.7	230.7

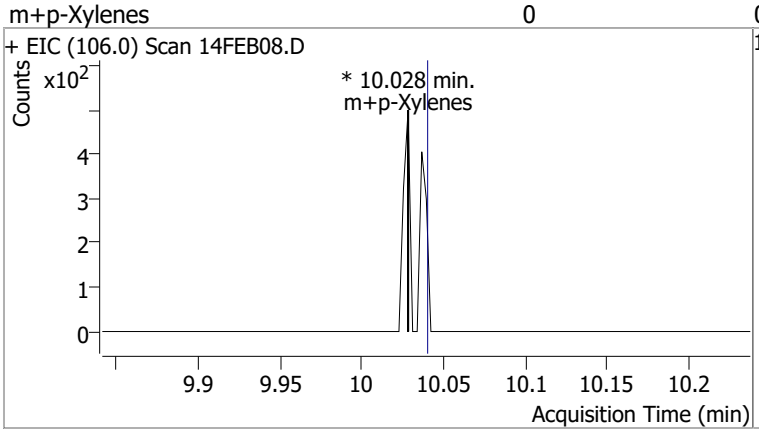

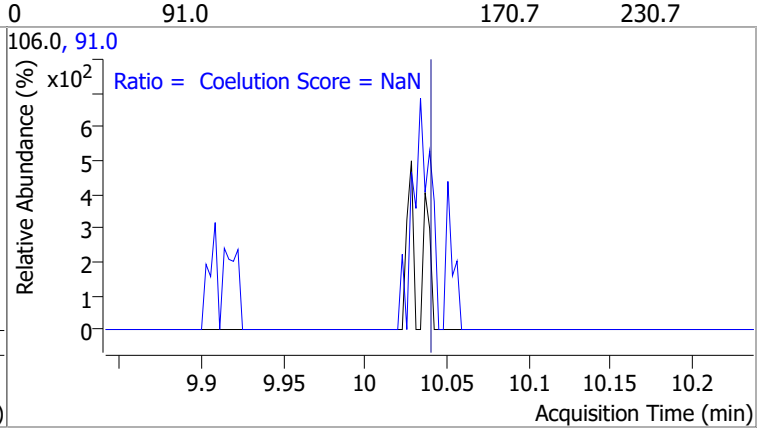

Compound	Conc.	RT	Dev(Min)	Resp.	QIon	QRatio	Lower	Upper
o-Xylene		0		0	91.0		181.4	241.4

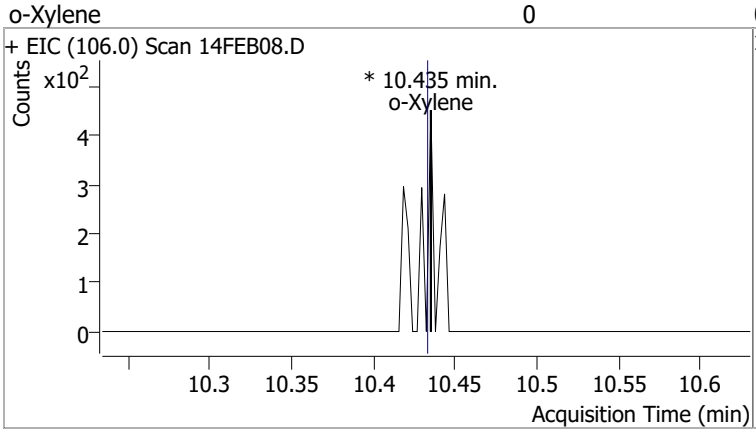

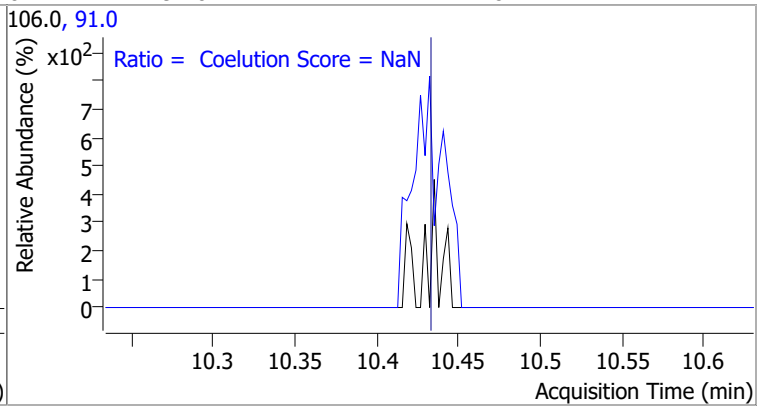

Compound	Conc.	Exp RT	QIon	Exp Ratio
Styrene	N.D.	10.45	78.0	50.6

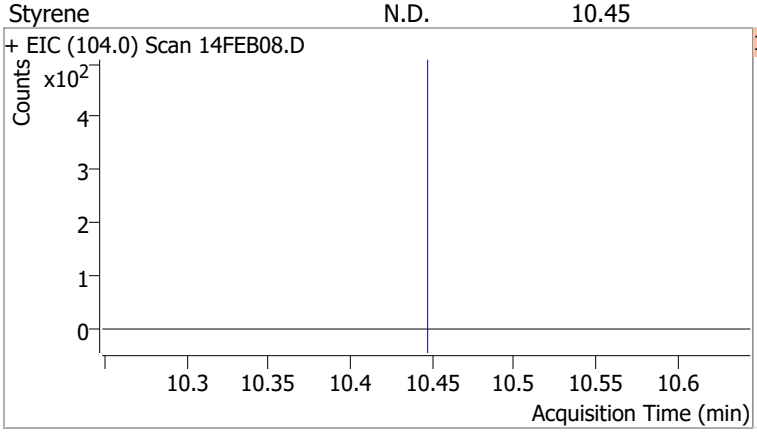

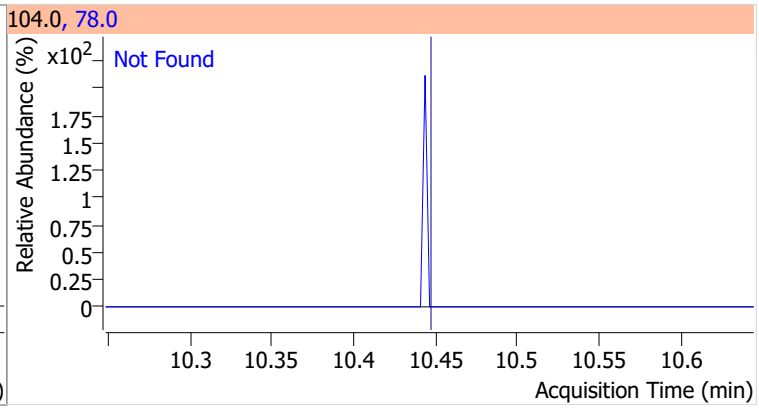

Compound	Conc.	Exp RT	QIon	Exp Ratio	QIon	Exp Ratio
Bromoform	N.D.	10.62	170.5	50.3	174.5	48.1

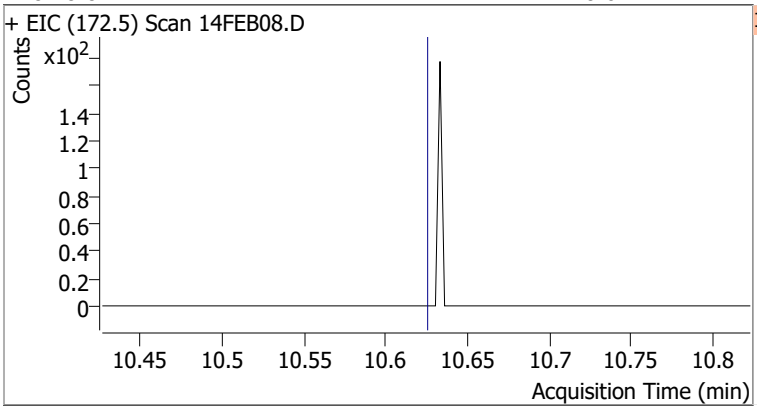

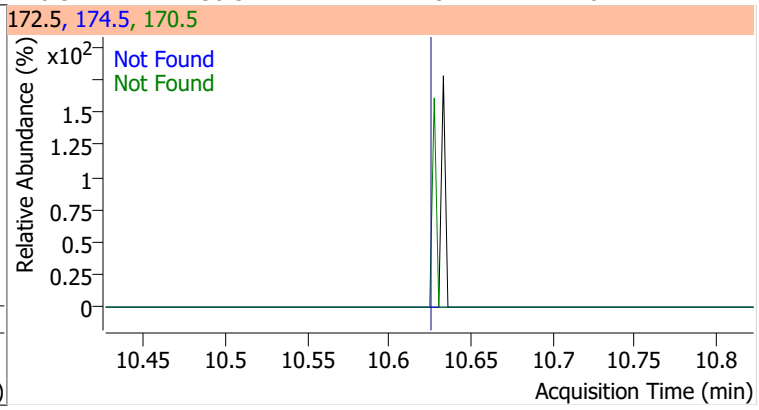

Compound	Conc.	RT	Dev(Min)	Resp.	QIon	QRatio	Lower	Upper
p-Bromofluorobenzene	256.6809	10.95	0.00	169078	174.0	99.3	65.3	125.3
					176.0	99.0	63.3	123.3

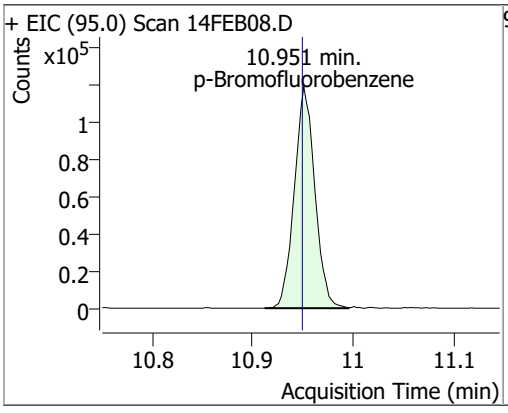

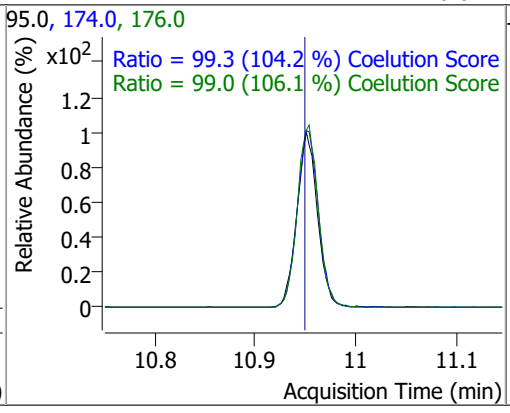

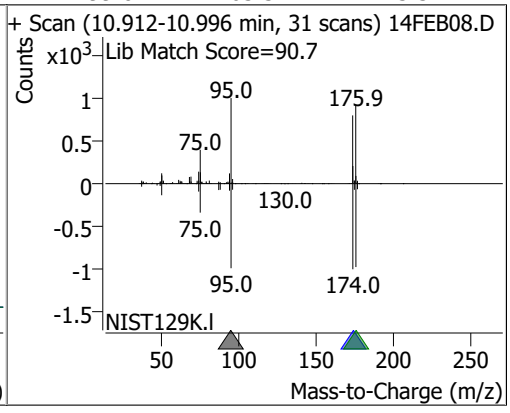

Compound	Conc.	Exp RT	QIon	Exp Ratio	QIon	Exp Ratio
Bromobenzene	N.D.	11.09	77.0	143.5	158.0	96.1

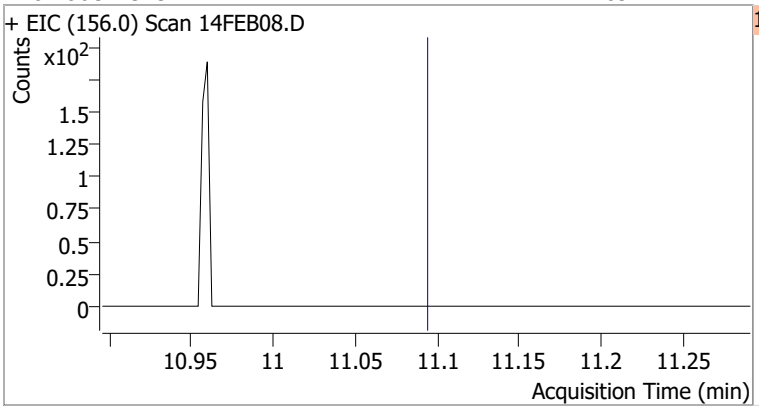

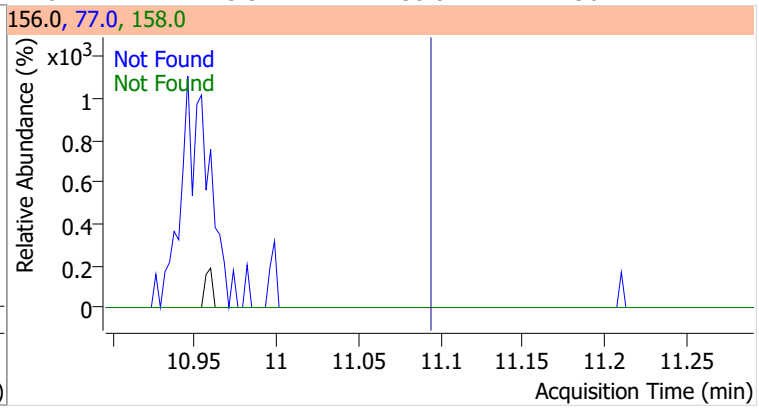

Compound	Conc.	Exp RT	QIon	Exp Ratio
1,1,2,2-Tetrachloroethane	N.D.	11.11	85.0	63.3

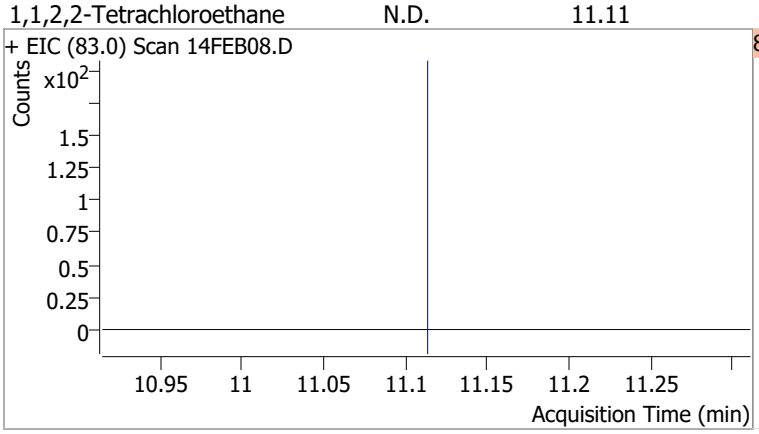

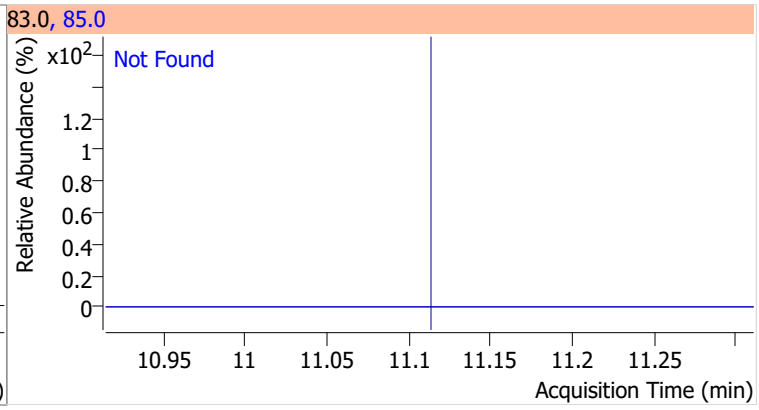

Compound	Conc.	Exp RT	QIon	Exp Ratio
1,2,3-Trichloropropane	N.D.	11.15	112.0	65.8

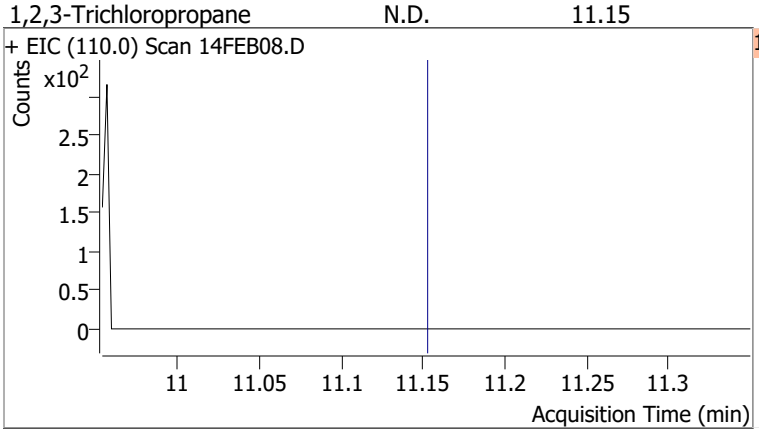

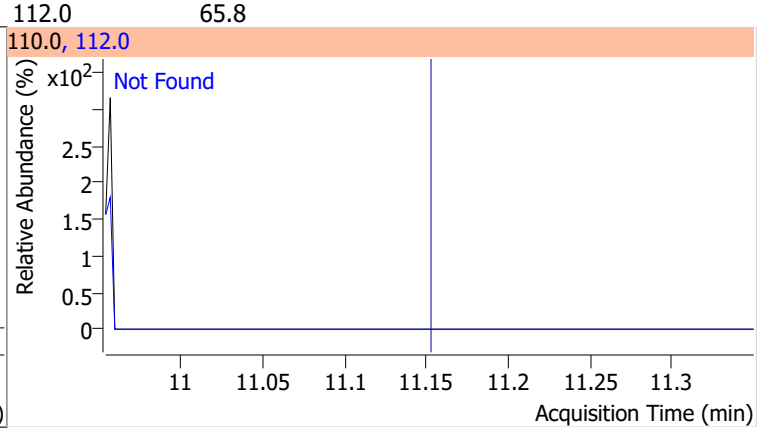

Compound	Conc.	Exp RT	QIon	Exp Ratio
2-Chlorotoluene	N.D.	11.29	91.0	276.2

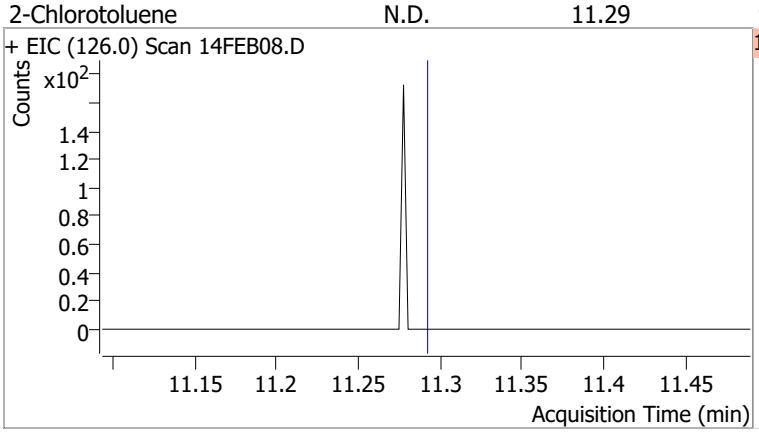

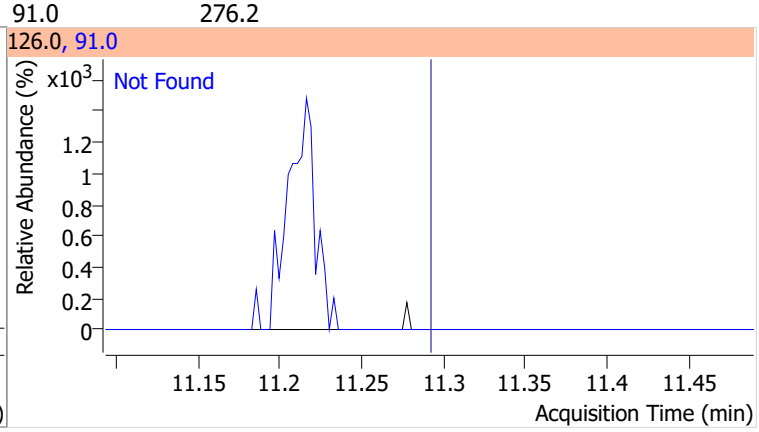

Compound	Conc.	Exp RT	QIon	Exp Ratio
4-Chlorotoluene	N.D.	11.40	126.0	31.3

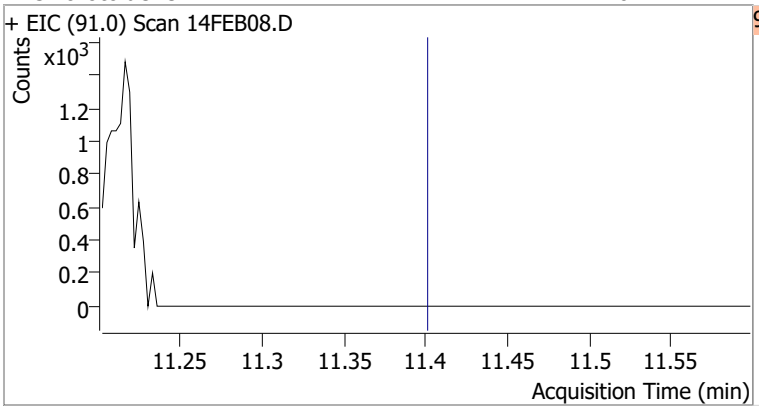

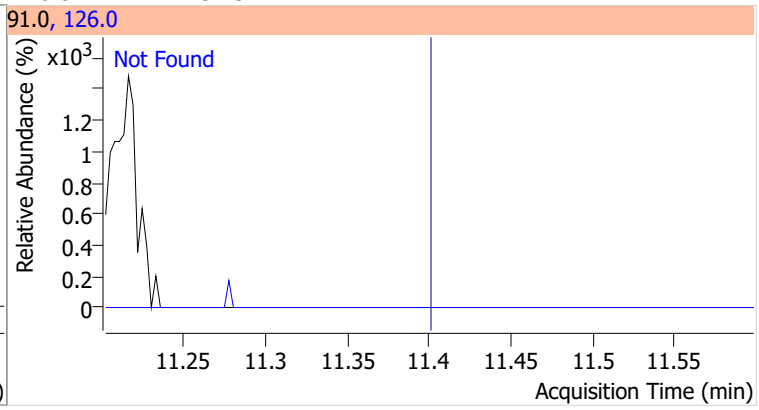

Compound	Conc.	Exp RT	QIon	Exp Ratio	QIon	Exp Ratio
1,3-Dichlorobenzene	N.D.	12.03	148.0	62.8	111.0	38.7

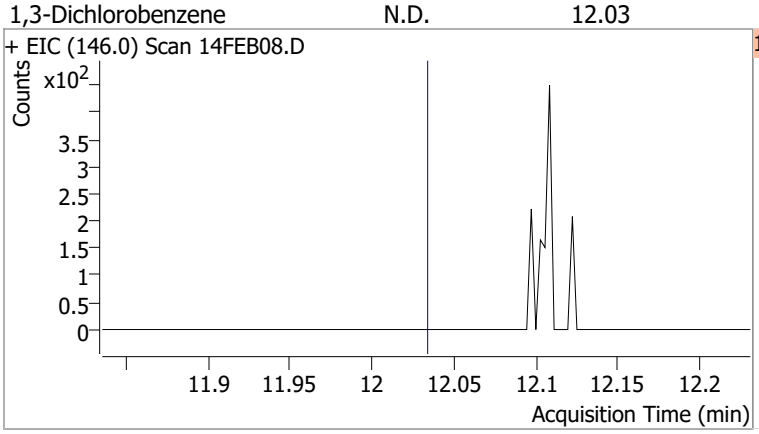

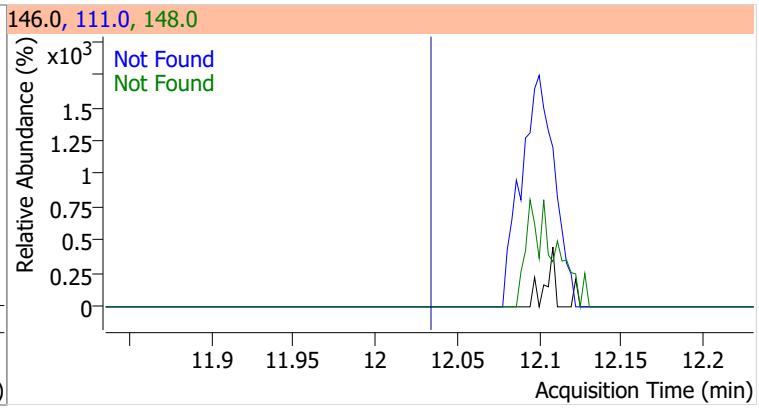

Compound	Conc.	Exp RT	QIon	Exp Ratio	QIon	Exp Ratio
1,4-Dichlorobenzene	N.D.	12.12	148.0	63.7	111.0	38.7

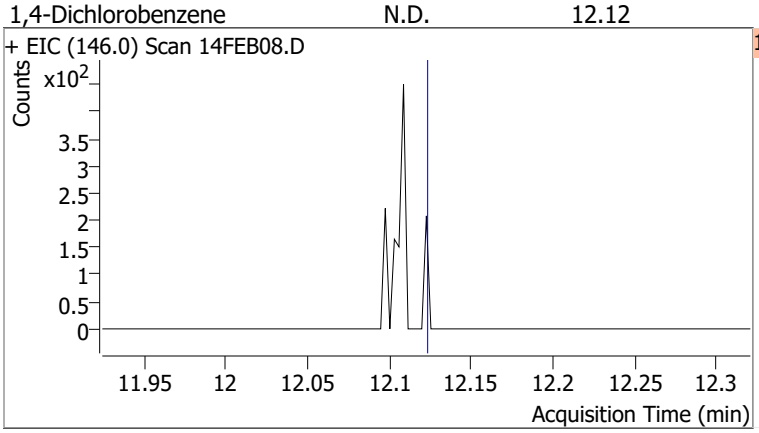

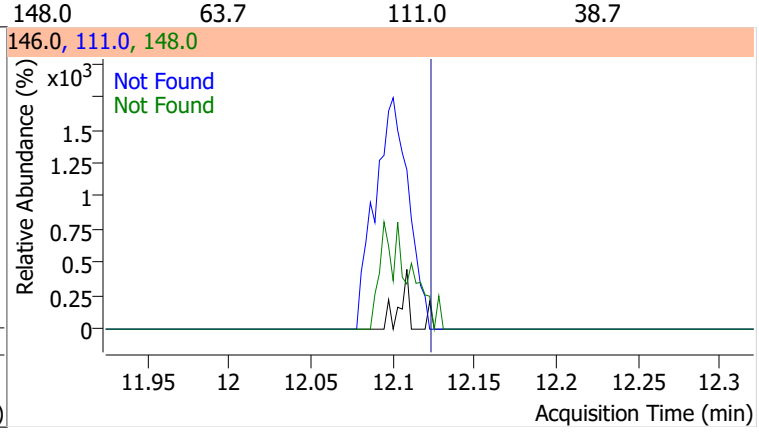

Compound	Conc.	Exp RT	QIon	Exp Ratio	QIon	Exp Ratio
1,2-Dichlorobenzene	N.D.	12.49	148.0	61.9	111.0	39.5

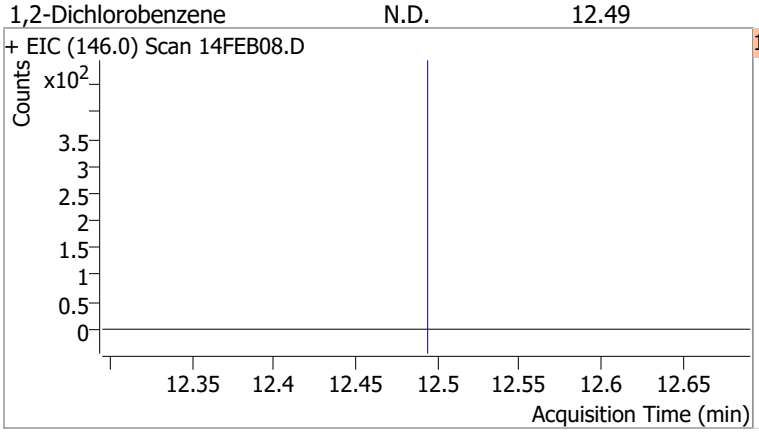

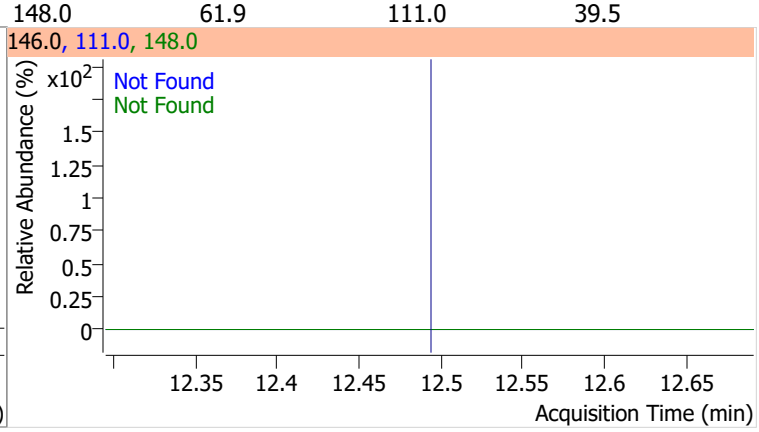

Quantitation Results Report (QT Reviewed)

Data File	14FEB09.D	Operator	MSC
Acq. Method	5975CACQF.M	Acq. Date-Time	2/14/2022 1:21:11 PM
Sample Name	B22020962-011F	Instrument	VOA5975C
Vial	9	Multiplier	1.00
DA Method File	VOA5975C_8260B_SHT_DoD_L4_011922.m	Comment	
Tune File	BFB_Atune3.u	Tune Date	10/11/2021 4:02:00 PM
Batch Name	VG021422_8260B.batch.bin	Last Calib Update	2/17/2022 11:07:48 AM
Ref Library	\\MASSHUNTER\Org\Library\NIST129K.l		

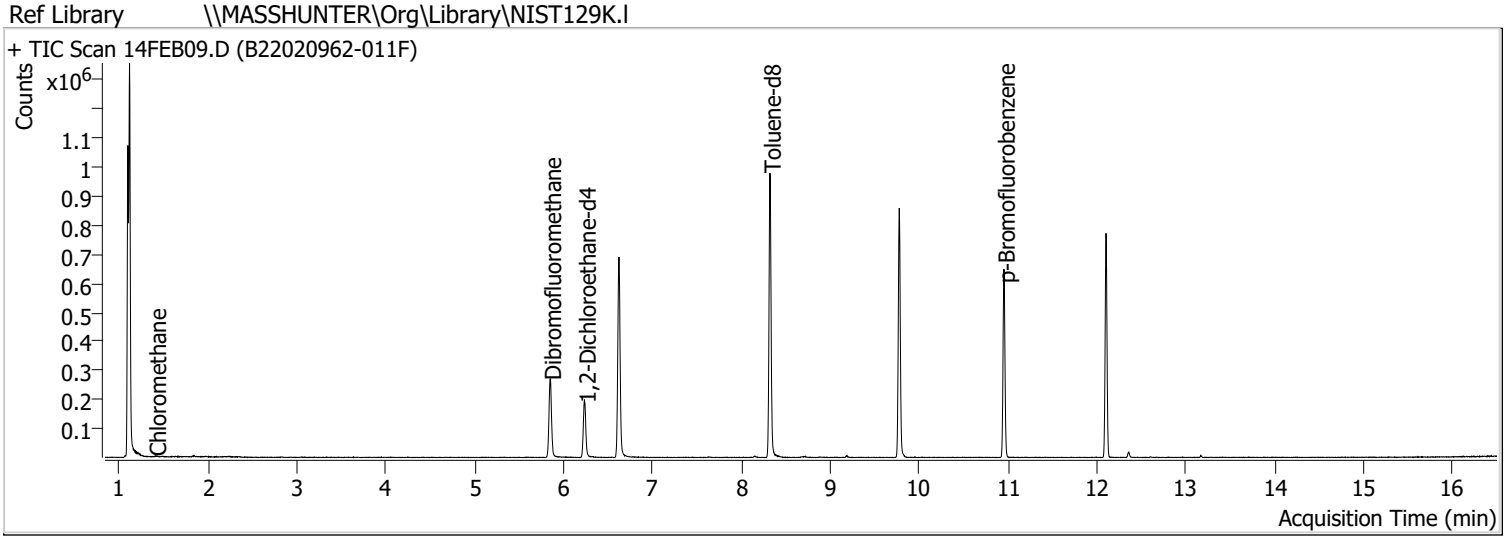

Compound	RT	QIon	Resp.	Conc.	Units		Dev(Min)
Internal Standards							
M Fluorobenzene	6.621	96.0	584925	250.0000	ng		0.000
M Chlorobenzene-d5	9.774	82.0	235076	250.0000	ng		0.000
M 1,4-Dichlorobenzene-d4	12.100	152.0	184756	250.0000	ng		0.000
System Monitoring Compounds							
S Dibromofluoromethane	5.845	113.0	160383	283.0881	ng		-0.006
Spiked Amount: 250.000	Range: 80.0 - 119.0%			Recovery = 113.24%			
S 1,2-Dichloroethane-d4	6.238	67.0	72558	296.4772	ng		0.008
Spiked Amount: 250.000	Range: 81.0 - 118.0%			Recovery = 118.59%		*	
S Toluene-d8	8.319	98.0	589109	256.8723	ng		0.000
Spiked Amount: 250.000	Range: 89.0 - 112.0%			Recovery = 102.75%			
S p-Bromofluorobenzene	10.951	95.0	179659	263.3670	ng		0.003
Spiked Amount: 250.000	Range: 85.0 - 114.0%			Recovery = 105.35%			
Target Compounds							**QValue**
T Dichlorodifluoromethane	0.000		0	N.D.			
T Chloromethane	1.403	50.0	2408	2.6005	ng		96
T Vinyl chloride	0.000		0	N.D.			
T Bromomethane	0.000		0	N.D.			
T Chloroethane	0.000		0	N.D.			
T Trichlorofluoromethane	0.000		0	N.D.			
T 1,1-Dichloroethene	0.000		0	N.D.			
T Methylene chloride	0.000		0	N.D.			
T trans-1,2-Dichloroethene	0.000		0	N.D.			
T Methyl tert-butyl ether (MTBE)	0.000		0	N.D.			
T 1,1-Dichloroethane	0.000		0	N.D.			
T 2,2-Dichloropropane	0.000		0	N.D.			
T cis-1,2-Dichloroethene	0.000		0	N.D.			
T Methyl ethyl ketone	0.000		0	N.D.			
T Bromochloromethane	0.000		0	N.D.			
T Chloroform	0.000		0	N.D.			

Compound	RT	QIon	Resp.	Conc.	Units		Dev(Min)
T 1,1,1-Trichloroethane	0.000		0	N.D.			
T Carbon tetrachloride	0.000		0	N.D.			
T 1,1-Dichloropropene	0.000		0	N.D.			
T Benzene	0.000		0	N.D.			
T 1,2-Dichloroethane	0.000		0	N.D.			
T Trichloroethene	0.000		0	N.D.			
T 1,2-Dichloropropane	0.000		0	N.D.			
T Dibromomethane	0.000		0	N.D.			
T Bromodichloromethane	0.000		0	N.D.			
T cis-1,3-Dichloropropene	0.000		0	N.D.			
T Toluene	8.391	92.0	0		ng	md	1
T trans-1,3-Dichloropropene	0.000		0	N.D.			
T 1,1,2-Trichloroethane	0.000		0	N.D.			
T Tetrachloroethene	0.000		0	N.D.			
T 1,3-Dichloropropane	0.000		0	N.D.			
T Chlorodibromomethane	0.000		0	N.D.			
T 1,2-Dibromoethane	0.000		0	N.D.			
T Chlorobenzene	0.000		0	N.D.			
T 1,1,1,2-Tetrachloroethane	0.000		0	N.D.			
T Ethylbenzene	0.000		0	N.D.			
T m+p-Xylenes	0.000		0	N.D.			
T o-Xylene	0.000		0	N.D.			
T Styrene	0.000		0	N.D.			
T Bromoform	0.000		0	N.D.			
T Bromobenzene	0.000		0	N.D.			
T 1,1,2,2-Tetrachloroethane	0.000		0	N.D.			
T 1,2,3-Trichloropropane	0.000		0	N.D.			
T 2-Chlorotoluene	0.000		0	N.D.			
T 4-Chlorotoluene	0.000		0	N.D.			
T 1,3-Dichlorobenzene	0.000		0	N.D.			
T 1,4-Dichlorobenzene	0.000		0	N.D.			
T 1,2-Dichlorobenzene	0.000		0	N.D.			

(#) = Qualifier Out of Range; (m) = Manual Integration; (+) = Area Summed; (*) = Surrogate Percent Recovery Out of Range; (d): Zeroed Peak

Compound	Conc.	Exp RT	QIon	Exp Ratio
Dichlorodifluoromethane	N.D.	1.24	87.0	31.8

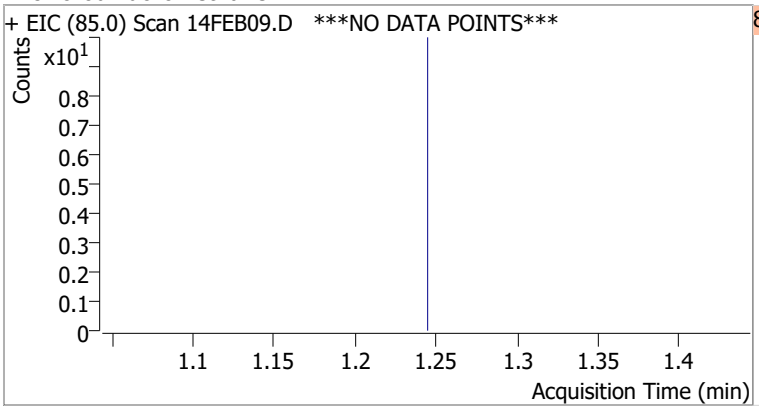

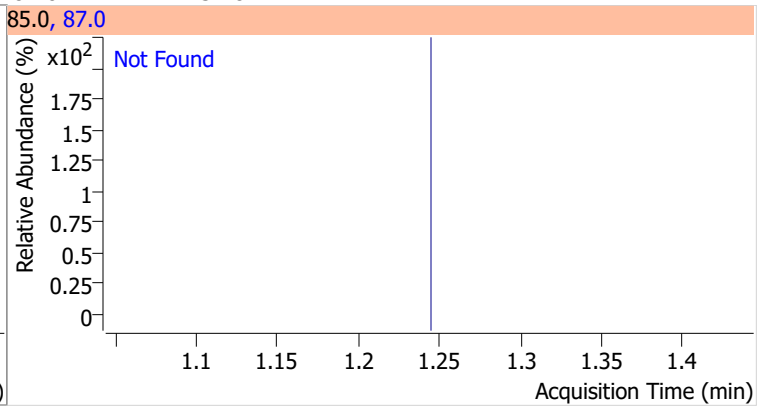

Compound	Conc.	RT	Dev(Min)	Resp.	QIon	QRatio	Lower	Upper
Chloromethane	2.6005	1.40	-0.01	2408	52.0	34.5	2.4	62.4

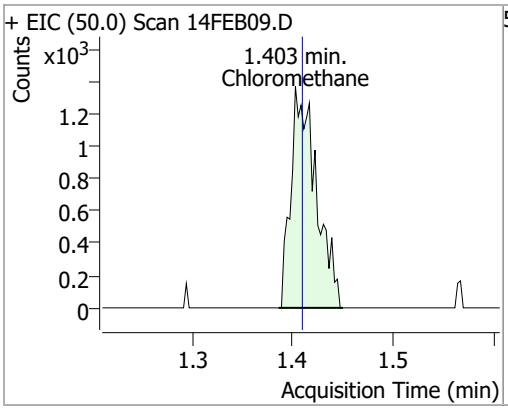

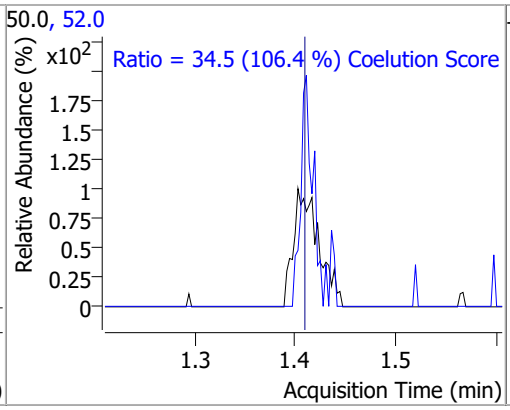

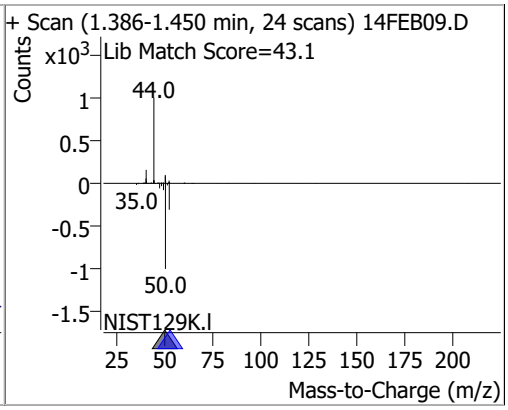

Compound	Conc.	Exp RT	QIon	Exp Ratio
Vinyl chloride	N.D.	1.50	64.0	31.3

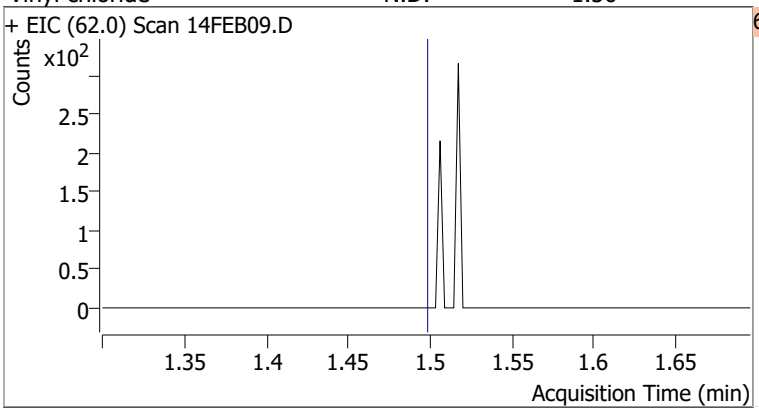

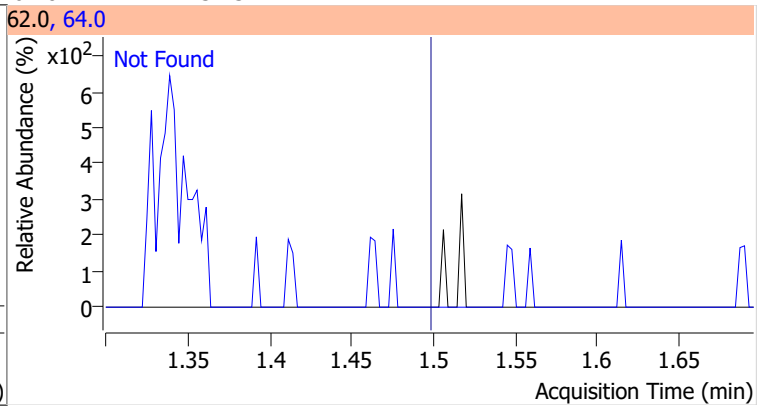

Compound	Conc.	Exp RT	QIon	Exp Ratio
Bromomethane	N.D.	1.80	94.0	110.1

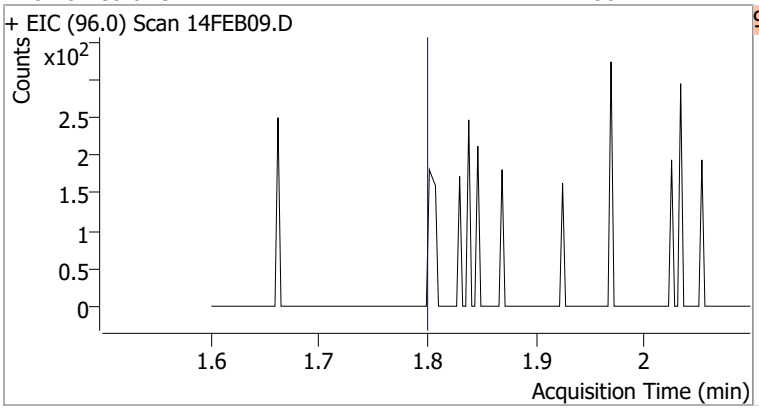

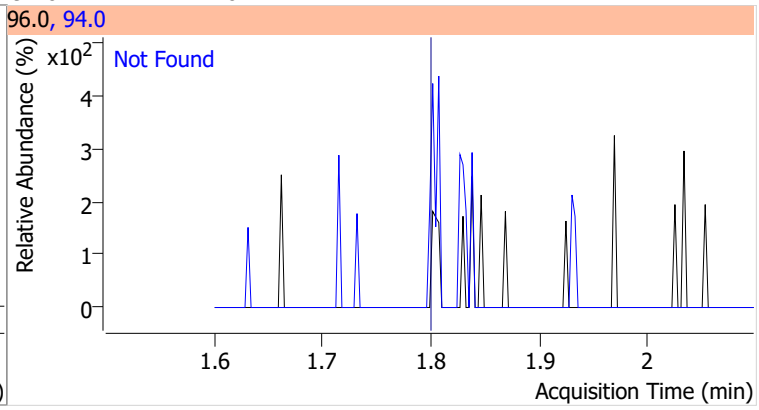

Compound	Conc.	Exp RT	QIon	Exp Ratio
Chloroethane	N.D.	1.90	66.0	30.0

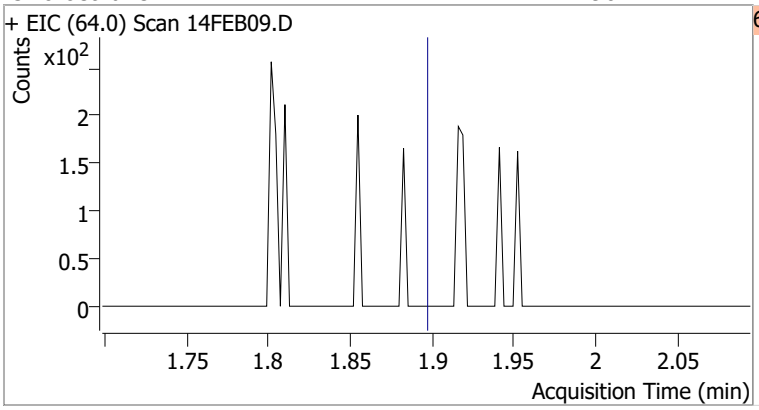

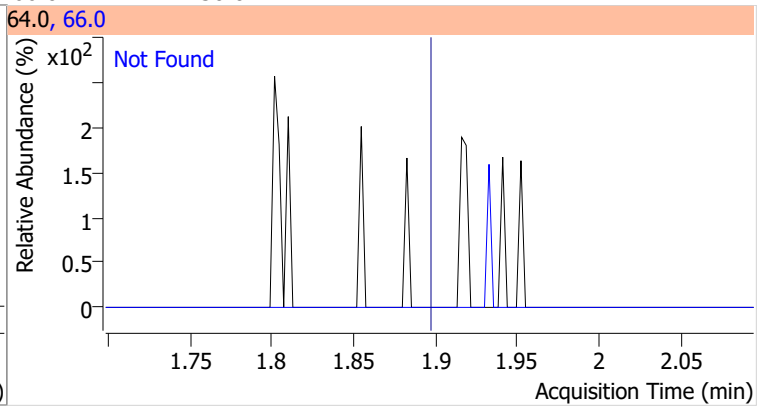

Compound	Conc.	Exp RT	QIon	Exp Ratio
Trichlorofluoromethane	N.D.	2.15	103.0	65.0

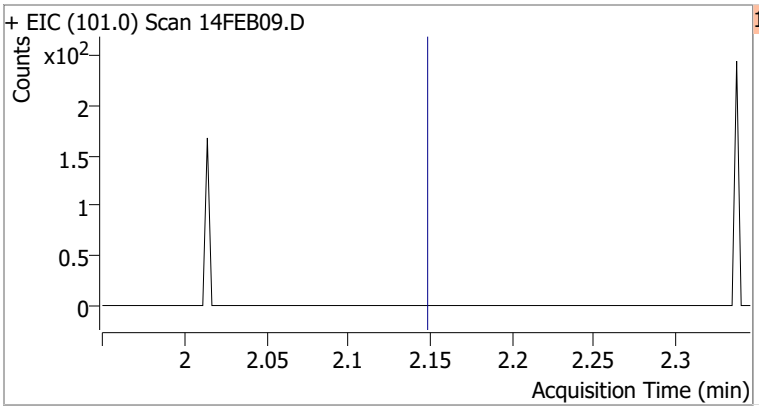

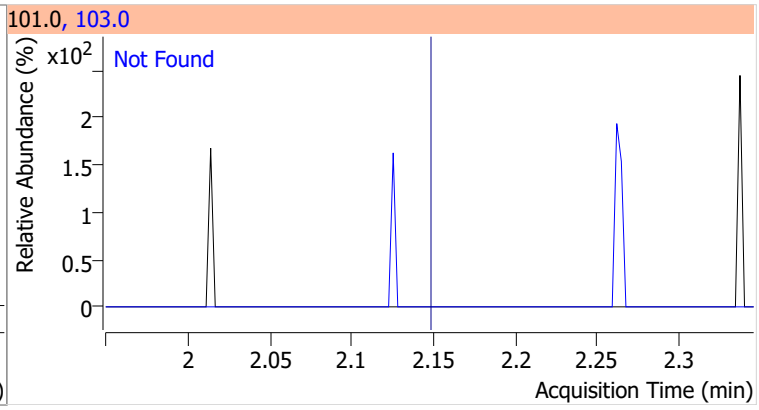

Compound	Conc.	Exp RT	QIon	Exp Ratio	QIon	Exp Ratio
1,1-Dichloroethene	N.D.	2.70	61.0	179.9	63.0	57.0

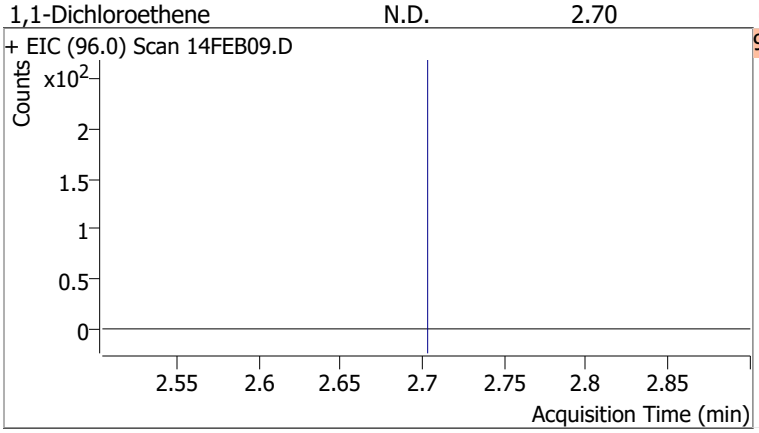

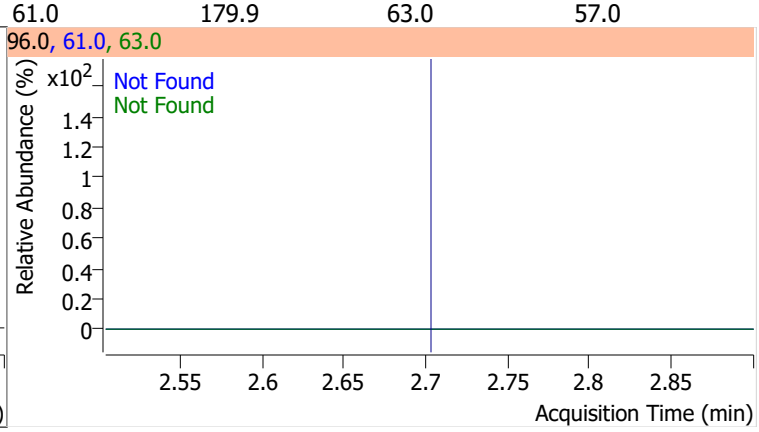

Compound	Conc.	Exp RT	QIon	Exp Ratio	QIon	Exp Ratio
Methylene chloride	N.D.	3.33	84.0	66.1	86.0	41.8

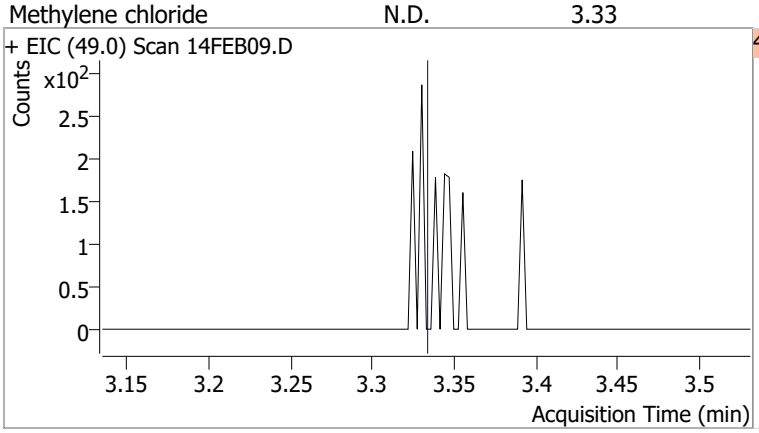

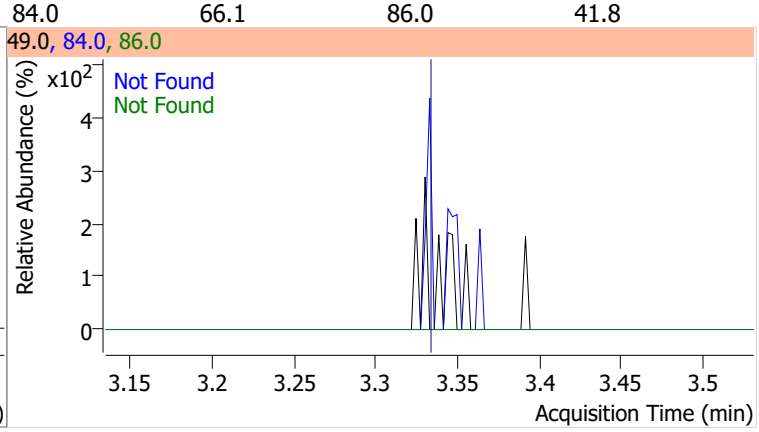

Compound	Conc.	Exp RT	QIon	Exp Ratio	QIon	Exp Ratio
trans-1,2-Dichloroethene	N.D.	3.72	61.0	154.8	98.0	62.1

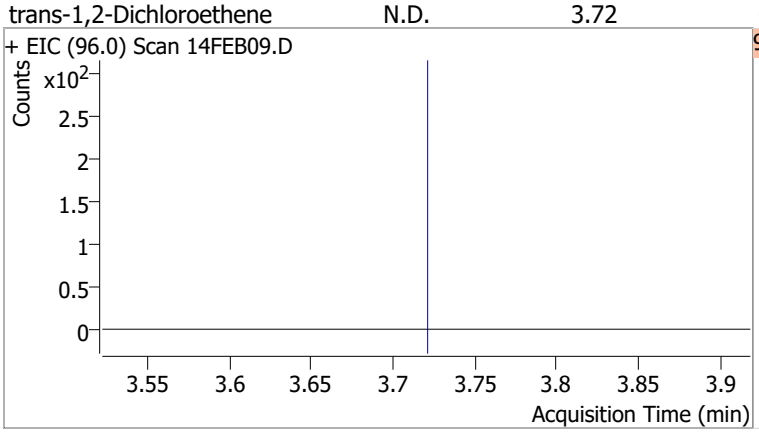

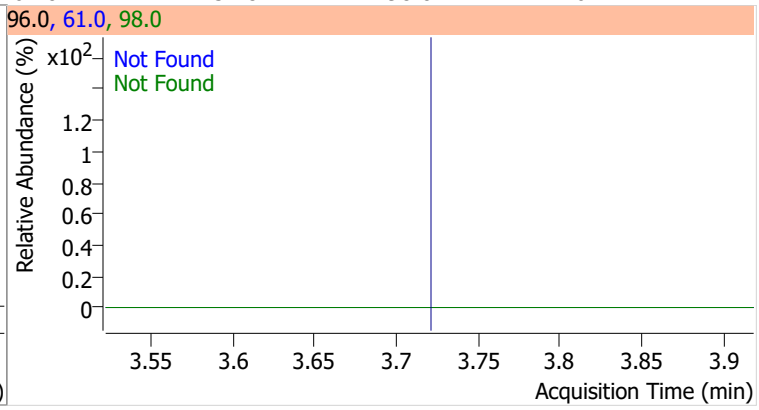

Compound	Conc.	Exp RT	QIon	Exp Ratio
Methyl tert-butyl ether (MTBE)	N.D.	3.75	57.0	24.6

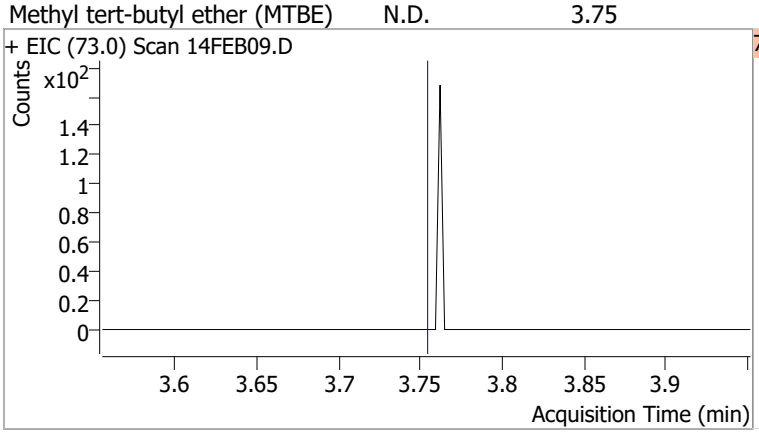

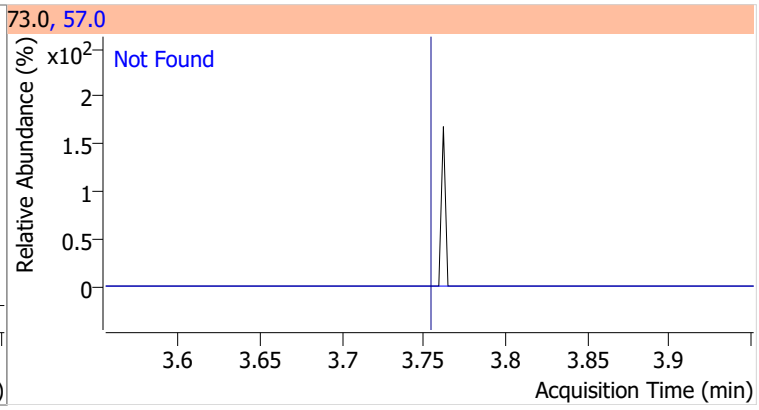

Compound	Conc.	Exp RT	QIon	Exp Ratio	QIon	Exp Ratio
1,1-Dichloroethane	N.D.	4.38	65.0	31.0	83.0	12.7

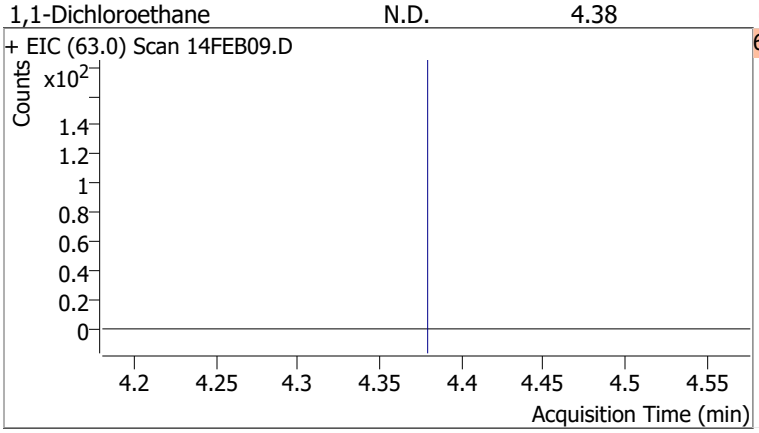

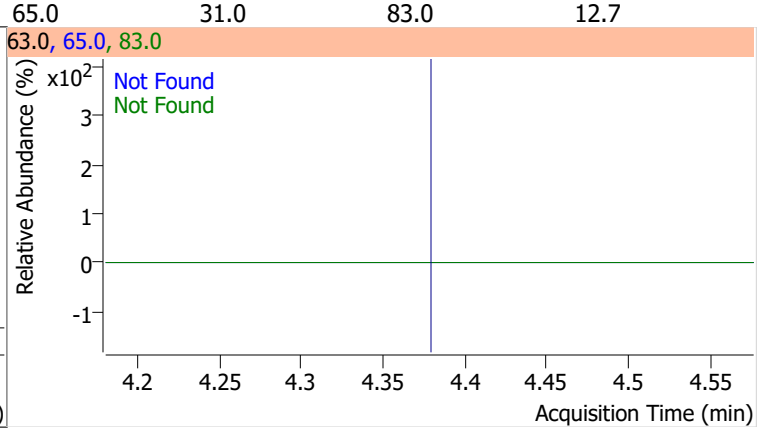

Compound	Conc.	Exp RT	QIon	Exp Ratio	QIon	Exp Ratio
2,2-Dichloropropane	N.D.	5.19	41.0	68.8	97.0	23.9

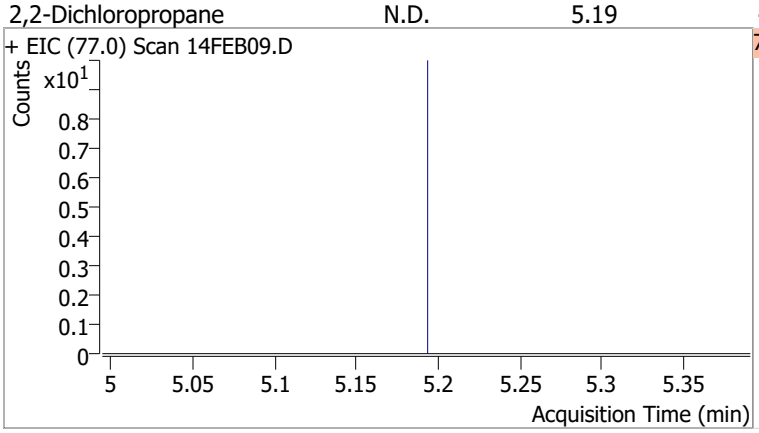

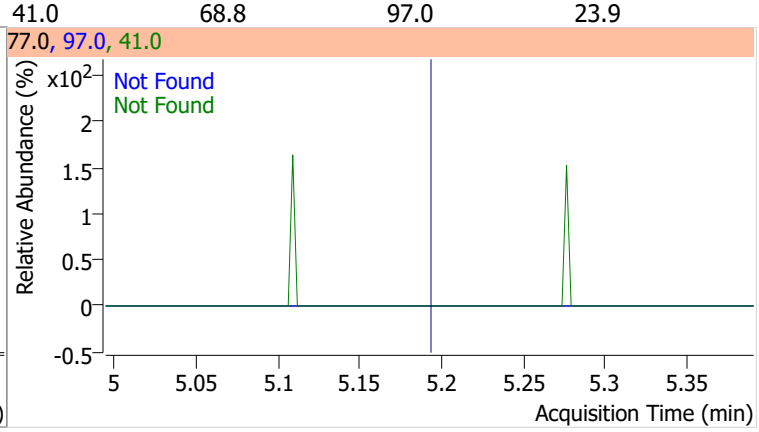

Compound	Conc.	Exp RT	QIon	Exp Ratio	QIon	Exp Ratio
cis-1,2-Dichloroethene	N.D.	5.21	61.0	160.4	98.0	66.2

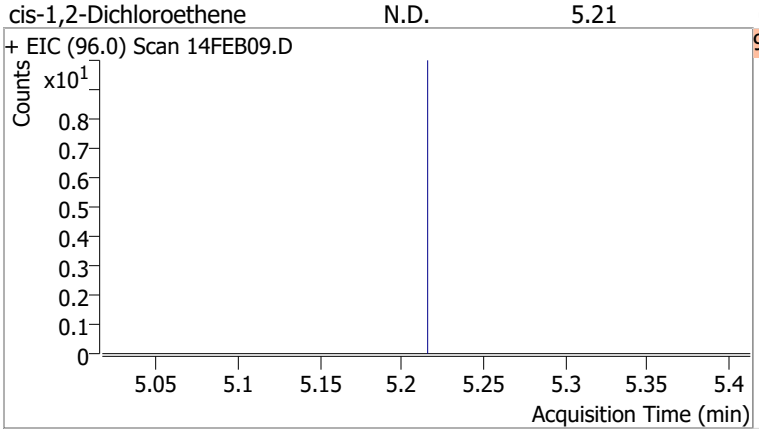

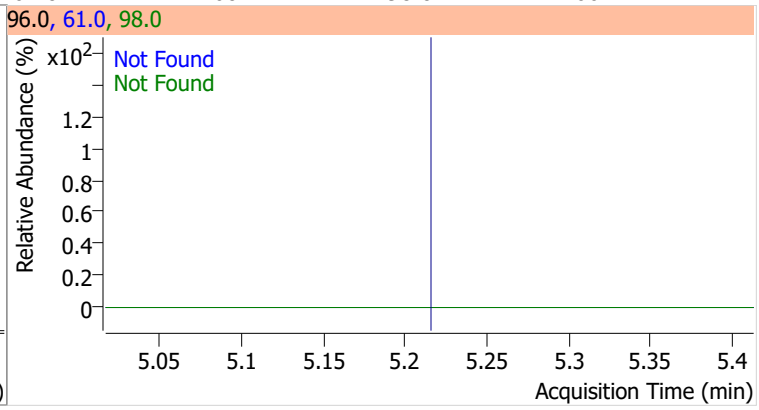

Compound	Conc.	Exp RT	QIon	Exp Ratio
Methyl ethyl ketone	N.D.	5.28	72.0	20.6

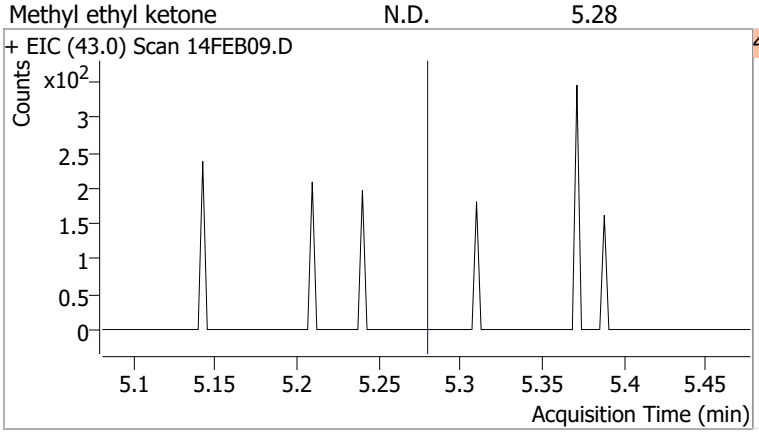

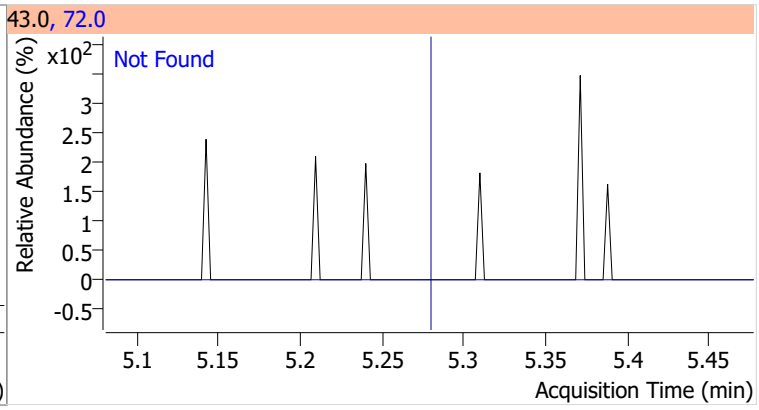

Compound	Conc.	Exp RT	QIon	Exp Ratio
Bromochloromethane	N.D.	5.52	49.0	182.2

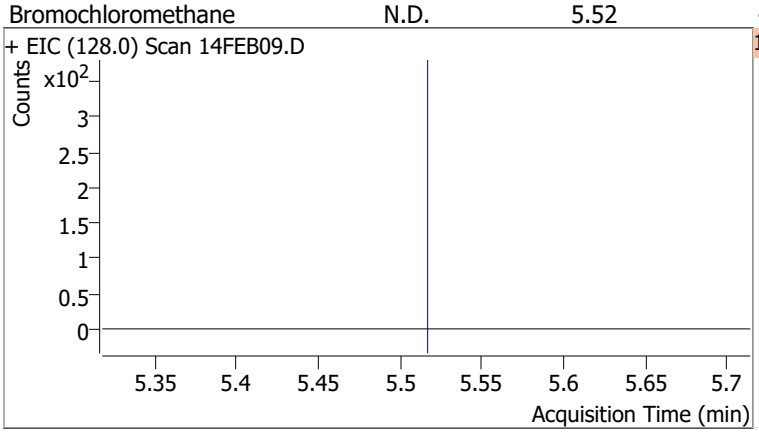

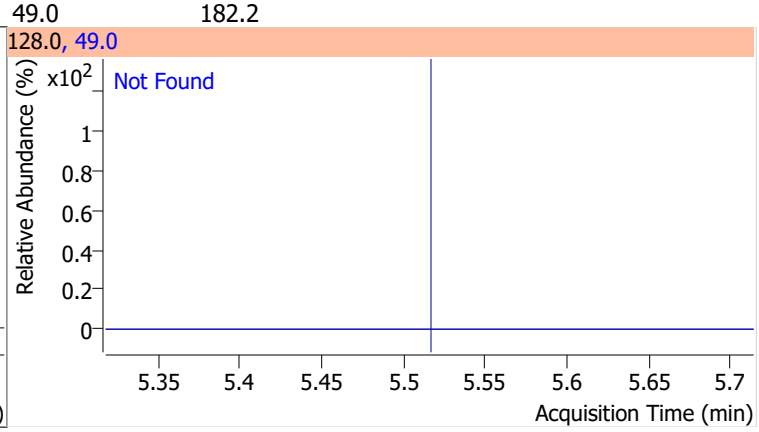

Compound	Conc.	Exp RT	QIon	Exp Ratio
Chloroform	N.D.	5.65	85.0	66.2

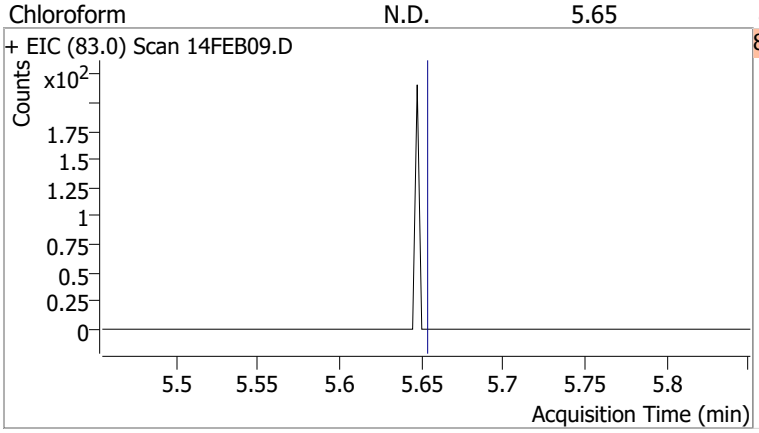

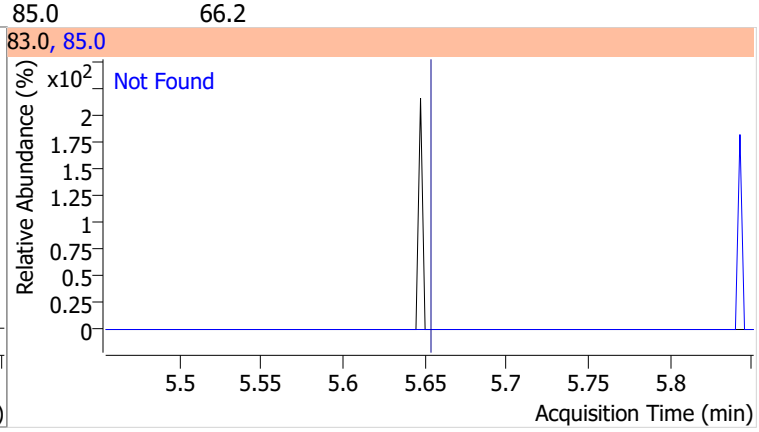

Compound	Conc.	Exp RT	QIon	Exp Ratio	QIon	Exp Ratio
1,1,1-Trichloroethane	N.D.	5.83	99.0	63.1	61.0	49.1

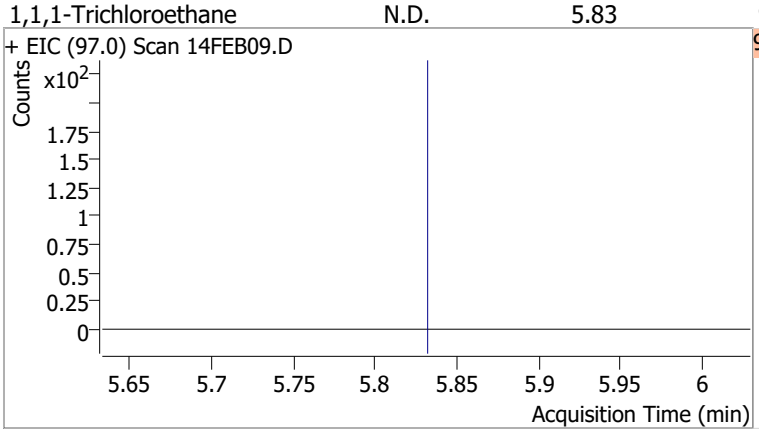

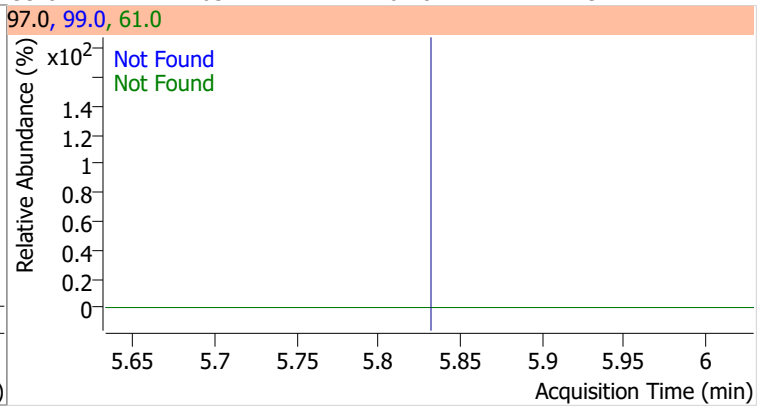

Compound	Conc.	RT	Dev(Min)	Resp.	QIon	QRatio	Lower	Upper
Dibromofluoromethane	283.0881	5.85	-0.01	160383	191.5	23.4	0.0	53.2

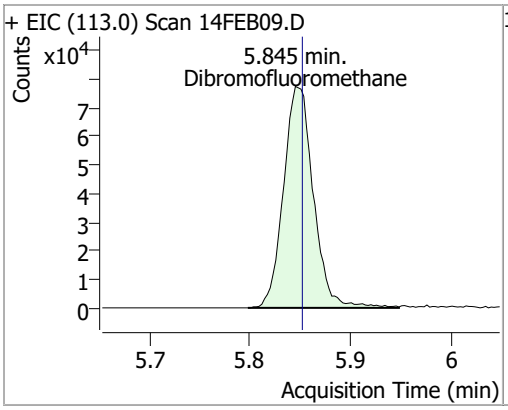

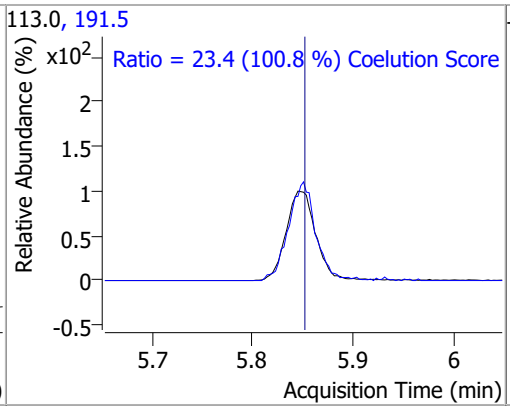

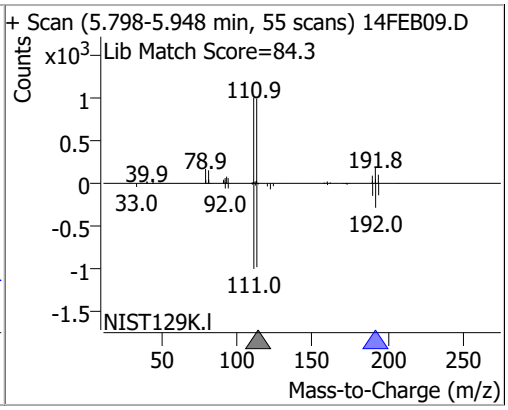

Compound	Conc.	Exp RT	QIon	Exp Ratio	QIon	Exp Ratio
Carbon tetrachloride	N.D.	6.02	119.0	97.6	121.0	30.7

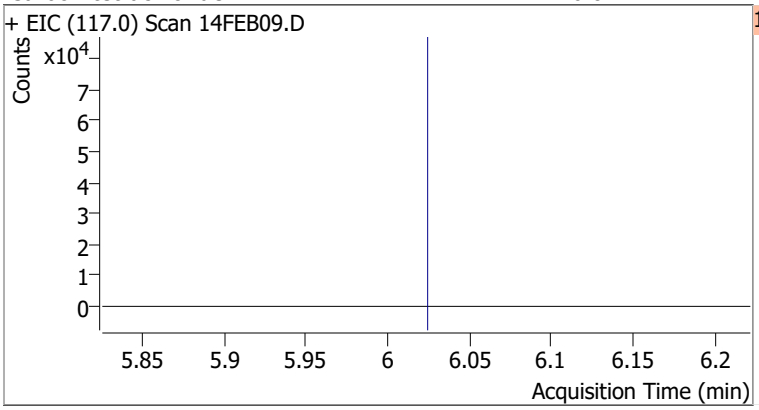

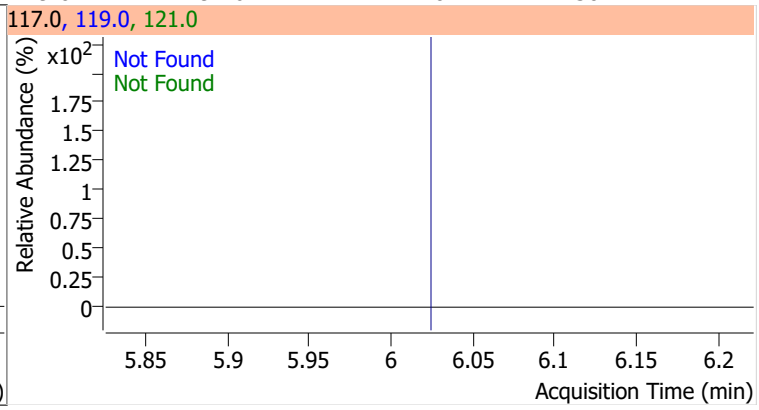

Compound	Conc.	Exp RT	QIon	Exp Ratio	QIon	Exp Ratio
1,1-Dichloropropene	N.D.	6.04	110.0	35.6	77.0	31.0

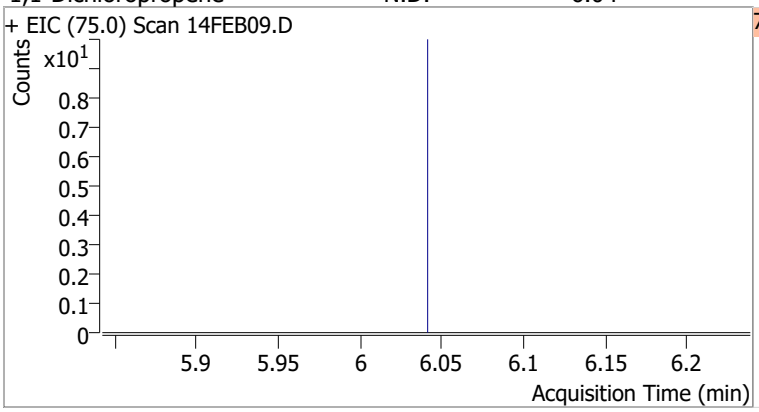

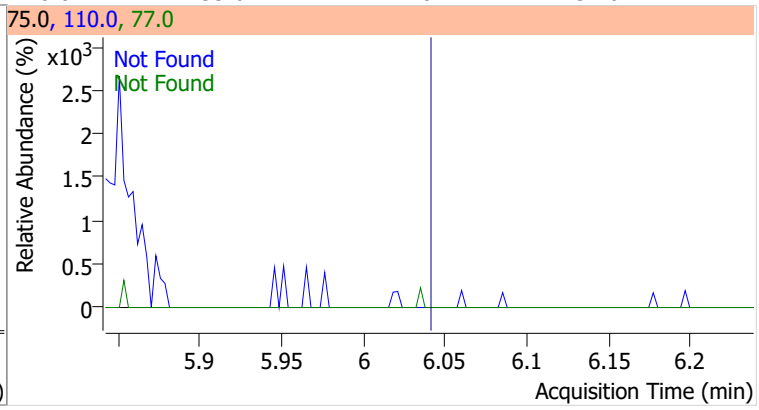

Compound	Conc.	RT	Dev(Min)	Resp.	QIon	QRatio	Lower	Upper
1,2-Dichloroethane-d4	296.4772	6.24	0.01	72558	65.0	203.2	162.8	222.8

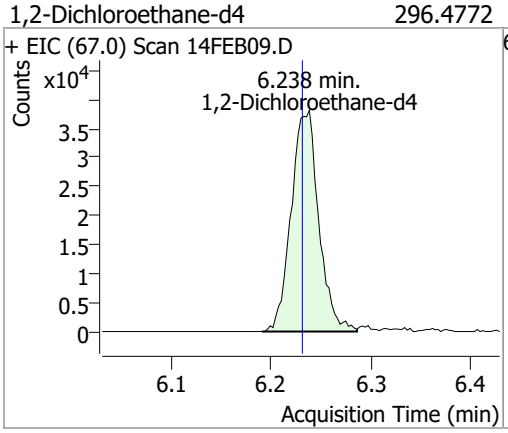

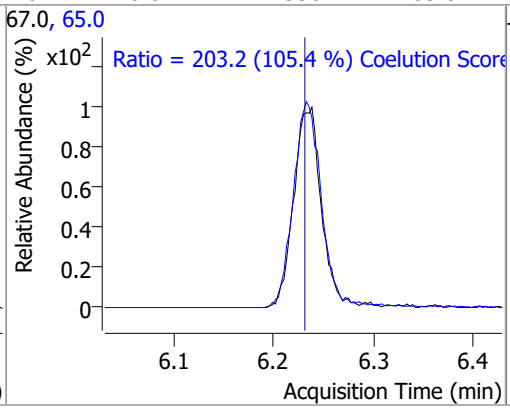

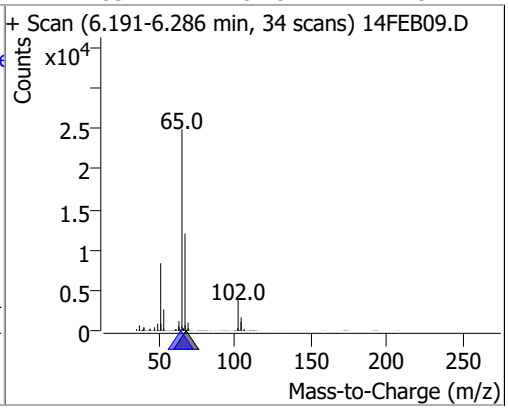

Compound	Conc.	Exp RT	QIon	Exp Ratio
Benzene	N.D.	6.28	77.0	23.3

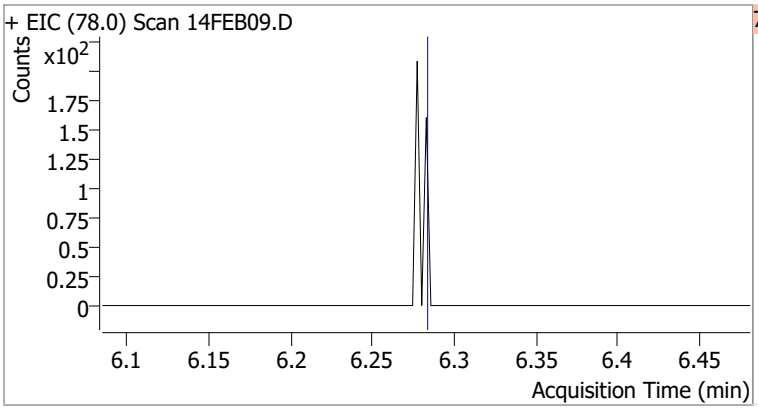

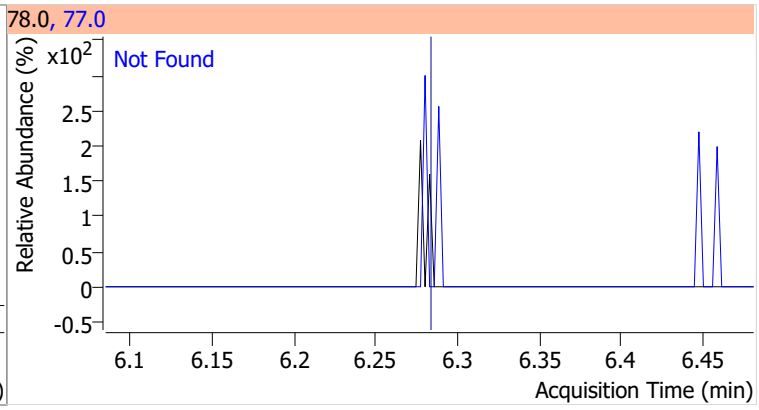

Compound	Conc.	Exp RT	QIon	Exp Ratio	QIon	Exp Ratio
1,2-Dichloroethane	N.D.	6.32	64.0	32.2	98.0	8.2

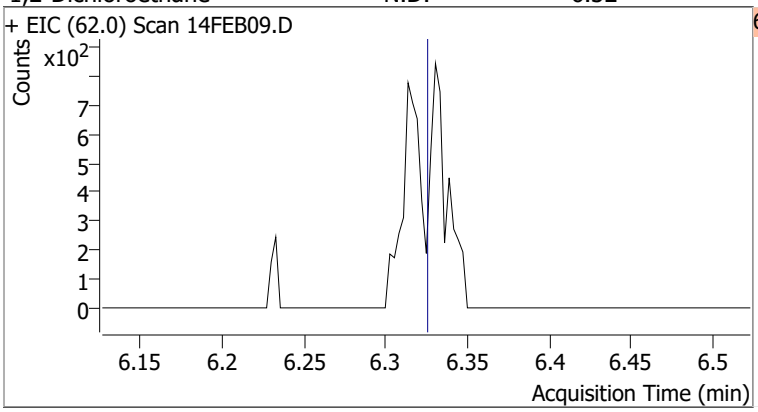

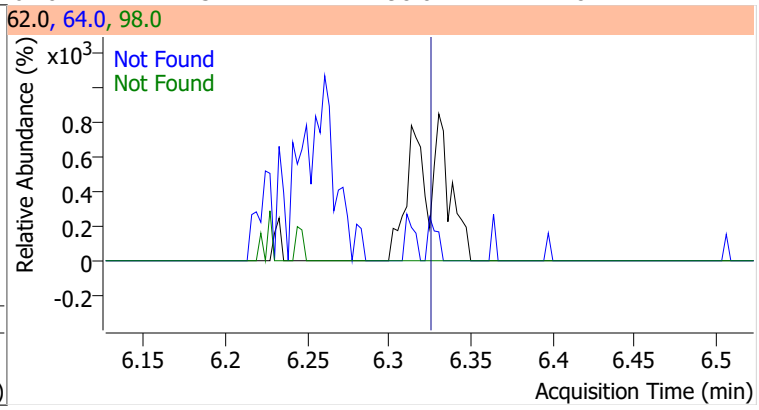

Compound	Conc.	Exp RT	QIon	Exp Ratio	QIon	Exp Ratio
Trichloroethene	N.D.	7.02	130.0	105.6	97.0	65.7

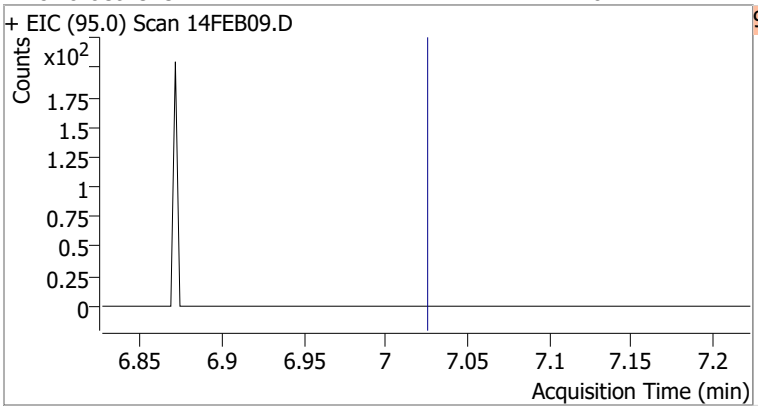

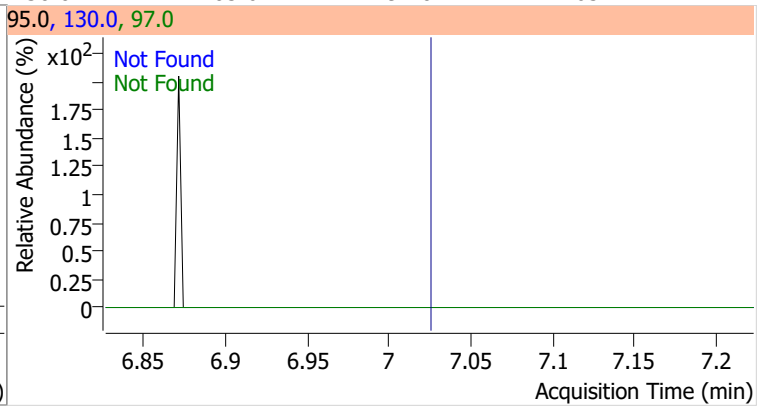

Compound	Conc.	Exp RT	QIon	Exp Ratio
1,2-Dichloropropane	N.D.	7.27	76.0	39.8

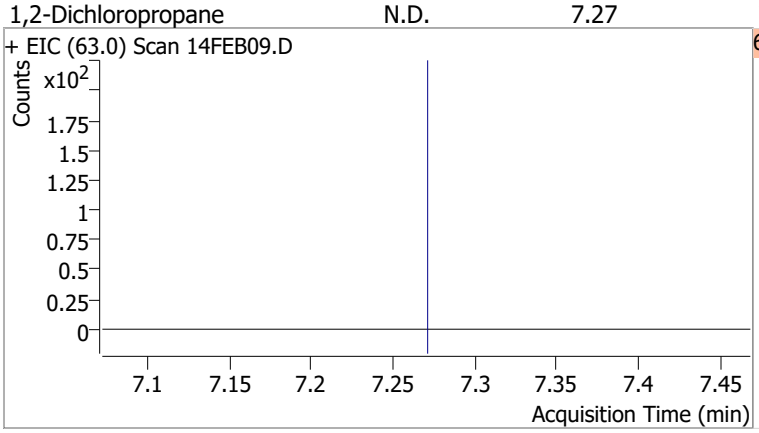

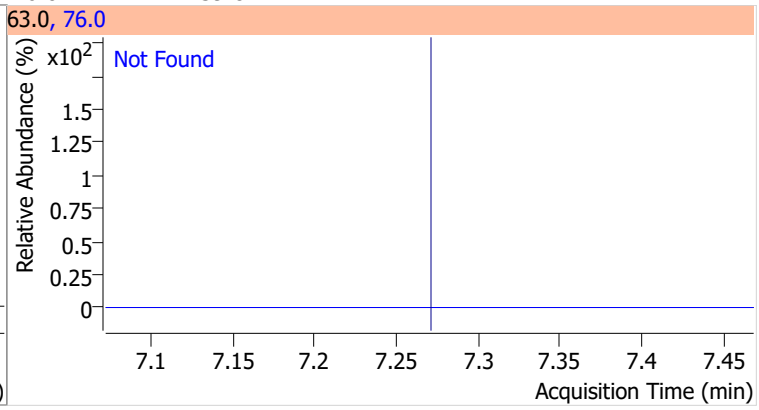

Compound	Conc.	Exp RT	QIon	Exp Ratio	QIon	Exp Ratio
Dibromomethane	N.D.	7.40	173.5	108.2	95.0	84.5

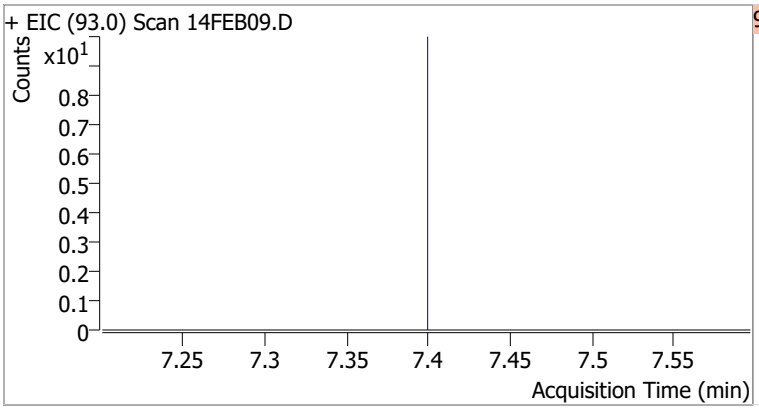

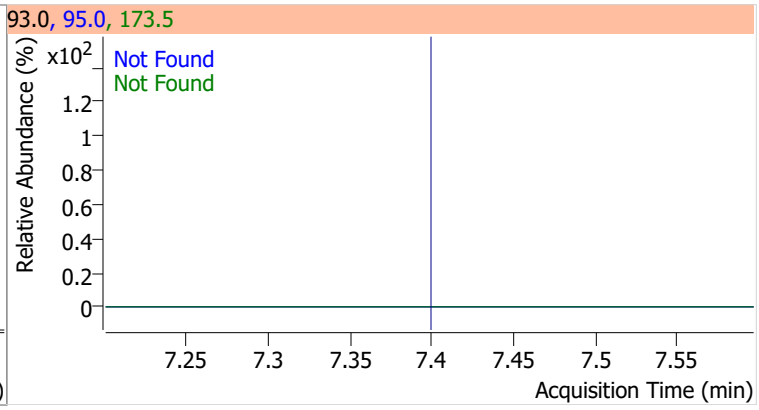

Compound	Conc.	Exp RT	QIon	Exp Ratio	QIon	Exp Ratio
Bromodichloromethane	N.D.	7.58	85.0	66.3	127.0	9.5

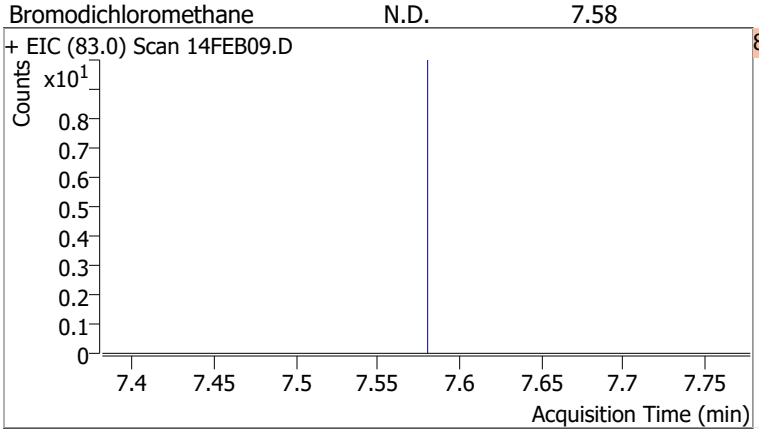

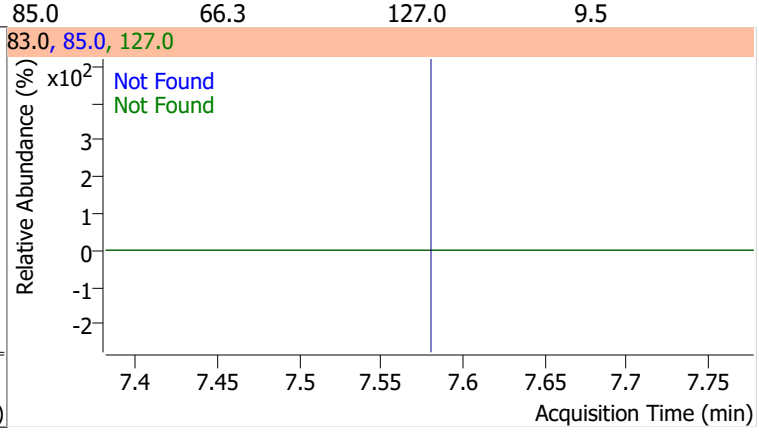

Compound	Conc.	Exp RT	QIon	Exp Ratio	QIon	Exp Ratio
cis-1,3-Dichloropropene	N.D.	8.06	39.0	52.5	77.0	31.8

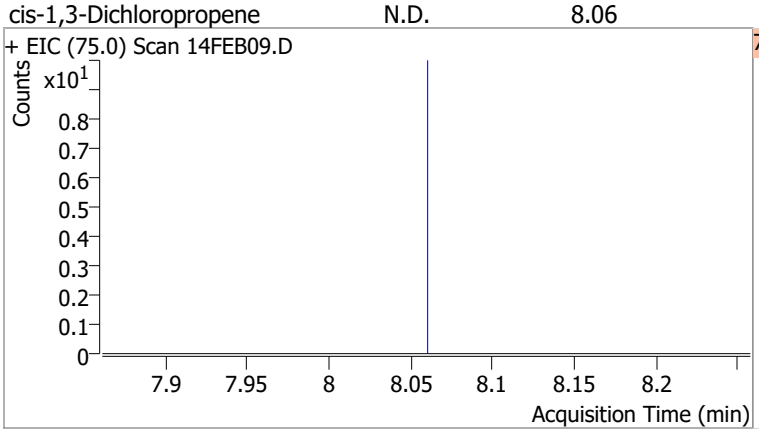

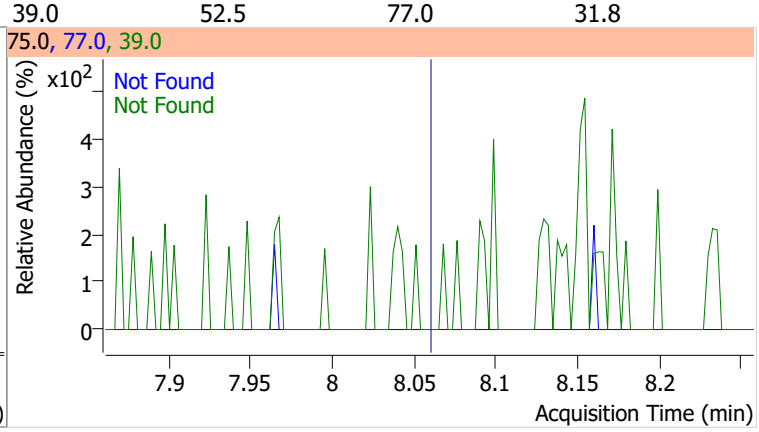

Compound	Conc.	RT	Dev(Min)	Resp.	QIon	QRatio	Lower	Upper
Toluene-d8	256.8723	8.32	0.00	589109	100.0	64.7	34.3	94.3
					99.0	9.9	0.0	39.2

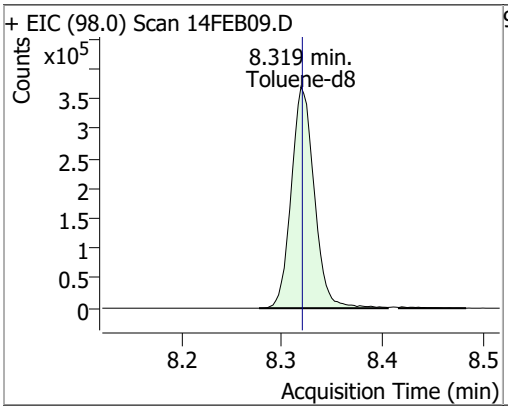

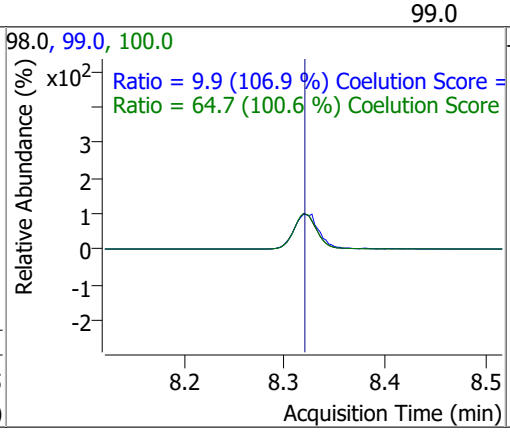

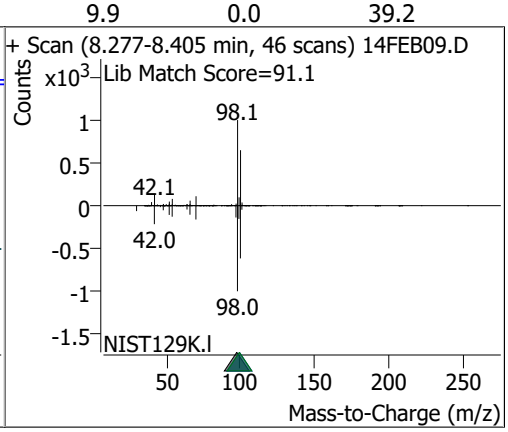

Compound	Conc.	RT	Dev(Min)	Resp.	QIon	QRatio	Lower	Upper
Toluene		0		0	91.0		144.1	204.1

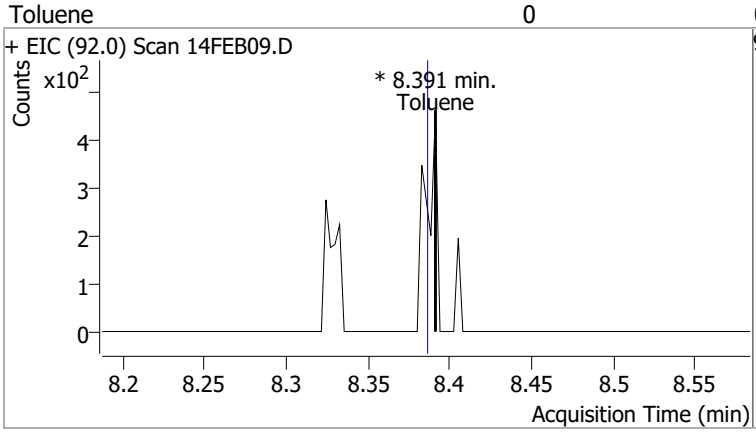

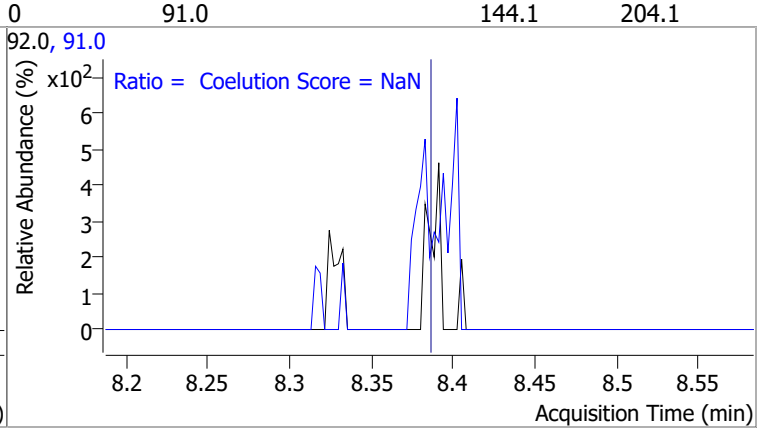

Compound	Conc.	Exp RT	QIon	Exp Ratio	QIon	Exp Ratio
trans-1,3-Dichloropropene	N.D.	8.64	39.0	53.0	77.0	31.0

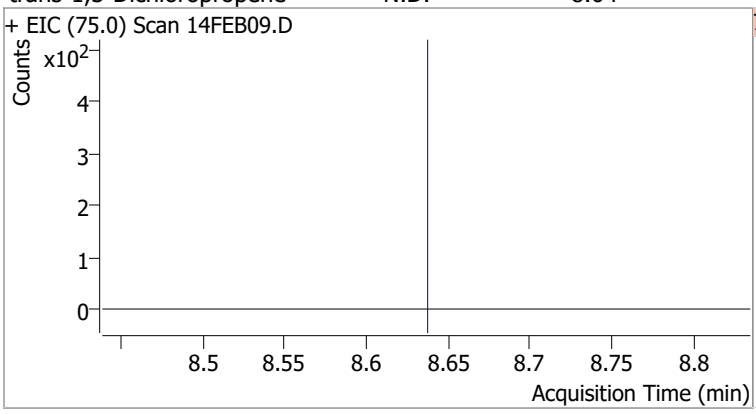

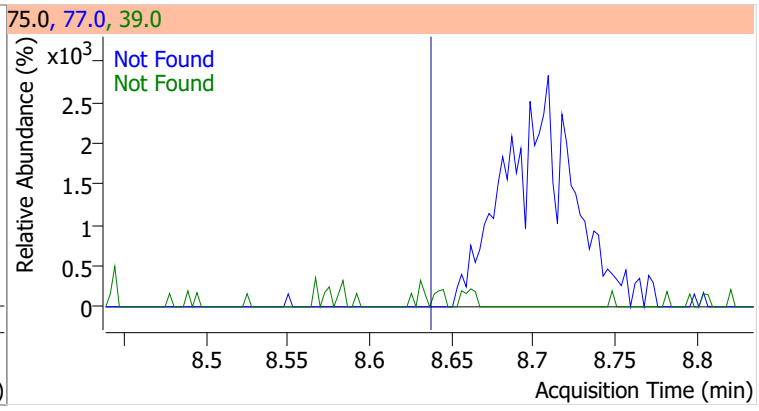

Compound	Conc.	Exp RT	QIon	Exp Ratio	QIon	Exp Ratio
1,1,2-Trichloroethane	N.D.	8.82	97.0	110.7	85.0	60.7

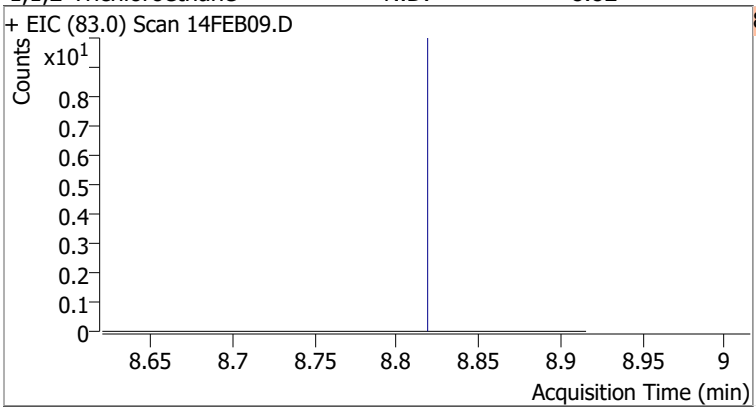

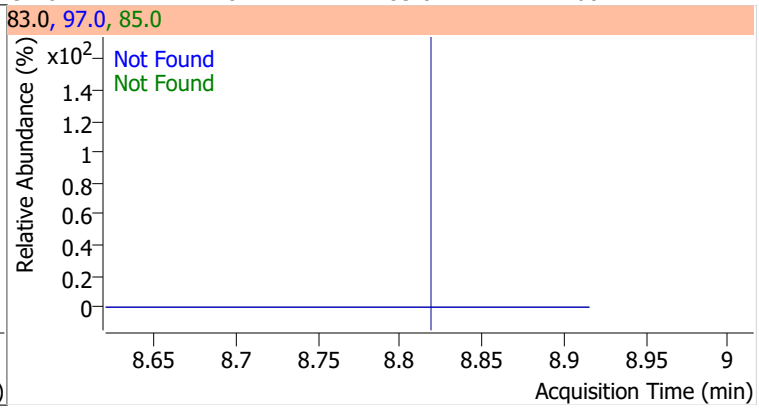

Compound	Conc.	Exp RT	QIon	Exp Ratio	QIon	Exp Ratio
Tetrachloroethene	N.D.	8.94	165.8	126.1	129.0	90.5

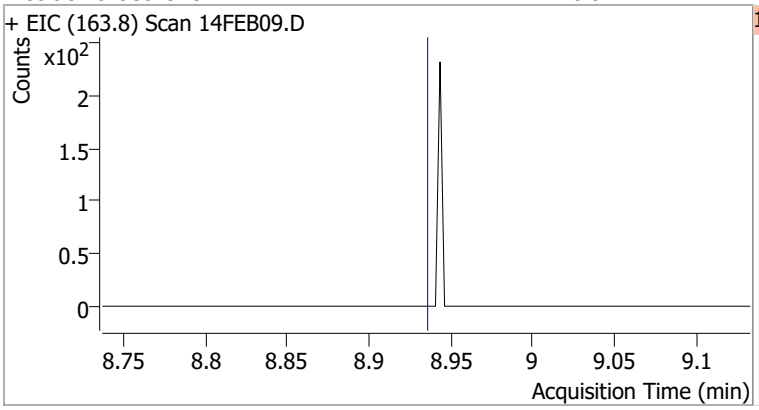

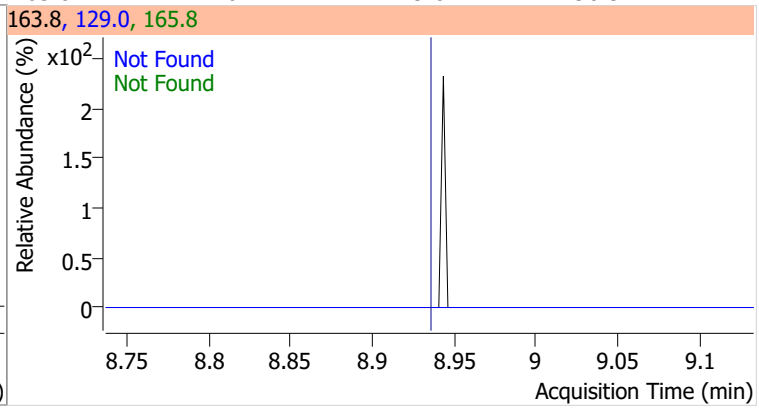

Compound	Conc.	Exp RT	QIon	Exp Ratio
1,3-Dichloropropane	N.D.	8.98	78.0	32.4

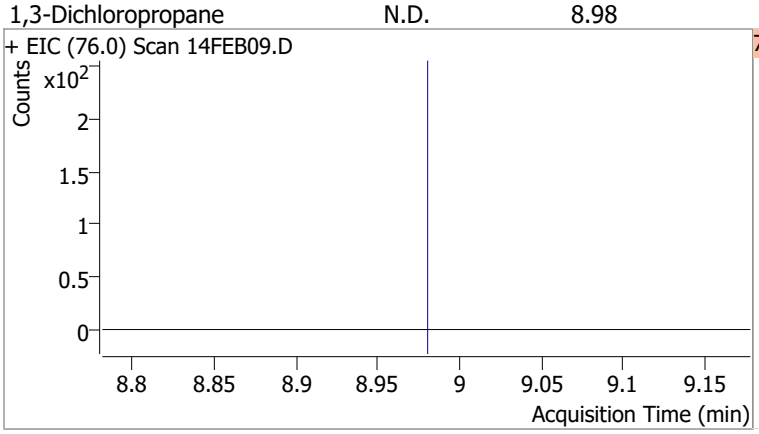

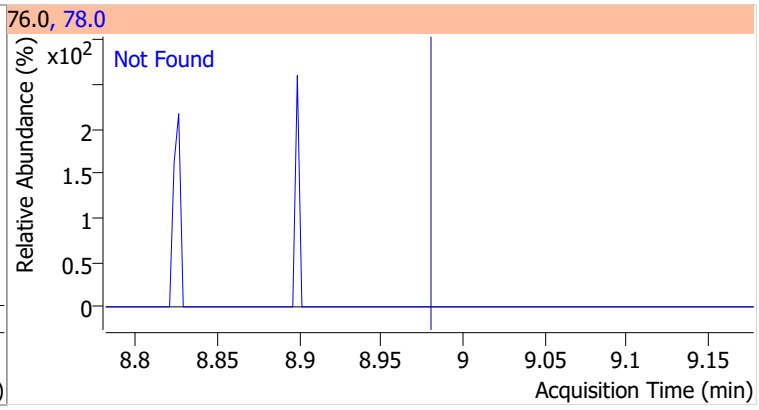

Compound	Conc.	Exp RT	QIon	Exp Ratio
Chlorodibromomethane	N.D.	9.21	127.0	77.2

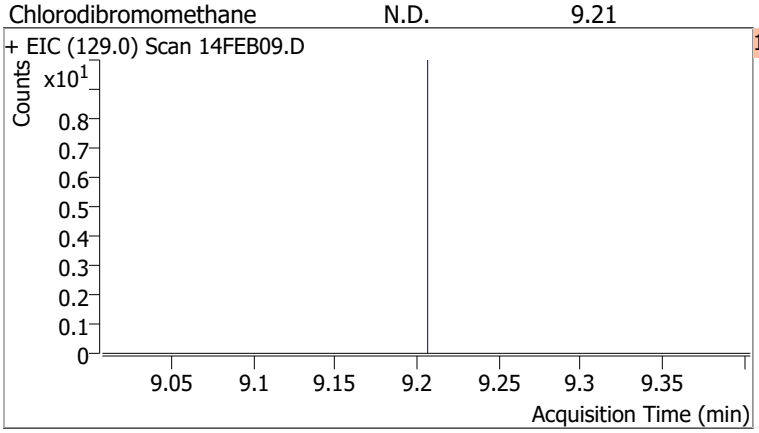

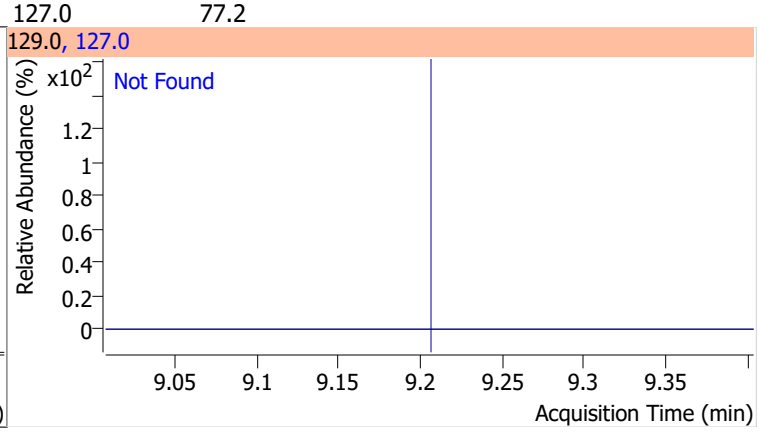

Compound	Conc.	Exp RT	QIon	Exp Ratio
1,2-Dibromoethane	N.D.	9.30	109.0	91.5

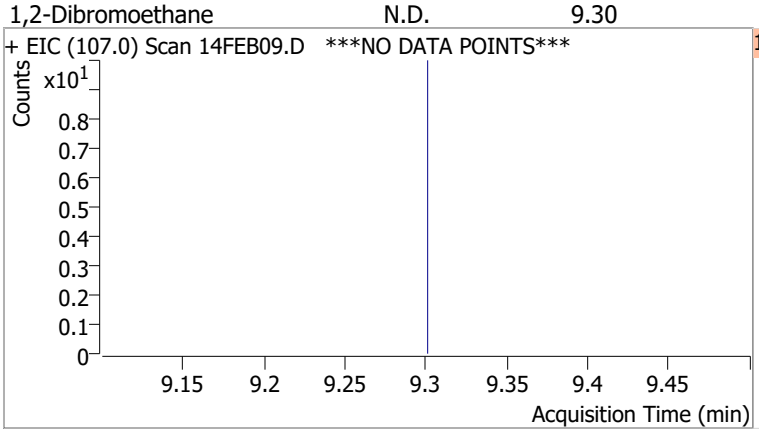

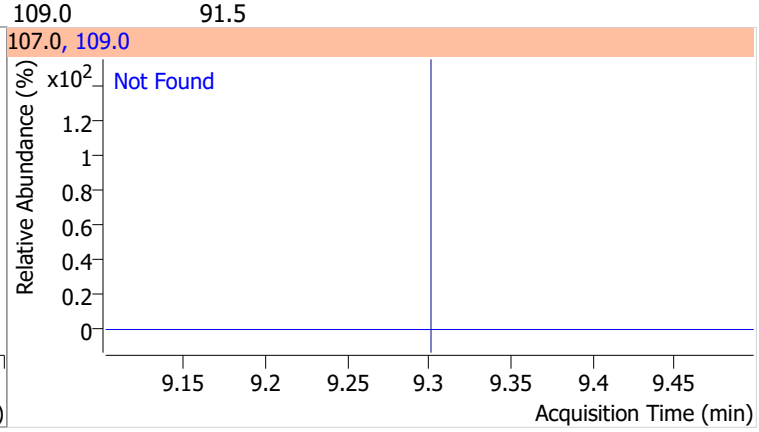

Compound	Conc.	Exp RT	QIon	Exp Ratio
Chlorobenzene	N.D.	9.80	114.0	32.2

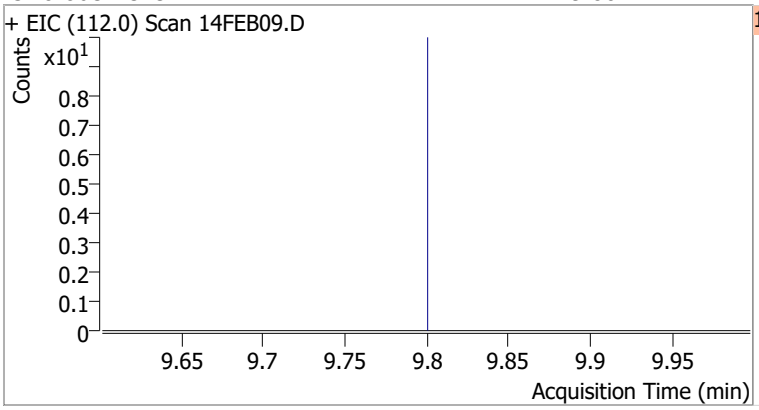

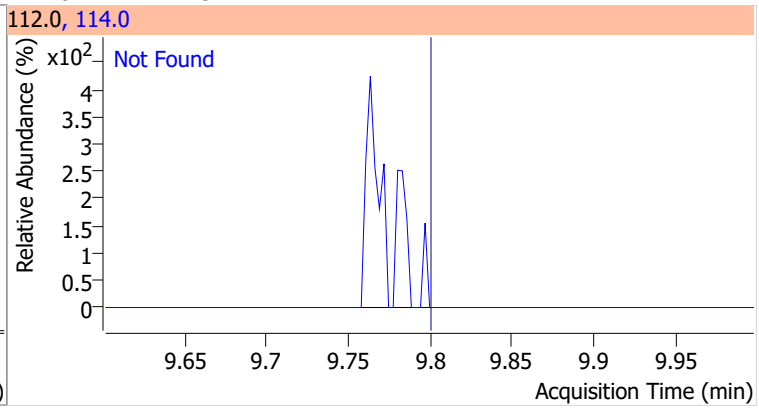

Compound	Conc.	Exp RT	QIon	Exp Ratio
1,1,1,2-Tetrachloroethane	N.D.	9.89	133.0	95.3

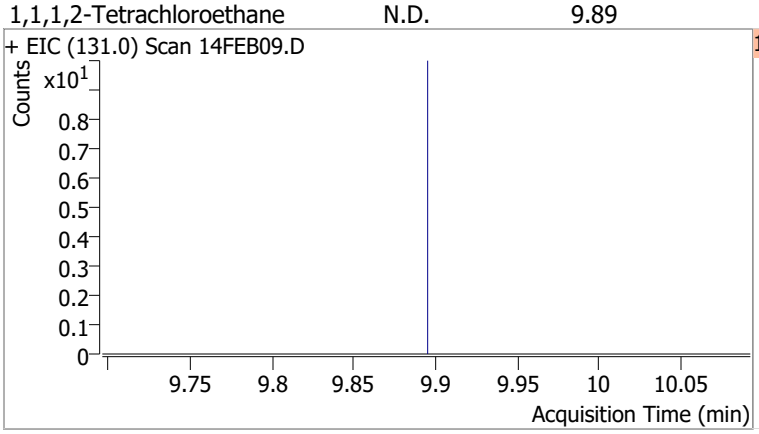

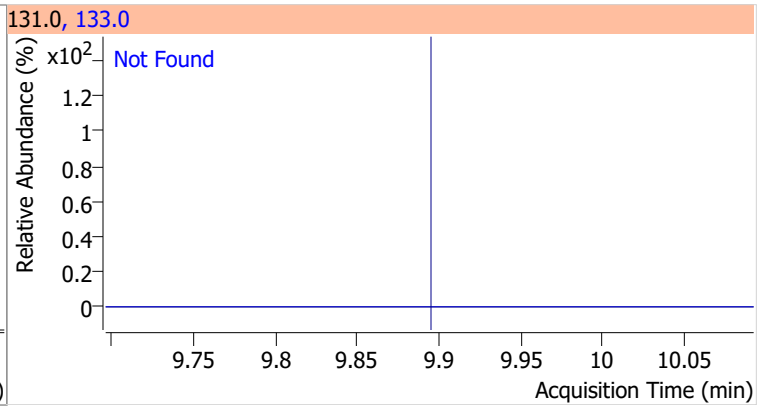

Compound	Conc.	Exp RT	QIon	Exp Ratio
Ethylbenzene	N.D.	9.92	106.0	31.7

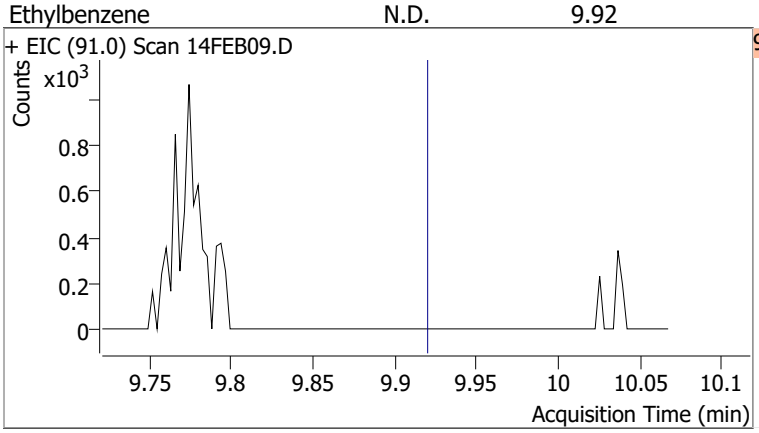

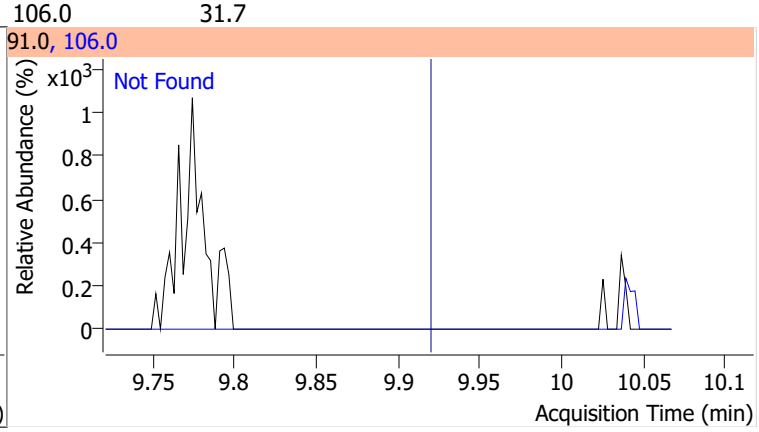

Compound	Conc.	Exp RT	QIon	Exp Ratio
m+p-Xylenes	N.D.	10.04	91.0	200.7

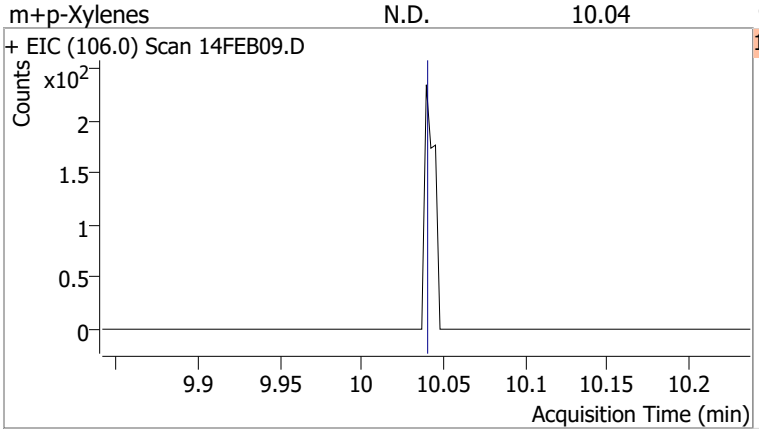

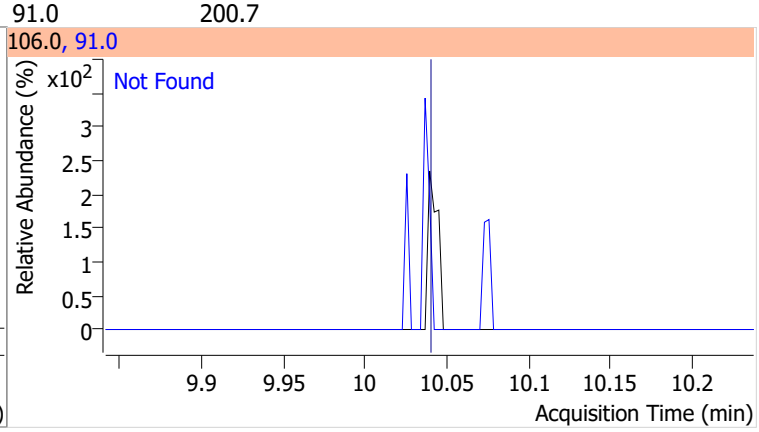

Compound	Conc.	Exp RT	QIon	Exp Ratio
o-Xylene	N.D.	10.43	91.0	211.4

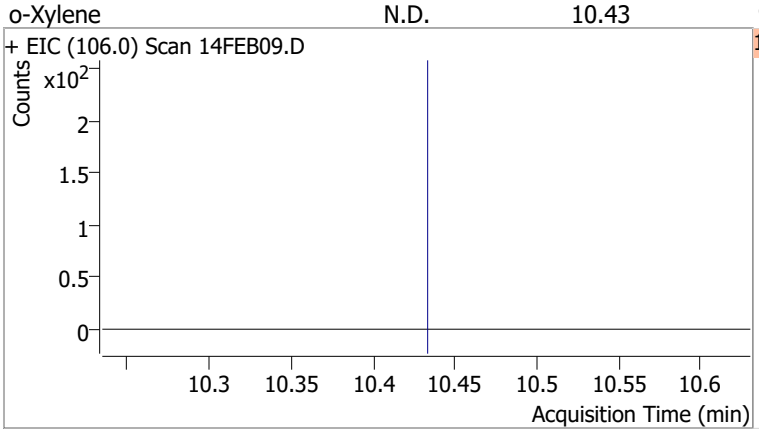

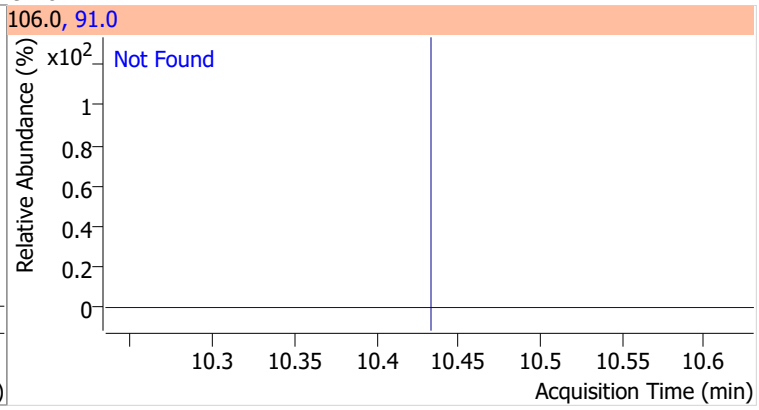

Compound	Conc.	Exp RT	QIon	Exp Ratio
Styrene	N.D.	10.45	78.0	50.6

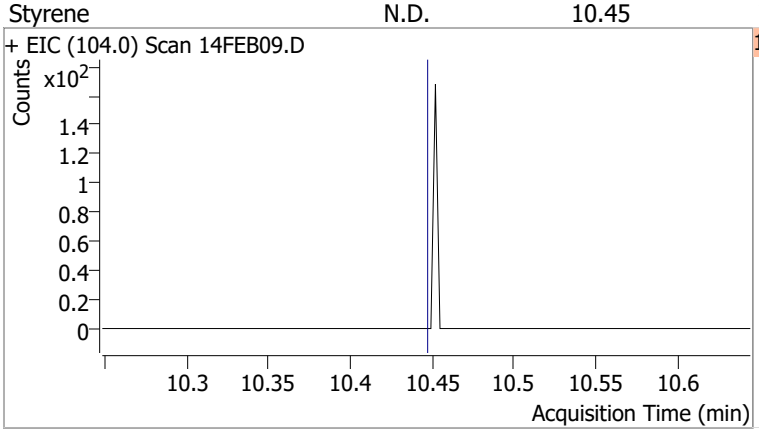

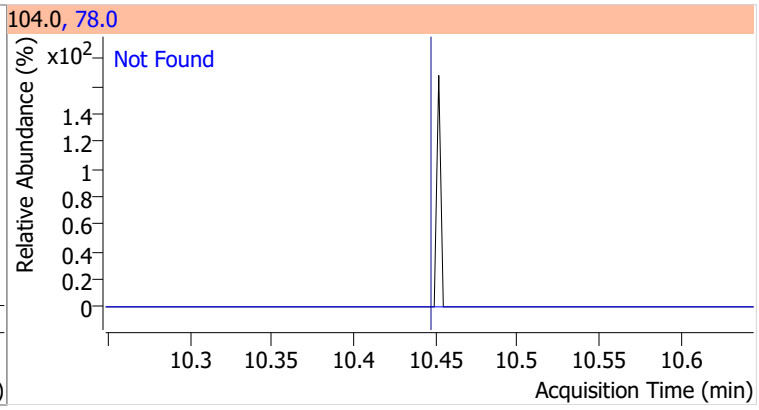

Compound	Conc.	Exp RT	QIon	Exp Ratio	QIon	Exp Ratio
Bromoform	N.D.	10.62	170.5	50.3	174.5	48.1

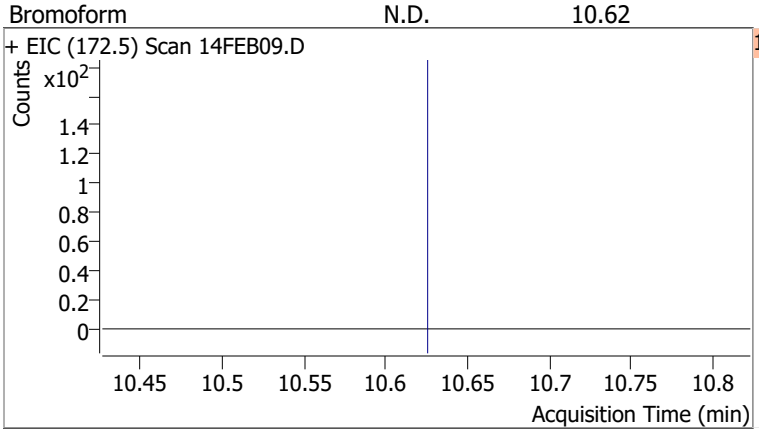

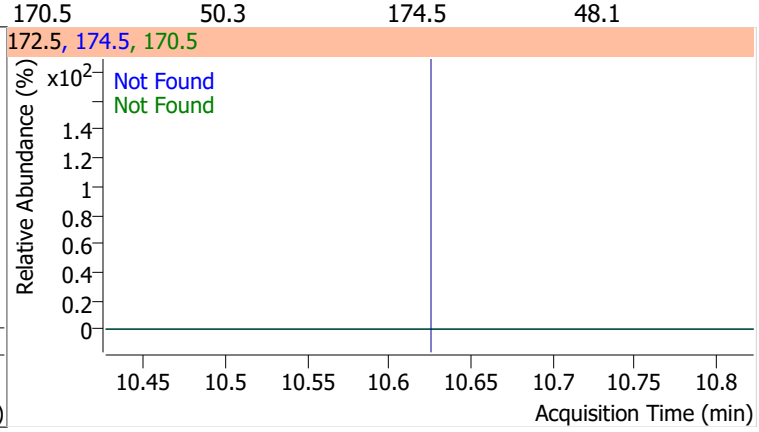

Compound	Conc.	RT	Dev(Min)	Resp.	QIon	QRatio	Lower	Upper
p-Bromofluorobenzene	263.3670	10.95	0.00	179659	174.0	100.0	65.3	125.3
					176.0	95.5	63.3	123.3

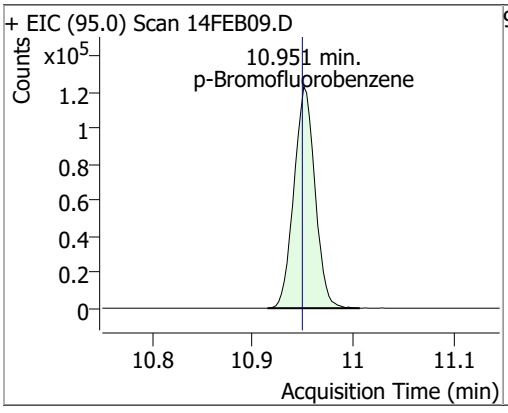

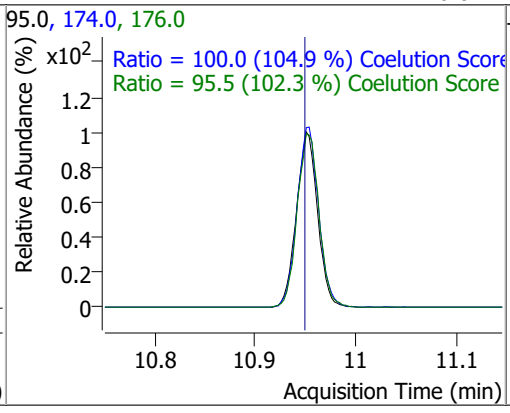

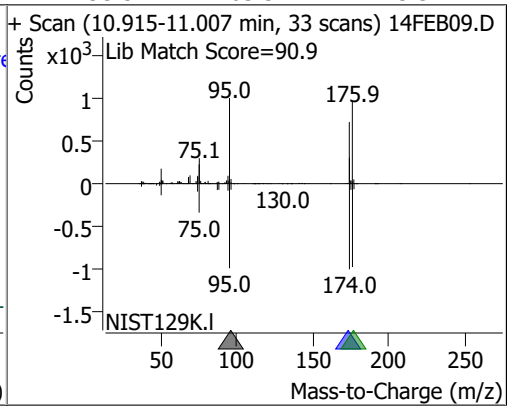

Compound	Conc.	Exp RT	QIon	Exp Ratio	QIon	Exp Ratio
Bromobenzene	N.D.	11.09	77.0	143.5	158.0	96.1

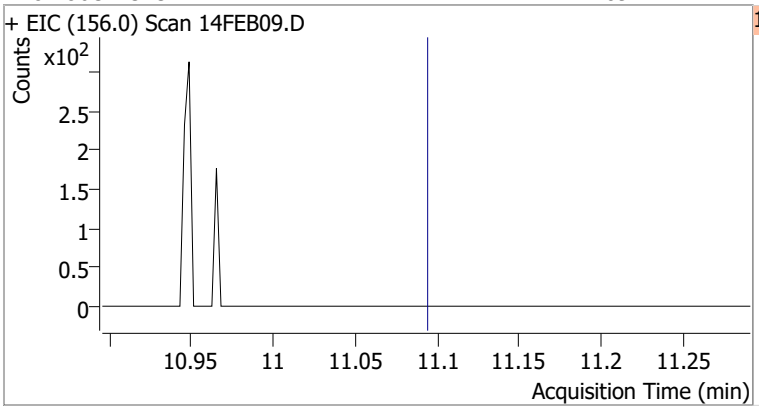

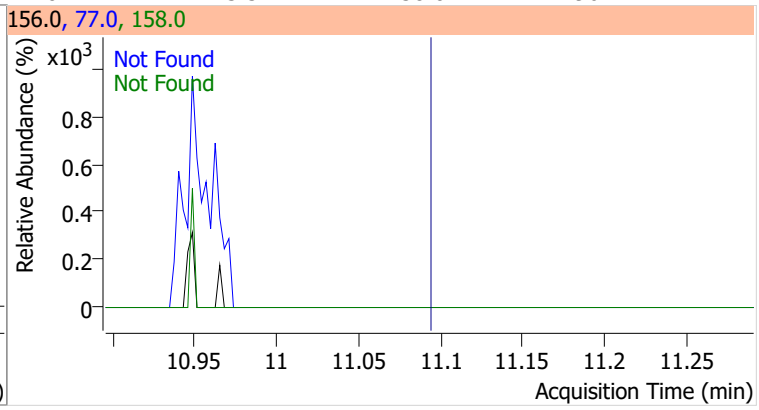

Compound	Conc.	Exp RT	QIon	Exp Ratio
1,1,2,2-Tetrachloroethane	N.D.	11.11	85.0	63.3

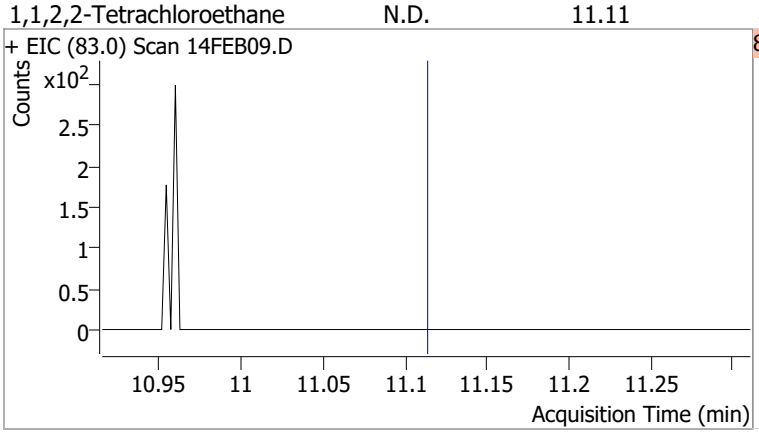

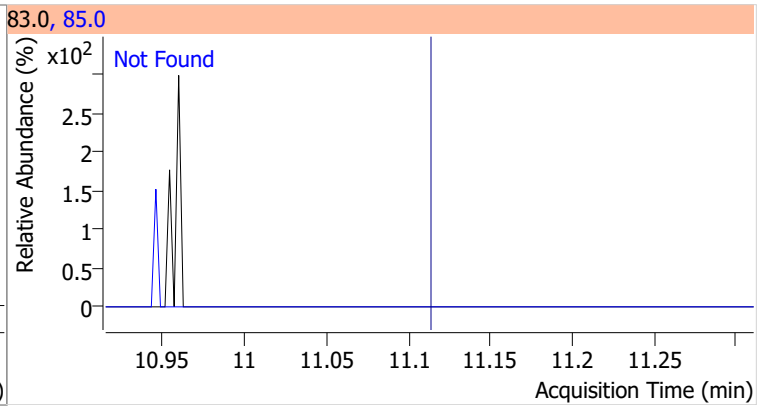

Compound	Conc.	Exp RT	QIon	Exp Ratio
1,2,3-Trichloropropane	N.D.	11.15	112.0	65.8

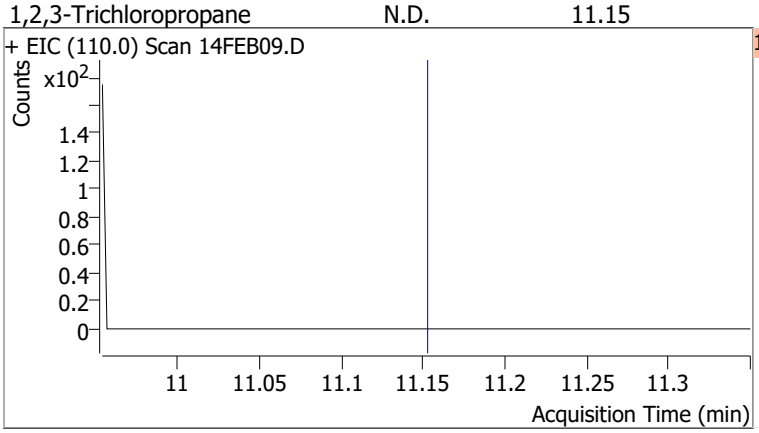

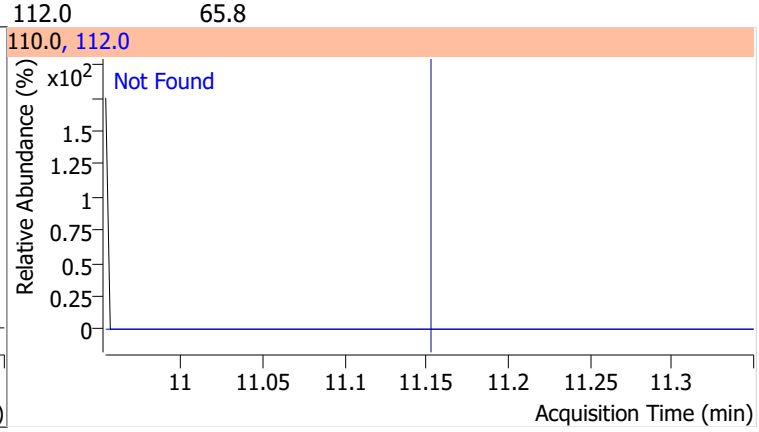

Compound	Conc.	Exp RT	QIon	Exp Ratio
2-Chlorotoluene	N.D.	11.29	91.0	276.2

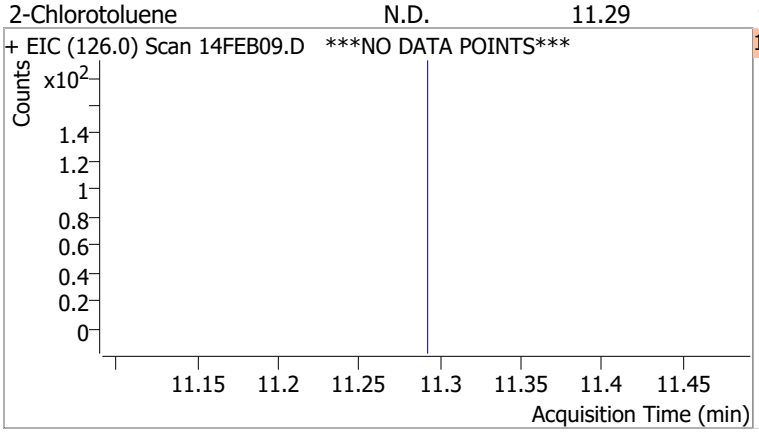

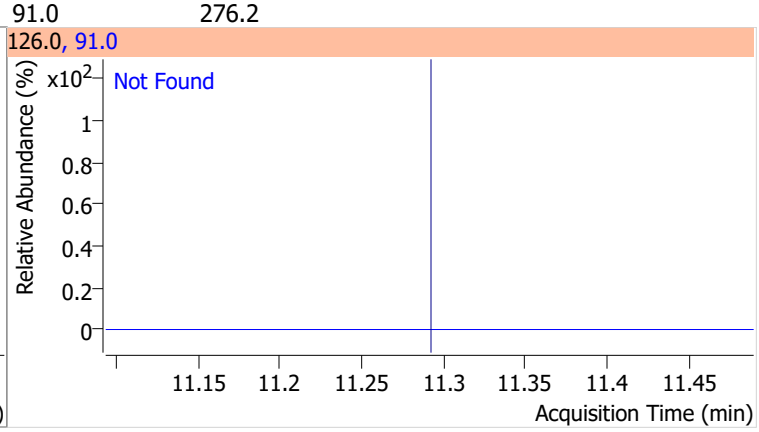

Compound	Conc.	Exp RT	QIon	Exp Ratio
4-Chlorotoluene	N.D.	11.40	126.0	31.3

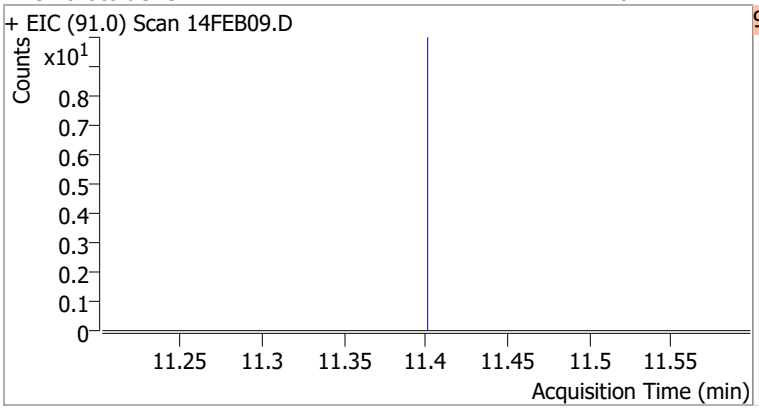

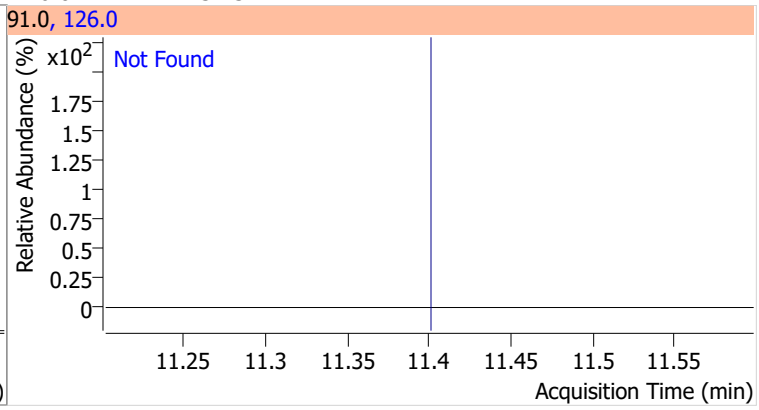

Compound	Conc.	Exp RT	QIon	Exp Ratio	QIon	Exp Ratio
1,3-Dichlorobenzene	N.D.	12.03	148.0	62.8	111.0	38.7

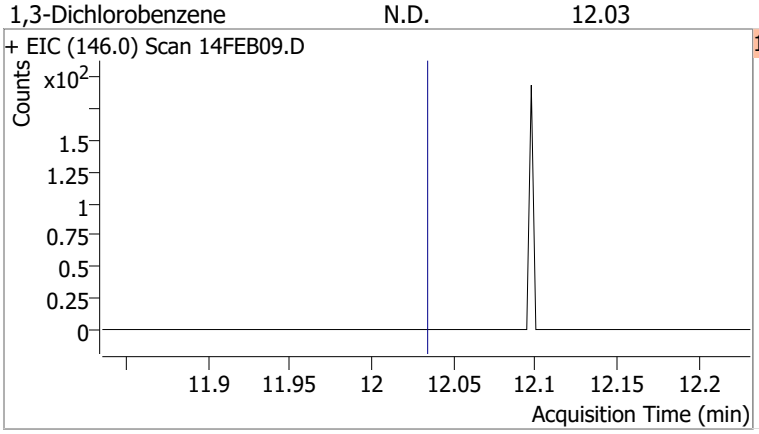

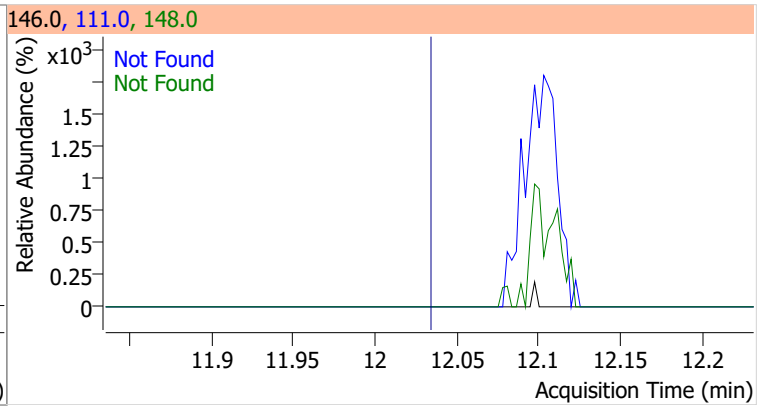

Compound	Conc.	Exp RT	QIon	Exp Ratio	QIon	Exp Ratio
1,4-Dichlorobenzene	N.D.	12.12	148.0	63.7	111.0	38.7

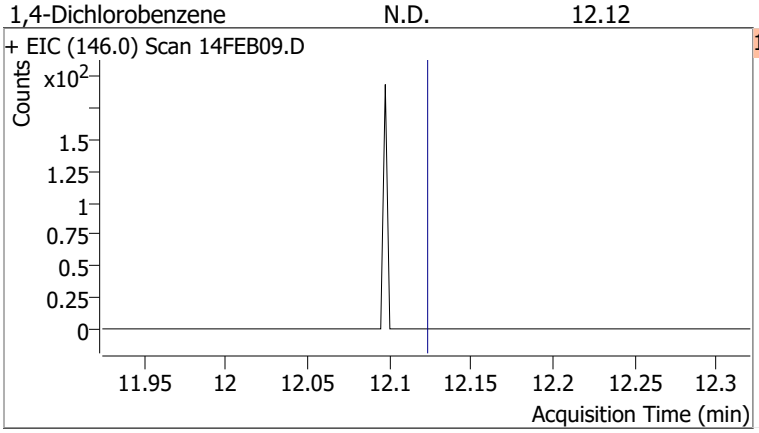

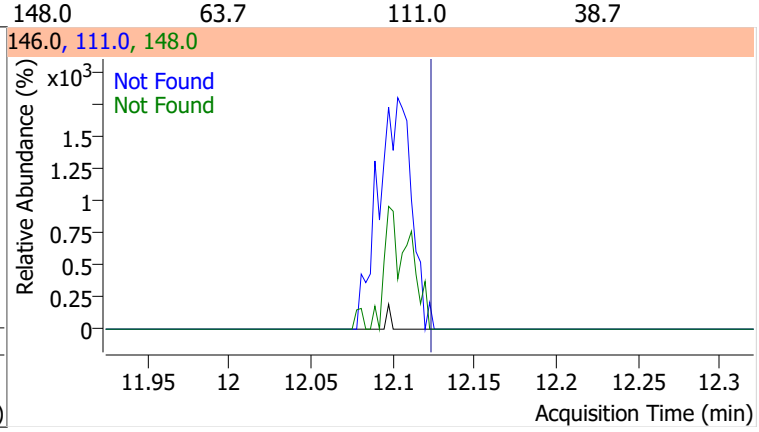

Compound	Conc.	Exp RT	QIon	Exp Ratio	QIon	Exp Ratio
1,2-Dichlorobenzene	N.D.	12.49	148.0	61.9	111.0	39.5

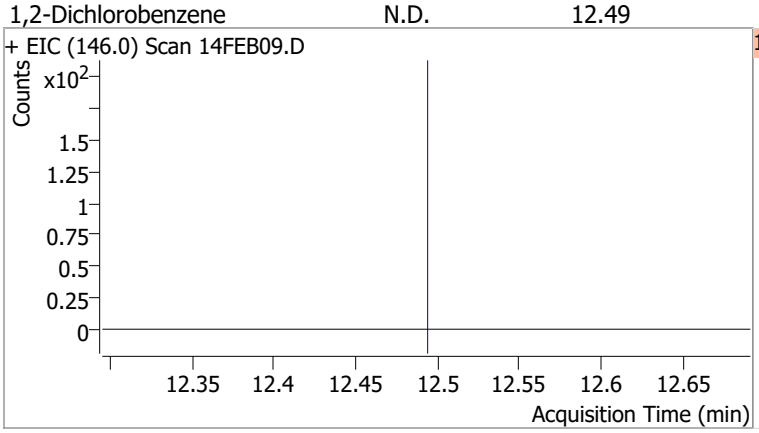

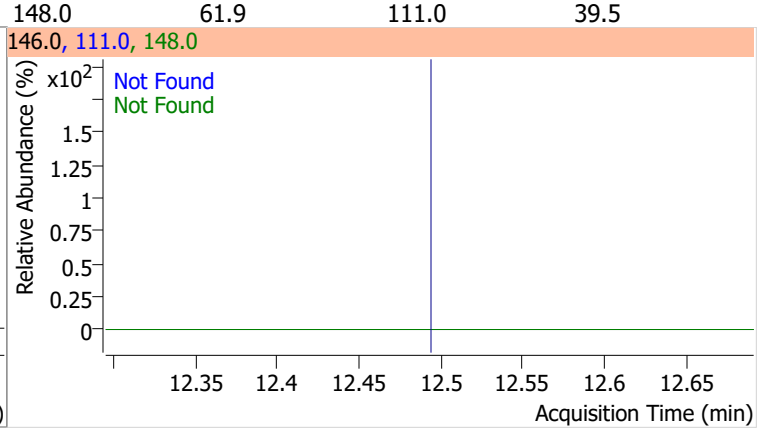

Quantitation Results Report (QT Reviewed)

Data File	14FEB10.D	Operator	MSC
Acq. Method	5975CACQF.M	Acq. Date-Time	2/14/2022 1:50:59 PM
Sample Name	CCV021422_Closing	Instrument	VOA5975C
Vial	10	Multiplier	1.00
DA Method File	VOA5975C_8260B_SHT_DoD_L4_011922.m	Comment	
Tune File	BFB_Atune3.u	Tune Date	10/11/2021 4:02:00 PM
Batch Name	VG021422_8260B.batch.bin	Last Calib Update	2/17/2022 11:07:48 AM
Ref Library	\\MASSHUNTER\Org\Library\NIST129K.l		

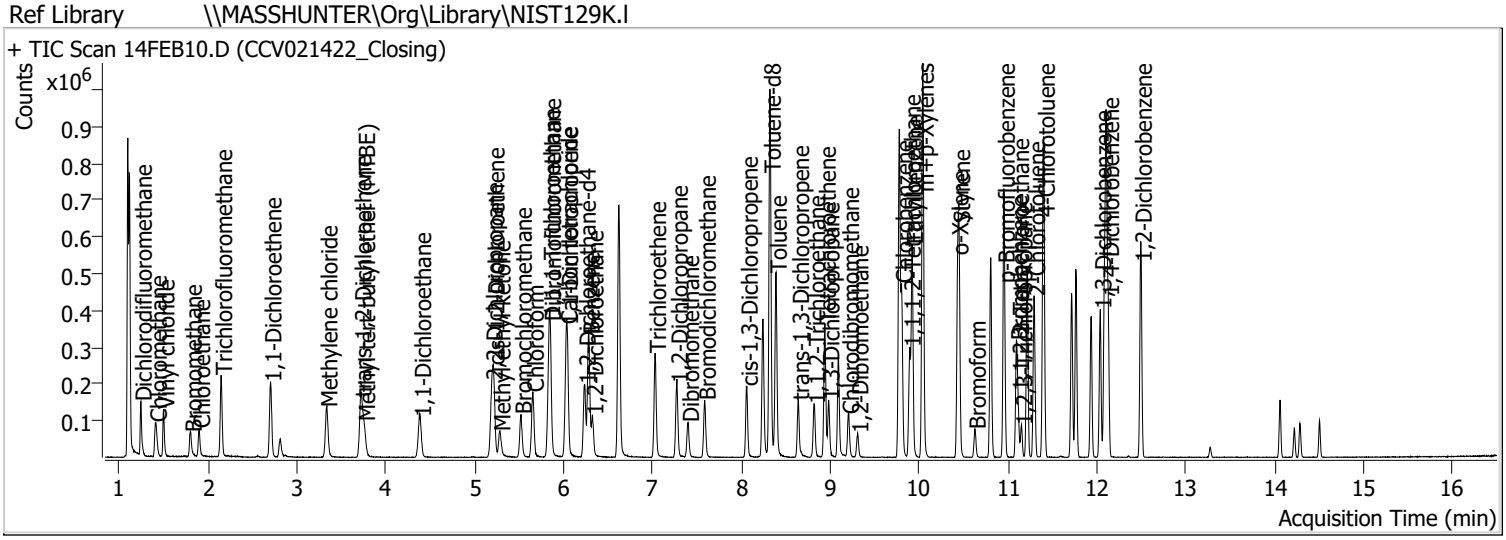

Compound	RT	QIon	Resp.	Conc.	Units	Dev(Min)
Internal Standards						
M Fluorobenzene	6.620	96.0	589296	250.0000	ng	0.000
M Chlorobenzene-d5	9.774	82.0	233768	250.0000	ng	0.000
M 1,4-Dichlorobenzene-d4	12.100	152.0	211561	250.0000	ng	0.000
System Monitoring Compounds						
S Dibromofluoromethane	5.848	113.0	154571	270.8058	ng	-0.003
Spiked Amount: 250.000	Range: 80.0 - 119.0%			Recovery = 108.32%		
S 1,2-Dichloroethane-d4	6.236	67.0	72521	294.1281	ng	0.005
Spiked Amount: 250.000	Range: 81.0 - 118.0%			Recovery = 117.65%		
S Toluene-d8	8.319	98.0	616530	270.3330	ng	0.000
Spiked Amount: 250.000	Range: 89.0 - 112.0%			Recovery = 108.13%		
S p-Bromofluorobenzene	10.951	95.0	200056	256.1102	ng	0.003
Spiked Amount: 250.000	Range: 85.0 - 114.0%			Recovery = 102.44%		
Target Compounds						QValue
T Dichlorodifluoromethane	1.244	85.0	99169	125.1529	ng	97
T Chloromethane	1.411	50.0	107593	115.3327	ng	100
T Vinyl chloride	1.498	62.0	93549	110.1675	ng	97
T Bromomethane	1.804	96.0	36545	100.5295	ng	95
T Chloroethane	1.899	64.0	49077	122.1589	ng	98
T Trichlorofluoromethane	2.145	101.0	147416	144.7736	ng	99
T 1,1-Dichloroethene	2.702	96.0	71492	120.6645	ng	99
T Methylene chloride	3.333	49.0	97516	113.2031	ng	98
T trans-1,2-Dichloroethene	3.715	96.0	73604	120.2544	ng	98
T Methyl tert-butyl ether (MTBE)	3.754	73.0	96599	126.2716	ng	99
T 1,1-Dichloroethane	4.387	63.0	135463	118.2560	ng	100
T 2,2-Dichloropropane	5.190	77.0	115531	133.8300	ng	97
T cis-1,2-Dichloroethene	5.209	96.0	75457	121.7583	ng	97
T Methyl ethyl ketone	5.279	43.0	96779	1080.5981	ng	98
T Bromochloromethane	5.519	128.0	31936	124.9845	ng	91
T Chloroform	5.653	83.0	136208	119.0881	ng	100

Compound	RT	QIon	Resp.	Conc.	Units	Dev(Min)
T 1,1,1-Trichloroethane	5.837	97.0	138036	130.8028	ng	97
T Carbon tetrachloride	6.029	117.0	138638	135.4549	ng	99
T 1,1-Dichloropropene	6.038	75.0	104265	121.8405	ng	98
T Benzene	6.283	78.0	278955	118.4956	ng	100
T 1,2-Dichloroethane	6.322	62.0	81715	125.6726	ng	99
T Trichloroethene	7.027	95.0	81745	116.8046	ng	97
T 1,2-Dichloropropane	7.270	63.0	70160	114.0231	ng	95
T Dibromomethane	7.398	93.0	31229	120.4091	ng	95
T Bromodichloromethane	7.585	83.0	87119	119.4548	ng	98
T cis-1,3-Dichloropropene	8.059	75.0	93774	117.1752	ng	98
T Toluene	8.386	92.0	186593	122.7441	ng	98
T trans-1,3-Dichloropropene	8.637	75.0	73071	125.1750	ng	98
T 1,1,2-Trichloroethane	8.818	83.0	34205	115.2350	ng	93
T Tetrachloroethene	8.938	163.8	78975	128.1145	ng	98
T 1,3-Dichloropropane	8.980	76.0	69601	115.8715	ng	100
T Chlorodibromomethane	9.200	129.0	58612	122.6073	ng	99
T 1,2-Dibromoethane	9.306	107.0	38556	117.6082	ng	96
T Chlorobenzene	9.799	112.0	202045	121.2405	ng	99
T 1,1,1,2-Tetrachloroethane	9.891	131.0	75135	128.4996	ng	98
T Ethylbenzene	9.919	91.0	351492	121.1680	ng	99
T m+p-Xylenes	10.039	106.0	281029	243.1055	ng	98
T o-Xylene	10.430	106.0	123309	121.9742	ng	99
T Styrene	10.446	104.0	208788	124.7621	ng	100
T Bromoform	10.625	172.5	34001	119.9378	ng	97
T Bromobenzene	11.093	156.0	81626	118.4955	ng	96
T 1,1,2,2-Tetrachloroethane	11.110	83.0	42154	107.2854	ng	99
T 1,2,3-Trichloropropane	11.149	110.0	11686	113.2010	ng	99
T 2-Chlorotoluene	11.291	126.0	79177	116.1349	ng	98
T 4-Chlorotoluene	11.400	91.0	264540	119.7997	ng	98
T 1,3-Dichlorobenzene	12.036	146.0	145746	116.7772	ng	98
T 1,4-Dichlorobenzene	12.125	146.0	148129	116.4185	ng	98
T 1,2-Dichlorobenzene	12.493	146.0	122478	117.5424	ng	98

(#) = Qualifier Out of Range; (m) = Manual Integration; (+) = Area Summed; (*) = Surrogate Percent Recovery Out of Range; (d): Zeroed Peak

Compound	Conc.	RT	Dev(Min)	Resp.	QIon	QRatio	Lower	Upper
Dichlorodifluoromethane	125.1529	1.24	0.00	99169	87.0	33.3	1.8	61.8

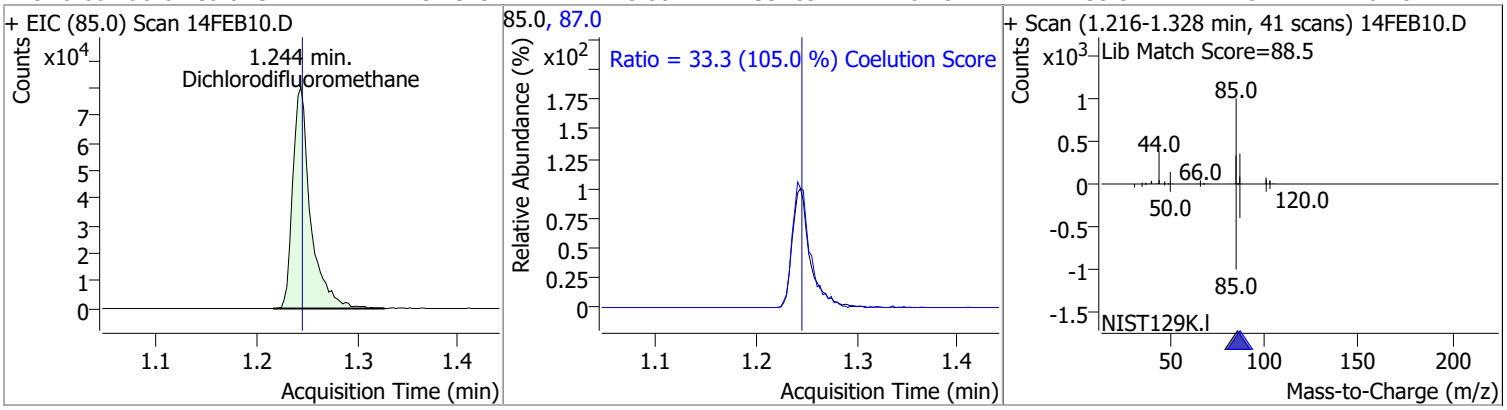

Compound	Conc.	RT	Dev(Min)	Resp.	QIon	QRatio	Lower	Upper
Chloromethane	115.3327	1.41	0.00	107593	52.0	32.7	2.4	62.4

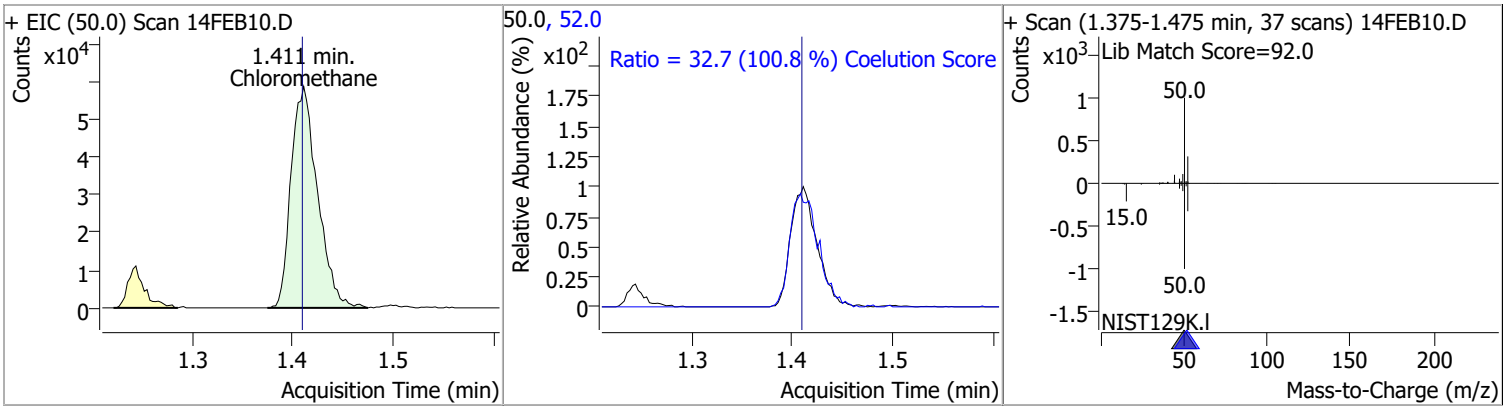

Compound	Conc.	RT	Dev(Min)	Resp.	QIon	QRatio	Lower	Upper
Vinyl chloride	110.1675	1.50	0.00	93549	64.0	29.6	1.3	61.3

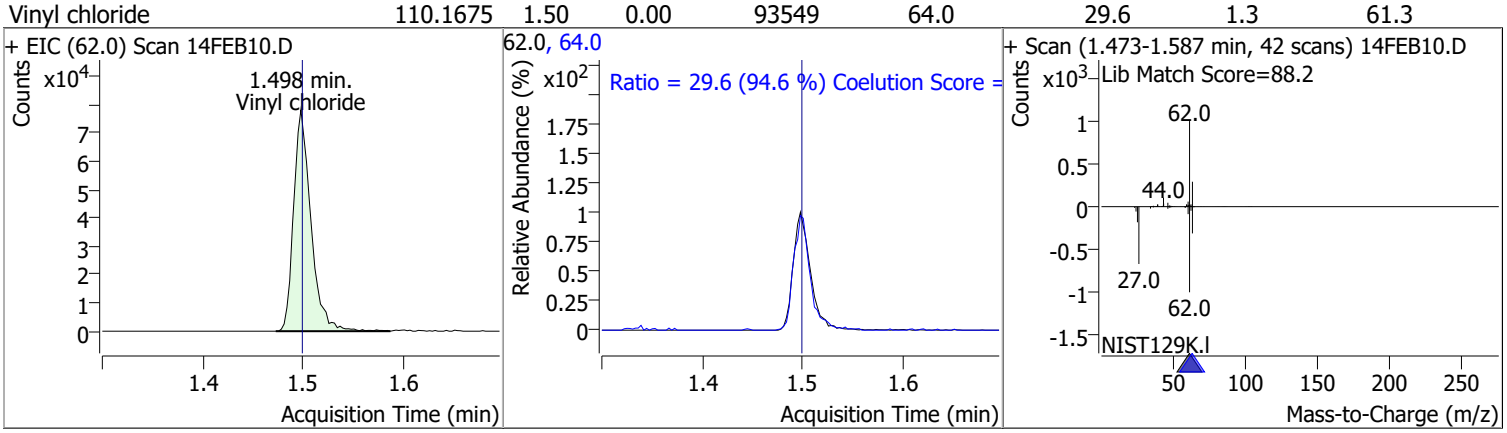

Compound	Conc.	RT	Dev(Min)	Resp.	QIon	QRatio	Lower	Upper
Bromomethane	100.5295	1.80	0.01	36545	94.0	105.0	80.1	140.1

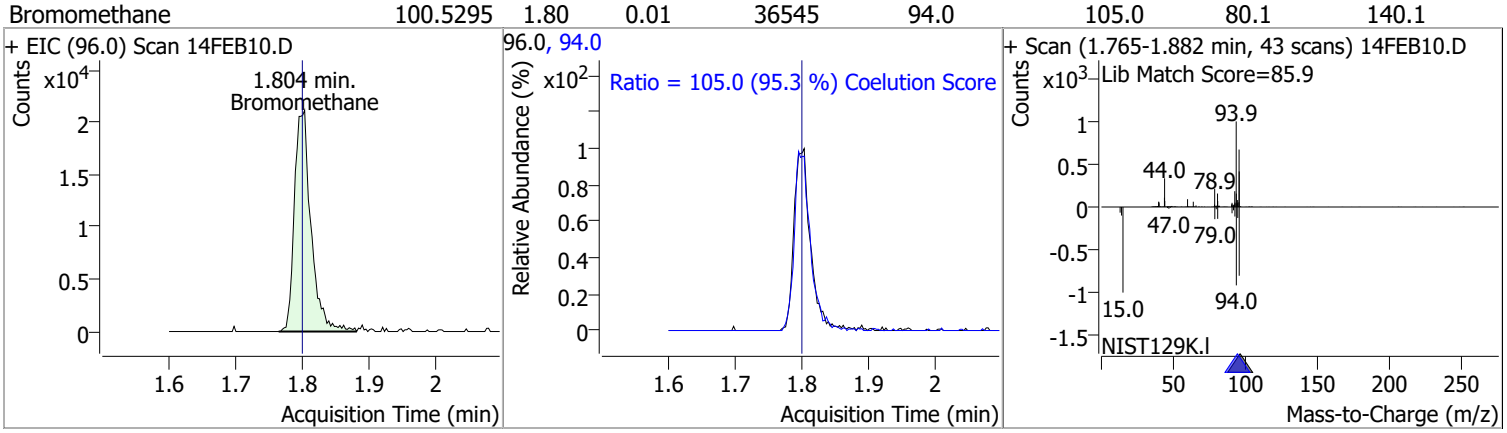

Compound	Conc.	RT	Dev(Min)	Resp.	QIon	QRatio	Lower	Upper
Chloroethane	122.1589	1.90	0.00	49077	66.0	31.1	0.0	60.0

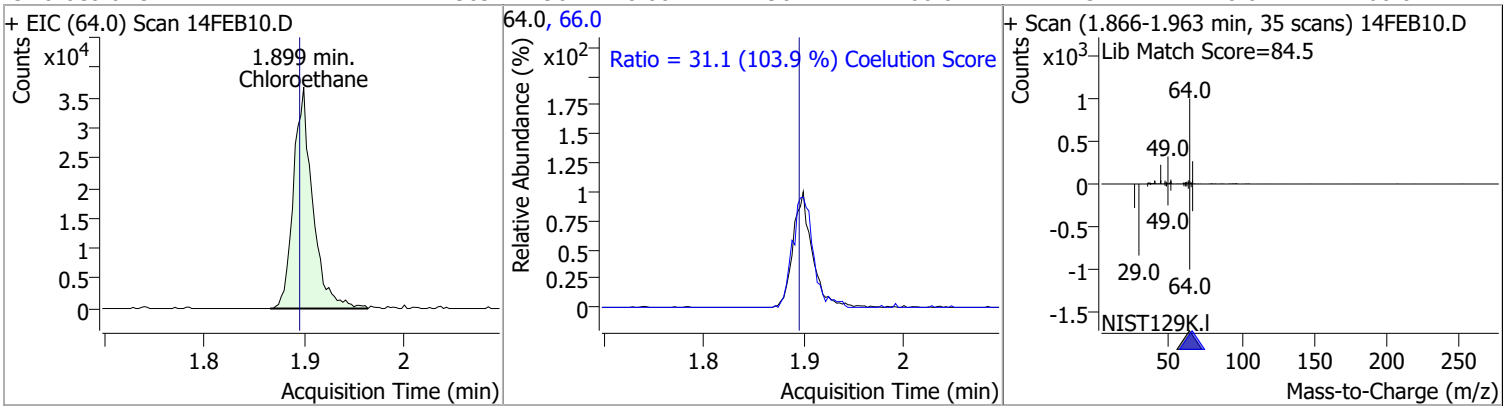

Compound	Conc.	RT	Dev(Min)	Resp.	QIon	QRatio	Lower	Upper
Trichlorofluoromethane	144.7736	2.14	0.00	147416	103.0	65.7	35.0	95.0

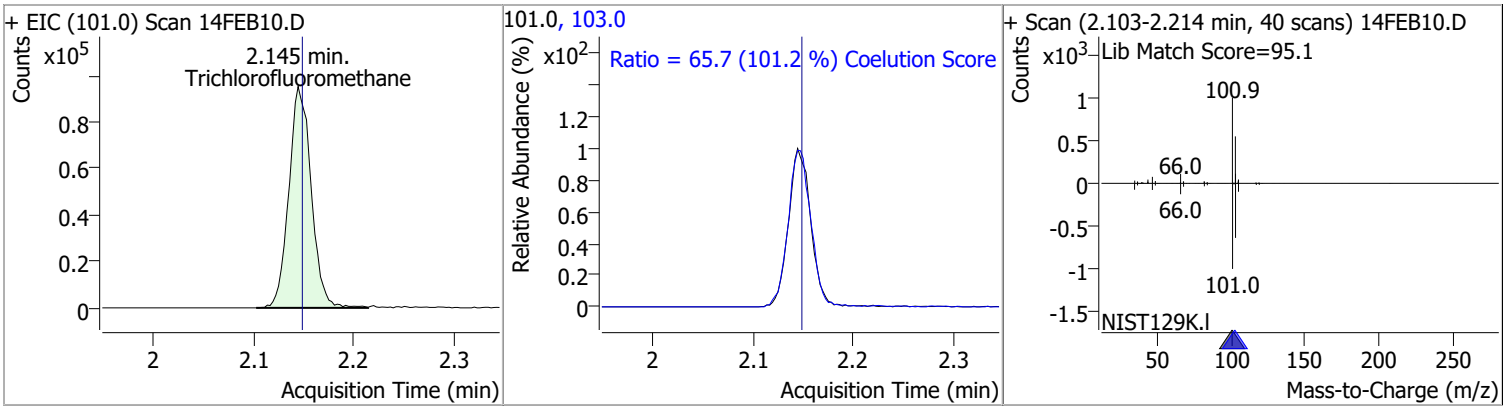

Compound	Conc.	RT	Dev(Min)	Resp.	QIon	QRatio	Lower	Upper
1,1-Dichloroethene	120.6645	2.70	0.00	71492	61.0	181.3	149.9	209.9
					63.0	56.9	27.0	87.0

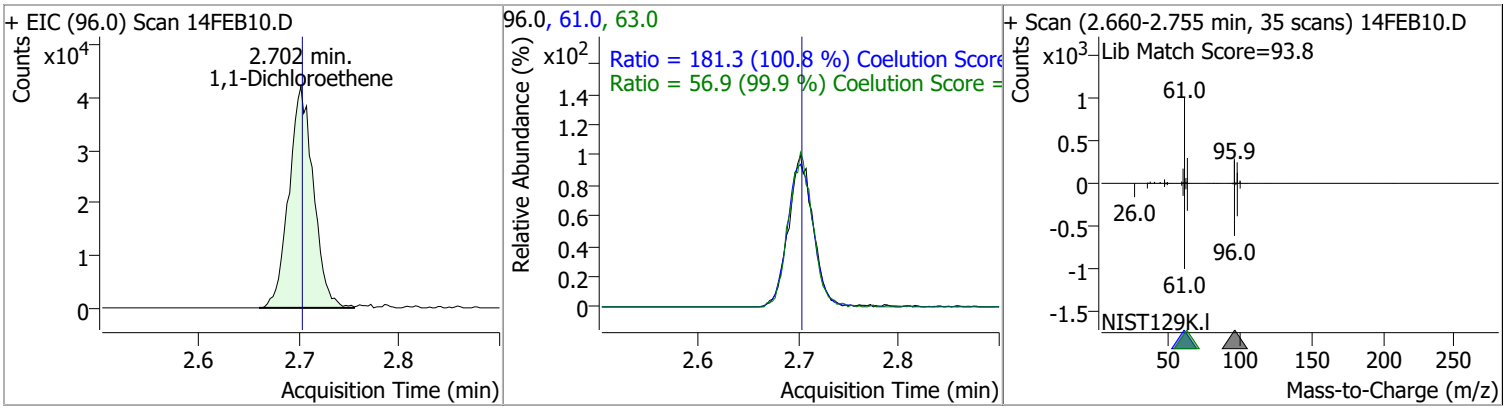

Compound	Conc.	RT	Dev(Min)	Resp.	QIon	QRatio	Lower	Upper
Methylene chloride	113.2031	3.33	0.00	97516	84.0	68.3	36.1	96.1
					86.0	42.9	11.8	71.8

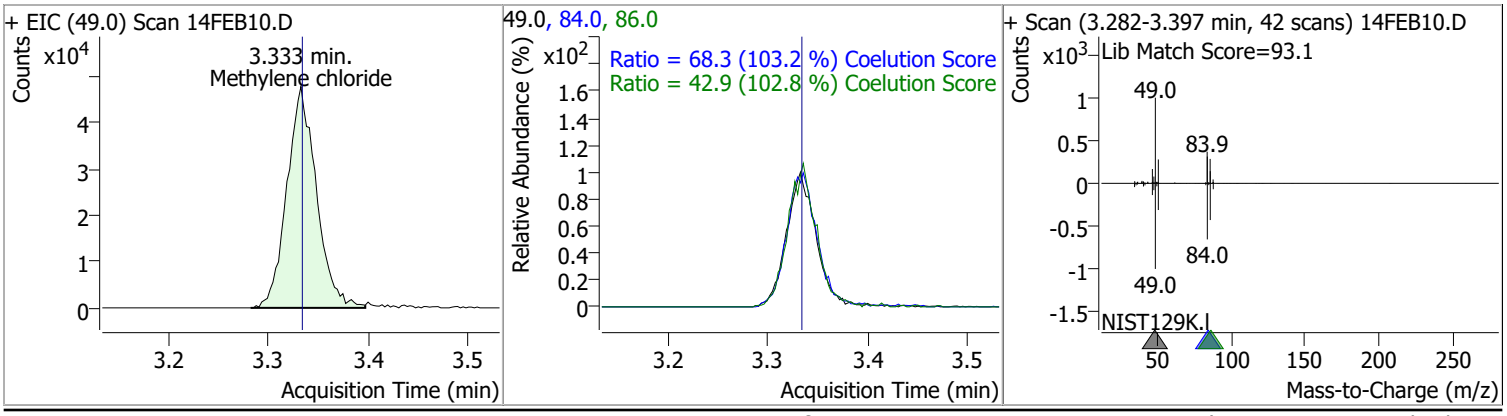

Compound	Conc.	RT	Dev(Min)	Resp.	QIon	QRatio	Lower	Upper
trans-1,2-Dichloroethene	120.2544	3.71	-0.01	73604	61.0	151.7	124.8	184.8
					98.0	63.9	32.1	92.1

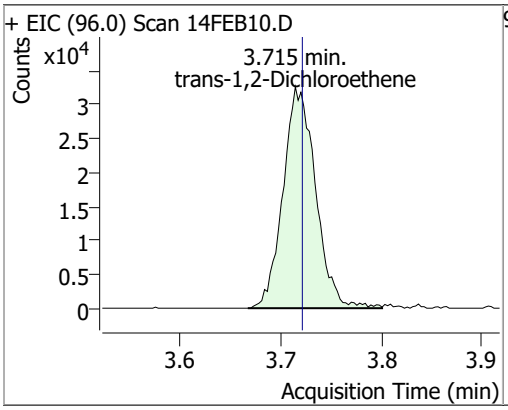

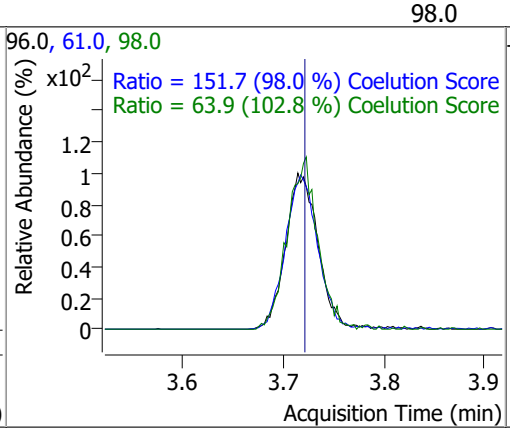

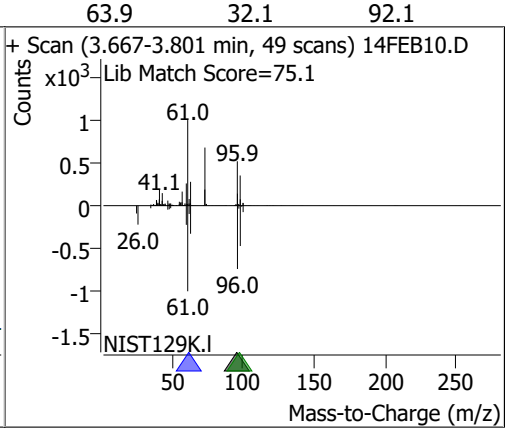

Compound	Conc.	RT	Dev(Min)	Resp.	QIon	QRatio	Lower	Upper
Methyl tert-butyl ether (MTBE)	126.2716	3.75	0.00	96599	57.0	24.3	0.0	54.6

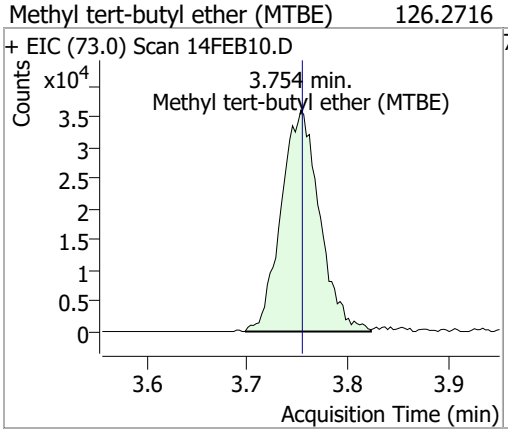

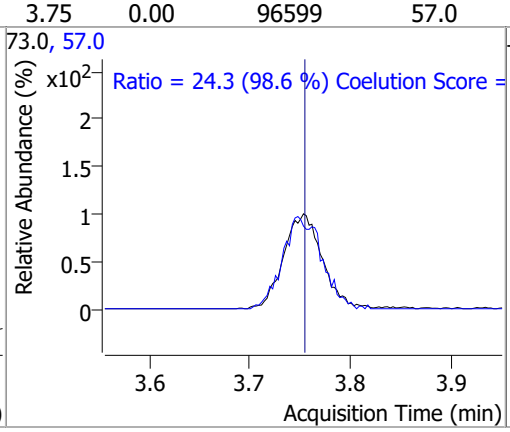

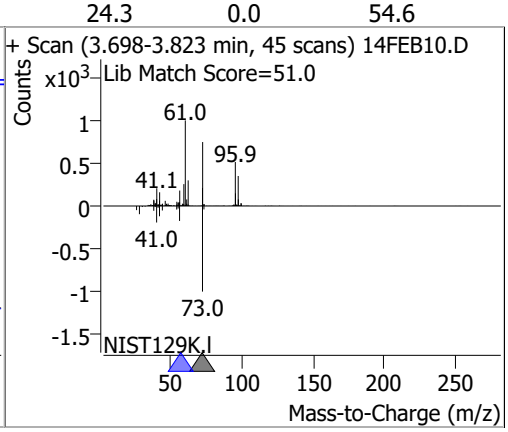

Compound	Conc.	RT	Dev(Min)	Resp.	QIon	QRatio	Lower	Upper
1,1-Dichloroethane	118.2560	4.39	0.01	135463	65.0	30.9	1.0	61.0
					83.0	12.9	0.0	42.7

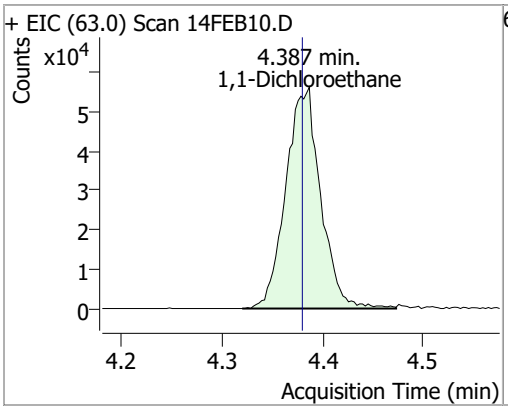

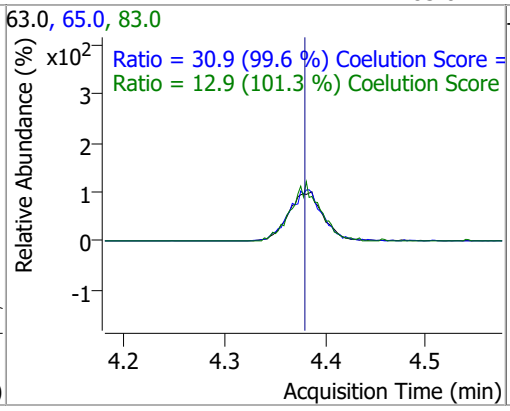

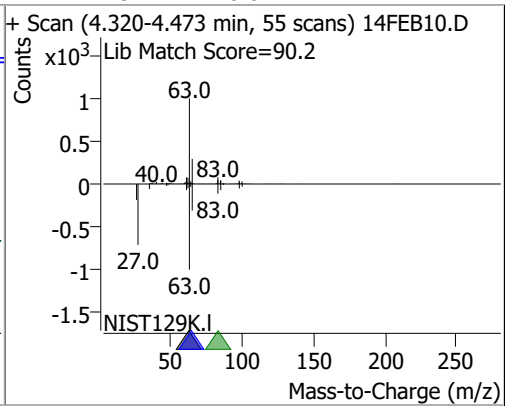

Compound	Conc.	RT	Dev(Min)	Resp.	QIon	QRatio	Lower	Upper
2,2-Dichloropropane	133.8300	5.19	0.00	115531	41.0	65.8	38.8	98.8
					97.0	22.7	0.0	53.9

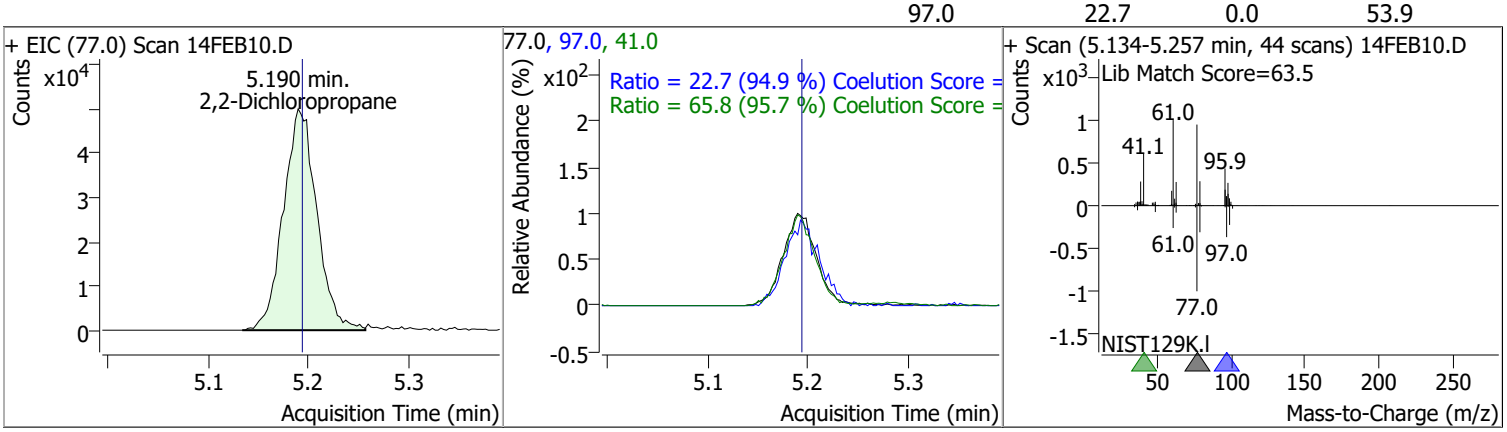

Compound	Conc.	RT	Dev(Min)	Resp.	QIon	QRatio	Lower	Upper
cis-1,2-Dichloroethene	121.7583	5.21	-0.01	75457	61.0	165.0	130.4	190.4
					98.0	65.6	36.2	96.2

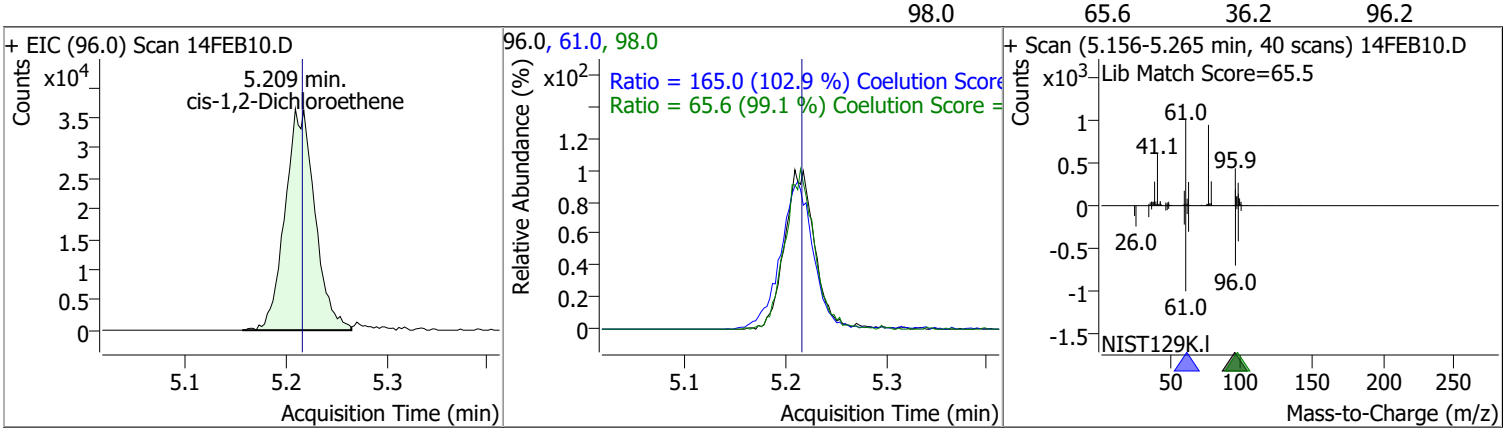

Compound	Conc.	RT	Dev(Min)	Resp.	QIon	QRatio	Lower	Upper
Methyl ethyl ketone	1080.5981	5.28	0.00	96779	72.0	21.6	0.0	50.6

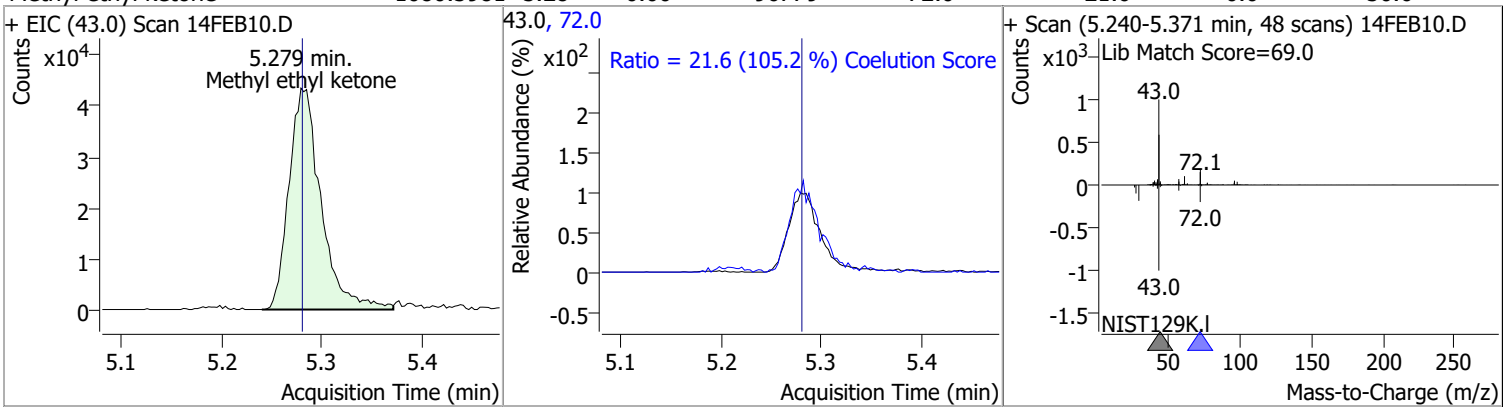

Compound	Conc.	RT	Dev(Min)	Resp.	QIon	QRatio	Lower	Upper
Bromochloromethane	124.9845	5.52	0.00	31936	49.0	169.2	152.2	212.2

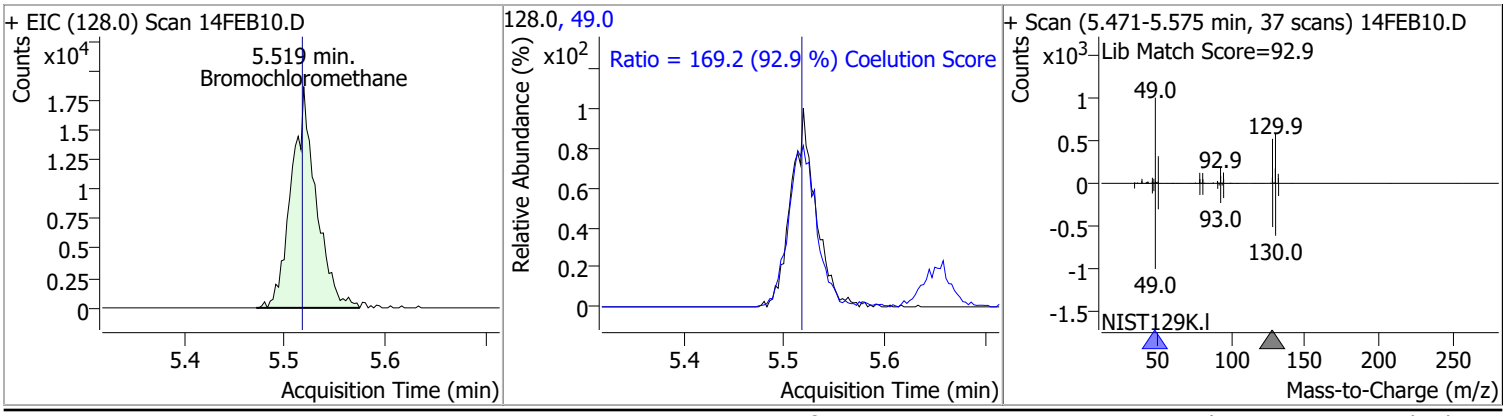

Compound	Conc.	RT	Dev(Min)	Resp.	QIon	QRatio	Lower	Upper
Chloroform	119.0881	5.65	0.00	136208	85.0	66.1	36.2	96.2

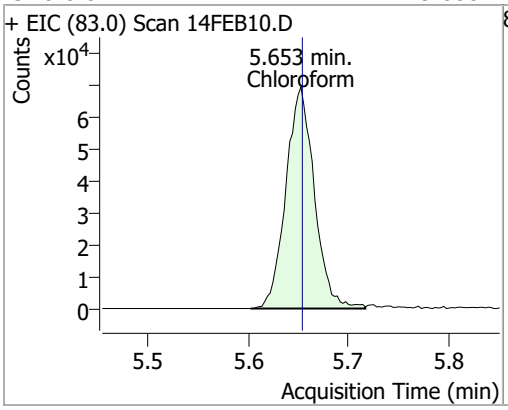

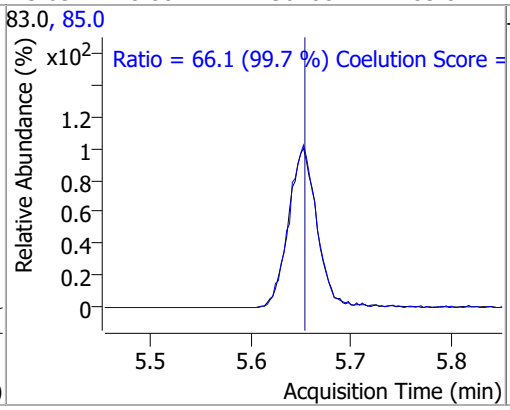

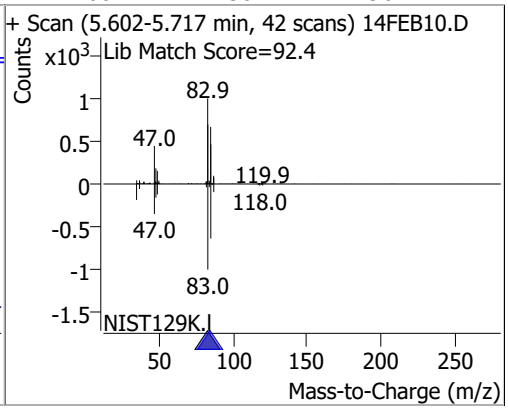

Compound	Conc.	RT	Dev(Min)	Resp.	QIon	QRatio	Lower	Upper
1,1,1-Trichloroethane	130.8028	5.84	0.01	138036	99.0	65.3	33.1	93.1
					61.0	46.8	19.1	79.1

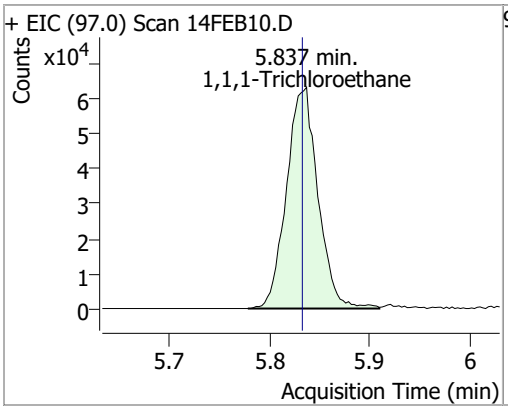

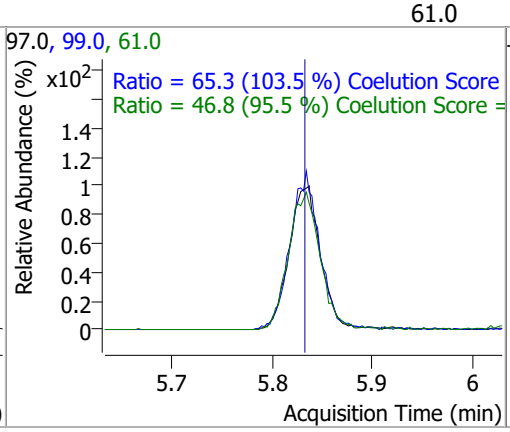

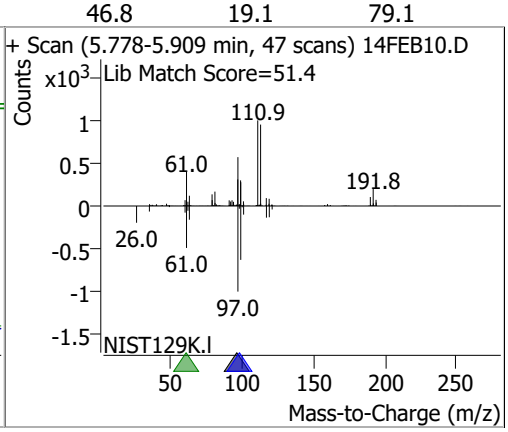

Compound	Conc.	RT	Dev(Min)	Resp.	QIon	QRatio	Lower	Upper
Dibromofluoromethane	270.8058	5.85	0.00	154571	191.5	24.3	0.0	53.2

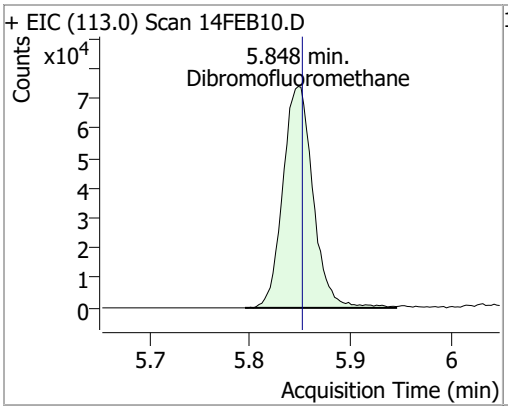

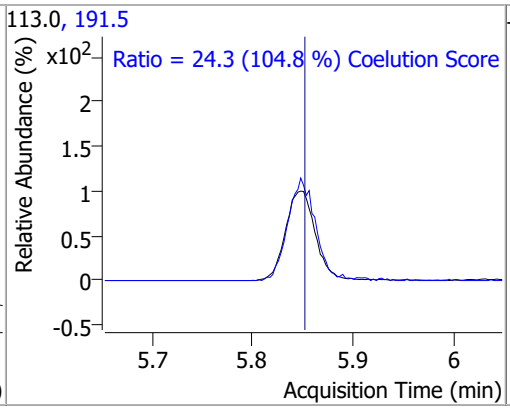

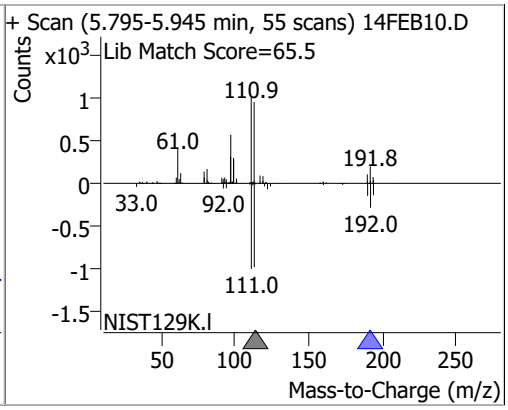

Compound	Conc.	RT	Dev(Min)	Resp.	QIon	QRatio	Lower	Upper
Carbon tetrachloride	135.4549	6.03	0.01	138638	119.0	97.2	67.6	127.6
					121.0	29.7	0.7	60.7

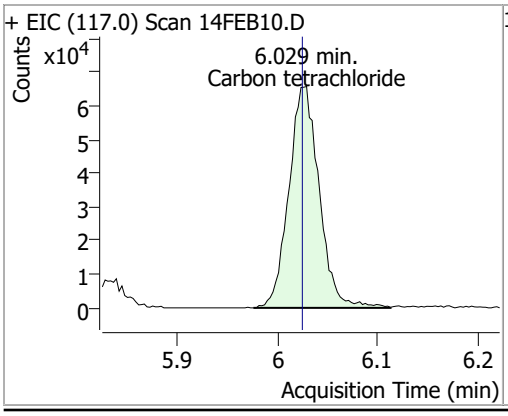

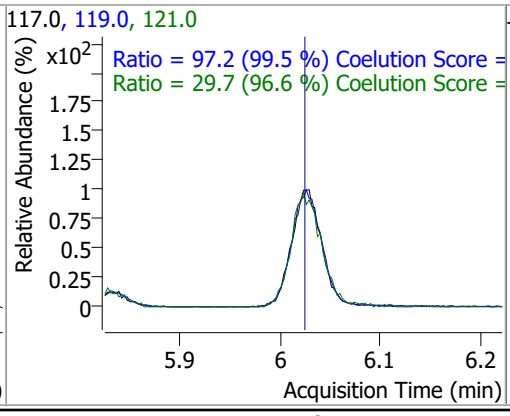

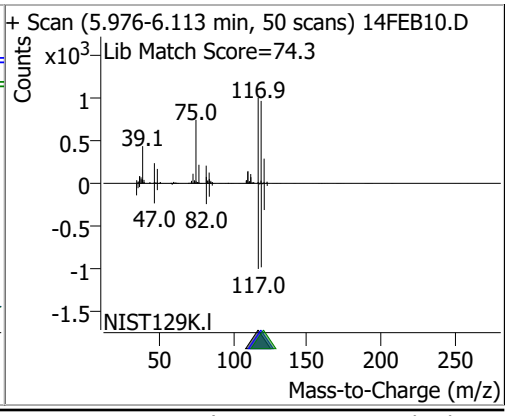

Compound	Conc.	RT	Dev(Min)	Resp.	QIon	QRatio	Lower	Upper
1,1-Dichloropropene	121.8405	6.04	0.00	104265	110.0	37.3	5.6	65.6
					77.0	30.4	1.0	61.0

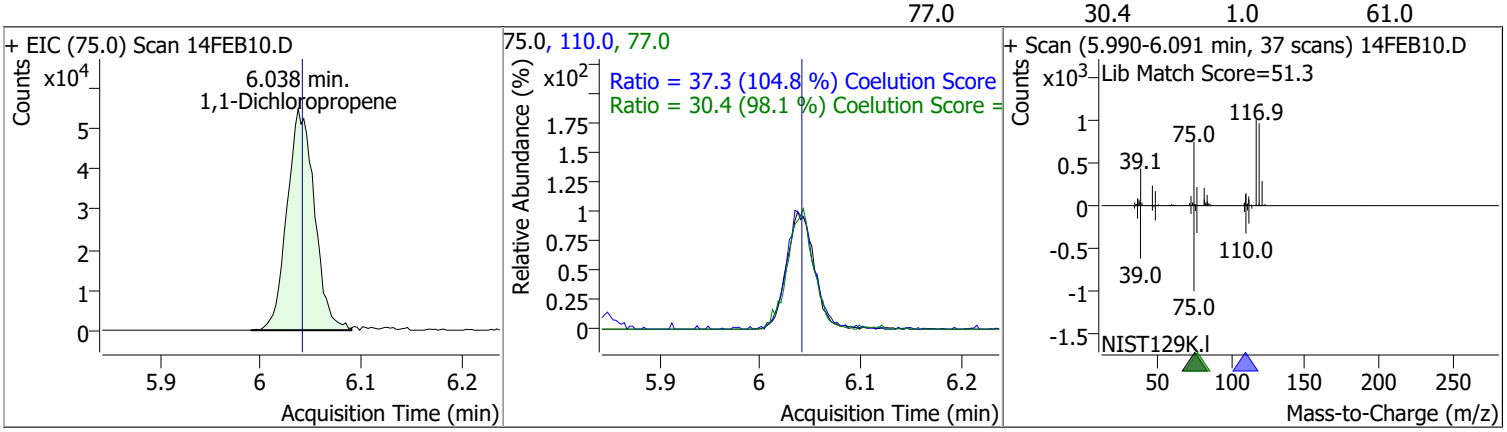

Compound	Conc.	RT	Dev(Min)	Resp.	QIon	QRatio	Lower	Upper
1,2-Dichloroethane-d4	294.1281	6.24	0.01	72521	65.0	199.6	162.8	222.8

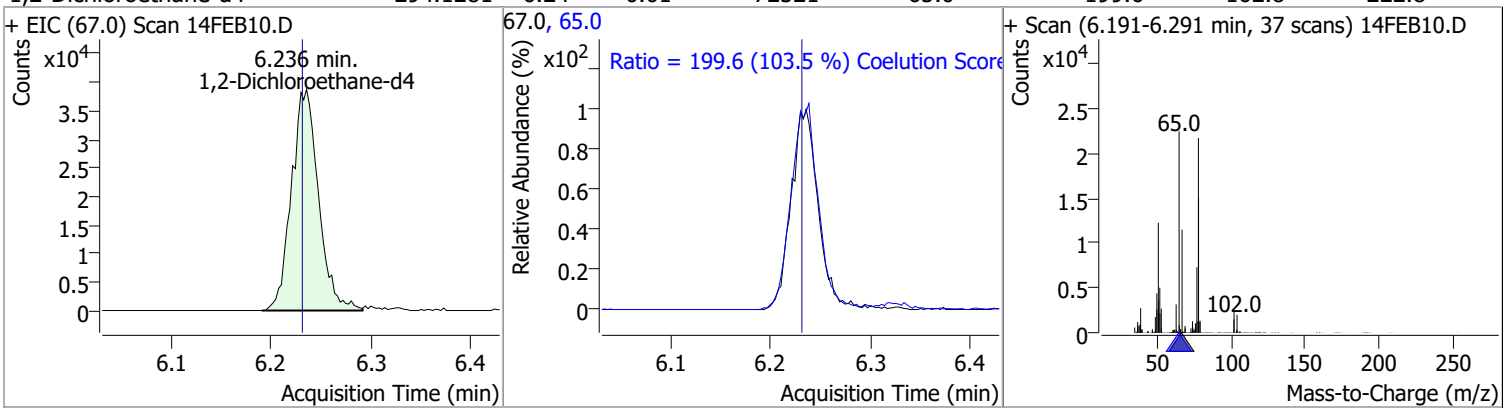

Compound	Conc.	RT	Dev(Min)	Resp.	QIon	QRatio	Lower	Upper
Benzene	118.4956	6.28	0.00	278955	77.0	23.5	0.0	53.3

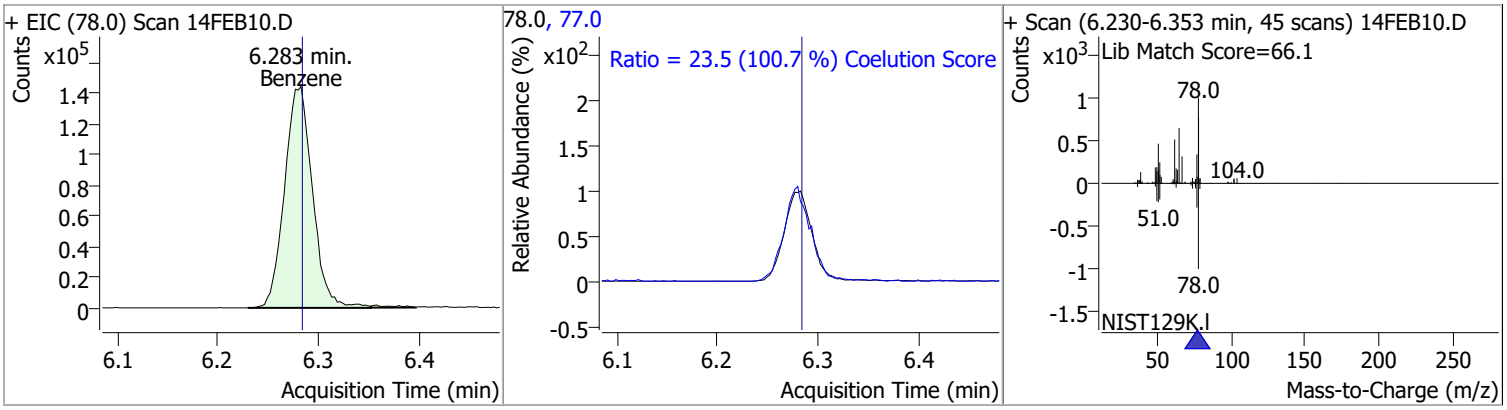

Compound	Conc.	RT	Dev(Min)	Resp.	QIon	QRatio	Lower	Upper
1,2-Dichloroethane	125.6726	6.32	0.00	81715	64.0	32.0	2.2	62.2
					98.0	7.3	0.0	38.2

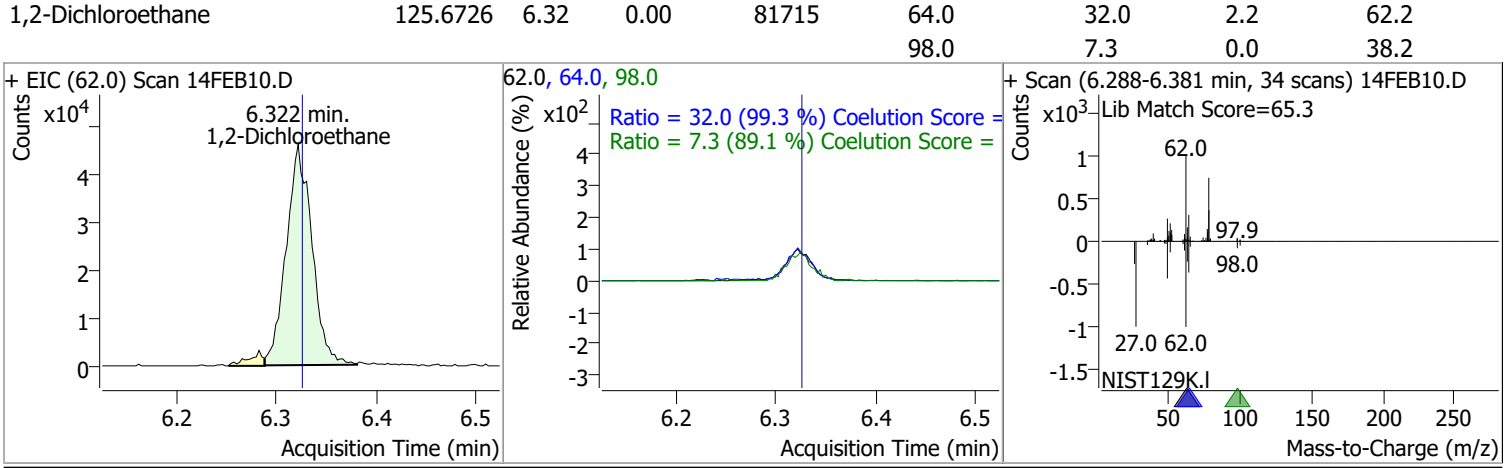

Compound	Conc.	RT	Dev(Min)	Resp.	QIon	QRatio	Lower	Upper
Trichloroethene	116.8046	7.03	0.00	81745	130.0	109.1	75.6	135.6
					97.0	67.7	35.7	95.7

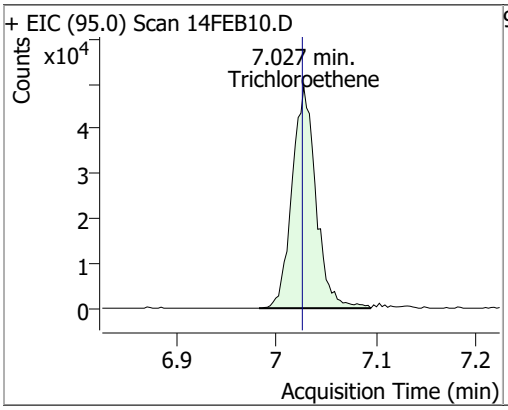

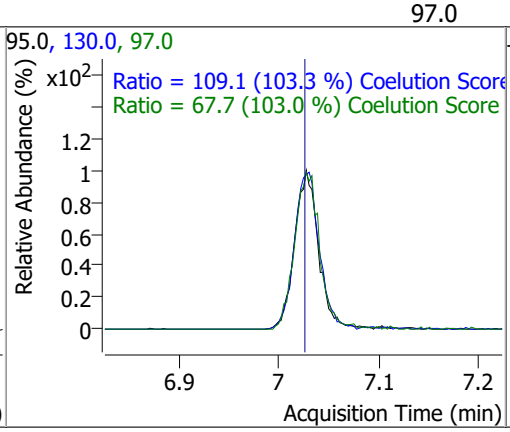

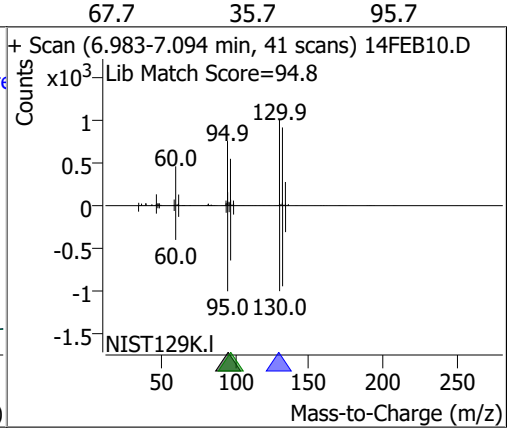

Compound	Conc.	RT	Dev(Min)	Resp.	QIon	QRatio	Lower	Upper
1,2-Dichloropropane	114.0231	7.27	0.00	70160	76.0	43.2	9.8	69.8

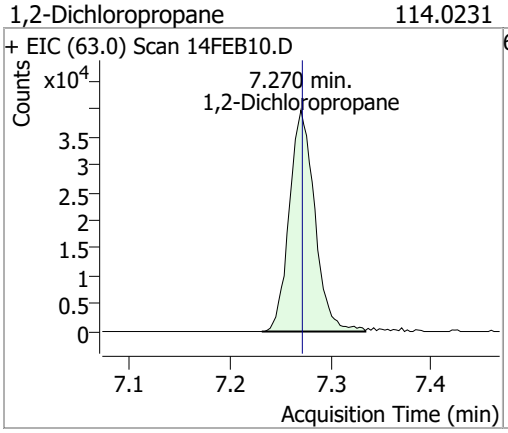

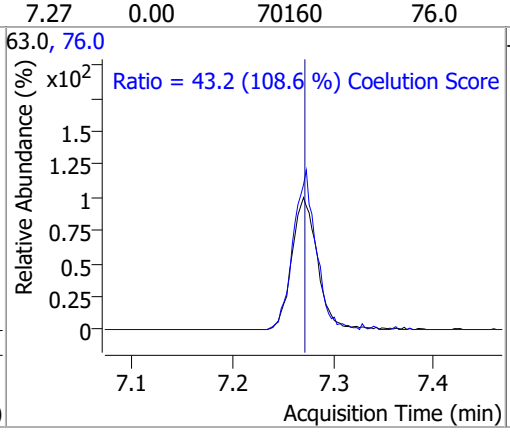

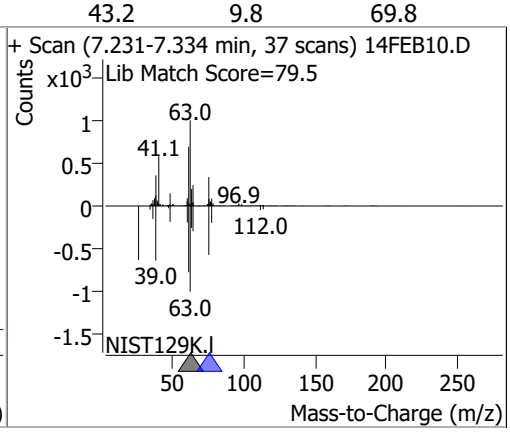

Compound	Conc.	RT	Dev(Min)	Resp.	QIon	QRatio	Lower	Upper
Dibromomethane	120.4091	7.40	0.00	31229	173.5	116.5	78.2	138.2
					95.0	82.8	54.5	114.5

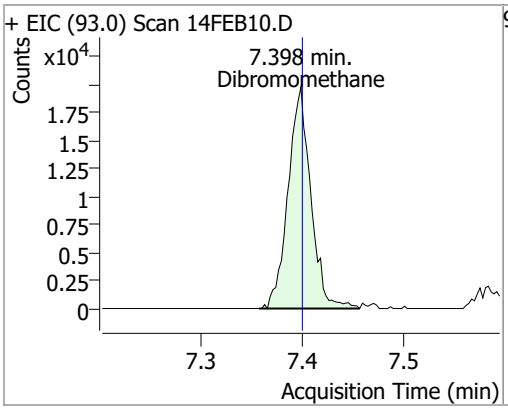

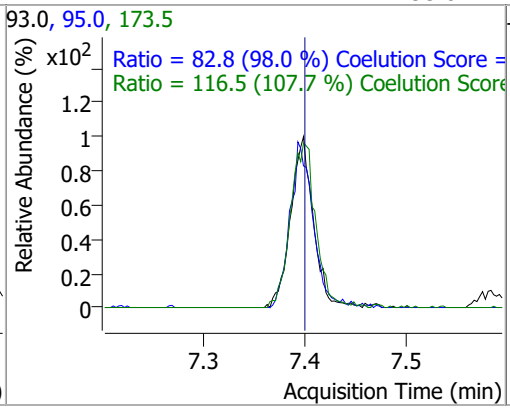

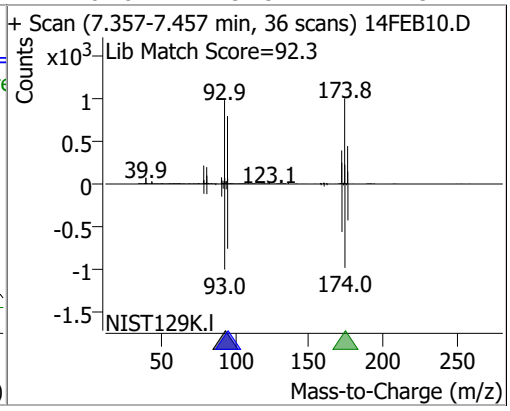

Compound	Conc.	RT	Dev(Min)	Resp.	QIon	QRatio	Lower	Upper
Bromodichloromethane	119.4548	7.59	0.01	87119	85.0	64.3	36.3	96.3
					127.0	9.9	0.0	39.5

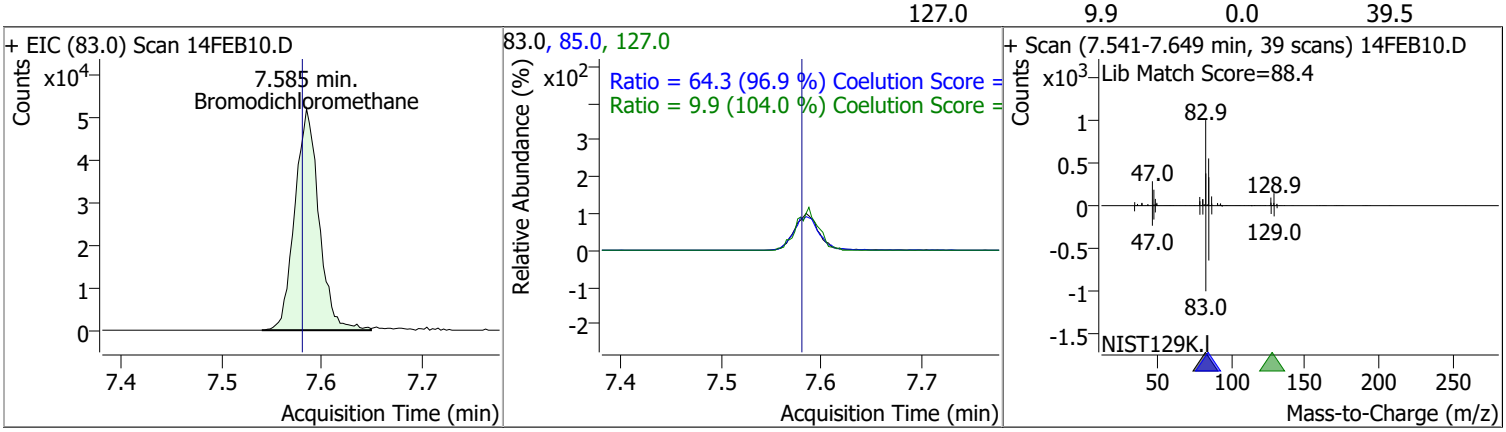

Compound	Conc.	RT	Dev(Min)	Resp.	QIon	QRatio	Lower	Upper
cis-1,3-Dichloropropene	117.1752	8.06	0.00	93774	39.0	54.6	22.5	82.5
					77.0	32.0	1.8	61.8

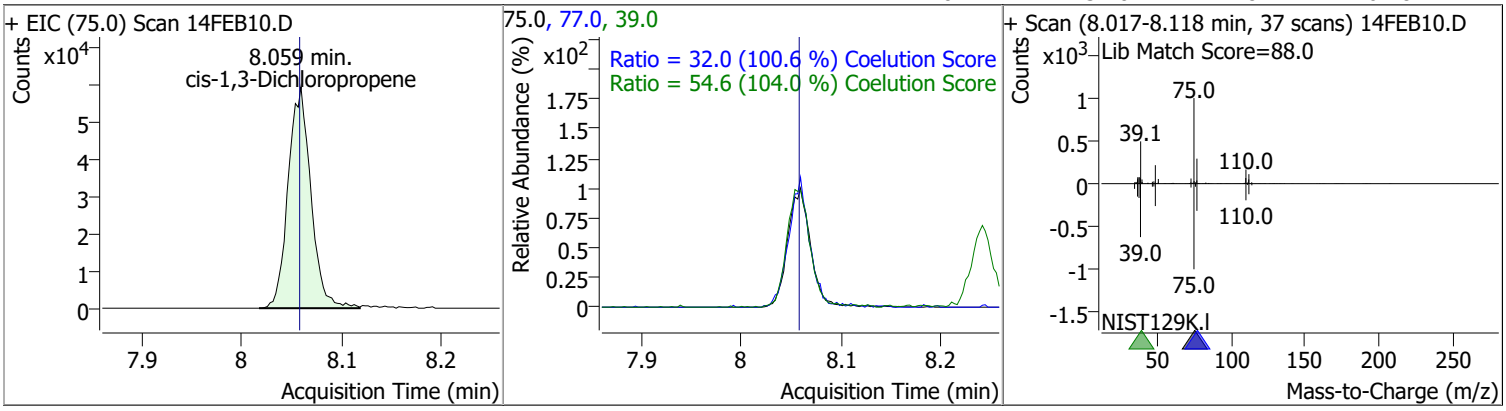

Compound	Conc.	RT	Dev(Min)	Resp.	QIon	QRatio	Lower	Upper
Toluene-d8	270.3330	8.32	0.00	616530	100.0	63.8	34.3	94.3
					99.0	9.4	0.0	39.2

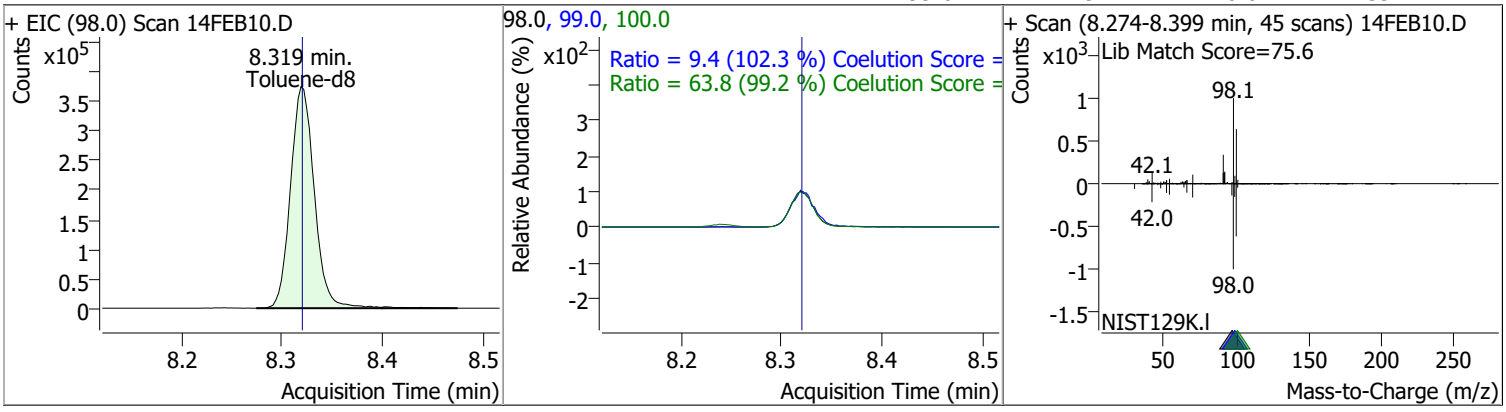

Compound	Conc.	RT	Dev(Min)	Resp.	QIon	QRatio	Lower	Upper
Toluene	122.7441	8.39	0.00	186593	91.0	170.9	144.1	204.1

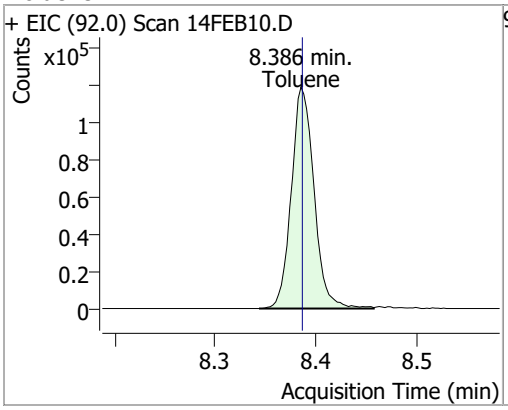

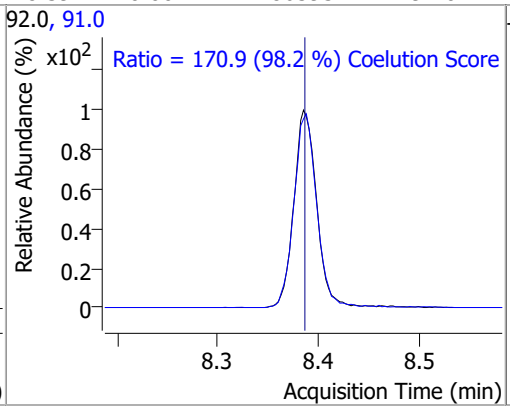

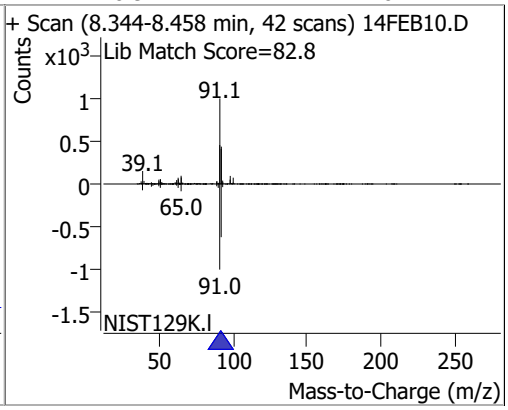

Compound	Conc.	RT	Dev(Min)	Resp.	QIon	QRatio	Lower	Upper
trans-1,3-Dichloropropene	125.1750	8.64	0.00	73071	39.0	52.9	23.0	83.0
					77.0	34.4	1.0	61.0

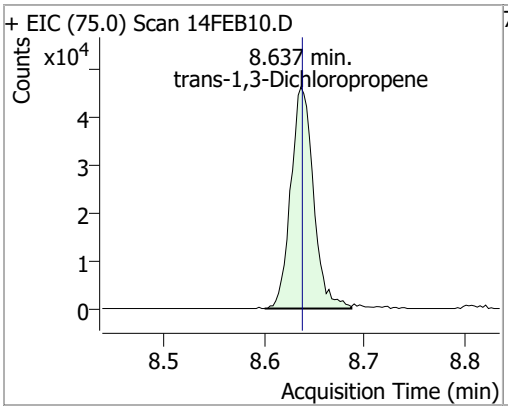

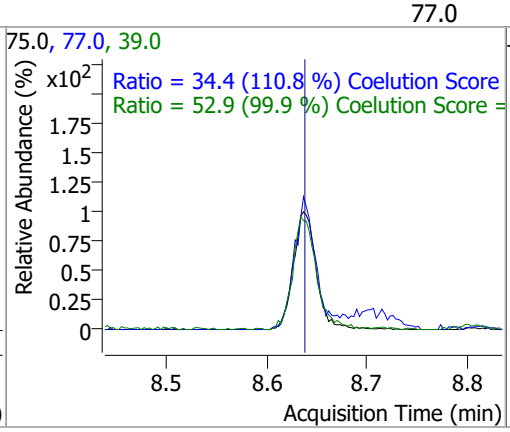

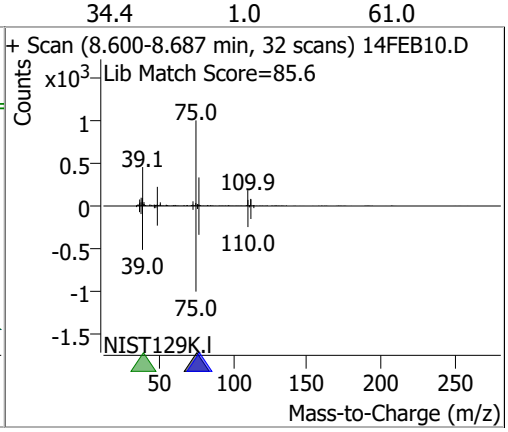

Compound	Conc.	RT	Dev(Min)	Resp.	QIon	QRatio	Lower	Upper
1,1,2-Trichloroethane	115.2350	8.82	0.00	34205	97.0	119.2	80.7	140.7
					85.0	64.2	30.7	90.7

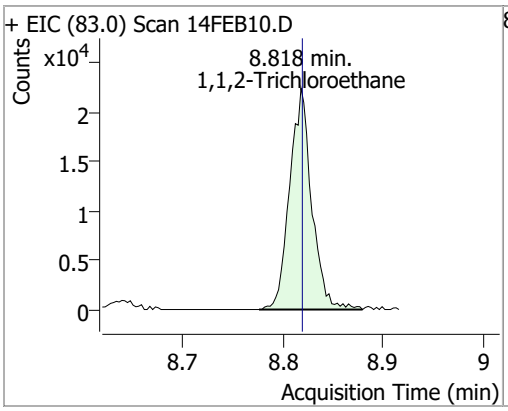

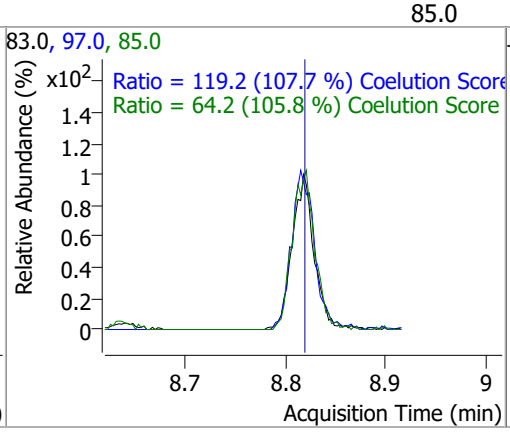

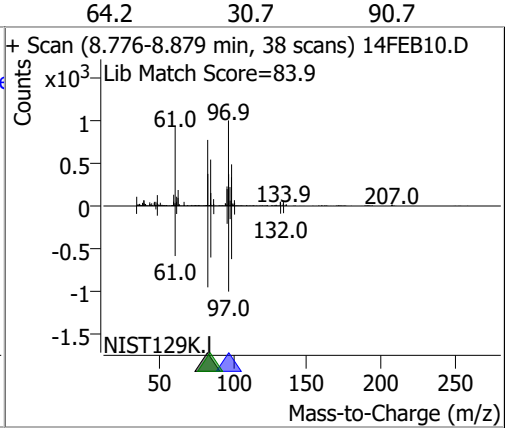

Compound	Conc.	RT	Dev(Min)	Resp.	QIon	QRatio	Lower	Upper
Tetrachloroethene	128.1145	8.94	0.00	78975	165.8	125.9	96.1	156.1
					129.0	86.1	60.5	120.5

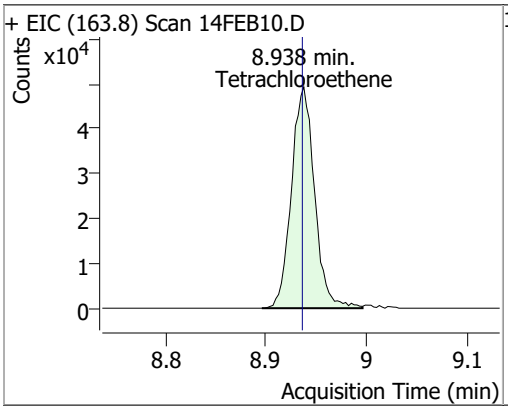

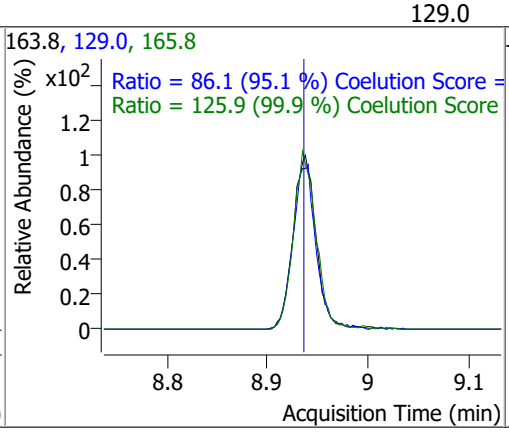

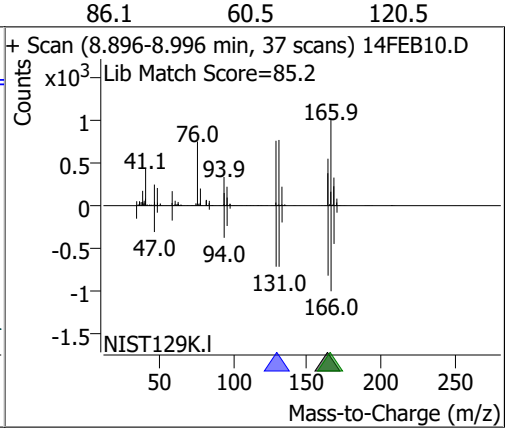

Compound	Conc.	RT	Dev(Min)	Resp.	QIon	QRatio	Lower	Upper
1,3-Dichloropropane	115.8715	8.98	0.00	69601	78.0	32.2	2.4	62.4

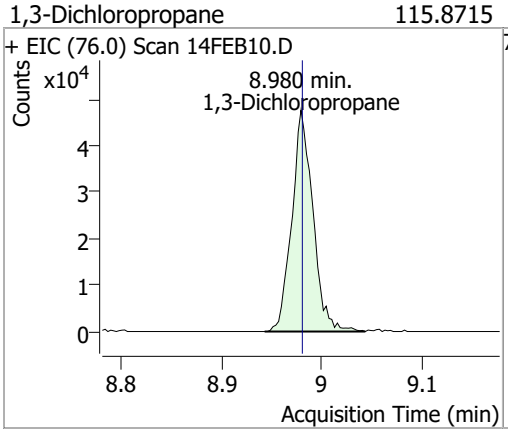

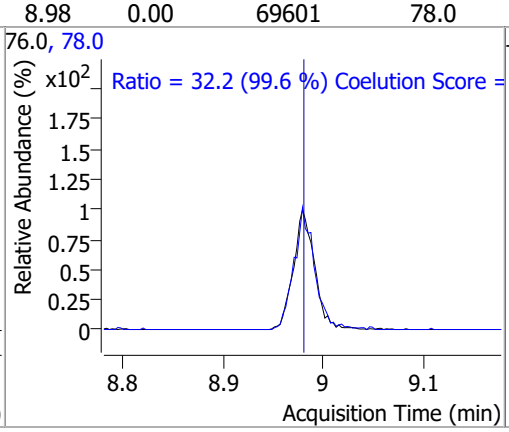

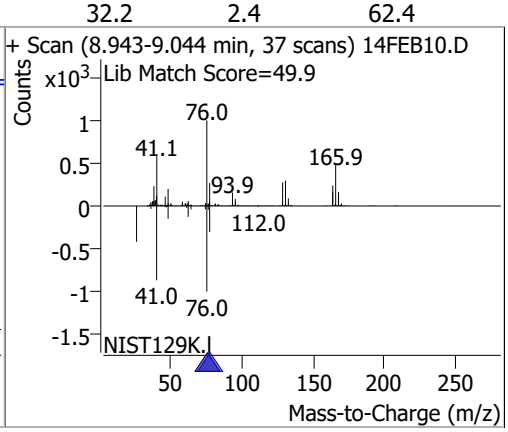

Compound	Conc.	RT	Dev(Min)	Resp.	QIon	QRatio	Lower	Upper
Chlorodibromomethane	122.6073	9.20	-0.01	58612	127.0	78.4	47.2	107.2

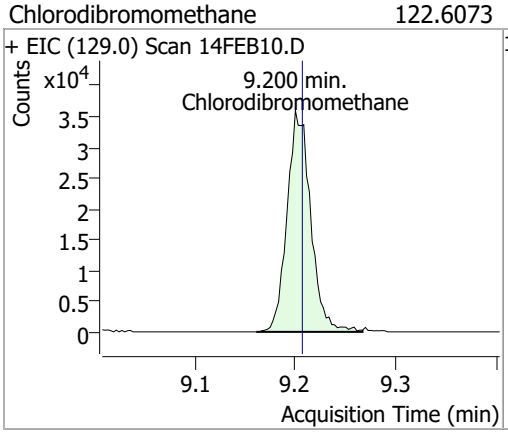

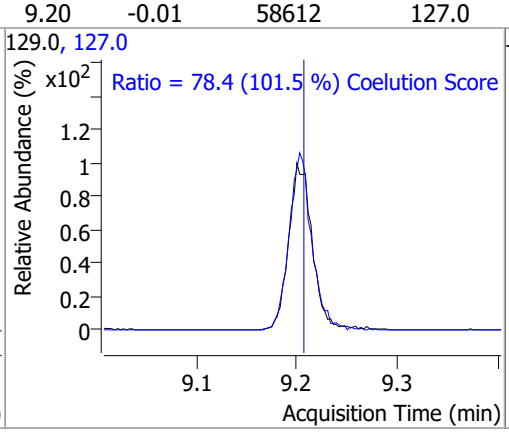

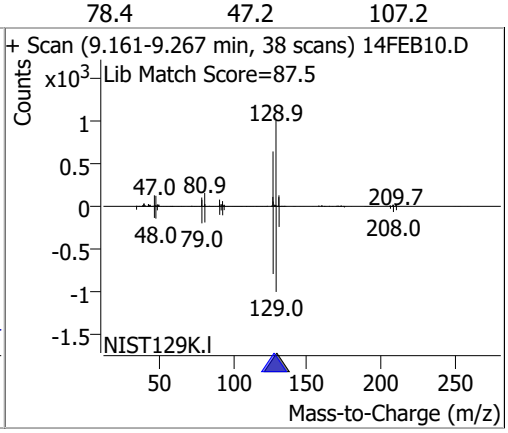

Compound	Conc.	RT	Dev(Min)	Resp.	QIon	QRatio	Lower	Upper
1,2-Dibromoethane	117.6082	9.31	0.01	38556	109.0	94.9	61.5	121.5

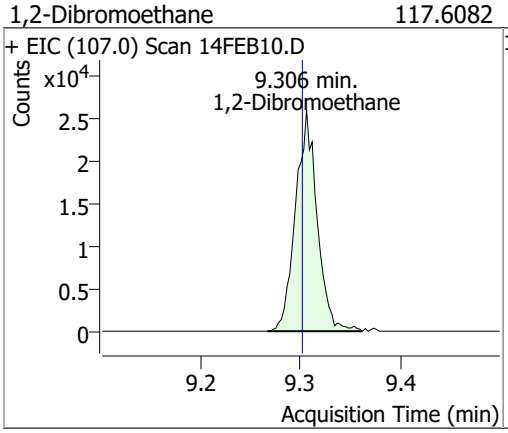

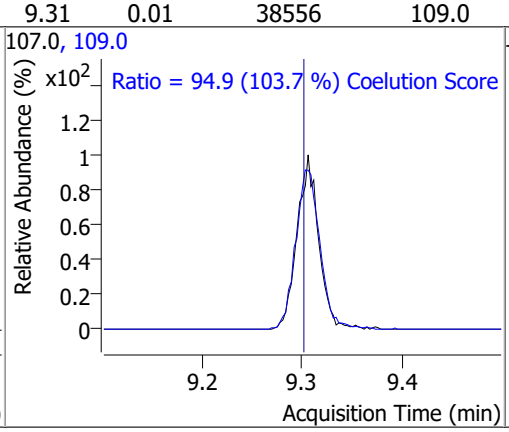

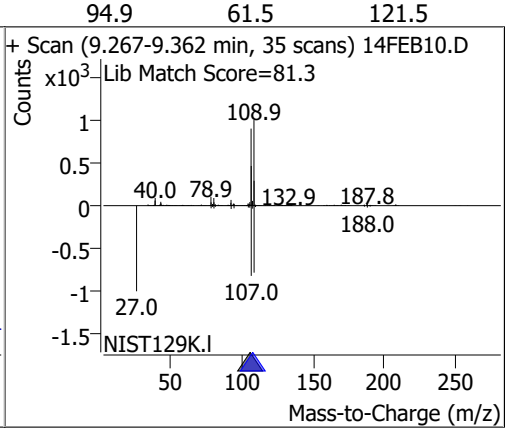

Compound	Conc.	RT	Dev(Min)	Resp.	QIon	QRatio	Lower	Upper
Chlorobenzene	121.2405	9.80	0.00	202045	114.0	32.8	2.2	62.2

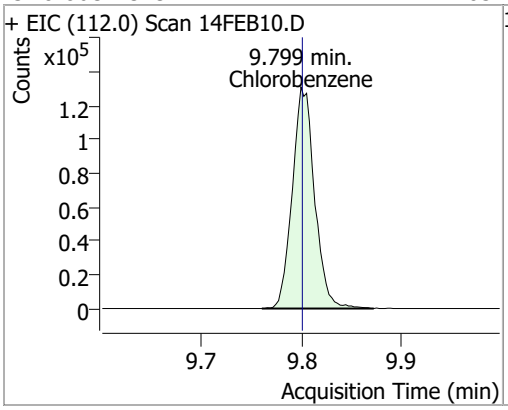

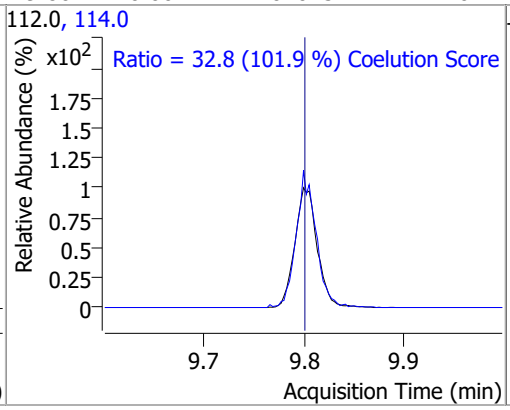

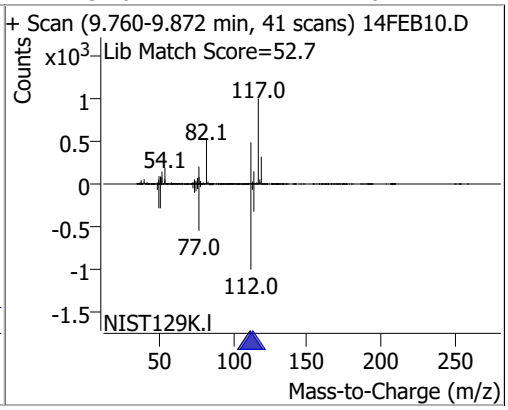

Compound	Conc.	RT	Dev(Min)	Resp.	QIon	QRatio	Lower	Upper
1,1,1,2-Tetrachloroethane	128.4996	9.89	0.00	75135	133.0	93.6	65.3	125.3

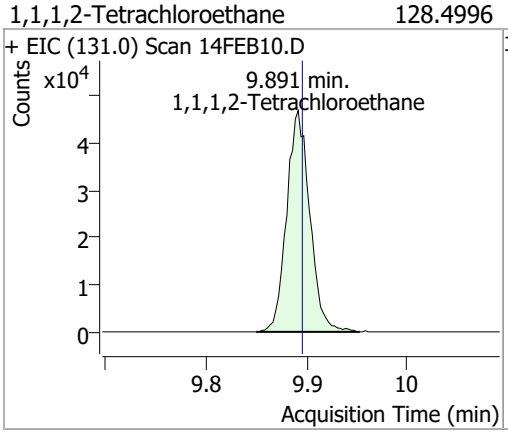

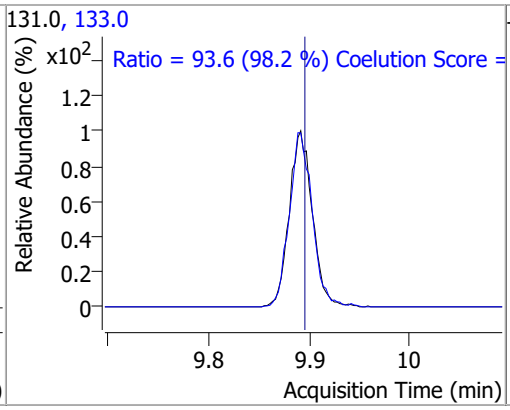

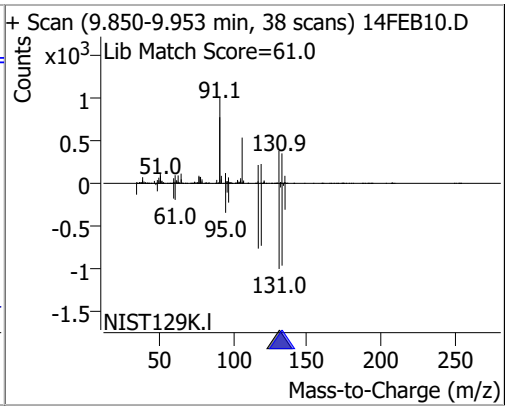

Compound	Conc.	RT	Dev(Min)	Resp.	QIon	QRatio	Lower	Upper
Ethylbenzene	121.1680	9.92	0.00	351492	106.0	31.0	1.7	61.7

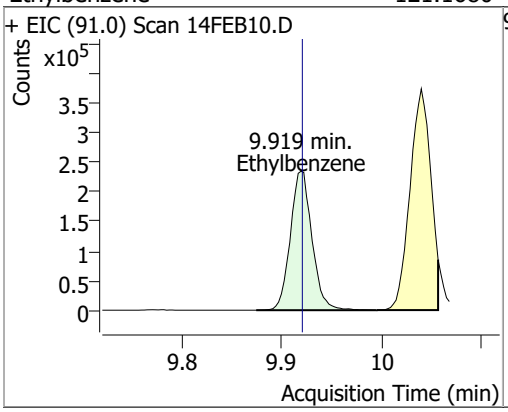

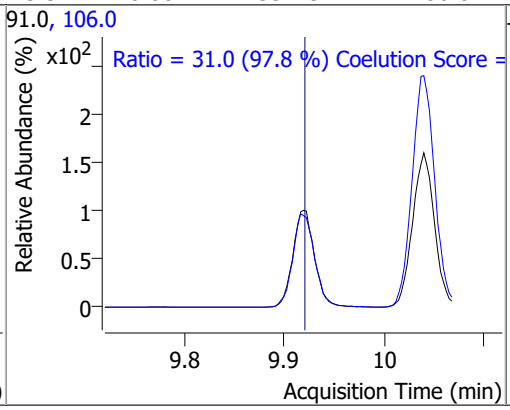

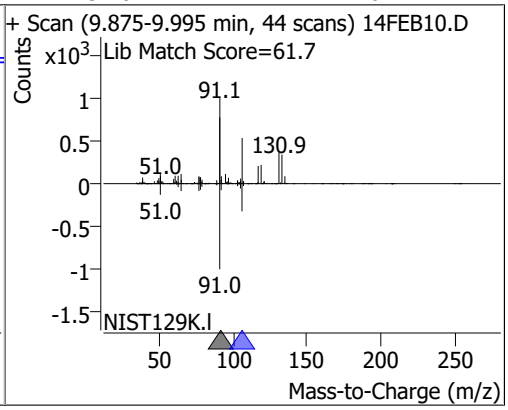

Compound	Conc.	RT	Dev(Min)	Resp.	QIon	QRatio	Lower	Upper
m+p-Xylenes	243.1055	10.04	0.00	281029	91.0	203.8	170.7	230.7

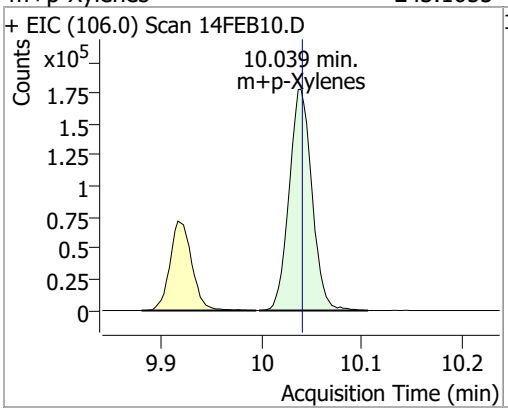

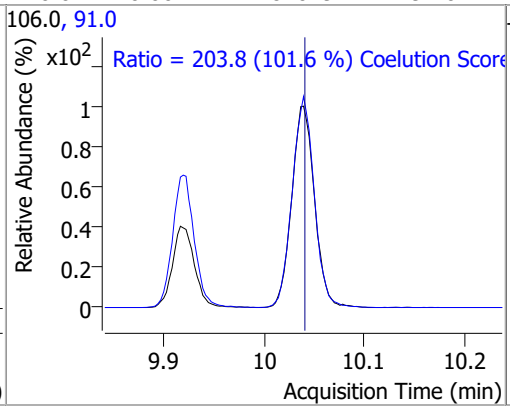

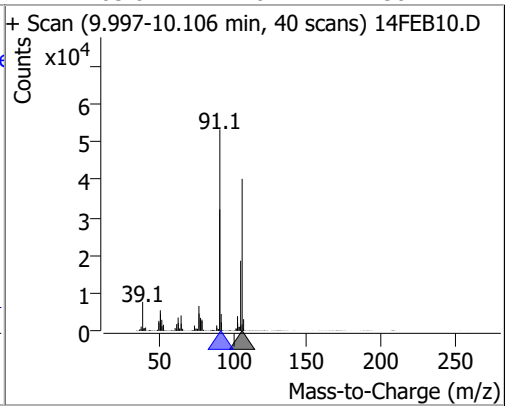

Compound	Conc.	RT	Dev(Min)	Resp.	QIon	QRatio	Lower	Upper
o-Xylene	121.9742	10.43	0.00	123309	91.0	213.6	181.4	241.4

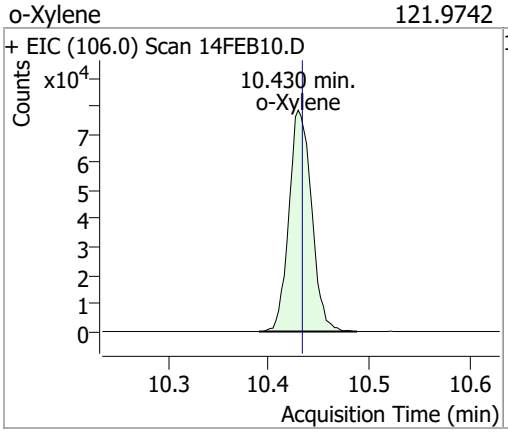

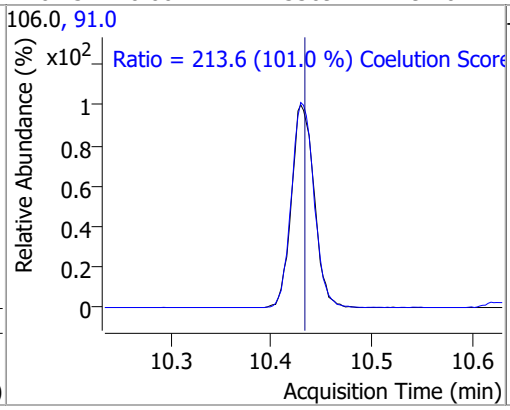

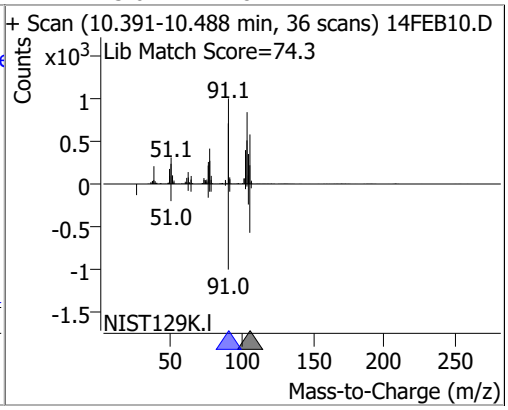

Compound	Conc.	RT	Dev(Min)	Resp.	QIon	QRatio	Lower	Upper
Styrene	124.7621	10.45	0.00	208788	78.0	50.8	20.6	80.6

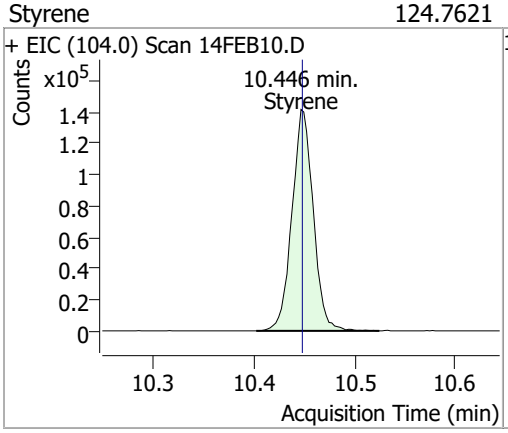

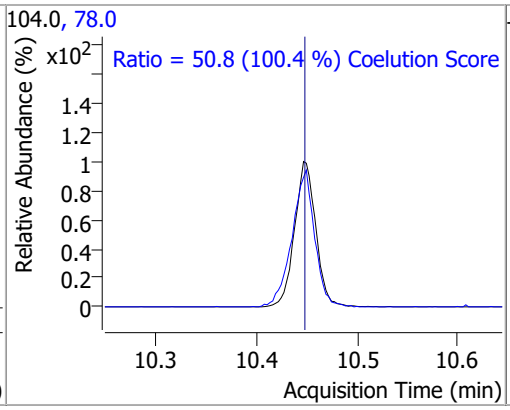

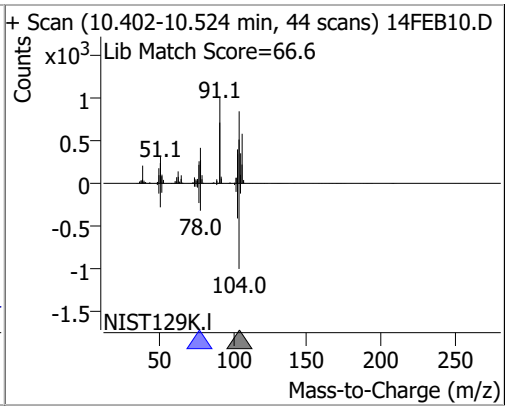

Compound	Conc.	RT	Dev(Min)	Resp.	QIon	QRatio	Lower	Upper
Bromoform	119.9378	10.62	0.00	34001	170.5	51.3	20.3	80.3
					174.5	50.8	18.1	78.1

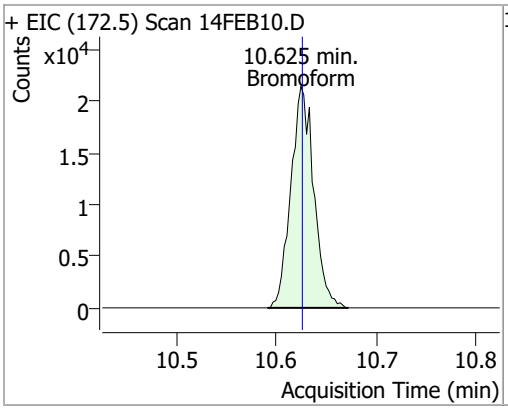

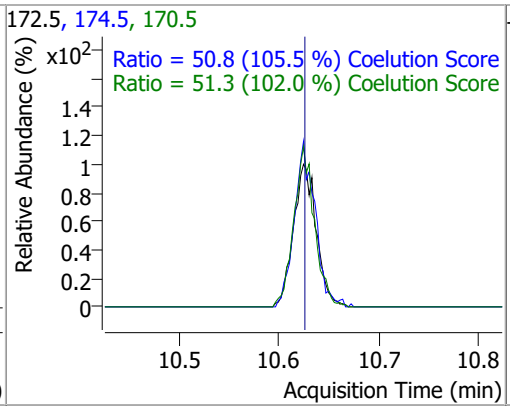

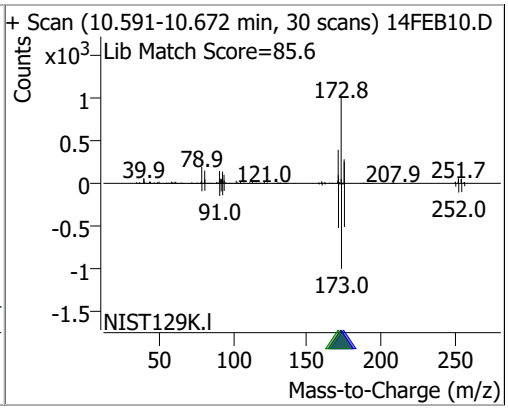

Compound	Conc.	RT	Dev(Min)	Resp.	QIon	QRatio	Lower	Upper
p-Bromofluorobenzene	256.1102	10.95	0.00	200056	174.0	96.4	65.3	125.3
					176.0	95.0	63.3	123.3

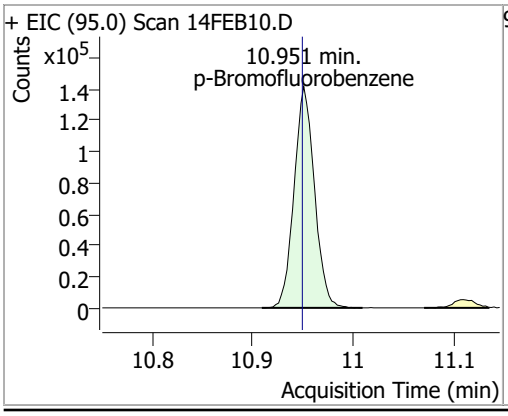

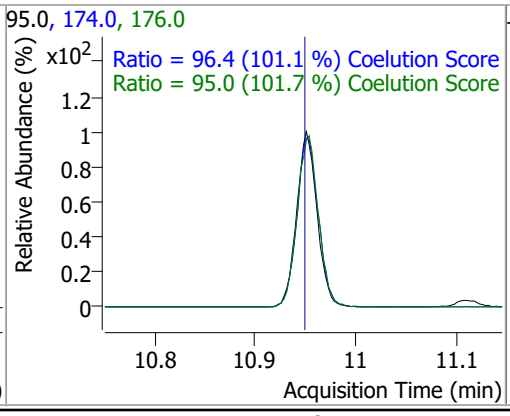

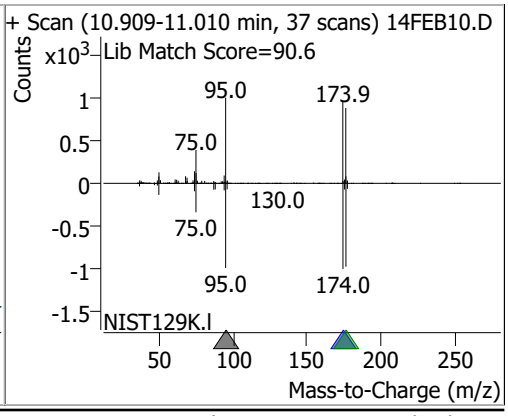

Compound	Conc.	RT	Dev(Min)	Resp.	QIon	QRatio	Lower	Upper
Bromobenzene	118.4955	11.09	0.00	81626	77.0	135.8	113.5	173.5
					158.0	97.9	66.1	126.1

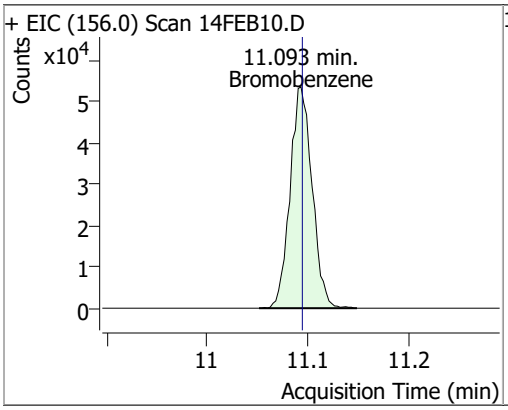

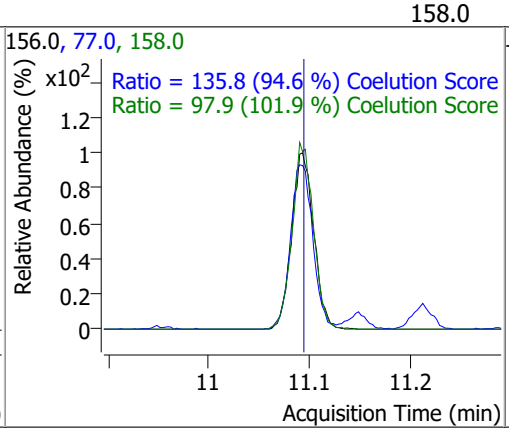

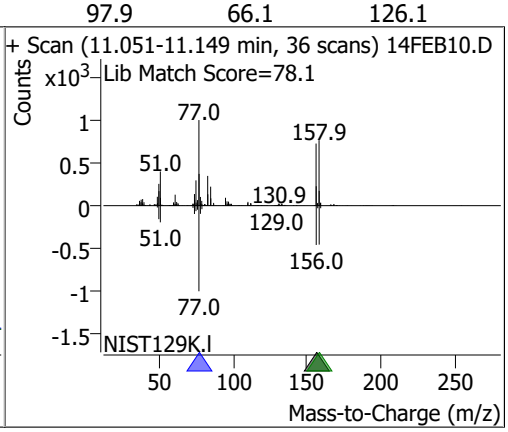

Compound	Conc.	RT	Dev(Min)	Resp.	QIon	QRatio	Lower	Upper
1,1,2,2-Tetrachloroethane	107.2854	11.11	0.00	42154	85.0	64.1	33.3	93.3

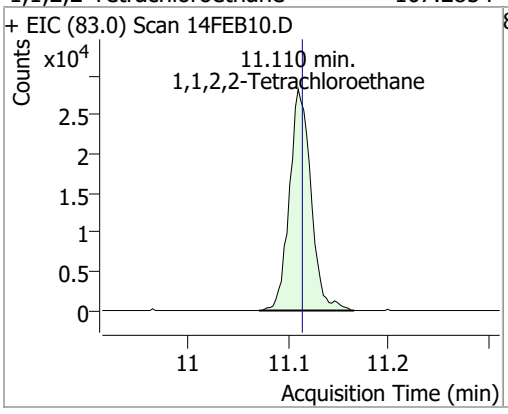

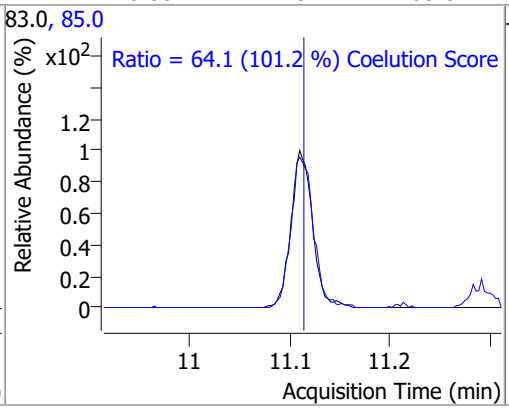

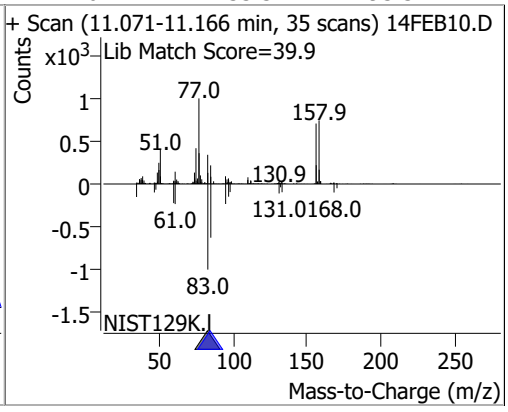

Compound	Conc.	RT	Dev(Min)	Resp.	QIon	QRatio	Lower	Upper
1,2,3-Trichloropropane	113.2010	11.15	0.00	11686	112.0	66.8	35.8	95.8

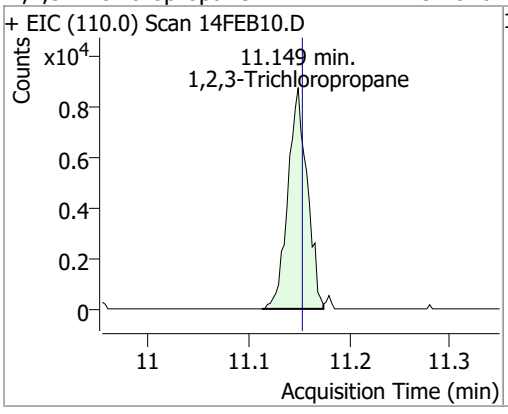

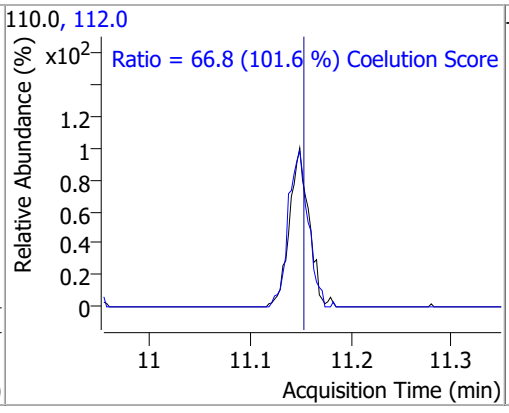

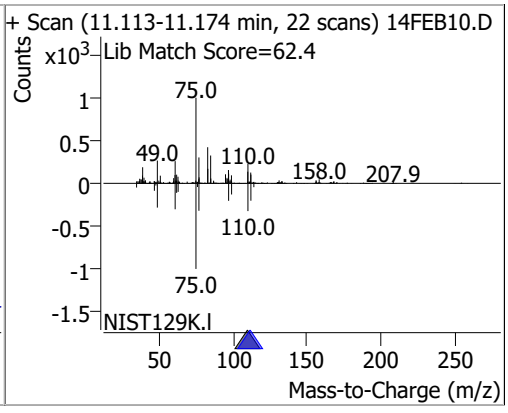

Compound	Conc.	RT	Dev(Min)	Resp.	QIon	QRatio	Lower	Upper
2-Chlorotoluene	116.1349	11.29	0.00	79177	91.0	280.3	246.2	306.2

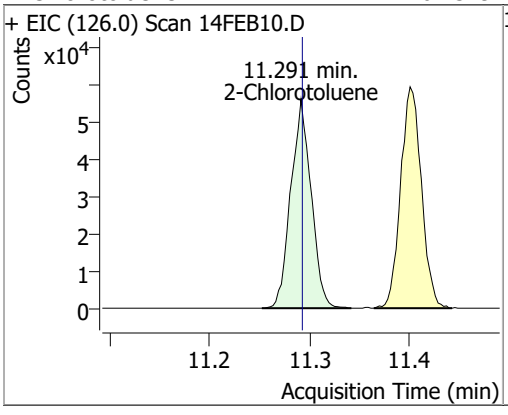

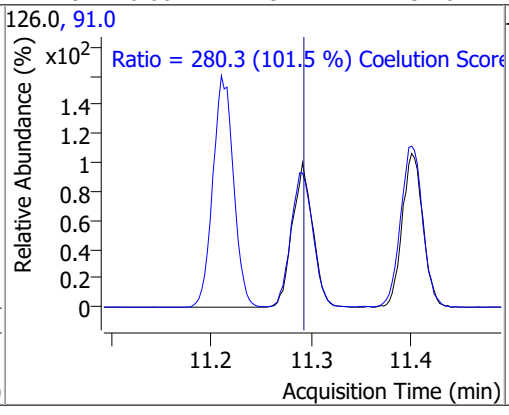

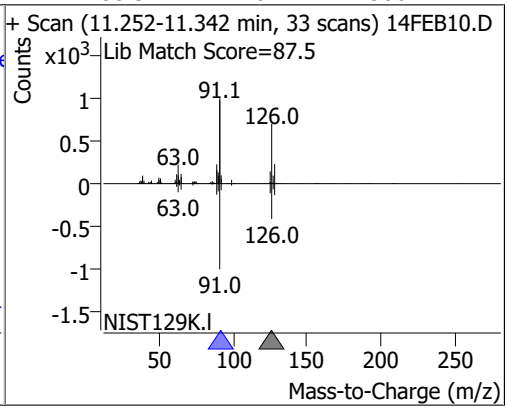

Compound	Conc.	RT	Dev(Min)	Resp.	QIon	QRatio	Lower	Upper
4-Chlorotoluene	119.7997	11.40	0.00	264540	126.0	32.4	1.3	61.3

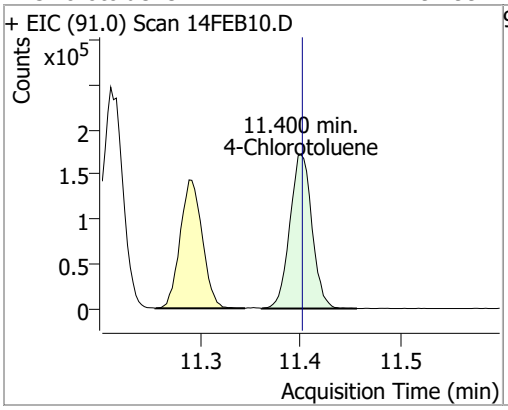

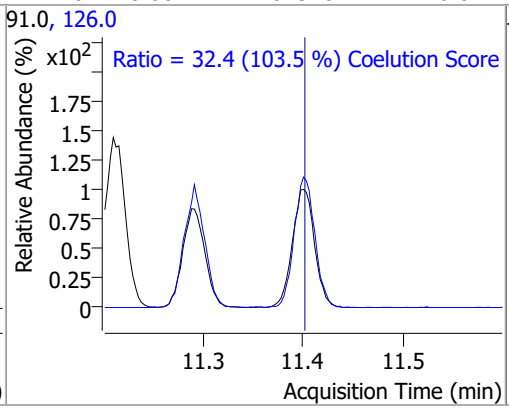

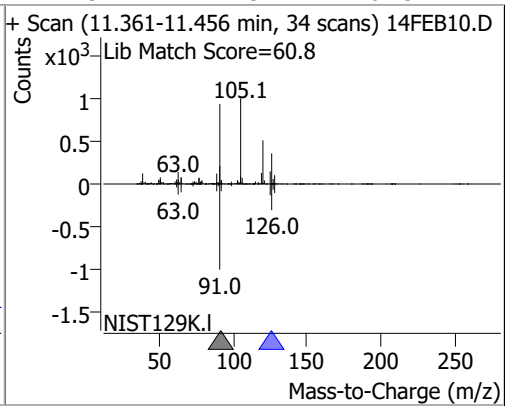

Compound	Conc.	RT	Dev(Min)	Resp.	QIon	QRatio	Lower	Upper
1,3-Dichlorobenzene	116.7772	12.04	0.00	145746	148.0	64.3	32.8	92.8
					111.0	39.6	8.7	68.7

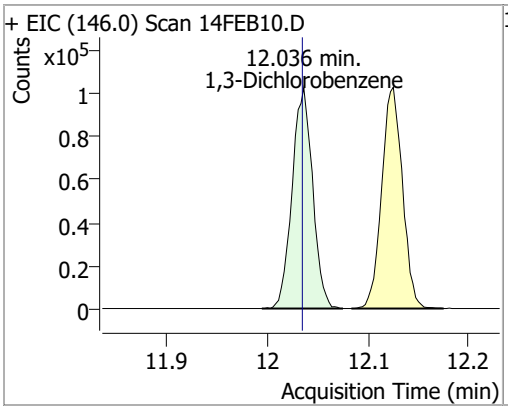

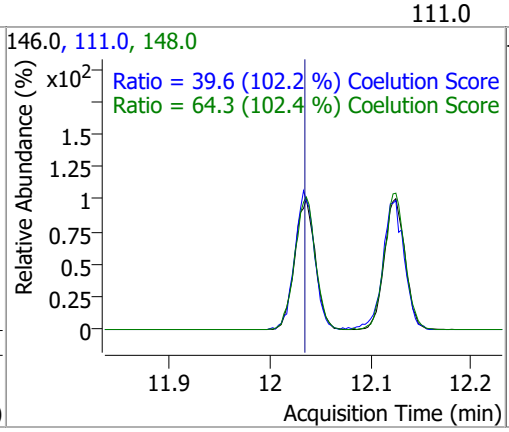

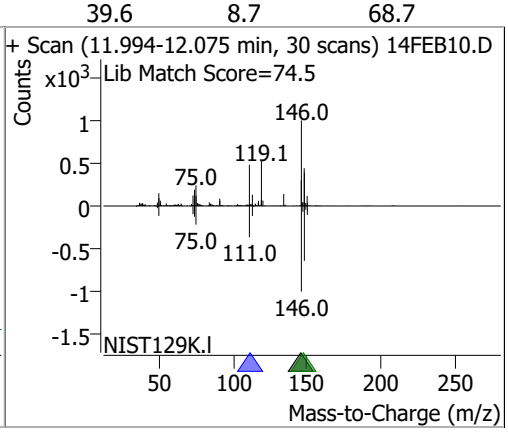

Compound	Conc.	RT	Dev(Min)	Resp.	QIon	QRatio	Lower	Upper
1,4-Dichlorobenzene	116.4185	12.13	0.00	148129	148.0	65.6	33.7	93.7
					111.0	39.6	8.7	68.7

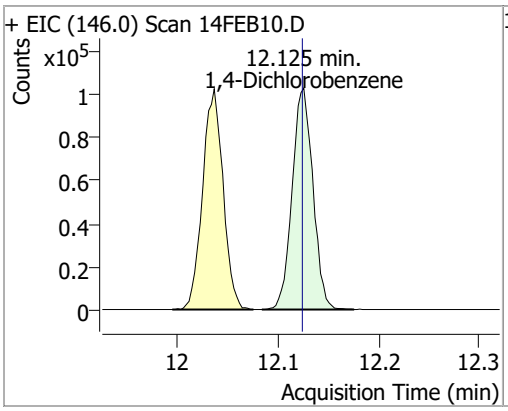

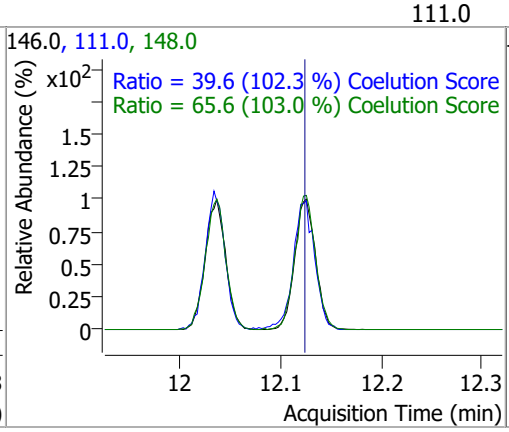

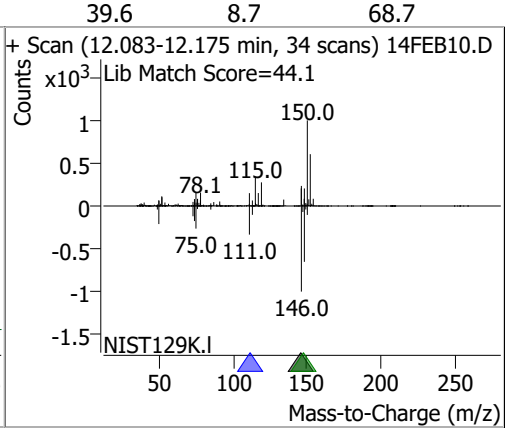

Quantitation Results Report (QT Reviewed)

Compound	Conc.	RT	Dev(Min)	Resp.	QIon	QRatio	Lower	Upper
1,2-Dichlorobenzene	117.5424	12.49	0.00	122478	148.0	64.2	31.9	91.9
					111.0	40.2	9.5	69.5

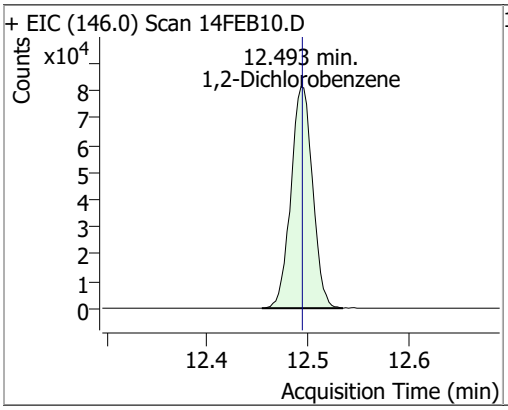

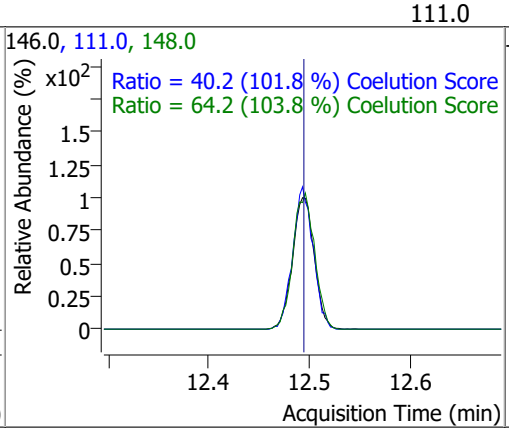

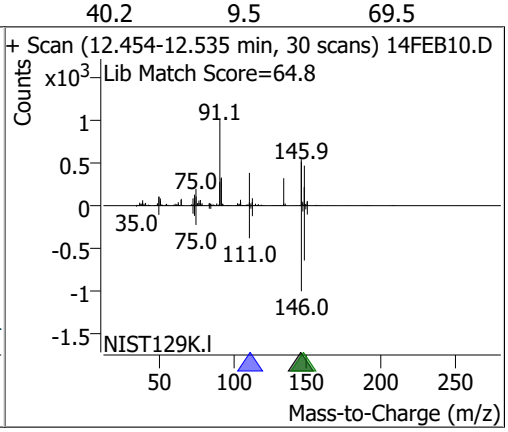

Audit Trail report

Batch name and path: D:\Org\Data\VOA5975C\VG021422\QuantResults\VG021422_8260B.batch.bin
Quant batch version: 10.0
Quant reporting version: 10.0

Name	User	Time	Action	Reason	Comment	Succeed	Exception
CmdNewBatchTable	BL2000\mchavez	2/14/2022 9:58:58 AM	Create new batch D:\Org\Data\VOA5975C\VG021422\VG021422_8260B.batch.bin			✓	
CmdImportSamplesFromWorklist	BL2000\mchavez	2/14/2022 9:59:16 AM	Add samples from worklist: D:\Org\Data\VOA5975C\VG021422\14FEB02.D, D:\Org\Data\VOA5975C\VG021422\14FEB01.D			✓	
CmdSetSampleAttribute	BL2000\mchavez	2/14/2022 9:59:21 AM	Set SampleType = TuneCheck for sample 14FEB02.D; previous value = Sample			✓	
CmdStartMethodEditing	BL2000\mchavez	2/14/2022 10:01:08 AM	Start method editing			✓	
CmdImportMethodFromFile	BL2000\mchavez	2/14/2022 10:01:09 AM	Import method from file \\MASSHUNTER\Org\Data\Methods\Quant\VOA5975C\VOA5975C_011922_CAL\VOA5975C_8260B_SHT_DoD_L4_011922.m			✓	
CmdApplyMethodToAllSamples	BL2000\mchavez	2/14/2022 10:01:14 AM	Apply method to all samples			✓	
CmdMethodClear	BL2000\mchavez	2/14/2022 10:01:14 AM	Clear method			✓	
CmdEndMethodEditing	BL2000\mchavez	2/14/2022 10:01:15 AM	End method editing			✓	
CmdQuantitate	BL2000\mchavez	2/14/2022 10:01:18 AM	Quantitate all compounds in all samples			✓	
CmdSaveBatchTable	BL2000\mchavez	2/14/2022 10:02:51 AM	Save batch D:\Org\Data\VOA5975C\VG021422\QuantResults\VG021422_8260B.batch.bin			✓	
CmdSaveBatchTable	BL2000\mchavez	2/14/2022 10:03:56 AM	Save batch D:\Org\Data\VOA5975C\VG021422\QuantResults\VG021422_8260B.batch.bin			✓	
CmdOpenBatchTable	BL2000\mchavez	2/14/2022 10:34:41 AM	Open batch D:\Org\Data\VOA5975C\VG021422\VG021422_8260B.batch.bin			✓	
CmdImportSamplesFromWorklist	BL2000\mchavez	2/14/2022 10:34:57 AM	Add samples from worklist: D:\Org\Data\VOA5975C\VG021422\14FEB03.D			✓	
CmdSetSampleAttribute	BL2000\mchavez	2/14/2022 10:35:01 AM	Set SampleType = CC for sample 14FEB03.D; previous value = Sample			✓	
CmdSetSampleAttribute	BL2000\mchavez	2/14/2022 10:35:05 AM	Set LevelName = CC for sample 14FEB03.D; previous value =			✓	
CmdQuantitate	BL2000\mchavez	2/14/2022 10:35:08 AM	Quantitate all compounds in all samples			✓	
CmdSaveBatchTable	BL2000\mchavez	2/14/2022 10:42:11 AM	Save batch D:\Org\Data\VOA5975C\VG021422\QuantResults\VG021422_8260B.batch.bin			✓	

Name	User	Time	Action	Reason	Comment	Succeed	Exception
CmdOpenBatchTable	BL2000\mchavez	2/14/2022 12:01:49 PM	Open batch D:\Org\Data\VOA5975C\VG021422\VG021422_8260B.batch.bin			✓	
CmdImportSamplesFromWorklist	BL2000\mchavez	2/14/2022 12:02:23 PM	Add samples from worklist: D:\Org\Data\VOA5975C\VG021422\14FEB04.D			✓	
CmdSetSampleAttribute	BL2000\mchavez	2/14/2022 12:02:28 PM	Set SampleType = QC for sample 14FEB04.D; previous value = Sample			✓	
CmdSetSampleAttribute	BL2000\mchavez	2/14/2022 12:02:34 PM	Set LevelName = QC for sample 14FEB04.D; previous value =			✓	
CmdSetSampleAttribute	BL2000\mchavez	2/14/2022 12:02:38 PM	Set SampleInformation = LCSA for sample 14FEB04.D; previous value =			✓	
CmdQuantitate	BL2000\mchavez	2/14/2022 12:02:44 PM	Quantitate all compounds in all samples			✓	
CmdImportSamplesFromWorklist	BL2000\mchavez	2/14/2022 12:06:46 PM	Add samples from worklist: D:\Org\Data\VOA5975C\VG021422\14FEB06.D, D:\Org\Data\VOA5975C\VG021422\14FEB05.D			✓	
CmdSetSampleAttribute	BL2000\mchavez	2/14/2022 12:07:06 PM	Set SampleType = Blank for sample 14FEB06.D; previous value = Sample			✓	
CmdQuantitate	BL2000\mchavez	2/14/2022 12:07:11 PM	Quantitate all compounds in all samples			✓	
CmdManuallyIntegratePeak	BL2000\mchavez	2/14/2022 12:08:11 PM	Manually integrate compound Methylene chloride in sample 14FEB06.D from x, y = 3.271, 0 to 3.400, 0; result = 1082			✓	
CmdManuallyIntegrateQualifierPeak	BL2000\mchavez	2/14/2022 12:16:59 PM	Manually integrate qualifier84.0 of compound Methylene chloride in sample 14FEB06.D from x, y = 3.302, 0 to 3.386, 0; result = 689			✓	
CmdManuallyIntegrateQualifierPeak	BL2000\mchavez	2/14/2022 12:17:02 PM	Manually integrate qualifier86.0 of compound Methylene chloride in sample 14FEB06.D from x, y = 3.302, 0 to 3.394, 0; result = 300			✓	
CmdSaveBatchTable	BL2000\mchavez	2/14/2022 12:35:24 PM	Save batch D:\Org\Data\VOA5975C\VG021422\QuantResults\VG021422_8260B.batch.bin			✓	
CmdOpenBatchTable	BL2000\mchavez	2/14/2022 12:58:19 PM	Open batch D:\Org\Data\VOA5975C\VG021422\VG021422_8260B.batch.bin			✓	
CmdImportSamplesFromWorklist	BL2000\mchavez	2/14/2022 12:59:08 PM	Add samples from worklist: D:\Org\Data\VOA5975C\VG021422\14FEB07.D			✓	
CmdQuantitate	BL2000\mchavez	2/14/2022 12:59:22 PM	Quantitate all compounds in all samples			✓	
CmdSaveBatchTable	BL2000\mchavez	2/14/2022 1:01:22 PM	Save batch D:\Org\Data\VOA5975C\VG021422\QuantResults\VG021422_8260B.batch.bin			✓	

Name	User	Time	Action	Reason	Comment	Succeed	Exception
CmdOpenBatchTable	BL2000\mchavez	2/14/2022 1:03:32 PM	Open batch D:\Org\Data\VOA5975C\VG021422\VG021422_8260B.batch.bin			✓	
CmdQuantitate	BL2000\mchavez	2/14/2022 1:18:51 PM	Quantitate all compounds in all samples			✓	
CmdImportSamplesFromWorklist	BL2000\mchavez	2/14/2022 1:19:55 PM	Add samples from worklist: D:\Org\Data\VOA5975C\VG021422\14FEB08.D			✓	
CmdQuantitate	BL2000\mchavez	2/14/2022 1:20:04 PM	Quantitate all compounds in all samples			✓	
CmdImportSamplesFromWorklist	BL2000\mchavez	2/14/2022 1:45:55 PM	Add samples from worklist: D:\Org\Data\VOA5975C\VG021422\14FEB09.D			✓	
CmdQuantitate	BL2000\mchavez	2/14/2022 1:46:02 PM	Quantitate all compounds in all samples			✓	
CmdSaveBatchTable	BL2000\mchavez	2/14/2022 1:49:20 PM	Save batch D:\Org\Data\VOA5975C\VG021422\QuantResults\VG021422_8260B.batch.bin			✓	
CmdOpenBatchTable	BL2000\mchavez	2/14/2022 2:14:13 PM	Open batch D:\Org\Data\VOA5975C\VG021422\VG021422_8260B.batch.bin			✓	
CmdImportSamplesFromWorklist	BL2000\mchavez	2/14/2022 2:15:50 PM	Add samples from worklist: D:\Org\Data\VOA5975C\VG021422\14FEB10.D			✓	
CmdSetSampleAttribute	BL2000\mchavez	2/14/2022 2:15:56 PM	Set SampleType = CC for sample 14FEB10.D; previous value = Sample			✓	
CmdSetSampleAttribute	BL2000\mchavez	2/14/2022 2:16:04 PM	Set LevelName = CC for sample 14FEB10.D; previous value =			✓	
CmdQuantitate	BL2000\mchavez	2/14/2022 2:16:13 PM	Quantitate all compounds in all samples			✓	
CmdSaveBatchTable	BL2000\mchavez	2/14/2022 3:08:07 PM	Save batch D:\Org\Data\VOA5975C\VG021422\QuantResults\VG021422_8260B.batch.bin			✓	
CmdOpenBatchTable	BL2000\mchavez	2/17/2022 9:08:00 AM	Open batch D:\Org\Data\VOA5975C\VG021422\VG021422_8260B.batch.bin			✓	
CmdSetSampleAttribute	BL2000\mchavez	2/17/2022 9:08:41 AM	Set SampleApproved = True for sample 14FEB02.D; previous value = False			✓	
CmdSetSampleAttribute	BL2000\mchavez	2/17/2022 9:30:09 AM	Set SampleApproved = True for sample 14FEB03.D; previous value = False			✓	
CmdSetSampleAttribute	BL2000\mchavez	2/17/2022 9:31:44 AM	Set SampleApproved = True for sample 14FEB04.D; previous value = False			✓	
CmdSetTargetCompoundAttribute	BL2000\mchavez	2/17/2022 9:33:11 AM	Set UserAnnotation = NI for compound Methylene chloride in sample 14FEB06.D; previous value =			✓	
CmdManuallyIntegratePeak	BL2000\mchavez	2/17/2022 9:33:50 AM	Manually integrate compound Toluene in sample 14FEB06.D from x, y = 8.366, 0 to 8.433, 0; result = 65			✓	

Name	User	Time	Action	Reason	Comment	Succeed	Exception
CmdManuallyIntegrate QualifierPeak	BL2000\mchavez	2/17/2022 9:33:52 AM	Manually integrate qualifier91.0 of compound Toluene in sample 14FEB06.D from x, y = 8.361, 0 to 8.436, 0; result = 172			✓	
CmdZeroOutPeak	BL2000\mchavez	2/17/2022 9:33:54 AM	Zero out primary peak of compound Toluene in sample 14FEB06.D			✓	
CmdSetSampleAttribute	BL2000\mchavez	2/17/2022 9:34:12 AM	Set UserDefined = Qualifier ratio did not meet method criteria for Toluene for sample 14FEB06.D; previous value =			✓	
CmdSetSampleAttribute	BL2000\mchavez	2/17/2022 9:35:12 AM	Set SampleApproved = True for sample 14FEB06.D; previous value = False			✓	
CmdManuallyIntegrateP eak	BL2000\mchavez	2/17/2022 9:35:49 AM	Manually integrate compound Toluene in sample 14FEB07.D from x, y = 8.360, 0 to 8.444, 0; result = 1741			✓	
CmdSetTargetCompoun dAttribute	BL2000\mchavez	2/17/2022 9:35:52 AM	Set UserAnnotation = NI for compound Toluene in sample 14FEB07.D; previous value =			✓	
CmdSetSampleAttribute	BL2000\mchavez	2/17/2022 9:36:42 AM	Set SampleApproved = True for sample 14FEB07.D; previous value = False			✓	
CmdManuallyIntegrateP eak	BL2000\mchavez	2/17/2022 9:38:17 AM	Manually integrate compound Toluene in sample 14FEB08.D from x, y = 8.338, 0 to 8.444, 0; result = 555			✓	
CmdManuallyIntegrate QualifierPeak	BL2000\mchavez	2/17/2022 9:38:20 AM	Manually integrate qualifier91.0 of compound Toluene in sample 14FEB08.D from x, y = 8.344, 0 to 8.441, 0; result = 992			✓	
CmdSetTargetCompoun dAttribute	BL2000\mchavez	2/17/2022 9:38:23 AM	Set UserAnnotation = NI for compound Toluene in sample 14FEB08.D; previous value =			✓	
CmdManuallyIntegrateP eak	BL2000\mchavez	2/17/2022 9:38:45 AM	Manually integrate compound m+p-Xylenes in sample 14FEB08.D from x, y = 10.003, 0 to 10.073, 0; result = 256			✓	
CmdManuallyIntegrate QualifierPeak	BL2000\mchavez	2/17/2022 9:38:47 AM	Manually integrate qualifier91.0 of compound m+p-Xylenes in sample 14FEB08.D from x, y = 9.995, 0 to 10.092, 0; result = 644			✓	
CmdZeroOutPeak	BL2000\mchavez	2/17/2022 9:38:50 AM	Zero out primary peak of compound m+p-Xylenes in sample 14FEB08.D			✓	
CmdSetSampleAttribute	BL2000\mchavez	2/17/2022 9:39:00 AM	Set UserDefined = Qualifier ratio did not meet method criteria for Toluene for sample 14FEB08.D; previous value =			✓	
CmdSetSampleAttribute	BL2000\mchavez	2/17/2022 9:39:12 AM	Set UserDefined = Qualifier ratio did not meet method criteria for m+p Xylenes for sample 14FEB08.D; previous value = Qualifier ratio did not meet method criteria for Toluene			✓	

Name	User	Time	Action	Reason	Comment	Succeed	Exception
CmdManuallyIntegratePeak	BL2000\mchavez	2/17/2022 9:39:22 AM	Manually integrate compound o-Xylene in sample 14FEB08.D from x, y = 10.399, 0 to 10.508, 0; result = 285			✓	
CmdManuallyIntegrate QualifierPeak	BL2000\mchavez	2/17/2022 9:39:24 AM	Manually integrate qualifier91.0 of compound o-Xylene in sample 14FEB08.D from x, y = 10.402, 0 to 10.486, 0; result = 1057			✓	
CmdZeroOutPeak	BL2000\mchavez	2/17/2022 9:39:27 AM	Zero out primary peak of compound o-Xylene in sample 14FEB08.D			✓	
CmdSetSampleAttribute	BL2000\mchavez	2/17/2022 9:39:45 AM	Set SampleApproved = True for sample 14FEB08.D; previous value = False			✓	
CmdSaveBatchTable	BL2000\mchavez	2/17/2022 10:37:38 AM	Save batch D:\Org\Data\VOA5975C\VG021422\QuantResults\VG021422_8260B.batch.bin			✓	
CmdOpenBatchTable	BL2000\mchavez	2/17/2022 10:58:36 AM	Open batch D:\Org\Data\VOA5975C\VG021422\VG021422_8260B.batch.bin			✓	
CmdManuallyIntegrate QualifierPeak	BL2000\mchavez	2/17/2022 10:58:52 AM	Manually integrate qualifier52.0 of compound Chloromethane in sample 14FEB09.D from x, y = 1.406, -3 to 1.439, -3; result = 703			✓	
CmdManuallyIntegrate QualifierPeak	BL2000\mchavez	2/17/2022 10:58:57 AM	Manually integrate qualifier 52.0 of compound Chloromethane in sample 14FEB09.D, from x, y = 1.367, 0 to 1.439, -3, result = 830; previous integration is from x, y = 1.406, -3 to 1.439, -3 and previous response = 703.			✓	

Name	User	Time	Action	Reason	Comment	Succeed	Exception
CmdManuallyIntegratePeak	BL2000\mchavez	2/17/2022 10:59:40 AM	Manually integrate compound Toluene in sample 14FEB09.D from x, y = 8.375, 0 to 8.397, 0; result = 0				Agilent.MassSpectrometry.DataAnalysis.Quantitative.ApplicationCommandException: Manual integration failed for compound Toluene in sample B22020962-011F. ---> Agilent.MassSpectrometry.DataAnalysis.Quantitative.ApplicationCommandException: Manual integration failed for compound Toluene in sample B22020962-011F. ---> System.IndexOutOfRangeException: Index was outside the bounds of the array. at Agilent.MassSpectrometry.DataAnalysis.AgileIntegrator.Peak.a(Double[] A_0, Single[] A_1, Int32 A_2, Int32 A_3, Int32 A_4, Double A_5, Double A_6, Double& A_7, Double& A_8, Int32& A_9, Int32& A_10, Int32& A_11, Int32& A_12) at Agilent.MassSpectrometry.DataAnalysis.AgileIntegrator.Peak.ComputeChromatographicMetrics(Double[] xArray, Single[] yArray, Int32 startIndex, Int32 apexIndex, Int32 endIndex, Double baselineSlope, Double yIntercept, Double& fullWidthHalfMaximum, Double& symmetry) at Agilent.MassSpectrometry.DataAnalysis.Quantitative.Integrator.a(IChromatogram A_0, IPeakList A_1) at Agilent.MassSpectrometry.DataAnalysis.Quantitative.Integrator.ManualIntegrate(IChromatogram chromatogram, Double xStart, Double yStart, Double xEnd, Double yEnd, IChromPeakList& peaklist) at Agilent.MassSpectrometry.DataAnalysis.Quantitative.Analysis.MeasuredIon.ManualIntegrate(Double xStart, Double yStart, Double xEnd, Double yEnd) --- End of inner exception stack trace --- at Agilent.MassSpectrometry.DataAnalysis.Quantitative.Analysis.QuantifierIon.SetManualIntegrationFailureMessage(Exception e) at Agilent.MassSpectrometry.DataAnalysis.Quantitative.Analysis.MeasuredIon.ManualIntegrate(Double xStart, Double yStart, Double xEnd, Double yEnd)

Name	User	Time	Action	Reason	Comment	Succeed	Exception
							at Agilent.MassSpectrometry.DataAnalysis.Quantitative.CmdManuallyIntegratePeak.Do() --- End of inner exception stack trace --- at Agilent.MassSpectrometry.DataAnalysis.Quantitative.CmdManuallyIntegratePeak.Do() at Agilent.MassSpectrometry.CommandModel.CommandHistory.Invoke(ICommand cmd) at Agilent.MassSpectrometry.DataAnalysis.Quantitative.AppCommandContext._Invoke(ICommand cmd)
CmdManuallyIntegrateQualifierPeak	BL2000\mchavez	2/17/2022 10:59:44 AM	Manually integrate qualifier91.0 of compound Toluene in sample 14FEB09.D from x, y = 8.369, 0 to 8.422, 0; result = 0			✓	
CmdManuallyIntegratePeak	BL2000\mchavez	2/17/2022 10:59:49 AM	Manually integrate compound Toluene in sample 14FEB09.D from x, y = 8.383, -11 to 8.408, 0; result = 198			✓	
CmdManuallyIntegratePeak	BL2000\mchavez	2/17/2022 10:59:51 AM	Manually integrate compound Toluene in sample 14FEB09.D, from x, y = 8.366, 0 to 8.408, 0, result = 248; previous integration is from x, y = 8.383, -11 to 8.408, 0 and previous response = 198.			✓	
CmdZeroOutPeak	BL2000\mchavez	2/17/2022 10:59:54 AM	Zero out primary peak of compound Toluene in sample 14FEB09.D			✓	
CmdSetSampleAttribute	BL2000\mchavez	2/17/2022 11:00:14 AM	Set UserDefined = Qualifier ratio did not meet method criteria for m+p Xylenes for sample 14FEB09.D; previous value =			✓	
CmdSetSampleAttribute	BL2000\mchavez	2/17/2022 11:00:23 AM	Set UserDefined = Qualifier ratio did not meet method criteria for Toluene for sample 14FEB09.D; previous value = Qualifier ratio did not meet method criteria for m+p Xylenes			✓	
CmdSetSampleAttribute	BL2000\mchavez	2/17/2022 11:01:02 AM	Set SampleApproved = True for sample 14FEB09.D; previous value = False			✓	
CmdSetSampleAttribute	BL2000\mchavez	2/17/2022 11:02:43 AM	Set SampleApproved = True for sample 14FEB10.D; previous value = False			✓	

Name	User	Time	Action	Reason	Comment	Succeed	Exception
CmdCalibrate	BL2000\mchavez	2/17/2022 11:03:35 AM	Replace level QC with QC sample 14FEB04.D for compounds {1,4-Dichlorobenzene, 1,3-Dichlorobenzene, 4-Chlorotoluene, 2-Chlorotoluene, 1,2,3-Trichloropropane, 1,1,2,2-Tetrachloroethane, Bromobenzene, p-Bromofluorobenzene, Bromoform, Styrene, o-Xylene, m+p-Xylenes, Ethylbenzene, 1,1,1,2-Tetrachloroethane, Chlorobenzene, 1,2-Dibromoethane, Chlorodibromomethane, 1,3-Dichloropropane, Tetrachloroethene, 1,1,2-Trichloroethane, trans-1,3-Dichloropropene, Toluene, Toluene-d8, cis-1,3-Dichloropropene, Bromodichloromethane, Dibromomethane, 1,2-Dichloropropane, Trichloroethene, 1,2-Dichloroethane, Benzene, 1,2-Dichloroethane-d4, 1,1-Dichloropropene, Carbon tetrachloride, Dibromofluoromethane, 1,1,1-Trichloroethane, Chloroform, Bromochloromethane, Methyl ethyl ketone, cis-1,2-Dichloroethene, 2,2-Dichloropropane, 1,1-Dichloroethane, Methyl tert-butyl ether (MTBE), trans-1,2-Dichloroethene, Methylene chloride, 1,1-Dichloroethene, Trichlorofluoromethane, Chloroethane, Bromomethane, Vinyl chloride, Chloromethane, Dichlorodifluoromethane, 1,2-Dichlorobenzene}; Replace level CC with CC sample 14FEB03.D for compounds {1,4-Dichlorobenzene, 1,3-Dichlorobenzene, 4-Chlorotoluene, 2-Chlorotoluene, 1,2,3-Trichloropropane, 1,1,2,2-Tetrachloroethane, Bromobenzene, p-Bromofluorobenzene, Bromoform, Styrene, o-Xylene, m+p-Xylenes, Ethylbenzene, 1,1,1,2-Tetrachloroethane, Chlorobenzene, 1,2-Dibromoethane, Chlorodibromomethane, 1,3-Dichloropropane, Tetrachloroethene, 1,1,2-Trichloroethane, trans-1,3-Dichloropropene, Toluene, Toluene-d8, cis-1,3-Dichloropropene, Bromodichloromethane, Dibromomethane, 1,2-Dichloropropane, Trichloroethene, 1,2-Dichloroethane, Benzene, 1,2-Dichloroethane-d4, 1,1-Dichloropropene, Carbon tetrachloride, Dibromofluoromethane, 1,1,1-Trichloroethane, Chloroform,			✓	

Name	User	Time	Action	Reason	Comment	Succeed	Exception
			Bromochloromethane, Methyl ethyl ketone, cis-1,2-Dichloroethene, 2,2-Dichloropropane, 1,1-Dichloroethane, Methyl tert-butyl ether (MTBE), trans-1,2-Dichloroethene, Methylene chloride, 1,1-Dichloroethene, Trichlorofluoromethane, Chloroethane, Bromomethane, Vinyl chloride, Chloromethane, Dichlorodifluoromethane, 1,2-Dichlorobenzene};				
CmdQuantitate	BL2000\mchavez	2/17/2022 11:03:43 AM	Quantitate all compounds in all samples			✓	
CmdSaveBatchTable	BL2000\mchavez	2/17/2022 11:05:10 AM	Save batch D:\Org\Data\VOA5975C\VG021422\QuantResults\VG021422_8260B.batch.bin			✓	
GenerateReport	BL2000\mchavez	2/17/2022 11:05:52 AM	Generates report - Method: \\MASSHUNTER\Org\reports\LevelIV_Reports\SampleSequence\CC_mid_rpt.m, Output Path: D:\Org\Data\VOA5975C\VG021422\QuantReports\VG021422_8260B			✓	
CmdSetSampleAttribute	BL2000\mchavez	2/17/2022 11:06:55 AM	Set UserDefined = Qualifier ratio did not meet method criteria for m+p Xylenes, o-Xylene for sample 14FEB08.D; previous value = Qualifier ratio did not meet method criteria for m+p Xylenes			✓	

Name	User	Time	Action	Reason	Comment	Succeed	Exception
CmdCalibrate	BL2000\mchavez	2/17/2022 11:07:49 AM	Replace level CC with CC sample 14FEB10.D for compounds {1,2-Dichlorobenzene, 1,4-Dichlorobenzene, 1,3-Dichlorobenzene, 4-Chlorotoluene, 2-Chlorotoluene, 1,2,3-Trichloropropane, 1,1,2,2-Tetrachloroethane, Bromobenzene, p-Bromofluorobenzene, Bromoform, Styrene, o-Xylene, m+p-Xylenes, Ethylbenzene, 1,1,1,2-Tetrachloroethane, Chlorobenzene, 1,2-Dibromoethane, Chlorodibromomethane, 1,3-Dichloropropane, Tetrachloroethene, 1,1,2-Trichloroethane, trans-1,3-Dichloropropene, Toluene-d8, cis-1,3-Dichloropropene, Bromodichloromethane, Dibromomethane, 1,2-Dichloropropane, Trichloroethene, 1,2-Dichloroethane, Benzene, 1,2-Dichloroethane-d4, 1,1-Dichloropropene, Carbon tetrachloride, Dibromofluoromethane, 1,1,1-Trichloroethane, Chloroform, Bromochloromethane, Methyl ethyl ketone, cis-1,2-Dichloroethene, 2,2-Dichloropropane, 1,1-Dichloroethane, Methyl tert-butyl ether (MTBE), trans-1,2-Dichloroethene, Methylene chloride, 1,1-Dichloroethene, Trichlorofluoromethane, Chloroethane, Bromomethane, Vinyl chloride, Chloromethane, Dichlorodifluoromethane, Toluene};			✓	
CmdQuantitate	BL2000\mchavez	2/17/2022 11:07:56 AM	Quantitate all compounds in all samples			✓	
CmdSaveBatchTable	BL2000\mchavez	2/17/2022 11:08:10 AM	Save batch D:\Org\Data\VOA5975C\VG021422\QuantResults\VG021422_8260B.batch.bin			✓	
GenerateReport	BL2000\mchavez	2/17/2022 11:08:46 AM	Generates report - Method: \\MASSHUNTER\Org\reports\LevelIV_Reports\SampleSequence\CC_mid_rpt.m, Output Path: D:\Org\Data\VOA5975C\VG021422\QuantReports\VG021422_8260B-1			✓	

Energy Laboratories Inc

ANALYTICAL RUN Summary

17-Mar-22

Run ID VOA5975C.I_220215A

Run Start Date:	2/15/2022
Analyst:	Melissa Chavez
Ical:	
Column ID:	
Comments:	

Std ID	Std Name	Std Amount	Std Units	Samp Amount	Samp Units	SampType	Expiration Date
VOCF3559B	MtBE	1.05	ul	42	ml	CCV	2/27/2022
VOCF3567B	2nd Source Ketones	1.05	ul	42	ml	LCS, MS, M	3/12/2022
VOCF3579A	2nd Source Liquids	1.05	ul	42	ml	LCS, MS, M	2/28/2022
VOCF3582A	2nd Source MtBE	1.05	ul	42	ml	LCS, MS, M	3/1/2022
VOCF3586B	Gases	1.05	ul	42	ml	CCV	2/16/2022
VOCF3589B	2nd Source Gases	1.05	ul	42	ml	LCS, MS, M	2/17/2022
VOCF3590	Internal Standard / Surrogates (INT/SURR)	8.4	ul	42	ml	ALL (TUNE	8/3/2022
VOCF3593	Ketones	1.05	ul	42	ml	CCV	3/4/2022
VOCF3599A	Liquids	1.05	ul	42	ml	CCV	3/14/2022

Seq No	Lab ID	Test Code	Sample Typ	File ID	Analysis Date	DF	Batch ID	Prep Date	SPKref	RPDref	pmoist
15043299	15FEB02_D_TU	VOC-8260-BFB	TUNE	)A5975C\VG021!	2/15/2022 9:26:0	1	R374895		0	0	

Analyte	T	Units	RAW	Final	Text	Spike	SPKref	RPDref	MDL	PQL	UQL	%REC	LOW	HIGH	%RPD	Q
173, % of mass 174	A	%	1.4	1.4		100	0	0	0	0	0	1%	0	1.99	0%	
174, % of mass 95	A	%	96.2	96.2		100	0	0	0	0	0	96%	50	99.99	0%	
175, % of mass 174	A	%	7.8	7.8		100	0	0	0	0	0	8%	5	9	0%	
176, % of mass 174	A	%	97.2	97.2		100	0	0	0	0	0	97%	95	101	0%	
177, % of mass 176	A	%	6.9	6.9		100	0	0	0	0	0	7%	5	9	0%	
50, % of mass 95	A	%	22.4	22.4		100	0	0	0	0	0	22%	15	40	0%	
75, % of mass 95	A	%	51.6	51.6		100	0	0	0	0	0	52%	30	60	0%	
95, Base Peak	A	%	100	100		100	0	0	0	0	0	100%	0	100	0%	
96, % of mass 95	A	%	6.4	6.4		100	0	0	0	0	0	6%	5	9	0%	

Seq No	Lab ID	Test Code	Sample Typ	File ID	Analysis Date	DF	Batch ID	Prep Date	SPKref	RPDref	pmoist				
15043300	CCV021522_	VOC-8260-W-Q	CCV	)A5975C\VG021!	2/15/2022 10:04:	1	R374895		0	0					

Analyte	T	Units	RAW	Final	Text	Spike	SPKref	RPDref	MDL	PQL	UQL	%REC	LOW	HIGH	%RPD	Q
1,1,1,2-Tetrachloroethane	A	ug/L	131.36067	5.2544268		5	0	0	0.101	0.5	500	105%	80	120	0%	
1,1,1-Trichloroethane	A	ug/L	134.98679	5.3994716		5	0	0	0.131	0.5	500	108%	80	120	0%	
1,1,2,2-Tetrachloroethane	A	ug/L	131.48049	5.2592196		5	0	0	0.0872	0.5	500	105%	80	120	0%	
1,1,2-Trichloroethane	A	ug/L	133.00262	5.3201048		5	0	0	0.108	0.5	500	106%	80	120	0%	
1,1-Dichloroethane	A	ug/L	135.22386	5.4089544		5	0	0	0.135	0.5	500	108%	80	120	0%	
1,1-Dichloroethene	A	ug/L	134.55048	5.3820192		5	0	0	0.141	0.5	500	108%	80	120	0%	
1,1-Dichloropropene	A	ug/L	136.50557	5.4602228		5	0	0	0.083	0.5	500	109%	80	120	0%	
1,2,3-Trichloropropane	A	ug/L	126.53906	5.0615624		5	0	0	0.235	0.5	500	101%	80	120	0%	
1,2-Dibromoethane	A	ug/L	131.08313	5.2433252		5	0	0	0.0916	0.5	500	105%	80	120	0%	
1,2-Dichlorobenzene	A	ug/L	131.78136	5.2712544		5	0	0	0.0746	0.5	500	105%	80	120	0%	
1,2-Dichloroethane	A	ug/L	130.56607	5.2226428		5	0	0	0.116	0.5	500	104%	80	120	0%	
1,2-Dichloropropane	A	ug/L	137.83717	5.5134868		5	0	0	0.0847	0.5	500	110%	80	120	0%	
1,3-Dichlorobenzene	A	ug/L	131.19291	5.2477164		5	0	0	0.0803	0.5	500	105%	80	120	0%	
1,3-Dichloropropane	A	ug/L	132.72972	5.3091888		5	0	0	0.0791	0.5	500	106%	80	120	0%	
1,4-Dichlorobenzene	A	ug/L	131.46219	5.2584876		5	0	0	0.0858	0.5	500	105%	80	120	0%	
2,2-Dichloropropane	A	ug/L	138.29124	5.5316496		5	0	0	0.186	0.5	500	111%	80	120	0%	
2-Chlorotoluene	A	ug/L	133.80684	5.3522736		5	0	0	0.0876	0.5	500	107%	80	120	0%	
4-Chlorotoluene	A	ug/L	137.08531	5.4834124		5	0	0	0.0728	0.5	500	110%	80	120	0%	
Benzene	A	ug/L	136.65851	5.4663404		5	0	0	0.0914	0.5	500	109%	80	120	0%	
Bromobenzene	A	ug/L	131.59694	5.2638776		5	0	0	0.0831	0.5	500	105%	80	120	0%	
Bromochloromethane	A	ug/L	132.88538	5.3154152		5	0	0	0.141	0.5	500	106%	80	120	0%	
Bromodichloromethane	A	ug/L	137.34976	5.4939904		5	0	0	0.12	0.5	500	110%	80	120	0%	
Bromoform	A	ug/L	126.82642	5.0730568		5	0	0	0.119	0.5	500	101%	80	120	0%	
Bromomethane	A	ug/L	104.69539	4.1878156		5	0	0	0.253	0.5	500	84%	80	120	0%	
Carbon tetrachloride	A	ug/L	134.84489	5.3937956		5	0	0	0.143	0.5	500	108%	80	120	0%	
Chlorobenzene	A	ug/L	131.91847	5.2767388		5	0	0	0.0914	0.5	500	106%	80	120	0%	
Chlorodibromomethane	A	ug/L	133.01292	5.3205168		5	0	0	0.0841	0.5	500	106%	80	120	0%	
Chloroethane	A	ug/L	118.46305	4.738522		5	0	0	0.169	0.5	500	95%	80	120	0%	
Chloroform	A	ug/L	132.63299	5.3053196		5	0	0	0.0789	0.5	500	106%	80	120	0%	
Chloromethane	A	ug/L	127.14464	5.0857856		5	0	0	0.162	0.5	500	102%	80	120	0%	
cis-1,2-Dichloroethene	A	ug/L	133.02484	5.3209936		5	0	0	0.108	0.5	500	106%	80	120	0%	
cis-1,3-Dichloropropene	A	ug/L	131.31794	5.2527176		5	0	0	0.073	0.5	500	105%	80	120	0%	
Dibromomethane	A	ug/L	134.52585	5.381034		5	0	0	0.147	0.5	500	108%	80	120	0%	
Dichlorodifluoromethane	A	ug/L	128.53135	5.141254		5	0	0	0.175	0.5	500	103%	80	120	0%	
Ethylbenzene	A	ug/L	133.43175	5.33727		5	0	0	0.0836	0.5	500	107%	80	120	0%	

Seq No	Lab ID	Test Code	Sample Typ	File ID	Analysis Date	DF	Batch ID	Prep Date	SPKref	RPDref	pmoist
15043300	CCV021522_	VOC-8260-W-Q	CCV	)A5975C\VG021	2/15/2022 10:04:	1	R374895		0	0	

Analyte	T	Units	RAW	Final	Text	Spike	SPKref	RPDref	MDL	PQL	UQL	%REC	LOW	HIGH	%RPD	Q
m+p-Xylenes	A	ug/L	269.03401	10.7613604		10	0	0	0.15	0.5	1000	108%	80	120	0%	
Methyl ethyl ketone	A	ug/L	1154.81088	46.1924352		50	0	0	1.77	10	5000	92%	80	120	0%	
Methyl tert-butyl ether (MTBE)	A	ug/L	119.12556	4.7650224		5	0	0	0.101	0.5	500	95%	80	120	0%	
Methylene chloride	A	ug/L	131.56473	5.2625892		5	0	0	0.338	0.5	500	105%	80	120	0%	
o-Xylene	A	ug/L	130.99681	5.2398724		5	0	0	0.0604	0.5	500	105%	80	120	0%	
Styrene	A	ug/L	134.55408	5.3821632		5	0	0	0.067	0.5	500	108%	80	120	0%	
Tetrachloroethene	A	ug/L	130.08975	5.20359		5	0	0	0.0671	0.5	500	104%	80	120	0%	
Toluene	A	ug/L	136.35115	5.454046		5	0	0	0.0679	0.5	500	109%	80	120	0%	
trans-1,2-Dichloroethene	A	ug/L	135.98732	5.4394928		5	0	0	0.125	0.5	500	109%	80	120	0%	
trans-1,3-Dichloropropene	A	ug/L	138.90453	5.5561812		5	0	0	0.0846	0.5	500	111%	80	120	0%	
Trichloroethene	A	ug/L	135.91261	5.4365044		5	0	0	0.0993	0.5	500	109%	80	120	0%	
Trichlorofluoromethane	A	ug/L	129.34161	5.1736644		5	0	0	0.134	0.5	500	103%	80	120	0%	
Vinyl chloride	A	ug/L	127.20135	5.088054		5	0	0	0.153	0.5	500	102%	80	120	0%	
1,4-Dichlorobenzene-d4	I	ug/L	250	10		0	0	0	0	0	500	0%	0	0	0%	
Chlorobenzene-d5	I	ug/L	250	10		0	0	0	0	0	500	0%	0	0	0%	
Fluorobenzene	I	ug/L	250	10		0	0	0	0	0	500	0%	0	0	0%	
Xylenes, Total	M	ug/L	400.03082	16.0012328		15	0	0	0.0604	0.5	1500	107%	80	120	0%	
1,2-Dichloroethane-d4	S	ug/L	280.62548	11.2250192		10	0	0	0.229	0.5	500	112%	80	120	0%	
Dibromofluoromethane	S	ug/L	268.25592	10.7302368		10	0	0	0.129	0.5	500	107%	80	120	0%	
p-Bromofluorobenzene	S	ug/L	258.48495	10.339398		10	0	0	0.149	0.5	500	103%	80	120	0%	
Toluene-d8	S	ug/L	271.1259	10.845036		10	0	0	0.23	0.5	500	108%	80	120	0%	

Seq No	Lab ID	Test Code	Sample Typ	File ID	Analysis Date	DF	Batch ID	Prep Date	SPKref	RPDref	pmoist
15043301	LCS021522_	VOC-8260-W-Q	LCS-DOD	)A5975C\VG021	2/15/2022 10:39:	1	R374895		0	0	

Analyte	T	Units	RAW	Final	Text	Spike	SPKref	RPDref	MDL	PQL	UQL	%REC	LOW	HIGH	%RPD	Q
1,1,1,2-Tetrachloroethane	A	ug/L	119.37199	4.7748796		5	0	0	0.101	0.5	500	95%	78	124	0%	
1,1,1-Trichloroethane	A	ug/L	120.37795	4.815118		5	0	0	0.131	0.5	500	96%	74	131	0%	
1,1,2,2-Tetrachloroethane	A	ug/L	130.16209	5.2064836		5	0	0	0.0872	0.5	500	104%	71	121	0%	
1,1,2-Trichloroethane	A	ug/L	123.78716	4.9514864		5	0	0	0.108	0.5	500	99%	80	119	0%	
1,1-Dichloroethane	A	ug/L	125.17306	5.0069224		5	0	0	0.135	0.5	500	100%	77	125	0%	
1,1-Dichloroethene	A	ug/L	121.68258	4.8673032		5	0	0	0.141	0.5	500	97%	71	131	0%	
1,1-Dichloropropene	A	ug/L	112.55656	4.5022624		5	0	0	0.083	0.5	500	90%	79	125	0%	
1,2,3-Trichloropropane	A	ug/L	128.27526	5.1310104		5	0	0	0.235	0.5	500	103%	73	125	0%	
1,2-Dibromoethane	A	ug/L	123.52641	4.9410564		5	0	0	0.0916	0.5	500	99%	78	122	0%	

Seq No	Lab ID	Test Code	Sample Typ	File ID	Analysis Date	DF	Batch ID	Prep Date	SPKref	RPDref	pmoist				
15043301	LCS021522_	VOC-8260-W-Q	LCS-DOD	)A5975C\VG021!	2/15/2022 10:39:	1	R374895		0	0					

Analyte	T	Units	RAW	Final	Text	Spike	SPKref	RPDref	MDL	PQL	UQL	%REC	LOW	HIGH	%RPD	Q
1,2-Dichlorobenzene	A	ug/L	126.3522	5.054088		5	0	0	0.0746	0.5	500	101%	80	119	0%	
1,2-Dichloroethane	A	ug/L	117.82274	4.7129096		5	0	0	0.116	0.5	500	94%	73	128	0%	
1,2-Dichloropropane	A	ug/L	125.52135	5.020854		5	0	0	0.0847	0.5	500	100%	78	122	0%	
1,3-Dichlorobenzene	A	ug/L	127.00249	5.0800996		5	0	0	0.0803	0.5	500	102%	80	119	0%	
1,3-Dichloropropane	A	ug/L	120.14771	4.8059084		5	0	0	0.0791	0.5	500	96%	80	119	0%	
1,4-Dichlorobenzene	A	ug/L	127.85751	5.1143004		5	0	0	0.0858	0.5	500	102%	79	118	0%	
2,2-Dichloropropane	A	ug/L	122.50921	4.9003684		5	0	0	0.186	0.5	500	98%	60	139	0%	
2-Chlorotoluene	A	ug/L	125.38695	5.015478		5	0	0	0.0876	0.5	500	100%	79	122	0%	
4-Chlorotoluene	A	ug/L	131.19851	5.2479404		5	0	0	0.0728	0.5	500	105%	78	122	0%	
Benzene	A	ug/L	121.2531	4.850124		5	0	0	0.0914	0.5	500	97%	79	120	0%	
Bromobenzene	A	ug/L	129.19931	5.1679724		5	0	0	0.0831	0.5	500	103%	80	120	0%	
Bromochloromethane	A	ug/L	115.99548	4.6398192		5	0	0	0.141	0.5	500	93%	78	123	0%	
Bromodichloromethane	A	ug/L	128.22492	5.1289968		5	0	0	0.12	0.5	500	103%	79	125	0%	
Bromoform	A	ug/L	125.30626	5.0122504		5	0	0	0.119	0.5	500	100%	66	130	0%	
Bromomethane	A	ug/L	90.82644	3.6330576		5	0	0	0.253	0.5	500	73%	53	141	0%	
Carbon tetrachloride	A	ug/L	115.49036	4.6196144		5	0	0	0.143	0.5	500	92%	72	136	0%	
Chlorobenzene	A	ug/L	125.6718	5.026872		5	0	0	0.0914	0.5	500	101%	82	118	0%	
Chlorodibromomethane	A	ug/L	121.89839	4.8759356		5	0	0	0.0841	0.5	500	98%	74	126	0%	
Chloroethane	A	ug/L	112.7618	4.510472		5	0	0	0.169	0.5	500	90%	60	138	0%	
Chloroform	A	ug/L	114.26372	4.5705488		5	0	0	0.0789	0.5	500	91%	79	124	0%	
Chloromethane	A	ug/L	111.04168	4.4416672		5	0	0	0.162	0.5	500	89%	50	139	0%	
cis-1,2-Dichloroethene	A	ug/L	119.48529	4.7794116		5	0	0	0.108	0.5	500	96%	78	123	0%	
cis-1,3-Dichloropropene	A	ug/L	117.38876	4.6955504		5	0	0	0.073	0.5	500	94%	75	124	0%	
Dibromomethane	A	ug/L	125.06039	5.0024156		5	0	0	0.147	0.5	500	100%	79	123	0%	
Dichlorodifluoromethane	A	ug/L	111.10851	4.4443404		5	0	0	0.175	0.5	500	89%	32	152	0%	
Ethylbenzene	A	ug/L	120.16022	4.8064088		5	0	0	0.0836	0.5	500	96%	79	121	0%	
m+p-Xylenes	A	ug/L	236.49394	9.4597576		10	0	0	0.15	0.5	1000	95%	80	121	0%	
Methyl ethyl ketone	A	ug/L	1260.10628	50.4042512		50	0	0	1.77	10	5000	101%	56	143	0%	
Methyl tert-butyl ether (MTBE)	A	ug/L	125.32073	5.0128292		5	0	0	0.101	0.5	500	100%	71	124	0%	
Methylene chloride	A	ug/L	118.56062	4.7424248		5	0	0	0.338	0.5	500	95%	74	124	0%	
o-Xylene	A	ug/L	122.41372	4.8965488		5	0	0	0.0604	0.5	500	98%	78	122	0%	
Styrene	A	ug/L	124.83473	4.9933892		5	0	0	0.067	0.5	500	100%	78	123	0%	
Tetrachloroethene	A	ug/L	114.51716	4.5806864		5	0	0	0.0671	0.5	500	92%	74	129	0%	
Toluene	A	ug/L	125.3804	5.015216		5	0	0	0.0679	0.5	500	100%	80	121	0%	
trans-1,2-Dichloroethene	A	ug/L	119.10911	4.7643644		5	0	0	0.125	0.5	500	95%	75	124	0%	

Seq No	Lab ID	Test Code	Sample Typ	File ID	Analysis Date	DF	Batch ID	Prep Date	SPKref	RPDref	pmoist
15043301	LCS021522_	VOC-8260-W-Q	LCS-DOD	)A5975C\VG021	2/15/2022 10:39:	1	R374895		0	0	

Analyte	T	Units	RAW	Final	Text	Spike	SPKref	RPDref	MDL	PQL	UQL	%REC	LOW	HIGH	%RPD	Q
trans-1,3-Dichloropropene	A	ug/L	128.78345	5.151338		5	0	0	0.0846	0.5	500	103%	73	127	0%	
Trichloroethene	A	ug/L	121.86449	4.8745796		5	0	0	0.0993	0.5	500	97%	79	123	0%	
Trichlorofluoromethane	A	ug/L	103.30966	4.1323864		5	0	0	0.134	0.5	500	83%	65	141	0%	
Vinyl chloride	A	ug/L	114.84041	4.5936164		5	0	0	0.153	0.5	500	92%	58	137	0%	
1,4-Dichlorobenzene-d4	I	ug/L	250	10		0	0	0	0	0	500	0%	0	0	0%	
Chlorobenzene-d5	I	ug/L	250	10		0	0	0	0	0	500	0%	0	0	0%	
Fluorobenzene	I	ug/L	250	10		0	0	0	0	0	500	0%	0	0	0%	
Xylenes, Total	M	ug/L	358.90766	14.3563064		15	0	0	0.0604	0.5	1500	96%	79	121	0%	
1,2-Dichloroethane-d4	S	ug/L	267.22448	10.6889792		10	0	0	0.229	0.5	500	107%	81	118	0%	
Dibromofluoromethane	S	ug/L	267.14761	10.6859044		10	0	0	0.129	0.5	500	107%	80	119	0%	
p-Bromofluorobenzene	S	ug/L	270.15191	10.8060764		10	0	0	0.149	0.5	500	108%	85	114	0%	
Toluene-d8	S	ug/L	277.24	11.0896		10	0	0	0.23	0.5	500	111%	89	112	0%	

Seq No	Lab ID	Test Code	Sample Typ	File ID	Analysis Date	DF	Batch ID	Prep Date	SPKref	RPDref	pmoist
15043302	MBLK021522_	VOC-8260-W-Q	MBLK	)A5975C\VG021	2/15/2022 11:34:	1	R374895		0	0	

Analyte	T	Units	RAW	Final	Text	Spike	SPKref	RPDref	MDL	PQL	UQL	%REC	LOW	HIGH	%RPD	Q
1,1,1,2-Tetrachloroethane	A	ug/L	0	0		0	0	0	0.101	0.5	500	0%	0	0	0%	
1,1,1-Trichloroethane	A	ug/L	0	0		0	0	0	0.131	0.5	500	0%	0	0	0%	
1,1,2,2-Tetrachloroethane	A	ug/L	0	0		0	0	0	0.0872	0.5	500	0%	0	0	0%	
1,1,2-Trichloroethane	A	ug/L	0	0		0	0	0	0.108	0.5	500	0%	0	0	0%	
1,1-Dichloroethane	A	ug/L	0	0		0	0	0	0.135	0.5	500	0%	0	0	0%	
1,1-Dichloroethene	A	ug/L	0	0		0	0	0	0.141	0.5	500	0%	0	0	0%	
1,1-Dichloropropene	A	ug/L	0	0		0	0	0	0.083	0.5	500	0%	0	0	0%	
1,2,3-Trichloropropane	A	ug/L	0	0		0	0	0	0.235	0.5	500	0%	0	0	0%	
1,2-Dibromoethane	A	ug/L	0	0		0	0	0	0.0916	0.5	500	0%	0	0	0%	
1,2-Dichlorobenzene	A	ug/L	0	0		0	0	0	0.0746	0.5	500	0%	0	0	0%	
1,2-Dichloroethane	A	ug/L	0	0		0	0	0	0.116	0.5	500	0%	0	0	0%	
1,2-Dichloropropane	A	ug/L	0	0		0	0	0	0.0847	0.5	500	0%	0	0	0%	
1,3-Dichlorobenzene	A	ug/L	0	0		0	0	0	0.0803	0.5	500	0%	0	0	0%	
1,3-Dichloropropane	A	ug/L	0	0		0	0	0	0.0791	0.5	500	0%	0	0	0%	
1,4-Dichlorobenzene	A	ug/L	0	0		0	0	0	0.0858	0.5	500	0%	0	0	0%	
2,2-Dichloropropane	A	ug/L	0	0		0	0	0	0.186	0.5	500	0%	0	0	0%	
2-Chlorotoluene	A	ug/L	0	0		0	0	0	0.0876	0.5	500	0%	0	0	0%	
4-Chlorotoluene	A	ug/L	0	0		0	0	0	0.0728	0.5	500	0%	0	0	0%	

Seq No	Lab ID	Test Code	Sample Typ	File ID	Analysis Date	DF	Batch ID	Prep Date	SPKref	RPDref	pmoist
15043302	MBLK021522_	VOC-8260-W-Q	MBLK	)A5975C\VG021!	2/15/2022 11:34:	1	R374895		0	0	

Analyte	T	Units	RAW	Final	Text	Spike	SPKref	RPDref	MDL	PQL	UQL	%REC	LOW	HIGH	%RPD	Q
Benzene	A	ug/L	0.10625	0		0	0	0	0.0914	0.5	500	0%	0	0	0%	
Bromobenzene	A	ug/L	0	0		0	0	0	0.0831	0.5	500	0%	0	0	0%	
Bromochloromethane	A	ug/L	0	0		0	0	0	0.141	0.5	500	0%	0	0	0%	
Bromodichloromethane	A	ug/L	0	0		0	0	0	0.12	0.5	500	0%	0	0	0%	
Bromoform	A	ug/L	0	0		0	0	0	0.119	0.5	500	0%	0	0	0%	
Bromomethane	A	ug/L	0	0		0	0	0	0.253	0.5	500	0%	0	0	0%	
Carbon tetrachloride	A	ug/L	0	0		0	0	0	0.143	0.5	500	0%	0	0	0%	
Chlorobenzene	A	ug/L	0	0		0	0	0	0.0914	0.5	500	0%	0	0	0%	
Chlorodibromomethane	A	ug/L	0	0		0	0	0	0.0841	0.5	500	0%	0	0	0%	
Chloroethane	A	ug/L	0	0		0	0	0	0.169	0.5	500	0%	0	0	0%	
Chloroform	A	ug/L	0	0		0	0	0	0.0789	0.5	500	0%	0	0	0%	
Chloromethane	A	ug/L	0	0		0	0	0	0.162	0.5	500	0%	0	0	0%	
cis-1,2-Dichloroethene	A	ug/L	0	0		0	0	0	0.108	0.5	500	0%	0	0	0%	
cis-1,3-Dichloropropene	A	ug/L	0	0		0	0	0	0.073	0.5	500	0%	0	0	0%	
Dibromomethane	A	ug/L	0	0		0	0	0	0.147	0.5	500	0%	0	0	0%	
Dichlorodifluoromethane	A	ug/L	0	0		0	0	0	0.175	0.5	500	0%	0	0	0%	
Ethylbenzene	A	ug/L	0	0		0	0	0	0.0836	0.5	500	0%	0	0	0%	
m+p-Xylenes	A	ug/L	0	0		0	0	0	0.15	0.5	1000	0%	0	0	0%	
Methyl ethyl ketone	A	ug/L	0	0		0	0	0	1.77	10	5000	0%	0	0	0%	
Methyl tert-butyl ether (MTBE)	A	ug/L	0	0		0	0	0	0.101	0.5	500	0%	0	0	0%	
Methylene chloride	A	ug/L	1.37413	0		0	0	0	0.338	0.5	500	0%	0	0	0%	
o-Xylene	A	ug/L	0	0		0	0	0	0.0604	0.5	500	0%	0	0	0%	
Styrene	A	ug/L	0	0		0	0	0	0.067	0.5	500	0%	0	0	0%	
Tetrachloroethene	A	ug/L	0	0		0	0	0	0.0671	0.5	500	0%	0	0	0%	
Toluene	A	ug/L	0	0		0	0	0	0.0679	0.5	500	0%	0	0	0%	
trans-1,2-Dichloroethene	A	ug/L	0	0		0	0	0	0.125	0.5	500	0%	0	0	0%	
trans-1,3-Dichloropropene	A	ug/L	0	0		0	0	0	0.0846	0.5	500	0%	0	0	0%	
Trichloroethene	A	ug/L	0	0		0	0	0	0.0993	0.5	500	0%	0	0	0%	
Trichlorofluoromethane	A	ug/L	0	0		0	0	0	0.134	0.5	500	0%	0	0	0%	
Vinyl chloride	A	ug/L	0	0		0	0	0	0.153	0.5	500	0%	0	0	0%	
1,4-Dichlorobenzene-d4	I	ug/L	250	10		0	0	0	0	0	500	0%	0	0	0%	
Chlorobenzene-d5	I	ug/L	250	10		0	0	0	0	0	500	0%	0	0	0%	
Fluorobenzene	I	ug/L	250	10		0	0	0	0	0	500	0%	0	0	0%	
Xylenes, Total	M	ug/L	0	0		0	0	0	0.0604	0.5	1500	0%	0	0	0%	
1,2-Dichloroethane-d4	S	ug/L	276.90495	11.076198		10	0	0	0.229	0.5	500	111%	81	118	0%	

Seq No	Lab ID	Test Code	Sample Typ	File ID	Analysis Date	DF	Batch ID	Prep Date	SPKref	RPDref	pmoist
15043302	MBLK021522_	VOC-8260-W-Q	MBLK	)A5975C\VG021	2/15/2022 11:34:	1	R374895		0	0	

Analyte	T	Units	RAW	Final	Text	Spike	SPKref	RPDref	MDL	PQL	UQL	%REC	LOW	HIGH	%RPD	Q
Dibromofluoromethane	S	ug/L	280.15355	11.206142		10	0	0	0.129	0.5	500	112%	80	119	0%	
p-Bromofluorobenzene	S	ug/L	260.91934	10.4367736		10	0	0	0.149	0.5	500	104%	85	114	0%	
Toluene-d8	S	ug/L	262.72213	10.5088852		10	0	0	0.23	0.5	500	105%	89	112	0%	

Seq No	Lab ID	Test Code	Sample Typ	File ID	Analysis Date	DF	Batch ID	Prep Date	SPKref	RPDref	pmoist
15043395	B22020962-016	VOC-8260-W-S	SAMP	)A5975C\VG021	2/15/2022 12:26:	1	R374895		0	0	

Analyte	T	Units	RAW	Final	Text	Spike	SPKref	RPDref	MDL	PQL	UQL	%REC	LOW	HIGH	%RPD	Q

Seq No	Lab ID	Test Code	Sample Typ	File ID	Analysis Date	DF	Batch ID	Prep Date	SPKref	RPDref	pmoist
15043396	B22020962-021	VOC-8260-W-S	SAMP	)A5975C\VG021	2/15/2022 12:54:	1	R374895		0	0	

Analyte	T	Units	RAW	Final	Text	Spike	SPKref	RPDref	MDL	PQL	UQL	%REC	LOW	HIGH	%RPD	Q
1,1,1,2-Tetrachloroethane	A	ug/L	0	0		0	0	0	0.101	1	500	0%	0	0	0%	U
1,1,1-Trichloroethane	A	ug/L	0	0		0	0	0	0.131	1	500	0%	0	0	0%	U
1,1,2,2-Tetrachloroethane	A	ug/L	0	0		0	0	0	0.0872	1	500	0%	0	0	0%	U
1,1,2-Trichloroethane	A	ug/L	0	0		0	0	0	0.108	1	500	0%	0	0	0%	U
1,1-Dichloroethane	A	ug/L	0	0		0	0	0	0.135	1	500	0%	0	0	0%	U
1,1-Dichloroethene	A	ug/L	0	0		0	0	0	0.141	1	500	0%	0	0	0%	U
1,1-Dichloropropene	A	ug/L	0	0		0	0	0	0.083	1	500	0%	0	0	0%	U
1,2,3-Trichloropropane	A	ug/L	0	0		0	0	0	0.235	1	500	0%	0	0	0%	U
1,2-Dibromoethane	A	ug/L	0	0		0	0	0	0.0916	1	500	0%	0	0	0%	U
1,2-Dichlorobenzene	A	ug/L	0	0		0	0	0	0.0746	1	500	0%	0	0	0%	U
1,2-Dichloroethane	A	ug/L	0	0		0	0	0	0.116	1	500	0%	0	0	0%	U
1,2-Dichloropropane	A	ug/L	0	0		0	0	0	0.0847	1	500	0%	0	0	0%	U
1,3-Dichlorobenzene	A	ug/L	0	0		0	0	0	0.0803	1	500	0%	0	0	0%	U
1,3-Dichloropropane	A	ug/L	0	0		0	0	0	0.0791	1	500	0%	0	0	0%	U
1,4-Dichlorobenzene	A	ug/L	0	0		0	0	0	0.0858	1	500	0%	0	0	0%	U
2,2-Dichloropropane	A	ug/L	0	0		0	0	0	0.186	1	500	0%	0	0	0%	U
2-Chlorotoluene	A	ug/L	0	0		0	0	0	0.0876	1	500	0%	0	0	0%	U
4-Chlorotoluene	A	ug/L	0	0		0	0	0	0.0728	1	500	0%	0	0	0%	U
Benzene	A	ug/L	0.06513	0		0	0	0	0.0914	1	500	0%	0	0	0%	U
Bromobenzene	A	ug/L	0	0		0	0	0	0.0831	1	500	0%	0	0	0%	U
Bromochloromethane	A	ug/L	0	0		0	0	0	0.141	1	500	0%	0	0	0%	U

Seq No	Lab ID	Test Code	Sample Typ	File ID	Analysis Date	DF	Batch ID	Prep Date	SPKref	RPDref	pmoist				
15043396	B22020962-021	VOC-8260-W-S	SAMP	)A5975C\VG021!	2/15/2022 12:54:	1	R374895		0	0					

Analyte	T	Units	RAW	Final	Text	Spike	SPKref	RPDref	MDL	PQL	UQL	%REC	LOW	HIGH	%RPD	Q
Bromodichloromethane	A	ug/L	0	0		0	0	0	0.12	1	500	0%	0	0	0%	U
Bromoform	A	ug/L	0	0		0	0	0	0.119	1	500	0%	0	0	0%	U
Bromomethane	A	ug/L	0	0		0	0	0	0.253	1	500	0%	0	0	0%	U
Carbon tetrachloride	A	ug/L	0	0		0	0	0	0.143	1	500	0%	0	0	0%	U
Chlorobenzene	A	ug/L	0	0		0	0	0	0.0914	1	500	0%	0	0	0%	U
Chlorodibromomethane	A	ug/L	0	0		0	0	0	0.0841	1	500	0%	0	0	0%	U
Chloroethane	A	ug/L	0	0		0	0	0	0.169	1	500	0%	0	0	0%	U
Chloroform	A	ug/L	2.976	0.11904		0	0	0	0.0789	1	500	0%	0	0	0%	J
Chloromethane	A	ug/L	4.65011	0.1860044		0	0	0	0.162	1	500	0%	0	0	0%	J
cis-1,2-Dichloroethene	A	ug/L	0	0		0	0	0	0.108	1	500	0%	0	0	0%	U
cis-1,3-Dichloropropene	A	ug/L	0	0		0	0	0	0.073	1	500	0%	0	0	0%	U
Dibromomethane	A	ug/L	0	0		0	0	0	0.147	1	500	0%	0	0	0%	U
Dichlorodifluoromethane	A	ug/L	0	0		0	0	0	0.175	1	500	0%	0	0	0%	U
Ethylbenzene	A	ug/L	0.67238	0		0	0	0	0.0836	1	500	0%	0	0	0%	U
m+p-Xylenes	A	ug/L	0	0		0	0	0	0.15	1	1000	0%	0	0	0%	U
Methyl ethyl ketone	A	ug/L	0	0		0	0	0	1.77	20	5000	0%	0	0	0%	U
Methyl tert-butyl ether (MTBE)	A	ug/L	0	0		0	0	0	0.101	1	500	0%	0	0	0%	U
Methylene chloride	A	ug/L	0.59943	0		0	0	0	0.338	1	500	0%	0	0	0%	U
o-Xylene	A	ug/L	0	0		0	0	0	0.0604	1	500	0%	0	0	0%	U
Styrene	A	ug/L	0	0		0	0	0	0.067	1	500	0%	0	0	0%	U
Tetrachloroethene	A	ug/L	0	0		0	0	0	0.0671	1	500	0%	0	0	0%	U
Toluene	A	ug/L	0.7216	0		0	0	0	0.0679	1	500	0%	0	0	0%	UT
trans-1,2-Dichloroethene	A	ug/L	0	0		0	0	0	0.125	1	500	0%	0	0	0%	U
trans-1,3-Dichloropropene	A	ug/L	0	0		0	0	0	0.0846	1	500	0%	0	0	0%	U
Trichloroethene	A	ug/L	0	0		0	0	0	0.0993	1	500	0%	0	0	0%	U
Trichlorofluoromethane	A	ug/L	0	0		0	0	0	0.134	1	500	0%	0	0	0%	U
Vinyl chloride	A	ug/L	0	0		0	0	0	0.153	1	500	0%	0	0	0%	U
1,4-Dichlorobenzene-d4	I	ug/L	250	10		0	0	0	0	0	0	0%	0	0	0%	
Chlorobenzene-d5	I	ug/L	250	10		0	0	0	0.1	0	0	0%	0	0	0%	
Fluorobenzene	I	ug/L	250	10		0	0	0	0.1	0	0	0%	0	0	0%	
BETX, Total	M	ug/L	1.45911	0		0	0	0	0.0604	1	0	0%			0%	U
Xylenes, Total	M	ug/L	0	0		0	0	0	0.0604	1	0	0%	0	0	0%	U
1,2-Dichloroethane-d4	S	ug/L	288.13468	11.5253872		10	0	0	0.229	1	500	115%	81	118	0%	
Dibromofluoromethane	S	ug/L	282.84174	11.3136696		10	0	0	0.129	1	500	113%	80	119	0%	
p-Bromofluorobenzene	S	ug/L	268.58277	10.7433108		10	0	0	0.149	1	500	107%	85	114	0%	

Seq No	Lab ID	Test Code	Sample Typ	File ID	Analysis Date	DF	Batch ID	Prep Date	SPKref	RPDref	pmoist
15043396	B22020962-021	VOC-8260-W-S	SAMP	)A5975C\VG021	2/15/2022 12:54:	1	R374895		0	0	

Analyte	T	Units	RAW	Final	Text	Spike	SPKref	RPDref	MDL	PQL	UQL	%REC	LOW	HIGH	%RPD	Q
Toluene-d8	S	ug/L	262.32482	10.4929928		10	0	0	0.23	1	500	105%	89	112	0%	

Seq No	Lab ID	Test Code	Sample Typ	File ID	Analysis Date	DF	Batch ID	Prep Date	SPKref	RPDref	pmoist
15043397	B22020962-026	VOC-8260-W-S	SAMP	)A5975C\VG021	2/15/2022 1:21:2	1	R374895		0	0	

Analyte	T	Units	RAW	Final	Text	Spike	SPKref	RPDref	MDL	PQL	UQL	%REC	LOW	HIGH	%RPD	Q
1,1,1,2-Tetrachloroethane	A	ug/L	0	0		0	0	0	0.101	1	500	0%	0	0	0%	U
1,1,1-Trichloroethane	A	ug/L	0	0		0	0	0	0.131	1	500	0%	0	0	0%	U
1,1,2,2-Tetrachloroethane	A	ug/L	0	0		0	0	0	0.0872	1	500	0%	0	0	0%	U
1,1,2-Trichloroethane	A	ug/L	0	0		0	0	0	0.108	1	500	0%	0	0	0%	U
1,1-Dichloroethane	A	ug/L	0	0		0	0	0	0.135	1	500	0%	0	0	0%	U
1,1-Dichloroethene	A	ug/L	0	0		0	0	0	0.141	1	500	0%	0	0	0%	U
1,1-Dichloropropene	A	ug/L	0	0		0	0	0	0.083	1	500	0%	0	0	0%	U
1,2,3-Trichloropropane	A	ug/L	0	0		0	0	0	0.235	1	500	0%	0	0	0%	U
1,2-Dibromoethane	A	ug/L	0	0		0	0	0	0.0916	1	500	0%	0	0	0%	U
1,2-Dichlorobenzene	A	ug/L	0	0		0	0	0	0.0746	1	500	0%	0	0	0%	U
1,2-Dichloroethane	A	ug/L	0	0		0	0	0	0.116	1	500	0%	0	0	0%	U
1,2-Dichloropropane	A	ug/L	0	0		0	0	0	0.0847	1	500	0%	0	0	0%	U
1,3-Dichlorobenzene	A	ug/L	0	0		0	0	0	0.0803	1	500	0%	0	0	0%	U
1,3-Dichloropropane	A	ug/L	0	0		0	0	0	0.0791	1	500	0%	0	0	0%	U
1,4-Dichlorobenzene	A	ug/L	0	0		0	0	0	0.0858	1	500	0%	0	0	0%	U
2,2-Dichloropropane	A	ug/L	0	0		0	0	0	0.186	1	500	0%	0	0	0%	U
2-Chlorotoluene	A	ug/L	0	0		0	0	0	0.0876	1	500	0%	0	0	0%	U
4-Chlorotoluene	A	ug/L	0	0		0	0	0	0.0728	1	500	0%	0	0	0%	U
Benzene	A	ug/L	0.83468	0		0	0	0	0.0914	1	500	0%	0	0	0%	U
Bromobenzene	A	ug/L	0	0		0	0	0	0.0831	1	500	0%	0	0	0%	U
Bromochloromethane	A	ug/L	0	0		0	0	0	0.141	1	500	0%	0	0	0%	U
Bromodichloromethane	A	ug/L	0	0		0	0	0	0.12	1	500	0%	0	0	0%	U
Bromoform	A	ug/L	0.74004	0		0	0	0	0.119	1	500	0%	0	0	0%	U
Bromomethane	A	ug/L	0	0		0	0	0	0.253	1	500	0%	0	0	0%	U
Carbon tetrachloride	A	ug/L	0	0		0	0	0	0.143	1	500	0%	0	0	0%	U
Chlorobenzene	A	ug/L	0	0		0	0	0	0.0914	1	500	0%	0	0	0%	U
Chlorodibromomethane	A	ug/L	0	0		0	0	0	0.0841	1	500	0%	0	0	0%	U
Chloroethane	A	ug/L	0	0		0	0	0	0.169	1	500	0%	0	0	0%	U
Chloroform	A	ug/L	4.5927	0.183708		0	0	0	0.0789	1	500	0%	0	0	0%	J

Seq No	Lab ID	Test Code	Sample Typ	File ID	Analysis Date	DF	Batch ID	Prep Date	SPKref	RPDref	pmoist
15043397	B22020962-026	VOC-8260-W-S	SAMP	)A5975C\VG021!	2/15/2022 1:21:2	1	R374895		0	0	

Analyte	T	Units	RAW	Final	Text	Spike	SPKref	RPDref	MDL	PQL	UQL	%REC	LOW	HIGH	%RPD	Q
Chloromethane	A	ug/L	0	0		0	0	0	0.162	1	500	0%	0	0	0%	U
cis-1,2-Dichloroethene	A	ug/L	0	0		0	0	0	0.108	1	500	0%	0	0	0%	U
cis-1,3-Dichloropropene	A	ug/L	0	0		0	0	0	0.073	1	500	0%	0	0	0%	U
Dibromomethane	A	ug/L	0	0		0	0	0	0.147	1	500	0%	0	0	0%	U
Dichlorodifluoromethane	A	ug/L	0	0		0	0	0	0.175	1	500	0%	0	0	0%	U
Ethylbenzene	A	ug/L	3.29195	0.131678		0	0	0	0.0836	1	500	0%	0	0	0%	J
m+p-Xylenes	A	ug/L	8.17526	0.3270104		0	0	0	0.15	1	1000	0%	0	0	0%	J
Methyl ethyl ketone	A	ug/L	100.26636	4.0106544		0	0	0	1.77	20	5000	0%	0	0	0%	J
Methyl tert-butyl ether (MTBE)	A	ug/L	0	0		0	0	0	0.101	1	500	0%	0	0	0%	U
Methylene chloride	A	ug/L	0	0		0	0	0	0.338	1	500	0%	0	0	0%	U
o-Xylene	A	ug/L	8.419	0.33676		0	0	0	0.0604	1	500	0%	0	0	0%	J
Styrene	A	ug/L	0	0		0	0	0	0.067	1	500	0%	0	0	0%	U
Tetrachloroethene	A	ug/L	0	0		0	0	0	0.0671	1	500	0%	0	0	0%	U
Toluene	A	ug/L	0	0		0	0	0	0.0679	1	500	0%	0	0	0%	U
trans-1,2-Dichloroethene	A	ug/L	0	0		0	0	0	0.125	1	500	0%	0	0	0%	U
trans-1,3-Dichloropropene	A	ug/L	0	0		0	0	0	0.0846	1	500	0%	0	0	0%	U
Trichloroethene	A	ug/L	0	0		0	0	0	0.0993	1	500	0%	0	0	0%	U
Trichlorofluoromethane	A	ug/L	0	0		0	0	0	0.134	1	500	0%	0	0	0%	U
Vinyl chloride	A	ug/L	0	0		0	0	0	0.153	1	500	0%	0	0	0%	U
1,4-Dichlorobenzene-d4	I	ug/L	250	10		0	0	0	0	0	0	0%	0	0	0%	
Chlorobenzene-d5	I	ug/L	250	10		0	0	0	0.1	0	0	0%	0	0	0%	
Fluorobenzene	I	ug/L	250	10		0	0	0	0.1	0	0	0%	0	0	0%	
BETX, Total	M	ug/L	20.72089	0.7954484		0	0	0	0.0604	1	0	0%			0%	J
Xylenes, Total	M	ug/L	16.59426	0.6637704		0	0	0	0.0604	1	0	0%	0	0	0%	J
1,2-Dichloroethane-d4	S	ug/L	294.9194	11.796776		10	0	0	0.229	1	500	118%	81	118	0%	
Dibromofluoromethane	S	ug/L	277.42952	11.0971808		10	0	0	0.129	1	500	111%	80	119	0%	
p-Bromofluorobenzene	S	ug/L	257.42162	10.2968648		10	0	0	0.149	1	500	103%	85	114	0%	
Toluene-d8	S	ug/L	260.68128	10.4272512		10	0	0	0.23	1	500	104%	89	112	0%	

Seq No	Lab ID	Test Code	Sample Typ	File ID	Analysis Date	DF	Batch ID	Prep Date	SPKref	RPDref	pmoist
15043398	B22020962-001	VOC-8260-W-S	SAMP	)A5975C\VG021!	2/15/2022 1:48:4	1	R374895		0	0	

Analyte	T	Units	RAW	Final	Text	Spike	SPKref	RPDref	MDL	PQL	UQL	%REC	LOW	HIGH	%RPD	Q

Seq No	Lab ID	Test Code	Sample Typ	File ID	Analysis Date	DF	Batch ID	Prep Date	SPKref	RPDref	pmoist
15043398	B22020962-001	VOC-8260-W-S	SAMP	)A5975C\VG021	2/15/2022 1:48:4	1	R374895		0	0	

Analyte	T	Units	RAW	Final	Text	Spike	SPKref	RPDref	MDL	PQL	UQL	%REC	LOW	HIGH	%RPD	Q
1,1,1,2-Tetrachloroethane	A	ug/L	0	0		0	0	0	0.101	1	500	0%	0	0	0%	U
1,1,1-Trichloroethane	A	ug/L	0	0		0	0	0	0.131	1	500	0%	0	0	0%	U
1,1,2,2-Tetrachloroethane	A	ug/L	0	0		0	0	0	0.0872	1	500	0%	0	0	0%	U
1,1,2-Trichloroethane	A	ug/L	0	0		0	0	0	0.108	1	500	0%	0	0	0%	U
1,1-Dichloroethane	A	ug/L	0	0		0	0	0	0.135	1	500	0%	0	0	0%	U
1,1-Dichloroethene	A	ug/L	0	0		0	0	0	0.141	1	500	0%	0	0	0%	U
1,1-Dichloropropene	A	ug/L	0	0		0	0	0	0.083	1	500	0%	0	0	0%	U
1,2,3-Trichloropropane	A	ug/L	0	0		0	0	0	0.235	1	500	0%	0	0	0%	U
1,2-Dibromoethane	A	ug/L	0	0		0	0	0	0.0916	1	500	0%	0	0	0%	U
1,2-Dichlorobenzene	A	ug/L	0	0		0	0	0	0.0746	1	500	0%	0	0	0%	U
1,2-Dichloroethane	A	ug/L	0	0		0	0	0	0.116	1	500	0%	0	0	0%	U
1,2-Dichloropropane	A	ug/L	0	0		0	0	0	0.0847	1	500	0%	0	0	0%	U
1,3-Dichlorobenzene	A	ug/L	0	0		0	0	0	0.0803	1	500	0%	0	0	0%	U
1,3-Dichloropropane	A	ug/L	0	0		0	0	0	0.0791	1	500	0%	0	0	0%	U
1,4-Dichlorobenzene	A	ug/L	0	0		0	0	0	0.0858	1	500	0%	0	0	0%	U
2,2-Dichloropropane	A	ug/L	0	0		0	0	0	0.186	1	500	0%	0	0	0%	U
2-Chlorotoluene	A	ug/L	0	0		0	0	0	0.0876	1	500	0%	0	0	0%	U
4-Chlorotoluene	A	ug/L	0	0		0	0	0	0.0728	1	500	0%	0	0	0%	U
Benzene	A	ug/L	0	0		0	0	0	0.0914	1	500	0%	0	0	0%	U
Bromobenzene	A	ug/L	0	0		0	0	0	0.0831	1	500	0%	0	0	0%	U
Bromochloromethane	A	ug/L	0	0		0	0	0	0.141	1	500	0%	0	0	0%	U
Bromodichloromethane	A	ug/L	0	0		0	0	0	0.12	1	500	0%	0	0	0%	U
Bromoform	A	ug/L	0	0		0	0	0	0.119	1	500	0%	0	0	0%	U
Bromomethane	A	ug/L	0	0		0	0	0	0.253	1	500	0%	0	0	0%	U
Carbon tetrachloride	A	ug/L	0	0		0	0	0	0.143	1	500	0%	0	0	0%	U
Chlorobenzene	A	ug/L	0	0		0	0	0	0.0914	1	500	0%	0	0	0%	U
Chlorodibromomethane	A	ug/L	0	0		0	0	0	0.0841	1	500	0%	0	0	0%	U
Chloroethane	A	ug/L	0	0		0	0	0	0.169	1	500	0%	0	0	0%	U
Chloroform	A	ug/L	0	0		0	0	0	0.0789	1	500	0%	0	0	0%	U
Chloromethane	A	ug/L	1.36762	0		0	0	0	0.162	1	500	0%	0	0	0%	U
cis-1,2-Dichloroethene	A	ug/L	0	0		0	0	0	0.108	1	500	0%	0	0	0%	U
cis-1,3-Dichloropropene	A	ug/L	0	0		0	0	0	0.073	1	500	0%	0	0	0%	U
Dibromomethane	A	ug/L	0	0		0	0	0	0.147	1	500	0%	0	0	0%	U
Dichlorodifluoromethane	A	ug/L	0	0		0	0	0	0.175	1	500	0%	0	0	0%	U
Ethylbenzene	A	ug/L	0	0		0	0	0	0.0836	1	500	0%	0	0	0%	U

Seq No	Lab ID	Test Code	Sample Typ	File ID	Analysis Date	DF	Batch ID	Prep Date	SPKref	RPDref	pmoist
15043398	B22020962-001	VOC-8260-W-S	SAMP	)A5975C\VG021	2/15/2022 1:48:4	1	R374895		0	0	

Analyte	T	Units	RAW	Final	Text	Spike	SPKref	RPDref	MDL	PQL	UQL	%REC	LOW	HIGH	%RPD	Q
m+p-Xylenes	A	ug/L	0	0		0	0	0	0.15	1	1000	0%	0	0	0%	U
Methyl ethyl ketone	A	ug/L	0	0		0	0	0	1.77	20	5000	0%	0	0	0%	U
Methyl tert-butyl ether (MTBE)	A	ug/L	0	0		0	0	0	0.101	1	500	0%	0	0	0%	U
Methylene chloride	A	ug/L	1.35653	0		0	0	0	0.338	1	500	0%	0	0	0%	U
o-Xylene	A	ug/L	0	0		0	0	0	0.0604	1	500	0%	0	0	0%	U
Styrene	A	ug/L	0	0		0	0	0	0.067	1	500	0%	0	0	0%	U
Tetrachloroethene	A	ug/L	0	0		0	0	0	0.0671	1	500	0%	0	0	0%	U
Toluene	A	ug/L	0	0		0	0	0	0.0679	1	500	0%	0	0	0%	UT
trans-1,2-Dichloroethene	A	ug/L	0	0		0	0	0	0.125	1	500	0%	0	0	0%	U
trans-1,3-Dichloropropene	A	ug/L	0	0		0	0	0	0.0846	1	500	0%	0	0	0%	U
Trichloroethene	A	ug/L	0	0		0	0	0	0.0993	1	500	0%	0	0	0%	U
Trichlorofluoromethane	A	ug/L	0	0		0	0	0	0.134	1	500	0%	0	0	0%	U
Vinyl chloride	A	ug/L	0	0		0	0	0	0.153	1	500	0%	0	0	0%	U
1,4-Dichlorobenzene-d4	I	ug/L	250	10		0	0	0	0	0	0	0%	0	0	0%	
Chlorobenzene-d5	I	ug/L	250	10		0	0	0	0.1	0	0	0%	0	0	0%	
Fluorobenzene	I	ug/L	250	10		0	0	0	0.1	0	0	0%	0	0	0%	
BETX, Total	M	ug/L	0	0		0	0	0	0.0604	1	0	0%			0%	U
Xylenes, Total	M	ug/L	0	0		0	0	0	0.0604	1	0	0%	0	0	0%	U
1,2-Dichloroethane-d4	S	ug/L	281.60597	11.2642388		10	0	0	0.229	1	500	113%	81	118	0%	
Dibromofluoromethane	S	ug/L	270.34445	10.813778		10	0	0	0.129	1	500	108%	80	119	0%	
p-Bromofluorobenzene	S	ug/L	253.60325	10.14413		10	0	0	0.149	1	500	101%	85	114	0%	
Toluene-d8	S	ug/L	249.27568	9.9710272		10	0	0	0.23	1	500	100%	89	112	0%	

Seq No	Lab ID	Test Code	Sample Typ	File ID	Analysis Date	DF	Batch ID	Prep Date	SPKref	RPDref	pmoist
15043399	B22020962-006	VOC-8260-W-S	SAMP	)A5975C\VG021	2/15/2022 2:16:1	1	R374895		0	0	

Analyte	T	Units	RAW	Final	Text	Spike	SPKref	RPDref	MDL	PQL	UQL	%REC	LOW	HIGH	%RPD	Q
1,1,1,2-Tetrachloroethane	A	ug/L	0	0		0	0	0	0.101	1	500	0%	0	0	0%	U
1,1,1-Trichloroethane	A	ug/L	0	0		0	0	0	0.131	1	500	0%	0	0	0%	U
1,1,2,2-Tetrachloroethane	A	ug/L	0	0		0	0	0	0.0872	1	500	0%	0	0	0%	U
1,1,2-Trichloroethane	A	ug/L	0	0		0	0	0	0.108	1	500	0%	0	0	0%	U
1,1-Dichloroethane	A	ug/L	0	0		0	0	0	0.135	1	500	0%	0	0	0%	U
1,1-Dichloroethene	A	ug/L	0	0		0	0	0	0.141	1	500	0%	0	0	0%	U
1,1-Dichloropropene	A	ug/L	0	0		0	0	0	0.083	1	500	0%	0	0	0%	U
1,2,3-Trichloropropane	A	ug/L	0	0		0	0	0	0.235	1	500	0%	0	0	0%	U

Seq No	Lab ID	Test Code	Sample Typ	File ID	Analysis Date	DF	Batch ID	Prep Date	SPKref	RPDref	pmoist
15043399	B22020962-006	VOC-8260-W-S	SAMP	)A5975C\VG021	2/15/2022 2:16:1	1	R374895		0	0	

Analyte	T	Units	RAW	Final	Text	Spike	SPKref	RPDref	MDL	PQL	UQL	%REC	LOW	HIGH	%RPD	Q
1,2-Dibromoethane	A	ug/L	0	0		0	0	0	0.0916	1	500	0%	0	0	0%	U
1,2-Dichlorobenzene	A	ug/L	0	0		0	0	0	0.0746	1	500	0%	0	0	0%	U
1,2-Dichloroethane	A	ug/L	0	0		0	0	0	0.116	1	500	0%	0	0	0%	U
1,2-Dichloropropane	A	ug/L	0	0		0	0	0	0.0847	1	500	0%	0	0	0%	U
1,3-Dichlorobenzene	A	ug/L	0	0		0	0	0	0.0803	1	500	0%	0	0	0%	U
1,3-Dichloropropane	A	ug/L	0	0		0	0	0	0.0791	1	500	0%	0	0	0%	U
1,4-Dichlorobenzene	A	ug/L	0	0		0	0	0	0.0858	1	500	0%	0	0	0%	U
2,2-Dichloropropane	A	ug/L	0	0		0	0	0	0.186	1	500	0%	0	0	0%	U
2-Chlorotoluene	A	ug/L	0	0		0	0	0	0.0876	1	500	0%	0	0	0%	U
4-Chlorotoluene	A	ug/L	0	0		0	0	0	0.0728	1	500	0%	0	0	0%	U
Benzene	A	ug/L	0.14281	0		0	0	0	0.0914	1	500	0%	0	0	0%	U
Bromobenzene	A	ug/L	0	0		0	0	0	0.0831	1	500	0%	0	0	0%	U
Bromochloromethane	A	ug/L	0	0		0	0	0	0.141	1	500	0%	0	0	0%	U
Bromodichloromethane	A	ug/L	0	0		0	0	0	0.12	1	500	0%	0	0	0%	U
Bromoform	A	ug/L	0	0		0	0	0	0.119	1	500	0%	0	0	0%	U
Bromomethane	A	ug/L	0	0		0	0	0	0.253	1	500	0%	0	0	0%	U
Carbon tetrachloride	A	ug/L	0	0		0	0	0	0.143	1	500	0%	0	0	0%	U
Chlorobenzene	A	ug/L	0	0		0	0	0	0.0914	1	500	0%	0	0	0%	U
Chlorodibromomethane	A	ug/L	0	0		0	0	0	0.0841	1	500	0%	0	0	0%	U
Chloroethane	A	ug/L	0	0		0	0	0	0.169	1	500	0%	0	0	0%	U
Chloroform	A	ug/L	0	0		0	0	0	0.0789	1	500	0%	0	0	0%	U
Chloromethane	A	ug/L	0.67319	0		0	0	0	0.162	1	500	0%	0	0	0%	U
cis-1,2-Dichloroethene	A	ug/L	0	0		0	0	0	0.108	1	500	0%	0	0	0%	U
cis-1,3-Dichloropropene	A	ug/L	0	0		0	0	0	0.073	1	500	0%	0	0	0%	U
Dibromomethane	A	ug/L	0	0		0	0	0	0.147	1	500	0%	0	0	0%	U
Dichlorodifluoromethane	A	ug/L	0	0		0	0	0	0.175	1	500	0%	0	0	0%	U
Ethylbenzene	A	ug/L	0.77767	0		0	0	0	0.0836	1	500	0%	0	0	0%	U
m+p-Xylenes	A	ug/L	0	0		0	0	0	0.15	1	1000	0%	0	0	0%	U
Methyl ethyl ketone	A	ug/L	0	0		0	0	0	1.77	20	5000	0%	0	0	0%	U
Methyl tert-butyl ether (MTBE)	A	ug/L	0	0		0	0	0	0.101	1	500	0%	0	0	0%	U
Methylene chloride	A	ug/L	1.31798	0		0	0	0	0.338	1	500	0%	0	0	0%	U
o-Xylene	A	ug/L	0	0		0	0	0	0.0604	1	500	0%	0	0	0%	U
Styrene	A	ug/L	0	0		0	0	0	0.067	1	500	0%	0	0	0%	U
Tetrachloroethene	A	ug/L	0	0		0	0	0	0.0671	1	500	0%	0	0	0%	U
Toluene	A	ug/L	0.5113	0		0	0	0	0.0679	1	500	0%	0	0	0%	UT

Seq No	Lab ID	Test Code	Sample Typ	File ID	Analysis Date	DF	Batch ID	Prep Date	SPKref	RPDref	pmoist
15043399	B22020962-006	VOC-8260-W-S	SAMP	)A5975C\VG021!	2/15/2022 2:16:1	1	R374895		0	0	

Analyte	T	Units	RAW	Final	Text	Spike	SPKref	RPDref	MDL	PQL	UQL	%REC	LOW	HIGH	%RPD	Q
trans-1,2-Dichloroethene	A	ug/L	0	0		0	0	0	0.125	1	500	0%	0	0	0%	U
trans-1,3-Dichloropropene	A	ug/L	0	0		0	0	0	0.0846	1	500	0%	0	0	0%	U
Trichloroethene	A	ug/L	0	0		0	0	0	0.0993	1	500	0%	0	0	0%	U
Trichlorofluoromethane	A	ug/L	0	0		0	0	0	0.134	1	500	0%	0	0	0%	U
Vinyl chloride	A	ug/L	0	0		0	0	0	0.153	1	500	0%	0	0	0%	U
1,4-Dichlorobenzene-d4	I	ug/L	250	10		0	0	0	0	0	0	0%	0	0	0%	
Chlorobenzene-d5	I	ug/L	250	10		0	0	0	0.1	0	0	0%	0	0	0%	
Fluorobenzene	I	ug/L	250	10		0	0	0	0.1	0	0	0%	0	0	0%	
BETX, Total	M	ug/L	1.43178	0		0	0	0	0.0604	1	0	0%			0%	U
Xylenes, Total	M	ug/L	0	0		0	0	0	0.0604	1	0	0%	0	0	0%	U
1,2-Dichloroethane-d4	S	ug/L	299.92551	11.9970204		10	0	0	0.229	1	500	120%	81	118	0%	S
Dibromofluoromethane	S	ug/L	282.40605	11.296242		10	0	0	0.129	1	500	113%	80	119	0%	
p-Bromofluorobenzene	S	ug/L	264.18527	10.5674108		10	0	0	0.149	1	500	106%	85	114	0%	
Toluene-d8	S	ug/L	262.3322	10.493288		10	0	0	0.23	1	500	105%	89	112	0%	

Seq No	Lab ID	Test Code	Sample Typ	File ID	Analysis Date	DF	Batch ID	Prep Date	SPKref	RPDref	pmoist
15043400	B22020962-011	VOC-8260-W-S	SAMP	)A5975C\VG021!	2/15/2022 2:43:3	1	R374895		0	0	

Analyte	T	Units	RAW	Final	Text	Spike	SPKref	RPDref	MDL	PQL	UQL	%REC	LOW	HIGH	%RPD	Q
1,1,1,2-Tetrachloroethane	A	ug/L	0	0		0	0	0	0.101	1	500	0%	0	0	0%	U
1,1,1-Trichloroethane	A	ug/L	0	0		0	0	0	0.131	1	500	0%	0	0	0%	U
1,1,2,2-Tetrachloroethane	A	ug/L	0	0		0	0	0	0.0872	1	500	0%	0	0	0%	U
1,1,2-Trichloroethane	A	ug/L	0	0		0	0	0	0.108	1	500	0%	0	0	0%	U
1,1-Dichloroethane	A	ug/L	0	0		0	0	0	0.135	1	500	0%	0	0	0%	U
1,1-Dichloroethene	A	ug/L	0	0		0	0	0	0.141	1	500	0%	0	0	0%	U
1,1-Dichloropropene	A	ug/L	0	0		0	0	0	0.083	1	500	0%	0	0	0%	U
1,2,3-Trichloropropane	A	ug/L	0	0		0	0	0	0.235	1	500	0%	0	0	0%	U
1,2-Dibromoethane	A	ug/L	0	0		0	0	0	0.0916	1	500	0%	0	0	0%	U
1,2-Dichlorobenzene	A	ug/L	0	0		0	0	0	0.0746	1	500	0%	0	0	0%	U
1,2-Dichloroethane	A	ug/L	1.50721	0		0	0	0	0.116	1	500	0%	0	0	0%	U
1,2-Dichloropropane	A	ug/L	0	0		0	0	0	0.0847	1	500	0%	0	0	0%	U
1,3-Dichlorobenzene	A	ug/L	0	0		0	0	0	0.0803	1	500	0%	0	0	0%	U
1,3-Dichloropropane	A	ug/L	0	0		0	0	0	0.0791	1	500	0%	0	0	0%	U
1,4-Dichlorobenzene	A	ug/L	0	0		0	0	0	0.0858	1	500	0%	0	0	0%	U
2,2-Dichloropropane	A	ug/L	0	0		0	0	0	0.186	1	500	0%	0	0	0%	U

Seq No	Lab ID	Test Code	Sample Typ	File ID	Analysis Date	DF	Batch ID	Prep Date	SPKref	RPDref	pmoist
15043400	B22020962-011	VOC-8260-W-S	SAMP	)A5975C\VG021!	2/15/2022 2:43:3	1	R374895		0	0	

Analyte	T	Units	RAW	Final	Text	Spike	SPKref	RPDref	MDL	PQL	UQL	%REC	LOW	HIGH	%RPD	Q
2-Chlorotoluene	A	ug/L	0	0		0	0	0	0.0876	1	500	0%	0	0	0%	U
4-Chlorotoluene	A	ug/L	0	0		0	0	0	0.0728	1	500	0%	0	0	0%	U
Benzene	A	ug/L	0	0		0	0	0	0.0914	1	500	0%	0	0	0%	U
Bromobenzene	A	ug/L	0	0		0	0	0	0.0831	1	500	0%	0	0	0%	U
Bromochloromethane	A	ug/L	0	0		0	0	0	0.141	1	500	0%	0	0	0%	U
Bromodichloromethane	A	ug/L	0	0		0	0	0	0.12	1	500	0%	0	0	0%	U
Bromoform	A	ug/L	0	0		0	0	0	0.119	1	500	0%	0	0	0%	U
Bromomethane	A	ug/L	0	0		0	0	0	0.253	1	500	0%	0	0	0%	U
Carbon tetrachloride	A	ug/L	0	0		0	0	0	0.143	1	500	0%	0	0	0%	U
Chlorobenzene	A	ug/L	0	0		0	0	0	0.0914	1	500	0%	0	0	0%	U
Chlorodibromomethane	A	ug/L	0	0		0	0	0	0.0841	1	500	0%	0	0	0%	U
Chloroethane	A	ug/L	0	0		0	0	0	0.169	1	500	0%	0	0	0%	U
Chloroform	A	ug/L	0	0		0	0	0	0.0789	1	500	0%	0	0	0%	U
Chloromethane	A	ug/L	1.73187	0		0	0	0	0.162	1	500	0%	0	0	0%	U
cis-1,2-Dichloroethene	A	ug/L	0	0		0	0	0	0.108	1	500	0%	0	0	0%	U
cis-1,3-Dichloropropene	A	ug/L	0	0		0	0	0	0.073	1	500	0%	0	0	0%	U
Dibromomethane	A	ug/L	0	0		0	0	0	0.147	1	500	0%	0	0	0%	U
Dichlorodifluoromethane	A	ug/L	0	0		0	0	0	0.175	1	500	0%	0	0	0%	U
Ethylbenzene	A	ug/L	0	0		0	0	0	0.0836	1	500	0%	0	0	0%	U
m+p-Xylenes	A	ug/L	0	0		0	0	0	0.15	1	1000	0%	0	0	0%	U
Methyl ethyl ketone	A	ug/L	0	0		0	0	0	1.77	20	5000	0%	0	0	0%	U
Methyl tert-butyl ether (MTBE)	A	ug/L	0	0		0	0	0	0.101	1	500	0%	0	0	0%	U
Methylene chloride	A	ug/L	1.38624	0		0	0	0	0.338	1	500	0%	0	0	0%	U
o-Xylene	A	ug/L	0	0		0	0	0	0.0604	1	500	0%	0	0	0%	U
Styrene	A	ug/L	0	0		0	0	0	0.067	1	500	0%	0	0	0%	U
Tetrachloroethene	A	ug/L	0	0		0	0	0	0.0671	1	500	0%	0	0	0%	U
Toluene	A	ug/L	0	0		0	0	0	0.0679	1	500	0%	0	0	0%	UT
trans-1,2-Dichloroethene	A	ug/L	0	0		0	0	0	0.125	1	500	0%	0	0	0%	U
trans-1,3-Dichloropropene	A	ug/L	0	0		0	0	0	0.0846	1	500	0%	0	0	0%	U
Trichloroethene	A	ug/L	0	0		0	0	0	0.0993	1	500	0%	0	0	0%	U
Trichlorofluoromethane	A	ug/L	0	0		0	0	0	0.134	1	500	0%	0	0	0%	U
Vinyl chloride	A	ug/L	0	0		0	0	0	0.153	1	500	0%	0	0	0%	U
1,4-Dichlorobenzene-d4	I	ug/L	250	10		0	0	0	0	0	0	0%	0	0	0%	
Chlorobenzene-d5	I	ug/L	250	10		0	0	0	0.1	0	0	0%	0	0	0%	
Fluorobenzene	I	ug/L	250	10		0	0	0	0.1	0	0	0%	0	0	0%	

Seq No	Lab ID	Test Code	Sample Typ	File ID	Analysis Date	DF	Batch ID	Prep Date	SPKref	RPDref	pmoist
15043400	B22020962-011	VOC-8260-W-S	SAMP	)A5975C\VG021	2/15/2022 2:43:3	1	R374895		0	0	

Analyte	T	Units	RAW	Final	Text	Spike	SPKref	RPDref	MDL	PQL	UQL	%REC	LOW	HIGH	%RPD	Q
BETX, Total	M	ug/L	0	0		0	0	0	0.0604	1	0	0%			0%	U
Xylenes, Total	M	ug/L	0	0		0	0	0	0.0604	1	0	0%	0	0	0%	U
1,2-Dichloroethane-d4	S	ug/L	298.67135	11.946854		10	0	0	0.229	1	500	119%	81	118	0%	S
Dibromofluoromethane	S	ug/L	284.19415	11.367766		10	0	0	0.129	1	500	114%	80	119	0%	
p-Bromofluorobenzene	S	ug/L	269.39283	10.7757132		10	0	0	0.149	1	500	108%	85	114	0%	
Toluene-d8	S	ug/L	269.63279	10.7853116		10	0	0	0.23	1	500	108%	89	112	0%	

Seq No	Lab ID	Test Code	Sample Typ	File ID	Analysis Date	DF	Batch ID	Prep Date	SPKref	RPDref	pmoist
15043401	B22020962-031	VOC-8260-W-S	SAMP	)A5975C\VG021	2/15/2022 3:10:5	1	R374895		0	0	

Analyte	T	Units	RAW	Final	Text	Spike	SPKref	RPDref	MDL	PQL	UQL	%REC	LOW	HIGH	%RPD	Q
1,1,1,2-Tetrachloroethane	A	ug/L	0	0		0	0	0	0.101	1	500	0%	0	0	0%	U
1,1,1-Trichloroethane	A	ug/L	0	0		0	0	0	0.131	1	500	0%	0	0	0%	U
1,1,2,2-Tetrachloroethane	A	ug/L	0	0		0	0	0	0.0872	1	500	0%	0	0	0%	U
1,1,2-Trichloroethane	A	ug/L	0	0		0	0	0	0.108	1	500	0%	0	0	0%	U
1,1-Dichloroethane	A	ug/L	0	0		0	0	0	0.135	1	500	0%	0	0	0%	U
1,1-Dichloroethene	A	ug/L	0	0		0	0	0	0.141	1	500	0%	0	0	0%	U
1,1-Dichloropropene	A	ug/L	0	0		0	0	0	0.083	1	500	0%	0	0	0%	U
1,2,3-Trichloropropane	A	ug/L	0	0		0	0	0	0.235	1	500	0%	0	0	0%	U
1,2-Dibromoethane	A	ug/L	0	0		0	0	0	0.0916	1	500	0%	0	0	0%	U
1,2-Dichlorobenzene	A	ug/L	0	0		0	0	0	0.0746	1	500	0%	0	0	0%	U
1,2-Dichloroethane	A	ug/L	0	0		0	0	0	0.116	1	500	0%	0	0	0%	U
1,2-Dichloropropane	A	ug/L	0	0		0	0	0	0.0847	1	500	0%	0	0	0%	U
1,3-Dichlorobenzene	A	ug/L	0	0		0	0	0	0.0803	1	500	0%	0	0	0%	U
1,3-Dichloropropane	A	ug/L	0	0		0	0	0	0.0791	1	500	0%	0	0	0%	U
1,4-Dichlorobenzene	A	ug/L	0	0		0	0	0	0.0858	1	500	0%	0	0	0%	U
2,2-Dichloropropane	A	ug/L	0	0		0	0	0	0.186	1	500	0%	0	0	0%	U
2-Chlorotoluene	A	ug/L	0	0		0	0	0	0.0876	1	500	0%	0	0	0%	U
4-Chlorotoluene	A	ug/L	0	0		0	0	0	0.0728	1	500	0%	0	0	0%	U
Benzene	A	ug/L	0	0		0	0	0	0.0914	1	500	0%	0	0	0%	U
Bromobenzene	A	ug/L	0	0		0	0	0	0.0831	1	500	0%	0	0	0%	U
Bromochloromethane	A	ug/L	0	0		0	0	0	0.141	1	500	0%	0	0	0%	U
Bromodichloromethane	A	ug/L	0	0		0	0	0	0.12	1	500	0%	0	0	0%	U
Bromoform	A	ug/L	0	0		0	0	0	0.119	1	500	0%	0	0	0%	U
Bromomethane	A	ug/L	0	0		0	0	0	0.253	1	500	0%	0	0	0%	U

Seq No	Lab ID	Test Code	Sample Typ	File ID	Analysis Date	DF	Batch ID	Prep Date	SPKref	RPDref	pmoist
15043401	B22020962-031	VOC-8260-W-S	SAMP	)A5975C\VG021!	2/15/2022 3:10:5	1	R374895		0	0	

Analyte	T	Units	RAW	Final	Text	Spike	SPKref	RPDref	MDL	PQL	UQL	%REC	LOW	HIGH	%RPD	Q
Carbon tetrachloride	A	ug/L	0.49791	0		0	0	0	0.143	1	500	0%	0	0	0%	U
Chlorobenzene	A	ug/L	0	0		0	0	0	0.0914	1	500	0%	0	0	0%	U
Chlorodibromomethane	A	ug/L	0	0		0	0	0	0.0841	1	500	0%	0	0	0%	U
Chloroethane	A	ug/L	0	0		0	0	0	0.169	1	500	0%	0	0	0%	U
Chloroform	A	ug/L	7.43204	0.2972816		0	0	0	0.0789	1	500	0%	0	0	0%	J
Chloromethane	A	ug/L	3.15331	0		0	0	0	0.162	1	500	0%	0	0	0%	U
cis-1,2-Dichloroethene	A	ug/L	0	0		0	0	0	0.108	1	500	0%	0	0	0%	U
cis-1,3-Dichloropropene	A	ug/L	0	0		0	0	0	0.073	1	500	0%	0	0	0%	U
Dibromomethane	A	ug/L	0	0		0	0	0	0.147	1	500	0%	0	0	0%	U
Dichlorodifluoromethane	A	ug/L	0	0		0	0	0	0.175	1	500	0%	0	0	0%	U
Ethylbenzene	A	ug/L	0	0		0	0	0	0.0836	1	500	0%	0	0	0%	U
m+p-Xylenes	A	ug/L	0	0		0	0	0	0.15	1	1000	0%	0	0	0%	U
Methyl ethyl ketone	A	ug/L	0	0		0	0	0	1.77	20	5000	0%	0	0	0%	U
Methyl tert-butyl ether (MTBE)	A	ug/L	0	0		0	0	0	0.101	1	500	0%	0	0	0%	U
Methylene chloride	A	ug/L	0	0		0	0	0	0.338	1	500	0%	0	0	0%	U
o-Xylene	A	ug/L	0	0		0	0	0	0.0604	1	500	0%	0	0	0%	U
Styrene	A	ug/L	0	0		0	0	0	0.067	1	500	0%	0	0	0%	U
Tetrachloroethene	A	ug/L	0	0		0	0	0	0.0671	1	500	0%	0	0	0%	U
Toluene	A	ug/L	0.7769	0		0	0	0	0.0679	1	500	0%	0	0	0%	UT
trans-1,2-Dichloroethene	A	ug/L	0	0		0	0	0	0.125	1	500	0%	0	0	0%	U
trans-1,3-Dichloropropene	A	ug/L	0	0		0	0	0	0.0846	1	500	0%	0	0	0%	U
Trichloroethene	A	ug/L	0	0		0	0	0	0.0993	1	500	0%	0	0	0%	U
Trichlorofluoromethane	A	ug/L	0	0		0	0	0	0.134	1	500	0%	0	0	0%	U
Vinyl chloride	A	ug/L	0	0		0	0	0	0.153	1	500	0%	0	0	0%	U
1,4-Dichlorobenzene-d4	I	ug/L	250	10		0	0	0	0	0	0	0%	0	0	0%	
Chlorobenzene-d5	I	ug/L	250	10		0	0	0	0.1	0	0	0%	0	0	0%	
Fluorobenzene	I	ug/L	250	10		0	0	0	0.1	0	0	0%	0	0	0%	
BETX, Total	M	ug/L	0.7769	0		0	0	0	0.0604	1	0	0%			0%	U
Xylenes, Total	M	ug/L	0	0		0	0	0	0.0604	1	0	0%	0	0	0%	U
1,2-Dichloroethane-d4	S	ug/L	286.8741	11.474964		10	0	0	0.229	1	500	115%	81	118	0%	
Dibromofluoromethane	S	ug/L	274.91755	10.996702		10	0	0	0.129	1	500	110%	80	119	0%	
p-Bromofluorobenzene	S	ug/L	270.05561	10.8022244		10	0	0	0.149	1	500	108%	85	114	0%	
Toluene-d8	S	ug/L	266.92477	10.6769908		10	0	0	0.23	1	500	107%	89	112	0%	

Seq No	Lab ID	Test Code	Sample Typ	File ID	Analysis Date	DF	Batch ID	Prep Date	SPKref	RPDref	pmoist
15043402	B22020962-032	VOC-8260-W-S	SAMP	)A5975C\VG021	2/15/2022 3:38:1	1	R374895		0	0	

Analyte	T	Units	RAW	Final	Text	Spike	SPKref	RPDref	MDL	PQL	UQL	%REC	LOW	HIGH	%RPD	Q
1,1,1,2-Tetrachloroethane	A	ug/L	0	0		0	0	0	0.101	1	500	0%	0	0	0%	U
1,1,1-Trichloroethane	A	ug/L	0	0		0	0	0	0.131	1	500	0%	0	0	0%	U
1,1,2,2-Tetrachloroethane	A	ug/L	0	0		0	0	0	0.0872	1	500	0%	0	0	0%	U
1,1,2-Trichloroethane	A	ug/L	0	0		0	0	0	0.108	1	500	0%	0	0	0%	U
1,1-Dichloroethane	A	ug/L	0	0		0	0	0	0.135	1	500	0%	0	0	0%	U
1,1-Dichloroethene	A	ug/L	0	0		0	0	0	0.141	1	500	0%	0	0	0%	U
1,1-Dichloropropene	A	ug/L	0	0		0	0	0	0.083	1	500	0%	0	0	0%	U
1,2,3-Trichloropropane	A	ug/L	0	0		0	0	0	0.235	1	500	0%	0	0	0%	U
1,2-Dibromoethane	A	ug/L	0	0		0	0	0	0.0916	1	500	0%	0	0	0%	U
1,2-Dichlorobenzene	A	ug/L	0	0		0	0	0	0.0746	1	500	0%	0	0	0%	U
1,2-Dichloroethane	A	ug/L	0	0		0	0	0	0.116	1	500	0%	0	0	0%	U
1,2-Dichloropropane	A	ug/L	0	0		0	0	0	0.0847	1	500	0%	0	0	0%	U
1,3-Dichlorobenzene	A	ug/L	0	0		0	0	0	0.0803	1	500	0%	0	0	0%	U
1,3-Dichloropropane	A	ug/L	0	0		0	0	0	0.0791	1	500	0%	0	0	0%	U
1,4-Dichlorobenzene	A	ug/L	0	0		0	0	0	0.0858	1	500	0%	0	0	0%	U
2,2-Dichloropropane	A	ug/L	0	0		0	0	0	0.186	1	500	0%	0	0	0%	U
2-Chlorotoluene	A	ug/L	0	0		0	0	0	0.0876	1	500	0%	0	0	0%	U
4-Chlorotoluene	A	ug/L	0	0		0	0	0	0.0728	1	500	0%	0	0	0%	U
Benzene	A	ug/L	0	0		0	0	0	0.0914	1	500	0%	0	0	0%	U
Bromobenzene	A	ug/L	0	0		0	0	0	0.0831	1	500	0%	0	0	0%	U
Bromochloromethane	A	ug/L	0	0		0	0	0	0.141	1	500	0%	0	0	0%	U
Bromodichloromethane	A	ug/L	0	0		0	0	0	0.12	1	500	0%	0	0	0%	U
Bromoform	A	ug/L	0	0		0	0	0	0.119	1	500	0%	0	0	0%	U
Bromomethane	A	ug/L	0	0		0	0	0	0.253	1	500	0%	0	0	0%	U
Carbon tetrachloride	A	ug/L	0.48298	0		0	0	0	0.143	1	500	0%	0	0	0%	U
Chlorobenzene	A	ug/L	0	0		0	0	0	0.0914	1	500	0%	0	0	0%	U
Chlorodibromomethane	A	ug/L	0	0		0	0	0	0.0841	1	500	0%	0	0	0%	U
Chloroethane	A	ug/L	0	0		0	0	0	0.169	1	500	0%	0	0	0%	U
Chloroform	A	ug/L	7.62894	0.3051576		0	0	0	0.0789	1	500	0%	0	0	0%	J
Chloromethane	A	ug/L	1.05399	0		0	0	0	0.162	1	500	0%	0	0	0%	U
cis-1,2-Dichloroethene	A	ug/L	0	0		0	0	0	0.108	1	500	0%	0	0	0%	U
cis-1,3-Dichloropropene	A	ug/L	0	0		0	0	0	0.073	1	500	0%	0	0	0%	U
Dibromomethane	A	ug/L	0	0		0	0	0	0.147	1	500	0%	0	0	0%	U
Dichlorodifluoromethane	A	ug/L	0	0		0	0	0	0.175	1	500	0%	0	0	0%	U
Ethylbenzene	A	ug/L	0	0		0	0	0	0.0836	1	500	0%	0	0	0%	U

Seq No	Lab ID	Test Code	Sample Typ	File ID	Analysis Date	DF	Batch ID	Prep Date	SPKref	RPDref	pmoist
15043402	B22020962-032	VOC-8260-W-S	SAMP	)A5975C\VG021	2/15/2022 3:38:1	1	R374895		0	0	

Analyte	T	Units	RAW	Final	Text	Spike	SPKref	RPDref	MDL	PQL	UQL	%REC	LOW	HIGH	%RPD	Q
m+p-Xylenes	A	ug/L	1.85024	0		0	0	0	0.15	1	1000	0%	0	0	0%	U
Methyl ethyl ketone	A	ug/L	0	0		0	0	0	1.77	20	5000	0%	0	0	0%	U
Methyl tert-butyl ether (MTBE)	A	ug/L	0	0		0	0	0	0.101	1	500	0%	0	0	0%	U
Methylene chloride	A	ug/L	0.64213	0		0	0	0	0.338	1	500	0%	0	0	0%	U
o-Xylene	A	ug/L	0	0		0	0	0	0.0604	1	500	0%	0	0	0%	U
Styrene	A	ug/L	0	0		0	0	0	0.067	1	500	0%	0	0	0%	U
Tetrachloroethene	A	ug/L	0	0		0	0	0	0.0671	1	500	0%	0	0	0%	U
Toluene	A	ug/L	0	0		0	0	0	0.0679	1	500	0%	0	0	0%	UT
trans-1,2-Dichloroethene	A	ug/L	0	0		0	0	0	0.125	1	500	0%	0	0	0%	U
trans-1,3-Dichloropropene	A	ug/L	0	0		0	0	0	0.0846	1	500	0%	0	0	0%	U
Trichloroethene	A	ug/L	0	0		0	0	0	0.0993	1	500	0%	0	0	0%	U
Trichlorofluoromethane	A	ug/L	0	0		0	0	0	0.134	1	500	0%	0	0	0%	U
Vinyl chloride	A	ug/L	0	0		0	0	0	0.153	1	500	0%	0	0	0%	U
1,4-Dichlorobenzene-d4	I	ug/L	250	10		0	0	0	0	0	0	0%	0	0	0%	
Chlorobenzene-d5	I	ug/L	250	10		0	0	0	0.1	0	0	0%	0	0	0%	
Fluorobenzene	I	ug/L	250	10		0	0	0	0.1	0	0	0%	0	0	0%	
BETX, Total	M	ug/L	1.85024	0.0740096		0	0	0	0.0604	1	0	0%			0%	J
Xylenes, Total	M	ug/L	1.85024	0		0	0	0	0.0604	1	0	0%	0	0	0%	U
1,2-Dichloroethane-d4	S	ug/L	285.03194	11.4012776		10	0	0	0.229	1	500	114%	81	118	0%	
Dibromofluoromethane	S	ug/L	276.64268	11.0657072		10	0	0	0.129	1	500	111%	80	119	0%	
p-Bromofluorobenzene	S	ug/L	269.3505	10.77402		10	0	0	0.149	1	500	108%	85	114	0%	
Toluene-d8	S	ug/L	262.74265	10.509706		10	0	0	0.23	1	500	105%	89	112	0%	

Seq No	Lab ID	Test Code	Sample Typ	File ID	Analysis Date	DF	Batch ID	Prep Date	SPKref	RPDref	pmoist
15043403	B22020962-016	VOC-8260-W-S	SAMP	)A5975C\VG021	2/15/2022 4:05:3	1	R374895		0	0	

Analyte	T	Units	RAW	Final	Text	Spike	SPKref	RPDref	MDL	PQL	UQL	%REC	LOW	HIGH	%RPD	Q
1,1,1,2-Tetrachloroethane	A	ug/L	0	0		0	0	0	0.101	1	500	0%	0	0	0%	U
1,1,1-Trichloroethane	A	ug/L	0	0		0	0	0	0.131	1	500	0%	0	0	0%	U
1,1,2,2-Tetrachloroethane	A	ug/L	0	0		0	0	0	0.0872	1	500	0%	0	0	0%	U
1,1,2-Trichloroethane	A	ug/L	0	0		0	0	0	0.108	1	500	0%	0	0	0%	U
1,1-Dichloroethane	A	ug/L	0	0		0	0	0	0.135	1	500	0%	0	0	0%	U
1,1-Dichloroethene	A	ug/L	0	0		0	0	0	0.141	1	500	0%	0	0	0%	U
1,1-Dichloropropene	A	ug/L	0	0		0	0	0	0.083	1	500	0%	0	0	0%	U
1,2,3-Trichloropropane	A	ug/L	0	0		0	0	0	0.235	1	500	0%	0	0	0%	U

Seq No	Lab ID	Test Code	Sample Typ	File ID	Analysis Date	DF	Batch ID	Prep Date	SPKref	RPDref	pmoist
15043403	B22020962-016	VOC-8260-W-S	SAMP	)A5975C\VG021	2/15/2022 4:05:3	1	R374895		0	0	

Analyte	T	Units	RAW	Final	Text	Spike	SPKref	RPDref	MDL	PQL	UQL	%REC	LOW	HIGH	%RPD	Q
1,2-Dibromoethane	A	ug/L	0	0		0	0	0	0.0916	1	500	0%	0	0	0%	U
1,2-Dichlorobenzene	A	ug/L	0	0		0	0	0	0.0746	1	500	0%	0	0	0%	U
1,2-Dichloroethane	A	ug/L	0	0		0	0	0	0.116	1	500	0%	0	0	0%	U
1,2-Dichloropropane	A	ug/L	0	0		0	0	0	0.0847	1	500	0%	0	0	0%	U
1,3-Dichlorobenzene	A	ug/L	0	0		0	0	0	0.0803	1	500	0%	0	0	0%	U
1,3-Dichloropropane	A	ug/L	0	0		0	0	0	0.0791	1	500	0%	0	0	0%	U
1,4-Dichlorobenzene	A	ug/L	0	0		0	0	0	0.0858	1	500	0%	0	0	0%	U
2,2-Dichloropropane	A	ug/L	0	0		0	0	0	0.186	1	500	0%	0	0	0%	U
2-Chlorotoluene	A	ug/L	0	0		0	0	0	0.0876	1	500	0%	0	0	0%	U
4-Chlorotoluene	A	ug/L	0	0		0	0	0	0.0728	1	500	0%	0	0	0%	U
Benzene	A	ug/L	0	0		0	0	0	0.0914	1	500	0%	0	0	0%	U
Bromobenzene	A	ug/L	0	0		0	0	0	0.0831	1	500	0%	0	0	0%	U
Bromochloromethane	A	ug/L	0	0		0	0	0	0.141	1	500	0%	0	0	0%	U
Bromodichloromethane	A	ug/L	0	0		0	0	0	0.12	1	500	0%	0	0	0%	U
Bromoform	A	ug/L	0	0		0	0	0	0.119	1	500	0%	0	0	0%	U
Bromomethane	A	ug/L	0	0		0	0	0	0.253	1	500	0%	0	0	0%	U
Carbon tetrachloride	A	ug/L	0	0		0	0	0	0.143	1	500	0%	0	0	0%	U
Chlorobenzene	A	ug/L	0	0		0	0	0	0.0914	1	500	0%	0	0	0%	U
Chlorodibromomethane	A	ug/L	0	0		0	0	0	0.0841	1	500	0%	0	0	0%	U
Chloroethane	A	ug/L	0	0		0	0	0	0.169	1	500	0%	0	0	0%	U
Chloroform	A	ug/L	0.37241	0		0	0	0	0.0789	1	500	0%	0	0	0%	U
Chloromethane	A	ug/L	0	0		0	0	0	0.162	1	500	0%	0	0	0%	U
cis-1,2-Dichloroethene	A	ug/L	0	0		0	0	0	0.108	1	500	0%	0	0	0%	U
cis-1,3-Dichloropropene	A	ug/L	0	0		0	0	0	0.073	1	500	0%	0	0	0%	U
Dibromomethane	A	ug/L	0	0		0	0	0	0.147	1	500	0%	0	0	0%	U
Dichlorodifluoromethane	A	ug/L	0	0		0	0	0	0.175	1	500	0%	0	0	0%	U
Ethylbenzene	A	ug/L	0	0		0	0	0	0.0836	1	500	0%	0	0	0%	U
m+p-Xylenes	A	ug/L	0	0		0	0	0	0.15	1	1000	0%	0	0	0%	U
Methyl ethyl ketone	A	ug/L	0	0		0	0	0	1.77	20	5000	0%	0	0	0%	U
Methyl tert-butyl ether (MTBE)	A	ug/L	0	0		0	0	0	0.101	1	500	0%	0	0	0%	U
Methylene chloride	A	ug/L	1.05741	0		0	0	0	0.338	1	500	0%	0	0	0%	U
o-Xylene	A	ug/L	0	0		0	0	0	0.0604	1	500	0%	0	0	0%	U
Styrene	A	ug/L	0	0		0	0	0	0.067	1	500	0%	0	0	0%	U
Tetrachloroethene	A	ug/L	0	0		0	0	0	0.0671	1	500	0%	0	0	0%	U
Toluene	A	ug/L	0	0		0	0	0	0.0679	1	500	0%	0	0	0%	U

Seq No	Lab ID	Test Code	Sample Typ	File ID	Analysis Date	DF	Batch ID	Prep Date	SPKref	RPDref	pmoist
15043403	B22020962-016	VOC-8260-W-S	SAMP	)A5975C\VG021	2/15/2022 4:05:3	1	R374895		0	0	

Analyte	T	Units	RAW	Final	Text	Spike	SPKref	RPDref	MDL	PQL	UQL	%REC	LOW	HIGH	%RPD	Q
trans-1,2-Dichloroethene	A	ug/L	0	0		0	0	0	0.125	1	500	0%	0	0	0%	U
trans-1,3-Dichloropropene	A	ug/L	0	0		0	0	0	0.0846	1	500	0%	0	0	0%	U
Trichloroethene	A	ug/L	0	0		0	0	0	0.0993	1	500	0%	0	0	0%	U
Trichlorofluoromethane	A	ug/L	0	0		0	0	0	0.134	1	500	0%	0	0	0%	U
Vinyl chloride	A	ug/L	0	0		0	0	0	0.153	1	500	0%	0	0	0%	U
1,4-Dichlorobenzene-d4	I	ug/L	250	10		0	0	0	0	0	0	0%	0	0	0%	
Chlorobenzene-d5	I	ug/L	250	10		0	0	0	0.1	0	0	0%	0	0	0%	
Fluorobenzene	I	ug/L	250	10		0	0	0	0.1	0	0	0%	0	0	0%	
BETX, Total	M	ug/L	0	0		0	0	0	0.0604	1	0	0%			0%	U
Xylenes, Total	M	ug/L	0	0		0	0	0	0.0604	1	0	0%	0	0	0%	U
1,2-Dichloroethane-d4	S	ug/L	296.99646	11.8798584		10	0	0	0.229	1	500	119%	81	118	0%	S
Dibromofluoromethane	S	ug/L	281.35206	11.2540824		10	0	0	0.129	1	500	113%	80	119	0%	
p-Bromofluorobenzene	S	ug/L	263.11553	10.5246212		10	0	0	0.149	1	500	105%	85	114	0%	
Toluene-d8	S	ug/L	267.67712	10.7070848		10	0	0	0.23	1	500	107%	89	112	0%	

Seq No	Lab ID	Test Code	Sample Typ	File ID	Analysis Date	DF	Batch ID	Prep Date	SPKref	RPDref	pmoist
15043404	B22020962-002	VOC-8260-W-S	SAMP	)A5975C\VG021	2/15/2022 4:32:5	1	R374895		0	0	

Analyte	T	Units	RAW	Final	Text	Spike	SPKref	RPDref	MDL	PQL	UQL	%REC	LOW	HIGH	%RPD	Q
1,1,1,2-Tetrachloroethane	A	ug/L	0	0		0	0	0	0.101	1	500	0%	0	0	0%	U
1,1,1-Trichloroethane	A	ug/L	0	0		0	0	0	0.131	1	500	0%	0	0	0%	U
1,1,2,2-Tetrachloroethane	A	ug/L	0	0		0	0	0	0.0872	1	500	0%	0	0	0%	U
1,1,2-Trichloroethane	A	ug/L	0	0		0	0	0	0.108	1	500	0%	0	0	0%	U
1,1-Dichloroethane	A	ug/L	0	0		0	0	0	0.135	1	500	0%	0	0	0%	U
1,1-Dichloroethene	A	ug/L	0	0		0	0	0	0.141	1	500	0%	0	0	0%	U
1,1-Dichloropropene	A	ug/L	0	0		0	0	0	0.083	1	500	0%	0	0	0%	U
1,2,3-Trichloropropane	A	ug/L	0	0		0	0	0	0.235	1	500	0%	0	0	0%	U
1,2-Dibromoethane	A	ug/L	0	0		0	0	0	0.0916	1	500	0%	0	0	0%	U
1,2-Dichlorobenzene	A	ug/L	0	0		0	0	0	0.0746	1	500	0%	0	0	0%	U
1,2-Dichloroethane	A	ug/L	0	0		0	0	0	0.116	1	500	0%	0	0	0%	U
1,2-Dichloropropane	A	ug/L	0	0		0	0	0	0.0847	1	500	0%	0	0	0%	U
1,3-Dichlorobenzene	A	ug/L	0	0		0	0	0	0.0803	1	500	0%	0	0	0%	U
1,3-Dichloropropane	A	ug/L	0	0		0	0	0	0.0791	1	500	0%	0	0	0%	U
1,4-Dichlorobenzene	A	ug/L	0	0		0	0	0	0.0858	1	500	0%	0	0	0%	U
2,2-Dichloropropane	A	ug/L	0	0		0	0	0	0.186	1	500	0%	0	0	0%	U

Seq No	Lab ID	Test Code	Sample Typ	File ID	Analysis Date	DF	Batch ID	Prep Date	SPKref	RPDref	pmoist				
15043404	B22020962-002	VOC-8260-W-S	SAMP	)A5975C\VG021!	2/15/2022 4:32:5	1	R374895		0	0					

Analyte	T	Units	RAW	Final	Text	Spike	SPKref	RPDref	MDL	PQL	UQL	%REC	LOW	HIGH	%RPD	Q
2-Chlorotoluene	A	ug/L	0	0		0	0	0	0.0876	1	500	0%	0	0	0%	U
4-Chlorotoluene	A	ug/L	0	0		0	0	0	0.0728	1	500	0%	0	0	0%	U
Benzene	A	ug/L	0	0		0	0	0	0.0914	1	500	0%	0	0	0%	U
Bromobenzene	A	ug/L	0	0		0	0	0	0.0831	1	500	0%	0	0	0%	U
Bromochloromethane	A	ug/L	0	0		0	0	0	0.141	1	500	0%	0	0	0%	U
Bromodichloromethane	A	ug/L	0	0		0	0	0	0.12	1	500	0%	0	0	0%	U
Bromoform	A	ug/L	0	0		0	0	0	0.119	1	500	0%	0	0	0%	U
Bromomethane	A	ug/L	0	0		0	0	0	0.253	1	500	0%	0	0	0%	U
Carbon tetrachloride	A	ug/L	0	0		0	0	0	0.143	1	500	0%	0	0	0%	U
Chlorobenzene	A	ug/L	0	0		0	0	0	0.0914	1	500	0%	0	0	0%	U
Chlorodibromomethane	A	ug/L	0	0		0	0	0	0.0841	1	500	0%	0	0	0%	U
Chloroethane	A	ug/L	0	0		0	0	0	0.169	1	500	0%	0	0	0%	U
Chloroform	A	ug/L	0	0		0	0	0	0.0789	1	500	0%	0	0	0%	U
Chloromethane	A	ug/L	0	0		0	0	0	0.162	1	500	0%	0	0	0%	U
cis-1,2-Dichloroethene	A	ug/L	0	0		0	0	0	0.108	1	500	0%	0	0	0%	U
cis-1,3-Dichloropropene	A	ug/L	0	0		0	0	0	0.073	1	500	0%	0	0	0%	U
Dibromomethane	A	ug/L	0	0		0	0	0	0.147	1	500	0%	0	0	0%	U
Dichlorodifluoromethane	A	ug/L	0	0		0	0	0	0.175	1	500	0%	0	0	0%	U
Ethylbenzene	A	ug/L	0.65241	0		0	0	0	0.0836	1	500	0%	0	0	0%	U
m+p-Xylenes	A	ug/L	1.92309	0		0	0	0	0.15	1	1000	0%	0	0	0%	U
Methyl ethyl ketone	A	ug/L	0	0		0	0	0	1.77	20	5000	0%	0	0	0%	U
Methyl tert-butyl ether (MTBE)	A	ug/L	0	0		0	0	0	0.101	1	500	0%	0	0	0%	U
Methylene chloride	A	ug/L	2.0582	0		0	0	0	0.338	1	500	0%	0	0	0%	U
o-Xylene	A	ug/L	0	0		0	0	0	0.0604	1	500	0%	0	0	0%	U
Styrene	A	ug/L	0	0		0	0	0	0.067	1	500	0%	0	0	0%	U
Tetrachloroethene	A	ug/L	0	0		0	0	0	0.0671	1	500	0%	0	0	0%	U
Toluene	A	ug/L	3.8087	0.152348		0	0	0	0.0679	1	500	0%	0	0	0%	J
trans-1,2-Dichloroethene	A	ug/L	0	0		0	0	0	0.125	1	500	0%	0	0	0%	U
trans-1,3-Dichloropropene	A	ug/L	0	0		0	0	0	0.0846	1	500	0%	0	0	0%	U
Trichloroethene	A	ug/L	0	0		0	0	0	0.0993	1	500	0%	0	0	0%	U
Trichlorofluoromethane	A	ug/L	0	0		0	0	0	0.134	1	500	0%	0	0	0%	U
Vinyl chloride	A	ug/L	0	0		0	0	0	0.153	1	500	0%	0	0	0%	U
1,4-Dichlorobenzene-d4	I	ug/L	250	10		0	0	0	0	0	0	0%	0	0	0%	
Chlorobenzene-d5	I	ug/L	250	10		0	0	0	0.1	0	0	0%	0	0	0%	
Fluorobenzene	I	ug/L	250	10		0	0	0	0.1	0	0	0%	0	0	0%	

Seq No	Lab ID	Test Code	Sample Typ	File ID	Analysis Date	DF	Batch ID	Prep Date	SPKref	RPDref	pmoist
15043404	B22020962-002	VOC-8260-W-S	SAMP	)A5975C\VG021	2/15/2022 4:32:5	1	R374895		0	0	

Analyte	T	Units	RAW	Final	Text	Spike	SPKref	RPDref	MDL	PQL	UQL	%REC	LOW	HIGH	%RPD	Q
BETX, Total	M	ug/L	6.3842	0.2292716		0	0	0	0.0604	1	0	0%			0%	J
Xylenes, Total	M	ug/L	1.92309	0		0	0	0	0.0604	1	0	0%	0	0	0%	U
1,2-Dichloroethane-d4	S	ug/L	281.73054	11.2692216		10	0	0	0.229	1	500	113%	81	118	0%	
Dibromofluoromethane	S	ug/L	277.43681	11.0974724		10	0	0	0.129	1	500	111%	80	119	0%	
p-Bromofluorobenzene	S	ug/L	273.05644	10.9222576		10	0	0	0.149	1	500	109%	85	114	0%	
Toluene-d8	S	ug/L	265.17786	10.6071144		10	0	0	0.23	1	500	106%	89	112	0%	

Seq No	Lab ID	Test Code	Sample Typ	File ID	Analysis Date	DF	Batch ID	Prep Date	SPKref	RPDref	pmoist
15043405	B22020962-007	VOC-8260-W-S	SAMP	)A5975C\VG021	2/15/2022 5:00:2	1	R374895		0	0	

Analyte	T	Units	RAW	Final	Text	Spike	SPKref	RPDref	MDL	PQL	UQL	%REC	LOW	HIGH	%RPD	Q
1,1,1,2-Tetrachloroethane	A	ug/L	0	0		0	0	0	0.101	1	500	0%	0	0	0%	U
1,1,1-Trichloroethane	A	ug/L	0	0		0	0	0	0.131	1	500	0%	0	0	0%	U
1,1,2,2-Tetrachloroethane	A	ug/L	0	0		0	0	0	0.0872	1	500	0%	0	0	0%	U
1,1,2-Trichloroethane	A	ug/L	0	0		0	0	0	0.108	1	500	0%	0	0	0%	U
1,1-Dichloroethane	A	ug/L	0	0		0	0	0	0.135	1	500	0%	0	0	0%	U
1,1-Dichloroethene	A	ug/L	0	0		0	0	0	0.141	1	500	0%	0	0	0%	U
1,1-Dichloropropene	A	ug/L	0	0		0	0	0	0.083	1	500	0%	0	0	0%	U
1,2,3-Trichloropropane	A	ug/L	0	0		0	0	0	0.235	1	500	0%	0	0	0%	U
1,2-Dibromoethane	A	ug/L	0	0		0	0	0	0.0916	1	500	0%	0	0	0%	U
1,2-Dichlorobenzene	A	ug/L	0	0		0	0	0	0.0746	1	500	0%	0	0	0%	U
1,2-Dichloroethane	A	ug/L	0	0		0	0	0	0.116	1	500	0%	0	0	0%	U
1,2-Dichloropropane	A	ug/L	0	0		0	0	0	0.0847	1	500	0%	0	0	0%	U
1,3-Dichlorobenzene	A	ug/L	0	0		0	0	0	0.0803	1	500	0%	0	0	0%	U
1,3-Dichloropropane	A	ug/L	0	0		0	0	0	0.0791	1	500	0%	0	0	0%	U
1,4-Dichlorobenzene	A	ug/L	0	0		0	0	0	0.0858	1	500	0%	0	0	0%	U
2,2-Dichloropropane	A	ug/L	0	0		0	0	0	0.186	1	500	0%	0	0	0%	U
2-Chlorotoluene	A	ug/L	0	0		0	0	0	0.0876	1	500	0%	0	0	0%	U
4-Chlorotoluene	A	ug/L	0	0		0	0	0	0.0728	1	500	0%	0	0	0%	U
Benzene	A	ug/L	0	0		0	0	0	0.0914	1	500	0%	0	0	0%	U
Bromobenzene	A	ug/L	0	0		0	0	0	0.0831	1	500	0%	0	0	0%	U
Bromochloromethane	A	ug/L	0	0		0	0	0	0.141	1	500	0%	0	0	0%	U
Bromodichloromethane	A	ug/L	0	0		0	0	0	0.12	1	500	0%	0	0	0%	U
Bromoform	A	ug/L	0	0		0	0	0	0.119	1	500	0%	0	0	0%	U
Bromomethane	A	ug/L	0	0		0	0	0	0.253	1	500	0%	0	0	0%	U

Seq No	Lab ID	Test Code	Sample Typ	File ID	Analysis Date	DF	Batch ID	Prep Date	SPKref	RPDref	pmoist
15043405	B22020962-007	VOC-8260-W-S	SAMP	)A5975C\VG021	2/15/2022 5:00:2	1	R374895		0	0	

Analyte	T	Units	RAW	Final	Text	Spike	SPKref	RPDref	MDL	PQL	UQL	%REC	LOW	HIGH	%RPD	Q
Carbon tetrachloride	A	ug/L	0	0		0	0	0	0.143	1	500	0%	0	0	0%	U
Chlorobenzene	A	ug/L	0	0		0	0	0	0.0914	1	500	0%	0	0	0%	U
Chlorodibromomethane	A	ug/L	0	0		0	0	0	0.0841	1	500	0%	0	0	0%	U
Chloroethane	A	ug/L	0	0		0	0	0	0.169	1	500	0%	0	0	0%	U
Chloroform	A	ug/L	0.48028	0		0	0	0	0.0789	1	500	0%	0	0	0%	U
Chloromethane	A	ug/L	0	0		0	0	0	0.162	1	500	0%	0	0	0%	U
cis-1,2-Dichloroethene	A	ug/L	0	0		0	0	0	0.108	1	500	0%	0	0	0%	U
cis-1,3-Dichloropropene	A	ug/L	0	0		0	0	0	0.073	1	500	0%	0	0	0%	U
Dibromomethane	A	ug/L	0	0		0	0	0	0.147	1	500	0%	0	0	0%	U
Dichlorodifluoromethane	A	ug/L	0	0		0	0	0	0.175	1	500	0%	0	0	0%	U
Ethylbenzene	A	ug/L	0	0		0	0	0	0.0836	1	500	0%	0	0	0%	U
m+p-Xylenes	A	ug/L	0	0		0	0	0	0.15	1	1000	0%	0	0	0%	U
Methyl ethyl ketone	A	ug/L	0	0		0	0	0	1.77	20	5000	0%	0	0	0%	U
Methyl tert-butyl ether (MTBE)	A	ug/L	0	0		0	0	0	0.101	1	500	0%	0	0	0%	U
Methylene chloride	A	ug/L	0	0		0	0	0	0.338	1	500	0%	0	0	0%	U
o-Xylene	A	ug/L	0	0		0	0	0	0.0604	1	500	0%	0	0	0%	U
Styrene	A	ug/L	0	0		0	0	0	0.067	1	500	0%	0	0	0%	U
Tetrachloroethene	A	ug/L	0	0		0	0	0	0.0671	1	500	0%	0	0	0%	U
Toluene	A	ug/L	2.55567	0.1022268		0	0	0	0.0679	1	500	0%	0	0	0%	J
trans-1,2-Dichloroethene	A	ug/L	0	0		0	0	0	0.125	1	500	0%	0	0	0%	U
trans-1,3-Dichloropropene	A	ug/L	0	0		0	0	0	0.0846	1	500	0%	0	0	0%	U
Trichloroethene	A	ug/L	0	0		0	0	0	0.0993	1	500	0%	0	0	0%	U
Trichlorofluoromethane	A	ug/L	0	0		0	0	0	0.134	1	500	0%	0	0	0%	U
Vinyl chloride	A	ug/L	0	0		0	0	0	0.153	1	500	0%	0	0	0%	U
1,4-Dichlorobenzene-d4	I	ug/L	250	10		0	0	0	0	0	0	0%	0	0	0%	
Chlorobenzene-d5	I	ug/L	250	10		0	0	0	0.1	0	0	0%	0	0	0%	
Fluorobenzene	I	ug/L	250	10		0	0	0	0.1	0	0	0%	0	0	0%	
BETX, Total	M	ug/L	2.55567	0.1022268		0	0	0	0.0679	1	0	0%			0%	J
Xylenes, Total	M	ug/L	0	0		0	0	0	0.0604	1	0	0%	0	0	0%	U
1,2-Dichloroethane-d4	S	ug/L	283.73292	11.3493168		10	0	0	0.229	1	500	113%	81	118	0%	
Dibromofluoromethane	S	ug/L	275.48113	11.0192452		10	0	0	0.129	1	500	110%	80	119	0%	
p-Bromofluorobenzene	S	ug/L	268.67047	10.7468188		10	0	0	0.149	1	500	107%	85	114	0%	
Toluene-d8	S	ug/L	265.22925	10.60917		10	0	0	0.23	1	500	106%	89	112	0%	

Seq No	Lab ID	Test Code	Sample Typ	File ID	Analysis Date	DF	Batch ID	Prep Date	SPKref	RPDref	pmoist
15043406	B22020962-012	VOC-8260-W-S	SAMP	)A5975C\VG021	2/15/2022 5:27:4	1	R374895		0	0	

Analyte	T	Units	RAW	Final	Text	Spike	SPKref	RPDref	MDL	PQL	UQL	%REC	LOW	HIGH	%RPD	Q
1,1,1,2-Tetrachloroethane	A	ug/L	0	0		0	0	0	0.101	1	500	0%	0	0	0%	U
1,1,1-Trichloroethane	A	ug/L	0	0		0	0	0	0.131	1	500	0%	0	0	0%	U
1,1,2,2-Tetrachloroethane	A	ug/L	0	0		0	0	0	0.0872	1	500	0%	0	0	0%	U
1,1,2-Trichloroethane	A	ug/L	0	0		0	0	0	0.108	1	500	0%	0	0	0%	U
1,1-Dichloroethane	A	ug/L	0	0		0	0	0	0.135	1	500	0%	0	0	0%	U
1,1-Dichloroethene	A	ug/L	0	0		0	0	0	0.141	1	500	0%	0	0	0%	U
1,1-Dichloropropene	A	ug/L	0	0		0	0	0	0.083	1	500	0%	0	0	0%	U
1,2,3-Trichloropropane	A	ug/L	0	0		0	0	0	0.235	1	500	0%	0	0	0%	U
1,2-Dibromoethane	A	ug/L	0	0		0	0	0	0.0916	1	500	0%	0	0	0%	U
1,2-Dichlorobenzene	A	ug/L	0	0		0	0	0	0.0746	1	500	0%	0	0	0%	U
1,2-Dichloroethane	A	ug/L	0	0		0	0	0	0.116	1	500	0%	0	0	0%	U
1,2-Dichloropropane	A	ug/L	0	0		0	0	0	0.0847	1	500	0%	0	0	0%	U
1,3-Dichlorobenzene	A	ug/L	0	0		0	0	0	0.0803	1	500	0%	0	0	0%	U
1,3-Dichloropropane	A	ug/L	0	0		0	0	0	0.0791	1	500	0%	0	0	0%	U
1,4-Dichlorobenzene	A	ug/L	0	0		0	0	0	0.0858	1	500	0%	0	0	0%	U
2,2-Dichloropropane	A	ug/L	0	0		0	0	0	0.186	1	500	0%	0	0	0%	U
2-Chlorotoluene	A	ug/L	0	0		0	0	0	0.0876	1	500	0%	0	0	0%	U
4-Chlorotoluene	A	ug/L	0	0		0	0	0	0.0728	1	500	0%	0	0	0%	U
Benzene	A	ug/L	0	0		0	0	0	0.0914	1	500	0%	0	0	0%	U
Bromobenzene	A	ug/L	0	0		0	0	0	0.0831	1	500	0%	0	0	0%	U
Bromochloromethane	A	ug/L	0	0		0	0	0	0.141	1	500	0%	0	0	0%	U
Bromodichloromethane	A	ug/L	0	0		0	0	0	0.12	1	500	0%	0	0	0%	U
Bromoform	A	ug/L	0	0		0	0	0	0.119	1	500	0%	0	0	0%	U
Bromomethane	A	ug/L	0	0		0	0	0	0.253	1	500	0%	0	0	0%	U
Carbon tetrachloride	A	ug/L	0	0		0	0	0	0.143	1	500	0%	0	0	0%	U
Chlorobenzene	A	ug/L	0	0		0	0	0	0.0914	1	500	0%	0	0	0%	U
Chlorodibromomethane	A	ug/L	0	0		0	0	0	0.0841	1	500	0%	0	0	0%	U
Chloroethane	A	ug/L	0	0		0	0	0	0.169	1	500	0%	0	0	0%	U
Chloroform	A	ug/L	0	0		0	0	0	0.0789	1	500	0%	0	0	0%	U
Chloromethane	A	ug/L	0	0		0	0	0	0.162	1	500	0%	0	0	0%	U
cis-1,2-Dichloroethene	A	ug/L	0	0		0	0	0	0.108	1	500	0%	0	0	0%	U
cis-1,3-Dichloropropene	A	ug/L	0	0		0	0	0	0.073	1	500	0%	0	0	0%	U
Dibromomethane	A	ug/L	0	0		0	0	0	0.147	1	500	0%	0	0	0%	U
Dichlorodifluoromethane	A	ug/L	0	0		0	0	0	0.175	1	500	0%	0	0	0%	U
Ethylbenzene	A	ug/L	0.77101	0		0	0	0	0.0836	1	500	0%	0	0	0%	U

Seq No	Lab ID	Test Code	Sample Typ	File ID	Analysis Date	DF	Batch ID	Prep Date	SPKref	RPDref	pmoist
15043406	B22020962-012	VOC-8260-W-S	SAMP	)A5975C\VG021	2/15/2022 5:27:4	1	R374895		0	0	

Analyte	T	Units	RAW	Final	Text	Spike	SPKref	RPDref	MDL	PQL	UQL	%REC	LOW	HIGH	%RPD	Q
m+p-Xylenes	A	ug/L	0	0		0	0	0	0.15	1	1000	0%	0	0	0%	U
Methyl ethyl ketone	A	ug/L	0	0		0	0	0	1.77	20	5000	0%	0	0	0%	U
Methyl tert-butyl ether (MTBE)	A	ug/L	0	0		0	0	0	0.101	1	500	0%	0	0	0%	U
Methylene chloride	A	ug/L	2.26966	0		0	0	0	0.338	1	500	0%	0	0	0%	U
o-Xylene	A	ug/L	0	0		0	0	0	0.0604	1	500	0%	0	0	0%	U
Styrene	A	ug/L	0	0		0	0	0	0.067	1	500	0%	0	0	0%	U
Tetrachloroethene	A	ug/L	0	0		0	0	0	0.0671	1	500	0%	0	0	0%	U
Toluene	A	ug/L	14.01581	0.5606324		0	0	0	0.0679	1	500	0%	0	0	0%	J
trans-1,2-Dichloroethene	A	ug/L	0	0		0	0	0	0.125	1	500	0%	0	0	0%	U
trans-1,3-Dichloropropene	A	ug/L	0	0		0	0	0	0.0846	1	500	0%	0	0	0%	U
Trichloroethene	A	ug/L	0	0		0	0	0	0.0993	1	500	0%	0	0	0%	U
Trichlorofluoromethane	A	ug/L	0	0		0	0	0	0.134	1	500	0%	0	0	0%	U
Vinyl chloride	A	ug/L	0	0		0	0	0	0.153	1	500	0%	0	0	0%	U
1,4-Dichlorobenzene-d4	I	ug/L	250	10		0	0	0	0	0	0	0%	0	0	0%	
Chlorobenzene-d5	I	ug/L	250	10		0	0	0	0.1	0	0	0%	0	0	0%	
Fluorobenzene	I	ug/L	250	10		0	0	0	0.1	0	0	0%	0	0	0%	
BETX, Total	M	ug/L	14.78682	0.5606324		0	0	0	0.0679	1	0	0%			0%	J
Xylenes, Total	M	ug/L	0	0		0	0	0	0.0604	1	0	0%	0	0	0%	U
1,2-Dichloroethane-d4	S	ug/L	308.10199	12.3240796		10	0	0	0.229	1	500	123%	81	118	0%	S
Dibromofluoromethane	S	ug/L	288.24102	11.5296408		10	0	0	0.129	1	500	115%	80	119	0%	
p-Bromofluorobenzene	S	ug/L	264.74759	10.5899036		10	0	0	0.149	1	500	106%	85	114	0%	
Toluene-d8	S	ug/L	261.0733	10.442932		10	0	0	0.23	1	500	104%	89	112	0%	

Seq No	Lab ID	Test Code	Sample Typ	File ID	Analysis Date	DF	Batch ID	Prep Date	SPKref	RPDref	pmoist
15043407	B22020962-017	VOC-8260-W-S	SAMP	)A5975C\VG021	2/15/2022 5:55:0	1	R374895		0	0	

Analyte	T	Units	RAW	Final	Text	Spike	SPKref	RPDref	MDL	PQL	UQL	%REC	LOW	HIGH	%RPD	Q
1,1,1,2-Tetrachloroethane	A	ug/L	0	0		0	0	0	0.101	1	500	0%	0	0	0%	U
1,1,1-Trichloroethane	A	ug/L	0	0		0	0	0	0.131	1	500	0%	0	0	0%	U
1,1,2,2-Tetrachloroethane	A	ug/L	0	0		0	0	0	0.0872	1	500	0%	0	0	0%	U
1,1,2-Trichloroethane	A	ug/L	0	0		0	0	0	0.108	1	500	0%	0	0	0%	U
1,1-Dichloroethane	A	ug/L	0	0		0	0	0	0.135	1	500	0%	0	0	0%	U
1,1-Dichloroethene	A	ug/L	0	0		0	0	0	0.141	1	500	0%	0	0	0%	U
1,1-Dichloropropene	A	ug/L	0	0		0	0	0	0.083	1	500	0%	0	0	0%	U
1,2,3-Trichloropropane	A	ug/L	0	0		0	0	0	0.235	1	500	0%	0	0	0%	U

Seq No	Lab ID	Test Code	Sample Typ	File ID	Analysis Date	DF	Batch ID	Prep Date	SPKref	RPDref	pmoist
15043407	B22020962-017	VOC-8260-W-S	SAMP	)A5975C\VG021	2/15/2022 5:55:0	1	R374895		0	0	

Analyte	T	Units	RAW	Final	Text	Spike	SPKref	RPDref	MDL	PQL	UQL	%REC	LOW	HIGH	%RPD	Q
1,2-Dibromoethane	A	ug/L	0	0		0	0	0	0.0916	1	500	0%	0	0	0%	U
1,2-Dichlorobenzene	A	ug/L	0	0		0	0	0	0.0746	1	500	0%	0	0	0%	U
1,2-Dichloroethane	A	ug/L	0	0		0	0	0	0.116	1	500	0%	0	0	0%	U
1,2-Dichloropropane	A	ug/L	0	0		0	0	0	0.0847	1	500	0%	0	0	0%	U
1,3-Dichlorobenzene	A	ug/L	0	0		0	0	0	0.0803	1	500	0%	0	0	0%	U
1,3-Dichloropropane	A	ug/L	0	0		0	0	0	0.0791	1	500	0%	0	0	0%	U
1,4-Dichlorobenzene	A	ug/L	0	0		0	0	0	0.0858	1	500	0%	0	0	0%	U
2,2-Dichloropropane	A	ug/L	0	0		0	0	0	0.186	1	500	0%	0	0	0%	U
2-Chlorotoluene	A	ug/L	0	0		0	0	0	0.0876	1	500	0%	0	0	0%	U
4-Chlorotoluene	A	ug/L	0	0		0	0	0	0.0728	1	500	0%	0	0	0%	U
Benzene	A	ug/L	0	0		0	0	0	0.0914	1	500	0%	0	0	0%	U
Bromobenzene	A	ug/L	0	0		0	0	0	0.0831	1	500	0%	0	0	0%	U
Bromochloromethane	A	ug/L	0	0		0	0	0	0.141	1	500	0%	0	0	0%	U
Bromodichloromethane	A	ug/L	0	0		0	0	0	0.12	1	500	0%	0	0	0%	U
Bromoform	A	ug/L	0	0		0	0	0	0.119	1	500	0%	0	0	0%	U
Bromomethane	A	ug/L	0	0		0	0	0	0.253	1	500	0%	0	0	0%	U
Carbon tetrachloride	A	ug/L	0	0		0	0	0	0.143	1	500	0%	0	0	0%	U
Chlorobenzene	A	ug/L	0	0		0	0	0	0.0914	1	500	0%	0	0	0%	U
Chlorodibromomethane	A	ug/L	0	0		0	0	0	0.0841	1	500	0%	0	0	0%	U
Chloroethane	A	ug/L	0	0		0	0	0	0.169	1	500	0%	0	0	0%	U
Chloroform	A	ug/L	0.16689	0		0	0	0	0.0789	1	500	0%	0	0	0%	U
Chloromethane	A	ug/L	0.609	0		0	0	0	0.162	1	500	0%	0	0	0%	U
cis-1,2-Dichloroethene	A	ug/L	0	0		0	0	0	0.108	1	500	0%	0	0	0%	U
cis-1,3-Dichloropropene	A	ug/L	0	0		0	0	0	0.073	1	500	0%	0	0	0%	U
Dibromomethane	A	ug/L	0	0		0	0	0	0.147	1	500	0%	0	0	0%	U
Dichlorodifluoromethane	A	ug/L	0	0		0	0	0	0.175	1	500	0%	0	0	0%	U
Ethylbenzene	A	ug/L	0	0		0	0	0	0.0836	1	500	0%	0	0	0%	U
m+p-Xylenes	A	ug/L	0	0		0	0	0	0.15	1	1000	0%	0	0	0%	U
Methyl ethyl ketone	A	ug/L	0	0		0	0	0	1.77	20	5000	0%	0	0	0%	U
Methyl tert-butyl ether (MTBE)	A	ug/L	0	0		0	0	0	0.101	1	500	0%	0	0	0%	U
Methylene chloride	A	ug/L	1.60121	0		0	0	0	0.338	1	500	0%	0	0	0%	U
o-Xylene	A	ug/L	0	0		0	0	0	0.0604	1	500	0%	0	0	0%	U
Styrene	A	ug/L	0	0		0	0	0	0.067	1	500	0%	0	0	0%	U
Tetrachloroethene	A	ug/L	0	0		0	0	0	0.0671	1	500	0%	0	0	0%	U
Toluene	A	ug/L	0.69911	0		0	0	0	0.0679	1	500	0%	0	0	0%	U

Seq No	Lab ID	Test Code	Sample Typ	File ID	Analysis Date	DF	Batch ID	Prep Date	SPKref	RPDref	pmoist
15043407	B22020962-017	VOC-8260-W-S	SAMP	)A5975C\VG021	2/15/2022 5:55:0	1	R374895		0	0	

Analyte	T	Units	RAW	Final	Text	Spike	SPKref	RPDref	MDL	PQL	UQL	%REC	LOW	HIGH	%RPD	Q
trans-1,2-Dichloroethene	A	ug/L	0	0		0	0	0	0.125	1	500	0%	0	0	0%	U
trans-1,3-Dichloropropene	A	ug/L	0	0		0	0	0	0.0846	1	500	0%	0	0	0%	U
Trichloroethene	A	ug/L	0	0		0	0	0	0.0993	1	500	0%	0	0	0%	U
Trichlorofluoromethane	A	ug/L	0	0		0	0	0	0.134	1	500	0%	0	0	0%	U
Vinyl chloride	A	ug/L	0	0		0	0	0	0.153	1	500	0%	0	0	0%	U
1,4-Dichlorobenzene-d4	I	ug/L	250	10		0	0	0	0	0	0	0%	0	0	0%	
Chlorobenzene-d5	I	ug/L	250	10		0	0	0	0.1	0	0	0%	0	0	0%	
Fluorobenzene	I	ug/L	250	10		0	0	0	0.1	0	0	0%	0	0	0%	
BETX, Total	M	ug/L	0.69911	0		0	0	0	0.0604	1	0	0%			0%	U
Xylenes, Total	M	ug/L	0	0		0	0	0	0.0604	1	0	0%	0	0	0%	U
1,2-Dichloroethane-d4	S	ug/L	288.95332	11.5581328		10	0	0	0.229	1	500	116%	81	118	0%	
Dibromofluoromethane	S	ug/L	280.11796	11.2047184		10	0	0	0.129	1	500	112%	80	119	0%	
p-Bromofluorobenzene	S	ug/L	266.88837	10.6755348		10	0	0	0.149	1	500	107%	85	114	0%	
Toluene-d8	S	ug/L	261.28091	10.4512364		10	0	0	0.23	1	500	105%	89	112	0%	

Seq No	Lab ID	Test Code	Sample Typ	File ID	Analysis Date	DF	Batch ID	Prep Date	SPKref	RPDref	pmoist
15043408	B22020962-022	VOC-8260-W-S	SAMP	)A5975C\VG021	2/15/2022 6:22:2	1	R374895		0	0	

Analyte	T	Units	RAW	Final	Text	Spike	SPKref	RPDref	MDL	PQL	UQL	%REC	LOW	HIGH	%RPD	Q
1,1,1,2-Tetrachloroethane	A	ug/L	0	0		0	0	0	0.101	1	500	0%	0	0	0%	U
1,1,1-Trichloroethane	A	ug/L	0	0		0	0	0	0.131	1	500	0%	0	0	0%	U
1,1,2,2-Tetrachloroethane	A	ug/L	0	0		0	0	0	0.0872	1	500	0%	0	0	0%	U
1,1,2-Trichloroethane	A	ug/L	0	0		0	0	0	0.108	1	500	0%	0	0	0%	U
1,1-Dichloroethane	A	ug/L	0	0		0	0	0	0.135	1	500	0%	0	0	0%	U
1,1-Dichloroethene	A	ug/L	0	0		0	0	0	0.141	1	500	0%	0	0	0%	U
1,1-Dichloropropene	A	ug/L	0	0		0	0	0	0.083	1	500	0%	0	0	0%	U
1,2,3-Trichloropropane	A	ug/L	0	0		0	0	0	0.235	1	500	0%	0	0	0%	U
1,2-Dibromoethane	A	ug/L	0	0		0	0	0	0.0916	1	500	0%	0	0	0%	U
1,2-Dichlorobenzene	A	ug/L	0	0		0	0	0	0.0746	1	500	0%	0	0	0%	U
1,2-Dichloroethane	A	ug/L	0	0		0	0	0	0.116	1	500	0%	0	0	0%	U
1,2-Dichloropropane	A	ug/L	0	0		0	0	0	0.0847	1	500	0%	0	0	0%	U
1,3-Dichlorobenzene	A	ug/L	0	0		0	0	0	0.0803	1	500	0%	0	0	0%	U
1,3-Dichloropropane	A	ug/L	0	0		0	0	0	0.0791	1	500	0%	0	0	0%	U
1,4-Dichlorobenzene	A	ug/L	0	0		0	0	0	0.0858	1	500	0%	0	0	0%	U
2,2-Dichloropropane	A	ug/L	0	0		0	0	0	0.186	1	500	0%	0	0	0%	U

Seq No	Lab ID	Test Code	Sample Typ	File ID	Analysis Date	DF	Batch ID	Prep Date	SPKref	RPDref	pmoist
15043408	B22020962-022	VOC-8260-W-S	SAMP	)A5975C\VG021	2/15/2022 6:22:2	1	R374895		0	0	

Analyte	T	Units	RAW	Final	Text	Spike	SPKref	RPDref	MDL	PQL	UQL	%REC	LOW	HIGH	%RPD	Q
2-Chlorotoluene	A	ug/L	0	0		0	0	0	0.0876	1	500	0%	0	0	0%	U
4-Chlorotoluene	A	ug/L	0	0		0	0	0	0.0728	1	500	0%	0	0	0%	U
Benzene	A	ug/L	0	0		0	0	0	0.0914	1	500	0%	0	0	0%	U
Bromobenzene	A	ug/L	0	0		0	0	0	0.0831	1	500	0%	0	0	0%	U
Bromochloromethane	A	ug/L	0	0		0	0	0	0.141	1	500	0%	0	0	0%	U
Bromodichloromethane	A	ug/L	0	0		0	0	0	0.12	1	500	0%	0	0	0%	U
Bromoform	A	ug/L	0	0		0	0	0	0.119	1	500	0%	0	0	0%	U
Bromomethane	A	ug/L	0	0		0	0	0	0.253	1	500	0%	0	0	0%	U
Carbon tetrachloride	A	ug/L	0	0		0	0	0	0.143	1	500	0%	0	0	0%	U
Chlorobenzene	A	ug/L	0	0		0	0	0	0.0914	1	500	0%	0	0	0%	U
Chlorodibromomethane	A	ug/L	0	0		0	0	0	0.0841	1	500	0%	0	0	0%	U
Chloroethane	A	ug/L	0	0		0	0	0	0.169	1	500	0%	0	0	0%	U
Chloroform	A	ug/L	0	0		0	0	0	0.0789	1	500	0%	0	0	0%	U
Chloromethane	A	ug/L	0.38901	0		0	0	0	0.162	1	500	0%	0	0	0%	U
cis-1,2-Dichloroethene	A	ug/L	0	0		0	0	0	0.108	1	500	0%	0	0	0%	U
cis-1,3-Dichloropropene	A	ug/L	0	0		0	0	0	0.073	1	500	0%	0	0	0%	U
Dibromomethane	A	ug/L	0	0		0	0	0	0.147	1	500	0%	0	0	0%	U
Dichlorodifluoromethane	A	ug/L	0	0		0	0	0	0.175	1	500	0%	0	0	0%	U
Ethylbenzene	A	ug/L	0.67718	0		0	0	0	0.0836	1	500	0%	0	0	0%	U
m+p-Xylenes	A	ug/L	2.07478	0		0	0	0	0.15	1	1000	0%	0	0	0%	U
Methyl ethyl ketone	A	ug/L	0	0		0	0	0	1.77	20	5000	0%	0	0	0%	U
Methyl tert-butyl ether (MTBE)	A	ug/L	0	0		0	0	0	0.101	1	500	0%	0	0	0%	U
Methylene chloride	A	ug/L	1.95245	0		0	0	0	0.338	1	500	0%	0	0	0%	U
o-Xylene	A	ug/L	0	0		0	0	0	0.0604	1	500	0%	0	0	0%	U
Styrene	A	ug/L	0	0		0	0	0	0.067	1	500	0%	0	0	0%	U
Tetrachloroethene	A	ug/L	0	0		0	0	0	0.0671	1	500	0%	0	0	0%	U
Toluene	A	ug/L	4.83481	0.1933924		0	0	0	0.0679	1	500	0%	0	0	0%	J
trans-1,2-Dichloroethene	A	ug/L	0	0		0	0	0	0.125	1	500	0%	0	0	0%	U
trans-1,3-Dichloropropene	A	ug/L	0	0		0	0	0	0.0846	1	500	0%	0	0	0%	U
Trichloroethene	A	ug/L	0	0		0	0	0	0.0993	1	500	0%	0	0	0%	U
Trichlorofluoromethane	A	ug/L	0	0		0	0	0	0.134	1	500	0%	0	0	0%	U
Vinyl chloride	A	ug/L	0	0		0	0	0	0.153	1	500	0%	0	0	0%	U
1,4-Dichlorobenzene-d4	I	ug/L	250	10		0	0	0	0	0	0	0%	0	0	0%	
Chlorobenzene-d5	I	ug/L	250	10		0	0	0	0.1	0	0	0%	0	0	0%	
Fluorobenzene	I	ug/L	250	10		0	0	0	0.1	0	0	0%	0	0	0%	

Seq No	Lab ID	Test Code	Sample Typ	File ID	Analysis Date	DF	Batch ID	Prep Date	SPKref	RPDref	pmoist
15043408	B22020962-022	VOC-8260-W-S	SAMP	)A5975C\VG021	2/15/2022 6:22:2	1	R374895		0	0	

Analyte	T	Units	RAW	Final	Text	Spike	SPKref	RPDref	MDL	PQL	UQL	%REC	LOW	HIGH	%RPD	Q
BETX, Total	M	ug/L	7.58677	0.2763836		0	0	0	0.0604	1	0	0%			0%	J
Xylenes, Total	M	ug/L	2.07478	0		0	0	0	0.0604	1	0	0%	0	0	0%	U
1,2-Dichloroethane-d4	S	ug/L	284.21266	11.3685064		10	0	0	0.229	1	500	114%	81	118	0%	
Dibromofluoromethane	S	ug/L	274.28109	10.9712436		10	0	0	0.129	1	500	110%	80	119	0%	
p-Bromofluorobenzene	S	ug/L	261.46382	10.4585528		10	0	0	0.149	1	500	105%	85	114	0%	
Toluene-d8	S	ug/L	263.67231	10.5468924		10	0	0	0.23	1	500	105%	89	112	0%	

Seq No	Lab ID	Test Code	Sample Typ	File ID	Analysis Date	DF	Batch ID	Prep Date	SPKref	RPDref	pmoist
15043409	B22020962-027	VOC-8260-W-S	SAMP	)A5975C\VG021	2/15/2022 6:49:5	1	R374895		0	0	

Analyte	T	Units	RAW	Final	Text	Spike	SPKref	RPDref	MDL	PQL	UQL	%REC	LOW	HIGH	%RPD	Q
1,1,1,2-Tetrachloroethane	A	ug/L	0	0		0	0	0	0.101	1	500	0%	0	0	0%	U
1,1,1-Trichloroethane	A	ug/L	0	0		0	0	0	0.131	1	500	0%	0	0	0%	U
1,1,2,2-Tetrachloroethane	A	ug/L	0	0		0	0	0	0.0872	1	500	0%	0	0	0%	U
1,1,2-Trichloroethane	A	ug/L	0	0		0	0	0	0.108	1	500	0%	0	0	0%	U
1,1-Dichloroethane	A	ug/L	0	0		0	0	0	0.135	1	500	0%	0	0	0%	U
1,1-Dichloroethene	A	ug/L	0	0		0	0	0	0.141	1	500	0%	0	0	0%	U
1,1-Dichloropropene	A	ug/L	0	0		0	0	0	0.083	1	500	0%	0	0	0%	U
1,2,3-Trichloropropane	A	ug/L	0	0		0	0	0	0.235	1	500	0%	0	0	0%	U
1,2-Dibromoethane	A	ug/L	0	0		0	0	0	0.0916	1	500	0%	0	0	0%	U
1,2-Dichlorobenzene	A	ug/L	0	0		0	0	0	0.0746	1	500	0%	0	0	0%	U
1,2-Dichloroethane	A	ug/L	0	0		0	0	0	0.116	1	500	0%	0	0	0%	U
1,2-Dichloropropane	A	ug/L	0	0		0	0	0	0.0847	1	500	0%	0	0	0%	U
1,3-Dichlorobenzene	A	ug/L	0	0		0	0	0	0.0803	1	500	0%	0	0	0%	U
1,3-Dichloropropane	A	ug/L	0	0		0	0	0	0.0791	1	500	0%	0	0	0%	U
1,4-Dichlorobenzene	A	ug/L	0	0		0	0	0	0.0858	1	500	0%	0	0	0%	U
2,2-Dichloropropane	A	ug/L	0	0		0	0	0	0.186	1	500	0%	0	0	0%	U
2-Chlorotoluene	A	ug/L	0	0		0	0	0	0.0876	1	500	0%	0	0	0%	U
4-Chlorotoluene	A	ug/L	0	0		0	0	0	0.0728	1	500	0%	0	0	0%	U
Benzene	A	ug/L	0	0		0	0	0	0.0914	1	500	0%	0	0	0%	U
Bromobenzene	A	ug/L	0	0		0	0	0	0.0831	1	500	0%	0	0	0%	U
Bromochloromethane	A	ug/L	0	0		0	0	0	0.141	1	500	0%	0	0	0%	U
Bromodichloromethane	A	ug/L	0	0		0	0	0	0.12	1	500	0%	0	0	0%	U
Bromoform	A	ug/L	0	0		0	0	0	0.119	1	500	0%	0	0	0%	U
Bromomethane	A	ug/L	0	0		0	0	0	0.253	1	500	0%	0	0	0%	U

Seq No	Lab ID	Test Code	Sample Typ	File ID	Analysis Date	DF	Batch ID	Prep Date	SPKref	RPDref	pmoist
15043409	B22020962-027	VOC-8260-W-S	SAMP	)A5975C\VG021	2/15/2022 6:49:5	1	R374895		0	0	

Analyte	T	Units	RAW	Final	Text	Spike	SPKref	RPDref	MDL	PQL	UQL	%REC	LOW	HIGH	%RPD	Q
Carbon tetrachloride	A	ug/L	0	0		0	0	0	0.143	1	500	0%	0	0	0%	U
Chlorobenzene	A	ug/L	0	0		0	0	0	0.0914	1	500	0%	0	0	0%	U
Chlorodibromomethane	A	ug/L	0	0		0	0	0	0.0841	1	500	0%	0	0	0%	U
Chloroethane	A	ug/L	0	0		0	0	0	0.169	1	500	0%	0	0	0%	U
Chloroform	A	ug/L	0.24452	0		0	0	0	0.0789	1	500	0%	0	0	0%	U
Chloromethane	A	ug/L	0.48815	0		0	0	0	0.162	1	500	0%	0	0	0%	U
cis-1,2-Dichloroethene	A	ug/L	0	0		0	0	0	0.108	1	500	0%	0	0	0%	U
cis-1,3-Dichloropropene	A	ug/L	0	0		0	0	0	0.073	1	500	0%	0	0	0%	U
Dibromomethane	A	ug/L	0	0		0	0	0	0.147	1	500	0%	0	0	0%	U
Dichlorodifluoromethane	A	ug/L	0	0		0	0	0	0.175	1	500	0%	0	0	0%	U
Ethylbenzene	A	ug/L	0	0		0	0	0	0.0836	1	500	0%	0	0	0%	U
m+p-Xylenes	A	ug/L	0	0		0	0	0	0.15	1	1000	0%	0	0	0%	U
Methyl ethyl ketone	A	ug/L	0	0		0	0	0	1.77	20	5000	0%	0	0	0%	U
Methyl tert-butyl ether (MTBE)	A	ug/L	0	0		0	0	0	0.101	1	500	0%	0	0	0%	U
Methylene chloride	A	ug/L	1.79846	0		0	0	0	0.338	1	500	0%	0	0	0%	U
o-Xylene	A	ug/L	0	0		0	0	0	0.0604	1	500	0%	0	0	0%	U
Styrene	A	ug/L	0	0		0	0	0	0.067	1	500	0%	0	0	0%	U
Tetrachloroethene	A	ug/L	0	0		0	0	0	0.0671	1	500	0%	0	0	0%	U
Toluene	A	ug/L	0.81598	0		0	0	0	0.0679	1	500	0%	0	0	0%	U
trans-1,2-Dichloroethene	A	ug/L	0	0		0	0	0	0.125	1	500	0%	0	0	0%	U
trans-1,3-Dichloropropene	A	ug/L	0	0		0	0	0	0.0846	1	500	0%	0	0	0%	U
Trichloroethene	A	ug/L	0	0		0	0	0	0.0993	1	500	0%	0	0	0%	U
Trichlorofluoromethane	A	ug/L	0	0		0	0	0	0.134	1	500	0%	0	0	0%	U
Vinyl chloride	A	ug/L	0	0		0	0	0	0.153	1	500	0%	0	0	0%	U
1,4-Dichlorobenzene-d4	I	ug/L	250	10		0	0	0	0	0	0	0%	0	0	0%	
Chlorobenzene-d5	I	ug/L	250	10		0	0	0	0.1	0	0	0%	0	0	0%	
Fluorobenzene	I	ug/L	250	10		0	0	0	0.1	0	0	0%	0	0	0%	
BETX, Total	M	ug/L	0.81598	0		0	0	0	0.0604	1	0	0%			0%	U
Xylenes, Total	M	ug/L	0	0		0	0	0	0.0604	1	0	0%	0	0	0%	U
1,2-Dichloroethane-d4	S	ug/L	288.6078	11.544312		10	0	0	0.229	1	500	115%	81	118	0%	
Dibromofluoromethane	S	ug/L	279.68837	11.1875348		10	0	0	0.129	1	500	112%	80	119	0%	
p-Bromofluorobenzene	S	ug/L	266.43713	10.6574852		10	0	0	0.149	1	500	107%	85	114	0%	
Toluene-d8	S	ug/L	267.81607	10.7126428		10	0	0	0.23	1	500	107%	89	112	0%	

Seq No	Lab ID	Test Code	Sample Typ	File ID	Analysis Date	DF	Batch ID	Prep Date	SPKref	RPDref	pmoist
15043410	B22020962-033	VOC-8260-W-S	SAMP	)A5975C\VG021	2/15/2022 7:17:1	1	R374895		0	0	

Analyte	T	Units	RAW	Final	Text	Spike	SPKref	RPDref	MDL	PQL	UQL	%REC	LOW	HIGH	%RPD	Q
1,1,1,2-Tetrachloroethane	A	ug/L	0	0		0	0	0	0.101	1	500	0%	0	0	0%	U
1,1,1-Trichloroethane	A	ug/L	0	0		0	0	0	0.131	1	500	0%	0	0	0%	U
1,1,2,2-Tetrachloroethane	A	ug/L	0	0		0	0	0	0.0872	1	500	0%	0	0	0%	U
1,1,2-Trichloroethane	A	ug/L	0	0		0	0	0	0.108	1	500	0%	0	0	0%	U
1,1-Dichloroethane	A	ug/L	0	0		0	0	0	0.135	1	500	0%	0	0	0%	U
1,1-Dichloroethene	A	ug/L	0	0		0	0	0	0.141	1	500	0%	0	0	0%	U
1,1-Dichloropropene	A	ug/L	0	0		0	0	0	0.083	1	500	0%	0	0	0%	U
1,2,3-Trichloropropane	A	ug/L	0	0		0	0	0	0.235	1	500	0%	0	0	0%	U
1,2-Dibromoethane	A	ug/L	0	0		0	0	0	0.0916	1	500	0%	0	0	0%	U
1,2-Dichlorobenzene	A	ug/L	0	0		0	0	0	0.0746	1	500	0%	0	0	0%	U
1,2-Dichloroethane	A	ug/L	0	0		0	0	0	0.116	1	500	0%	0	0	0%	U
1,2-Dichloropropane	A	ug/L	0	0		0	0	0	0.0847	1	500	0%	0	0	0%	U
1,3-Dichlorobenzene	A	ug/L	0	0		0	0	0	0.0803	1	500	0%	0	0	0%	U
1,3-Dichloropropane	A	ug/L	0	0		0	0	0	0.0791	1	500	0%	0	0	0%	U
1,4-Dichlorobenzene	A	ug/L	0	0		0	0	0	0.0858	1	500	0%	0	0	0%	U
2,2-Dichloropropane	A	ug/L	0	0		0	0	0	0.186	1	500	0%	0	0	0%	U
2-Chlorotoluene	A	ug/L	0	0		0	0	0	0.0876	1	500	0%	0	0	0%	U
4-Chlorotoluene	A	ug/L	0	0		0	0	0	0.0728	1	500	0%	0	0	0%	U
Benzene	A	ug/L	0	0		0	0	0	0.0914	1	500	0%	0	0	0%	U
Bromobenzene	A	ug/L	0	0		0	0	0	0.0831	1	500	0%	0	0	0%	U
Bromochloromethane	A	ug/L	0	0		0	0	0	0.141	1	500	0%	0	0	0%	U
Bromodichloromethane	A	ug/L	0	0		0	0	0	0.12	1	500	0%	0	0	0%	U
Bromoform	A	ug/L	0	0		0	0	0	0.119	1	500	0%	0	0	0%	U
Bromomethane	A	ug/L	0	0		0	0	0	0.253	1	500	0%	0	0	0%	U
Carbon tetrachloride	A	ug/L	0	0		0	0	0	0.143	1	500	0%	0	0	0%	U
Chlorobenzene	A	ug/L	0	0		0	0	0	0.0914	1	500	0%	0	0	0%	U
Chlorodibromomethane	A	ug/L	0	0		0	0	0	0.0841	1	500	0%	0	0	0%	U
Chloroethane	A	ug/L	0	0		0	0	0	0.169	1	500	0%	0	0	0%	U
Chloroform	A	ug/L	0.34667	0		0	0	0	0.0789	1	500	0%	0	0	0%	U
Chloromethane	A	ug/L	0	0		0	0	0	0.162	1	500	0%	0	0	0%	U
cis-1,2-Dichloroethene	A	ug/L	0	0		0	0	0	0.108	1	500	0%	0	0	0%	U
cis-1,3-Dichloropropene	A	ug/L	0	0		0	0	0	0.073	1	500	0%	0	0	0%	U
Dibromomethane	A	ug/L	0	0		0	0	0	0.147	1	500	0%	0	0	0%	U
Dichlorodifluoromethane	A	ug/L	0	0		0	0	0	0.175	1	500	0%	0	0	0%	U
Ethylbenzene	A	ug/L	0.7278	0		0	0	0	0.0836	1	500	0%	0	0	0%	U

Seq No	Lab ID	Test Code	Sample Typ	File ID	Analysis Date	DF	Batch ID	Prep Date	SPKref	RPDref	pmoist
15043410	B22020962-033	VOC-8260-W-S	SAMP	)A5975C\VG021	2/15/2022 7:17:1	1	R374895		0	0	

Analyte	T	Units	RAW	Final	Text	Spike	SPKref	RPDref	MDL	PQL	UQL	%REC	LOW	HIGH	%RPD	Q
m+p-Xylenes	A	ug/L	0	0		0	0	0	0.15	1	1000	0%	0	0	0%	U
Methyl ethyl ketone	A	ug/L	0	0		0	0	0	1.77	20	5000	0%	0	0	0%	U
Methyl tert-butyl ether (MTBE)	A	ug/L	0	0		0	0	0	0.101	1	500	0%	0	0	0%	U
Methylene chloride	A	ug/L	1.68042	0		0	0	0	0.338	1	500	0%	0	0	0%	U
o-Xylene	A	ug/L	0	0		0	0	0	0.0604	1	500	0%	0	0	0%	U
Styrene	A	ug/L	0	0		0	0	0	0.067	1	500	0%	0	0	0%	U
Tetrachloroethene	A	ug/L	0	0		0	0	0	0.0671	1	500	0%	0	0	0%	U
Toluene	A	ug/L	5.3617	0.214468		0	0	0	0.0679	1	500	0%	0	0	0%	J
trans-1,2-Dichloroethene	A	ug/L	0	0		0	0	0	0.125	1	500	0%	0	0	0%	U
trans-1,3-Dichloropropene	A	ug/L	0	0		0	0	0	0.0846	1	500	0%	0	0	0%	U
Trichloroethene	A	ug/L	0	0		0	0	0	0.0993	1	500	0%	0	0	0%	U
Trichlorofluoromethane	A	ug/L	0	0		0	0	0	0.134	1	500	0%	0	0	0%	U
Vinyl chloride	A	ug/L	0	0		0	0	0	0.153	1	500	0%	0	0	0%	U
1,4-Dichlorobenzene-d4	I	ug/L	250	10		0	0	0	0	0	0	0%	0	0	0%	
Chlorobenzene-d5	I	ug/L	250	10		0	0	0	0.1	0	0	0%	0	0	0%	
Fluorobenzene	I	ug/L	250	10		0	0	0	0.1	0	0	0%	0	0	0%	
BETX, Total	M	ug/L	6.0895	0.214468		0	0	0	0.0679	1	0	0%			0%	J
Xylenes, Total	M	ug/L	0	0		0	0	0	0.0604	1	0	0%	0	0	0%	U
1,2-Dichloroethane-d4	S	ug/L	291.99285	11.679714		10	0	0	0.229	1	500	117%	70	130	0%	
Dibromofluoromethane	S	ug/L	281.62485	11.264994		10	0	0	0.129	1	500	113%	77	126	0%	
p-Bromofluorobenzene	S	ug/L	266.77825	10.67113		10	0	0	0.149	1	500	107%	76	127	0%	
Toluene-d8	S	ug/L	264.27799	10.5711196		10	0	0	0.23	1	500	106%	79	122	0%	

Seq No	Lab ID	Test Code	Sample Typ	File ID	Analysis Date	DF	Batch ID	Prep Date	SPKref	RPDref	pmoist
15043415	B22020962-021	VOC-8260-W-Q	SAMP	)A5975C\VG021	2/15/2022 12:54:	1	R374895		0	0	

Analyte	T	Units	RAW	Final	Text	Spike	SPKref	RPDref	MDL	PQL	UQL	%REC	LOW	HIGH	%RPD	Q
1,1,1,2-Tetrachloroethane	A	ug/L	0	0		0	0	0	0.101	0.5	500	0%	0	0	0%	U
1,1,1-Trichloroethane	A	ug/L	0	0		0	0	0	0.131	0.5	500	0%	0	0	0%	U
1,1,2,2-Tetrachloroethane	A	ug/L	0	0		0	0	0	0.0872	0.5	500	0%	0	0	0%	U
1,1,2-Trichloroethane	A	ug/L	0	0		0	0	0	0.108	0.5	500	0%	0	0	0%	U
1,1-Dichloroethane	A	ug/L	0	0		0	0	0	0.135	0.5	500	0%	0	0	0%	U
1,1-Dichloroethene	A	ug/L	0	0		0	0	0	0.141	0.5	500	0%	0	0	0%	U
1,1-Dichloropropene	A	ug/L	0	0		0	0	0	0.083	0.5	500	0%	0	0	0%	U
1,2,3-Trichloropropane	A	ug/L	0	0		0	0	0	0.235	0.5	500	0%	0	0	0%	U

Seq No	Lab ID	Test Code	Sample Typ	File ID	Analysis Date	DF	Batch ID	Prep Date	SPKref	RPDref	pmoist				
15043415	B22020962-021	VOC-8260-W-Q	SAMP	)A5975C\VG021!	2/15/2022 12:54:	1	R374895		0	0					

Analyte	T	Units	RAW	Final	Text	Spike	SPKref	RPDref	MDL	PQL	UQL	%REC	LOW	HIGH	%RPD	Q
1,2-Dibromoethane	A	ug/L	0	0		0	0	0	0.0916	0.5	500	0%	0	0	0%	U
1,2-Dichlorobenzene	A	ug/L	0	0		0	0	0	0.0746	0.5	500	0%	0	0	0%	U
1,2-Dichloroethane	A	ug/L	0	0		0	0	0	0.116	0.5	500	0%	0	0	0%	U
1,2-Dichloropropane	A	ug/L	0	0		0	0	0	0.0847	0.5	500	0%	0	0	0%	U
1,3-Dichlorobenzene	A	ug/L	0	0		0	0	0	0.0803	0.5	500	0%	0	0	0%	U
1,3-Dichloropropane	A	ug/L	0	0		0	0	0	0.0791	0.5	500	0%	0	0	0%	U
1,4-Dichlorobenzene	A	ug/L	0	0		0	0	0	0.0858	0.5	500	0%	0	0	0%	U
2,2-Dichloropropane	A	ug/L	0	0		0	0	0	0.186	0.5	500	0%	0	0	0%	U
2-Chlorotoluene	A	ug/L	0	0		0	0	0	0.0876	0.5	500	0%	0	0	0%	U
4-Chlorotoluene	A	ug/L	0	0		0	0	0	0.0728	0.5	500	0%	0	0	0%	U
Benzene	A	ug/L	0.06513	0		0	0	0	0.0914	0.5	500	0%	0	0	0%	U
Bromobenzene	A	ug/L	0	0		0	0	0	0.0831	0.5	500	0%	0	0	0%	U
Bromochloromethane	A	ug/L	0	0		0	0	0	0.141	0.5	500	0%	0	0	0%	U
Bromodichloromethane	A	ug/L	0	0		0	0	0	0.12	0.5	500	0%	0	0	0%	U
Bromoform	A	ug/L	0	0		0	0	0	0.119	0.5	500	0%	0	0	0%	U
Bromomethane	A	ug/L	0	0		0	0	0	0.253	0.5	500	0%	0	0	0%	U
Carbon tetrachloride	A	ug/L	0	0		0	0	0	0.143	0.5	500	0%	0	0	0%	U
Chlorobenzene	A	ug/L	0	0		0	0	0	0.0914	0.5	500	0%	0	0	0%	U
Chlorodibromomethane	A	ug/L	0	0		0	0	0	0.0841	0.5	500	0%	0	0	0%	U
Chloroethane	A	ug/L	0	0		0	0	0	0.169	0.5	500	0%	0	0	0%	U
Chloroform	A	ug/L	2.976	0.11904		0	0	0	0.0789	0.5	500	0%	0	0	0%	J
Chloromethane	A	ug/L	4.65011	0.1860044		0	0	0	0.162	0.5	500	0%	0	0	0%	J
cis-1,2-Dichloroethene	A	ug/L	0	0		0	0	0	0.108	0.5	500	0%	0	0	0%	U
cis-1,3-Dichloropropene	A	ug/L	0	0		0	0	0	0.073	0.5	500	0%	0	0	0%	U
Dibromomethane	A	ug/L	0	0		0	0	0	0.147	0.5	500	0%	0	0	0%	U
Dichlorodifluoromethane	A	ug/L	0	0		0	0	0	0.175	0.5	500	0%	0	0	0%	U
Ethylbenzene	A	ug/L	0.67238	0		0	0	0	0.0836	0.5	500	0%	0	0	0%	U
m+p-Xylenes	A	ug/L	0	0		0	0	0	0.15	0.5	1000	0%	0	0	0%	U
Methyl ethyl ketone	A	ug/L	0	0		0	0	0	1.77	10	5000	0%	0	0	0%	U
Methyl tert-butyl ether (MTBE)	A	ug/L	0	0		0	0	0	0.101	0.5	500	0%	0	0	0%	U
Methylene chloride	A	ug/L	0.59943	0		0	0	0	0.338	0.5	500	0%	0	0	0%	U
o-Xylene	A	ug/L	0	0		0	0	0	0.0604	0.5	500	0%	0	0	0%	U
Styrene	A	ug/L	0	0		0	0	0	0.067	0.5	500	0%	0	0	0%	U
Tetrachloroethene	A	ug/L	0	0		0	0	0	0.0671	0.5	500	0%	0	0	0%	U
Toluene	A	ug/L	0.7216	0		0	0	0	0.0679	0.5	500	0%	0	0	0%	U

Seq No	Lab ID	Test Code	Sample Typ	File ID	Analysis Date	DF	Batch ID	Prep Date	SPKref	RPDref	pmoist
15043415	B22020962-021	VOC-8260-W-Q	SAMP	)A5975C\VG021!	2/15/2022 12:54:	1	R374895		0	0	

Analyte	T	Units	RAW	Final	Text	Spike	SPKref	RPDref	MDL	PQL	UQL	%REC	LOW	HIGH	%RPD	Q
trans-1,2-Dichloroethene	A	ug/L	0	0		0	0	0	0.125	0.5	500	0%	0	0	0%	U
trans-1,3-Dichloropropene	A	ug/L	0	0		0	0	0	0.0846	0.5	500	0%	0	0	0%	U
Trichloroethene	A	ug/L	0	0		0	0	0	0.0993	0.5	500	0%	0	0	0%	U
Trichlorofluoromethane	A	ug/L	0	0		0	0	0	0.134	0.5	500	0%	0	0	0%	U
Vinyl chloride	A	ug/L	0	0		0	0	0	0.153	0.5	500	0%	0	0	0%	U
1,4-Dichlorobenzene-d4	I	ug/L	250	10		0	0	0	0	0	500	0%	0	0	0%	
Chlorobenzene-d5	I	ug/L	250	10		0	0	0	0	0	500	0%	0	0	0%	
Fluorobenzene	I	ug/L	250	10		0	0	0	0	0	500	0%	0	0	0%	
Xylenes, Total	M	ug/L	0	0		0	0	0	0.0604	0.5	1500	0%	0	0	0%	U
1,2-Dichloroethane-d4	S	ug/L	288.13468	11.5253872		10	0	0	0.229	0.5	500	115%	70	130	0%	
Dibromofluoromethane	S	ug/L	282.84174	11.3136696		10	0	0	0.129	0.5	500	113%	77	126	0%	
p-Bromofluorobenzene	S	ug/L	268.58277	10.7433108		10	0	0	0.149	0.5	500	107%	76	127	0%	
Toluene-d8	S	ug/L	262.32482	10.4929928		10	0	0	0.23	0.5	500	105%	79	122	0%	

Seq No	Lab ID	Test Code	Sample Typ	File ID	Analysis Date	DF	Batch ID	Prep Date	SPKref	RPDref	pmoist
15043416	B22020962-021	VOC-8260-W-Q	MS-DOD	)A5975C\VG021!	2/15/2022 7:44:3	1	R374895		2E+07	0	

Analyte	T	Units	RAW	Final	Text	Spike	SPKref	RPDref	MDL	PQL	UQL	%REC	LOW	HIGH	%RPD	Q
1,1,1,2-Tetrachloroethane	A	ug/L	126.65755	5.066302		5	0	0	0.101	0.5	500	101%	78	124	0%	
1,1,1-Trichloroethane	A	ug/L	126.84273	5.0737092		5	0	0	0.131	0.5	500	101%	74	131	0%	
1,1,2,2-Tetrachloroethane	A	ug/L	125.26595	5.010638		5	0	0	0.0872	0.5	500	100%	71	121	0%	
1,1,2-Trichloroethane	A	ug/L	121.476	4.85904		5	0	0	0.108	0.5	500	97%	80	119	0%	
1,1-Dichloroethane	A	ug/L	132.65078	5.3060312		5	0	0	0.135	0.5	500	106%	77	125	0%	
1,1-Dichloroethene	A	ug/L	126.46955	5.058782		5	0	0	0.141	0.5	500	101%	71	131	0%	
1,1-Dichloropropene	A	ug/L	121.60957	4.8643828		5	0	0	0.083	0.5	500	97%	79	125	0%	
1,2,3-Trichloropropane	A	ug/L	117.04587	4.6818348		5	0	0	0.235	0.5	500	94%	73	125	0%	
1,2-Dibromoethane	A	ug/L	121.95954	4.8783816		5	0	0	0.0916	0.5	500	98%	78	122	0%	
1,2-Dichlorobenzene	A	ug/L	127.74336	5.1097344		5	0	0	0.0746	0.5	500	102%	80	119	0%	
1,2-Dichloroethane	A	ug/L	121.05689	4.8422756		5	0	0	0.116	0.5	500	97%	73	128	0%	
1,2-Dichloropropane	A	ug/L	125.19849	5.0079396		5	0	0	0.0847	0.5	500	100%	78	122	0%	
1,3-Dichlorobenzene	A	ug/L	131.63964	5.2655856		5	0	0	0.0803	0.5	500	105%	80	119	0%	
1,3-Dichloropropane	A	ug/L	117.38405	4.695362		5	0	0	0.0791	0.5	500	94%	80	119	0%	
1,4-Dichlorobenzene	A	ug/L	130.085	5.2034		5	0	0	0.0858	0.5	500	104%	79	118	0%	
2,2-Dichloropropane	A	ug/L	125.23972	5.0095888		5	0	0	0.186	0.5	500	100%	60	139	0%	
2-Chlorotoluene	A	ug/L	133.91456	5.3565824		5	0	0	0.0876	0.5	500	107%	79	122	0%	

Seq No	Lab ID	Test Code	Sample Typ	File ID	Analysis Date	DF	Batch ID	Prep Date	SPKref	RPDref	pmoist
15043416	B22020962-021	VOC-8260-W-Q	MS-DOD	)A5975C\VG021	2/15/2022 7:44:3	1	R374895		2E+07	0	

Analyte	T	Units	RAW	Final	Text	Spike	SPKref	RPDref	MDL	PQL	UQL	%REC	LOW	HIGH	%RPD	Q
4-Chlorotoluene	A	ug/L	137.18262	5.4873048		5	0	0	0.0728	0.5	500	110%	78	122	0%	
Benzene	A	ug/L	125.57769	5.0231076		5	0	0	0.0914	0.5	500	100%	79	120	0%	
Bromobenzene	A	ug/L	130.45396	5.2181584		5	0	0	0.0831	0.5	500	104%	80	120	0%	
Bromochloromethane	A	ug/L	120.02835	4.801134		5	0	0	0.141	0.5	500	96%	78	123	0%	
Bromodichloromethane	A	ug/L	124.40619	4.9762476		5	0	0	0.12	0.5	500	100%	79	125	0%	
Bromoform	A	ug/L	119.65964	4.7863856		5	0	0	0.119	0.5	500	96%	66	130	0%	
Bromomethane	A	ug/L	79.74292	3.1897168		5	0	0	0.253	0.5	500	64%	53	141	0%	
Carbon tetrachloride	A	ug/L	126.56755	5.062702		5	0	0	0.143	0.5	500	101%	72	136	0%	
Chlorobenzene	A	ug/L	129.92966	5.1971864		5	0	0	0.0914	0.5	500	104%	82	118	0%	
Chlorodibromomethane	A	ug/L	126.6525	5.0661		5	0	0	0.0841	0.5	500	101%	74	126	0%	
Chloroethane	A	ug/L	123.53414	4.9413656		5	0	0	0.169	0.5	500	99%	60	138	0%	
Chloroform	A	ug/L	122.71814	4.9087256		5	0.11904	0	0.0789	0.5	500	96%	79	124	0%	
Chloromethane	A	ug/L	120.99135	4.839654		5	0.1860044	0	0.162	0.5	500	93%	50	139	0%	
cis-1,2-Dichloroethene	A	ug/L	124.75863	4.9903452		5	0	0	0.108	0.5	500	100%	78	123	0%	
cis-1,3-Dichloropropene	A	ug/L	116.13514	4.6454056		5	0	0	0.073	0.5	500	93%	75	124	0%	
Dibromomethane	A	ug/L	124.73658	4.9894632		5	0	0	0.147	0.5	500	100%	79	123	0%	
Dichlorodifluoromethane	A	ug/L	123.38542	4.9354168		5	0	0	0.175	0.5	500	99%	32	152	0%	
Ethylbenzene	A	ug/L	128.30185	5.132074		5	0	0	0.0836	0.5	500	103%	79	121	0%	
m+p-Xylenes	A	ug/L	252.99609	10.1198436		10	0	0	0.15	0.5	1000	101%	80	121	0%	
Methyl ethyl ketone	A	ug/L	1242.69337	49.7077348		50	0	0	1.77	10	5000	99%	56	143	0%	
Methyl tert-butyl ether (MTBE)	A	ug/L	120.16547	4.8066188		5	0	0	0.101	0.5	500	96%	71	124	0%	
Methylene chloride	A	ug/L	121.5137	4.860548		5	0	0	0.338	0.5	500	97%	74	124	0%	
o-Xylene	A	ug/L	129.78793	5.1915172		5	0	0	0.0604	0.5	500	104%	78	122	0%	
Styrene	A	ug/L	128.38904	5.1355616		5	0	0	0.067	0.5	500	103%	78	123	0%	
Tetrachloroethene	A	ug/L	129.6186	5.184744		5	0	0	0.0671	0.5	500	104%	74	129	0%	
Toluene	A	ug/L	132.43717	5.2974868		5	0	0	0.0679	0.5	500	106%	80	121	0%	
trans-1,2-Dichloroethene	A	ug/L	124.67802	4.9871208		5	0	0	0.125	0.5	500	100%	75	124	0%	
trans-1,3-Dichloropropene	A	ug/L	127.81261	5.1125044		5	0	0	0.0846	0.5	500	102%	73	127	0%	
Trichloroethene	A	ug/L	124.78487	4.9913948		5	0	0	0.0993	0.5	500	100%	79	123	0%	
Trichlorofluoromethane	A	ug/L	127.13055	5.085222		5	0	0	0.134	0.5	500	102%	65	141	0%	
Vinyl chloride	A	ug/L	122.88948	4.9155792		5	0	0	0.153	0.5	500	98%	58	137	0%	
1,4-Dichlorobenzene-d4	I	ug/L	250	10		0	0	0	0	0	500	0%	0	0	0%	
Chlorobenzene-d5	I	ug/L	250	10		0	0	0	0	0	500	0%	0	0	0%	
Fluorobenzene	I	ug/L	250	10		0	0	0	0	0	500	0%	0	0	0%	
Xylenes, Total	M	ug/L	382.78402	15.3113608		15	0	0	0.0604	0.5	1500	102%	79	121	0%	

Seq No	Lab ID	Test Code	Sample Typ	File ID	Analysis Date	DF	Batch ID	Prep Date	SPKref	RPDref	pmoist
15043416	B22020962-021	VOC-8260-W-Q	MS-DOD	)A5975C\VG021	2/15/2022 7:44:3	1	R374895		2E+07	0	

Analyte	T	Units	RAW	Final	Text	Spike	SPKref	RPDref	MDL	PQL	UQL	%REC	LOW	HIGH	%RPD	Q
1,2-Dichloroethane-d4	S	ug/L	273.86955	10.954782		10	0	0	0.229	0.5	500	110%	81	118	0%	
Dibromofluoromethane	S	ug/L	265.44452	10.6177808		10	0	0	0.129	0.5	500	106%	80	119	0%	
p-Bromofluorobenzene	S	ug/L	261.12272	10.4449088		10	0	0	0.149	0.5	500	104%	85	114	0%	
Toluene-d8	S	ug/L	276.21258	11.0485032		10	0	0	0.23	0.5	500	110%	89	112	0%	

Seq No	Lab ID	Test Code	Sample Typ	File ID	Analysis Date	DF	Batch ID	Prep Date	SPKref	RPDref	pmoist
15043417	B22020962-021	VOC-8260-W-Q	MSD-DOD	)A5975C\VG021	2/15/2022 8:12:0	1	R374895		2E+07	2E+07	

Analyte	T	Units	RAW	Final	Text	Spike	SPKref	RPDref	MDL	PQL	UQL	%REC	LOW	HIGH	%RPD	Q
1,1,1,2-Tetrachloroethane	A	ug/L	130.10296	5.2041184		5	0	5.066302	0.101	0.5	500	104%	78	124	3%	
1,1,1-Trichloroethane	A	ug/L	127.53085	5.101234		5	0	5.0737092	0.131	0.5	500	102%	74	131	1%	
1,1,2,2-Tetrachloroethane	A	ug/L	132.67332	5.3069328		5	0	5.010638	0.0872	0.5	500	106%	71	121	6%	
1,1,2-Trichloroethane	A	ug/L	130.8023	5.232092		5	0	4.85904	0.108	0.5	500	105%	80	119	7%	
1,1-Dichloroethane	A	ug/L	136.29016	5.4516064		5	0	5.3060312	0.135	0.5	500	109%	77	125	3%	
1,1-Dichloroethene	A	ug/L	130.08678	5.2034712		5	0	5.058782	0.141	0.5	500	104%	71	131	3%	
1,1-Dichloropropene	A	ug/L	122.98663	4.9194652		5	0	4.8643828	0.083	0.5	500	98%	79	125	1%	
1,2,3-Trichloropropane	A	ug/L	130.29159	5.2116636		5	0	4.6818348	0.235	0.5	500	104%	73	125	11%	
1,2-Dibromoethane	A	ug/L	129.23322	5.1693288		5	0	4.8783816	0.0916	0.5	500	103%	78	122	6%	
1,2-Dichlorobenzene	A	ug/L	133.18993	5.3275972		5	0	5.1097344	0.0746	0.5	500	107%	80	119	4%	
1,2-Dichloroethane	A	ug/L	125.23218	5.0092872		5	0	4.8422756	0.116	0.5	500	100%	73	128	3%	
1,2-Dichloropropane	A	ug/L	130.82003	5.2328012		5	0	5.0079396	0.0847	0.5	500	105%	78	122	4%	
1,3-Dichlorobenzene	A	ug/L	135.63588	5.4254352		5	0	5.2655856	0.0803	0.5	500	109%	80	119	3%	
1,3-Dichloropropane	A	ug/L	125.04075	5.00163		5	0	4.695362	0.0791	0.5	500	100%	80	119	6%	
1,4-Dichlorobenzene	A	ug/L	134.28567	5.3714268		5	0	5.2034	0.0858	0.5	500	107%	79	118	3%	
2,2-Dichloropropane	A	ug/L	128.39449	5.1357796		5	0	5.0095888	0.186	0.5	500	103%	60	139	2%	
2-Chlorotoluene	A	ug/L	134.67349	5.3869396		5	0	5.3565824	0.0876	0.5	500	108%	79	122	1%	
4-Chlorotoluene	A	ug/L	137.94491	5.5177964		5	0	5.4873048	0.0728	0.5	500	110%	78	122	1%	
Benzene	A	ug/L	130.31539	5.2126156		5	0	5.0231076	0.0914	0.5	500	104%	79	120	4%	
Bromobenzene	A	ug/L	134.06453	5.3625812		5	0	5.2181584	0.0831	0.5	500	107%	80	120	3%	
Bromochloromethane	A	ug/L	122.42304	4.8969216		5	0	4.801134	0.141	0.5	500	98%	78	123	2%	
Bromodichloromethane	A	ug/L	131.7385	5.26954		5	0	4.9762476	0.12	0.5	500	105%	79	125	6%	
Bromoform	A	ug/L	129.97412	5.1989648		5	0	4.7863856	0.119	0.5	500	104%	66	130	8%	
Bromomethane	A	ug/L	93.58165	3.743266		5	0	3.1897168	0.253	0.5	500	75%	53	141	16%	
Carbon tetrachloride	A	ug/L	127.63847	5.1055388		5	0	5.062702	0.143	0.5	500	102%	72	136	1%	
Chlorobenzene	A	ug/L	135.04142	5.4016568		5	0	5.1971864	0.0914	0.5	500	108%	82	118	4%	

Seq No	Lab ID	Test Code	Sample Typ	File ID	Analysis Date	DF	Batch ID	Prep Date	SPKref	RPDref	pmoist
15043417	B22020962-021	VOC-8260-W-Q	MSD-DOD	)A5975C\VG021	2/15/2022 8:12:0	1	R374895		2E+07	2E+07	

Analyte	T	Units	RAW	Final	Text	Spike	SPKref	RPDref	MDL	PQL	UQL	%REC	LOW	HIGH	%RPD	Q
Chlorodibromomethane	A	ug/L	129.86359	5.1945436		5	0	5.0661	0.0841	0.5	500	104%	74	126	3%	
Chloroethane	A	ug/L	124.85661	4.9942644		5	0	4.9413656	0.169	0.5	500	100%	60	138	1%	
Chloroform	A	ug/L	123.87635	4.955054		5	0.11904	4.9087256	0.0789	0.5	500	97%	79	124	1%	
Chloromethane	A	ug/L	127.53043	5.1012172		5	0.1860044	4.839654	0.162	0.5	500	98%	50	139	5%	
cis-1,2-Dichloroethene	A	ug/L	131.37479	5.2549916		5	0	4.9903452	0.108	0.5	500	105%	78	123	5%	
cis-1,3-Dichloropropene	A	ug/L	122.64557	4.9058228		5	0	4.6454056	0.073	0.5	500	98%	75	124	5%	
Dibromomethane	A	ug/L	126.10382	5.0441528		5	0	4.9894632	0.147	0.5	500	101%	79	123	1%	
Dichlorodifluoromethane	A	ug/L	131.45596	5.2582384		5	0	4.9354168	0.175	0.5	500	105%	32	152	6%	
Ethylbenzene	A	ug/L	130.50791	5.2203164		5	0	5.132074	0.0836	0.5	500	104%	79	121	2%	
m+p-Xylenes	A	ug/L	259.64927	10.3859708		10	0	10.119844	0.15	0.5	1000	104%	80	121	3%	
Methyl ethyl ketone	A	ug/L	1328.93664	53.1574656		50	0	49.707735	1.77	10	5000	106%	56	143	7%	
Methyl tert-butyl ether (MTBE)	A	ug/L	129.71001	5.1884004		5	0	4.8066188	0.101	0.5	500	104%	71	124	8%	
Methylene chloride	A	ug/L	124.39836	4.9759344		5	0	4.860548	0.338	0.5	500	100%	74	124	2%	
o-Xylene	A	ug/L	133.17462	5.3269848		5	0	5.1915172	0.0604	0.5	500	107%	78	122	3%	
Styrene	A	ug/L	131.67288	5.2669152		5	0	5.1355616	0.067	0.5	500	105%	78	123	3%	
Tetrachloroethene	A	ug/L	129.85944	5.1943776		5	0	5.184744	0.0671	0.5	500	104%	74	129	0%	
Toluene	A	ug/L	134.01084	5.3604336		5	0	5.2974868	0.0679	0.5	500	107%	80	121	1%	
trans-1,2-Dichloroethene	A	ug/L	130.29365	5.211746		5	0	4.9871208	0.125	0.5	500	104%	75	124	4%	
trans-1,3-Dichloropropene	A	ug/L	128.66964	5.1467856		5	0	5.1125044	0.0846	0.5	500	103%	73	127	1%	
Trichloroethene	A	ug/L	132.21771	5.2887084		5	0	4.9913948	0.0993	0.5	500	106%	79	123	6%	
Trichlorofluoromethane	A	ug/L	130.01045	5.200418		5	0	5.085222	0.134	0.5	500	104%	65	141	2%	
Vinyl chloride	A	ug/L	130.5144	5.220576		5	0	4.9155792	0.153	0.5	500	104%	58	137	6%	
1,4-Dichlorobenzene-d4	I	ug/L	250	10		0	0	0	0	0	500	0%	0	0	0%	
Chlorobenzene-d5	I	ug/L	250	10		0	0	0	0	0	500	0%	0	0	0%	
Fluorobenzene	I	ug/L	250	10		0	0	0	0	0	500	0%	0	0	0%	
Xylenes, Total	M	ug/L	392.82389	15.7129556		15	0	15.311361	0.0604	0.5	1500	105%	79	121	3%	
1,2-Dichloroethane-d4	S	ug/L	272.77557	10.9110228		10	0	0	0.229	0.5	500	109%	81	118	0%	
Dibromofluoromethane	S	ug/L	262.99847	10.5199388		10	0	0	0.129	0.5	500	105%	80	119	0%	
p-Bromofluorobenzene	S	ug/L	258.8949	10.355796		10	0	0	0.149	0.5	500	104%	85	114	0%	
Toluene-d8	S	ug/L	275.85142	11.0340568		10	0	0	0.23	0.5	500	110%	89	112	0%	

Seq No	Lab ID	Test Code	Sample Typ	File ID	Analysis Date	DF	Batch ID	Prep Date	SPKref	RPDref	pmoist
15044989	CCV021522_Cl	VOC-8260-W-Q	CCV	)A5975C\VG021	2/15/2022 9:06:3	1	R374895		0	0	

Analyte	T	Units	RAW	Final	Text	Spike	SPKref	RPDref	MDL	PQL	UQL	%REC	LOW	HIGH	%RPD	Q

Seq No	Lab ID	Test Code	Sample Typ	File ID	Analysis Date	DF	Batch ID	Prep Date	SPKref	RPDref	pmoist				
15044989	CCV021522_Cl	VOC-8260-W-Q	CCV	)A5975C\VG021!	2/15/2022 9:06:3	1	R374895		0	0					

Analyte	T	Units	RAW	Final	Text	Spike	SPKref	RPDref	MDL	PQL	UQL	%REC	LOW	HIGH	%RPD	Q
1,1,1,2-Tetrachloroethane	A	ug/L	117.77945	4.711178		5	0	0	0.101	0.5	500	94%	50	150	0%	
1,1,1-Trichloroethane	A	ug/L	123.78684	4.9514736		5	0	0	0.131	0.5	500	99%	50	150	0%	
1,1,2,2-Tetrachloroethane	A	ug/L	121.83676	4.8734704		5	0	0	0.0872	0.5	500	97%	50	150	0%	
1,1,2-Trichloroethane	A	ug/L	122.12557	4.8850228		5	0	0	0.108	0.5	500	98%	50	150	0%	
1,1-Dichloroethane	A	ug/L	125.16703	5.0066812		5	0	0	0.135	0.5	500	100%	50	150	0%	
1,1-Dichloroethene	A	ug/L	100.73775	4.02951		5	0	0	0.141	0.5	500	81%	50	150	0%	
1,1-Dichloropropene	A	ug/L	126.64358	5.0657432		5	0	0	0.083	0.5	500	101%	50	150	0%	
1,2,3-Trichloropropane	A	ug/L	117.46172	4.6984688		5	0	0	0.235	0.5	500	94%	50	150	0%	
1,2-Dibromoethane	A	ug/L	124.19438	4.9677752		5	0	0	0.0916	0.5	500	99%	50	150	0%	
1,2-Dichlorobenzene	A	ug/L	122.72703	4.9090812		5	0	0	0.0746	0.5	500	98%	50	150	0%	
1,2-Dichloroethane	A	ug/L	120.68152	4.8272608		5	0	0	0.116	0.5	500	97%	50	150	0%	
1,2-Dichloropropane	A	ug/L	121.77531	4.8710124		5	0	0	0.0847	0.5	500	97%	50	150	0%	
1,3-Dichlorobenzene	A	ug/L	123.61227	4.9444908		5	0	0	0.0803	0.5	500	99%	50	150	0%	
1,3-Dichloropropane	A	ug/L	121.30823	4.8523292		5	0	0	0.0791	0.5	500	97%	50	150	0%	
1,4-Dichlorobenzene	A	ug/L	122.45793	4.8983172		5	0	0	0.0858	0.5	500	98%	50	150	0%	
2,2-Dichloropropane	A	ug/L	121.20962	4.8483848		5	0	0	0.186	0.5	500	97%	50	150	0%	
2-Chlorotoluene	A	ug/L	127.47191	5.0988764		5	0	0	0.0876	0.5	500	102%	50	150	0%	
4-Chlorotoluene	A	ug/L	128.99343	5.1597372		5	0	0	0.0728	0.5	500	103%	50	150	0%	
Benzene	A	ug/L	122.78964	4.9115856		5	0	0	0.0914	0.5	500	98%	50	150	0%	
Bromobenzene	A	ug/L	123.18989	4.9275956		5	0	0	0.0831	0.5	500	99%	50	150	0%	
Bromochloromethane	A	ug/L	121.24779	4.8499116		5	0	0	0.141	0.5	500	97%	50	150	0%	
Bromodichloromethane	A	ug/L	119.89107	4.7956428		5	0	0	0.12	0.5	500	96%	50	150	0%	
Bromoform	A	ug/L	115.82816	4.6331264		5	0	0	0.119	0.5	500	93%	50	150	0%	
Bromomethane	A	ug/L	104.65889	4.1863556		5	0	0	0.253	0.5	500	84%	50	150	0%	
Carbon tetrachloride	A	ug/L	123.3215	4.93286		5	0	0	0.143	0.5	500	99%	50	150	0%	
Chlorobenzene	A	ug/L	122.8372	4.913488		5	0	0	0.0914	0.5	500	98%	50	150	0%	
Chlorodibromomethane	A	ug/L	116.32705	4.653082		5	0	0	0.0841	0.5	500	93%	50	150	0%	
Chloroethane	A	ug/L	122.56302	4.9025208		5	0	0	0.169	0.5	500	98%	50	150	0%	
Chloroform	A	ug/L	120.87749	4.8350996		5	0	0	0.0789	0.5	500	97%	50	150	0%	
Chloromethane	A	ug/L	121.62158	4.8648632		5	0	0	0.162	0.5	500	97%	50	150	0%	
cis-1,2-Dichloroethene	A	ug/L	121.0123	4.840492		5	0	0	0.108	0.5	500	97%	50	150	0%	
cis-1,3-Dichloropropene	A	ug/L	117.70973	4.7083892		5	0	0	0.073	0.5	500	94%	50	150	0%	
Dibromomethane	A	ug/L	122.39525	4.89581		5	0	0	0.147	0.5	500	98%	50	150	0%	
Dichlorodifluoromethane	A	ug/L	122.01565	4.880626		5	0	0	0.175	0.5	500	98%	50	150	0%	
Ethylbenzene	A	ug/L	122.43658	4.8974632		5	0	0	0.0836	0.5	500	98%	50	150	0%	

Seq No	Lab ID	Test Code	Sample Typ	File ID	Analysis Date	DF	Batch ID	Prep Date	SPKref	RPDref	pmoist
15044989	CCV021522_Cl	VOC-8260-W-Q	CCV	)A5975C\VG021	2/15/2022 9:06:3	1	R374895		0	0	

Analyte	T	Units	RAW	Final	Text	Spike	SPKref	RPDref	MDL	PQL	UQL	%REC	LOW	HIGH	%RPD	Q
m+p-Xylenes	A	ug/L	246.7786	9.871144		10	0	0	0.15	0.5	1000	99%	50	150	0%	
Methyl ethyl ketone	A	ug/L	1196.89821	47.8759284		50	0	0	1.77	10	5000	96%	50	150	0%	
Methyl tert-butyl ether (MTBE)	A	ug/L	110.52328	4.4209312		5	0	0	0.101	0.5	500	88%	50	150	0%	
Methylene chloride	A	ug/L	120.72029	4.8288116		5	0	0	0.338	0.5	500	97%	50	150	0%	
o-Xylene	A	ug/L	121.02067	4.8408268		5	0	0	0.0604	0.5	500	97%	50	150	0%	
Styrene	A	ug/L	123.18997	4.9275988		5	0	0	0.067	0.5	500	99%	50	150	0%	
Tetrachloroethene	A	ug/L	121.72414	4.8689656		5	0	0	0.0671	0.5	500	97%	50	150	0%	
Toluene	A	ug/L	123.25824	4.9303296		5	0	0	0.0679	0.5	500	99%	50	150	0%	
trans-1,2-Dichloroethene	A	ug/L	118.51361	4.7405444		5	0	0	0.125	0.5	500	95%	50	150	0%	
trans-1,3-Dichloropropene	A	ug/L	120.06491	4.8025964		5	0	0	0.0846	0.5	500	96%	50	150	0%	
Trichloroethene	A	ug/L	124.10439	4.9641756		5	0	0	0.0993	0.5	500	99%	50	150	0%	
Trichlorofluoromethane	A	ug/L	117.27078	4.6908312		5	0	0	0.134	0.5	500	94%	50	150	0%	
Vinyl chloride	A	ug/L	122.15415	4.886166		5	0	0	0.153	0.5	500	98%	50	150	0%	
1,4-Dichlorobenzene-d4	I	ug/L	250	10		0	0	0	0	0	500	0%	0	0	0%	
Chlorobenzene-d5	I	ug/L	250	10		0	0	0	0	0	500	0%	0	0	0%	
Fluorobenzene	I	ug/L	250	10		0	0	0	0	0	500	0%	0	0	0%	
Xylenes, Total	M	ug/L	367.79927	14.7119708		15	0	0	0.0604	0.5	1500	98%	50	150	0%	
1,2-Dichloroethane-d4	S	ug/L	275.004	11.00016		10	0	0	0.229	0.5	500	110%	50	150	0%	
Dibromofluoromethane	S	ug/L	263.8529	10.554116		10	0	0	0.129	0.5	500	106%	50	150	0%	
p-Bromofluorobenzene	S	ug/L	261.98725	10.47949		10	0	0	0.149	0.5	500	105%	50	150	0%	
Toluene-d8	S	ug/L	272.13627	10.8854508		10	0	0	0.23	0.5	500	109%	50	150	0%	

```
Data file Name : C:\MSDCHEM\1\DATA\VG021522\15FEB01.D
Sample Name    : PRIMER
Operator       : MSC
Date injected  : 15 Feb 2022   8:59 am
Instrument     : VOA5975C
Method used    : 5975CACQF
No of spectra  : 5616
Start Time     : 0.840
End Time       : 16.498
Vial Number    : 1
---------------------------------------------------------------

Data file Name : C:\MSDCHEM\1\DATA\VG021522\15FEB02.D
Sample Name    : BFB021522_
Operator       : MSC
Date injected  : 15 Feb 2022   9:26 am
Instrument     : VOA5975C
Method used    : 5975CACQF
No of spectra  : 5616
Start Time     : 0.840
End Time       : 16.498
Vial Number    : 2
---------------------------------------------------------------

Data file Name : C:\MSDCHEM\1\DATA\VG021522\15FEB03.D
Sample Name    : CCV021522_
Operator       : MSC
Date injected  : 15 Feb 2022  10:04 am
Instrument     : VOA5975C
Method used    : 5975CACQF
No of spectra  : 5616
Start Time     : 0.840
End Time       : 16.498
Vial Number    : 3
---------------------------------------------------------------

Data file Name : C:\MSDCHEM\1\DATA\VG021522\15FEB04.D
Sample Name    : LCS021522_
Operator       : MSC
Date injected  : 15 Feb 2022  10:39 am
Instrument     : VOA5975C
Method used    : 5975CACQF
No of spectra  : 5616
Start Time     : 0.840
End Time       : 16.498
Vial Number    : 4
---------------------------------------------------------------

Data file Name : C:\MSDCHEM\1\DATA\VG021522\15FEB05.D
Sample Name    : BLK
Operator       : MSC
```

```
Date injected  : 15 Feb 2022  11:06 am
Instrument     : VOA5975C
Method used    : 5975CACQF
No of spectra  : 5616
Start Time     : 0.840
End Time       : 16.498
Vial Number    : 5
---------------------------------------------------------------

Data file Name : C:\MSDCHEM\1\DATA\VG021522\15FEB06.D
Sample Name    : MBLK021522_
Operator       : MSC
Date injected  : 15 Feb 2022  11:34 am
Instrument     : VOA5975C
Method used    : 5975CACQF
No of spectra  : 5616
Start Time     : 0.839
End Time       : 16.498
Vial Number    : 6
---------------------------------------------------------------

Data file Name : C:\MSDCHEM\1\DATA\VG021522\15FEB07.D
Sample Name    : B22020962-016F
Operator       : MSC
Date injected  : 15 Feb 2022  12:26 pm
Instrument     : VOA5975C
Method used    : 5975CACQF
No of spectra  : 5616
Start Time     : 0.840
End Time       : 16.498
Vial Number    : 7
---------------------------------------------------------------

Data file Name : C:\MSDCHEM\1\DATA\VG021522\15FEB08.D
Sample Name    : B22020962-021F
Operator       : MSC
Date injected  : 15 Feb 2022  12:54 pm
Instrument     : VOA5975C
Method used    : 5975CACQF
No of spectra  : 5616
Start Time     : 0.839
End Time       : 16.498
Vial Number    : 8
---------------------------------------------------------------

Data file Name : C:\MSDCHEM\1\DATA\VG021522\15FEB09.D
Sample Name    : B22020962-026F
Operator       : MSC
Date injected  : 15 Feb 2022   1:21 pm
Instrument     : VOA5975C
Method used    : 5975CACQF
```

```
No of spectra  : 5616
Start Time     : 0.840
End Time       : 16.498
Vial Number    : 9
---------------------------------------------------------------

Data file Name : C:\MSDCHEM\1\DATA\VG021522\15FEB10.D
Sample Name    : B22020962-001F
Operator       : MSC
Date injected  : 15 Feb 2022   1:48 pm
Instrument     : VOA5975C
Method used    : 5975CACQF
No of spectra  : 5616
Start Time     : 0.840
End Time       : 16.498
Vial Number    : 10
---------------------------------------------------------------

Data file Name : C:\MSDCHEM\1\DATA\VG021522\15FEB11.D
Sample Name    : B22020962-006F
Operator       : MSC
Date injected  : 15 Feb 2022   2:16 pm
Instrument     : VOA5975C
Method used    : 5975CACQF
No of spectra  : 5616
Start Time     : 0.840
End Time       : 16.498
Vial Number    : 11
---------------------------------------------------------------

Data file Name : C:\MSDCHEM\1\DATA\VG021522\15FEB12.D
Sample Name    : B22020962-011F
Operator       : MSC
Date injected  : 15 Feb 2022   2:43 pm
Instrument     : VOA5975C
Method used    : 5975CACQF
No of spectra  : 5616
Start Time     : 0.840
End Time       : 16.498
Vial Number    : 12
---------------------------------------------------------------

Data file Name : C:\MSDCHEM\1\DATA\VG021522\15FEB13.D
Sample Name    : B22020962-031F
Operator       : MSC
Date injected  : 15 Feb 2022   3:10 pm
Instrument     : VOA5975C
Method used    : 5975CACQF
No of spectra  : 5616
Start Time     : 0.840
End Time       : 16.498
```

```
Vial Number    : 13
---------------------------------------------------------------

Data file Name : C:\MSDCHEM\1\DATA\VG021522\15FEB14.D
Sample Name    : B22020962-032C
Operator       : MSC
Date injected  : 15 Feb 2022   3:38 pm
Instrument     : VOA5975C
Method used    : 5975CACQF
No of spectra  : 5616
Start Time     : 0.839
End Time       : 16.498
Vial Number    : 14
---------------------------------------------------------------

Data file Name : C:\MSDCHEM\1\DATA\VG021522\15FEB15.D
Sample Name    : B22020962-016F
Operator       : MSC
Date injected  : 15 Feb 2022   4:05 pm
Instrument     : VOA5975C
Method used    : 5975CACQF
No of spectra  : 5616
Start Time     : 0.840
End Time       : 16.498
Vial Number    : 15
---------------------------------------------------------------

Data file Name : C:\MSDCHEM\1\DATA\VG021522\15FEB16.D
Sample Name    : B22020962-002A
Operator       : MSC
Date injected  : 15 Feb 2022   4:32 pm
Instrument     : VOA5975C
Method used    : 5975CACQF
No of spectra  : 5616
Start Time     : 0.840
End Time       : 16.498
Vial Number    : 16
---------------------------------------------------------------

Data file Name : C:\MSDCHEM\1\DATA\VG021522\15FEB17.D
Sample Name    : B22020962-007A
Operator       : MSC
Date injected  : 15 Feb 2022   5:00 pm
Instrument     : VOA5975C
Method used    : 5975CACQF
No of spectra  : 5616
Start Time     : 0.840
End Time       : 16.498
Vial Number    : 17
---------------------------------------------------------------
```

Data file Name : C:\MSDCHEM\1\DATA\VG021522\15FEB18.D
Sample Name   : B22020962-012A
Operator   : MSC
Date injected : 15 Feb 2022   5:27 pm
Instrument   : VOA5975C
Method used   : 5975CACQF
No of spectra : 5616
Start Time   : 0.839
End Time   : 16.498
Vial Number   : 18

Data file Name : C:\MSDCHEM\1\DATA\VG021522\15FEB19.D
Sample Name   : B22020962-017A
Operator   : MSC
Date injected : 15 Feb 2022   5:55 pm
Instrument   : VOA5975C
Method used   : 5975CACQF
No of spectra : 5616
Start Time   : 0.840
End Time   : 16.498
Vial Number   : 19

Data file Name : C:\MSDCHEM\1\DATA\VG021522\15FEB20.D
Sample Name   : B22020962-022A
Operator   : MSC
Date injected : 15 Feb 2022   6:22 pm
Instrument   : VOA5975C
Method used   : 5975CACQF
No of spectra : 5616
Start Time   : 0.840
End Time   : 16.498
Vial Number   : 20

Data file Name : C:\MSDCHEM\1\DATA\VG021522\15FEB21.D
Sample Name   : B22020962-027A
Operator   : MSC
Date injected : 15 Feb 2022   6:49 pm
Instrument   : VOA5975C
Method used   : 5975CACQF
No of spectra : 5616
Start Time   : 0.840
End Time   : 16.498
Vial Number   : 21

Data file Name : C:\MSDCHEM\1\DATA\VG021522\15FEB22.D
Sample Name   : B22020962-033A
Operator   : MSC

Date injected : 15 Feb 2022   7:17 pm
Instrument   : VOA5975C
Method used   : 5975CACQF
No of spectra : 5616
Start Time   : 0.840
End Time   : 16.498
Vial Number   : 22

Data file Name : C:\MSDCHEM\1\DATA\VG021522\15FEB23.D
Sample Name   : B22020962-021FMS
Operator   : MSC
Date injected : 15 Feb 2022   7:44 pm
Instrument   : VOA5975C
Method used   : 5975CACQF
No of spectra : 5616
Start Time   : 0.840
End Time   : 16.498
Vial Number   : 23

Data file Name : C:\MSDCHEM\1\DATA\VG021522\15FEB24.D
Sample Name   : B22020962-021FMSD
Operator   : MSC
Date injected : 15 Feb 2022   8:12 pm
Instrument   : VOA5975C
Method used   : 5975CACQF
No of spectra : 5616
Start Time   : 0.840
End Time   : 16.498
Vial Number   : 24

Data file Name : C:\MSDCHEM\1\DATA\VG021522\15FEB25.D
Sample Name   : BLK
Operator   : MSC
Date injected : 15 Feb 2022   8:39 pm
Instrument   : VOA5975C
Method used   : 5975CACQF
No of spectra : 5616
Start Time   : 0.840
End Time   : 16.498
Vial Number   : 25

Data file Name : C:\MSDCHEM\1\DATA\VG021522\15FEB26.D
Sample Name   : CCV021422_Closing
Operator   : MSC
Date injected : 15 Feb 2022   9:06 pm
Instrument   : VOA5975C
Method used   : 5975CACQF

```
No of spectra  : 5616
Start Time     : 0.840
End Time       : 16.498
Vial Number    : 26
---------------------------------------------------------------

Data file Name : C:\MSDCHEM\1\DATA\VG021522\15FEB27.D
Sample Name    : BLK
Operator       : MSC
Date injected  : 15 Feb 2022   9:33 pm
Instrument     : VOA5975C
Method used    : 5975CACQF
No of spectra  : 5616
Start Time     : 0.839
End Time       : 16.498
Vial Number    : 27
---------------------------------------------------------------
```

Tune Evaluation Report

Data Path:	D:\Org\Data\VOA5975C\VG021522\15FEB02.D
Acq on:	2/15/2022 9:26:38 AM
Operator:	MSC
Sample:	BFB021522_
Inst Name:	VOA5975C
ALS Vial:	2
Method:	\\MASSHUNTER\Org\Data\Methods\BFB3scans.m

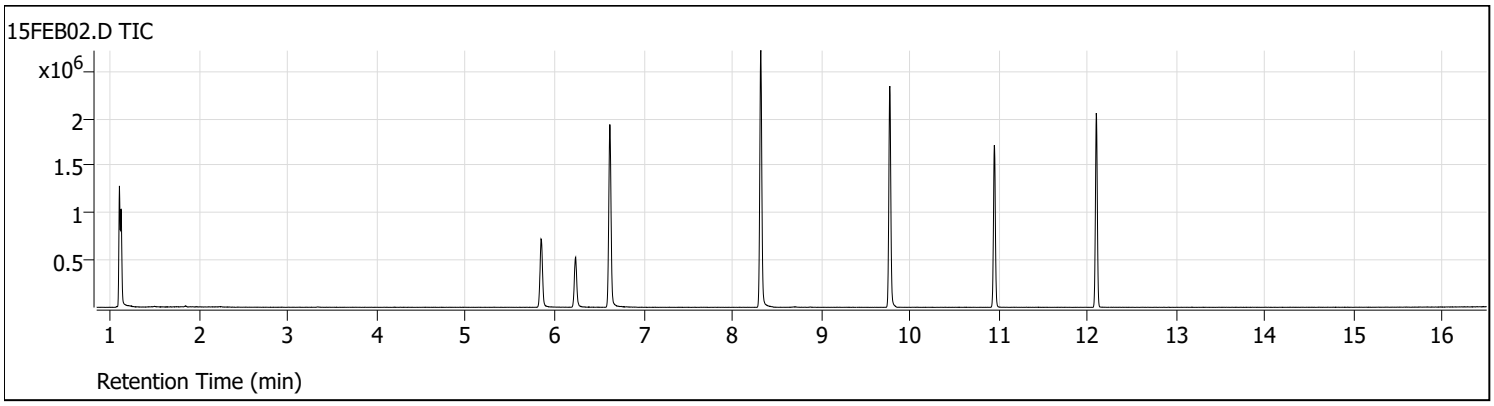

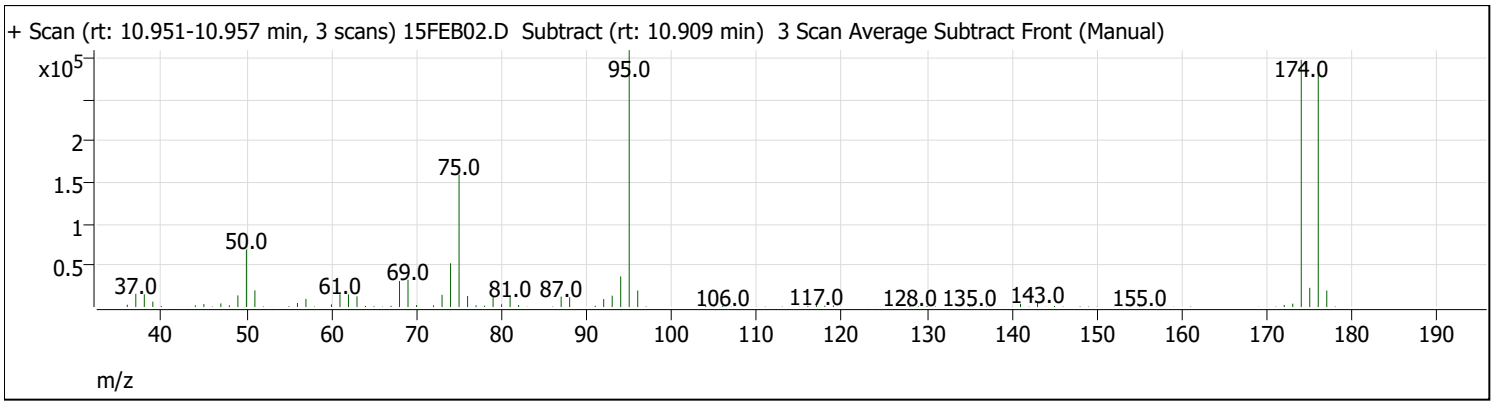

Target Mass	Rel. To Mass	Lower Limit%	Upper Limit%	Rel. Abn%	Raw Abn	Pass/Fail
50	95	15	40	22.4	69453	Pass
75	95	30	60	51.6	159893	Pass
95	95	100	100	100.0	309995	Pass
96	95	5	9	6.4	19928	Pass
173	174	0	2	1.4	4042	Pass
174	95	50	100	96.2	298368	Pass
175	174	5	9	7.8	23168	Pass
176	174	95	101	97.2	289877	Pass
177	176	5	9	6.9	19933	Pass

Continuing Calibration Report

Batch Name D:\Org\Data\VOA5975C\VG021522\QuantResults\VG021522_8260B.batch.bin
Method File \\MASSHUNTER\Org\Data\Methods\Quant\VOA5975C\VOA5975C_011922_CAL\VOA5975C_8260B_SHT_DoD_L4_011922.m
Daily CC D:\Org\Data\VOA5975C\VG02152215FEB03.D

Level name	Injection Time	Calibration Files
1	1/19/2022 10:48:21 AM	D:\Org\Data\VOA5975C\VG011922\19JAN04.D
2	1/19/2022 11:15:33 AM	D:\Org\Data\VOA5975C\VG011922\19JAN05.D
3	1/19/2022 11:42:44 AM	D:\Org\Data\VOA5975C\VG011922\19JAN06.D
4	1/19/2022 12:09:57 PM	D:\Org\Data\VOA5975C\VG011922\19JAN07.D
5	1/19/2022 1:04:20 PM	D:\Org\Data\VOA5975C\VG011922\19JAN09.D
6	1/19/2022 1:58:41 PM	D:\Org\Data\VOA5975C\VG011922\19JAN11.D
7	1/19/2022 2:53:18 PM	D:\Org\Data\VOA5975C\VG011922\19JAN13.D
8	1/19/2022 3:47:49 PM	D:\Org\Data\VOA5975C\VG011922\19JAN15.D
CC	2/15/2022 10:04:00 AM	D:\Org\Data\VOA5975C\VG021522\15FEB03.D <======

ISTD Compound:	Avg Resp	Mid Resp	CC Resp	Area%	A/M
Fluorobenzene	845168	806368	1056226	130.99	M
Chlorobenzene-d5	327060	318877	410461	128.72	M
1,4-Dichlorobenzene-d4	269016	262955	351848	133.81	M

Target Compound	AvgRF/R2	CC RF	Exp. Conc	Calc. Conc	%Dev	Area%	Curve Fit
Fluorobenzene	----------ISTD----------						
Dichlorodifluoromethane	0.3362	0.3457	125.00	128.53	-2.83	123.04	Avg RF
Chloromethane	0.3958	0.4026	125.00	127.14	-1.72	124.92	Avg RF
Vinyl chloride	0.3602	0.3666	125.00	127.20	-1.76	125.93	Avg RF
Bromomethane	0.9976	0.1295	125.00	104.70	16.24	114.88	Quadratic
Chloroethane	0.1704	0.1615	125.00	118.46	5.23	130.42	Avg RF
Trichlorofluoromethane	0.4320	0.4470	125.00	129.34	-3.47	121.94	Avg RF
1,1-Dichloroethene	0.2514	0.2706	125.00	134.55	-7.64	135.25	Avg RF
Methylene chloride	0.3654	0.3846	125.00	131.56	-5.25	135.46	Avg RF
trans-1,2-Dichloroethene	0.2597	0.2825	125.00	135.99	-8.79	135.31	Avg RF
Methyl tert-butyl ether (MTBE)	0.3245	0.3093	125.00	119.13	4.70	119.25	Avg RF
1,1-Dichloroethane	0.4860	0.5257	125.00	135.22	-8.18	135.00	Avg RF
2,2-Dichloropropane	0.3662	0.4052	125.00	138.29	-10.63	139.44	Avg RF
cis-1,2-Dichloroethene	0.2629	0.2798	125.00	133.02	-6.42	130.98	Avg RF
Methyl ethyl ketone	0.0380	0.0351 #	1250.00	1154.81	7.62	120.29	Avg RF
Bromochloromethane	0.1084	0.1152	125.00	132.89	-6.31	132.42	Avg RF
Chloroform	0.4852	0.5149	125.00	132.63	-6.11	138.54	Avg RF
1,1,1-Trichloroethane	0.4477	0.4835	125.00	134.99	-7.99	134.76	Avg RF
Dibromofluoromethane	0.2421	0.2598	250.00	268.26	-7.30	272.20	Avg RF
Carbon tetrachloride	0.4342	0.4684	125.00	134.84	-7.88	134.46	Avg RF
1,1-Dichloropropene	0.3630	0.3965	125.00	136.51	-9.20	133.93	Avg RF
1,2-Dichloroethane-d4	0.1046	0.1174	250.00	280.63	-12.25	273.68	Avg RF
Benzene	0.9987	1.0919	125.00	136.66	-9.33	135.71	Avg RF
1,2-Dichloroethane	0.2758	0.2881	125.00	130.57	-4.45	139.54	Avg RF
Chlorobenzene-d5	----------ISTD----------						
Trichloroethene	0.7484	0.8138	125.00	135.91	-8.73	138.59	Avg RF
1,2-Dichloropropane	0.6580	0.7256	125.00	137.84	-10.27	139.24	Avg RF
Dibromomethane	0.2774	0.2985	125.00	134.53	-7.62	137.18	Avg RF
Bromodichloromethane	0.7799	0.8570	125.00	137.35	-9.88	140.73	Avg RF
cis-1,3-Dichloropropene	0.8559	0.8991	125.00	131.32	-5.05	132.18	Avg RF
Toluene-d8	2.4390	2.6451	250.00	271.13	-8.45	263.01	Avg RF
Toluene	1.6257	1.7734	125.00	136.35	-9.08	135.02	Avg RF
trans-1,3-Dichloropropene	0.6243	0.6937	125.00	138.90	-11.12	138.43	Avg RF
1,1,2-Trichloroethane	0.3174	0.3378	125.00	133.00	-6.40	131.34	Avg RF
Tetrachloroethene	0.6592	0.6861	125.00	130.09	-4.07	128.95	Avg RF

Target Compound	AvgRF/R2	CC RF	Exp. Conc	Calc. Conc	%Dev	Area%	Curve Fit
1,3-Dichloropropane	0.6424	0.6821	125.00	132.73	-6.18	138.08	Avg RF
Chlorodibromomethane	0.5112	0.5440	125.00	133.01	-6.41	134.24	Avg RF
1,2-Dibromoethane	0.3506	0.3677	125.00	131.08	-4.87	129.01	Avg RF
Chlorobenzene	1.7822	1.8808	125.00	131.92	-5.53	133.41	Avg RF
1,1,1,2-Tetrachloroethane	0.6253	0.6571	125.00	131.36	-5.09	132.87	Avg RF
Ethylbenzene	0.9989	3.3242	125.00	133.43	-6.75	135.06	Quadratic
m+p-Xylenes	0.9987	1.3350	250.00	269.03	-7.61	135.06	Quadratic
o-Xylene	0.9987	1.1365	125.00	131.00	-4.80	130.23	Quadratic
Styrene	0.9983	1.9319	125.00	134.55	-7.64	135.45	Quadratic
1,4-Dichlorobenzene-d4	----------ISTD----------						
Bromoform	0.3350	0.3399	125.00	126.83	-1.46	132.75	Avg RF
p-Bromofluorobenzene	0.9231	0.9544	250.00	258.48	-3.39	261.67	Avg RF
Bromobenzene	0.8140	0.8570	125.00	131.60	-5.28	133.73	Avg RF
1,1,2,2-Tetrachloroethane	0.4643	0.4884	125.00	131.48	-5.18	137.16	Avg RF
1,2,3-Trichloropropane	0.1220	0.1235	125.00	126.54	-1.23	132.83	Avg RF
2-Chlorotoluene	0.8056	0.8624	125.00	133.81	-7.05	132.93	Avg RF
4-Chlorotoluene	2.6094	2.8617	125.00	137.09	-9.67	133.92	Avg RF
1,3-Dichlorobenzene	1.4748	1.5479	125.00	131.19	-4.95	135.88	Avg RF
1,4-Dichlorobenzene	1.5036	1.5813	125.00	131.46	-5.17	135.12	Avg RF
1,2-Dichlorobenzene	1.2313	1.2981	125.00	131.78	-5.43	134.55	Avg RF

A -- against Average; M -- against Mid Point; P -- against Previous CC in the Method;

Continuing Calibration Report

Batch Name	D:\Org\Data\VOA5975C\VG021522\QuantResults\VG021522_8260B.batch.bin
Method File	\\MASSHUNTER\Org\Data\Methods\Quant\VOA5975C\VOA5975C_011922_CAL\VOA5975C_8260B_SHT_DoD_L4_011922.m
Daily CC	D:\Org\Data\VOA5975C\VG02152215FEB26.D

Level name	Injection Time	Calibration Files
1	1/19/2022 10:48:21 AM	D:\Org\Data\VOA5975C\VG011922\19JAN04.D
2	1/19/2022 11:15:33 AM	D:\Org\Data\VOA5975C\VG011922\19JAN05.D
3	1/19/2022 11:42:44 AM	D:\Org\Data\VOA5975C\VG011922\19JAN06.D
4	1/19/2022 12:09:57 PM	D:\Org\Data\VOA5975C\VG011922\19JAN07.D
5	1/19/2022 1:04:20 PM	D:\Org\Data\VOA5975C\VG011922\19JAN09.D
6	1/19/2022 1:58:41 PM	D:\Org\Data\VOA5975C\VG011922\19JAN11.D
7	1/19/2022 2:53:18 PM	D:\Org\Data\VOA5975C\VG011922\19JAN13.D
8	1/19/2022 3:47:49 PM	D:\Org\Data\VOA5975C\VG011922\19JAN15.D
CC	2/15/2022 9:06:37 PM	D:\Org\Data\VOA5975C\VG021522\15FEB26.D <======

ISTD Compound:	Avg Resp	Mid Resp	CC Resp	Area%	A/M
Fluorobenzene	845168	806368	1080398	133.98	M
Chlorobenzene-d5	327060	318877	418283	131.17	M
1,4-Dichlorobenzene-d4	269016	262955	349518	132.92	M

Target Compound	AvgRF/R2	CC RF	Exp. Conc	Calc. Conc	%Dev	Area%	Curve Fit
Fluorobenzene	----------ISTD----------						
Dichlorodifluoromethane	0.3362	0.3281	125.00	122.02	2.39	119.47	Avg RF
Chloromethane	0.3958	0.3851	125.00	121.62	2.70	122.22	Avg RF
Vinyl chloride	0.3602	0.3520	125.00	122.15	2.28	123.70	Avg RF
Bromomethane	0.9976	0.1294	125.00	104.66	16.27	117.46	Quadratic
Chloroethane	0.1704	0.1671	125.00	122.56	1.95	138.02	Avg RF
Trichlorofluoromethane	0.4320	0.4053	125.00	117.27	6.18	113.09	Avg RF
1,1-Dichloroethene	0.2514	0.2026	125.00	100.74	19.41	103.58	Avg RF
Methylene chloride	0.3654	0.3529	125.00	120.72	3.42	127.14	Avg RF
trans-1,2-Dichloroethene	0.2597	0.2462	125.00	118.51	5.19	120.62	Avg RF
Methyl tert-butyl ether (MTBE)	0.3245	0.2870	125.00	110.52	11.58	113.17	Avg RF
1,1-Dichloroethane	0.4860	0.4866	125.00	125.17	-0.13	127.81	Avg RF
2,2-Dichloropropane	0.3662	0.3551	125.00	121.21	3.03	125.02	Avg RF
cis-1,2-Dichloroethene	0.2629	0.2545	125.00	121.01	3.19	121.88	Avg RF
Methyl ethyl ketone	0.0380	0.0364 #	1250.00	1196.90	4.25	127.53	Avg RF
Bromochloromethane	0.1084	0.1051	125.00	121.25	3.00	123.59	Avg RF
Chloroform	0.4852	0.4692	125.00	120.88	3.30	129.15	Avg RF
1,1,1-Trichloroethane	0.4477	0.4433	125.00	123.79	0.97	126.40	Avg RF
Dibromofluoromethane	0.2421	0.2556	250.00	263.85	-5.54	273.86	Avg RF
Carbon tetrachloride	0.4342	0.4284	125.00	123.32	1.34	125.78	Avg RF
1,1-Dichloropropene	0.3630	0.3678	125.00	126.64	-1.31	127.10	Avg RF
1,2-Dichloroethane-d4	0.1046	0.1151	250.00	275.00	-10.00	274.34	Avg RF
Benzene	0.9987	0.9810	125.00	122.79	1.77	124.73	Avg RF
1,2-Dichloroethane	0.2758	0.2663	125.00	120.68	3.45	131.93	Avg RF
Chlorobenzene-d5	----------ISTD----------						
Trichloroethene	0.7484	0.7431	125.00	124.10	0.72	128.96	Avg RF
1,2-Dichloropropane	0.6580	0.6411	125.00	121.78	2.58	125.35	Avg RF
Dibromomethane	0.2774	0.2716	125.00	122.40	2.08	127.19	Avg RF
Bromodichloromethane	0.7799	0.7481	125.00	119.89	4.09	125.18	Avg RF
cis-1,3-Dichloropropene	0.8559	0.8059	125.00	117.71	5.83	120.74	Avg RF
Toluene-d8	2.4390	2.6550	250.00	272.14	-8.85	269.02	Avg RF
Toluene	1.6257	1.6031	125.00	123.26	1.39	124.38	Avg RF
trans-1,3-Dichloropropene	0.6243	0.5996	125.00	120.06	3.95	121.94	Avg RF
1,1,2-Trichloroethane	0.3174	0.3101	125.00	122.13	2.30	122.89	Avg RF
Tetrachloroethene	0.6592	0.6420	125.00	121.72	2.62	122.96	Avg RF

Target Compound	AvgRF/R2	CC RF	Exp. Conc	Calc. Conc	%Dev	Area%	Curve Fit
1,3-Dichloropropane	0.6424	0.6234	125.00	121.31	2.95	128.60	Avg RF
Chlorodibromomethane	0.5112	0.4758	125.00	116.33	6.94	119.64	Avg RF
1,2-Dibromoethane	0.3506	0.3483	125.00	124.19	0.64	124.56	Avg RF
Chlorobenzene	1.7822	1.7514	125.00	122.84	1.73	126.59	Avg RF
1,1,1,2-Tetrachloroethane	0.6253	0.5892	125.00	117.78	5.78	121.40	Avg RF
Ethylbenzene	0.9989	3.0399	125.00	122.44	2.05	125.86	Quadratic
m+p-Xylenes	0.9987	1.2209	250.00	246.78	1.29	125.87	Quadratic
o-Xylene	0.9987	1.0464	125.00	121.02	3.18	122.18	Quadratic
Styrene	0.9983	1.7630	125.00	123.19	1.45	125.96	Quadratic
1,4-Dichlorobenzene-d4	----------ISTD----------						
Bromoform	0.3350	0.3104	125.00	115.83	7.34	120.43	Avg RF
p-Bromofluorobenzene	0.9231	0.9673	250.00	261.99	-4.79	263.46	Avg RF
Bromobenzene	0.8140	0.8022	125.00	123.19	1.45	124.36	Avg RF
1,1,2,2-Tetrachloroethane	0.4643	0.4526	125.00	121.84	2.53	126.26	Avg RF
1,2,3-Trichloropropane	0.1220	0.1146	125.00	117.46	6.03	122.49	Avg RF
2-Chlorotoluene	0.8056	0.8216	125.00	127.47	-1.98	125.80	Avg RF
4-Chlorotoluene	2.6094	2.6928	125.00	128.99	-3.19	125.18	Avg RF
1,3-Dichlorobenzene	1.4748	1.4585	125.00	123.61	1.11	127.18	Avg RF
1,4-Dichlorobenzene	1.5036	1.4730	125.00	122.46	2.03	125.03	Avg RF
1,2-Dichlorobenzene	1.2313	1.2089	125.00	122.73	1.82	124.48	Avg RF

A -- against Average; M -- against Mid Point; P -- against Previous CC in the Method;

Quantitation Results Report (QT Reviewed)

Data File	15FEB03.D	Operator	MSC
Acq. Method	5975CACQF.M	Acq. Date-Time	2/15/2022 10:04:00 AM
Sample Name	CCV021522_	Instrument	VOA5975C
Vial	3	Multiplier	1.00
DA Method File	VOA5975C_8260B_SHT_DoD_L4_011922.m	Comment	
Tune File	BFB_Atune3.u	Tune Date	10/11/2021 4:02:00 PM
Batch Name	VG021522_8260B.batch.bin	Last Calib Update	2/18/2022 11:13:24 AM
Ref Library	\\MASSHUNTER\Org\Library\NIST129K.l		

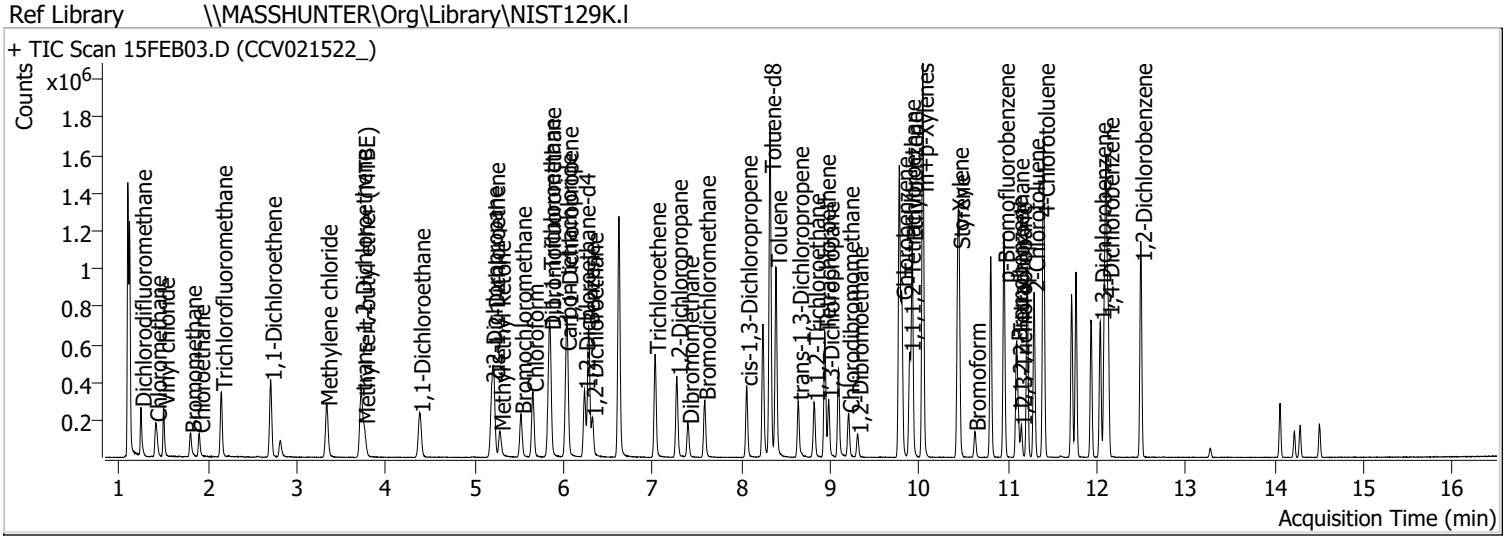

Compound	RT	QIon	Resp.	Conc.	Units	Dev(Min)
Internal Standards						
M Fluorobenzene	6.620	96.0	1056226	250.0000	ng	0.000
M Chlorobenzene-d5	9.774	82.0	410461	250.0000	ng	0.000
M 1,4-Dichlorobenzene-d4	12.103	152.0	351848	250.0000	ng	0.003
System Monitoring Compounds						
S Dibromofluoromethane	5.848	113.0	274437	268.2559	ng	-0.003
Spiked Amount: 250.000	Range: 80.0 - 119.0%			Recovery = 107.30%		
S 1,2-Dichloroethane-d4	6.233	67.0	124016	280.6255	ng	0.003
Spiked Amount: 250.000	Range: 81.0 - 118.0%			Recovery = 112.25%		
S Toluene-d8	8.321	98.0	1085708	271.1259	ng	0.003
Spiked Amount: 250.000	Range: 89.0 - 112.0%			Recovery = 108.45%		
S p-Bromofluorobenzene	10.951	95.0	335799	258.4850	ng	0.003
Spiked Amount: 250.000	Range: 85.0 - 114.0%			Recovery = 103.39%		
Target Compounds						QValue
T Dichlorodifluoromethane	1.244	85.0	182544	128.5314	ng	99
T Chloromethane	1.411	50.0	212595	127.1446	ng	100
T Vinyl chloride	1.500	62.0	193598	127.2014	ng	99
T Bromomethane	1.804	96.0	68376	104.6954	ng	96
T Chloroethane	1.899	64.0	85302	118.4630	ng	98
T Trichlorofluoromethane	2.150	101.0	236057	129.3416	ng	99
T 1,1-Dichloroethene	2.705	96.0	142885	134.5505	ng	100
T Methylene chloride	3.333	49.0	203133	131.5647	ng	99
T trans-1,2-Dichloroethene	3.720	96.0	149184	135.9873	ng	97
T Methyl tert-butyl ether (MTBE)	3.754	73.0	163341	119.1256	ng	99
T 1,1-Dichloroethane	4.378	63.0	277635	135.2239	ng	98
T 2,2-Dichloropropane	5.190	77.0	213975	138.2912	ng	98
T cis-1,2-Dichloroethene	5.218	96.0	147760	133.0248	ng	96
T Methyl ethyl ketone	5.282	43.0	185375	1154.8109	ng	99
T Bromochloromethane	5.519	128.0	60859	132.8854	ng	97
T Chloroform	5.653	83.0	271900	132.6330	ng	98

Compound	RT	QIon	Resp.	Conc.	Units	Dev(Min)
T 1,1,1-Trichloroethane	5.837	97.0	255323	134.9868	ng	99
T Carbon tetrachloride	6.024	117.0	247369	134.8449	ng	99
T 1,1-Dichloropropene	6.040	75.0	209373	136.5056	ng	99
T Benzene	6.280	78.0	576623	136.6585	ng	99
T 1,2-Dichloroethane	6.325	62.0	152165	130.5661	ng	97
T Trichloroethene	7.028	95.0	167012	135.9126	ng	95
T 1,2-Dichloropropane	7.273	63.0	148919	137.8372	ng	97
T Dibromomethane	7.398	93.0	61262	134.5258	ng	97
T Bromodichloromethane	7.588	83.0	175883	137.3498	ng	97
T cis-1,3-Dichloropropene	8.057	75.0	184526	131.3179	ng	99
T Toluene	8.388	92.0	363949	136.3512	ng	98
T trans-1,3-Dichloropropene	8.637	75.0	142374	138.9045	ng	98
T 1,1,2-Trichloroethane	8.818	83.0	69319	133.0026	ng	95
T Tetrachloroethene	8.938	163.8	140806	130.0897	ng	97
T 1,3-Dichloropropane	8.980	76.0	139989	132.7297	ng	100
T Chlorodibromomethane	9.203	129.0	111648	133.0129	ng	98
T 1,2-Dibromoethane	9.306	107.0	75455	131.0831	ng	94
T Chlorobenzene	9.805	112.0	386005	131.9185	ng	99
T 1,1,1,2-Tetrachloroethane	9.894	131.0	134863	131.3607	ng	97
T Ethylbenzene	9.919	91.0	682217	133.4318	ng	98
T m+p-Xylenes	10.039	106.0	547963	269.0340	ng	99
T o-Xylene	10.432	106.0	233250	130.9968	ng	95
T Styrene	10.449	104.0	396484	134.5541	ng	100
T Bromoform	10.625	172.5	59795	126.8264	ng	98
T Bromobenzene	11.096	156.0	150762	131.5969	ng	99
T 1,1,2,2-Tetrachloroethane	11.116	83.0	85917	131.4805	ng	99
T 1,2,3-Trichloropropane	11.146	110.0	21725	126.5391	ng	98
T 2-Chlorotoluene	11.291	126.0	151717	133.8068	ng	95
T 4-Chlorotoluene	11.400	91.0	503438	137.0853	ng	98
T 1,3-Dichlorobenzene	12.036	146.0	272313	131.1929	ng	98
T 1,4-Dichlorobenzene	12.128	146.0	278188	131.4622	ng	98
T 1,2-Dichlorobenzene	12.496	146.0	228369	131.7814	ng	98

(#) = Qualifier Out of Range; (m) = Manual Integration; (+) = Area Summed; (*) = Surrogate Percent Recovery Out of Range; (d): Zeroed Peak

Compound	Conc.	RT	Dev(Min)	Resp.	QIon	QRatio	Lower	Upper
Dichlorodifluoromethane	128.5314	1.24	0.00	182544	87.0	32.1	1.8	61.8

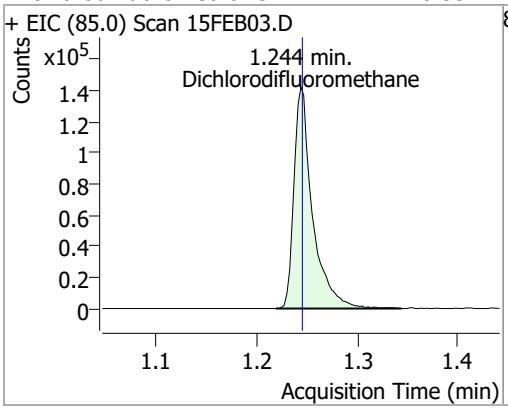

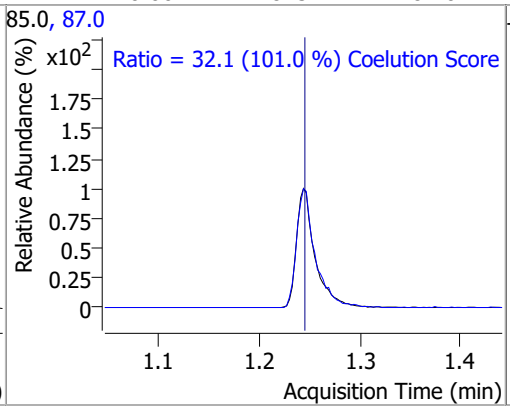

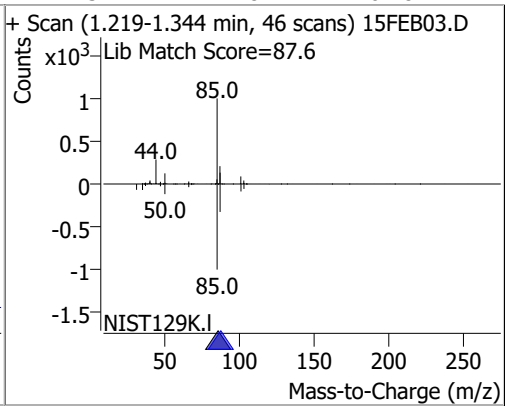

Compound	Conc.	RT	Dev(Min)	Resp.	QIon	QRatio	Lower	Upper
Chloromethane	127.1446	1.41	0.00	212595	52.0	32.3	2.4	62.4

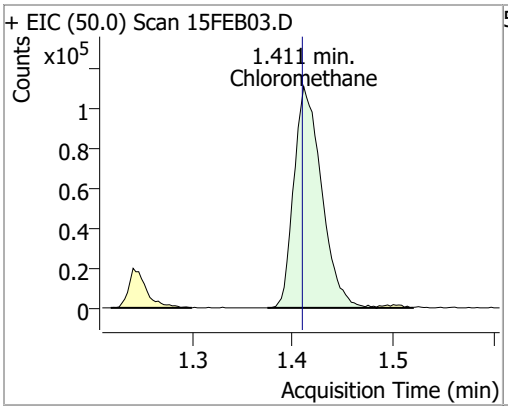

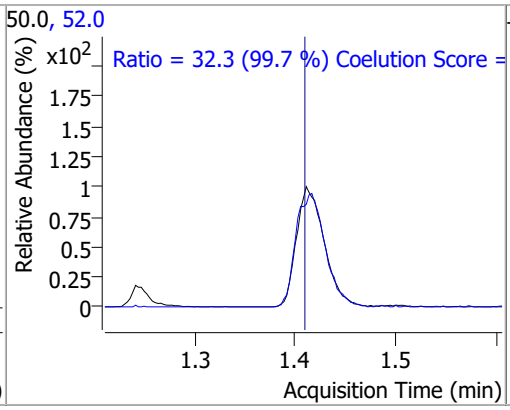

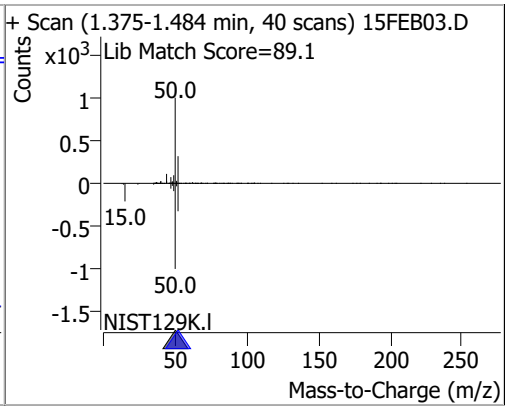

Compound	Conc.	RT	Dev(Min)	Resp.	QIon	QRatio	Lower	Upper
Vinyl chloride	127.2014	1.50	0.00	193598	64.0	30.8	1.3	61.3

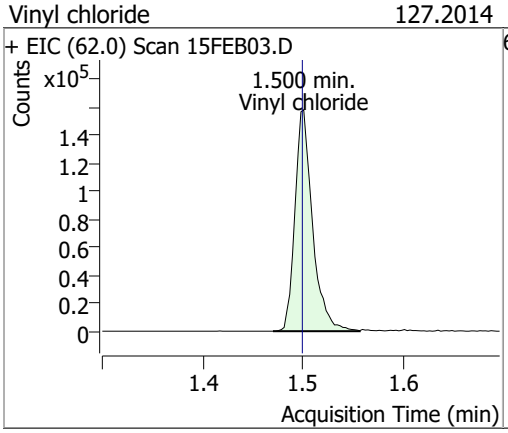

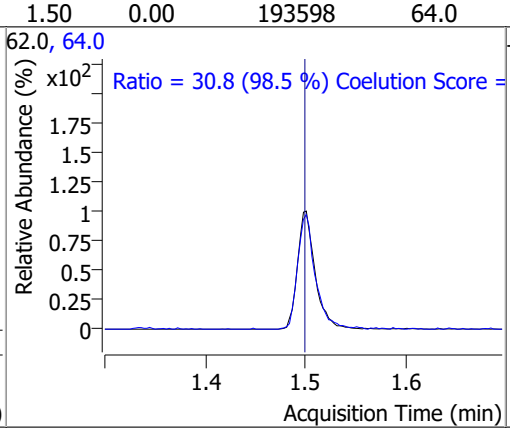

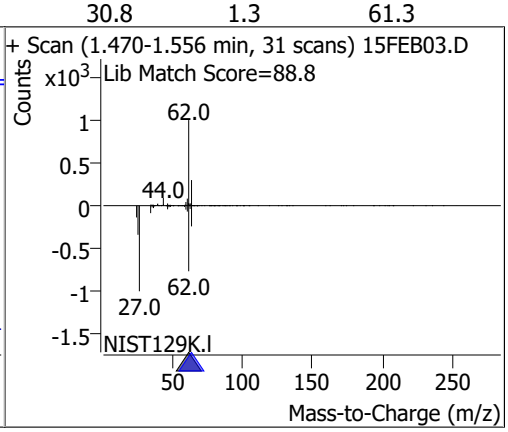

Compound	Conc.	RT	Dev(Min)	Resp.	QIon	QRatio	Lower	Upper
Bromomethane	104.6954	1.80	0.01	68376	94.0	105.4	80.1	140.1

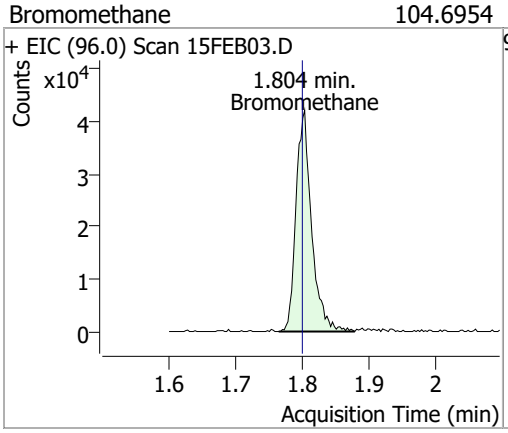

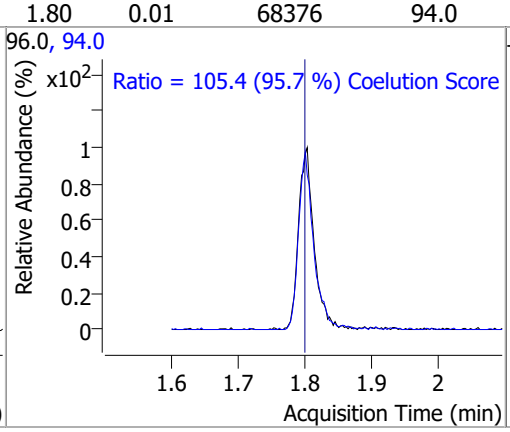

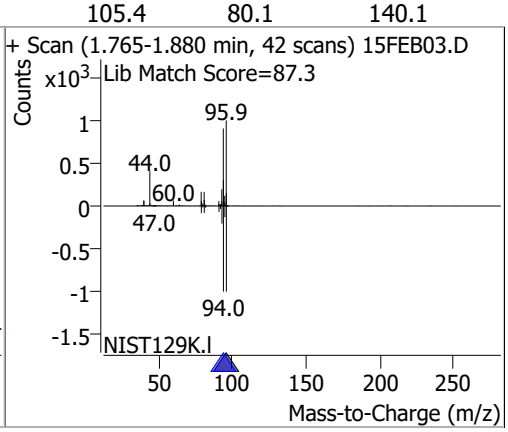

Compound	Conc.	RT	Dev(Min)	Resp.	QIon	QRatio	Lower	Upper
Chloroethane	118.4630	1.90	0.00	85302	66.0	30.9	0.0	60.0

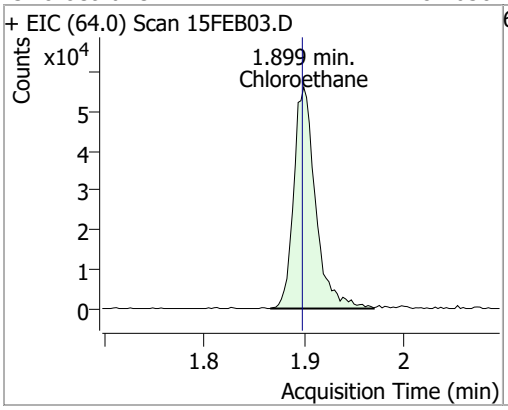

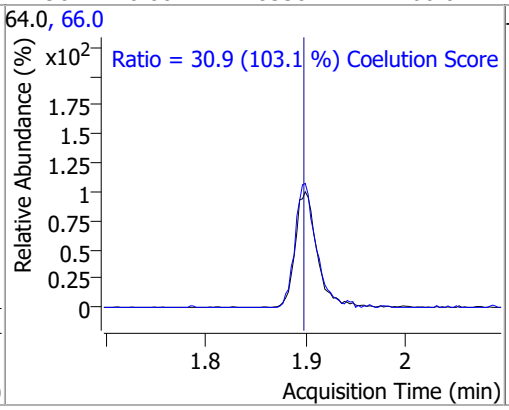

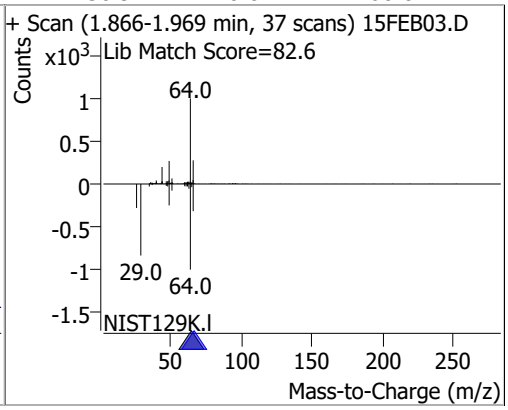

Compound	Conc.	RT	Dev(Min)	Resp.	QIon	QRatio	Lower	Upper
Trichlorofluoromethane	129.3416	2.15	0.00	236057	103.0	64.0	35.0	95.0

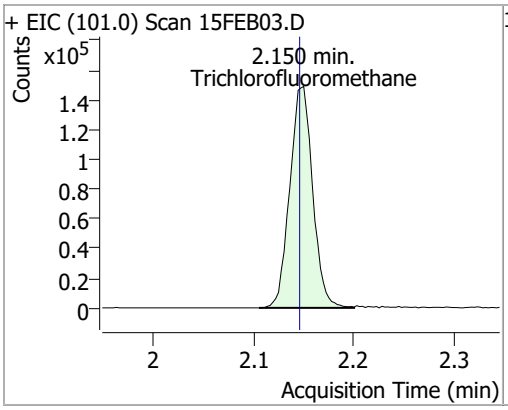

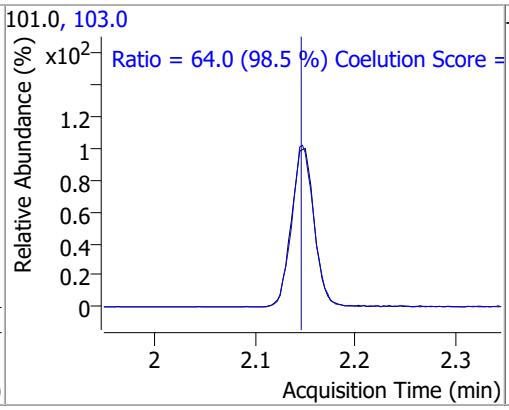

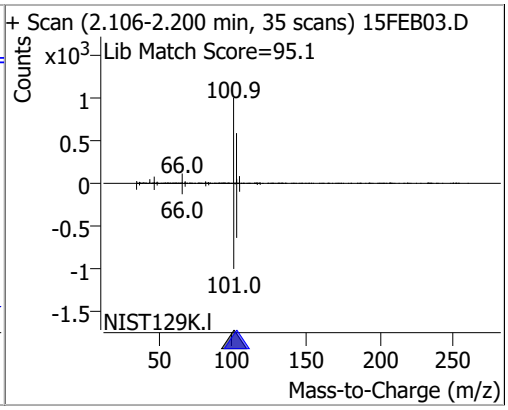

Compound	Conc.	RT	Dev(Min)	Resp.	QIon	QRatio	Lower	Upper
1,1-Dichloroethene	134.5505	2.71	0.00	142885	61.0	179.8	149.9	209.9
					63.0	56.8	27.0	87.0

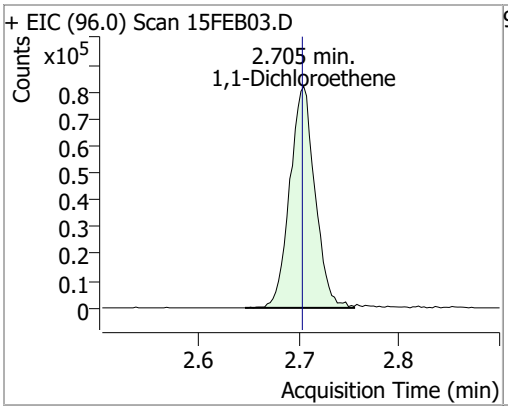

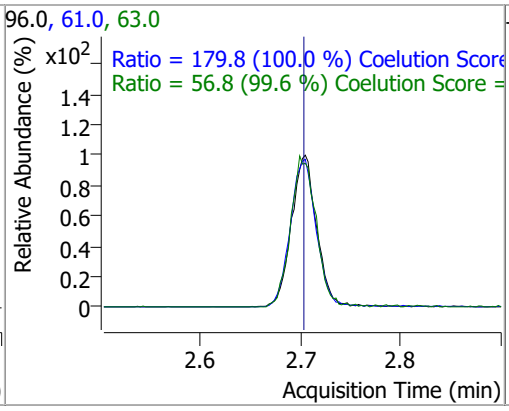

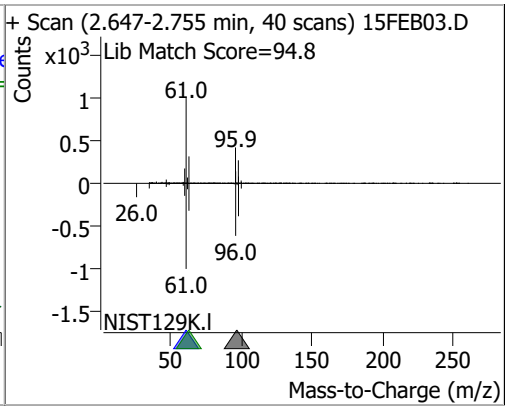

Compound	Conc.	RT	Dev(Min)	Resp.	QIon	QRatio	Lower	Upper
Methylene chloride	131.5647	3.33	0.00	203133	84.0	65.5	36.1	96.1
					86.0	42.5	11.8	71.8

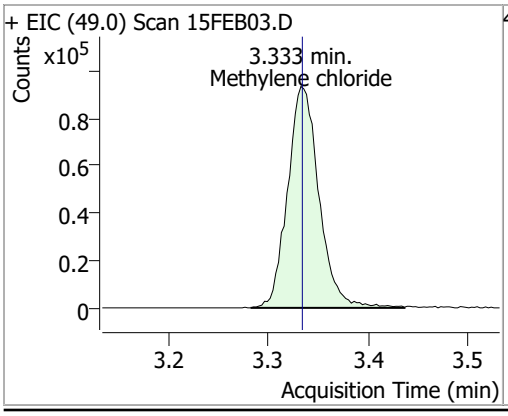

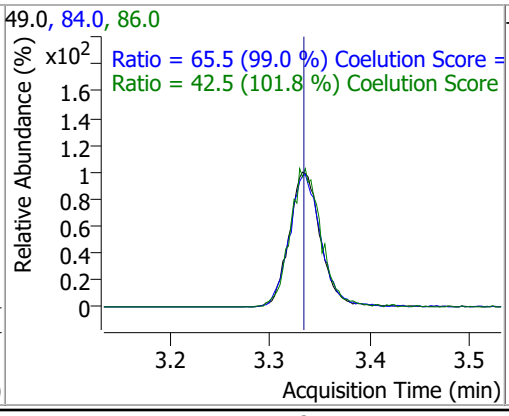

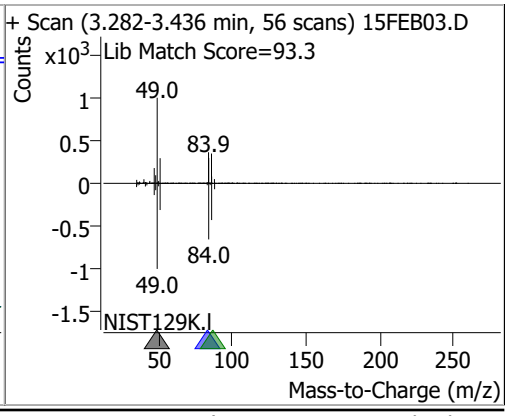

Compound	Conc.	RT	Dev(Min)	Resp.	QIon	QRatio	Lower	Upper
trans-1,2-Dichloroethene	135.9873	3.72	0.00	149184	61.0	150.1	124.8	184.8
					98.0	62.4	32.1	92.1

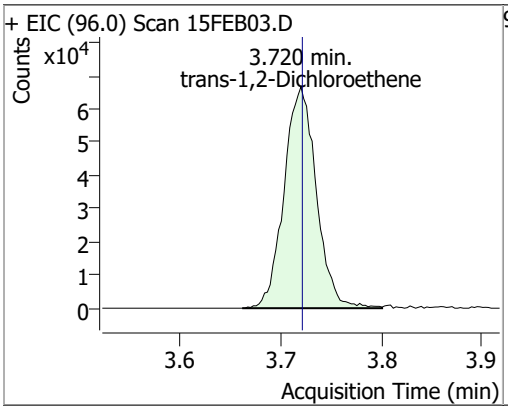

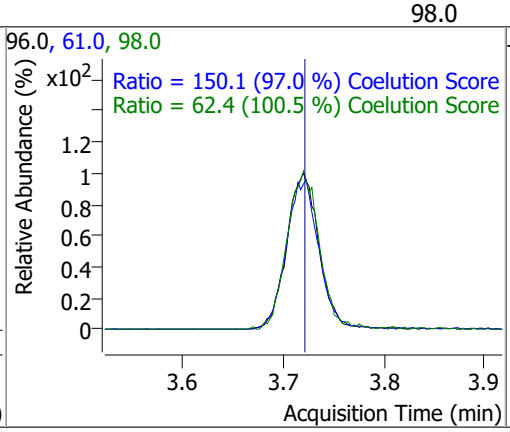

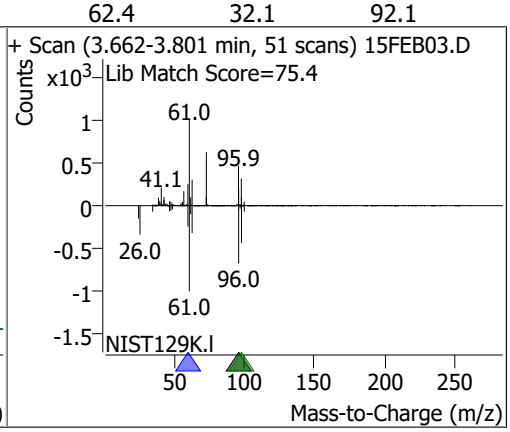

Compound	Conc.	RT	Dev(Min)	Resp.	QIon	QRatio	Lower	Upper
Methyl tert-butyl ether (MTBE)	119.1256	3.75	0.00	163341	57.0	23.9	0.0	54.6

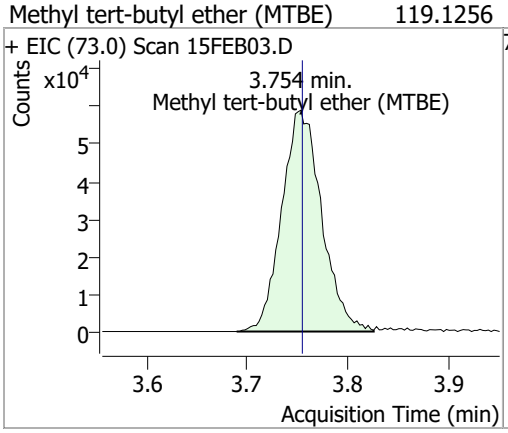

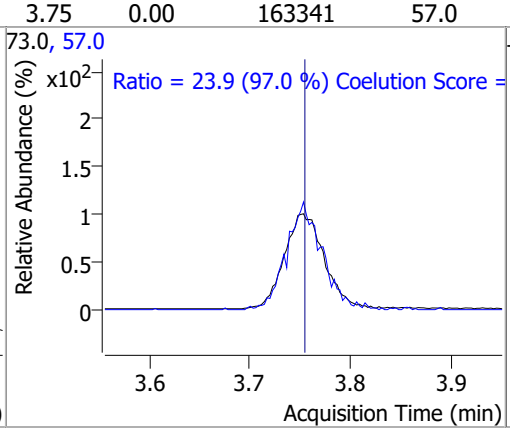

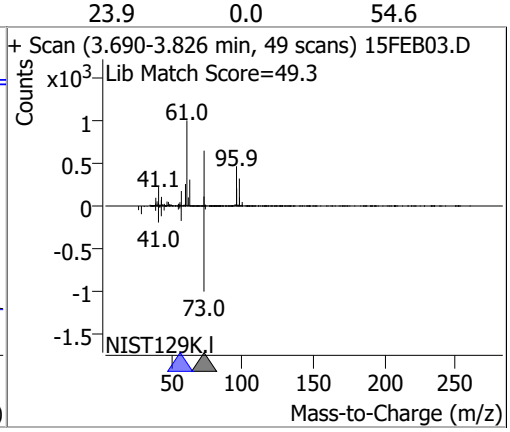

Compound	Conc.	RT	Dev(Min)	Resp.	QIon	QRatio	Lower	Upper
1,1-Dichloroethane	135.2239	4.38	0.00	277635	65.0	32.5	1.0	61.0
					83.0	13.2	0.0	42.7

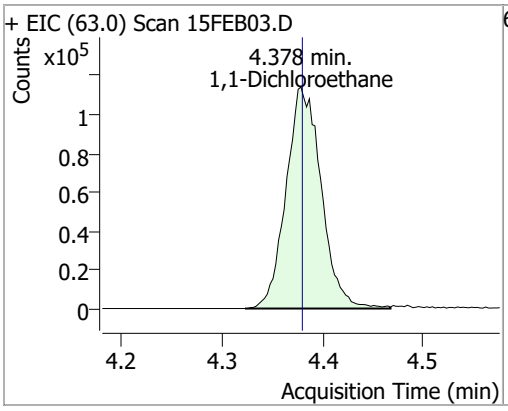

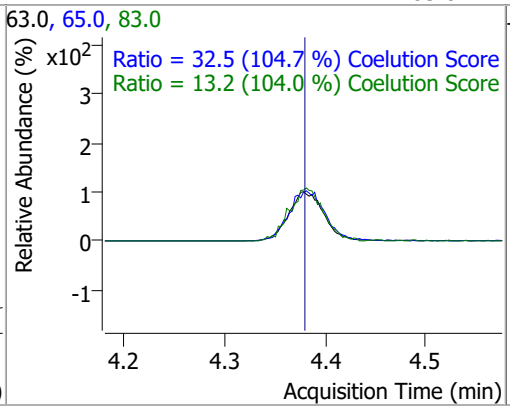

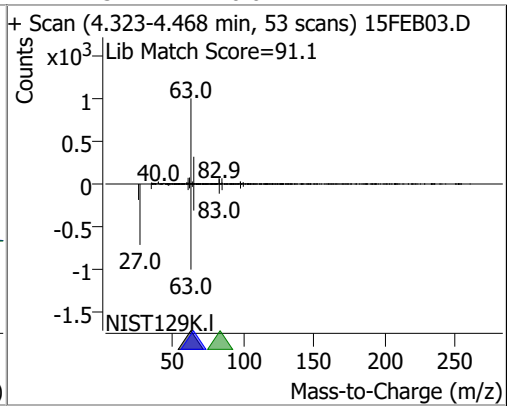

Compound	Conc.	RT	Dev(Min)	Resp.	QIon	QRatio	Lower	Upper
2,2-Dichloropropane	138.2912	5.19	0.00	213975	41.0	70.2	38.8	98.8
					97.0	23.2	0.0	53.9

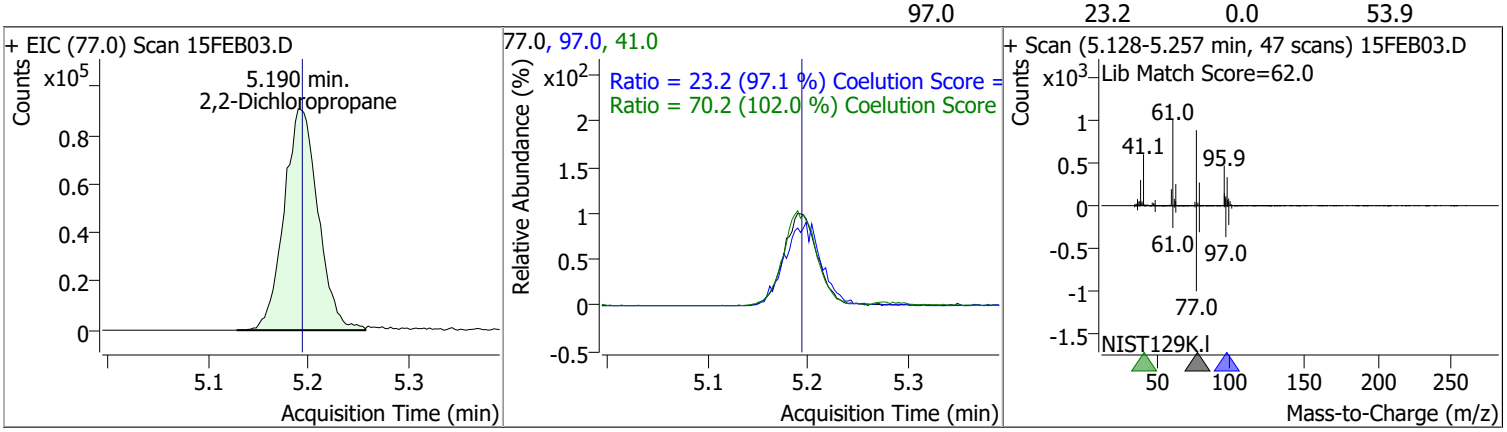

Compound	Conc.	RT	Dev(Min)	Resp.	QIon	QRatio	Lower	Upper
cis-1,2-Dichloroethene	133.0248	5.22	0.00	147760	61.0	167.2	130.4	190.4
					98.0	65.7	36.2	96.2

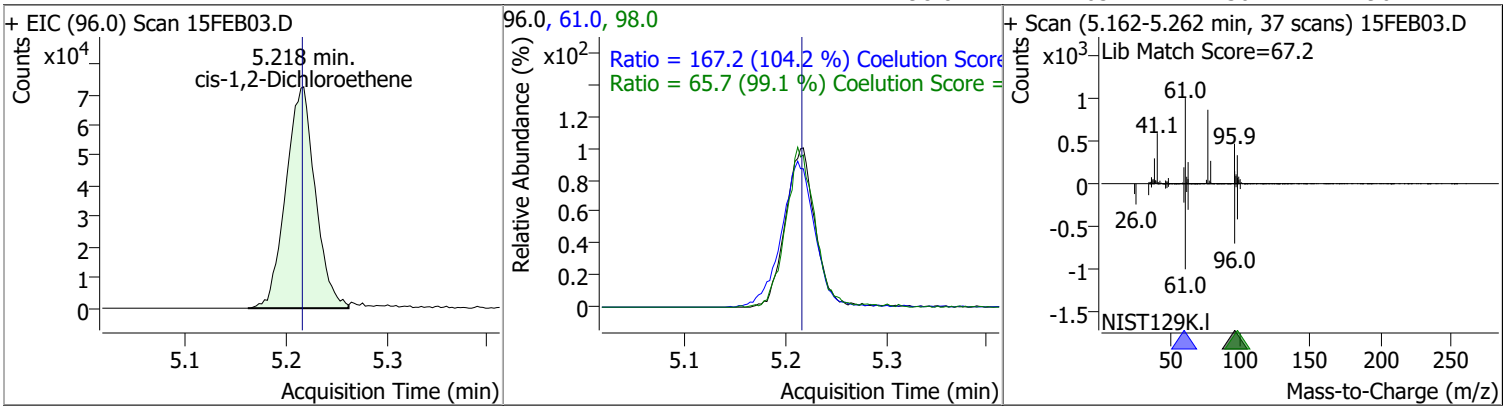

Compound	Conc.	RT	Dev(Min)	Resp.	QIon	QRatio	Lower	Upper
Methyl ethyl ketone	1154.8109	5.28	0.00	185375	72.0	20.9	0.0	50.6

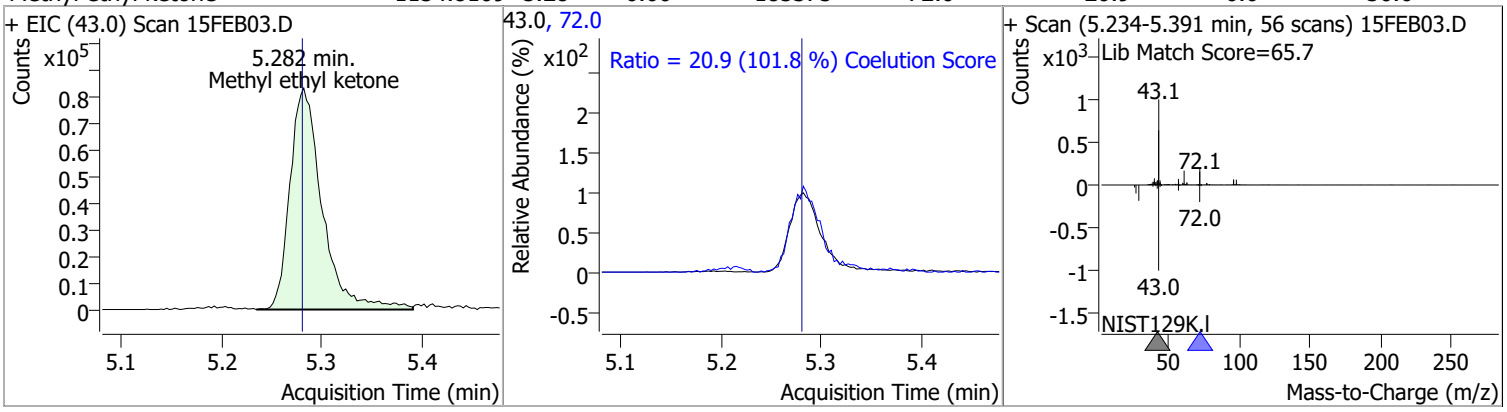

Compound	Conc.	RT	Dev(Min)	Resp.	QIon	QRatio	Lower	Upper
Bromochloromethane	132.8854	5.52	0.00	60859	49.0	186.8	152.2	212.2

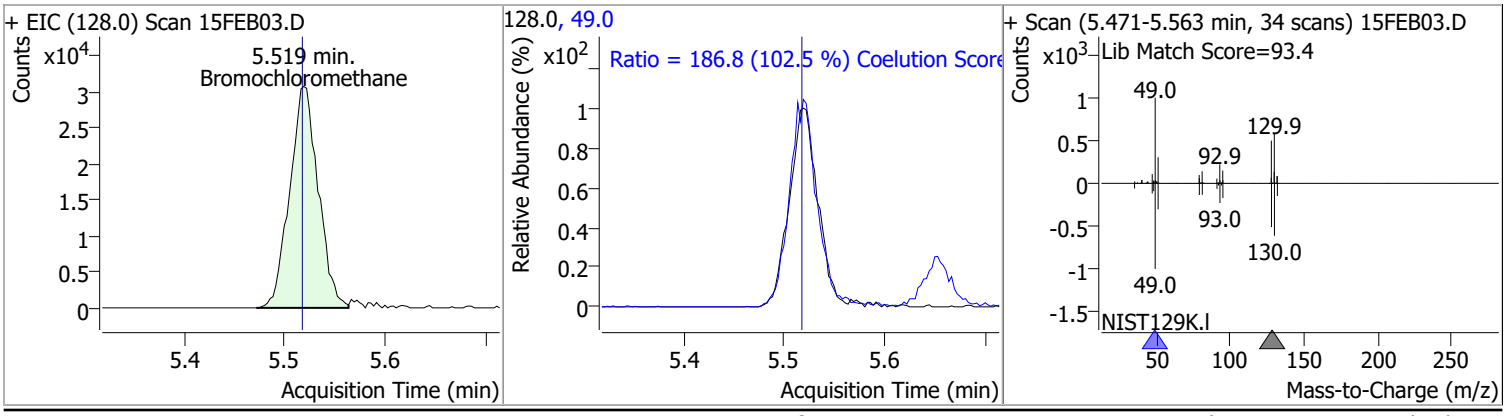

Compound	Conc.	RT	Dev(Min)	Resp.	QIon	QRatio	Lower	Upper
Chloroform	132.6330	5.65	0.00	271900	85.0	64.7	36.2	96.2

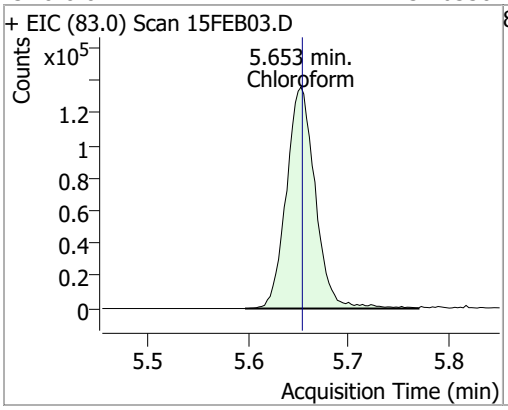

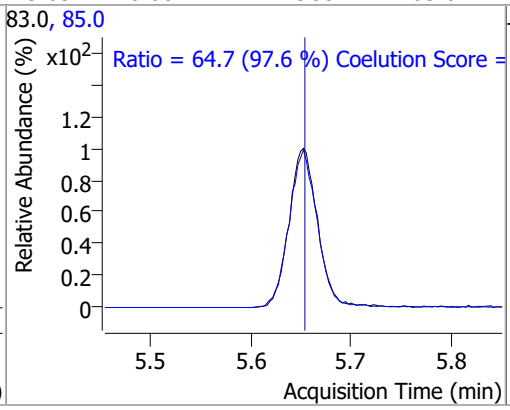

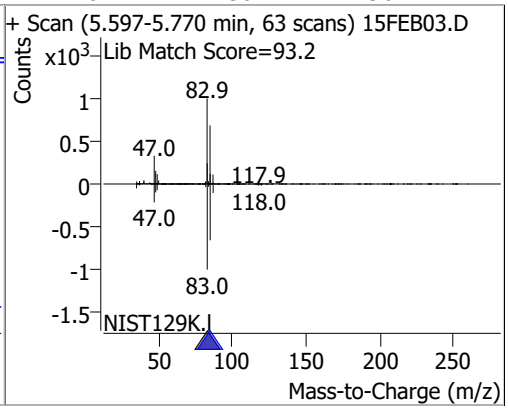

Compound	Conc.	RT	Dev(Min)	Resp.	QIon	QRatio	Lower	Upper
1,1,1-Trichloroethane	134.9868	5.84	0.01	255323	99.0	64.2	33.1	93.1
					61.0	50.1	19.1	79.1

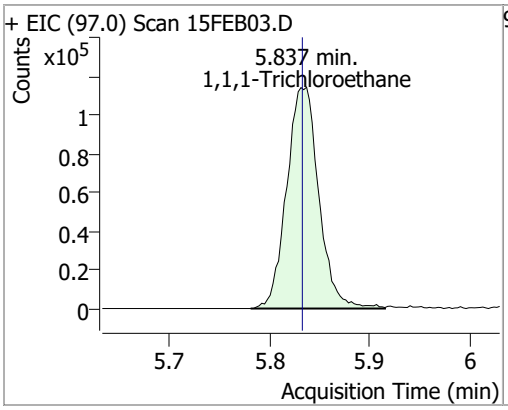

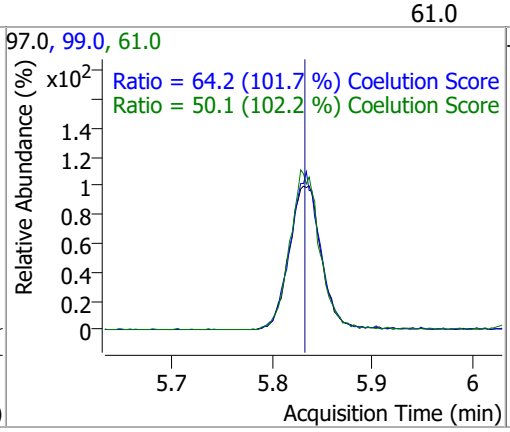

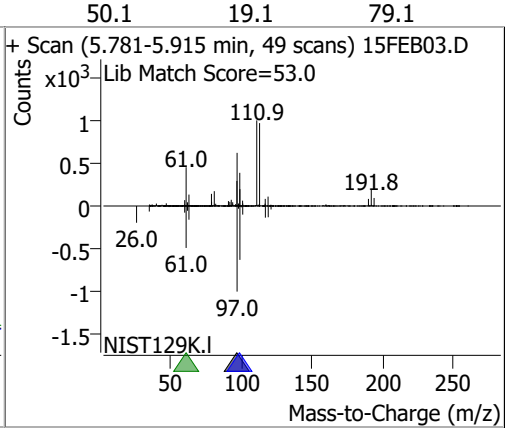

Compound	Conc.	RT	Dev(Min)	Resp.	QIon	QRatio	Lower	Upper
Dibromofluoromethane	268.2559	5.85	0.00	274437	191.5	21.2	0.0	53.2

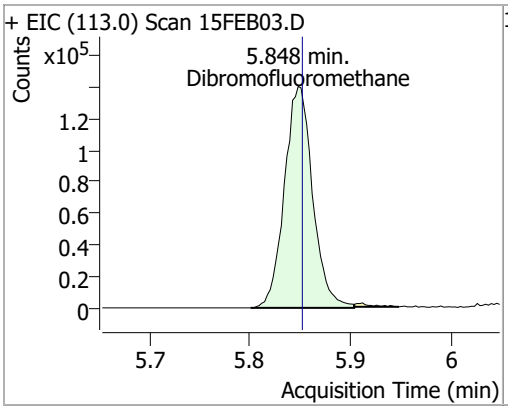

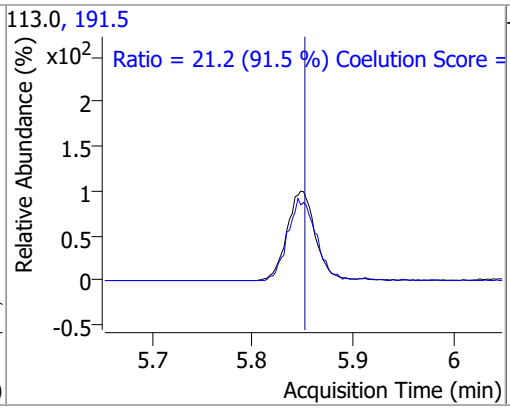

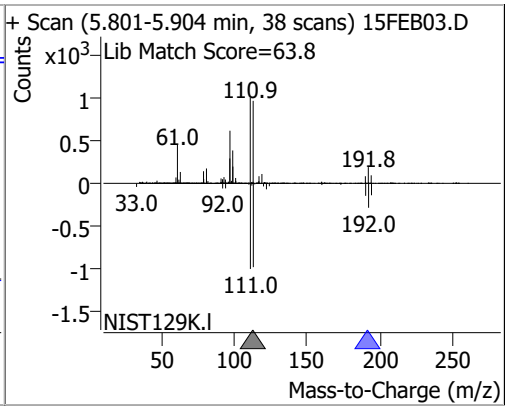

Compound	Conc.	RT	Dev(Min)	Resp.	QIon	QRatio	Lower	Upper
Carbon tetrachloride	134.8449	6.02	0.00	247369	119.0	97.1	67.6	127.6
					121.0	31.5	0.7	60.7

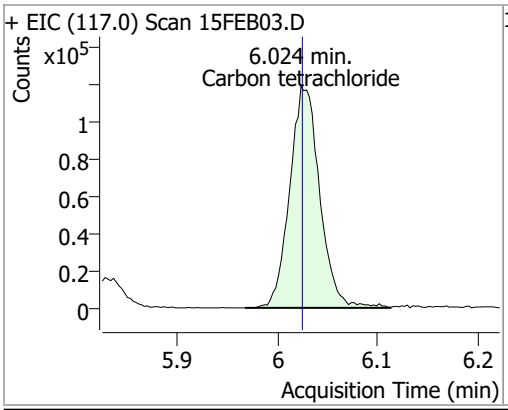

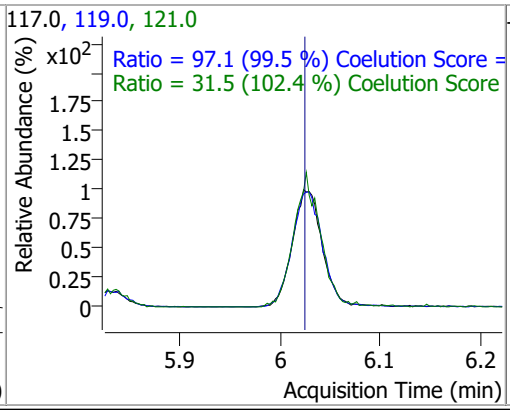

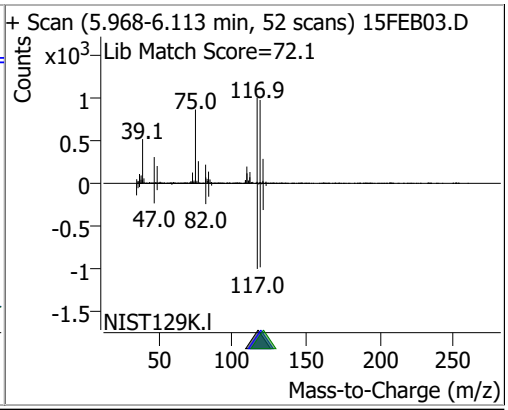

Compound	Conc.	RT	Dev(Min)	Resp.	QIon	QRatio	Lower	Upper
1,1-Dichloropropene	136.5056	6.04	0.00	209373	110.0	36.2	5.6	65.6
					77.0	30.1	1.0	61.0

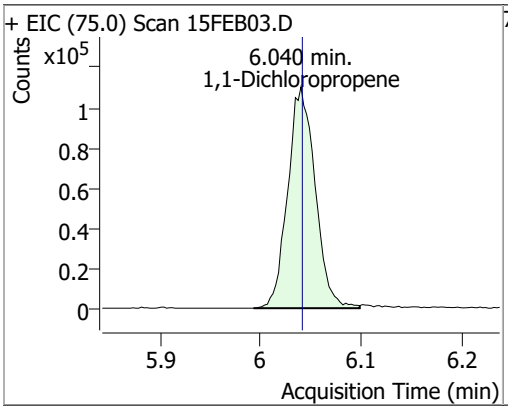

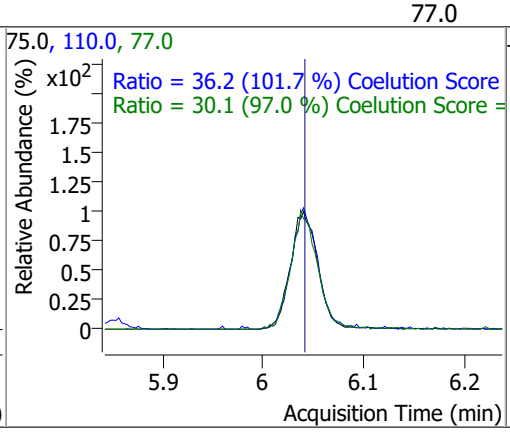

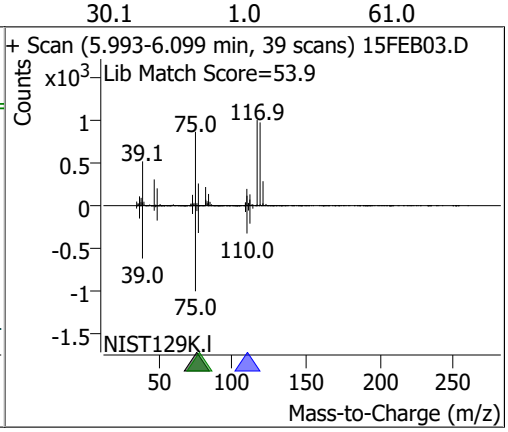

Compound	Conc.	RT	Dev(Min)	Resp.	QIon	QRatio	Lower	Upper
1,2-Dichloroethane-d4	280.6255	6.23	0.00	124016	65.0	191.5	162.8	222.8

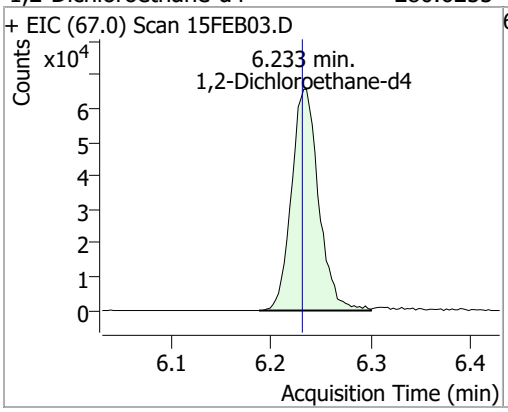

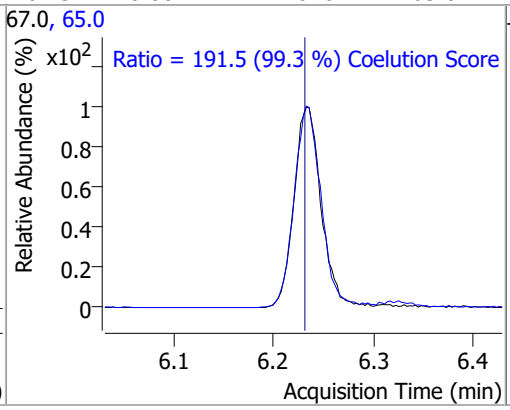

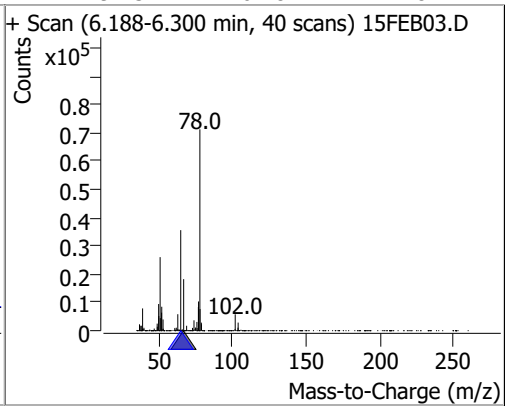

Compound	Conc.	RT	Dev(Min)	Resp.	QIon	QRatio	Lower	Upper
Benzene	136.6585	6.28	0.00	576623	77.0	23.7	0.0	53.3

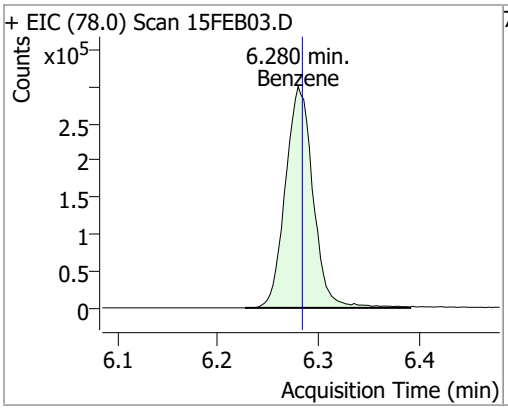

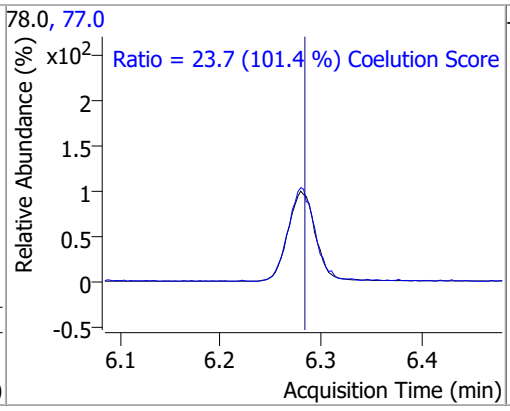

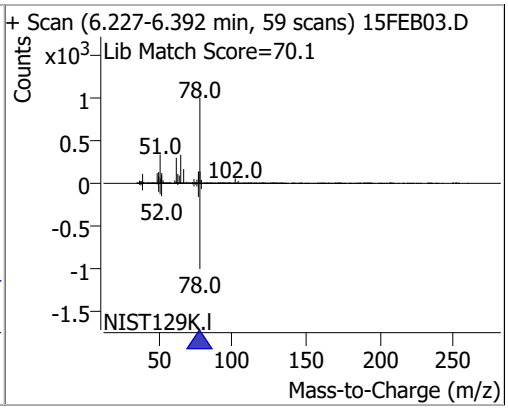

Compound	Conc.	RT	Dev(Min)	Resp.	QIon	QRatio	Lower	Upper
1,2-Dichloroethane	130.5661	6.32	0.00	152165	64.0	30.3	2.2	62.2
					98.0	7.8	0.0	38.2

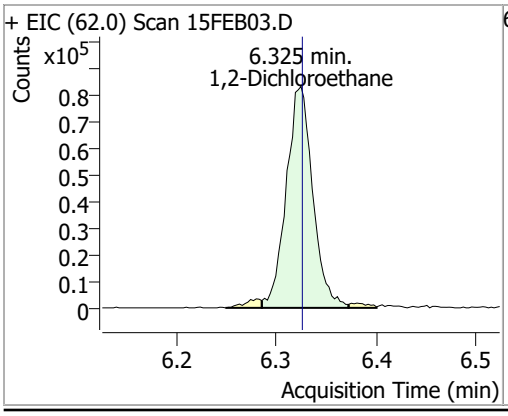

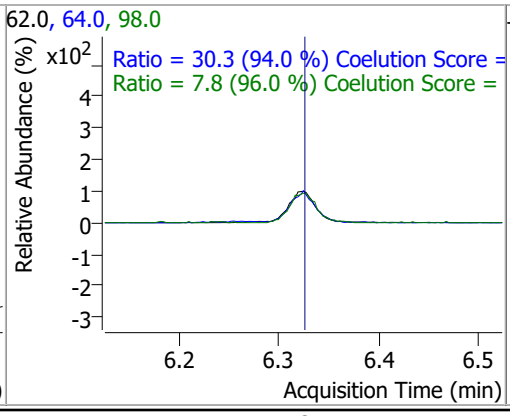

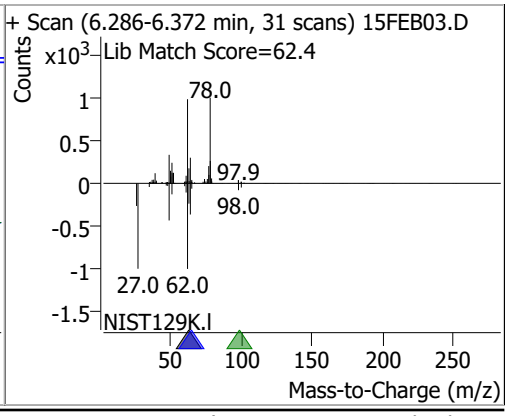

Compound	Conc.	RT	Dev(Min)	Resp.	QIon	QRatio	Lower	Upper
Trichloroethene	135.9126	7.03	0.00	167012	130.0	98.5	75.6	135.6
					97.0	64.8	35.7	95.7

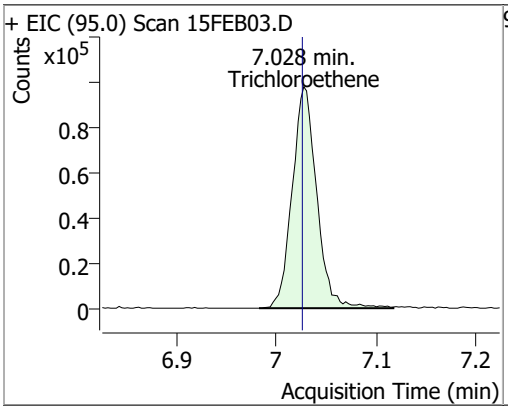

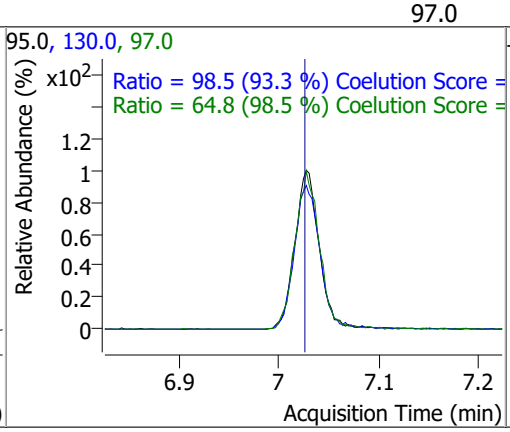

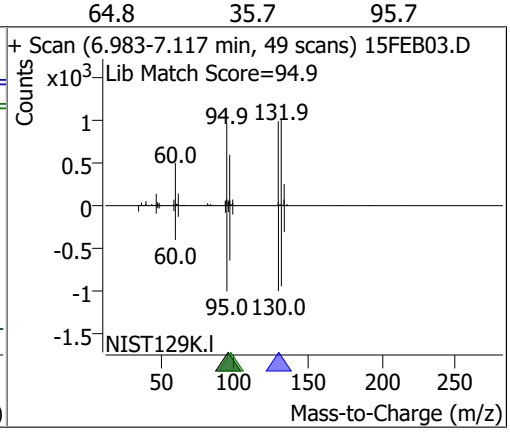

Compound	Conc.	RT	Dev(Min)	Resp.	QIon	QRatio	Lower	Upper
1,2-Dichloropropane	137.8372	7.27	0.00	148919	76.0	37.9	9.8	69.8

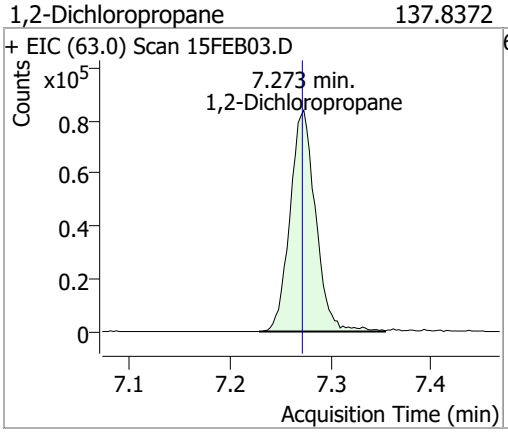

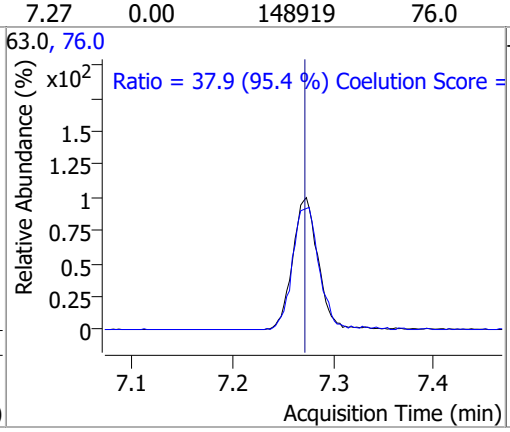

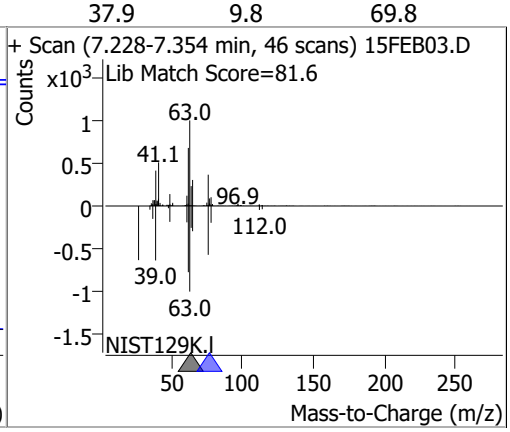

Compound	Conc.	RT	Dev(Min)	Resp.	QIon	QRatio	Lower	Upper
Dibromomethane	134.5258	7.40	0.00	61262	173.5	110.8	78.2	138.2
					95.0	81.0	54.5	114.5

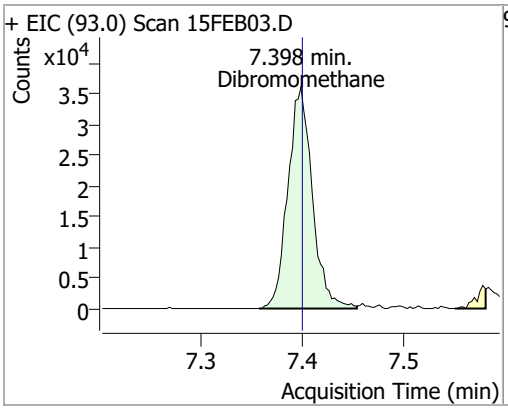

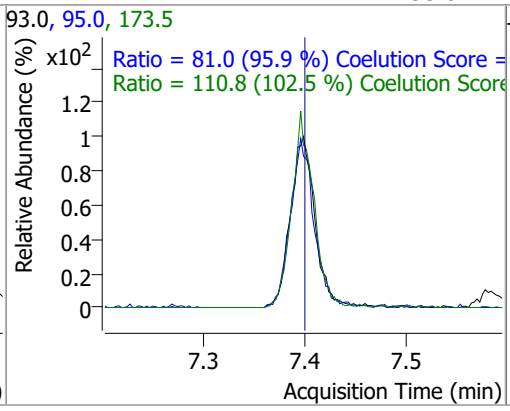

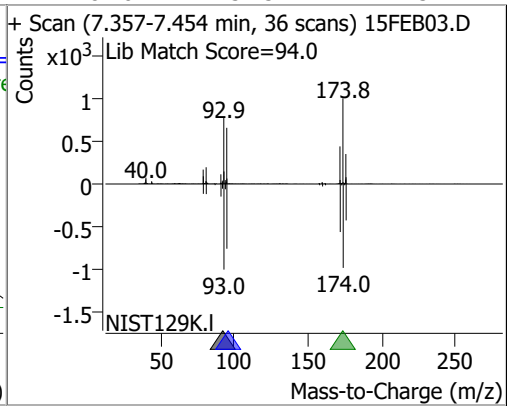

Compound	Conc.	RT	Dev(Min)	Resp.	QIon	QRatio	Lower	Upper
Bromodichloromethane	137.3498	7.59	0.01	175883	85.0	63.9	36.3	96.3
					127.0	9.1	0.0	39.5

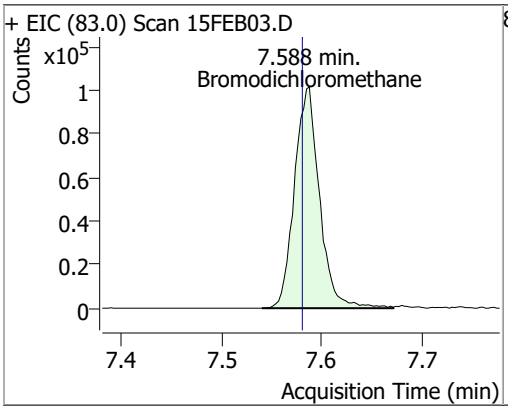

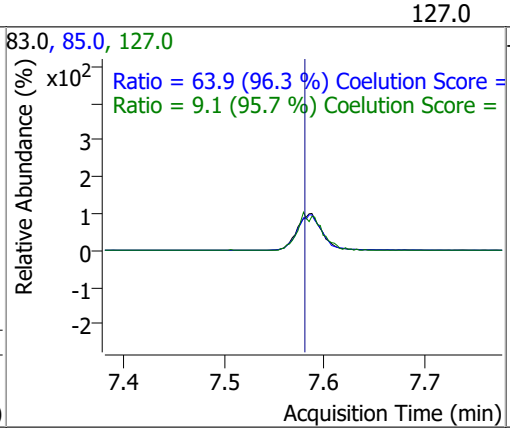

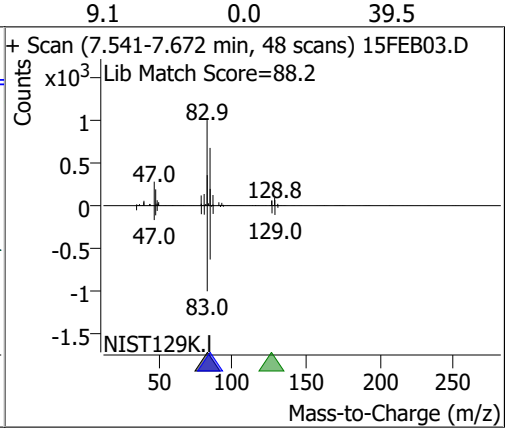

Compound	Conc.	RT	Dev(Min)	Resp.	QIon	QRatio	Lower	Upper
cis-1,3-Dichloropropene	131.3179	8.06	0.00	184526	39.0	53.2	22.5	82.5
					77.0	31.0	1.8	61.8

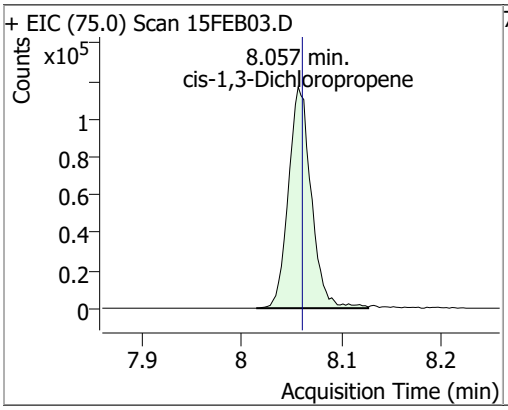

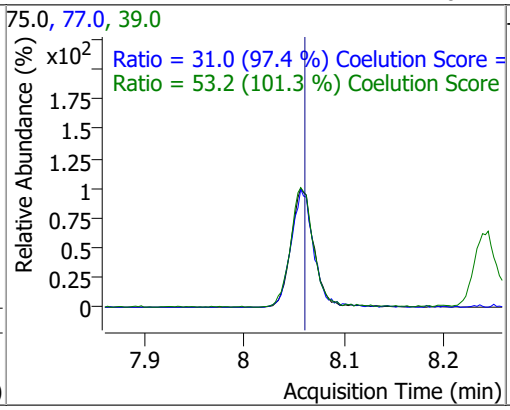

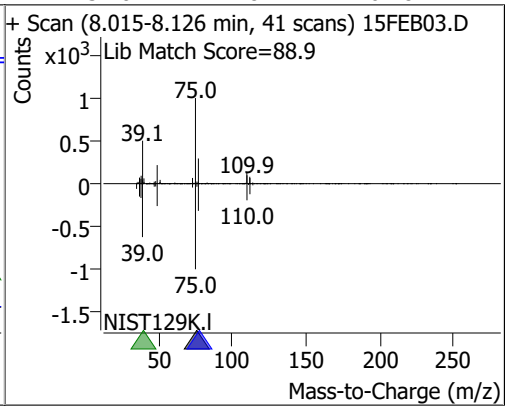

Compound	Conc.	RT	Dev(Min)	Resp.	QIon	QRatio	Lower	Upper
Toluene-d8	271.1259	8.32	0.00	1085708	100.0	64.0	34.3	94.3
					99.0	9.5	0.0	39.2

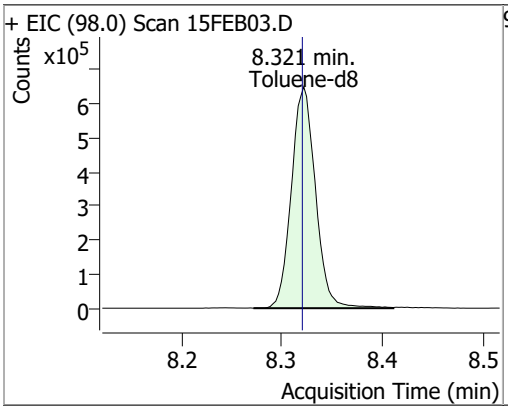

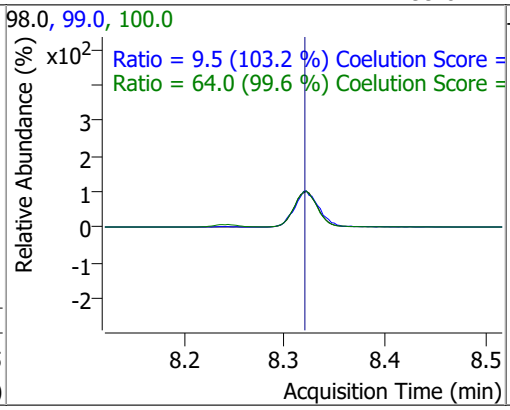

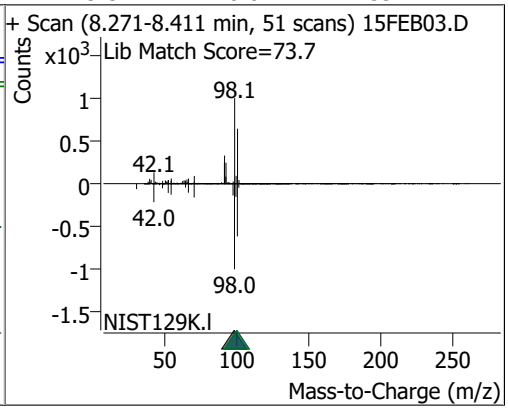

Compound	Conc.	RT	Dev(Min)	Resp.	QIon	QRatio	Lower	Upper
Toluene	136.3512	8.39	0.00	363949	91.0	176.3	144.1	204.1

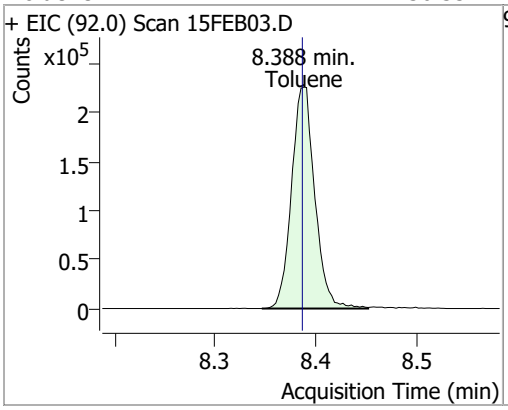

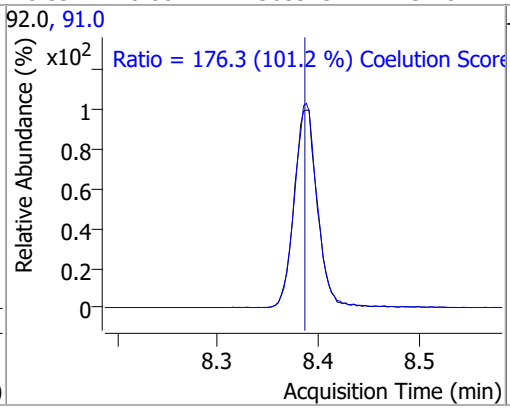

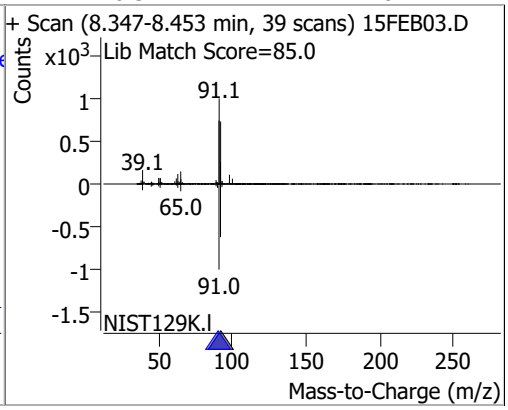

Compound	Conc.	RT	Dev(Min)	Resp.	QIon	QRatio	Lower	Upper
trans-1,3-Dichloropropene	138.9045	8.64	0.00	142374	39.0	51.1	23.0	83.0
					77.0	31.6	1.0	61.0

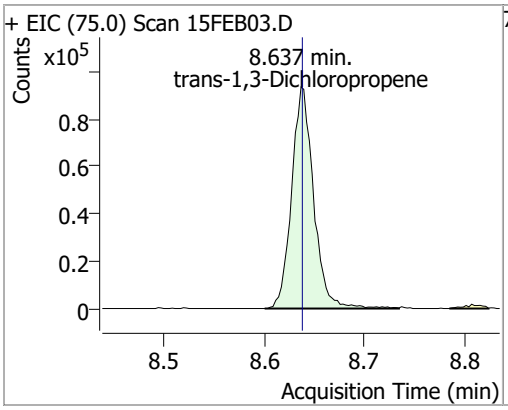

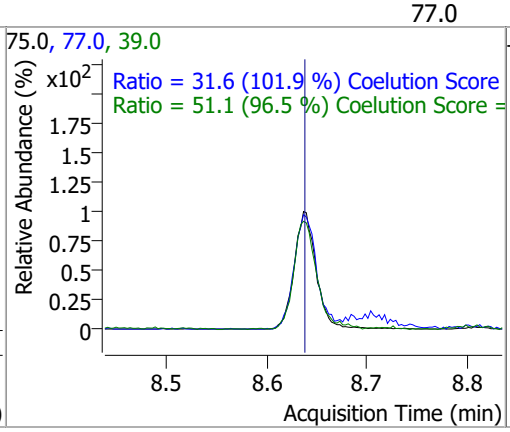

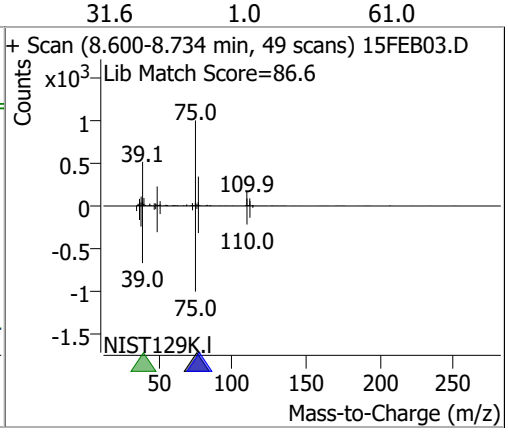

Compound	Conc.	RT	Dev(Min)	Resp.	QIon	QRatio	Lower	Upper
1,1,2-Trichloroethane	133.0026	8.82	0.00	69319	97.0	116.3	80.7	140.7
					85.0	64.9	30.7	90.7

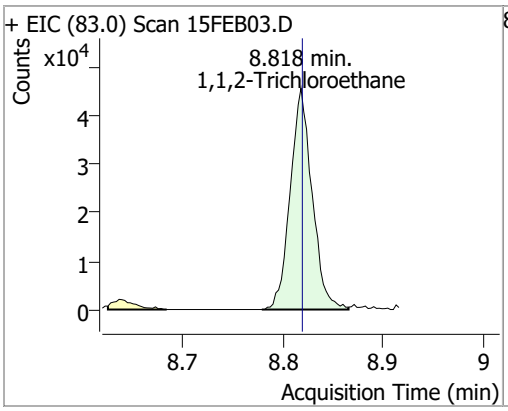

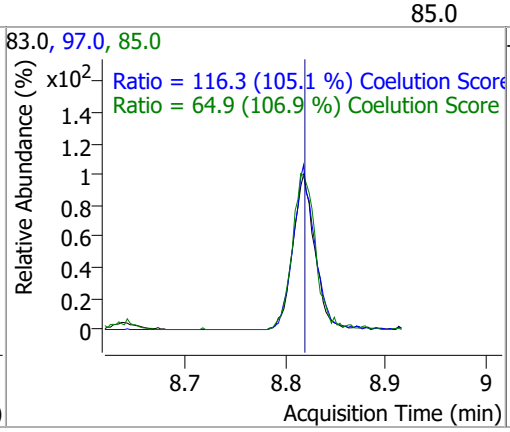

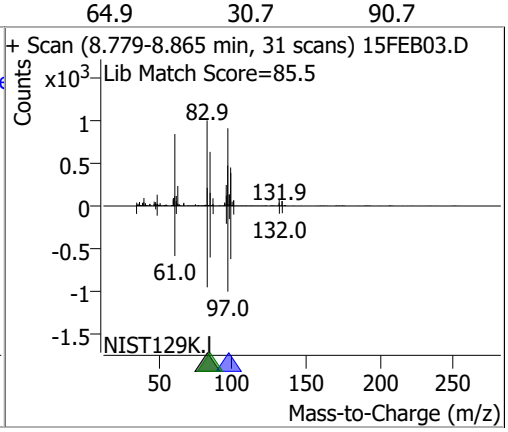

Compound	Conc.	RT	Dev(Min)	Resp.	QIon	QRatio	Lower	Upper
Tetrachloroethene	130.0897	8.94	0.00	140806	165.8	129.9	96.1	156.1
					129.0	91.8	60.5	120.5

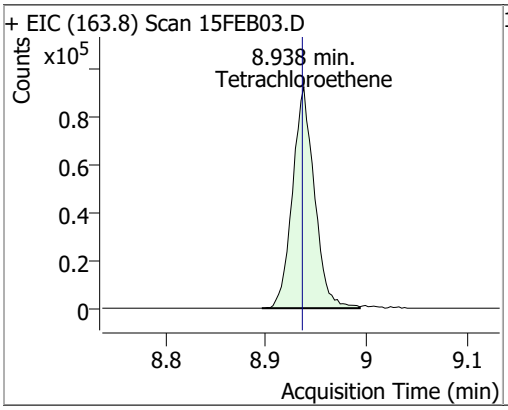

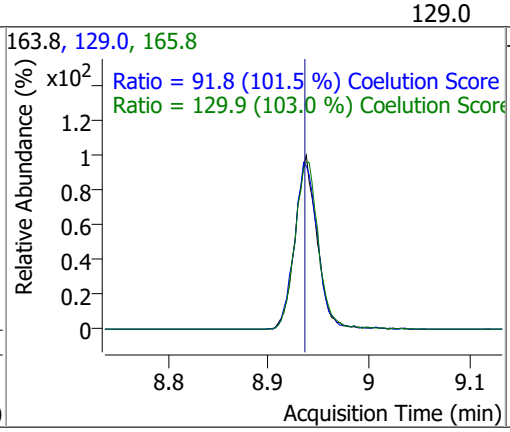

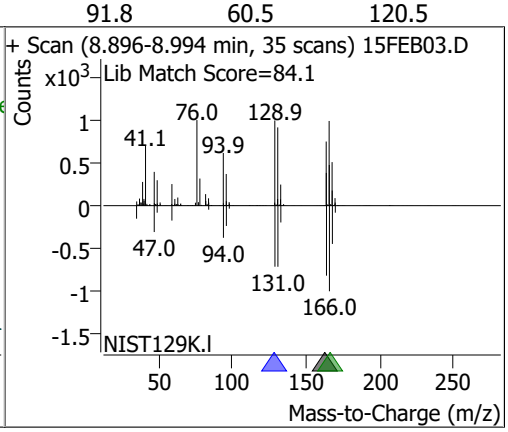

Compound	Conc.	RT	Dev(Min)	Resp.	QIon	QRatio	Lower	Upper
1,3-Dichloropropane	132.7297	8.98	0.00	139989	78.0	32.5	2.4	62.4

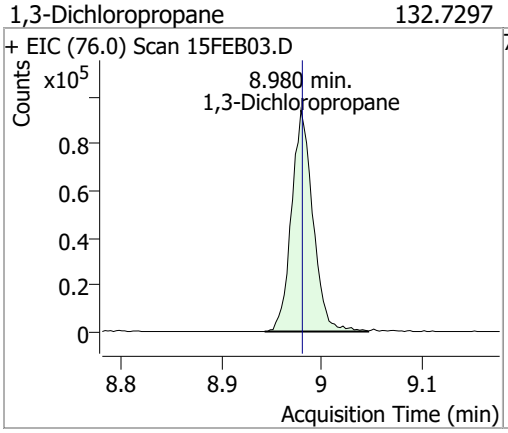

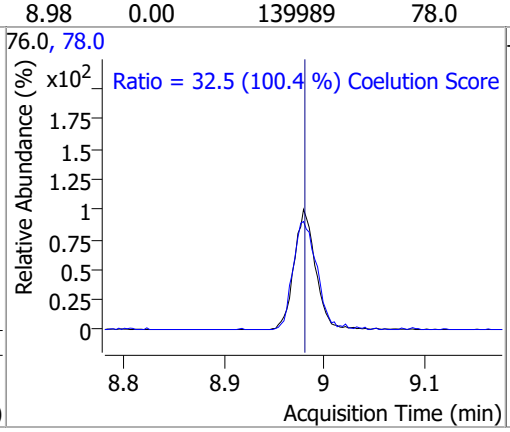

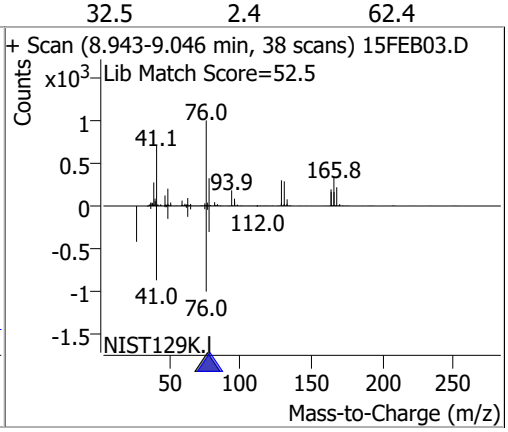

Compound	Conc.	RT	Dev(Min)	Resp.	QIon	QRatio	Lower	Upper
Chlorodibromomethane	133.0129	9.20	0.00	111648	127.0	79.2	47.2	107.2

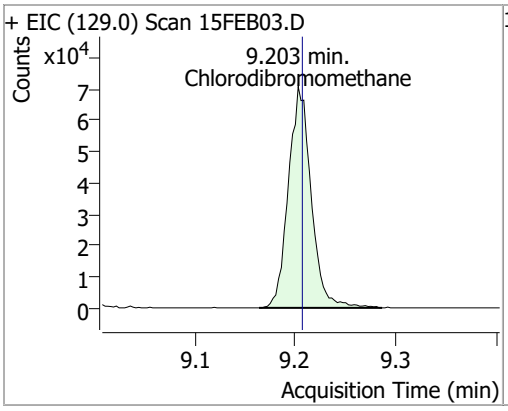

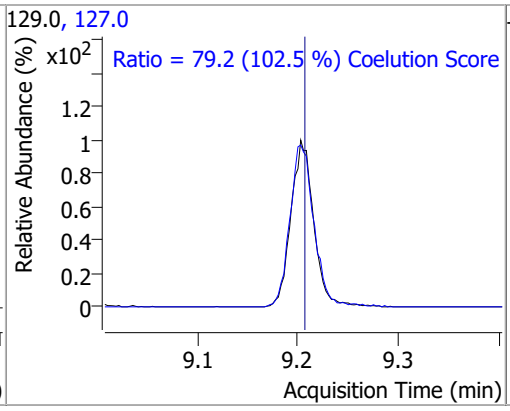

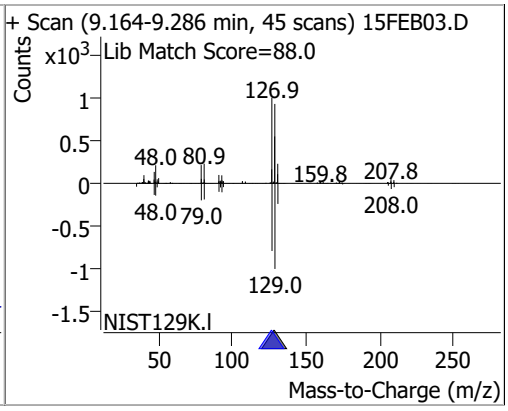

Compound	Conc.	RT	Dev(Min)	Resp.	QIon	QRatio	Lower	Upper
1,2-Dibromoethane	131.0831	9.31	0.01	75455	109.0	97.6	61.5	121.5

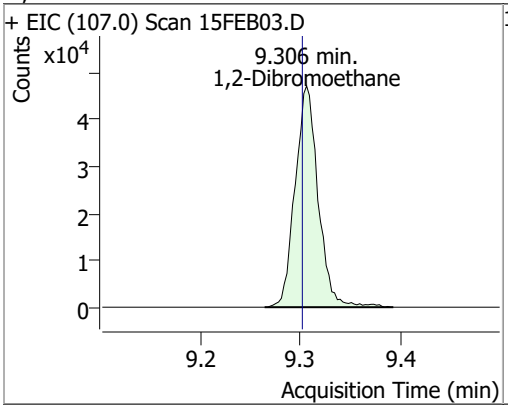

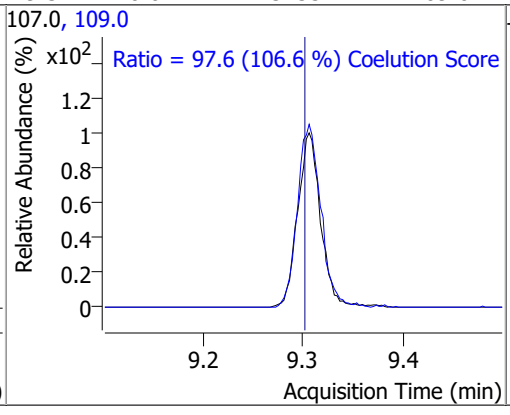

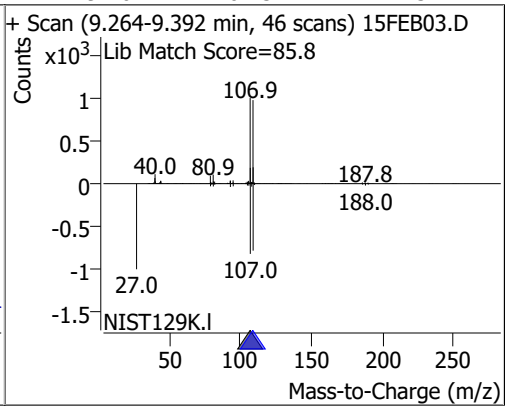

Compound	Conc.	RT	Dev(Min)	Resp.	QIon	QRatio	Lower	Upper
Chlorobenzene	131.9185	9.81	0.01	386005	114.0	32.8	2.2	62.2

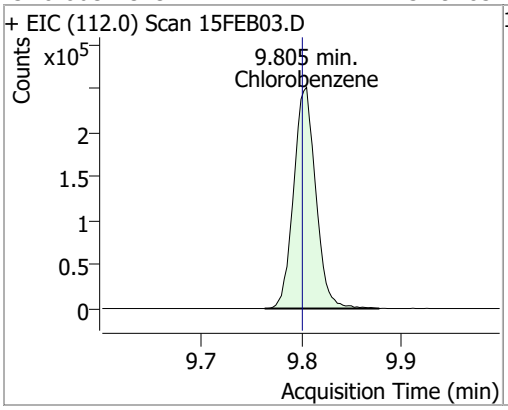

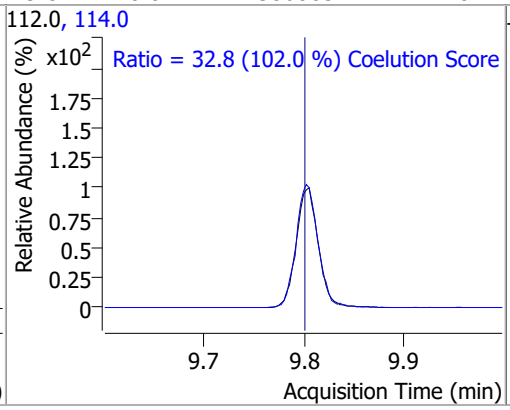

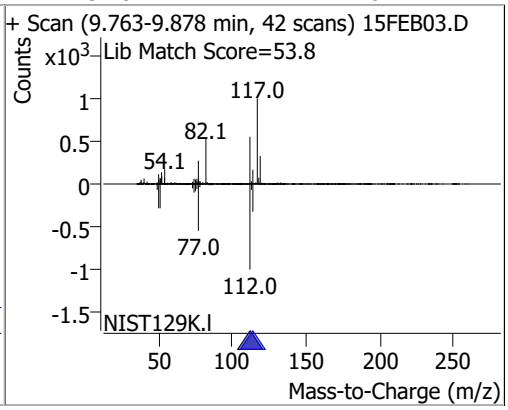

Compound	Conc.	RT	Dev(Min)	Resp.	QIon	QRatio	Lower	Upper
1,1,1,2-Tetrachloroethane	131.3607	9.89	0.00	134863	133.0	98.3	65.3	125.3

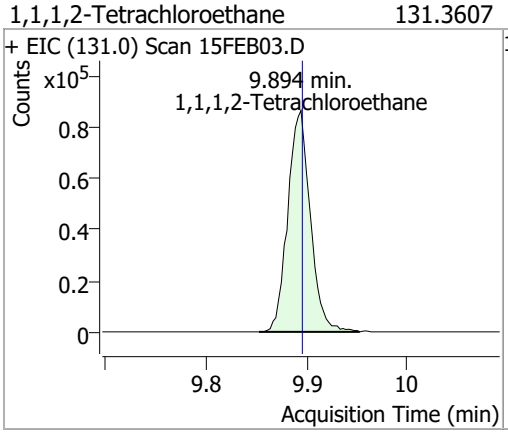

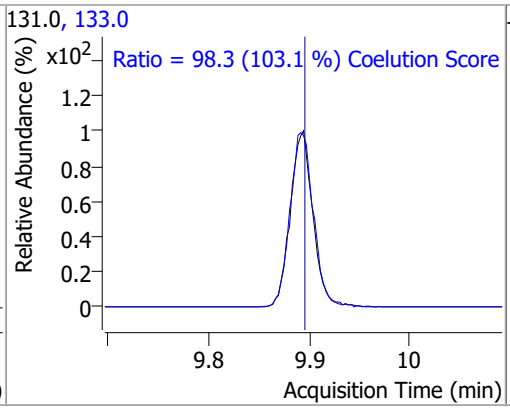

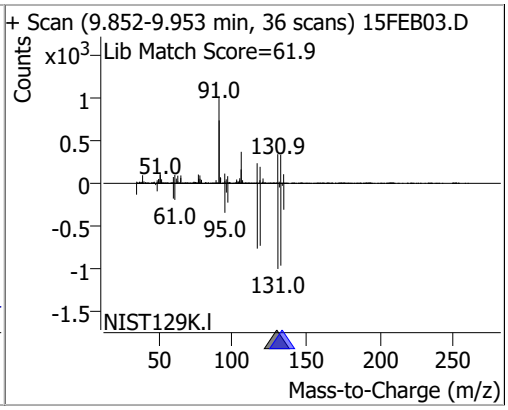

Compound	Conc.	RT	Dev(Min)	Resp.	QIon	QRatio	Lower	Upper
Ethylbenzene	133.4318	9.92	0.00	682217	106.0	30.6	1.7	61.7

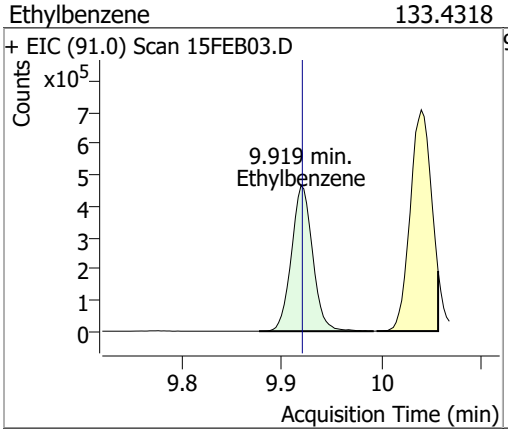

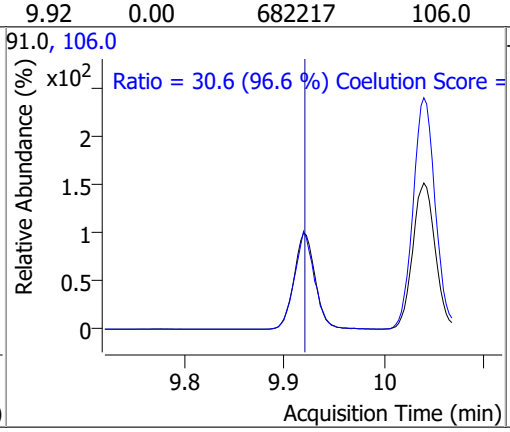

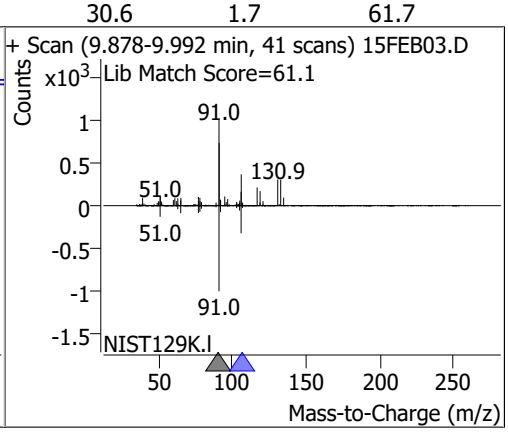

Compound	Conc.	RT	Dev(Min)	Resp.	QIon	QRatio	Lower	Upper
m+p-Xylenes	269.0340	10.04	0.00	547963	91.0	202.8	170.7	230.7

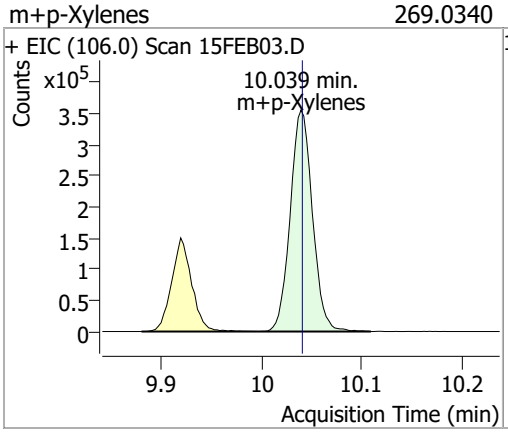

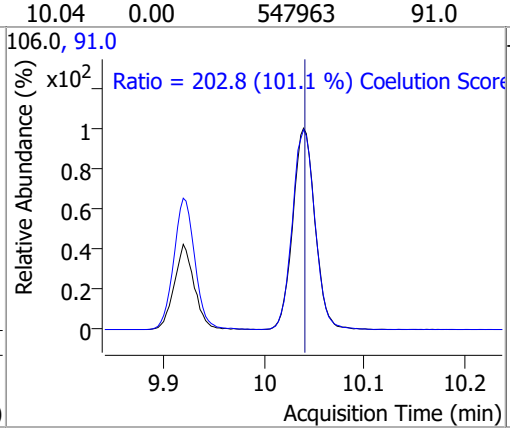

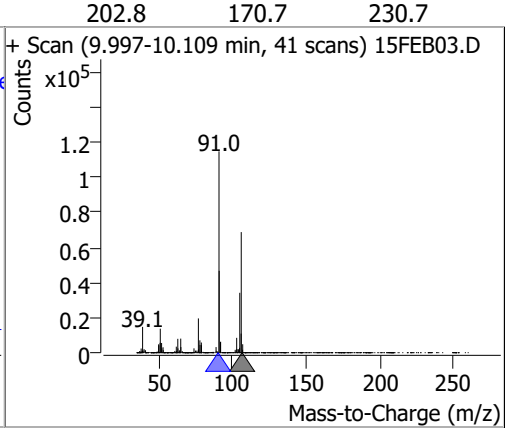

Compound	Conc.	RT	Dev(Min)	Resp.	QIon	QRatio	Lower	Upper
o-Xylene	130.9968	10.43	0.00	233250	91.0	219.2	181.4	241.4

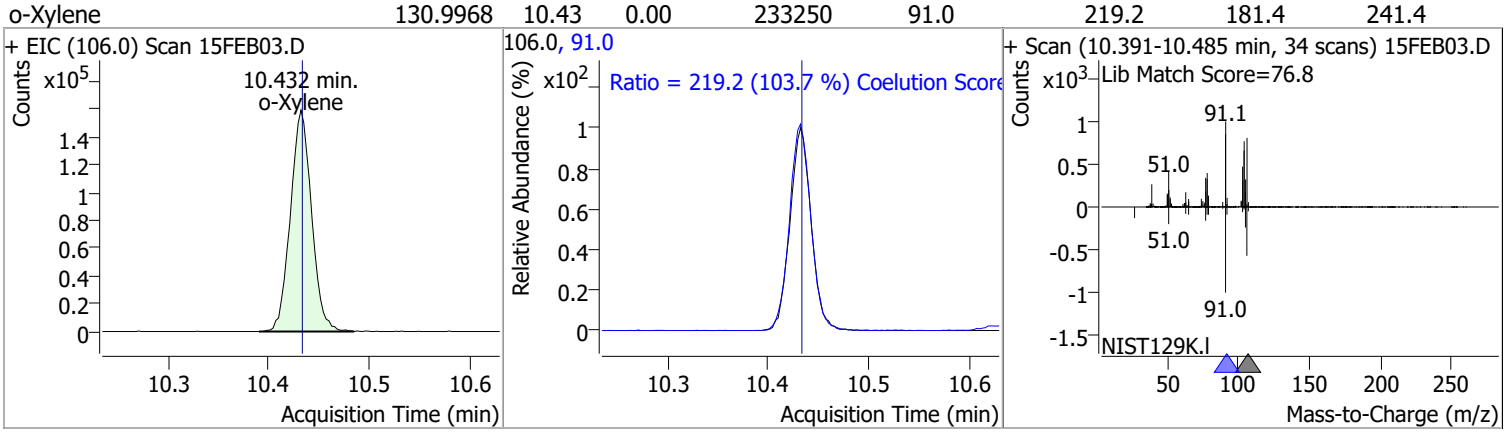

Compound	Conc.	RT	Dev(Min)	Resp.	QIon	QRatio	Lower	Upper
Styrene	134.5541	10.45	0.00	396484	78.0	50.6	20.6	80.6

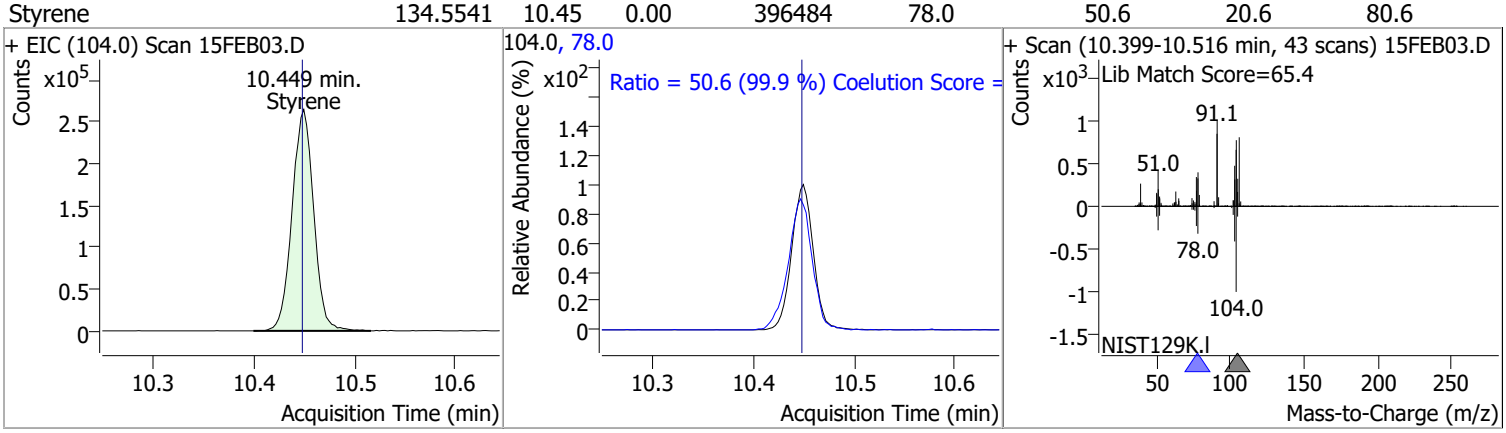

Compound	Conc.	RT	Dev(Min)	Resp.	QIon	QRatio	Lower	Upper
Bromoform	126.8264	10.62	0.00	59795	170.5	52.7	20.3	80.3
					174.5	48.8	18.1	78.1

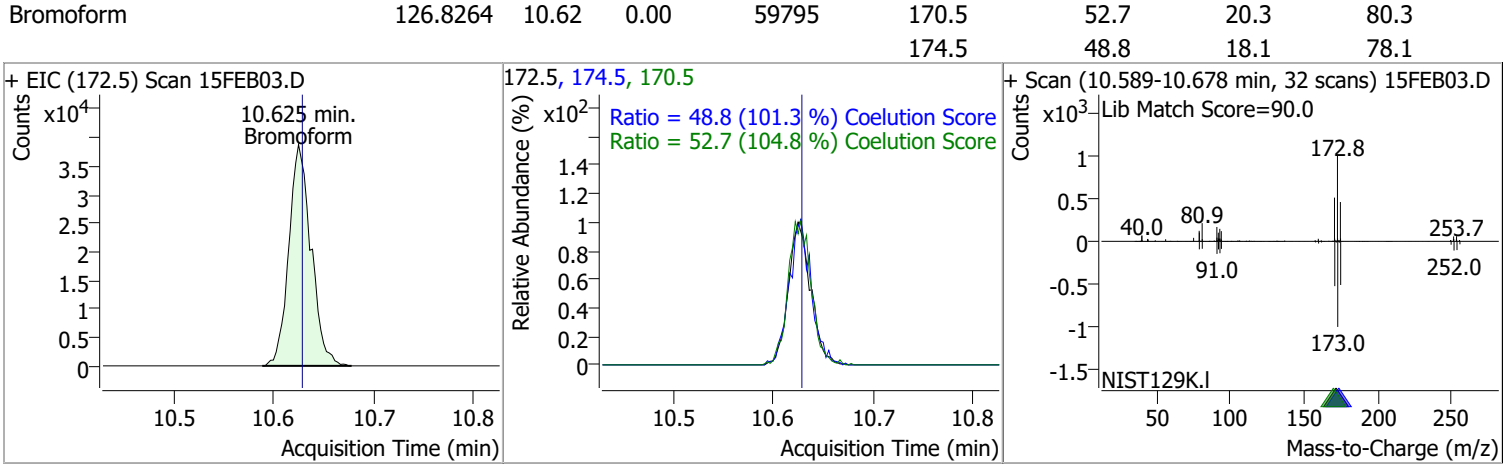

Compound	Conc.	RT	Dev(Min)	Resp.	QIon	QRatio	Lower	Upper
p-Bromofluorobenzene	258.4850	10.95	0.00	335799	174.0	93.4	65.3	125.3
					176.0	91.1	63.3	123.3

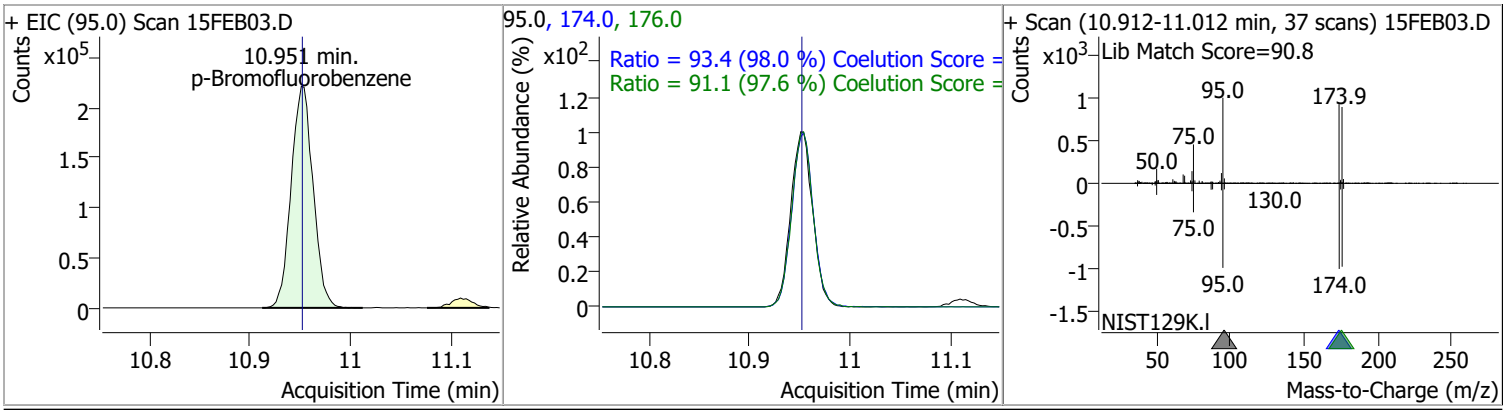

Compound	Conc.	RT	Dev(Min)	Resp.	QIon	QRatio	Lower	Upper
Bromobenzene	131.5969	11.10	0.00	150762	77.0	144.2	113.5	173.5
					158.0	98.5	66.1	126.1

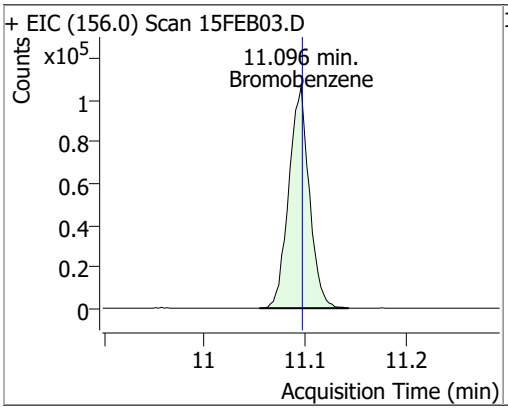

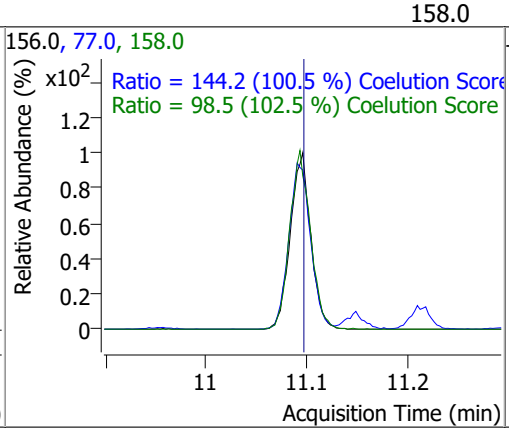

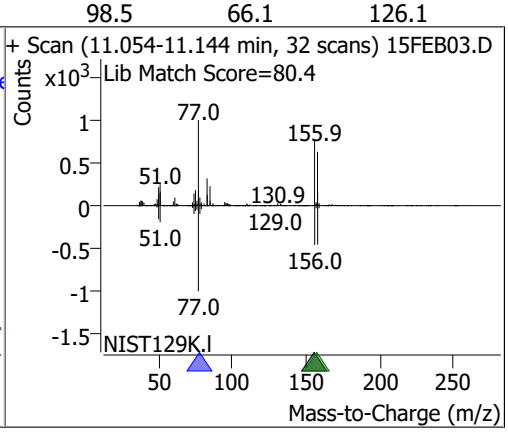

Compound	Conc.	RT	Dev(Min)	Resp.	QIon	QRatio	Lower	Upper
1,1,2,2-Tetrachloroethane	131.4805	11.12	0.00	85917	85.0	64.0	33.3	93.3

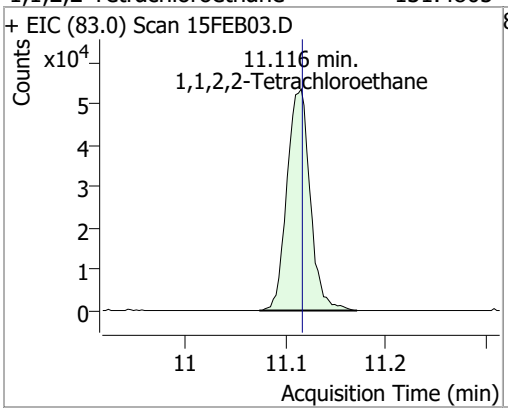

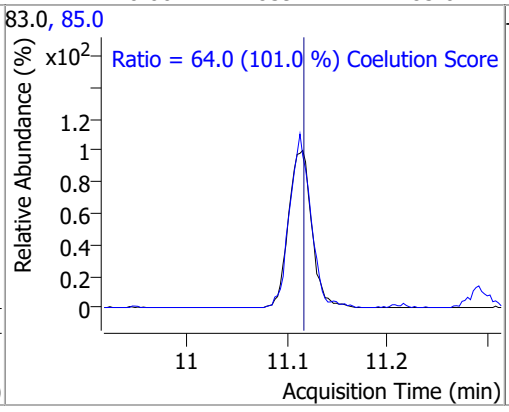

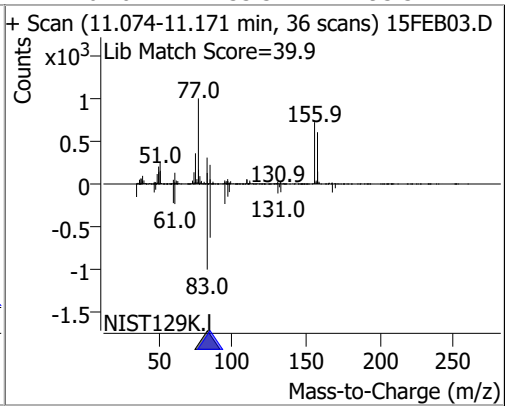

Compound	Conc.	RT	Dev(Min)	Resp.	QIon	QRatio	Lower	Upper
1,2,3-Trichloropropane	126.5391	11.15	-0.01	21725	112.0	64.4	35.8	95.8

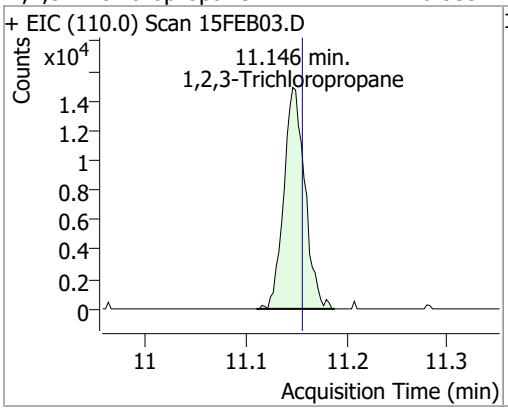

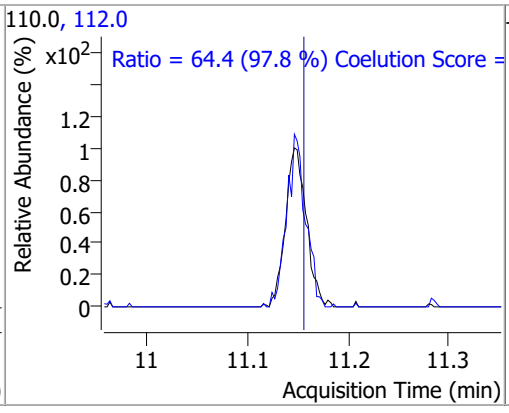

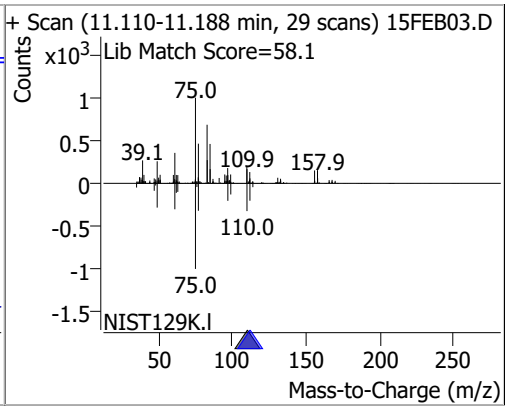

Compound	Conc.	RT	Dev(Min)	Resp.	QIon	QRatio	Lower	Upper
2-Chlorotoluene	133.8068	11.29	0.00	151717	91.0	285.9	246.2	306.2

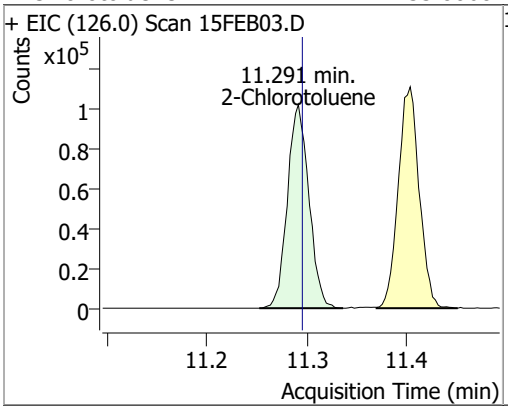

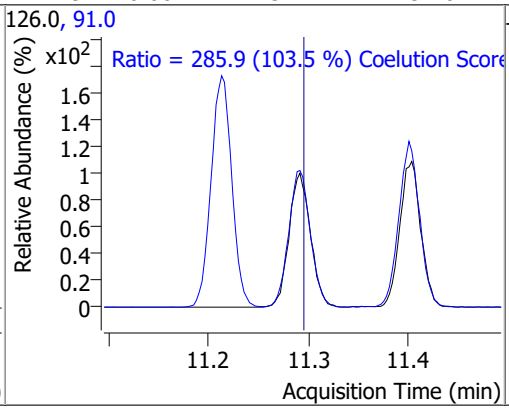

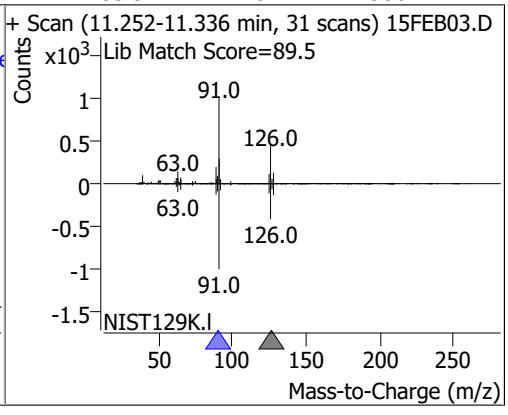

Compound	Conc.	RT	Dev(Min)	Resp.	QIon	QRatio	Lower	Upper
4-Chlorotoluene	137.0853	11.40	0.00	503438	126.0	32.2	1.3	61.3

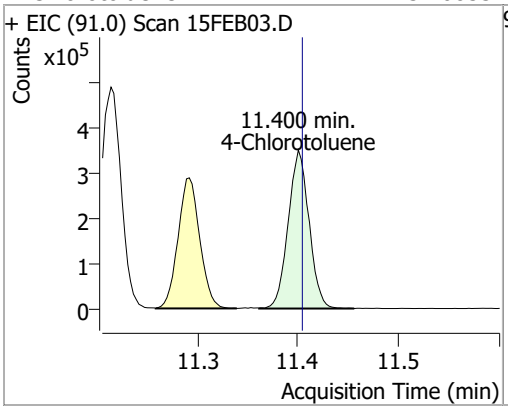

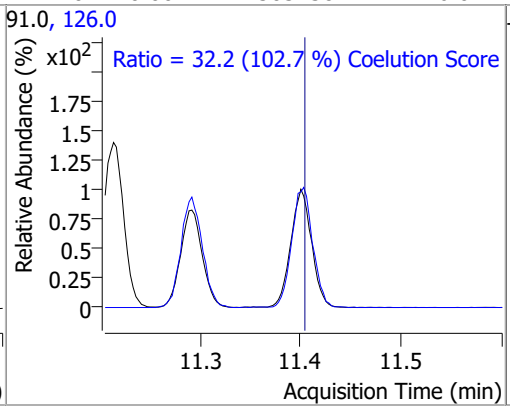

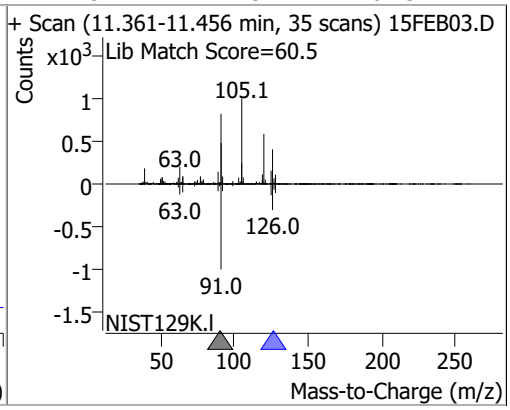

Compound	Conc.	RT	Dev(Min)	Resp.	QIon	QRatio	Lower	Upper
1,3-Dichlorobenzene	131.1929	12.04	0.00	272313	148.0	64.1	32.8	92.8
					111.0	40.0	8.7	68.7

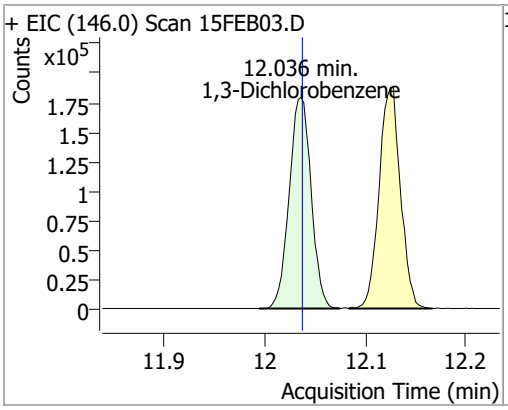

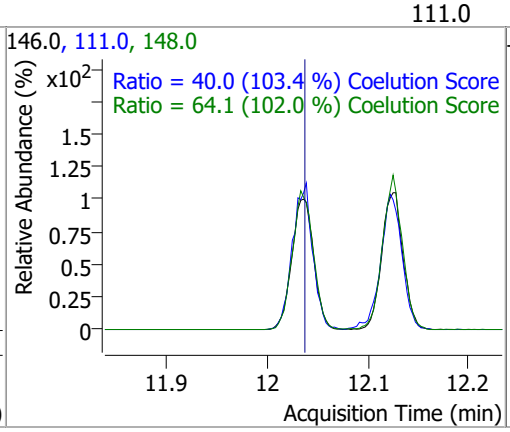

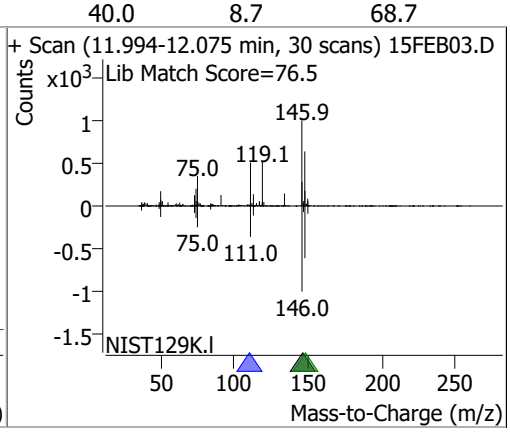

Compound	Conc.	RT	Dev(Min)	Resp.	QIon	QRatio	Lower	Upper
1,4-Dichlorobenzene	131.4622	12.13	0.01	278188	148.0	66.0	33.7	93.7
					111.0	38.4	8.7	68.7

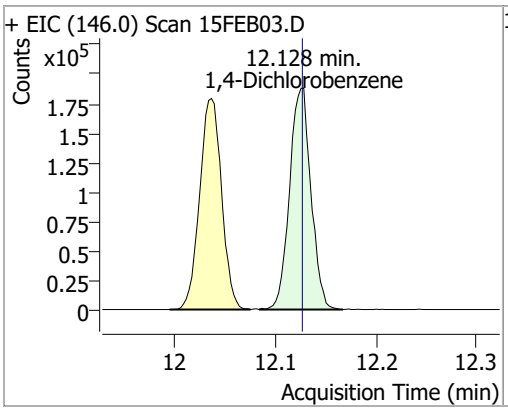

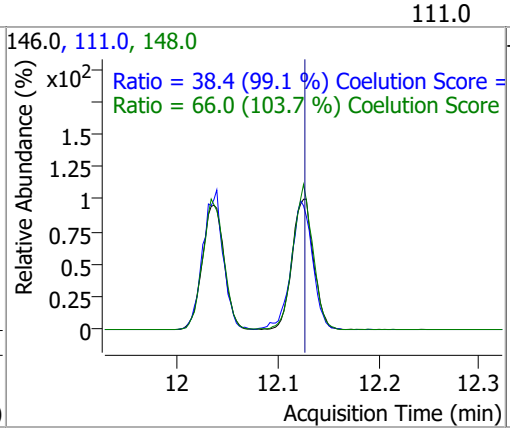

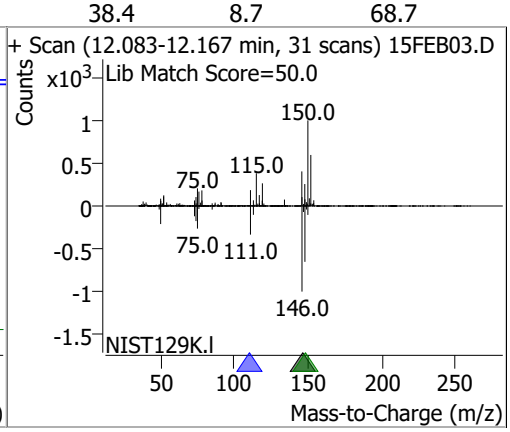

Quantitation Results Report (QT Reviewed)

Compound	Conc.	RT	Dev(Min)	Resp.	QIon	QRatio	Lower	Upper
1,2-Dichlorobenzene	131.7814	12.50	0.00	228369	148.0	64.3	31.9	91.9
					111.0	39.8	9.5	69.5

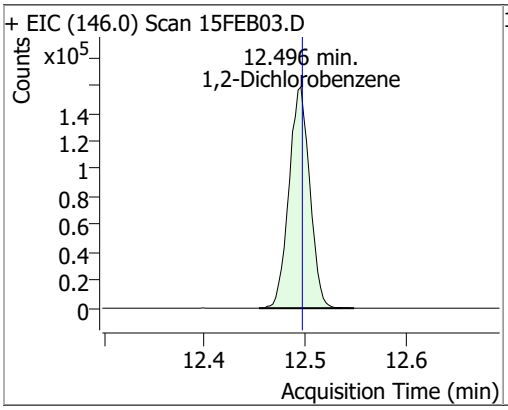

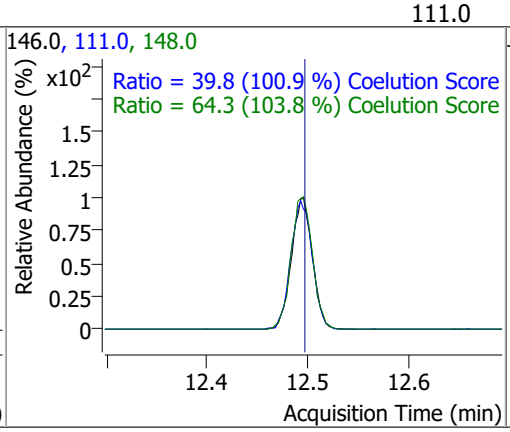

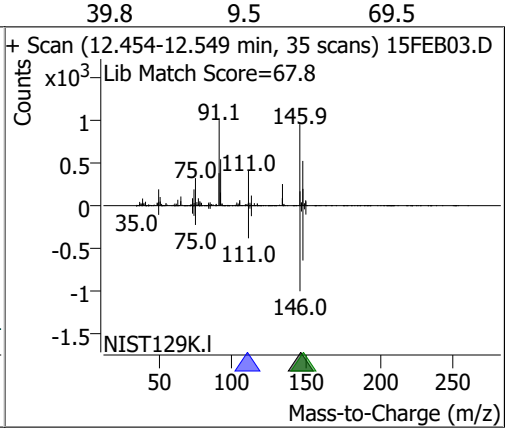

Quantitation Results Report (QT Reviewed)

Data File	15FEB04.D	Operator	MSC
Acq. Method	5975CACQF.M	Acq. Date-Time	2/15/2022 10:39:35 AM
Sample Name	LCS021522_	Instrument	VOA5975C
Vial	4	Multiplier	1.00
DA Method File	VOA5975C_8260B_SHT_DoD_L4_011922.m	Comment	
Tune File	BFB_Atune3.u	Tune Date	10/11/2021 4:02:00 PM
Batch Name	VG021522_8260B.batch.bin	Last Calib Update	2/18/2022 11:13:24 AM
Ref Library	\\MASSHUNTER\Org\Library\NIST129K.l		

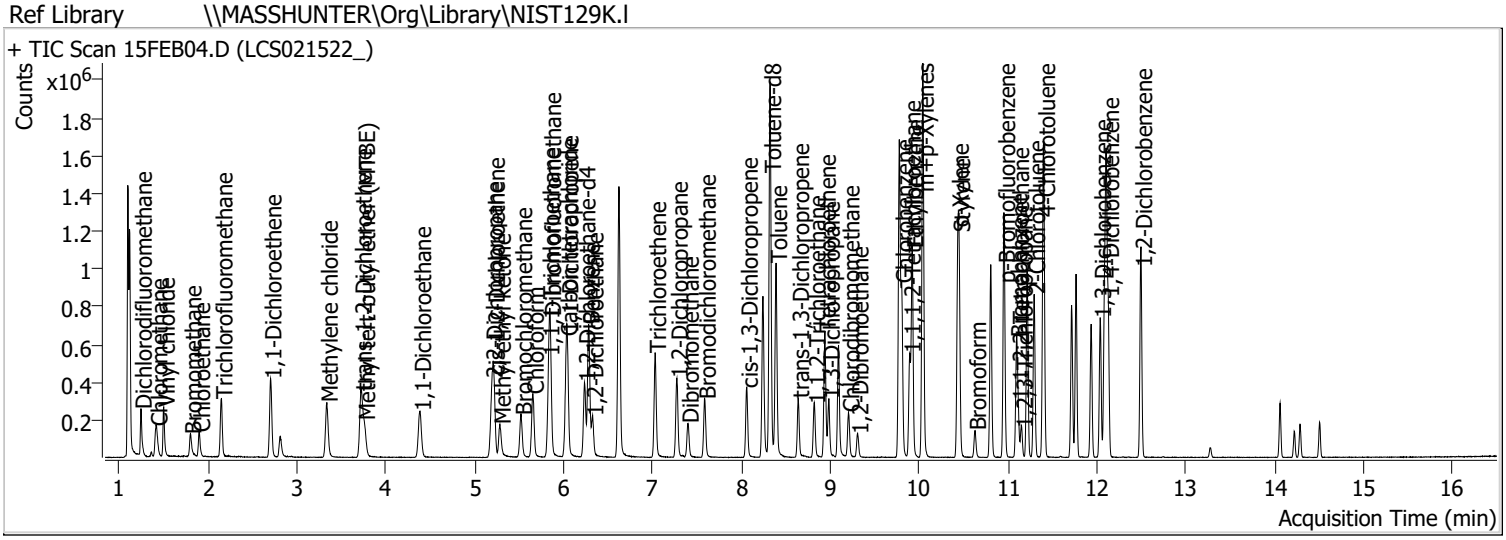

Compound	RT	QIon	Resp.	Conc.	Units	Dev(Min)
Internal Standards						
M Fluorobenzene	6.620	96.0	1202963	250.0000	ng	0.000
M Chlorobenzene-d5	9.774	82.0	451942	250.0000	ng	0.000
M 1,4-Dichlorobenzene-d4	12.100	152.0	367855	250.0000	ng	0.000
System Monitoring Compounds						
S Dibromofluoromethane	5.848	113.0	311272	267.1476	ng	-0.003
Spiked Amount: 250.000	Range: 80.0 - 119.0%			Recovery = 106.86%		
S 1,2-Dichloroethane-d4	6.233	67.0	134500	267.2245	ng	0.003
Spiked Amount: 250.000	Range: 81.0 - 118.0%			Recovery = 106.89%		
S Toluene-d8	8.321	98.0	1222387	277.2400	ng	0.003
Spiked Amount: 250.000	Range: 89.0 - 112.0%			Recovery = 110.90%		
S p-Bromofluorobenzene	10.954	95.0	366922	270.1519	ng	0.006
Spiked Amount: 250.000	Range: 85.0 - 114.0%			Recovery = 108.06%		
Target Compounds						**QValue**
T Dichlorodifluoromethane	1.244	85.0	179722	111.1085	ng	99
T Chloromethane	1.420	50.0	211464	111.0417	ng	100
T Vinyl chloride	1.500	62.0	199067	114.8404	ng	100
T Bromomethane	1.802	96.0	67015	90.8264	ng	94
T Chloroethane	1.899	64.0	92477	112.7618	ng	99
T Trichlorofluoromethane	2.150	101.0	214741	103.3097	ng	100
T 1,1-Dichloroethene	2.702	96.0	147172	121.6826	ng	99
T Methylene chloride	3.335	49.0	208486	118.5606	ng	99
T trans-1,2-Dichloroethene	3.717	96.0	148821	119.1091	ng	98
T Methyl tert-butyl ether (MTBE)	3.754	73.0	195708	125.3207	ng	98
T 1,1-Dichloroethane	4.384	63.0	292703	125.1731	ng	99
T 2,2-Dichloropropane	5.193	77.0	215890	122.5092	ng	100
T cis-1,2-Dichloroethene	5.215	96.0	151159	119.4853	ng	97
T Methyl ethyl ketone	5.282	43.0	230379	1260.1063	ng	100
T Bromochloromethane	5.522	128.0	60504	115.9955	ng	91
T Chloroform	5.653	83.0	266785	114.2637	ng	99

Compound	RT	QIon	Resp.	Conc.	Units	Dev(Min)
T 1,1,1-Trichloroethane	5.828	97.0	259323	120.3780	ng	99
T Carbon tetrachloride	6.029	117.0	241297	115.4904	ng	98
T 1,1-Dichloropropene	6.040	75.0	196624	112.5566	ng	99
T Benzene	6.280	78.0	582698	121.2531	ng	100
T 1,2-Dichloroethane	6.322	62.0	156390	117.8227	ng	98
T Trichloroethene	7.028	95.0	164883	121.8645	ng	98
T 1,2-Dichloropropane	7.273	63.0	149318	125.5214	ng	97
T Dibromomethane	7.396	93.0	62707	125.0604	ng	99
T Bromodichloromethane	7.585	83.0	180792	128.2249	ng	96
T cis-1,3-Dichloropropene	8.059	75.0	181623	117.3888	ng	97
T Toluene	8.388	92.0	368487	125.3804	ng	99
T trans-1,3-Dichloropropene	8.637	75.0	145340	128.7835	ng	98
T 1,1,2-Trichloroethane	8.821	83.0	71036	123.7872	ng	95
T Tetrachloroethene	8.938	163.8	136477	114.5172	ng	98
T 1,3-Dichloropropane	8.982	76.0	139525	120.1477	ng	100
T Chlorodibromomethane	9.203	129.0	112659	121.8984	ng	97
T 1,2-Dibromoethane	9.303	107.0	78291	123.5264	ng	96
T Chlorobenzene	9.799	112.0	404889	125.6718	ng	99
T 1,1,1,2-Tetrachloroethane	9.891	131.0	134940	119.3720	ng	96
T Ethylbenzene	9.922	91.0	673672	120.1602	ng	99
T m+p-Xylenes	10.039	106.0	528056	236.4939	ng	99
T o-Xylene	10.432	106.0	239288	122.4137	ng	99
T Styrene	10.446	104.0	403892	124.8347	ng	99
T Bromoform	10.628	172.5	61766	125.3063	ng	99
T Bromobenzene	11.093	156.0	154749	129.1993	ng	97
T 1,1,2,2-Tetrachloroethane	11.113	83.0	88925	130.1621	ng	95
T 1,2,3-Trichloropropane	11.152	110.0	23025	128.2753	ng	98
T 2-Chlorotoluene	11.291	126.0	148638	125.3870	ng	94
T 4-Chlorotoluene	11.403	91.0	503739	131.1985	ng	98
T 1,3-Dichlorobenzene	12.033	146.0	275608	127.0025	ng	99
T 1,4-Dichlorobenzene	12.125	146.0	282869	127.8575	ng	99
T 1,2-Dichlorobenzene	12.496	146.0	228922	126.3522	ng	99

(#) = Qualifier Out of Range; (m) = Manual Integration; (+) = Area Summed; (*) = Surrogate Percent Recovery Out of Range; (d): Zeroed Peak

Compound	Conc.	RT	Dev(Min)	Resp.	QIon	QRatio	Lower	Upper
Dichlorodifluoromethane	111.1085	1.24	0.00	179722	87.0	31.3	1.8	61.8

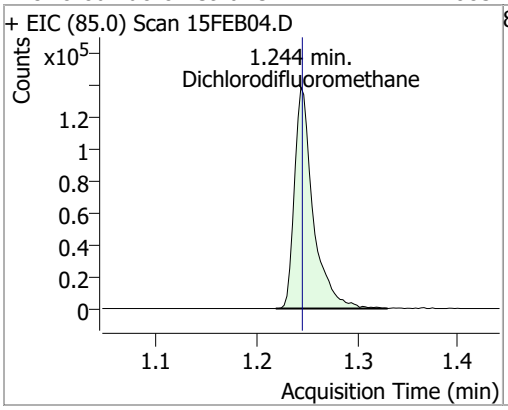

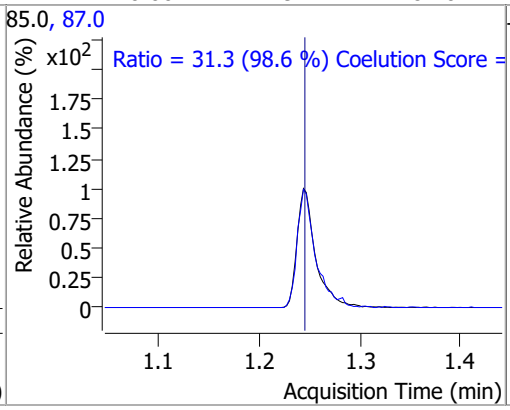

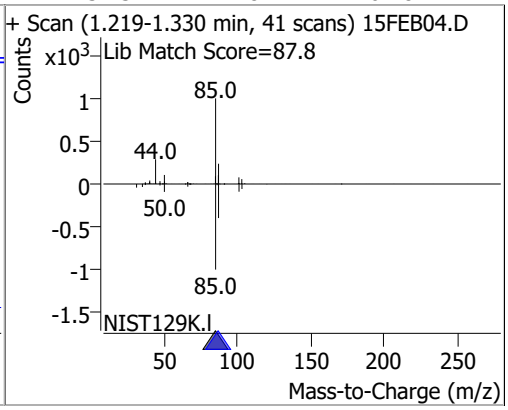

Compound	Conc.	RT	Dev(Min)	Resp.	QIon	QRatio	Lower	Upper
Chloromethane	111.0417	1.42	0.01	211464	52.0	32.3	2.4	62.4

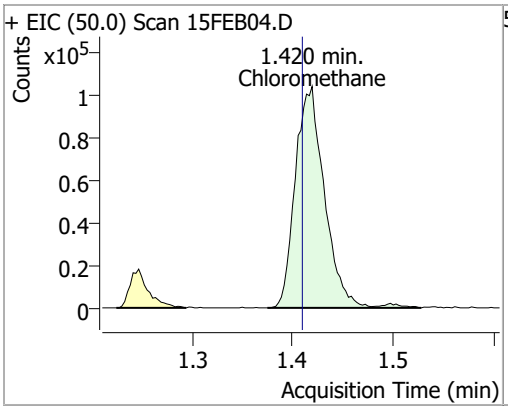

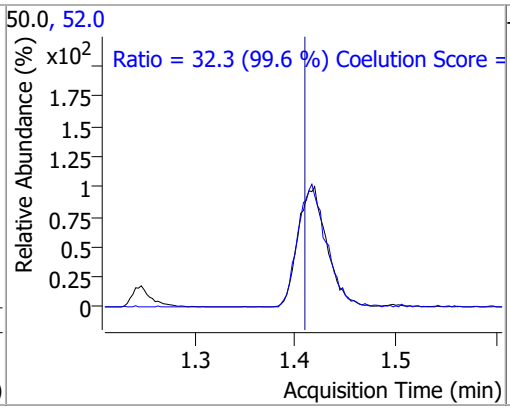

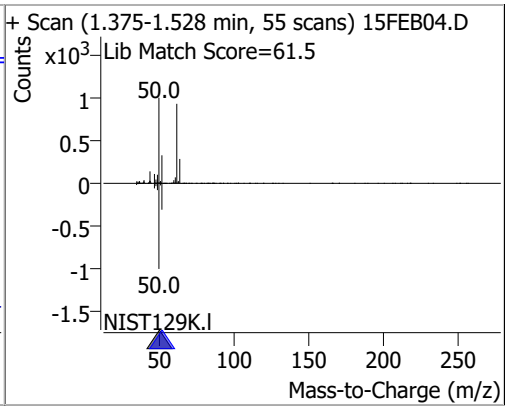

Compound	Conc.	RT	Dev(Min)	Resp.	QIon	QRatio	Lower	Upper
Vinyl chloride	114.8404	1.50	0.00	199067	64.0	31.1	1.3	61.3

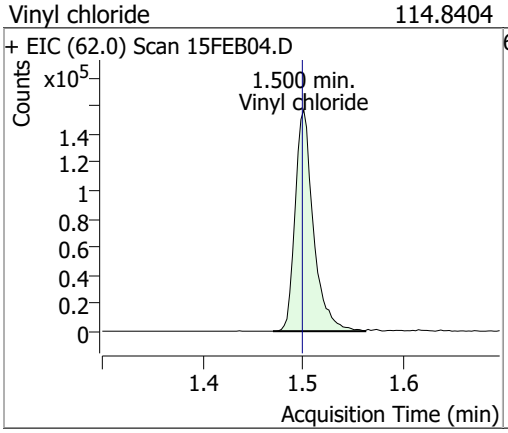

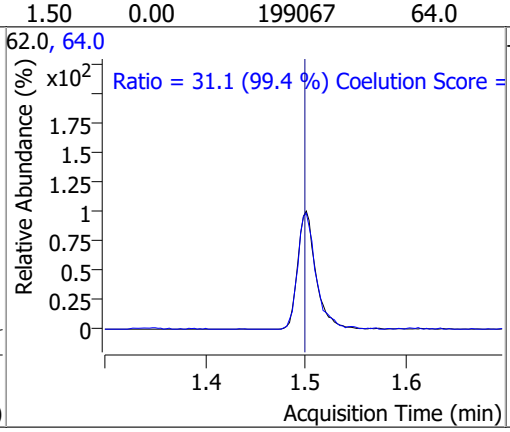

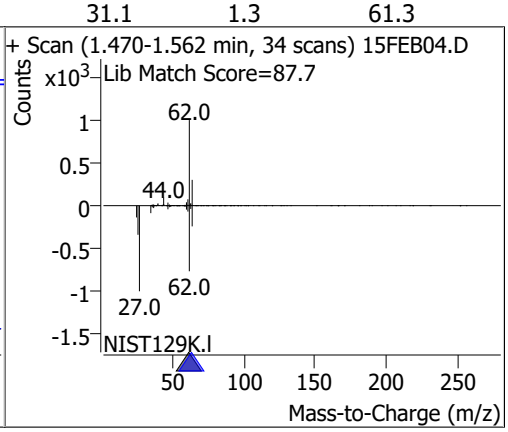

Compound	Conc.	RT	Dev(Min)	Resp.	QIon	QRatio	Lower	Upper
Bromomethane	90.8264	1.80	0.00	67015	94.0	104.0	80.1	140.1

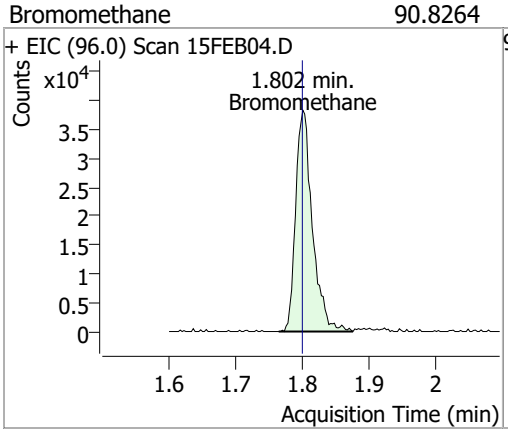

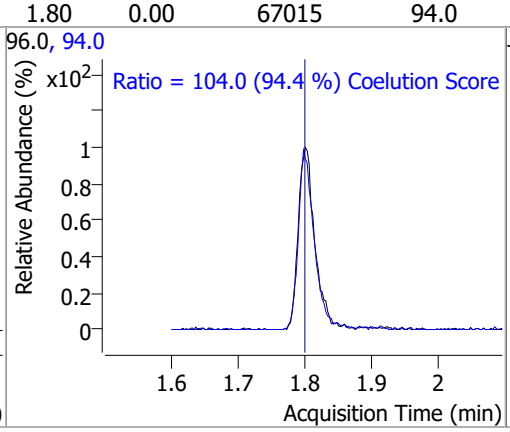

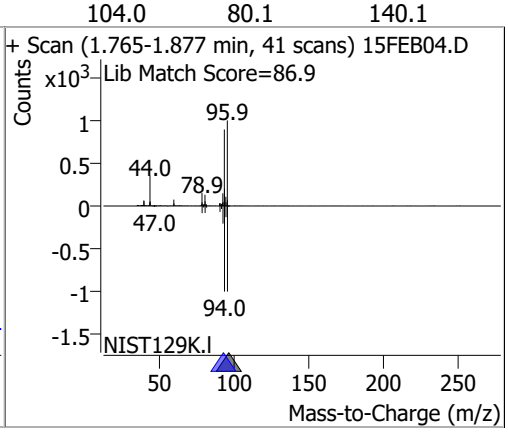

Compound	Conc.	RT	Dev(Min)	Resp.	QIon	QRatio	Lower	Upper
Chloroethane	112.7618	1.90	0.00	92477	66.0	30.4	0.0	60.0

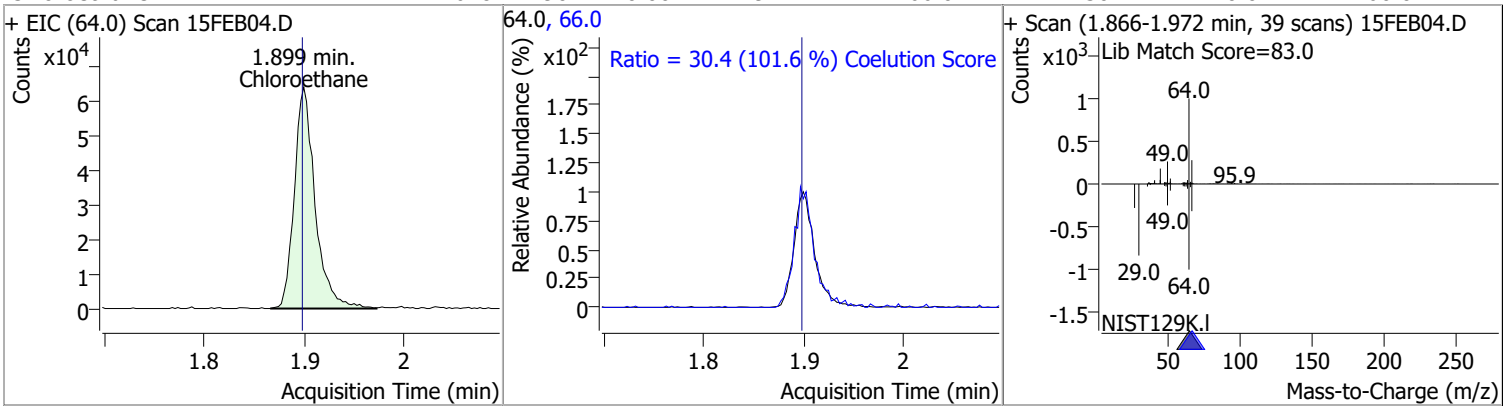

Compound	Conc.	RT	Dev(Min)	Resp.	QIon	QRatio	Lower	Upper
Trichlorofluoromethane	103.3097	2.15	0.00	214741	103.0	65.1	35.0	95.0

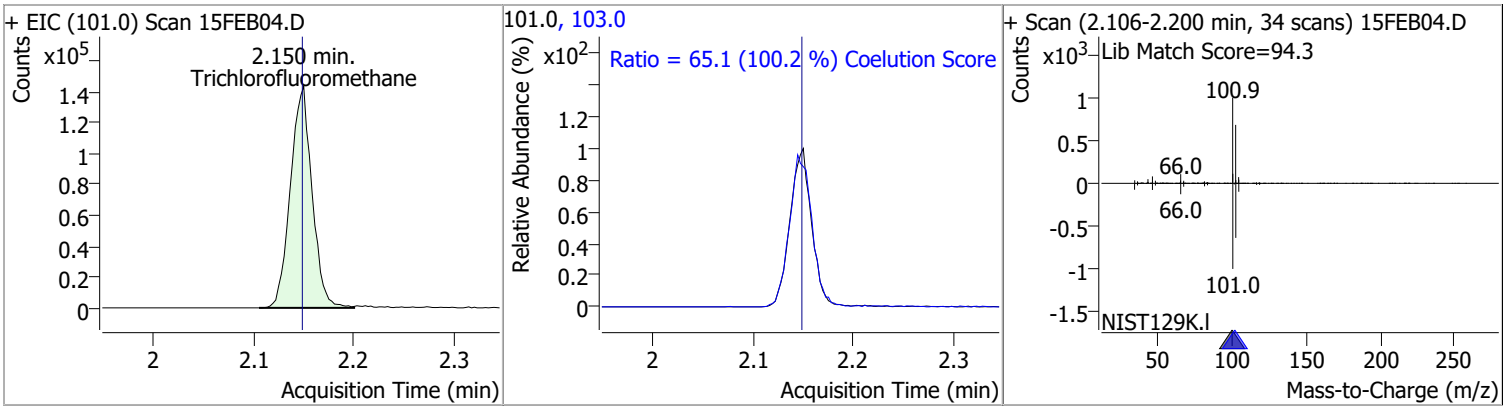

Compound	Conc.	RT	Dev(Min)	Resp.	QIon	QRatio	Lower	Upper
1,1-Dichloroethene	121.6826	2.70	0.00	147172	61.0	179.6	149.9	209.9
					63.0	55.7	27.0	87.0

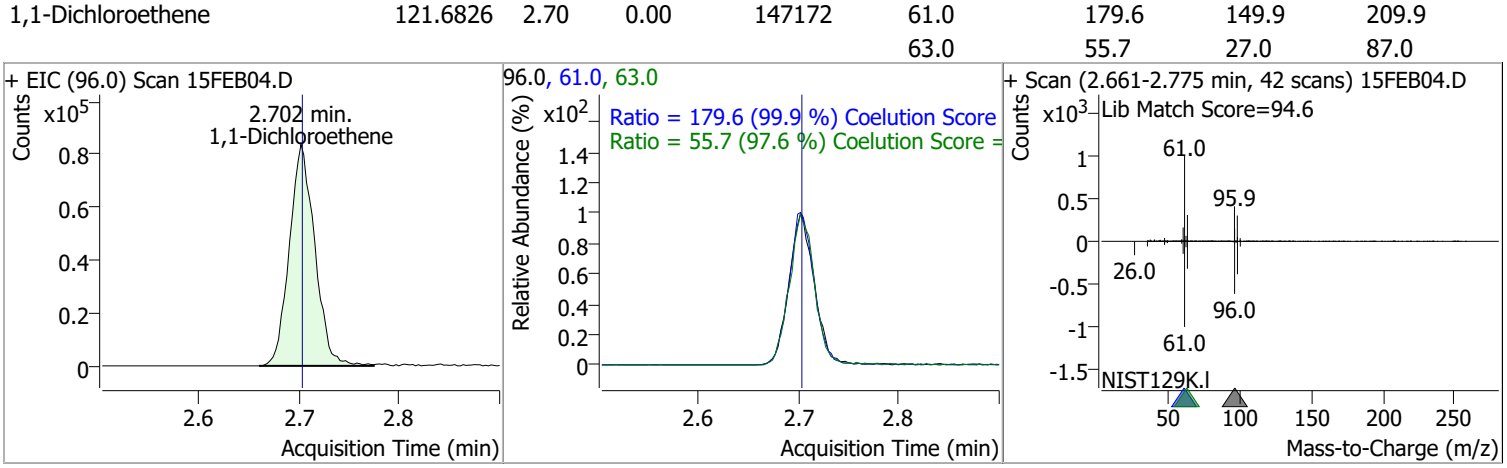

Compound	Conc.	RT	Dev(Min)	Resp.	QIon	QRatio	Lower	Upper
Methylene chloride	118.5606	3.34	0.00	208486	84.0	66.0	36.1	96.1
					86.0	42.6	11.8	71.8

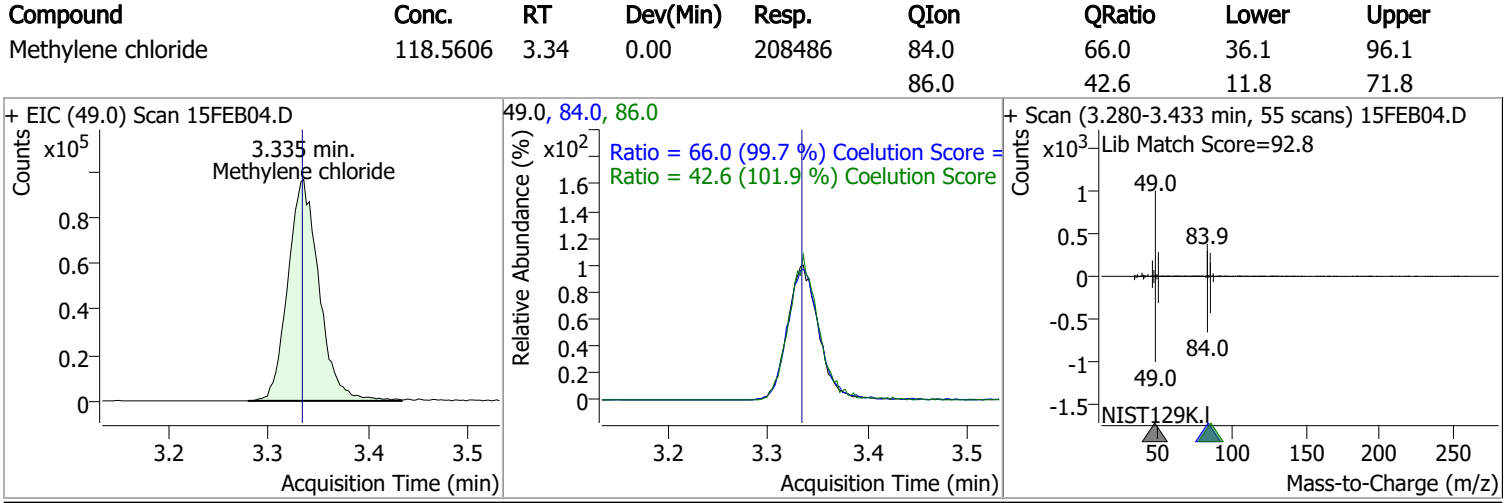

Compound	Conc.	RT	Dev(Min)	Resp.	QIon	QRatio	Lower	Upper
trans-1,2-Dichloroethene	119.1091	3.72	0.00	148821	61.0	157.1	124.8	184.8
					98.0	65.5	32.1	92.1

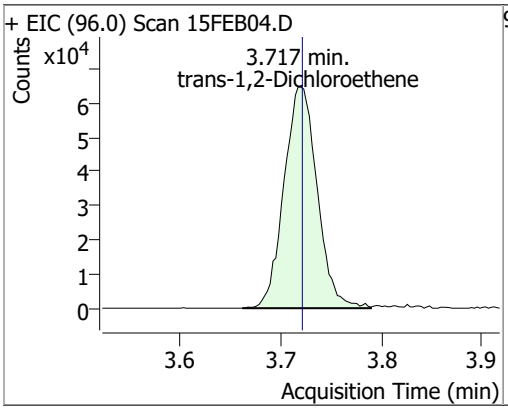

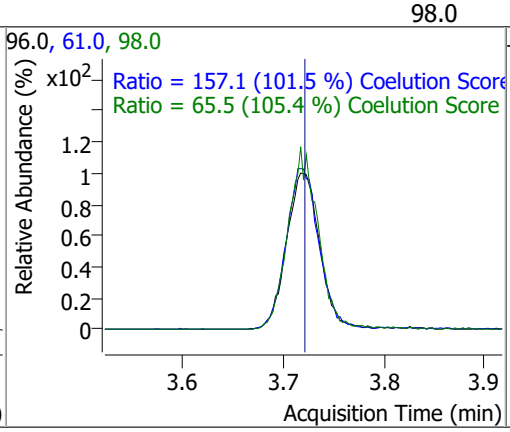

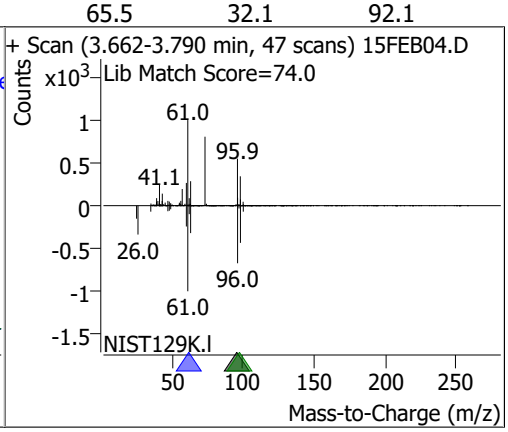

Compound	Conc.	RT	Dev(Min)	Resp.	QIon	QRatio	Lower	Upper
Methyl tert-butyl ether (MTBE)	125.3207	3.75	0.00	195708	57.0	25.7	0.0	54.6

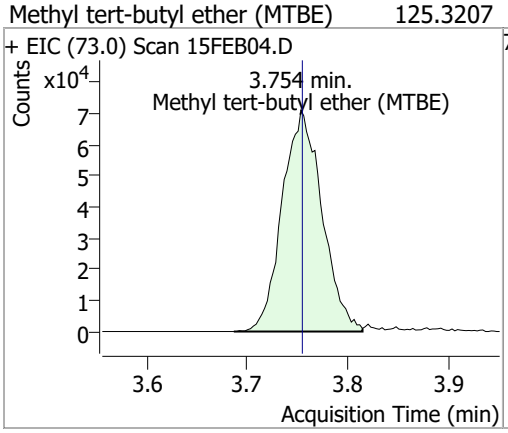

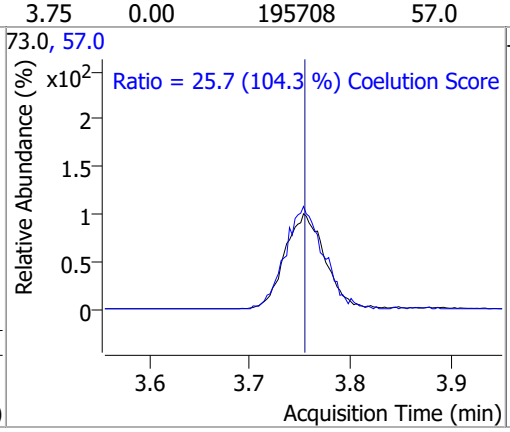

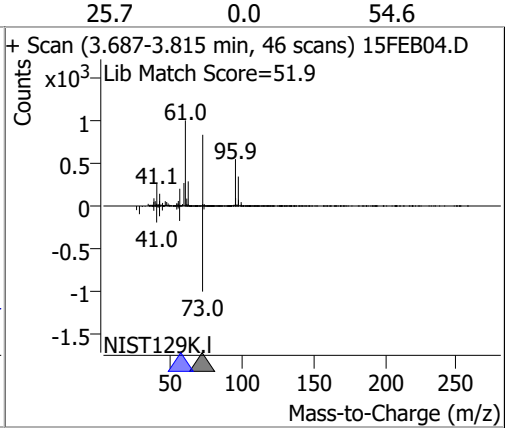

Compound	Conc.	RT	Dev(Min)	Resp.	QIon	QRatio	Lower	Upper
1,1-Dichloroethane	125.1731	4.38	0.01	292703	65.0	31.8	1.0	61.0
					83.0	12.9	0.0	42.7

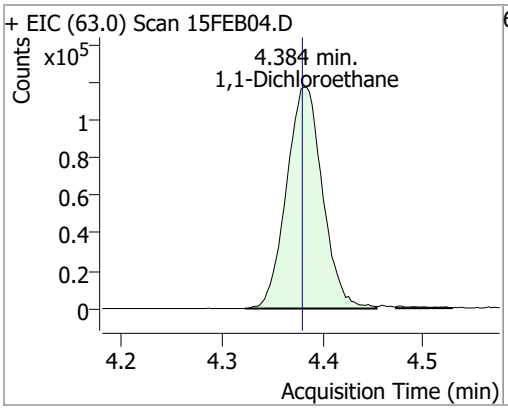

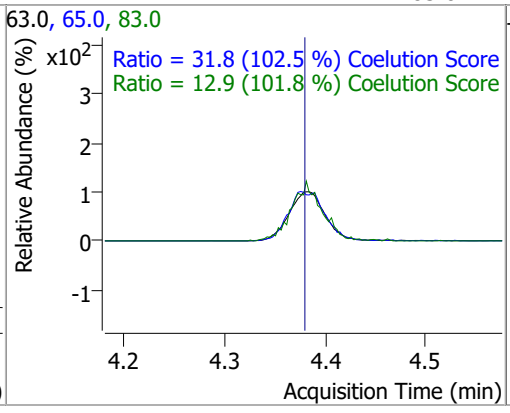

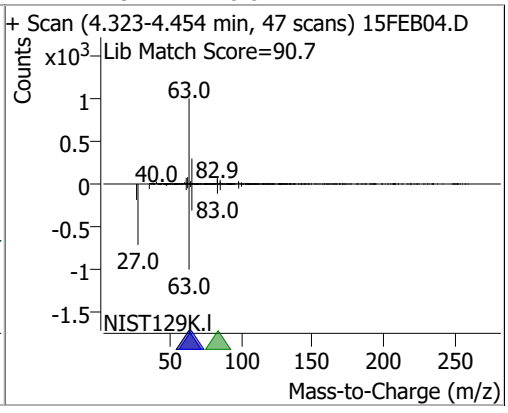

Compound	Conc.	RT	Dev(Min)	Resp.	QIon	QRatio	Lower	Upper
2,2-Dichloropropane	122.5092	5.19	0.00	215890	41.0	69.1	38.8	98.8
					97.0	23.7	0.0	53.9

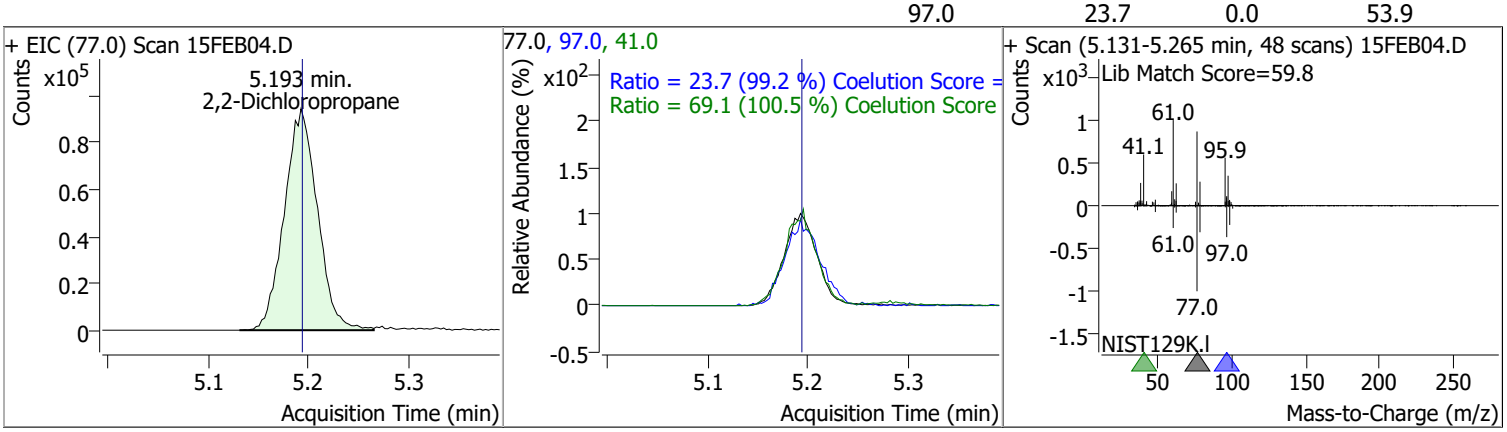

Compound	Conc.	RT	Dev(Min)	Resp.	QIon	QRatio	Lower	Upper
cis-1,2-Dichloroethene	119.4853	5.21	0.00	151159	61.0	166.2	130.4	190.4
					98.0	66.5	36.2	96.2

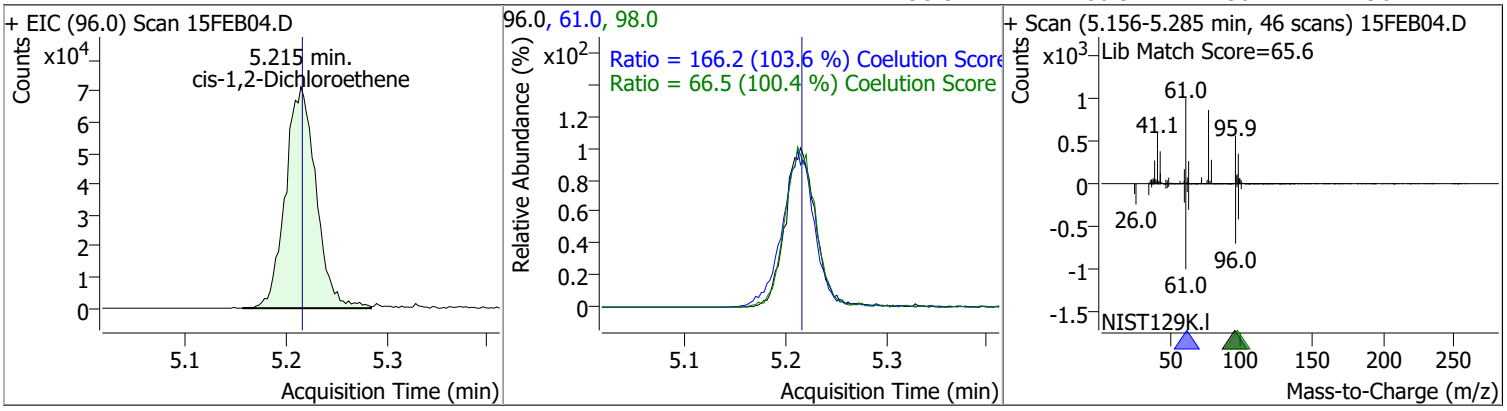

Compound	Conc.	RT	Dev(Min)	Resp.	QIon	QRatio	Lower	Upper
Methyl ethyl ketone	1260.1063	5.28	0.00	230379	72.0	20.7	0.0	50.6

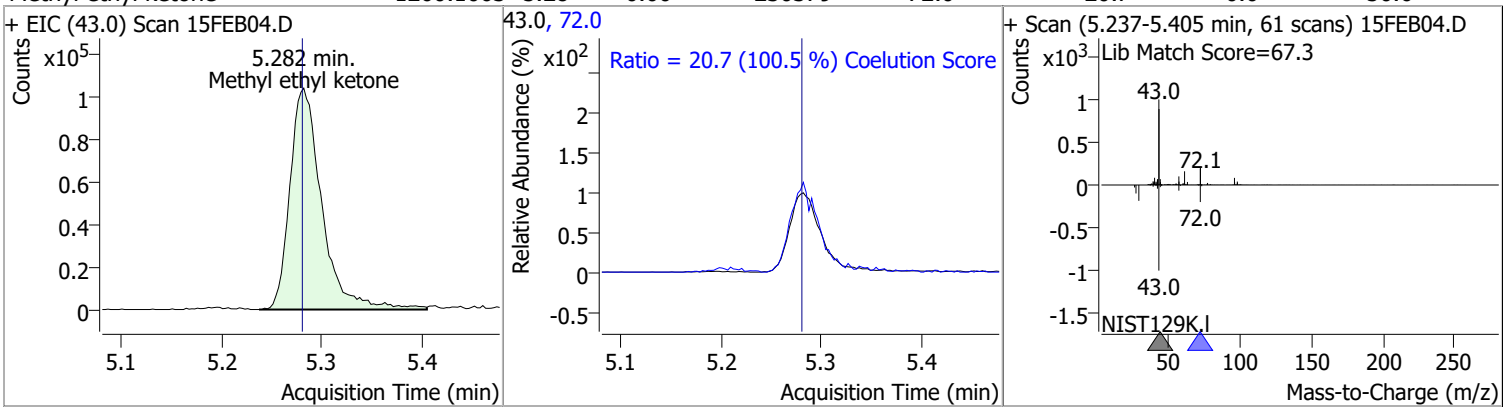

Compound	Conc.	RT	Dev(Min)	Resp.	QIon	QRatio	Lower	Upper
Bromochloromethane	115.9955	5.52	0.01	60504	49.0	195.7	152.2	212.2

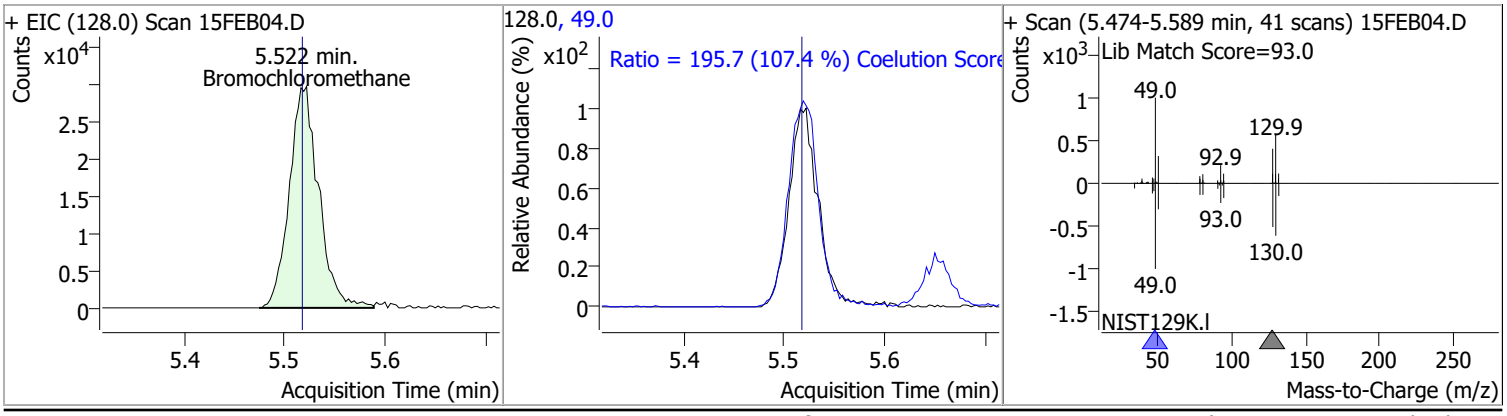

Compound	Conc.	RT	Dev(Min)	Resp.	QIon	QRatio	Lower	Upper
Chloroform	114.2637	5.65	0.00	266785	85.0	65.5	36.2	96.2

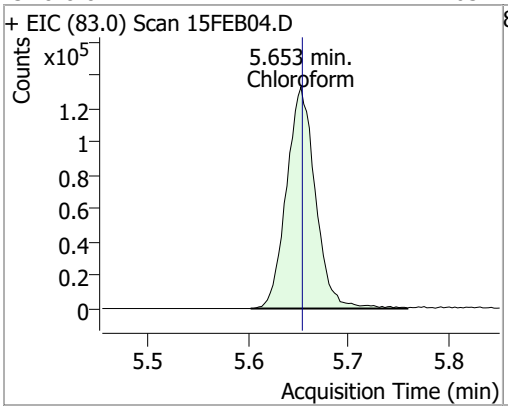

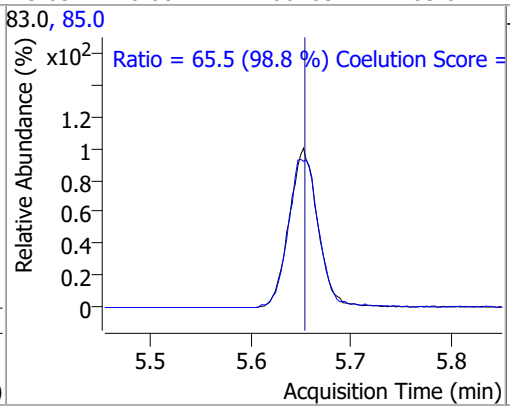

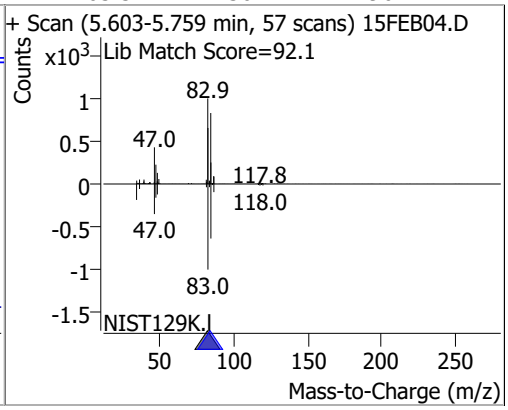

Compound	Conc.	RT	Dev(Min)	Resp.	QIon	QRatio	Lower	Upper
1,1,1-Trichloroethane	120.3780	5.83	0.00	259323	99.0	62.4	33.1	93.1
					61.0	49.5	19.1	79.1

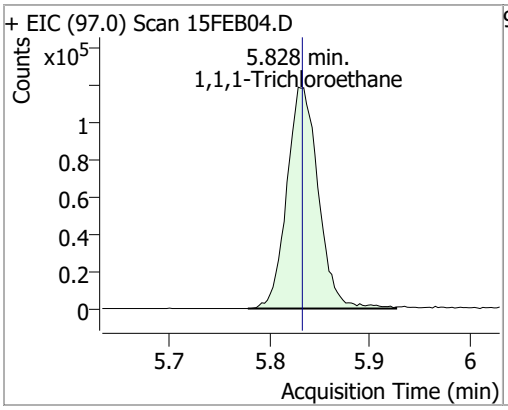

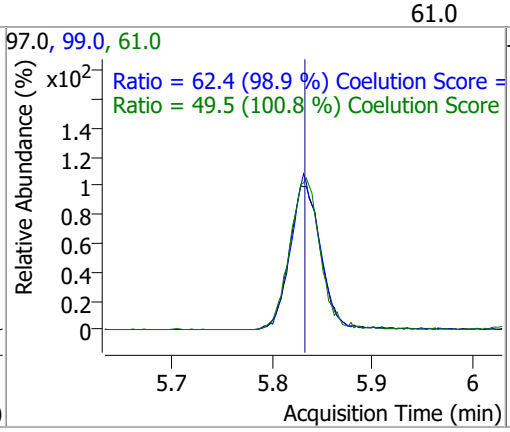

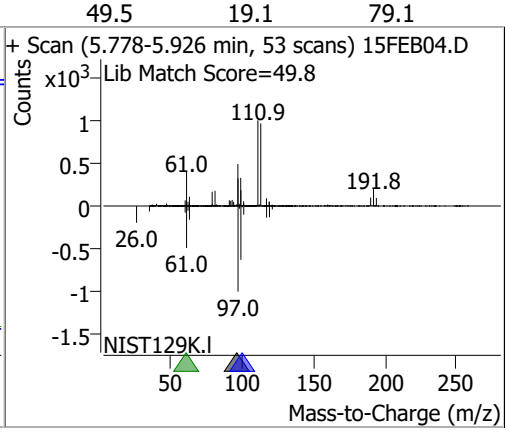

Compound	Conc.	RT	Dev(Min)	Resp.	QIon	QRatio	Lower	Upper
Dibromofluoromethane	267.1476	5.85	0.00	311272	191.5	22.7	0.0	53.2

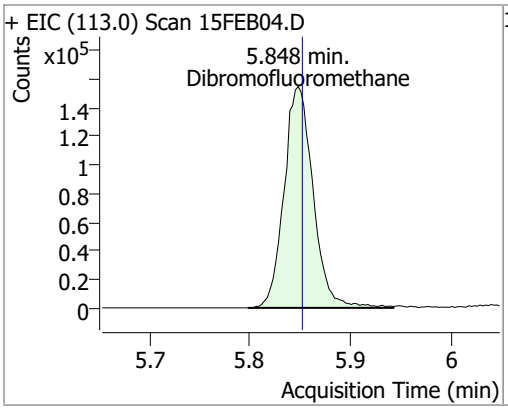

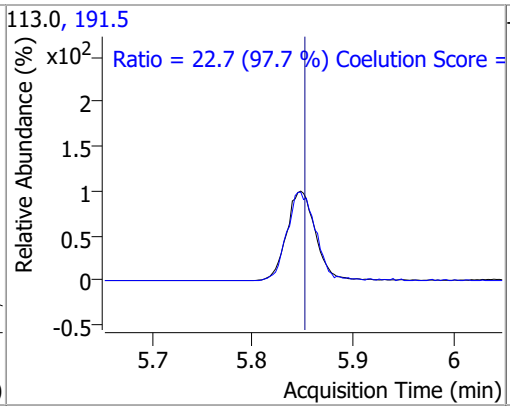

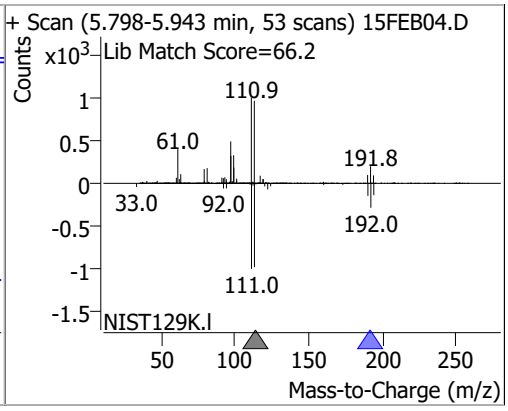

Compound	Conc.	RT	Dev(Min)	Resp.	QIon	QRatio	Lower	Upper
Carbon tetrachloride	115.4904	6.03	0.01	241297	119.0	95.7	67.6	127.6
					121.0	31.6	0.7	60.7

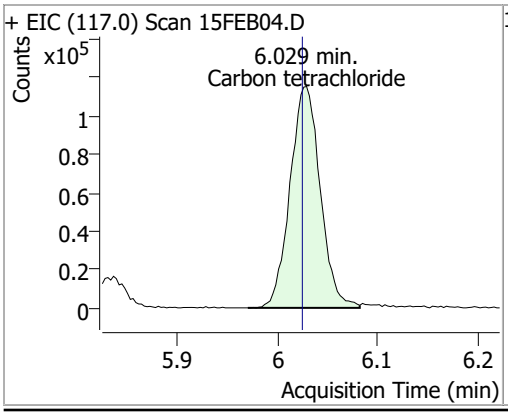

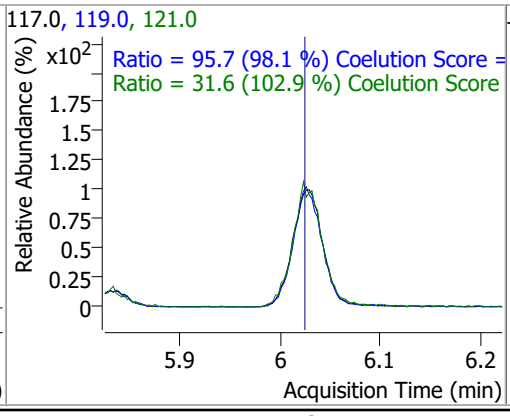

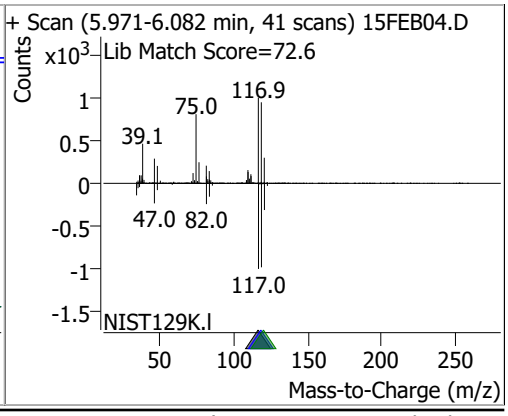

Compound	Conc.	RT	Dev(Min)	Resp.	QIon	QRatio	Lower	Upper
1,1-Dichloropropene	112.5566	6.04	0.00	196624	110.0	35.4	5.6	65.6
					77.0	31.4	1.0	61.0

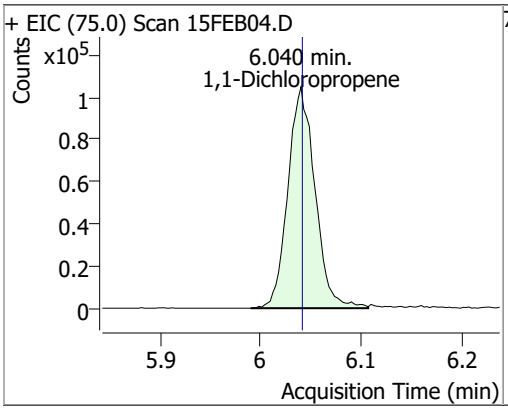

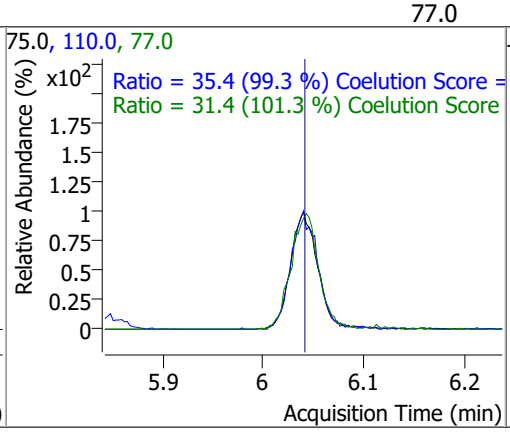

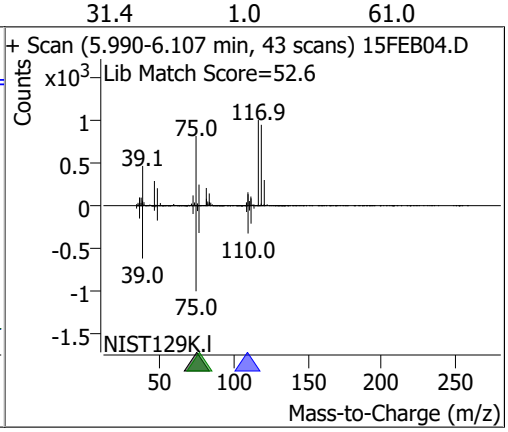

Compound	Conc.	RT	Dev(Min)	Resp.	QIon	QRatio	Lower	Upper
1,2-Dichloroethane-d4	267.2245	6.23	0.00	134500	65.0	204.1	162.8	222.8

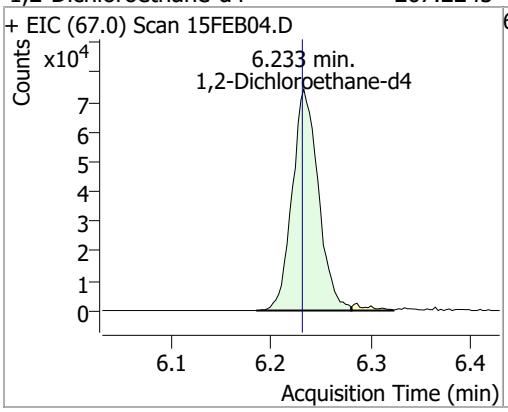

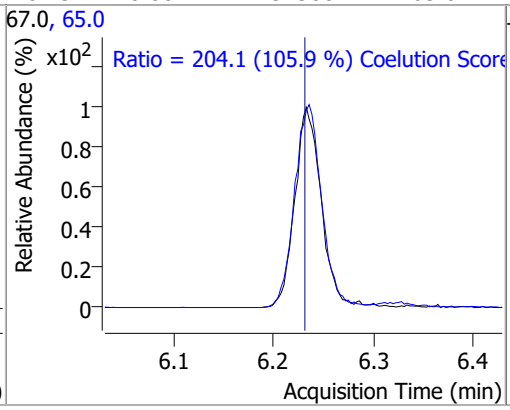

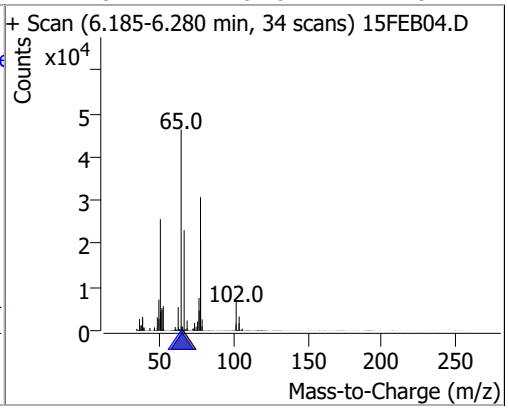

Compound	Conc.	RT	Dev(Min)	Resp.	QIon	QRatio	Lower	Upper
Benzene	121.2531	6.28	0.00	582698	77.0	23.3	0.0	53.3

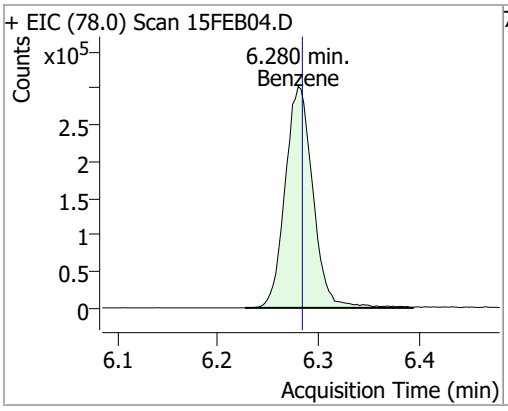

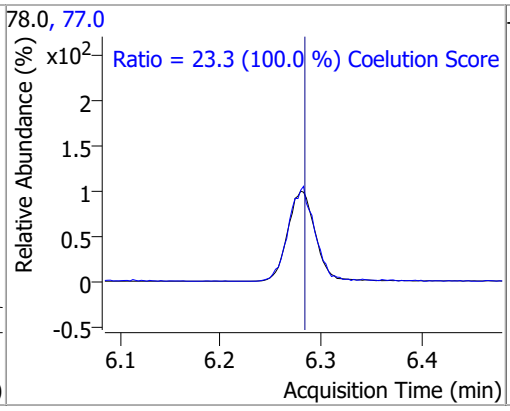

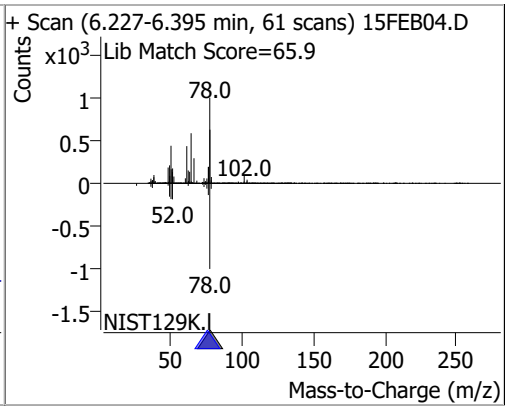

Compound	Conc.	RT	Dev(Min)	Resp.	QIon	QRatio	Lower	Upper
1,2-Dichloroethane	117.8227	6.32	0.00	156390	64.0	30.9	2.2	62.2
					98.0	7.8	0.0	38.2

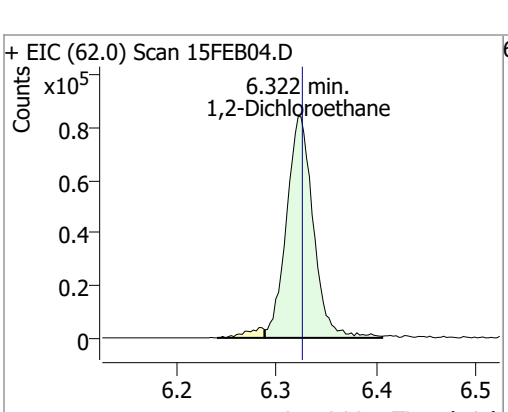

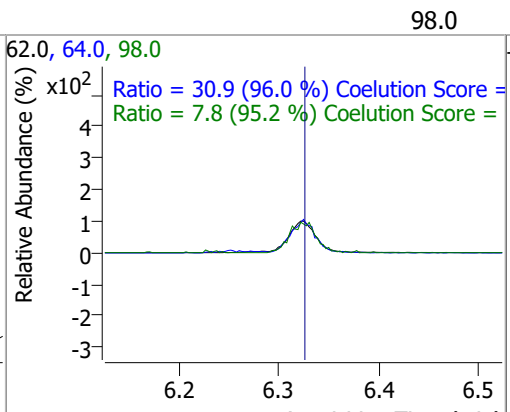

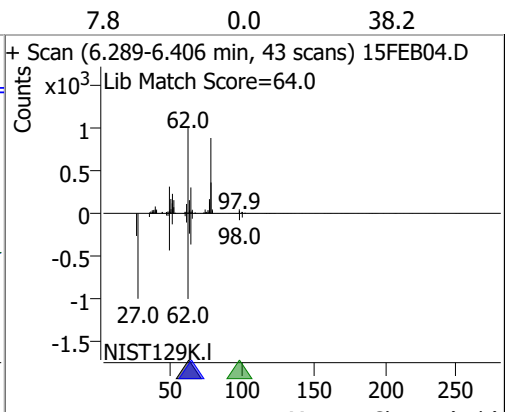

Compound	Conc.	RT	Dev(Min)	Resp.	QIon	QRatio	Lower	Upper
Trichloroethene	121.8645	7.03	0.00	164883	130.0	103.8	75.6	135.6
					97.0	64.8	35.7	95.7

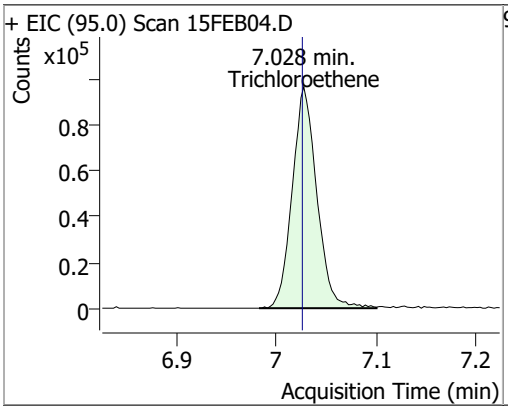

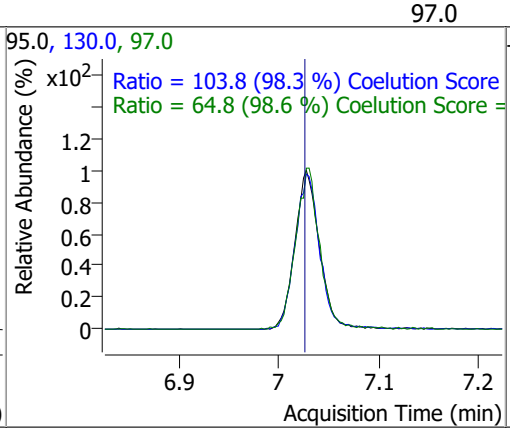

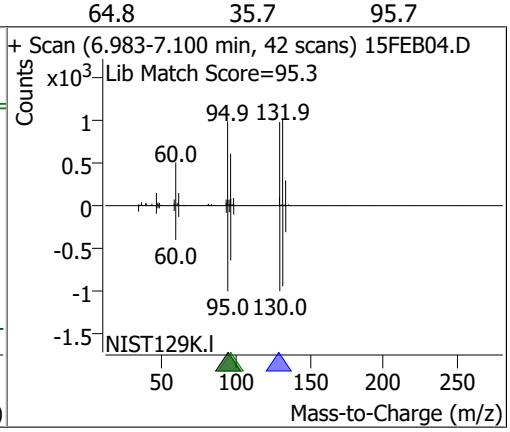

Compound	Conc.	RT	Dev(Min)	Resp.	QIon	QRatio	Lower	Upper
1,2-Dichloropropane	125.5214	7.27	0.00	149318	76.0	37.7	9.8	69.8

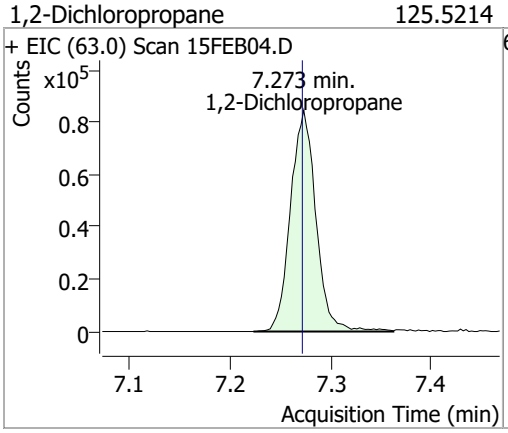

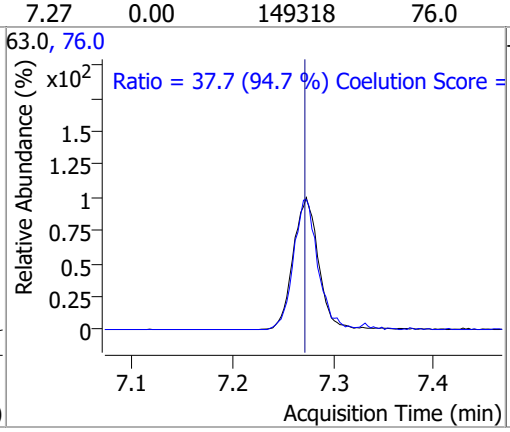

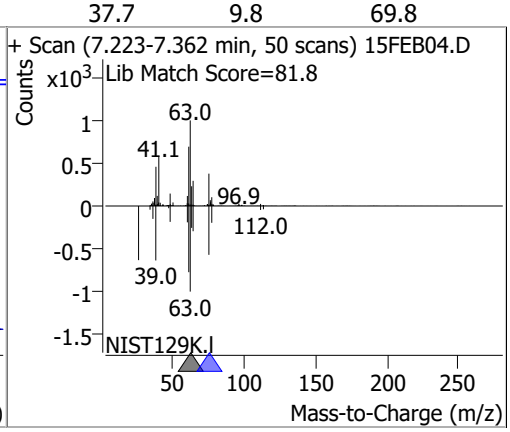

Compound	Conc.	RT	Dev(Min)	Resp.	QIon	QRatio	Lower	Upper
Dibromomethane	125.0604	7.40	0.00	62707	173.5	109.2	78.2	138.2
					95.0	83.3	54.5	114.5

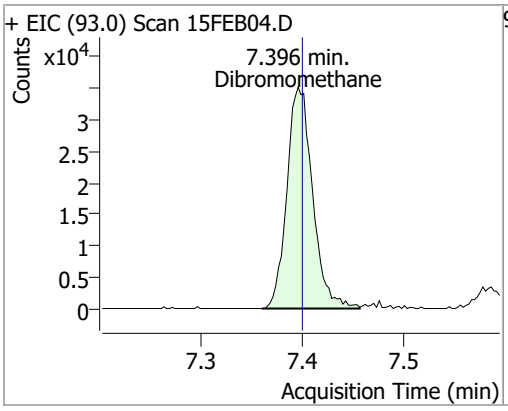

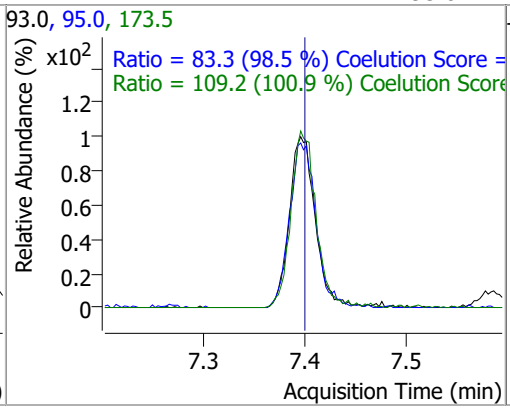

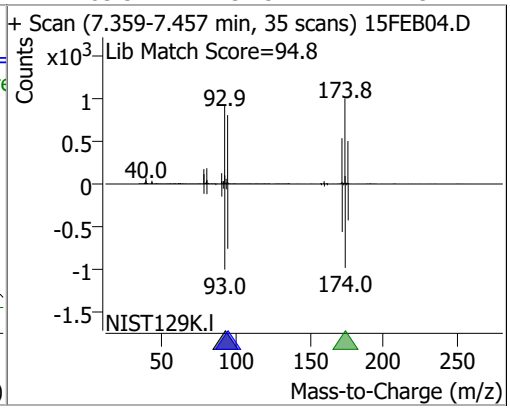

Compound	Conc.	RT	Dev(Min)	Resp.	QIon	QRatio	Lower	Upper
Bromodichloromethane	128.2249	7.59	0.01	180792	85.0	63.0	36.3	96.3
					127.0	9.9	0.0	39.5

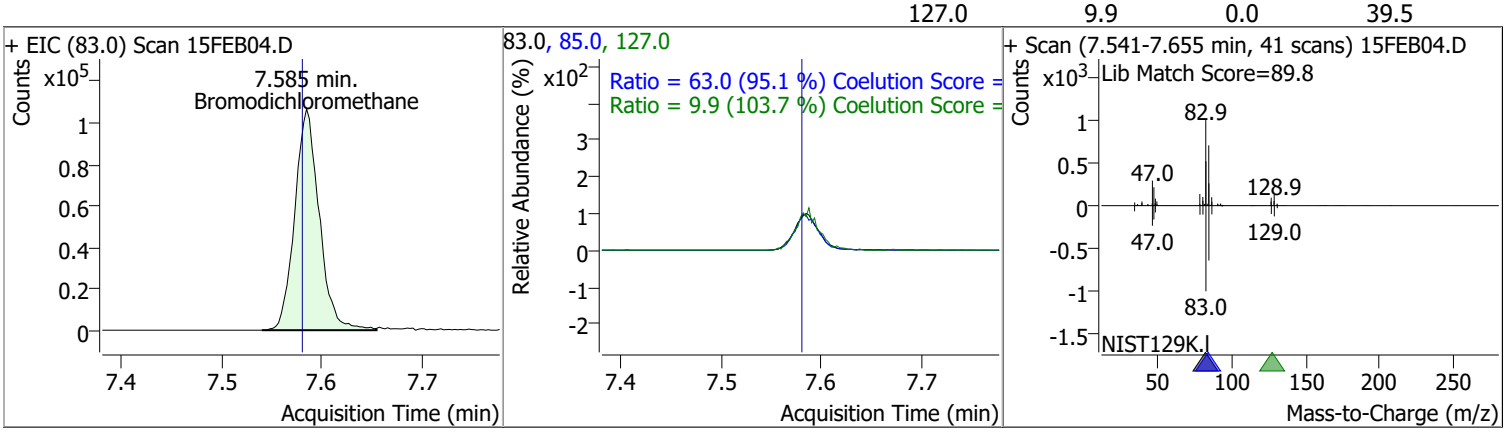

Compound	Conc.	RT	Dev(Min)	Resp.	QIon	QRatio	Lower	Upper
cis-1,3-Dichloropropene	117.3888	8.06	0.00	181623	39.0	55.2	22.5	82.5
					77.0	31.2	1.8	61.8

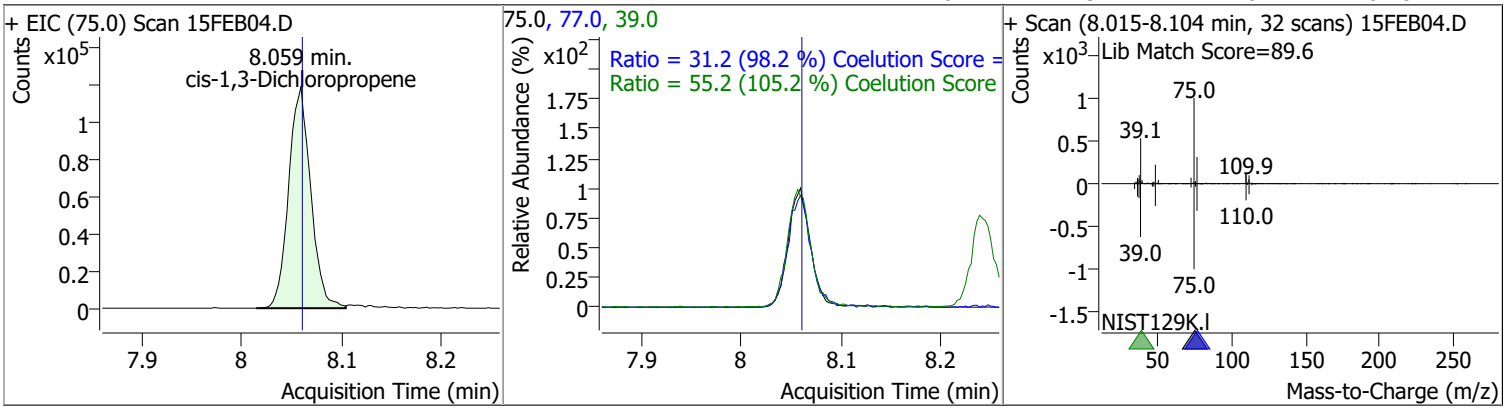

Compound	Conc.	RT	Dev(Min)	Resp.	QIon	QRatio	Lower	Upper
Toluene-d8	277.2400	8.32	0.00	1222387	100.0	63.8	34.3	94.3
					99.0	9.6	0.0	39.2

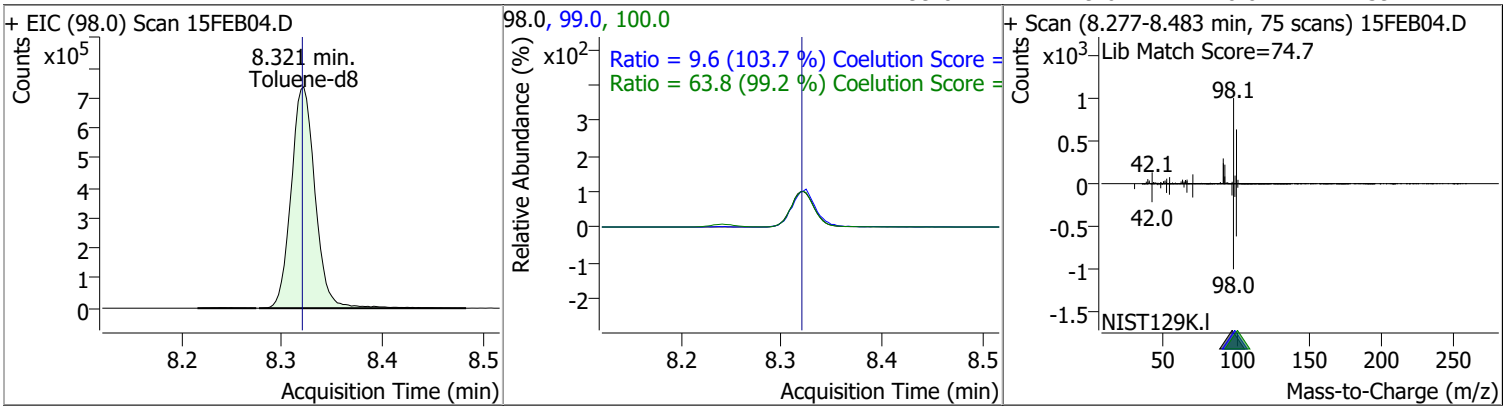

Compound	Conc.	RT	Dev(Min)	Resp.	QIon	QRatio	Lower	Upper
Toluene	125.3804	8.39	0.00	368487	91.0	176.2	144.1	204.1

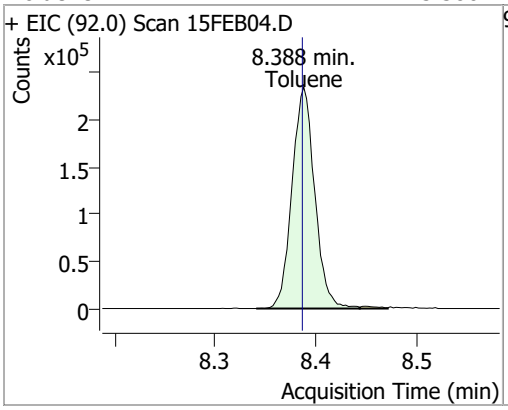

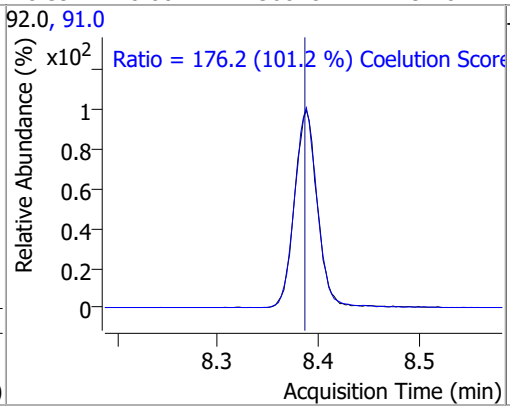

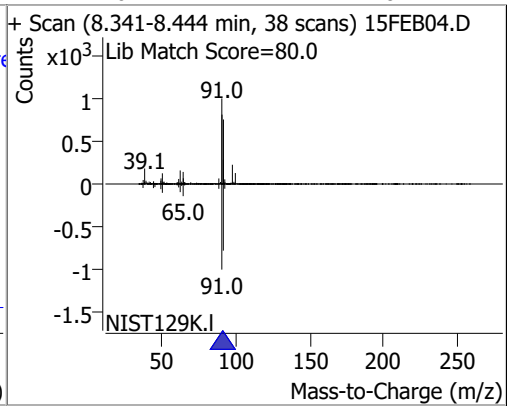

Compound	Conc.	RT	Dev(Min)	Resp.	QIon	QRatio	Lower	Upper
trans-1,3-Dichloropropene	128.7835	8.64	0.00	145340	39.0	51.5	23.0	83.0
					77.0	32.2	1.0	61.0

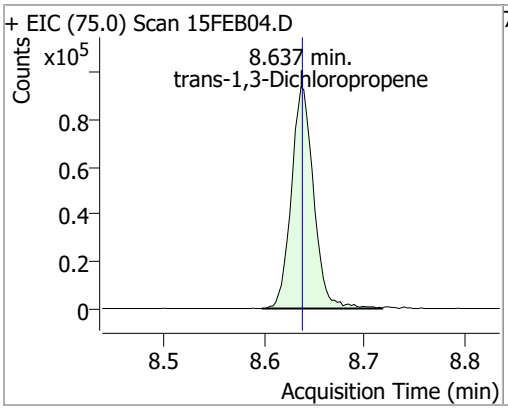

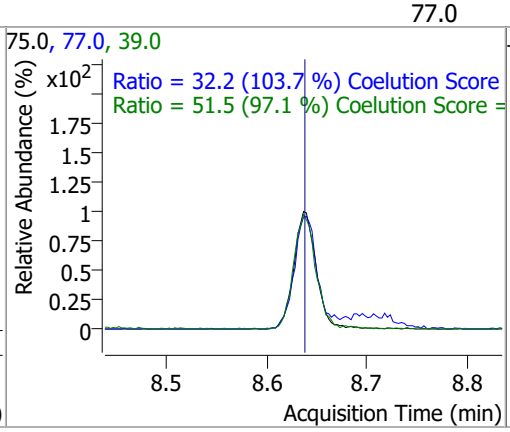

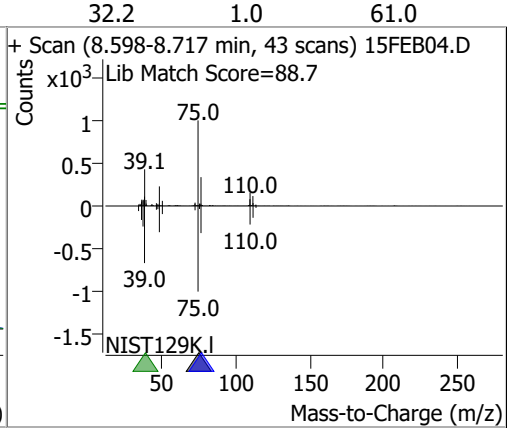

Compound	Conc.	RT	Dev(Min)	Resp.	QIon	QRatio	Lower	Upper
1,1,2-Trichloroethane	123.7872	8.82	0.00	71036	97.0	116.5	80.7	140.7
					85.0	63.6	30.7	90.7

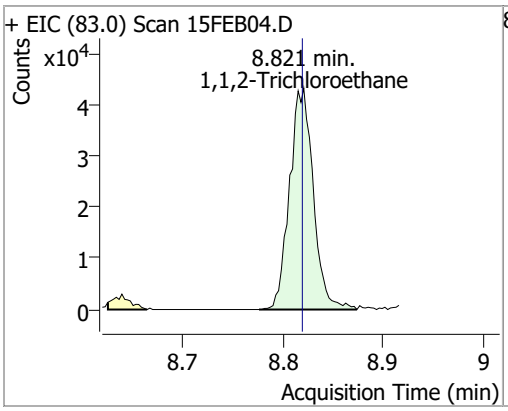

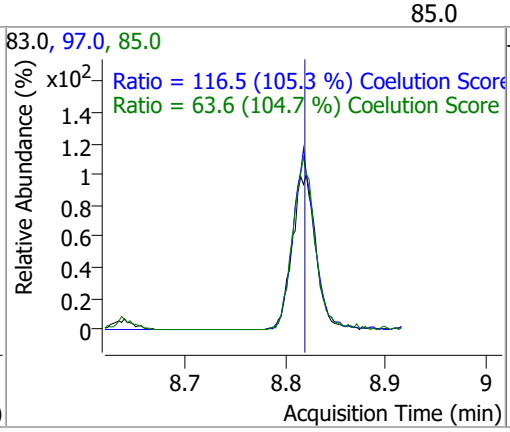

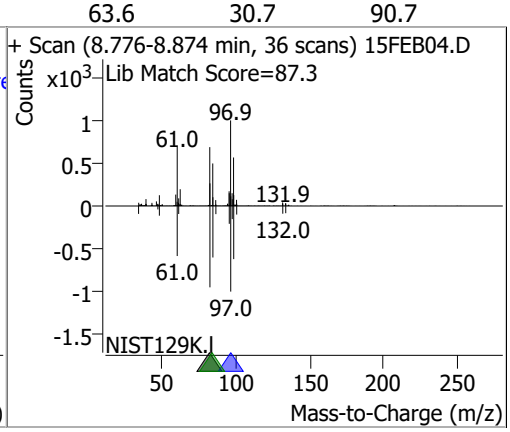

Compound	Conc.	RT	Dev(Min)	Resp.	QIon	QRatio	Lower	Upper
Tetrachloroethene	114.5172	8.94	0.00	136477	165.8	128.8	96.1	156.1
					129.0	92.9	60.5	120.5

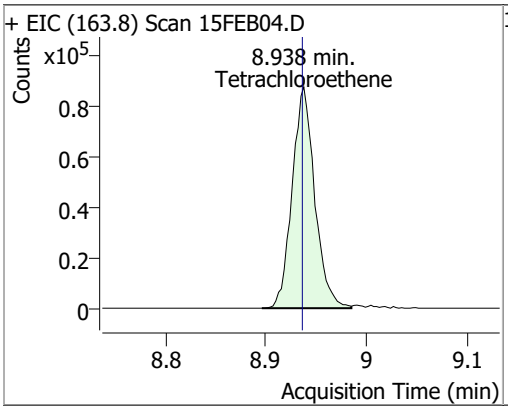

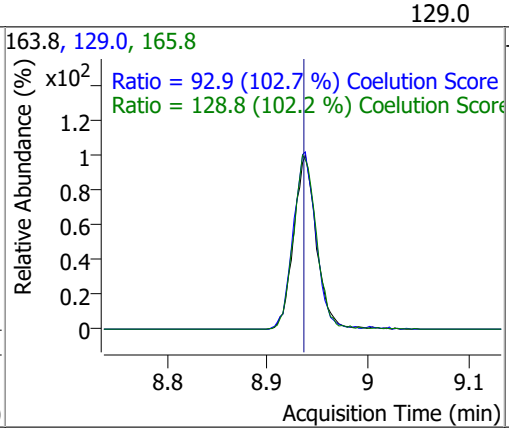

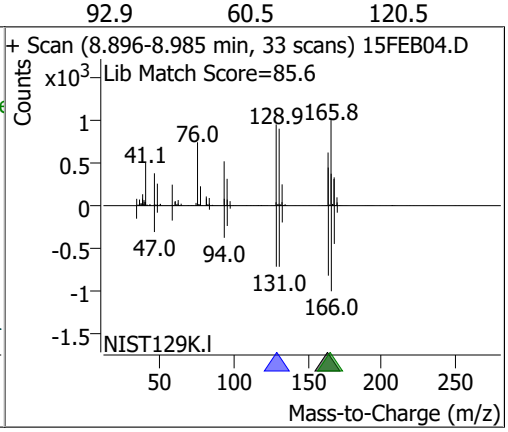

Compound	Conc.	RT	Dev(Min)	Resp.	QIon	QRatio	Lower	Upper
1,3-Dichloropropane	120.1477	8.98	0.00	139525	78.0	32.2	2.4	62.4

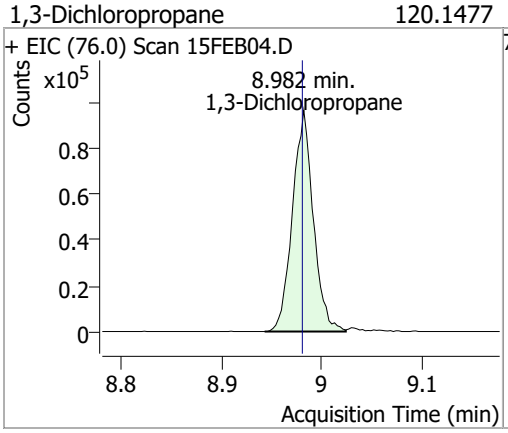

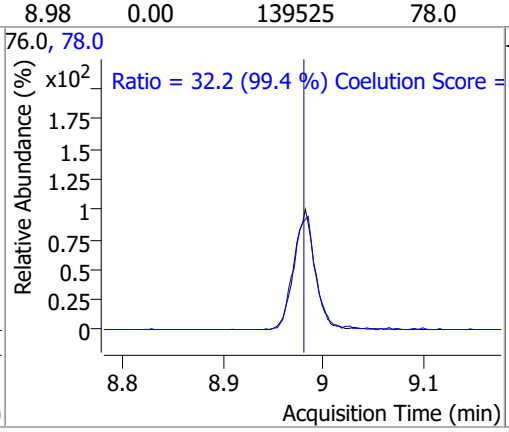

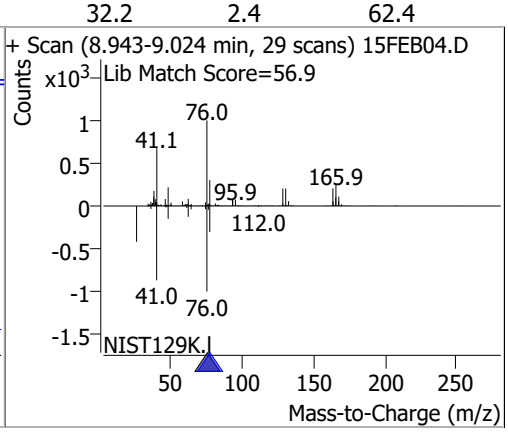

Compound	Conc.	RT	Dev(Min)	Resp.	QIon	QRatio	Lower	Upper
Chlorodibromomethane	121.8984	9.20	0.00	112659	127.0	79.9	47.2	107.2

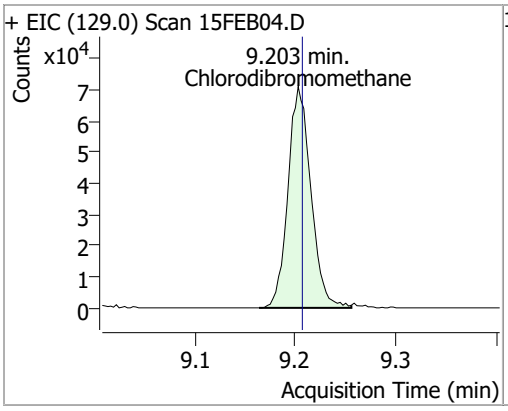

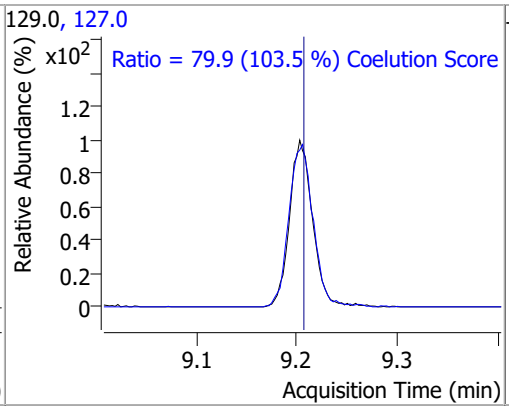

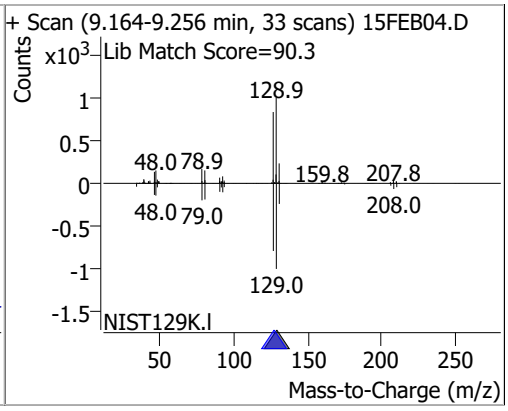

Compound	Conc.	RT	Dev(Min)	Resp.	QIon	QRatio	Lower	Upper
1,2-Dibromoethane	123.5264	9.30	0.00	78291	109.0	95.7	61.5	121.5

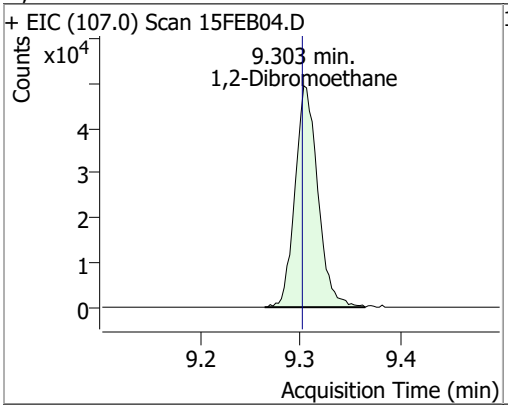

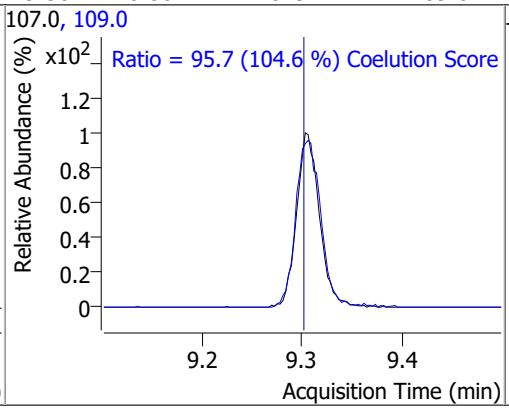

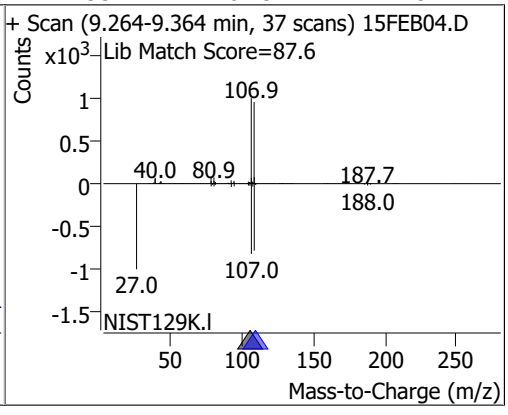

Compound	Conc.	RT	Dev(Min)	Resp.	QIon	QRatio	Lower	Upper
Chlorobenzene	125.6718	9.80	0.00	404889	114.0	31.5	2.2	62.2

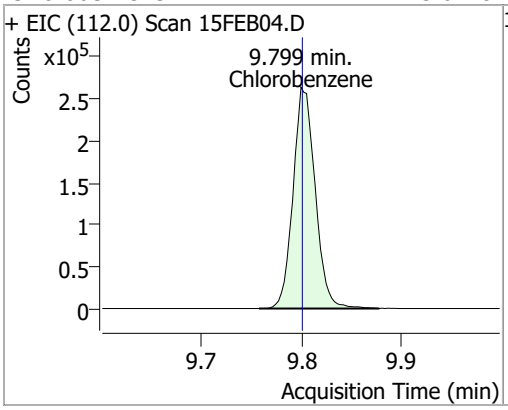

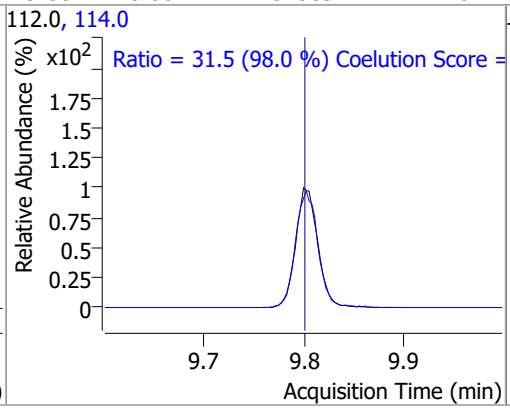

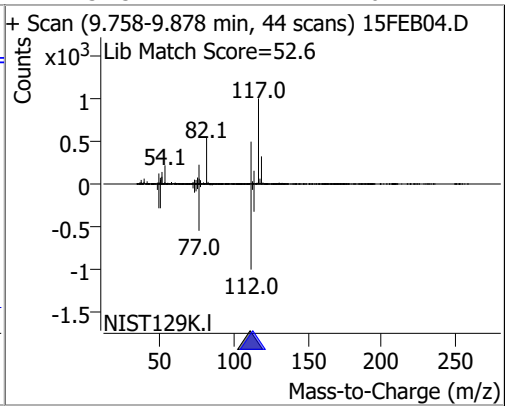

Compound	Conc.	RT	Dev(Min)	Resp.	QIon	QRatio	Lower	Upper
1,1,1,2-Tetrachloroethane	119.3720	9.89	0.00	134940	133.0	99.2	65.3	125.3

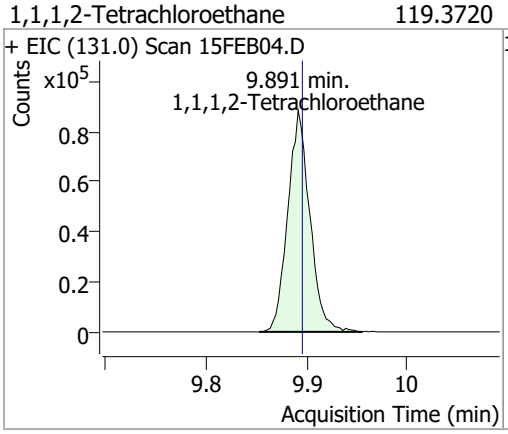

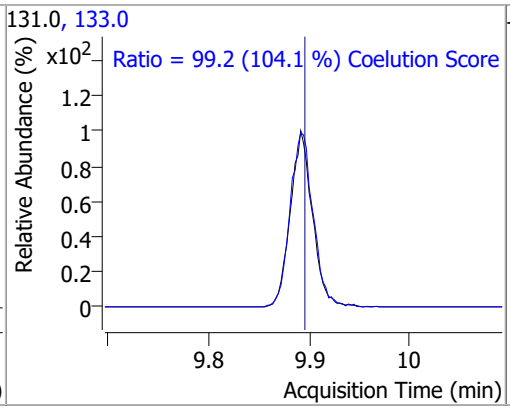

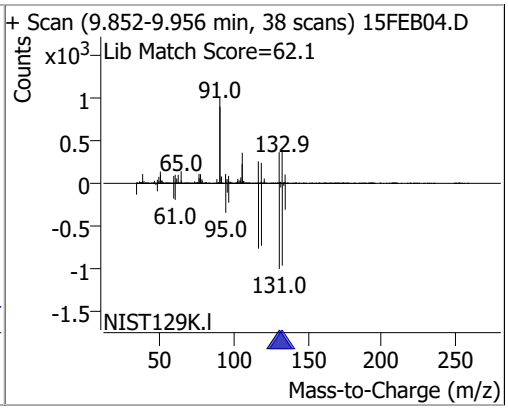

Compound	Conc.	RT	Dev(Min)	Resp.	QIon	QRatio	Lower	Upper
Ethylbenzene	120.1602	9.92	0.00	673672	106.0	31.1	1.7	61.7

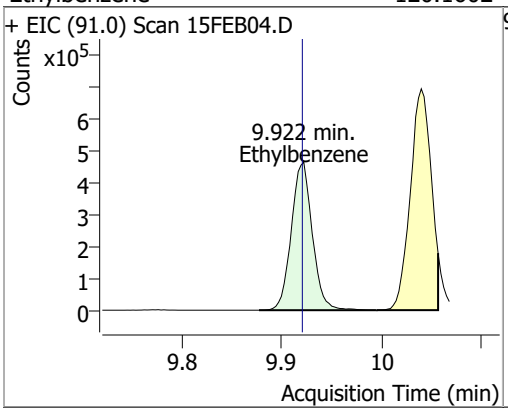

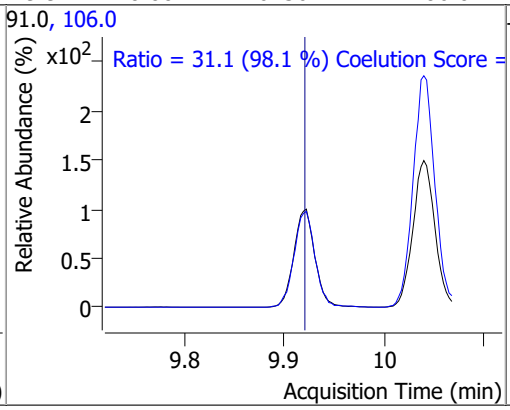

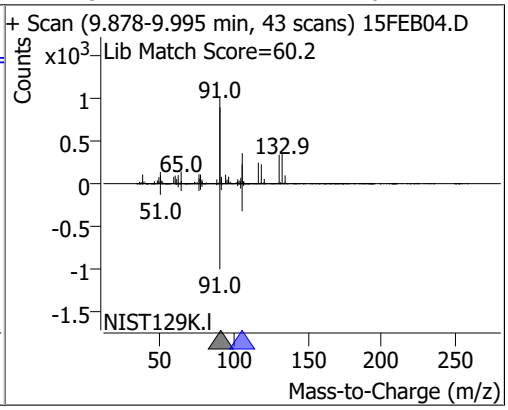

Compound	Conc.	RT	Dev(Min)	Resp.	QIon	QRatio	Lower	Upper
m+p-Xylenes	236.4939	10.04	0.00	528056	91.0	201.9	170.7	230.7

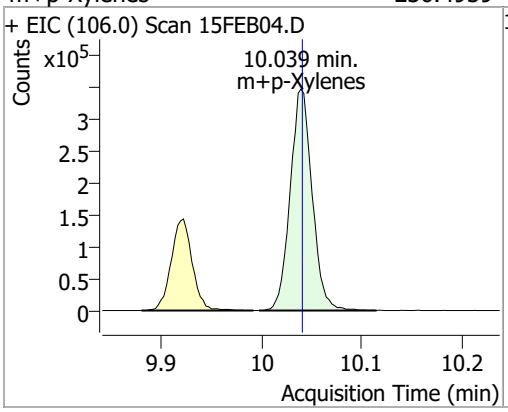

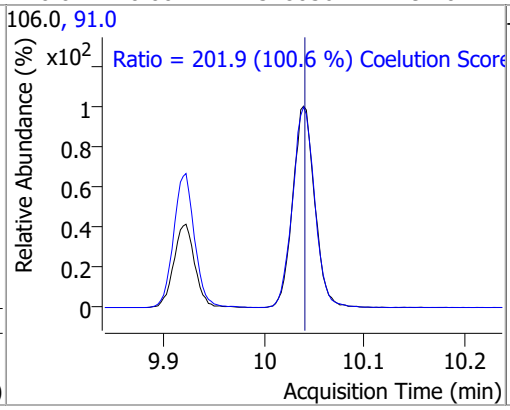

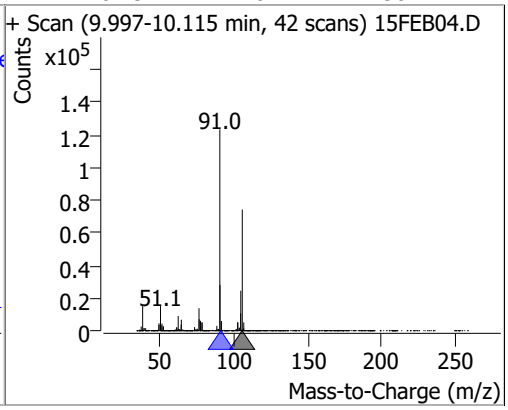

Compound	Conc.	RT	Dev(Min)	Resp.	QIon	QRatio	Lower	Upper
o-Xylene	122.4137	10.43	0.00	239288	91.0	213.5	181.4	241.4

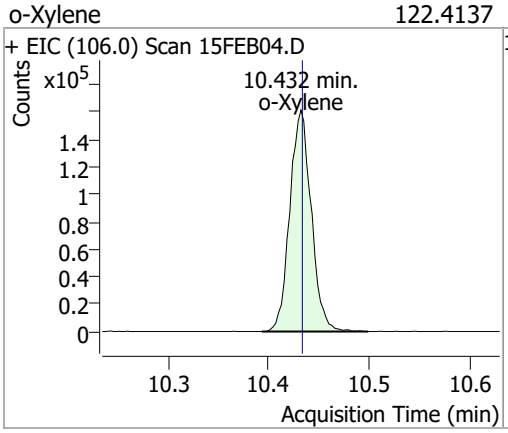

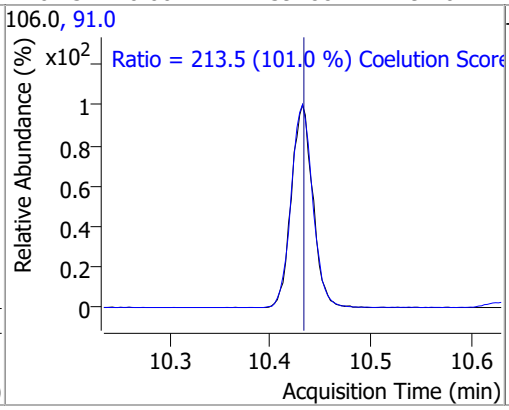

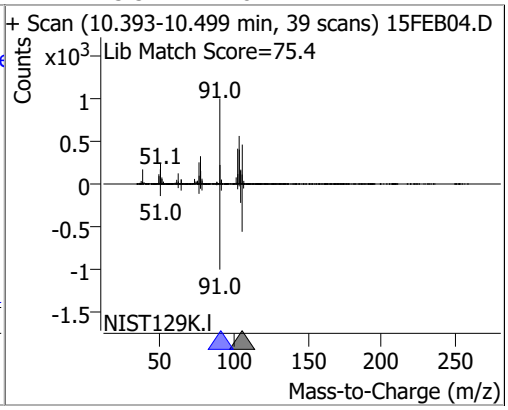

Compound	Conc.	RT	Dev(Min)	Resp.	QIon	QRatio	Lower	Upper
Styrene	124.8347	10.45	0.00	403892	78.0	49.6	20.6	80.6

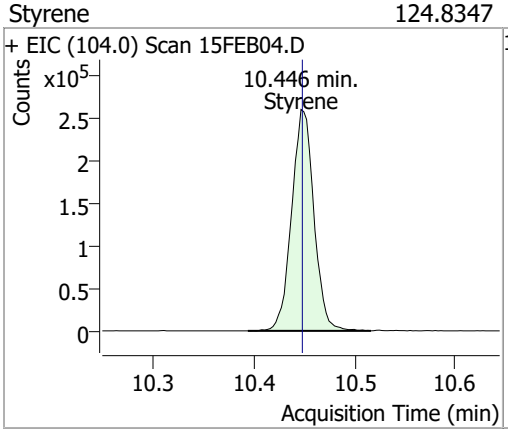

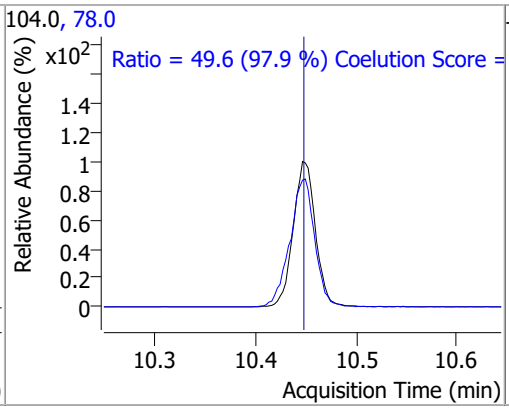

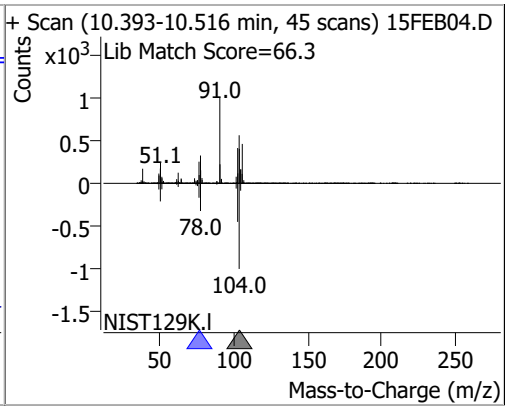

Compound	Conc.	RT	Dev(Min)	Resp.	QIon	QRatio	Lower	Upper
Bromoform	125.3063	10.63	0.00	61766	170.5	50.7	20.3	80.3
					174.5	49.4	18.1	78.1

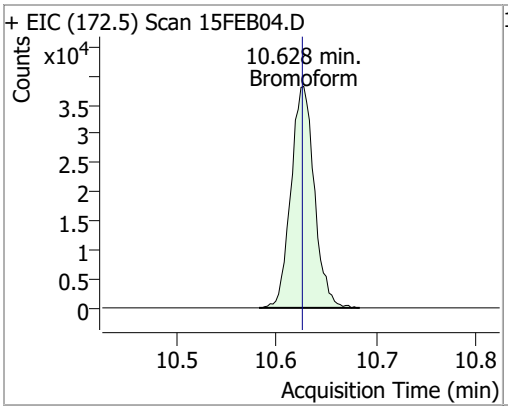

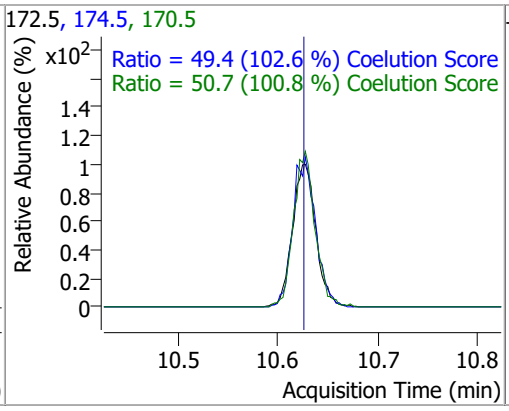

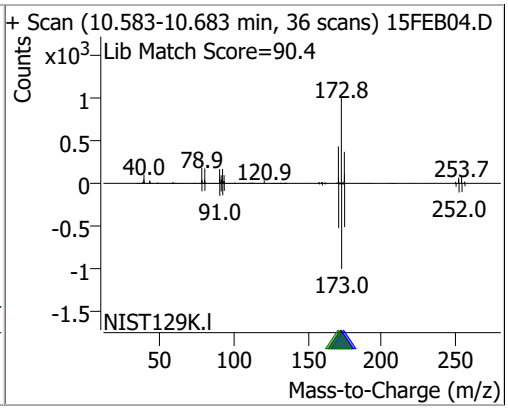

Compound	Conc.	RT	Dev(Min)	Resp.	QIon	QRatio	Lower	Upper
p-Bromofluorobenzene	270.1519	10.95	0.01	366922	174.0	93.4	65.3	125.3
					176.0	89.5	63.3	123.3

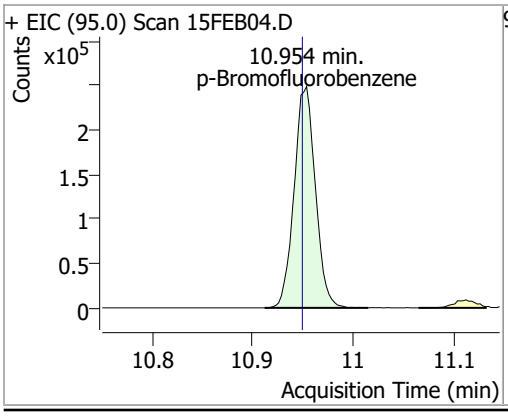

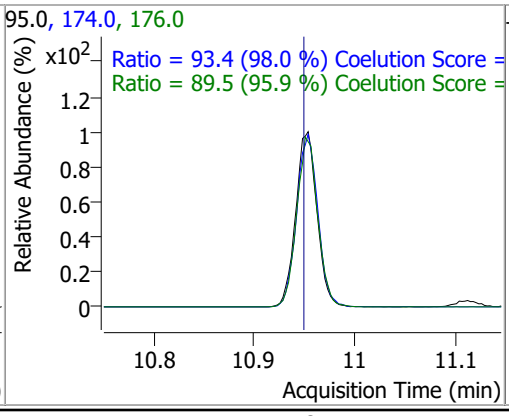

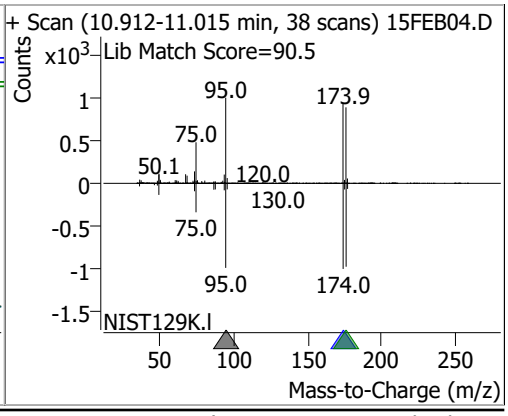

Compound	Conc.	RT	Dev(Min)	Resp.	QIon	QRatio	Lower	Upper
Bromobenzene	129.1993	11.09	0.00	154749	77.0	147.0	113.5	173.5
					158.0	98.4	66.1	126.1

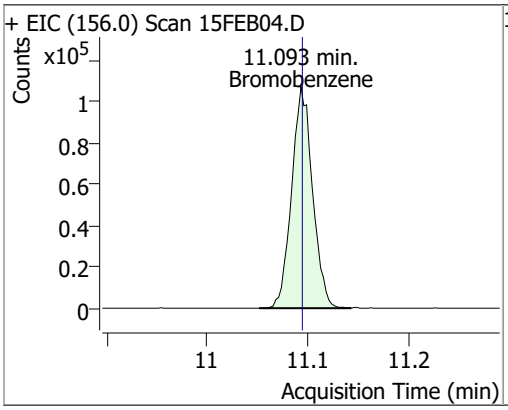

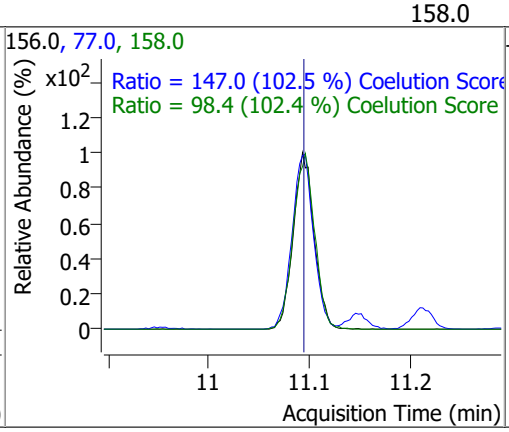

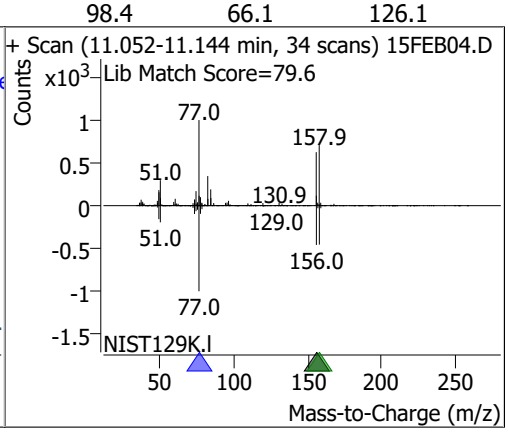

Compound	Conc.	RT	Dev(Min)	Resp.	QIon	QRatio	Lower	Upper
1,1,2,2-Tetrachloroethane	130.1621	11.11	0.00	88925	85.0	66.9	33.3	93.3

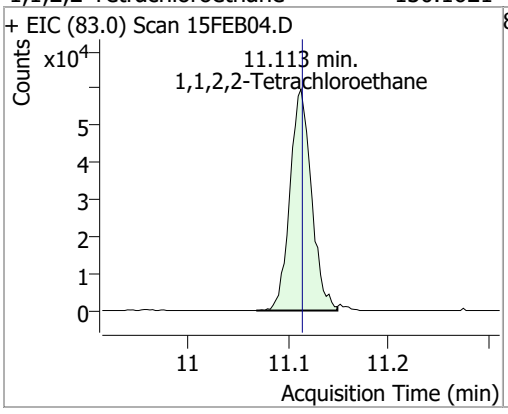

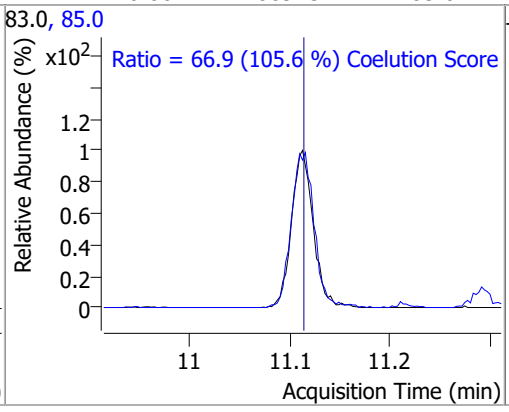

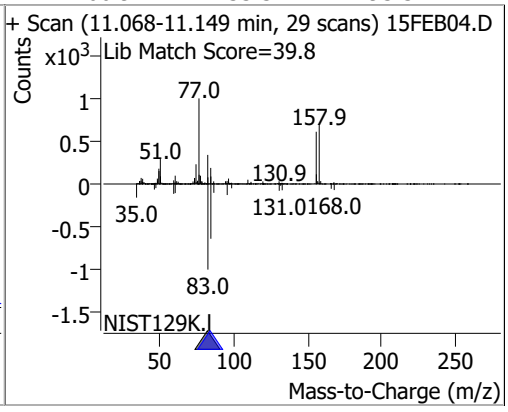

Compound	Conc.	RT	Dev(Min)	Resp.	QIon	QRatio	Lower	Upper
1,2,3-Trichloropropane	128.2753	11.15	0.00	23025	112.0	64.2	35.8	95.8

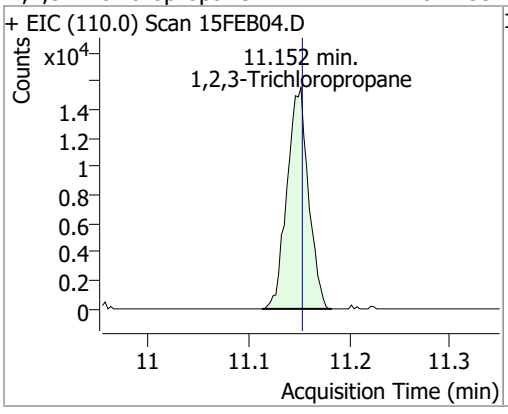

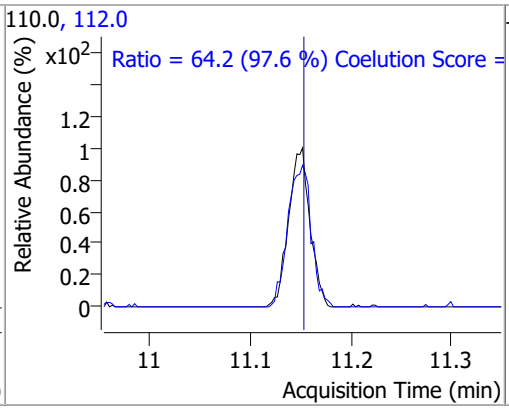

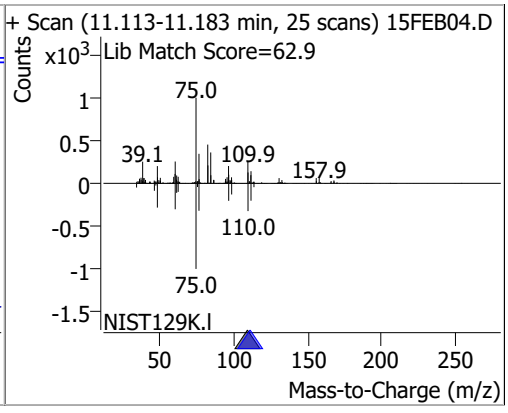

Compound	Conc.	RT	Dev(Min)	Resp.	QIon	QRatio	Lower	Upper
2-Chlorotoluene	125.3870	11.29	0.00	148638	91.0	287.6	246.2	306.2

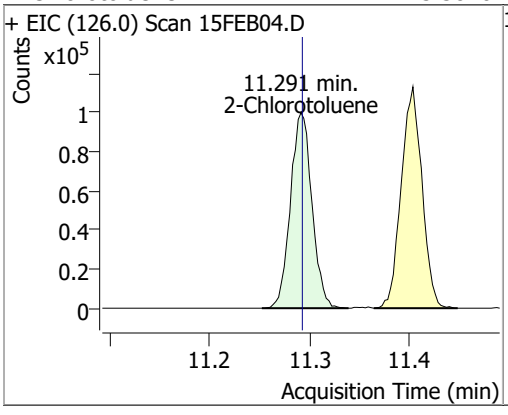

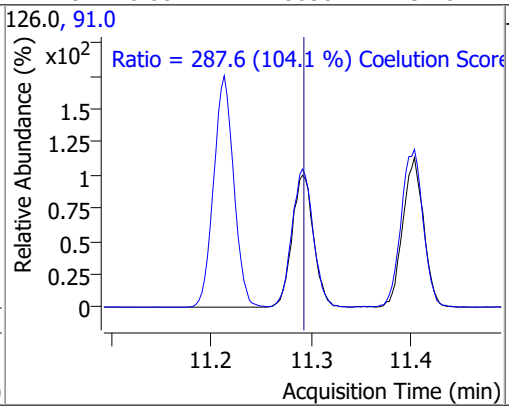

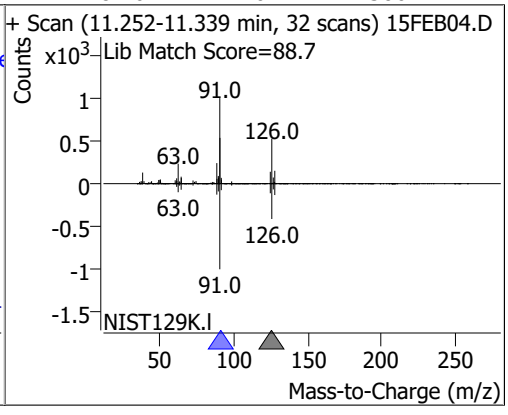

Compound	Conc.	RT	Dev(Min)	Resp.	QIon	QRatio	Lower	Upper
4-Chlorotoluene	131.1985	11.40	0.00	503739	126.0	32.4	1.3	61.3

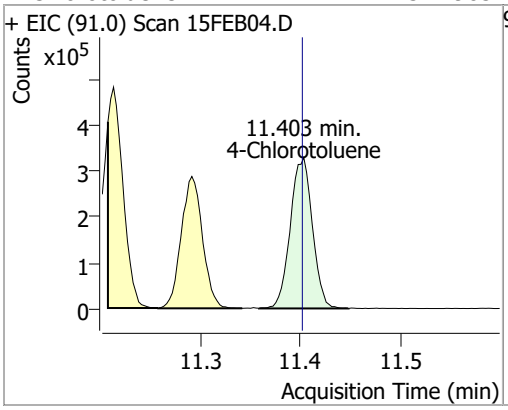

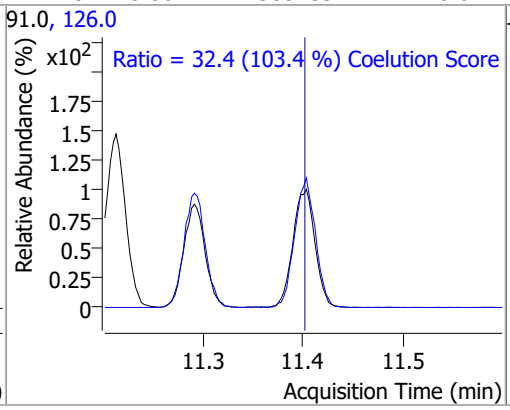

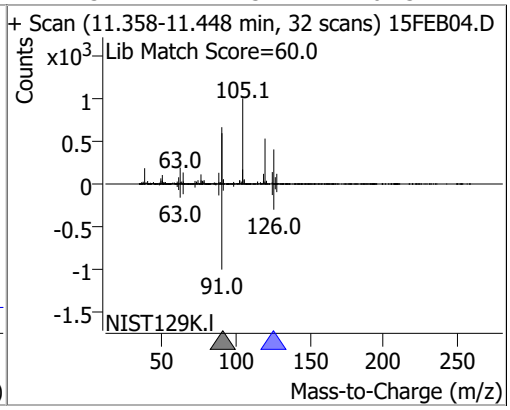

Compound	Conc.	RT	Dev(Min)	Resp.	QIon	QRatio	Lower	Upper
1,3-Dichlorobenzene	127.0025	12.03	0.00	275608	148.0	63.8	32.8	92.8
					111.0	39.8	8.7	68.7

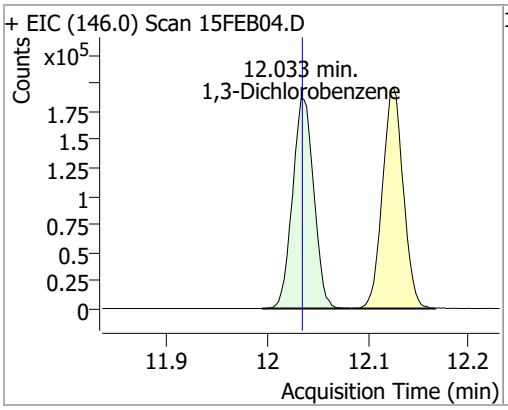

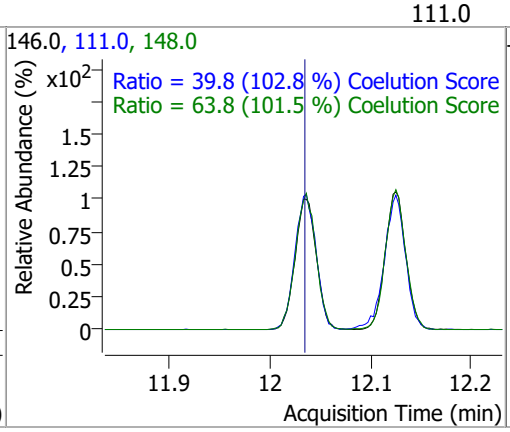

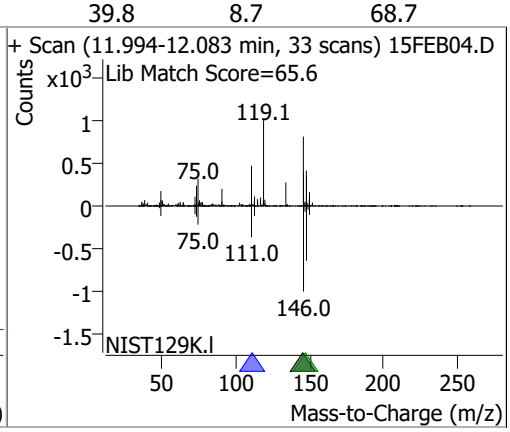

Compound	Conc.	RT	Dev(Min)	Resp.	QIon	QRatio	Lower	Upper
1,4-Dichlorobenzene	127.8575	12.13	0.00	282869	148.0	63.0	33.7	93.7
					111.0	38.8	8.7	68.7

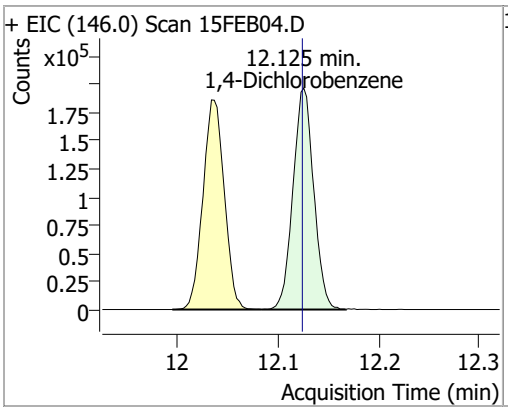

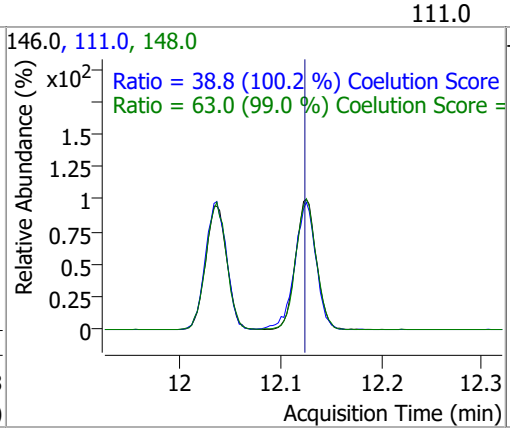

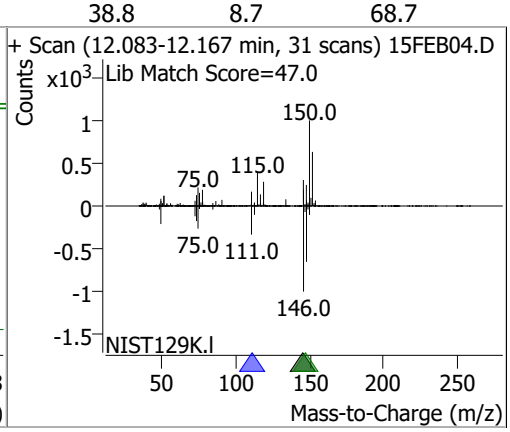

Quantitation Results Report (QT Reviewed)

Compound	Conc.	RT	Dev(Min)	Resp.	QIon	QRatio	Lower	Upper
1,2-Dichlorobenzene	126.3522	12.50	0.00	228922	148.0	63.6	31.9	91.9
					111.0	39.4	9.5	69.5

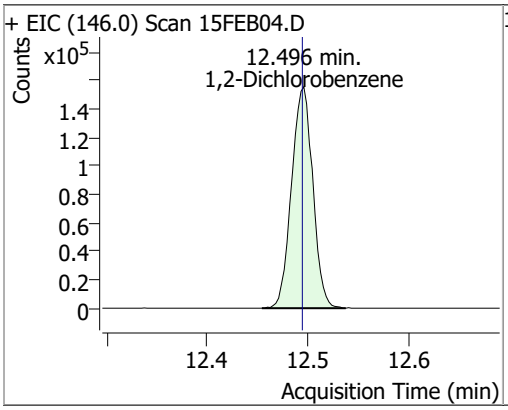

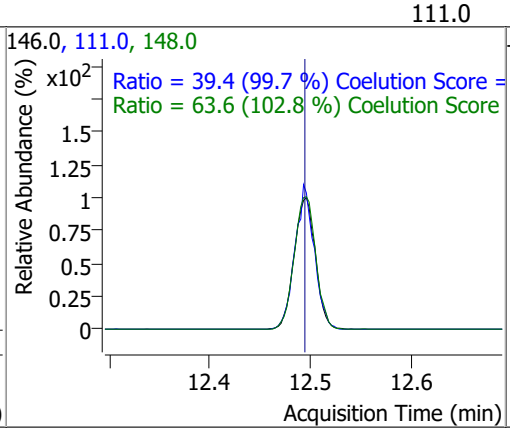

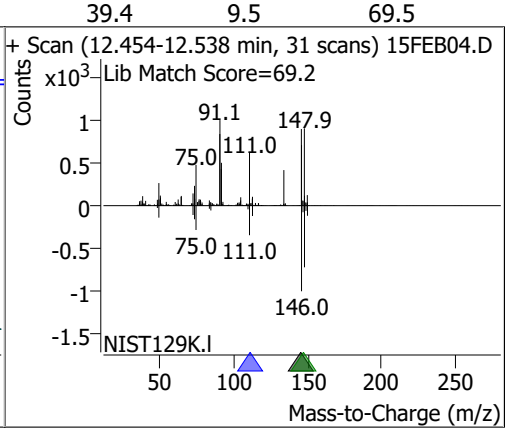

Quantitation Results Report (QT Reviewed)

Data File	15FEB06.D	Operator	MSC
Acq. Method	5975CACQF.M	Acq. Date-Time	2/15/2022 11:34:20 AM
Sample Name	MBLK021522_	Instrument	VOA5975C
Vial	6	Multiplier	1.00
DA Method File	VOA5975C_8260B_SHT_DoD_L4_011922.m	Comment	
Tune File	BFB_Atune3.u	Tune Date	10/11/2021 4:02:00 PM
Batch Name	VG021522_8260B.batch.bin	Last Calib Update	2/18/2022 11:13:24 AM
Ref Library	\\MASSHUNTER\Org\Library\NIST129K.l		

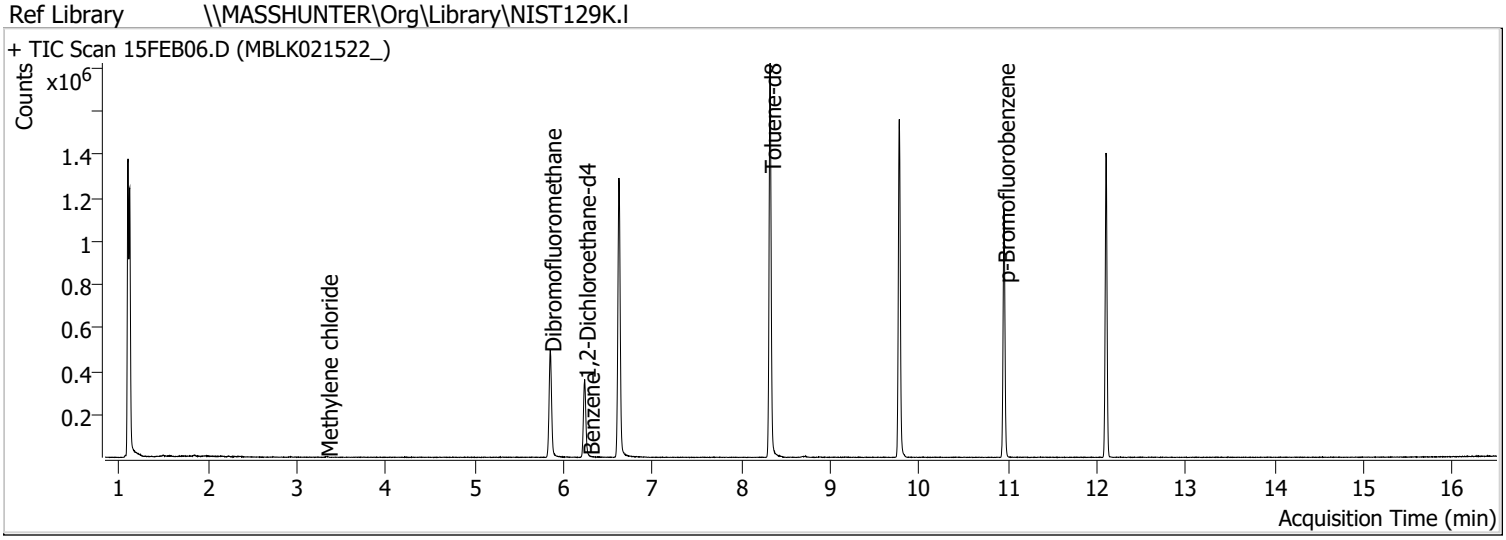

Compound	RT	QIon	Resp.	Conc.	Units		Dev(Min)
Internal Standards							
M Fluorobenzene	6.620	96.0	1079584	250.0000	ng		0.000
M Chlorobenzene-d5	9.774	82.0	426496	250.0000	ng		0.000
M 1,4-Dichlorobenzene-d4	12.100	152.0	327125	250.0000	ng		0.000
System Monitoring Compounds							
S Dibromofluoromethane	5.851	113.0	292947	280.1535	ng		0.000
Spiked Amount: 250.000	Range: 80.0 - 119.0%			Recovery = 112.06%			
S 1,2-Dichloroethane-d4	6.235	67.0	125078	276.9050	ng		0.005
Spiked Amount: 250.000	Range: 81.0 - 118.0%			Recovery = 110.76%			
S Toluene-d8	8.321	98.0	1093155	262.7221	ng		0.003
Spiked Amount: 250.000	Range: 89.0 - 112.0%			Recovery = 105.09%			
S p-Bromofluorobenzene	10.951	95.0	315144	260.9193	ng		0.003
Spiked Amount: 250.000	Range: 85.0 - 114.0%			Recovery = 104.37%			
Target Compounds							**QValue**
T Dichlorodifluoromethane	0.000		0	N.D.			
T Chloromethane	1.425	50.0	0		ng	md	1
T Vinyl chloride	1.500	62.0	0		ng	md	1
T Bromomethane	0.000		0	N.D.			
T Chloroethane	0.000		0	N.D.			
T Trichlorofluoromethane	0.000		0	N.D.			
T 1,1-Dichloroethene	0.000		0	N.D.			
T Methylene chloride	3.335	49.0	2169	1.3741	ng	m	90
T trans-1,2-Dichloroethene	3.723	96.0	0		ng	md	1
T Methyl tert-butyl ether (MTBE)	0.000		0	N.D.			
T 1,1-Dichloroethane	0.000		0	N.D.			
T 2,2-Dichloropropane	0.000		0	N.D.			
T cis-1,2-Dichloroethene	0.000		0	N.D.			
T Methyl ethyl ketone	0.000		0	N.D.			
T Bromochloromethane	0.000		0	N.D.			
T Chloroform	0.000		0	N.D.			

Compound	RT	QIon	Resp.	Conc.	Units		Dev(Min)
T 1,1,1-Trichloroethane	0.000		0	N.D.			
T Carbon tetrachloride	0.000		0	N.D.			
T 1,1-Dichloropropene	0.000		0	N.D.			
T Benzene	6.283	78.0	458	0.1062	ng	m	94
T 1,2-Dichloroethane	0.000		0	N.D.			
T Trichloroethene	0.000		0	N.D.			
T 1,2-Dichloropropane	0.000		0	N.D.			
T Dibromomethane	0.000		0	N.D.			
T Bromodichloromethane	0.000		0	N.D.			
T cis-1,3-Dichloropropene	0.000		0	N.D.			
T Toluene	0.000		0	N.D.			
T trans-1,3-Dichloropropene	0.000		0	N.D.			
T 1,1,2-Trichloroethane	0.000		0	N.D.			
T Tetrachloroethene	0.000		0	N.D.			
T 1,3-Dichloropropane	0.000		0	N.D.			
T Chlorodibromomethane	0.000		0	N.D.			
T 1,2-Dibromoethane	0.000		0	N.D.			
T Chlorobenzene	0.000		0	N.D.			
T 1,1,1,2-Tetrachloroethane	0.000		0	N.D.			
T Ethylbenzene	9.774	91.0	0		ng	md	1
T m+p-Xylenes	10.036	106.0	0		ng	md	1
T o-Xylene	0.000		0	N.D.			
T Styrene	0.000		0	N.D.			
T Bromoform	0.000		0	N.D.			
T Bromobenzene	0.000		0	N.D.			
T 1,1,2,2-Tetrachloroethane	0.000		0	N.D.			
T 1,2,3-Trichloropropane	0.000		0	N.D.			
T 2-Chlorotoluene	0.000		0	N.D.			
T 4-Chlorotoluene	0.000		0	N.D.			
T 1,3-Dichlorobenzene	0.000		0	N.D.			
T 1,4-Dichlorobenzene	0.000		0	N.D.			
T 1,2-Dichlorobenzene	0.000		0	N.D.			

(#) = Qualifier Out of Range; (m) = Manual Integration; (+) = Area Summed; (*) = Surrogate Percent Recovery Out of Range; (d): Zeroed Peak

Compound	Conc.	Exp RT	QIon	Exp Ratio
Dichlorodifluoromethane	N.D.	1.24	87.0	31.8

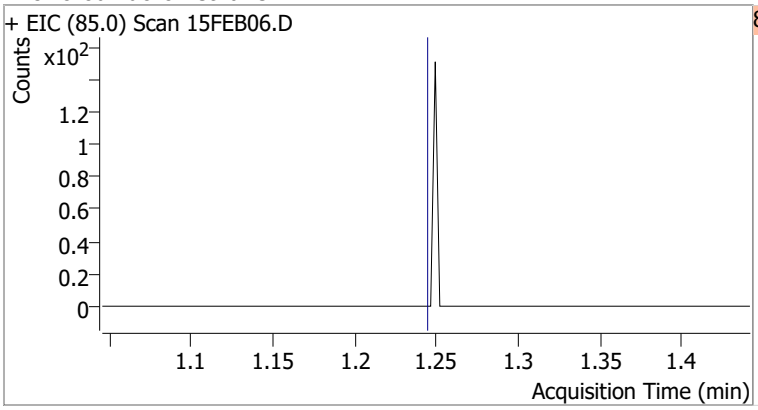

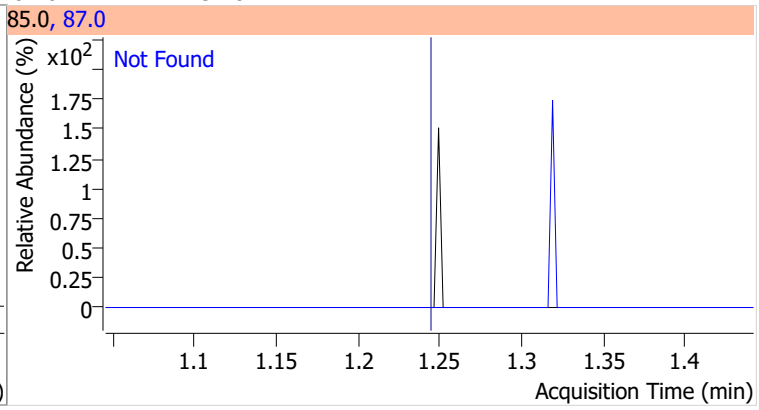

Compound	Conc.	RT	Dev(Min)	Resp.	QIon	QRatio	Lower	Upper
Chloromethane		0		0	52.0		2.4	62.4

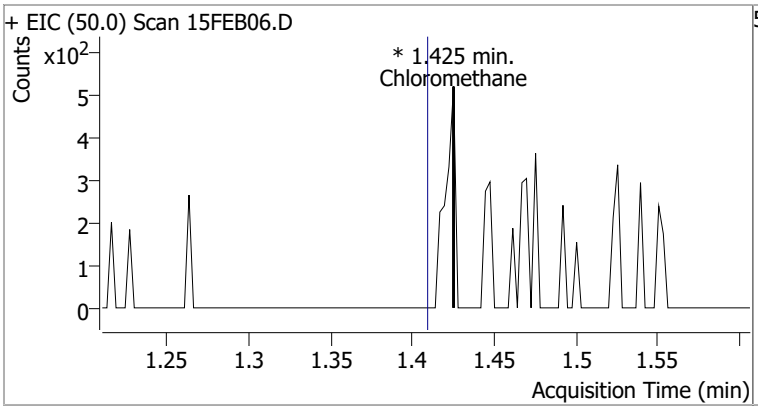

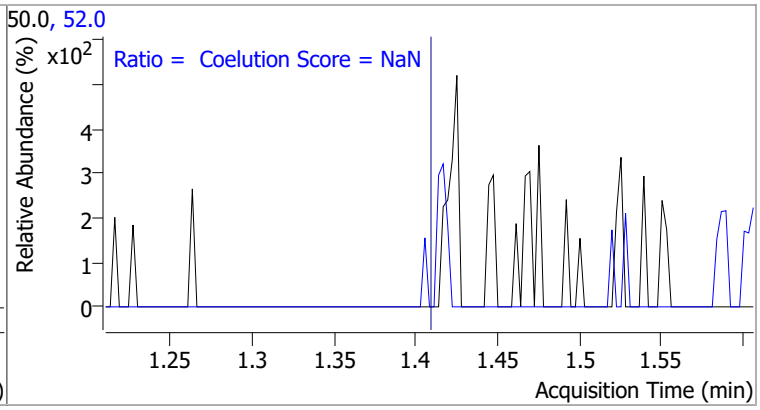

Compound	Conc.	RT	Dev(Min)	Resp.	QIon	QRatio	Lower	Upper
Vinyl chloride		0		0	64.0		1.3	61.3

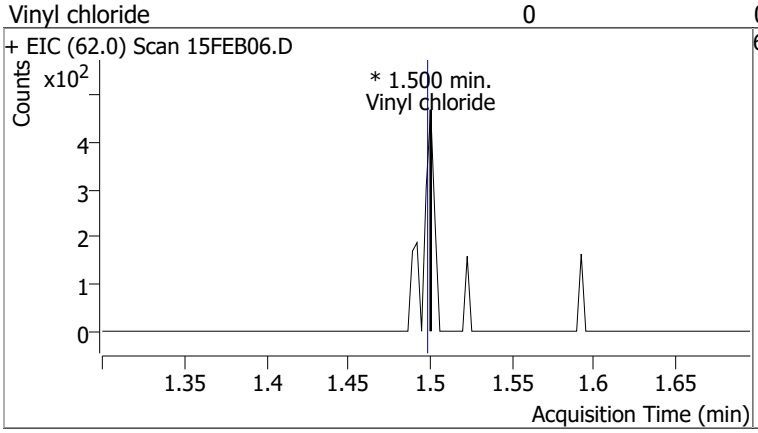

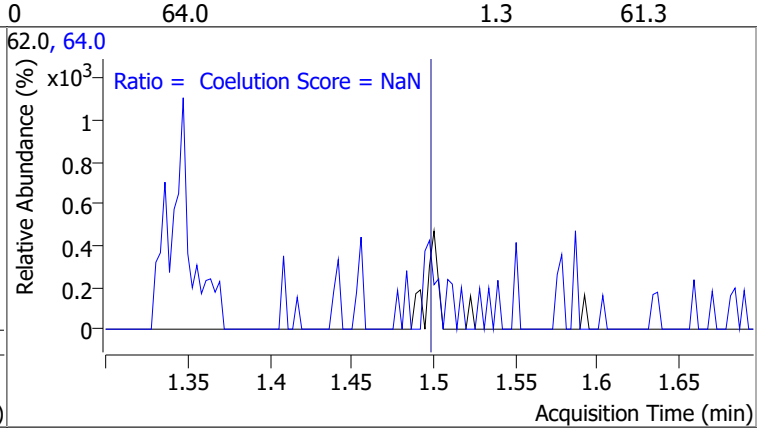

Compound	Conc.	Exp RT	QIon	Exp Ratio
Bromomethane	N.D.	1.80	94.0	110.1

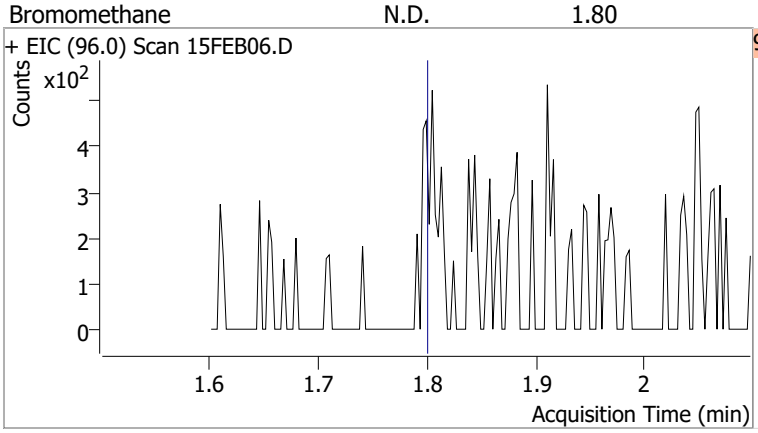

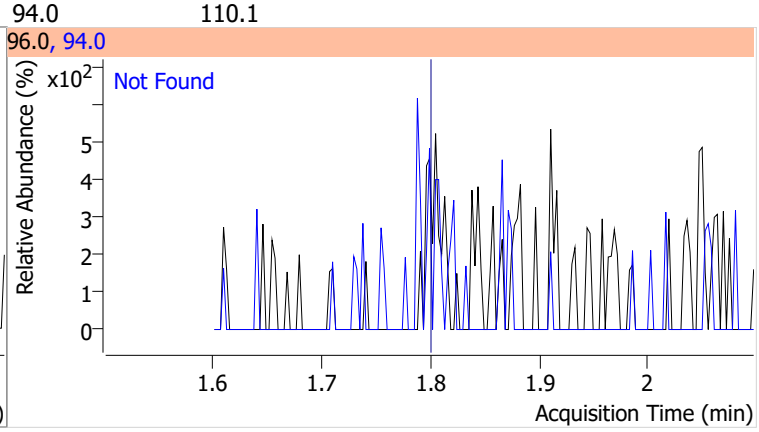

Compound	Conc.	Exp RT	QIon	Exp Ratio
Chloroethane	N.D.	1.90	66.0	30.0

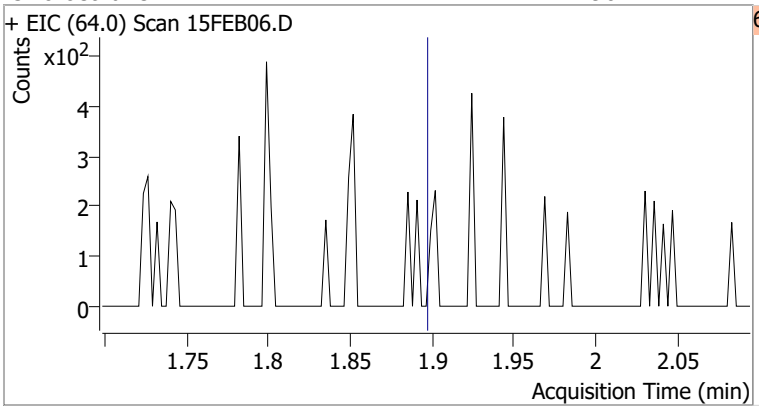

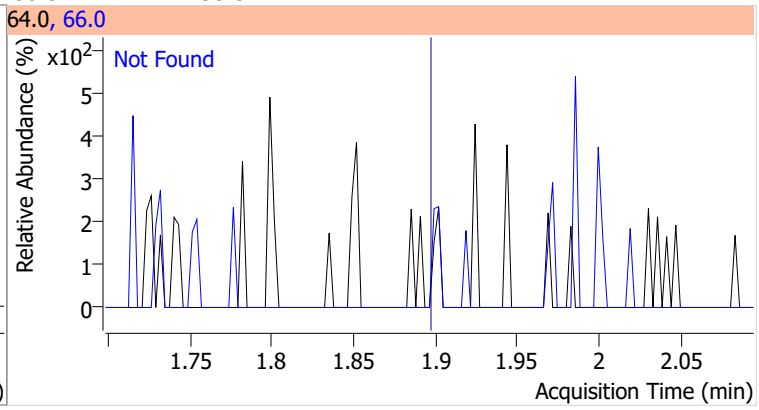

Compound	Conc.	Exp RT	QIon	Exp Ratio
Trichlorofluoromethane	N.D.	2.15	103.0	65.0

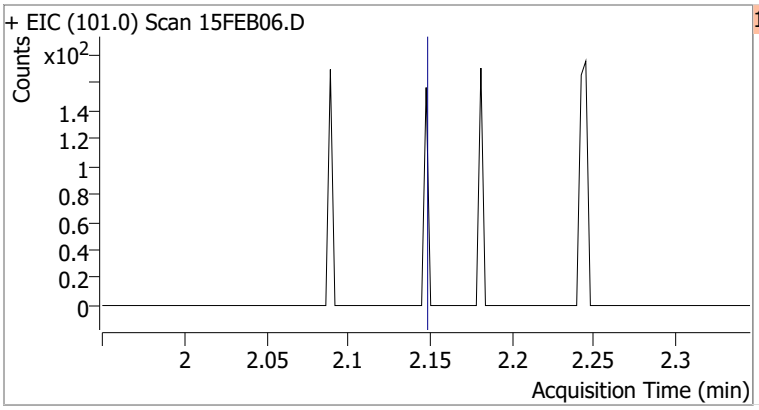

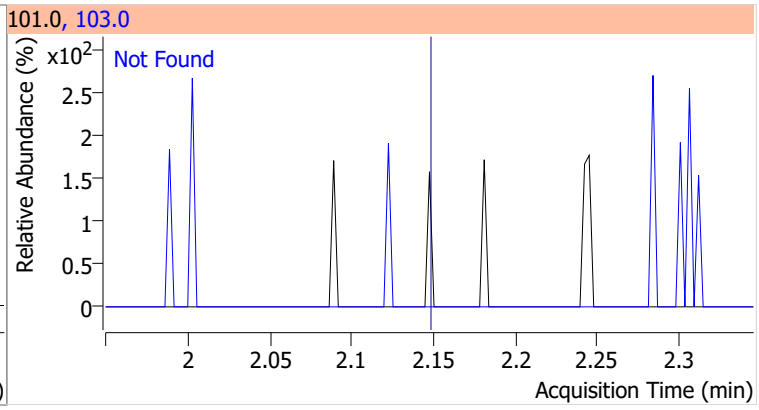

Compound	Conc.	Exp RT	QIon	Exp Ratio	QIon	Exp Ratio
1,1-Dichloroethene	N.D.	2.70	61.0	179.9	63.0	57.0

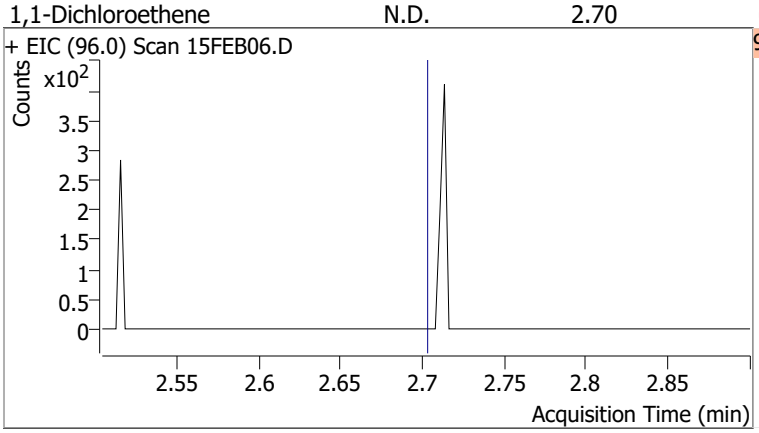

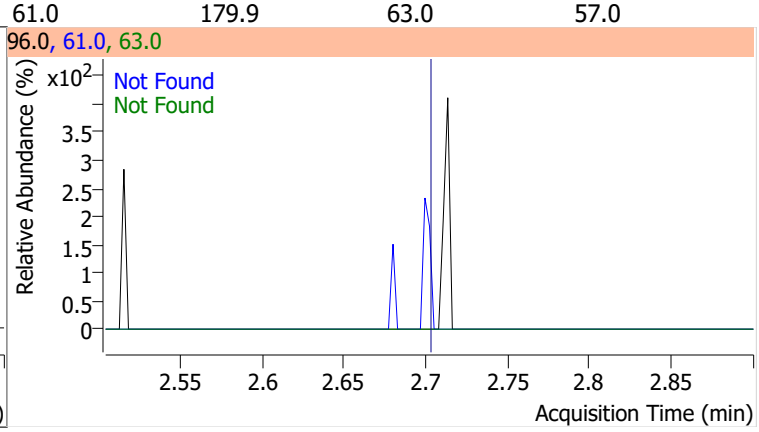

Compound	Conc.	RT	Dev(Min)	Resp.	QIon	QRatio	Lower	Upper
Methylene chloride	1.3741	3.34	0.00	2169 (m)	84.0	72.0	36.1	96.1
					86.0	32.8	11.8	71.8

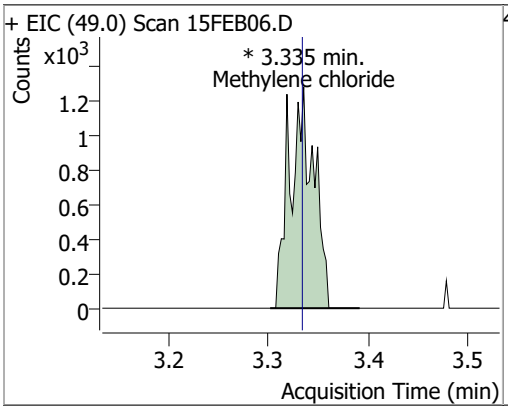

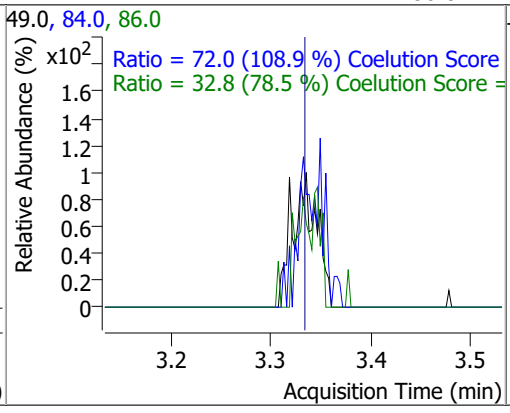

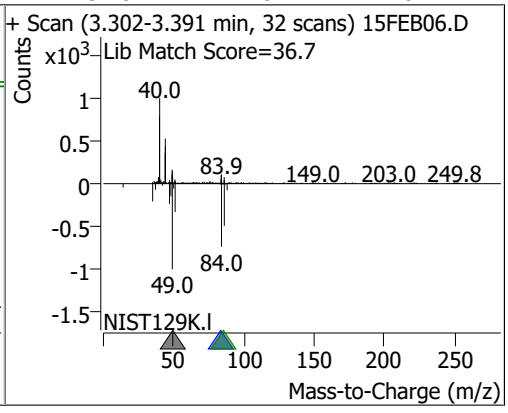

Compound	Conc.	RT	Dev(Min)	Resp.	QIon	QRatio	Lower	Upper
trans-1,2-Dichloroethene		0		0	61.0		124.8	184.8
					98.0		32.1	92.1

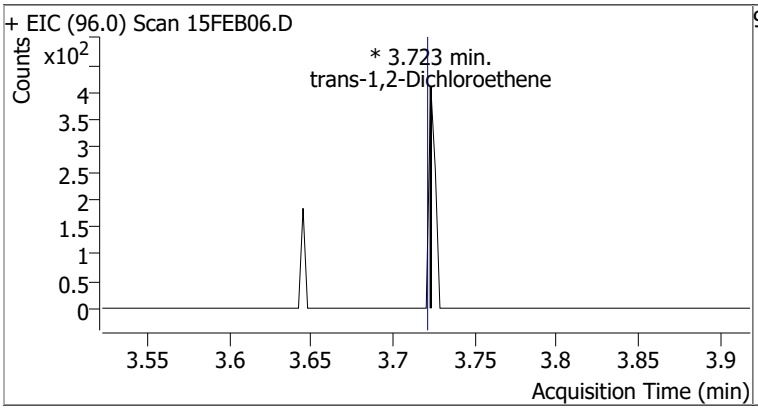

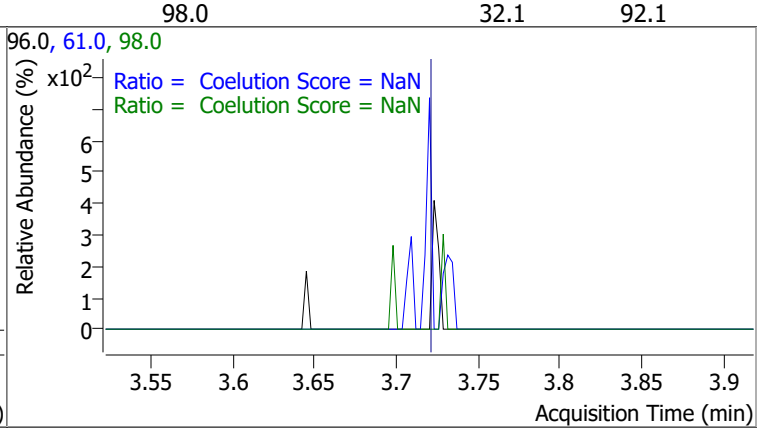

Compound	Conc.	Exp RT	QIon	Exp Ratio
Methyl tert-butyl ether (MTBE)	N.D.	3.75	57.0	24.6

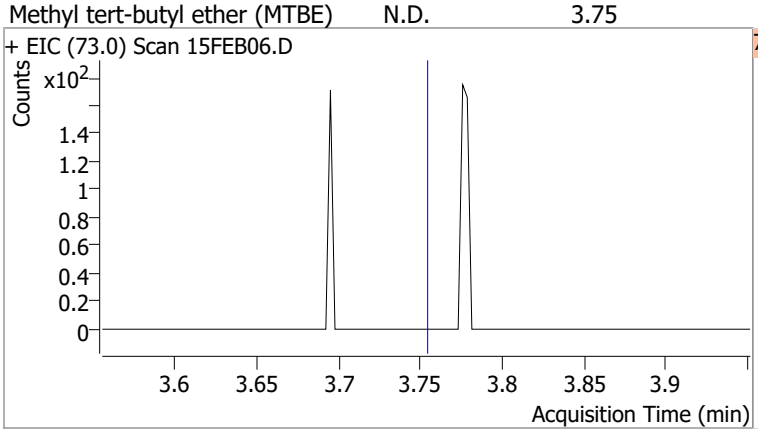

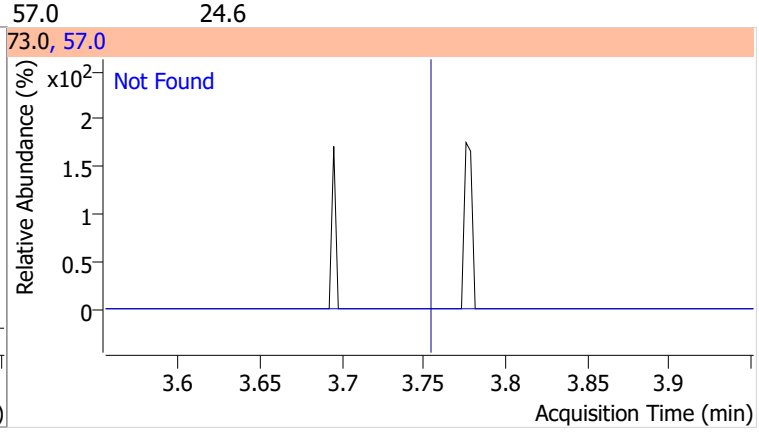

Compound	Conc.	Exp RT	QIon	Exp Ratio	QIon	Exp Ratio
1,1-Dichloroethane	N.D.	4.38	65.0	31.0	83.0	12.7

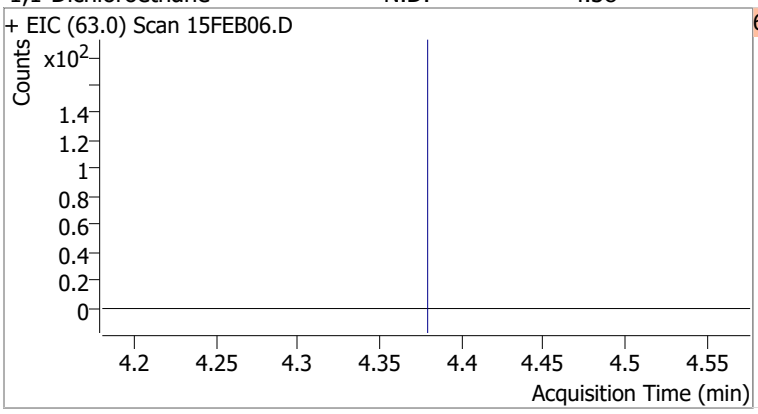

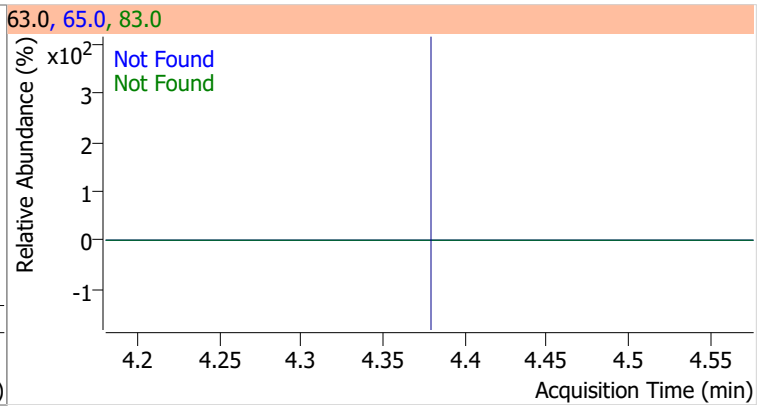

Compound	Conc.	Exp RT	QIon	Exp Ratio	QIon	Exp Ratio
2,2-Dichloropropane	N.D.	5.19	41.0	68.8	97.0	23.9

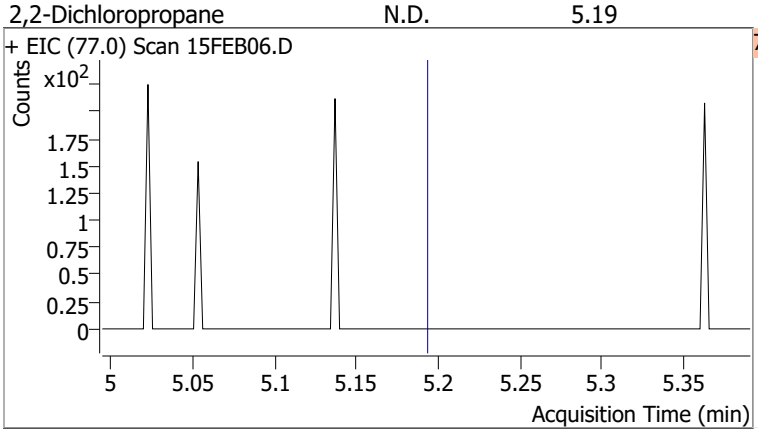

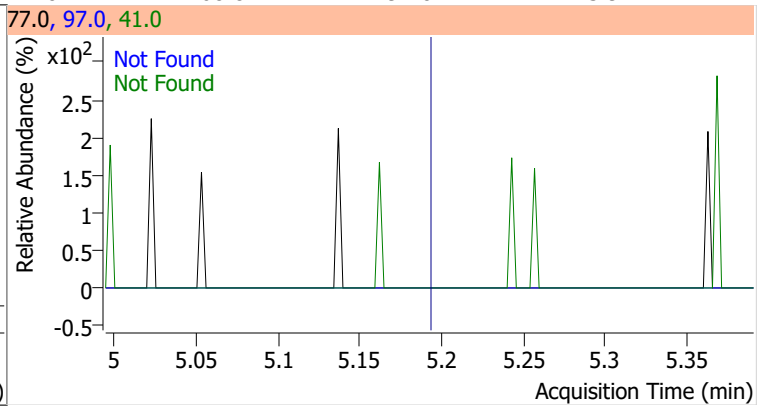

Compound	Conc.	Exp RT	QIon	Exp Ratio	QIon	Exp Ratio
cis-1,2-Dichloroethene	N.D.	5.21	61.0	160.4	98.0	66.2

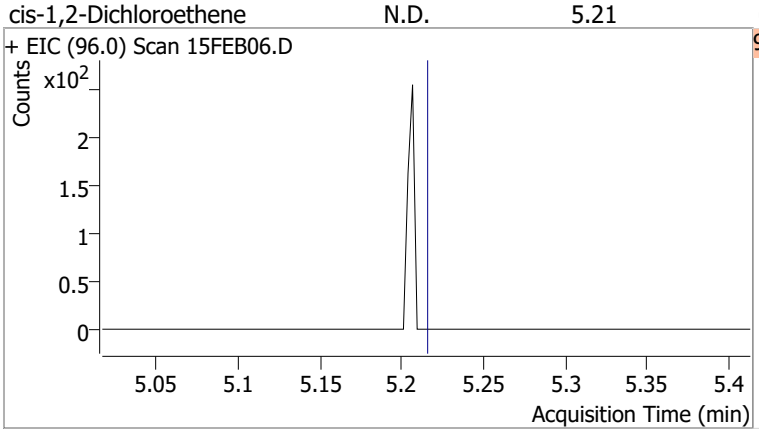

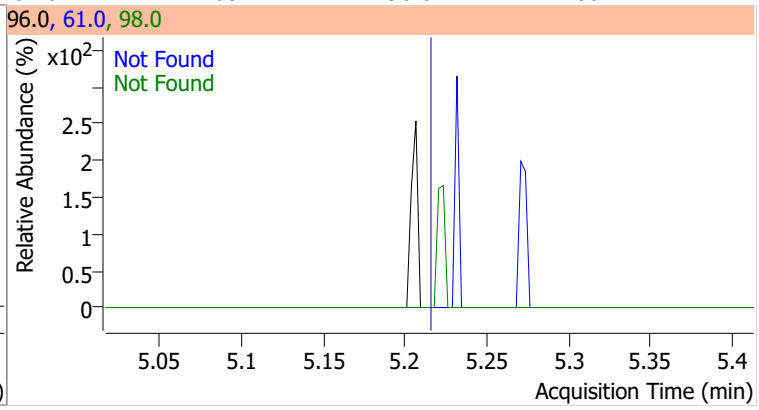

Compound	Conc.	Exp RT	QIon	Exp Ratio
Methyl ethyl ketone	N.D.	5.28	72.0	20.6

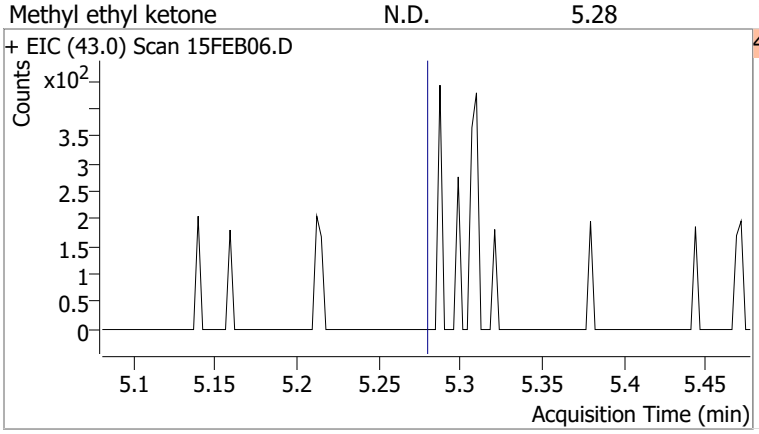

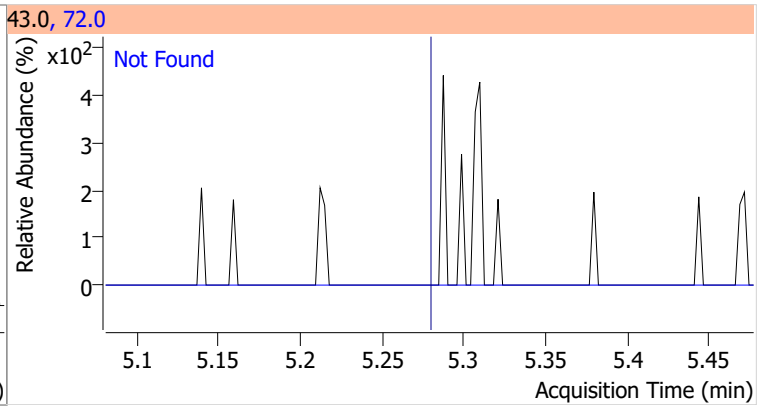

Compound	Conc.	Exp RT	QIon	Exp Ratio
Bromochloromethane	N.D.	5.52	49.0	182.2

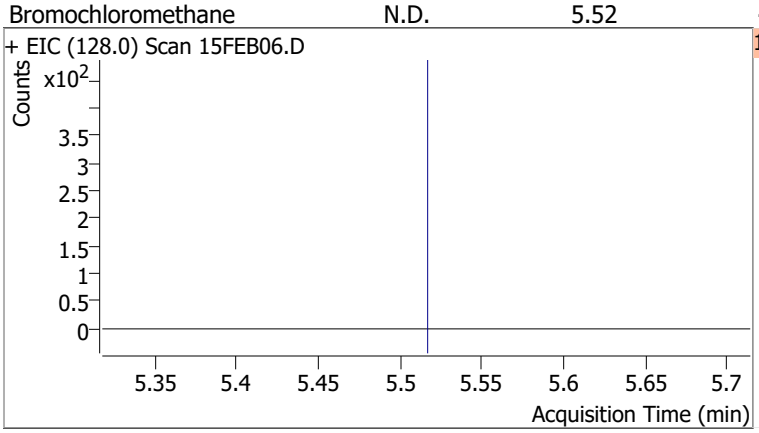

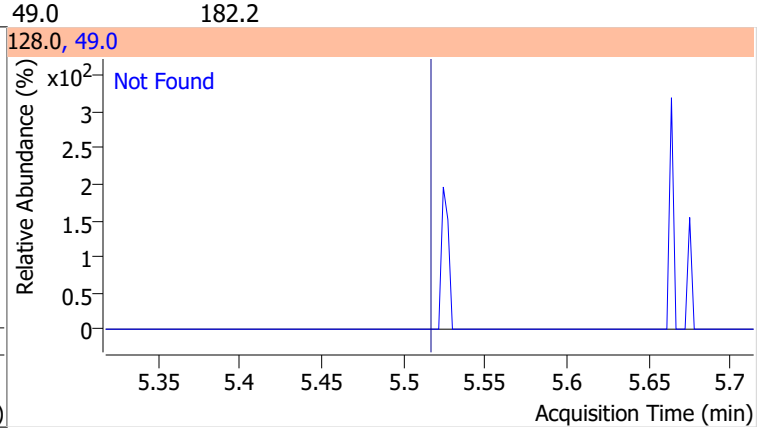

Compound	Conc.	Exp RT	QIon	Exp Ratio
Chloroform	N.D.	5.65	85.0	66.2

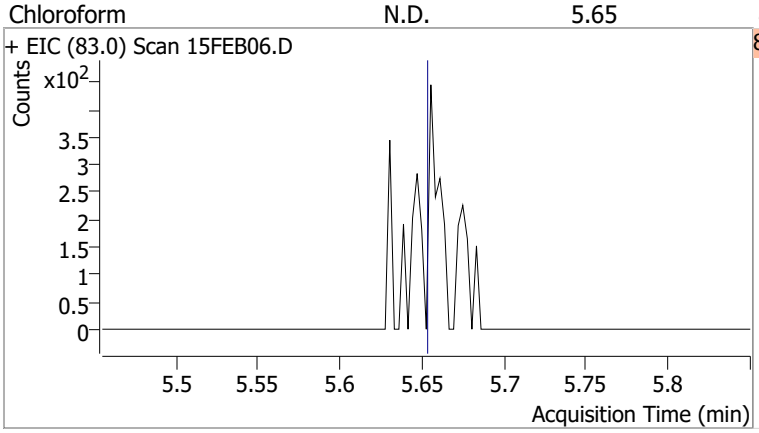

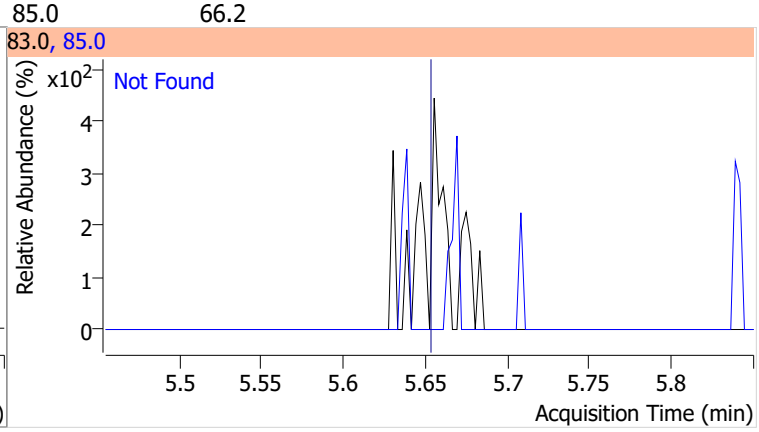

Compound	Conc.	Exp RT	QIon	Exp Ratio	QIon	Exp Ratio
1,1,1-Trichloroethane	N.D.	5.83	99.0	63.1	61.0	49.1

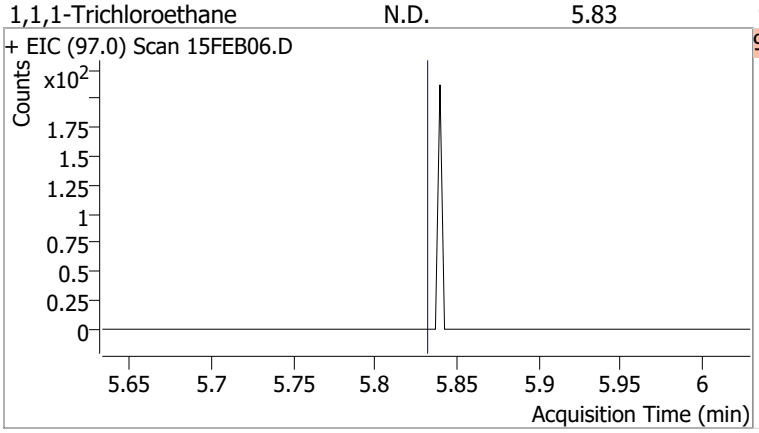

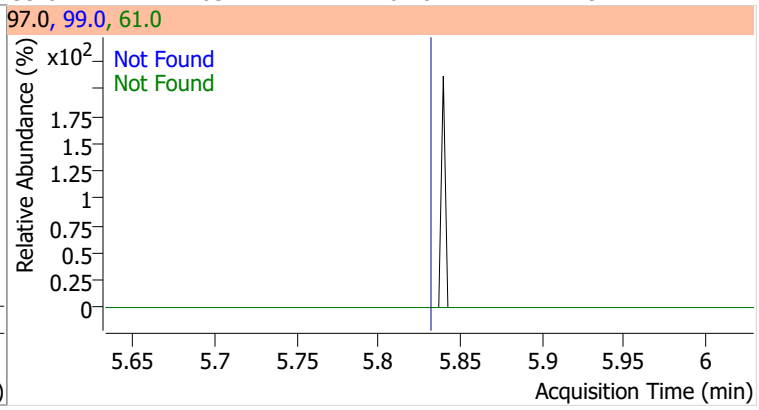

Compound	Conc.	RT	Dev(Min)	Resp.	QIon	QRatio	Lower	Upper
Dibromofluoromethane	280.1535	5.85	0.00	292947	191.5	21.0	0.0	53.2

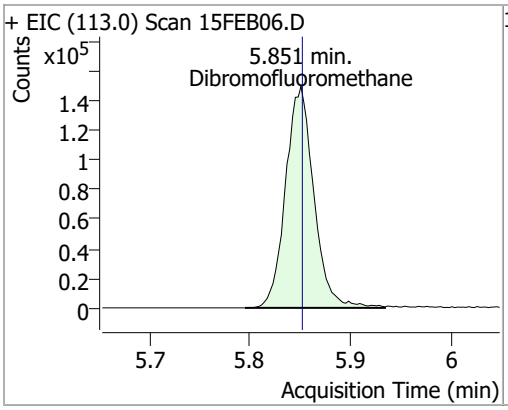

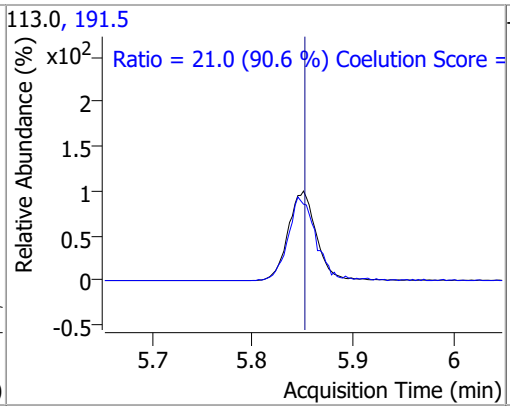

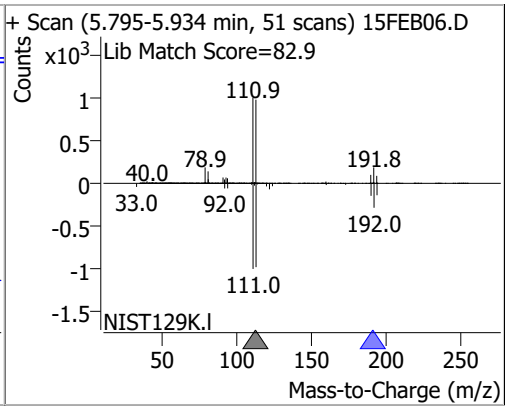

Compound	Conc.	Exp RT	QIon	Exp Ratio	QIon	Exp Ratio
Carbon tetrachloride	N.D.	6.02	119.0	97.6	121.0	30.7

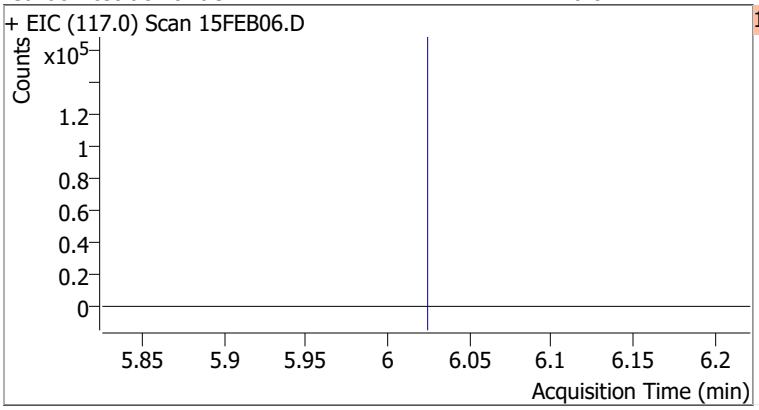

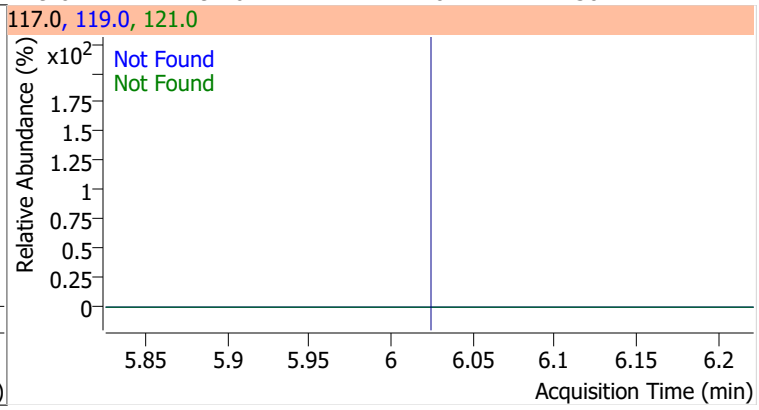

Compound	Conc.	Exp RT	QIon	Exp Ratio	QIon	Exp Ratio
1,1-Dichloropropene	N.D.	6.04	110.0	35.6	77.0	31.0

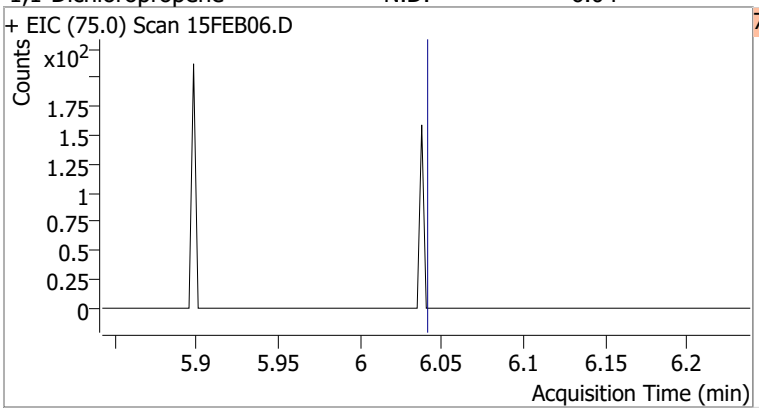

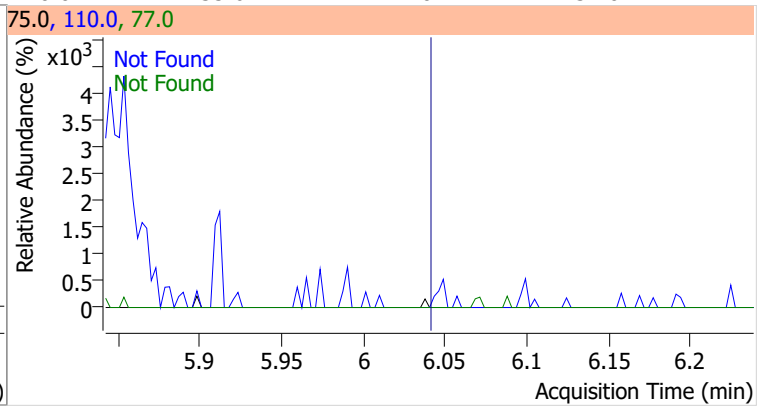

Compound	Conc.	RT	Dev(Min)	Resp.	QIon	QRatio	Lower	Upper
1,2-Dichloroethane-d4	276.9050	6.24	0.01	125078	65.0	201.4	162.8	222.8

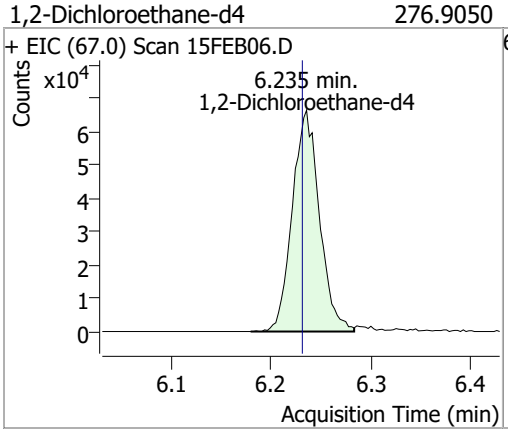

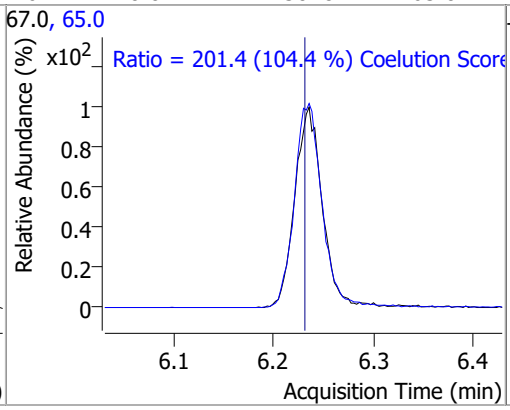

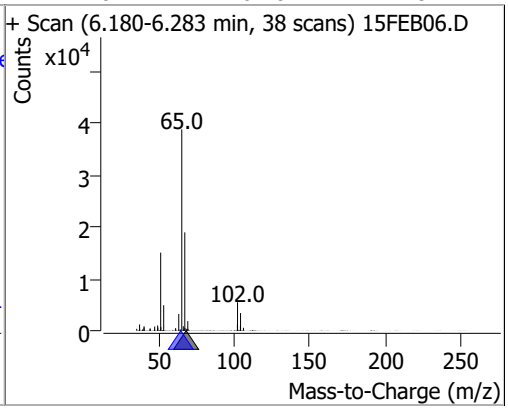

Compound	Conc.	RT	Dev(Min)	Resp.	QIon	QRatio	Lower	Upper
Benzene	0.1062	6.28	0.00	458 (m)	77.0	26.4	0.0	53.3

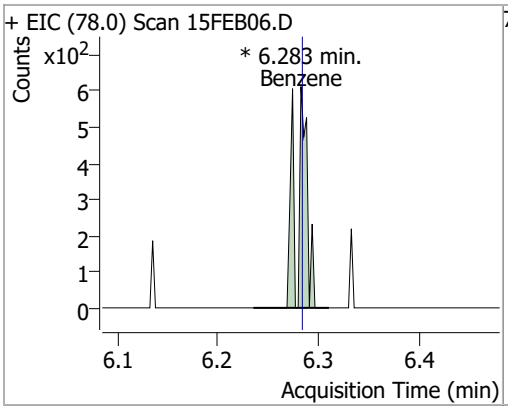

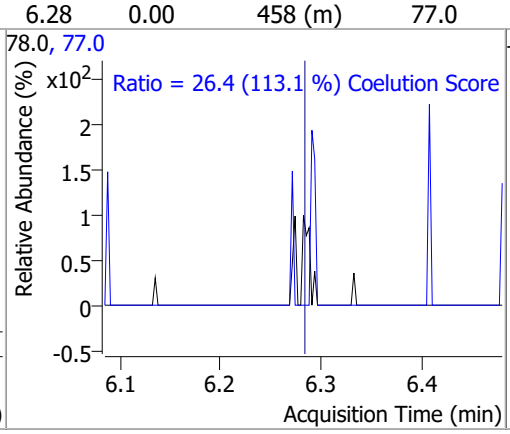

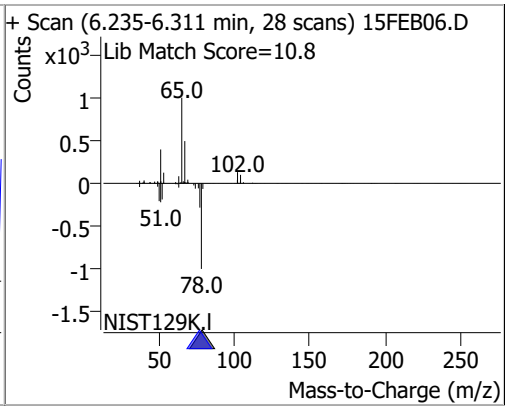

Compound	Conc.	Exp RT	QIon	Exp Ratio	QIon	Exp Ratio
1,2-Dichloroethane	N.D.	6.32	64.0	32.2	98.0	8.2

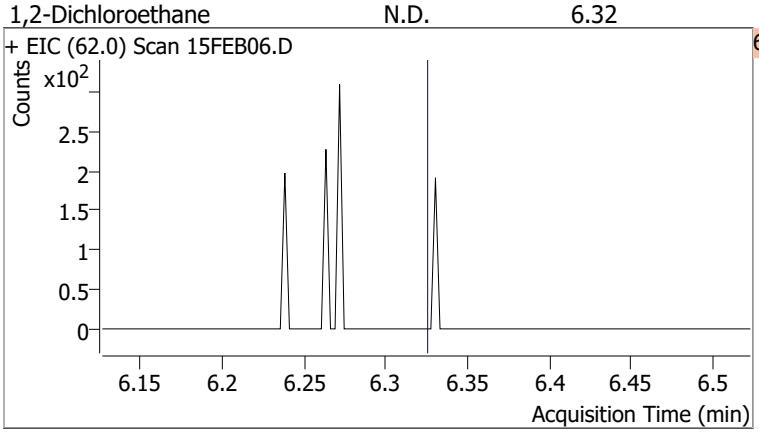

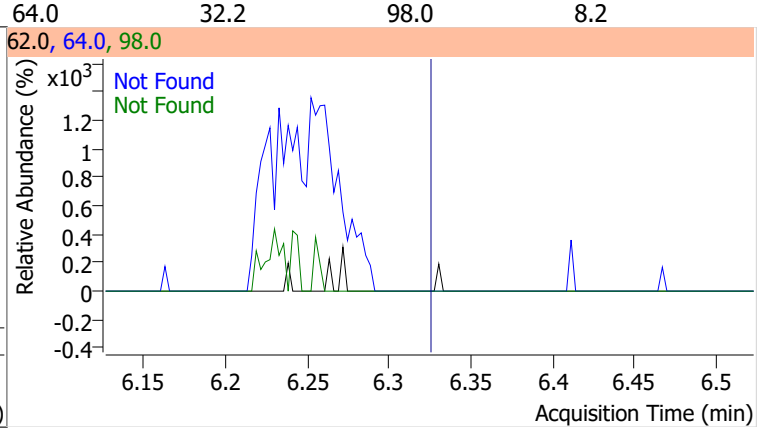

Compound	Conc.	Exp RT	QIon	Exp Ratio	QIon	Exp Ratio
Trichloroethene	N.D.	7.02	130.0	105.6	97.0	65.7

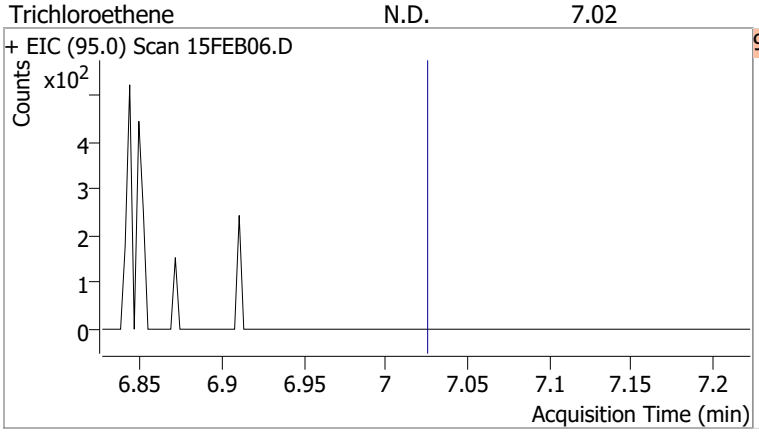

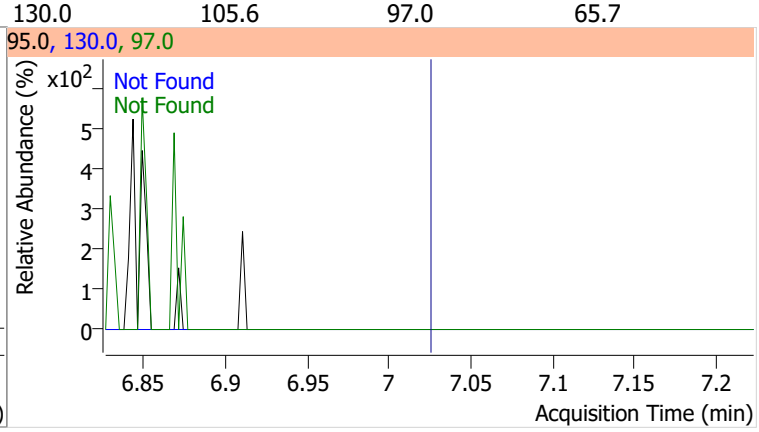

Compound	Conc.	Exp RT	QIon	Exp Ratio
1,2-Dichloropropane	N.D.	7.27	76.0	39.8

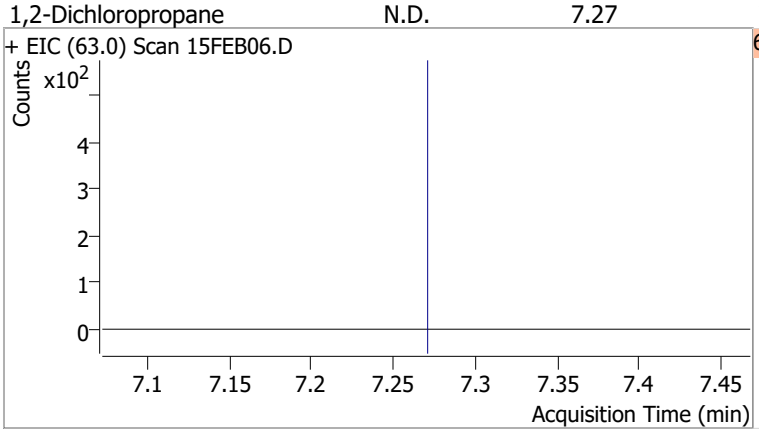

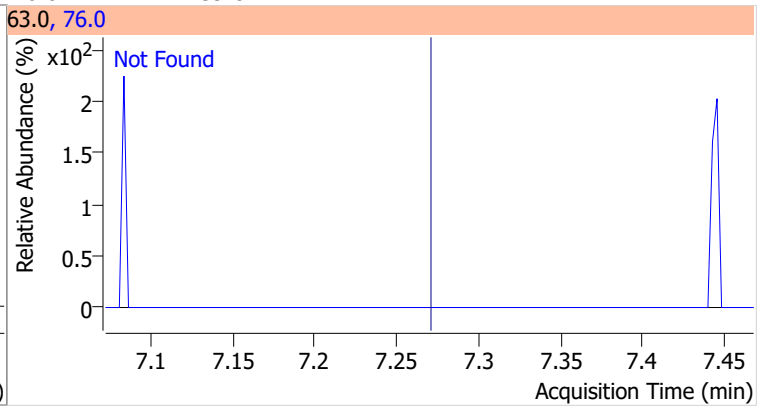

Compound	Conc.	Exp RT	QIon	Exp Ratio	QIon	Exp Ratio
Dibromomethane	N.D.	7.40	173.5	108.2	95.0	84.5

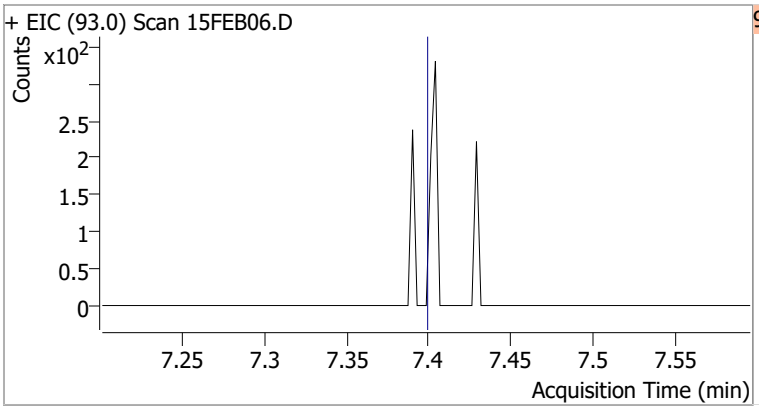

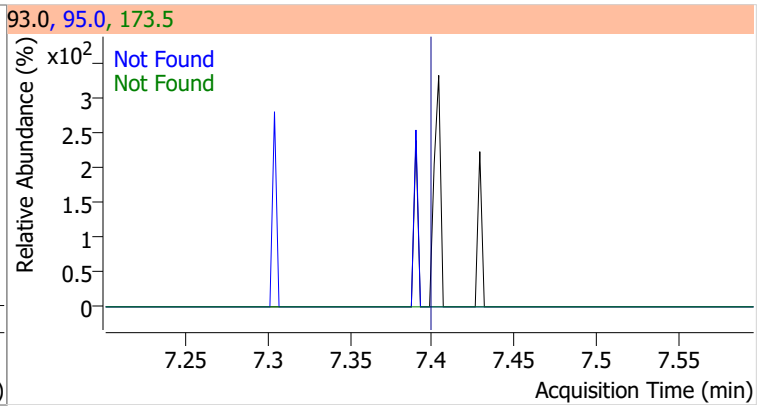

Compound	Conc.	Exp RT	QIon	Exp Ratio	QIon	Exp Ratio
Bromodichloromethane	N.D.	7.58	85.0	66.3	127.0	9.5

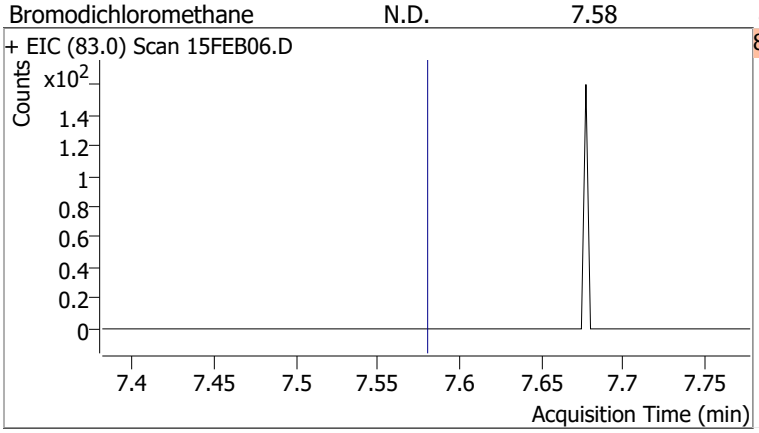

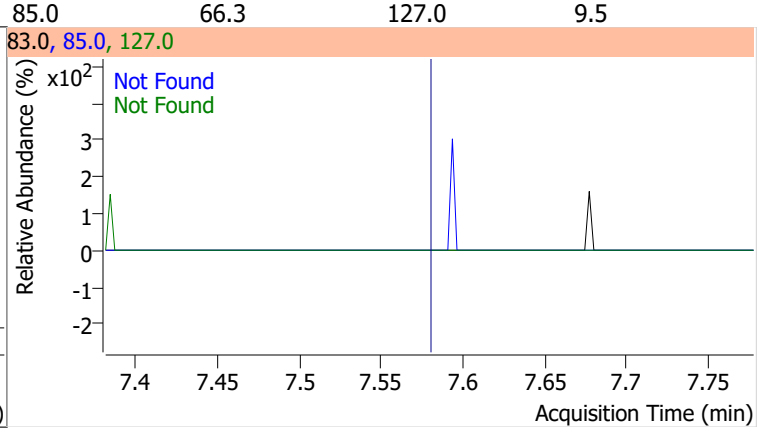

Compound	Conc.	Exp RT	QIon	Exp Ratio	QIon	Exp Ratio
cis-1,3-Dichloropropene	N.D.	8.06	39.0	52.5	77.0	31.8

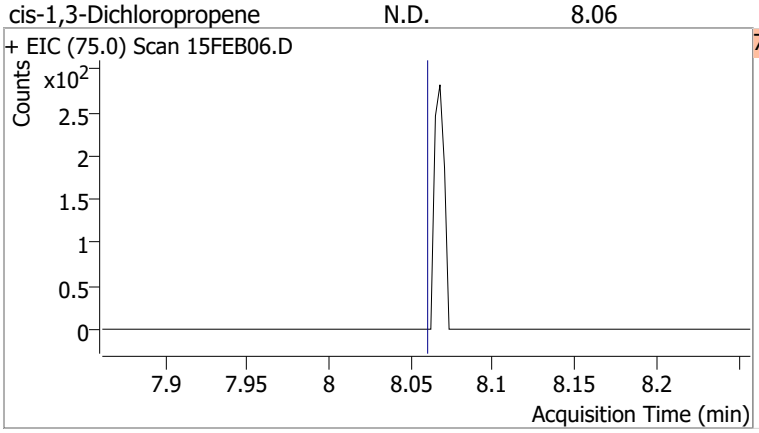

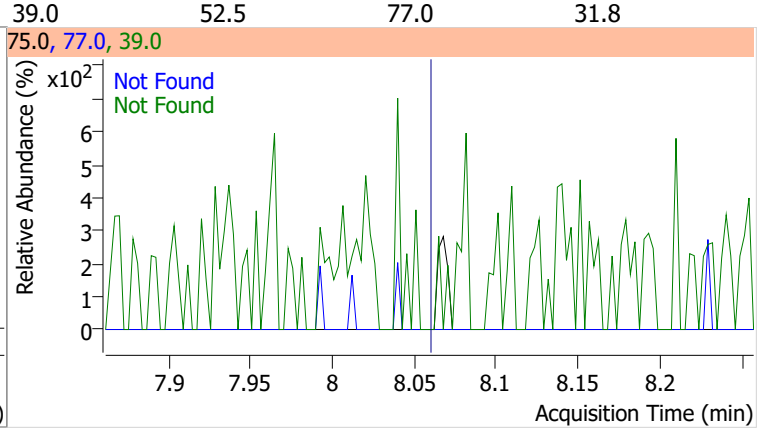

Quantitation Results Report (QT Reviewed)

Compound	Conc.	RT	Dev(Min)	Resp.	QIon	QRatio	Lower	Upper
Toluene-d8	262.7221	8.32	0.00	1093155	100.0	63.8	34.3	94.3
					99.0	9.7	0.0	39.2

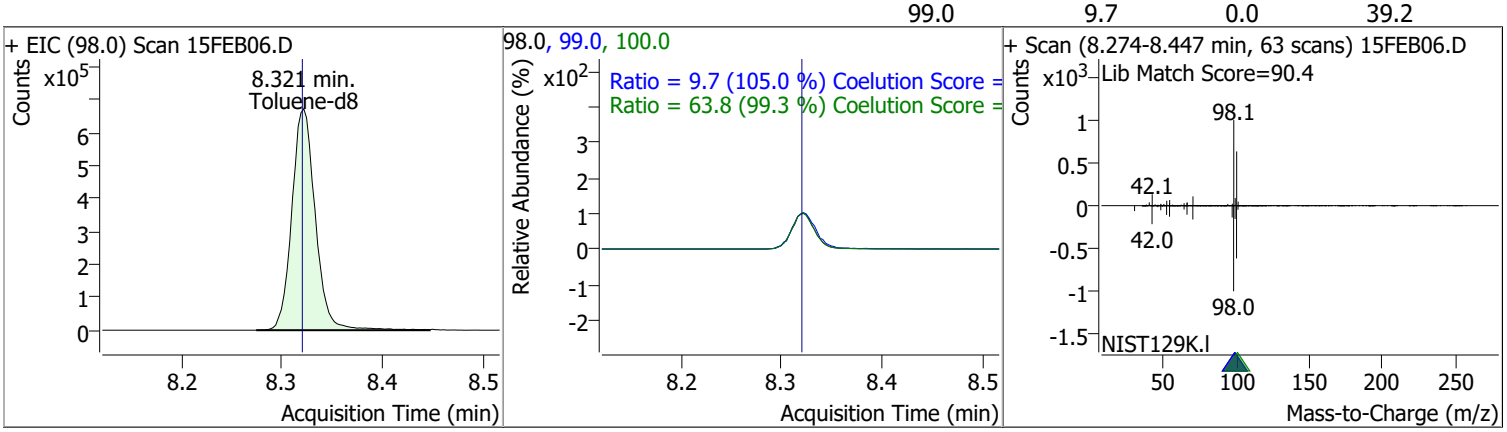

Compound	Conc.	Exp RT	QIon	Exp Ratio
Toluene	N.D.	8.39	91.0	174.1

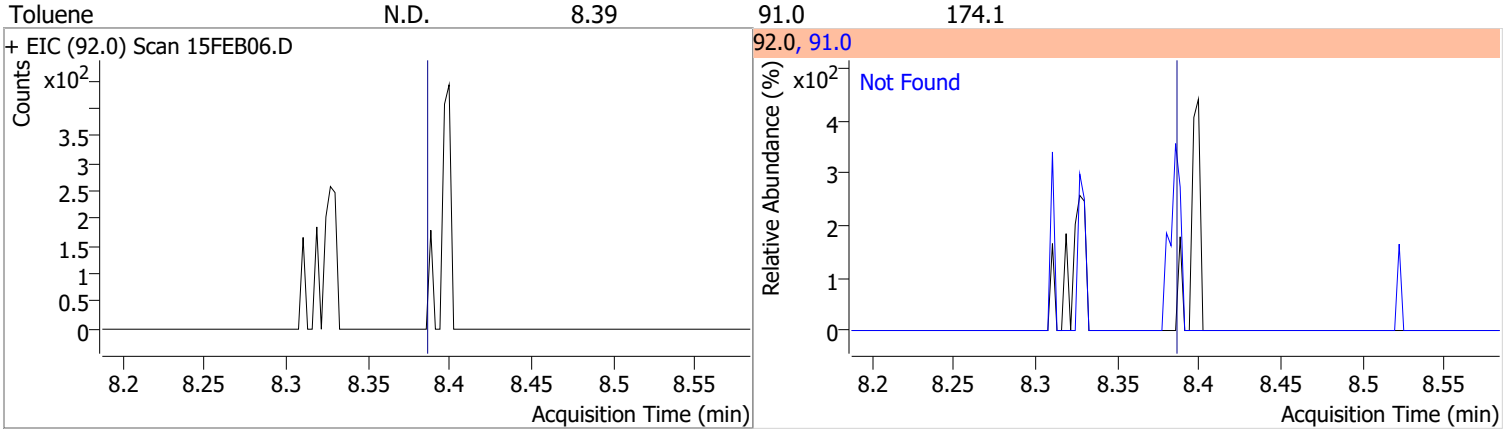

Compound	Conc.	Exp RT	QIon	Exp Ratio	QIon	Exp Ratio
trans-1,3-Dichloropropene	N.D.	8.64	39.0	53.0	77.0	31.0

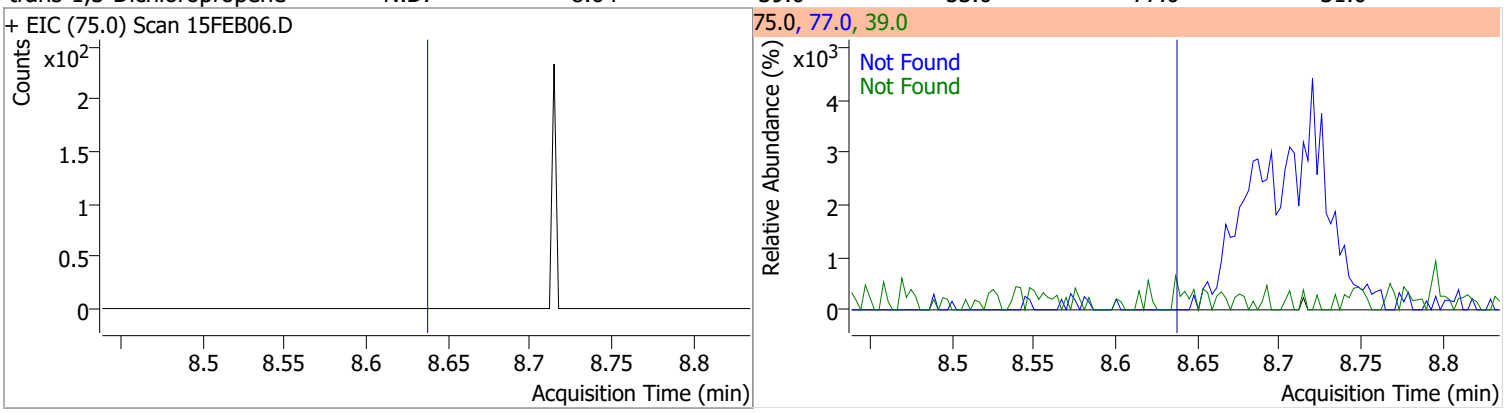

Compound	Conc.	Exp RT	QIon	Exp Ratio	QIon	Exp Ratio
1,1,2-Trichloroethane	N.D.	8.82	97.0	110.7	85.0	60.7

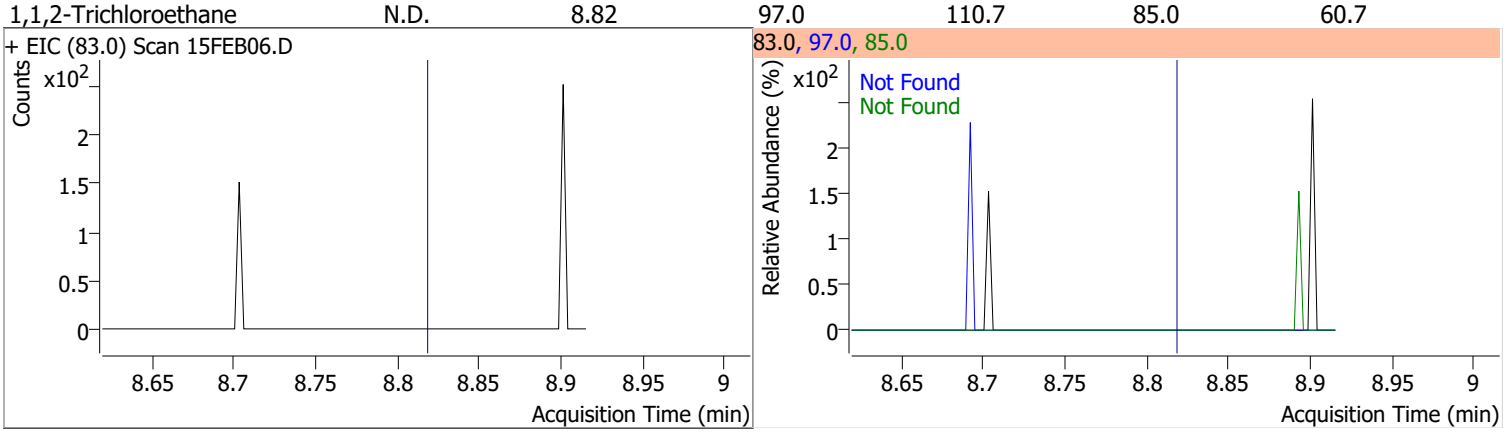

Compound	Conc.	Exp RT	QIon	Exp Ratio	QIon	Exp Ratio
Tetrachloroethene	N.D.	8.94	165.8	126.1	129.0	90.5

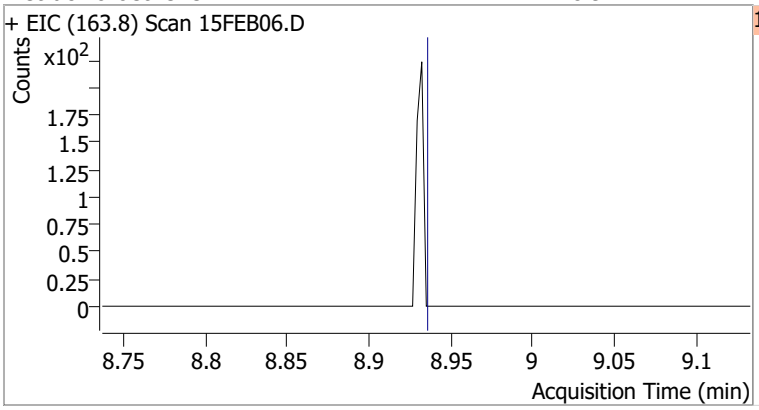

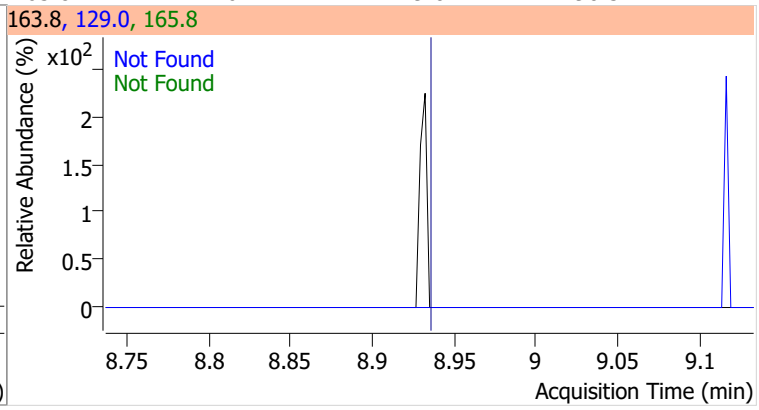

Compound	Conc.	Exp RT	QIon	Exp Ratio
1,3-Dichloropropane	N.D.	8.98	78.0	32.4

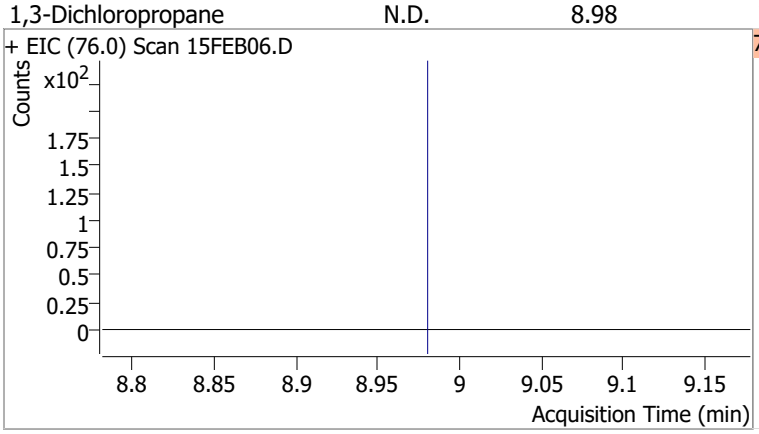

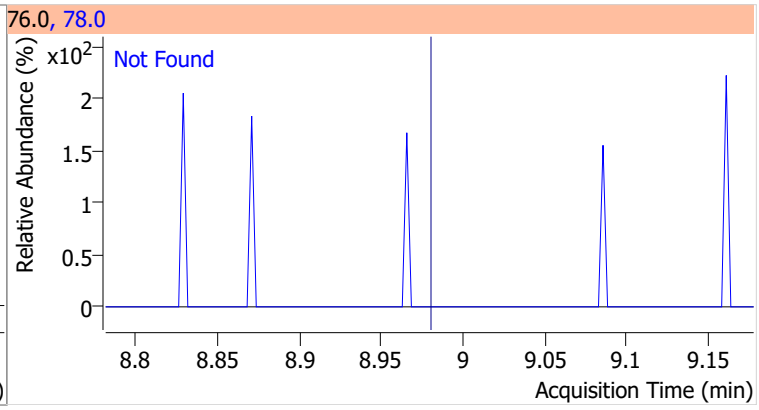

Compound	Conc.	Exp RT	QIon	Exp Ratio
Chlorodibromomethane	N.D.	9.21	127.0	77.2

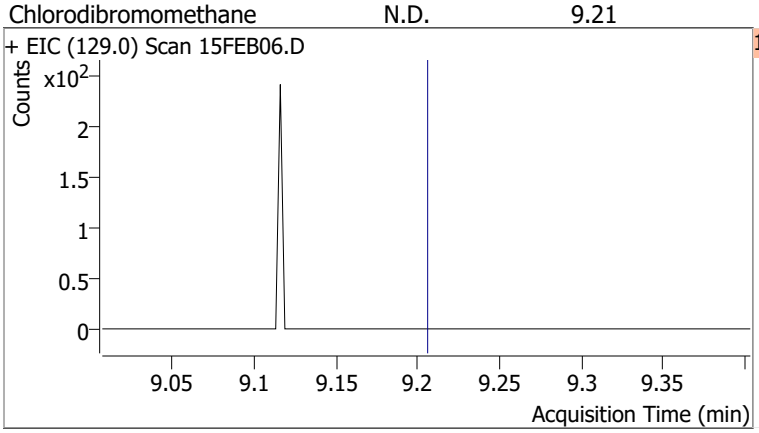

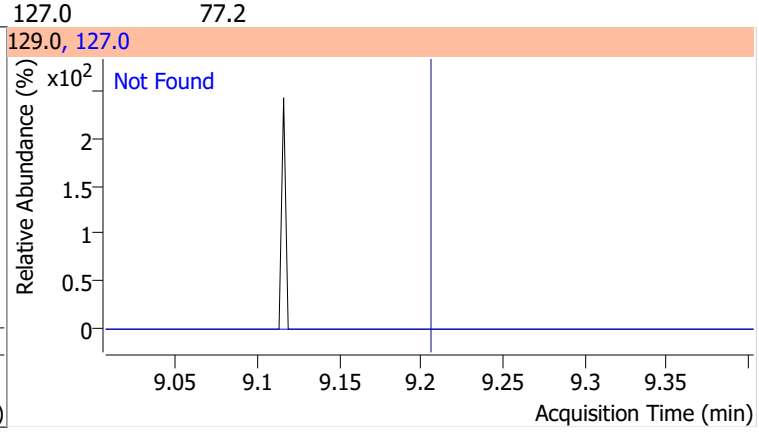

Compound	Conc.	Exp RT	QIon	Exp Ratio
1,2-Dibromoethane	N.D.	9.30	109.0	91.5

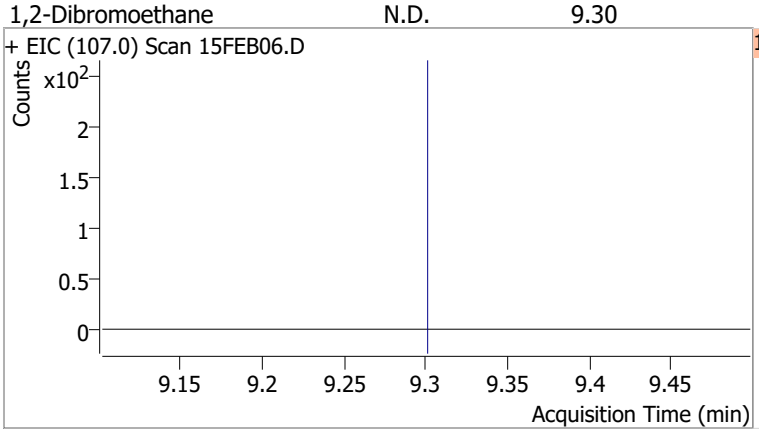

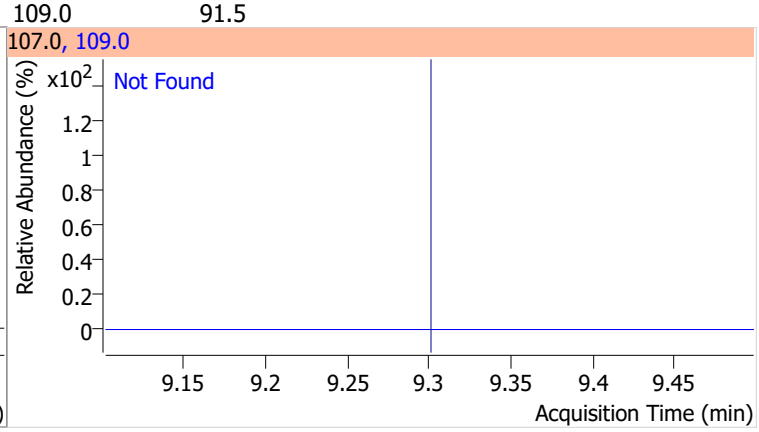

Compound	Conc.	Exp RT	QIon	Exp Ratio
Chlorobenzene	N.D.	9.80	114.0	32.2

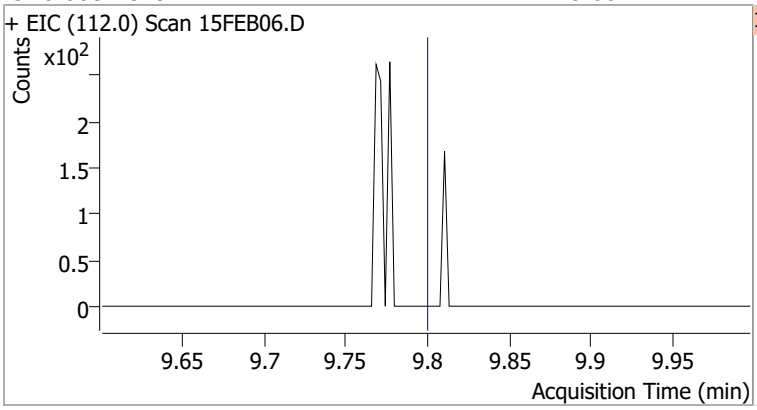

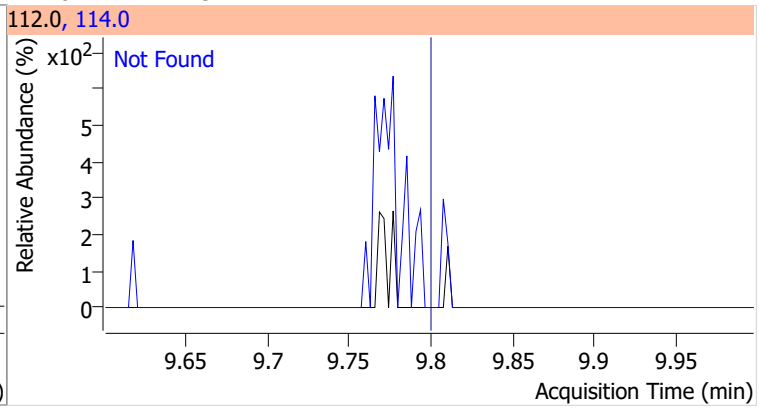

Compound	Conc.	Exp RT	QIon	Exp Ratio
1,1,1,2-Tetrachloroethane	N.D.	9.89	133.0	95.3

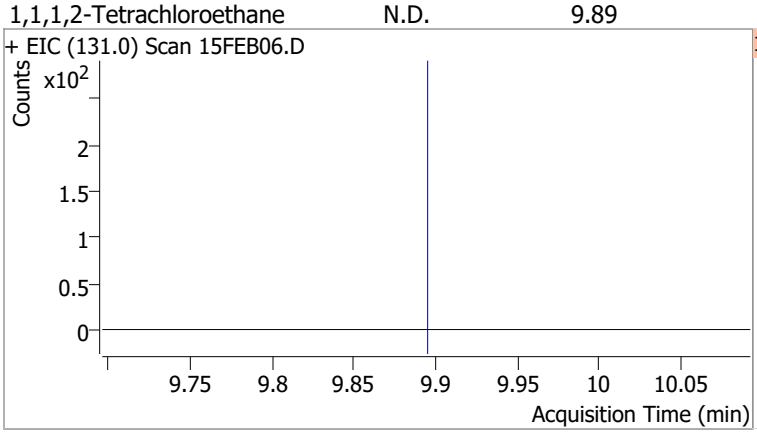

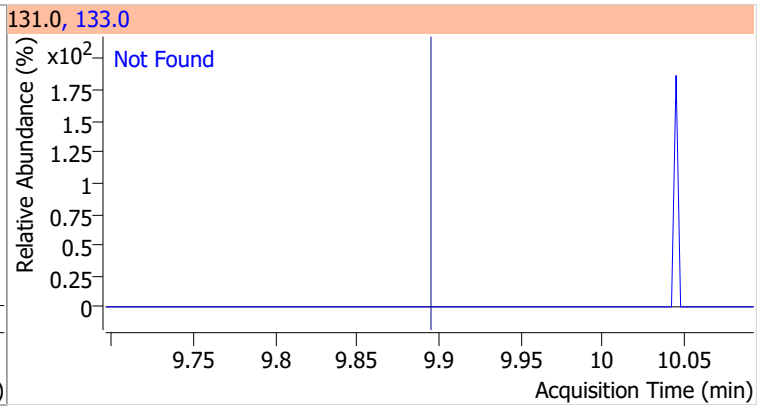

Compound	Conc.	RT	Dev(Min)	Resp.	QIon	QRatio	Lower	Upper
Ethylbenzene		0		0	106.0		1.7	61.7

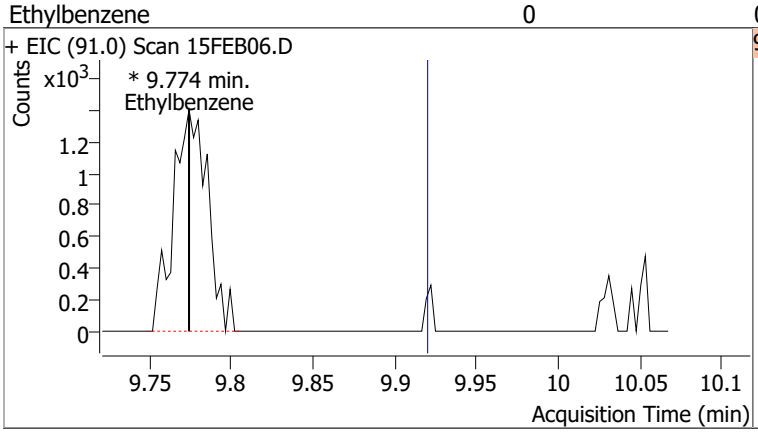

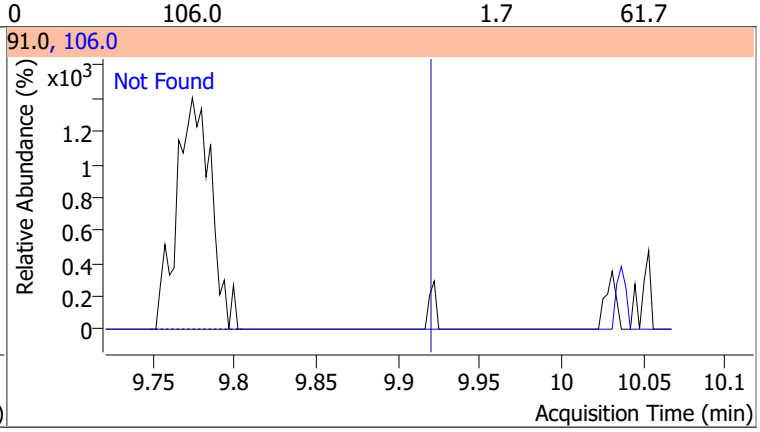

Compound	Conc.	RT	Dev(Min)	Resp.	QIon	QRatio	Lower	Upper
m+p-Xylenes		0		0	91.0		170.7	230.7

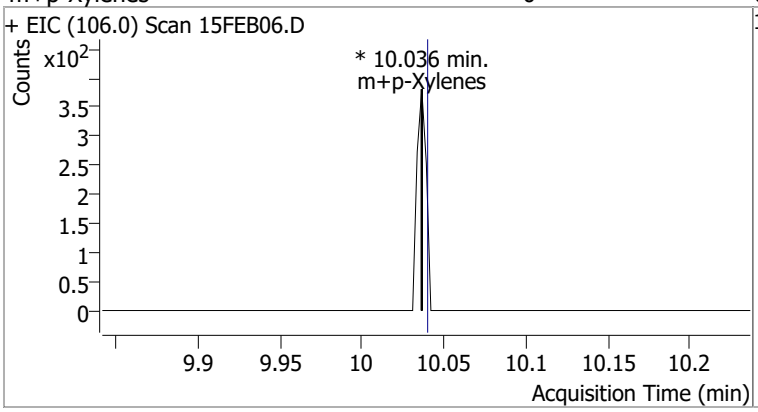

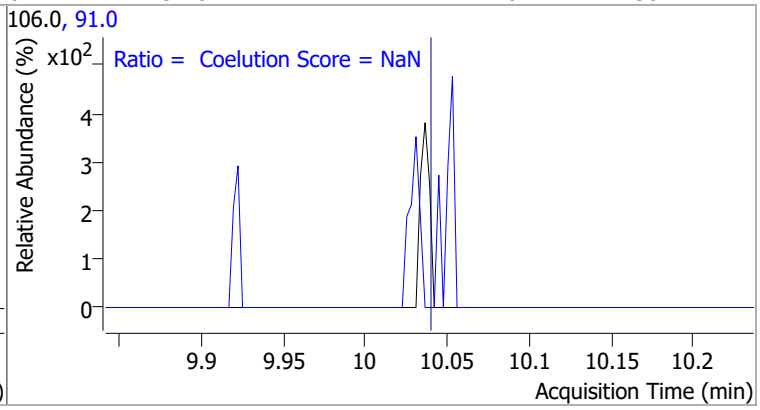

Compound	Conc.	Exp RT	QIon	Exp Ratio
o-Xylene	N.D.	10.43	91.0	211.4

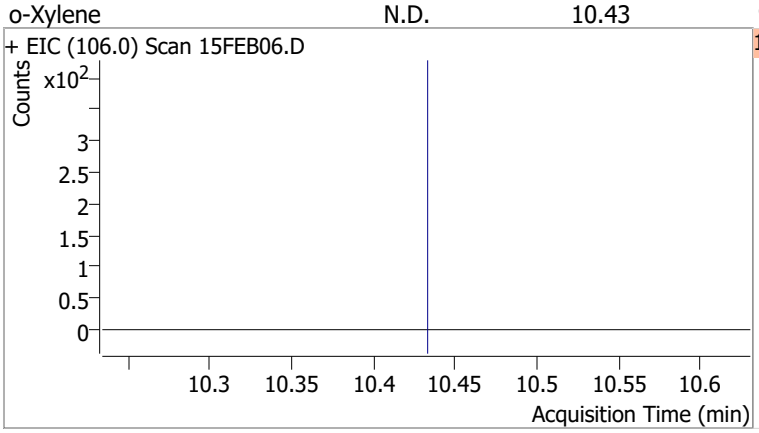

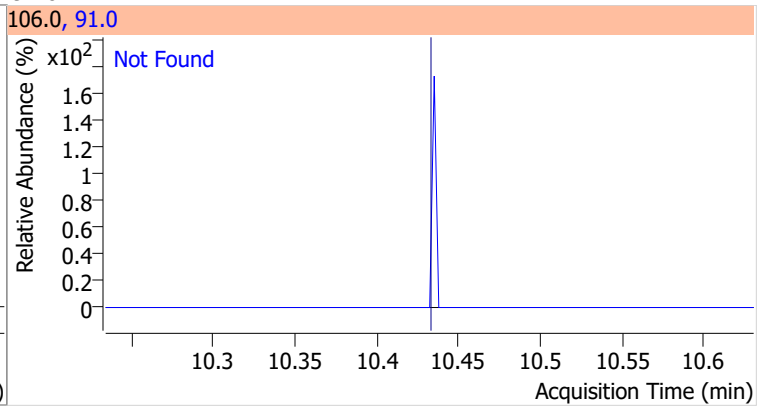

Compound	Conc.	Exp RT	QIon	Exp Ratio
Styrene	N.D.	10.45	78.0	50.6

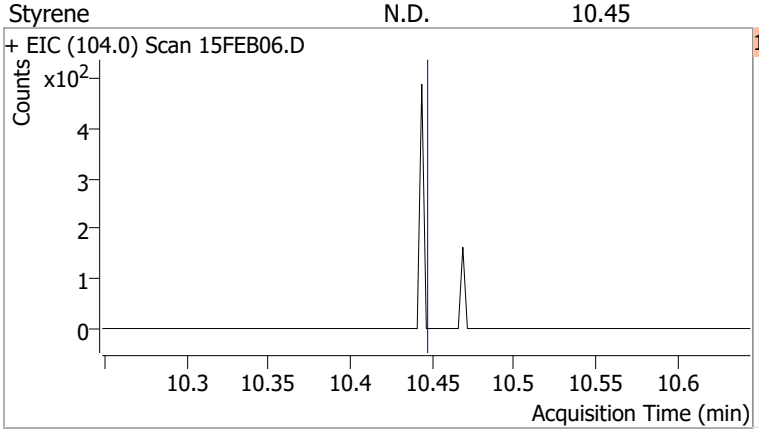

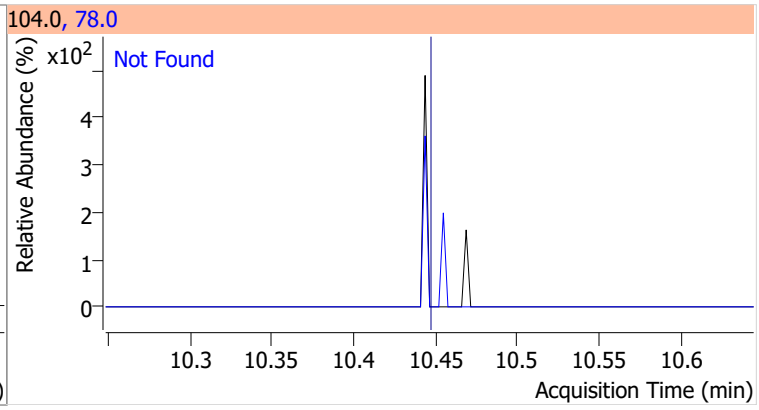

Compound	Conc.	Exp RT	QIon	Exp Ratio	QIon	Exp Ratio
Bromoform	N.D.	10.62	170.5	50.3	174.5	48.1

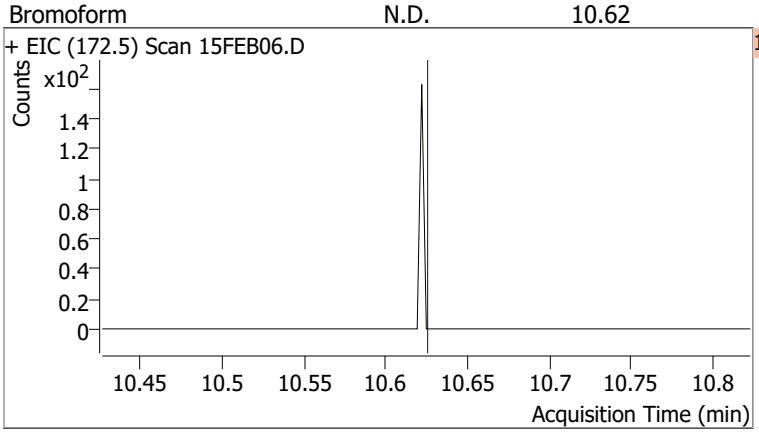

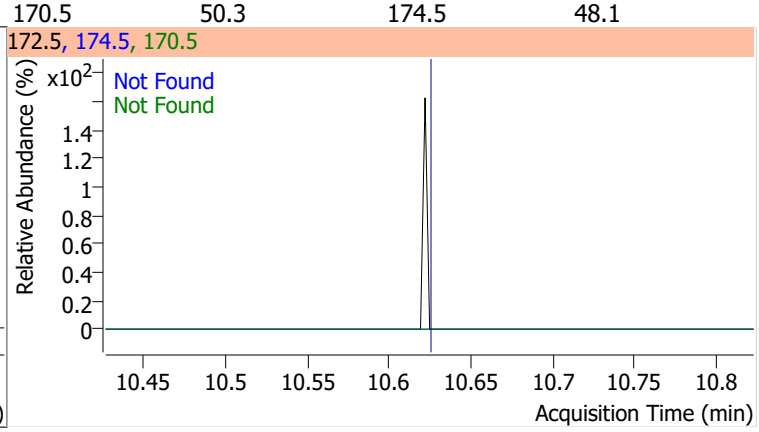

Compound	Conc.	RT	Dev(Min)	Resp.	QIon	QRatio	Lower	Upper
p-Bromofluorobenzene	260.9193	10.95	0.00	315144	174.0	93.5	65.3	125.3
					176.0	91.1	63.3	123.3

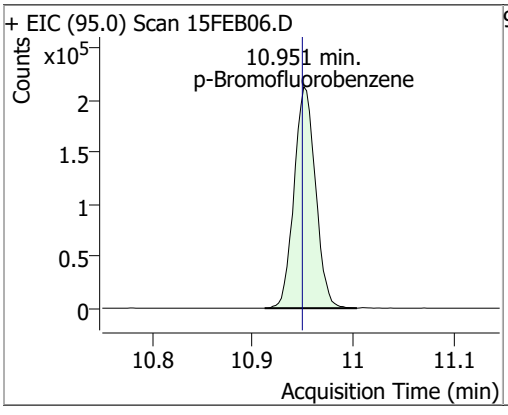

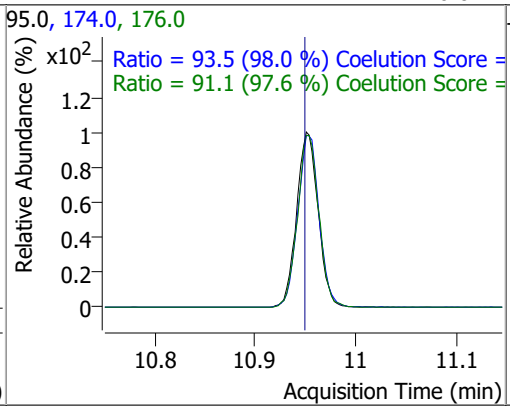

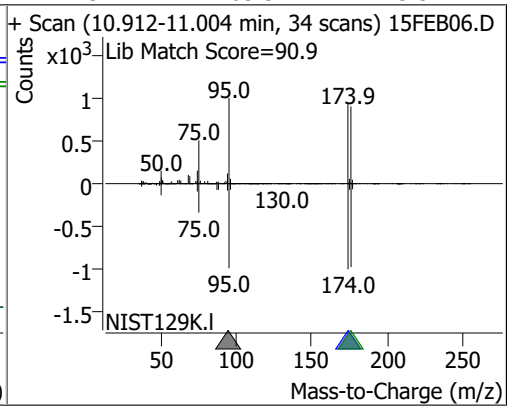

Compound	Conc.	Exp RT	QIon	Exp Ratio	QIon	Exp Ratio
Bromobenzene	N.D.	11.09	77.0	143.5	158.0	96.1

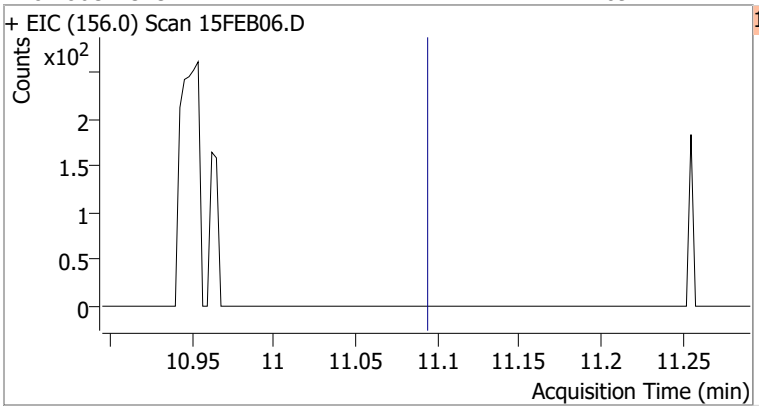

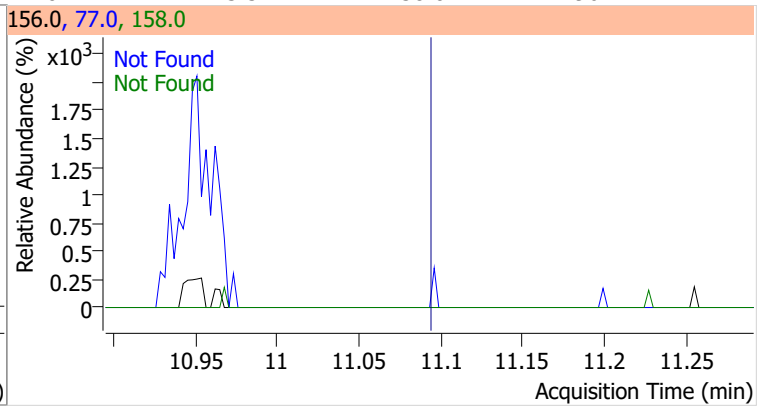

Compound	Conc.	Exp RT	QIon	Exp Ratio
1,1,2,2-Tetrachloroethane	N.D.	11.11	85.0	63.3

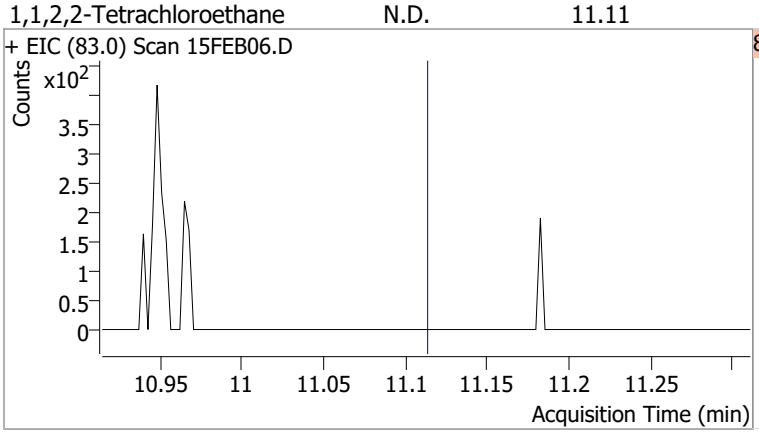

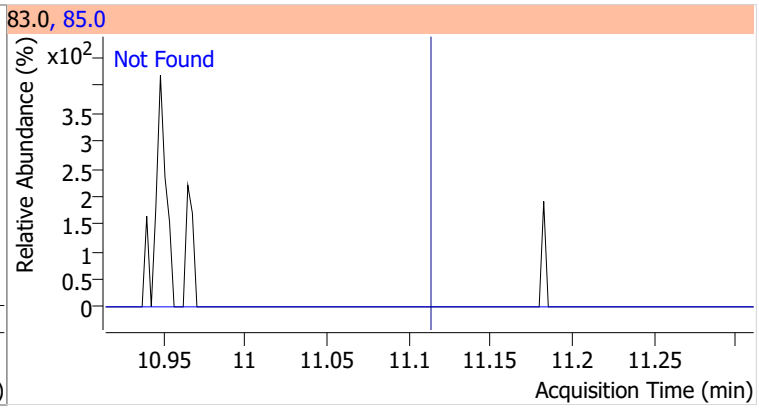

Compound	Conc.	Exp RT	QIon	Exp Ratio
1,2,3-Trichloropropane	N.D.	11.15	112.0	65.8

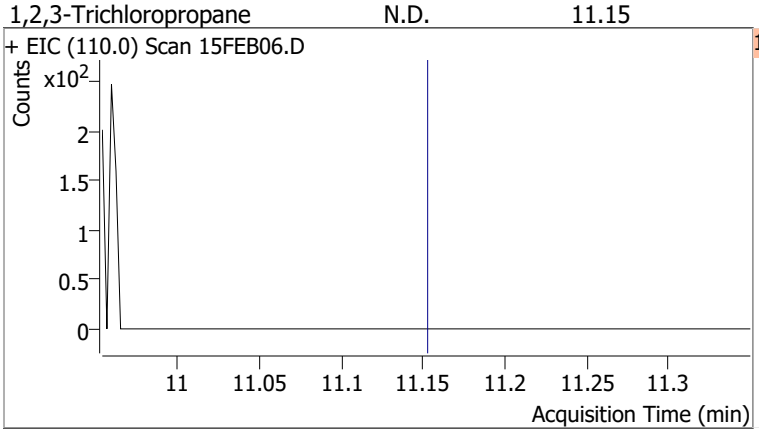

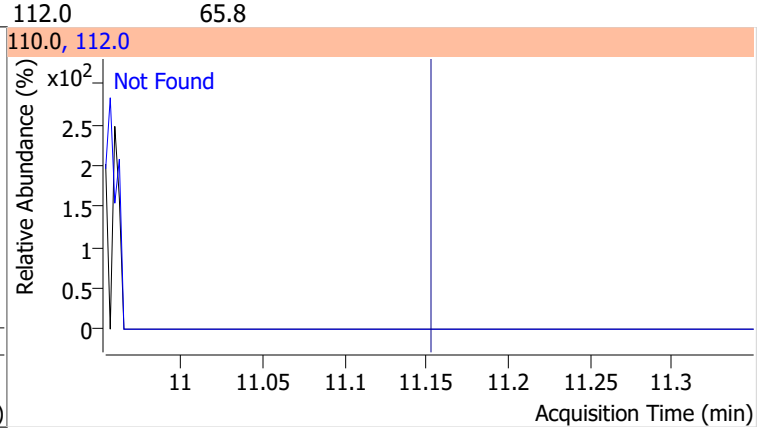

Compound	Conc.	Exp RT	QIon	Exp Ratio
2-Chlorotoluene	N.D.	11.29	91.0	276.2

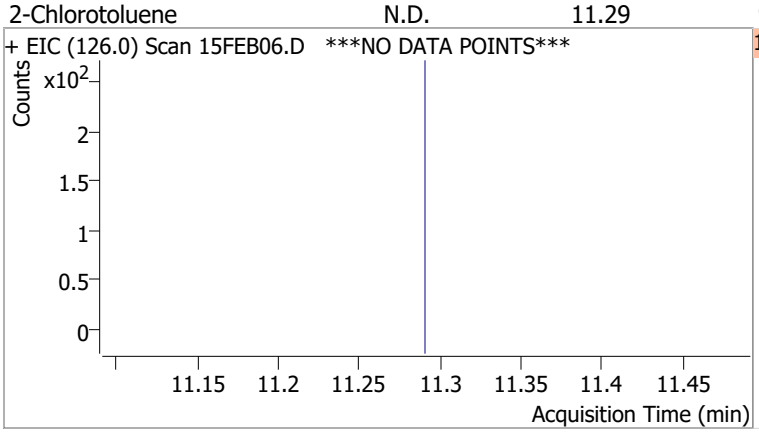

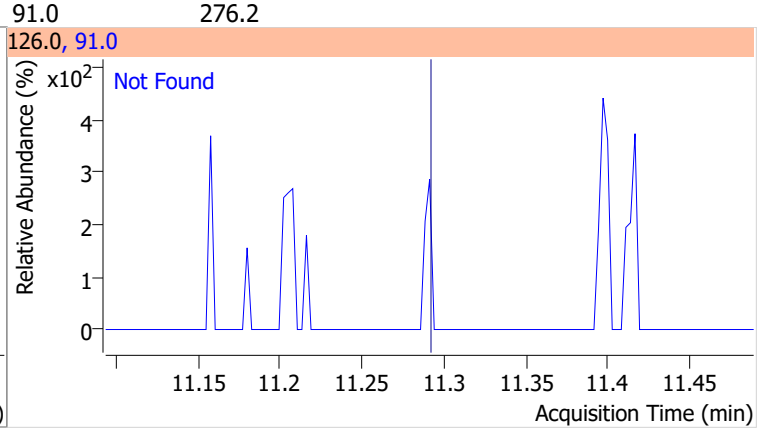

Compound	Conc.	Exp RT	QIon	Exp Ratio
4-Chlorotoluene	N.D.	11.40	126.0	31.3

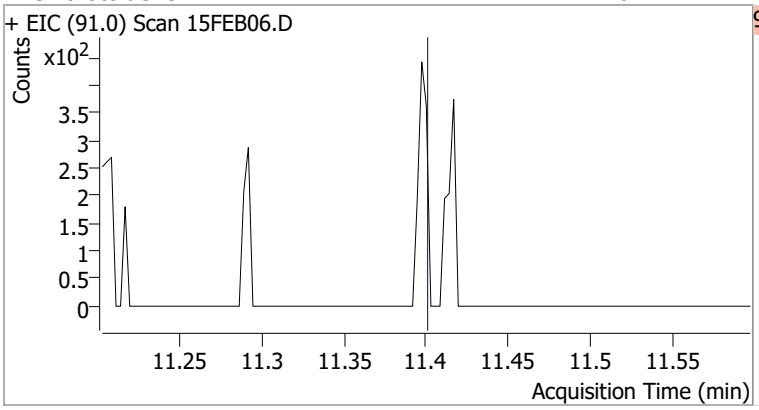

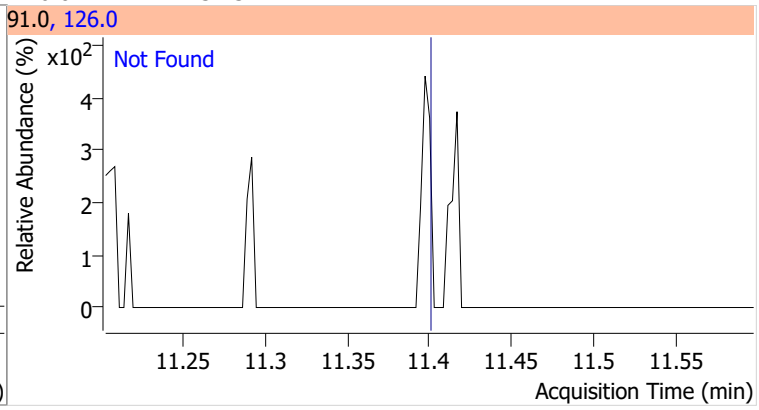

Compound	Conc.	Exp RT	QIon	Exp Ratio	QIon	Exp Ratio
1,3-Dichlorobenzene	N.D.	12.03	148.0	62.8	111.0	38.7

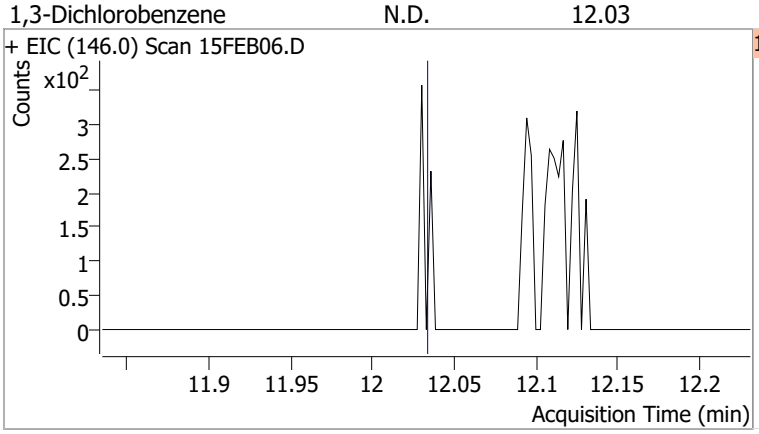

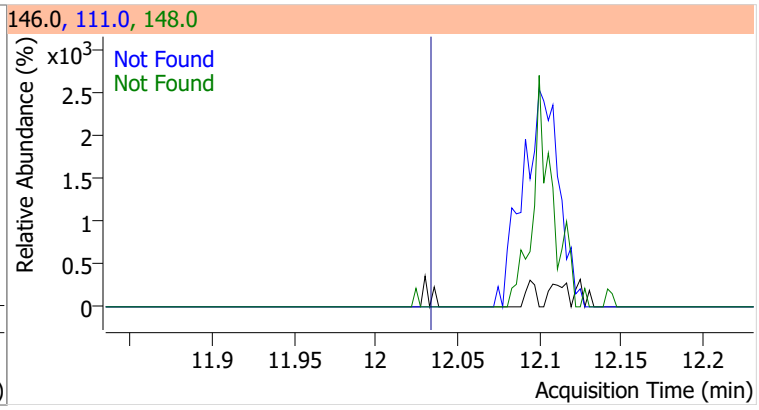

Compound	Conc.	Exp RT	QIon	Exp Ratio	QIon	Exp Ratio
1,4-Dichlorobenzene	N.D.	12.12	148.0	63.7	111.0	38.7

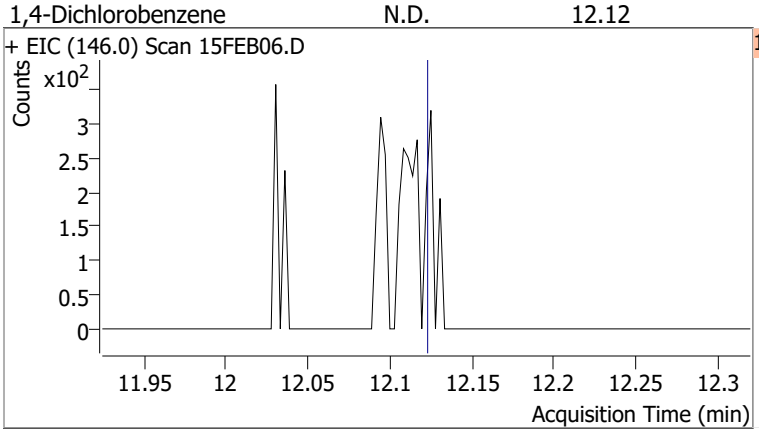

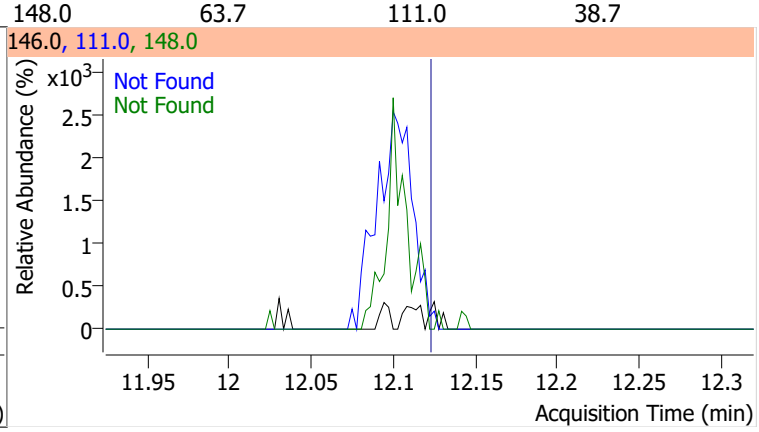

Compound	Conc.	Exp RT	QIon	Exp Ratio	QIon	Exp Ratio
1,2-Dichlorobenzene	N.D.	12.49	148.0	61.9	111.0	39.5

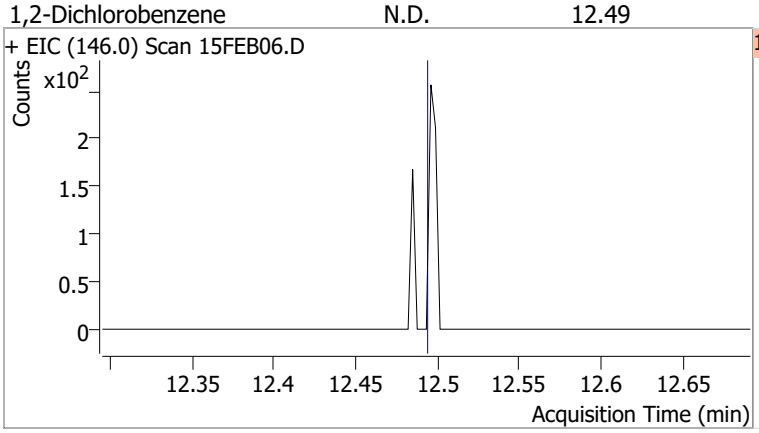

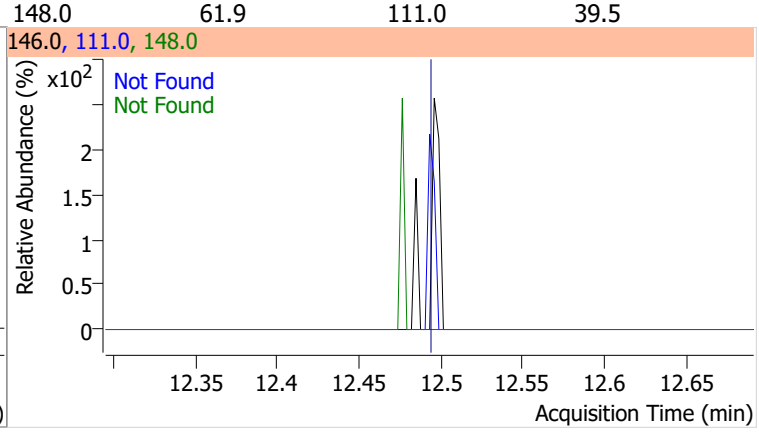

Quantitation Results Report (QT Reviewed)

Data File	15FEB07.D	Operator	MSC
Acq. Method	5975CACQF.M	Acq. Date-Time	2/15/2022 12:26:47 PM
Sample Name	B22020962-016F	Instrument	VOA5975C
Vial	7	Multiplier	1.00
DA Method File	VOA5975C_8260B_SHT_DoD_L4_011922.m	Comment	
Tune File	BFB_Atune3.u	Tune Date	10/11/2021 4:02:00 PM
Batch Name	VG021522_8260B.batch.bin	Last Calib Update	2/18/2022 11:13:24 AM
Ref Library	\\MASSHUNTER\Org\Library\NIST129K.l		

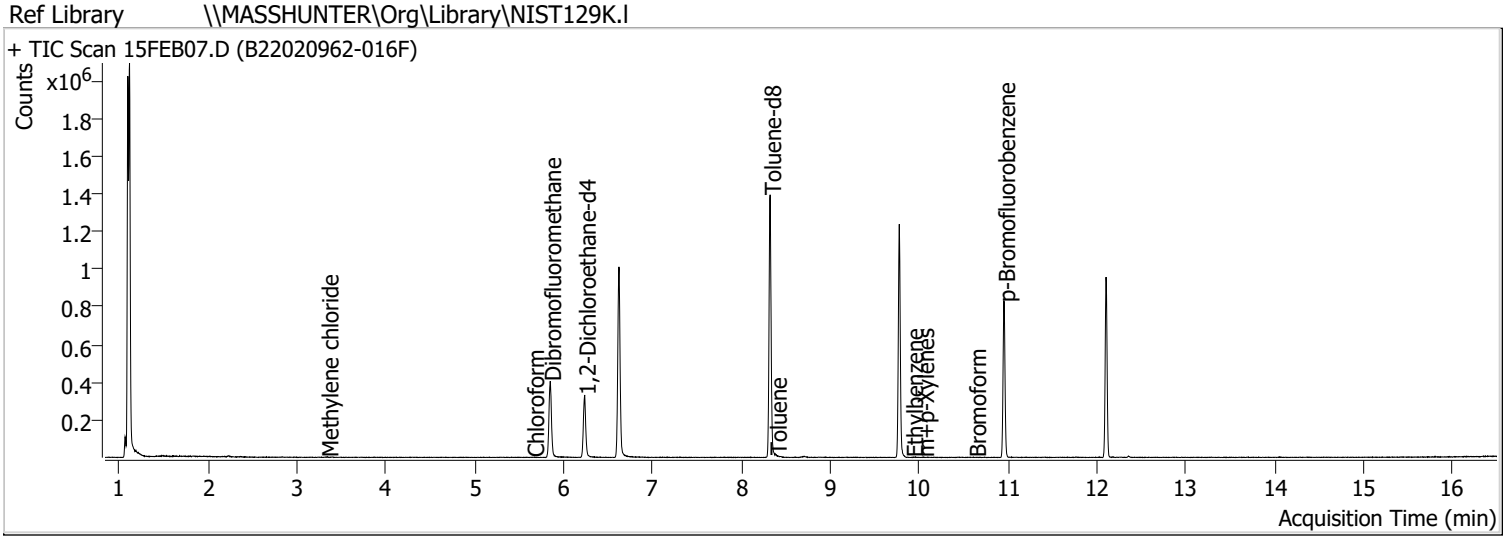

Compound	RT	QIon	Resp.	Conc.	Units		Dev(Min)
Internal Standards							
M Fluorobenzene	6.621	96.0	839488	250.0000	ng		0.000
M Chlorobenzene-d5	9.775	82.0	329229	250.0000	ng		0.000
M 1,4-Dichlorobenzene-d4	12.103	152.0	229249	250.0000	ng		0.003
System Monitoring Compounds							
S Dibromofluoromethane	5.848	113.0	237663	292.2877	ng		-0.003
Spiked Amount: 250.000	Range: 80.0 - 119.0%			Recovery = 116.92%			
S 1,2-Dichloroethane-d4	6.236	67.0	114693	326.5342	ng		0.006
Spiked Amount: 250.000	Range: 81.0 - 118.0%			Recovery = 130.61%		*	
S Toluene-d8	8.322	98.0	837997	260.9001	ng		0.003
Spiked Amount: 250.000	Range: 89.0 - 112.0%			Recovery = 104.36%			
S p-Bromofluorobenzene	10.954	95.0	242250	286.1985	ng		0.006
Spiked Amount: 250.000	Range: 85.0 - 114.0%			Recovery = 114.48%		*	
Target Compounds							**QValue**
T Dichlorodifluoromethane	0.000		0	N.D.			
T Chloromethane	0.000		0	N.D.			
T Vinyl chloride	0.000		0	N.D.			
T Bromomethane	0.000		0	N.D.			
T Chloroethane	0.000		0	N.D.			
T Trichlorofluoromethane	0.000		0	N.D.			
T 1,1-Dichloroethene	0.000		0	N.D.			
T Methylene chloride	3.341	49.0	1581	1.2885	ng	m	73
T trans-1,2-Dichloroethene	0.000		0	N.D.			
T Methyl tert-butyl ether (MTBE)	0.000		0	N.D.			
T 1,1-Dichloroethane	0.000		0	N.D.			
T 2,2-Dichloropropane	0.000		0	N.D.			
T cis-1,2-Dichloroethene	0.000		0	N.D.			
T Methyl ethyl ketone	0.000		0	N.D.			
T Bromochloromethane	0.000		0	N.D.			
T Chloroform	5.656	83.0	534	0.3279	ng	m	77

Compound	RT	QIon	Resp.	Conc.	Units		Dev(Min)
T 1,1,1-Trichloroethane	0.000		0	N.D.			
T Carbon tetrachloride	0.000		0	N.D.			
T 1,1-Dichloropropene	0.000		0	N.D.			
T Benzene	0.000		0	N.D.			
T 1,2-Dichloroethane	0.000		0	N.D.			
T Trichloroethene	0.000		0	N.D.			
T 1,2-Dichloropropane	0.000		0	N.D.			
T Dibromomethane	0.000		0	N.D.			
T Bromodichloromethane	0.000		0	N.D.			
T cis-1,3-Dichloropropene	0.000		0	N.D.			
T Toluene	8.386	92.0	699	0.3265	ng	m	95
T trans-1,3-Dichloropropene	0.000		0	N.D.			
T 1,1,2-Trichloroethane	0.000		0	N.D.			
T Tetrachloroethene	0.000		0	N.D.			
T 1,3-Dichloropropane	0.000		0	N.D.			
T Chlorodibromomethane	0.000		0	N.D.			
T 1,2-Dibromoethane	0.000		0	N.D.			
T Chlorobenzene	0.000		0	N.D.			
T 1,1,1,2-Tetrachloroethane	0.000		0	N.D.			
T Ethylbenzene	9.920	91.0	196	0.6454	ng	m	98
T m+p-Xylenes	10.042	106.0	326	1.9901	ng	m	99
T o-Xylene	10.438	106.0	0		ng	md	1
T Styrene	0.000		0	N.D.			
T Bromoform	10.628	172.5	86	0.2788	ng	m	78
T Bromobenzene	0.000		0	N.D.			
T 1,1,2,2-Tetrachloroethane	0.000		0	N.D.			
T 1,2,3-Trichloropropane	0.000		0	N.D.			
T 2-Chlorotoluene	0.000		0	N.D.			
T 4-Chlorotoluene	0.000		0	N.D.			
T 1,3-Dichlorobenzene	0.000		0	N.D.			
T 1,4-Dichlorobenzene	0.000		0	N.D.			
T 1,2-Dichlorobenzene	0.000		0	N.D.			

(#) = Qualifier Out of Range; (m) = Manual Integration; (+) = Area Summed; (*) = Surrogate Percent Recovery Out of Range; (d): Zeroed Peak

Compound	Conc.	Exp RT	QIon	Exp Ratio
Dichlorodifluoromethane	N.D.	1.24	87.0	31.8

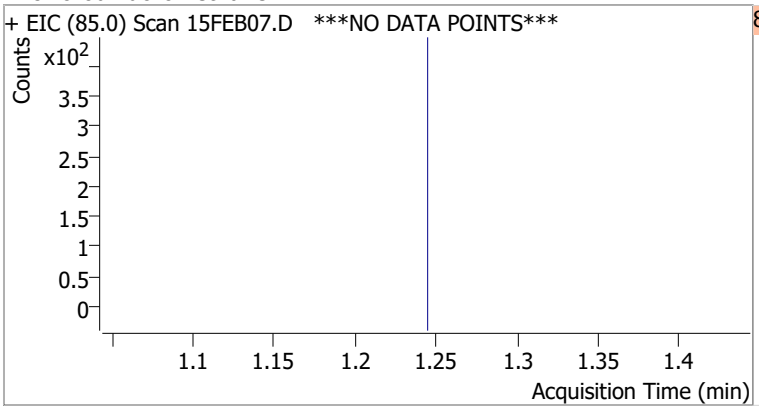

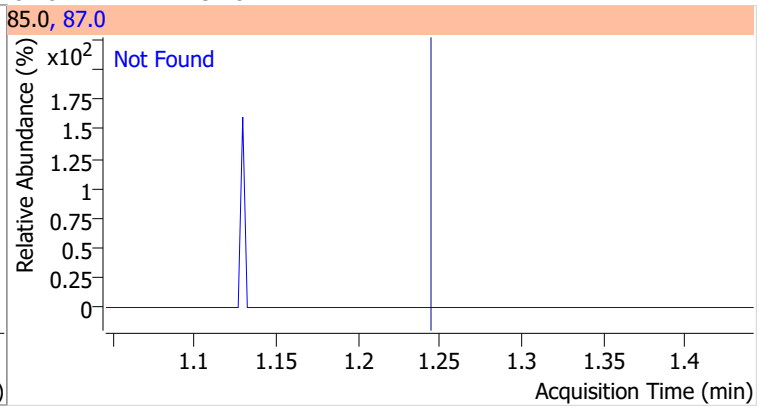

Compound	Conc.	Exp RT	QIon	Exp Ratio
Chloromethane	N.D.	1.41	52.0	32.4

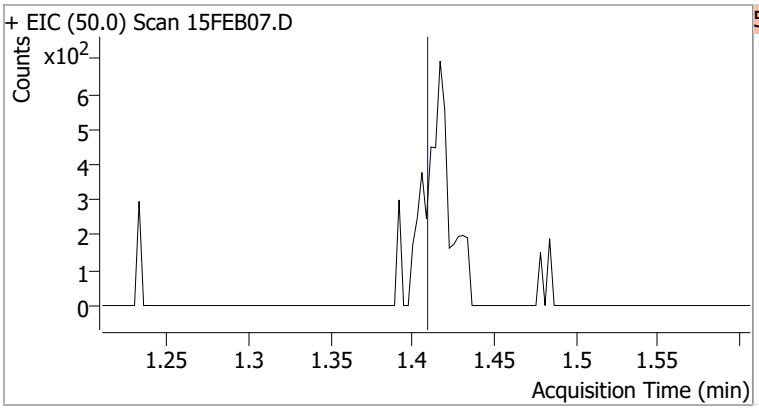

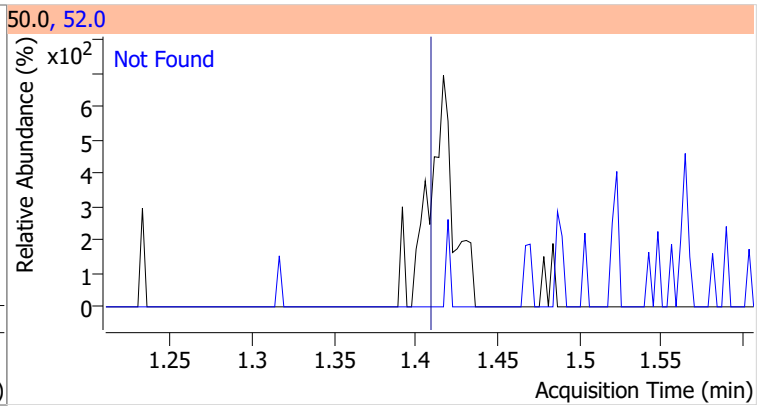

Compound	Conc.	Exp RT	QIon	Exp Ratio
Vinyl chloride	N.D.	1.50	64.0	31.3

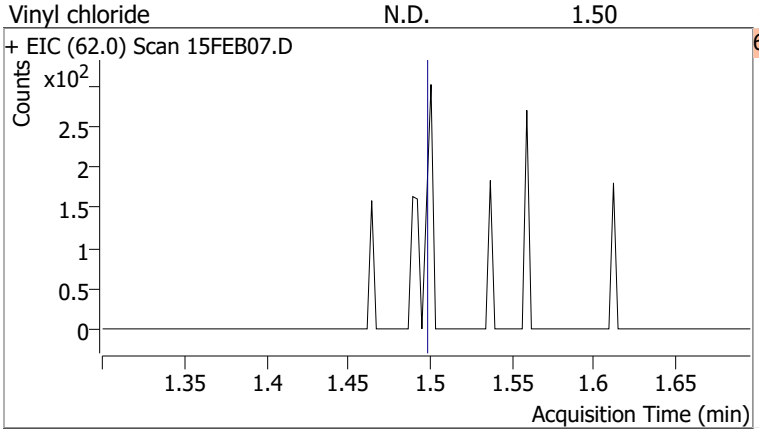

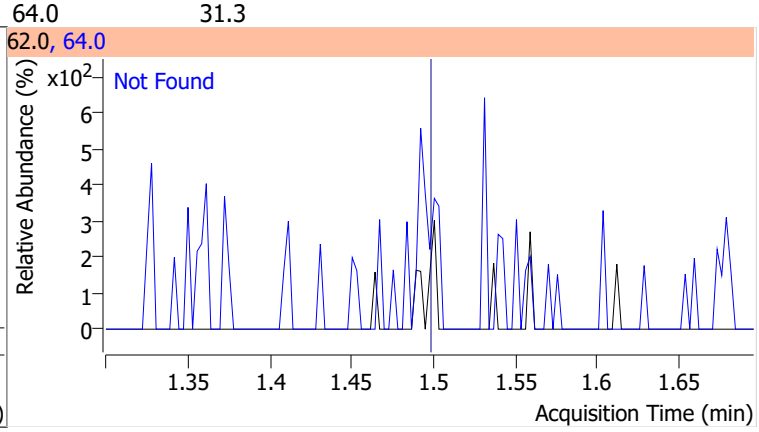

Compound	Conc.	Exp RT	QIon	Exp Ratio
Bromomethane	N.D.	1.80	94.0	110.1

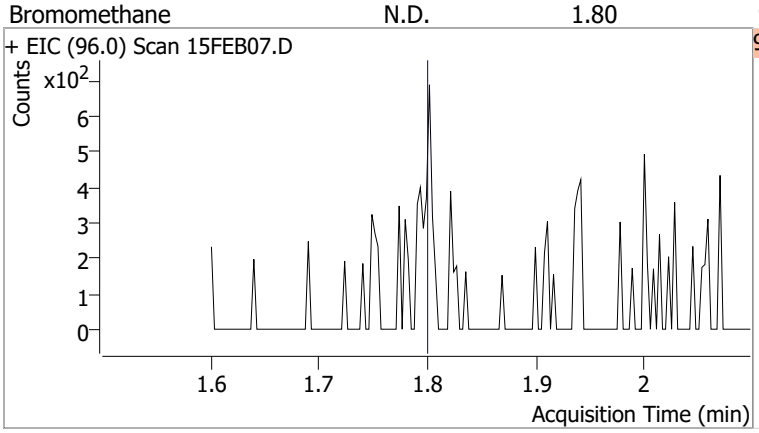

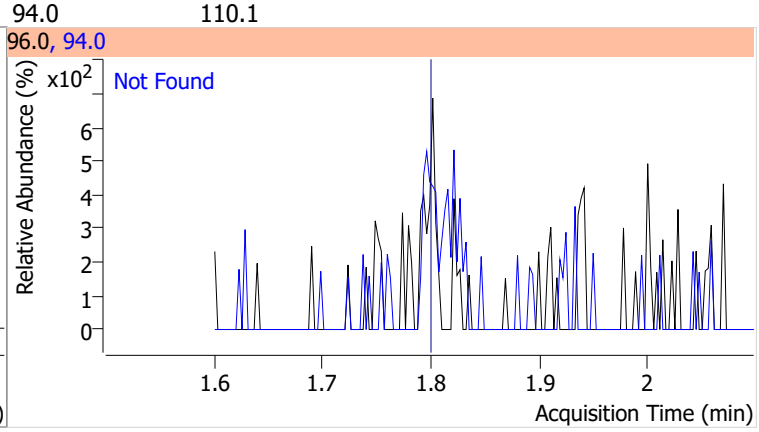

Compound	Conc.	Exp RT	QIon	Exp Ratio
Chloroethane	N.D.	1.90	66.0	30.0

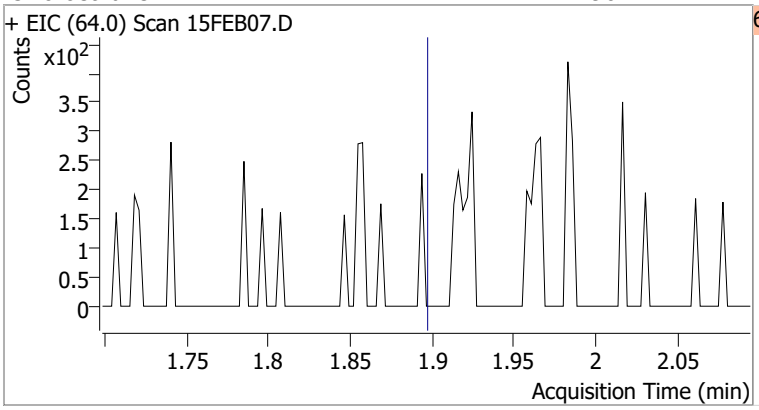

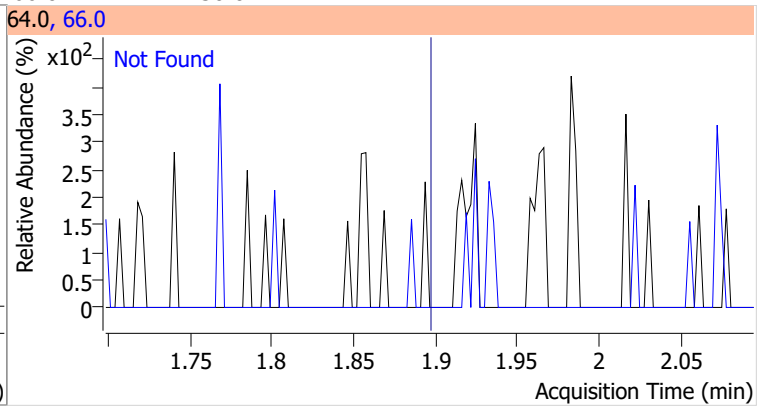

Compound	Conc.	Exp RT	QIon	Exp Ratio
Trichlorofluoromethane	N.D.	2.15	103.0	65.0

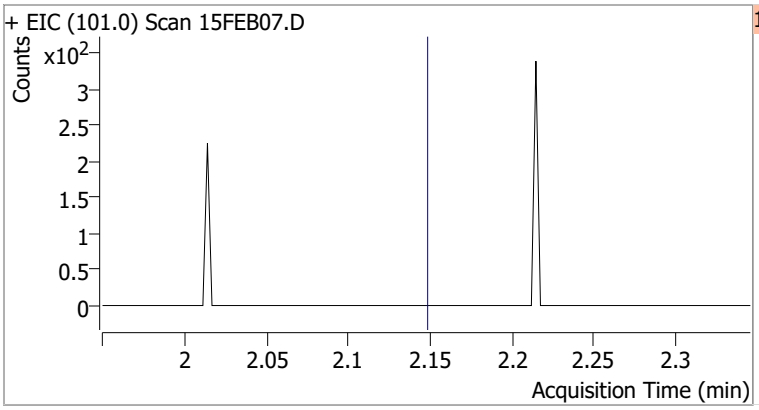

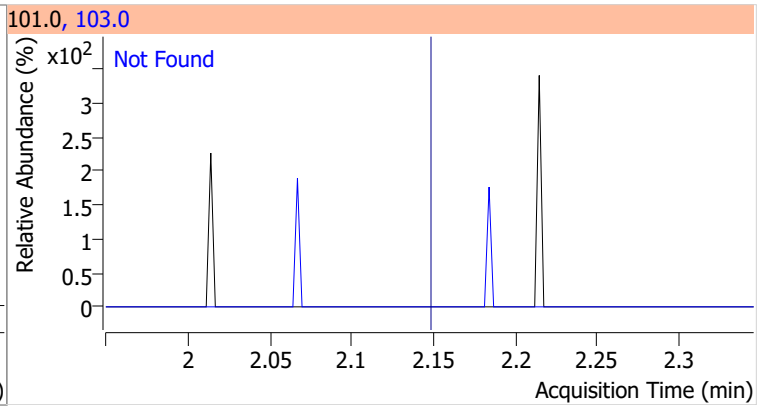

Compound	Conc.	Exp RT	QIon	Exp Ratio	QIon	Exp Ratio
1,1-Dichloroethene	N.D.	2.70	61.0	179.9	63.0	57.0

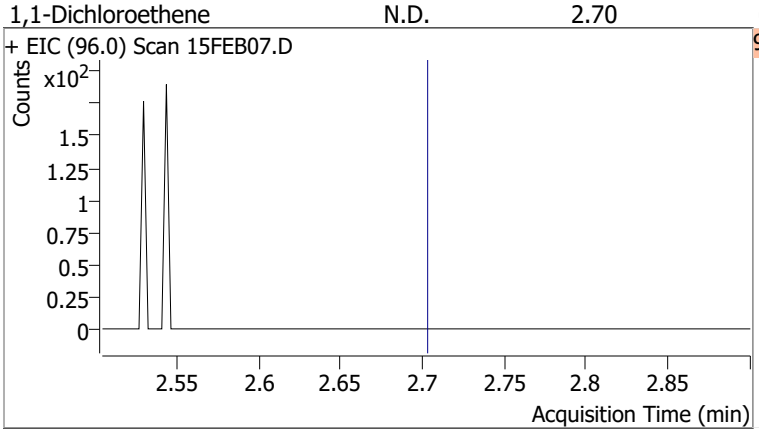

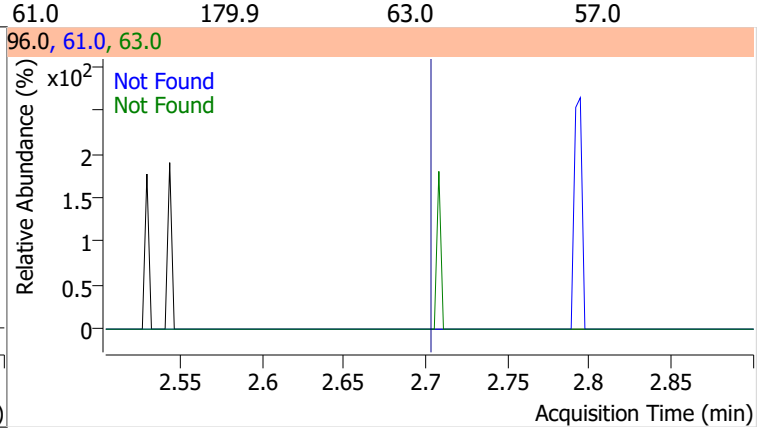

Compound	Conc.	RT	Dev(Min)	Resp.	QIon	QRatio	Lower	Upper
Methylene chloride	1.2885	3.34	0.01	1581 (m)	84.0	48.5	36.1	96.1
					86.0	20.5	11.8	71.8

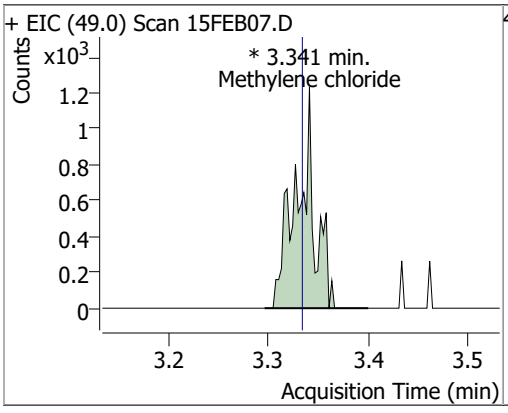

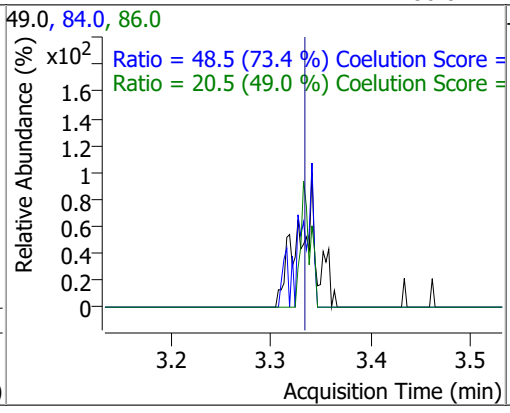

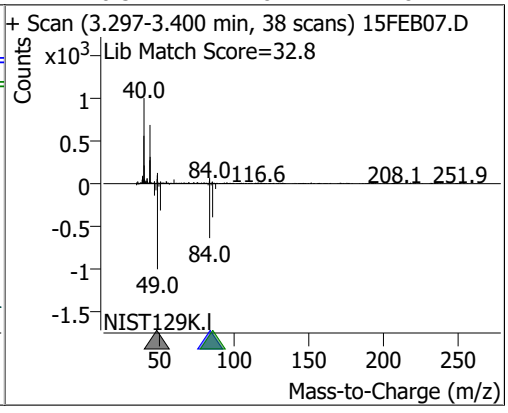

Compound	Conc.	Exp RT	QIon	Exp Ratio	QIon	Exp Ratio
trans-1,2-Dichloroethene	N.D.	3.72	61.0	154.8	98.0	62.1

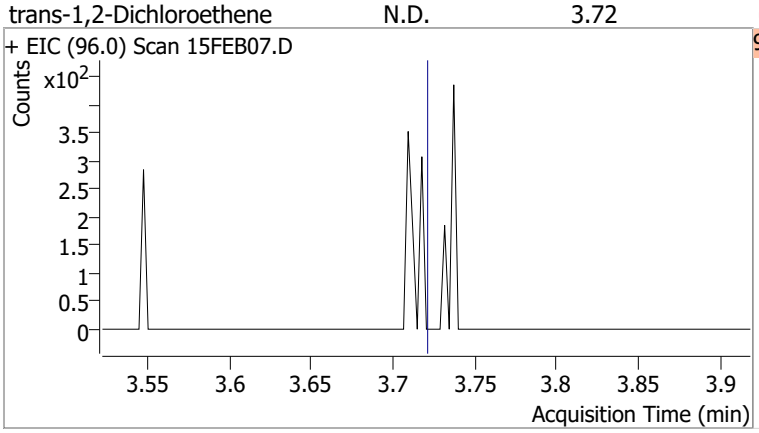

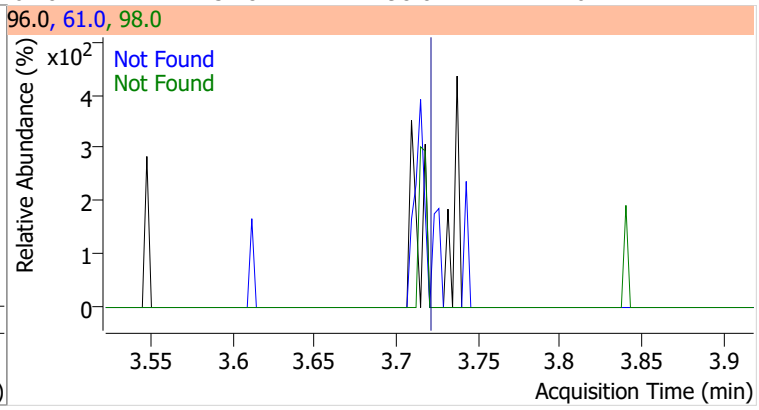

Compound	Conc.	Exp RT	QIon	Exp Ratio
Methyl tert-butyl ether (MTBE)	N.D.	3.75	57.0	24.6

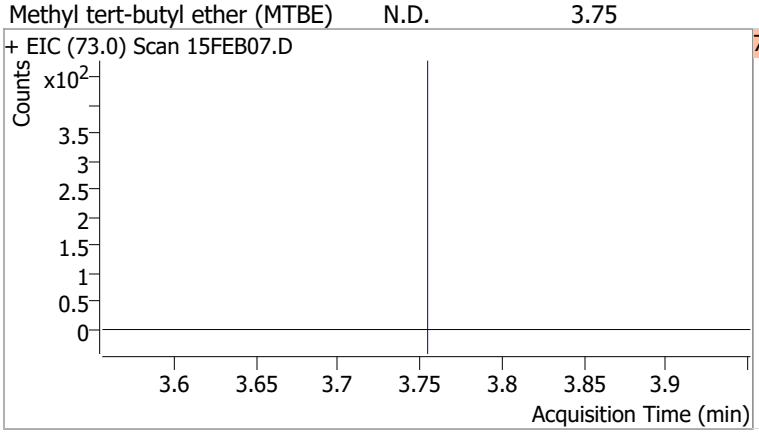

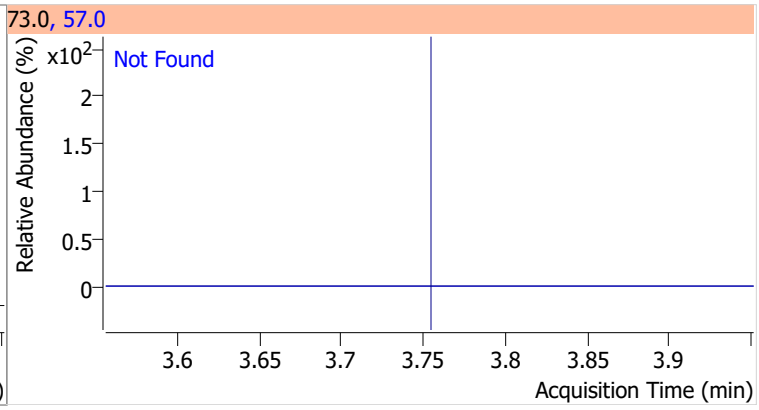

Compound	Conc.	Exp RT	QIon	Exp Ratio	QIon	Exp Ratio
1,1-Dichloroethane	N.D.	4.38	65.0	31.0	83.0	12.7

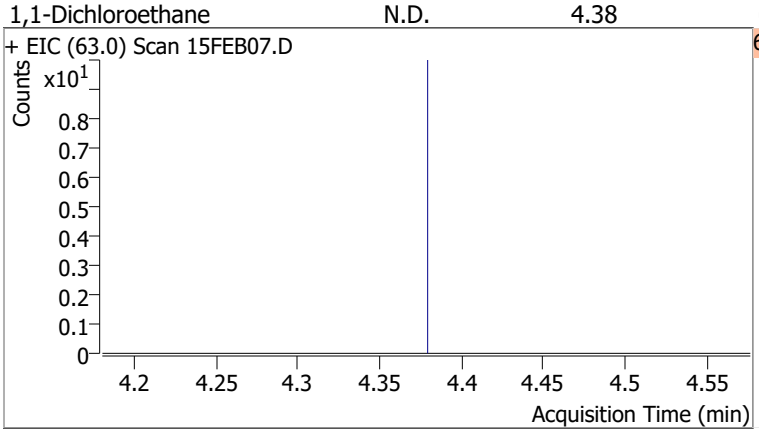

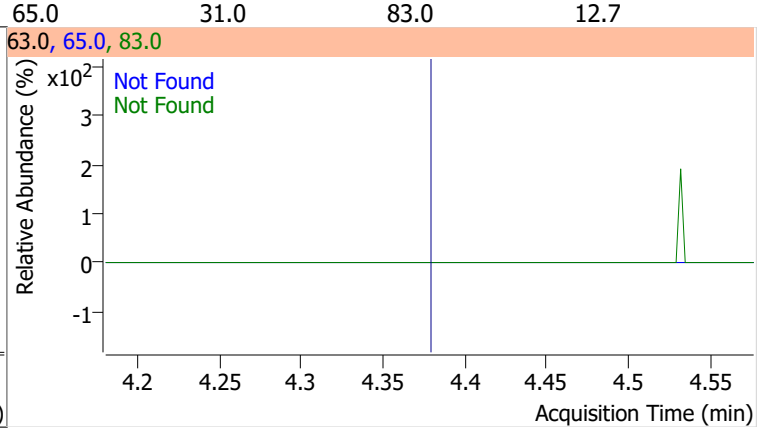

Compound	Conc.	Exp RT	QIon	Exp Ratio	QIon	Exp Ratio
2,2-Dichloropropane	N.D.	5.19	41.0	68.8	97.0	23.9

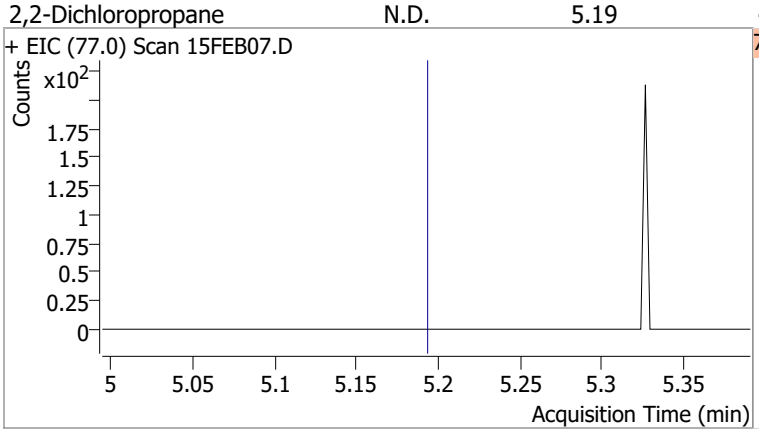

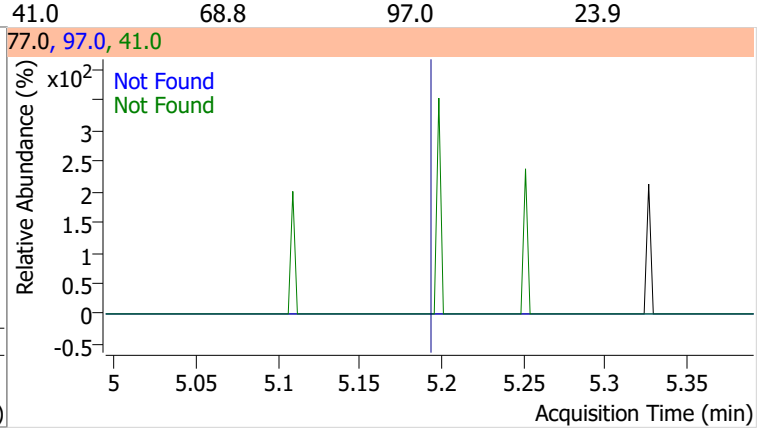

Compound	Conc.	Exp RT	QIon	Exp Ratio	QIon	Exp Ratio
cis-1,2-Dichloroethene	N.D.	5.21	61.0	160.4	98.0	66.2

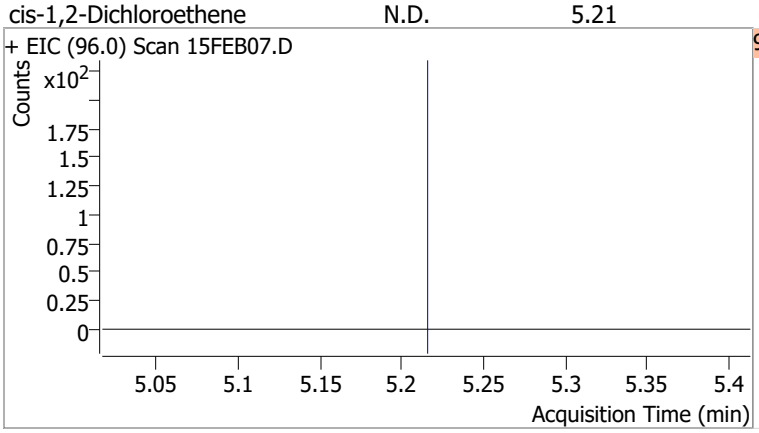

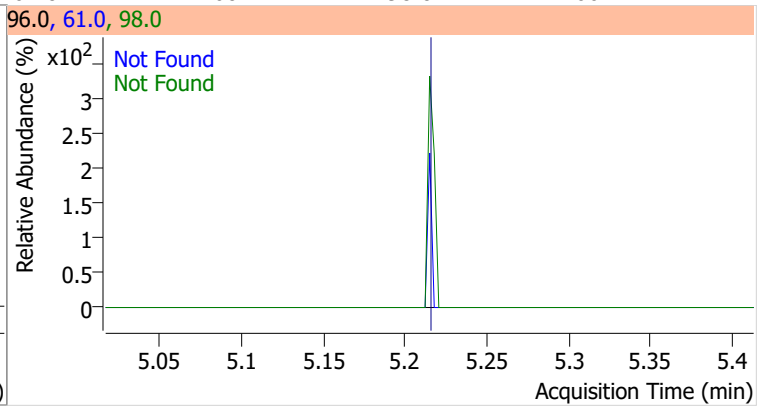

Compound	Conc.	Exp RT	QIon	Exp Ratio
Methyl ethyl ketone	N.D.	5.28	72.0	20.6

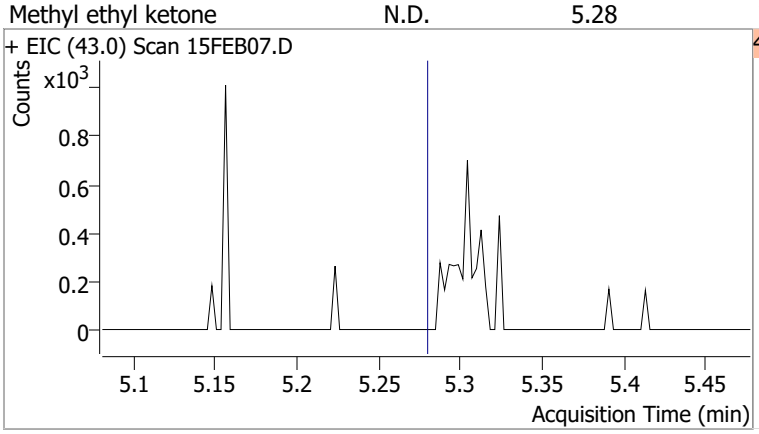

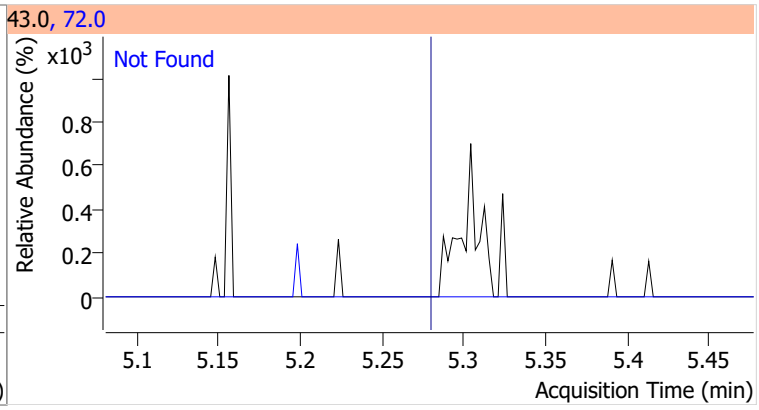

Compound	Conc.	Exp RT	QIon	Exp Ratio
Bromochloromethane	N.D.	5.52	49.0	182.2

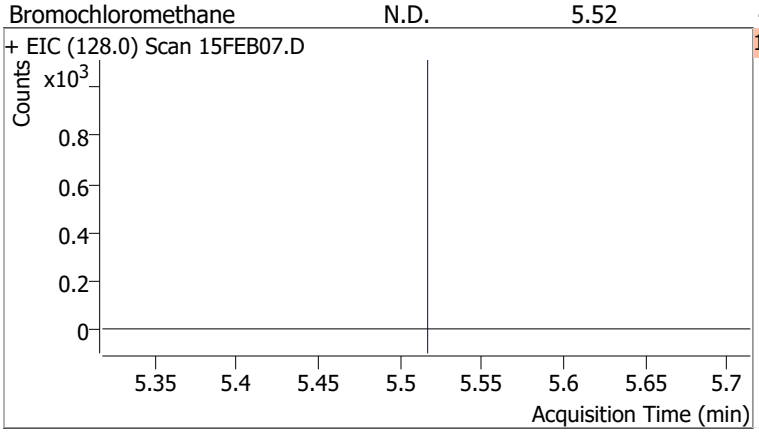

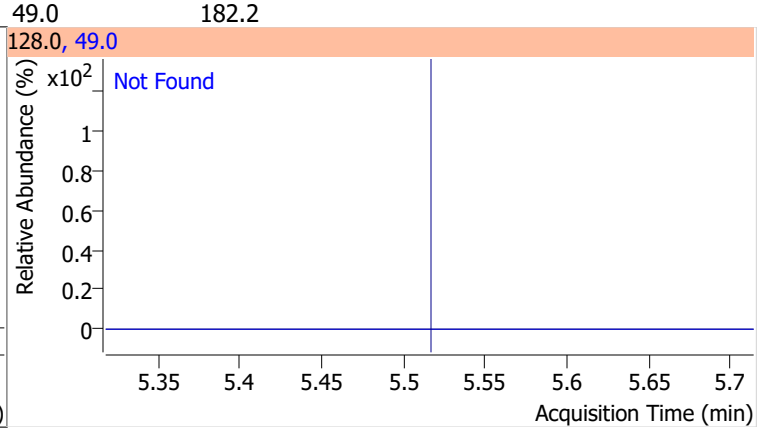

Compound	Conc.	RT	Dev(Min)	Resp.	QIon	QRatio	Lower	Upper
Chloroform	0.3279	5.66	0.00	534 (m)	85.0	84.7	36.2	96.2

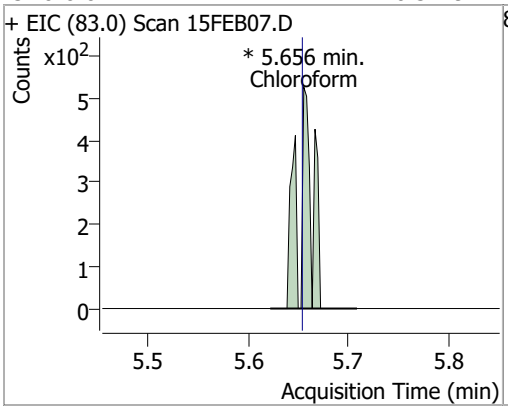

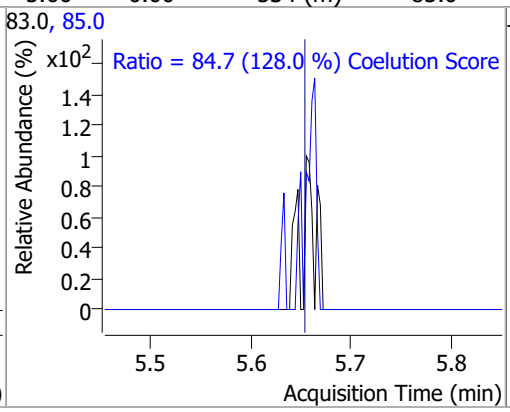

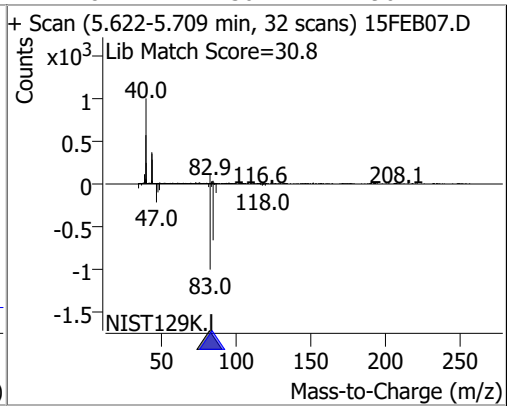

Compound	Conc.	Exp RT	QIon	Exp Ratio	QIon	Exp Ratio
1,1,1-Trichloroethane	N.D.	5.83	99.0	63.1	61.0	49.1

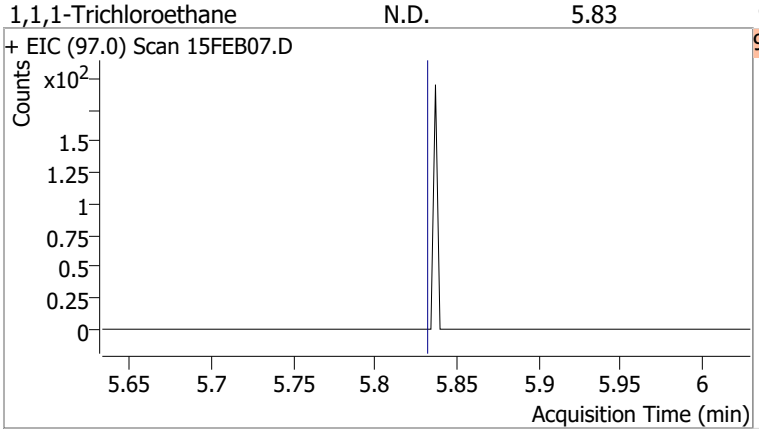

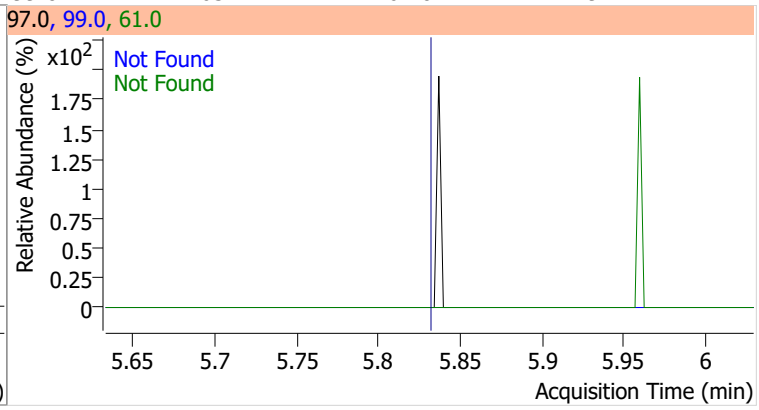

Compound	Conc.	RT	Dev(Min)	Resp.	QIon	QRatio	Lower	Upper
Dibromofluoromethane	292.2877	5.85	0.00	237663	191.5	21.3	0.0	53.2

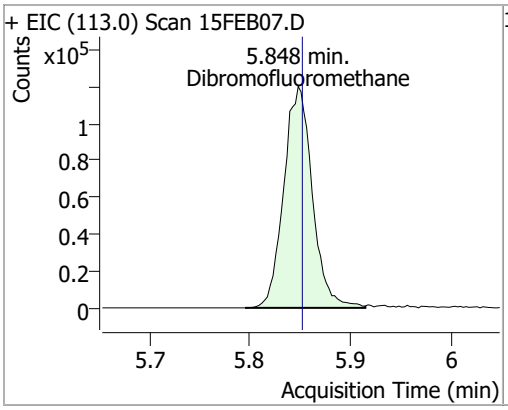

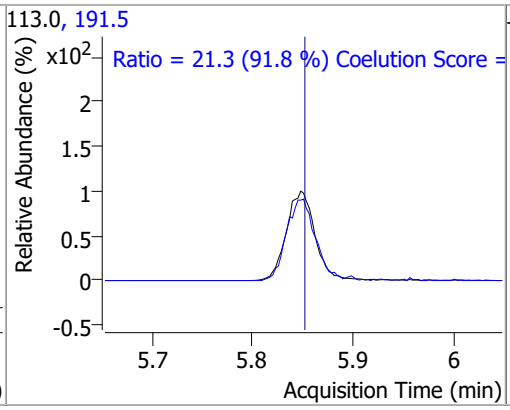

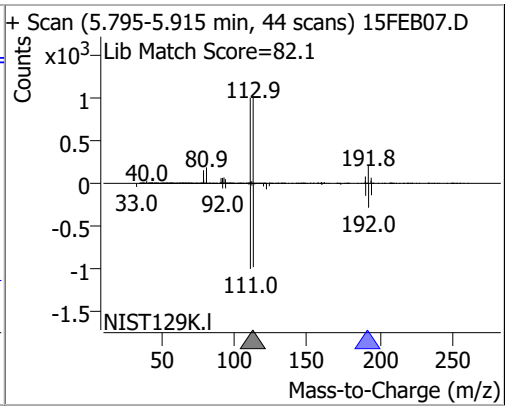

Compound	Conc.	Exp RT	QIon	Exp Ratio	QIon	Exp Ratio
Carbon tetrachloride	N.D.	6.02	119.0	97.6	121.0	30.7

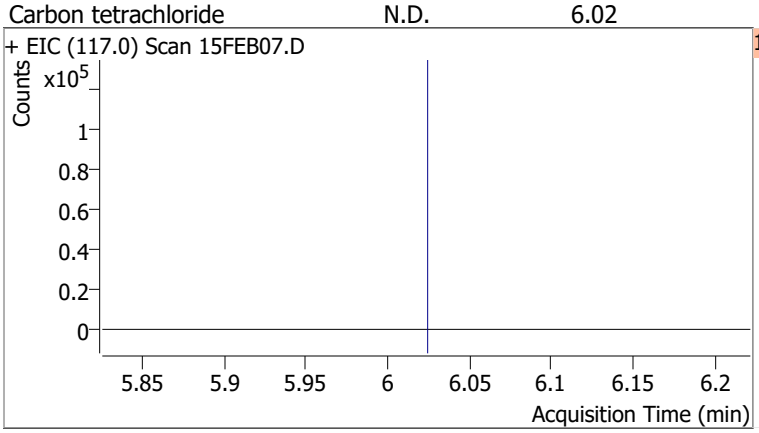

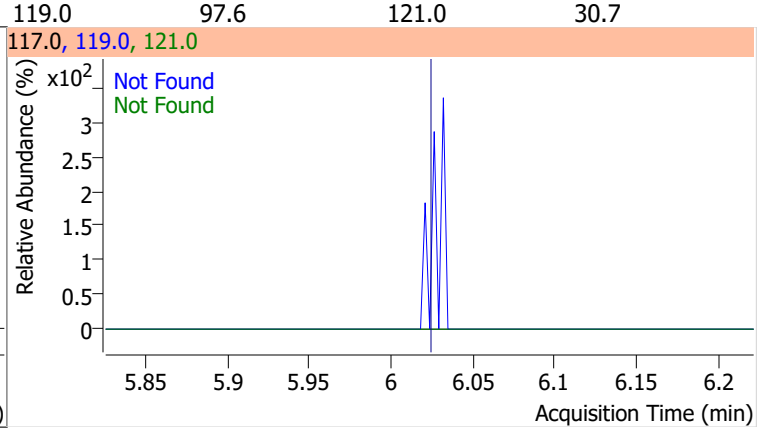

Compound	Conc.	Exp RT	QIon	Exp Ratio	QIon	Exp Ratio
1,1-Dichloropropene	N.D.	6.04	110.0	35.6	77.0	31.0

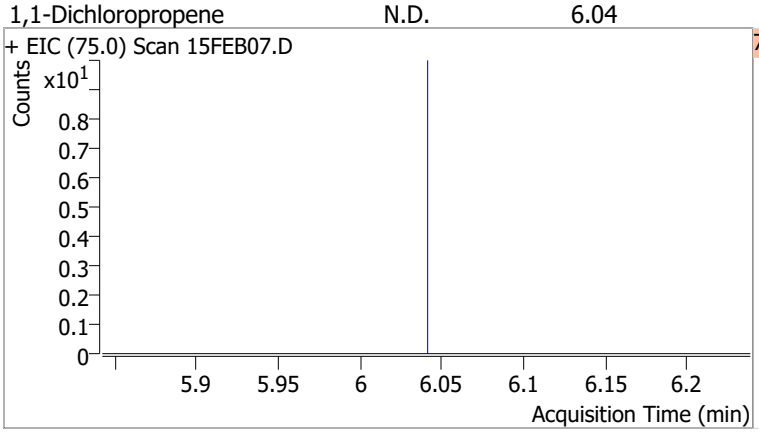

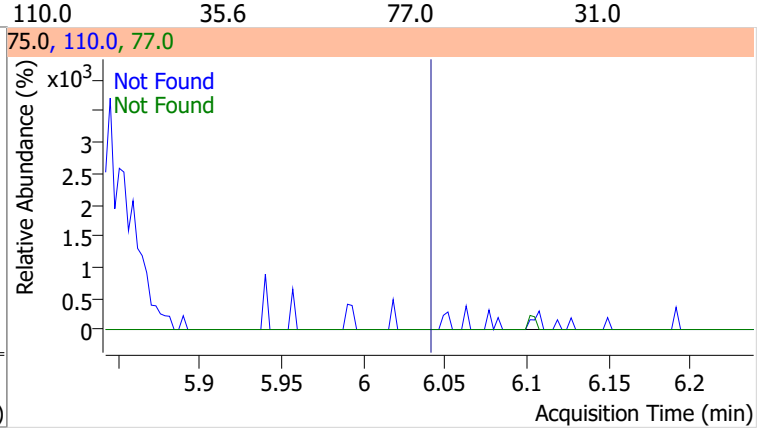

Compound	Conc.	RT	Dev(Min)	Resp.	QIon	QRatio	Lower	Upper
1,2-Dichloroethane-d4	326.5342	6.24	0.01	114693	65.0	195.5	162.8	222.8

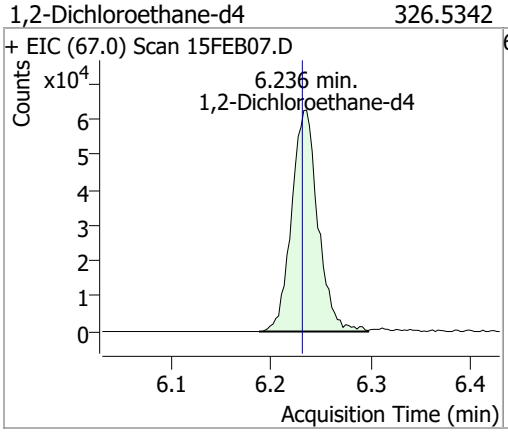

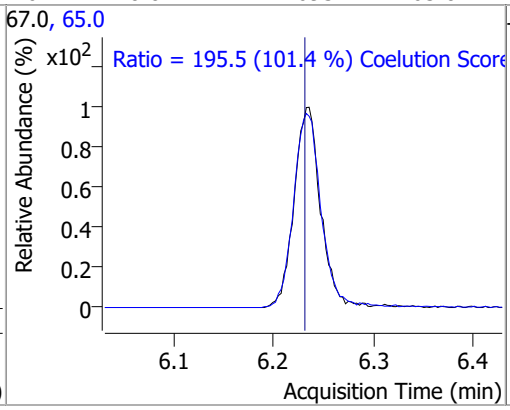

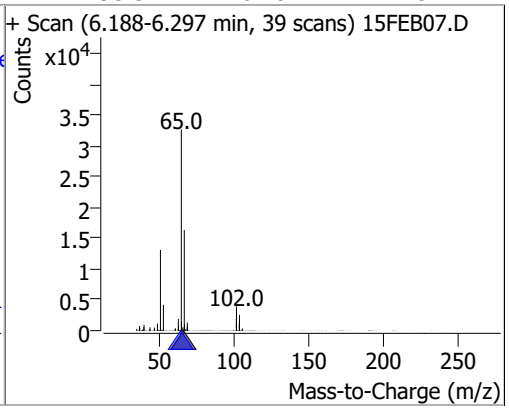

Compound	Conc.	Exp RT	QIon	Exp Ratio
Benzene	N.D.	6.28	77.0	23.3

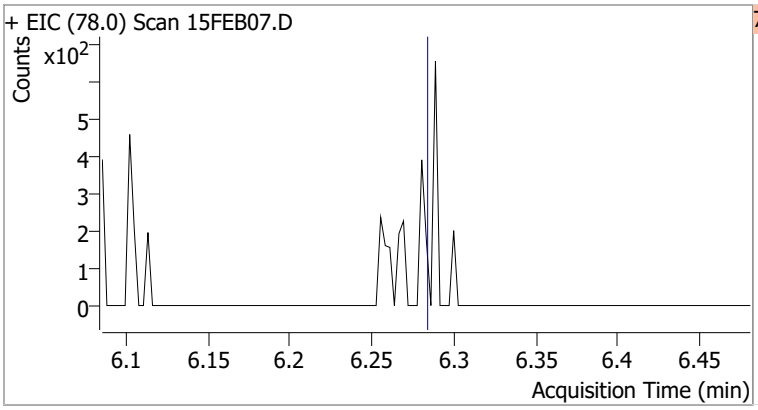

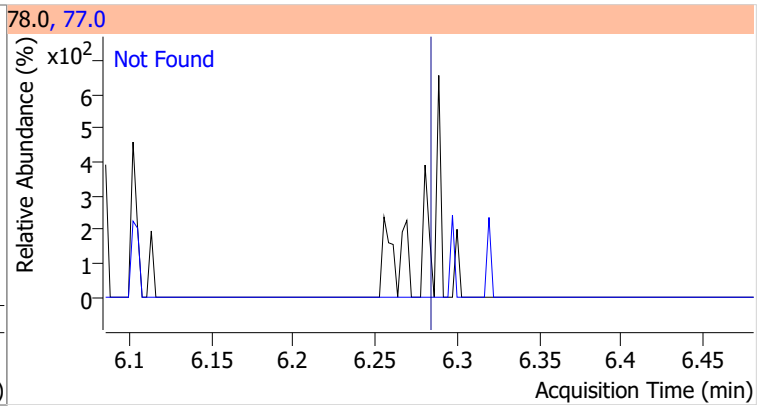

Compound	Conc.	Exp RT	QIon	Exp Ratio	QIon	Exp Ratio
1,2-Dichloroethane	N.D.	6.32	64.0	32.2	98.0	8.2

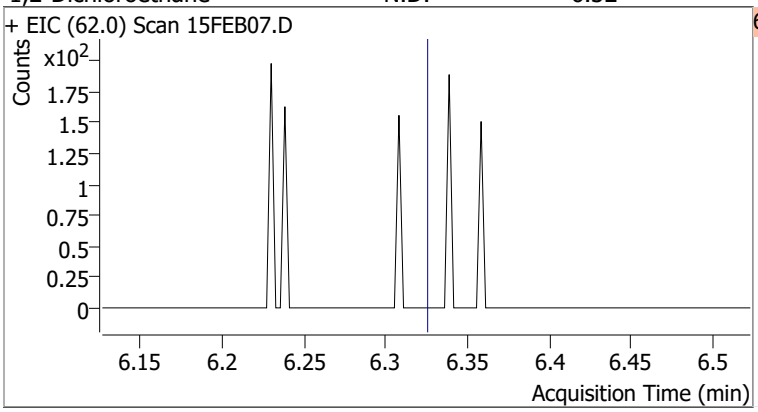

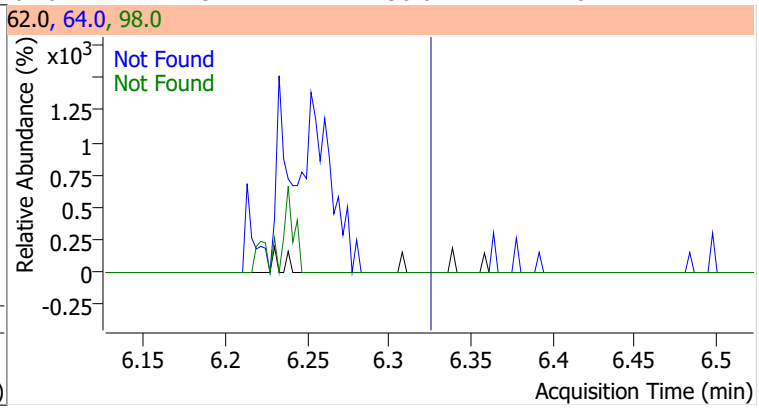

Compound	Conc.	Exp RT	QIon	Exp Ratio	QIon	Exp Ratio
Trichloroethene	N.D.	7.02	130.0	105.6	97.0	65.7

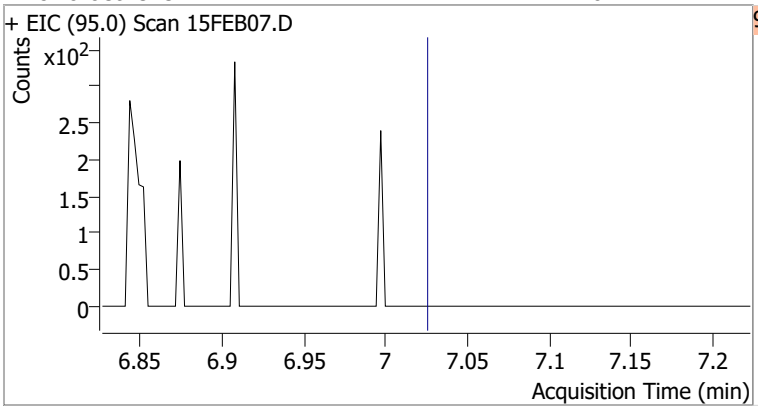

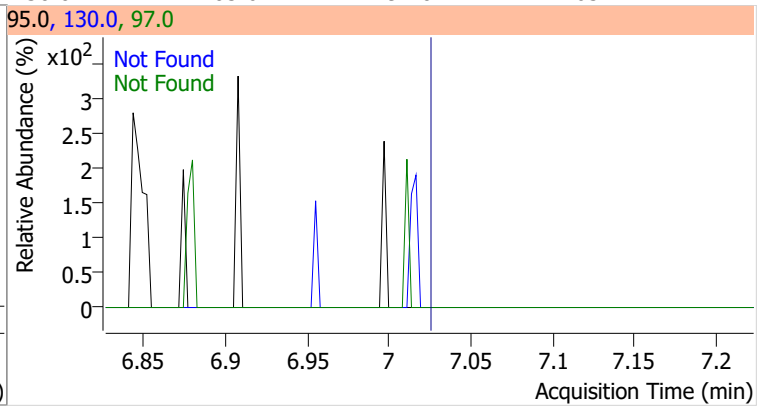

Compound	Conc.	Exp RT	QIon	Exp Ratio
1,2-Dichloropropane	N.D.	7.27	76.0	39.8

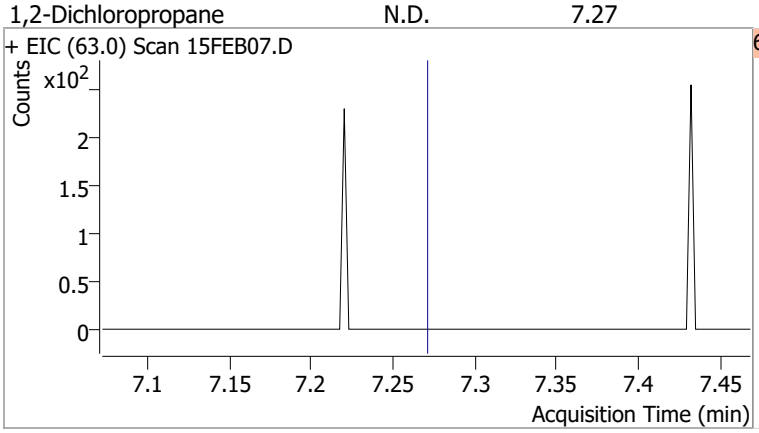

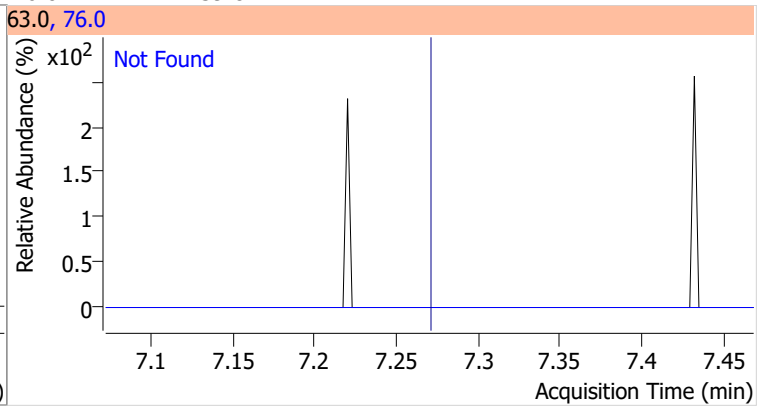

Compound	Conc.	Exp RT	QIon	Exp Ratio	QIon	Exp Ratio
Dibromomethane	N.D.	7.40	173.5	108.2	95.0	84.5

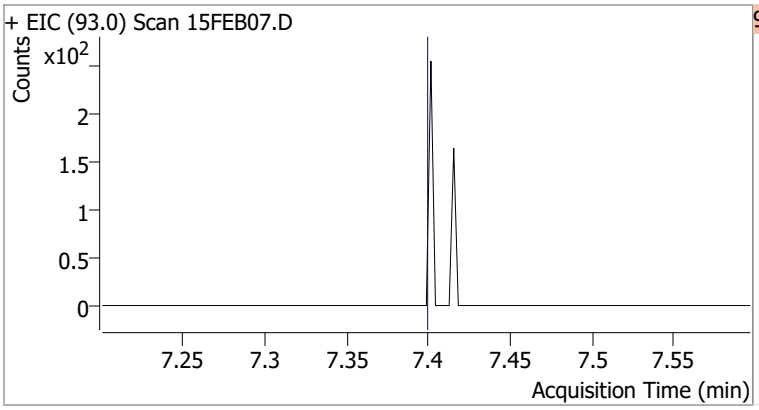

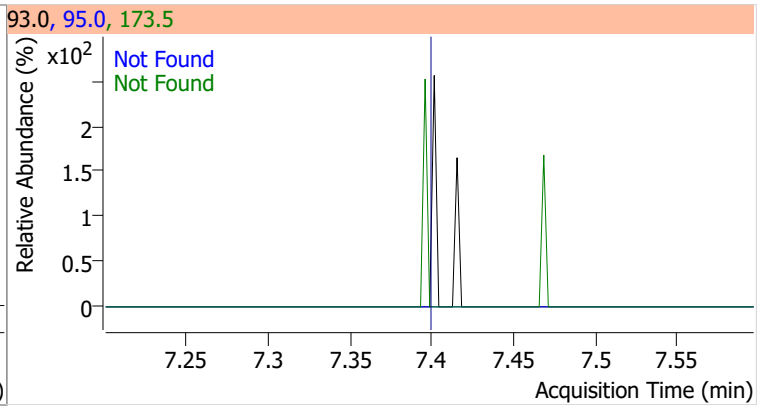

Compound	Conc.	Exp RT	QIon	Exp Ratio	QIon	Exp Ratio
Bromodichloromethane	N.D.	7.58	85.0	66.3	127.0	9.5

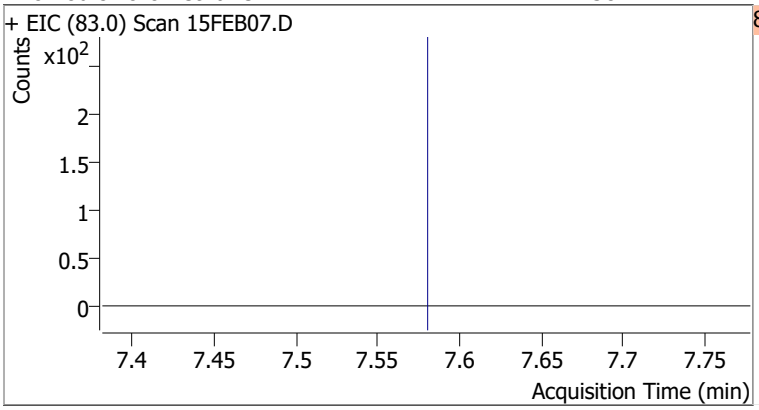

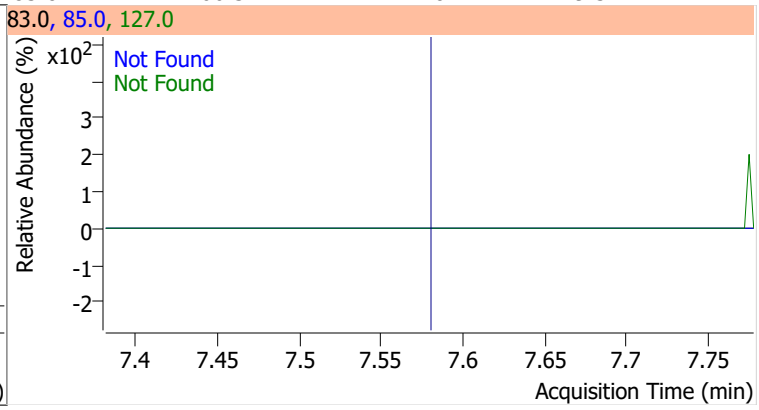

Compound	Conc.	Exp RT	QIon	Exp Ratio	QIon	Exp Ratio
cis-1,3-Dichloropropene	N.D.	8.06	39.0	52.5	77.0	31.8

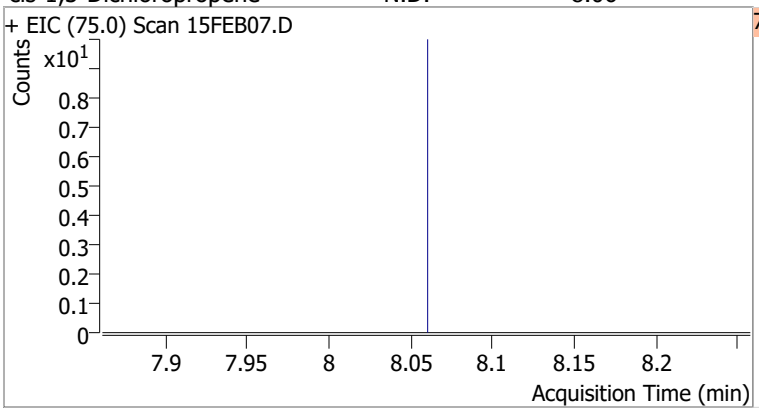

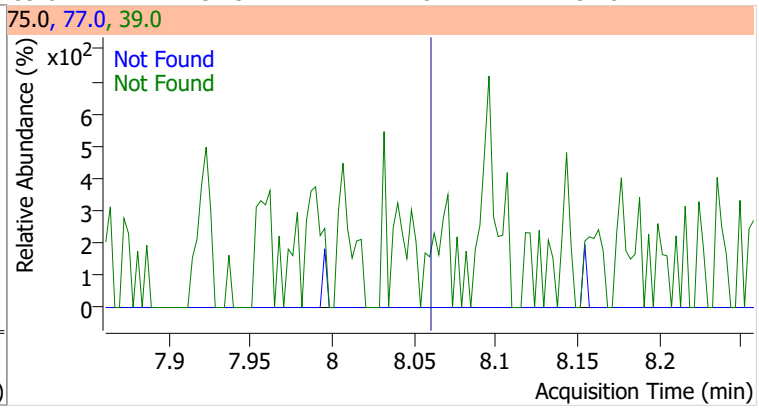

Compound	Conc.	RT	Dev(Min)	Resp.	QIon	QRatio	Lower	Upper
Toluene-d8	260.9001	8.32	0.00	837997	100.0	63.7	34.3	94.3
					99.0	9.6	0.0	39.2

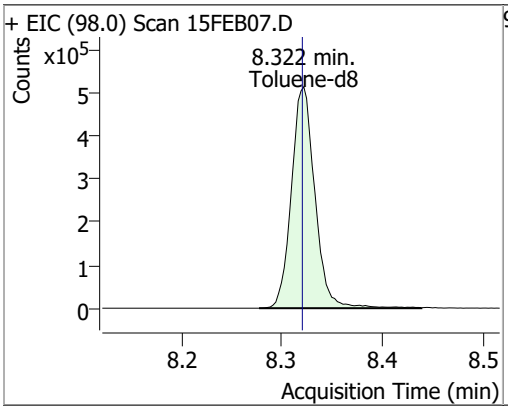

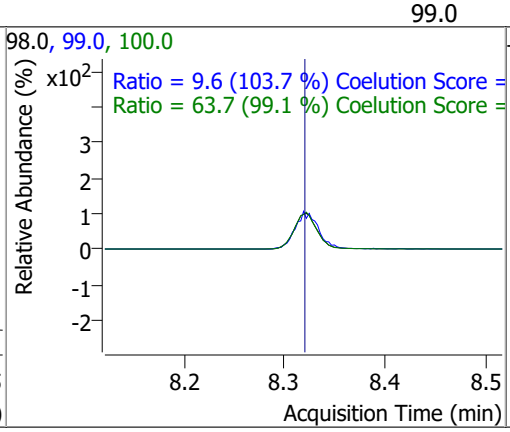

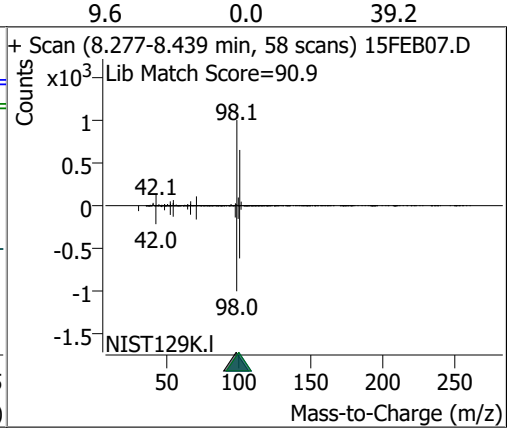

Compound	Conc.	RT	Dev(Min)	Resp.	QIon	QRatio	Lower	Upper
Toluene	0.3265	8.39	0.00	699 (m)	91.0	166.7	144.1	204.1

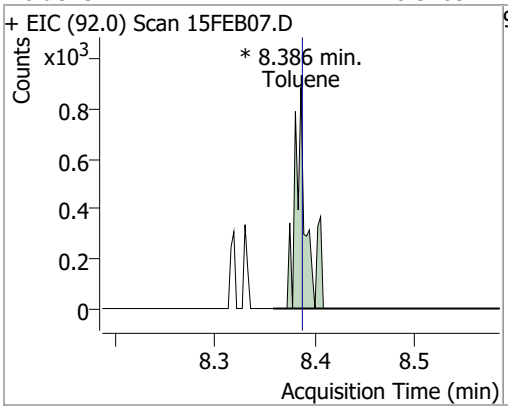

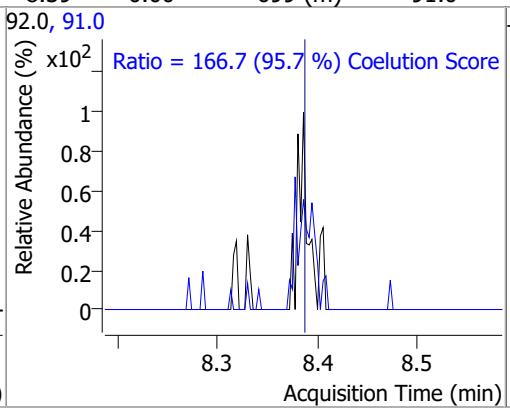

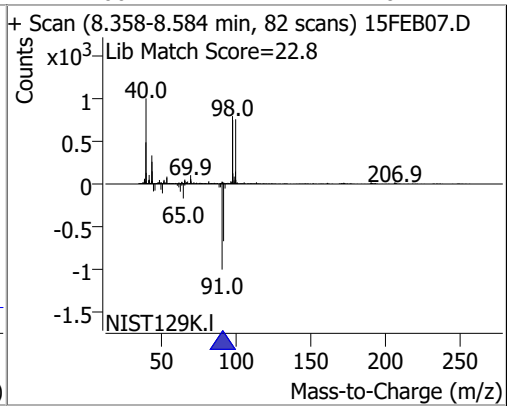

Compound	Conc.	Exp RT	QIon	Exp Ratio	QIon	Exp Ratio
trans-1,3-Dichloropropene	N.D.	8.64	39.0	53.0	77.0	31.0

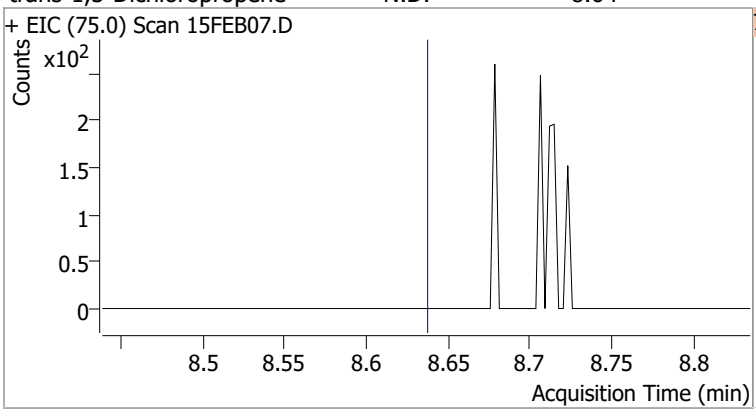

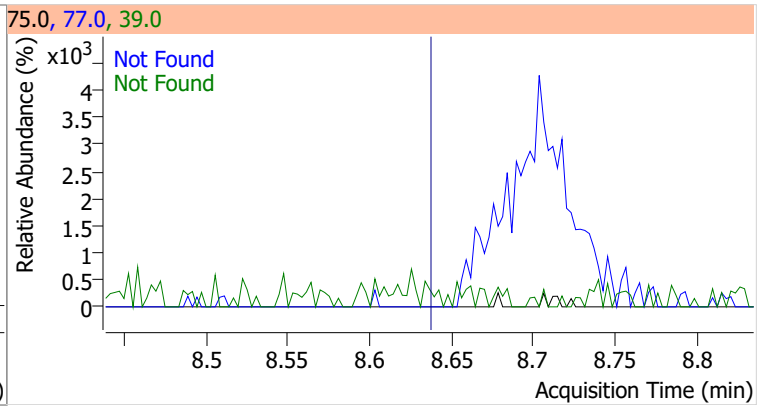

Compound	Conc.	Exp RT	QIon	Exp Ratio	QIon	Exp Ratio
1,1,2-Trichloroethane	N.D.	8.82	97.0	110.7	85.0	60.7

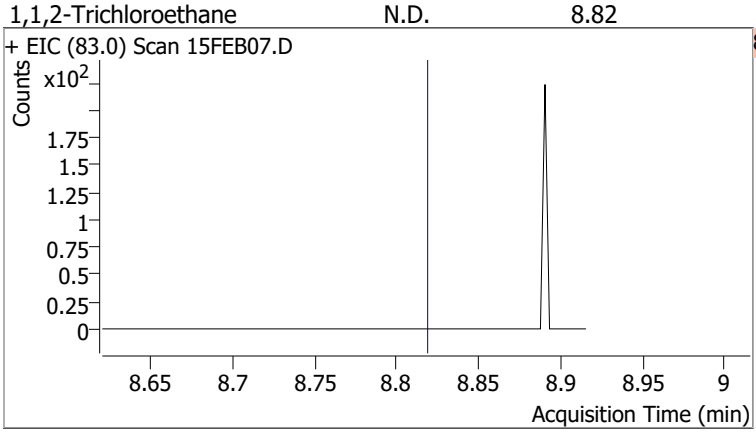

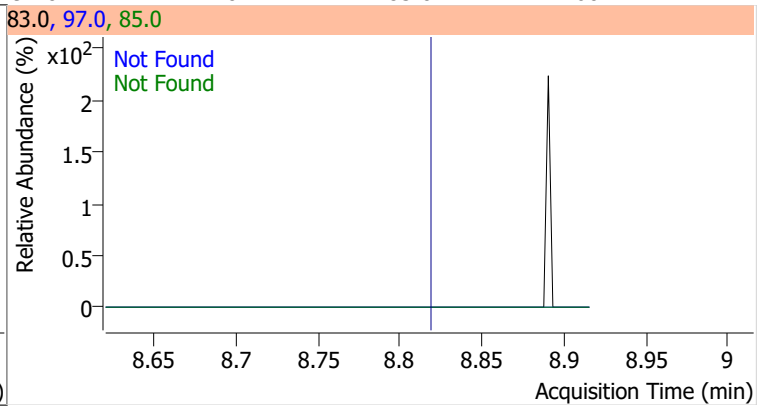

Compound	Conc.	Exp RT	QIon	Exp Ratio	QIon	Exp Ratio
Tetrachloroethene	N.D.	8.94	165.8	126.1	129.0	90.5

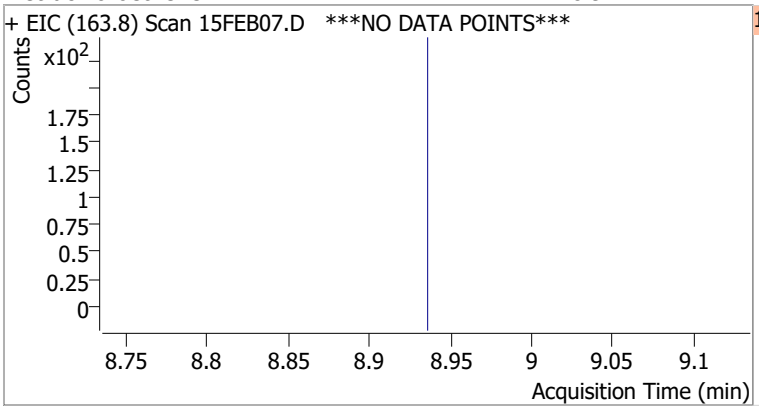

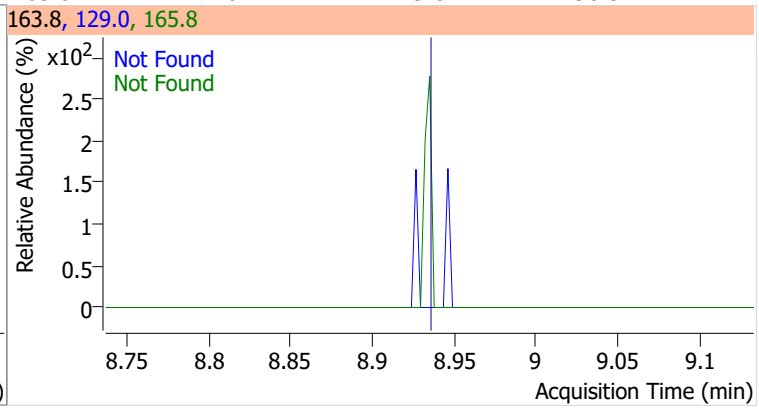

Compound	Conc.	Exp RT	QIon	Exp Ratio
1,3-Dichloropropane	N.D.	8.98	78.0	32.4

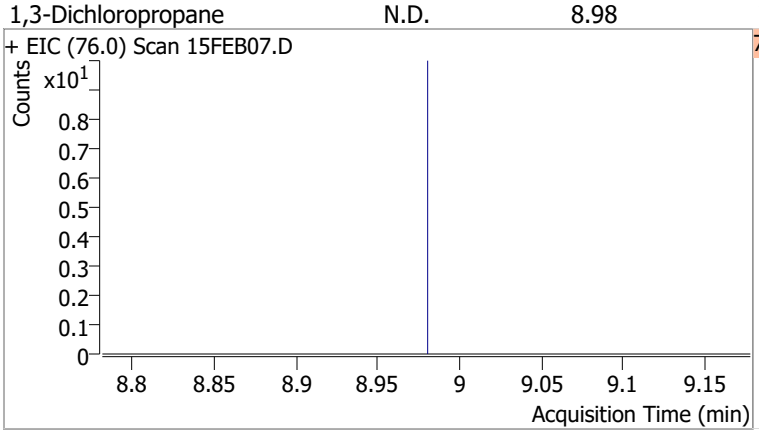

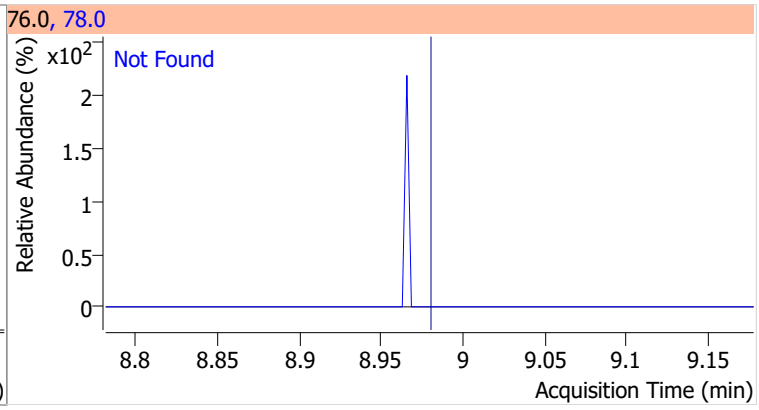

Compound	Conc.	Exp RT	QIon	Exp Ratio
Chlorodibromomethane	N.D.	9.21	127.0	77.2

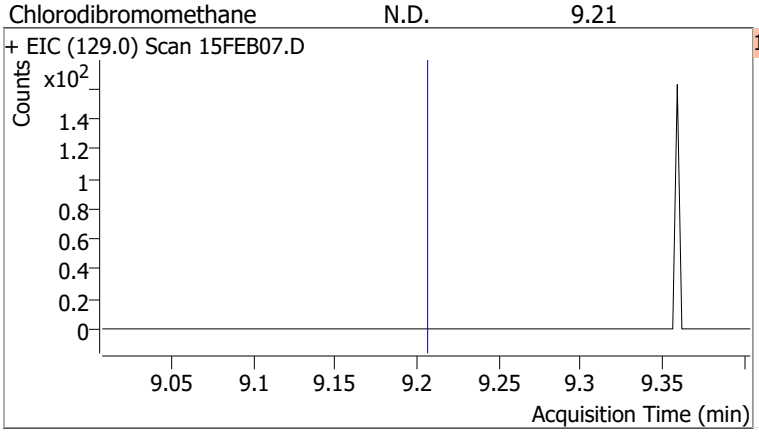

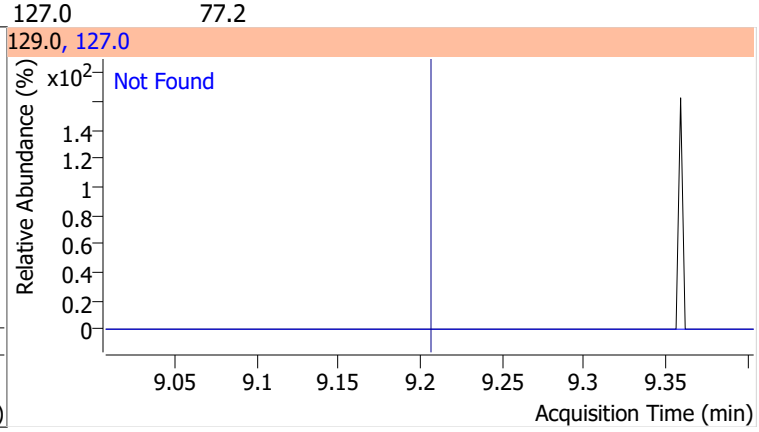

Compound	Conc.	Exp RT	QIon	Exp Ratio
1,2-Dibromoethane	N.D.	9.30	109.0	91.5

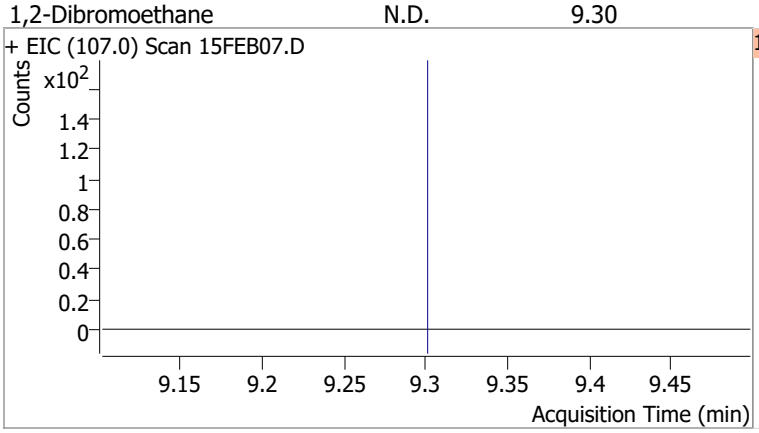

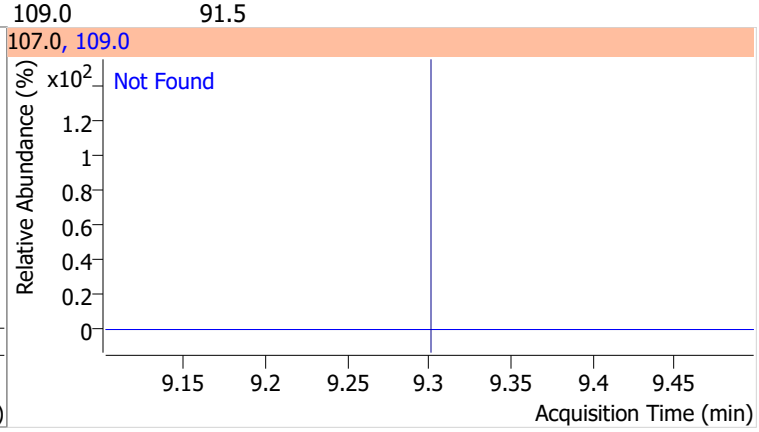

Compound	Conc.	Exp RT	QIon	Exp Ratio
Chlorobenzene	N.D.	9.80	114.0	32.2

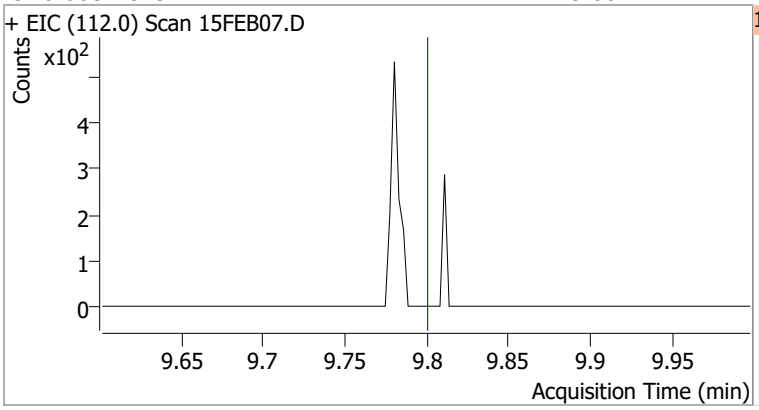

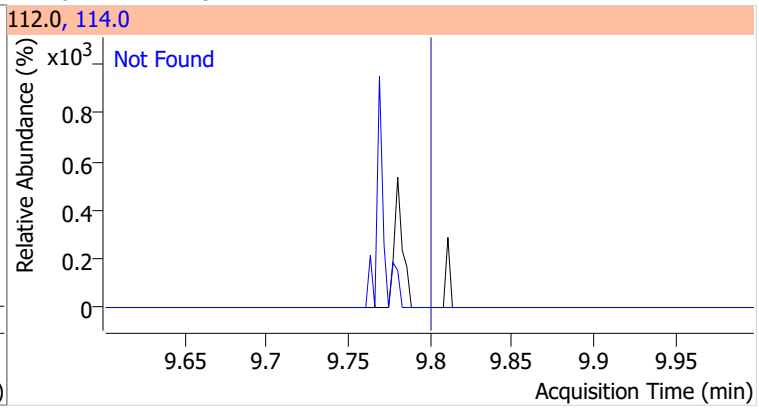

Compound	Conc.	Exp RT	QIon	Exp Ratio
1,1,1,2-Tetrachloroethane	N.D.	9.89	133.0	95.3

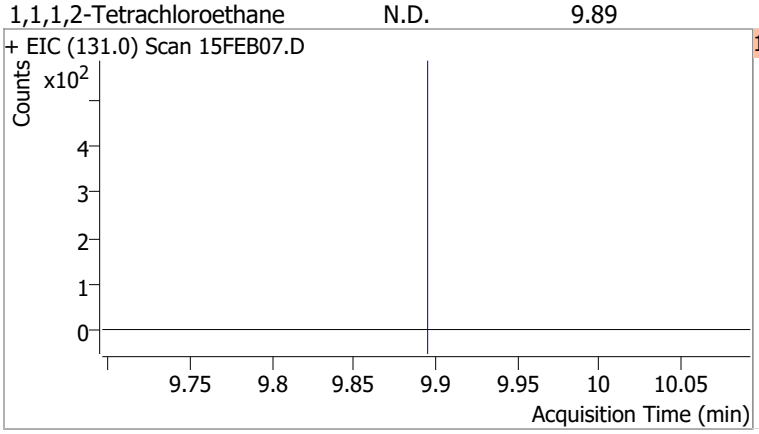

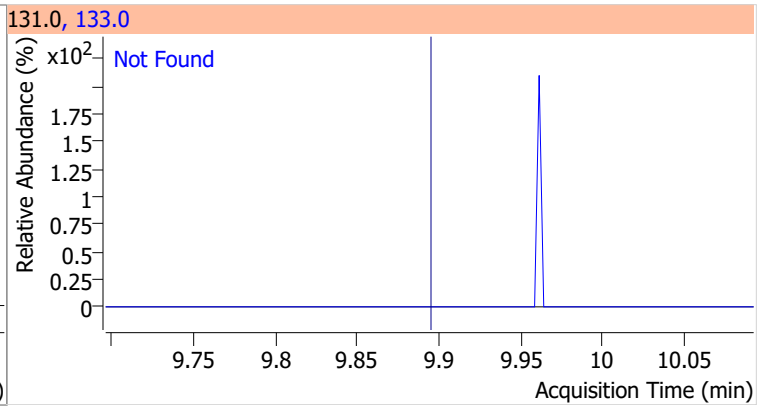

Compound	Conc.	RT	Dev(Min)	Resp.	QIon	QRatio	Lower	Upper
Ethylbenzene	0.6454	9.92	0.00	196 (m)	106.0	32.8	1.7	61.7

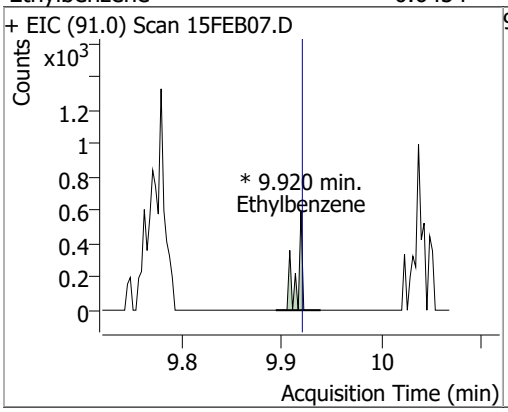

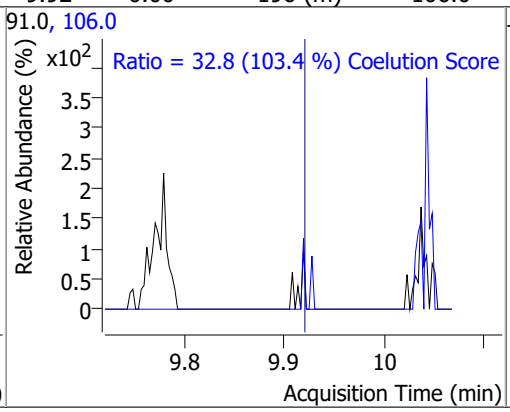

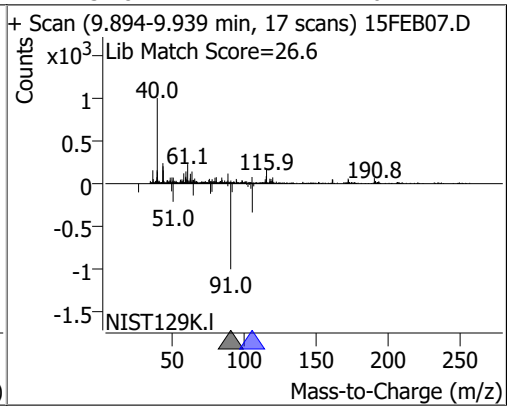

Compound	Conc.	RT	Dev(Min)	Resp.	QIon	QRatio	Lower	Upper
m+p-Xylenes	1.9901	10.04	0.00	326 (m)	91.0	198.8	170.7	230.7

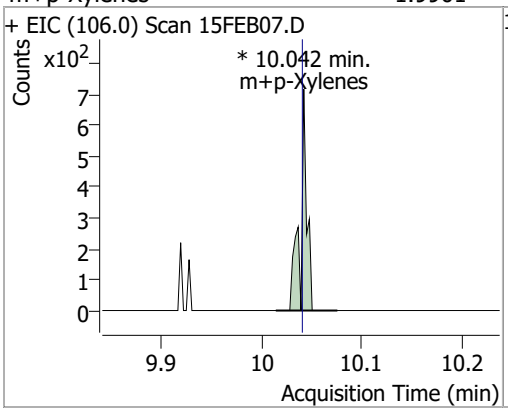

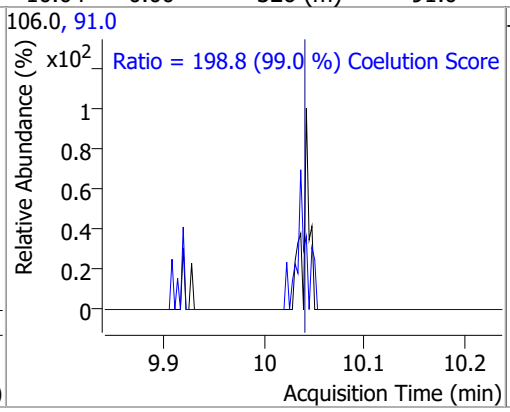

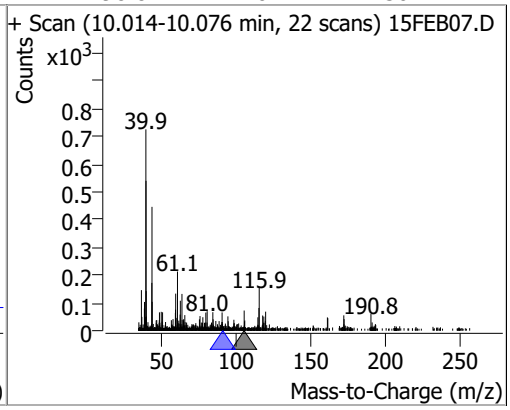

Compound	Conc.	RT	Dev(Min)	Resp.	QIon	QRatio	Lower	Upper
o-Xylene		0		0	91.0		181.4	241.4

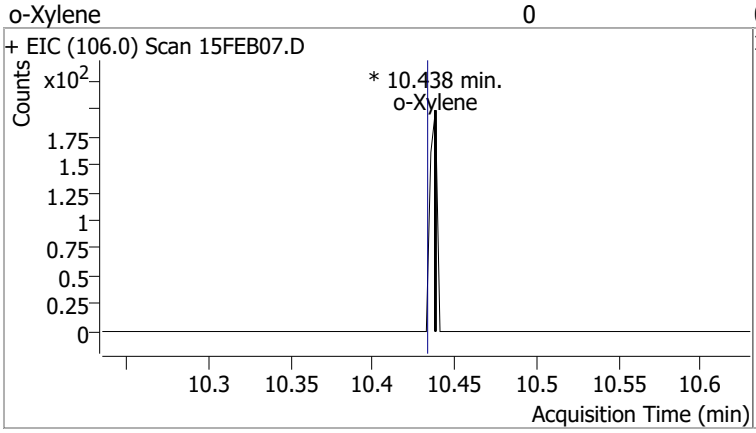

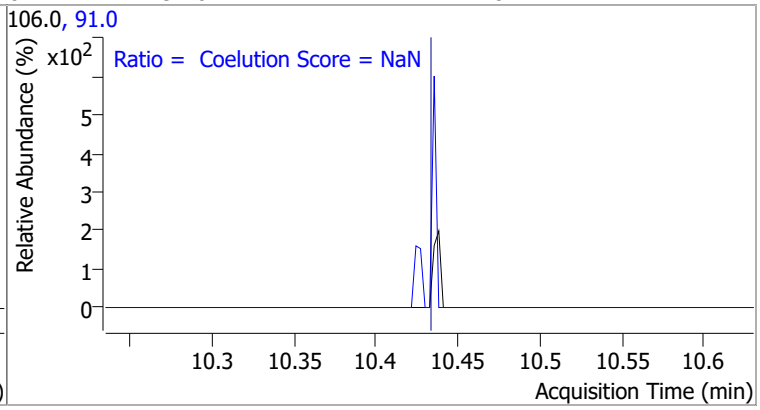

Compound	Conc.	Exp RT	QIon	Exp Ratio
Styrene	N.D.	10.45	78.0	50.6

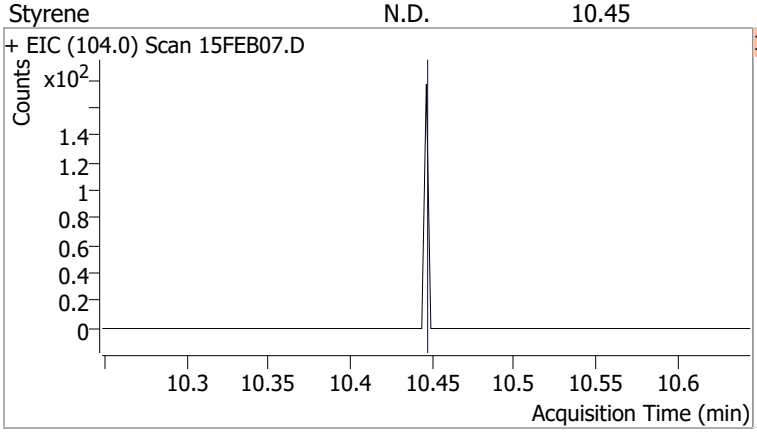

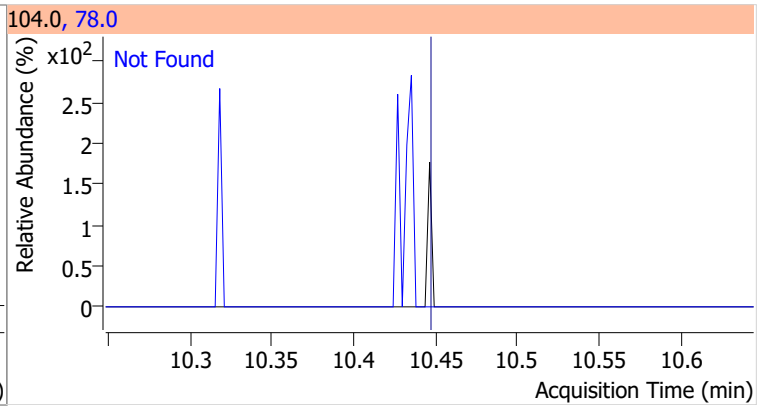

Compound	Conc.	RT	Dev(Min)	Resp.	QIon	QRatio	Lower	Upper
Bromoform	0.2788	10.63	0.00	86 (m)	170.5	30.3	20.3	80.3
					174.5	38.5	18.1	78.1

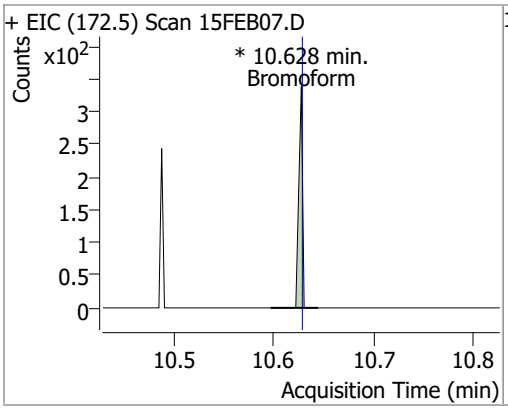

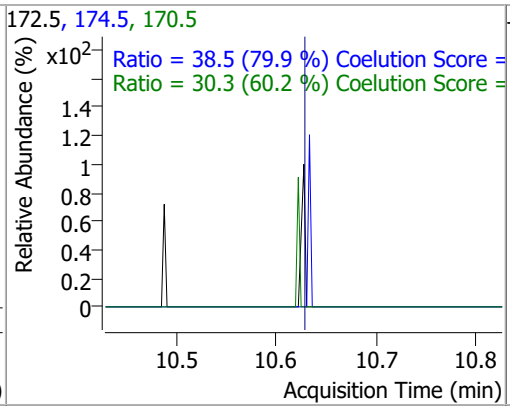

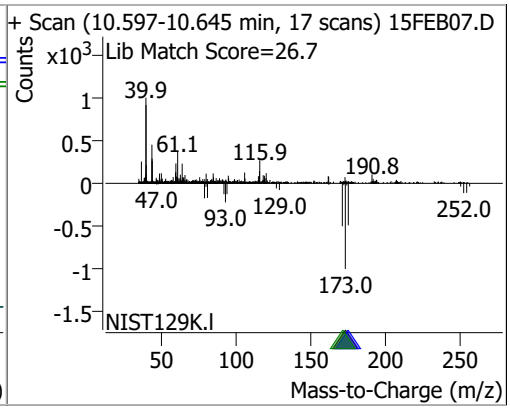

Compound	Conc.	RT	Dev(Min)	Resp.	QIon	QRatio	Lower	Upper
p-Bromofluorobenzene	286.1985	10.95	0.01	242250	174.0	91.9	65.3	125.3
					176.0	89.1	63.3	123.3

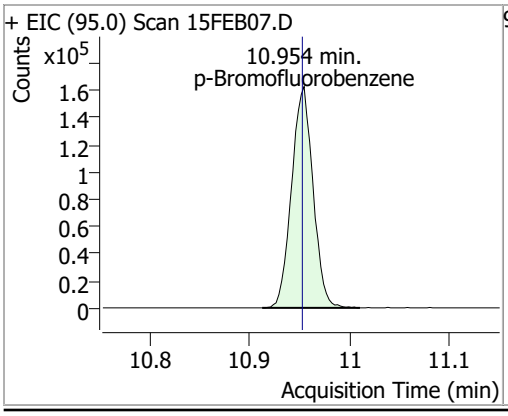

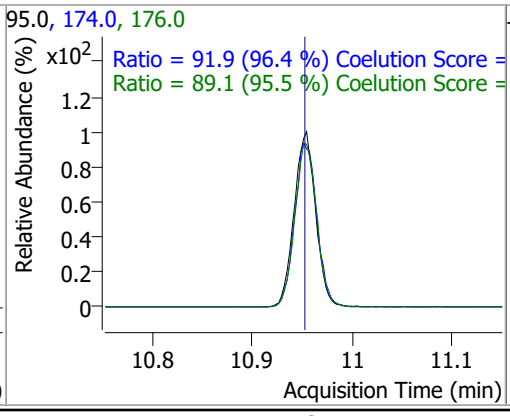

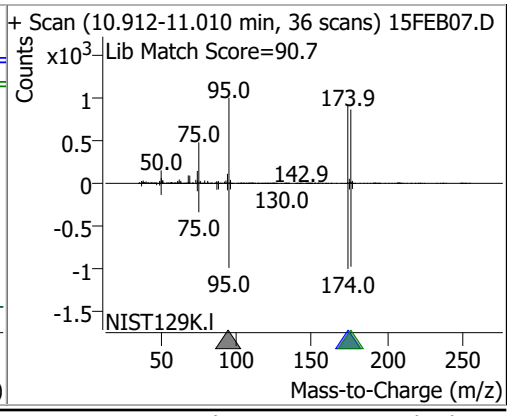

Compound	Conc.	Exp RT	QIon	Exp Ratio	QIon	Exp Ratio
Bromobenzene	N.D.	11.09	77.0	143.5	158.0	96.1

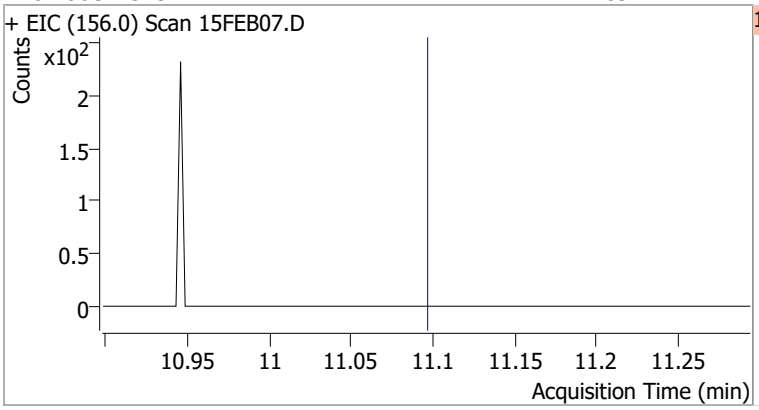

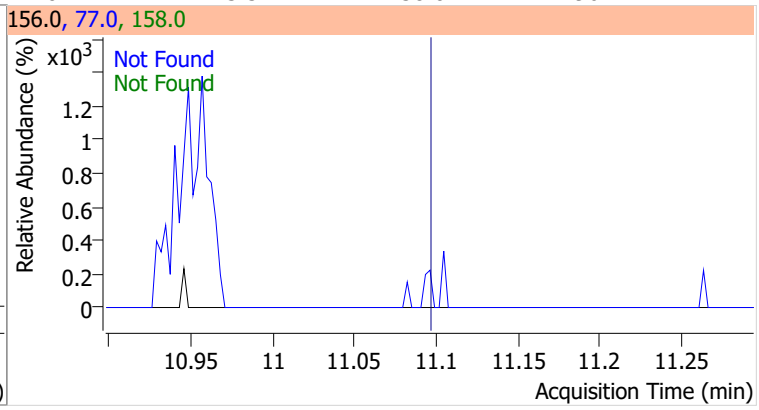

Compound	Conc.	Exp RT	QIon	Exp Ratio
1,1,2,2-Tetrachloroethane	N.D.	11.11	85.0	63.3

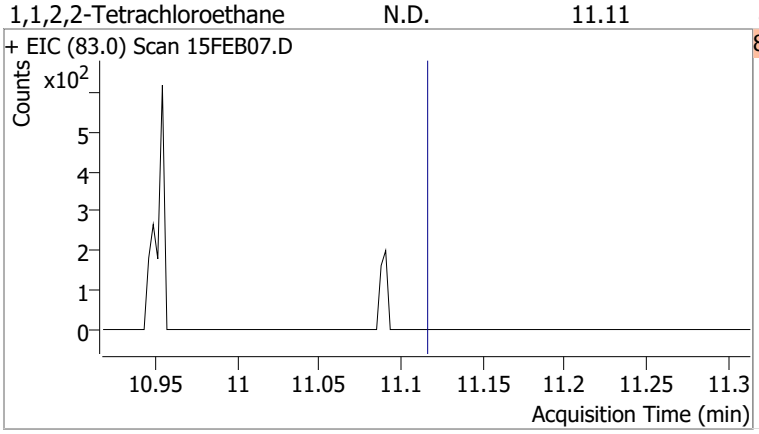

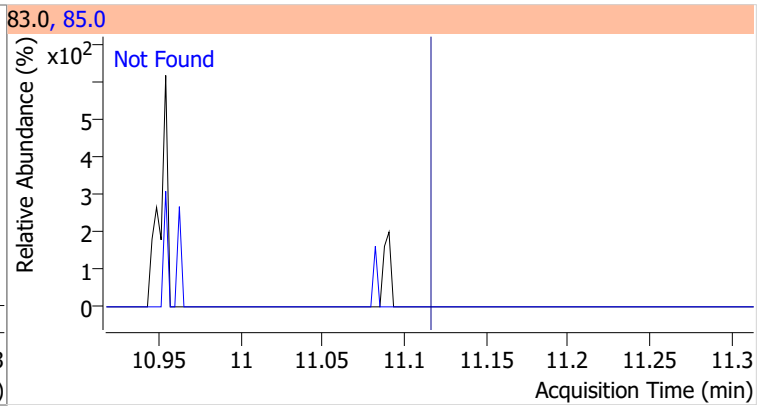

Compound	Conc.	Exp RT	QIon	Exp Ratio
1,2,3-Trichloropropane	N.D.	11.15	112.0	65.8

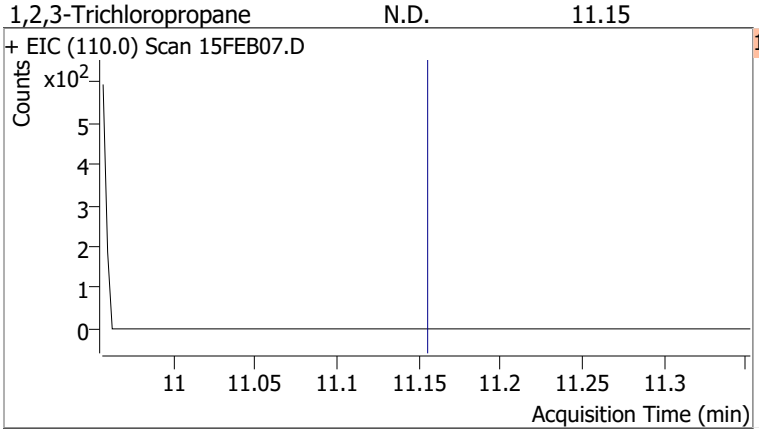

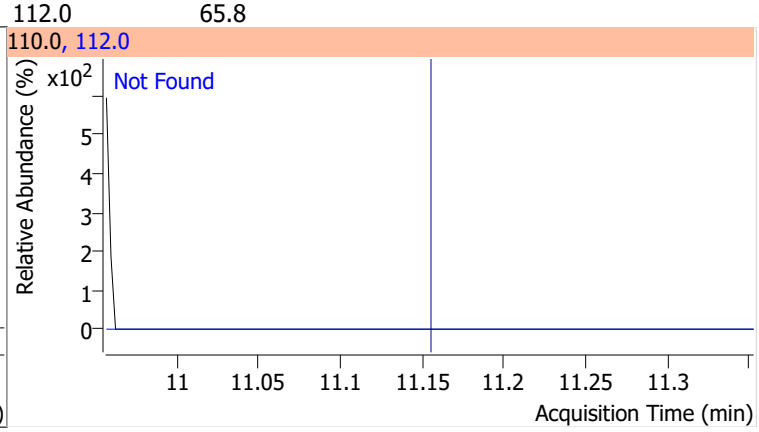

Compound	Conc.	Exp RT	QIon	Exp Ratio
2-Chlorotoluene	N.D.	11.29	91.0	276.2

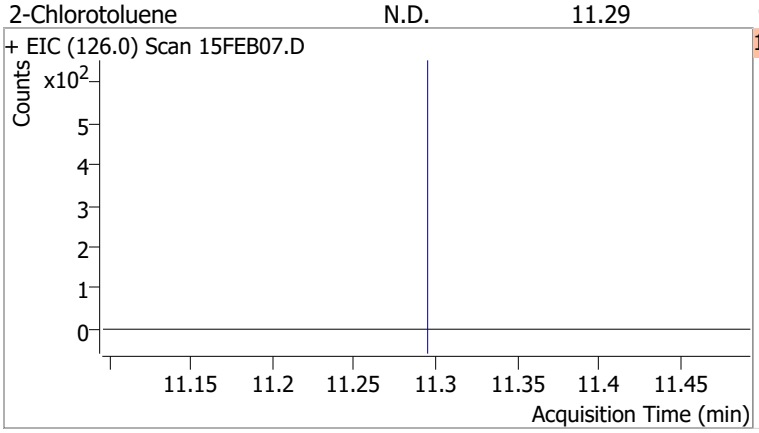

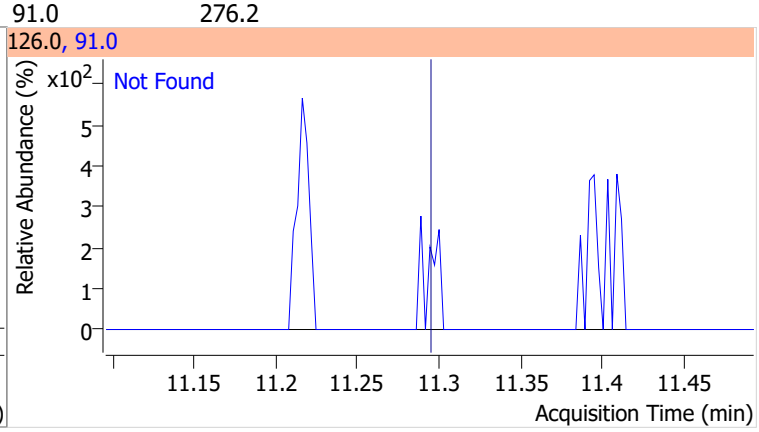

Compound	Conc.	Exp RT	QIon	Exp Ratio
4-Chlorotoluene	N.D.	11.40	126.0	31.3

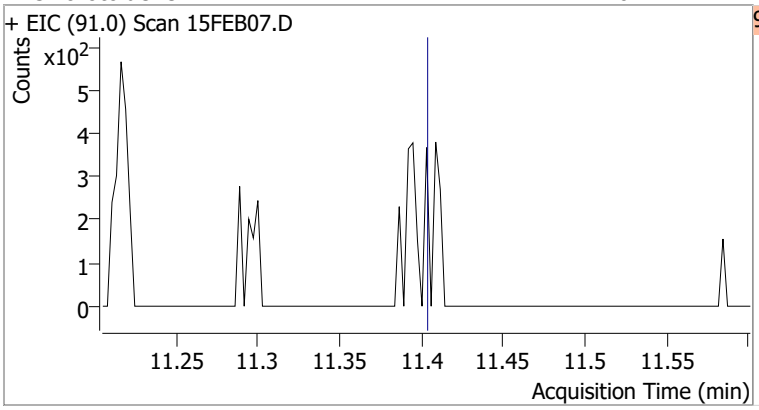

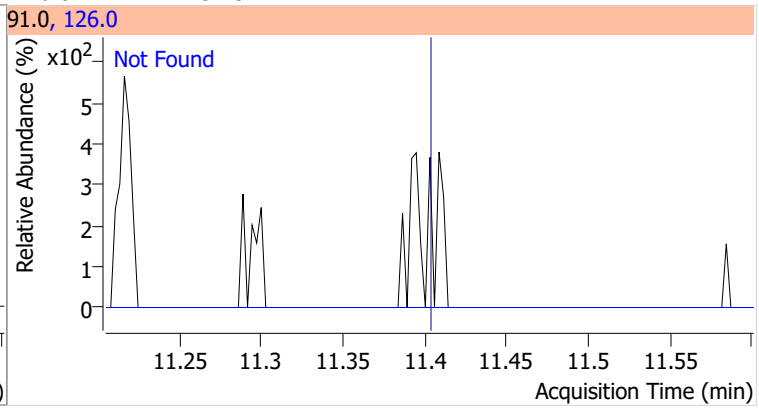

Compound	Conc.	Exp RT	QIon	Exp Ratio	QIon	Exp Ratio
1,3-Dichlorobenzene	N.D.	12.03	148.0	62.8	111.0	38.7

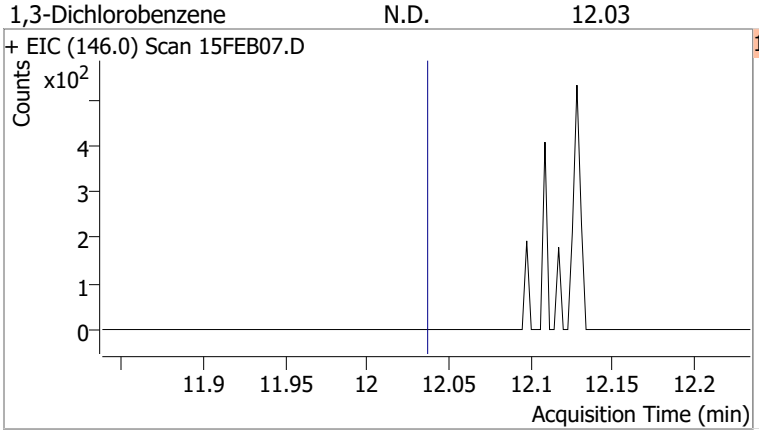

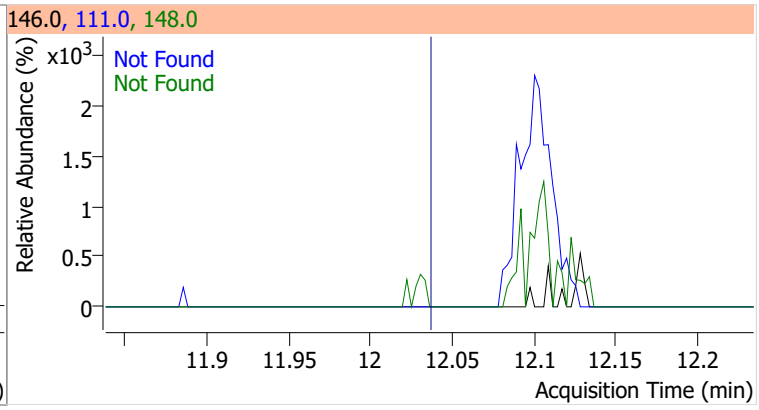

Compound	Conc.	Exp RT	QIon	Exp Ratio	QIon	Exp Ratio
1,4-Dichlorobenzene	N.D.	12.12	148.0	63.7	111.0	38.7

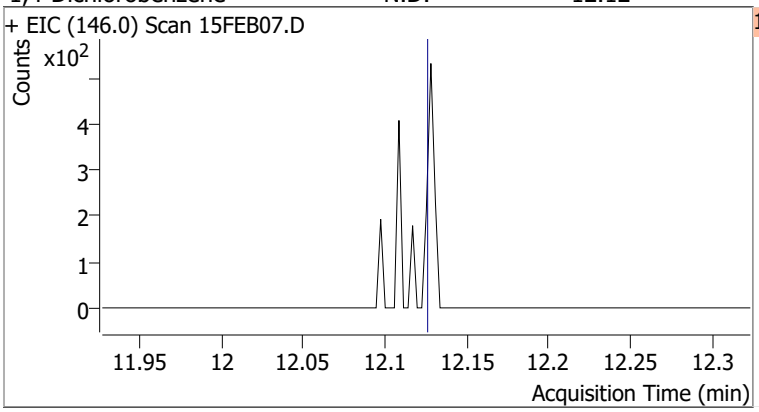

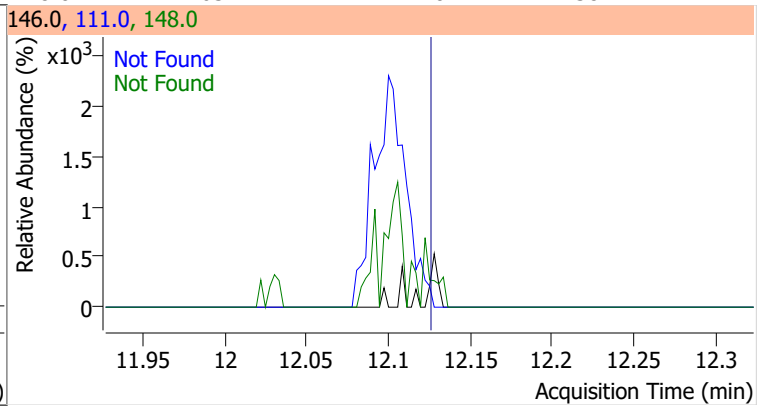

Compound	Conc.	Exp RT	QIon	Exp Ratio	QIon	Exp Ratio
1,2-Dichlorobenzene	N.D.	12.49	148.0	61.9	111.0	39.5

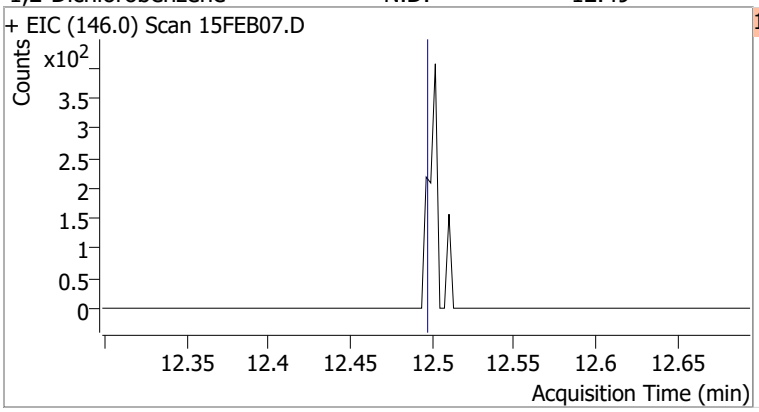

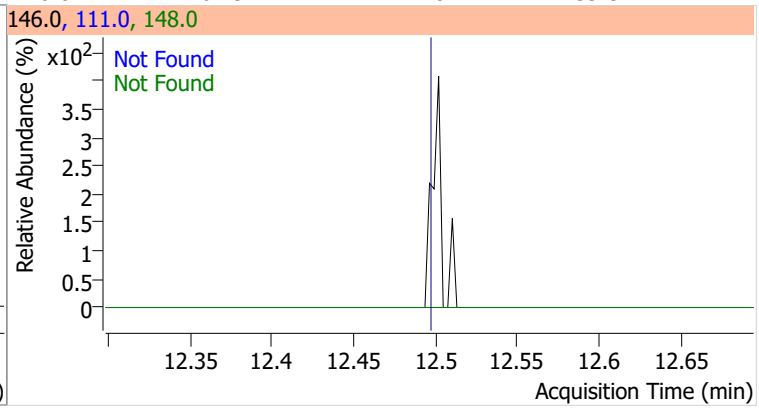

Quantitation Results Report (QT Reviewed)

Data File	15FEB08.D	Operator	MSC
Acq. Method	5975CACQF.M	Acq. Date-Time	2/15/2022 12:54:04 PM
Sample Name	B22020962-021F	Instrument	VOA5975C
Vial	8	Multiplier	1.00
DA Method File	VOA5975C_8260B_SHT_DoD_L4_011922.m	Comment	
Tune File	BFB_Atune3.u	Tune Date	10/11/2021 4:02:00 PM
Batch Name	VG021522_8260B.batch.bin	Last Calib Update	2/18/2022 11:13:24 AM
Ref Library	\\MASSHUNTER\Org\Library\NIST129K.l		

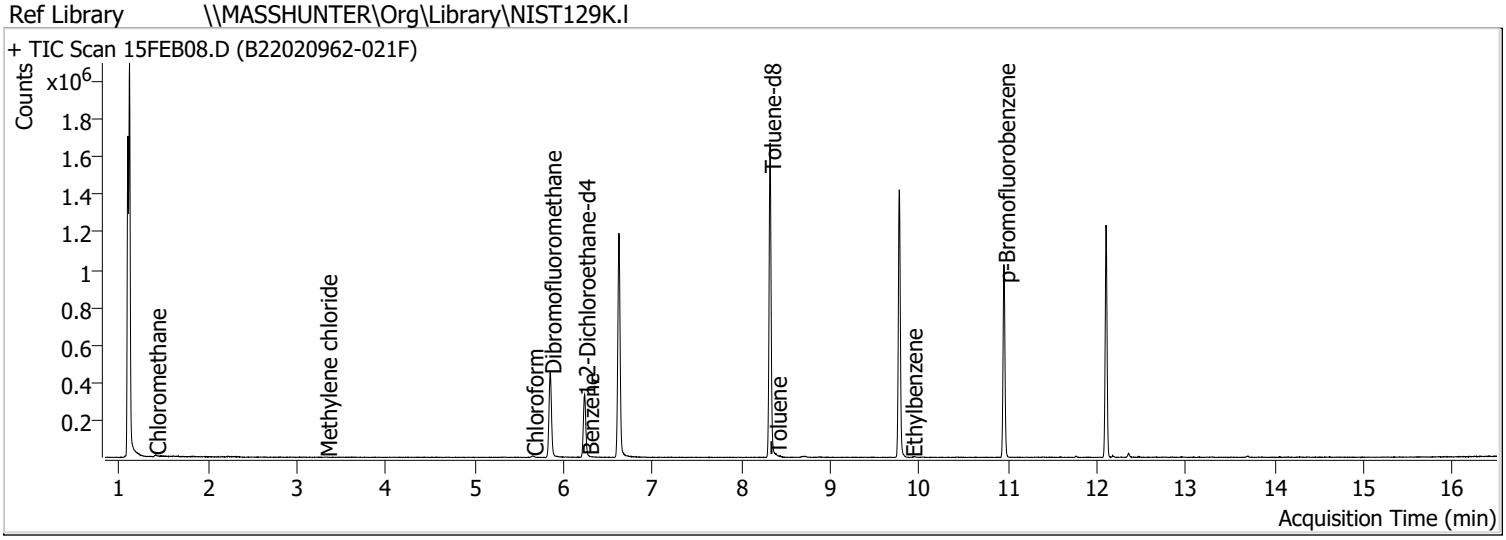

Compound	RT	QIon	Resp.	Conc.	Units		Dev(Min)
Internal Standards							
M Fluorobenzene	6.620	96.0	987175	250.0000	ng		0.000
M Chlorobenzene-d5	9.774	82.0	390386	250.0000	ng		0.000
M 1,4-Dichlorobenzene-d4	12.100	152.0	289197	250.0000	ng		0.000
System Monitoring Compounds							
S Dibromofluoromethane	5.851	113.0	270442	282.8417	ng		0.000
Spiked Amount: 250.000	Range: 80.0 - 119.0%			Recovery = 113.14%			
S 1,2-Dichloroethane-d4	6.233	67.0	119010	288.1347	ng		0.003
Spiked Amount: 250.000	Range: 81.0 - 118.0%			Recovery = 115.25%			
S Toluene-d8	8.321	98.0	999088	262.3248	ng		0.003
Spiked Amount: 250.000	Range: 89.0 - 112.0%			Recovery = 104.93%			
S p-Bromofluorobenzene	10.954	95.0	286788	268.5828	ng		0.005
Spiked Amount: 250.000	Range: 85.0 - 114.0%			Recovery = 107.43%			
Target Compounds							**QValue**
T Dichlorodifluoromethane	0.000		0	N.D.			
T Chloromethane	1.406	50.0	7267	4.6501	ng		98
T Vinyl chloride	0.000		0	N.D.			
T Bromomethane	0.000		0	N.D.			
T Chloroethane	0.000		0	N.D.			
T Trichlorofluoromethane	0.000		0	N.D.			
T 1,1-Dichloroethene	0.000		0	N.D.			
T Methylene chloride	3.327	49.0	865	0.5994	ng	m	79
T trans-1,2-Dichloroethene	0.000		0	N.D.			
T Methyl tert-butyl ether (MTBE)	0.000		0	N.D.			
T 1,1-Dichloroethane	0.000		0	N.D.			
T 2,2-Dichloropropane	0.000		0	N.D.			
T cis-1,2-Dichloroethene	0.000		0	N.D.			
T Methyl ethyl ketone	0.000		0	N.D.			
T Bromochloromethane	0.000		0	N.D.			
T Chloroform	5.650	83.0	5702	2.9760	ng		93

Compound	RT	QIon	Resp.	Conc.	Units		Dev(Min)
T 1,1,1-Trichloroethane	0.000		0	N.D.			
T Carbon tetrachloride	6.021	117.0	0		ng	md	1
T 1,1-Dichloropropene	0.000		0	N.D.			
T Benzene	6.275	78.0	257	0.0651	ng	m	77
T 1,2-Dichloroethane	0.000		0	N.D.			
T Trichloroethene	0.000		0	N.D.			
T 1,2-Dichloropropane	0.000		0	N.D.			
T Dibromomethane	0.000		0	N.D.			
T Bromodichloromethane	0.000		0	N.D.			
T cis-1,3-Dichloropropene	0.000		0	N.D.			
T Toluene	8.386	92.0	1832	0.7216	ng	m	99
T trans-1,3-Dichloropropene	0.000		0	N.D.			
T 1,1,2-Trichloroethane	0.000		0	N.D.			
T Tetrachloroethene	0.000		0	N.D.			
T 1,3-Dichloropropane	0.000		0	N.D.			
T Chlorodibromomethane	0.000		0	N.D.			
T 1,2-Dibromoethane	0.000		0	N.D.			
T Chlorobenzene	0.000		0	N.D.			
T 1,1,1,2-Tetrachloroethane	0.000		0	N.D.			
T Ethylbenzene	9.911	91.0	360	0.6724	ng	m	79
T m+p-Xylenes	10.048	106.0	0		ng	md	1
T o-Xylene	10.435	106.0	0		ng	md	1
T Styrene	0.000		0	N.D.			
T Bromoform	0.000		0	N.D.			
T Bromobenzene	0.000		0	N.D.			
T 1,1,2,2-Tetrachloroethane	0.000		0	N.D.			
T 1,2,3-Trichloropropane	0.000		0	N.D.			
T 2-Chlorotoluene	0.000		0	N.D.			
T 4-Chlorotoluene	0.000		0	N.D.			
T 1,3-Dichlorobenzene	0.000		0	N.D.			
T 1,4-Dichlorobenzene	0.000		0	N.D.			
T 1,2-Dichlorobenzene	0.000		0	N.D.			

(#) = Qualifier Out of Range; (m) = Manual Integration; (+) = Area Summed; (*) = Surrogate Percent Recovery Out of Range; (d): Zeroed Peak

Compound	Conc.	Exp RT	QIon	Exp Ratio
Dichlorodifluoromethane	N.D.	1.24	87.0	31.8

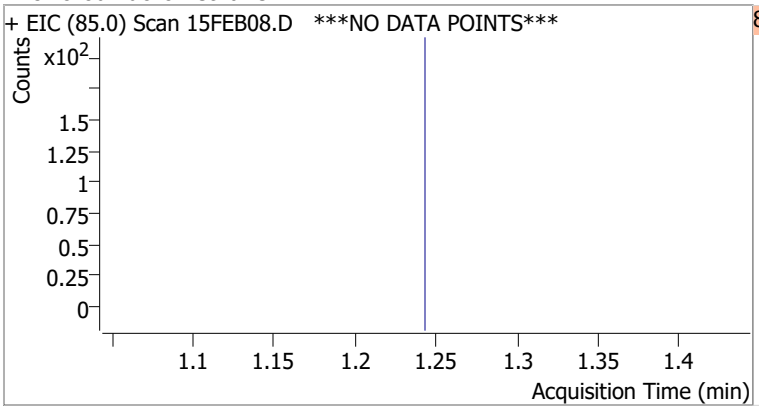

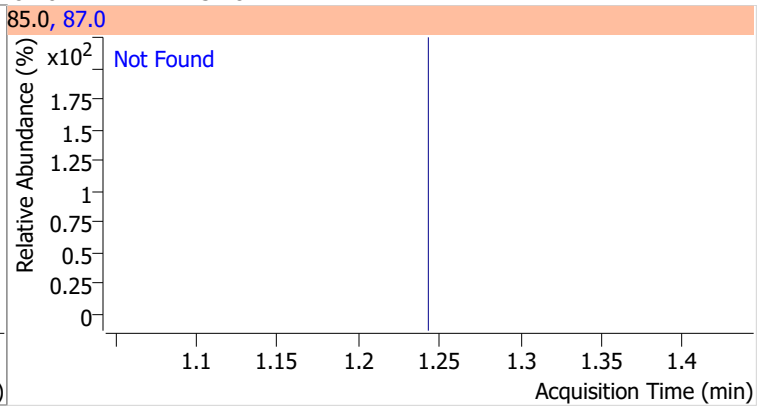

Compound	Conc.	RT	Dev(Min)	Resp.	QIon	QRatio	Lower	Upper
Chloromethane	4.6501	1.41	0.00	7267	52.0	33.8	2.4	62.4

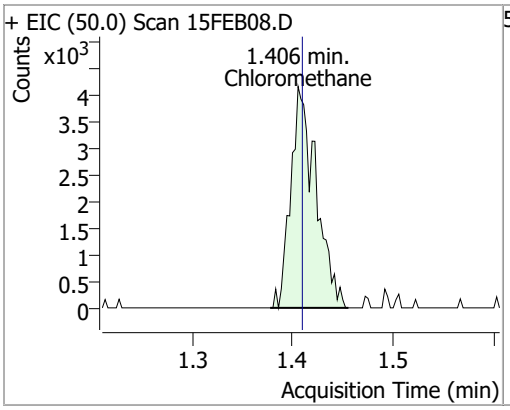

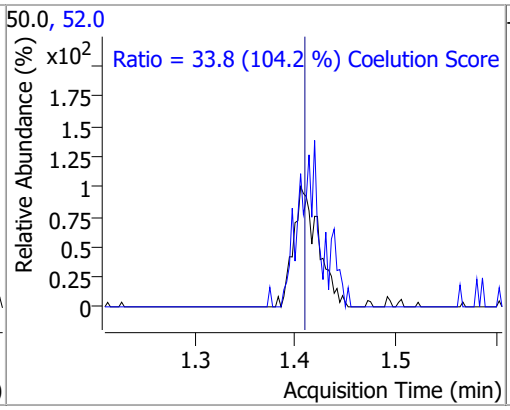

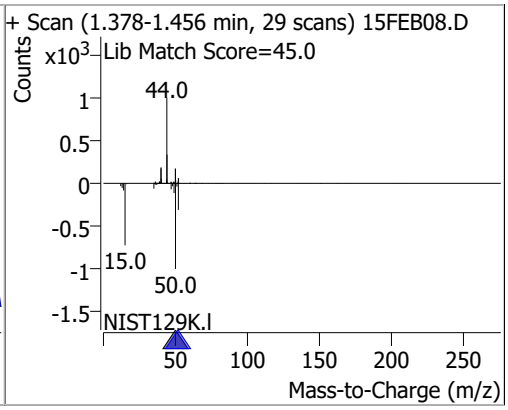

Compound	Conc.	Exp RT	QIon	Exp Ratio
Vinyl chloride	N.D.	1.50	64.0	31.3

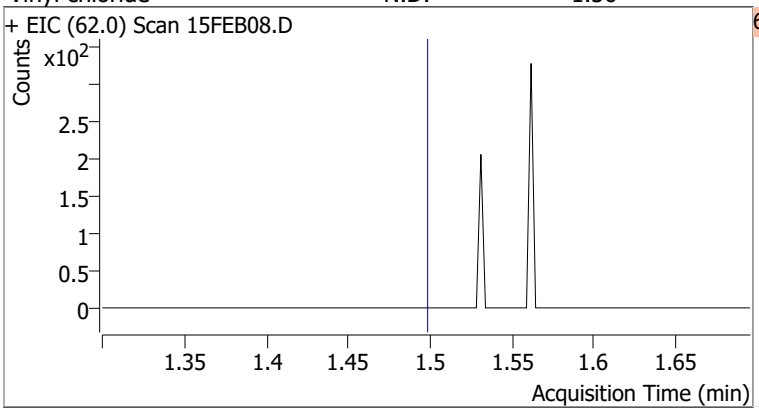

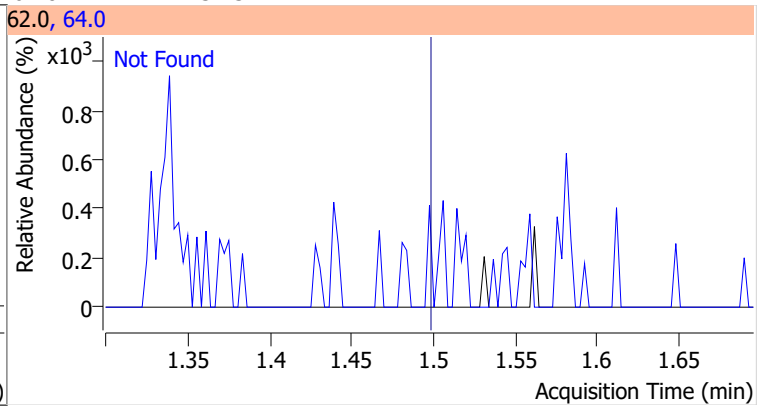

Compound	Conc.	Exp RT	QIon	Exp Ratio
Bromomethane	N.D.	1.80	94.0	110.1

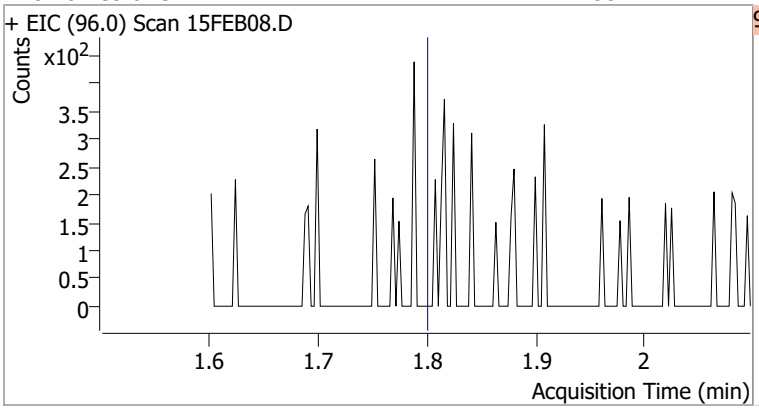

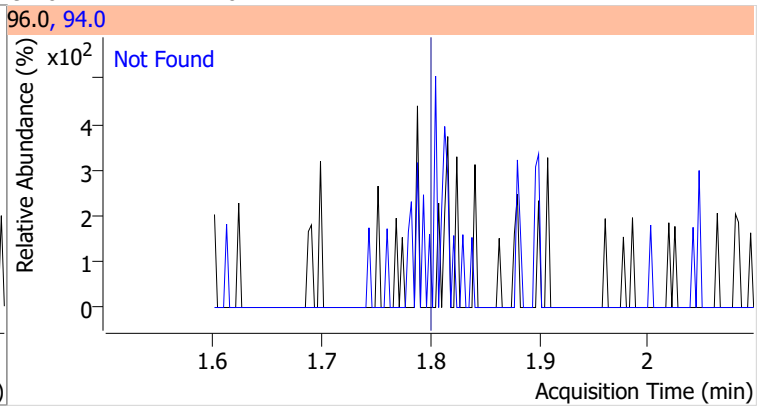

Compound	Conc.	Exp RT	QIon	Exp Ratio
Chloroethane	N.D.	1.90	66.0	30.0

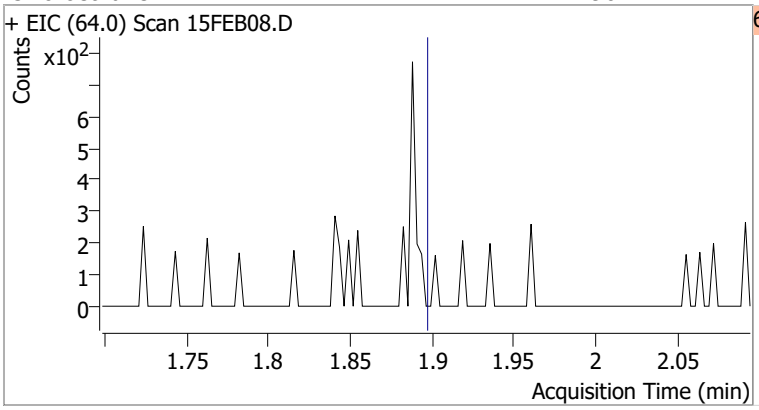

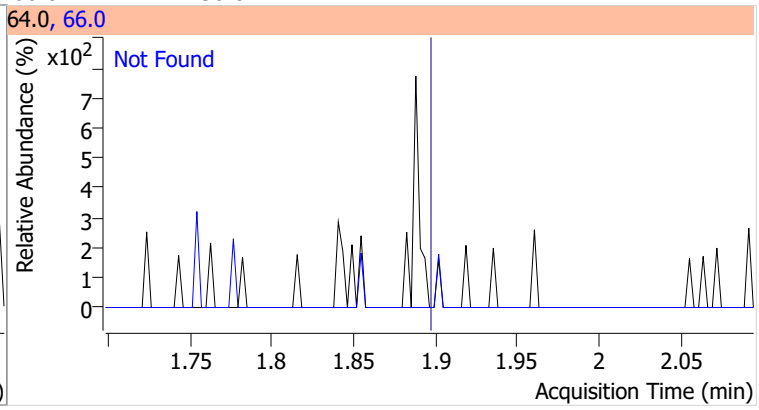

Compound	Conc.	Exp RT	QIon	Exp Ratio
Trichlorofluoromethane	N.D.	2.15	103.0	65.0

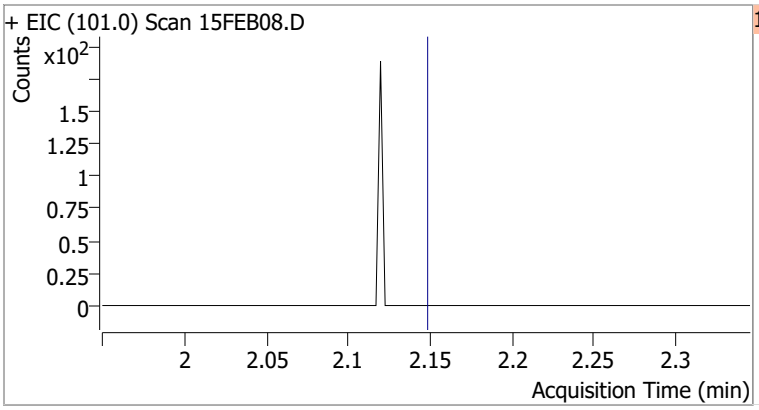

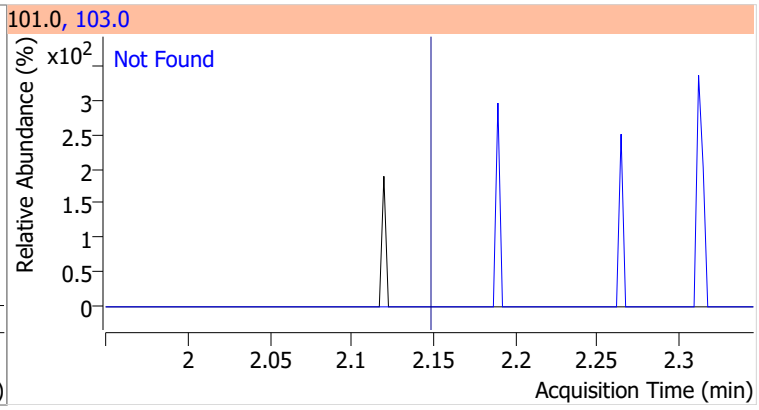

Compound	Conc.	Exp RT	QIon	Exp Ratio	QIon	Exp Ratio
1,1-Dichloroethene	N.D.	2.70	61.0	179.9	63.0	57.0

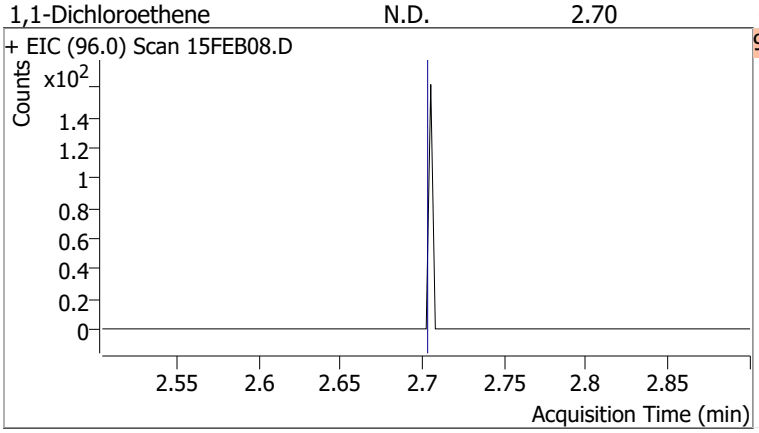

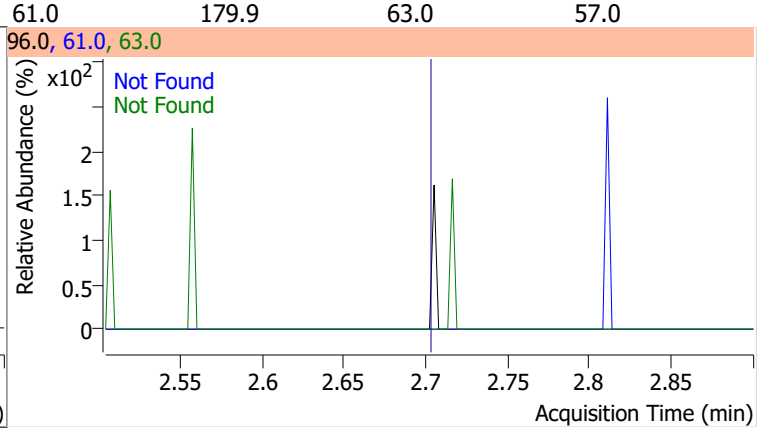

Compound	Conc.	RT	Dev(Min)	Resp.	QIon	QRatio	Lower	Upper
Methylene chloride	0.5994	3.33	-0.01	865 (m)	84.0	51.2	36.1	96.1
					86.0	25.9	11.8	71.8

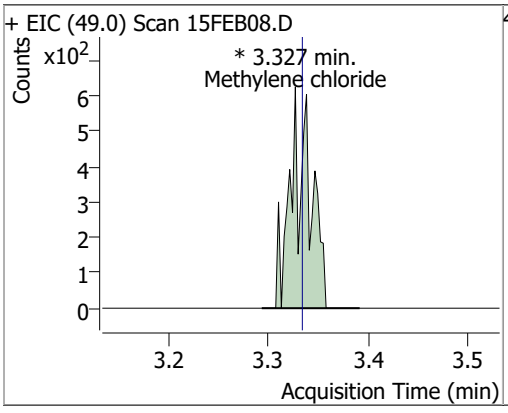

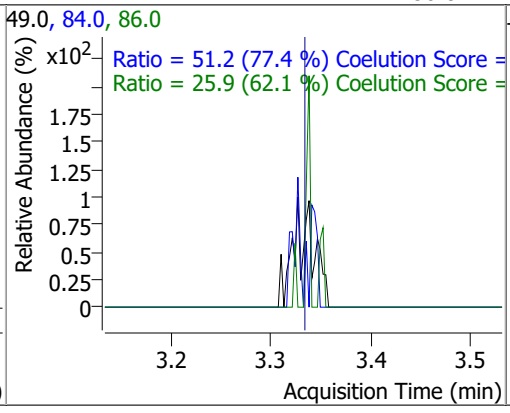

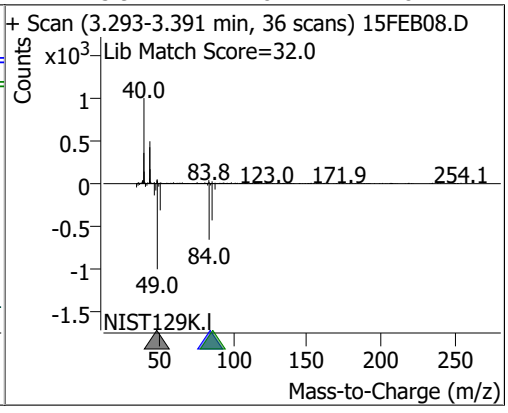

Compound	Conc.	Exp RT	QIon	Exp Ratio	QIon	Exp Ratio
trans-1,2-Dichloroethene	N.D.	3.72	61.0	154.8	98.0	62.1

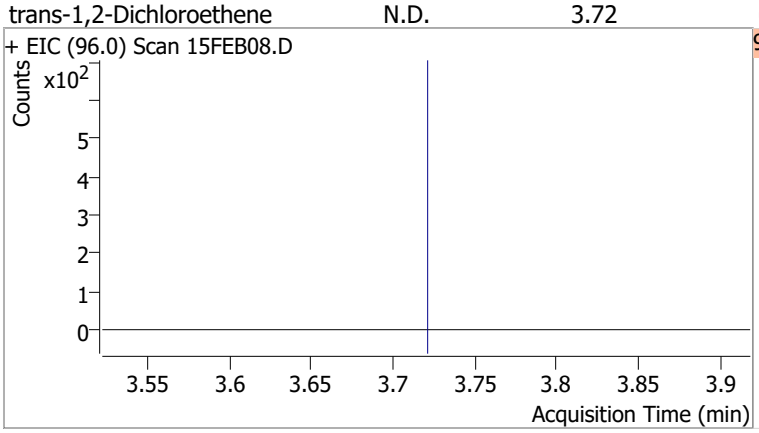

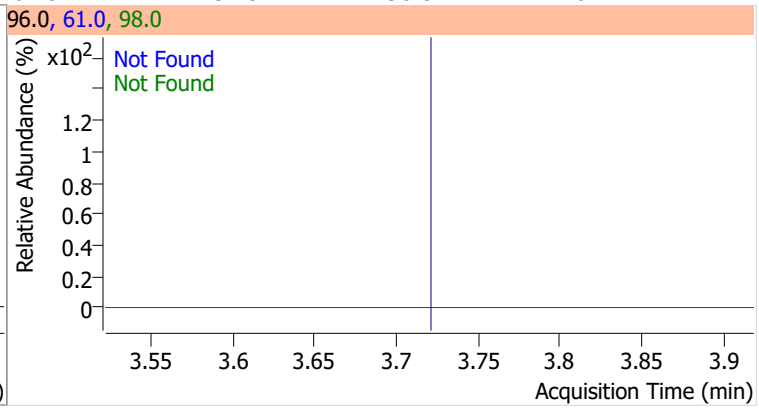

Compound	Conc.	Exp RT	QIon	Exp Ratio
Methyl tert-butyl ether (MTBE)	N.D.	3.75	57.0	24.6

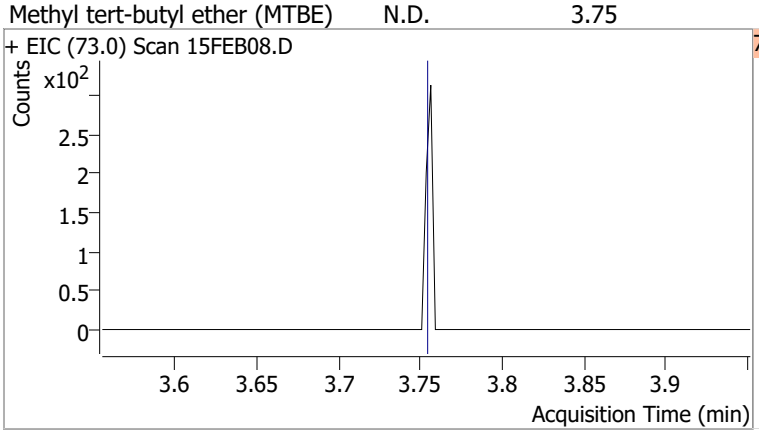

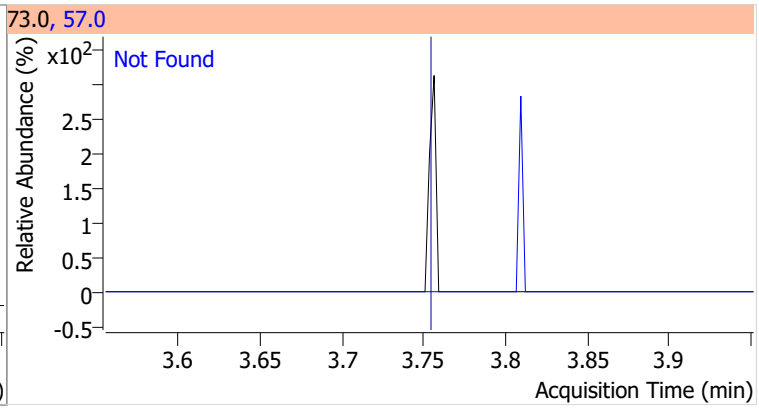

Compound	Conc.	Exp RT	QIon	Exp Ratio	QIon	Exp Ratio
1,1-Dichloroethane	N.D.	4.38	65.0	31.0	83.0	12.7

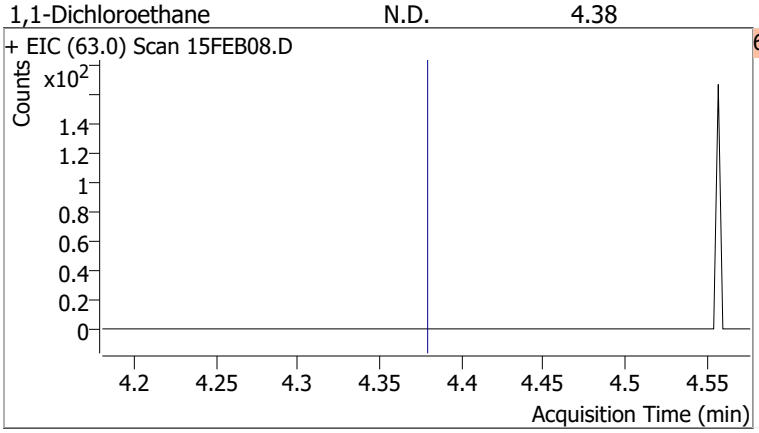

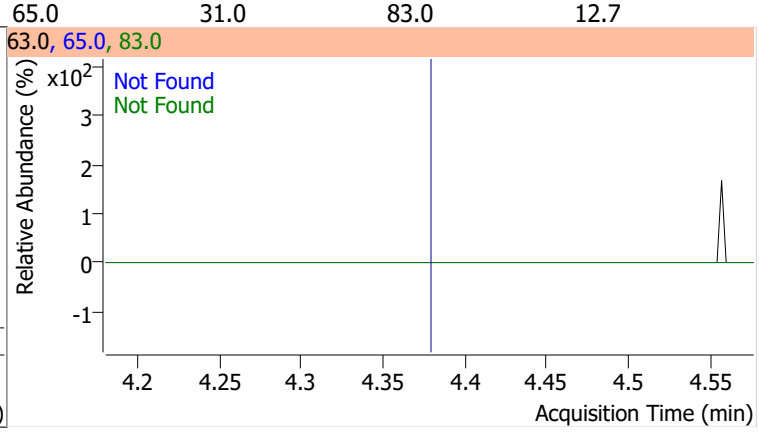

Compound	Conc.	Exp RT	QIon	Exp Ratio	QIon	Exp Ratio
2,2-Dichloropropane	N.D.	5.19	41.0	68.8	97.0	23.9

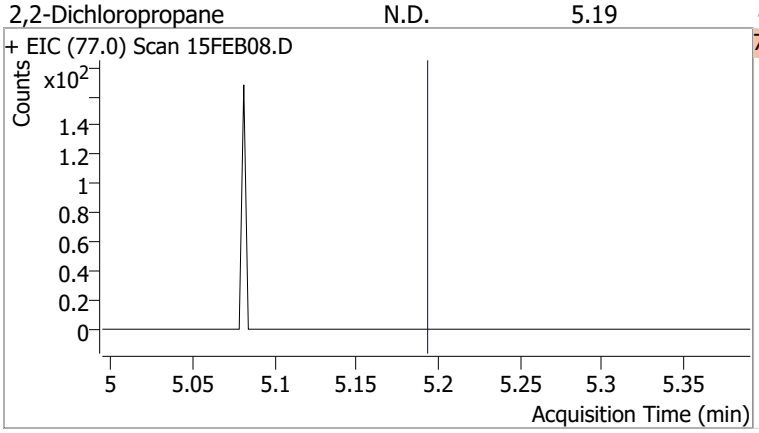

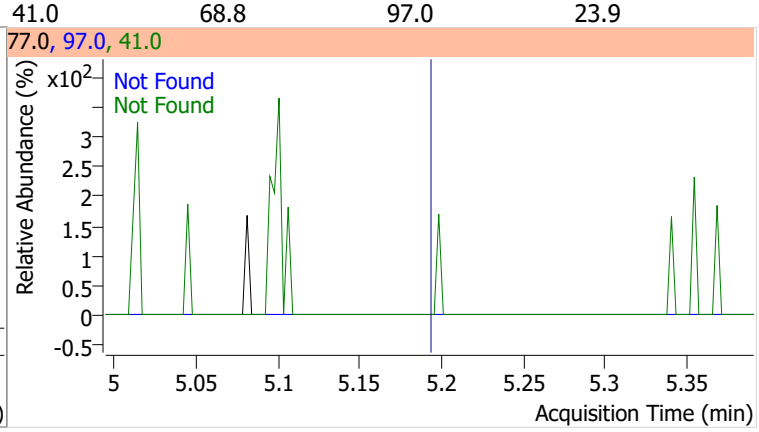

Compound	Conc.	Exp RT	QIon	Exp Ratio	QIon	Exp Ratio
cis-1,2-Dichloroethene	N.D.	5.21	61.0	160.4	98.0	66.2

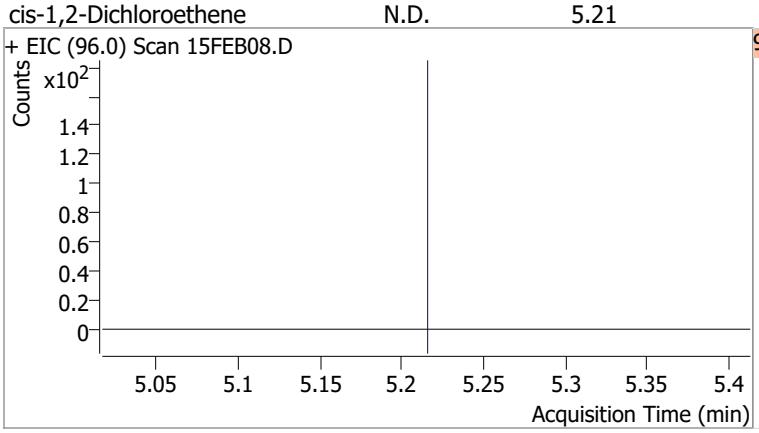

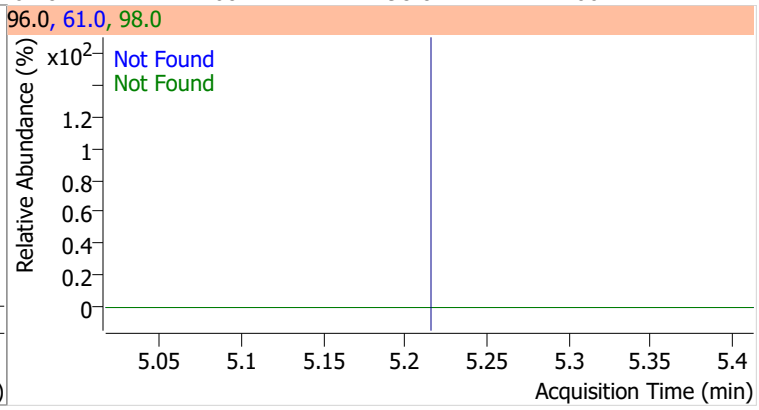

Compound	Conc.	Exp RT	QIon	Exp Ratio
Methyl ethyl ketone	N.D.	5.28	72.0	20.6

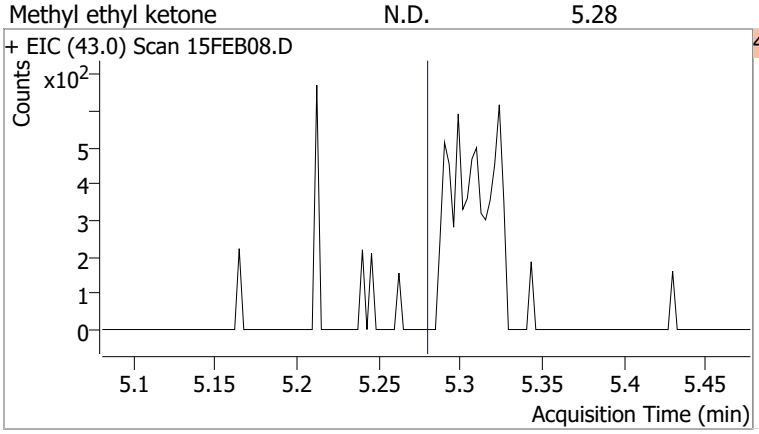

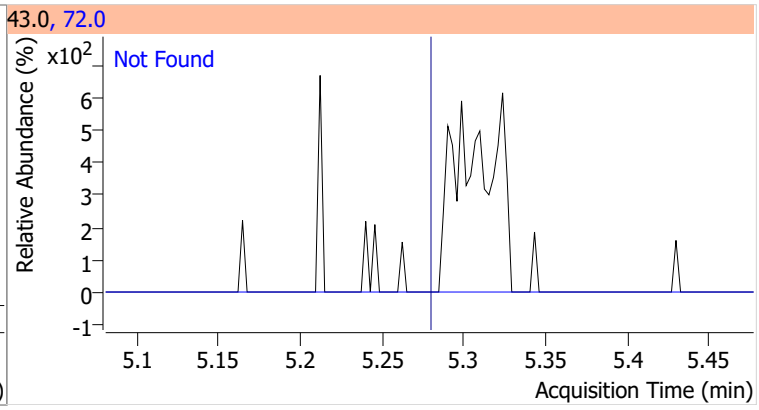

Compound	Conc.	Exp RT	QIon	Exp Ratio
Bromochloromethane	N.D.	5.52	49.0	182.2

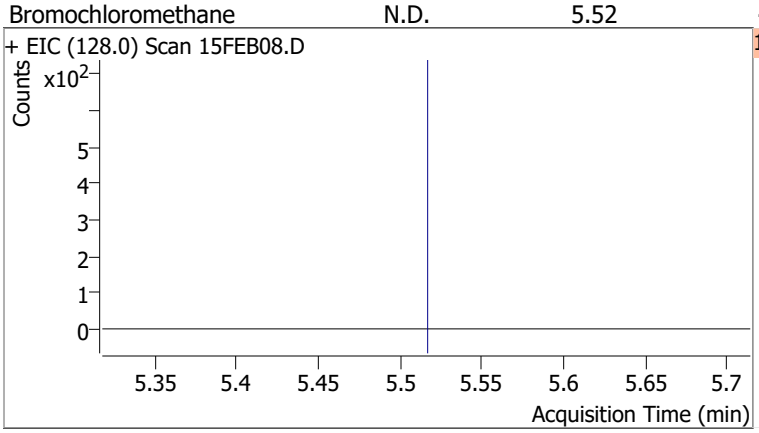

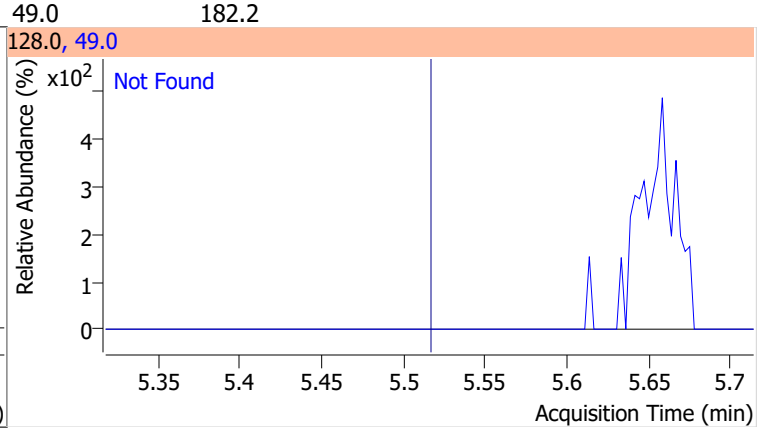

Compound	Conc.	RT	Dev(Min)	Resp.	QIon	QRatio	Lower	Upper
Chloroform	2.9760	5.65	0.00	5702	85.0	60.9	36.2	96.2

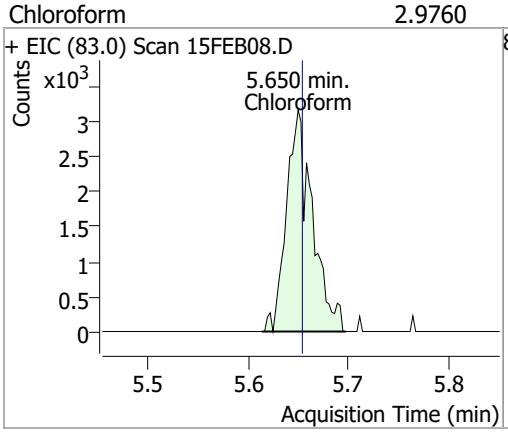

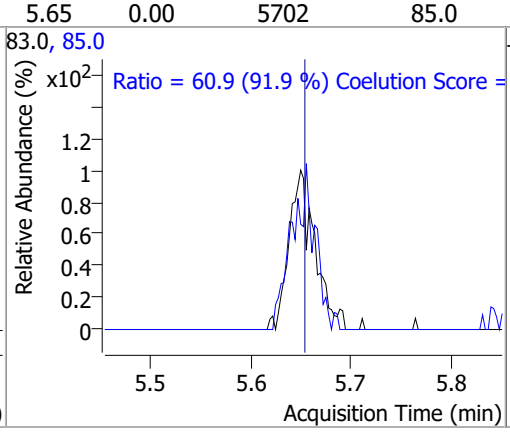

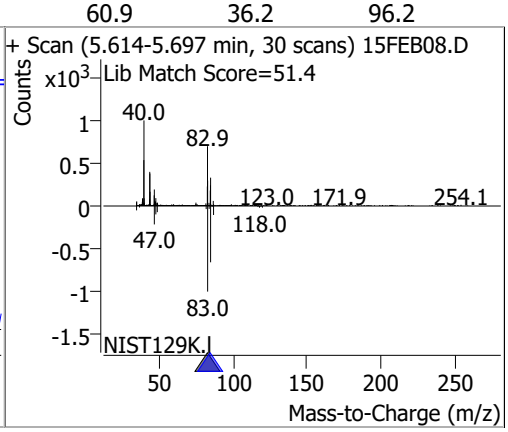

Compound	Conc.	Exp RT	QIon	Exp Ratio	QIon	Exp Ratio
1,1,1-Trichloroethane	N.D.	5.83	99.0	63.1	61.0	49.1

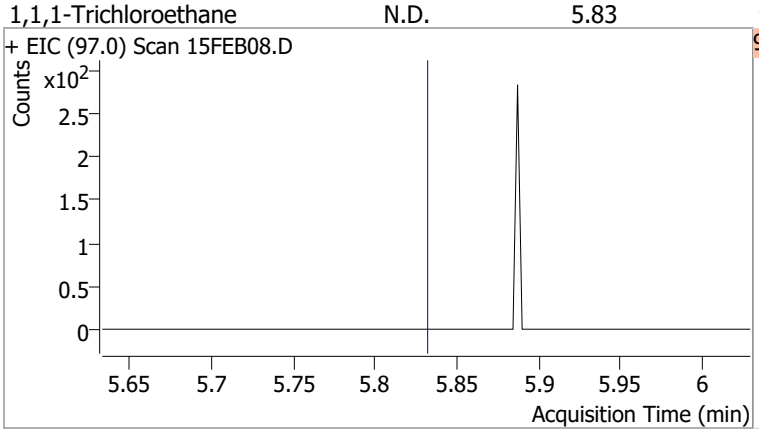

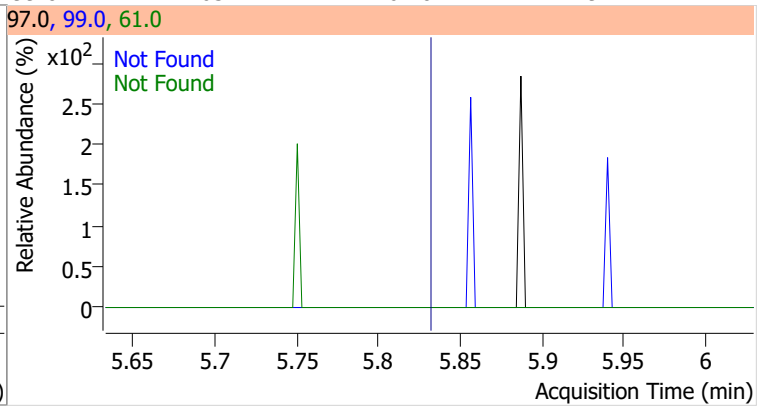

Compound	Conc.	RT	Dev(Min)	Resp.	QIon	QRatio	Lower	Upper
Dibromofluoromethane	282.8417	5.85	0.00	270442	191.5	21.4	0.0	53.2

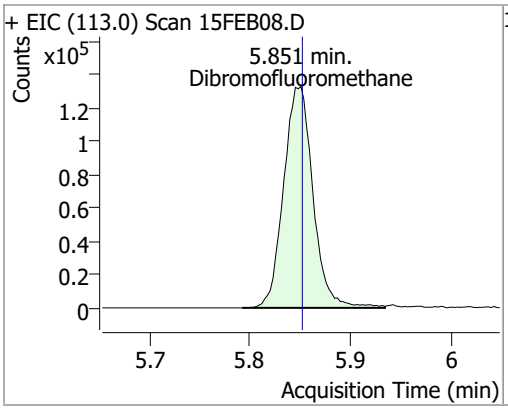

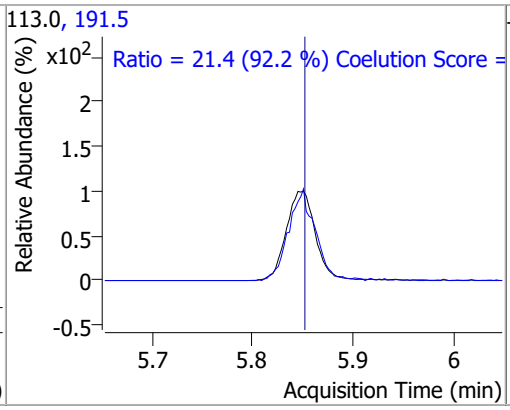

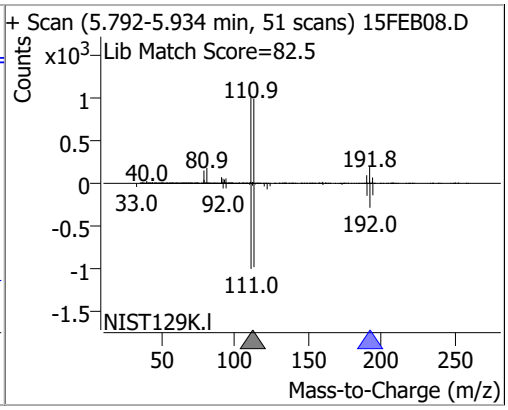

Compound	Conc.	RT	Dev(Min)	Resp.	QIon	QRatio	Lower	Upper
Carbon tetrachloride		0		0	119.0		67.6	127.6
					121.0		0.7	60.7

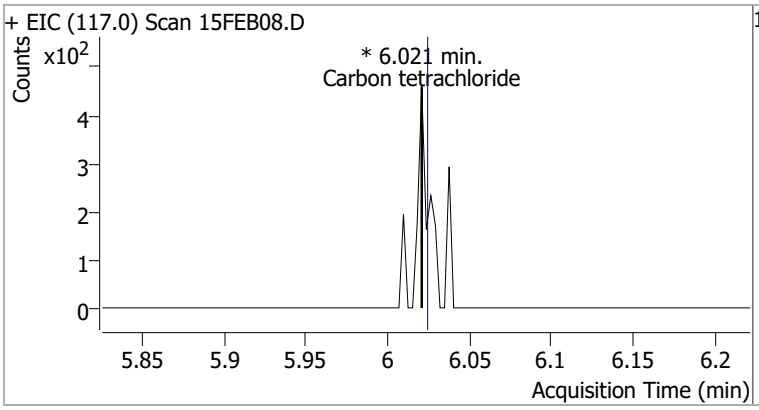

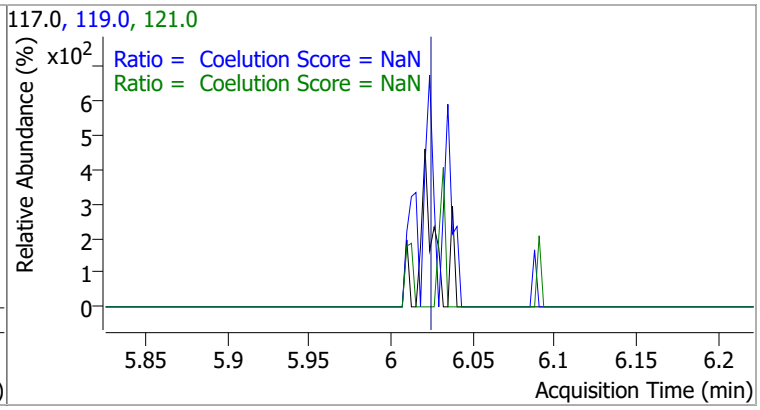

Compound	Conc.	Exp RT	QIon	Exp Ratio	QIon	Exp Ratio
1,1-Dichloropropene	N.D.	6.04	110.0	35.6	77.0	31.0

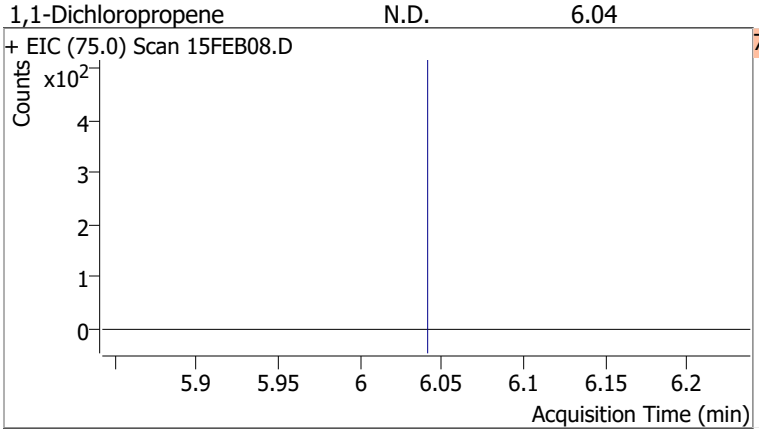

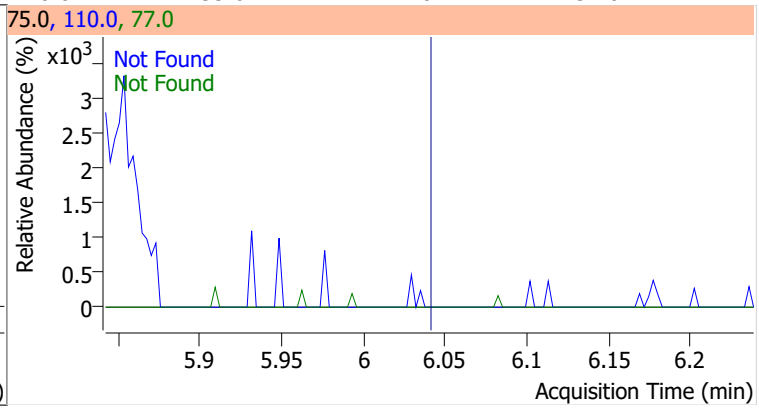

Compound	Conc.	RT	Dev(Min)	Resp.	QIon	QRatio	Lower	Upper
1,2-Dichloroethane-d4	288.1347	6.23	0.00	119010	65.0	199.2	162.8	222.8

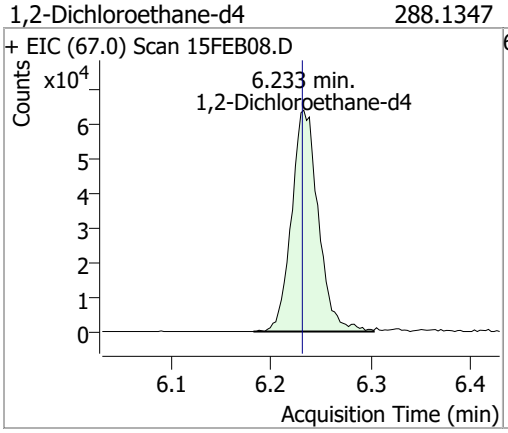

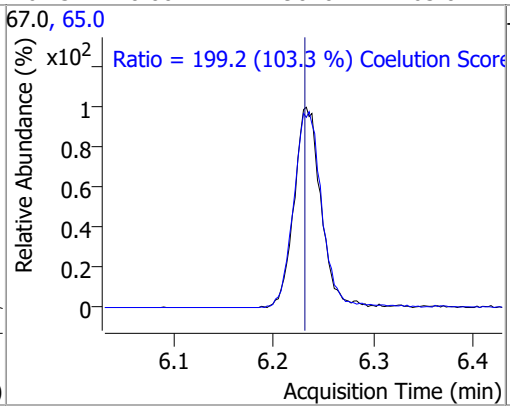

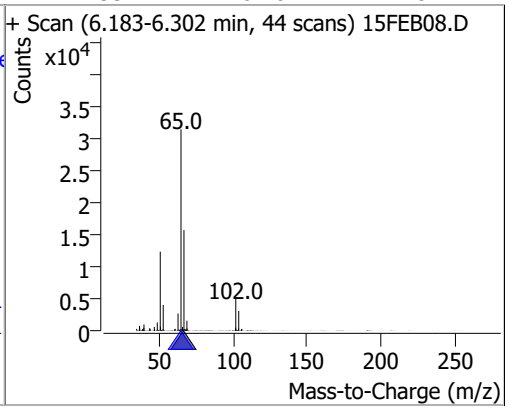

Compound	Conc.	RT	Dev(Min)	Resp.	QIon	QRatio	Lower	Upper
Benzene	0.0651	6.27	-0.01	257 (m)	77.0	11.9	0.0	53.3

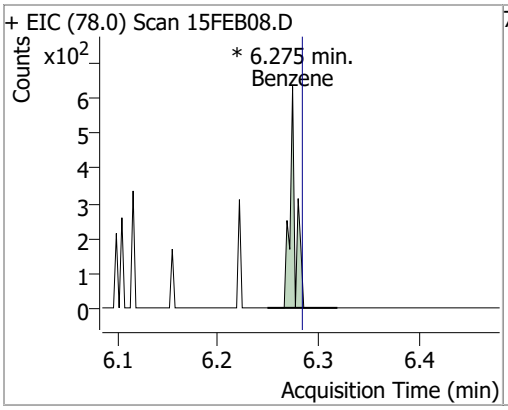

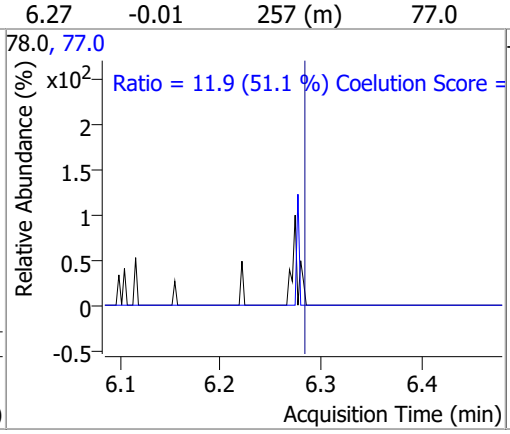

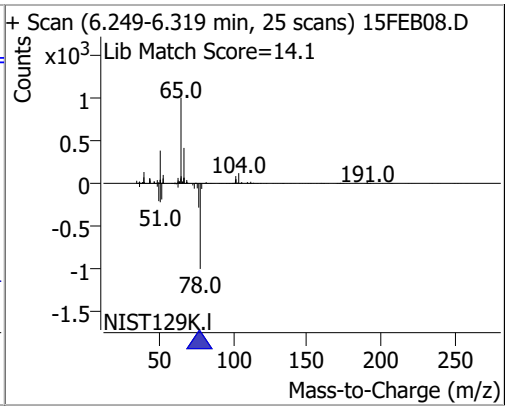

Compound	Conc.	Exp RT	QIon	Exp Ratio	QIon	Exp Ratio
1,2-Dichloroethane	N.D.	6.32	64.0	32.2	98.0	8.2

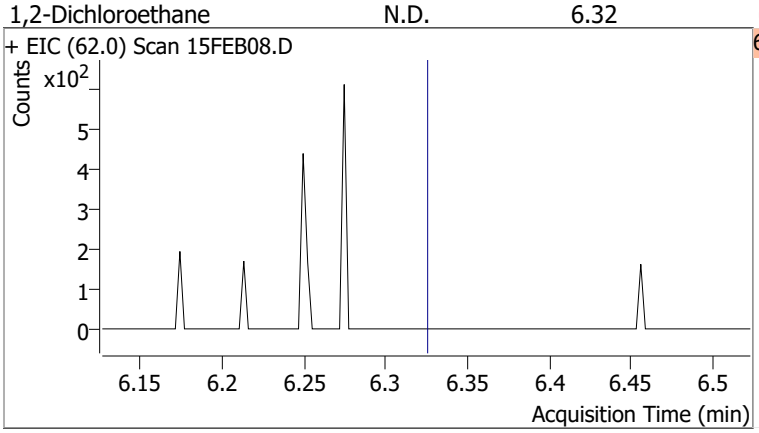

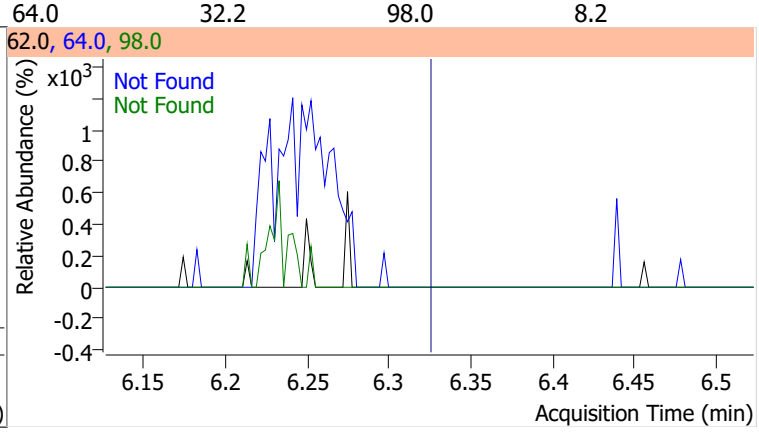

Compound	Conc.	Exp RT	QIon	Exp Ratio	QIon	Exp Ratio
Trichloroethene	N.D.	7.02	130.0	105.6	97.0	65.7

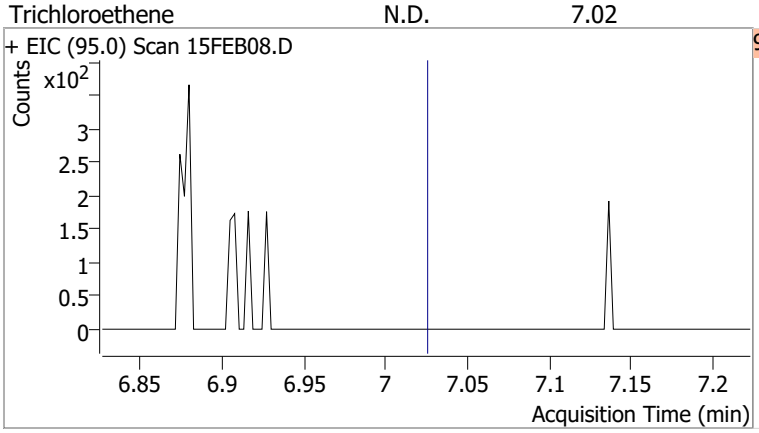

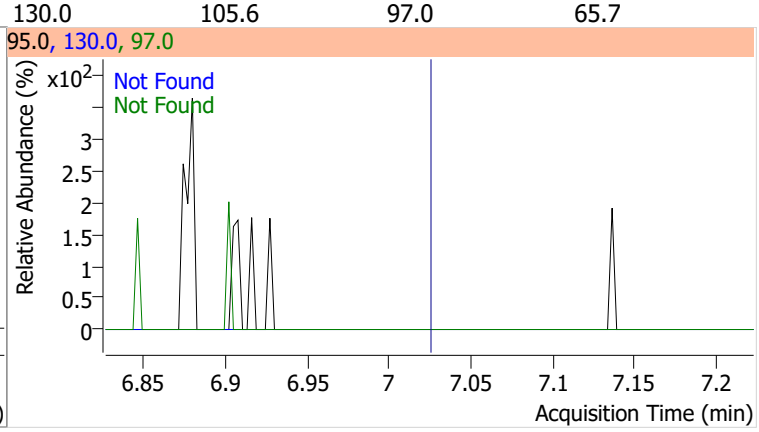

Compound	Conc.	Exp RT	QIon	Exp Ratio
1,2-Dichloropropane	N.D.	7.27	76.0	39.8

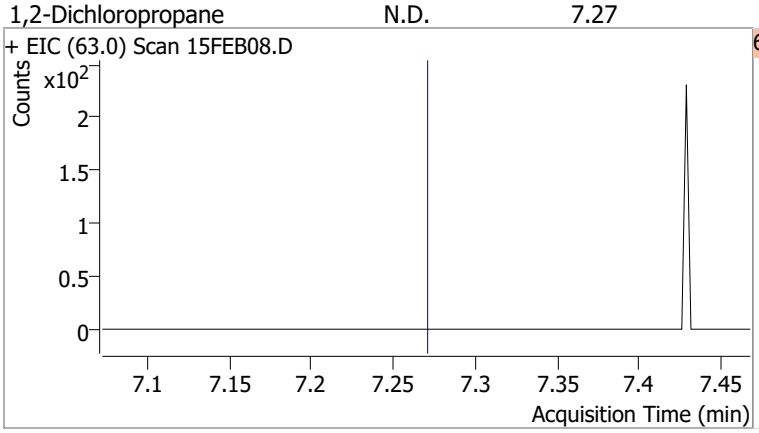

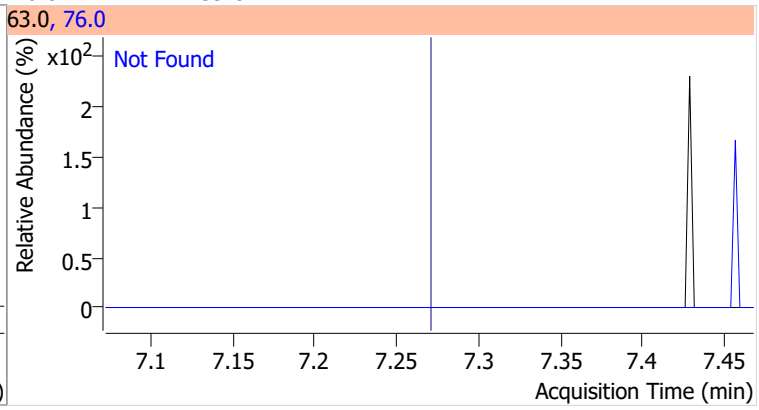

Compound	Conc.	Exp RT	QIon	Exp Ratio	QIon	Exp Ratio
Dibromomethane	N.D.	7.40	173.5	108.2	95.0	84.5

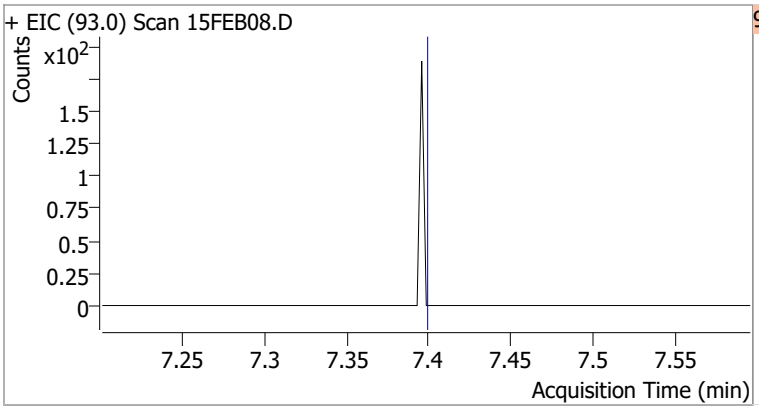

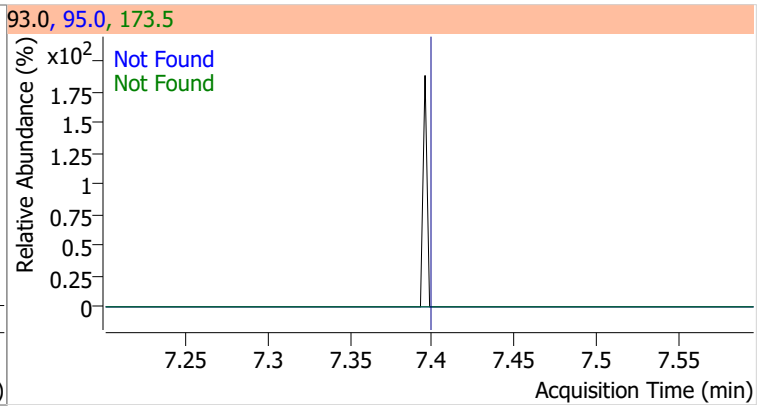

Compound	Conc.	Exp RT	QIon	Exp Ratio	QIon	Exp Ratio
Bromodichloromethane	N.D.	7.58	85.0	66.3	127.0	9.5

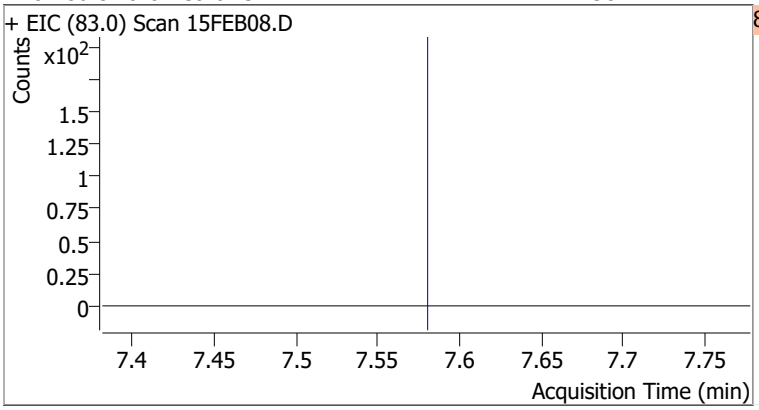

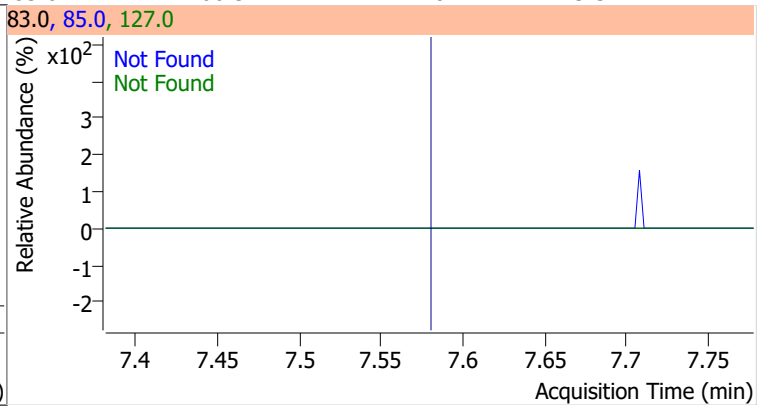

Compound	Conc.	Exp RT	QIon	Exp Ratio	QIon	Exp Ratio
cis-1,3-Dichloropropene	N.D.	8.06	39.0	52.5	77.0	31.8

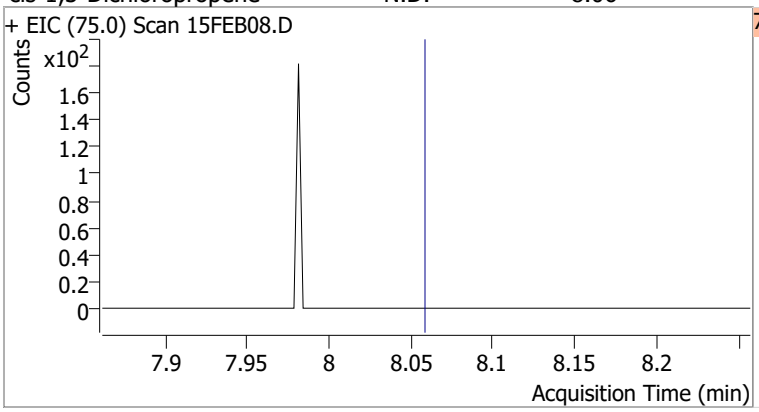

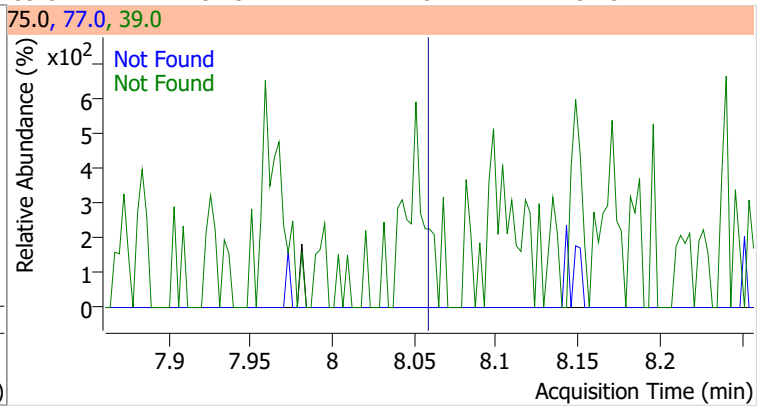

Compound	Conc.	RT	Dev(Min)	Resp.	QIon	QRatio	Lower	Upper
Toluene-d8	262.3248	8.32	0.00	999088	100.0	63.8	34.3	94.3
					99.0	9.7	0.0	39.2

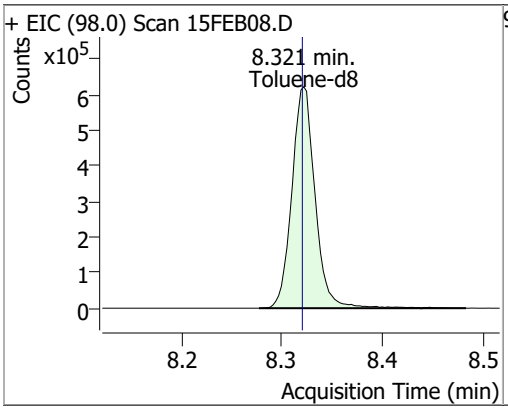

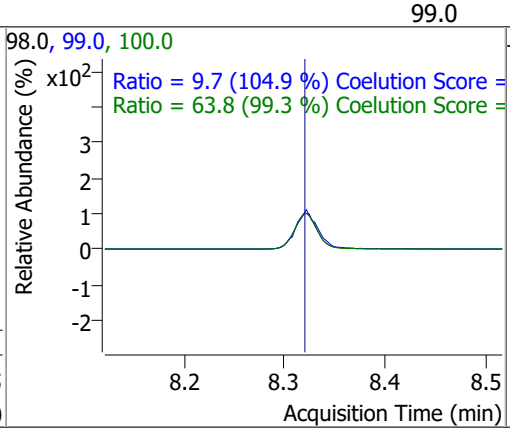

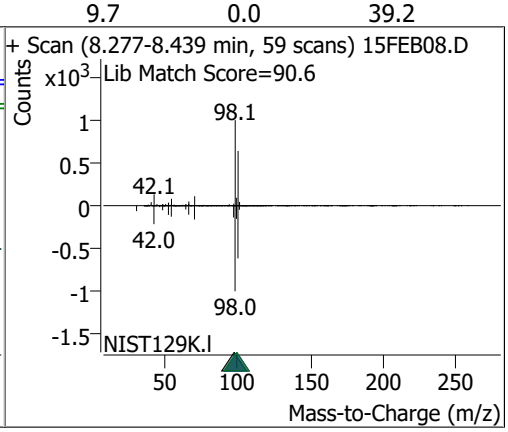

Compound	Conc.	RT	Dev(Min)	Resp.	QIon	QRatio	Lower	Upper
Toluene	0.7216	8.39	0.00	1832 (m)	91.0	175.2	144.1	204.1

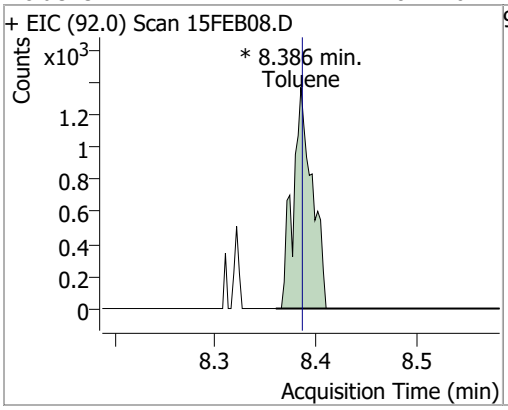

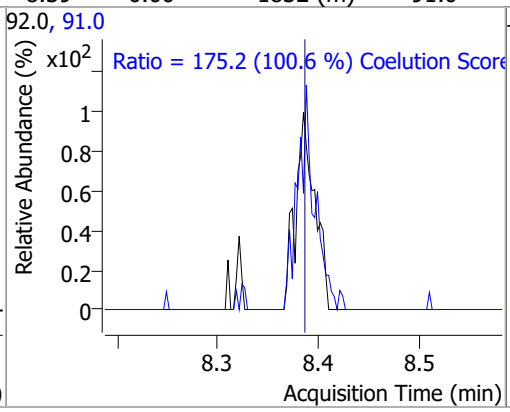

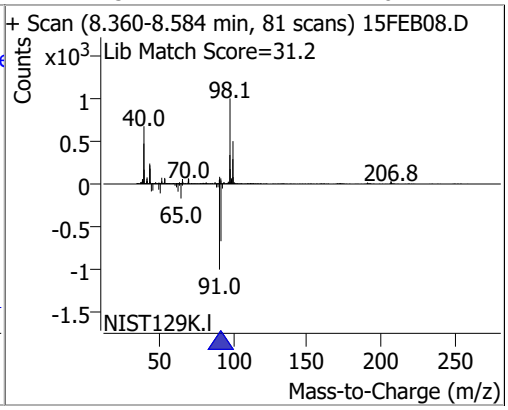

Compound	Conc.	Exp RT	QIon	Exp Ratio	QIon	Exp Ratio
trans-1,3-Dichloropropene	N.D.	8.64	39.0	53.0	77.0	31.0

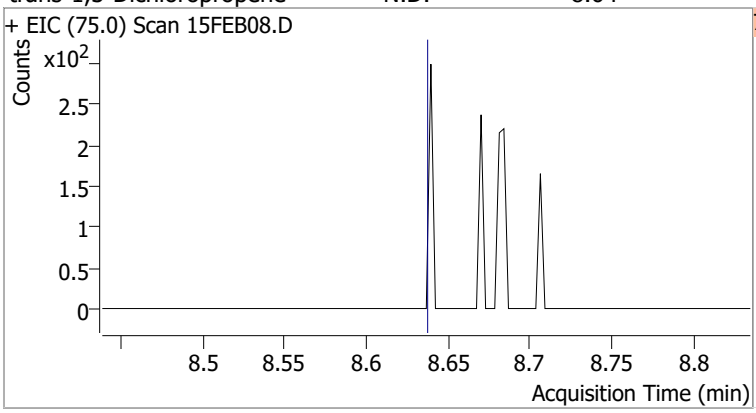

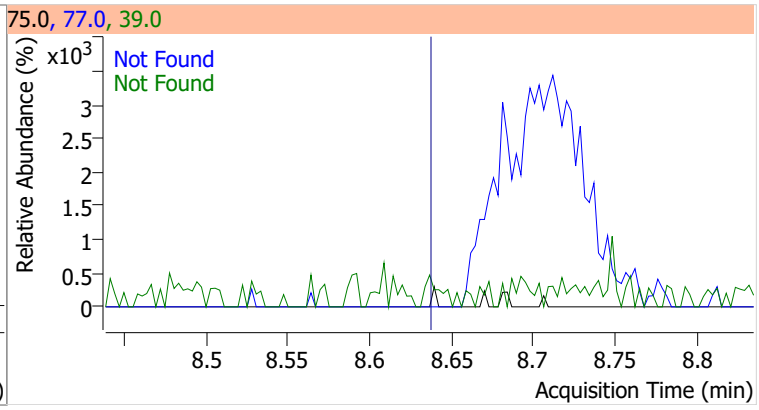

Compound	Conc.	Exp RT	QIon	Exp Ratio	QIon	Exp Ratio
1,1,2-Trichloroethane	N.D.	8.82	97.0	110.7	85.0	60.7

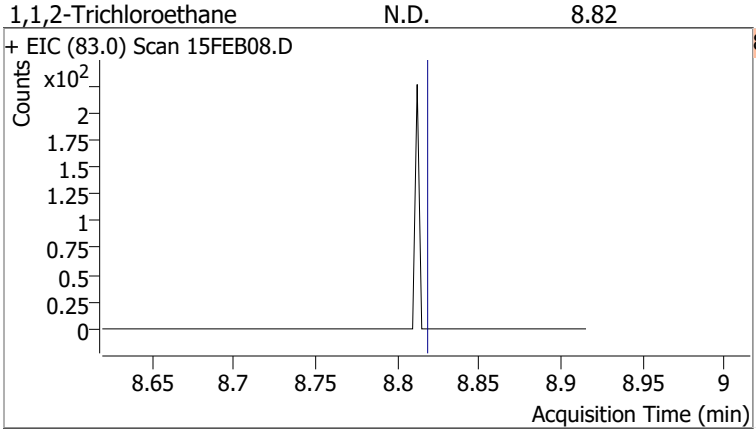

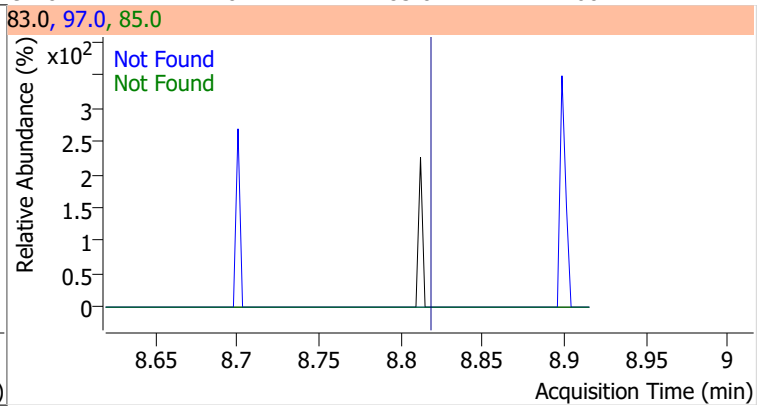

Compound	Conc.	Exp RT	QIon	Exp Ratio	QIon	Exp Ratio
Tetrachloroethene	N.D.	8.94	165.8	126.1	129.0	90.5

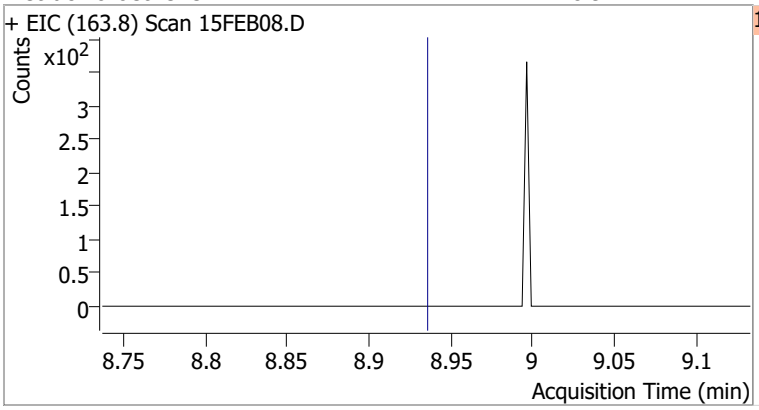

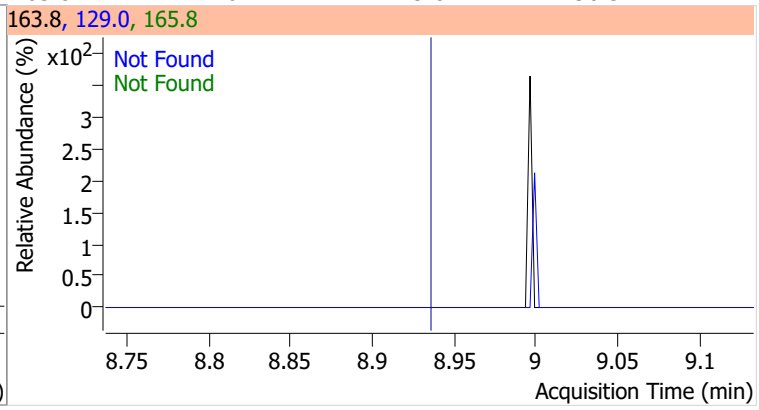

Compound	Conc.	Exp RT	QIon	Exp Ratio
1,3-Dichloropropane	N.D.	8.98	78.0	32.4

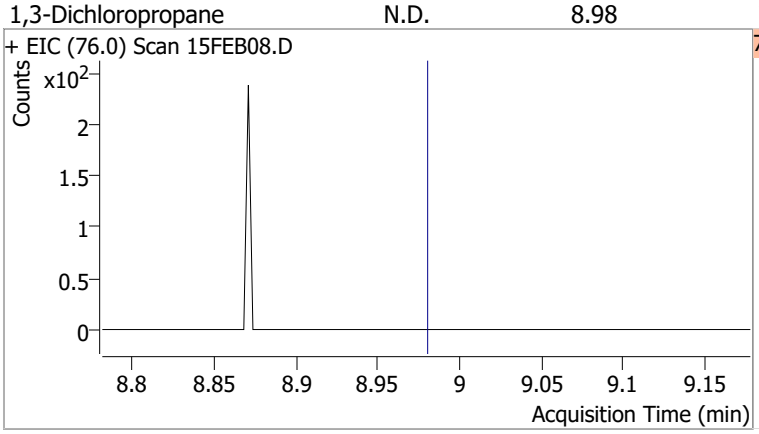

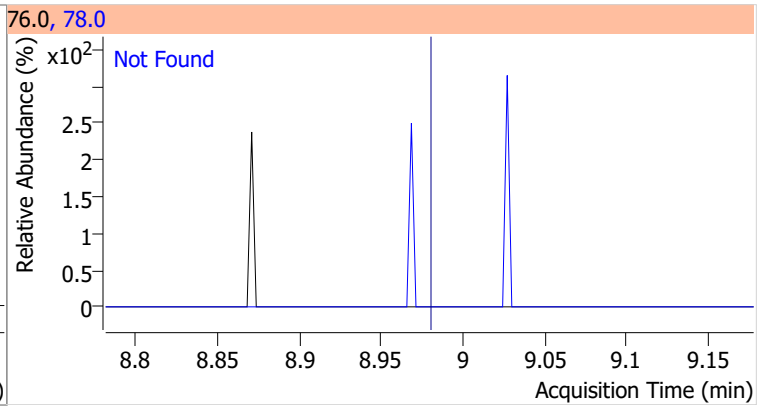

Compound	Conc.	Exp RT	QIon	Exp Ratio
Chlorodibromomethane	N.D.	9.21	127.0	77.2

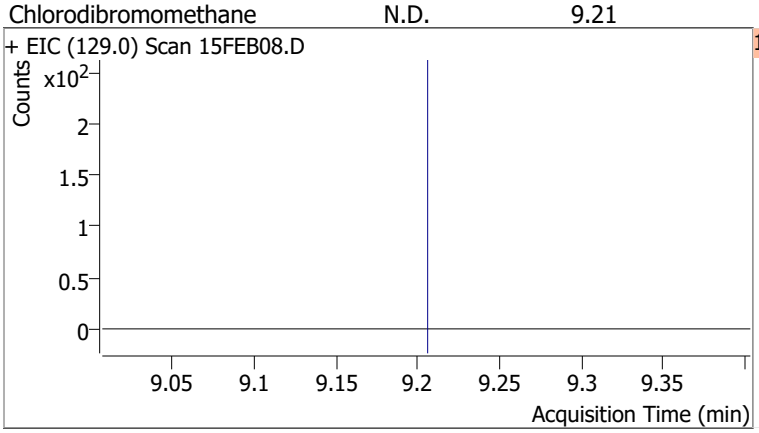

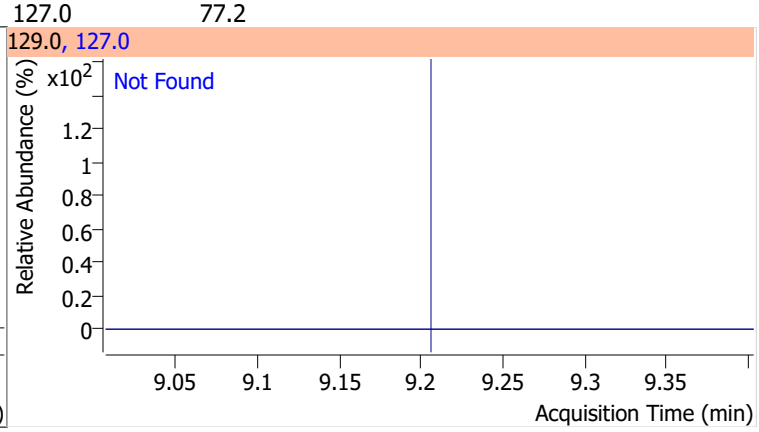

Compound	Conc.	Exp RT	QIon	Exp Ratio
1,2-Dibromoethane	N.D.	9.30	109.0	91.5

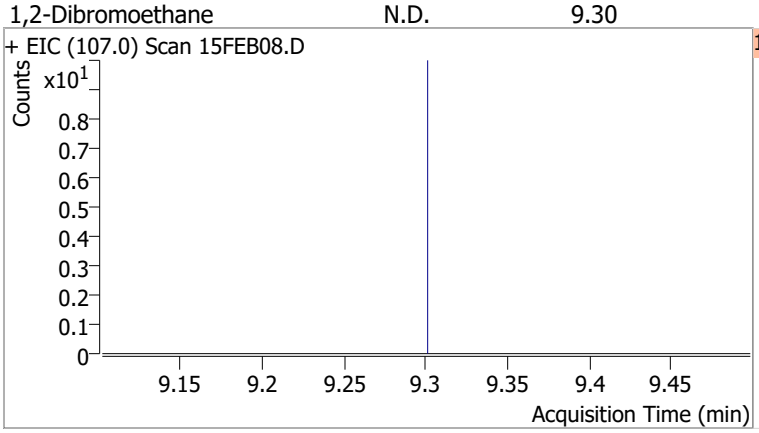

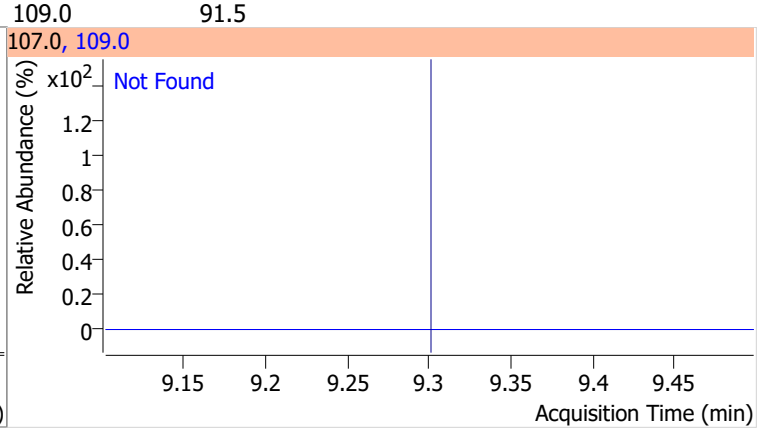

Compound	Conc.	Exp RT	QIon	Exp Ratio
Chlorobenzene	N.D.	9.80	114.0	32.2

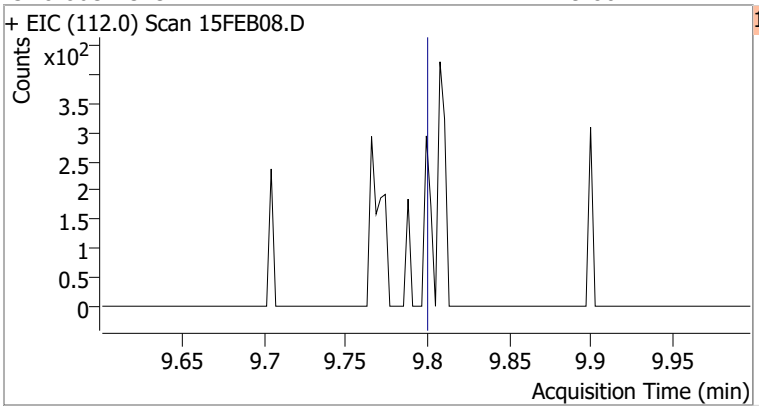

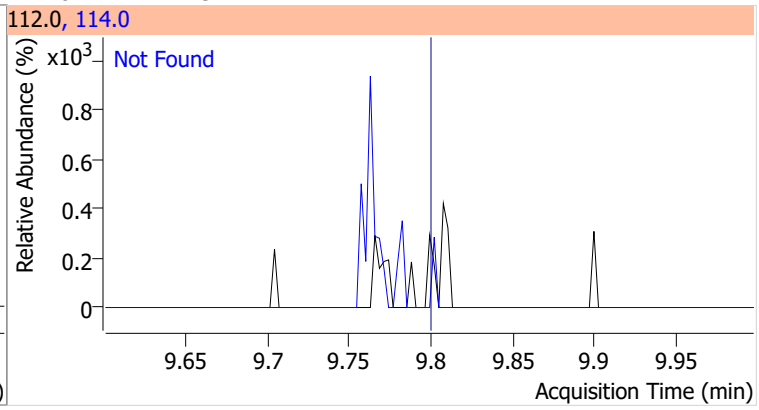

Compound	Conc.	Exp RT	QIon	Exp Ratio
1,1,1,2-Tetrachloroethane	N.D.	9.89	133.0	95.3

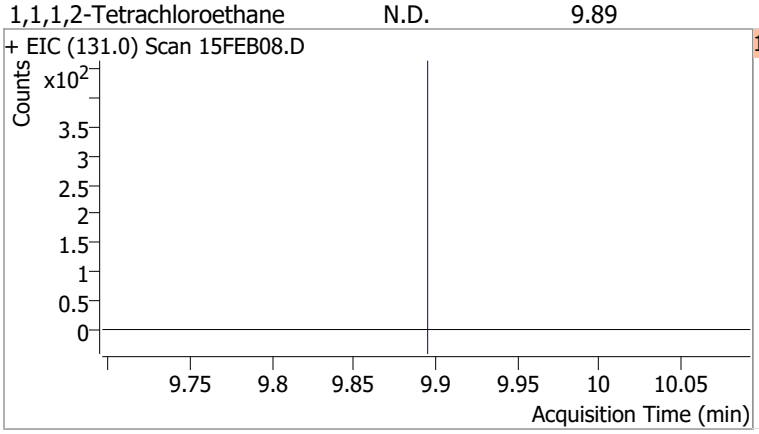

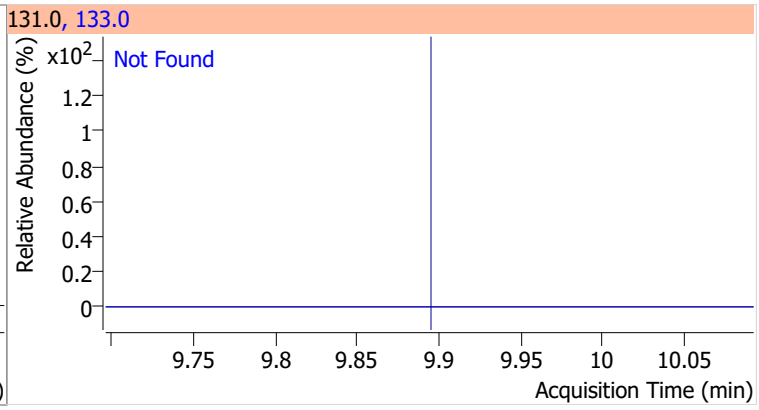

Compound	Conc.	RT	Dev(Min)	Resp.	QIon	QRatio	Lower	Upper
Ethylbenzene	0.6724	9.91	-0.01	360 (m)	106.0	20.0	1.7	61.7

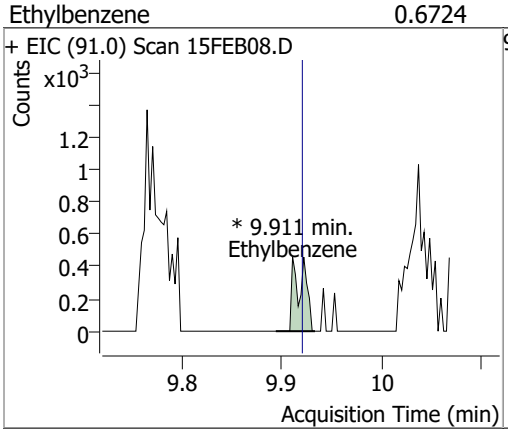

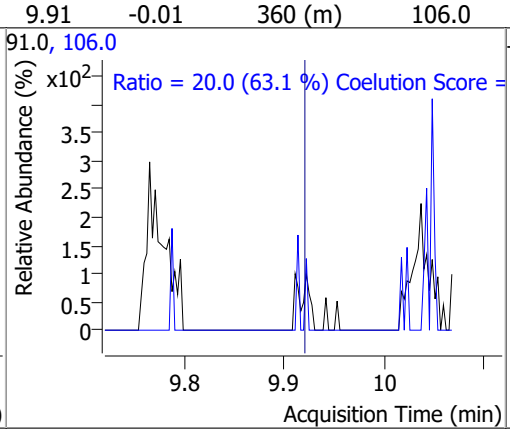

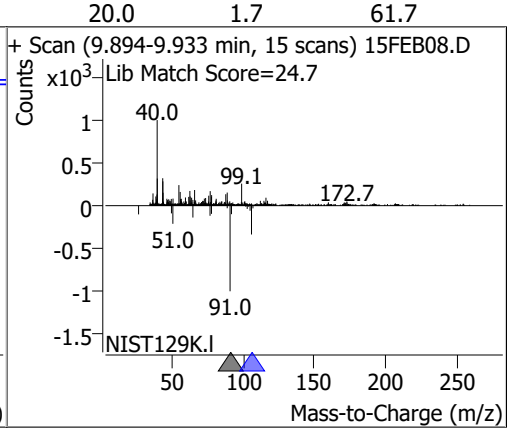

Compound	Conc.	RT	Dev(Min)	Resp.	QIon	QRatio	Lower	Upper
m+p-Xylenes		0		0	91.0		170.7	230.7

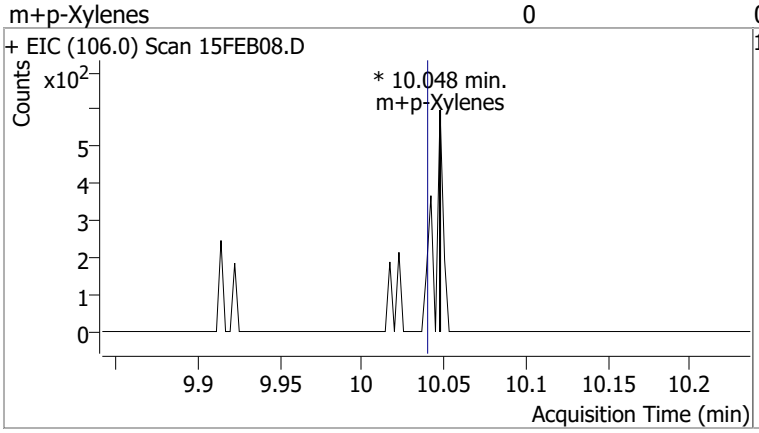

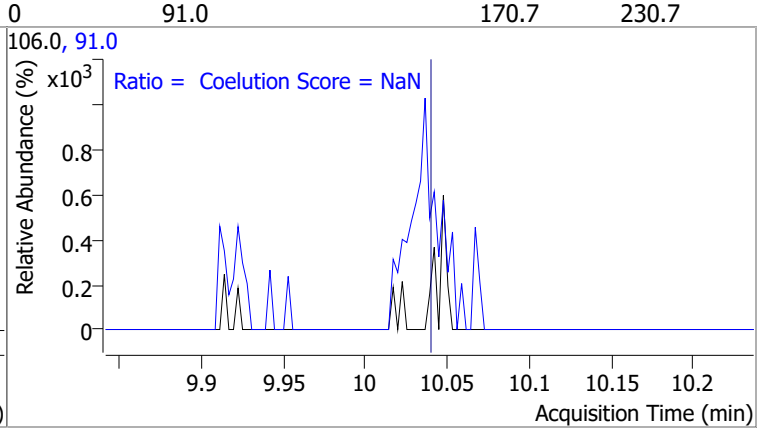

Compound	Conc.	RT	Dev(Min)	Resp.	QIon	QRatio	Lower	Upper
o-Xylene		0		0	91.0		181.4	241.4

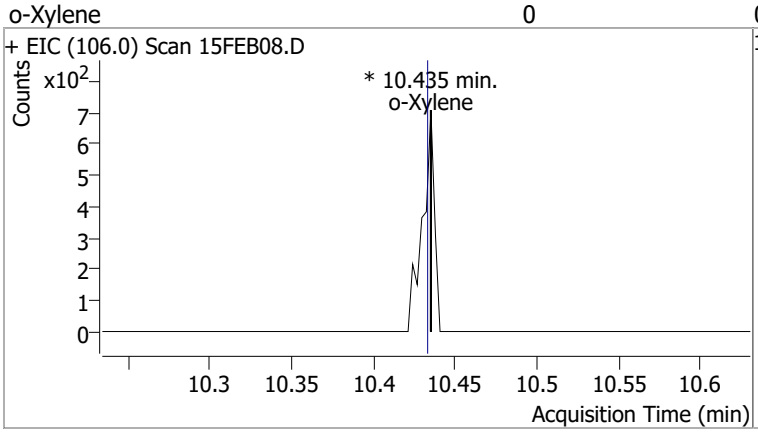

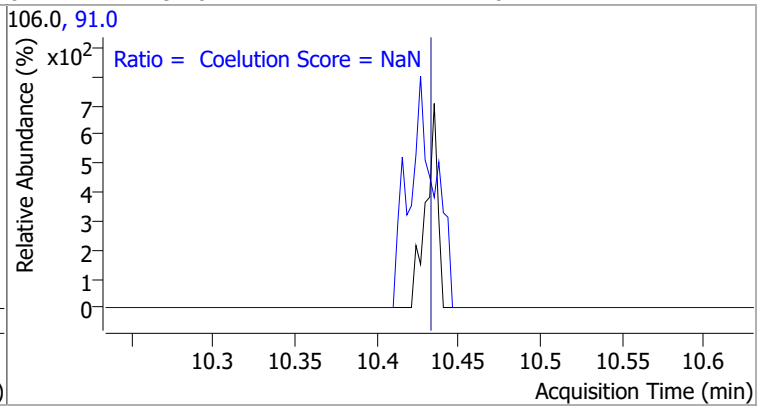

Compound	Conc.	Exp RT	QIon	Exp Ratio
Styrene	N.D.	10.45	78.0	50.6

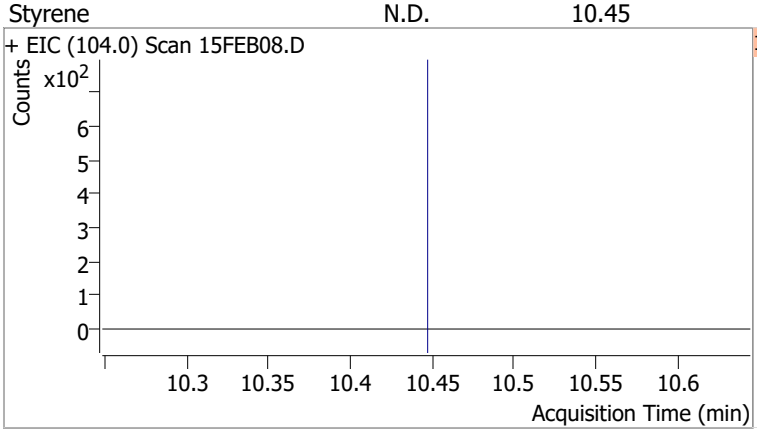

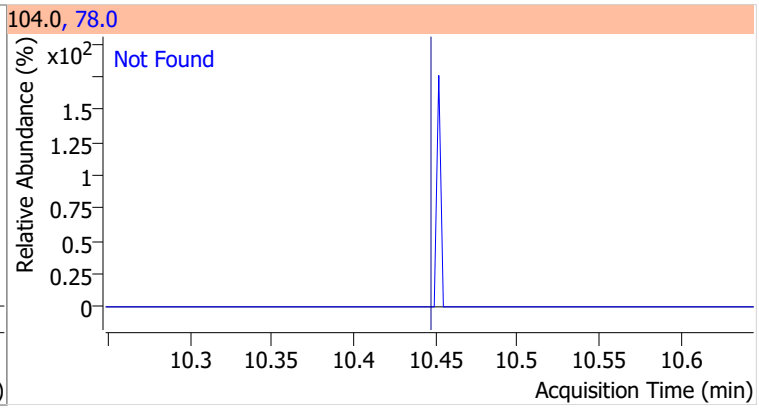

Compound	Conc.	Exp RT	QIon	Exp Ratio	QIon	Exp Ratio
Bromoform	N.D.	10.62	170.5	50.3	174.5	48.1

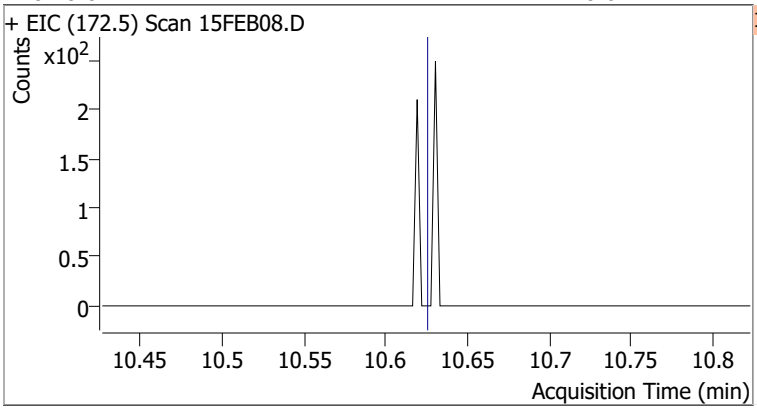

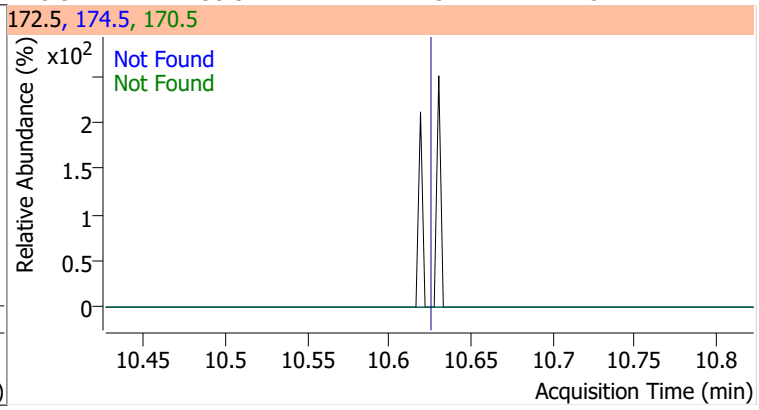

Compound	Conc.	RT	Dev(Min)	Resp.	QIon	QRatio	Lower	Upper
p-Bromofluorobenzene	268.5828	10.95	0.01	286788	174.0	94.0	65.3	125.3
					176.0	88.4	63.3	123.3

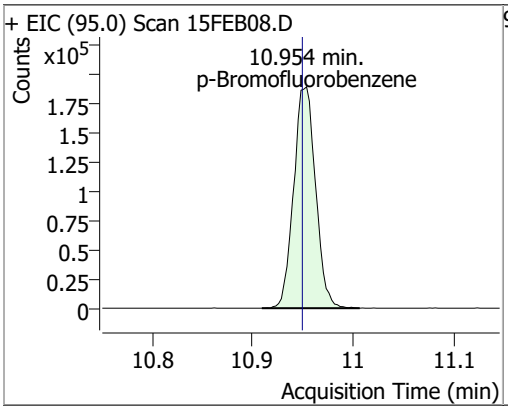

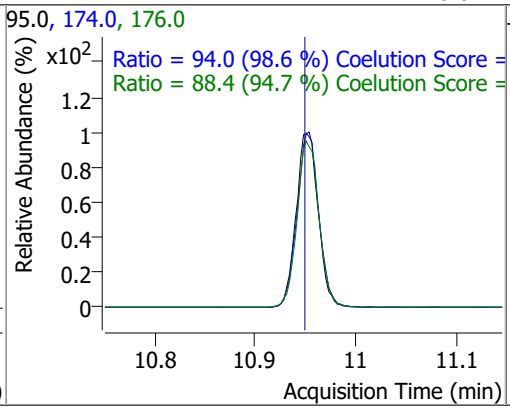

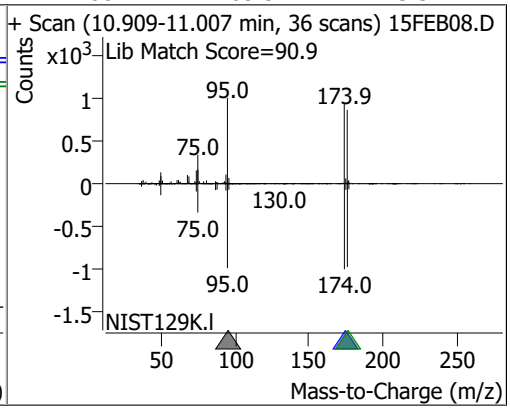

Compound	Conc.	Exp RT	QIon	Exp Ratio	QIon	Exp Ratio
Bromobenzene	N.D.	11.09	77.0	143.5	158.0	96.1

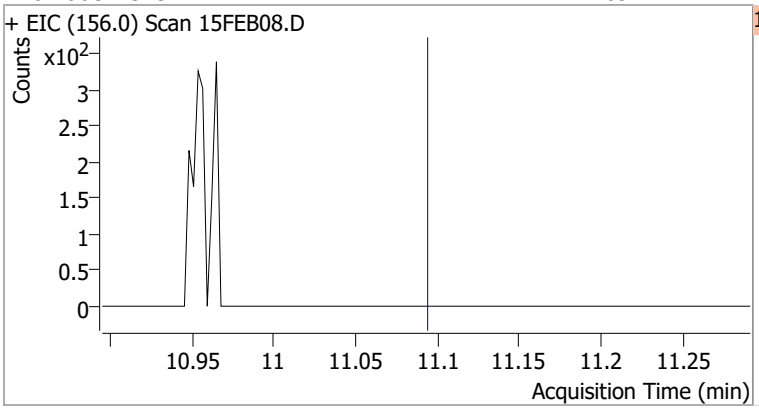

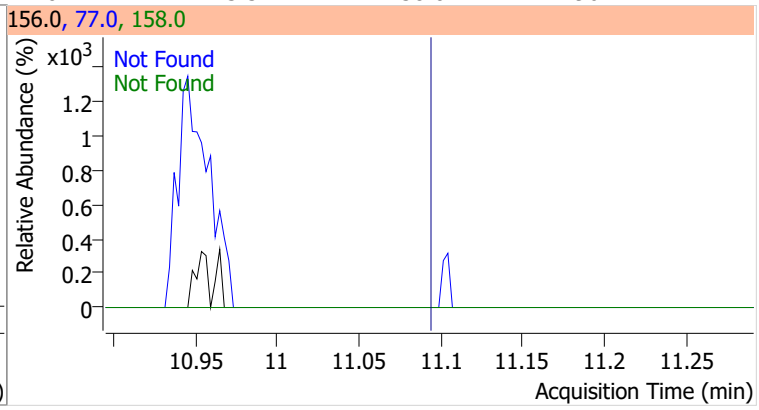

Compound	Conc.	Exp RT	QIon	Exp Ratio
1,1,2,2-Tetrachloroethane	N.D.	11.11	85.0	63.3

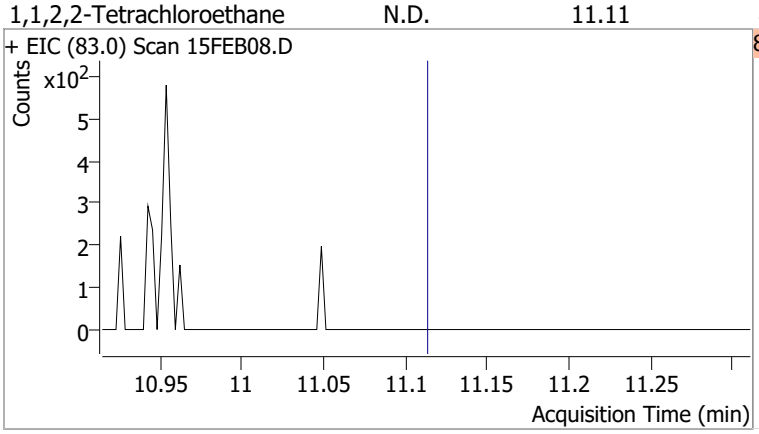

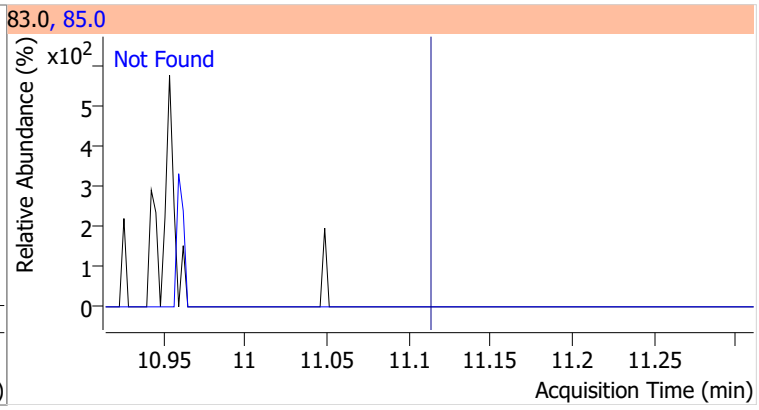

Compound	Conc.	Exp RT	QIon	Exp Ratio
1,2,3-Trichloropropane	N.D.	11.15	112.0	65.8

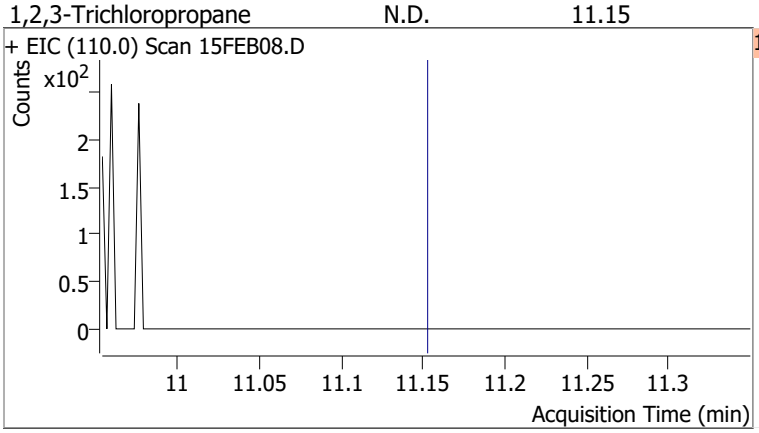

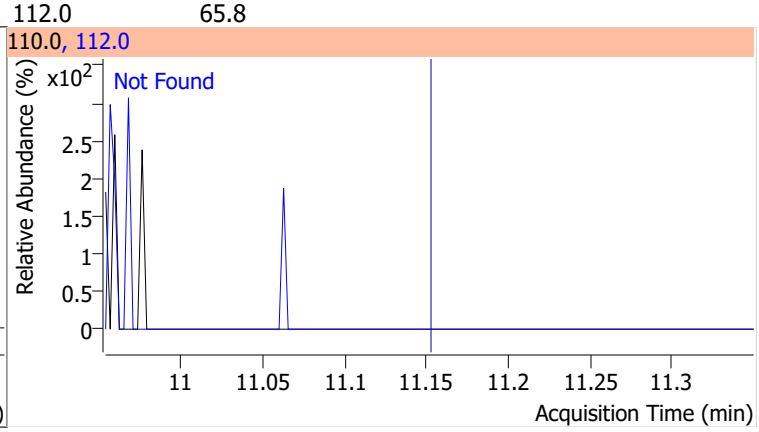

Compound	Conc.	Exp RT	QIon	Exp Ratio
2-Chlorotoluene	N.D.	11.29	91.0	276.2

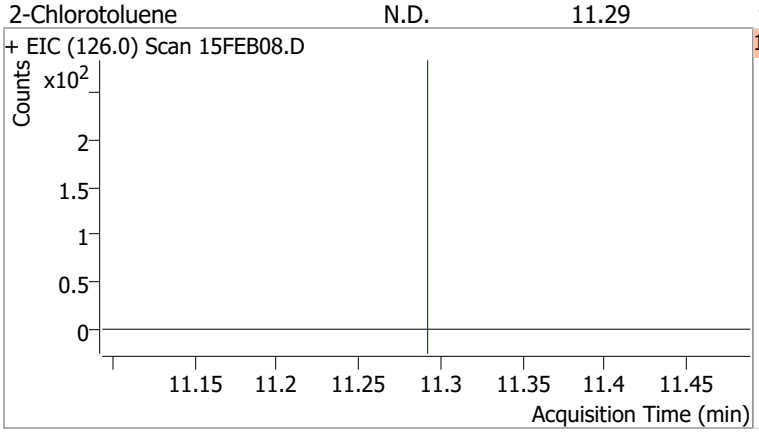

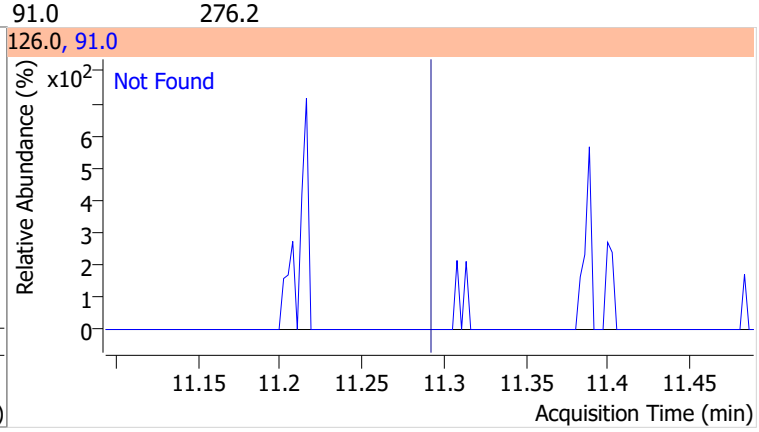

Compound	Conc.	Exp RT	QIon	Exp Ratio
4-Chlorotoluene	N.D.	11.40	126.0	31.3

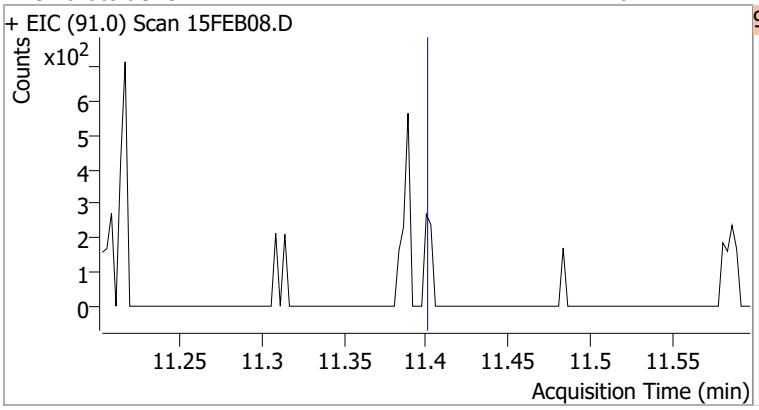

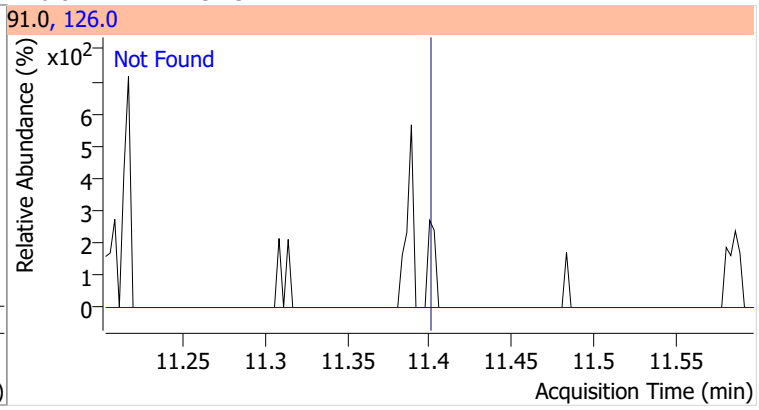

Compound	Conc.	Exp RT	QIon	Exp Ratio	QIon	Exp Ratio
1,3-Dichlorobenzene	N.D.	12.03	148.0	62.8	111.0	38.7

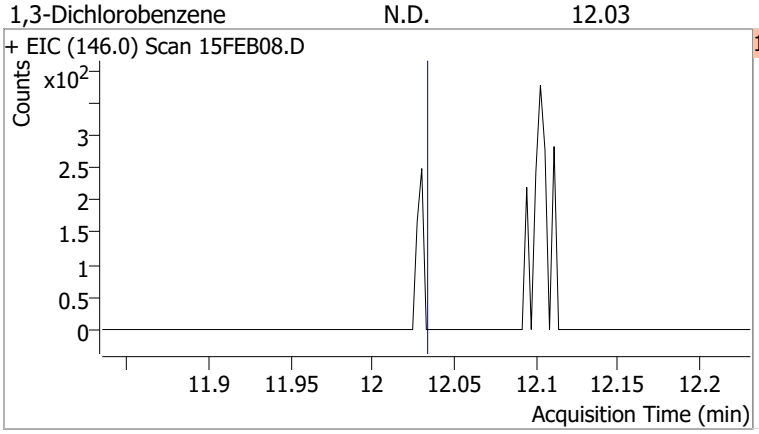

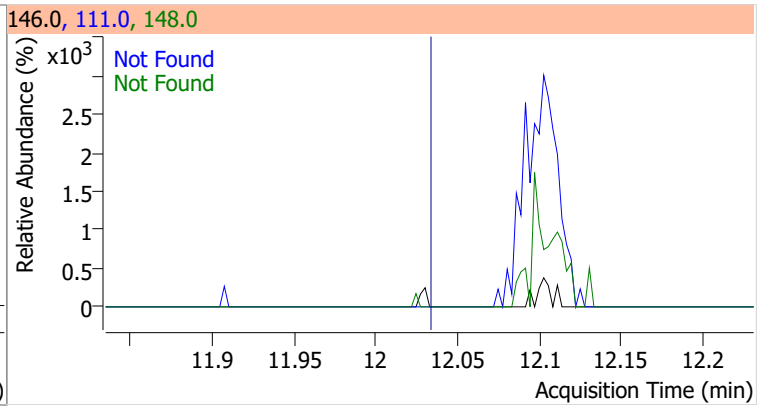

Compound	Conc.	Exp RT	QIon	Exp Ratio	QIon	Exp Ratio
1,4-Dichlorobenzene	N.D.	12.12	148.0	63.7	111.0	38.7

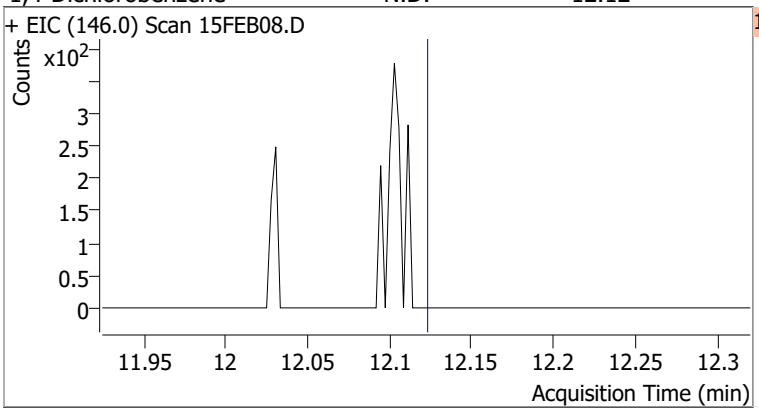

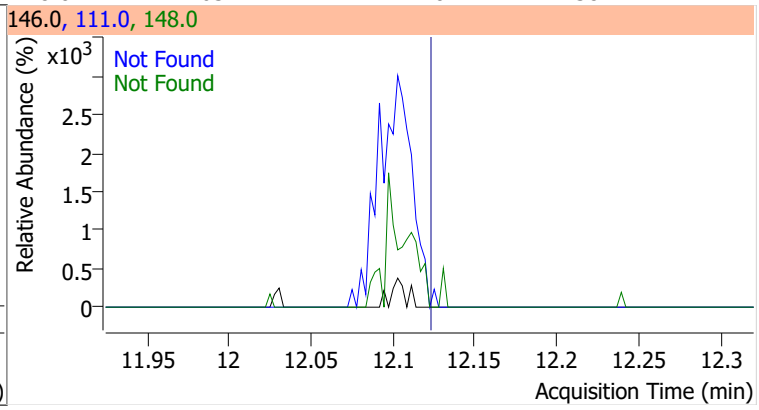

Compound	Conc.	Exp RT	QIon	Exp Ratio	QIon	Exp Ratio
1,2-Dichlorobenzene	N.D.	12.49	148.0	61.9	111.0	39.5

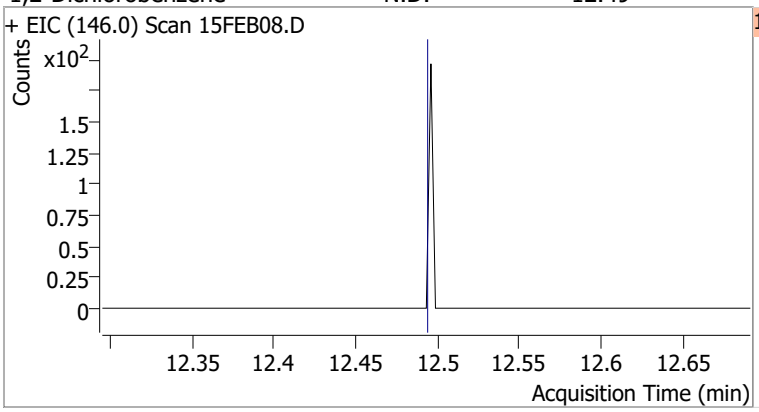

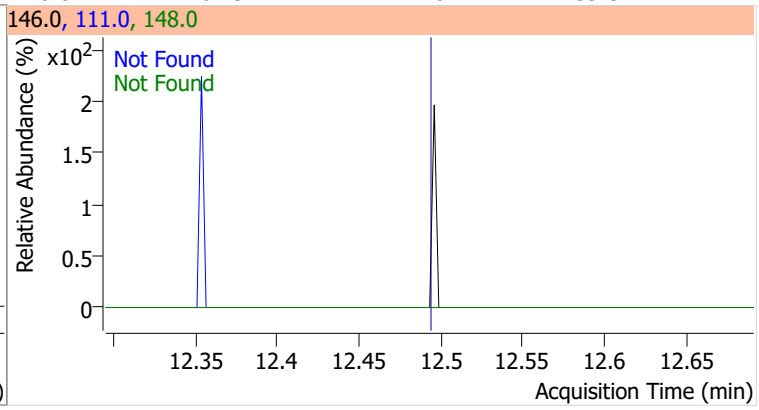

Quantitation Results Report (QT Reviewed)

Data File	15FEB09.D	Operator	MSC
Acq. Method	5975CACQF.M	Acq. Date-Time	2/15/2022 1:21:25 PM
Sample Name	B22020962-026F	Instrument	VOA5975C
Vial	9	Multiplier	1.00
DA Method File	VOA5975C_8260B_SHT_DoD_L4_011922.m	Comment	
Tune File	BFB_Atune3.u	Tune Date	10/11/2021 4:02:00 PM
Batch Name	VG021522_8260B.batch.bin	Last Calib Update	2/18/2022 11:13:24 AM
Ref Library	\\MASSHUNTER\Org\Library\NIST129K.l		

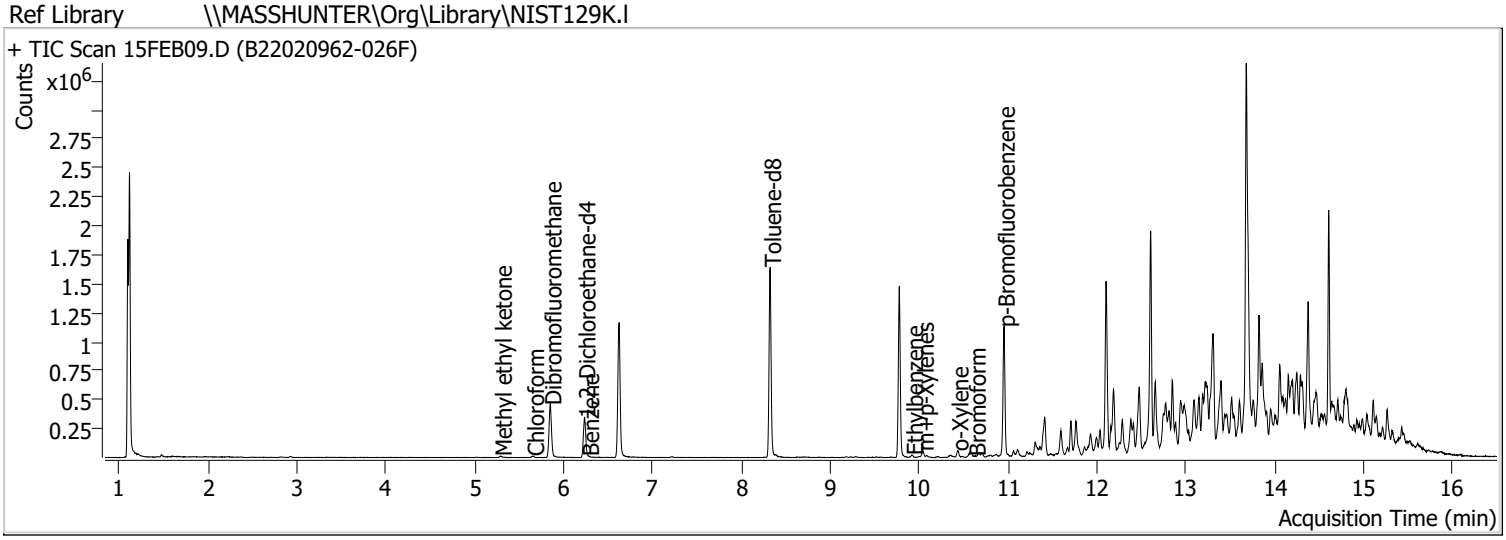

Compound	RT	QIon	Resp.	Conc.	Units	Dev(Min)
Internal Standards						
M Fluorobenzene	6.623	96.0	978582	250.0000	ng	0.003
M Chlorobenzene-d5	9.774	82.0	385908	250.0000	ng	0.000
M 1,4-Dichlorobenzene-d4	12.100	152.0	323802	250.0000	ng	0.000
System Monitoring Compounds						
S Dibromofluoromethane	5.851	113.0	262958	277.4295	ng	0.000
Spiked Amount: 250.000	Range: 80.0 - 119.0%			Recovery = 110.97%		
S 1,2-Dichloroethane-d4	6.233	67.0	120752	294.9194	ng	0.003
Spiked Amount: 250.000	Range: 81.0 - 118.0%			Recovery = 117.97%		
S Toluene-d8	8.322	98.0	981440	260.6813	ng	0.003
Spiked Amount: 250.000	Range: 89.0 - 112.0%			Recovery = 104.27%		
S p-Bromofluorobenzene	10.951	95.0	307761	257.4216	ng	0.003
Spiked Amount: 250.000	Range: 85.0 - 114.0%			Recovery = 102.97%		
Target Compounds						QValue
T Dichlorodifluoromethane	0.000		0	N.D.		
T Chloromethane	0.000		0	N.D.		
T Vinyl chloride	0.000		0	N.D.		
T Bromomethane	0.000		0	N.D.		
T Chloroethane	0.000		0	N.D.		
T Trichlorofluoromethane	0.000		0	N.D.		
T 1,1-Dichloroethene	0.000		0	N.D.		
T Methylene chloride	0.000		0	N.D.		
T trans-1,2-Dichloroethene	0.000		0	N.D.		
T Methyl tert-butyl ether (MTBE)	0.000		0	N.D.		
T 1,1-Dichloroethane	0.000		0	N.D.		
T 2,2-Dichloropropane	0.000		0	N.D.		
T cis-1,2-Dichloroethene	0.000		0	N.D.		
T Methyl ethyl ketone	5.290	43.0	14912	100.2664	ng	96
T Bromochloromethane	0.000		0	N.D.		
T Chloroform	5.656	83.0	8723	4.5927	ng	96

Compound	RT	QIon	Resp.	Conc.	Units		Dev(Min)
T 1,1,1-Trichloroethane	0.000		0	N.D.			
T Carbon tetrachloride	0.000		0	N.D.			
T 1,1-Dichloropropene	0.000		0	N.D.			
T Benzene	6.275	78.0	3263	0.8347	ng		81
T 1,2-Dichloroethane	0.000		0	N.D.			
T Trichloroethene	0.000		0	N.D.			
T 1,2-Dichloropropane	0.000		0	N.D.			
T Dibromomethane	0.000		0	N.D.			
T Bromodichloromethane	0.000		0	N.D.			
T cis-1,3-Dichloropropene	0.000		0	N.D.			
T Toluene	8.383	92.0	0		ng	md	1
T trans-1,3-Dichloropropene	0.000		0	N.D.			
T 1,1,2-Trichloroethane	0.000		0	N.D.			
T Tetrachloroethene	0.000		0	N.D.			
T 1,3-Dichloropropane	0.000		0	N.D.			
T Chlorodibromomethane	0.000		0	N.D.			
T 1,2-Dibromoethane	0.000		0	N.D.			
T Chlorobenzene	0.000		0	N.D.			
T 1,1,1,2-Tetrachloroethane	0.000		0	N.D.			
T Ethylbenzene	9.919	91.0	12557	3.2919	ng		99
T m+p-Xylenes	10.039	106.0	11977	8.1753	ng		98
T o-Xylene	10.430	106.0	12130	8.4190	ng		96
T Styrene	10.441	104.0	0		ng	md	1
T Bromoform	10.625	172.5	321	0.7400	ng	m	78
T Bromobenzene	0.000		0	N.D.			
T 1,1,2,2-Tetrachloroethane	11.107	83.0	0		ng	md	1
T 1,2,3-Trichloropropane	0.000		0	N.D.			
T 2-Chlorotoluene	0.000		0	N.D.			
T 4-Chlorotoluene	11.397	91.0	0		ng	md	1
T 1,3-Dichlorobenzene	12.033	146.0	0		ng	md	1
T 1,4-Dichlorobenzene	12.125	146.0	0		ng	md	1
T 1,2-Dichlorobenzene	0.000		0	N.D.			

(#) = Qualifier Out of Range; (m) = Manual Integration; (+) = Area Summed; (*) = Surrogate Percent Recovery Out of Range; (d): Zeroed Peak

Compound	Conc.	Exp RT	QIon	Exp Ratio
Dichlorodifluoromethane	N.D.	1.24	87.0	31.8

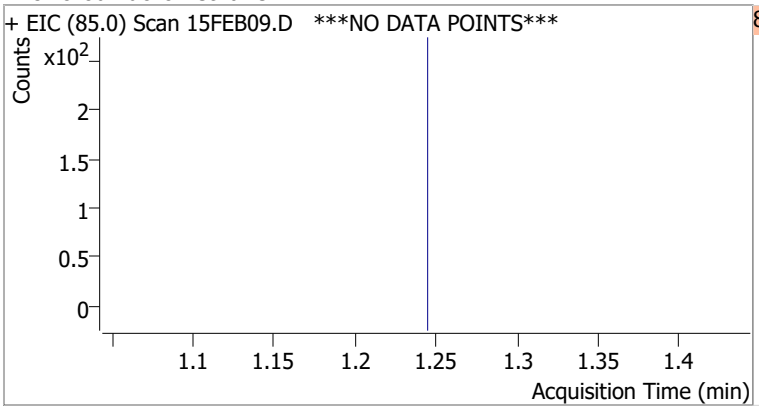

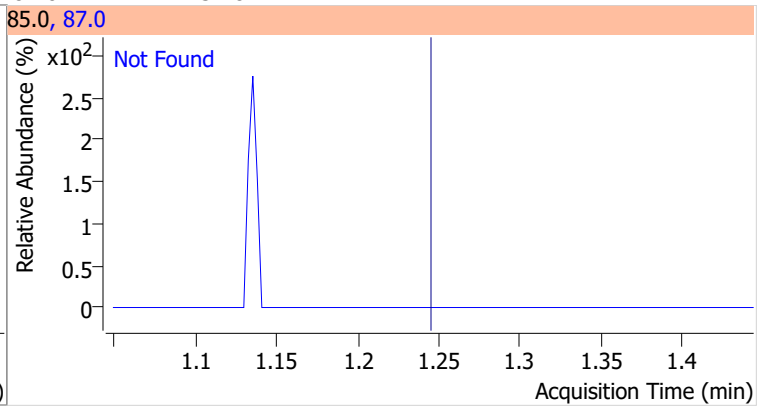

Compound	Conc.	Exp RT	QIon	Exp Ratio
Chloromethane	N.D.	1.41	52.0	32.4

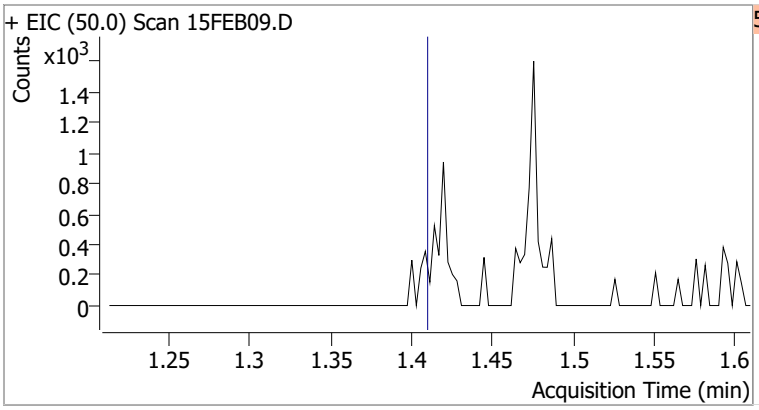

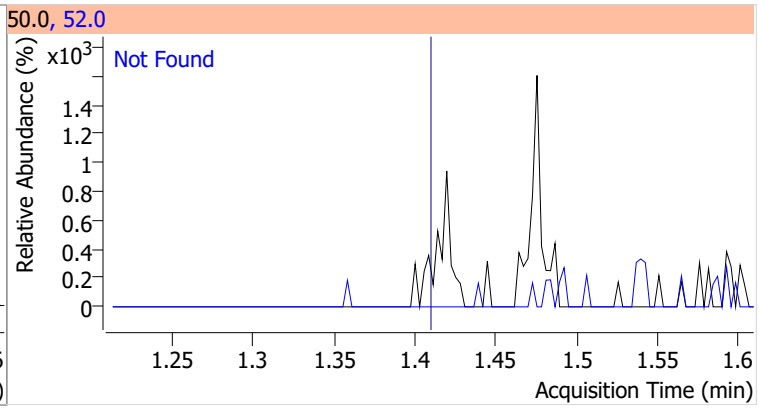

Compound	Conc.	Exp RT	QIon	Exp Ratio
Vinyl chloride	N.D.	1.50	64.0	31.3

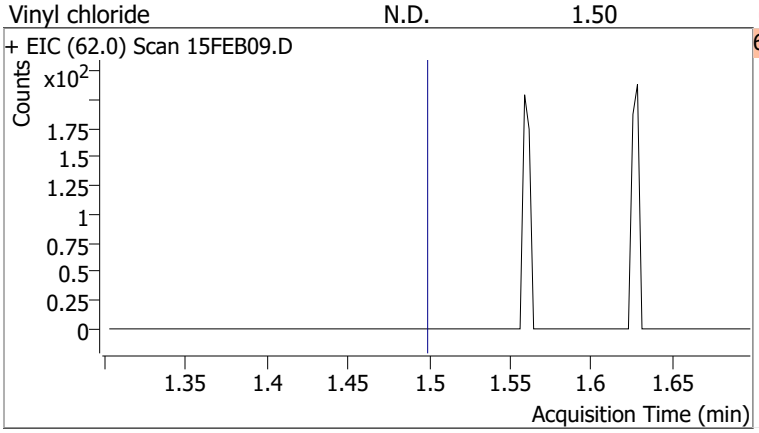

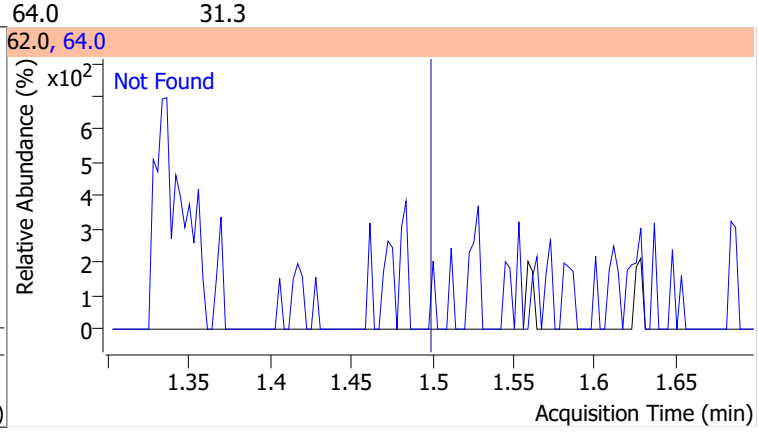

Compound	Conc.	Exp RT	QIon	Exp Ratio
Bromomethane	N.D.	1.80	94.0	110.1

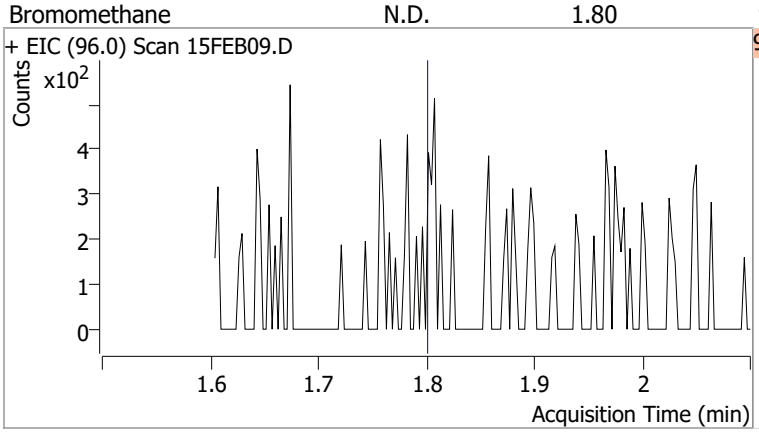

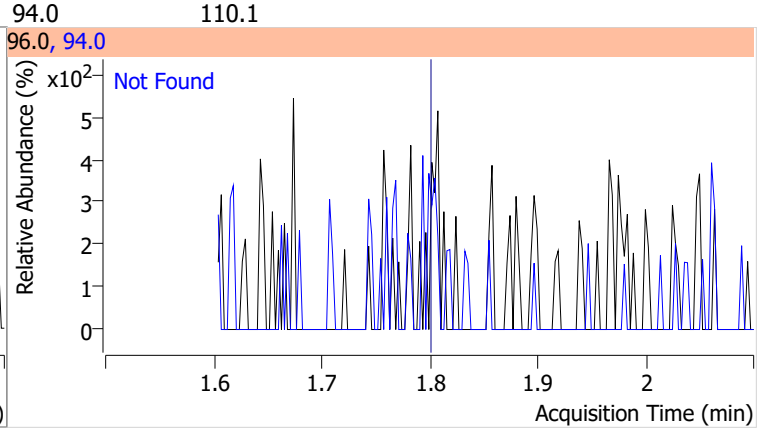

Compound	Conc.	Exp RT	QIon	Exp Ratio
Chloroethane	N.D.	1.90	66.0	30.0

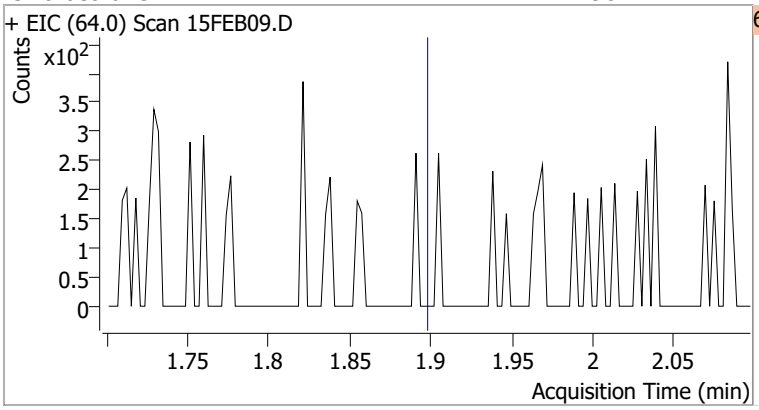

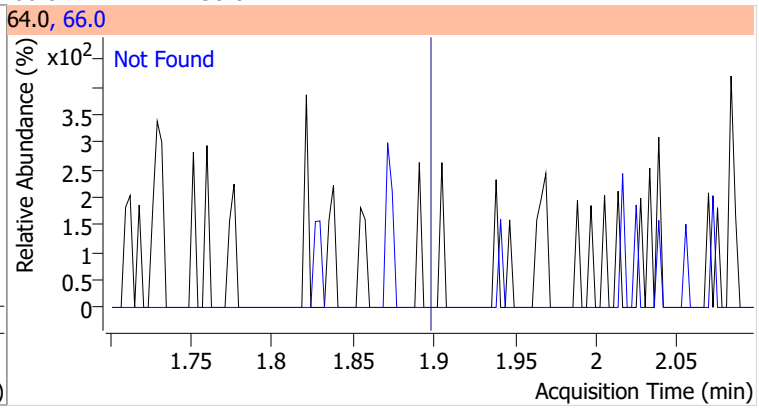

Compound	Conc.	Exp RT	QIon	Exp Ratio
Trichlorofluoromethane	N.D.	2.15	103.0	65.0

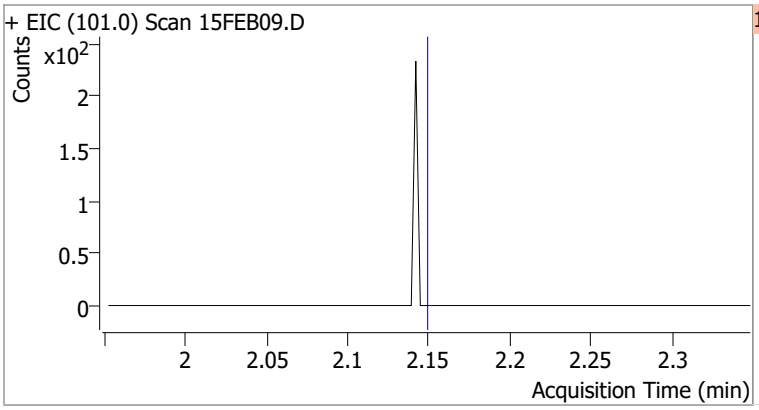

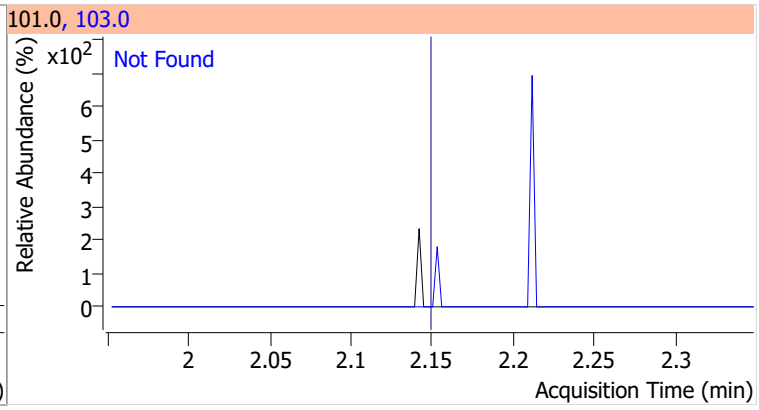

Compound	Conc.	Exp RT	QIon	Exp Ratio	QIon	Exp Ratio
1,1-Dichloroethene	N.D.	2.70	61.0	179.9	63.0	57.0

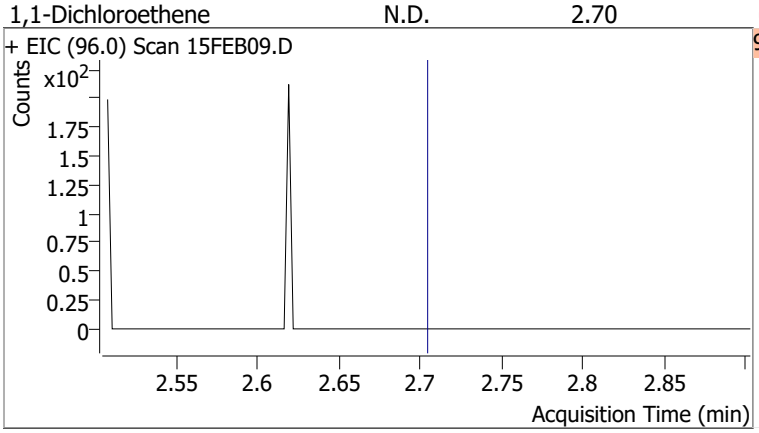

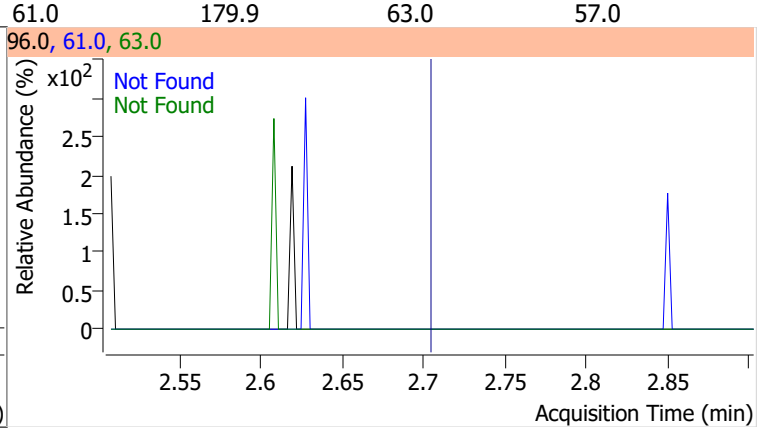

Compound	Conc.	Exp RT	QIon	Exp Ratio	QIon	Exp Ratio
Methylene chloride	N.D.	3.33	84.0	66.1	86.0	41.8

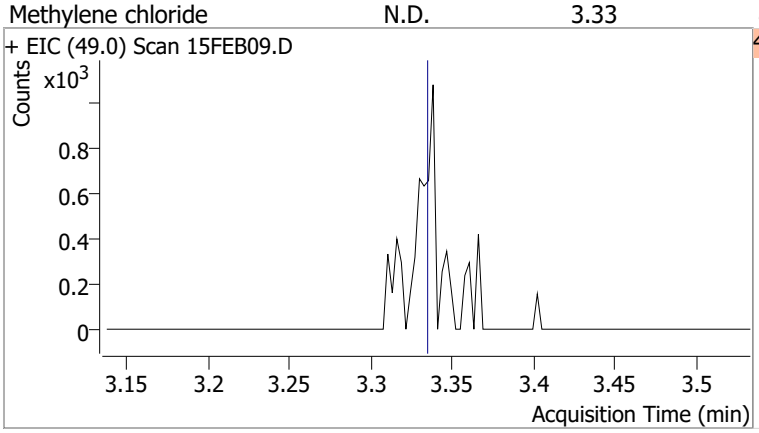

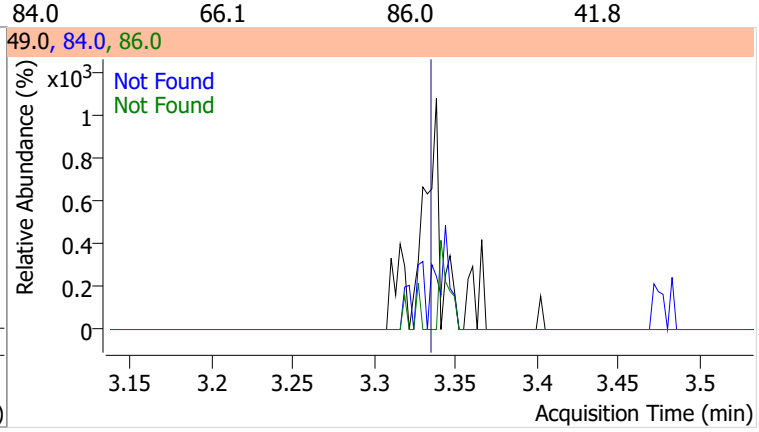

Compound	Conc.	Exp RT	QIon	Exp Ratio	QIon	Exp Ratio
trans-1,2-Dichloroethene	N.D.	3.72	61.0	154.8	98.0	62.1

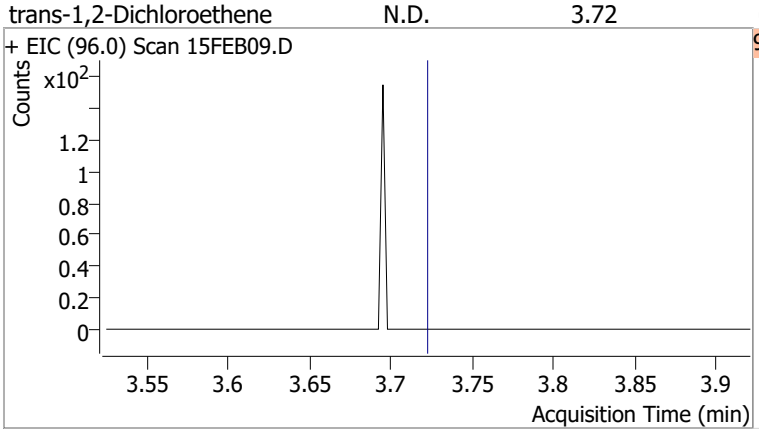

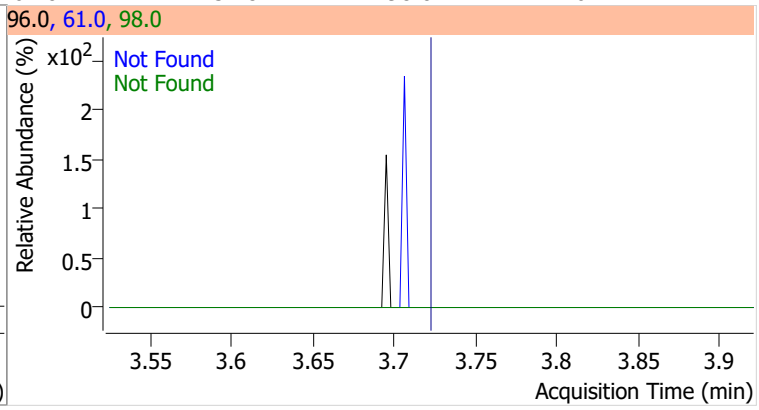

Compound	Conc.	Exp RT	QIon	Exp Ratio
Methyl tert-butyl ether (MTBE)	N.D.	3.75	57.0	24.6

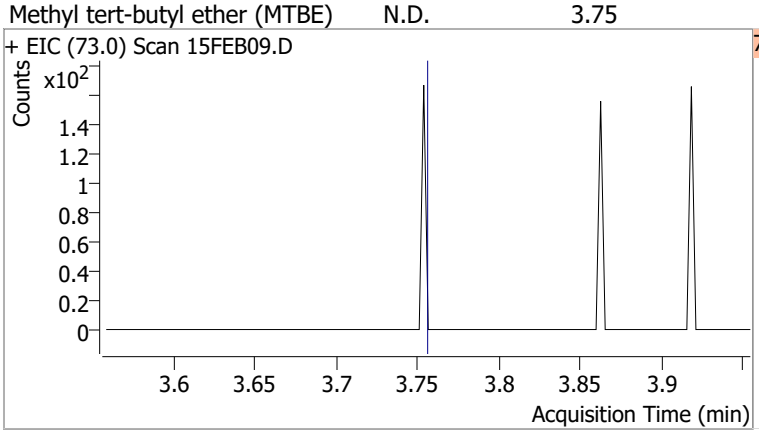

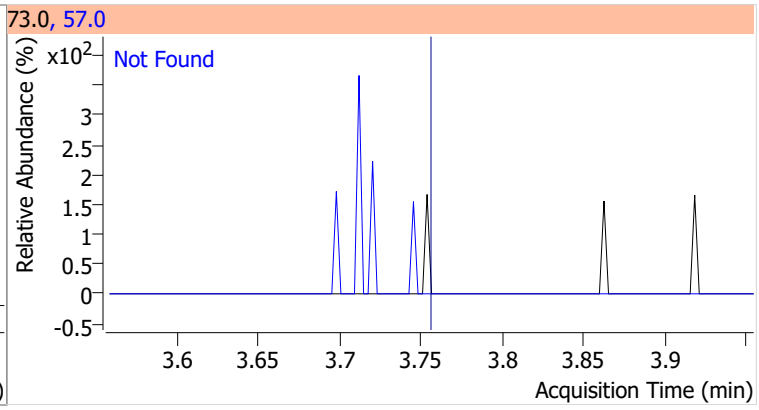

Compound	Conc.	Exp RT	QIon	Exp Ratio	QIon	Exp Ratio
1,1-Dichloroethane	N.D.	4.38	65.0	31.0	83.0	12.7

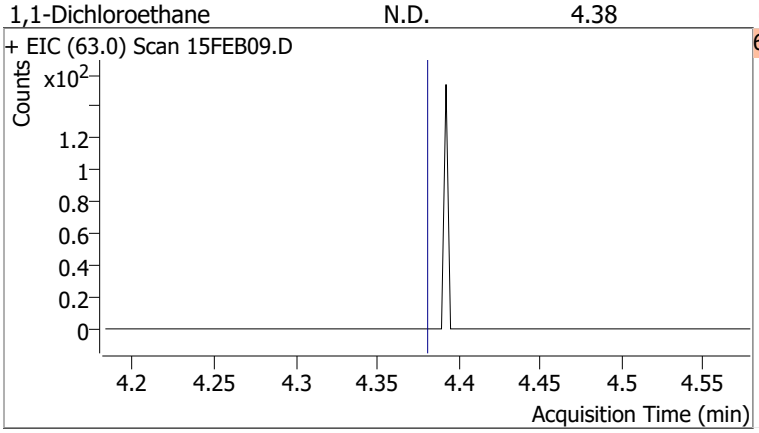

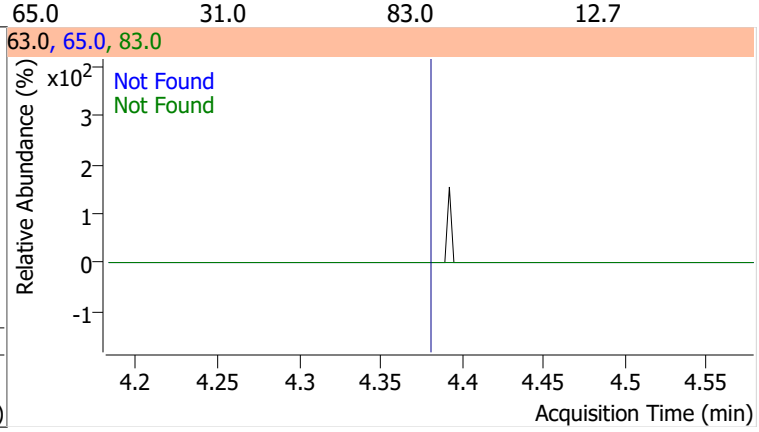

Compound	Conc.	Exp RT	QIon	Exp Ratio	QIon	Exp Ratio
2,2-Dichloropropane	N.D.	5.19	41.0	68.8	97.0	23.9

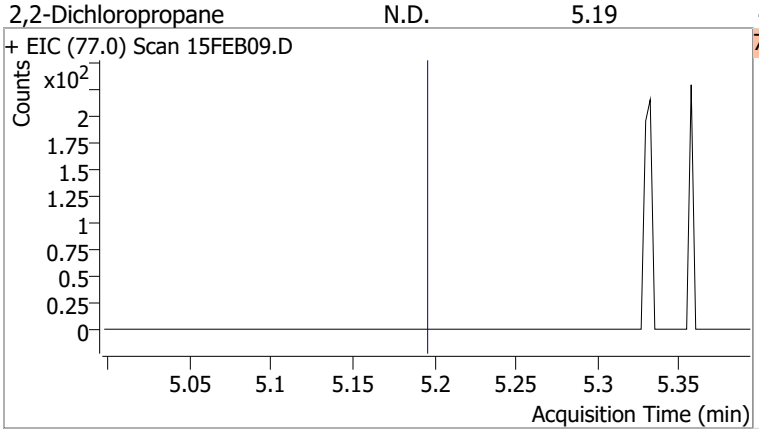

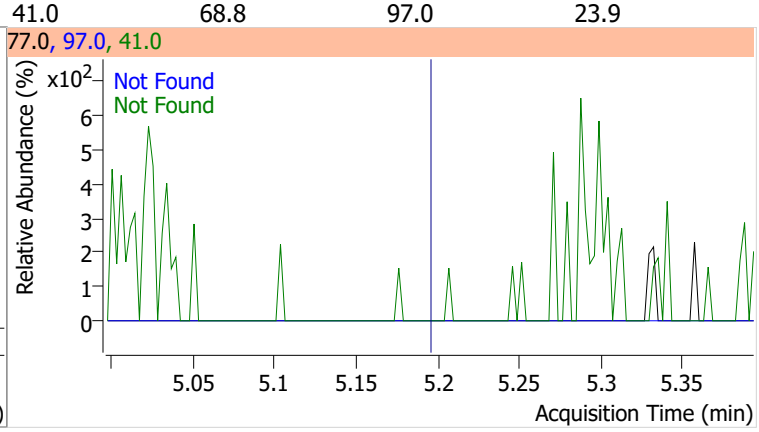

Compound	Conc.	Exp RT	QIon	Exp Ratio	QIon	Exp Ratio
cis-1,2-Dichloroethene	N.D.	5.21	61.0	160.4	98.0	66.2

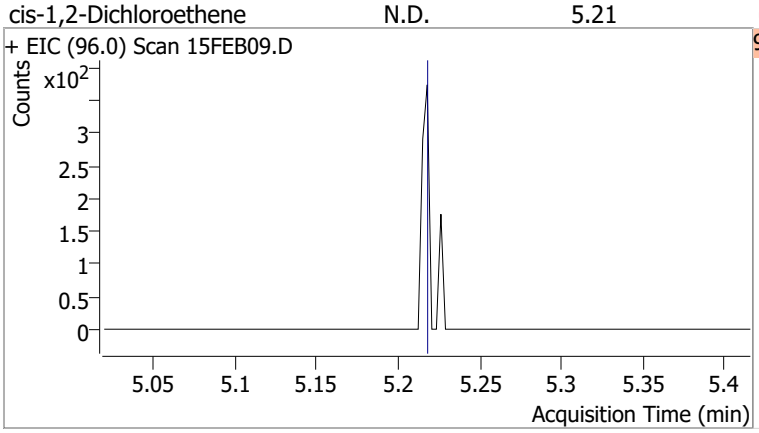

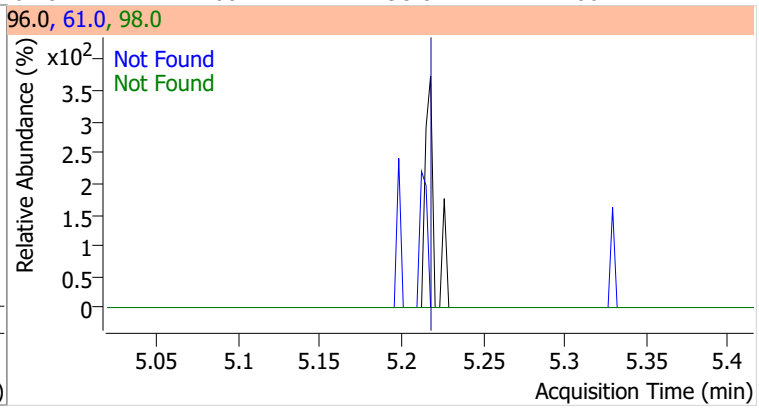

Compound	Conc.	RT	Dev(Min)	Resp.	QIon	QRatio	Lower	Upper
Methyl ethyl ketone	100.2664	5.29	0.01	14912	72.0	22.2	0.0	50.6

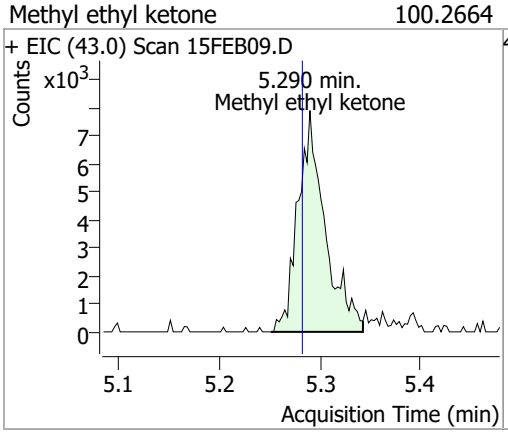

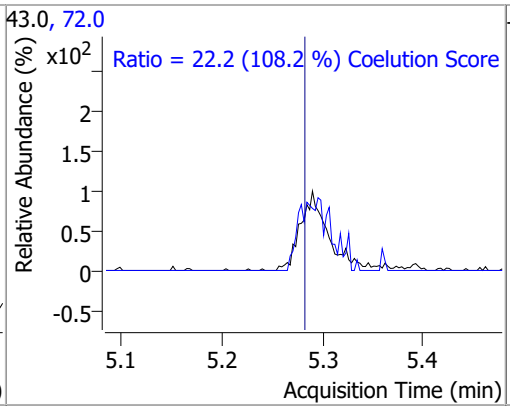

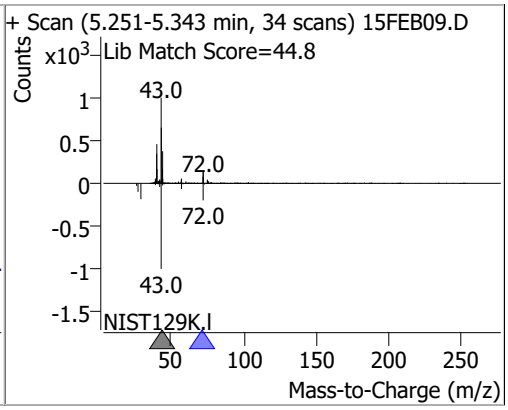

Compound	Conc.	Exp RT	QIon	Exp Ratio
Bromochloromethane	N.D.	5.52	49.0	182.2

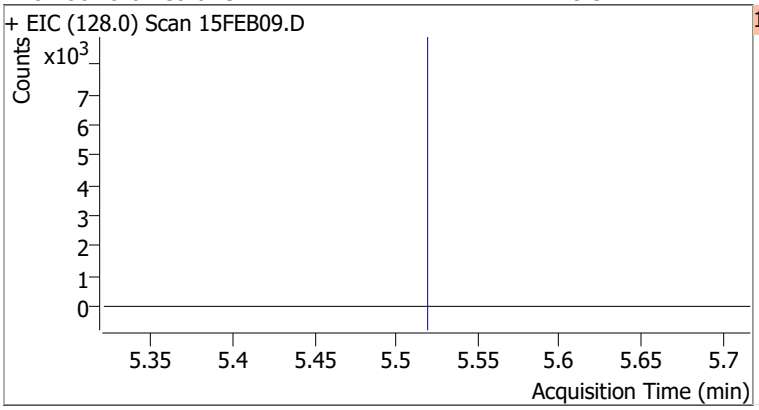

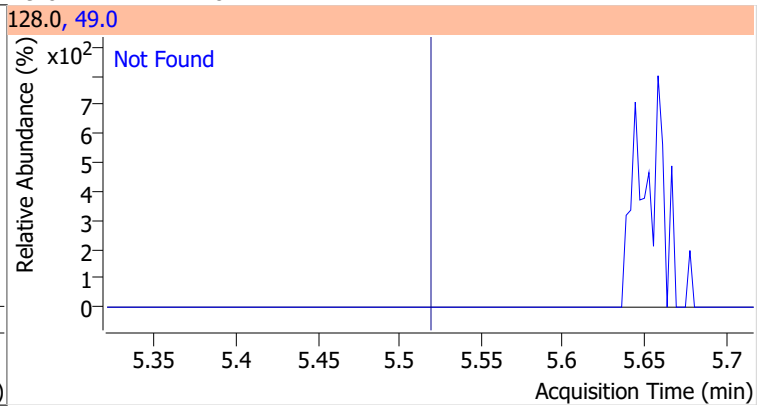

Compound	Conc.	RT	Dev(Min)	Resp.	QIon	QRatio	Lower	Upper
Chloroform	4.5927	5.66	0.00	8723	85.0	63.4	36.2	96.2

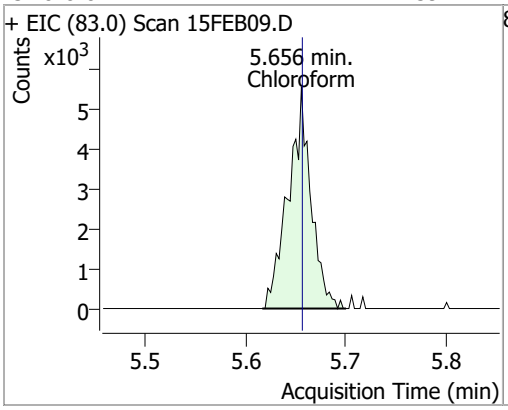

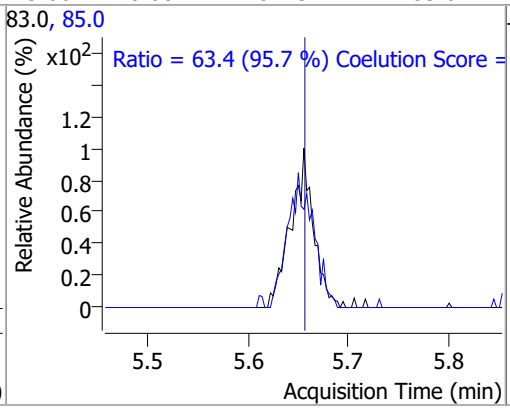

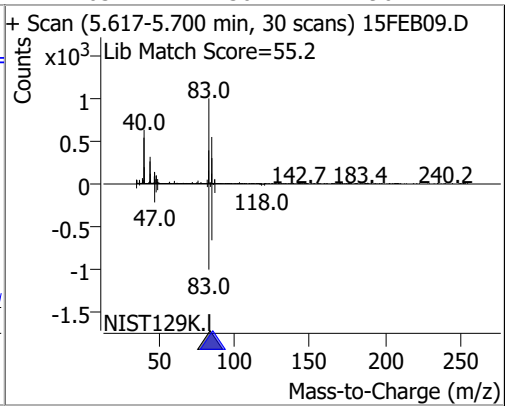

Compound	Conc.	Exp RT	QIon	Exp Ratio	QIon	Exp Ratio
1,1,1-Trichloroethane	N.D.	5.83	99.0	63.1	61.0	49.1

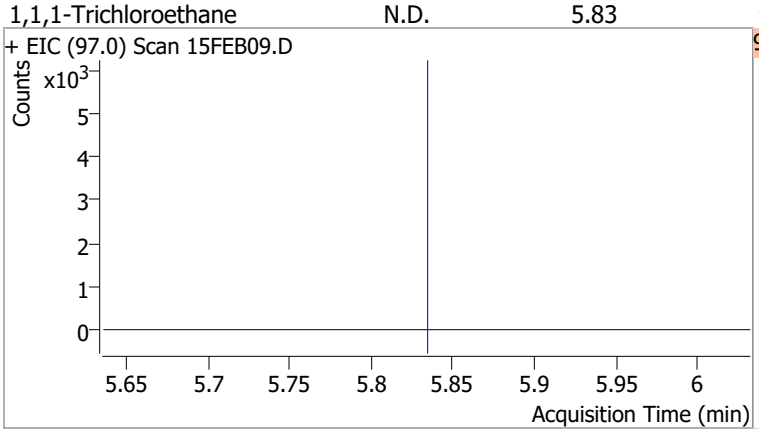

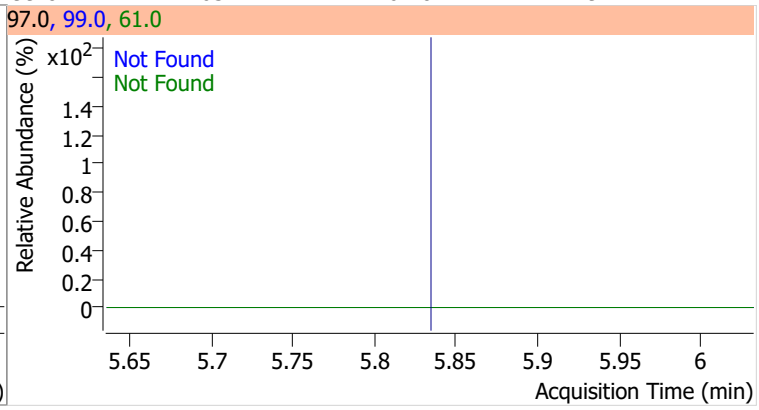

Compound	Conc.	RT	Dev(Min)	Resp.	QIon	QRatio	Lower	Upper
Dibromofluoromethane	277.4295	5.85	0.00	262958	191.5	22.2	0.0	53.2

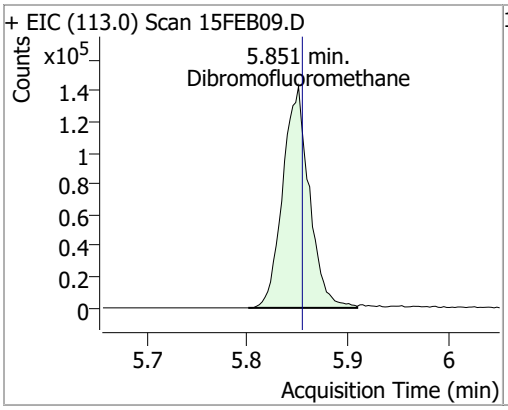

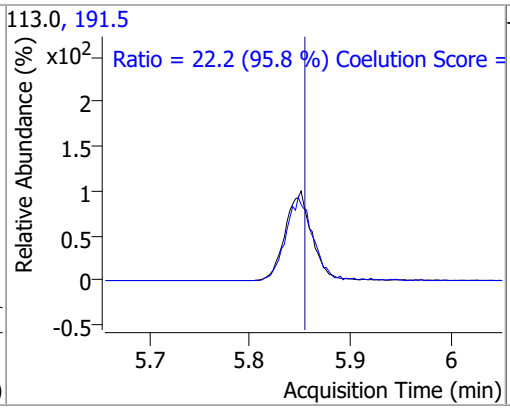

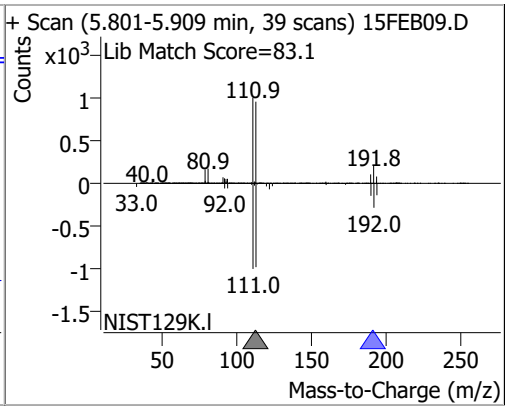

Compound	Conc.	Exp RT	QIon	Exp Ratio	QIon	Exp Ratio
Carbon tetrachloride	N.D.	6.02	119.0	97.6	121.0	30.7

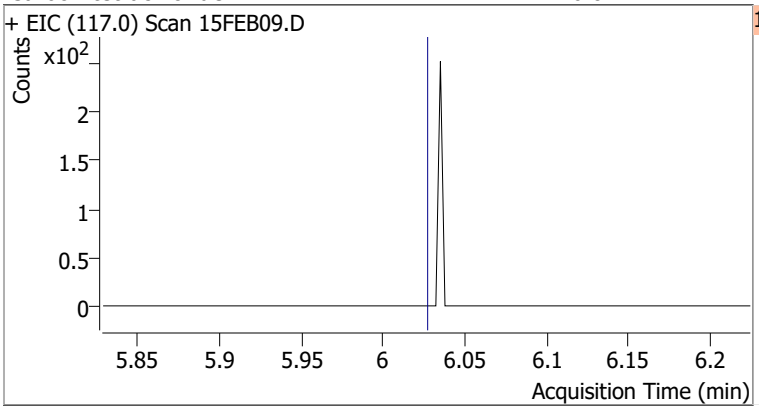

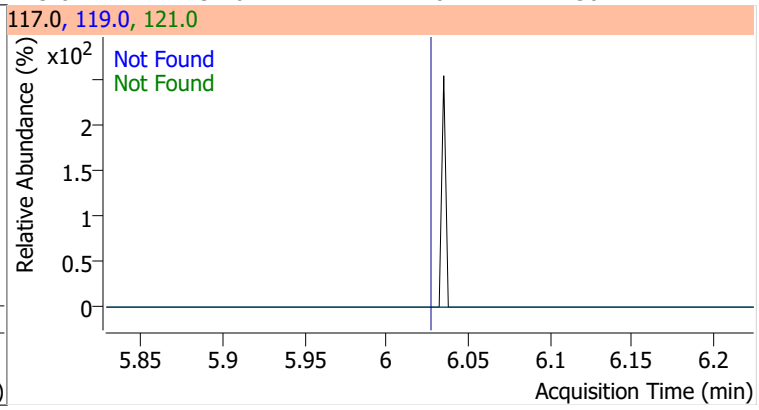

Compound	Conc.	Exp RT	QIon	Exp Ratio	QIon	Exp Ratio
1,1-Dichloropropene	N.D.	6.04	110.0	35.6	77.0	31.0

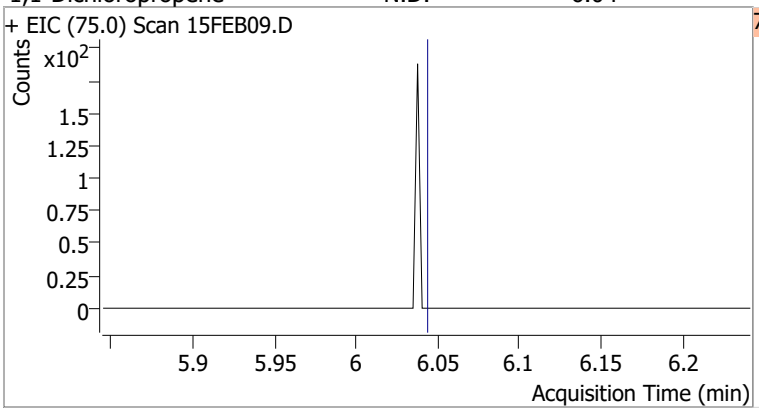

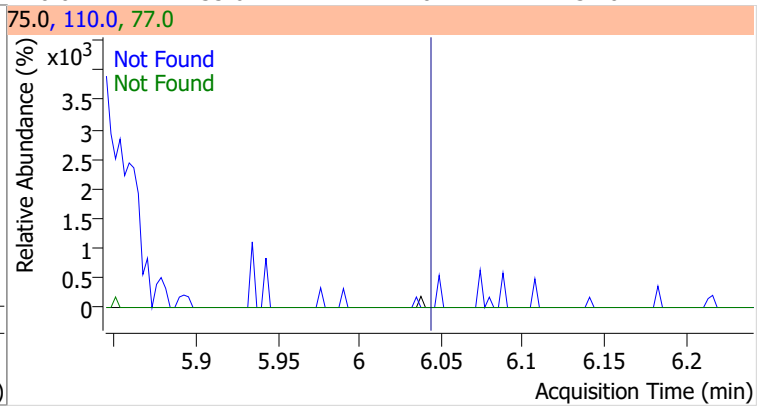

Compound	Conc.	RT	Dev(Min)	Resp.	QIon	QRatio	Lower	Upper
1,2-Dichloroethane-d4	294.9194	6.23	0.00	120752	65.0	197.3	162.8	222.8

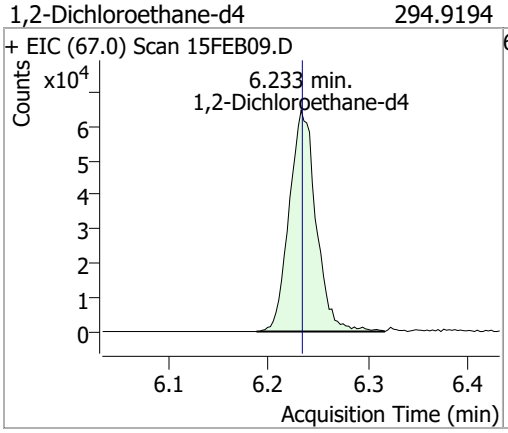

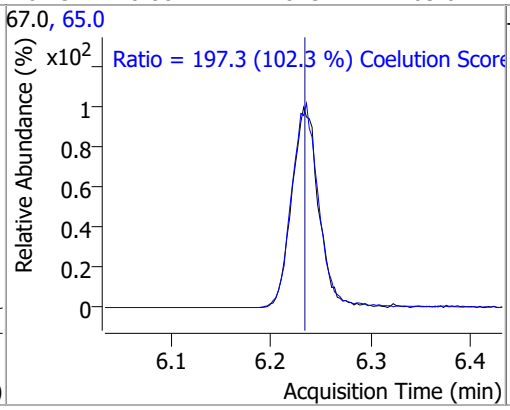

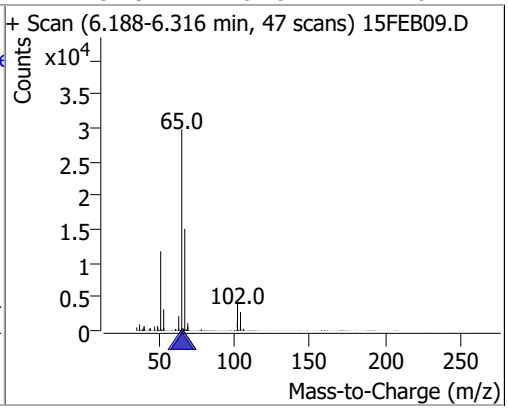

Compound	Conc.	RT	Dev(Min)	Resp.	QIon	QRatio	Lower	Upper
Benzene	0.8347	6.27	-0.01	3263	77.0	14.1	0.0	53.3

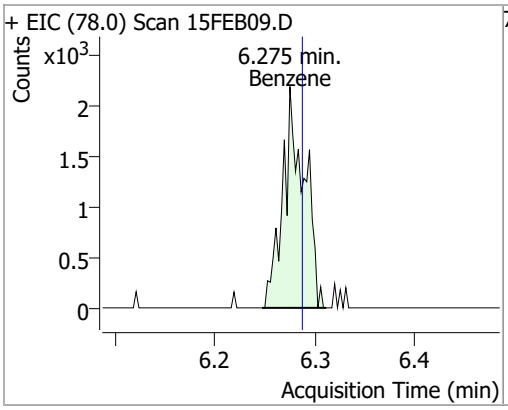

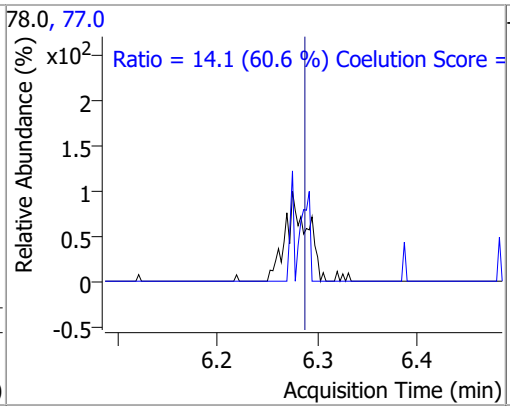

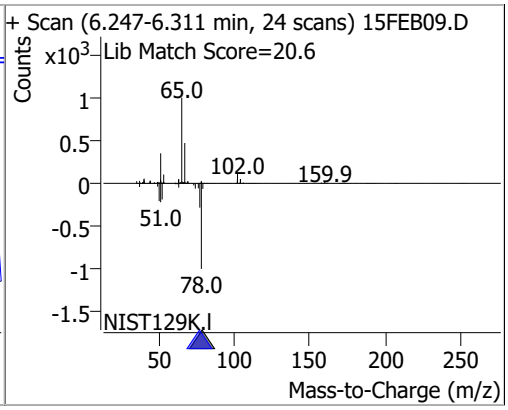

Compound	Conc.	Exp RT	QIon	Exp Ratio	QIon	Exp Ratio
1,2-Dichloroethane	N.D.	6.32	64.0	32.2	98.0	8.2

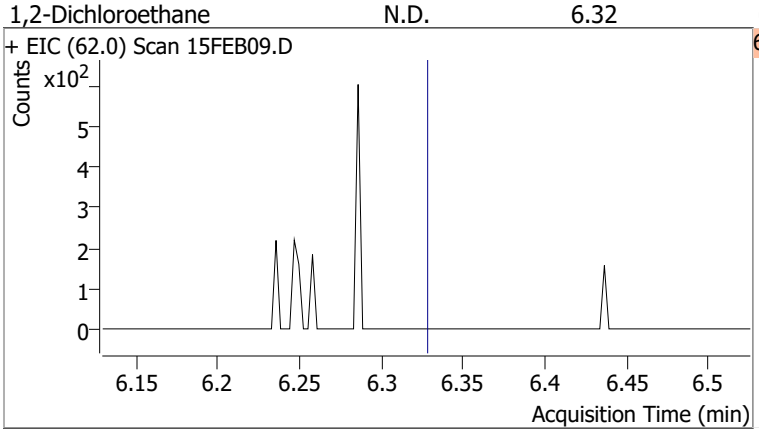

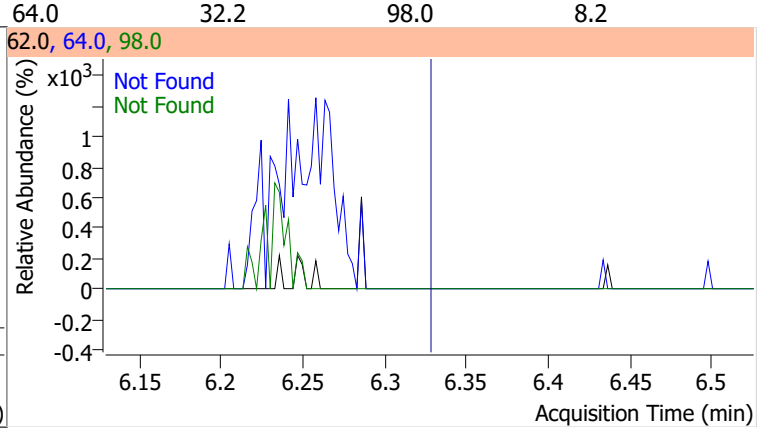

Compound	Conc.	Exp RT	QIon	Exp Ratio	QIon	Exp Ratio
Trichloroethene	N.D.	7.02	130.0	105.6	97.0	65.7

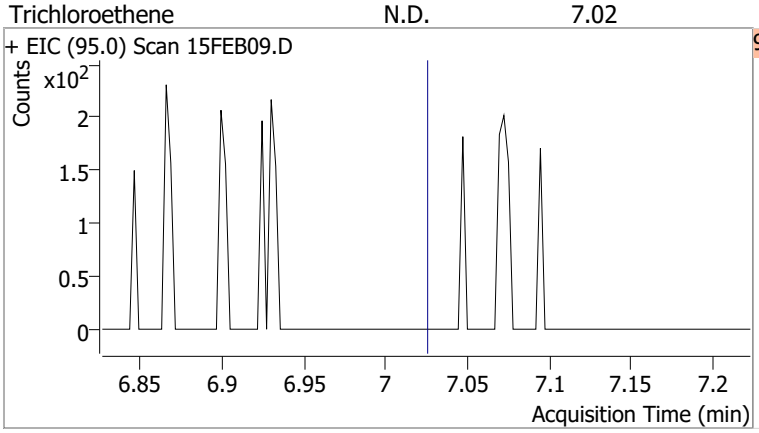

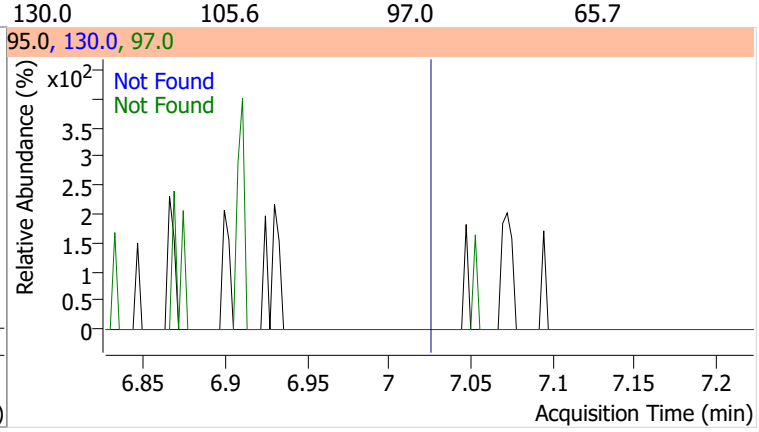

Compound	Conc.	Exp RT	QIon	Exp Ratio
1,2-Dichloropropane	N.D.	7.27	76.0	39.8

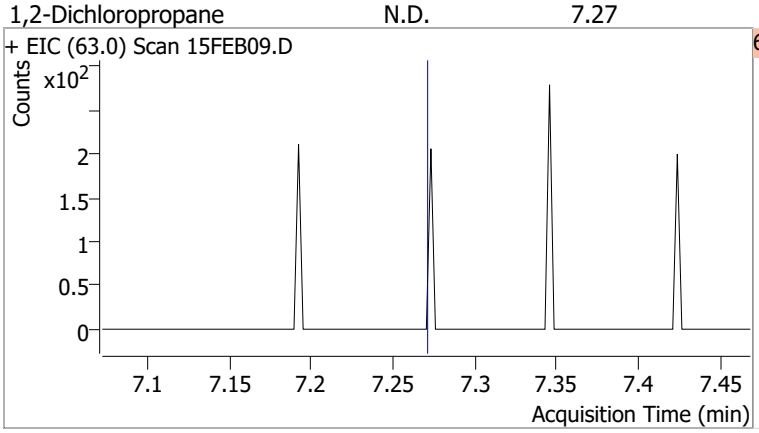

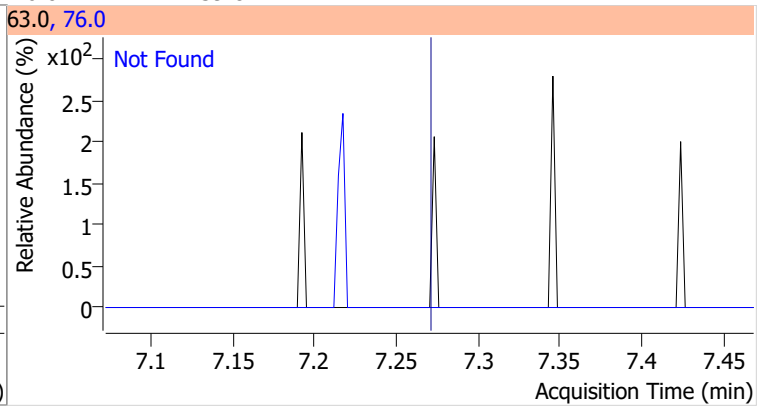

Compound	Conc.	Exp RT	QIon	Exp Ratio	QIon	Exp Ratio
Dibromomethane	N.D.	7.40	173.5	108.2	95.0	84.5

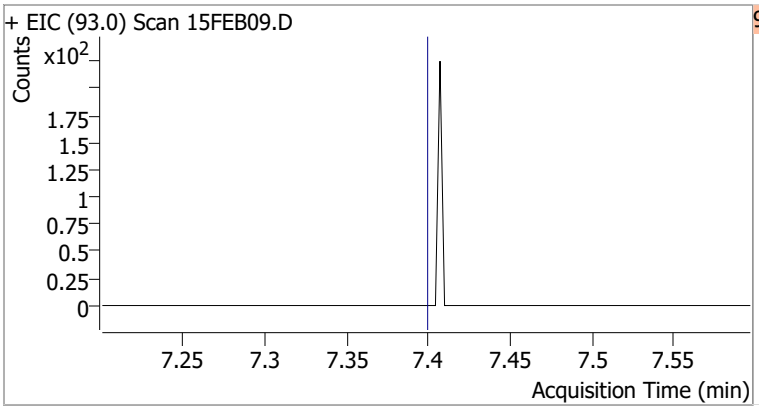

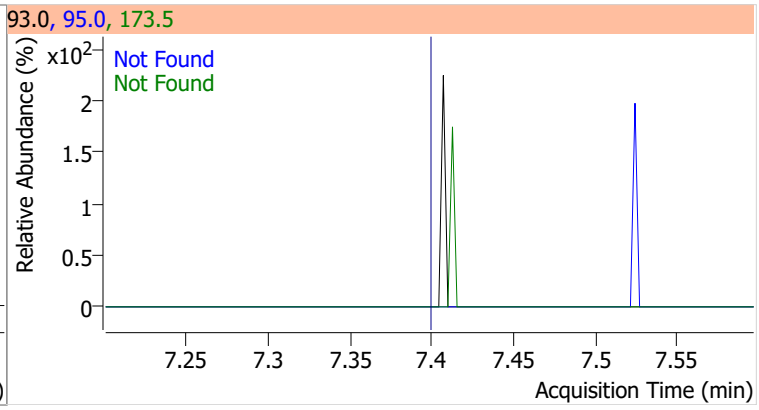

Compound	Conc.	Exp RT	QIon	Exp Ratio	QIon	Exp Ratio
Bromodichloromethane	N.D.	7.58	85.0	66.3	127.0	9.5

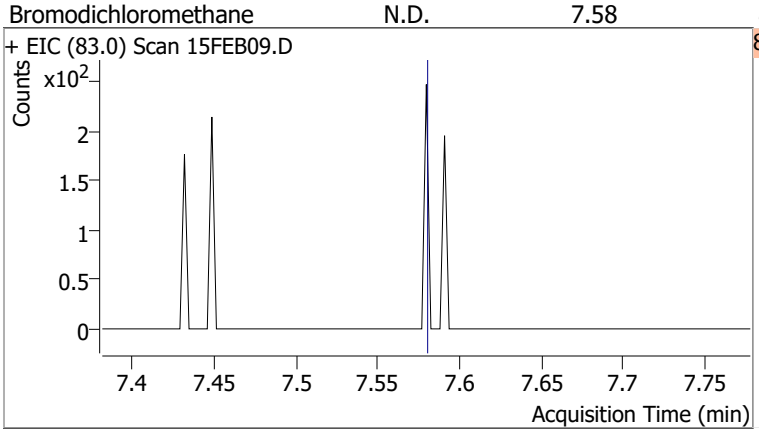

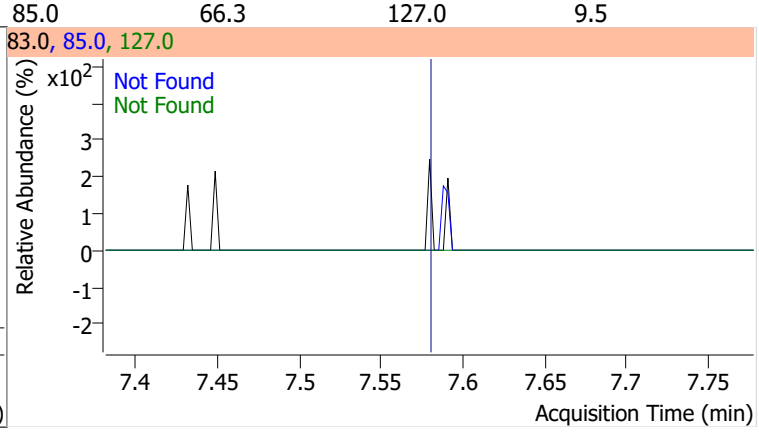

Compound	Conc.	Exp RT	QIon	Exp Ratio	QIon	Exp Ratio
cis-1,3-Dichloropropene	N.D.	8.06	39.0	52.5	77.0	31.8

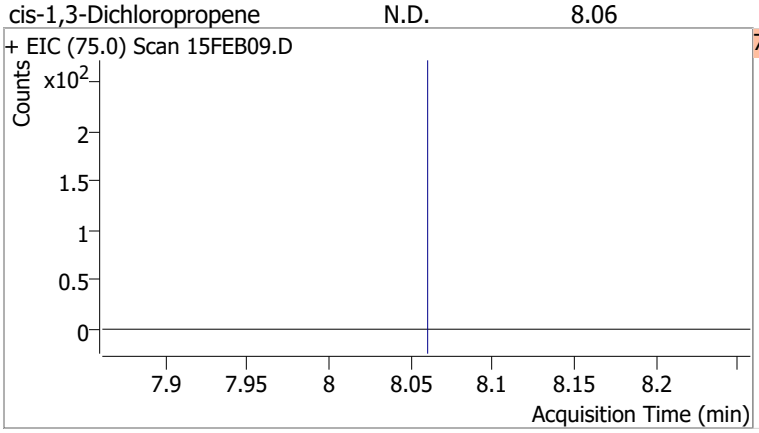

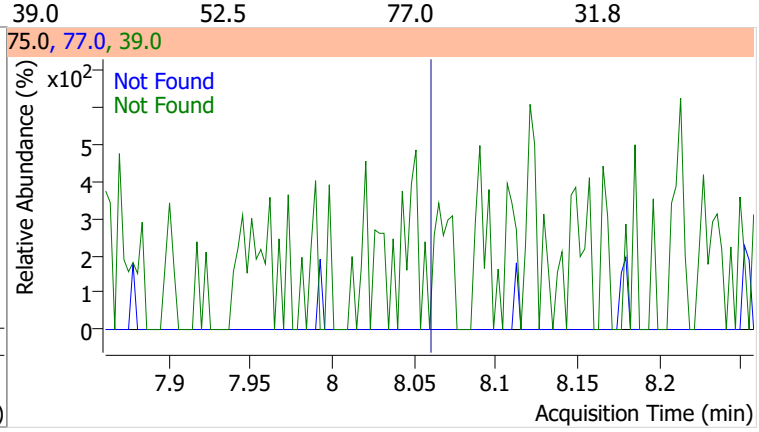

Compound	Conc.	RT	Dev(Min)	Resp.	QIon	QRatio	Lower	Upper
Toluene-d8	260.6813	8.32	0.00	981440	100.0	62.8	34.3	94.3
					99.0	9.8	0.0	39.2

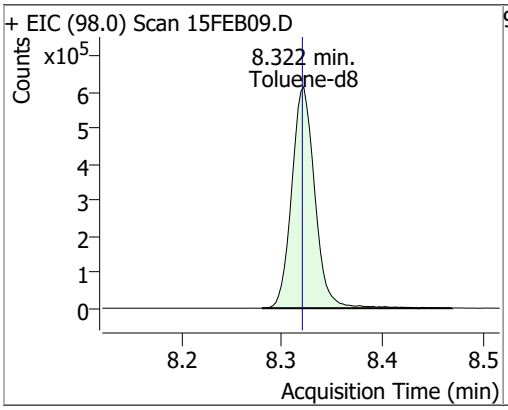

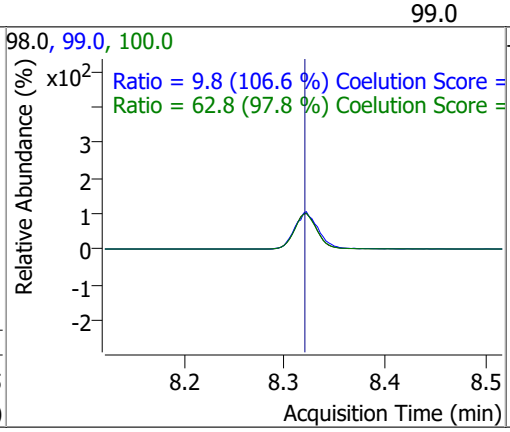

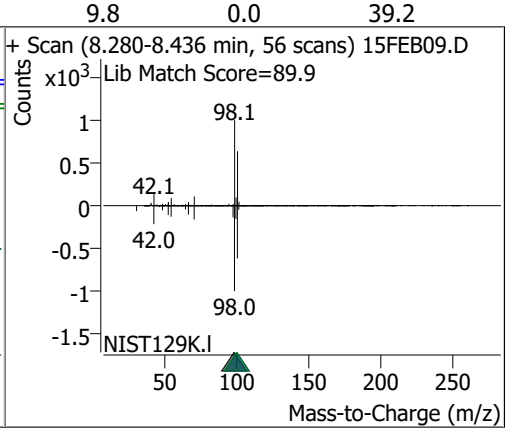

Compound	Conc.	RT	Dev(Min)	Resp.	QIon	QRatio	Lower	Upper
Toluene		0		0	91.0		144.1	204.1

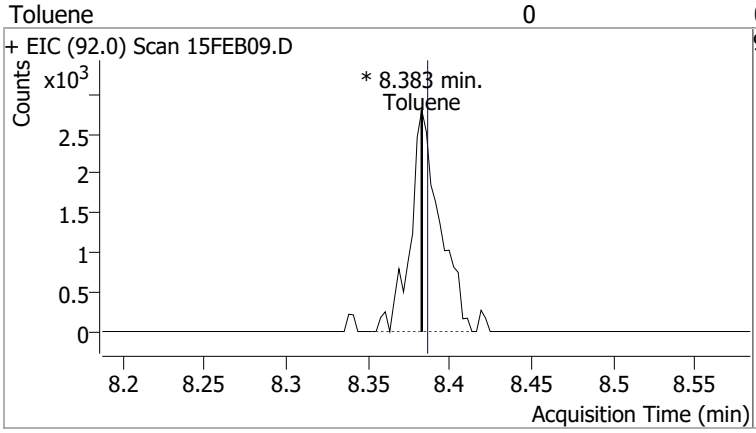

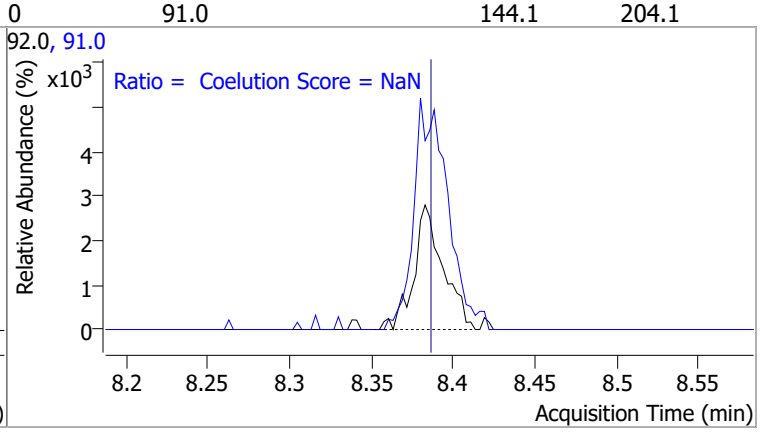

Compound	Conc.	Exp RT	QIon	Exp Ratio	QIon	Exp Ratio
trans-1,3-Dichloropropene	N.D.	8.64	39.0	53.0	77.0	31.0

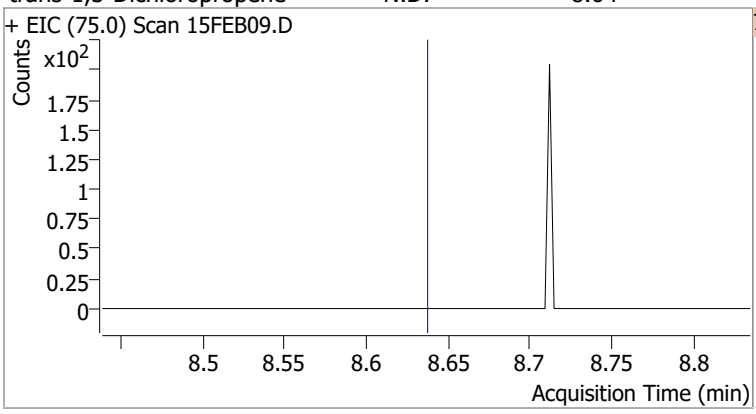

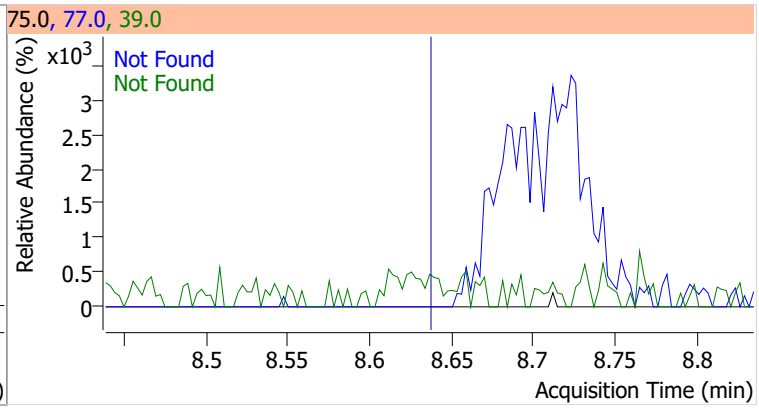

Compound	Conc.	Exp RT	QIon	Exp Ratio	QIon	Exp Ratio
1,1,2-Trichloroethane	N.D.	8.82	97.0	110.7	85.0	60.7

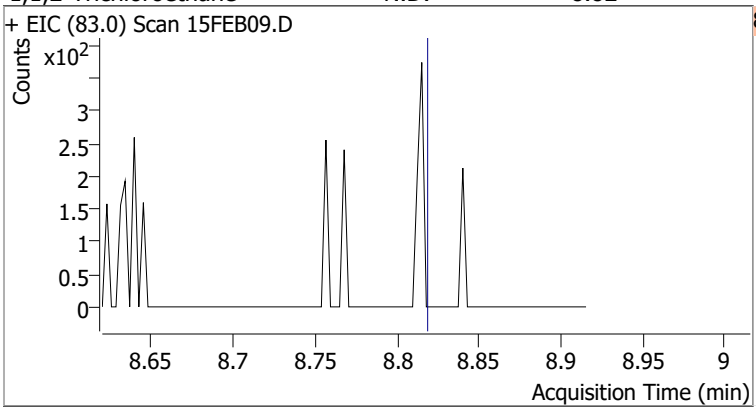

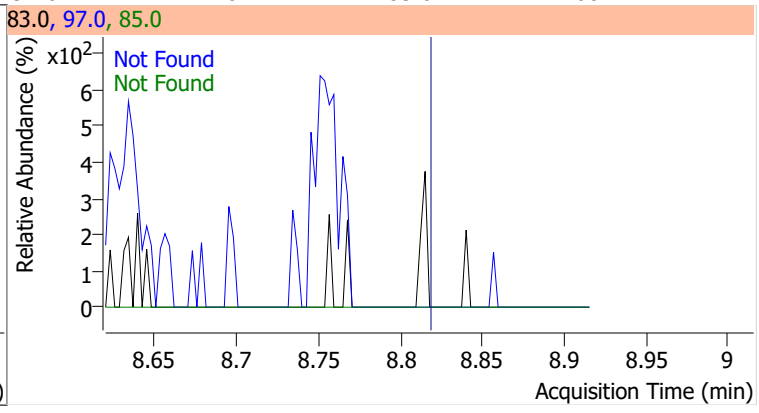

Compound	Conc.	Exp RT	QIon	Exp Ratio	QIon	Exp Ratio
Tetrachloroethene	N.D.	8.94	165.8	126.1	129.0	90.5

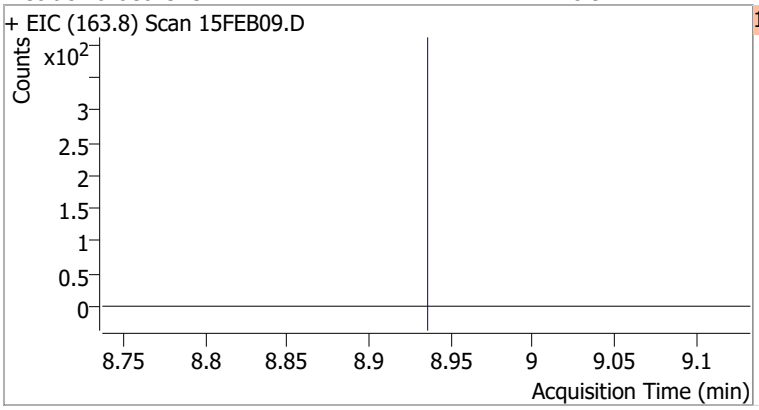

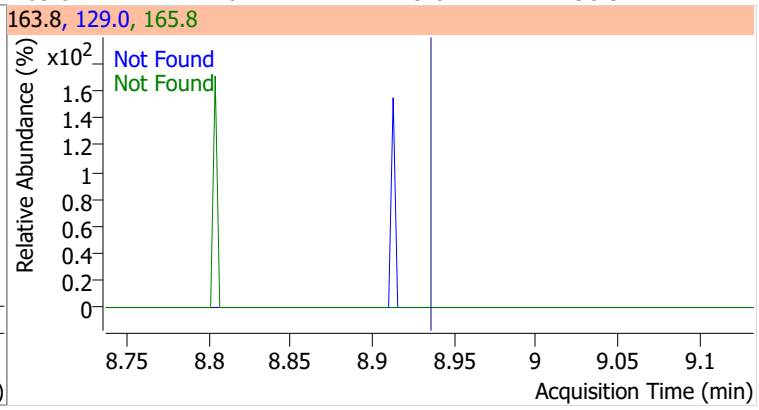

Compound	Conc.	Exp RT	QIon	Exp Ratio
1,3-Dichloropropane	N.D.	8.98	78.0	32.4

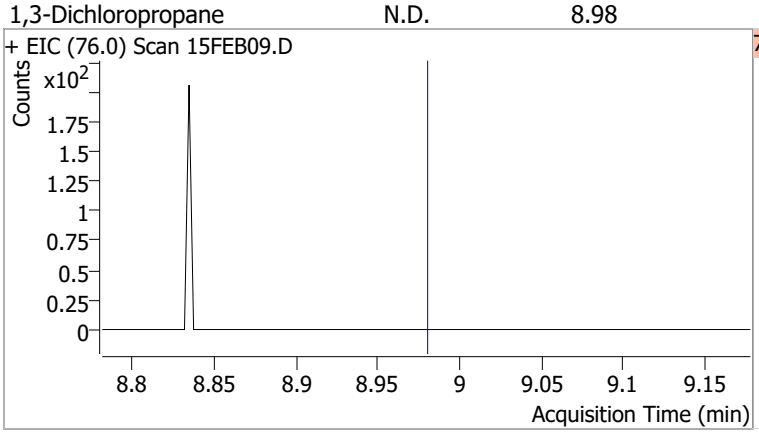

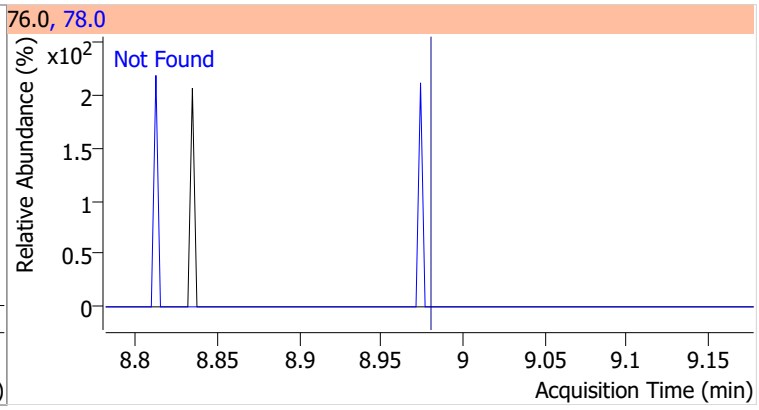

Compound	Conc.	Exp RT	QIon	Exp Ratio
Chlorodibromomethane	N.D.	9.21	127.0	77.2

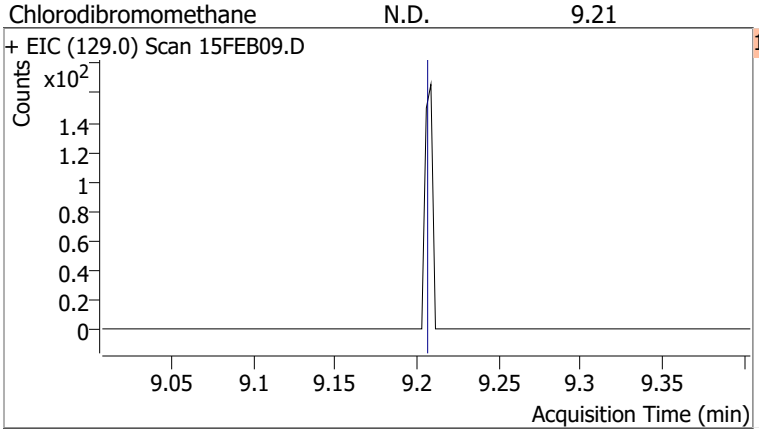

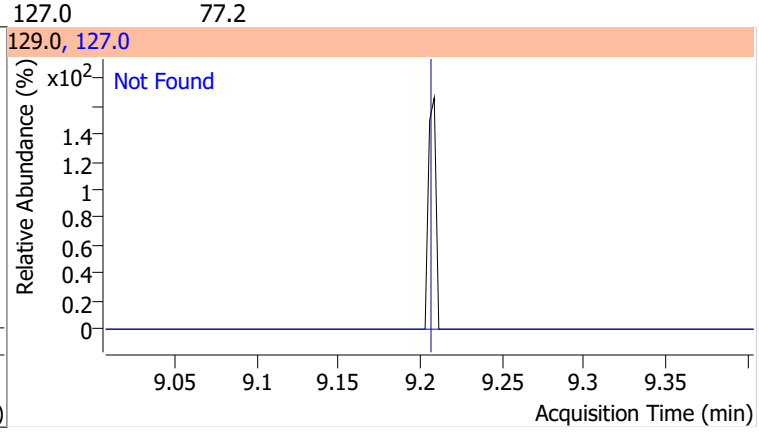

Compound	Conc.	Exp RT	QIon	Exp Ratio
1,2-Dibromoethane	N.D.	9.30	109.0	91.5

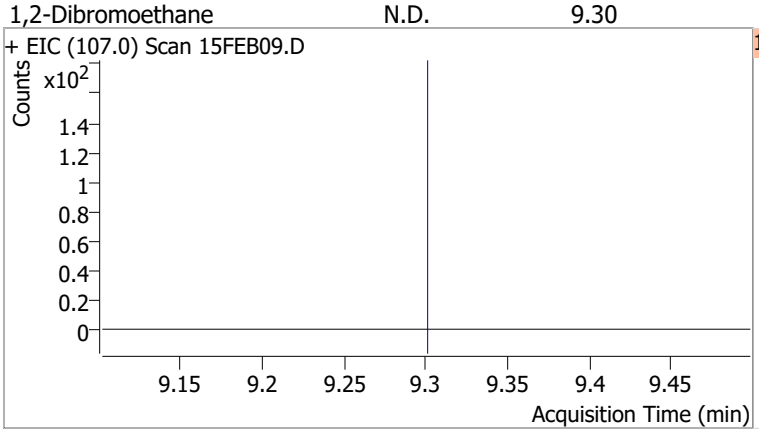

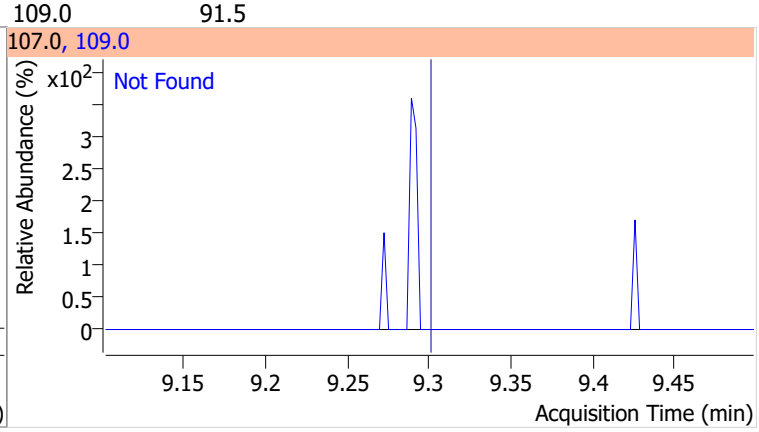

Compound	Conc.	Exp RT	QIon	Exp Ratio
Chlorobenzene	N.D.	9.80	114.0	32.2

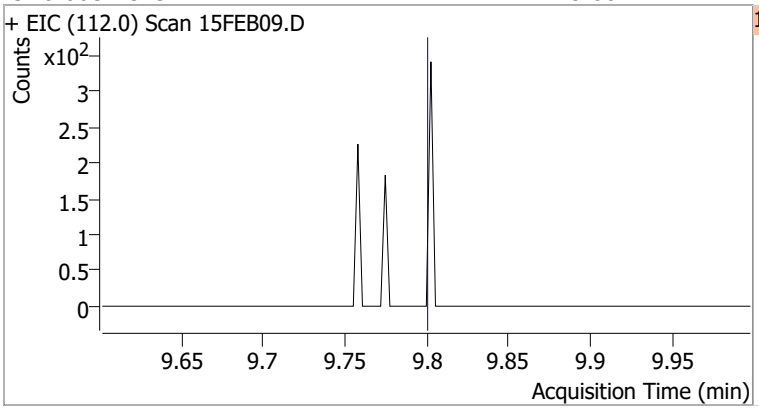

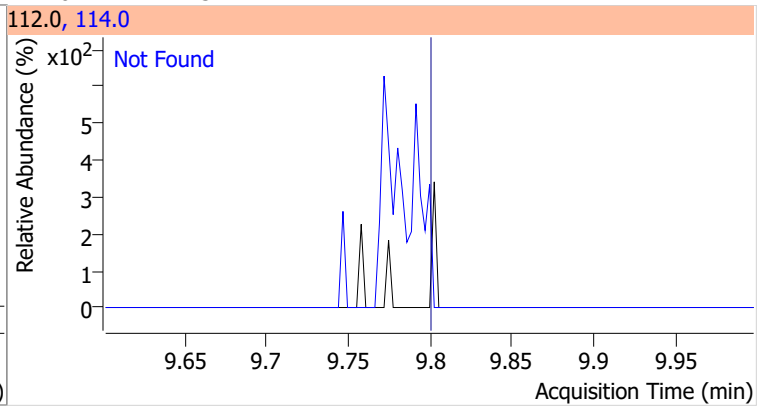

Compound	Conc.	Exp RT	QIon	Exp Ratio
1,1,1,2-Tetrachloroethane	N.D.	9.89	133.0	95.3

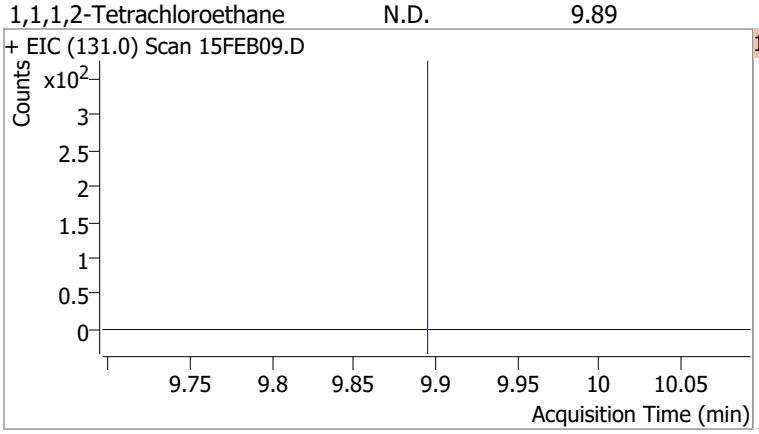

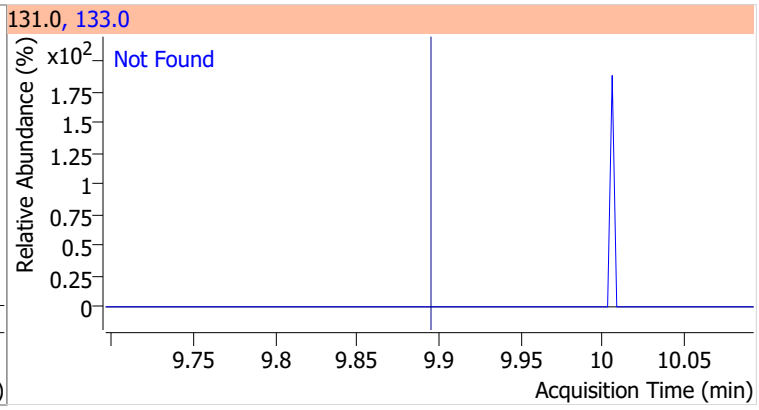

Compound	Conc.	RT	Dev(Min)	Resp.	QIon	QRatio	Lower	Upper
Ethylbenzene	3.2919	9.92	0.00	12557	106.0	31.4	1.7	61.7

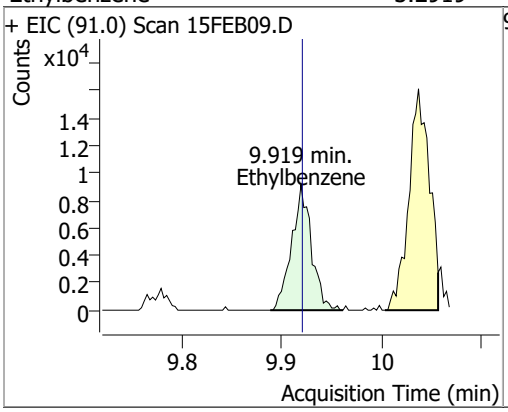

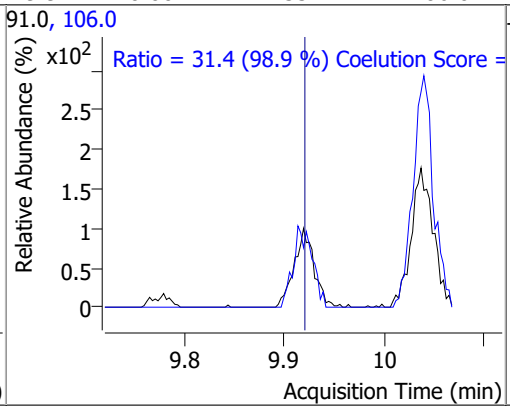

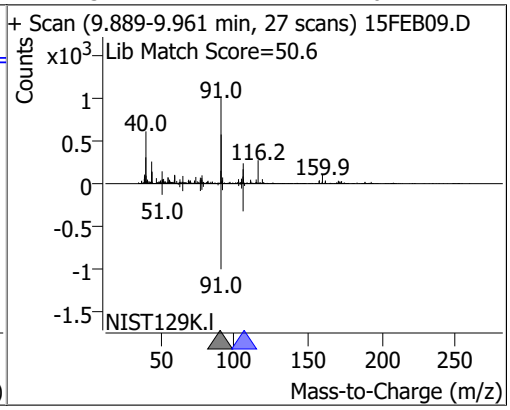

Compound	Conc.	RT	Dev(Min)	Resp.	QIon	QRatio	Lower	Upper
m+p-Xylenes	8.1753	10.04	0.00	11977	91.0	203.6	170.7	230.7

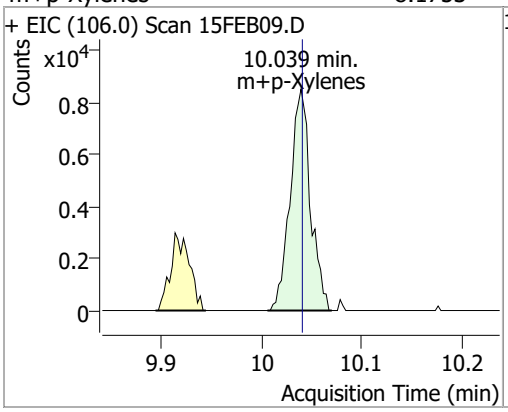

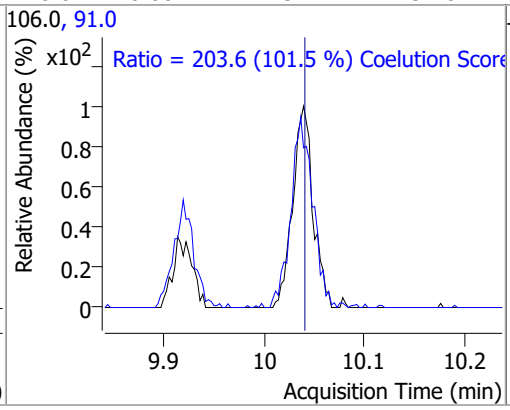

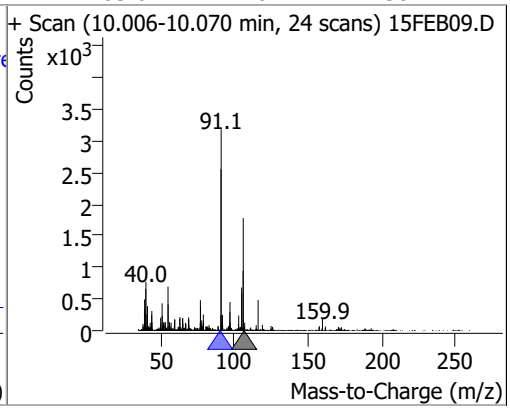

Compound	Conc.	RT	Dev(Min)	Resp.	QIon	QRatio	Lower	Upper
o-Xylene	8.4190	10.43	0.00	12130	91.0	205.4	181.4	241.4

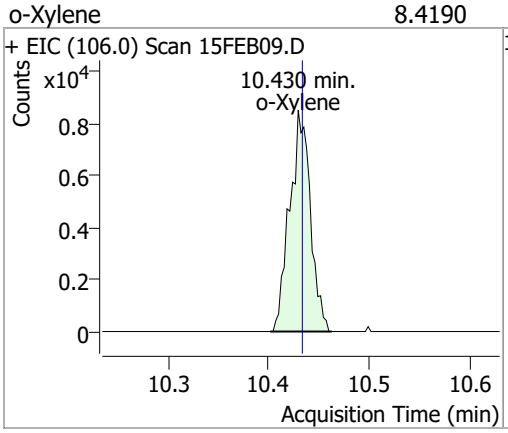

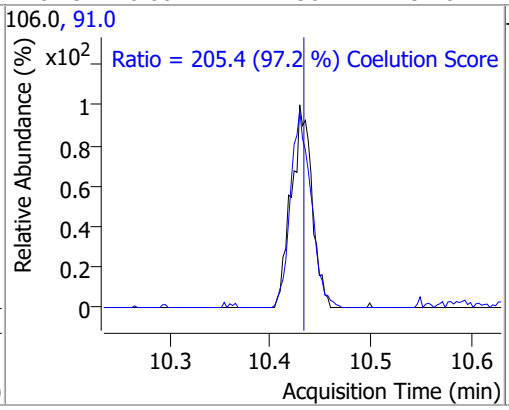

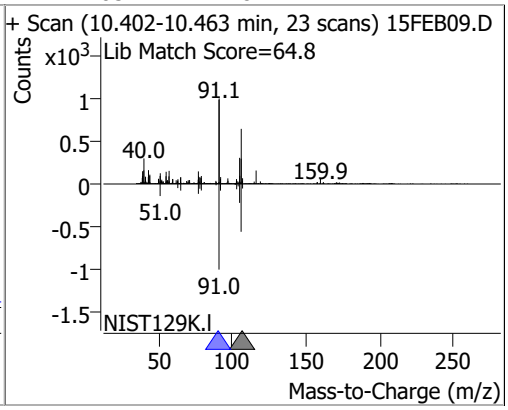

Compound	Conc.	RT	Dev(Min)	Resp.	QIon	QRatio	Lower	Upper
Styrene		0		0	78.0		20.6	80.6

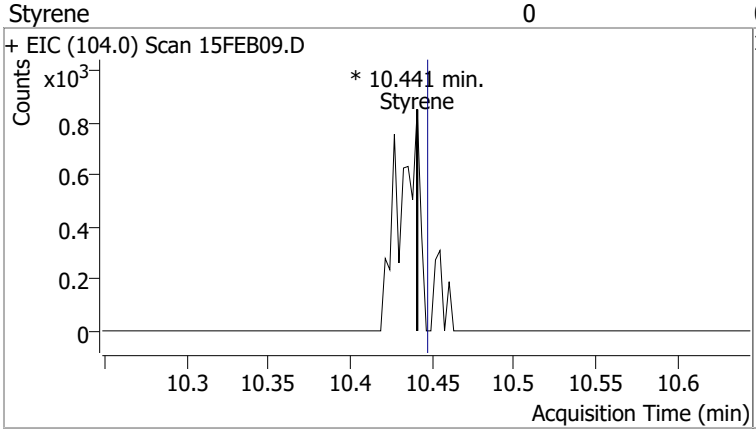

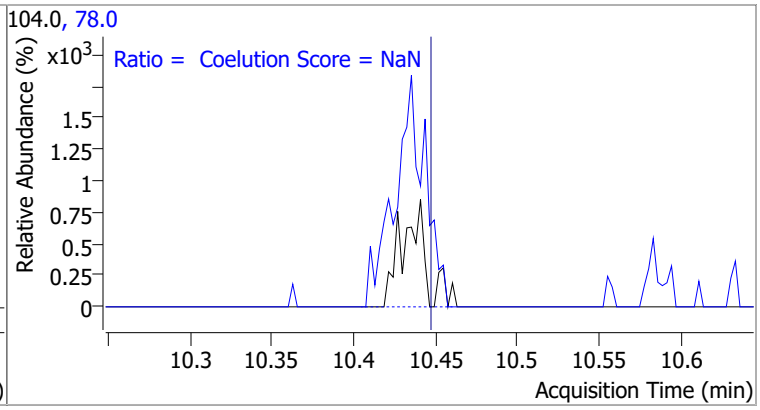

Compound	Conc.	RT	Dev(Min)	Resp.	QIon	QRatio	Lower	Upper
Bromoform	0.7400	10.62	0.00	321 (m)	170.5	33.5	20.3	80.3
					174.5	34.3	18.1	78.1

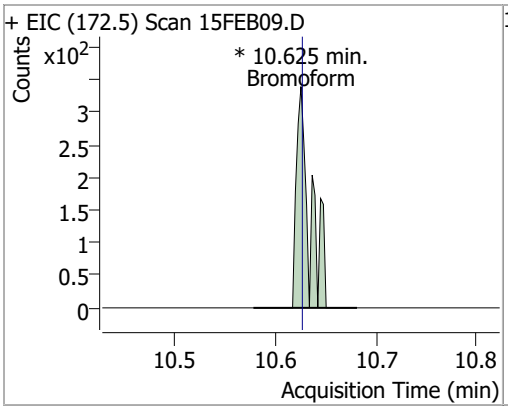

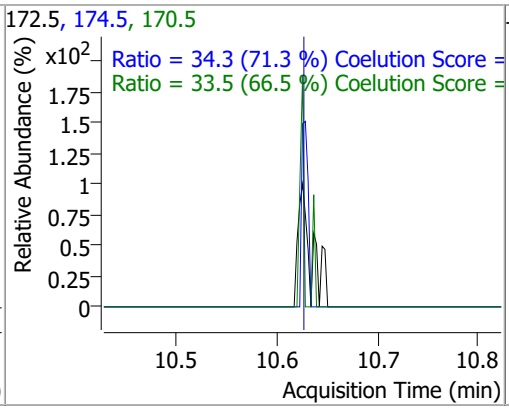

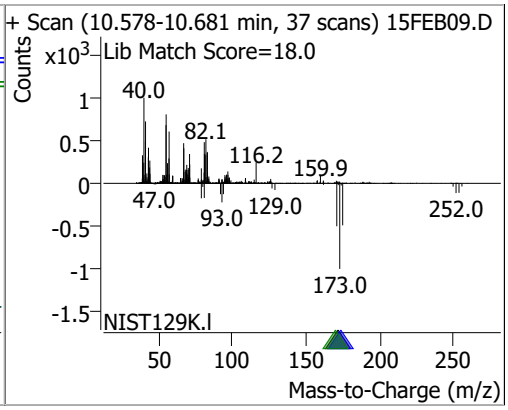

Compound	Conc.	RT	Dev(Min)	Resp.	QIon	QRatio	Lower	Upper
p-Bromofluorobenzene	257.4216	10.95	0.00	307761	174.0	92.3	65.3	125.3
					176.0	91.4	63.3	123.3

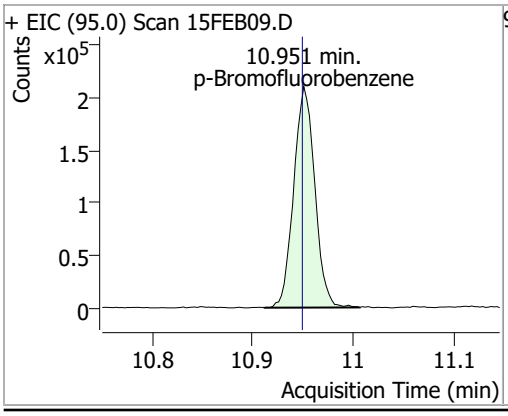

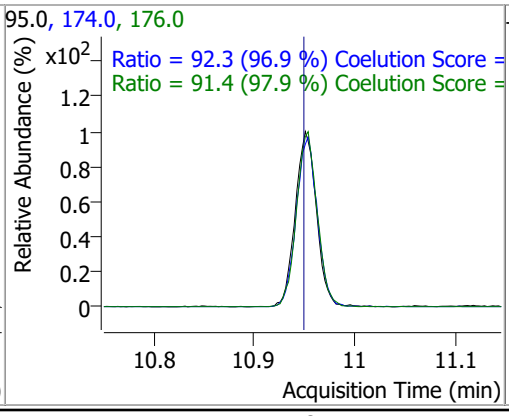

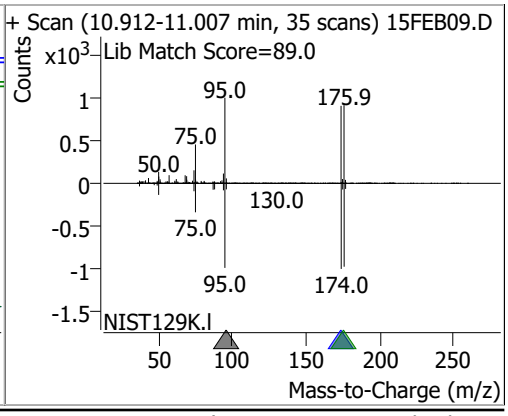

Compound	Conc.	Exp RT	QIon	Exp Ratio	QIon	Exp Ratio
Bromobenzene	N.D.	11.09	77.0	143.5	158.0	96.1

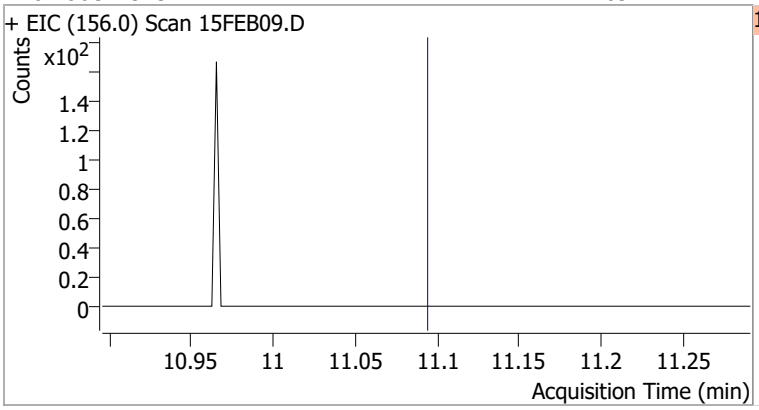

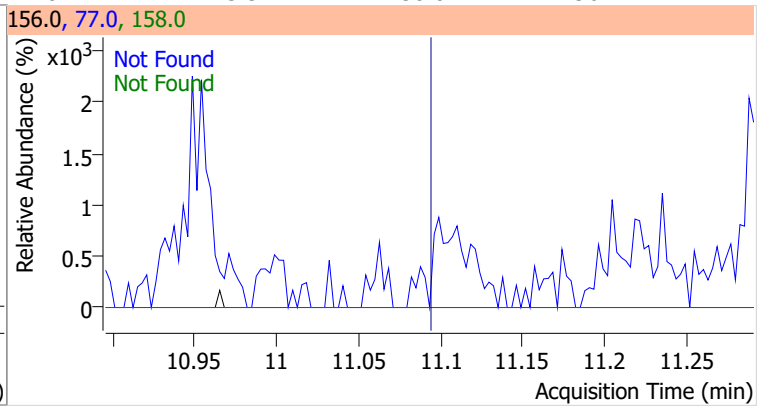

Compound	Conc.	RT	Dev(Min)	Resp.	QIon	QRatio	Lower	Upper
1,1,2,2-Tetrachloroethane		0		0	85.0		33.3	93.3

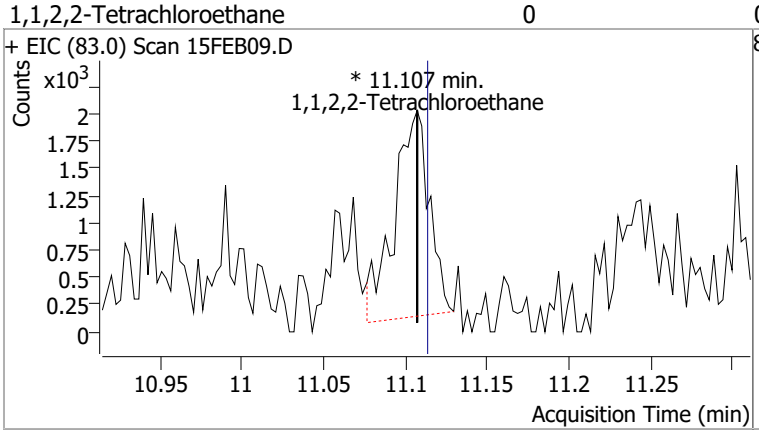

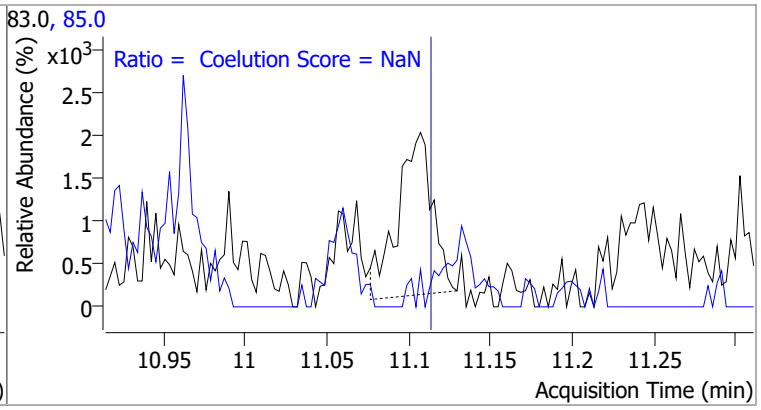

Compound	Conc.	Exp RT	QIon	Exp Ratio
1,2,3-Trichloropropane	N.D.	11.15	112.0	65.8

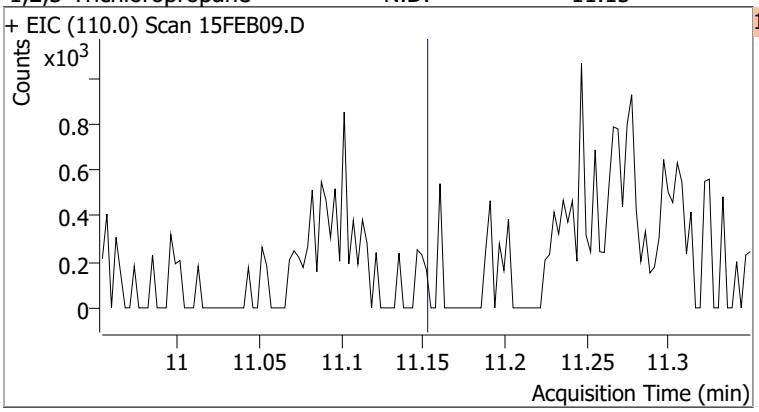

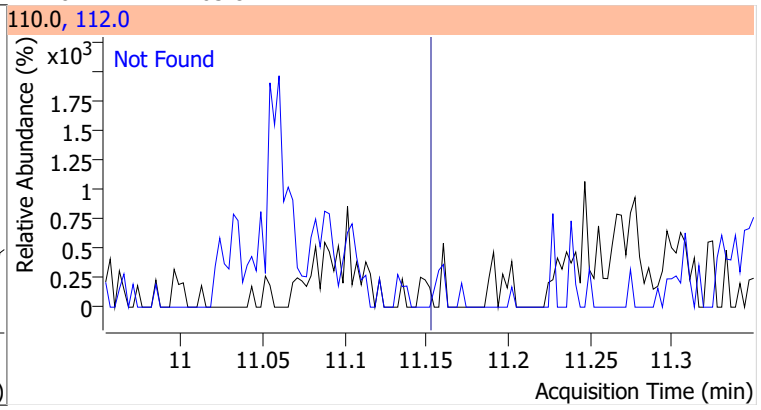

Compound	Conc.	Exp RT	QIon	Exp Ratio
2-Chlorotoluene	N.D.	11.29	91.0	276.2

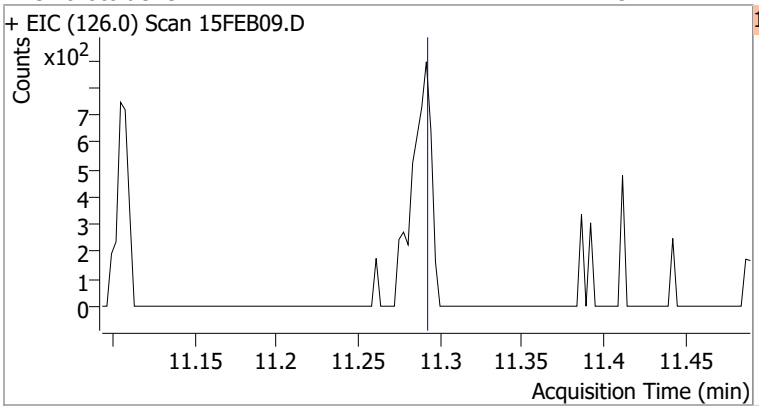

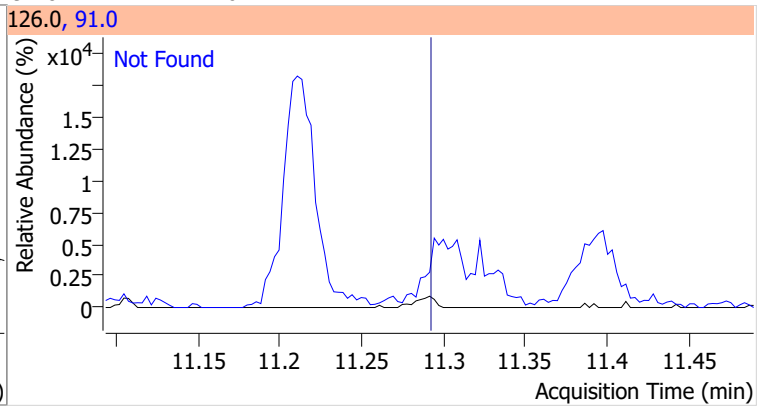

Compound	Conc.	RT	Dev(Min)	Resp.	QIon	QRatio	Lower	Upper
4-Chlorotoluene		0		0	126.0		1.3	61.3

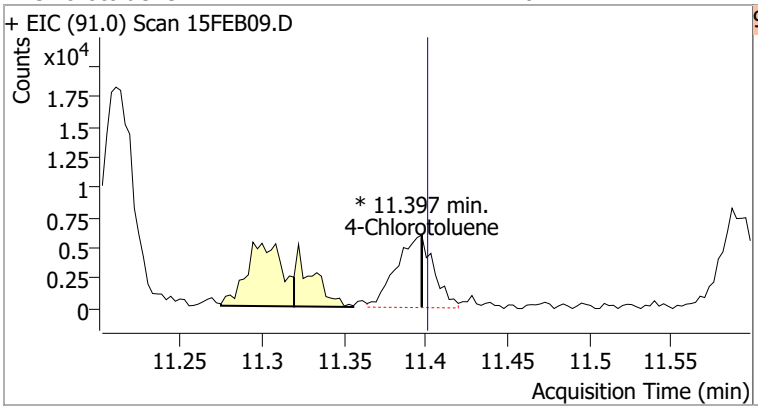

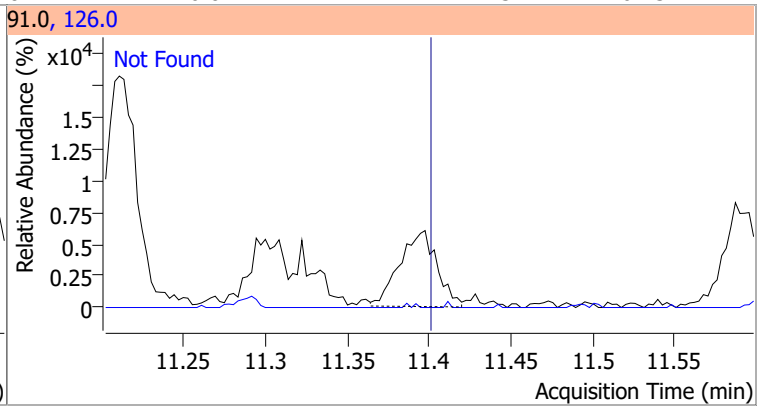

Compound	Conc.	RT	Dev(Min)	Resp.	QIon	QRatio	Lower	Upper
1,3-Dichlorobenzene		0		0	148.0		32.8	92.8
					111.0		8.7	68.7

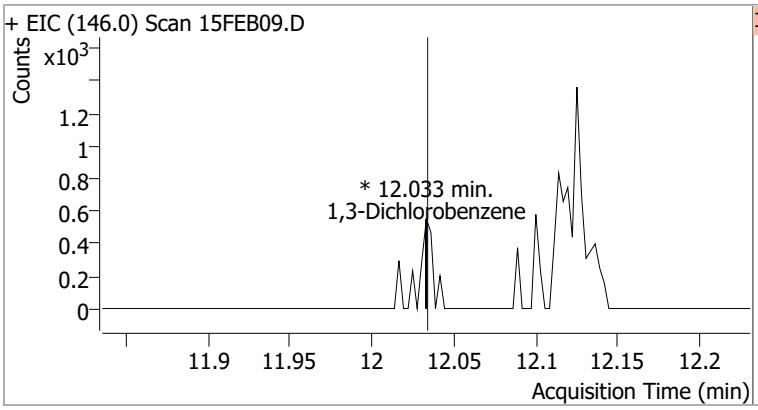

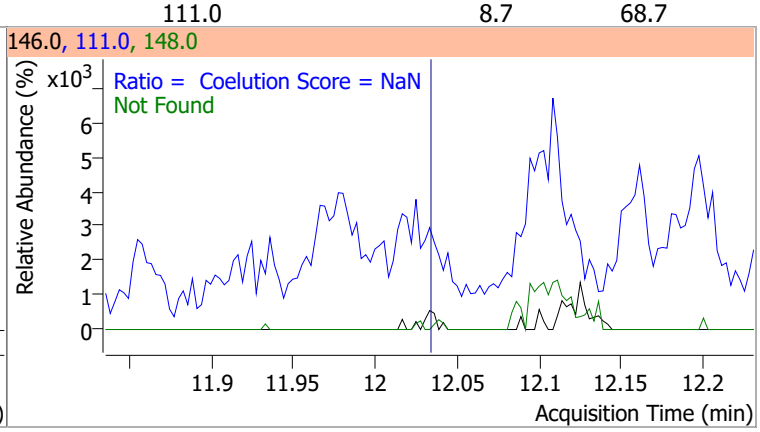

Compound	Conc.	RT	Dev(Min)	Resp.	QIon	QRatio	Lower	Upper
1,4-Dichlorobenzene		0		0	148.0		33.7	93.7
					111.0		8.7	68.7

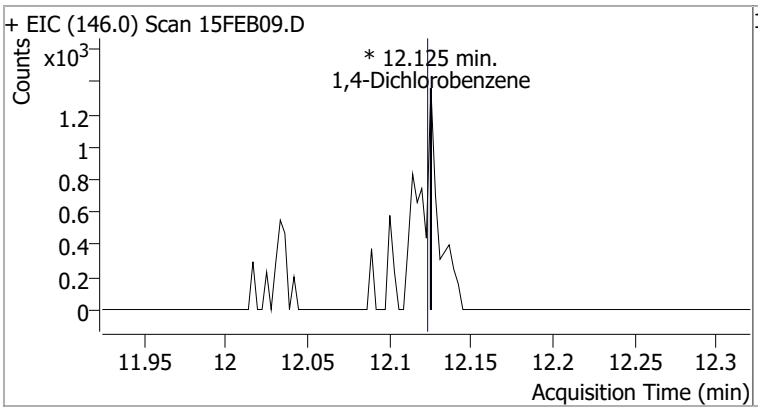

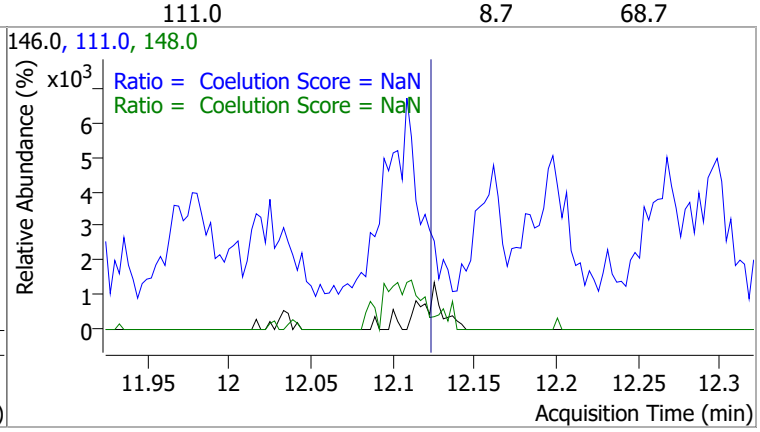

Compound	Conc.	Exp RT	QIon	Exp Ratio	QIon	Exp Ratio
1,2-Dichlorobenzene	N.D.	12.49	148.0	61.9	111.0	39.5

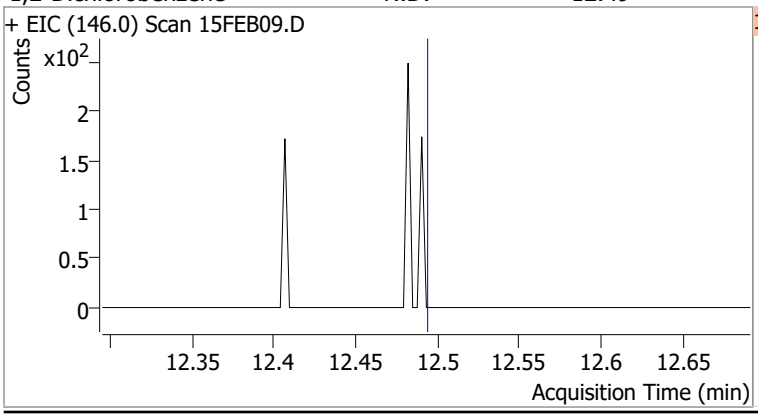

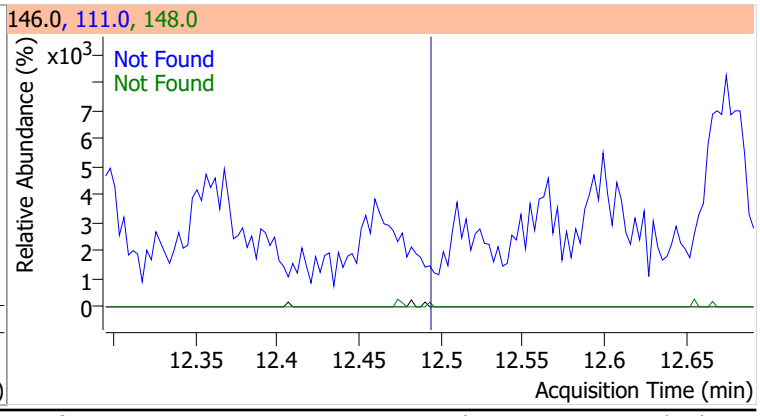

Quantitation Results Report (QT Reviewed)

Data File	15FEB10.D	Operator	MSC
Acq. Method	5975CACQF.M	Acq. Date-Time	2/15/2022 1:48:44 PM
Sample Name	B22020962-001F	Instrument	VOA5975C
Vial	10	Multiplier	1.00
DA Method File	VOA5975C_8260B_SHT_DoD_L4_011922.m	Comment	
Tune File	BFB_Atune3.u	Tune Date	10/11/2021 4:02:00 PM
Batch Name	VG021522_8260B.batch.bin	Last Calib Update	2/18/2022 11:13:24 AM
Ref Library	\\MASSHUNTER\Org\Library\NIST129K.l		

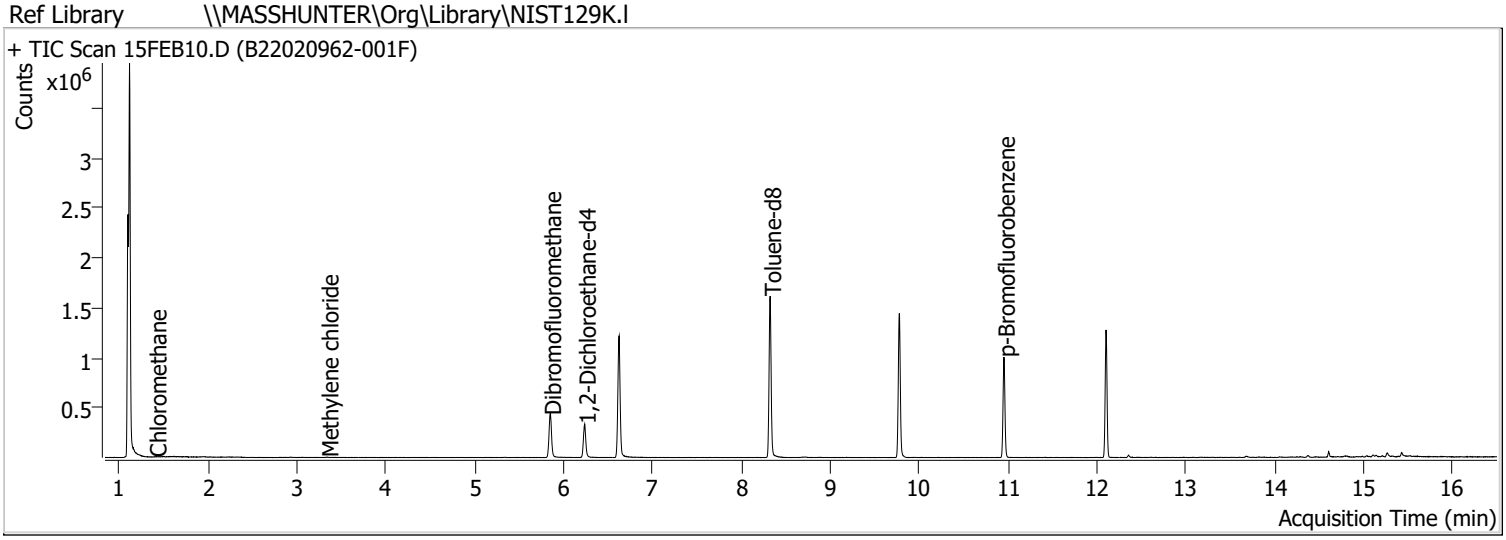

Compound	RT	QIon	Resp.	Conc.	Units		Dev(Min)
Internal Standards							
M Fluorobenzene	6.623	96.0	998137	250.0000	ng		0.003
M Chlorobenzene-d5	9.774	82.0	403293	250.0000	ng		0.000
M 1,4-Dichlorobenzene-d4	12.100	152.0	300466	250.0000	ng		0.000
System Monitoring Compounds							
S Dibromofluoromethane	5.845	113.0	261363	270.3445	ng		-0.006
Spiked Amount: 250.000	Range: 80.0 - 119.0%			Recovery = 108.14%			
S 1,2-Dichloroethane-d4	6.236	67.0	117605	281.6060	ng		0.006
Spiked Amount: 250.000	Range: 81.0 - 118.0%			Recovery = 112.64%			
S Toluene-d8	8.322	98.0	980778	249.2757	ng		0.003
Spiked Amount: 250.000	Range: 89.0 - 112.0%			Recovery = 99.71%			
S p-Bromofluorobenzene	10.951	95.0	281345	253.6033	ng		0.003
Spiked Amount: 250.000	Range: 85.0 - 114.0%			Recovery = 101.44%			
Target Compounds							**QValue**
T Dichlorodifluoromethane	0.000		0	N.D.			
T Chloromethane	1.408	50.0	2161	1.3676	ng		93
T Vinyl chloride	0.000		0	N.D.			
T Bromomethane	0.000		0	N.D.			
T Chloroethane	0.000		0	N.D.			
T Trichlorofluoromethane	0.000		0	N.D.			
T 1,1-Dichloroethene	0.000		0	N.D.			
T Methylene chloride	3.341	49.0	1979	1.3565	ng	m	98
T trans-1,2-Dichloroethene	0.000		0	N.D.			
T Methyl tert-butyl ether (MTBE)	0.000		0	N.D.			
T 1,1-Dichloroethane	0.000		0	N.D.			
T 2,2-Dichloropropane	0.000		0	N.D.			
T cis-1,2-Dichloroethene	0.000		0	N.D.			
T Methyl ethyl ketone	0.000		0	N.D.			
T Bromochloromethane	0.000		0	N.D.			
T Chloroform	0.000		0	N.D.			

Compound	RT	QIon	Resp.	Conc.	Units		Dev(Min)
T 1,1,1-Trichloroethane	0.000		0	N.D.			
T Carbon tetrachloride	0.000		0	N.D.			
T 1,1-Dichloropropene	0.000		0	N.D.			
T Benzene	6.289	78.0	0		ng	md	1
T 1,2-Dichloroethane	0.000		0	N.D.			
T Trichloroethene	0.000		0	N.D.			
T 1,2-Dichloropropane	0.000		0	N.D.			
T Dibromomethane	0.000		0	N.D.			
T Bromodichloromethane	0.000		0	N.D.			
T cis-1,3-Dichloropropene	0.000		0	N.D.			
T Toluene	8.394	92.0	0		ng	md	1
T trans-1,3-Dichloropropene	0.000		0	N.D.			
T 1,1,2-Trichloroethane	0.000		0	N.D.			
T Tetrachloroethene	0.000		0	N.D.			
T 1,3-Dichloropropane	0.000		0	N.D.			
T Chlorodibromomethane	0.000		0	N.D.			
T 1,2-Dibromoethane	0.000		0	N.D.			
T Chlorobenzene	0.000		0	N.D.			
T 1,1,1,2-Tetrachloroethane	0.000		0	N.D.			
T Ethylbenzene	0.000		0	N.D.			
T m+p-Xylenes	10.045	106.0	0		ng	md	1
T o-Xylene	0.000		0	N.D.			
T Styrene	0.000		0	N.D.			
T Bromoform	0.000		0	N.D.			
T Bromobenzene	0.000		0	N.D.			
T 1,1,2,2-Tetrachloroethane	0.000		0	N.D.			
T 1,2,3-Trichloropropane	0.000		0	N.D.			
T 2-Chlorotoluene	0.000		0	N.D.			
T 4-Chlorotoluene	0.000		0	N.D.			
T 1,3-Dichlorobenzene	0.000		0	N.D.			
T 1,4-Dichlorobenzene	0.000		0	N.D.			
T 1,2-Dichlorobenzene	0.000		0	N.D.			

(#) = Qualifier Out of Range; (m) = Manual Integration; (+) = Area Summed; (*) = Surrogate Percent Recovery Out of Range; (d): Zeroed Peak

Compound	Conc.	Exp RT	QIon	Exp Ratio
Dichlorodifluoromethane	N.D.	1.24	87.0	31.8

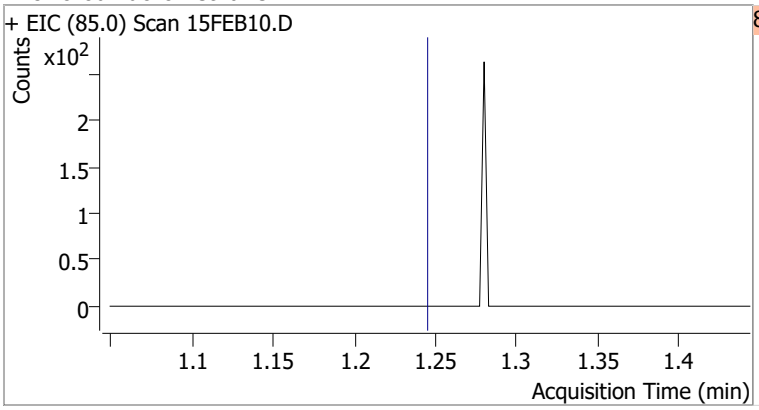

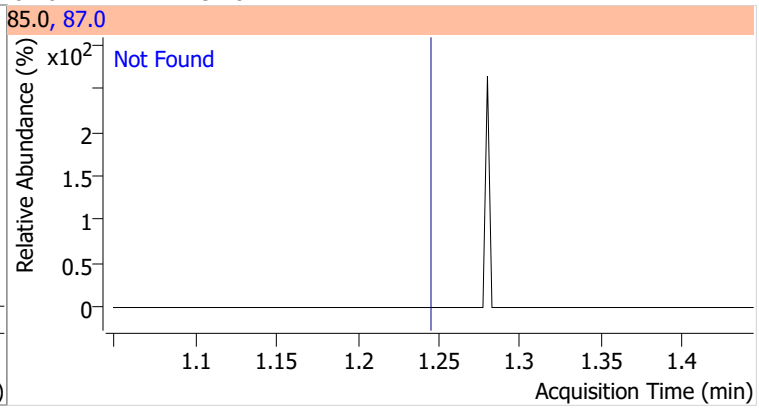

Compound	Conc.	RT	Dev(Min)	Resp.	QIon	QRatio	Lower	Upper
Chloromethane	1.3676	1.41	0.00	2161	52.0	36.6	2.4	62.4

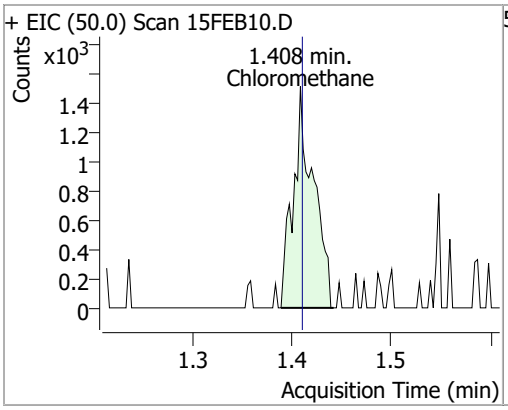

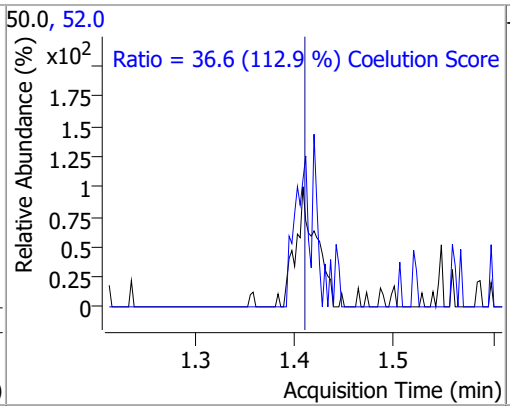

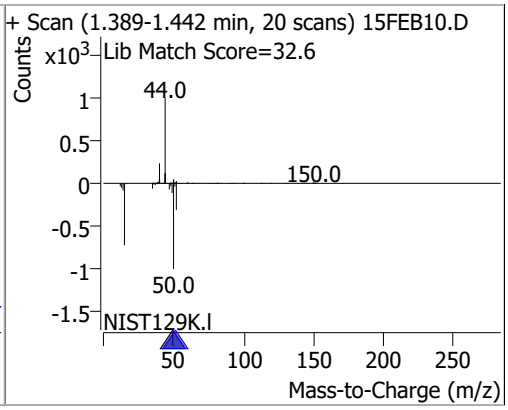

Compound	Conc.	Exp RT	QIon	Exp Ratio
Vinyl chloride	N.D.	1.50	64.0	31.3

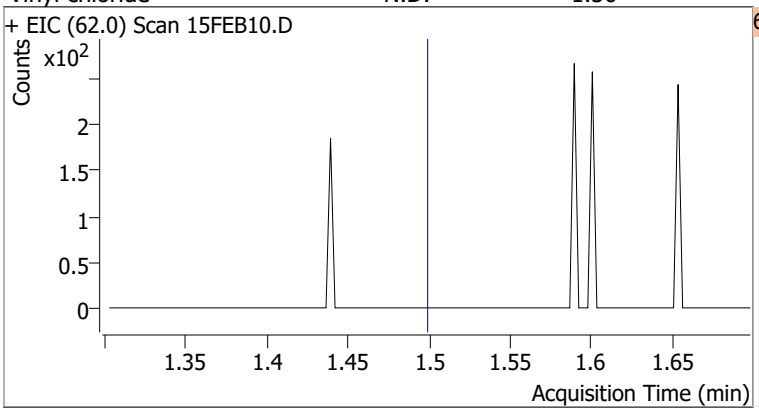

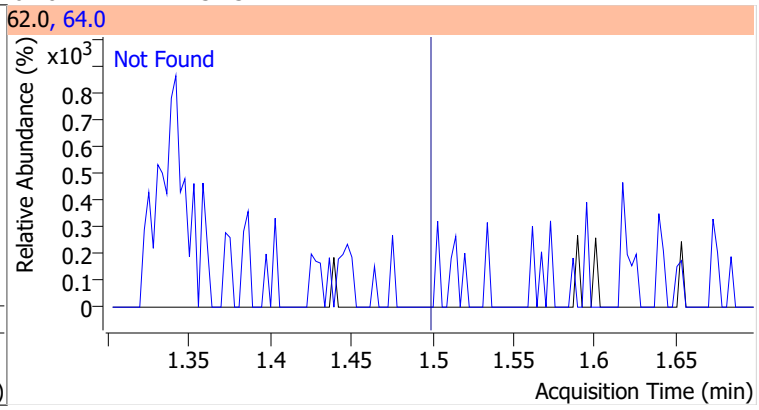

Compound	Conc.	Exp RT	QIon	Exp Ratio
Bromomethane	N.D.	1.80	94.0	110.1

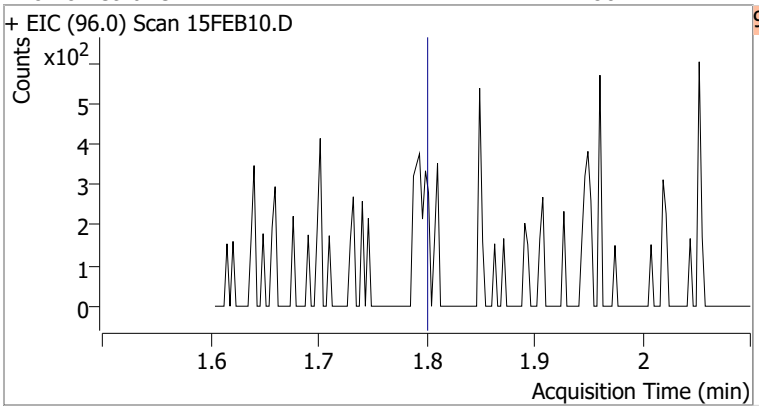

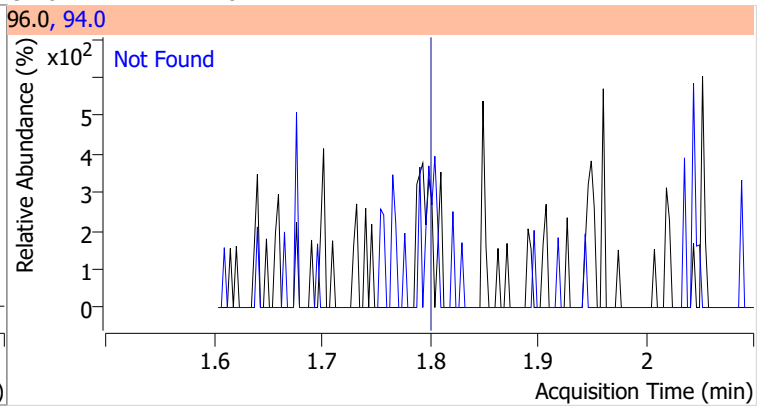

Compound	Conc.	Exp RT	QIon	Exp Ratio
Chloroethane	N.D.	1.90	66.0	30.0

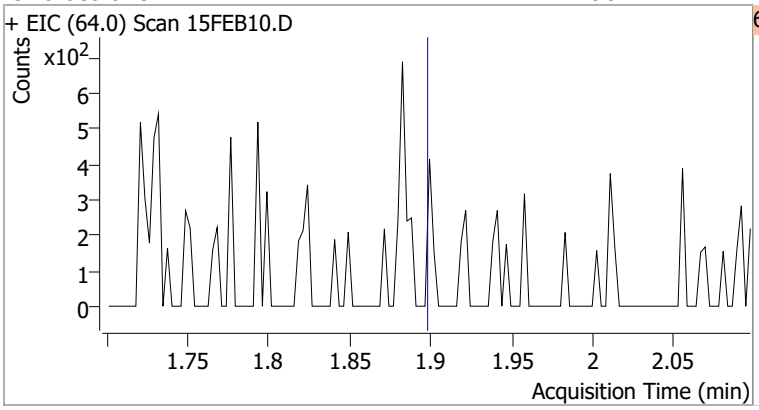

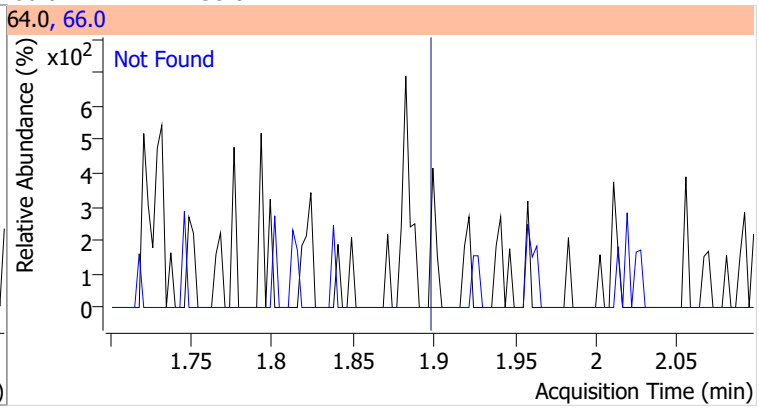

Compound	Conc.	Exp RT	QIon	Exp Ratio
Trichlorofluoromethane	N.D.	2.15	103.0	65.0

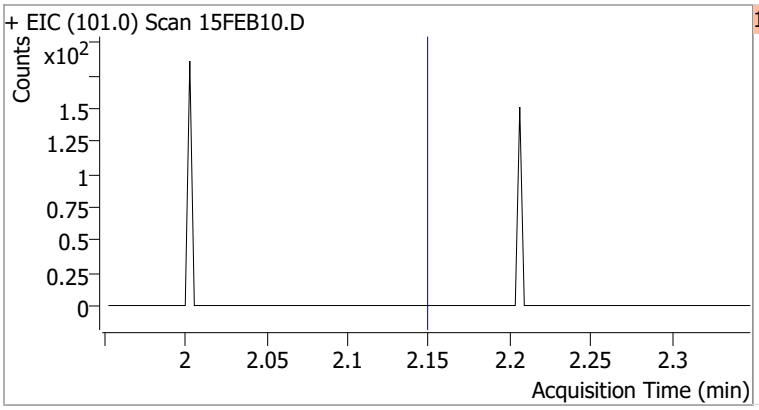

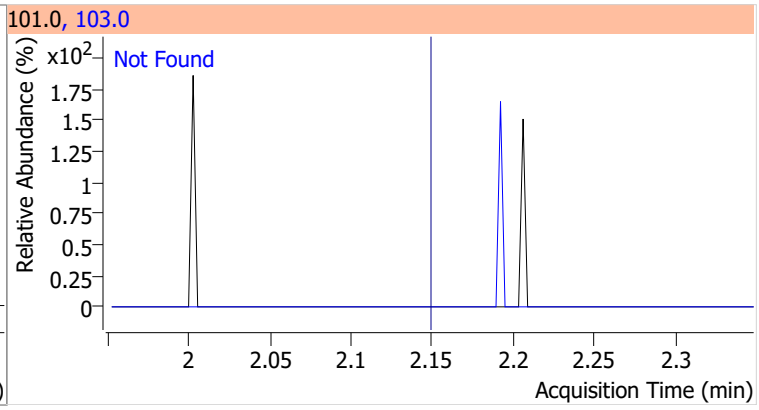

Compound	Conc.	Exp RT	QIon	Exp Ratio	QIon	Exp Ratio
1,1-Dichloroethene	N.D.	2.70	61.0	179.9	63.0	57.0

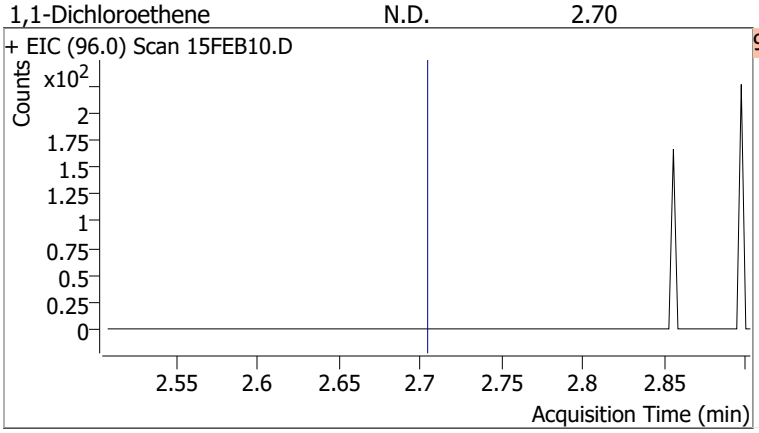

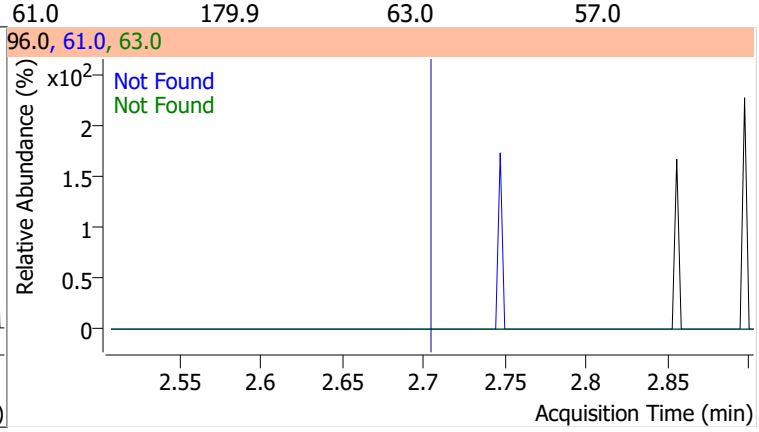

Compound	Conc.	RT	Dev(Min)	Resp.	QIon	QRatio	Lower	Upper
Methylene chloride	1.3565	3.34	0.01	1979 (m)	84.0	65.7	36.1	96.1
					86.0	39.2	11.8	71.8

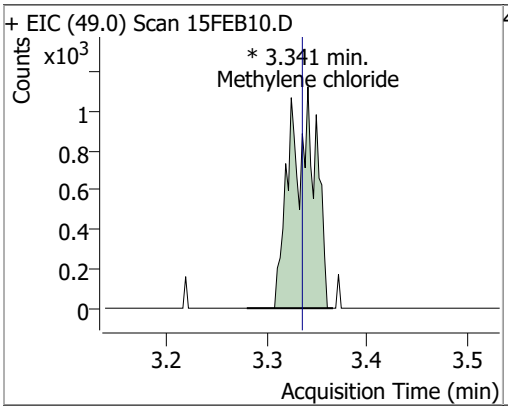

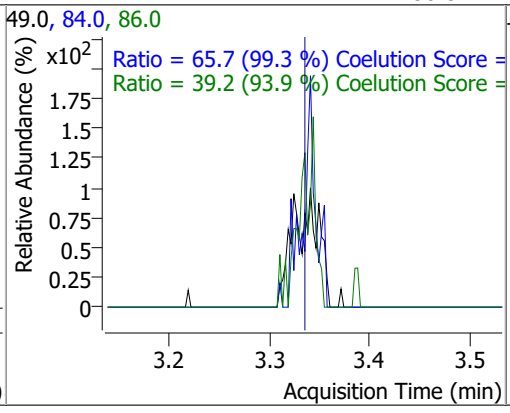

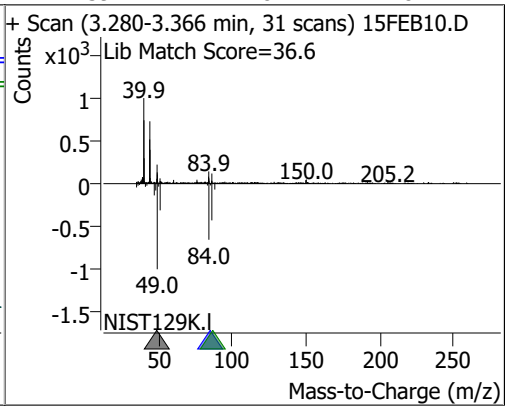

Compound	Conc.	Exp RT	QIon	Exp Ratio	QIon	Exp Ratio
trans-1,2-Dichloroethene	N.D.	3.72	61.0	154.8	98.0	62.1

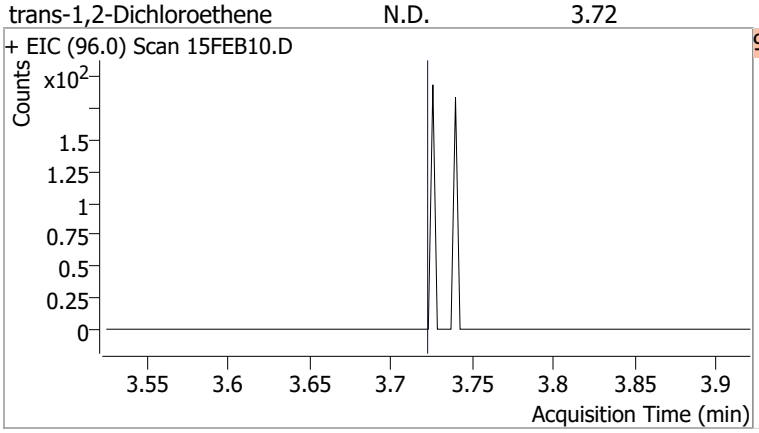

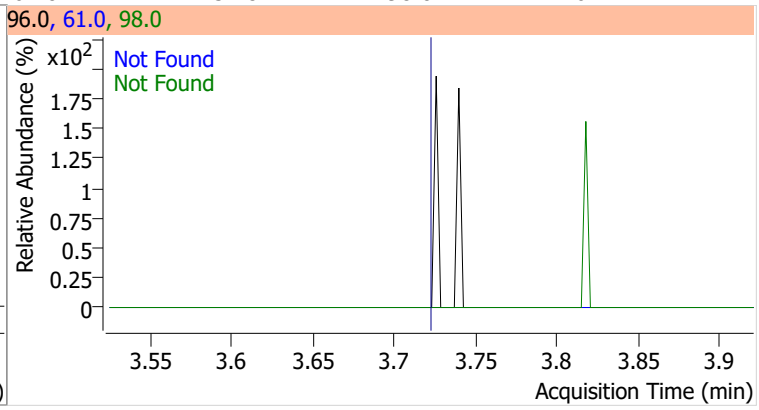

Compound	Conc.	Exp RT	QIon	Exp Ratio
Methyl tert-butyl ether (MTBE)	N.D.	3.75	57.0	24.6

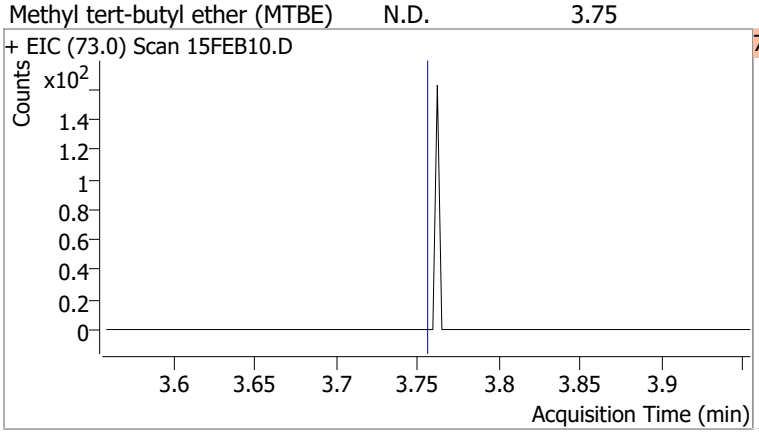

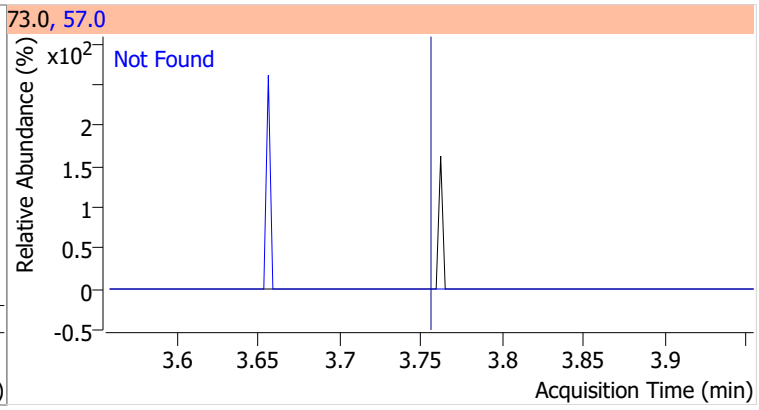

Compound	Conc.	Exp RT	QIon	Exp Ratio	QIon	Exp Ratio
1,1-Dichloroethane	N.D.	4.38	65.0	31.0	83.0	12.7

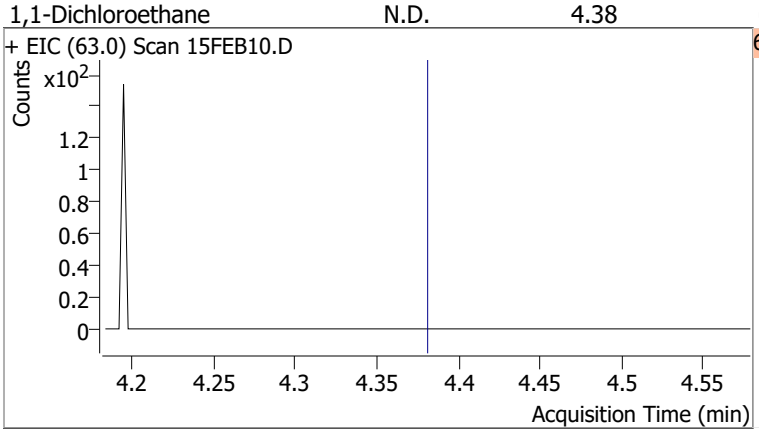

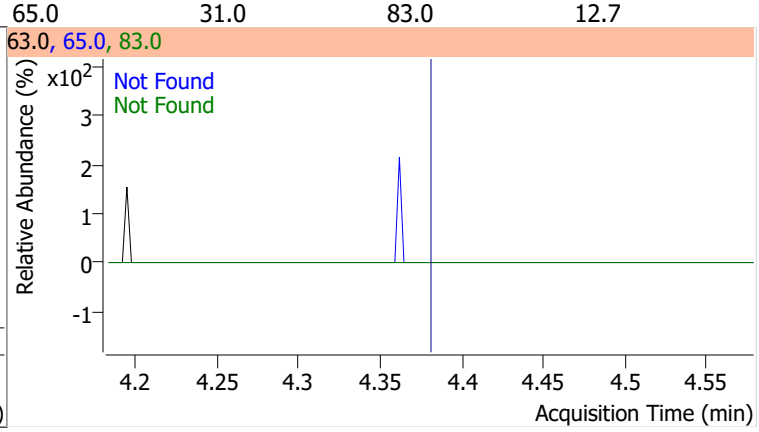

Compound	Conc.	Exp RT	QIon	Exp Ratio	QIon	Exp Ratio
2,2-Dichloropropane	N.D.	5.19	41.0	68.8	97.0	23.9

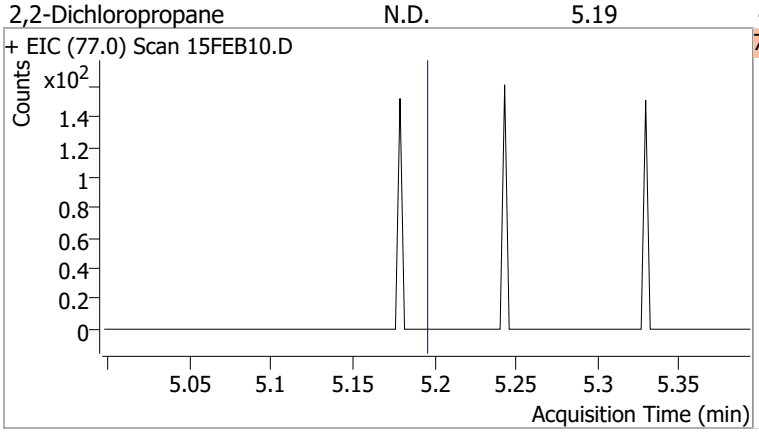

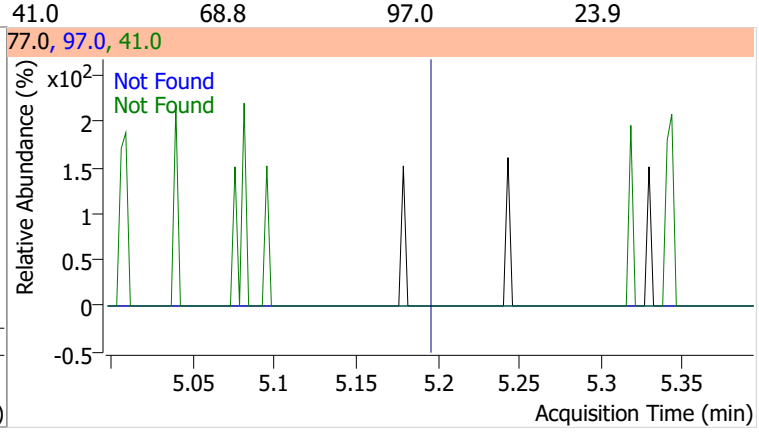

Compound	Conc.	Exp RT	QIon	Exp Ratio	QIon	Exp Ratio
cis-1,2-Dichloroethene	N.D.	5.21	61.0	160.4	98.0	66.2

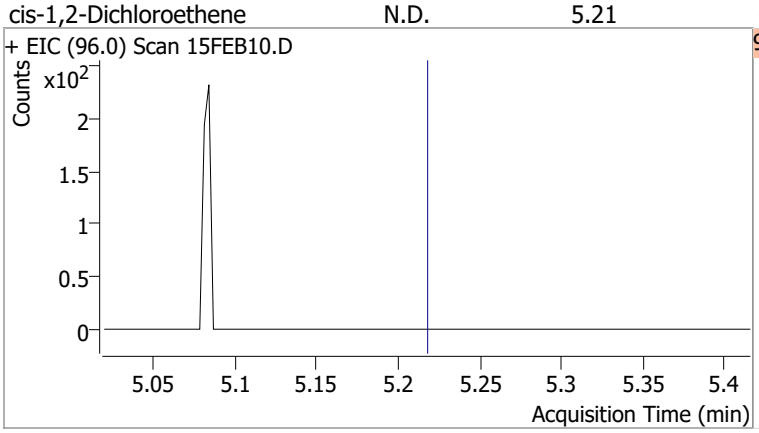

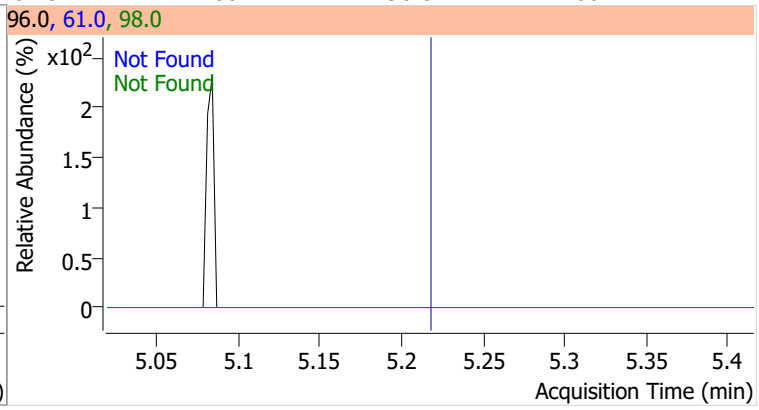

Compound	Conc.	Exp RT	QIon	Exp Ratio
Methyl ethyl ketone	N.D.	5.28	72.0	20.6

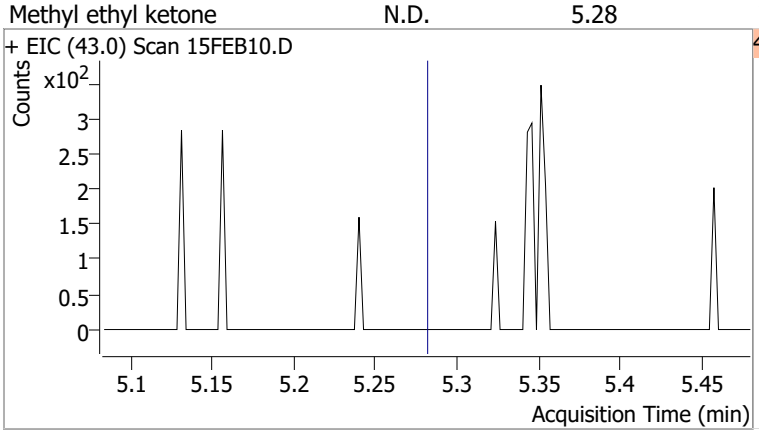

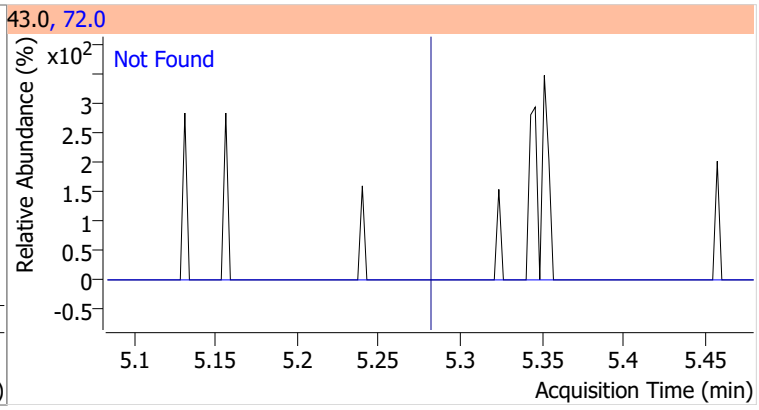

Compound	Conc.	Exp RT	QIon	Exp Ratio
Bromochloromethane	N.D.	5.52	49.0	182.2

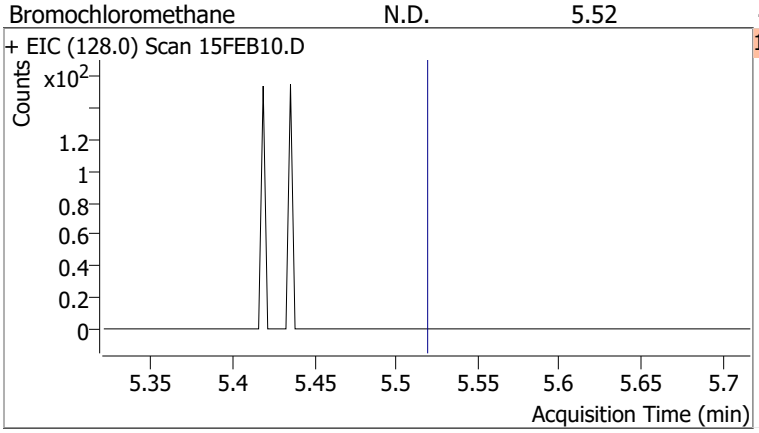

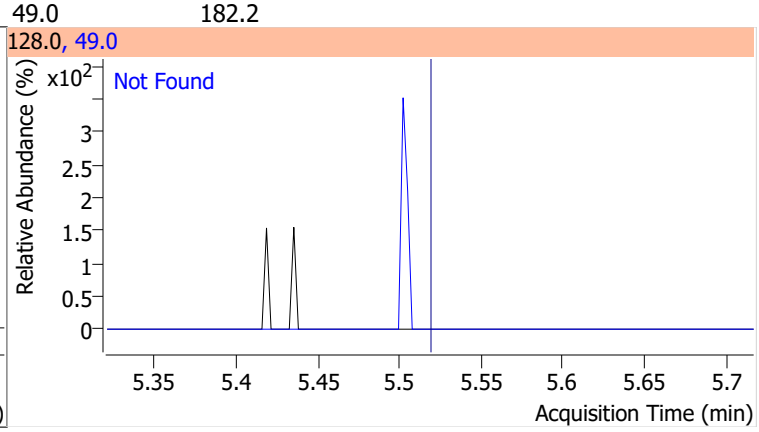

Compound	Conc.	Exp RT	QIon	Exp Ratio
Chloroform	N.D.	5.65	85.0	66.2

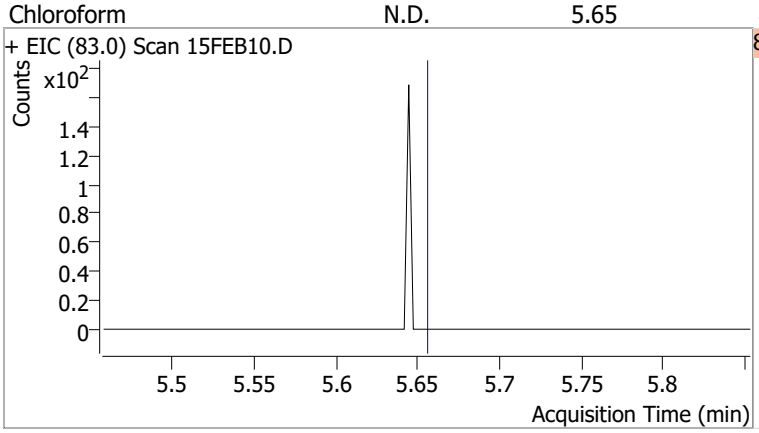

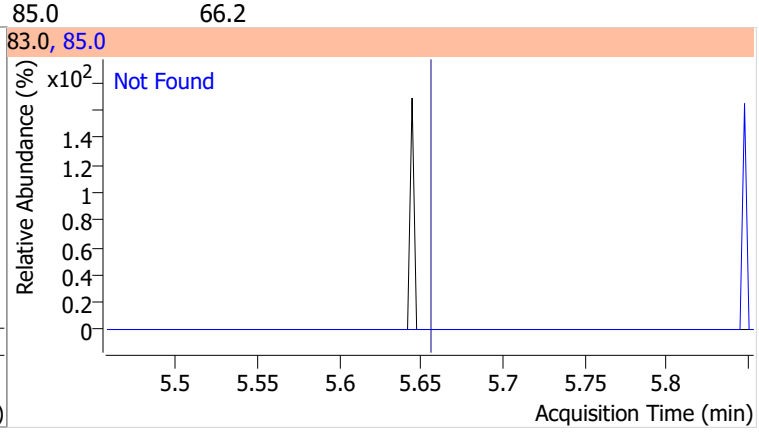

Compound	Conc.	Exp RT	QIon	Exp Ratio	QIon	Exp Ratio
1,1,1-Trichloroethane	N.D.	5.83	99.0	63.1	61.0	49.1

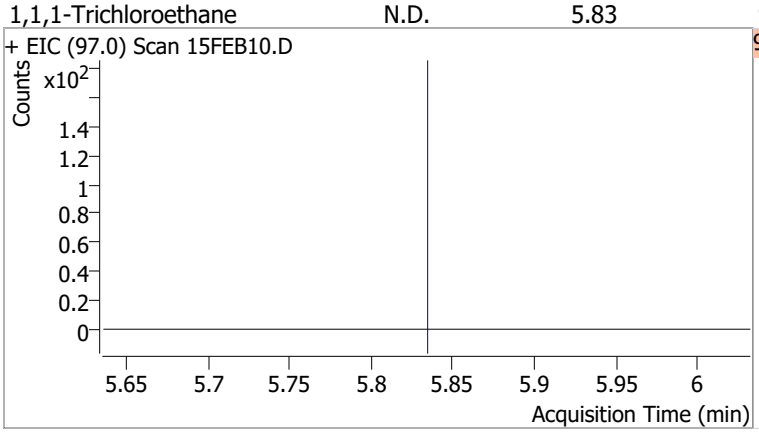

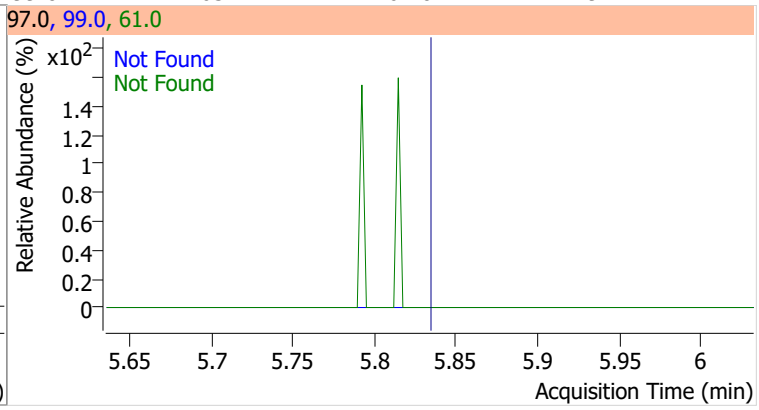

Compound	Conc.	RT	Dev(Min)	Resp.	QIon	QRatio	Lower	Upper
Dibromofluoromethane	270.3445	5.85	-0.01	261363	191.5	22.1	0.0	53.2

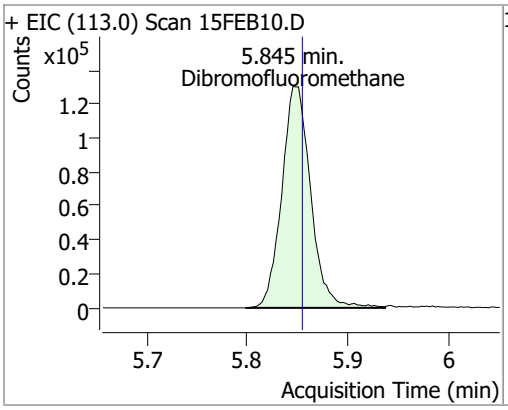

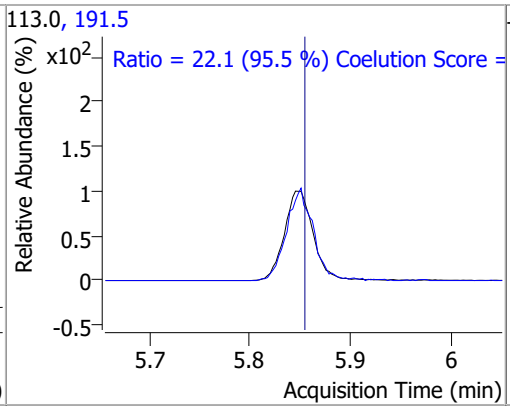

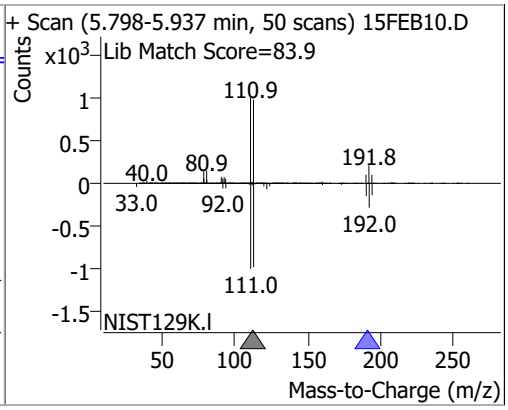

Compound	Conc.	Exp RT	QIon	Exp Ratio	QIon	Exp Ratio
Carbon tetrachloride	N.D.	6.02	119.0	97.6	121.0	30.7

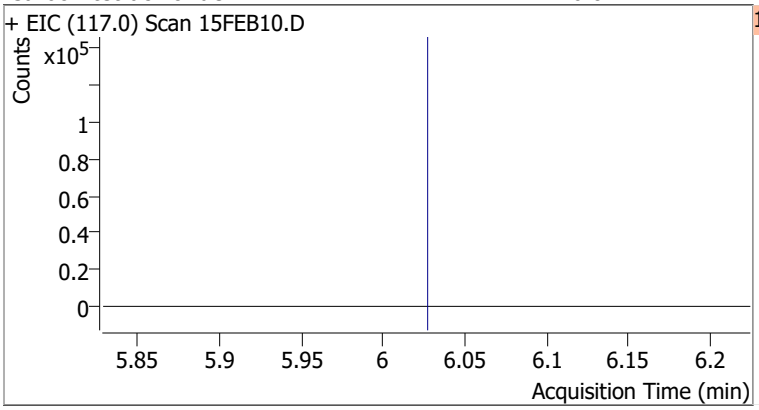

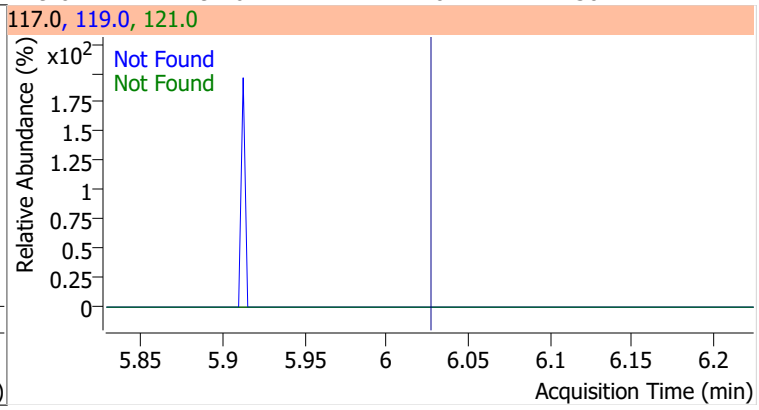

Compound	Conc.	Exp RT	QIon	Exp Ratio	QIon	Exp Ratio
1,1-Dichloropropene	N.D.	6.04	110.0	35.6	77.0	31.0

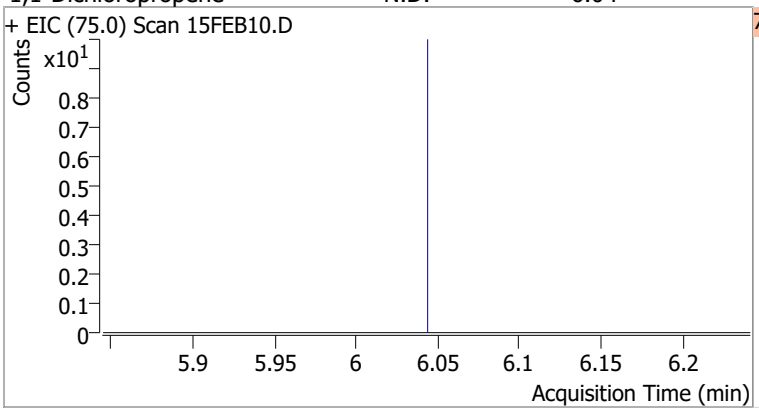

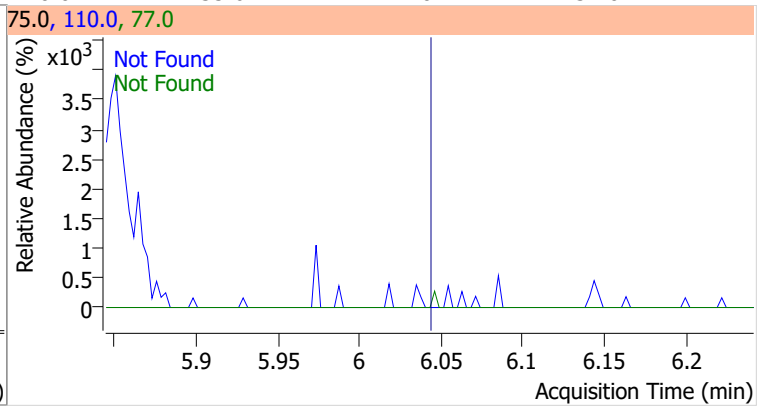

Compound	Conc.	RT	Dev(Min)	Resp.	QIon	QRatio	Lower	Upper
1,2-Dichloroethane-d4	281.6060	6.24	0.01	117605	65.0	194.2	162.8	222.8

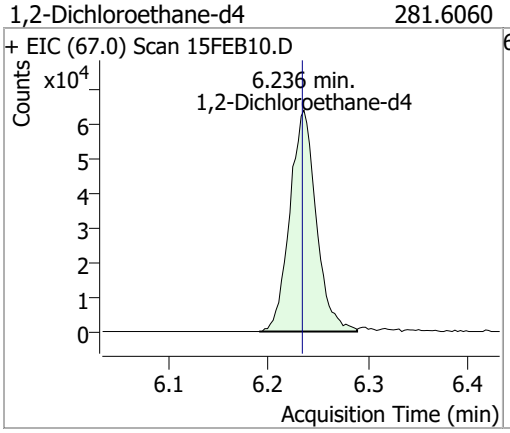

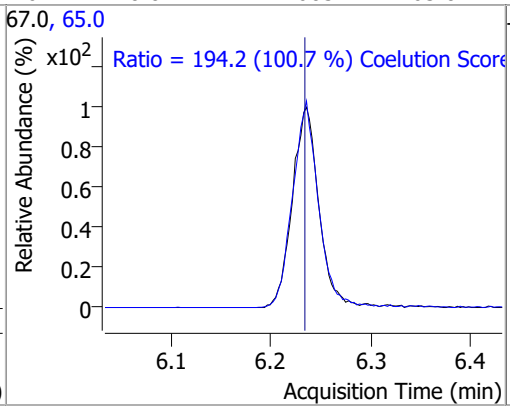

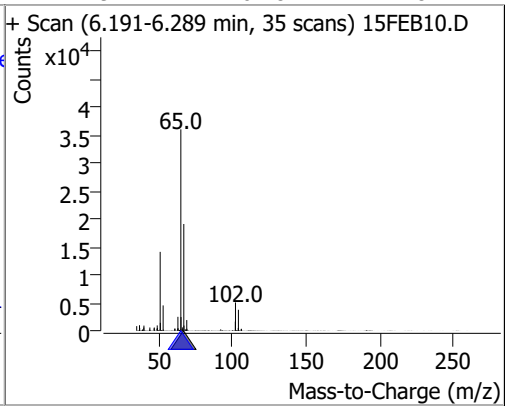

Compound	Conc.	RT	Dev(Min)	Resp.	QIon	QRatio	Lower	Upper
Benzene		0		0	77.0		0.0	53.3

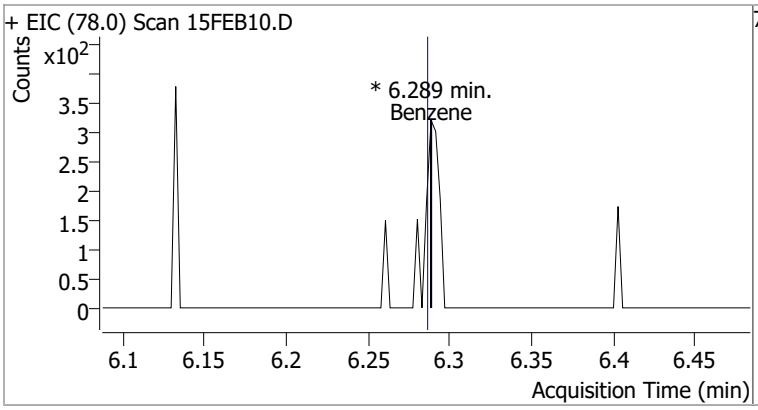

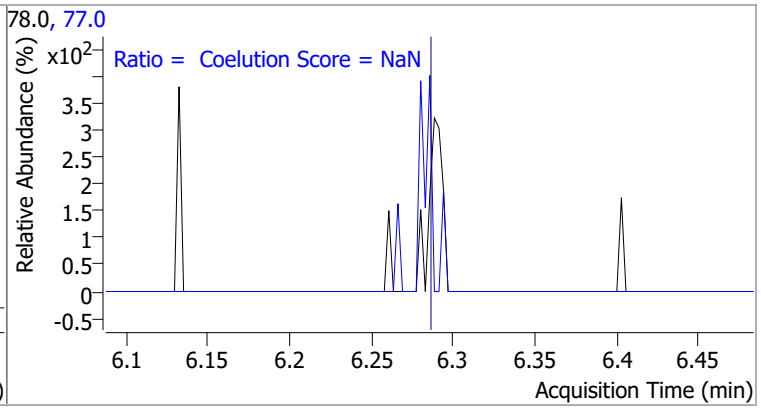

Compound	Conc.	Exp RT	QIon	Exp Ratio	QIon	Exp Ratio
1,2-Dichloroethane	N.D.	6.32	64.0	32.2	98.0	8.2

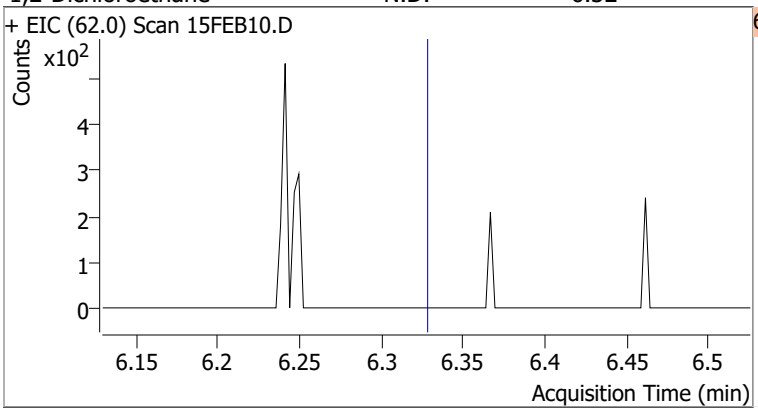

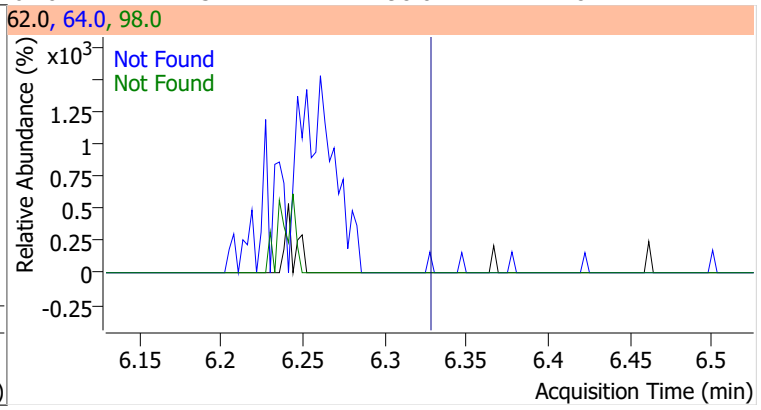

Compound	Conc.	Exp RT	QIon	Exp Ratio	QIon	Exp Ratio
Trichloroethene	N.D.	7.02	130.0	105.6	97.0	65.7

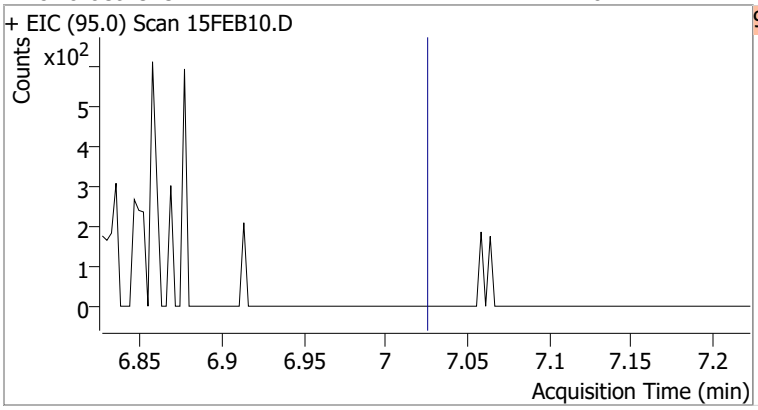

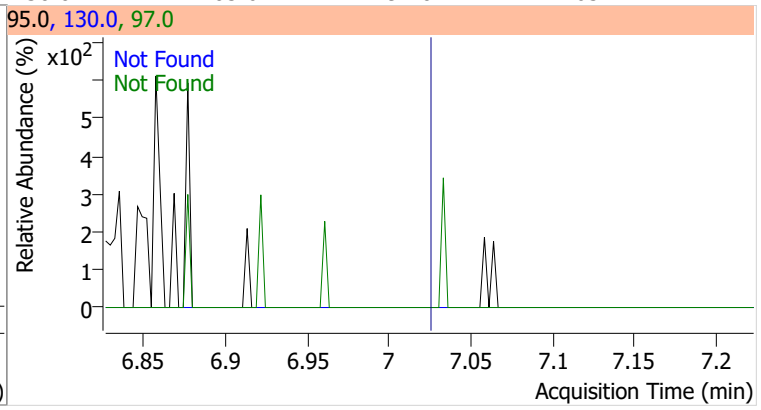

Compound	Conc.	Exp RT	QIon	Exp Ratio
1,2-Dichloropropane	N.D.	7.27	76.0	39.8

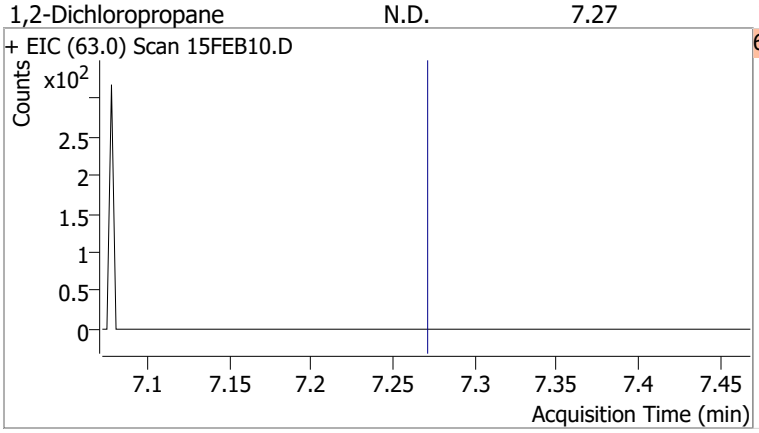

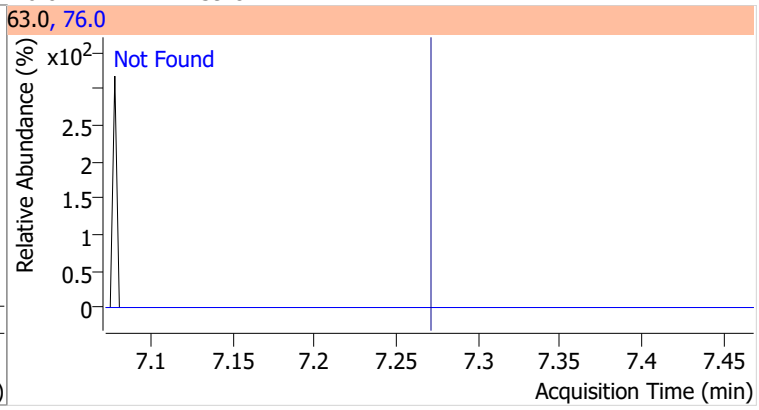

Compound	Conc.	Exp RT	QIon	Exp Ratio	QIon	Exp Ratio
Dibromomethane	N.D.	7.40	173.5	108.2	95.0	84.5

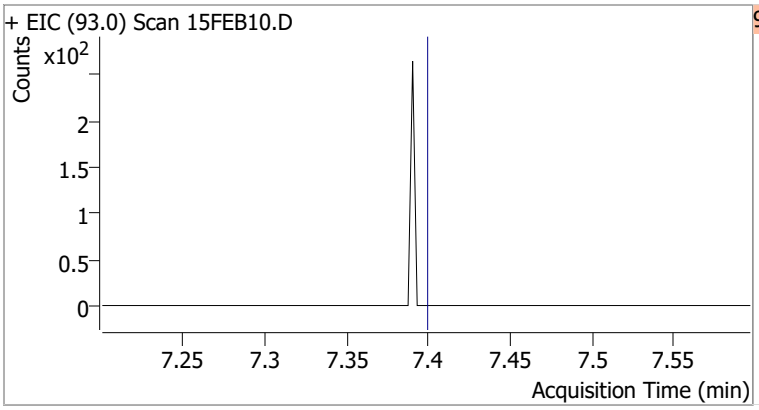

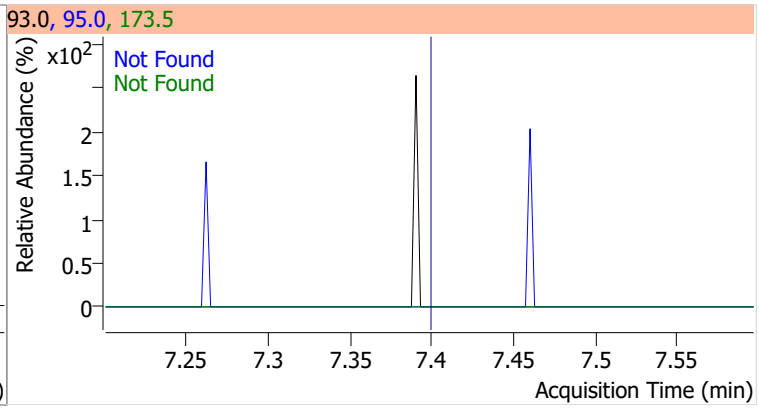

Compound	Conc.	Exp RT	QIon	Exp Ratio	QIon	Exp Ratio
Bromodichloromethane	N.D.	7.58	85.0	66.3	127.0	9.5

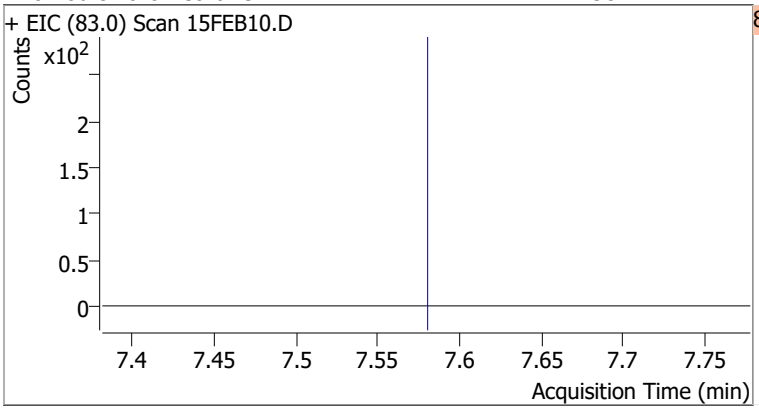

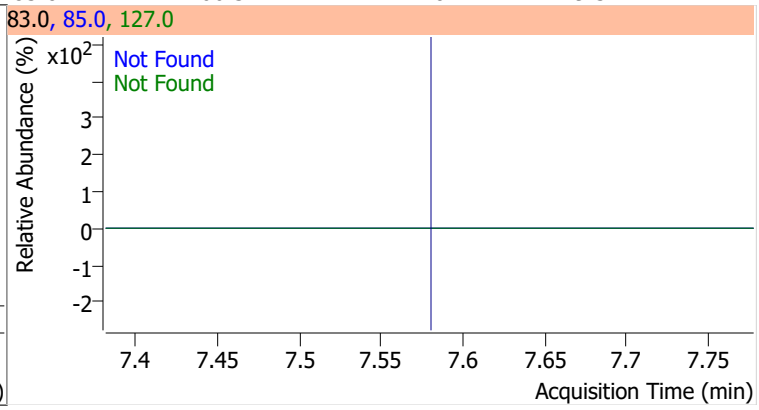

Compound	Conc.	Exp RT	QIon	Exp Ratio	QIon	Exp Ratio
cis-1,3-Dichloropropene	N.D.	8.06	39.0	52.5	77.0	31.8

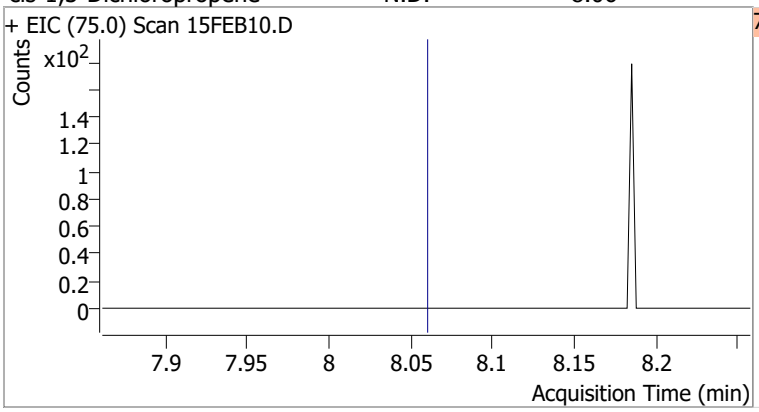

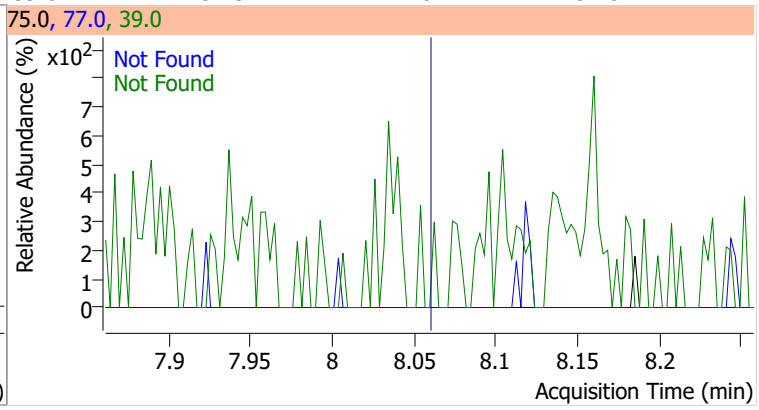

Compound	Conc.	RT	Dev(Min)	Resp.	QIon	QRatio	Lower	Upper
Toluene-d8	249.2757	8.32	0.00	980778	100.0	63.6	34.3	94.3
					99.0	9.5	0.0	39.2

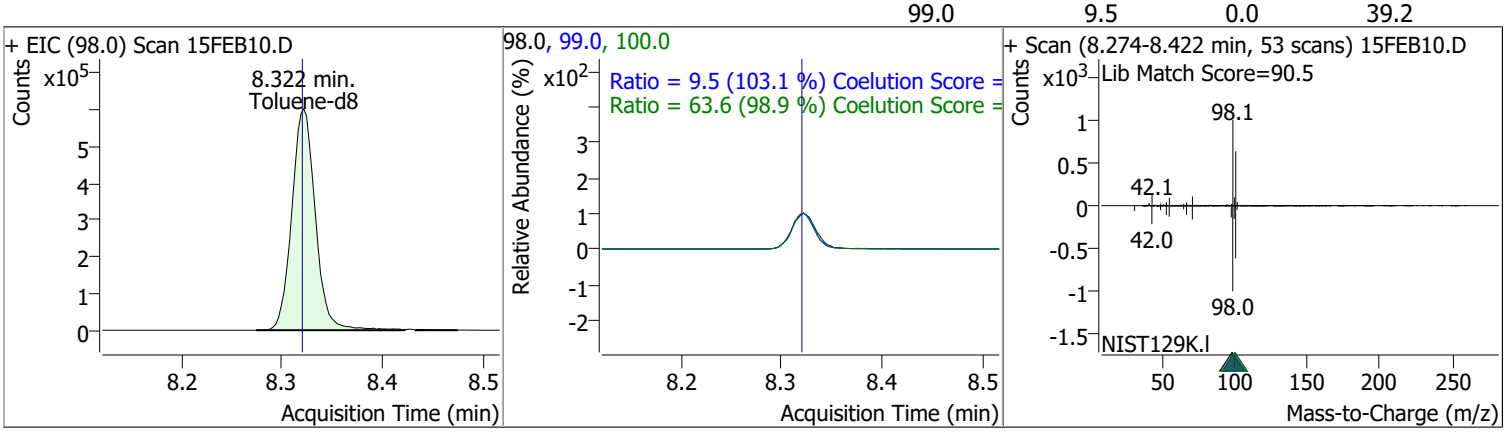

Compound	Conc.	RT	Dev(Min)	Resp.	QIon	QRatio	Lower	Upper
Toluene		0		0	91.0		144.1	204.1

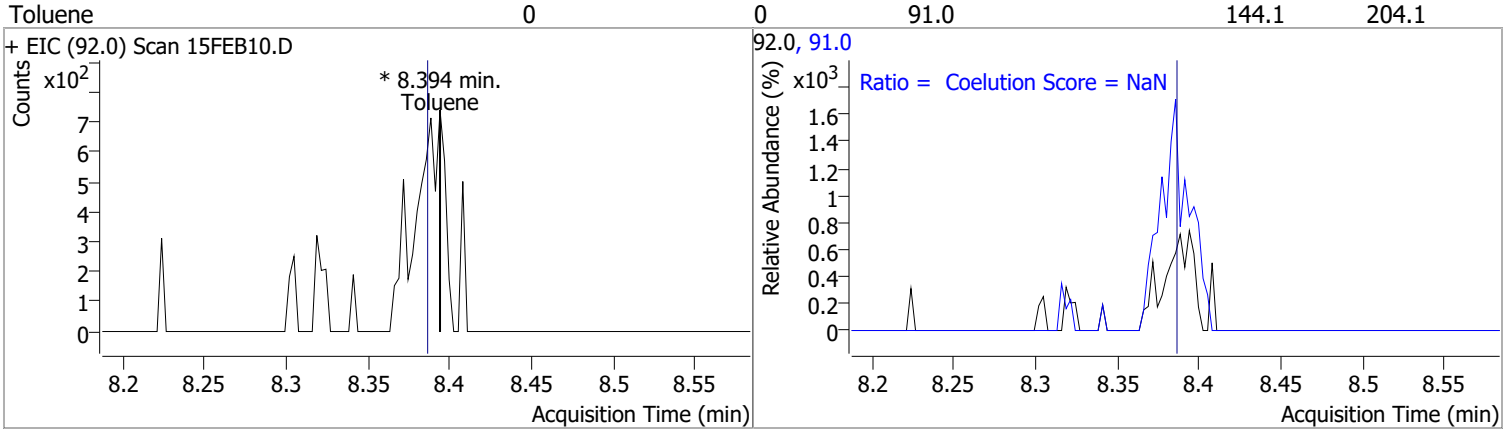

Compound	Conc.	Exp RT	QIon	Exp Ratio	QIon	Exp Ratio
trans-1,3-Dichloropropene	N.D.	8.64	39.0	53.0	77.0	31.0

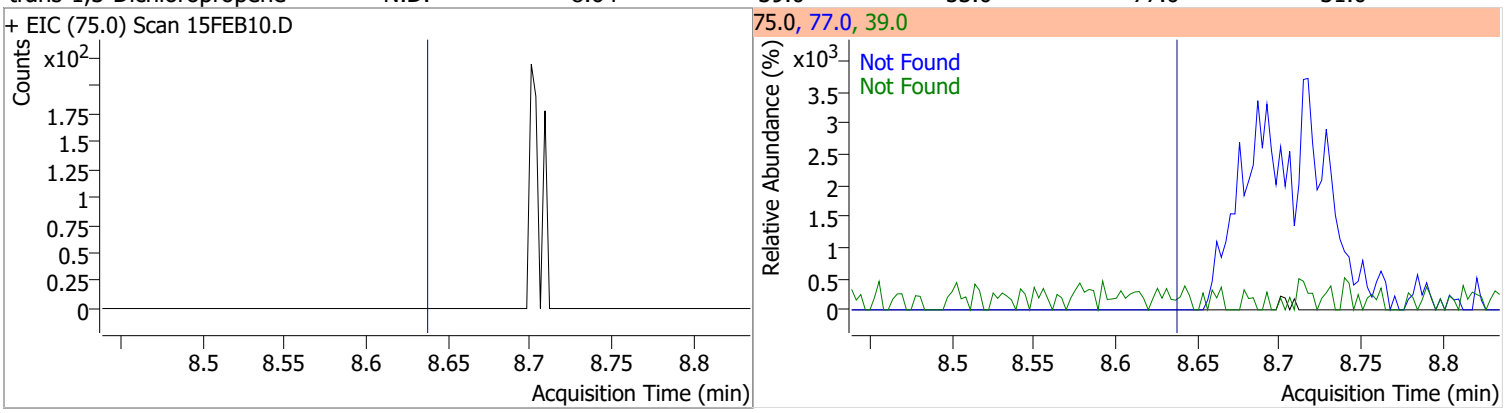

Compound	Conc.	Exp RT	QIon	Exp Ratio	QIon	Exp Ratio
1,1,2-Trichloroethane	N.D.	8.82	97.0	110.7	85.0	60.7

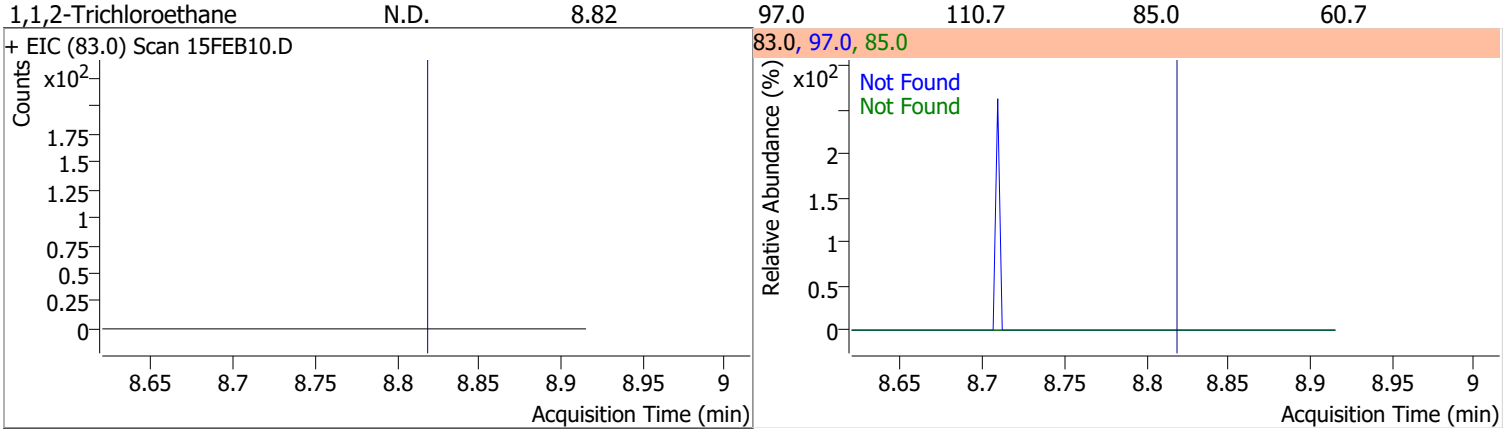

Compound	Conc.	Exp RT	QIon	Exp Ratio	QIon	Exp Ratio
Tetrachloroethene	N.D.	8.94	165.8	126.1	129.0	90.5

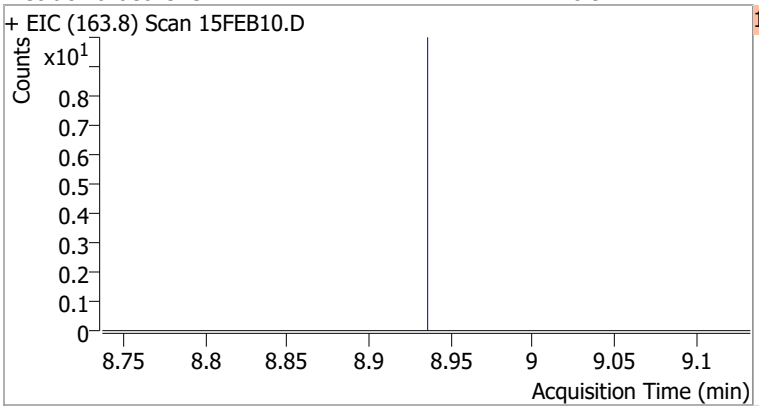

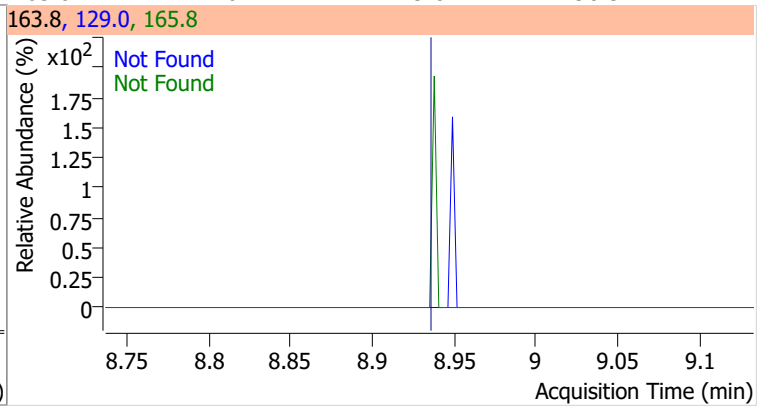

Compound	Conc.	Exp RT	QIon	Exp Ratio
1,3-Dichloropropane	N.D.	8.98	78.0	32.4

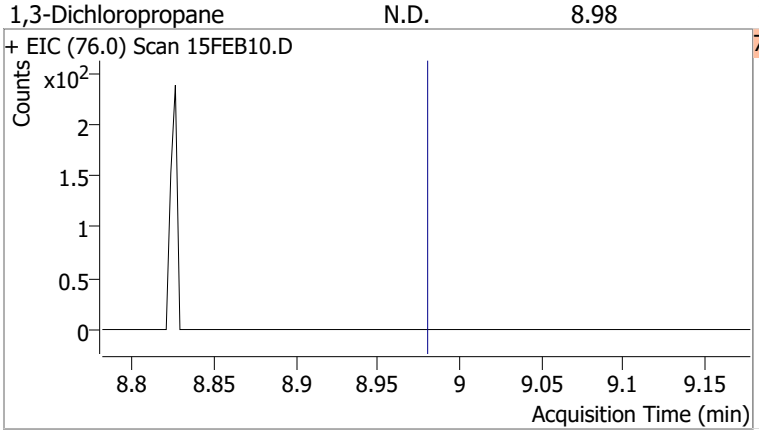

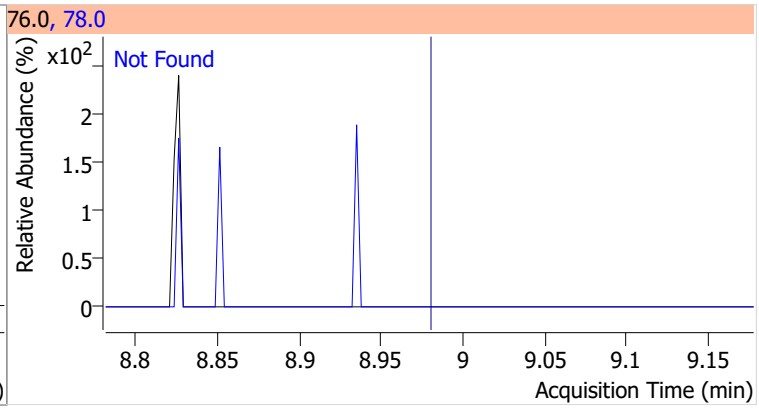

Compound	Conc.	Exp RT	QIon	Exp Ratio
Chlorodibromomethane	N.D.	9.21	127.0	77.2

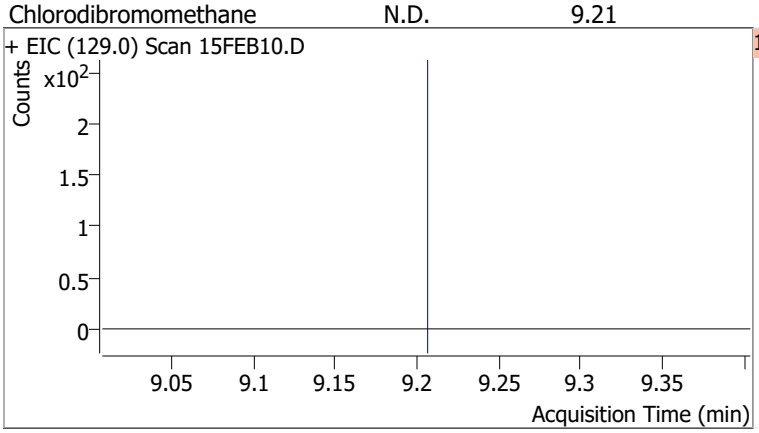

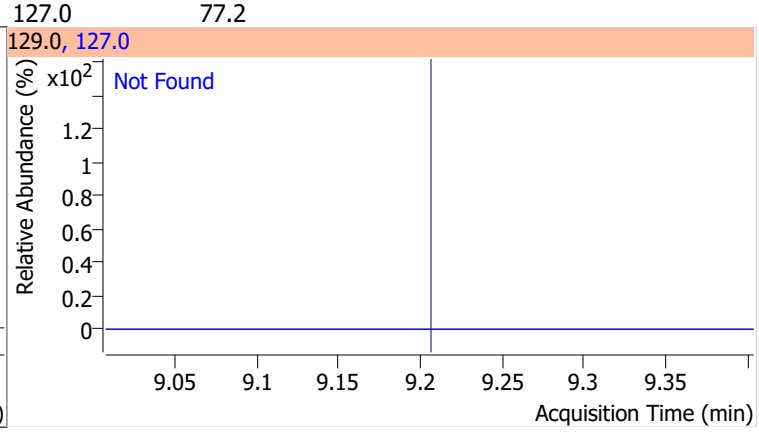

Compound	Conc.	Exp RT	QIon	Exp Ratio
1,2-Dibromoethane	N.D.	9.30	109.0	91.5

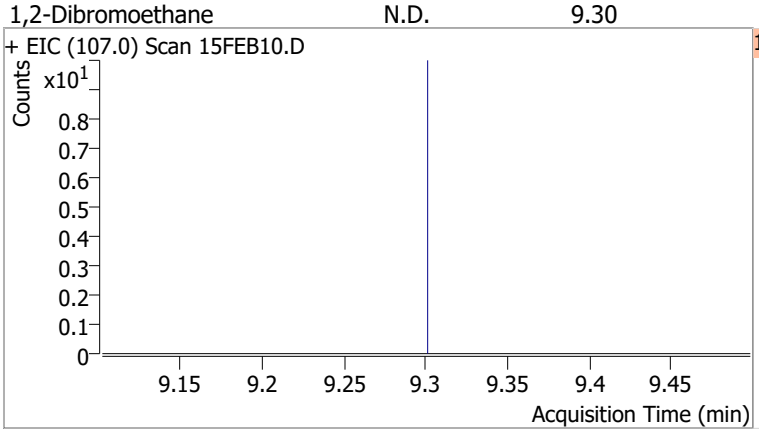

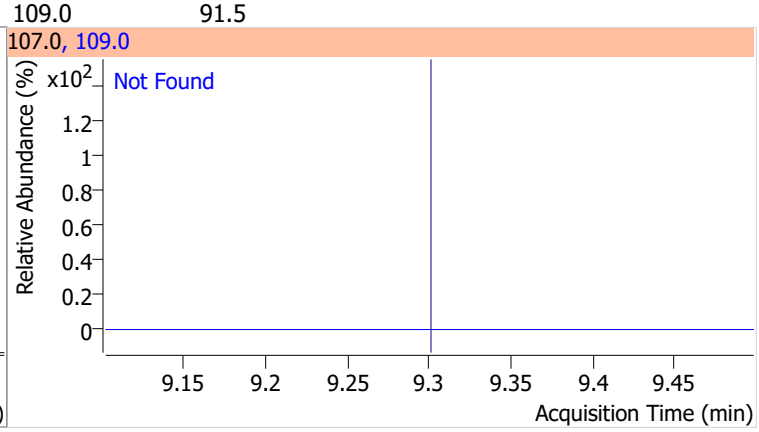

Compound	Conc.	Exp RT	QIon	Exp Ratio
Chlorobenzene	N.D.	9.80	114.0	32.2

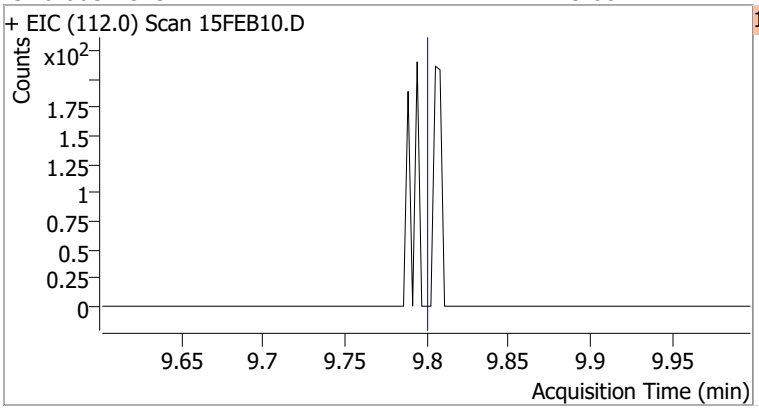

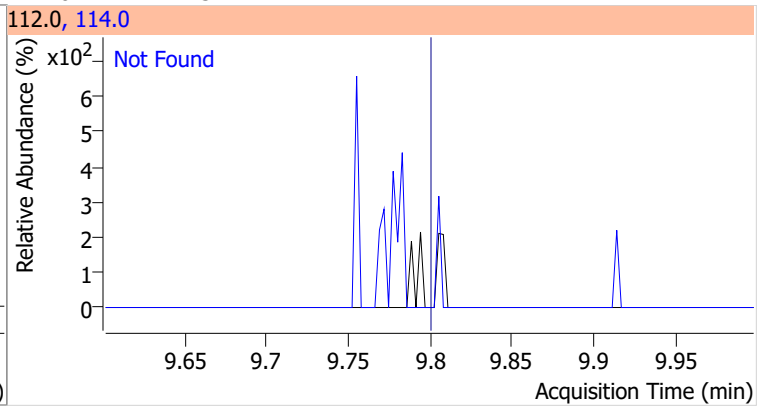

Compound	Conc.	Exp RT	QIon	Exp Ratio
1,1,1,2-Tetrachloroethane	N.D.	9.89	133.0	95.3

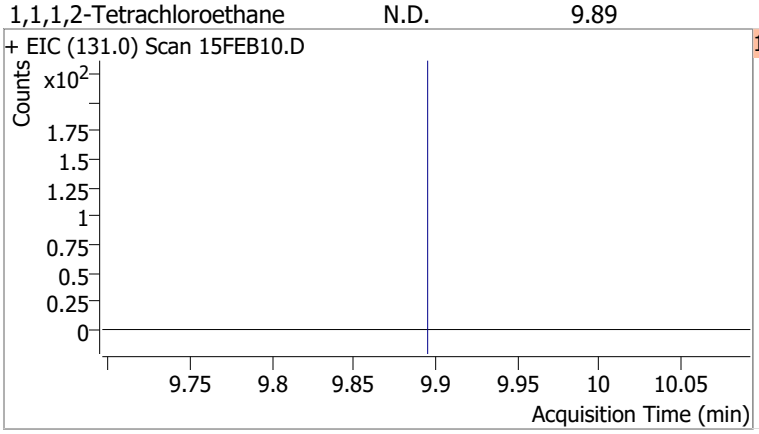

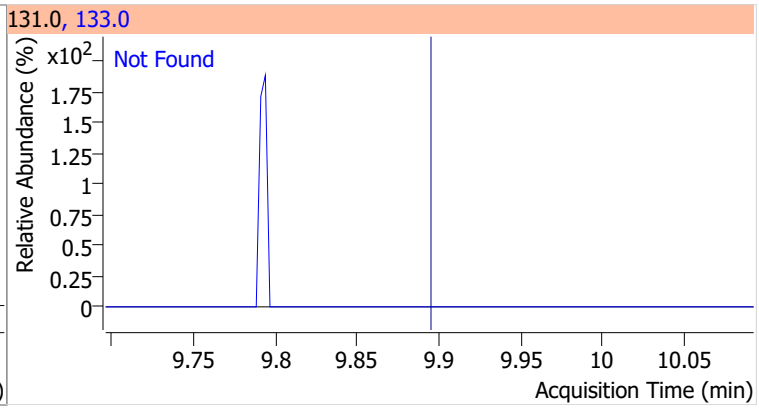

Compound	Conc.	Exp RT	QIon	Exp Ratio
Ethylbenzene	N.D.	9.92	106.0	31.7

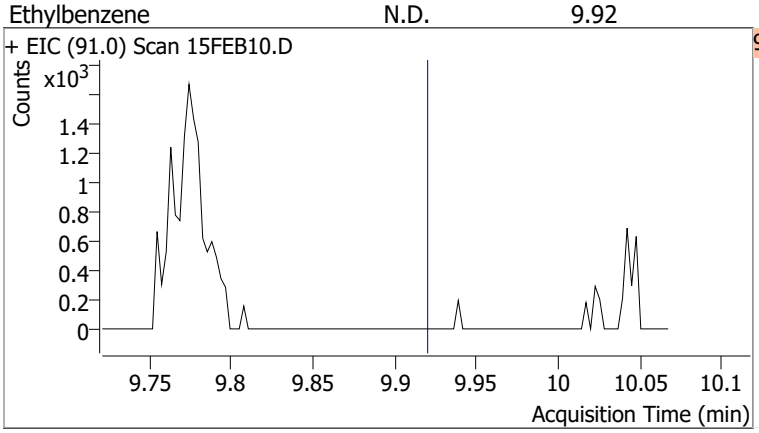

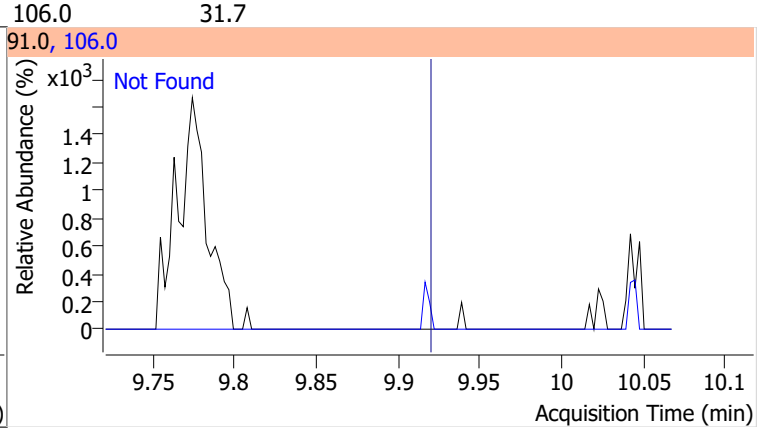

Compound	Conc.	RT	Dev(Min)	Resp.	QIon	QRatio	Lower	Upper
m+p-Xylenes		0		0	91.0		170.7	230.7

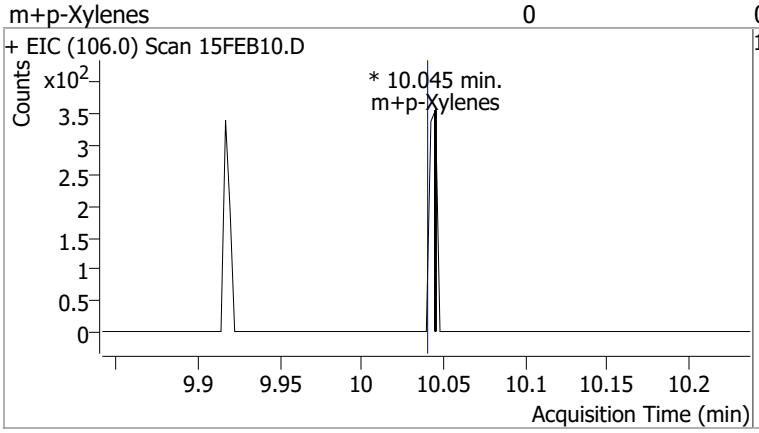

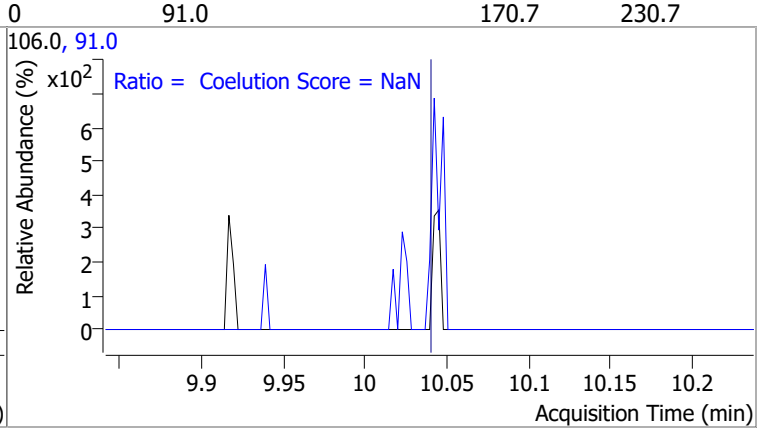

Compound	Conc.	Exp RT	QIon	Exp Ratio
o-Xylene	N.D.	10.43	91.0	211.4

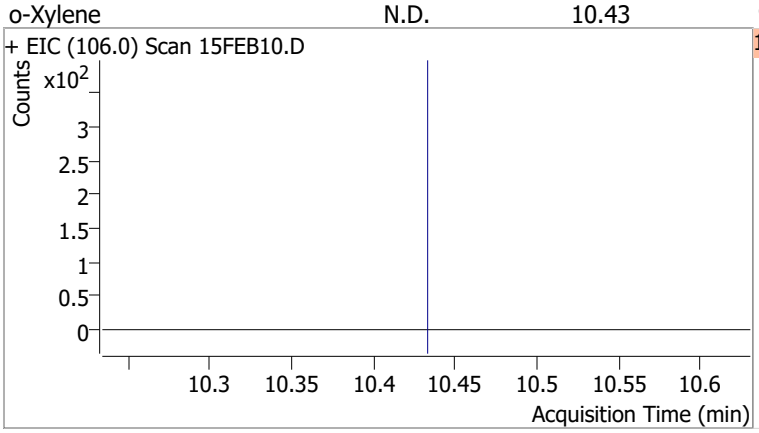

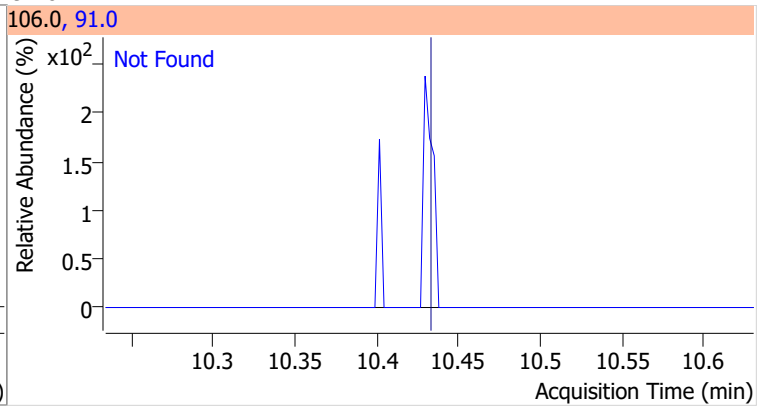

Compound	Conc.	Exp RT	QIon	Exp Ratio
Styrene	N.D.	10.45	78.0	50.6

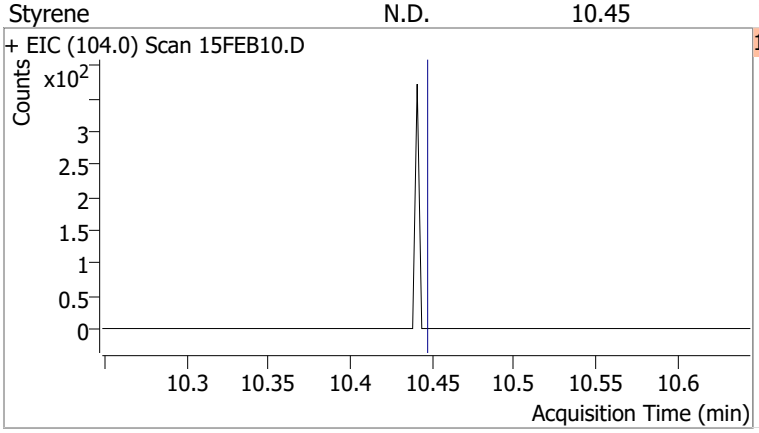

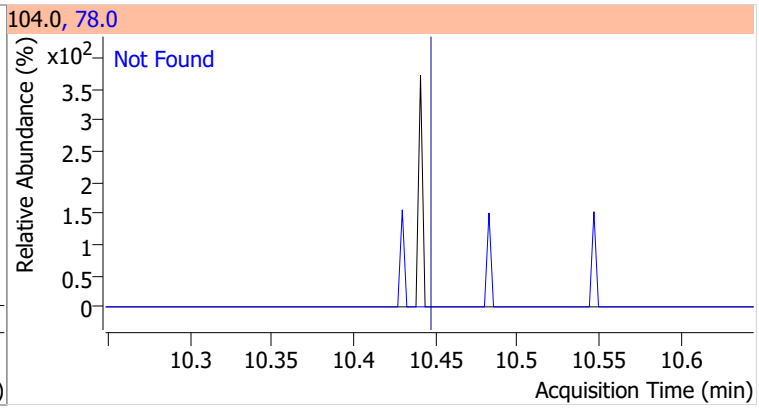

Compound	Conc.	Exp RT	QIon	Exp Ratio	QIon	Exp Ratio
Bromoform	N.D.	10.62	170.5	50.3	174.5	48.1

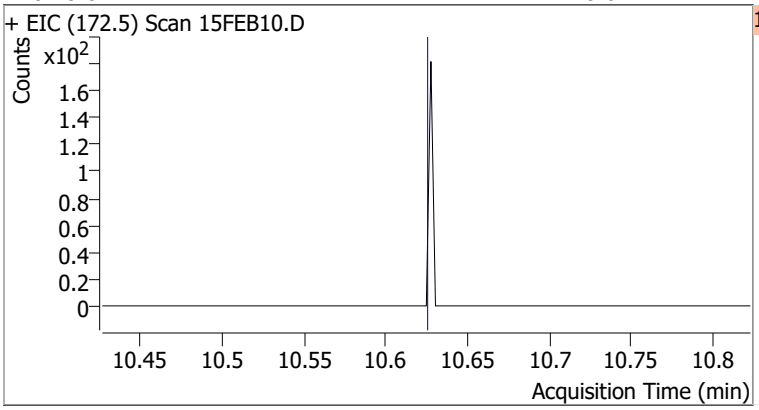

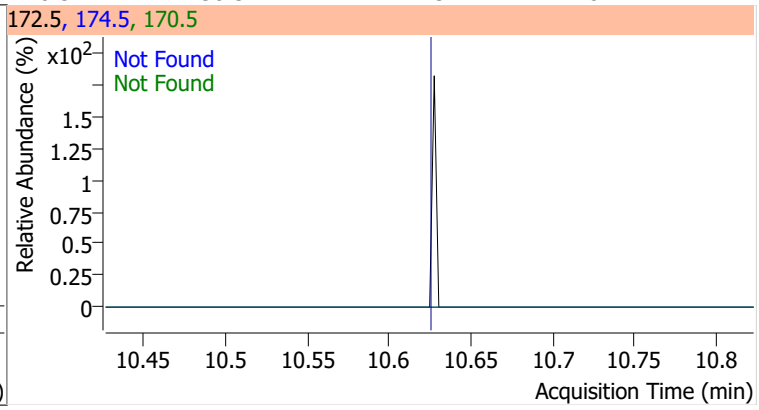

Compound	Conc.	RT	Dev(Min)	Resp.	QIon	QRatio	Lower	Upper
p-Bromofluorobenzene	253.6033	10.95	0.00	281345	174.0	93.8	65.3	125.3
					176.0	90.9	63.3	123.3

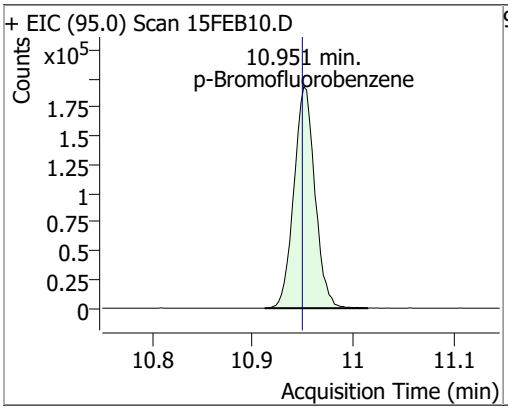

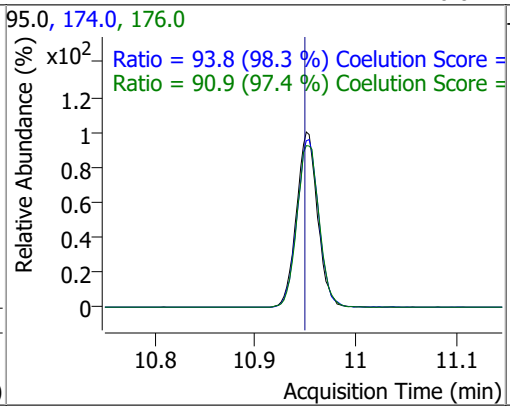

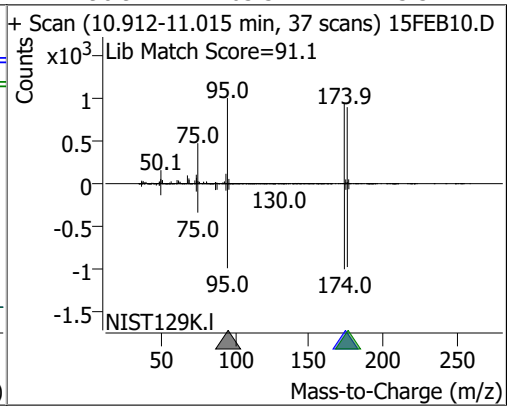

Compound	Conc.	Exp RT	QIon	Exp Ratio	QIon	Exp Ratio
Bromobenzene	N.D.	11.09	77.0	143.5	158.0	96.1

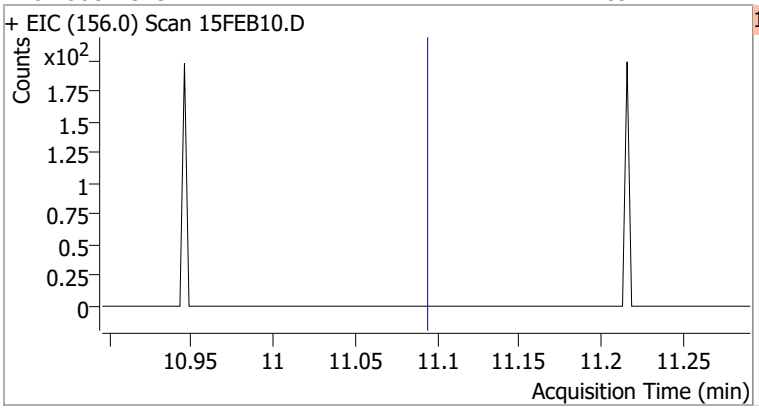

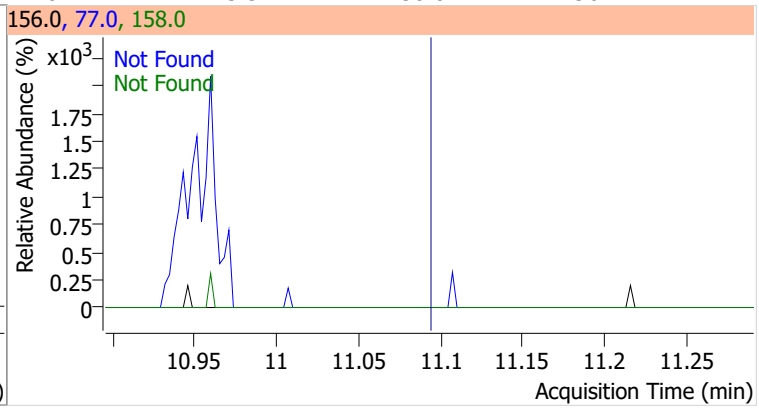

Compound	Conc.	Exp RT	QIon	Exp Ratio
1,1,2,2-Tetrachloroethane	N.D.	11.11	85.0	63.3

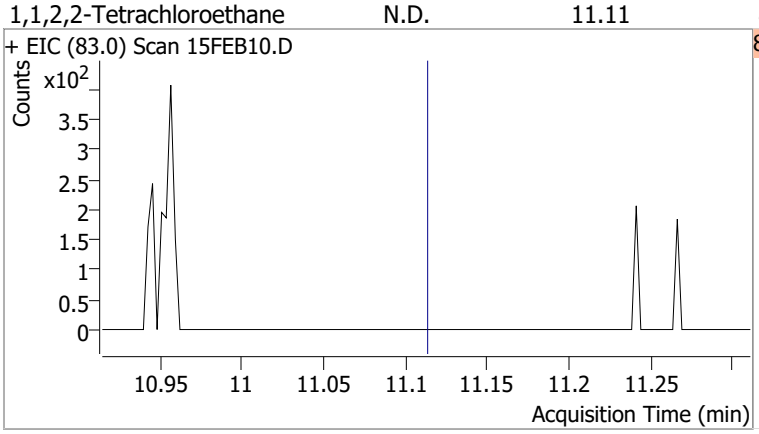

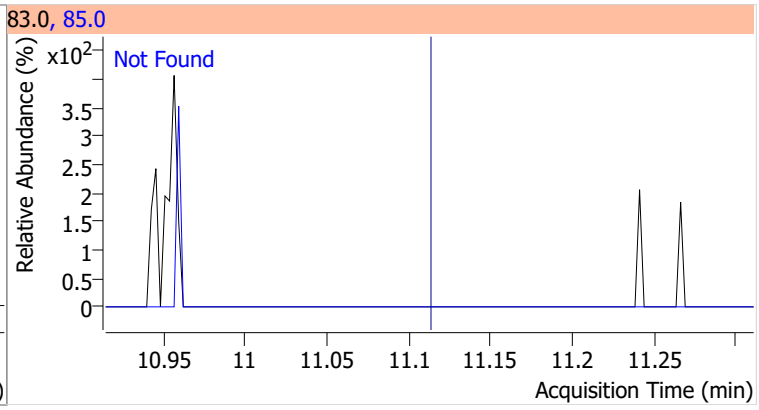

Compound	Conc.	Exp RT	QIon	Exp Ratio
1,2,3-Trichloropropane	N.D.	11.15	112.0	65.8

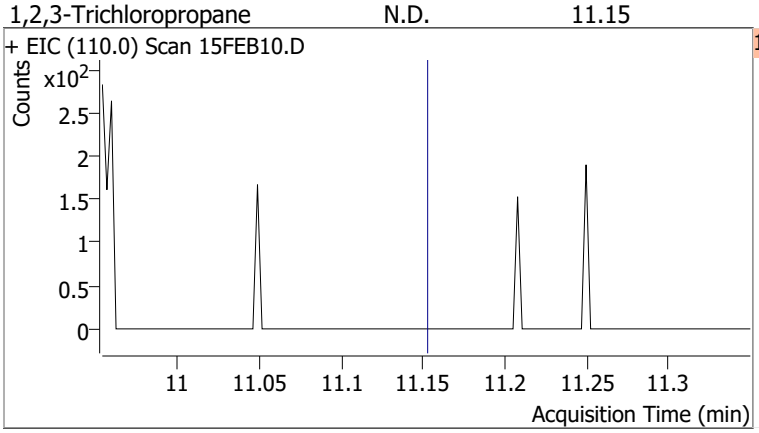

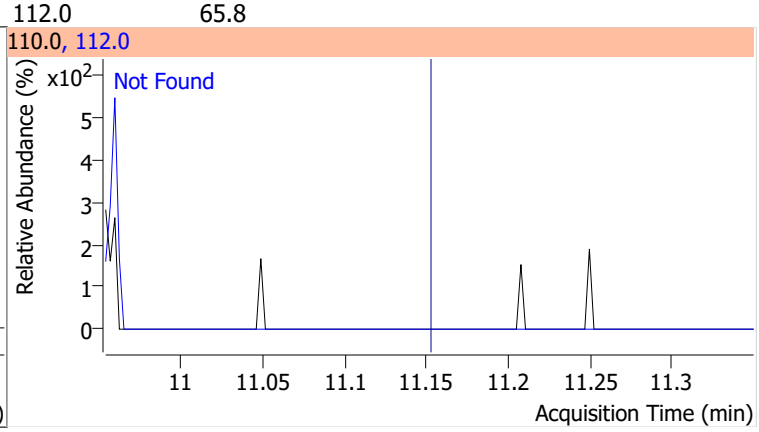

Compound	Conc.	Exp RT	QIon	Exp Ratio
2-Chlorotoluene	N.D.	11.29	91.0	276.2

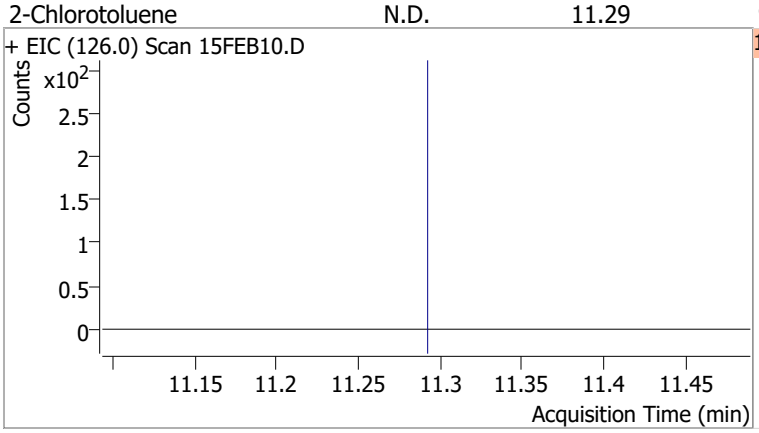

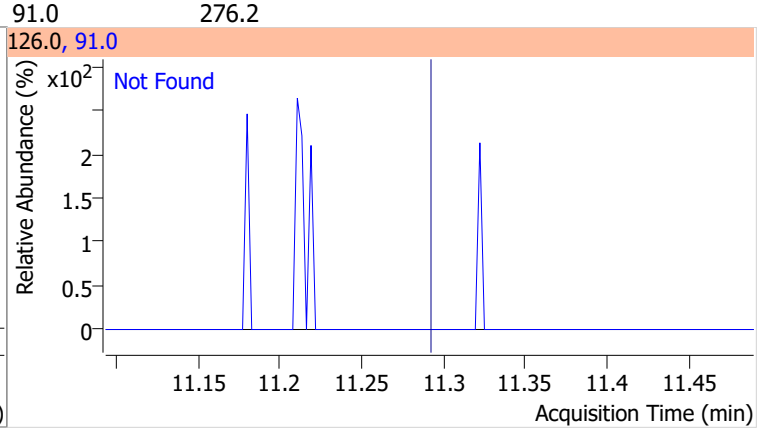

Compound	Conc.	Exp RT	QIon	Exp Ratio
4-Chlorotoluene	N.D.	11.40	126.0	31.3

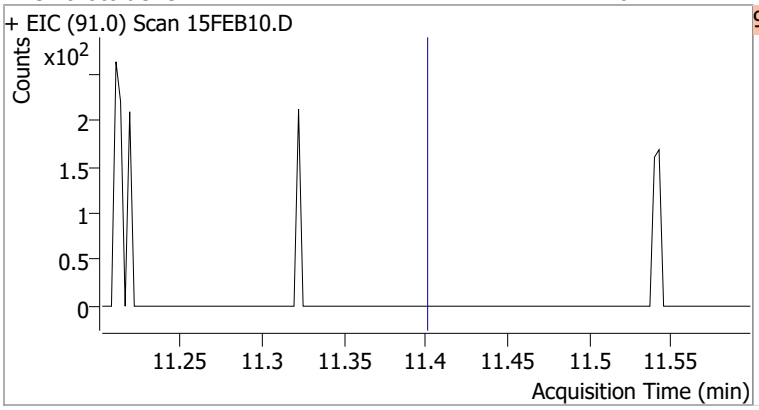

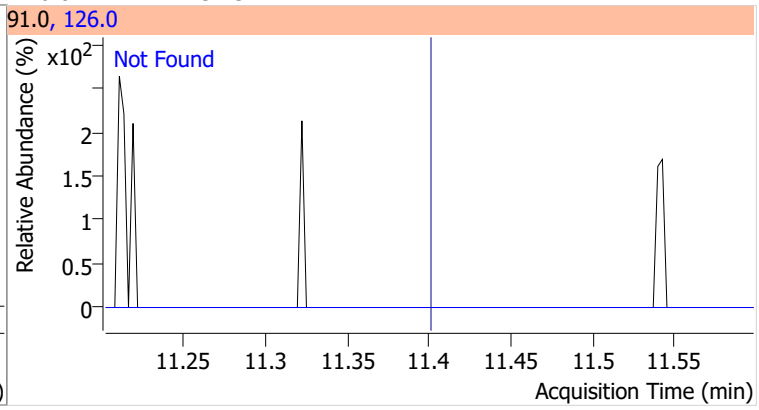

Compound	Conc.	Exp RT	QIon	Exp Ratio	QIon	Exp Ratio
1,3-Dichlorobenzene	N.D.	12.03	148.0	62.8	111.0	38.7

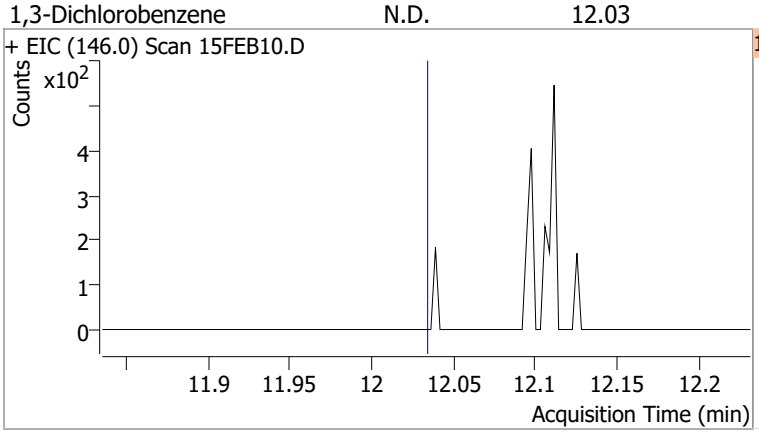

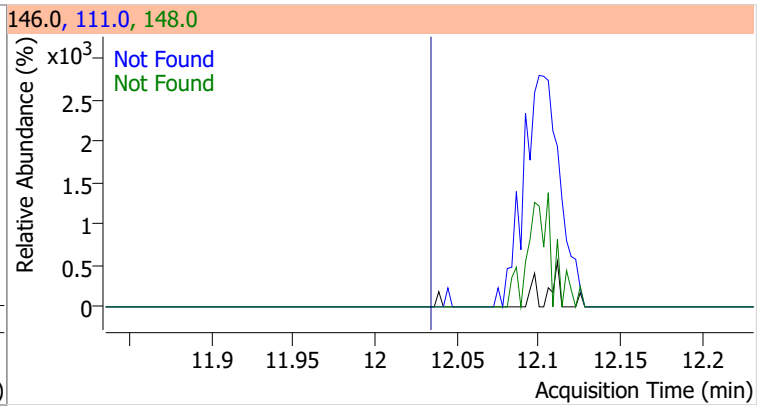

Compound	Conc.	Exp RT	QIon	Exp Ratio	QIon	Exp Ratio
1,4-Dichlorobenzene	N.D.	12.12	148.0	63.7	111.0	38.7

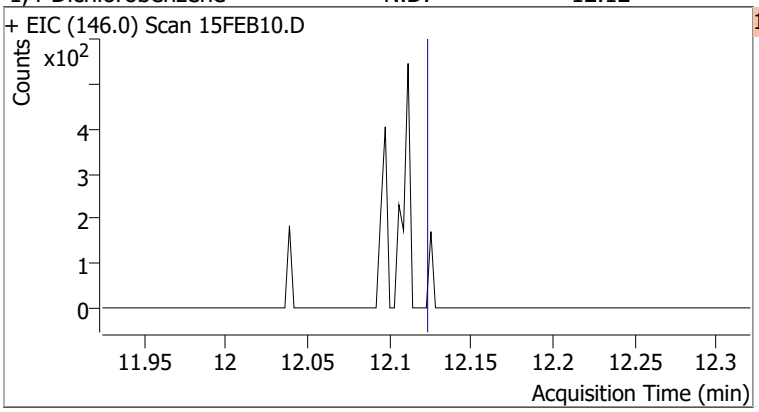

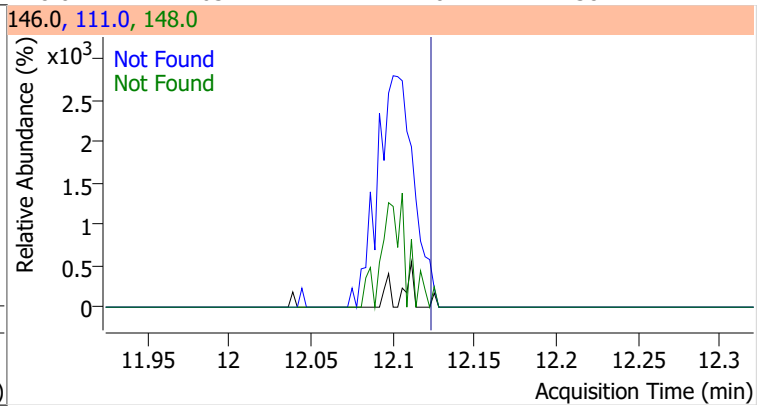

Compound	Conc.	Exp RT	QIon	Exp Ratio	QIon	Exp Ratio
1,2-Dichlorobenzene	N.D.	12.49	148.0	61.9	111.0	39.5

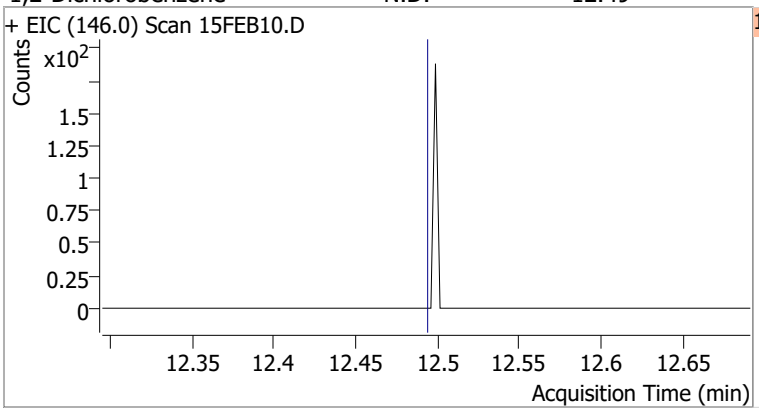

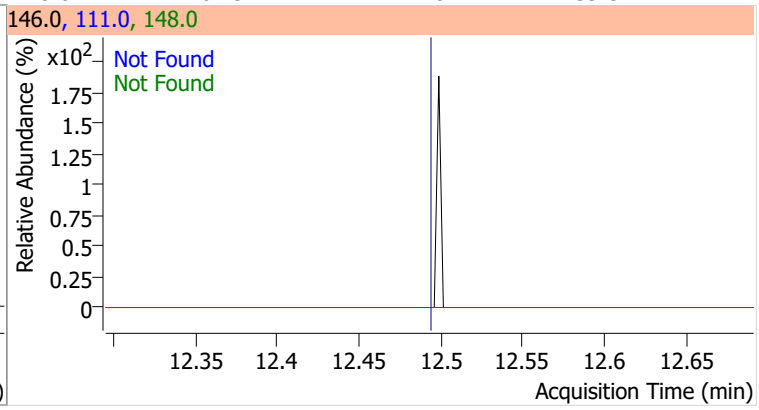

Quantitation Results Report (QT Reviewed)

Data File	15FEB11.D	Operator	MSC
Acq. Method	5975CACQF.M	Acq. Date-Time	2/15/2022 2:16:12 PM
Sample Name	B22020962-006F	Instrument	VOA5975C
Vial	11	Multiplier	1.00
DA Method File	VOA5975C_8260B_SHT_DoD_L4_011922.m	Comment	
Tune File	BFB_Atune3.u	Tune Date	10/11/2021 4:02:00 PM
Batch Name	VG021522_8260B.batch.bin	Last Calib Update	2/18/2022 11:13:24 AM
Ref Library	\\MASSHUNTER\Org\Library\NIST129K.l		

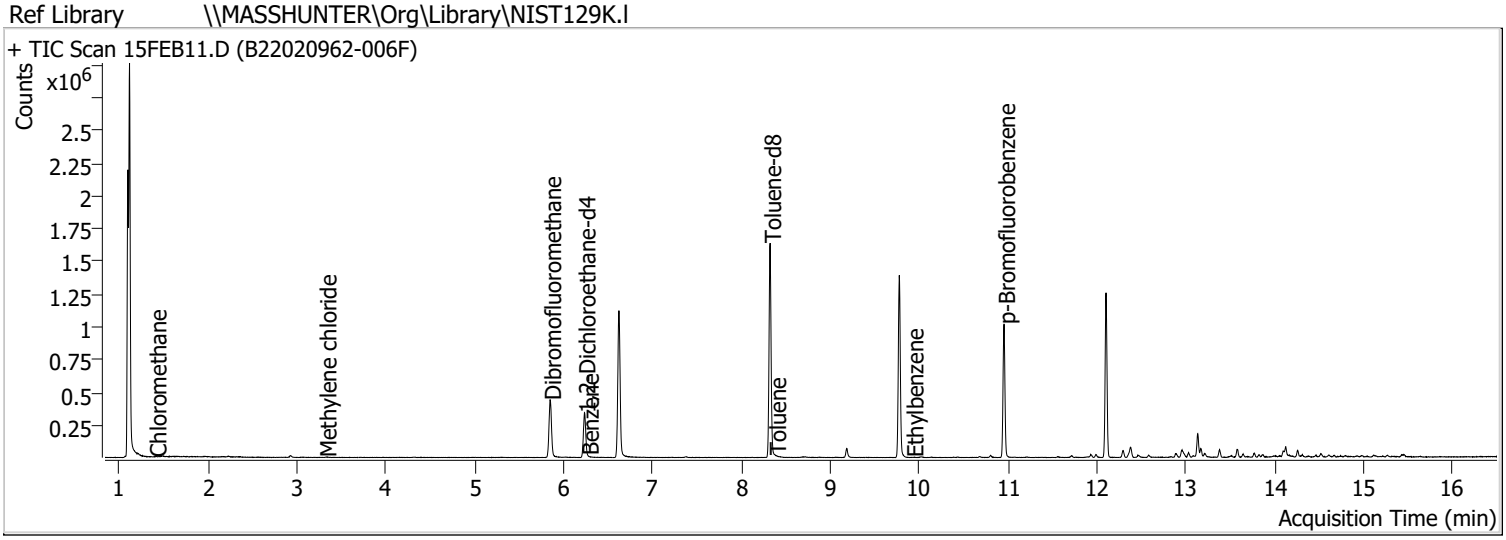

Compound	RT	QIon	Resp.	Conc.	Units		Dev(Min)
Internal Standards							
M Fluorobenzene	6.621	96.0	950582	250.0000	ng		0.000
M Chlorobenzene-d5	9.775	82.0	384094	250.0000	ng		0.000
M 1,4-Dichlorobenzene-d4	12.100	152.0	294954	250.0000	ng		0.000
System Monitoring Compounds							
S Dibromofluoromethane	5.845	113.0	260016	282.4060	ng		-0.005
Spiked Amount: 250.000	Range: 80.0 - 119.0%			Recovery = 112.96%			
S 1,2-Dichloroethane-d4	6.233	67.0	119288	299.9255	ng		0.003
Spiked Amount: 250.000	Range: 81.0 - 118.0%			Recovery = 119.97%		*	
S Toluene-d8	8.322	98.0	983013	262.3322	ng		0.003
Spiked Amount: 250.000	Range: 89.0 - 112.0%			Recovery = 104.93%			
S p-Bromofluorobenzene	10.954	95.0	287708	264.1853	ng		0.006
Spiked Amount: 250.000	Range: 85.0 - 114.0%			Recovery = 105.67%			
Target Compounds							**QValue**
T Dichlorodifluoromethane	0.000		0	N.D.			
T Chloromethane	1.409	50.0	1013	0.6732	ng	m	84
T Vinyl chloride	0.000		0	N.D.			
T Bromomethane	0.000		0	N.D.			
T Chloroethane	0.000		0	N.D.			
T Trichlorofluoromethane	0.000		0	N.D.			
T 1,1-Dichloroethene	0.000		0	N.D.			
T Methylene chloride	3.322	49.0	1831	1.3180	ng	m	93
T trans-1,2-Dichloroethene	0.000		0	N.D.			
T Methyl tert-butyl ether (MTBE)	0.000		0	N.D.			
T 1,1-Dichloroethane	0.000		0	N.D.			
T 2,2-Dichloropropane	0.000		0	N.D.			
T cis-1,2-Dichloroethene	0.000		0	N.D.			
T Methyl ethyl ketone	0.000		0	N.D.			
T Bromochloromethane	0.000		0	N.D.			
T Chloroform	0.000		0	N.D.			

Compound	RT	QIon	Resp.	Conc.	Units		Dev(Min)
T 1,1,1-Trichloroethane	0.000		0	N.D.			
T Carbon tetrachloride	0.000		0	N.D.			
T 1,1-Dichloropropene	0.000		0	N.D.			
T Benzene	6.272	78.0	542	0.1428	ng	m	80
T 1,2-Dichloroethane	0.000		0	N.D.			
T Trichloroethene	0.000		0	N.D.			
T 1,2-Dichloropropane	0.000		0	N.D.			
T Dibromomethane	0.000		0	N.D.			
T Bromodichloromethane	0.000		0	N.D.			
T cis-1,3-Dichloropropene	0.000		0	N.D.			
T Toluene	8.377	92.0	1277	0.5113	ng	m	87
T trans-1,3-Dichloropropene	0.000		0	N.D.			
T 1,1,2-Trichloroethane	0.000		0	N.D.			
T Tetrachloroethene	0.000		0	N.D.			
T 1,3-Dichloropropane	0.000		0	N.D.			
T Chlorodibromomethane	0.000		0	N.D.			
T 1,2-Dibromoethane	0.000		0	N.D.			
T Chlorobenzene	0.000		0	N.D.			
T 1,1,1,2-Tetrachloroethane	0.000		0	N.D.			
T Ethylbenzene	9.922	91.0	842	0.7777	ng	m	52
T m+p-Xylenes	10.045	106.0	0		ng	md	1
T o-Xylene	10.433	106.0	0		ng	md	1
T Styrene	0.000		0	N.D.			
T Bromoform	0.000		0	N.D.			
T Bromobenzene	0.000		0	N.D.			
T 1,1,2,2-Tetrachloroethane	0.000		0	N.D.			
T 1,2,3-Trichloropropane	0.000		0	N.D.			
T 2-Chlorotoluene	0.000		0	N.D.			
T 4-Chlorotoluene	0.000		0	N.D.			
T 1,3-Dichlorobenzene	0.000		0	N.D.			
T 1,4-Dichlorobenzene	0.000		0	N.D.			
T 1,2-Dichlorobenzene	0.000		0	N.D.			

(#) = Qualifier Out of Range; (m) = Manual Integration; (+) = Area Summed; (*) = Surrogate Percent Recovery Out of Range; (d): Zeroed Peak

Compound	Conc.	Exp RT	QIon	Exp Ratio
Dichlorodifluoromethane	N.D.	1.24	87.0	31.8

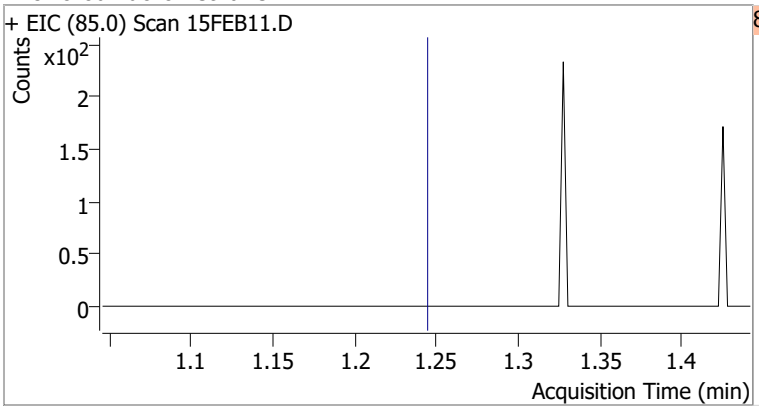

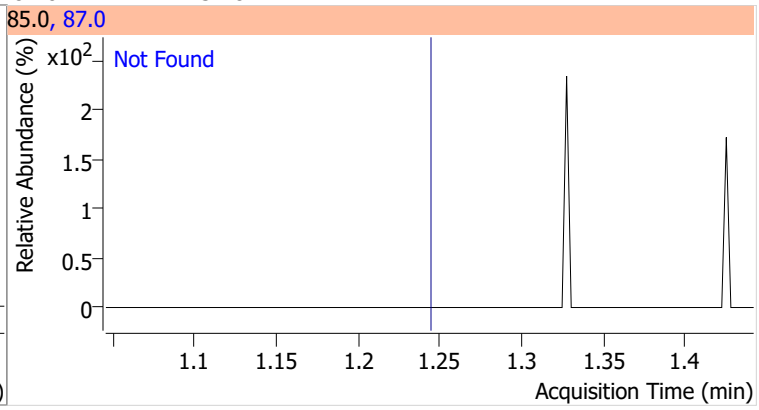

Compound	Conc.	RT	Dev(Min)	Resp.	QIon	QRatio	Lower	Upper
Chloromethane	0.6732	1.41	0.00	1013 (m)	52.0	23.2	2.4	62.4

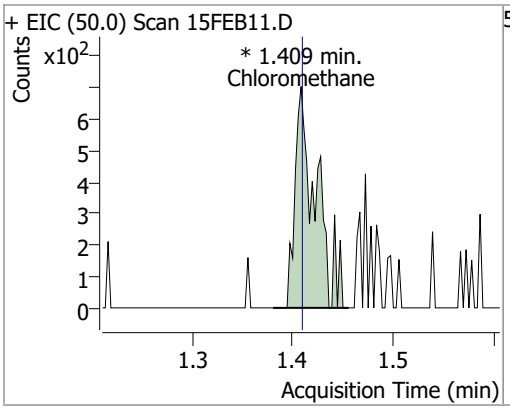

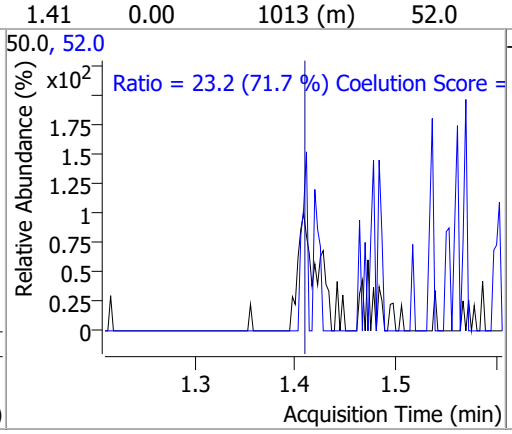

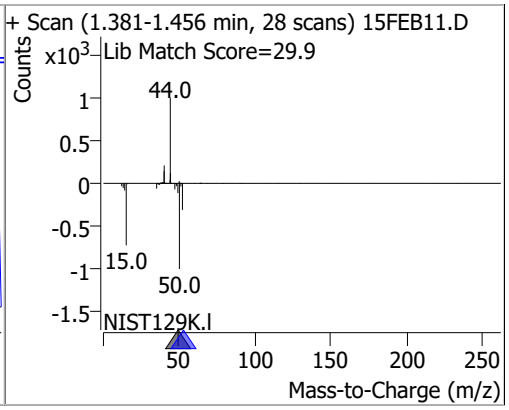

Compound	Conc.	Exp RT	QIon	Exp Ratio
Vinyl chloride	N.D.	1.50	64.0	31.3

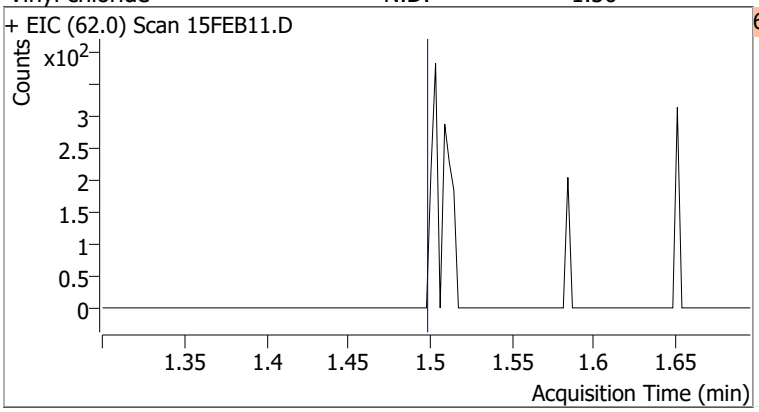

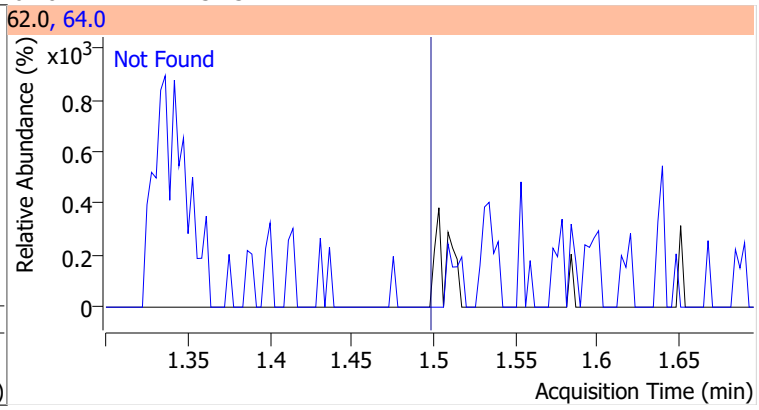

Compound	Conc.	Exp RT	QIon	Exp Ratio
Bromomethane	N.D.	1.80	94.0	110.1

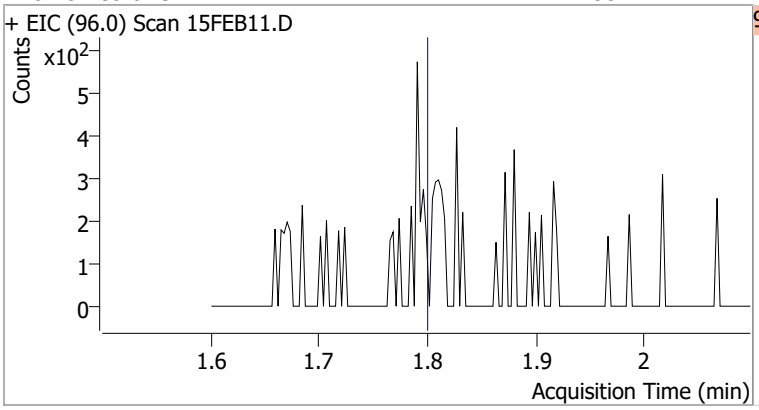

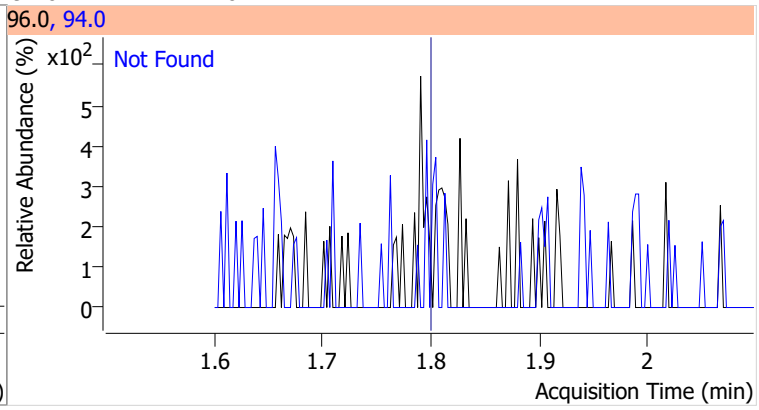

Compound	Conc.	Exp RT	QIon	Exp Ratio
Chloroethane	N.D.	1.90	66.0	30.0

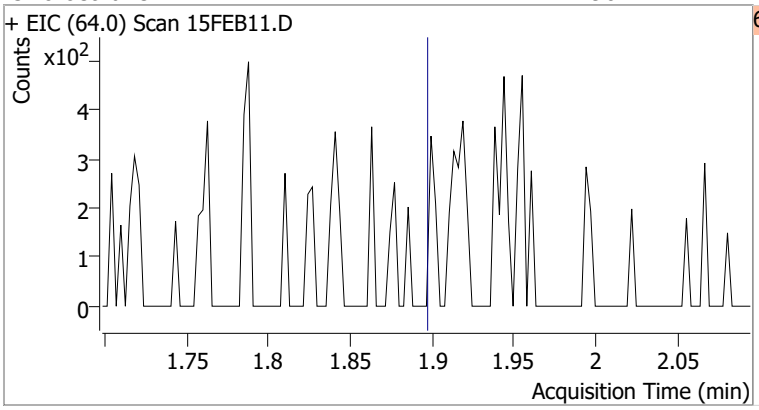

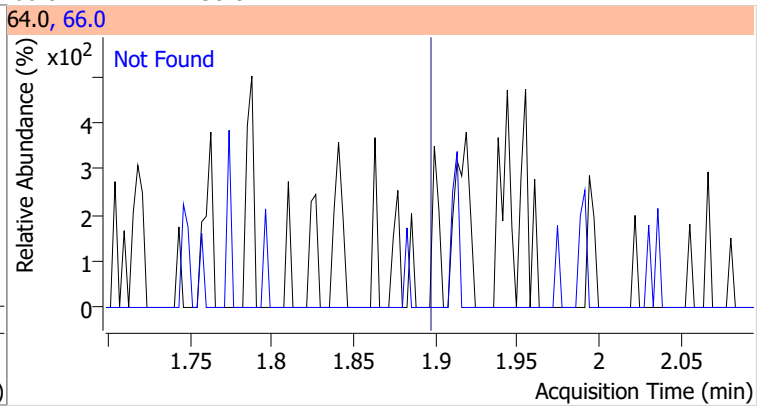

Compound	Conc.	Exp RT	QIon	Exp Ratio
Trichlorofluoromethane	N.D.	2.15	103.0	65.0

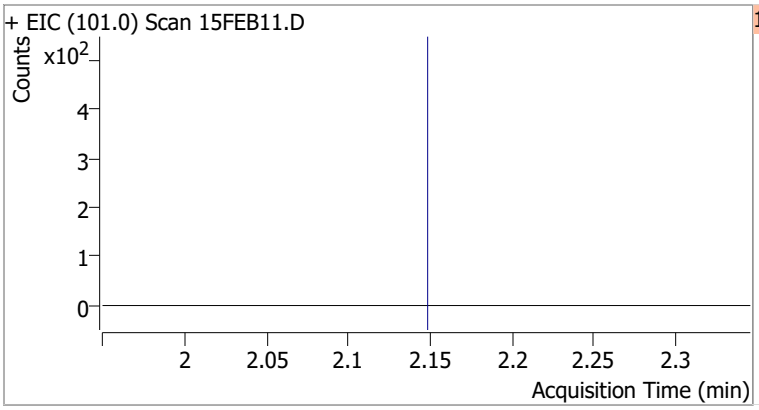

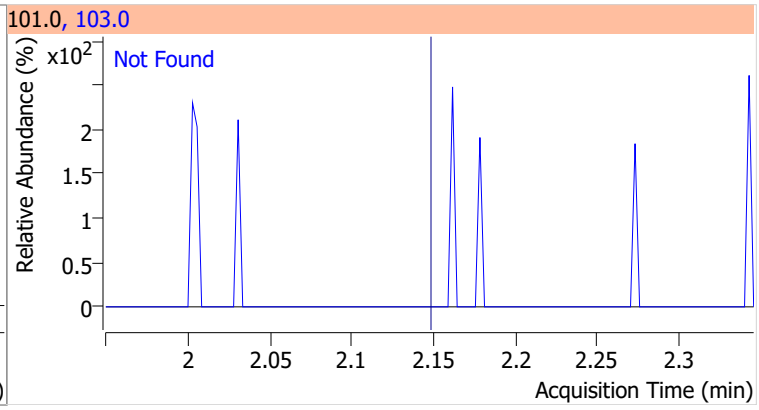

Compound	Conc.	Exp RT	QIon	Exp Ratio	QIon	Exp Ratio
1,1-Dichloroethene	N.D.	2.70	61.0	179.9	63.0	57.0

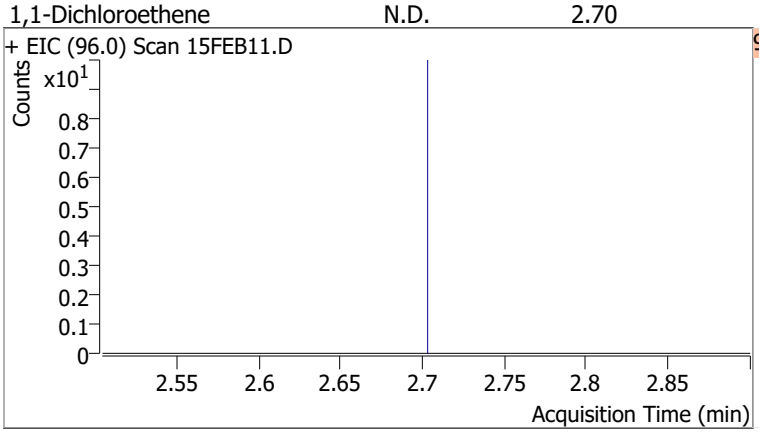

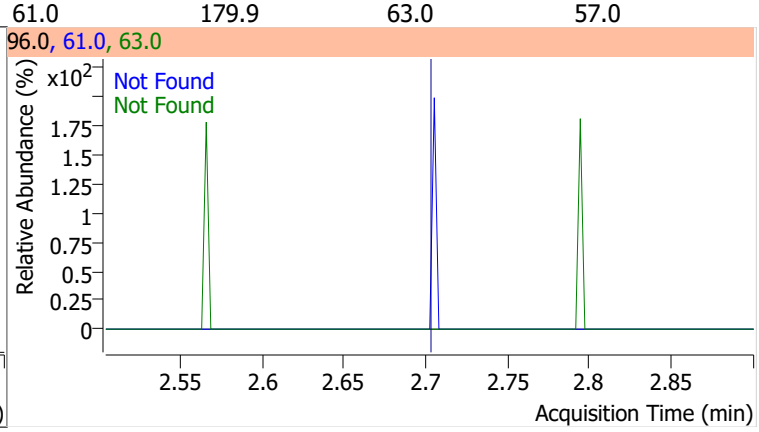

Compound	Conc.	RT	Dev(Min)	Resp.	QIon	QRatio	Lower	Upper
Methylene chloride	1.3180	3.32	-0.01	1831 (m)	84.0	63.8	36.1	96.1
					86.0	32.6	11.8	71.8

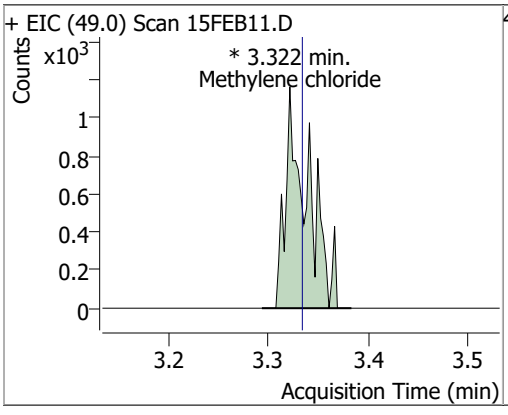

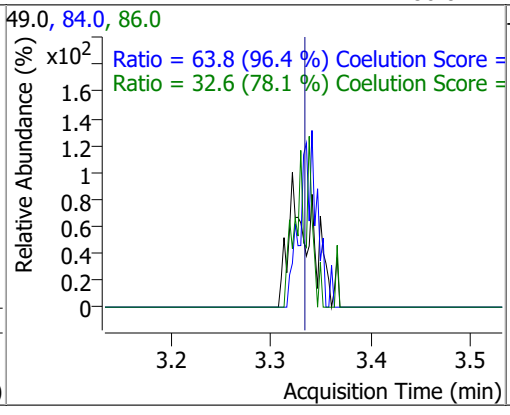

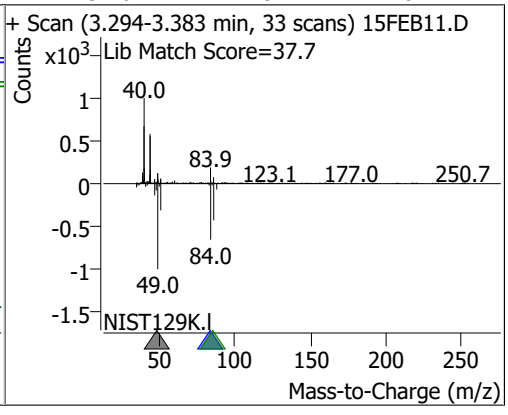

Compound	Conc.	Exp RT	QIon	Exp Ratio	QIon	Exp Ratio
trans-1,2-Dichloroethene	N.D.	3.72	61.0	154.8	98.0	62.1

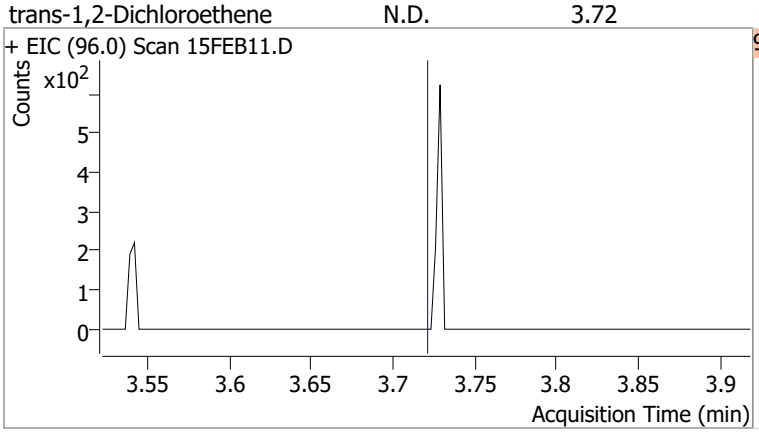

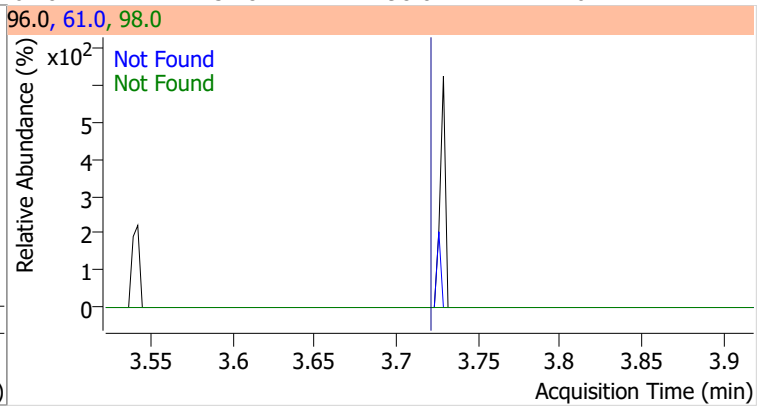

Compound	Conc.	Exp RT	QIon	Exp Ratio
Methyl tert-butyl ether (MTBE)	N.D.	3.75	57.0	24.6

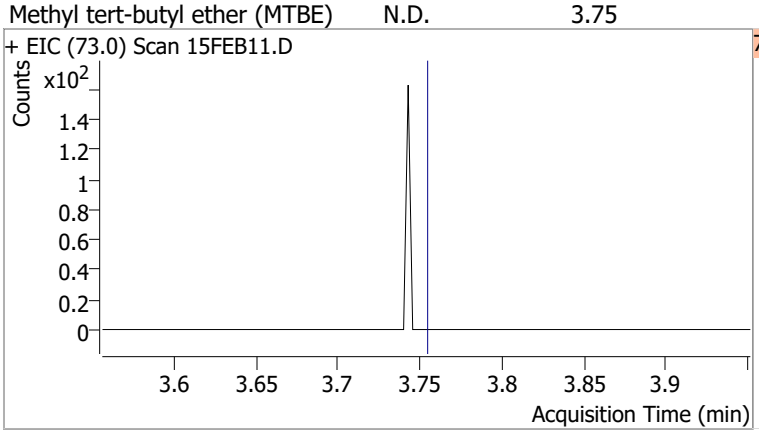

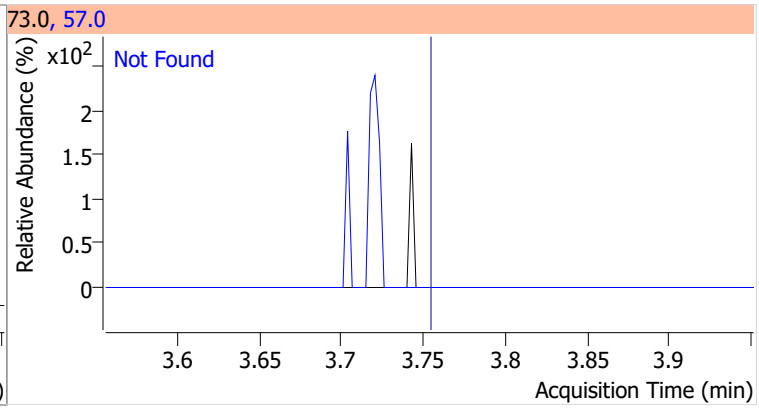

Compound	Conc.	Exp RT	QIon	Exp Ratio	QIon	Exp Ratio
1,1-Dichloroethane	N.D.	4.38	65.0	31.0	83.0	12.7

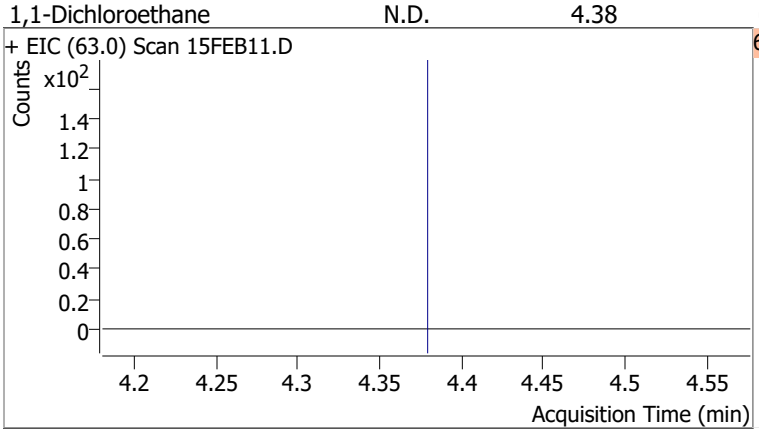

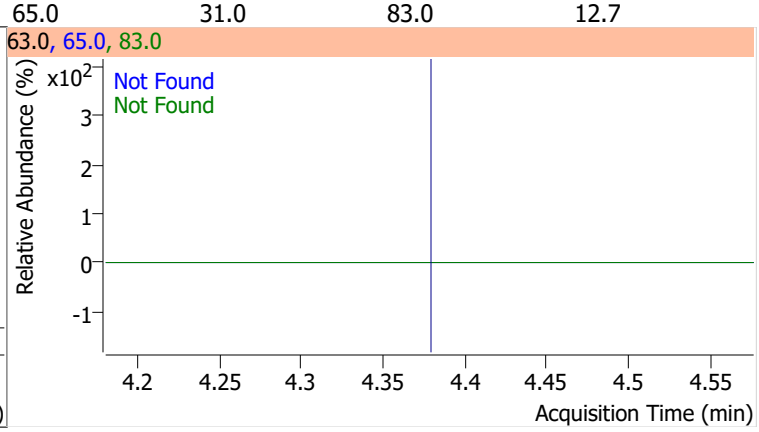

Compound	Conc.	Exp RT	QIon	Exp Ratio	QIon	Exp Ratio
2,2-Dichloropropane	N.D.	5.19	41.0	68.8	97.0	23.9

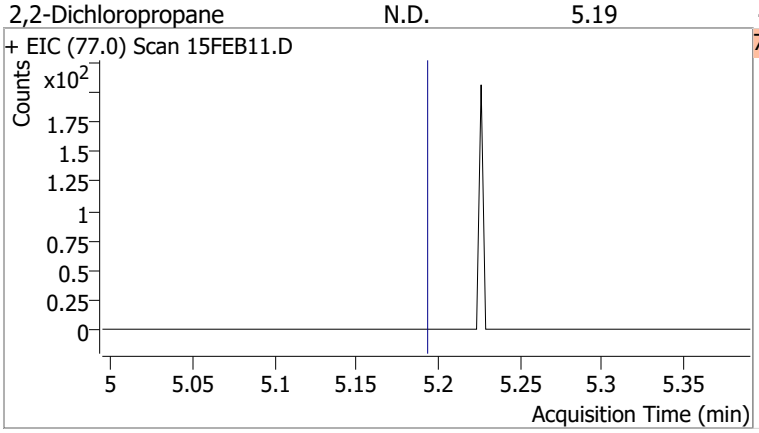

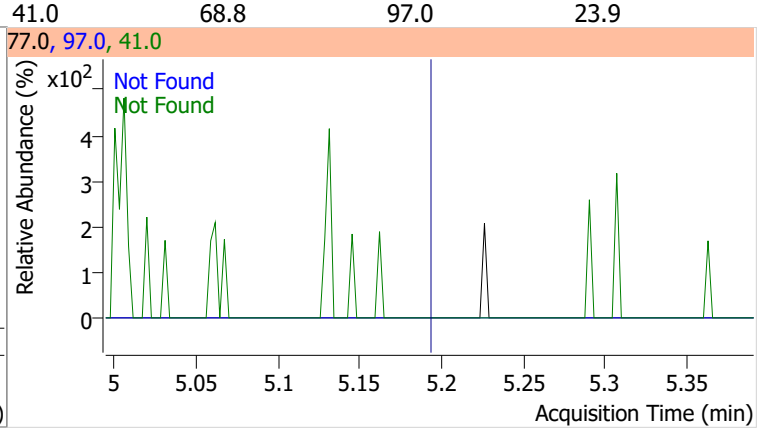

Compound	Conc.	Exp RT	QIon	Exp Ratio	QIon	Exp Ratio
cis-1,2-Dichloroethene	N.D.	5.21	61.0	160.4	98.0	66.2

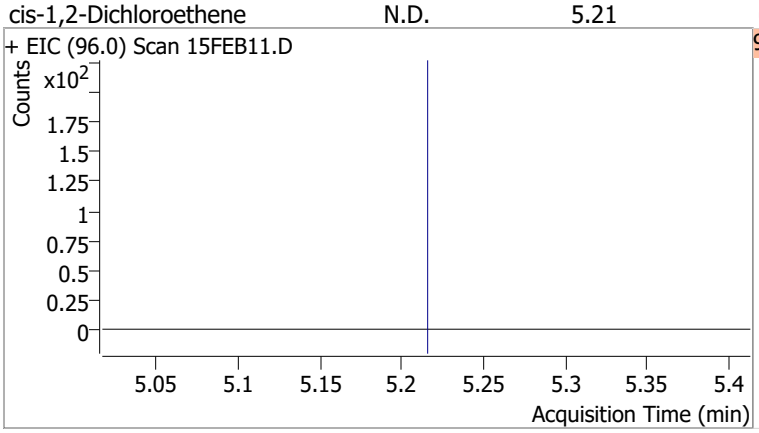

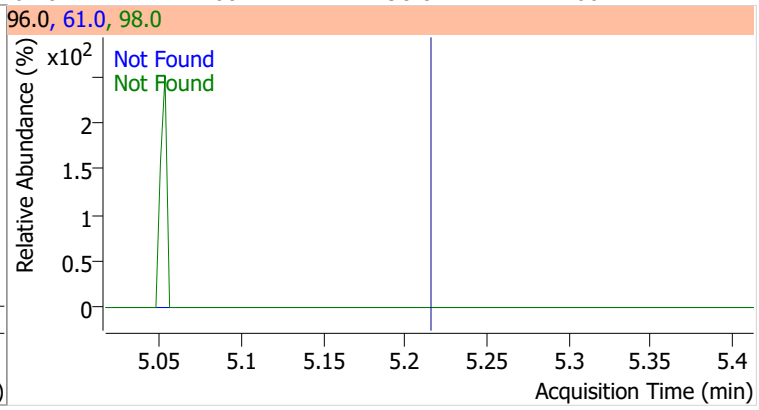

Compound	Conc.	Exp RT	QIon	Exp Ratio
Methyl ethyl ketone	N.D.	5.28	72.0	20.6

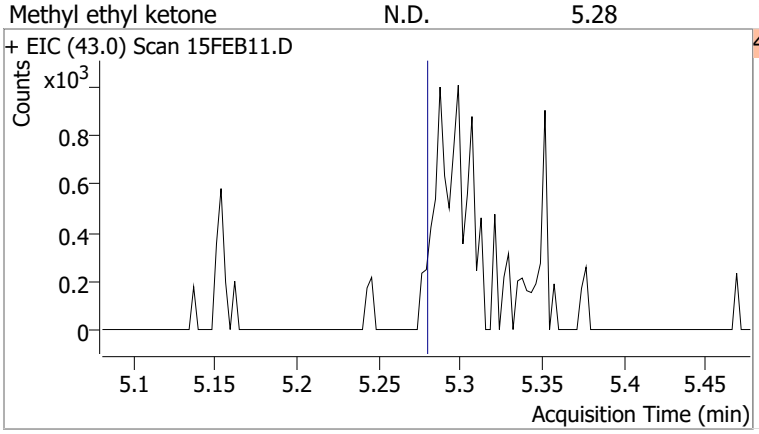

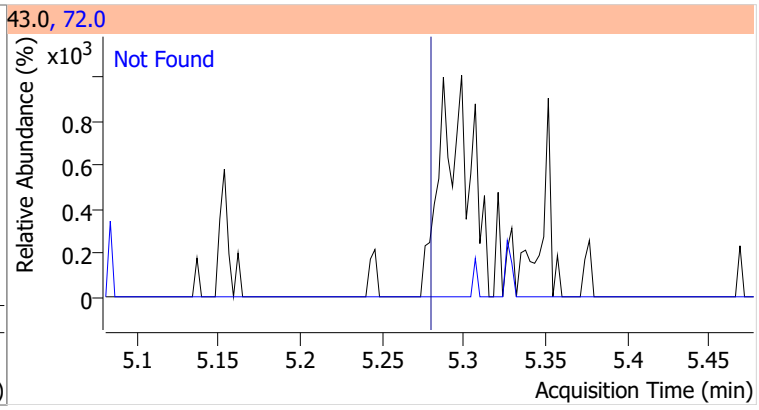

Compound	Conc.	Exp RT	QIon	Exp Ratio
Bromochloromethane	N.D.	5.52	49.0	182.2

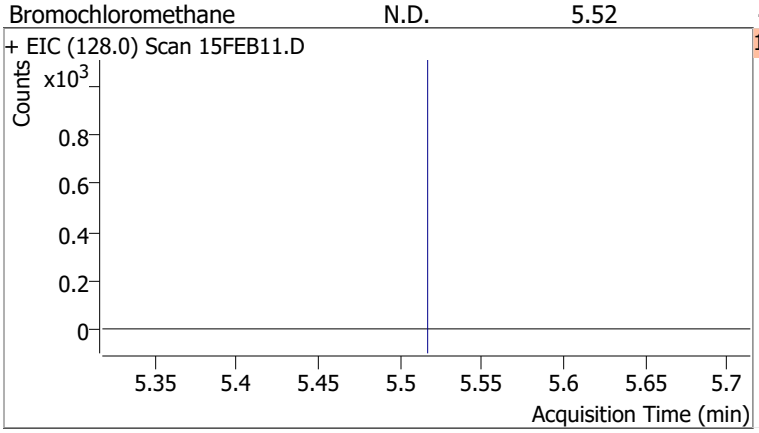

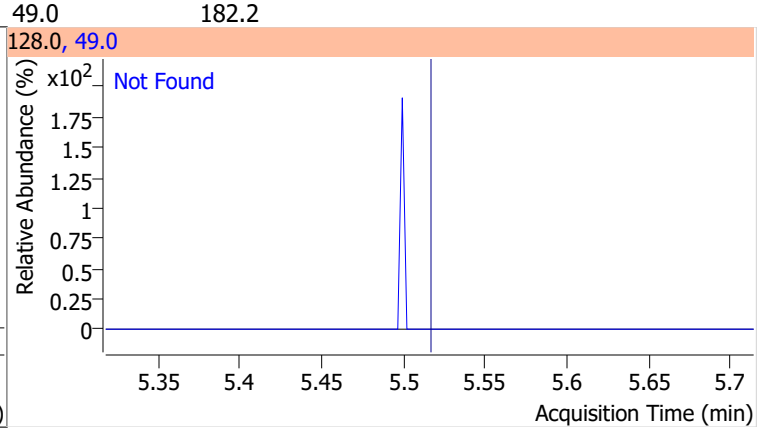

Compound	Conc.	Exp RT	QIon	Exp Ratio
Chloroform	N.D.	5.65	85.0	66.2

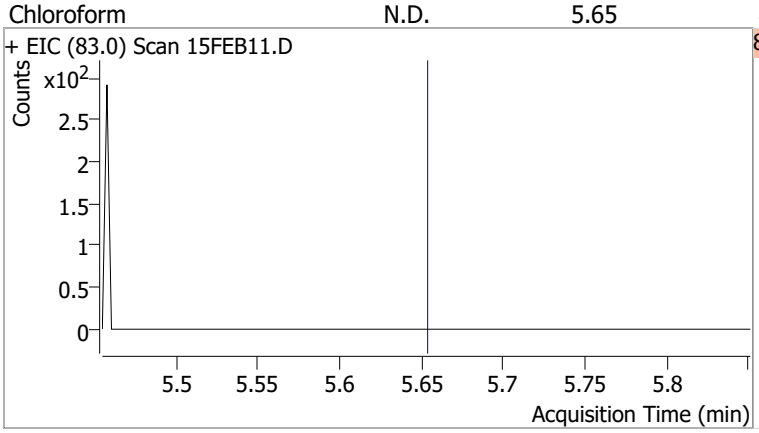

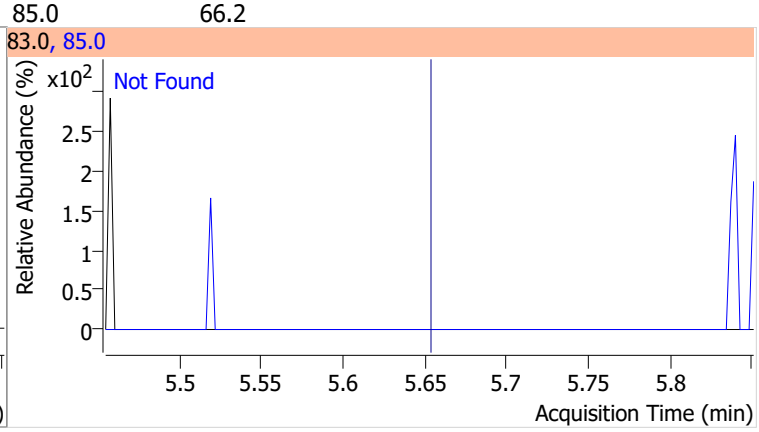

Compound	Conc.	Exp RT	QIon	Exp Ratio	QIon	Exp Ratio
1,1,1-Trichloroethane	N.D.	5.83	99.0	63.1	61.0	49.1

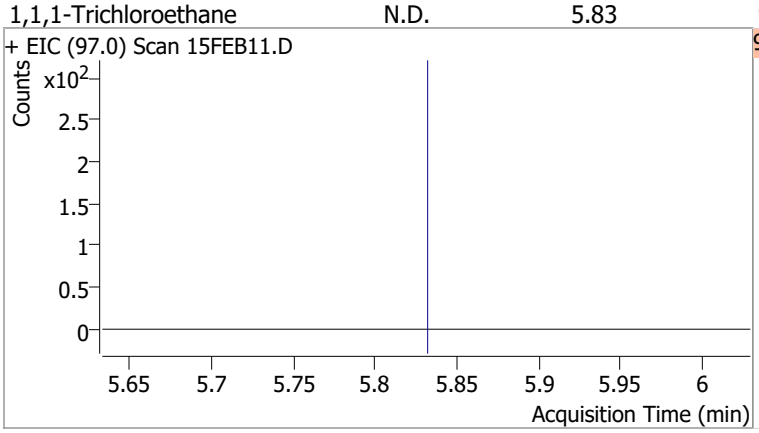

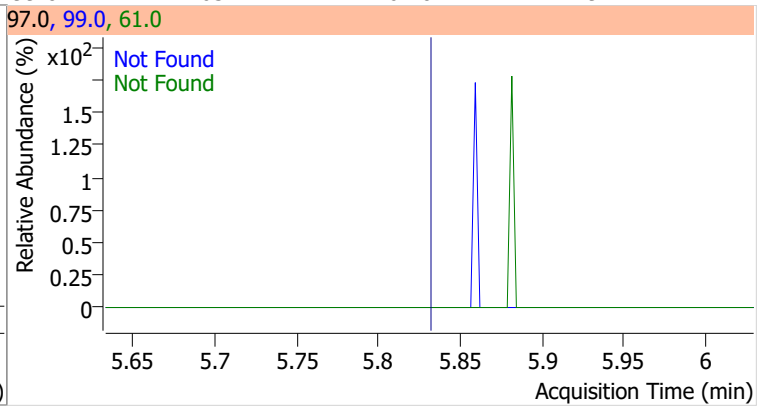

Compound	Conc.	RT	Dev(Min)	Resp.	QIon	QRatio	Lower	Upper
Dibromofluoromethane	282.4060	5.85	-0.01	260016	191.5	21.2	0.0	53.2

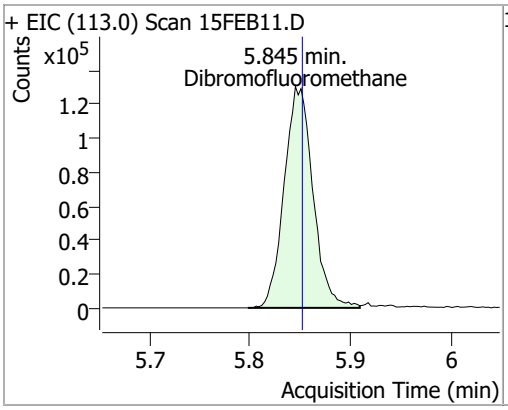

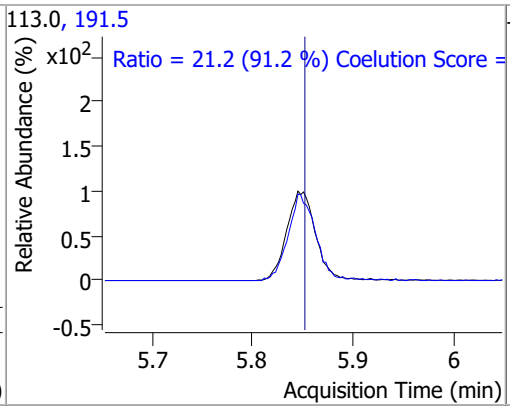

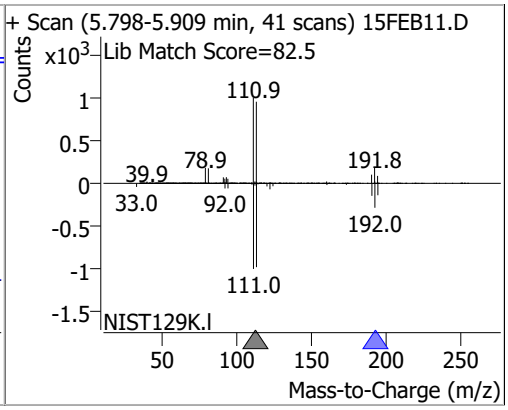

Compound	Conc.	Exp RT	QIon	Exp Ratio	QIon	Exp Ratio
Carbon tetrachloride	N.D.	6.02	119.0	97.6	121.0	30.7

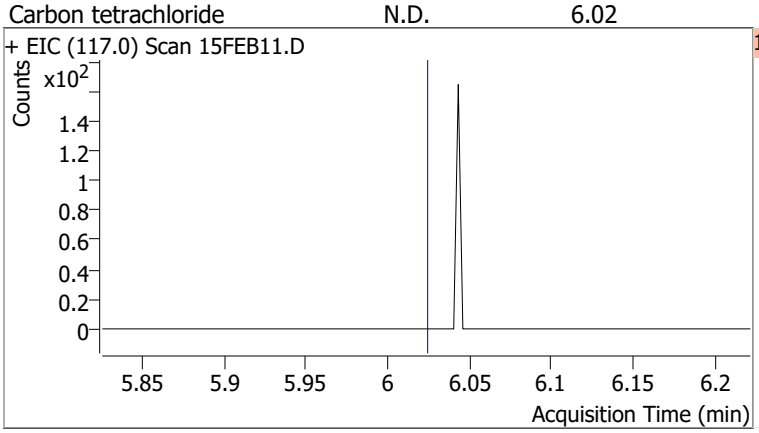

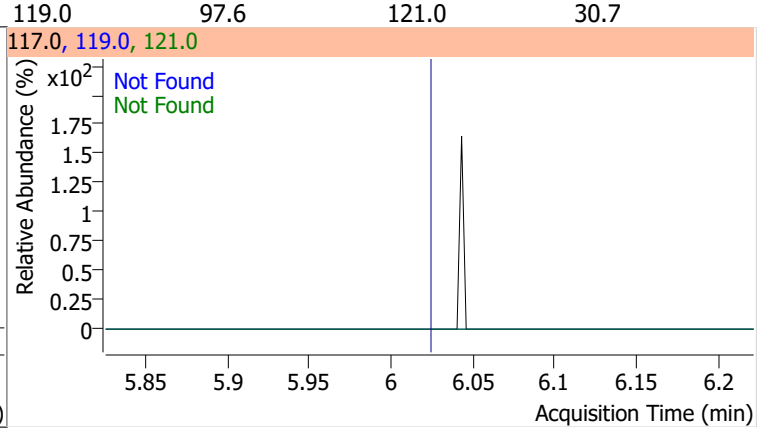

Compound	Conc.	Exp RT	QIon	Exp Ratio	QIon	Exp Ratio
1,1-Dichloropropene	N.D.	6.04	110.0	35.6	77.0	31.0

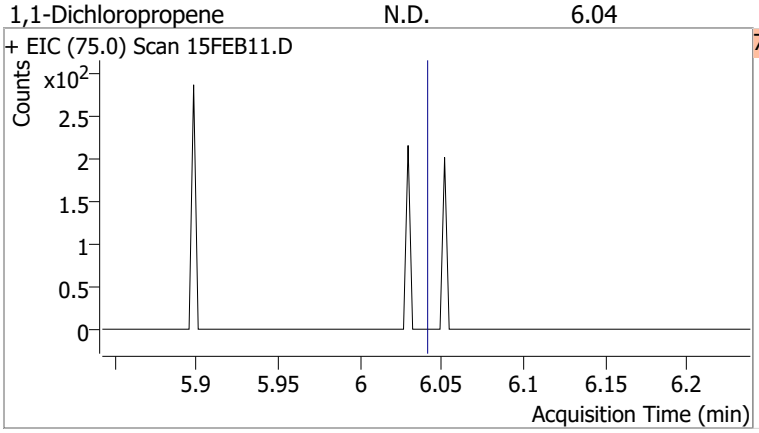

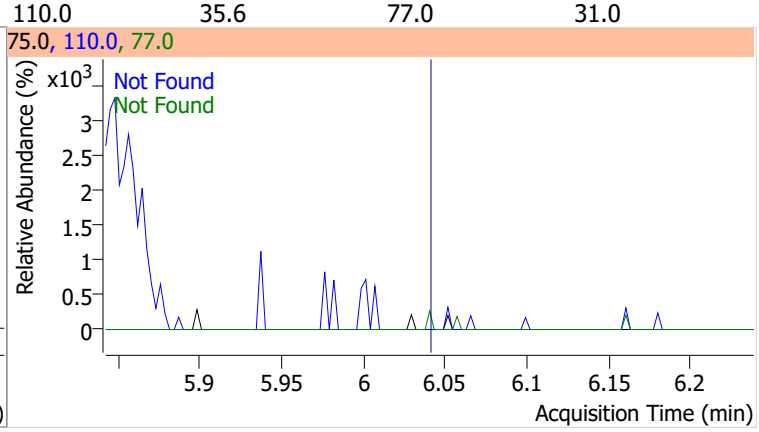

Compound	Conc.	RT	Dev(Min)	Resp.	QIon	QRatio	Lower	Upper
1,2-Dichloroethane-d4	299.9255	6.23	0.00	119288	65.0	196.9	162.8	222.8

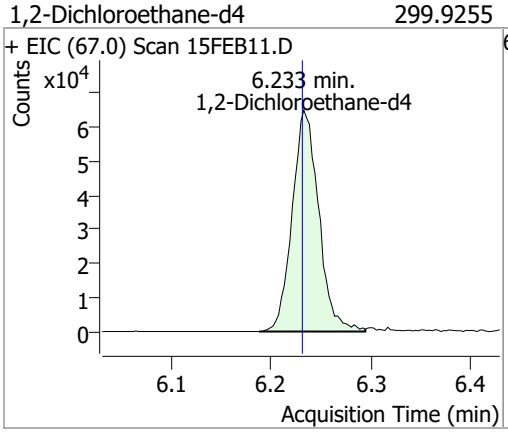

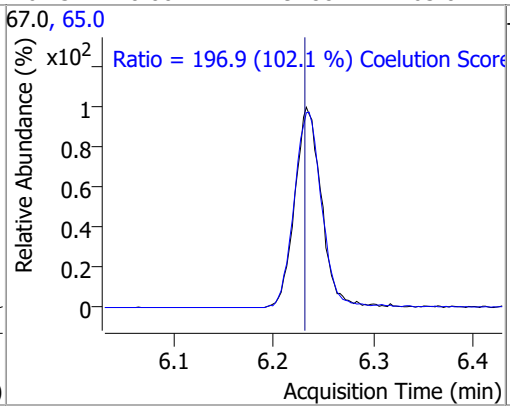

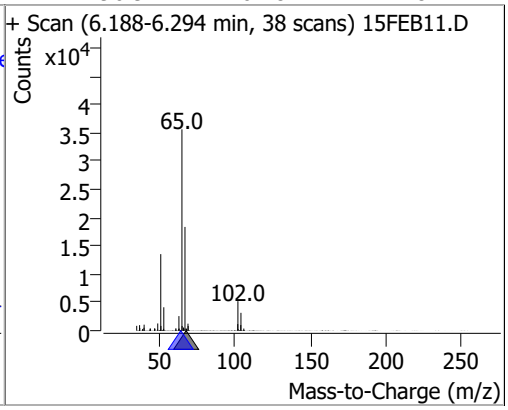

Compound	Conc.	RT	Dev(Min)	Resp.	QIon	QRatio	Lower	Upper
Benzene	0.1428	6.27	-0.01	542 (m)	77.0	13.4	0.0	53.3

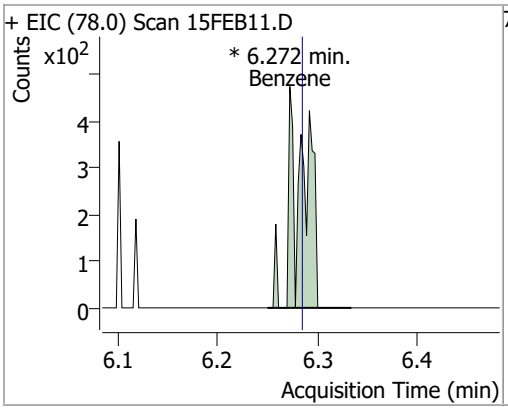

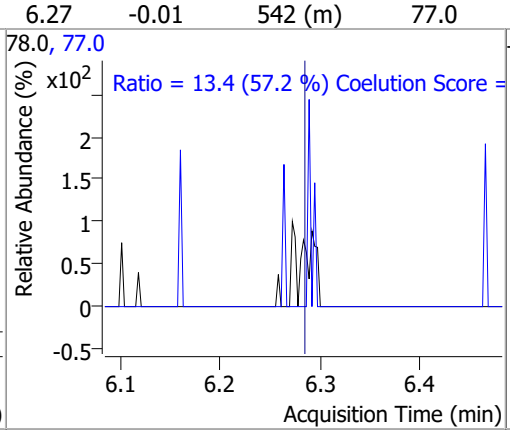

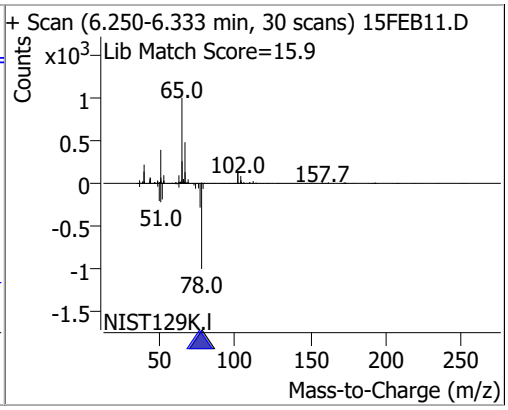

Compound	Conc.	Exp RT	QIon	Exp Ratio	QIon	Exp Ratio
1,2-Dichloroethane	N.D.	6.32	64.0	32.2	98.0	8.2

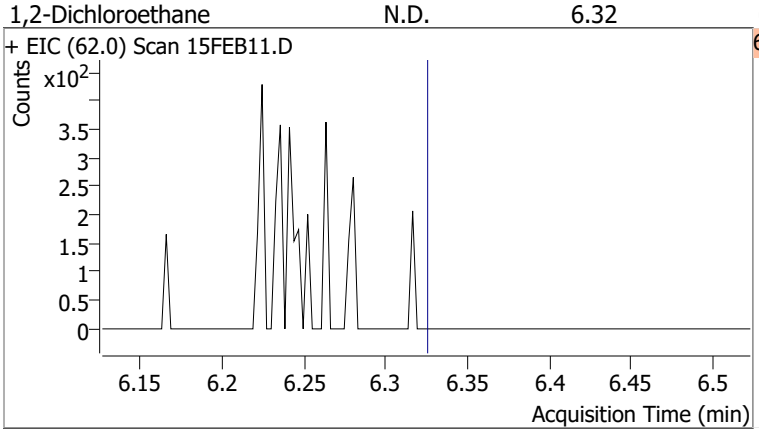

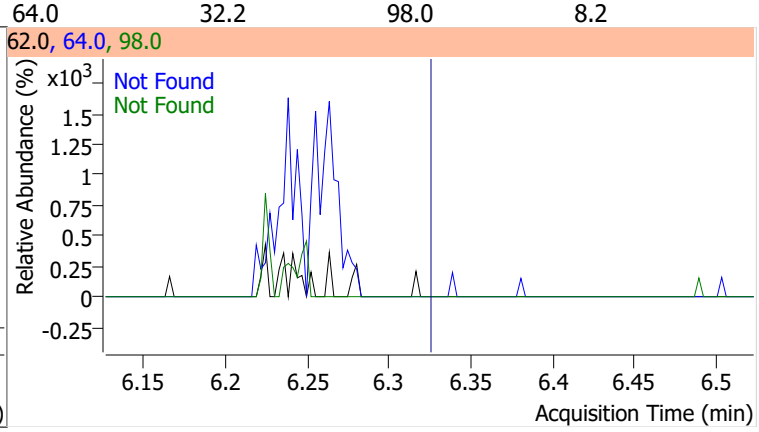

Compound	Conc.	Exp RT	QIon	Exp Ratio	QIon	Exp Ratio
Trichloroethene	N.D.	7.02	130.0	105.6	97.0	65.7

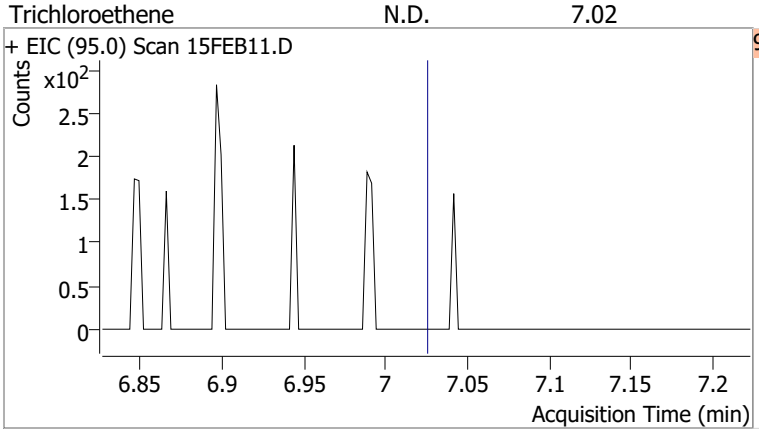

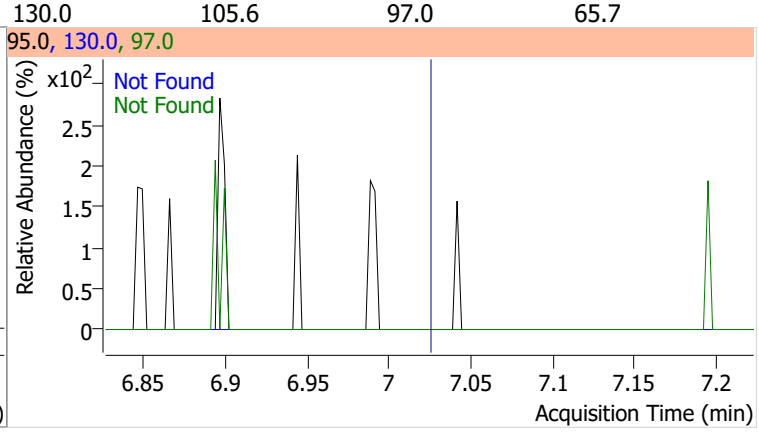

Compound	Conc.	Exp RT	QIon	Exp Ratio
1,2-Dichloropropane	N.D.	7.27	76.0	39.8

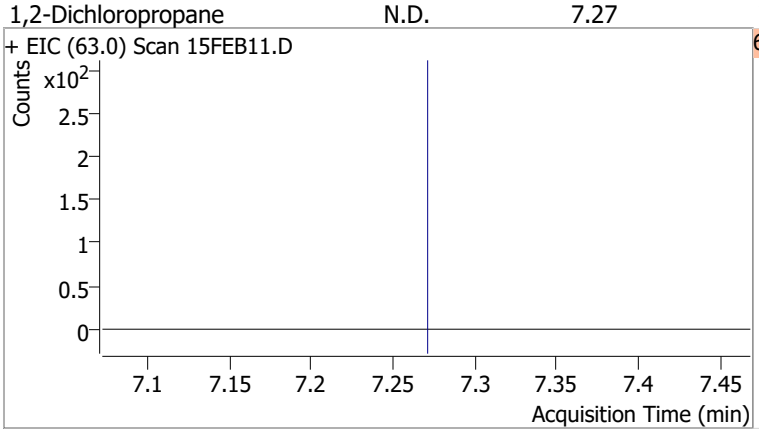

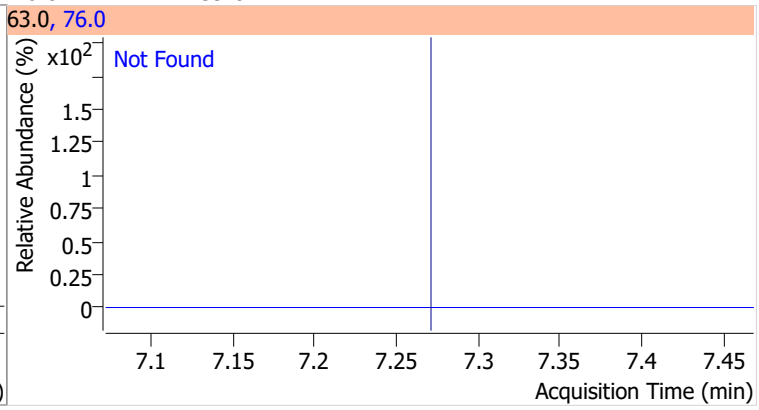

Compound	Conc.	Exp RT	QIon	Exp Ratio	QIon	Exp Ratio
Dibromomethane	N.D.	7.40	173.5	108.2	95.0	84.5

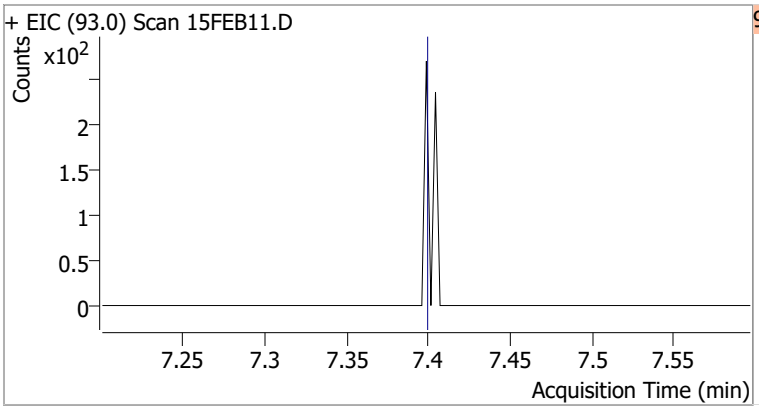

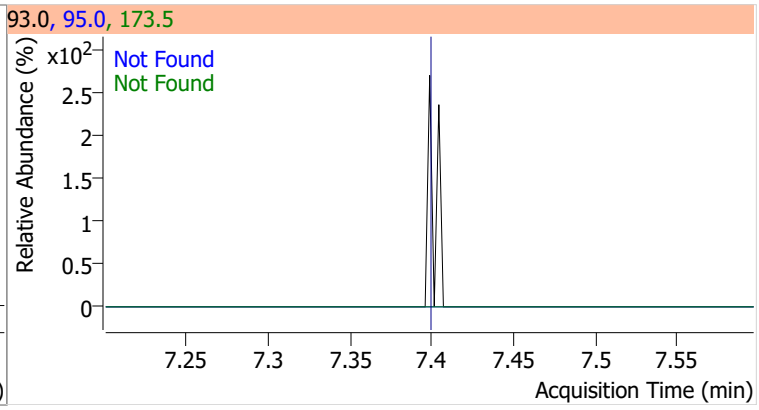

Compound	Conc.	Exp RT	QIon	Exp Ratio	QIon	Exp Ratio
Bromodichloromethane	N.D.	7.58	85.0	66.3	127.0	9.5

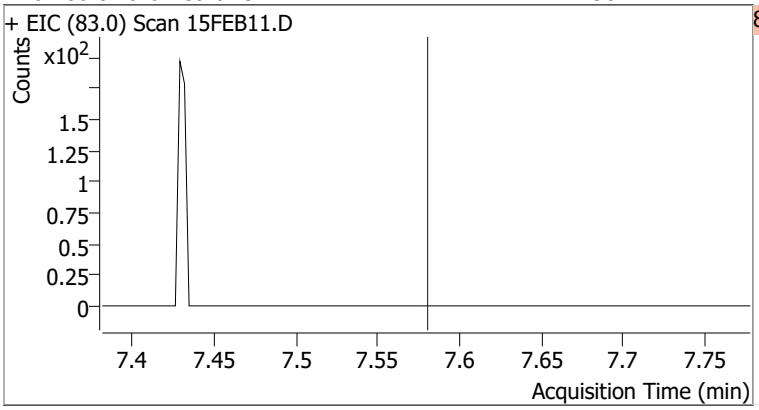

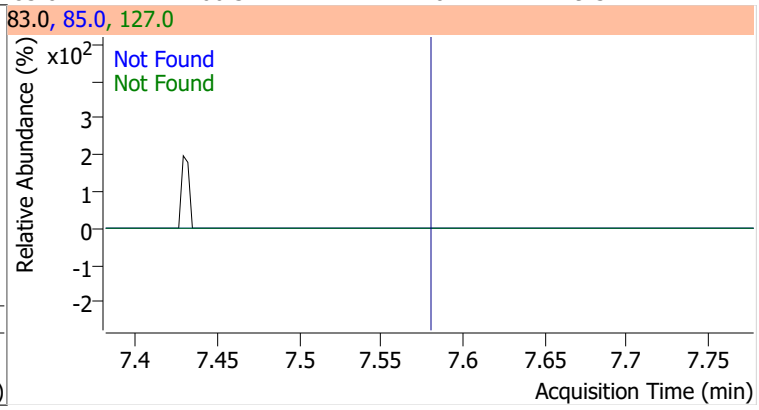

Compound	Conc.	Exp RT	QIon	Exp Ratio	QIon	Exp Ratio
cis-1,3-Dichloropropene	N.D.	8.06	39.0	52.5	77.0	31.8

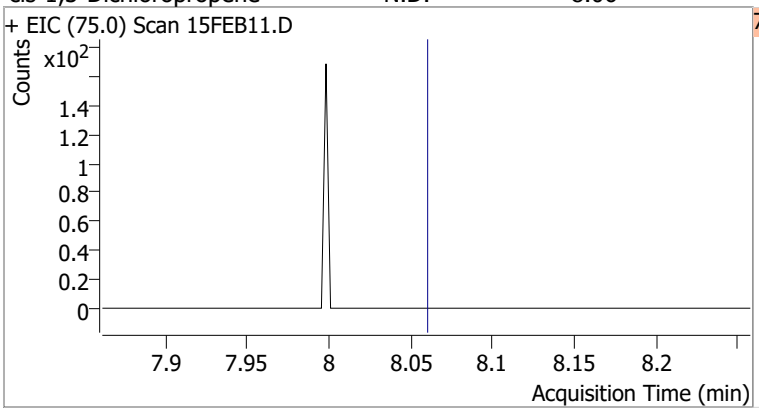

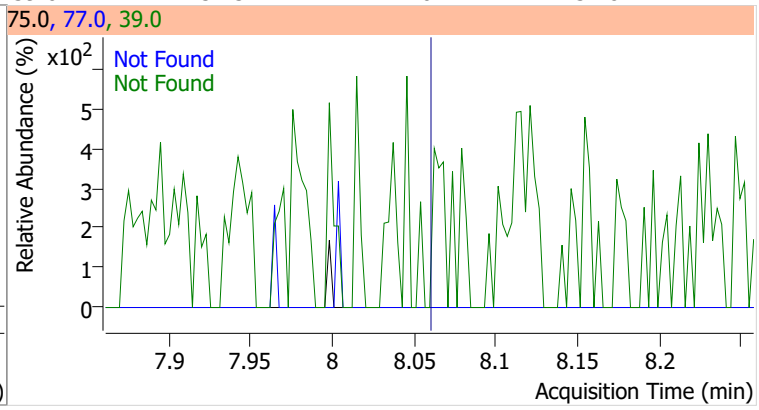

Compound	Conc.	RT	Dev(Min)	Resp.	QIon	QRatio	Lower	Upper
Toluene-d8	262.3322	8.32	0.00	983013	100.0	63.4	34.3	94.3
					99.0	9.4	0.0	39.2

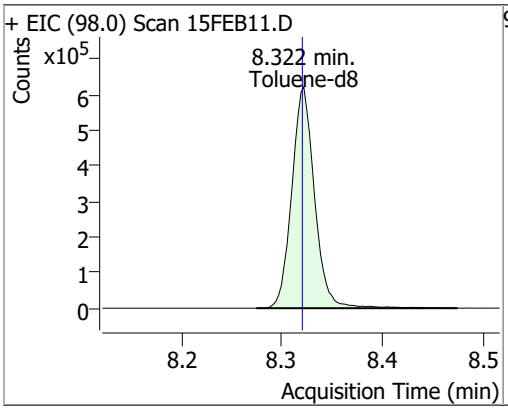

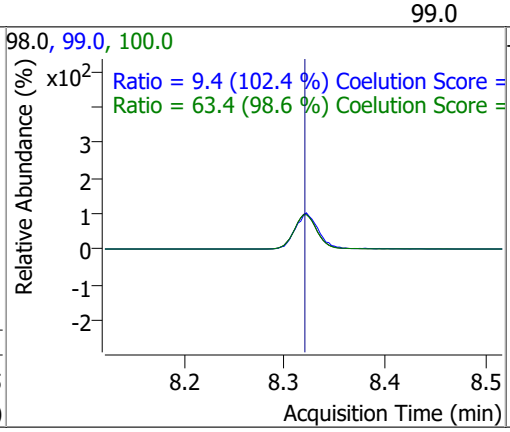

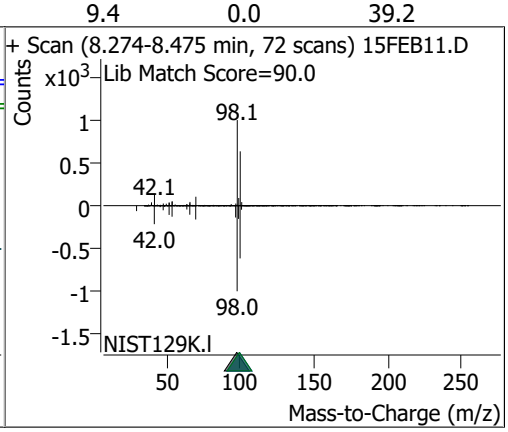

Compound	Conc.	RT	Dev(Min)	Resp.	QIon	QRatio	Lower	Upper
Toluene	0.5113	8.38	-0.01	1277 (m)	91.0	155.5	144.1	204.1

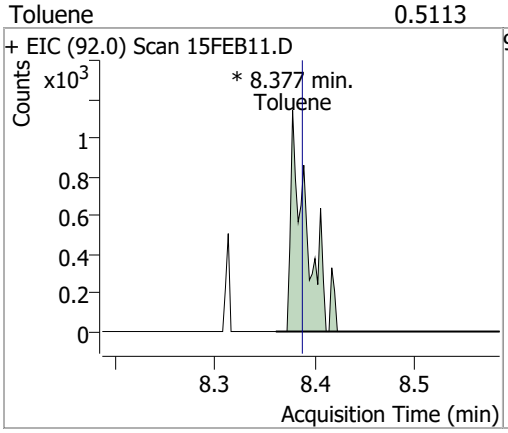

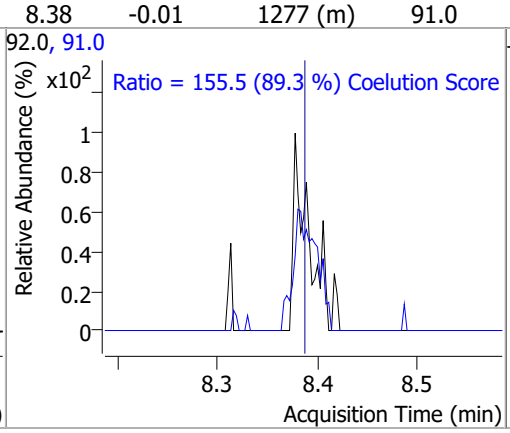

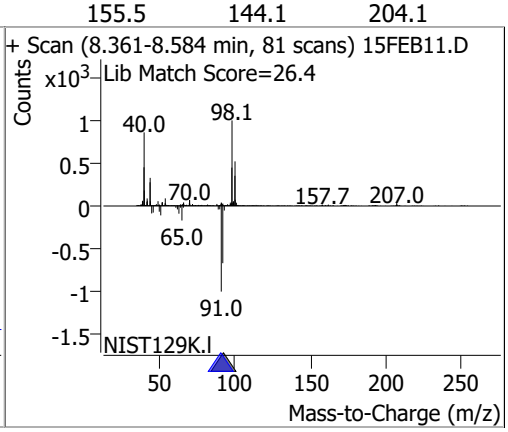

Compound	Conc.	Exp RT	QIon	Exp Ratio	QIon	Exp Ratio
trans-1,3-Dichloropropene	N.D.	8.64	39.0	53.0	77.0	31.0

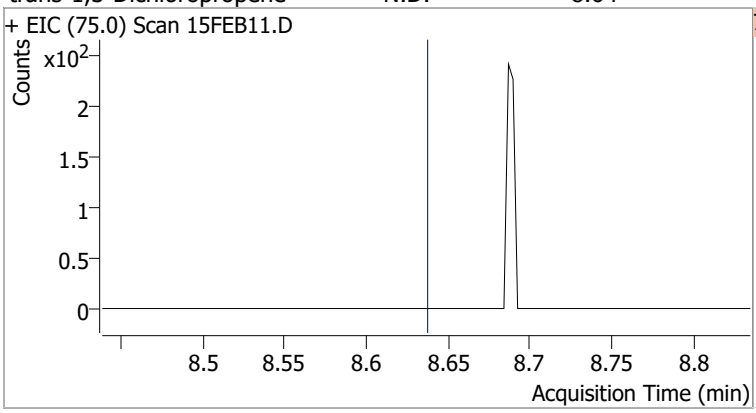

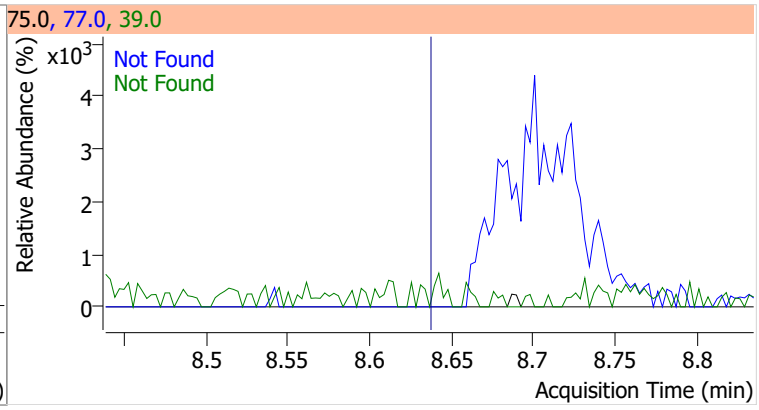

Compound	Conc.	Exp RT	QIon	Exp Ratio	QIon	Exp Ratio
1,1,2-Trichloroethane	N.D.	8.82	97.0	110.7	85.0	60.7

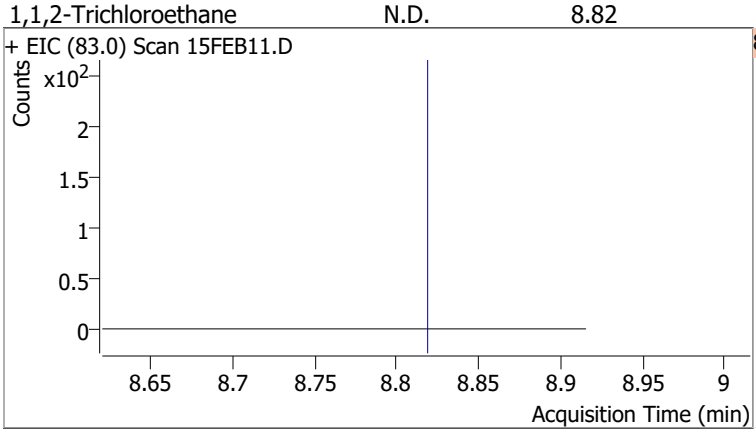

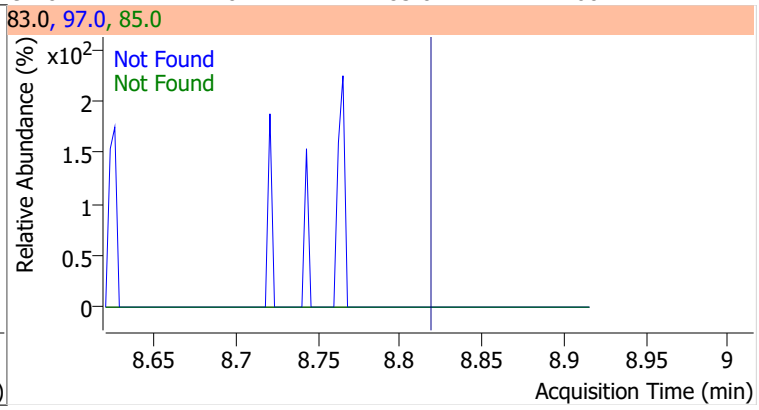

Compound	Conc.	Exp RT	QIon	Exp Ratio	QIon	Exp Ratio
Tetrachloroethene	N.D.	8.94	165.8	126.1	129.0	90.5

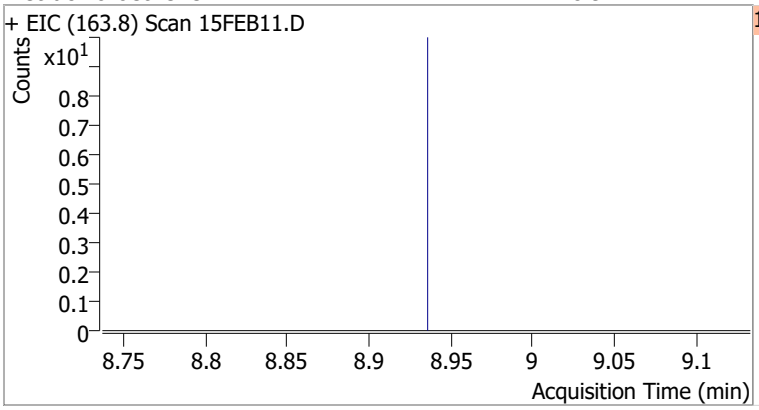

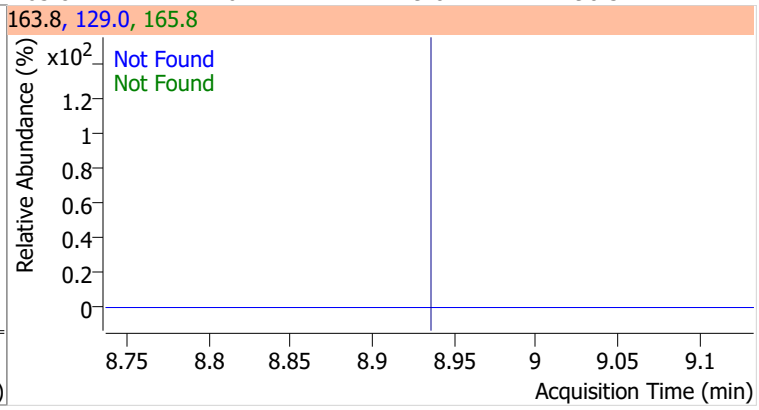

Compound	Conc.	Exp RT	QIon	Exp Ratio
1,3-Dichloropropane	N.D.	8.98	78.0	32.4

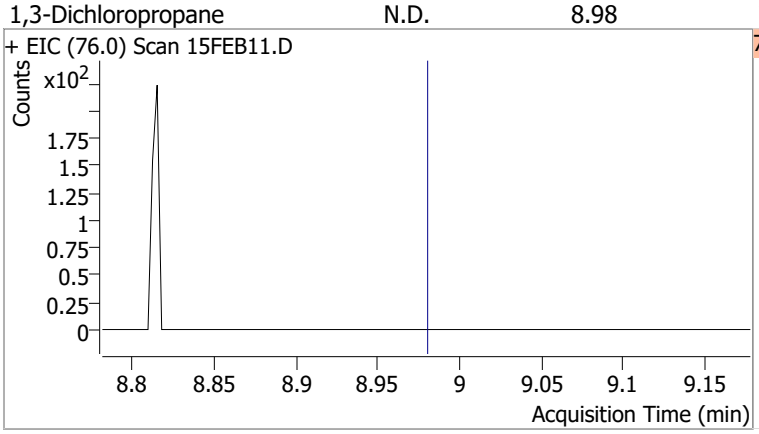

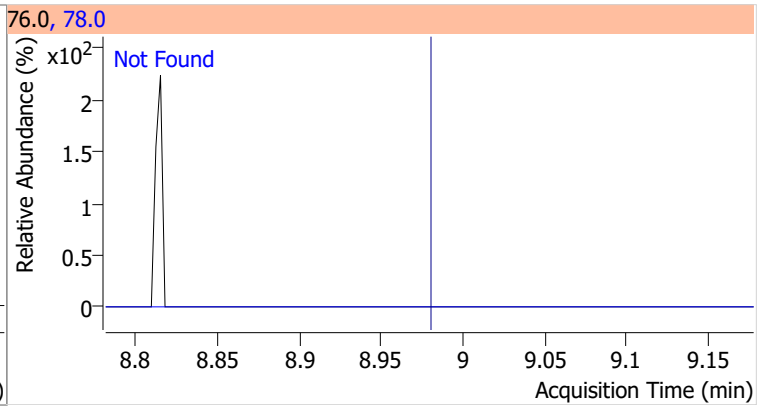

Compound	Conc.	Exp RT	QIon	Exp Ratio
Chlorodibromomethane	N.D.	9.21	127.0	77.2

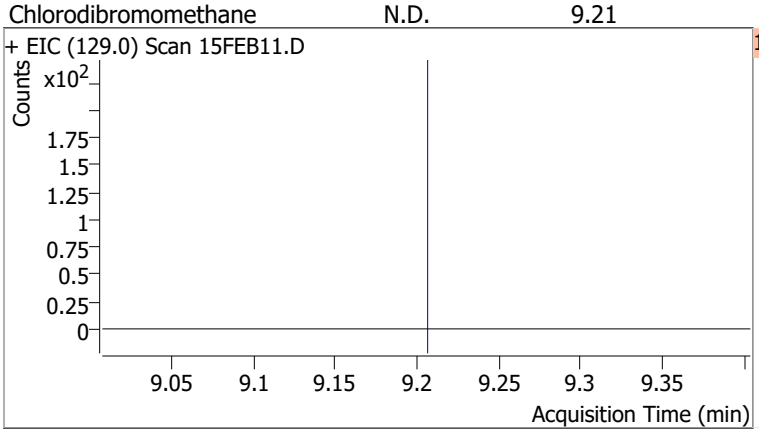

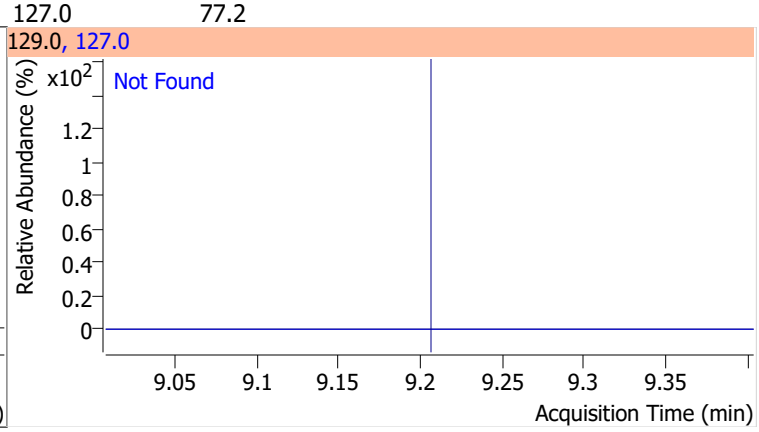

Compound	Conc.	Exp RT	QIon	Exp Ratio
1,2-Dibromoethane	N.D.	9.30	109.0	91.5

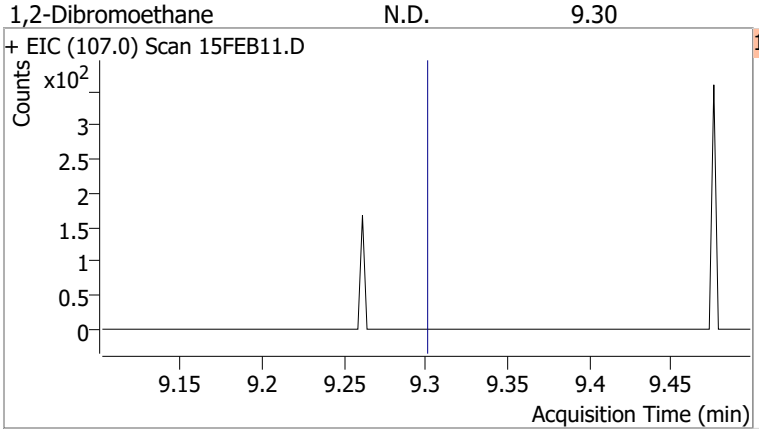

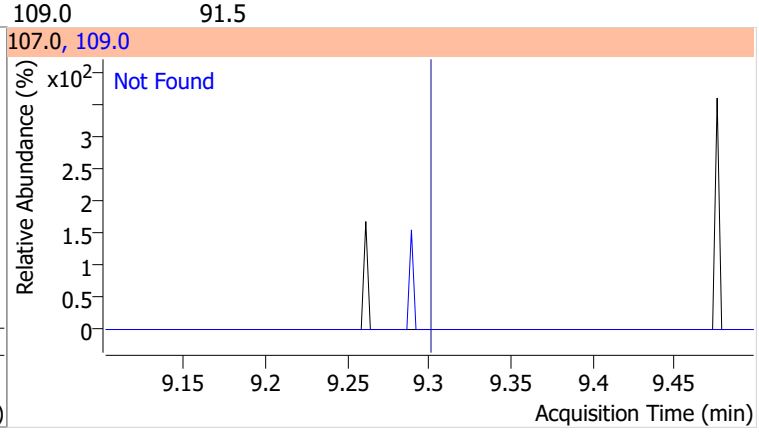

Compound	Conc.	Exp RT	QIon	Exp Ratio
Chlorobenzene	N.D.	9.80	114.0	32.2

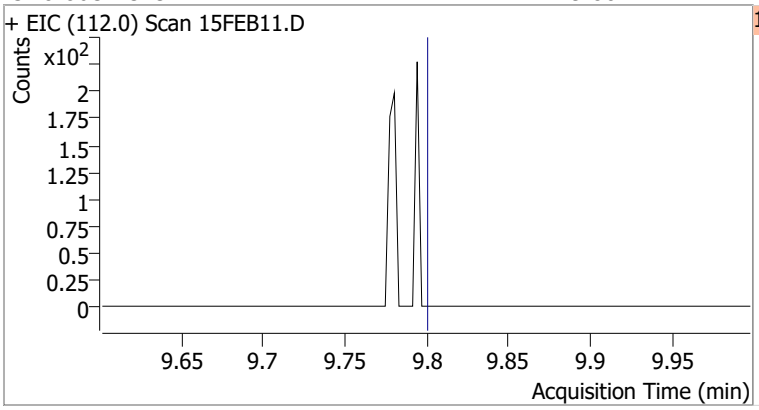

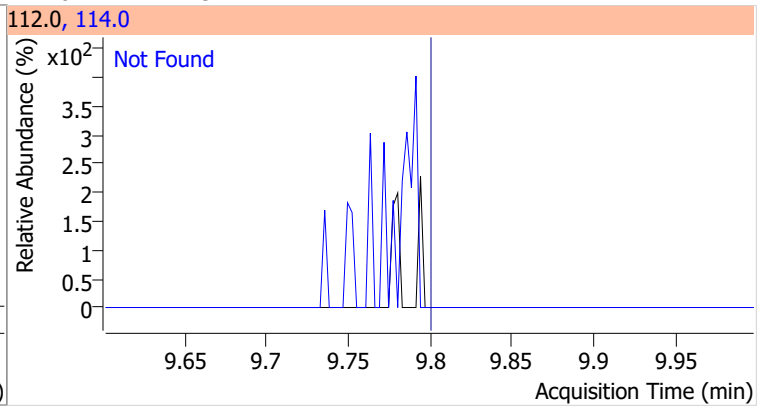

Compound	Conc.	Exp RT	QIon	Exp Ratio
1,1,1,2-Tetrachloroethane	N.D.	9.89	133.0	95.3

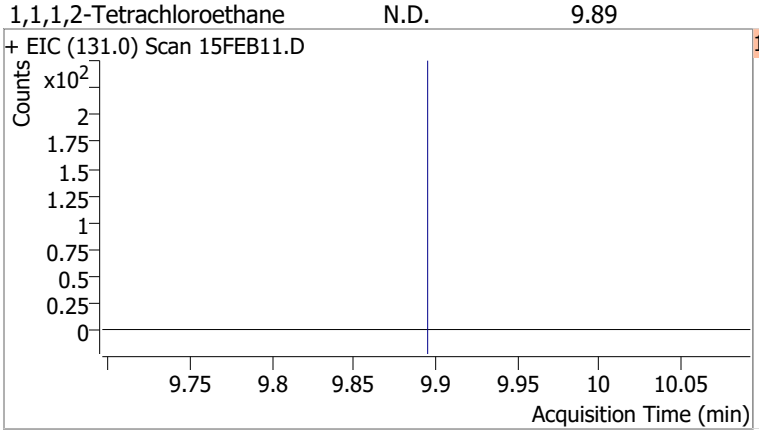

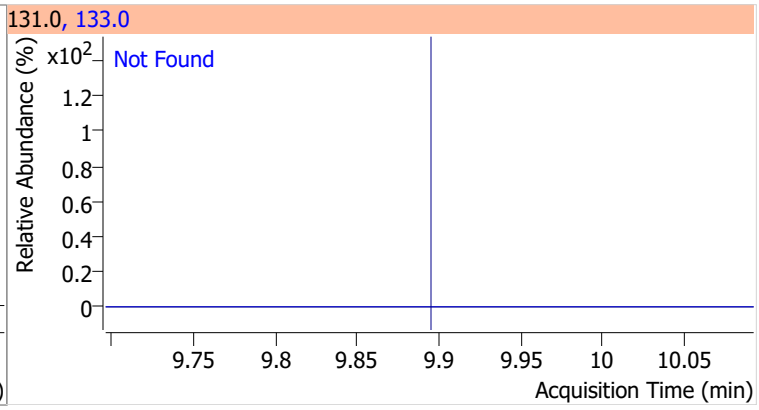

Compound	Conc.	RT	Dev(Min)	Resp.	QIon	QRatio	Lower	Upper
Ethylbenzene	0.7777	9.92	0.00	842 (m)	106.0	4.9	1.7	61.7

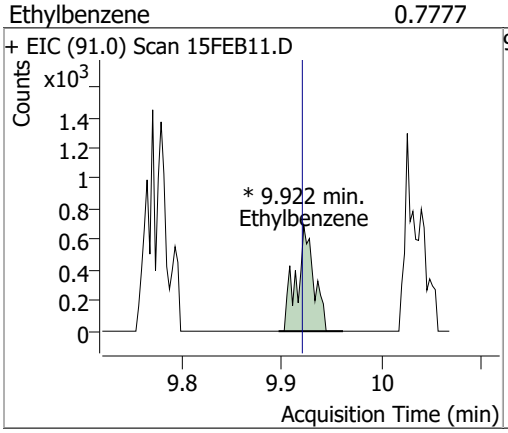

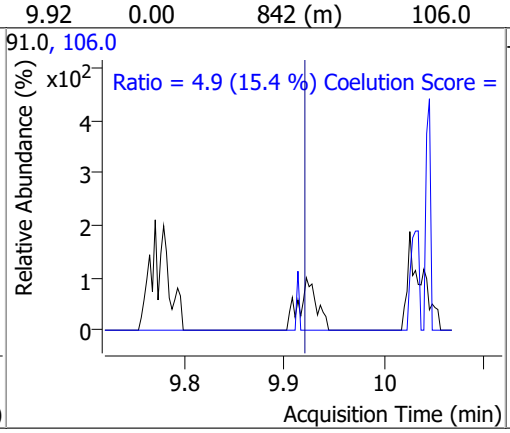

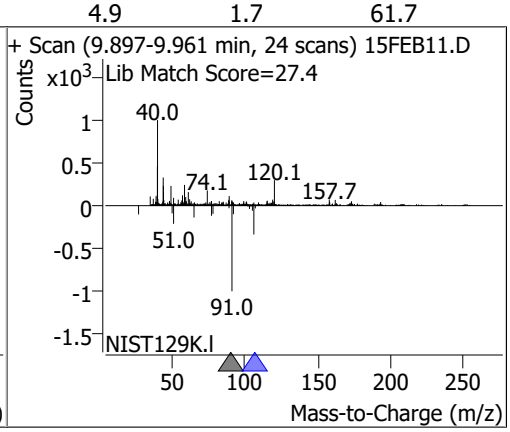

Compound	Conc.	RT	Dev(Min)	Resp.	QIon	QRatio	Lower	Upper
m+p-Xylenes		0		0	91.0		170.7	230.7

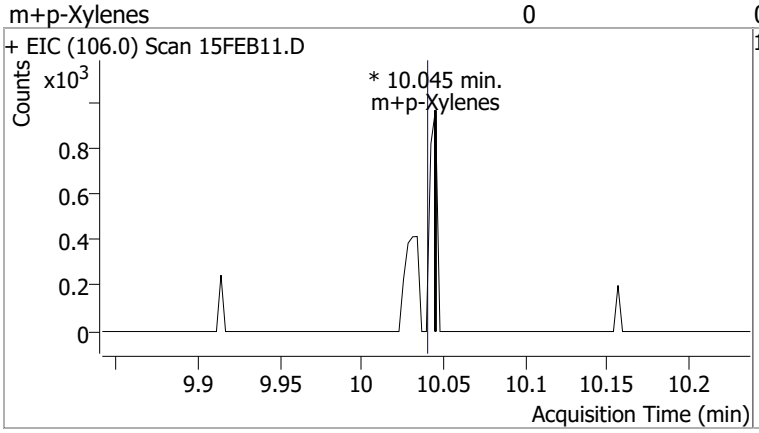

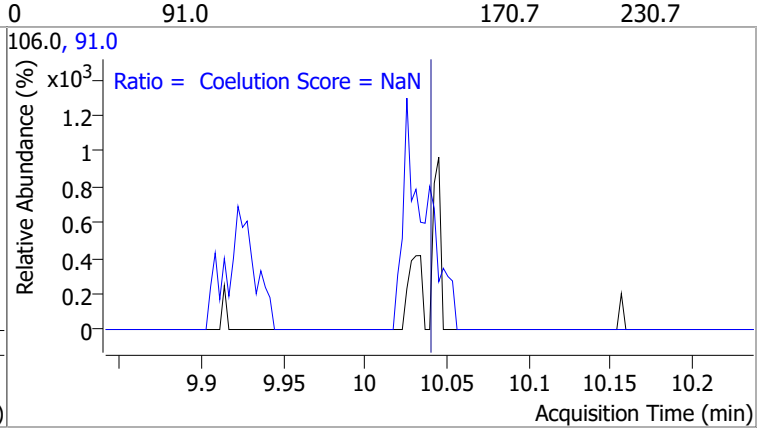

Compound	Conc.	RT	Dev(Min)	Resp.	QIon	QRatio	Lower	Upper
o-Xylene		0		0	91.0		181.4	241.4

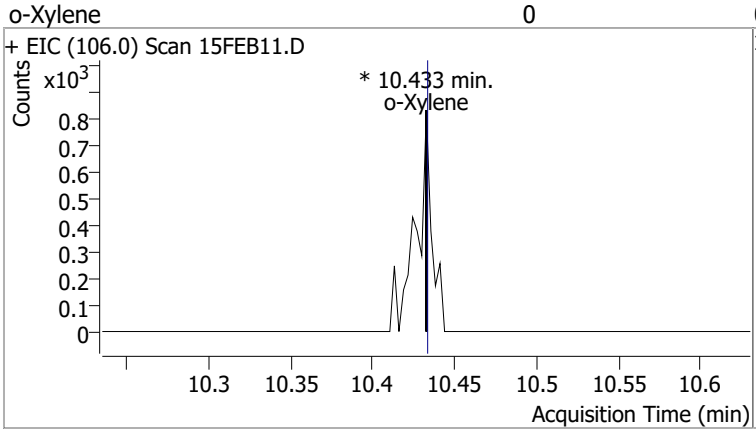

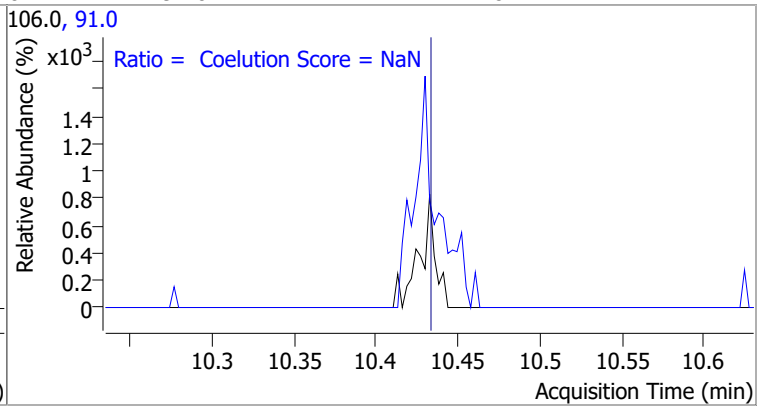

Compound	Conc.	Exp RT	QIon	Exp Ratio
Styrene	N.D.	10.45	78.0	50.6

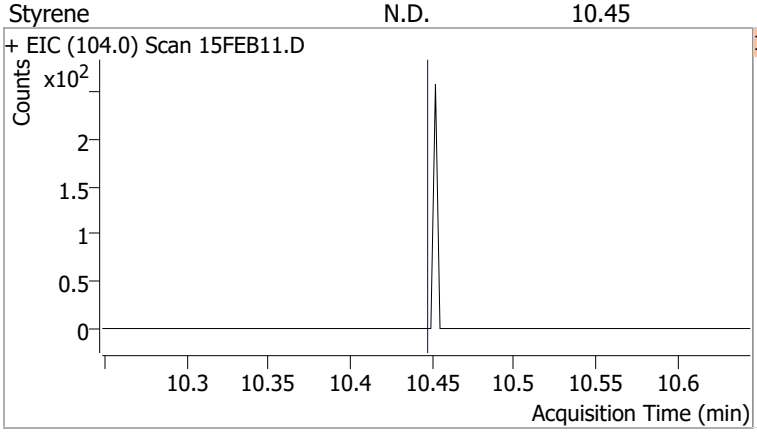

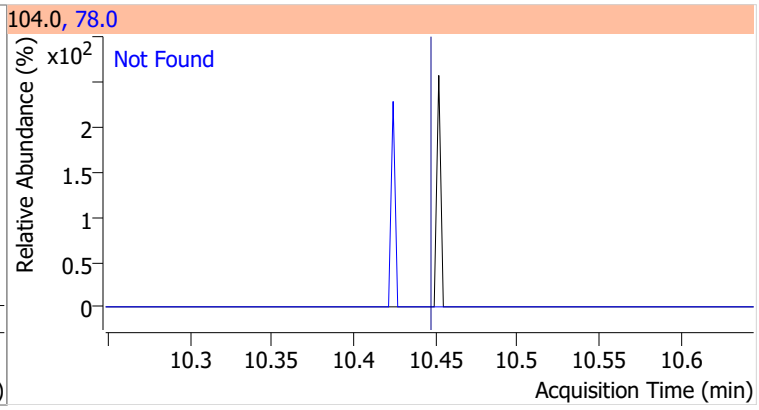

Compound	Conc.	Exp RT	QIon	Exp Ratio	QIon	Exp Ratio
Bromoform	N.D.	10.62	170.5	50.3	174.5	48.1

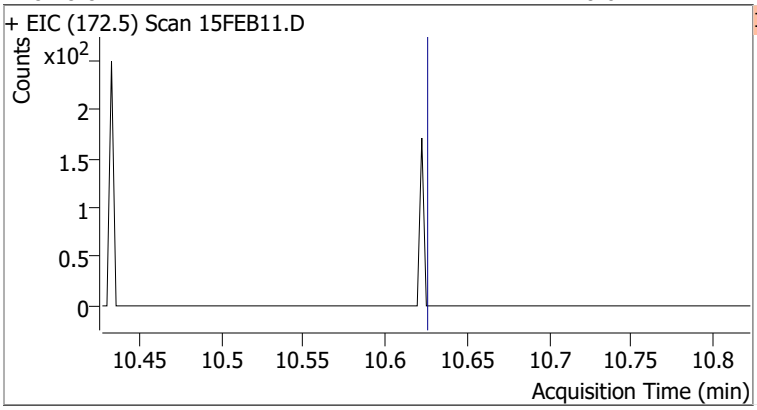

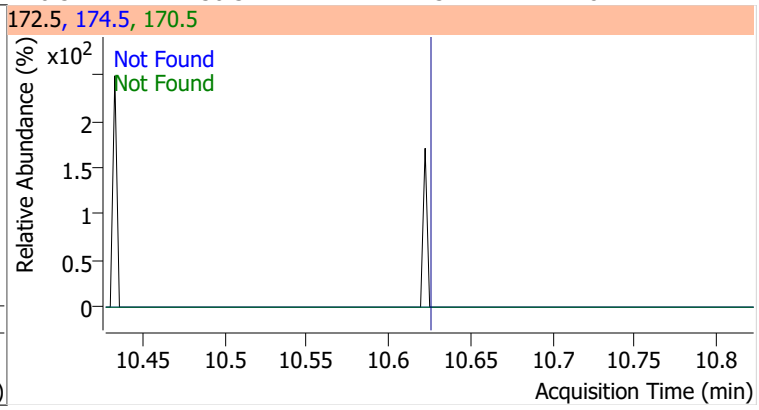

Compound	Conc.	RT	Dev(Min)	Resp.	QIon	QRatio	Lower	Upper
p-Bromofluorobenzene	264.1853	10.95	0.01	287708	174.0	93.6	65.3	125.3
					176.0	90.4	63.3	123.3

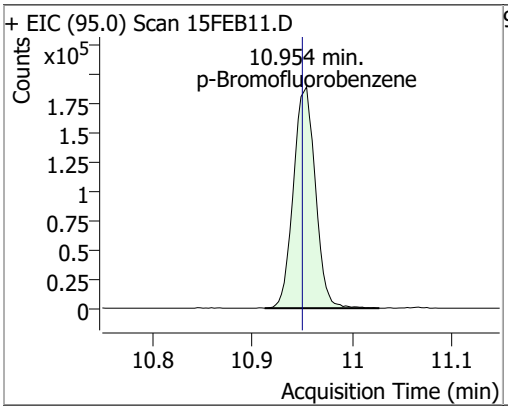

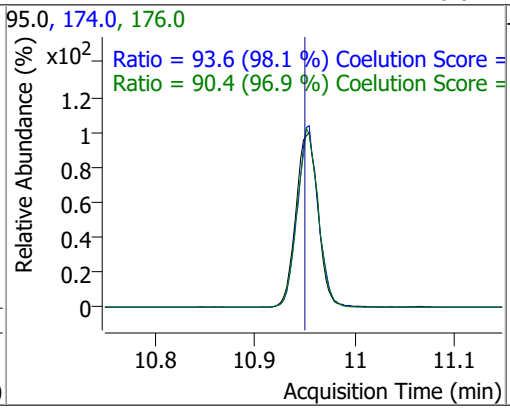

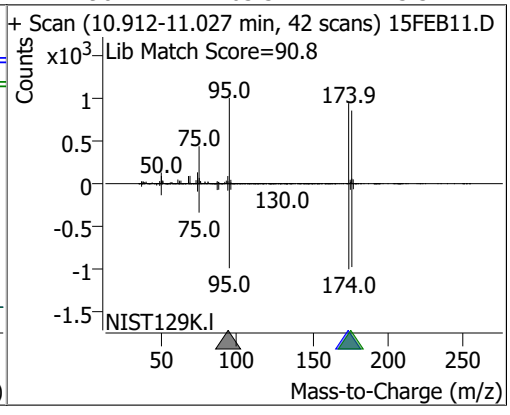

Compound	Conc.	Exp RT	QIon	Exp Ratio	QIon	Exp Ratio
Bromobenzene	N.D.	11.09	77.0	143.5	158.0	96.1

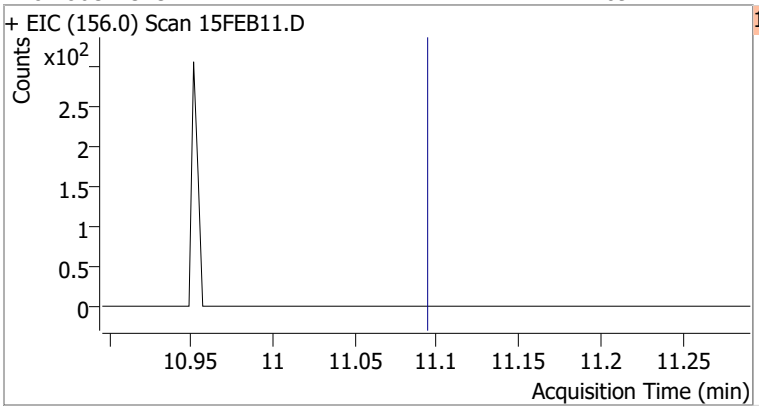

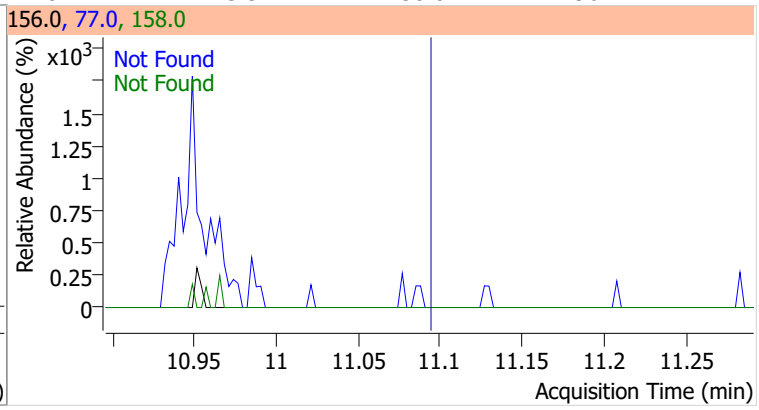

Compound	Conc.	Exp RT	QIon	Exp Ratio
1,1,2,2-Tetrachloroethane	N.D.	11.11	85.0	63.3

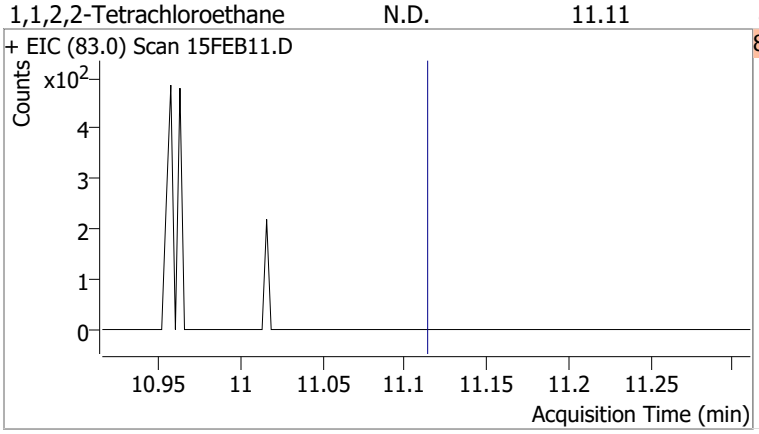

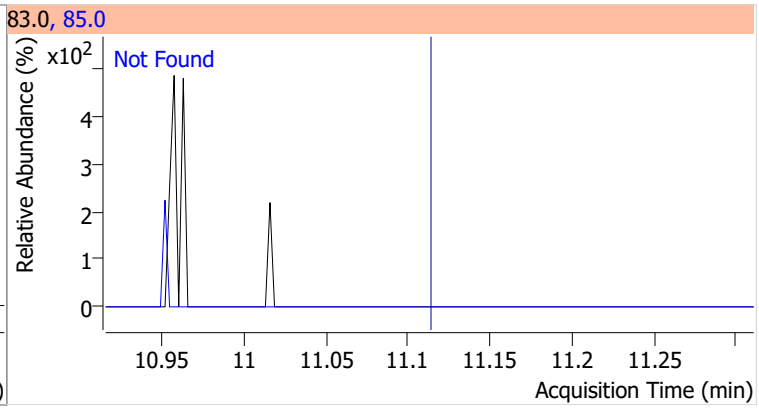

Compound	Conc.	Exp RT	QIon	Exp Ratio
1,2,3-Trichloropropane	N.D.	11.15	112.0	65.8

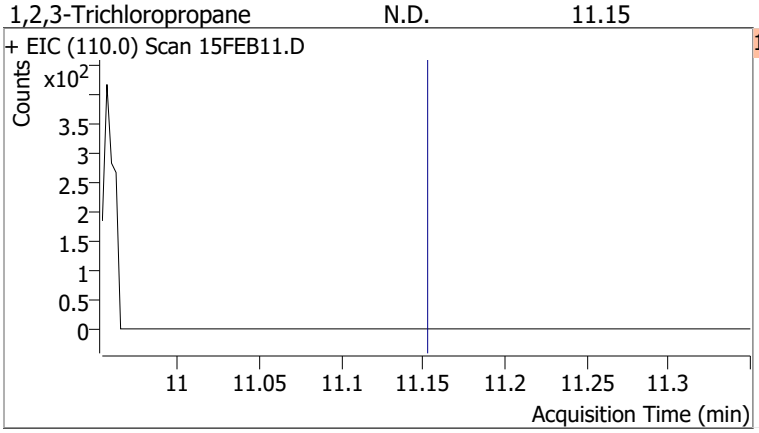

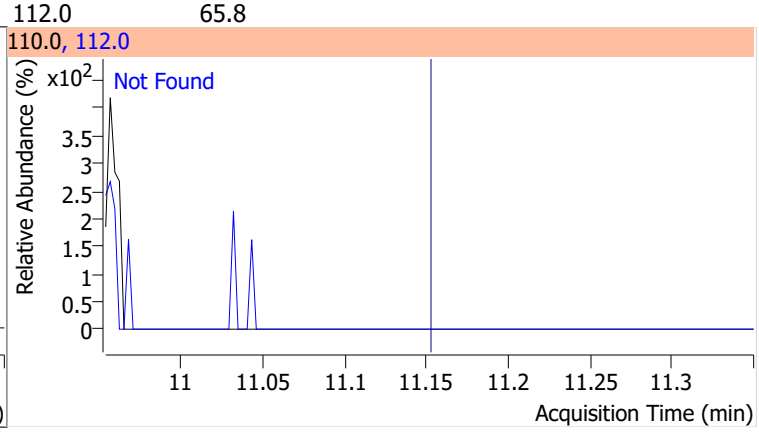

Compound	Conc.	Exp RT	QIon	Exp Ratio
2-Chlorotoluene	N.D.	11.29	91.0	276.2

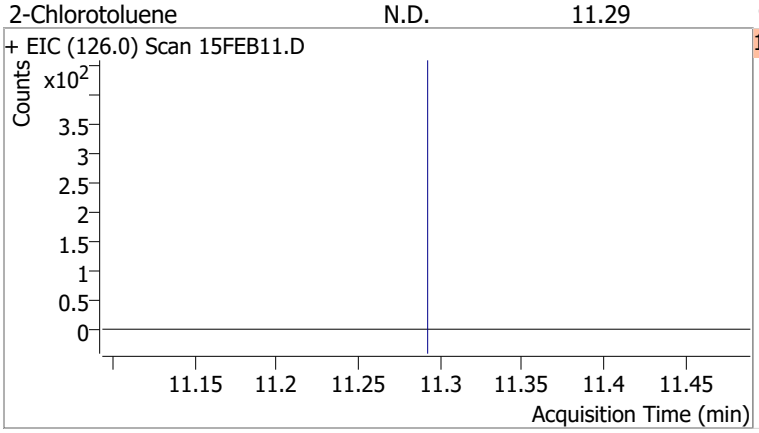

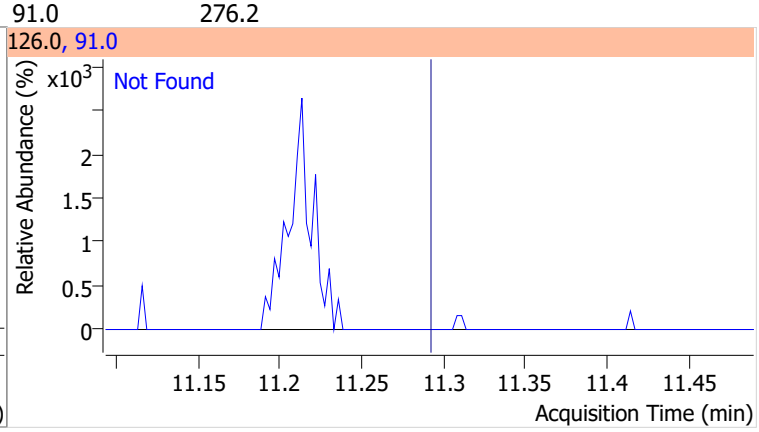

Compound	Conc.	Exp RT	QIon	Exp Ratio
4-Chlorotoluene	N.D.	11.40	126.0	31.3

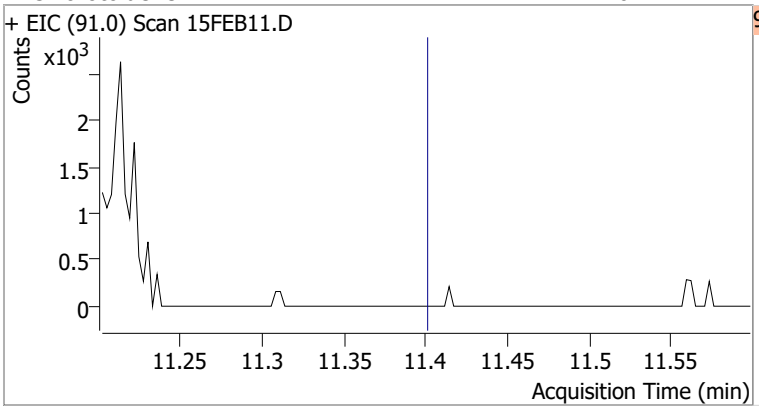

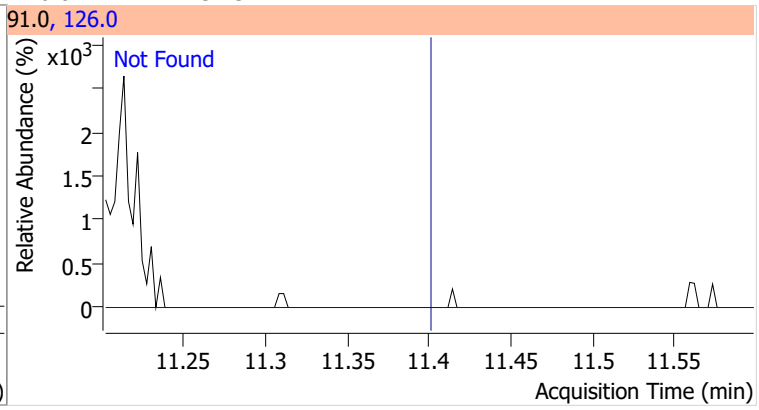

Compound	Conc.	Exp RT	QIon	Exp Ratio	QIon	Exp Ratio
1,3-Dichlorobenzene	N.D.	12.03	148.0	62.8	111.0	38.7

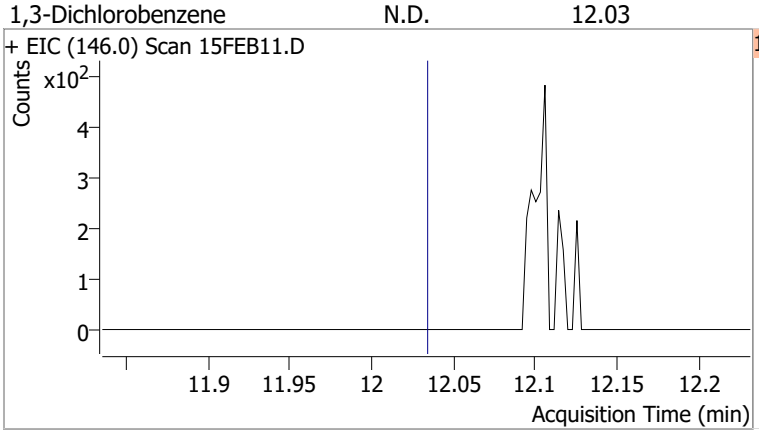

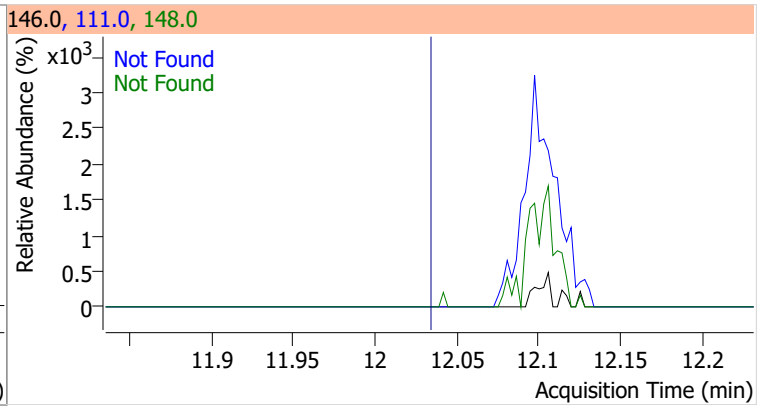

Compound	Conc.	Exp RT	QIon	Exp Ratio	QIon	Exp Ratio
1,4-Dichlorobenzene	N.D.	12.12	148.0	63.7	111.0	38.7

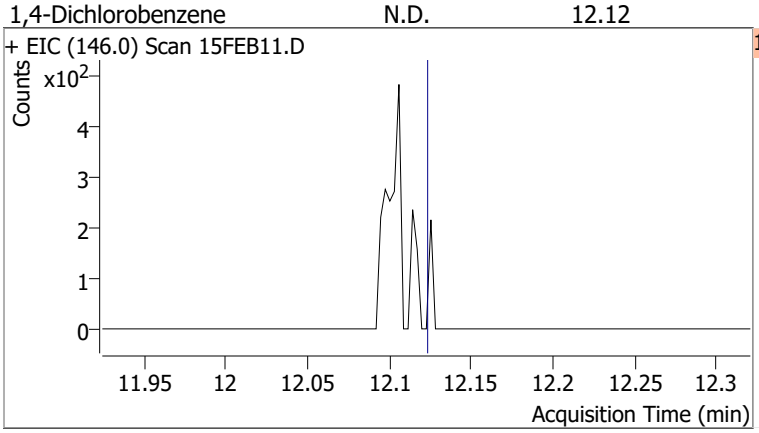

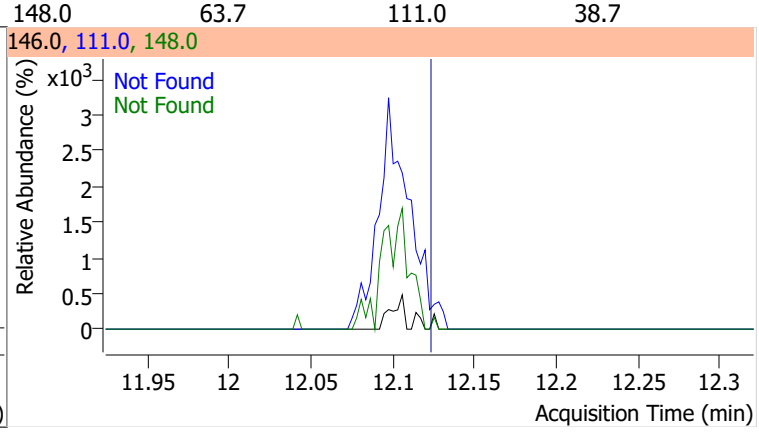

Compound	Conc.	Exp RT	QIon	Exp Ratio	QIon	Exp Ratio
1,2-Dichlorobenzene	N.D.	12.49	148.0	61.9	111.0	39.5

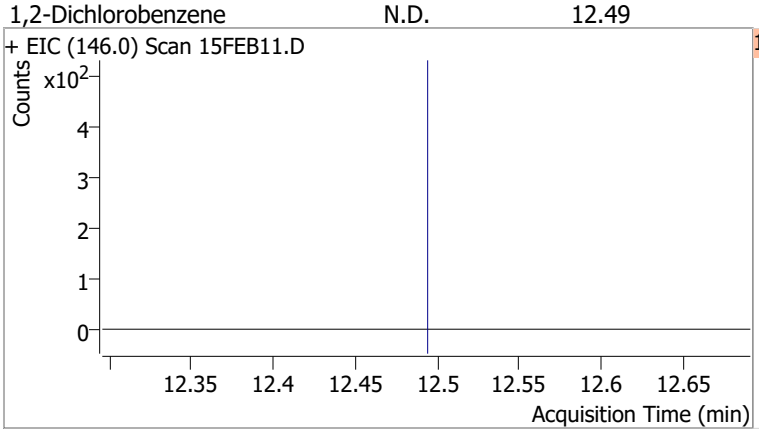

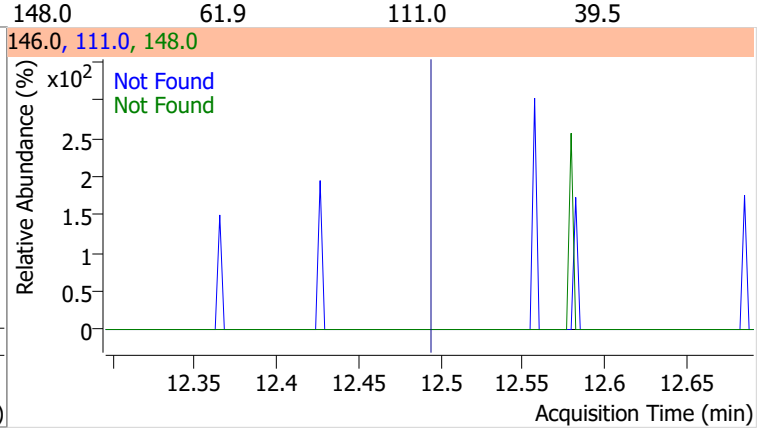

Quantitation Results Report (QT Reviewed)

Data File	15FEB12.D	Operator	MSC
Acq. Method	5975CACQF.M	Acq. Date-Time	2/15/2022 2:43:36 PM
Sample Name	B22020962-011F	Instrument	VOA5975C
Vial	12	Multiplier	1.00
DA Method File	VOA5975C_8260B_SHT_DoD_L4_011922.m	Comment	
Tune File	BFB_Atune3.u	Tune Date	10/11/2021 4:02:00 PM
Batch Name	VG021522_8260B.batch.bin	Last Calib Update	2/18/2022 11:13:24 AM
Ref Library	\\MASSHUNTER\Org\Library\NIST129K.l		

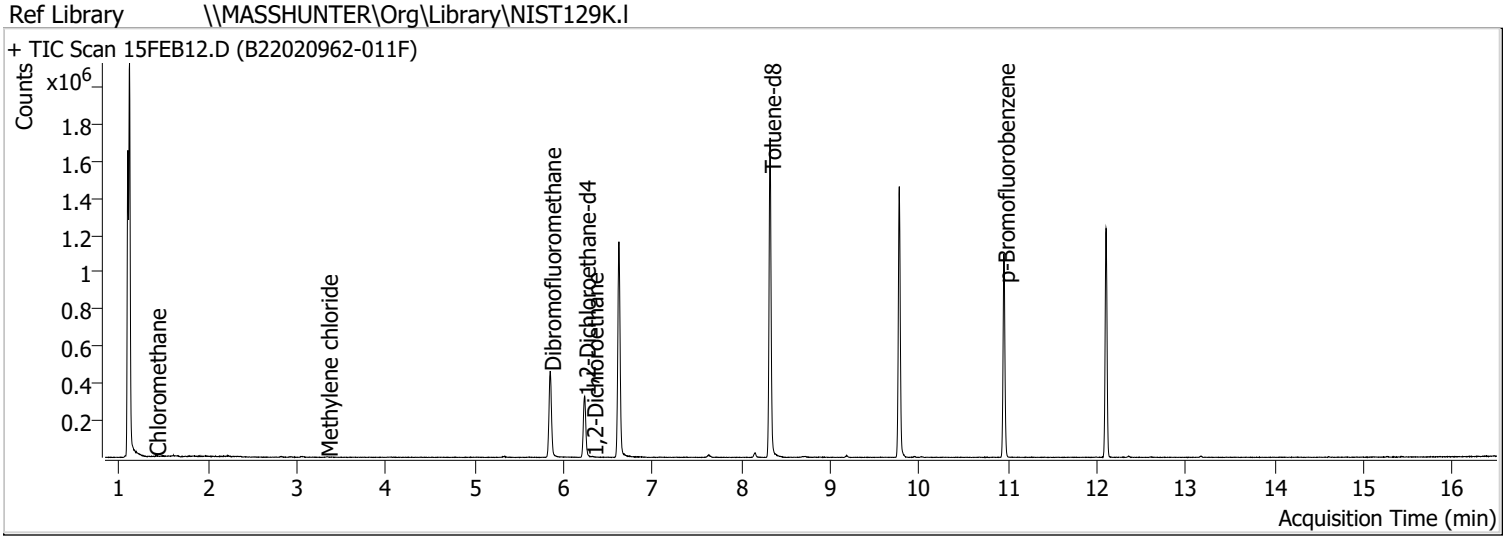

Compound	RT	QIon	Resp.	Conc.	Units		Dev(Min)
Internal Standards							
M Fluorobenzene	6.621	96.0	966569	250.0000	ng		0.000
M Chlorobenzene-d5	9.774	82.0	386865	250.0000	ng		0.000
M 1,4-Dichlorobenzene-d4	12.100	152.0	296871	250.0000	ng		0.000
System Monitoring Compounds							
S Dibromofluoromethane	5.848	113.0	266063	284.1941	ng		-0.003
Spiked Amount: 250.000	Range: 80.0 - 119.0%			Recovery = 113.68%			
S 1,2-Dichloroethane-d4	6.236	67.0	120787	298.6713	ng		0.006
Spiked Amount: 250.000	Range: 81.0 - 118.0%			Recovery = 119.47%		*	
S Toluene-d8	8.322	98.0	1017659	269.6328	ng		0.003
Spiked Amount: 250.000	Range: 89.0 - 112.0%			Recovery = 107.85%			
S p-Bromofluorobenzene	10.951	95.0	295286	269.3928	ng		0.003
Spiked Amount: 250.000	Range: 85.0 - 114.0%			Recovery = 107.76%			
Target Compounds							**QValue**
T Dichlorodifluoromethane	0.000		0	N.D.			
T Chloromethane	1.406	50.0	2650	1.7319	ng		77
T Vinyl chloride	0.000		0	N.D.			
T Bromomethane	0.000		0	N.D.			
T Chloroethane	0.000		0	N.D.			
T Trichlorofluoromethane	0.000		0	N.D.			
T 1,1-Dichloroethene	0.000		0	N.D.			
T Methylene chloride	3.336	49.0	1959	1.3862	ng	m	86
T trans-1,2-Dichloroethene	0.000		0	N.D.			
T Methyl tert-butyl ether (MTBE)	0.000		0	N.D.			
T 1,1-Dichloroethane	0.000		0	N.D.			
T 2,2-Dichloropropane	0.000		0	N.D.			
T cis-1,2-Dichloroethene	0.000		0	N.D.			
T Methyl ethyl ketone	0.000		0	N.D.			
T Bromochloromethane	0.000		0	N.D.			
T Chloroform	0.000		0	N.D.			

Compound	RT	QIon	Resp.	Conc.	Units		Dev(Min)
T 1,1,1-Trichloroethane	0.000		0	N.D.			
T Carbon tetrachloride	0.000		0	N.D.			
T 1,1-Dichloropropene	0.000		0	N.D.			
T Benzene	0.000		0	N.D.			
T 1,2-Dichloroethane	6.322	62.0	1607	1.5072	ng	m	85
T Trichloroethene	0.000		0	N.D.			
T 1,2-Dichloropropane	0.000		0	N.D.			
T Dibromomethane	0.000		0	N.D.			
T Bromodichloromethane	0.000		0	N.D.			
T cis-1,3-Dichloropropene	0.000		0	N.D.			
T Toluene	8.400	92.0	0		ng	md	1
T trans-1,3-Dichloropropene	0.000		0	N.D.			
T 1,1,2-Trichloroethane	0.000		0	N.D.			
T Tetrachloroethene	8.932	163.8	0		ng	md	1
T 1,3-Dichloropropane	0.000		0	N.D.			
T Chlorodibromomethane	0.000		0	N.D.			
T 1,2-Dibromoethane	0.000		0	N.D.			
T Chlorobenzene	0.000		0	N.D.			
T 1,1,1,2-Tetrachloroethane	0.000		0	N.D.			
T Ethylbenzene	0.000		0	N.D.			
T m+p-Xylenes	10.025	106.0	0		ng	md	1
T o-Xylene	0.000		0	N.D.			
T Styrene	0.000		0	N.D.			
T Bromoform	0.000		0	N.D.			
T Bromobenzene	0.000		0	N.D.			
T 1,1,2,2-Tetrachloroethane	0.000		0	N.D.			
T 1,2,3-Trichloropropane	0.000		0	N.D.			
T 2-Chlorotoluene	0.000		0	N.D.			
T 4-Chlorotoluene	0.000		0	N.D.			
T 1,3-Dichlorobenzene	0.000		0	N.D.			
T 1,4-Dichlorobenzene	0.000		0	N.D.			
T 1,2-Dichlorobenzene	0.000		0	N.D.			

(#) = Qualifier Out of Range; (m) = Manual Integration; (+) = Area Summed; (*) = Surrogate Percent Recovery Out of Range; (d): Zeroed Peak

Compound	Conc.	Exp RT	QIon	Exp Ratio
Dichlorodifluoromethane	N.D.	1.24	87.0	31.8

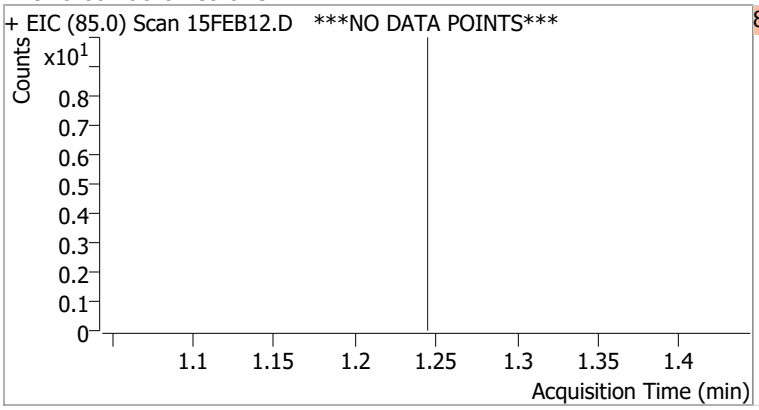

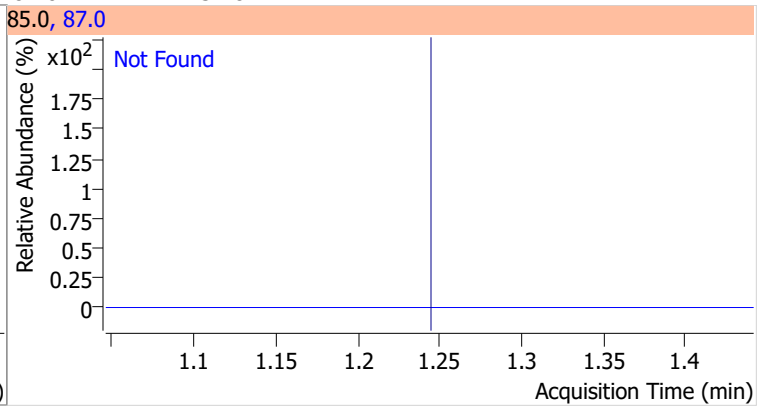

Compound	Conc.	RT	Dev(Min)	Resp.	QIon	QRatio	Lower	Upper
Chloromethane	1.7319	1.41	0.00	2650	52.0	45.0	2.4	62.4

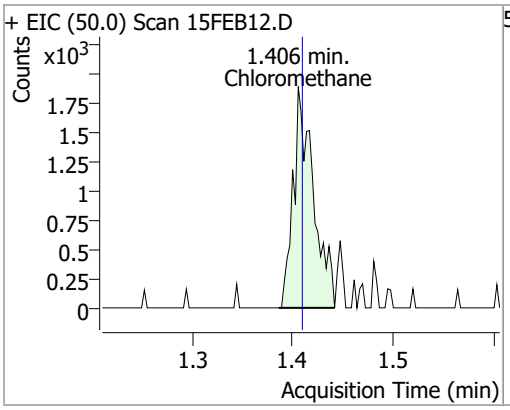

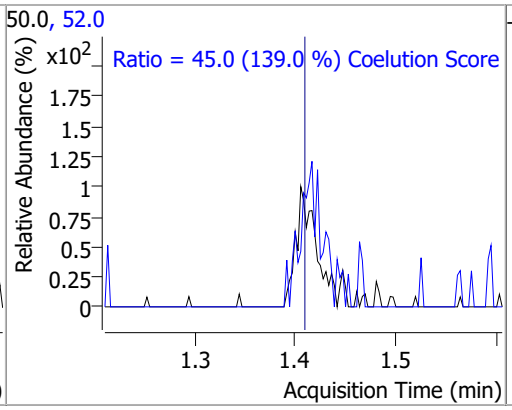

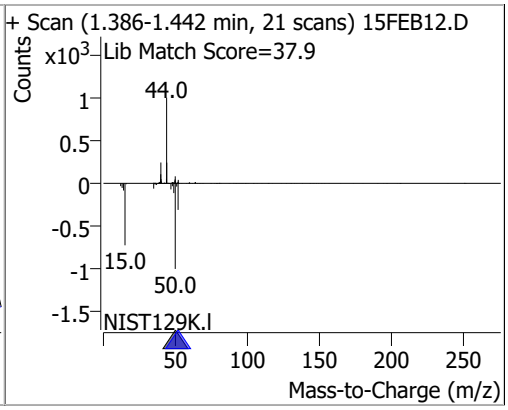

Compound	Conc.	Exp RT	QIon	Exp Ratio
Vinyl chloride	N.D.	1.50	64.0	31.3

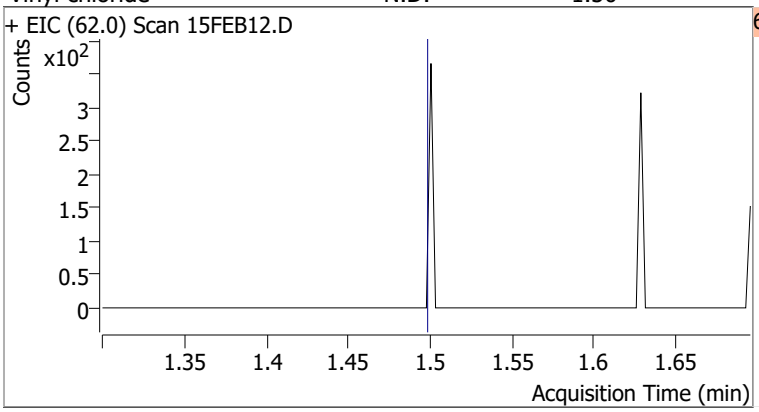

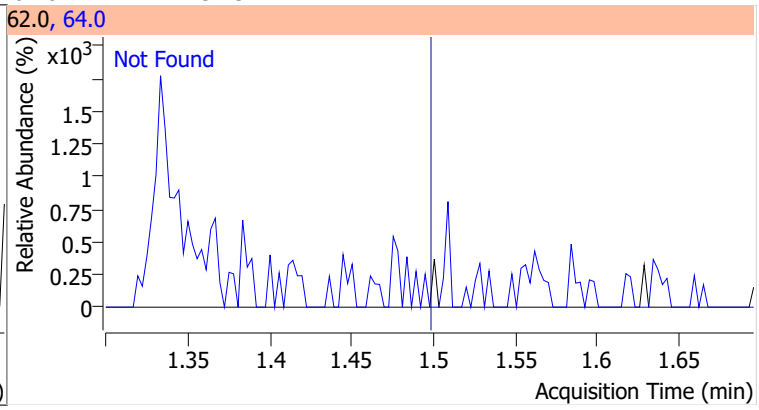

Compound	Conc.	Exp RT	QIon	Exp Ratio
Bromomethane	N.D.	1.80	94.0	110.1

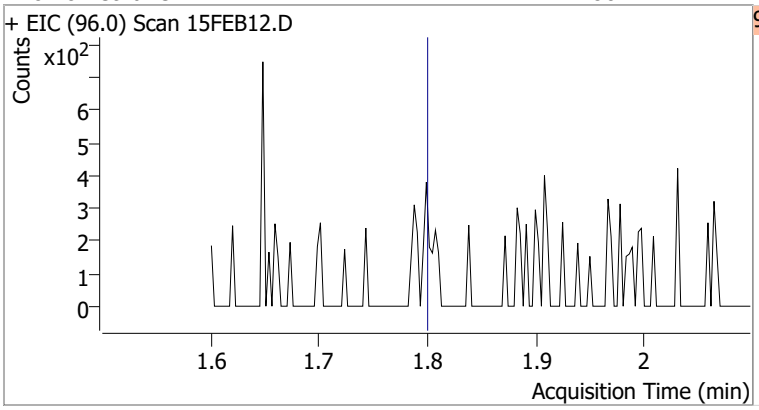

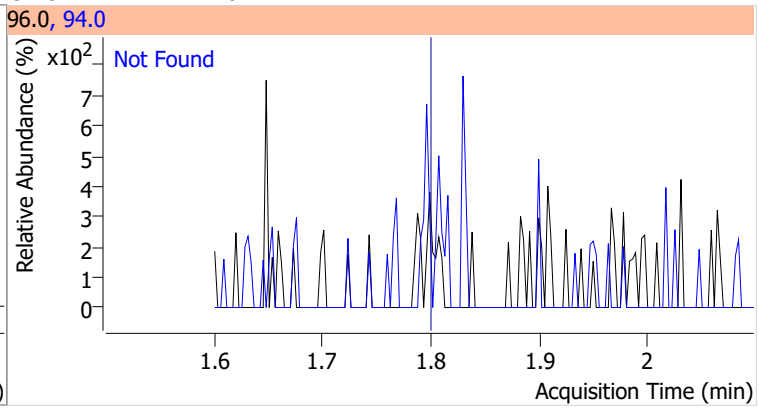

Compound	Conc.	Exp RT	QIon	Exp Ratio
Chloroethane	N.D.	1.90	66.0	30.0

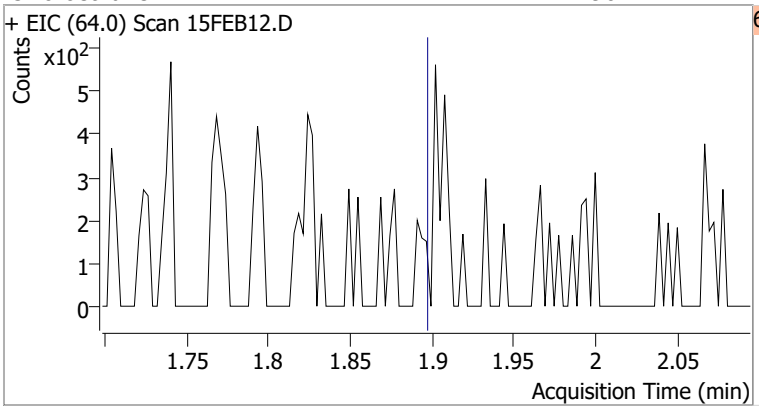

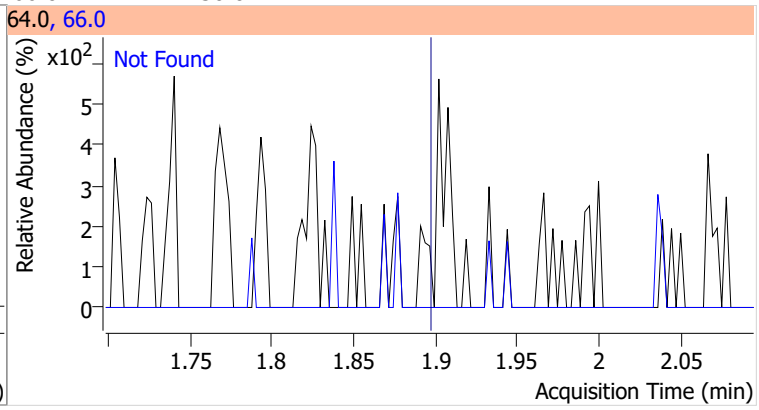

Compound	Conc.	Exp RT	QIon	Exp Ratio
Trichlorofluoromethane	N.D.	2.15	103.0	65.0

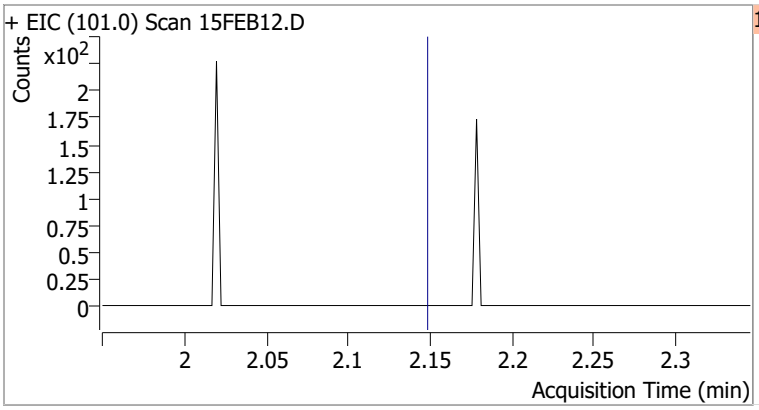

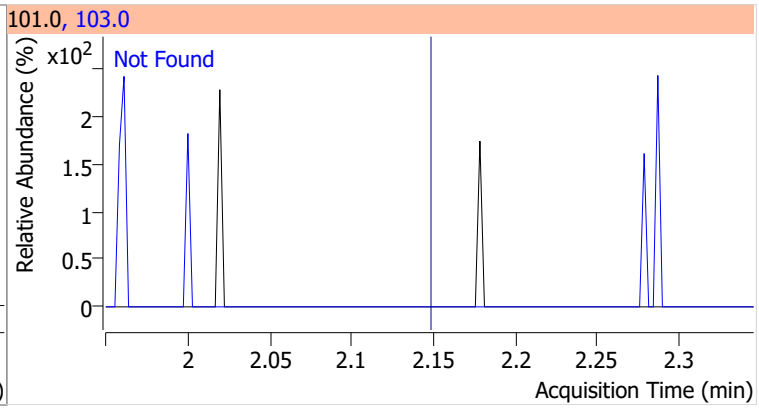

Compound	Conc.	Exp RT	QIon	Exp Ratio	QIon	Exp Ratio
1,1-Dichloroethene	N.D.	2.70	61.0	179.9	63.0	57.0

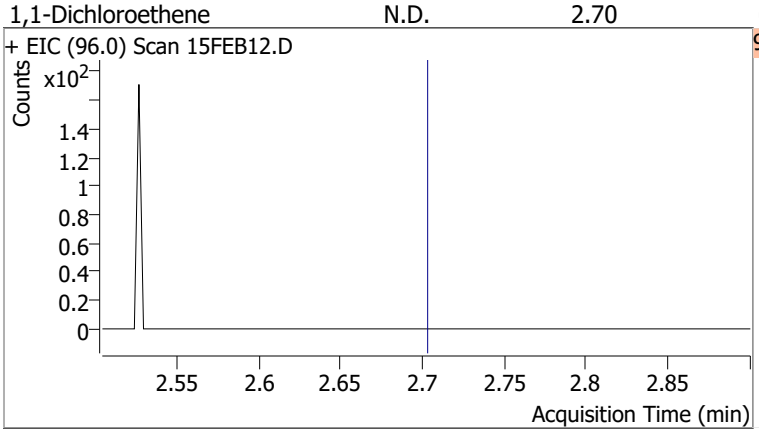

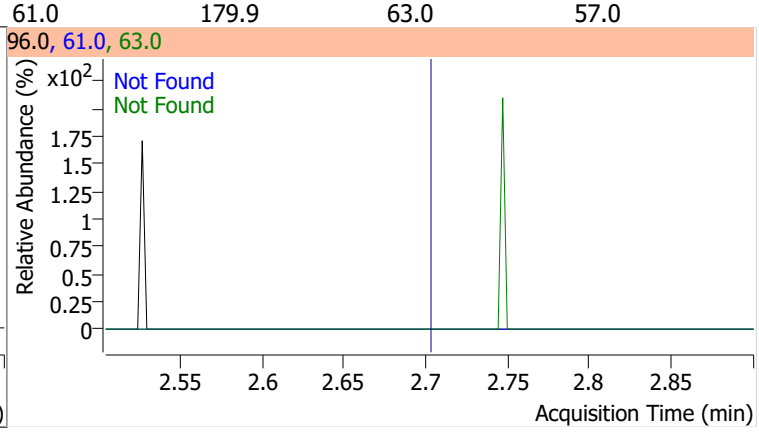

Compound	Conc.	RT	Dev(Min)	Resp.	QIon	QRatio	Lower	Upper
Methylene chloride	1.3862	3.34	0.00	1959 (m)	84.0	48.4	36.1	96.1
					86.0	42.2	11.8	71.8

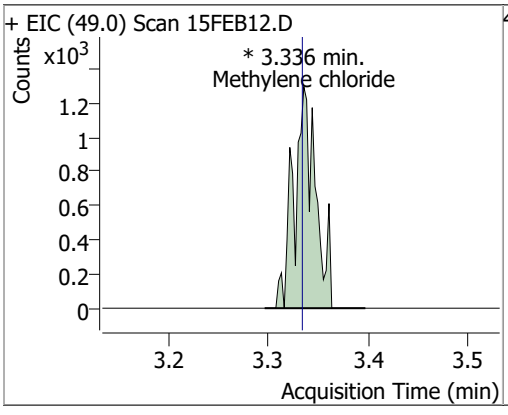

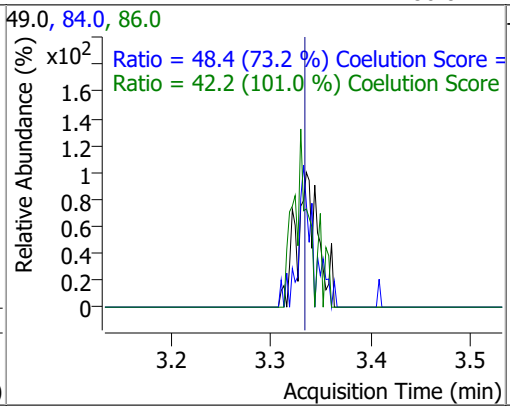

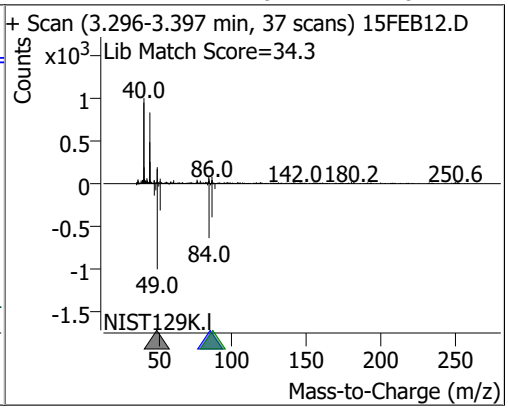

Compound	Conc.	Exp RT	QIon	Exp Ratio	QIon	Exp Ratio
trans-1,2-Dichloroethene	N.D.	3.72	61.0	154.8	98.0	62.1

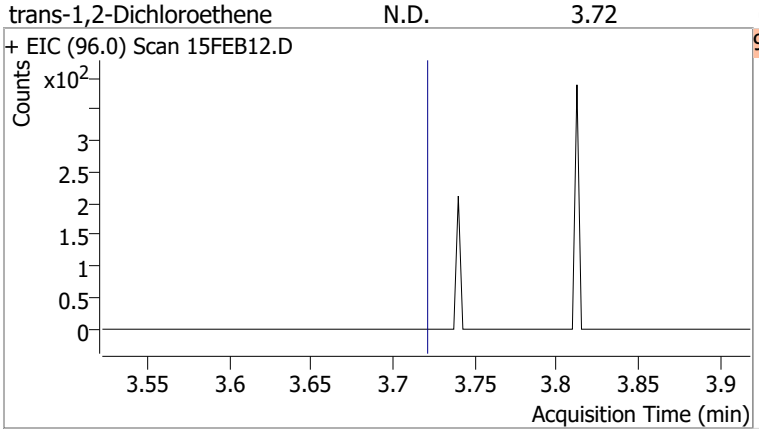

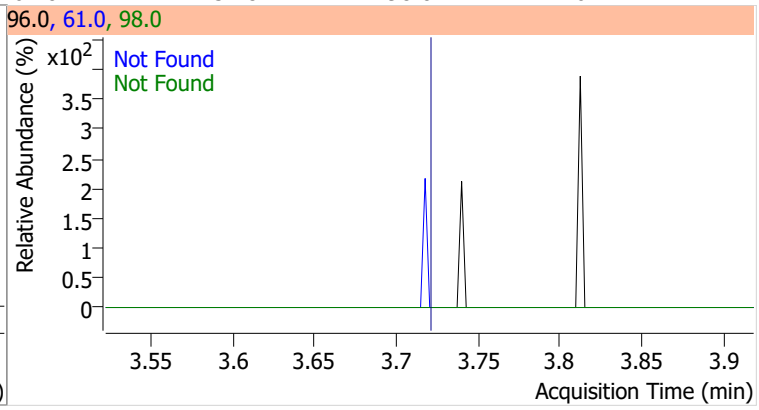

Compound	Conc.	Exp RT	QIon	Exp Ratio
Methyl tert-butyl ether (MTBE)	N.D.	3.75	57.0	24.6

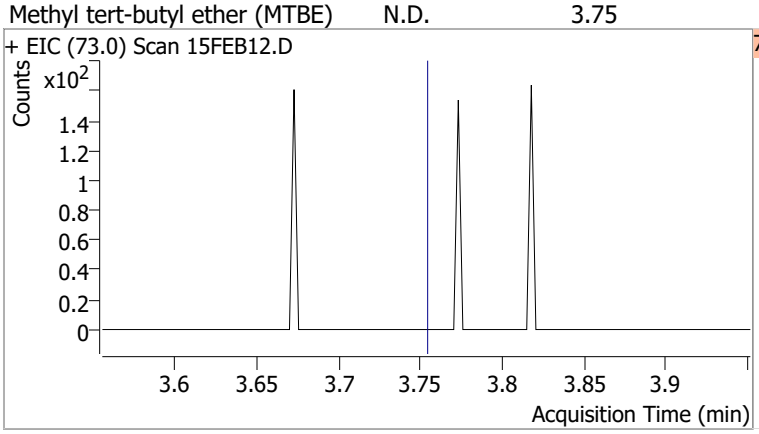

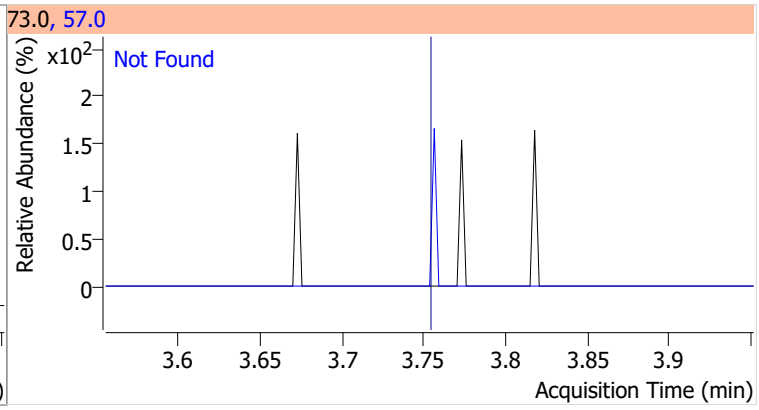

Compound	Conc.	Exp RT	QIon	Exp Ratio	QIon	Exp Ratio
1,1-Dichloroethane	N.D.	4.38	65.0	31.0	83.0	12.7

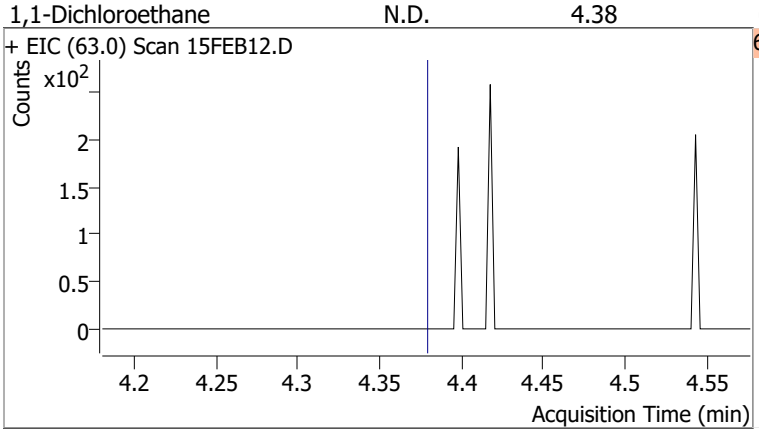

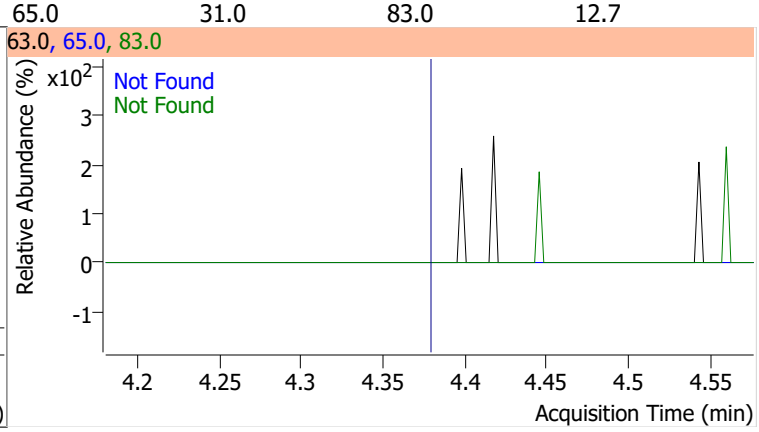

Compound	Conc.	Exp RT	QIon	Exp Ratio	QIon	Exp Ratio
2,2-Dichloropropane	N.D.	5.19	41.0	68.8	97.0	23.9

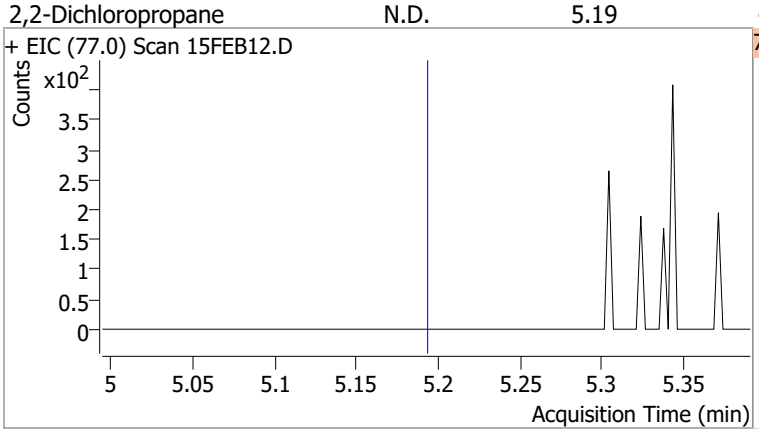

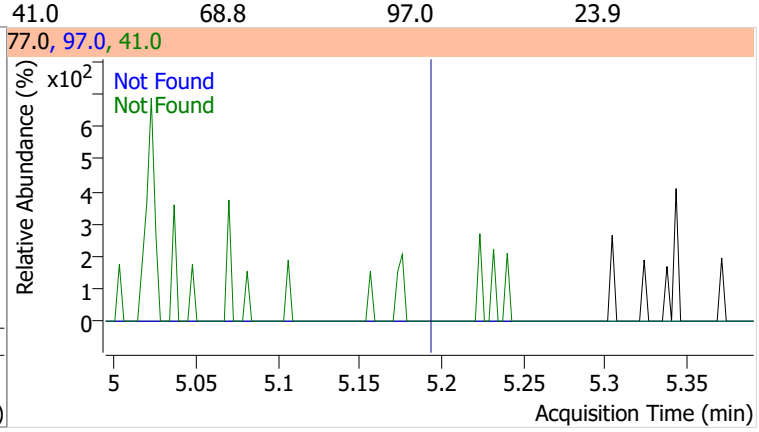

Compound	Conc.	Exp RT	QIon	Exp Ratio	QIon	Exp Ratio
cis-1,2-Dichloroethene	N.D.	5.21	61.0	160.4	98.0	66.2

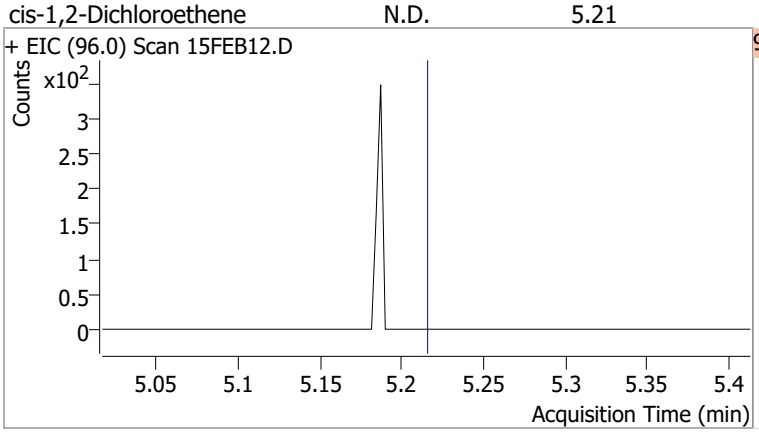

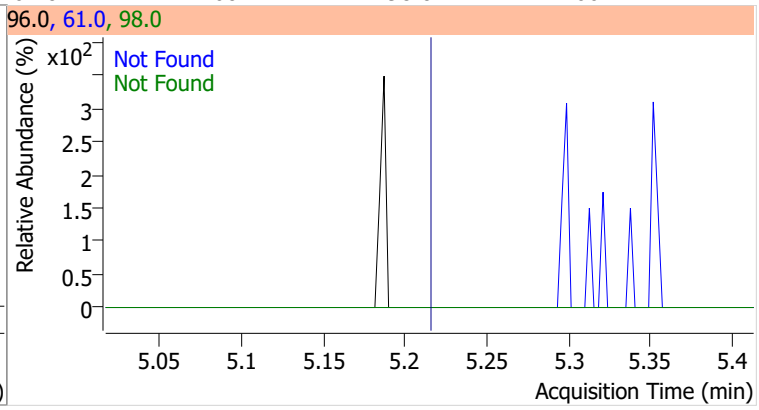

Compound	Conc.	Exp RT	QIon	Exp Ratio
Methyl ethyl ketone	N.D.	5.28	72.0	20.6

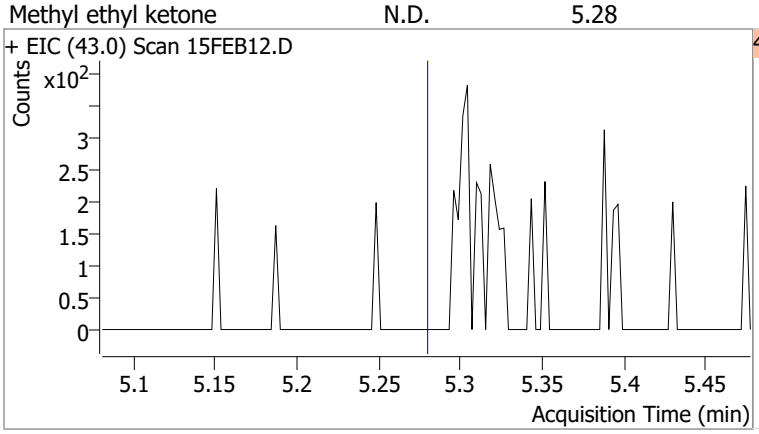

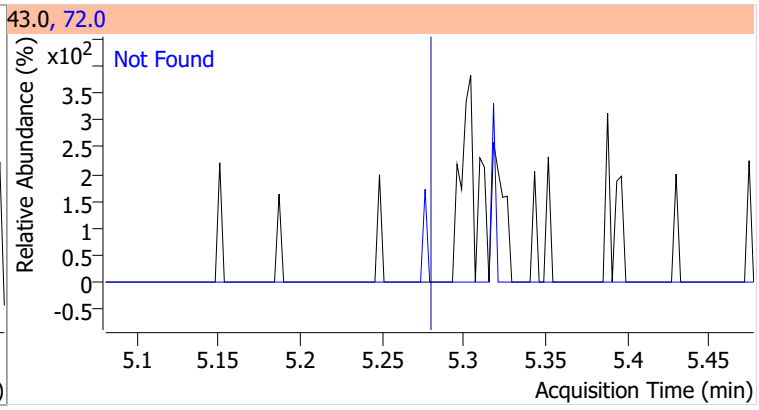

Compound	Conc.	Exp RT	QIon	Exp Ratio
Bromochloromethane	N.D.	5.52	49.0	182.2

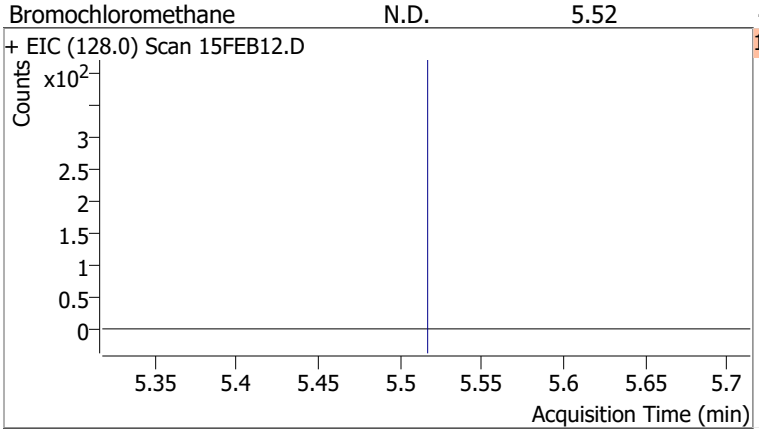

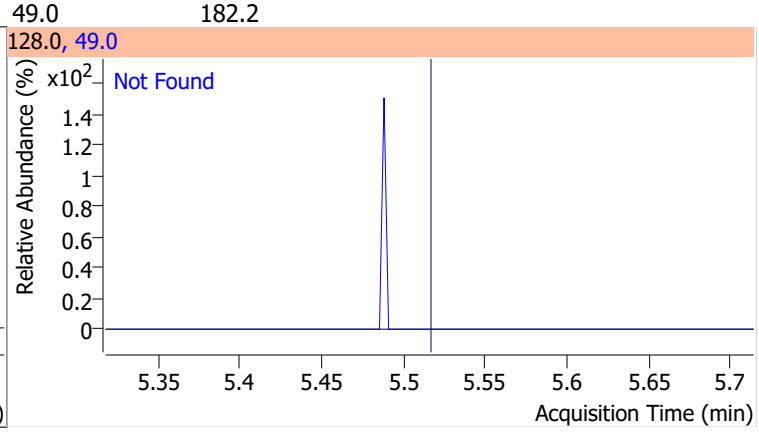

Compound	Conc.	Exp RT	QIon	Exp Ratio
Chloroform	N.D.	5.65	85.0	66.2

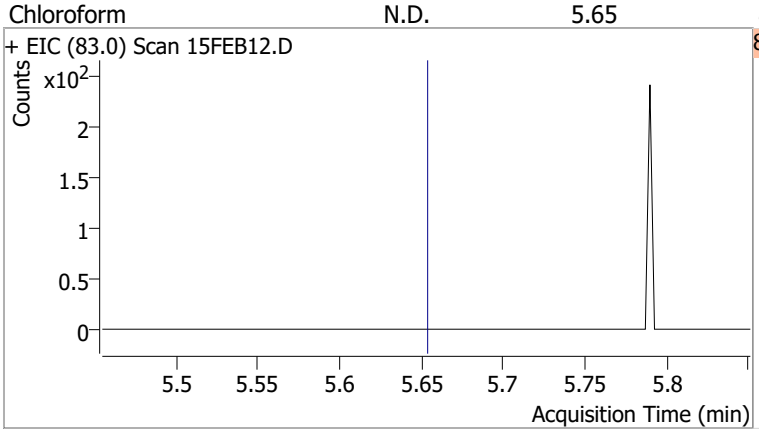

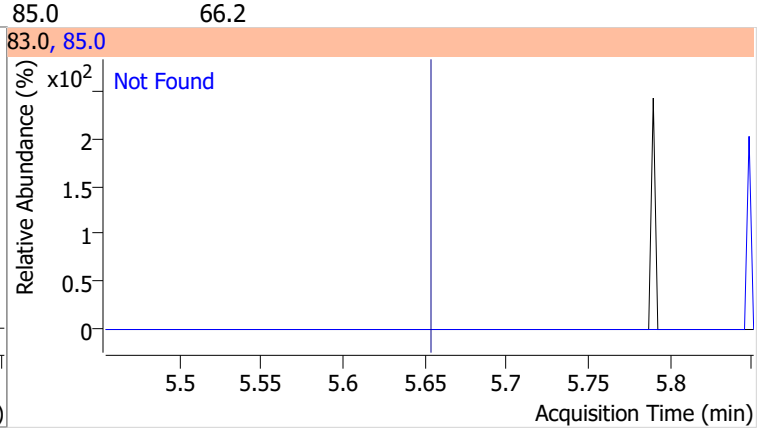

Compound	Conc.	Exp RT	QIon	Exp Ratio	QIon	Exp Ratio
1,1,1-Trichloroethane	N.D.	5.83	99.0	63.1	61.0	49.1

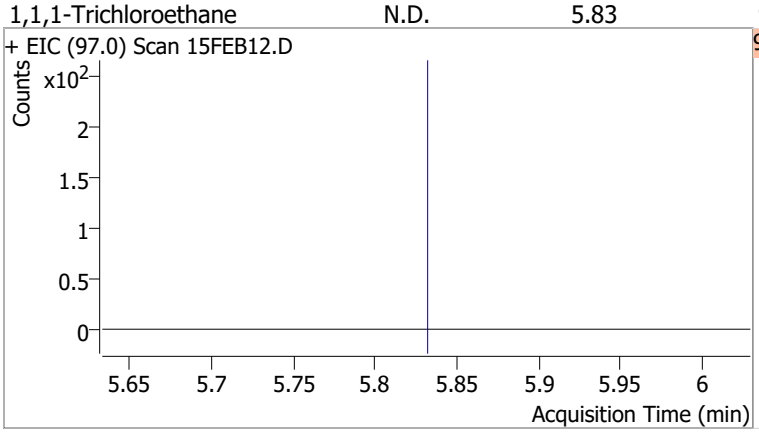

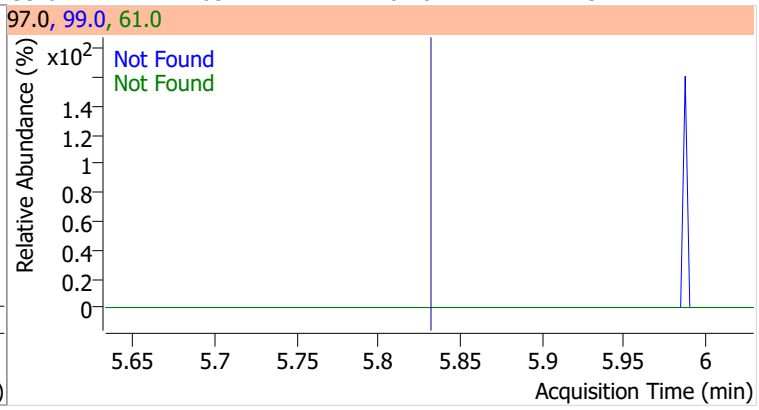

Compound	Conc.	RT	Dev(Min)	Resp.	QIon	QRatio	Lower	Upper
Dibromofluoromethane	284.1941	5.85	0.00	266063	191.5	22.9	0.0	53.2

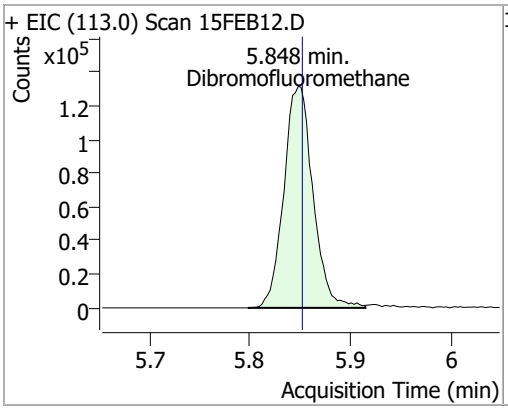

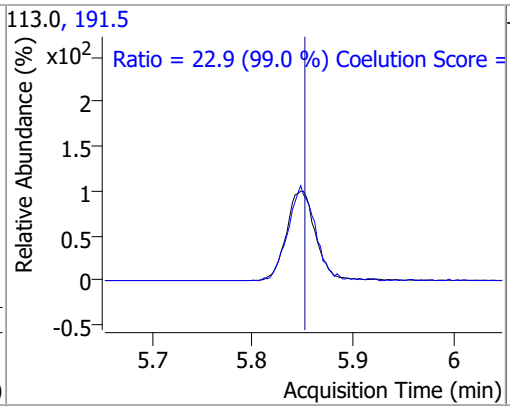

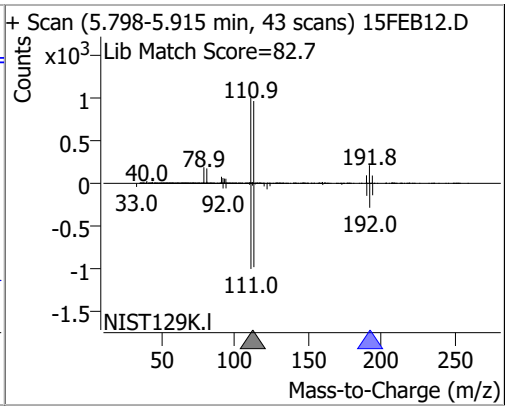

Compound	Conc.	Exp RT	QIon	Exp Ratio	QIon	Exp Ratio
Carbon tetrachloride	N.D.	6.02	119.0	97.6	121.0	30.7

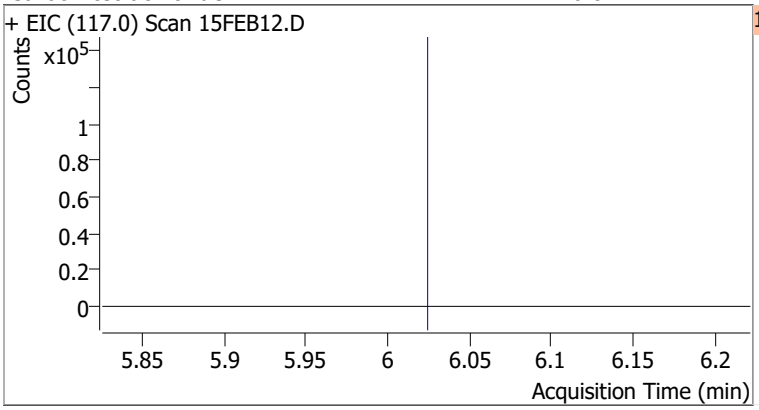

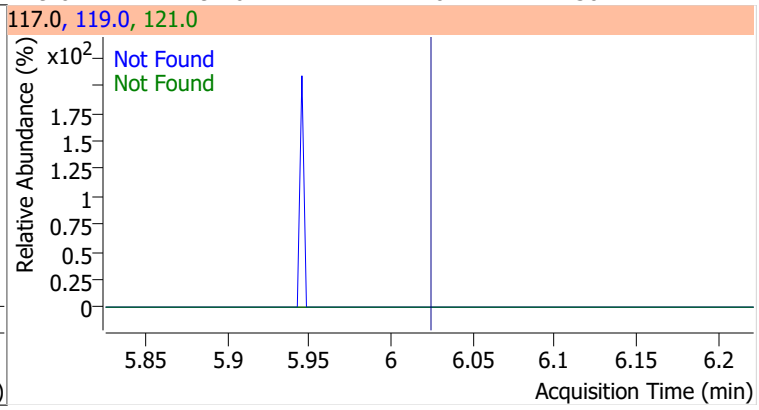

Compound	Conc.	Exp RT	QIon	Exp Ratio	QIon	Exp Ratio
1,1-Dichloropropene	N.D.	6.04	110.0	35.6	77.0	31.0

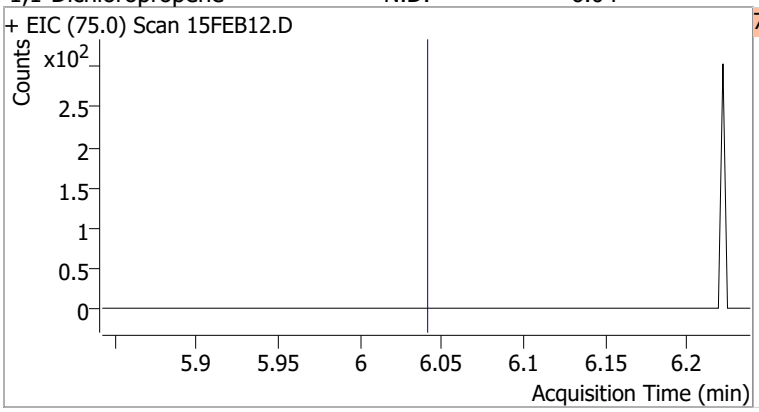

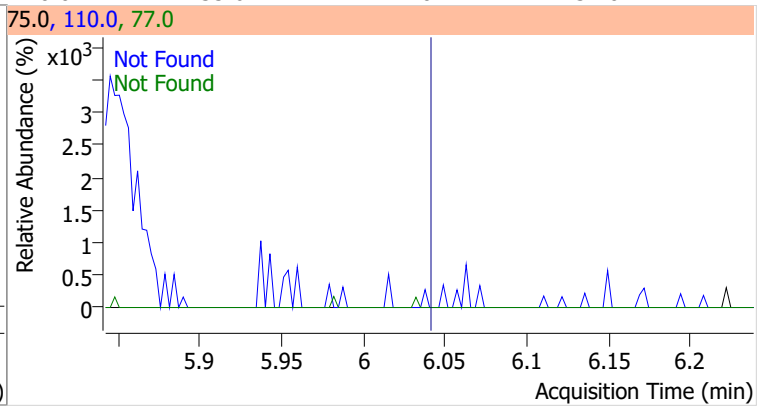

Compound	Conc.	RT	Dev(Min)	Resp.	QIon	QRatio	Lower	Upper
1,2-Dichloroethane-d4	298.6713	6.24	0.01	120787	65.0	198.9	162.8	222.8

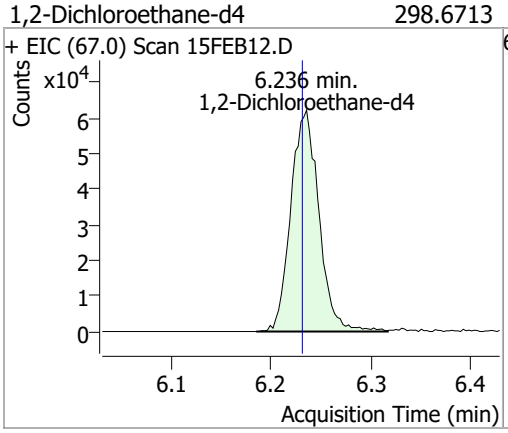

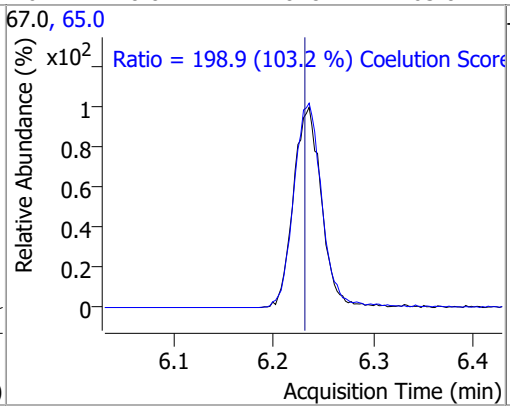

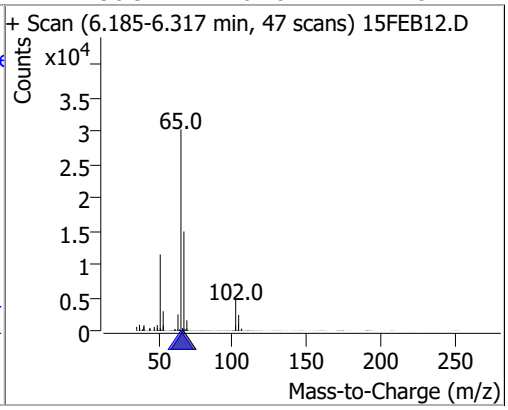

Compound	Conc.	Exp RT	QIon	Exp Ratio
Benzene	N.D.	6.28	77.0	23.3

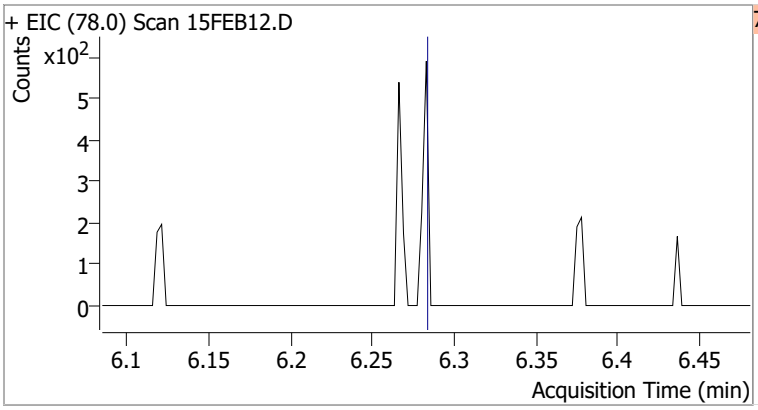

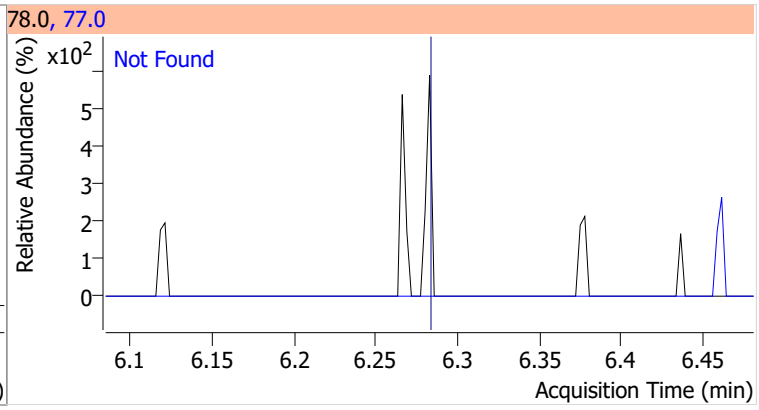

Compound	Conc.	RT	Dev(Min)	Resp.	QIon	QRatio	Lower	Upper
1,2-Dichloroethane	1.5072	6.32	0.00	1607 (m)	64.0	40.3	2.2	62.2
					98.0	2.0	0.0	38.2

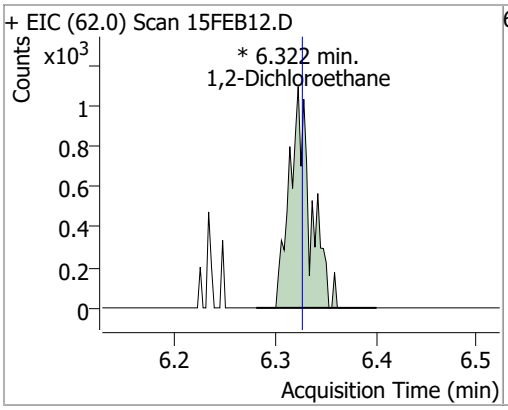

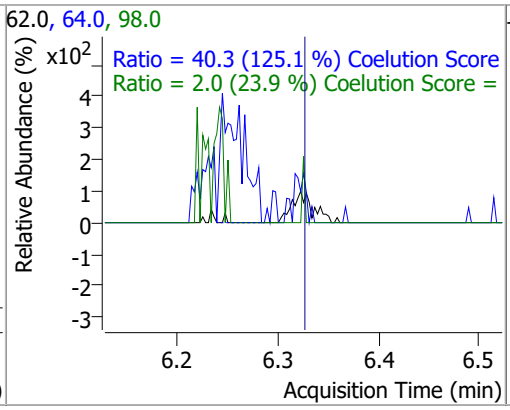

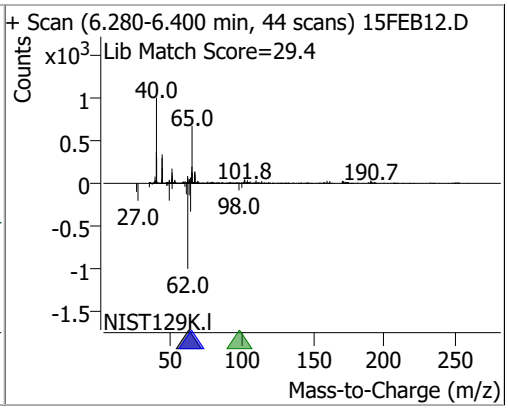

Compound	Conc.	Exp RT	QIon	Exp Ratio	QIon	Exp Ratio
Trichloroethene	N.D.	7.02	130.0	105.6	97.0	65.7

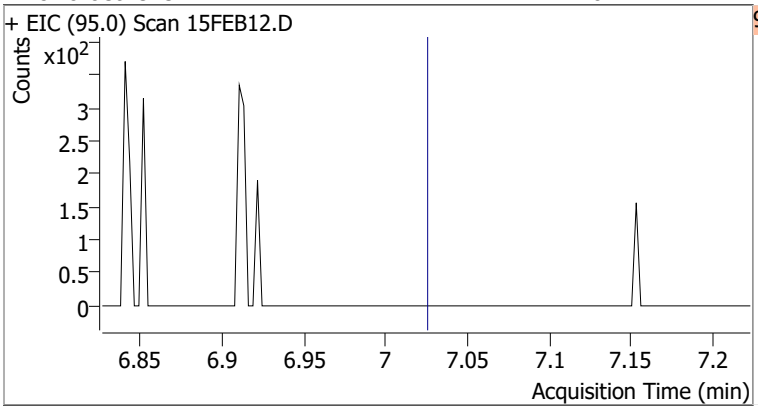

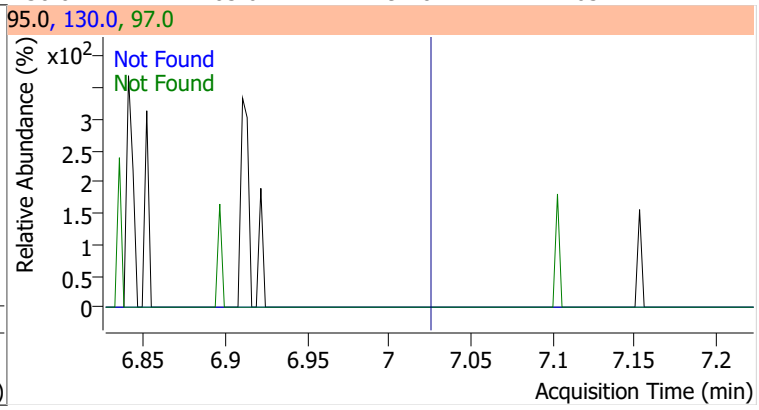

Compound	Conc.	Exp RT	QIon	Exp Ratio
1,2-Dichloropropane	N.D.	7.27	76.0	39.8

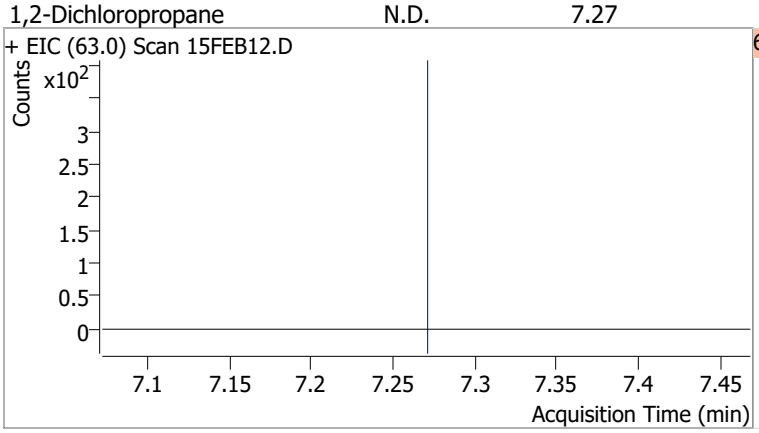

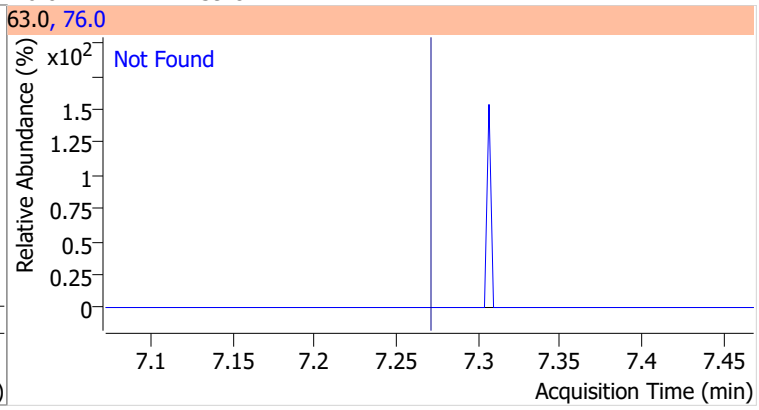

Compound	Conc.	Exp RT	QIon	Exp Ratio	QIon	Exp Ratio
Dibromomethane	N.D.	7.40	173.5	108.2	95.0	84.5

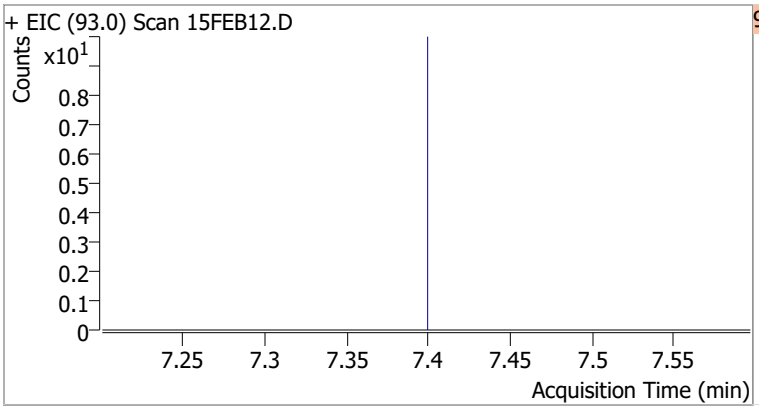

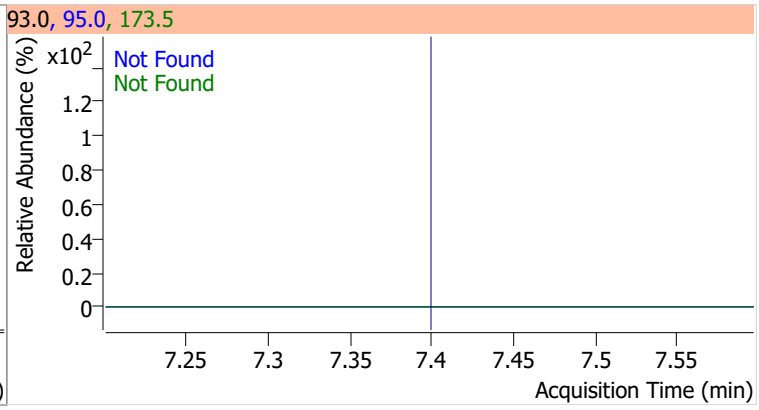

Compound	Conc.	Exp RT	QIon	Exp Ratio	QIon	Exp Ratio
Bromodichloromethane	N.D.	7.58	85.0	66.3	127.0	9.5

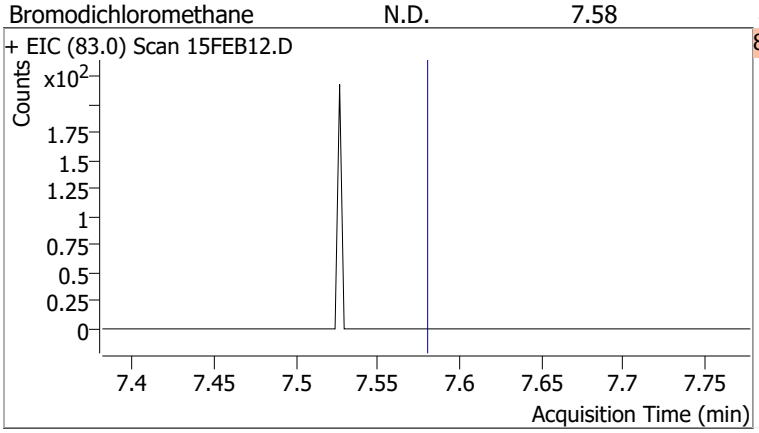

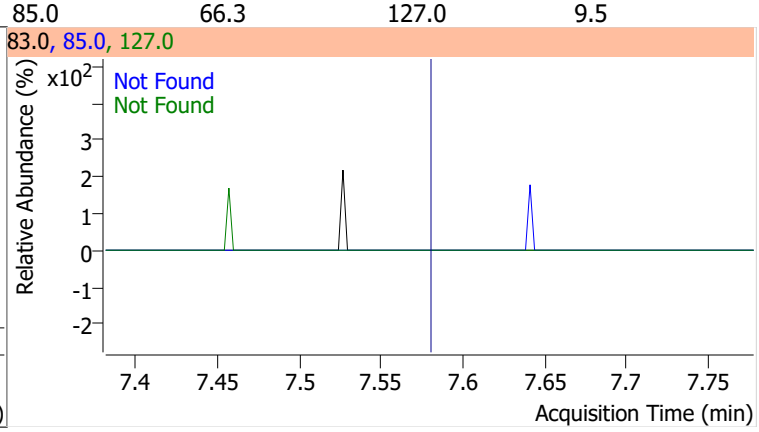

Compound	Conc.	Exp RT	QIon	Exp Ratio	QIon	Exp Ratio
cis-1,3-Dichloropropene	N.D.	8.06	39.0	52.5	77.0	31.8

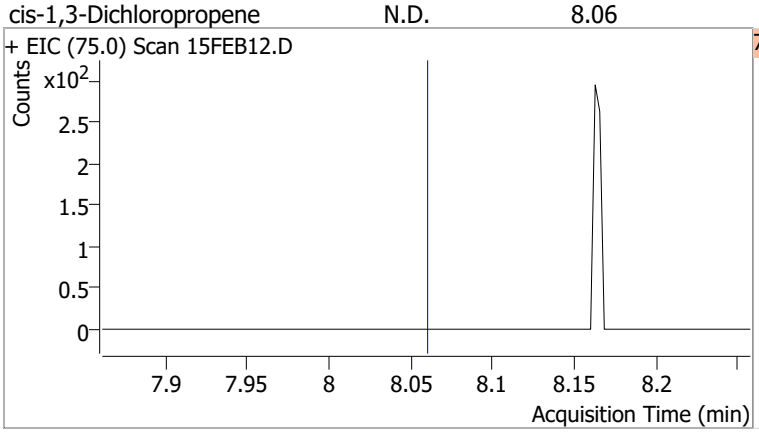

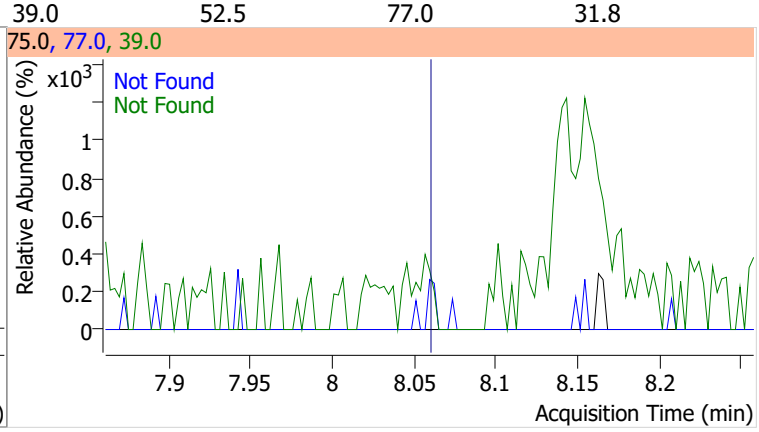

Compound	Conc.	RT	Dev(Min)	Resp.	QIon	QRatio	Lower	Upper
Toluene-d8	269.6328	8.32	0.00	1017659	100.0	63.8	34.3	94.3
					99.0	9.6	0.0	39.2

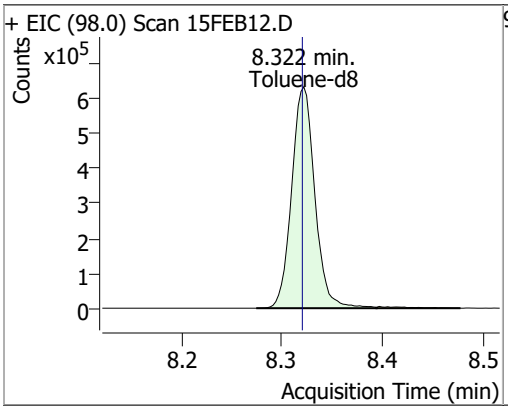

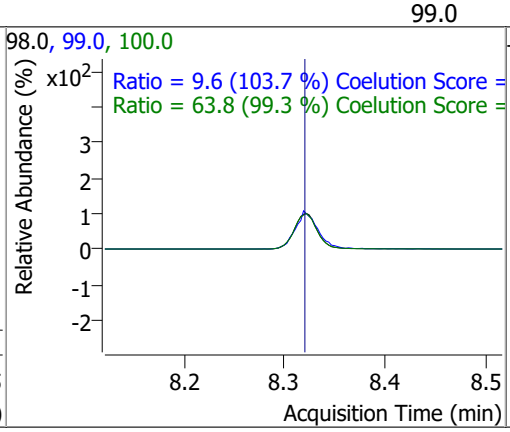

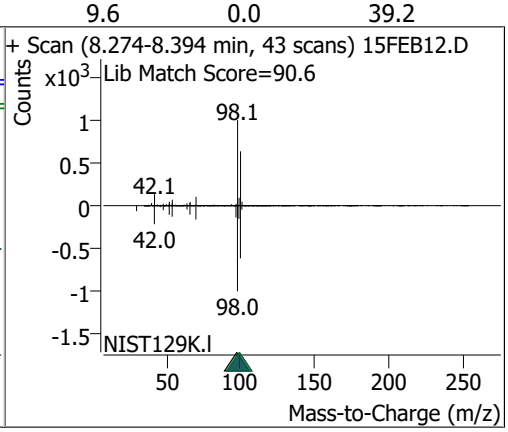

Compound	Conc.	RT	Dev(Min)	Resp.	QIon	QRatio	Lower	Upper
Toluene		0		0	91.0		144.1	204.1

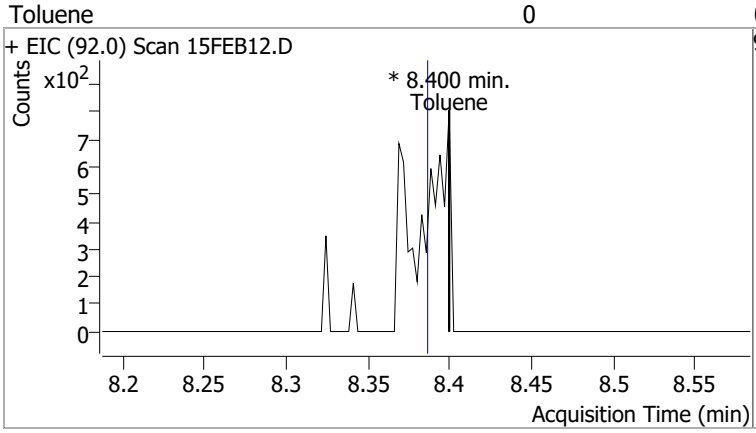

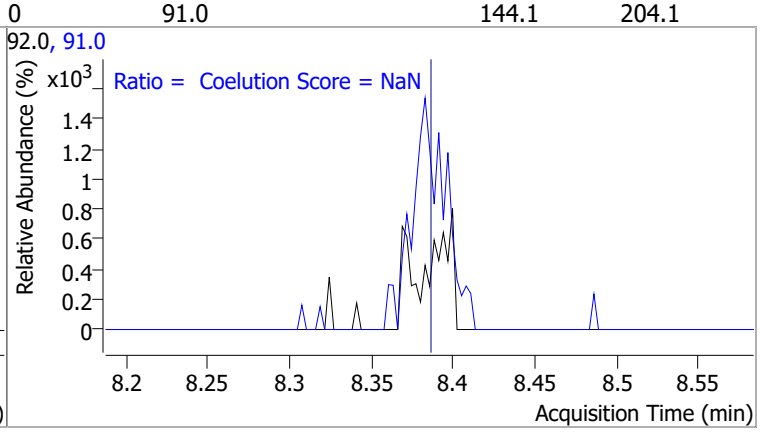

Compound	Conc.	Exp RT	QIon	Exp Ratio	QIon	Exp Ratio
trans-1,3-Dichloropropene	N.D.	8.64	39.0	53.0	77.0	31.0

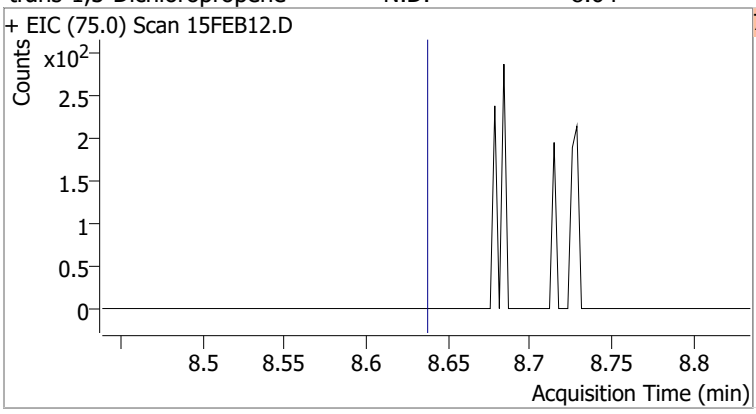

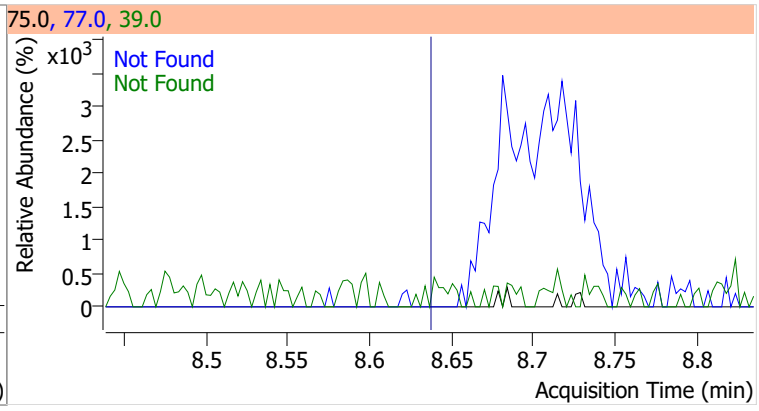

Compound	Conc.	Exp RT	QIon	Exp Ratio	QIon	Exp Ratio
1,1,2-Trichloroethane	N.D.	8.82	97.0	110.7	85.0	60.7

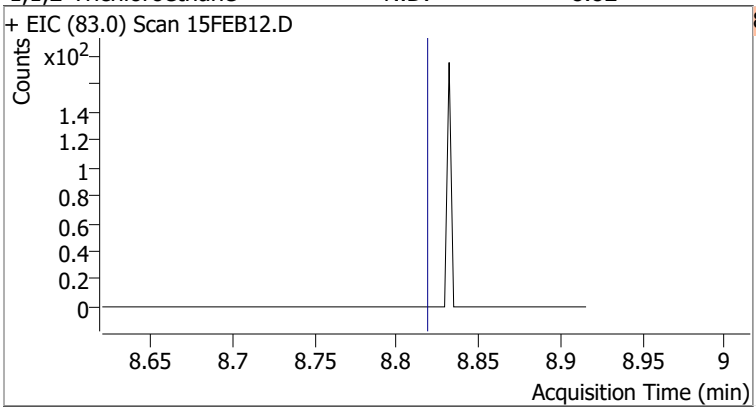

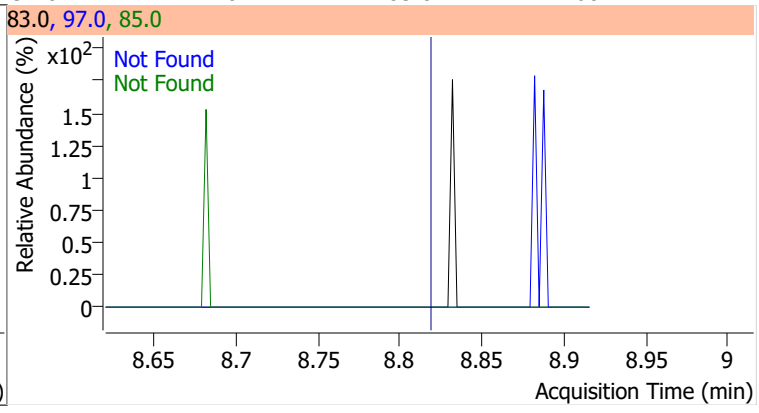

Compound	Conc.	RT	Dev(Min)	Resp.	QIon	QRatio	Lower	Upper
Tetrachloroethene		0		0	165.8		96.1	156.1
					129.0		60.5	120.5

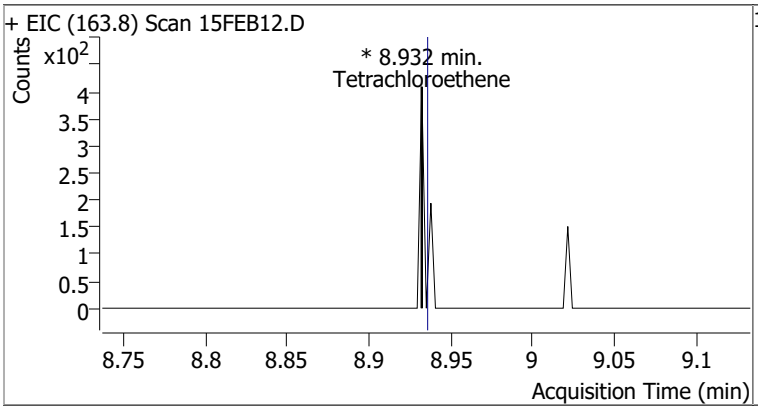

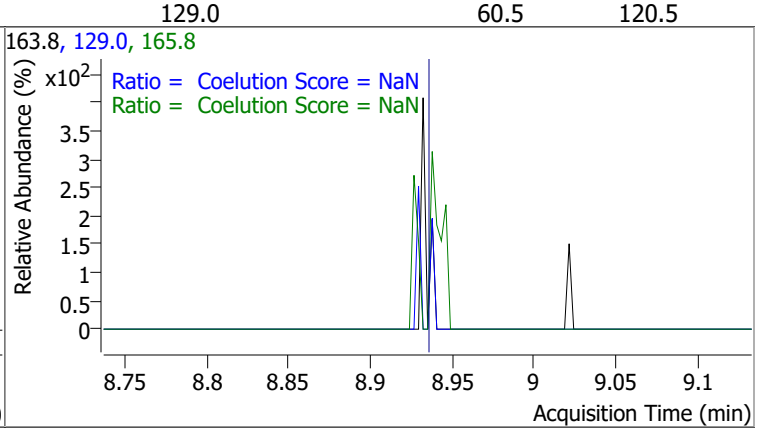

Compound	Conc.	Exp RT	QIon	Exp Ratio
1,3-Dichloropropane	N.D.	8.98	78.0	32.4

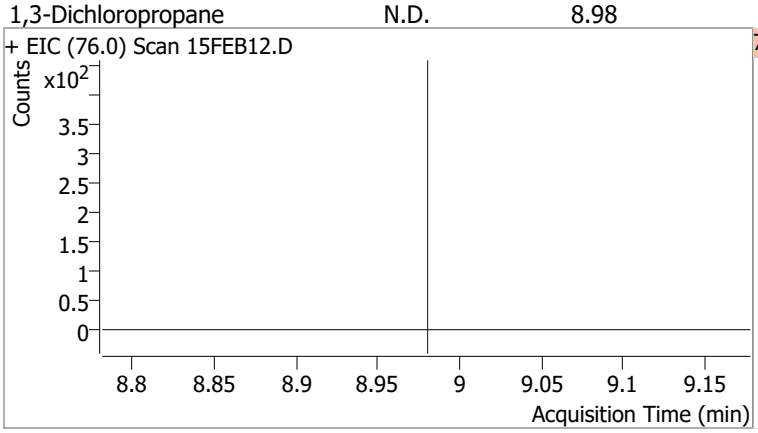

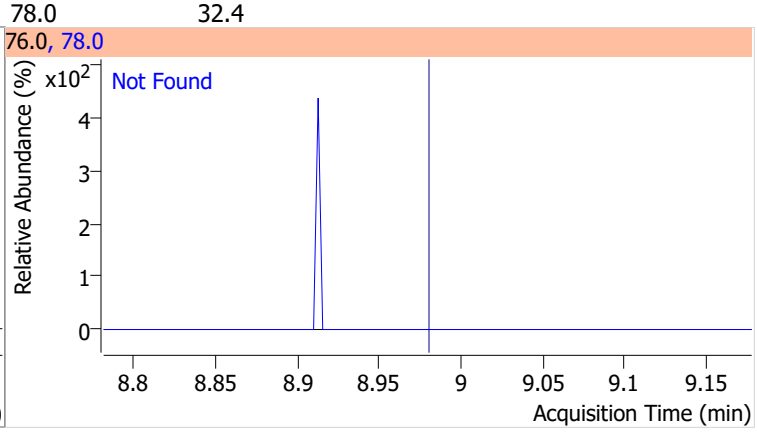

Compound	Conc.	Exp RT	QIon	Exp Ratio
Chlorodibromomethane	N.D.	9.21	127.0	77.2

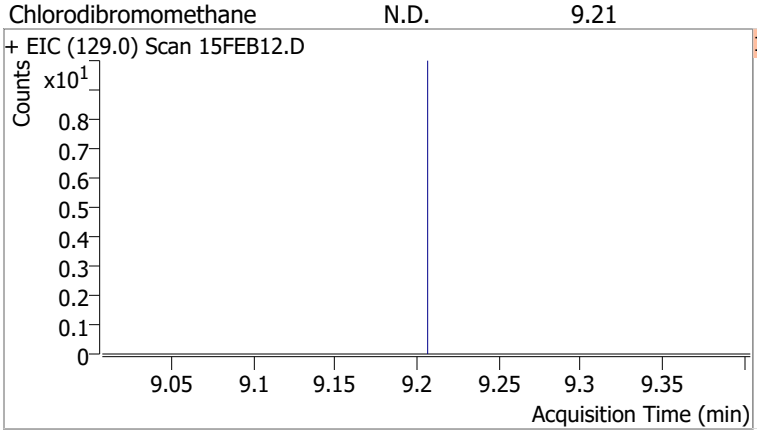

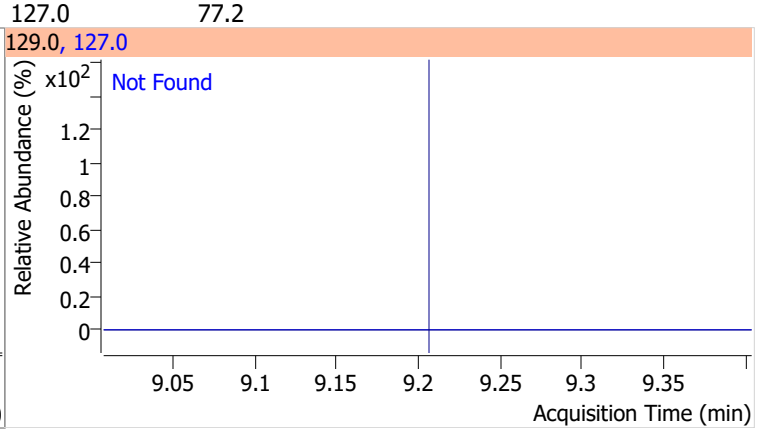

Compound	Conc.	Exp RT	QIon	Exp Ratio
1,2-Dibromoethane	N.D.	9.30	109.0	91.5

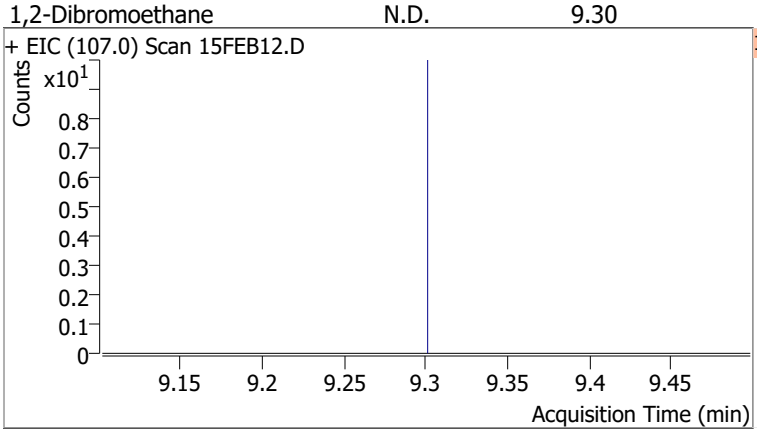

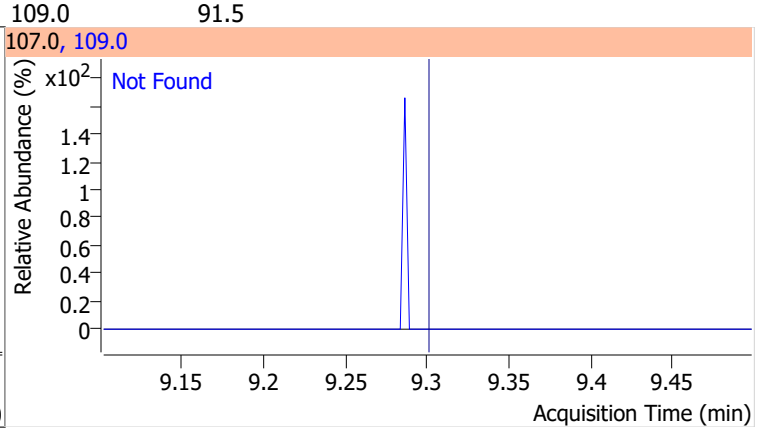

Compound	Conc.	Exp RT	QIon	Exp Ratio
Chlorobenzene	N.D.	9.80	114.0	32.2

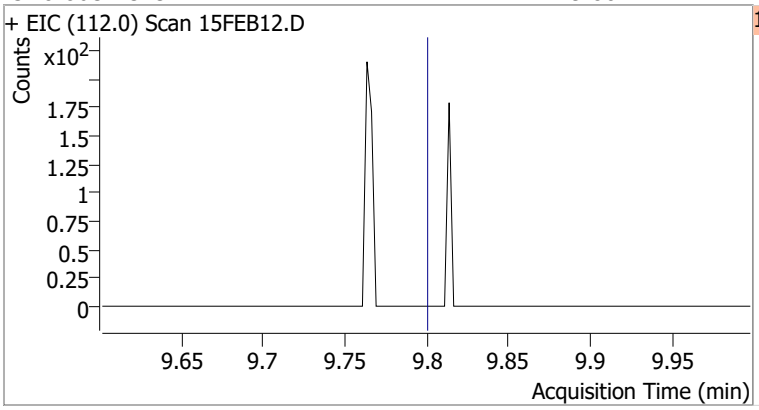

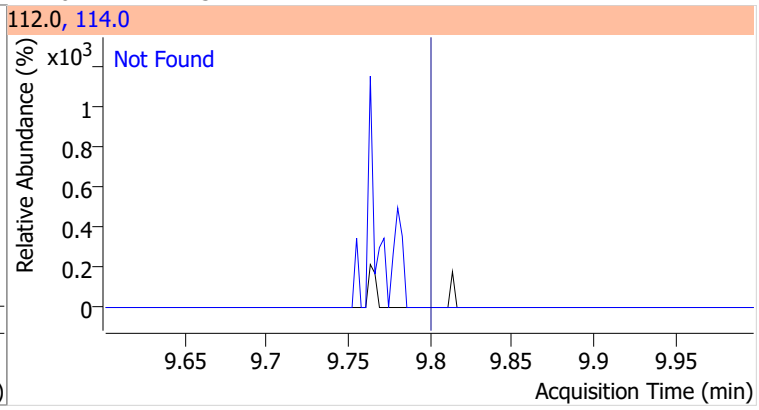

Compound	Conc.	Exp RT	QIon	Exp Ratio
1,1,1,2-Tetrachloroethane	N.D.	9.89	133.0	95.3

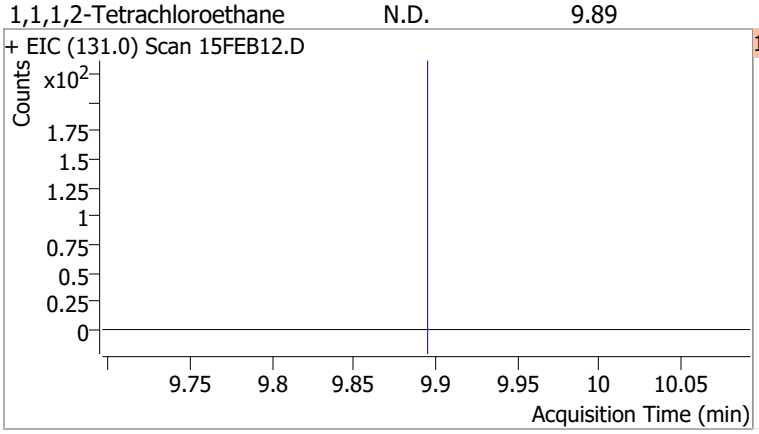

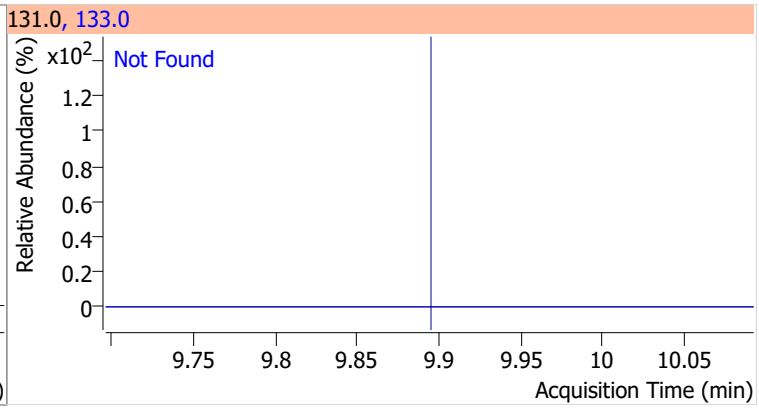

Compound	Conc.	Exp RT	QIon	Exp Ratio
Ethylbenzene	N.D.	9.92	106.0	31.7

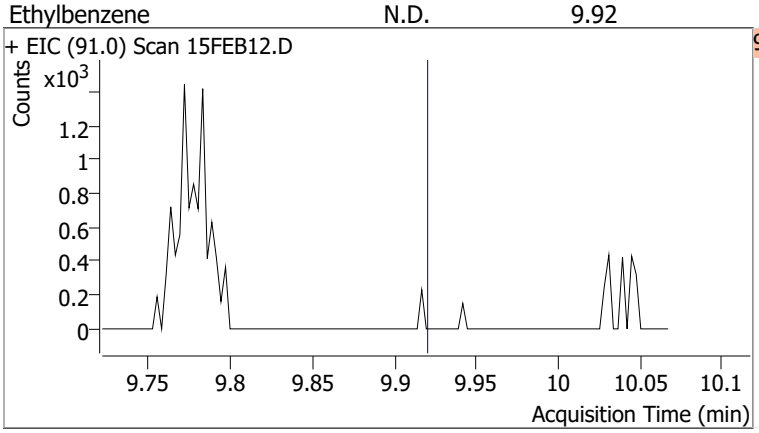

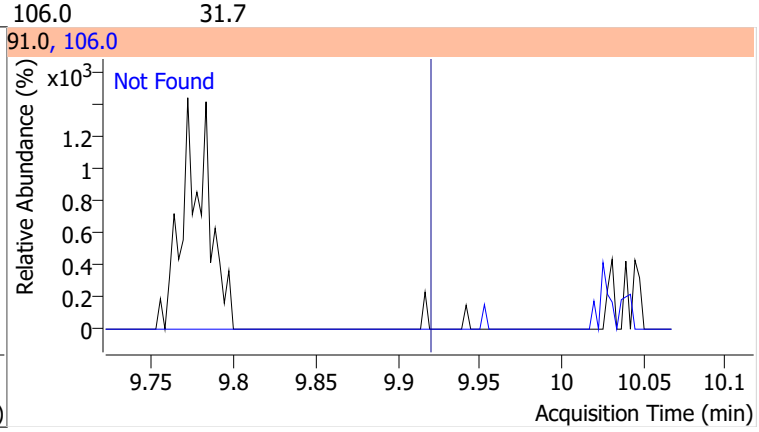

Compound	Conc.	RT	Dev(Min)	Resp.	QIon	QRatio	Lower	Upper
m+p-Xylenes		0		0	91.0		170.7	230.7

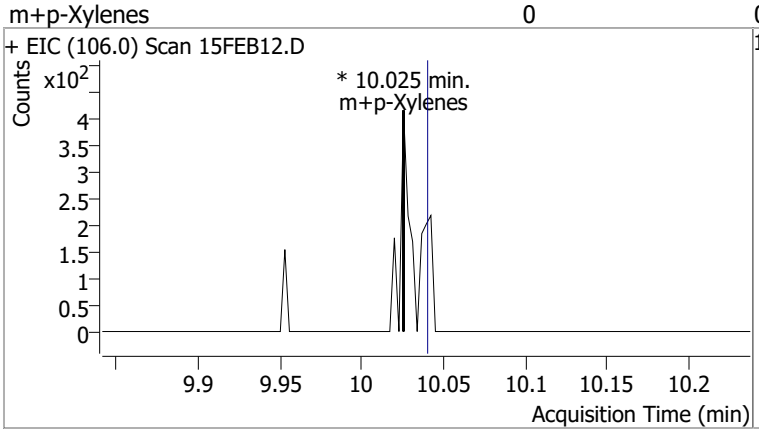

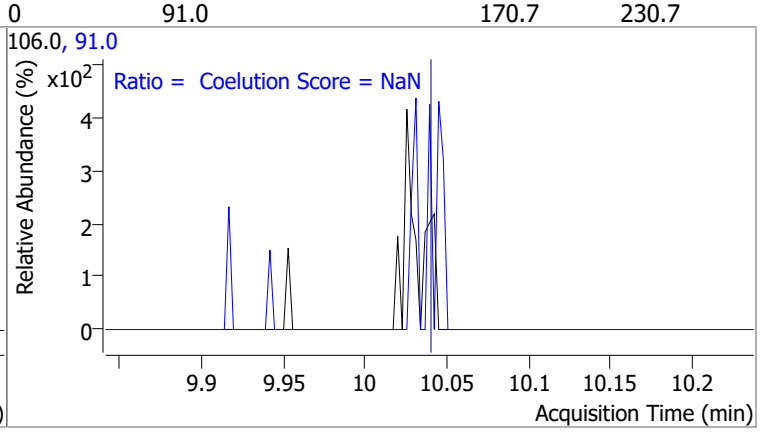

Compound	Conc.	Exp RT	QIon	Exp Ratio
o-Xylene	N.D.	10.43	91.0	211.4

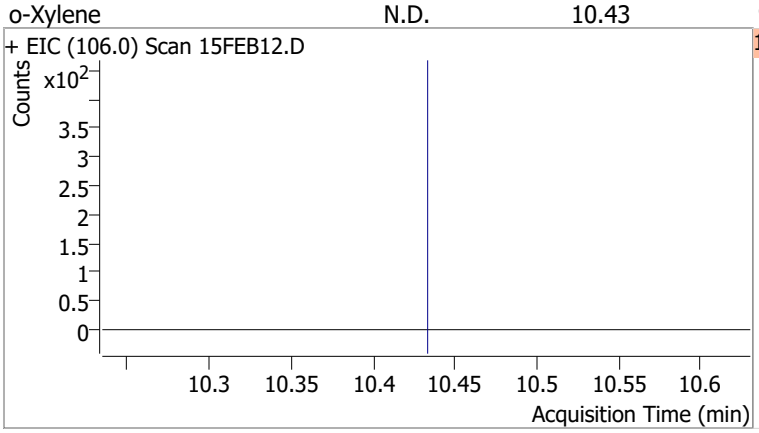

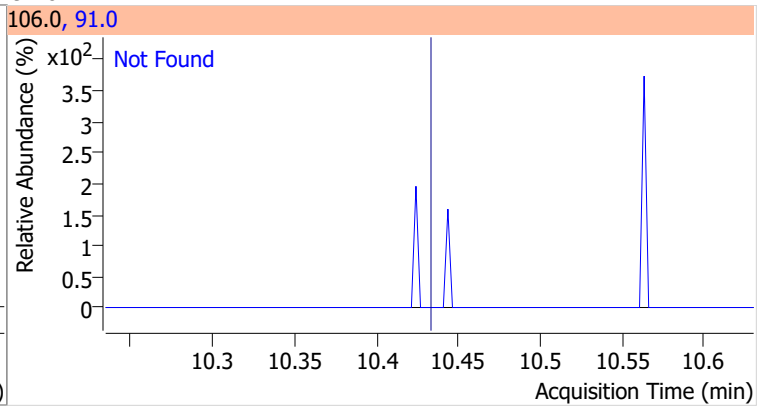

Compound	Conc.	Exp RT	QIon	Exp Ratio
Styrene	N.D.	10.45	78.0	50.6

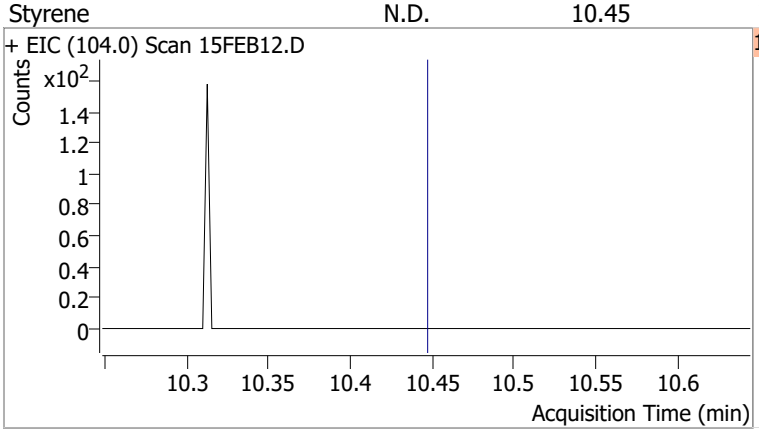

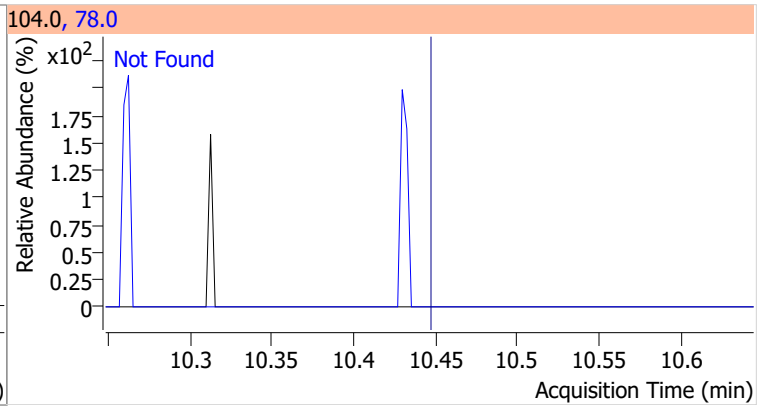

Compound	Conc.	Exp RT	QIon	Exp Ratio	QIon	Exp Ratio
Bromoform	N.D.	10.62	170.5	50.3	174.5	48.1

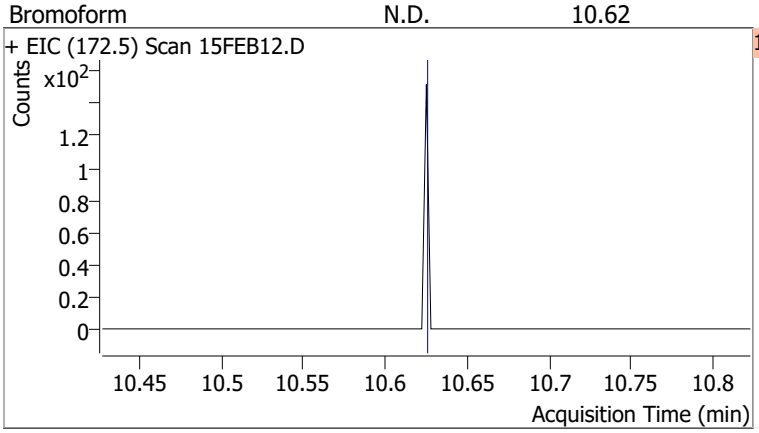

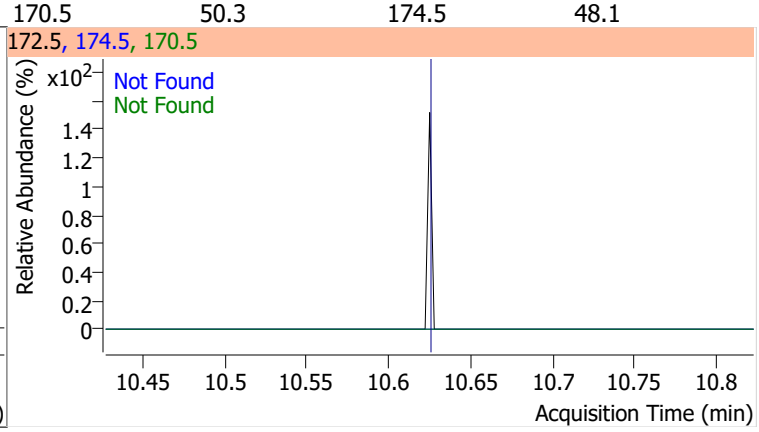

Compound	Conc.	RT	Dev(Min)	Resp.	QIon	QRatio	Lower	Upper
p-Bromofluorobenzene	269.3928	10.95	0.00	295286	174.0	93.4	65.3	125.3
					176.0	92.1	63.3	123.3

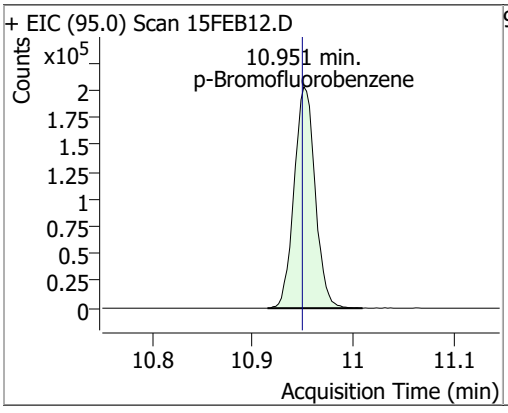

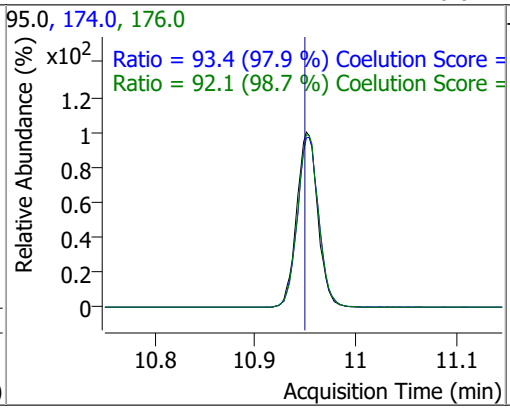

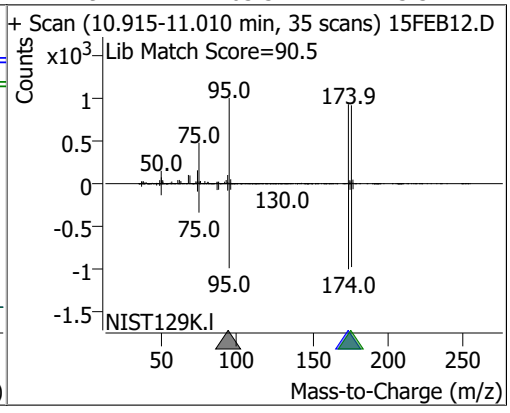

Compound	Conc.	Exp RT	QIon	Exp Ratio	QIon	Exp Ratio
Bromobenzene	N.D.	11.09	77.0	143.5	158.0	96.1

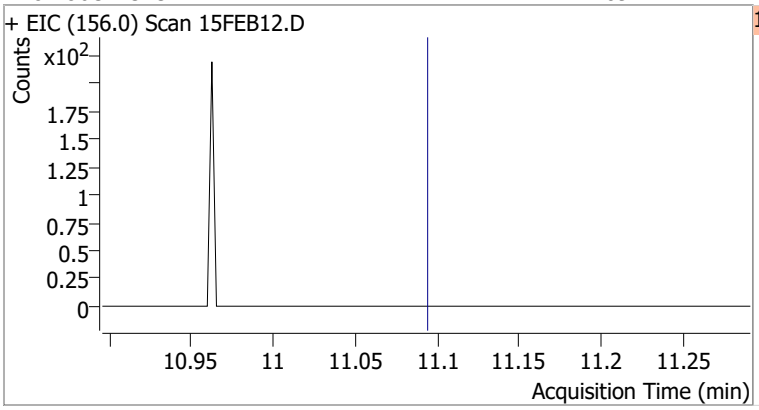

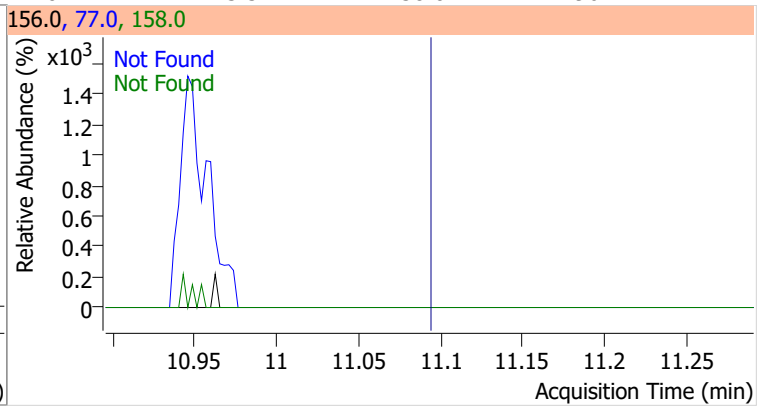

Compound	Conc.	Exp RT	QIon	Exp Ratio
1,1,2,2-Tetrachloroethane	N.D.	11.11	85.0	63.3

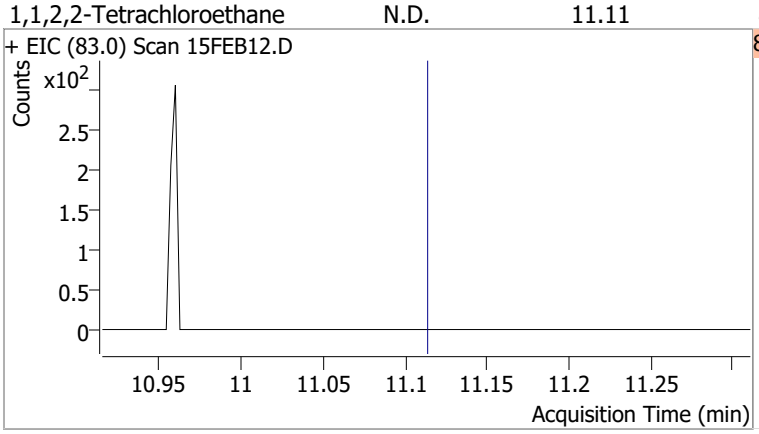

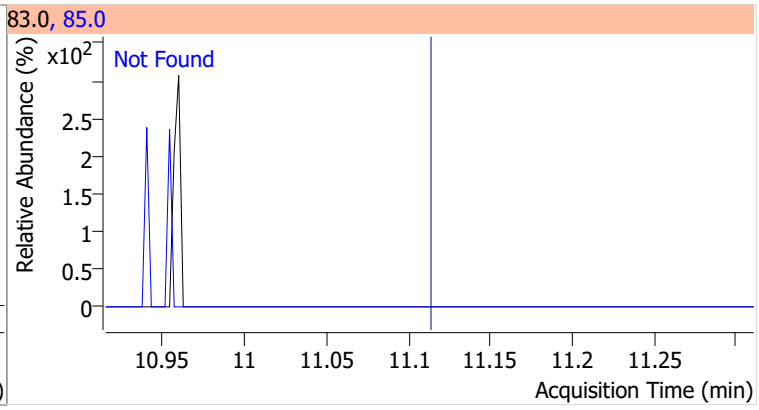

Compound	Conc.	Exp RT	QIon	Exp Ratio
1,2,3-Trichloropropane	N.D.	11.15	112.0	65.8

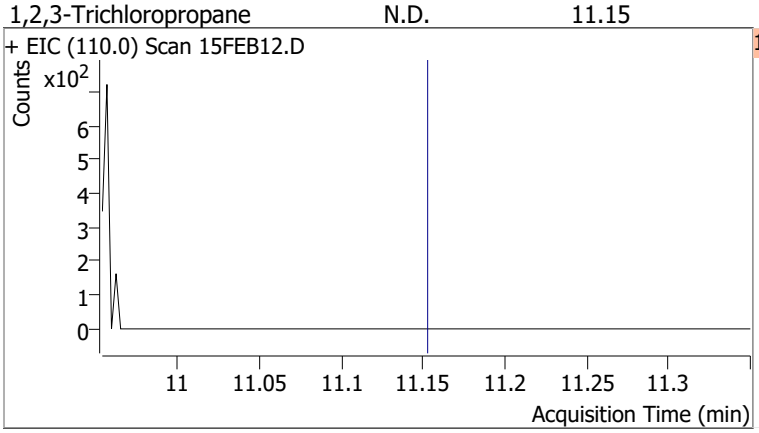

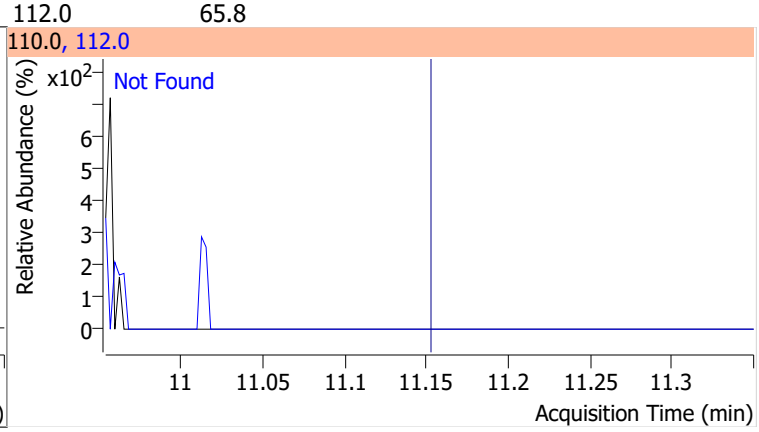

Compound	Conc.	Exp RT	QIon	Exp Ratio
2-Chlorotoluene	N.D.	11.29	91.0	276.2

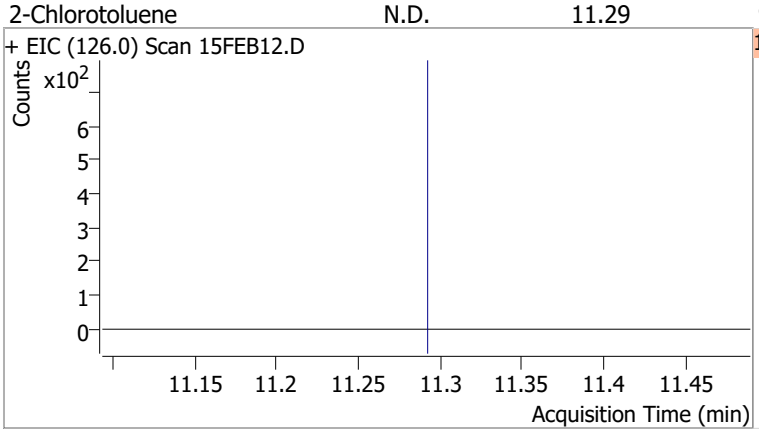

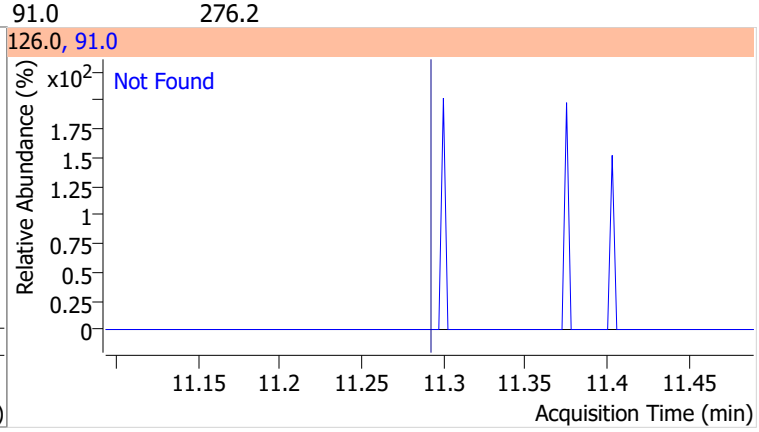

Compound	Conc.	Exp RT	QIon	Exp Ratio
4-Chlorotoluene	N.D.	11.40	126.0	31.3

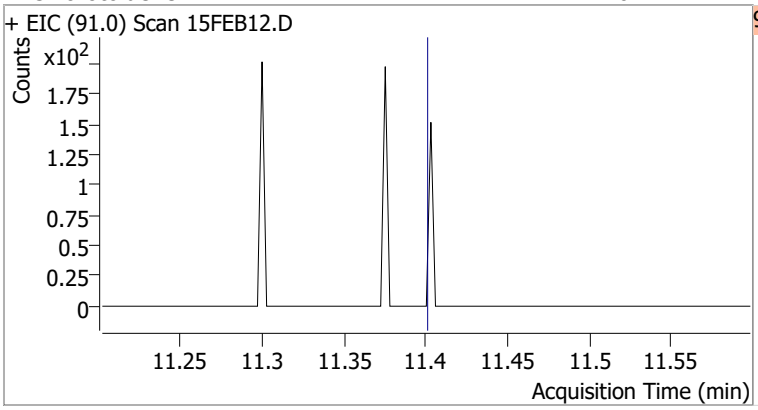

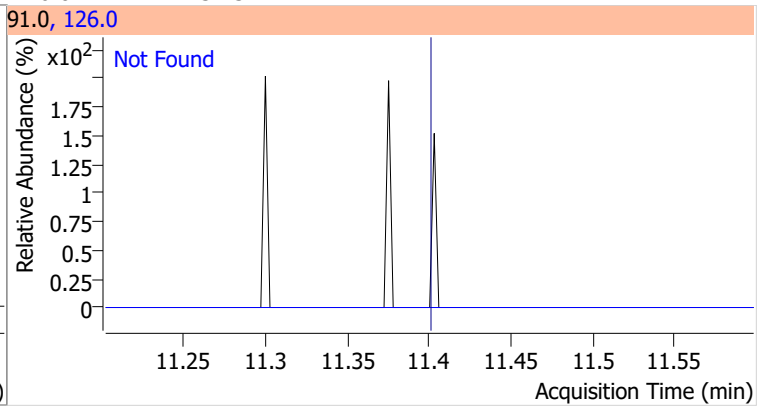

Compound	Conc.	Exp RT	QIon	Exp Ratio	QIon	Exp Ratio
1,3-Dichlorobenzene	N.D.	12.03	148.0	62.8	111.0	38.7

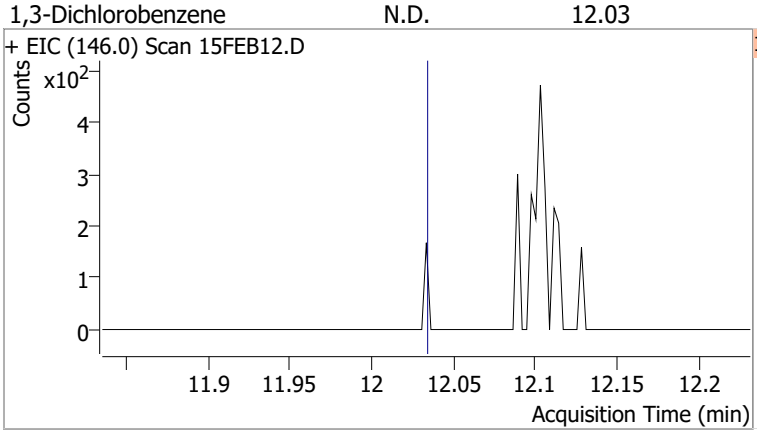

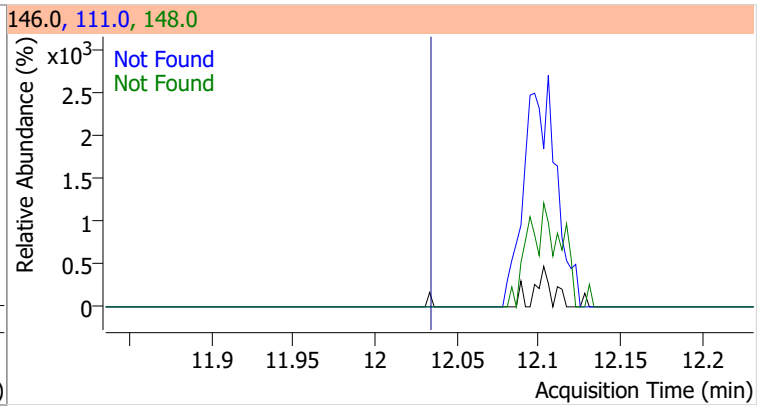

Compound	Conc.	Exp RT	QIon	Exp Ratio	QIon	Exp Ratio
1,4-Dichlorobenzene	N.D.	12.12	148.0	63.7	111.0	38.7

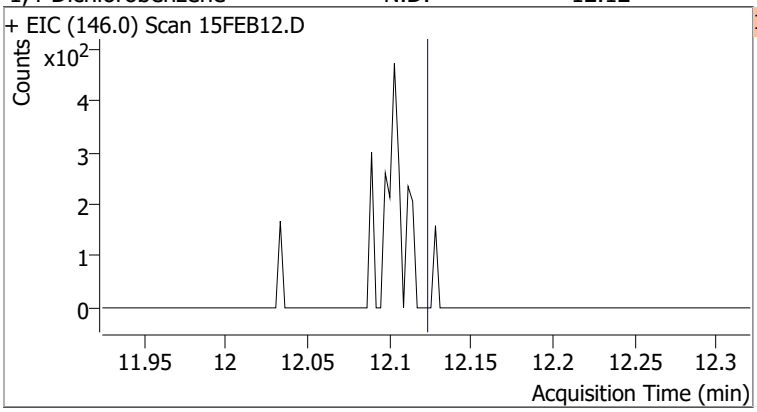

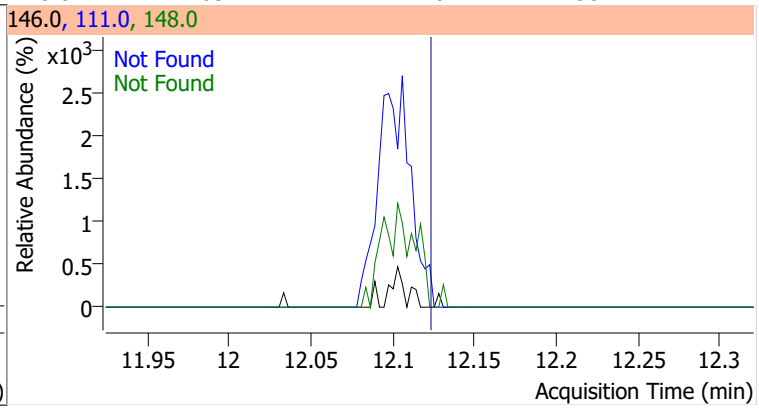

Compound	Conc.	Exp RT	QIon	Exp Ratio	QIon	Exp Ratio
1,2-Dichlorobenzene	N.D.	12.49	148.0	61.9	111.0	39.5

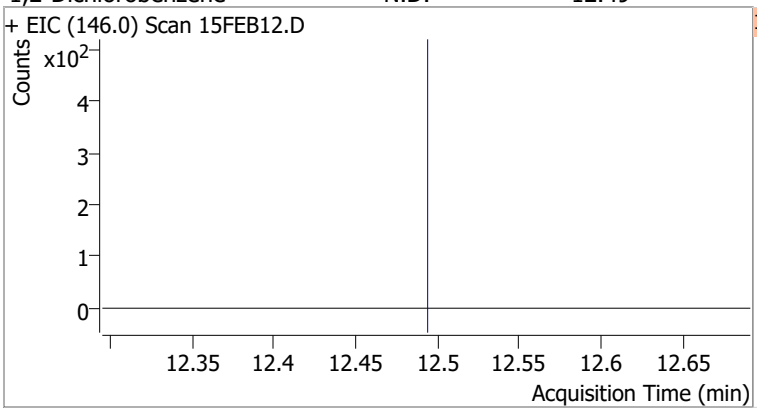

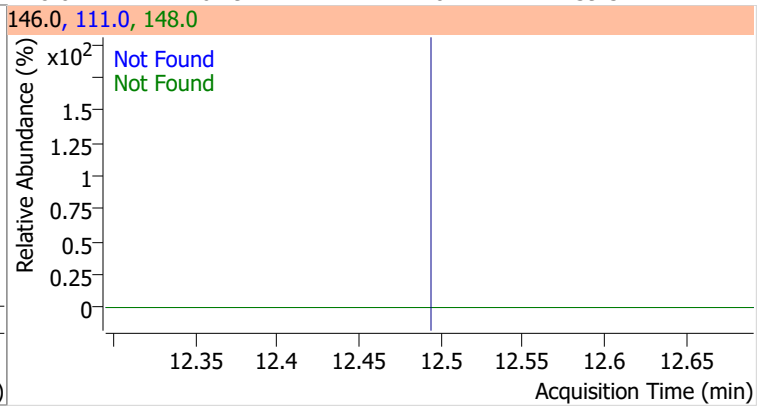

Quantitation Results Report (QT Reviewed)

Data File	15FEB13.D	Operator	MSC
Acq. Method	5975CACQF.M	Acq. Date-Time	2/15/2022 3:10:52 PM
Sample Name	B22020962-031F	Instrument	VOA5975C
Vial	13	Multiplier	1.00
DA Method File	VOA5975C_8260B_SHT_DoD_L4_011922.m	Comment	
Tune File	BFB_Atune3.u	Tune Date	10/11/2021 4:02:00 PM
Batch Name	VG021522_8260B.batch.bin	Last Calib Update	2/18/2022 11:13:24 AM
Ref Library	\\MASSHUNTER\Org\Library\NIST129K.l		

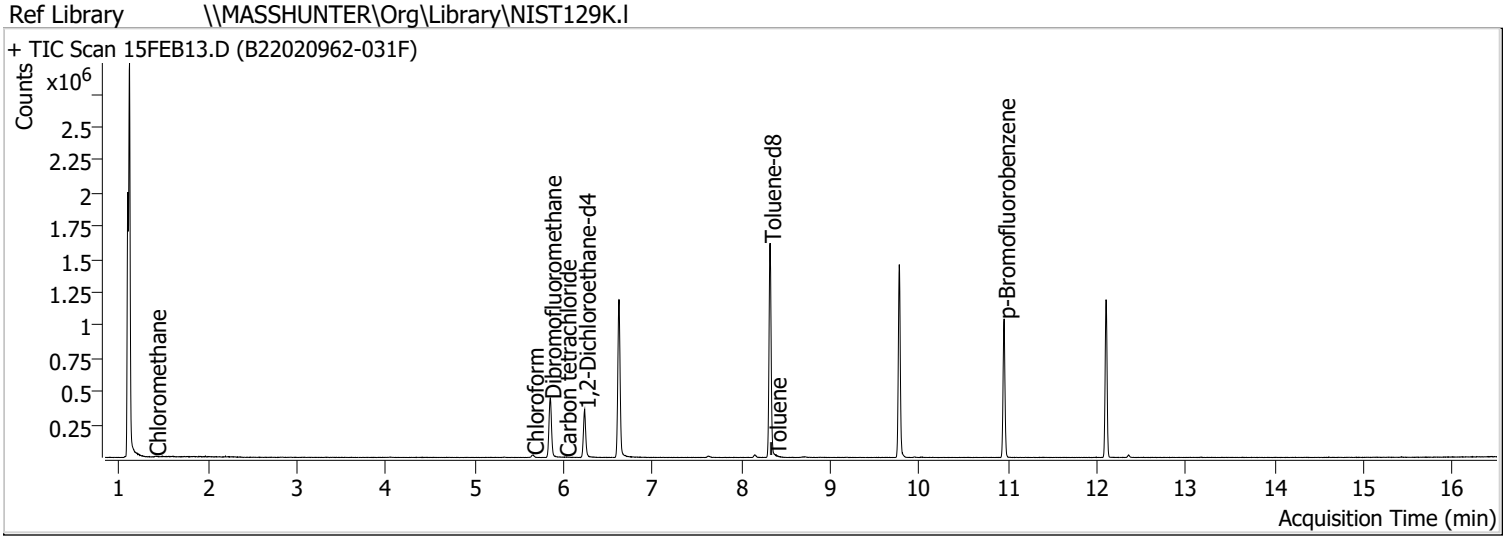

Compound	RT	QIon	Resp.	Conc.	Units		Dev(Min)
Internal Standards							
M Fluorobenzene	6.620	96.0	1002027	250.0000	ng		0.000
M Chlorobenzene-d5	9.774	82.0	387429	250.0000	ng		0.000
M 1,4-Dichlorobenzene-d4	12.103	152.0	294270	250.0000	ng		0.003
System Monitoring Compounds							
S Dibromofluoromethane	5.851	113.0	266820	274.9176	ng		0.000
Spiked Amount: 250.000	Range: 80.0 - 119.0%			Recovery = 109.97%			
S 1,2-Dichloroethane-d4	6.236	67.0	120272	286.8741	ng		0.005
Spiked Amount: 250.000	Range: 81.0 - 118.0%			Recovery = 114.75%			
S Toluene-d8	8.321	98.0	1008907	266.9248	ng		0.003
Spiked Amount: 250.000	Range: 89.0 - 112.0%			Recovery = 106.77%			
S p-Bromofluorobenzene	10.954	95.0	293419	270.0556	ng		0.005
Spiked Amount: 250.000	Range: 85.0 - 114.0%			Recovery = 108.02%			
Target Compounds							**QValue**
T Dichlorodifluoromethane	0.000		0	N.D.			
T Chloromethane	1.403	50.0	5002	3.1533	ng		95
T Vinyl chloride	0.000		0	N.D.			
T Bromomethane	0.000		0	N.D.			
T Chloroethane	0.000		0	N.D.			
T Trichlorofluoromethane	0.000		0	N.D.			
T 1,1-Dichloroethene	0.000		0	N.D.			
T Methylene chloride	3.347	49.0	0		ng	md	1
T trans-1,2-Dichloroethene	0.000		0	N.D.			
T Methyl tert-butyl ether (MTBE)	0.000		0	N.D.			
T 1,1-Dichloroethane	0.000		0	N.D.			
T 2,2-Dichloropropane	0.000		0	N.D.			
T cis-1,2-Dichloroethene	0.000		0	N.D.			
T Methyl ethyl ketone	0.000		0	N.D.			
T Bromochloromethane	0.000		0	N.D.			
T Chloroform	5.653	83.0	14454	7.4320	ng		99

Compound	RT	QIon	Resp.	Conc.	Units		Dev(Min)
T 1,1,1-Trichloroethane	0.000		0	N.D.			
T Carbon tetrachloride	6.021	117.0	867	0.4979	ng	m	82
T 1,1-Dichloropropene	0.000		0	N.D.			
T Benzene	0.000		0	N.D.			
T 1,2-Dichloroethane	0.000		0	N.D.			
T Trichloroethene	0.000		0	N.D.			
T 1,2-Dichloropropane	0.000		0	N.D.			
T Dibromomethane	0.000		0	N.D.			
T Bromodichloromethane	0.000		0	N.D.			
T cis-1,3-Dichloropropene	0.000		0	N.D.			
T Toluene	8.380	92.0	1957	0.7769	ng	m	86
T trans-1,3-Dichloropropene	0.000		0	N.D.			
T 1,1,2-Trichloroethane	0.000		0	N.D.			
T Tetrachloroethene	0.000		0	N.D.			
T 1,3-Dichloropropane	0.000		0	N.D.			
T Chlorodibromomethane	0.000		0	N.D.			
T 1,2-Dibromoethane	0.000		0	N.D.			
T Chlorobenzene	0.000		0	N.D.			
T 1,1,1,2-Tetrachloroethane	0.000		0	N.D.			
T Ethylbenzene	0.000		0	N.D.			
T m+p-Xylenes	0.000		0	N.D.			
T o-Xylene	0.000		0	N.D.			
T Styrene	0.000		0	N.D.			
T Bromoform	0.000		0	N.D.			
T Bromobenzene	0.000		0	N.D.			
T 1,1,2,2-Tetrachloroethane	0.000		0	N.D.			
T 1,2,3-Trichloropropane	0.000		0	N.D.			
T 2-Chlorotoluene	0.000		0	N.D.			
T 4-Chlorotoluene	0.000		0	N.D.			
T 1,3-Dichlorobenzene	0.000		0	N.D.			
T 1,4-Dichlorobenzene	0.000		0	N.D.			
T 1,2-Dichlorobenzene	0.000		0	N.D.			

(#) = Qualifier Out of Range; (m) = Manual Integration; (+) = Area Summed; (*) = Surrogate Percent Recovery Out of Range; (d): Zeroed Peak

Compound	Conc.	Exp RT	QIon	Exp Ratio
Dichlorodifluoromethane	N.D.	1.24	87.0	31.8

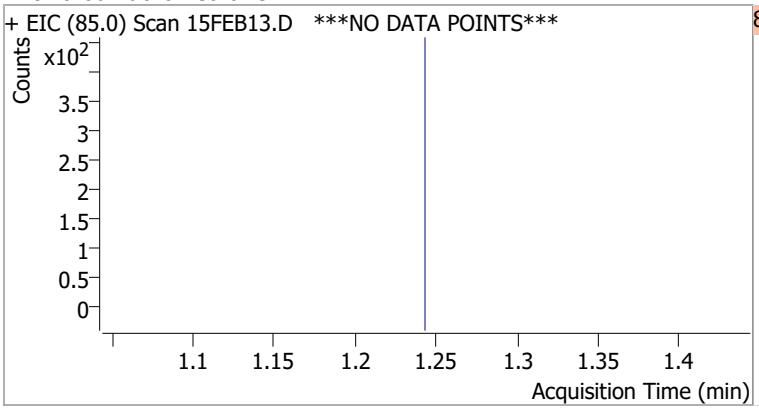

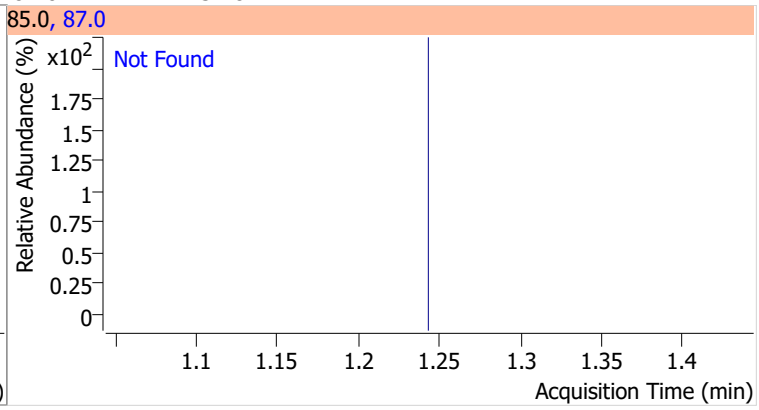

Compound	Conc.	RT	Dev(Min)	Resp.	QIon	QRatio	Lower	Upper
Chloromethane	3.1533	1.40	-0.01	5002	52.0	35.2	2.4	62.4

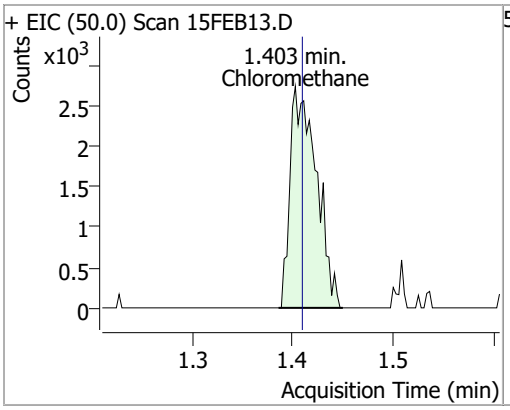

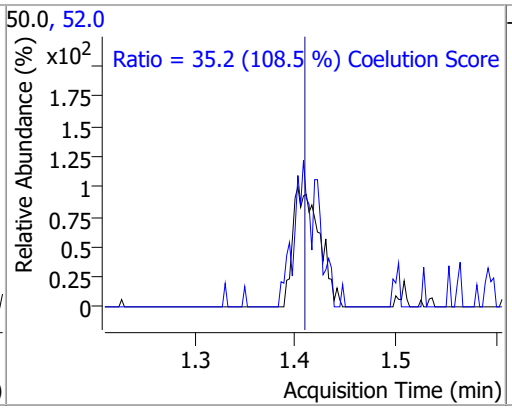

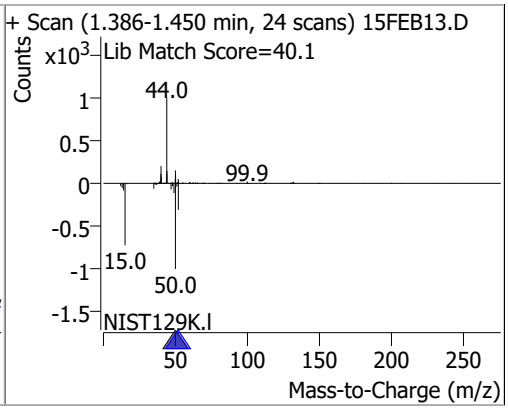

Compound	Conc.	Exp RT	QIon	Exp Ratio
Vinyl chloride	N.D.	1.50	64.0	31.3

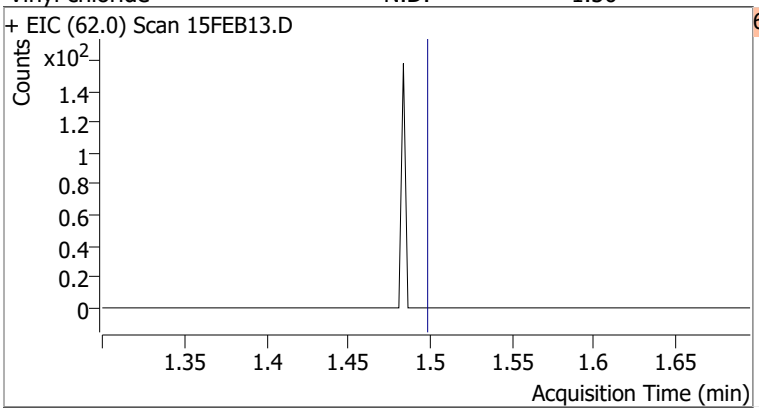

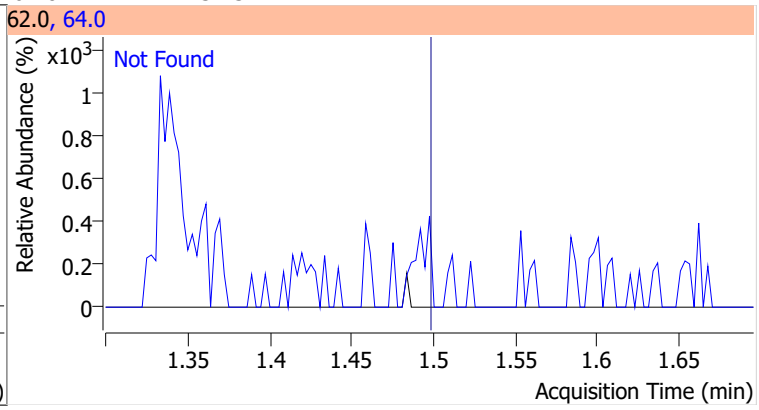

Compound	Conc.	Exp RT	QIon	Exp Ratio
Bromomethane	N.D.	1.80	94.0	110.1

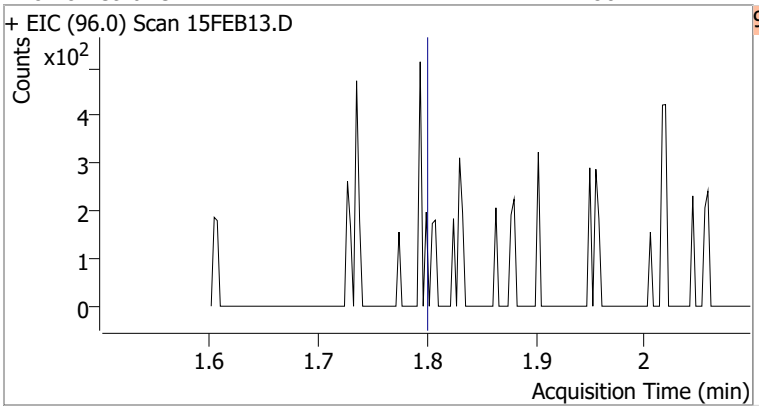

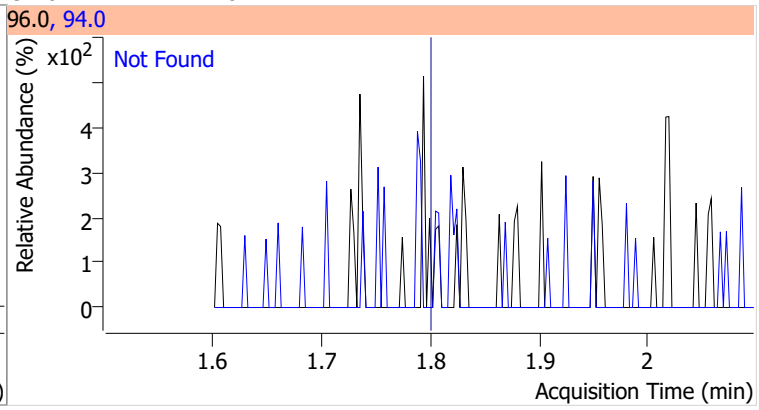

Compound	Conc.	Exp RT	QIon	Exp Ratio
Chloroethane	N.D.	1.90	66.0	30.0

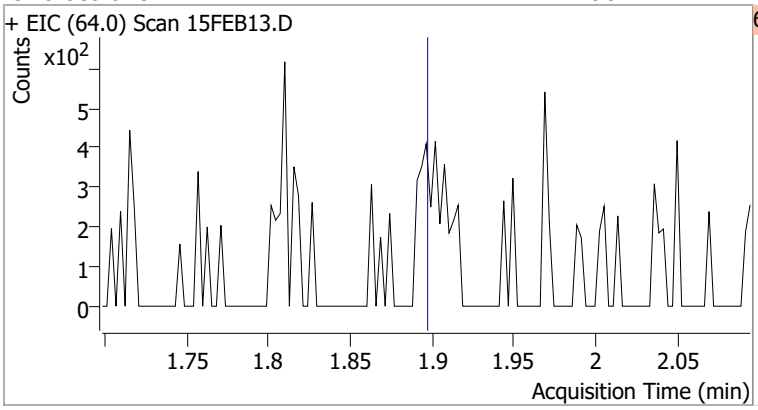

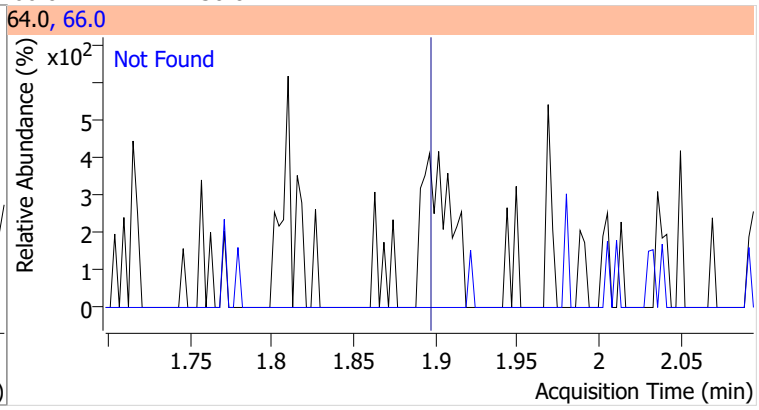

Compound	Conc.	Exp RT	QIon	Exp Ratio
Trichlorofluoromethane	N.D.	2.15	103.0	65.0

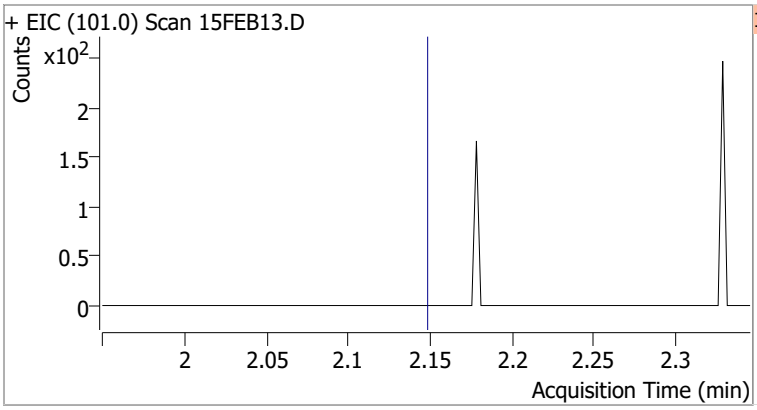

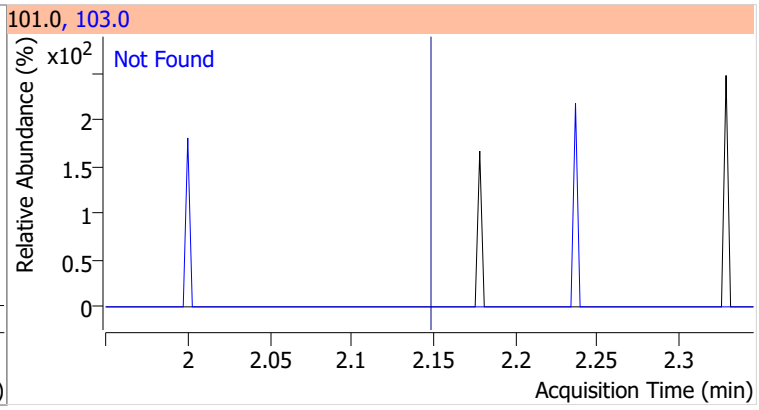

Compound	Conc.	Exp RT	QIon	Exp Ratio	QIon	Exp Ratio
1,1-Dichloroethene	N.D.	2.70	61.0	179.9	63.0	57.0

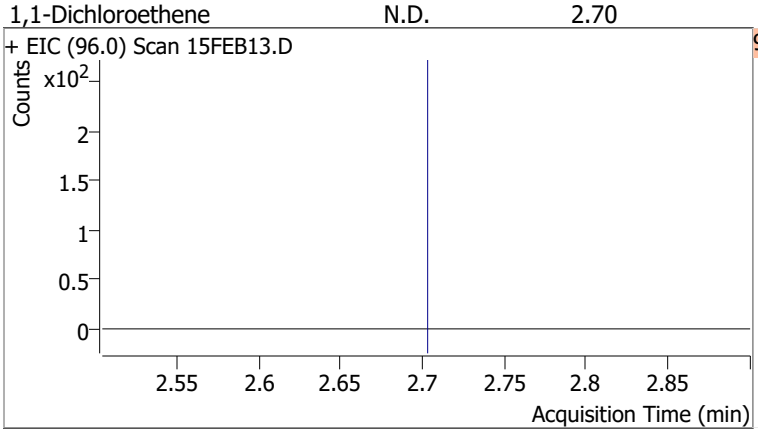

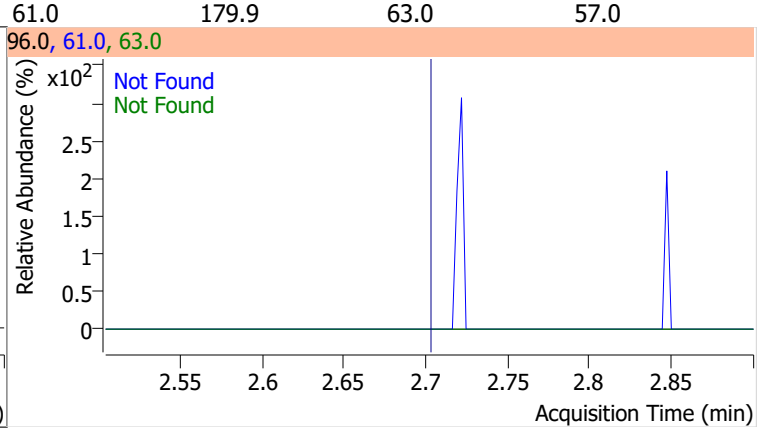

Compound	Conc.	RT	Dev(Min)	Resp.	QIon	QRatio	Lower	Upper
Methylene chloride		0		0	84.0		36.1	96.1
					86.0		11.8	71.8

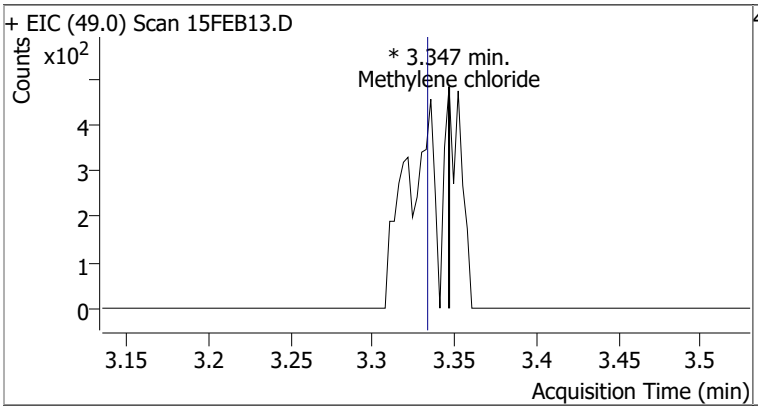

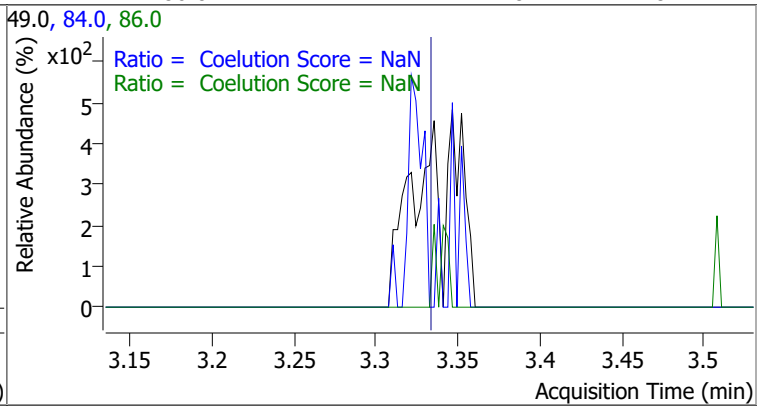

Compound	Conc.	Exp RT	QIon	Exp Ratio	QIon	Exp Ratio
trans-1,2-Dichloroethene	N.D.	3.72	61.0	154.8	98.0	62.1

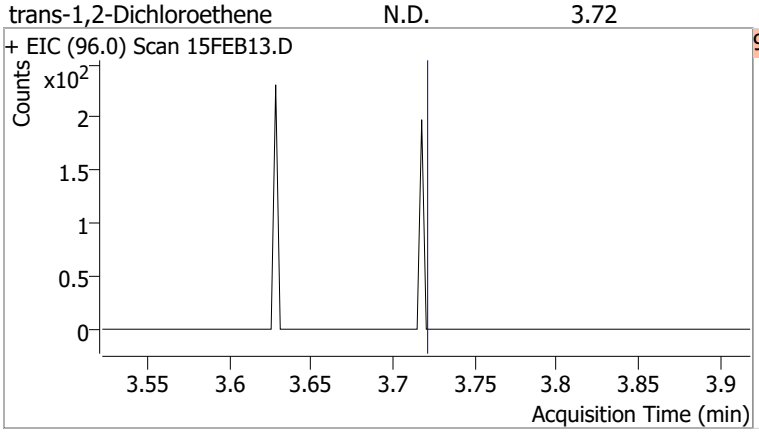

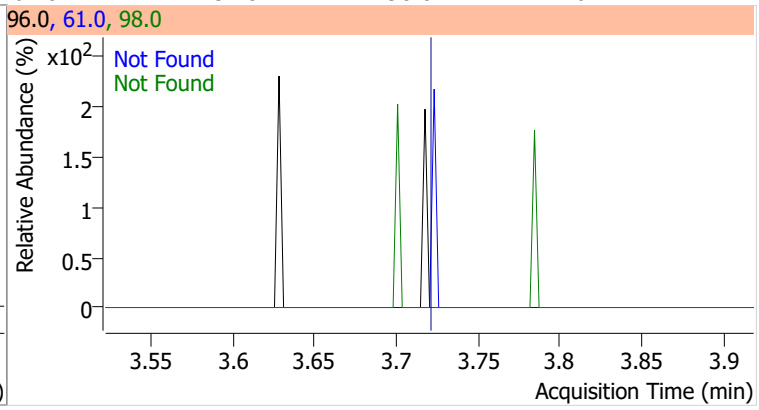

Compound	Conc.	Exp RT	QIon	Exp Ratio
Methyl tert-butyl ether (MTBE)	N.D.	3.75	57.0	24.6

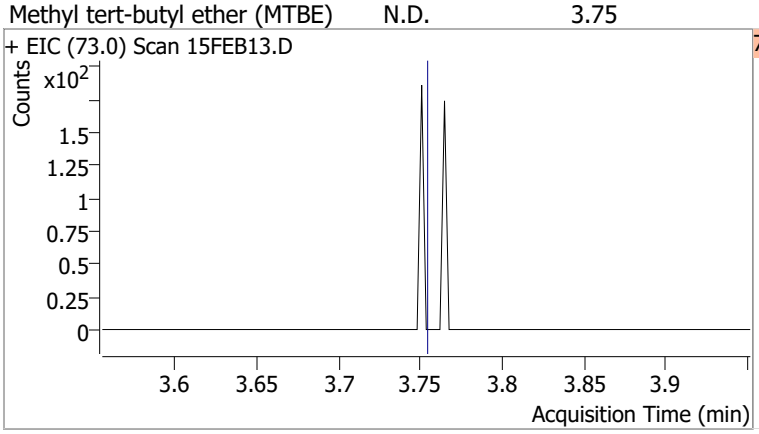

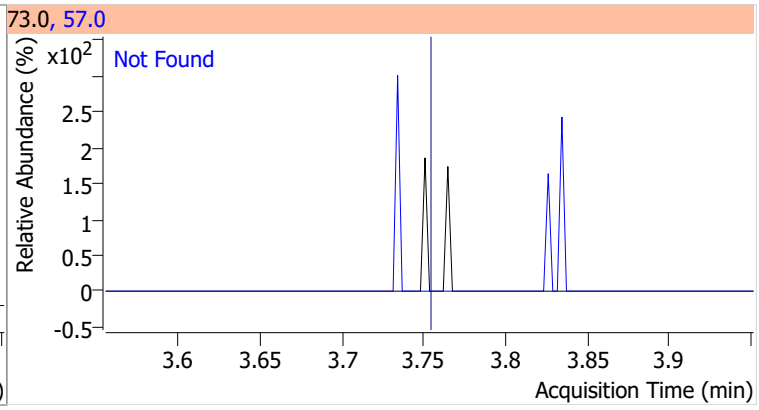

Compound	Conc.	Exp RT	QIon	Exp Ratio	QIon	Exp Ratio
1,1-Dichloroethane	N.D.	4.38	65.0	31.0	83.0	12.7

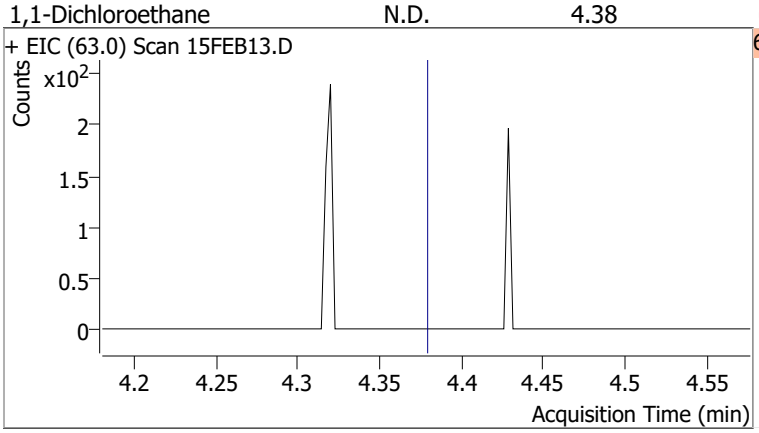

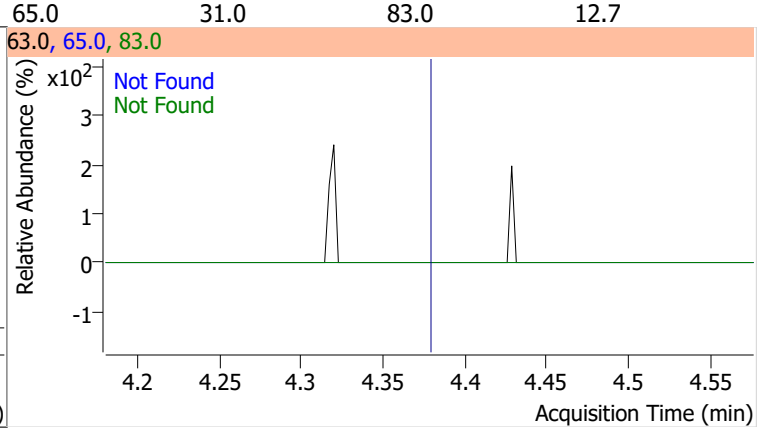

Compound	Conc.	Exp RT	QIon	Exp Ratio	QIon	Exp Ratio
2,2-Dichloropropane	N.D.	5.19	41.0	68.8	97.0	23.9

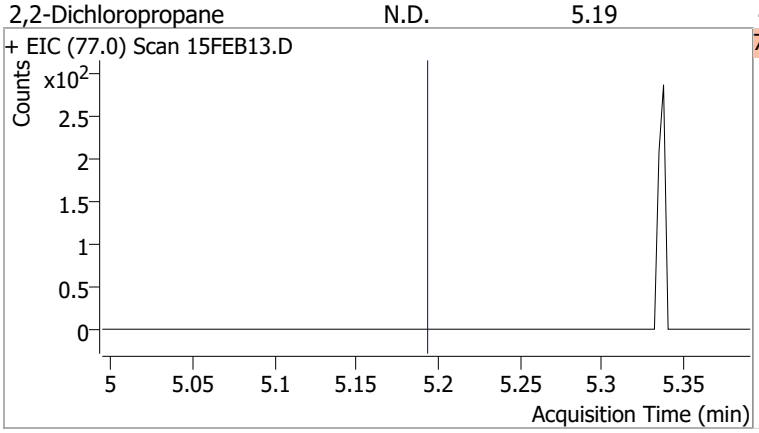

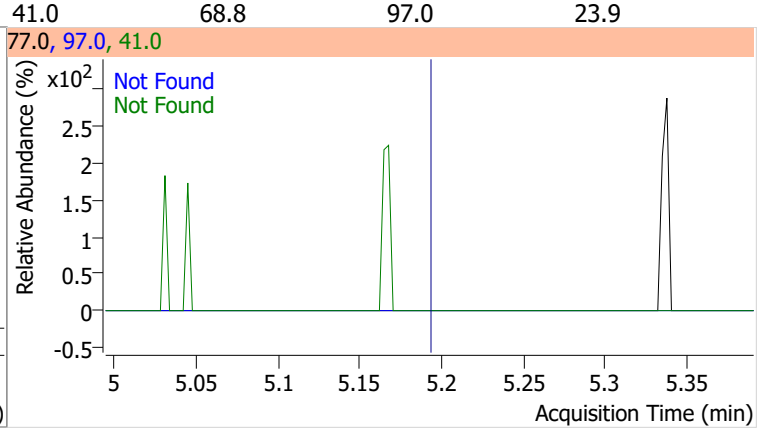

Compound	Conc.	Exp RT	QIon	Exp Ratio	QIon	Exp Ratio
cis-1,2-Dichloroethene	N.D.	5.21	61.0	160.4	98.0	66.2

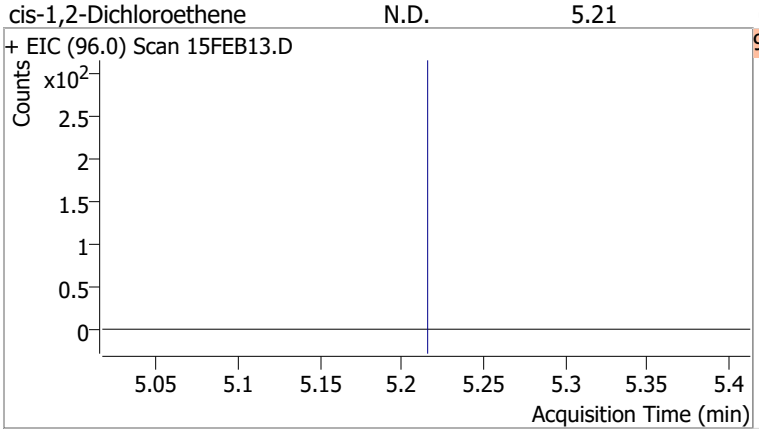

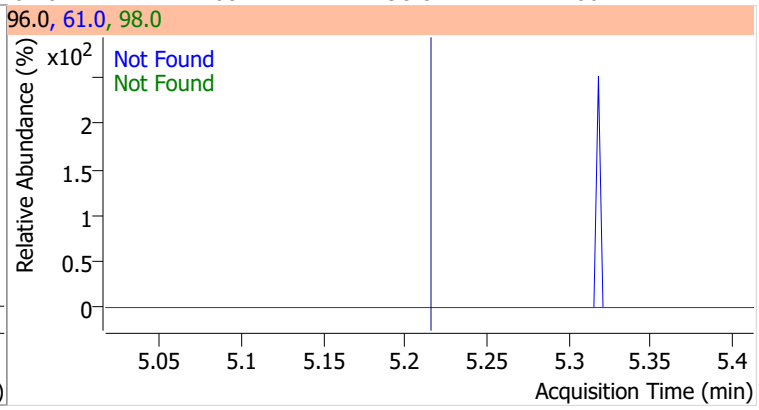

Compound	Conc.	Exp RT	QIon	Exp Ratio
Methyl ethyl ketone	N.D.	5.28	72.0	20.6

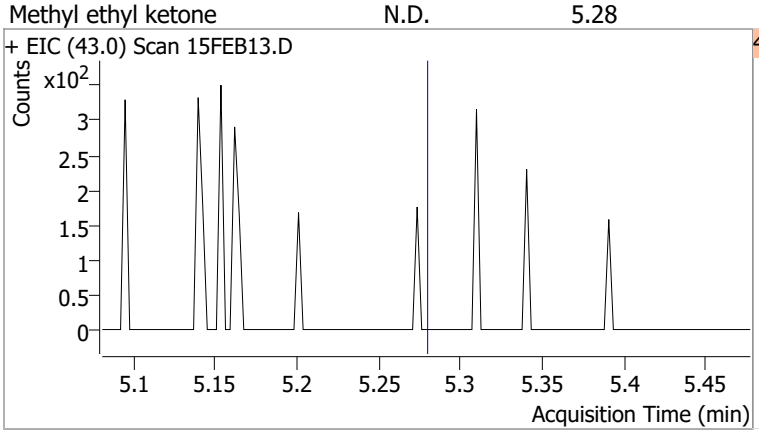

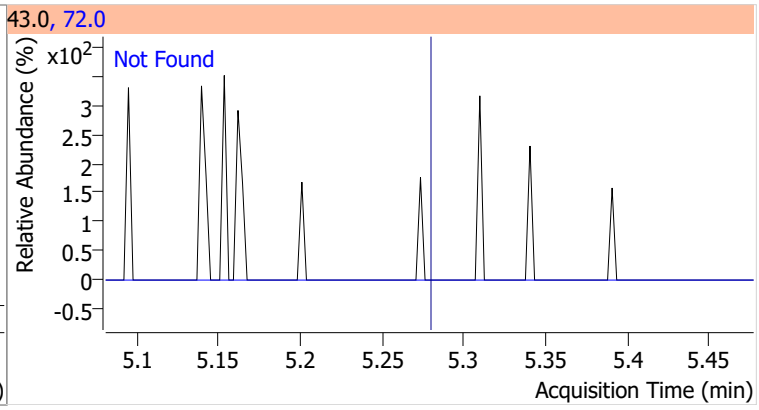

Compound	Conc.	Exp RT	QIon	Exp Ratio
Bromochloromethane	N.D.	5.52	49.0	182.2

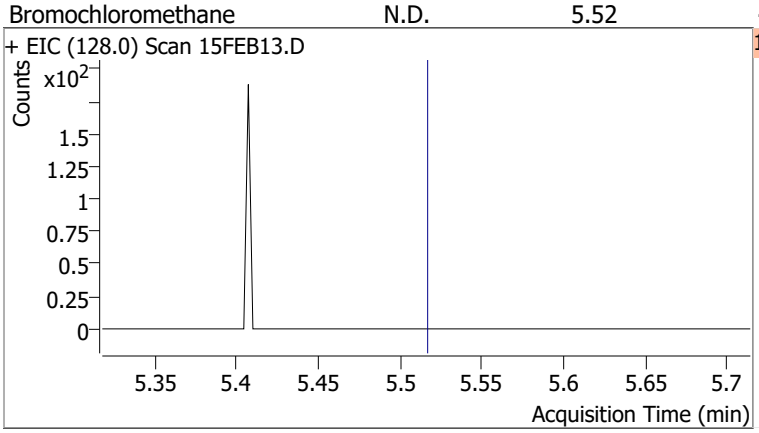

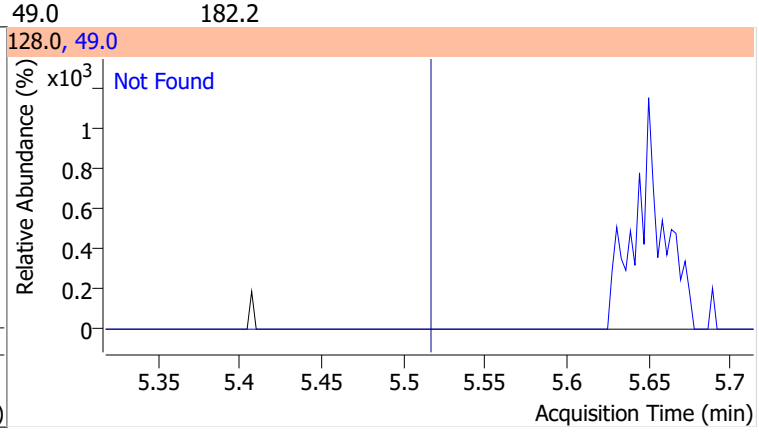

Compound	Conc.	RT	Dev(Min)	Resp.	QIon	QRatio	Lower	Upper
Chloroform	7.4320	5.65	0.00	14454	85.0	67.3	36.2	96.2

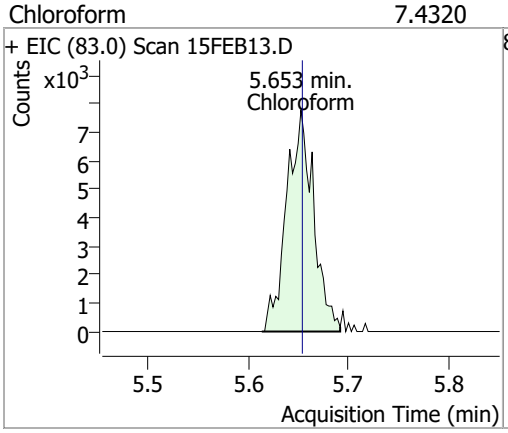

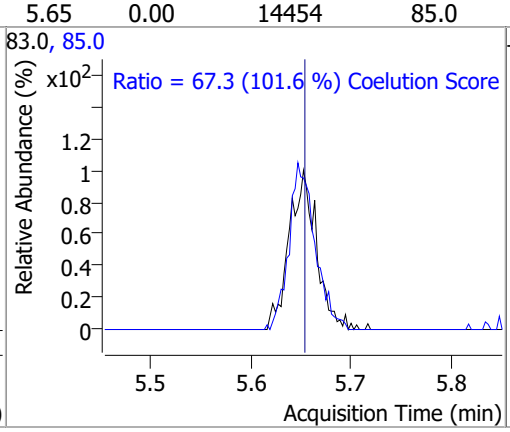

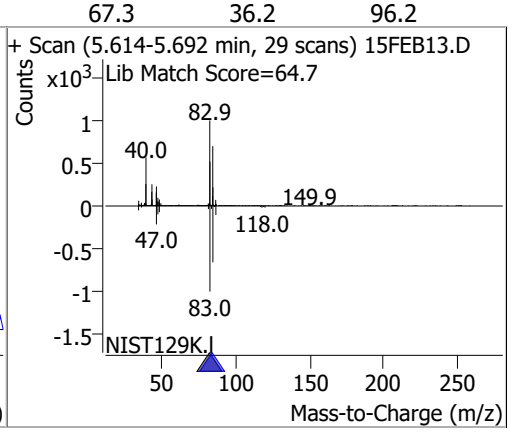

Compound	Conc.	Exp RT	QIon	Exp Ratio	QIon	Exp Ratio
1,1,1-Trichloroethane	N.D.	5.83	99.0	63.1	61.0	49.1

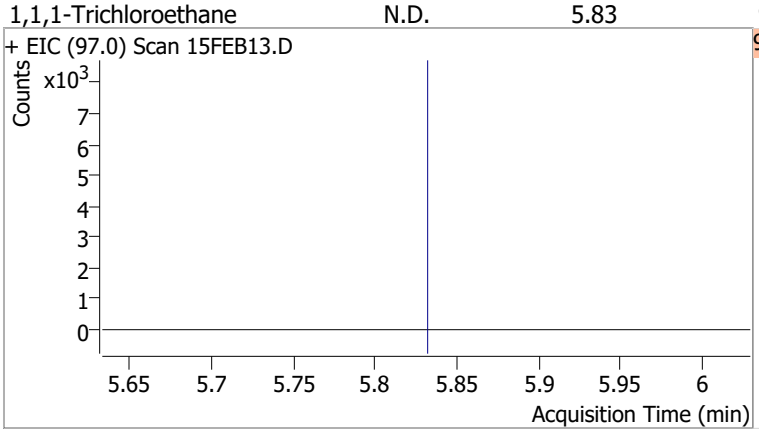

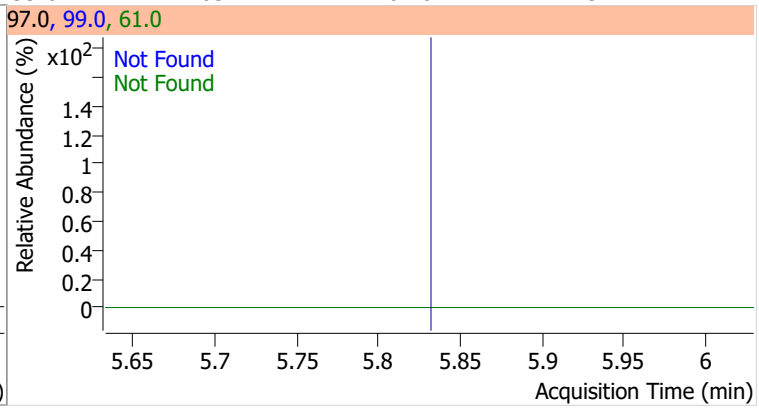

Compound	Conc.	RT	Dev(Min)	Resp.	QIon	QRatio	Lower	Upper
Dibromofluoromethane	274.9176	5.85	0.00	266820	191.5	22.1	0.0	53.2

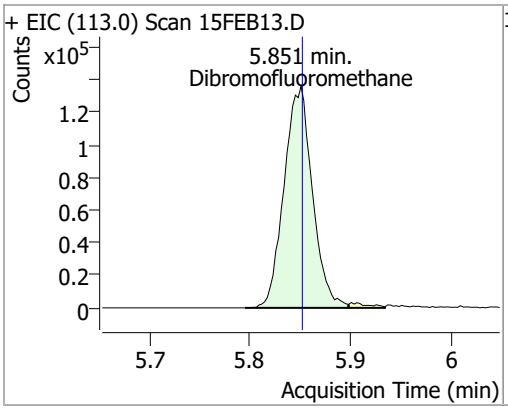

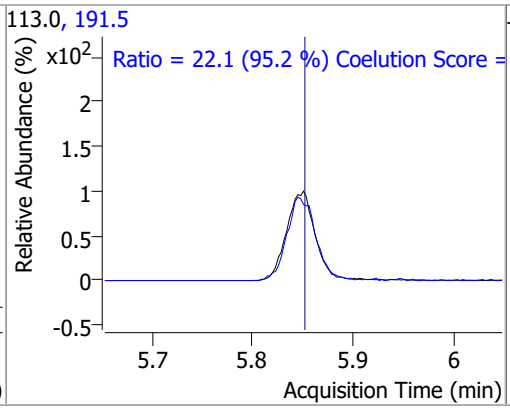

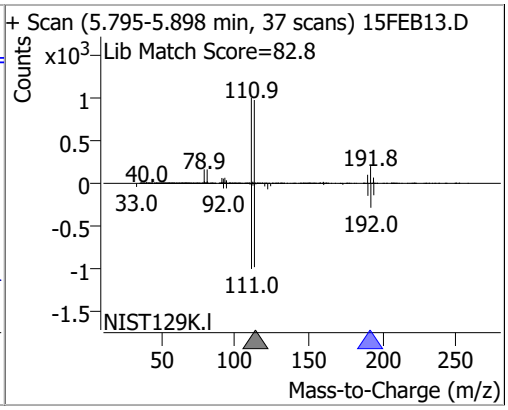

Compound	Conc.	RT	Dev(Min)	Resp.	QIon	QRatio	Lower	Upper
Carbon tetrachloride	0.4979	6.02	0.00	867 (m)	119.0	85.9	67.6	127.6
					121.0	10.7	0.7	60.7

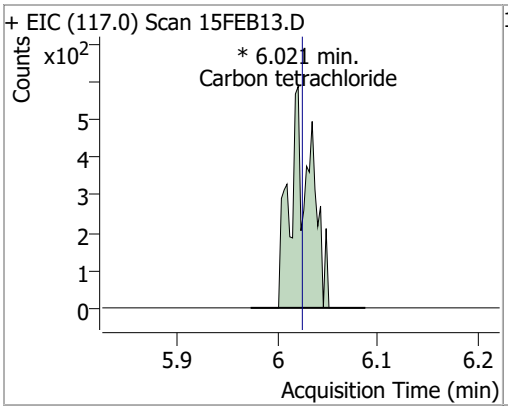

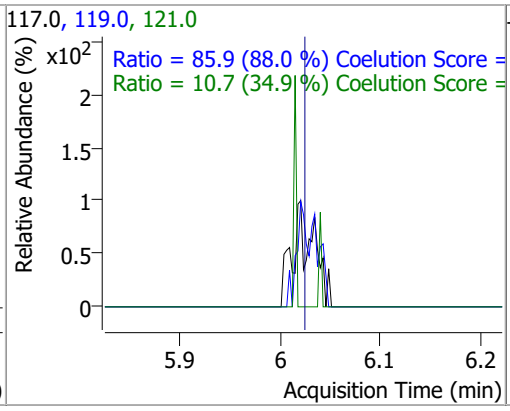

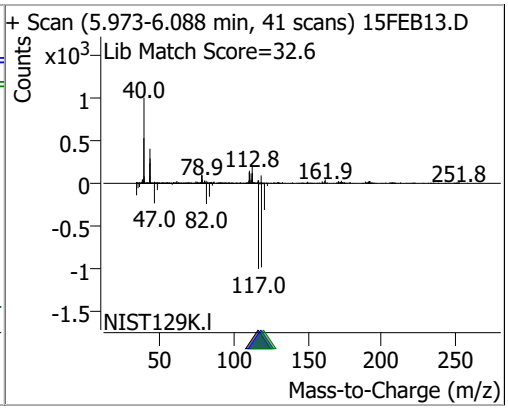

Compound	Conc.	Exp RT	QIon	Exp Ratio	QIon	Exp Ratio
1,1-Dichloropropene	N.D.	6.04	110.0	35.6	77.0	31.0

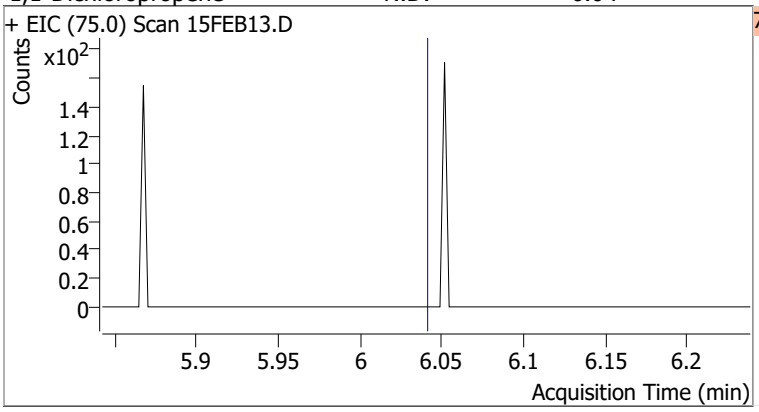

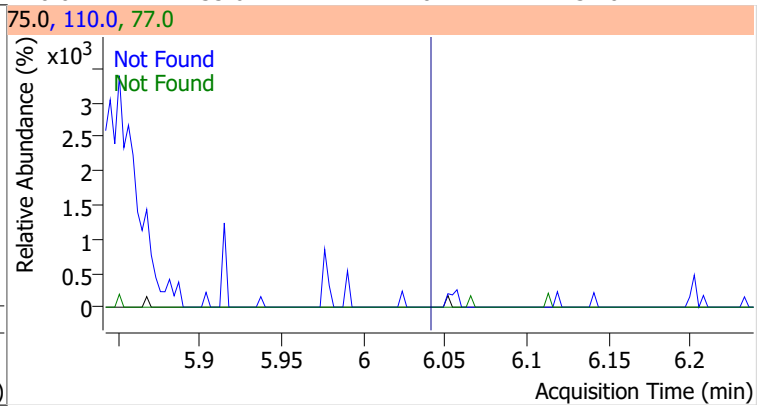

Compound	Conc.	RT	Dev(Min)	Resp.	QIon	QRatio	Lower	Upper
1,2-Dichloroethane-d4	286.8741	6.24	0.01	120272	65.0	198.4	162.8	222.8

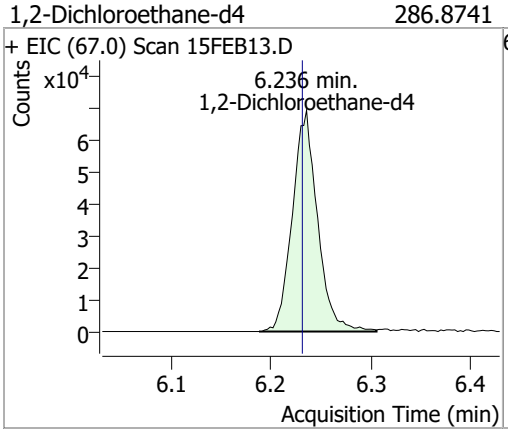

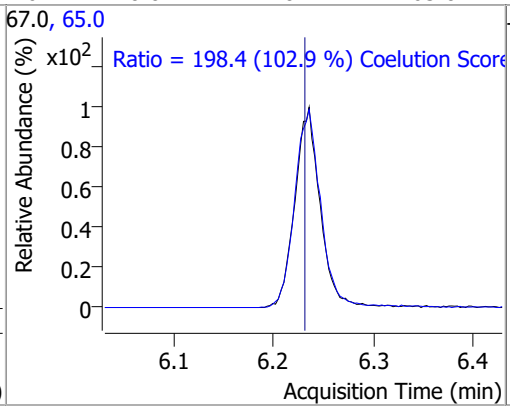

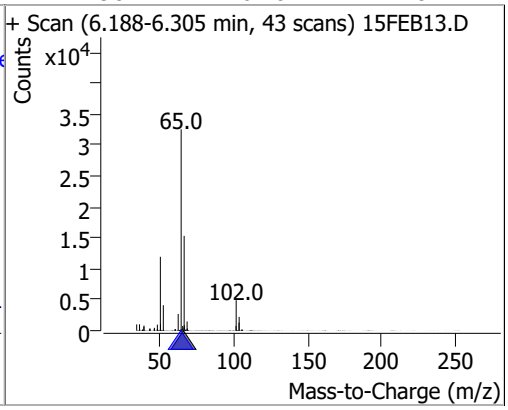

Compound	Conc.	Exp RT	QIon	Exp Ratio
Benzene	N.D.	6.28	77.0	23.3

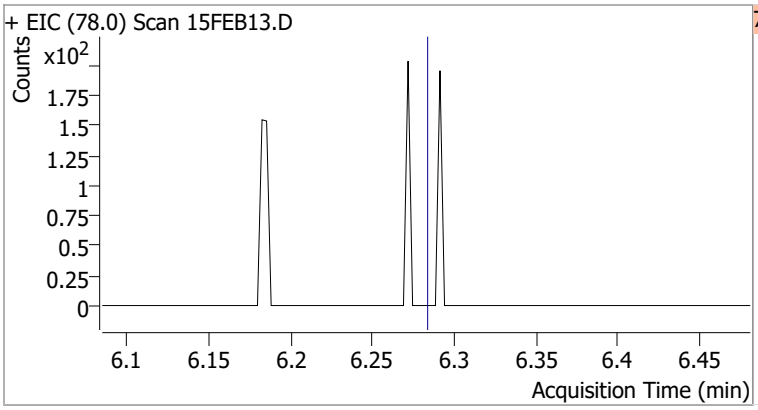

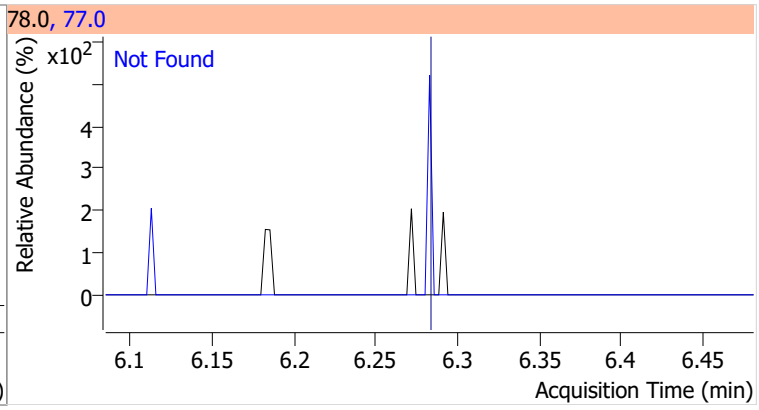

Compound	Conc.	Exp RT	QIon	Exp Ratio	QIon	Exp Ratio
1,2-Dichloroethane	N.D.	6.32	64.0	32.2	98.0	8.2

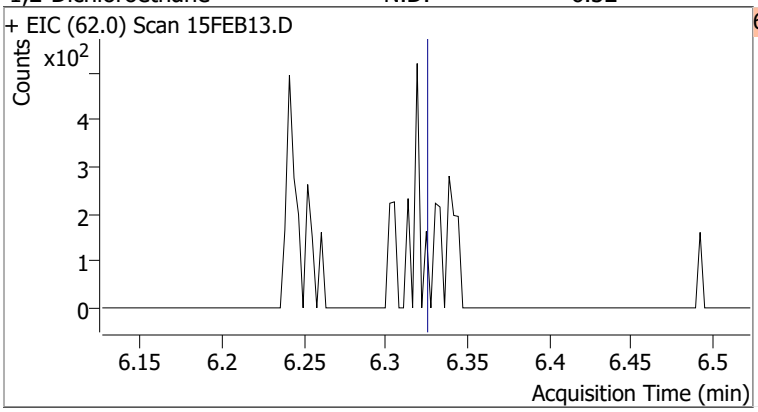

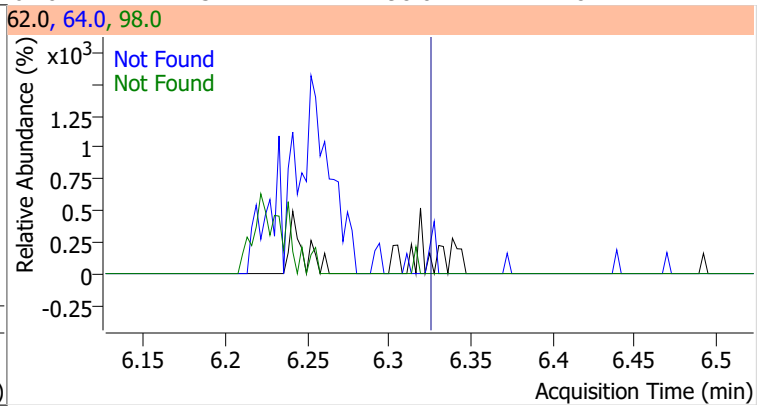

Compound	Conc.	Exp RT	QIon	Exp Ratio	QIon	Exp Ratio
Trichloroethene	N.D.	7.02	130.0	105.6	97.0	65.7

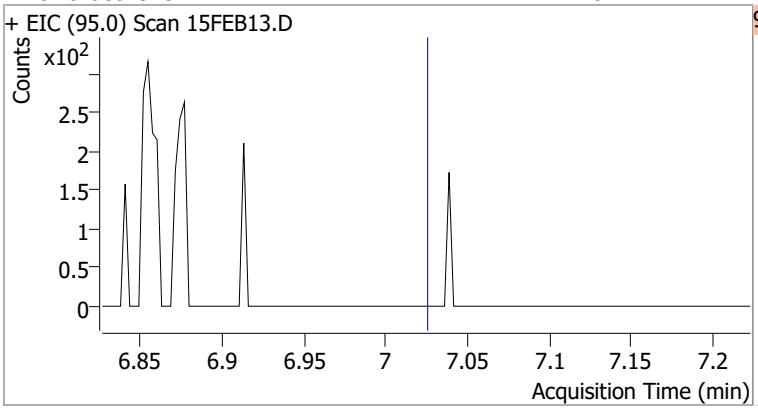

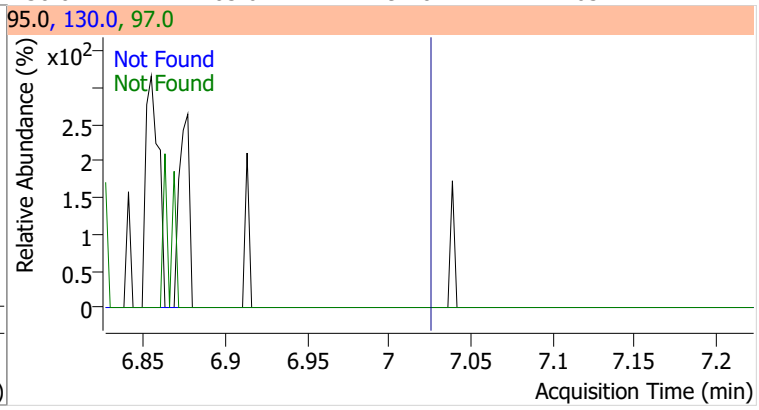

Compound	Conc.	Exp RT	QIon	Exp Ratio
1,2-Dichloropropane	N.D.	7.27	76.0	39.8

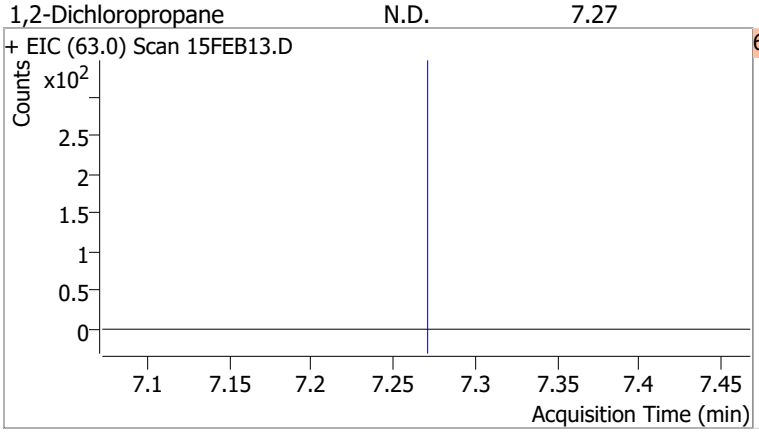

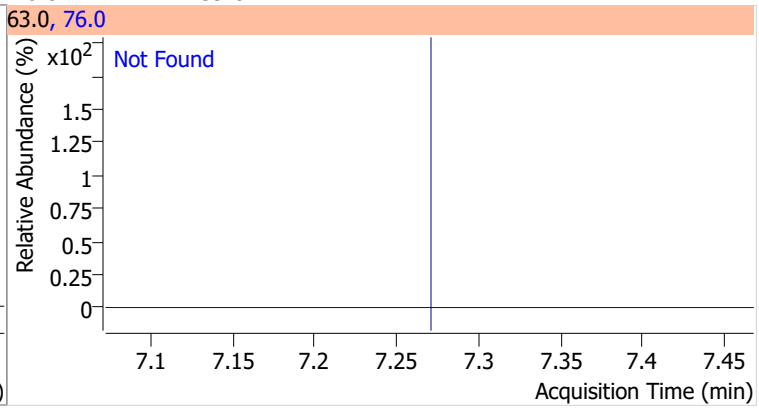

Compound	Conc.	Exp RT	QIon	Exp Ratio	QIon	Exp Ratio
Dibromomethane	N.D.	7.40	173.5	108.2	95.0	84.5

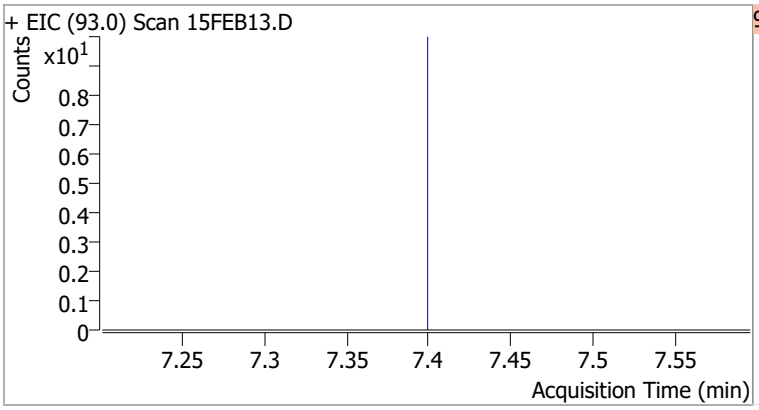

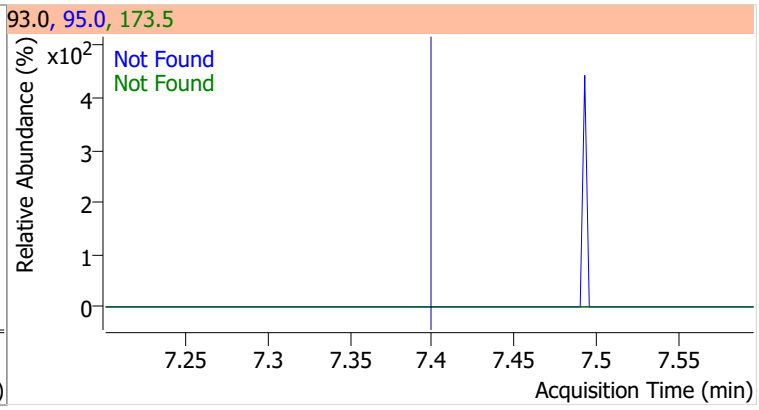

Compound	Conc.	Exp RT	QIon	Exp Ratio	QIon	Exp Ratio
Bromodichloromethane	N.D.	7.58	85.0	66.3	127.0	9.5

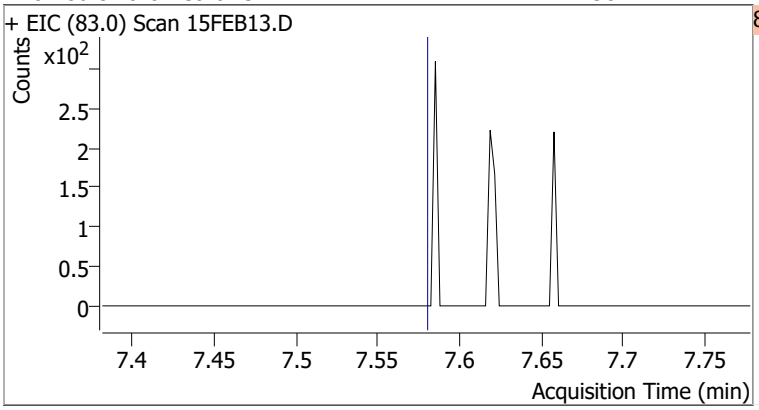

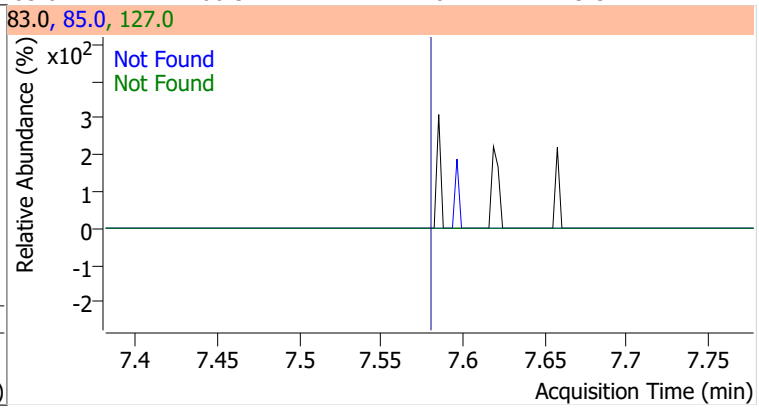

Compound	Conc.	Exp RT	QIon	Exp Ratio	QIon	Exp Ratio
cis-1,3-Dichloropropene	N.D.	8.06	39.0	52.5	77.0	31.8

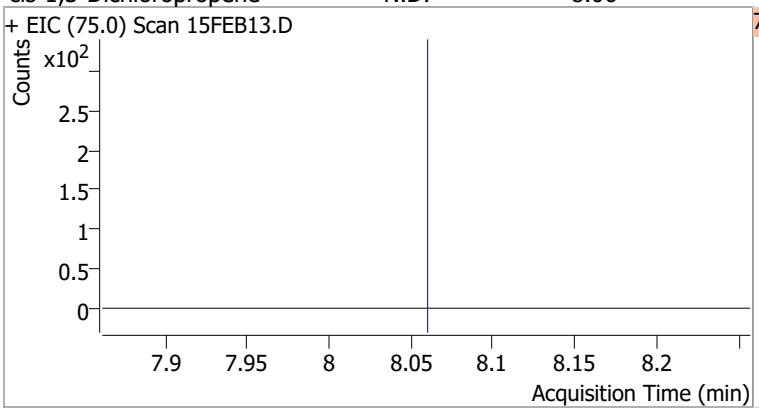

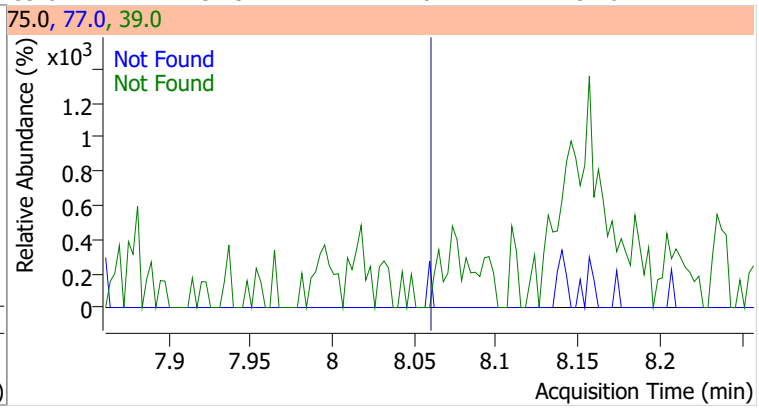

Compound	Conc.	RT	Dev(Min)	Resp.	QIon	QRatio	Lower	Upper
Toluene-d8	266.9248	8.32	0.00	1008907	100.0	63.9	34.3	94.3
					99.0	9.7	0.0	39.2

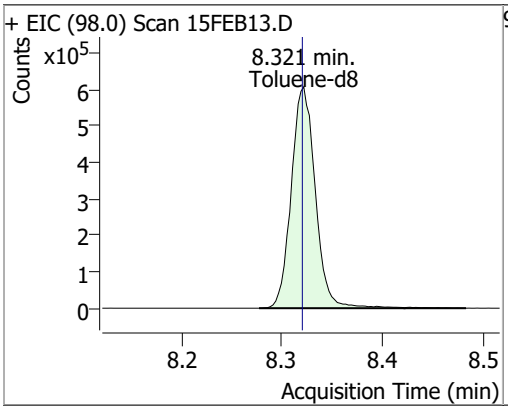

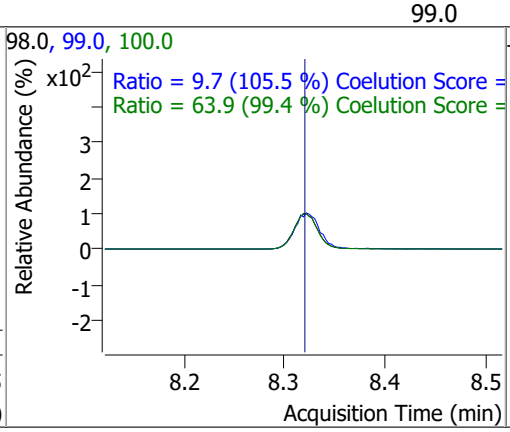

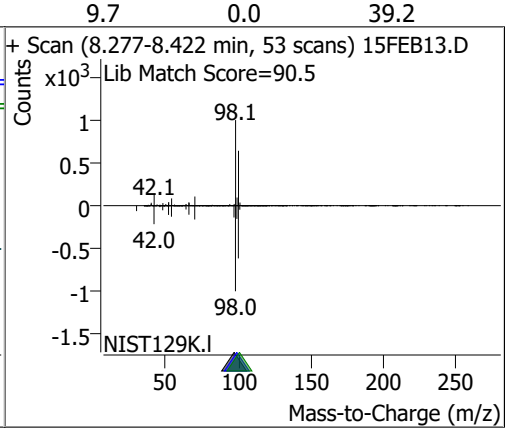

Compound	Conc.	RT	Dev(Min)	Resp.	QIon	QRatio	Lower	Upper
Toluene	0.7769	8.38	-0.01	1957 (m)	91.0	154.6	144.1	204.1

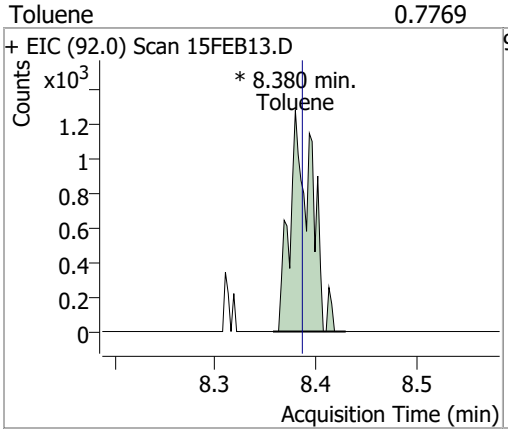

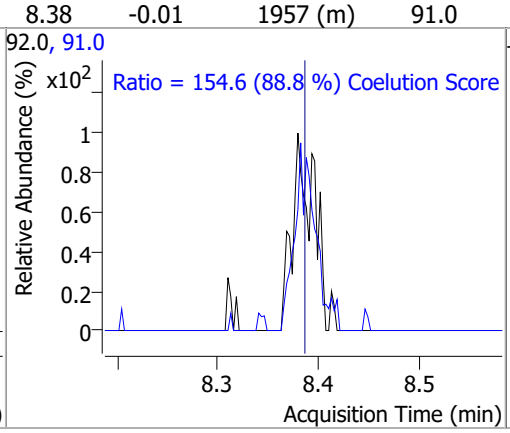

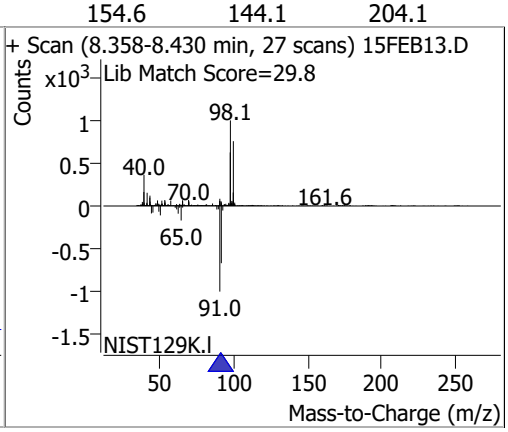

Compound	Conc.	Exp RT	QIon	Exp Ratio	QIon	Exp Ratio
trans-1,3-Dichloropropene	N.D.	8.64	39.0	53.0	77.0	31.0

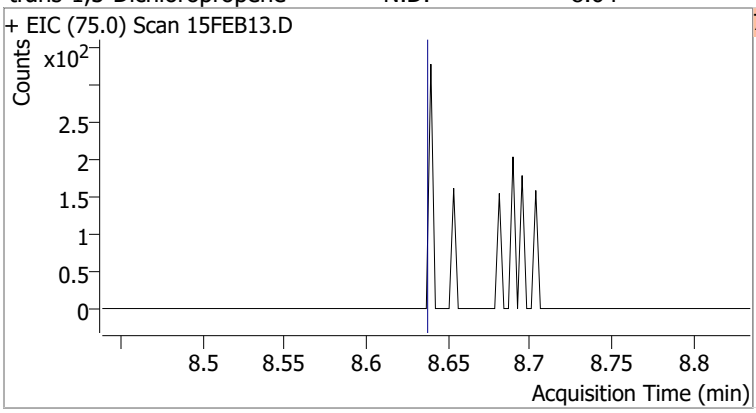

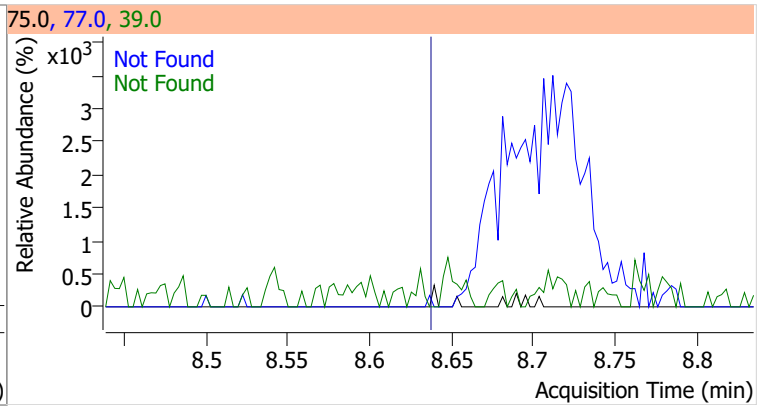

Compound	Conc.	Exp RT	QIon	Exp Ratio	QIon	Exp Ratio
1,1,2-Trichloroethane	N.D.	8.82	97.0	110.7	85.0	60.7

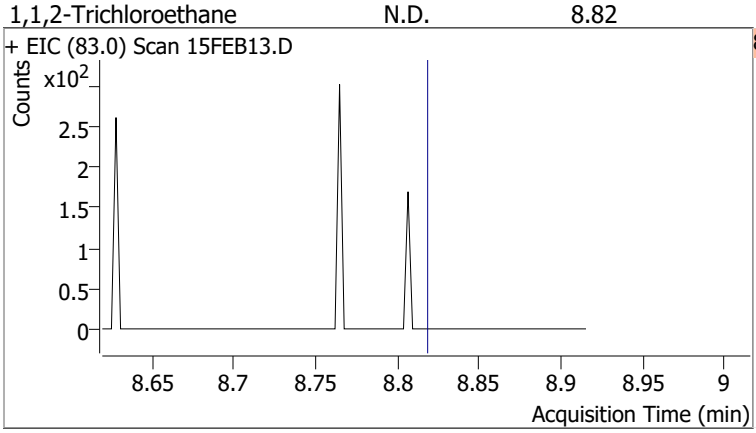

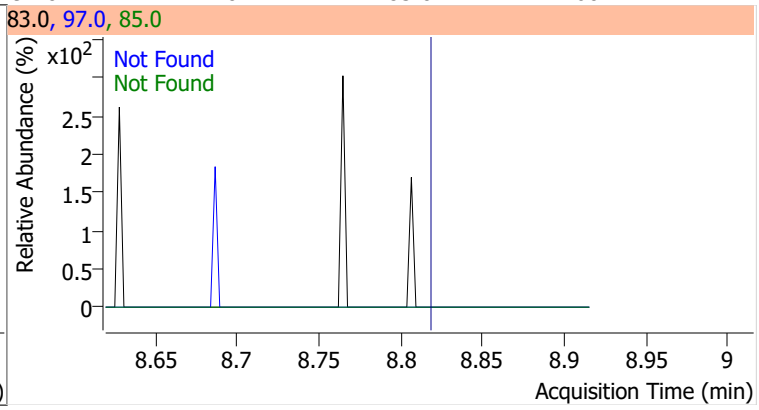

Compound	Conc.	Exp RT	QIon	Exp Ratio	QIon	Exp Ratio
Tetrachloroethene	N.D.	8.94	165.8	126.1	129.0	90.5

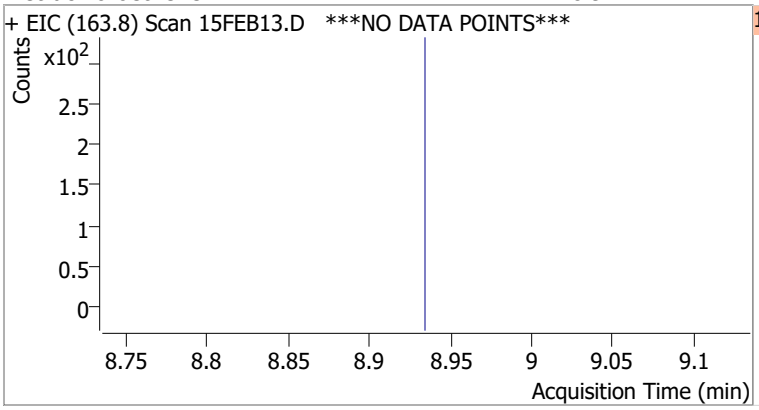

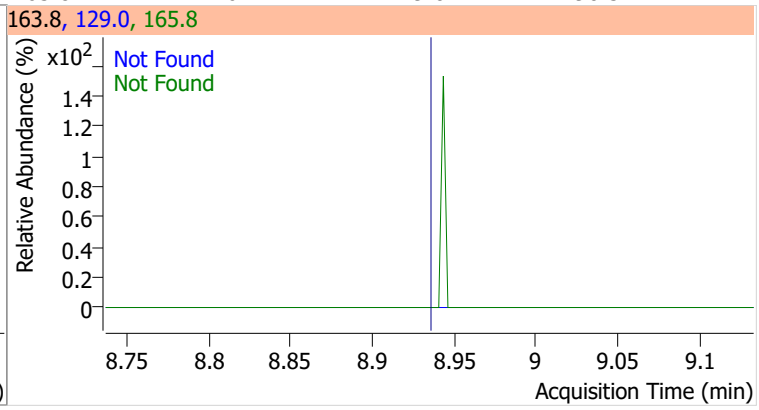

Compound	Conc.	Exp RT	QIon	Exp Ratio
1,3-Dichloropropane	N.D.	8.98	78.0	32.4

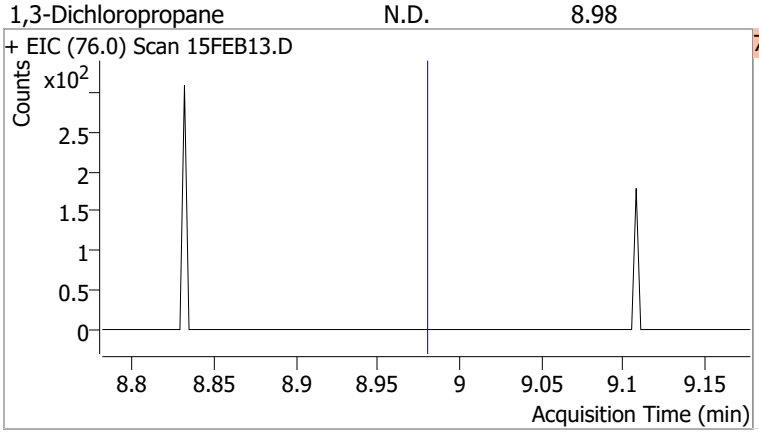

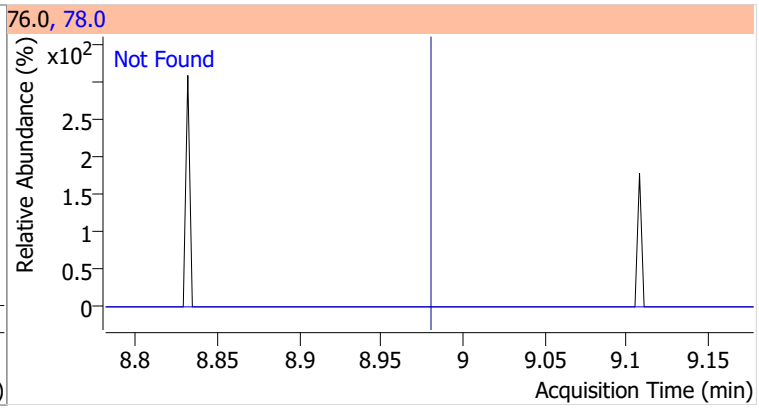

Compound	Conc.	Exp RT	QIon	Exp Ratio
Chlorodibromomethane	N.D.	9.21	127.0	77.2

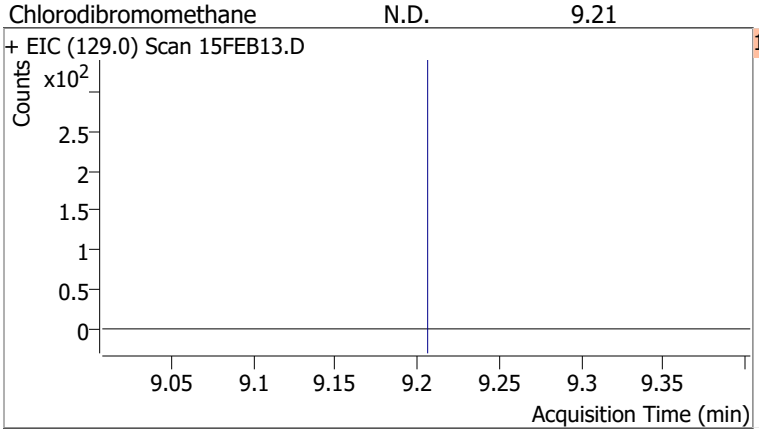

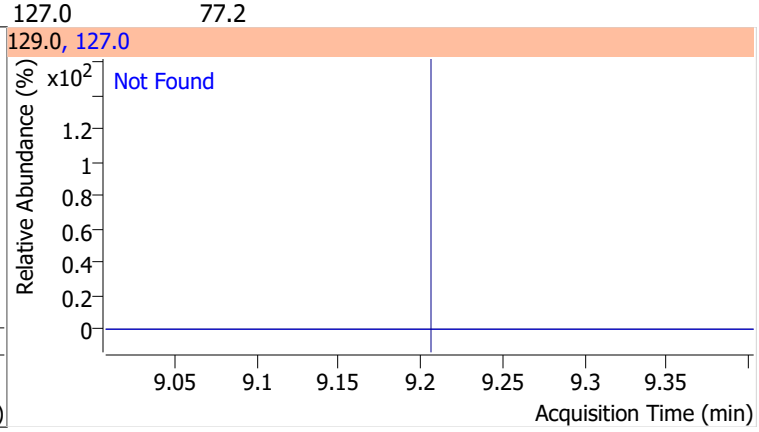

Compound	Conc.	Exp RT	QIon	Exp Ratio
1,2-Dibromoethane	N.D.	9.30	109.0	91.5

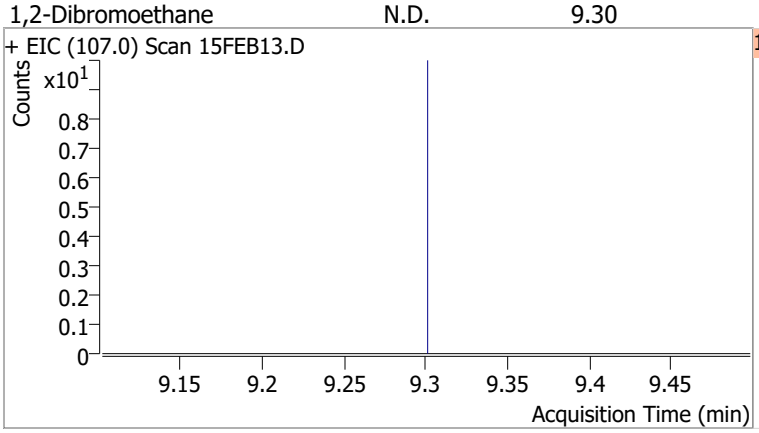

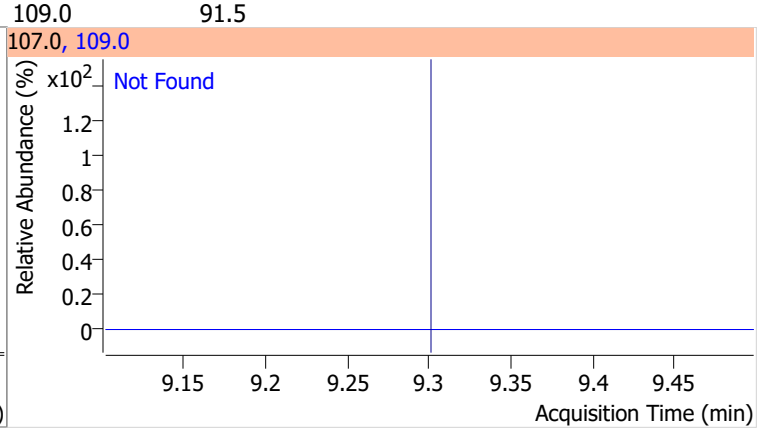

Compound	Conc.	Exp RT	QIon	Exp Ratio
Chlorobenzene	N.D.	9.80	114.0	32.2

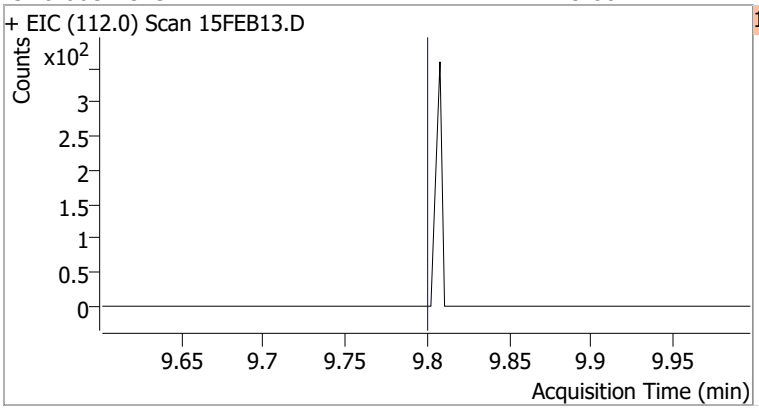

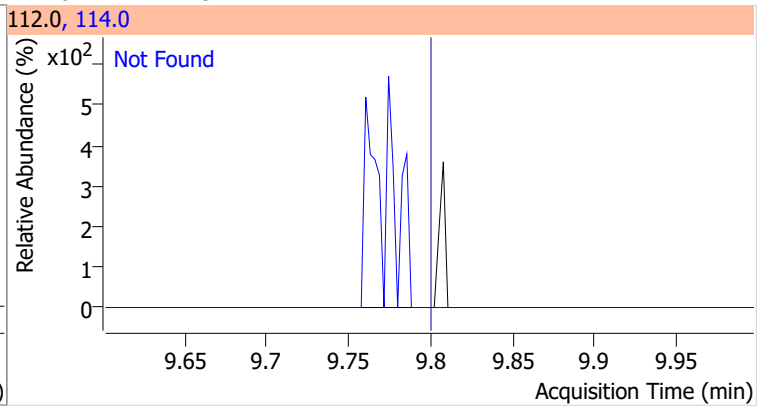

Compound	Conc.	Exp RT	QIon	Exp Ratio
1,1,1,2-Tetrachloroethane	N.D.	9.89	133.0	95.3

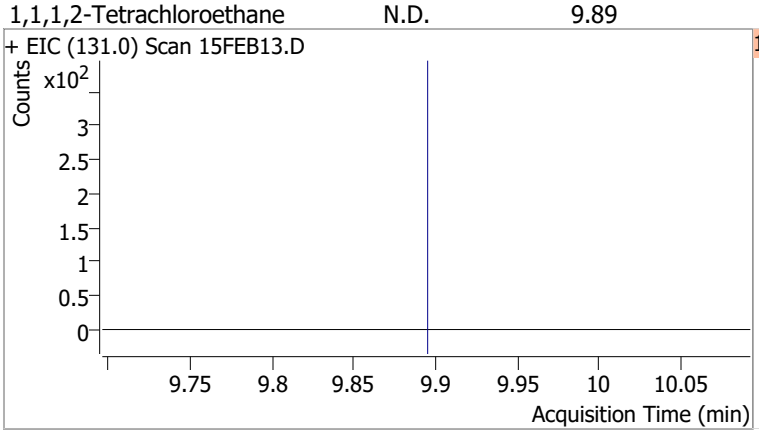

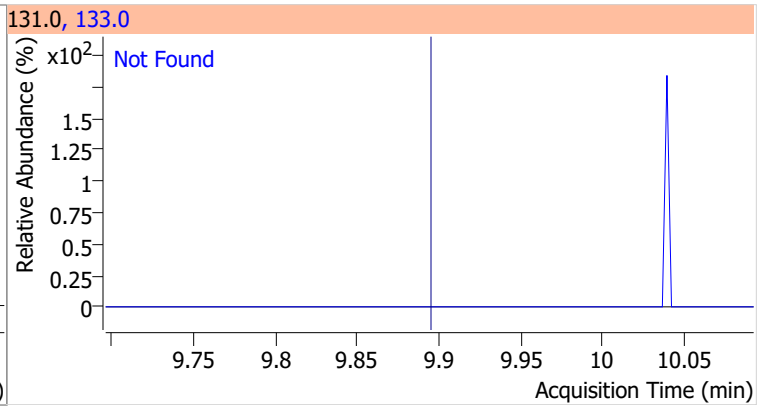

Compound	Conc.	Exp RT	QIon	Exp Ratio
Ethylbenzene	N.D.	9.92	106.0	31.7

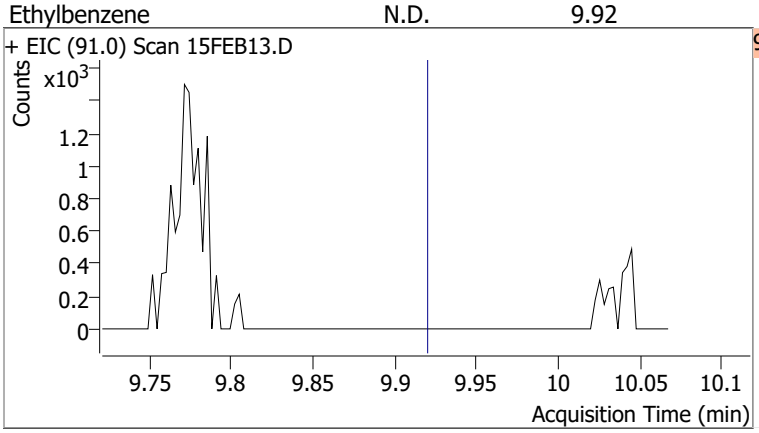

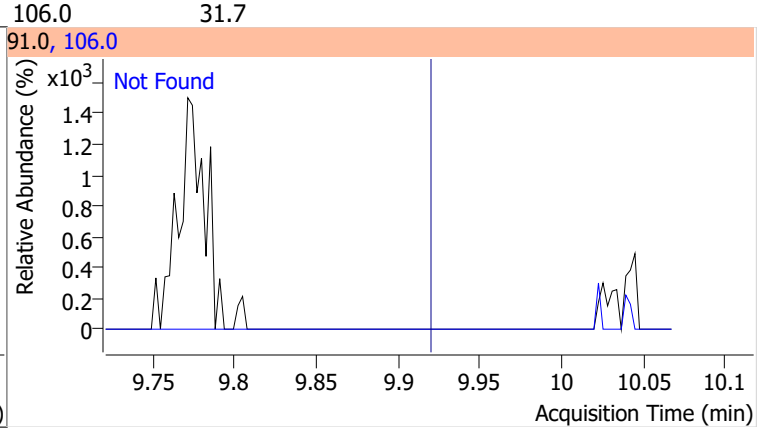

Compound	Conc.	Exp RT	QIon	Exp Ratio
m+p-Xylenes	N.D.	10.04	91.0	200.7

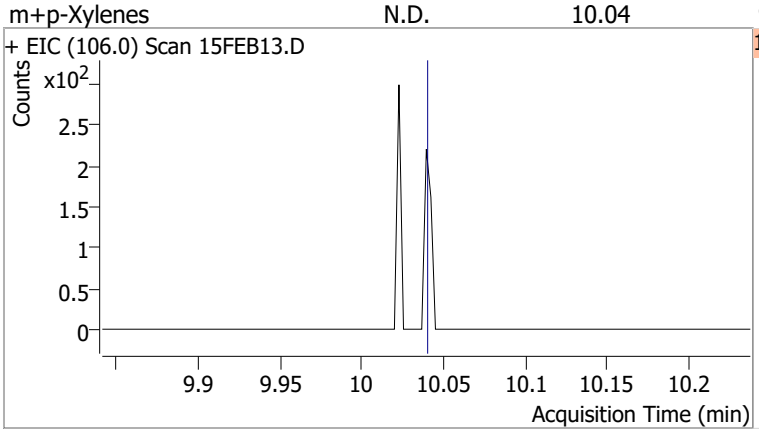

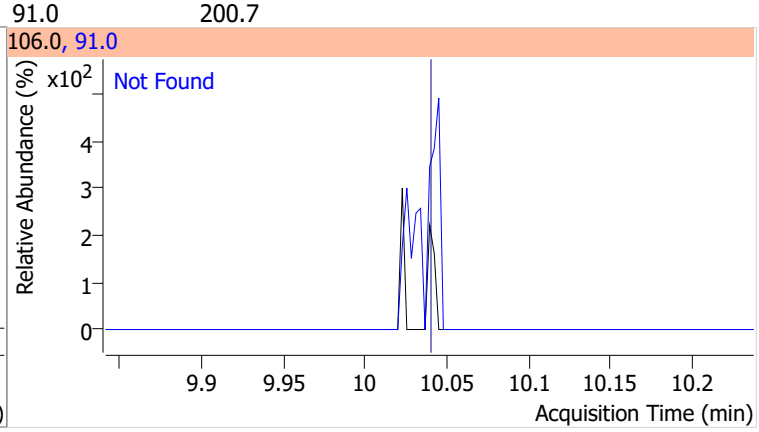

Compound	Conc.	Exp RT	QIon	Exp Ratio
o-Xylene	N.D.	10.43	91.0	211.4

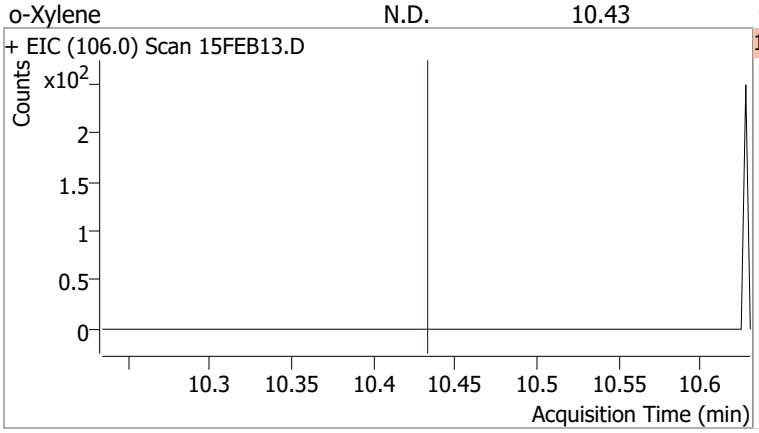

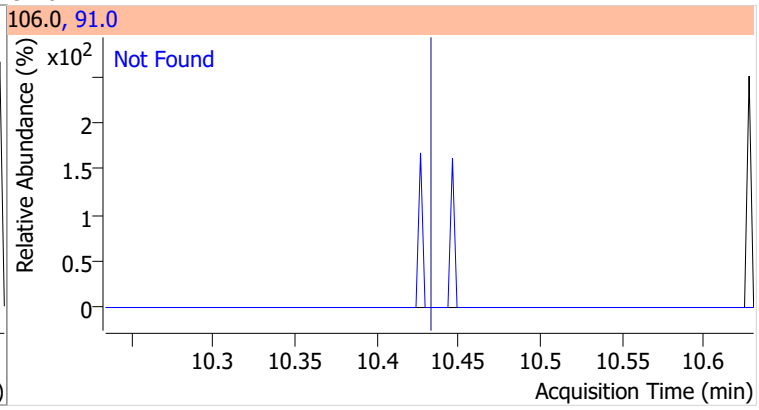

Compound	Conc.	Exp RT	QIon	Exp Ratio
Styrene	N.D.	10.45	78.0	50.6

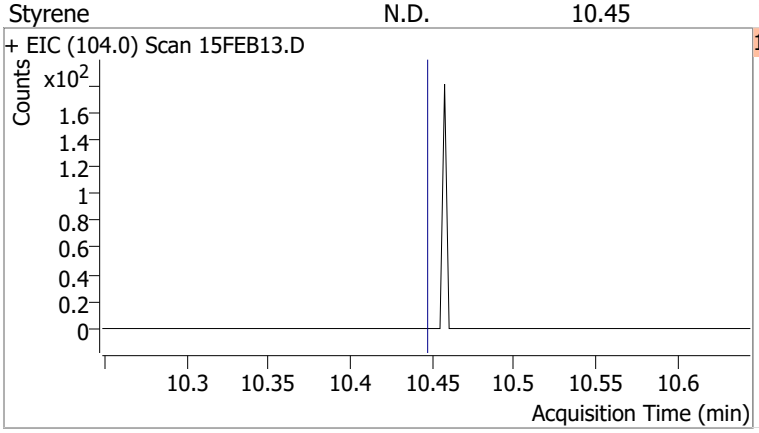

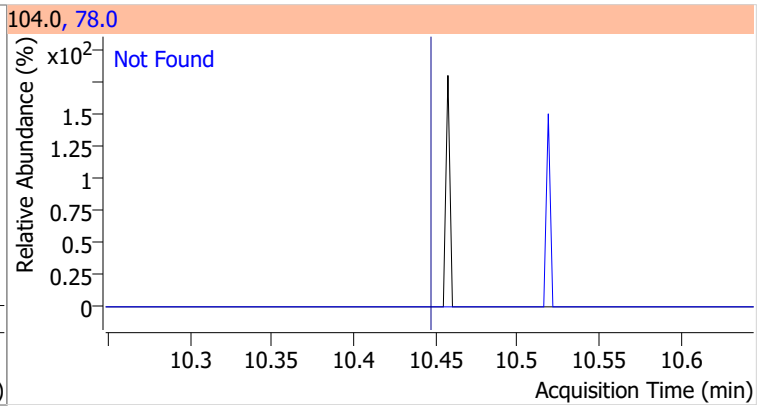

Compound	Conc.	Exp RT	QIon	Exp Ratio	QIon	Exp Ratio
Bromoform	N.D.	10.62	170.5	50.3	174.5	48.1

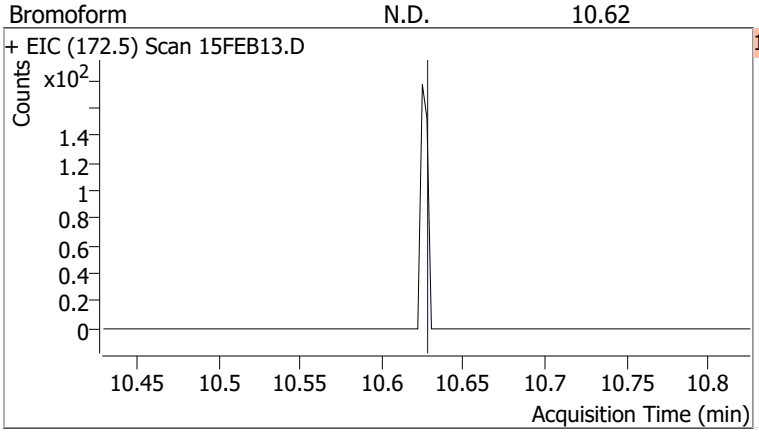

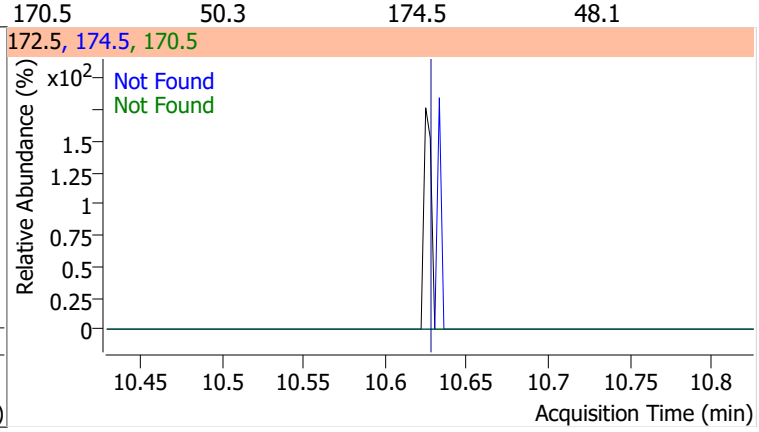

Compound	Conc.	RT	Dev(Min)	Resp.	QIon	QRatio	Lower	Upper
p-Bromofluorobenzene	270.0556	10.95	0.01	293419	174.0	94.7	65.3	125.3
					176.0	88.6	63.3	123.3

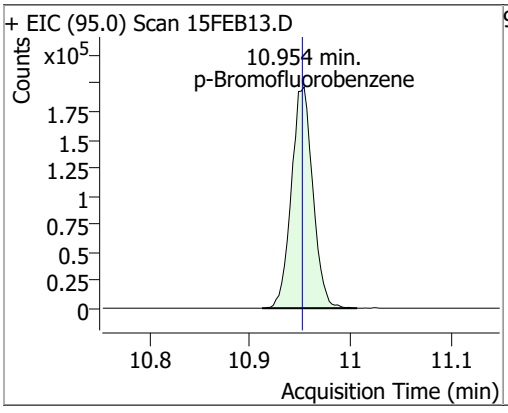

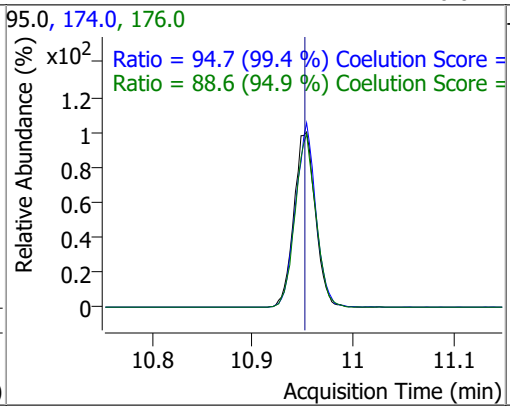

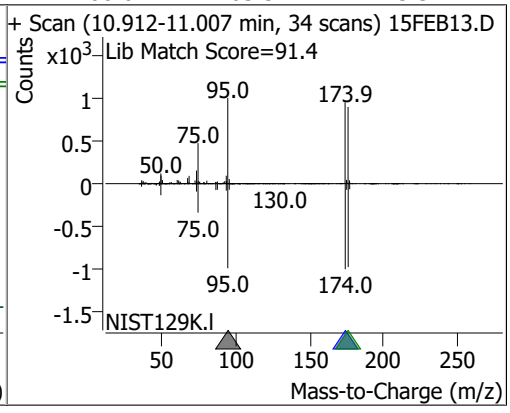

Compound	Conc.	Exp RT	QIon	Exp Ratio	QIon	Exp Ratio
Bromobenzene	N.D.	11.09	77.0	143.5	158.0	96.1

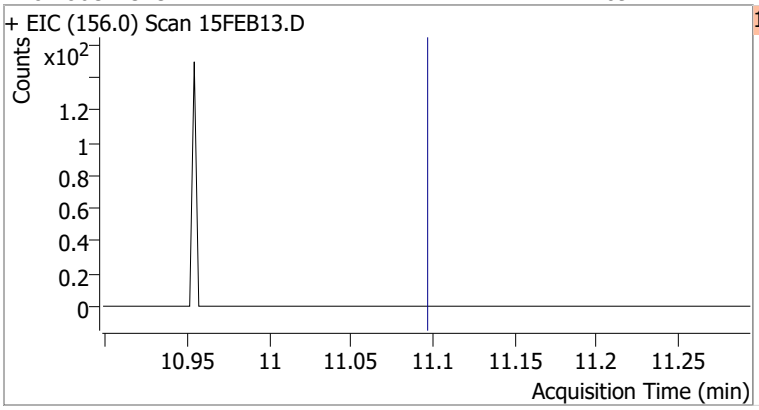

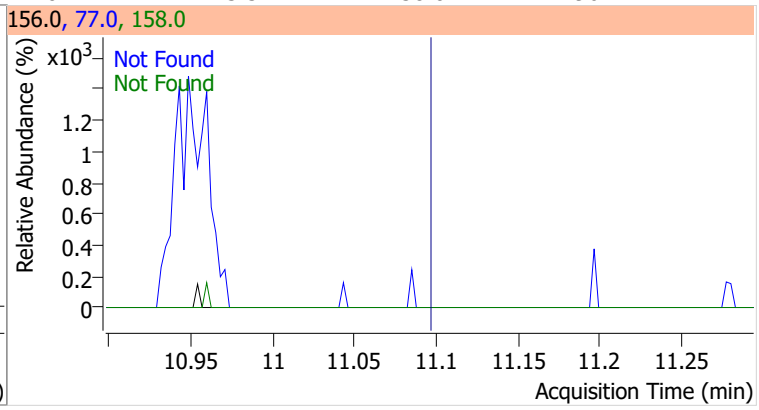

Compound	Conc.	Exp RT	QIon	Exp Ratio
1,1,2,2-Tetrachloroethane	N.D.	11.11	85.0	63.3

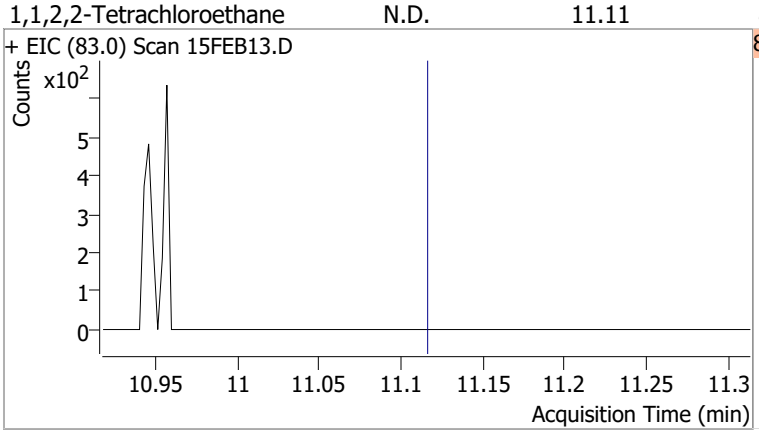

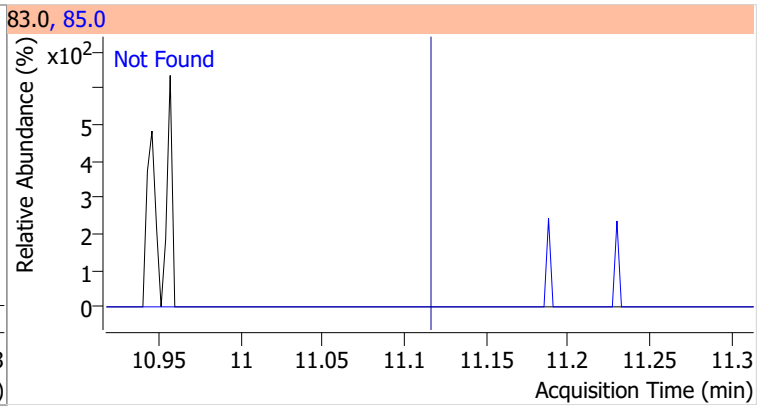

Compound	Conc.	Exp RT	QIon	Exp Ratio
1,2,3-Trichloropropane	N.D.	11.15	112.0	65.8

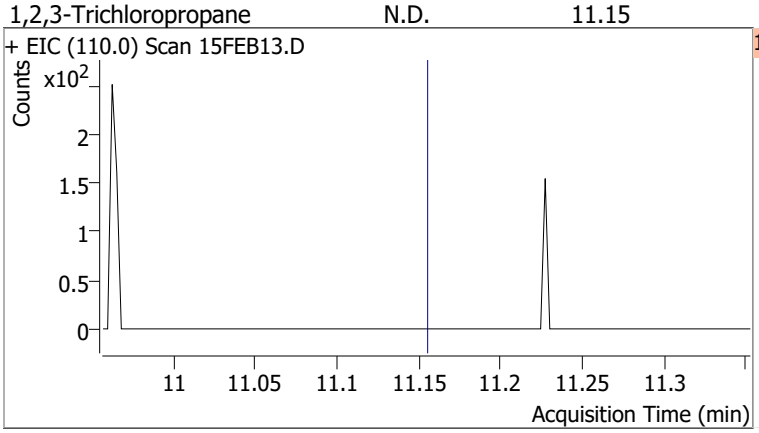

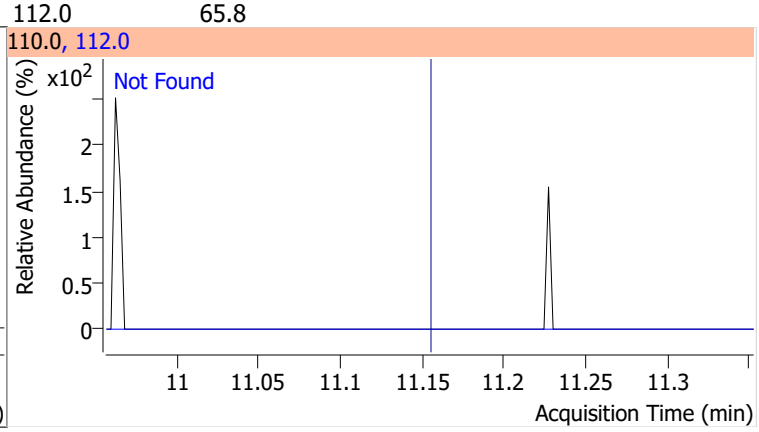

Compound	Conc.	Exp RT	QIon	Exp Ratio
2-Chlorotoluene	N.D.	11.29	91.0	276.2

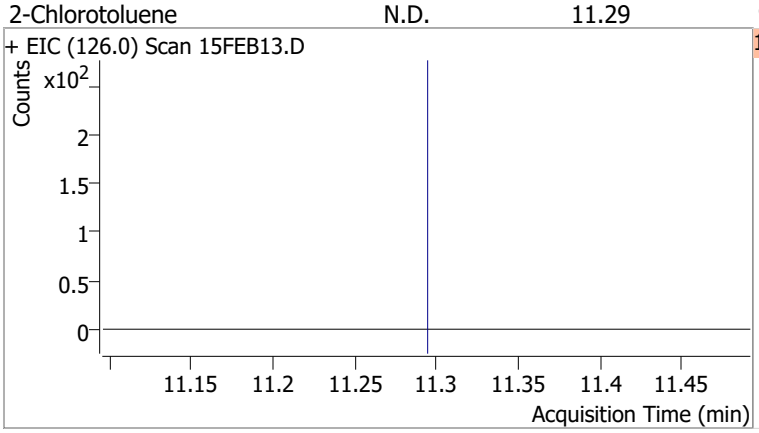

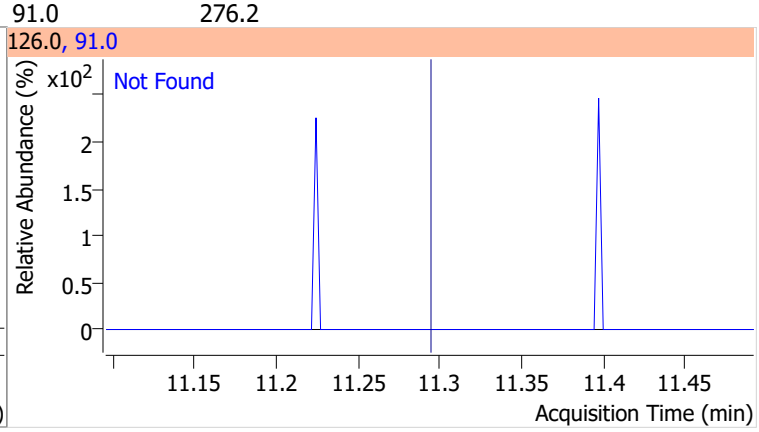

Compound	Conc.	Exp RT	QIon	Exp Ratio
4-Chlorotoluene	N.D.	11.40	126.0	31.3

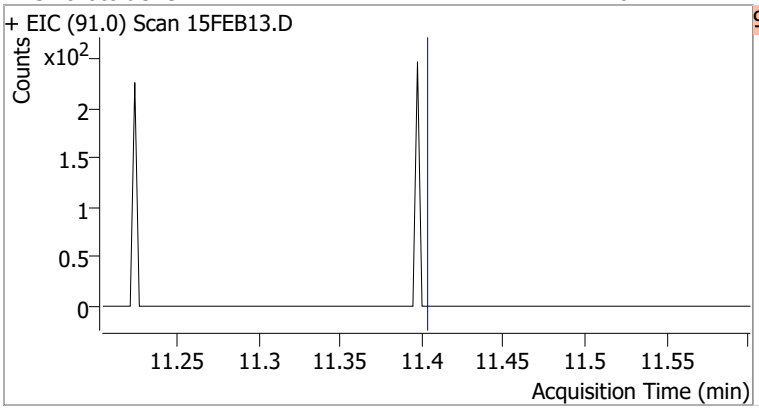

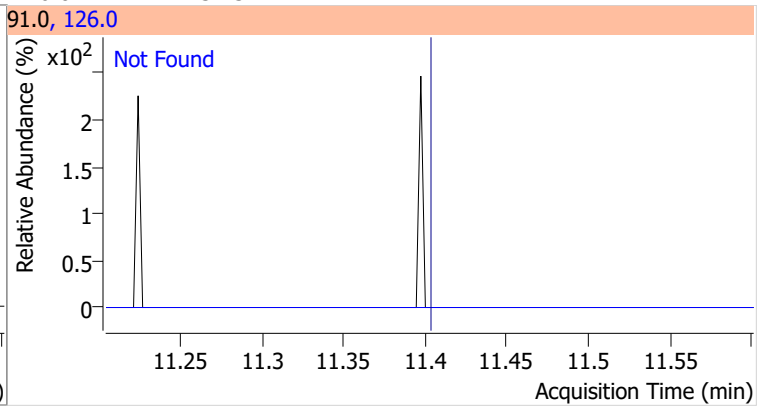

Compound	Conc.	Exp RT	QIon	Exp Ratio	QIon	Exp Ratio
1,3-Dichlorobenzene	N.D.	12.03	148.0	62.8	111.0	38.7

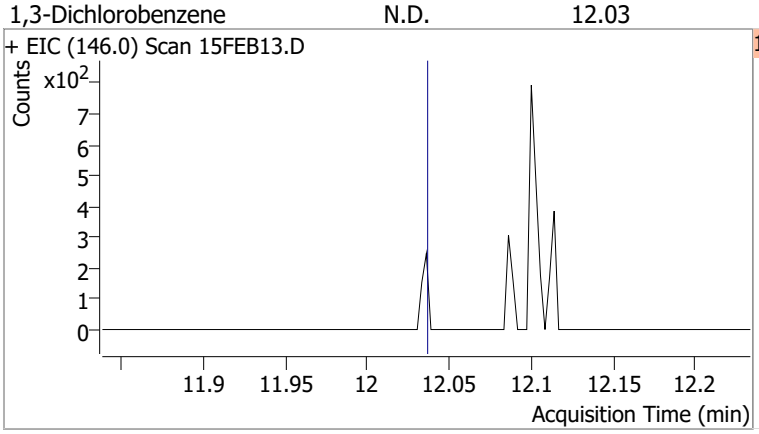

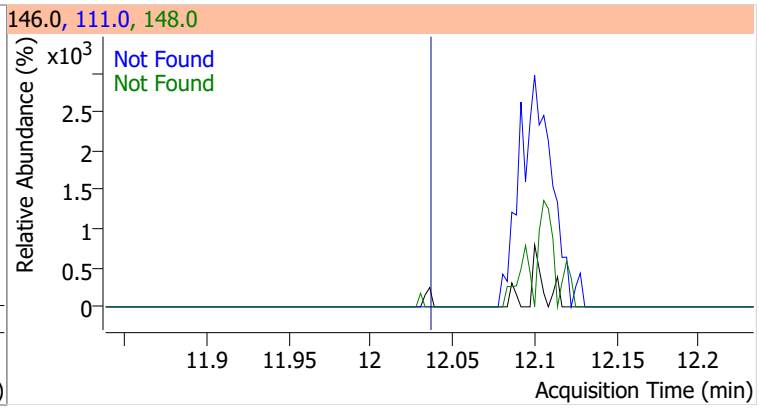

Compound	Conc.	Exp RT	QIon	Exp Ratio	QIon	Exp Ratio
1,4-Dichlorobenzene	N.D.	12.12	148.0	63.7	111.0	38.7

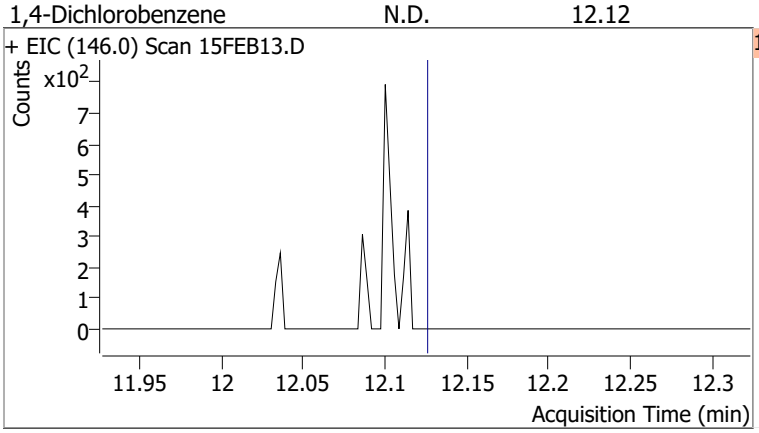

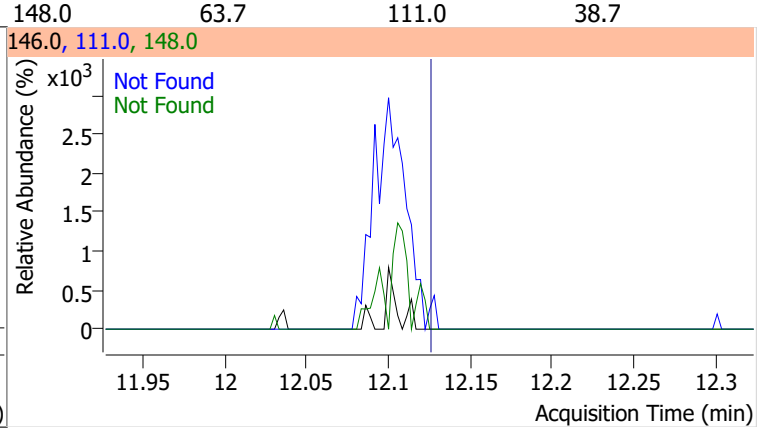

Compound	Conc.	Exp RT	QIon	Exp Ratio	QIon	Exp Ratio
1,2-Dichlorobenzene	N.D.	12.49	148.0	61.9	111.0	39.5

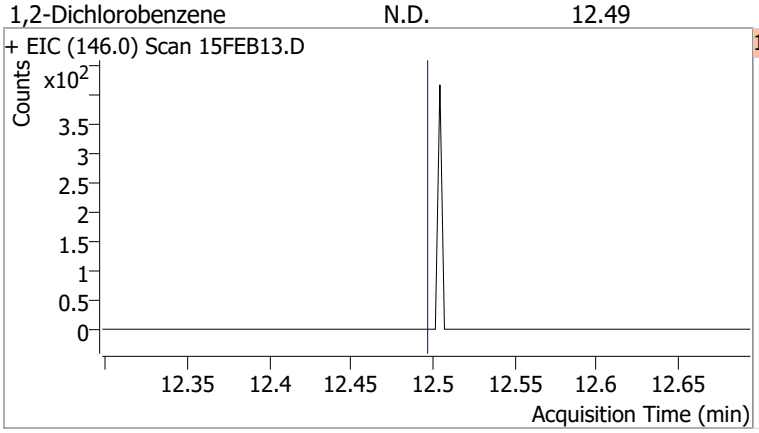

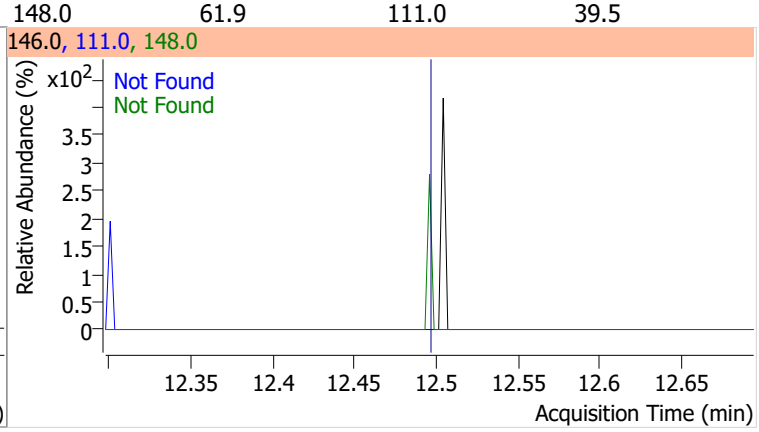

Quantitation Results Report (QT Reviewed)

Data File	15FEB14.D	Operator	MSC
Acq. Method	5975CACQF.M	Acq. Date-Time	2/15/2022 3:38:15 PM
Sample Name	B22020962-032C	Instrument	VOA5975C
Vial	14	Multiplier	1.00
DA Method File	VOA5975C_8260B_SHT_DoD_L4_011922.m	Comment	
Tune File	BFB_Atune3.u	Tune Date	10/11/2021 4:02:00 PM
Batch Name	VG021522_8260B.batch.bin	Last Calib Update	2/18/2022 11:13:24 AM
Ref Library	\\MASSHUNTER\Org\Library\NIST129K.l		

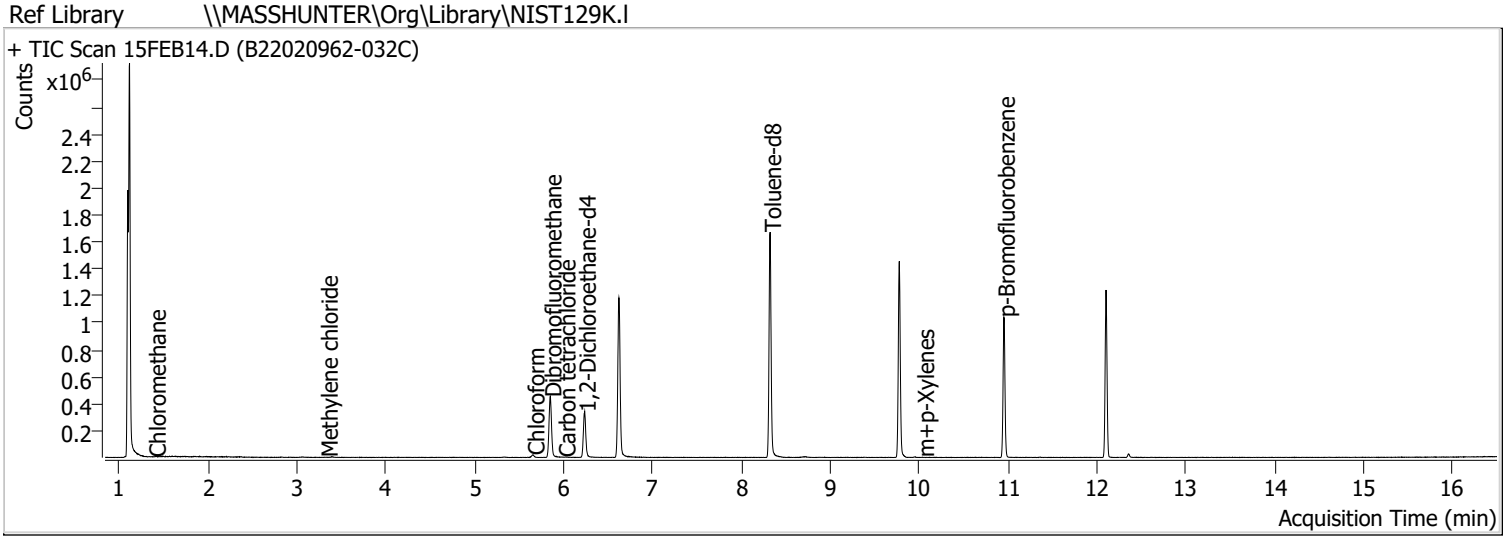

Compound	RT	QIon	Resp.	Conc.	Units		Dev(Min)
Internal Standards							
M Fluorobenzene	6.620	96.0	996898	250.0000	ng		0.000
M Chlorobenzene-d5	9.774	82.0	391660	250.0000	ng		0.000
M 1,4-Dichlorobenzene-d4	12.100	152.0	290065	250.0000	ng		0.000
System Monitoring Compounds							
S Dibromofluoromethane	5.851	113.0	267120	276.6427	ng		0.000
Spiked Amount: 250.000	Range: 80.0 - 119.0%			Recovery = 110.66%			
S 1,2-Dichloroethane-d4	6.236	67.0	118888	285.0319	ng		0.005
Spiked Amount: 250.000	Range: 81.0 - 118.0%			Recovery = 114.01%			
S Toluene-d8	8.321	98.0	1003945	262.7426	ng		0.003
Spiked Amount: 250.000	Range: 89.0 - 112.0%			Recovery = 105.10%			
S p-Bromofluorobenzene	10.951	95.0	288471	269.3505	ng		0.003
Spiked Amount: 250.000	Range: 85.0 - 114.0%			Recovery = 107.74%			
Target Compounds							**QValue**
T Dichlorodifluoromethane	0.000		0	N.D.			
T Chloromethane	1.400	50.0	1663	1.0540	ng	m	93
T Vinyl chloride	0.000		0	N.D.			
T Bromomethane	0.000		0	N.D.			
T Chloroethane	0.000		0	N.D.			
T Trichlorofluoromethane	0.000		0	N.D.			
T 1,1-Dichloroethene	0.000		0	N.D.			
T Methylene chloride	3.335	49.0	936	0.6421	ng	m	65
T trans-1,2-Dichloroethene	0.000		0	N.D.			
T Methyl tert-butyl ether (MTBE)	0.000		0	N.D.			
T 1,1-Dichloroethane	0.000		0	N.D.			
T 2,2-Dichloropropane	0.000		0	N.D.			
T cis-1,2-Dichloroethene	0.000		0	N.D.			
T Methyl ethyl ketone	0.000		0	N.D.			
T Bromochloromethane	0.000		0	N.D.			
T Chloroform	5.658	83.0	14761	7.6289	ng		98

Compound	RT	QIon	Resp.	Conc.	Units		Dev(Min)
T 1,1,1-Trichloroethane	0.000		0	N.D.			
T Carbon tetrachloride	6.007	117.0	836	0.4830	ng	m	92
T 1,1-Dichloropropene	0.000		0	N.D.			
T Benzene	0.000		0	N.D.			
T 1,2-Dichloroethane	0.000		0	N.D.			
T Trichloroethene	0.000		0	N.D.			
T 1,2-Dichloropropane	0.000		0	N.D.			
T Dibromomethane	0.000		0	N.D.			
T Bromodichloromethane	0.000		0	N.D.			
T cis-1,3-Dichloropropene	0.000		0	N.D.			
T Toluene	0.000		0	N.D.			
T trans-1,3-Dichloropropene	0.000		0	N.D.			
T 1,1,2-Trichloroethane	0.000		0	N.D.			
T Tetrachloroethene	0.000		0	N.D.			
T 1,3-Dichloropropane	0.000		0	N.D.			
T Chlorodibromomethane	0.000		0	N.D.			
T 1,2-Dibromoethane	0.000		0	N.D.			
T Chlorobenzene	0.000		0	N.D.			
T 1,1,1,2-Tetrachloroethane	0.000		0	N.D.			
T Ethylbenzene	0.000		0	N.D.			
T m+p-Xylenes	10.042	106.0	122	1.8502	ng	m	96
T o-Xylene	0.000		0	N.D.			
T Styrene	0.000		0	N.D.			
T Bromoform	0.000		0	N.D.			
T Bromobenzene	0.000		0	N.D.			
T 1,1,2,2-Tetrachloroethane	0.000		0	N.D.			
T 1,2,3-Trichloropropane	0.000		0	N.D.			
T 2-Chlorotoluene	0.000		0	N.D.			
T 4-Chlorotoluene	0.000		0	N.D.			
T 1,3-Dichlorobenzene	0.000		0	N.D.			
T 1,4-Dichlorobenzene	0.000		0	N.D.			
T 1,2-Dichlorobenzene	0.000		0	N.D.			

(#) = Qualifier Out of Range; (m) = Manual Integration; (+) = Area Summed; (*) = Surrogate Percent Recovery Out of Range; (d): Zeroed Peak

Compound	Conc.	Exp RT	QIon	Exp Ratio
Dichlorodifluoromethane	N.D.	1.24	87.0	31.8

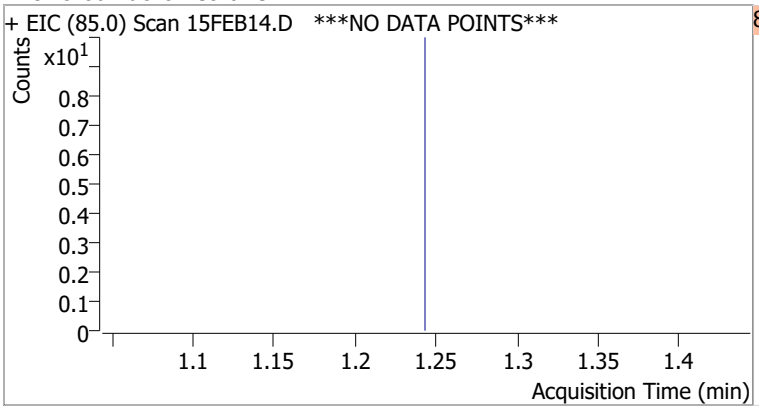

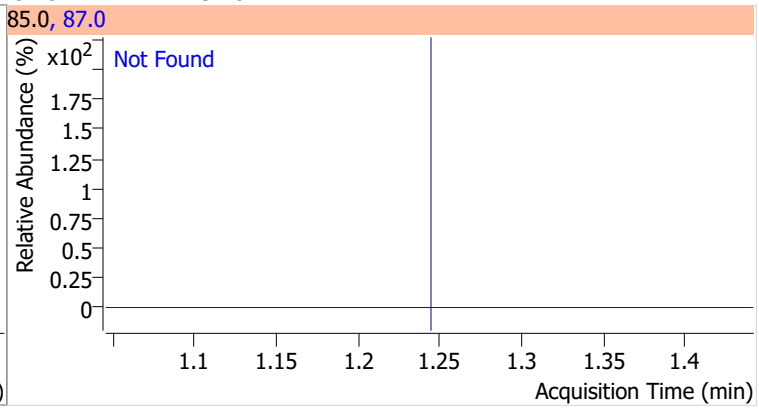

Compound	Conc.	RT	Dev(Min)	Resp.	QIon	QRatio	Lower	Upper
Chloromethane	1.0540	1.40	-0.01	1663 (m)	52.0	36.5	2.4	62.4

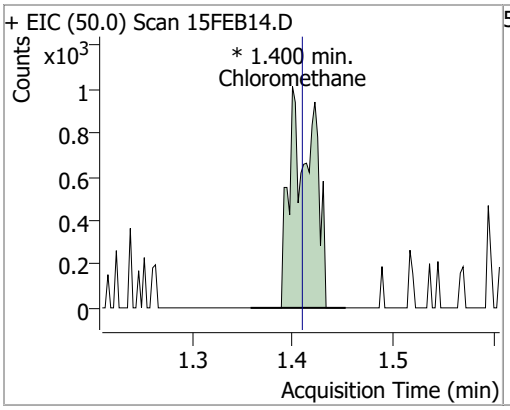

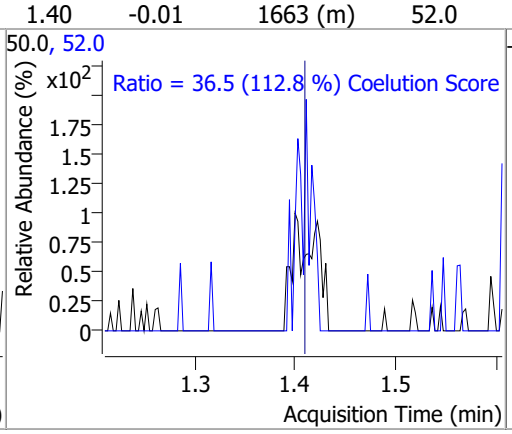

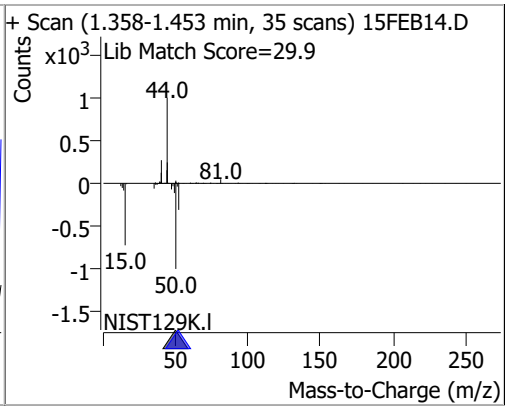

Compound	Conc.	Exp RT	QIon	Exp Ratio
Vinyl chloride	N.D.	1.50	64.0	31.3

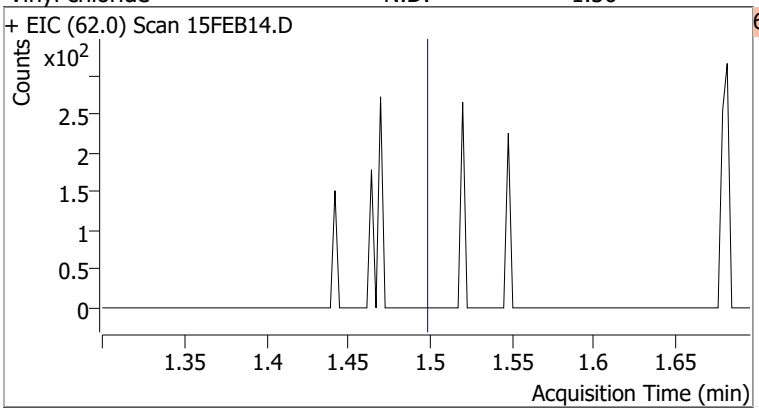

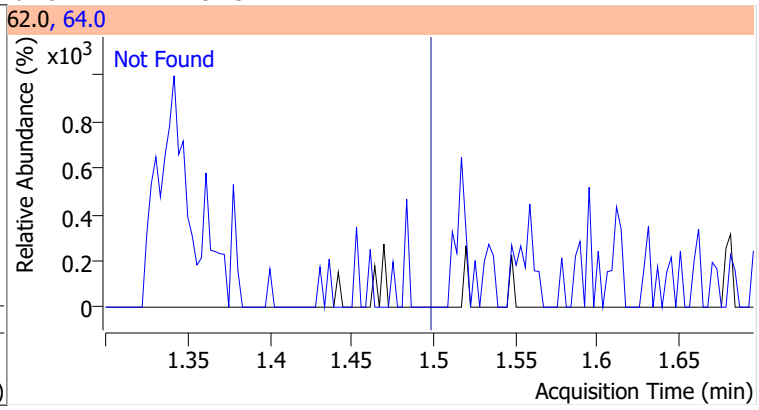

Compound	Conc.	Exp RT	QIon	Exp Ratio
Bromomethane	N.D.	1.80	94.0	110.1

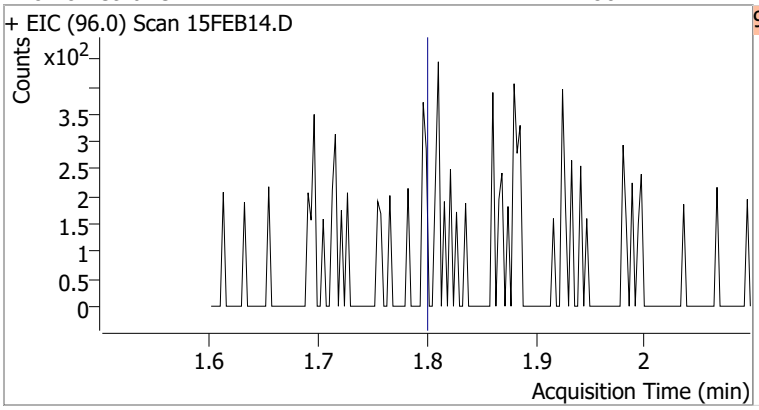

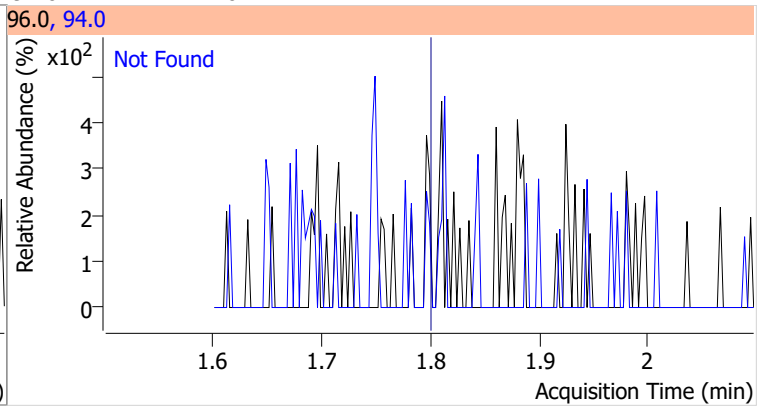

Compound	Conc.	Exp RT	QIon	Exp Ratio
Chloroethane	N.D.	1.90	66.0	30.0

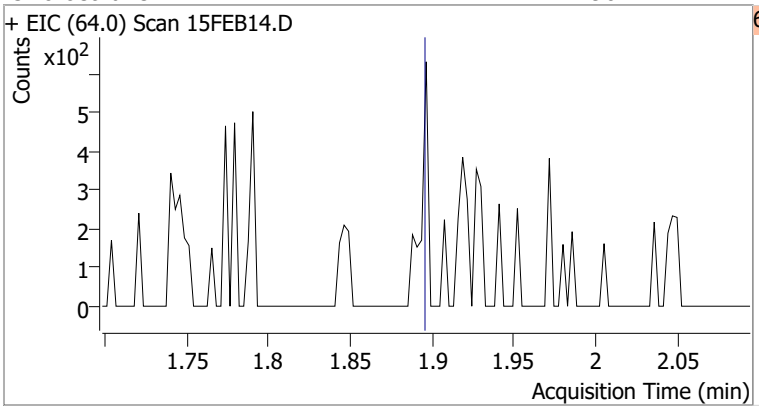

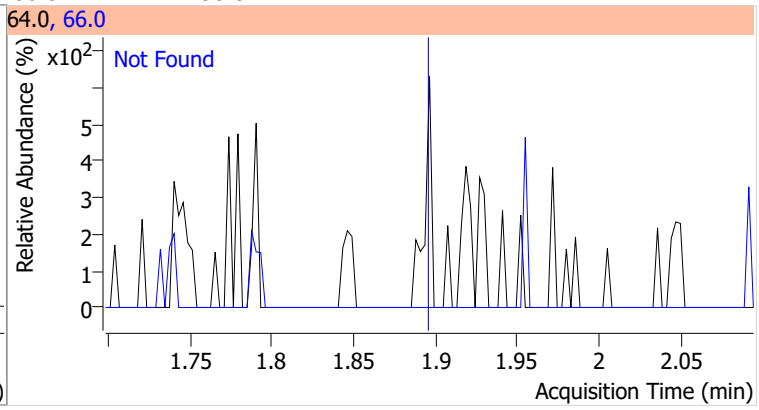

Compound	Conc.	Exp RT	QIon	Exp Ratio
Trichlorofluoromethane	N.D.	2.15	103.0	65.0

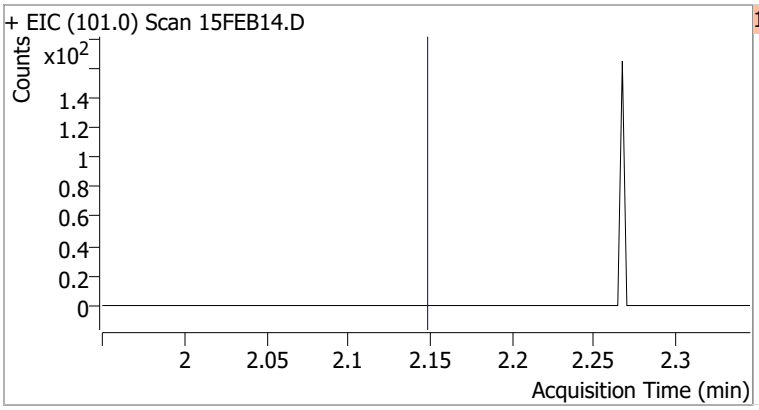

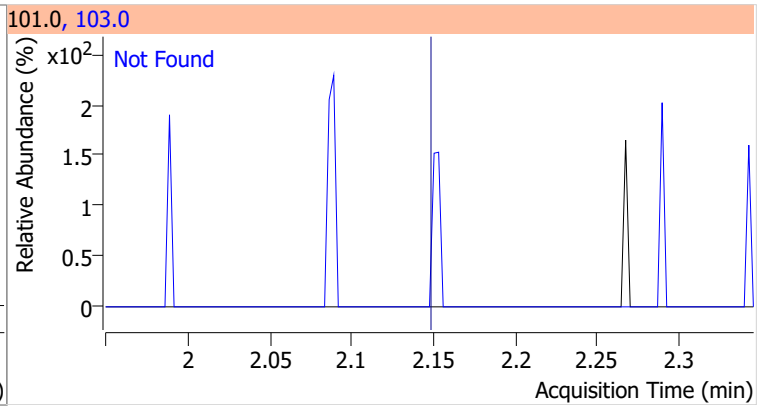

Compound	Conc.	Exp RT	QIon	Exp Ratio	QIon	Exp Ratio
1,1-Dichloroethene	N.D.	2.70	61.0	179.9	63.0	57.0

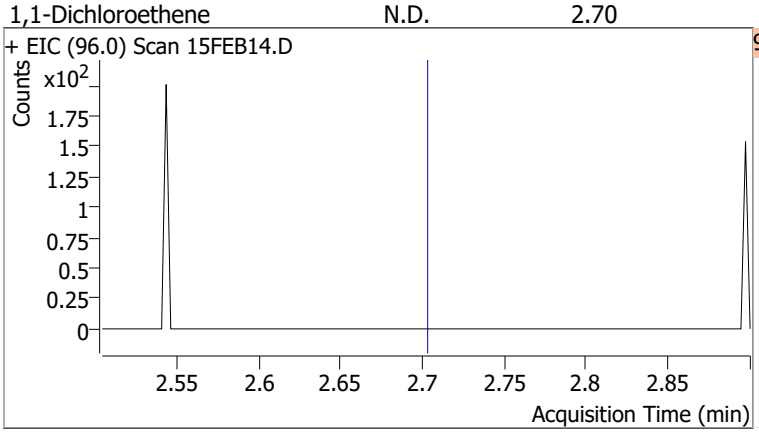

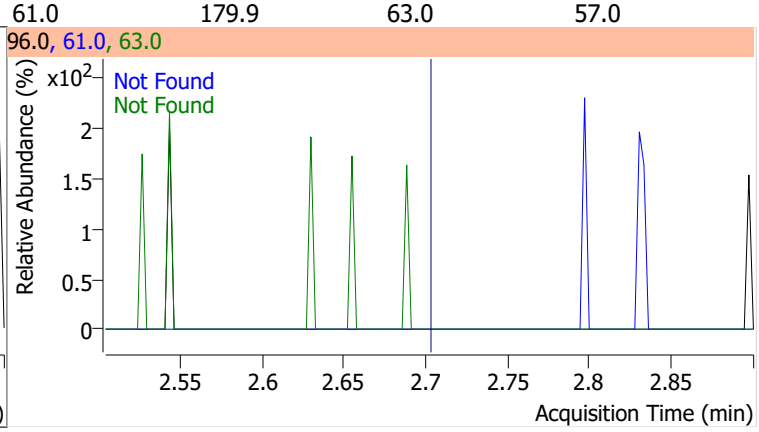

Compound	Conc.	RT	Dev(Min)	Resp.	QIon	QRatio	Lower	Upper
Methylene chloride	0.6421	3.34	0.00	936 (m)	84.0	43.0	36.1	96.1
					86.0	13.1	11.8	71.8

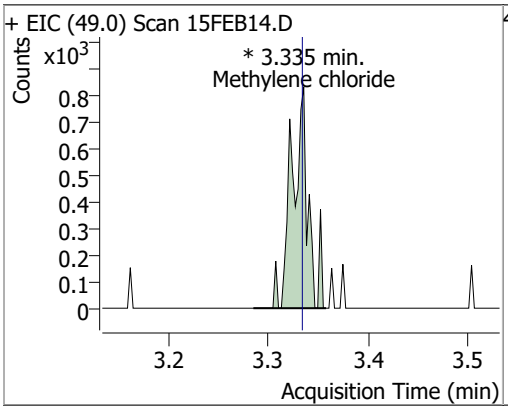

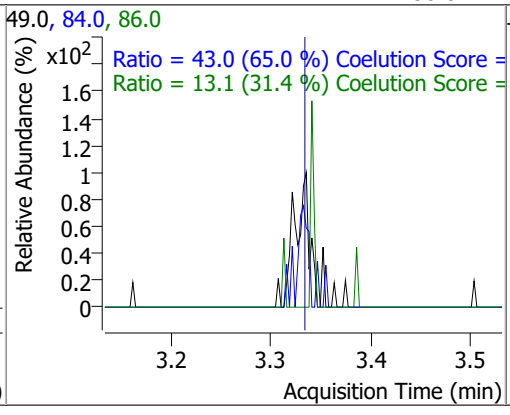

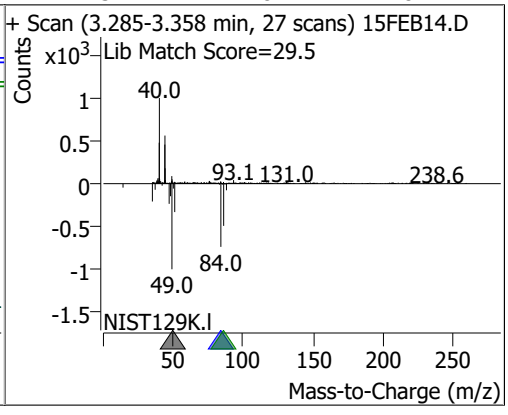

Compound	Conc.	Exp RT	QIon	Exp Ratio	QIon	Exp Ratio
trans-1,2-Dichloroethene	N.D.	3.72	61.0	154.8	98.0	62.1

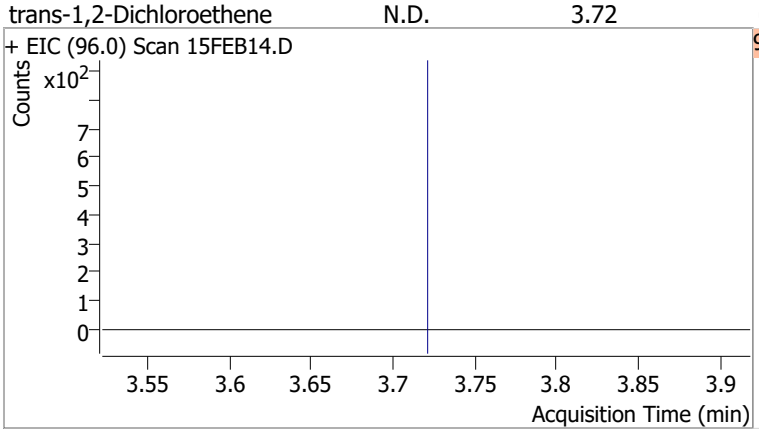

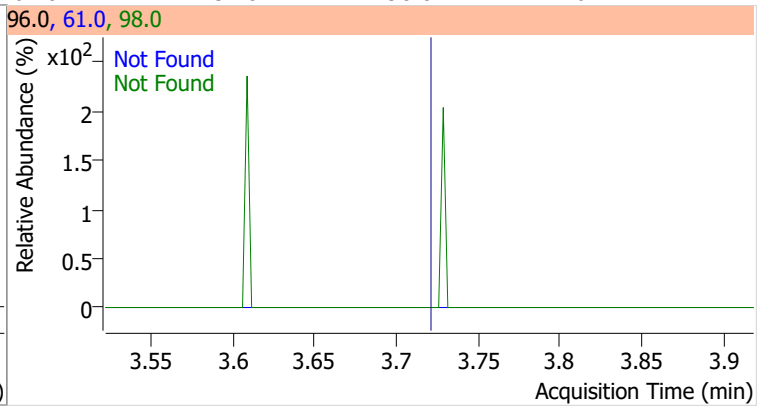

Compound	Conc.	Exp RT	QIon	Exp Ratio
Methyl tert-butyl ether (MTBE)	N.D.	3.75	57.0	24.6

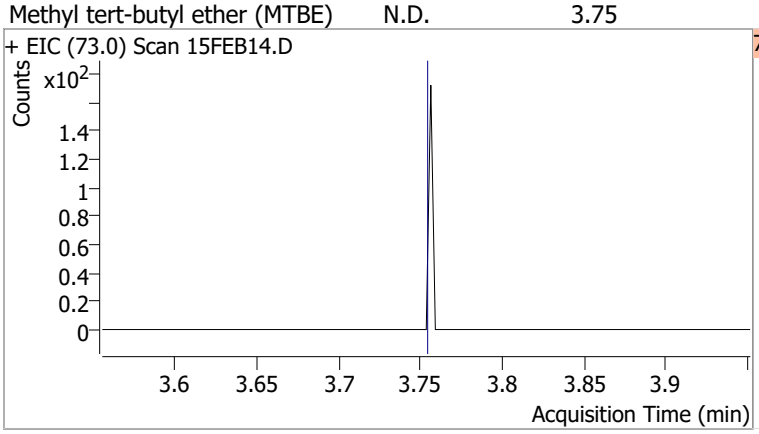

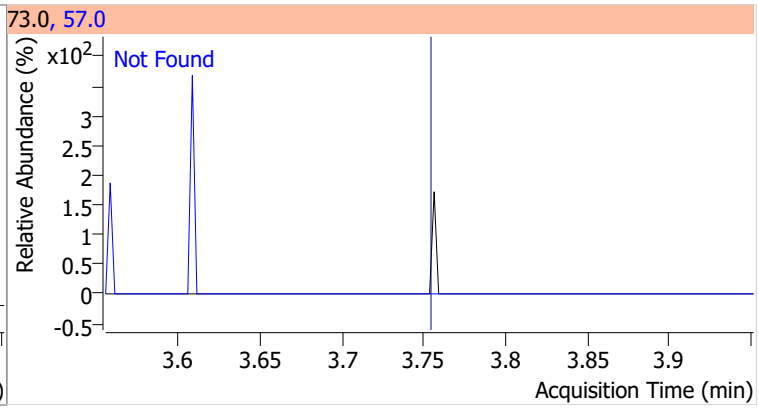

Compound	Conc.	Exp RT	QIon	Exp Ratio	QIon	Exp Ratio
1,1-Dichloroethane	N.D.	4.38	65.0	31.0	83.0	12.7

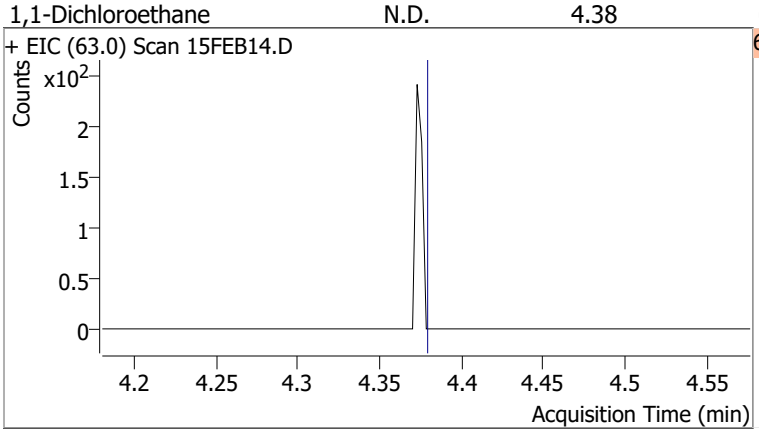

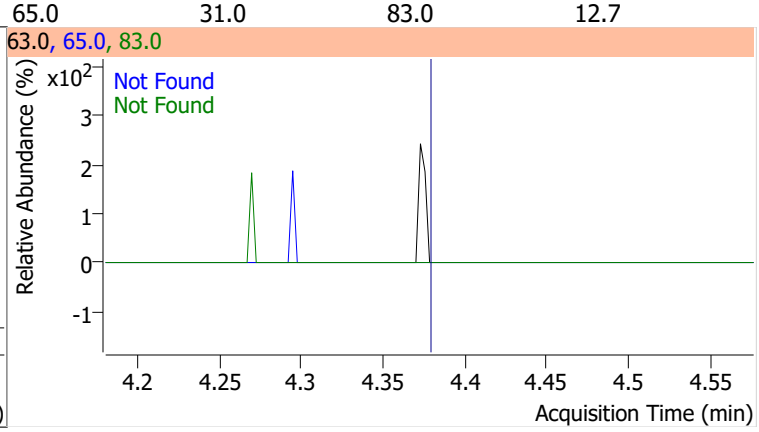

Compound	Conc.	Exp RT	QIon	Exp Ratio	QIon	Exp Ratio
2,2-Dichloropropane	N.D.	5.19	41.0	68.8	97.0	23.9

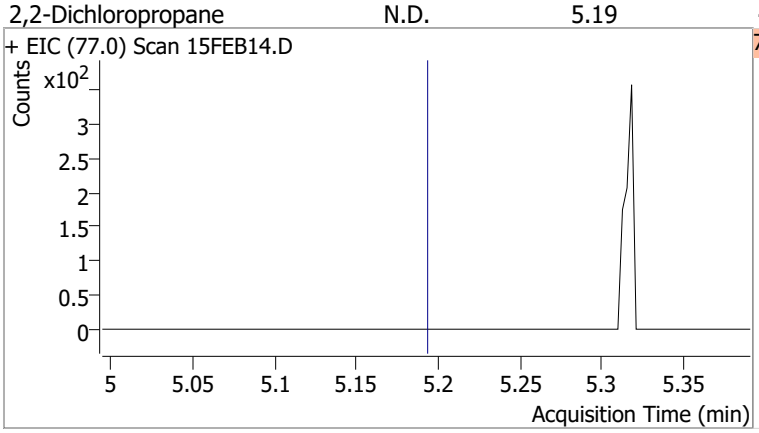

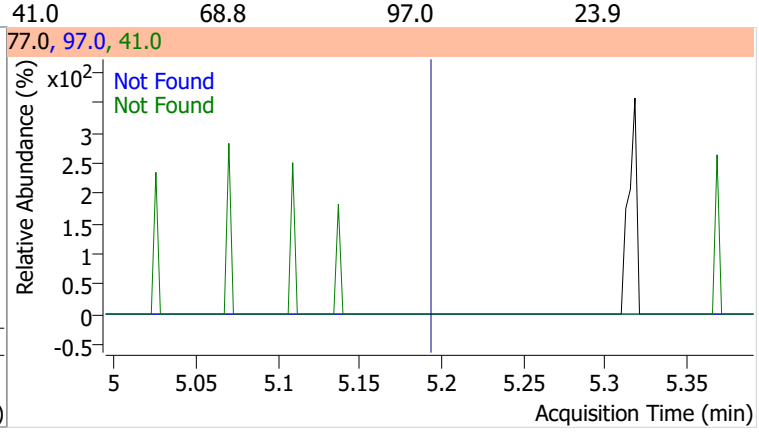

Compound	Conc.	Exp RT	QIon	Exp Ratio	QIon	Exp Ratio
cis-1,2-Dichloroethene	N.D.	5.21	61.0	160.4	98.0	66.2

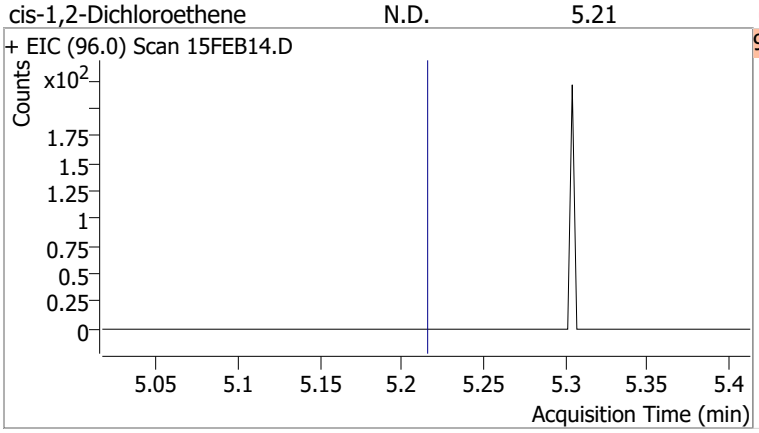

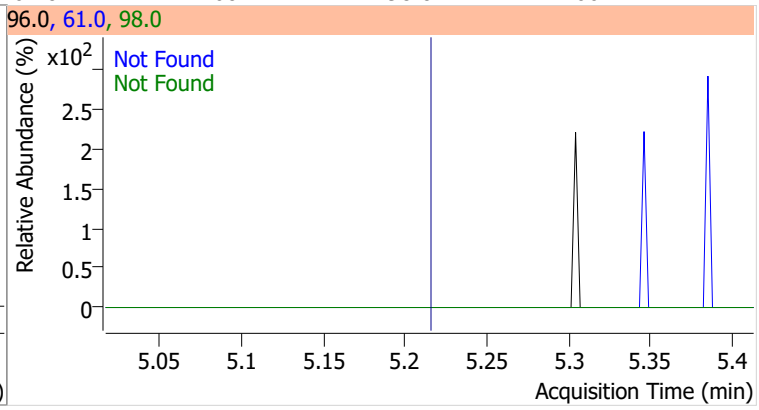

Compound	Conc.	Exp RT	QIon	Exp Ratio
Methyl ethyl ketone	N.D.	5.28	72.0	20.6

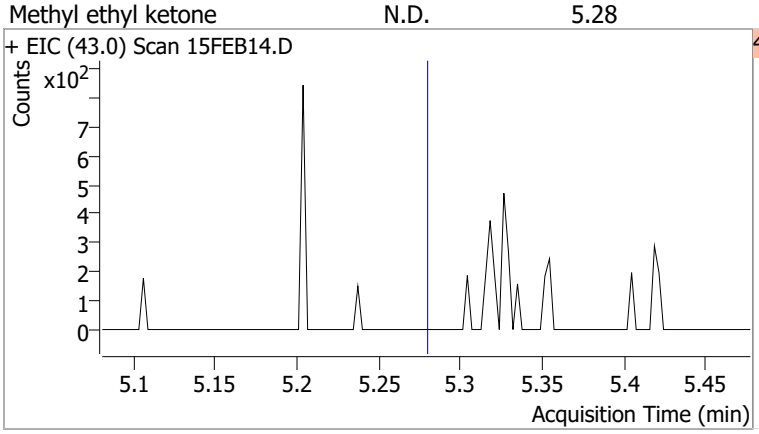

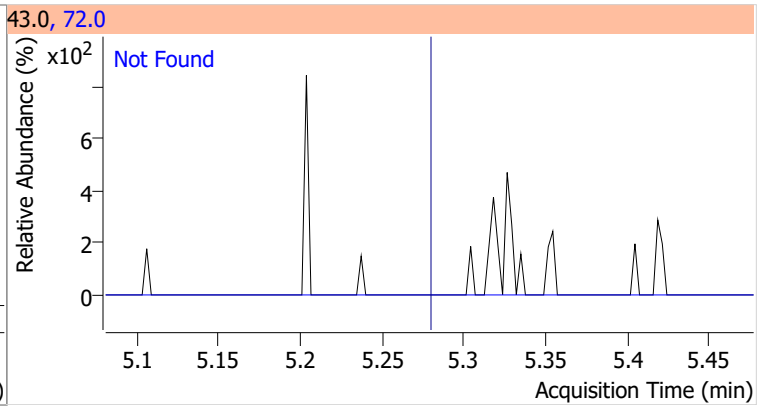

Compound	Conc.	Exp RT	QIon	Exp Ratio
Bromochloromethane	N.D.	5.52	49.0	182.2

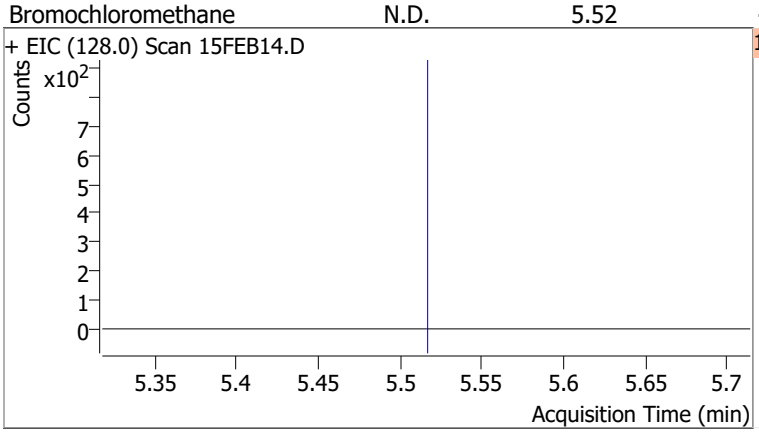

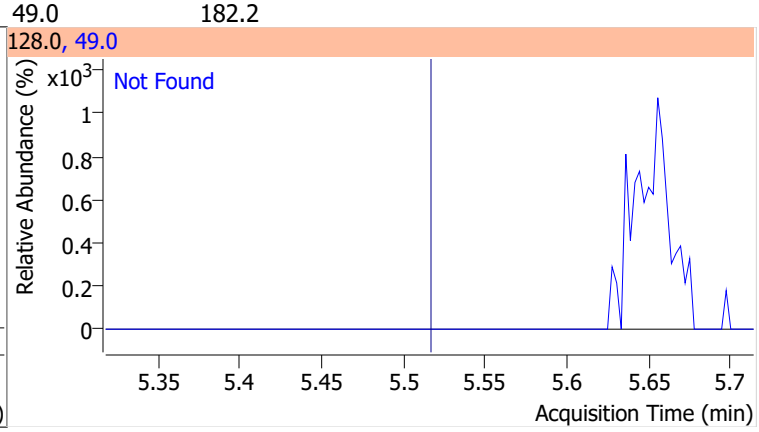

Compound	Conc.	RT	Dev(Min)	Resp.	QIon	QRatio	Lower	Upper
Chloroform	7.6289	5.66	0.01	14761	85.0	64.7	36.2	96.2

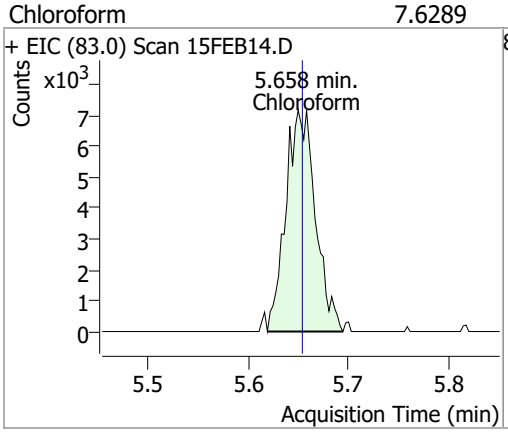

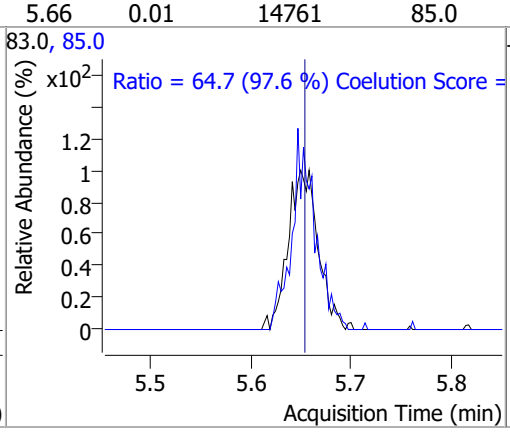

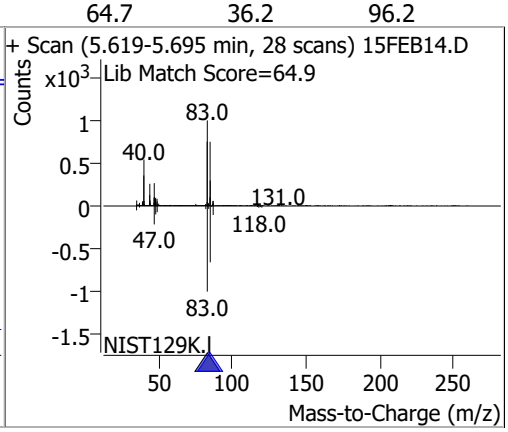

Compound	Conc.	Exp RT	QIon	Exp Ratio	QIon	Exp Ratio
1,1,1-Trichloroethane	N.D.	5.83	99.0	63.1	61.0	49.1

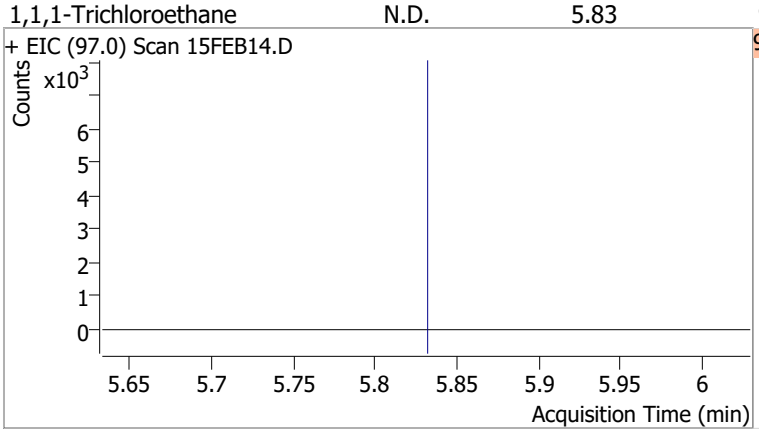

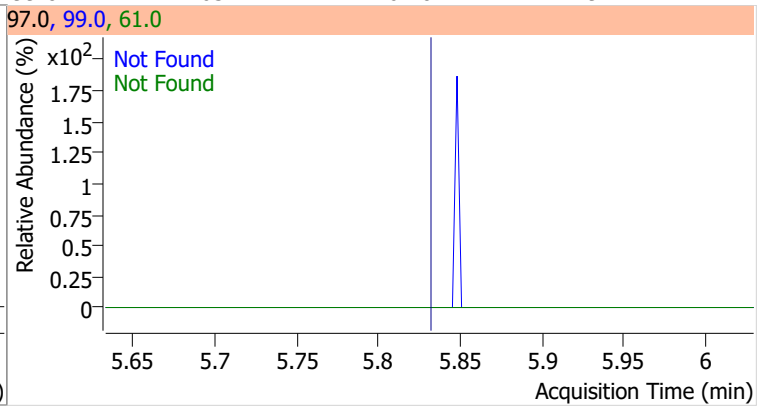

Compound	Conc.	RT	Dev(Min)	Resp.	QIon	QRatio	Lower	Upper
Dibromofluoromethane	276.6427	5.85	0.00	267120	191.5	21.4	0.0	53.2

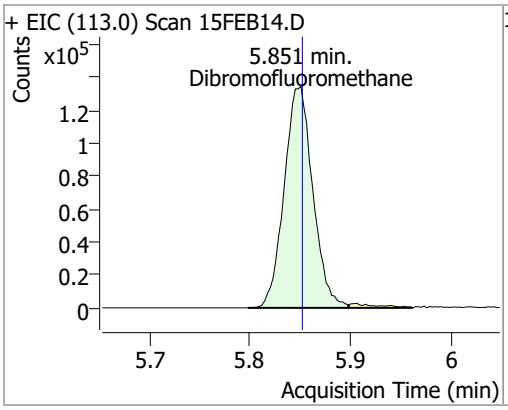

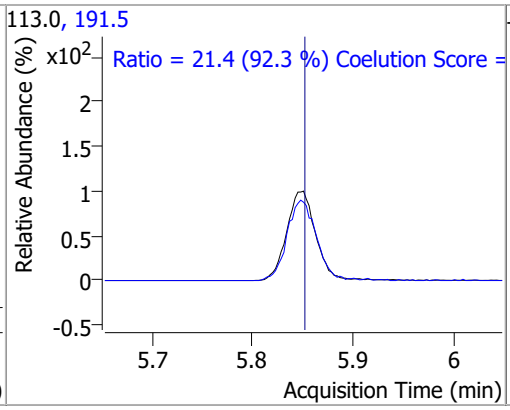

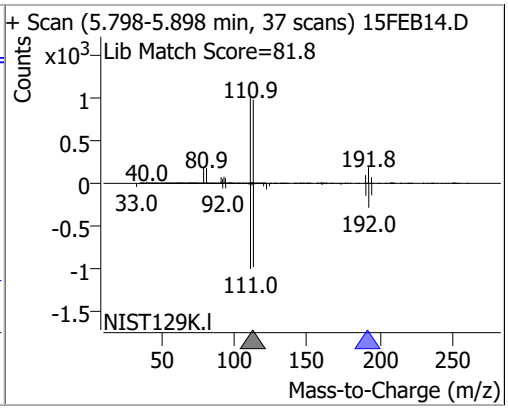

Compound	Conc.	RT	Dev(Min)	Resp.	QIon	QRatio	Lower	Upper
Carbon tetrachloride	0.4830	6.01	-0.02	836 (m)	119.0	106.3	67.6	127.6
					121.0	32.6	0.7	60.7

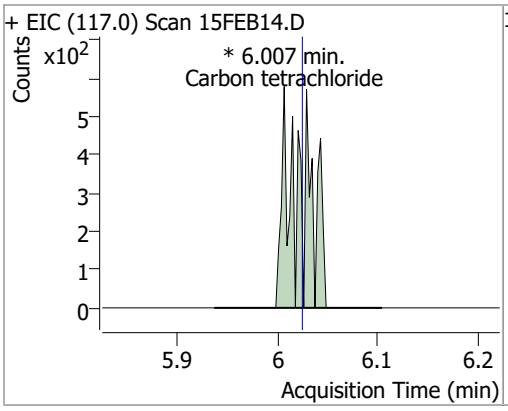

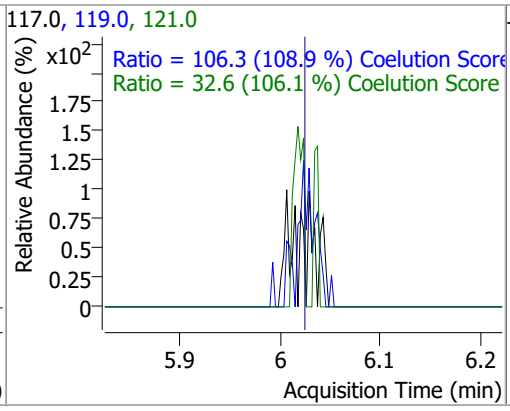

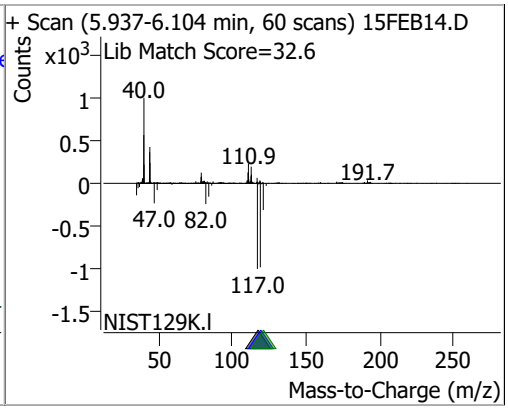

Compound	Conc.	Exp RT	QIon	Exp Ratio	QIon	Exp Ratio
1,1-Dichloropropene	N.D.	6.04	110.0	35.6	77.0	31.0

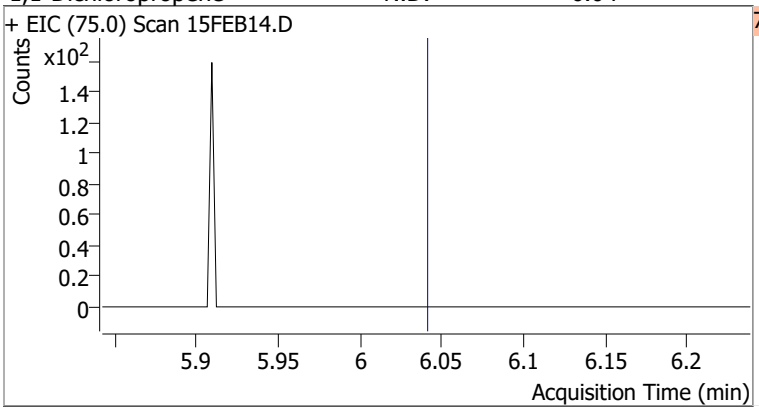

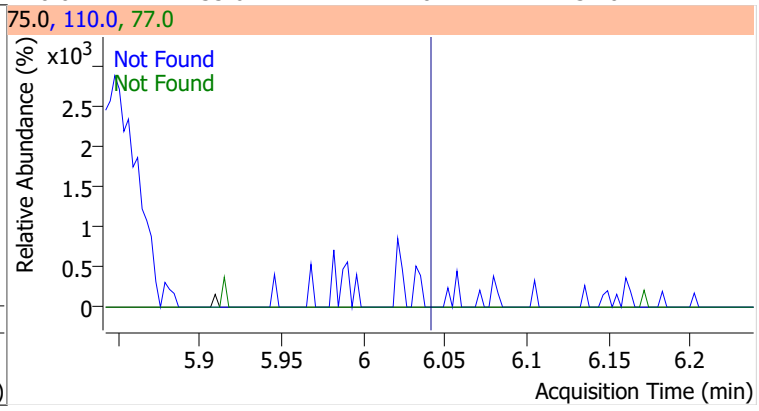

Quantitation Results Report (QT Reviewed)

Compound	Conc.	RT	Dev(Min)	Resp.	QIon	QRatio	Lower	Upper
1,2-Dichloroethane-d4	285.0319	6.24	0.01	118888	65.0	200.2	162.8	222.8

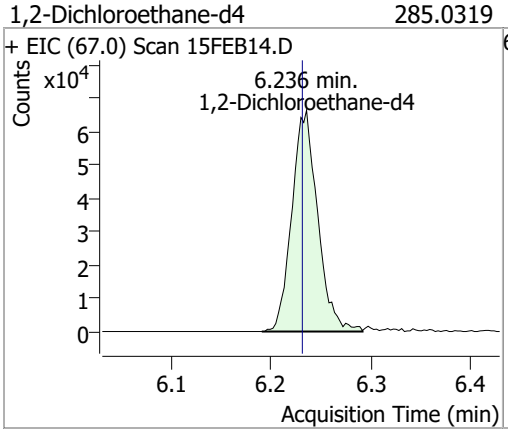

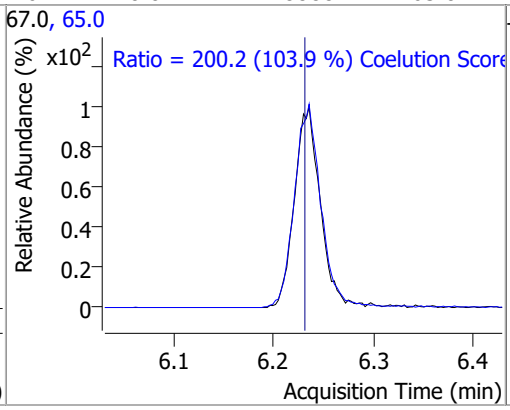

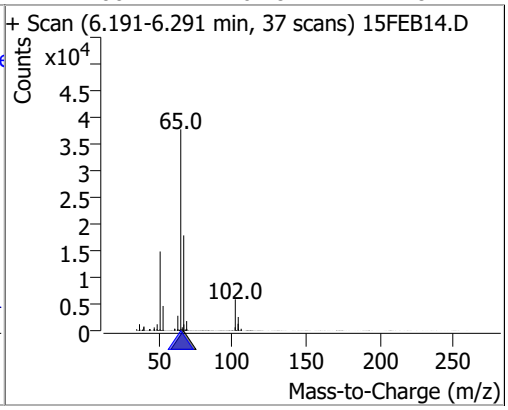

Compound	Conc.	Exp RT	QIon	Exp Ratio
Benzene	N.D.	6.28	77.0	23.3

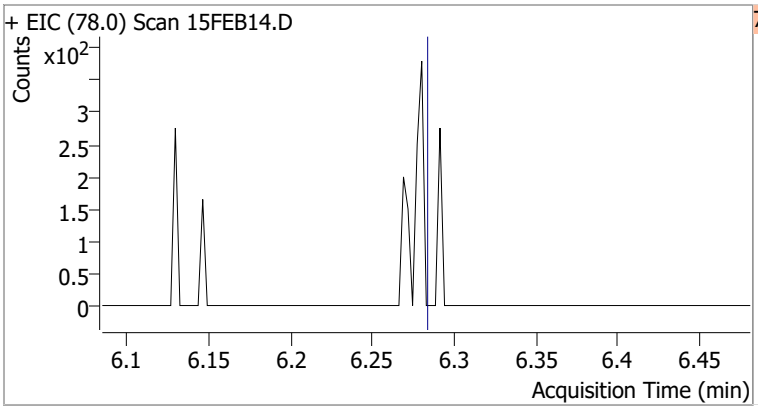

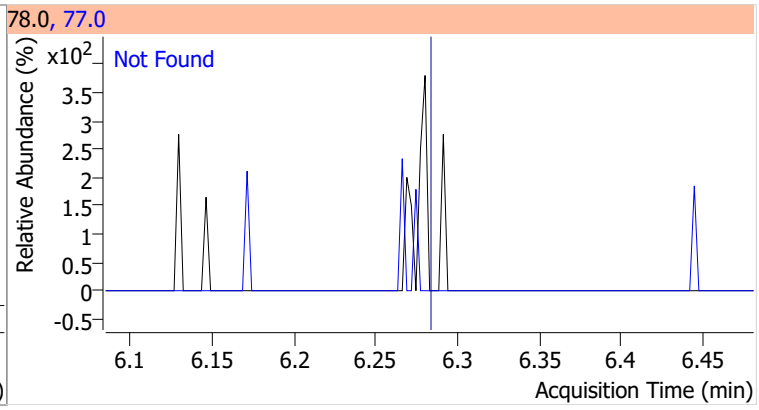

Compound	Conc.	Exp RT	QIon	Exp Ratio	QIon	Exp Ratio
1,2-Dichloroethane	N.D.	6.32	64.0	32.2	98.0	8.2

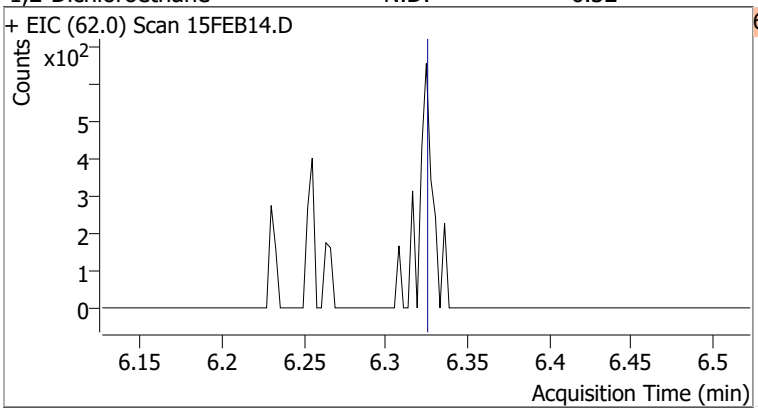

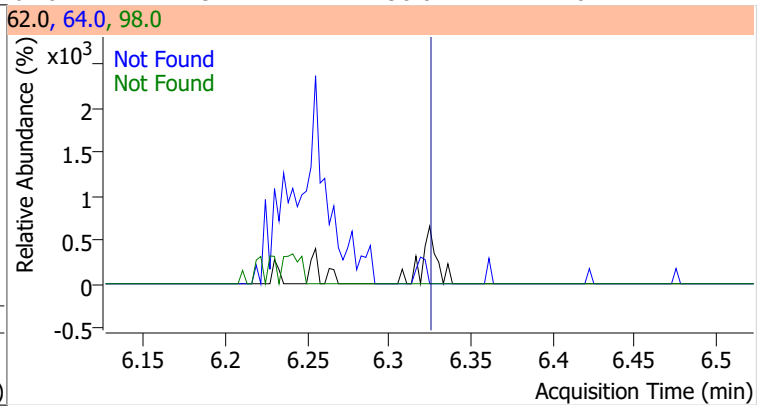

Compound	Conc.	Exp RT	QIon	Exp Ratio	QIon	Exp Ratio
Trichloroethene	N.D.	7.02	130.0	105.6	97.0	65.7

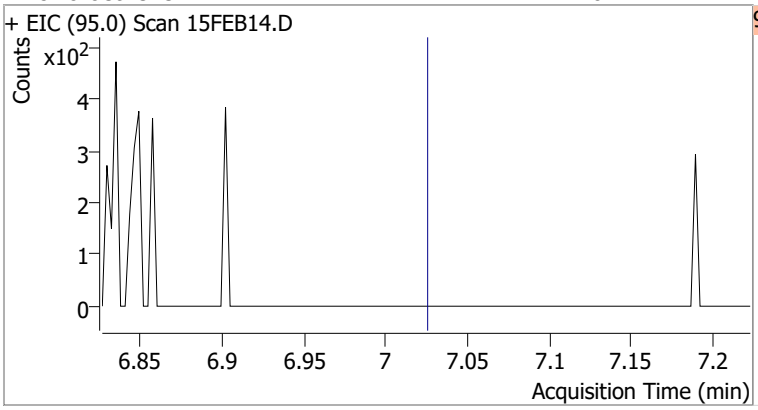

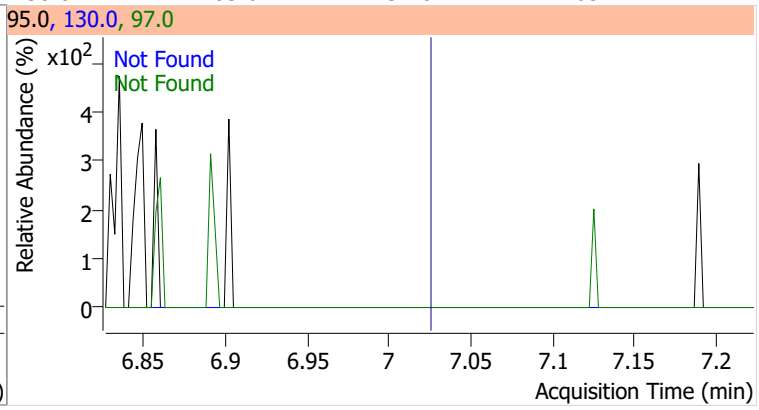

Compound	Conc.	Exp RT	QIon	Exp Ratio
1,2-Dichloropropane	N.D.	7.27	76.0	39.8

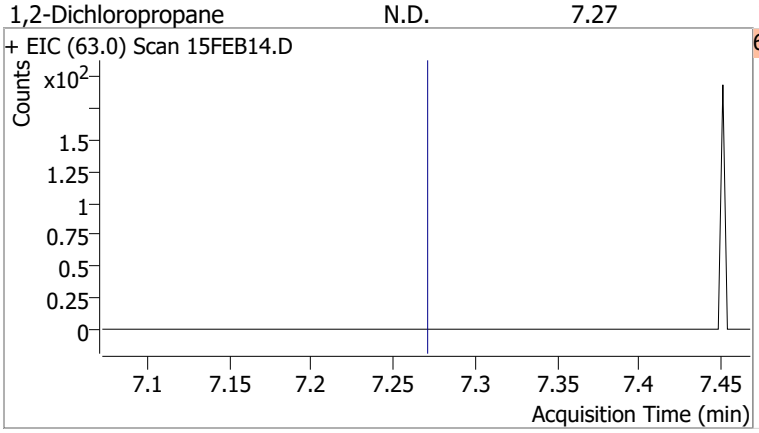

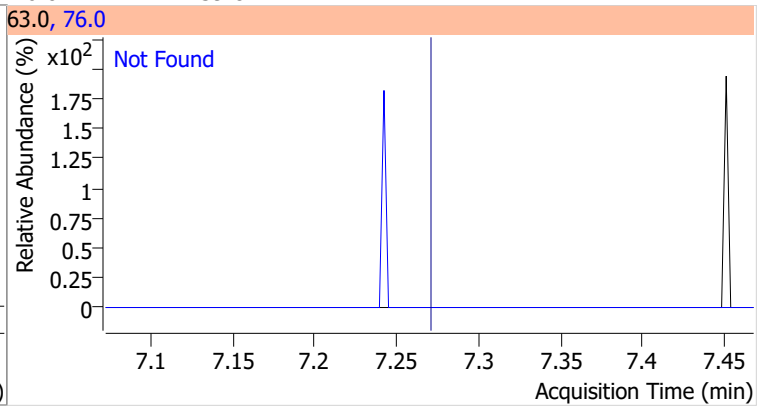

Compound	Conc.	Exp RT	QIon	Exp Ratio	QIon	Exp Ratio
Dibromomethane	N.D.	7.40	173.5	108.2	95.0	84.5

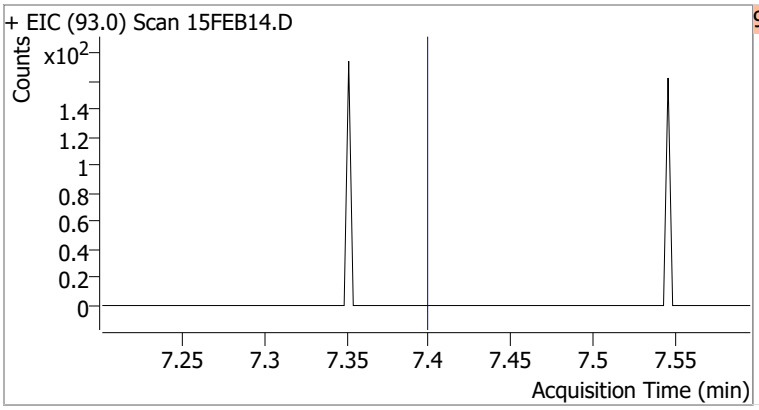

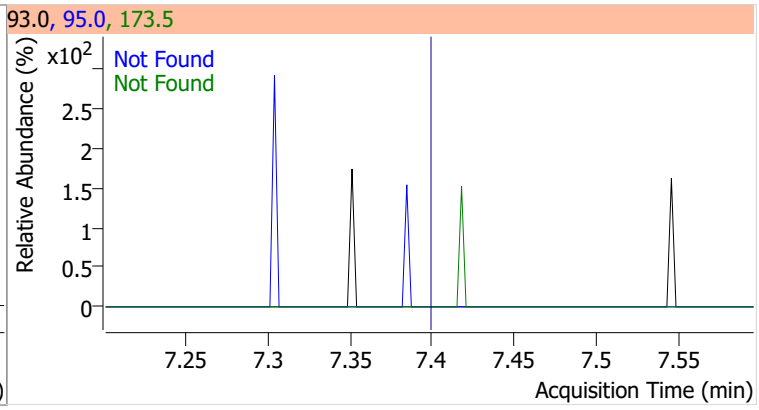

Compound	Conc.	Exp RT	QIon	Exp Ratio	QIon	Exp Ratio
Bromodichloromethane	N.D.	7.58	85.0	66.3	127.0	9.5

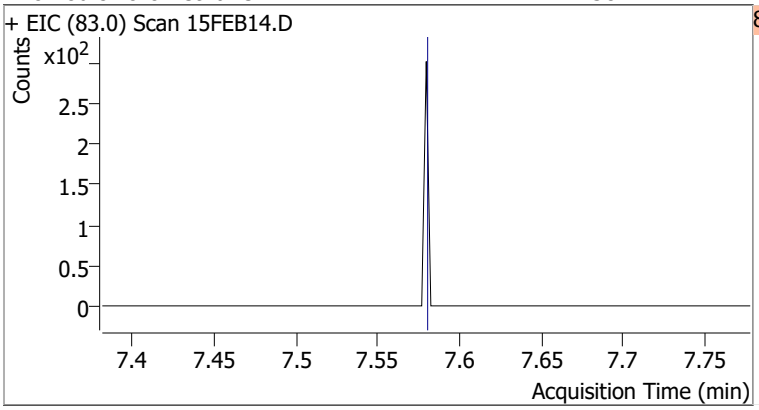

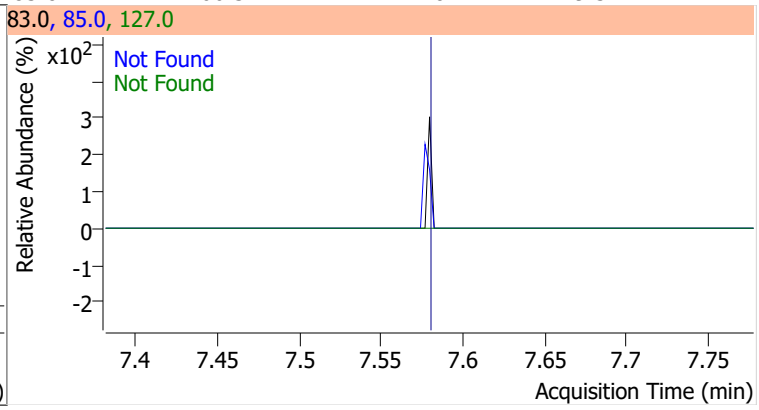

Compound	Conc.	Exp RT	QIon	Exp Ratio	QIon	Exp Ratio
cis-1,3-Dichloropropene	N.D.	8.06	39.0	52.5	77.0	31.8

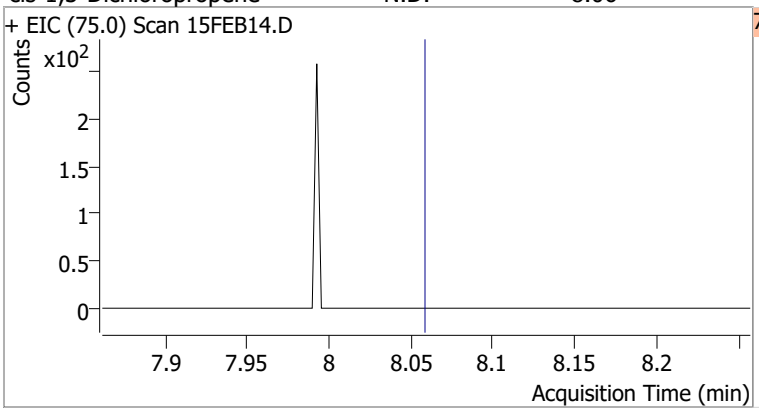

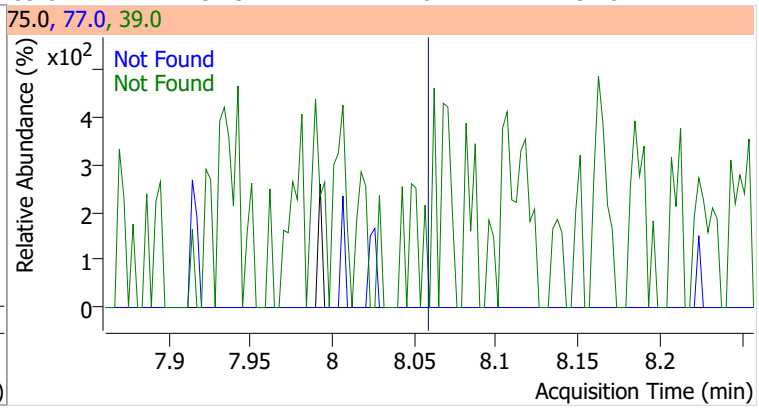

Compound	Conc.	RT	Dev(Min)	Resp.	QIon	QRatio	Lower	Upper
Toluene-d8	262.7426	8.32	0.00	1003945	100.0	64.0	34.3	94.3
					99.0	9.4	0.0	39.2

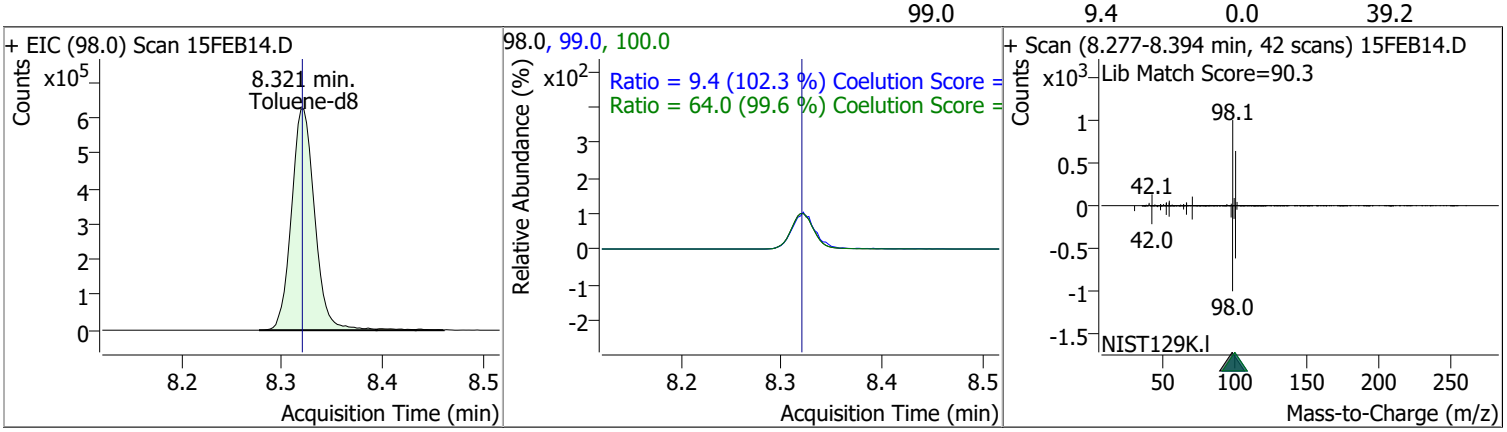

Compound	Conc.	Exp RT	QIon	Exp Ratio
Toluene	N.D.	8.39	91.0	174.1

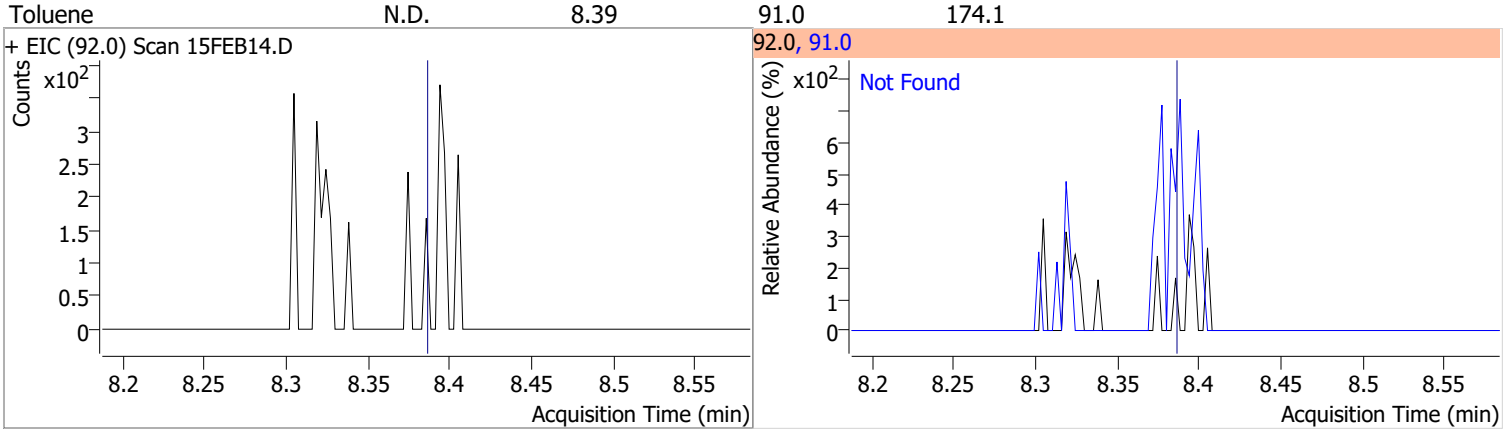

Compound	Conc.	Exp RT	QIon	Exp Ratio	QIon	Exp Ratio
trans-1,3-Dichloropropene	N.D.	8.64	39.0	53.0	77.0	31.0

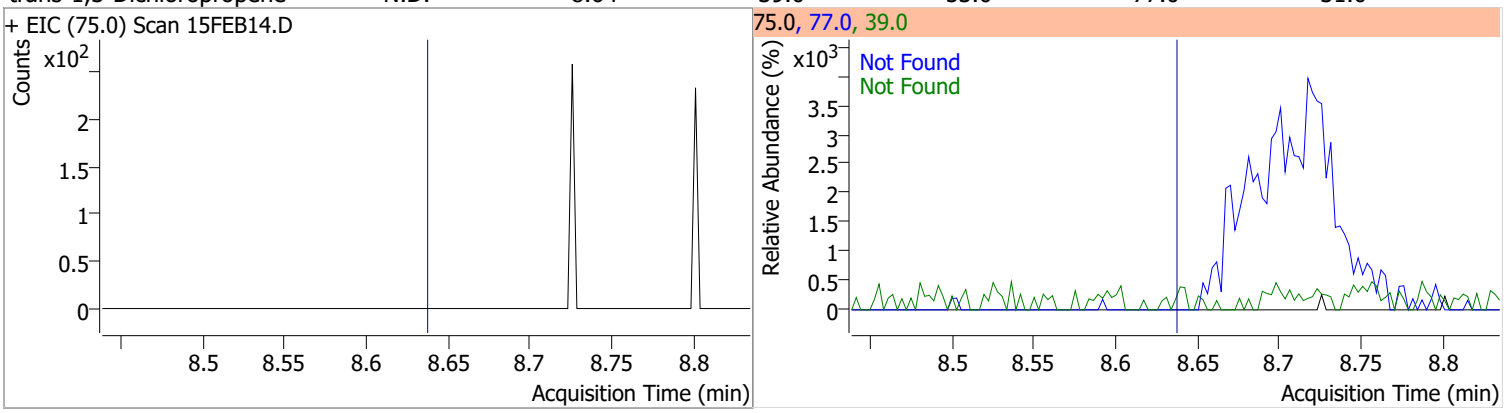

Compound	Conc.	Exp RT	QIon	Exp Ratio	QIon	Exp Ratio
1,1,2-Trichloroethane	N.D.	8.82	97.0	110.7	85.0	60.7

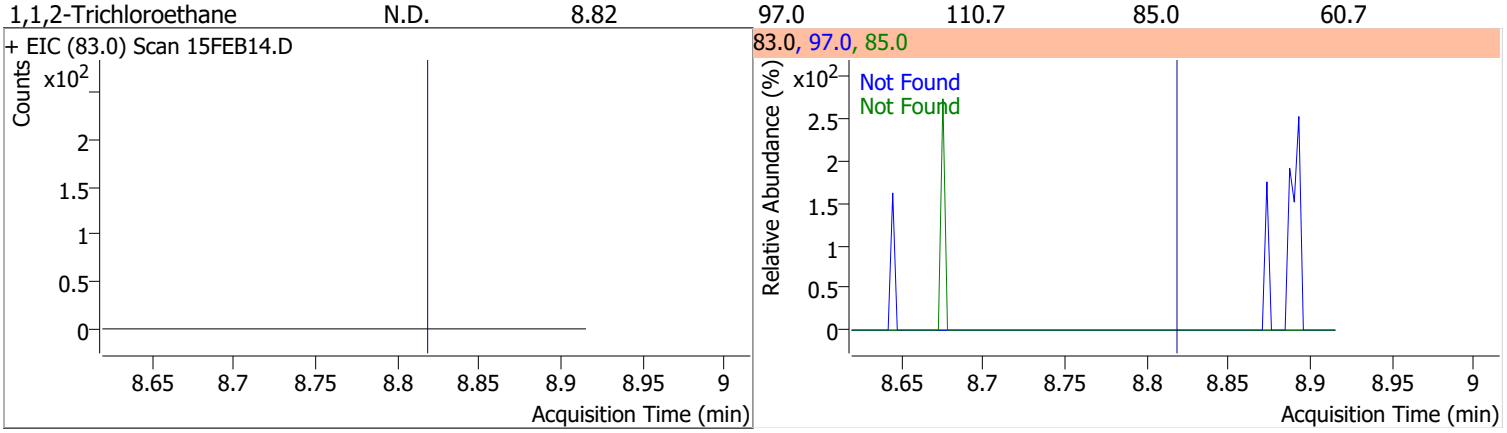

Compound	Conc.	Exp RT	QIon	Exp Ratio	QIon	Exp Ratio
Tetrachloroethene	N.D.	8.94	165.8	126.1	129.0	90.5

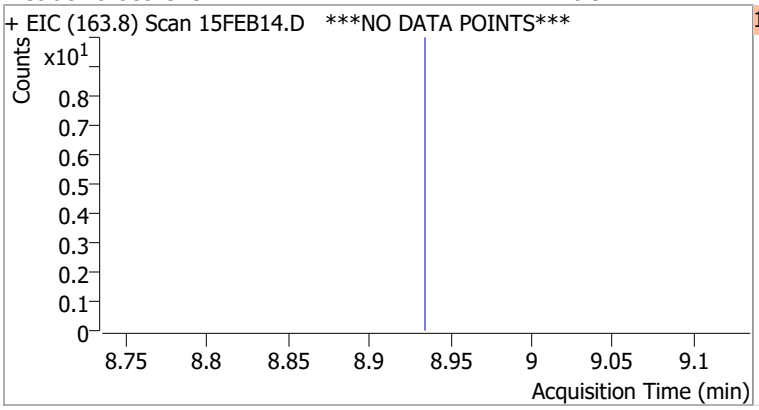

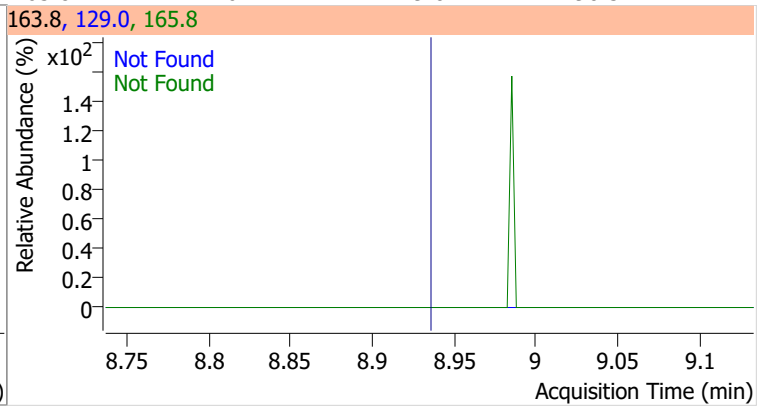

Compound	Conc.	Exp RT	QIon	Exp Ratio
1,3-Dichloropropane	N.D.	8.98	78.0	32.4

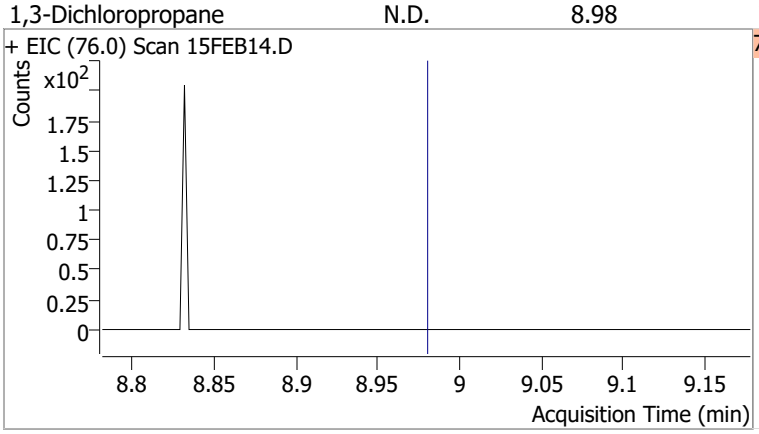

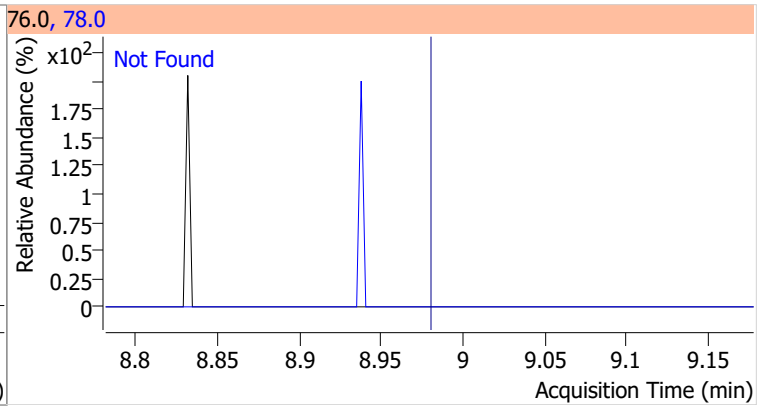

Compound	Conc.	Exp RT	QIon	Exp Ratio
Chlorodibromomethane	N.D.	9.21	127.0	77.2

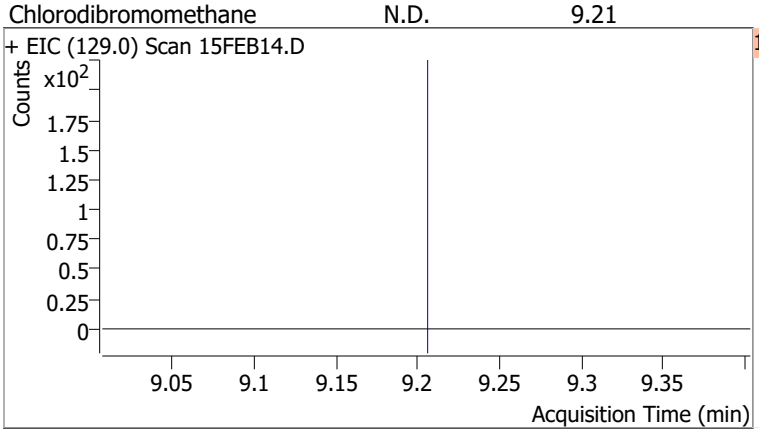

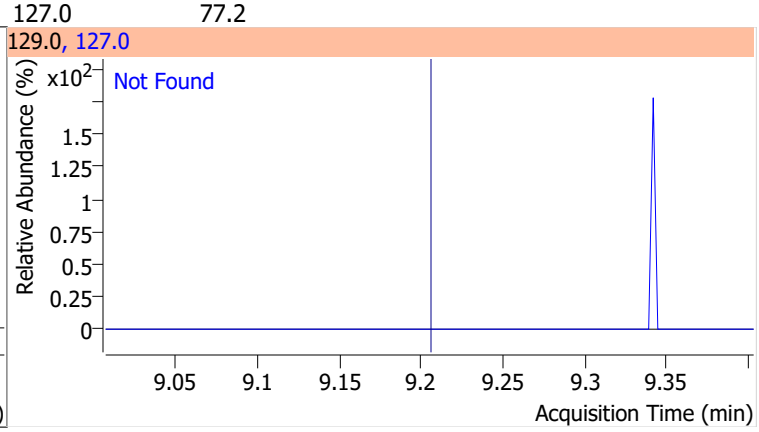

Compound	Conc.	Exp RT	QIon	Exp Ratio
1,2-Dibromoethane	N.D.	9.30	109.0	91.5

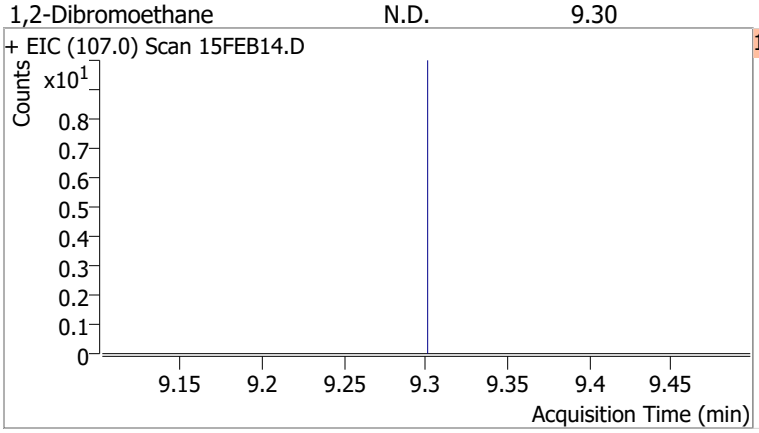

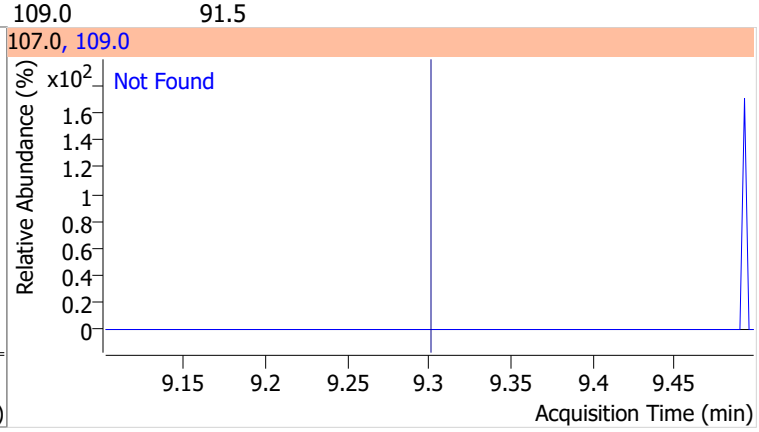

Compound	Conc.	Exp RT	QIon	Exp Ratio
Chlorobenzene	N.D.	9.80	114.0	32.2

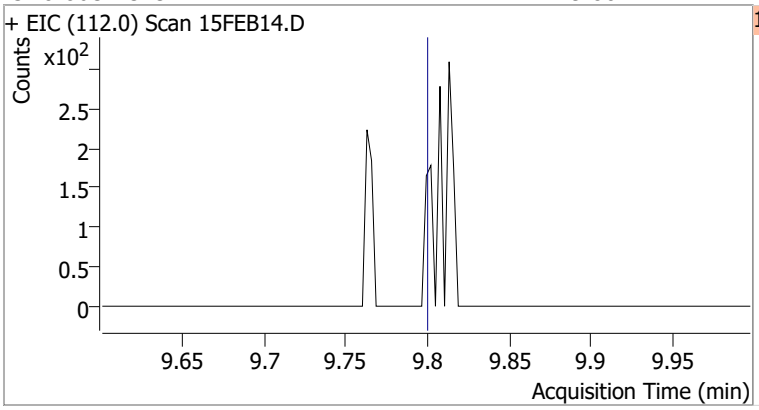

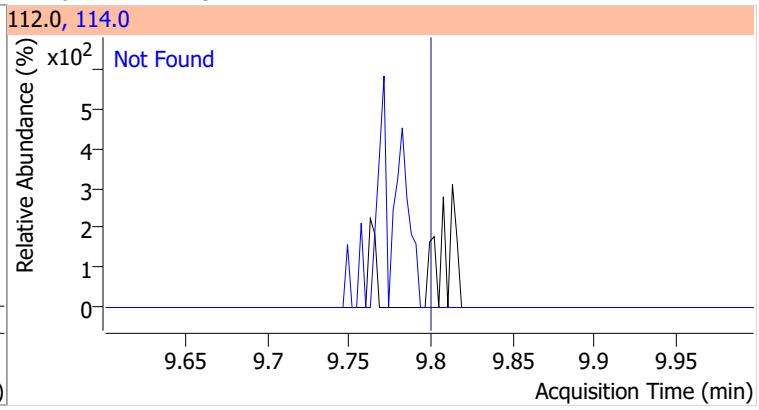

Compound	Conc.	Exp RT	QIon	Exp Ratio
1,1,1,2-Tetrachloroethane	N.D.	9.89	133.0	95.3

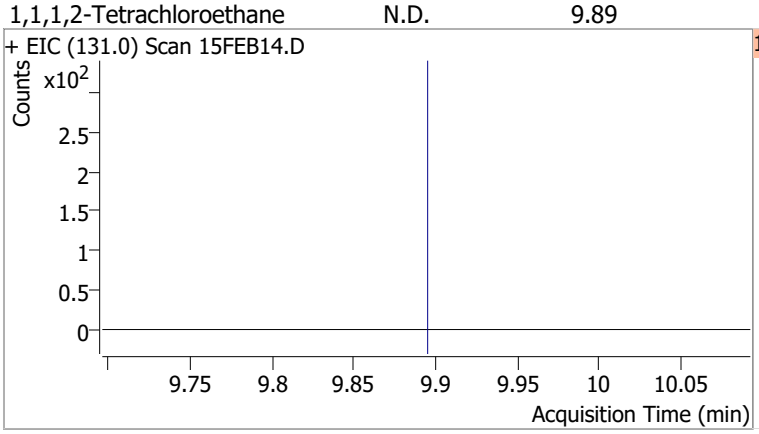

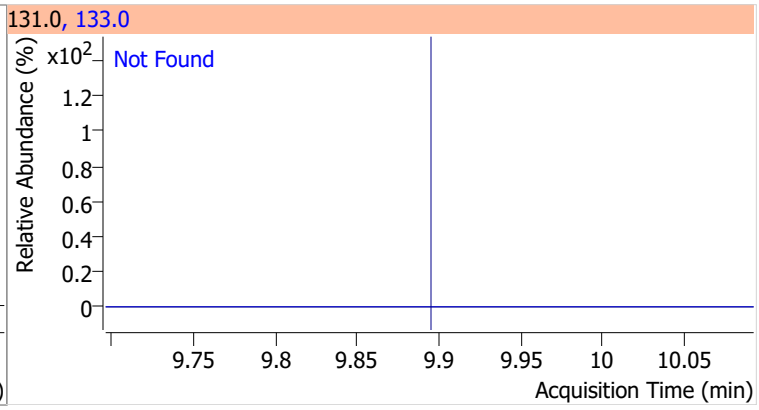

Compound	Conc.	Exp RT	QIon	Exp Ratio
Ethylbenzene	N.D.	9.92	106.0	31.7

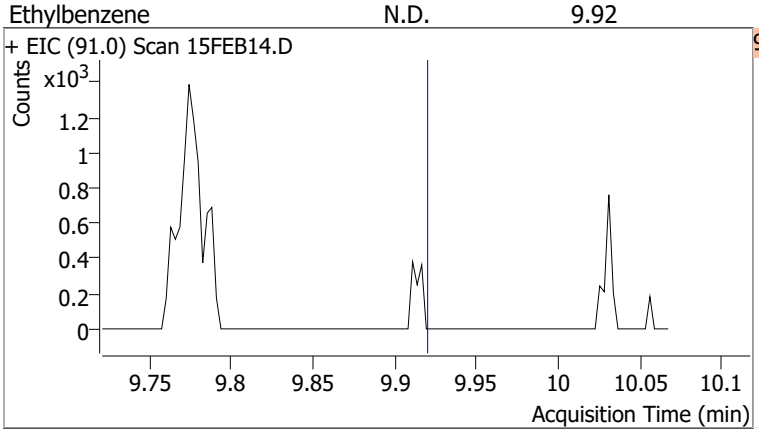

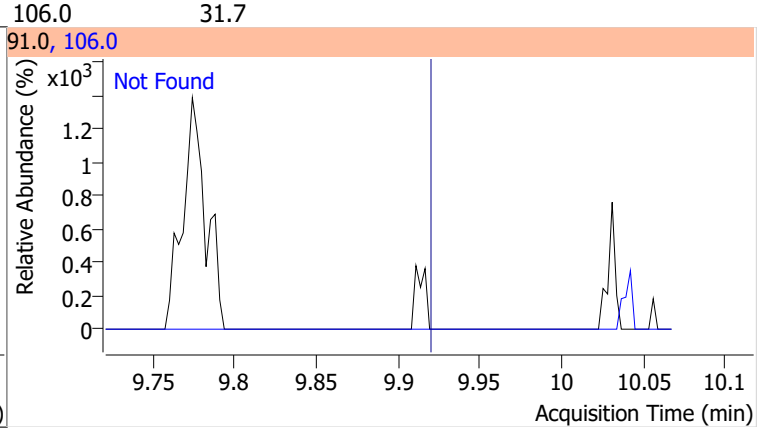

Compound	Conc.	RT	Dev(Min)	Resp.	QIon	QRatio	Lower	Upper
m+p-Xylenes	1.8502	10.04	0.00	122 (m)	91.0	195.1	170.7	230.7

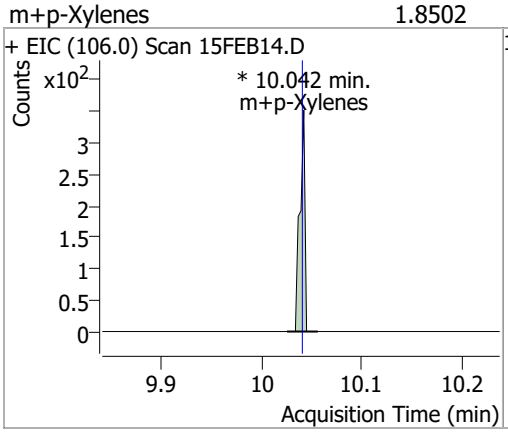

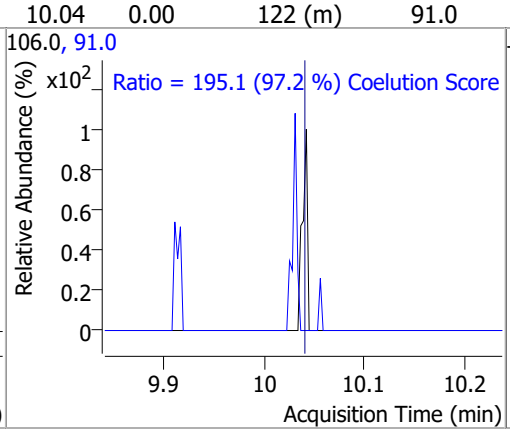

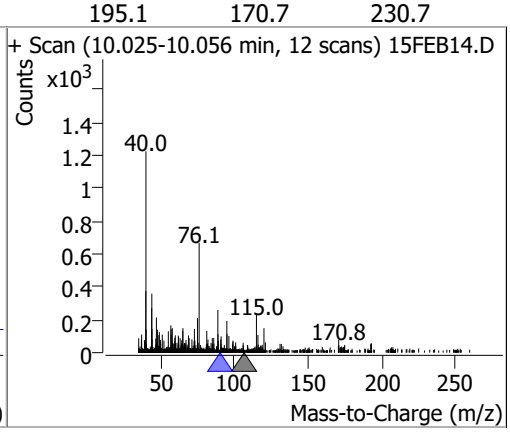

Compound	Conc.	Exp RT	QIon	Exp Ratio
o-Xylene	N.D.	10.43	91.0	211.4

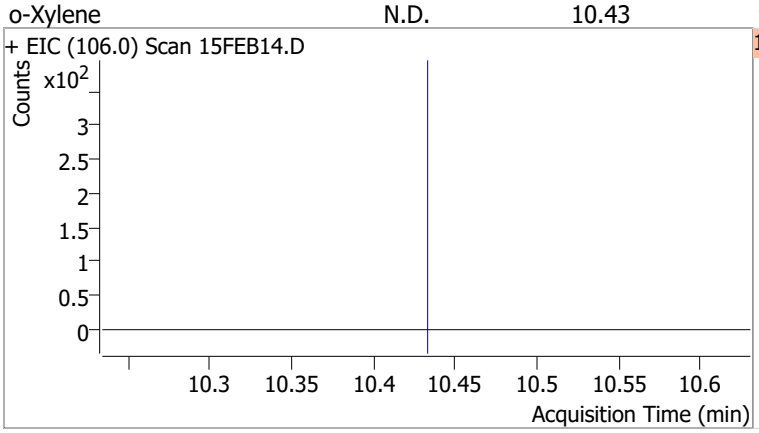

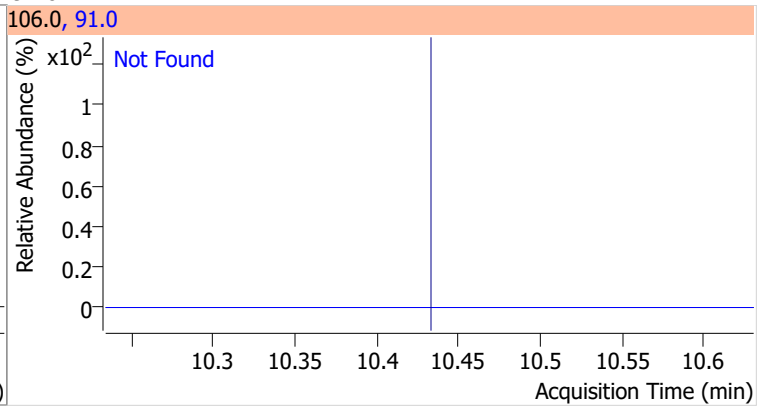

Compound	Conc.	Exp RT	QIon	Exp Ratio
Styrene	N.D.	10.45	78.0	50.6

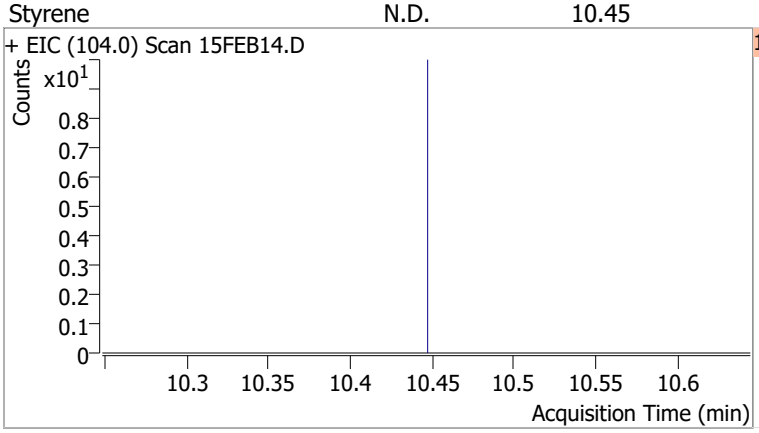

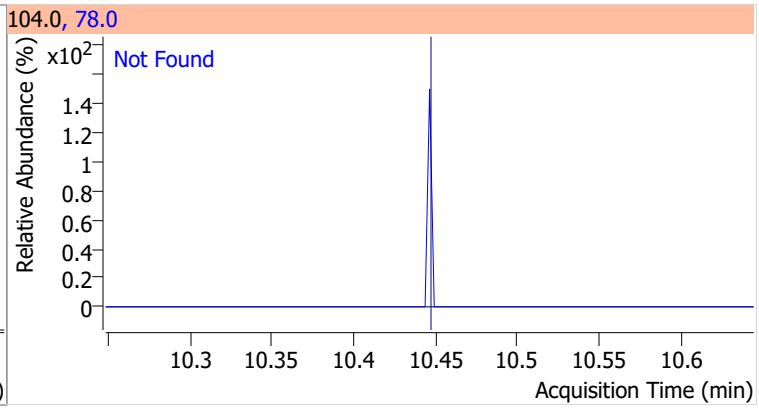

Compound	Conc.	Exp RT	QIon	Exp Ratio	QIon	Exp Ratio
Bromoform	N.D.	10.62	170.5	50.3	174.5	48.1

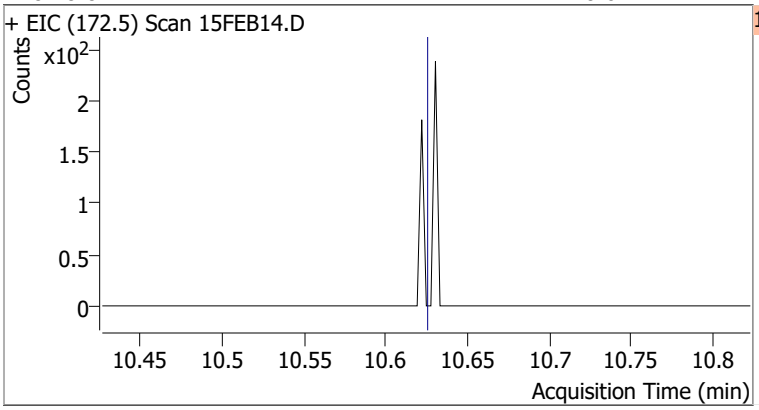

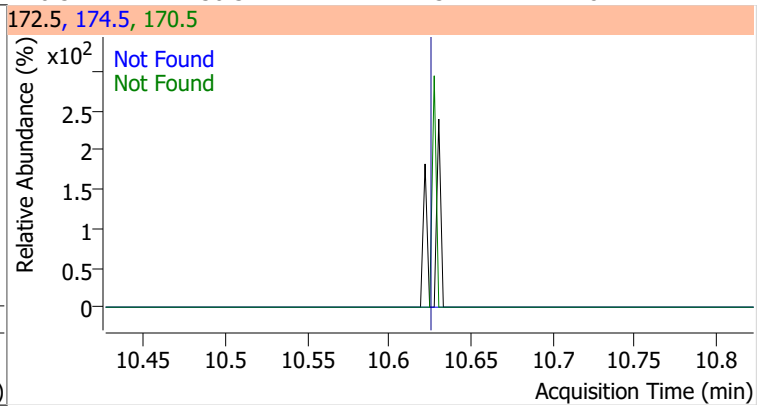

Compound	Conc.	RT	Dev(Min)	Resp.	QIon	QRatio	Lower	Upper
p-Bromofluorobenzene	269.3505	10.95	0.00	288471	174.0	93.8	65.3	125.3
					176.0	91.2	63.3	123.3

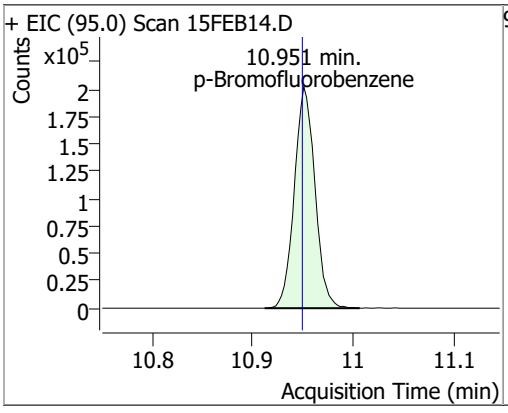

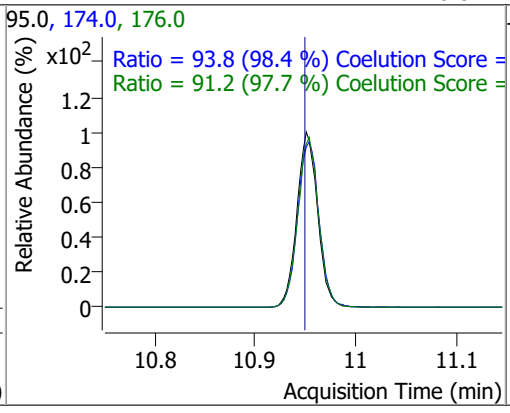

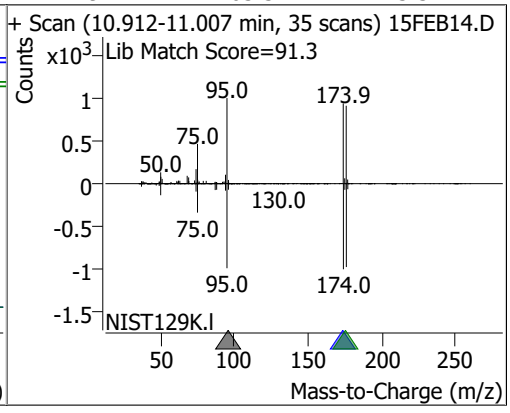

Compound	Conc.	Exp RT	QIon	Exp Ratio	QIon	Exp Ratio
Bromobenzene	N.D.	11.09	77.0	143.5	158.0	96.1

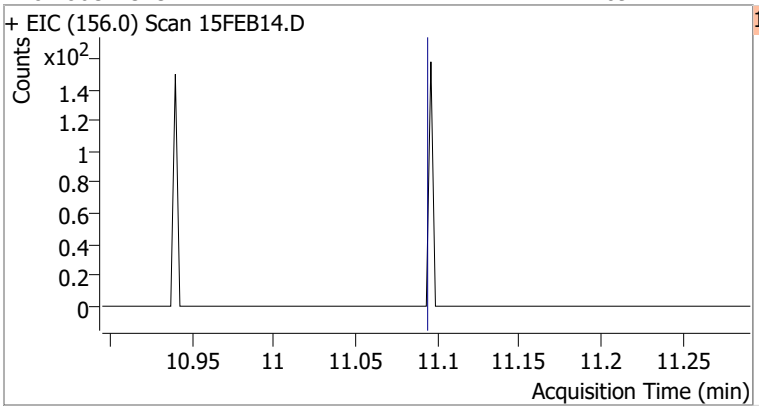

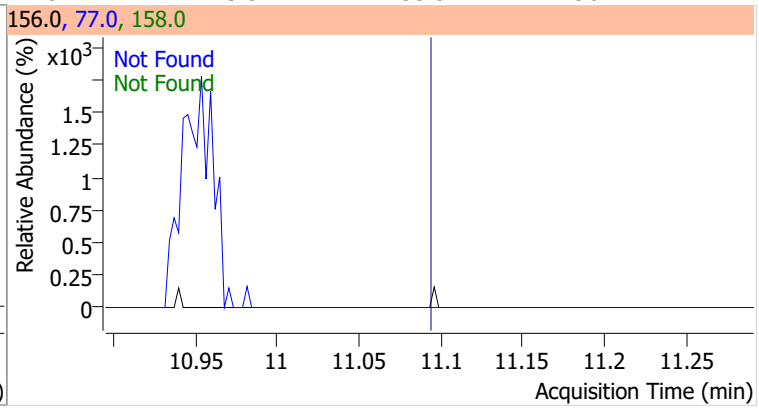

Compound	Conc.	Exp RT	QIon	Exp Ratio
1,1,2,2-Tetrachloroethane	N.D.	11.11	85.0	63.3

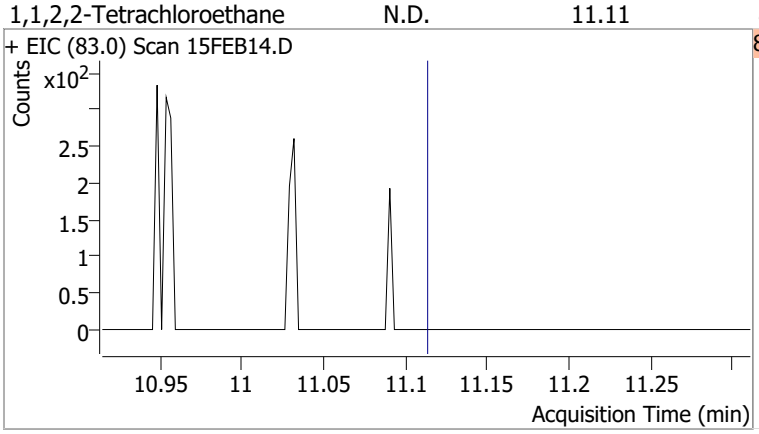

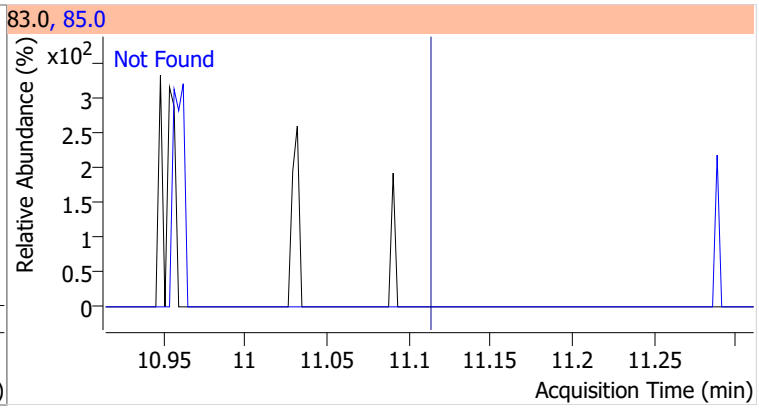

Compound	Conc.	Exp RT	QIon	Exp Ratio
1,2,3-Trichloropropane	N.D.	11.15	112.0	65.8

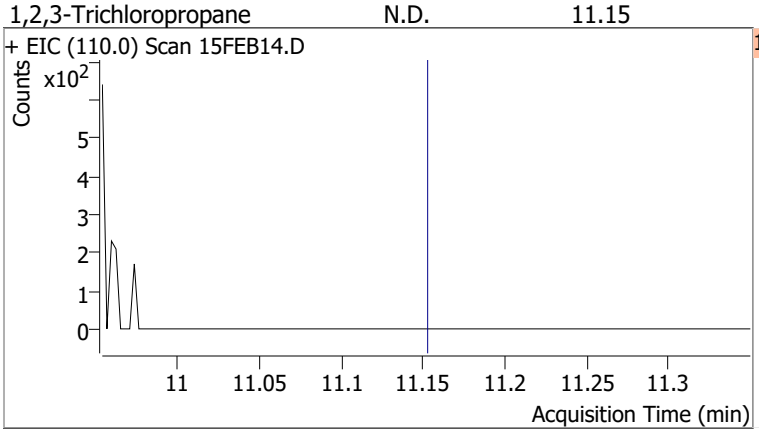

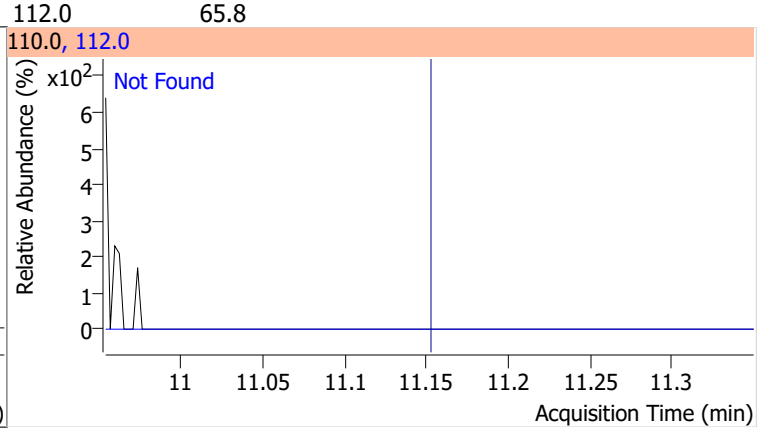

Compound	Conc.	Exp RT	QIon	Exp Ratio
2-Chlorotoluene	N.D.	11.29	91.0	276.2

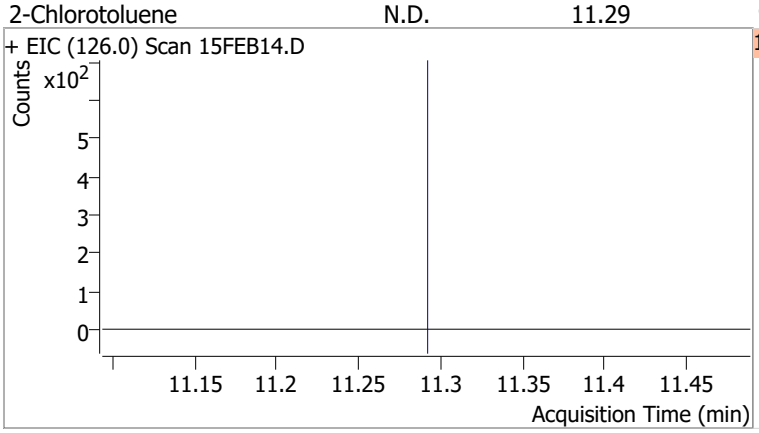

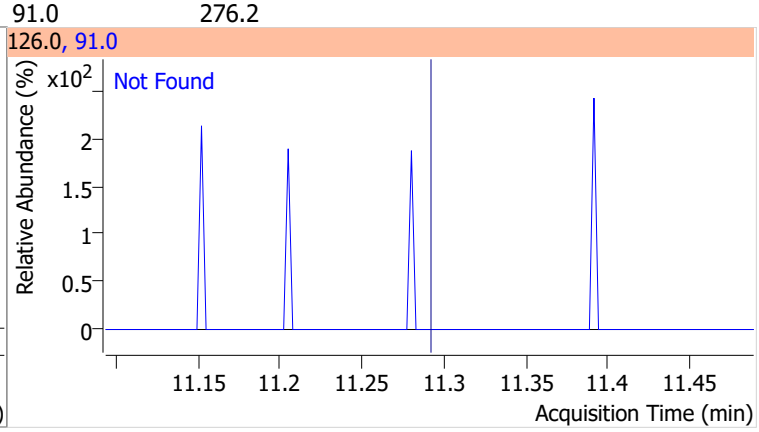

Compound	Conc.	Exp RT	QIon	Exp Ratio
4-Chlorotoluene	N.D.	11.40	126.0	31.3

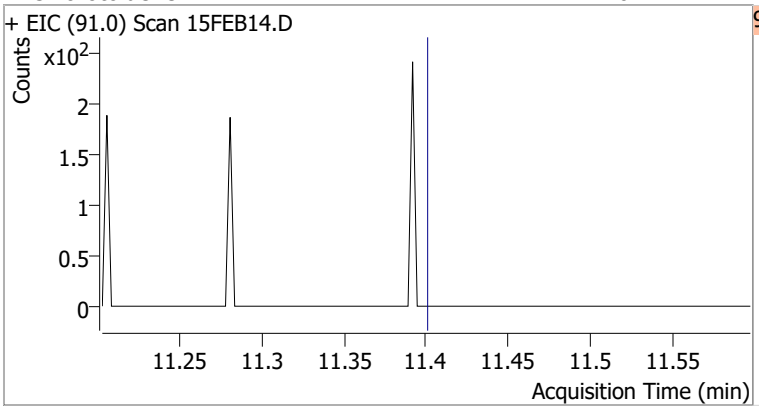

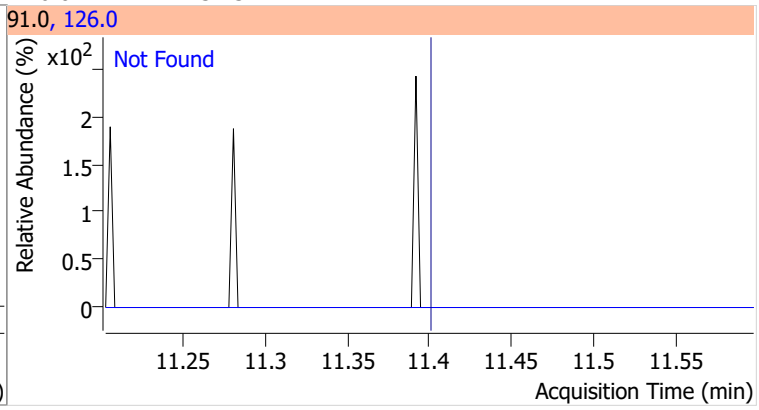

Compound	Conc.	Exp RT	QIon	Exp Ratio	QIon	Exp Ratio
1,3-Dichlorobenzene	N.D.	12.03	148.0	62.8	111.0	38.7

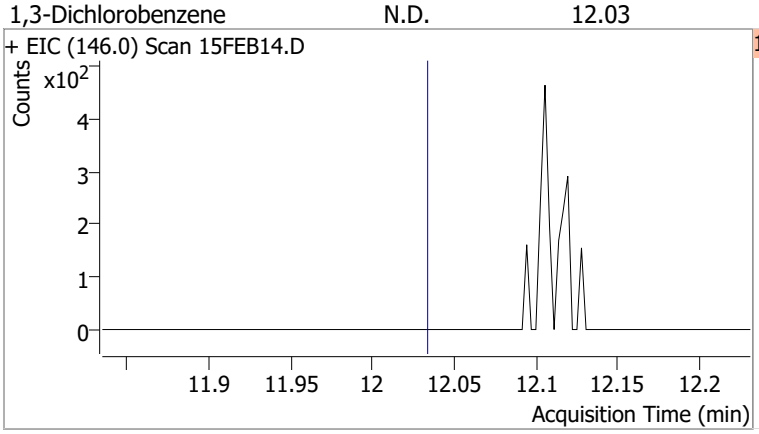

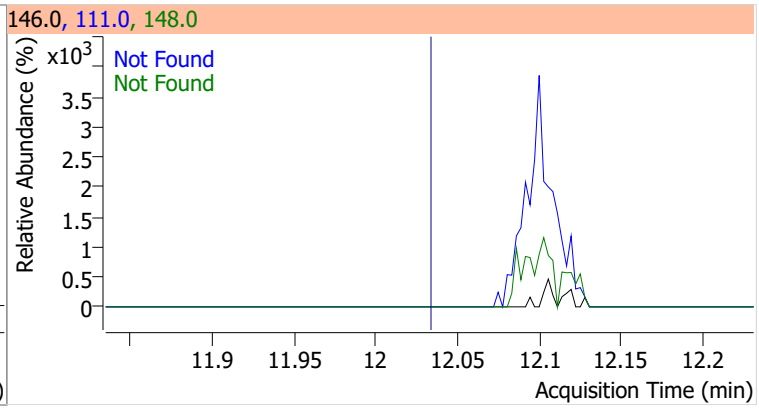

Compound	Conc.	Exp RT	QIon	Exp Ratio	QIon	Exp Ratio
1,4-Dichlorobenzene	N.D.	12.12	148.0	63.7	111.0	38.7

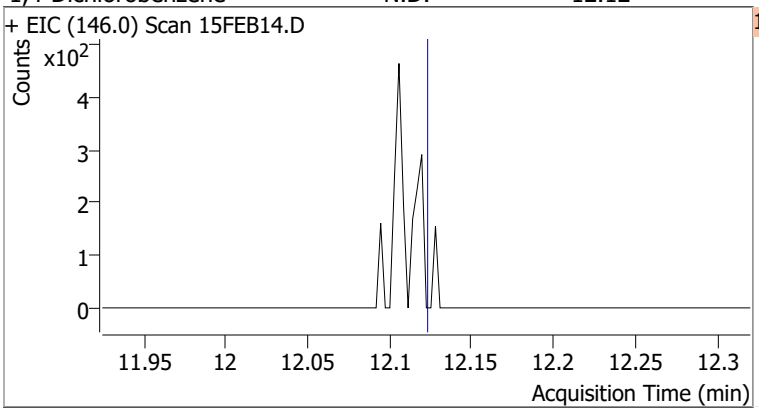

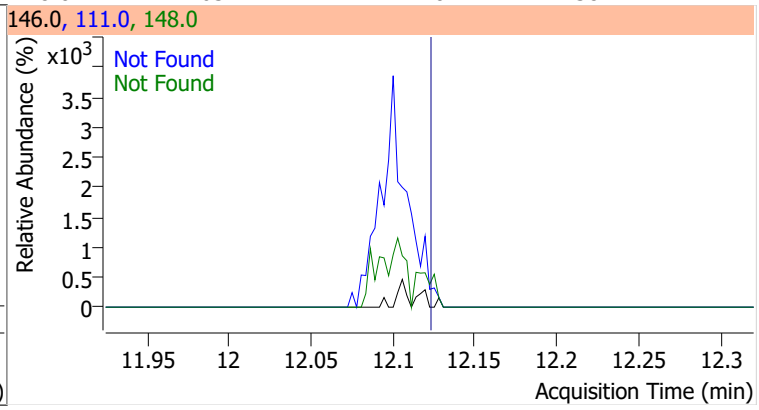

Compound	Conc.	Exp RT	QIon	Exp Ratio	QIon	Exp Ratio
1,2-Dichlorobenzene	N.D.	12.49	148.0	61.9	111.0	39.5

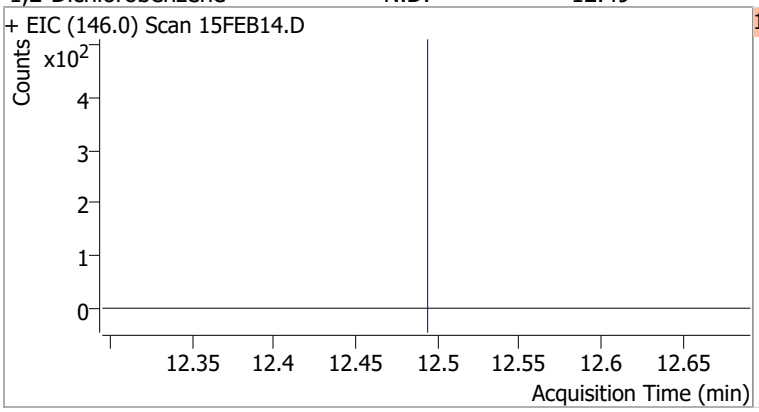

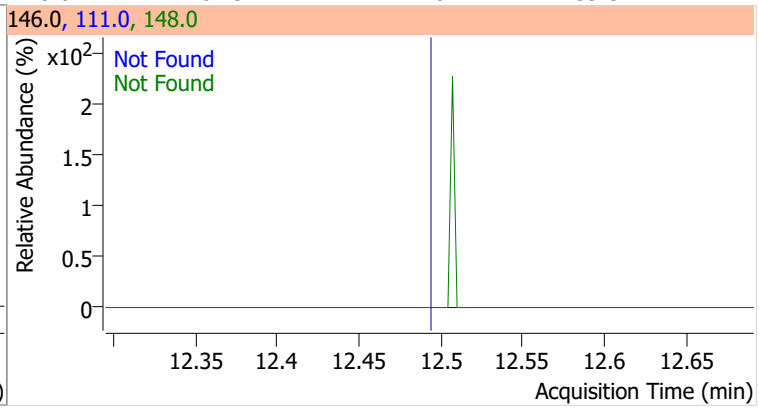

Quantitation Results Report (QT Reviewed)

Data File	15FEB15.D	Operator	MSC
Acq. Method	5975CACQF.M	Acq. Date-Time	2/15/2022 4:05:38 PM
Sample Name	B22020962-016F	Instrument	VOA5975C
Vial	15	Multiplier	1.00
DA Method File	VOA5975C_8260B_SHT_DoD_L4_011922.m	Comment	
Tune File	BFB_Atune3.u	Tune Date	10/11/2021 4:02:00 PM
Batch Name	VG021522_8260B.batch.bin	Last Calib Update	2/18/2022 11:13:24 AM
Ref Library	\\MASSHUNTER\Org\Library\NIST129K.l		

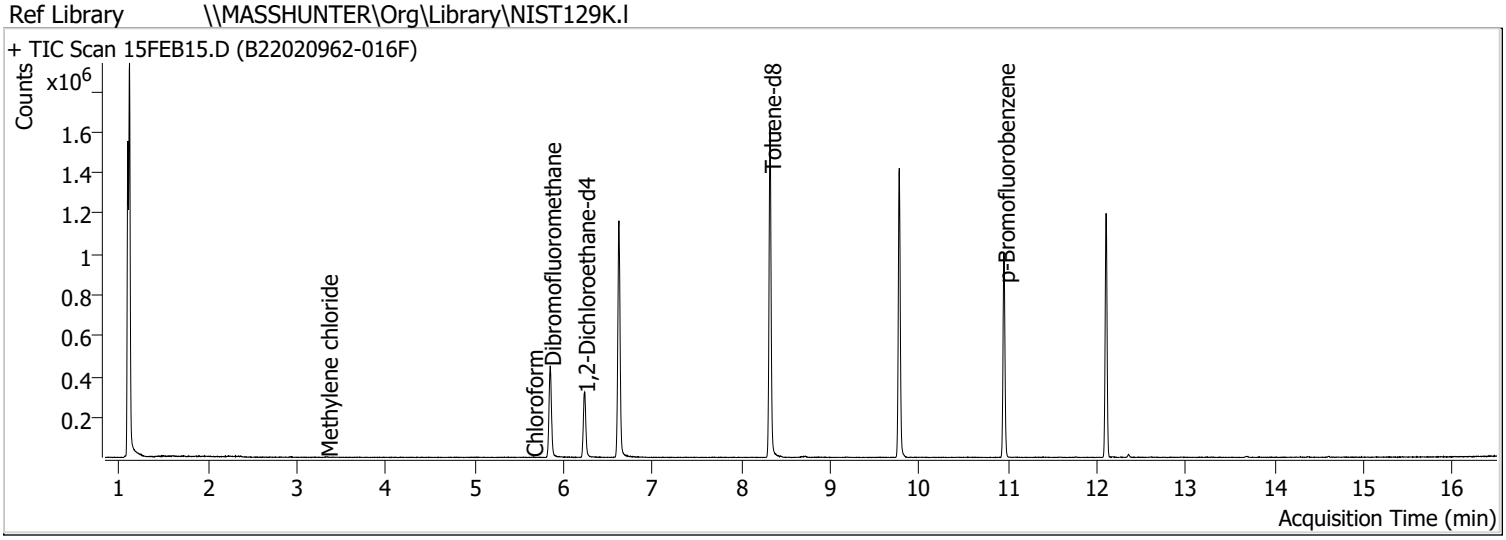

Compound	RT	QIon	Resp.	Conc.	Units		Dev(Min)
Internal Standards							
M Fluorobenzene	6.620	96.0	948602	250.0000	ng		0.000
M Chlorobenzene-d5	9.774	82.0	379944	250.0000	ng		0.000
M 1,4-Dichlorobenzene-d4	12.100	152.0	290220	250.0000	ng		0.000
System Monitoring Compounds							
S Dibromofluoromethane	5.848	113.0	258506	281.3521	ng		-0.003
Spiked Amount: 250.000	Range: 80.0 - 119.0%			Recovery = 112.54%			
S 1,2-Dichloroethane-d4	6.230	67.0	117877	296.9965	ng		0.000
Spiked Amount: 250.000	Range: 81.0 - 118.0%			Recovery = 118.80%		*	
S Toluene-d8	8.322	98.0	992204	267.6771	ng		0.003
Spiked Amount: 250.000	Range: 89.0 - 112.0%			Recovery = 107.07%			
S p-Bromofluorobenzene	10.951	95.0	281944	263.1155	ng		0.003
Spiked Amount: 250.000	Range: 85.0 - 114.0%			Recovery = 105.25%			
Target Compounds							**QValue**
T Dichlorodifluoromethane	0.000		0	N.D.			
T Chloromethane	0.000		0	N.D.			
T Vinyl chloride	0.000		0	N.D.			
T Bromomethane	0.000		0	N.D.			
T Chloroethane	0.000		0	N.D.			
T Trichlorofluoromethane	0.000		0	N.D.			
T 1,1-Dichloroethene	0.000		0	N.D.			
T Methylene chloride	3.335	49.0	1466	1.0574	ng	m	86
T trans-1,2-Dichloroethene	0.000		0	N.D.			
T Methyl tert-butyl ether (MTBE)	0.000		0	N.D.			
T 1,1-Dichloroethane	0.000		0	N.D.			
T 2,2-Dichloropropane	0.000		0	N.D.			
T cis-1,2-Dichloroethene	0.000		0	N.D.			
T Methyl ethyl ketone	0.000		0	N.D.			
T Bromochloromethane	0.000		0	N.D.			
T Chloroform	5.644	83.0	686	0.3724	ng	m	86

Compound	RT	QIon	Resp.	Conc.	Units		Dev(Min)
T 1,1,1-Trichloroethane	0.000		0	N.D.			
T Carbon tetrachloride	0.000		0	N.D.			
T 1,1-Dichloropropene	0.000		0	N.D.			
T Benzene	0.000		0	N.D.			
T 1,2-Dichloroethane	0.000		0	N.D.			
T Trichloroethene	0.000		0	N.D.			
T 1,2-Dichloropropane	0.000		0	N.D.			
T Dibromomethane	0.000		0	N.D.			
T Bromodichloromethane	0.000		0	N.D.			
T cis-1,3-Dichloropropene	0.000		0	N.D.			
T Toluene	0.000		0	N.D.			
T trans-1,3-Dichloropropene	0.000		0	N.D.			
T 1,1,2-Trichloroethane	0.000		0	N.D.			
T Tetrachloroethene	0.000		0	N.D.			
T 1,3-Dichloropropane	0.000		0	N.D.			
T Chlorodibromomethane	0.000		0	N.D.			
T 1,2-Dibromoethane	0.000		0	N.D.			
T Chlorobenzene	0.000		0	N.D.			
T 1,1,1,2-Tetrachloroethane	0.000		0	N.D.			
T Ethylbenzene	0.000		0	N.D.			
T m+p-Xylenes	10.037	106.0	0		ng	md	1
T o-Xylene	0.000		0	N.D.			
T Styrene	0.000		0	N.D.			
T Bromoform	0.000		0	N.D.			
T Bromobenzene	0.000		0	N.D.			
T 1,1,2,2-Tetrachloroethane	0.000		0	N.D.			
T 1,2,3-Trichloropropane	0.000		0	N.D.			
T 2-Chlorotoluene	0.000		0	N.D.			
T 4-Chlorotoluene	0.000		0	N.D.			
T 1,3-Dichlorobenzene	0.000		0	N.D.			
T 1,4-Dichlorobenzene	0.000		0	N.D.			
T 1,2-Dichlorobenzene	0.000		0	N.D.			

(#) = Qualifier Out of Range; (m) = Manual Integration; (+) = Area Summed; (*) = Surrogate Percent Recovery Out of Range; (d): Zeroed Peak

Compound	Conc.	Exp RT	QIon	Exp Ratio
Dichlorodifluoromethane	N.D.	1.24	87.0	31.8

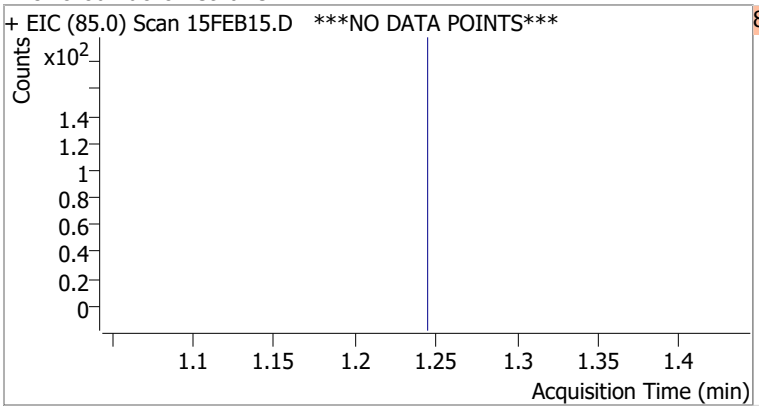

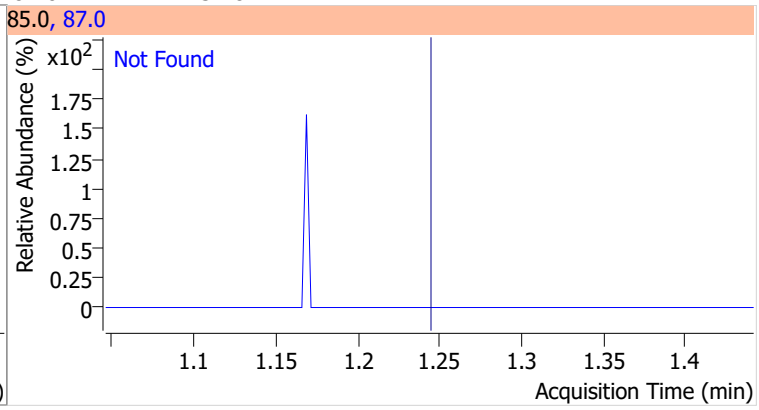

Compound	Conc.	Exp RT	QIon	Exp Ratio
Chloromethane	N.D.	1.41	52.0	32.4

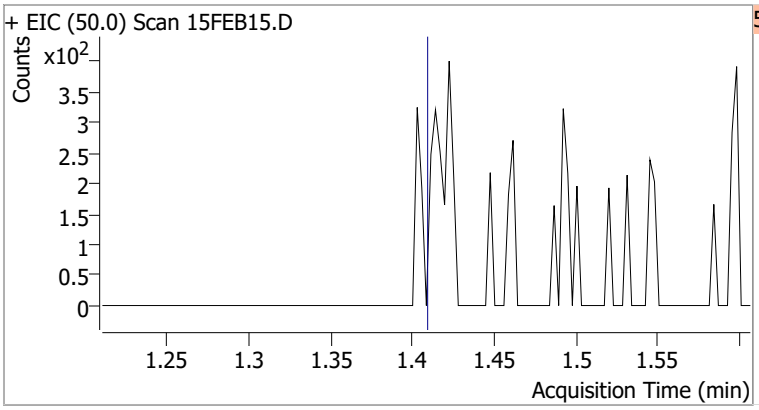

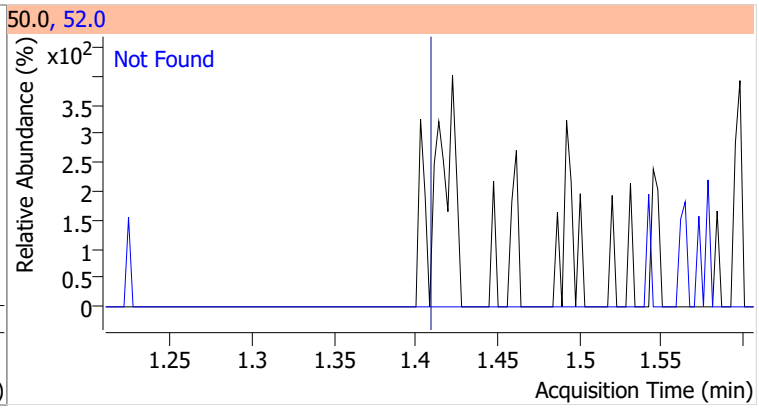

Compound	Conc.	Exp RT	QIon	Exp Ratio
Vinyl chloride	N.D.	1.50	64.0	31.3

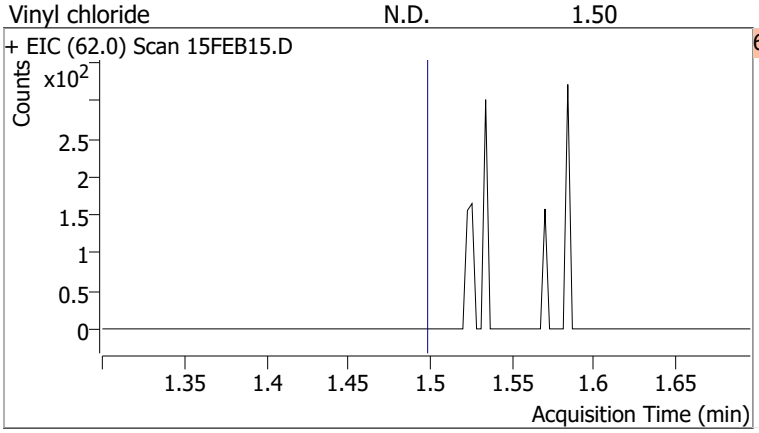

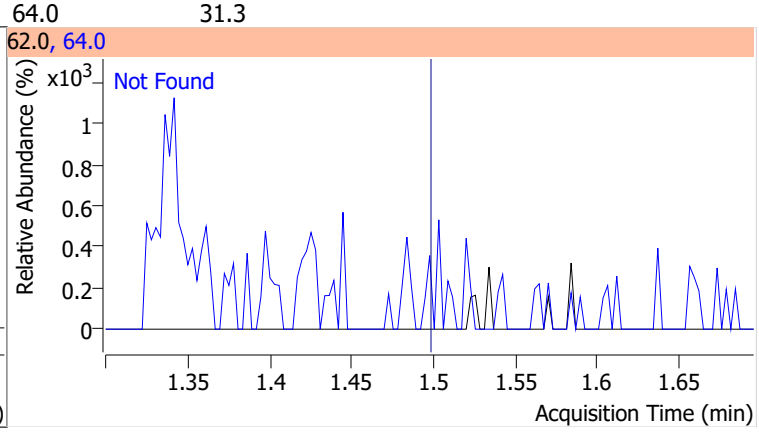

Compound	Conc.	Exp RT	QIon	Exp Ratio
Bromomethane	N.D.	1.80	94.0	110.1

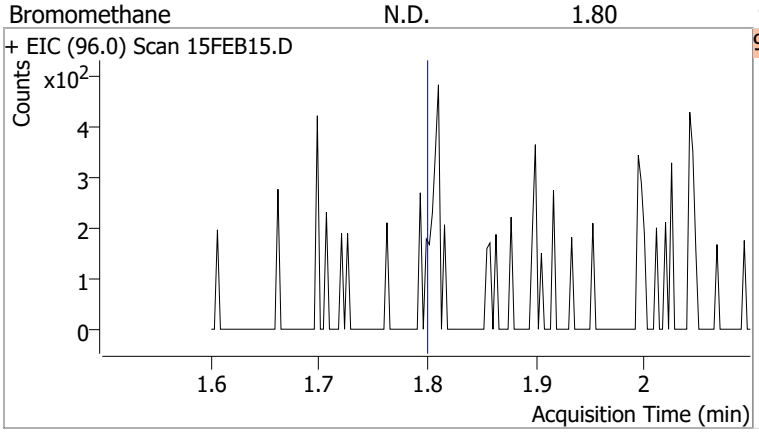

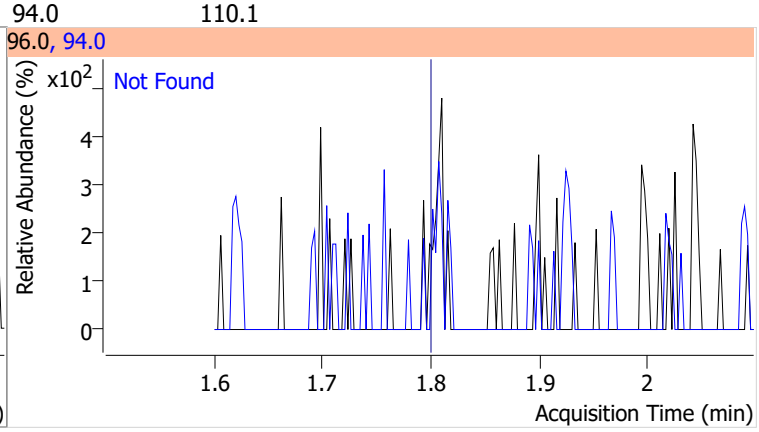

Compound	Conc.	Exp RT	QIon	Exp Ratio
Chloroethane	N.D.	1.90	66.0	30.0

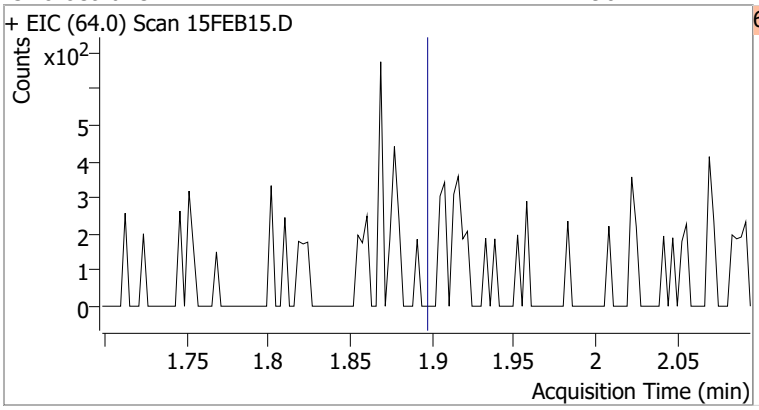

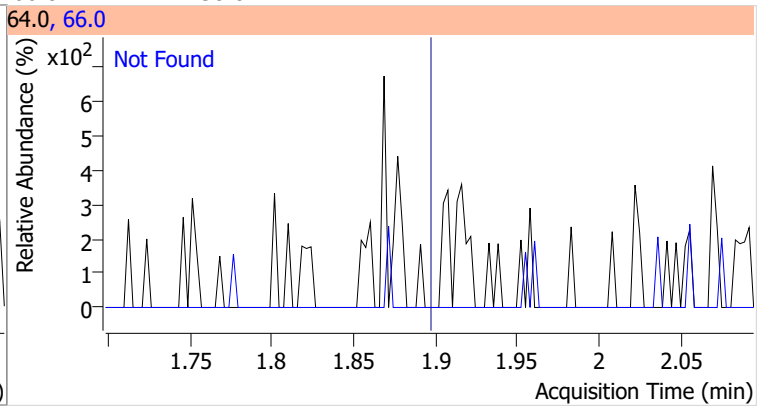

Compound	Conc.	Exp RT	QIon	Exp Ratio
Trichlorofluoromethane	N.D.	2.15	103.0	65.0

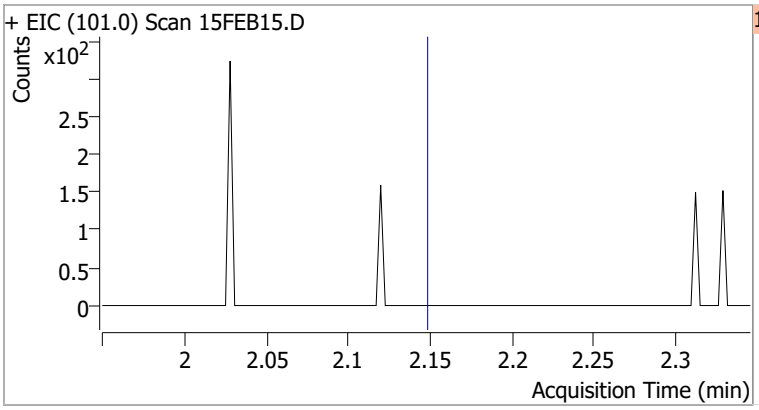

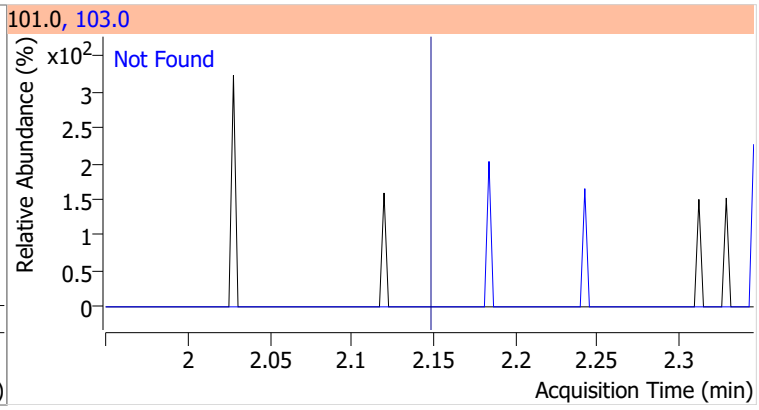

Compound	Conc.	Exp RT	QIon	Exp Ratio	QIon	Exp Ratio
1,1-Dichloroethene	N.D.	2.70	61.0	179.9	63.0	57.0

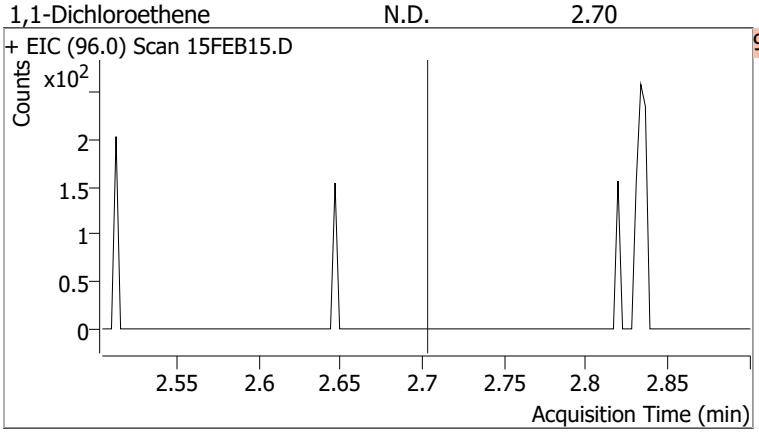

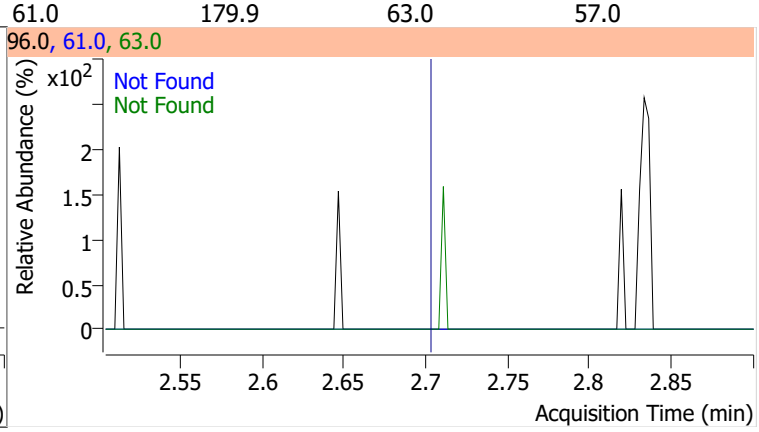

Compound	Conc.	RT	Dev(Min)	Resp.	QIon	QRatio	Lower	Upper
Methylene chloride	1.0574	3.34	0.00	1466 (m)	84.0	76.6	36.1	96.1
					86.0	51.3	11.8	71.8

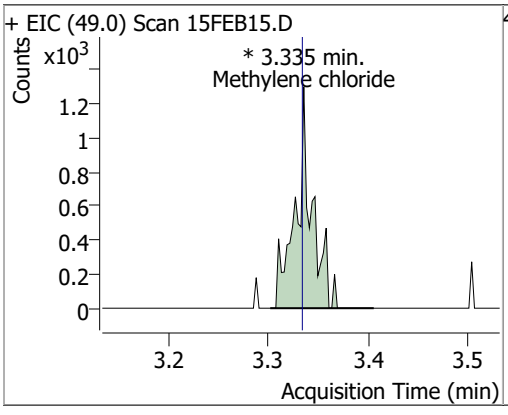

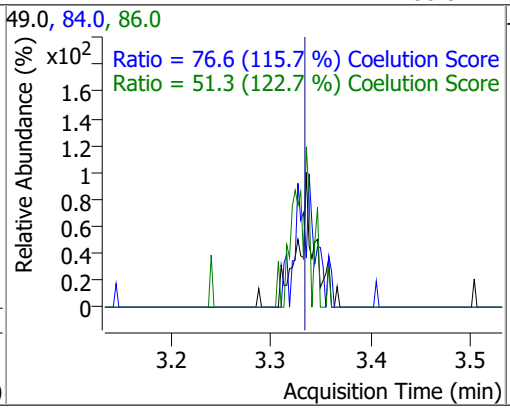

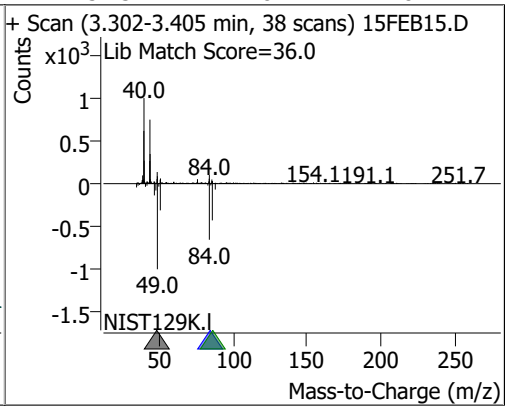

Compound	Conc.	Exp RT	QIon	Exp Ratio	QIon	Exp Ratio
trans-1,2-Dichloroethene	N.D.	3.72	61.0	154.8	98.0	62.1

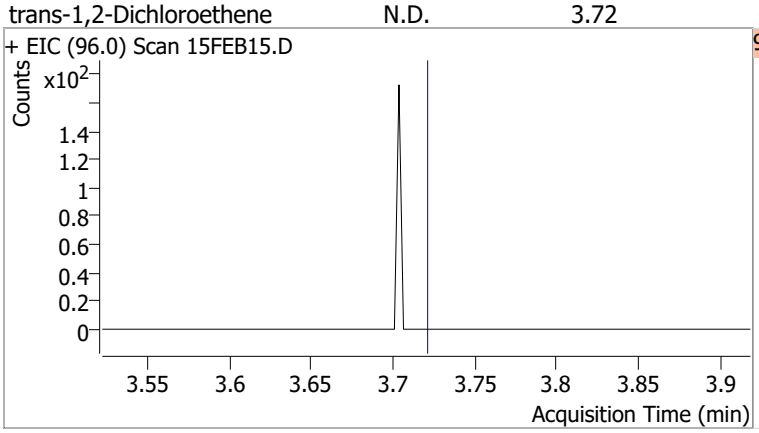

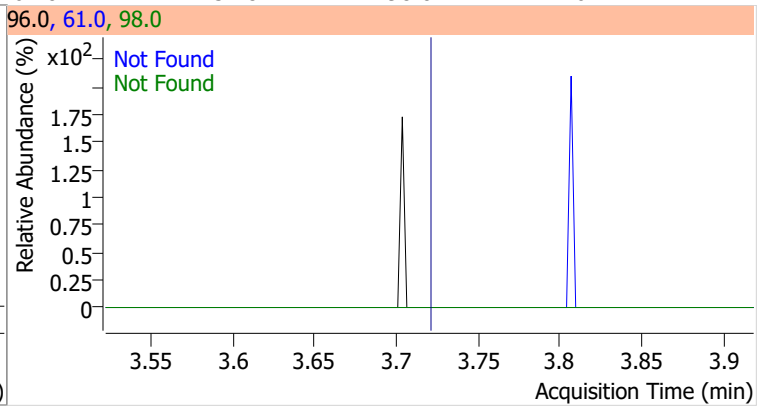

Compound	Conc.	Exp RT	QIon	Exp Ratio
Methyl tert-butyl ether (MTBE)	N.D.	3.75	57.0	24.6

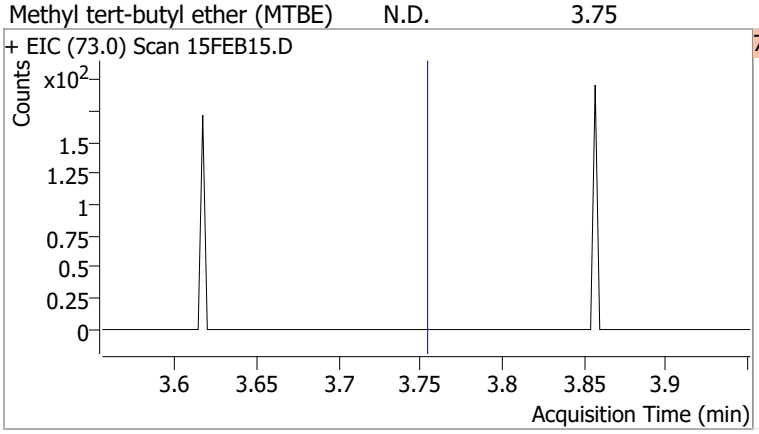

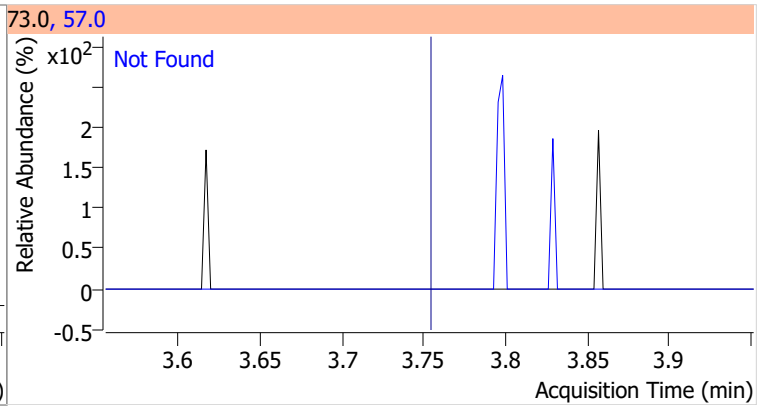

Compound	Conc.	Exp RT	QIon	Exp Ratio	QIon	Exp Ratio
1,1-Dichloroethane	N.D.	4.38	65.0	31.0	83.0	12.7

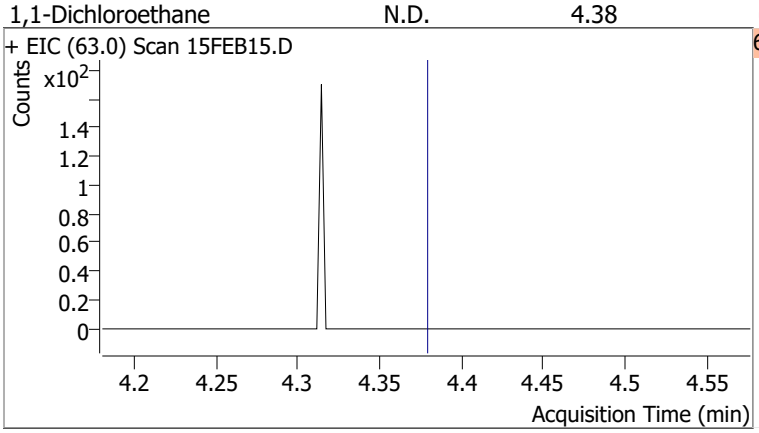

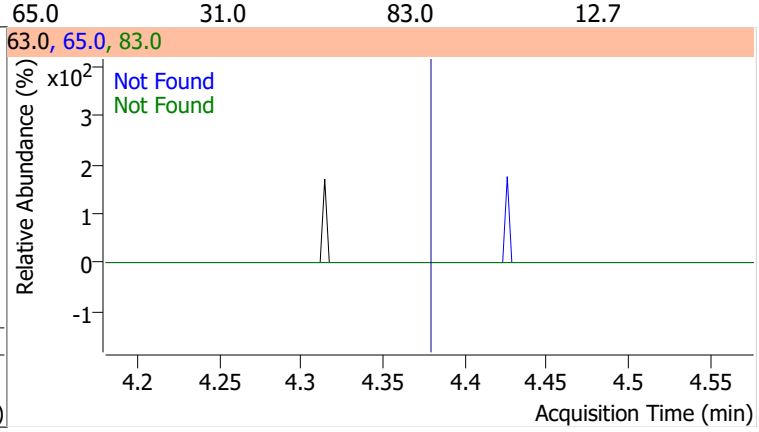

Compound	Conc.	Exp RT	QIon	Exp Ratio	QIon	Exp Ratio
2,2-Dichloropropane	N.D.	5.19	41.0	68.8	97.0	23.9

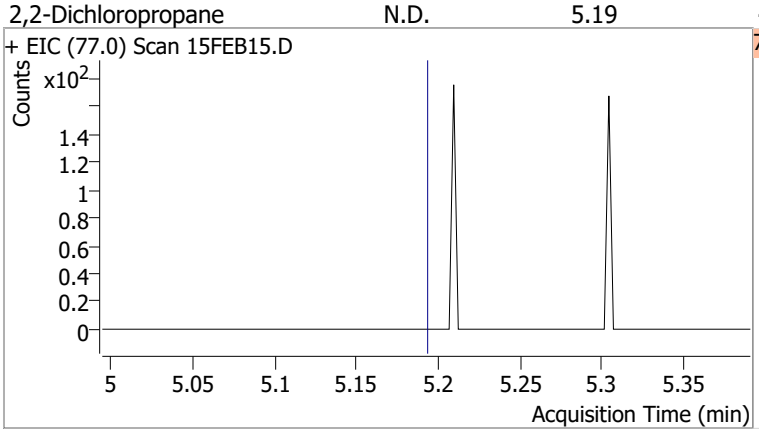

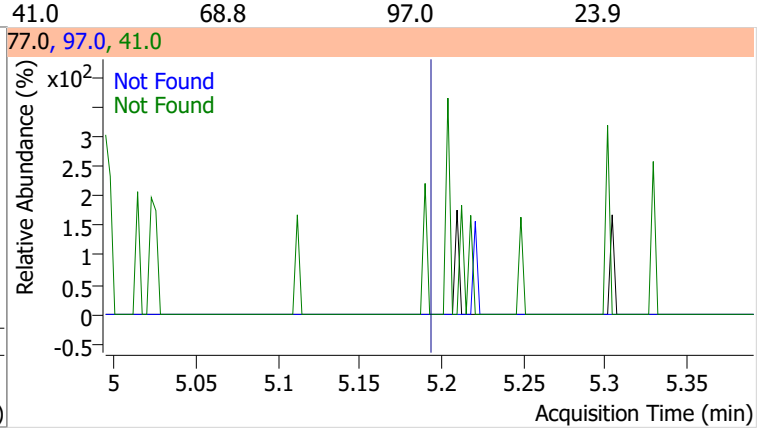

Compound	Conc.	Exp RT	QIon	Exp Ratio	QIon	Exp Ratio
cis-1,2-Dichloroethene	N.D.	5.21	61.0	160.4	98.0	66.2

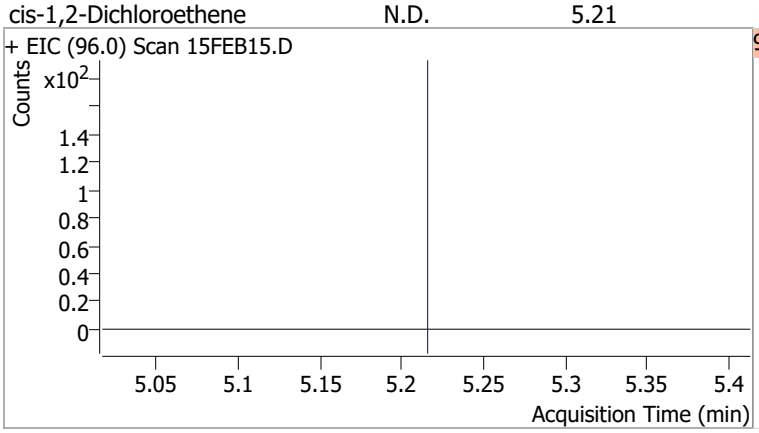

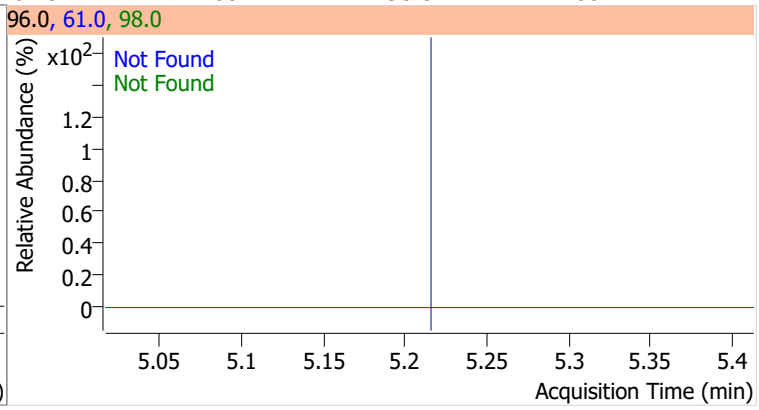

Compound	Conc.	Exp RT	QIon	Exp Ratio
Methyl ethyl ketone	N.D.	5.28	72.0	20.6

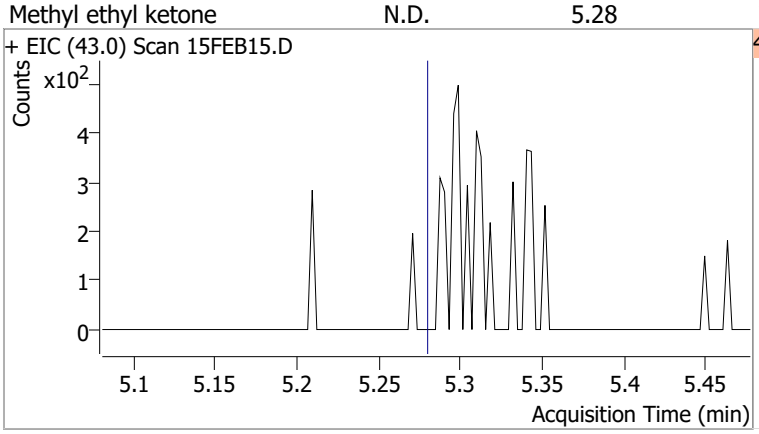

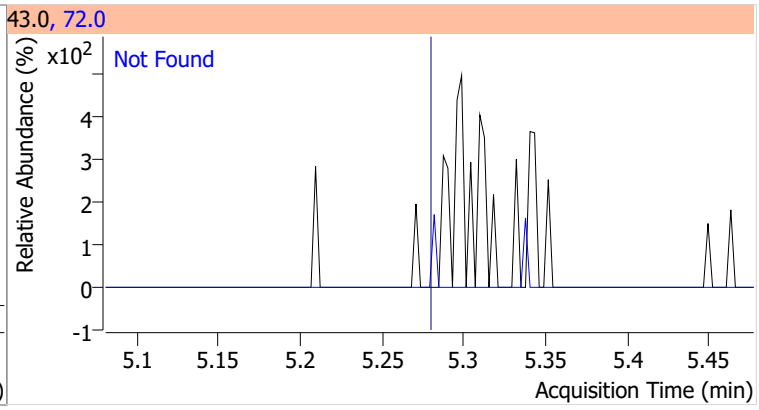

Compound	Conc.	Exp RT	QIon	Exp Ratio
Bromochloromethane	N.D.	5.52	49.0	182.2

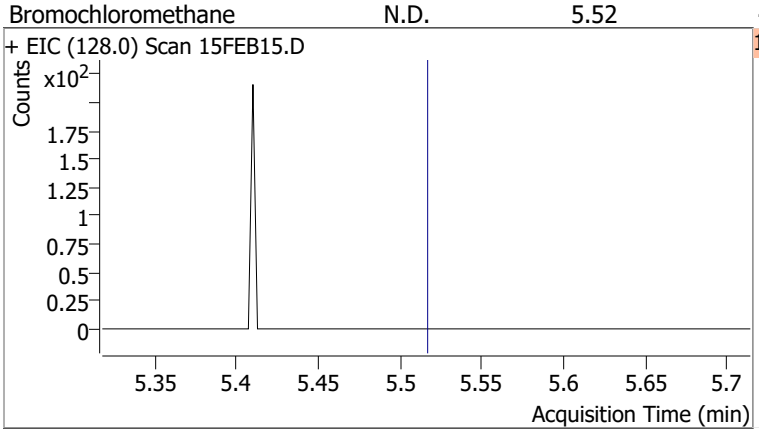

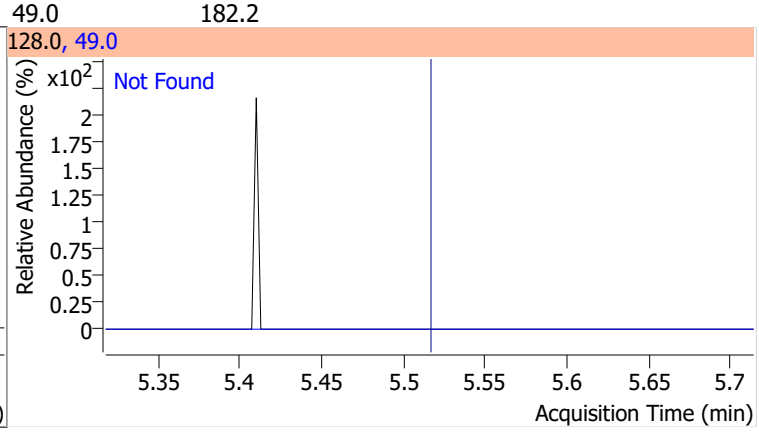

Compound	Conc.	RT	Dev(Min)	Resp.	QIon	QRatio	Lower	Upper
Chloroform	0.3724	5.64	-0.01	686 (m)	85.0	77.6	36.2	96.2

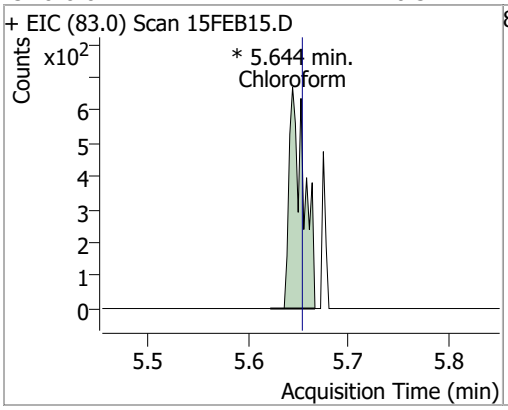

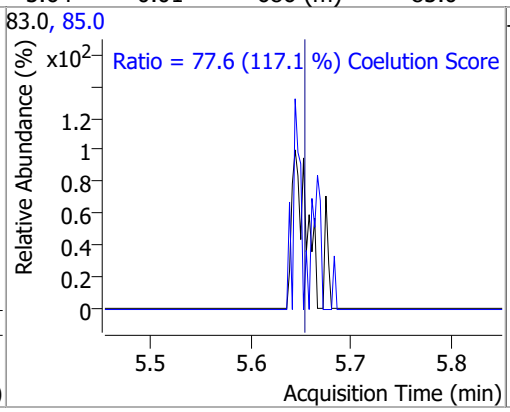

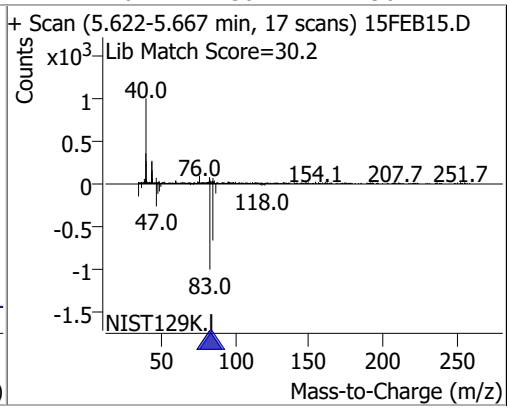

Compound	Conc.	Exp RT	QIon	Exp Ratio	QIon	Exp Ratio
1,1,1-Trichloroethane	N.D.	5.83	99.0	63.1	61.0	49.1

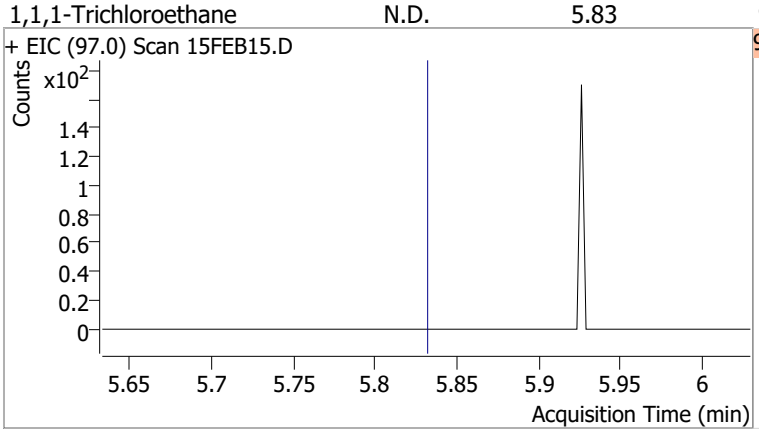

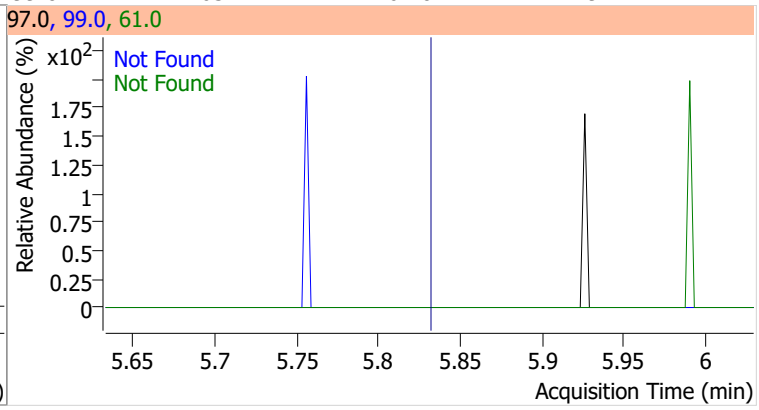

Compound	Conc.	RT	Dev(Min)	Resp.	QIon	QRatio	Lower	Upper
Dibromofluoromethane	281.3521	5.85	0.00	258506	191.5	21.5	0.0	53.2

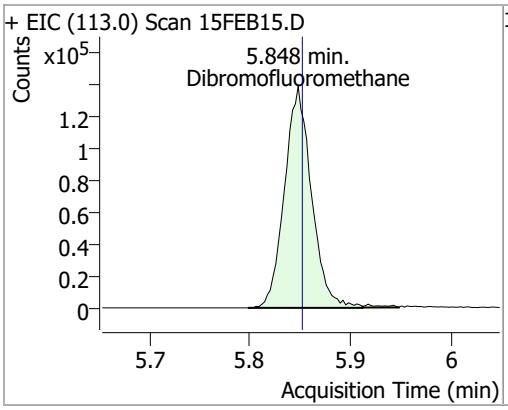

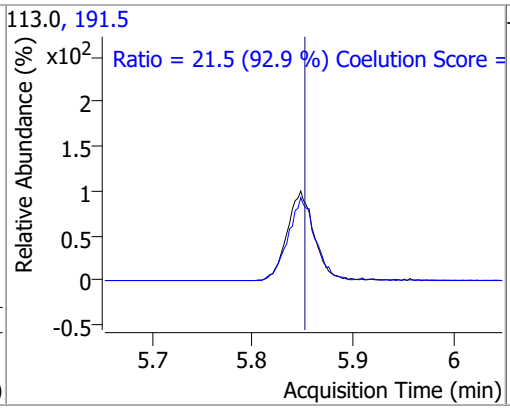

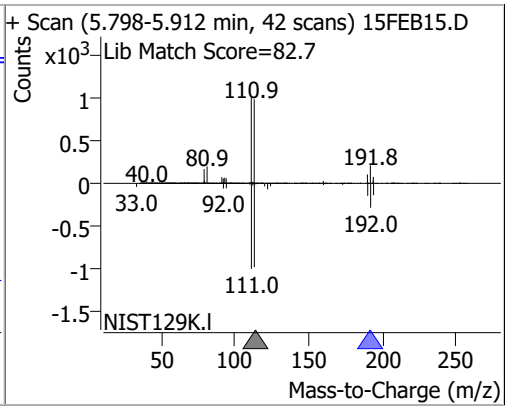

Compound	Conc.	Exp RT	QIon	Exp Ratio	QIon	Exp Ratio
Carbon tetrachloride	N.D.	6.02	119.0	97.6	121.0	30.7

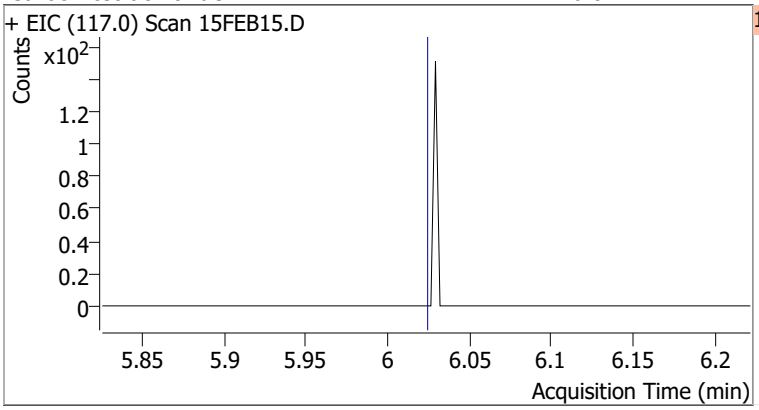

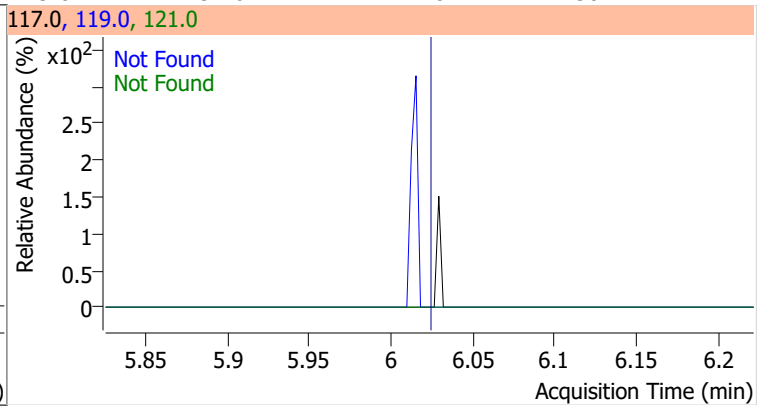

Compound	Conc.	Exp RT	QIon	Exp Ratio	QIon	Exp Ratio
1,1-Dichloropropene	N.D.	6.04	110.0	35.6	77.0	31.0

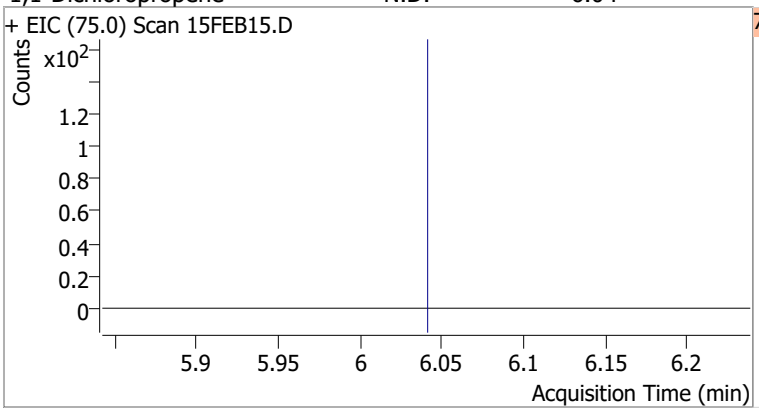

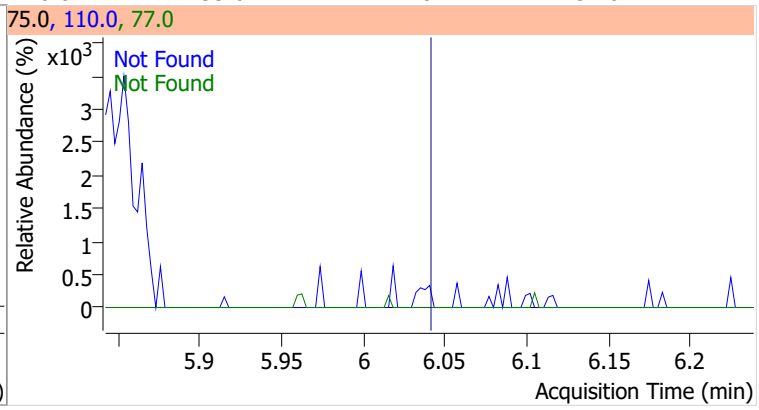

Quantitation Results Report (QT Reviewed)

Compound	Conc.	RT	Dev(Min)	Resp.	QIon	QRatio	Lower	Upper
1,2-Dichloroethane-d4	296.9965	6.23	0.00	117877	65.0	195.6	162.8	222.8

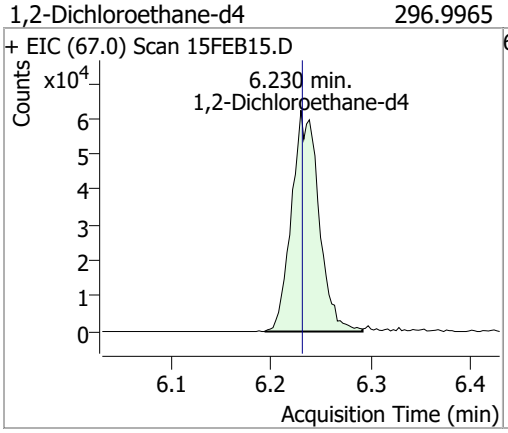

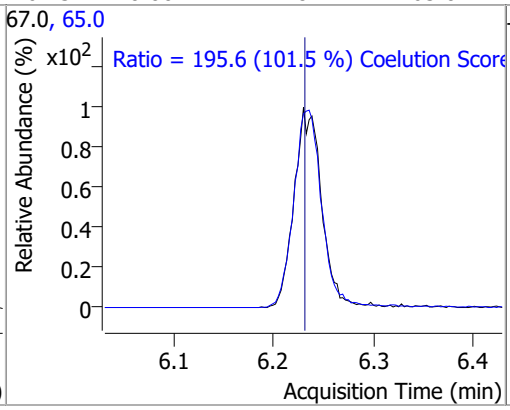

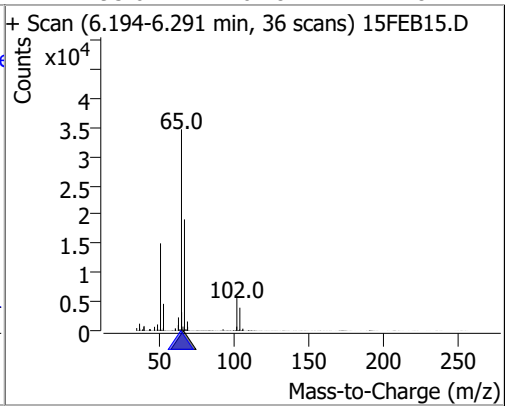

Compound	Conc.	Exp RT	QIon	Exp Ratio
Benzene	N.D.	6.28	77.0	23.3

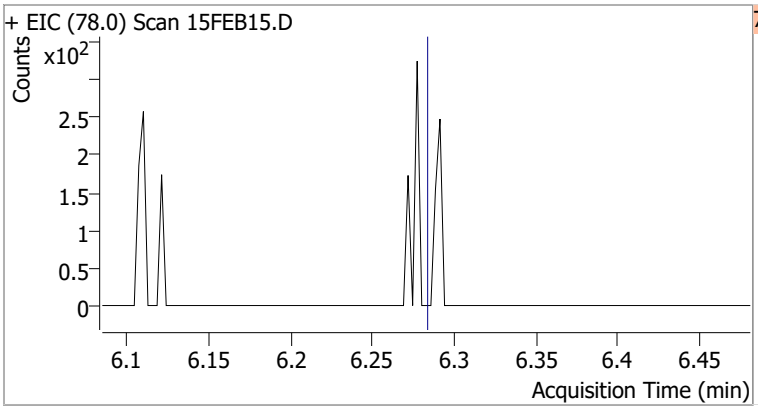

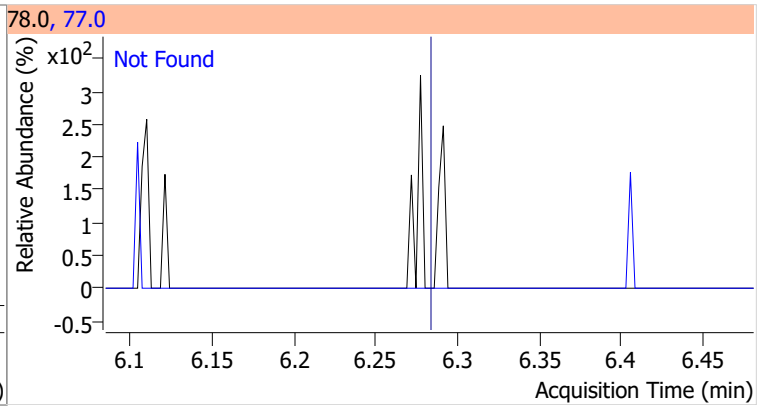

Compound	Conc.	Exp RT	QIon	Exp Ratio	QIon	Exp Ratio
1,2-Dichloroethane	N.D.	6.32	64.0	32.2	98.0	8.2

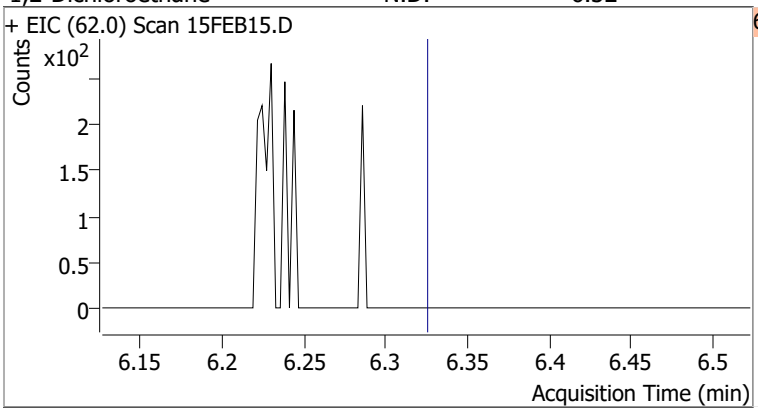

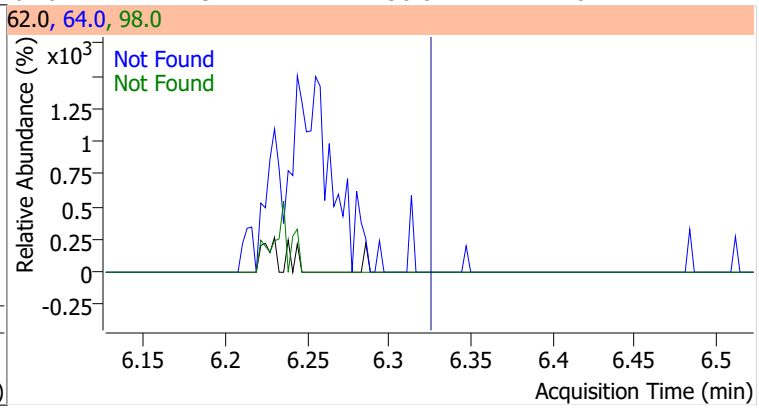

Compound	Conc.	Exp RT	QIon	Exp Ratio	QIon	Exp Ratio
Trichloroethene	N.D.	7.02	130.0	105.6	97.0	65.7

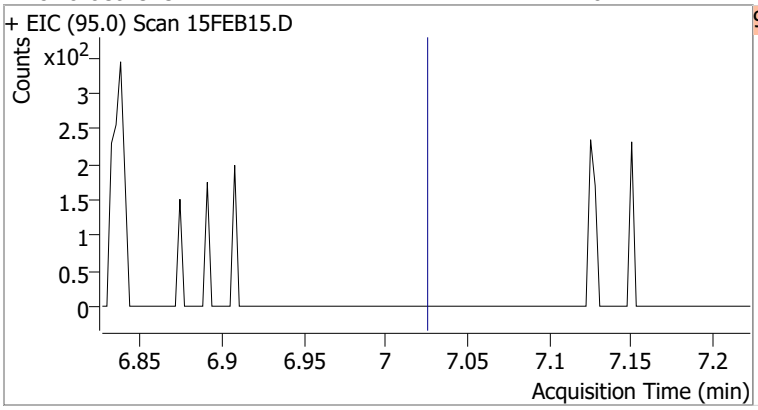

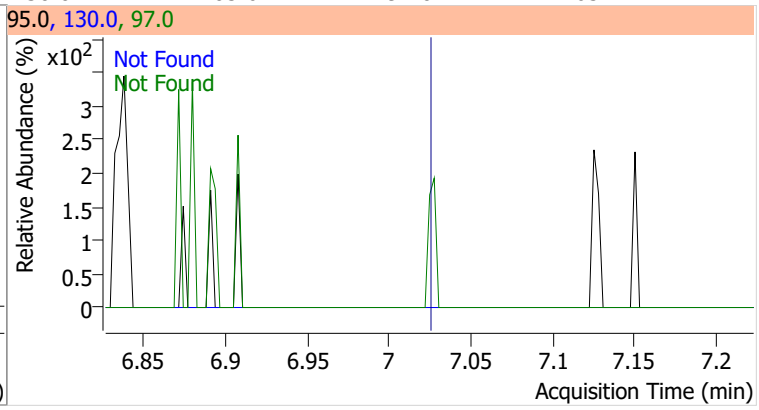

Compound	Conc.	Exp RT	QIon	Exp Ratio
1,2-Dichloropropane	N.D.	7.27	76.0	39.8

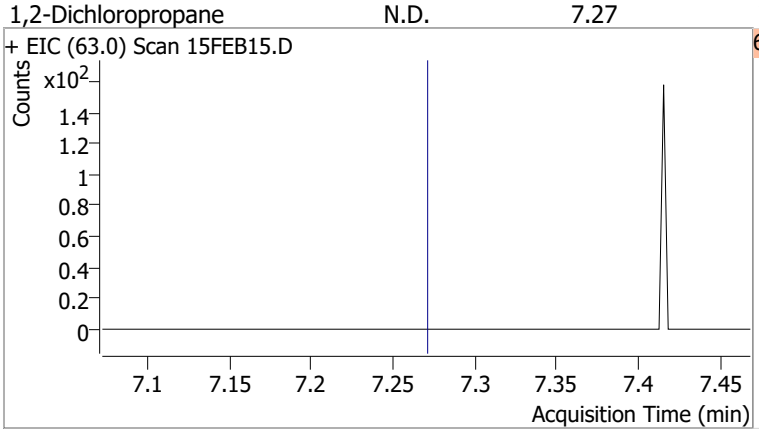

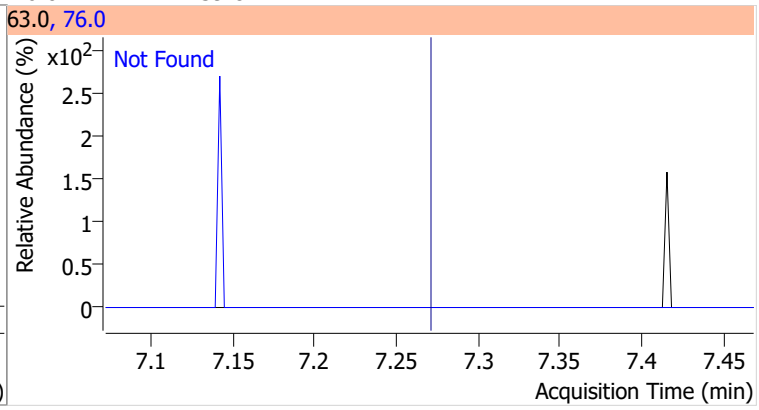

Compound	Conc.	Exp RT	QIon	Exp Ratio	QIon	Exp Ratio
Dibromomethane	N.D.	7.40	173.5	108.2	95.0	84.5

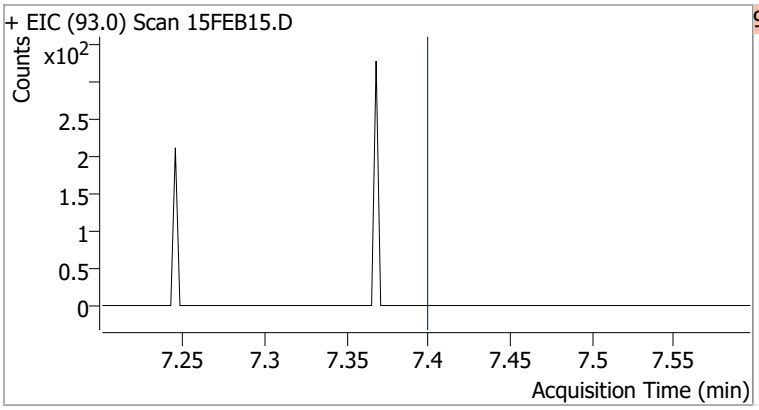

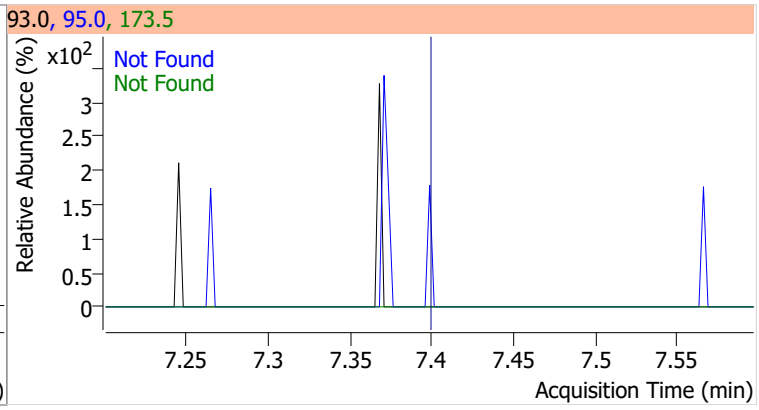

Compound	Conc.	Exp RT	QIon	Exp Ratio	QIon	Exp Ratio
Bromodichloromethane	N.D.	7.58	85.0	66.3	127.0	9.5

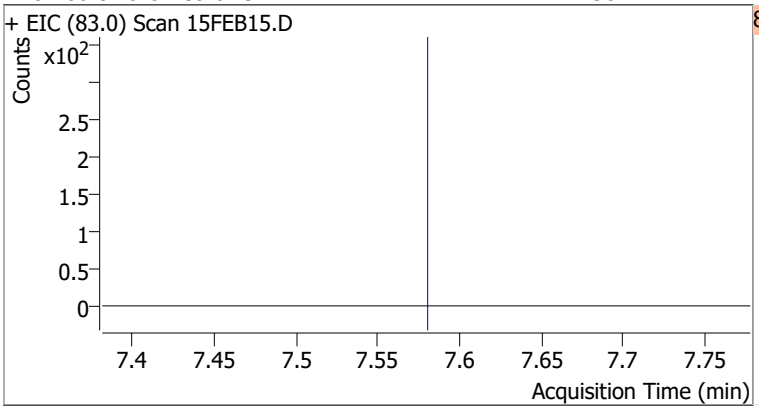

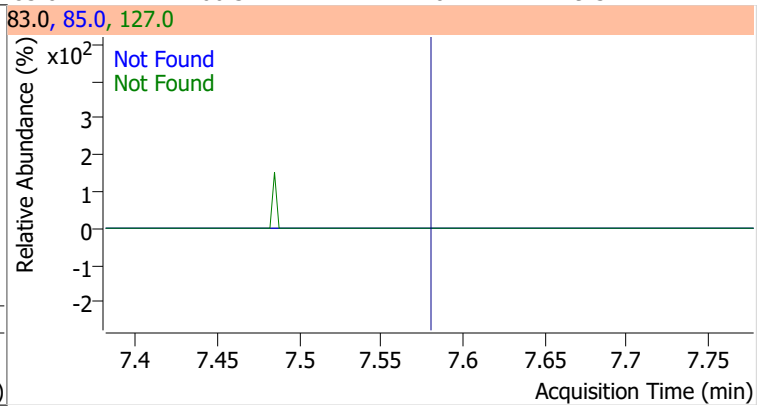

Compound	Conc.	Exp RT	QIon	Exp Ratio	QIon	Exp Ratio
cis-1,3-Dichloropropene	N.D.	8.06	39.0	52.5	77.0	31.8

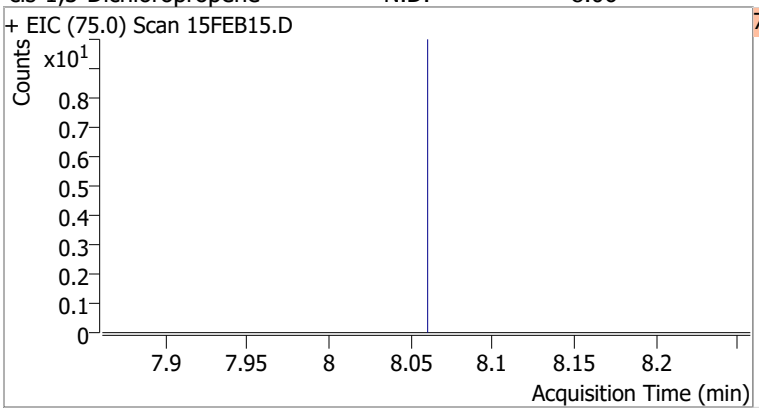

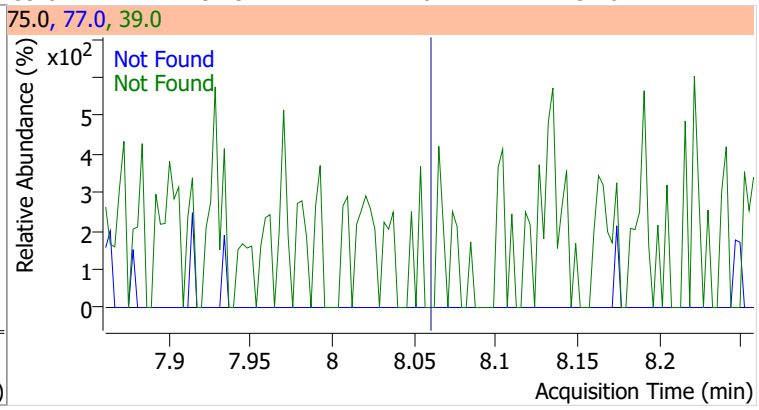

Quantitation Results Report (QT Reviewed)

Compound	Conc.	RT	Dev(Min)	Resp.	QIon	QRatio	Lower	Upper
Toluene-d8	267.6771	8.32	0.00	992204	100.0	62.7	34.3	94.3
					99.0	9.5	0.0	39.2

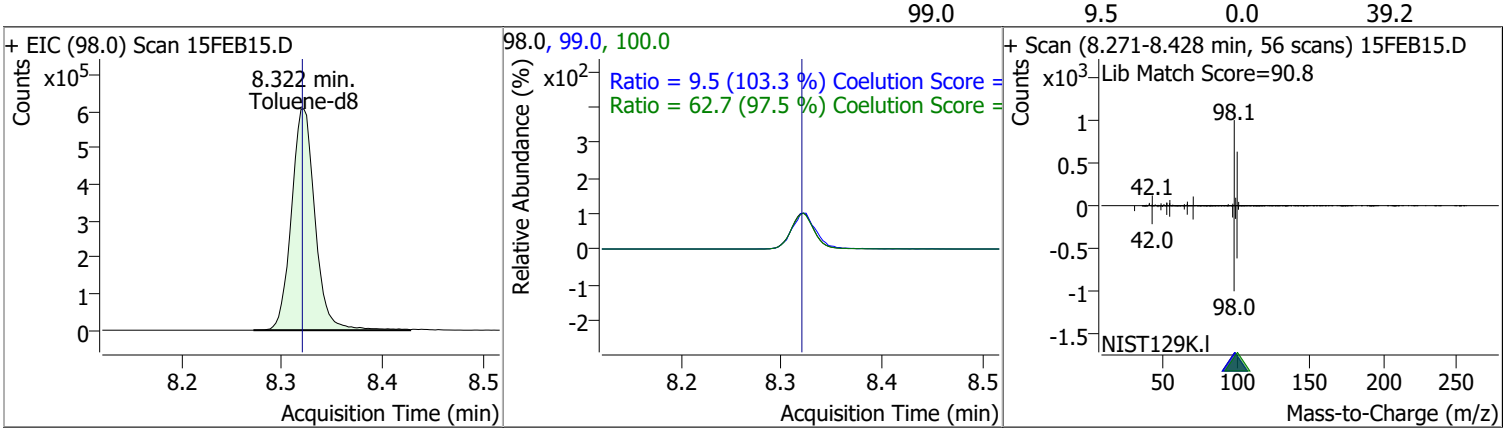

Compound	Conc.	Exp RT	QIon	Exp Ratio
Toluene	N.D.	8.39	91.0	174.1

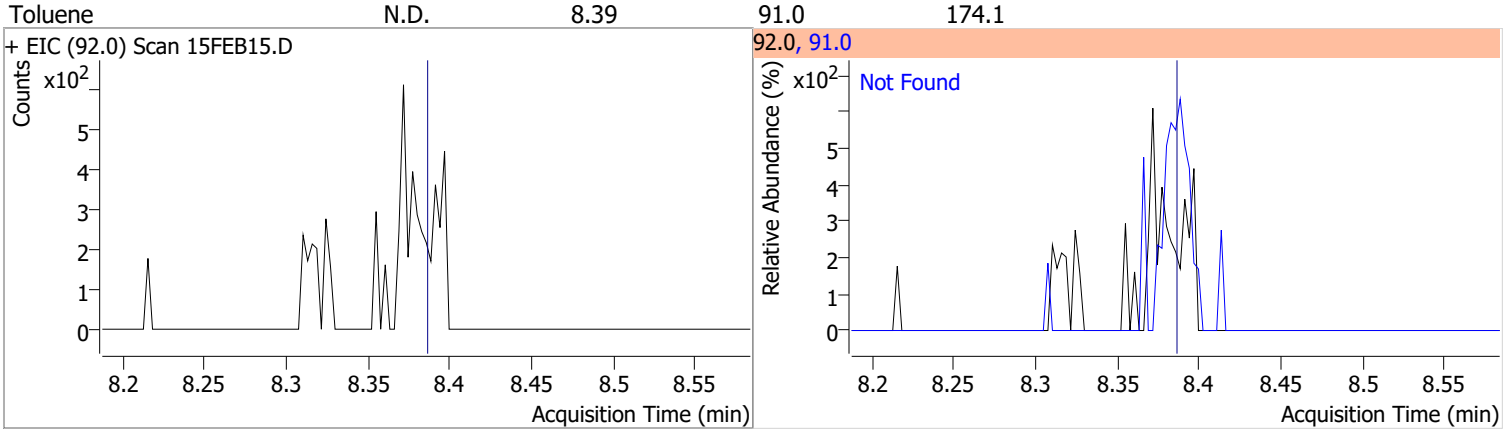

Compound	Conc.	Exp RT	QIon	Exp Ratio	QIon	Exp Ratio
trans-1,3-Dichloropropene	N.D.	8.64	39.0	53.0	77.0	31.0

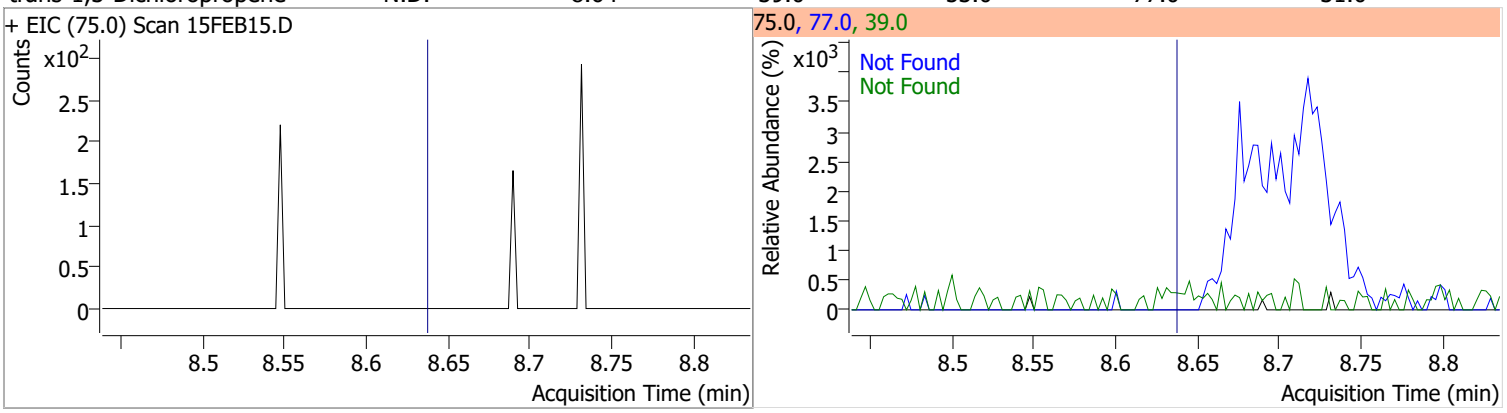

Compound	Conc.	Exp RT	QIon	Exp Ratio	QIon	Exp Ratio
1,1,2-Trichloroethane	N.D.	8.82	97.0	110.7	85.0	60.7

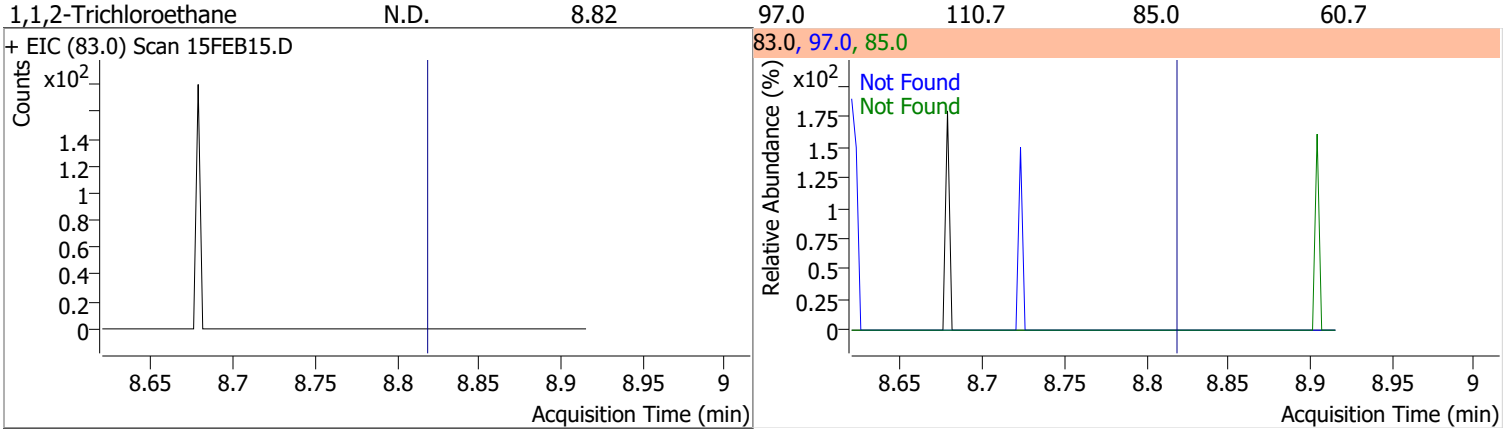

Compound	Conc.	Exp RT	QIon	Exp Ratio	QIon	Exp Ratio
Tetrachloroethene	N.D.	8.94	165.8	126.1	129.0	90.5

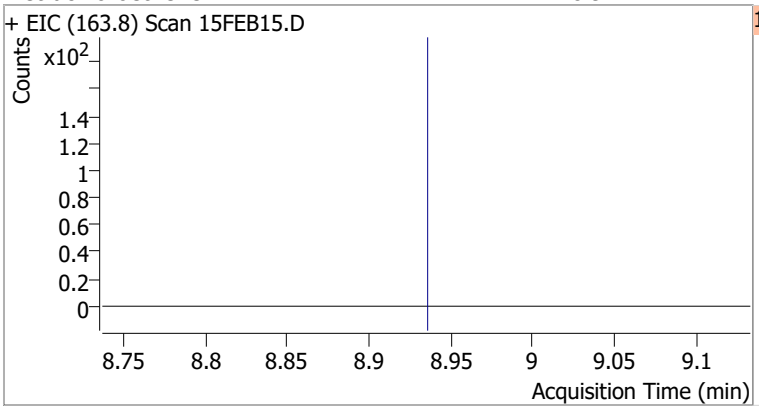

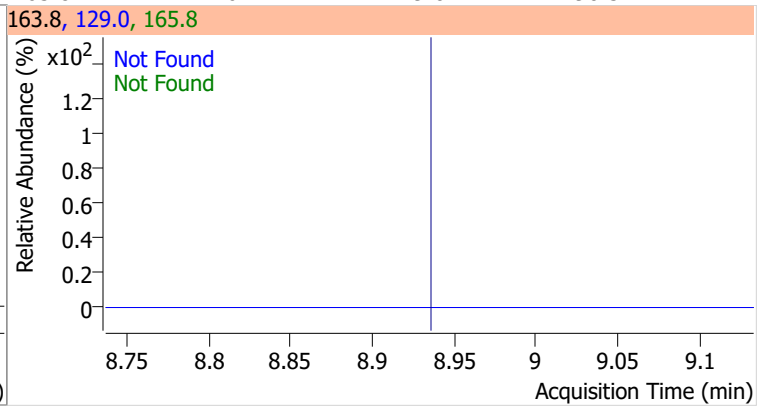

Compound	Conc.	Exp RT	QIon	Exp Ratio
1,3-Dichloropropane	N.D.	8.98	78.0	32.4

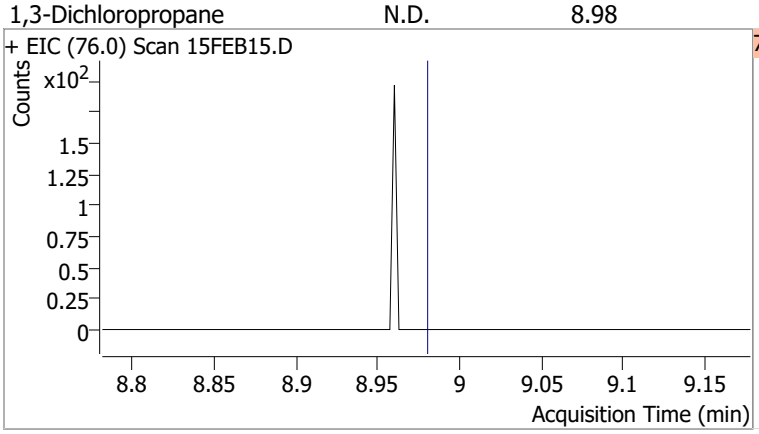

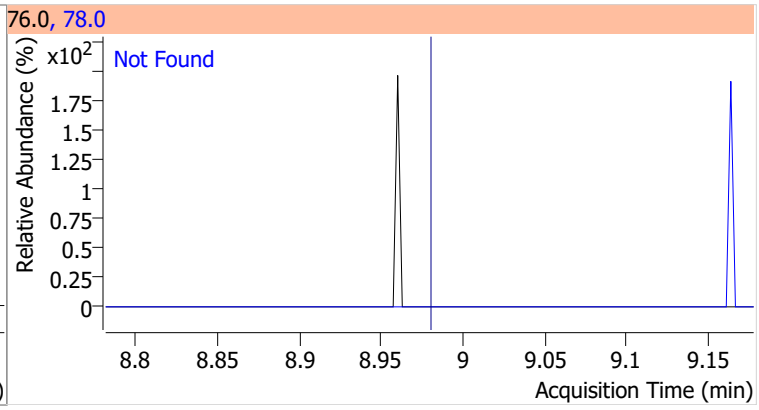

Compound	Conc.	Exp RT	QIon	Exp Ratio
Chlorodibromomethane	N.D.	9.21	127.0	77.2

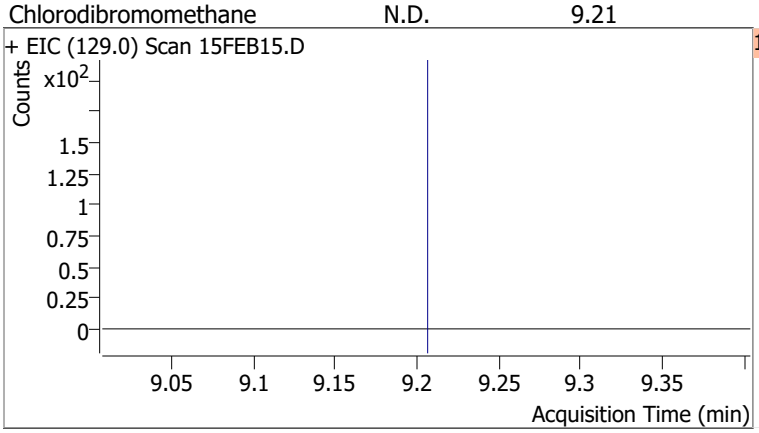

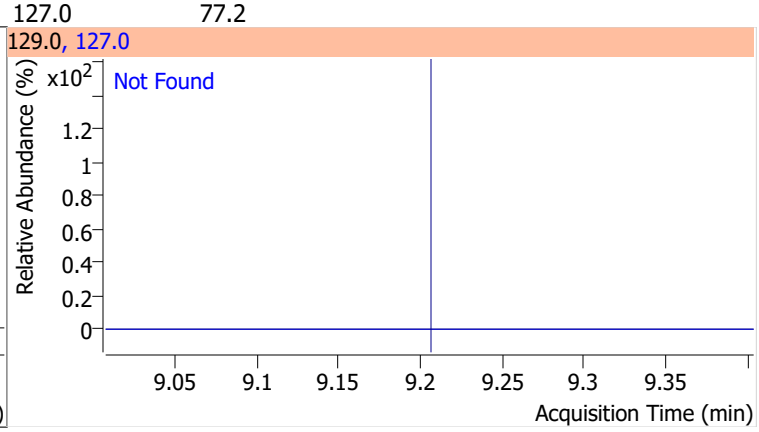

Compound	Conc.	Exp RT	QIon	Exp Ratio
1,2-Dibromoethane	N.D.	9.30	109.0	91.5

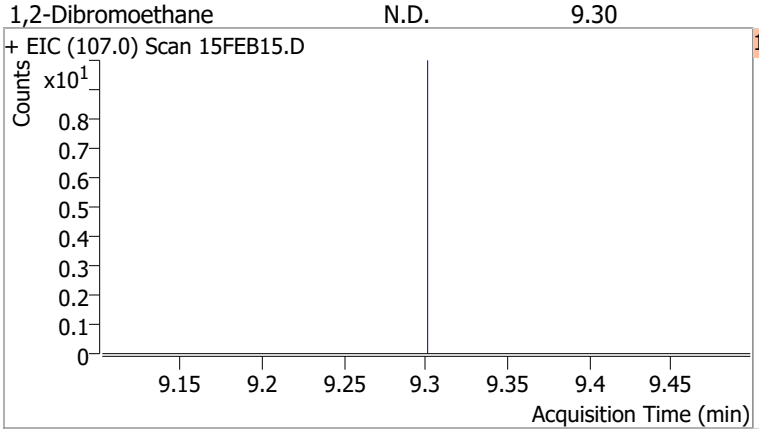

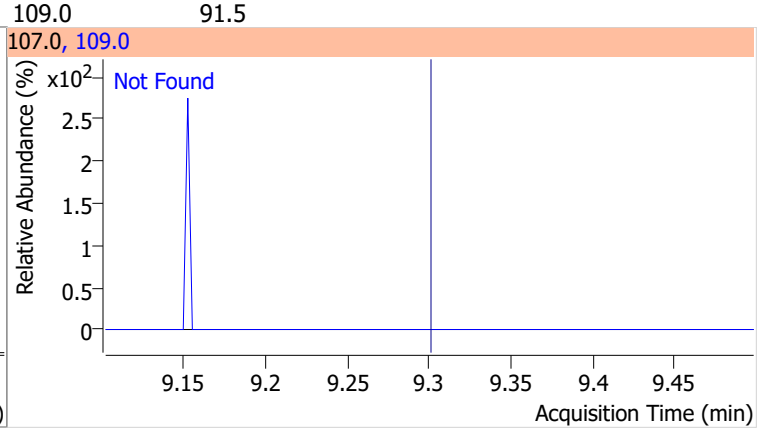

Compound	Conc.	Exp RT	QIon	Exp Ratio
Chlorobenzene	N.D.	9.80	114.0	32.2

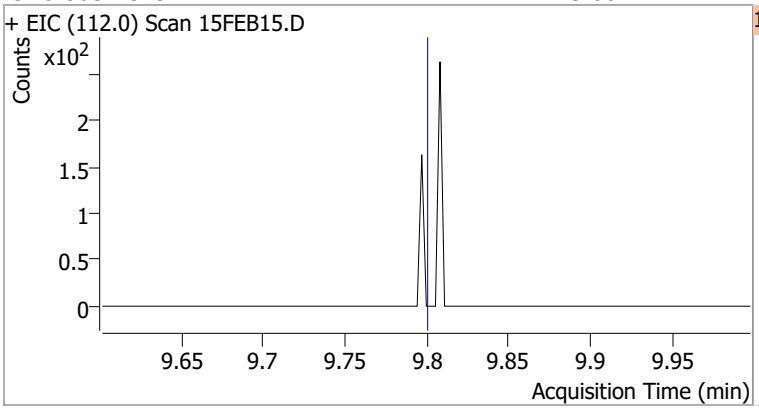

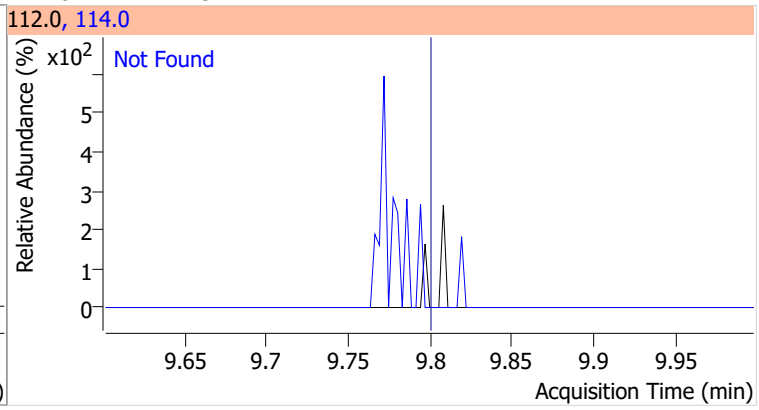

Compound	Conc.	Exp RT	QIon	Exp Ratio
1,1,1,2-Tetrachloroethane	N.D.	9.89	133.0	95.3

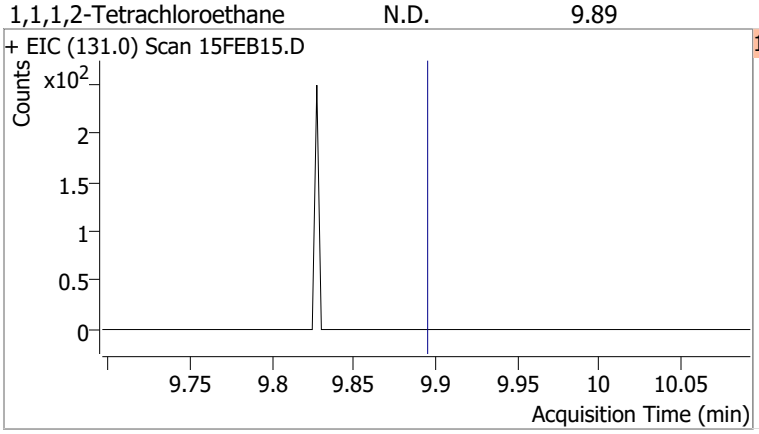

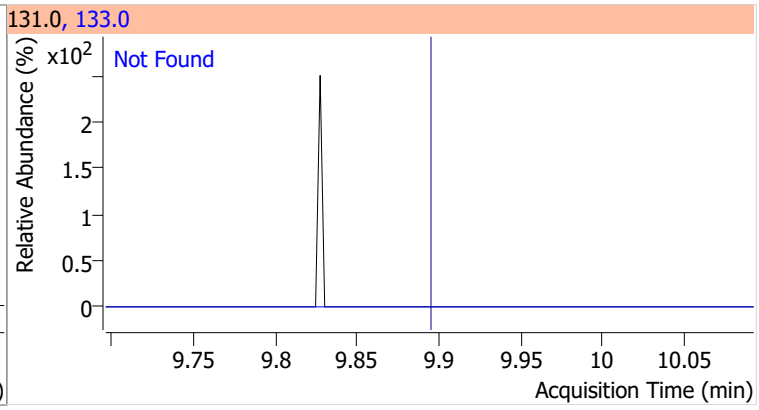

Compound	Conc.	Exp RT	QIon	Exp Ratio
Ethylbenzene	N.D.	9.92	106.0	31.7

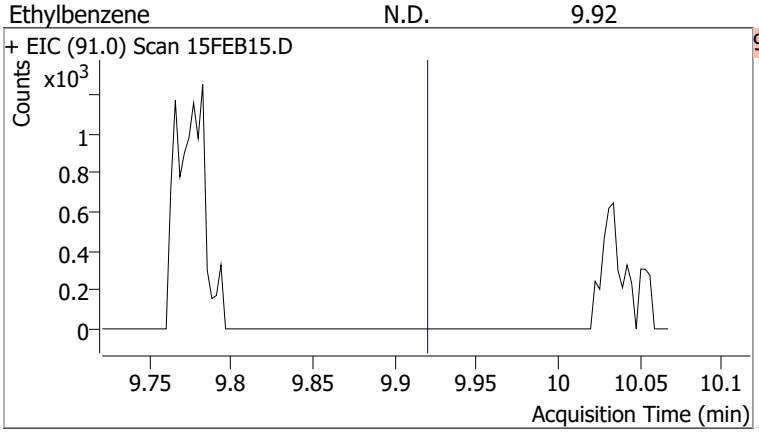

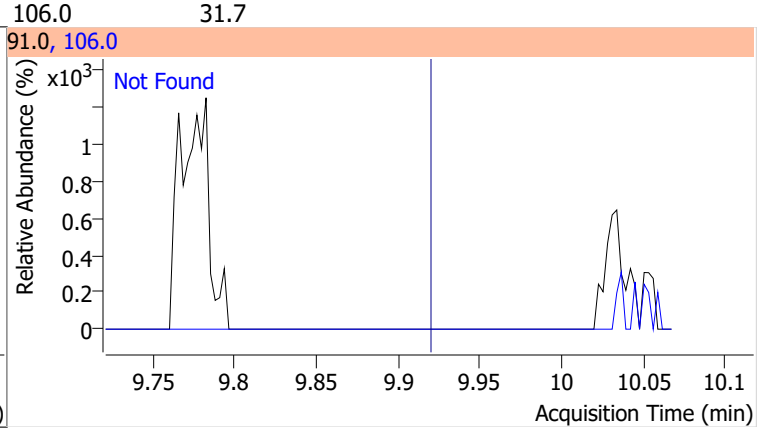

Compound	Conc.	RT	Dev(Min)	Resp.	QIon	QRatio	Lower	Upper
m+p-Xylenes		0		0	91.0		170.7	230.7

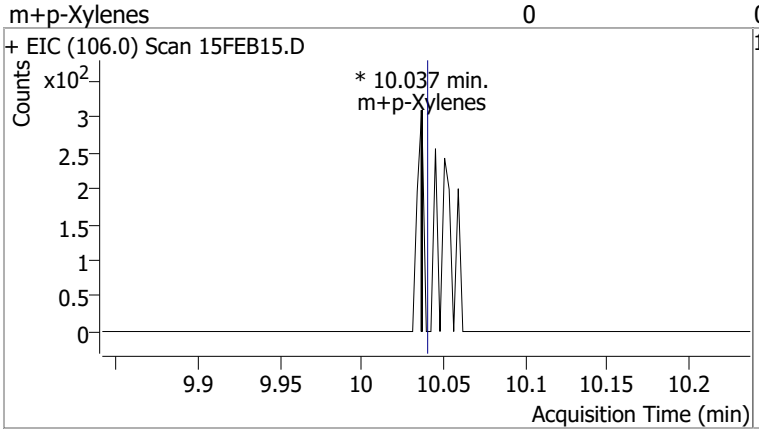

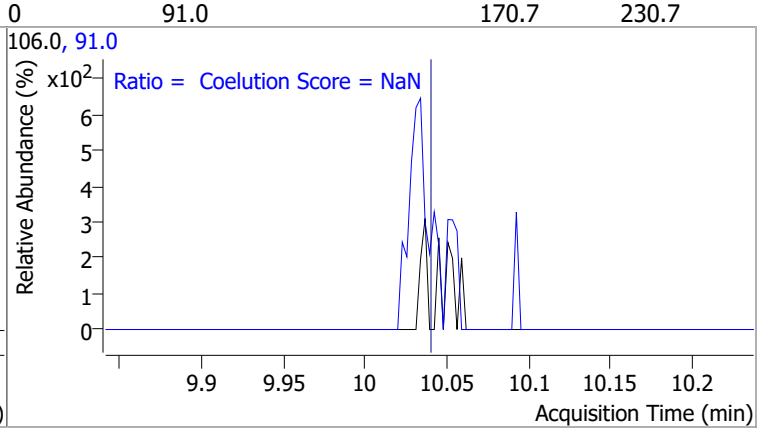

Compound	Conc.	Exp RT	QIon	Exp Ratio
o-Xylene	N.D.	10.43	91.0	211.4

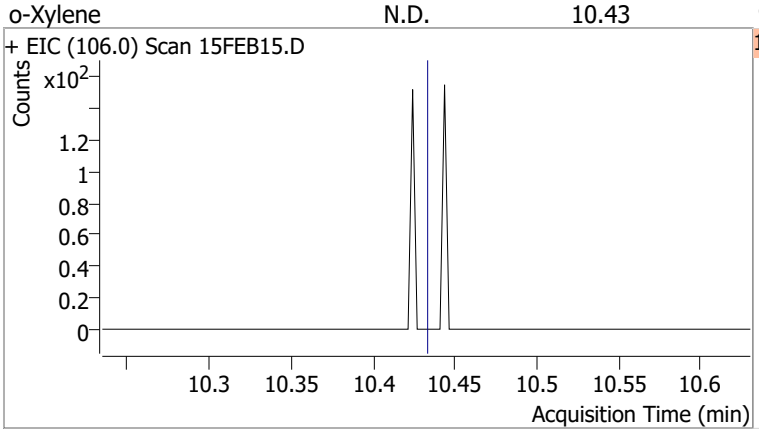

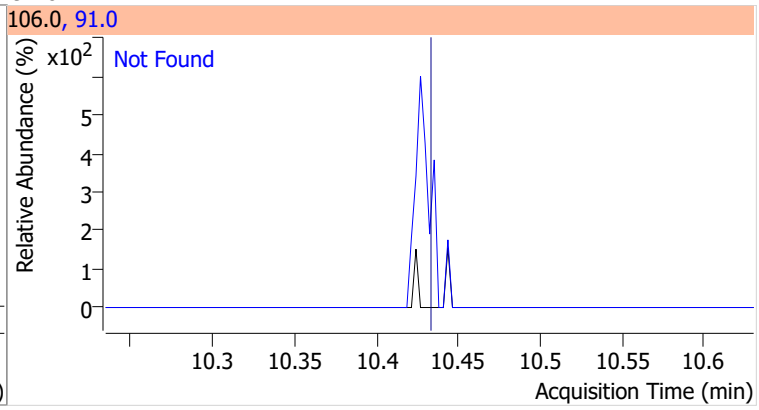

Compound	Conc.	Exp RT	QIon	Exp Ratio
Styrene	N.D.	10.45	78.0	50.6

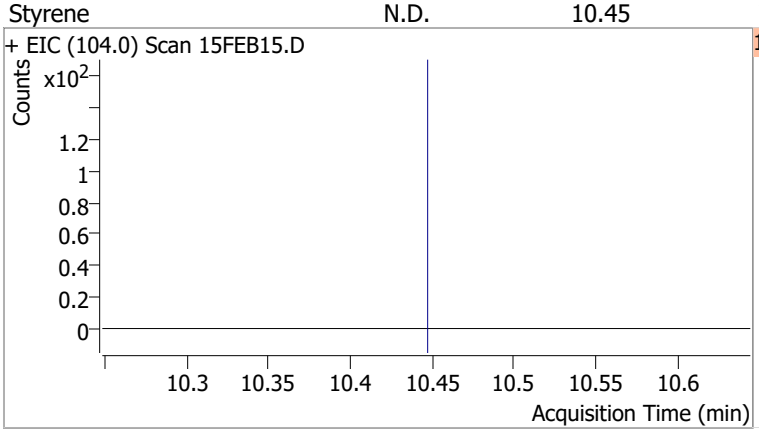

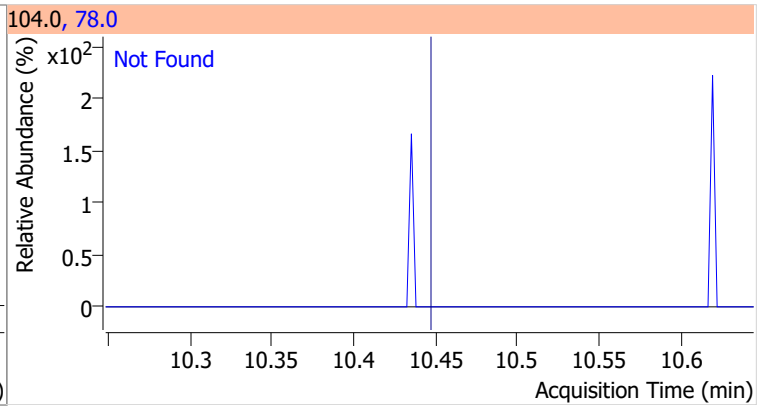

Compound	Conc.	Exp RT	QIon	Exp Ratio	QIon	Exp Ratio
Bromoform	N.D.	10.62	170.5	50.3	174.5	48.1

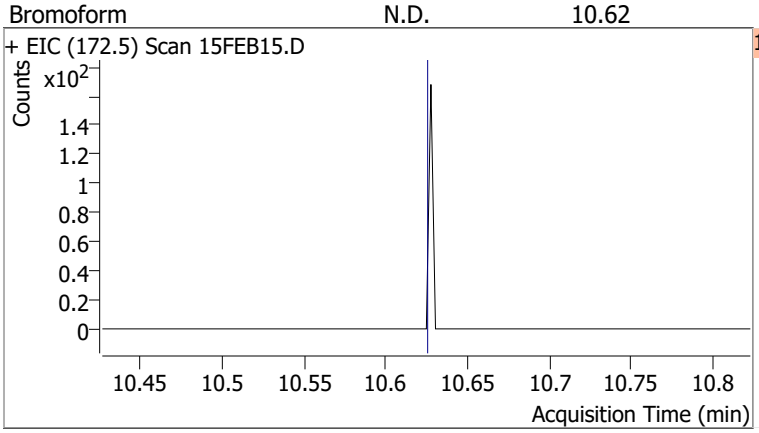

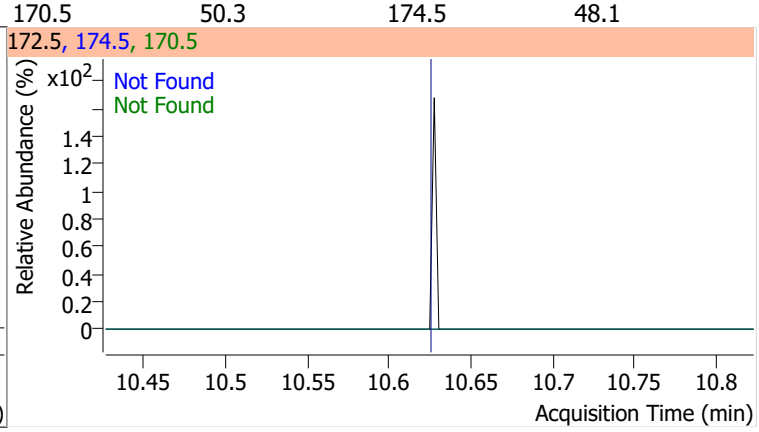

Compound	Conc.	RT	Dev(Min)	Resp.	QIon	QRatio	Lower	Upper
p-Bromofluorobenzene	263.1155	10.95	0.00	281944	174.0	94.7	65.3	125.3
					176.0	90.6	63.3	123.3

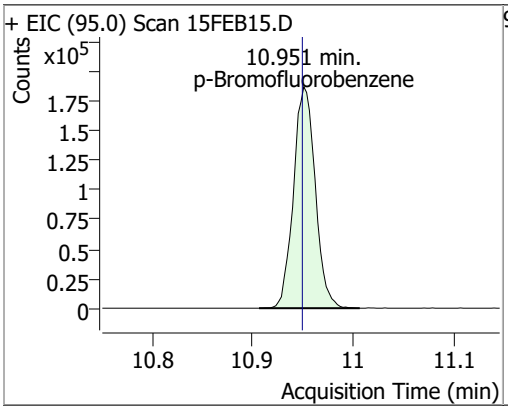

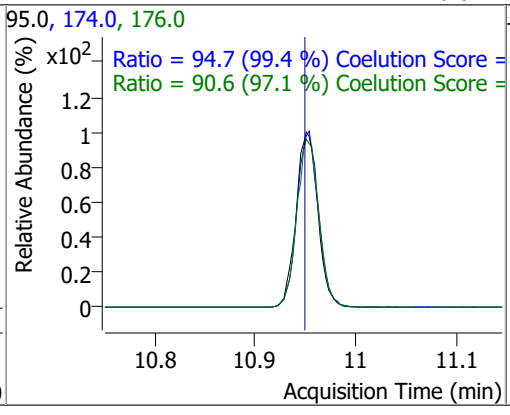

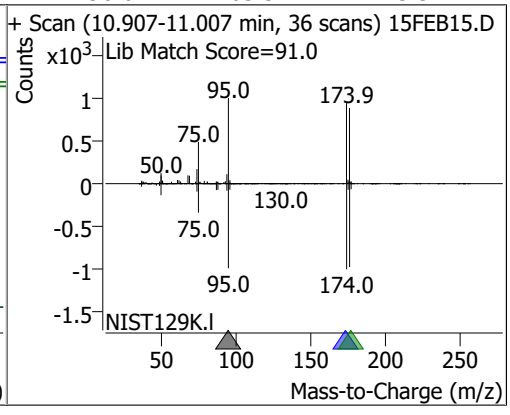

Compound	Conc.	Exp RT	QIon	Exp Ratio	QIon	Exp Ratio
Bromobenzene	N.D.	11.09	77.0	143.5	158.0	96.1

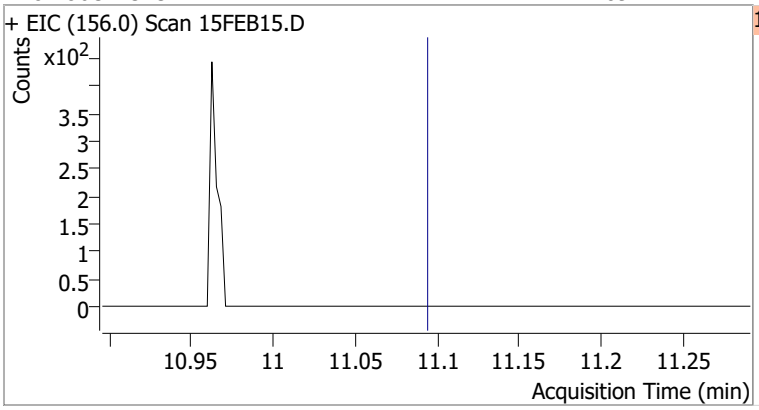

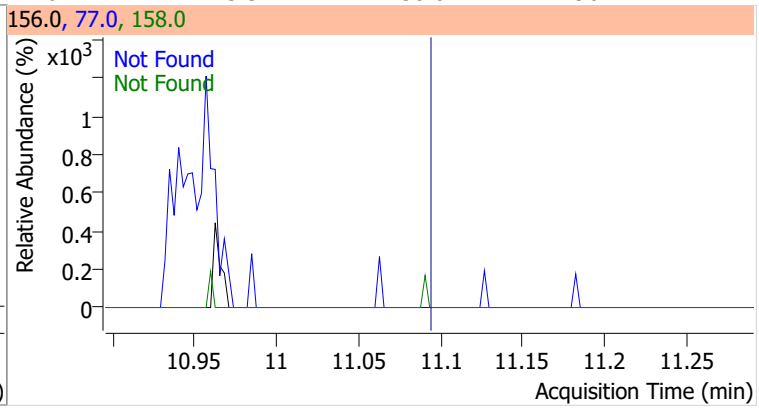

Compound	Conc.	Exp RT	QIon	Exp Ratio
1,1,2,2-Tetrachloroethane	N.D.	11.11	85.0	63.3

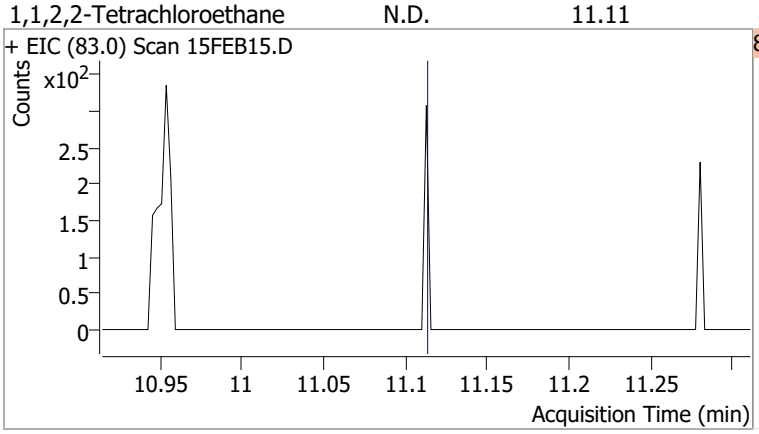

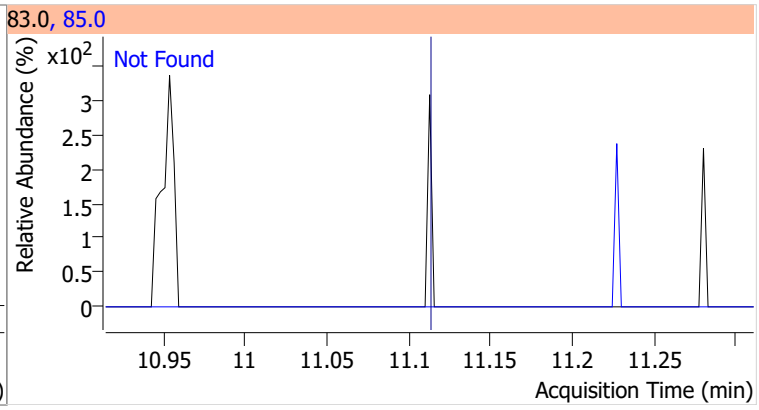

Compound	Conc.	Exp RT	QIon	Exp Ratio
1,2,3-Trichloropropane	N.D.	11.15	112.0	65.8

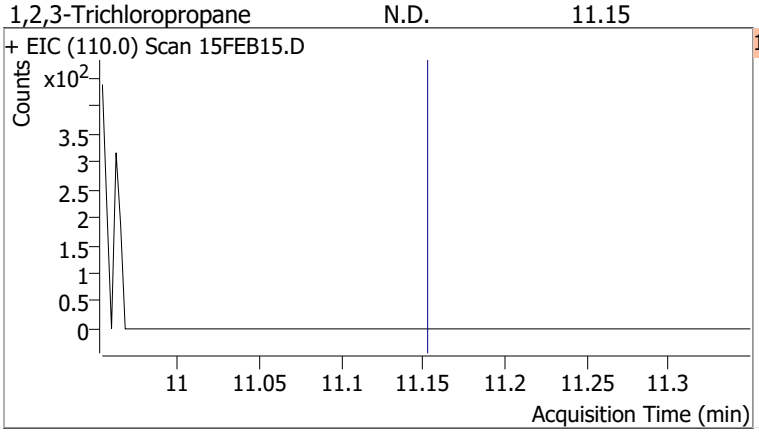

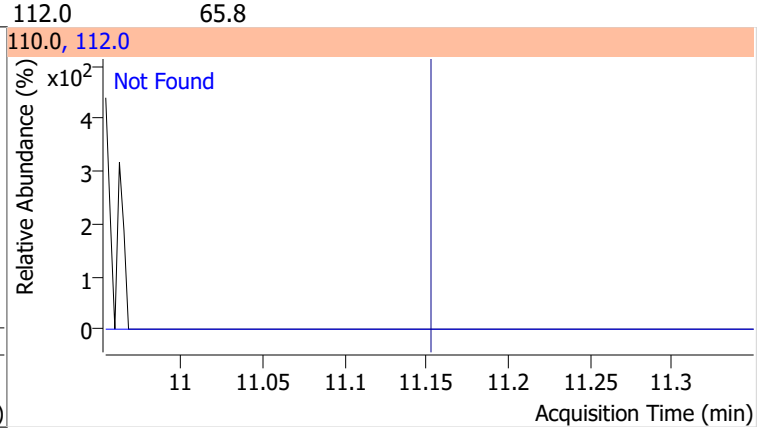

Compound	Conc.	Exp RT	QIon	Exp Ratio
2-Chlorotoluene	N.D.	11.29	91.0	276.2

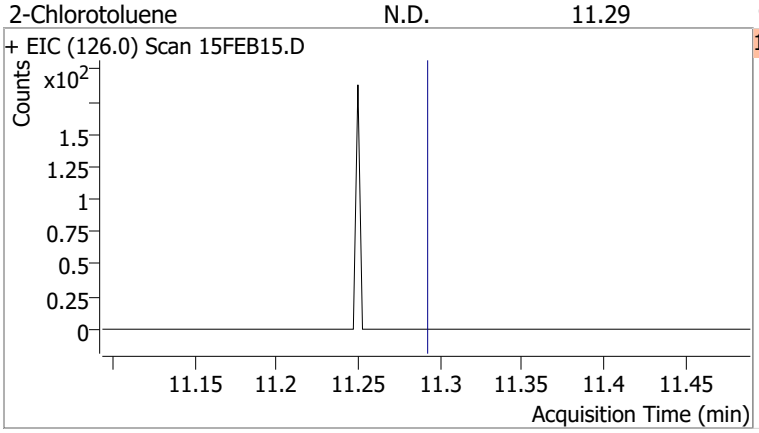

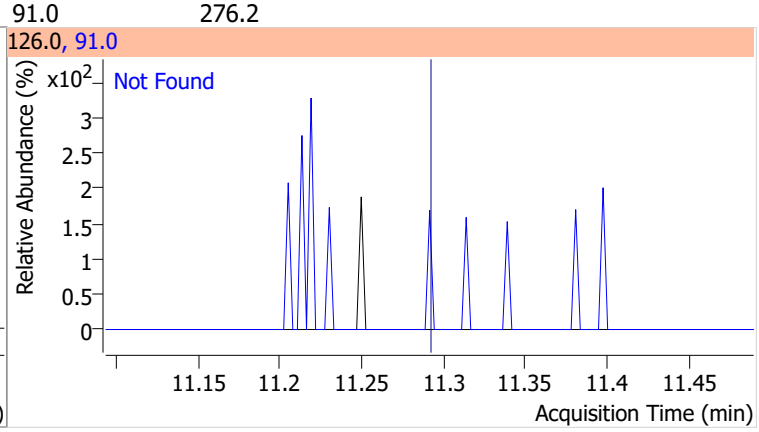

Compound	Conc.	Exp RT	QIon	Exp Ratio
4-Chlorotoluene	N.D.	11.40	126.0	31.3

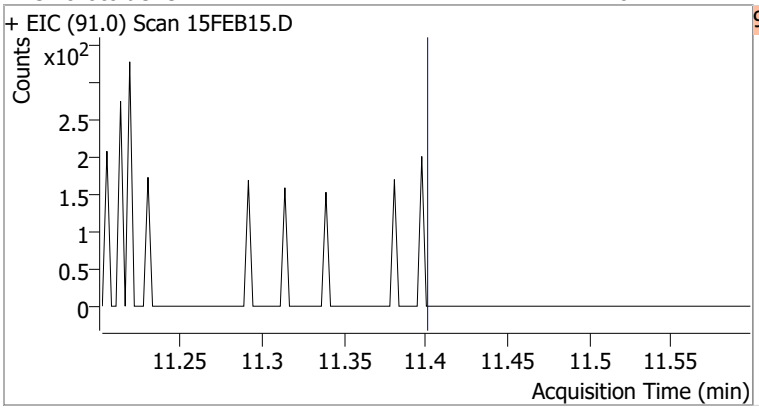

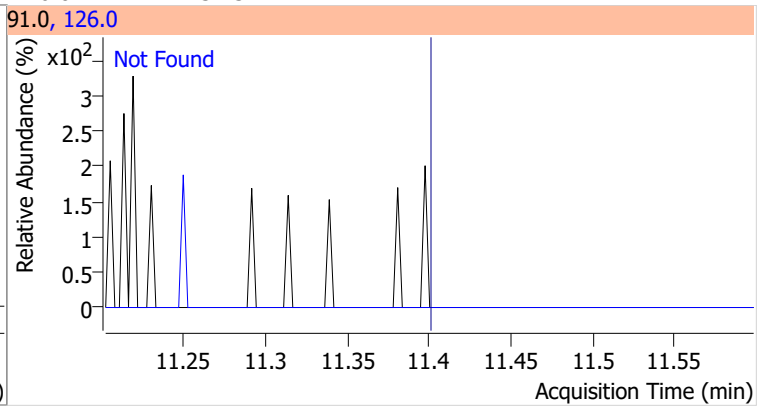

Compound	Conc.	Exp RT	QIon	Exp Ratio	QIon	Exp Ratio
1,3-Dichlorobenzene	N.D.	12.03	148.0	62.8	111.0	38.7

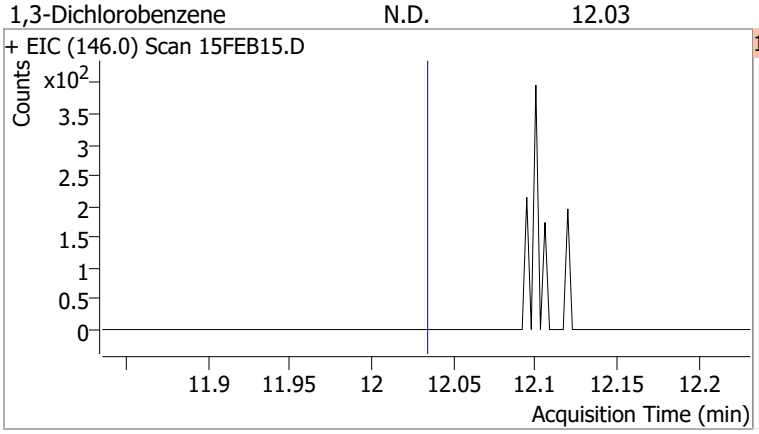

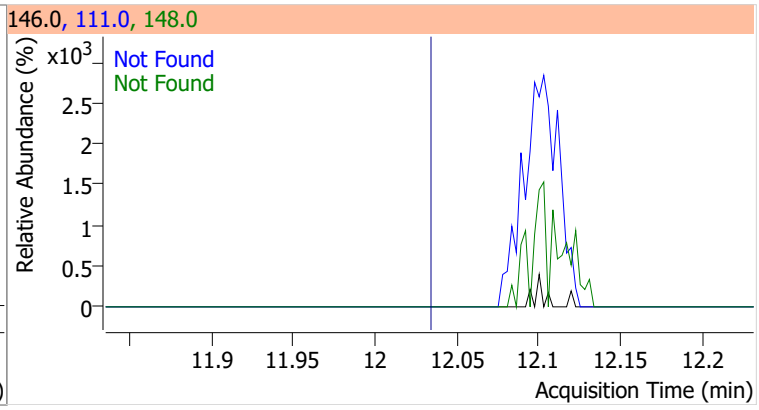

Compound	Conc.	Exp RT	QIon	Exp Ratio	QIon	Exp Ratio
1,4-Dichlorobenzene	N.D.	12.12	148.0	63.7	111.0	38.7

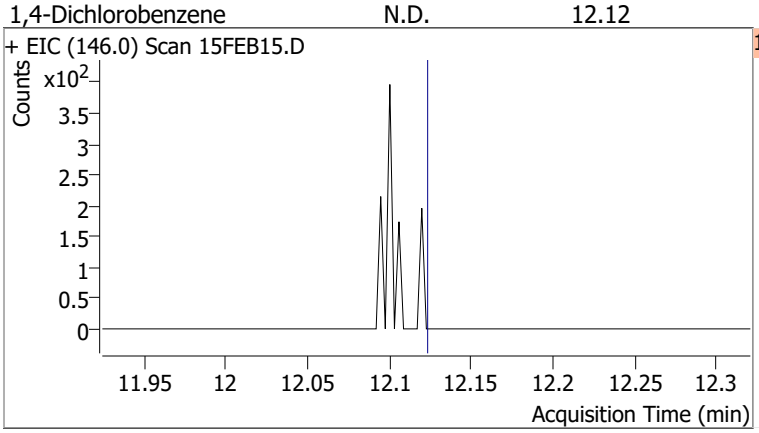

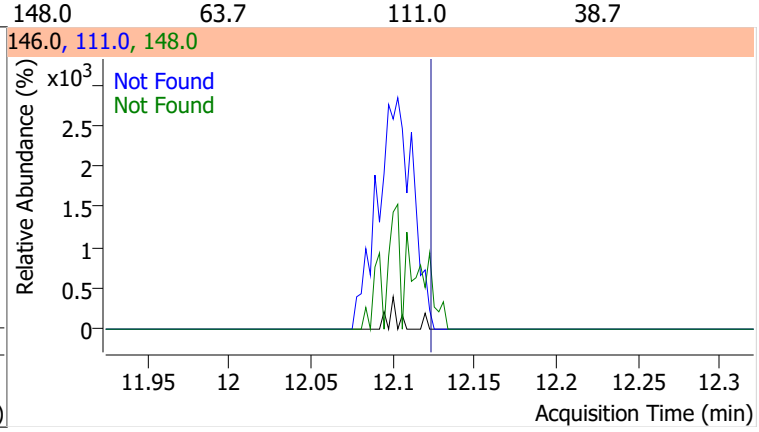

Compound	Conc.	Exp RT	QIon	Exp Ratio	QIon	Exp Ratio
1,2-Dichlorobenzene	N.D.	12.49	148.0	61.9	111.0	39.5

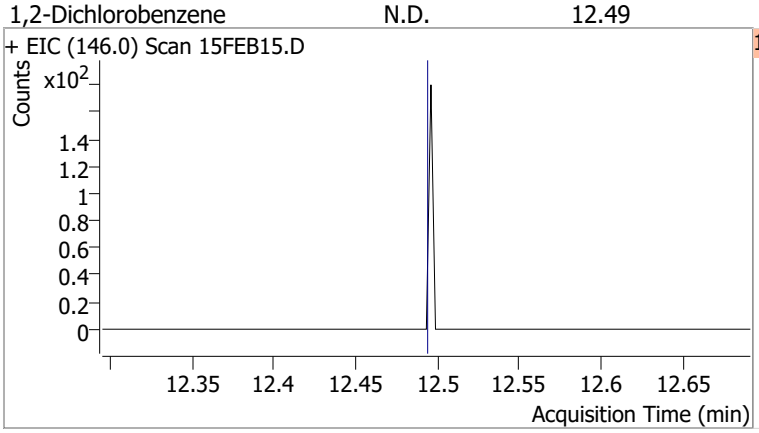

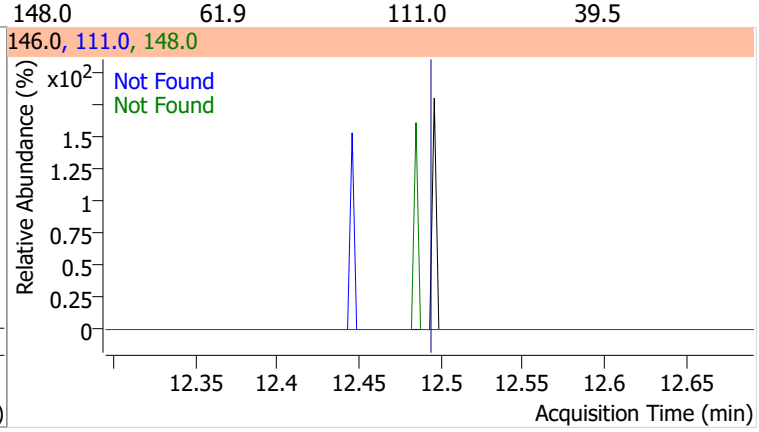

Quantitation Results Report (QT Reviewed)

Data File	15FEB16.D	Operator	MSC
Acq. Method	5975CACQF.M	Acq. Date-Time	2/15/2022 4:32:57 PM
Sample Name	B22020962-002A	Instrument	VOA5975C
Vial	16	Multiplier	1.00
DA Method File	VOA5975C_8260B_SHT_DoD_L4_011922.m	Comment	
Tune File	BFB_Atune3.u	Tune Date	10/11/2021 4:02:00 PM
Batch Name	VG021522_8260B.batch.bin	Last Calib Update	2/18/2022 11:13:24 AM
Ref Library	\\MASSHUNTER\Org\Library\NIST129K.l		

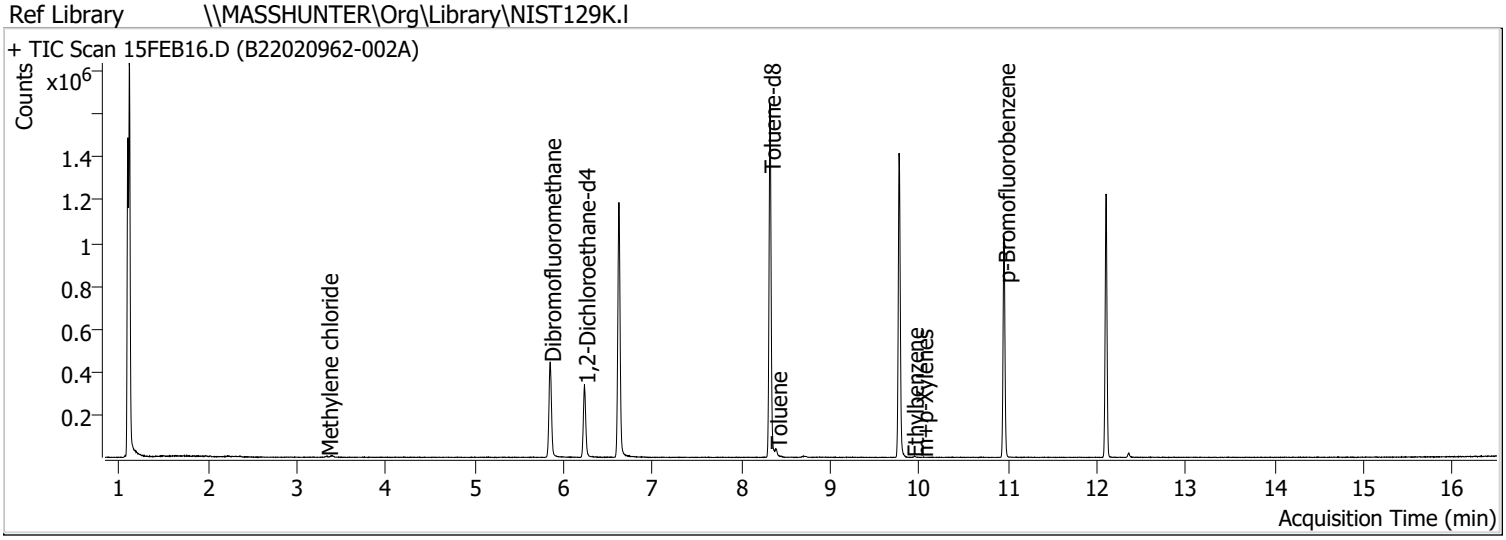

Compound	RT	QIon	Resp.	Conc.	Units		Dev(Min)
Internal Standards							
M Fluorobenzene	6.620	96.0	981645	250.0000	ng		0.000
M Chlorobenzene-d5	9.772	82.0	384855	250.0000	ng		-0.003
M 1,4-Dichlorobenzene-d4	12.100	152.0	282858	250.0000	ng		0.000
System Monitoring Compounds							
S Dibromofluoromethane	5.848	113.0	263788	277.4368	ng		-0.003
Spiked Amount: 250.000	Range: 80.0 - 119.0%			Recovery = 110.97%			
S 1,2-Dichloroethane-d4	6.233	67.0	115713	281.7305	ng		0.003
Spiked Amount: 250.000	Range: 81.0 - 118.0%			Recovery = 112.69%			
S Toluene-d8	8.319	98.0	995645	265.1779	ng		0.000
Spiked Amount: 250.000	Range: 89.0 - 112.0%			Recovery = 106.07%			
S p-Bromofluorobenzene	10.954	95.0	285174	273.0564	ng		0.006
Spiked Amount: 250.000	Range: 85.0 - 114.0%			Recovery = 109.22%			
Target Compounds							**QValue**
T Dichlorodifluoromethane	0.000		0	N.D.			
T Chloromethane	0.000		0	N.D.			
T Vinyl chloride	0.000		0	N.D.			
T Bromomethane	0.000		0	N.D.			
T Chloroethane	0.000		0	N.D.			
T Trichlorofluoromethane	0.000		0	N.D.			
T 1,1-Dichloroethene	0.000		0	N.D.			
T Methylene chloride	3.338	49.0	2953	2.0582	ng	m	89
T trans-1,2-Dichloroethene	0.000		0	N.D.			
T Methyl tert-butyl ether (MTBE)	0.000		0	N.D.			
T 1,1-Dichloroethane	0.000		0	N.D.			
T 2,2-Dichloropropane	0.000		0	N.D.			
T cis-1,2-Dichloroethene	0.000		0	N.D.			
T Methyl ethyl ketone	0.000		0	N.D.			
T Bromochloromethane	0.000		0	N.D.			
T Chloroform	5.656	83.0	0		ng	md	1

Compound	RT	QIon	Resp.	Conc.	Units		Dev(Min)
T 1,1,1-Trichloroethane	0.000		0	N.D.			
T Carbon tetrachloride	0.000		0	N.D.			
T 1,1-Dichloropropene	0.000		0	N.D.			
T Benzene	0.000		0	N.D.			
T 1,2-Dichloroethane	0.000		0	N.D.			
T Trichloroethene	0.000		0	N.D.			
T 1,2-Dichloropropane	0.000		0	N.D.			
T Dibromomethane	0.000		0	N.D.			
T Bromodichloromethane	0.000		0	N.D.			
T cis-1,3-Dichloropropene	0.000		0	N.D.			
T Toluene	8.388	92.0	9532	3.8087	ng		100
T trans-1,3-Dichloropropene	0.000		0	N.D.			
T 1,1,2-Trichloroethane	0.000		0	N.D.			
T Tetrachloroethene	0.000		0	N.D.			
T 1,3-Dichloropropane	0.000		0	N.D.			
T Chlorodibromomethane	0.000		0	N.D.			
T 1,2-Dibromoethane	0.000		0	N.D.			
T Chlorobenzene	0.000		0	N.D.			
T 1,1,1,2-Tetrachloroethane	0.000		0	N.D.			
T Ethylbenzene	9.928	91.0	262	0.6524	ng	m	49
T m+p-Xylenes	10.031	106.0	256	1.9231	ng	m	86
T o-Xylene	0.000		0	N.D.			
T Styrene	0.000		0	N.D.			
T Bromoform	0.000		0	N.D.			
T Bromobenzene	0.000		0	N.D.			
T 1,1,2,2-Tetrachloroethane	0.000		0	N.D.			
T 1,2,3-Trichloropropane	0.000		0	N.D.			
T 2-Chlorotoluene	0.000		0	N.D.			
T 4-Chlorotoluene	0.000		0	N.D.			
T 1,3-Dichlorobenzene	0.000		0	N.D.			
T 1,4-Dichlorobenzene	0.000		0	N.D.			
T 1,2-Dichlorobenzene	0.000		0	N.D.			

(#) = Qualifier Out of Range; (m) = Manual Integration; (+) = Area Summed; (*) = Surrogate Percent Recovery Out of Range; (d): Zeroed Peak

Compound	Conc.	Exp RT	QIon	Exp Ratio
Dichlorodifluoromethane	N.D.	1.24	87.0	31.8

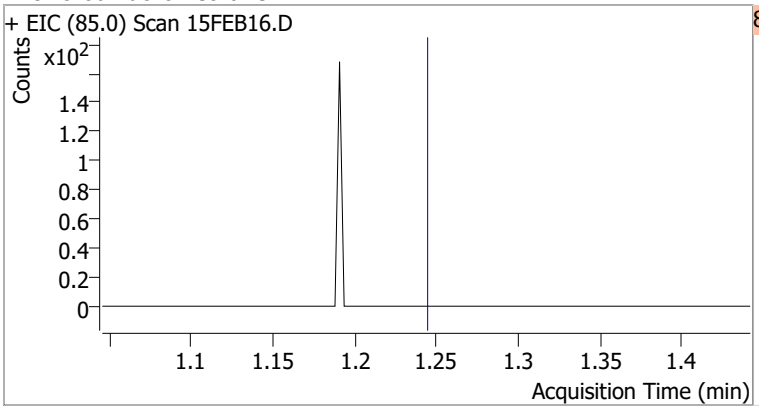

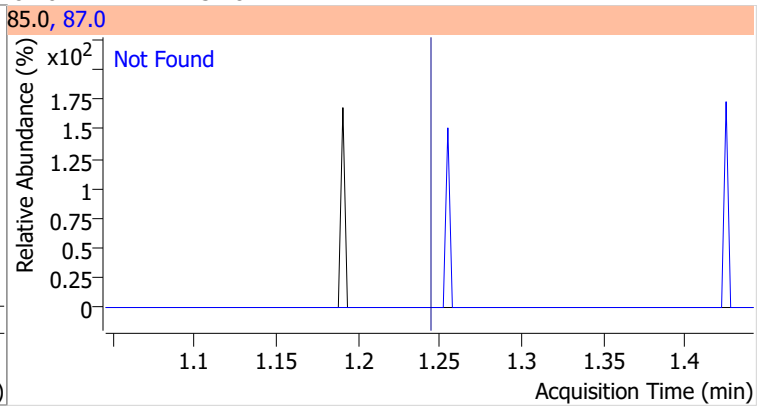

Compound	Conc.	Exp RT	QIon	Exp Ratio
Chloromethane	N.D.	1.41	52.0	32.4

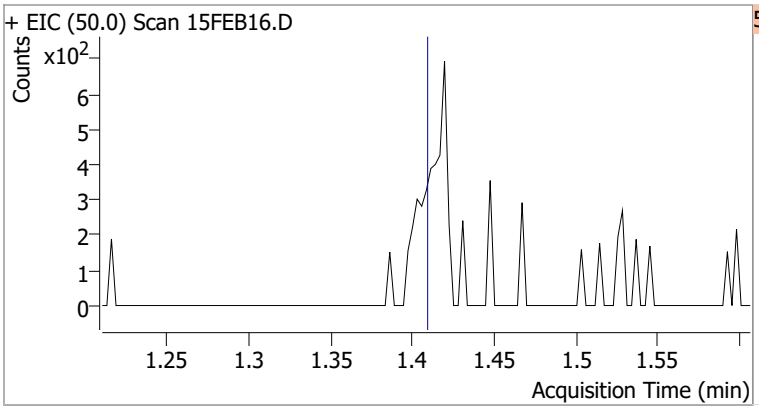

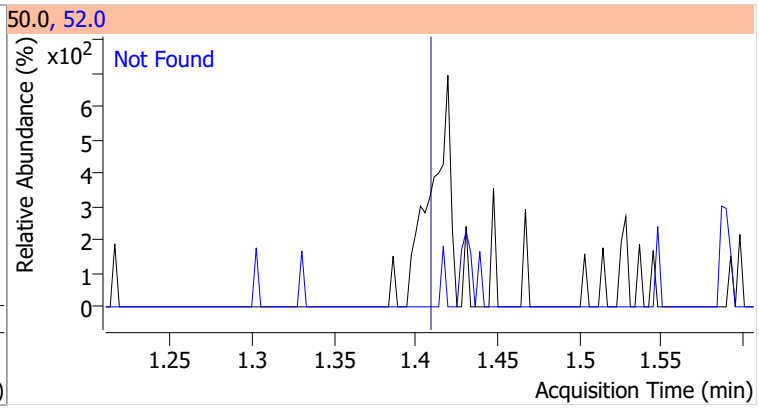

Compound	Conc.	Exp RT	QIon	Exp Ratio
Vinyl chloride	N.D.	1.50	64.0	31.3

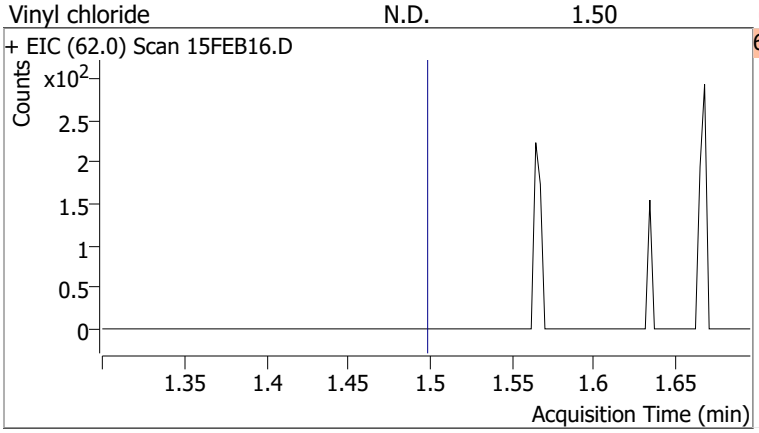

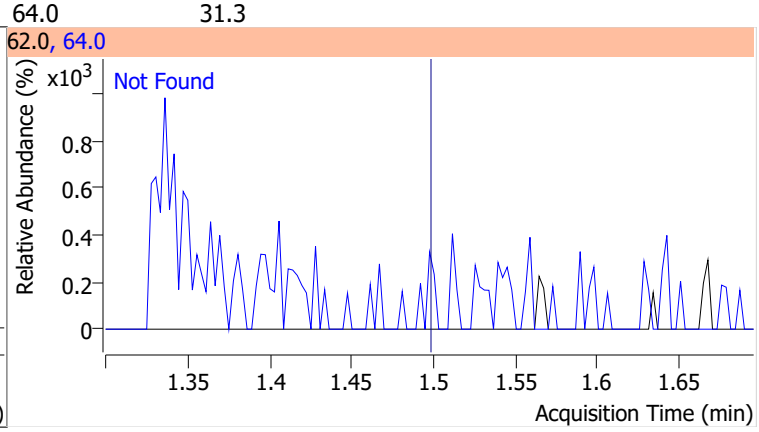

Compound	Conc.	Exp RT	QIon	Exp Ratio
Bromomethane	N.D.	1.80	94.0	110.1

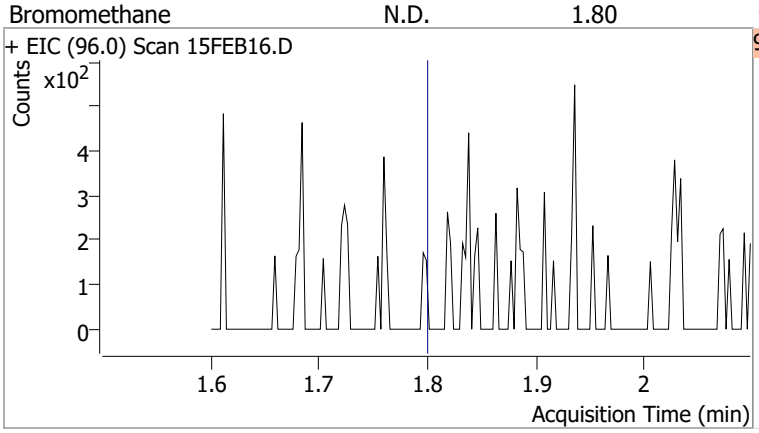

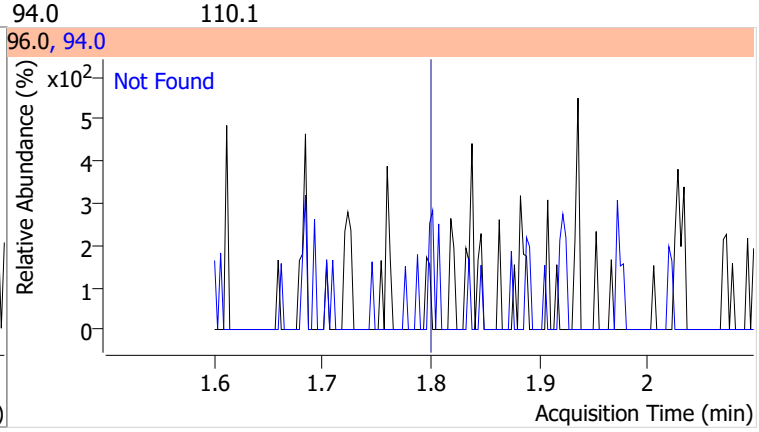

Compound	Conc.	Exp RT	QIon	Exp Ratio
Chloroethane	N.D.	1.90	66.0	30.0

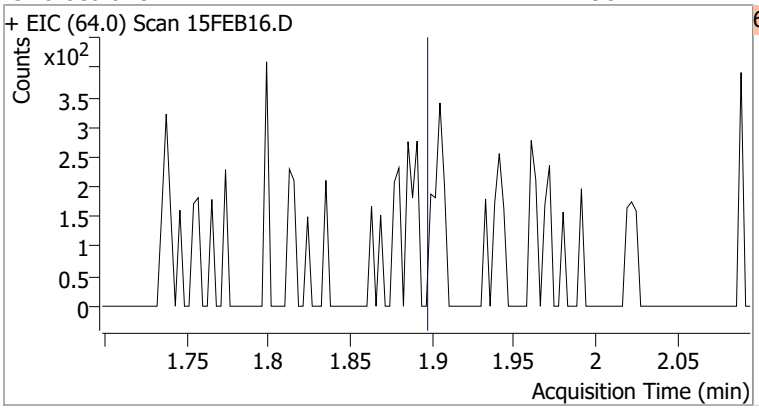

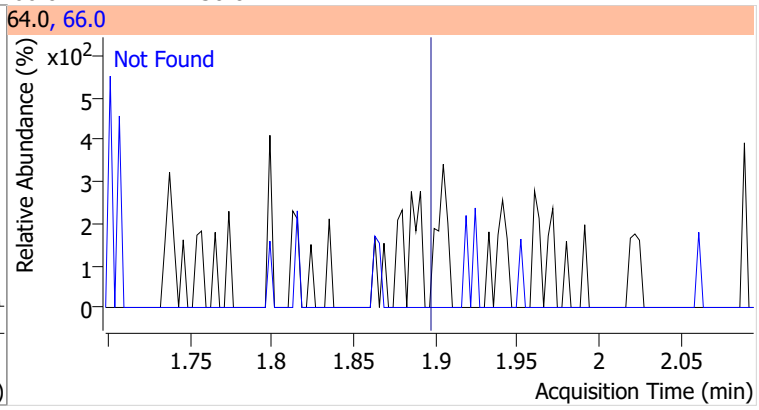

Compound	Conc.	Exp RT	QIon	Exp Ratio
Trichlorofluoromethane	N.D.	2.15	103.0	65.0

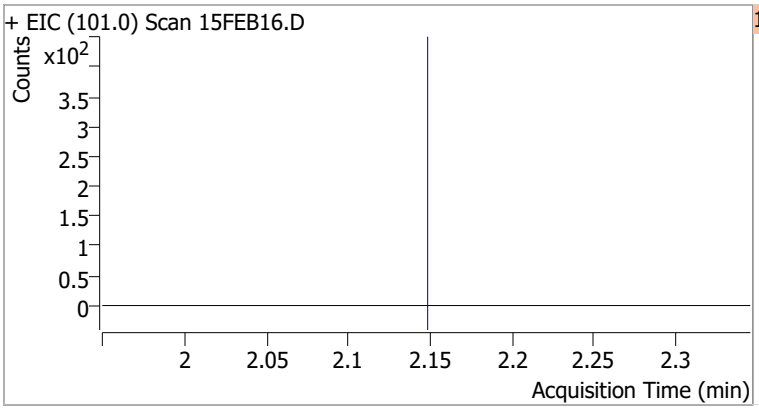

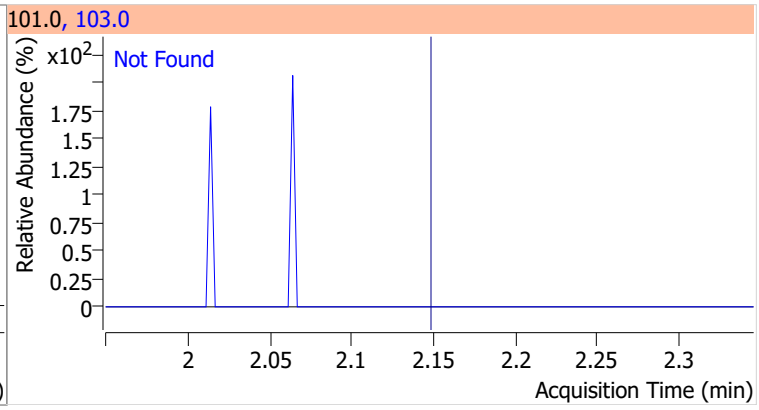

Compound	Conc.	Exp RT	QIon	Exp Ratio	QIon	Exp Ratio
1,1-Dichloroethene	N.D.	2.70	61.0	179.9	63.0	57.0

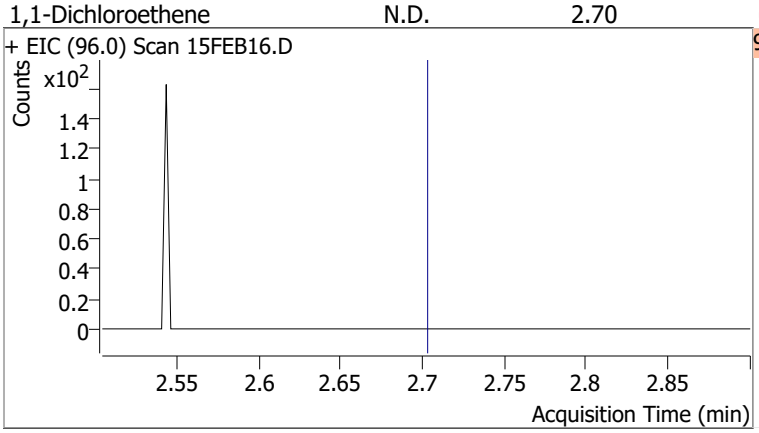

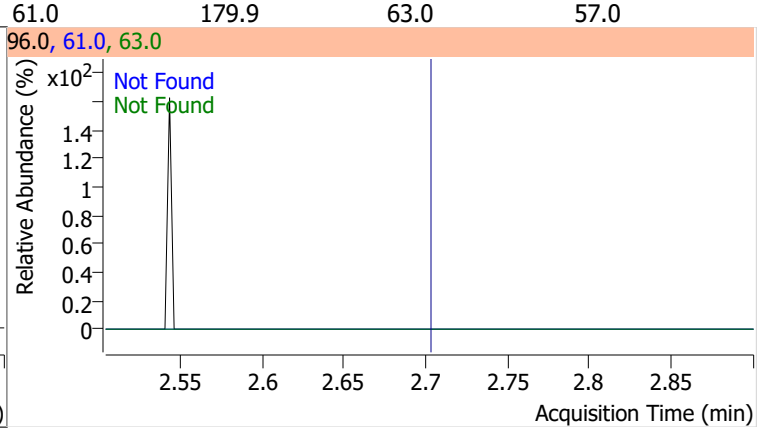

Compound	Conc.	RT	Dev(Min)	Resp.	QIon	QRatio	Lower	Upper
Methylene chloride	2.0582	3.34	0.01	2953 (m)	84.0	69.4	36.1	96.1
					86.0	55.2	11.8	71.8

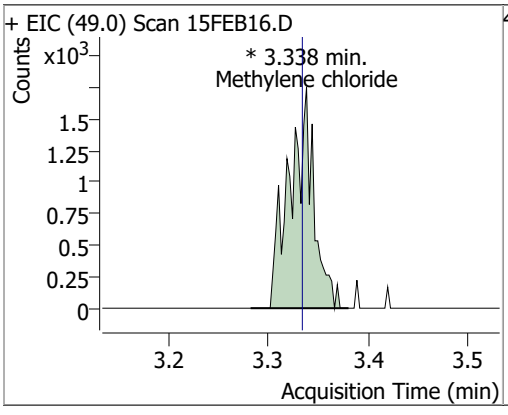

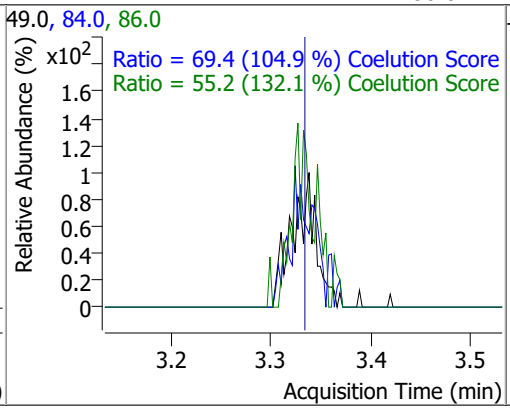

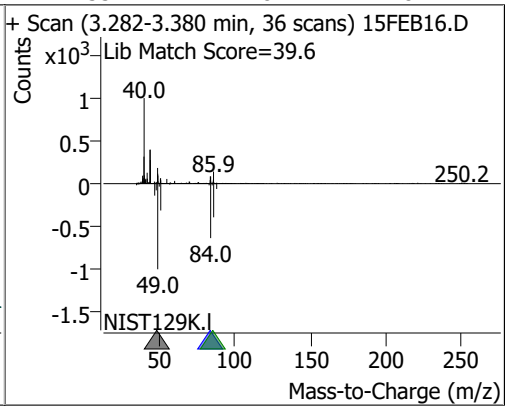

Compound	Conc.	Exp RT	QIon	Exp Ratio	QIon	Exp Ratio
trans-1,2-Dichloroethene	N.D.	3.72	61.0	154.8	98.0	62.1

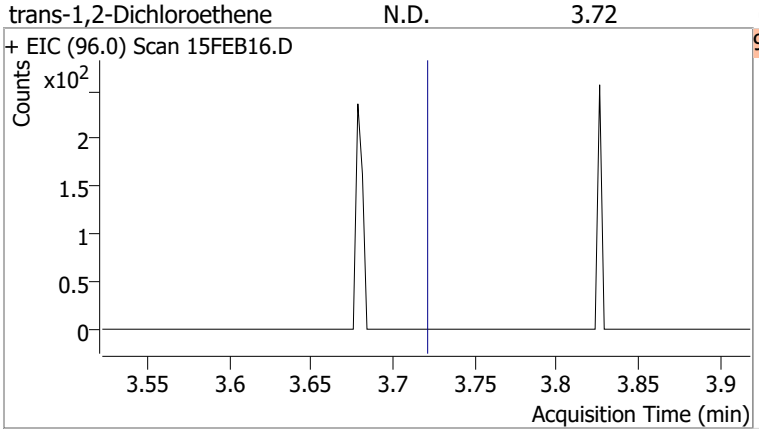

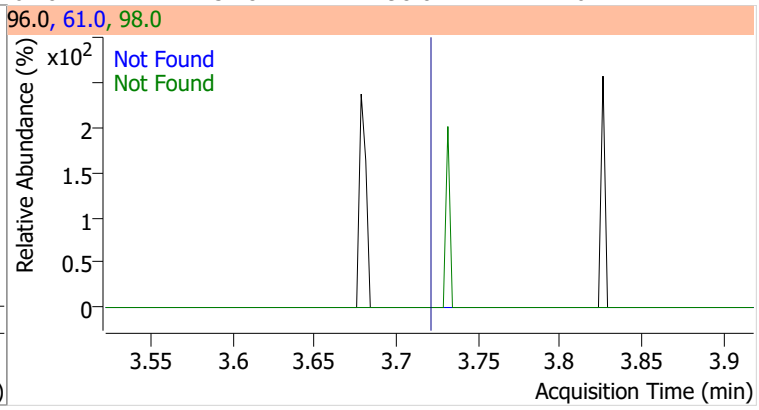

Compound	Conc.	Exp RT	QIon	Exp Ratio
Methyl tert-butyl ether (MTBE)	N.D.	3.75	57.0	24.6

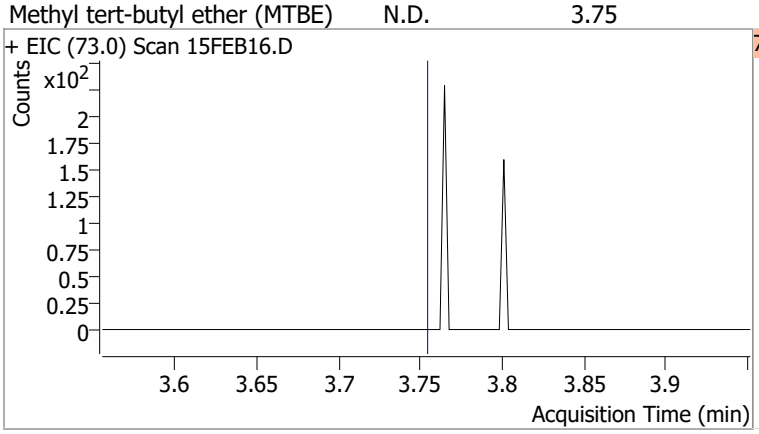

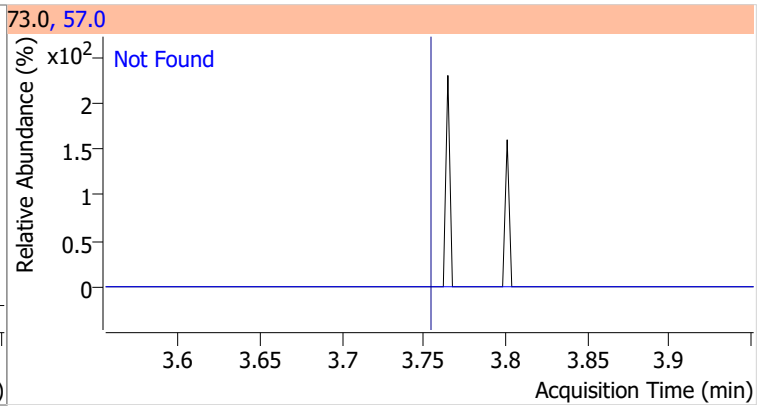

Compound	Conc.	Exp RT	QIon	Exp Ratio	QIon	Exp Ratio
1,1-Dichloroethane	N.D.	4.38	65.0	31.0	83.0	12.7

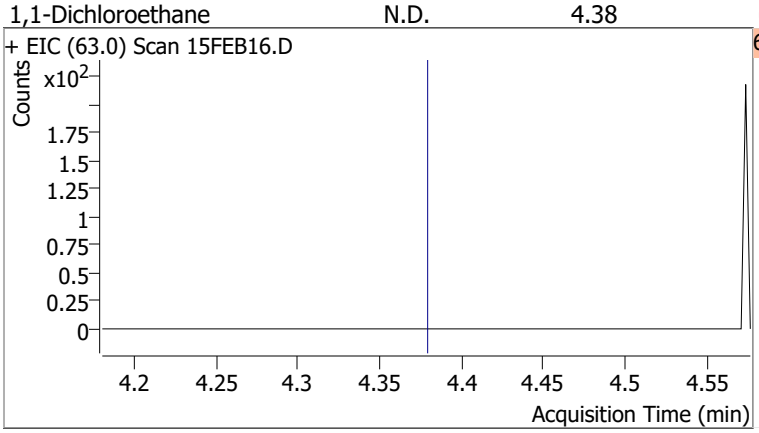

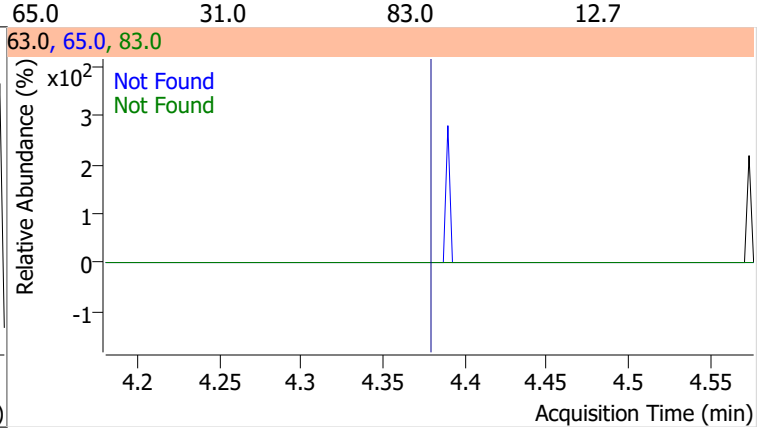

Compound	Conc.	Exp RT	QIon	Exp Ratio	QIon	Exp Ratio
2,2-Dichloropropane	N.D.	5.19	41.0	68.8	97.0	23.9

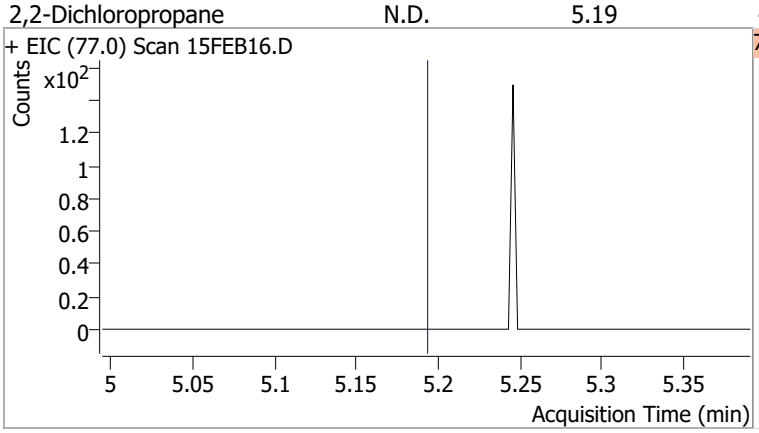

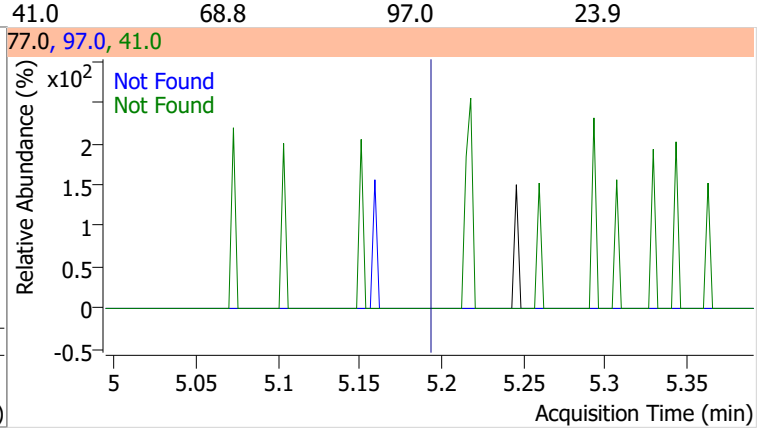

Compound	Conc.	Exp RT	QIon	Exp Ratio	QIon	Exp Ratio
cis-1,2-Dichloroethene	N.D.	5.21	61.0	160.4	98.0	66.2

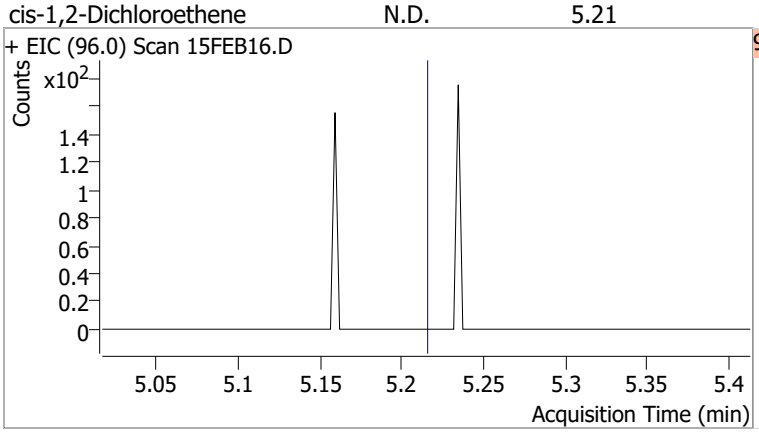

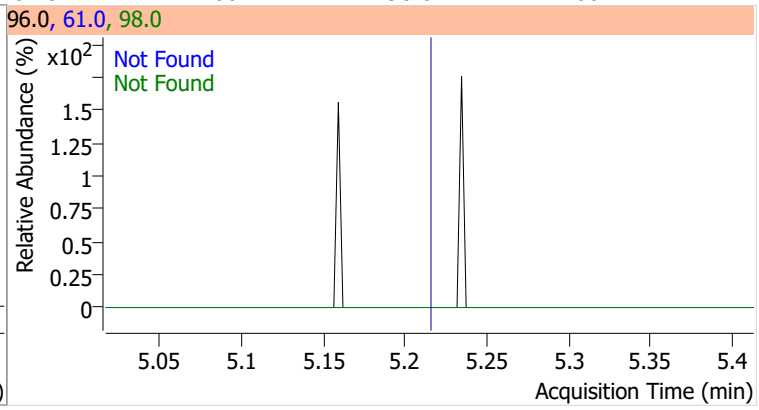

Compound	Conc.	Exp RT	QIon	Exp Ratio
Methyl ethyl ketone	N.D.	5.28	72.0	20.6

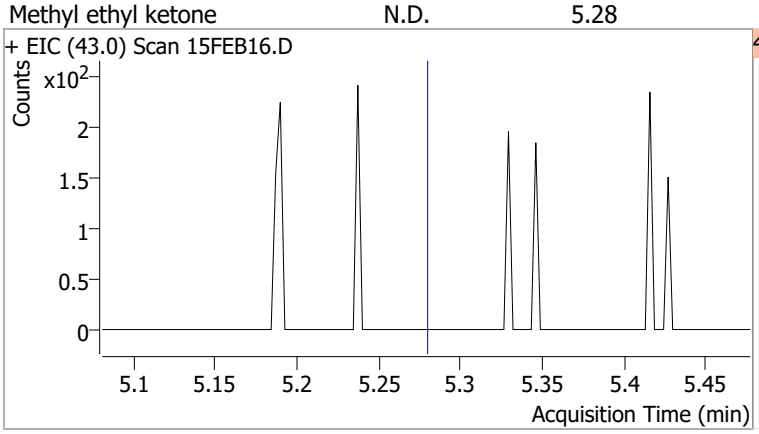

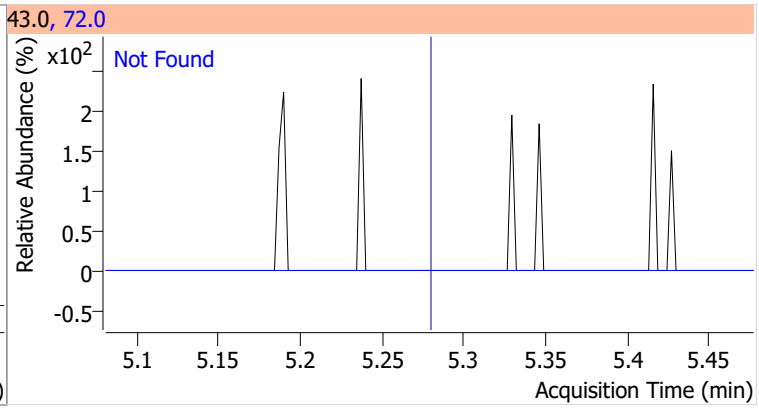

Compound	Conc.	Exp RT	QIon	Exp Ratio
Bromochloromethane	N.D.	5.52	49.0	182.2

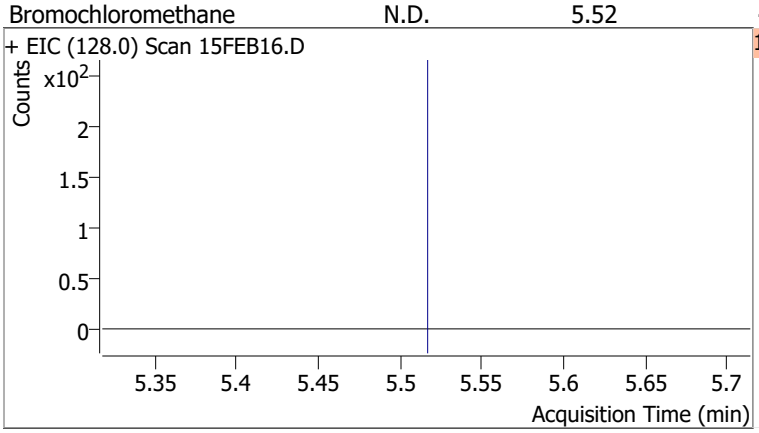

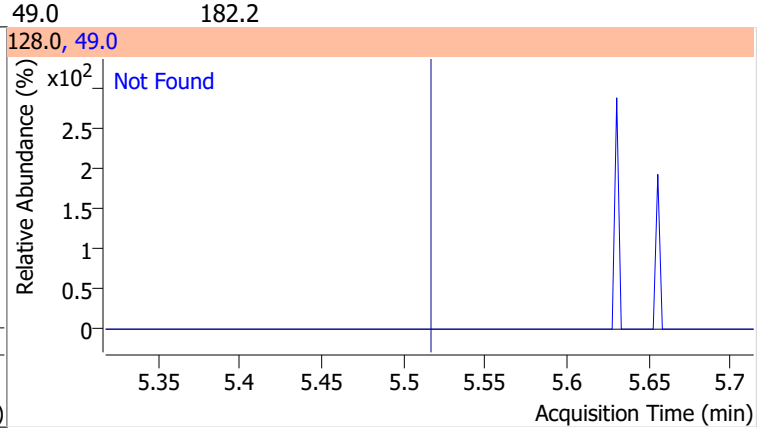

Compound	Conc.	RT	Dev(Min)	Resp.	QIon	QRatio	Lower	Upper
Chloroform		0		0	85.0		36.2	96.2

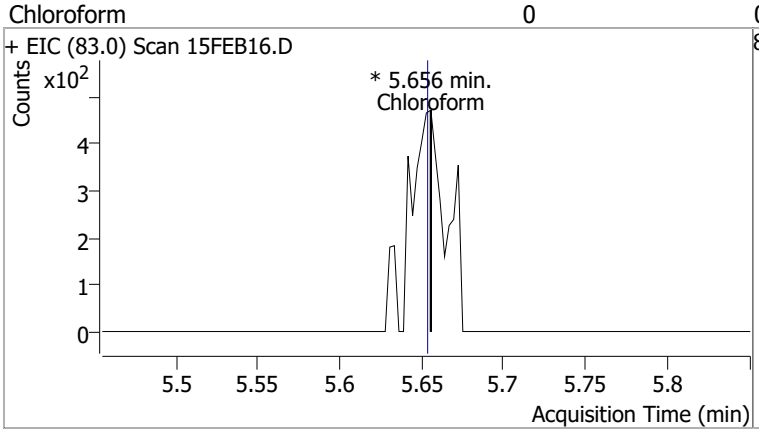

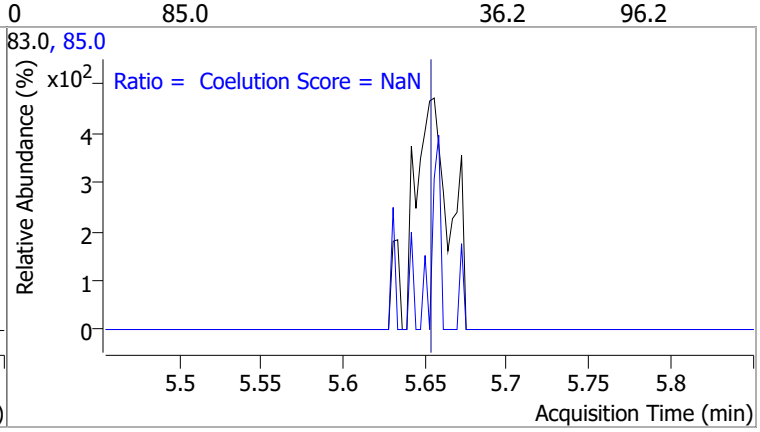

Compound	Conc.	Exp RT	QIon	Exp Ratio	QIon	Exp Ratio
1,1,1-Trichloroethane	N.D.	5.83	99.0	63.1	61.0	49.1

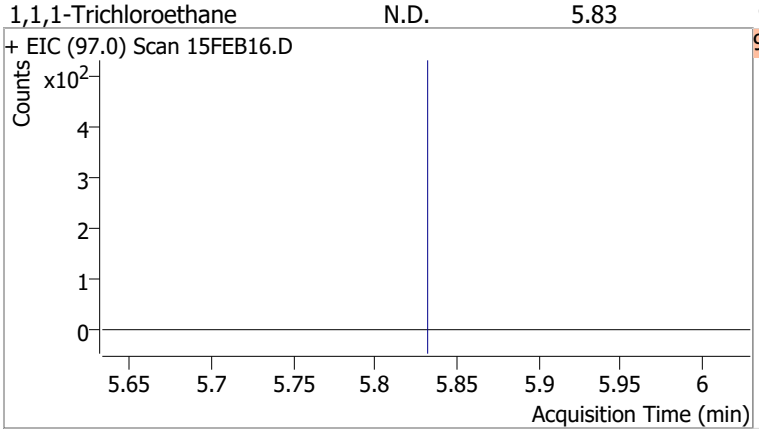

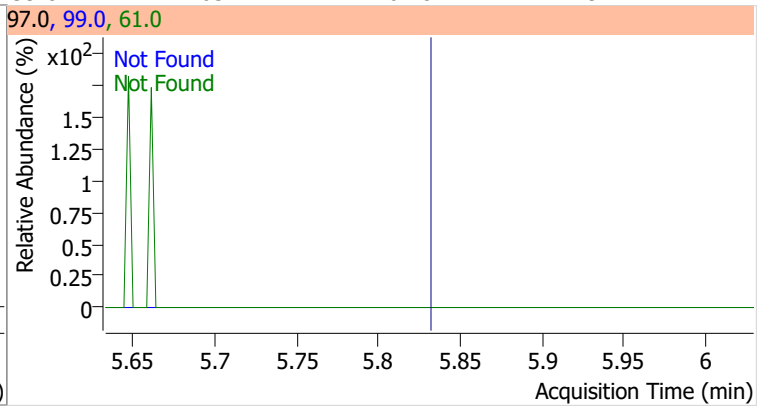

Compound	Conc.	RT	Dev(Min)	Resp.	QIon	QRatio	Lower	Upper
Dibromofluoromethane	277.4368	5.85	0.00	263788	191.5	20.6	0.0	53.2

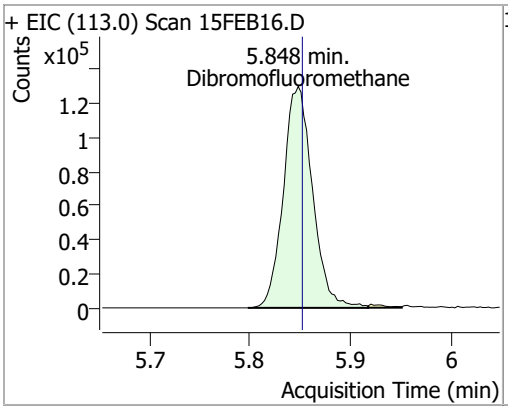

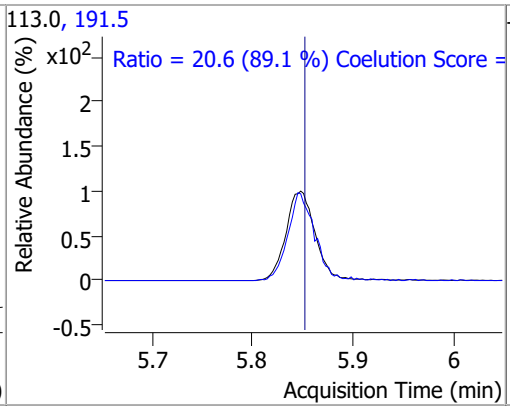

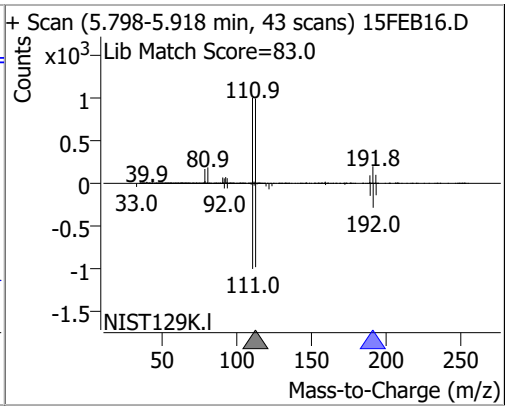

Compound	Conc.	Exp RT	QIon	Exp Ratio	QIon	Exp Ratio
Carbon tetrachloride	N.D.	6.02	119.0	97.6	121.0	30.7

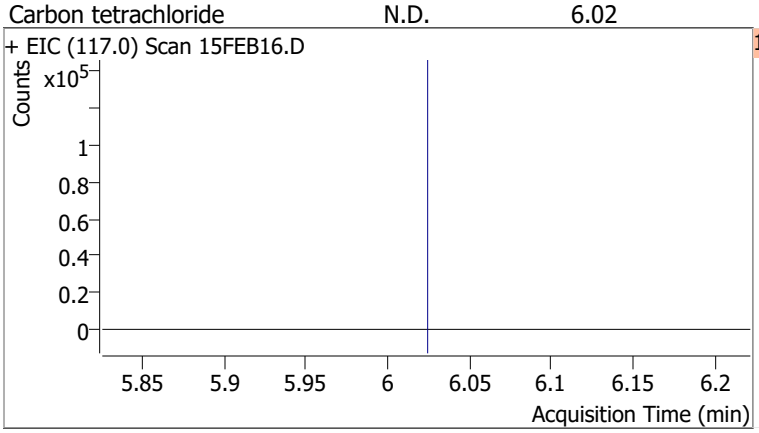

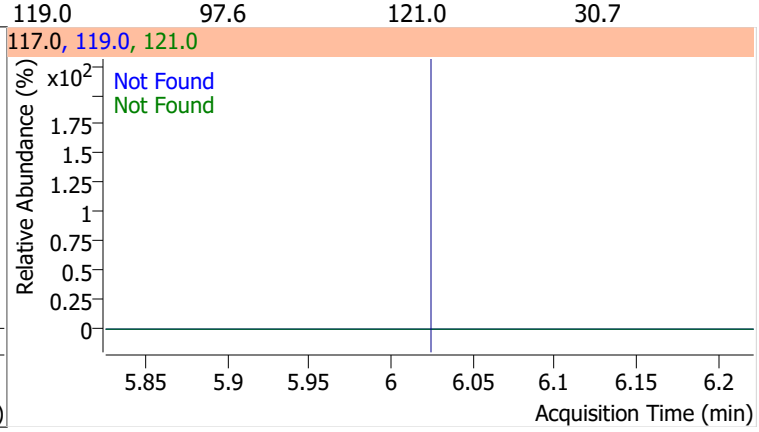

Compound	Conc.	Exp RT	QIon	Exp Ratio	QIon	Exp Ratio
1,1-Dichloropropene	N.D.	6.04	110.0	35.6	77.0	31.0

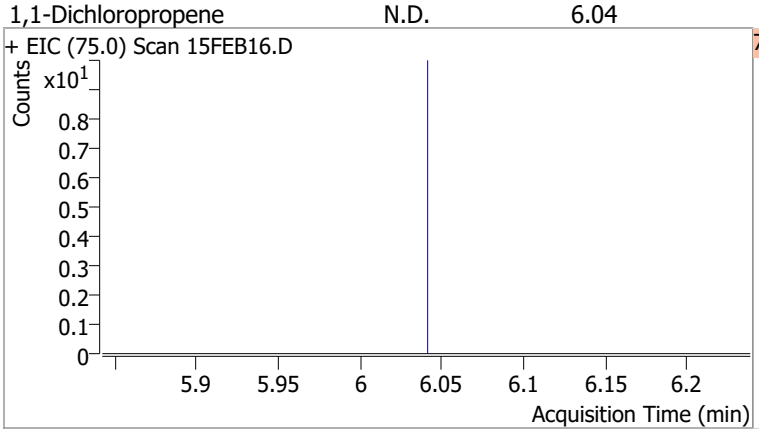

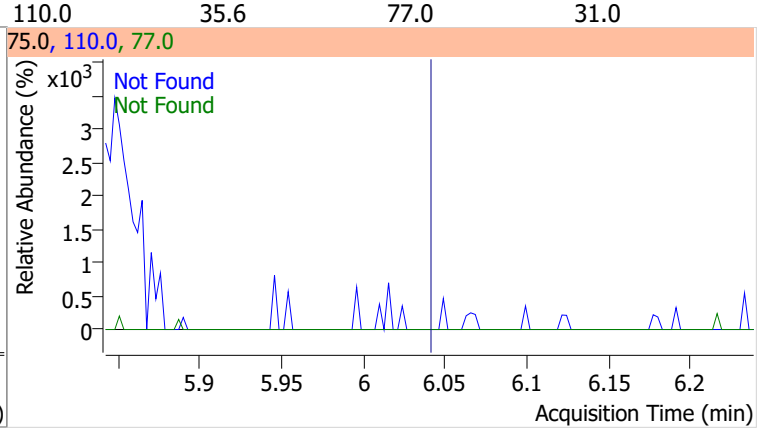

Compound	Conc.	RT	Dev(Min)	Resp.	QIon	QRatio	Lower	Upper
1,2-Dichloroethane-d4	281.7305	6.23	0.00	115713	65.0	203.6	162.8	222.8

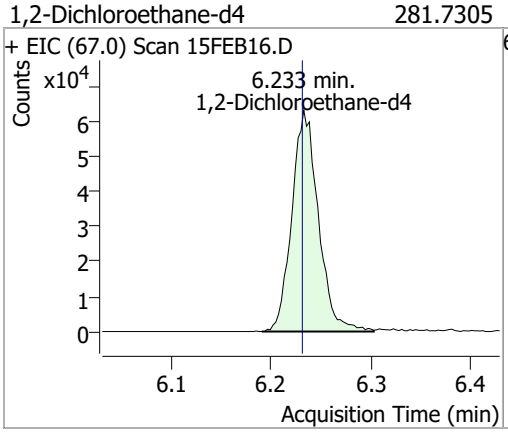

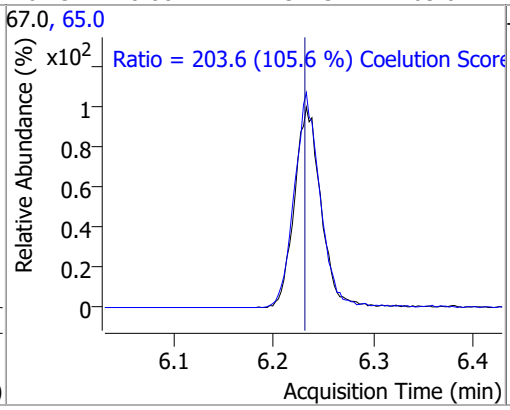

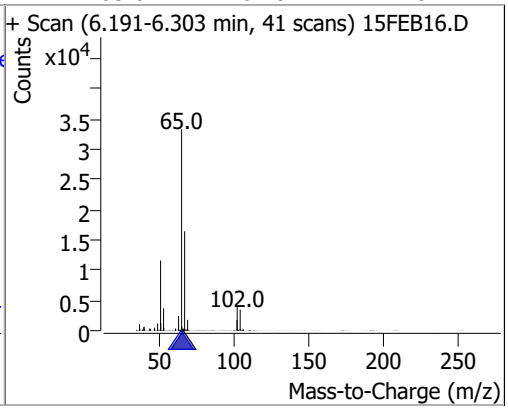

Compound	Conc.	Exp RT	QIon	Exp Ratio
Benzene	N.D.	6.28	77.0	23.3

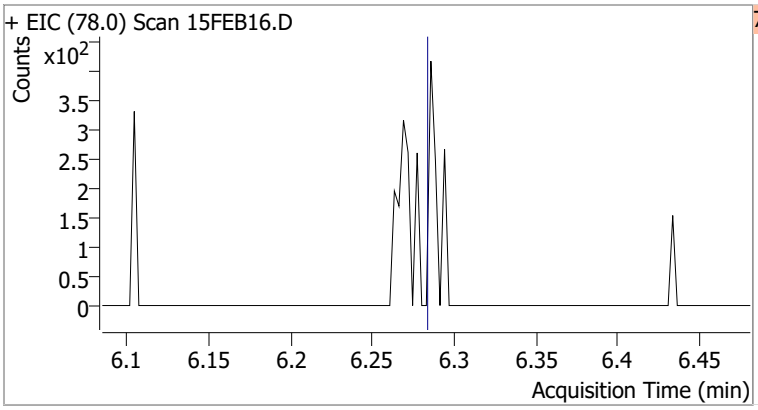

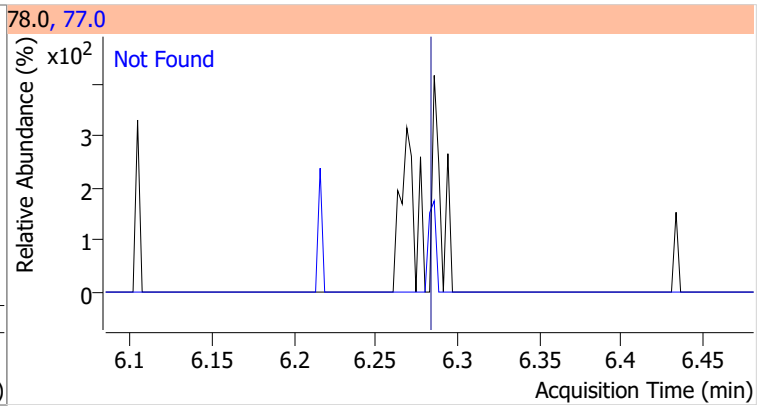

Compound	Conc.	Exp RT	QIon	Exp Ratio	QIon	Exp Ratio
1,2-Dichloroethane	N.D.	6.32	64.0	32.2	98.0	8.2

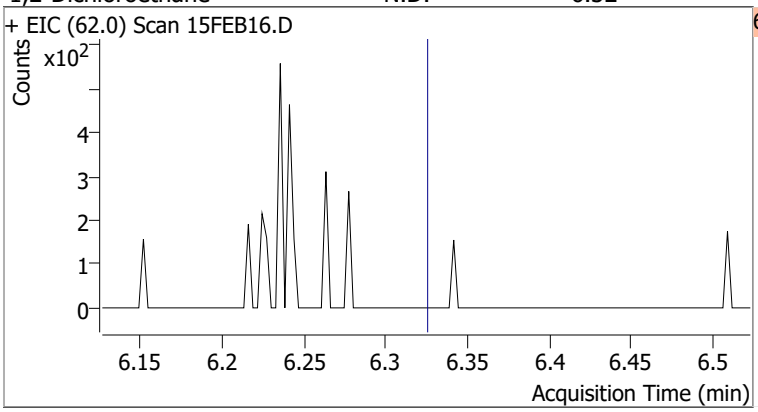

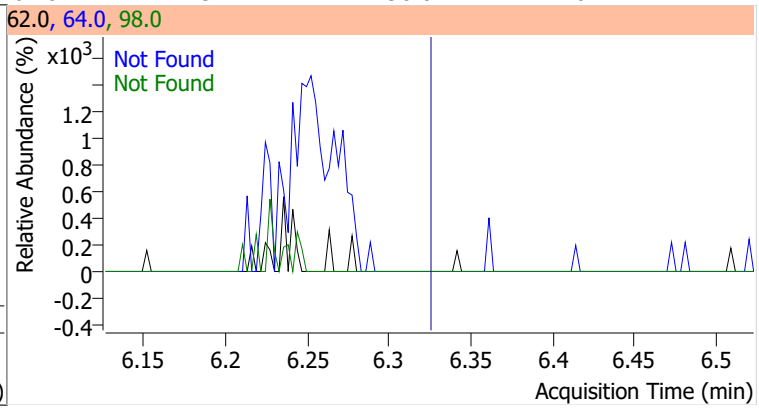

Compound	Conc.	Exp RT	QIon	Exp Ratio	QIon	Exp Ratio
Trichloroethene	N.D.	7.02	130.0	105.6	97.0	65.7

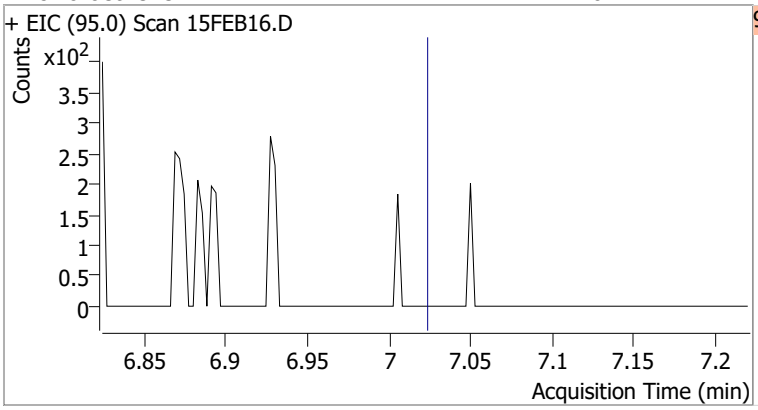

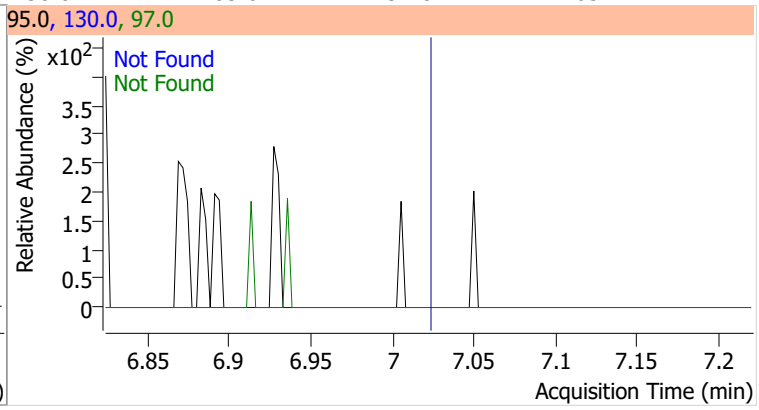

Compound	Conc.	Exp RT	QIon	Exp Ratio
1,2-Dichloropropane	N.D.	7.27	76.0	39.8

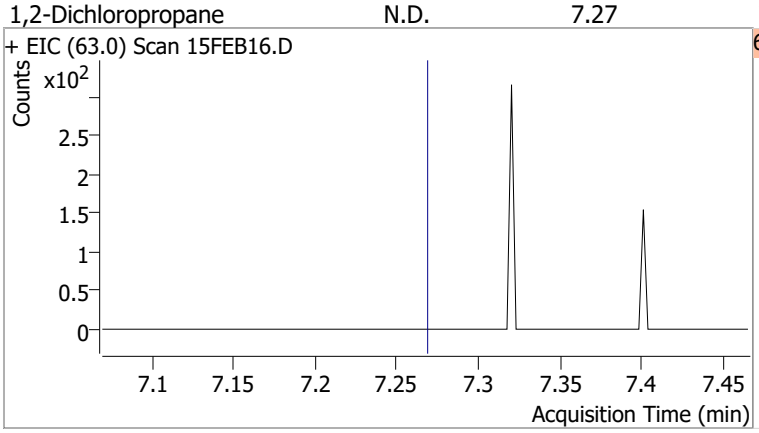

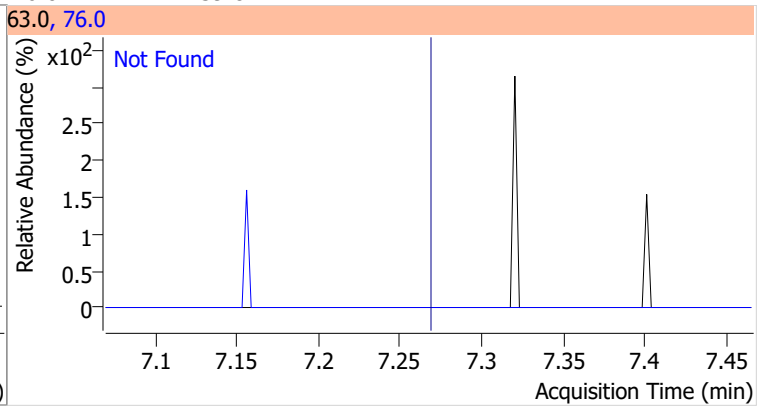

Compound	Conc.	Exp RT	QIon	Exp Ratio	QIon	Exp Ratio
Dibromomethane	N.D.	7.40	173.5	108.2	95.0	84.5

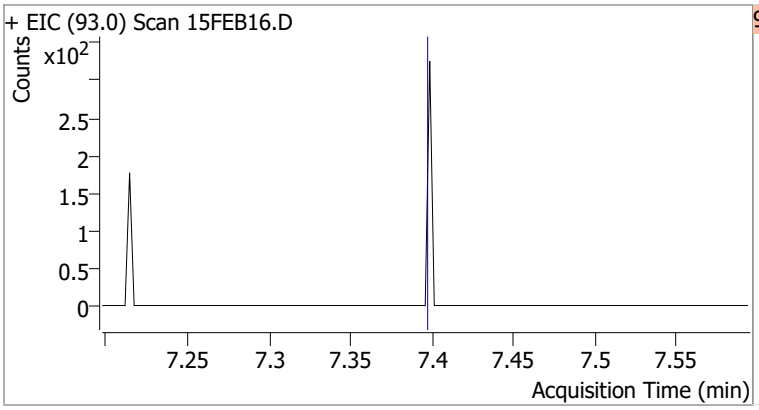

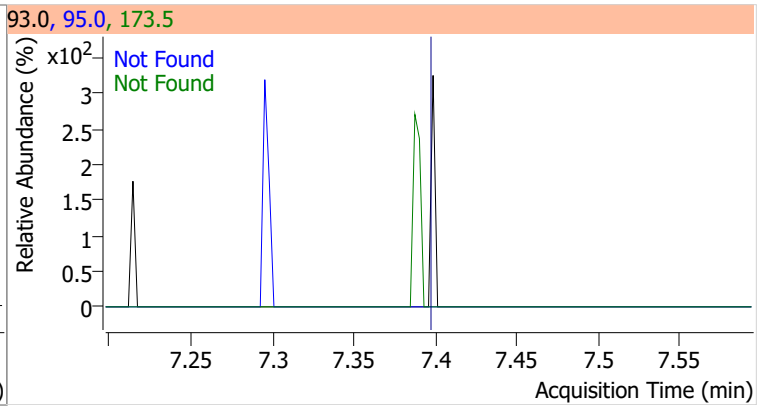

Compound	Conc.	Exp RT	QIon	Exp Ratio	QIon	Exp Ratio
Bromodichloromethane	N.D.	7.58	85.0	66.3	127.0	9.5

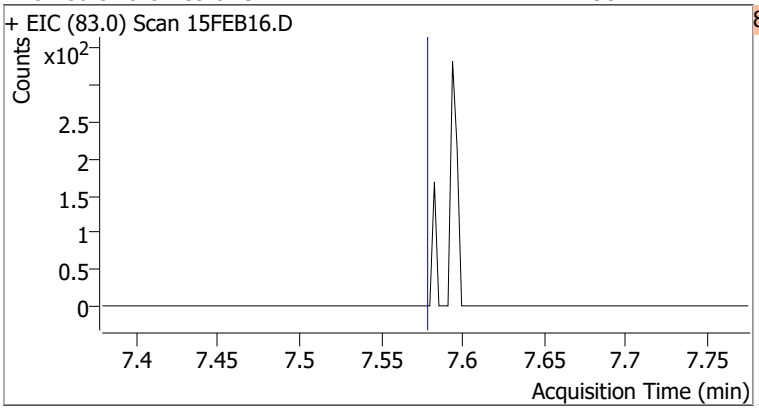

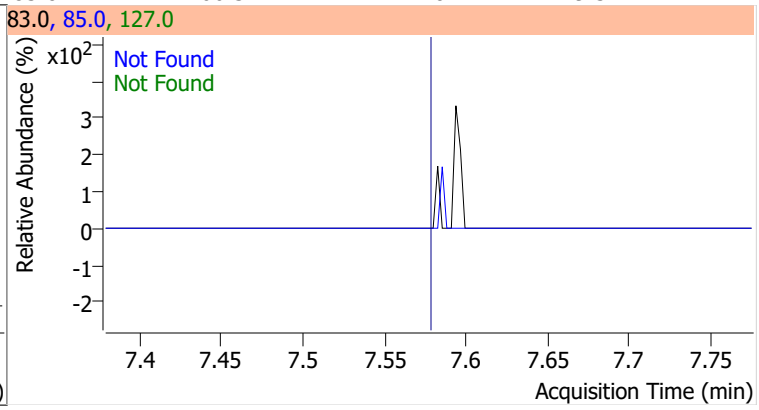

Compound	Conc.	Exp RT	QIon	Exp Ratio	QIon	Exp Ratio
cis-1,3-Dichloropropene	N.D.	8.06	39.0	52.5	77.0	31.8

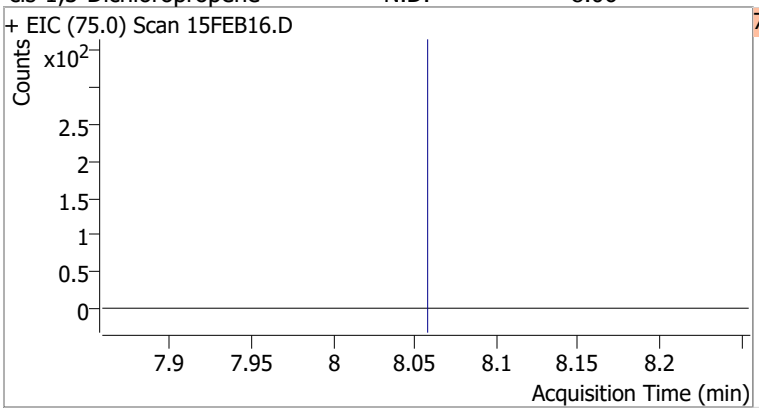

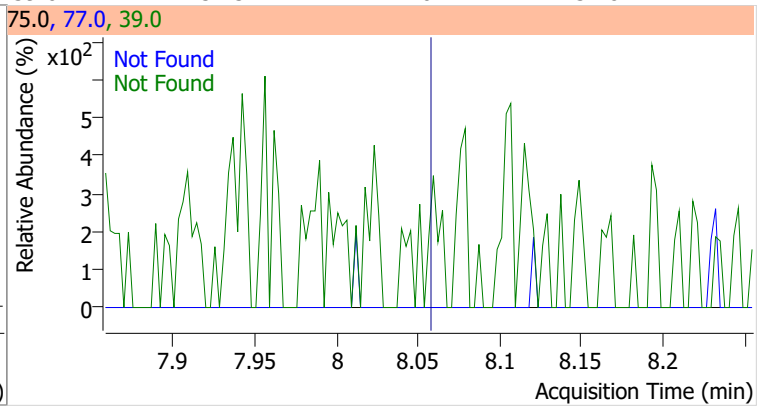

Compound	Conc.	RT	Dev(Min)	Resp.	QIon	QRatio	Lower	Upper
Toluene-d8	265.1779	8.32	0.00	995645	100.0	63.8	34.3	94.3
					99.0	9.7	0.0	39.2

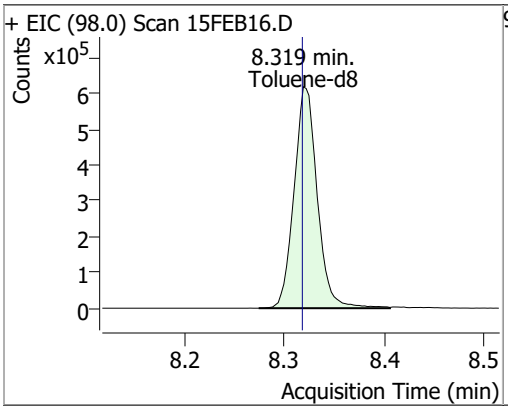

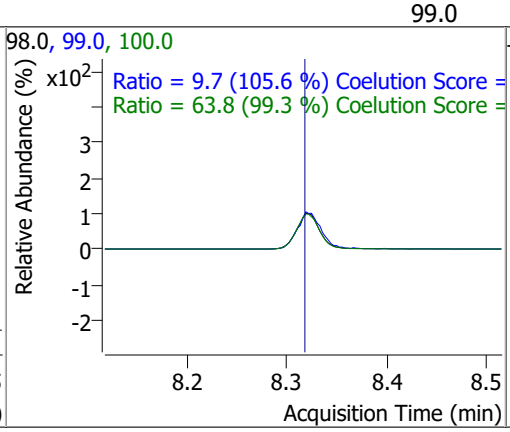

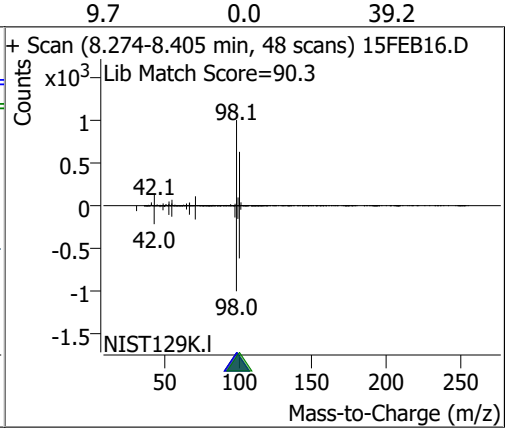

Compound	Conc.	RT	Dev(Min)	Resp.	QIon	QRatio	Lower	Upper
Toluene	3.8087	8.39	0.00	9532	91.0	174.6	144.1	204.1

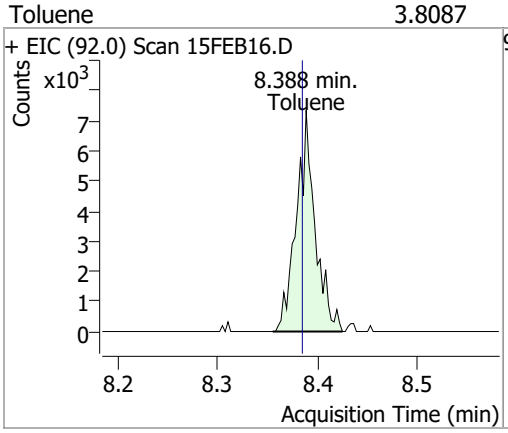

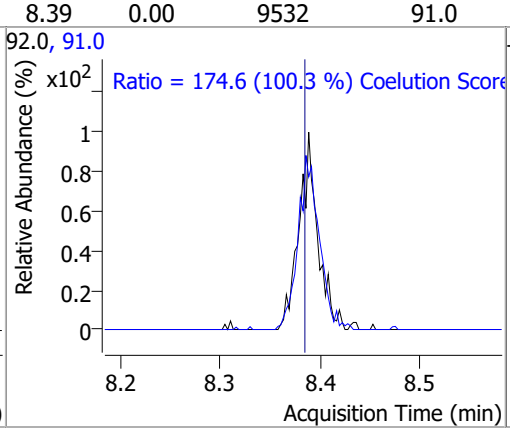

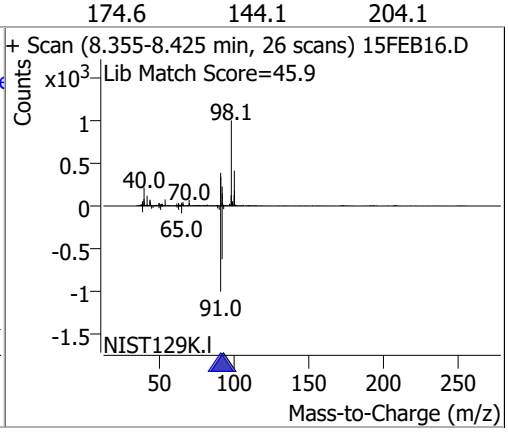

Compound	Conc.	Exp RT	QIon	Exp Ratio	QIon	Exp Ratio
trans-1,3-Dichloropropene	N.D.	8.64	39.0	53.0	77.0	31.0

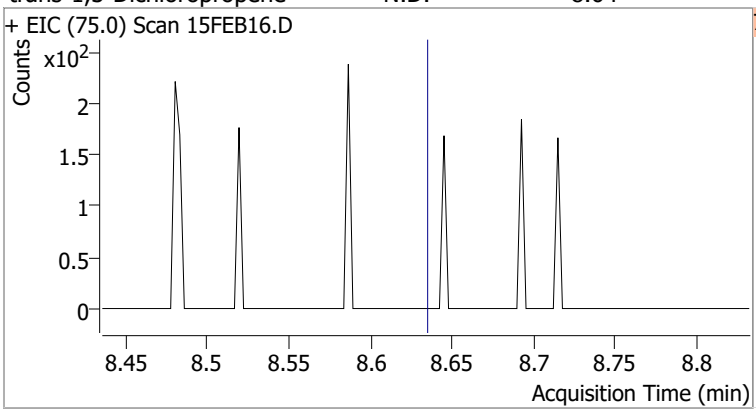

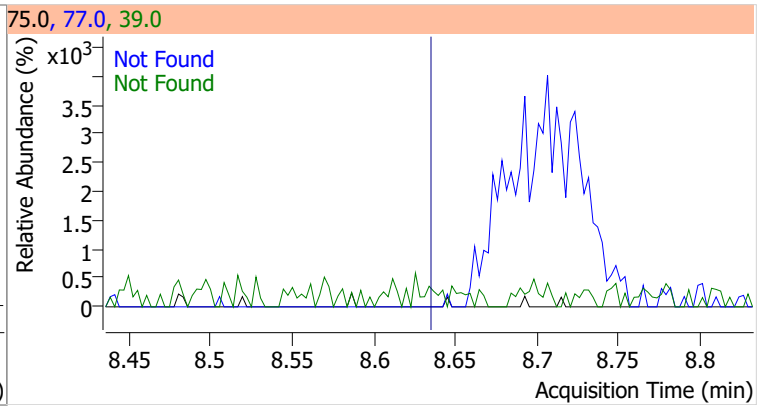

Compound	Conc.	Exp RT	QIon	Exp Ratio	QIon	Exp Ratio
1,1,2-Trichloroethane	N.D.	8.82	97.0	110.7	85.0	60.7

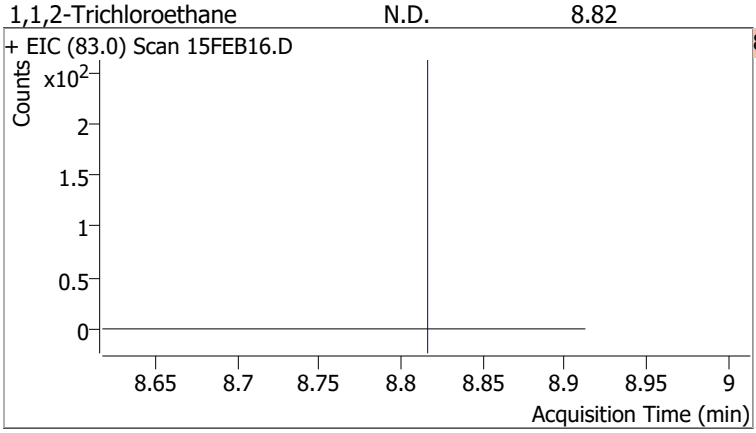

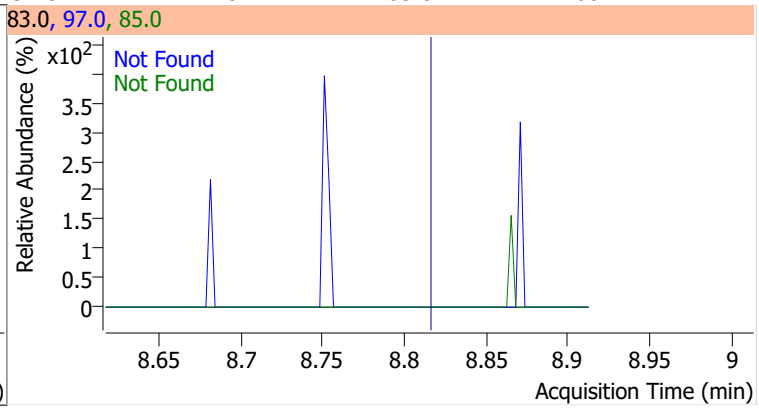

Compound	Conc.	Exp RT	QIon	Exp Ratio	QIon	Exp Ratio
Tetrachloroethene	N.D.	8.94	165.8	126.1	129.0	90.5

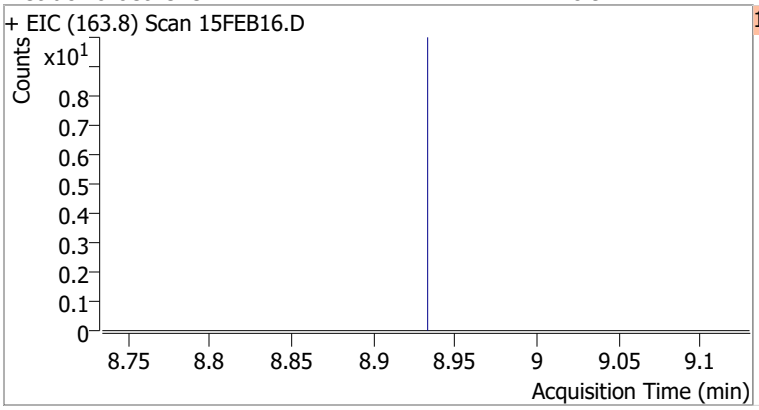

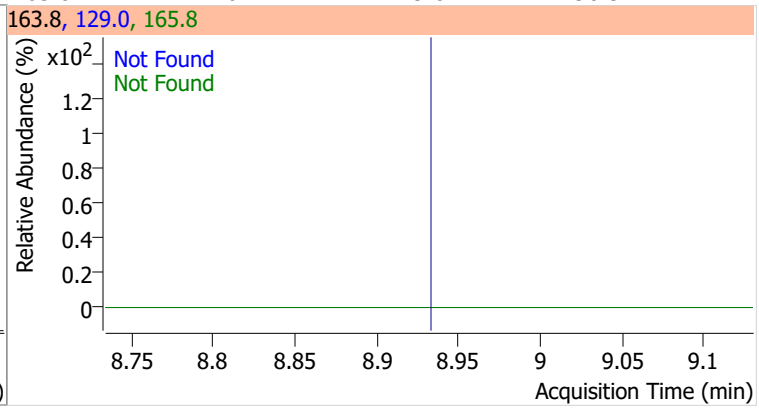

Compound	Conc.	Exp RT	QIon	Exp Ratio
1,3-Dichloropropane	N.D.	8.98	78.0	32.4

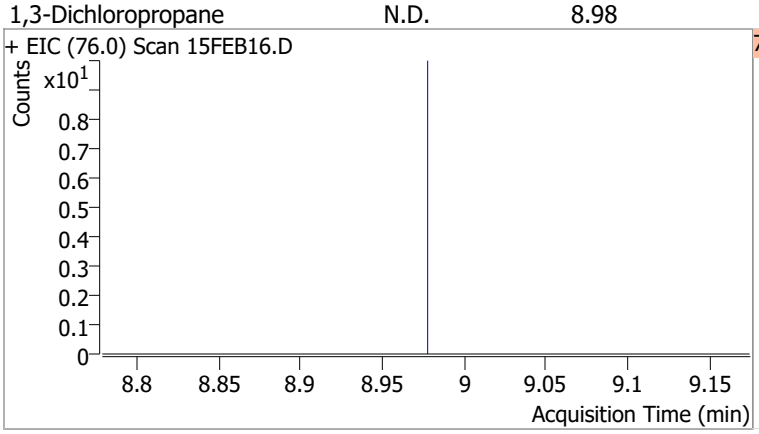

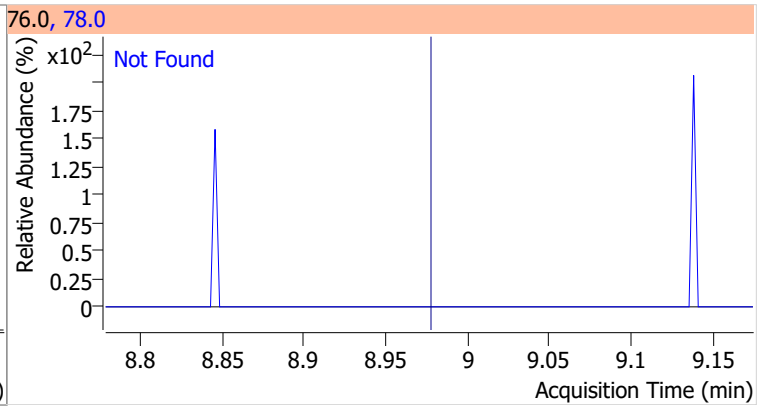

Compound	Conc.	Exp RT	QIon	Exp Ratio
Chlorodibromomethane	N.D.	9.21	127.0	77.2

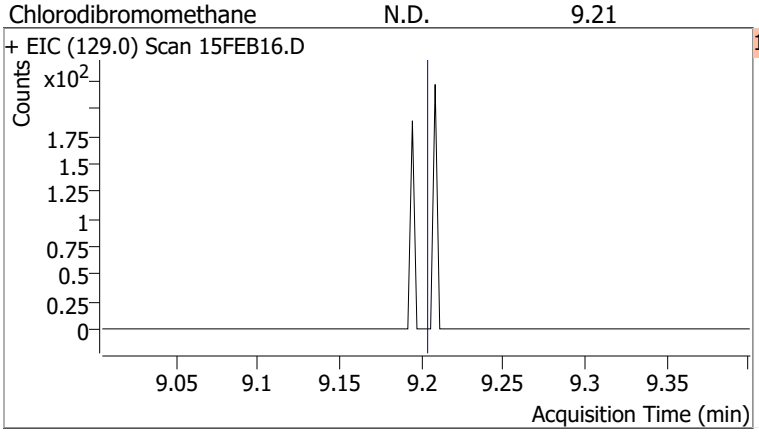

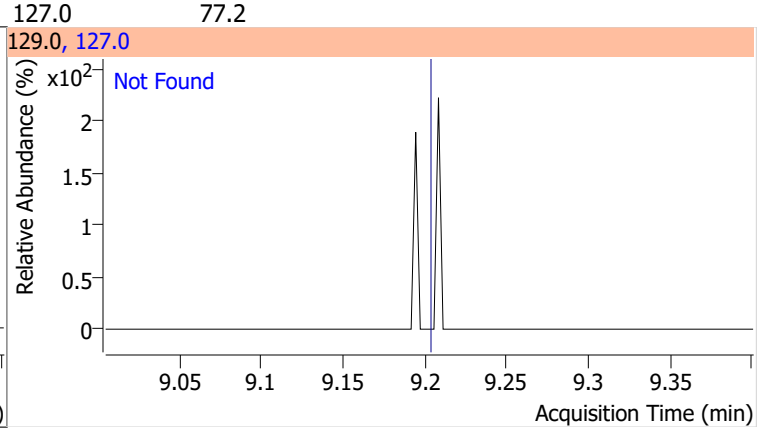

Compound	Conc.	Exp RT	QIon	Exp Ratio
1,2-Dibromoethane	N.D.	9.30	109.0	91.5

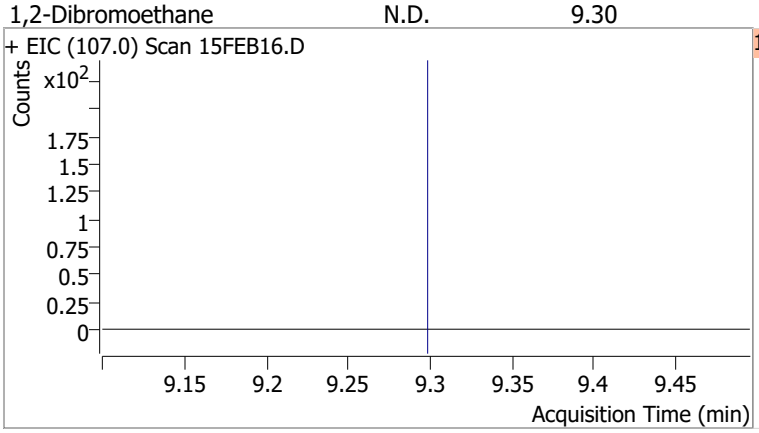

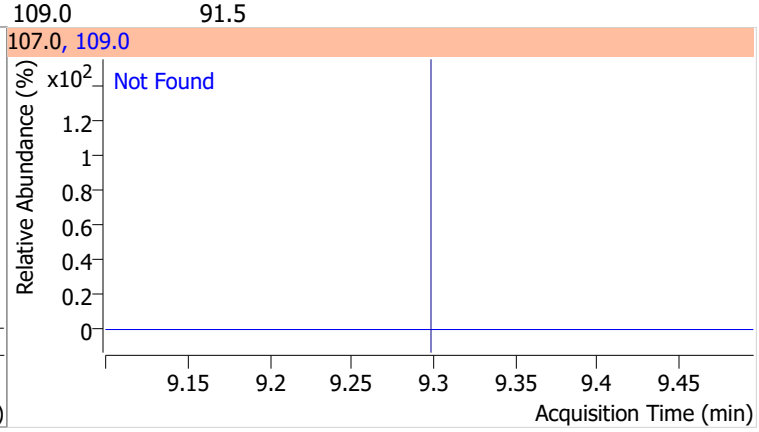

Compound	Conc.	Exp RT	QIon	Exp Ratio
Chlorobenzene	N.D.	9.80	114.0	32.2

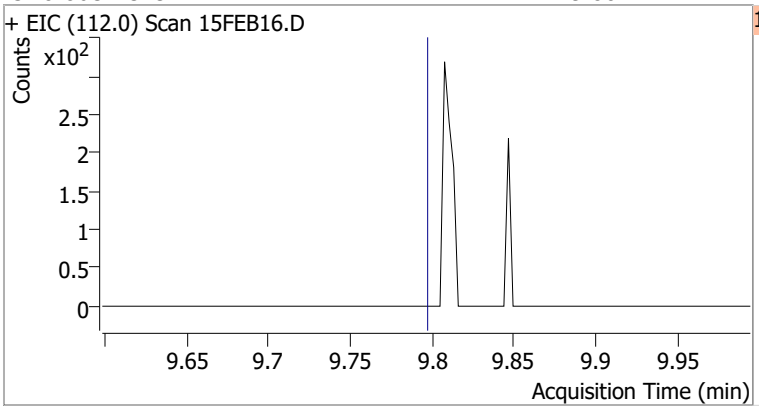

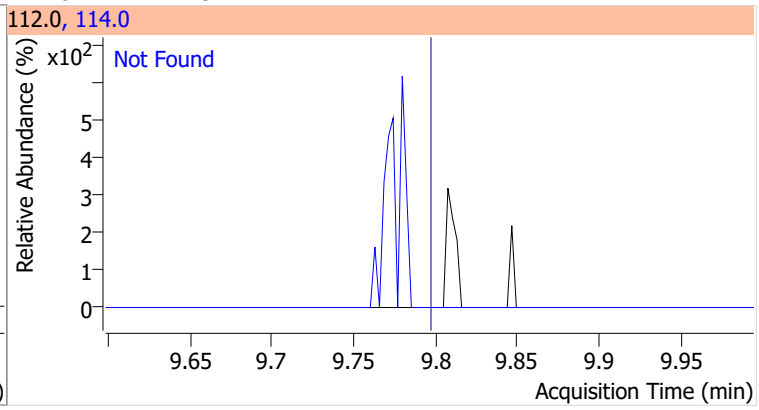

Compound	Conc.	Exp RT	QIon	Exp Ratio
1,1,1,2-Tetrachloroethane	N.D.	9.89	133.0	95.3

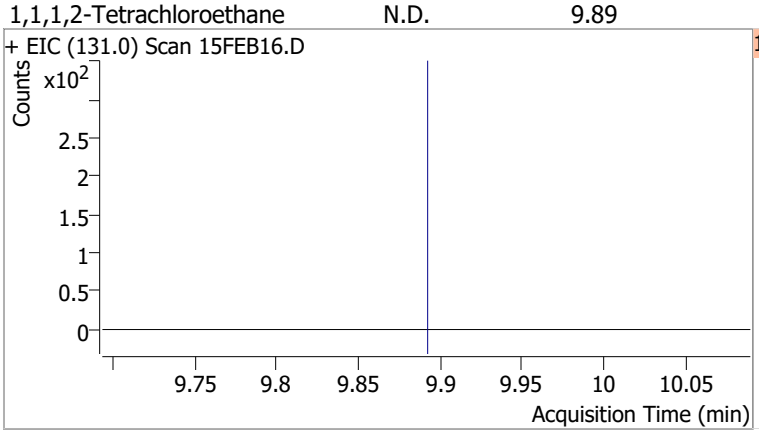

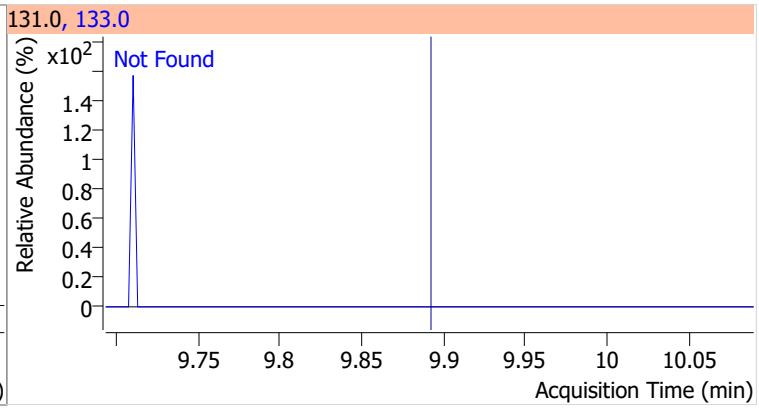

Compound	Conc.	RT	Dev(Min)	Resp.	QIon	QRatio	Lower	Upper
Ethylbenzene	0.6524	9.93	0.01	262 (m)	106.0	59.8	1.7	61.7

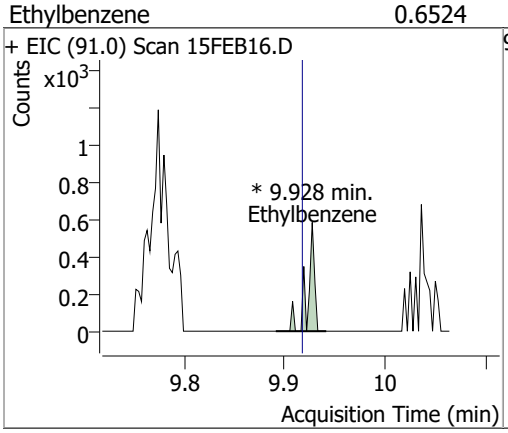

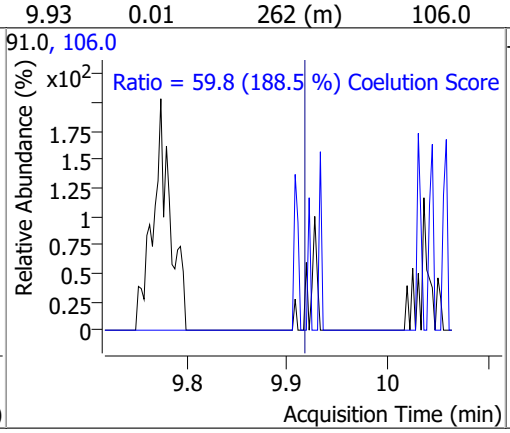

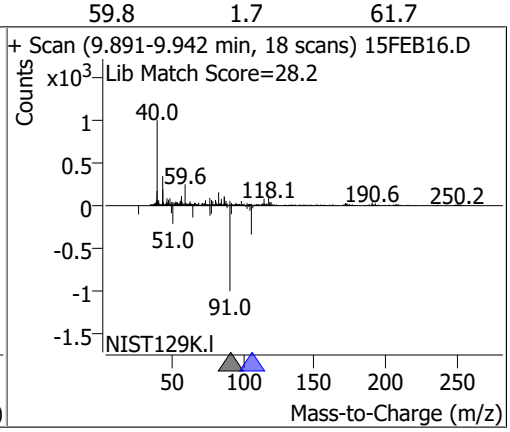

Compound	Conc.	RT	Dev(Min)	Resp.	QIon	QRatio	Lower	Upper
m+p-Xylenes	1.9231	10.03	-0.01	256 (m)	91.0	179.8	170.7	230.7

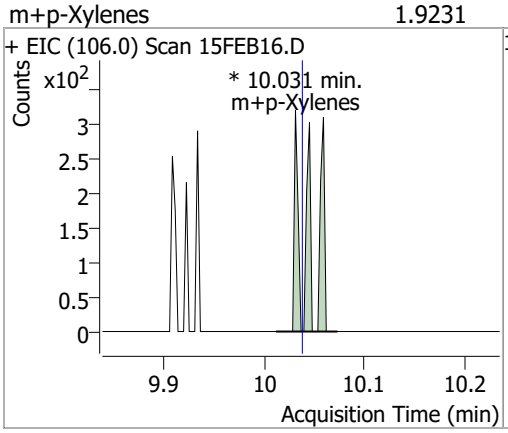

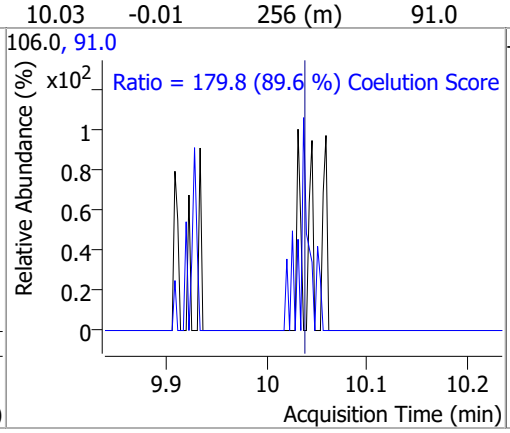

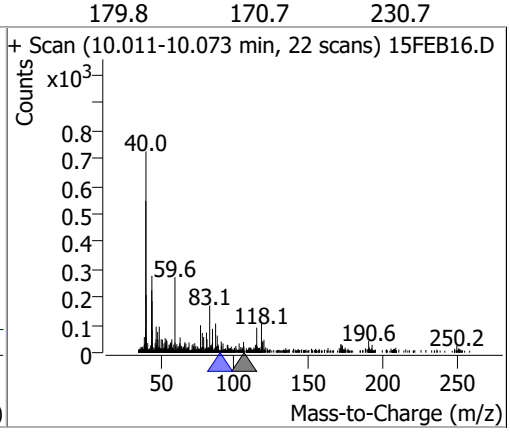

Compound	Conc.	Exp RT	QIon	Exp Ratio
o-Xylene	N.D.	10.43	91.0	211.4

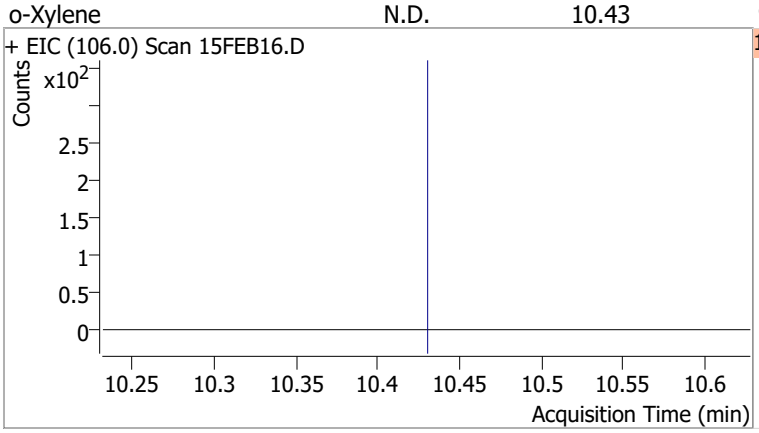

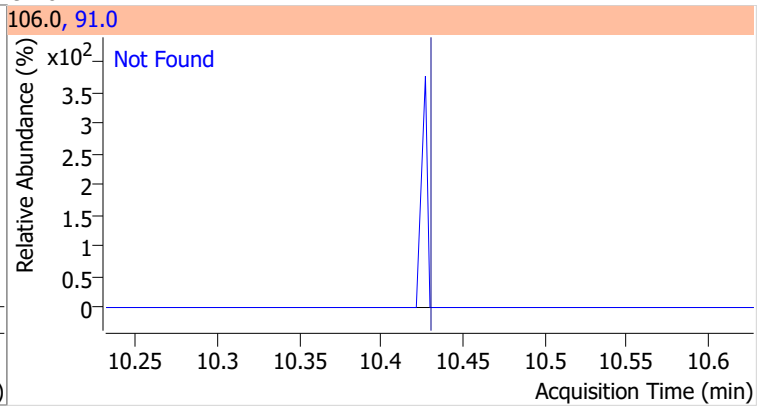

Compound	Conc.	Exp RT	QIon	Exp Ratio
Styrene	N.D.	10.45	78.0	50.6

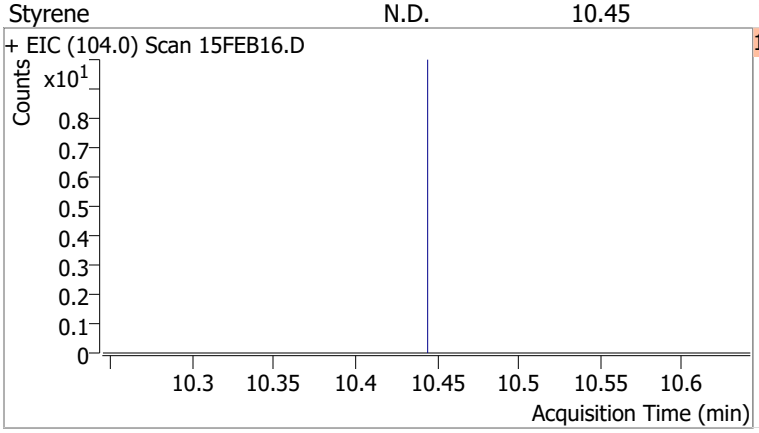

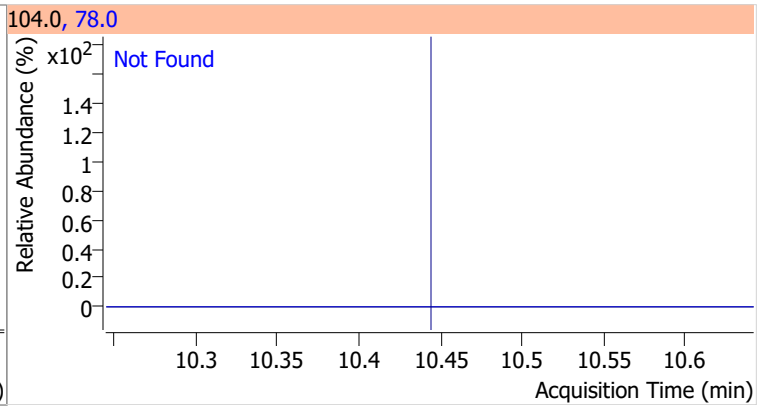

Compound	Conc.	Exp RT	QIon	Exp Ratio	QIon	Exp Ratio
Bromoform	N.D.	10.62	170.5	50.3	174.5	48.1

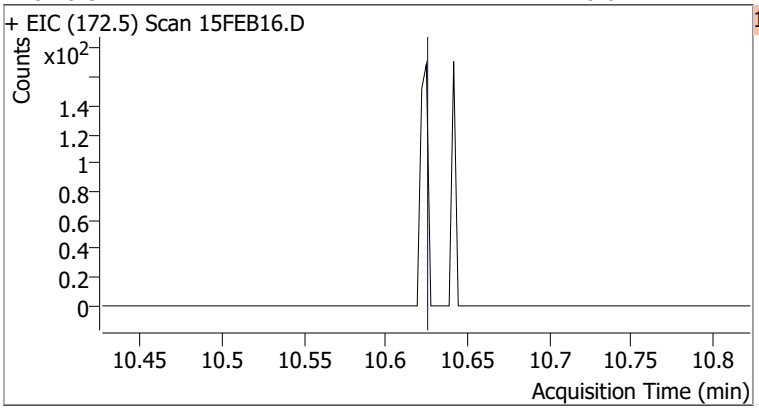

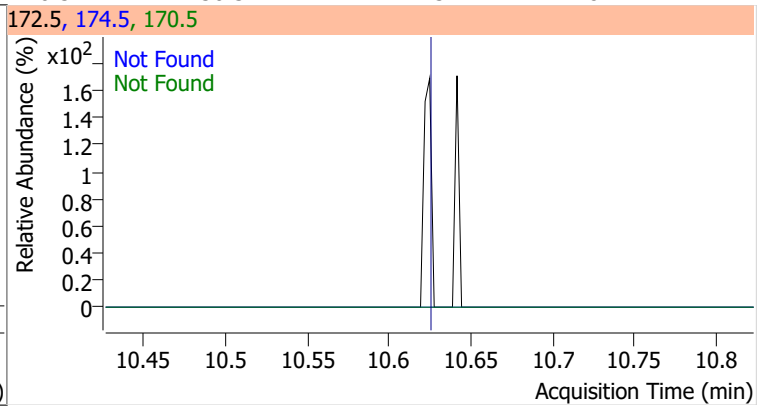

Compound	Conc.	RT	Dev(Min)	Resp.	QIon	QRatio	Lower	Upper
p-Bromofluorobenzene	273.0564	10.95	0.01	285174	174.0	92.8	65.3	125.3
					176.0	91.3	63.3	123.3

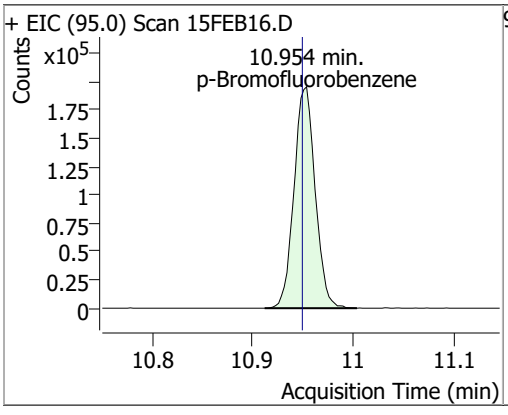

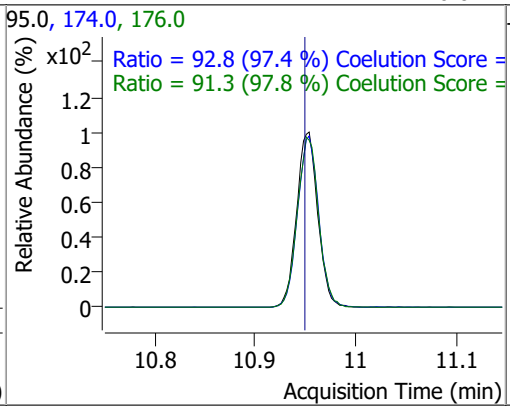

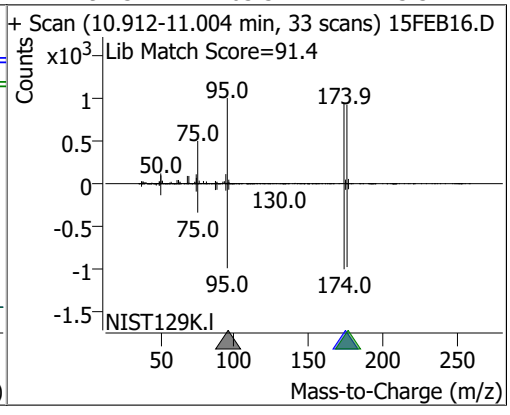

Compound	Conc.	Exp RT	QIon	Exp Ratio	QIon	Exp Ratio
Bromobenzene	N.D.	11.09	77.0	143.5	158.0	96.1

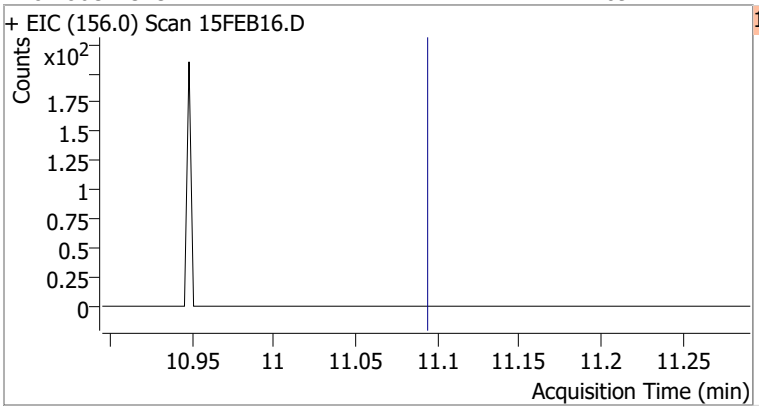

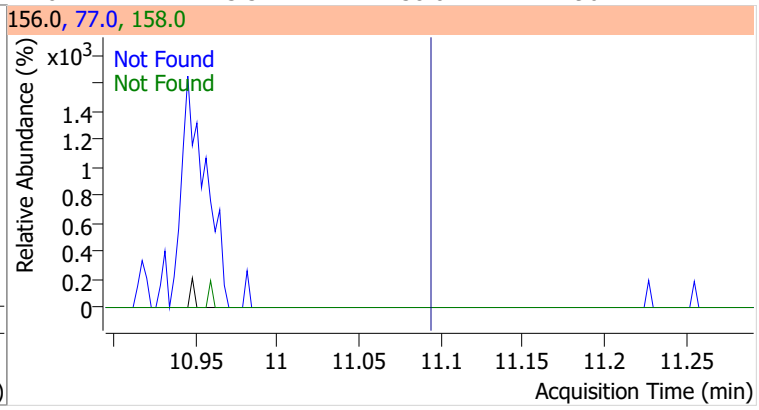

Compound	Conc.	Exp RT	QIon	Exp Ratio
1,1,2,2-Tetrachloroethane	N.D.	11.11	85.0	63.3

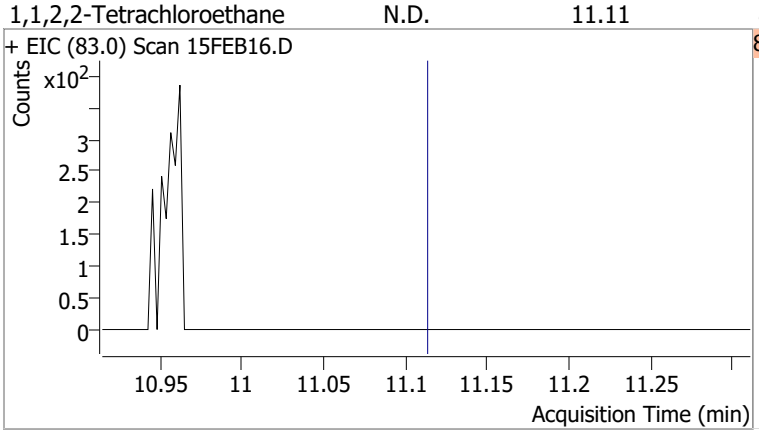

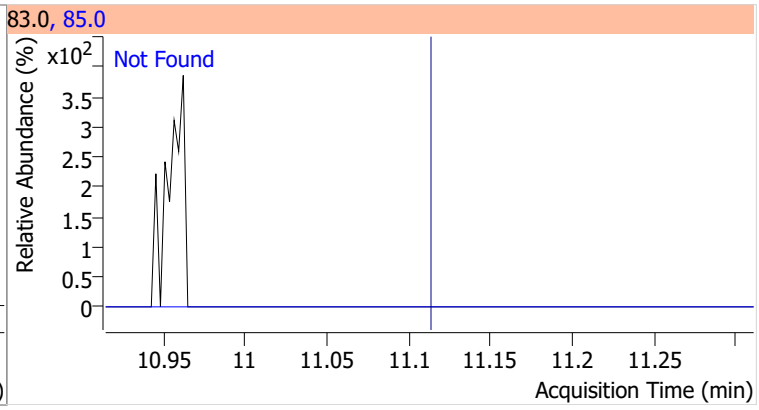

Compound	Conc.	Exp RT	QIon	Exp Ratio
1,2,3-Trichloropropane	N.D.	11.15	112.0	65.8

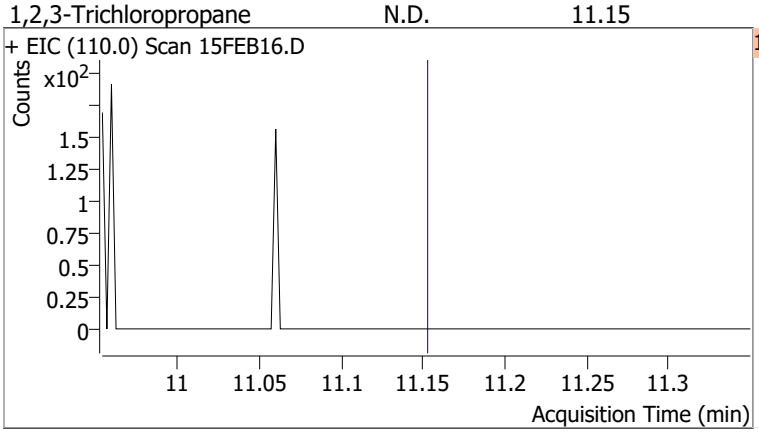

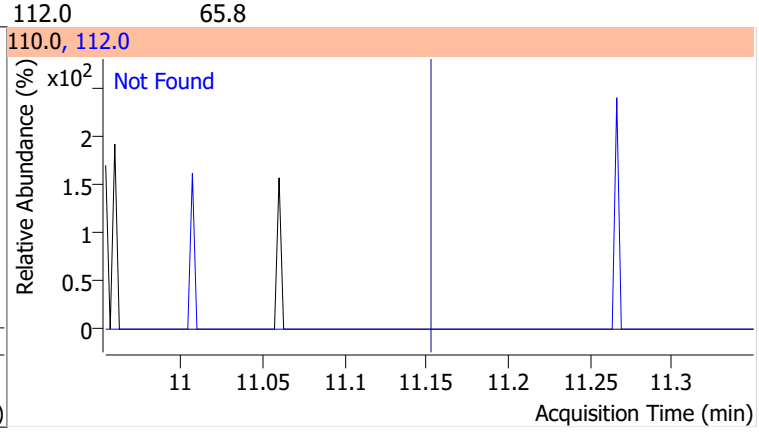

Compound	Conc.	Exp RT	QIon	Exp Ratio
2-Chlorotoluene	N.D.	11.29	91.0	276.2

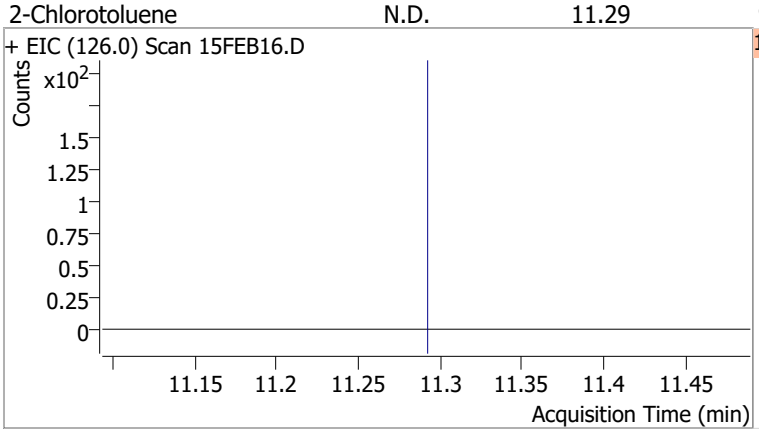

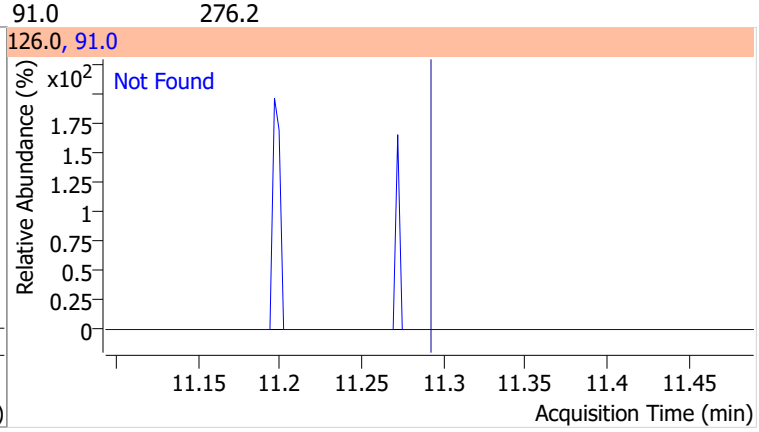

Compound	Conc.	Exp RT	QIon	Exp Ratio
4-Chlorotoluene	N.D.	11.40	126.0	31.3

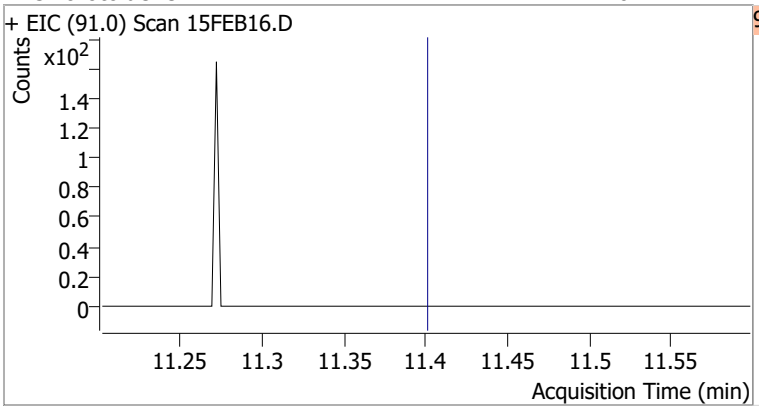

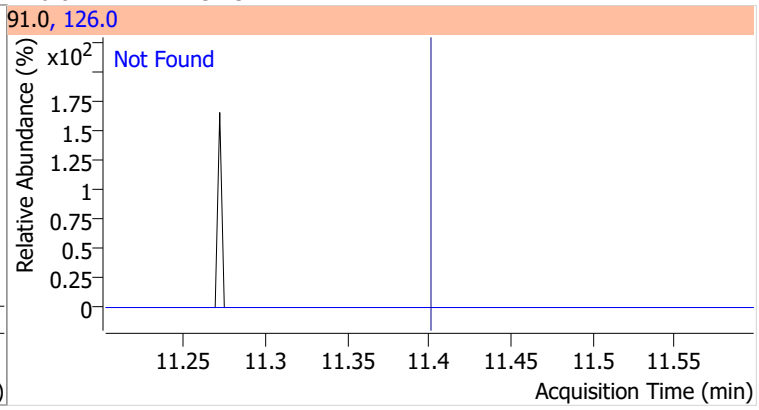

Compound	Conc.	Exp RT	QIon	Exp Ratio	QIon	Exp Ratio
1,3-Dichlorobenzene	N.D.	12.03	148.0	62.8	111.0	38.7

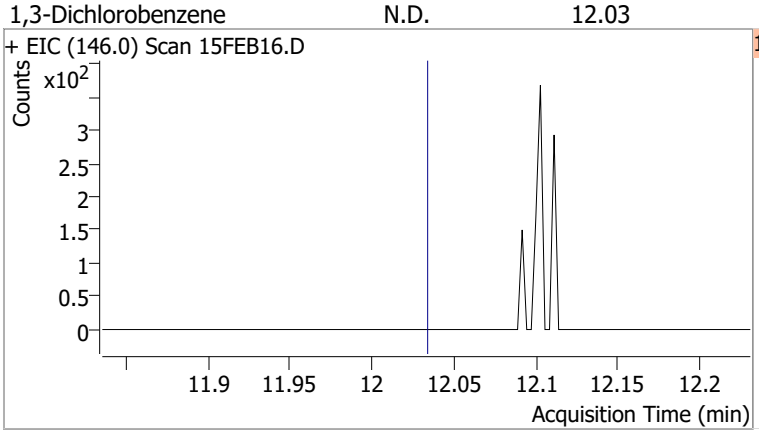

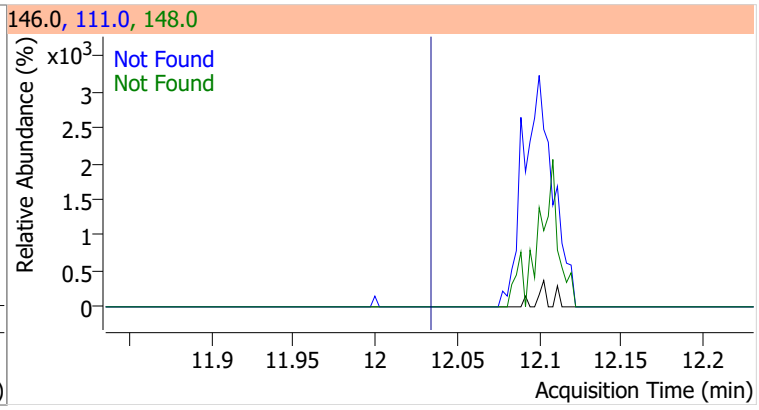

Compound	Conc.	Exp RT	QIon	Exp Ratio	QIon	Exp Ratio
1,4-Dichlorobenzene	N.D.	12.12	148.0	63.7	111.0	38.7

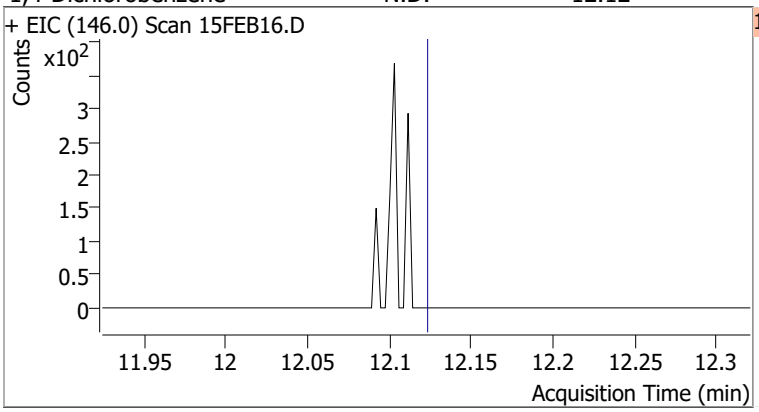

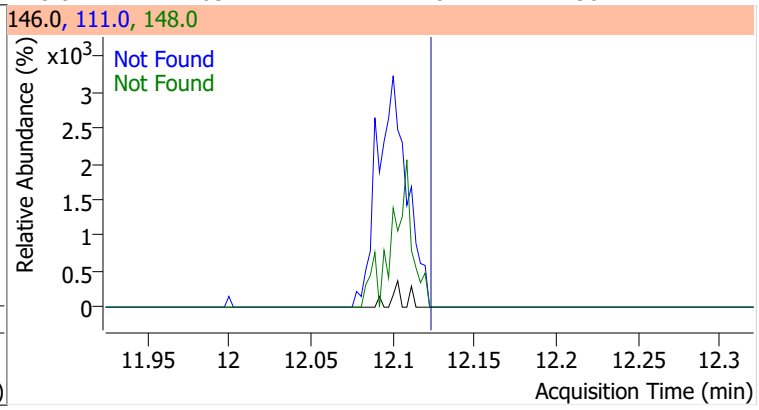

Compound	Conc.	Exp RT	QIon	Exp Ratio	QIon	Exp Ratio
1,2-Dichlorobenzene	N.D.	12.49	148.0	61.9	111.0	39.5

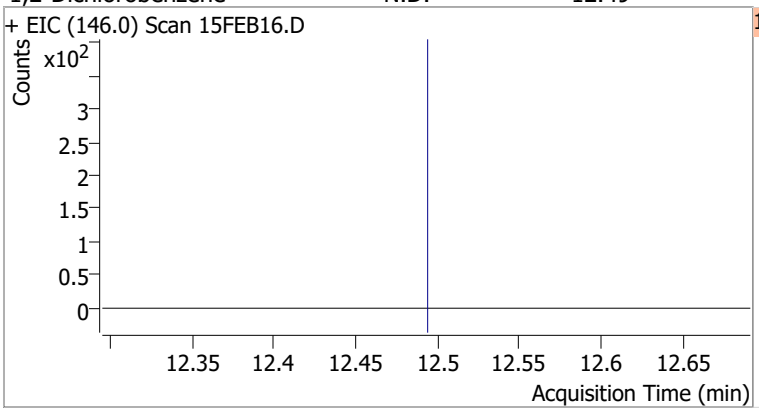

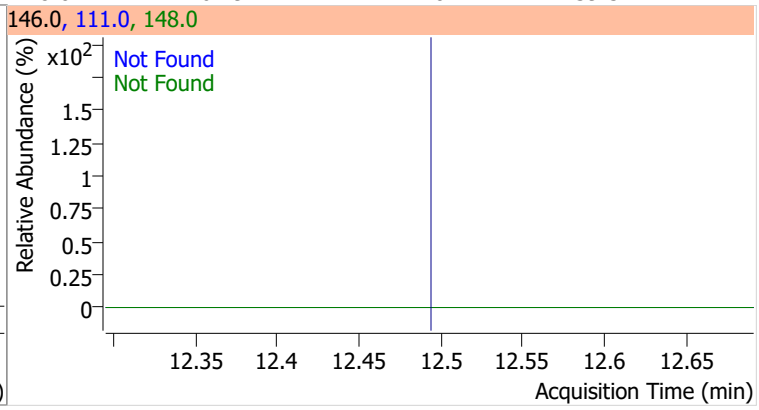

Quantitation Results Report (QT Reviewed)

Data File	15FEB17.D	Operator	MSC
Acq. Method	5975CACQF.M	Acq. Date-Time	2/15/2022 5:00:20 PM
Sample Name	B22020962-007A	Instrument	VOA5975C
Vial	17	Multiplier	1.00
DA Method File	VOA5975C_8260B_SHT_DoD_L4_011922.m	Comment	
Tune File	BFB_Atune3.u	Tune Date	10/11/2021 4:02:00 PM
Batch Name	VG021522_8260B.batch.bin	Last Calib Update	2/18/2022 11:13:24 AM
Ref Library	\\MASSHUNTER\Org\Library\NIST129K.l		

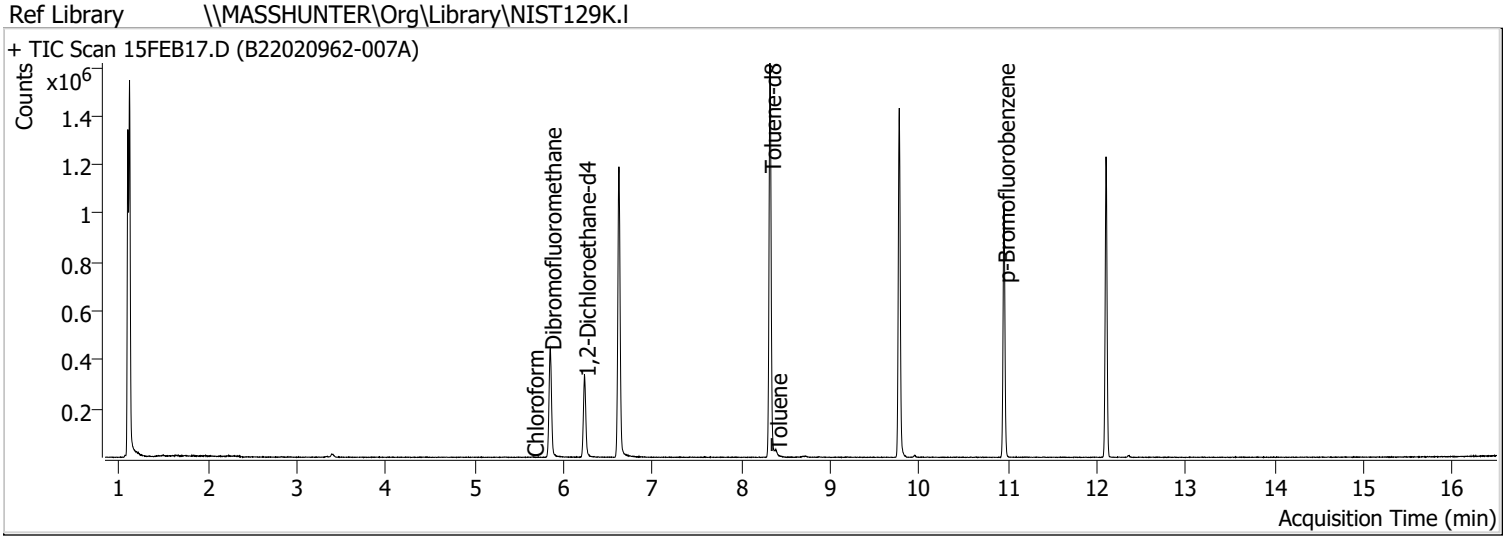

Compound	RT	QIon	Resp.	Conc.	Units		Dev(Min)
Internal Standards							
M Fluorobenzene	6.623	96.0	990840	250.0000	ng		0.003
M Chlorobenzene-d5	9.772	82.0	386477	250.0000	ng		-0.003
M 1,4-Dichlorobenzene-d4	12.100	152.0	290776	250.0000	ng		0.000
System Monitoring Compounds							
S Dibromofluoromethane	5.851	113.0	264382	275.4811	ng		0.000
Spiked Amount: 250.000	Range: 80.0 - 119.0%			Recovery = 110.19%			
S 1,2-Dichloroethane-d4	6.236	67.0	117627	283.7329	ng		0.006
Spiked Amount: 250.000	Range: 81.0 - 118.0%			Recovery = 113.49%			
S Toluene-d8	8.322	98.0	1000035	265.2292	ng		0.003
Spiked Amount: 250.000	Range: 89.0 - 112.0%			Recovery = 106.09%			
S p-Bromofluorobenzene	10.951	95.0	288448	268.6705	ng		0.003
Spiked Amount: 250.000	Range: 85.0 - 114.0%			Recovery = 107.47%			
Target Compounds							**QValue**
T Dichlorodifluoromethane	0.000		0	N.D.			
T Chloromethane	0.000		0	N.D.			
T Vinyl chloride	0.000		0	N.D.			
T Bromomethane	0.000		0	N.D.			
T Chloroethane	0.000		0	N.D.			
T Trichlorofluoromethane	0.000		0	N.D.			
T 1,1-Dichloroethene	0.000		0	N.D.			
T Methylene chloride	0.000		0	N.D.			
T trans-1,2-Dichloroethene	0.000		0	N.D.			
T Methyl tert-butyl ether (MTBE)	0.000		0	N.D.			
T 1,1-Dichloroethane	0.000		0	N.D.			
T 2,2-Dichloropropane	0.000		0	N.D.			
T cis-1,2-Dichloroethene	0.000		0	N.D.			
T Methyl ethyl ketone	0.000		0	N.D.			
T Bromochloromethane	0.000		0	N.D.			
T Chloroform	5.653	83.0	924	0.4803	ng	m	72

Compound	RT	QIon	Resp.	Conc.	Units		Dev(Min)
T 1,1,1-Trichloroethane	0.000		0	N.D.			
T Carbon tetrachloride	0.000		0	N.D.			
T 1,1-Dichloropropene	0.000		0	N.D.			
T Benzene	0.000		0	N.D.			
T 1,2-Dichloroethane	0.000		0	N.D.			
T Trichloroethene	0.000		0	N.D.			
T 1,2-Dichloropropane	0.000		0	N.D.			
T Dibromomethane	0.000		0	N.D.			
T Bromodichloromethane	0.000		0	N.D.			
T cis-1,3-Dichloropropene	0.000		0	N.D.			
T Toluene	8.391	92.0	6423	2.5557	ng		91
T trans-1,3-Dichloropropene	0.000		0	N.D.			
T 1,1,2-Trichloroethane	0.000		0	N.D.			
T Tetrachloroethene	0.000		0	N.D.			
T 1,3-Dichloropropane	0.000		0	N.D.			
T Chlorodibromomethane	0.000		0	N.D.			
T 1,2-Dibromoethane	0.000		0	N.D.			
T Chlorobenzene	0.000		0	N.D.			
T 1,1,1,2-Tetrachloroethane	0.000		0	N.D.			
T Ethylbenzene	0.000		0	N.D.			
T m+p-Xylenes	10.037	106.0	0		ng	md	1
T o-Xylene	0.000		0	N.D.			
T Styrene	0.000		0	N.D.			
T Bromoform	0.000		0	N.D.			
T Bromobenzene	0.000		0	N.D.			
T 1,1,2,2-Tetrachloroethane	0.000		0	N.D.			
T 1,2,3-Trichloropropane	0.000		0	N.D.			
T 2-Chlorotoluene	0.000		0	N.D.			
T 4-Chlorotoluene	0.000		0	N.D.			
T 1,3-Dichlorobenzene	0.000		0	N.D.			
T 1,4-Dichlorobenzene	0.000		0	N.D.			
T 1,2-Dichlorobenzene	0.000		0	N.D.			

(#) = Qualifier Out of Range; (m) = Manual Integration; (+) = Area Summed; (*) = Surrogate Percent Recovery Out of Range; (d): Zeroed Peak

Compound	Conc.	Exp RT	QIon	Exp Ratio
Dichlorodifluoromethane	N.D.	1.24	87.0	31.8

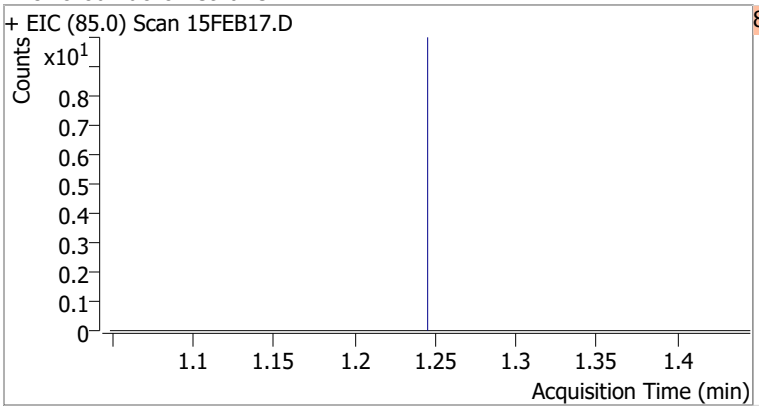

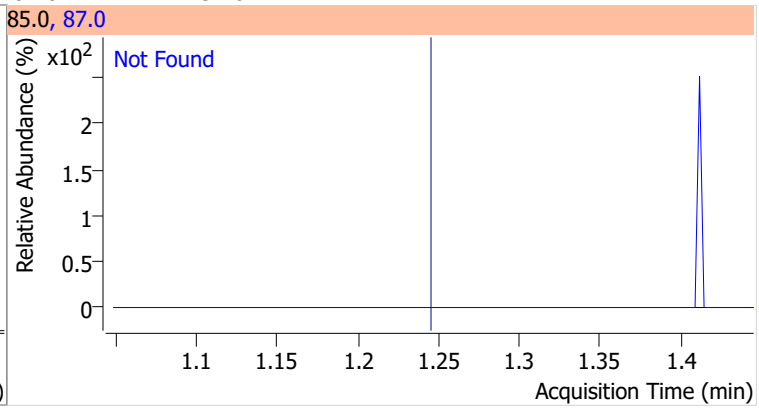

Compound	Conc.	Exp RT	QIon	Exp Ratio
Chloromethane	N.D.	1.41	52.0	32.4

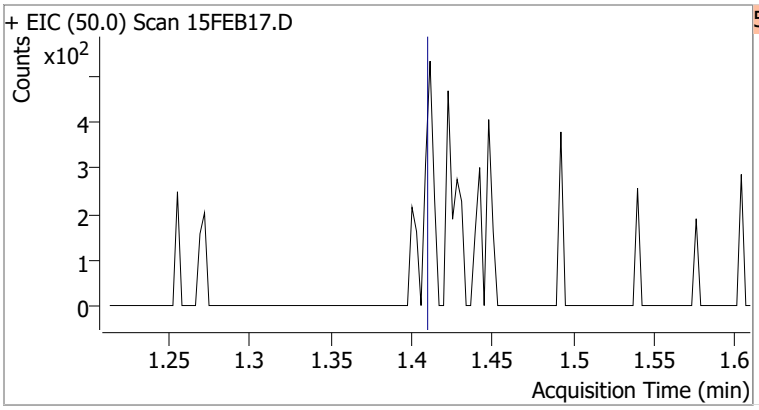

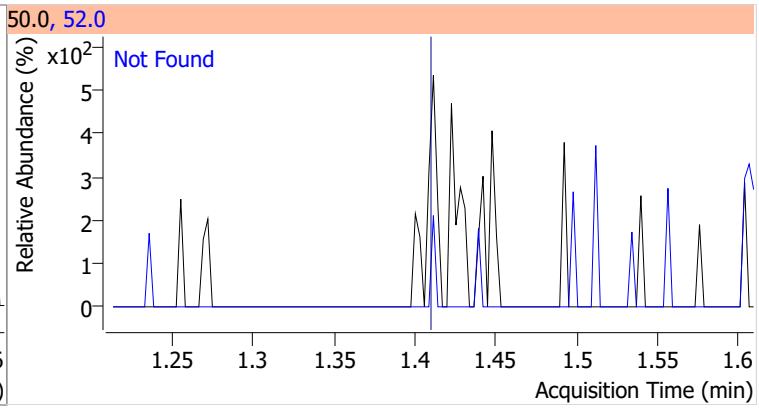

Compound	Conc.	Exp RT	QIon	Exp Ratio
Vinyl chloride	N.D.	1.50	64.0	31.3

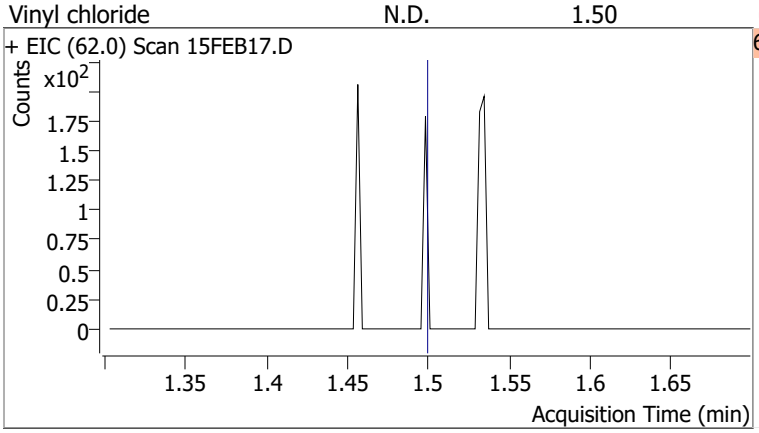

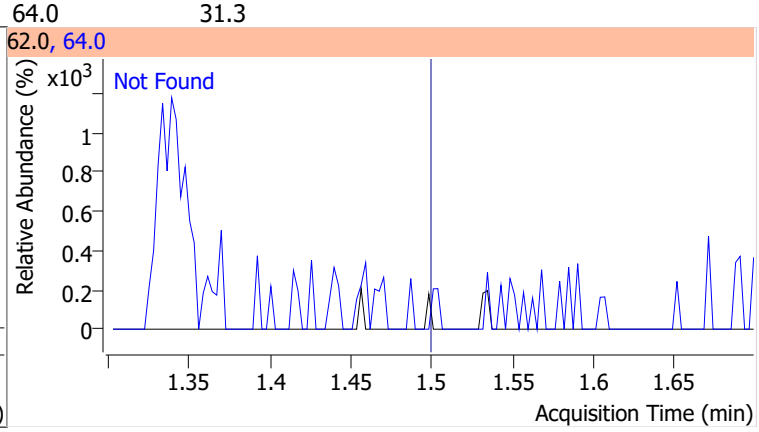

Compound	Conc.	Exp RT	QIon	Exp Ratio
Bromomethane	N.D.	1.80	94.0	110.1

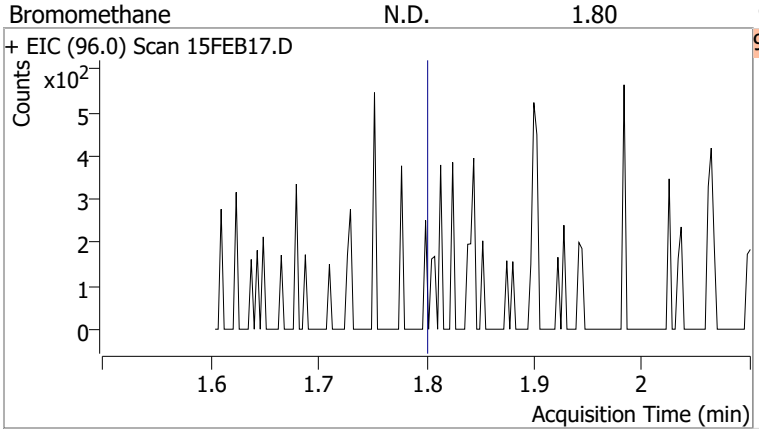

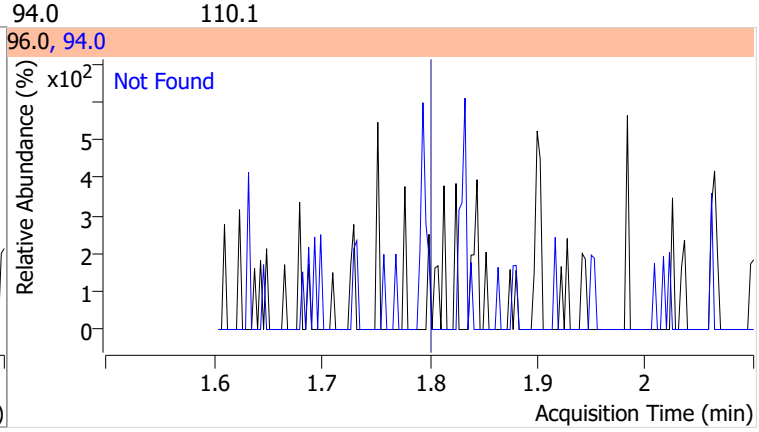

Compound	Conc.	Exp RT	QIon	Exp Ratio
Chloroethane	N.D.	1.90	66.0	30.0

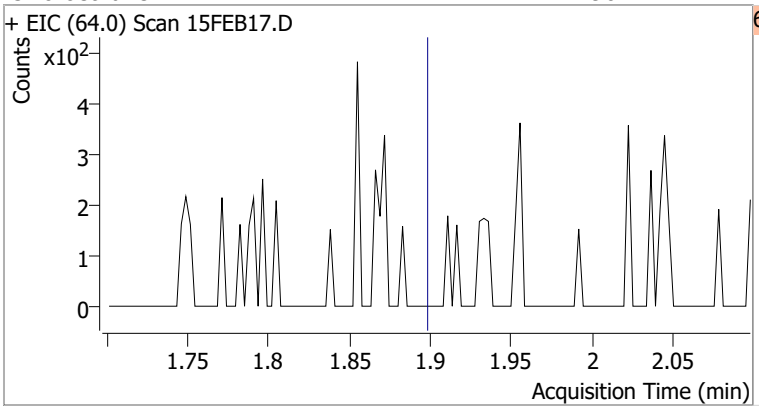

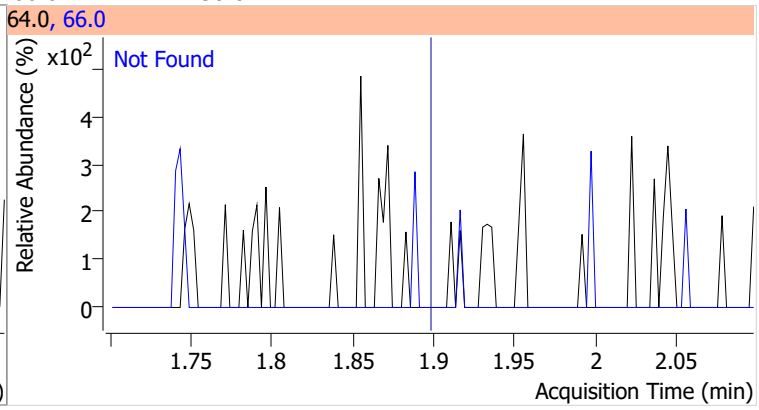

Compound	Conc.	Exp RT	QIon	Exp Ratio
Trichlorofluoromethane	N.D.	2.15	103.0	65.0

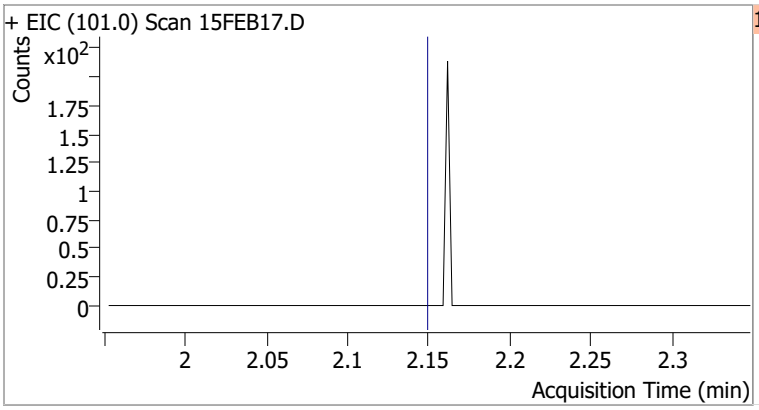

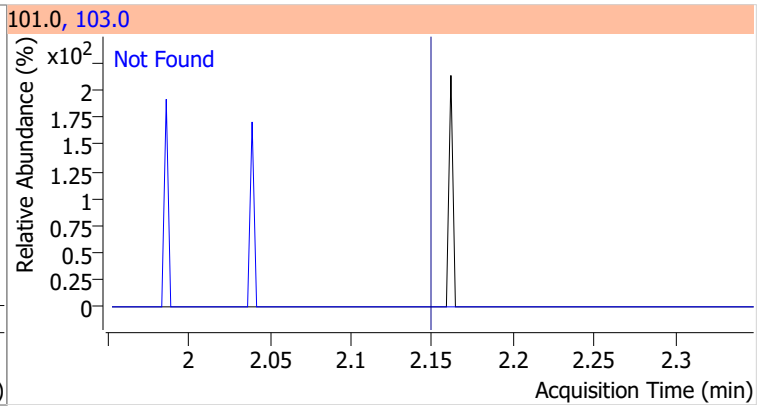

Compound	Conc.	Exp RT	QIon	Exp Ratio	QIon	Exp Ratio
1,1-Dichloroethene	N.D.	2.70	61.0	179.9	63.0	57.0

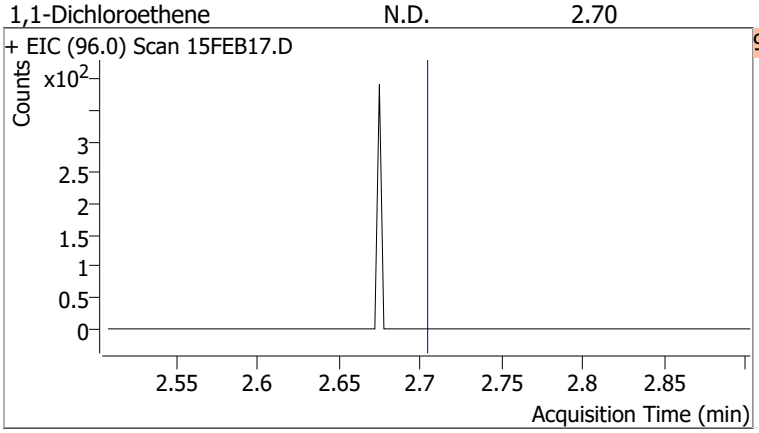

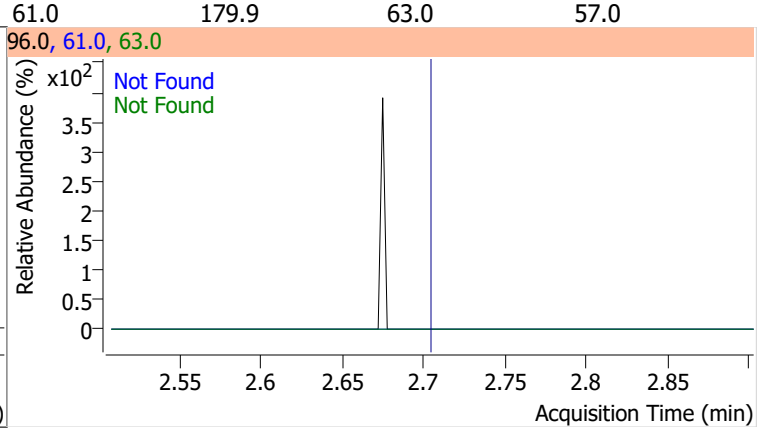

Compound	Conc.	Exp RT	QIon	Exp Ratio	QIon	Exp Ratio
Methylene chloride	N.D.	3.33	84.0	66.1	86.0	41.8

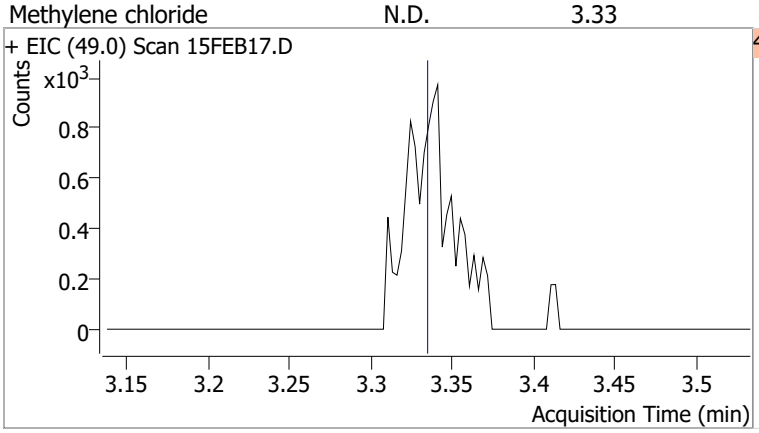

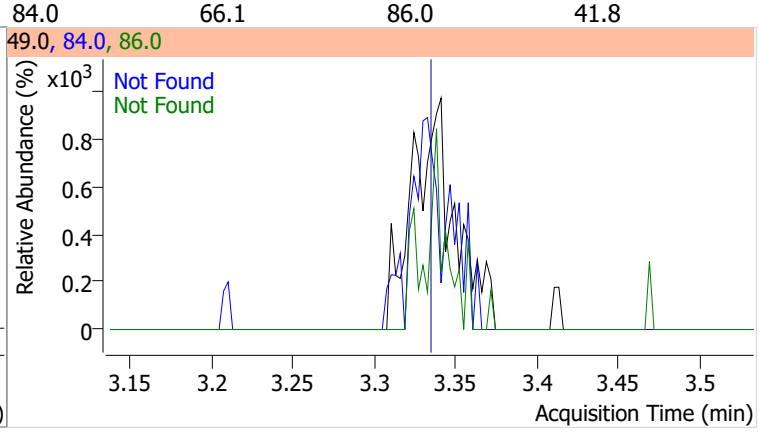

Compound	Conc.	Exp RT	QIon	Exp Ratio	QIon	Exp Ratio
trans-1,2-Dichloroethene	N.D.	3.72	61.0	154.8	98.0	62.1

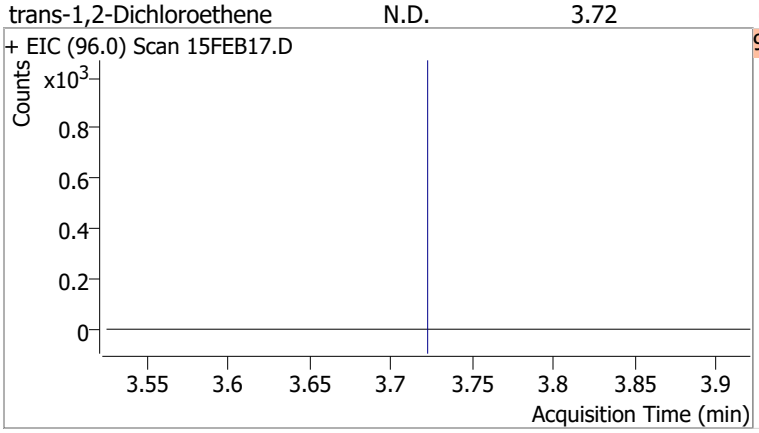

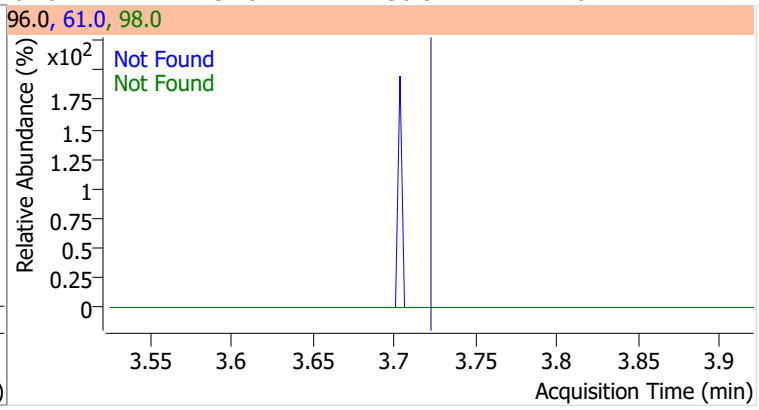

Compound	Conc.	Exp RT	QIon	Exp Ratio
Methyl tert-butyl ether (MTBE)	N.D.	3.75	57.0	24.6

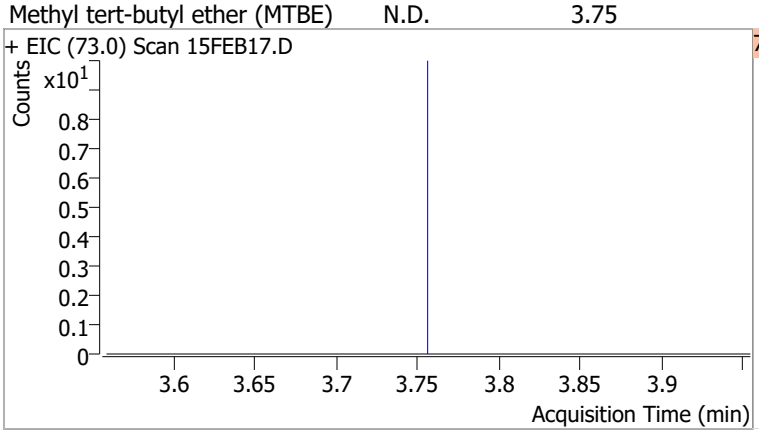

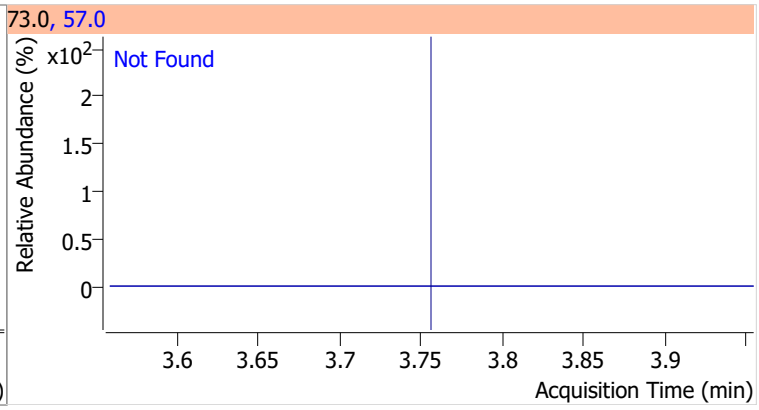

Compound	Conc.	Exp RT	QIon	Exp Ratio	QIon	Exp Ratio
1,1-Dichloroethane	N.D.	4.38	65.0	31.0	83.0	12.7

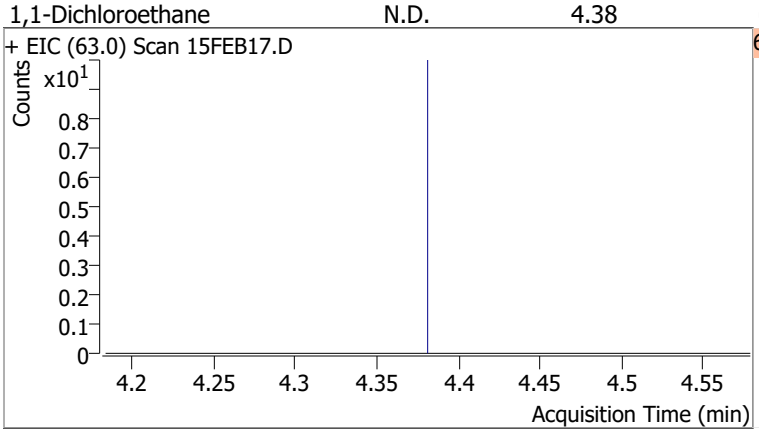

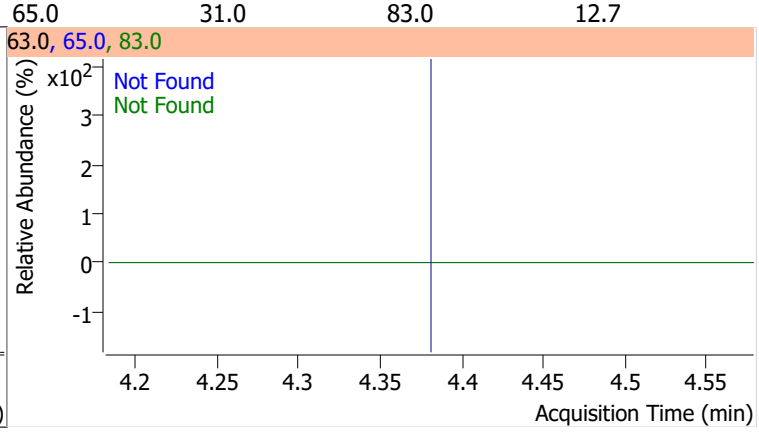

Compound	Conc.	Exp RT	QIon	Exp Ratio	QIon	Exp Ratio
2,2-Dichloropropane	N.D.	5.19	41.0	68.8	97.0	23.9

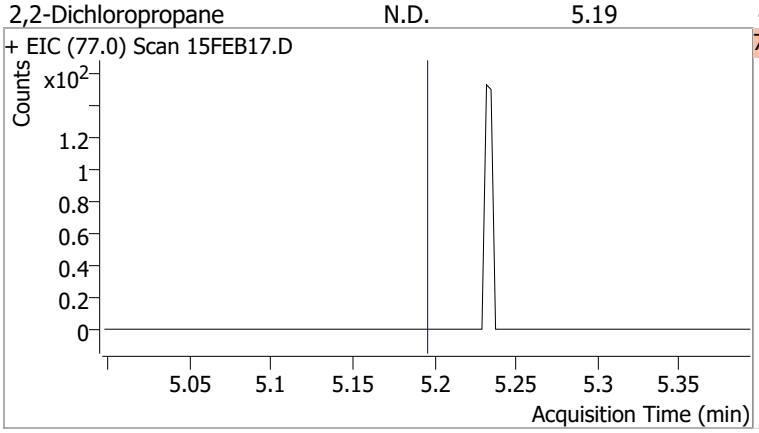

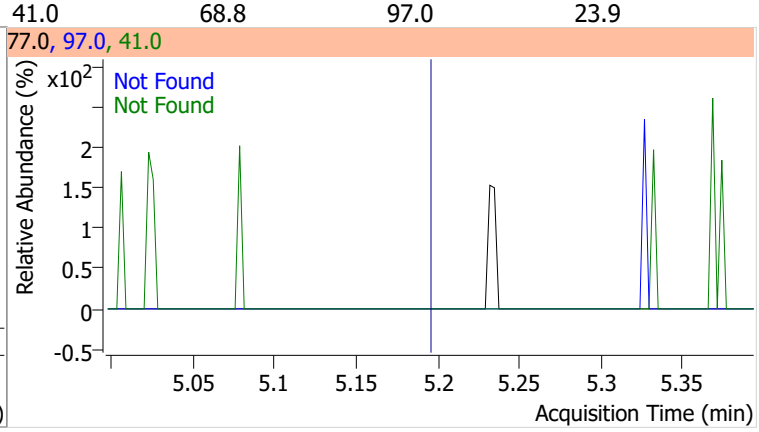

Compound	Conc.	Exp RT	QIon	Exp Ratio	QIon	Exp Ratio
cis-1,2-Dichloroethene	N.D.	5.21	61.0	160.4	98.0	66.2

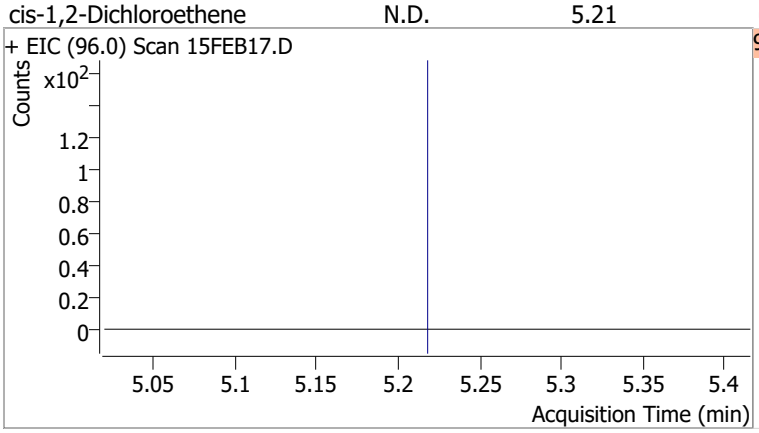

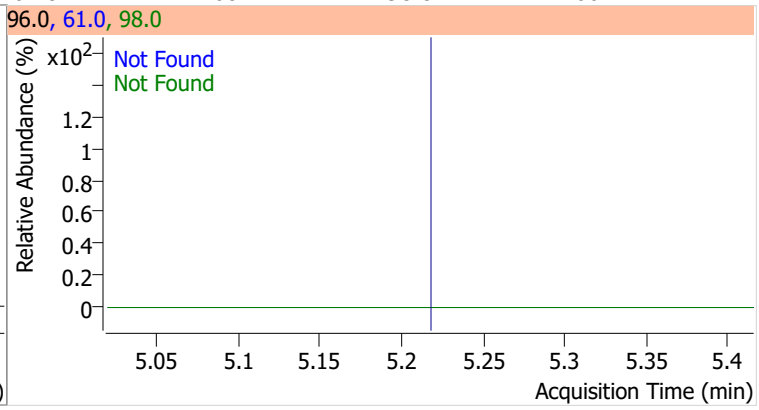

Compound	Conc.	Exp RT	QIon	Exp Ratio
Methyl ethyl ketone	N.D.	5.28	72.0	20.6

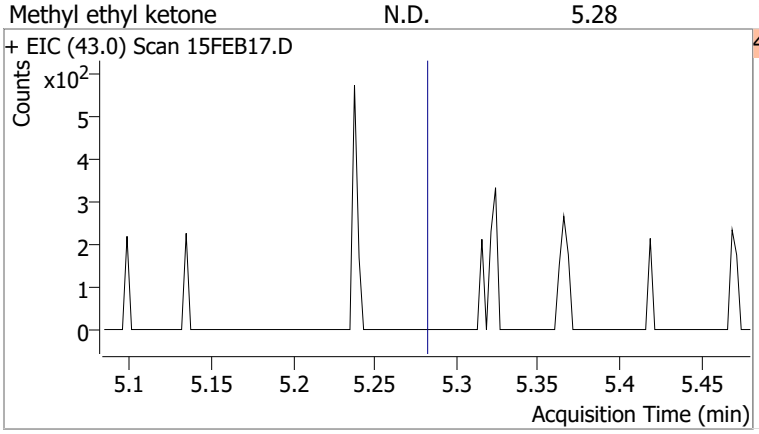

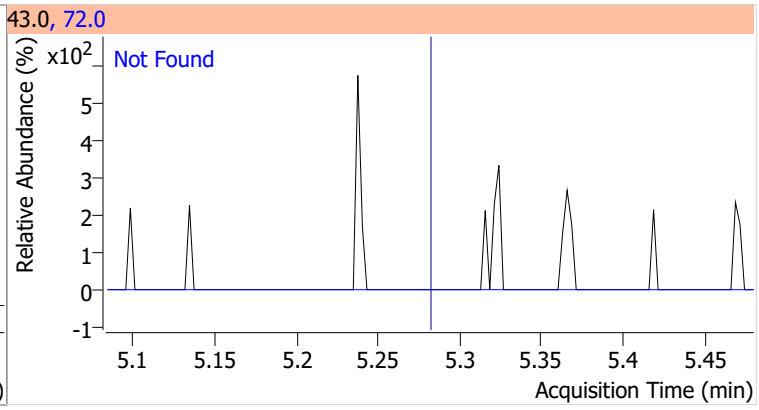

Compound	Conc.	Exp RT	QIon	Exp Ratio
Bromochloromethane	N.D.	5.52	49.0	182.2

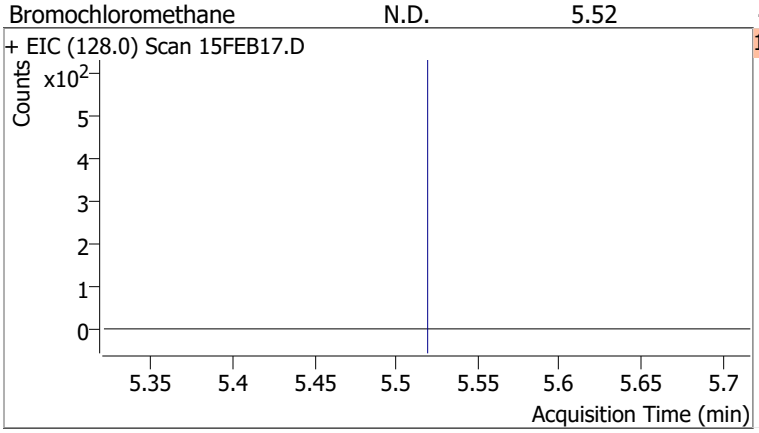

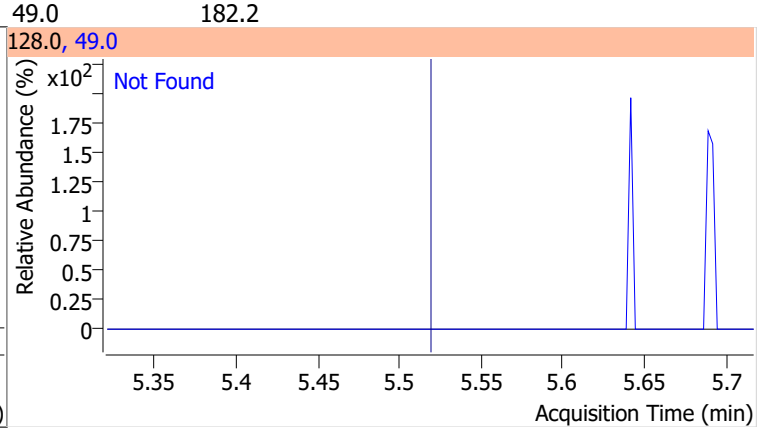

Compound	Conc.	RT	Dev(Min)	Resp.	QIon	QRatio	Lower	Upper
Chloroform	0.4803	5.65	0.00	924 (m)	85.0	43.5	36.2	96.2

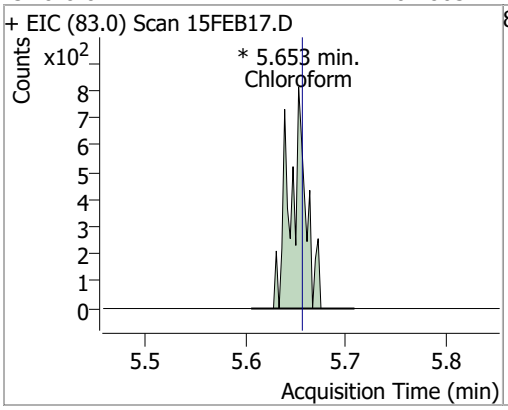

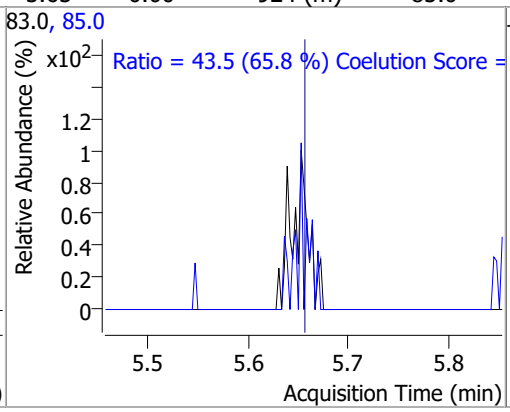

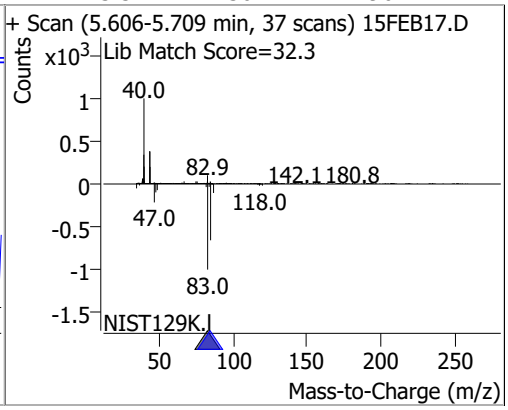

Compound	Conc.	Exp RT	QIon	Exp Ratio	QIon	Exp Ratio
1,1,1-Trichloroethane	N.D.	5.83	99.0	63.1	61.0	49.1

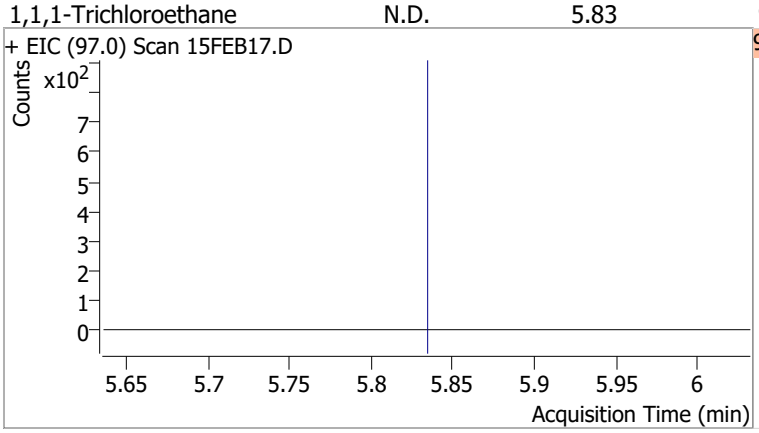

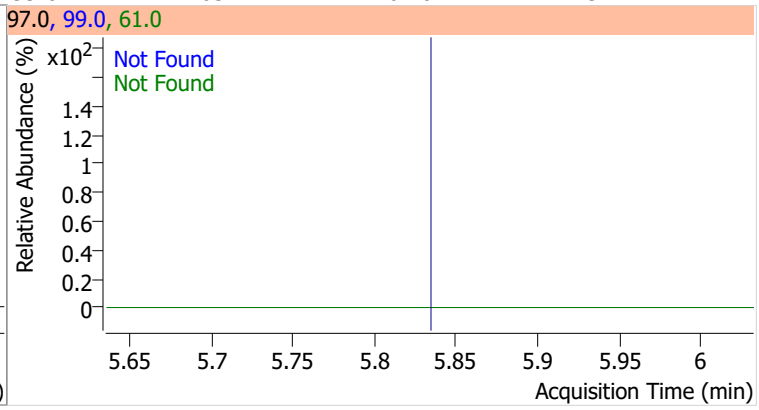

Compound	Conc.	RT	Dev(Min)	Resp.	QIon	QRatio	Lower	Upper
Dibromofluoromethane	275.4811	5.85	0.00	264382	191.5	21.1	0.0	53.2

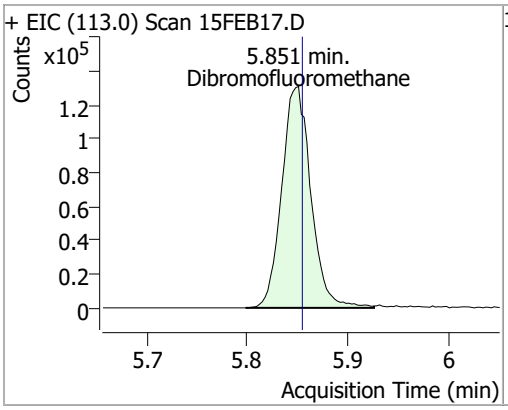

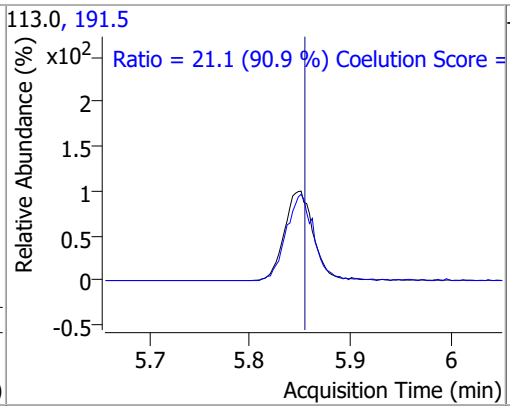

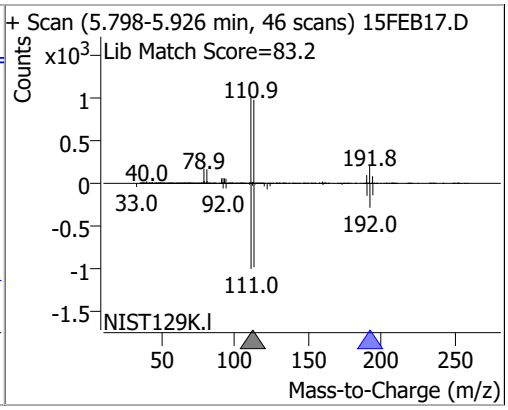

Compound	Conc.	Exp RT	QIon	Exp Ratio	QIon	Exp Ratio
Carbon tetrachloride	N.D.	6.02	119.0	97.6	121.0	30.7

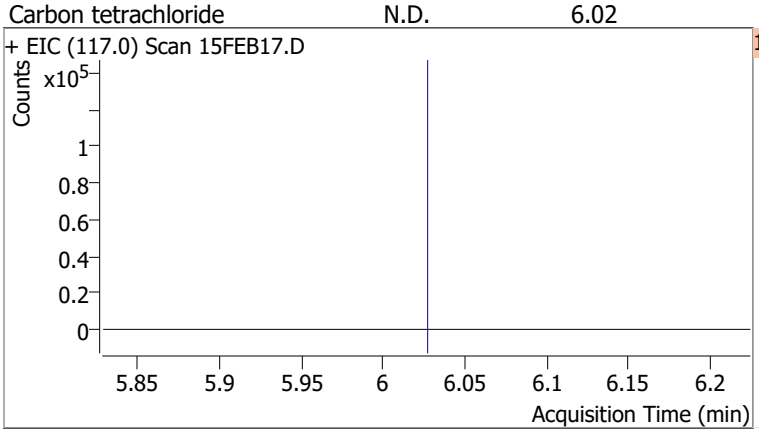

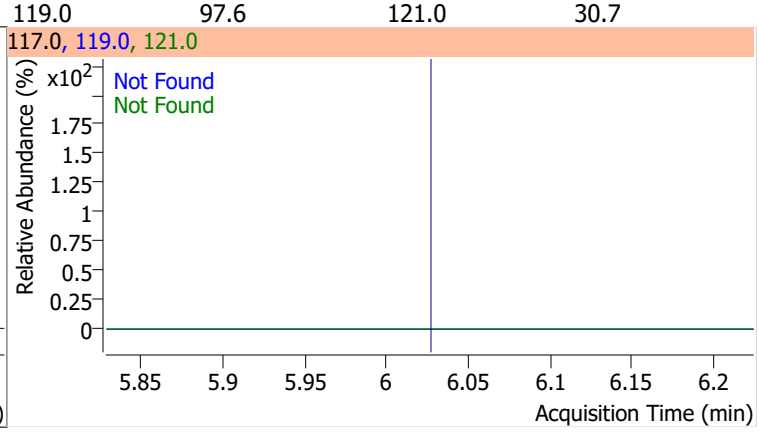

Compound	Conc.	Exp RT	QIon	Exp Ratio	QIon	Exp Ratio
1,1-Dichloropropene	N.D.	6.04	110.0	35.6	77.0	31.0

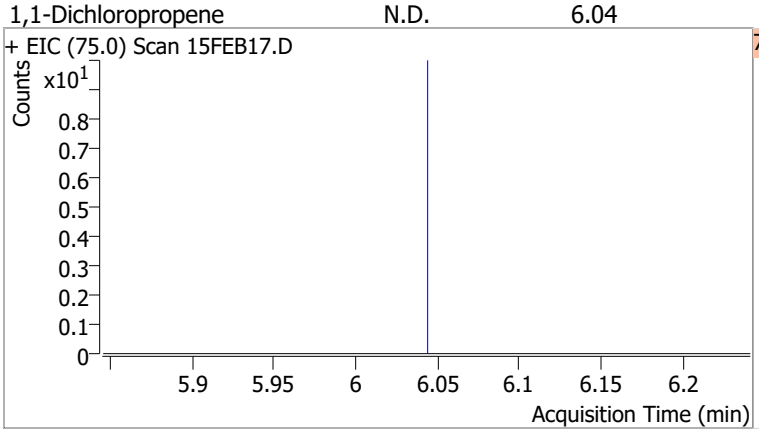

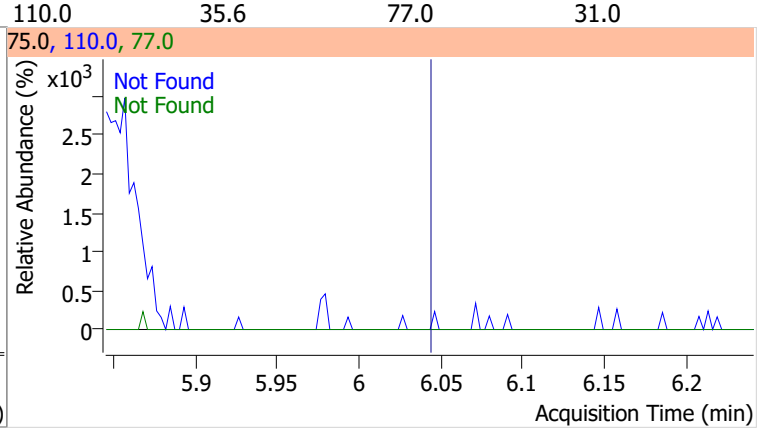

Compound	Conc.	RT	Dev(Min)	Resp.	QIon	QRatio	Lower	Upper
1,2-Dichloroethane-d4	283.7329	6.24	0.01	117627	65.0	198.0	162.8	222.8

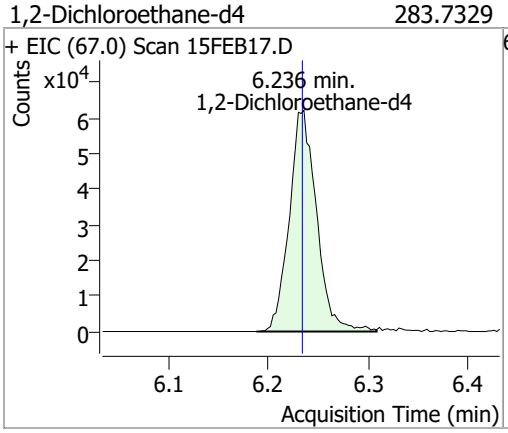

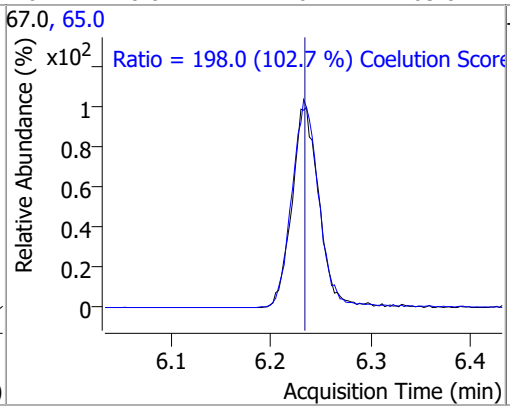

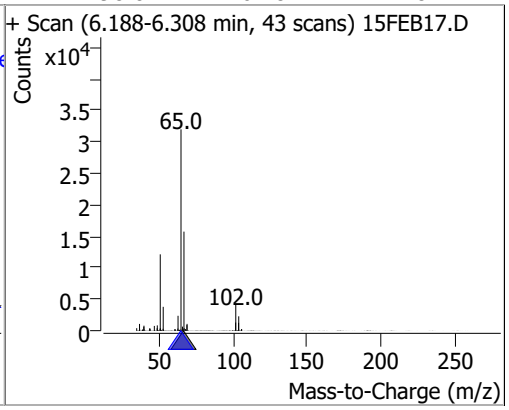

Compound	Conc.	Exp RT	QIon	Exp Ratio
Benzene	N.D.	6.28	77.0	23.3

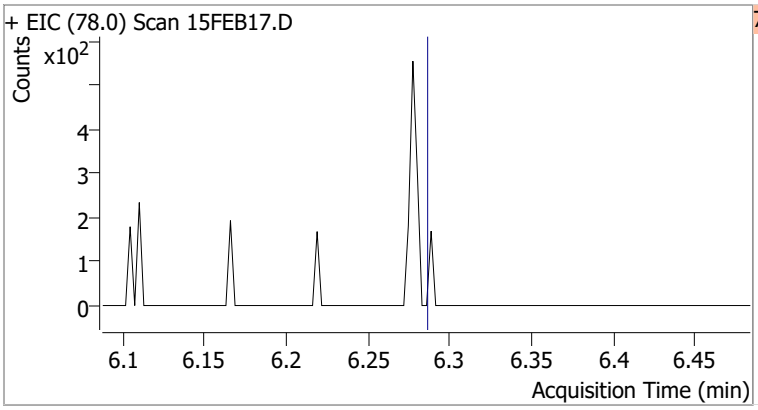

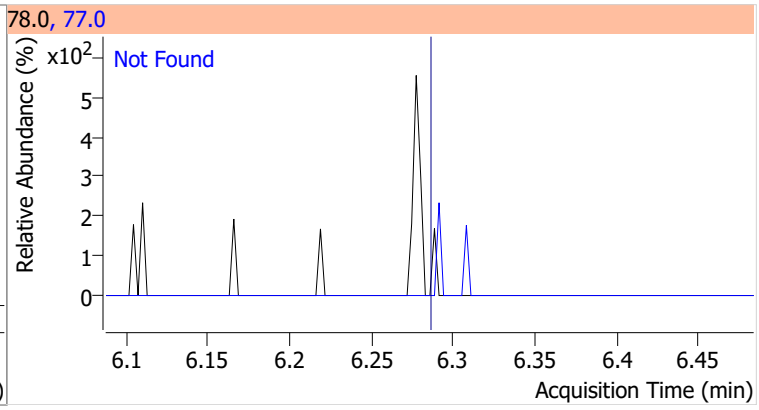

Compound	Conc.	Exp RT	QIon	Exp Ratio	QIon	Exp Ratio
1,2-Dichloroethane	N.D.	6.32	64.0	32.2	98.0	8.2

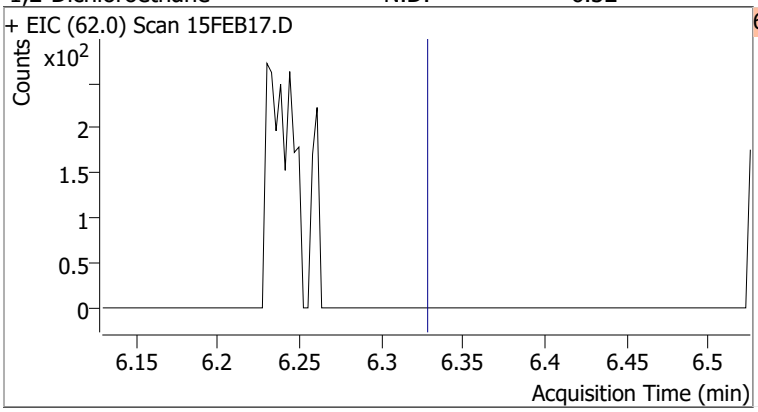

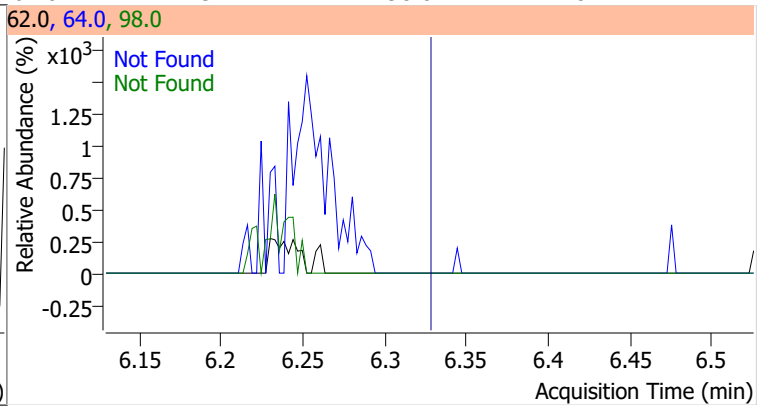

Compound	Conc.	Exp RT	QIon	Exp Ratio	QIon	Exp Ratio
Trichloroethene	N.D.	7.02	130.0	105.6	97.0	65.7

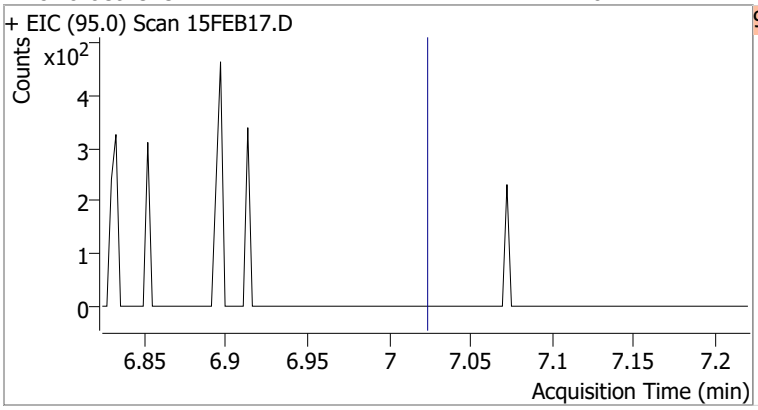

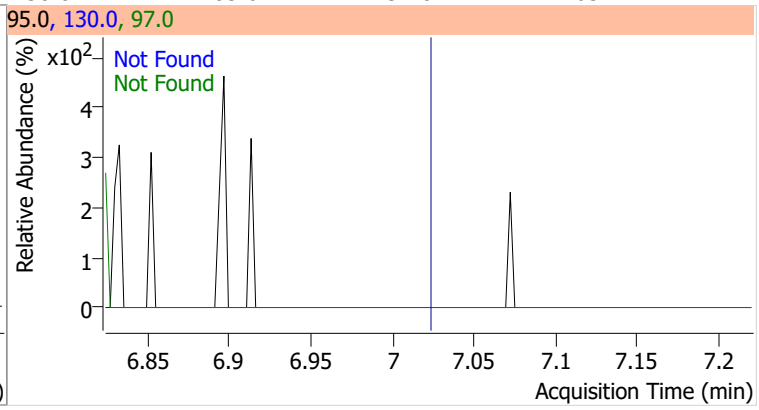

Compound	Conc.	Exp RT	QIon	Exp Ratio
1,2-Dichloropropane	N.D.	7.27	76.0	39.8

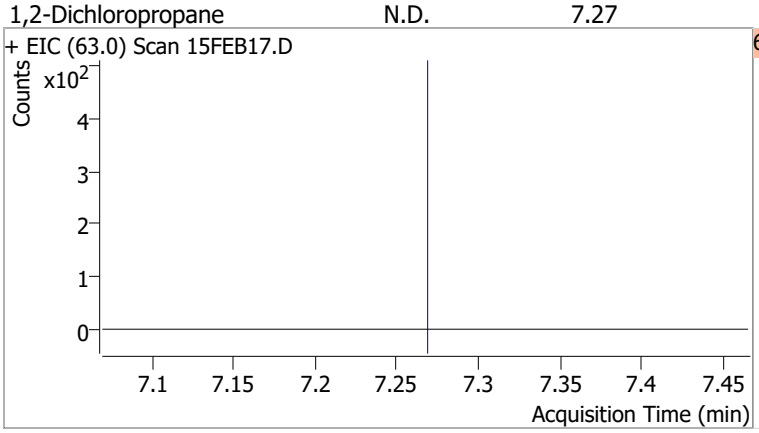

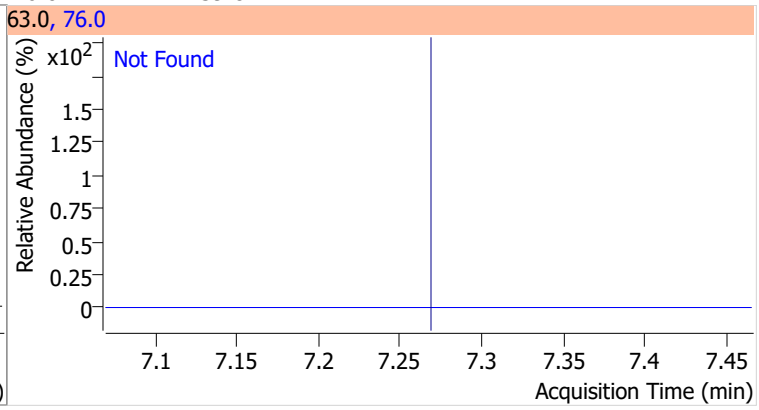

Compound	Conc.	Exp RT	QIon	Exp Ratio	QIon	Exp Ratio
Dibromomethane	N.D.	7.40	173.5	108.2	95.0	84.5

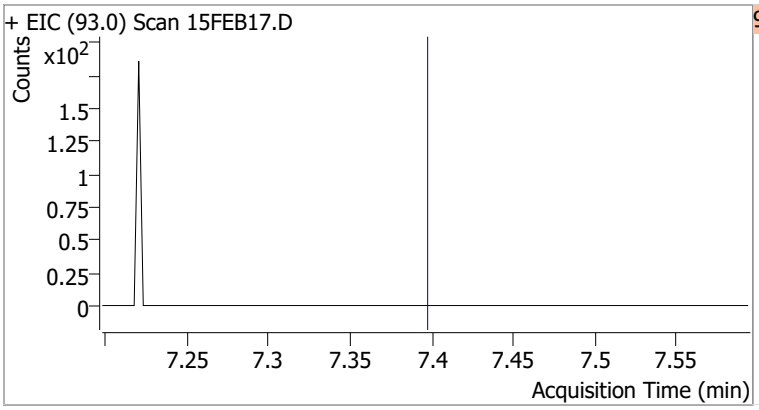

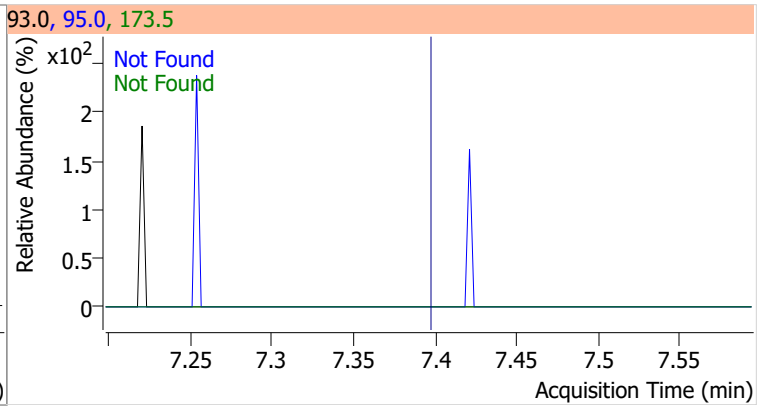

Compound	Conc.	Exp RT	QIon	Exp Ratio	QIon	Exp Ratio
Bromodichloromethane	N.D.	7.58	85.0	66.3	127.0	9.5

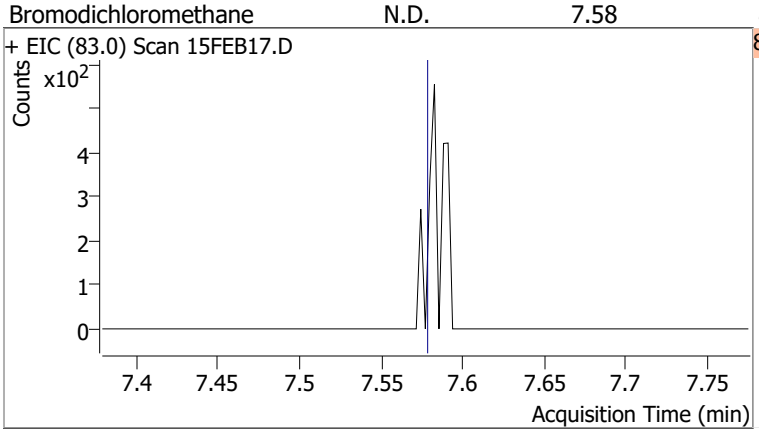

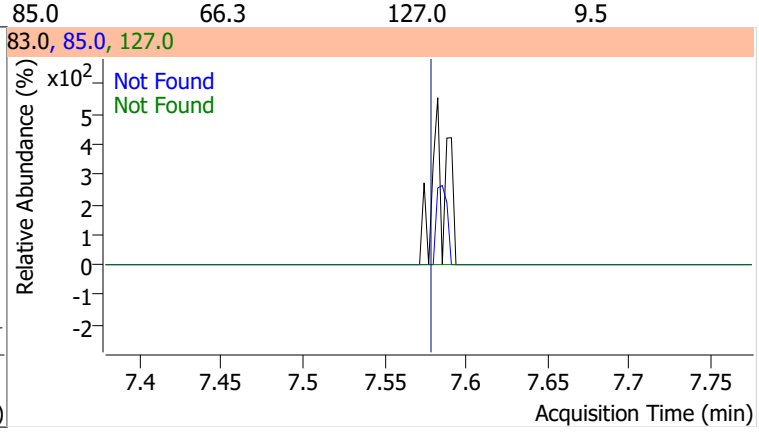

Compound	Conc.	Exp RT	QIon	Exp Ratio	QIon	Exp Ratio
cis-1,3-Dichloropropene	N.D.	8.06	39.0	52.5	77.0	31.8

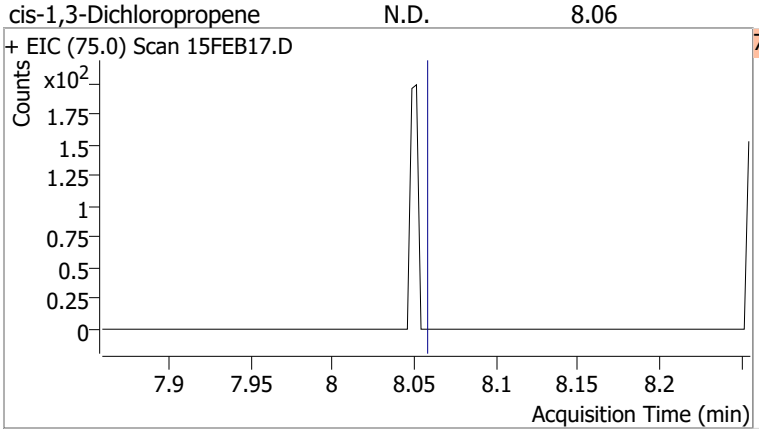

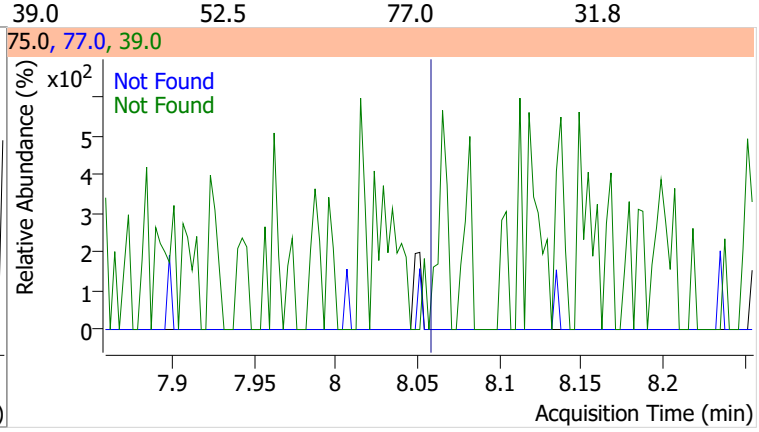

Compound	Conc.	RT	Dev(Min)	Resp.	QIon	QRatio	Lower	Upper
Toluene-d8	265.2292	8.32	0.00	1000035	100.0	62.9	34.3	94.3
					99.0	9.6	0.0	39.2

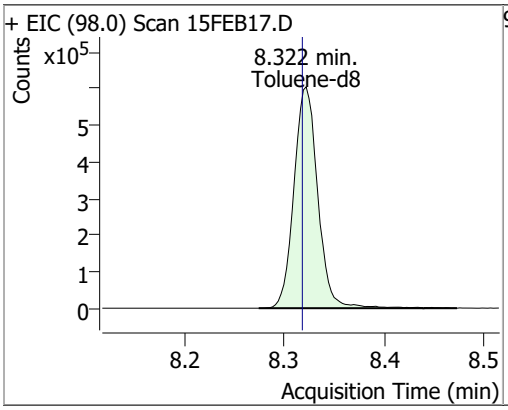

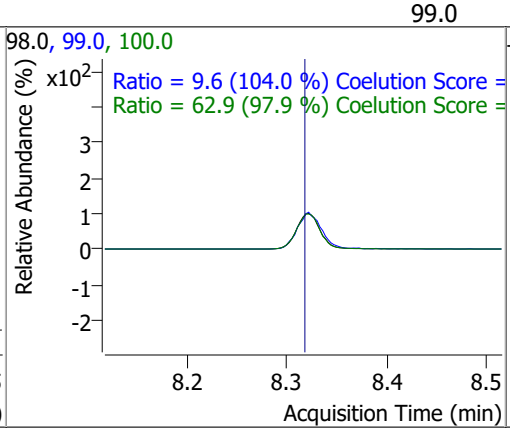

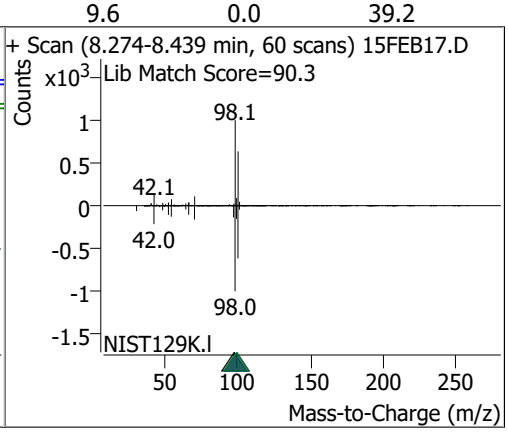

Compound	Conc.	RT	Dev(Min)	Resp.	QIon	QRatio	Lower	Upper
Toluene	2.5557	8.39	0.01	6423	91.0	161.5	144.1	204.1

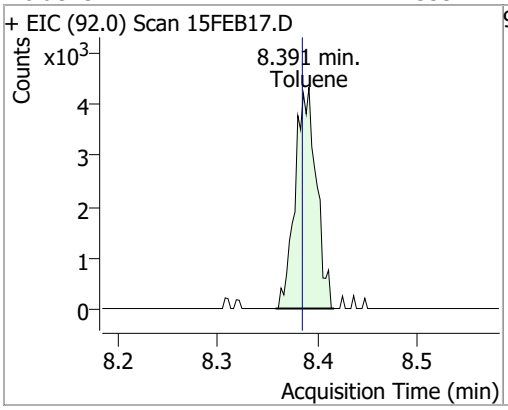

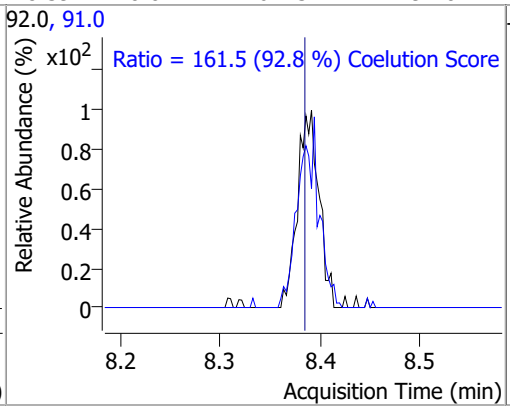

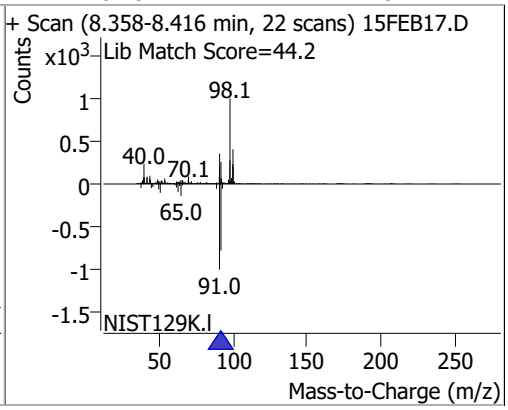

Compound	Conc.	Exp RT	QIon	Exp Ratio	QIon	Exp Ratio
trans-1,3-Dichloropropene	N.D.	8.64	39.0	53.0	77.0	31.0

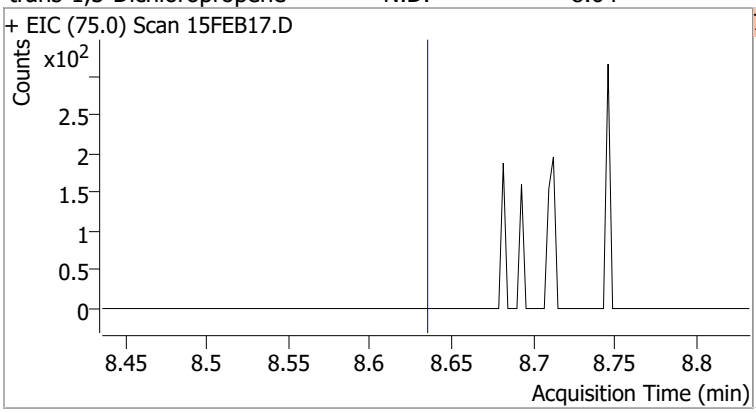

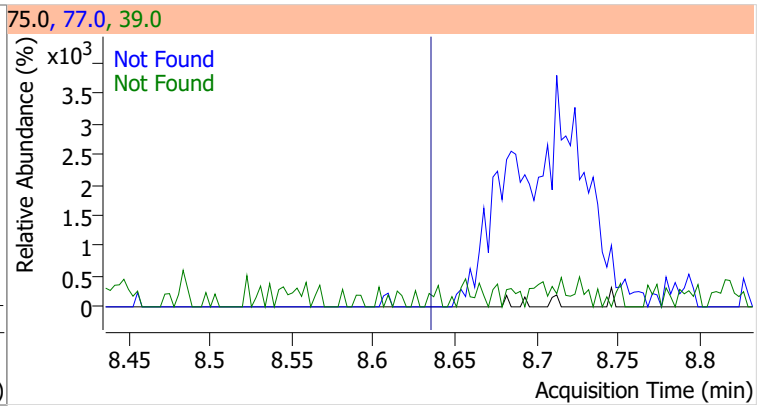

Compound	Conc.	Exp RT	QIon	Exp Ratio	QIon	Exp Ratio
1,1,2-Trichloroethane	N.D.	8.82	97.0	110.7	85.0	60.7

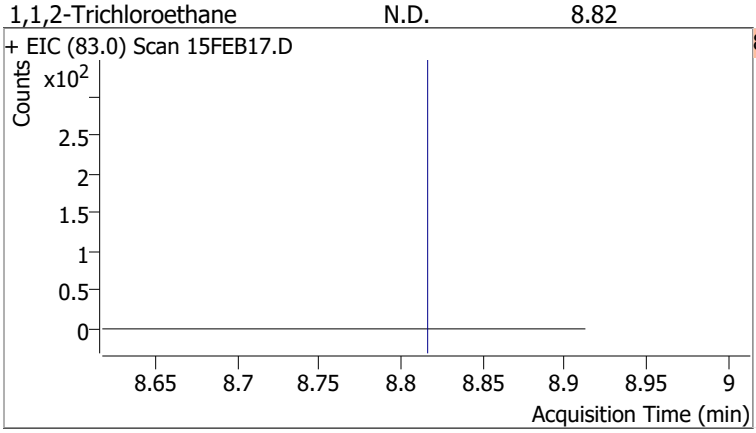

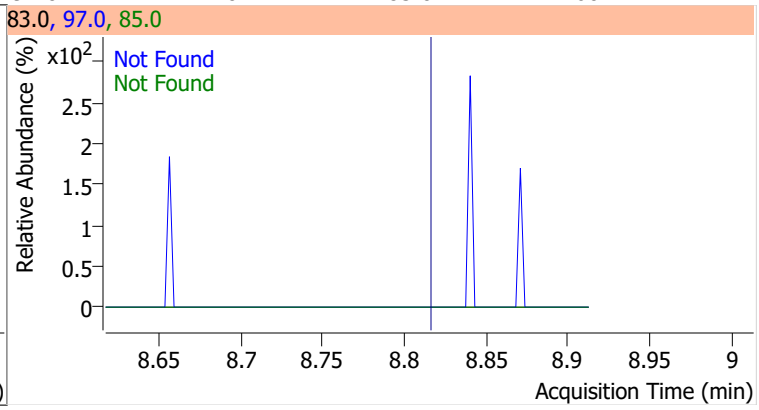

Compound	Conc.	Exp RT	QIon	Exp Ratio	QIon	Exp Ratio
Tetrachloroethene	N.D.	8.94	165.8	126.1	129.0	90.5

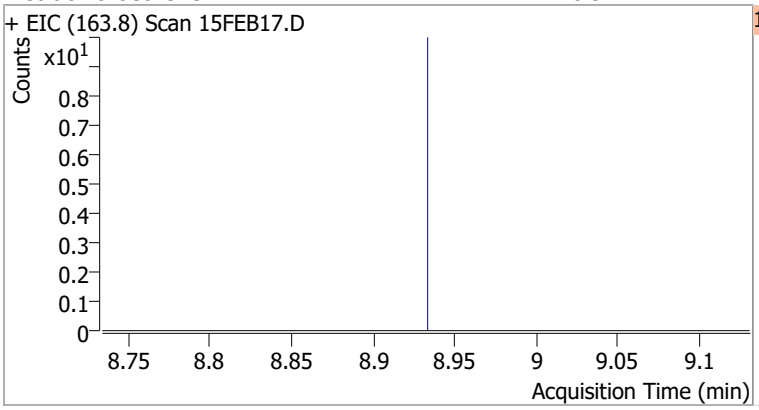

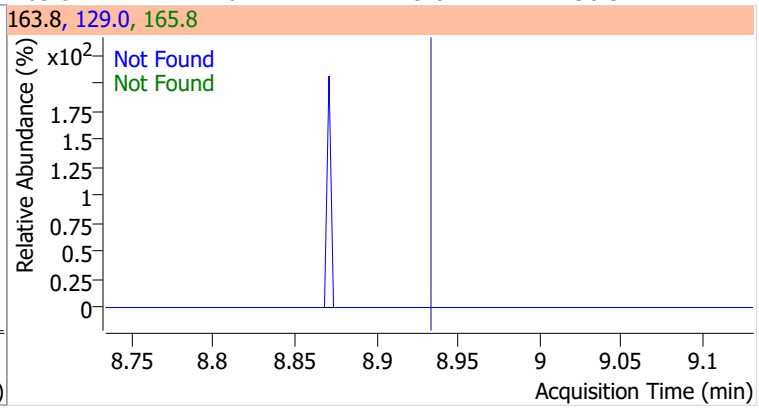

Compound	Conc.	Exp RT	QIon	Exp Ratio
1,3-Dichloropropane	N.D.	8.98	78.0	32.4

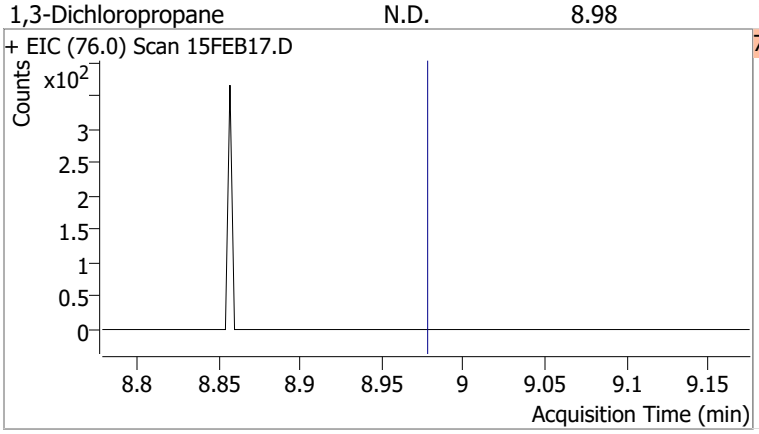

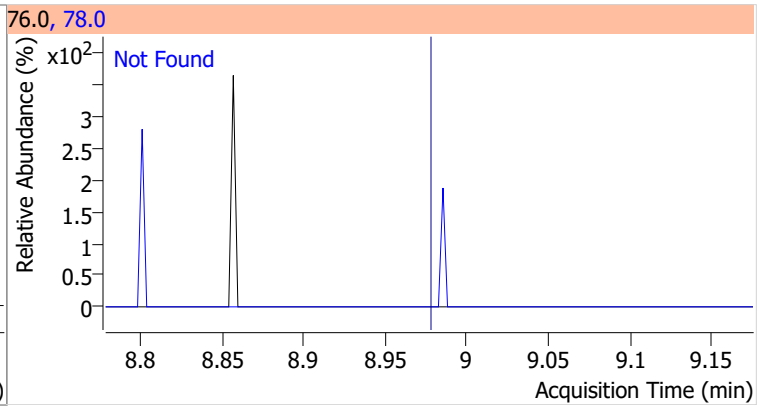

Compound	Conc.	Exp RT	QIon	Exp Ratio
Chlorodibromomethane	N.D.	9.21	127.0	77.2

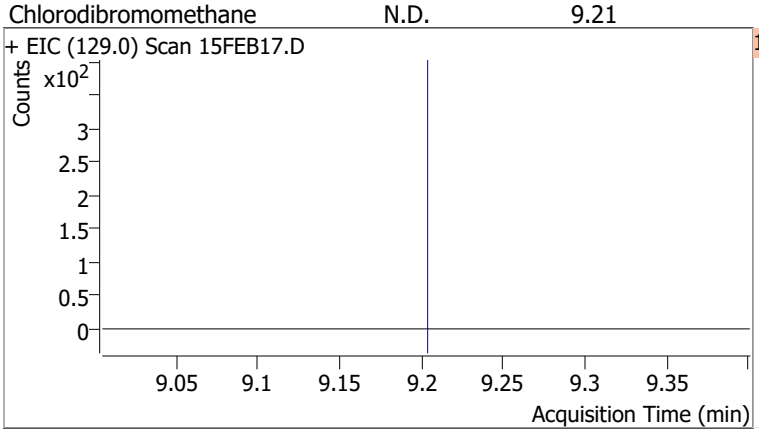

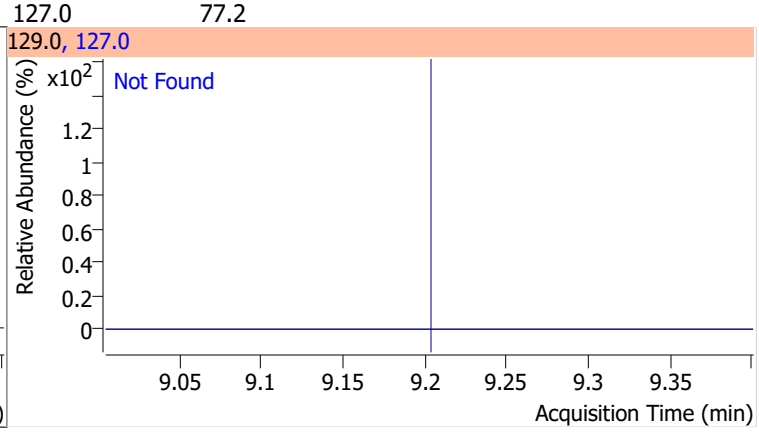

Compound	Conc.	Exp RT	QIon	Exp Ratio
1,2-Dibromoethane	N.D.	9.30	109.0	91.5

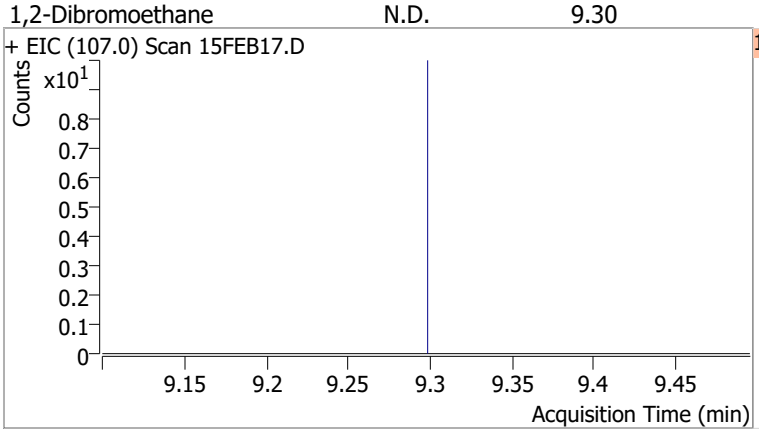

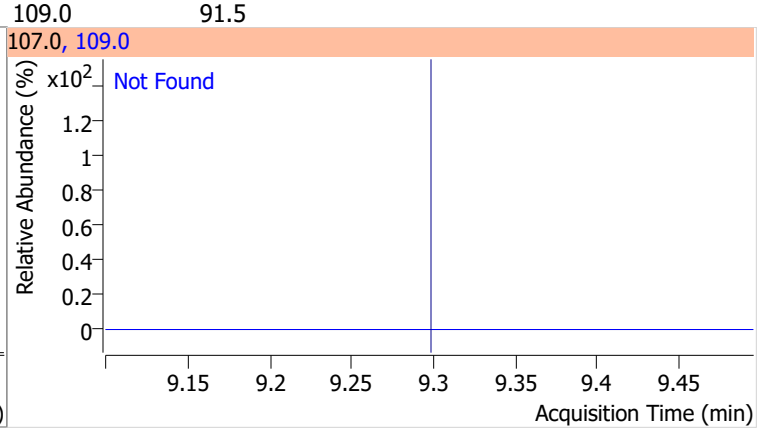

Compound	Conc.	Exp RT	QIon	Exp Ratio
Chlorobenzene	N.D.	9.80	114.0	32.2

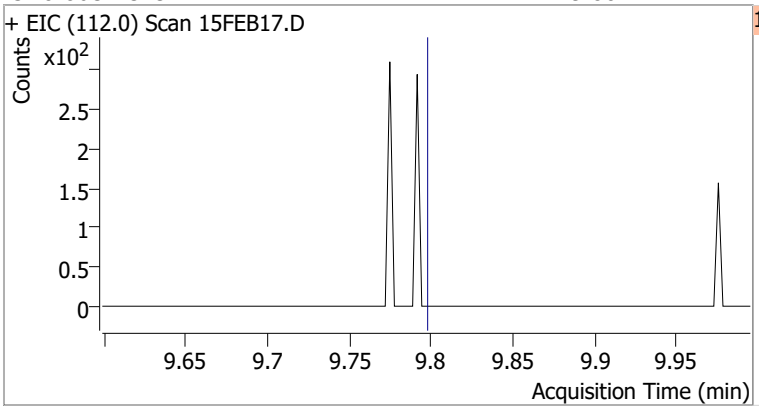

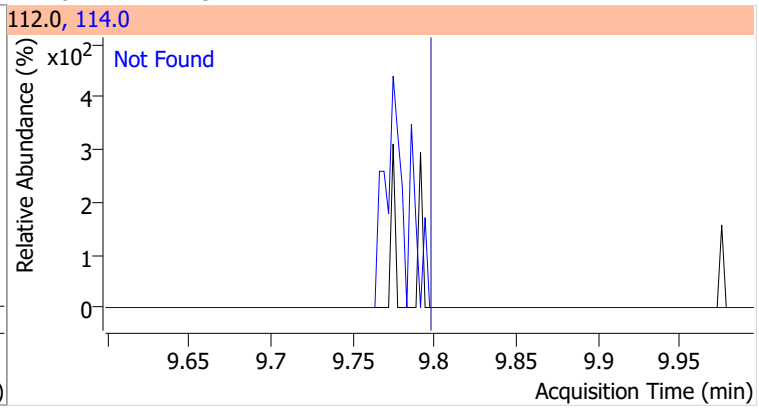

Compound	Conc.	Exp RT	QIon	Exp Ratio
1,1,1,2-Tetrachloroethane	N.D.	9.89	133.0	95.3

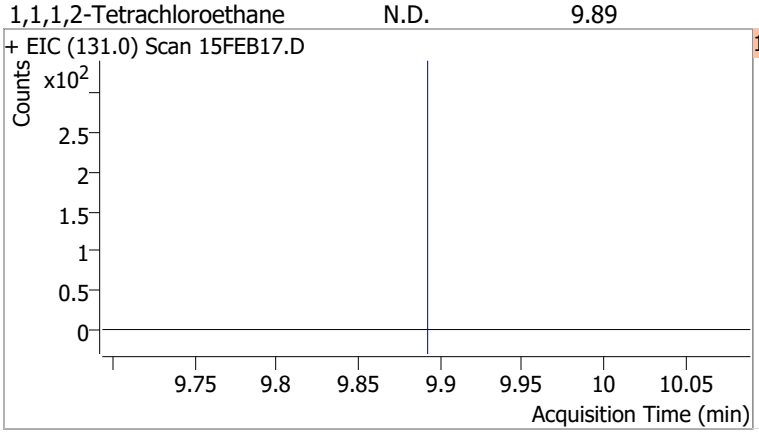

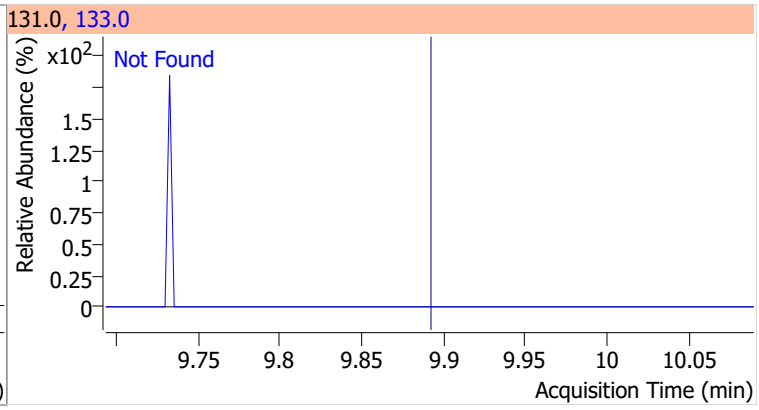

Compound	Conc.	Exp RT	QIon	Exp Ratio
Ethylbenzene	N.D.	9.92	106.0	31.7

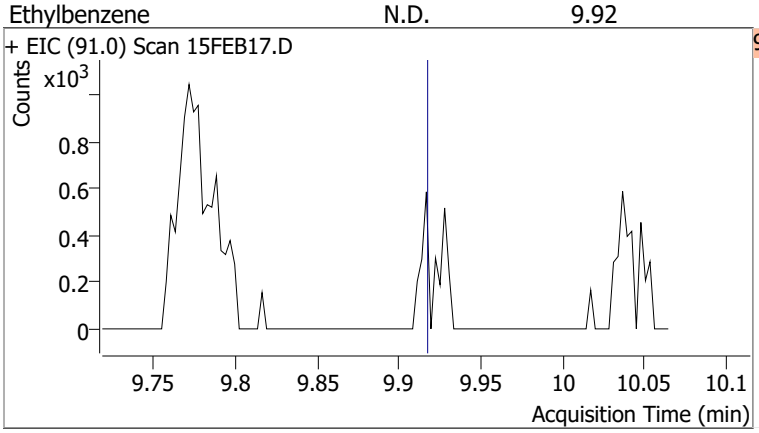

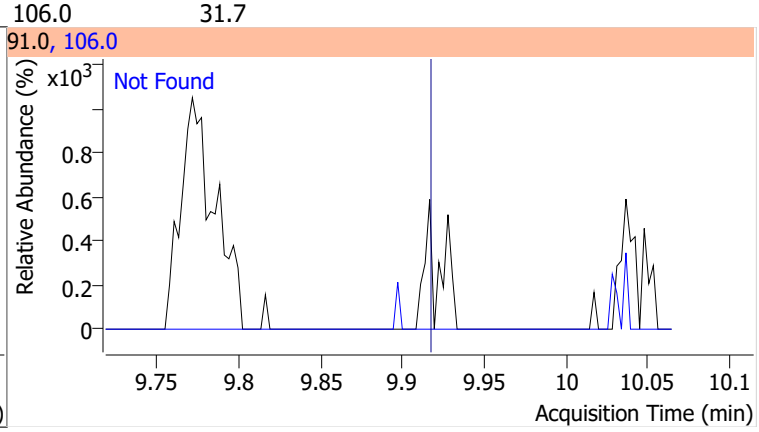

Compound	Conc.	RT	Dev(Min)	Resp.	QIon	QRatio	Lower	Upper
m+p-Xylenes		0		0	91.0		170.7	230.7

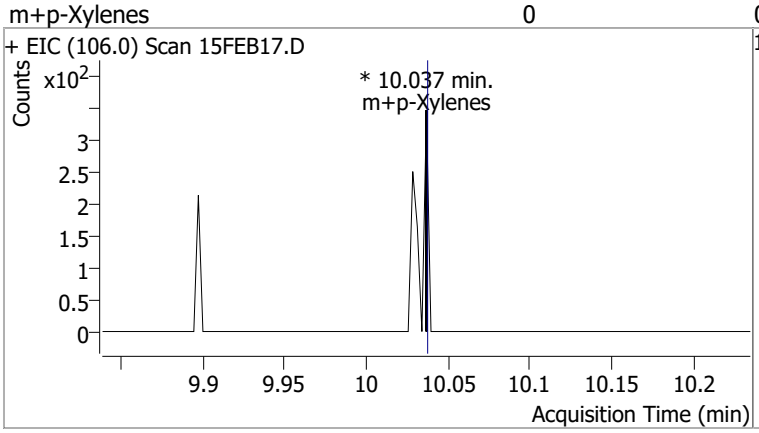

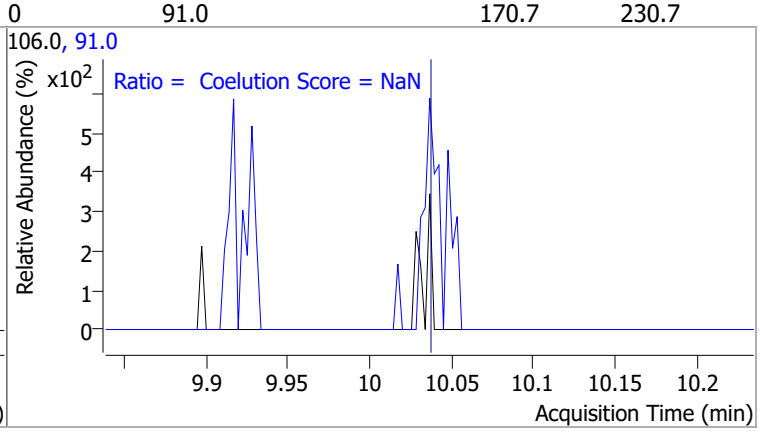

Compound	Conc.	Exp RT	QIon	Exp Ratio
o-Xylene	N.D.	10.43	91.0	211.4

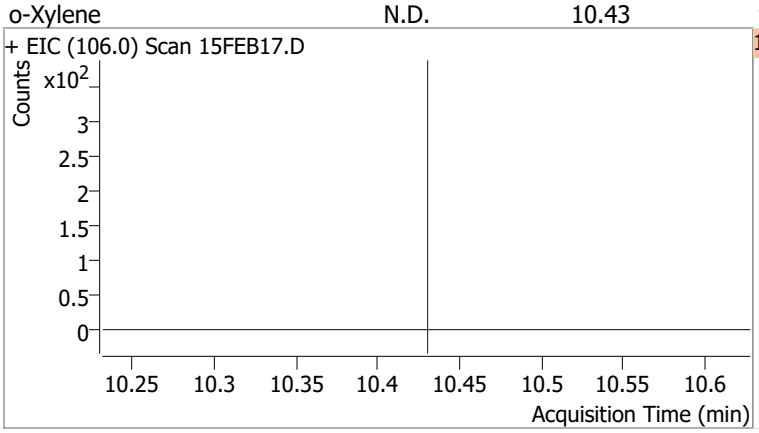

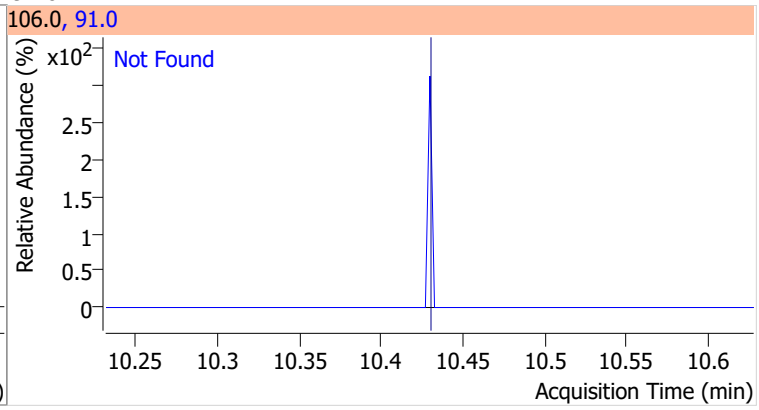

Compound	Conc.	Exp RT	QIon	Exp Ratio
Styrene	N.D.	10.45	78.0	50.6

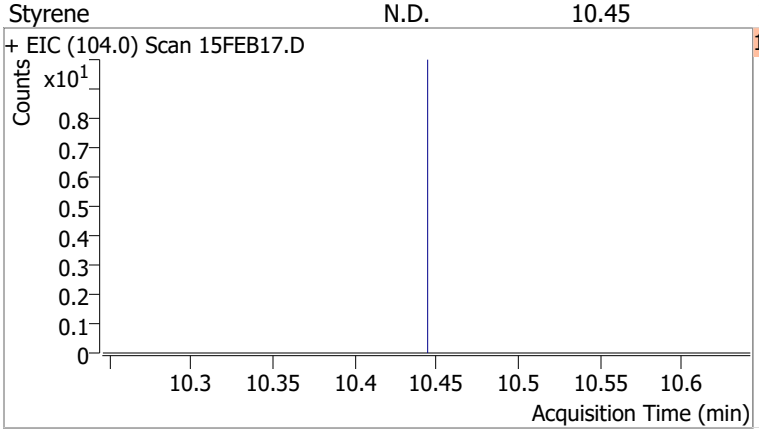

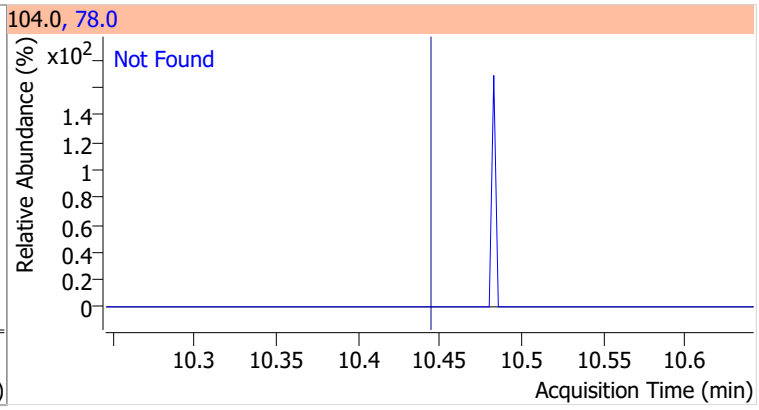

Compound	Conc.	Exp RT	QIon	Exp Ratio	QIon	Exp Ratio
Bromoform	N.D.	10.62	170.5	50.3	174.5	48.1

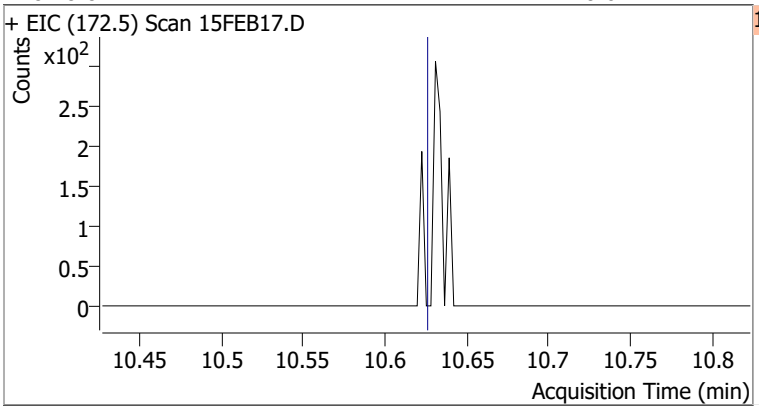

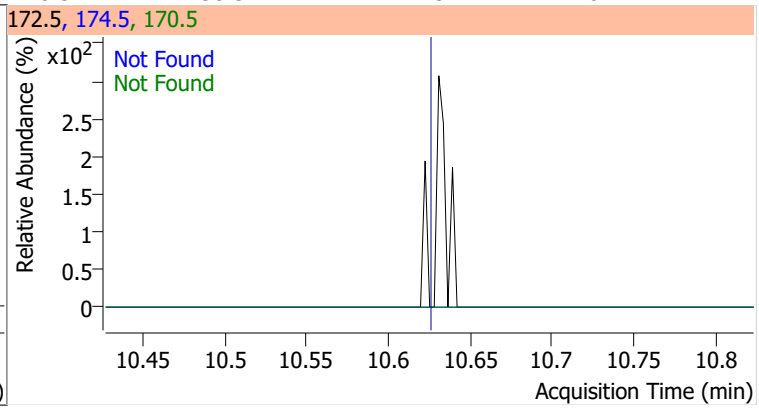

Compound	Conc.	RT	Dev(Min)	Resp.	QIon	QRatio	Lower	Upper
p-Bromofluorobenzene	268.6705	10.95	0.00	288448	174.0	91.6	65.3	125.3
					176.0	89.6	63.3	123.3

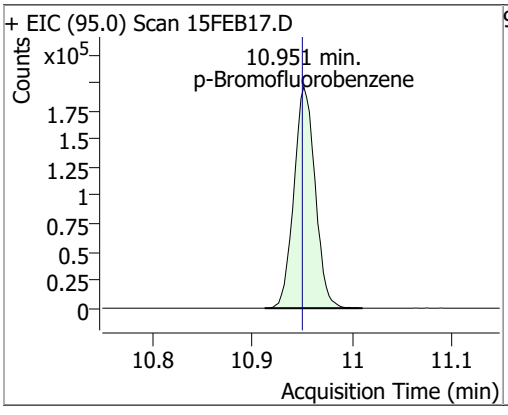

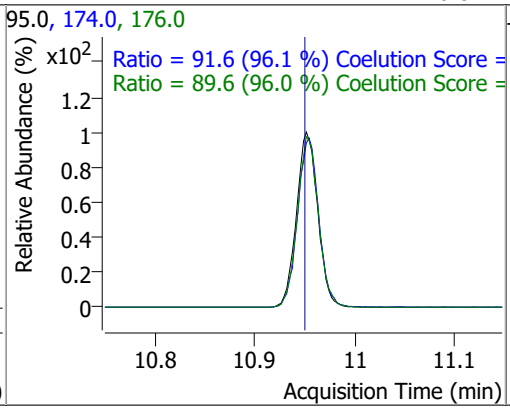

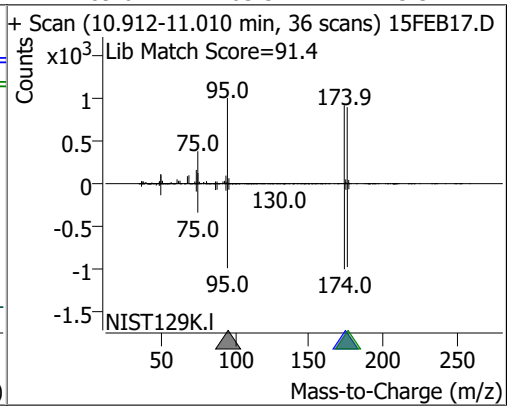

Compound	Conc.	Exp RT	QIon	Exp Ratio	QIon	Exp Ratio
Bromobenzene	N.D.	11.09	77.0	143.5	158.0	96.1

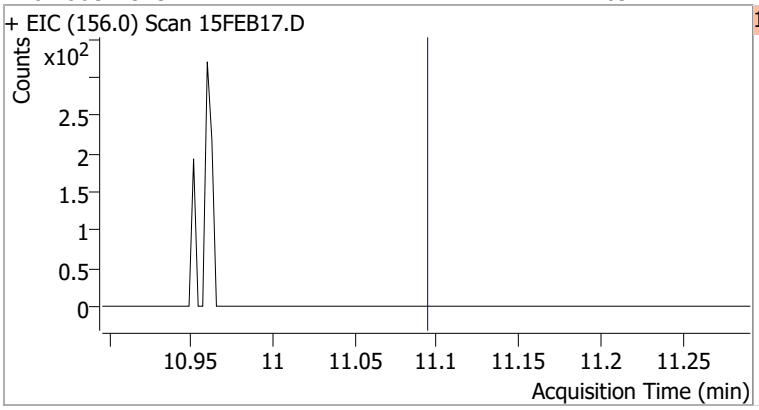

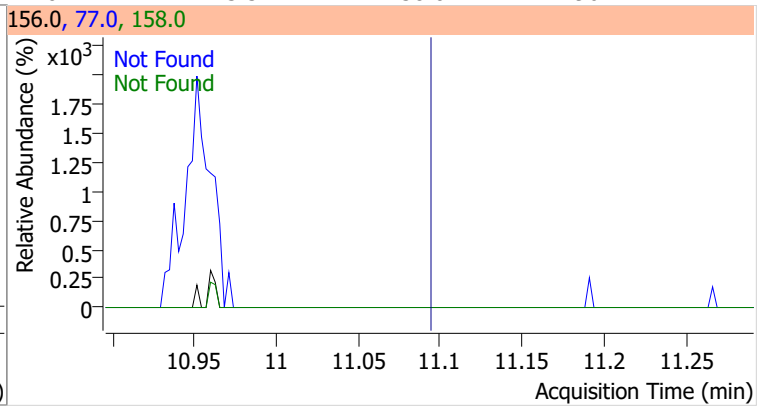

Compound	Conc.	Exp RT	QIon	Exp Ratio
1,1,2,2-Tetrachloroethane	N.D.	11.11	85.0	63.3

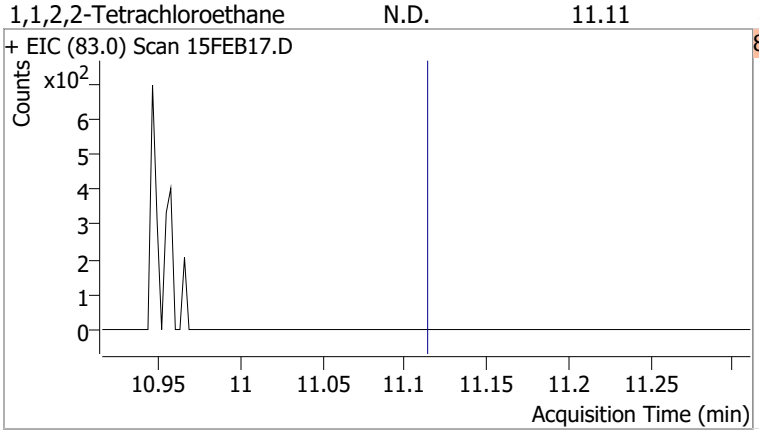

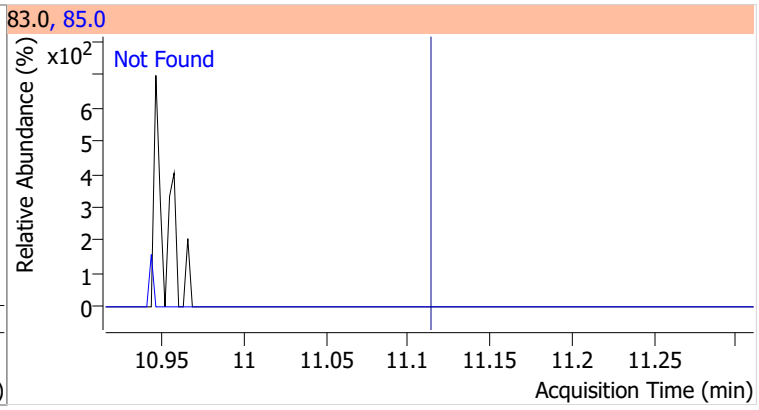

Compound	Conc.	Exp RT	QIon	Exp Ratio
1,2,3-Trichloropropane	N.D.	11.15	112.0	65.8

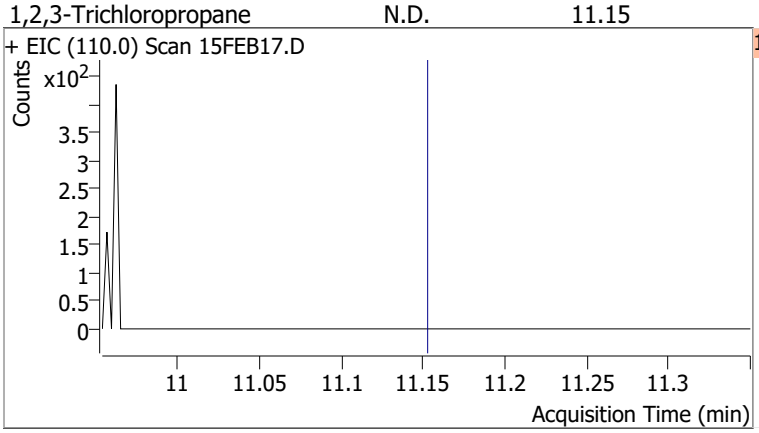

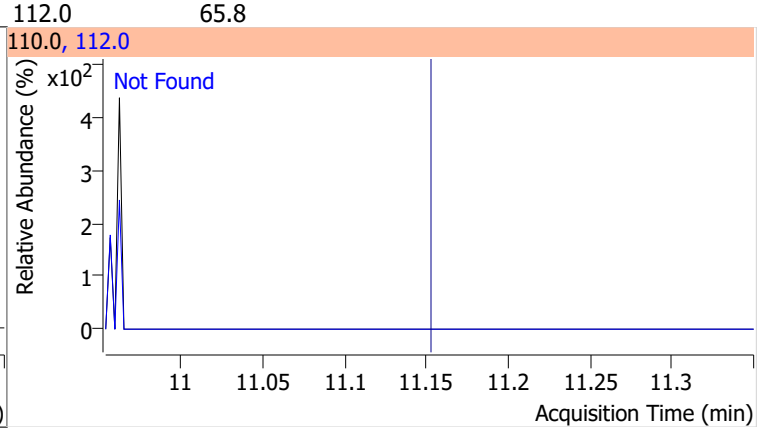

Compound	Conc.	Exp RT	QIon	Exp Ratio
2-Chlorotoluene	N.D.	11.29	91.0	276.2

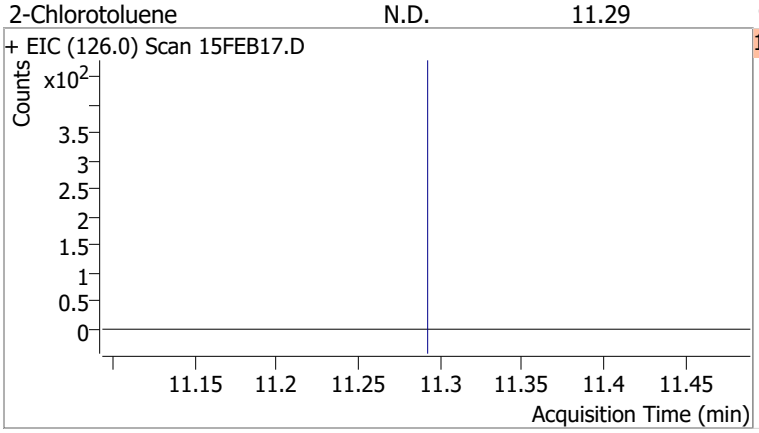

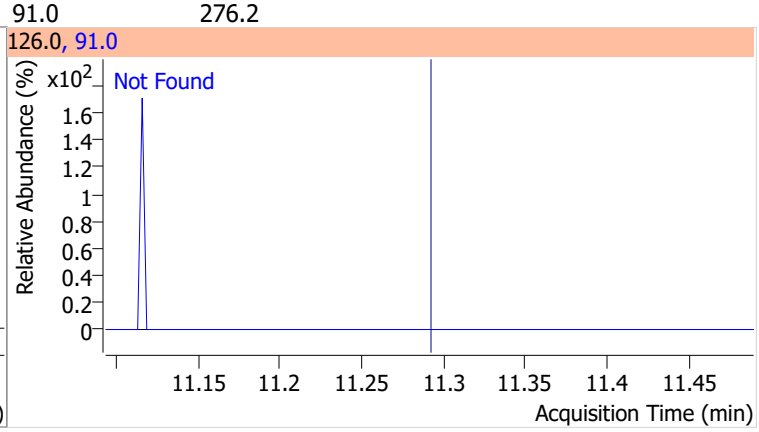

Compound	Conc.	Exp RT	QIon	Exp Ratio
4-Chlorotoluene	N.D.	11.40	126.0	31.3

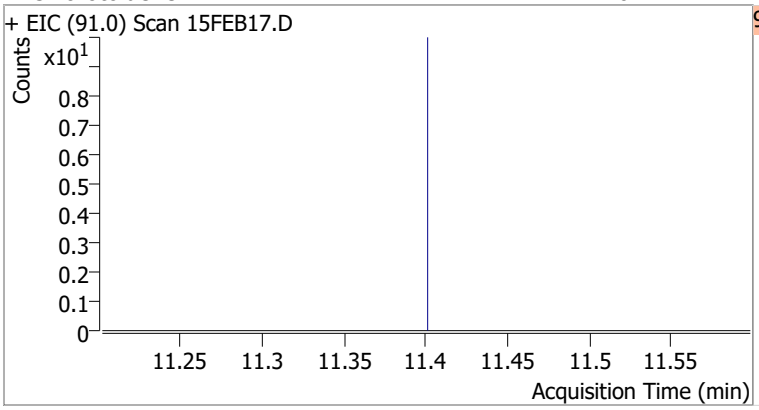

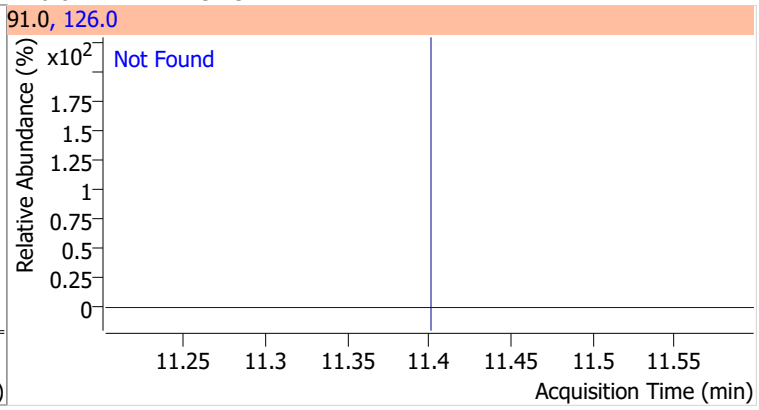

Compound	Conc.	Exp RT	QIon	Exp Ratio	QIon	Exp Ratio
1,3-Dichlorobenzene	N.D.	12.03	148.0	62.8	111.0	38.7

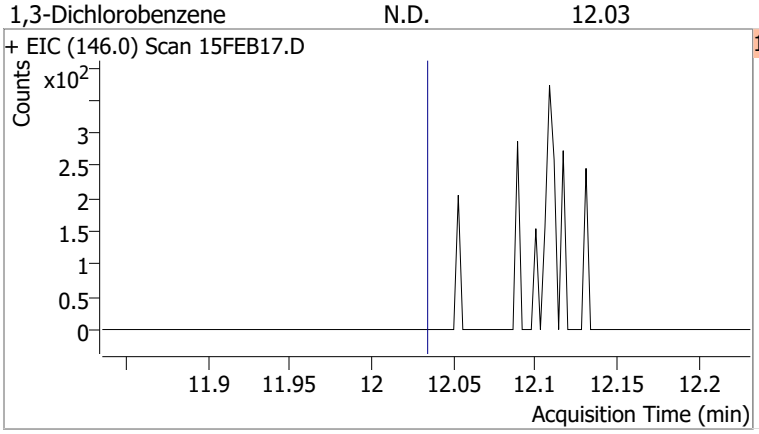

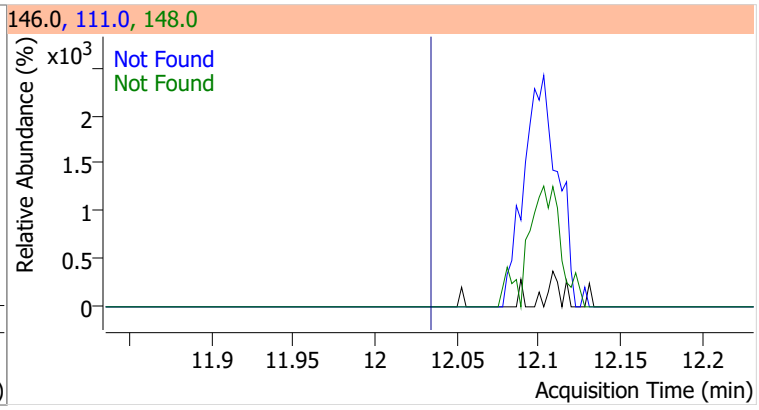

Compound	Conc.	Exp RT	QIon	Exp Ratio	QIon	Exp Ratio
1,4-Dichlorobenzene	N.D.	12.12	148.0	63.7	111.0	38.7

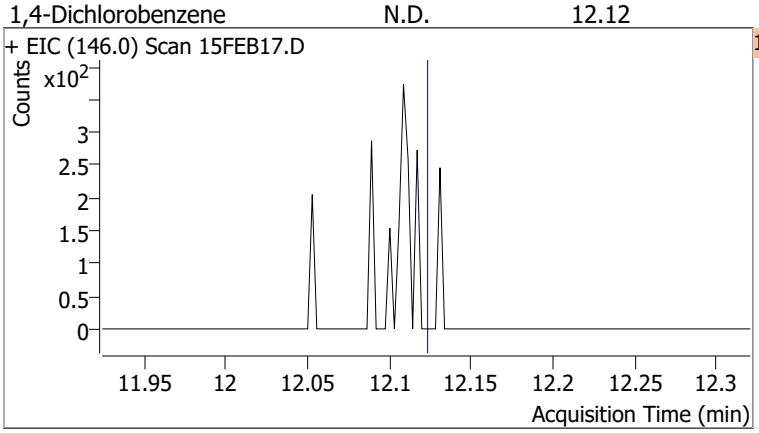

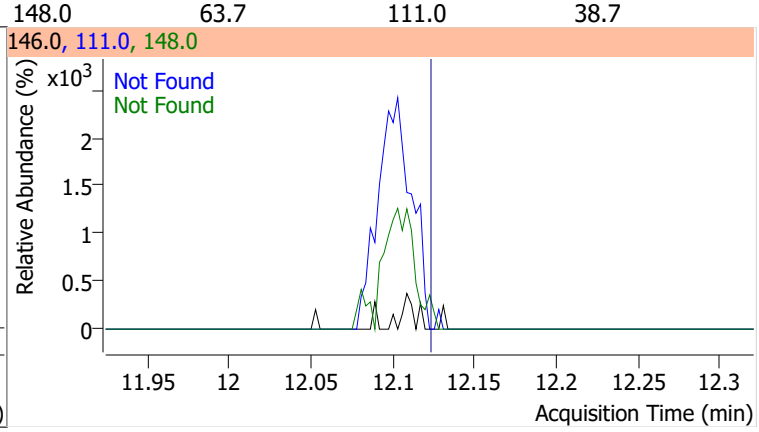

Compound	Conc.	Exp RT	QIon	Exp Ratio	QIon	Exp Ratio
1,2-Dichlorobenzene	N.D.	12.49	148.0	61.9	111.0	39.5

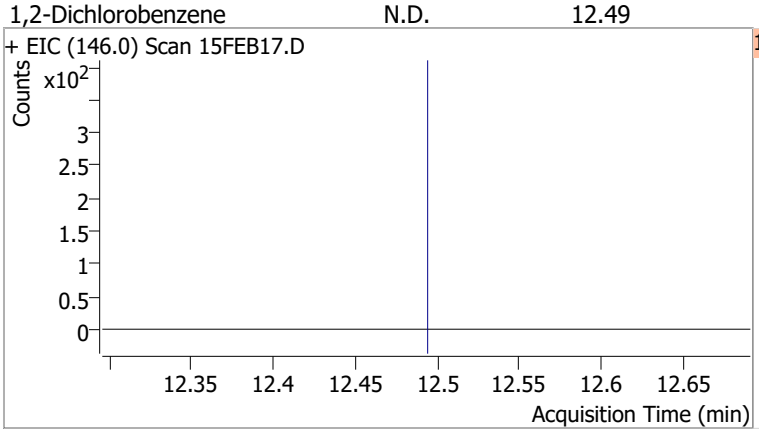

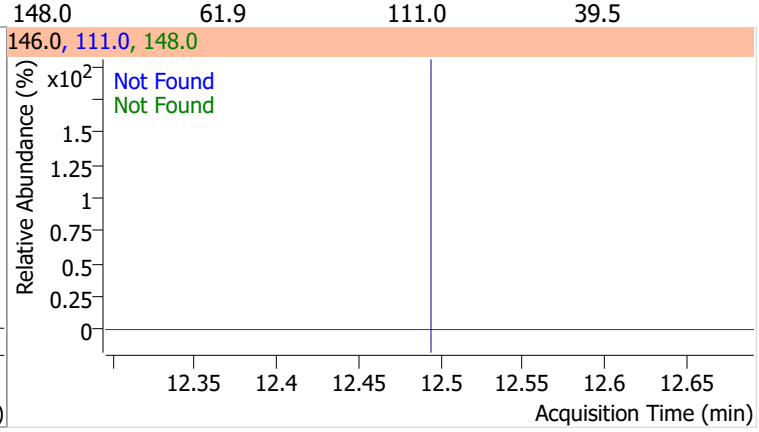

Quantitation Results Report (QT Reviewed)

Data File	15FEB18.D	Operator	MSC
Acq. Method	5975CACQF.M	Acq. Date-Time	2/15/2022 5:27:41 PM
Sample Name	B22020962-012A	Instrument	VOA5975C
Vial	18	Multiplier	1.00
DA Method File	VOA5975C_8260B_SHT_DoD_L4_011922.m	Comment	
Tune File	BFB_Atune3.u	Tune Date	10/11/2021 4:02:00 PM
Batch Name	VG021522_8260B.batch.bin	Last Calib Update	2/18/2022 11:13:24 AM
Ref Library	\\MASSHUNTER\Org\Library\NIST129K.l		

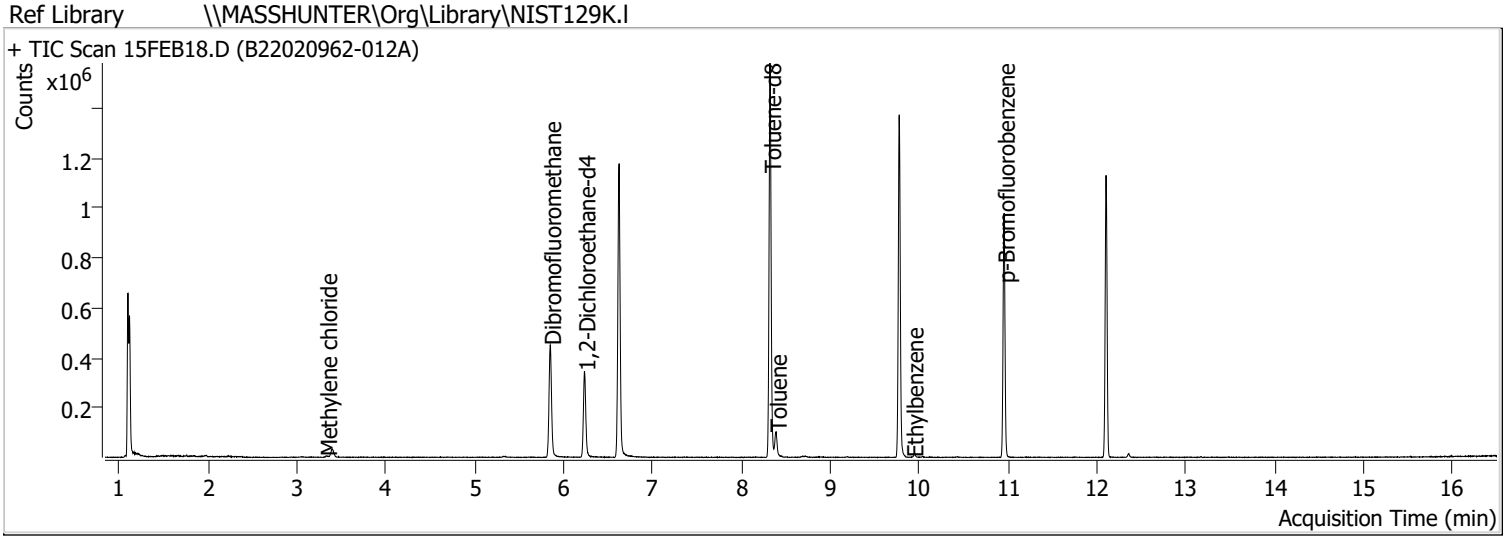

Compound	RT	QIon	Resp.	Conc.	Units		Dev(Min)
Internal Standards							
M Fluorobenzene	6.623	96.0	956369	250.0000	ng		0.003
M Chlorobenzene-d5	9.774	82.0	375000	250.0000	ng		0.000
M 1,4-Dichlorobenzene-d4	12.103	152.0	278564	250.0000	ng		0.003
System Monitoring Compounds							
S Dibromofluoromethane	5.848	113.0	267004	288.2410	ng		-0.003
Spiked Amount: 250.000	Range: 80.0 - 119.0%			Recovery = 115.30%			
S 1,2-Dichloroethane-d4	6.233	67.0	123286	308.1020	ng		0.003
Spiked Amount: 250.000	Range: 81.0 - 118.0%			Recovery = 123.24%		*	
S Toluene-d8	8.321	98.0	955133	261.0733	ng		0.003
Spiked Amount: 250.000	Range: 89.0 - 112.0%			Recovery = 104.43%			
S p-Bromofluorobenzene	10.951	95.0	272299	264.7476	ng		0.003
Spiked Amount: 250.000	Range: 85.0 - 114.0%			Recovery = 105.90%			
Target Compounds							**QValue**
T Dichlorodifluoromethane	0.000		0	N.D.			
T Chloromethane	1.406	50.0	0		ng	md	1
T Vinyl chloride	0.000		0	N.D.			
T Bromomethane	0.000		0	N.D.			
T Chloroethane	0.000		0	N.D.			
T Trichlorofluoromethane	0.000		0	N.D.			
T 1,1-Dichloroethene	0.000		0	N.D.			
T Methylene chloride	3.327	49.0	3173	2.2697	ng		87
T trans-1,2-Dichloroethene	0.000		0	N.D.			
T Methyl tert-butyl ether (MTBE)	0.000		0	N.D.			
T 1,1-Dichloroethane	0.000		0	N.D.			
T 2,2-Dichloropropane	0.000		0	N.D.			
T cis-1,2-Dichloroethene	0.000		0	N.D.			
T Methyl ethyl ketone	0.000		0	N.D.			
T Bromochloromethane	0.000		0	N.D.			
T Chloroform	5.655	83.0	0		ng	md	1

Compound	RT	QIon	Resp.	Conc.	Units		Dev(Min)
T 1,1,1-Trichloroethane	0.000		0	N.D.			
T Carbon tetrachloride	0.000		0	N.D.			
T 1,1-Dichloropropene	0.000		0	N.D.			
T Benzene	0.000		0	N.D.			
T 1,2-Dichloroethane	0.000		0	N.D.			
T Trichloroethene	0.000		0	N.D.			
T 1,2-Dichloropropane	0.000		0	N.D.			
T Dibromomethane	0.000		0	N.D.			
T Bromodichloromethane	0.000		0	N.D.			
T cis-1,3-Dichloropropene	0.000		0	N.D.			
T Toluene	8.386	92.0	34179	14.0158	ng		99
T trans-1,3-Dichloropropene	0.000		0	N.D.			
T 1,1,2-Trichloroethane	0.000		0	N.D.			
T Tetrachloroethene	0.000		0	N.D.			
T 1,3-Dichloropropane	0.000		0	N.D.			
T Chlorodibromomethane	0.000		0	N.D.			
T 1,2-Dibromoethane	0.000		0	N.D.			
T Chlorobenzene	0.000		0	N.D.			
T 1,1,1,2-Tetrachloroethane	0.000		0	N.D.			
T Ethylbenzene	9.922	91.0	792	0.7710	ng	m	91
T m+p-Xylenes	10.034	106.0	0		ng	md	1
T o-Xylene	10.432	106.0	0		ng	md	1
T Styrene	0.000		0	N.D.			
T Bromoform	0.000		0	N.D.			
T Bromobenzene	0.000		0	N.D.			
T 1,1,2,2-Tetrachloroethane	0.000		0	N.D.			
T 1,2,3-Trichloropropane	0.000		0	N.D.			
T 2-Chlorotoluene	0.000		0	N.D.			
T 4-Chlorotoluene	0.000		0	N.D.			
T 1,3-Dichlorobenzene	0.000		0	N.D.			
T 1,4-Dichlorobenzene	0.000		0	N.D.			
T 1,2-Dichlorobenzene	0.000		0	N.D.			

(#) = Qualifier Out of Range; (m) = Manual Integration; (+) = Area Summed; (*) = Surrogate Percent Recovery Out of Range; (d): Zeroed Peak

Compound	Conc.	Exp RT	QIon	Exp Ratio
Dichlorodifluoromethane	N.D.	1.24	87.0	31.8

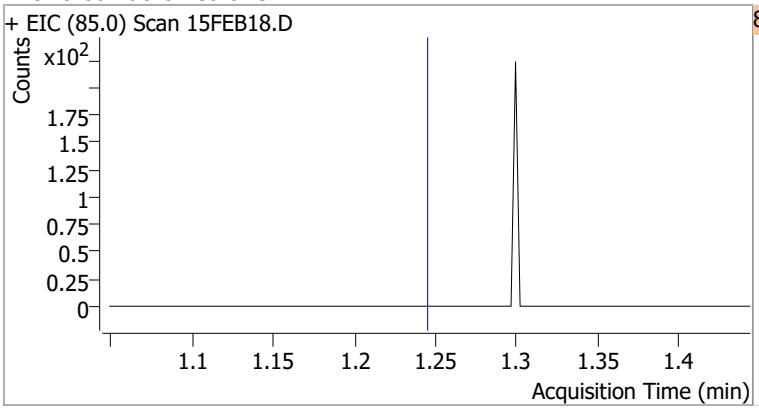

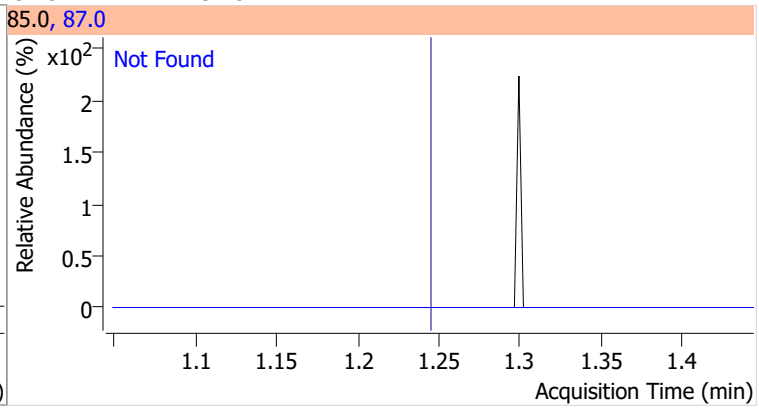

Compound	Conc.	RT	Dev(Min)	Resp.	QIon	QRatio	Lower	Upper
Chloromethane		0		0	52.0		2.4	62.4

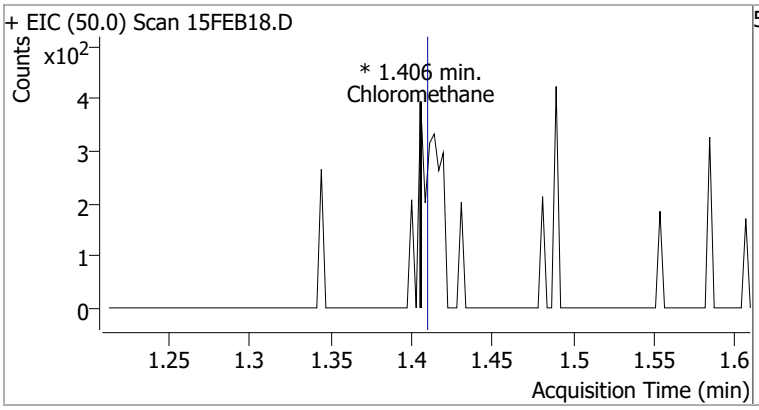

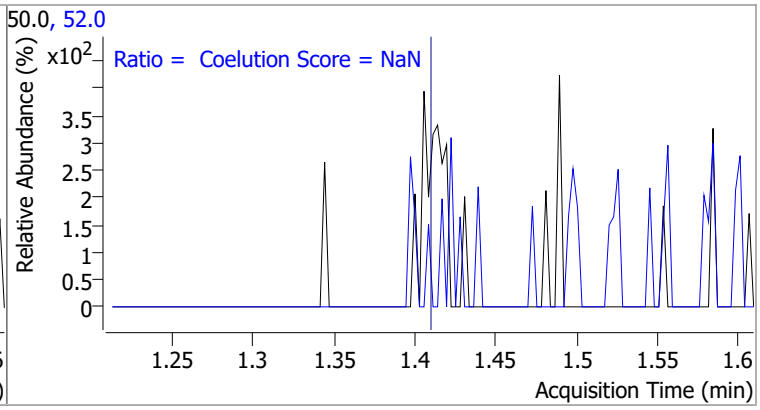

Compound	Conc.	Exp RT	QIon	Exp Ratio
Vinyl chloride	N.D.	1.50	64.0	31.3

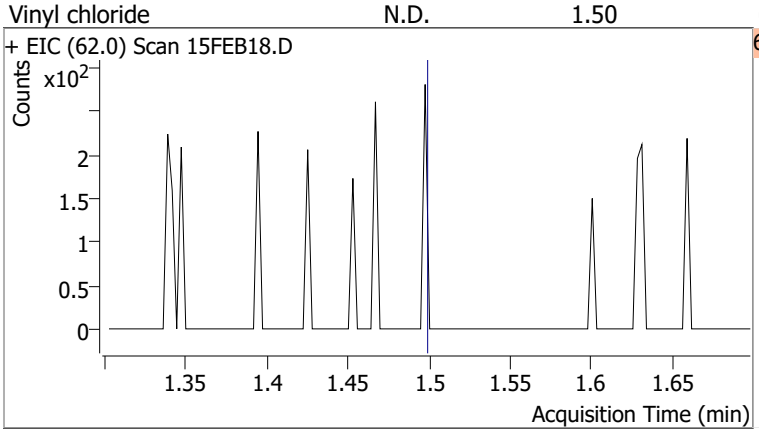

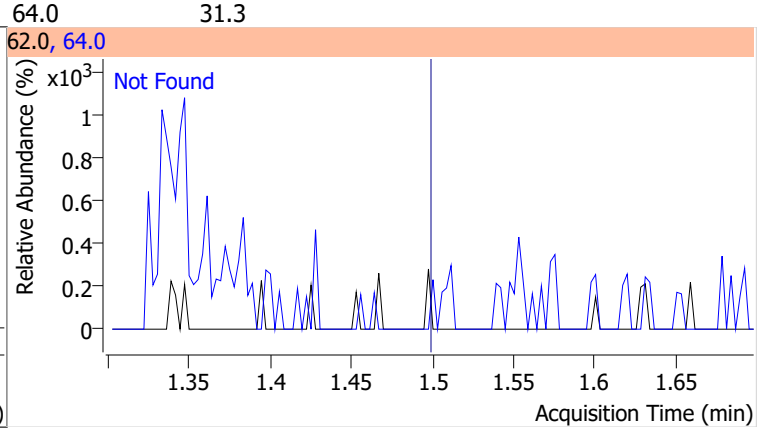

Compound	Conc.	Exp RT	QIon	Exp Ratio
Bromomethane	N.D.	1.80	94.0	110.1

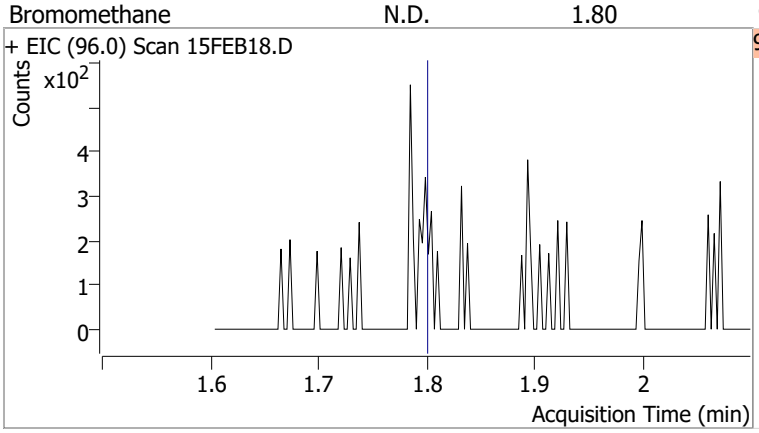

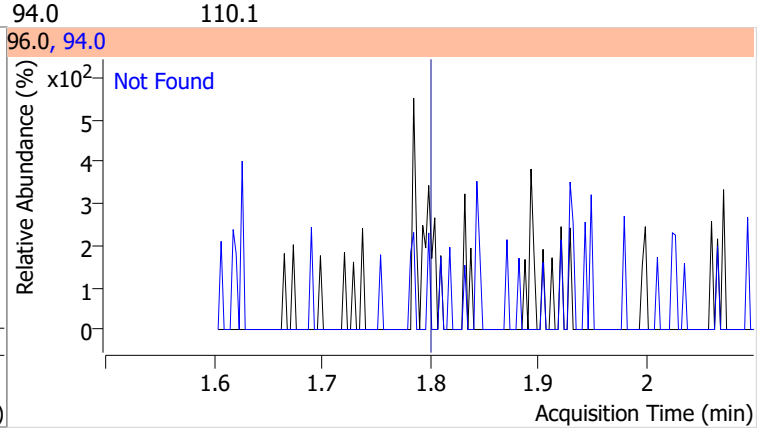

Compound	Conc.	Exp RT	QIon	Exp Ratio
Chloroethane	N.D.	1.90	66.0	30.0

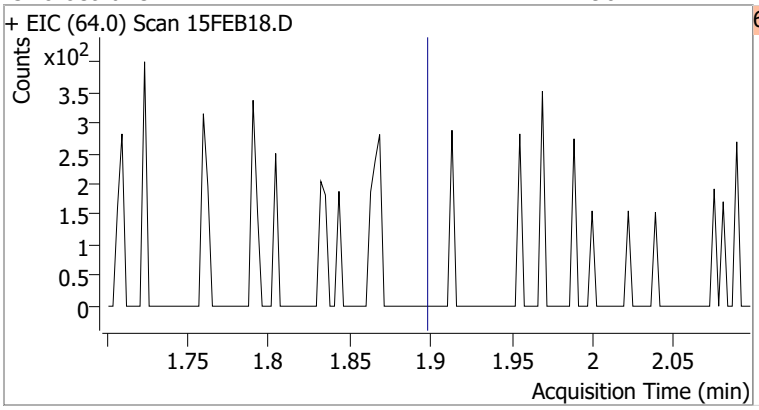

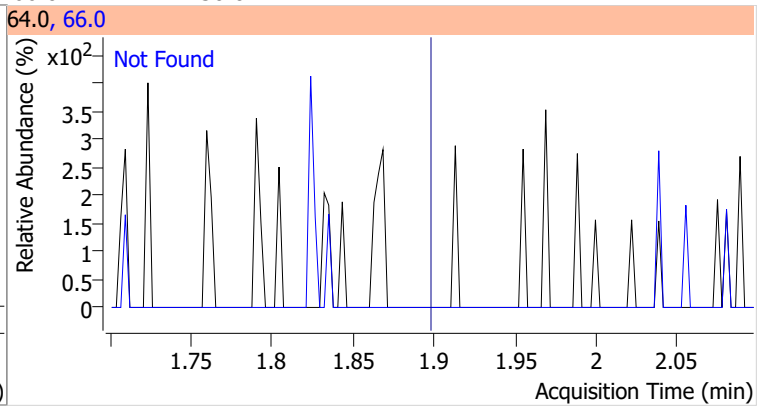

Compound	Conc.	Exp RT	QIon	Exp Ratio
Trichlorofluoromethane	N.D.	2.15	103.0	65.0

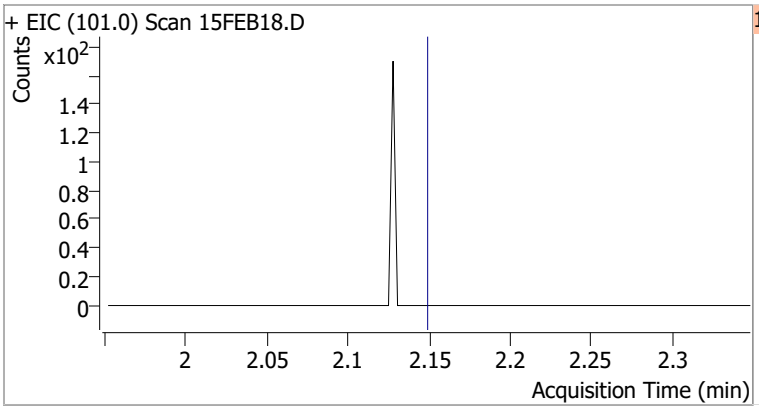

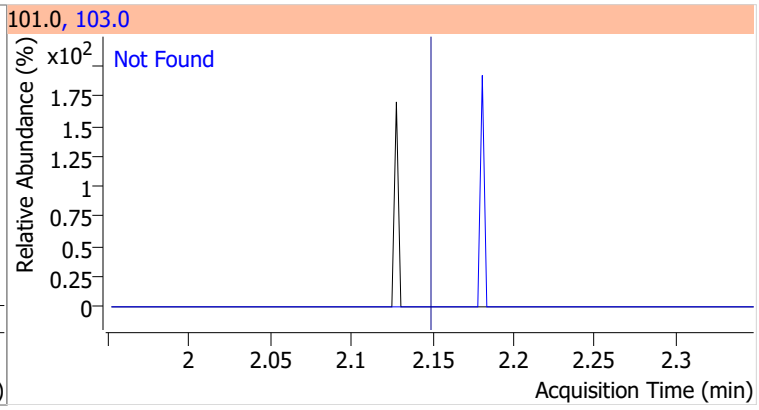

Compound	Conc.	Exp RT	QIon	Exp Ratio	QIon	Exp Ratio
1,1-Dichloroethene	N.D.	2.70	61.0	179.9	63.0	57.0

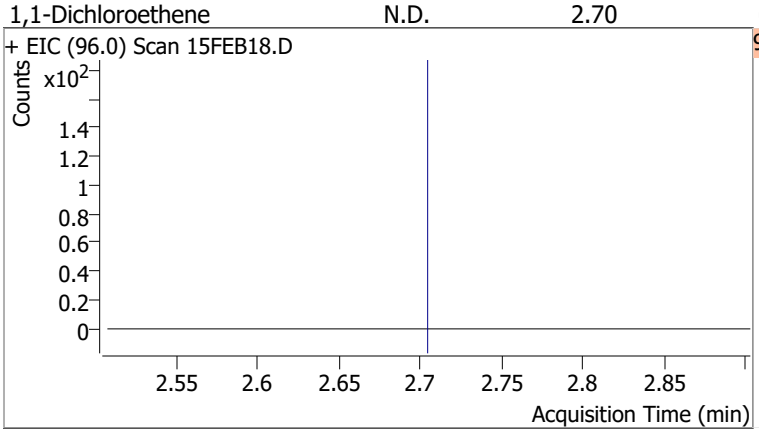

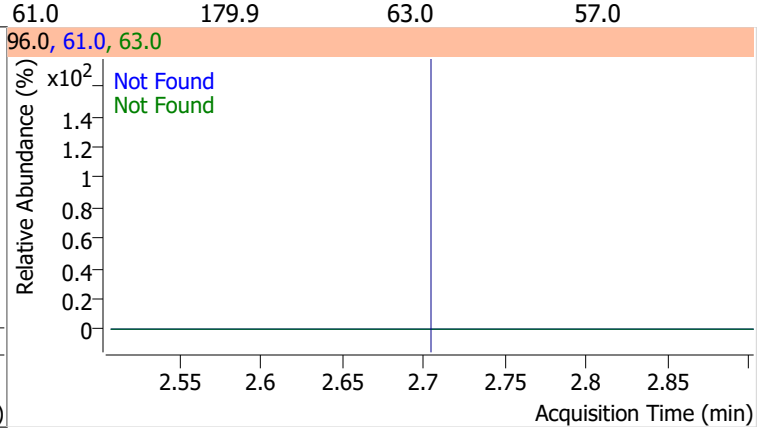

Compound	Conc.	RT	Dev(Min)	Resp.	QIon	QRatio	Lower	Upper
Methylene chloride	2.2697	3.33	-0.01	3173	84.0	82.3	36.1	96.1
					86.0	41.5	11.8	71.8

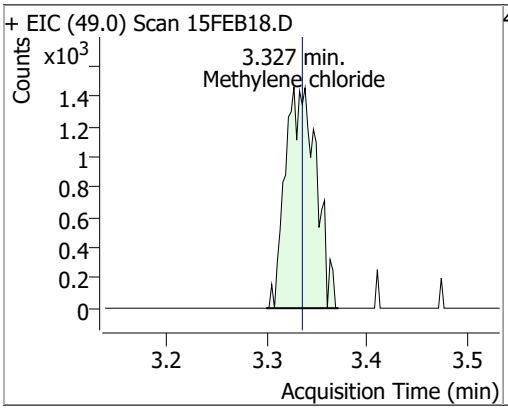

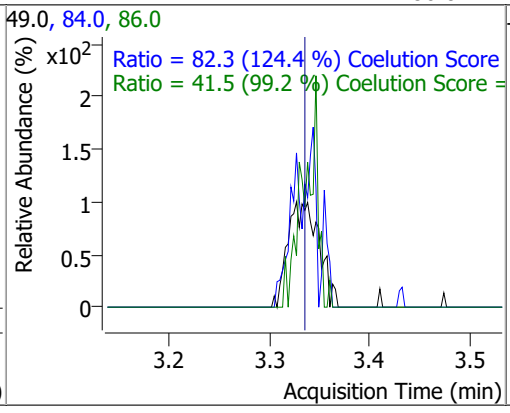

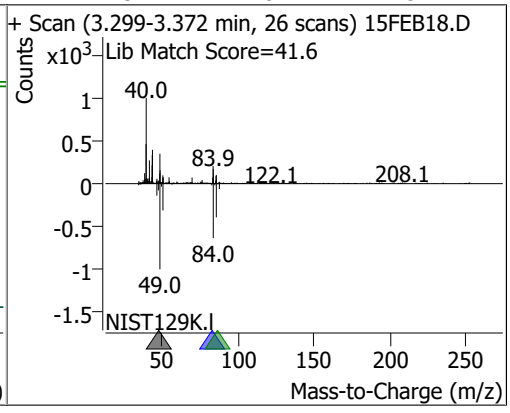

Compound	Conc.	Exp RT	QIon	Exp Ratio	QIon	Exp Ratio
trans-1,2-Dichloroethene	N.D.	3.72	61.0	154.8	98.0	62.1

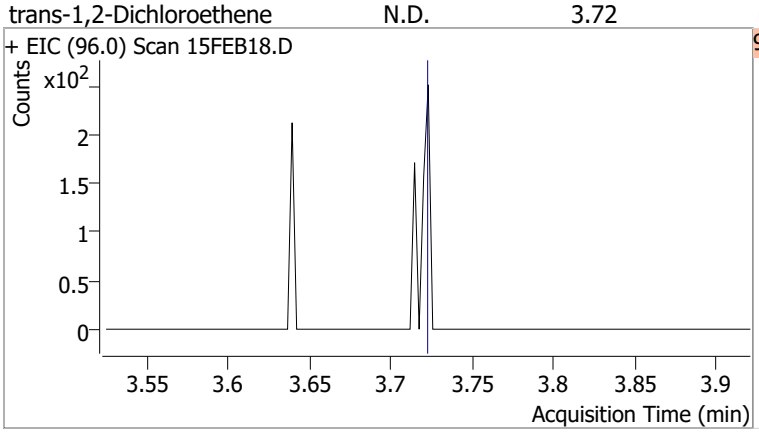

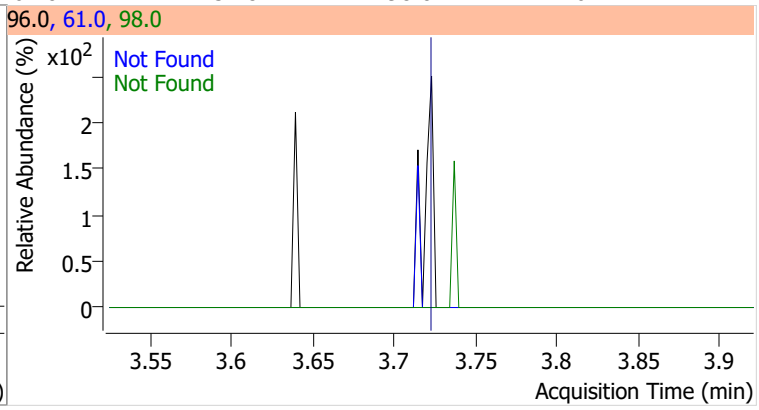

Compound	Conc.	Exp RT	QIon	Exp Ratio
Methyl tert-butyl ether (MTBE)	N.D.	3.75	57.0	24.6

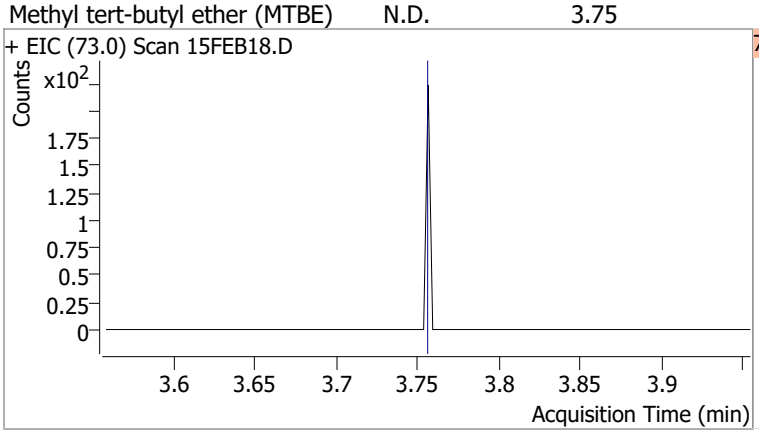

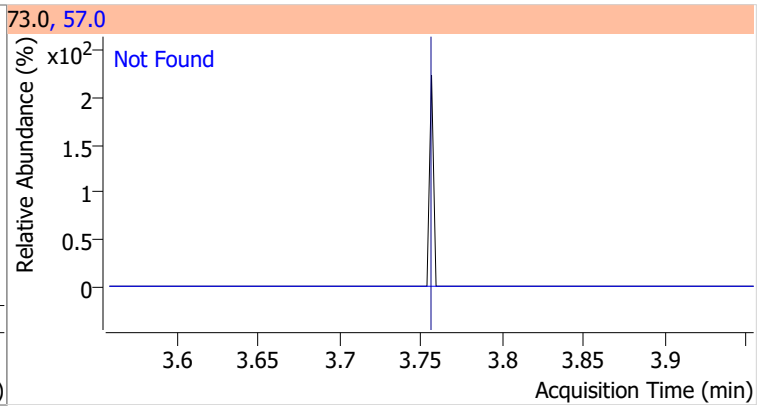

Compound	Conc.	Exp RT	QIon	Exp Ratio	QIon	Exp Ratio
1,1-Dichloroethane	N.D.	4.38	65.0	31.0	83.0	12.7

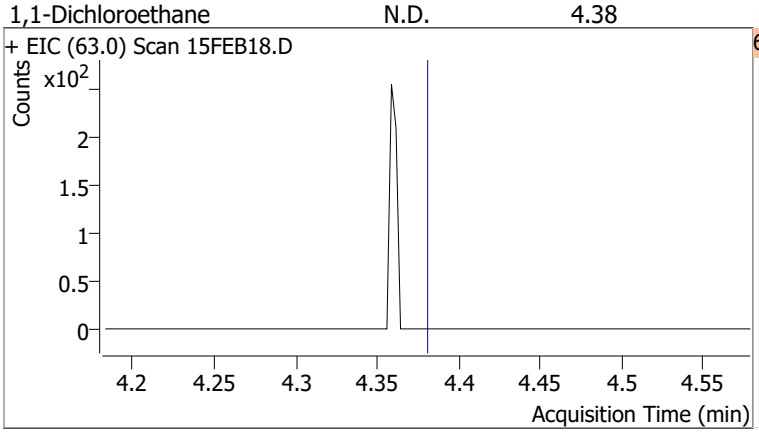

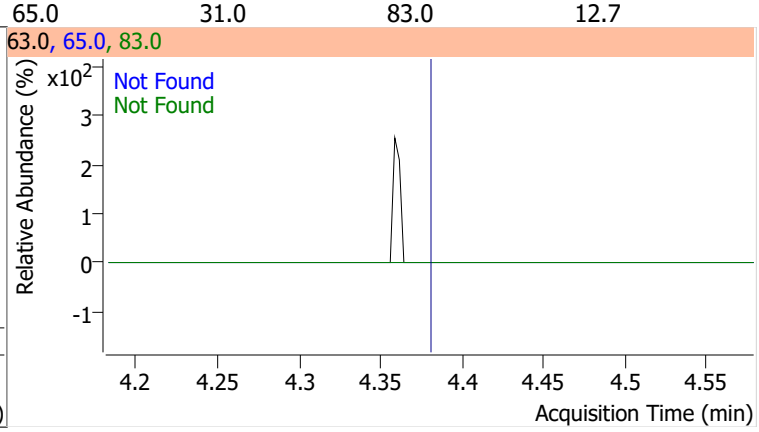

Compound	Conc.	Exp RT	QIon	Exp Ratio	QIon	Exp Ratio
2,2-Dichloropropane	N.D.	5.19	41.0	68.8	97.0	23.9

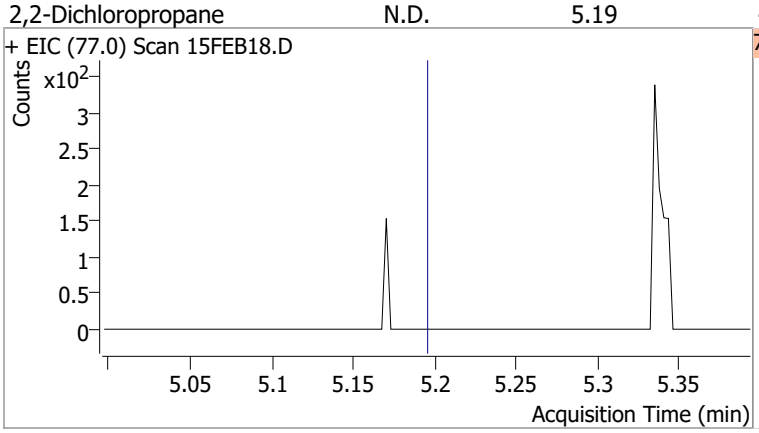

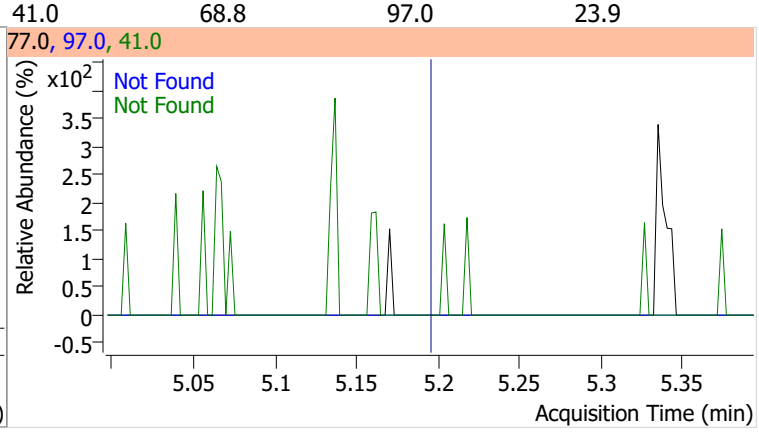

Compound	Conc.	Exp RT	QIon	Exp Ratio	QIon	Exp Ratio
cis-1,2-Dichloroethene	N.D.	5.21	61.0	160.4	98.0	66.2

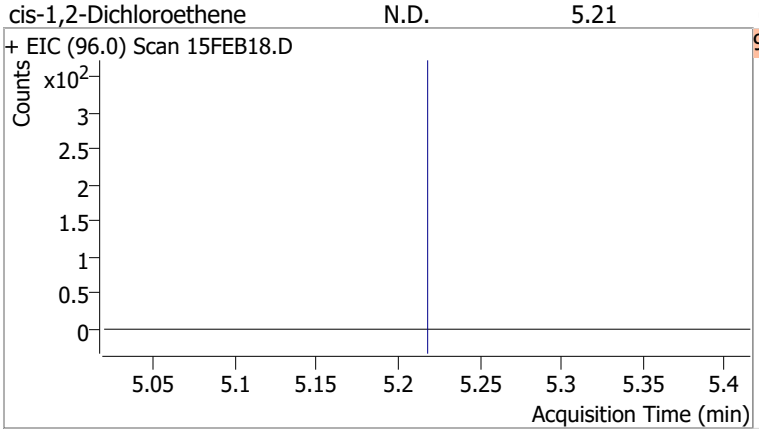

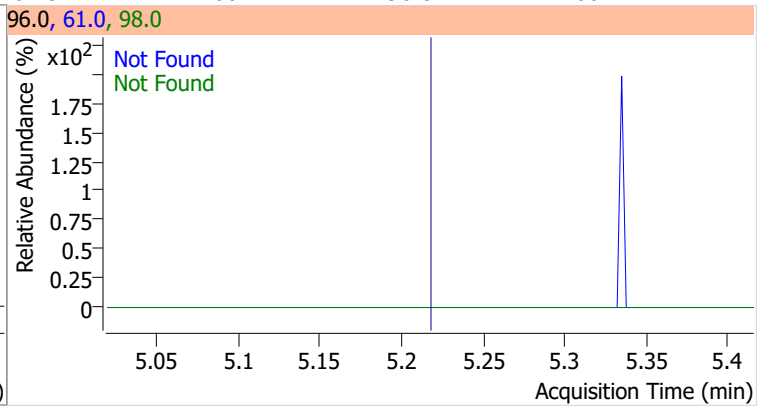

Compound	Conc.	Exp RT	QIon	Exp Ratio
Methyl ethyl ketone	N.D.	5.28	72.0	20.6

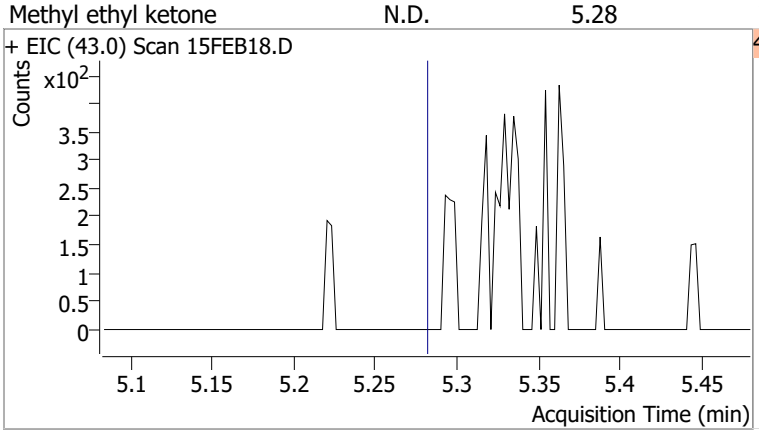

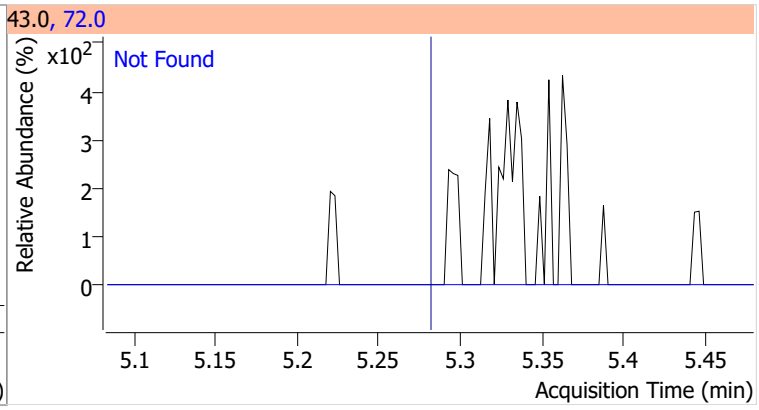

Compound	Conc.	Exp RT	QIon	Exp Ratio
Bromochloromethane	N.D.	5.52	49.0	182.2

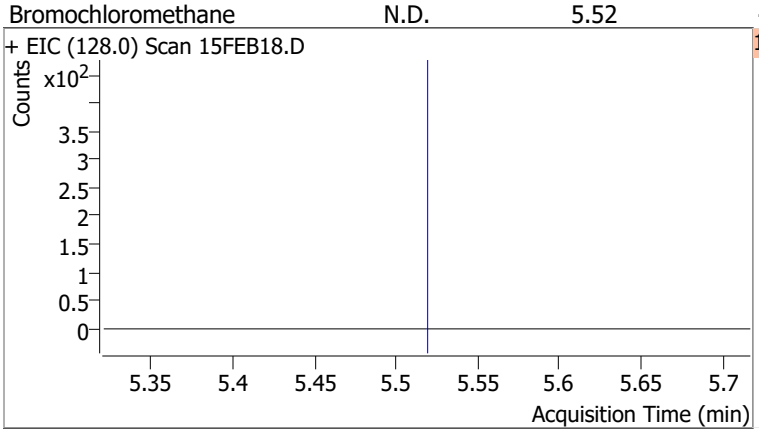

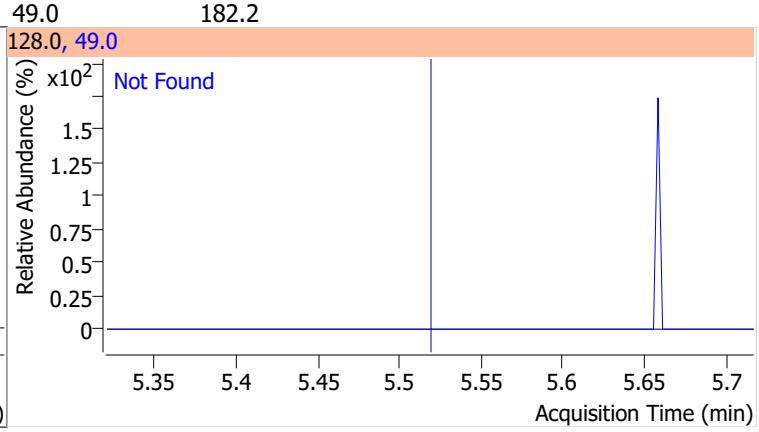

Compound	Conc.	RT	Dev(Min)	Resp.	QIon	QRatio	Lower	Upper
Chloroform		0		0	85.0		36.2	96.2

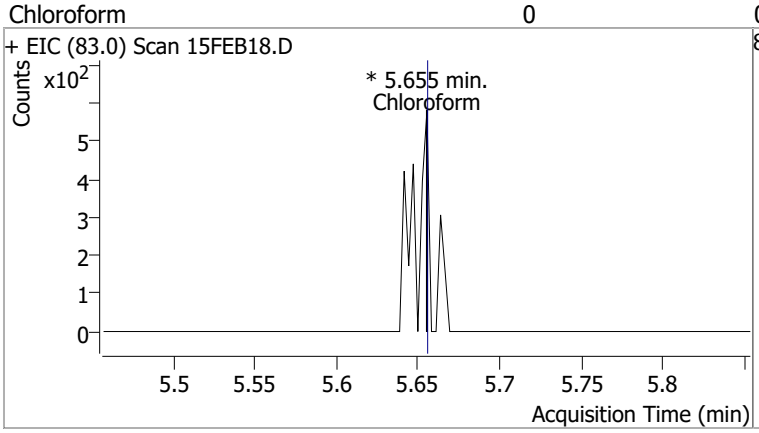

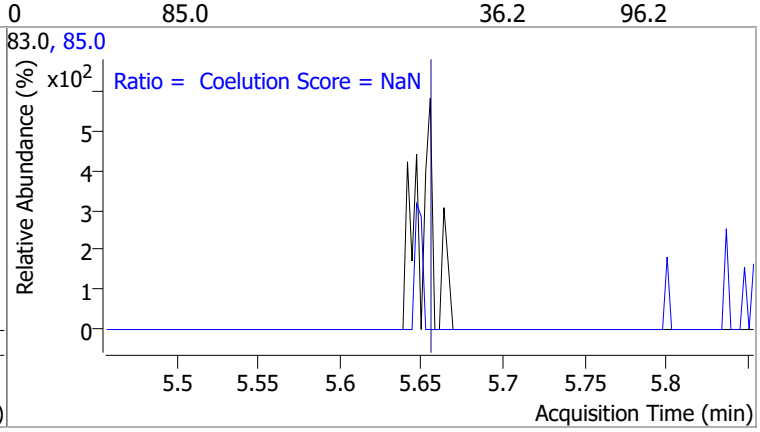

Compound	Conc.	Exp RT	QIon	Exp Ratio	QIon	Exp Ratio
1,1,1-Trichloroethane	N.D.	5.83	99.0	63.1	61.0	49.1

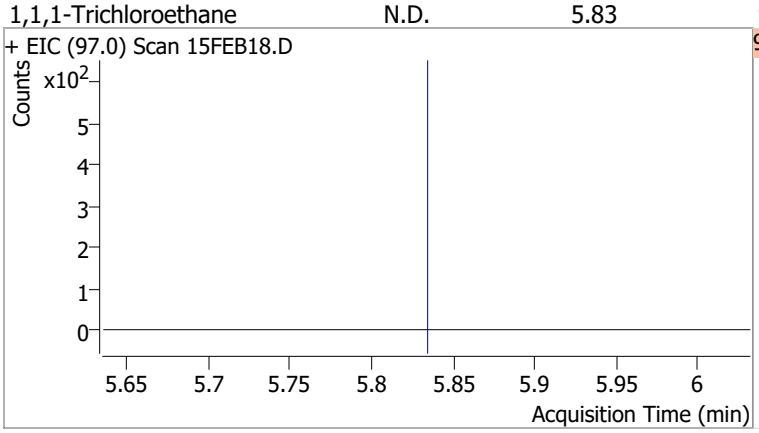

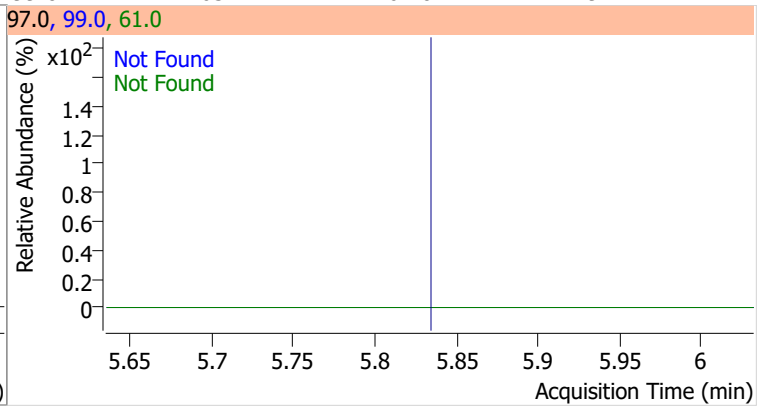

Compound	Conc.	RT	Dev(Min)	Resp.	QIon	QRatio	Lower	Upper
Dibromofluoromethane	288.2410	5.85	0.00	267004	191.5	22.2	0.0	53.2

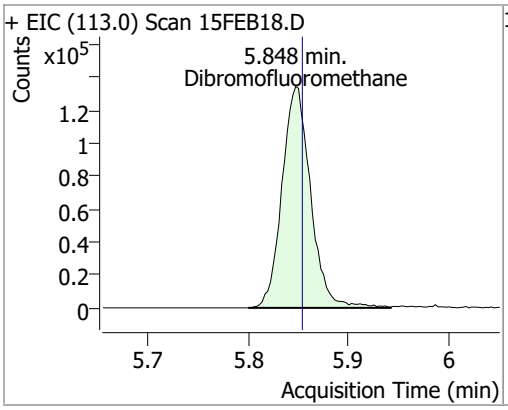

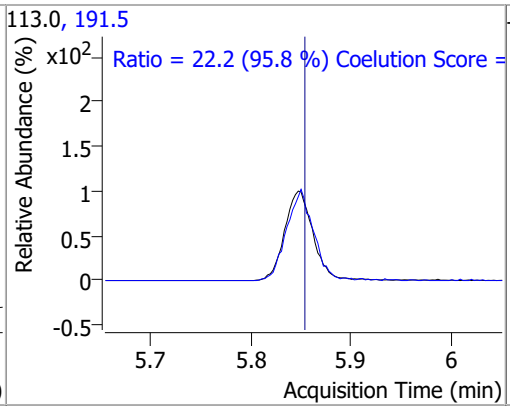

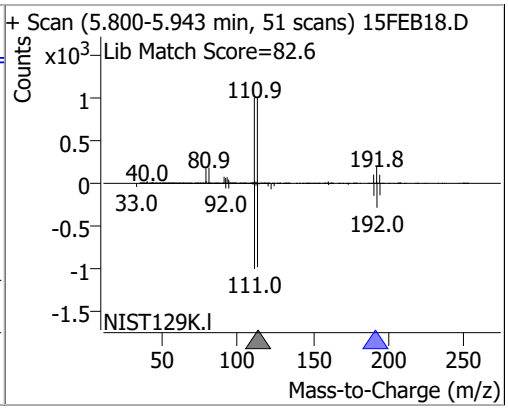

Compound	Conc.	Exp RT	QIon	Exp Ratio	QIon	Exp Ratio
Carbon tetrachloride	N.D.	6.02	119.0	97.6	121.0	30.7

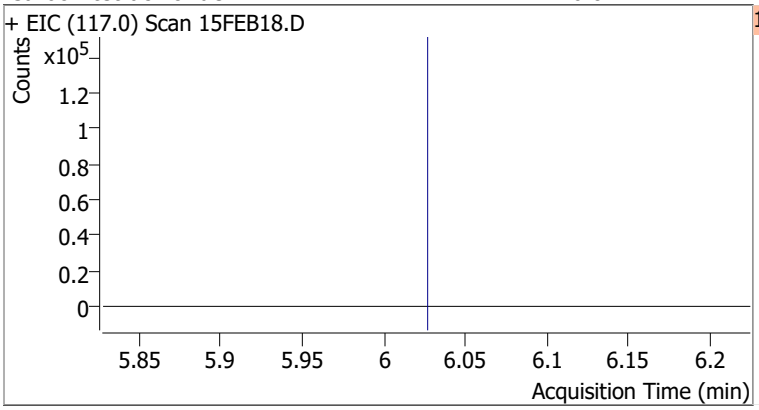

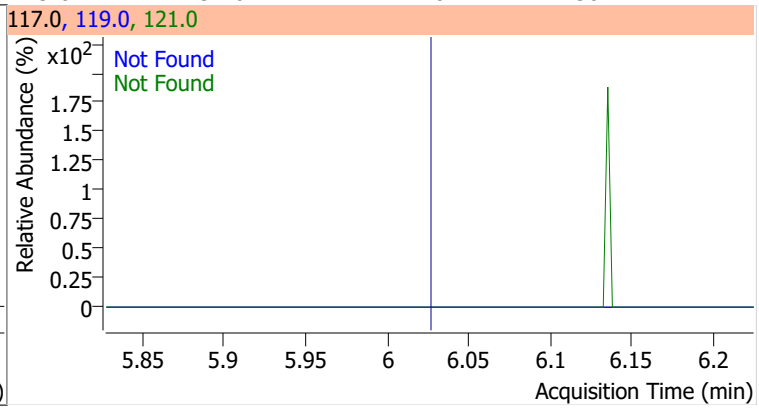

Compound	Conc.	Exp RT	QIon	Exp Ratio	QIon	Exp Ratio
1,1-Dichloropropene	N.D.	6.04	110.0	35.6	77.0	31.0

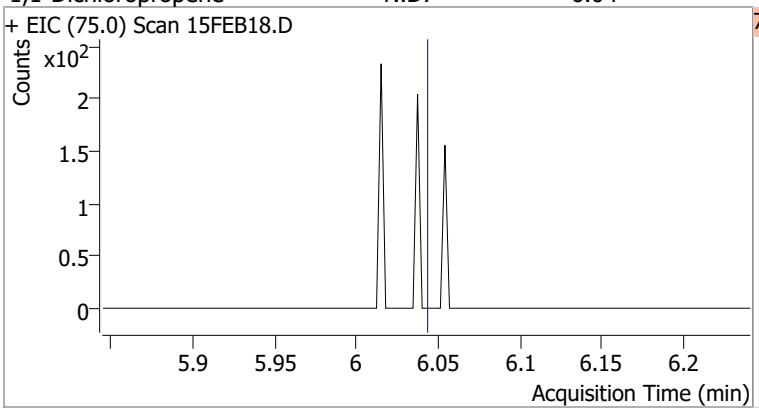

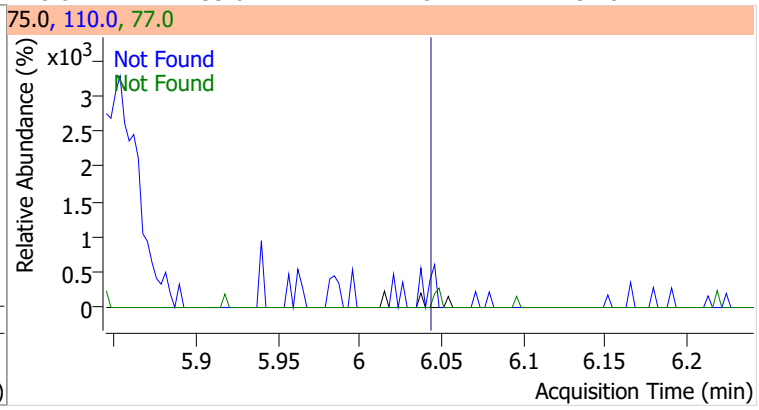

Quantitation Results Report (QT Reviewed)

Compound	Conc.	RT	Dev(Min)	Resp.	QIon	QRatio	Lower	Upper
1,2-Dichloroethane-d4	308.1020	6.23	0.00	123286	65.0	191.7	162.8	222.8

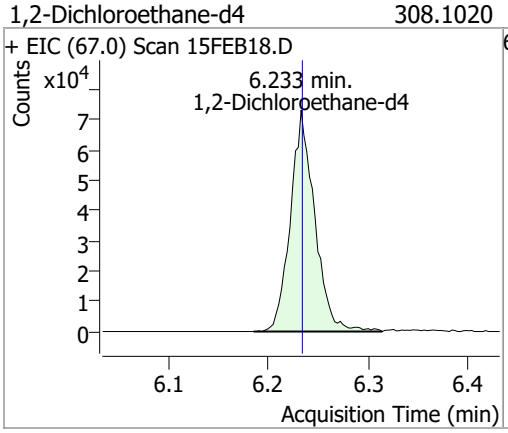

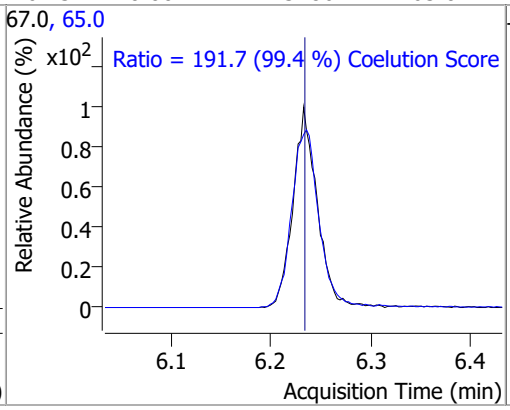

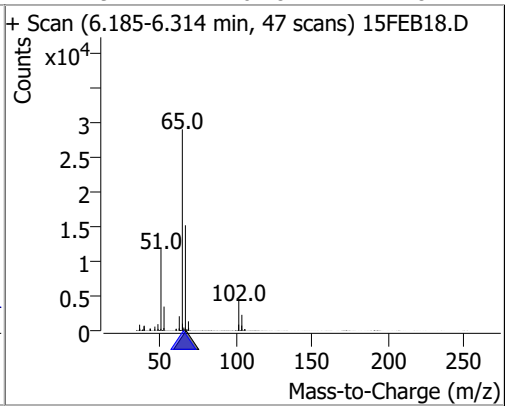

Compound	Conc.	Exp RT	QIon	Exp Ratio
Benzene	N.D.	6.28	77.0	23.3

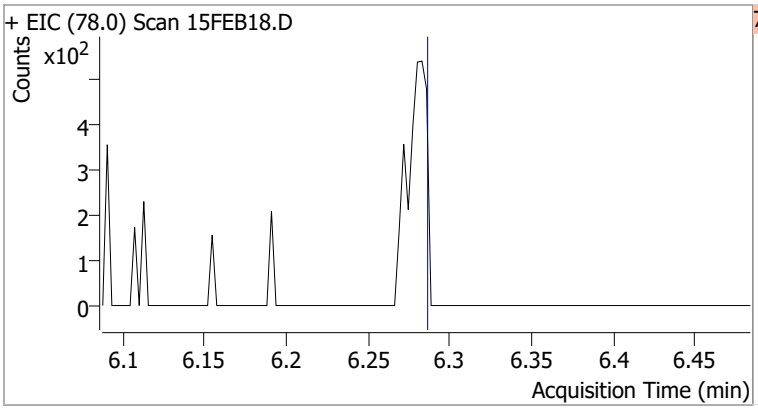

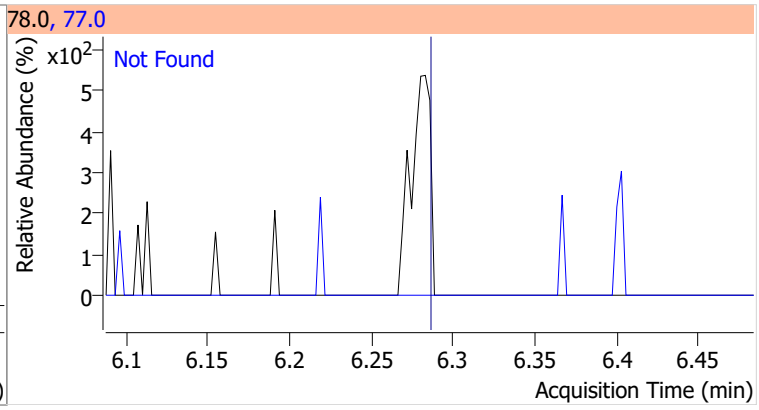

Compound	Conc.	Exp RT	QIon	Exp Ratio	QIon	Exp Ratio
1,2-Dichloroethane	N.D.	6.32	64.0	32.2	98.0	8.2

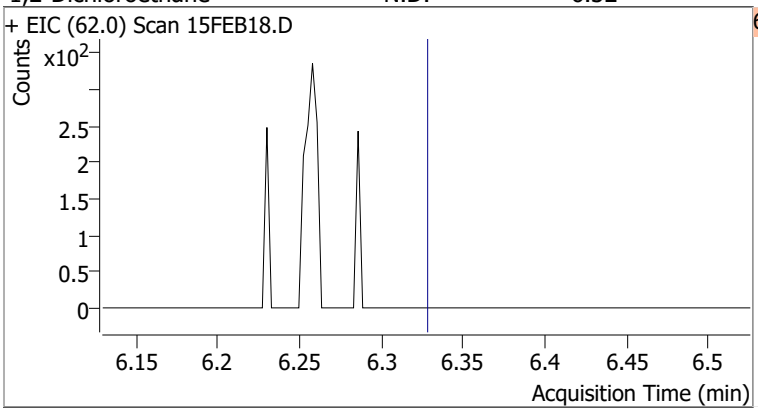

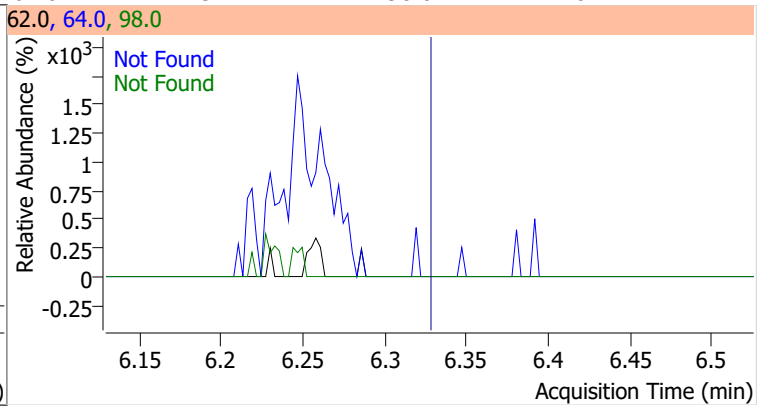

Compound	Conc.	Exp RT	QIon	Exp Ratio	QIon	Exp Ratio
Trichloroethene	N.D.	7.02	130.0	105.6	97.0	65.7

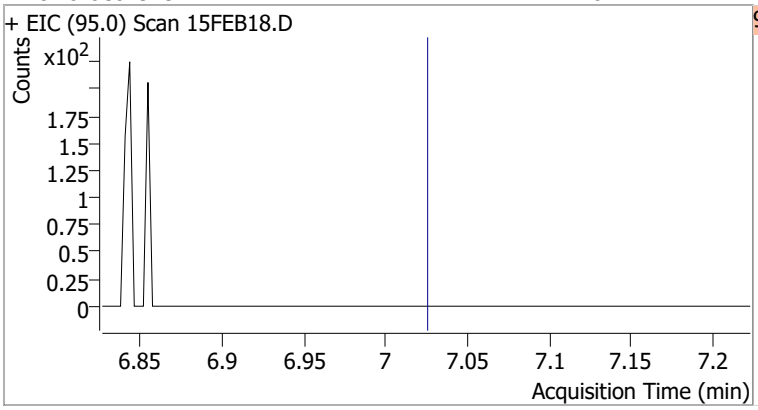

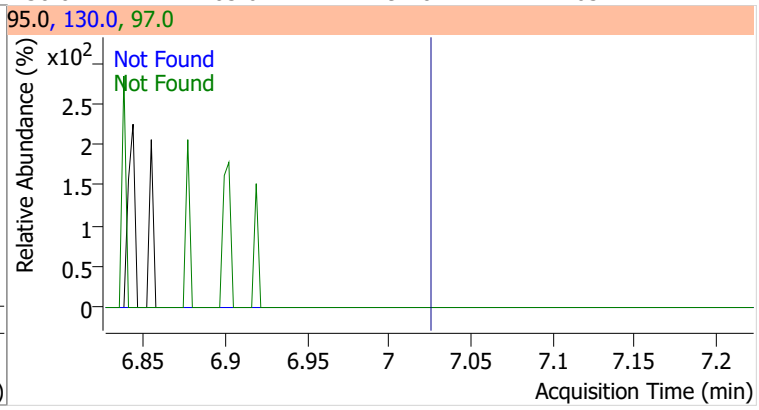

Compound	Conc.	Exp RT	QIon	Exp Ratio
1,2-Dichloropropane	N.D.	7.27	76.0	39.8

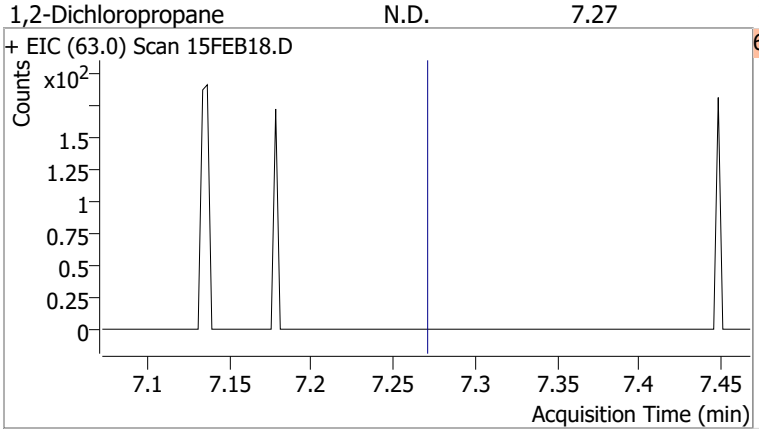

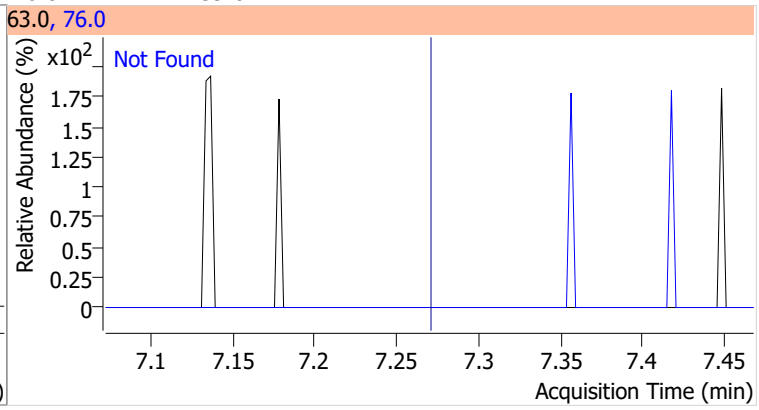

Compound	Conc.	Exp RT	QIon	Exp Ratio	QIon	Exp Ratio
Dibromomethane	N.D.	7.40	173.5	108.2	95.0	84.5

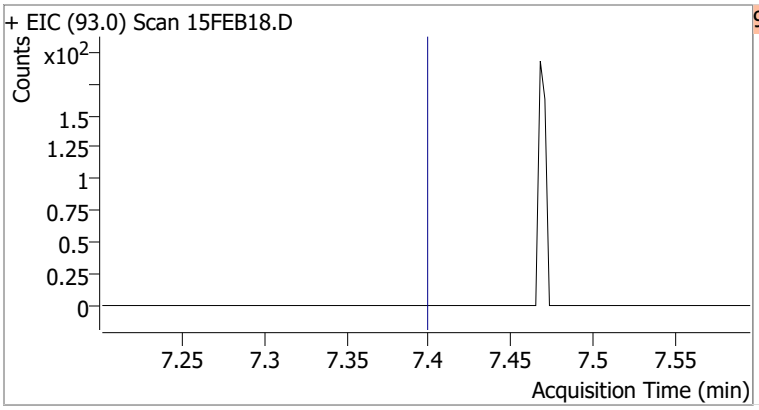

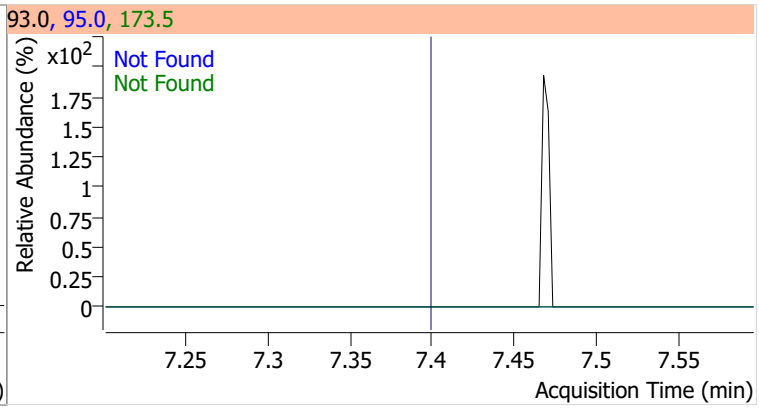

Compound	Conc.	Exp RT	QIon	Exp Ratio	QIon	Exp Ratio
Bromodichloromethane	N.D.	7.58	85.0	66.3	127.0	9.5

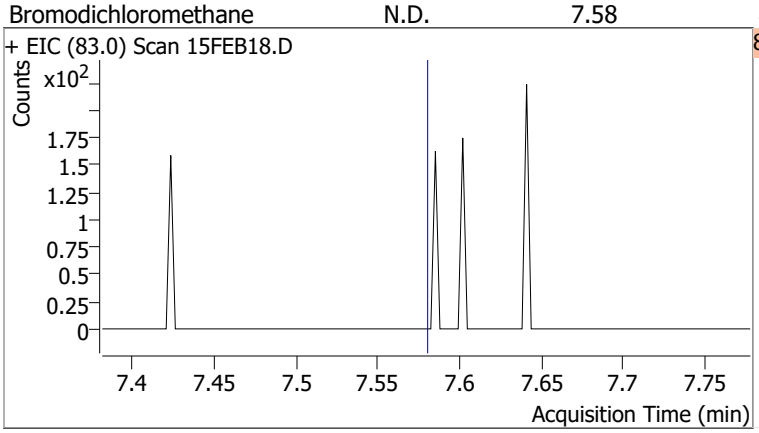

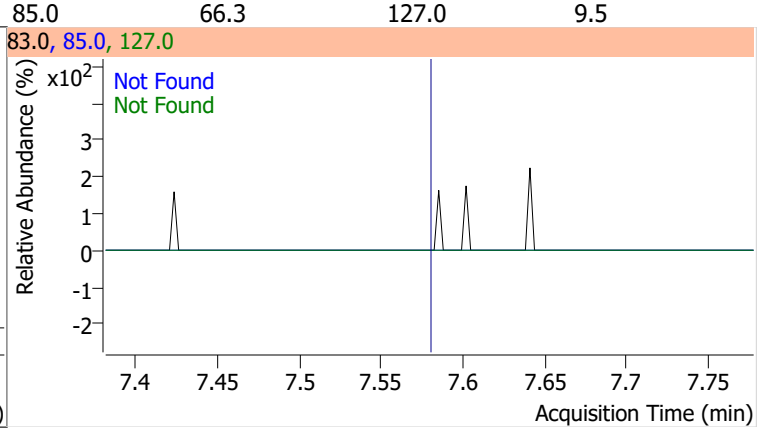

Compound	Conc.	Exp RT	QIon	Exp Ratio	QIon	Exp Ratio
cis-1,3-Dichloropropene	N.D.	8.06	39.0	52.5	77.0	31.8

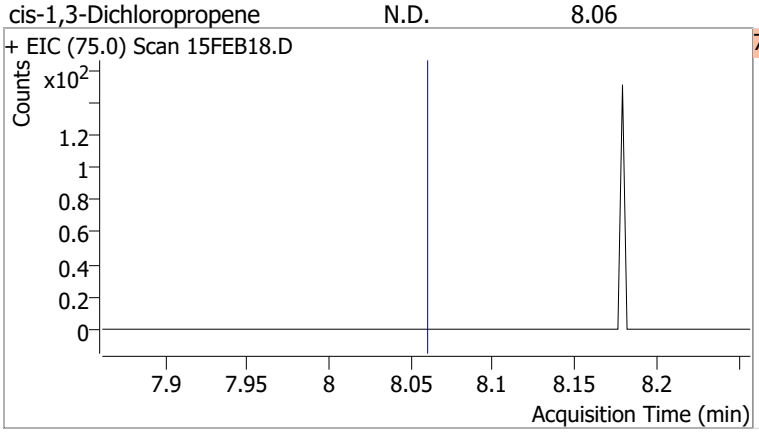

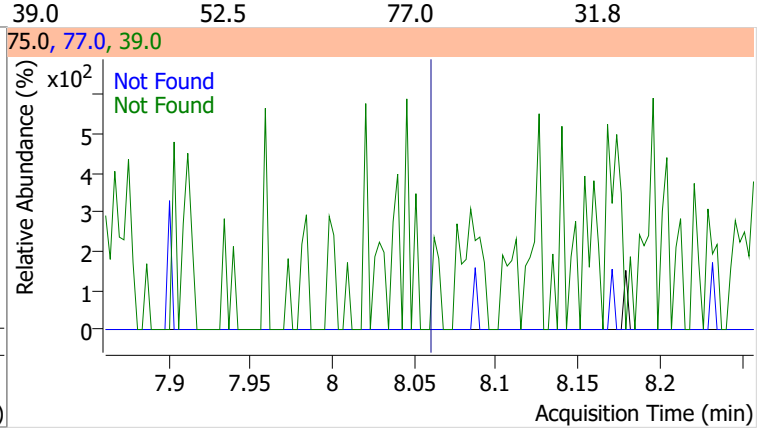

Compound	Conc.	RT	Dev(Min)	Resp.	QIon	QRatio	Lower	Upper
Toluene-d8	261.0733	8.32	0.00	955133	100.0	63.3	34.3	94.3
					99.0	9.6	0.0	39.2

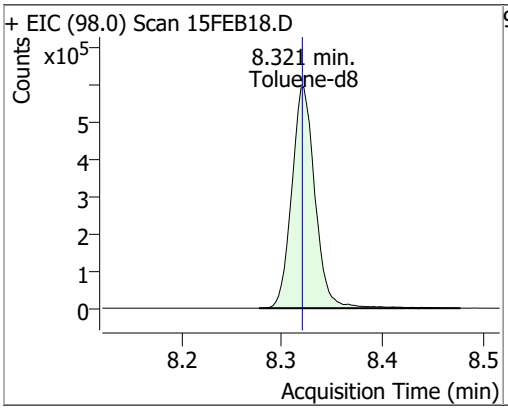

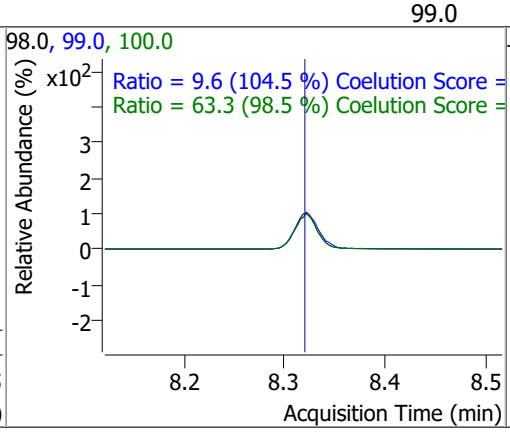

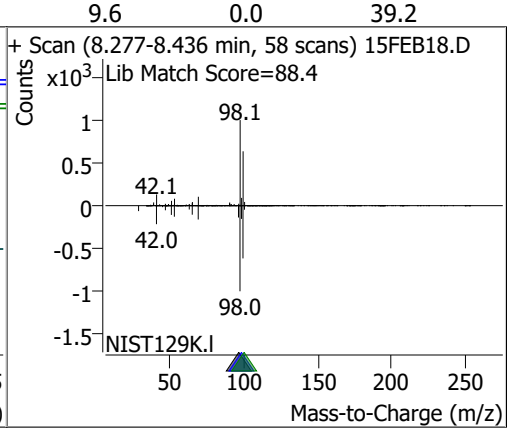

Compound	Conc.	RT	Dev(Min)	Resp.	QIon	QRatio	Lower	Upper
Toluene	14.0158	8.39	0.00	34179	91.0	176.2	144.1	204.1

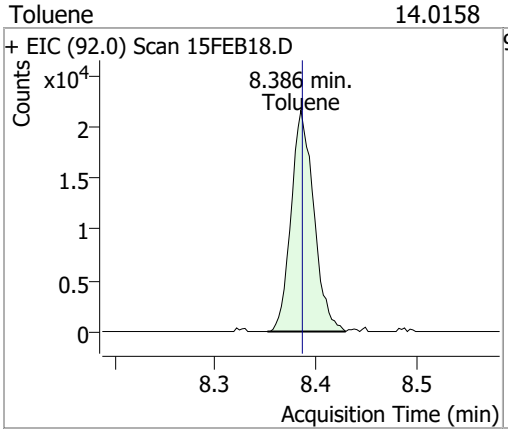

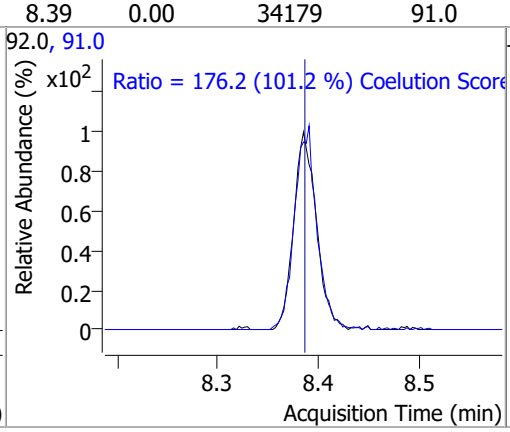

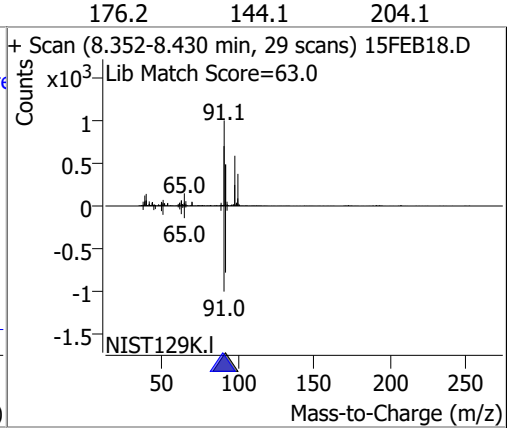

Compound	Conc.	Exp RT	QIon	Exp Ratio	QIon	Exp Ratio
trans-1,3-Dichloropropene	N.D.	8.64	39.0	53.0	77.0	31.0

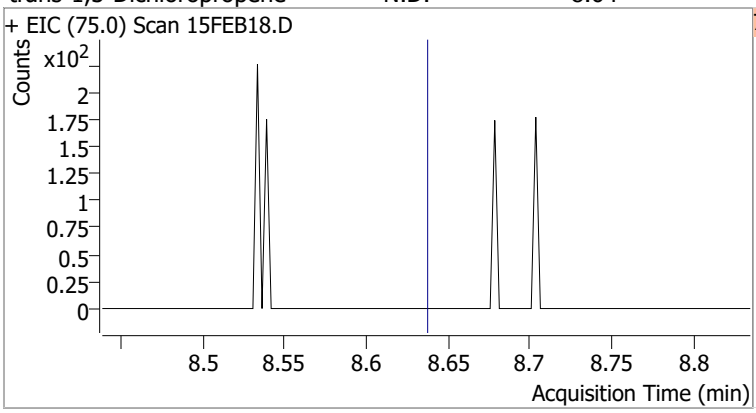

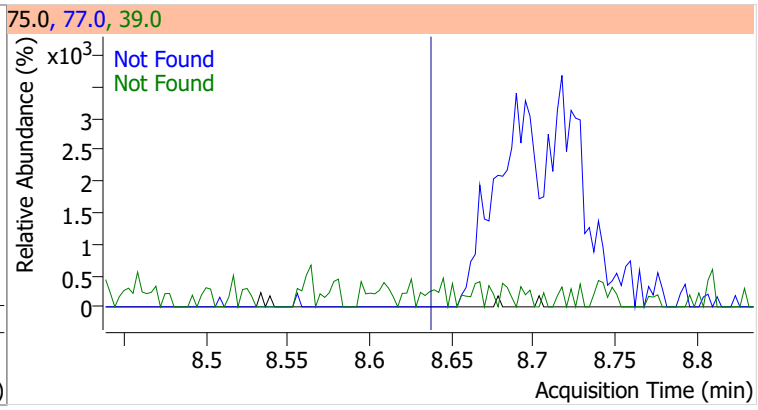

Compound	Conc.	Exp RT	QIon	Exp Ratio	QIon	Exp Ratio
1,1,2-Trichloroethane	N.D.	8.82	97.0	110.7	85.0	60.7

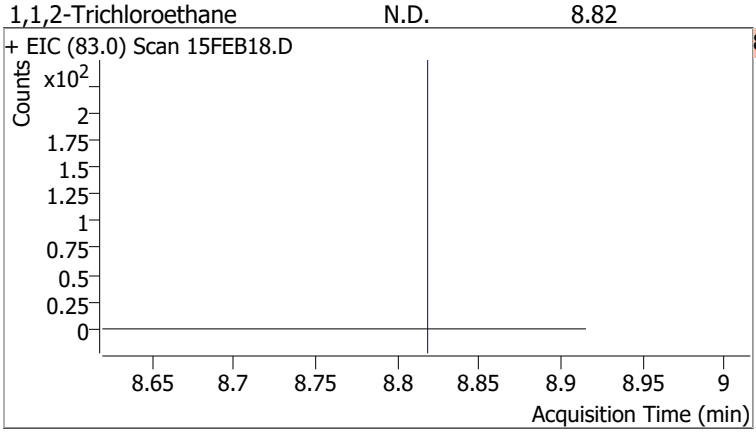

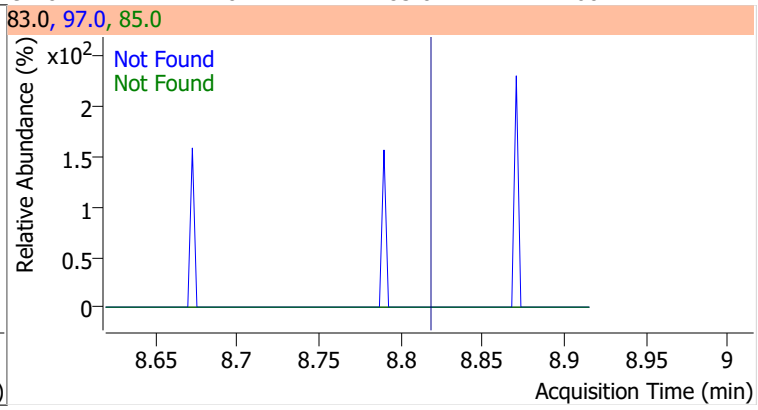

Compound	Conc.	Exp RT	QIon	Exp Ratio	QIon	Exp Ratio
Tetrachloroethene	N.D.	8.94	165.8	126.1	129.0	90.5

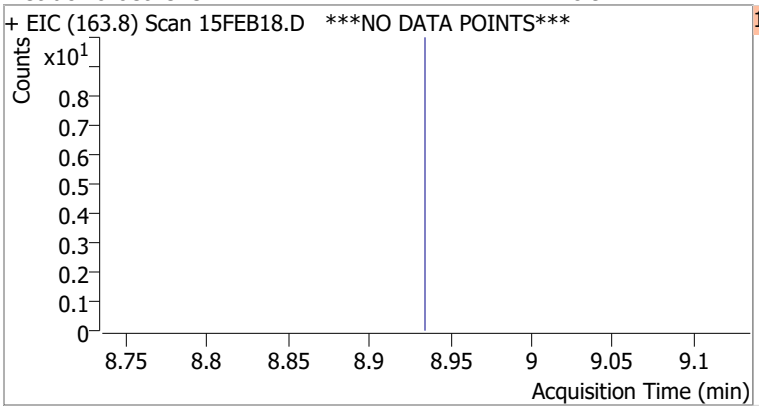

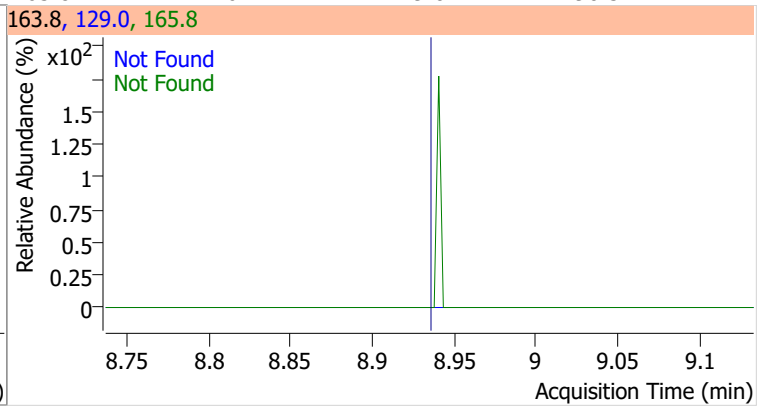

Compound	Conc.	Exp RT	QIon	Exp Ratio
1,3-Dichloropropane	N.D.	8.98	78.0	32.4

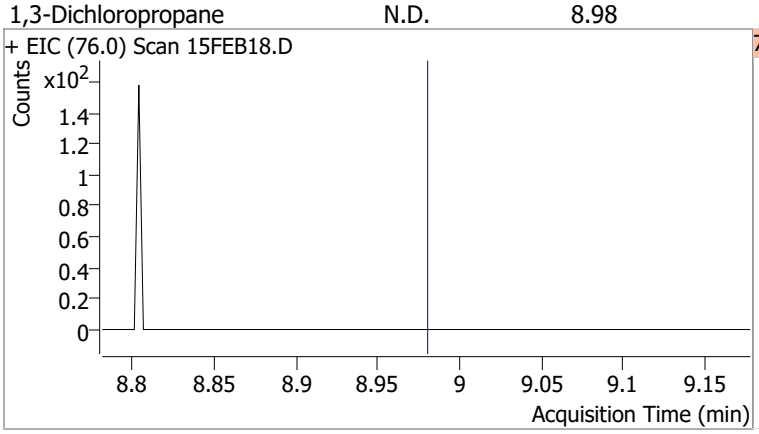

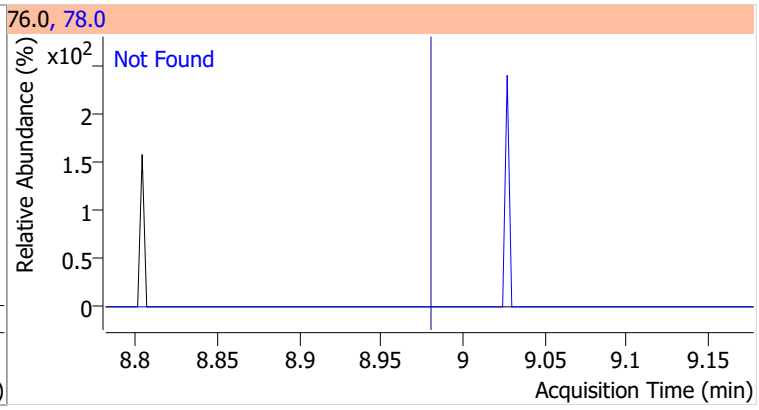

Compound	Conc.	Exp RT	QIon	Exp Ratio
Chlorodibromomethane	N.D.	9.21	127.0	77.2

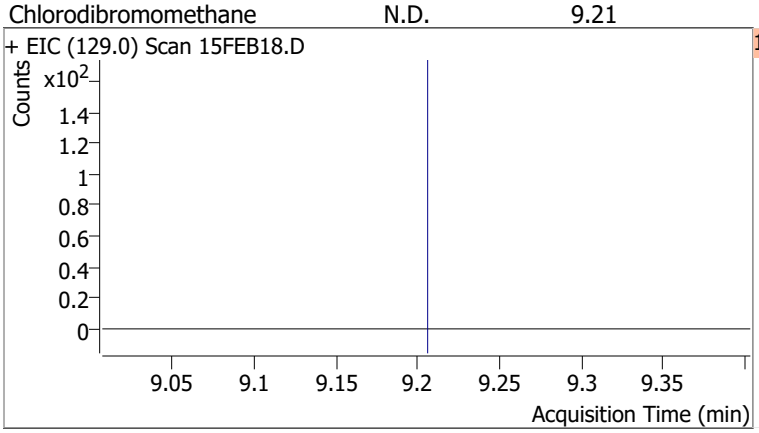

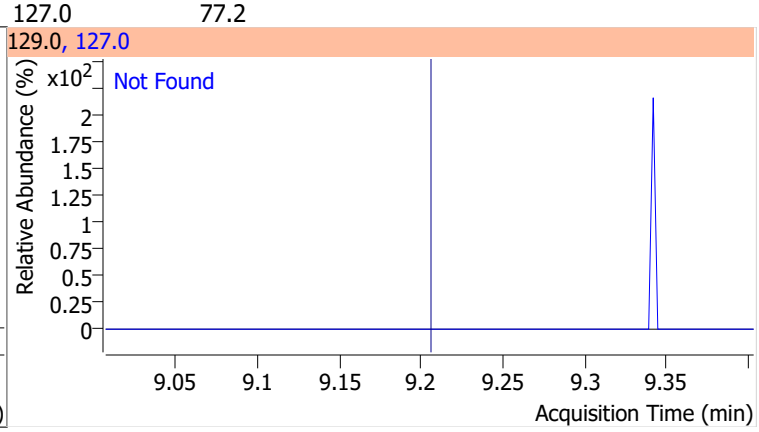

Compound	Conc.	Exp RT	QIon	Exp Ratio
1,2-Dibromoethane	N.D.	9.30	109.0	91.5

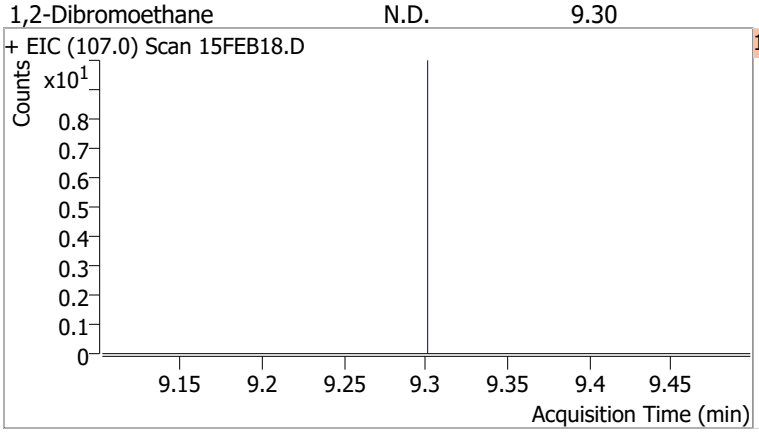

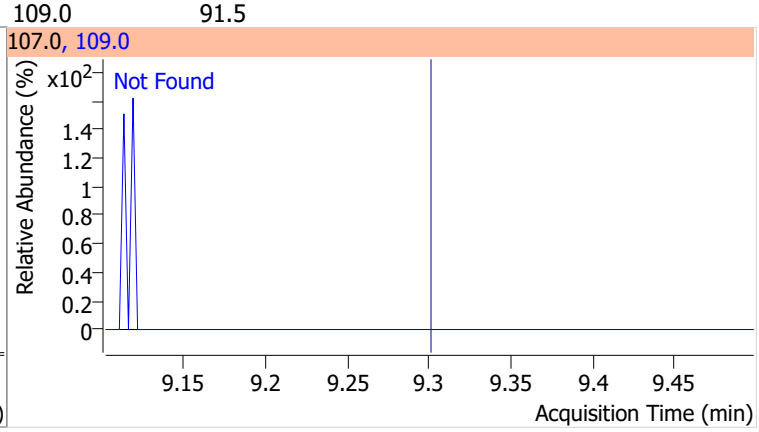

Compound	Conc.	Exp RT	QIon	Exp Ratio
Chlorobenzene	N.D.	9.80	114.0	32.2

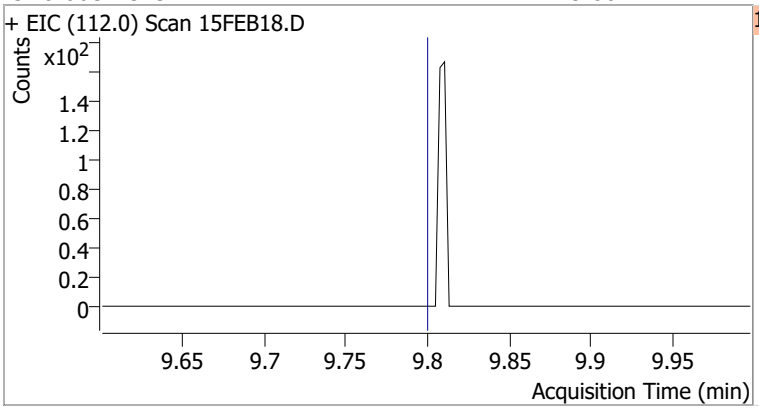

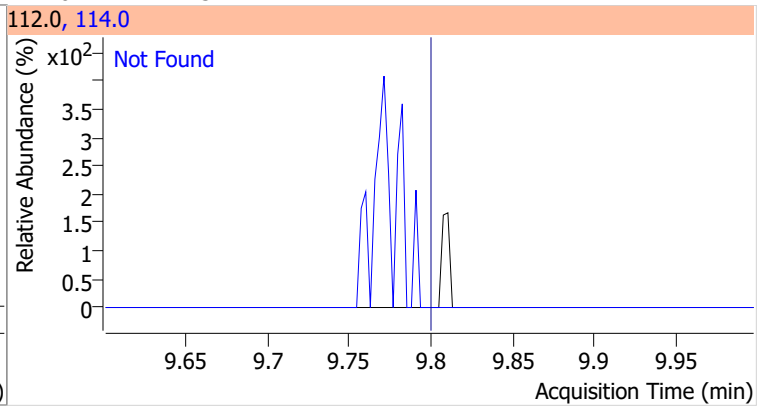

Compound	Conc.	Exp RT	QIon	Exp Ratio
1,1,1,2-Tetrachloroethane	N.D.	9.89	133.0	95.3

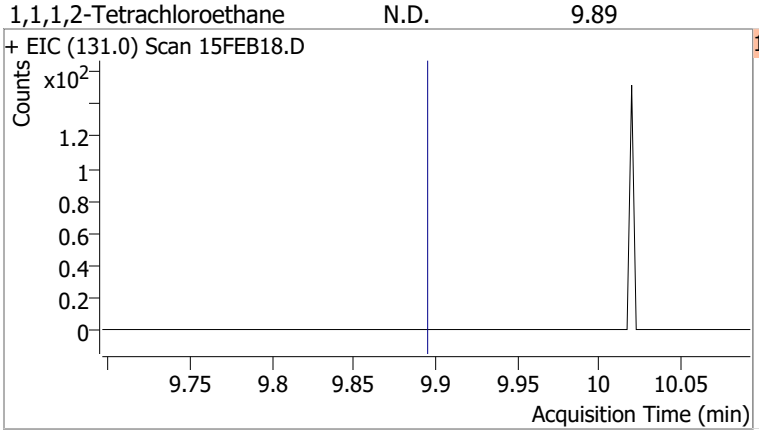

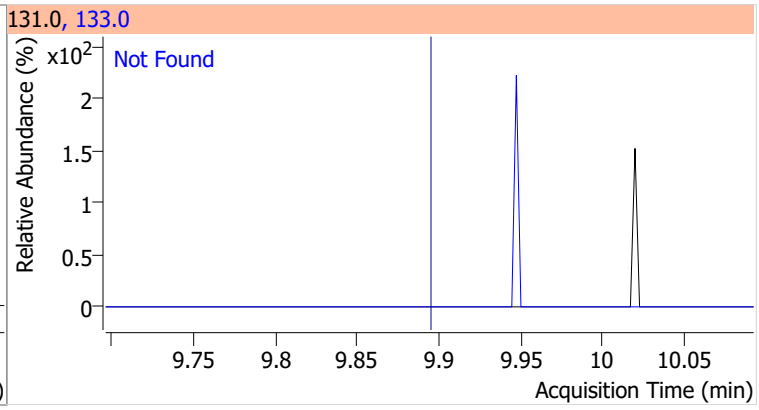

Compound	Conc.	RT	Dev(Min)	Resp.	QIon	QRatio	Lower	Upper
Ethylbenzene	0.7710	9.92	0.00	792 (m)	106.0	26.8	1.7	61.7

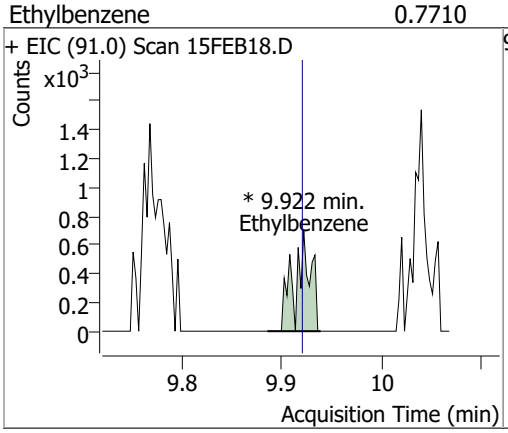

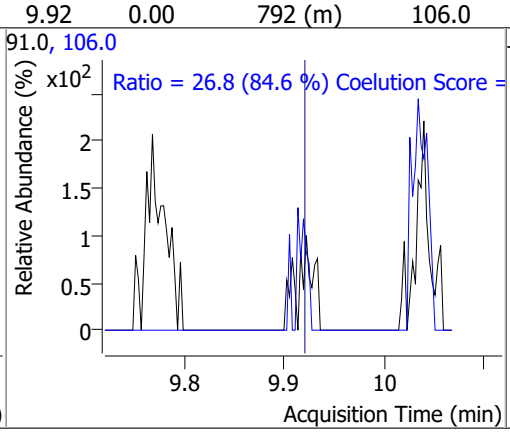

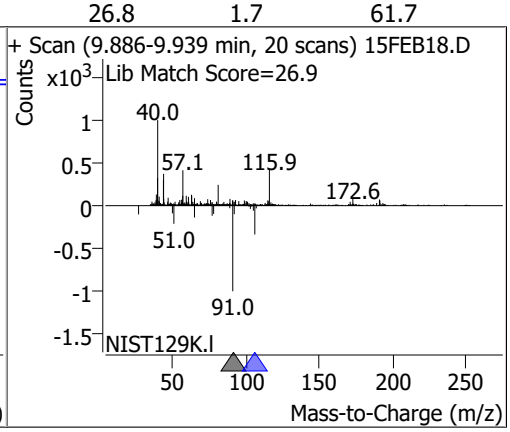

Compound	Conc.	RT	Dev(Min)	Resp.	QIon	QRatio	Lower	Upper
m+p-Xylenes		0		0	91.0		170.7	230.7

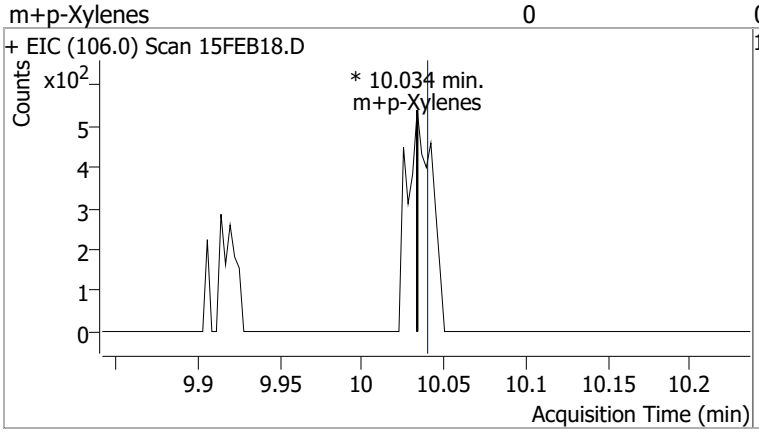

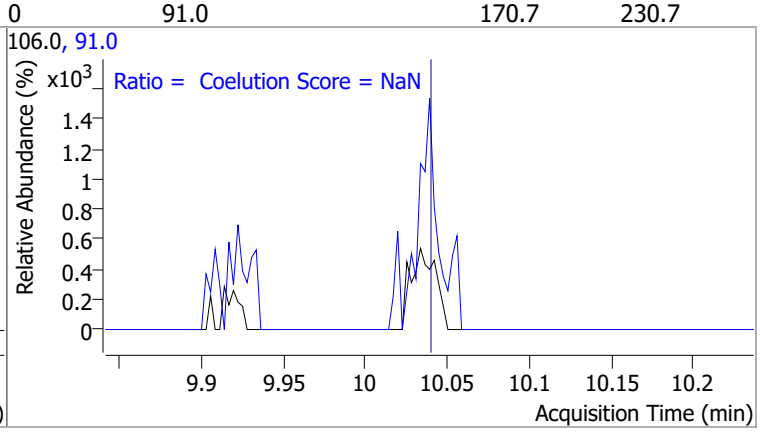

Compound	Conc.	RT	Dev(Min)	Resp.	QIon	QRatio	Lower	Upper
o-Xylene		0		0	91.0		181.4	241.4

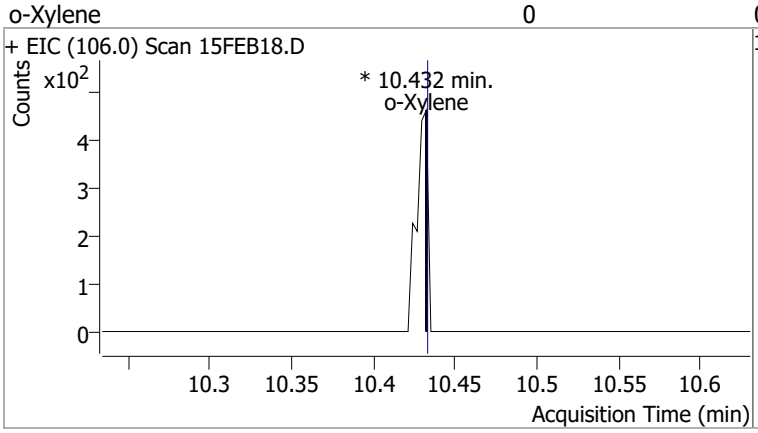

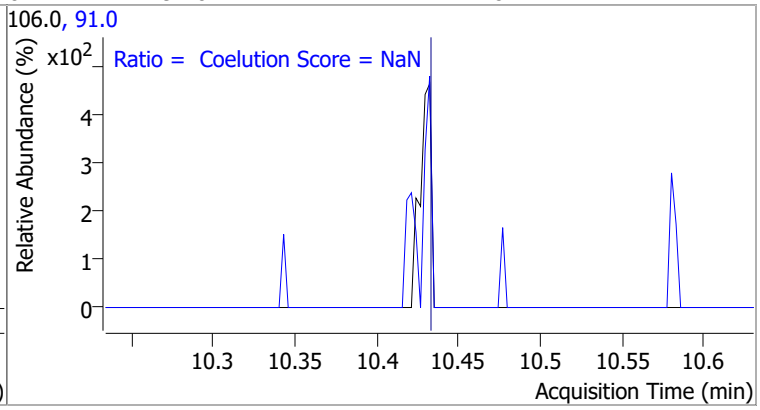

Compound	Conc.	Exp RT	QIon	Exp Ratio
Styrene	N.D.	10.45	78.0	50.6

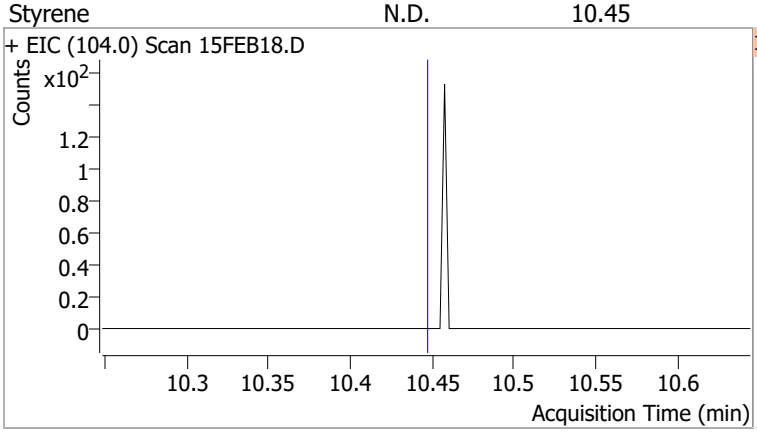

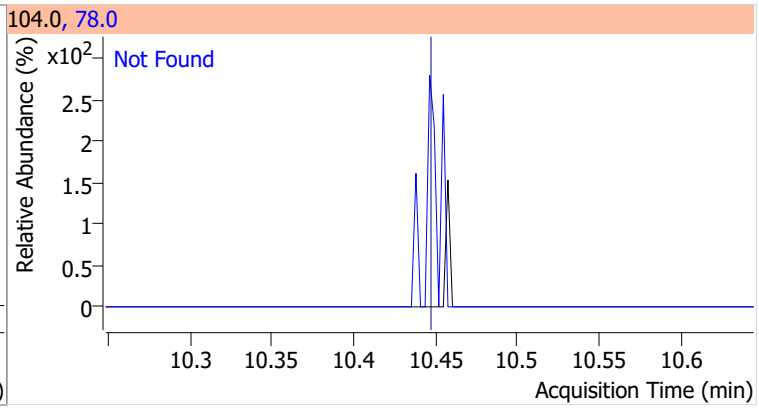

Compound	Conc.	Exp RT	QIon	Exp Ratio	QIon	Exp Ratio
Bromoform	N.D.	10.62	170.5	50.3	174.5	48.1

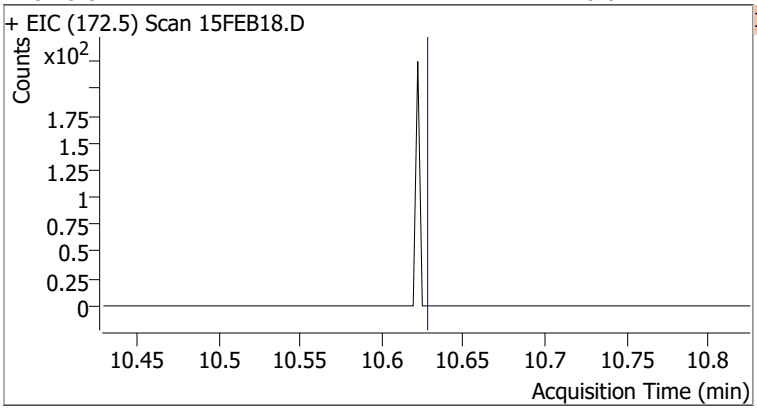

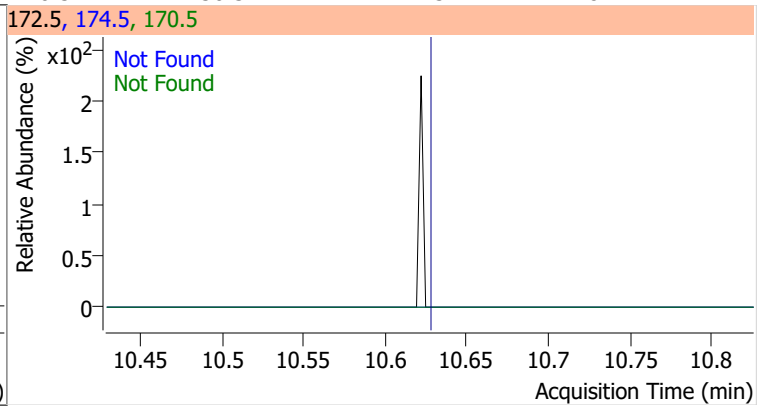

Compound	Conc.	RT	Dev(Min)	Resp.	QIon	QRatio	Lower	Upper
p-Bromofluorobenzene	264.7476	10.95	0.00	272299	174.0	95.3	65.3	125.3
					176.0	90.6	63.3	123.3

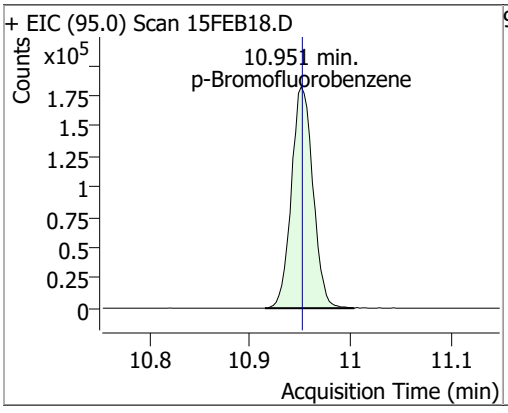

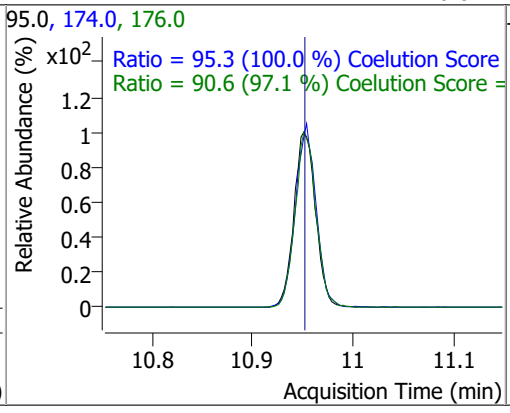

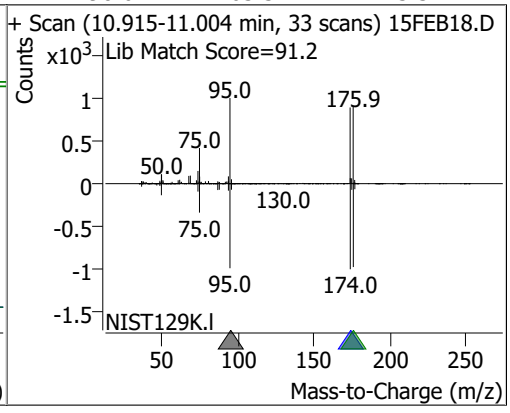

Compound	Conc.	Exp RT	QIon	Exp Ratio	QIon	Exp Ratio
Bromobenzene	N.D.	11.09	77.0	143.5	158.0	96.1

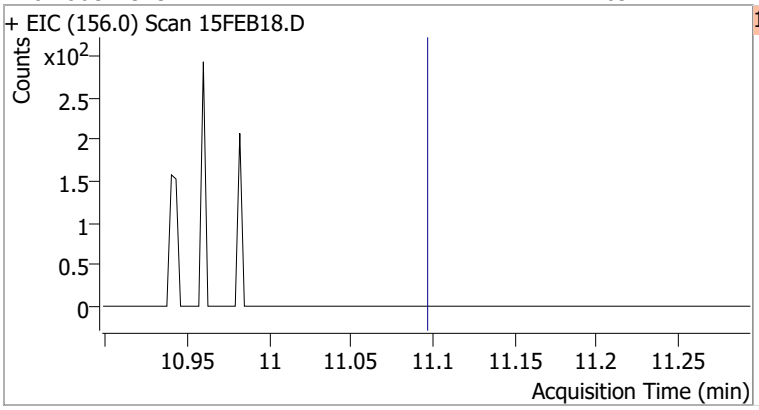

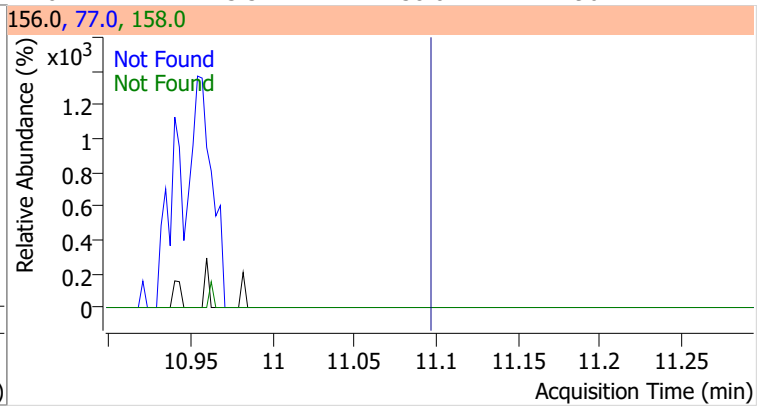

Compound	Conc.	Exp RT	QIon	Exp Ratio
1,1,2,2-Tetrachloroethane	N.D.	11.11	85.0	63.3

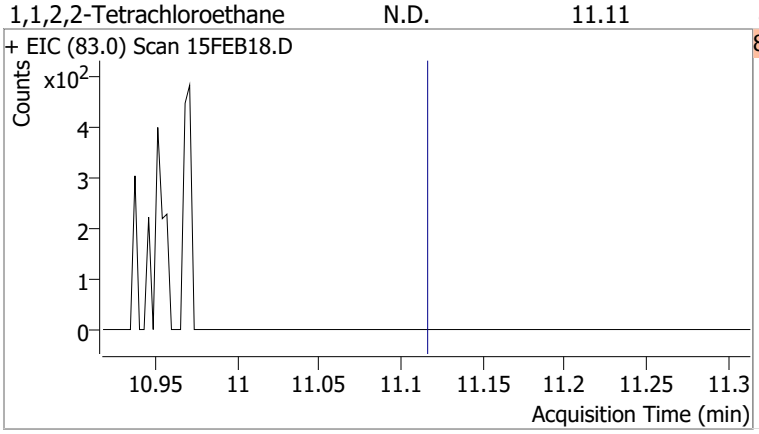

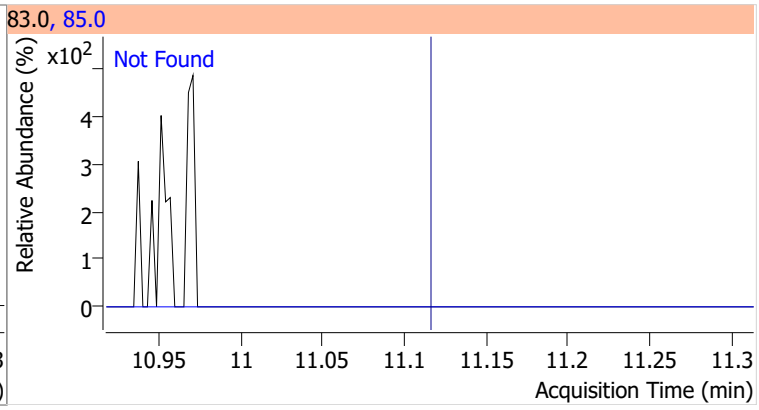

Compound	Conc.	Exp RT	QIon	Exp Ratio
1,2,3-Trichloropropane	N.D.	11.15	112.0	65.8

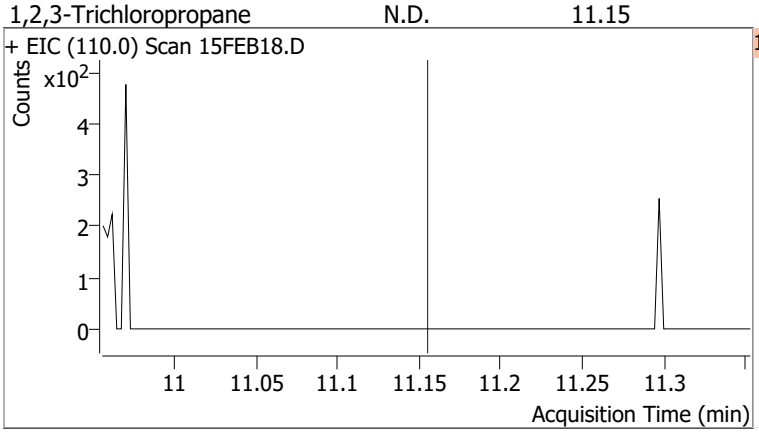

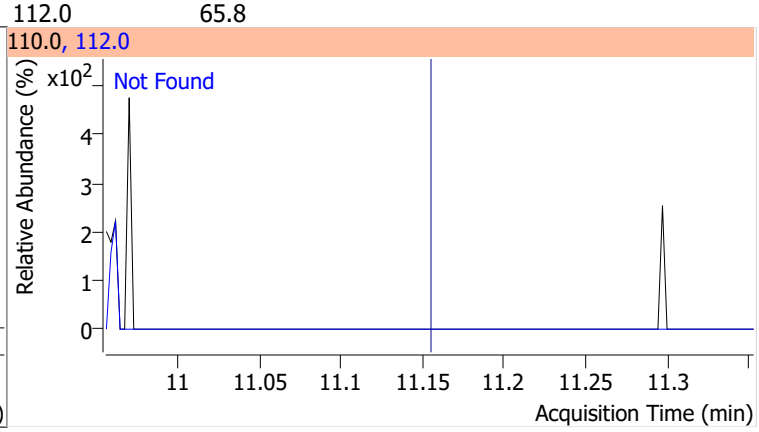

Compound	Conc.	Exp RT	QIon	Exp Ratio
2-Chlorotoluene	N.D.	11.29	91.0	276.2

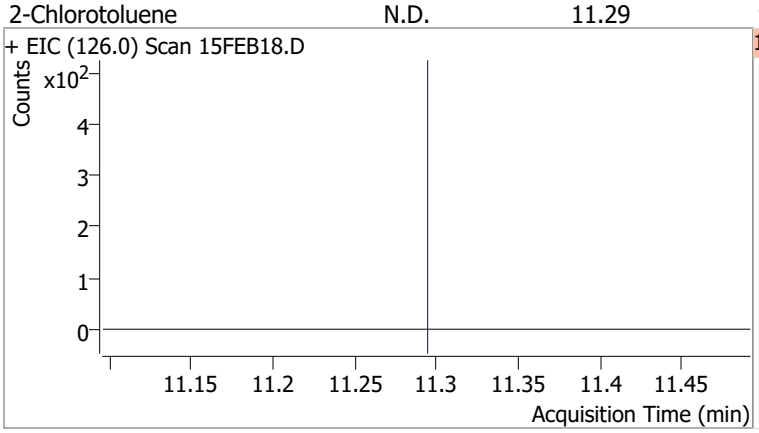

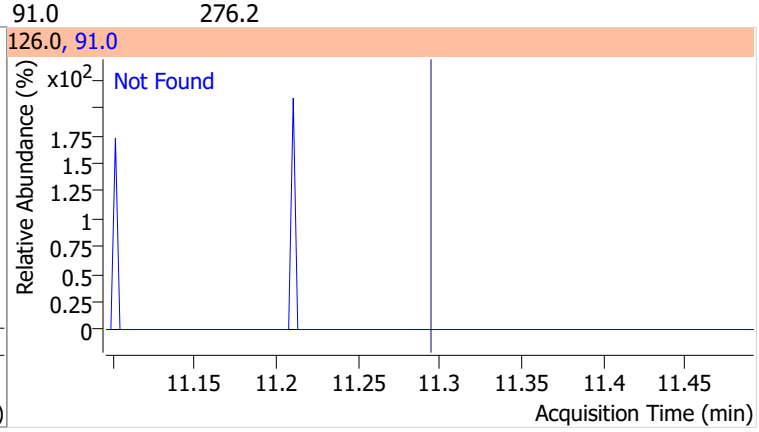

Compound	Conc.	Exp RT	QIon	Exp Ratio
4-Chlorotoluene	N.D.	11.40	126.0	31.3

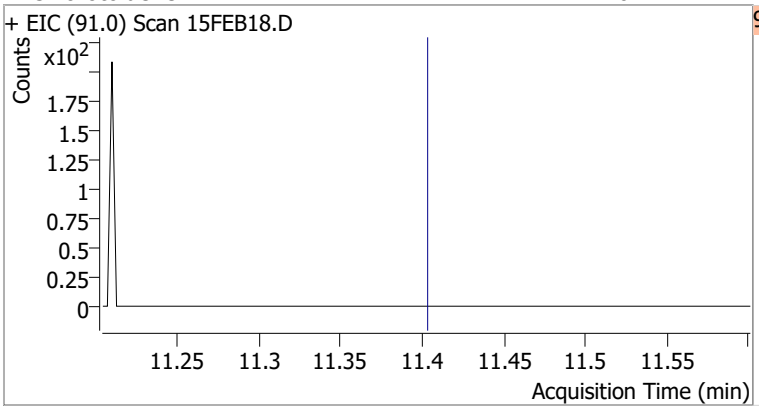

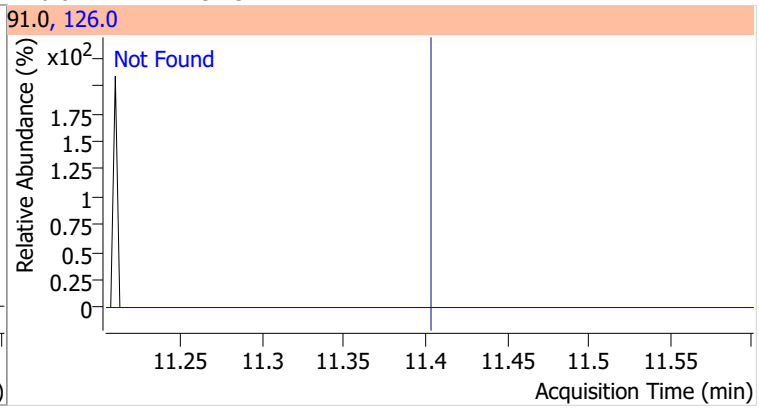

Compound	Conc.	Exp RT	QIon	Exp Ratio	QIon	Exp Ratio
1,3-Dichlorobenzene	N.D.	12.03	148.0	62.8	111.0	38.7

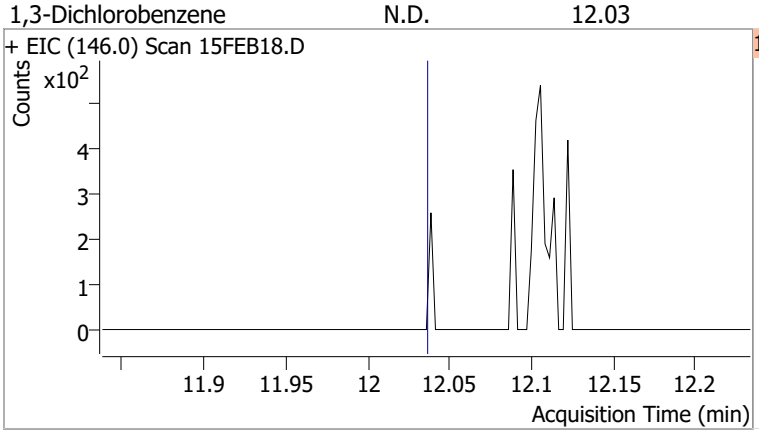

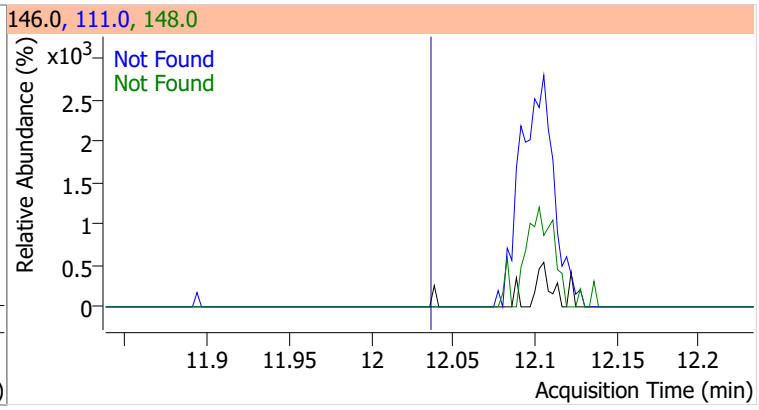

Compound	Conc.	Exp RT	QIon	Exp Ratio	QIon	Exp Ratio
1,4-Dichlorobenzene	N.D.	12.12	148.0	63.7	111.0	38.7

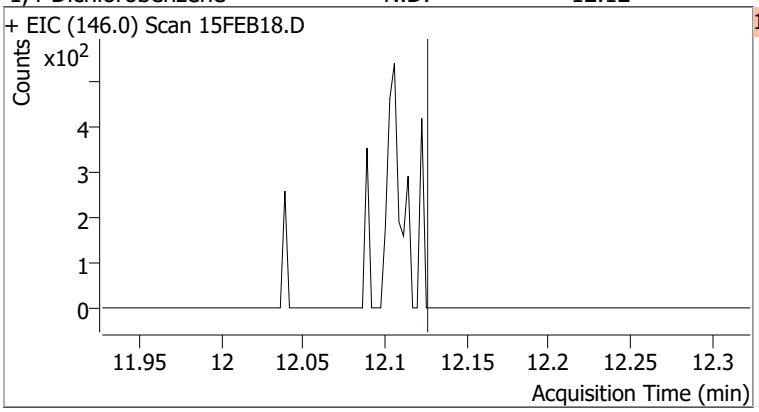

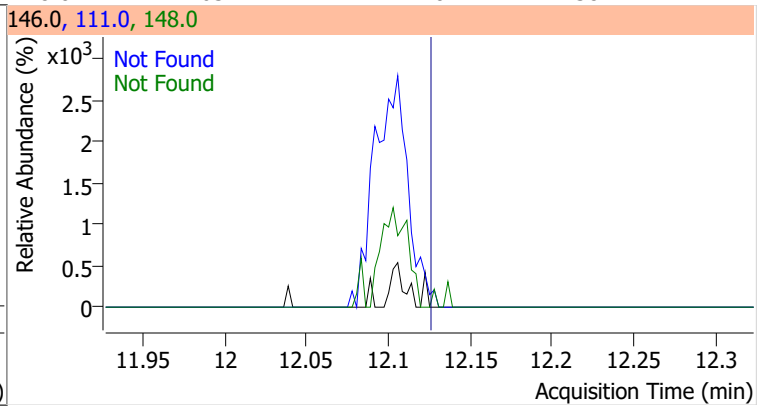

Compound	Conc.	Exp RT	QIon	Exp Ratio	QIon	Exp Ratio
1,2-Dichlorobenzene	N.D.	12.49	148.0	61.9	111.0	39.5

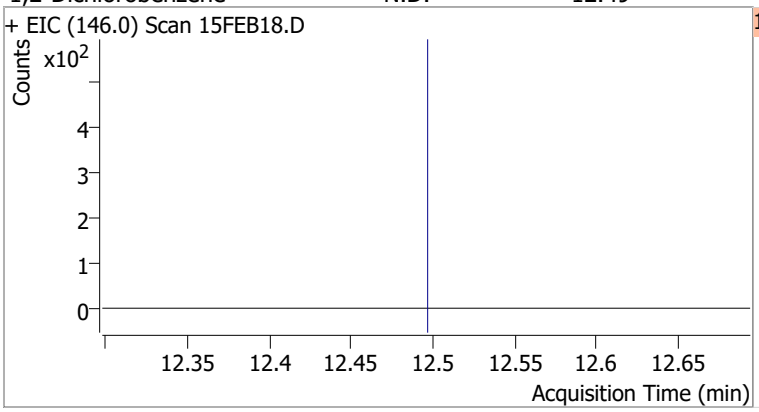

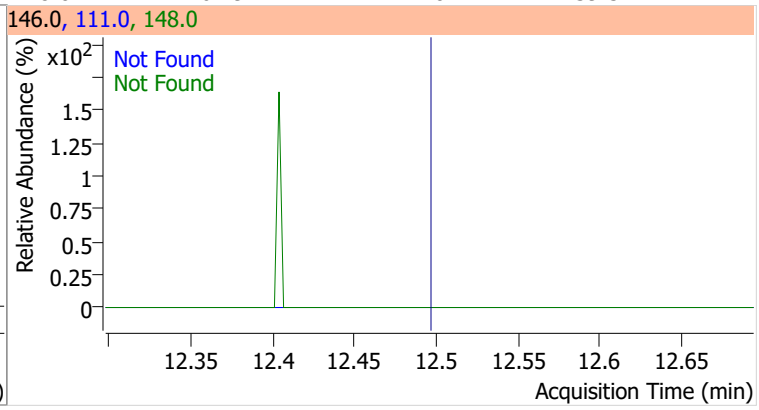

Quantitation Results Report (QT Reviewed)

Data File	15FEB19.D	Operator	MSC
Acq. Method	5975CACQF.M	Acq. Date-Time	2/15/2022 5:55:07 PM
Sample Name	B22020962-017A	Instrument	VOA5975C
Vial	19	Multiplier	1.00
DA Method File	VOA5975C_8260B_SHT_DoD_L4_011922.m	Comment	
Tune File	BFB_Atune3.u	Tune Date	10/11/2021 4:02:00 PM
Batch Name	VG021522_8260B.batch.bin	Last Calib Update	2/18/2022 11:13:24 AM
Ref Library	\\MASSHUNTER\Org\Library\NIST129K.l		

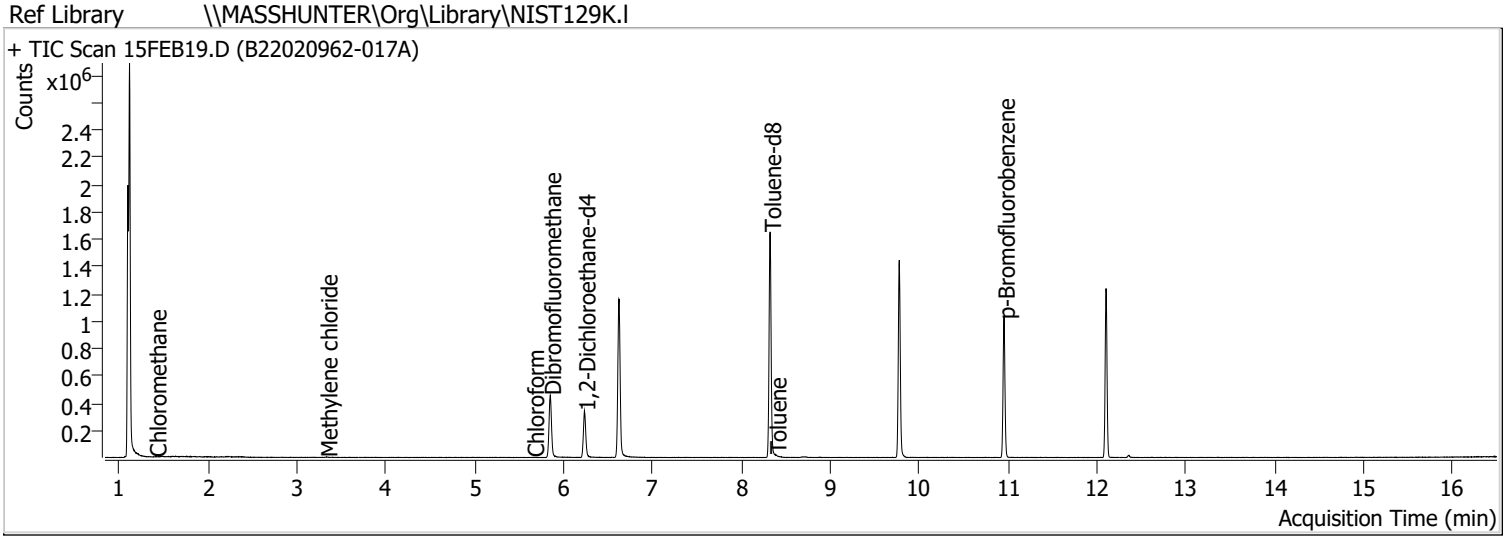

Compound	RT	QIon	Resp.	Conc.	Units		Dev(Min)
Internal Standards							
M Fluorobenzene	6.621	96.0	976661	250.0000	ng		0.000
M Chlorobenzene-d5	9.772	82.0	391544	250.0000	ng		-0.003
M 1,4-Dichlorobenzene-d4	12.100	152.0	291511	250.0000	ng		0.000
System Monitoring Compounds							
S Dibromofluoromethane	5.848	113.0	264985	280.1180	ng		-0.003
Spiked Amount: 250.000	Range: 80.0 - 119.0%			Recovery = 112.05%			
S 1,2-Dichloroethane-d4	6.233	67.0	118077	288.9533	ng		0.003
Spiked Amount: 250.000	Range: 81.0 - 118.0%			Recovery = 115.58%			
S Toluene-d8	8.322	98.0	998064	261.2809	ng		0.003
Spiked Amount: 250.000	Range: 89.0 - 112.0%			Recovery = 104.51%			
S p-Bromofluorobenzene	10.951	95.0	287259	266.8884	ng		0.003
Spiked Amount: 250.000	Range: 85.0 - 114.0%			Recovery = 106.76%			
Target Compounds							**QValue**
T Dichlorodifluoromethane	0.000		0	N.D.			
T Chloromethane	1.409	50.0	942	0.6090	ng	m	65
T Vinyl chloride	0.000		0	N.D.			
T Bromomethane	0.000		0	N.D.			
T Chloroethane	0.000		0	N.D.			
T Trichlorofluoromethane	0.000		0	N.D.			
T 1,1-Dichloroethene	0.000		0	N.D.			
T Methylene chloride	3.330	49.0	2286	1.6012	ng		87
T trans-1,2-Dichloroethene	0.000		0	N.D.			
T Methyl tert-butyl ether (MTBE)	0.000		0	N.D.			
T 1,1-Dichloroethane	0.000		0	N.D.			
T 2,2-Dichloropropane	0.000		0	N.D.			
T cis-1,2-Dichloroethene	0.000		0	N.D.			
T Methyl ethyl ketone	0.000		0	N.D.			
T Bromochloromethane	0.000		0	N.D.			
T Chloroform	5.656	83.0	316	0.1669	ng	m	100

Compound	RT	QIon	Resp.	Conc.	Units		Dev(Min)
T 1,1,1-Trichloroethane	0.000		0	N.D.			
T Carbon tetrachloride	0.000		0	N.D.			
T 1,1-Dichloropropene	0.000		0	N.D.			
T Benzene	0.000		0	N.D.			
T 1,2-Dichloroethane	0.000		0	N.D.			
T Trichloroethene	0.000		0	N.D.			
T 1,2-Dichloropropane	0.000		0	N.D.			
T Dibromomethane	0.000		0	N.D.			
T Bromodichloromethane	0.000		0	N.D.			
T cis-1,3-Dichloropropene	0.000		0	N.D.			
T Toluene	8.383	92.0	1780	0.6991	ng	m	94
T trans-1,3-Dichloropropene	0.000		0	N.D.			
T 1,1,2-Trichloroethane	0.000		0	N.D.			
T Tetrachloroethene	0.000		0	N.D.			
T 1,3-Dichloropropane	0.000		0	N.D.			
T Chlorodibromomethane	0.000		0	N.D.			
T 1,2-Dibromoethane	0.000		0	N.D.			
T Chlorobenzene	0.000		0	N.D.			
T 1,1,1,2-Tetrachloroethane	0.000		0	N.D.			
T Ethylbenzene	0.000		0	N.D.			
T m+p-Xylenes	0.000		0	N.D.			
T o-Xylene	0.000		0	N.D.			
T Styrene	0.000		0	N.D.			
T Bromoform	0.000		0	N.D.			
T Bromobenzene	0.000		0	N.D.			
T 1,1,2,2-Tetrachloroethane	0.000		0	N.D.			
T 1,2,3-Trichloropropane	0.000		0	N.D.			
T 2-Chlorotoluene	0.000		0	N.D.			
T 4-Chlorotoluene	0.000		0	N.D.			
T 1,3-Dichlorobenzene	0.000		0	N.D.			
T 1,4-Dichlorobenzene	0.000		0	N.D.			
T 1,2-Dichlorobenzene	0.000		0	N.D.			

(#) = Qualifier Out of Range; (m) = Manual Integration; (+) = Area Summed; (*) = Surrogate Percent Recovery Out of Range; (d): Zeroed Peak

Compound	Conc.	Exp RT	QIon	Exp Ratio
Dichlorodifluoromethane	N.D.	1.24	87.0	31.8

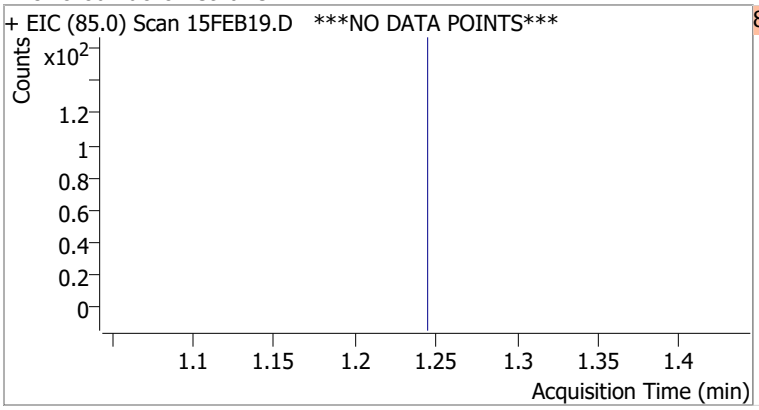

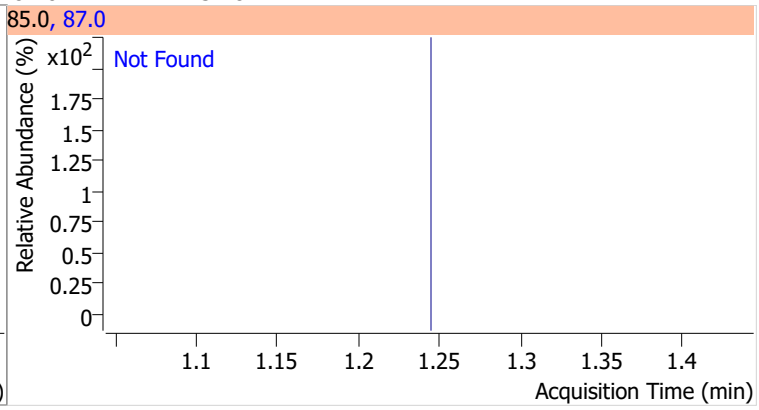

Compound	Conc.	RT	Dev(Min)	Resp.	QIon	QRatio	Lower	Upper
Chloromethane	0.6090	1.41	0.00	942 (m)	52.0	12.6	2.4	62.4

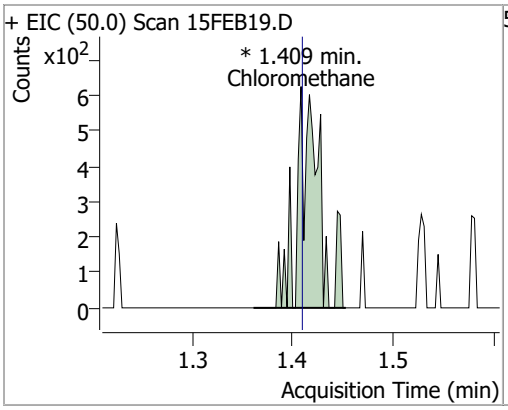

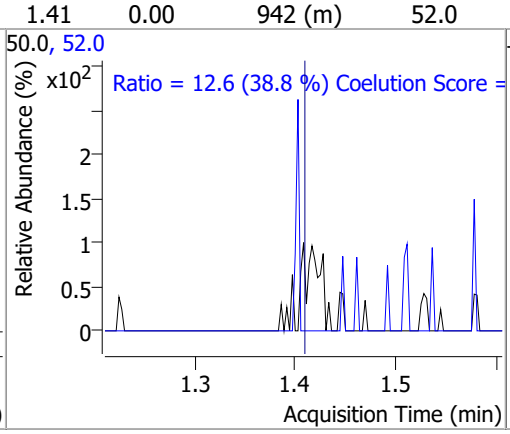

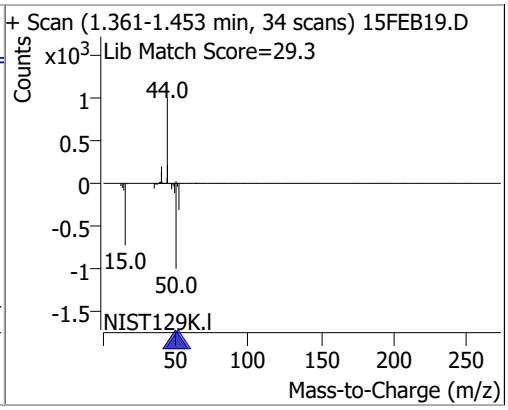

Compound	Conc.	Exp RT	QIon	Exp Ratio
Vinyl chloride	N.D.	1.50	64.0	31.3

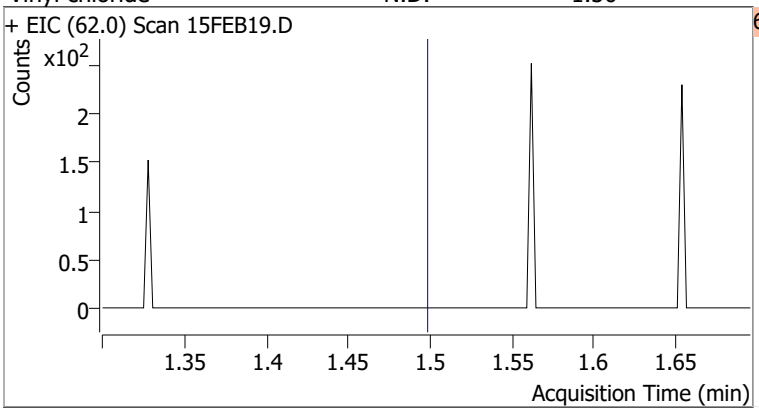

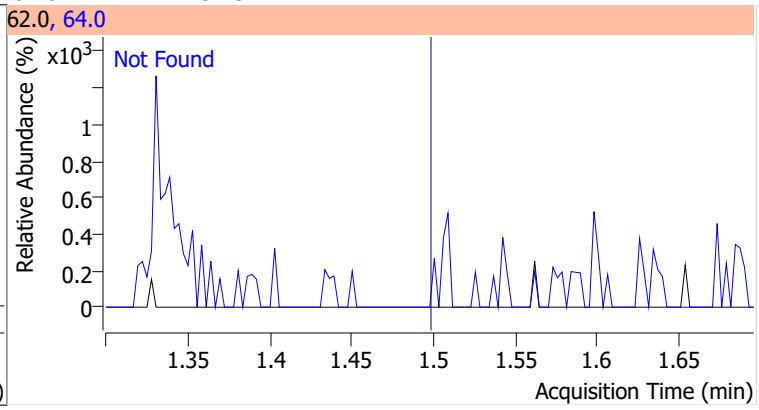

Compound	Conc.	Exp RT	QIon	Exp Ratio
Bromomethane	N.D.	1.80	94.0	110.1

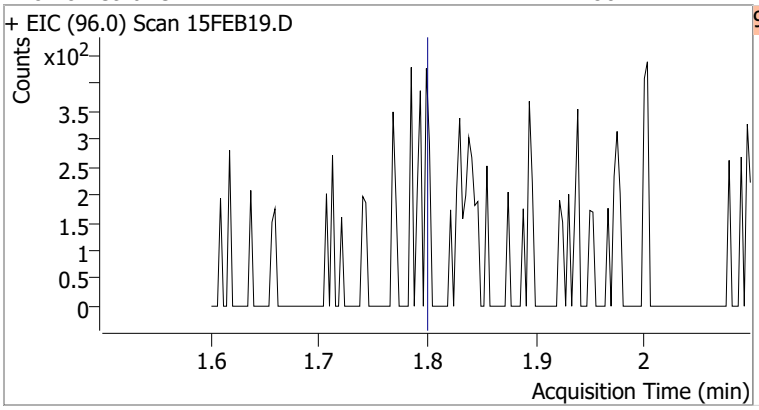

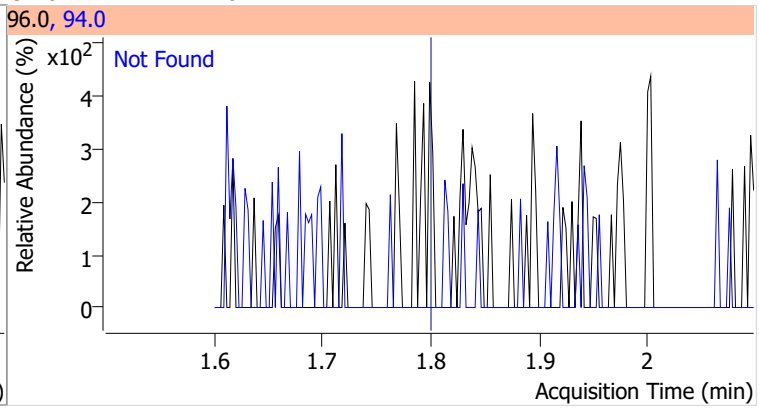

Compound	Conc.	Exp RT	QIon	Exp Ratio
Chloroethane	N.D.	1.90	66.0	30.0

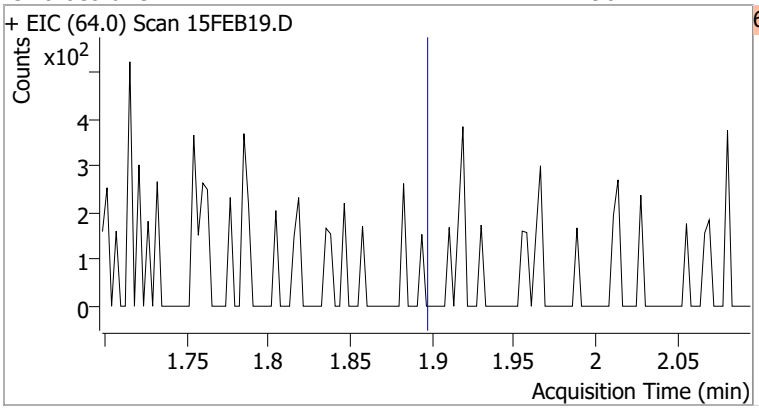

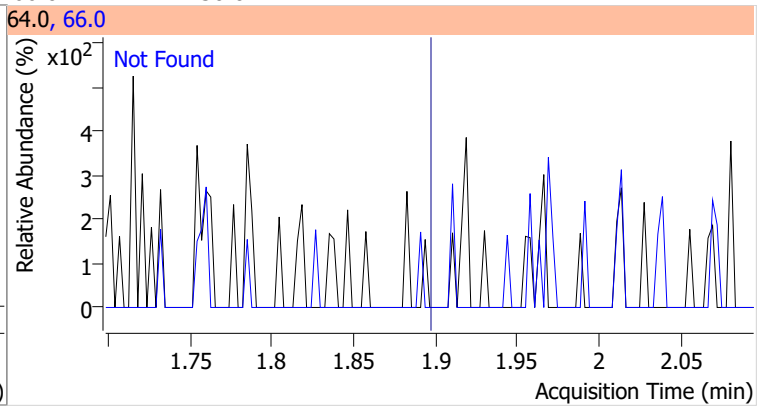

Compound	Conc.	Exp RT	QIon	Exp Ratio
Trichlorofluoromethane	N.D.	2.15	103.0	65.0

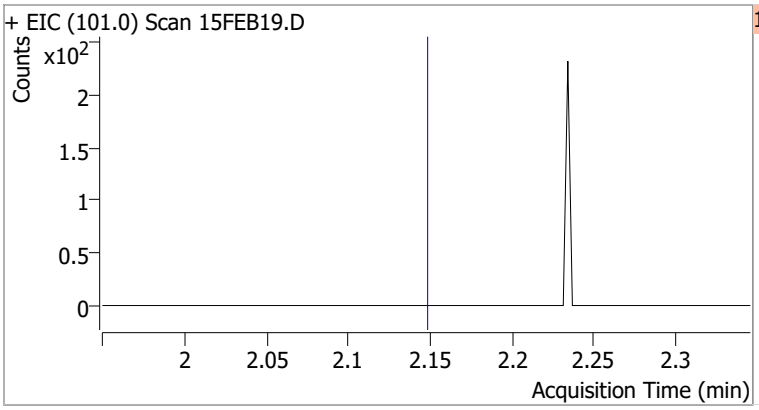

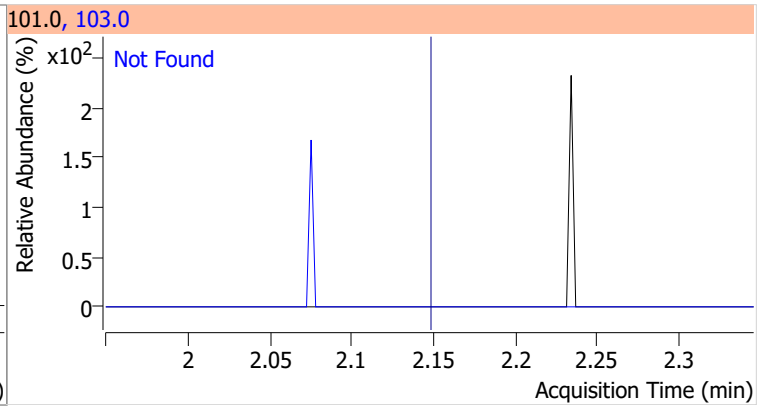

Compound	Conc.	Exp RT	QIon	Exp Ratio	QIon	Exp Ratio
1,1-Dichloroethene	N.D.	2.70	61.0	179.9	63.0	57.0

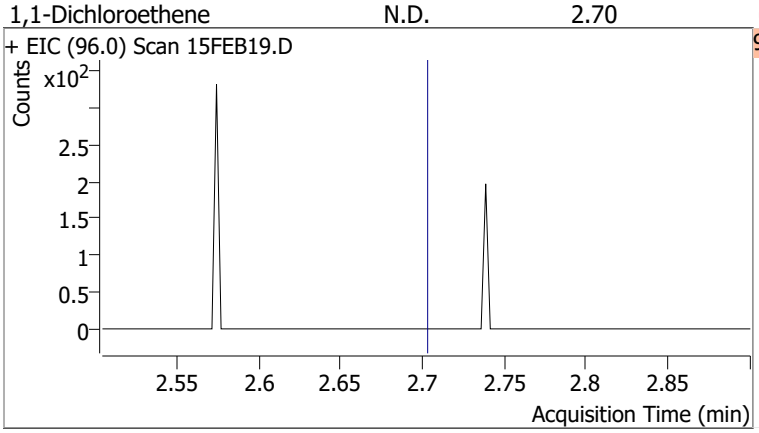

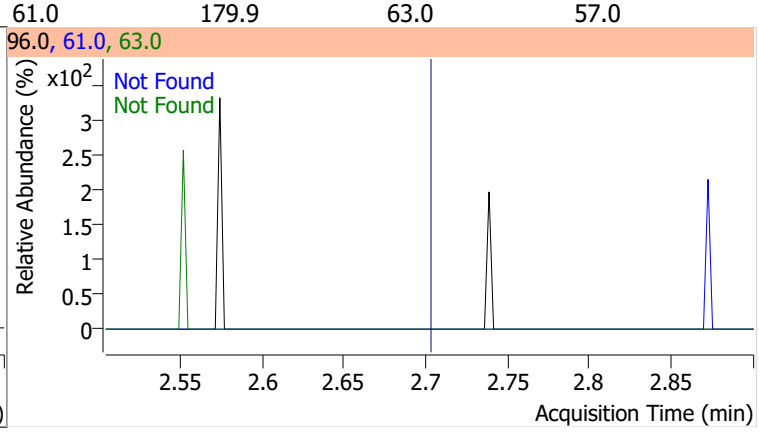

Compound	Conc.	RT	Dev(Min)	Resp.	QIon	QRatio	Lower	Upper
Methylene chloride	1.6012	3.33	0.00	2286	84.0	71.9	36.1	96.1
					86.0	28.4	11.8	71.8

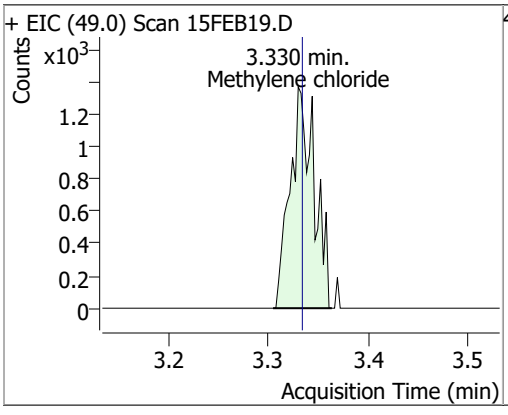

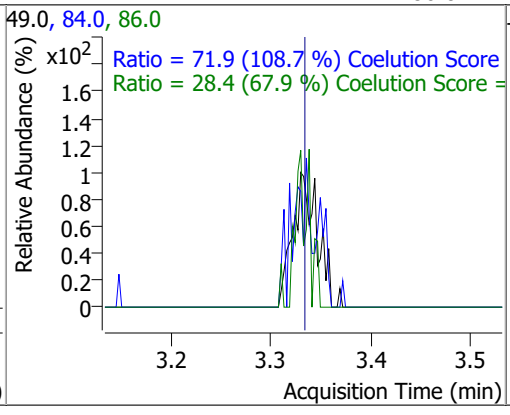

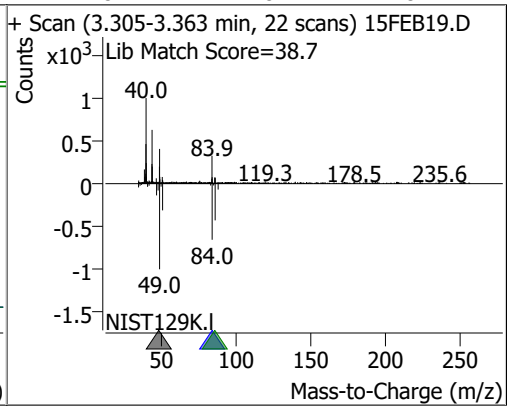

Compound	Conc.	Exp RT	QIon	Exp Ratio	QIon	Exp Ratio
trans-1,2-Dichloroethene	N.D.	3.72	61.0	154.8	98.0	62.1

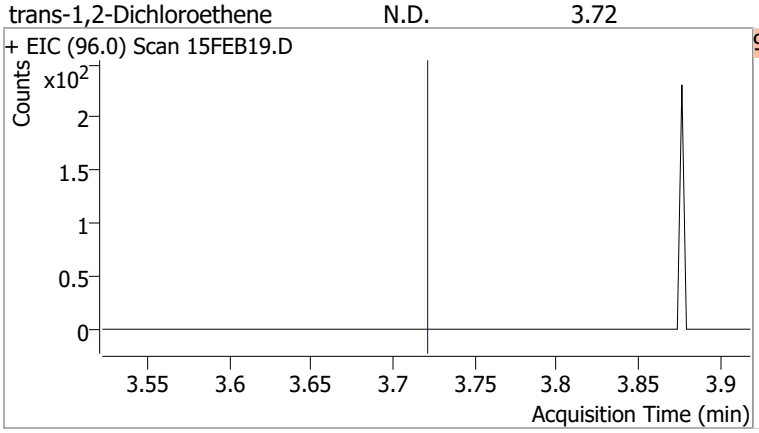

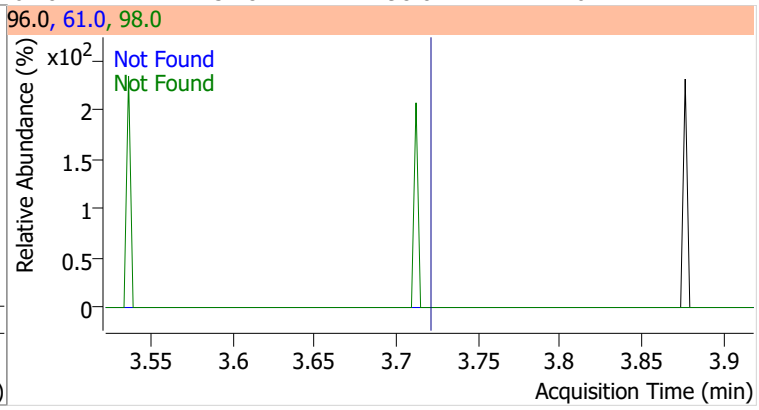

Compound	Conc.	Exp RT	QIon	Exp Ratio
Methyl tert-butyl ether (MTBE)	N.D.	3.75	57.0	24.6

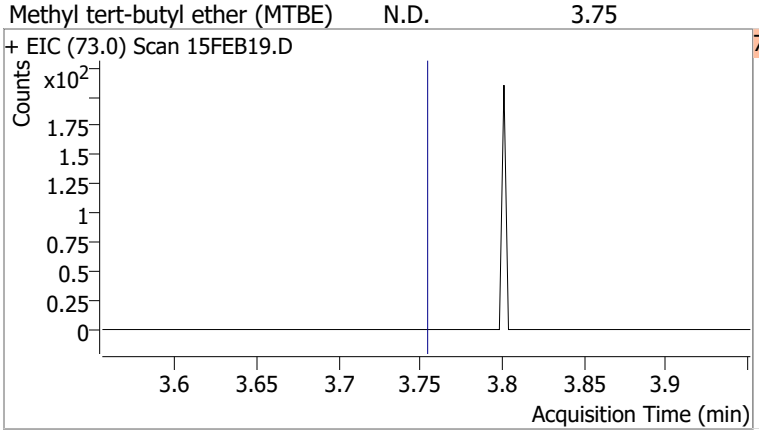

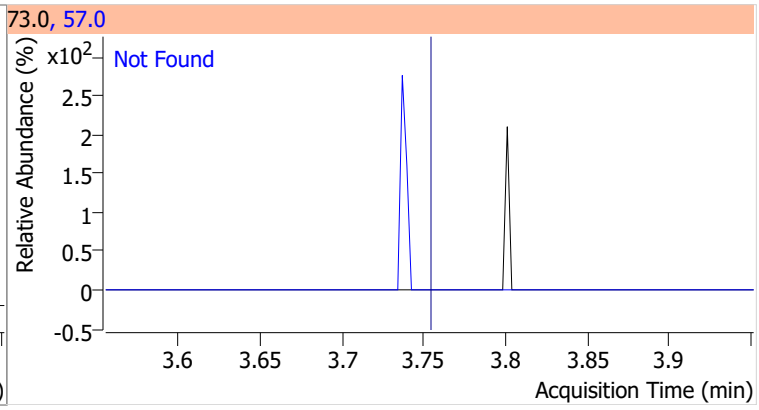

Compound	Conc.	Exp RT	QIon	Exp Ratio	QIon	Exp Ratio
1,1-Dichloroethane	N.D.	4.38	65.0	31.0	83.0	12.7

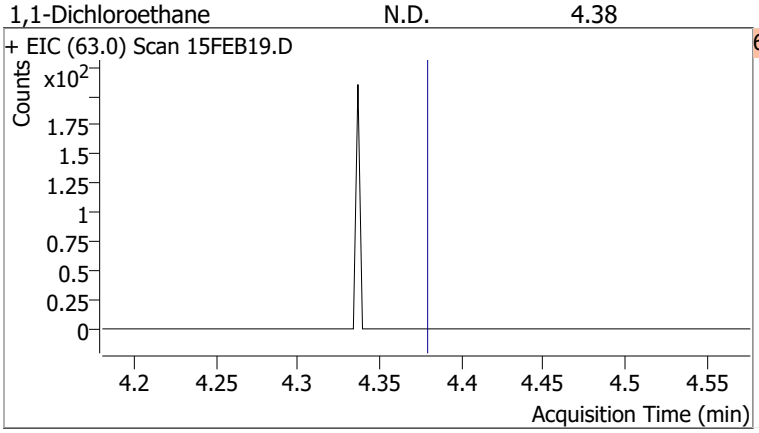

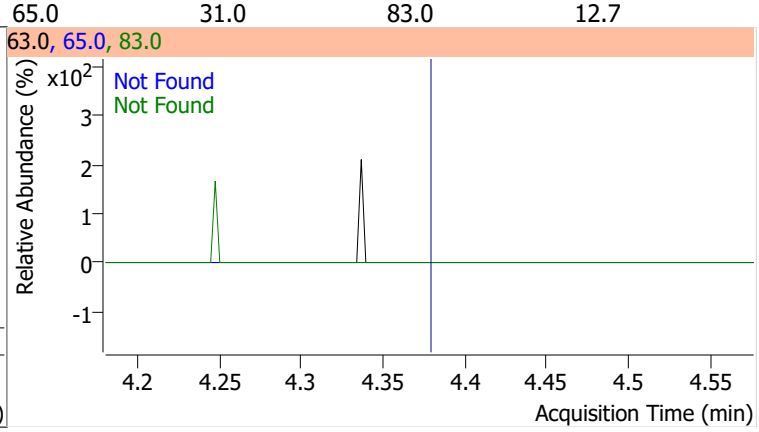

Compound	Conc.	Exp RT	QIon	Exp Ratio	QIon	Exp Ratio
2,2-Dichloropropane	N.D.	5.19	41.0	68.8	97.0	23.9

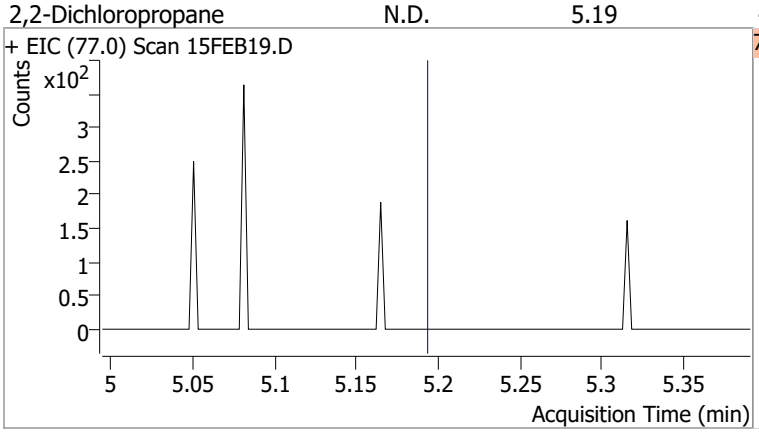

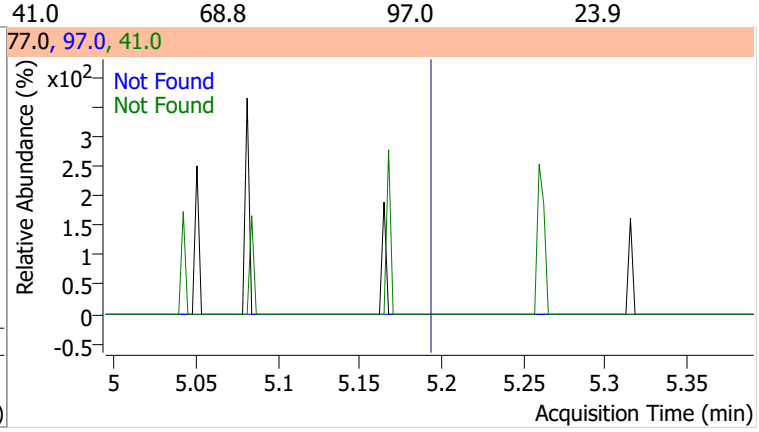

Compound	Conc.	Exp RT	QIon	Exp Ratio	QIon	Exp Ratio
cis-1,2-Dichloroethene	N.D.	5.21	61.0	160.4	98.0	66.2

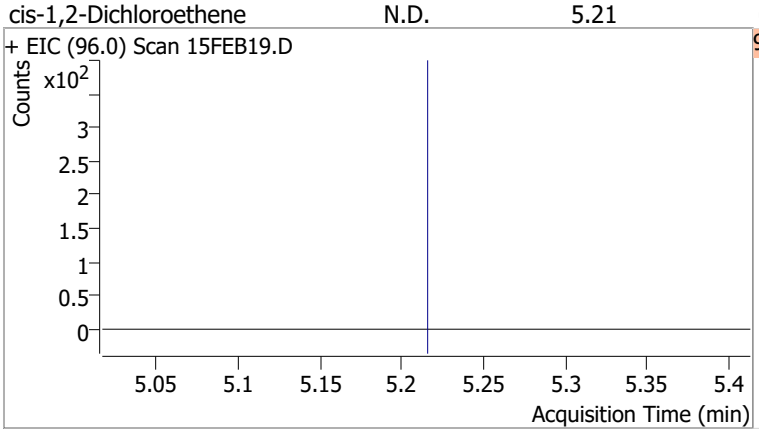

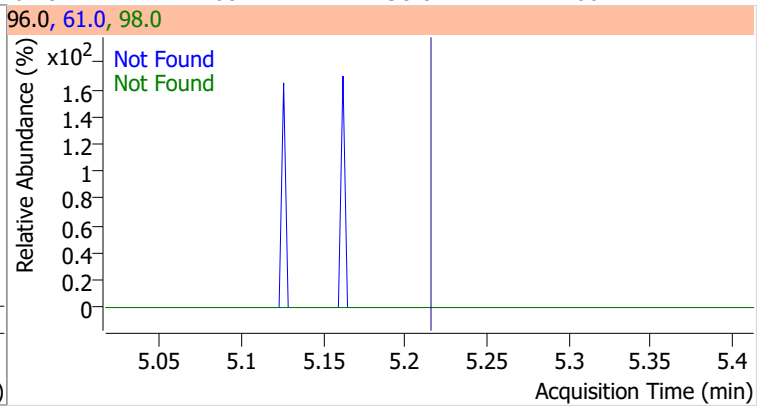

Compound	Conc.	Exp RT	QIon	Exp Ratio
Methyl ethyl ketone	N.D.	5.28	72.0	20.6

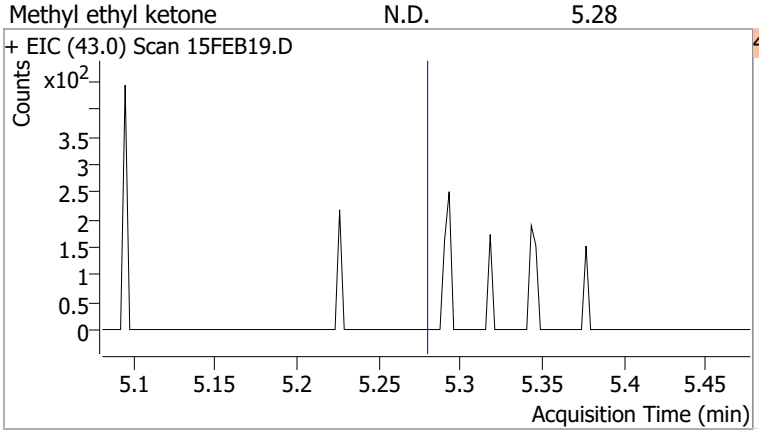

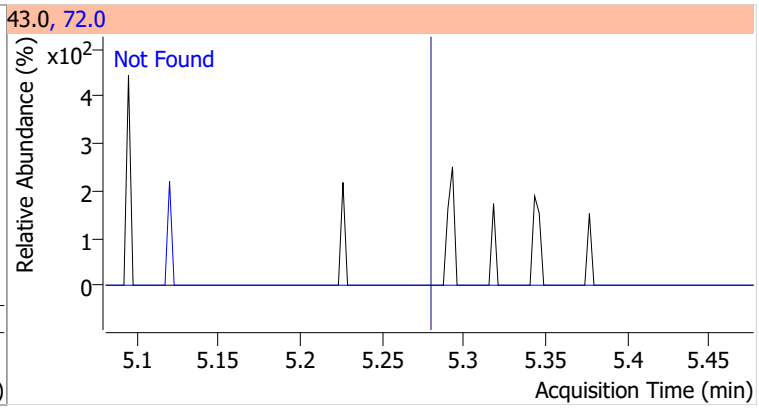

Compound	Conc.	Exp RT	QIon	Exp Ratio
Bromochloromethane	N.D.	5.52	49.0	182.2

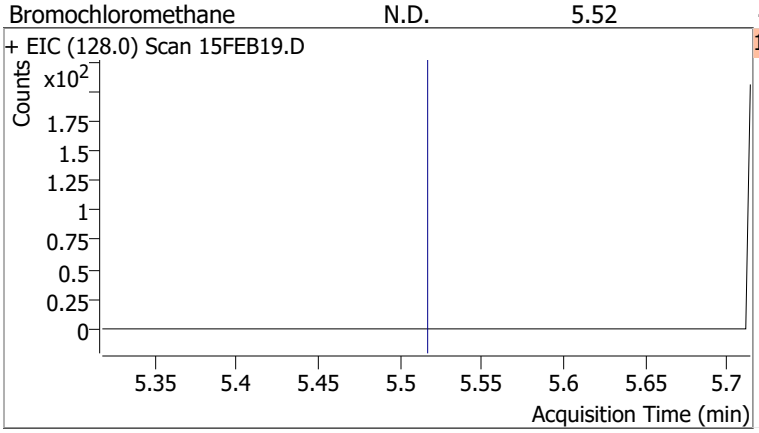

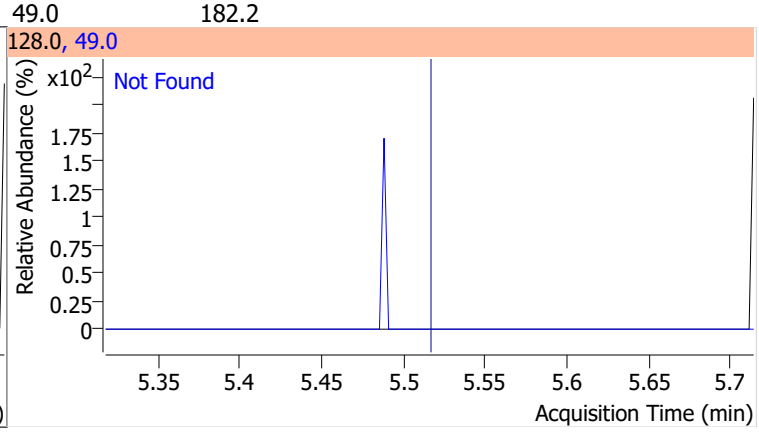

Compound	Conc.	RT	Dev(Min)	Resp.	QIon	QRatio	Lower	Upper
Chloroform	0.1669	5.66	0.00	316 (m)	85.0	66.2	36.2	96.2

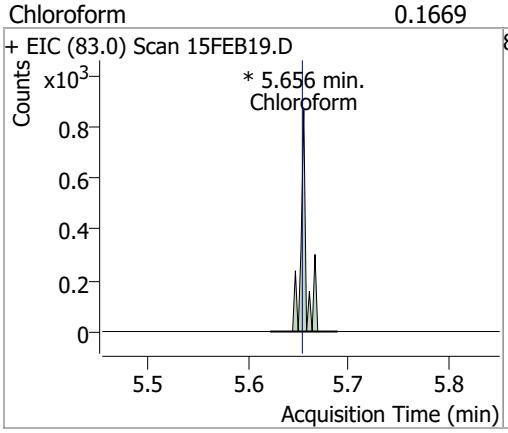

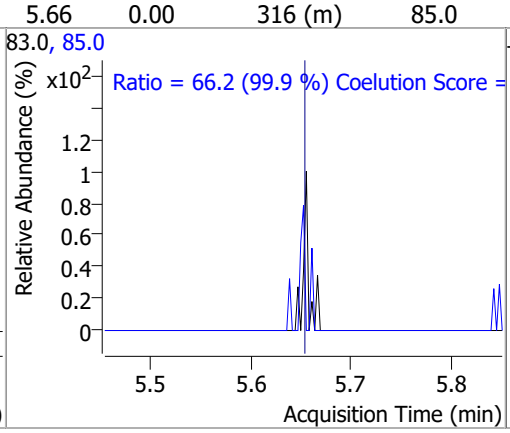

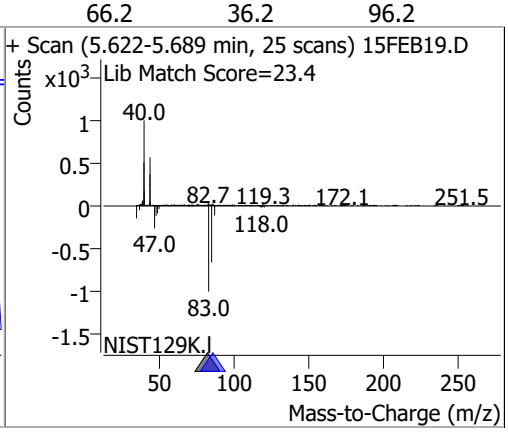

Compound	Conc.	Exp RT	QIon	Exp Ratio	QIon	Exp Ratio
1,1,1-Trichloroethane	N.D.	5.83	99.0	63.1	61.0	49.1

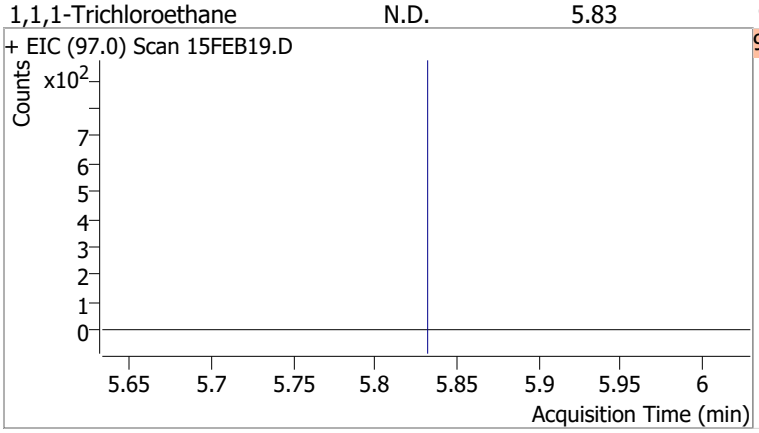

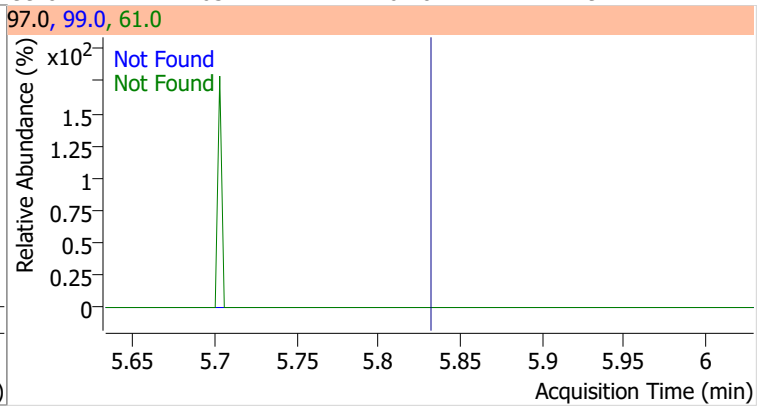

Compound	Conc.	RT	Dev(Min)	Resp.	QIon	QRatio	Lower	Upper
Dibromofluoromethane	280.1180	5.85	0.00	264985	191.5	21.1	0.0	53.2

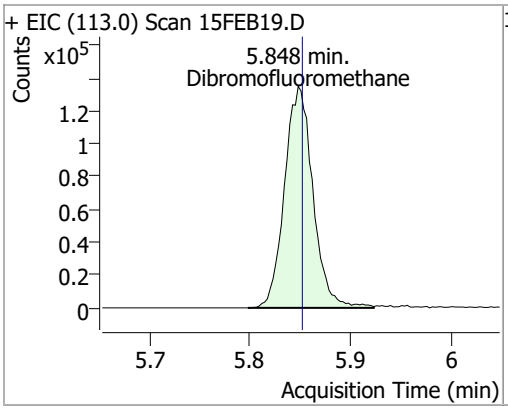

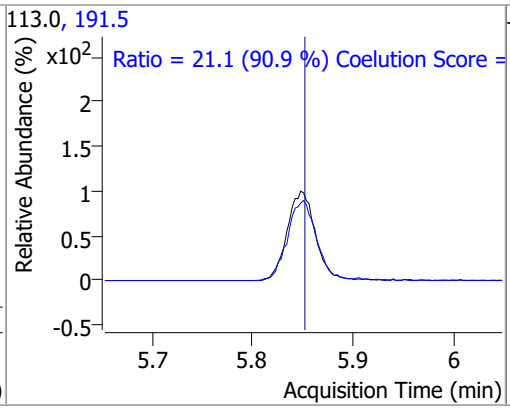

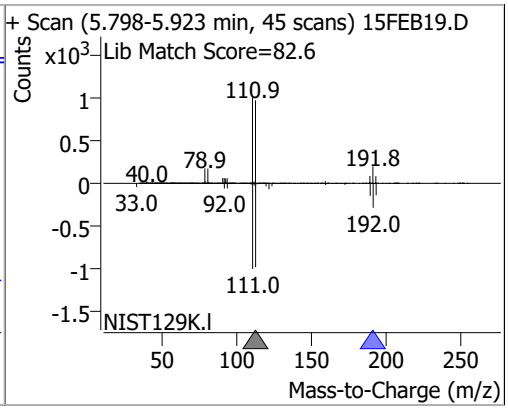

Compound	Conc.	Exp RT	QIon	Exp Ratio	QIon	Exp Ratio
Carbon tetrachloride	N.D.	6.02	119.0	97.6	121.0	30.7

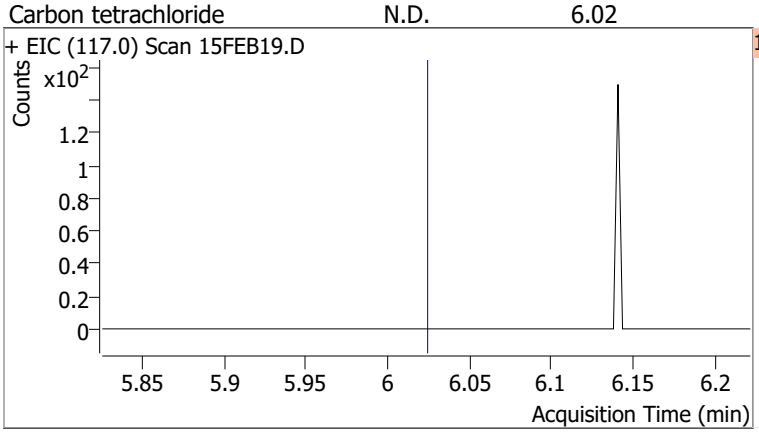

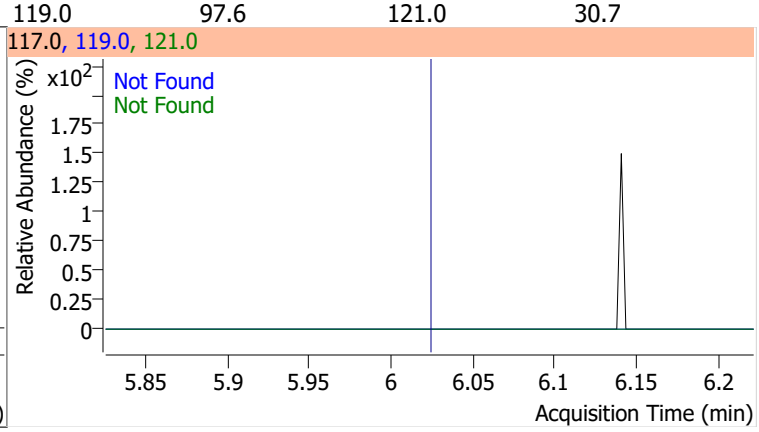

Compound	Conc.	Exp RT	QIon	Exp Ratio	QIon	Exp Ratio
1,1-Dichloropropene	N.D.	6.04	110.0	35.6	77.0	31.0

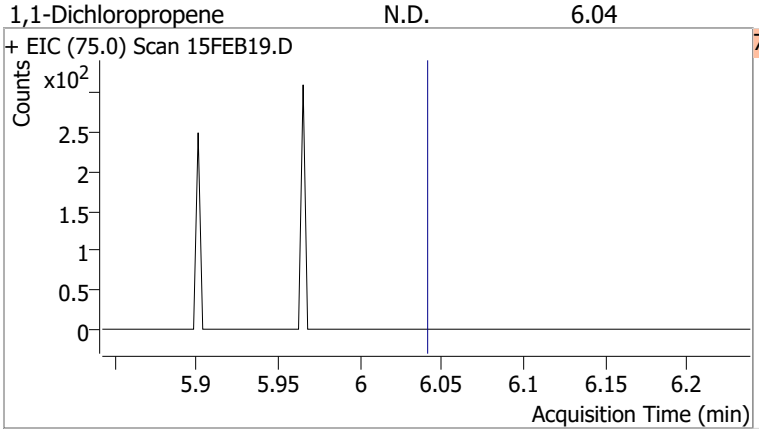

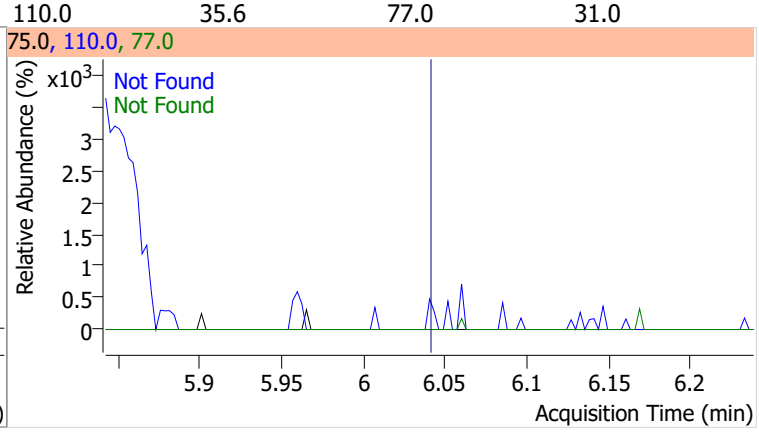

Compound	Conc.	RT	Dev(Min)	Resp.	QIon	QRatio	Lower	Upper
1,2-Dichloroethane-d4	288.9533	6.23	0.00	118077	65.0	194.2	162.8	222.8

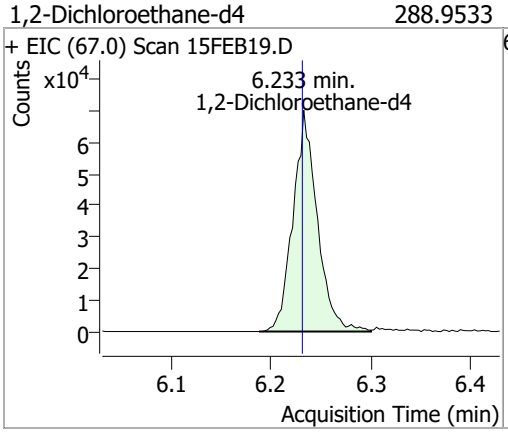

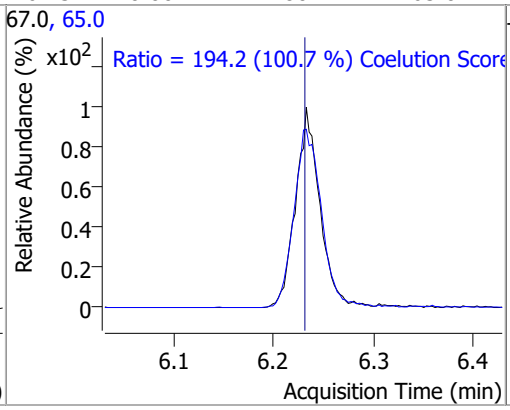

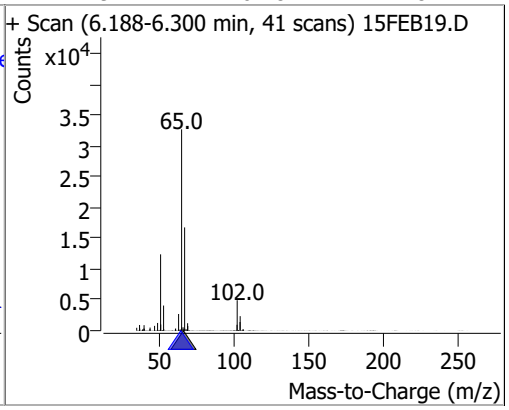

Compound	Conc.	Exp RT	QIon	Exp Ratio
Benzene	N.D.	6.28	77.0	23.3

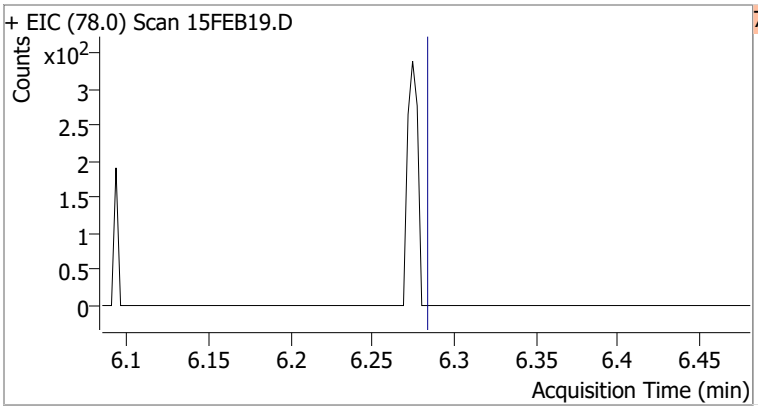

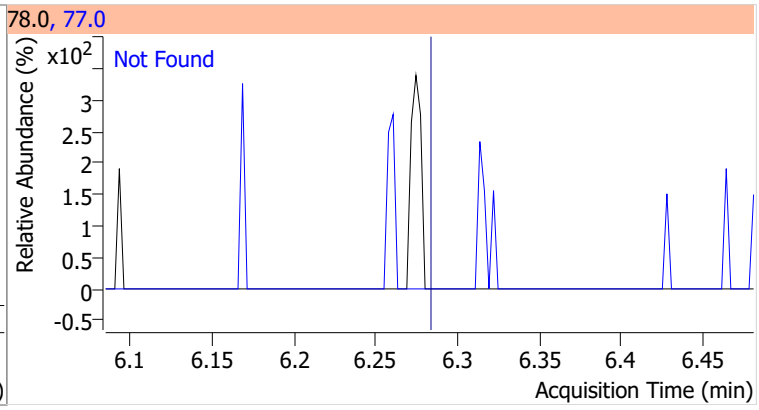

Compound	Conc.	Exp RT	QIon	Exp Ratio	QIon	Exp Ratio
1,2-Dichloroethane	N.D.	6.32	64.0	32.2	98.0	8.2

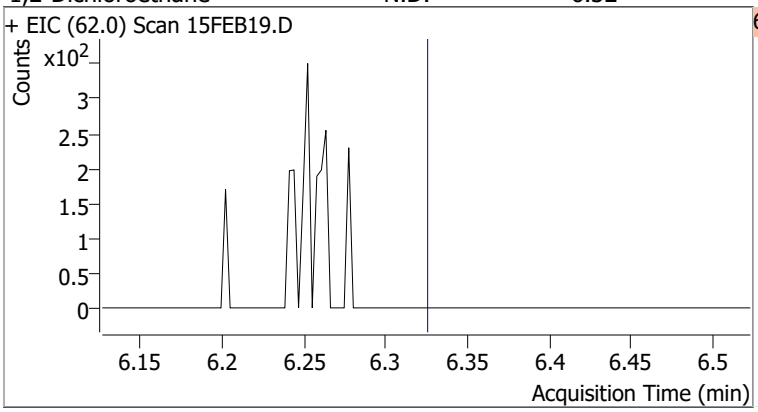

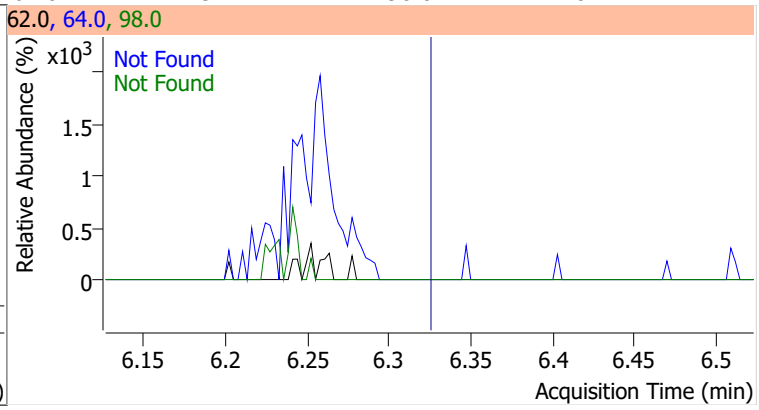

Compound	Conc.	Exp RT	QIon	Exp Ratio	QIon	Exp Ratio
Trichloroethene	N.D.	7.02	130.0	105.6	97.0	65.7

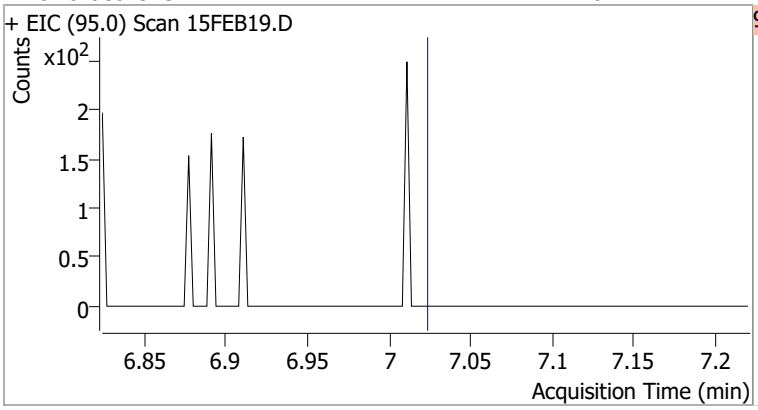

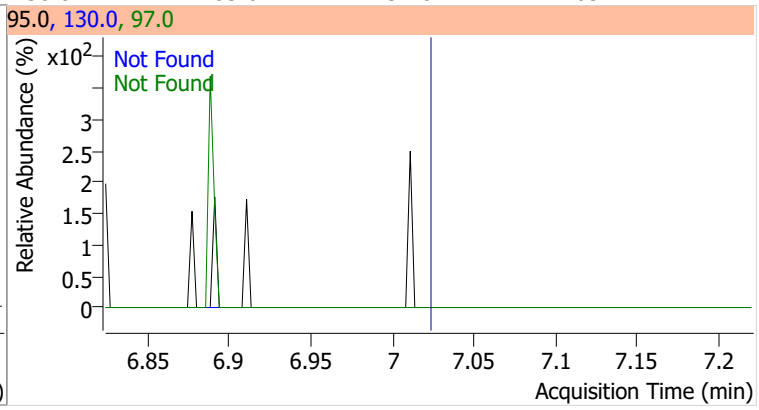

Compound	Conc.	Exp RT	QIon	Exp Ratio
1,2-Dichloropropane	N.D.	7.27	76.0	39.8

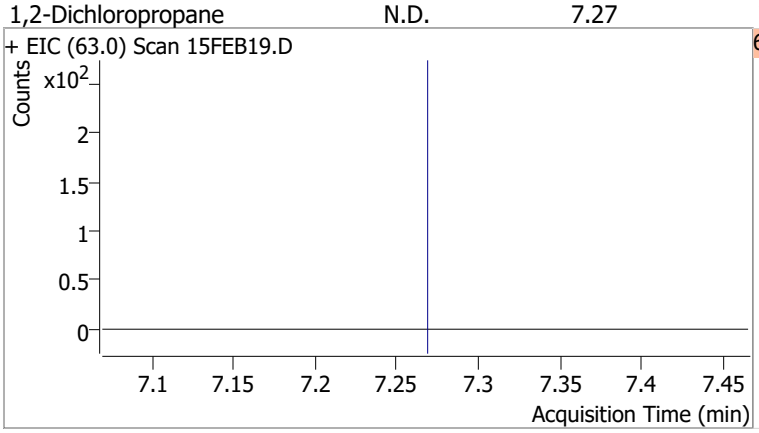

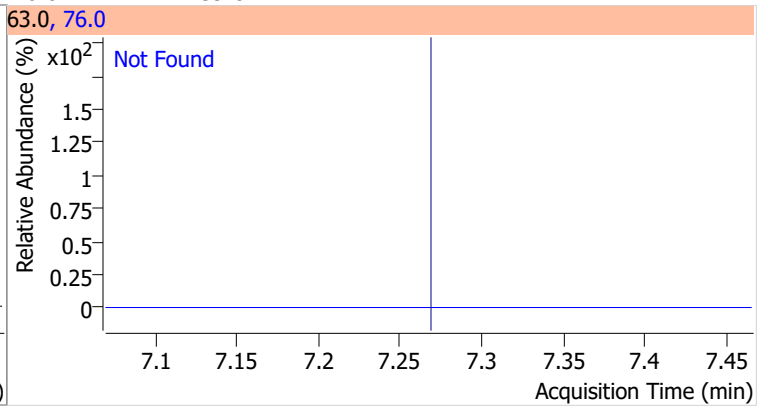

Compound	Conc.	Exp RT	QIon	Exp Ratio	QIon	Exp Ratio
Dibromomethane	N.D.	7.40	173.5	108.2	95.0	84.5

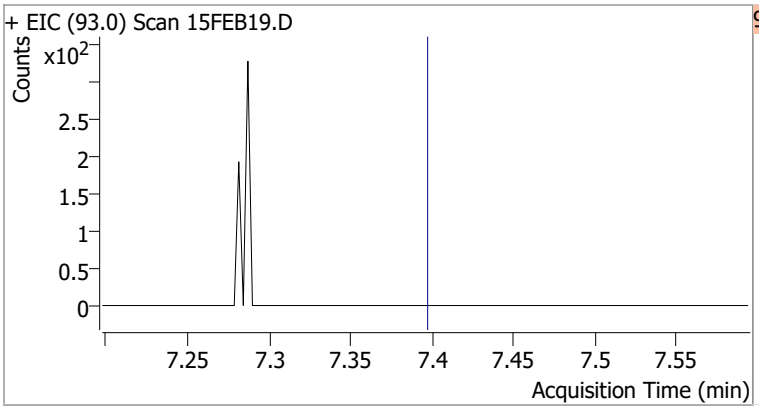

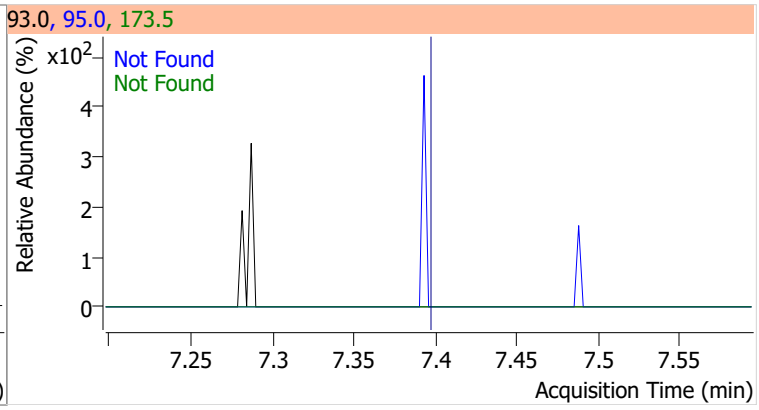

Compound	Conc.	Exp RT	QIon	Exp Ratio	QIon	Exp Ratio
Bromodichloromethane	N.D.	7.58	85.0	66.3	127.0	9.5

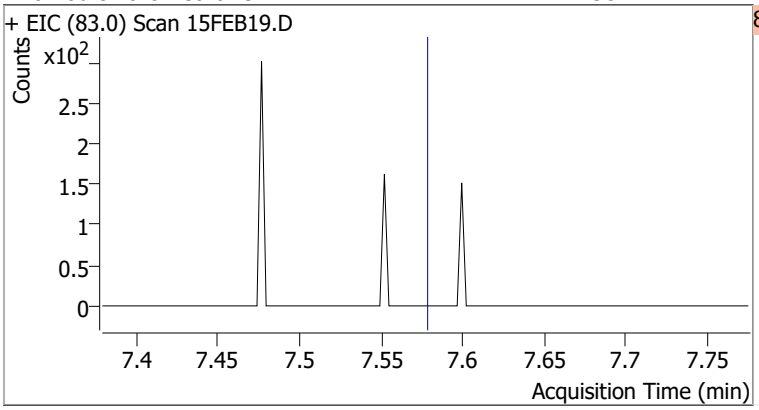

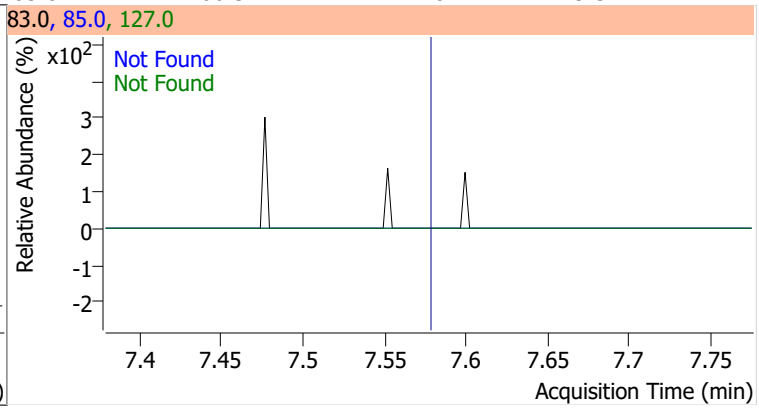

Compound	Conc.	Exp RT	QIon	Exp Ratio	QIon	Exp Ratio
cis-1,3-Dichloropropene	N.D.	8.06	39.0	52.5	77.0	31.8

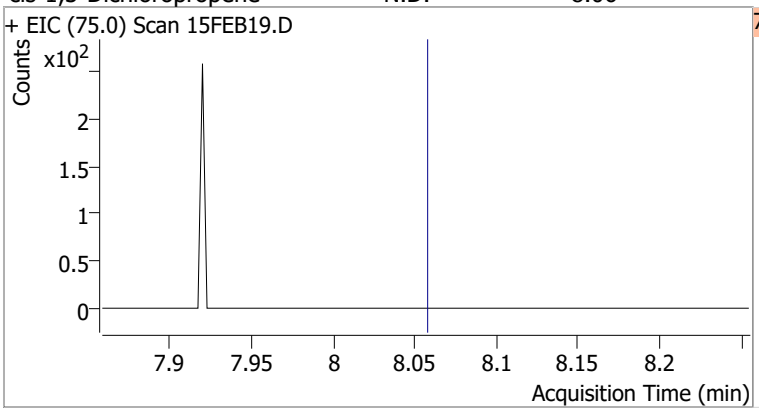

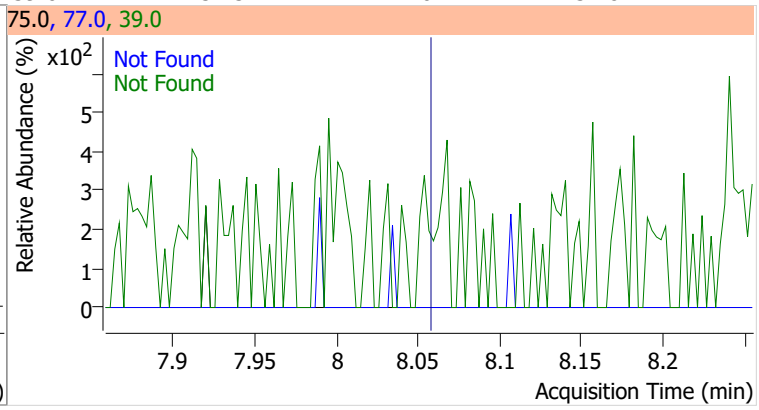

Compound	Conc.	RT	Dev(Min)	Resp.	QIon	QRatio	Lower	Upper
Toluene-d8	261.2809	8.32	0.00	998064	100.0	62.9	34.3	94.3
					99.0	9.4	0.0	39.2

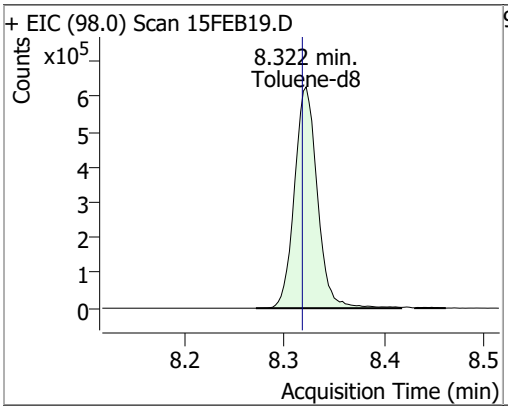

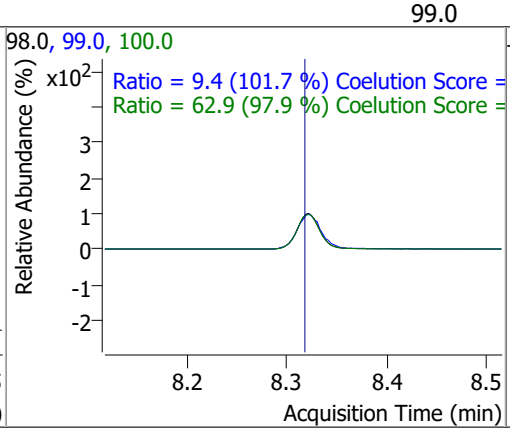

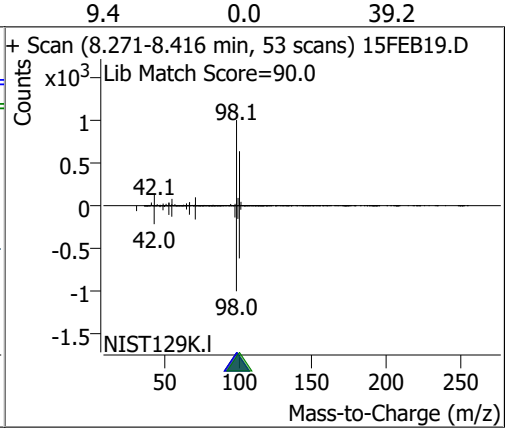

Compound	Conc.	RT	Dev(Min)	Resp.	QIon	QRatio	Lower	Upper
Toluene	0.6991	8.38	0.00	1780 (m)	91.0	166.1	144.1	204.1

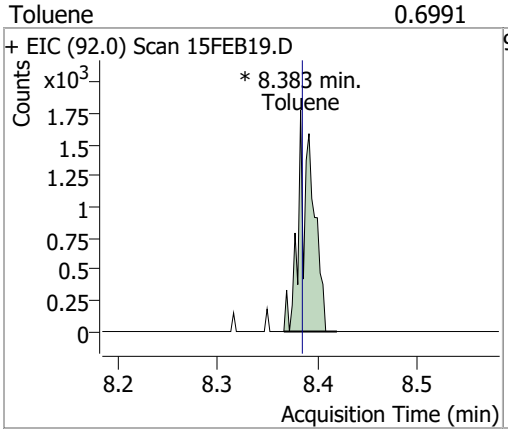

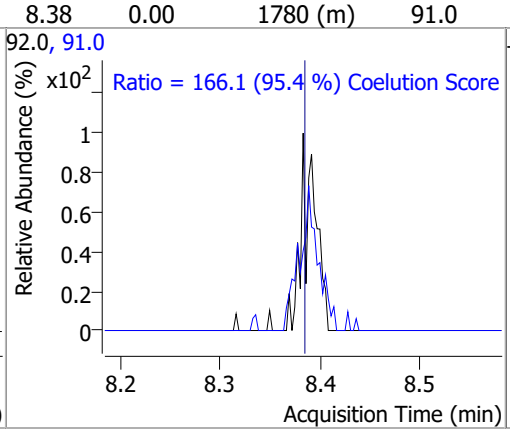

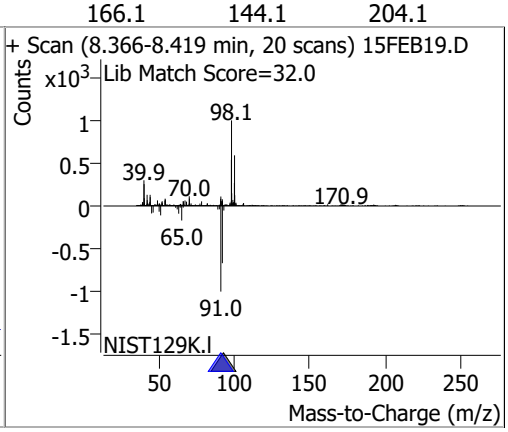

Compound	Conc.	Exp RT	QIon	Exp Ratio	QIon	Exp Ratio
trans-1,3-Dichloropropene	N.D.	8.64	39.0	53.0	77.0	31.0

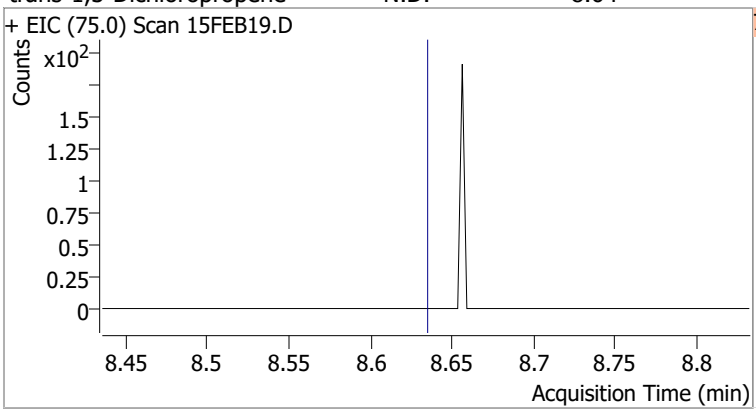

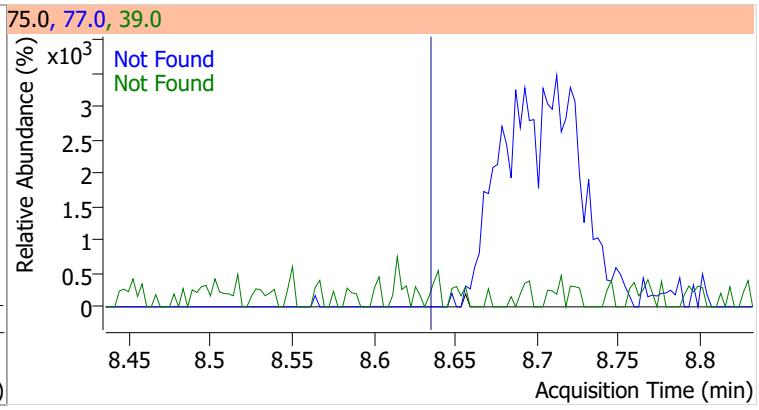

Compound	Conc.	Exp RT	QIon	Exp Ratio	QIon	Exp Ratio
1,1,2-Trichloroethane	N.D.	8.82	97.0	110.7	85.0	60.7

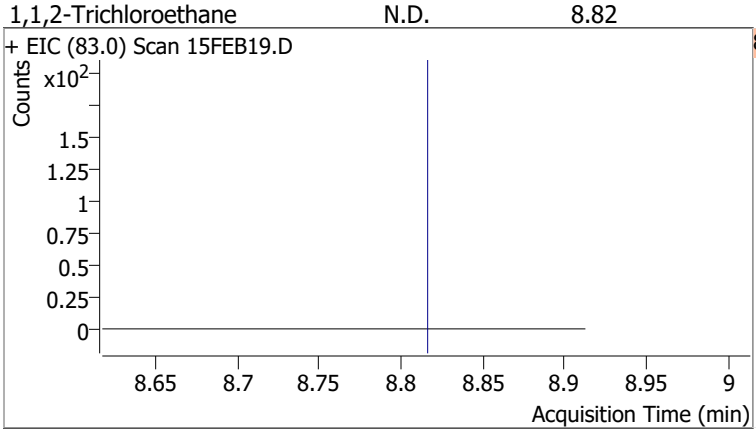

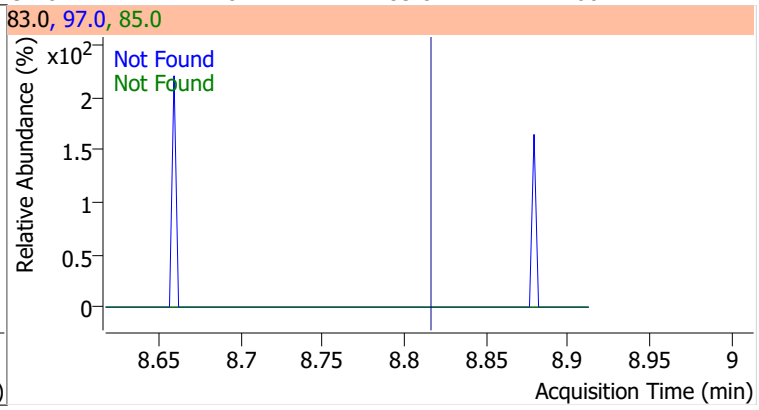

Compound	Conc.	Exp RT	QIon	Exp Ratio	QIon	Exp Ratio
Tetrachloroethene	N.D.	8.94	165.8	126.1	129.0	90.5

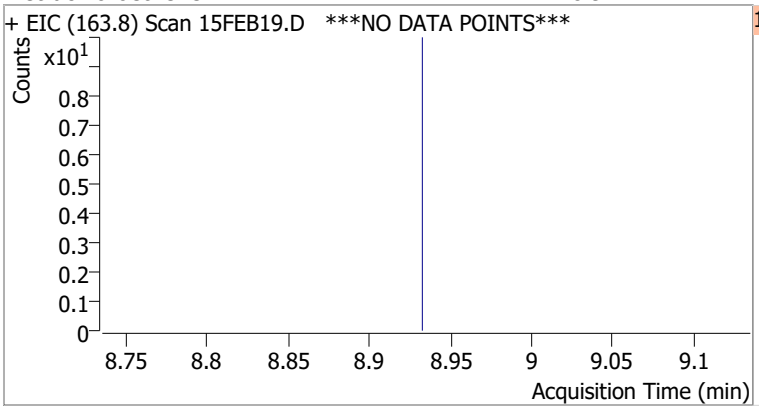

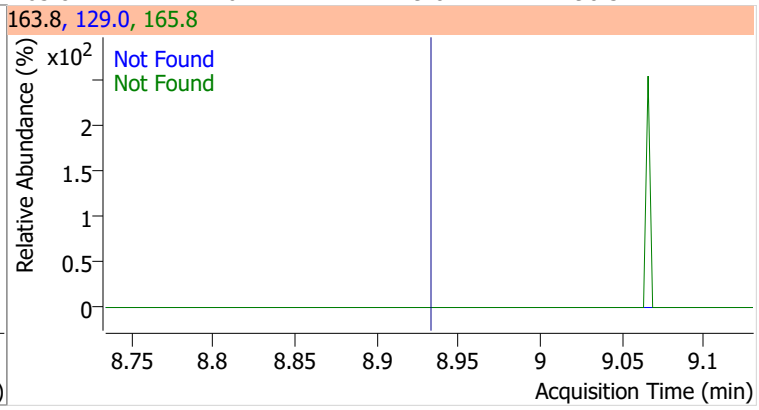

Compound	Conc.	Exp RT	QIon	Exp Ratio
1,3-Dichloropropane	N.D.	8.98	78.0	32.4

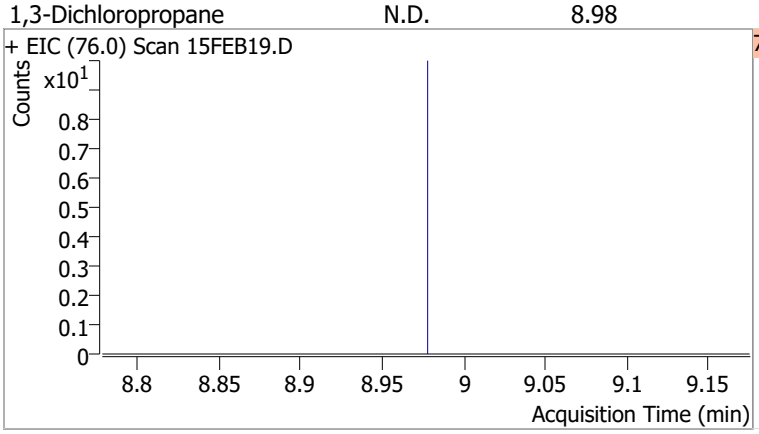

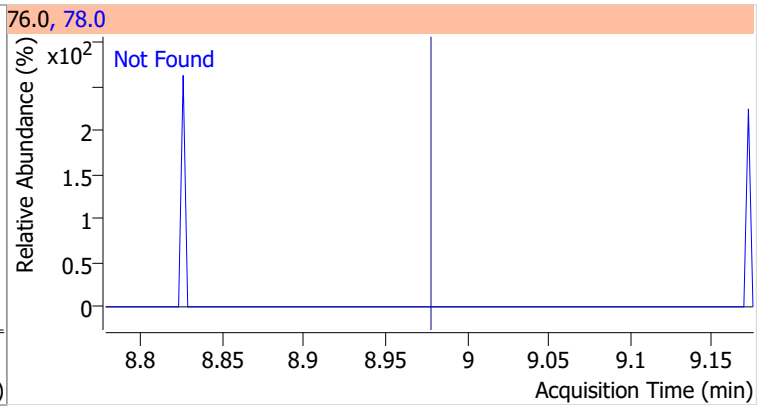

Compound	Conc.	Exp RT	QIon	Exp Ratio
Chlorodibromomethane	N.D.	9.21	127.0	77.2

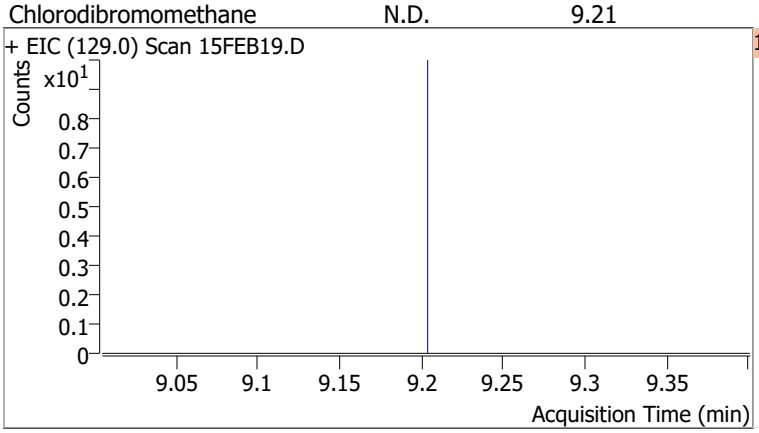

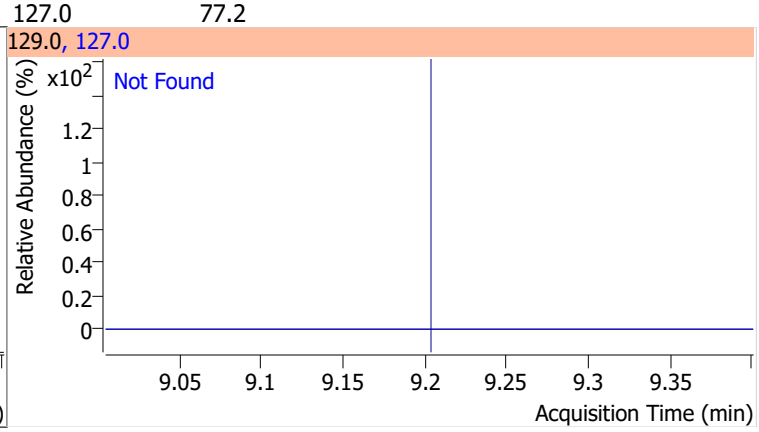

Compound	Conc.	Exp RT	QIon	Exp Ratio
1,2-Dibromoethane	N.D.	9.30	109.0	91.5

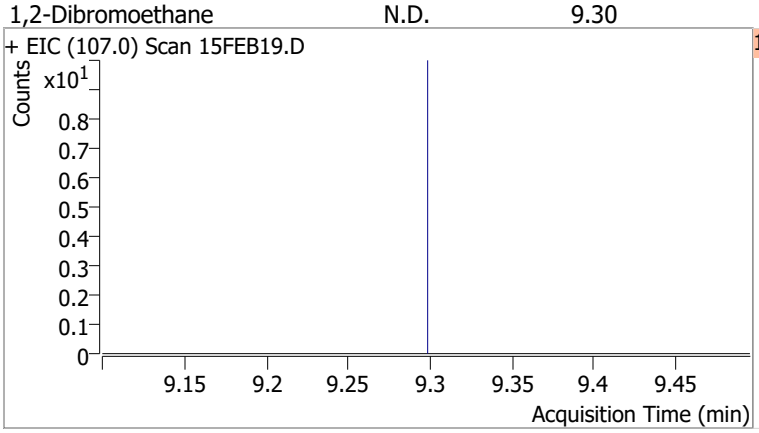

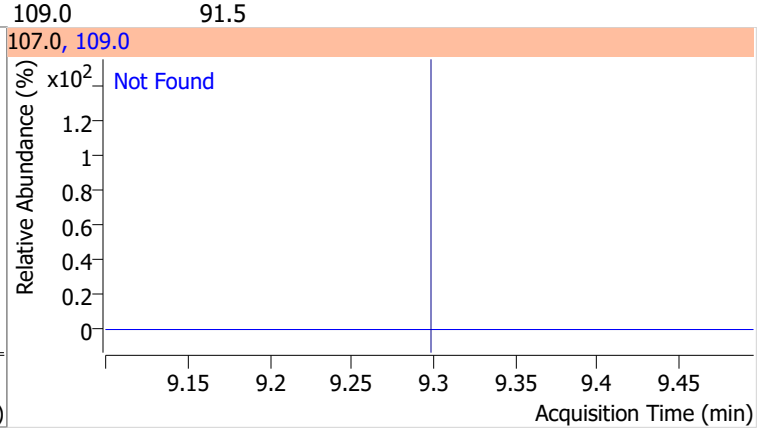

Compound	Conc.	Exp RT	QIon	Exp Ratio
Chlorobenzene	N.D.	9.80	114.0	32.2

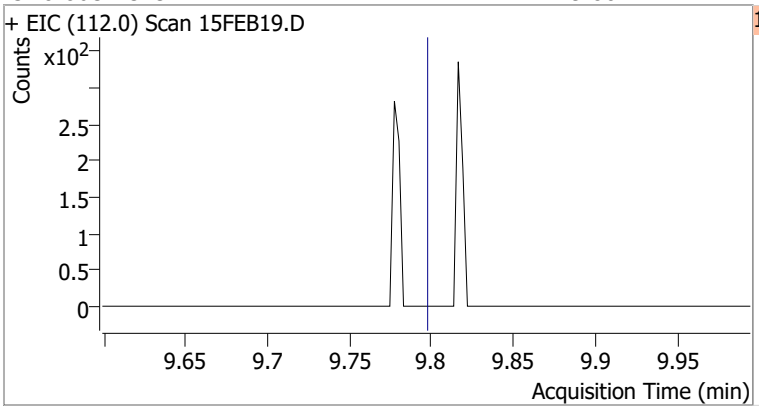

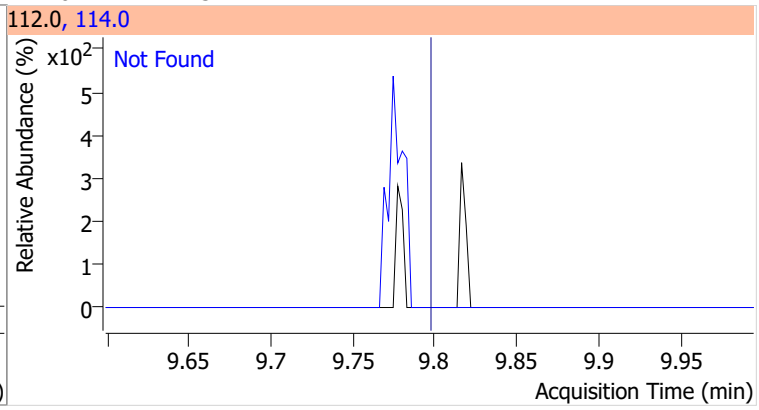

Compound	Conc.	Exp RT	QIon	Exp Ratio
1,1,1,2-Tetrachloroethane	N.D.	9.89	133.0	95.3

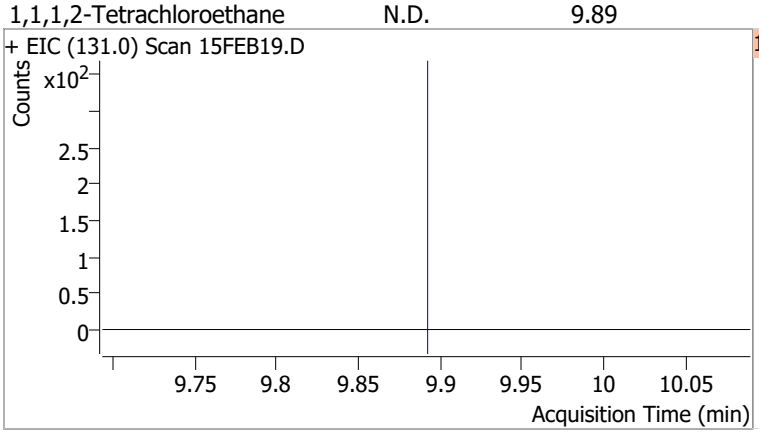

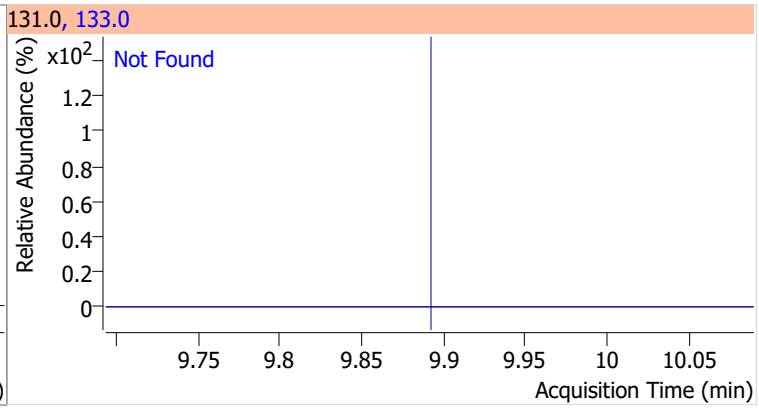

Compound	Conc.	Exp RT	QIon	Exp Ratio
Ethylbenzene	N.D.	9.92	106.0	31.7

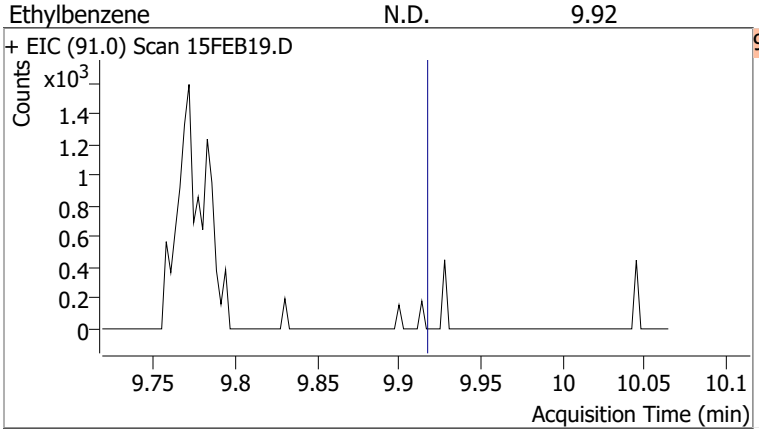

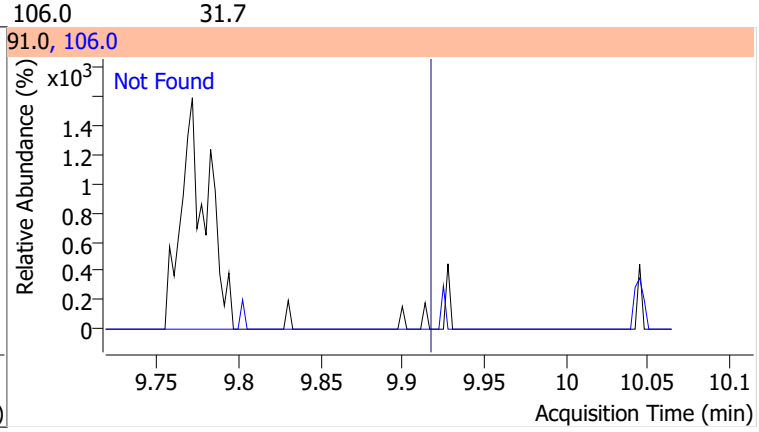

Compound	Conc.	Exp RT	QIon	Exp Ratio
m+p-Xylenes	N.D.	10.04	91.0	200.7

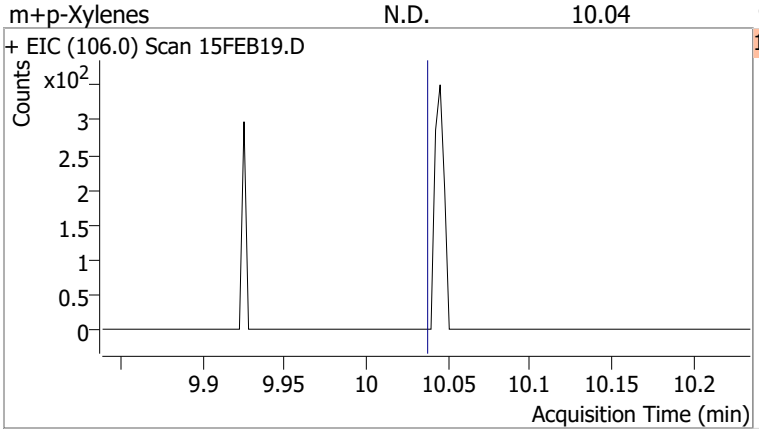

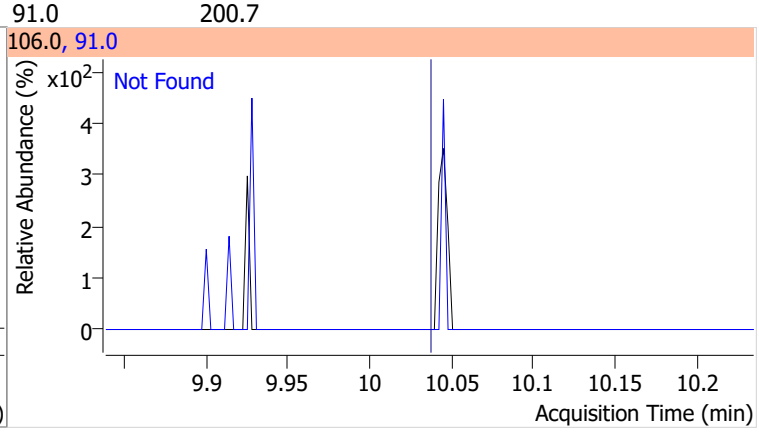

Compound	Conc.	Exp RT	QIon	Exp Ratio
o-Xylene	N.D.	10.43	91.0	211.4

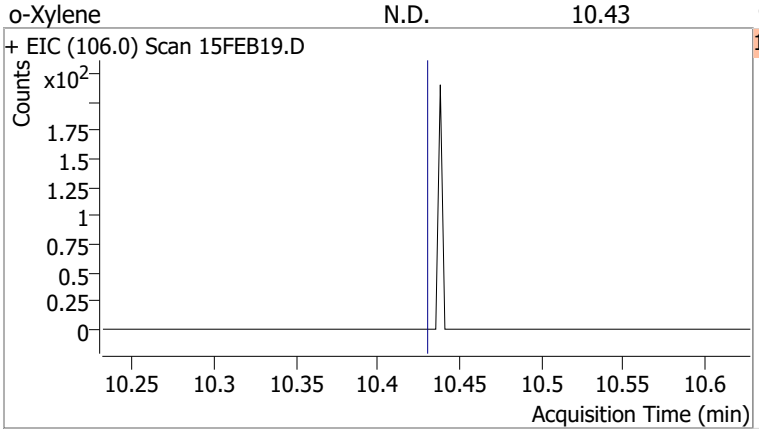

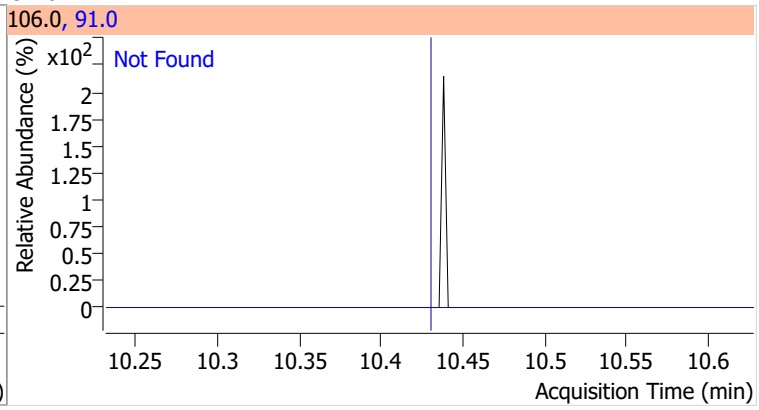

Compound	Conc.	Exp RT	QIon	Exp Ratio
Styrene	N.D.	10.45	78.0	50.6

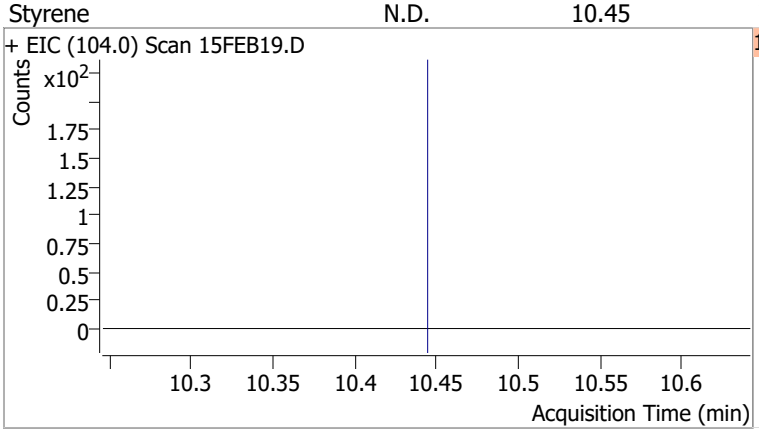

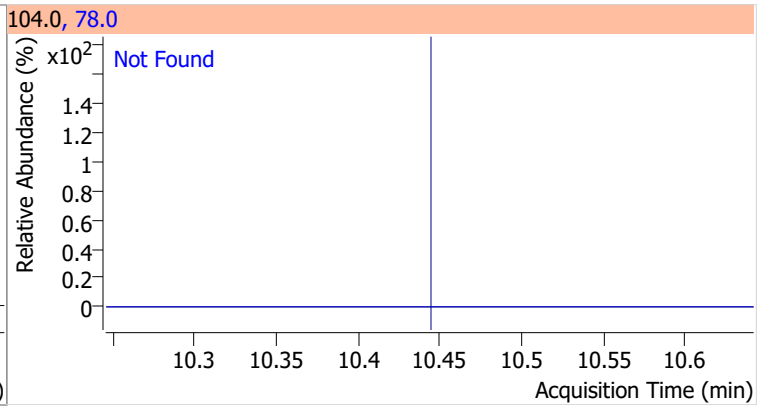

Compound	Conc.	Exp RT	QIon	Exp Ratio	QIon	Exp Ratio
Bromoform	N.D.	10.62	170.5	50.3	174.5	48.1

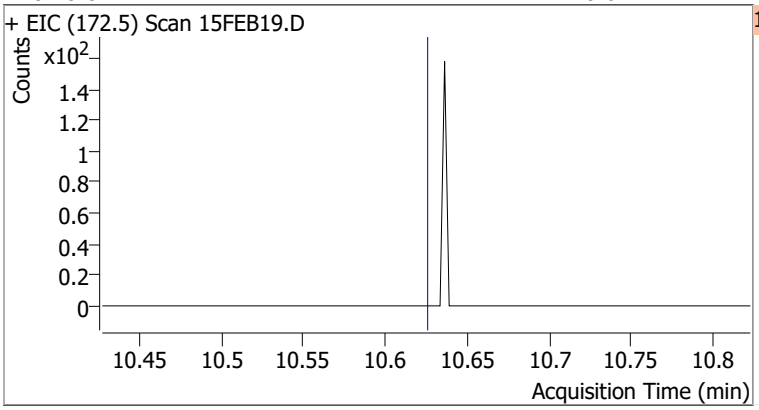

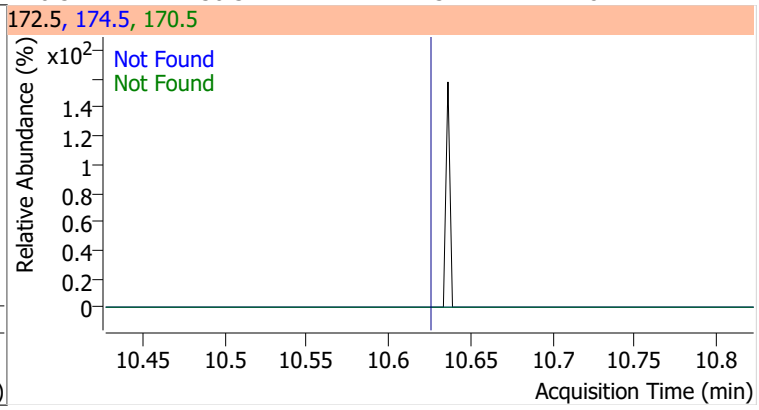

Compound	Conc.	RT	Dev(Min)	Resp.	QIon	QRatio	Lower	Upper
p-Bromofluorobenzene	266.8884	10.95	0.00	287259	174.0	93.0	65.3	125.3
					176.0	90.7	63.3	123.3

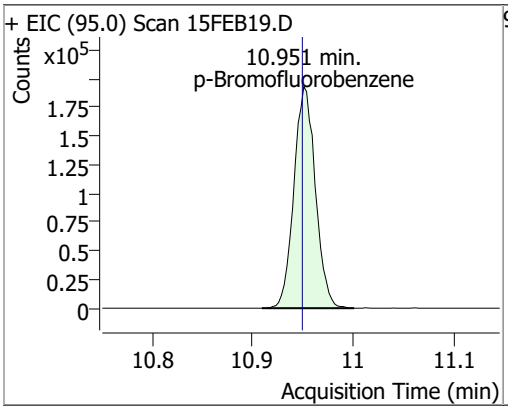

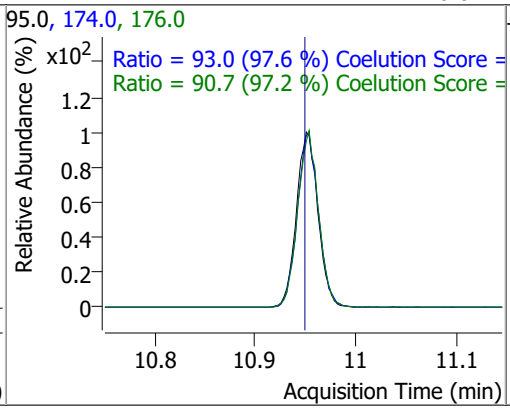

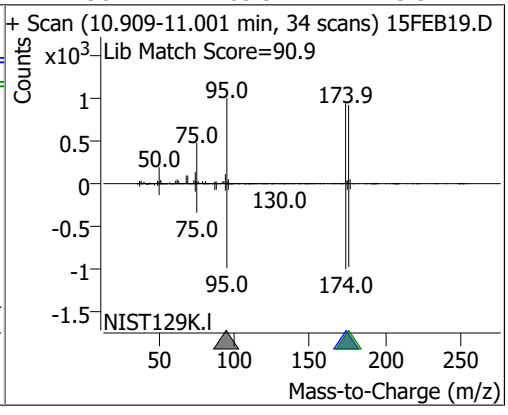

Compound	Conc.	Exp RT	QIon	Exp Ratio	QIon	Exp Ratio
Bromobenzene	N.D.	11.09	77.0	143.5	158.0	96.1

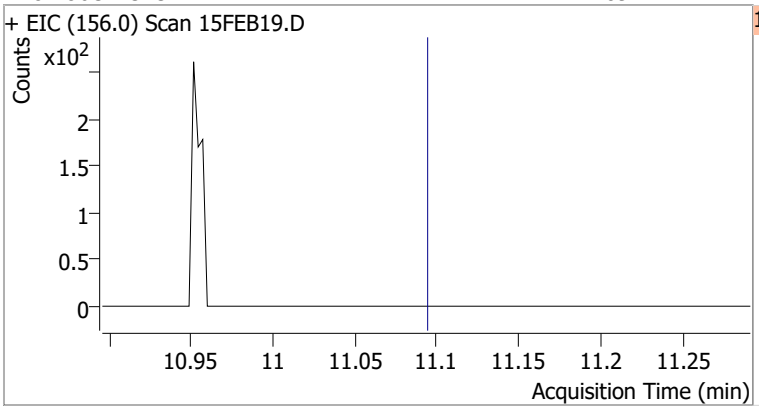

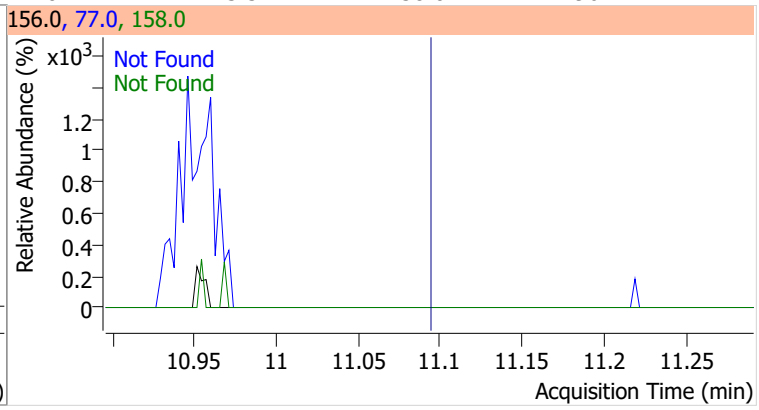

Compound	Conc.	Exp RT	QIon	Exp Ratio
1,1,2,2-Tetrachloroethane	N.D.	11.11	85.0	63.3

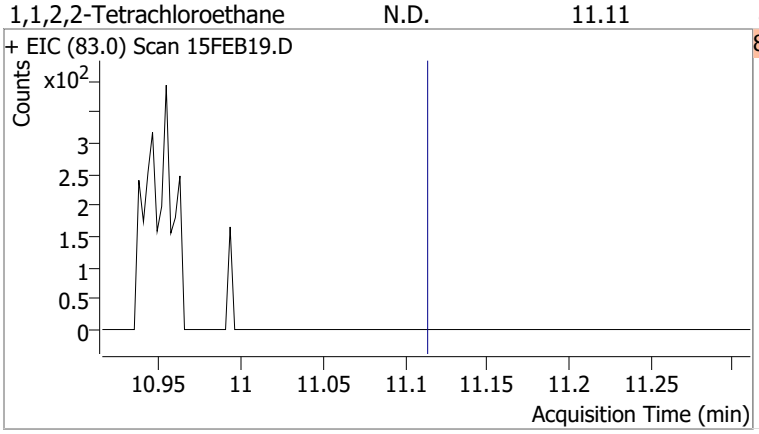

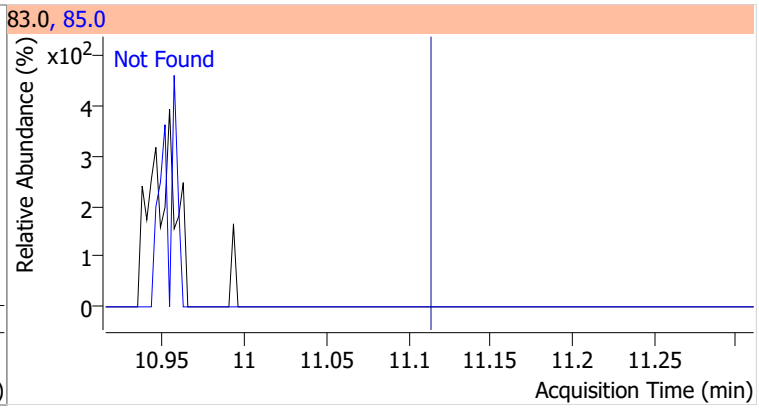

Compound	Conc.	Exp RT	QIon	Exp Ratio
1,2,3-Trichloropropane	N.D.	11.15	112.0	65.8

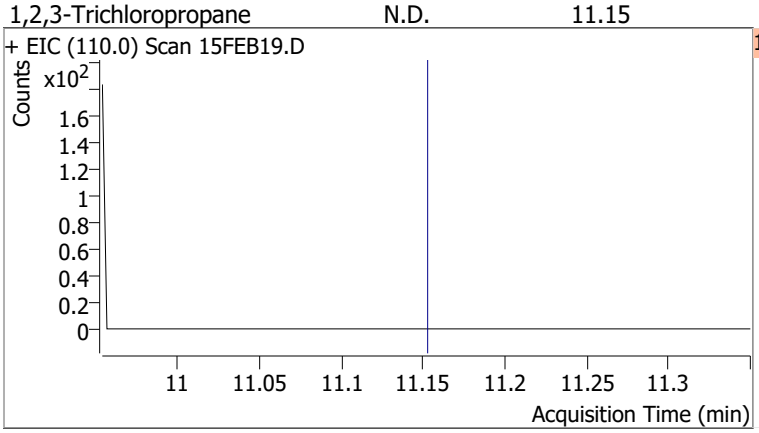

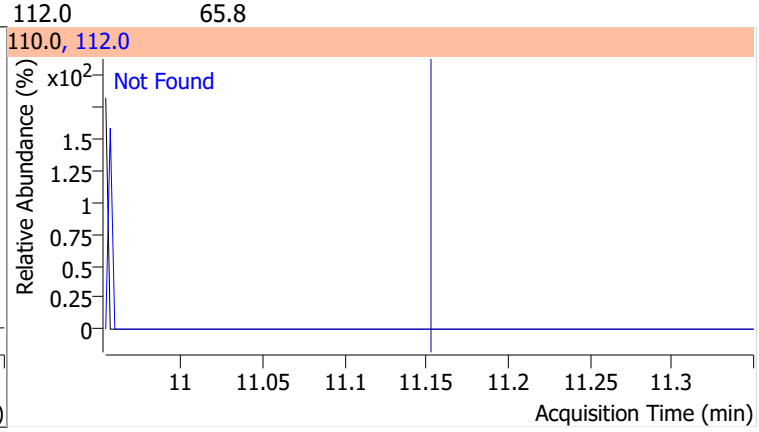

Compound	Conc.	Exp RT	QIon	Exp Ratio
2-Chlorotoluene	N.D.	11.29	91.0	276.2

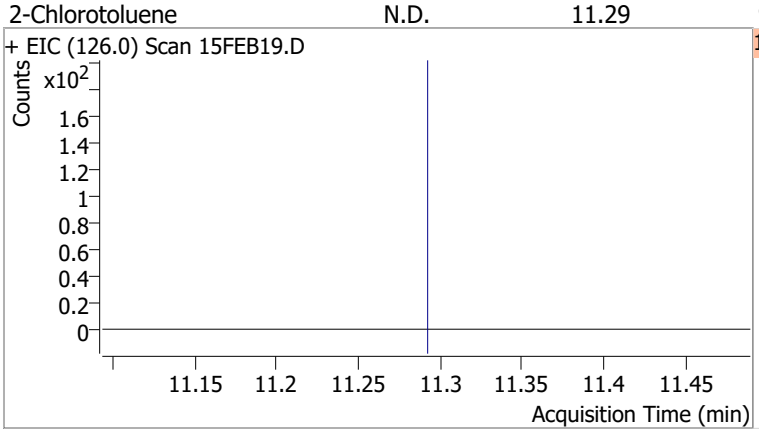

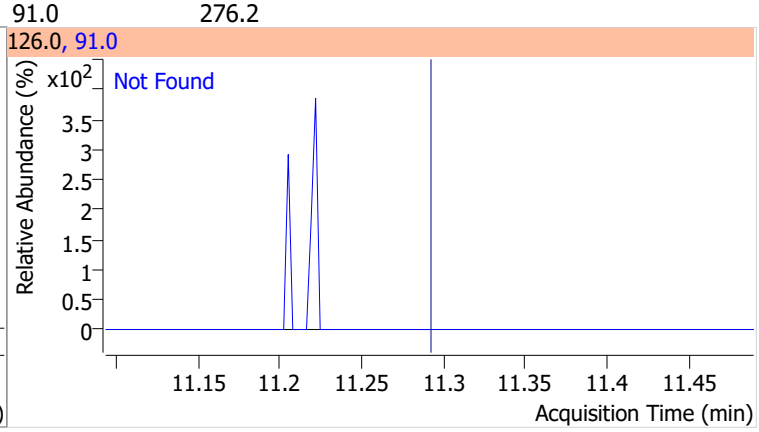

Compound	Conc.	Exp RT	QIon	Exp Ratio
4-Chlorotoluene	N.D.	11.40	126.0	31.3

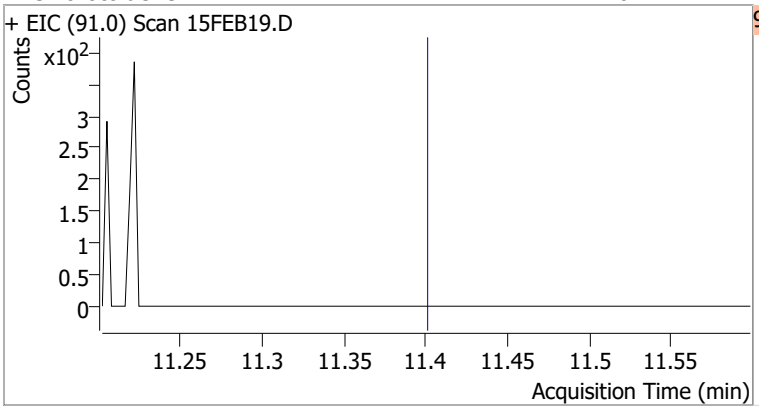

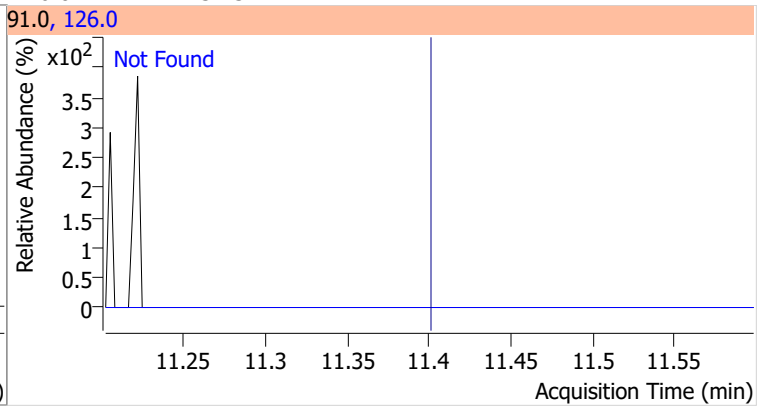

Compound	Conc.	Exp RT	QIon	Exp Ratio	QIon	Exp Ratio
1,3-Dichlorobenzene	N.D.	12.03	148.0	62.8	111.0	38.7

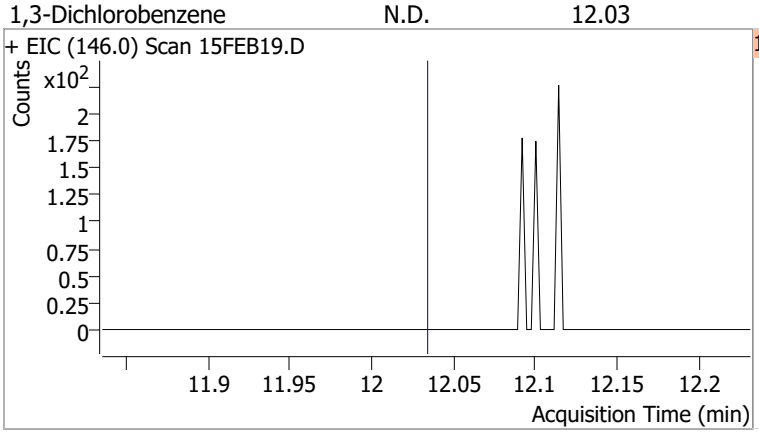

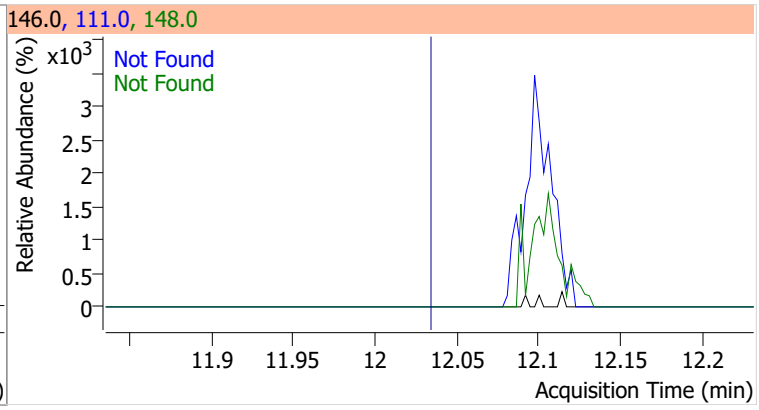

Compound	Conc.	Exp RT	QIon	Exp Ratio	QIon	Exp Ratio
1,4-Dichlorobenzene	N.D.	12.12	148.0	63.7	111.0	38.7

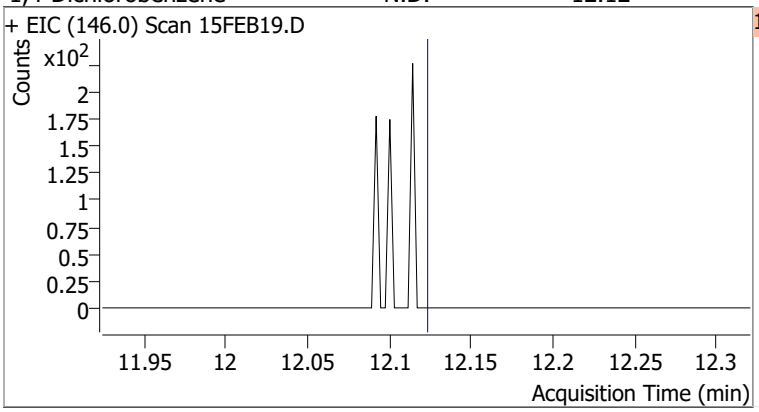

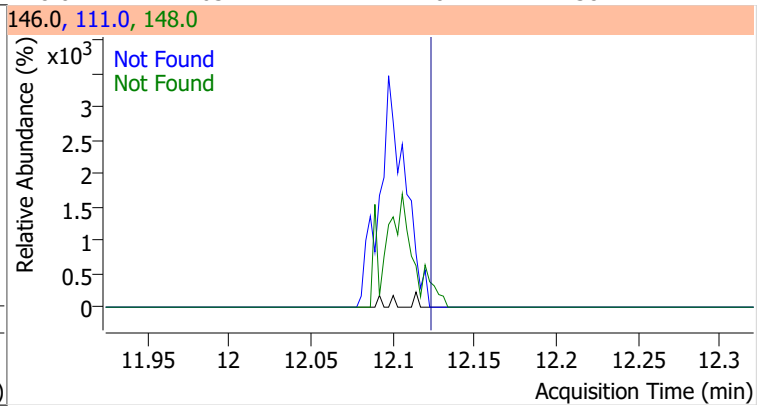

Compound	Conc.	Exp RT	QIon	Exp Ratio	QIon	Exp Ratio
1,2-Dichlorobenzene	N.D.	12.49	148.0	61.9	111.0	39.5

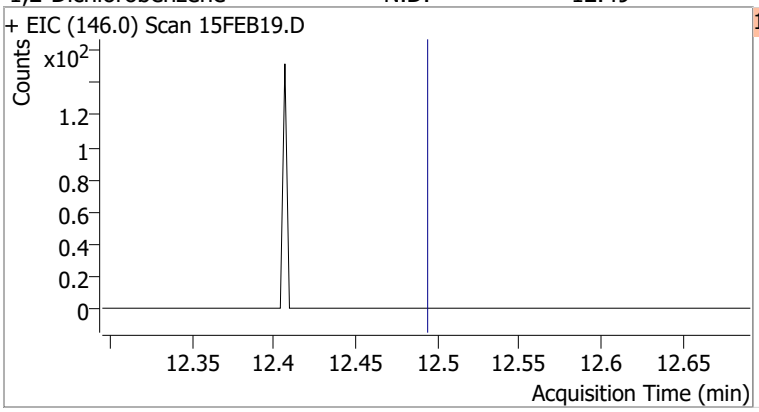

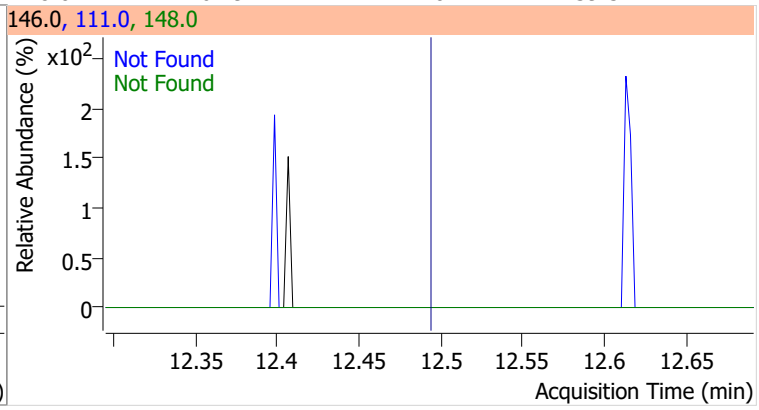

Quantitation Results Report (QT Reviewed)

Data File	15FEB20.D	Operator	MSC
Acq. Method	5975CACQF.M	Acq. Date-Time	2/15/2022 6:22:27 PM
Sample Name	B22020962-022A	Instrument	VOA5975C
Vial	20	Multiplier	1.00
DA Method File	VOA5975C_8260B_SHT_DoD_L4_011922.m	Comment	
Tune File	BFB_Atune3.u	Tune Date	10/11/2021 4:02:00 PM
Batch Name	VG021522_8260B.batch.bin	Last Calib Update	2/18/2022 11:13:24 AM
Ref Library	\\MASSHUNTER\Org\Library\NIST129K.l		

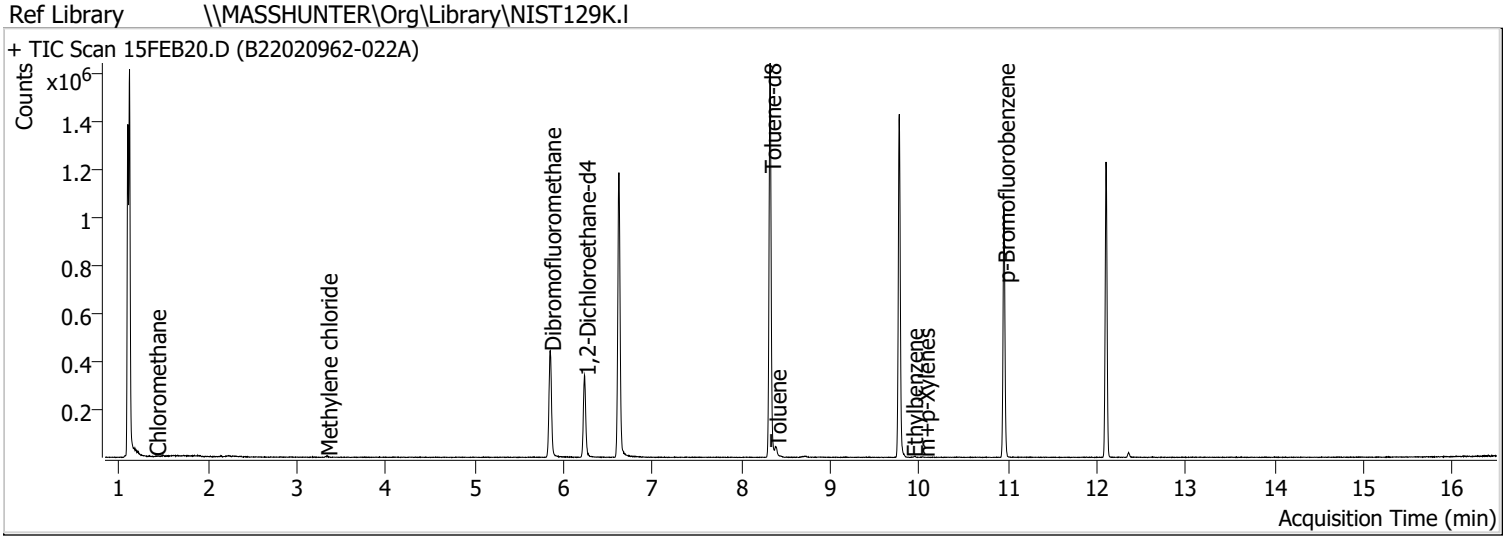

Compound	RT	QIon	Resp.	Conc.	Units		Dev(Min)
Internal Standards							
M Fluorobenzene	6.620	96.0	989815	250.0000	ng		0.000
M Chlorobenzene-d5	9.774	82.0	385363	250.0000	ng		0.000
M 1,4-Dichlorobenzene-d4	12.100	152.0	294383	250.0000	ng		0.000
System Monitoring Compounds							
S Dibromofluoromethane	5.845	113.0	262958	274.2811	ng		-0.006
Spiked Amount: 250.000	Range: 80.0 - 119.0%			Recovery = 109.71%			
S 1,2-Dichloroethane-d4	6.236	67.0	117704	284.2127	ng		0.006
Spiked Amount: 250.000	Range: 81.0 - 118.0%			Recovery = 113.69%			
S Toluene-d8	8.321	98.0	991299	263.6723	ng		0.003
Spiked Amount: 250.000	Range: 89.0 - 112.0%			Recovery = 105.47%			
S p-Bromofluorobenzene	10.951	95.0	284193	261.4638	ng		0.003
Spiked Amount: 250.000	Range: 85.0 - 114.0%			Recovery = 104.59%			
Target Compounds							**QValue**
T Dichlorodifluoromethane	0.000		0	N.D.			
T Chloromethane	1.406	50.0	610	0.3890	ng	m	66
T Vinyl chloride	0.000		0	N.D.			
T Bromomethane	0.000		0	N.D.			
T Chloroethane	0.000		0	N.D.			
T Trichlorofluoromethane	0.000		0	N.D.			
T 1,1-Dichloroethene	0.000		0	N.D.			
T Methylene chloride	3.330	49.0	2825	1.9525	ng		90
T trans-1,2-Dichloroethene	0.000		0	N.D.			
T Methyl tert-butyl ether (MTBE)	0.000		0	N.D.			
T 1,1-Dichloroethane	0.000		0	N.D.			
T 2,2-Dichloropropane	0.000		0	N.D.			
T cis-1,2-Dichloroethene	0.000		0	N.D.			
T Methyl ethyl ketone	0.000		0	N.D.			
T Bromochloromethane	0.000		0	N.D.			
T Chloroform	0.000		0	N.D.			

Compound	RT	QIon	Resp.	Conc.	Units		Dev(Min)
T 1,1,1-Trichloroethane	0.000		0	N.D.			
T Carbon tetrachloride	0.000		0	N.D.			
T 1,1-Dichloropropene	0.000		0	N.D.			
T Benzene	0.000		0	N.D.			
T 1,2-Dichloroethane	0.000		0	N.D.			
T Trichloroethene	0.000		0	N.D.			
T 1,2-Dichloropropane	0.000		0	N.D.			
T Dibromomethane	0.000		0	N.D.			
T Bromodichloromethane	0.000		0	N.D.			
T cis-1,3-Dichloropropene	0.000		0	N.D.			
T Toluene	8.380	92.0	12116	4.8348	ng		99
T trans-1,3-Dichloropropene	0.000		0	N.D.			
T 1,1,2-Trichloroethane	0.000		0	N.D.			
T Tetrachloroethene	0.000		0	N.D.			
T 1,3-Dichloropropane	0.000		0	N.D.			
T Chlorodibromomethane	0.000		0	N.D.			
T 1,2-Dibromoethane	0.000		0	N.D.			
T Chlorobenzene	0.000		0	N.D.			
T 1,1,1,2-Tetrachloroethane	0.000		0	N.D.			
T Ethylbenzene	9.919	91.0	378	0.6772	ng	m	80
T m+p-Xylenes	10.050	106.0	540	2.0748	ng	m	82
T o-Xylene	0.000		0	N.D.			
T Styrene	0.000		0	N.D.			
T Bromoform	0.000		0	N.D.			
T Bromobenzene	0.000		0	N.D.			
T 1,1,2,2-Tetrachloroethane	0.000		0	N.D.			
T 1,2,3-Trichloropropane	0.000		0	N.D.			
T 2-Chlorotoluene	0.000		0	N.D.			
T 4-Chlorotoluene	0.000		0	N.D.			
T 1,3-Dichlorobenzene	0.000		0	N.D.			
T 1,4-Dichlorobenzene	0.000		0	N.D.			
T 1,2-Dichlorobenzene	0.000		0	N.D.			

(#) = Qualifier Out of Range; (m) = Manual Integration; (+) = Area Summed; (*) = Surrogate Percent Recovery Out of Range; (d): Zeroed Peak

Compound	Conc.	Exp RT	QIon	Exp Ratio
Dichlorodifluoromethane	N.D.	1.24	87.0	31.8

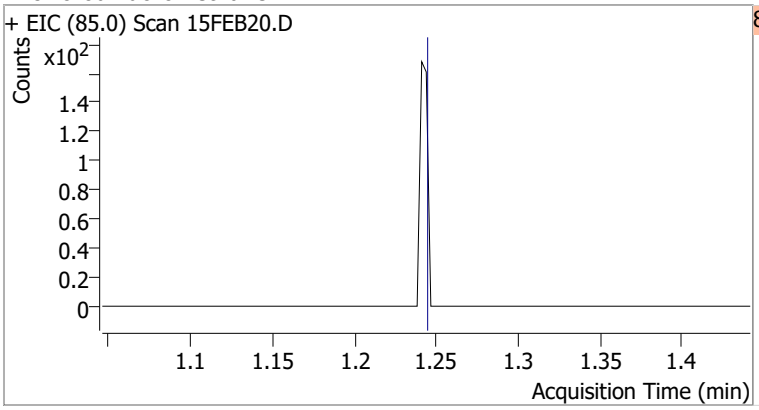

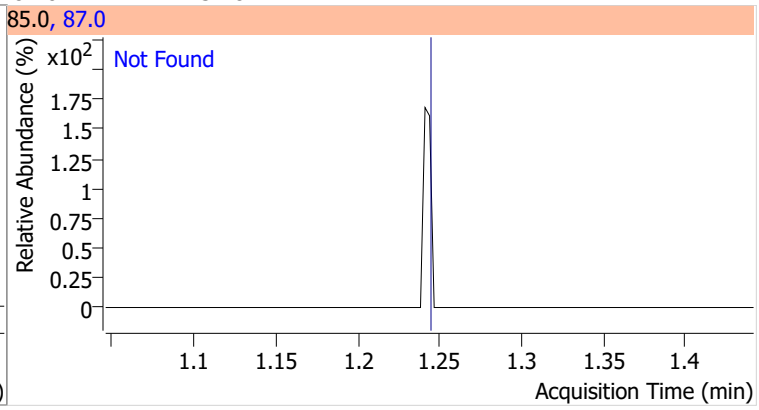

Compound	Conc.	RT	Dev(Min)	Resp.	QIon	QRatio	Lower	Upper
Chloromethane	0.3890	1.41	0.00	610 (m)	52.0	51.5	2.4	62.4

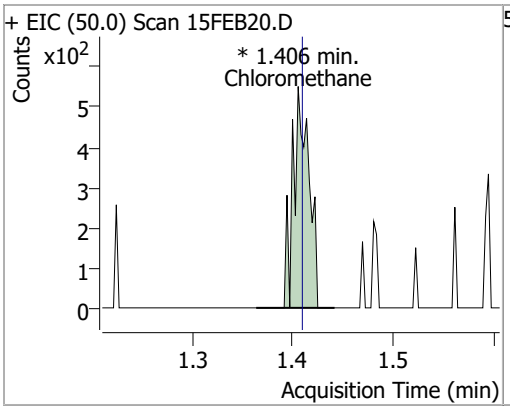

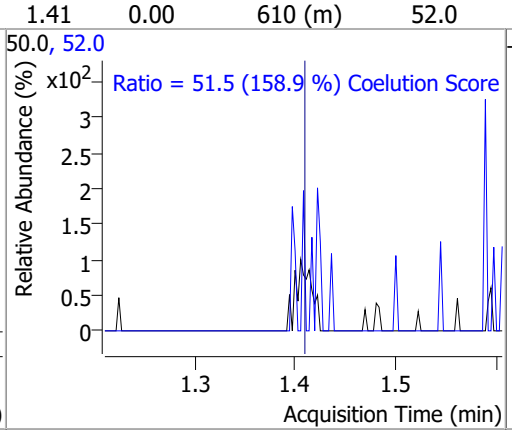

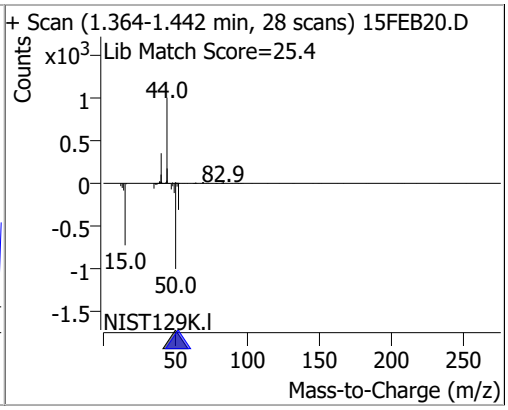

Compound	Conc.	Exp RT	QIon	Exp Ratio
Vinyl chloride	N.D.	1.50	64.0	31.3

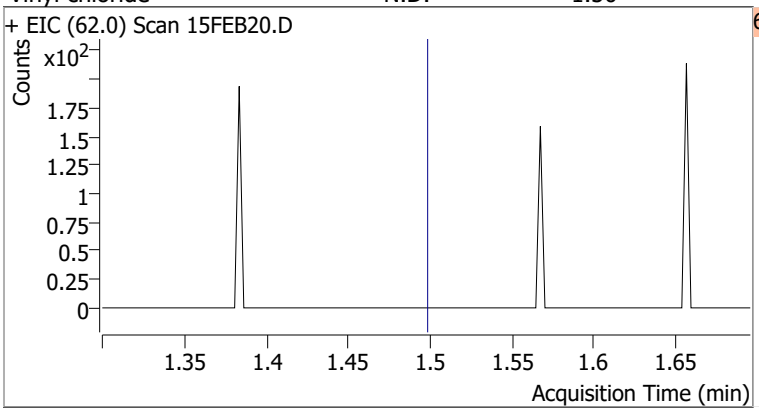

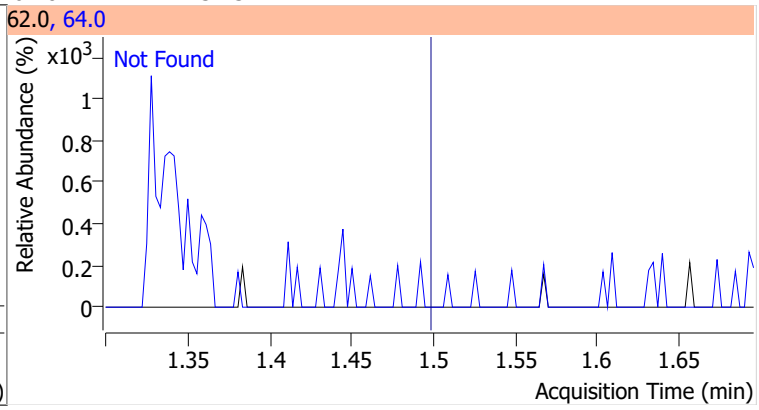

Compound	Conc.	Exp RT	QIon	Exp Ratio
Bromomethane	N.D.	1.80	94.0	110.1

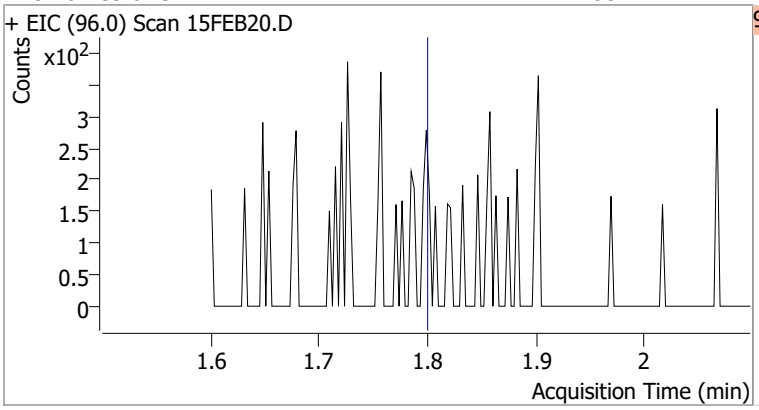

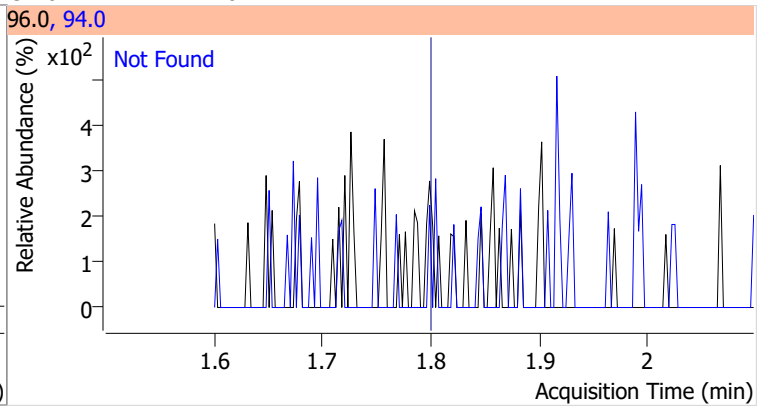

Compound	Conc.	Exp RT	QIon	Exp Ratio
Chloroethane	N.D.	1.90	66.0	30.0

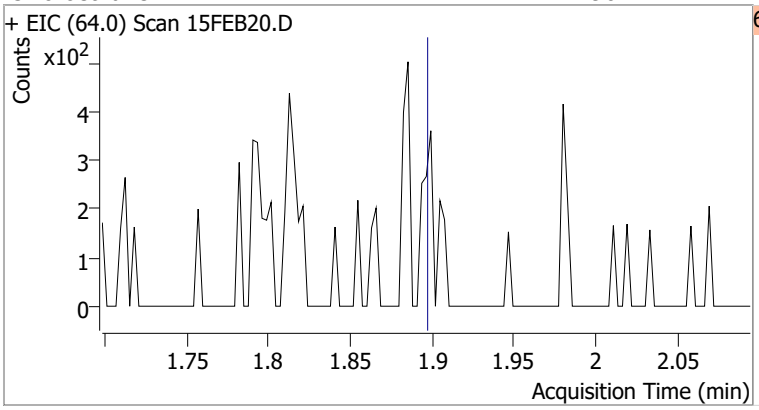

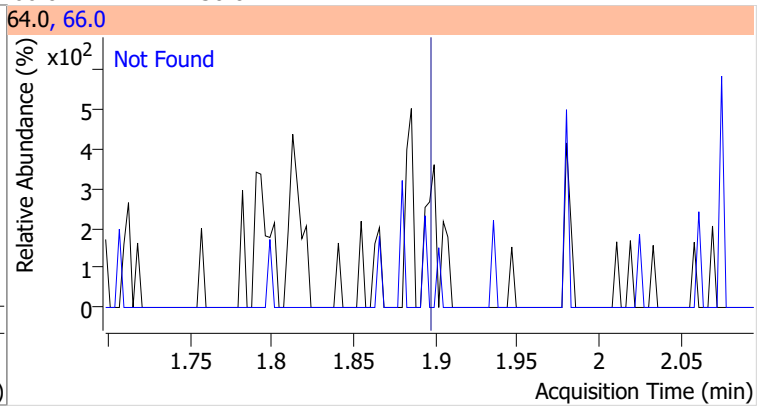

Compound	Conc.	Exp RT	QIon	Exp Ratio
Trichlorofluoromethane	N.D.	2.15	103.0	65.0

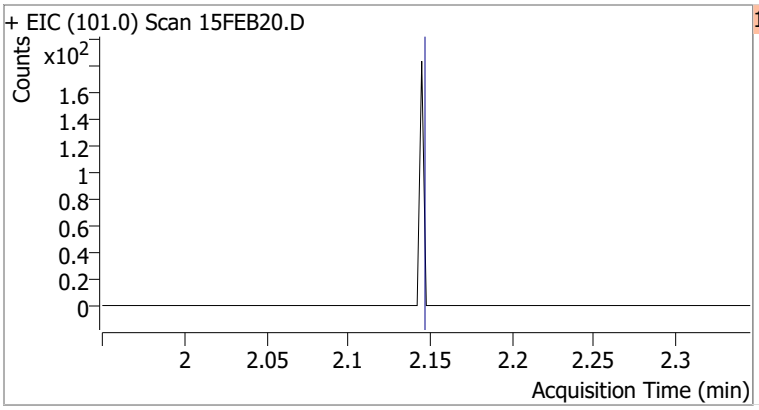

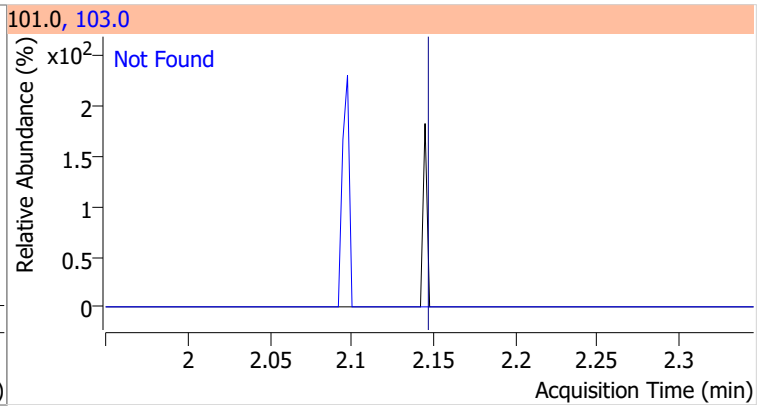

Compound	Conc.	Exp RT	QIon	Exp Ratio	QIon	Exp Ratio
1,1-Dichloroethene	N.D.	2.70	61.0	179.9	63.0	57.0

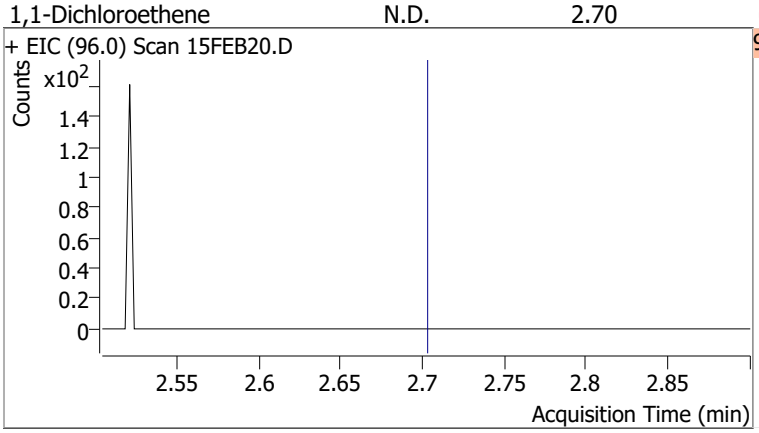

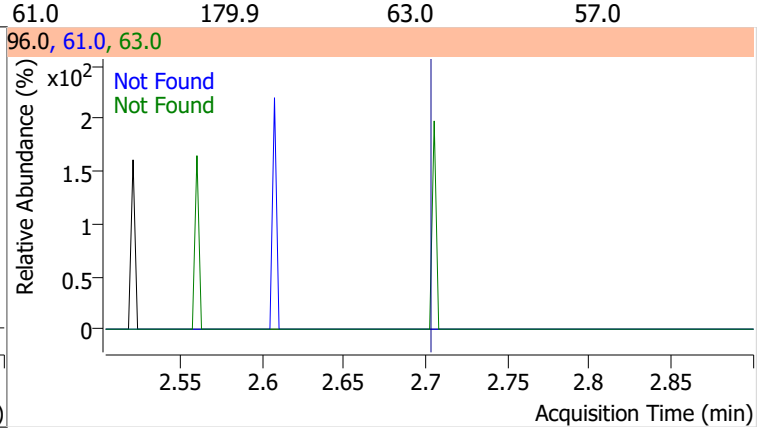

Compound	Conc.	RT	Dev(Min)	Resp.	QIon	QRatio	Lower	Upper
Methylene chloride	1.9525	3.33	0.00	2825	84.0	73.7	36.1	96.1
					86.0	35.2	11.8	71.8

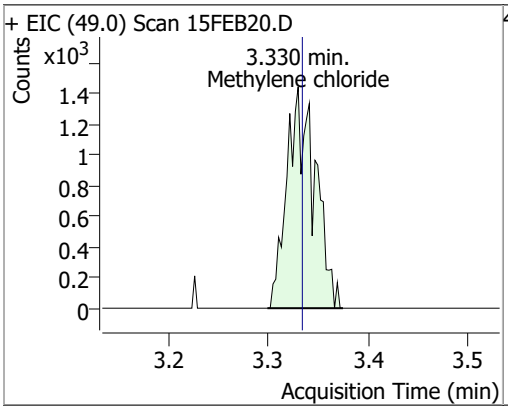

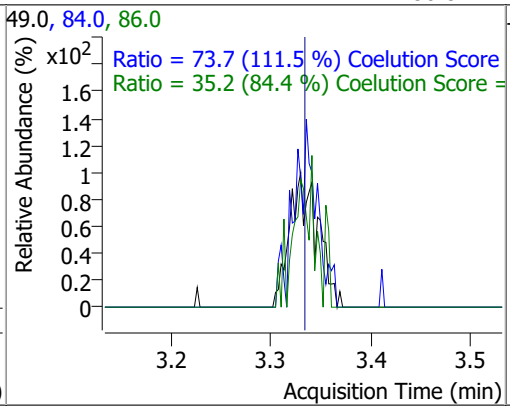

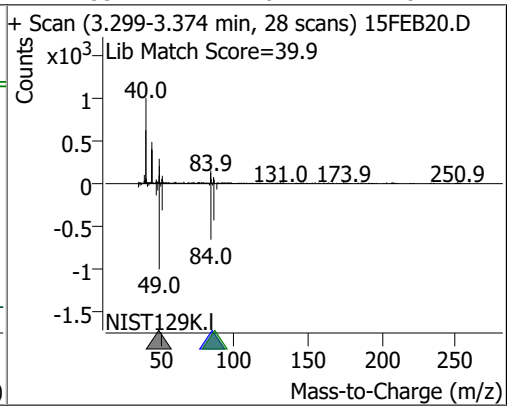

Compound	Conc.	Exp RT	QIon	Exp Ratio	QIon	Exp Ratio
trans-1,2-Dichloroethene	N.D.	3.72	61.0	154.8	98.0	62.1

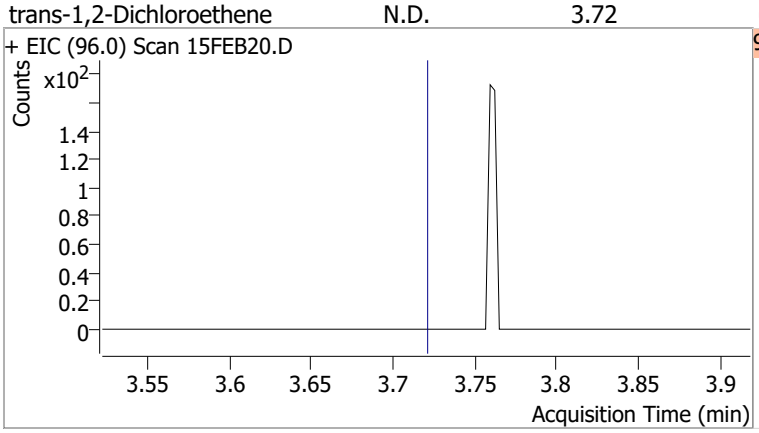

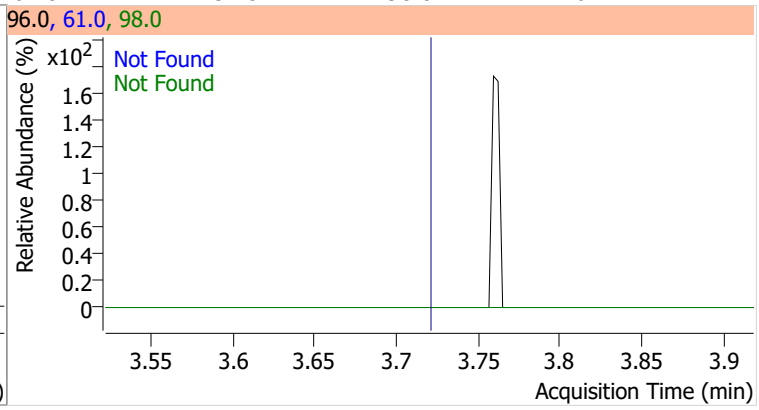

Compound	Conc.	Exp RT	QIon	Exp Ratio
Methyl tert-butyl ether (MTBE)	N.D.	3.75	57.0	24.6

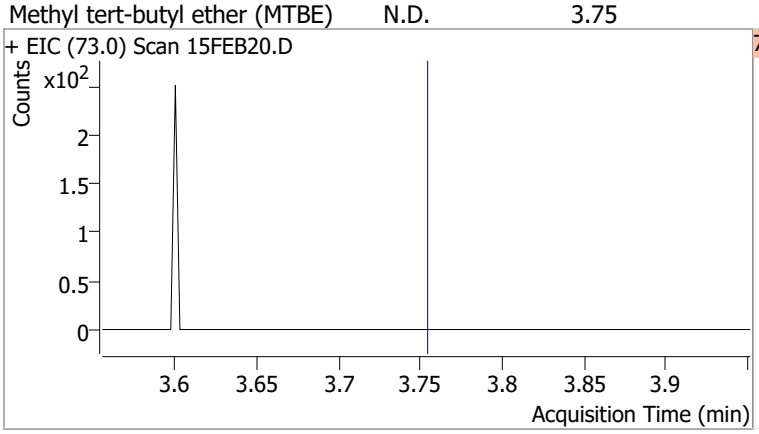

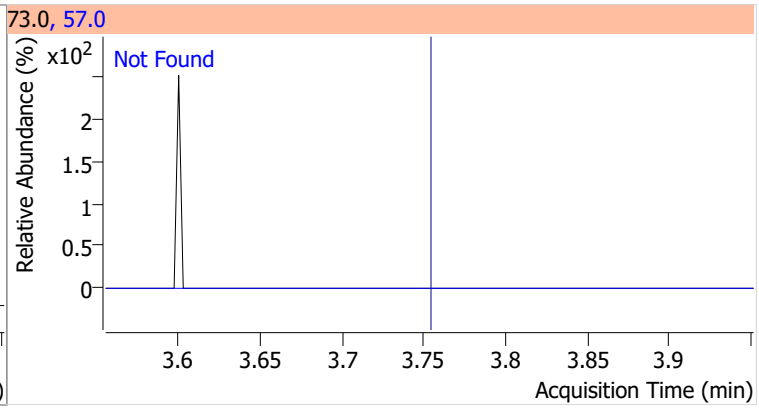

Compound	Conc.	Exp RT	QIon	Exp Ratio	QIon	Exp Ratio
1,1-Dichloroethane	N.D.	4.38	65.0	31.0	83.0	12.7

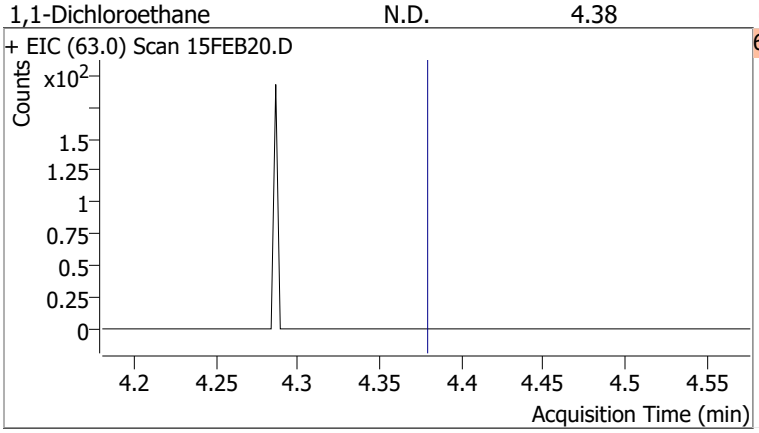

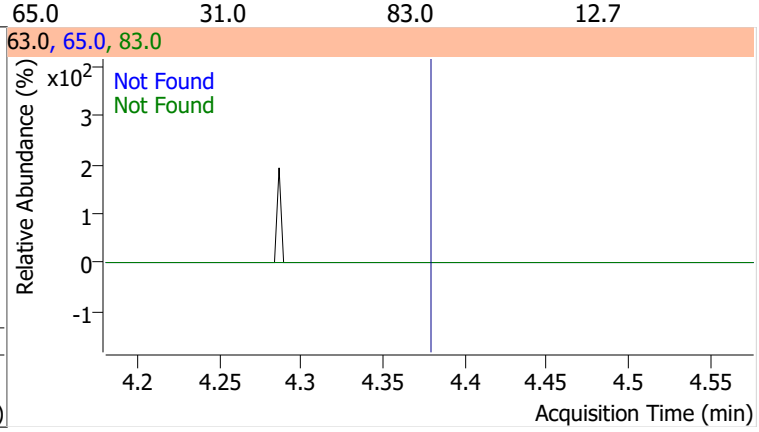

Compound	Conc.	Exp RT	QIon	Exp Ratio	QIon	Exp Ratio
2,2-Dichloropropane	N.D.	5.19	41.0	68.8	97.0	23.9

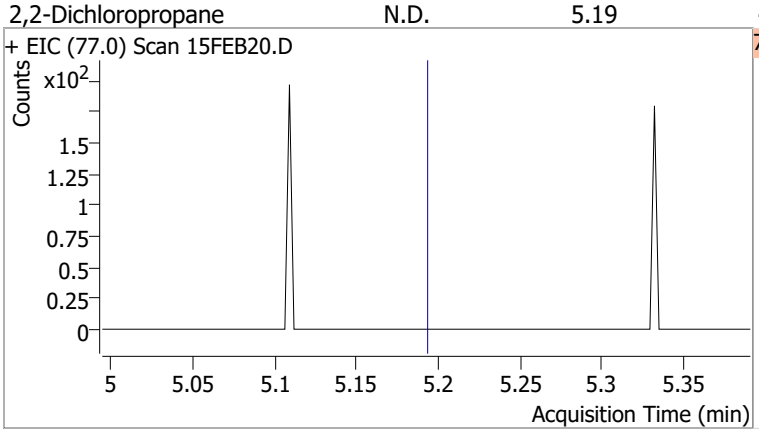

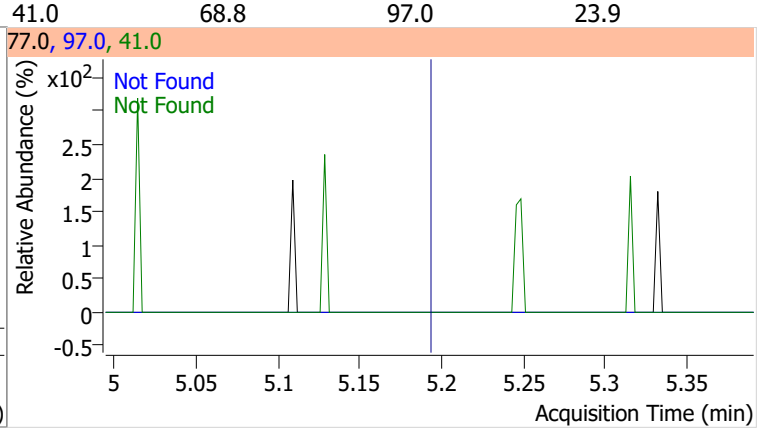

Compound	Conc.	Exp RT	QIon	Exp Ratio	QIon	Exp Ratio
cis-1,2-Dichloroethene	N.D.	5.21	61.0	160.4	98.0	66.2

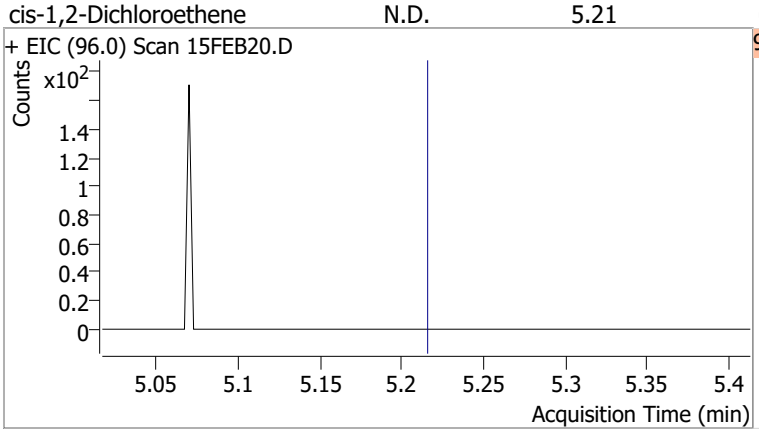

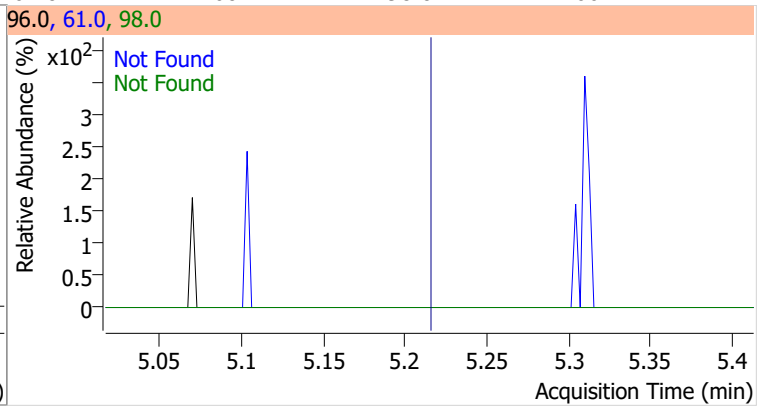

Compound	Conc.	Exp RT	QIon	Exp Ratio
Methyl ethyl ketone	N.D.	5.28	72.0	20.6

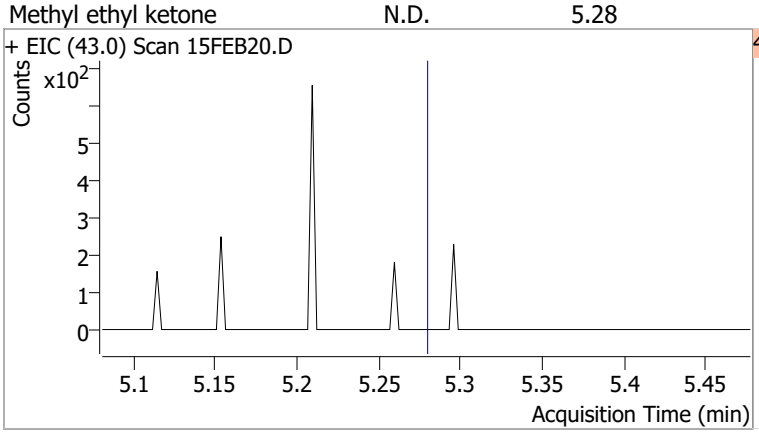

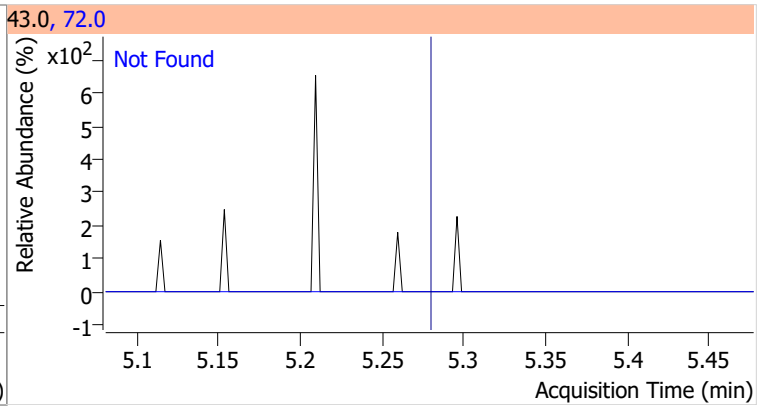

Compound	Conc.	Exp RT	QIon	Exp Ratio
Bromochloromethane	N.D.	5.52	49.0	182.2

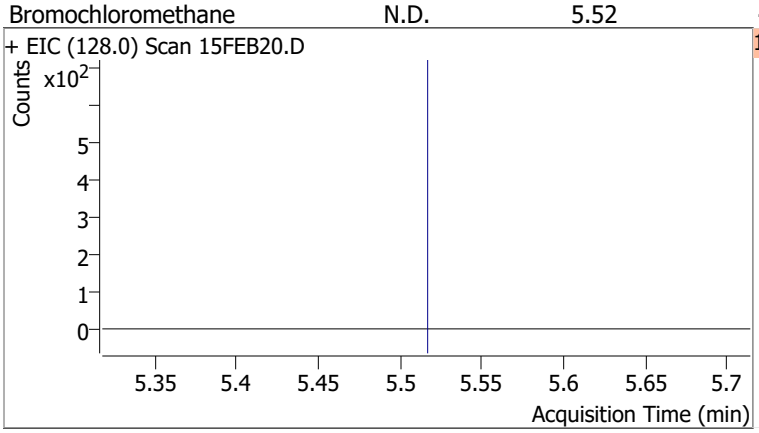

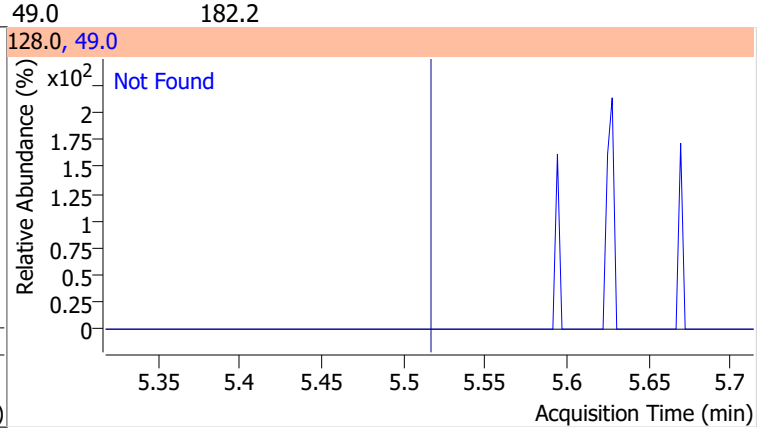

Compound	Conc.	Exp RT	QIon	Exp Ratio
Chloroform	N.D.	5.65	85.0	66.2

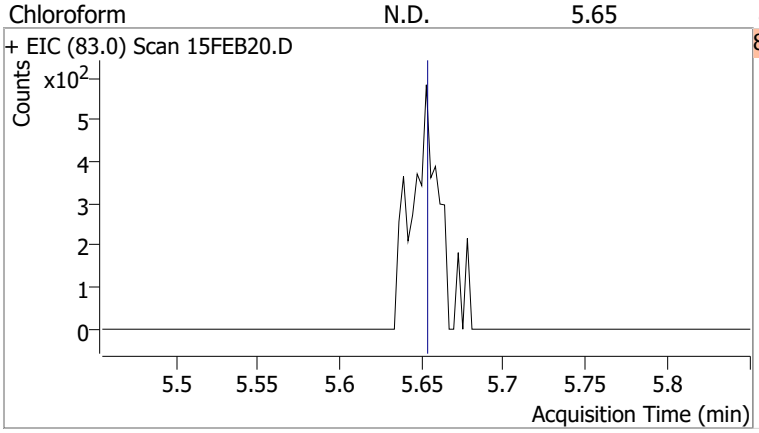

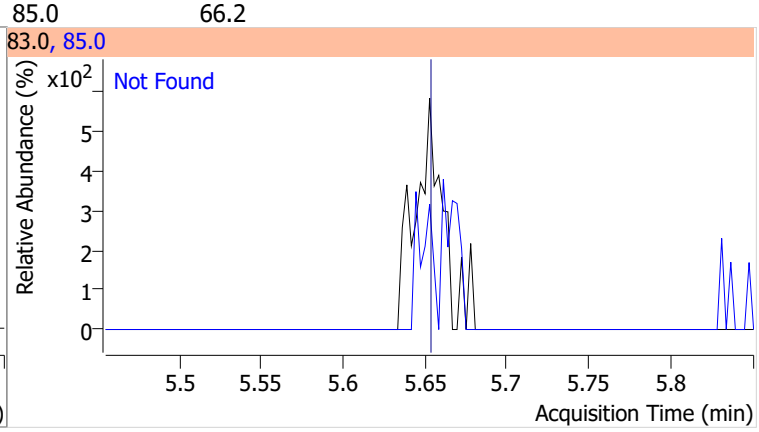

Compound	Conc.	Exp RT	QIon	Exp Ratio	QIon	Exp Ratio
1,1,1-Trichloroethane	N.D.	5.83	99.0	63.1	61.0	49.1

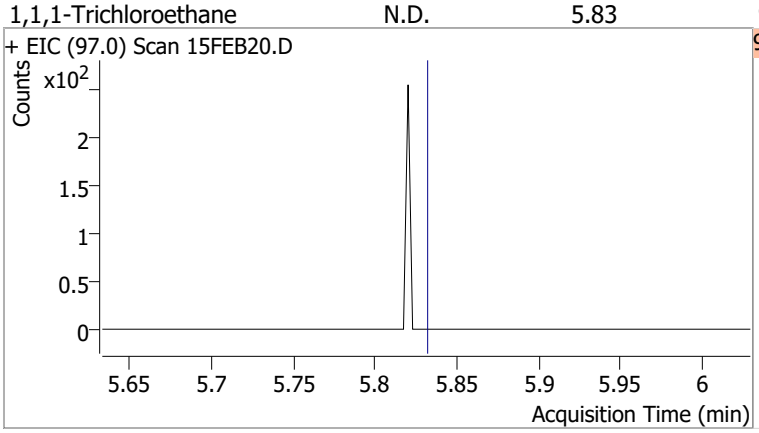

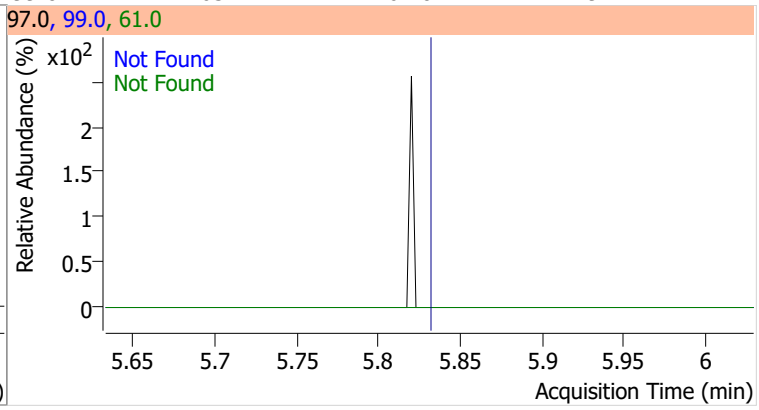

Compound	Conc.	RT	Dev(Min)	Resp.	QIon	QRatio	Lower	Upper
Dibromofluoromethane	274.2811	5.85	-0.01	262958	191.5	21.9	0.0	53.2

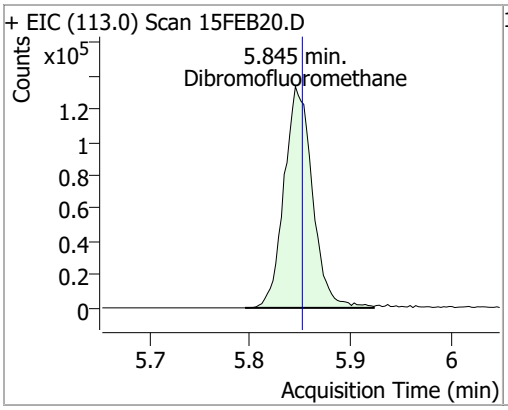

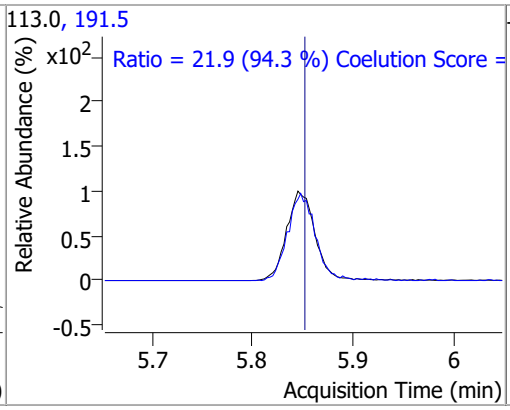

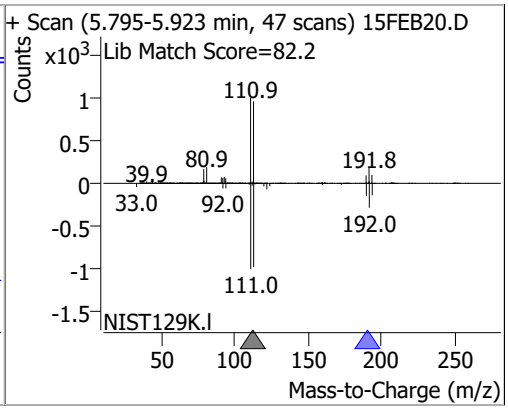

Compound	Conc.	Exp RT	QIon	Exp Ratio	QIon	Exp Ratio
Carbon tetrachloride	N.D.	6.02	119.0	97.6	121.0	30.7

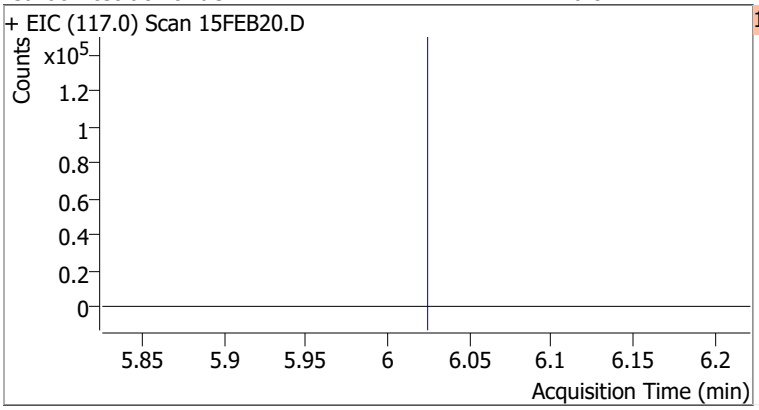

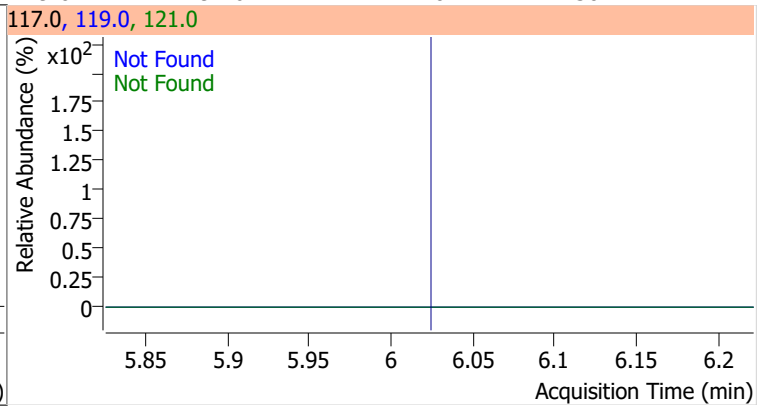

Compound	Conc.	Exp RT	QIon	Exp Ratio	QIon	Exp Ratio
1,1-Dichloropropene	N.D.	6.04	110.0	35.6	77.0	31.0

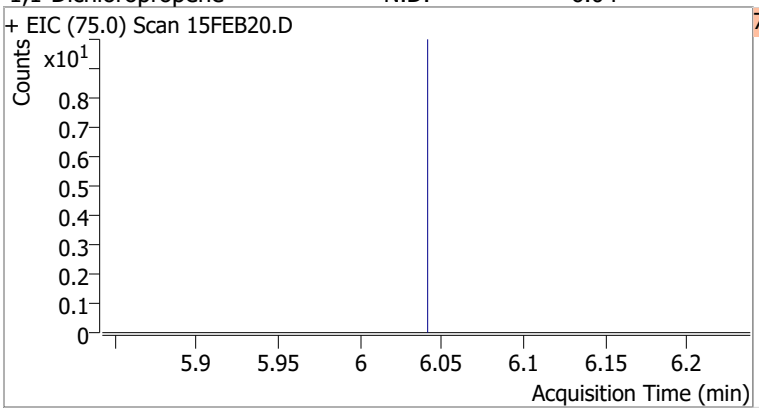

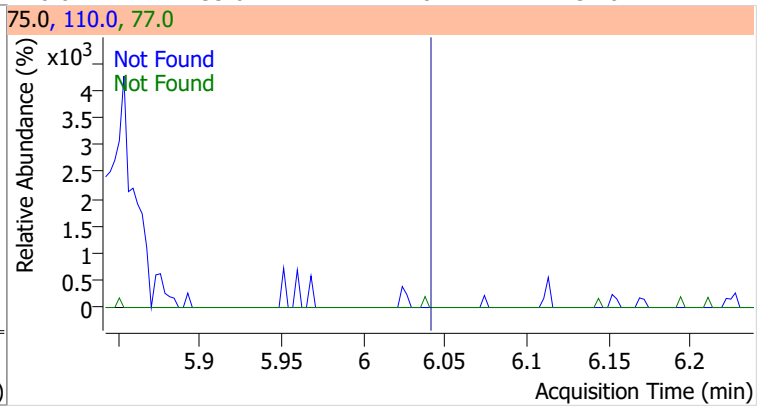

Compound	Conc.	RT	Dev(Min)	Resp.	QIon	QRatio	Lower	Upper
1,2-Dichloroethane-d4	284.2127	6.24	0.01	117704	65.0	199.8	162.8	222.8

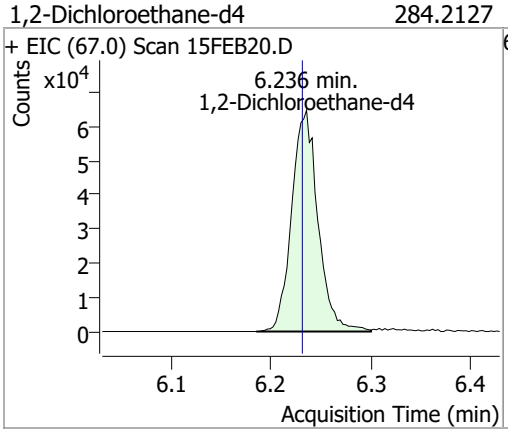

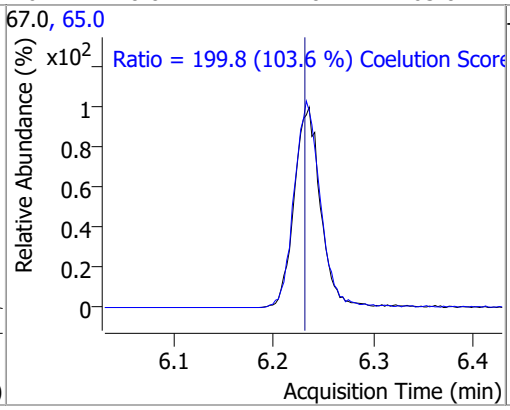

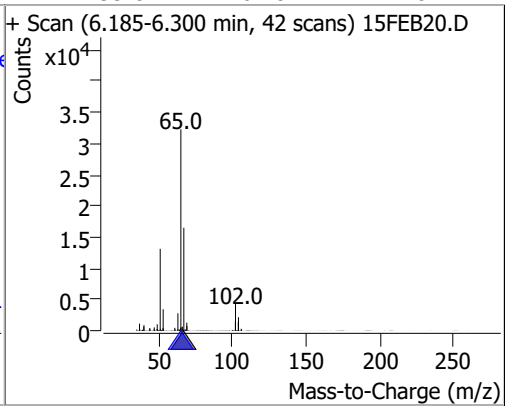

Compound	Conc.	Exp RT	QIon	Exp Ratio
Benzene	N.D.	6.28	77.0	23.3

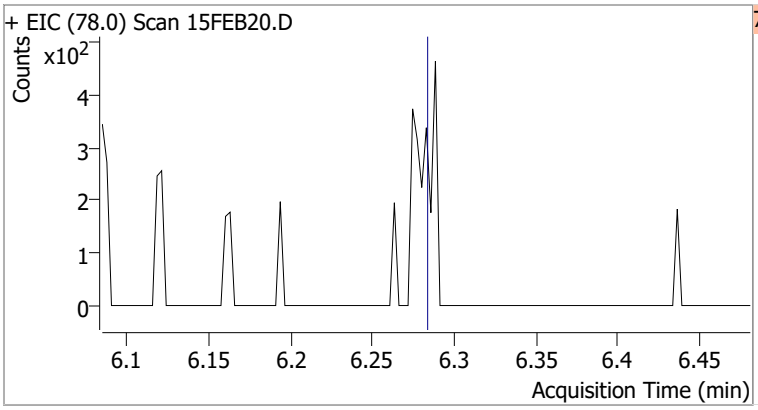

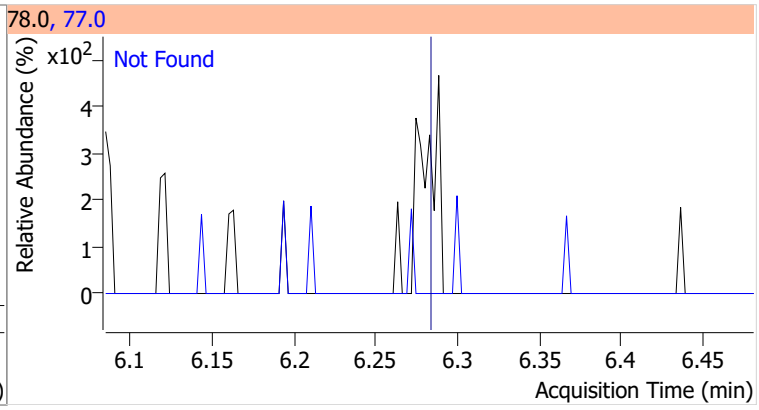

Compound	Conc.	Exp RT	QIon	Exp Ratio	QIon	Exp Ratio
1,2-Dichloroethane	N.D.	6.32	64.0	32.2	98.0	8.2

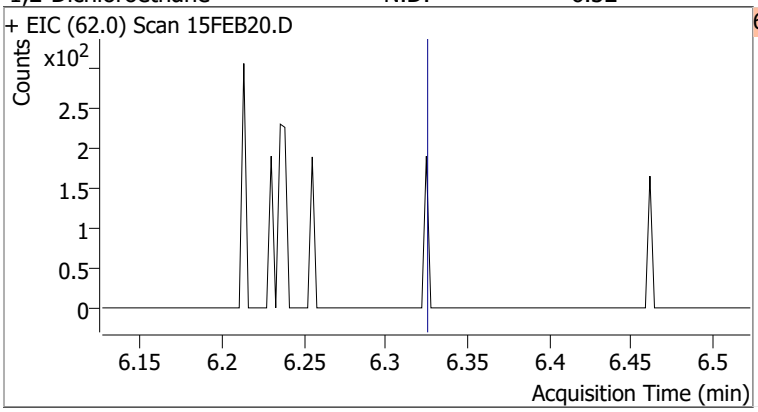

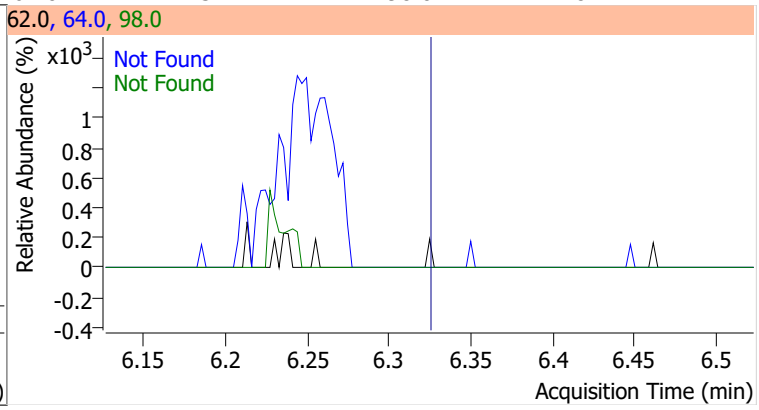

Compound	Conc.	Exp RT	QIon	Exp Ratio	QIon	Exp Ratio
Trichloroethene	N.D.	7.02	130.0	105.6	97.0	65.7

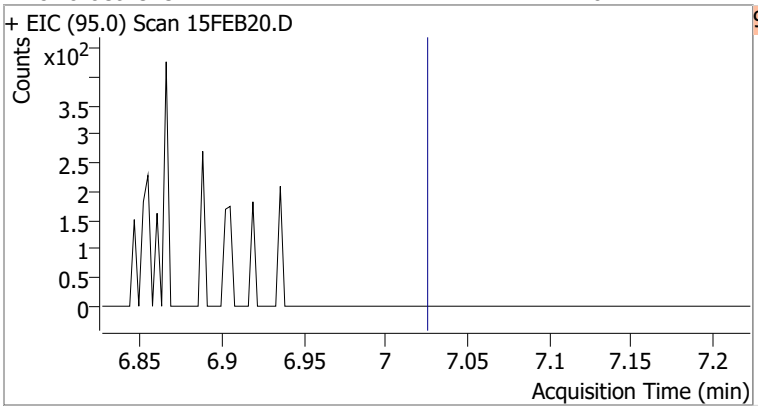

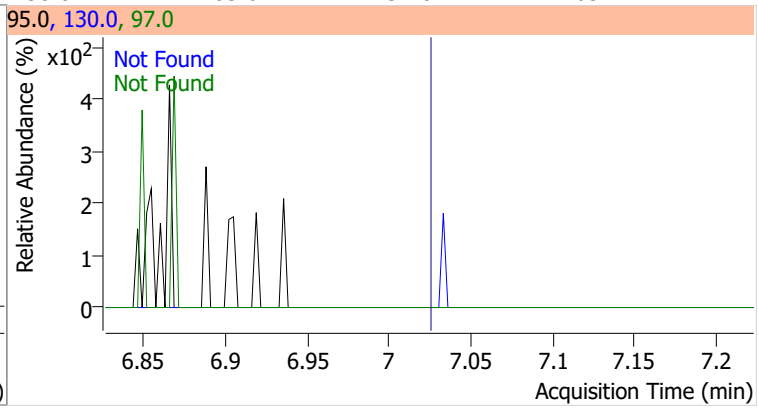

Compound	Conc.	Exp RT	QIon	Exp Ratio
1,2-Dichloropropane	N.D.	7.27	76.0	39.8

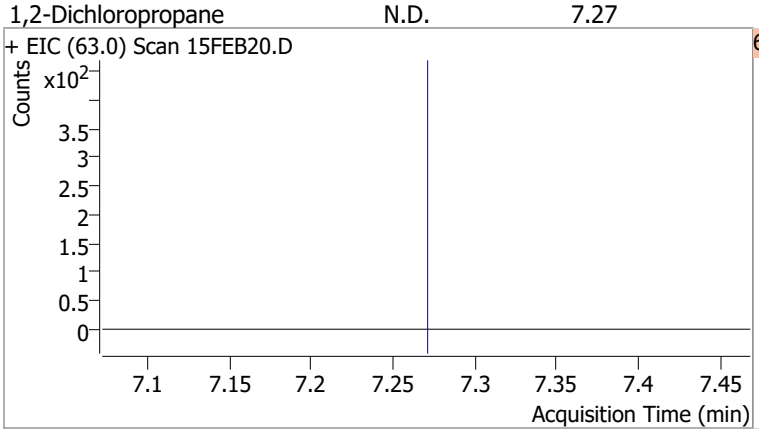

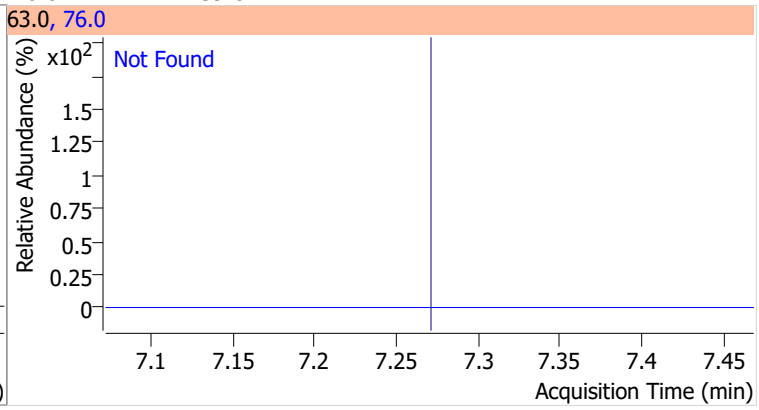

Compound	Conc.	Exp RT	QIon	Exp Ratio	QIon	Exp Ratio
Dibromomethane	N.D.	7.40	173.5	108.2	95.0	84.5

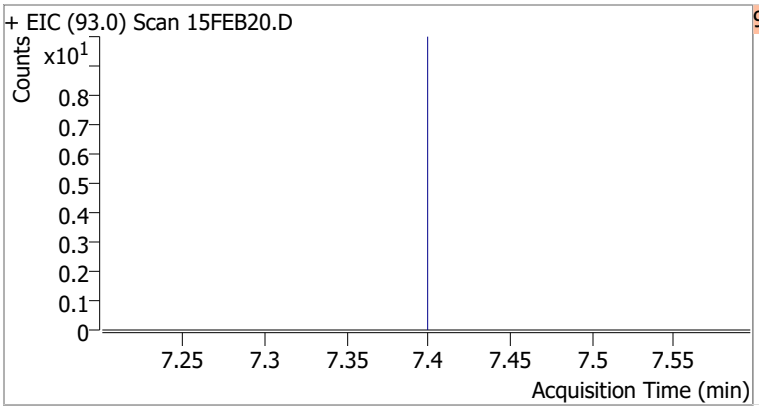

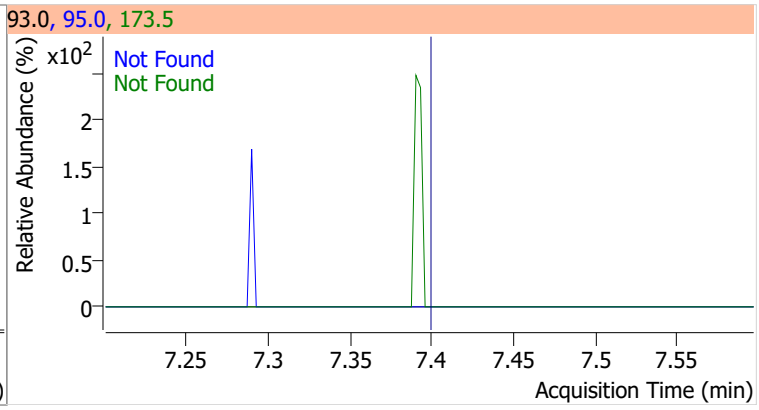

Compound	Conc.	Exp RT	QIon	Exp Ratio	QIon	Exp Ratio
Bromodichloromethane	N.D.	7.58	85.0	66.3	127.0	9.5

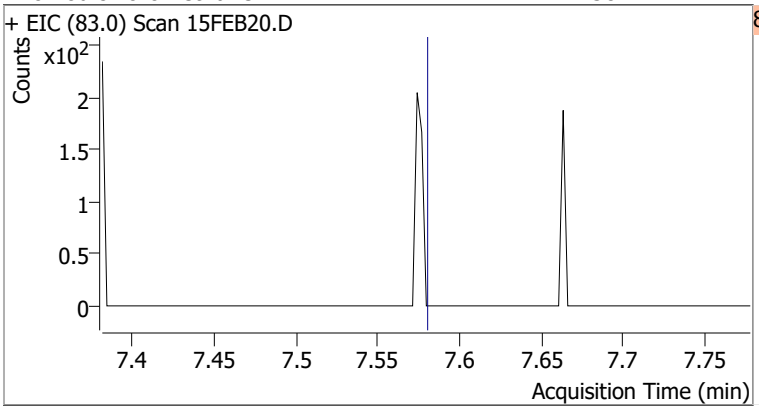

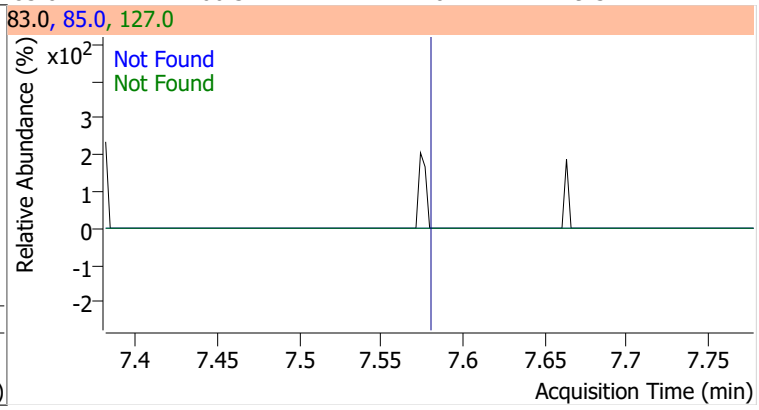

Compound	Conc.	Exp RT	QIon	Exp Ratio	QIon	Exp Ratio
cis-1,3-Dichloropropene	N.D.	8.06	39.0	52.5	77.0	31.8

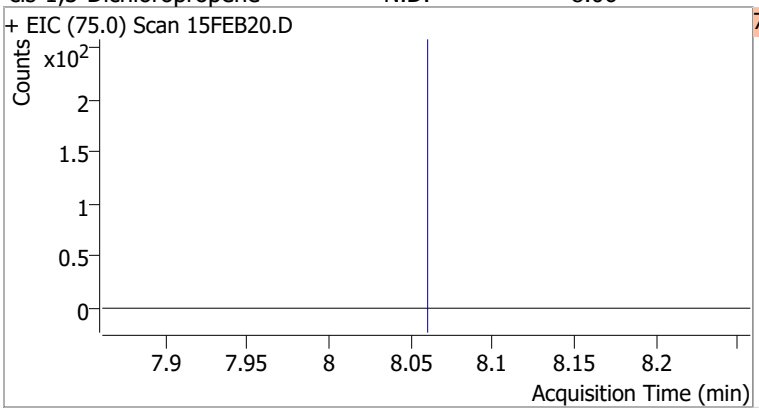

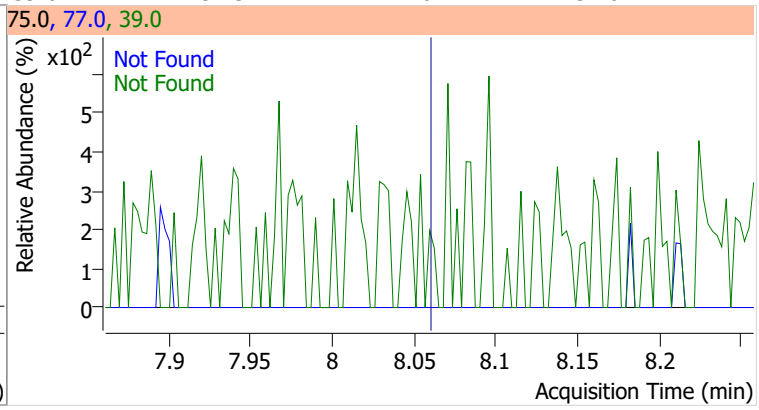

Compound	Conc.	RT	Dev(Min)	Resp.	QIon	QRatio	Lower	Upper
Toluene-d8	263.6723	8.32	0.00	991299	100.0	62.8	34.3	94.3
					99.0	9.5	0.0	39.2

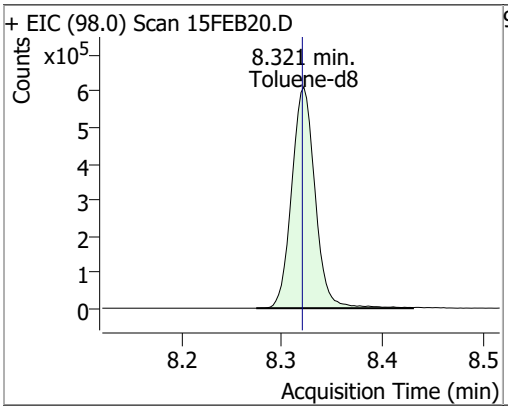

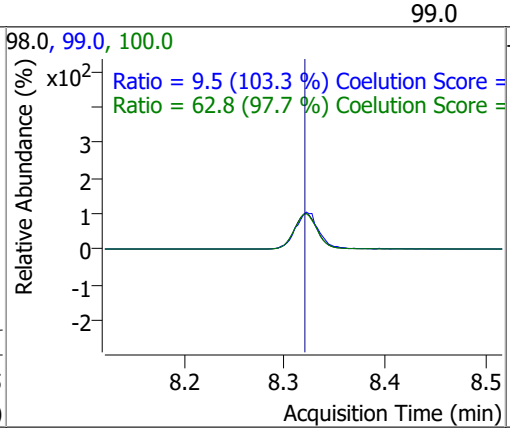

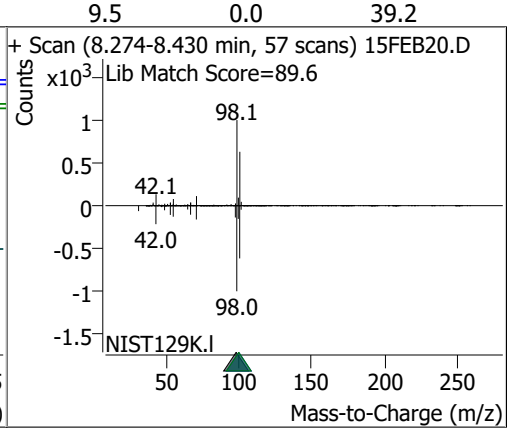

Compound	Conc.	RT	Dev(Min)	Resp.	QIon	QRatio	Lower	Upper
Toluene	4.8348	8.38	-0.01	12116	91.0	175.4	144.1	204.1

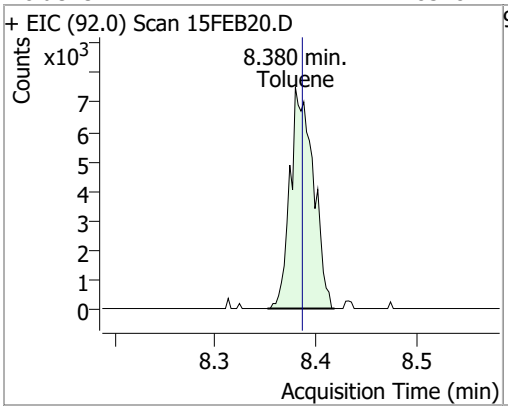

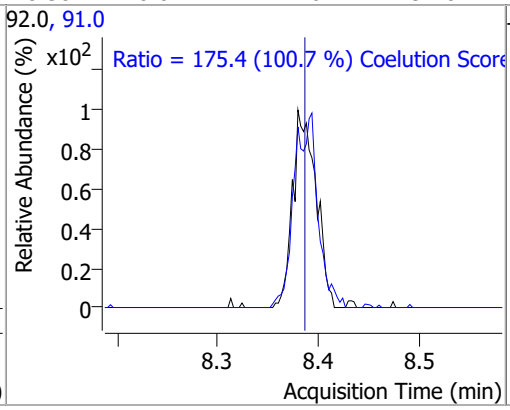

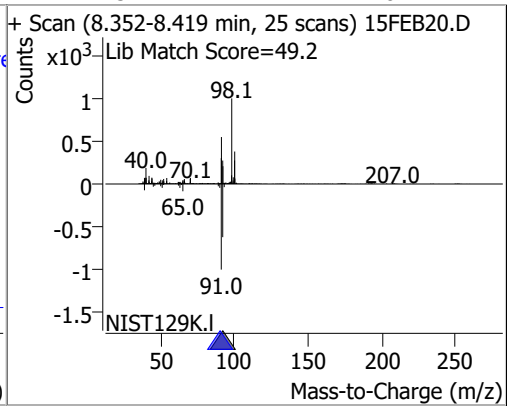

Compound	Conc.	Exp RT	QIon	Exp Ratio	QIon	Exp Ratio
trans-1,3-Dichloropropene	N.D.	8.64	39.0	53.0	77.0	31.0

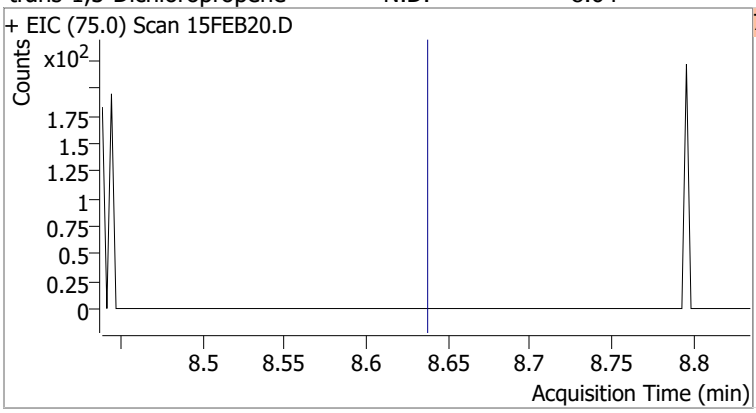

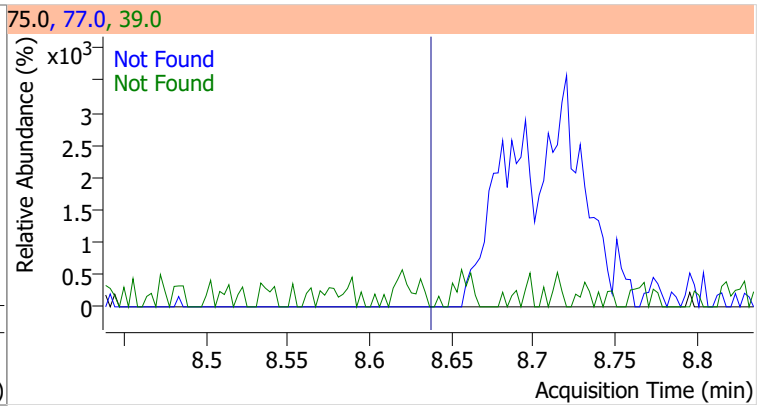

Compound	Conc.	Exp RT	QIon	Exp Ratio	QIon	Exp Ratio
1,1,2-Trichloroethane	N.D.	8.82	97.0	110.7	85.0	60.7

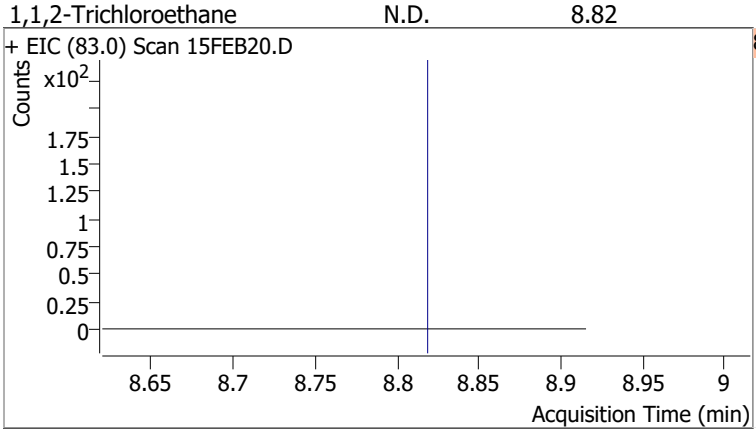

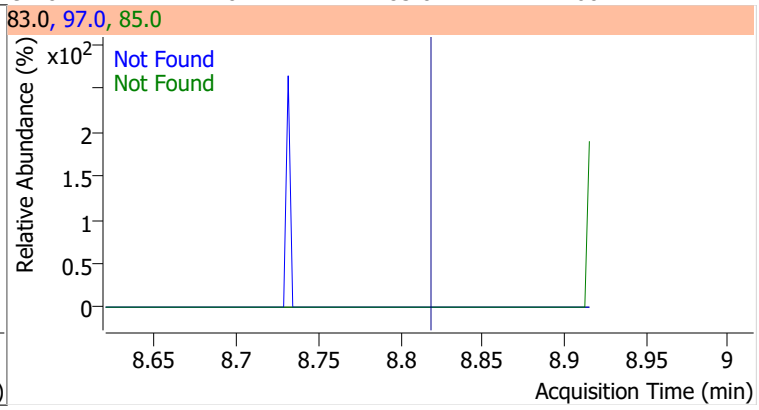

Compound	Conc.	Exp RT	QIon	Exp Ratio	QIon	Exp Ratio
Tetrachloroethene	N.D.	8.94	165.8	126.1	129.0	90.5

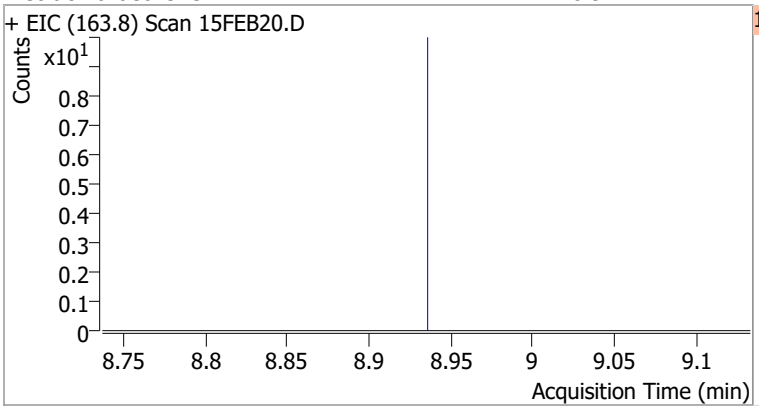

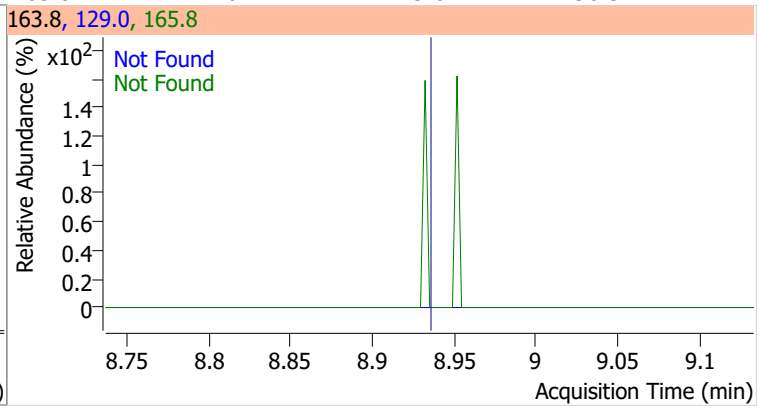

Compound	Conc.	Exp RT	QIon	Exp Ratio
1,3-Dichloropropane	N.D.	8.98	78.0	32.4

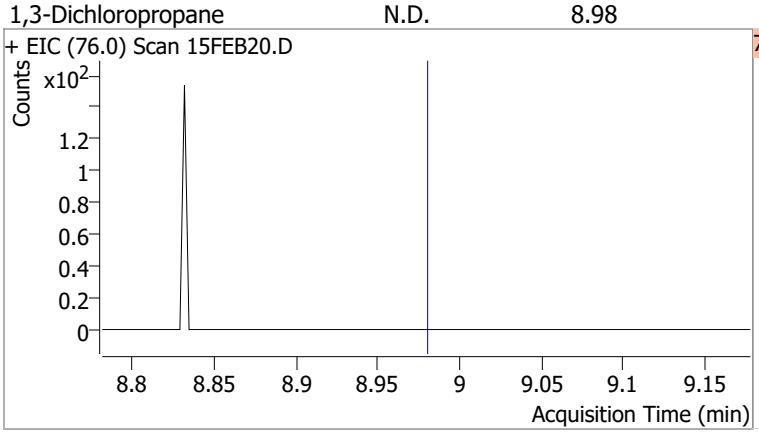

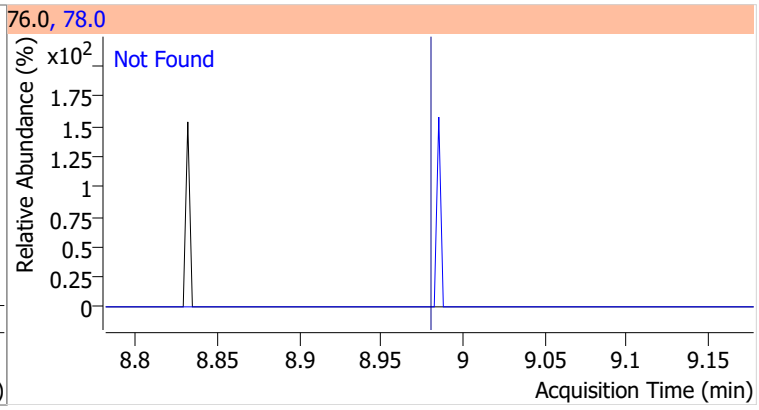

Compound	Conc.	Exp RT	QIon	Exp Ratio
Chlorodibromomethane	N.D.	9.21	127.0	77.2

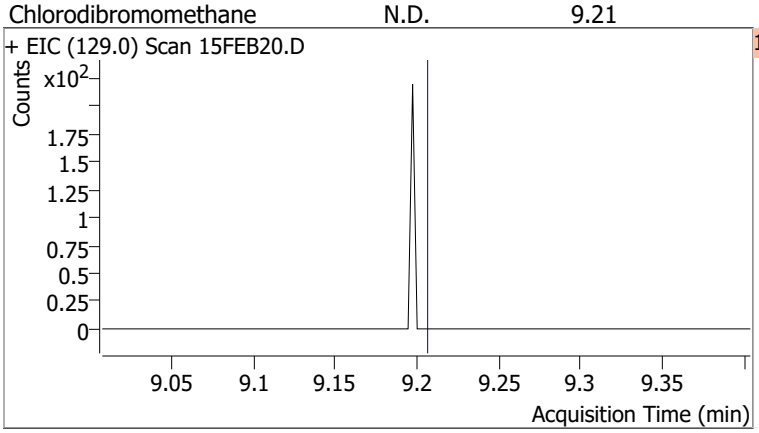

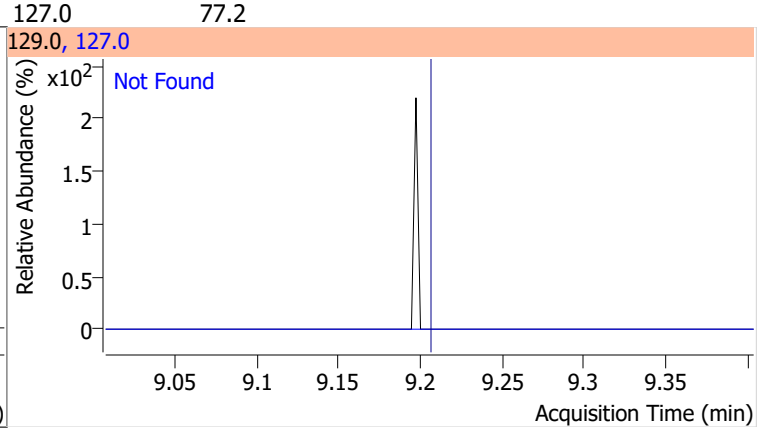

Compound	Conc.	Exp RT	QIon	Exp Ratio
1,2-Dibromoethane	N.D.	9.30	109.0	91.5

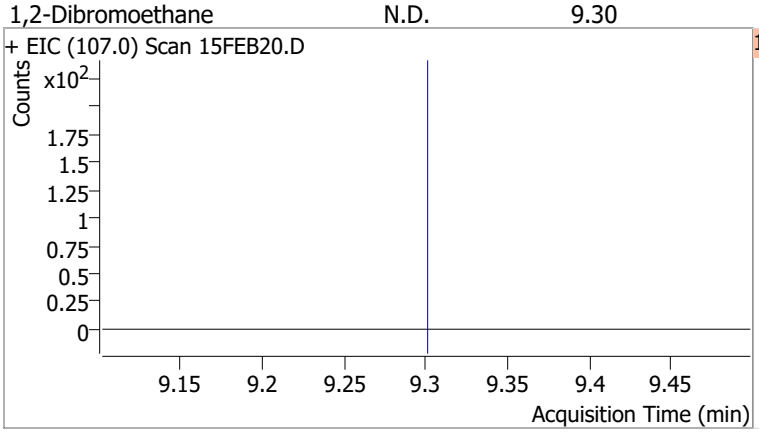

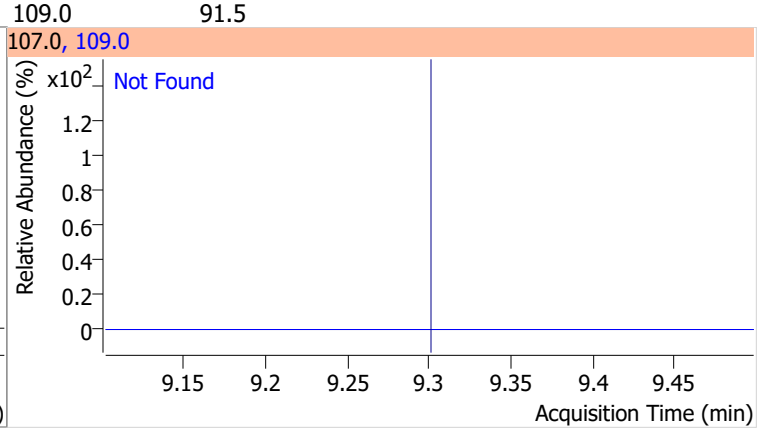

Compound	Conc.	Exp RT	QIon	Exp Ratio
Chlorobenzene	N.D.	9.80	114.0	32.2

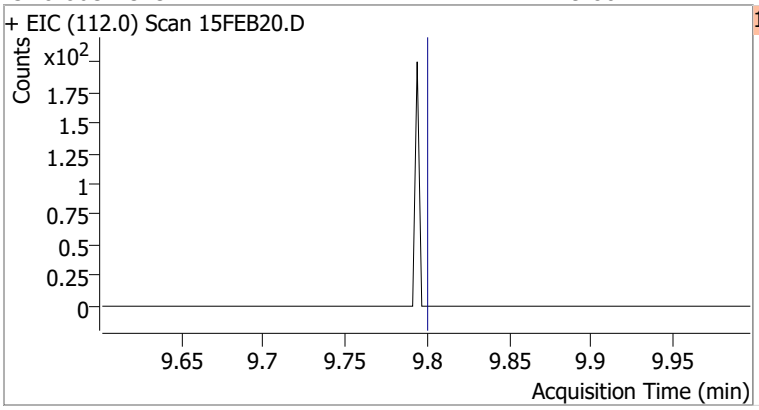

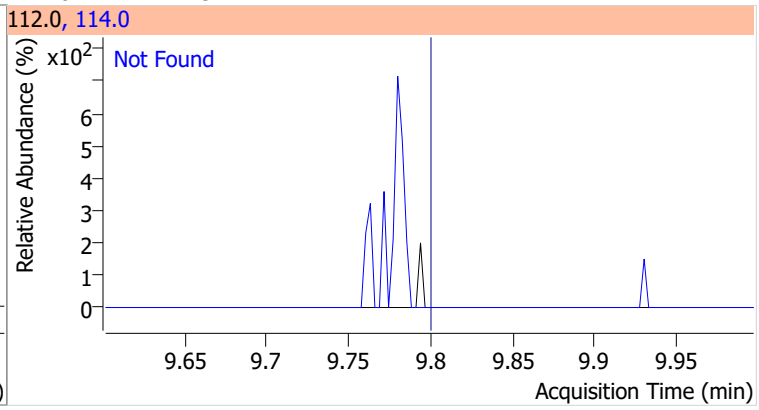

Compound	Conc.	Exp RT	QIon	Exp Ratio
1,1,1,2-Tetrachloroethane	N.D.	9.89	133.0	95.3

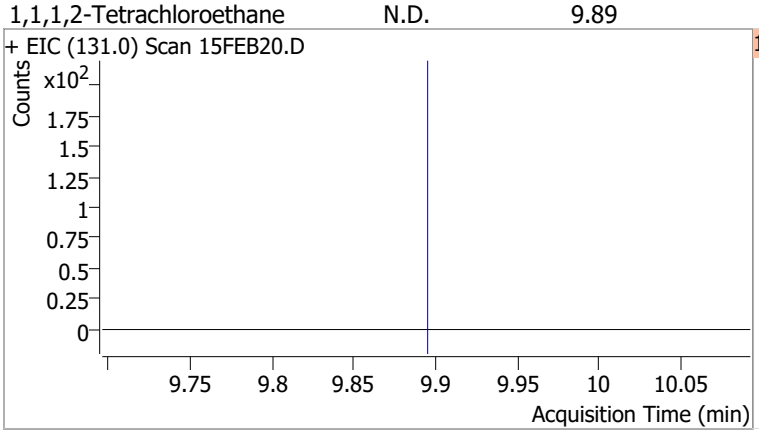

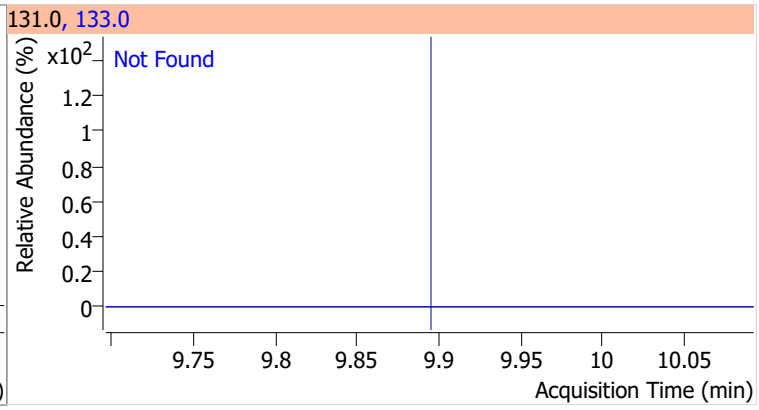

Compound	Conc.	RT	Dev(Min)	Resp.	QIon	QRatio	Lower	Upper
Ethylbenzene	0.6772	9.92	0.00	378 (m)	106.0	20.8	1.7	61.7

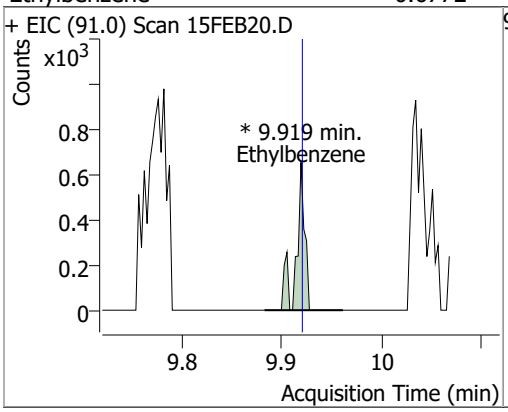

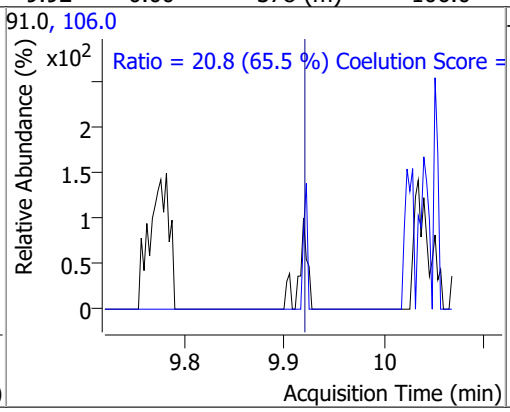

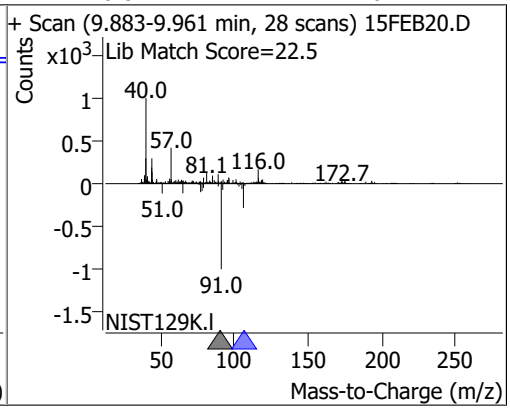

Compound	Conc.	RT	Dev(Min)	Resp.	QIon	QRatio	Lower	Upper
m+p-Xylenes	2.0748	10.05	0.01	540 (m)	91.0	173.8	170.7	230.7

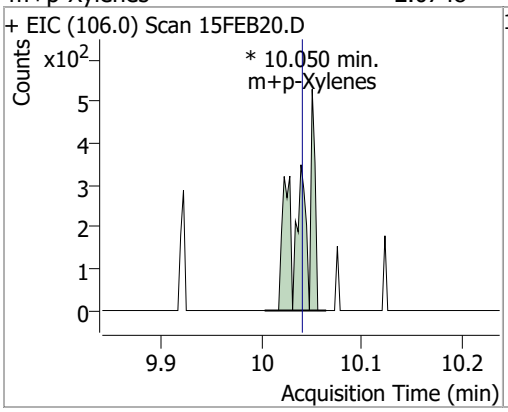

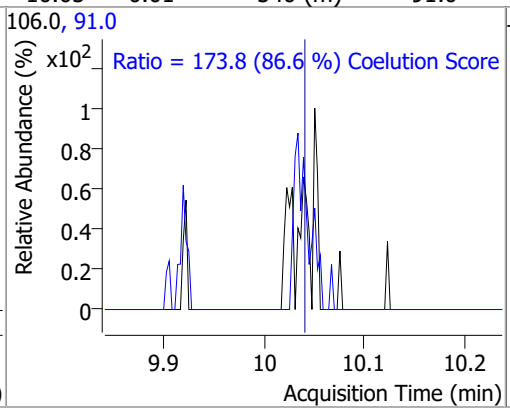

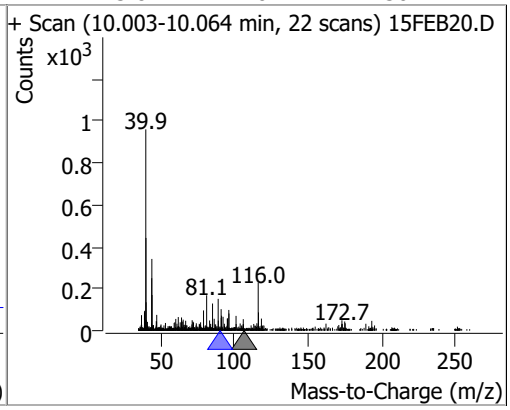

Compound	Conc.	Exp RT	QIon	Exp Ratio
o-Xylene	N.D.	10.43	91.0	211.4

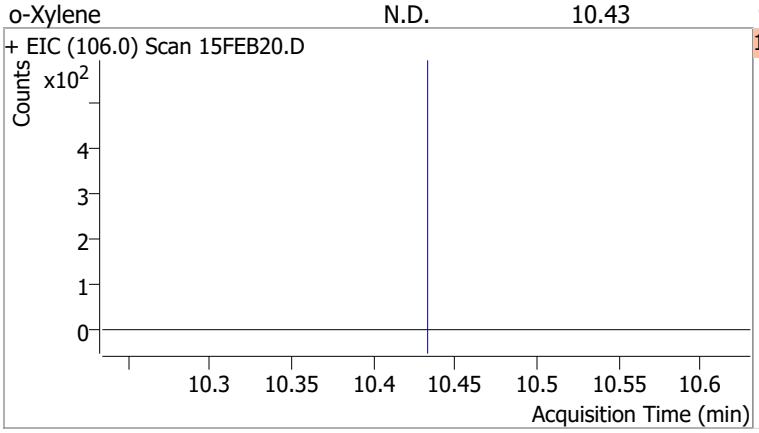

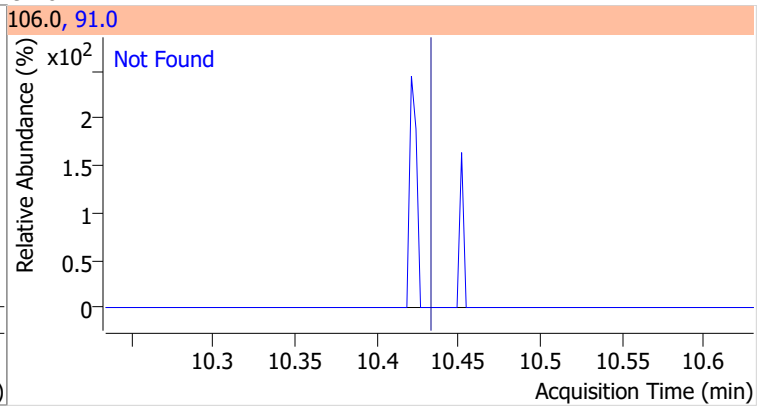

Compound	Conc.	Exp RT	QIon	Exp Ratio
Styrene	N.D.	10.45	78.0	50.6

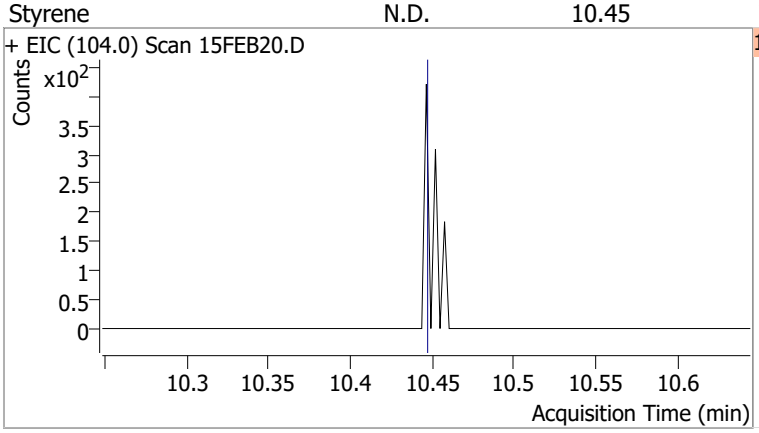

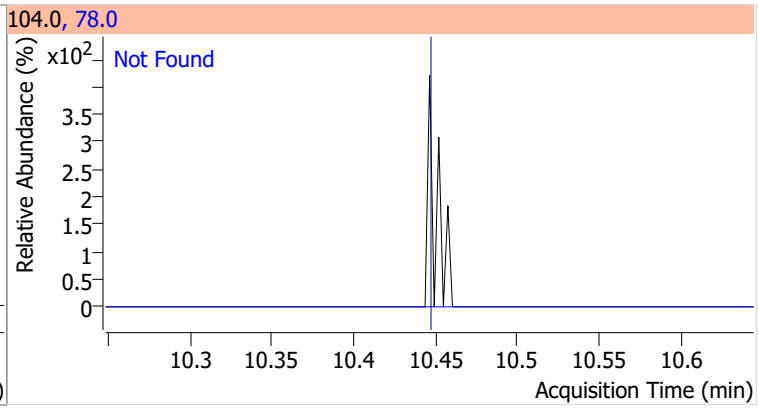

Compound	Conc.	Exp RT	QIon	Exp Ratio	QIon	Exp Ratio
Bromoform	N.D.	10.62	170.5	50.3	174.5	48.1

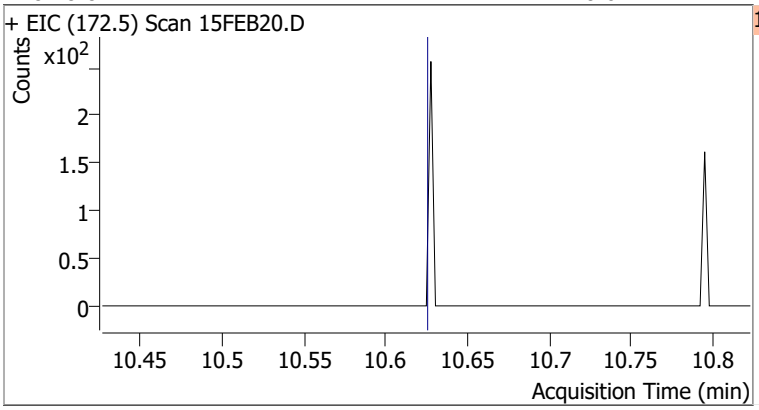

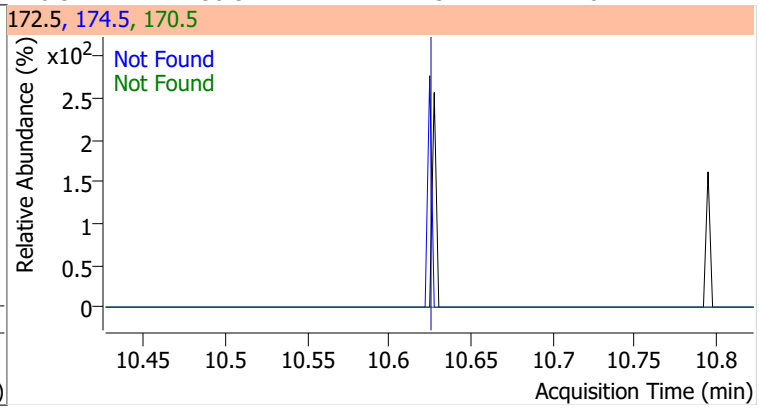

Compound	Conc.	RT	Dev(Min)	Resp.	QIon	QRatio	Lower	Upper
p-Bromofluorobenzene	261.4638	10.95	0.00	284193	174.0	94.5	65.3	125.3
					176.0	92.8	63.3	123.3

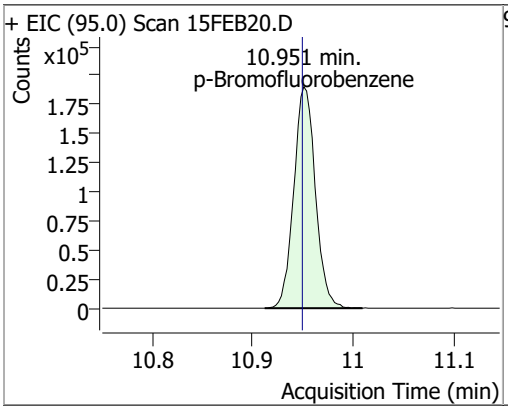

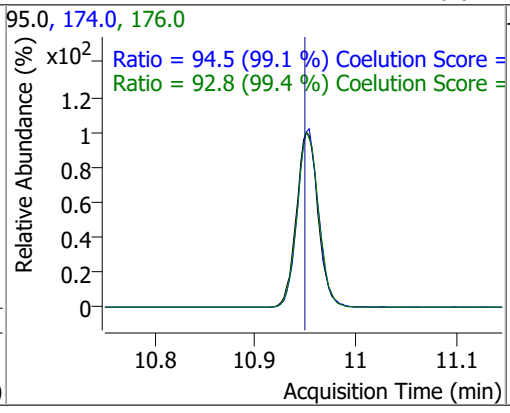

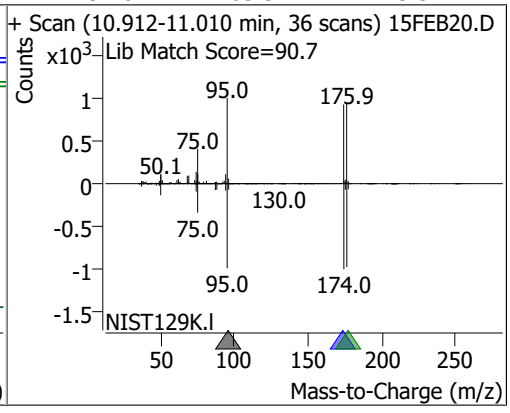

Compound	Conc.	Exp RT	QIon	Exp Ratio	QIon	Exp Ratio
Bromobenzene	N.D.	11.09	77.0	143.5	158.0	96.1

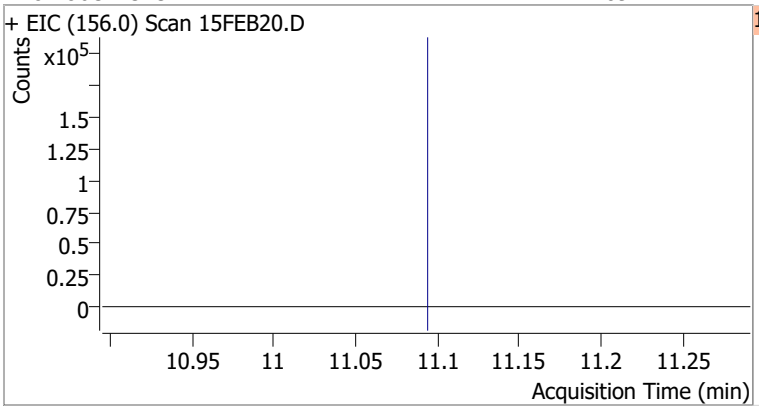

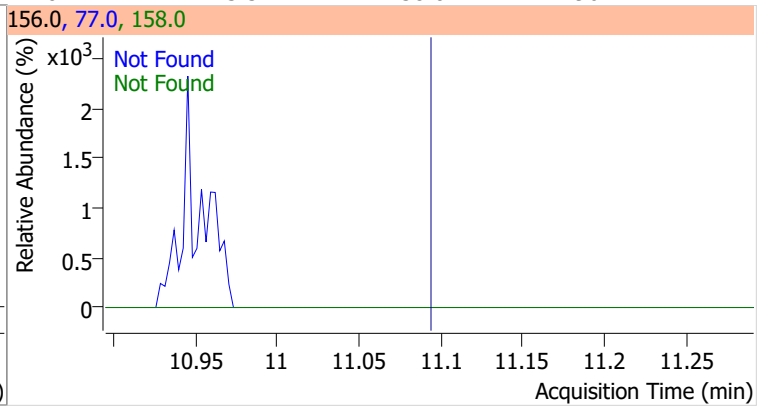

Compound	Conc.	Exp RT	QIon	Exp Ratio
1,1,2,2-Tetrachloroethane	N.D.	11.11	85.0	63.3

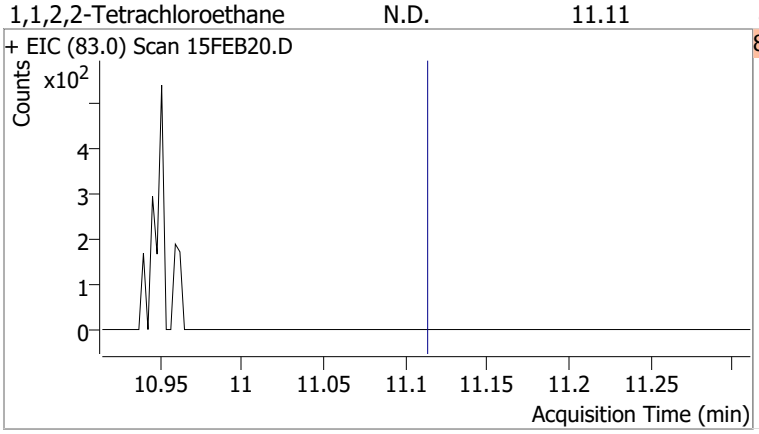

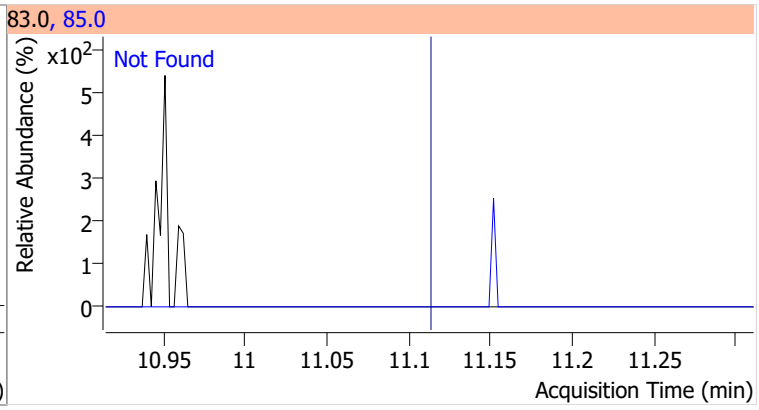

Compound	Conc.	Exp RT	QIon	Exp Ratio
1,2,3-Trichloropropane	N.D.	11.15	112.0	65.8

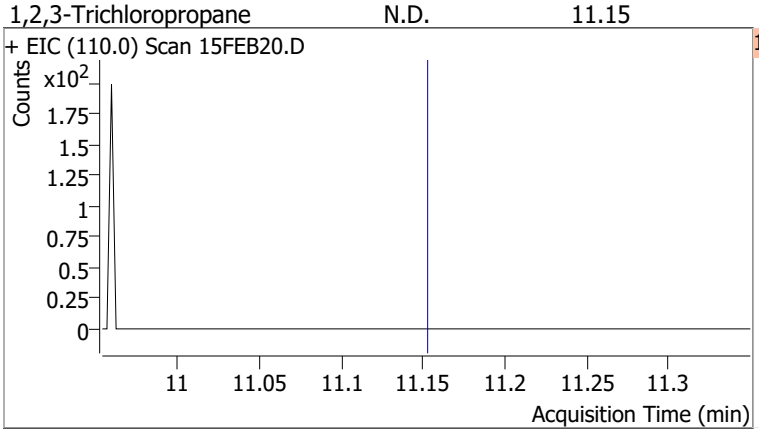

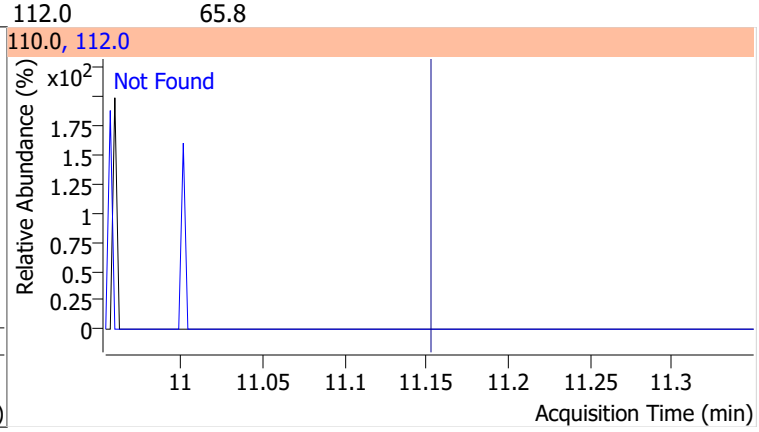

Compound	Conc.	Exp RT	QIon	Exp Ratio
2-Chlorotoluene	N.D.	11.29	91.0	276.2

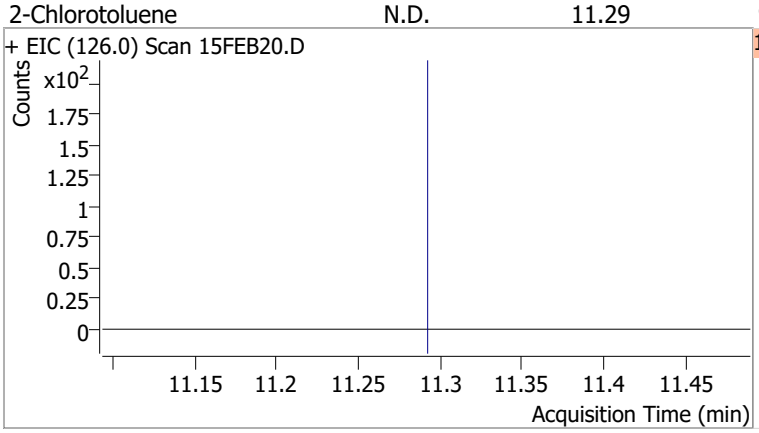

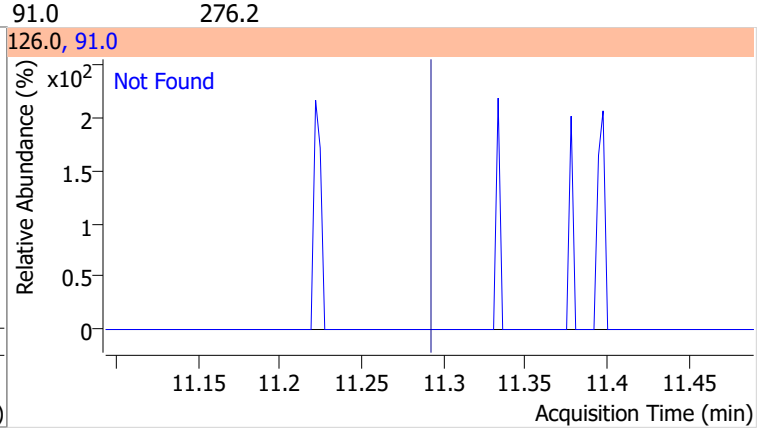

Compound	Conc.	Exp RT	QIon	Exp Ratio
4-Chlorotoluene	N.D.	11.40	126.0	31.3

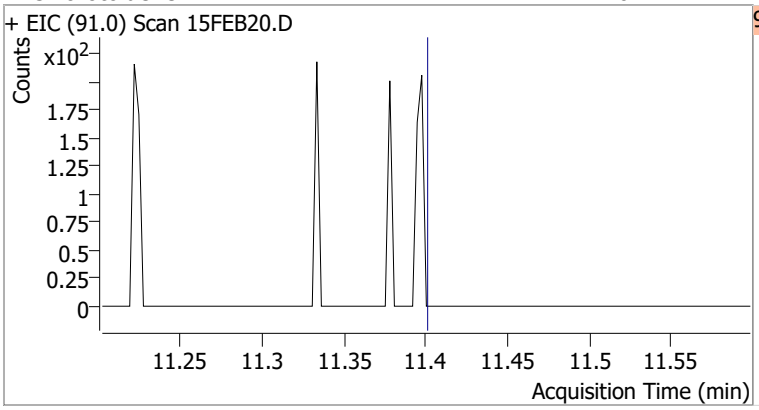

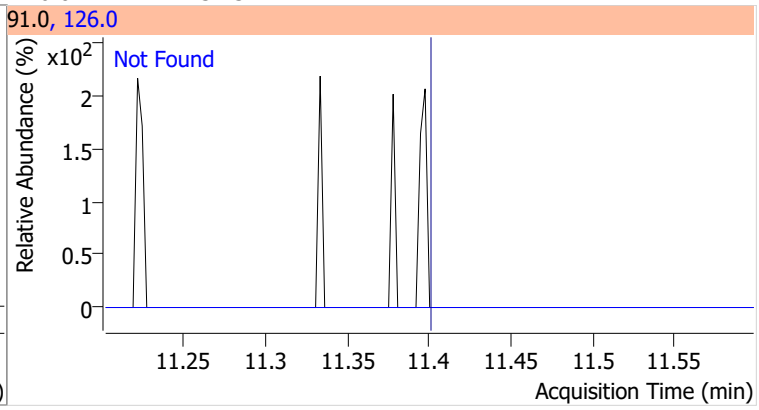

Compound	Conc.	Exp RT	QIon	Exp Ratio	QIon	Exp Ratio
1,3-Dichlorobenzene	N.D.	12.03	148.0	62.8	111.0	38.7

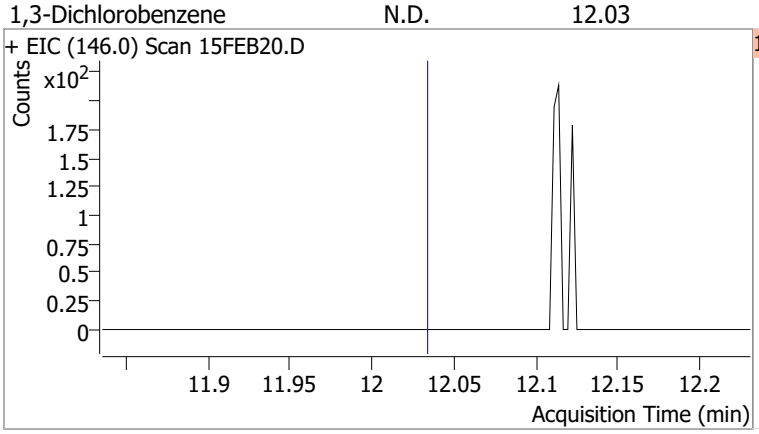

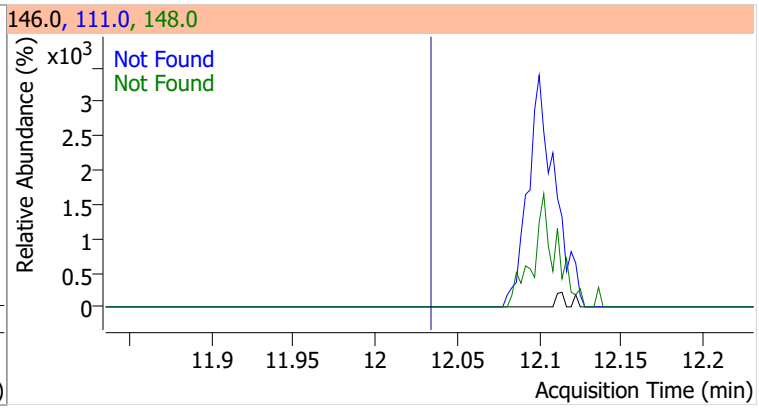

Compound	Conc.	Exp RT	QIon	Exp Ratio	QIon	Exp Ratio
1,4-Dichlorobenzene	N.D.	12.12	148.0	63.7	111.0	38.7

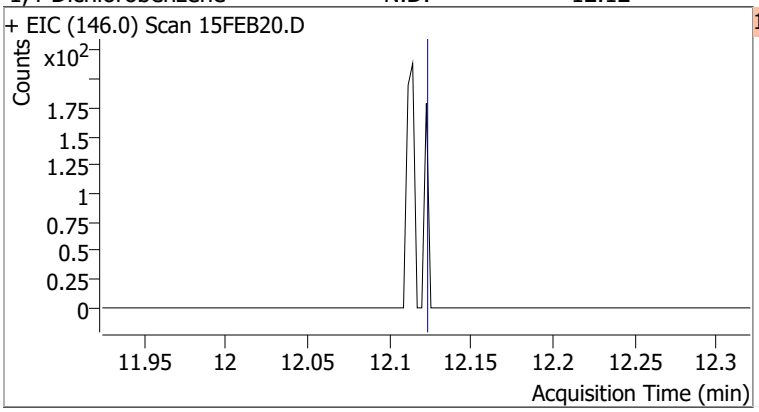

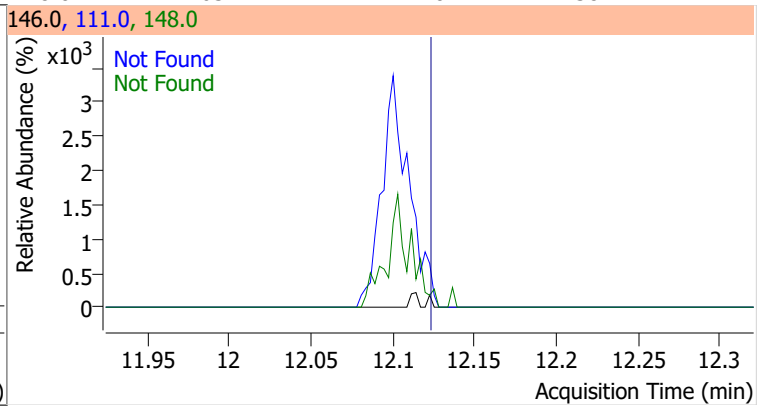

Compound	Conc.	Exp RT	QIon	Exp Ratio	QIon	Exp Ratio
1,2-Dichlorobenzene	N.D.	12.49	148.0	61.9	111.0	39.5

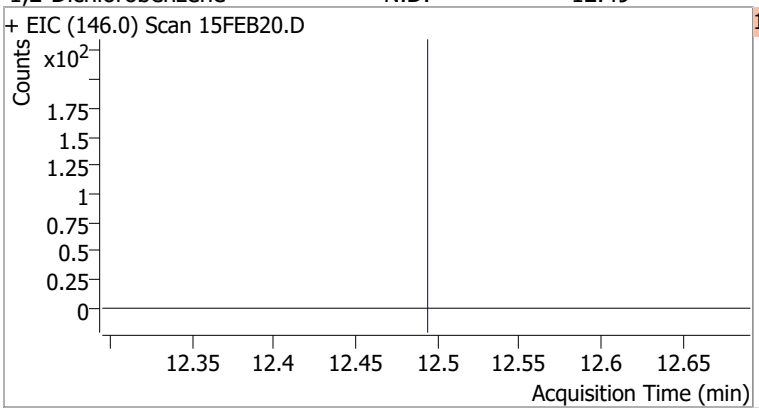

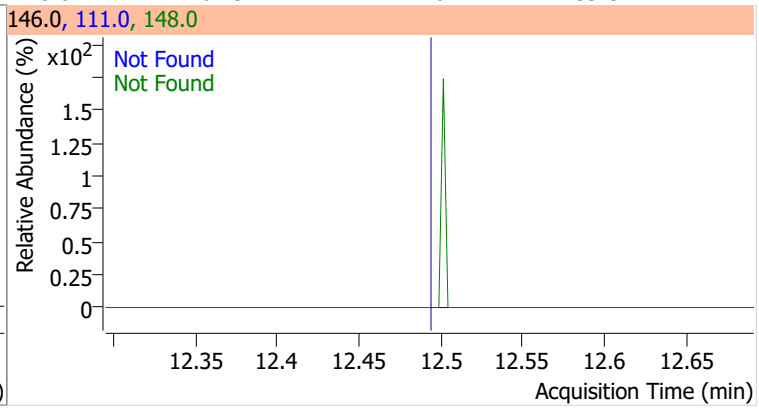

Quantitation Results Report (QT Reviewed)

Data File	15FEB21.D	Operator	MSC
Acq. Method	5975CACQF.M	Acq. Date-Time	2/15/2022 6:49:50 PM
Sample Name	B22020962-027A	Instrument	VOA5975C
Vial	21	Multiplier	1.00
DA Method File	VOA5975C_8260B_SHT_DoD_L4_011922.m	Comment	
Tune File	BFB_Atune3.u	Tune Date	10/11/2021 4:02:00 PM
Batch Name	VG021522_8260B.batch.bin	Last Calib Update	2/18/2022 11:13:24 AM
Ref Library	\\MASSHUNTER\Org\Library\NIST129K.l		

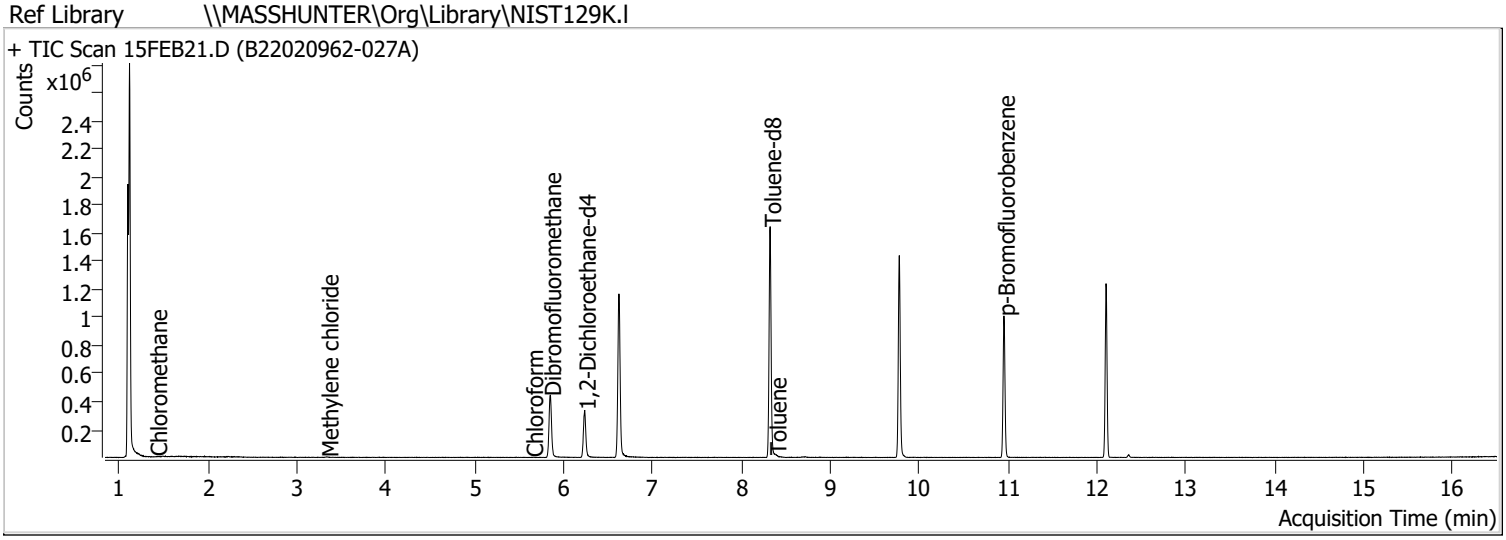

Compound	RT	QIon	Resp.	Conc.	Units		Dev(Min)
Internal Standards							
M Fluorobenzene	6.623	96.0	966046	250.0000	ng		0.003
M Chlorobenzene-d5	9.774	82.0	379926	250.0000	ng		0.000
M 1,4-Dichlorobenzene-d4	12.103	152.0	287777	250.0000	ng		0.003
System Monitoring Compounds							
S Dibromofluoromethane	5.845	113.0	261703	279.6884	ng		-0.006
Spiked Amount: 250.000	Range: 80.0 - 119.0%			Recovery = 111.88%			
S 1,2-Dichloroethane-d4	6.236	67.0	116654	288.6078	ng		0.005
Spiked Amount: 250.000	Range: 81.0 - 118.0%			Recovery = 115.44%			
S Toluene-d8	8.321	98.0	992672	267.8161	ng		0.003
Spiked Amount: 250.000	Range: 89.0 - 112.0%			Recovery = 107.13%			
S p-Bromofluorobenzene	10.951	95.0	283100	266.4371	ng		0.003
Spiked Amount: 250.000	Range: 85.0 - 114.0%			Recovery = 106.57%			
Target Compounds							**QValue**
T Dichlorodifluoromethane	0.000		0	N.D.			
T Chloromethane	1.414	50.0	747	0.4882	ng	m	90
T Vinyl chloride	0.000		0	N.D.			
T Bromomethane	0.000		0	N.D.			
T Chloroethane	0.000		0	N.D.			
T Trichlorofluoromethane	0.000		0	N.D.			
T 1,1-Dichloroethene	0.000		0	N.D.			
T Methylene chloride	3.344	49.0	2540	1.7985	ng	m	95
T trans-1,2-Dichloroethene	0.000		0	N.D.			
T Methyl tert-butyl ether (MTBE)	0.000		0	N.D.			
T 1,1-Dichloroethane	0.000		0	N.D.			
T 2,2-Dichloropropane	0.000		0	N.D.			
T cis-1,2-Dichloroethene	0.000		0	N.D.			
T Methyl ethyl ketone	0.000		0	N.D.			
T Bromochloromethane	0.000		0	N.D.			
T Chloroform	5.644	83.0	458	0.2445	ng	m	98

Compound	RT	QIon	Resp.	Conc.	Units	Dev(Min)
T 1,1,1-Trichloroethane	0.000		0	N.D.		
T Carbon tetrachloride	0.000		0	N.D.		
T 1,1-Dichloropropene	0.000		0	N.D.		
T Benzene	0.000		0	N.D.		
T 1,2-Dichloroethane	0.000		0	N.D.		
T Trichloroethene	0.000		0	N.D.		
T 1,2-Dichloropropane	0.000		0	N.D.		
T Dibromomethane	0.000		0	N.D.		
T Bromodichloromethane	0.000		0	N.D.		
T cis-1,3-Dichloropropene	0.000		0	N.D.		
T Toluene	8.383	92.0	2016	0.8160	ng	93
T trans-1,3-Dichloropropene	0.000		0	N.D.		
T 1,1,2-Trichloroethane	0.000		0	N.D.		
T Tetrachloroethene	0.000		0	N.D.		
T 1,3-Dichloropropane	0.000		0	N.D.		
T Chlorodibromomethane	0.000		0	N.D.		
T 1,2-Dibromoethane	0.000		0	N.D.		
T Chlorobenzene	0.000		0	N.D.		
T 1,1,1,2-Tetrachloroethane	0.000		0	N.D.		
T Ethylbenzene	0.000		0	N.D.		
T m+p-Xylenes	0.000		0	N.D.		
T o-Xylene	0.000		0	N.D.		
T Styrene	0.000		0	N.D.		
T Bromoform	0.000		0	N.D.		
T Bromobenzene	0.000		0	N.D.		
T 1,1,2,2-Tetrachloroethane	0.000		0	N.D.		
T 1,2,3-Trichloropropane	0.000		0	N.D.		
T 2-Chlorotoluene	0.000		0	N.D.		
T 4-Chlorotoluene	0.000		0	N.D.		
T 1,3-Dichlorobenzene	0.000		0	N.D.		
T 1,4-Dichlorobenzene	0.000		0	N.D.		
T 1,2-Dichlorobenzene	0.000		0	N.D.		

(#) = Qualifier Out of Range; (m) = Manual Integration; (+) = Area Summed; (*) = Surrogate Percent Recovery Out of Range; (d): Zeroed Peak

Compound	Conc.	Exp RT	QIon	Exp Ratio
Dichlorodifluoromethane	N.D.	1.24	87.0	31.8

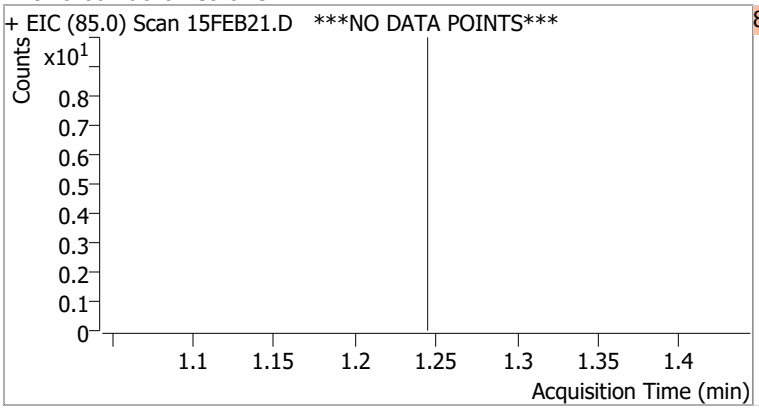

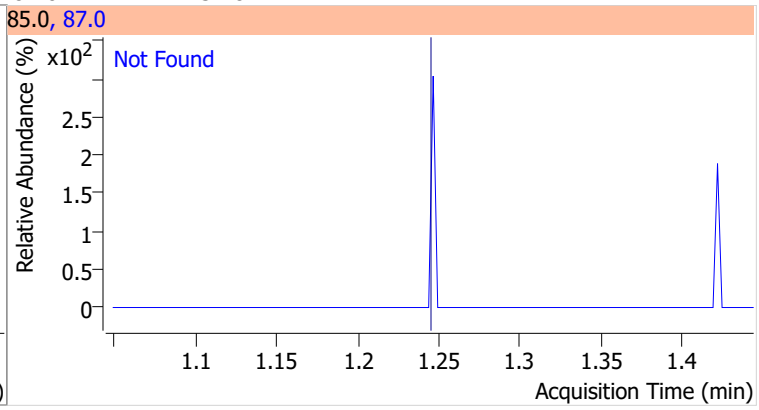

Compound	Conc.	RT	Dev(Min)	Resp.	QIon	QRatio	Lower	Upper
Chloromethane	0.4882	1.41	0.01	747 (m)	52.0	26.6	2.4	62.4

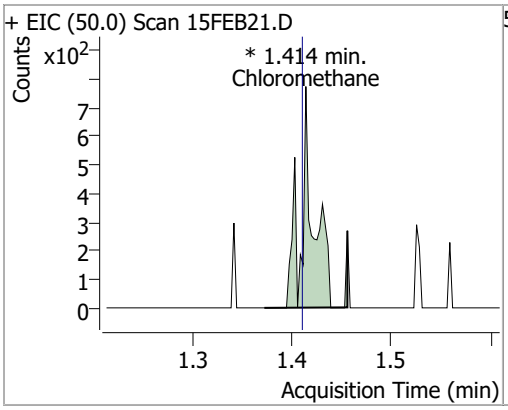

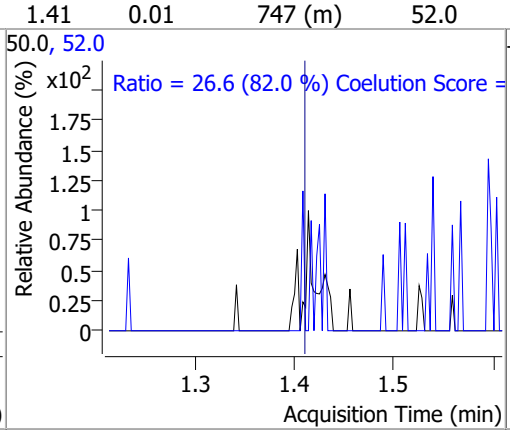

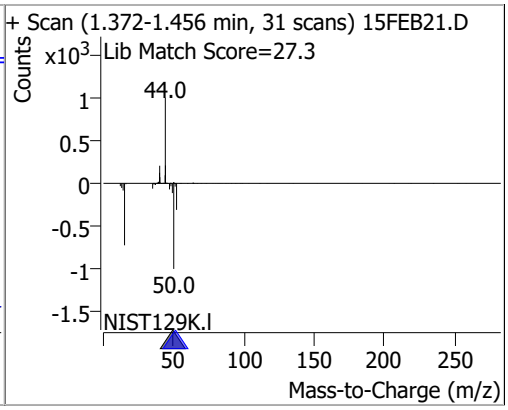

Compound	Conc.	Exp RT	QIon	Exp Ratio
Vinyl chloride	N.D.	1.50	64.0	31.3

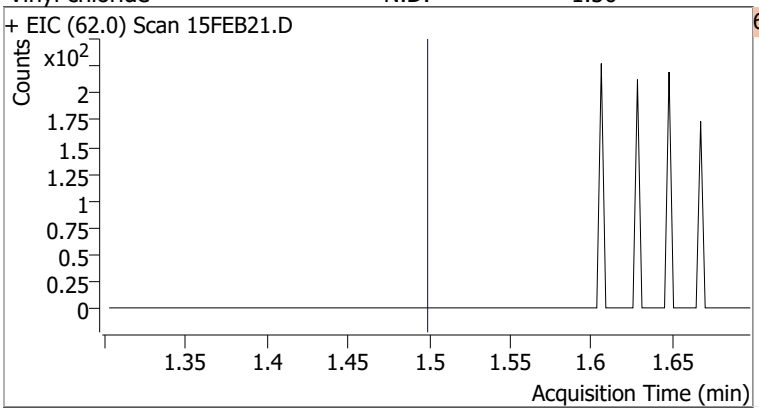

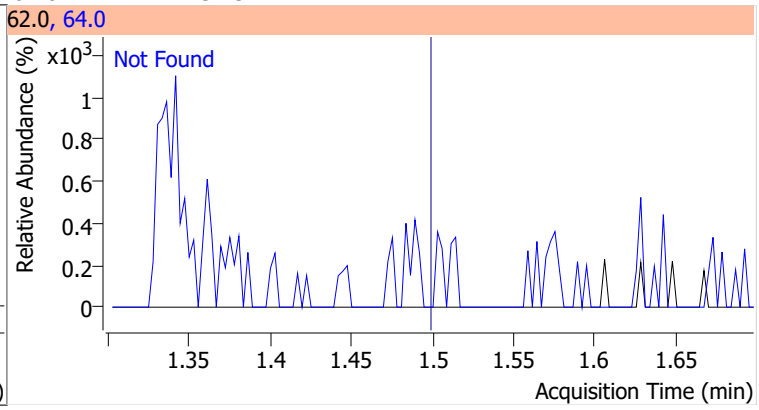

Compound	Conc.	Exp RT	QIon	Exp Ratio
Bromomethane	N.D.	1.80	94.0	110.1

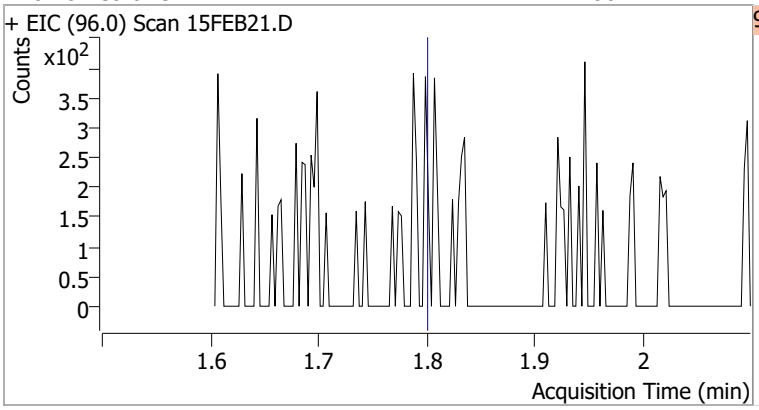

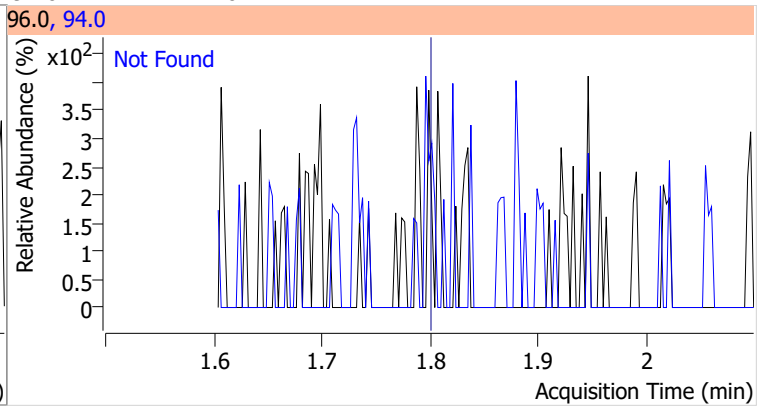

Compound	Conc.	Exp RT	QIon	Exp Ratio
Chloroethane	N.D.	1.90	66.0	30.0

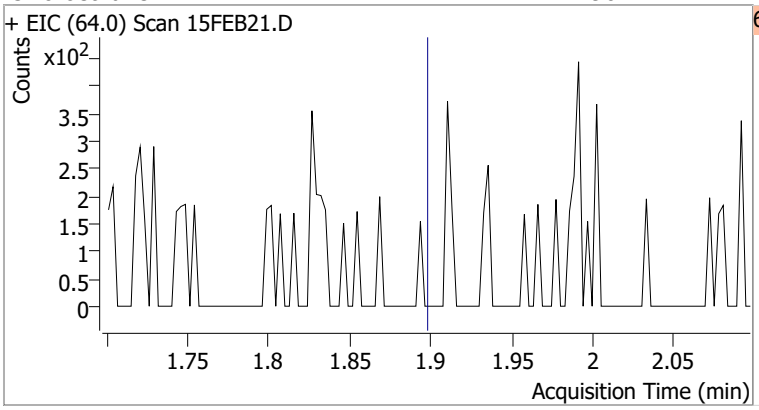

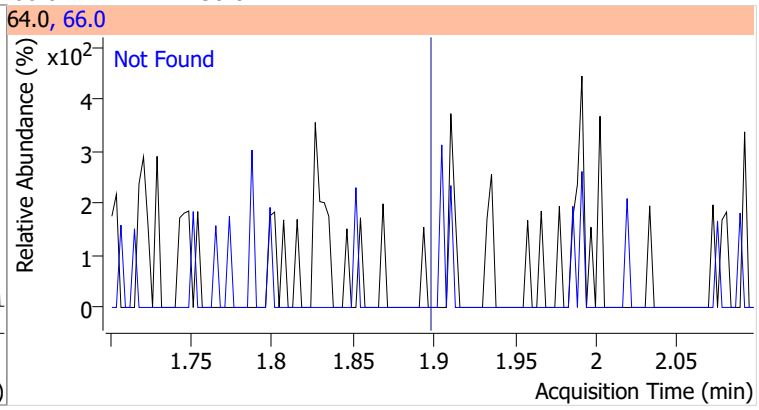

Compound	Conc.	Exp RT	QIon	Exp Ratio
Trichlorofluoromethane	N.D.	2.15	103.0	65.0

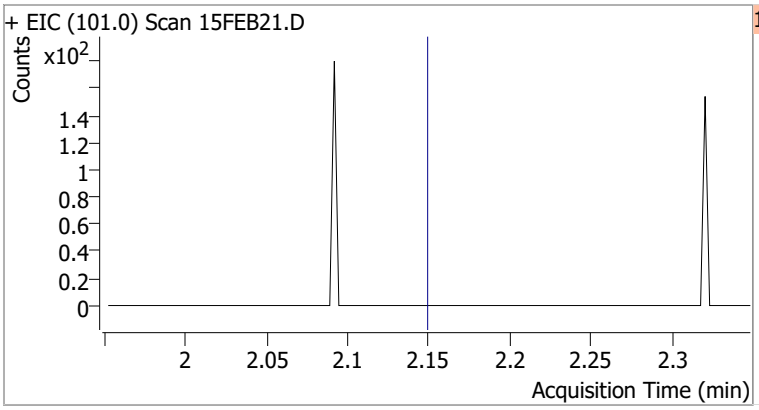

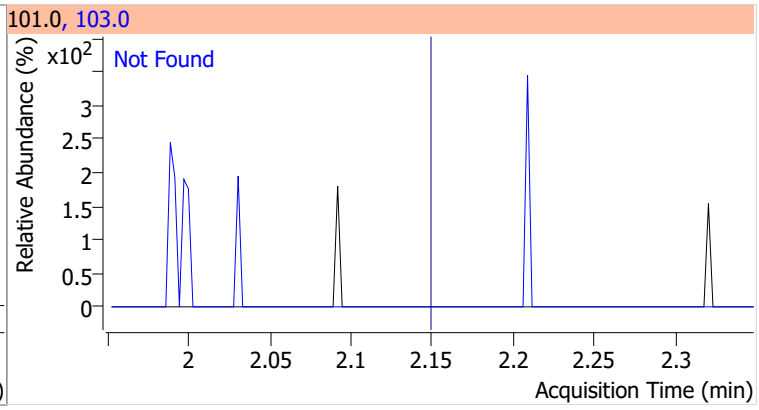

Compound	Conc.	Exp RT	QIon	Exp Ratio	QIon	Exp Ratio
1,1-Dichloroethene	N.D.	2.70	61.0	179.9	63.0	57.0

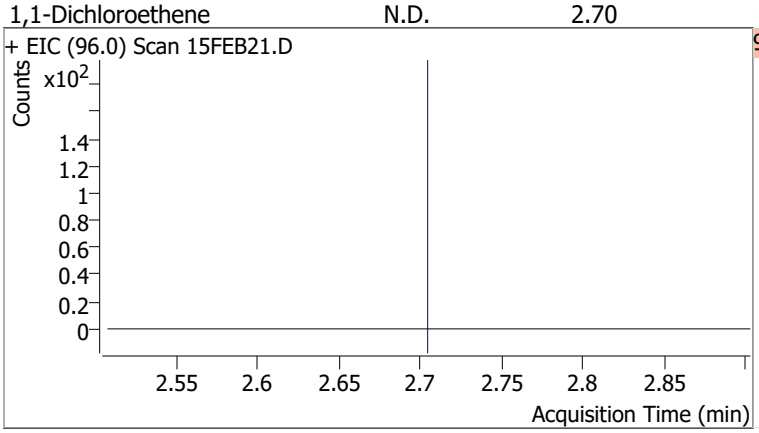

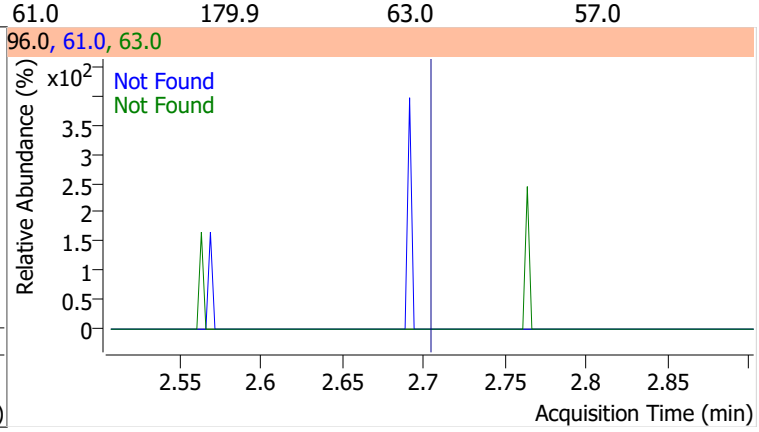

Compound	Conc.	RT	Dev(Min)	Resp.	QIon	QRatio	Lower	Upper
Methylene chloride	1.7985	3.34	0.01	2540 (m)	84.0	70.3	36.1	96.1
					86.0	38.8	11.8	71.8

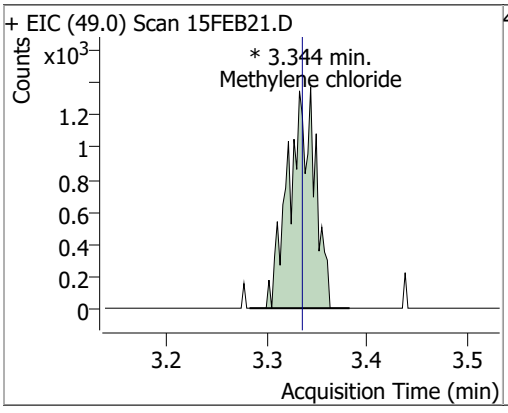

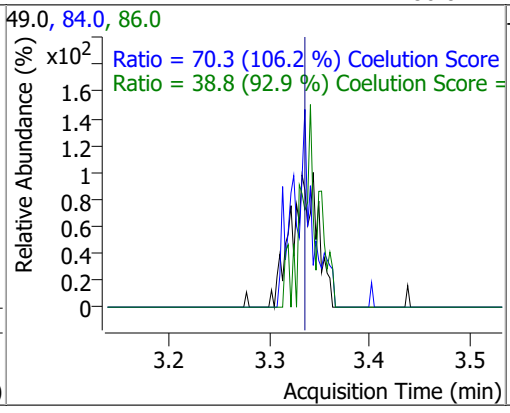

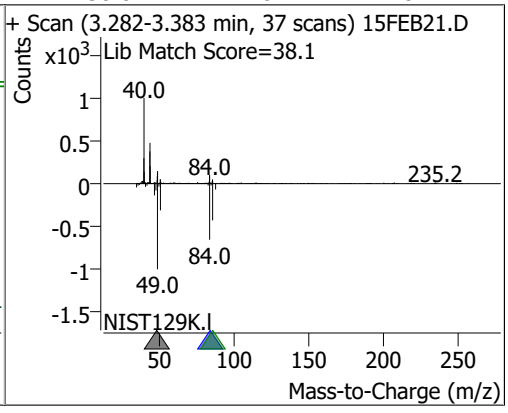

Compound	Conc.	Exp RT	QIon	Exp Ratio	QIon	Exp Ratio
trans-1,2-Dichloroethene	N.D.	3.72	61.0	154.8	98.0	62.1

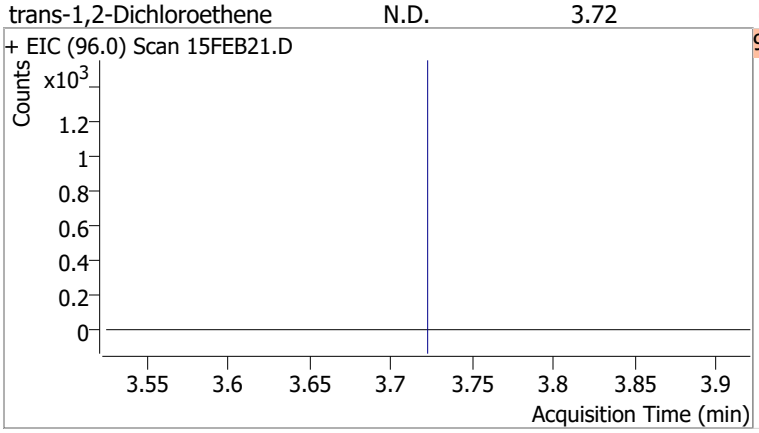

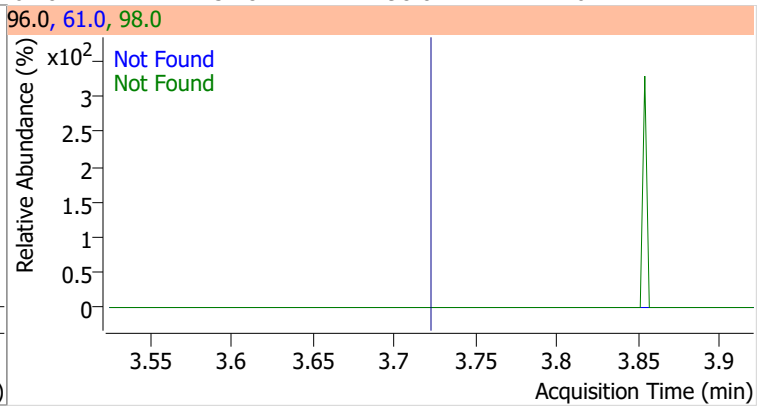

Compound	Conc.	Exp RT	QIon	Exp Ratio
Methyl tert-butyl ether (MTBE)	N.D.	3.75	57.0	24.6

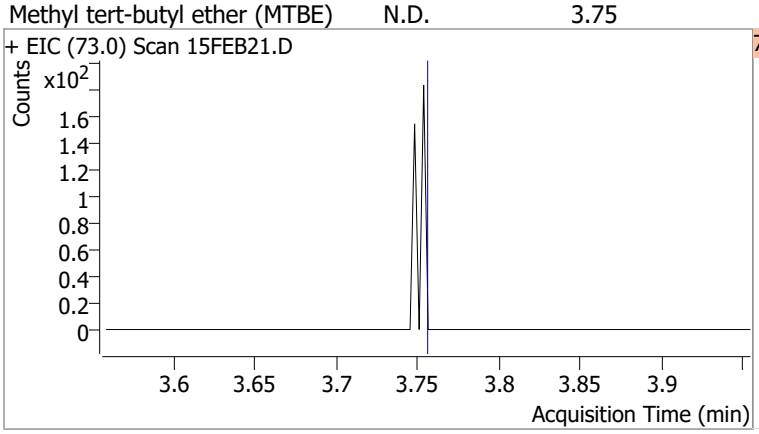

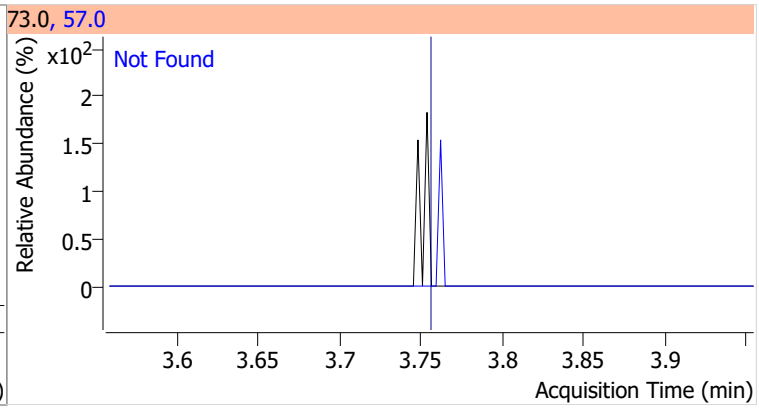

Compound	Conc.	Exp RT	QIon	Exp Ratio	QIon	Exp Ratio
1,1-Dichloroethane	N.D.	4.38	65.0	31.0	83.0	12.7

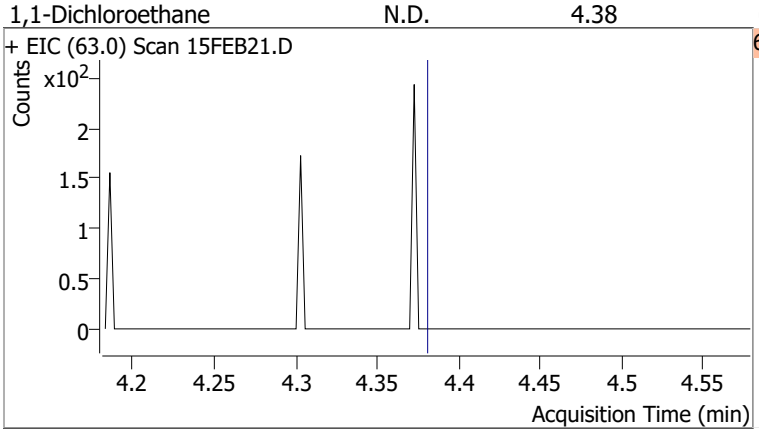

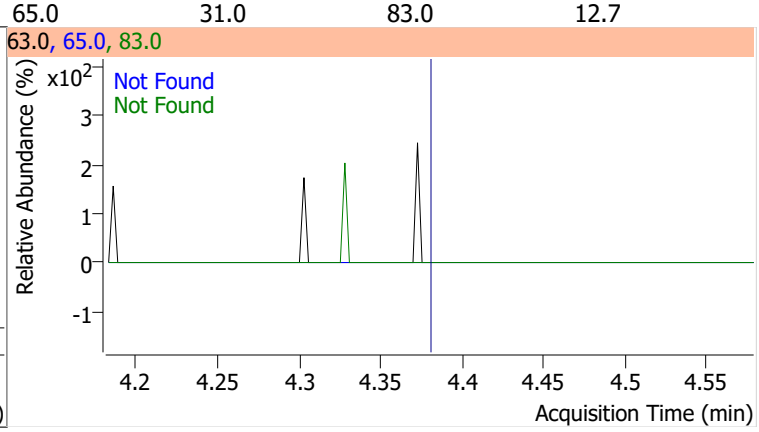

Compound	Conc.	Exp RT	QIon	Exp Ratio	QIon	Exp Ratio
2,2-Dichloropropane	N.D.	5.19	41.0	68.8	97.0	23.9

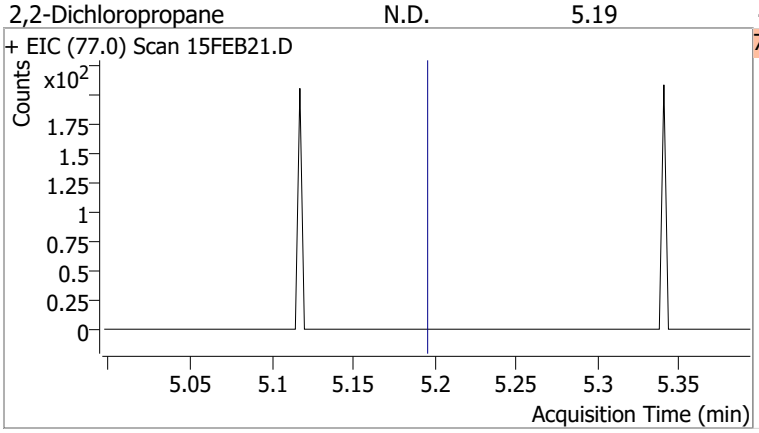

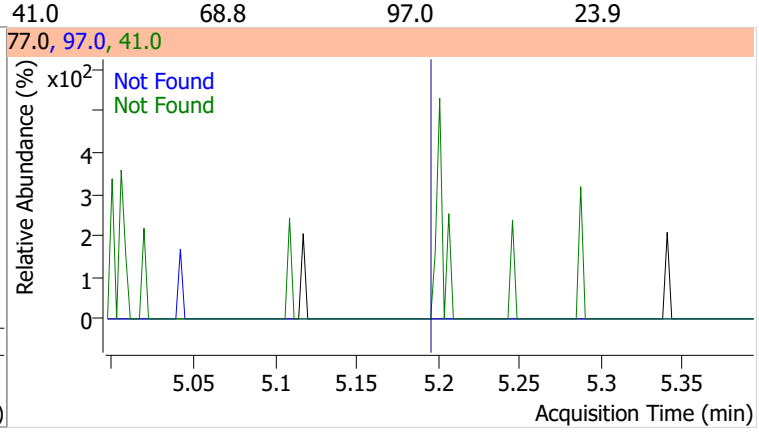

Compound	Conc.	Exp RT	QIon	Exp Ratio	QIon	Exp Ratio
cis-1,2-Dichloroethene	N.D.	5.21	61.0	160.4	98.0	66.2

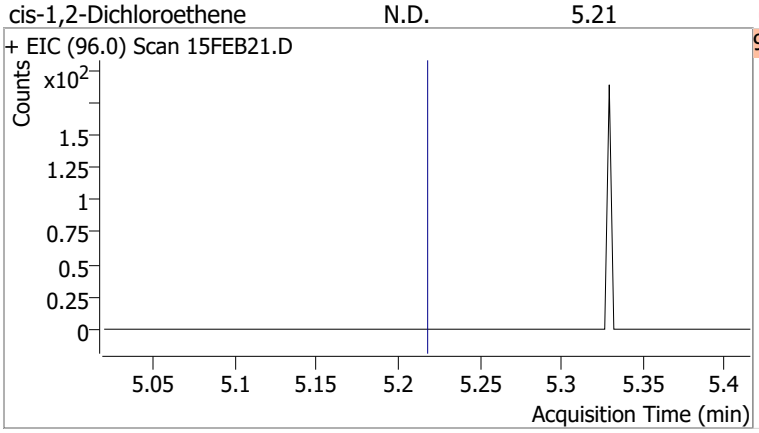

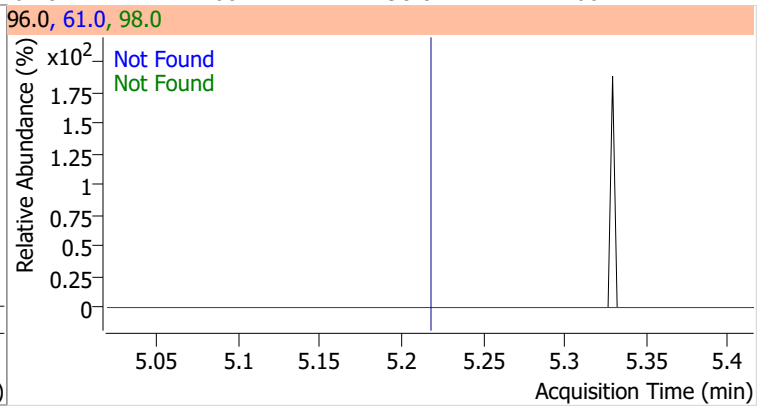

Compound	Conc.	Exp RT	QIon	Exp Ratio
Methyl ethyl ketone	N.D.	5.28	72.0	20.6

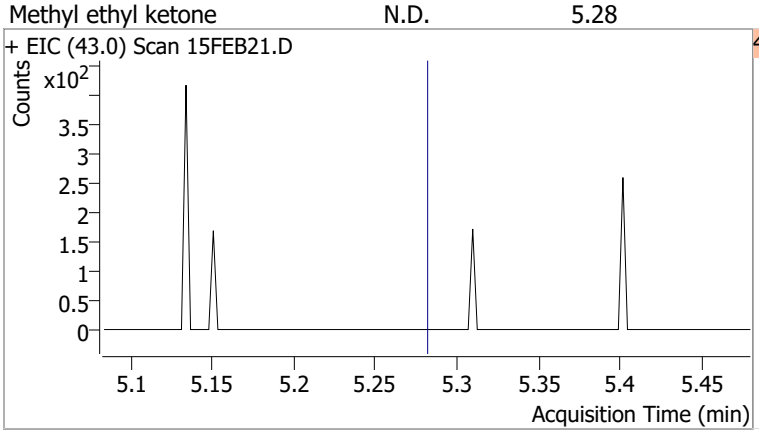

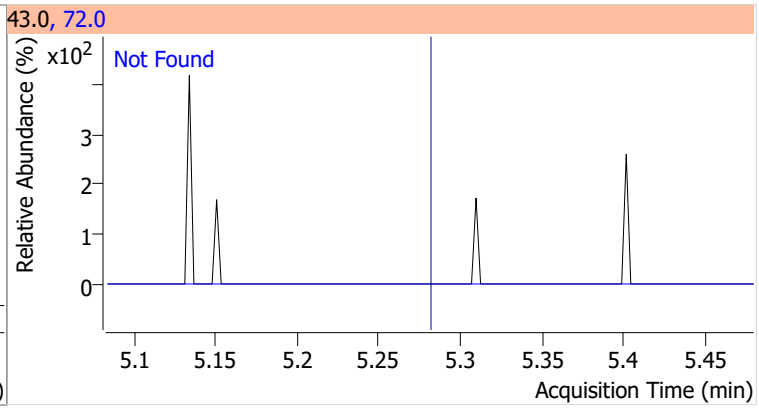

Compound	Conc.	Exp RT	QIon	Exp Ratio
Bromochloromethane	N.D.	5.52	49.0	182.2

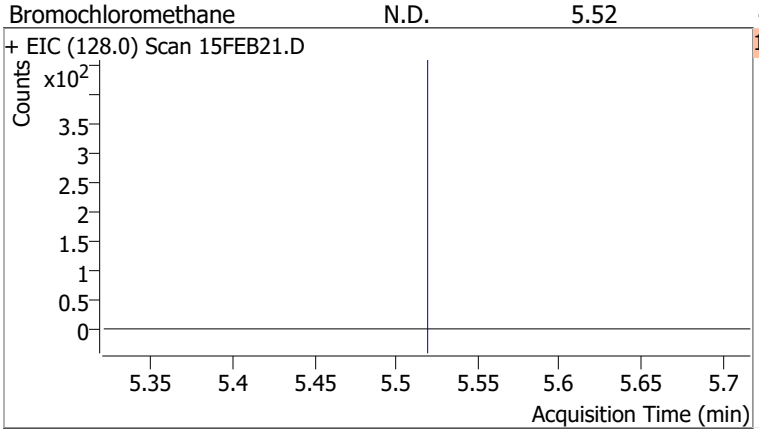

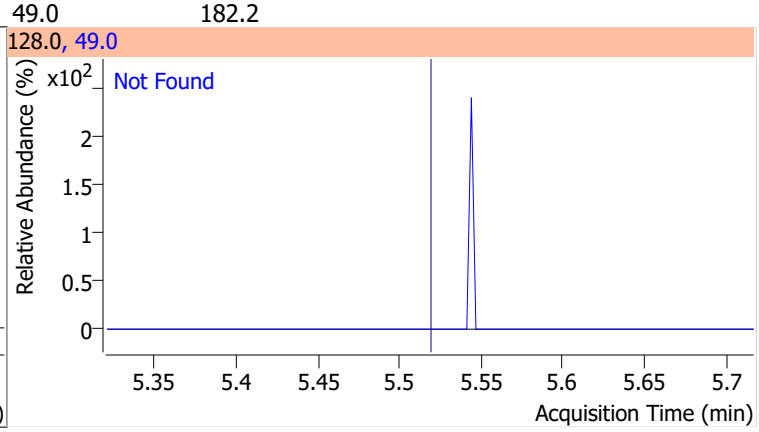

Compound	Conc.	RT	Dev(Min)	Resp.	QIon	QRatio	Lower	Upper
Chloroform	0.2445	5.64	-0.01	458 (m)	85.0	65.0	36.2	96.2

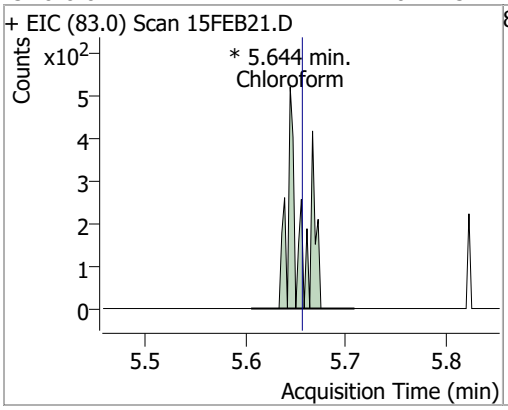

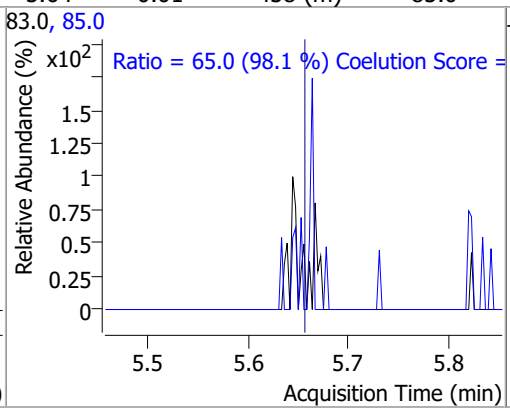

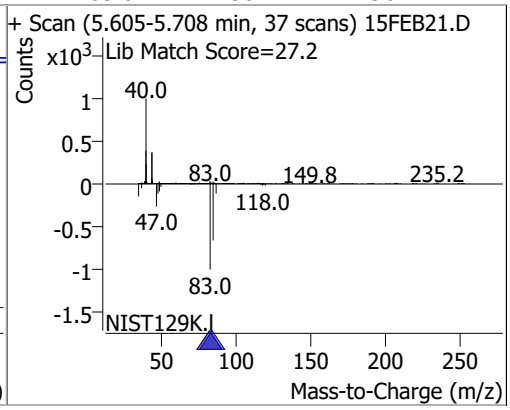

Compound	Conc.	Exp RT	QIon	Exp Ratio	QIon	Exp Ratio
1,1,1-Trichloroethane	N.D.	5.83	99.0	63.1	61.0	49.1

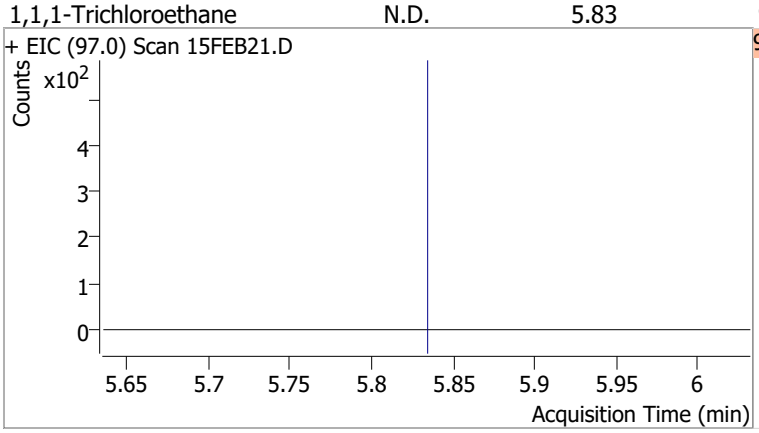

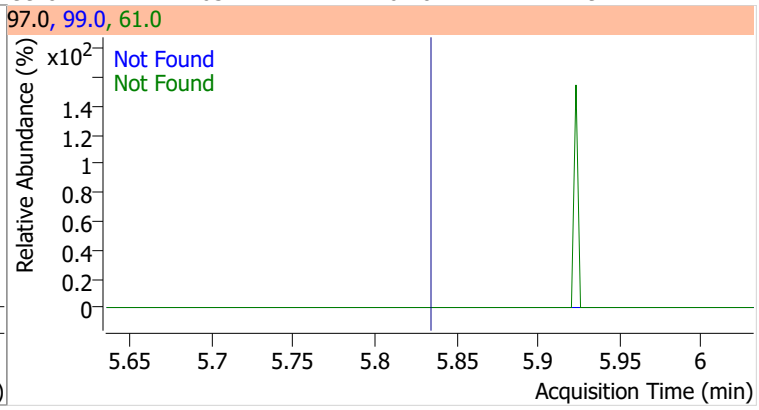

Compound	Conc.	RT	Dev(Min)	Resp.	QIon	QRatio	Lower	Upper
Dibromofluoromethane	279.6884	5.85	-0.01	261703	191.5	21.9	0.0	53.2

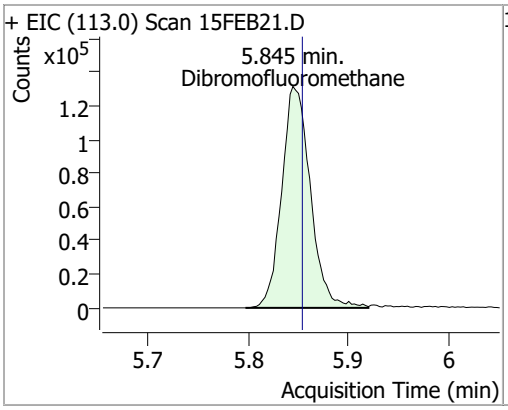

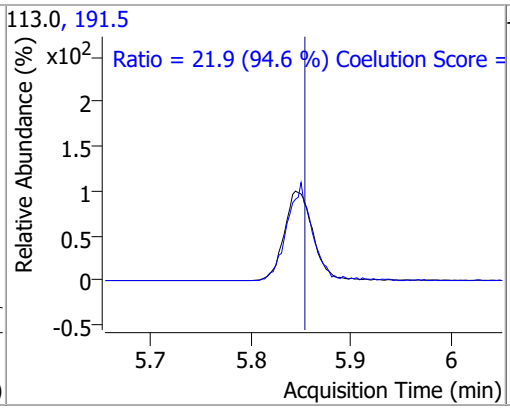

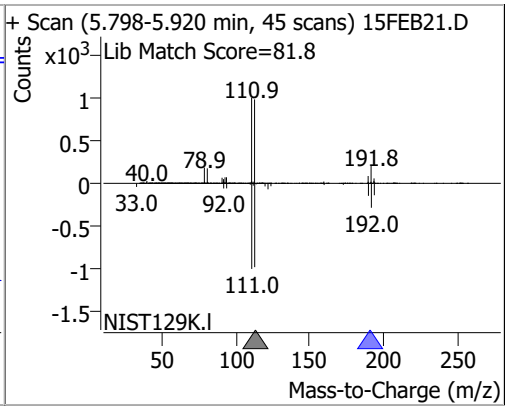

Compound	Conc.	Exp RT	QIon	Exp Ratio	QIon	Exp Ratio
Carbon tetrachloride	N.D.	6.02	119.0	97.6	121.0	30.7

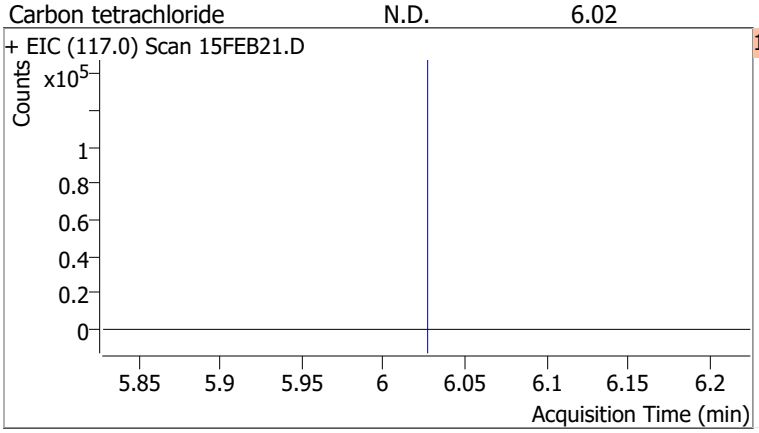

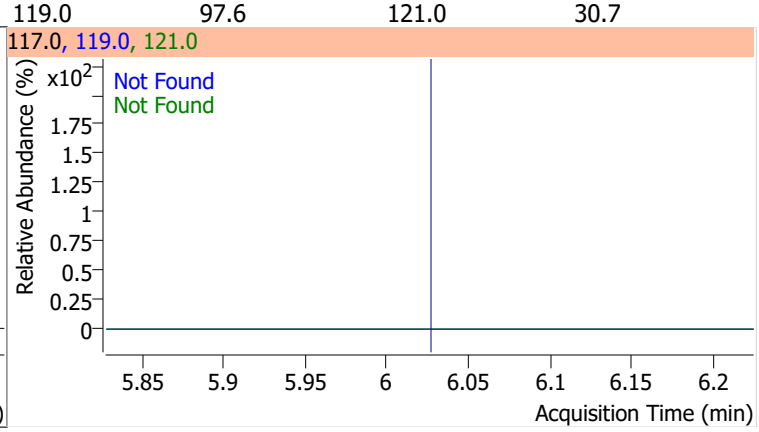

Compound	Conc.	Exp RT	QIon	Exp Ratio	QIon	Exp Ratio
1,1-Dichloropropene	N.D.	6.04	110.0	35.6	77.0	31.0

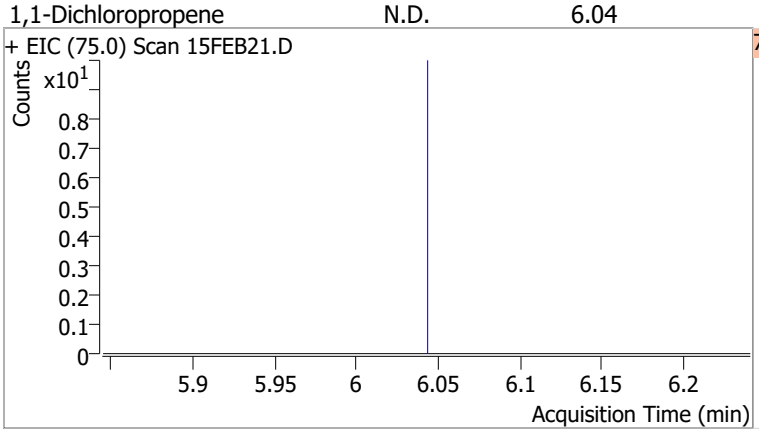

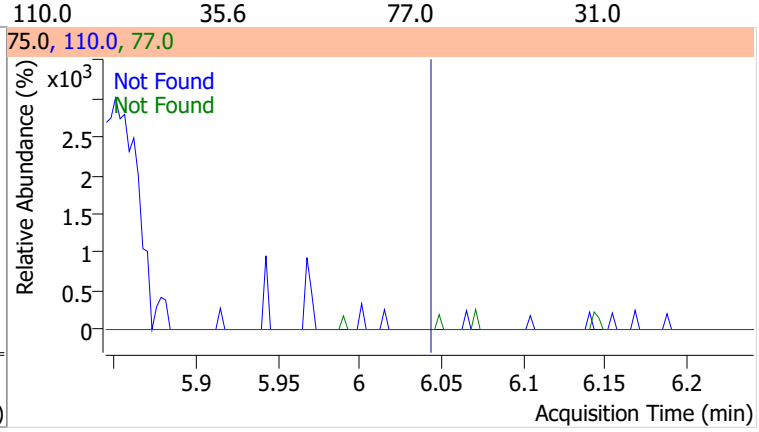

Compound	Conc.	RT	Dev(Min)	Resp.	QIon	QRatio	Lower	Upper
1,2-Dichloroethane-d4	288.6078	6.24	0.01	116654	65.0	199.3	162.8	222.8

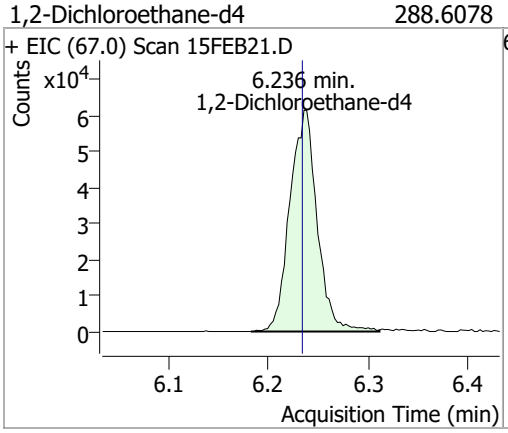

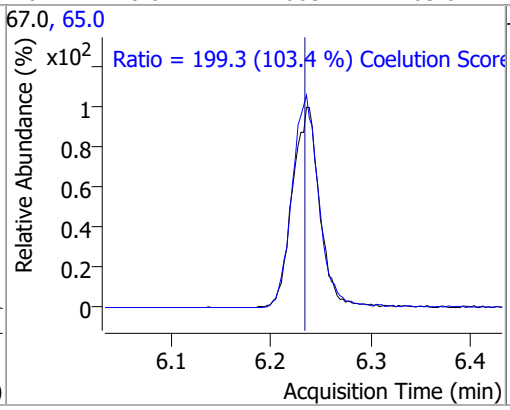

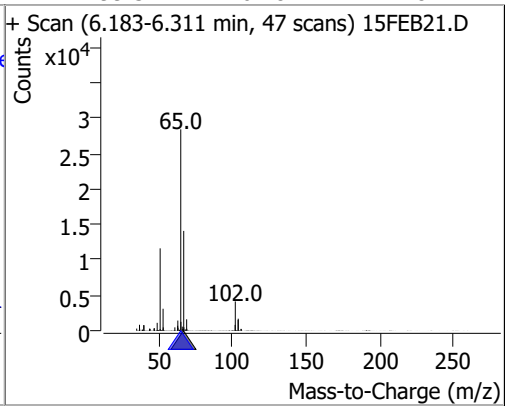

Compound	Conc.	Exp RT	QIon	Exp Ratio
Benzene	N.D.	6.28	77.0	23.3

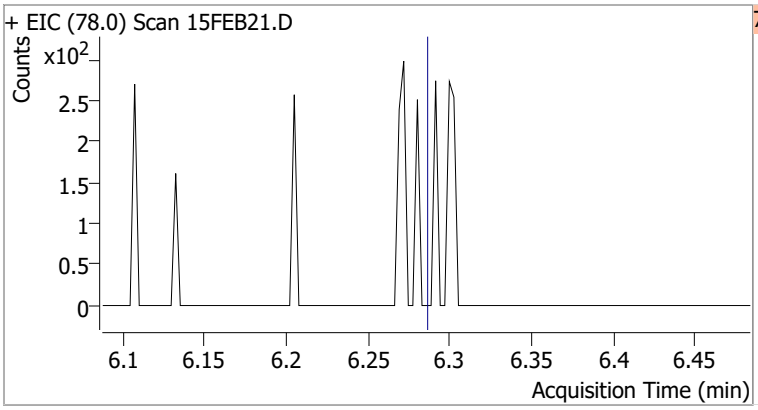

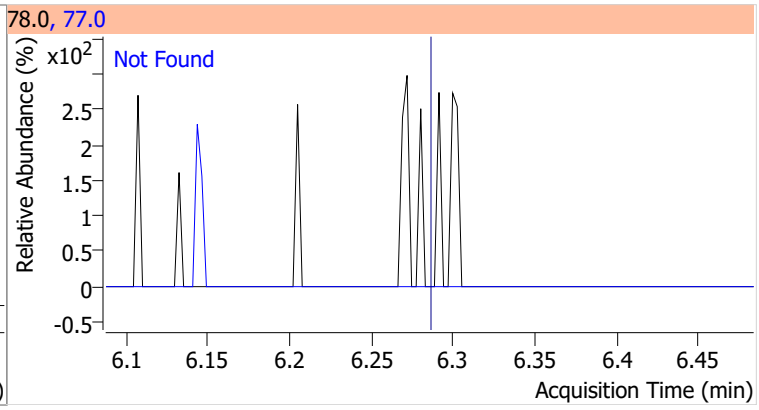

Compound	Conc.	Exp RT	QIon	Exp Ratio	QIon	Exp Ratio
1,2-Dichloroethane	N.D.	6.32	64.0	32.2	98.0	8.2

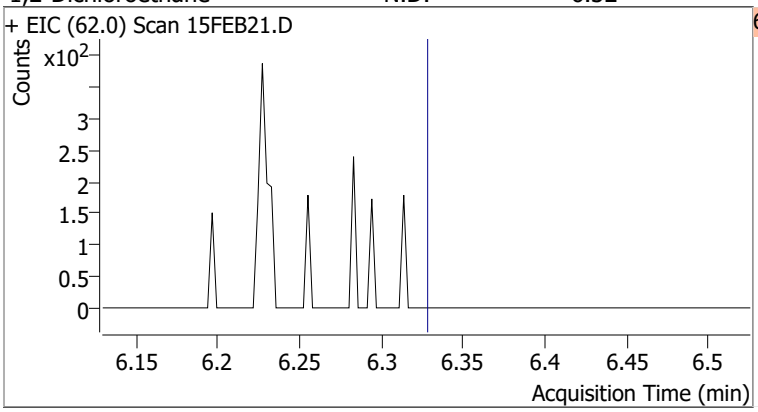

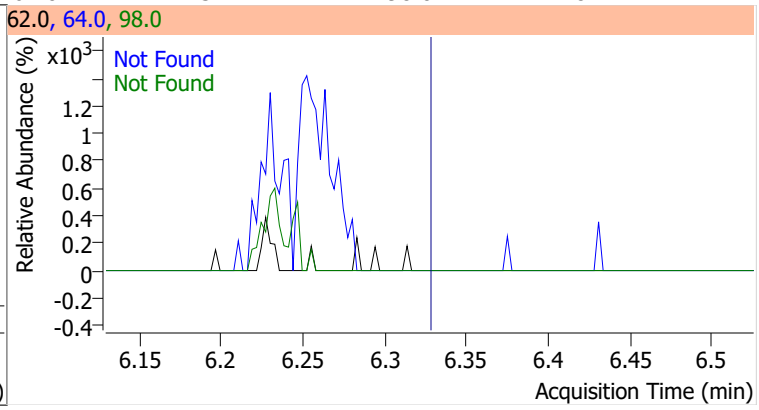

Compound	Conc.	Exp RT	QIon	Exp Ratio	QIon	Exp Ratio
Trichloroethene	N.D.	7.02	130.0	105.6	97.0	65.7

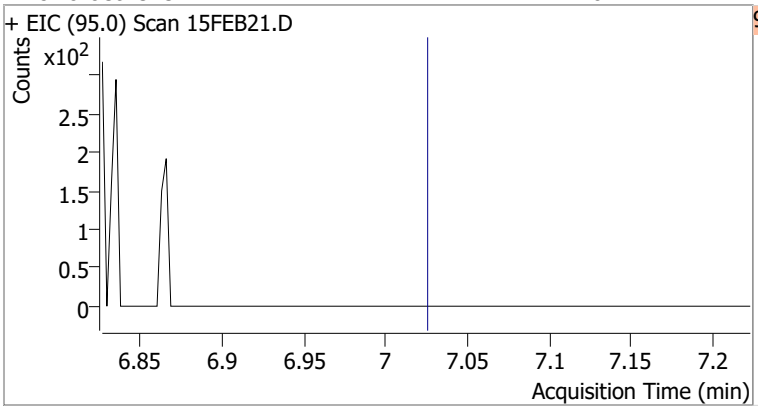

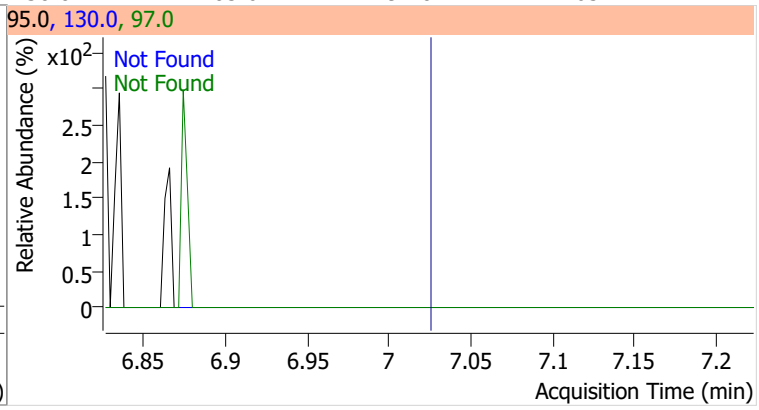

Compound	Conc.	Exp RT	QIon	Exp Ratio
1,2-Dichloropropane	N.D.	7.27	76.0	39.8

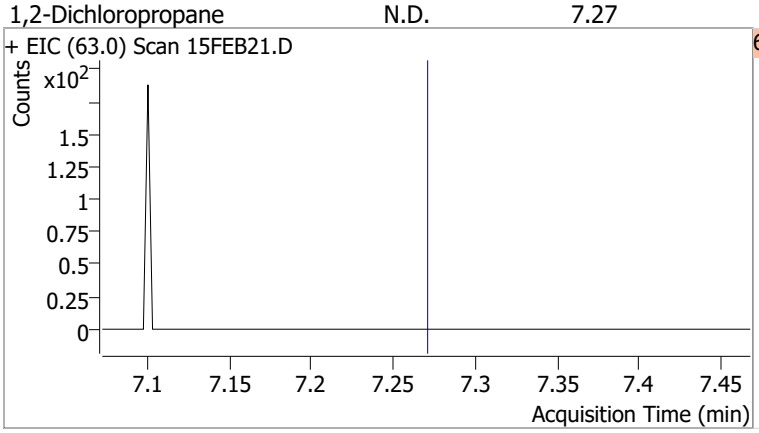

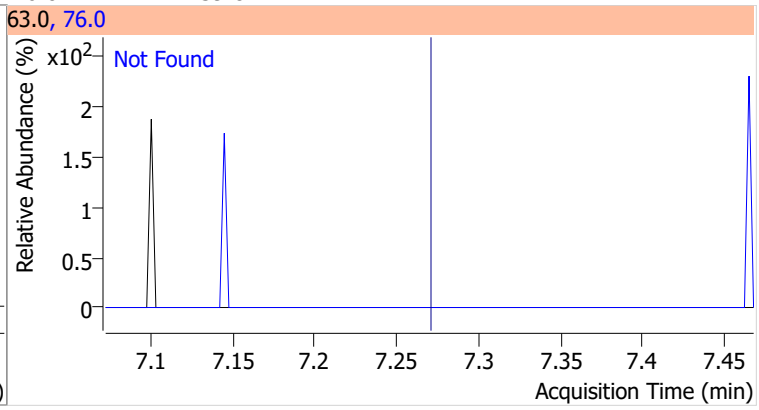

Compound	Conc.	Exp RT	QIon	Exp Ratio	QIon	Exp Ratio
Dibromomethane	N.D.	7.40	173.5	108.2	95.0	84.5

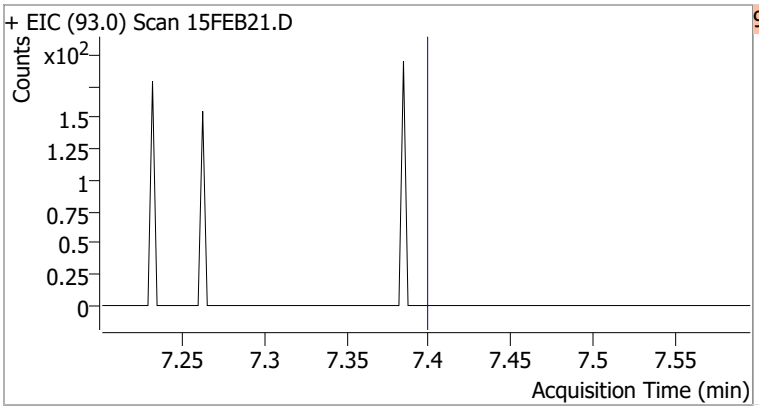

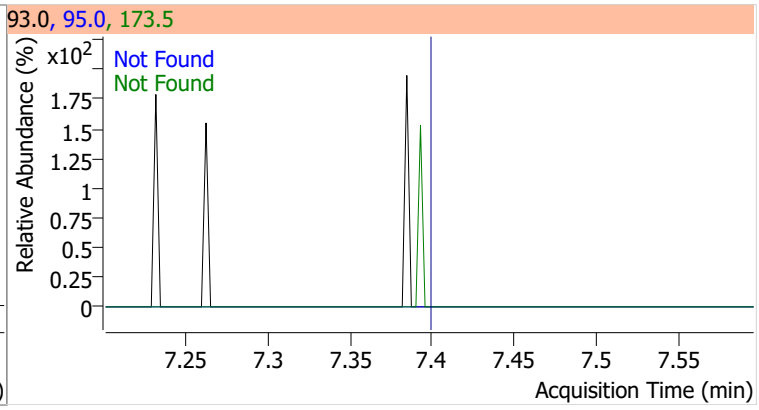

Compound	Conc.	Exp RT	QIon	Exp Ratio	QIon	Exp Ratio
Bromodichloromethane	N.D.	7.58	85.0	66.3	127.0	9.5

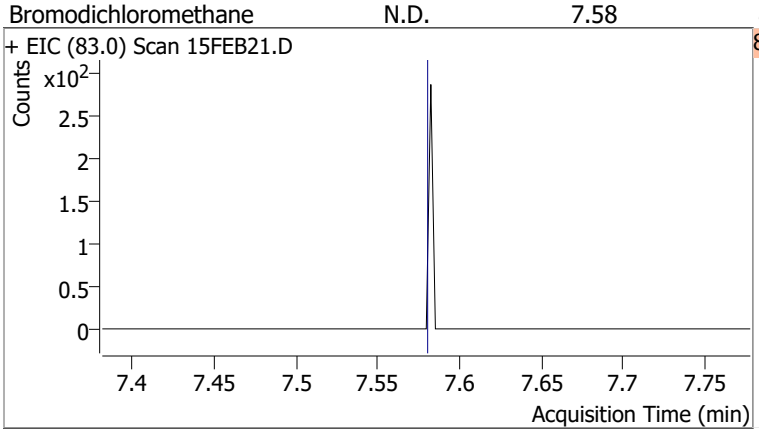

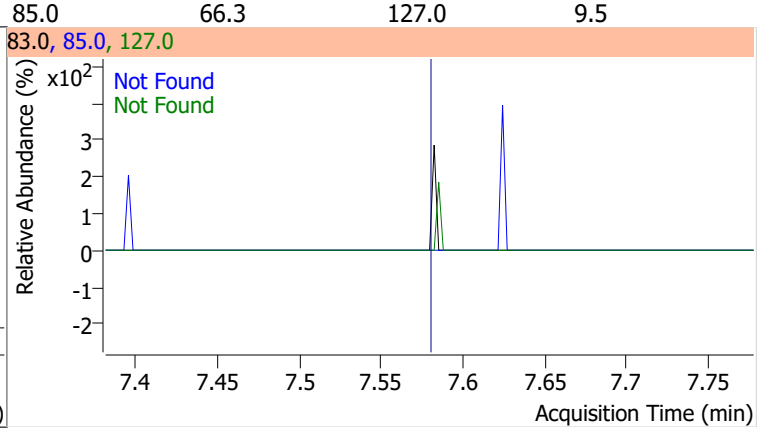

Compound	Conc.	Exp RT	QIon	Exp Ratio	QIon	Exp Ratio
cis-1,3-Dichloropropene	N.D.	8.06	39.0	52.5	77.0	31.8

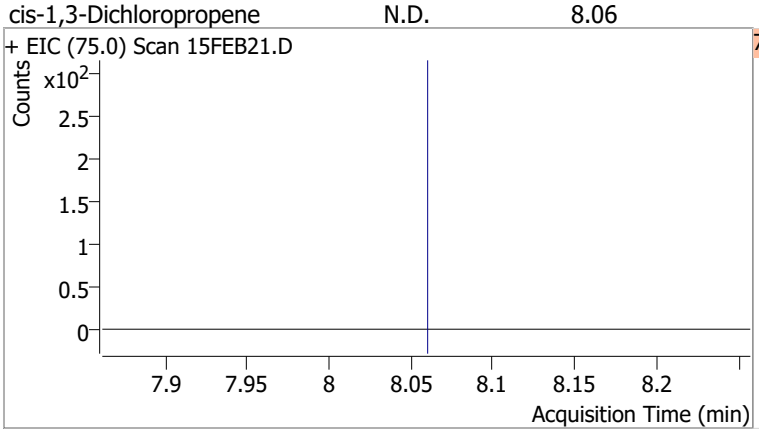

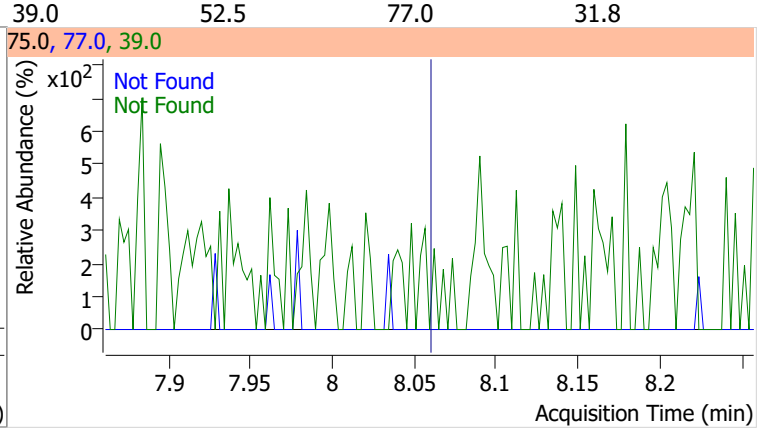

Compound	Conc.	RT	Dev(Min)	Resp.	QIon	QRatio	Lower	Upper
Toluene-d8	267.8161	8.32	0.00	992672	100.0	62.5	34.3	94.3
					99.0	9.4	0.0	39.2

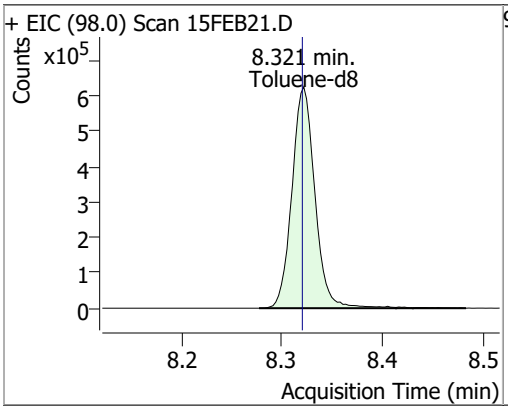

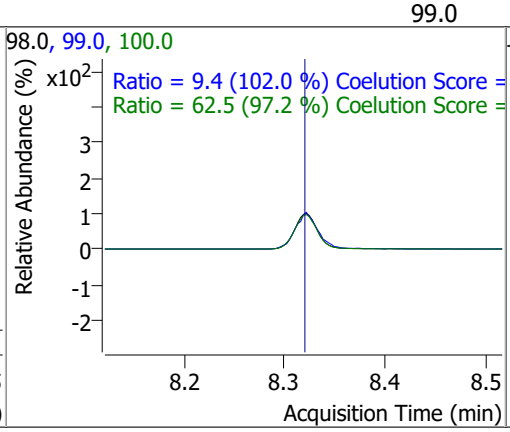

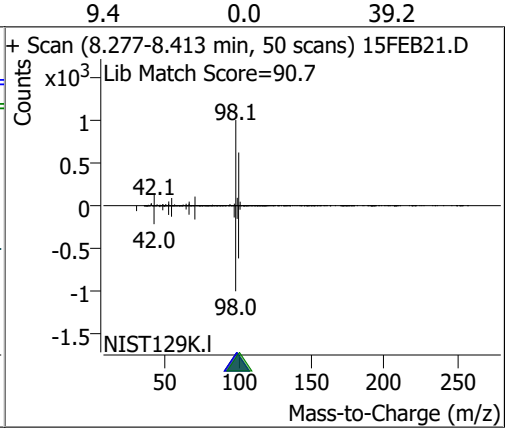

Compound	Conc.	RT	Dev(Min)	Resp.	QIon	QRatio	Lower	Upper
Toluene	0.8160	8.38	0.00	2016	91.0	183.7	144.1	204.1

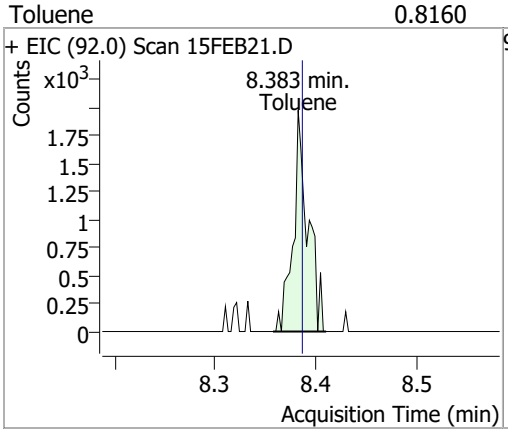

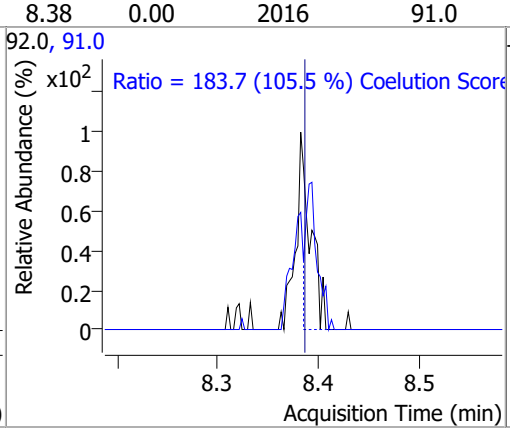

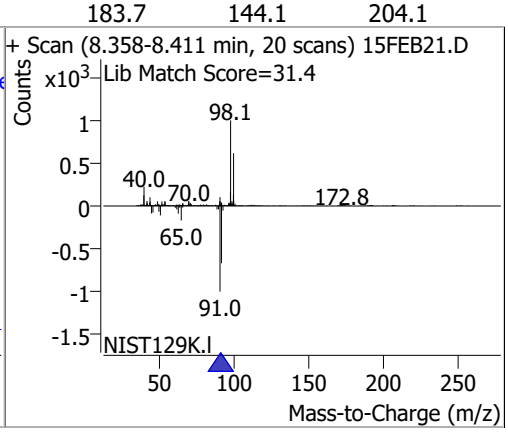

Compound	Conc.	Exp RT	QIon	Exp Ratio	QIon	Exp Ratio
trans-1,3-Dichloropropene	N.D.	8.64	39.0	53.0	77.0	31.0

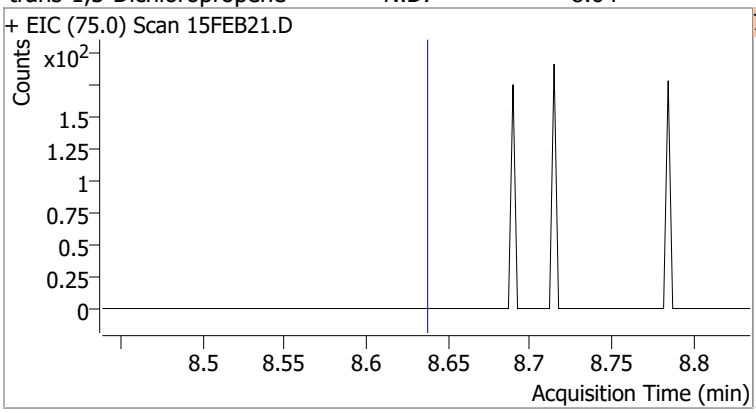

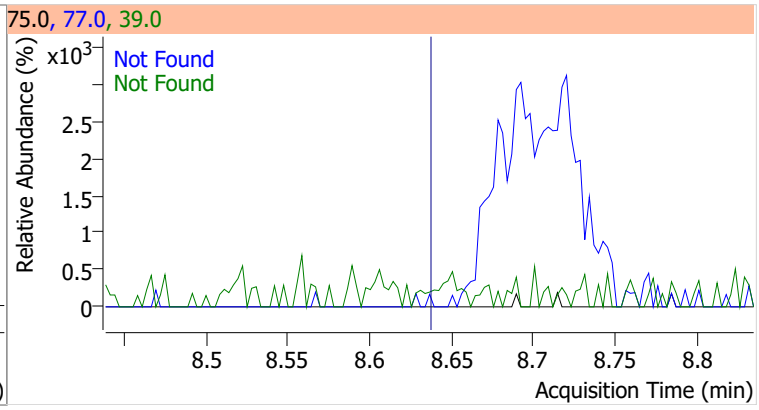

Compound	Conc.	Exp RT	QIon	Exp Ratio	QIon	Exp Ratio
1,1,2-Trichloroethane	N.D.	8.82	97.0	110.7	85.0	60.7

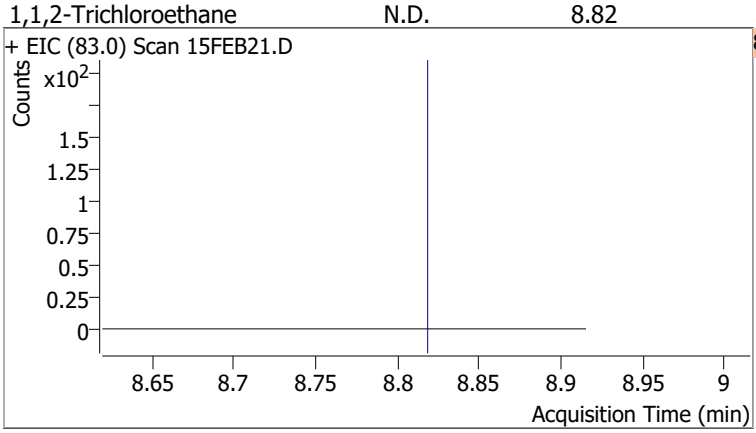

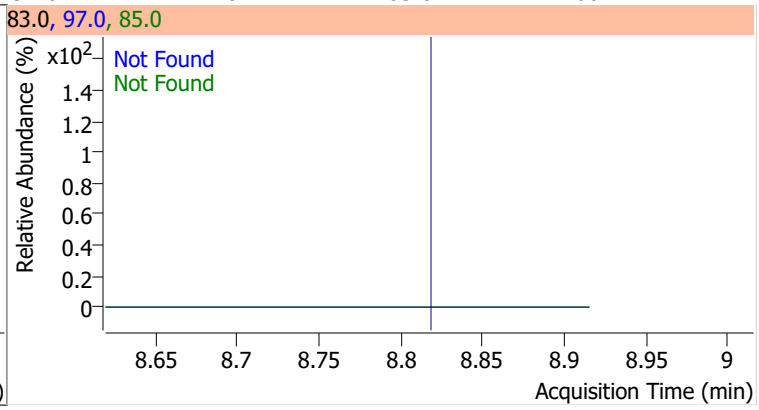

Compound	Conc.	Exp RT	QIon	Exp Ratio	QIon	Exp Ratio
Tetrachloroethene	N.D.	8.94	165.8	126.1	129.0	90.5

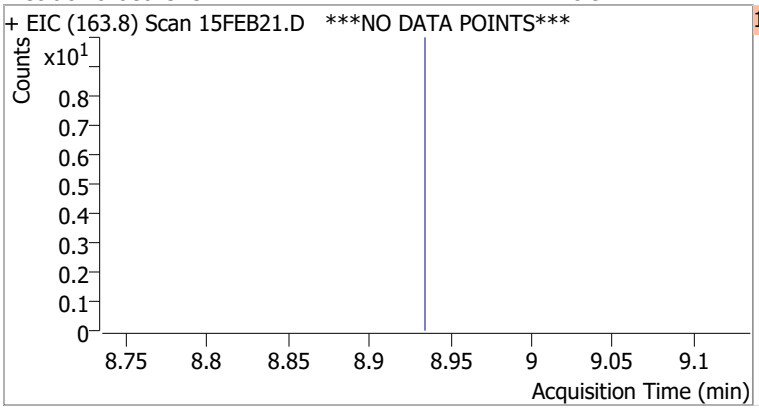

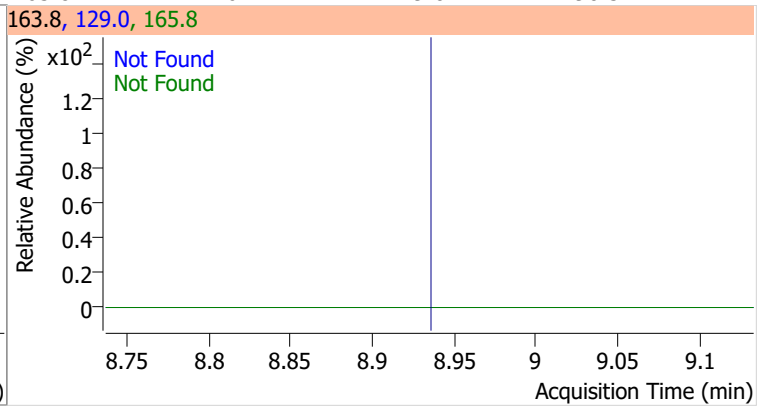

Compound	Conc.	Exp RT	QIon	Exp Ratio
1,3-Dichloropropane	N.D.	8.98	78.0	32.4

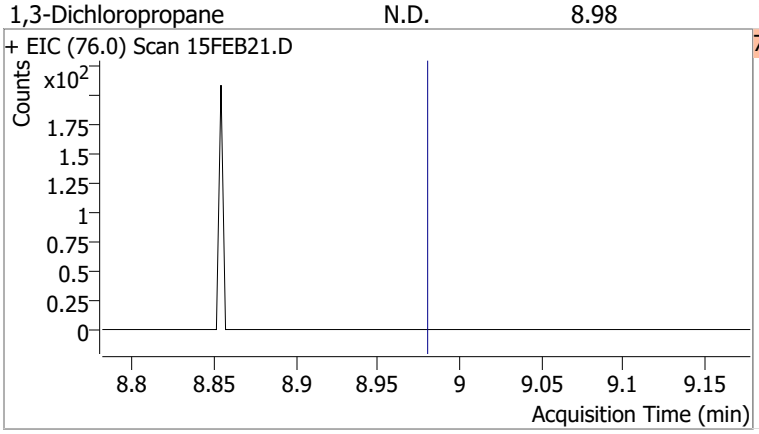

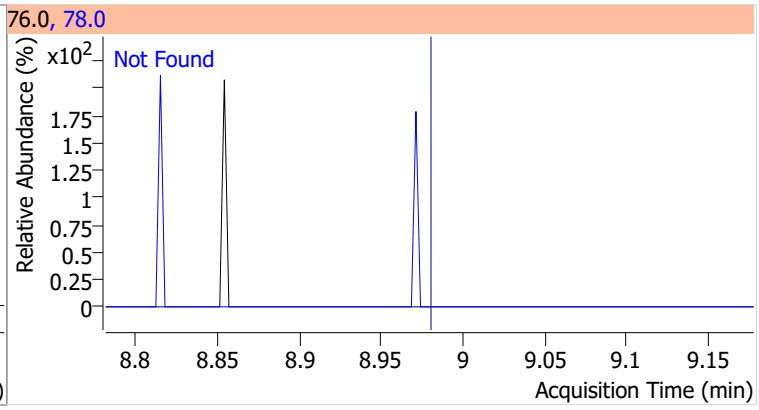

Compound	Conc.	Exp RT	QIon	Exp Ratio
Chlorodibromomethane	N.D.	9.21	127.0	77.2

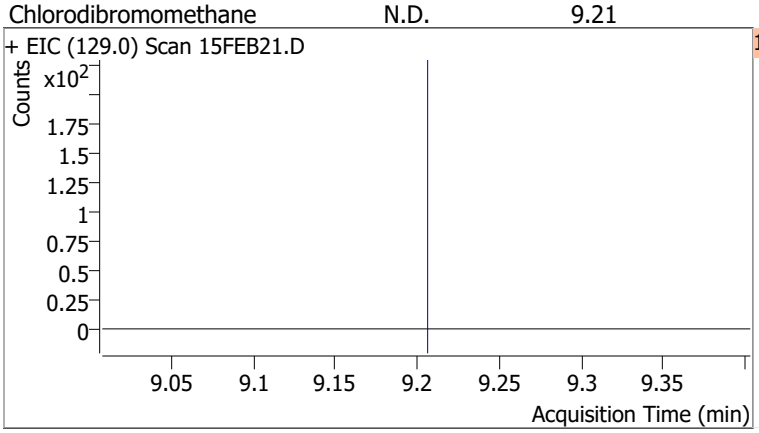

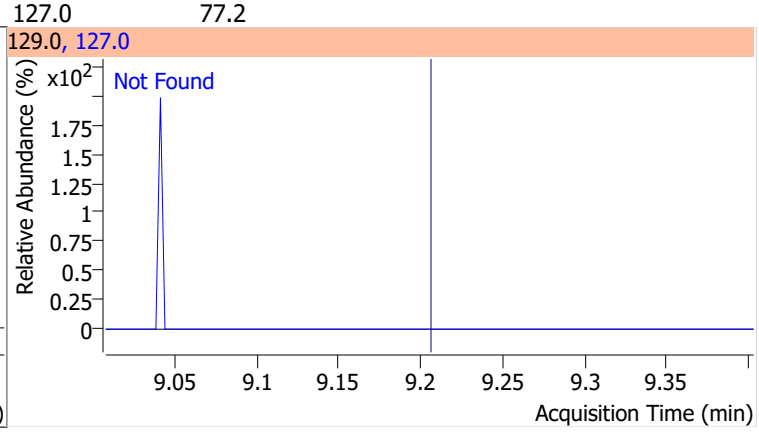

Compound	Conc.	Exp RT	QIon	Exp Ratio
1,2-Dibromoethane	N.D.	9.30	109.0	91.5

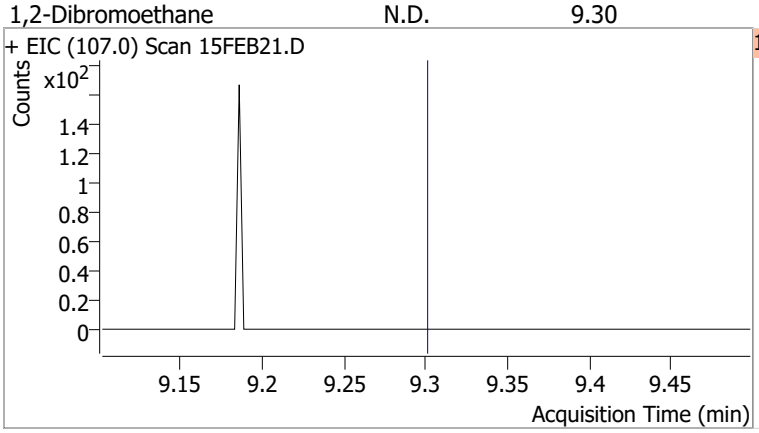

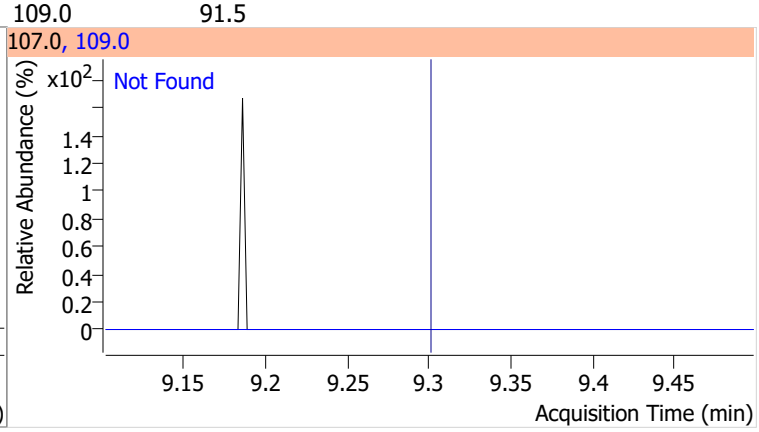

Compound	Conc.	Exp RT	QIon	Exp Ratio
Chlorobenzene	N.D.	9.80	114.0	32.2

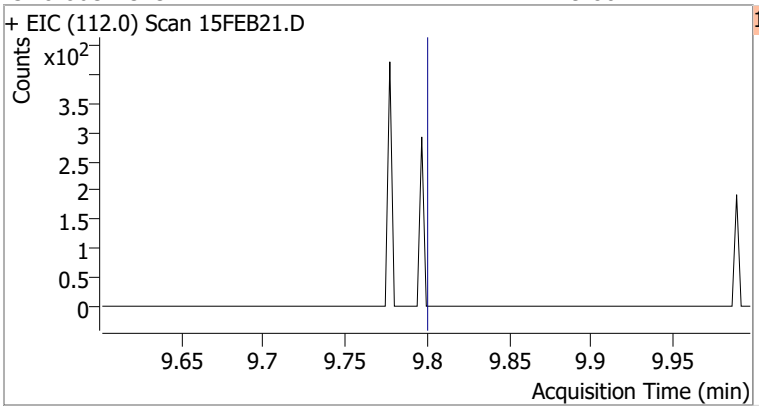

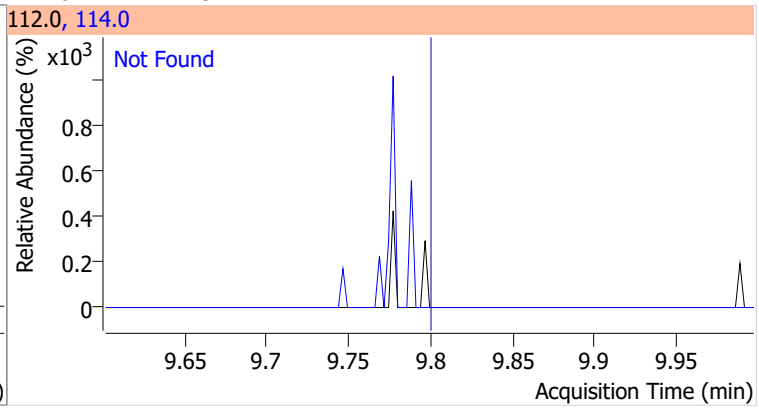

Compound	Conc.	Exp RT	QIon	Exp Ratio
1,1,1,2-Tetrachloroethane	N.D.	9.89	133.0	95.3

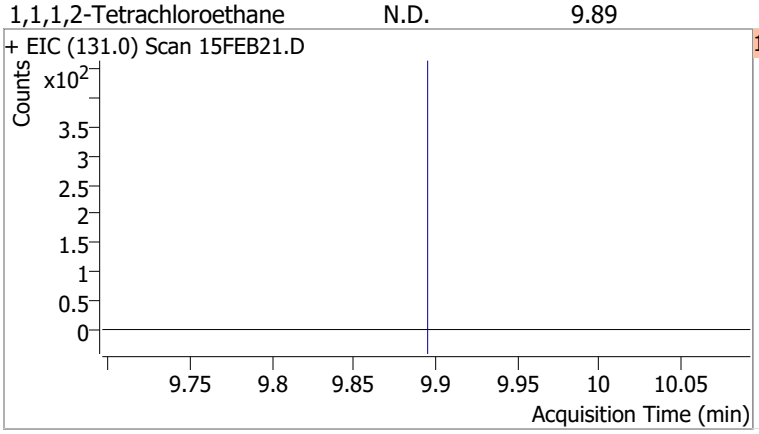

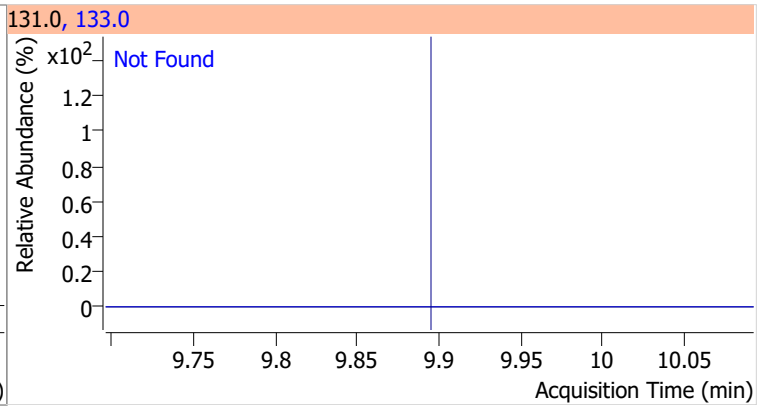

Compound	Conc.	Exp RT	QIon	Exp Ratio
Ethylbenzene	N.D.	9.92	106.0	31.7

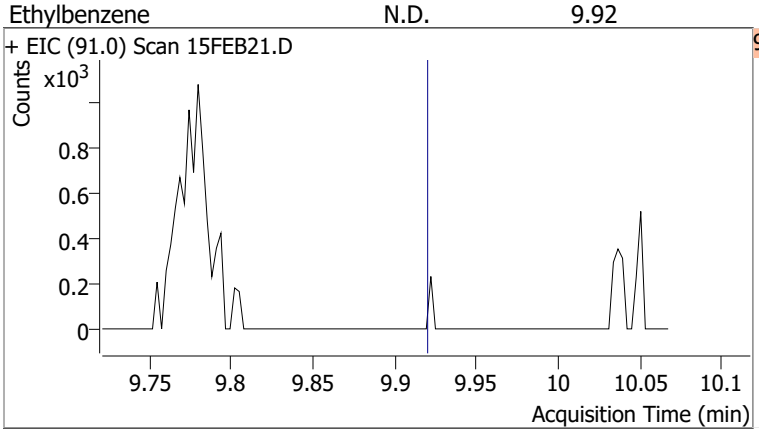

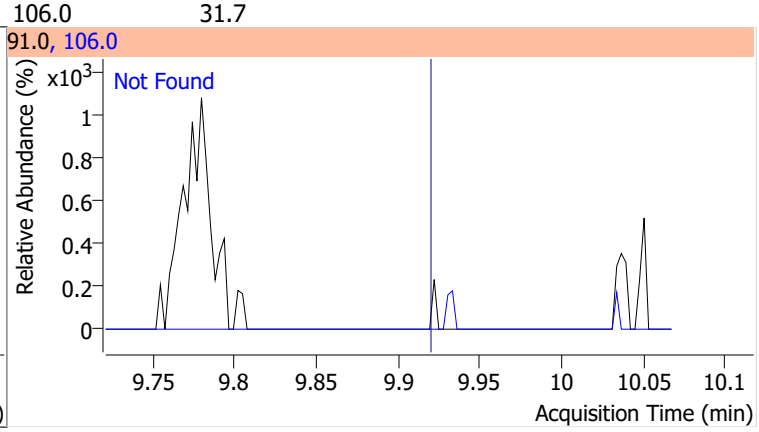

Compound	Conc.	Exp RT	QIon	Exp Ratio
m+p-Xylenes	N.D.	10.04	91.0	200.7

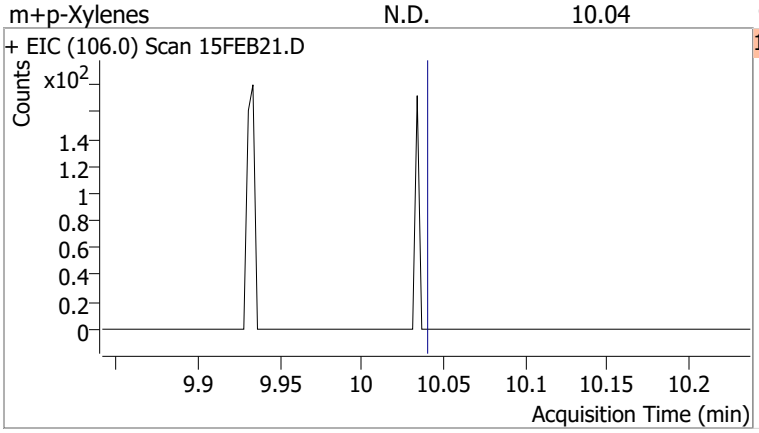

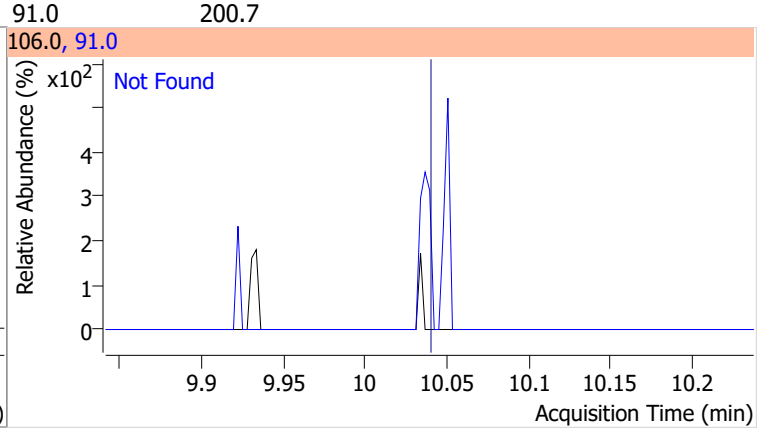

Compound	Conc.	Exp RT	QIon	Exp Ratio
o-Xylene	N.D.	10.43	91.0	211.4

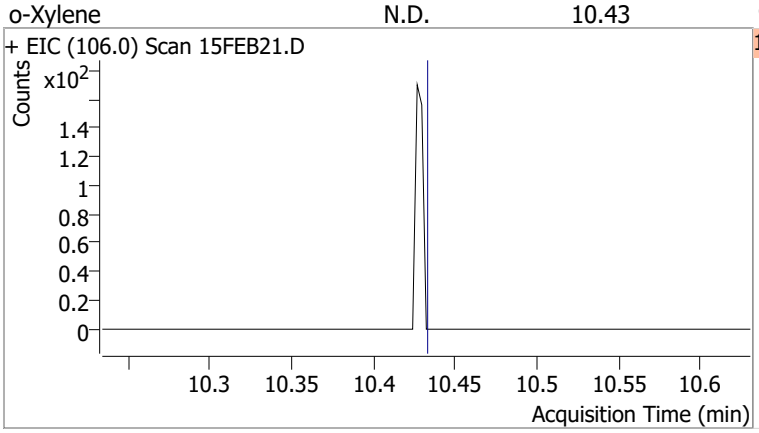

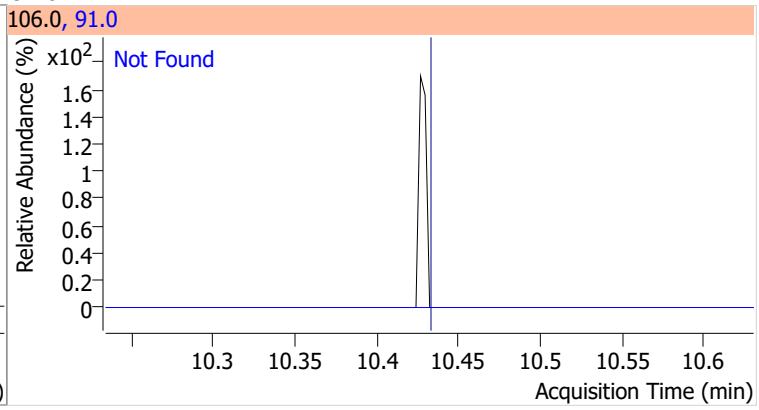

Compound	Conc.	Exp RT	QIon	Exp Ratio
Styrene	N.D.	10.45	78.0	50.6

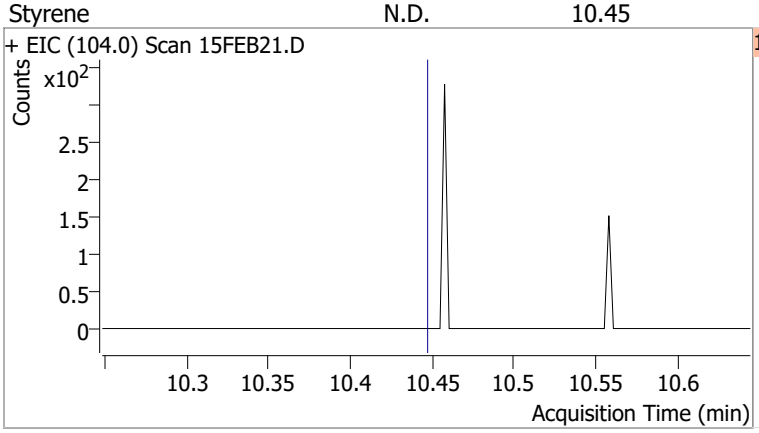

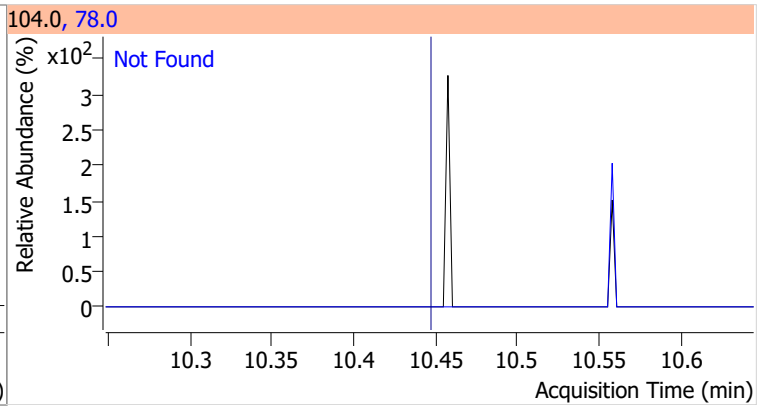

Compound	Conc.	Exp RT	QIon	Exp Ratio	QIon	Exp Ratio
Bromoform	N.D.	10.62	170.5	50.3	174.5	48.1

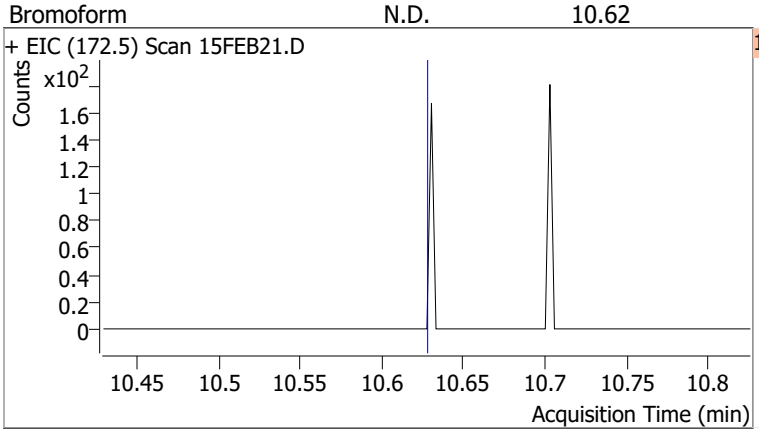

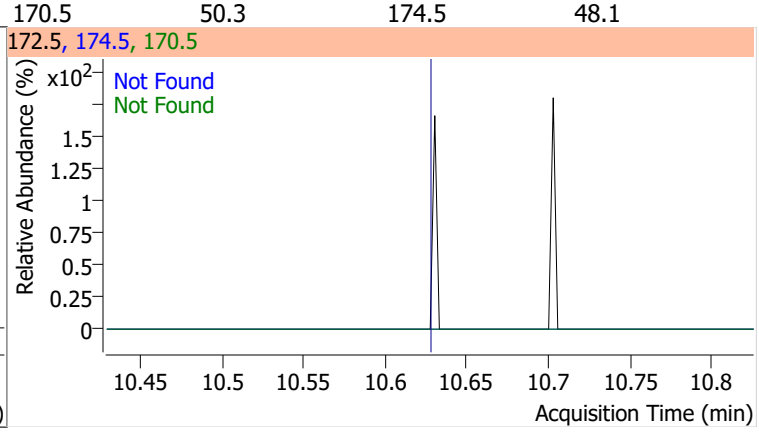

Compound	Conc.	RT	Dev(Min)	Resp.	QIon	QRatio	Lower	Upper
p-Bromofluorobenzene	266.4371	10.95	0.00	283100	174.0	94.3	65.3	125.3
					176.0	90.8	63.3	123.3

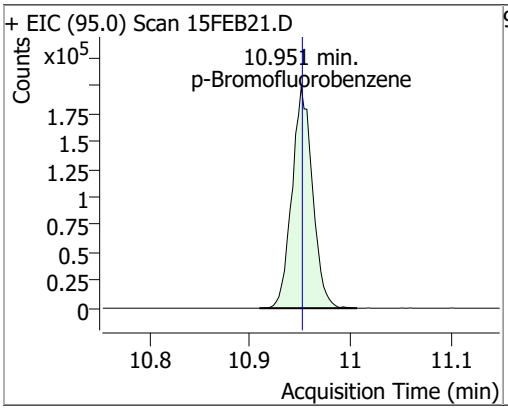

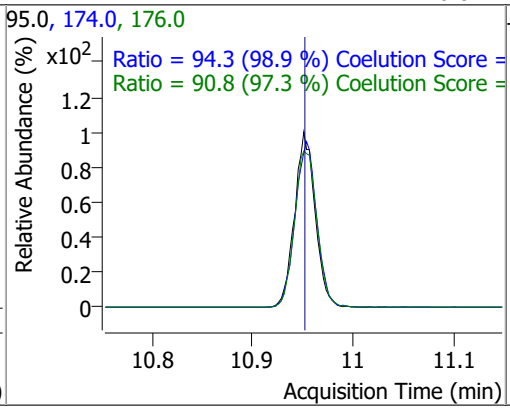

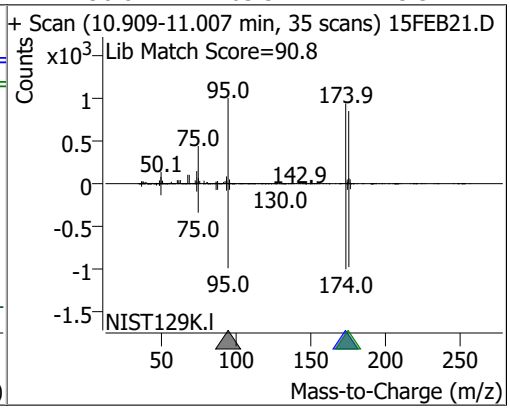

Compound	Conc.	Exp RT	QIon	Exp Ratio	QIon	Exp Ratio
Bromobenzene	N.D.	11.09	77.0	143.5	158.0	96.1

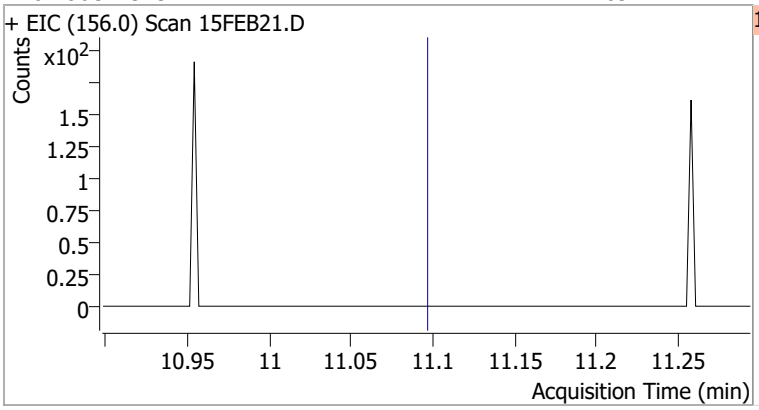

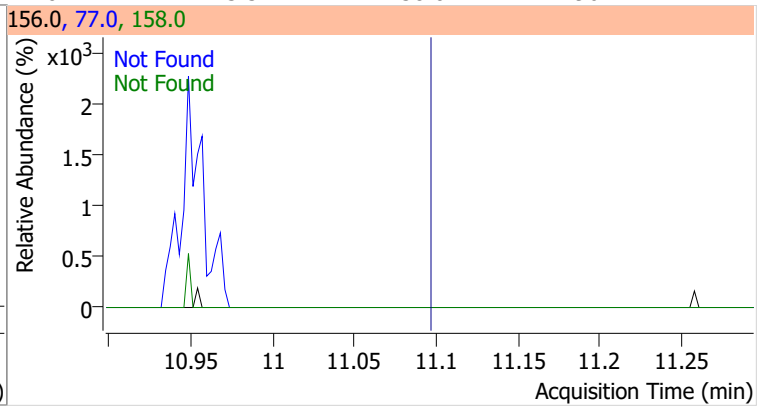

Compound	Conc.	Exp RT	QIon	Exp Ratio
1,1,2,2-Tetrachloroethane	N.D.	11.11	85.0	63.3

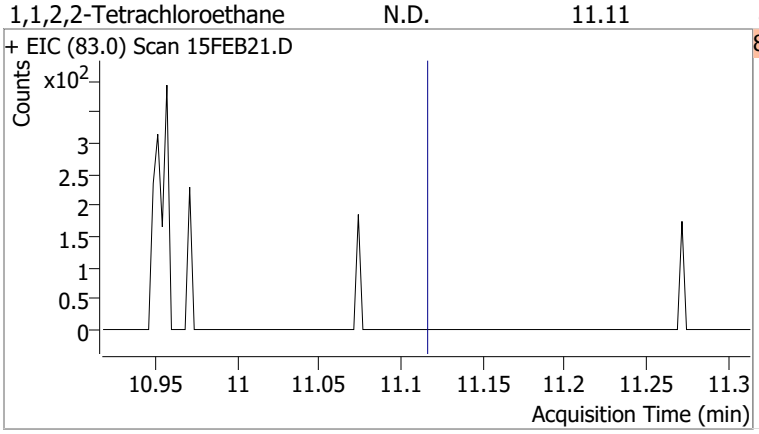

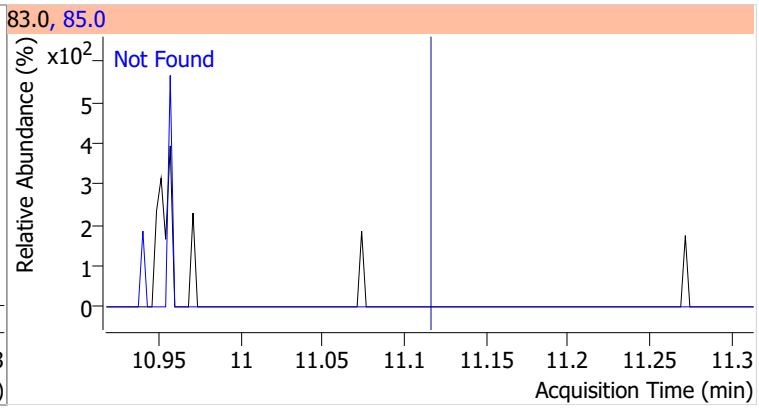

Compound	Conc.	Exp RT	QIon	Exp Ratio
1,2,3-Trichloropropane	N.D.	11.15	112.0	65.8

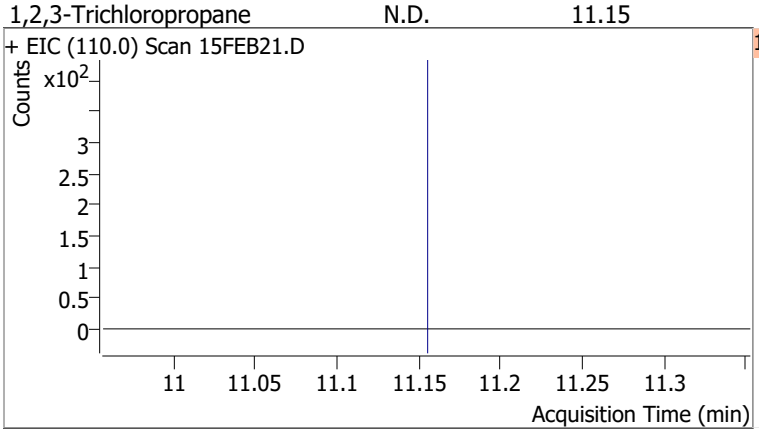

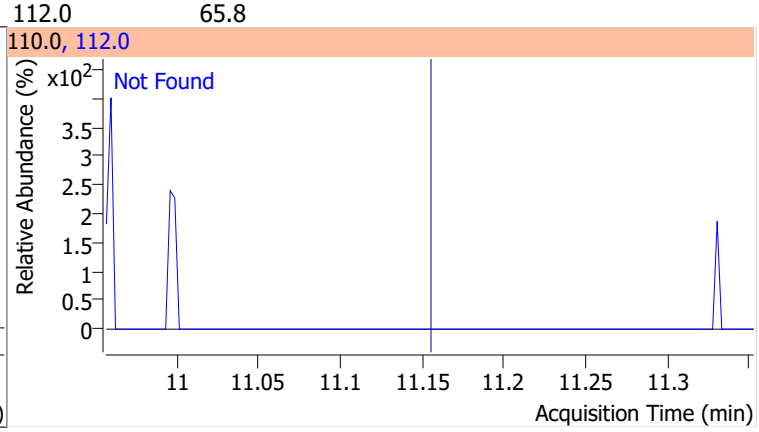

Compound	Conc.	Exp RT	QIon	Exp Ratio
2-Chlorotoluene	N.D.	11.29	91.0	276.2

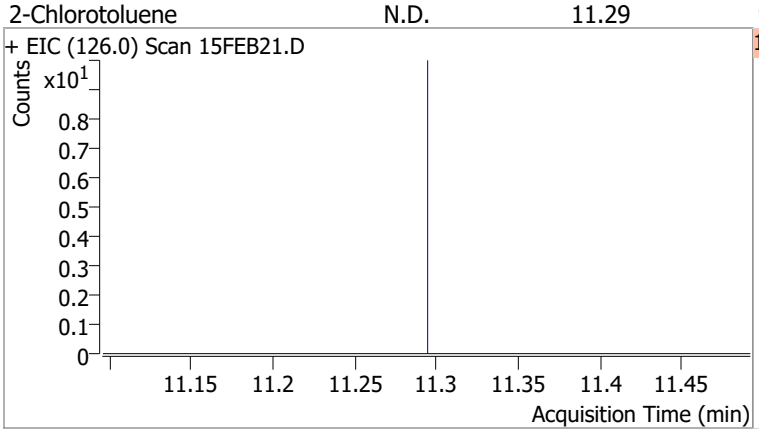

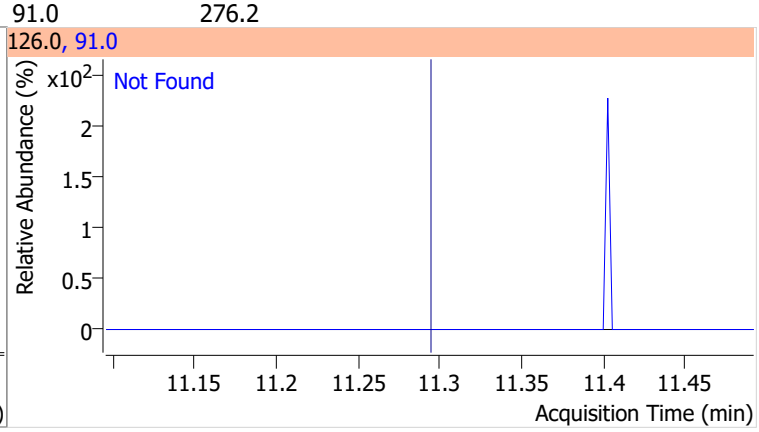

Compound	Conc.	Exp RT	QIon	Exp Ratio
4-Chlorotoluene	N.D.	11.40	126.0	31.3

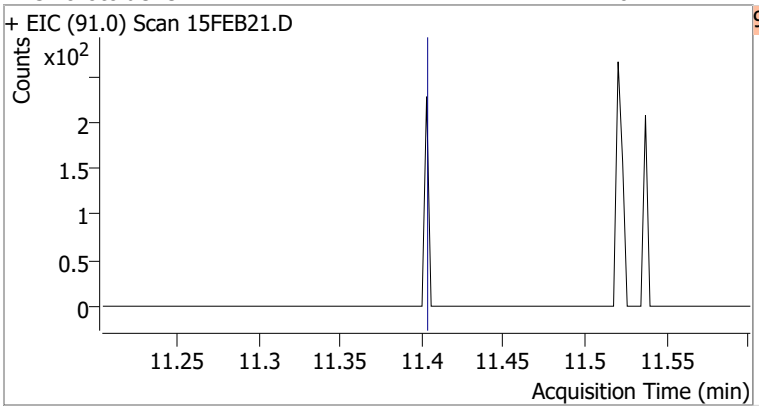

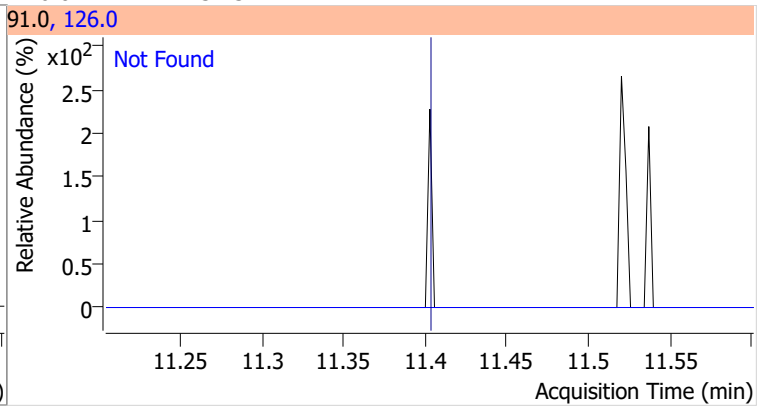

Compound	Conc.	Exp RT	QIon	Exp Ratio	QIon	Exp Ratio
1,3-Dichlorobenzene	N.D.	12.03	148.0	62.8	111.0	38.7

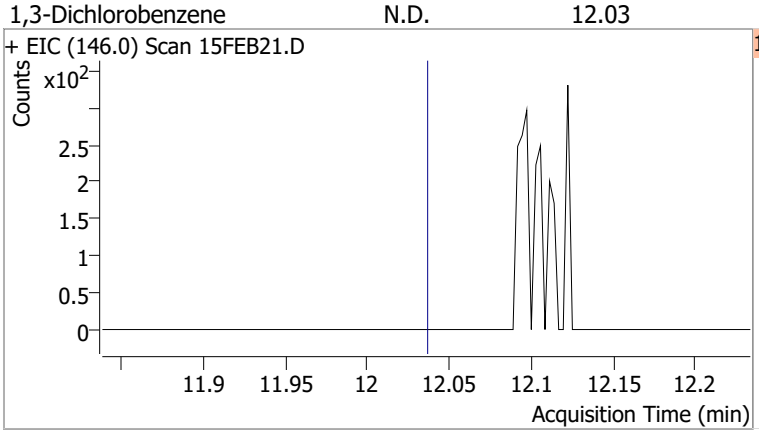

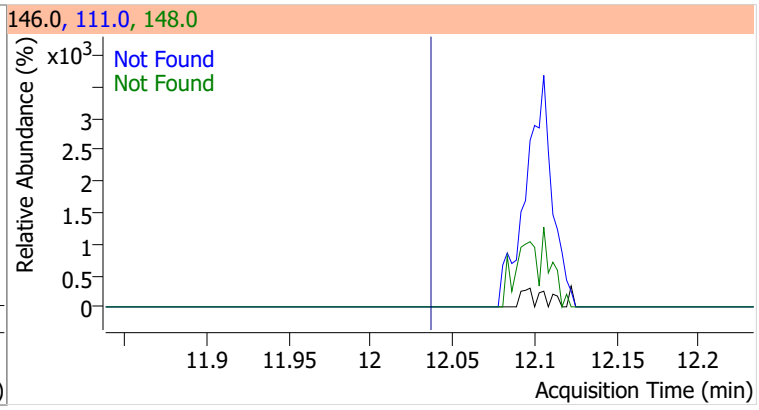

Compound	Conc.	Exp RT	QIon	Exp Ratio	QIon	Exp Ratio
1,4-Dichlorobenzene	N.D.	12.12	148.0	63.7	111.0	38.7

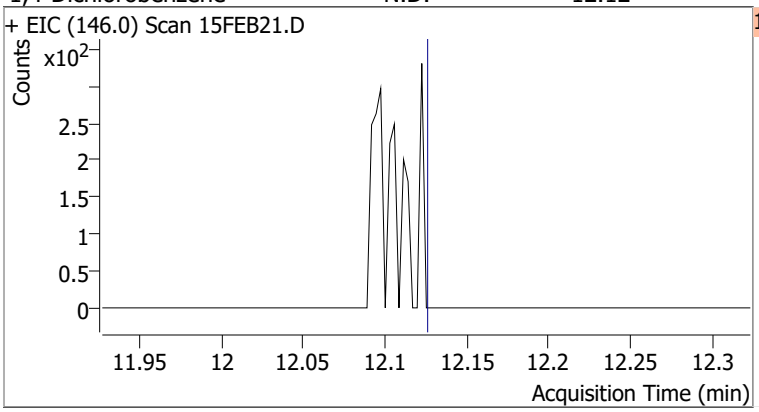

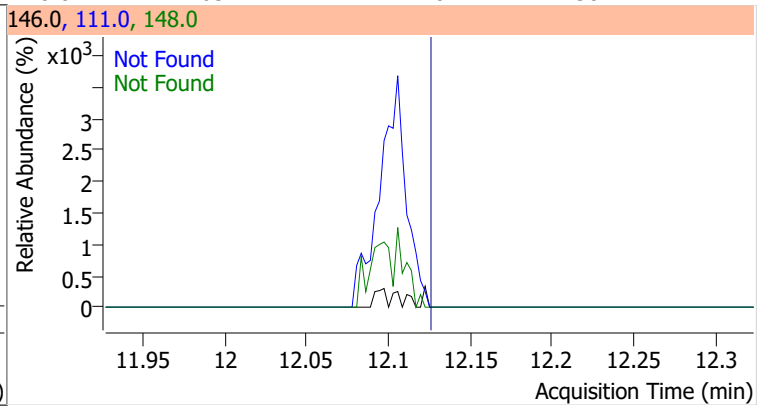

Compound	Conc.	Exp RT	QIon	Exp Ratio	QIon	Exp Ratio
1,2-Dichlorobenzene	N.D.	12.49	148.0	61.9	111.0	39.5

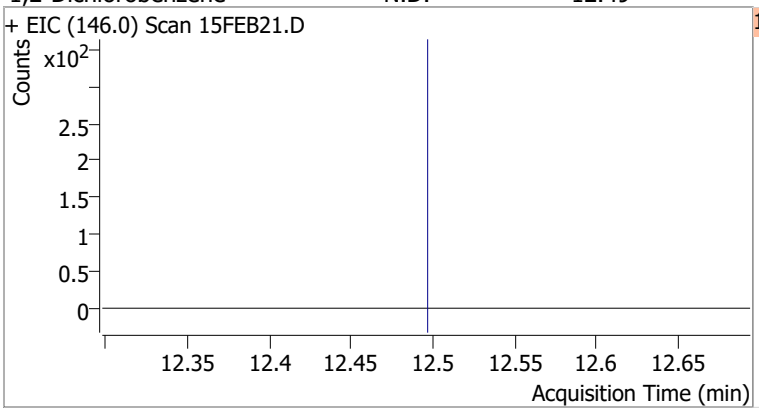

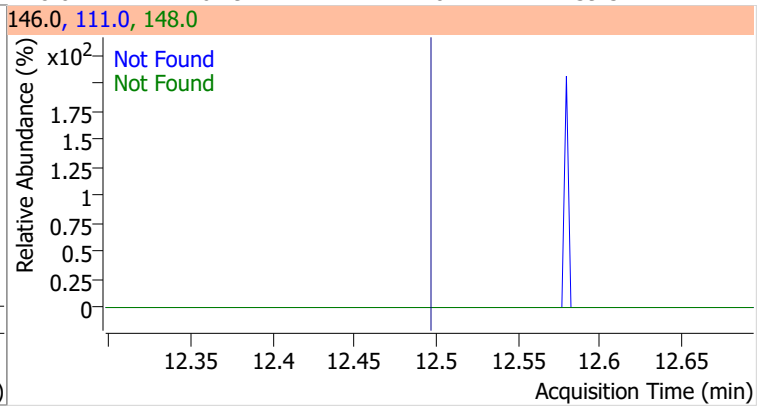

Quantitation Results Report (QT Reviewed)

Data File	15FEB22.D	Operator	MSC
Acq. Method	5975CACQF.M	Acq. Date-Time	2/15/2022 7:17:19 PM
Sample Name	B22020962-033A	Instrument	VOA5975C
Vial	22	Multiplier	1.00
DA Method File	VOA5975C_8260B_SHT_DoD_L4_011922.m	Comment	
Tune File	BFB_Atune3.u	Tune Date	10/11/2021 4:02:00 PM
Batch Name	VG021522_8260B.batch.bin	Last Calib Update	2/18/2022 11:13:24 AM
Ref Library	\\MASSHUNTER\Org\Library\NIST129K.l		

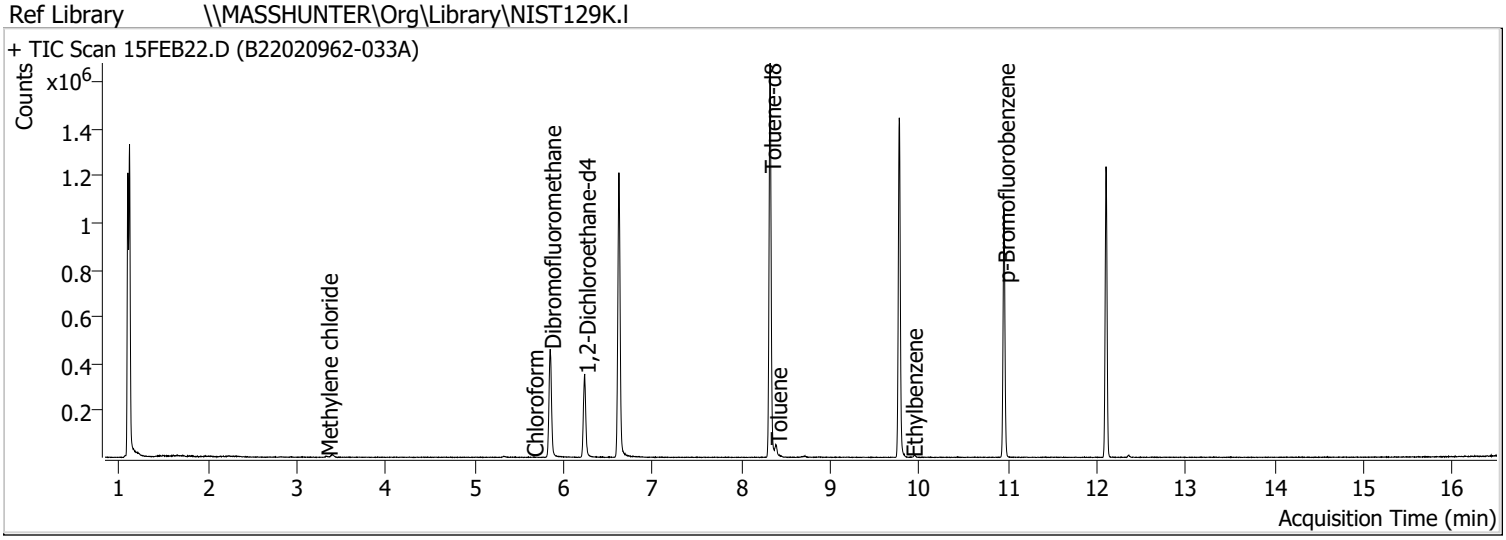

Compound	RT	QIon	Resp.	Conc.	Units		Dev(Min)
Internal Standards							
M Fluorobenzene	6.621	96.0	1001863	250.0000	ng		0.000
M Chlorobenzene-d5	9.775	82.0	392866	250.0000	ng		0.000
M 1,4-Dichlorobenzene-d4	12.100	152.0	299013	250.0000	ng		0.000
System Monitoring Compounds							
S Dibromofluoromethane	5.848	113.0	273285	281.6248	ng		-0.003
Spiked Amount: 250.000	Range: 80.0 - 119.0%			Recovery = 112.65%			
S 1,2-Dichloroethane-d4	6.236	67.0	122398	291.9928	ng		0.006
Spiked Amount: 250.000	Range: 81.0 - 118.0%			Recovery = 116.80%			
S Toluene-d8	8.322	98.0	1012921	264.2780	ng		0.003
Spiked Amount: 250.000	Range: 89.0 - 112.0%			Recovery = 105.71%			
S p-Bromofluorobenzene	10.951	95.0	294530	266.7783	ng		0.003
Spiked Amount: 250.000	Range: 85.0 - 114.0%			Recovery = 106.71%			
Target Compounds							**QValue**
T Dichlorodifluoromethane	0.000		0	N.D.			
T Chloromethane	0.000		0	N.D.			
T Vinyl chloride	0.000		0	N.D.			
T Bromomethane	0.000		0	N.D.			
T Chloroethane	0.000		0	N.D.			
T Trichlorofluoromethane	0.000		0	N.D.			
T 1,1-Dichloroethene	0.000		0	N.D.			
T Methylene chloride	3.336	49.0	2461	1.6804	ng		87
T trans-1,2-Dichloroethene	0.000		0	N.D.			
T Methyl tert-butyl ether (MTBE)	0.000		0	N.D.			
T 1,1-Dichloroethane	0.000		0	N.D.			
T 2,2-Dichloropropane	0.000		0	N.D.			
T cis-1,2-Dichloroethene	0.000		0	N.D.			
T Methyl ethyl ketone	0.000		0	N.D.			
T Bromochloromethane	0.000		0	N.D.			
T Chloroform	5.647	83.0	674	0.3467	ng	m	75

Compound	RT	QIon	Resp.	Conc.	Units		Dev(Min)
T 1,1,1-Trichloroethane	0.000		0	N.D.			
T Carbon tetrachloride	0.000		0	N.D.			
T 1,1-Dichloropropene	0.000		0	N.D.			
T Benzene	0.000		0	N.D.			
T 1,2-Dichloroethane	0.000		0	N.D.			
T Trichloroethene	0.000		0	N.D.			
T 1,2-Dichloropropane	0.000		0	N.D.			
T Dibromomethane	0.000		0	N.D.			
T Bromodichloromethane	0.000		0	N.D.			
T cis-1,3-Dichloropropene	0.000		0	N.D.			
T Toluene	8.389	92.0	13698	5.3617	ng		95
T trans-1,3-Dichloropropene	0.000		0	N.D.			
T 1,1,2-Trichloroethane	0.000		0	N.D.			
T Tetrachloroethene	0.000		0	N.D.			
T 1,3-Dichloropropane	0.000		0	N.D.			
T Chlorodibromomethane	0.000		0	N.D.			
T 1,2-Dibromoethane	0.000		0	N.D.			
T Chlorobenzene	0.000		0	N.D.			
T 1,1,1,2-Tetrachloroethane	0.000		0	N.D.			
T Ethylbenzene	9.917	91.0	625	0.7278	ng	m	71
T m+p-Xylenes	10.028	106.0	0		ng	md	1
T o-Xylene	0.000		0	N.D.			
T Styrene	0.000		0	N.D.			
T Bromoform	0.000		0	N.D.			
T Bromobenzene	0.000		0	N.D.			
T 1,1,2,2-Tetrachloroethane	0.000		0	N.D.			
T 1,2,3-Trichloropropane	0.000		0	N.D.			
T 2-Chlorotoluene	0.000		0	N.D.			
T 4-Chlorotoluene	0.000		0	N.D.			
T 1,3-Dichlorobenzene	0.000		0	N.D.			
T 1,4-Dichlorobenzene	0.000		0	N.D.			
T 1,2-Dichlorobenzene	0.000		0	N.D.			

(#) = Qualifier Out of Range; (m) = Manual Integration; (+) = Area Summed; (*) = Surrogate Percent Recovery Out of Range; (d): Zeroed Peak

Compound	Conc.	Exp RT	QIon	Exp Ratio
Dichlorodifluoromethane	N.D.	1.24	87.0	31.8

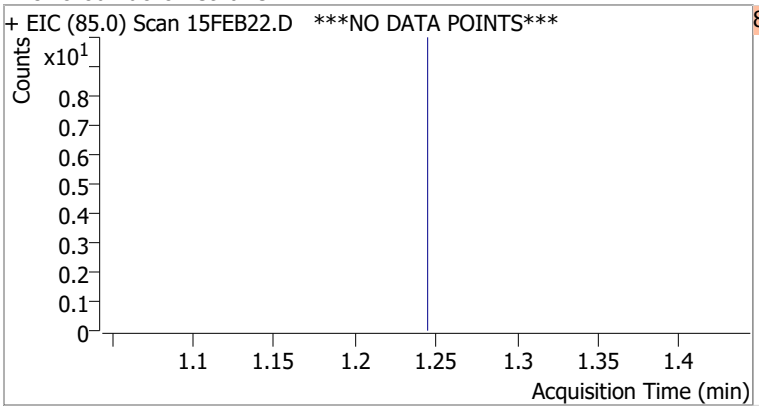

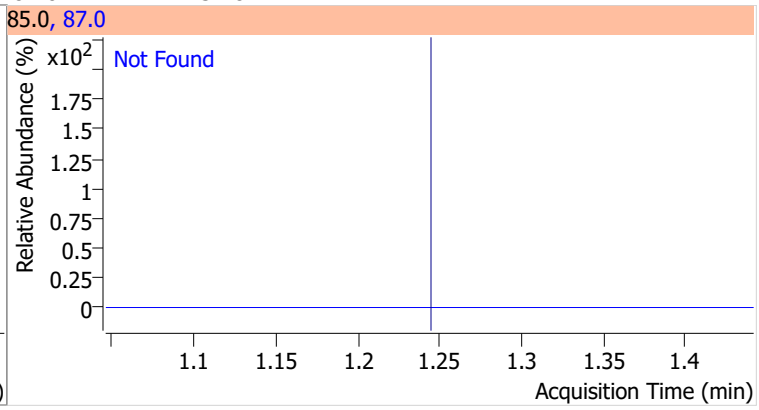

Compound	Conc.	Exp RT	QIon	Exp Ratio
Chloromethane	N.D.	1.41	52.0	32.4

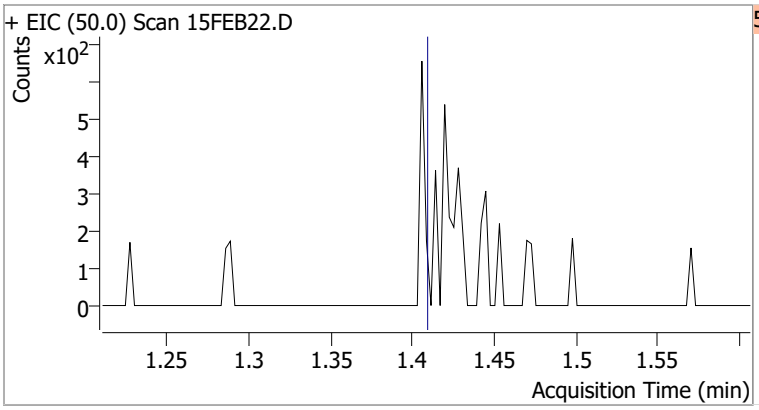

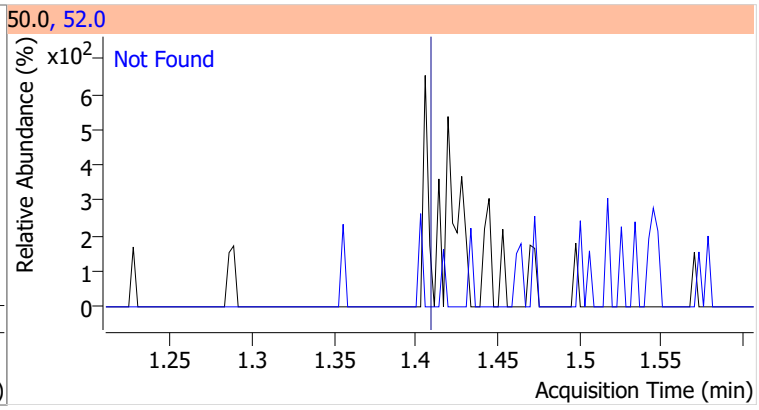

Compound	Conc.	Exp RT	QIon	Exp Ratio
Vinyl chloride	N.D.	1.50	64.0	31.3

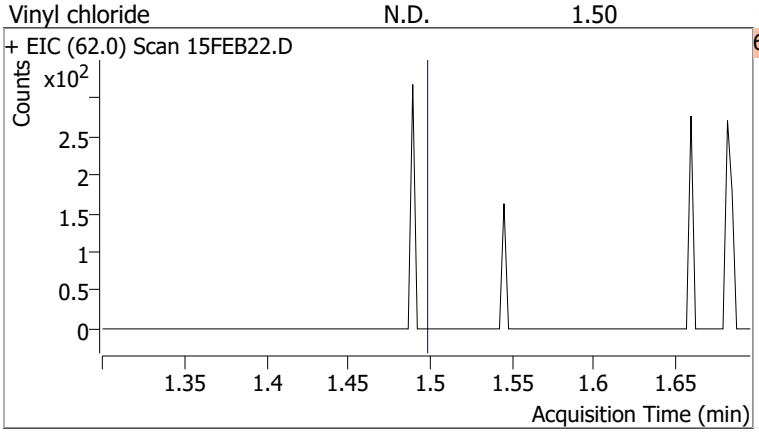

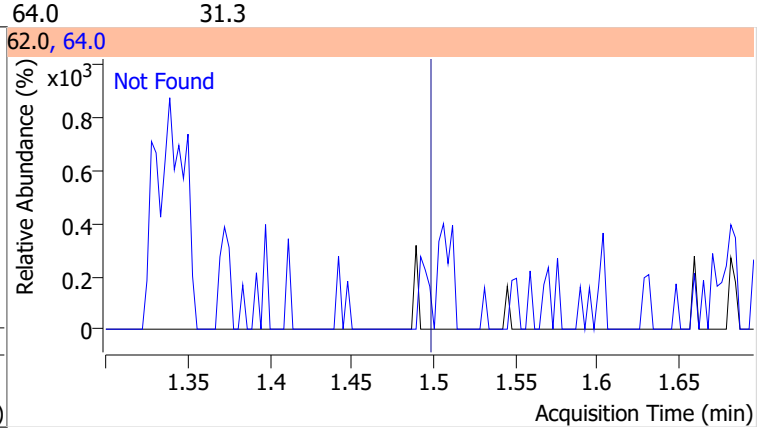

Compound	Conc.	Exp RT	QIon	Exp Ratio
Bromomethane	N.D.	1.80	94.0	110.1

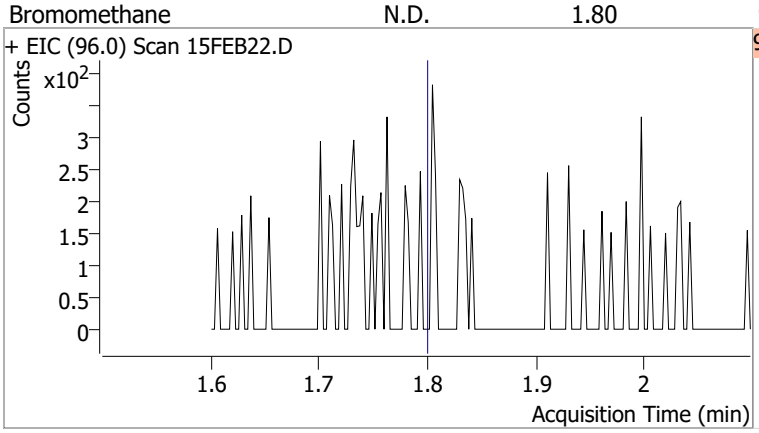

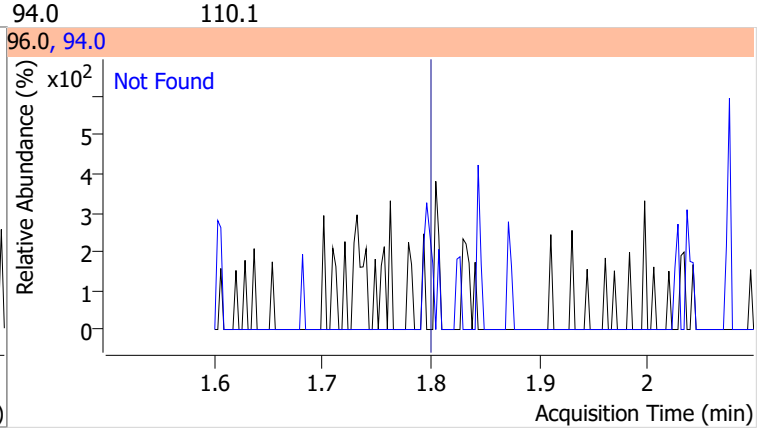

Compound	Conc.	Exp RT	QIon	Exp Ratio
Chloroethane	N.D.	1.90	66.0	30.0

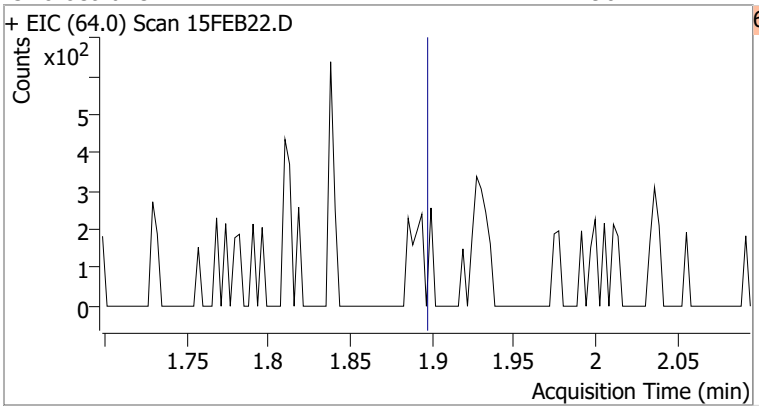

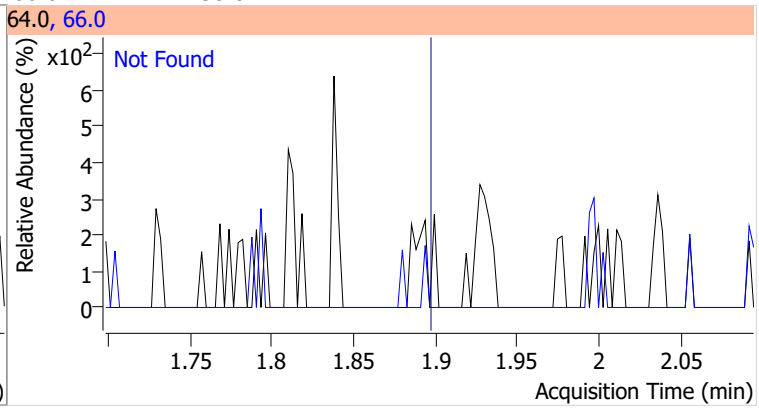

Compound	Conc.	Exp RT	QIon	Exp Ratio
Trichlorofluoromethane	N.D.	2.15	103.0	65.0

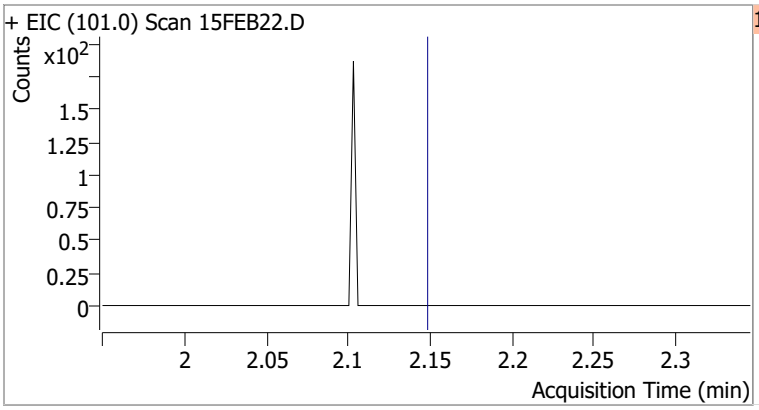

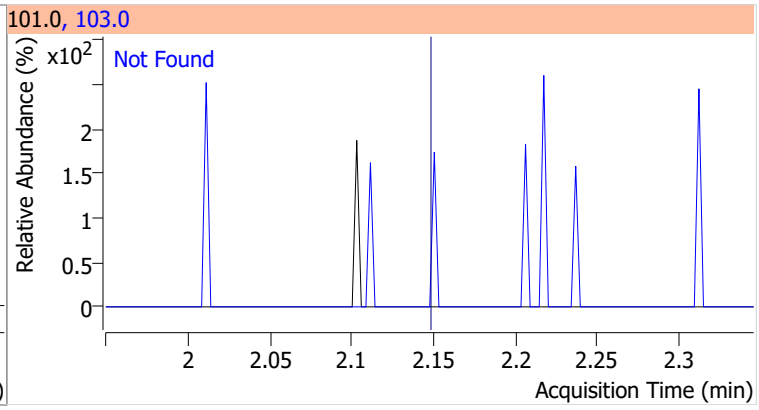

Compound	Conc.	Exp RT	QIon	Exp Ratio	QIon	Exp Ratio
1,1-Dichloroethene	N.D.	2.70	61.0	179.9	63.0	57.0

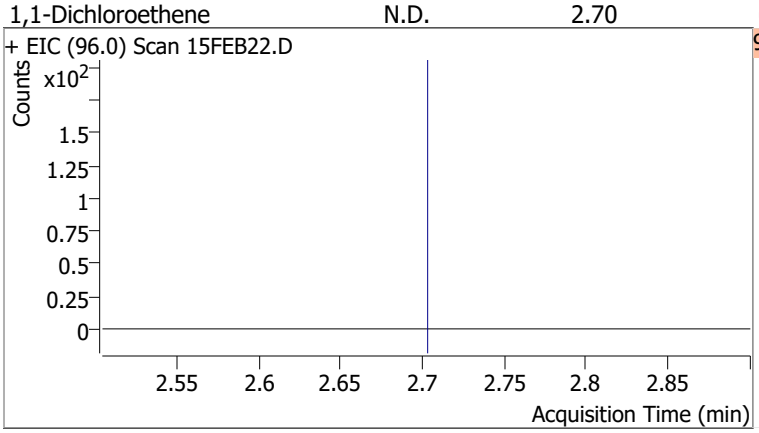

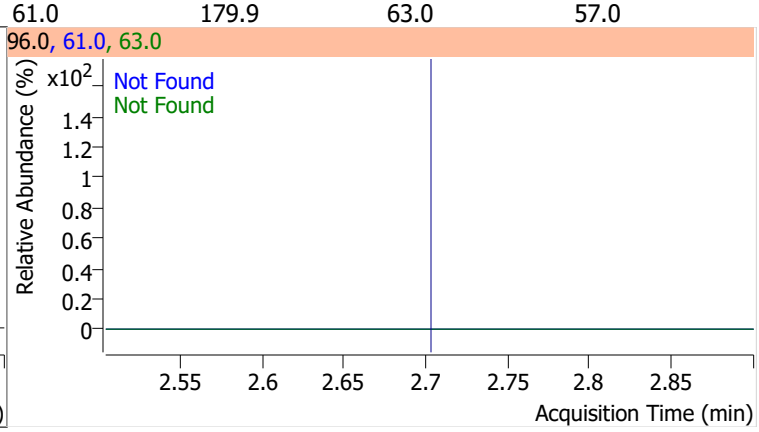

Compound	Conc.	RT	Dev(Min)	Resp.	QIon	QRatio	Lower	Upper
Methylene chloride	1.6804	3.34	0.00	2461	84.0	73.8	36.1	96.1
					86.0	53.5	11.8	71.8

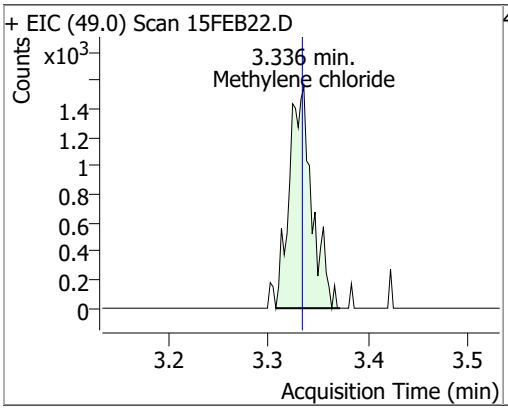

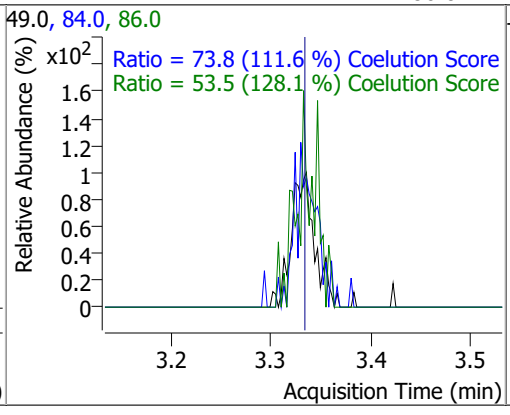

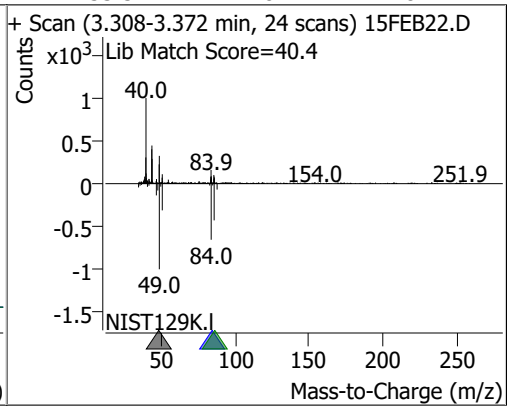

Compound	Conc.	Exp RT	QIon	Exp Ratio	QIon	Exp Ratio
trans-1,2-Dichloroethene	N.D.	3.72	61.0	154.8	98.0	62.1

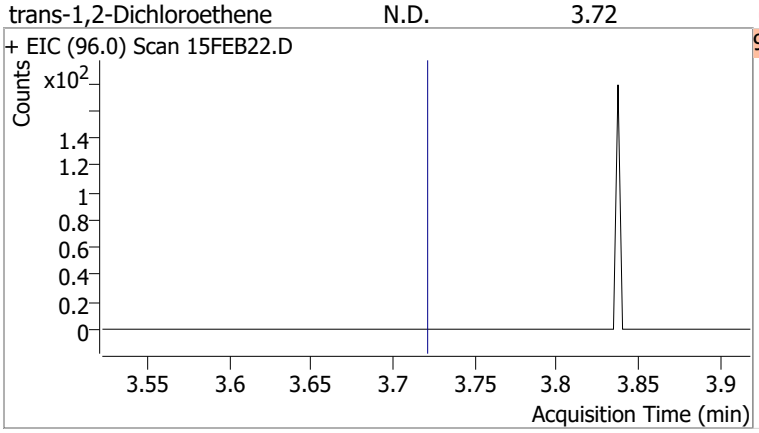

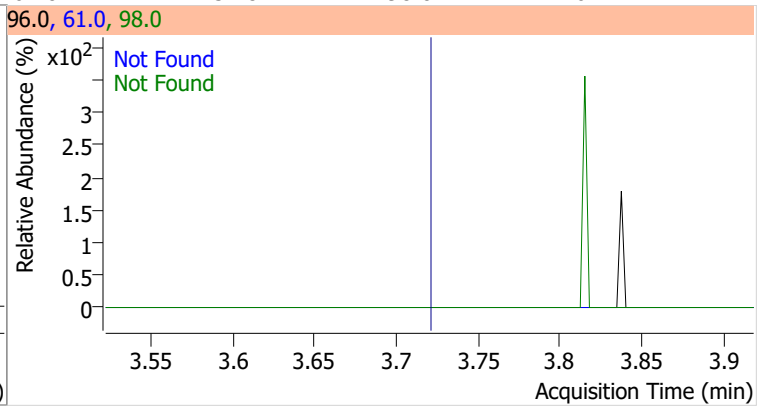

Compound	Conc.	Exp RT	QIon	Exp Ratio
Methyl tert-butyl ether (MTBE)	N.D.	3.75	57.0	24.6

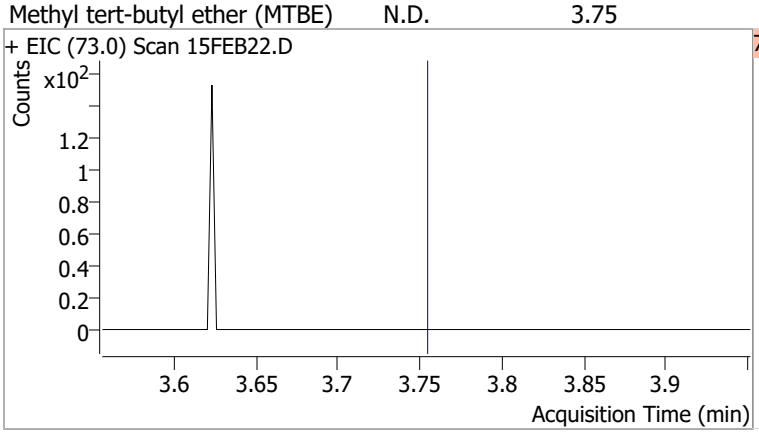

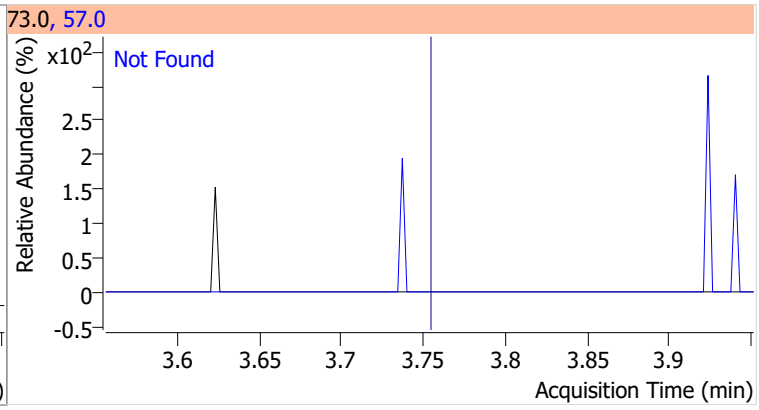

Compound	Conc.	Exp RT	QIon	Exp Ratio	QIon	Exp Ratio
1,1-Dichloroethane	N.D.	4.38	65.0	31.0	83.0	12.7

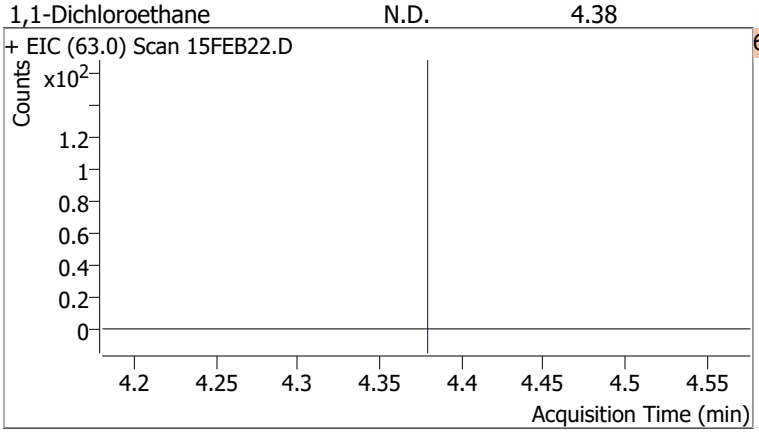

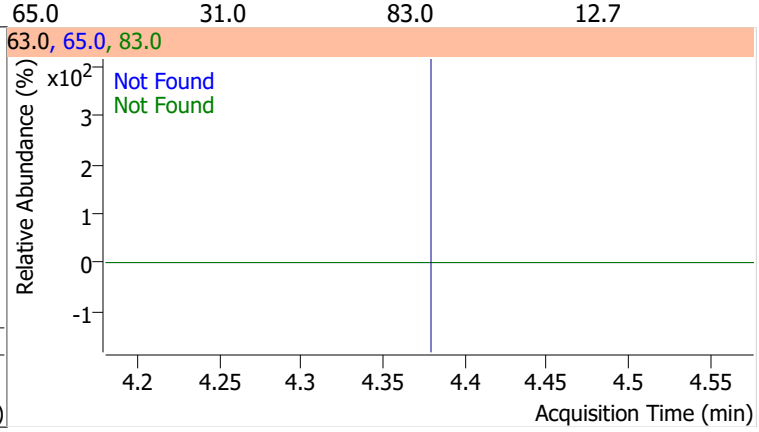

Compound	Conc.	Exp RT	QIon	Exp Ratio	QIon	Exp Ratio
2,2-Dichloropropane	N.D.	5.19	41.0	68.8	97.0	23.9

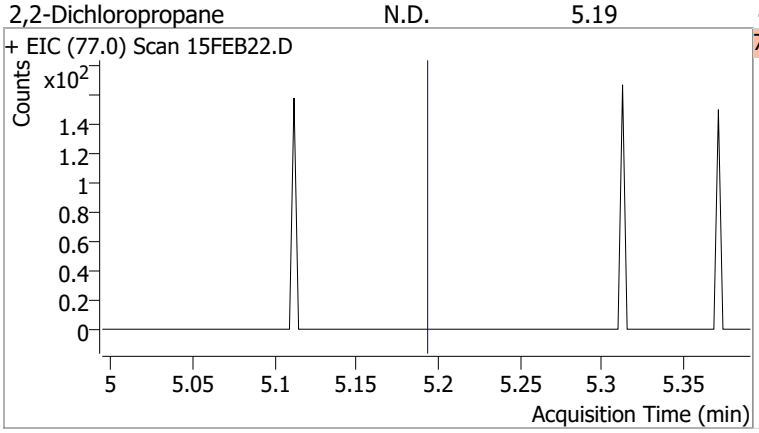

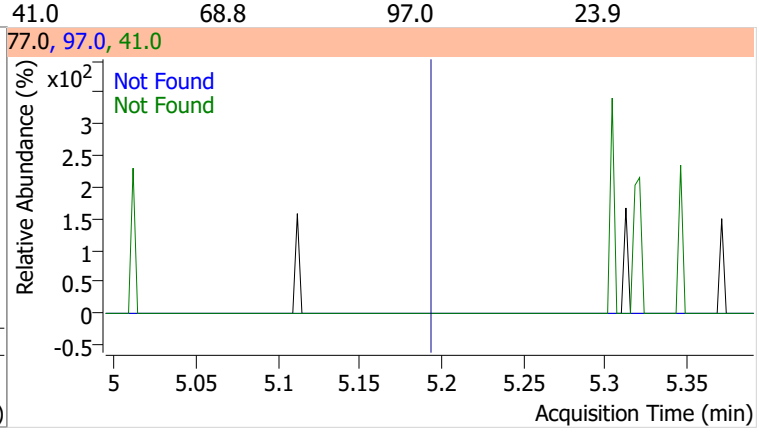

Compound	Conc.	Exp RT	QIon	Exp Ratio	QIon	Exp Ratio
cis-1,2-Dichloroethene	N.D.	5.21	61.0	160.4	98.0	66.2

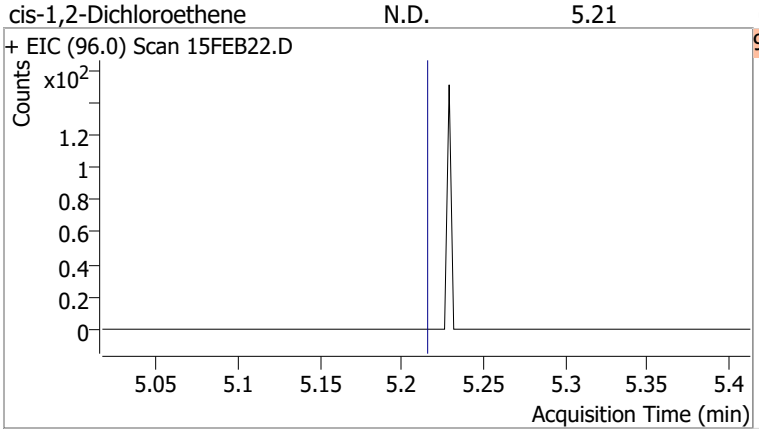

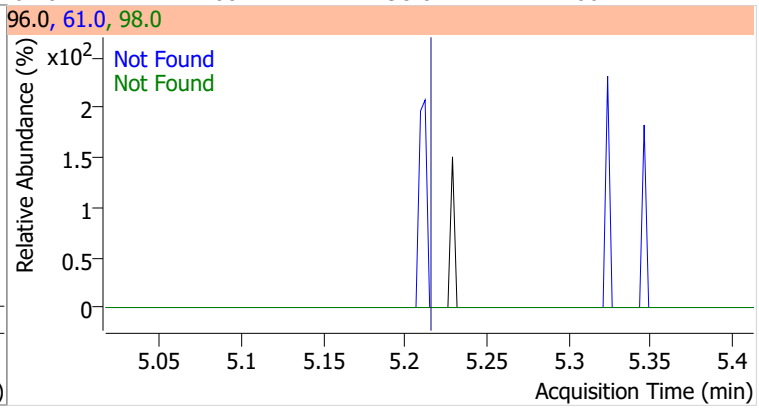

Compound	Conc.	Exp RT	QIon	Exp Ratio
Methyl ethyl ketone	N.D.	5.28	72.0	20.6

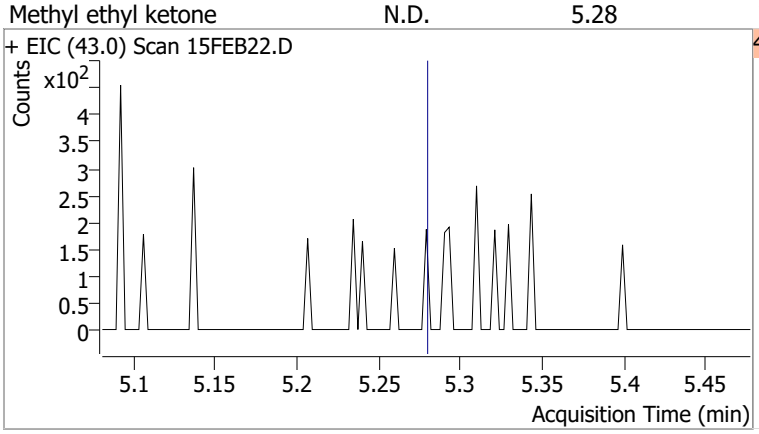

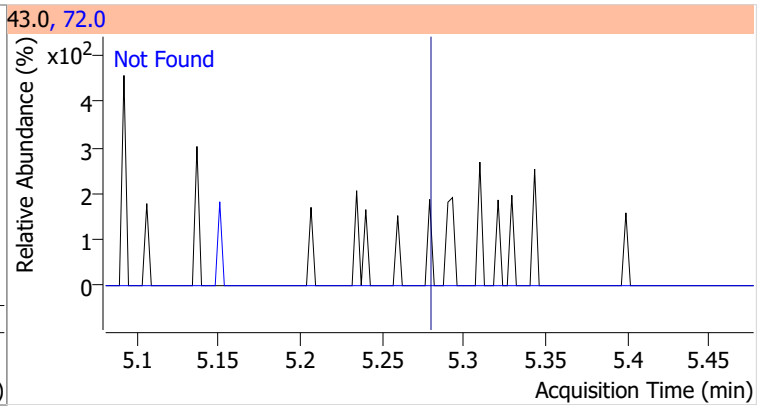

Compound	Conc.	Exp RT	QIon	Exp Ratio
Bromochloromethane	N.D.	5.52	49.0	182.2

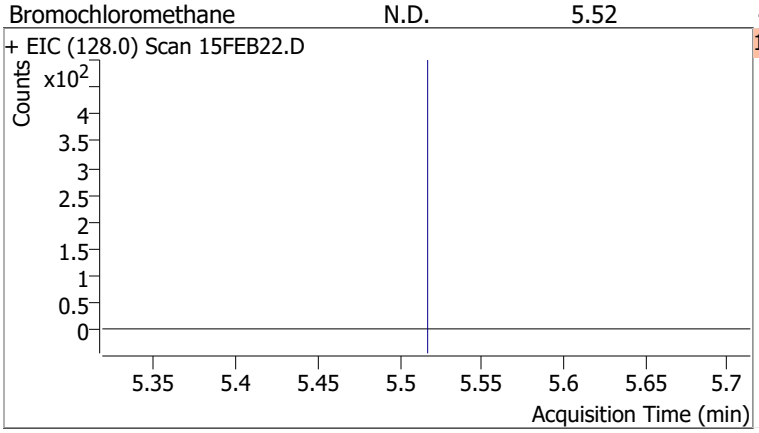

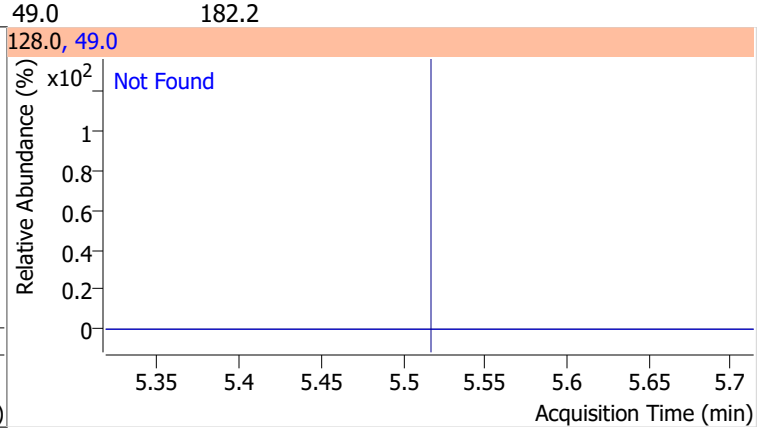

Compound	Conc.	RT	Dev(Min)	Resp.	QIon	QRatio	Lower	Upper
Chloroform	0.3467	5.65	-0.01	674 (m)	85.0	46.3	36.2	96.2

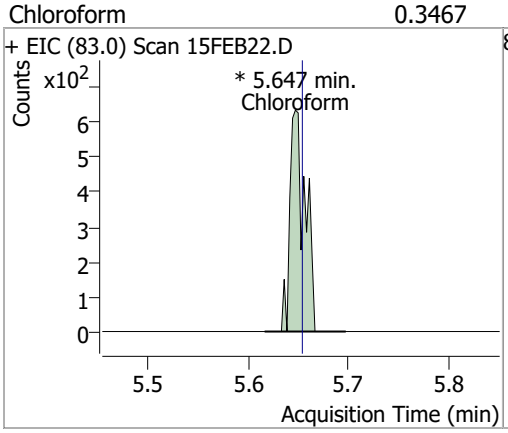

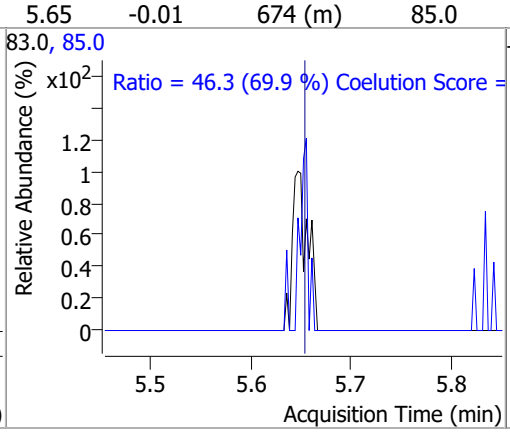

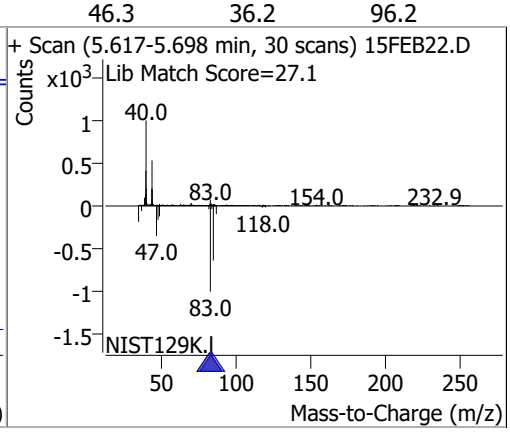

Compound	Conc.	Exp RT	QIon	Exp Ratio	QIon	Exp Ratio
1,1,1-Trichloroethane	N.D.	5.83	99.0	63.1	61.0	49.1

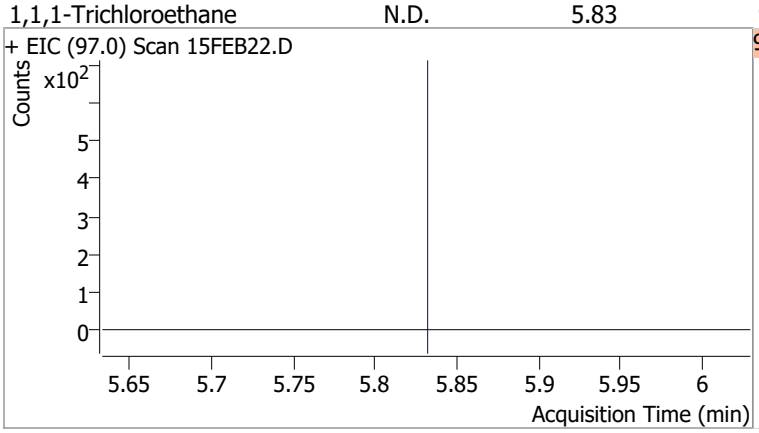

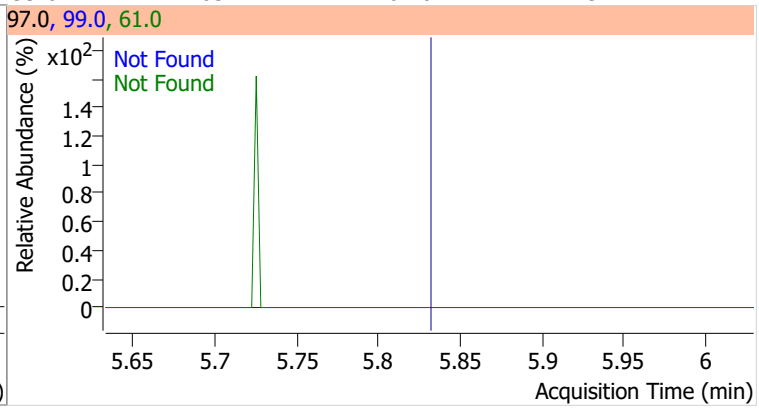

Compound	Conc.	RT	Dev(Min)	Resp.	QIon	QRatio	Lower	Upper
Dibromofluoromethane	281.6248	5.85	0.00	273285	191.5	20.9	0.0	53.2

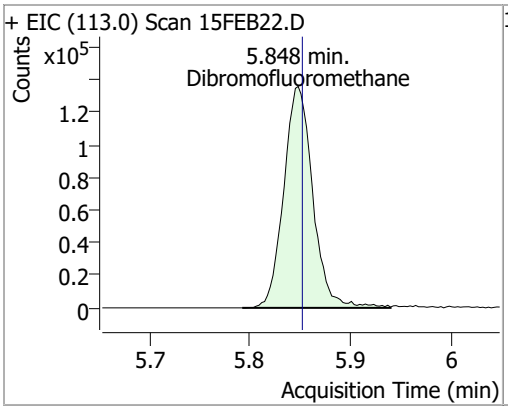

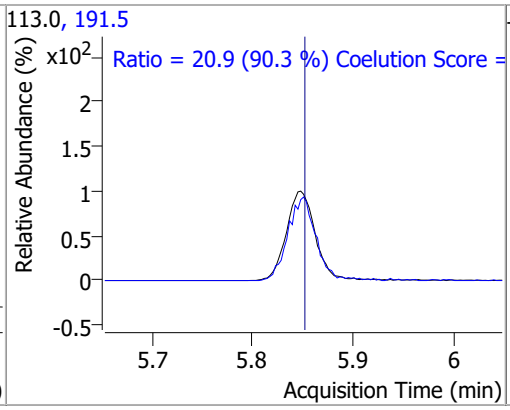

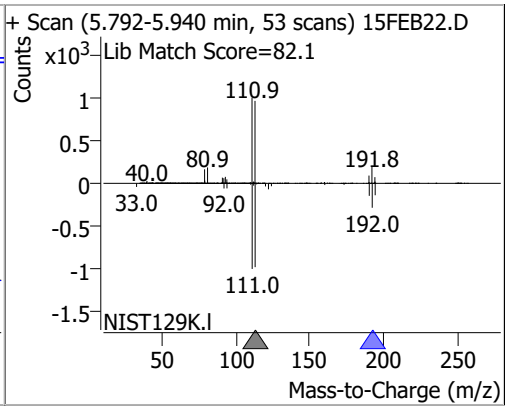

Compound	Conc.	Exp RT	QIon	Exp Ratio	QIon	Exp Ratio
Carbon tetrachloride	N.D.	6.02	119.0	97.6	121.0	30.7

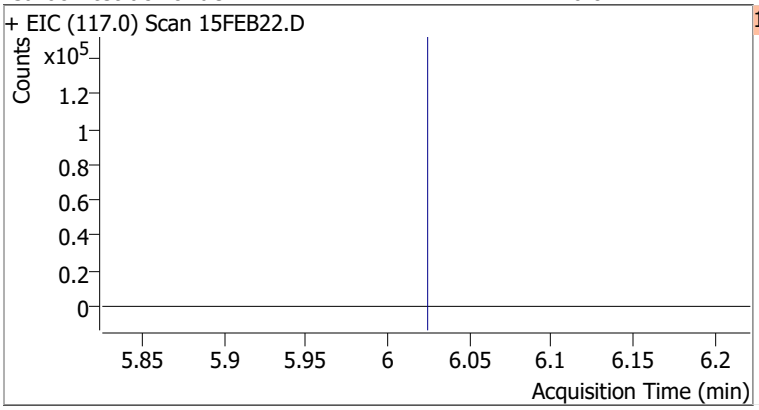

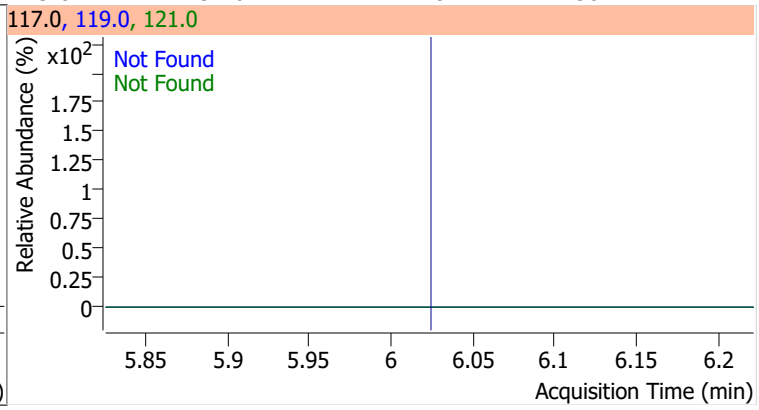

Compound	Conc.	Exp RT	QIon	Exp Ratio	QIon	Exp Ratio
1,1-Dichloropropene	N.D.	6.04	110.0	35.6	77.0	31.0

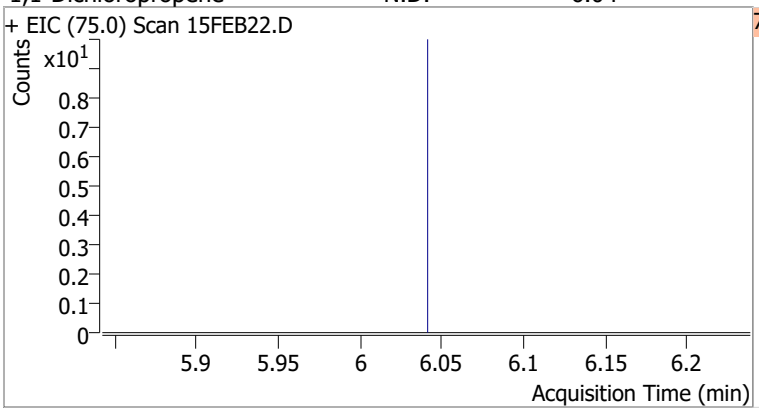

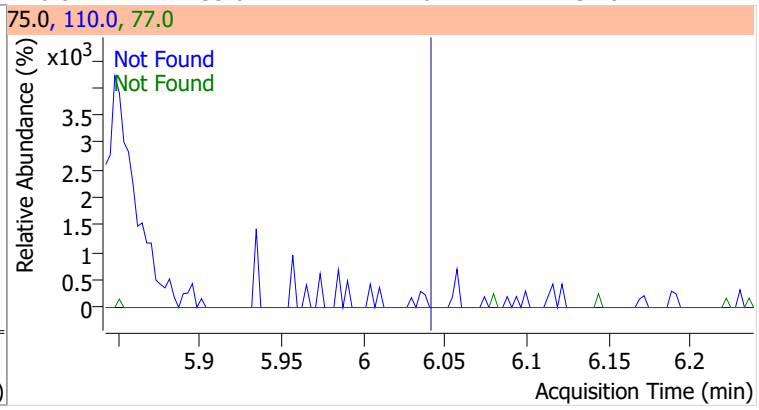

Compound	Conc.	RT	Dev(Min)	Resp.	QIon	QRatio	Lower	Upper
1,2-Dichloroethane-d4	291.9928	6.24	0.01	122398	65.0	198.8	162.8	222.8

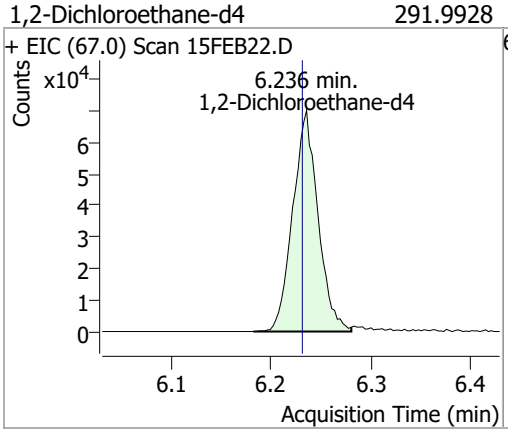

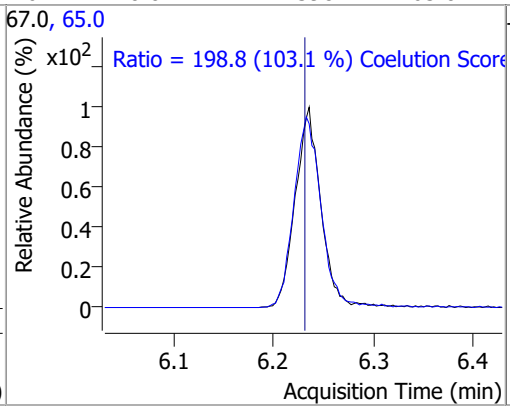

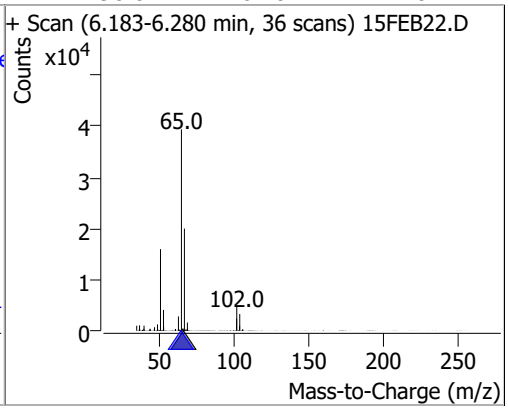

Compound	Conc.	Exp RT	QIon	Exp Ratio
Benzene	N.D.	6.28	77.0	23.3

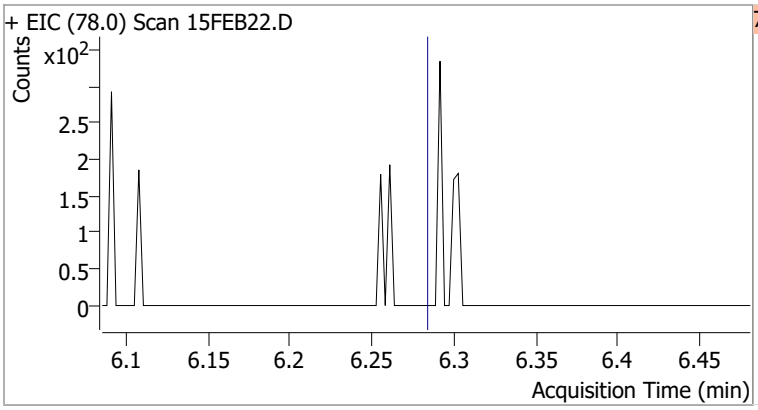

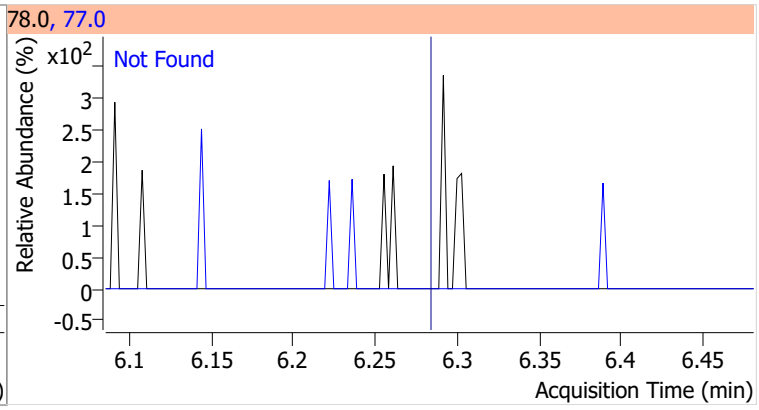

Compound	Conc.	Exp RT	QIon	Exp Ratio	QIon	Exp Ratio
1,2-Dichloroethane	N.D.	6.32	64.0	32.2	98.0	8.2

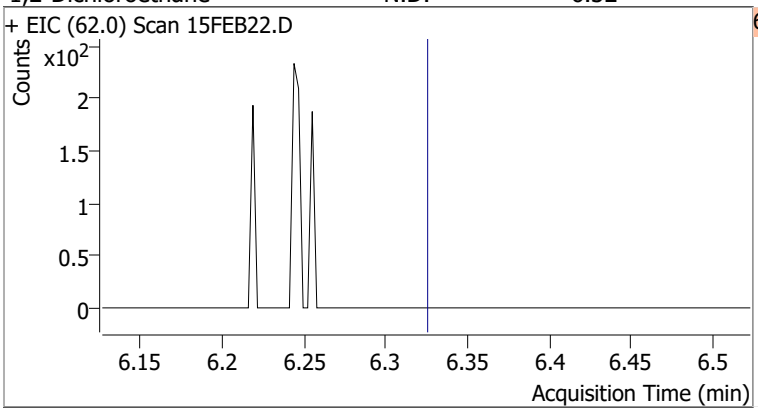

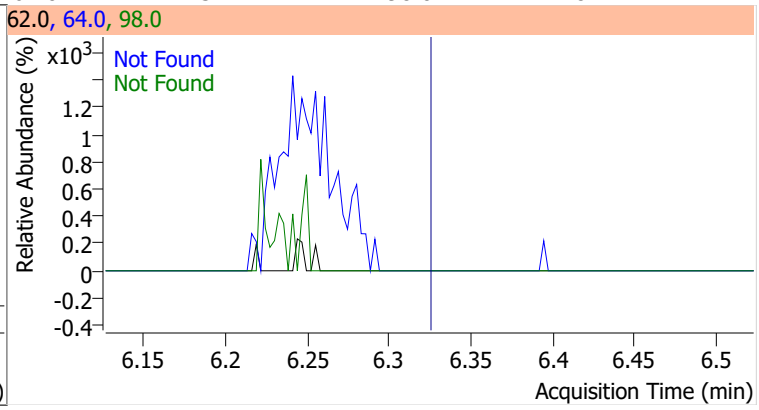

Compound	Conc.	Exp RT	QIon	Exp Ratio	QIon	Exp Ratio
Trichloroethene	N.D.	7.02	130.0	105.6	97.0	65.7

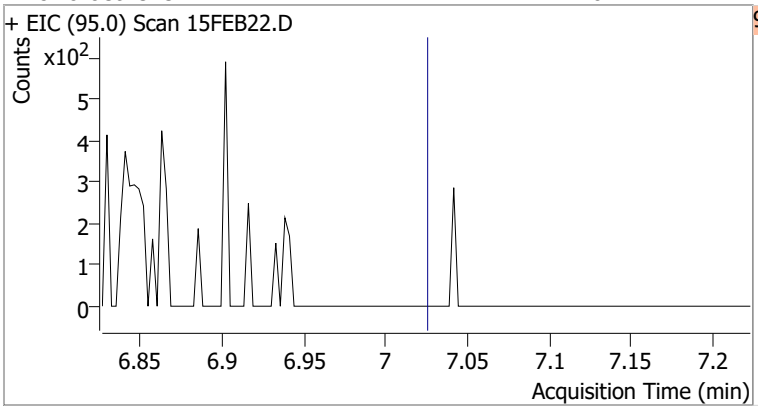

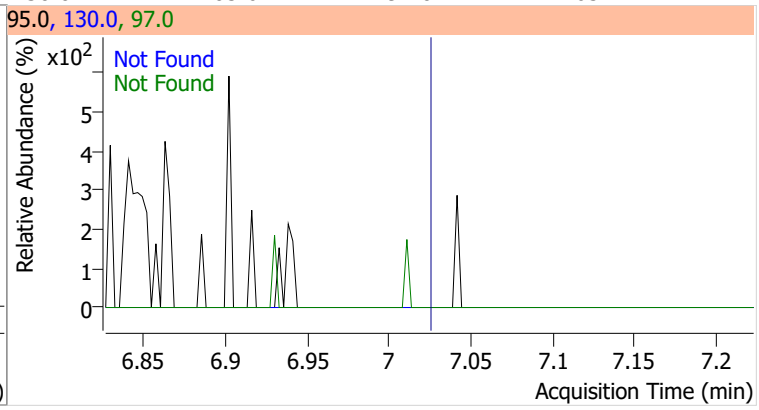

Compound	Conc.	Exp RT	QIon	Exp Ratio
1,2-Dichloropropane	N.D.	7.27	76.0	39.8

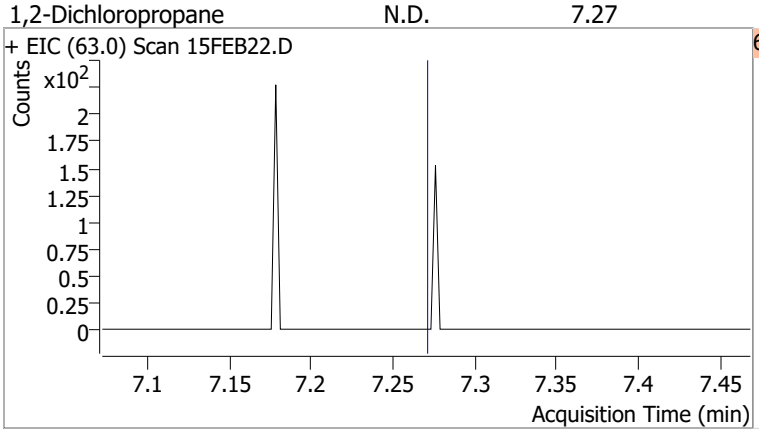

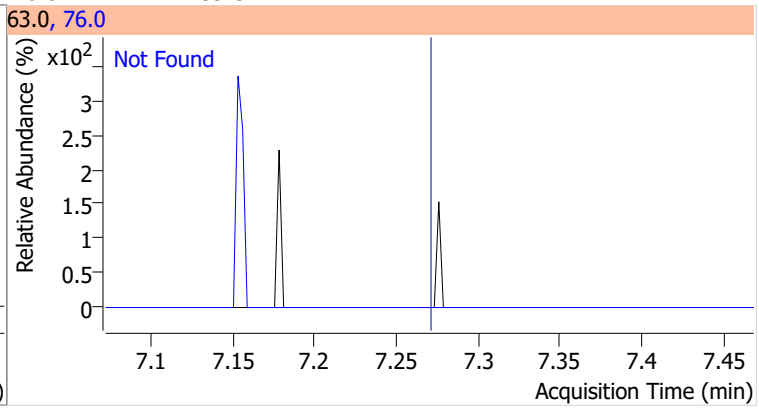

Compound	Conc.	Exp RT	QIon	Exp Ratio	QIon	Exp Ratio
Dibromomethane	N.D.	7.40	173.5	108.2	95.0	84.5

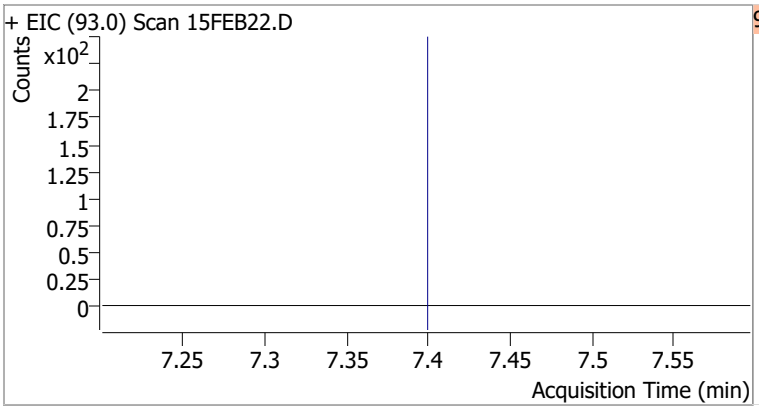

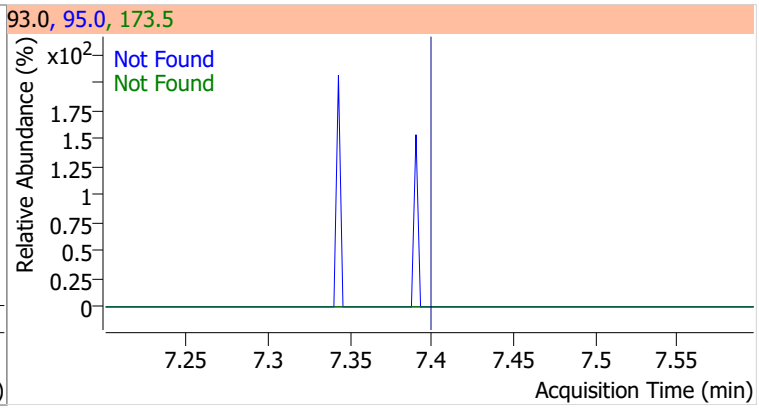

Compound	Conc.	Exp RT	QIon	Exp Ratio	QIon	Exp Ratio
Bromodichloromethane	N.D.	7.58	85.0	66.3	127.0	9.5

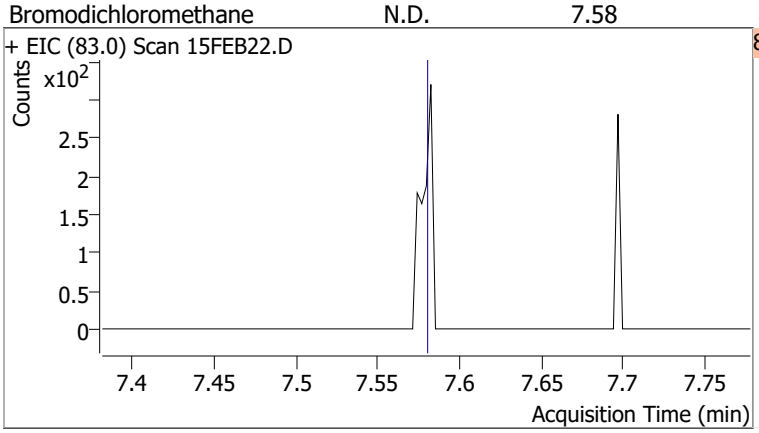

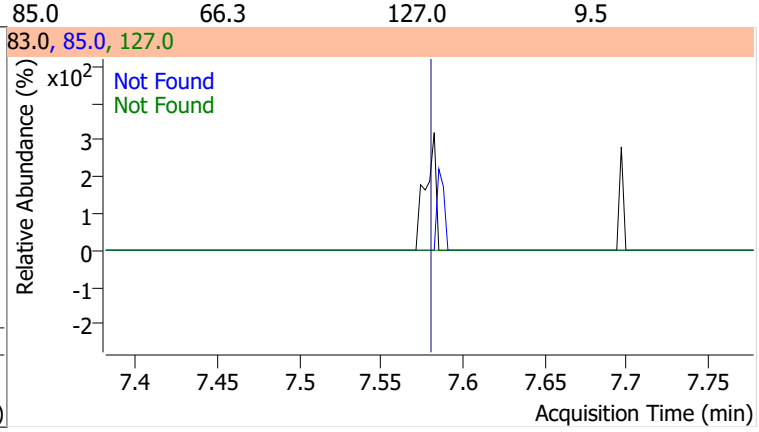

Compound	Conc.	Exp RT	QIon	Exp Ratio	QIon	Exp Ratio
cis-1,3-Dichloropropene	N.D.	8.06	39.0	52.5	77.0	31.8

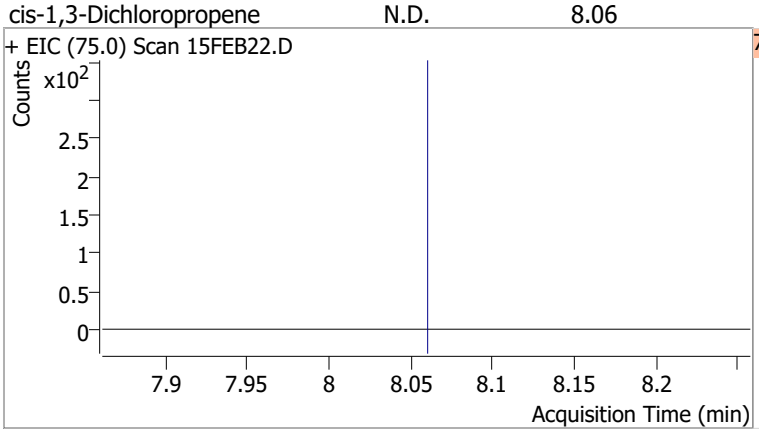

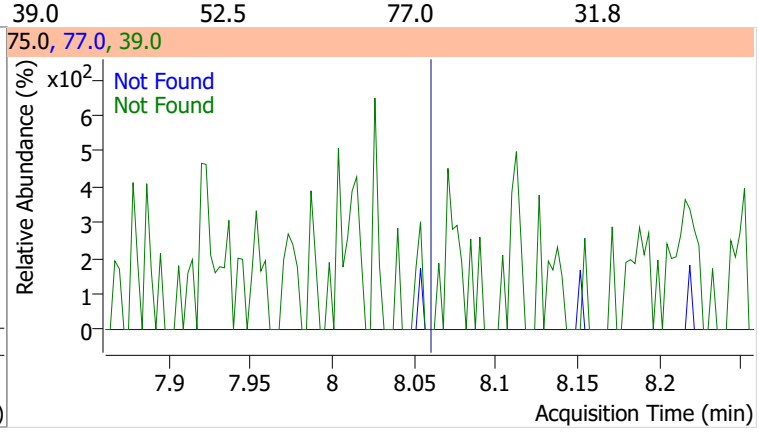

Compound	Conc.	RT	Dev(Min)	Resp.	QIon	QRatio	Lower	Upper
Toluene-d8	264.2780	8.32	0.00	1012921	100.0	63.1	34.3	94.3
					99.0	9.6	0.0	39.2

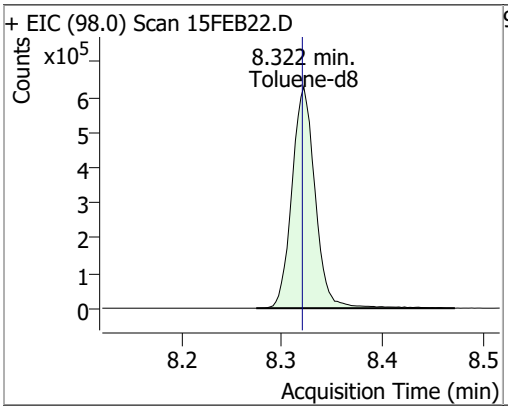

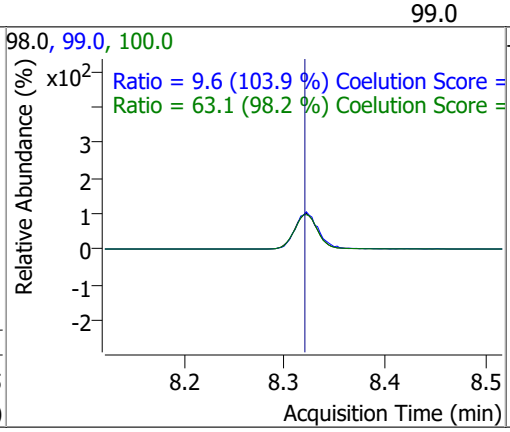

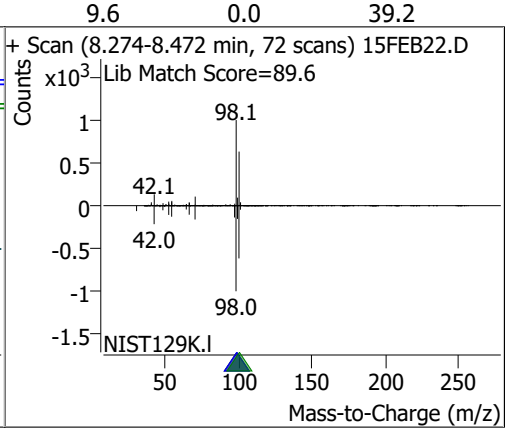

Compound	Conc.	RT	Dev(Min)	Resp.	QIon	QRatio	Lower	Upper
Toluene	5.3617	8.39	0.00	13698	91.0	181.2	144.1	204.1

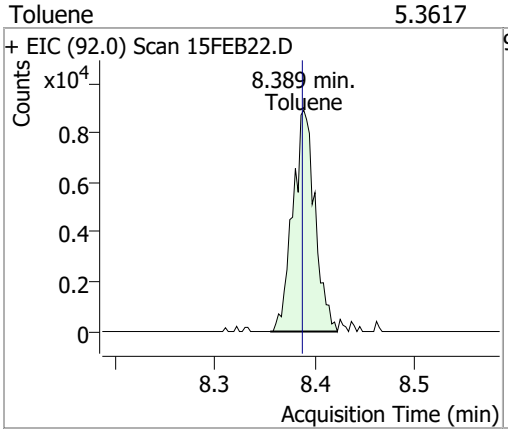

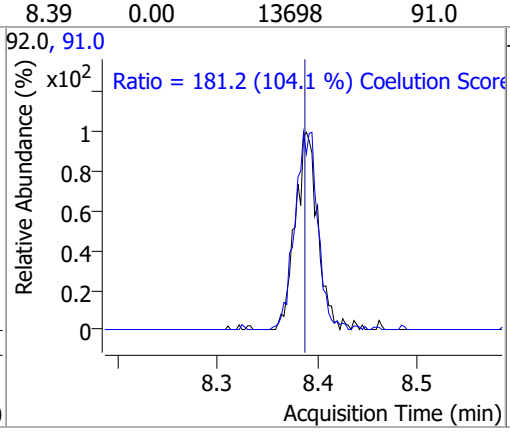

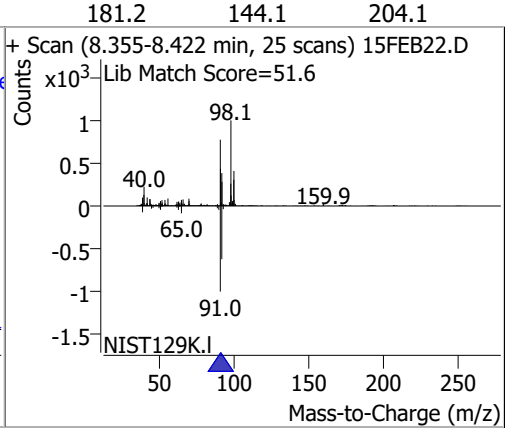

Compound	Conc.	Exp RT	QIon	Exp Ratio	QIon	Exp Ratio
trans-1,3-Dichloropropene	N.D.	8.64	39.0	53.0	77.0	31.0

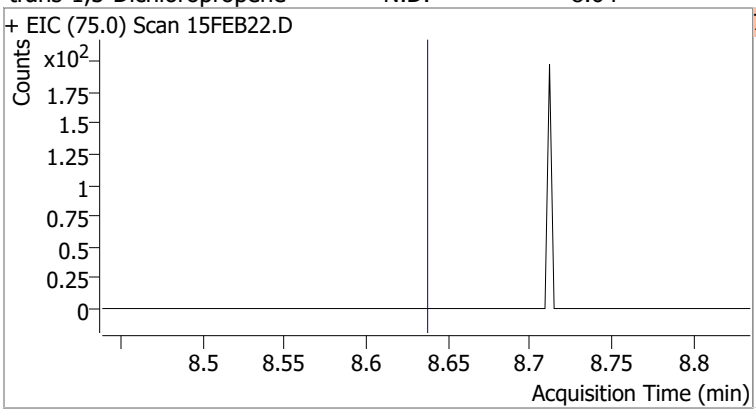

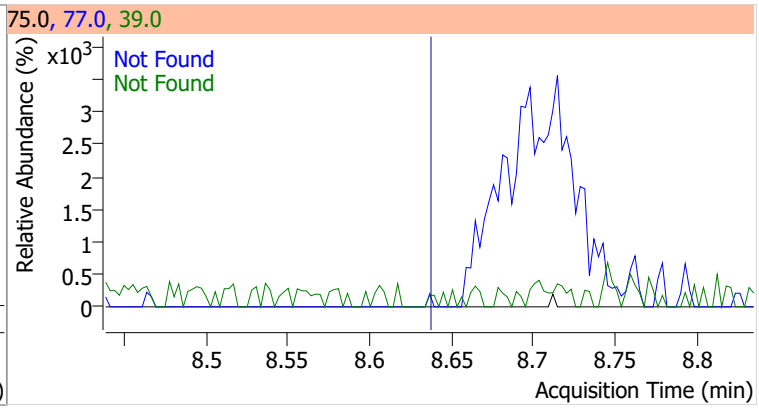

Compound	Conc.	Exp RT	QIon	Exp Ratio	QIon	Exp Ratio
1,1,2-Trichloroethane	N.D.	8.82	97.0	110.7	85.0	60.7

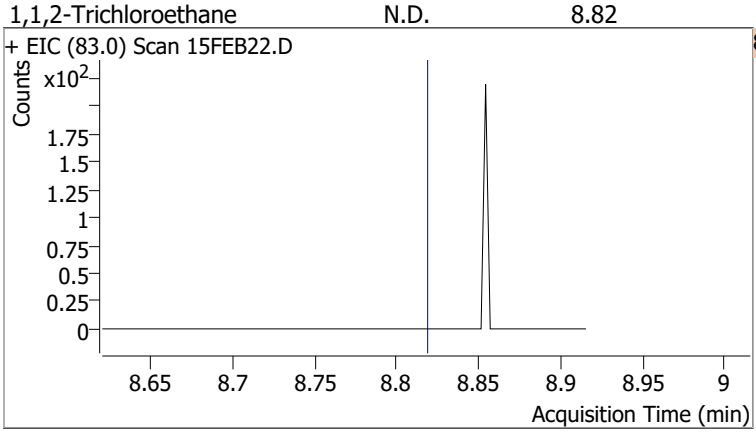

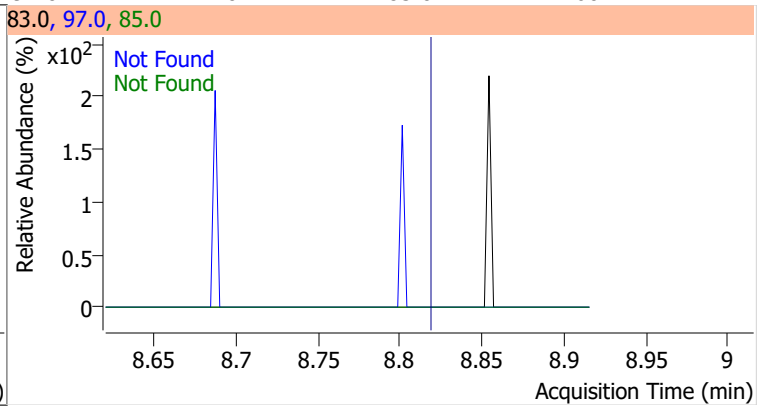

Compound	Conc.	Exp RT	QIon	Exp Ratio	QIon	Exp Ratio
Tetrachloroethene	N.D.	8.94	165.8	126.1	129.0	90.5

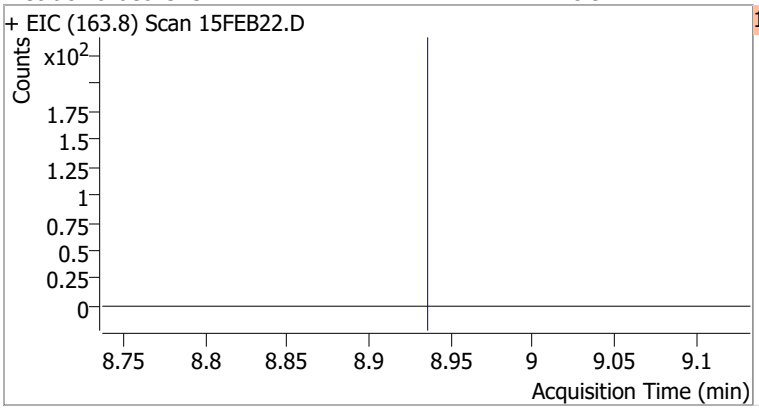

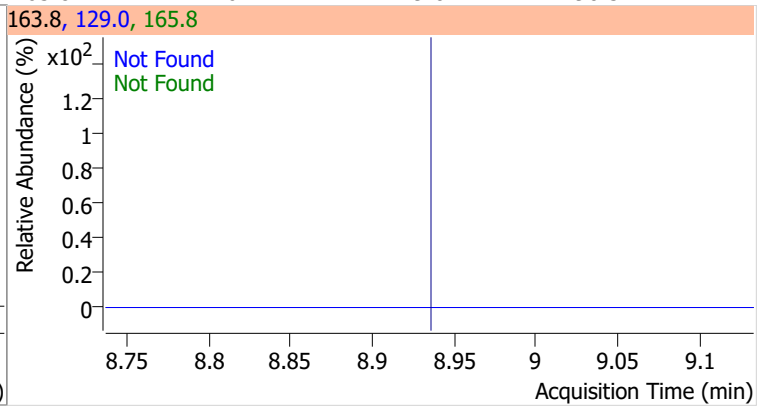

Compound	Conc.	Exp RT	QIon	Exp Ratio
1,3-Dichloropropane	N.D.	8.98	78.0	32.4

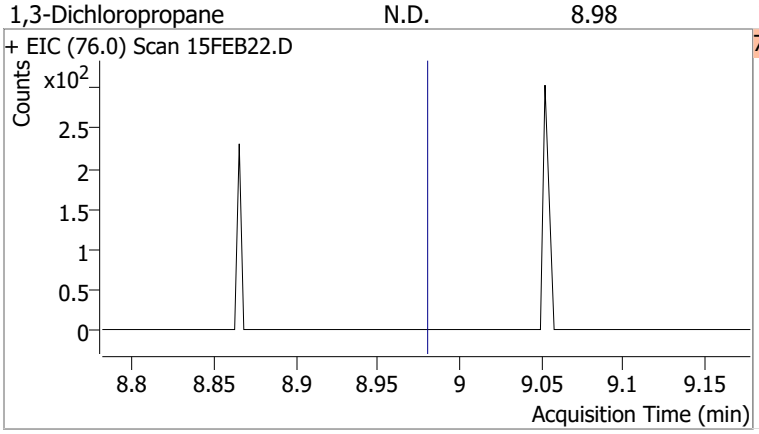

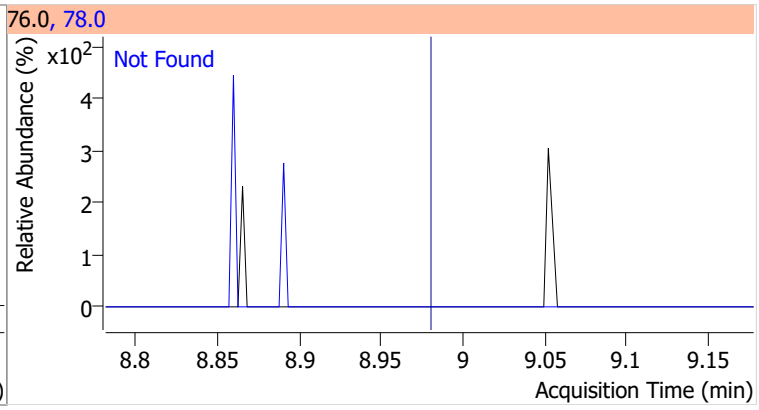

Compound	Conc.	Exp RT	QIon	Exp Ratio
Chlorodibromomethane	N.D.	9.21	127.0	77.2

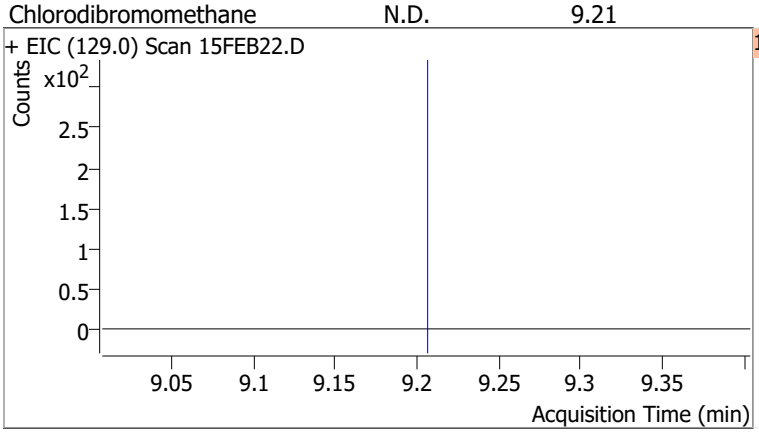

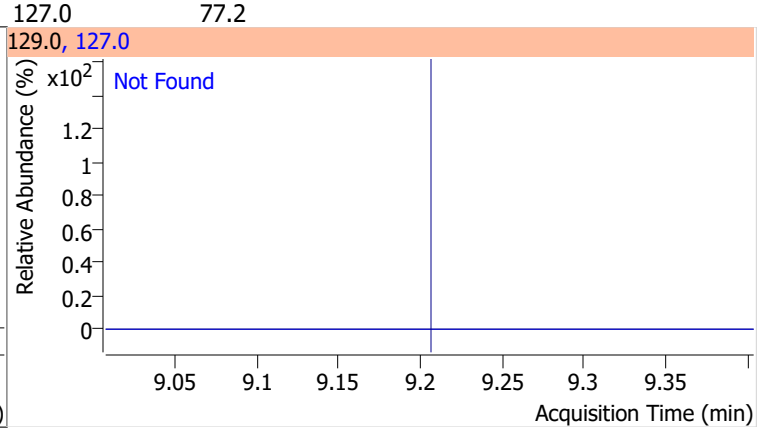

Compound	Conc.	Exp RT	QIon	Exp Ratio
1,2-Dibromoethane	N.D.	9.30	109.0	91.5

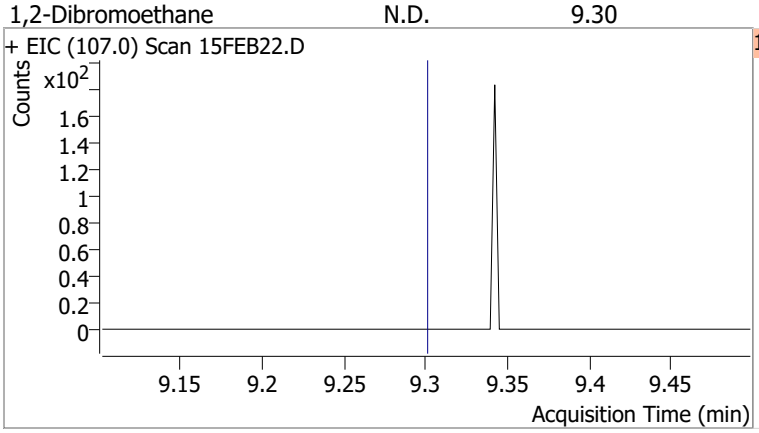

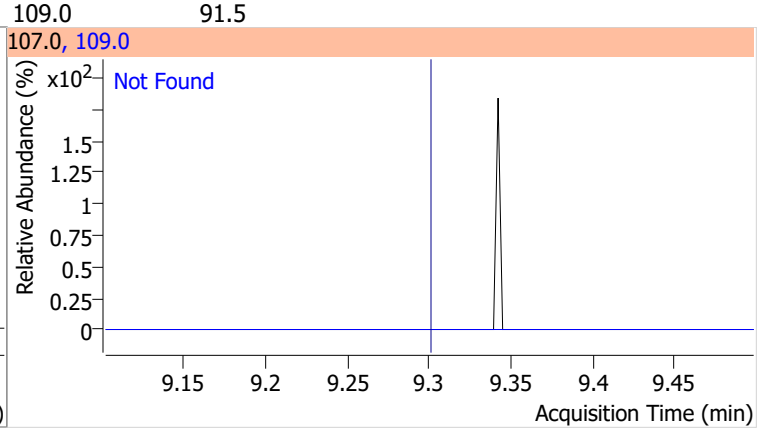

Compound	Conc.	Exp RT	QIon	Exp Ratio
Chlorobenzene	N.D.	9.80	114.0	32.2

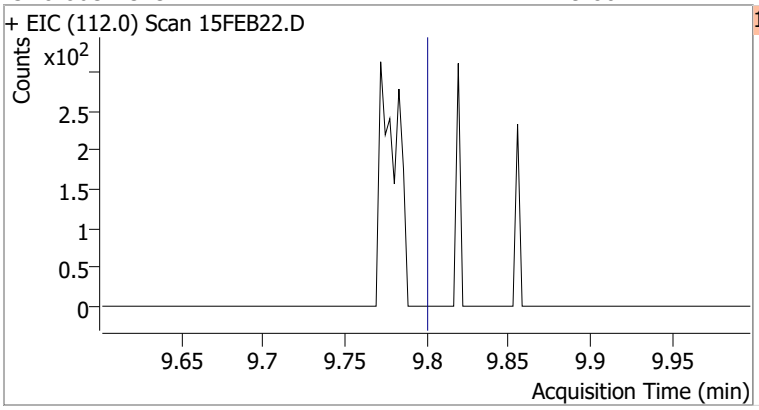

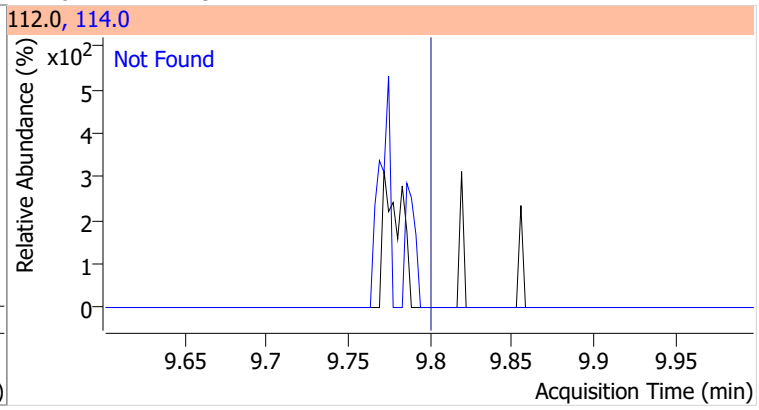

Compound	Conc.	Exp RT	QIon	Exp Ratio
1,1,1,2-Tetrachloroethane	N.D.	9.89	133.0	95.3

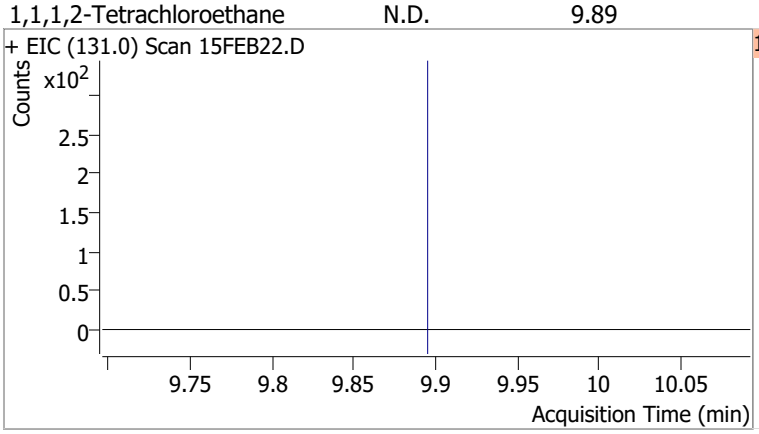

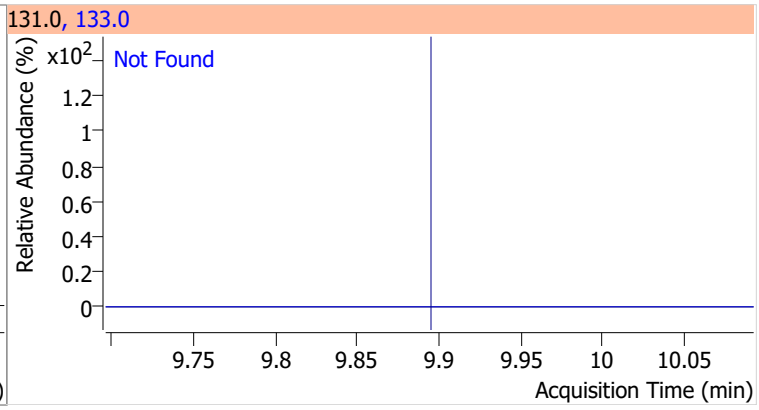

Compound	Conc.	RT	Dev(Min)	Resp.	QIon	QRatio	Lower	Upper
Ethylbenzene	0.7278	9.92	0.00	625 (m)	106.0	15.7	1.7	61.7

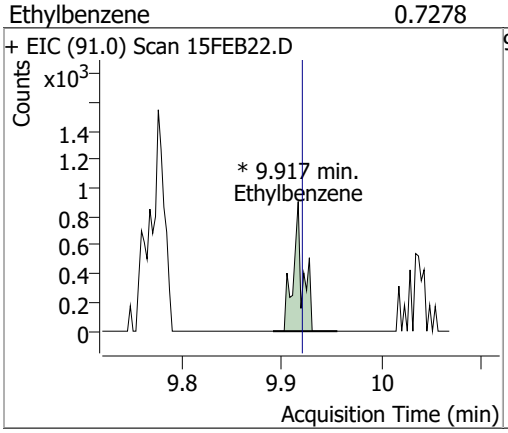

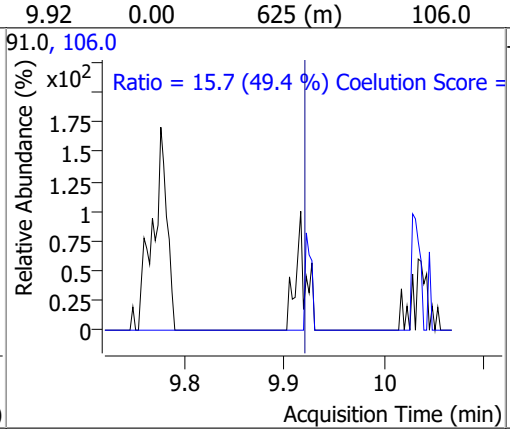

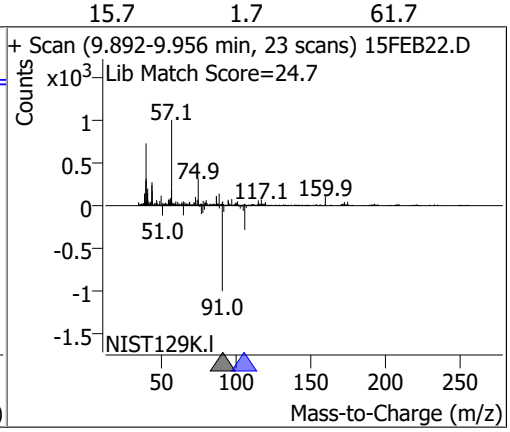

Compound	Conc.	RT	Dev(Min)	Resp.	QIon	QRatio	Lower	Upper
m+p-Xylenes		0		0	91.0		170.7	230.7

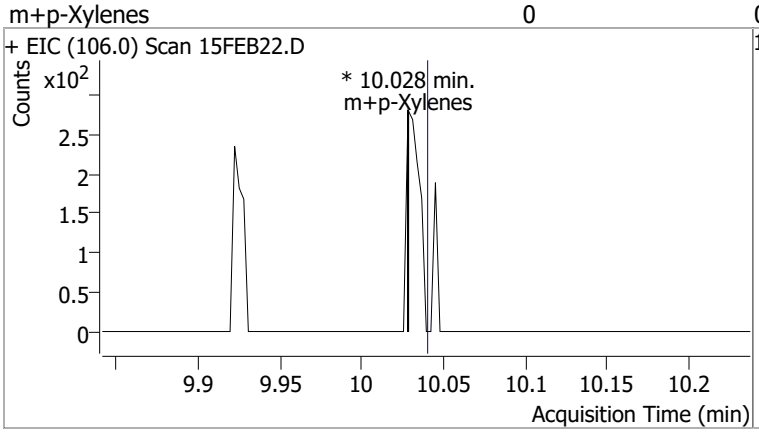

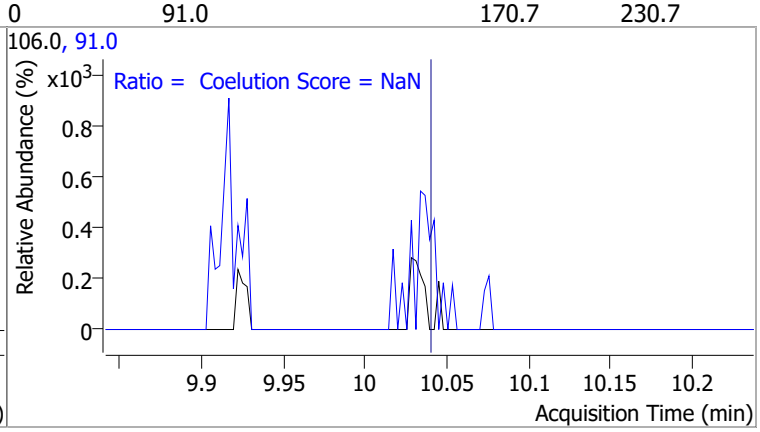

Compound	Conc.	Exp RT	QIon	Exp Ratio
o-Xylene	N.D.	10.43	91.0	211.4

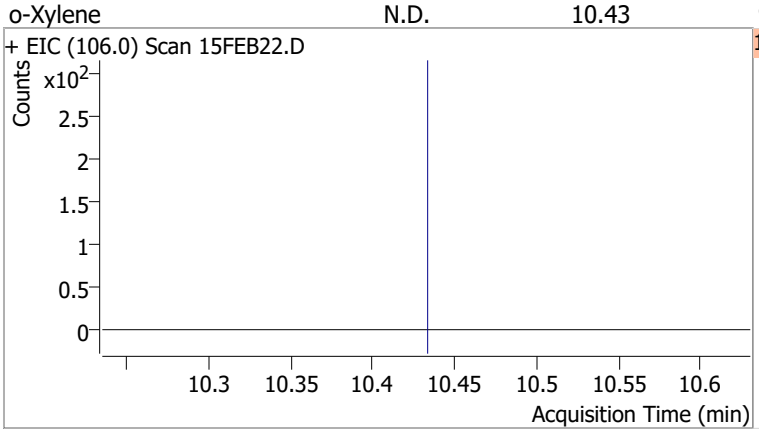

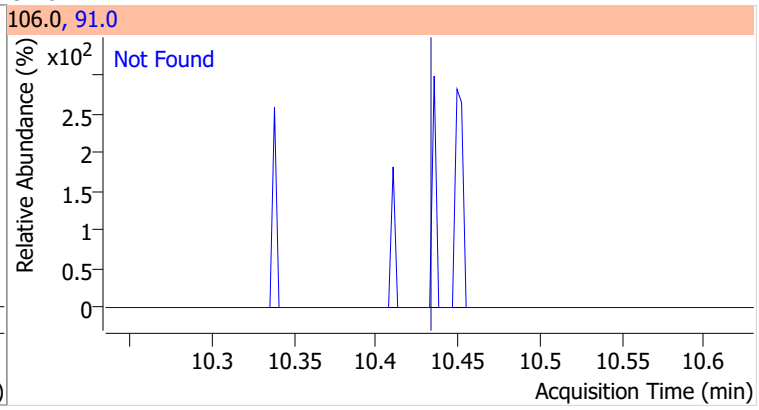

Compound	Conc.	Exp RT	QIon	Exp Ratio
Styrene	N.D.	10.45	78.0	50.6

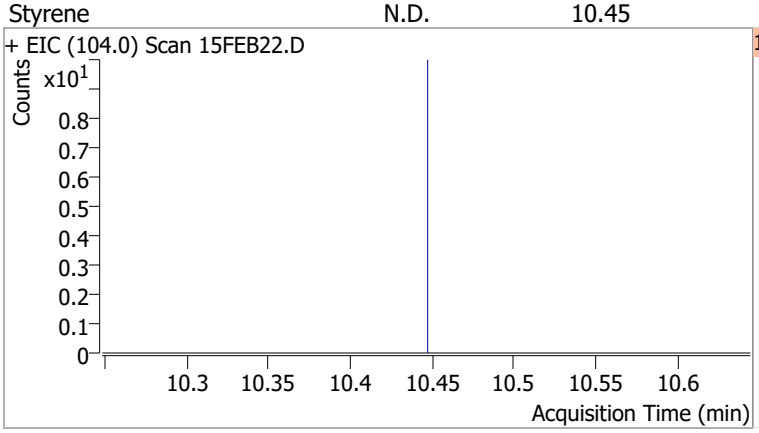

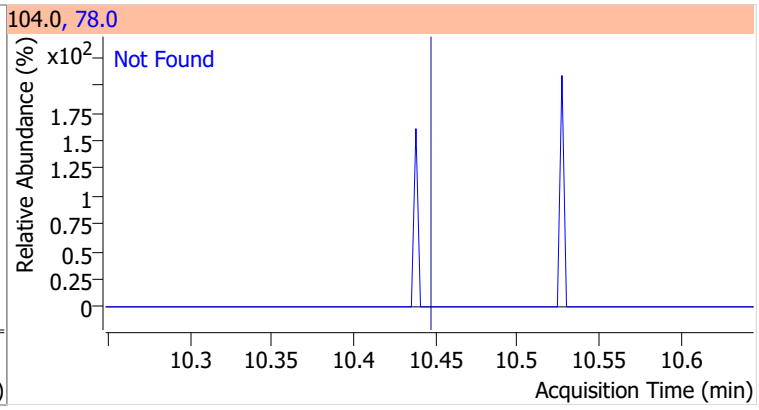

Compound	Conc.	Exp RT	QIon	Exp Ratio	QIon	Exp Ratio
Bromoform	N.D.	10.62	170.5	50.3	174.5	48.1

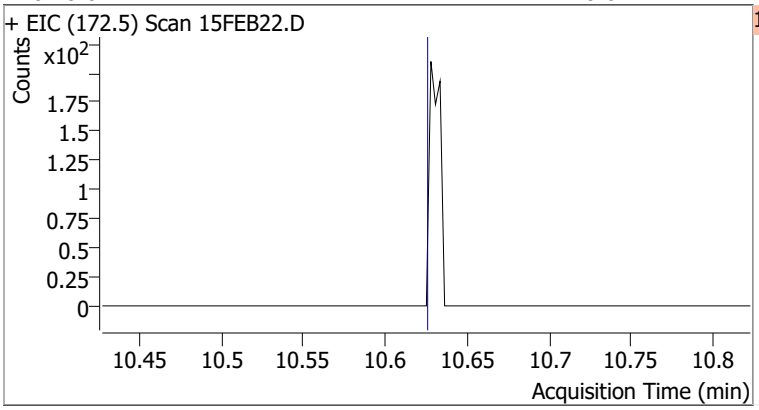

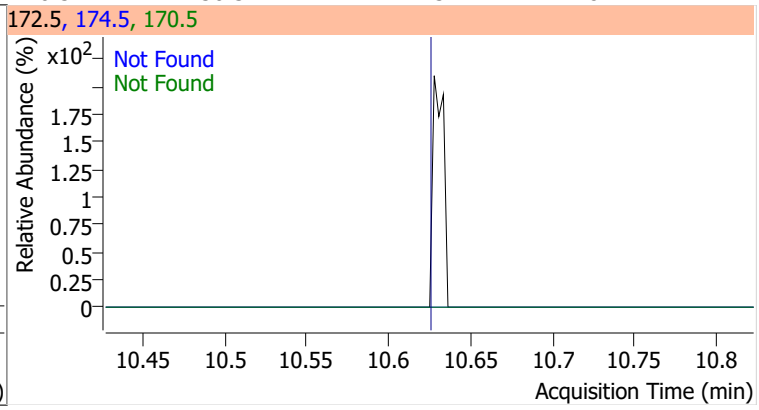

Compound	Conc.	RT	Dev(Min)	Resp.	QIon	QRatio	Lower	Upper
p-Bromofluorobenzene	266.7783	10.95	0.00	294530	174.0	93.0	65.3	125.3
					176.0	89.7	63.3	123.3

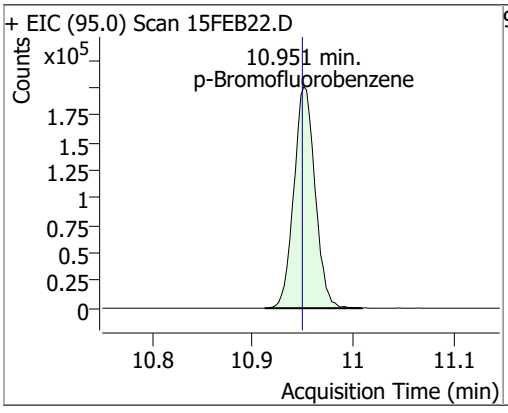

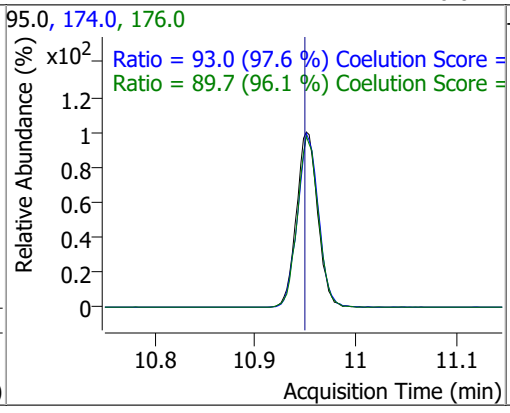

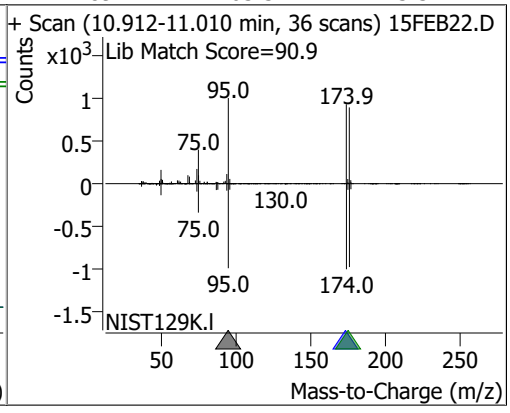

Compound	Conc.	Exp RT	QIon	Exp Ratio	QIon	Exp Ratio
Bromobenzene	N.D.	11.09	77.0	143.5	158.0	96.1

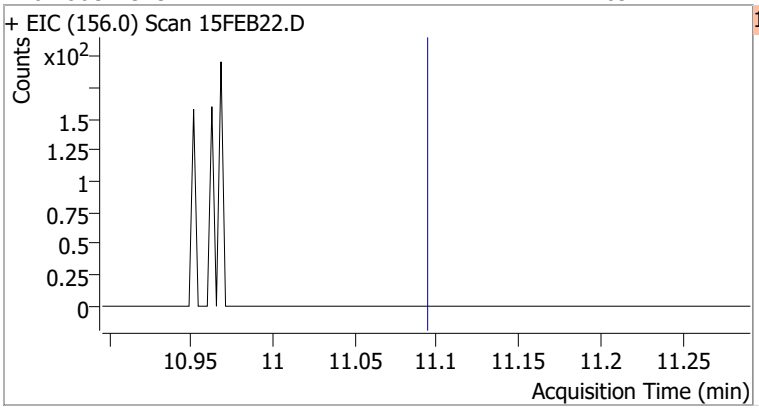

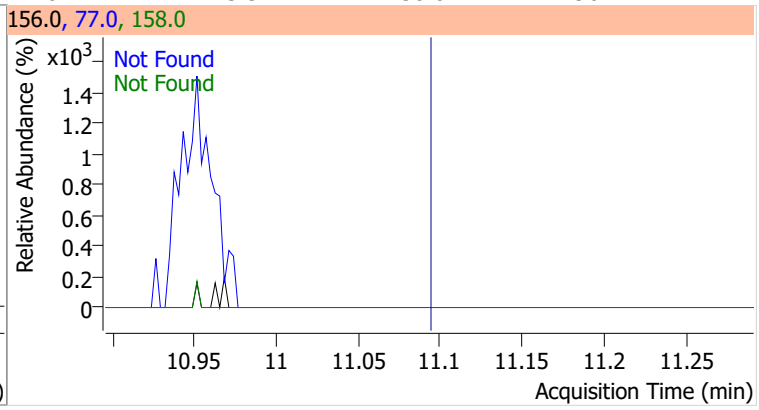

Compound	Conc.	Exp RT	QIon	Exp Ratio
1,1,2,2-Tetrachloroethane	N.D.	11.11	85.0	63.3

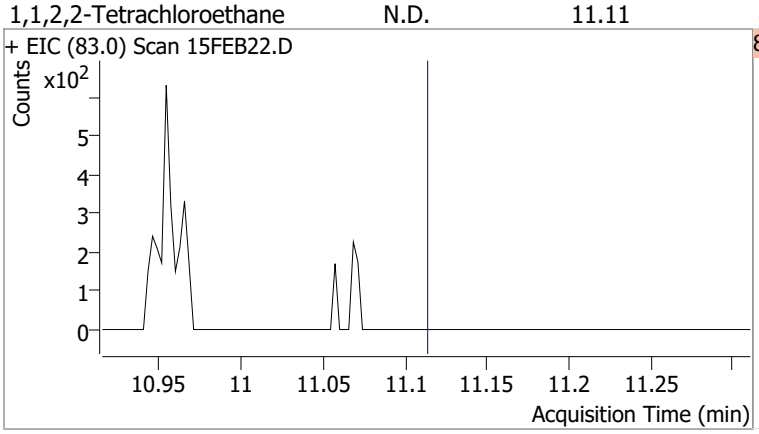

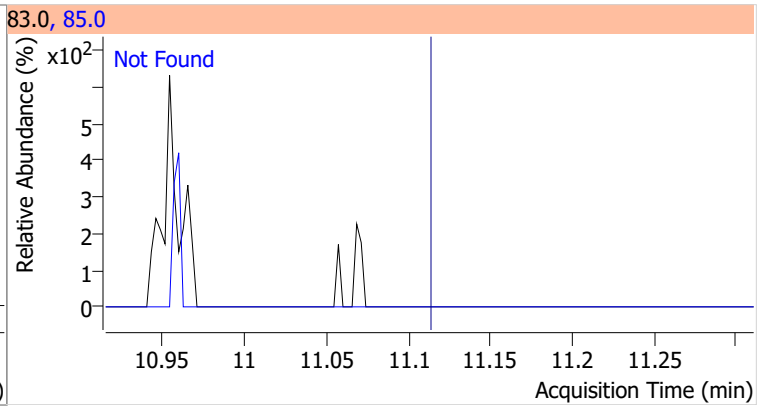

Compound	Conc.	Exp RT	QIon	Exp Ratio
1,2,3-Trichloropropane	N.D.	11.15	112.0	65.8

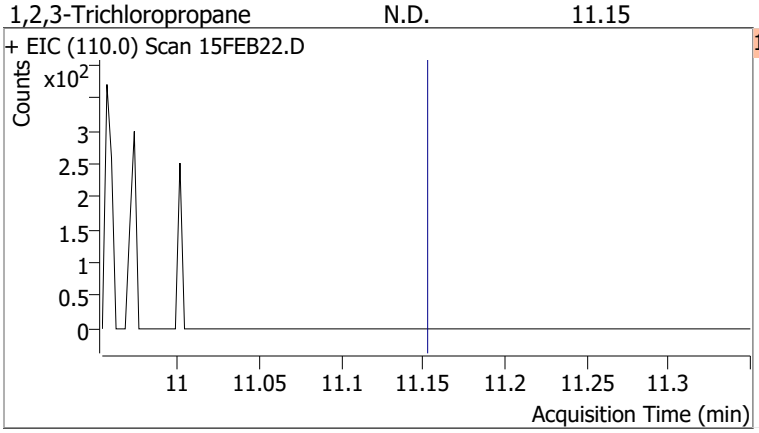

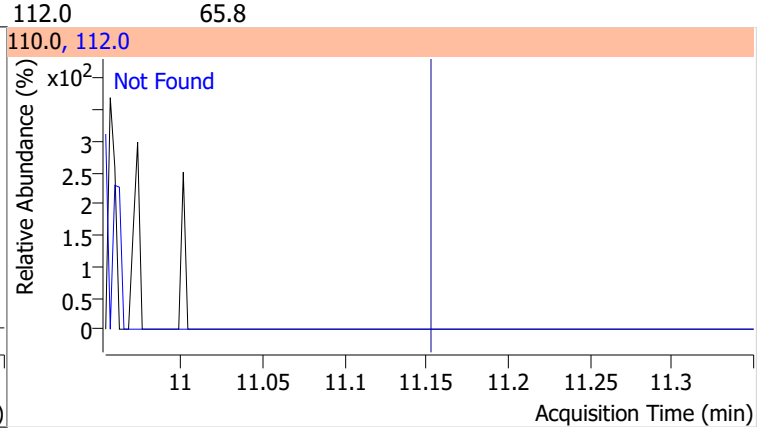

Compound	Conc.	Exp RT	QIon	Exp Ratio
2-Chlorotoluene	N.D.	11.29	91.0	276.2

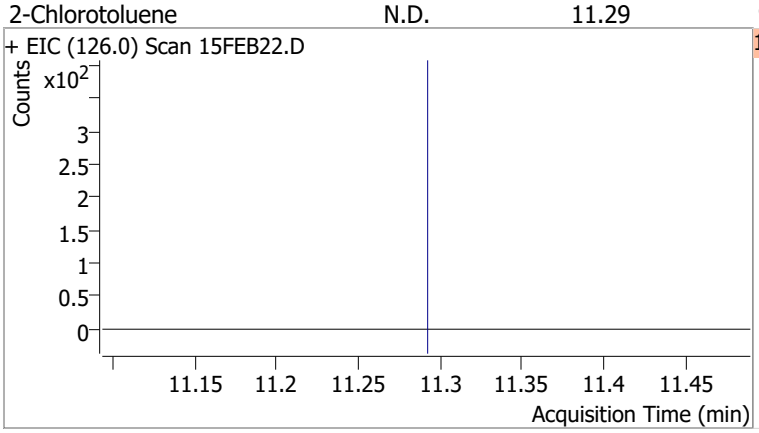

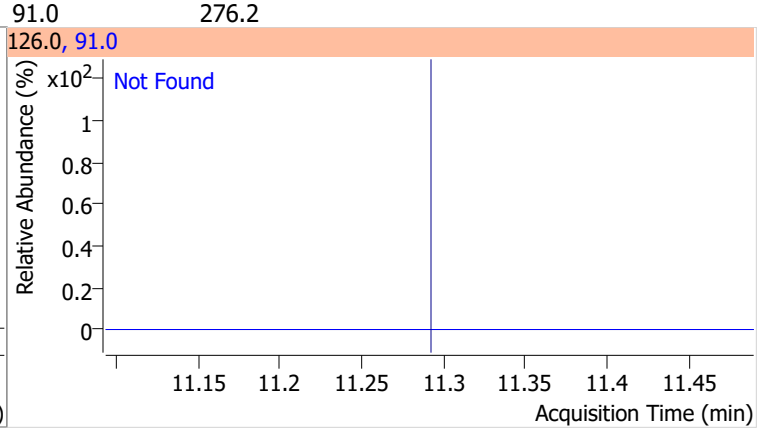

Compound	Conc.	Exp RT	QIon	Exp Ratio
4-Chlorotoluene	N.D.	11.40	126.0	31.3

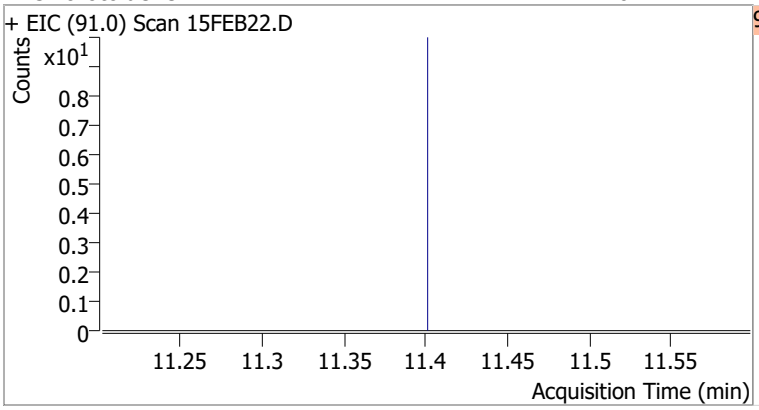

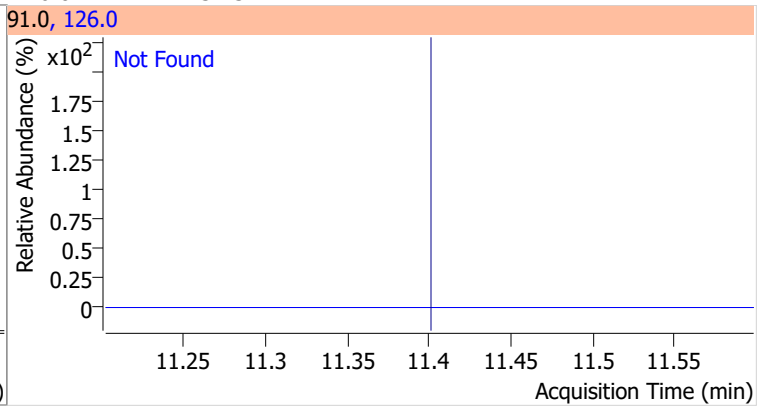

Compound	Conc.	Exp RT	QIon	Exp Ratio	QIon	Exp Ratio
1,3-Dichlorobenzene	N.D.	12.03	148.0	62.8	111.0	38.7

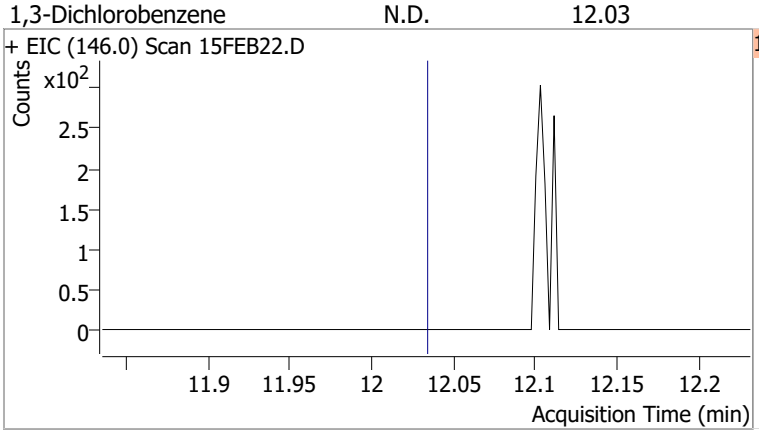

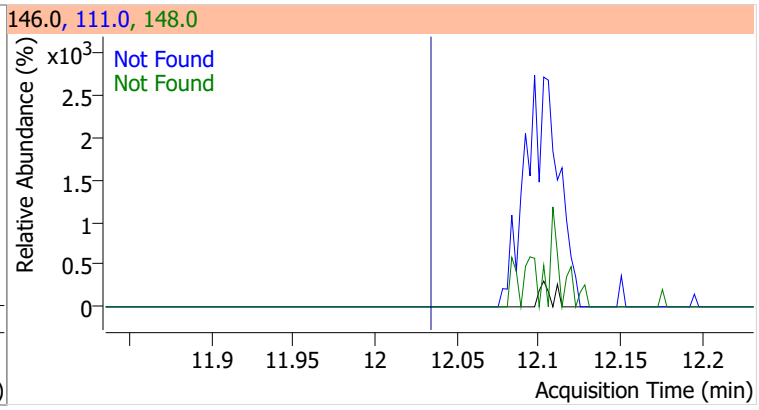

Compound	Conc.	Exp RT	QIon	Exp Ratio	QIon	Exp Ratio
1,4-Dichlorobenzene	N.D.	12.12	148.0	63.7	111.0	38.7

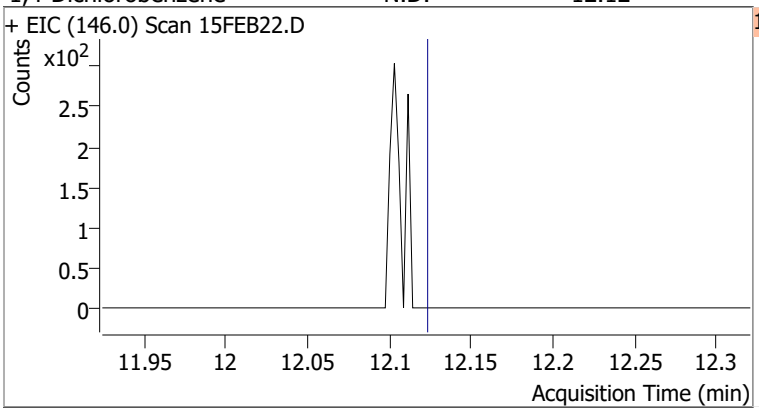

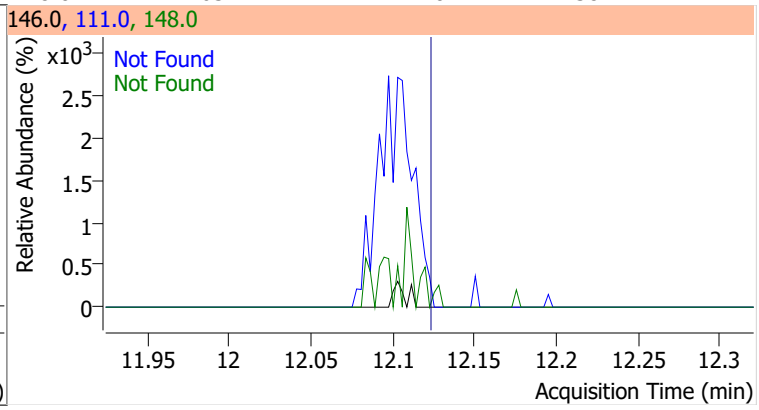

Compound	Conc.	Exp RT	QIon	Exp Ratio	QIon	Exp Ratio
1,2-Dichlorobenzene	N.D.	12.49	148.0	61.9	111.0	39.5

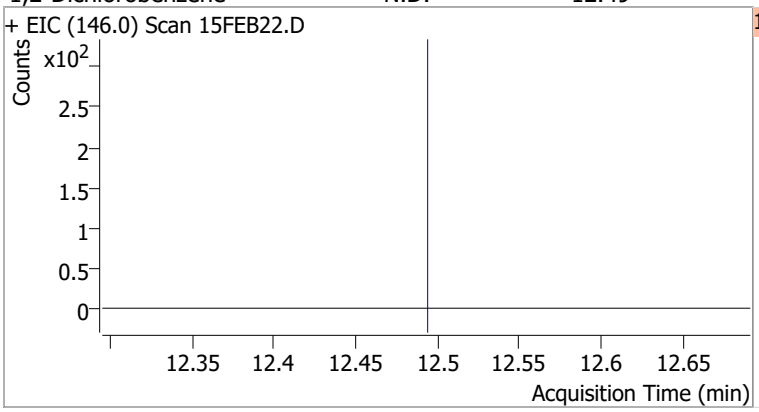

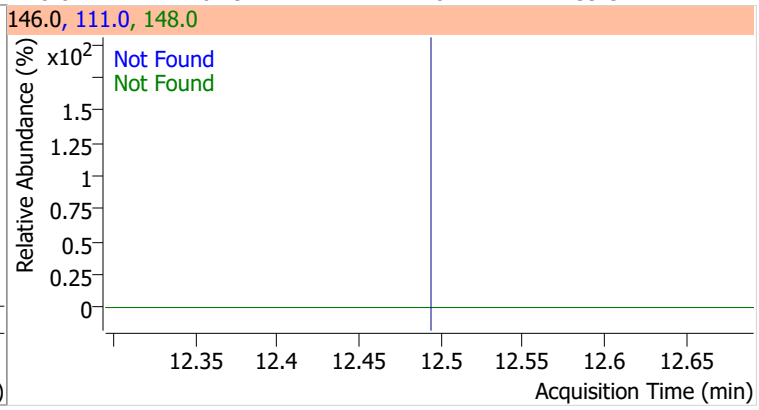

Quantitation Results Report (QT Reviewed)

Data File	15FEB23.D	Operator	MSC
Acq. Method	5975CACQF.M	Acq. Date-Time	2/15/2022 7:44:38 PM
Sample Name	B22020962-021FMS	Instrument	VOA5975C
Vial	23	Multiplier	1.00
DA Method File	VOA5975C_8260B_SHT_DoD_L4_011922.m	Comment	
Tune File	BFB_Atune3.u	Tune Date	10/11/2021 4:02:00 PM
Batch Name	VG021522_8260B.batch.bin	Last Calib Update	2/18/2022 11:13:24 AM
Ref Library	\\MASSHUNTER\Org\Library\NIST129K.l		

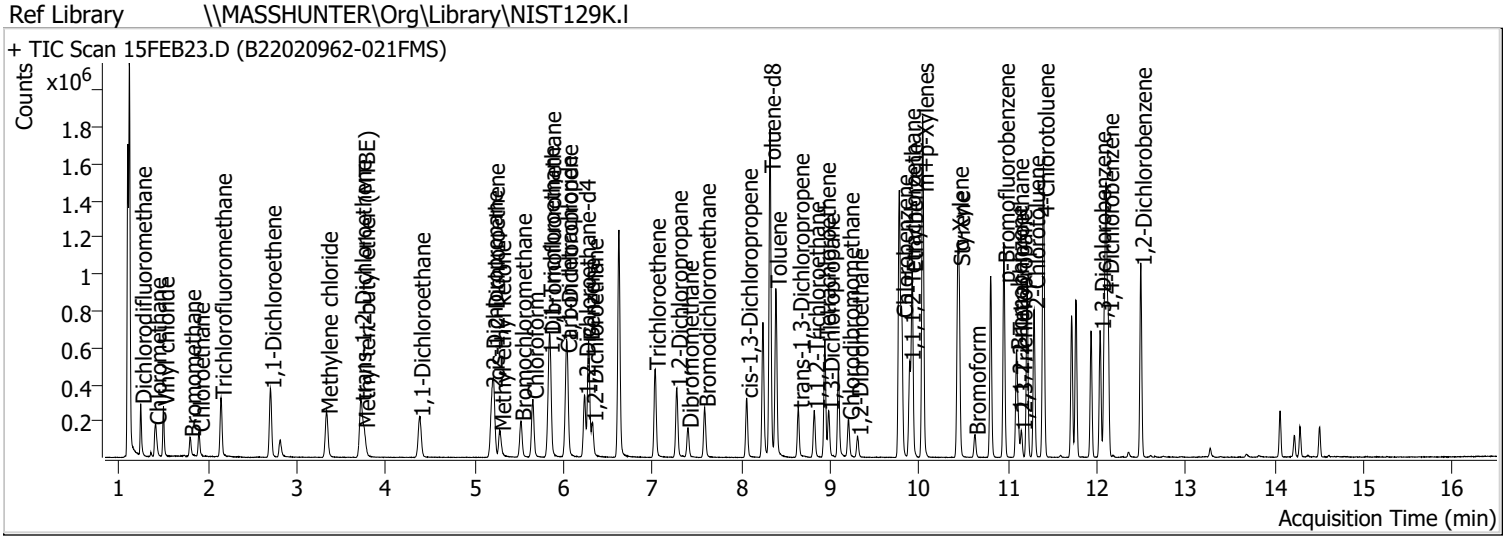

Compound	RT	QIon	Resp.	Conc.	Units	Dev(Min)
Internal Standards						
M Fluorobenzene	6.620	96.0	1025181	250.0000	ng	0.000
M Chlorobenzene-d5	9.772	82.0	394159	250.0000	ng	-0.003
M 1,4-Dichlorobenzene-d4	12.100	152.0	334809	250.0000	ng	0.000
System Monitoring Compounds						
S Dibromofluoromethane	5.845	113.0	263579	265.4445	ng	-0.006
Spiked Amount: 250.000	Range: 80.0 - 119.0%			Recovery = 106.18%		
S 1,2-Dichloroethane-d4	6.236	67.0	117473	273.8695	ng	0.006
Spiked Amount: 250.000	Range: 81.0 - 118.0%			Recovery = 109.55%		
S Toluene-d8	8.319	98.0	1062148	276.2126	ng	0.000
Spiked Amount: 250.000	Range: 89.0 - 112.0%			Recovery = 110.49%		
S p-Bromofluorobenzene	10.951	95.0	322798	261.1227	ng	0.003
Spiked Amount: 250.000	Range: 85.0 - 114.0%			Recovery = 104.45%		
Target Compounds						**QValue**
T Dichlorodifluoromethane	1.241	85.0	170085	123.3854	ng	99
T Chloromethane	1.408	50.0	196360	120.9914	ng	99
T Vinyl chloride	1.498	62.0	181538	122.8895	ng	99
T Bromomethane	1.796	96.0	49783	79.7429	ng	100
T Chloroethane	1.896	64.0	86339	123.5341	ng	98
T Trichlorofluoromethane	2.142	101.0	225202	127.1306	ng	98
T 1,1-Dichloroethene	2.702	96.0	130356	126.4695	ng	97
T Methylene chloride	3.335	49.0	182100	121.5137	ng	99
T trans-1,2-Dichloroethene	3.715	96.0	132757	124.6780	ng	98
T Methyl tert-butyl ether (MTBE)	3.757	73.0	159924	120.1655	ng	99
T 1,1-Dichloroethane	4.378	63.0	264347	132.6508	ng	100
T 2,2-Dichloropropane	5.193	77.0	188085	125.2397	ng	99
T cis-1,2-Dichloroethene	5.212	96.0	134505	124.7586	ng	98
T Methyl ethyl ketone	5.285	43.0	193619	1242.6934	ng	98
T Bromochloromethane	5.519	128.0	53355	120.0283	ng	94
T Chloroform	5.653	83.0	244180	122.7181	ng	98

Compound	RT	QIon	Resp.	Conc.	Units	Dev(Min)
T 1,1,1-Trichloroethane	5.831	97.0	232867	126.8427	ng	98
T Carbon tetrachloride	6.026	117.0	225360	126.5675	ng	100
T 1,1-Dichloropropene	6.038	75.0	181043	121.6096	ng	99
T Benzene	6.280	78.0	514294	125.5777	ng	99
T 1,2-Dichloroethane	6.325	62.0	136936	121.0569	ng	97
T Trichloroethene	7.025	95.0	147248	124.7849	ng	97
T 1,2-Dichloropropane	7.273	63.0	129892	125.1985	ng	99
T Dibromomethane	7.396	93.0	54548	124.7366	ng	99
T Bromodichloromethane	7.585	83.0	152981	124.4062	ng	99
T cis-1,3-Dichloropropene	8.059	75.0	156710	116.1351	ng	99
T Toluene	8.386	92.0	339462	132.4372	ng	99
T trans-1,3-Dichloropropene	8.639	75.0	125802	127.8126	ng	97
T 1,1,2-Trichloroethane	8.818	83.0	60797	121.4760	ng	95
T Tetrachloroethene	8.938	163.8	134724	129.6186	ng	98
T 1,3-Dichloropropane	8.982	76.0	118887	117.3841	ng	98
T Chlorodibromomethane	9.203	129.0	102087	126.6525	ng	98
T 1,2-Dibromoethane	9.303	107.0	67415	121.9595	ng	96
T Chlorobenzene	9.805	112.0	365086	129.9297	ng	99
T 1,1,1,2-Tetrachloroethane	9.892	131.0	124870	126.6576	ng	99
T Ethylbenzene	9.919	91.0	628943	128.3019	ng	99
T m+p-Xylenes	10.039	106.0	493784	252.9961	ng	99
T o-Xylene	10.433	106.0	221828	129.7879	ng	100
T Styrene	10.446	104.0	362655	128.3890	ng	99
T Bromoform	10.625	172.5	53684	119.6596	ng	99
T Bromobenzene	11.093	156.0	142215	130.4540	ng	98
T 1,1,2,2-Tetrachloroethane	11.113	83.0	77892	125.2659	ng	98
T 1,2,3-Trichloropropane	11.149	110.0	19122	117.0459	ng	98
T 2-Chlorotoluene	11.291	126.0	144486	133.9146	ng	100
T 4-Chlorotoluene	11.397	91.0	479398	137.1826	ng	99
T 1,3-Dichlorobenzene	12.033	146.0	260008	131.6396	ng	99
T 1,4-Dichlorobenzene	12.125	146.0	261943	130.0850	ng	100
T 1,2-Dichlorobenzene	12.493	146.0	210651	127.7434	ng	97

(#) = Qualifier Out of Range; (m) = Manual Integration; (+) = Area Summed; (*) = Surrogate Percent Recovery Out of Range; (d): Zeroed Peak

Compound	Conc.	RT	Dev(Min)	Resp.	QIon	QRatio	Lower	Upper
Dichlorodifluoromethane	123.3854	1.24	0.00	170085	87.0	32.2	1.8	61.8

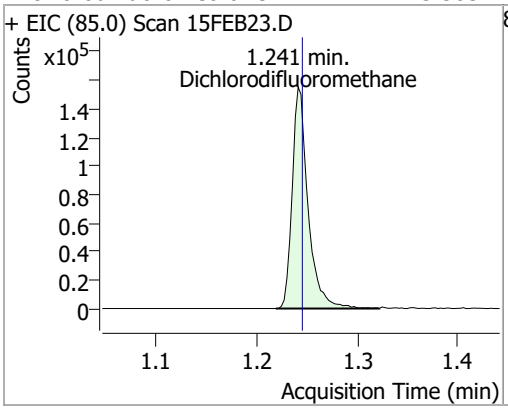

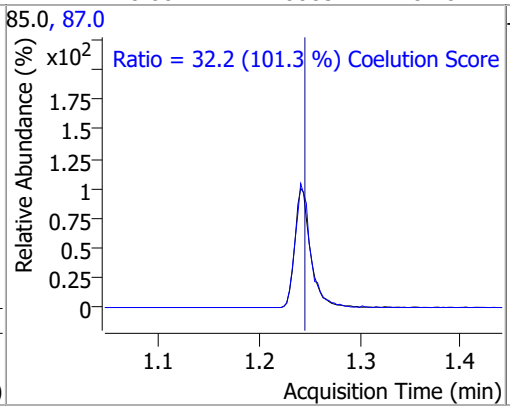

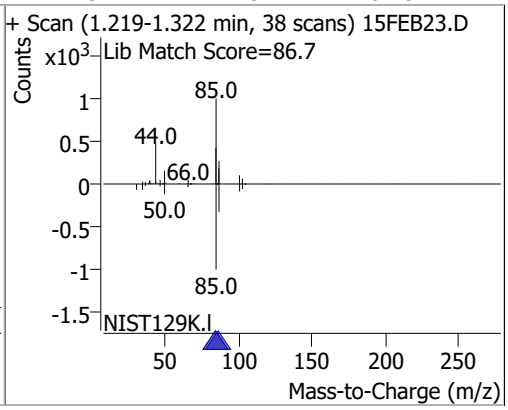

Compound	Conc.	RT	Dev(Min)	Resp.	QIon	QRatio	Lower	Upper
Chloromethane	120.9914	1.41	0.00	196360	52.0	32.8	2.4	62.4

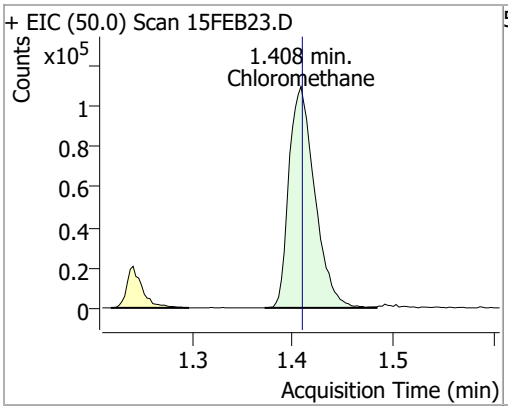

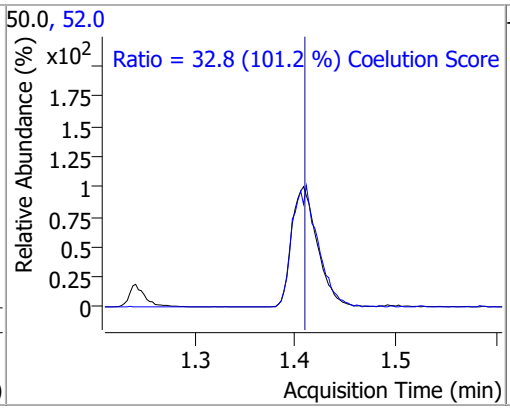

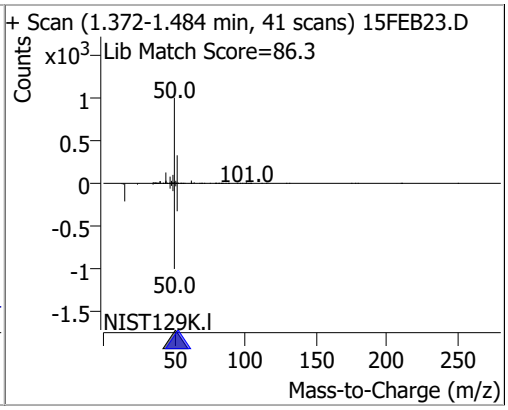

Compound	Conc.	RT	Dev(Min)	Resp.	QIon	QRatio	Lower	Upper
Vinyl chloride	122.8895	1.50	0.00	181538	64.0	30.9	1.3	61.3

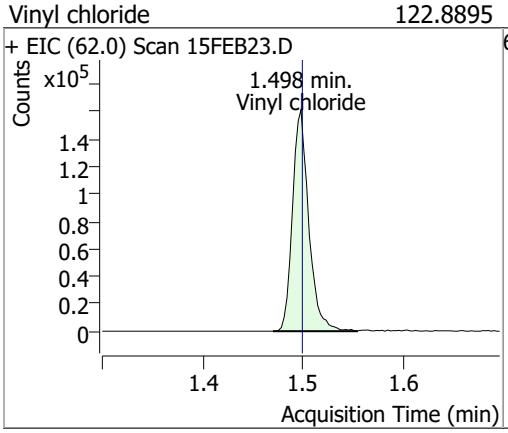

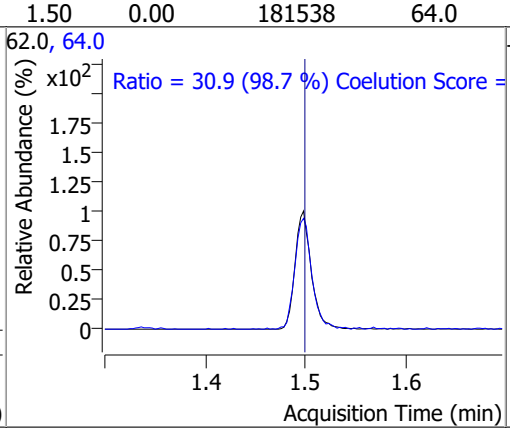

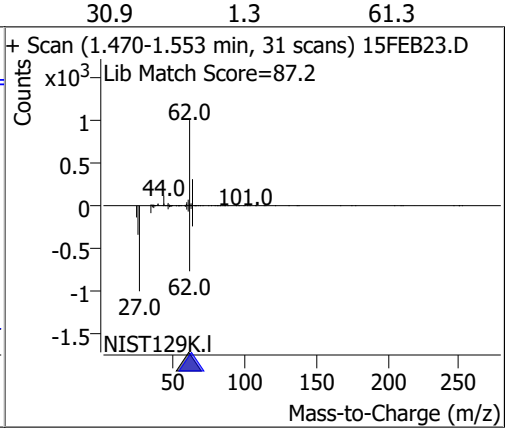

Compound	Conc.	RT	Dev(Min)	Resp.	QIon	QRatio	Lower	Upper
Bromomethane	79.7429	1.80	0.00	49783	94.0	110.3	80.1	140.1

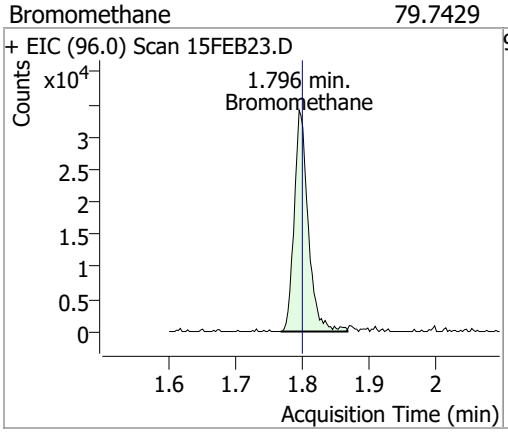

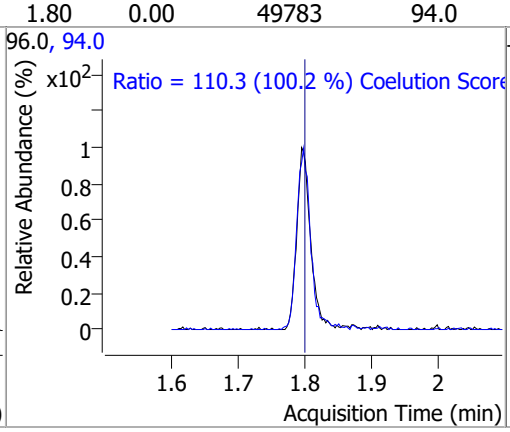

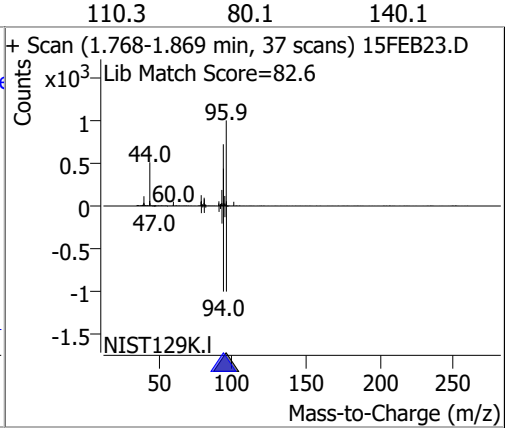

Compound	Conc.	RT	Dev(Min)	Resp.	QIon	QRatio	Lower	Upper
Chloroethane	123.5341	1.90	0.00	86339	66.0	30.9	0.0	60.0

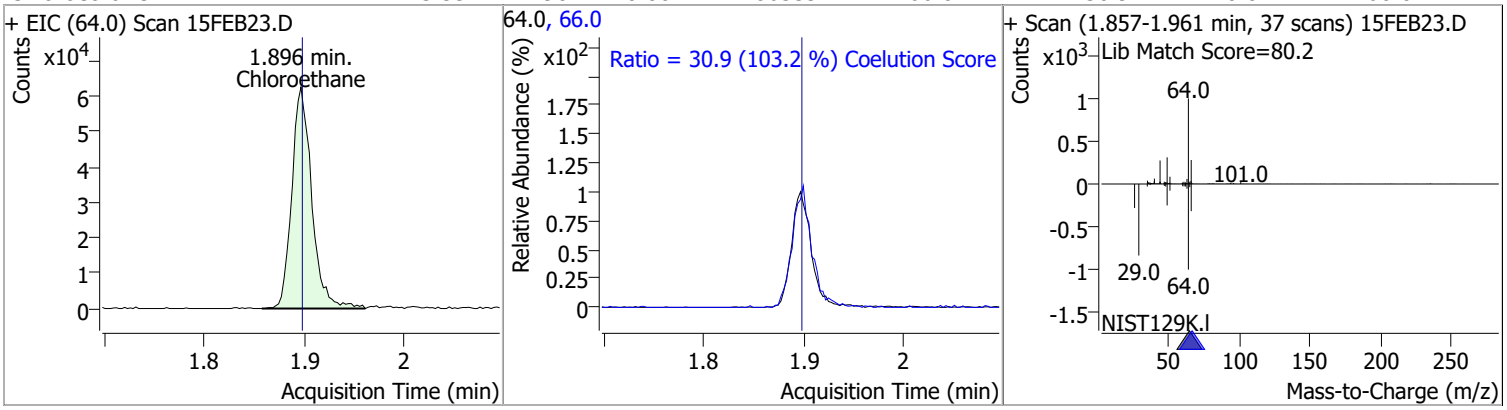

Compound	Conc.	RT	Dev(Min)	Resp.	QIon	QRatio	Lower	Upper
Trichlorofluoromethane	127.1306	2.14	-0.01	225202	103.0	63.1	35.0	95.0

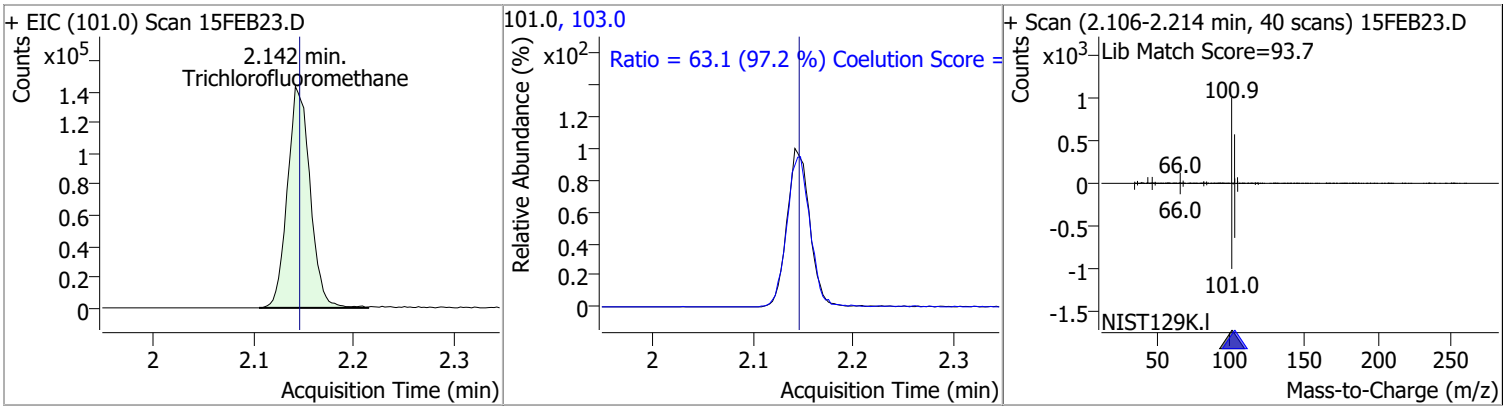

Compound	Conc.	RT	Dev(Min)	Resp.	QIon	QRatio	Lower	Upper
1,1-Dichloroethene	126.4695	2.70	0.00	130356	61.0	184.3	149.9	209.9
					63.0	57.9	27.0	87.0

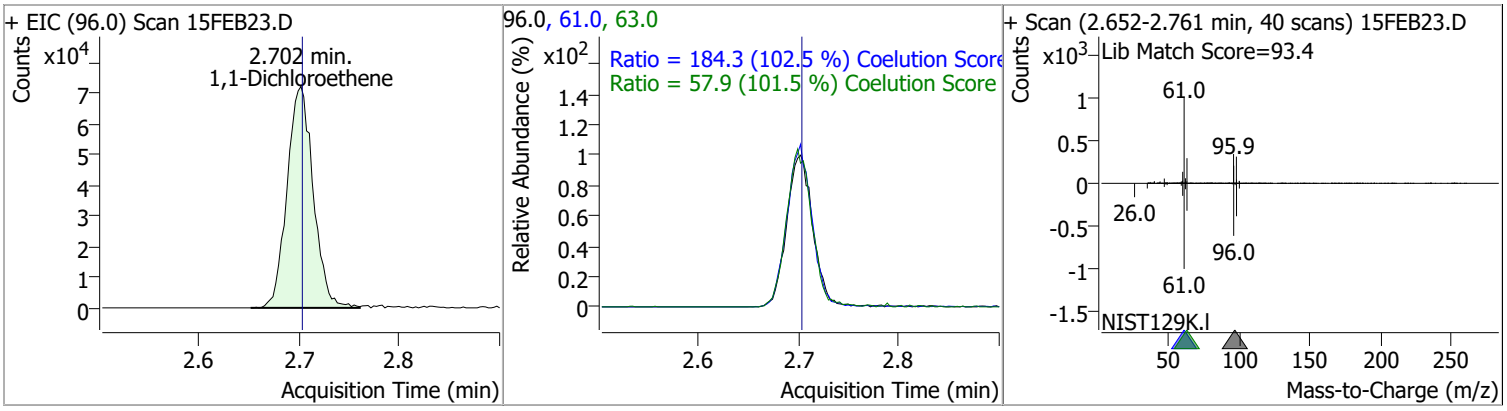

Compound	Conc.	RT	Dev(Min)	Resp.	QIon	QRatio	Lower	Upper
Methylene chloride	121.5137	3.34	0.00	182100	84.0	67.3	36.1	96.1
					86.0	41.9	11.8	71.8

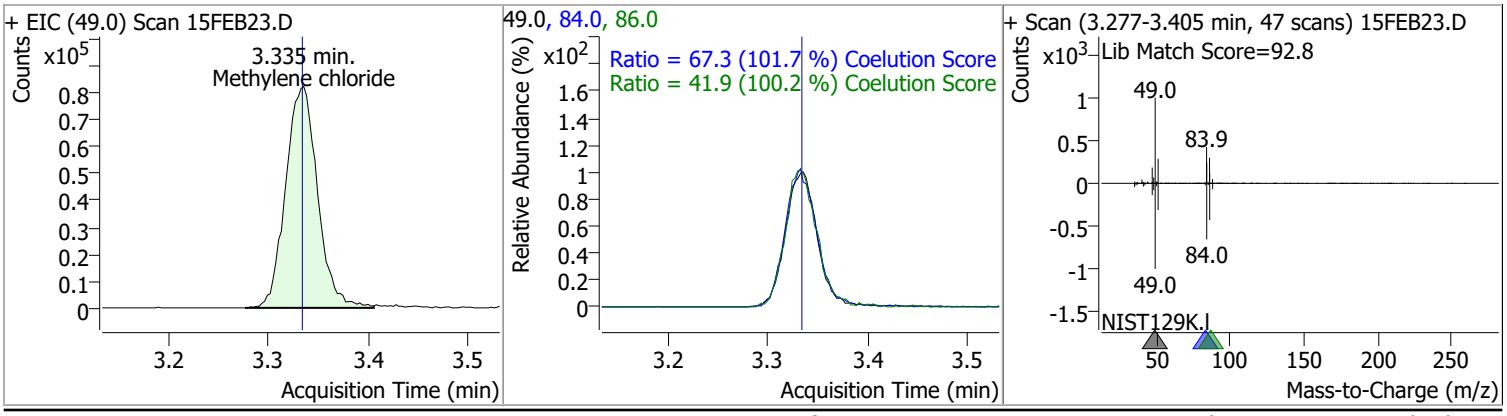

Compound	Conc.	RT	Dev(Min)	Resp.	QIon	QRatio	Lower	Upper
trans-1,2-Dichloroethene	124.6780	3.71	-0.01	132757	61.0	157.7	124.8	184.8
					98.0	63.1	32.1	92.1

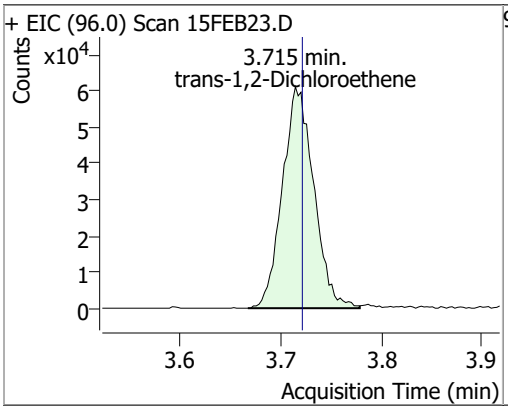

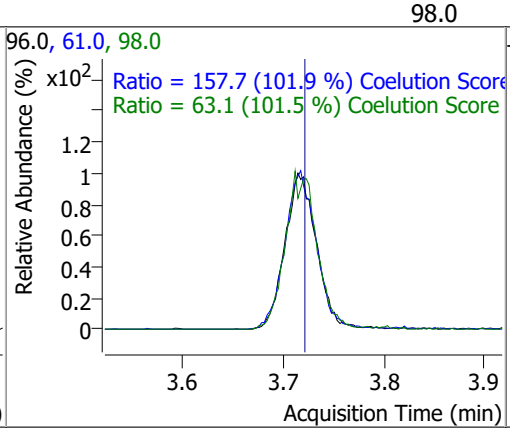

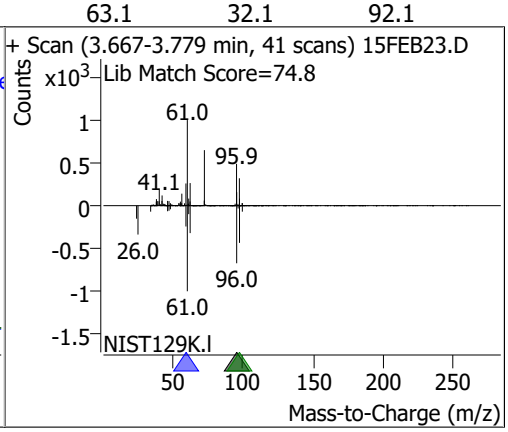

Compound	Conc.	RT	Dev(Min)	Resp.	QIon	QRatio	Lower	Upper
Methyl tert-butyl ether (MTBE)	120.1655	3.76	0.00	159924	57.0	24.0	0.0	54.6

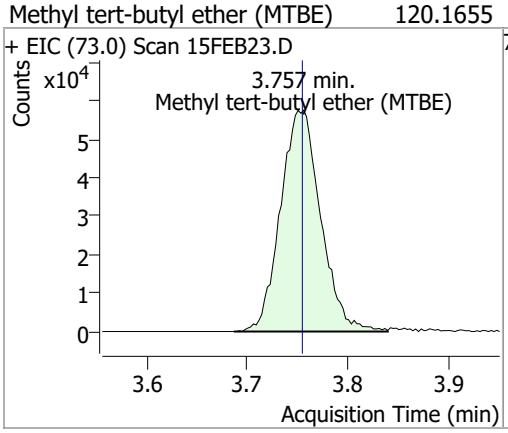

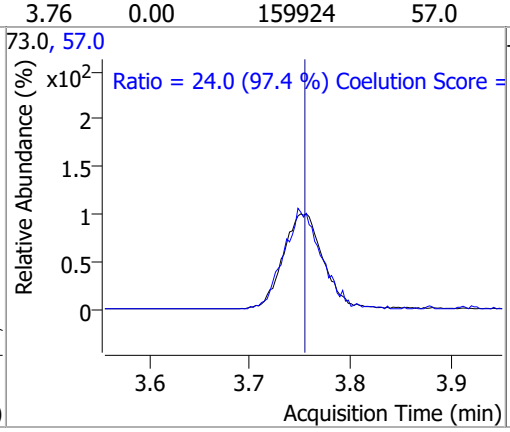

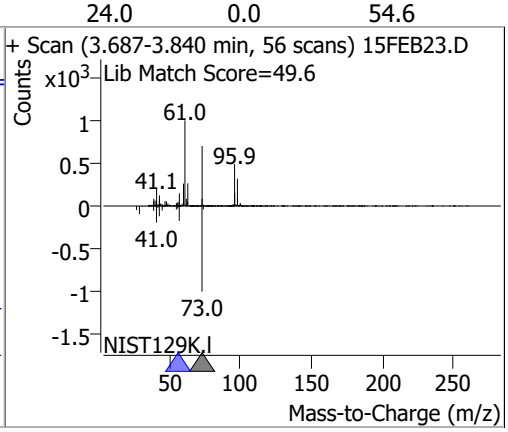

Compound	Conc.	RT	Dev(Min)	Resp.	QIon	QRatio	Lower	Upper
1,1-Dichloroethane	132.6508	4.38	0.00	264347	65.0	30.7	1.0	61.0
					83.0	12.7	0.0	42.7

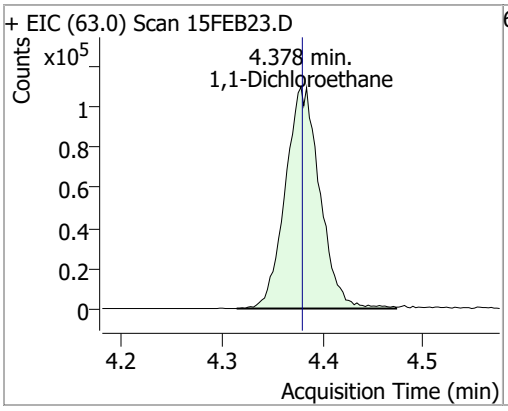

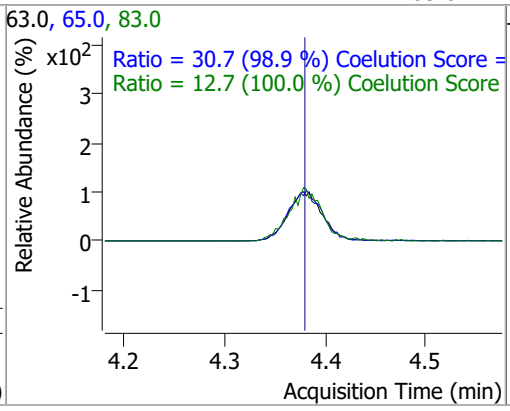

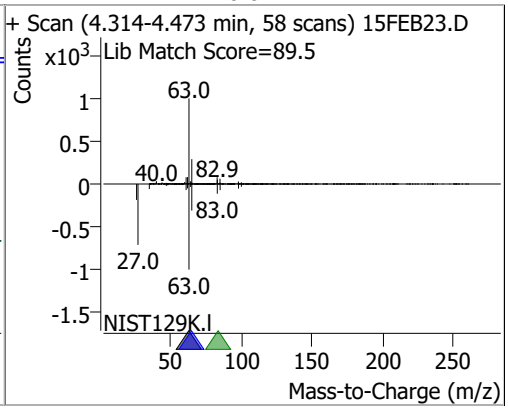

Compound	Conc.	RT	Dev(Min)	Resp.	QIon	QRatio	Lower	Upper
2,2-Dichloropropane	125.2397	5.19	0.00	188085	41.0	68.1	38.8	98.8
					97.0	23.4	0.0	53.9

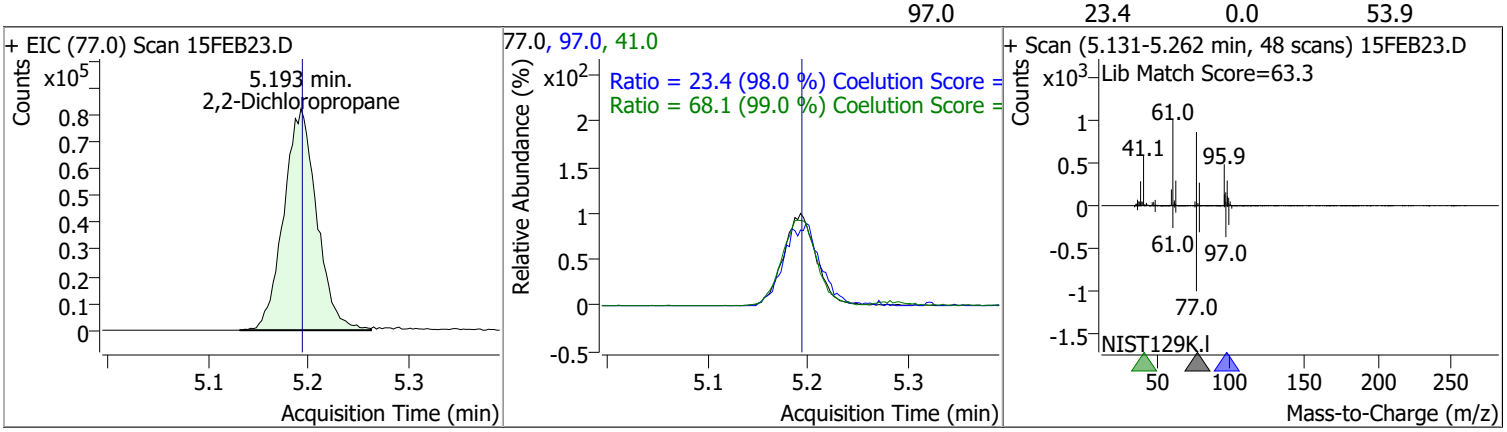

Compound	Conc.	RT	Dev(Min)	Resp.	QIon	QRatio	Lower	Upper
cis-1,2-Dichloroethene	124.7586	5.21	0.00	134505	61.0	164.0	130.4	190.4
					98.0	66.0	36.2	96.2

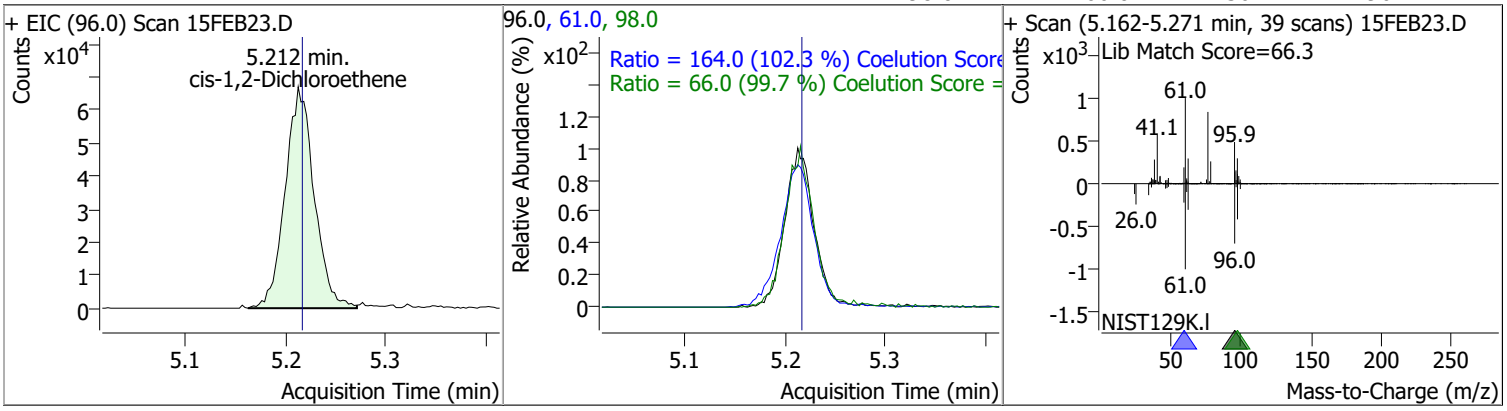

Compound	Conc.	RT	Dev(Min)	Resp.	QIon	QRatio	Lower	Upper
Methyl ethyl ketone	1242.6934	5.28	0.01	193619	72.0	21.3	0.0	50.6

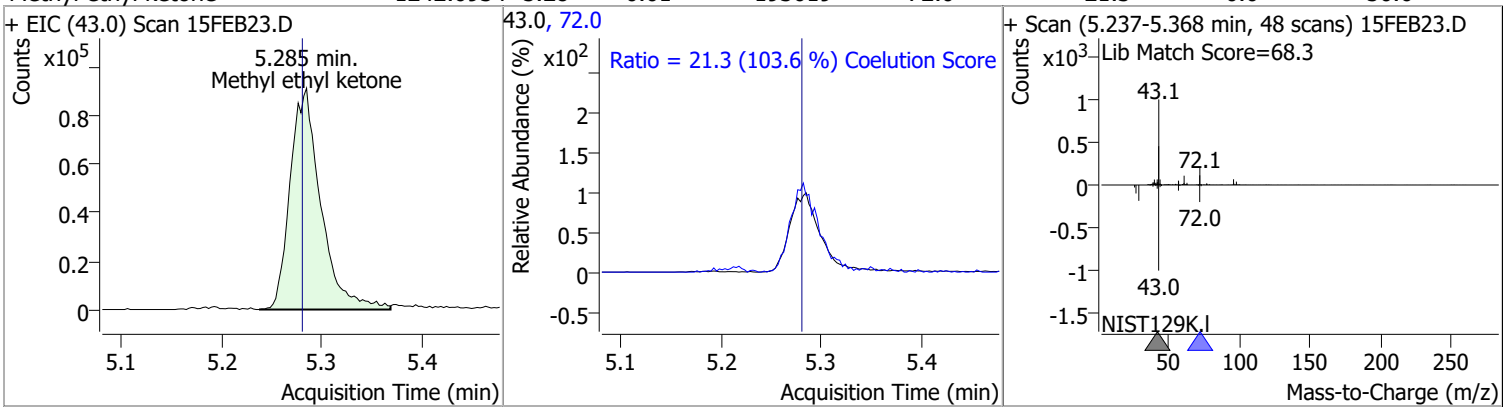

Compound	Conc.	RT	Dev(Min)	Resp.	QIon	QRatio	Lower	Upper
Bromochloromethane	120.0283	5.52	0.00	53355	49.0	190.3	152.2	212.2

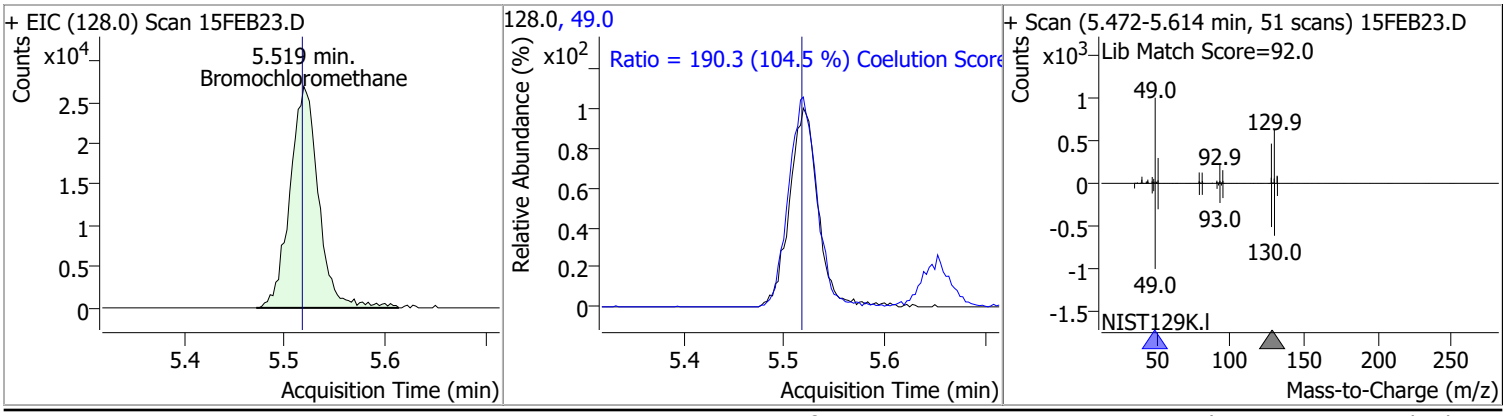

Compound	Conc.	RT	Dev(Min)	Resp.	QIon	QRatio	Lower	Upper
Chloroform	122.7181	5.65	0.00	244180	85.0	64.9	36.2	96.2

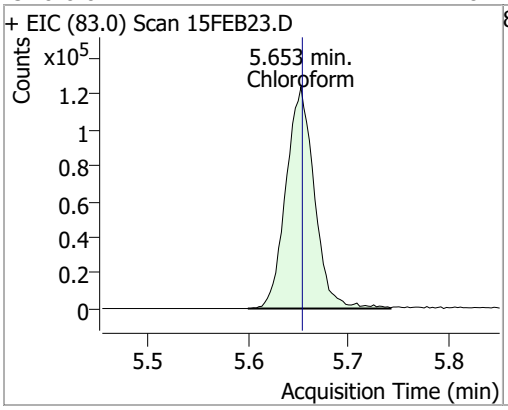

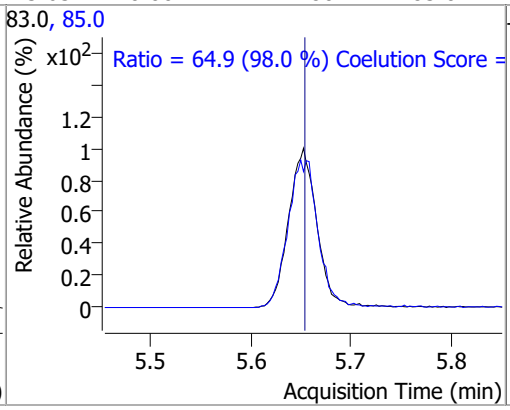

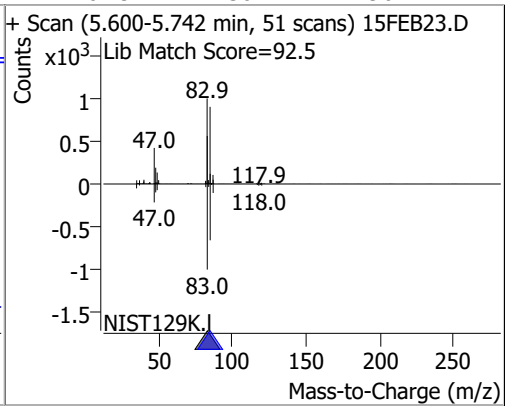

Compound	Conc.	RT	Dev(Min)	Resp.	QIon	QRatio	Lower	Upper
1,1,1-Trichloroethane	126.8427	5.83	0.00	232867	99.0	64.7	33.1	93.1
					61.0	47.5	19.1	79.1

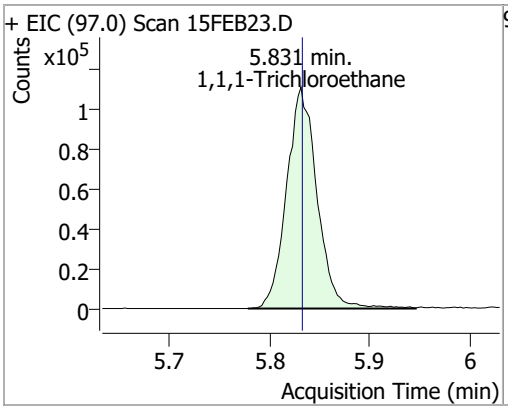

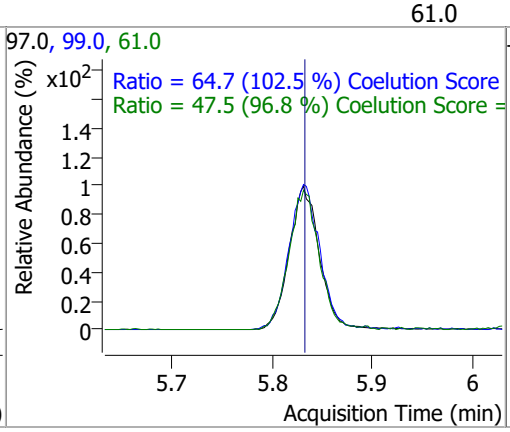

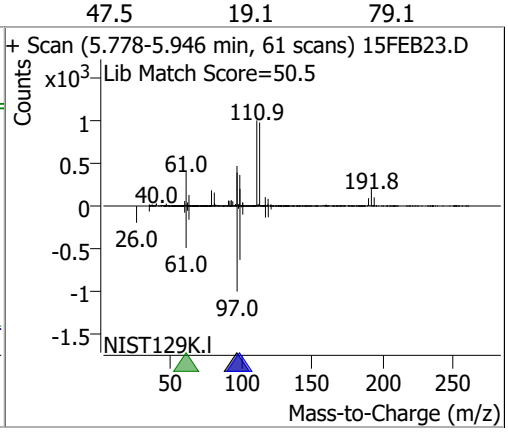

Compound	Conc.	RT	Dev(Min)	Resp.	QIon	QRatio	Lower	Upper
Dibromofluoromethane	265.4445	5.85	-0.01	263579	191.5	21.4	0.0	53.2

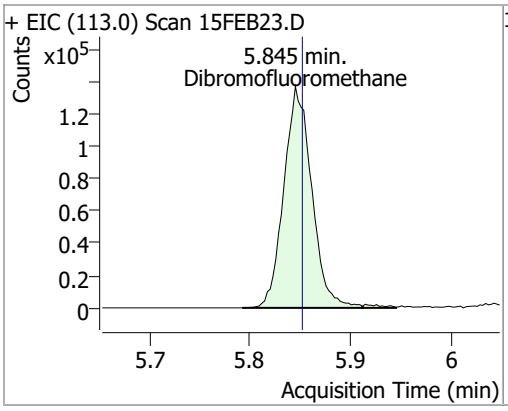

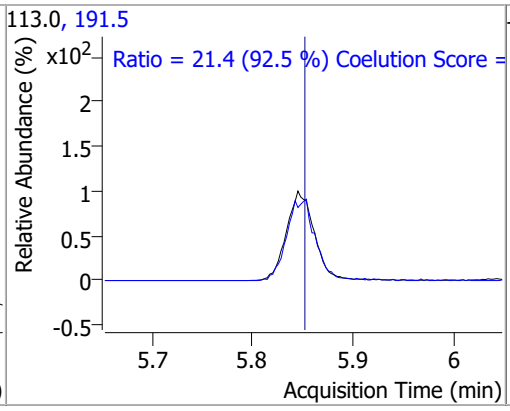

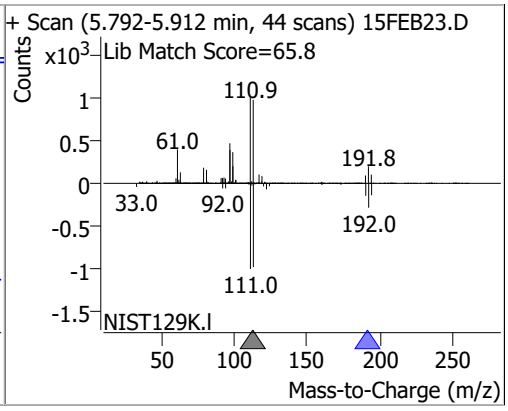

Compound	Conc.	RT	Dev(Min)	Resp.	QIon	QRatio	Lower	Upper
Carbon tetrachloride	126.5675	6.03	0.00	225360	119.0	97.6	67.6	127.6
					121.0	31.2	0.7	60.7

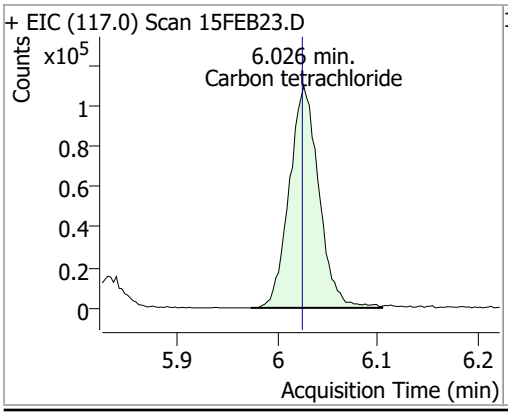

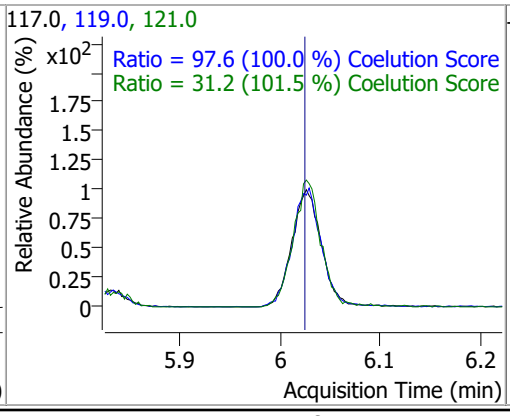

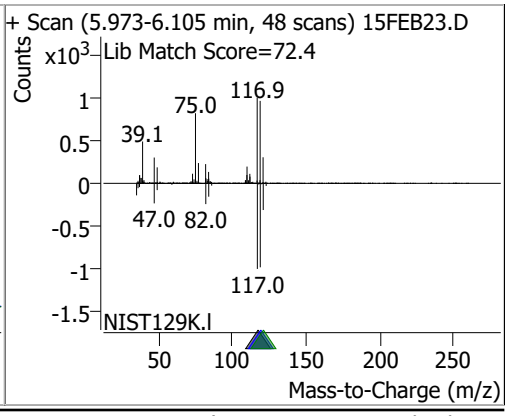

Compound	Conc.	RT	Dev(Min)	Resp.	QIon	QRatio	Lower	Upper
1,1-Dichloropropene	121.6096	6.04	0.00	181043	110.0	35.7	5.6	65.6
					77.0	29.8	1.0	61.0

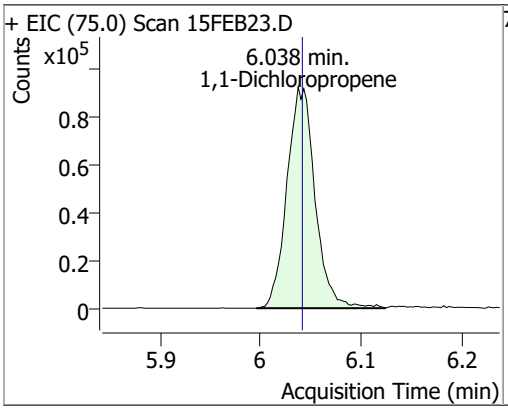

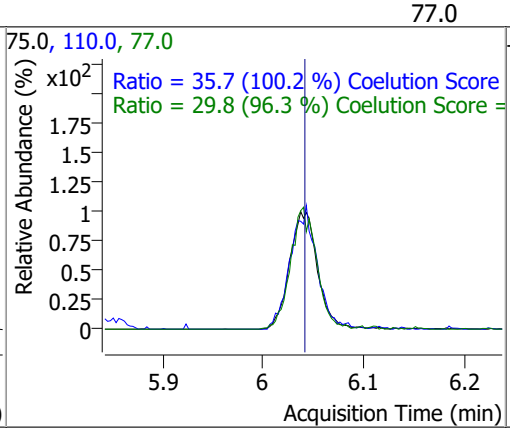

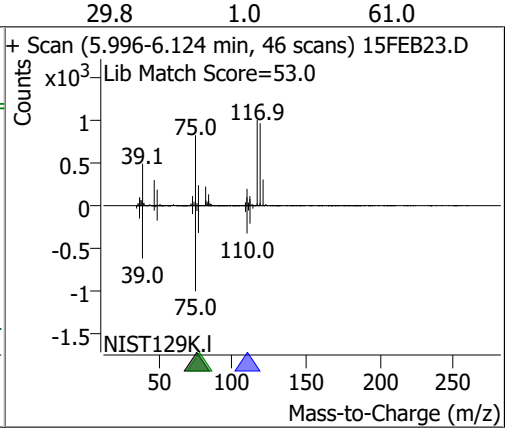

Compound	Conc.	RT	Dev(Min)	Resp.	QIon	QRatio	Lower	Upper
1,2-Dichloroethane-d4	273.8695	6.24	0.01	117473	65.0	193.9	162.8	222.8

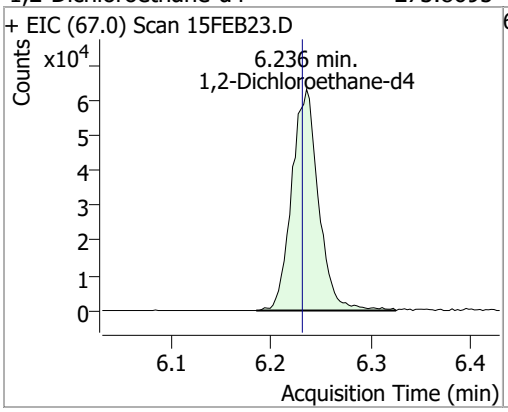

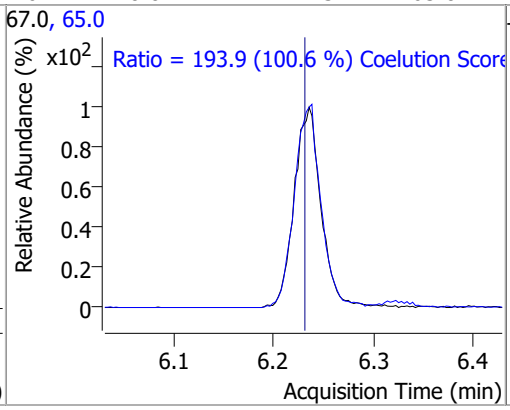

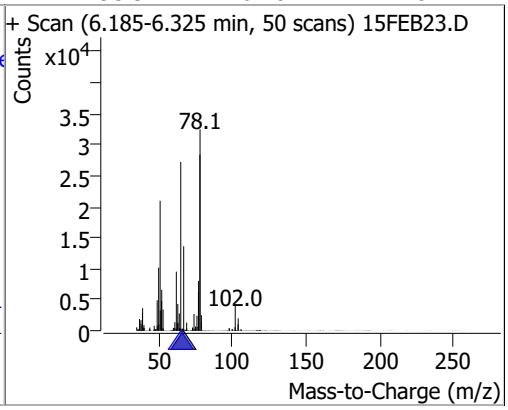

Compound	Conc.	RT	Dev(Min)	Resp.	QIon	QRatio	Lower	Upper
Benzene	125.5777	6.28	0.00	514294	77.0	23.6	0.0	53.3

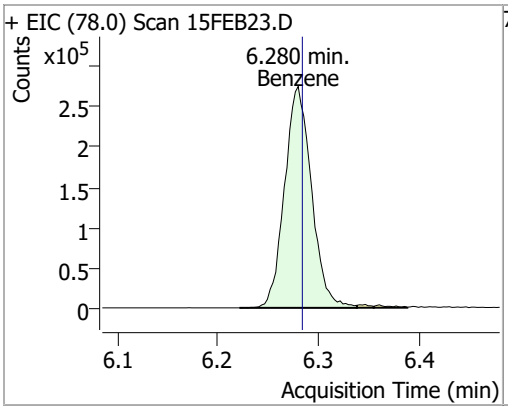

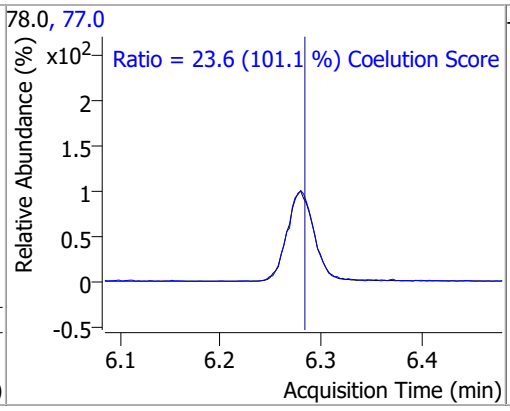

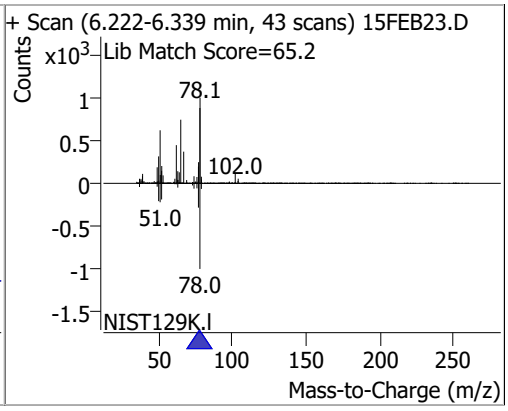

Compound	Conc.	RT	Dev(Min)	Resp.	QIon	QRatio	Lower	Upper
1,2-Dichloroethane	121.0569	6.32	0.00	136936	64.0	30.0	2.2	62.2
					98.0	8.1	0.0	38.2

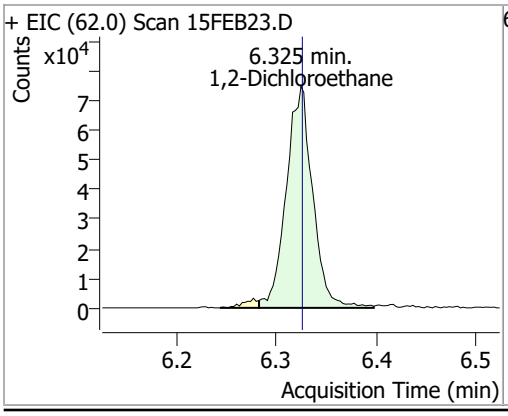

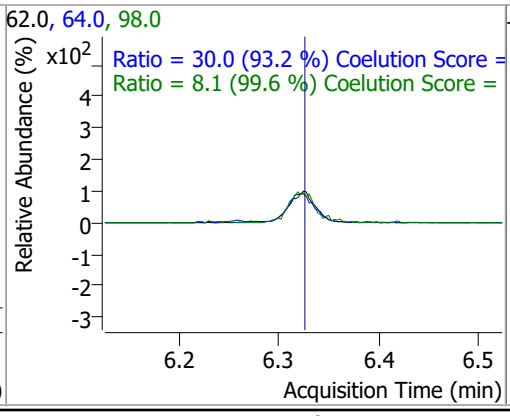

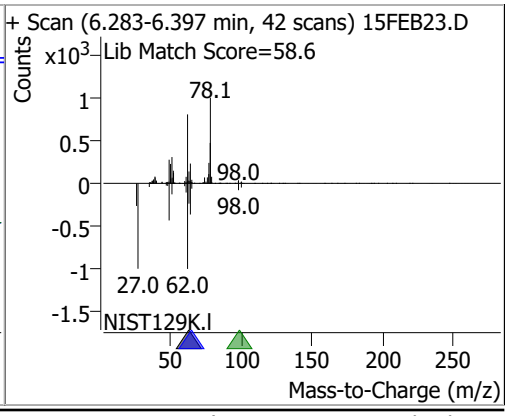

Compound	Conc.	RT	Dev(Min)	Resp.	QIon	QRatio	Lower	Upper
Trichloroethene	124.7849	7.02	0.00	147248	130.0	101.7	75.6	135.6
					97.0	64.3	35.7	95.7

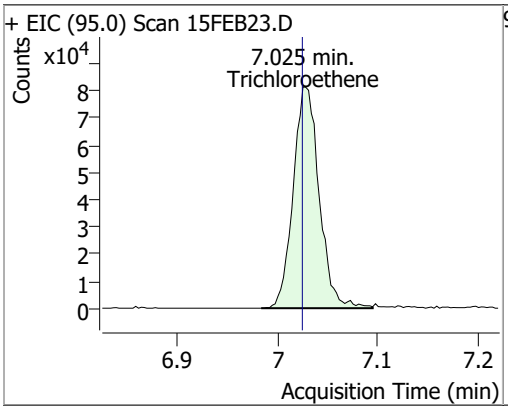

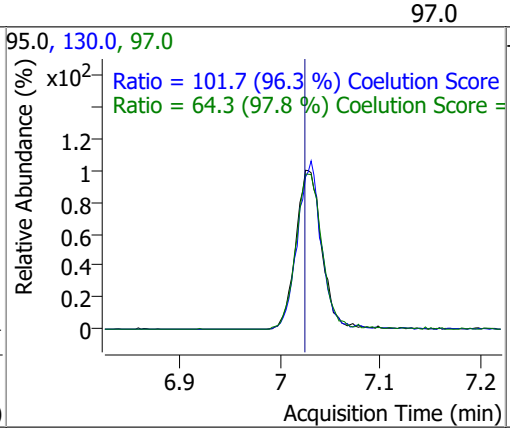

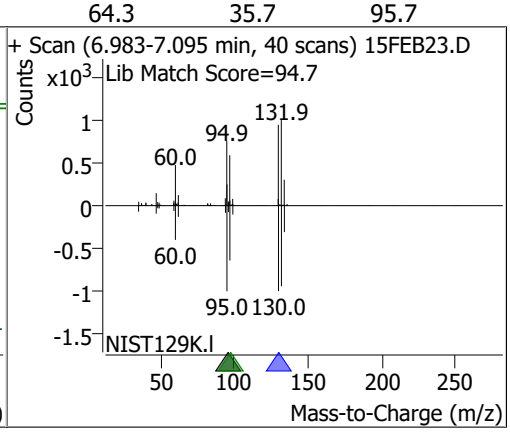

Compound	Conc.	RT	Dev(Min)	Resp.	QIon	QRatio	Lower	Upper
1,2-Dichloropropane	125.1985	7.27	0.00	129892	76.0	39.4	9.8	69.8

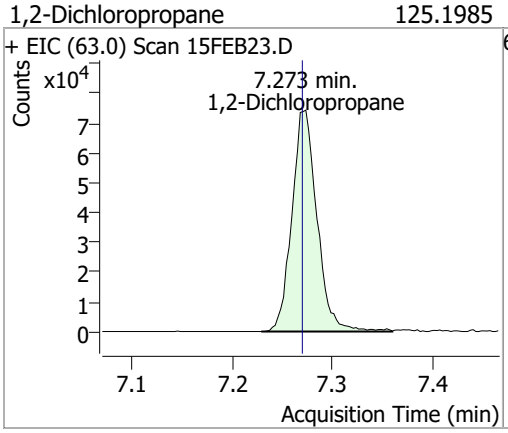

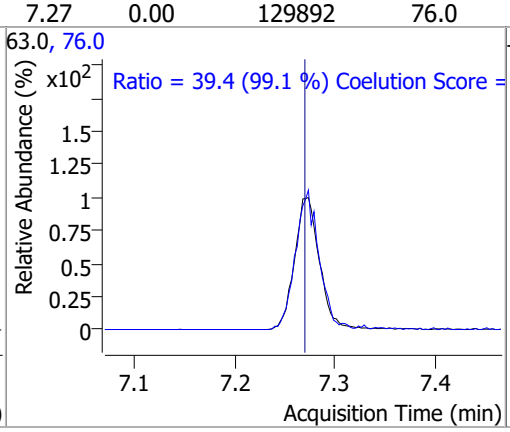

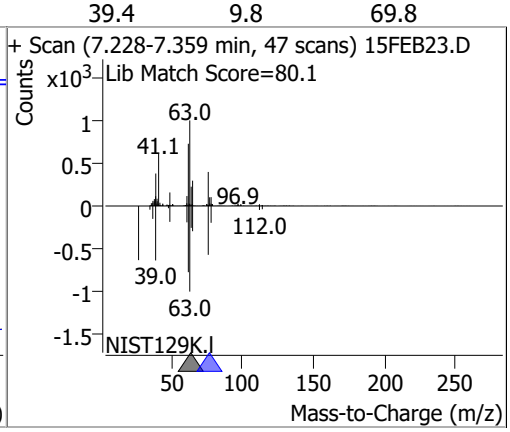

Compound	Conc.	RT	Dev(Min)	Resp.	QIon	QRatio	Lower	Upper
Dibromomethane	124.7366	7.40	0.00	54548	173.5	107.6	78.2	138.2
					95.0	83.9	54.5	114.5

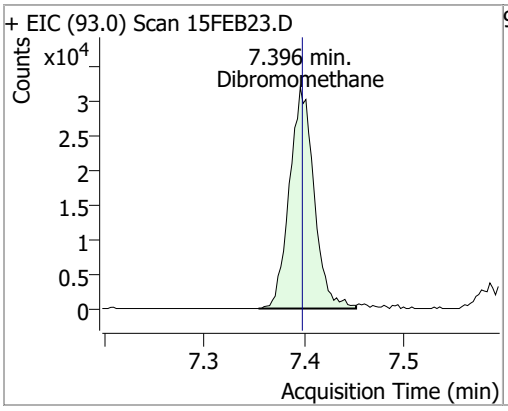

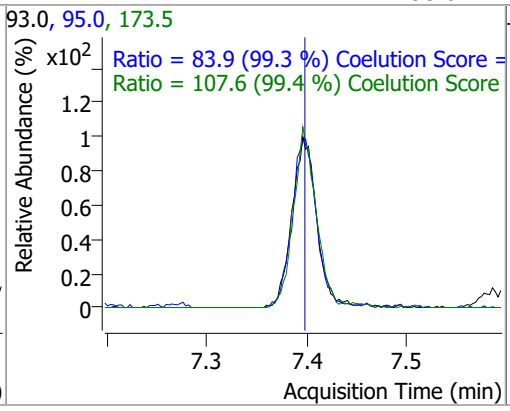

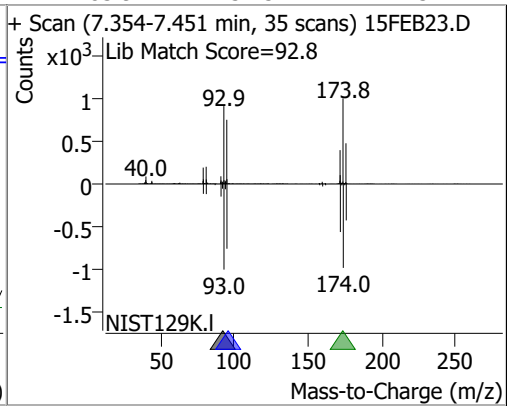

Compound	Conc.	RT	Dev(Min)	Resp.	QIon	QRatio	Lower	Upper
Bromodichloromethane	124.4062	7.59	0.01	152981	85.0	67.2	36.3	96.3
					127.0	9.4	0.0	39.5

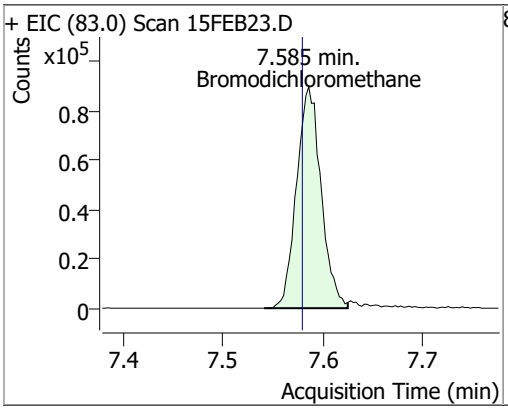

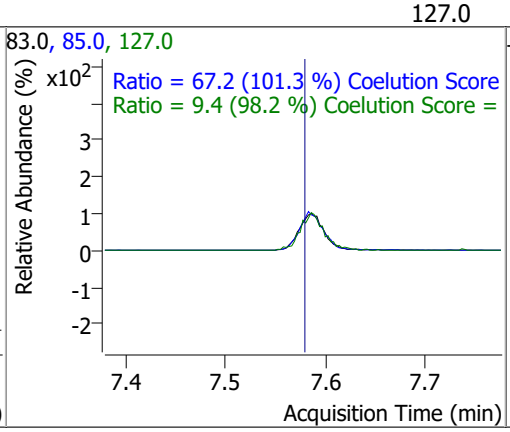

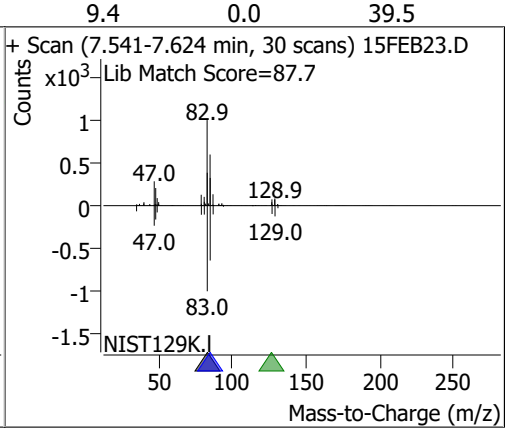

Compound	Conc.	RT	Dev(Min)	Resp.	QIon	QRatio	Lower	Upper
cis-1,3-Dichloropropene	116.1351	8.06	0.00	156710	39.0	53.8	22.5	82.5
					77.0	32.1	1.8	61.8

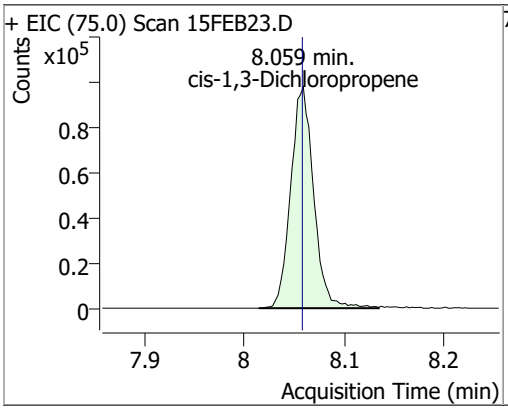

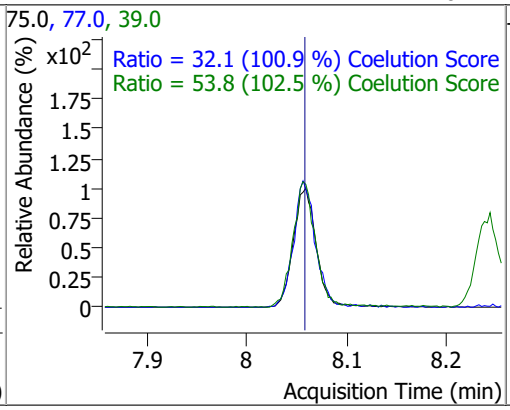

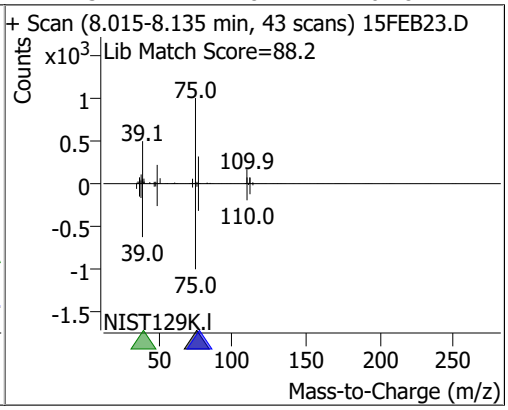

Compound	Conc.	RT	Dev(Min)	Resp.	QIon	QRatio	Lower	Upper
Toluene-d8	276.2126	8.32	0.00	1062148	100.0	63.8	34.3	94.3
					99.0	9.7	0.0	39.2

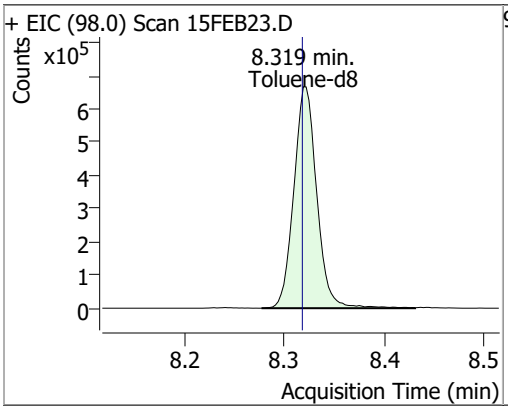

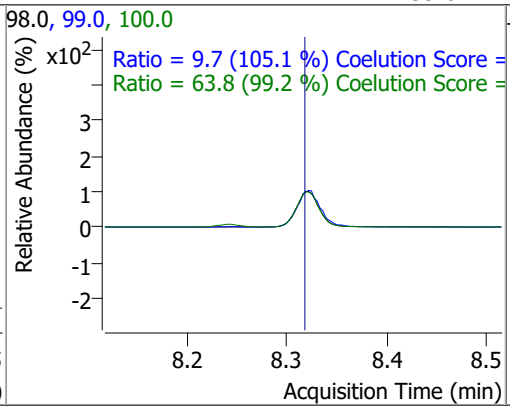

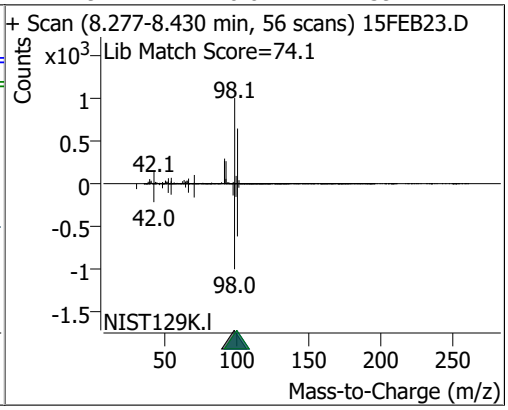

Compound	Conc.	RT	Dev(Min)	Resp.	QIon	QRatio	Lower	Upper
Toluene	132.4372	8.39	0.00	339462	91.0	175.5	144.1	204.1

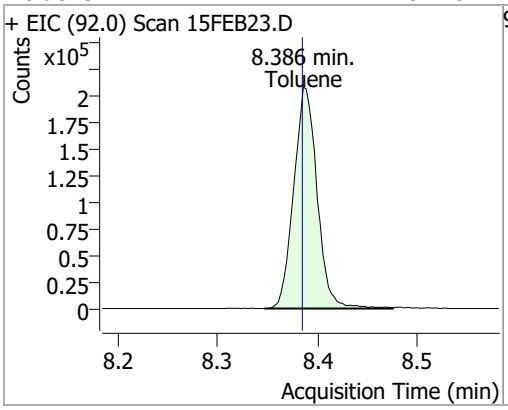

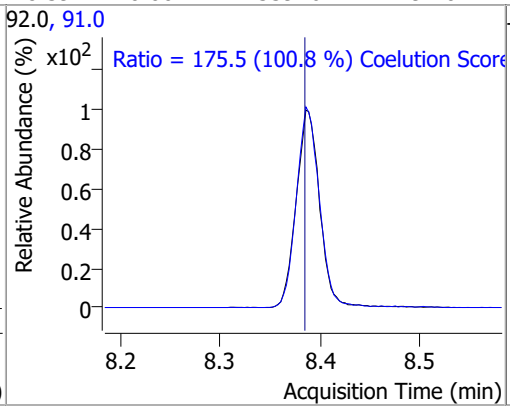

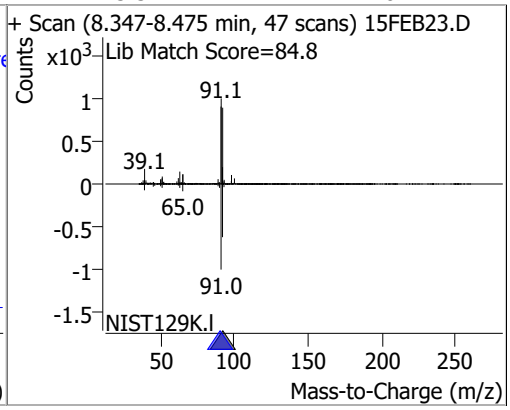

Compound	Conc.	RT	Dev(Min)	Resp.	QIon	QRatio	Lower	Upper
trans-1,3-Dichloropropene	127.8126	8.64	0.00	125802	39.0	50.2	23.0	83.0
					77.0	31.6	1.0	61.0

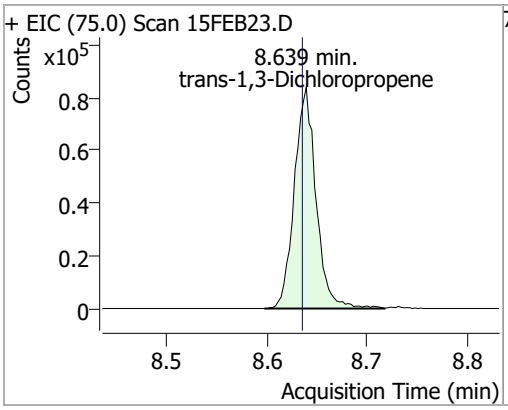

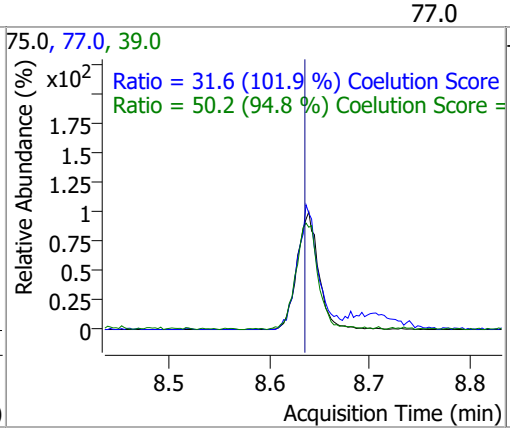

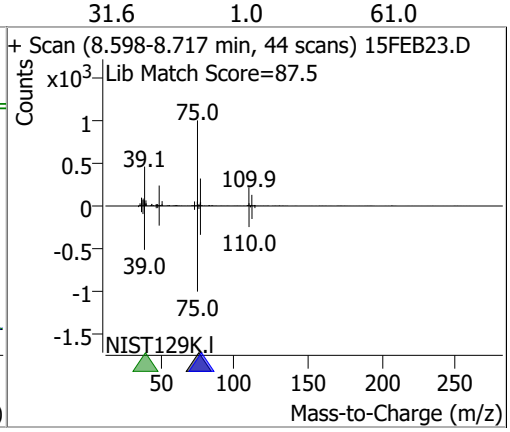

Compound	Conc.	RT	Dev(Min)	Resp.	QIon	QRatio	Lower	Upper
1,1,2-Trichloroethane	121.4760	8.82	0.00	60797	97.0	114.0	80.7	140.7
					85.0	66.1	30.7	90.7

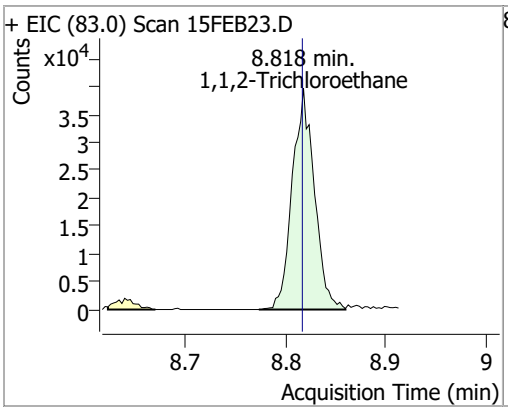

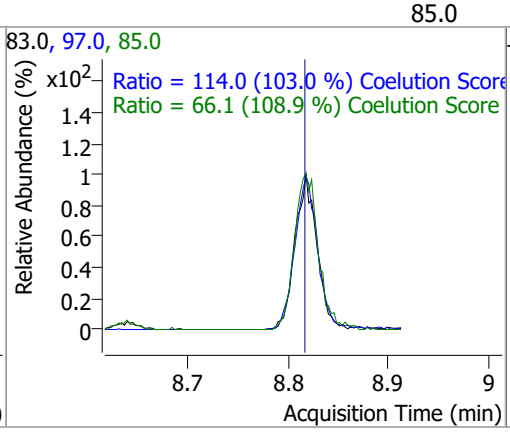

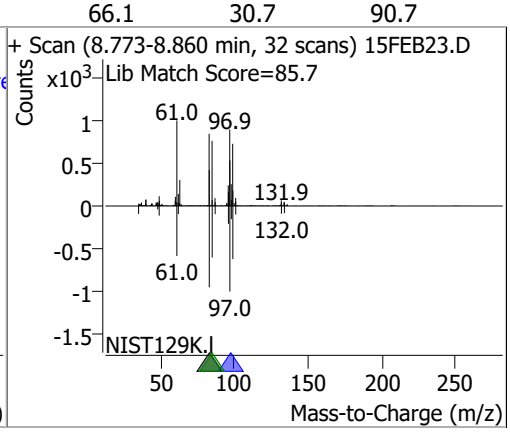

Compound	Conc.	RT	Dev(Min)	Resp.	QIon	QRatio	Lower	Upper
Tetrachloroethene	129.6186	8.94	0.00	134724	165.8	124.8	96.1	156.1
					129.0	88.3	60.5	120.5

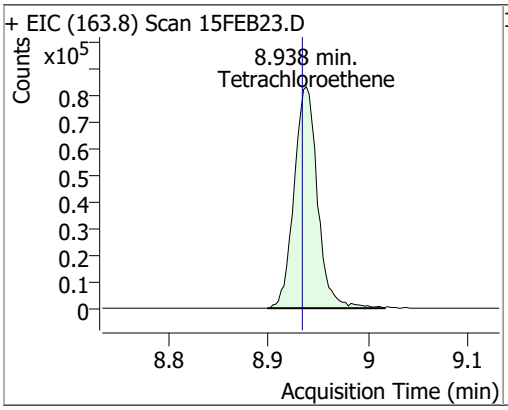

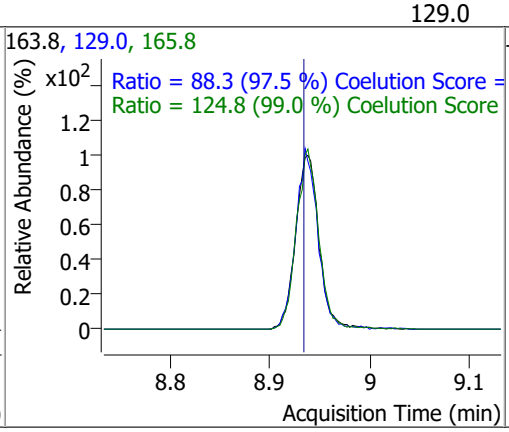

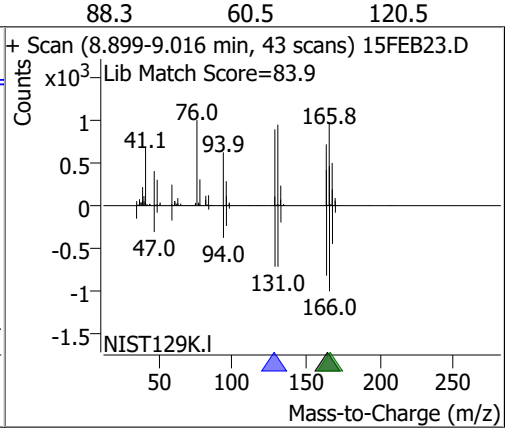

Compound	Conc.	RT	Dev(Min)	Resp.	QIon	QRatio	Lower	Upper
1,3-Dichloropropane	117.3841	8.98	0.00	118887	78.0	33.7	2.4	62.4

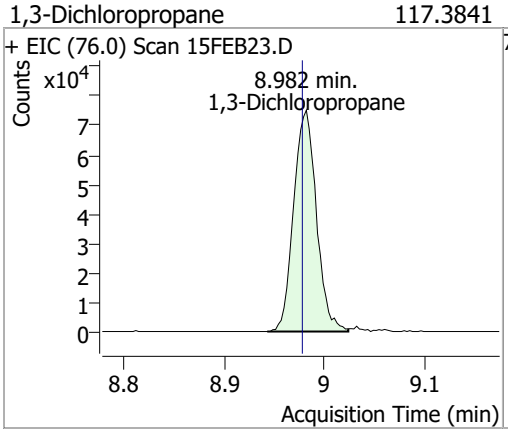

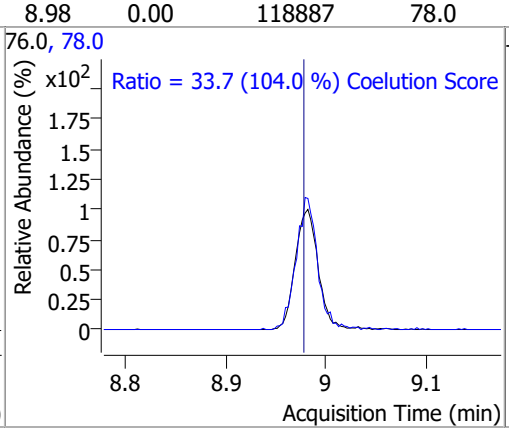

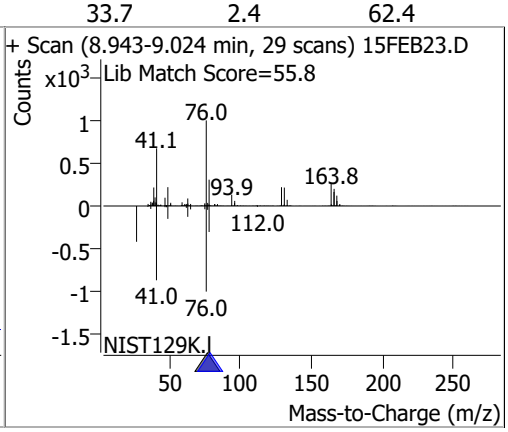

Compound	Conc.	RT	Dev(Min)	Resp.	QIon	QRatio	Lower	Upper
Chlorodibromomethane	126.6525	9.20	0.00	102087	127.0	75.5	47.2	107.2

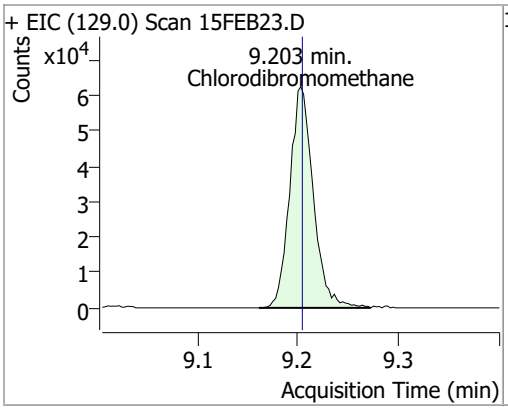

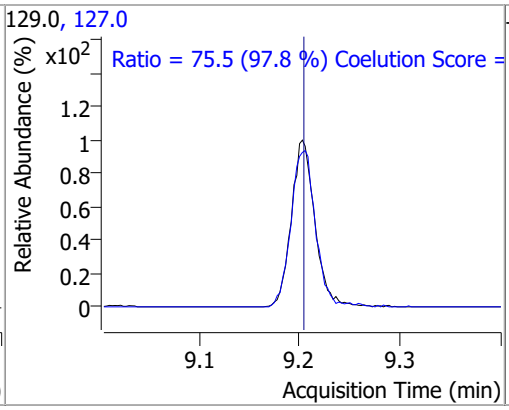

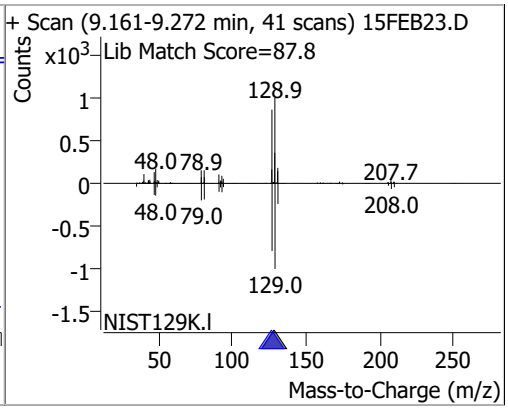

Compound	Conc.	RT	Dev(Min)	Resp.	QIon	QRatio	Lower	Upper
1,2-Dibromoethane	121.9595	9.30	0.00	67415	109.0	94.9	61.5	121.5

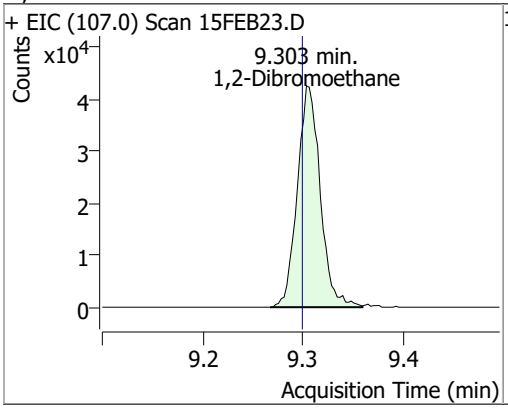

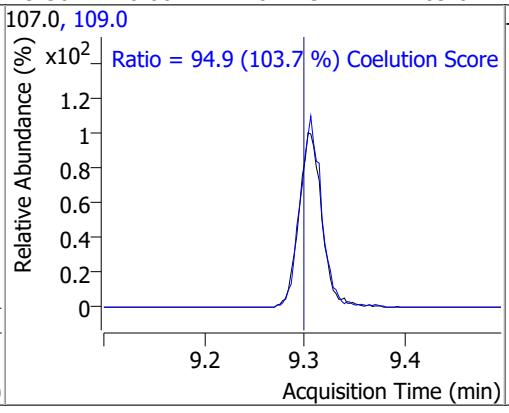

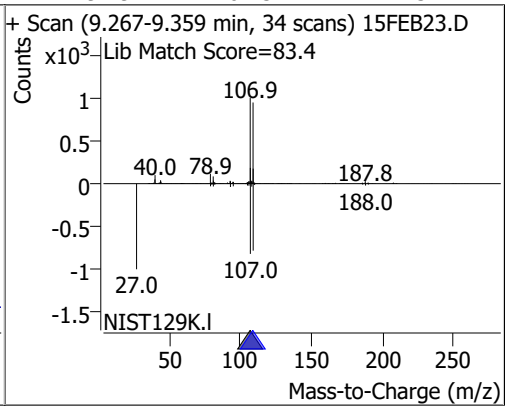

Compound	Conc.	RT	Dev(Min)	Resp.	QIon	QRatio	Lower	Upper
Chlorobenzene	129.9297	9.81	0.01	365086	114.0	31.9	2.2	62.2

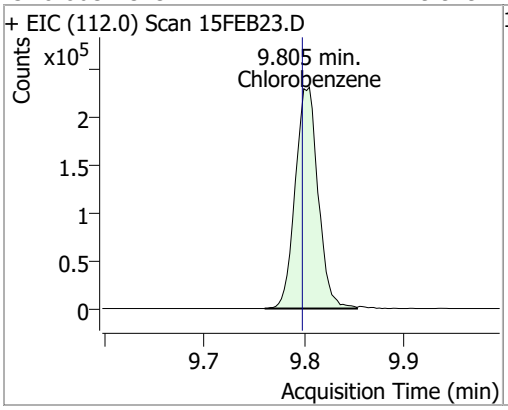

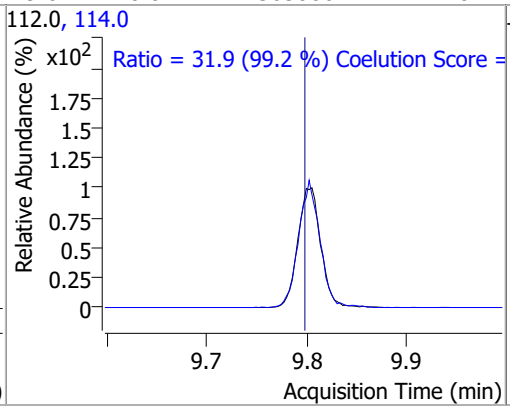

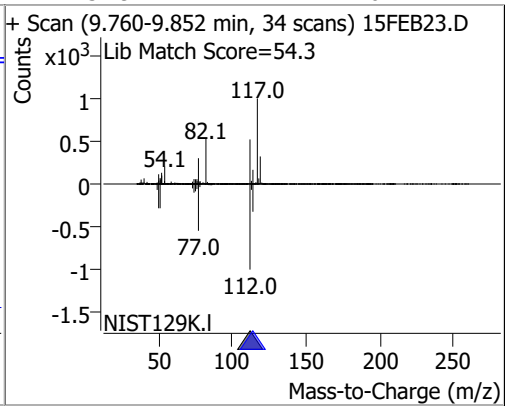

Compound	Conc.	RT	Dev(Min)	Resp.	QIon	QRatio	Lower	Upper
1,1,1,2-Tetrachloroethane	126.6576	9.89	0.00	124870	133.0	96.1	65.3	125.3

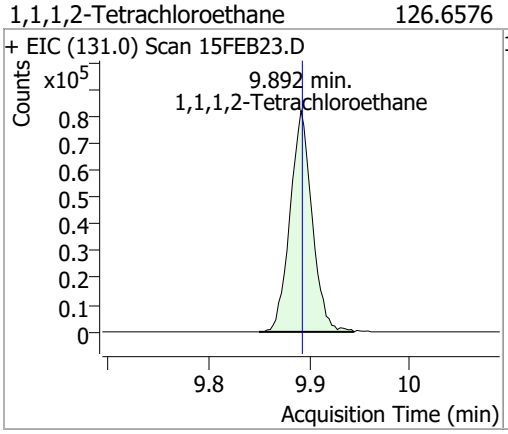

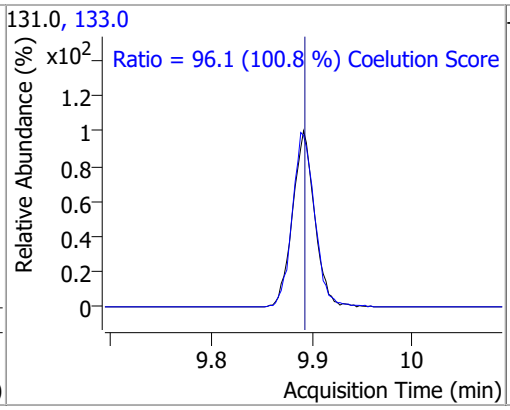

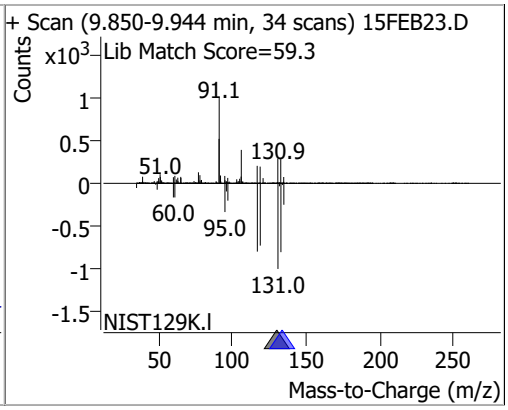

Compound	Conc.	RT	Dev(Min)	Resp.	QIon	QRatio	Lower	Upper
Ethylbenzene	128.3019	9.92	0.00	628943	106.0	30.9	1.7	61.7

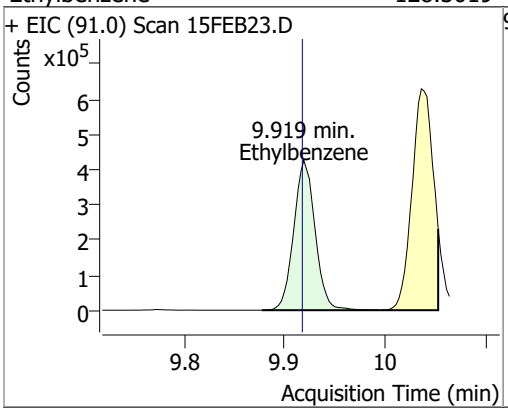

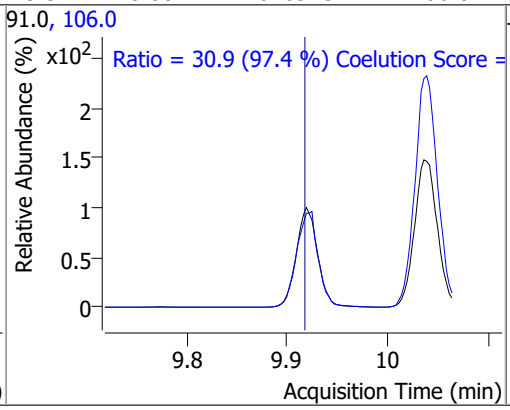

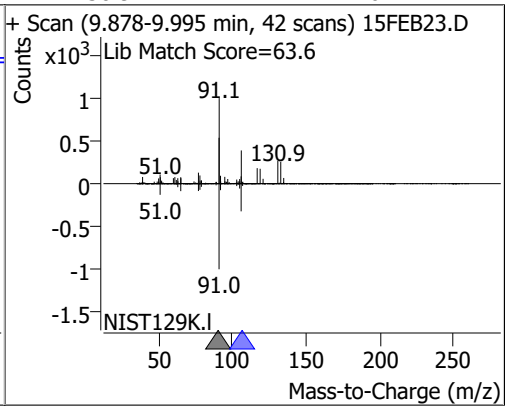

Compound	Conc.	RT	Dev(Min)	Resp.	QIon	QRatio	Lower	Upper
m+p-Xylenes	252.9961	10.04	0.00	493784	91.0	202.6	170.7	230.7

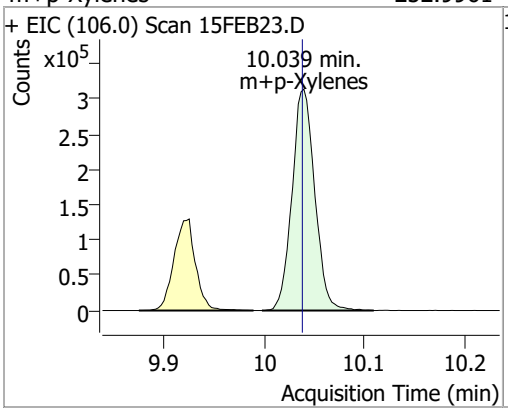

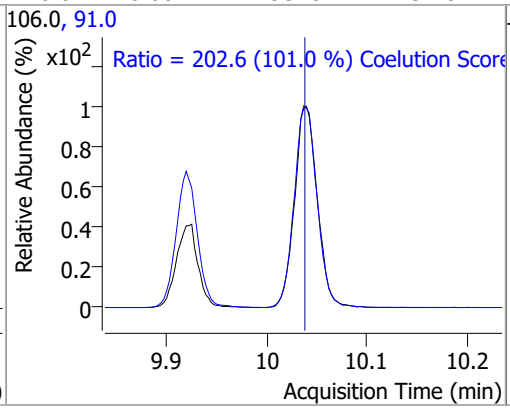

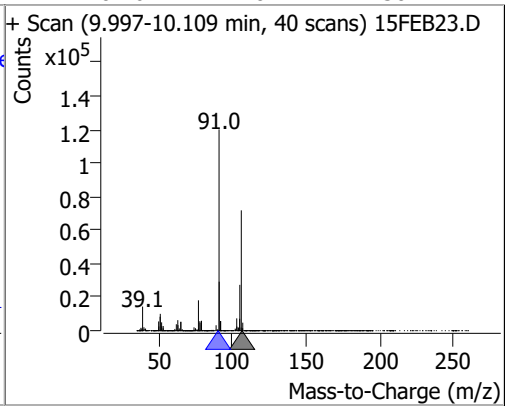

Compound	Conc.	RT	Dev(Min)	Resp.	QIon	QRatio	Lower	Upper
o-Xylene	129.7879	10.43	0.00	221828	91.0	211.5	181.4	241.4

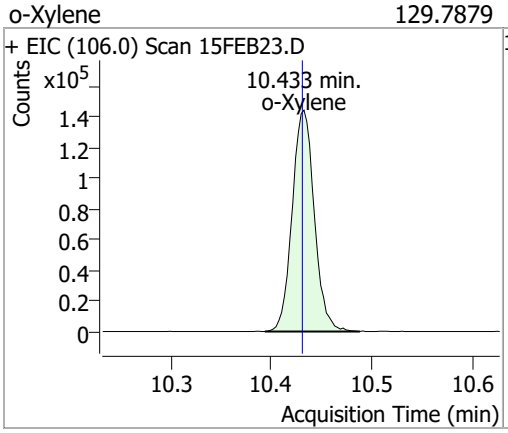

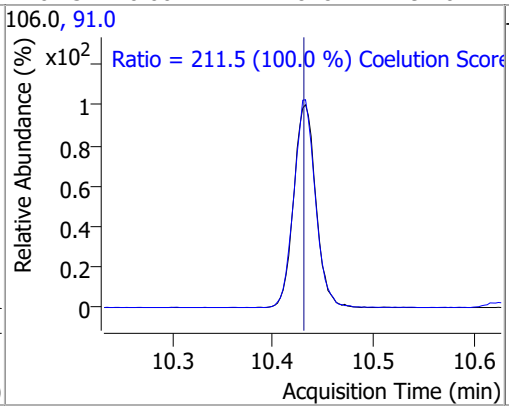

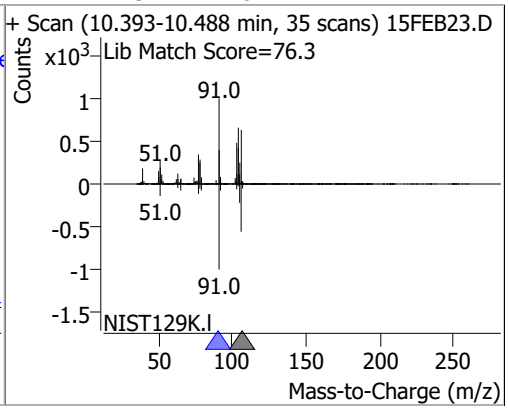

Compound	Conc.	RT	Dev(Min)	Resp.	QIon	QRatio	Lower	Upper
Styrene	128.3890	10.45	0.00	362655	78.0	50.1	20.6	80.6

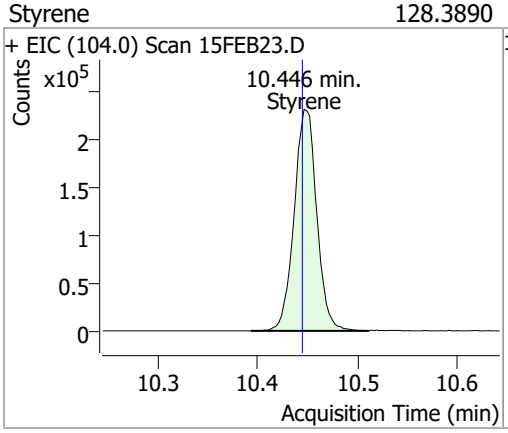

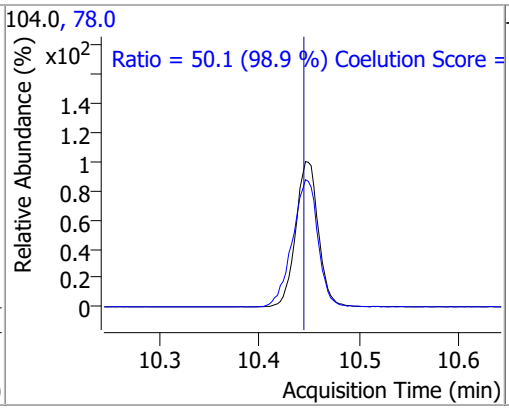

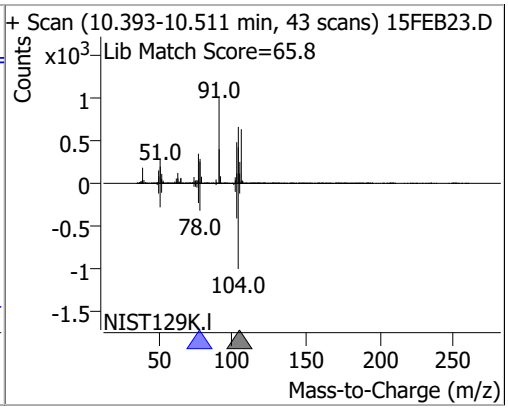

Compound	Conc.	RT	Dev(Min)	Resp.	QIon	QRatio	Lower	Upper
Bromoform	119.6596	10.62	0.00	53684	170.5	51.1	20.3	80.3
					174.5	49.0	18.1	78.1

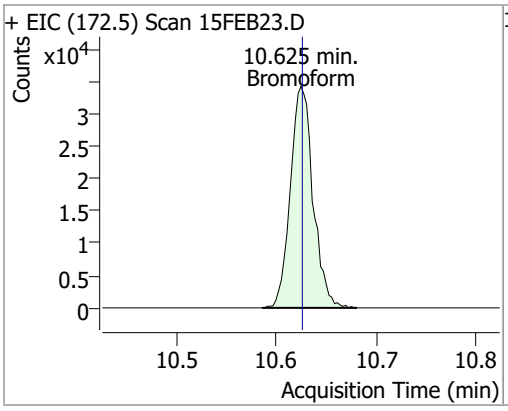

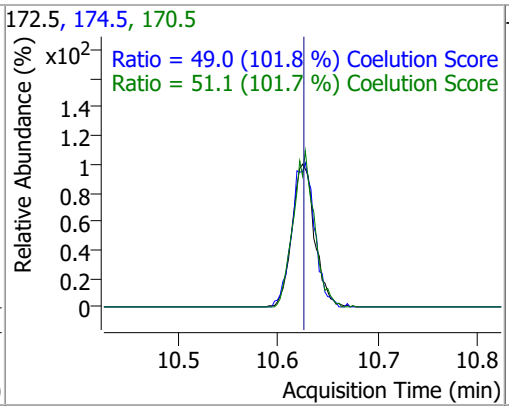

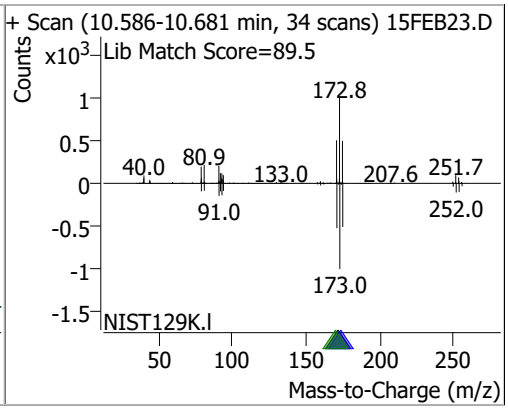

Compound	Conc.	RT	Dev(Min)	Resp.	QIon	QRatio	Lower	Upper
p-Bromofluorobenzene	261.1227	10.95	0.00	322798	174.0	94.0	65.3	125.3
					176.0	90.4	63.3	123.3

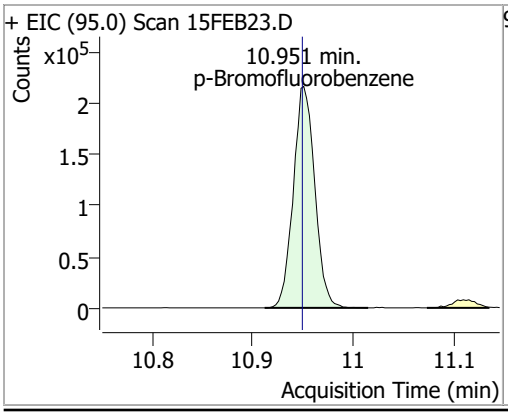

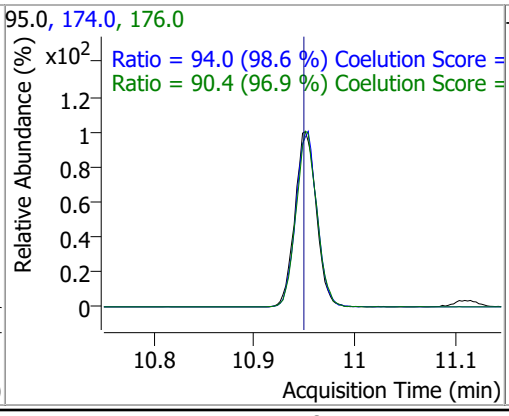

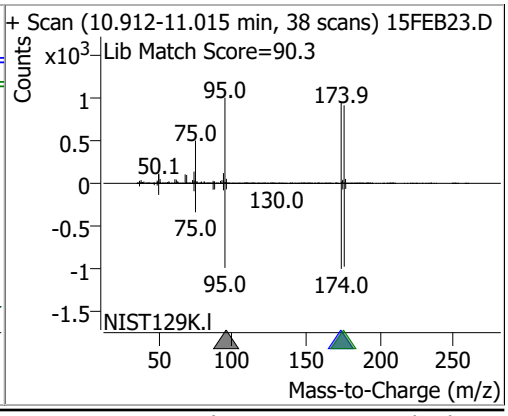

Compound	Conc.	RT	Dev(Min)	Resp.	QIon	QRatio	Lower	Upper
Bromobenzene	130.4540	11.09	0.00	142215	77.0	140.6	113.5	173.5
					158.0	95.5	66.1	126.1

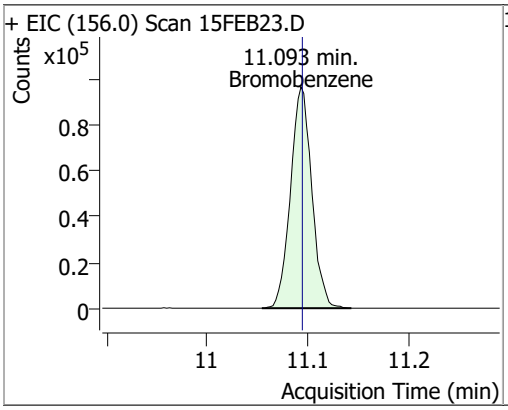

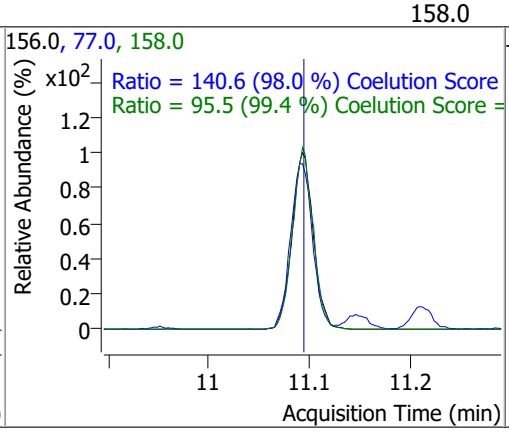

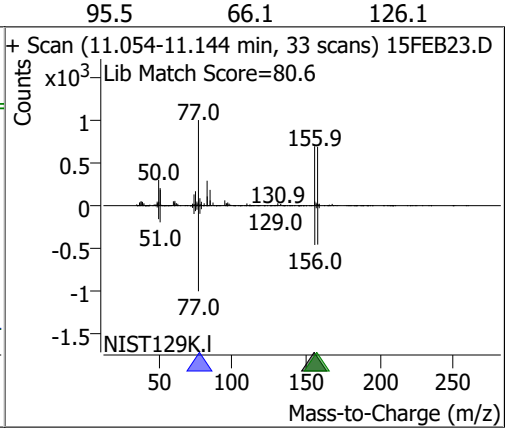

Compound	Conc.	RT	Dev(Min)	Resp.	QIon	QRatio	Lower	Upper
1,1,2,2-Tetrachloroethane	125.2659	11.11	0.00	77892	85.0	61.9	33.3	93.3

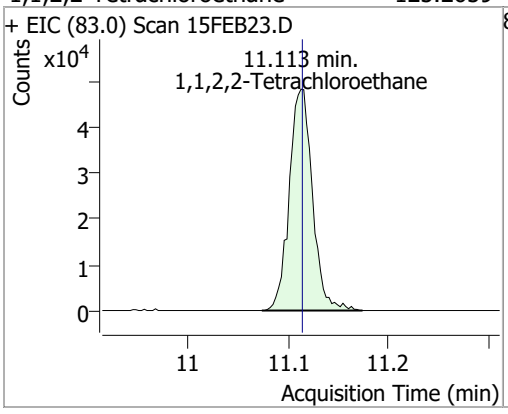

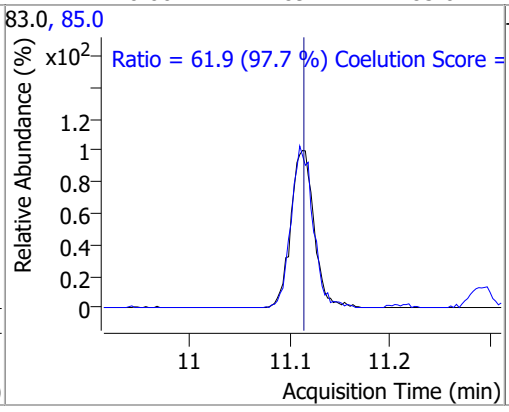

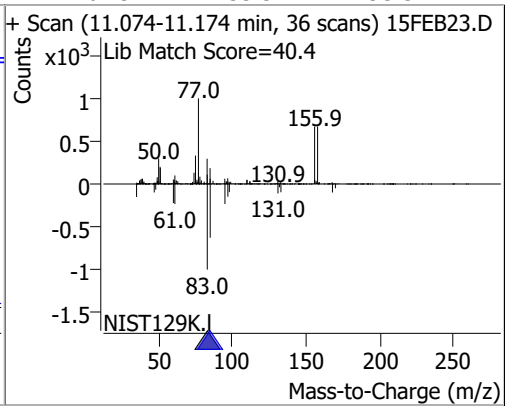

Compound	Conc.	RT	Dev(Min)	Resp.	QIon	QRatio	Lower	Upper
1,2,3-Trichloropropane	117.0459	11.15	0.00	19122	112.0	64.5	35.8	95.8

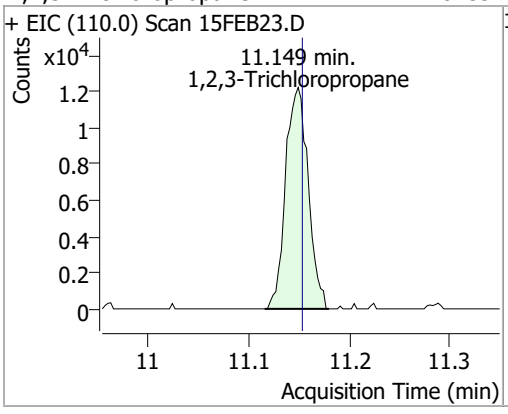

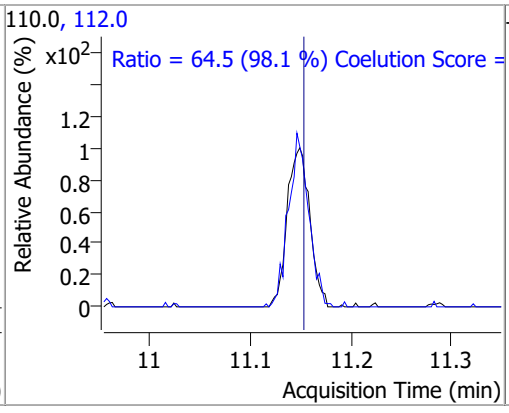

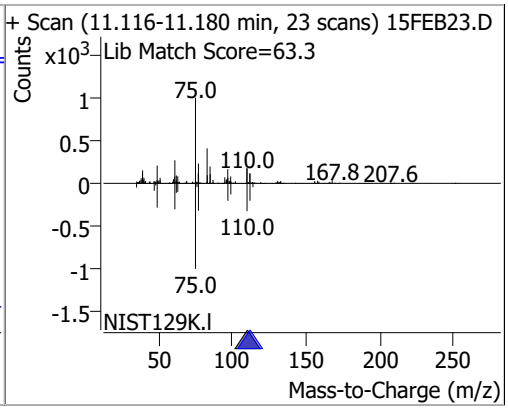

Compound	Conc.	RT	Dev(Min)	Resp.	QIon	QRatio	Lower	Upper
2-Chlorotoluene	133.9146	11.29	0.00	144486	91.0	275.3	246.2	306.2

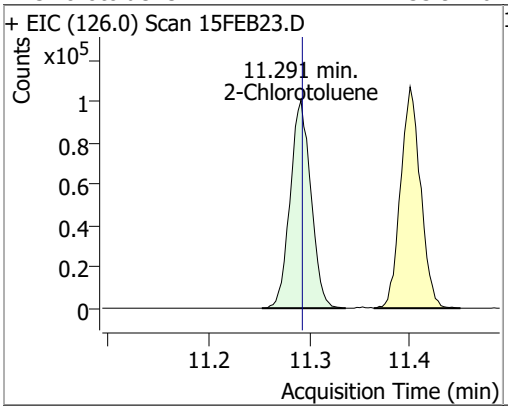

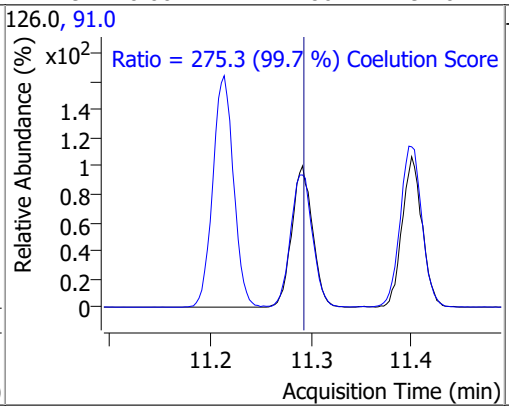

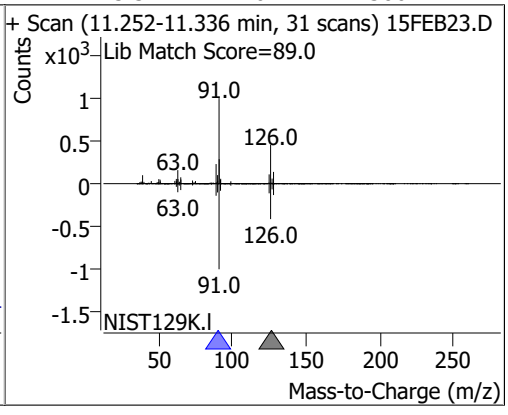

Compound	Conc.	RT	Dev(Min)	Resp.	QIon	QRatio	Lower	Upper
4-Chlorotoluene	137.1826	11.40	0.00	479398	126.0	30.9	1.3	61.3

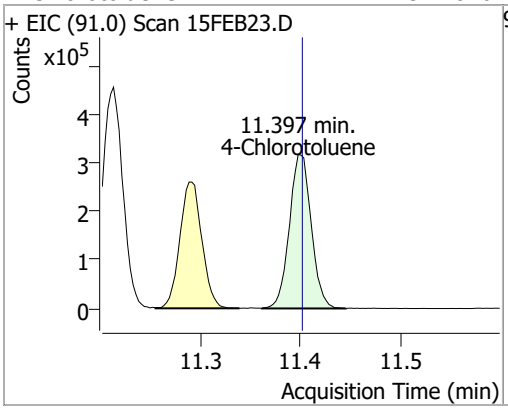

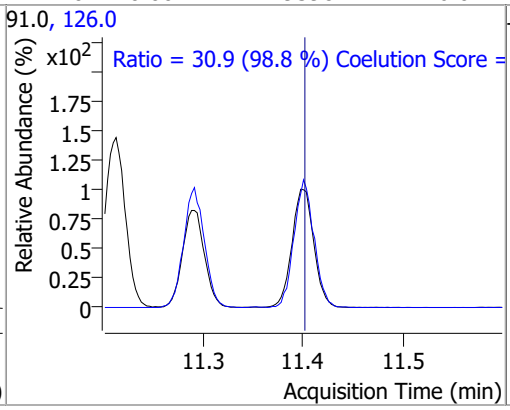

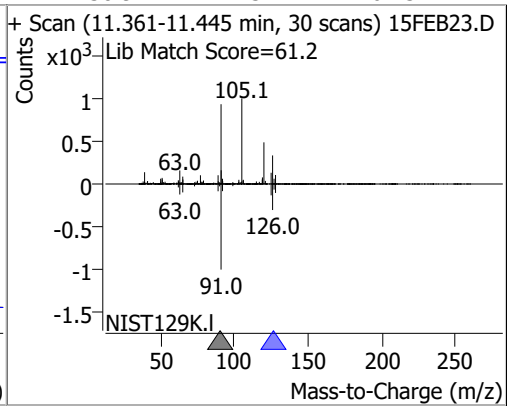

Compound	Conc.	RT	Dev(Min)	Resp.	QIon	QRatio	Lower	Upper
1,3-Dichlorobenzene	131.6396	12.03	0.00	260008	148.0	64.2	32.8	92.8
					111.0	39.2	8.7	68.7

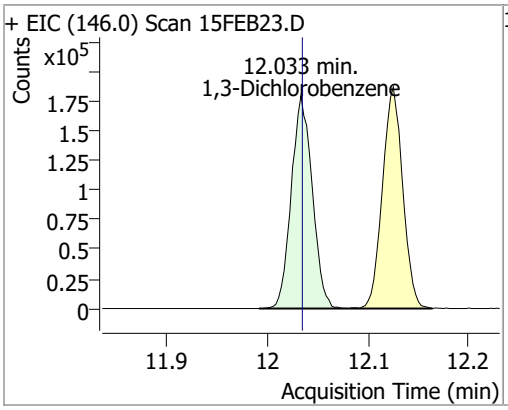

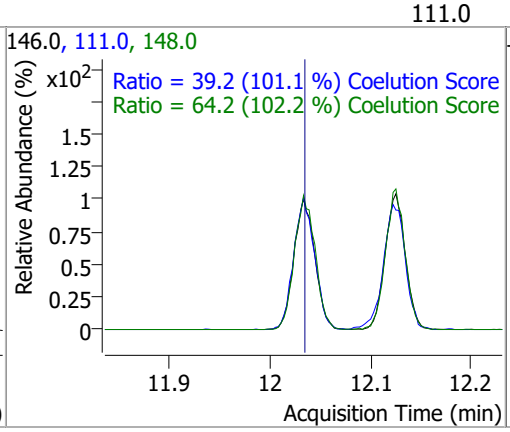

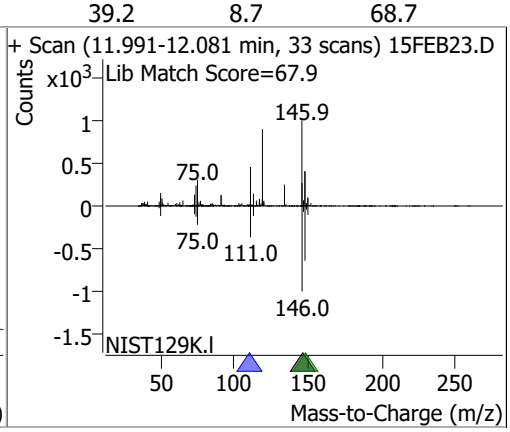

Compound	Conc.	RT	Dev(Min)	Resp.	QIon	QRatio	Lower	Upper
1,4-Dichlorobenzene	130.0850	12.13	0.00	261943	148.0	63.2	33.7	93.7
					111.0	38.8	8.7	68.7

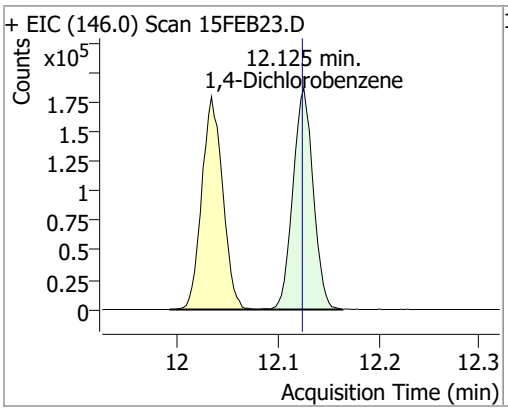

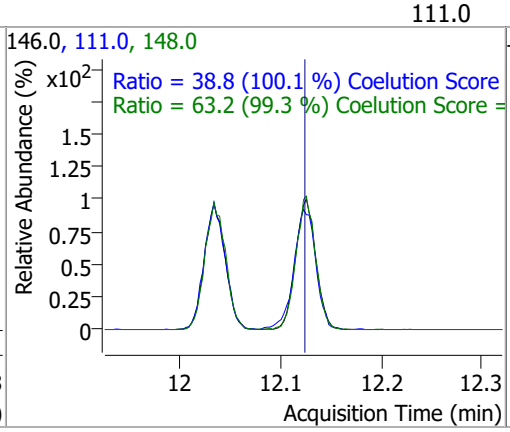

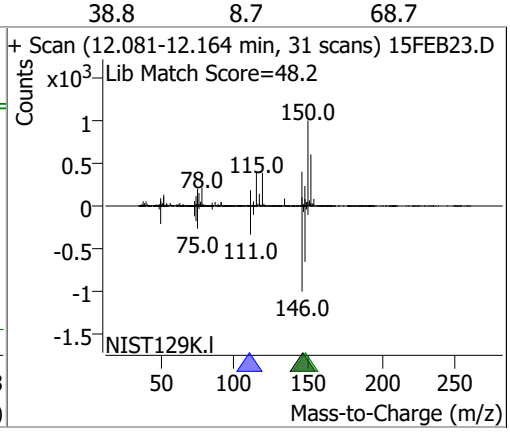

Quantitation Results Report (QT Reviewed)

Compound	Conc.	RT	Dev(Min)	Resp.	QIon	QRatio	Lower	Upper
1,2-Dichlorobenzene	127.7434	12.49	0.00	210651	148.0	64.8	31.9	91.9
					111.0	40.8	9.5	69.5

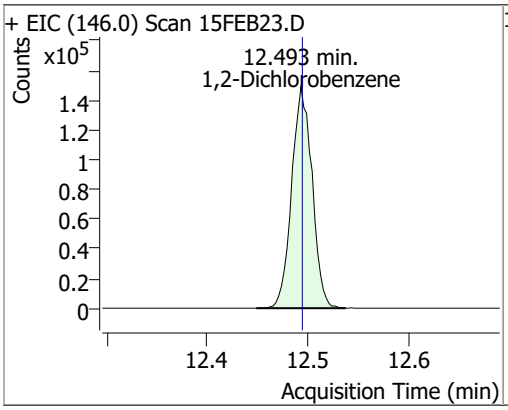

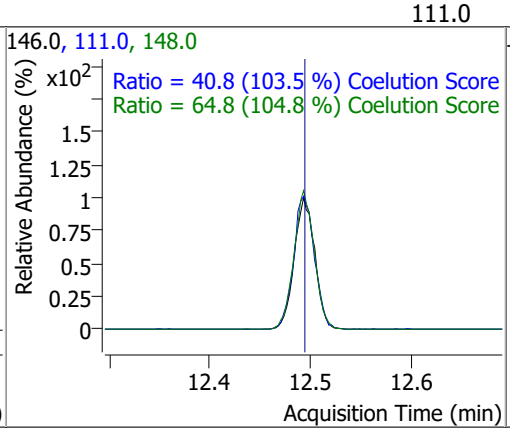

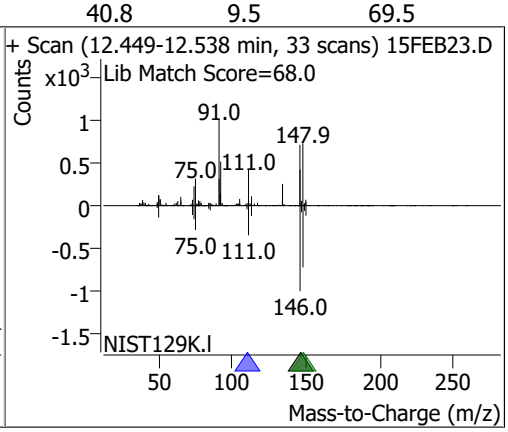

Quantitation Results Report (QT Reviewed)

Data File	15FEB24.D	Operator	MSC
Acq. Method	5975CACQF.M	Acq. Date-Time	2/15/2022 8:12:00 PM
Sample Name	B22020962-021FMSD	Instrument	VOA5975C
Vial	24	Multiplier	1.00
DA Method File	VOA5975C_8260B_SHT_DoD_L4_011922.m	Comment	
Tune File	BFB_Atune3.u	Tune Date	10/11/2021 4:02:00 PM
Batch Name	VG021522_8260B.batch.bin	Last Calib Update	2/18/2022 11:13:24 AM
Ref Library	\\MASSHUNTER\Org\Library\NIST129K.l		

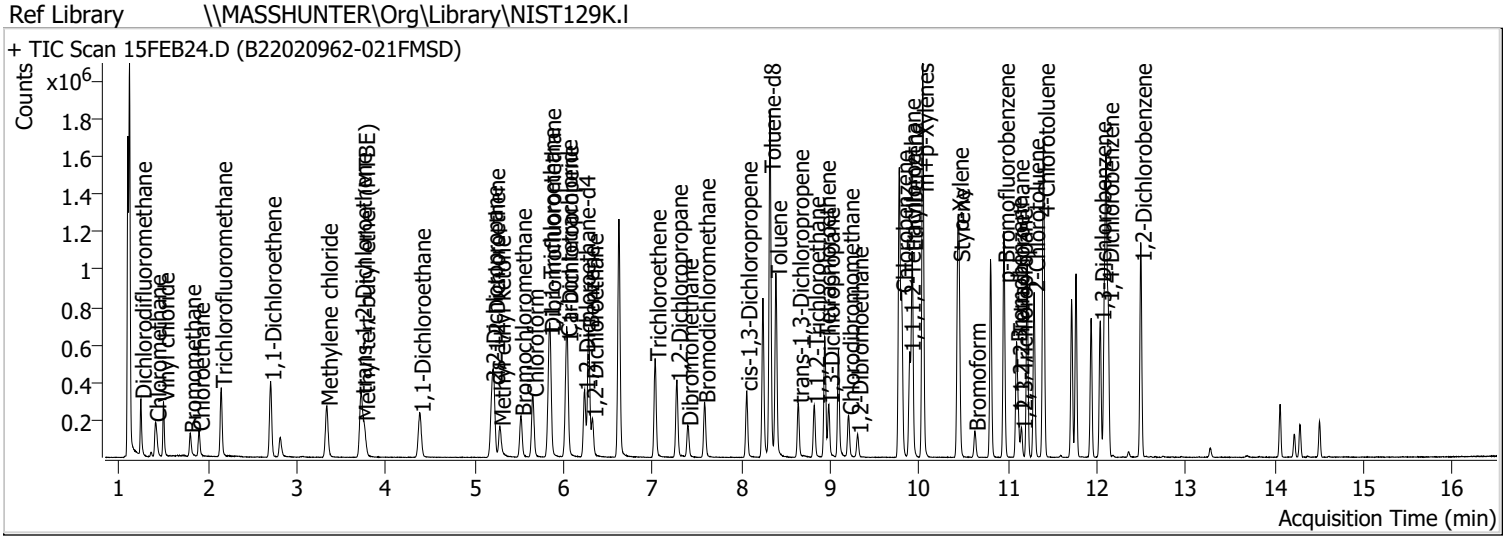

Compound	RT	QIon	Resp.	Conc.	Units	Dev(Min)
Internal Standards						
M Fluorobenzene	6.621	96.0	1076940	250.0000	ng	0.000
M Chlorobenzene-d5	9.775	82.0	412579	250.0000	ng	0.000
M 1,4-Dichlorobenzene-d4	12.100	152.0	349752	250.0000	ng	0.000
System Monitoring Compounds						
S Dibromofluoromethane	5.848	113.0	274335	262.9985	ng	-0.003
Spiked Amount: 250.000	Range: 80.0 - 119.0%			Recovery = 105.20%		
S 1,2-Dichloroethane-d4	6.233	67.0	122911	272.7756	ng	0.003
Spiked Amount: 250.000	Range: 81.0 - 118.0%			Recovery = 109.11%		
S Toluene-d8	8.319	98.0	1110331	275.8514	ng	0.000
Spiked Amount: 250.000	Range: 89.0 - 112.0%			Recovery = 110.34%		
S p-Bromofluorobenzene	10.951	95.0	334328	258.8949	ng	0.003
Spiked Amount: 250.000	Range: 85.0 - 114.0%			Recovery = 103.56%		
Target Compounds						QValue
T Dichlorodifluoromethane	1.244	85.0	190359	131.4560	ng	99
T Chloromethane	1.409	50.0	217422	127.5304	ng	100
T Vinyl chloride	1.498	62.0	202536	130.5144	ng	99
T Bromomethane	1.799	96.0	61918	93.5817	ng	98
T Chloroethane	1.897	64.0	91669	124.8566	ng	98
T Trichlorofluoromethane	2.148	101.0	241931	130.0104	ng	99
T 1,1-Dichloroethene	2.703	96.0	140854	130.0868	ng	99
T Methylene chloride	3.336	49.0	195835	124.3984	ng	99
T trans-1,2-Dichloroethene	3.718	96.0	145741	130.2937	ng	99
T Methyl tert-butyl ether (MTBE)	3.754	73.0	181342	129.7100	ng	99
T 1,1-Dichloroethane	4.381	63.0	285312	136.2902	ng	100
T 2,2-Dichloropropane	5.193	77.0	202558	128.3945	ng	98
T cis-1,2-Dichloroethene	5.218	96.0	148789	131.3748	ng	99
T Methyl ethyl ketone	5.282	43.0	217510	1328.9366	ng	99
T Bromochloromethane	5.519	128.0	57167	122.4230	ng	87
T Chloroform	5.653	83.0	258929	123.8764	ng	100

Compound	RT	QIon	Resp.	Conc.	Units	Dev(Min)
T 1,1,1-Trichloroethane	5.834	97.0	245951	127.5309	ng	99
T Carbon tetrachloride	6.029	117.0	238741	127.6385	ng	99
T 1,1-Dichloropropene	6.043	75.0	192337	122.9866	ng	100
T Benzene	6.280	78.0	560642	130.3154	ng	100
T 1,2-Dichloroethane	6.322	62.0	148811	125.2322	ng	96
T Trichloroethene	7.030	95.0	163310	132.2177	ng	94
T 1,2-Dichloropropane	7.270	63.0	142067	130.8200	ng	100
T Dibromomethane	7.393	93.0	57723	126.1038	ng	100
T Bromodichloromethane	7.583	83.0	169568	131.7385	ng	98
T cis-1,3-Dichloropropene	8.057	75.0	173229	122.6456	ng	99
T Toluene	8.389	92.0	359548	134.0108	ng	100
T trans-1,3-Dichloropropene	8.637	75.0	132564	128.6696	ng	98
T 1,1,2-Trichloroethane	8.818	83.0	68524	130.8023	ng	96
T Tetrachloroethene	8.938	163.8	141282	129.8594	ng	99
T 1,3-Dichloropropane	8.983	76.0	132560	125.0407	ng	99
T Chlorodibromomethane	9.203	129.0	109567	129.8636	ng	98
T 1,2-Dibromoethane	9.306	107.0	74774	129.2332	ng	99
T Chlorobenzene	9.802	112.0	397182	135.0414	ng	100
T 1,1,1,2-Tetrachloroethane	9.892	131.0	134261	130.1030	ng	99
T Ethylbenzene	9.920	91.0	670110	130.5079	ng	99
T m+p-Xylenes	10.039	106.0	530922	259.6493	ng	99
T o-Xylene	10.433	106.0	238527	133.1746	ng	99
T Styrene	10.449	104.0	389678	131.6729	ng	100
T Bromoform	10.625	172.5	60914	129.9741	ng	97
T Bromobenzene	11.094	156.0	152674	134.0645	ng	99
T 1,1,2,2-Tetrachloroethane	11.116	83.0	86180	132.6733	ng	100
T 1,2,3-Trichloropropane	11.152	110.0	22236	130.2916	ng	97
T 2-Chlorotoluene	11.292	126.0	151790	134.6735	ng	96
T 4-Chlorotoluene	11.400	91.0	503577	137.9449	ng	97
T 1,3-Dichlorobenzene	12.036	146.0	279858	135.6359	ng	99
T 1,4-Dichlorobenzene	12.125	146.0	282470	134.2857	ng	99
T 1,2-Dichlorobenzene	12.493	146.0	229435	133.1899	ng	98

(#) = Qualifier Out of Range; (m) = Manual Integration; (+) = Area Summed; (*) = Surrogate Percent Recovery Out of Range; (d): Zeroed Peak

Compound	Conc.	RT	Dev(Min)	Resp.	QIon	QRatio	Lower	Upper
Dichlorodifluoromethane	131.4560	1.24	0.00	190359	87.0	31.2	1.8	61.8

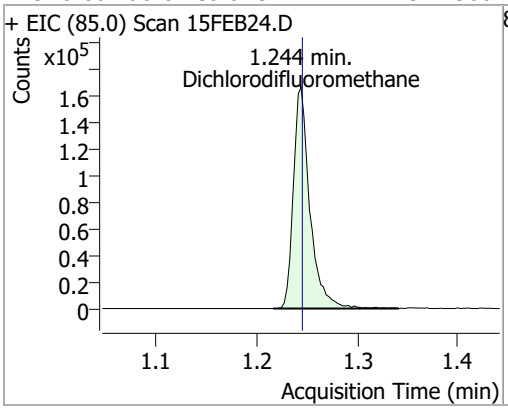

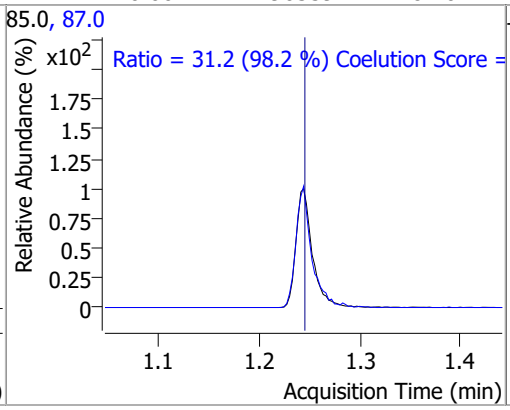

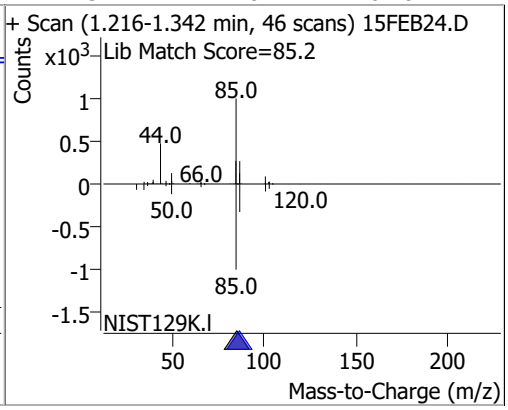

Compound	Conc.	RT	Dev(Min)	Resp.	QIon	QRatio	Lower	Upper
Chloromethane	127.5304	1.41	0.00	217422	52.0	32.4	2.4	62.4

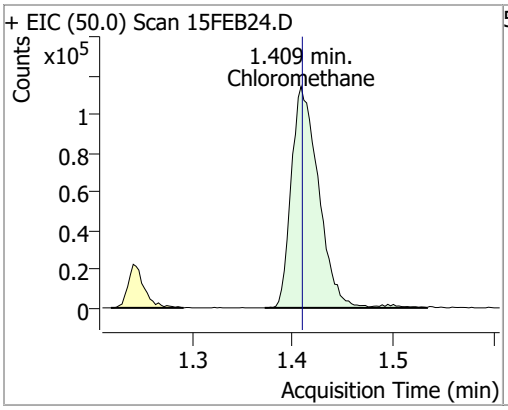

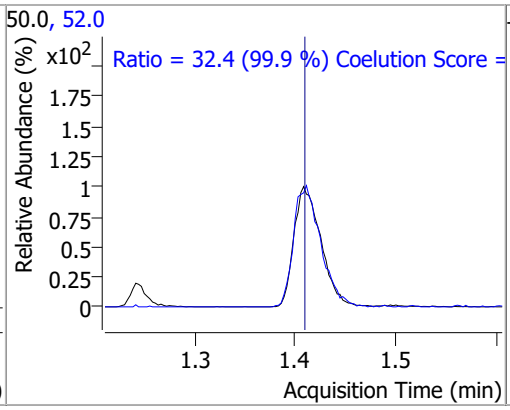

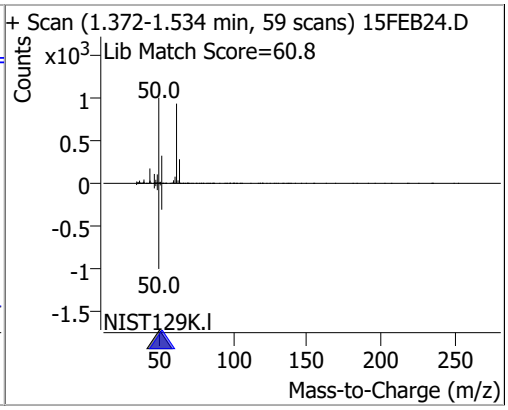

Compound	Conc.	RT	Dev(Min)	Resp.	QIon	QRatio	Lower	Upper
Vinyl chloride	130.5144	1.50	0.00	202536	64.0	31.0	1.3	61.3

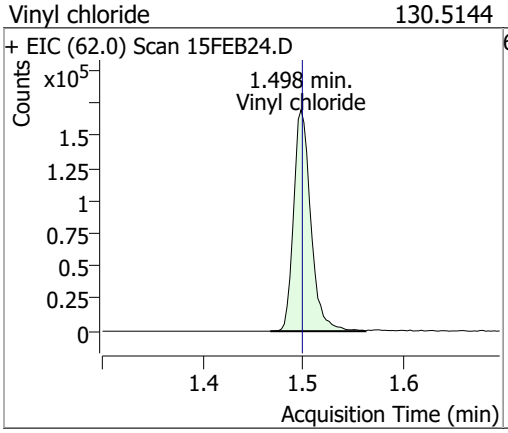

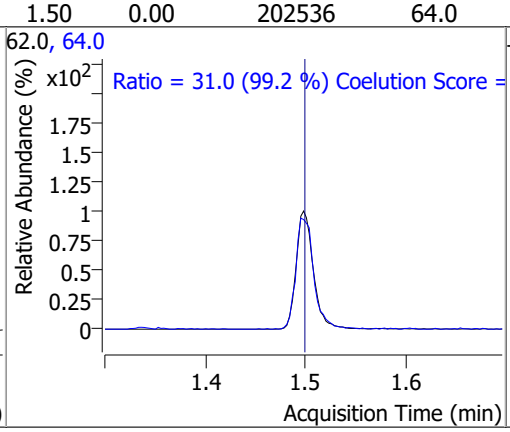

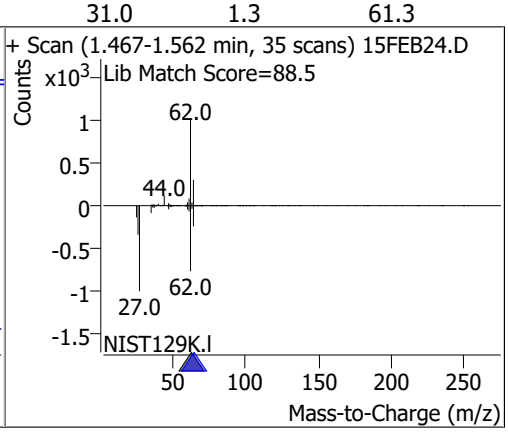

Compound	Conc.	RT	Dev(Min)	Resp.	QIon	QRatio	Lower	Upper
Bromomethane	93.5817	1.80	0.00	61918	94.0	107.5	80.1	140.1

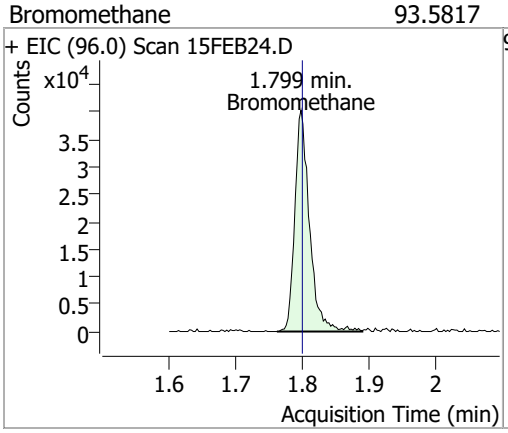

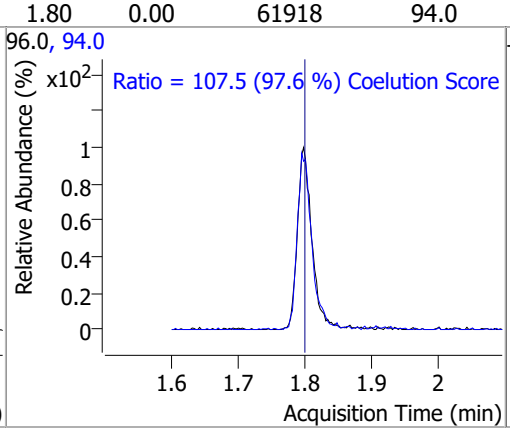

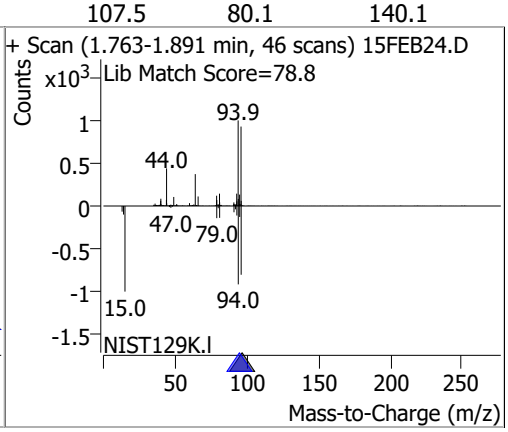

Compound	Conc.	RT	Dev(Min)	Resp.	QIon	QRatio	Lower	Upper
Chloroethane	124.8566	1.90	0.00	91669	66.0	31.2	0.0	60.0

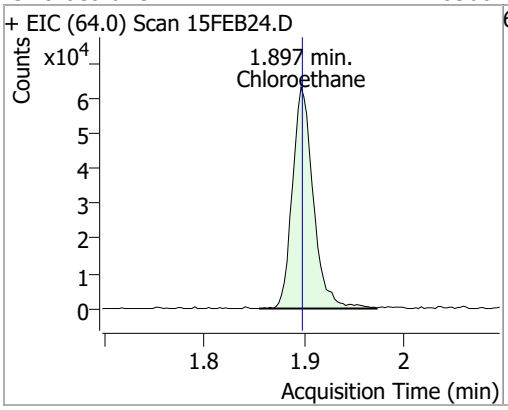

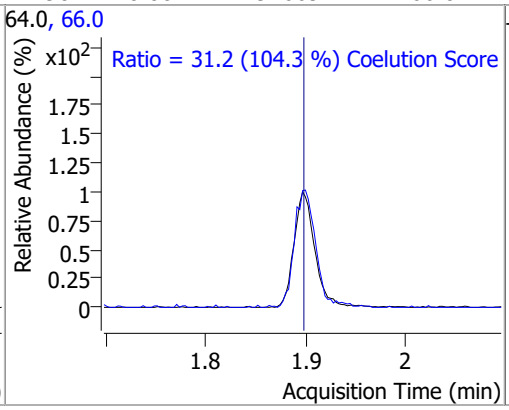

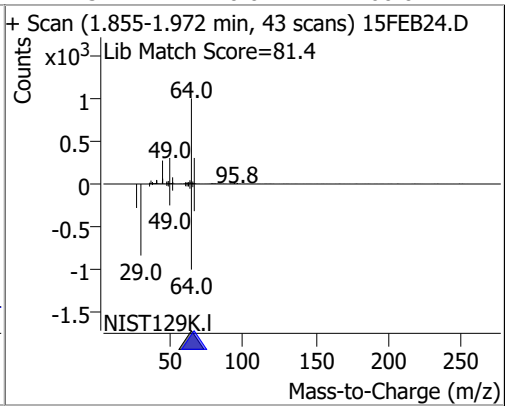

Compound	Conc.	RT	Dev(Min)	Resp.	QIon	QRatio	Lower	Upper
Trichlorofluoromethane	130.0104	2.15	0.00	241931	103.0	66.0	35.0	95.0

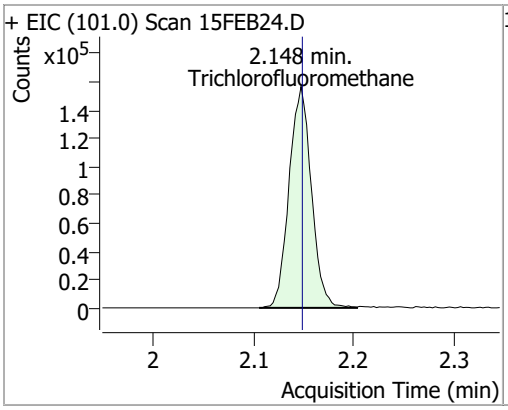

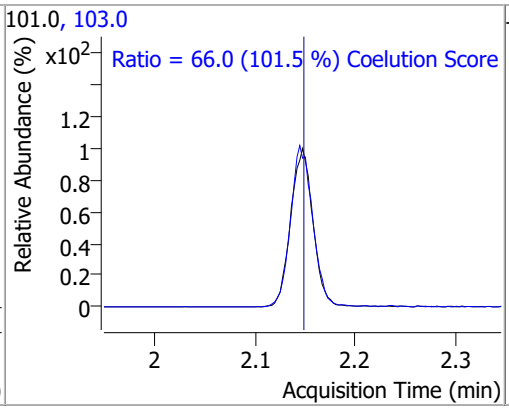

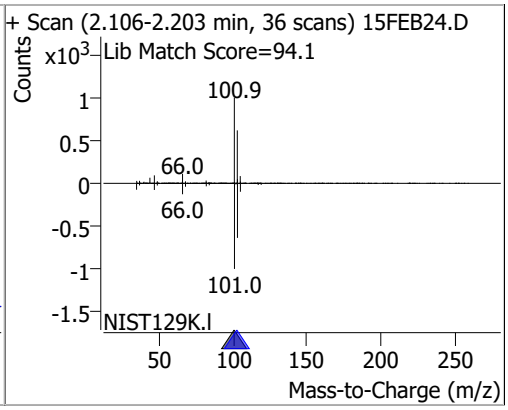

Compound	Conc.	RT	Dev(Min)	Resp.	QIon	QRatio	Lower	Upper
1,1-Dichloroethene	130.0868	2.70	0.00	140854	61.0	181.6	149.9	209.9
					63.0	56.1	27.0	87.0

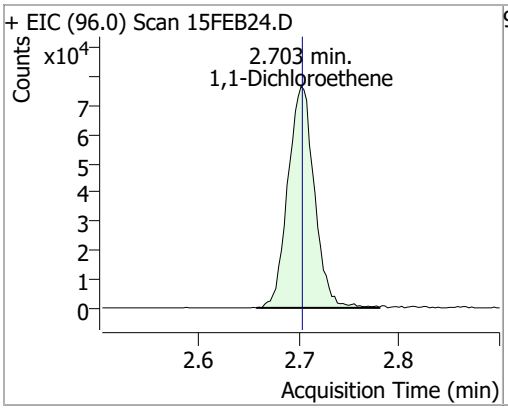

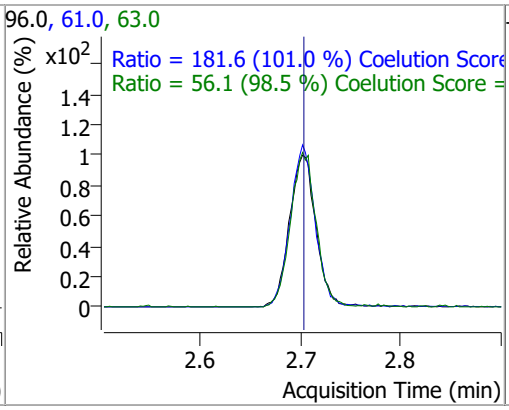

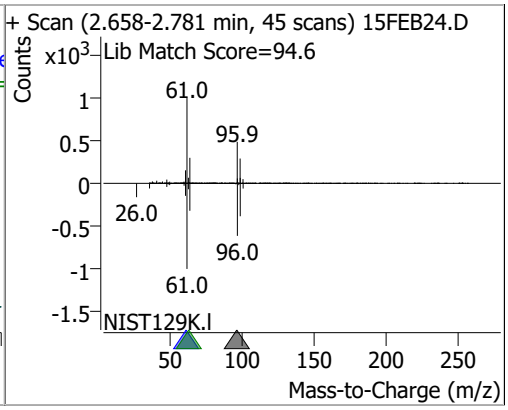

Compound	Conc.	RT	Dev(Min)	Resp.	QIon	QRatio	Lower	Upper
Methylene chloride	124.3984	3.34	0.00	195835	84.0	66.5	36.1	96.1
					86.0	43.3	11.8	71.8

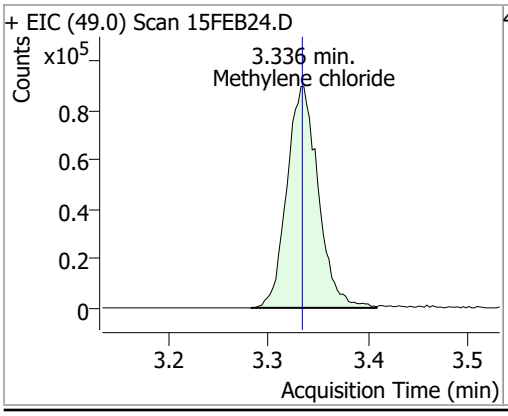

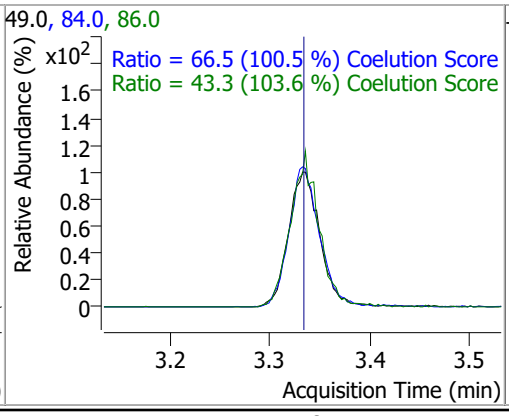

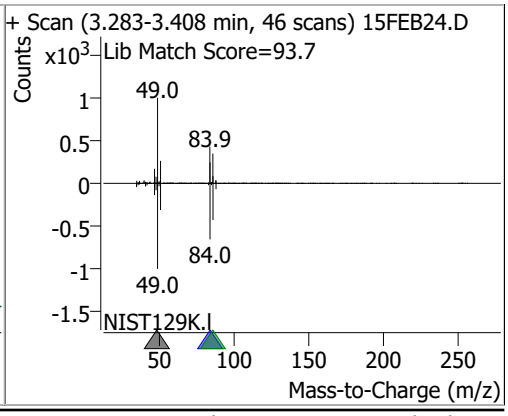

Compound	Conc.	RT	Dev(Min)	Resp.	QIon	QRatio	Lower	Upper
trans-1,2-Dichloroethene	130.2937	3.72	0.00	145741	61.0	154.7	124.8	184.8
					98.0	63.6	32.1	92.1

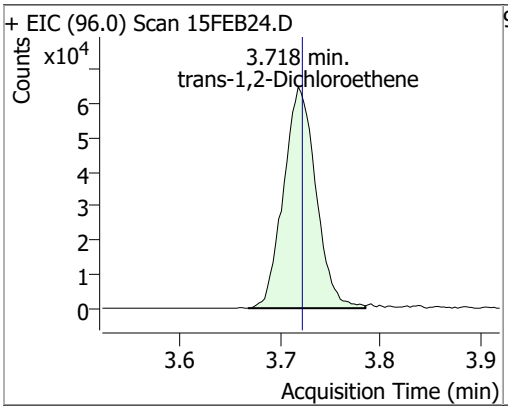

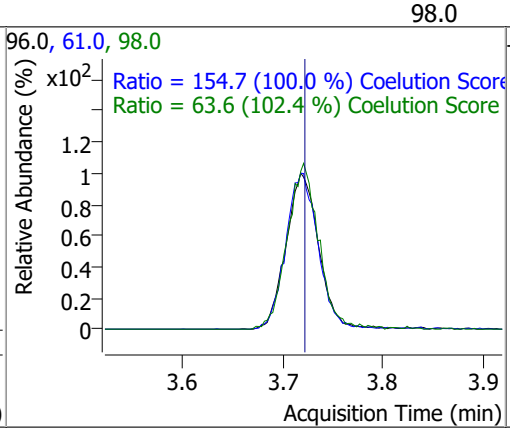

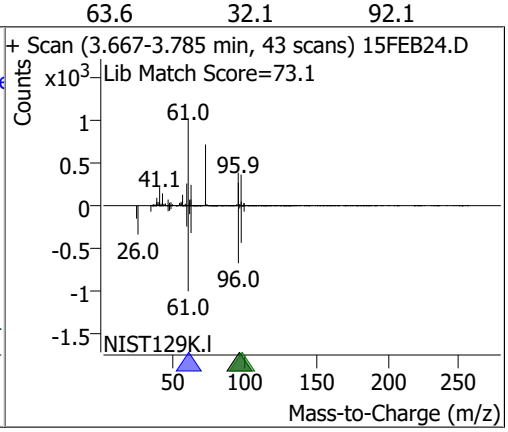

Compound	Conc.	RT	Dev(Min)	Resp.	QIon	QRatio	Lower	Upper
Methyl tert-butyl ether (MTBE)	129.7100	3.75	0.00	181342	57.0	24.3	0.0	54.6

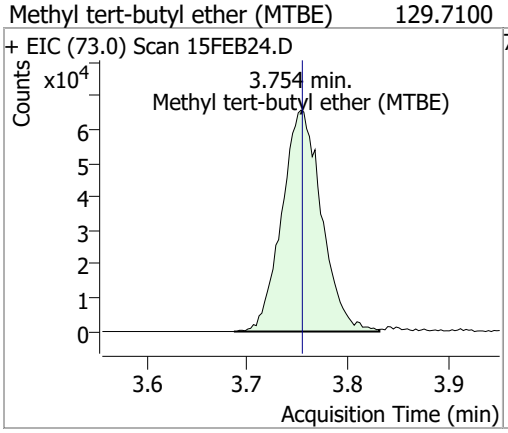

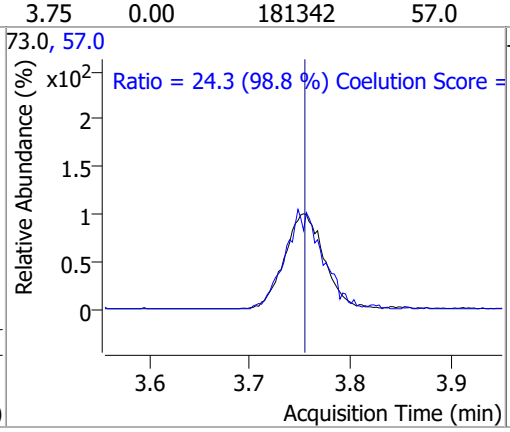

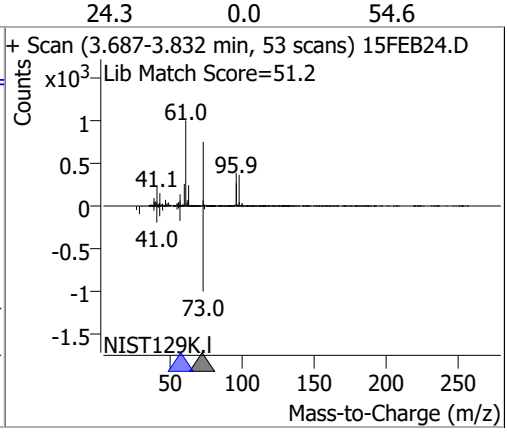

Compound	Conc.	RT	Dev(Min)	Resp.	QIon	QRatio	Lower	Upper
1,1-Dichloroethane	136.2902	4.38	0.00	285312	65.0	31.3	1.0	61.0
					83.0	12.6	0.0	42.7

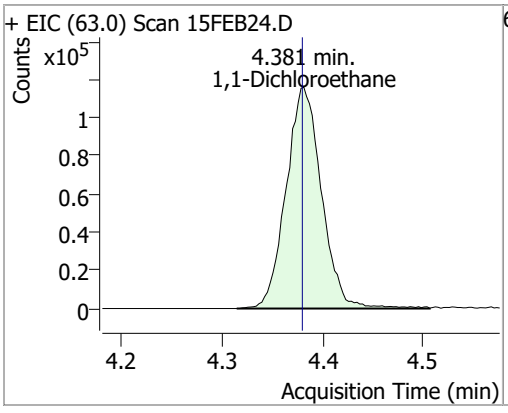

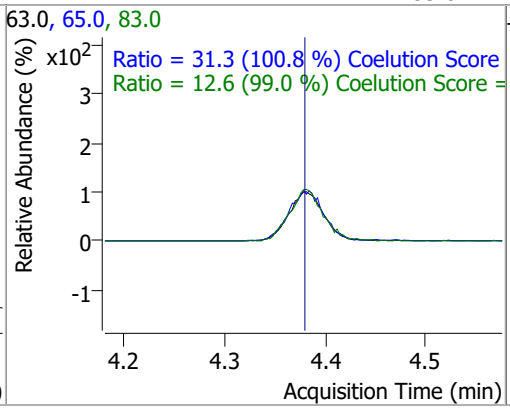

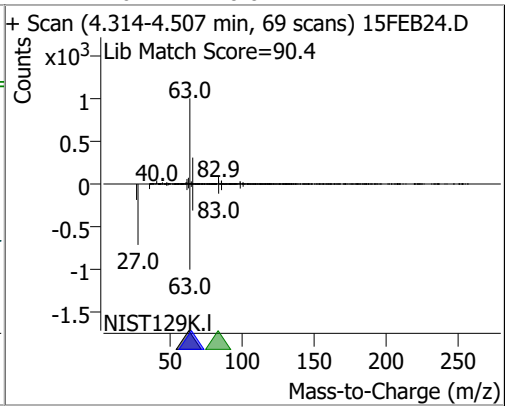

Compound	Conc.	RT	Dev(Min)	Resp.	QIon	QRatio	Lower	Upper
2,2-Dichloropropane	128.3945	5.19	0.00	202558	41.0	67.1	38.8	98.8
					97.0	23.0	0.0	53.9

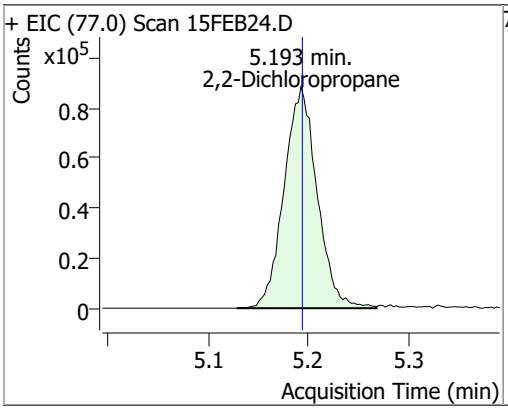

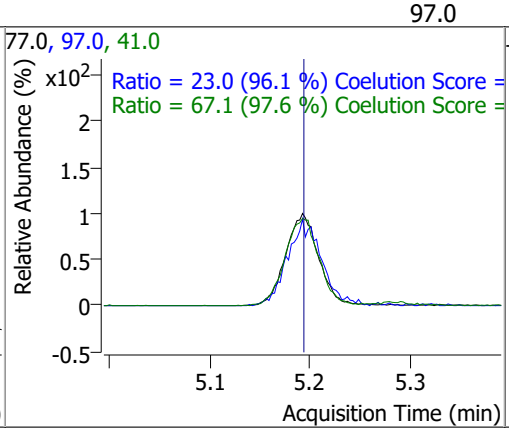

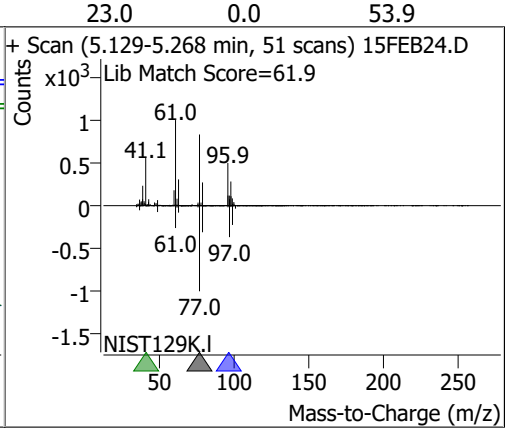

Compound	Conc.	RT	Dev(Min)	Resp.	QIon	QRatio	Lower	Upper
cis-1,2-Dichloroethene	131.3748	5.22	0.00	148789	61.0	161.5	130.4	190.4
					98.0	63.8	36.2	96.2

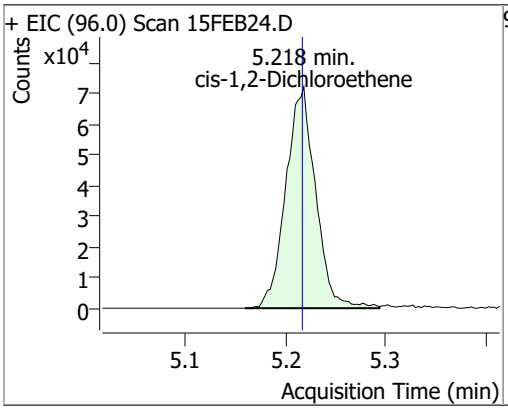

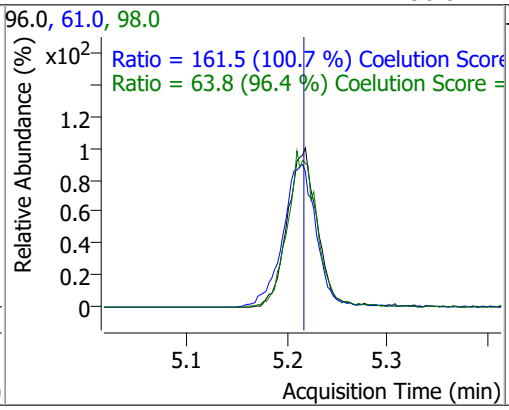

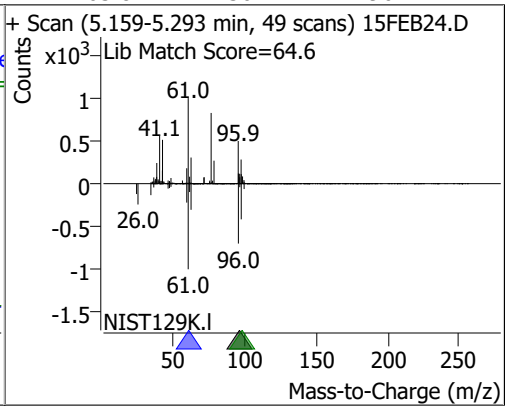

Compound	Conc.	RT	Dev(Min)	Resp.	QIon	QRatio	Lower	Upper
Methyl ethyl ketone	1328.9366	5.28	0.00	217510	72.0	21.2	0.0	50.6

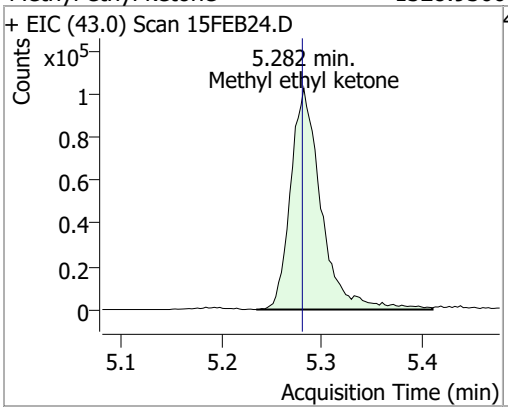

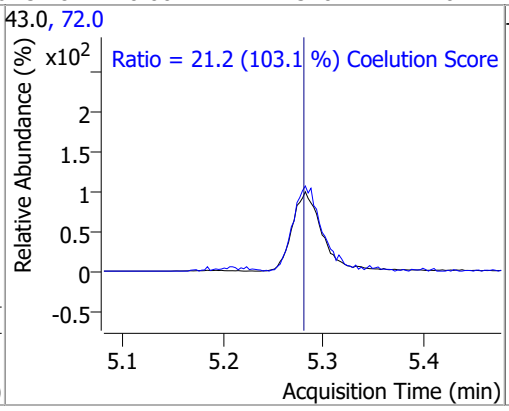

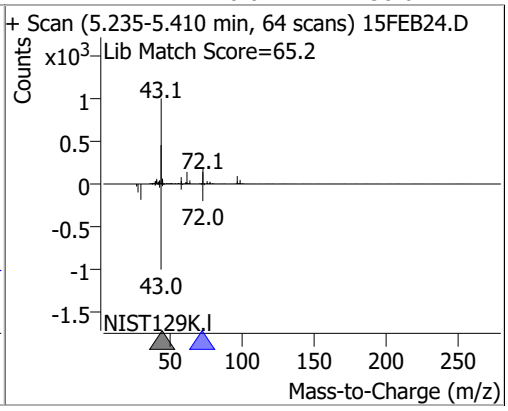

Compound	Conc.	RT	Dev(Min)	Resp.	QIon	QRatio	Lower	Upper
Bromochloromethane	122.4230	5.52	0.00	57167	49.0	201.5	152.2	212.2

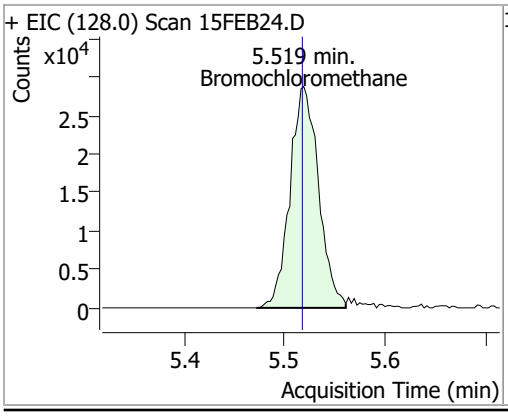

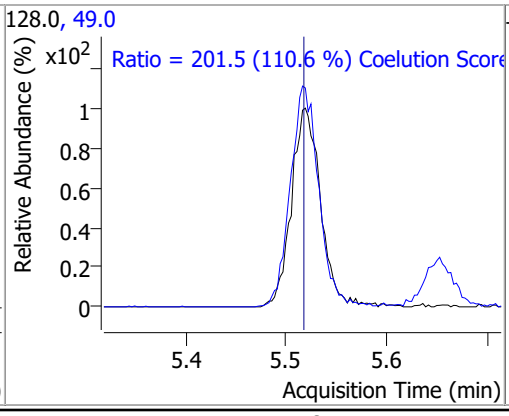

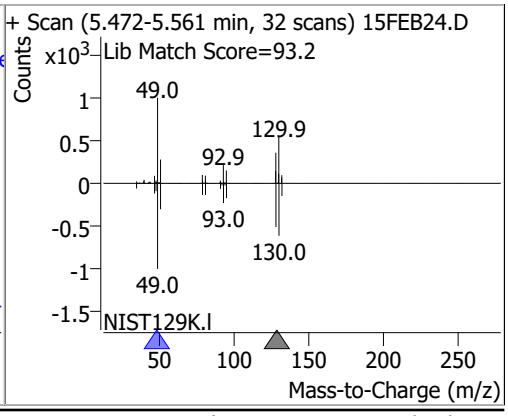

Compound	Conc.	RT	Dev(Min)	Resp.	QIon	QRatio	Lower	Upper
Chloroform	123.8764	5.65	0.00	258929	85.0	66.2	36.2	96.2

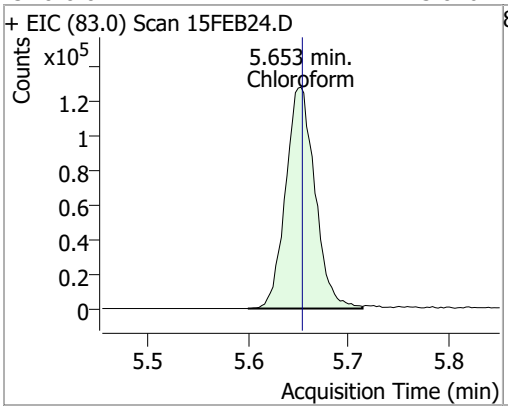

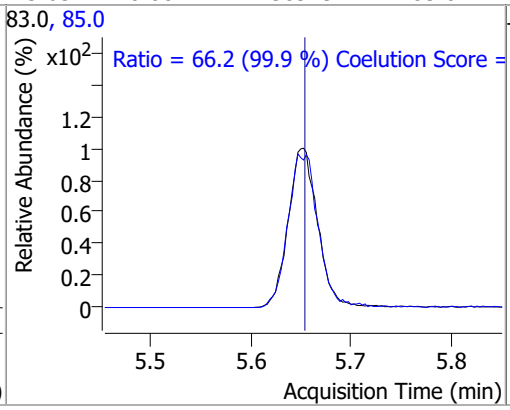

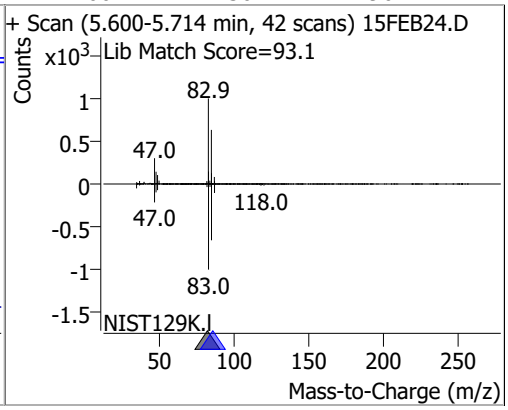

Compound	Conc.	RT	Dev(Min)	Resp.	QIon	QRatio	Lower	Upper
1,1,1-Trichloroethane	127.5309	5.83	0.00	245951	99.0	64.1	33.1	93.1
					61.0	49.5	19.1	79.1

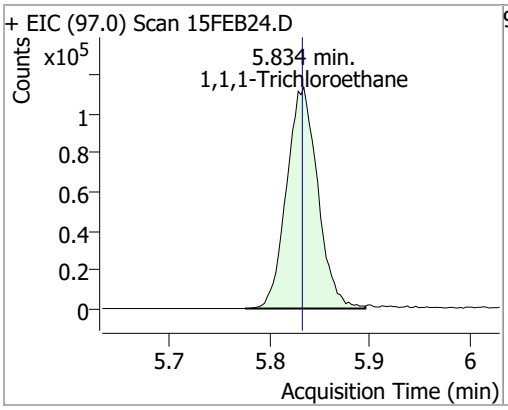

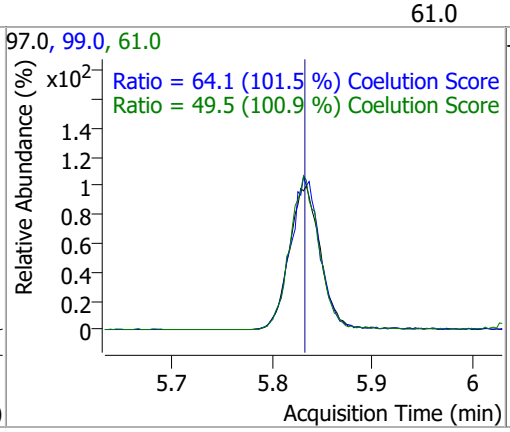

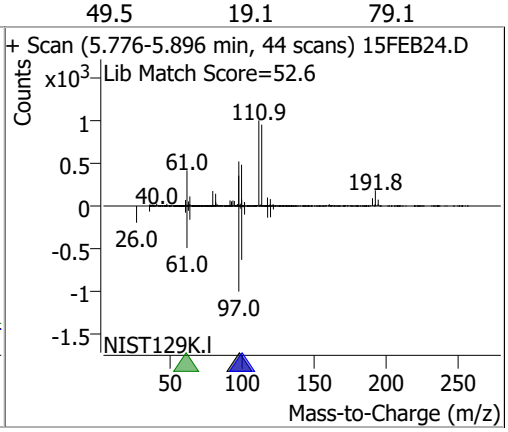

Compound	Conc.	RT	Dev(Min)	Resp.	QIon	QRatio	Lower	Upper
Dibromofluoromethane	262.9985	5.85	0.00	274335	191.5	21.9	0.0	53.2

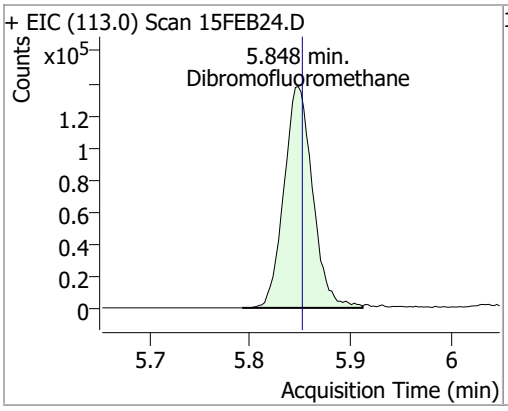

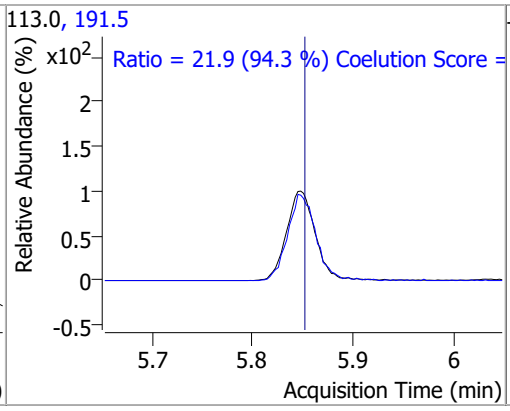

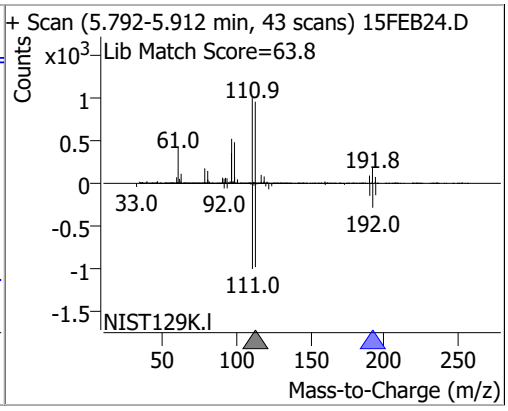

Compound	Conc.	RT	Dev(Min)	Resp.	QIon	QRatio	Lower	Upper
Carbon tetrachloride	127.6385	6.03	0.01	238741	119.0	96.0	67.6	127.6
					121.0	30.1	0.7	60.7

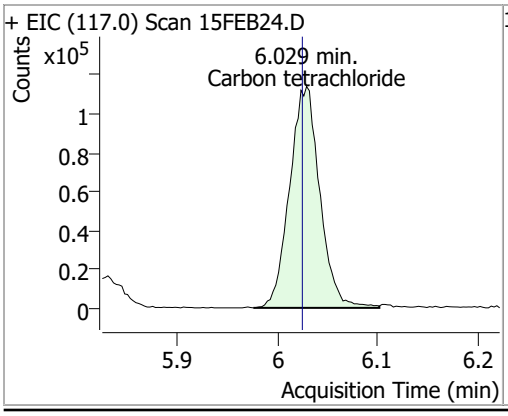

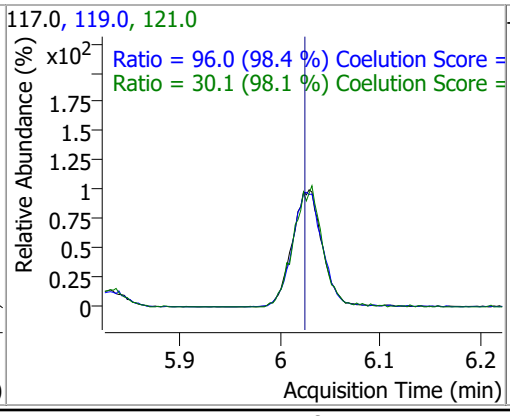

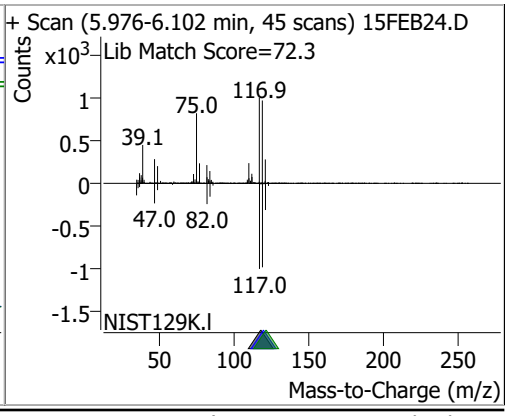

Compound	Conc.	RT	Dev(Min)	Resp.	QIon	QRatio	Lower	Upper
1,1-Dichloropropene	122.9866	6.04	0.00	192337	110.0	35.7	5.6	65.6
					77.0	31.1	1.0	61.0

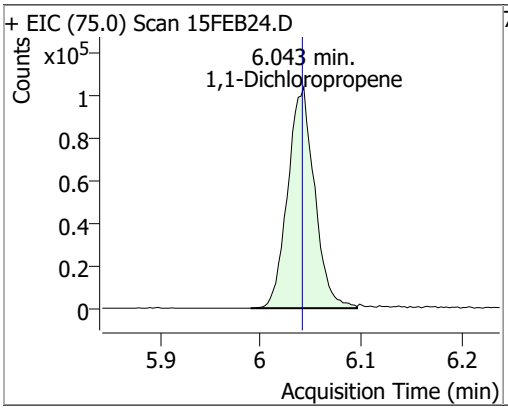

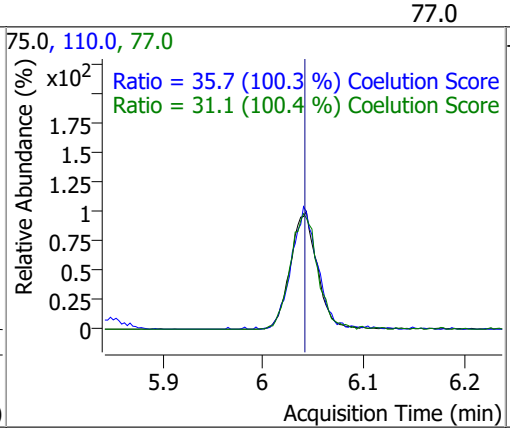

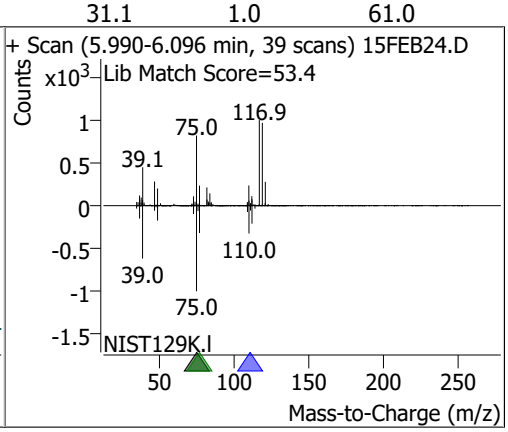

Compound	Conc.	RT	Dev(Min)	Resp.	QIon	QRatio	Lower	Upper
1,2-Dichloroethane-d4	272.7756	6.23	0.00	122911	65.0	196.1	162.8	222.8

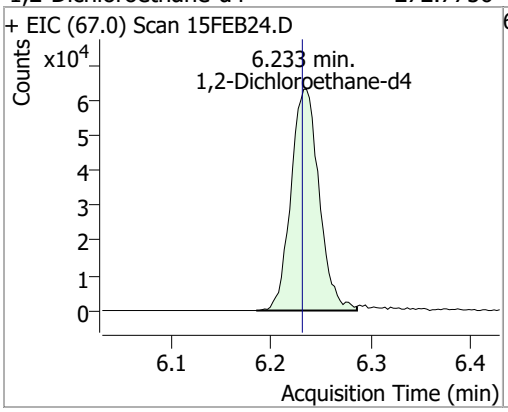

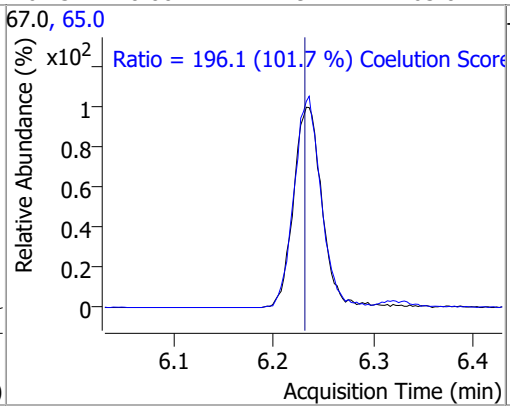

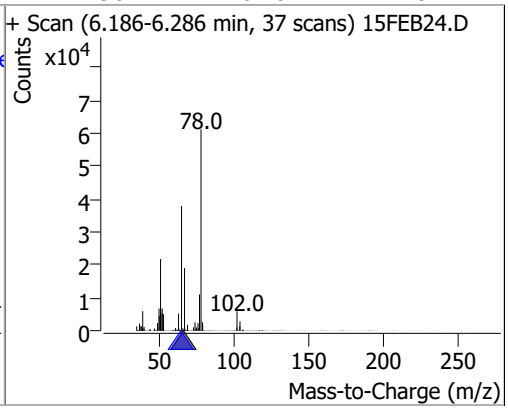

Compound	Conc.	RT	Dev(Min)	Resp.	QIon	QRatio	Lower	Upper
Benzene	130.3154	6.28	0.00	560642	77.0	23.1	0.0	53.3

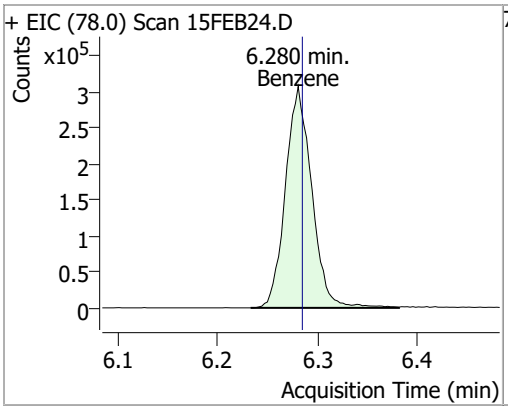

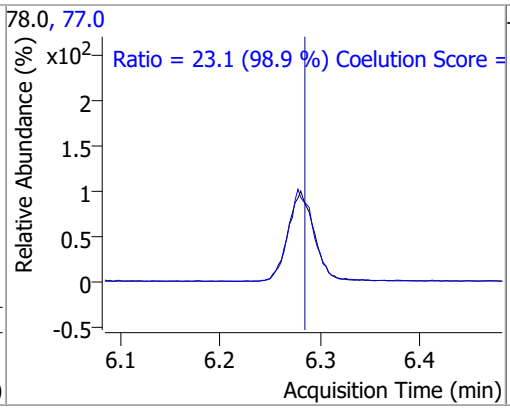

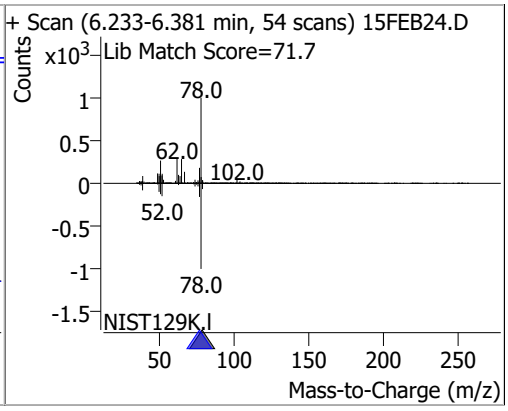

Compound	Conc.	RT	Dev(Min)	Resp.	QIon	QRatio	Lower	Upper
1,2-Dichloroethane	125.2322	6.32	0.00	148811	64.0	29.4	2.2	62.2
					98.0	7.7	0.0	38.2

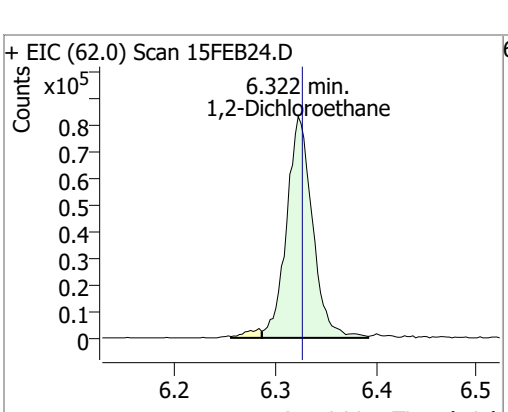

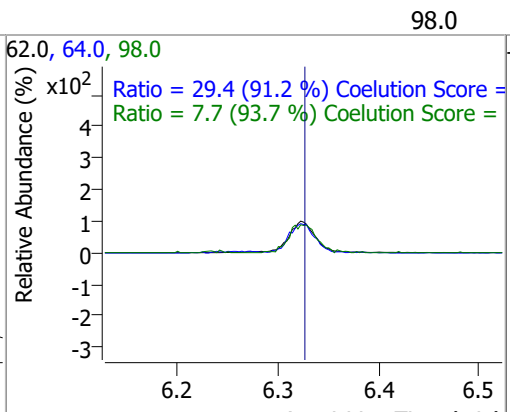

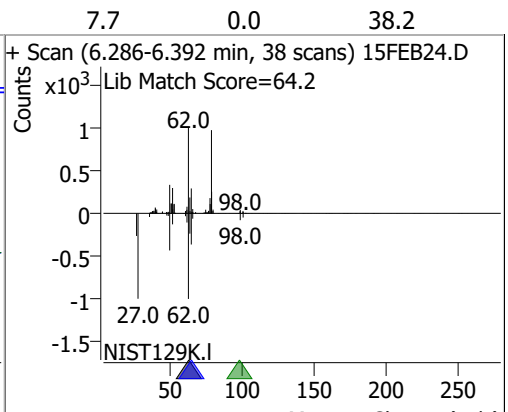

Compound	Conc.	RT	Dev(Min)	Resp.	QIon	QRatio	Lower	Upper
Trichloroethene	132.2177	7.03	0.01	163310	130.0	98.6	75.6	135.6
					97.0	62.3	35.7	95.7

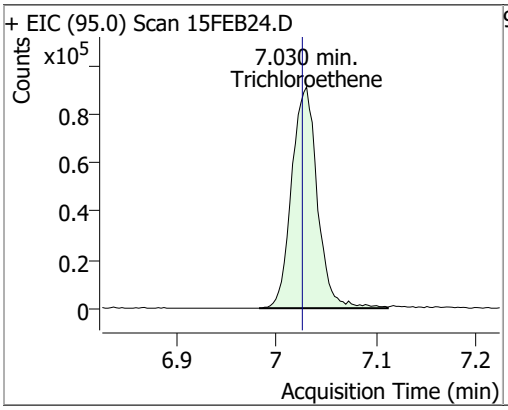

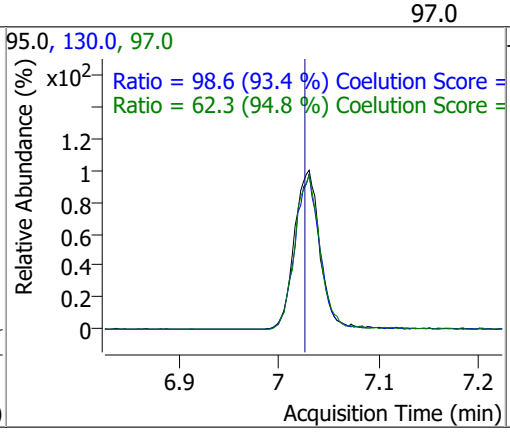

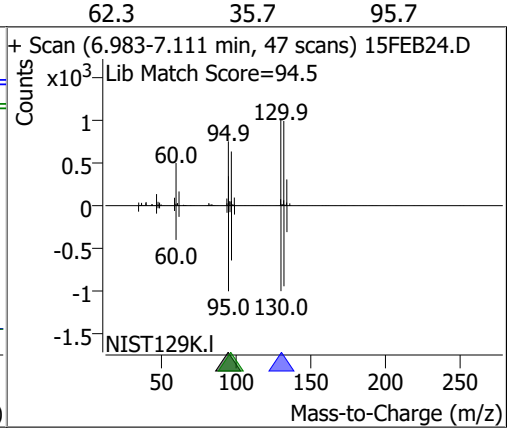

Compound	Conc.	RT	Dev(Min)	Resp.	QIon	QRatio	Lower	Upper
1,2-Dichloropropane	130.8200	7.27	0.00	142067	76.0	39.6	9.8	69.8

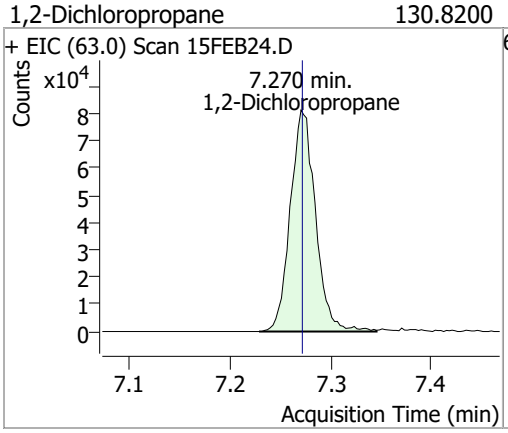

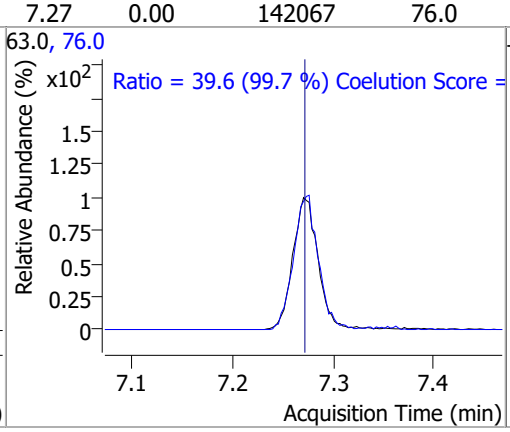

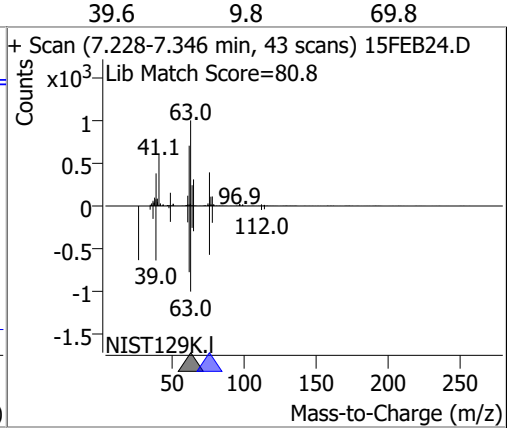

Compound	Conc.	RT	Dev(Min)	Resp.	QIon	QRatio	Lower	Upper
Dibromomethane	126.1038	7.39	-0.01	57723	173.5	107.7	78.2	138.2
					95.0	84.3	54.5	114.5

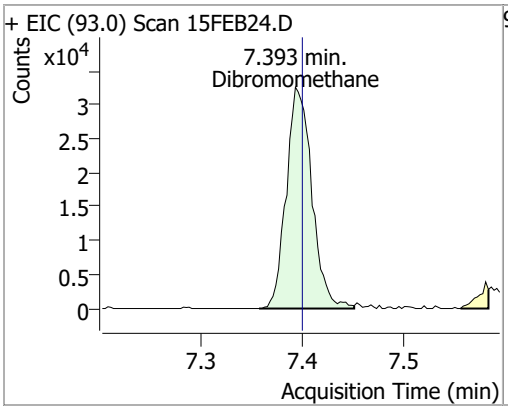

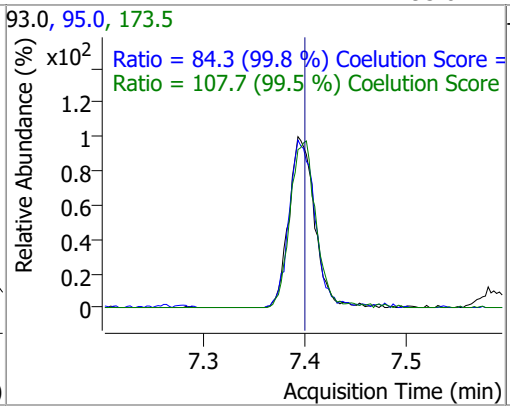

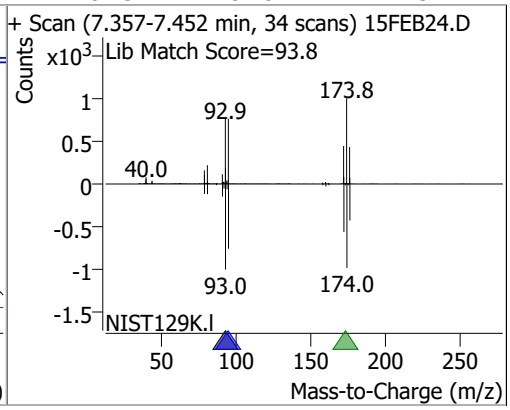

Compound	Conc.	RT	Dev(Min)	Resp.	QIon	QRatio	Lower	Upper
Bromodichloromethane	131.7385	7.58	0.00	169568	85.0	64.6	36.3	96.3
					127.0	9.2	0.0	39.5

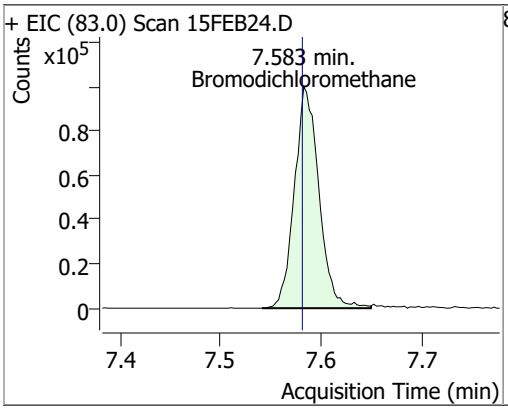

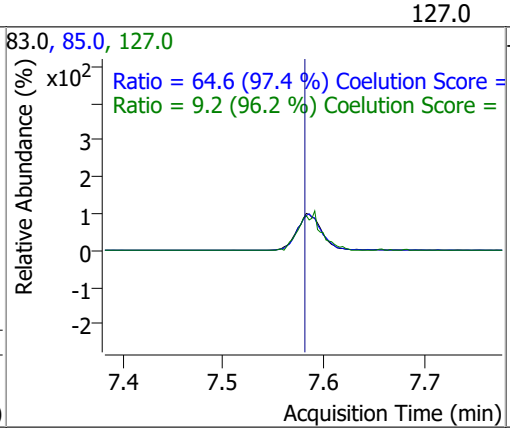

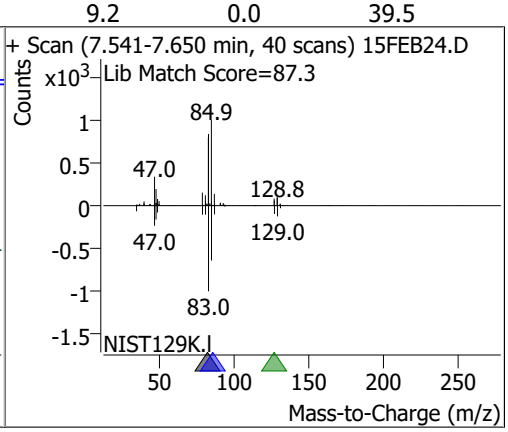

Compound	Conc.	RT	Dev(Min)	Resp.	QIon	QRatio	Lower	Upper
cis-1,3-Dichloropropene	122.6456	8.06	0.00	173229	39.0	53.4	22.5	82.5
					77.0	31.9	1.8	61.8

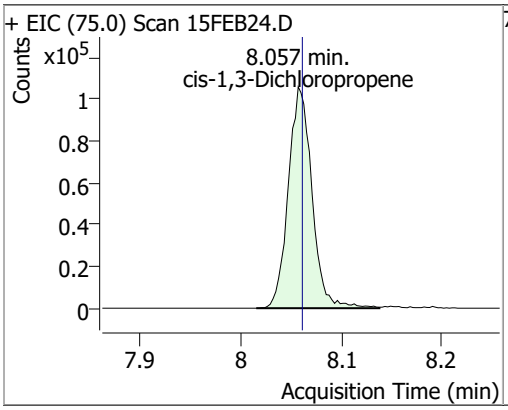

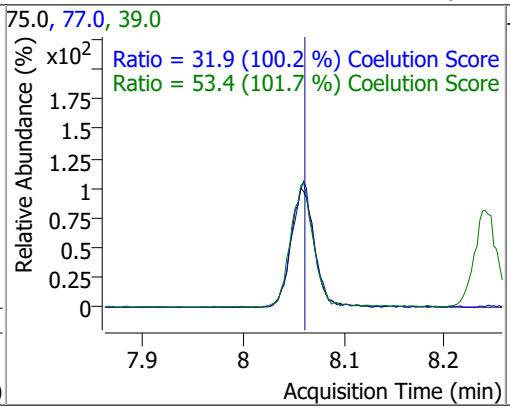

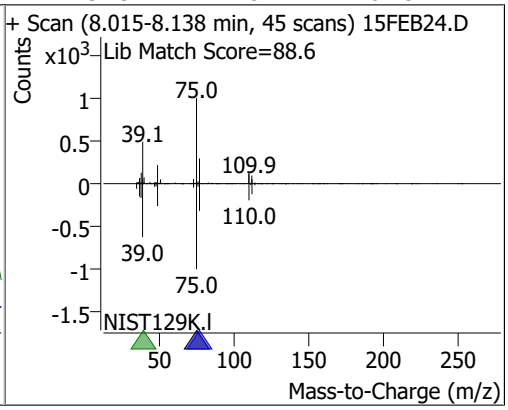

Compound	Conc.	RT	Dev(Min)	Resp.	QIon	QRatio	Lower	Upper
Toluene-d8	275.8514	8.32	0.00	1110331	100.0	62.7	34.3	94.3
					99.0	9.3	0.0	39.2

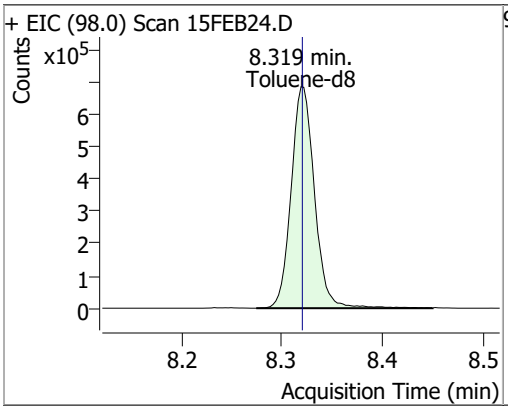

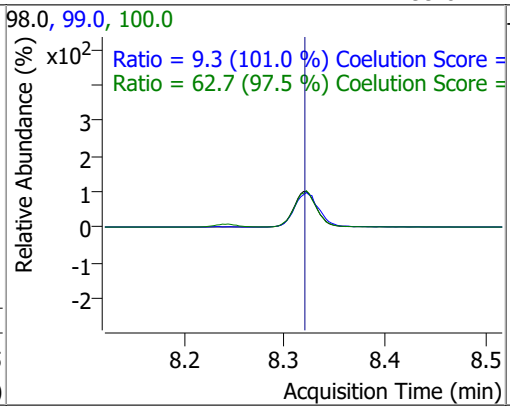

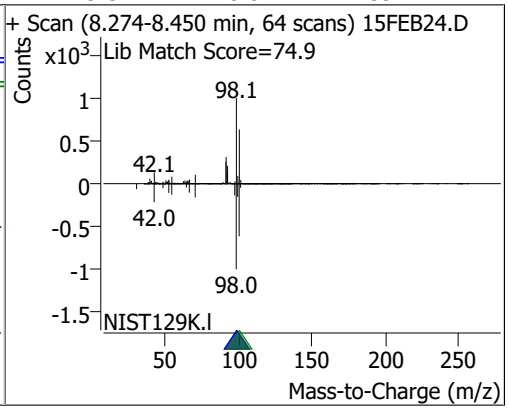

Compound	Conc.	RT	Dev(Min)	Resp.	QIon	QRatio	Lower	Upper
Toluene	134.0108	8.39	0.00	359548	91.0	174.2	144.1	204.1

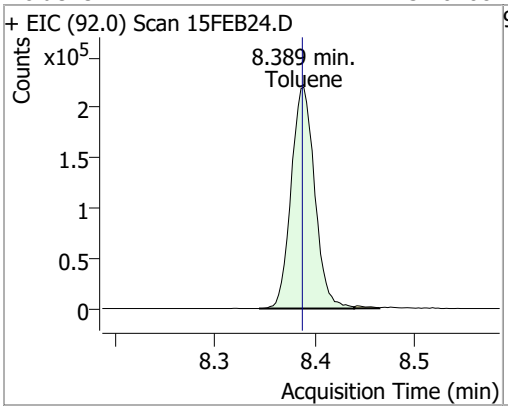

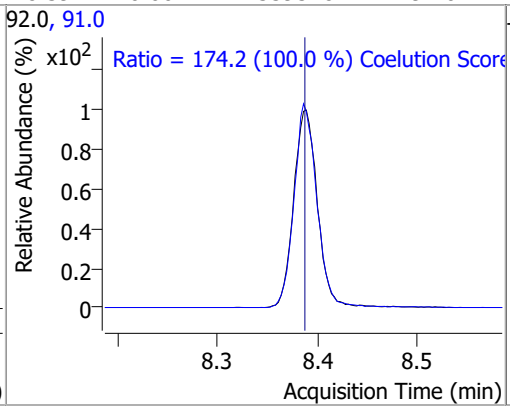

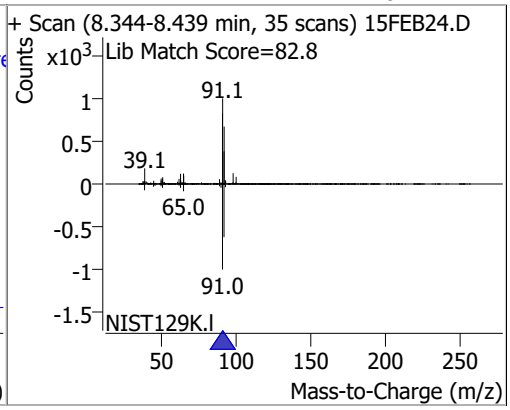

Compound	Conc.	RT	Dev(Min)	Resp.	QIon	QRatio	Lower	Upper
trans-1,3-Dichloropropene	128.6696	8.64	0.00	132564	39.0	53.6	23.0	83.0
					77.0	33.9	1.0	61.0

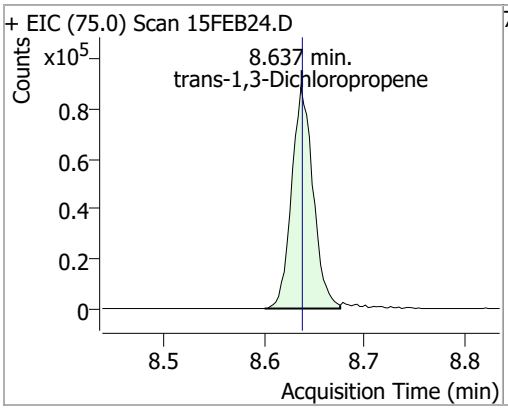

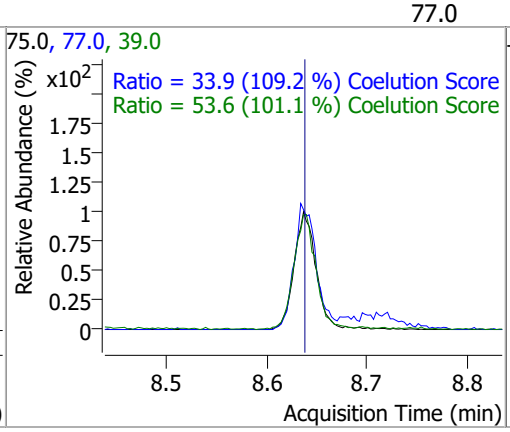

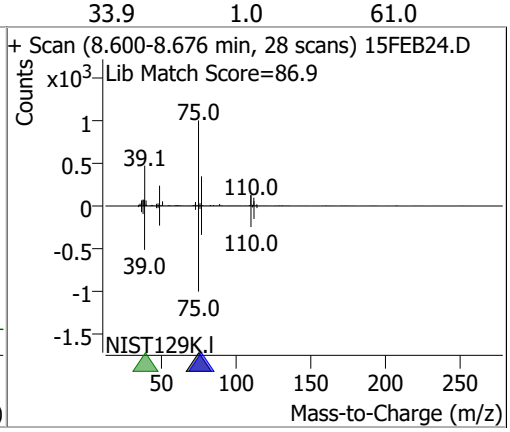

Compound	Conc.	RT	Dev(Min)	Resp.	QIon	QRatio	Lower	Upper
1,1,2-Trichloroethane	130.8023	8.82	0.00	68524	97.0	113.7	80.7	140.7
					85.0	65.7	30.7	90.7

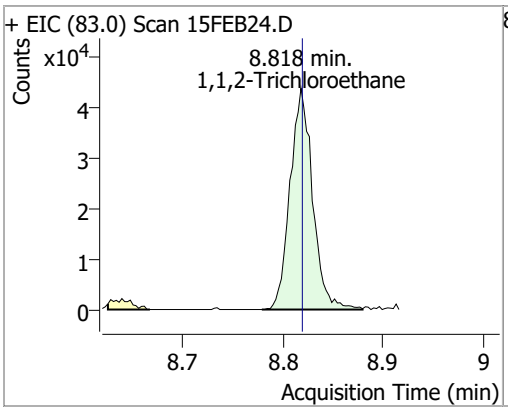

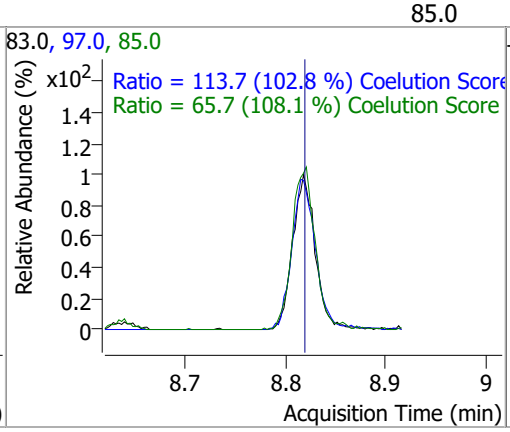

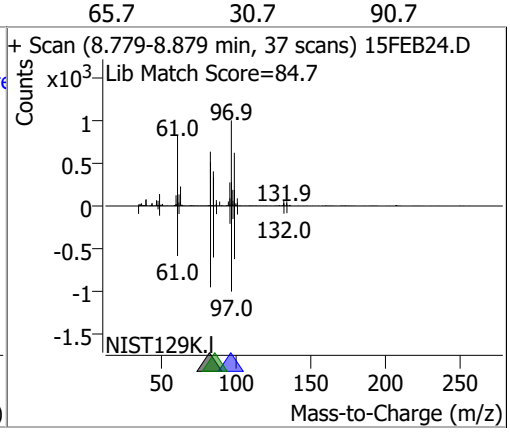

Compound	Conc.	RT	Dev(Min)	Resp.	QIon	QRatio	Lower	Upper
Tetrachloroethene	129.8594	8.94	0.00	141282	165.8	125.8	96.1	156.1
					129.0	89.4	60.5	120.5

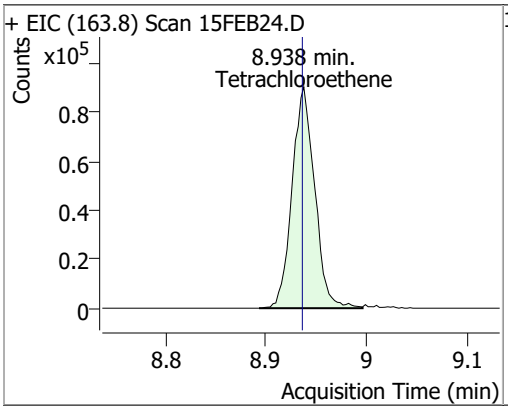

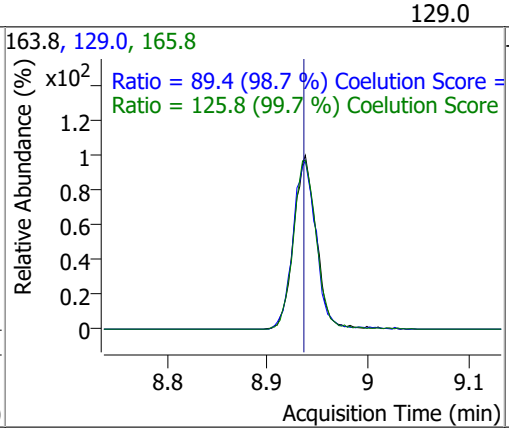

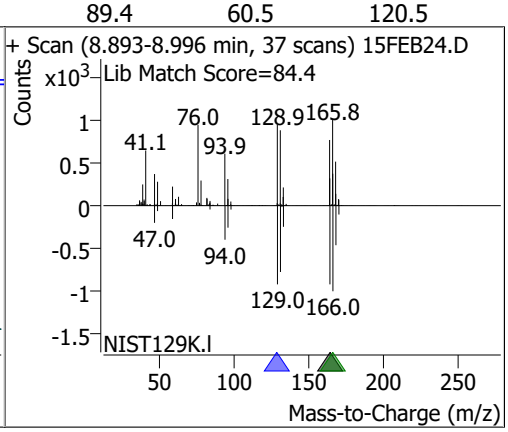

Compound	Conc.	RT	Dev(Min)	Resp.	QIon	QRatio	Lower	Upper
1,3-Dichloropropane	125.0407	8.98	0.00	132560	78.0	32.8	2.4	62.4

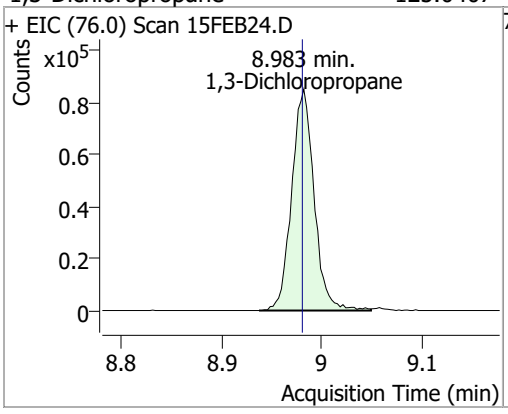

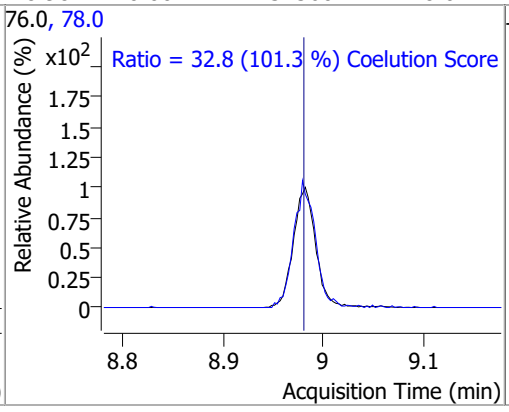

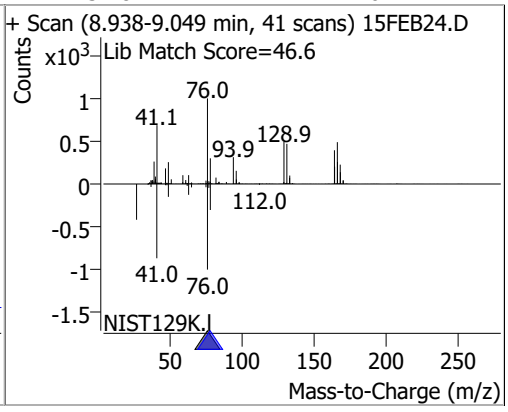

Compound	Conc.	RT	Dev(Min)	Resp.	QIon	QRatio	Lower	Upper
Chlorodibromomethane	129.8636	9.20	0.00	109567	127.0	75.7	47.2	107.2

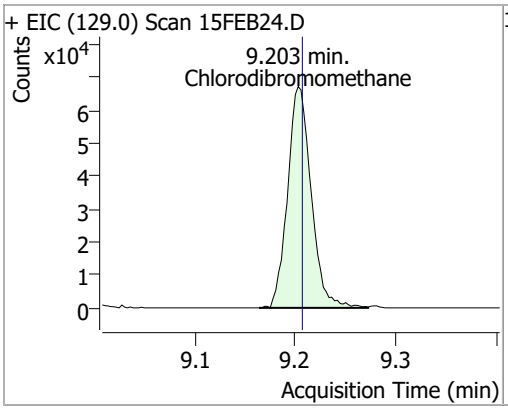

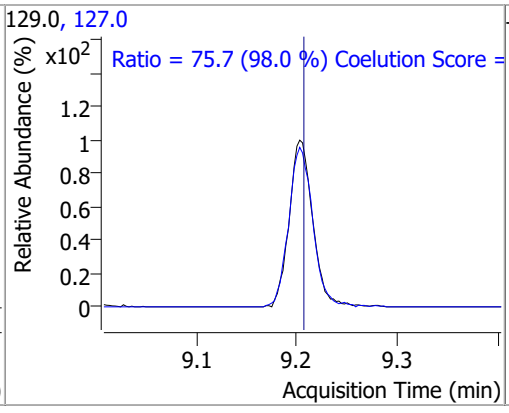

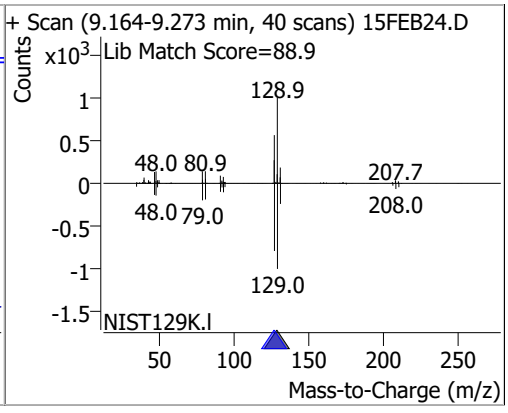

Compound	Conc.	RT	Dev(Min)	Resp.	QIon	QRatio	Lower	Upper
1,2-Dibromoethane	129.2332	9.31	0.01	74774	109.0	92.5	61.5	121.5

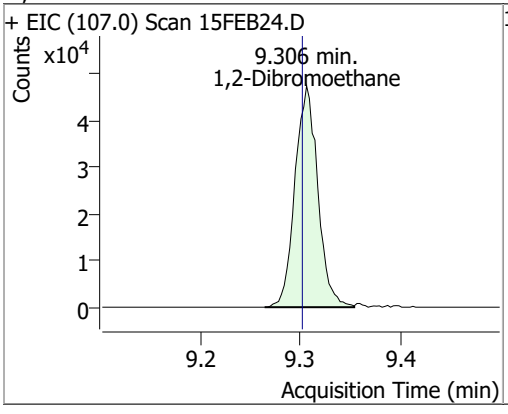

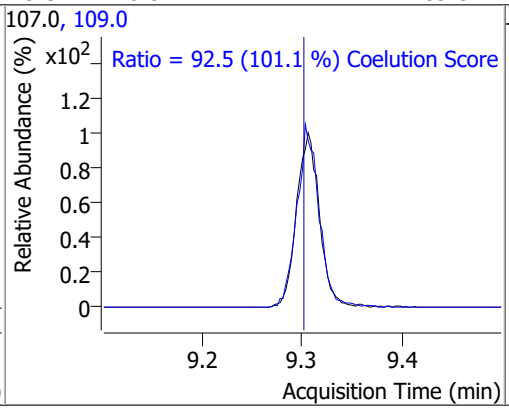

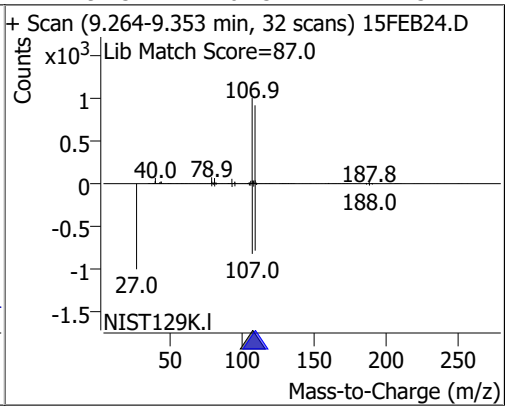

Compound	Conc.	RT	Dev(Min)	Resp.	QIon	QRatio	Lower	Upper
Chlorobenzene	135.0414	9.80	0.00	397182	114.0	32.1	2.2	62.2

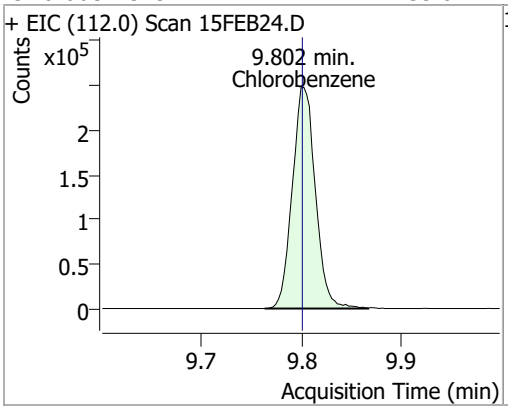

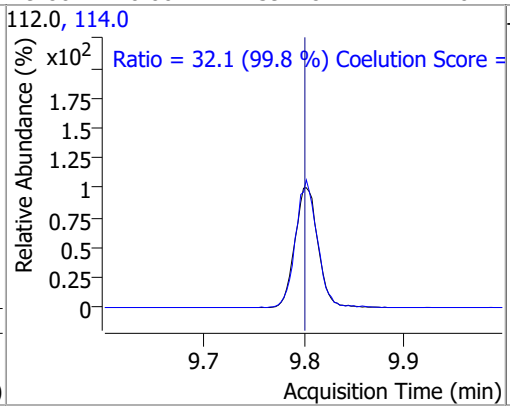

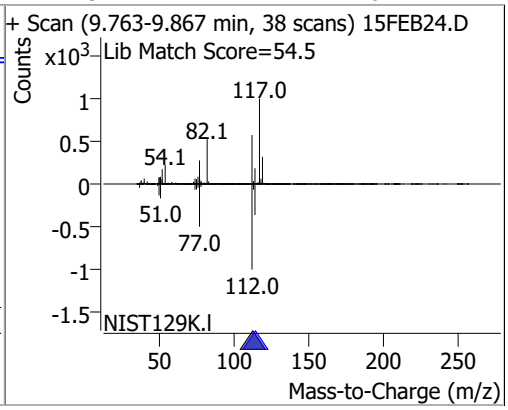

Compound	Conc.	RT	Dev(Min)	Resp.	QIon	QRatio	Lower	Upper
1,1,1,2-Tetrachloroethane	130.1030	9.89	0.00	134261	133.0	94.4	65.3	125.3

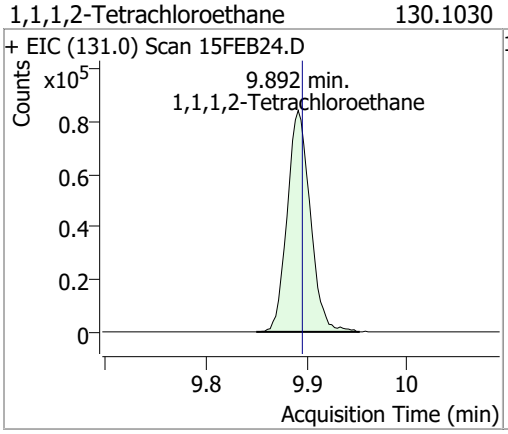

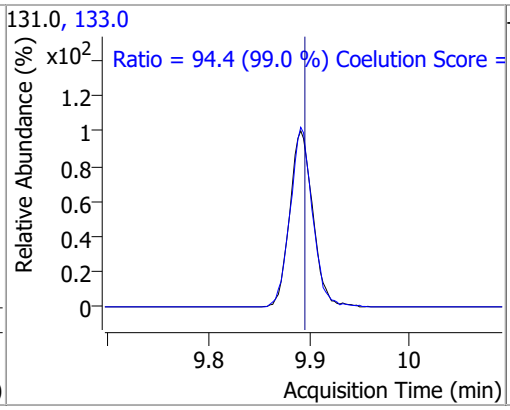

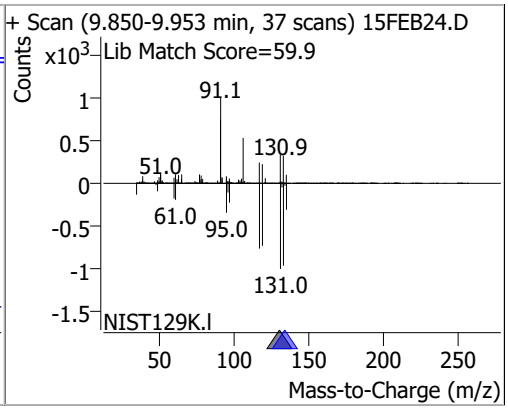

Compound	Conc.	RT	Dev(Min)	Resp.	QIon	QRatio	Lower	Upper
Ethylbenzene	130.5079	9.92	0.00	670110	106.0	31.2	1.7	61.7

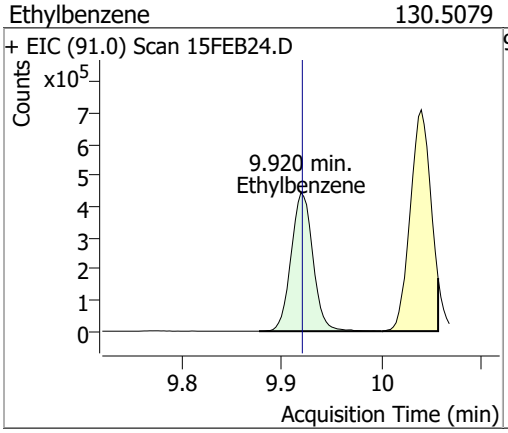

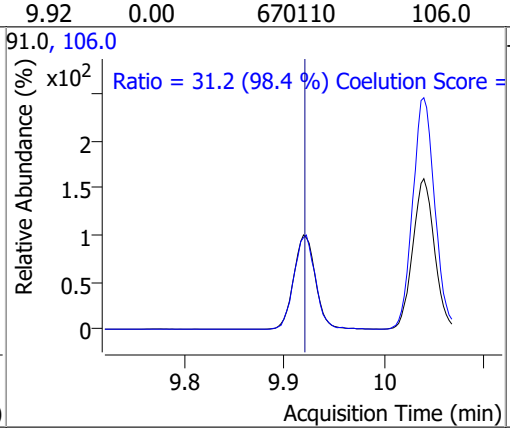

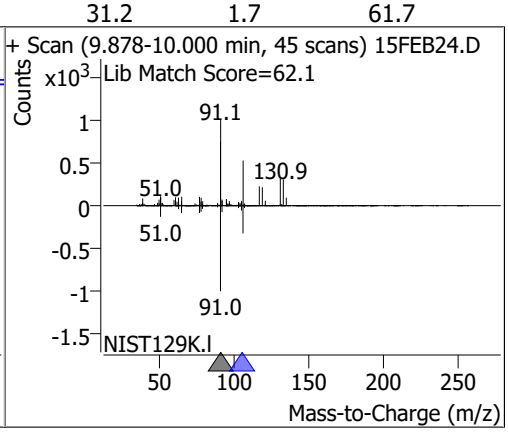

Compound	Conc.	RT	Dev(Min)	Resp.	QIon	QRatio	Lower	Upper
m+p-Xylenes	259.6493	10.04	0.00	530922	91.0	201.6	170.7	230.7

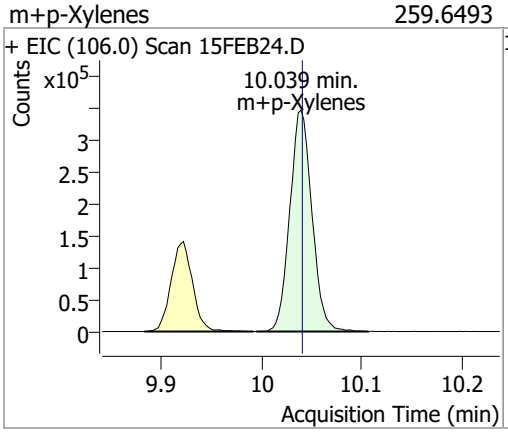

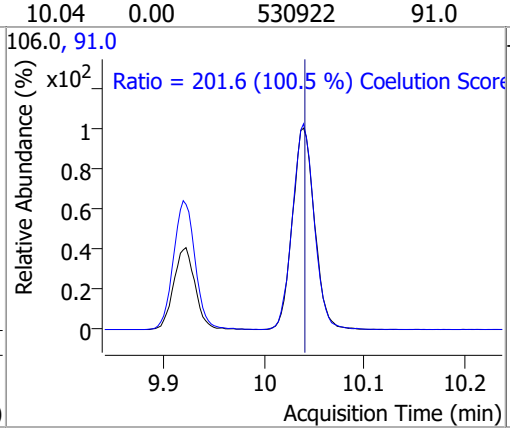

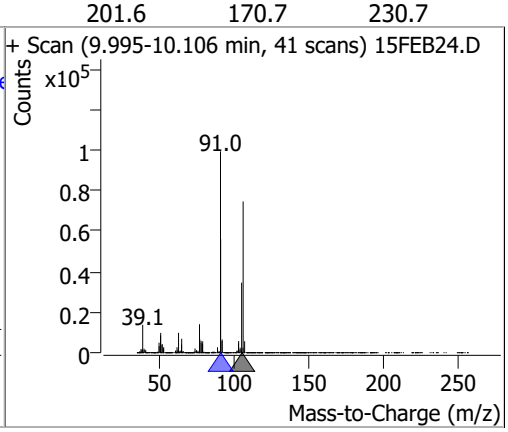

Compound	Conc.	RT	Dev(Min)	Resp.	QIon	QRatio	Lower	Upper
o-Xylene	133.1746	10.43	0.00	238527	91.0	212.4	181.4	241.4

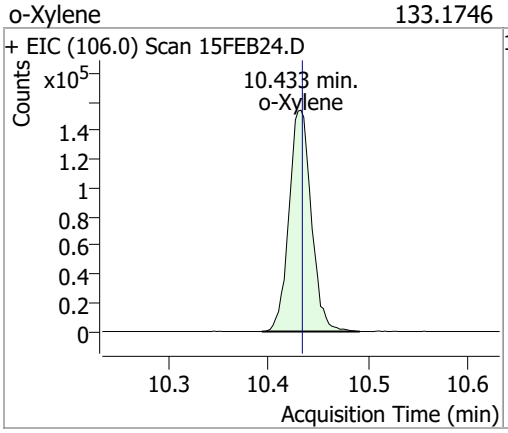

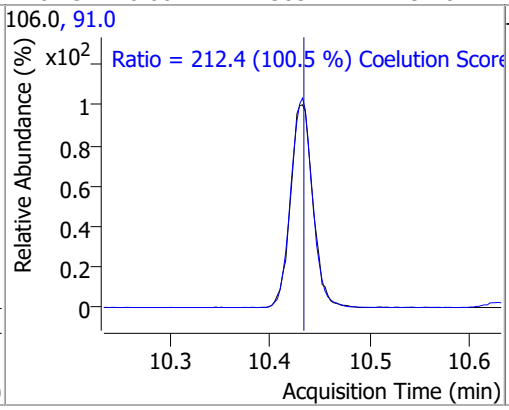

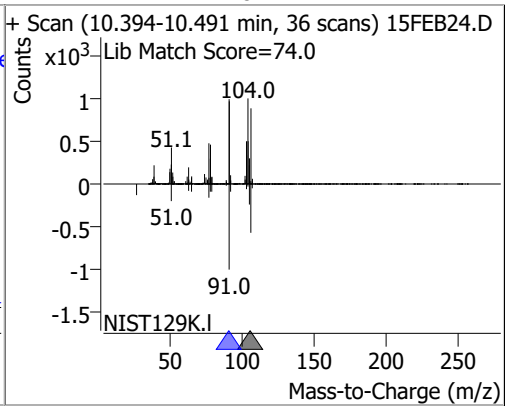

Compound	Conc.	RT	Dev(Min)	Resp.	QIon	QRatio	Lower	Upper
Styrene	131.6729	10.45	0.00	389678	78.0	50.3	20.6	80.6

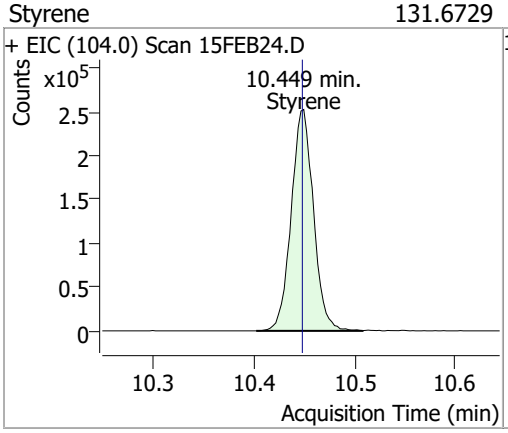

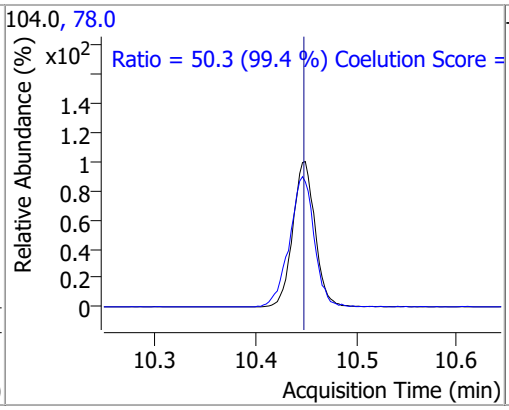

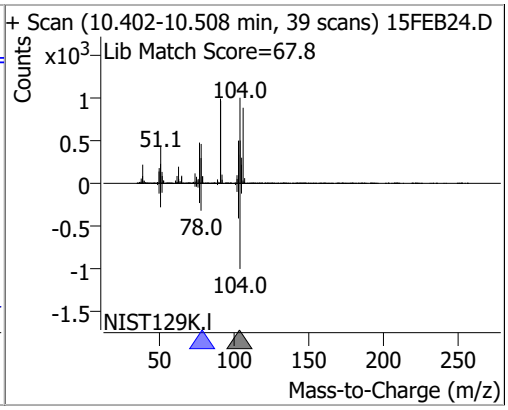

Compound	Conc.	RT	Dev(Min)	Resp.	QIon	QRatio	Lower	Upper
Bromoform	129.9741	10.63	0.00	60914	170.5	52.9	20.3	80.3
					174.5	50.0	18.1	78.1

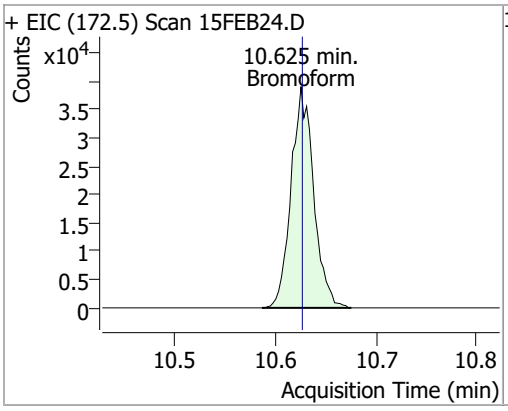

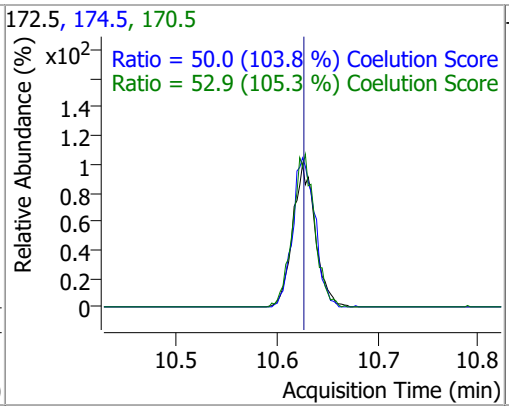

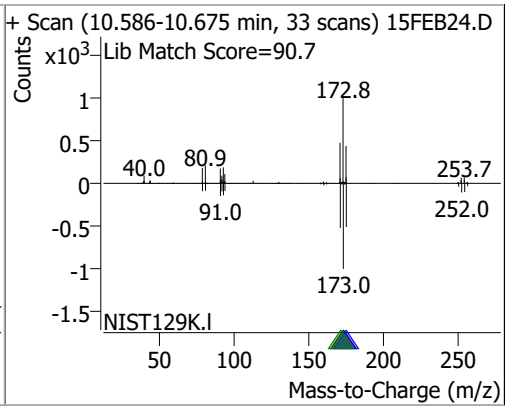

Compound	Conc.	RT	Dev(Min)	Resp.	QIon	QRatio	Lower	Upper
p-Bromofluorobenzene	258.8949	10.95	0.00	334328	174.0	93.0	65.3	125.3
					176.0	90.9	63.3	123.3

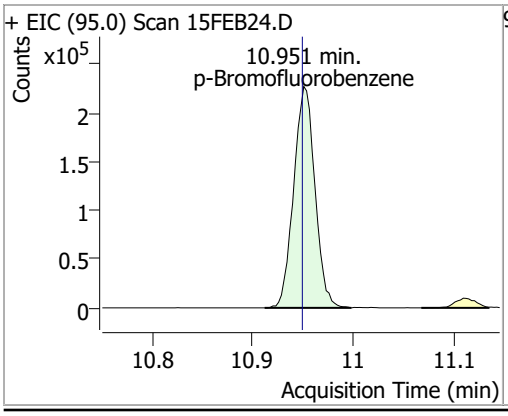

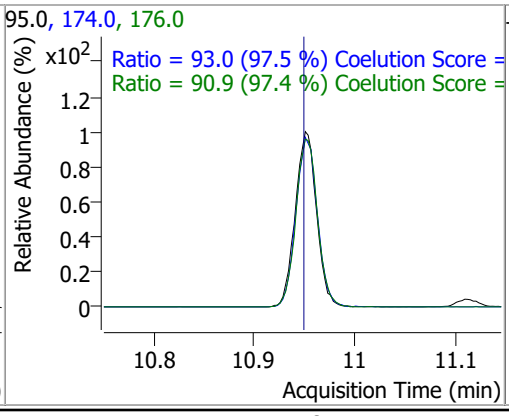

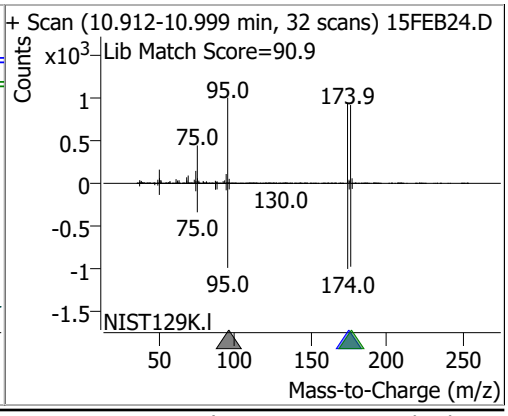

Compound	Conc.	RT	Dev(Min)	Resp.	QIon	QRatio	Lower	Upper
Bromobenzene	134.0645	11.09	0.00	152674	77.0	140.8	113.5	173.5
					158.0	95.9	66.1	126.1

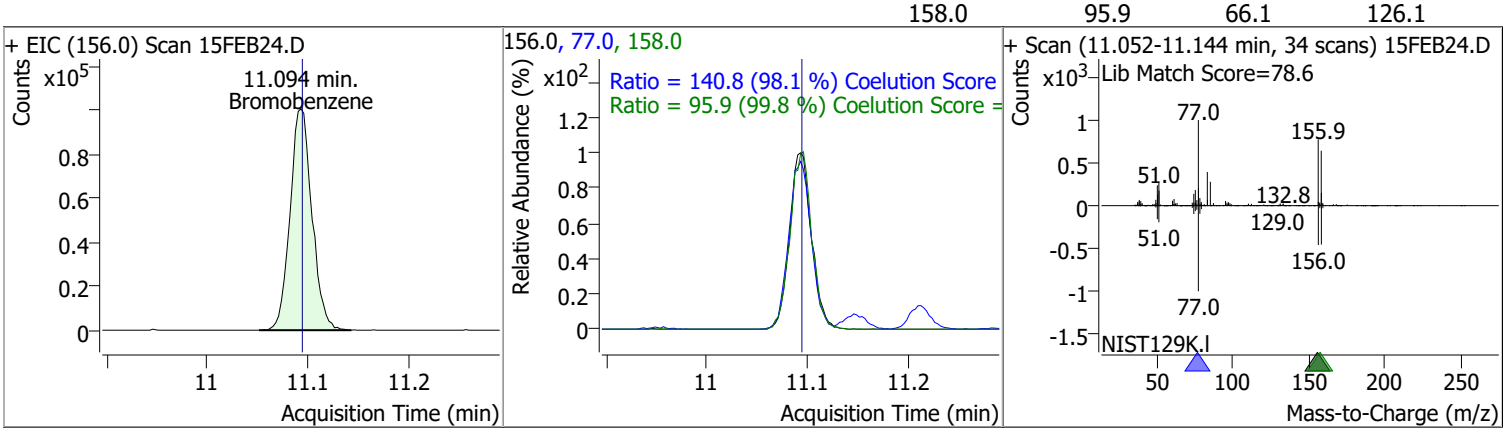

Compound	Conc.	RT	Dev(Min)	Resp.	QIon	QRatio	Lower	Upper
1,1,2,2-Tetrachloroethane	132.6733	11.12	0.00	86180	85.0	63.7	33.3	93.3

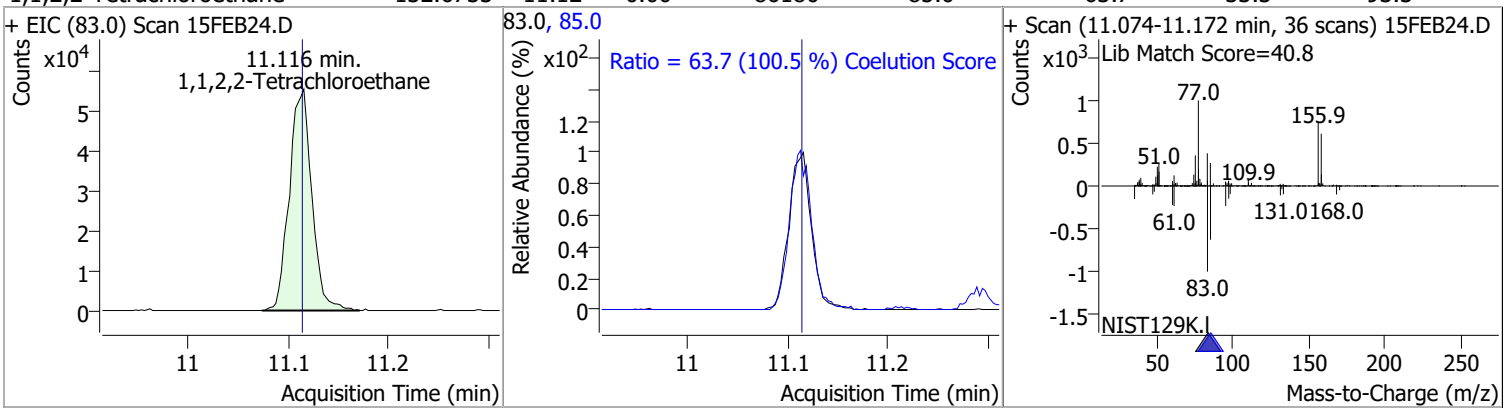

Compound	Conc.	RT	Dev(Min)	Resp.	QIon	QRatio	Lower	Upper
1,2,3-Trichloropropane	130.2916	11.15	0.00	22236	112.0	63.3	35.8	95.8

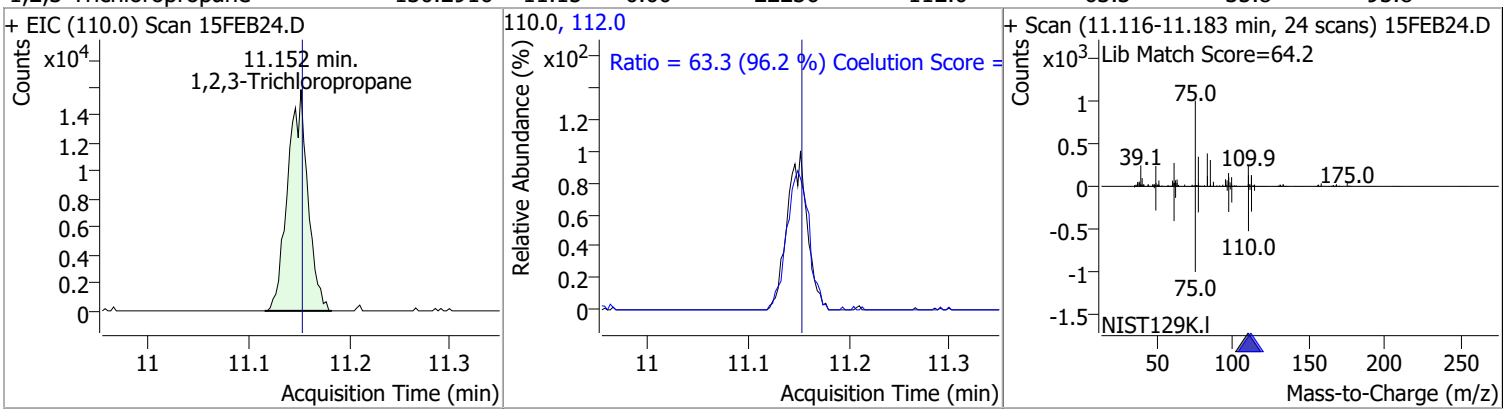

Compound	Conc.	RT	Dev(Min)	Resp.	QIon	QRatio	Lower	Upper
2-Chlorotoluene	134.6735	11.29	0.00	151790	91.0	282.8	246.2	306.2

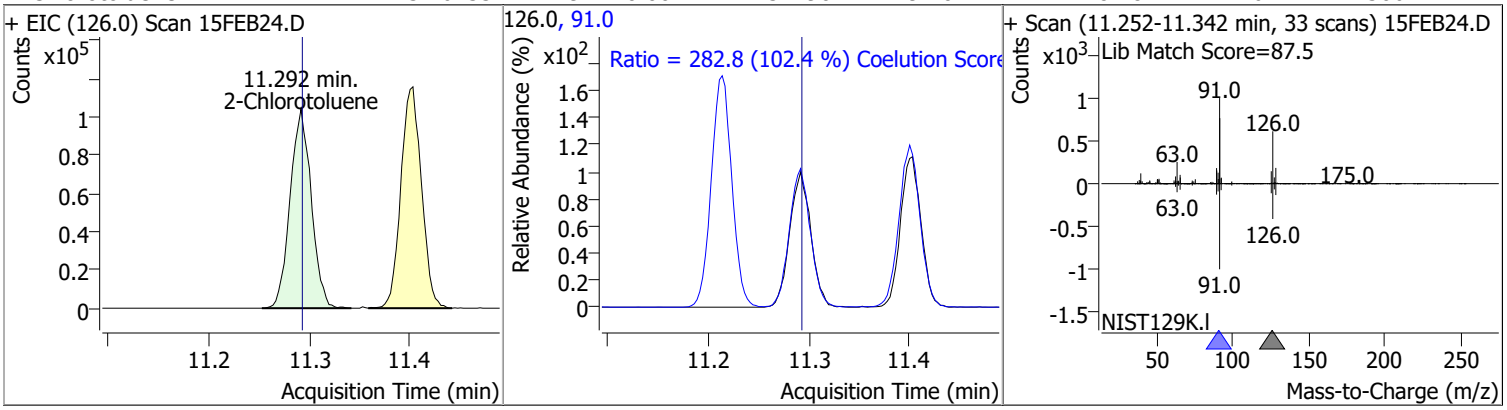

Compound	Conc.	RT	Dev(Min)	Resp.	QIon	QRatio	Lower	Upper
4-Chlorotoluene	137.9449	11.40	0.00	503577	126.0	32.7	1.3	61.3

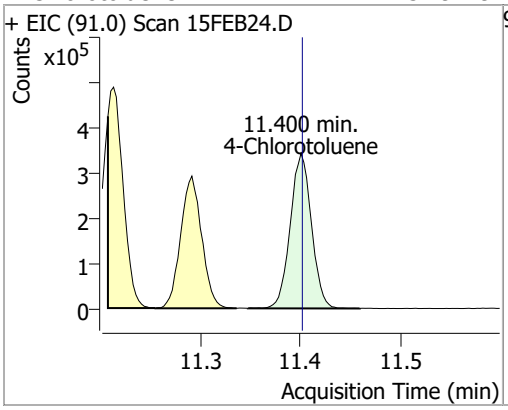

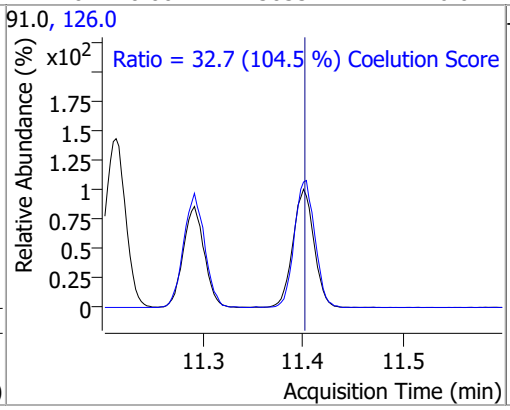

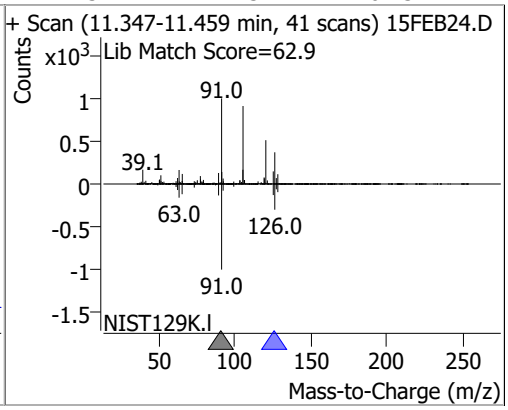

Compound	Conc.	RT	Dev(Min)	Resp.	QIon	QRatio	Lower	Upper
1,3-Dichlorobenzene	135.6359	12.04	0.00	279858	148.0	64.3	32.8	92.8
					111.0	38.8	8.7	68.7

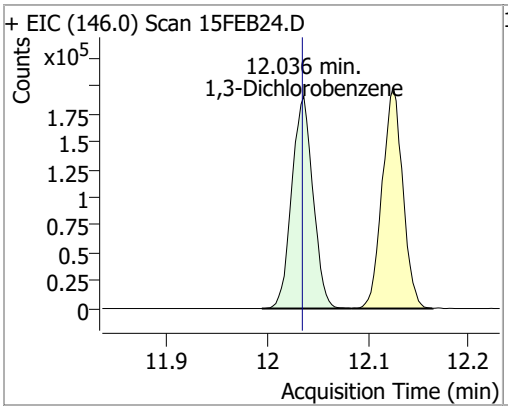

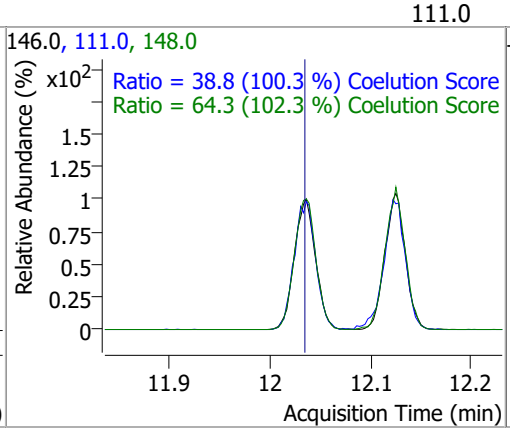

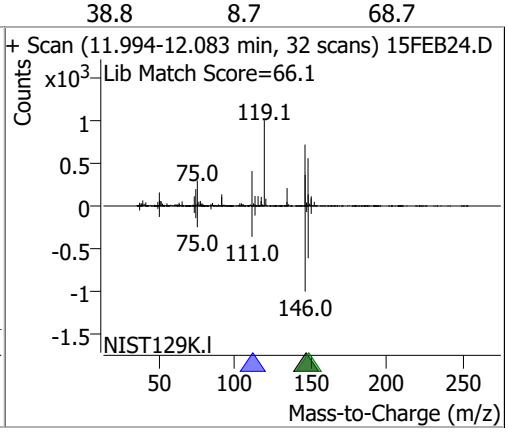

Compound	Conc.	RT	Dev(Min)	Resp.	QIon	QRatio	Lower	Upper
1,4-Dichlorobenzene	134.2857	12.13	0.00	282470	148.0	64.9	33.7	93.7
					111.0	38.9	8.7	68.7

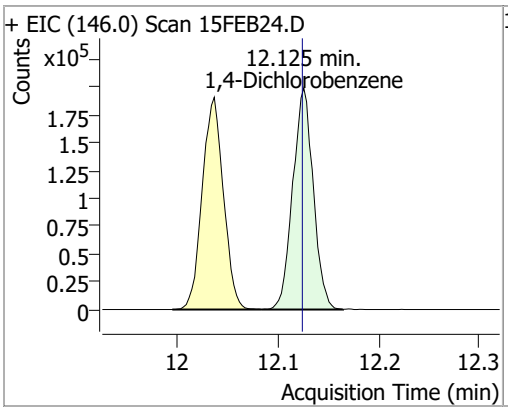

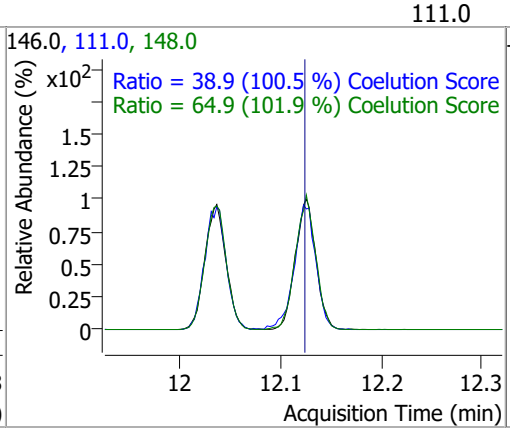

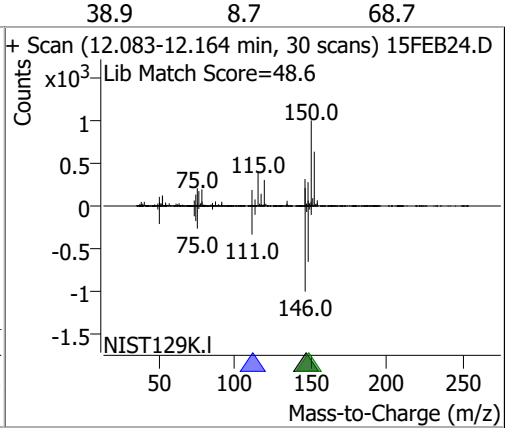

Quantitation Results Report (QT Reviewed)

Compound	Conc.	RT	Dev(Min)	Resp.	QIon	QRatio	Lower	Upper
1,2-Dichlorobenzene	133.1899	12.49	0.00	229435	148.0	64.5	31.9	91.9
					111.0	39.8	9.5	69.5

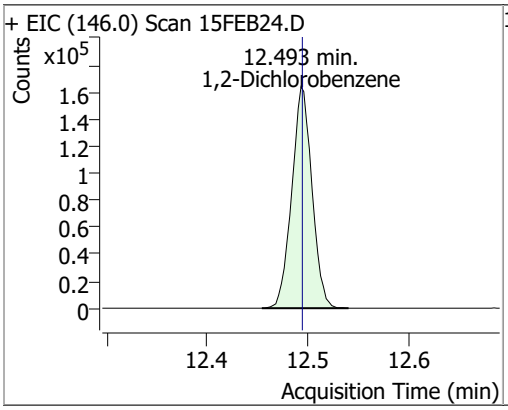

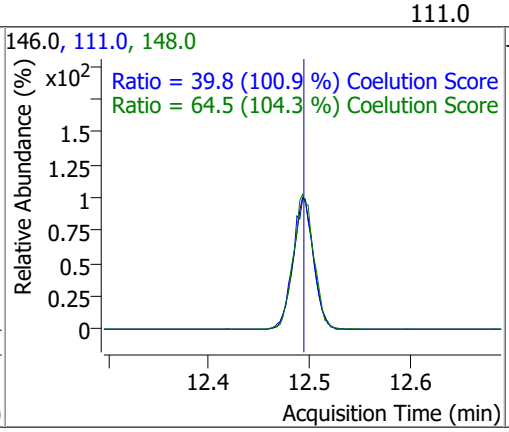

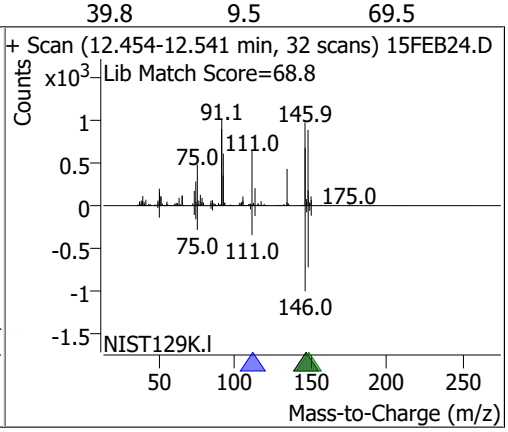

Quantitation Results Report (QT Reviewed)

Data File	15FEB26.D	Operator	MSC
Acq. Method	5975CACQF.M	Acq. Date-Time	2/15/2022 9:06:37 PM
Sample Name	CCV021522_Closing	Instrument	VOA5975C
Vial	26	Multiplier	1.00
DA Method File	VOA5975C_8260B_SHT_DoD_L4_011922.m	Comment	
Tune File	BFB_Atune3.u	Tune Date	10/11/2021 4:02:00 PM
Batch Name	VG021522_8260B.batch.bin	Last Calib Update	2/18/2022 11:13:24 AM
Ref Library	\\MASSHUNTER\Org\Library\NIST129K.l		

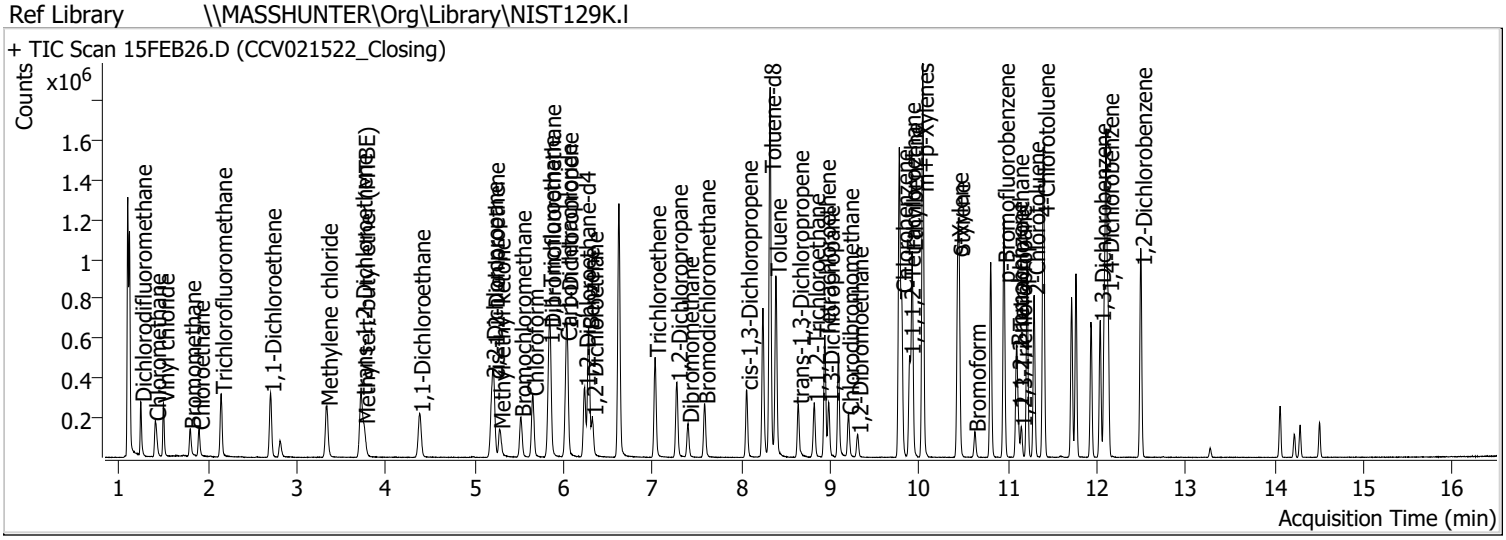

Compound	RT	QIon	Resp.	Conc.	Units	Dev(Min)
Internal Standards						
M Fluorobenzene	6.621	96.0	1080398	250.0000	ng	0.000
M Chlorobenzene-d5	9.775	82.0	418283	250.0000	ng	0.000
M 1,4-Dichlorobenzene-d4	12.100	152.0	349518	250.0000	ng	0.000
System Monitoring Compounds						
S Dibromofluoromethane	5.848	113.0	276110	263.8529	ng	-0.003
Spiked Amount: 250.000	Range: 80.0 - 119.0%			Recovery = 105.54%		
S 1,2-Dichloroethane-d4	6.236	67.0	124313	275.0040	ng	0.006
Spiked Amount: 250.000	Range: 81.0 - 118.0%			Recovery = 110.00%		
S Toluene-d8	8.322	98.0	1110521	272.1363	ng	0.003
Spiked Amount: 250.000	Range: 89.0 - 112.0%			Recovery = 108.85%		
S p-Bromofluorobenzene	10.951	95.0	338095	261.9873	ng	0.003
Spiked Amount: 250.000	Range: 85.0 - 114.0%			Recovery = 104.79%		
Target Compounds						**QValue**
T Dichlorodifluoromethane	1.244	85.0	177256	122.0157	ng	100
T Chloromethane	1.406	50.0	208014	121.6216	ng	100
T Vinyl chloride	1.498	62.0	190171	122.1542	ng	98
T Bromomethane	1.799	96.0	69915	104.6589	ng	98
T Chloroethane	1.897	64.0	90274	122.5630	ng	98
T Trichlorofluoromethane	2.148	101.0	218925	117.2708	ng	98
T 1,1-Dichloroethene	2.703	96.0	109426	100.7377	ng	93
T Methylene chloride	3.336	49.0	190655	120.7203	ng	99
T trans-1,2-Dichloroethene	3.723	96.0	132990	118.5136	ng	97
T Methyl tert-butyl ether (MTBE)	3.754	73.0	155014	110.5233	ng	96
T 1,1-Dichloroethane	4.378	63.0	262868	125.1670	ng	99
T 2,2-Dichloropropane	5.196	77.0	191837	121.2096	ng	98
T cis-1,2-Dichloroethene	5.215	96.0	137493	121.0123	ng	98
T Methyl ethyl ketone	5.279	43.0	196528	1196.8982	ng	99
T Bromochloromethane	5.513	128.0	56800	121.2478	ng	95
T Chloroform	5.653	83.0	253472	120.8775	ng	98

Compound	RT	QIon	Resp.	Conc.	Units	Dev(Min)
T 1,1,1-Trichloroethane	5.831	97.0	239497	123.7868	ng	99
T Carbon tetrachloride	6.027	117.0	231407	123.3215	ng	99
T 1,1-Dichloropropene	6.041	75.0	198692	126.6436	ng	99
T Benzene	6.278	78.0	529961	122.7896	ng	99
T 1,2-Dichloroethane	6.322	62.0	143864	120.6815	ng	95
T Trichloroethene	7.028	95.0	155408	124.1044	ng	97
T 1,2-Dichloropropane	7.273	63.0	134073	121.7753	ng	99
T Dibromomethane	7.399	93.0	56800	122.3953	ng	98
T Bromodichloromethane	7.583	83.0	156452	119.8911	ng	98
T cis-1,3-Dichloropropene	8.060	75.0	168556	117.7097	ng	97
T Toluene	8.386	92.0	335271	123.2582	ng	97
T trans-1,3-Dichloropropene	8.637	75.0	125409	120.0649	ng	97
T 1,1,2-Trichloroethane	8.818	83.0	64863	122.1256	ng	96
T Tetrachloroethene	8.935	163.8	134262	121.7241	ng	100
T 1,3-Dichloropropane	8.983	76.0	130381	121.3082	ng	100
T Chlorodibromomethane	9.200	129.0	99503	116.3271	ng	95
T 1,2-Dibromoethane	9.306	107.0	72852	124.1944	ng	100
T Chlorobenzene	9.802	112.0	366282	122.8372	ng	100
T 1,1,1,2-Tetrachloroethane	9.892	131.0	123224	117.7794	ng	95
T Ethylbenzene	9.920	91.0	635765	122.4366	ng	99
T m+p-Xylenes	10.039	106.0	510700	246.7786	ng	99
T o-Xylene	10.430	106.0	218840	121.0207	ng	98
T Styrene	10.449	104.0	368709	123.1900	ng	99
T Bromoform	10.625	172.5	54248	115.8282	ng	96
T Bromobenzene	11.096	156.0	140196	123.1899	ng	99
T 1,1,2,2-Tetrachloroethane	11.113	83.0	79088	121.8368	ng	99
T 1,2,3-Trichloropropane	11.147	110.0	20033	117.4617	ng	100
T 2-Chlorotoluene	11.292	126.0	143577	127.4719	ng	98
T 4-Chlorotoluene	11.400	91.0	470584	128.9934	ng	99
T 1,3-Dichlorobenzene	12.033	146.0	254879	123.6123	ng	99
T 1,4-Dichlorobenzene	12.123	146.0	257418	122.4579	ng	98
T 1,2-Dichlorobenzene	12.496	146.0	211270	122.7270	ng	98

(#) = Qualifier Out of Range; (m) = Manual Integration; (+) = Area Summed; (*) = Surrogate Percent Recovery Out of Range; (d): Zeroed Peak

Compound	Conc.	RT	Dev(Min)	Resp.	QIon	QRatio	Lower	Upper
Dichlorodifluoromethane	122.0157	1.24	0.00	177256	87.0	31.6	1.8	61.8

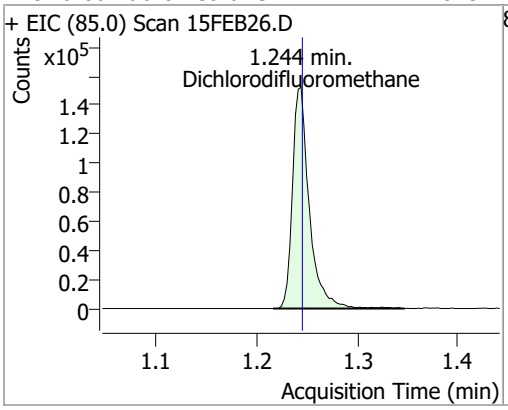

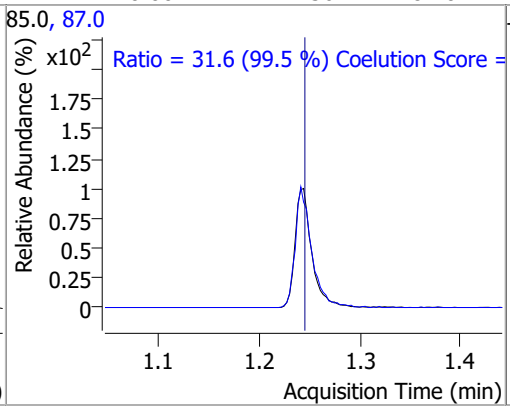

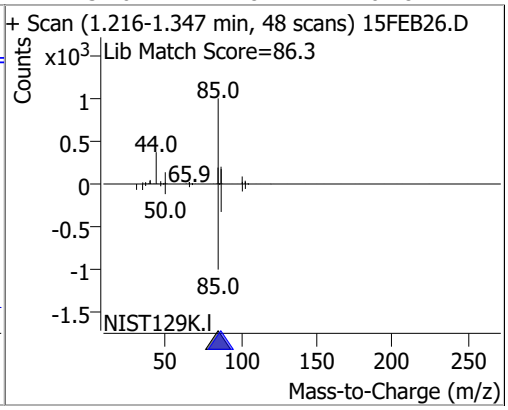

Compound	Conc.	RT	Dev(Min)	Resp.	QIon	QRatio	Lower	Upper
Chloromethane	121.6216	1.41	0.00	208014	52.0	32.6	2.4	62.4

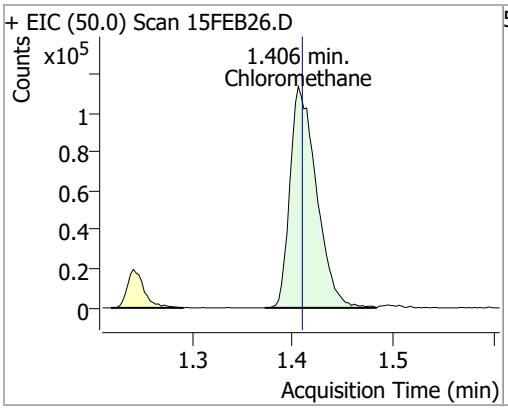

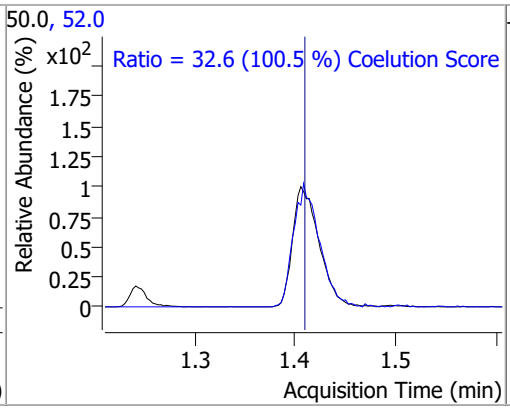

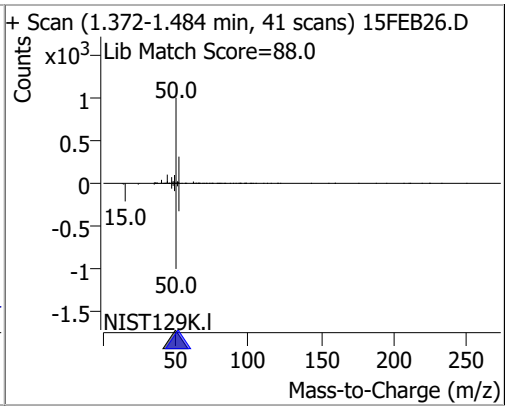

Compound	Conc.	RT	Dev(Min)	Resp.	QIon	QRatio	Lower	Upper
Vinyl chloride	122.1542	1.50	0.00	190171	64.0	30.4	1.3	61.3

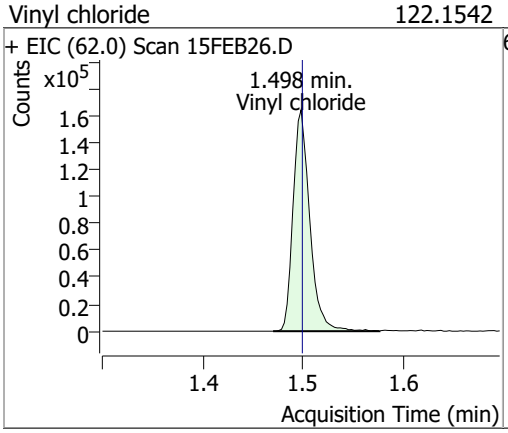

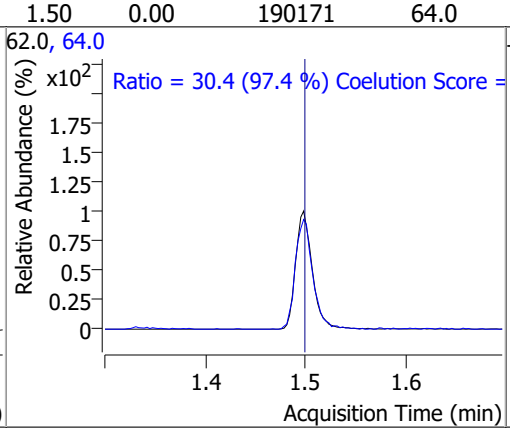

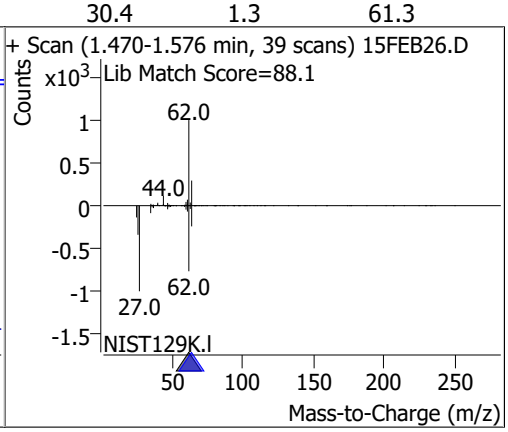

Compound	Conc.	RT	Dev(Min)	Resp.	QIon	QRatio	Lower	Upper
Bromomethane	104.6589	1.80	0.00	69915	94.0	108.5	80.1	140.1

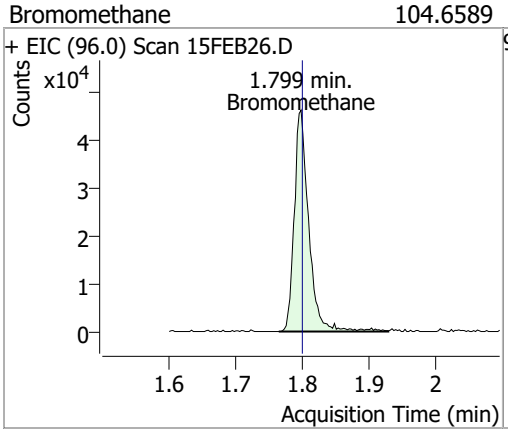

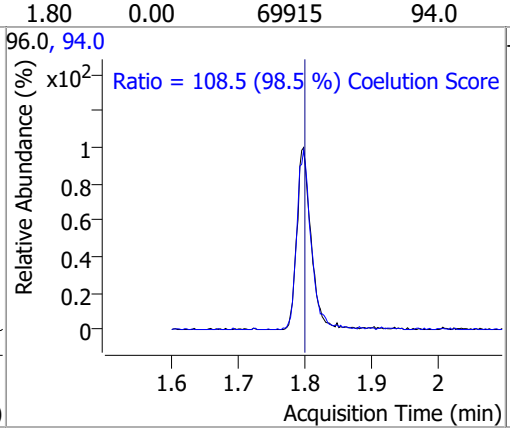

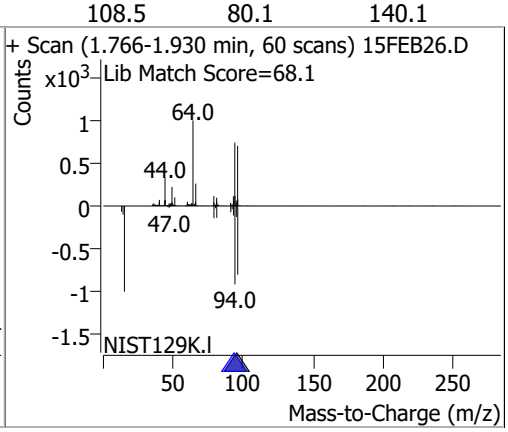

Compound	Conc.	RT	Dev(Min)	Resp.	QIon	QRatio	Lower	Upper
Chloroethane	122.5630	1.90	0.00	90274	66.0	30.9	0.0	60.0

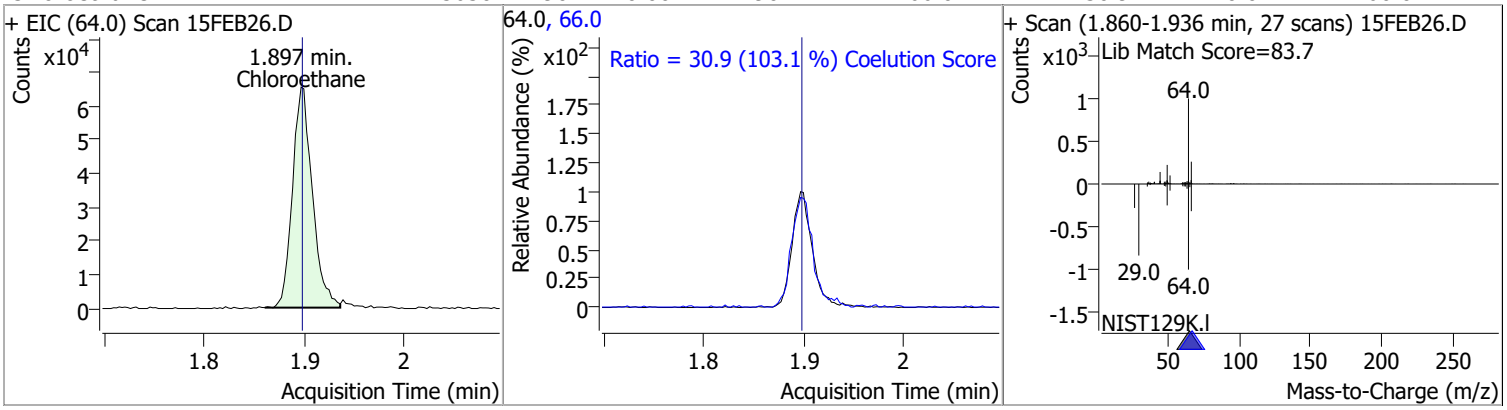

Compound	Conc.	RT	Dev(Min)	Resp.	QIon	QRatio	Lower	Upper
Trichlorofluoromethane	117.2708	2.15	0.00	218925	103.0	66.5	35.0	95.0

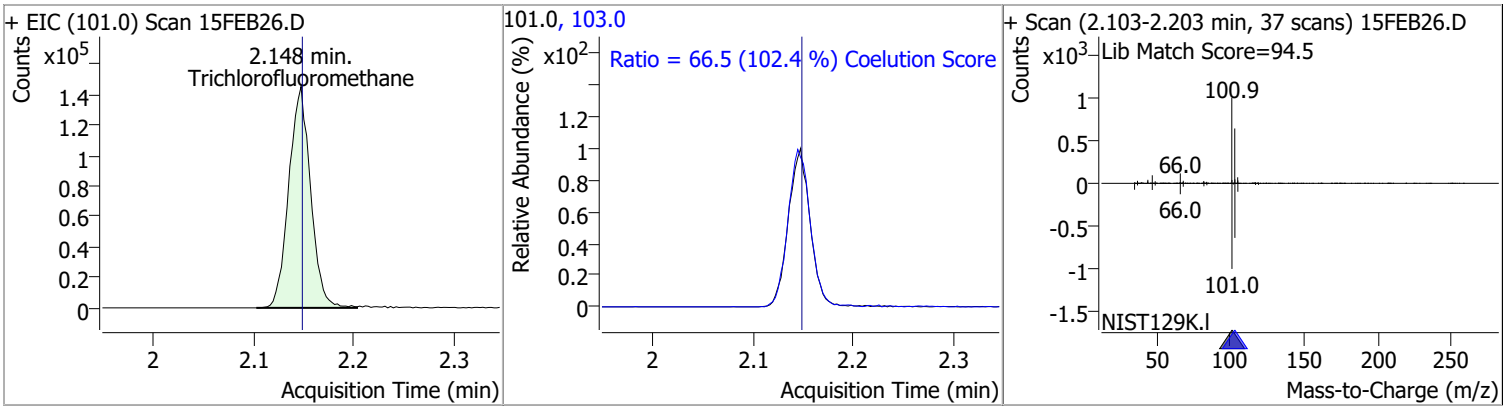

Compound	Conc.	RT	Dev(Min)	Resp.	QIon	QRatio	Lower	Upper
1,1-Dichloroethene	100.7377	2.70	0.00	109426	61.0	191.8	149.9	209.9
					63.0	59.0	27.0	87.0

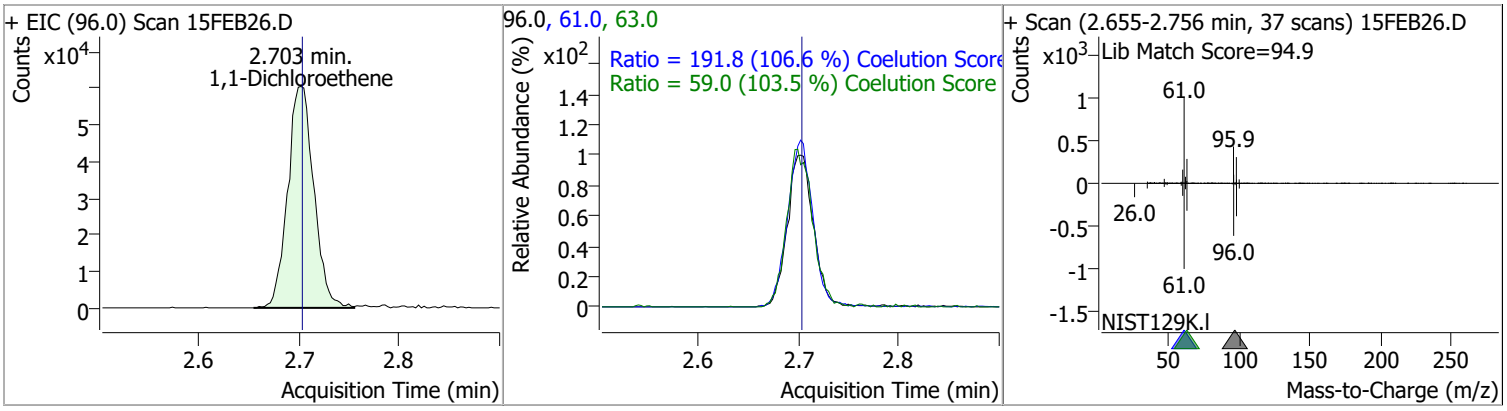

Compound	Conc.	RT	Dev(Min)	Resp.	QIon	QRatio	Lower	Upper
Methylene chloride	120.7203	3.34	0.00	190655	84.0	65.3	36.1	96.1
					86.0	42.4	11.8	71.8

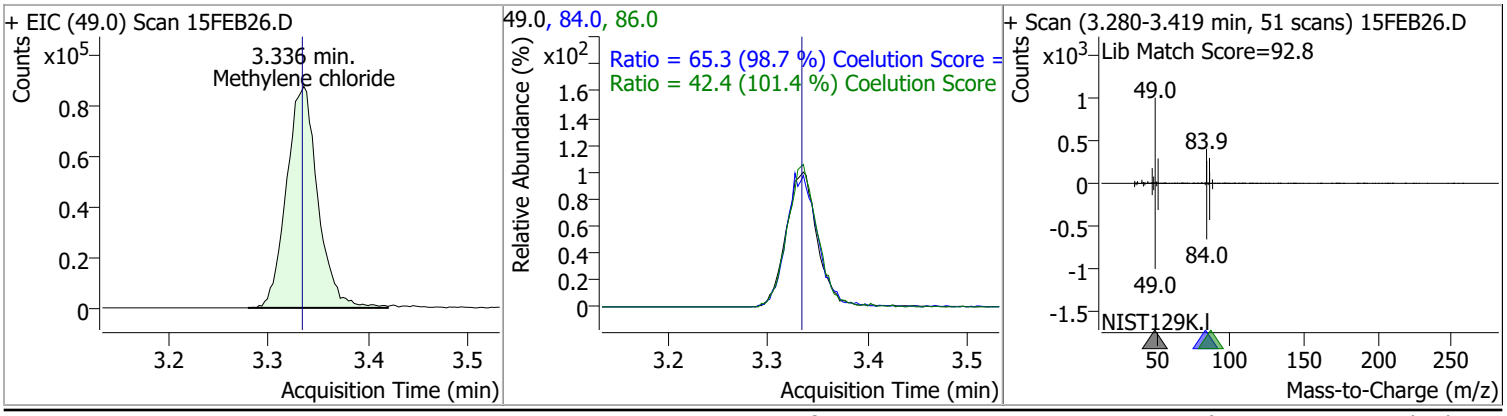

Compound	Conc.	RT	Dev(Min)	Resp.	QIon	QRatio	Lower	Upper
trans-1,2-Dichloroethene	118.5136	3.72	0.00	132990	61.0	158.6	124.8	184.8
					98.0	65.0	32.1	92.1

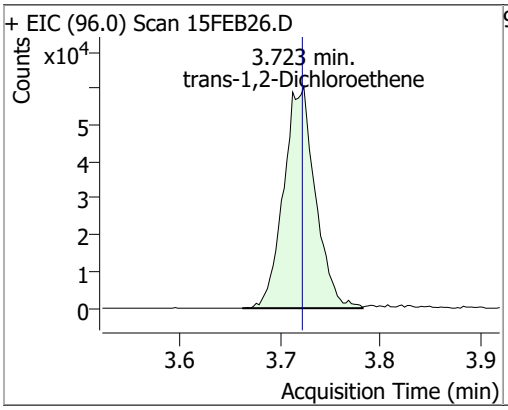

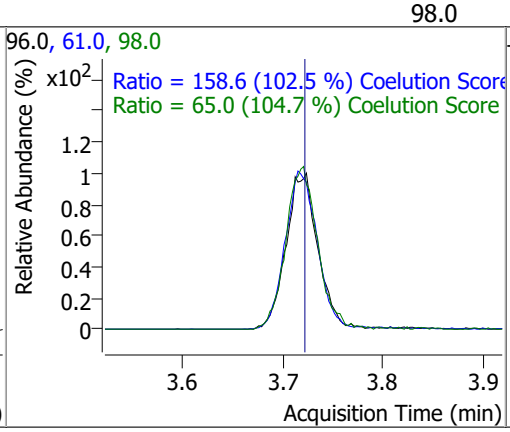

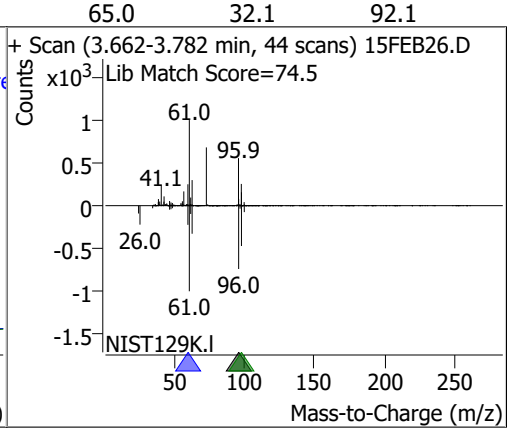

Compound	Conc.	RT	Dev(Min)	Resp.	QIon	QRatio	Lower	Upper
Methyl tert-butyl ether (MTBE)	110.5233	3.75	0.00	155014	57.0	26.5	0.0	54.6

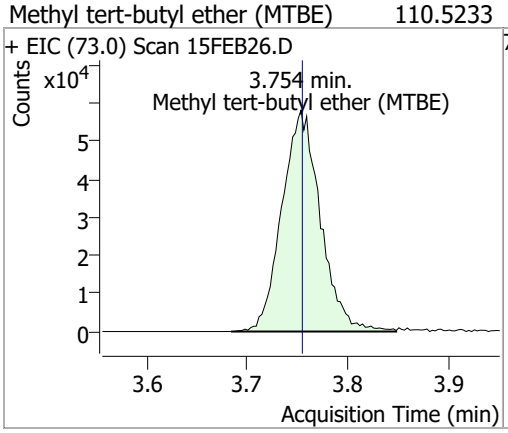

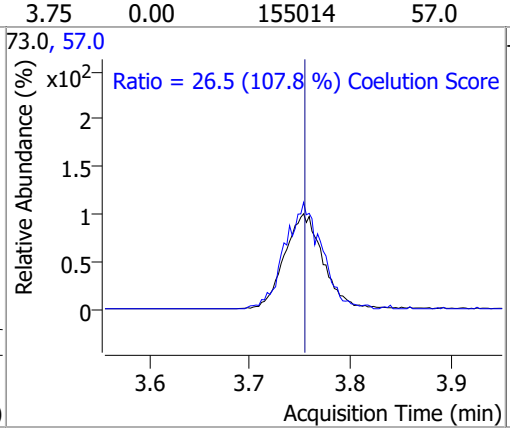

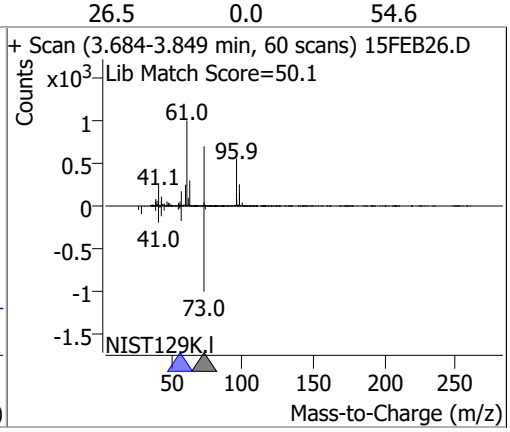

Compound	Conc.	RT	Dev(Min)	Resp.	QIon	QRatio	Lower	Upper
1,1-Dichloroethane	125.1670	4.38	0.00	262868	65.0	31.7	1.0	61.0
					83.0	13.3	0.0	42.7

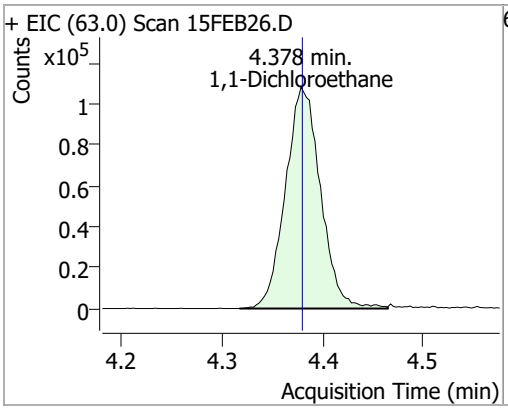

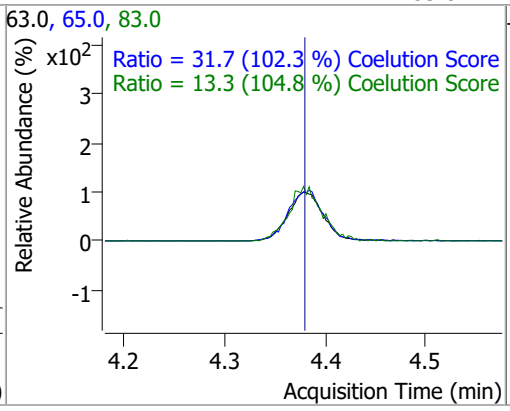

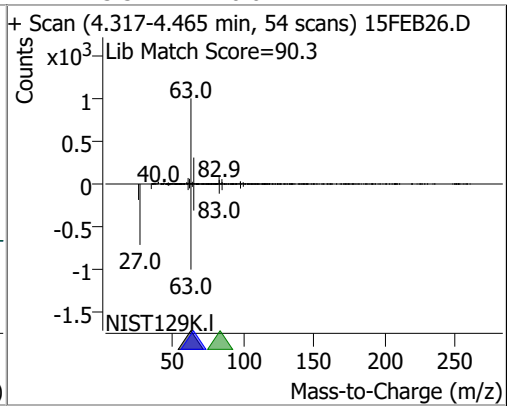

Compound	Conc.	RT	Dev(Min)	Resp.	QIon	QRatio	Lower	Upper
2,2-Dichloropropane	121.2096	5.20	0.00	191837	41.0	67.4	38.8	98.8
					97.0	23.4	0.0	53.9

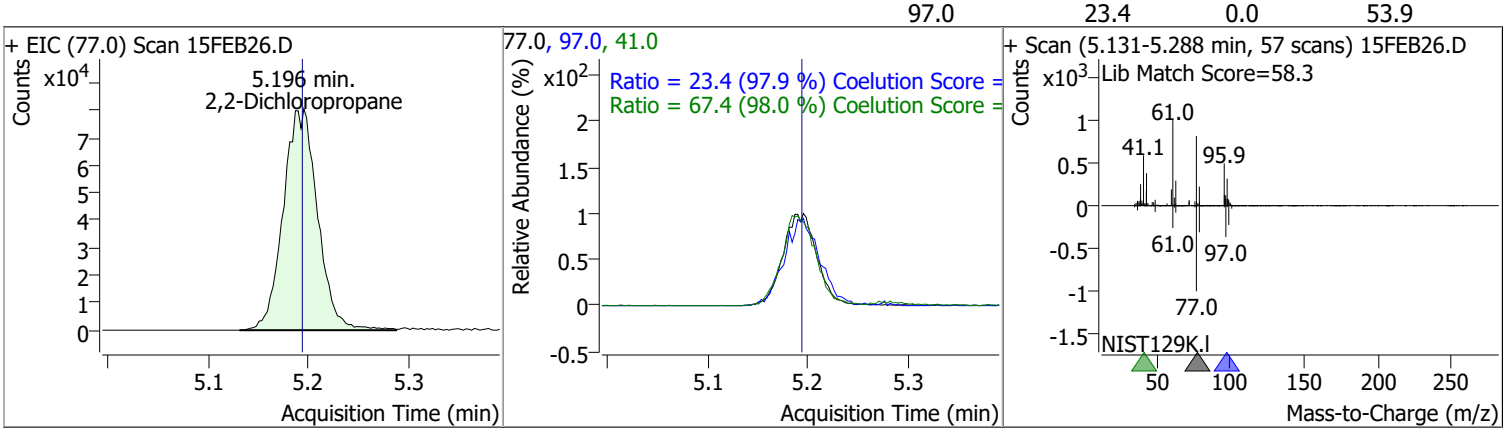

Compound	Conc.	RT	Dev(Min)	Resp.	QIon	QRatio	Lower	Upper
cis-1,2-Dichloroethene	121.0123	5.22	0.00	137493	61.0	163.9	130.4	190.4
					98.0	64.9	36.2	96.2

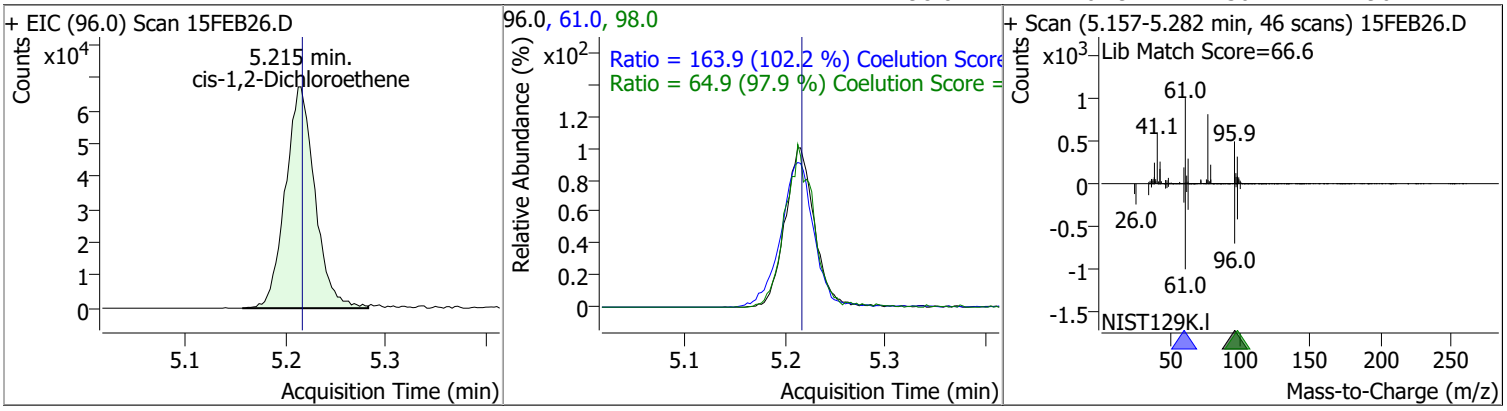

Compound	Conc.	RT	Dev(Min)	Resp.	QIon	QRatio	Lower	Upper
Methyl ethyl ketone	1196.8982	5.28	0.00	196528	72.0	20.2	0.0	50.6

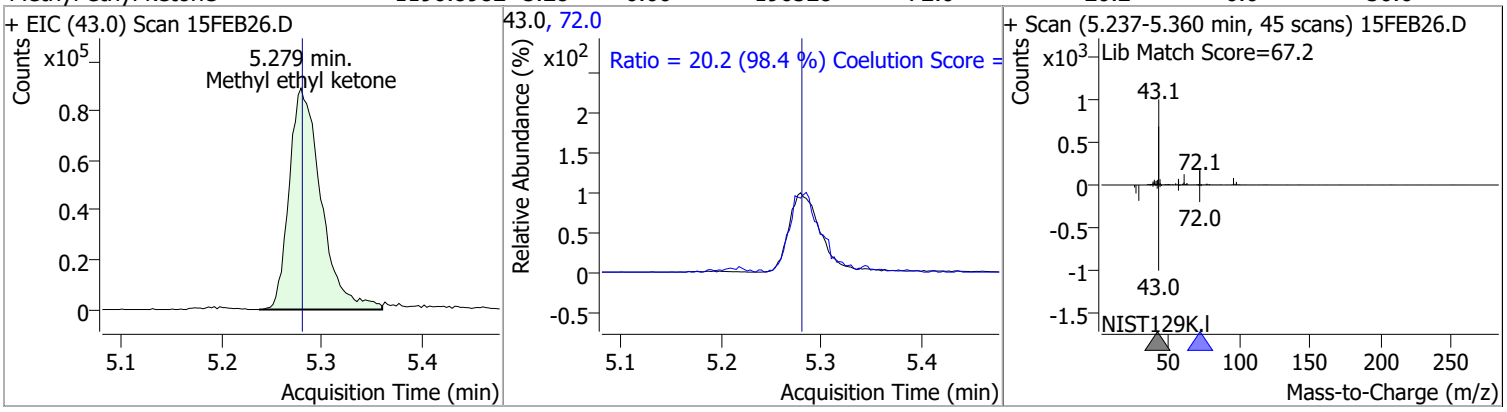

Compound	Conc.	RT	Dev(Min)	Resp.	QIon	QRatio	Lower	Upper
Bromochloromethane	121.2478	5.51	0.00	56800	49.0	189.3	152.2	212.2

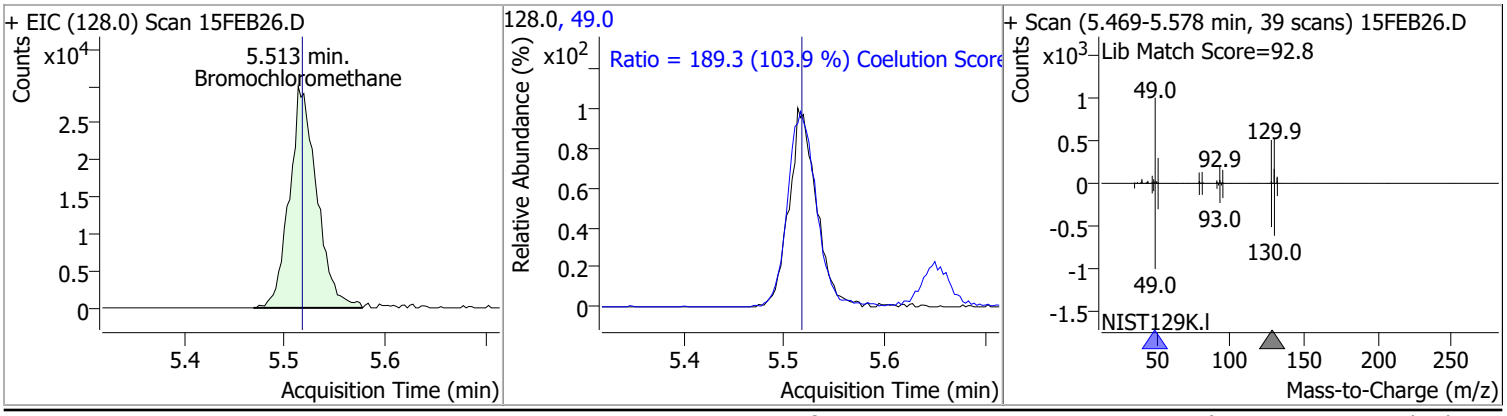

Compound	Conc.	RT	Dev(Min)	Resp.	QIon	QRatio	Lower	Upper
Chloroform	120.8775	5.65	0.00	253472	85.0	64.9	36.2	96.2

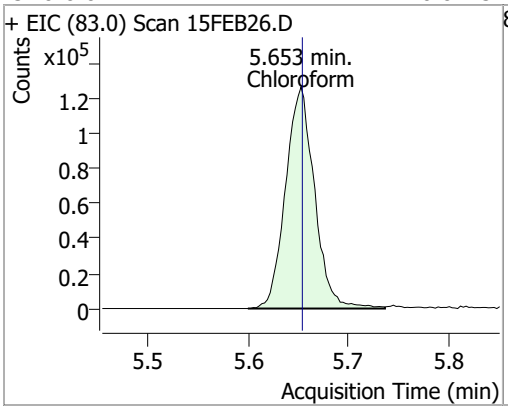

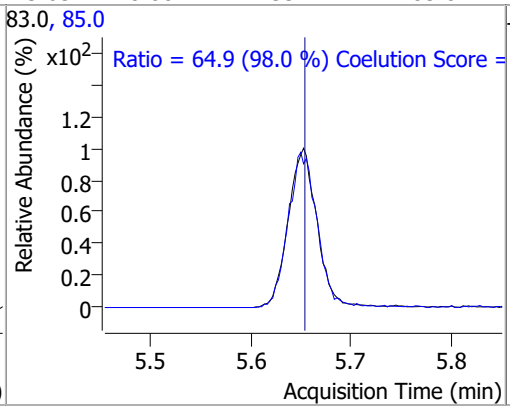

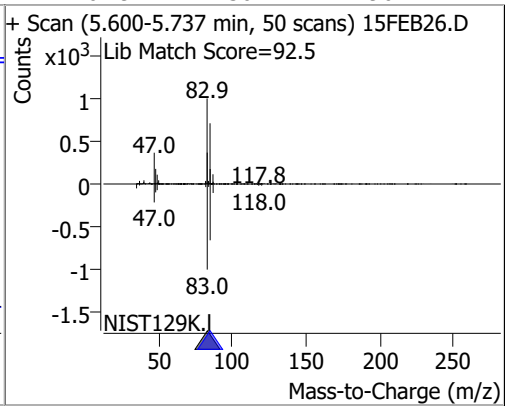

Compound	Conc.	RT	Dev(Min)	Resp.	QIon	QRatio	Lower	Upper
1,1,1-Trichloroethane	123.7868	5.83	0.00	239497	99.0	64.1	33.1	93.1
					61.0	49.9	19.1	79.1

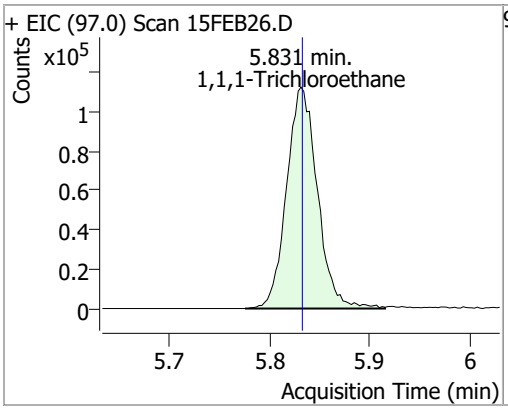

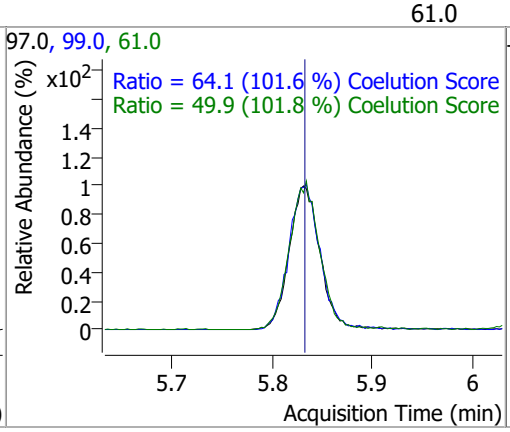

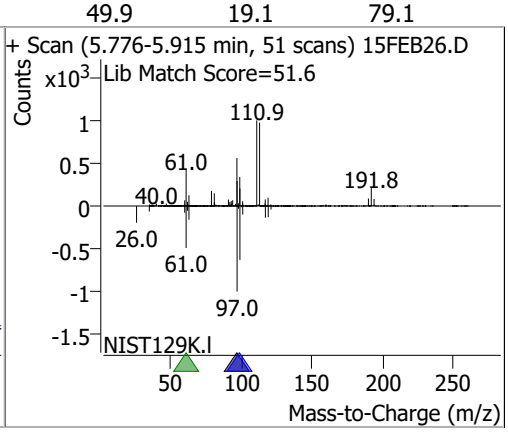

Compound	Conc.	RT	Dev(Min)	Resp.	QIon	QRatio	Lower	Upper
Dibromofluoromethane	263.8529	5.85	0.00	276110	191.5	22.4	0.0	53.2

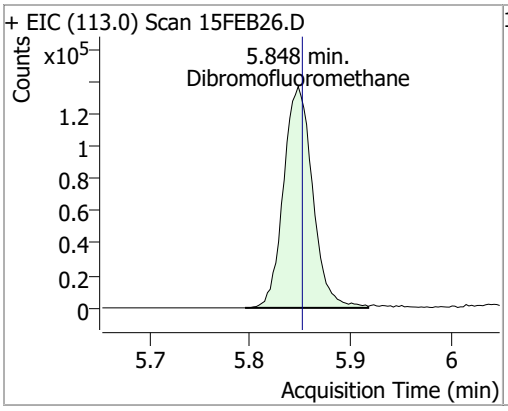

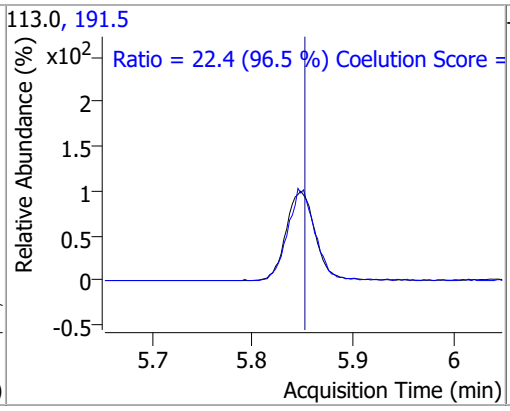

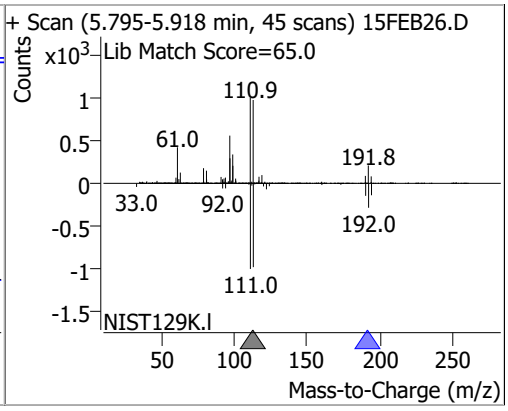

Compound	Conc.	RT	Dev(Min)	Resp.	QIon	QRatio	Lower	Upper
Carbon tetrachloride	123.3215	6.03	0.00	231407	119.0	96.9	67.6	127.6
					121.0	30.9	0.7	60.7

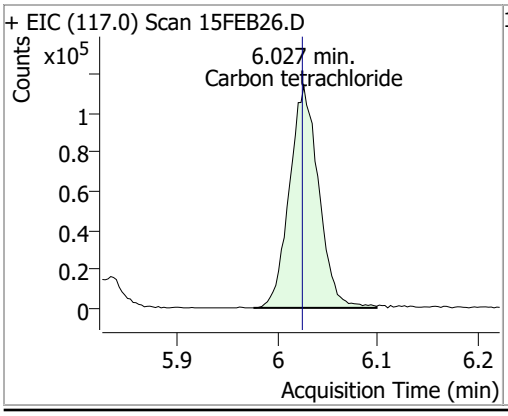

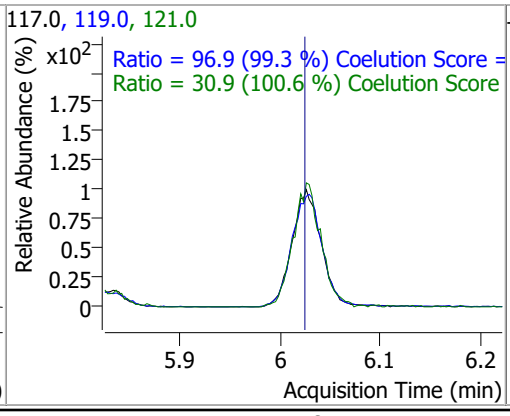

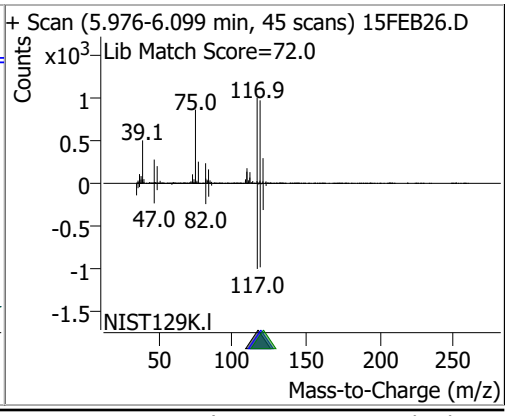

Compound	Conc.	RT	Dev(Min)	Resp.	QIon	QRatio	Lower	Upper
1,1-Dichloropropene	126.6436	6.04	0.00	198692	110.0	35.5	5.6	65.6
					77.0	30.2	1.0	61.0

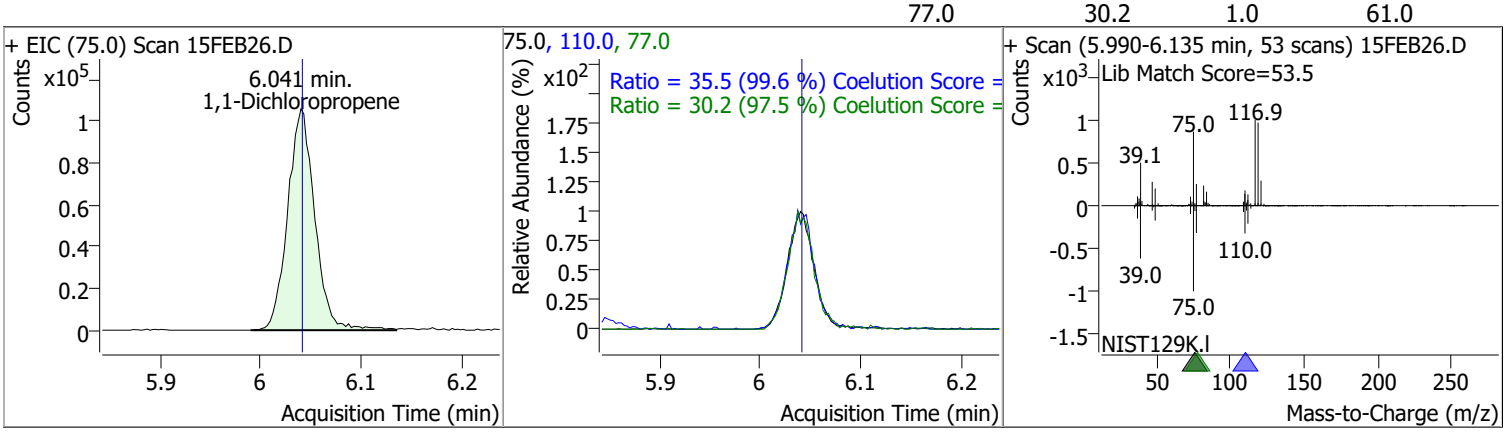

Compound	Conc.	RT	Dev(Min)	Resp.	QIon	QRatio	Lower	Upper
1,2-Dichloroethane-d4	275.0040	6.24	0.01	124313	65.0	194.9	162.8	222.8

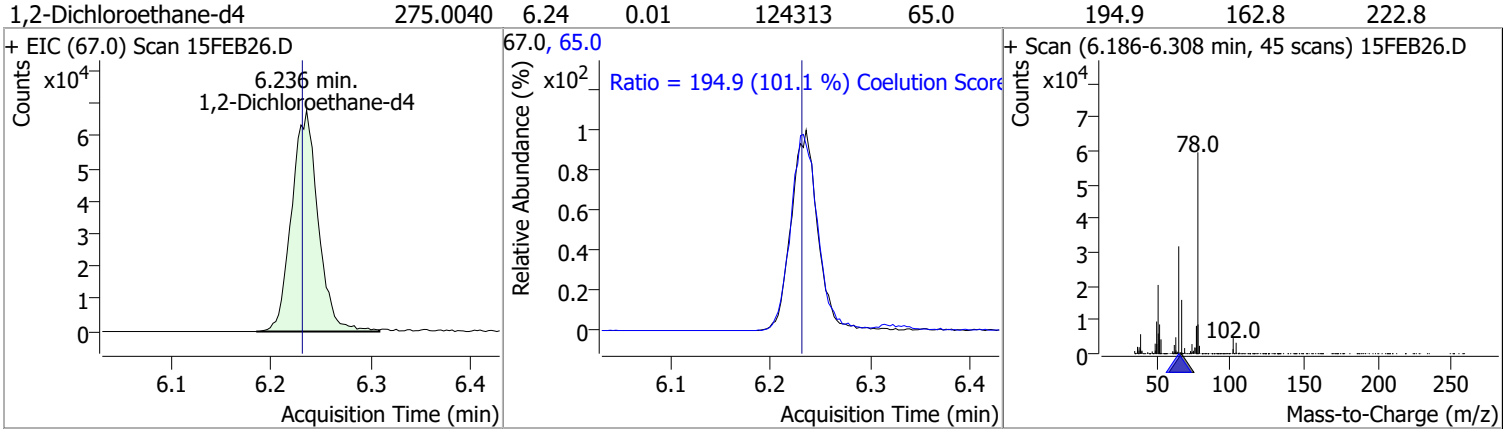

Compound	Conc.	RT	Dev(Min)	Resp.	QIon	QRatio	Lower	Upper
Benzene	122.7896	6.28	-0.01	529961	77.0	23.8	0.0	53.3

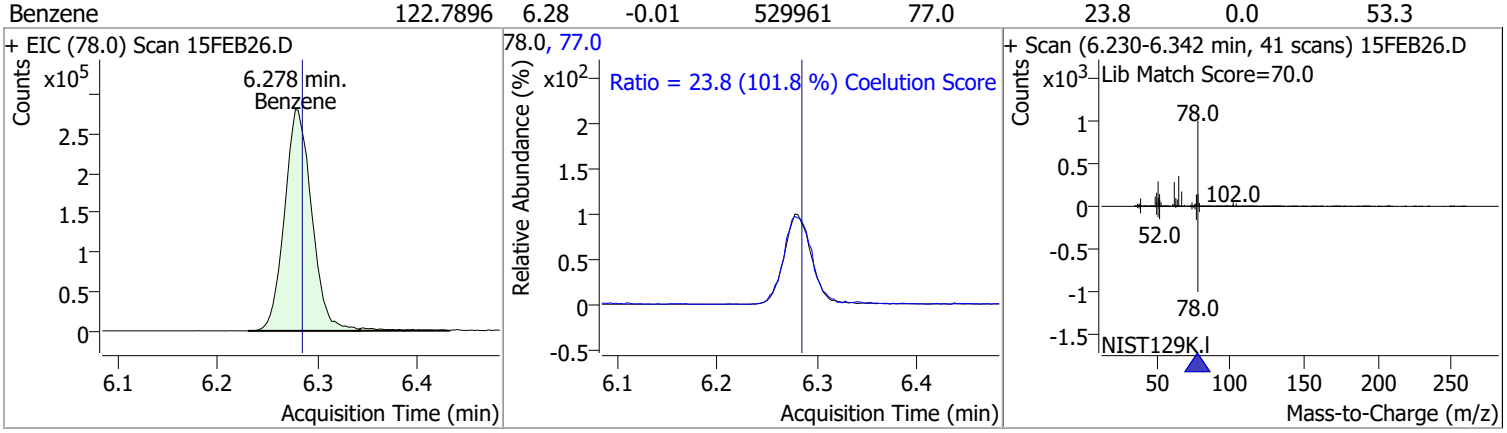

Compound	Conc.	RT	Dev(Min)	Resp.	QIon	QRatio	Lower	Upper
1,2-Dichloroethane	120.6815	6.32	0.00	143864	64.0	29.0	2.2	62.2
					98.0	7.5	0.0	38.2

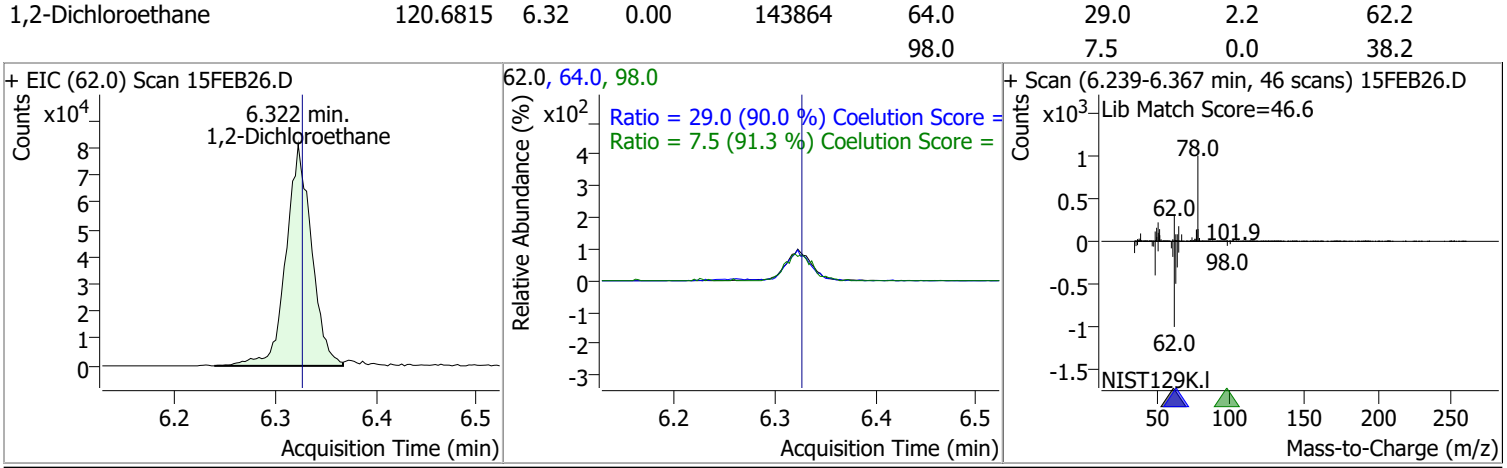

Compound	Conc.	RT	Dev(Min)	Resp.	QIon	QRatio	Lower	Upper
Trichloroethene	124.1044	7.03	0.00	155408	130.0	102.1	75.6	135.6
					97.0	64.4	35.7	95.7

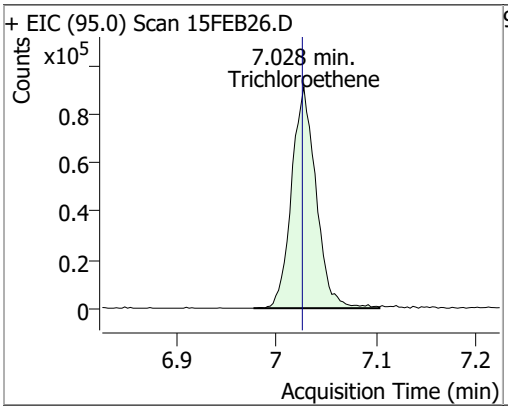

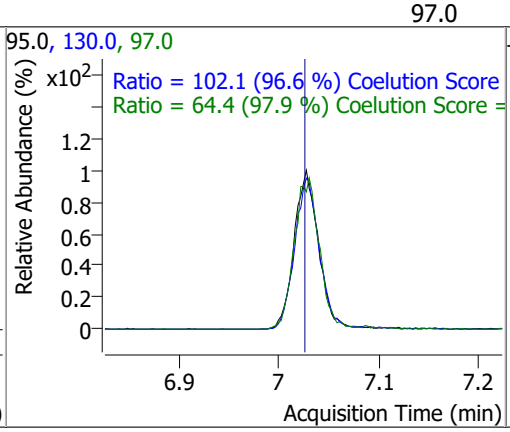

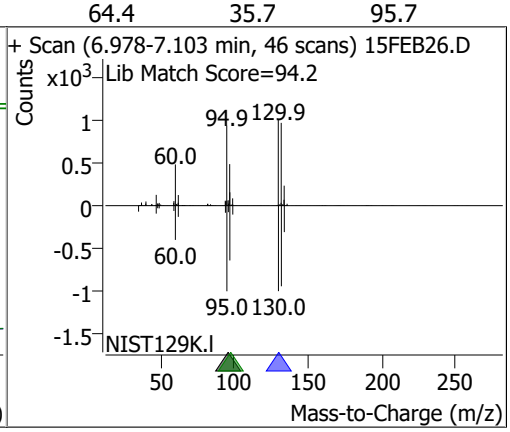

Compound	Conc.	RT	Dev(Min)	Resp.	QIon	QRatio	Lower	Upper
1,2-Dichloropropane	121.7753	7.27	0.00	134073	76.0	39.3	9.8	69.8

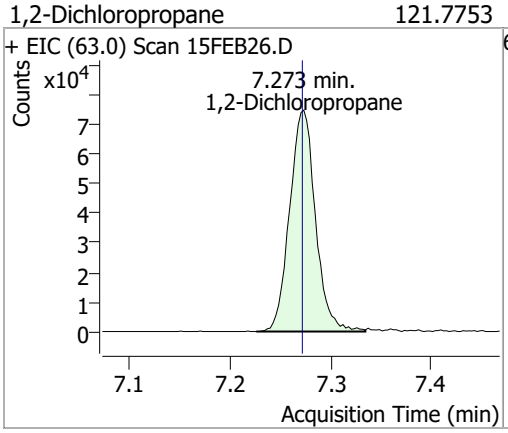

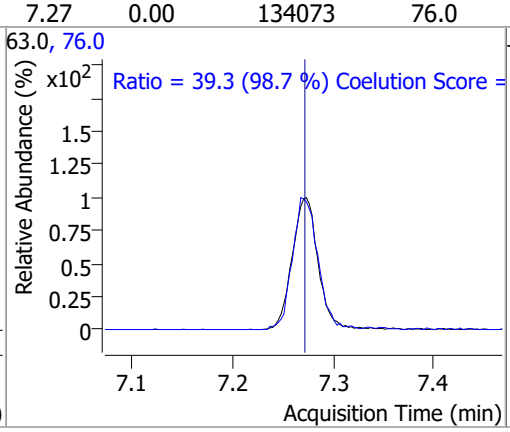

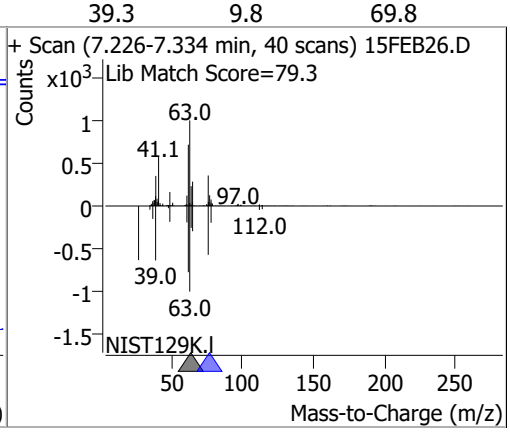

Compound	Conc.	RT	Dev(Min)	Resp.	QIon	QRatio	Lower	Upper
Dibromomethane	122.3953	7.40	0.00	56800	173.5	108.7	78.2	138.2
					95.0	80.7	54.5	114.5

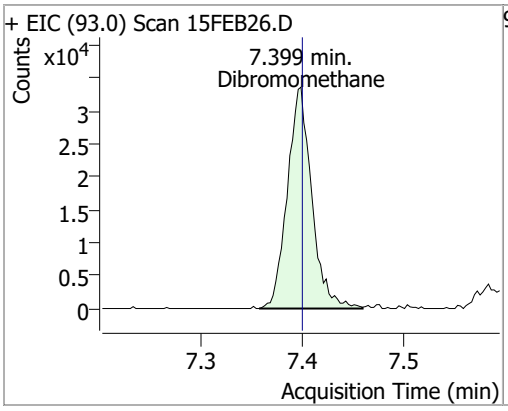

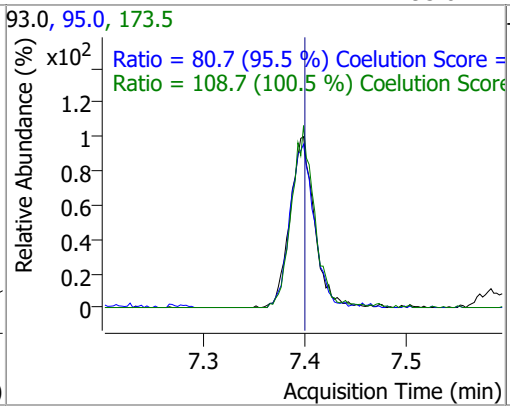

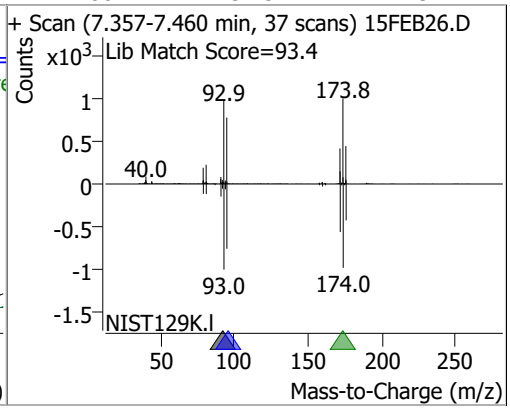

Compound	Conc.	RT	Dev(Min)	Resp.	QIon	QRatio	Lower	Upper
Bromodichloromethane	119.8911	7.58	0.00	156452	85.0	65.0	36.3	96.3
					127.0	9.0	0.0	39.5

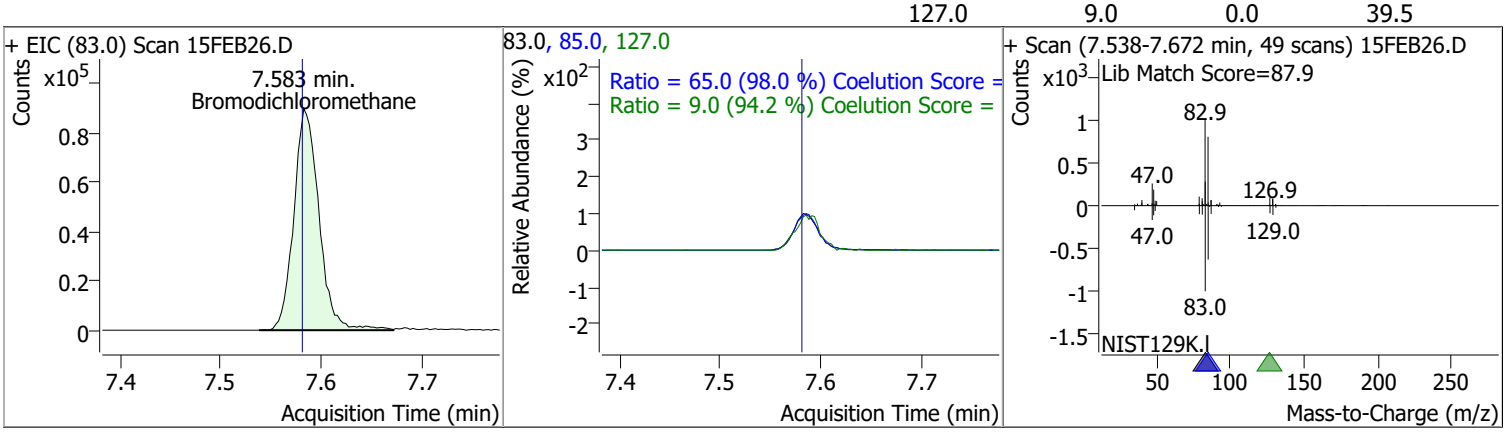

Compound	Conc.	RT	Dev(Min)	Resp.	QIon	QRatio	Lower	Upper
cis-1,3-Dichloropropene	117.7097	8.06	0.00	168556	39.0	54.6	22.5	82.5
					77.0	30.7	1.8	61.8

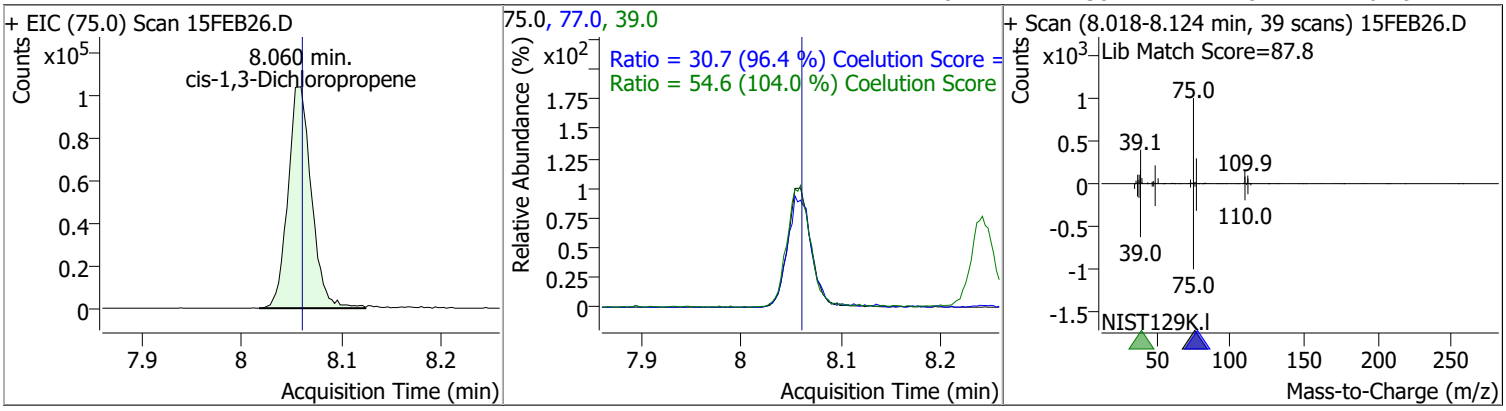

Compound	Conc.	RT	Dev(Min)	Resp.	QIon	QRatio	Lower	Upper
Toluene-d8	272.1363	8.32	0.00	1110521	100.0	64.4	34.3	94.3
					99.0	9.5	0.0	39.2

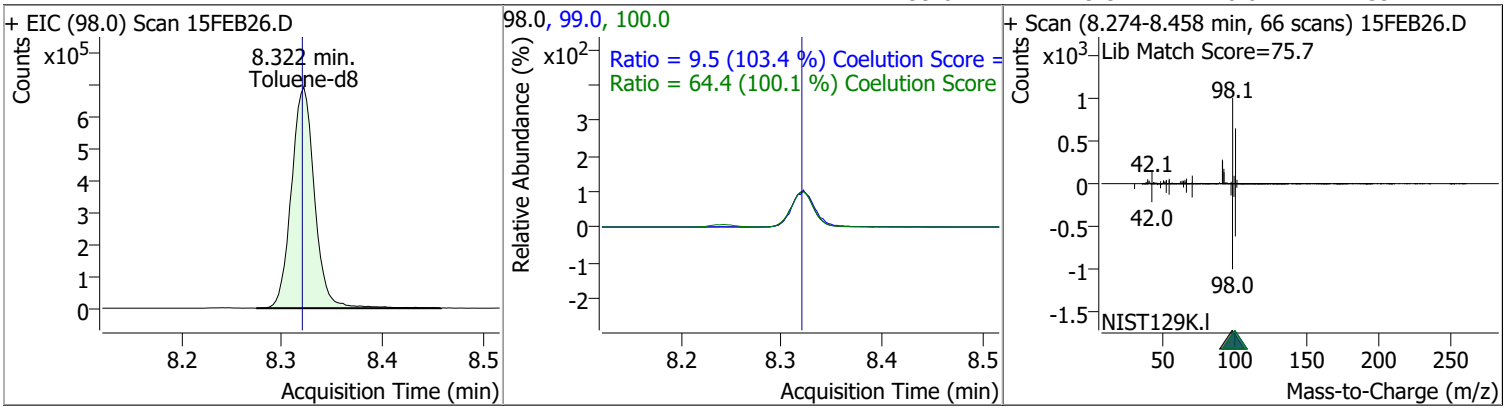

Compound	Conc.	RT	Dev(Min)	Resp.	QIon	QRatio	Lower	Upper
Toluene	123.2582	8.39	0.00	335271	91.0	178.4	144.1	204.1

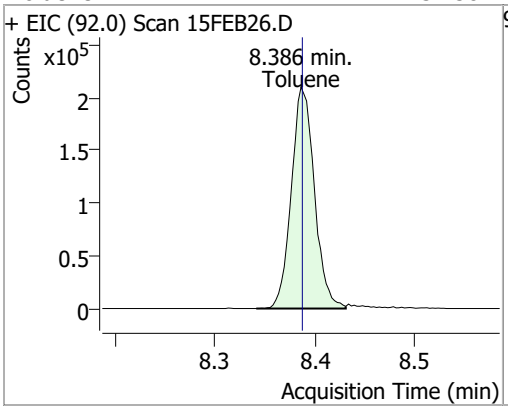

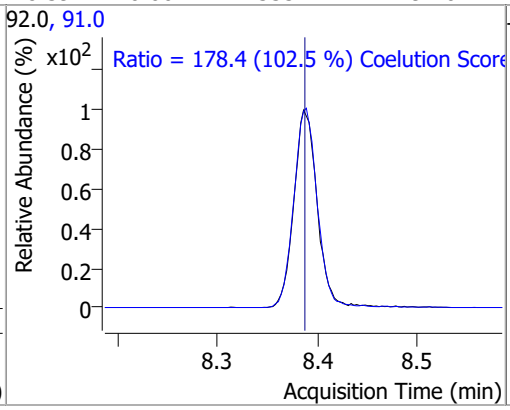

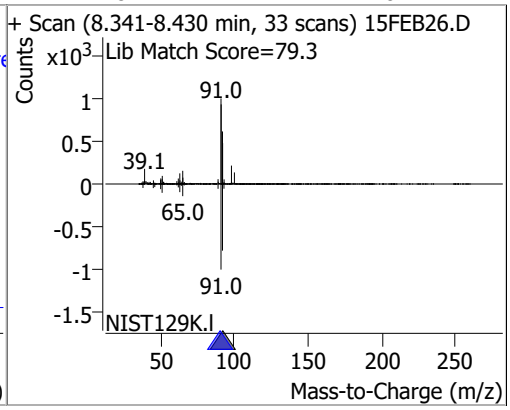

Compound	Conc.	RT	Dev(Min)	Resp.	QIon	QRatio	Lower	Upper
trans-1,3-Dichloropropene	120.0649	8.64	0.00	125409	39.0	53.7	23.0	83.0
					77.0	34.4	1.0	61.0

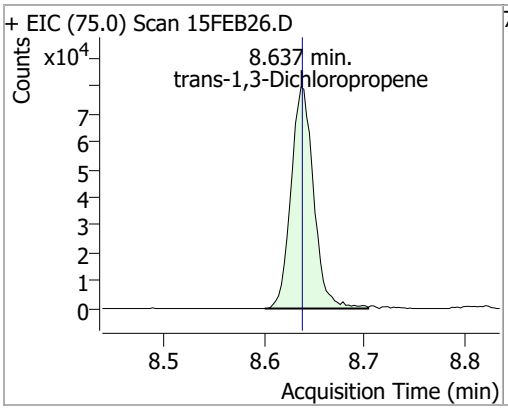

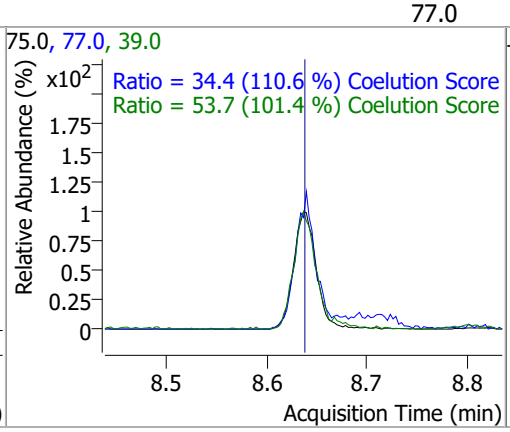

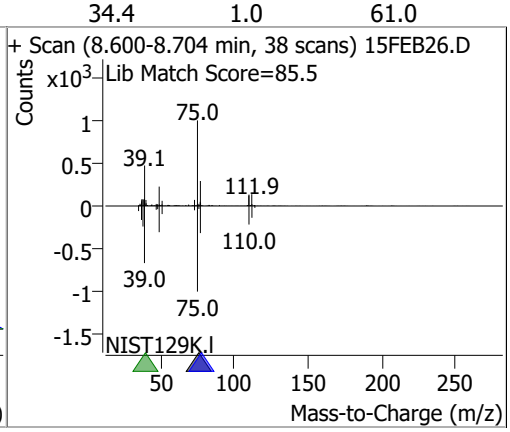

Compound	Conc.	RT	Dev(Min)	Resp.	QIon	QRatio	Lower	Upper
1,1,2-Trichloroethane	122.1256	8.82	0.00	64863	97.0	115.2	80.7	140.7
					85.0	63.1	30.7	90.7

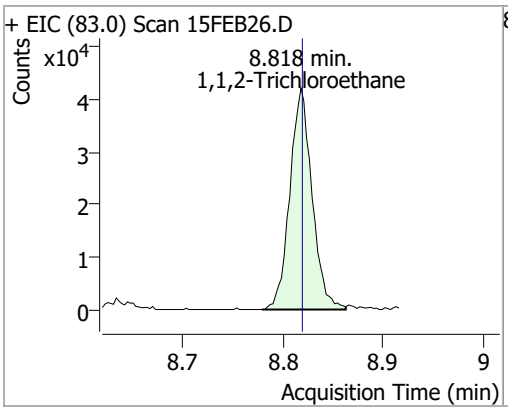

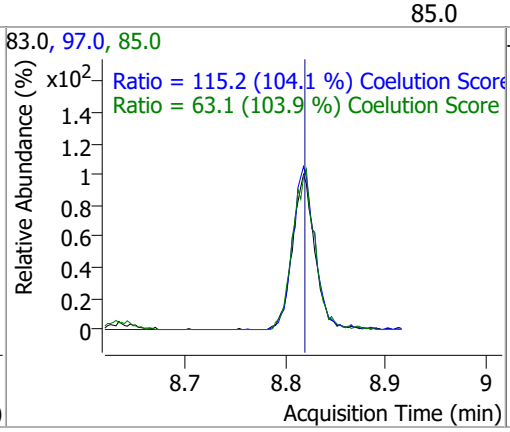

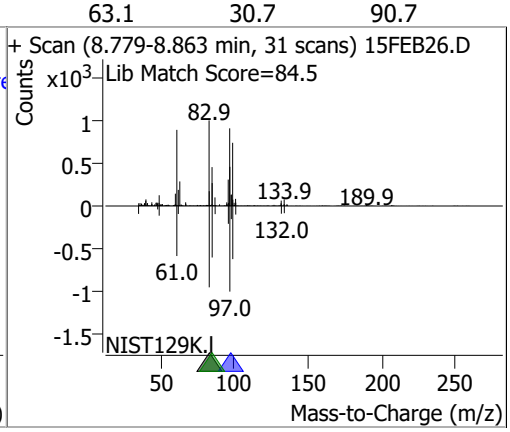

Compound	Conc.	RT	Dev(Min)	Resp.	QIon	QRatio	Lower	Upper
Tetrachloroethene	121.7241	8.94	0.00	134262	165.8	126.0	96.1	156.1
					129.0	89.7	60.5	120.5

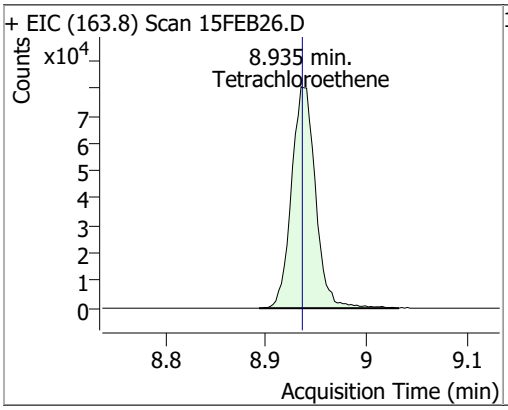

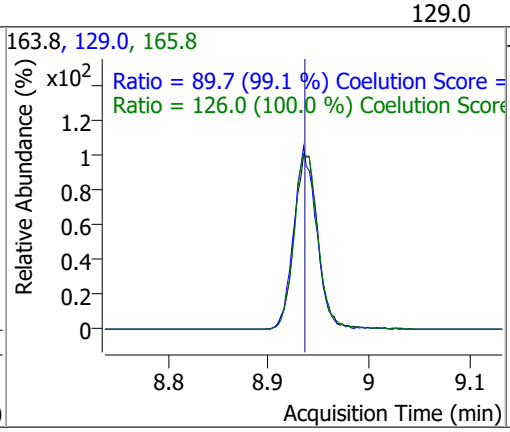

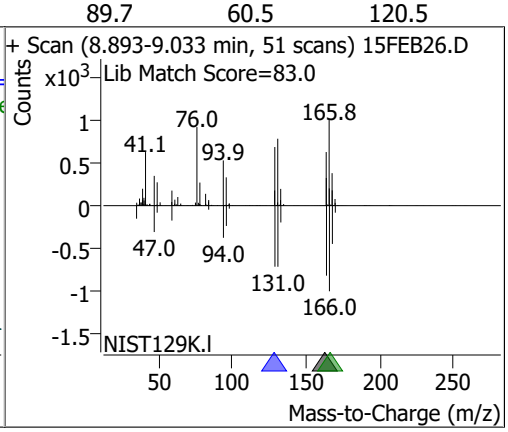

Compound	Conc.	RT	Dev(Min)	Resp.	QIon	QRatio	Lower	Upper
1,3-Dichloropropane	121.3082	8.98	0.00	130381	78.0	32.6	2.4	62.4

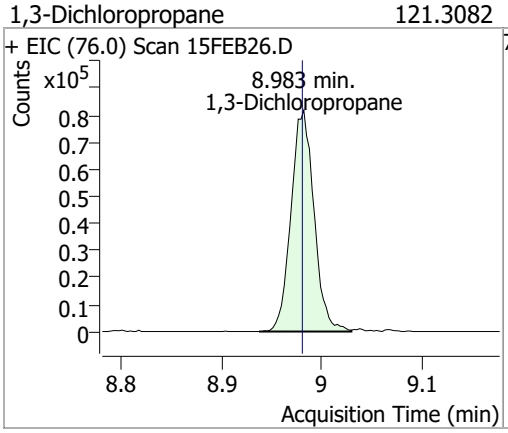

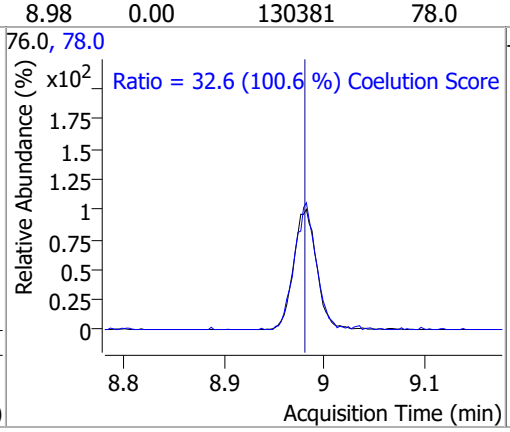

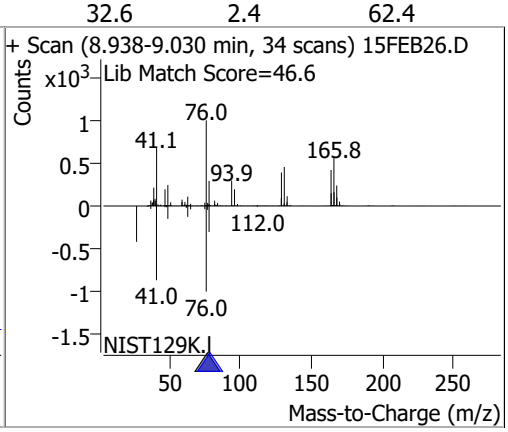

Compound	Conc.	RT	Dev(Min)	Resp.	QIon	QRatio	Lower	Upper
Chlorodibromomethane	116.3271	9.20	-0.01	99503	127.0	81.1	47.2	107.2

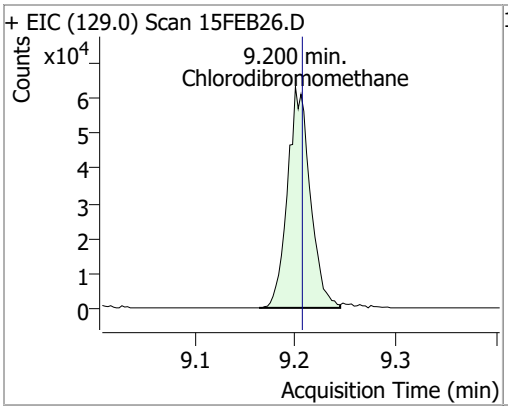

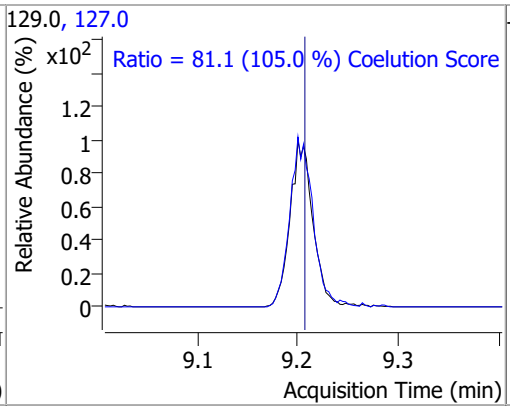

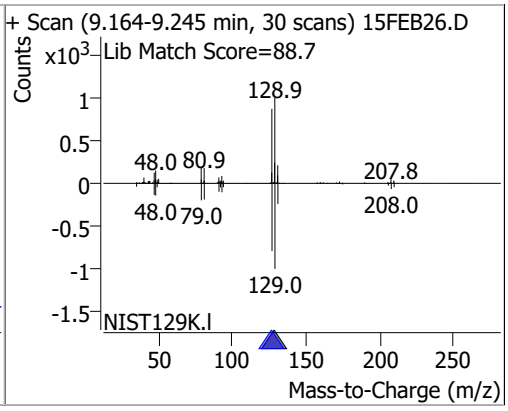

Compound	Conc.	RT	Dev(Min)	Resp.	QIon	QRatio	Lower	Upper
1,2-Dibromoethane	124.1944	9.31	0.01	72852	109.0	91.7	61.5	121.5

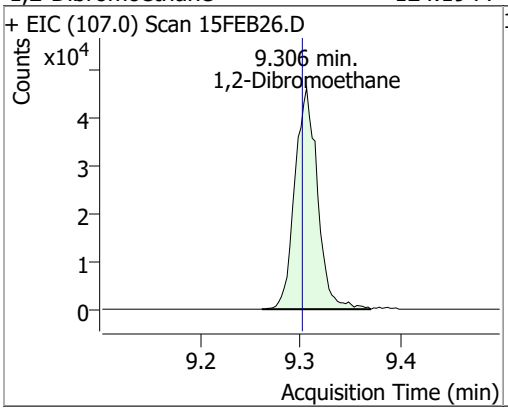

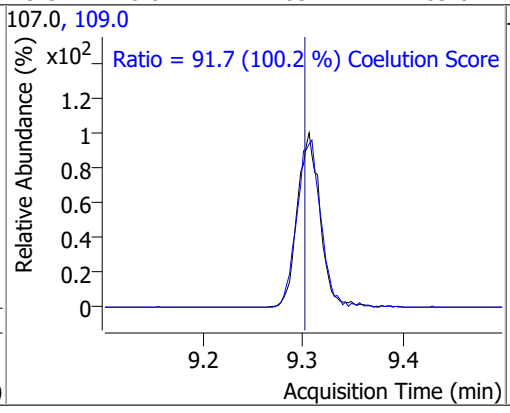

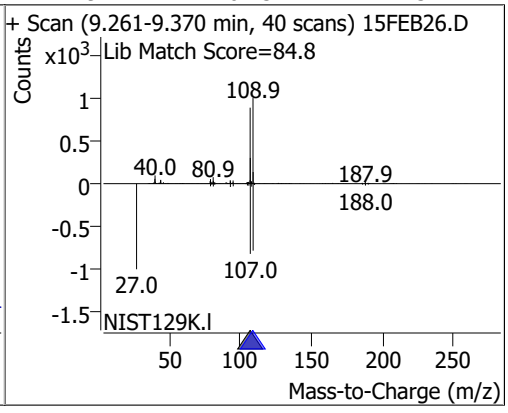

Compound	Conc.	RT	Dev(Min)	Resp.	QIon	QRatio	Lower	Upper
Chlorobenzene	122.8372	9.80	0.00	366282	114.0	32.3	2.2	62.2

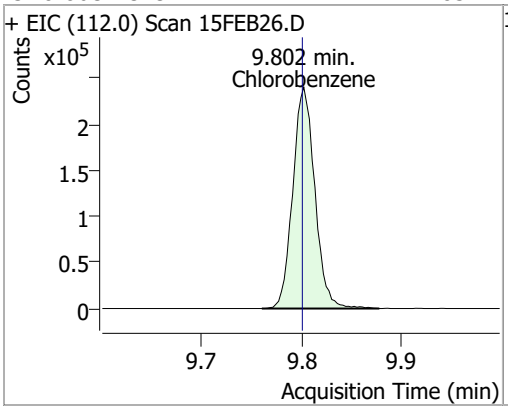

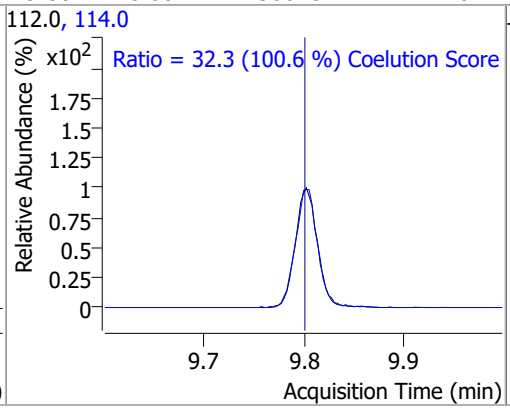

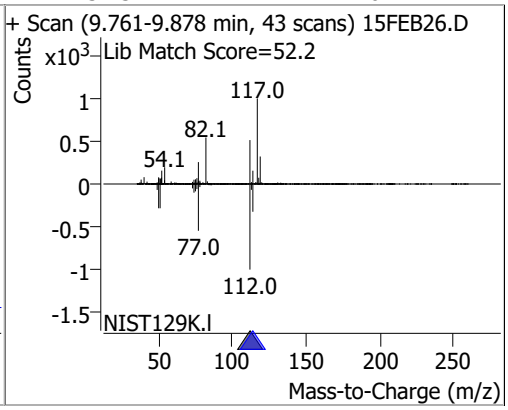

Compound	Conc.	RT	Dev(Min)	Resp.	QIon	QRatio	Lower	Upper
1,1,1,2-Tetrachloroethane	117.7794	9.89	0.00	123224	133.0	99.7	65.3	125.3

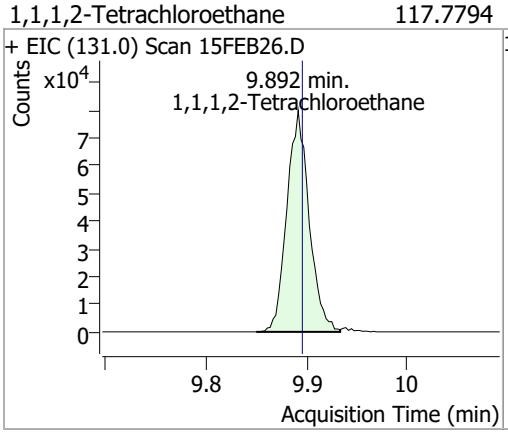

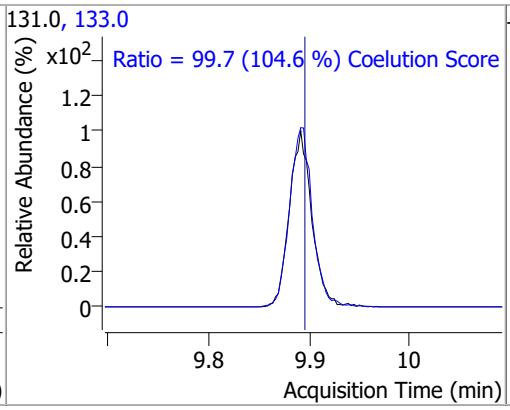

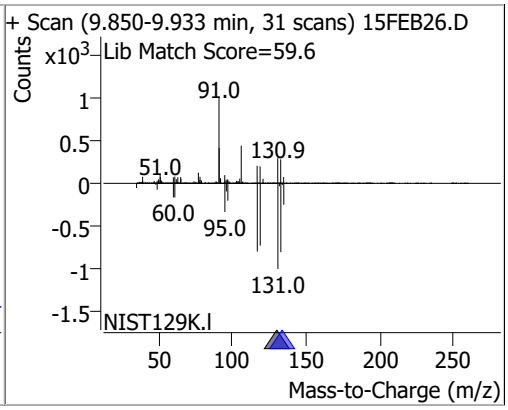

Compound	Conc.	RT	Dev(Min)	Resp.	QIon	QRatio	Lower	Upper
Ethylbenzene	122.4366	9.92	0.00	635765	106.0	31.3	1.7	61.7

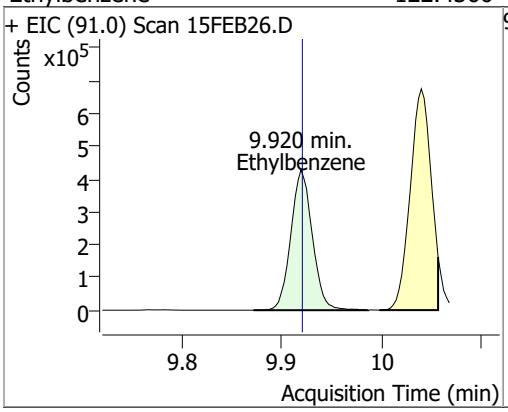

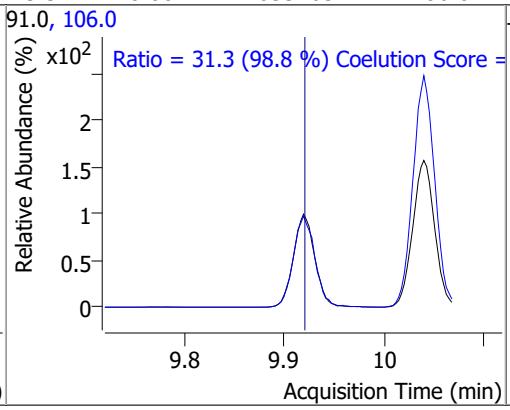

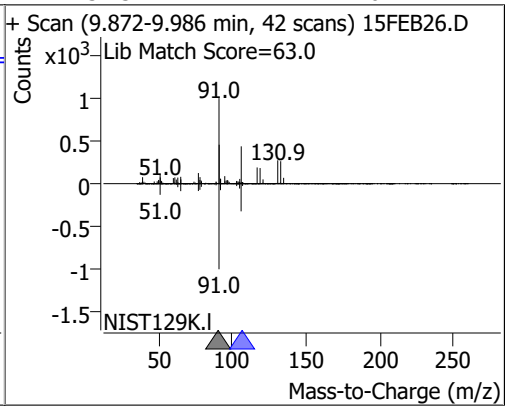

Compound	Conc.	RT	Dev(Min)	Resp.	QIon	QRatio	Lower	Upper
m+p-Xylenes	246.7786	10.04	0.00	510700	91.0	202.1	170.7	230.7

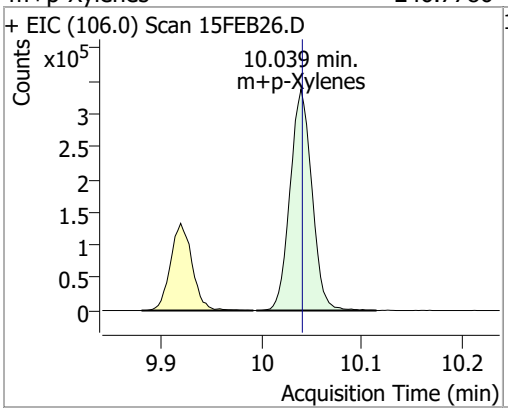

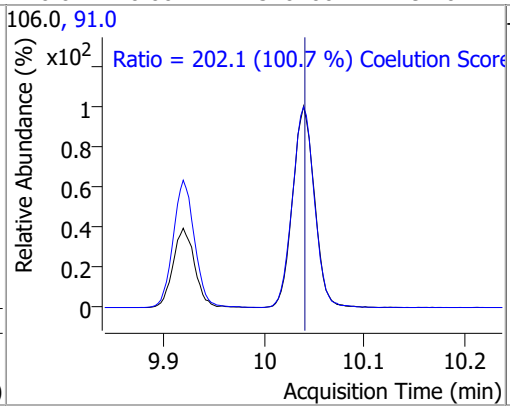

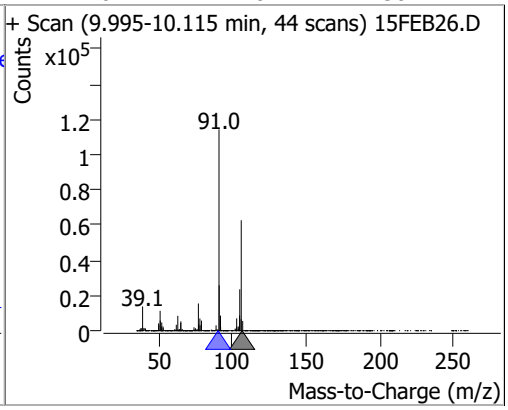

Compound	Conc.	RT	Dev(Min)	Resp.	QIon	QRatio	Lower	Upper
o-Xylene	121.0207	10.43	0.00	218840	91.0	214.9	181.4	241.4

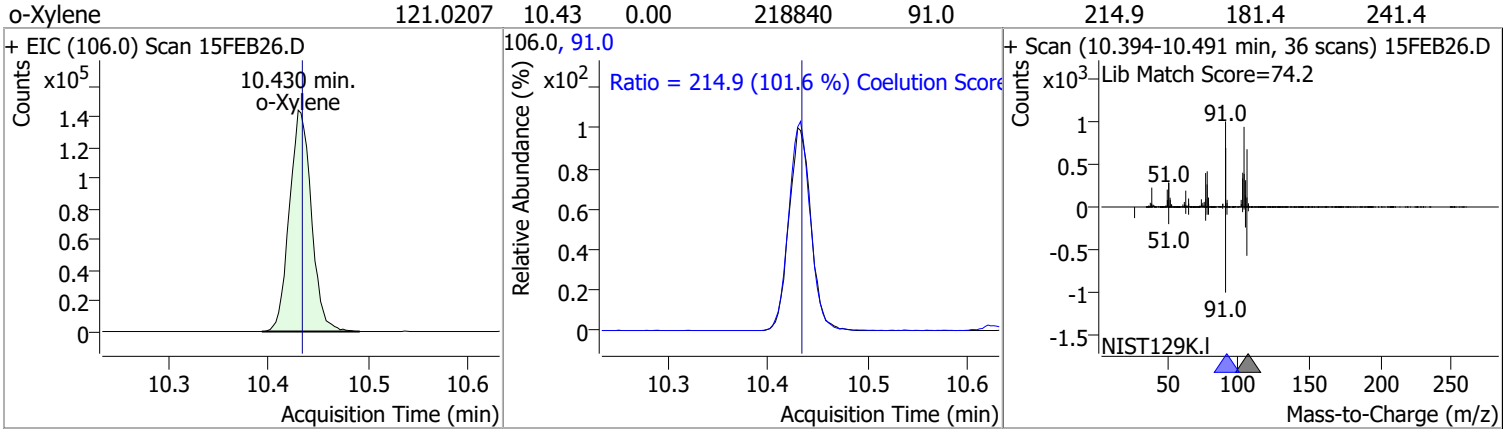

Compound	Conc.	RT	Dev(Min)	Resp.	QIon	QRatio	Lower	Upper
Styrene	123.1900	10.45	0.00	368709	78.0	51.6	20.6	80.6

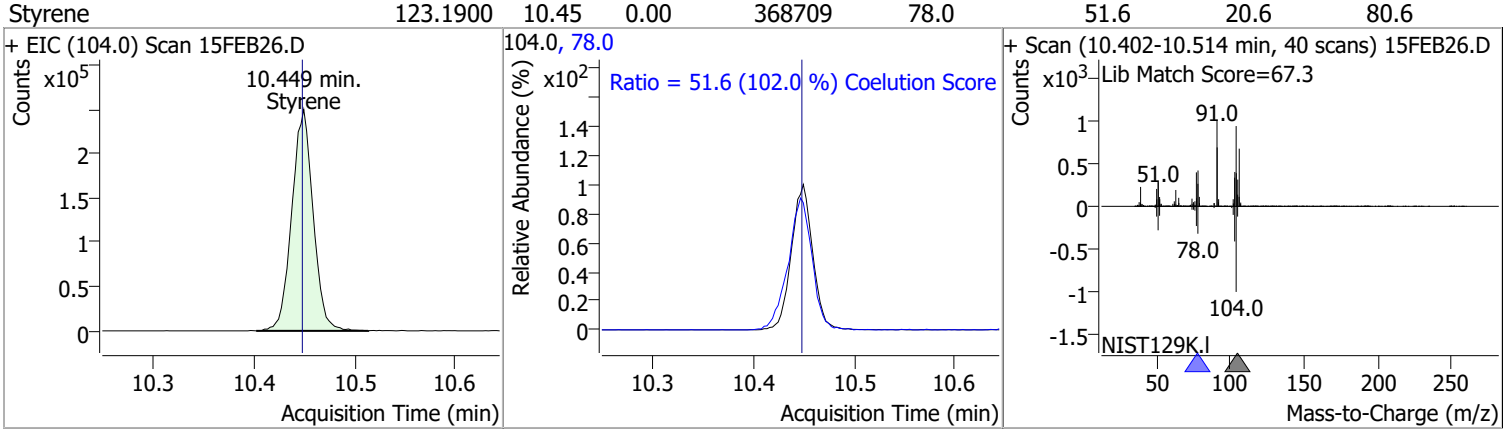

Compound	Conc.	RT	Dev(Min)	Resp.	QIon	QRatio	Lower	Upper
Bromoform	115.8282	10.63	0.00	54248	170.5	51.7	20.3	80.3
					174.5	52.1	18.1	78.1

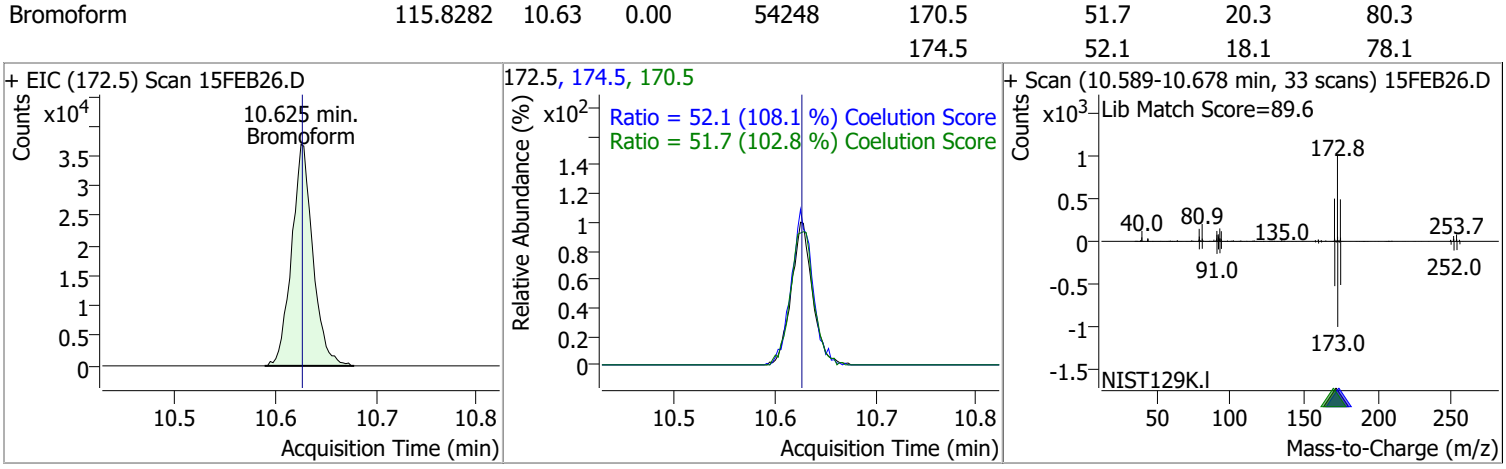

Compound	Conc.	RT	Dev(Min)	Resp.	QIon	QRatio	Lower	Upper
p-Bromofluorobenzene	261.9873	10.95	0.00	338095	174.0	94.6	65.3	125.3
					176.0	91.1	63.3	123.3

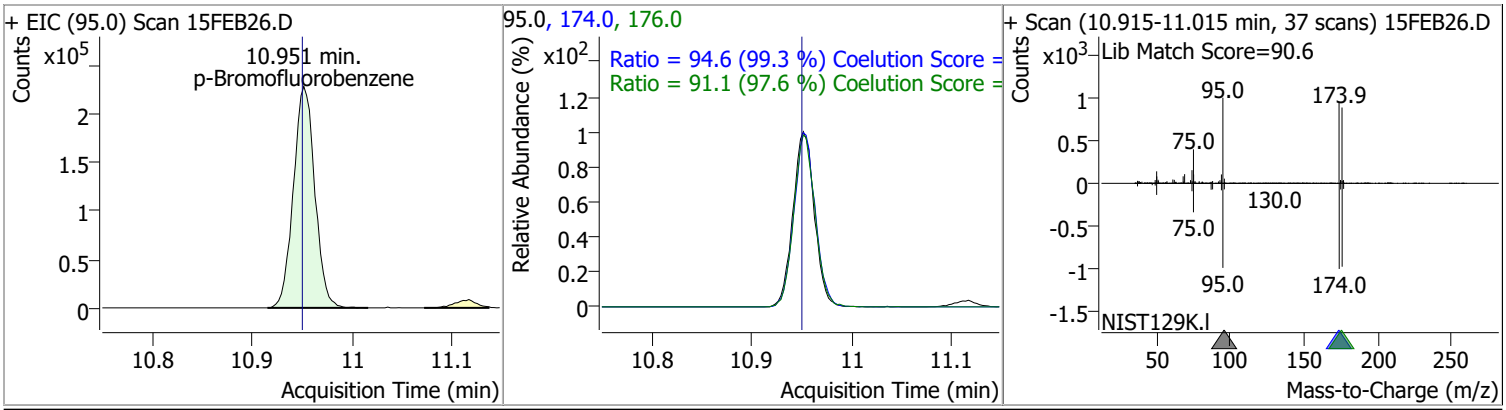

Compound	Conc.	RT	Dev(Min)	Resp.	QIon	QRatio	Lower	Upper
Bromobenzene	123.1899	11.10	0.00	140196	77.0	144.4	113.5	173.5
					158.0	98.0	66.1	126.1

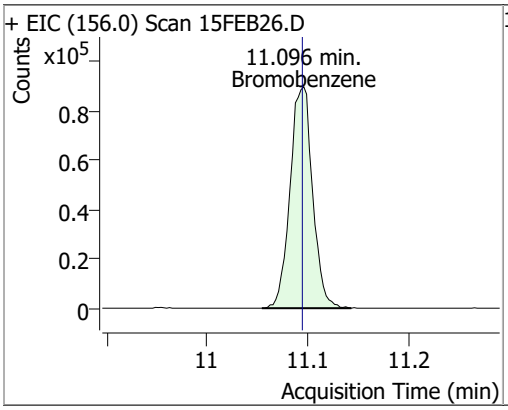

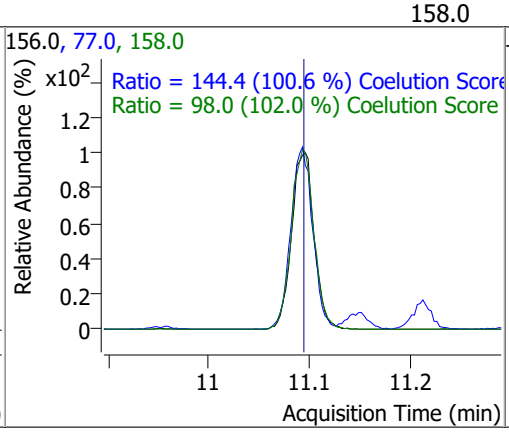

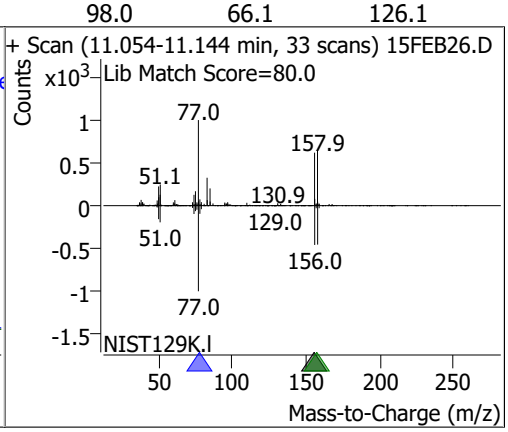

Compound	Conc.	RT	Dev(Min)	Resp.	QIon	QRatio	Lower	Upper
1,1,2,2-Tetrachloroethane	121.8368	11.11	0.00	79088	85.0	64.4	33.3	93.3

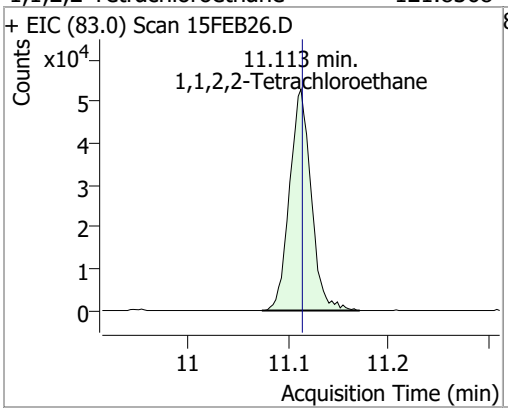

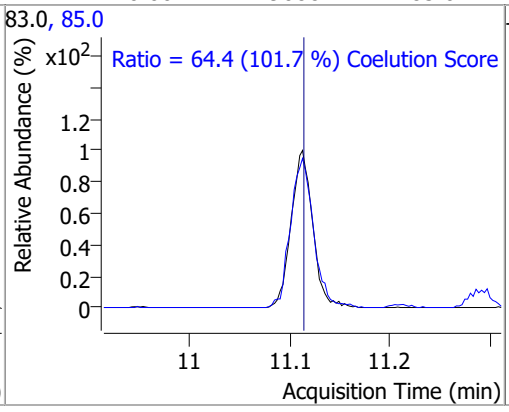

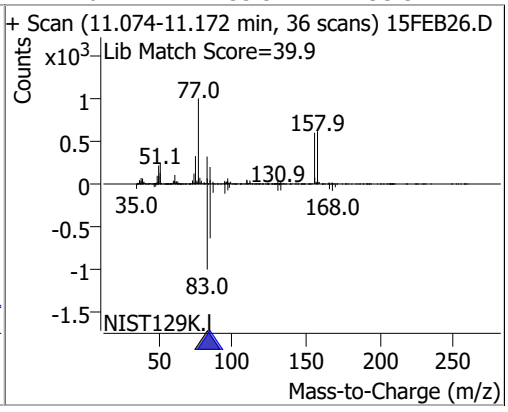

Compound	Conc.	RT	Dev(Min)	Resp.	QIon	QRatio	Lower	Upper
1,2,3-Trichloropropane	117.4617	11.15	-0.01	20033	112.0	65.9	35.8	95.8

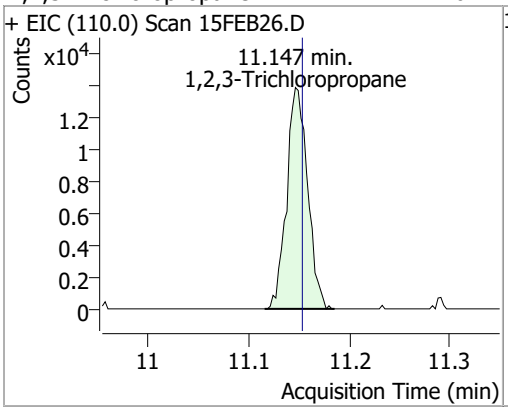

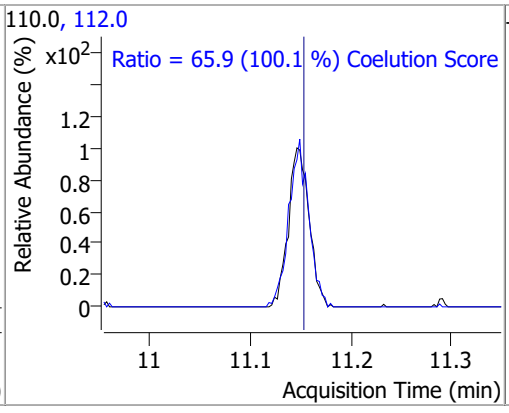

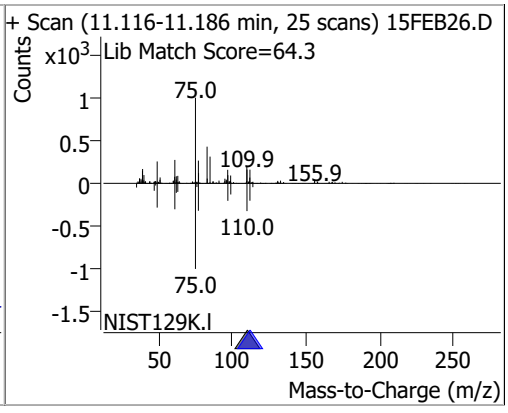

Compound	Conc.	RT	Dev(Min)	Resp.	QIon	QRatio	Lower	Upper
2-Chlorotoluene	127.4719	11.29	0.00	143577	91.0	280.4	246.2	306.2

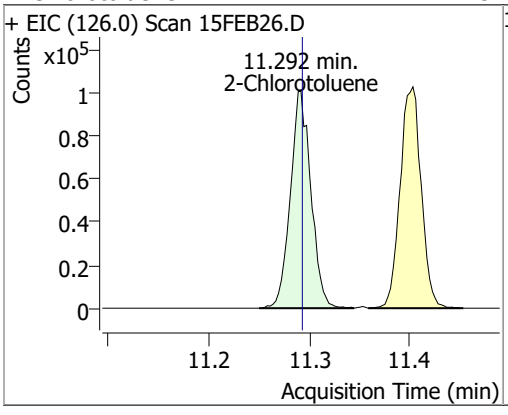

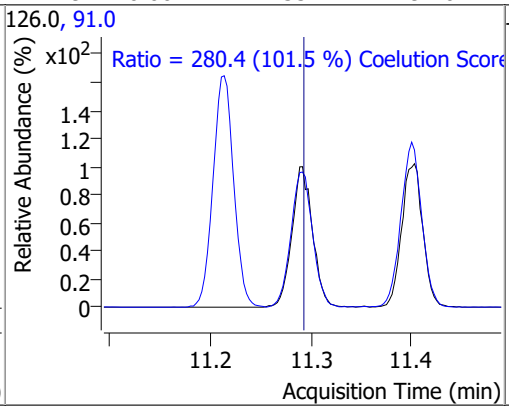

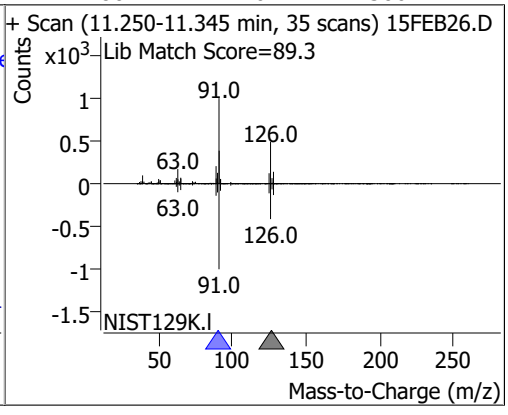

Compound	Conc.	RT	Dev(Min)	Resp.	QIon	QRatio	Lower	Upper
4-Chlorotoluene	128.9934	11.40	0.00	470584	126.0	31.9	1.3	61.3

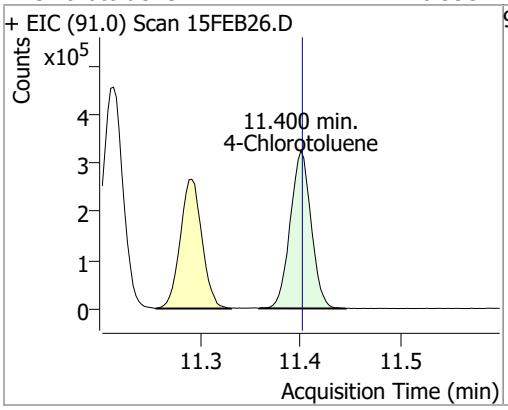

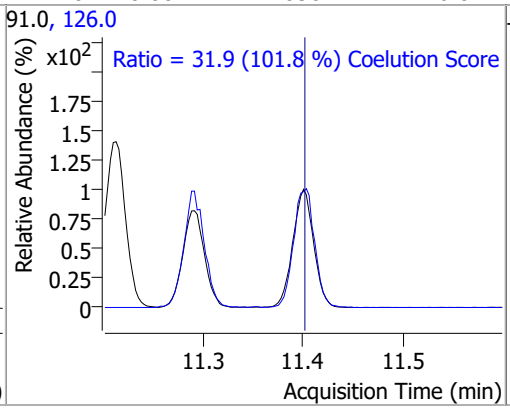

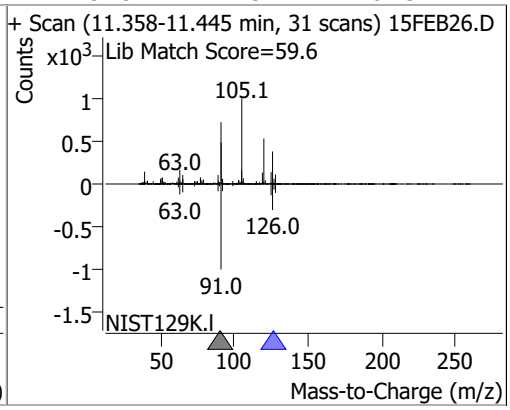

Compound	Conc.	RT	Dev(Min)	Resp.	QIon	QRatio	Lower	Upper
1,3-Dichlorobenzene	123.6123	12.03	0.00	254879	148.0	63.6	32.8	92.8
					111.0	39.2	8.7	68.7

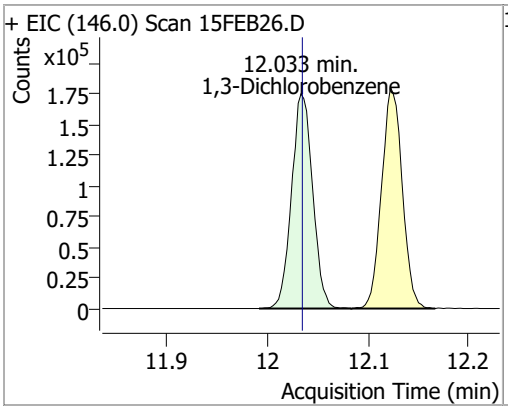

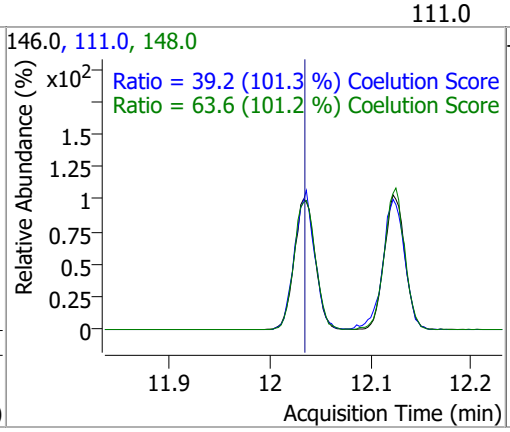

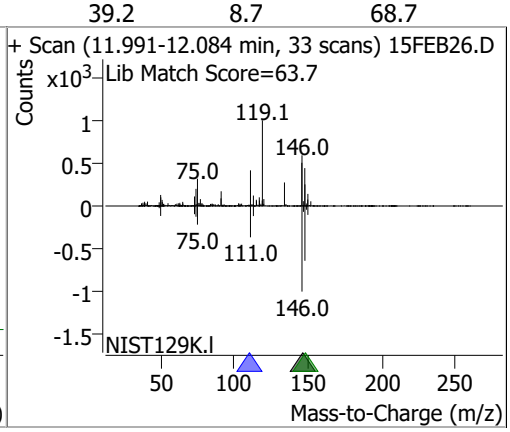

Compound	Conc.	RT	Dev(Min)	Resp.	QIon	QRatio	Lower	Upper
1,4-Dichlorobenzene	122.4579	12.12	0.00	257418	148.0	65.2	33.7	93.7
					111.0	39.9	8.7	68.7

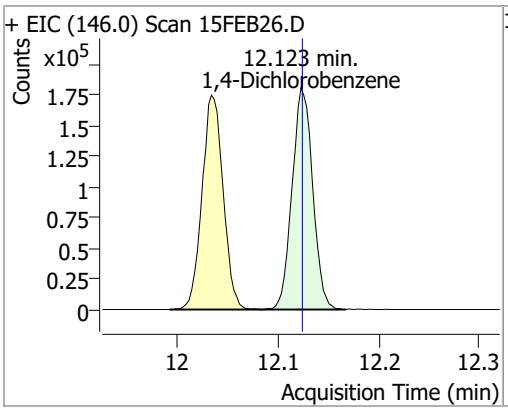

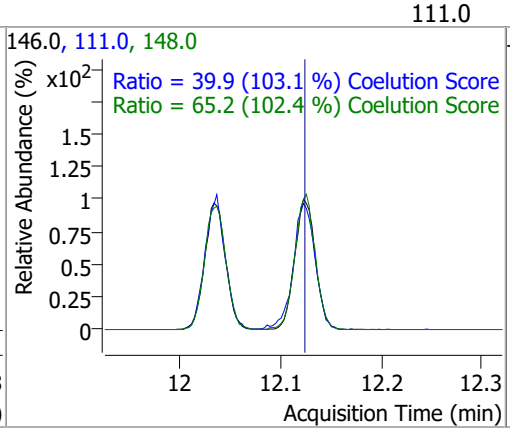

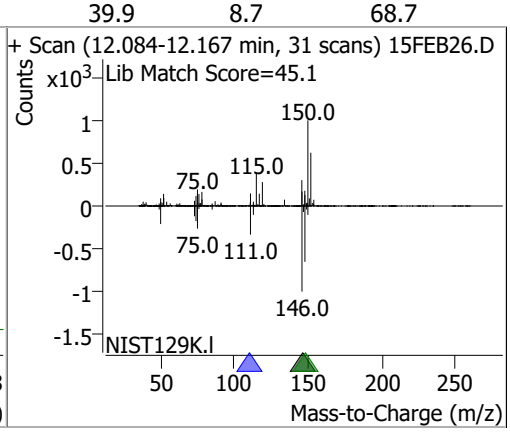

Quantitation Results Report (QT Reviewed)

Compound	Conc.	RT	Dev(Min)	Resp.	QIon	QRatio	Lower	Upper
1,2-Dichlorobenzene	122.7270	12.50	0.00	211270	148.0	63.2	31.9	91.9
					111.0	40.4	9.5	69.5

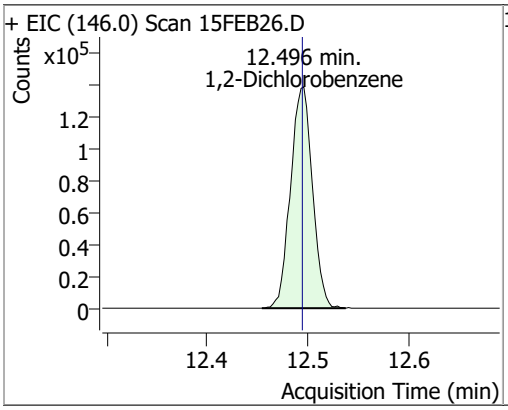

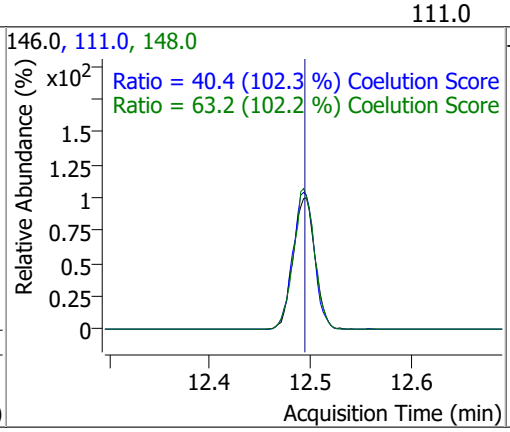

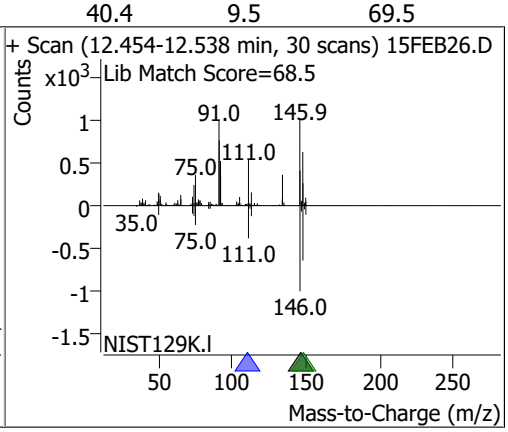

Batch name and path: D:\Org\Data\VOA5975C\VG021522\QuantResults\VG021522_8260B.batch.bin
Quant batch version: 10.0
Quant reporting version: 10.0

Name	User	Time	Action	Reason	Comment	Succeed	Exception
CmdNewBatchTable	BL2000\mchavez	2/15/2022 9:18:29 AM	Create new batch D:\Org\Data\VOA5975C\VG021522\VG021522_8260B.batch.bin			✓	
CmdImportSamplesFromWorklist	BL2000\mchavez	2/15/2022 9:18:38 AM	Add samples from worklist: D:\Org\Data\VOA5975C\VG021522\15FEB01.D			✓	
CmdQuantitate	BL2000\mchavez	2/15/2022 9:18:41 AM	Quantitate all compounds in all samples			✓	
CmdStartMethodEditing	BL2000\mchavez	2/15/2022 9:20:43 AM	Start method editing			✓	
CmdImportMethodFromFile	BL2000\mchavez	2/15/2022 9:20:44 AM	Import method from file \\MASSHUNTER\Org\Data\Methods\Quant\VOA5975C\VOA5975C_011922_CAL\VOA5975C_8260B_SHT_DoD_L4_011922.m			✓	
CmdApplyMethodToAllSamples	BL2000\mchavez	2/15/2022 9:20:55 AM	Apply method to all samples			✓	
CmdMethodClear	BL2000\mchavez	2/15/2022 9:20:55 AM	Clear method			✓	
CmdEndMethodEditing	BL2000\mchavez	2/15/2022 9:20:55 AM	End method editing			✓	
CmdQuantitate	BL2000\mchavez	2/15/2022 9:20:59 AM	Quantitate all compounds in all samples			✓	
CmdSaveBatchTable	BL2000\mchavez	2/15/2022 9:23:01 AM	Save batch D:\Org\Data\VOA5975C\VG021522\QuantResults\VG021522_8260B.batch.bin			✓	
CmdOpenBatchTable	BL2000\mchavez	2/15/2022 9:27:54 AM	Open batch D:\Org\Data\VOA5975C\VG021522\VG021522_8260B.batch.bin			✓	
CmdSaveBatchTable	BL2000\mchavez	2/15/2022 9:32:46 AM	Save batch D:\Org\Data\VOA5975C\VG021522\QuantResults\VG021522_8260B.batch.bin			✓	
CmdOpenBatchTable	BL2000\mchavez	2/15/2022 9:37:44 AM	Open batch D:\Org\Data\VOA5975C\VG021522\VG021522_8260B.batch.bin			✓	
CmdImportSamplesFromWorklist	BL2000\mchavez	2/15/2022 9:45:10 AM	Add samples from worklist: D:\Org\Data\VOA5975C\VG021522\15FEB02.D			✓	
CmdSetSampleAttribute	BL2000\mchavez	2/15/2022 9:45:14 AM	Set SampleType = TuneCheck for sample 15FEB02.D; previous value = Sample			✓	
CmdSaveBatchTable	BL2000\mchavez	2/15/2022 9:45:46 AM	Save batch D:\Org\Data\VOA5975C\VG021522\QuantResults\VG021522_8260B.batch.bin			✓	
CmdOpenBatchTable	BL2000\mchavez	2/15/2022 10:21:08 AM	Open batch D:\Org\Data\VOA5975C\VG021522\VG021522_8260B.batch.bin			✓	

Name	User	Time	Action	Reason	Comment	Succeed	Exception
CmdImportSamplesFromWorklist	BL2000\mchavez	2/15/2022 10:21:28 AM	Add samples from worklist: D:\Org\Data\VOA5975C\VG021522\15FEB03.D			✓	
CmdSetSampleAttribute	BL2000\mchavez	2/15/2022 10:21:32 AM	Set SampleType = CC for sample 15FEB03.D; previous value = Sample			✓	
CmdSetSampleAttribute	BL2000\mchavez	2/15/2022 10:21:35 AM	Set LevelName = CC for sample 15FEB03.D; previous value =			✓	
CmdQuantitate	BL2000\mchavez	2/15/2022 10:21:38 AM	Quantitate all compounds in all samples			✓	
CmdSaveBatchTable	BL2000\mchavez	2/15/2022 10:23:03 AM	Save batch D:\Org\Data\VOA5975C\VG021522\QuantResults\VG021522_8260B.batch.bin			✓	
CmdOpenBatchTable	BL2000\mchavez	2/15/2022 10:59:01 AM	Open batch D:\Org\Data\VOA5975C\VG021522\VG021522_8260B.batch.bin			✓	
CmdImportSamplesFromWorklist	BL2000\mchavez	2/15/2022 11:51:13 AM	Add samples from worklist: D:\Org\Data\VOA5975C\VG021522\15FEB04.D			✓	
CmdSetSampleAttribute	BL2000\mchavez	2/15/2022 11:51:18 AM	Set SampleType = QC for sample 15FEB04.D; previous value = Sample			✓	
CmdSetSampleAttribute	BL2000\mchavez	2/15/2022 11:52:56 AM	Set LevelName = QC for sample 15FEB04.D; previous value =			✓	
CmdSetSampleAttribute	BL2000\mchavez	2/15/2022 11:53:00 AM	Set SampleInformation = LCSA for sample 15FEB04.D; previous value =			✓	
CmdQuantitate	BL2000\mchavez	2/15/2022 11:53:06 AM	Quantitate all compounds in all samples			✓	
CmdImportSamplesFromWorklist	BL2000\mchavez	2/15/2022 11:54:26 AM	Add samples from worklist: D:\Org\Data\VOA5975C\VG021522\15FEB06.D, D:\Org\Data\VOA5975C\VG021522\15FEB05.D			✓	
CmdSetSampleAttribute	BL2000\mchavez	2/15/2022 11:54:33 AM	Set SampleType = Blank for sample 15FEB06.D; previous value = Sample			✓	
CmdQuantitate	BL2000\mchavez	2/15/2022 11:54:57 AM	Quantitate all compounds in all samples			✓	
CmdQuantitate	BL2000\mchavez	2/15/2022 11:55:12 AM	Quantitate all compounds in all samples			✓	
CmdSaveBatchTable	BL2000\mchavez	2/15/2022 12:03:53 PM	Save batch D:\Org\Data\VOA5975C\VG021522\QuantResults\VG021522_8260B.batch.bin			✓	
CmdOpenBatchTable	BL2000\mchavez	2/15/2022 12:44:10 PM	Open batch D:\Org\Data\VOA5975C\VG021522\VG021522_8260B.batch.bin			✓	
CmdQuantitate	BL2000\mchavez	2/15/2022 12:44:21 PM	Quantitate all compounds in all samples			✓	
CmdImportSamplesFromWorklist	BL2000\mchavez	2/15/2022 12:44:37 PM	Add samples from worklist: D:\Org\Data\VOA5975C\VG021522\15FEB07.D			✓	
CmdQuantitate	BL2000\mchavez	2/15/2022 12:44:45 PM	Quantitate all compounds in all samples			✓	

Name	User	Time	Action	Reason	Comment	Succeed	Exception
CmdSaveBatchTable	BL2000\mchavez	2/15/2022 12:49:35 PM	Save batch D:\Org\Data\VOA5975C\VG021522\QuantResults\VG021522_8260B.batch.bin			✓	
CmdOpenBatchTable	BL2000\mchavez	2/15/2022 12:51:38 PM	Open batch D:\Org\Data\VOA5975C\VG021522\VG021522_8260B.batch.bin			✓	
CmdImportSamplesFromWorklist	BL2000\mchavez	2/15/2022 1:13:04 PM	Add samples from worklist: D:\Org\Data\VOA5975C\VG021522\15FEB08.D			✓	
CmdQuantitate	BL2000\mchavez	2/15/2022 1:13:14 PM	Quantitate all compounds in all samples			✓	
CmdSaveBatchTable	BL2000\mchavez	2/15/2022 1:36:43 PM	Save batch D:\Org\Data\VOA5975C\VG021522\QuantResults\VG021522_8260B.batch.bin			✓	
CmdOpenBatchTable	BL2000\mchavez	2/15/2022 1:57:58 PM	Open batch D:\Org\Data\VOA5975C\VG021522\VG021522_8260B.batch.bin			✓	
CmdImportSamplesFromWorklist	BL2000\mchavez	2/15/2022 2:13:34 PM	Add samples from worklist: D:\Org\Data\VOA5975C\VG021522\15FEB09.D			✓	
CmdQuantitate	BL2000\mchavez	2/15/2022 2:13:43 PM	Quantitate all compounds in all samples			✓	
CmdImportSamplesFromWorklist	BL2000\mchavez	2/15/2022 2:26:46 PM	Add samples from worklist: D:\Org\Data\VOA5975C\VG021522\15FEB10.D			✓	
CmdQuantitate	BL2000\mchavez	2/15/2022 2:26:56 PM	Quantitate all compounds in all samples			✓	
CmdImportSamplesFromWorklist	BL2000\mchavez	2/15/2022 2:57:17 PM	Add samples from worklist: D:\Org\Data\VOA5975C\VG021522\15FEB11.D			✓	
CmdQuantitate	BL2000\mchavez	2/15/2022 2:57:30 PM	Quantitate all compounds in all samples			✓	
CmdSaveBatchTable	BL2000\mchavez	2/15/2022 2:58:08 PM	Save batch D:\Org\Data\VOA5975C\VG021522\QuantResults\VG021522_8260B.batch.bin			✓	
CmdOpenBatchTable	BL2000\mchavez	2/15/2022 2:58:41 PM	Open batch D:\Org\Data\VOA5975C\VG021522\VG021522_8260B.batch.bin			✓	
CmdQuantitate	BL2000\mchavez	2/15/2022 2:59:03 PM	Quantitate all compounds in all samples			✓	
CmdSaveBatchTable	BL2000\mchavez	2/15/2022 3:13:23 PM	Save batch D:\Org\Data\VOA5975C\VG021522\QuantResults\VG021522_8260B.batch.bin			✓	
CmdOpenBatchTable	BL2000\mchavez	2/15/2022 3:29:52 PM	Open batch D:\Org\Data\VOA5975C\VG021522\VG021522_8260B.batch.bin			✓	
CmdImportSamplesFromWorklist	BL2000\mchavez	2/15/2022 3:31:11 PM	Add samples from worklist: D:\Org\Data\VOA5975C\VG021522\15FEB13.D, D:\Org\Data\VOA5975C\VG021522\15FEB12.D			✓	

Name	User	Time	Action	Reason	Comment	Succeed	Exception
CmdQuantitate	BL2000\mchavez	2/15/2022 3:31:25 PM	Quantitate all compounds in all samples			✓	
CmdImportSamplesFromWorklist	BL2000\mchavez	2/15/2022 4:28:46 PM	Add samples from worklist: D:\Org\Data\VOA5975C\VG021522\15FEB15.D, D:\Org\Data\VOA5975C\VG021522\15FEB14.D			✓	
CmdQuantitate	BL2000\mchavez	2/15/2022 4:28:57 PM	Quantitate all compounds in all samples			✓	
CmdSaveBatchTable	BL2000\mchavez	2/15/2022 4:36:22 PM	Save batch D:\Org\Data\VOA5975C\VG021522\QuantResults\VG021522_8260B.batch.bin			✓	
CmdOpenBatchTable	BL2000\mchavez	2/16/2022 8:28:35 AM	Open batch D:\Org\Data\VOA5975C\VG021522\VG021522_8260B.batch.bin			✓	
CmdImportSamplesFromWorklist	BL2000\mchavez	2/16/2022 8:30:55 AM	Add samples from worklist: D:\Org\Data\VOA5975C\VG021522\15FEB27.D, D:\Org\Data\VOA5975C\VG021522\15FEB26.D, D:\Org\Data\VOA5975C\VG021522\15FEB25.D, D:\Org\Data\VOA5975C\VG021522\15FEB24.D, D:\Org\Data\VOA5975C\VG021522\15FEB23.D, D:\Org\Data\VOA5975C\VG021522\15FEB22.D, D:\Org\Data\VOA5975C\VG021522\15FEB21.D, D:\Org\Data\VOA5975C\VG021522\15FEB20.D, D:\Org\Data\VOA5975C\VG021522\15FEB19.D, D:\Org\Data\VOA5975C\VG021522\15FEB18.D, D:\Org\Data\VOA5975C\VG021522\15FEB17.D, D:\Org\Data\VOA5975C\VG021522\15FEB16.D			✓	
CmdQuantitate	BL2000\mchavez	2/16/2022 8:31:17 AM	Quantitate all compounds in all samples			✓	
CmdSetSampleAttribute	BL2000\mchavez	2/16/2022 8:32:51 AM	Set SampleType = CC for sample 15FEB26.D; previous value = Sample			✓	
CmdSetSampleAttribute	BL2000\mchavez	2/16/2022 8:33:00 AM	Set LevelName = CC for sample 15FEB26.D; previous value =			✓	
CmdQuantitate	BL2000\mchavez	2/16/2022 8:33:16 AM	Quantitate all compounds in all samples			✓	
CmdSetSampleAttribute	BL2000\mchavez	2/16/2022 8:33:38 AM	Set SampleType = Matrix for sample 15FEB23.D; previous value = Sample			✓	
CmdSetSampleAttribute	BL2000\mchavez	2/16/2022 8:33:45 AM	Set SampleType = MatrixDup for sample 15FEB24.D; previous value = Sample			✓	

Name	User	Time	Action	Reason	Comment	Succeed	Exception
CmdSetSampleAttribute	BL2000\mchavez	2/16/2022 8:33:52 AM	Set SampleInformation = MatrixA for sample 15FEB23.D; previous value =			✓	
CmdSetSampleAttribute	BL2000\mchavez	2/16/2022 8:33:56 AM	Set SampleInformation = MatrixA for sample 15FEB24.D; previous value =			✓	
CmdSetSampleAttribute	BL2000\mchavez	2/16/2022 8:34:00 AM	Set MatrixSpikeGroup = 21 for sample 15FEB23.D; previous value =			✓	
CmdSetSampleAttribute	BL2000\mchavez	2/16/2022 8:34:03 AM	Set MatrixSpikeGroup = 21 for sample 15FEB24.D; previous value =			✓	

Name	User	Time	Action	Reason	Comment	Succeed	Exception
CmdManuallyIntegratePeak	BL2000\mchavez	2/16/2022 9:21:33 AM	Manually integrate compound Toluene in sample 15FEB19.D from x, y = 8.358, 0 to 8.416, 0; result = 0				Agilent.MassSpectrometry.DataAnalysis.Quantitative.ApplicationCommandException: Manual integration failed for compound Toluene in sample B22020962-017A. ---> Agilent.MassSpectrometry.DataAnalysis.Quantitative.ApplicationCommandException: Manual integration failed for compound Toluene in sample B22020962-017A. ---> System.IndexOutOfRangeException: Index was outside the bounds of the array. at Agilent.MassSpectrometry.DataAnalysis.AgileIntegrator.Peak.a(Double[] A_0, Single[] A_1, Int32 A_2, Int32 A_3, Int32 A_4, Double A_5, Double A_6, Double& A_7, Double& A_8, Int32& A_9, Int32& A_10, Int32& A_11, Int32& A_12) at Agilent.MassSpectrometry.DataAnalysis.AgileIntegrator.Peak.ComputeChromatographicMetrics(Double[] xArray, Single[] yArray, Int32 startIndex, Int32 apexIndex, Int32 endIndex, Double baselineSlope, Double yIntercept, Double& fullWidthHalfMaximum, Double& symmetry) at Agilent.MassSpectrometry.DataAnalysis.Quantitative.Integrator.a(IChromatogram A_0, IPeakList A_1) at Agilent.MassSpectrometry.DataAnalysis.Quantitative.Integrator.ManualIntegrate(IChromatogram chromatogram, Double xStart, Double yStart, Double xEnd, Double yEnd, IChromPeakList& peaklist) at Agilent.MassSpectrometry.DataAnalysis.Quantitative.Analysis.MeasuredIon.ManualIntegrate(Double xStart, Double yStart, Double xEnd, Double yEnd) --- End of inner exception stack trace --- at Agilent.MassSpectrometry.DataAnalysis.Quantitative.Analysis.QuantifierIon.SetManualIntegrationFailureMessage(Exception e) at Agilent.MassSpectrometry.DataAnalysis.Quantitative.Analysis.MeasuredIon.ManualIntegrate(Double xStart, Double yStart, Double xEnd, Double yEnd)

Name	User	Time	Action	Reason	Comment	Succeed	Exception
							at Agilent.MassSpectrometry.DataAnalysis.Quantitative.CmdManuallyIntegratePeak.Do() --- End of inner exception stack trace --- at Agilent.MassSpectrometry.DataAnalysis.Quantitative.CmdManuallyIntegratePeak.Do() at Agilent.MassSpectrometry.CommandModel.CommandHistory.Invoke(ICommand cmd) at Agilent.MassSpectrometry.DataAnalysis.Quantitative.AppCommandContext._Invoke(ICommand cmd)

Name	User	Time	Action	Reason	Comment	Succeed	Exception
CmdManuallyIntegratePeak	BL2000\mchavez	2/16/2022 9:22:00 AM	Manually integrate compound Toluene in sample 15FEB19.D from x, y = 8.358, 0 to 8.430, 0; result = 0				Agilent.MassSpectrometry.DataAnalysis.Quantitative.ApplicationCommandException: Manual integration failed for compound Toluene in sample B22020962-017A. ---> Agilent.MassSpectrometry.DataAnalysis.Quantitative.ApplicationCommandException: Manual integration failed for compound Toluene in sample B22020962-017A. ---> System.IndexOutOfRangeException: Index was outside the bounds of the array. at Agilent.MassSpectrometry.DataAnalysis.AgileIntegrator.Peak.a(Double[] A_0, Single[] A_1, Int32 A_2, Int32 A_3, Int32 A_4, Double A_5, Double A_6, Double& A_7, Double& A_8, Int32& A_9, Int32& A_10, Int32& A_11, Int32& A_12) at Agilent.MassSpectrometry.DataAnalysis.AgileIntegrator.Peak.ComputeChromatographicMetrics(Double[] xArray, Single[] yArray, Int32 startIndex, Int32 apexIndex, Int32 endIndex, Double baselineSlope, Double yIntercept, Double& fullWidthHalfMaximum, Double& symmetry) at Agilent.MassSpectrometry.DataAnalysis.Quantitative.Integrator.a(IChromatogram A_0, IPeakList A_1) at Agilent.MassSpectrometry.DataAnalysis.Quantitative.Integrator.ManualIntegrate(IChromatogram chromatogram, Double xStart, Double yStart, Double xEnd, Double yEnd, IChromPeakList& peaklist) at Agilent.MassSpectrometry.DataAnalysis.Quantitative.Analysis.MeasuredIon.ManualIntegrate(Double xStart, Double yStart, Double xEnd, Double yEnd) --- End of inner exception stack trace --- at Agilent.MassSpectrometry.DataAnalysis.Quantitative.Analysis.QuantifierIon.SetManualIntegrationFailureMessage(Exception e) at Agilent.MassSpectrometry.DataAnalysis.Quantitative.Analysis.MeasuredIon.ManualIntegrate(Double xStart, Double yStart, Double xEnd, Double yEnd)

Name	User	Time	Action	Reason	Comment	Succeed	Exception
							at Agilent.MassSpectrometry.DataAnalysis.Quantitative.CmdManuallyIntegratePeak.Do() --- End of inner exception stack trace --- at Agilent.MassSpectrometry.DataAnalysis.Quantitative.CmdManuallyIntegratePeak.Do() at Agilent.MassSpectrometry.CommandModel.CommandHistory.Invoke(ICommand cmd) at Agilent.MassSpectrometry.DataAnalysis.Quantitative.AppCommandContext._Invoke(ICommand cmd)
CmdManuallyIntegrateQualifierPeak	BL2000\mchavez	2/16/2022 9:22:05 AM	Manually integrate qualifier91.0 of compound Toluene in sample 15FEB19.D from x, y = 8.347, 0 to 8.425, 0; result = 0			✓	

Name	User	Time	Action	Reason	Comment	Succeed	Exception
CmdManuallyIntegratePeak	BL2000\mchavez	2/16/2022 9:22:09 AM	Manually integrate compound Toluene in sample 15FEB19.D from x, y = 8.358, 0 to 8.425, 0; result = 0				Agilent.MassSpectrometry.DataAnalysis.Quantitative.ApplicationCommandException: Manual integration failed for compound Toluene in sample B22020962-017A. ---> Agilent.MassSpectrometry.DataAnalysis.Quantitative.ApplicationCommandException: Manual integration failed for compound Toluene in sample B22020962-017A. ---> System.IndexOutOfRangeException: Index was outside the bounds of the array. at Agilent.MassSpectrometry.DataAnalysis.AgileIntegrator.Peak.a(Double[] A_0, Single[] A_1, Int32 A_2, Int32 A_3, Int32 A_4, Double A_5, Double A_6, Double& A_7, Double& A_8, Int32& A_9, Int32& A_10, Int32& A_11, Int32& A_12) at Agilent.MassSpectrometry.DataAnalysis.AgileIntegrator.Peak.ComputeChromatographicMetrics(Double[] xArray, Single[] yArray, Int32 startIndex, Int32 apexIndex, Int32 endIndex, Double baselineSlope, Double yIntercept, Double& fullWidthHalfMaximum, Double& symmetry) at Agilent.MassSpectrometry.DataAnalysis.Quantitative.Integrator.a(IChromatogram A_0, IPeakList A_1) at Agilent.MassSpectrometry.DataAnalysis.Quantitative.Integrator.ManualIntegrate(IChromatogram chromatogram, Double xStart, Double yStart, Double xEnd, Double yEnd, IChromPeakList& peaklist) at Agilent.MassSpectrometry.DataAnalysis.Quantitative.Analysis.MeasuredIon.ManualIntegrate(Double xStart, Double yStart, Double xEnd, Double yEnd) --- End of inner exception stack trace --- at Agilent.MassSpectrometry.DataAnalysis.Quantitative.Analysis.QuantifierIon.SetManualIntegrationFailureMessage(Exception e) at Agilent.MassSpectrometry.DataAnalysis.Quantitative.Analysis.MeasuredIon.ManualIntegrate(Double xStart, Double yStart, Double xEnd, Double yEnd)

Name	User	Time	Action	Reason	Comment	Succeed	Exception
							at Agilent.MassSpectrometry.DataAnalysis.Quantitative.CmdManuallyIntegratePeak.Do() --- End of inner exception stack trace --- at Agilent.MassSpectrometry.DataAnalysis.Quantitative.CmdManuallyIntegratePeak.Do() at Agilent.MassSpectrometry.CommandModel.CommandHistory.Invoke(ICommand cmd) at Agilent.MassSpectrometry.DataAnalysis.Quantitative.AppCommandContext._Invoke(ICommand cmd)

Name	User	Time	Action	Reason	Comment	Succeed	Exception
CmdManuallyIntegrate QualifierPeak	BL2000\mchavez	2/16/2022 9:22:17 AM	Manually integrate qualifier91.0 of compound Toluene in sample 15FEB19.D from x, y = 8.358, 0 to 8.419, 0; result = 0				Agilent.MassSpectrometry.DataAnalysis.Quantitative.ApplicationCommandException: Manual integration failed for qualifier 91.0 of compound Toluene in sample B22020962-017A. ---> Agilent.MassSpectrometry.DataAnalysis.Quantitative.ApplicationCommandException: Manual integration failed for qualifier 91.0 of compound Toluene in sample B22020962-017A. ---> System.IndexOutOfRangeException: Index was outside the bounds of the array. at Agilent.MassSpectrometry.DataAnalysis.AgileIntegrator.Peak.a(Double[] A_0, Single[] A_1, Int32 A_2, Int32 A_3, Int32 A_4, Double A_5, Double A_6, Double& A_7, Double& A_8, Int32& A_9, Int32& A_10, Int32& A_11, Int32& A_12) at Agilent.MassSpectrometry.DataAnalysis.AgileIntegrator.Peak.ComputeChromatographicMetrics(Double[] xArray, Single[] yArray, Int32 startIndex, Int32 apexIndex, Int32 endIndex, Double baselineSlope, Double yIntercept, Double& fullWidthHalfMaximum, Double& symmetry) at Agilent.MassSpectrometry.DataAnalysis.Quantitative.Integrator.a(IChromatogram A_0, IPeakList A_1) at Agilent.MassSpectrometry.DataAnalysis.Quantitative.Integrator.ManualIntegrate(IChromatogram chromatogram, Double xStart, Double yStart, Double xEnd, Double yEnd, IChromPeakList& peaklist) at Agilent.MassSpectrometry.DataAnalysis.Quantitative.Analysis.MeasuredIon.ManualIntegrate(Double xStart, Double yStart, Double xEnd, Double yEnd) --- End of inner exception stack trace --- at Agilent.MassSpectrometry.DataAnalysis.Quantitative.Analysis.QualifierIon.SetManualIntegrationFailureMessage(Exception e) at Agilent.MassSpectrometry.DataAnalysis.Quantitative.Analysis.MeasuredIon.ManualIntegrate(Double xStart, Double yStart, Double xEnd, Double yEnd)

Name	User	Time	Action	Reason	Comment	Succeed	Exception
							at Agilent.MassSpectrometry.DataAnalysis.Quantitative.CmdManuallyIntegrateQualifierPeak.Do() --- End of inner exception stack trace --- at Agilent.MassSpectrometry.DataAnalysis.Quantitative.CmdManuallyIntegrateQualifierPeak.Do() at Agilent.MassSpectrometry.CommandModel.CommandHistory.Invoke(ICommand cmd) at Agilent.MassSpectrometry.DataAnalysis.Quantitative.AppCommandContext._Invoke(ICommand cmd)

Name	User	Time	Action	Reason	Comment	Succeed	Exception
CmdManuallyIntegratePeak	BL2000\mchavez	2/16/2022 9:22:22 AM	Manually integrate compound Toluene in sample 15FEB19.D from x, y = 8.358, 0 to 8.433, 0; result = 0				Agilent.MassSpectrometry.DataAnalysis.Quantitative.ApplicationCommandException: Manual integration failed for compound Toluene in sample B22020962-017A. ---> Agilent.MassSpectrometry.DataAnalysis.Quantitative.ApplicationCommandException: Manual integration failed for compound Toluene in sample B22020962-017A. ---> System.IndexOutOfRangeException: Index was outside the bounds of the array. at Agilent.MassSpectrometry.DataAnalysis.AgileIntegrator.Peak.a(Double[] A_0, Single[] A_1, Int32 A_2, Int32 A_3, Int32 A_4, Double A_5, Double A_6, Double& A_7, Double& A_8, Int32& A_9, Int32& A_10, Int32& A_11, Int32& A_12) at Agilent.MassSpectrometry.DataAnalysis.AgileIntegrator.Peak.ComputeChromatographicMetrics(Double[] xArray, Single[] yArray, Int32 startIndex, Int32 apexIndex, Int32 endIndex, Double baselineSlope, Double yIntercept, Double& fullWidthHalfMaximum, Double& symmetry) at Agilent.MassSpectrometry.DataAnalysis.Quantitative.Integrator.a(IChromatogram A_0, IPeakList A_1) at Agilent.MassSpectrometry.DataAnalysis.Quantitative.Integrator.ManualIntegrate(IChromatogram chromatogram, Double xStart, Double yStart, Double xEnd, Double yEnd, IChromPeakList& peaklist) at Agilent.MassSpectrometry.DataAnalysis.Quantitative.Analysis.MeasuredIon.ManualIntegrate(Double xStart, Double yStart, Double xEnd, Double yEnd) --- End of inner exception stack trace --- at Agilent.MassSpectrometry.DataAnalysis.Quantitative.Analysis.QuantifierIon.SetManualIntegrationFailureMessage(Exception e) at Agilent.MassSpectrometry.DataAnalysis.Quantitative.Analysis.MeasuredIon.ManualIntegrate(Double xStart, Double yStart, Double xEnd, Double yEnd)

Name	User	Time	Action	Reason	Comment	Succeed	Exception
							at Agilent.MassSpectrometry.DataAnalysis.Quantitative.CmdManuallyIntegratePeak.Do() --- End of inner exception stack trace --- at Agilent.MassSpectrometry.DataAnalysis.Quantitative.CmdManuallyIntegratePeak.Do() at Agilent.MassSpectrometry.CommandModel.CommandHistory.Invoke(ICommand cmd) at Agilent.MassSpectrometry.DataAnalysis.Quantitative.AppCommandContext._Invoke(ICommand cmd)
CmdManuallyIntegrateQualifierPeak	BL2000\mchavez	2/16/2022 9:22:29 AM	Manually integrate qualifier91.0 of compound Toluene in sample 15FEB19.D from x, y = 8.352, 0 to 8.419, 0; result = 0			✓	

Name	User	Time	Action	Reason	Comment	Succeed	Exception
CmdManuallyIntegrate QualifierPeak	BL2000\mchavez	2/16/2022 9:22:34 AM	Manually integrate qualifier91.0 of compound Toluene in sample 15FEB19.D from x, y = 8.358, 0 to 8.416, 0; result = 0				Agilent.MassSpectrometry.DataAnalysis.Quantitative.ApplicationCommandException: Manual integration failed for qualifier 91.0 of compound Toluene in sample B22020962-017A. ---> Agilent.MassSpectrometry.DataAnalysis.Quantitative.ApplicationCommandException: Manual integration failed for qualifier 91.0 of compound Toluene in sample B22020962-017A. ---> System.IndexOutOfRangeException: Index was outside the bounds of the array. at Agilent.MassSpectrometry.DataAnalysis.AgileIntegrator.Peak.a(Double[] A_0, Single[] A_1, Int32 A_2, Int32 A_3, Int32 A_4, Double A_5, Double A_6, Double& A_7, Double& A_8, Int32& A_9, Int32& A_10, Int32& A_11, Int32& A_12) at Agilent.MassSpectrometry.DataAnalysis.AgileIntegrator.Peak.ComputeChromatographicMetrics(Double[] xArray, Single[] yArray, Int32 startIndex, Int32 apexIndex, Int32 endIndex, Double baselineSlope, Double yIntercept, Double& fullWidthHalfMaximum, Double& symmetry) at Agilent.MassSpectrometry.DataAnalysis.Quantitative.Integrator.a(IChromatogram A_0, IPeakList A_1) at Agilent.MassSpectrometry.DataAnalysis.Quantitative.Integrator.ManualIntegrate(IChromatogram chromatogram, Double xStart, Double yStart, Double xEnd, Double yEnd, IChromPeakList& peaklist) at Agilent.MassSpectrometry.DataAnalysis.Quantitative.Analysis.MeasuredIon.ManualIntegrate(Double xStart, Double yStart, Double xEnd, Double yEnd) --- End of inner exception stack trace --- at Agilent.MassSpectrometry.DataAnalysis.Quantitative.Analysis.QualifierIon.SetManualIntegrationFailureMessage(Exception e) at Agilent.MassSpectrometry.DataAnalysis.Quantitative.Analysis.MeasuredIon.ManualIntegrate(Double xStart, Double yStart, Double xEnd, Double yEnd)

Name	User	Time	Action	Reason	Comment	Succeed	Exception
							at Agilent.MassSpectrometry.DataAnalysis.Quantitative.CmdManuallyIntegrateQualifierPeak.Do() --- End of inner exception stack trace --- at Agilent.MassSpectrometry.DataAnalysis.Quantitative.CmdManuallyIntegrateQualifierPeak.Do() at Agilent.MassSpectrometry.CommandModel.CommandHistory.Invoke(ICommand cmd) at Agilent.MassSpectrometry.DataAnalysis.Quantitative.AppCommandContext._Invoke(ICommand cmd)

Name	User	Time	Action	Reason	Comment	Succeed	Exception
CmdManuallyIntegratePeak	BL2000\mchavez	2/16/2022 9:22:41 AM	Manually integrate compound Toluene in sample 15FEB19.D from x, y = 8.358, 0 to 8.422, 0; result = 0				Agilent.MassSpectrometry.DataAnalysis.Quantitative.ApplicationCommandException: Manual integration failed for compound Toluene in sample B22020962-017A. ---> Agilent.MassSpectrometry.DataAnalysis.Quantitative.ApplicationCommandException: Manual integration failed for compound Toluene in sample B22020962-017A. ---> System.IndexOutOfRangeException: Index was outside the bounds of the array. at Agilent.MassSpectrometry.DataAnalysis.AgileIntegrator.Peak.a(Double[] A_0, Single[] A_1, Int32 A_2, Int32 A_3, Int32 A_4, Double A_5, Double A_6, Double& A_7, Double& A_8, Int32& A_9, Int32& A_10, Int32& A_11, Int32& A_12) at Agilent.MassSpectrometry.DataAnalysis.AgileIntegrator.Peak.ComputeChromatographicMetrics(Double[] xArray, Single[] yArray, Int32 startIndex, Int32 apexIndex, Int32 endIndex, Double baselineSlope, Double yIntercept, Double& fullWidthHalfMaximum, Double& symmetry) at Agilent.MassSpectrometry.DataAnalysis.Quantitative.Integrator.a(IChromatogram A_0, IPeakList A_1) at Agilent.MassSpectrometry.DataAnalysis.Quantitative.Integrator.ManualIntegrate(IChromatogram chromatogram, Double xStart, Double yStart, Double xEnd, Double yEnd, IChromPeakList& peaklist) at Agilent.MassSpectrometry.DataAnalysis.Quantitative.Analysis.MeasuredIon.ManualIntegrate(Double xStart, Double yStart, Double xEnd, Double yEnd) --- End of inner exception stack trace --- at Agilent.MassSpectrometry.DataAnalysis.Quantitative.Analysis.QuantifierIon.SetManualIntegrationFailureMessage(Exception e) at Agilent.MassSpectrometry.DataAnalysis.Quantitative.Analysis.MeasuredIon.ManualIntegrate(Double xStart, Double yStart, Double xEnd, Double yEnd)

Name	User	Time	Action	Reason	Comment	Succeed	Exception
							at Agilent.MassSpectrometry.DataAnalysis.Quantitative.CmdManuallyIntegratePeak.Do() --- End of inner exception stack trace --- at Agilent.MassSpectrometry.DataAnalysis.Quantitative.CmdManuallyIntegratePeak.Do() at Agilent.MassSpectrometry.CommandModel.CommandHistory.Invoke(ICommand cmd) at Agilent.MassSpectrometry.DataAnalysis.Quantitative.AppCommandContext._Invoke(ICommand cmd)
CmdManuallyIntegratePeak	BL2000\mchavez	2/16/2022 9:23:43 AM	Manually integrate compound Toluene in sample 15FEB19.D from x, y = 8.366, 231 to 8.419, 0; result = 1413			✓	
CmdManuallyIntegrate DropBaseline	BL2000\mchavez	2/16/2022 9:23:48 AM	Drop baseline for compound Toluene in sample 15FEB19.D to y = 0, new integration is from x, y = 8.366, 0 to 8.419, 0 and new response = 1780; previous integration is from x, y = 8.366, 231 to 8.419, 0 and previous response = 1413.			✓	
CmdSetTargetCompoundAttribute	BL2000\mchavez	2/16/2022 9:24:06 AM	Set UserAnnotation = NI for compound Toluene in sample 15FEB19.D; previous value =			✓	
CmdManuallyIntegrate QualifierPeak	BL2000\mchavez	2/16/2022 9:24:14 AM	Manually integrate qualifier 91.0 of compound Toluene in sample 15FEB21.D, from x, y = 8.355, 0 to 8.419, 0, result = 3704; previous integration is from x, y = 8.386, 0 to 8.419, 0 and previous response = 2013.			✓	
CmdSaveBatchTable	BL2000\mchavez	2/16/2022 10:05:38 AM	Save batch D:\Org\Data\VOA5975C\VG021522\QuantResults\VG021522_8260B.batch.bin			✓	
CmdOpenBatchTable	BL2000\mchavez	2/17/2022 9:04:02 AM	Open batch D:\Org\Data\VOA5975C\VG021522\VG021522_8260B.batch.bin			✓	
CmdSetSampleAttribute	BL2000\mchavez	2/17/2022 9:07:43 AM	Set SampleType = MatrixBlank for sample 15FEB07.D; previous value = Sample			✓	
CmdSaveBatchTable	BL2000\mchavez	2/17/2022 9:07:58 AM	Save batch D:\Org\Data\VOA5975C\VG021522\QuantResults\VG021522_8260B.batch.bin			✓	
CmdOpenBatchTable	BL2000\mchavez	2/17/2022 12:38:01 PM	Open batch D:\Org\Data\VOA5975C\VG021522\VG021522_8260B.batch.bin			✓	

Name	User	Time	Action	Reason	Comment	Succeed	Exception
CmdSetSampleAttribute	BL2000\mchavez	2/17/2022 12:41:32 PM	Set SampleApproved = True for sample 15FEB03.D; previous value = False			✓	
CmdSetSampleAttribute	BL2000\mchavez	2/17/2022 12:42:45 PM	Set SampleApproved = True for sample 15FEB04.D; previous value = False			✓	
CmdManuallyIntegratePeak	BL2000\mchavez	2/17/2022 12:46:07 PM	Manually integrate compound Chloromethane in sample 15FEB06.D from x, y = 1.392, 0 to 1.436, 0; result = 220			✓	
CmdManuallyIntegrateQualifierPeak	BL2000\mchavez	2/17/2022 12:46:09 PM	Manually integrate qualifier52.0 of compound Chloromethane in sample 15FEB06.D from x, y = 1.383, 0 to 1.436, 0; result = 160			✓	
CmdZeroOutPeak	BL2000\mchavez	2/17/2022 12:46:12 PM	Zero out primary peak of compound Chloromethane in sample 15FEB06.D			✓	
CmdSetSampleAttribute	BL2000\mchavez	2/17/2022 12:46:41 PM	Set UserDefined = Qualifier ratio did not meet method criteria for Chloromethane for sample 15FEB06.D; previous value =			✓	
CmdManuallyIntegratePeak	BL2000\mchavez	2/17/2022 12:47:39 PM	Manually integrate compound Vinyl chloride in sample 15FEB06.D from x, y = 1.472, 0 to 1.514, 0; result = 226			✓	
CmdManuallyIntegrateQualifierPeak	BL2000\mchavez	2/17/2022 12:47:50 PM	Manually integrate qualifier64.0 of compound Vinyl chloride in sample 15FEB06.D from x, y = 1.492, 0 to 1.528, 11; result = 339			✓	
CmdZeroOutPeak	BL2000\mchavez	2/17/2022 12:47:56 PM	Zero out primary peak of compound Vinyl chloride in sample 15FEB06.D			✓	
CmdSetSampleAttribute	BL2000\mchavez	2/17/2022 12:48:06 PM	Set UserDefined = Qualifier ratio did not meet method criteria for Chloromethane, Vinyl chloride for sample 15FEB06.D; previous value = Qualifier ratio did not meet method criteria for Chloromethane			✓	
CmdManuallyIntegratePeak	BL2000\mchavez	2/17/2022 12:48:24 PM	Manually integrate compound Methylene chloride in sample 15FEB06.D from x, y = 3.302, 0 to 3.391, 0; result = 2169			✓	
CmdManuallyIntegrateQualifierPeak	BL2000\mchavez	2/17/2022 12:48:26 PM	Manually integrate qualifier84.0 of compound Methylene chloride in sample 15FEB06.D from x, y = 3.288, 0 to 3.399, 0; result = 1562			✓	
CmdManuallyIntegrateQualifierPeak	BL2000\mchavez	2/17/2022 12:48:29 PM	Manually integrate qualifier86.0 of compound Methylene chloride in sample 15FEB06.D from x, y = 3.296, 0 to 3.374, 0; result = 711			✓	
CmdSetTargetCompoundAttribute	BL2000\mchavez	2/17/2022 12:48:33 PM	Set UserAnnotation = NI for compound Methylene chloride in sample 15FEB06.D; previous value =			✓	

Name	User	Time	Action	Reason	Comment	Succeed	Exception
CmdManuallyIntegratePeak	BL2000\mchavez	2/17/2022 12:49:04 PM	Manually integrate compound trans-1,2-Dichloroethene in sample 15FEB06.D from x, y = 3.695, 0 to 3.754, 0; result = 111			✓	
CmdManuallyIntegrateQualifierPeak	BL2000\mchavez	2/17/2022 12:49:06 PM	Manually integrate qualifier61.0 of compound trans-1,2-Dichloroethene in sample 15FEB06.D from x, y = 3.678, 0 to 3.770, 0; result = 343			✓	
CmdManuallyIntegrateQualifierPeak	BL2000\mchavez	2/17/2022 12:49:08 PM	Manually integrate qualifier98.0 of compound trans-1,2-Dichloroethene in sample 15FEB06.D from x, y = 3.715, 0 to 3.754, 0; result = 51			✓	
CmdZeroOutPeak	BL2000\mchavez	2/17/2022 12:49:16 PM	Zero out primary peak of compound trans-1,2-Dichloroethene in sample 15FEB06.D			✓	
CmdSetSampleAttribute	BL2000\mchavez	2/17/2022 12:49:41 PM	Set UserDefined = Qualifier ratio did not meet method criteria for Chloromethane, Vinyl chloride, trans-1,2-Dichloroethene for sample 15FEB06.D; previous value = Qualifier ratio did not meet method criteria for Chloromethane, Vinyl chloride			✓	
CmdManuallyIntegratePeak	BL2000\mchavez	2/17/2022 12:50:57 PM	Manually integrate compound Benzene in sample 15FEB06.D from x, y = 6.235, 0 to 6.311, 0; result = 458			✓	
CmdManuallyIntegrateQualifierPeak	BL2000\mchavez	2/17/2022 12:50:59 PM	Manually integrate qualifier77.0 of compound Benzene in sample 15FEB06.D from x, y = 6.238, 0 to 6.330, 0; result = 121			✓	
CmdSetTargetCompoundAttribute	BL2000\mchavez	2/17/2022 12:51:03 PM	Set UserAnnotation = NI for compound Benzene in sample 15FEB06.D; previous value =			✓	
CmdSaveBatchTable	BL2000\mchavez	2/17/2022 1:53:32 PM	Save batch D:\Org\Data\VOA5975C\VG021522\QuantResults\VG021522_8260B.batch.bin			✓	
CmdOpenBatchTable	BL2000\mchavez	2/17/2022 2:35:01 PM	Open batch D:\Org\Data\VOA5975C\VG021522\VG021522_8260B.batch.bin			✓	
CmdZeroOutPeak	BL2000\mchavez	2/17/2022 2:38:56 PM	Zero out primary peak of compound Ethylbenzene in sample 15FEB06.D			✓	
CmdManuallyIntegratePeak	BL2000\mchavez	2/17/2022 2:39:09 PM	Manually integrate compound m+p-Xylenes in sample 15FEB06.D from x, y = 10.028, 0 to 10.061, 0; result = 152			✓	
CmdManuallyIntegrateQualifierPeak	BL2000\mchavez	2/17/2022 2:39:10 PM	Manually integrate qualifier91.0 of compound m+p-Xylenes in sample 15FEB06.D from x, y = 10.003, 0 to 10.078, 0; result = 330			✓	
CmdZeroOutPeak	BL2000\mchavez	2/17/2022 2:39:30 PM	Zero out primary peak of compound m+p-Xylenes in sample 15FEB06.D			✓	

Name	User	Time	Action	Reason	Comment	Succeed	Exception
CmdSetSampleAttribute	BL2000\mchavez	2/17/2022 2:39:47 PM	Set UserDefined = Qualifier ratio did not meet method criteria for Chloromethane, Vinyl chloride, trans-1,2-Dichloroethene, m+p Xylenes for sample 15FEB06.D; previous value = Qualifier ratio did not meet method criteria for Chloromethane, Vinyl chloride, trans-1,2-Dichloroethene			✓	
CmdSetSampleAttribute	BL2000\mchavez	2/17/2022 2:40:08 PM	Set SampleApproved = True for sample 15FEB06.D; previous value = False			✓	
CmdQuantitate	BL2000\mchavez	2/17/2022 2:40:36 PM	Quantitate all compounds in all samples			✓	
CmdSaveBatchTable	BL2000\mchavez	2/17/2022 2:40:54 PM	Save batch D:\Org\Data\VOA5975C\VG021522\QuantResults\VG021522_8260B.batch.bin			✓	
CmdOpenBatchTable	BL2000\mchavez	2/17/2022 2:54:31 PM	Open batch D:\Org\Data\VOA5975C\VG021522\VG021522_8260B.batch.bin			✓	
CmdManuallyIntegratePeak	BL2000\mchavez	2/17/2022 2:55:07 PM	Manually integrate compound Methylene chloride in sample 15FEB07.D from x, y = 3.297, 0 to 3.400, 0; result = 1581			✓	
CmdManuallyIntegrateQualifierPeak	BL2000\mchavez	2/17/2022 2:55:09 PM	Manually integrate qualifier84.0 of compound Methylene chloride in sample 15FEB07.D from x, y = 3.274, 0 to 3.389, 0; result = 767			✓	
CmdManuallyIntegrateQualifierPeak	BL2000\mchavez	2/17/2022 2:55:11 PM	Manually integrate qualifier86.0 of compound Methylene chloride in sample 15FEB07.D from x, y = 3.310, 0 to 3.377, 0; result = 324			✓	
CmdManuallyIntegratePeak	BL2000\mchavez	2/17/2022 2:55:32 PM	Manually integrate compound Chloroform in sample 15FEB07.D from x, y = 5.622, 0 to 5.709, 0; result = 534			✓	
CmdManuallyIntegrateQualifierPeak	BL2000\mchavez	2/17/2022 2:55:34 PM	Manually integrate qualifier85.0 of compound Chloroform in sample 15FEB07.D from x, y = 5.614, 0 to 5.709, 0; result = 453			✓	
CmdSetTargetCompoundAttribute	BL2000\mchavez	2/17/2022 2:55:46 PM	Set UserAnnotation = NI for compound Chloroform in sample 15FEB07.D; previous value =			✓	
CmdSetTargetCompoundAttribute	BL2000\mchavez	2/17/2022 2:55:49 PM	Set UserAnnotation = NI for compound Methylene chloride in sample 15FEB07.D; previous value =			✓	
CmdManuallyIntegratePeak	BL2000\mchavez	2/17/2022 2:56:29 PM	Manually integrate compound Toluene in sample 15FEB07.D from x, y = 8.358, 0 to 8.425, 0; result = 699			✓	
CmdManuallyIntegrateQualifierPeak	BL2000\mchavez	2/17/2022 2:56:31 PM	Manually integrate qualifier91.0 of compound Toluene in sample 15FEB07.D from x, y = 8.361, 0 to 8.425, 0; result = 1165			✓	

Name	User	Time	Action	Reason	Comment	Succeed	Exception
CmdManuallyIntegratePeak	BL2000\mchavez	2/17/2022 2:56:56 PM	Manually integrate compound Ethylbenzene in sample 15FEB07.D from x, y = 9.894, 0 to 9.939, 0; result = 196			✓	
CmdManuallyIntegrateQualifierPeak	BL2000\mchavez	2/17/2022 2:56:58 PM	Manually integrate qualifier106.0 of compound Ethylbenzene in sample 15FEB07.D from x, y = 9.906, 0 to 9.947, 0; result = 64			✓	
CmdSetTargetCompoundAttribute	BL2000\mchavez	2/17/2022 2:57:03 PM	Set UserAnnotation = NI for compound Toluene in sample 15FEB07.D; previous value =			✓	
CmdSetTargetCompoundAttribute	BL2000\mchavez	2/17/2022 2:57:07 PM	Set UserAnnotation = NI for compound Ethylbenzene in sample 15FEB07.D; previous value =			✓	
CmdManuallyIntegratePeak	BL2000\mchavez	2/17/2022 2:57:11 PM	Manually integrate compound m+p-Xylenes in sample 15FEB07.D from x, y = 10.014, 0 to 10.076, 0; result = 326			✓	
CmdManuallyIntegrateQualifierPeak	BL2000\mchavez	2/17/2022 2:57:13 PM	Manually integrate qualifier91.0 of compound m+p-Xylenes in sample 15FEB07.D from x, y = 10.009, 0 to 10.073, 0; result = 647			✓	
CmdSetTargetCompoundAttribute	BL2000\mchavez	2/17/2022 2:57:17 PM	Set UserAnnotation = NI for compound m+p-Xylenes in sample 15FEB07.D; previous value =			✓	
CmdManuallyIntegratePeak	BL2000\mchavez	2/17/2022 2:57:25 PM	Manually integrate compound o-Xylene in sample 15FEB07.D from x, y = 10.408, 0 to 10.466, 0; result = 60			✓	
CmdManuallyIntegrateDropBaseline	BL2000\mchavez	2/17/2022 2:57:29 PM	Drop baseline for compound o-Xylene in sample 15FEB07.D to y = 0, new integration is from x, y = 10.408, 0 to 10.466, 0 and new response = 60; previous integration is from x, y = 10.408, 0 to 10.466, 0 and previous response = 60.			✓	
CmdManuallyIntegrateQualifierPeak	BL2000\mchavez	2/17/2022 2:57:31 PM	Manually integrate qualifier91.0 of compound o-Xylene in sample 15FEB07.D from x, y = 10.413, 0 to 10.463, 0; result = 153			✓	
CmdZeroOutPeak	BL2000\mchavez	2/17/2022 2:57:35 PM	Zero out primary peak of compound o-Xylene in sample 15FEB07.D			✓	
CmdSetSampleAttribute	BL2000\mchavez	2/17/2022 2:57:46 PM	Set UserDefined = Qualifier ratio did not meet method criteria for Chloromethane, Vinyl chloride, trans-1,2-Dichloroethene, m+p Xylenes for sample 15FEB07.D; previous value =			✓	
CmdSetSampleAttribute	BL2000\mchavez	2/17/2022 2:57:58 PM	Set UserDefined = Qualifier ratio did not meet method criteria for m+p Xylenes for sample 15FEB07.D; previous value = Qualifier ratio did not meet method criteria for Chloromethane, Vinyl chloride, trans-1,2-Dichloroethene, m+p Xylenes			✓	

Name	User	Time	Action	Reason	Comment	Succeed	Exception
CmdSetSampleAttribute	BL2000\mchavez	2/17/2022 2:58:30 PM	Set UserDefined = Qualifier ratio did not meet method criteria for o-Xylene for sample 15FEB07.D; previous value = Qualifier ratio did not meet method criteria for m+p Xylenes			✓	
CmdManuallyIntegratePeak	BL2000\mchavez	2/17/2022 2:58:39 PM	Manually integrate compound Bromoform in sample 15FEB07.D from x, y = 10.597, 0 to 10.645, 0; result = 86			✓	
CmdManuallyIntegrateQualifierPeak	BL2000\mchavez	2/17/2022 2:58:41 PM	Manually integrate qualifier174.5 of compound Bromoform in sample 15FEB07.D from x, y = 10.611, 0 to 10.656, 0; result = 33			✓	
CmdManuallyIntegrateQualifierPeak	BL2000\mchavez	2/17/2022 2:58:44 PM	Manually integrate qualifier170.5 of compound Bromoform in sample 15FEB07.D from x, y = 10.594, 0 to 10.647, 0; result = 26			✓	
CmdSetTargetCompoundAttribute	BL2000\mchavez	2/17/2022 2:58:50 PM	Set UserAnnotation = NI for compound Bromoform in sample 15FEB07.D; previous value =			✓	
CmdSetSampleAttribute	BL2000\mchavez	2/17/2022 2:59:10 PM	Set SampleApproved = True for sample 15FEB07.D; previous value = False			✓	
CmdQuantitate	BL2000\mchavez	2/17/2022 2:59:32 PM	Quantitate all compounds in all samples			✓	
CmdManuallyIntegratePeak	BL2000\mchavez	2/17/2022 3:01:02 PM	Manually integrate compound o-Xylene in sample 15FEB08.D from x, y = 10.416, 0 to 10.457, 0; result = 356			✓	
CmdManuallyIntegrateQualifierPeak	BL2000\mchavez	2/17/2022 3:01:04 PM	Manually integrate qualifier91.0 of compound o-Xylene in sample 15FEB08.D from x, y = 10.402, 0 to 10.463, 0; result = 889			✓	
CmdZeroOutPeak	BL2000\mchavez	2/17/2022 3:01:07 PM	Zero out primary peak of compound o-Xylene in sample 15FEB08.D			✓	
CmdManuallyIntegratePeak	BL2000\mchavez	2/17/2022 3:01:13 PM	Manually integrate compound m+p-Xylenes in sample 15FEB08.D from x, y = 10.034, 0 to 10.070, 0; result = 220			✓	
CmdManuallyIntegrateQualifierPeak	BL2000\mchavez	2/17/2022 3:01:17 PM	Manually integrate qualifier91.0 of compound m+p-Xylenes in sample 15FEB08.D from x, y = 9.997, 0 to 10.070, 0; result = 1283			✓	
CmdManuallyIntegratePeak	BL2000\mchavez	2/17/2022 3:04:16 PM	Manually integrate compound Ethylbenzene in sample 15FEB08.D from x, y = 9.894, 0 to 9.933, 0; result = 360			✓	
CmdManuallyIntegrateQualifierPeak	BL2000\mchavez	2/17/2022 3:04:19 PM	Manually integrate qualifier106.0 of compound Ethylbenzene in sample 15FEB08.D from x, y = 9.894, 0 to 9.944, 0; result = 72			✓	
CmdSetTargetCompoundAttribute	BL2000\mchavez	2/17/2022 3:04:23 PM	Set UserAnnotation = NI for compound Ethylbenzene in sample 15FEB08.D; previous value =			✓	

Name	User	Time	Action	Reason	Comment	Succeed	Exception
CmdSetTargetCompoundAttribute	BL2000\mchavez	2/17/2022 3:04:26 PM	Set UserAnnotation = NI for compound m+p-Xylenes in sample 15FEB08.D; previous value =			✓	
CmdManuallyIntegratePeak	BL2000\mchavez	2/17/2022 3:04:53 PM	Manually integrate compound Toluene in sample 15FEB08.D from x, y = 8.360, 0 to 8.433, 0; result = 1832			✓	
CmdSetTargetCompoundAttribute	BL2000\mchavez	2/17/2022 3:04:58 PM	Set UserAnnotation = NI for compound Toluene in sample 15FEB08.D; previous value =			✓	
CmdManuallyIntegratePeak	BL2000\mchavez	2/17/2022 3:05:41 PM	Manually integrate compound Benzene in sample 15FEB08.D from x, y = 6.249, 0 to 6.319, 0; result = 257			✓	
CmdManuallyIntegrateQualifierPeak	BL2000\mchavez	2/17/2022 3:05:43 PM	Manually integrate qualifier77.0 of compound Benzene in sample 15FEB08.D from x, y = 6.249, 0 to 6.297, 0; result = 31			✓	
CmdManuallyIntegratePeak	BL2000\mchavez	2/17/2022 3:06:42 PM	Manually integrate compound Carbon tetrachloride in sample 15FEB08.D from x, y = 5.993, 0 to 6.074, 0; result = 283			✓	
CmdManuallyIntegrateQualifierPeak	BL2000\mchavez	2/17/2022 3:06:44 PM	Manually integrate qualifier119.0 of compound Carbon tetrachloride in sample 15FEB08.D from x, y = 5.990, 0 to 6.071, 0; result = 600			✓	
CmdManuallyIntegrateQualifierPeak	BL2000\mchavez	2/17/2022 3:06:45 PM	Manually integrate qualifier121.0 of compound Carbon tetrachloride in sample 15FEB08.D from x, y = 5.987, 0 to 6.071, 0; result = 162			✓	
CmdZeroOutPeak	BL2000\mchavez	2/17/2022 3:06:49 PM	Zero out primary peak of compound Carbon tetrachloride in sample 15FEB08.D			✓	
CmdSetTargetCompoundAttribute	BL2000\mchavez	2/17/2022 3:07:10 PM	Set UserAnnotation = NI for compound Benzene in sample 15FEB08.D; previous value =			✓	
CmdManuallyIntegratePeak	BL2000\mchavez	2/17/2022 3:07:44 PM	Manually integrate compound Methylene chloride in sample 15FEB08.D from x, y = 3.293, 0 to 3.391, 0; result = 865			✓	
CmdManuallyIntegrateQualifierPeak	BL2000\mchavez	2/17/2022 3:07:47 PM	Manually integrate qualifier84.0 of compound Methylene chloride in sample 15FEB08.D from x, y = 3.307, 0 to 3.388, 0; result = 443			✓	
CmdManuallyIntegrateQualifierPeak	BL2000\mchavez	2/17/2022 3:07:49 PM	Manually integrate qualifier86.0 of compound Methylene chloride in sample 15FEB08.D from x, y = 3.299, 0 to 3.388, 0; result = 224			✓	
CmdSetTargetCompoundAttribute	BL2000\mchavez	2/17/2022 3:07:52 PM	Set UserAnnotation = NI for compound Methylene chloride in sample 15FEB08.D; previous value =			✓	
CmdSetSampleAttribute	BL2000\mchavez	2/17/2022 3:10:55 PM	Set SampleApproved = True for sample 15FEB08.D; previous value = False			✓	

Name	User	Time	Action	Reason	Comment	Succeed	Exception
CmdZeroOutPeak	BL2000\mchavez	2/17/2022 3:12:01 PM	Zero out primary peak of compound m+p-Xylenes in sample 15FEB08.D			✓	
CmdSetTargetCompoundAttribute	BL2000\mchavez	2/17/2022 3:12:07 PM	Set UserAnnotation = for compound m+p-Xylenes in sample 15FEB08.D; previous value = NI			✓	
CmdQuantitate	BL2000\mchavez	2/17/2022 3:16:50 PM	Quantitate all compounds in all samples			✓	
CmdSetSampleAttribute	BL2000\mchavez	2/17/2022 3:25:25 PM	Set UserDefined = Qualifier ratio did not meet method criteria for o-Xylene for sample 15FEB08.D; previous value =			✓	
CmdSetSampleAttribute	BL2000\mchavez	2/17/2022 3:25:46 PM	Set UserDefined = Qualifier ratio did not meet method criteria for o-Xylene, m+p Xylenes, Carbon tetrachloride for sample 15FEB08.D; previous value = Qualifier ratio did not meet method criteria for o-Xylene			✓	
CmdManuallyIntegratePeak	BL2000\mchavez	2/17/2022 3:27:11 PM	Manually integrate compound Styrene in sample 15FEB09.D from x, y = 10.407, 0 to 10.483, 0; result = 882			✓	
CmdManuallyIntegrateQualifierPeak	BL2000\mchavez	2/17/2022 3:27:13 PM	Manually integrate qualifier 78.0 of compound Styrene in sample 15FEB09.D, from x, y = 10.382, 0 to 10.446, -52, result = 2254; previous integration is from x, y = 10.405, 0 to 10.460, 0 and previous response = 2374.			✓	
CmdClearManualIntegration	BL2000\mchavez	2/17/2022 3:27:16 PM	Clear manual integration of qualifier 78.0 for compound Styrene in sample 15FEB09.D			✓	
CmdZeroOutPeak	BL2000\mchavez	2/17/2022 3:28:50 PM	Zero out qualifier peak of compound Styrene 78.0 in sample 15FEB09.D			✓	
CmdZeroOutPeak	BL2000\mchavez	2/17/2022 3:28:53 PM	Zero out primary peak of compound Styrene in sample 15FEB09.D			✓	
CmdSetSampleAttribute	BL2000\mchavez	2/17/2022 3:28:58 PM	Set UserDefined = Qualifier ratio did not meet method criteria for o-Xylene for sample 15FEB09.D; previous value =			✓	
CmdSetSampleAttribute	BL2000\mchavez	2/17/2022 3:29:18 PM	Set UserDefined = Qualifier ratio did not meet method criteria for Styrene for sample 15FEB09.D; previous value = Qualifier ratio did not meet method criteria for o-Xylene			✓	
CmdManuallyIntegratePeak	BL2000\mchavez	2/17/2022 3:29:24 PM	Manually integrate compound Bromoform in sample 15FEB09.D from x, y = 10.578, 0 to 10.681, 0; result = 321			✓	
CmdManuallyIntegrateQualifierPeak	BL2000\mchavez	2/17/2022 3:29:26 PM	Manually integrate qualifier174.5 of compound Bromoform in sample 15FEB09.D from x, y = 10.597, 0 to 10.678, 0; result = 110			✓	

Name	User	Time	Action	Reason	Comment	Succeed	Exception
CmdManuallyIntegrate QualifierPeak	BL2000\mchavez	2/17/2022 3:29:29 PM	Manually integrate qualifier170.5 of compound Bromoform in sample 15FEB09.D from x, y = 10.603, 0 to 10.658, 0; result = 107			✓	
CmdManuallyIntegrateP eak	BL2000\mchavez	2/17/2022 3:29:45 PM	Manually integrate compound 1,3-Dichlorobenzene in sample 15FEB09.D from x, y = 11.986, 0 to 12.047, 0; result = 340			✓	
CmdZeroOutPeak	BL2000\mchavez	2/17/2022 3:29:49 PM	Zero out primary peak of compound 1,3-Dichlorobenzene in sample 15FEB09.D			✓	
CmdSetSampleAttribute	BL2000\mchavez	2/17/2022 3:30:32 PM	Set UserDefined = Qualifier ratio did not meet method criteria for Styrene, 2-Chlorotoluene, 1,3-Dichlorobenzne for sample 15FEB09.D; previous value = Qualifier ratio did not meet method criteria for Styrene			✓	
CmdManuallyIntegrateP eak	BL2000\mchavez	2/17/2022 3:30:41 PM	Manually integrate compound 1,4-Dichlorobenzene in sample 15FEB09.D from x, y = 12.083, 0 to 12.170, 0; result = 1304			✓	
CmdZeroOutPeak	BL2000\mchavez	2/17/2022 3:30:44 PM	Zero out primary peak of compound 1,4-Dichlorobenzene in sample 15FEB09.D			✓	
CmdManuallyIntegrate QualifierPeak	BL2000\mchavez	2/17/2022 3:30:53 PM	Manually integrate qualifier77.0 of compound Benzene in sample 15FEB09.D from x, y = 6.241, 0 to 6.325, 0; result = 462			✓	
CmdSetTargetCompoun dAttribute	BL2000\mchavez	2/17/2022 3:31:01 PM	Set UserAnnotation = NI for compound Bromoform in sample 15FEB09.D; previous value =			✓	
CmdZeroOutPeak	BL2000\mchavez	2/17/2022 3:31:18 PM	Zero out primary peak of compound Toluene in sample 15FEB09.D			✓	
CmdSetSampleAttribute	BL2000\mchavez	2/17/2022 3:31:29 PM	Set UserDefined = Qualifier ratio did not meet method criteria for Styrene, 2-Chlorotoluene, 1,3-Dichlorobenzene, Toluene for sample 15FEB09.D; previous value = Qualifier ratio did not meet method criteria for Styrene, 2-Chlorotoluene, 1,3-Dichlorobenzne			✓	
CmdZeroOutPeak	BL2000\mchavez	2/17/2022 3:31:34 PM	Zero out primary peak of compound 4-Chlorotoluene in sample 15FEB09.D			✓	
CmdZeroOutPeak	BL2000\mchavez	2/17/2022 3:31:46 PM	Zero out primary peak of compound 1,1,2,2-Tetrachloroethane in sample 15FEB09.D			✓	
CmdSetSampleAttribute	BL2000\mchavez	2/17/2022 3:32:11 PM	Set SampleApproved = True for sample 15FEB09.D; previous value = False			✓	
CmdQuantitate	BL2000\mchavez	2/17/2022 3:32:31 PM	Quantitate all compounds in all samples			✓	

Name	User	Time	Action	Reason	Comment	Succeed	Exception
CmdManuallyIntegratePeak	BL2000\mchavez	2/17/2022 3:33:06 PM	Manually integrate compound m+p-Xylenes in sample 15FEB10.D from x, y = 10.020, 0 to 10.076, 0; result = 116			✓	
CmdManuallyIntegrateQualifierPeak	BL2000\mchavez	2/17/2022 3:33:08 PM	Manually integrate qualifier91.0 of compound m+p-Xylenes in sample 15FEB10.D from x, y = 10.031, 0 to 10.067, 0; result = 305			✓	
CmdZeroOutPeak	BL2000\mchavez	2/17/2022 3:33:12 PM	Zero out primary peak of compound m+p-Xylenes in sample 15FEB10.D			✓	
CmdSetSampleAttribute	BL2000\mchavez	2/17/2022 3:33:40 PM	Set UserDefined = Qualifier ratio did not meet method criteria for m+p Xylenes for sample 15FEB10.D; previous value =			✓	
CmdManuallyIntegratePeak	BL2000\mchavez	2/17/2022 3:33:58 PM	Manually integrate compound Toluene in sample 15FEB10.D from x, y = 8.352, 0 to 8.430, 0; result = 988			✓	
CmdZeroOutPeak	BL2000\mchavez	2/17/2022 3:34:02 PM	Zero out primary peak of compound Toluene in sample 15FEB10.D			✓	
CmdSetSampleAttribute	BL2000\mchavez	2/17/2022 3:34:10 PM	Set UserDefined = Qualifier ratio did not meet method criteria for m+p Xylenes, Toluene for sample 15FEB10.D; previous value = Qualifier ratio did not meet method criteria for m+p Xylenes			✓	
CmdManuallyIntegratePeak	BL2000\mchavez	2/17/2022 3:34:28 PM	Manually integrate compound Benzene in sample 15FEB10.D from x, y = 6.275, 0 to 6.305, 0; result = 192			✓	
CmdManuallyIntegrateQualifierPeak	BL2000\mchavez	2/17/2022 3:34:31 PM	Manually integrate qualifier 65.0 of compound 1,2-Dichloroethane-d4 in sample 15FEB10.D, from x, y = 6.261, 0 to 6.280, 2950, result = 5771; previous integration is from x, y = 6.183, 0 to 6.308, 0 and previous response = 228341.			✓	
CmdClearManualIntegration	BL2000\mchavez	2/17/2022 3:34:35 PM	Clear manual integration of qualifier 65.0 for compound 1,2-Dichloroethane-d4 in sample 15FEB10.D			✓	
CmdManuallyIntegrateQualifierPeak	BL2000\mchavez	2/17/2022 3:34:41 PM	Manually integrate qualifier77.0 of compound Benzene in sample 15FEB10.D from x, y = 6.247, 0 to 6.330, 0; result = 217			✓	
CmdZeroOutPeak	BL2000\mchavez	2/17/2022 3:34:45 PM	Zero out qualifier peak of compound Benzene 77.0 in sample 15FEB10.D			✓	
CmdZeroOutPeak	BL2000\mchavez	2/17/2022 3:34:49 PM	Zero out primary peak of compound Benzene in sample 15FEB10.D			✓	
CmdSetSampleAttribute	BL2000\mchavez	2/17/2022 3:34:56 PM	Set UserDefined = Qualifier ratio did not meet method criteria for m+p Xylenes, Toluene, Benzene for sample 15FEB10.D; previous value = Qualifier ratio did not meet method criteria for m+p Xylenes, Toluene			✓	

Name	User	Time	Action	Reason	Comment	Succeed	Exception
CmdManuallyIntegratePeak	BL2000\mchavez	2/17/2022 3:35:21 PM	Manually integrate compound Methylene chloride in sample 15FEB10.D from x, y = 3.280, 0 to 3.366, 0; result = 1979			✓	
CmdManuallyIntegrateQualifierPeak	BL2000\mchavez	2/17/2022 3:35:24 PM	Manually integrate qualifier84.0 of compound Methylene chloride in sample 15FEB10.D from x, y = 3.291, 0 to 3.380, 0; result = 1301			✓	
CmdManuallyIntegrateQualifierPeak	BL2000\mchavez	2/17/2022 3:35:26 PM	Manually integrate qualifier86.0 of compound Methylene chloride in sample 15FEB10.D from x, y = 3.277, 0 to 3.358, 0; result = 777			✓	
CmdManuallyIntegrateQualifierPeak	BL2000\mchavez	2/17/2022 3:35:44 PM	Manually integrate qualifier52.0 of compound Chloromethane in sample 15FEB10.D from x, y = 1.383, 0 to 1.428, 0; result = 791			✓	
CmdSetSampleAttribute	BL2000\mchavez	2/17/2022 3:35:49 PM	Set SampleApproved = True for sample 15FEB10.D; previous value = False			✓	
CmdSetTargetCompoundAttribute	BL2000\mchavez	2/17/2022 3:35:59 PM	Set UserAnnotation = NI for compound Methylene chloride in sample 15FEB10.D; previous value =			✓	
CmdManuallyIntegratePeak	BL2000\mchavez	2/17/2022 3:36:28 PM	Manually integrate compound Chloromethane in sample 15FEB11.D from x, y = 1.381, 0 to 1.456, 0; result = 1013			✓	
CmdManuallyIntegrateQualifierPeak	BL2000\mchavez	2/17/2022 3:36:30 PM	Manually integrate qualifier52.0 of compound Chloromethane in sample 15FEB11.D from x, y = 1.378, 0 to 1.445, 0; result = 235			✓	
CmdManuallyIntegratePeak	BL2000\mchavez	2/17/2022 3:36:46 PM	Manually integrate compound Methylene chloride in sample 15FEB11.D from x, y = 3.294, 0 to 3.383, 0; result = 1831			✓	
CmdManuallyIntegrateQualifierPeak	BL2000\mchavez	2/17/2022 3:36:48 PM	Manually integrate qualifier84.0 of compound Methylene chloride in sample 15FEB11.D from x, y = 3.288, 0 to 3.383, 0; result = 1168			✓	
CmdManuallyIntegrateQualifierPeak	BL2000\mchavez	2/17/2022 3:36:51 PM	Manually integrate qualifier86.0 of compound Methylene chloride in sample 15FEB11.D from x, y = 3.308, 0 to 3.352, 0; result = 597			✓	
CmdManuallyIntegratePeak	BL2000\mchavez	2/17/2022 3:37:22 PM	Manually integrate compound Benzene in sample 15FEB11.D from x, y = 6.250, 0 to 6.333, 0; result = 542			✓	
CmdManuallyIntegrateQualifierPeak	BL2000\mchavez	2/17/2022 3:37:25 PM	Manually integrate qualifier77.0 of compound Benzene in sample 15FEB11.D from x, y = 6.278, 0 to 6.311, 0; result = 72			✓	
CmdManuallyIntegratePeak	BL2000\mchavez	2/17/2022 3:37:44 PM	Manually integrate compound Toluene in sample 15FEB11.D from x, y = 8.361, 0 to 8.447, 0; result = 1277			✓	

Name	User	Time	Action	Reason	Comment	Succeed	Exception
CmdManuallyIntegrateQualifierPeak	BL2000\mchavez	2/17/2022 3:37:47 PM	Manually integrate qualifier91.0 of compound Toluene in sample 15FEB11.D from x, y = 8.361, 0 to 8.430, 0; result = 1986			✓	
CmdSetTargetCompoundAttribute	BL2000\mchavez	2/17/2022 3:38:01 PM	Set UserAnnotation = NI for compound Toluene in sample 15FEB11.D; previous value =			✓	
CmdSetTargetCompoundAttribute	BL2000\mchavez	2/17/2022 3:38:04 PM	Set UserAnnotation = NI for compound Benzene in sample 15FEB11.D; previous value =			✓	
CmdManuallyIntegratePeak	BL2000\mchavez	2/17/2022 3:38:28 PM	Manually integrate compound Ethylbenzene in sample 15FEB11.D from x, y = 9.897, 0 to 9.961, 0; result = 842			✓	
CmdManuallyIntegrateQualifierPeak	BL2000\mchavez	2/17/2022 3:38:30 PM	Manually integrate qualifier106.0 of compound Ethylbenzene in sample 15FEB11.D from x, y = 9.900, 0 to 9.936, 0; result = 41			✓	
CmdManuallyIntegratePeak	BL2000\mchavez	2/17/2022 3:38:37 PM	Manually integrate compound m+p-Xylenes in sample 15FEB11.D from x, y = 10.006, 0 to 10.081, 0; result = 539			✓	
CmdManuallyIntegrateQualifierPeak	BL2000\mchavez	2/17/2022 3:38:39 PM	Manually integrate qualifier91.0 of compound m+p-Xylenes in sample 15FEB11.D from x, y = 10.014, 0 to 10.078, 0; result = 1250			✓	
CmdZeroOutPeak	BL2000\mchavez	2/17/2022 3:38:43 PM	Zero out primary peak of compound m+p-Xylenes in sample 15FEB11.D			✓	
CmdSetTargetCompoundAttribute	BL2000\mchavez	2/17/2022 3:38:50 PM	Set UserAnnotation = NI for compound Ethylbenzene in sample 15FEB11.D; previous value =			✓	
CmdManuallyIntegratePeak	BL2000\mchavez	2/17/2022 3:38:57 PM	Manually integrate compound o-Xylene in sample 15FEB11.D from x, y = 10.399, 0 to 10.469, 0; result = 558			✓	
CmdManuallyIntegrateQualifierPeak	BL2000\mchavez	2/17/2022 3:39:00 PM	Manually integrate qualifier91.0 of compound o-Xylene in sample 15FEB11.D from x, y = 10.408, 0 to 10.477, 0; result = 1734			✓	
CmdZeroOutPeak	BL2000\mchavez	2/17/2022 3:39:03 PM	Zero out primary peak of compound o-Xylene in sample 15FEB11.D			✓	
CmdSetSampleAttribute	BL2000\mchavez	2/17/2022 3:39:55 PM	Set SampleApproved = True for sample 15FEB11.D; previous value = False			✓	
CmdSetTargetCompoundAttribute	BL2000\mchavez	2/17/2022 3:40:21 PM	Set UserAnnotation = NI for compound Methylene chloride in sample 15FEB11.D; previous value =			✓	
CmdSetTargetCompoundAttribute	BL2000\mchavez	2/17/2022 3:40:25 PM	Set UserAnnotation = NI for compound Chloromethane in sample 15FEB11.D; previous value =			✓	
CmdQuantitate	BL2000\mchavez	2/17/2022 3:40:45 PM	Quantitate all compounds in all samples			✓	

Name	User	Time	Action	Reason	Comment	Succeed	Exception
CmdSetSampleAttribute	BL2000\mchavez	2/17/2022 3:41:15 PM	Set UserDefined = Qualifier ratio did not meet method criteria for o-Xylene, m+p Xylenes, Carbon tetrachloride for sample 15FEB11.D; previous value =			✓	
CmdSetSampleAttribute	BL2000\mchavez	2/17/2022 3:41:28 PM	Set UserDefined = Qualifier ratio did not meet method criteria for o-Xylene, m+p Xylenes for sample 15FEB11.D; previous value = Qualifier ratio did not meet method criteria for o-Xylene, m+p Xylenes, Carbon tetrachloride			✓	
CmdManuallyIntegrate QualifierPeak	BL2000\mchavez	2/17/2022 3:41:46 PM	Manually integrate qualifier52.0 of compound Chloromethane in sample 15FEB12.D from x, y = 1.364, 0 to 1.392, 11; result = 31			✓	
CmdManuallyIntegrate QualifierPeak	BL2000\mchavez	2/17/2022 3:41:47 PM	Manually integrate qualifier 52.0 of compound Chloromethane in sample 15FEB12.D, from x, y = 1.428, 11 to 1.467, 0, result = 360; previous integration is from x, y = 1.364, 0 to 1.392, 11 and previous response = 31.			✓	
CmdManuallyIntegrate QualifierPeak	BL2000\mchavez	2/17/2022 3:41:51 PM	Manually integrate qualifier 52.0 of compound Chloromethane in sample 15FEB12.D, from x, y = 1.386, 0 to 1.453, 11, result = 1172; previous integration is from x, y = 1.428, 11 to 1.467, 0 and previous response = 360.			✓	
CmdManuallyIntegrate QualifierPeak	BL2000\mchavez	2/17/2022 3:42:04 PM	Manually integrate qualifier 52.0 of compound Chloromethane in sample 15FEB12.D, from x, y = 1.386, 0 to 1.459, 0, result = 1193; previous integration is from x, y = 1.386, 0 to 1.453, 11 and previous response = 1172.			✓	
CmdManuallyIntegrateP eak	BL2000\mchavez	2/17/2022 3:42:20 PM	Manually integrate compound Methylene chloride in sample 15FEB12.D from x, y = 3.296, 0 to 3.397, 0; result = 1959			✓	
CmdManuallyIntegrate QualifierPeak	BL2000\mchavez	2/17/2022 3:42:22 PM	Manually integrate qualifier84.0 of compound Methylene chloride in sample 15FEB12.D from x, y = 3.277, 0 to 3.344, 0; result = 723			✓	
CmdManuallyIntegrate QualifierPeak	BL2000\mchavez	2/17/2022 3:42:26 PM	Manually integrate qualifier 84.0 of compound Methylene chloride in sample 15FEB12.D, from x, y = 3.277, 0 to 3.377, 0, result = 949; previous integration is from x, y = 3.277, 0 to 3.344, 0 and previous response = 723.			✓	
CmdManuallyIntegrate QualifierPeak	BL2000\mchavez	2/17/2022 3:42:28 PM	Manually integrate qualifier86.0 of compound Methylene chloride in sample 15FEB12.D from x, y = 3.302, 0 to 3.405, 0; result = 827			✓	
CmdManuallyIntegrateP eak	BL2000\mchavez	2/17/2022 3:42:56 PM	Manually integrate compound 1,2-Dichloroethane in sample 15FEB12.D from x, y = 6.280, 78 to 6.400, 0; result = 1326			✓	

Name	User	Time	Action	Reason	Comment	Succeed	Exception
CmdManuallyIntegrate DropBaseline	BL2000\mchavez	2/17/2022 3:42:58 PM	Drop baseline for compound 1,2-Dichloroethane in sample 15FEB12.D to y = 0, new integration is from x, y = 6.280, 0 to 6.400, 0 and new response = 1607; previous integration is from x, y = 6.280, 78 to 6.400, 0 and previous response = 1326.			✓	
CmdManuallyIntegrate QualifierPeak	BL2000\mchavez	2/17/2022 3:43:02 PM	Manually integrate qualifier 64.0 of compound 1,2-Dichloroethane in sample 15FEB12.D, from x, y = 6.286, 0 to 6.356, 0, result = 648; previous integration is from x, y = 6.238, 0 to 6.286, 0 and previous response = 2120.			✓	
CmdManuallyIntegrate QualifierPeak	BL2000\mchavez	2/17/2022 3:43:05 PM	Manually integrate qualifier98.0 of compound 1,2-Dichloroethane in sample 15FEB12.D from x, y = 6.317, 0 to 6.383, 0; result = 31			✓	
CmdSaveBatchTable	BL2000\mchavez	2/17/2022 3:43:13 PM	Save batch D:\Org\Data\VOA5975C\VG021522\QuantResults\VG021522_8260B.batch.bin			✓	
CmdOpenBatchTable	BL2000\mchavez	2/17/2022 3:44:21 PM	Open batch D:\Org\Data\VOA5975C\VG021522\VG021522_8260B.batch.bin			✓	

Name	User	Time	Action	Reason	Comment	Succeed	Exception
CmdManuallyIntegratePeak	BL2000\mchavez	2/17/2022 3:45:06 PM	Manually integrate compound Toluene in sample 15FEB12.D from x, y = 8.366, 0 to 8.419, 0; result = 0				Agilent.MassSpectrometry.DataAnalysis.Quantitative.ApplicationCommandException: Manual integration failed for compound Toluene in sample B22020962-011F. ---> Agilent.MassSpectrometry.DataAnalysis.Quantitative.ApplicationCommandException: Manual integration failed for compound Toluene in sample B22020962-011F. ---> System.IndexOutOfRangeException: Index was outside the bounds of the array. at Agilent.MassSpectrometry.DataAnalysis.AgileIntegrator.Peak.a(Double[] A_0, Single[] A_1, Int32 A_2, Int32 A_3, Int32 A_4, Double A_5, Double A_6, Double& A_7, Double& A_8, Int32& A_9, Int32& A_10, Int32& A_11, Int32& A_12) at Agilent.MassSpectrometry.DataAnalysis.AgileIntegrator.Peak.ComputeChromatographicMetrics(Double[] xArray, Single[] yArray, Int32 startIndex, Int32 apexIndex, Int32 endIndex, Double baselineSlope, Double yIntercept, Double& fullWidthHalfMaximum, Double& symmetry) at Agilent.MassSpectrometry.DataAnalysis.Quantitative.Integrator.a(IChromatogram A_0, IPeakList A_1) at Agilent.MassSpectrometry.DataAnalysis.Quantitative.Integrator.ManualIntegrate(IChromatogram chromatogram, Double xStart, Double yStart, Double xEnd, Double yEnd, IChromPeakList& peaklist) at Agilent.MassSpectrometry.DataAnalysis.Quantitative.Analysis.MeasuredIon.ManualIntegrate(Double xStart, Double yStart, Double xEnd, Double yEnd) --- End of inner exception stack trace --- at Agilent.MassSpectrometry.DataAnalysis.Quantitative.Analysis.QuantifierIon.SetManualIntegrationFailureMessage(Exception e) at Agilent.MassSpectrometry.DataAnalysis.Quantitative.Analysis.MeasuredIon.ManualIntegrate(Double xStart, Double yStart, Double xEnd, Double yEnd)

Name	User	Time	Action	Reason	Comment	Succeed	Exception
							at Agilent.MassSpectrometry.DataAnalysis.Quantitative.CmdManuallyIntegratePeak.Do() --- End of inner exception stack trace --- at Agilent.MassSpectrometry.DataAnalysis.Quantitative.CmdManuallyIntegratePeak.Do() at Agilent.MassSpectrometry.CommandModel.CommandHistory.Invoke(ICommand cmd) at Agilent.MassSpectrometry.DataAnalysis.Quantitative.AppCommandContext._Invoke(ICommand cmd)
CmdManuallyIntegrateQualifierPeak	BL2000\mchavez	2/17/2022 3:45:12 PM	Manually integrate qualifier91.0 of compound Toluene in sample 15FEB12.D from x, y = 8.352, 0 to 8.439, 0; result = 0			✓	
CmdManuallyIntegratePeak	BL2000\mchavez	2/17/2022 3:45:14 PM	Manually integrate compound Toluene in sample 15FEB12.D from x, y = 8.361, 0 to 8.419, 0; result = 962			✓	
CmdZeroOutPeak	BL2000\mchavez	2/17/2022 3:45:19 PM	Zero out primary peak of compound Toluene in sample 15FEB12.D			✓	
CmdSetSampleAttribute	BL2000\mchavez	2/17/2022 3:45:31 PM	Set UserDefined = Qualifier ratio did not meet method criteria for m+p Xylenes, Toluene, Benzene for sample 15FEB12.D; previous value =			✓	
CmdSetSampleAttribute	BL2000\mchavez	2/17/2022 3:45:47 PM	Set UserDefined = Qualifier ratio did not meet method criteria for Toluene for sample 15FEB12.D; previous value = Qualifier ratio did not meet method criteria for m+p Xylenes, Toluene, Benzene			✓	
CmdManuallyIntegratePeak	BL2000\mchavez	2/17/2022 3:46:01 PM	Manually integrate compound Tetrachloroethene in sample 15FEB12.D from x, y = 8.907, 0 to 8.960, 0; result = 101			✓	
CmdManuallyIntegrateQualifierPeak	BL2000\mchavez	2/17/2022 3:46:03 PM	Manually integrate qualifier129.0 of compound Tetrachloroethene in sample 15FEB12.D from x, y = 8.899, 0 to 8.960, 0; result = 75			✓	
CmdManuallyIntegrateQualifierPeak	BL2000\mchavez	2/17/2022 3:46:05 PM	Manually integrate qualifier165.8 of compound Tetrachloroethene in sample 15FEB12.D from x, y = 8.902, 0 to 9.005, 0; result = 218			✓	
CmdZeroOutPeak	BL2000\mchavez	2/17/2022 3:46:08 PM	Zero out primary peak of compound Tetrachloroethene in sample 15FEB12.D			✓	

Name	User	Time	Action	Reason	Comment	Succeed	Exception
CmdSetSampleAttribute	BL2000\mchavez	2/17/2022 3:46:22 PM	Set UserDefined = Qualifier ratio did not meet method criteria for Toluene, Tetrachloroethene for sample 15FEB12.D; previous value = Qualifier ratio did not meet method criteria for Toluene			✓	
CmdManuallyIntegratePeak	BL2000\mchavez	2/17/2022 3:46:37 PM	Manually integrate compound m+p-Xylenes in sample 15FEB12.D from x, y = 10.014, 0 to 10.076, 0; result = 265			✓	
CmdManuallyIntegrateQualifierPeak	BL2000\mchavez	2/17/2022 3:46:39 PM	Manually integrate qualifier91.0 of compound m+p-Xylenes in sample 15FEB12.D from x, y = 10.009, 0 to 10.070, 0; result = 312			✓	
CmdZeroOutPeak	BL2000\mchavez	2/17/2022 3:46:42 PM	Zero out primary peak of compound m+p-Xylenes in sample 15FEB12.D			✓	
CmdSetSampleAttribute	BL2000\mchavez	2/17/2022 3:46:52 PM	Set UserDefined = Qualifier ratio did not meet method criteria for Toluene, Tetrachloroethene, m+p Xylenes for sample 15FEB12.D; previous value = Qualifier ratio did not meet method criteria for Toluene, Tetrachloroethene			✓	
CmdSetSampleAttribute	BL2000\mchavez	2/17/2022 3:47:11 PM	Set SampleApproved = True for sample 15FEB12.D; previous value = False			✓	
CmdSetTargetCompoundAttribute	BL2000\mchavez	2/17/2022 4:02:40 PM	Set UserAnnotation = NI for compound 1,2-Dichloroethane in sample 15FEB12.D; previous value =			✓	
CmdSetTargetCompoundAttribute	BL2000\mchavez	2/17/2022 4:02:45 PM	Set UserAnnotation = NI for compound Methylene chloride in sample 15FEB12.D; previous value =			✓	
CmdManuallyIntegrateQualifierPeak	BL2000\mchavez	2/17/2022 4:03:12 PM	Manually integrate qualifier52.0 of compound Chloromethane in sample 15FEB13.D from x, y = 1.378, 0 to 1.445, 0; result = 1758			✓	
CmdManuallyIntegratePeak	BL2000\mchavez	2/17/2022 4:03:28 PM	Manually integrate compound Methylene chloride in sample 15FEB13.D from x, y = 3.299, 0 to 3.391, 0; result = 863			✓	
CmdManuallyIntegrateQualifierPeak	BL2000\mchavez	2/17/2022 4:03:30 PM	Manually integrate qualifier84.0 of compound Methylene chloride in sample 15FEB13.D from x, y = 3.302, 0 to 3.383, 0; result = 586			✓	
CmdManuallyIntegrateQualifierPeak	BL2000\mchavez	2/17/2022 4:03:34 PM	Manually integrate qualifier86.0 of compound Methylene chloride in sample 15FEB13.D from x, y = 3.313, 0 to 3.366, 0; result = 96			✓	
CmdZeroOutPeak	BL2000\mchavez	2/17/2022 4:03:39 PM	Zero out primary peak of compound Methylene chloride in sample 15FEB13.D			✓	

Name	User	Time	Action	Reason	Comment	Succeed	Exception
CmdManuallyIntegratePeak	BL2000\mchavez	2/17/2022 4:05:28 PM	Manually integrate compound Carbon tetrachloride in sample 15FEB13.D from x, y = 5.973, 0 to 6.088, 0; result = 867			✓	
CmdManuallyIntegrateQualifierPeak	BL2000\mchavez	2/17/2022 4:05:32 PM	Manually integrate qualifier119.0 of compound Carbon tetrachloride in sample 15FEB13.D from x, y = 5.965, 0 to 6.093, 0; result = 745			✓	
CmdManuallyIntegrateQualifierPeak	BL2000\mchavez	2/17/2022 4:05:35 PM	Manually integrate qualifier121.0 of compound Carbon tetrachloride in sample 15FEB13.D from x, y = 5.987, 0 to 6.060, 0; result = 93			✓	
CmdSetSampleAttribute	BL2000\mchavez	2/17/2022 4:05:44 PM	Set UserDefined = Qualifier ratio did not meet method criteria for m+p Xylenes, Toluene, Benzene for sample 15FEB13.D; previous value =			✓	
CmdSetSampleAttribute	BL2000\mchavez	2/17/2022 4:06:05 PM	Set UserDefined = Qualifier ratio did not meet method criteria for Methylene chloride for sample 15FEB13.D; previous value = Qualifier ratio did not meet method criteria for m+p Xylenes, Toluene, Benzene			✓	
CmdManuallyIntegratePeak	BL2000\mchavez	2/17/2022 4:06:44 PM	Manually integrate compound Toluene in sample 15FEB13.D from x, y = 8.358, 0 to 8.430, 0; result = 1957			✓	
CmdSetTargetCompoundAttribute	BL2000\mchavez	2/17/2022 4:06:47 PM	Set UserAnnotation = NI for compound Toluene in sample 15FEB13.D; previous value =			✓	
CmdSetSampleAttribute	BL2000\mchavez	2/17/2022 4:07:57 PM	Set SampleApproved = True for sample 15FEB13.D; previous value = False			✓	
CmdSetTargetCompoundAttribute	BL2000\mchavez	2/17/2022 4:08:53 PM	Set UserAnnotation = NI for compound Carbon tetrachloride in sample 15FEB13.D; previous value =			✓	
CmdManuallyIntegratePeak	BL2000\mchavez	2/17/2022 4:09:43 PM	Manually integrate compound m+p-Xylenes in sample 15FEB14.D from x, y = 10.025, 0 to 10.056, 0; result = 122			✓	
CmdManuallyIntegrateQualifierPeak	BL2000\mchavez	2/17/2022 4:09:45 PM	Manually integrate qualifier91.0 of compound m+p-Xylenes in sample 15FEB14.D from x, y = 10.011, 0 to 10.042, 0; result = 237			✓	
CmdSetTargetCompoundAttribute	BL2000\mchavez	2/17/2022 4:09:59 PM	Set UserAnnotation = NI for compound m+p-Xylenes in sample 15FEB14.D; previous value =			✓	
CmdManuallyIntegratePeak	BL2000\mchavez	2/17/2022 4:11:05 PM	Manually integrate compound Carbon tetrachloride in sample 15FEB14.D from x, y = 5.971, 0 to 6.010, -20; result = 217			✓	

Name	User	Time	Action	Reason	Comment	Succeed	Exception
CmdManuallyIntegratePeak	BL2000\mchavez	2/17/2022 4:11:06 PM	Manually integrate compound Carbon tetrachloride in sample 15FEB14.D, from x, y = 6.049, 0 to 6.102, -35, result = 56; previous integration is from x, y = 5.971, 0 to 6.010, -20 and previous response = 217.			✓	
CmdManuallyIntegratePeak	BL2000\mchavez	2/17/2022 4:11:08 PM	Manually integrate compound Carbon tetrachloride in sample 15FEB14.D, from x, y = 5.957, 0 to 6.104, 0, result = 836; previous integration is from x, y = 6.049, 0 to 6.102, -35 and previous response = 56.			✓	
CmdManuallyIntegratePeak	BL2000\mchavez	2/17/2022 4:11:10 PM	Manually integrate compound Carbon tetrachloride in sample 15FEB14.D, from x, y = 6.074, 0 to 6.104, 0, result = 0; previous integration is from x, y = 5.957, 0 to 6.104, 0 and previous response = 836.			✓	
CmdManuallyIntegratePeak	BL2000\mchavez	2/17/2022 4:11:13 PM	Manually integrate compound Carbon tetrachloride in sample 15FEB14.D, from x, y = 5.937, 0 to 6.104, 0, result = 836; previous integration is from x, y = 6.074, 0 to 6.104, 0 and previous response = 0.			✓	
CmdManuallyIntegrateQualifierPeak	BL2000\mchavez	2/17/2022 4:11:17 PM	Manually integrate qualifier119.0 of compound Carbon tetrachloride in sample 15FEB14.D from x, y = 5.959, 0 to 6.082, 0; result = 889			✓	
CmdManuallyIntegrateQualifierPeak	BL2000\mchavez	2/17/2022 4:11:19 PM	Manually integrate qualifier121.0 of compound Carbon tetrachloride in sample 15FEB14.D from x, y = 5.985, 0 to 6.071, 0; result = 273			✓	
CmdManuallyIntegratePeak	BL2000\mchavez	2/17/2022 4:11:47 PM	Manually integrate compound Methylene chloride in sample 15FEB14.D from x, y = 3.285, 0 to 3.358, 0; result = 936			✓	
CmdManuallyIntegrateQualifierPeak	BL2000\mchavez	2/17/2022 4:11:50 PM	Manually integrate qualifier84.0 of compound Methylene chloride in sample 15FEB14.D from x, y = 3.282, 0 to 3.397, 0; result = 402			✓	
CmdManuallyIntegrateQualifierPeak	BL2000\mchavez	2/17/2022 4:11:52 PM	Manually integrate qualifier86.0 of compound Methylene chloride in sample 15FEB14.D from x, y = 3.319, 0 to 3.366, 0; result = 123			✓	
CmdManuallyIntegratePeak	BL2000\mchavez	2/17/2022 4:12:10 PM	Manually integrate compound Chloromethane in sample 15FEB14.D from x, y = 1.358, 0 to 1.453, 0; result = 1663			✓	
CmdManuallyIntegrateQualifierPeak	BL2000\mchavez	2/17/2022 4:12:12 PM	Manually integrate qualifier52.0 of compound Chloromethane in sample 15FEB14.D from x, y = 1.375, 0 to 1.445, 0; result = 608			✓	

Name	User	Time	Action	Reason	Comment	Succeed	Exception
CmdSetSampleAttribute	BL2000\mchavez	2/17/2022 4:12:15 PM	Set SampleApproved = True for sample 15FEB14.D; previous value = False			✓	
CmdSetTargetCompoundAttribute	BL2000\mchavez	2/17/2022 4:12:32 PM	Set UserAnnotation = NI for compound Carbon tetrachloride in sample 15FEB14.D; previous value =			✓	
CmdSetTargetCompoundAttribute	BL2000\mchavez	2/17/2022 4:12:38 PM	Set UserAnnotation = NI for compound Methylene chloride in sample 15FEB14.D; previous value =			✓	
CmdSetTargetCompoundAttribute	BL2000\mchavez	2/17/2022 4:12:42 PM	Set UserAnnotation = NI for compound Chloromethane in sample 15FEB14.D; previous value =			✓	
CmdManuallyIntegratePeak	BL2000\mchavez	2/17/2022 4:13:44 PM	Manually integrate compound Methylene chloride in sample 15FEB15.D from x, y = 3.302, 0 to 3.405, 0; result = 1466			✓	
CmdManuallyIntegrateQualifierPeak	BL2000\mchavez	2/17/2022 4:13:46 PM	Manually integrate qualifier84.0 of compound Methylene chloride in sample 15FEB15.D from x, y = 3.277, 0 to 3.386, 0; result = 1123			✓	
CmdManuallyIntegrateQualifierPeak	BL2000\mchavez	2/17/2022 4:13:51 PM	Manually integrate qualifier86.0 of compound Methylene chloride in sample 15FEB15.D from x, y = 3.294, 0 to 3.386, 0; result = 752			✓	
CmdManuallyIntegratePeak	BL2000\mchavez	2/17/2022 4:14:27 PM	Manually integrate compound Chloroform in sample 15FEB15.D from x, y = 5.622, 0 to 5.667, 0; result = 686			✓	
CmdManuallyIntegrateQualifierPeak	BL2000\mchavez	2/17/2022 4:14:31 PM	Manually integrate qualifier85.0 of compound Chloroform in sample 15FEB15.D from x, y = 5.619, 0 to 5.683, 8; result = 532			✓	
CmdSetTargetCompoundAttribute	BL2000\mchavez	2/17/2022 4:14:44 PM	Set UserAnnotation = NI for compound Methylene chloride in sample 15FEB15.D; previous value =			✓	
CmdManuallyIntegratePeak	BL2000\mchavez	2/17/2022 4:16:17 PM	Manually integrate compound m+p-Xylenes in sample 15FEB15.D from x, y = 10.023, 0 to 10.081, 0; result = 235			✓	
CmdManuallyIntegrateQualifierPeak	BL2000\mchavez	2/17/2022 4:16:19 PM	Manually integrate qualifier91.0 of compound m+p-Xylenes in sample 15FEB15.D from x, y = 10.011, 0 to 10.076, 0; result = 693			✓	
CmdZeroOutPeak	BL2000\mchavez	2/17/2022 4:16:22 PM	Zero out primary peak of compound m+p-Xylenes in sample 15FEB15.D			✓	
CmdSetSampleAttribute	BL2000\mchavez	2/17/2022 4:16:36 PM	Set UserDefined = Qualifier ratio did not meet method criteria for o-Xylene for sample 15FEB15.D; previous value =			✓	

Name	User	Time	Action	Reason	Comment	Succeed	Exception
CmdSetSampleAttribute	BL2000\mchavez	2/17/2022 4:16:49 PM	Set UserDefined = Qualifier ratio did not meet method criteria for m+p-Xylenes for sample 15FEB15.D; previous value = Qualifier ratio did not meet method criteria for o-Xylene			✓	
CmdSetSampleAttribute	BL2000\mchavez	2/17/2022 4:17:13 PM	Set SampleApproved = True for sample 15FEB15.D; previous value = False			✓	
CmdSetTargetCompoundAttribute	BL2000\mchavez	2/17/2022 4:17:20 PM	Set UserAnnotation = NI for compound Chloroform in sample 15FEB15.D; previous value =			✓	
CmdManuallyIntegratePeak	BL2000\mchavez	2/17/2022 4:27:47 PM	Manually integrate compound Chloroform in sample 15FEB16.D from x, y = 5.608, 0 to 5.706, 0; result = 721			✓	
CmdManuallyIntegrateQualifierPeak	BL2000\mchavez	2/17/2022 4:27:50 PM	Manually integrate qualifier85.0 of compound Chloroform in sample 15FEB16.D from x, y = 5.619, 0 to 5.742, 28; result = 143			✓	
CmdManuallyIntegrateDropBaseline	BL2000\mchavez	2/17/2022 4:27:54 PM	Drop baseline for qualifier 85.0 of compound Chloroform in sample 15FEB16.D to y = 0, new integration is from x, y = 5.619, 0 to 5.742, 0 and new response = 247; previous integration is from x, y = 5.619, 0 to 5.742, 28 and previous response = 143.			✓	
CmdZeroOutPeak	BL2000\mchavez	2/17/2022 4:29:11 PM	Zero out primary peak of compound Chloroform in sample 15FEB16.D			✓	
CmdSetSampleAttribute	BL2000\mchavez	2/17/2022 4:29:23 PM	Set UserDefined = Qualifier ratio did not meet method criteria for m+p-Xylenes for sample 15FEB16.D; previous value =			✓	
CmdSetSampleAttribute	BL2000\mchavez	2/17/2022 4:29:37 PM	Set UserDefined = Qualifier ratio did not meet method criteria for Chloroform for sample 15FEB16.D; previous value = Qualifier ratio did not meet method criteria for m+p-Xylenes			✓	
CmdManuallyIntegratePeak	BL2000\mchavez	2/17/2022 4:29:58 PM	Manually integrate compound Methylene chloride in sample 15FEB16.D from x, y = 3.282, -106 to 3.372, -106; result = 3521			✓	
CmdManuallyIntegratePeak	BL2000\mchavez	2/17/2022 4:29:59 PM	Manually integrate compound Methylene chloride in sample 15FEB16.D, from x, y = 3.282, -106 to 3.369, 10, result = 3204; previous integration is from x, y = 3.282, -106 to 3.372, -106 and previous response = 3521.			✓	

Name	User	Time	Action	Reason	Comment	Succeed	Exception
CmdManuallyIntegratePeak	BL2000\mchavez	2/17/2022 4:30:02 PM	Manually integrate compound Methylene chloride in sample 15FEB16.D, from x, y = 3.282, 0 to 3.380, 0, result = 2953; previous integration is from x, y = 3.282, -106 to 3.369, 10 and previous response = 3204.			✓	
CmdManuallyIntegrateQualifierPeak	BL2000\mchavez	2/17/2022 4:30:05 PM	Manually integrate qualifier84.0 of compound Methylene chloride in sample 15FEB16.D from x, y = 3.282, 0 to 3.402, 0; result = 2049			✓	
CmdManuallyIntegrateQualifierPeak	BL2000\mchavez	2/17/2022 4:30:07 PM	Manually integrate qualifier86.0 of compound Methylene chloride in sample 15FEB16.D from x, y = 3.280, 0 to 3.400, 0; result = 1631			✓	
CmdSetTargetCompoundAttribute	BL2000\mchavez	2/17/2022 4:30:10 PM	Set UserAnnotation = NI for compound Methylene chloride in sample 15FEB16.D; previous value =			✓	
CmdSetSampleAttribute	BL2000\mchavez	2/17/2022 4:31:14 PM	Set SampleApproved = True for sample 15FEB16.D; previous value = False			✓	
CmdManuallyIntegratePeak	BL2000\mchavez	2/17/2022 4:31:26 PM	Manually integrate compound Ethylbenzene in sample 15FEB16.D from x, y = 9.897, 0 to 9.942, 0; result = 262			✓	
CmdManuallyIntegrateQualifierPeak	BL2000\mchavez	2/17/2022 4:31:28 PM	Manually integrate qualifier106.0 of compound Ethylbenzene in sample 15FEB16.D from x, y = 9.886, 0 to 9.950, 0; result = 157			✓	
CmdManuallyIntegratePeak	BL2000\mchavez	2/17/2022 4:31:34 PM	Manually integrate compound m+p-Xylenes in sample 15FEB16.D from x, y = 10.025, 0 to 10.070, 0; result = 256			✓	
CmdManuallyIntegrateQualifierPeak	BL2000\mchavez	2/17/2022 4:31:36 PM	Manually integrate qualifier91.0 of compound m+p-Xylenes in sample 15FEB16.D from x, y = 10.003, 0 to 10.078, 0; result = 460			✓	
CmdZeroOutPeak	BL2000\mchavez	2/17/2022 4:31:49 PM	Zero out primary peak of compound m+p-Xylenes in sample 15FEB16.D			✓	
CmdZeroOutPeak	BL2000\mchavez	2/17/2022 4:31:57 PM	Zero out primary peak of compound Ethylbenzene in sample 15FEB16.D			✓	
CmdSetSampleAttribute	BL2000\mchavez	2/17/2022 4:32:49 PM	Set UserDefined = Qualifier ratio did not meet method criteria for Chloroform. Area counts did not meet criteria for Ethylbenzene, m+p Xylenes for sample 15FEB16.D; previous value = Qualifier ratio did not meet method criteria for Chloroform			✓	

Name	User	Time	Action	Reason	Comment	Succeed	Exception
CmdSetSampleAttribute	BL2000\mchavez	2/17/2022 4:34:24 PM	Set UserDefined = Qualifier ratio did not meet method criteria for Chloroform for sample 15FEB16.D; previous value = Qualifier ratio did not meet method criteria for Chloroform. Area counts did not meet criteria for Ethylbenzene, m+p Xylenes			✓	
CmdManuallyIntegratePeak	BL2000\mchavez	2/17/2022 4:34:25 PM	Manually integrate compound Ethylbenzene in sample 15FEB16.D, from x, y = 9.883, -88 to 9.953, -88, result = 629; previous integration is from x, y = 9.928, 0 to 9.928, 0 and previous response = 0.			✓	
CmdManuallyIntegratePeak	BL2000\mchavez	2/17/2022 4:34:27 PM	Manually integrate compound Ethylbenzene in sample 15FEB16.D, from x, y = 9.891, 0 to 9.942, 0, result = 262; previous integration is from x, y = 9.883, -88 to 9.953, -88 and previous response = 629.			✓	
CmdManuallyIntegratePeak	BL2000\mchavez	2/17/2022 4:34:37 PM	Manually integrate compound m+p-Xylenes in sample 15FEB16.D, from x, y = 10.011, 0 to 10.073, 0, result = 256; previous integration is from x, y = 10.031, 0 to 10.031, 0 and previous response = 0.			✓	
CmdManuallyIntegratePeak	BL2000\mchavez	2/17/2022 4:34:46 PM	Manually integrate compound m+p-Xylenes in sample 15FEB17.D from x, y = 10.017, 0 to 10.070, 0; result = 127			✓	
CmdManuallyIntegrateQualifierPeak	BL2000\mchavez	2/17/2022 4:34:56 PM	Manually integrate qualifier91.0 of compound m+p-Xylenes in sample 15FEB17.D from x, y = 10.028, 0 to 10.062, 0; result = 494			✓	
CmdManuallyIntegrateQualifierPeak	BL2000\mchavez	2/17/2022 4:35:09 PM	Manually integrate qualifier 91.0 of compound m+p-Xylenes in sample 15FEB17.D, from x, y = 10.028, 0 to 10.042, 41, result = 318; previous integration is from x, y = 10.028, 0 to 10.062, 0 and previous response = 494.			✓	
CmdManuallyIntegrateQualifierPeak	BL2000\mchavez	2/17/2022 4:35:13 PM	Manually integrate qualifier 91.0 of compound m+p-Xylenes in sample 15FEB17.D, from x, y = 10.028, 0 to 10.045, 0, result = 335; previous integration is from x, y = 10.028, 0 to 10.042, 41 and previous response = 318.			✓	
CmdZeroOutPeak	BL2000\mchavez	2/17/2022 4:35:19 PM	Zero out primary peak of compound m+p-Xylenes in sample 15FEB17.D			✓	
CmdSetSampleAttribute	BL2000\mchavez	2/17/2022 4:35:41 PM	Set UserDefined = Qualifier ratio did not meet method criteria for m+p-Xylenes for sample 15FEB17.D; previous value =			✓	

Name	User	Time	Action	Reason	Comment	Succeed	Exception
CmdSaveBatchTable	BL2000\mchavez	2/17/2022 4:35:50 PM	Save batch D:\Org\Data\VOA5975C\VG021522\QuantResults\VG021522_8260B.batch.bin			✓	
CmdOpenBatchTable	BL2000\mchavez	2/18/2022 9:25:37 AM	Open batch D:\Org\Data\VOA5975C\VG021522\VG021522_8260B.batch.bin			✓	
CmdManuallyIntegratePeak	BL2000\mchavez	2/18/2022 9:26:55 AM	Manually integrate compound Chloroform in sample 15FEB17.D from x, y = 5.606, 0 to 5.709, 0; result = 924			✓	
CmdManuallyIntegrateQualifierPeak	BL2000\mchavez	2/18/2022 9:26:55 AM	Manually integrate qualifier85.0 of compound Chloroform in sample 15FEB17.D from x, y = 5.619, 0 to 5.711, 0; result = 402			✓	
CmdSetTargetCompoundAttribute	BL2000\mchavez	2/18/2022 9:26:59 AM	Set UserAnnotation = NI for compound Chloroform in sample 15FEB17.D; previous value =			✓	
CmdSetSampleAttribute	BL2000\mchavez	2/18/2022 9:27:57 AM	Set SampleApproved = True for sample 15FEB17.D; previous value = False			✓	
CmdManuallyIntegratePeak	BL2000\mchavez	2/18/2022 9:28:45 AM	Manually integrate compound o-Xylene in sample 15FEB18.D from x, y = 10.410, 0 to 10.463, 0; result = 224			✓	
CmdManuallyIntegrateQualifierPeak	BL2000\mchavez	2/18/2022 9:28:47 AM	Manually integrate qualifier91.0 of compound o-Xylene in sample 15FEB18.D from x, y = 10.410, 0 to 10.452, 0; result = 237			✓	
CmdZeroOutPeak	BL2000\mchavez	2/18/2022 9:28:50 AM	Zero out primary peak of compound o-Xylene in sample 15FEB18.D			✓	
CmdManuallyIntegratePeak	BL2000\mchavez	2/18/2022 9:28:54 AM	Manually integrate compound m+p-Xylenes in sample 15FEB18.D from x, y = 10.009, 0 to 10.070, 0; result = 574			✓	
CmdManuallyIntegrateQualifierPeak	BL2000\mchavez	2/18/2022 9:28:57 AM	Manually integrate qualifier91.0 of compound m+p-Xylenes in sample 15FEB18.D from x, y = 9.997, 0 to 10.087, 0; result = 1457			✓	
CmdZeroOutPeak	BL2000\mchavez	2/18/2022 9:29:00 AM	Zero out primary peak of compound m+p-Xylenes in sample 15FEB18.D			✓	
CmdSetSampleAttribute	BL2000\mchavez	2/18/2022 9:29:23 AM	Set UserDefined = Qualifier ratio did not meet method criteria for o-Xylene, m+p Xylenes for sample 15FEB18.D; previous value =			✓	
CmdManuallyIntegratePeak	BL2000\mchavez	2/18/2022 9:29:32 AM	Manually integrate compound Ethylbenzene in sample 15FEB18.D from x, y = 9.886, 0 to 9.939, 0; result = 792			✓	
CmdManuallyIntegrateQualifierPeak	BL2000\mchavez	2/18/2022 9:29:35 AM	Manually integrate qualifier106.0 of compound Ethylbenzene in sample 15FEB18.D from x, y = 9.894, 0 to 9.947, 0; result = 212			✓	

Name	User	Time	Action	Reason	Comment	Succeed	Exception
CmdSetTargetCompoundAttribute	BL2000\mchavez	2/18/2022 9:29:40 AM	Set UserAnnotation = NI for compound Ethylbenzene in sample 15FEB18.D; previous value =			✓	
CmdManuallyIntegratePeak	BL2000\mchavez	2/18/2022 9:31:02 AM	Manually integrate compound Chloroform in sample 15FEB18.D from x, y = 5.616, 0 to 5.689, 0; result = 413			✓	
CmdManuallyIntegrateQualifierPeak	BL2000\mchavez	2/18/2022 9:31:04 AM	Manually integrate qualifier85.0 of compound Chloroform in sample 15FEB18.D from x, y = 5.625, 0 to 5.686, 0; result = 100			✓	
CmdZeroOutPeak	BL2000\mchavez	2/18/2022 9:31:07 AM	Zero out primary peak of compound Chloroform in sample 15FEB18.D			✓	
CmdManuallyIntegrateQualifierPeak	BL2000\mchavez	2/18/2022 9:31:29 AM	Manually integrate qualifier84.0 of compound Methylene chloride in sample 15FEB18.D from x, y = 3.280, 0 to 3.383, 0; result = 2611			✓	
CmdManuallyIntegrateQualifierPeak	BL2000\mchavez	2/18/2022 9:31:31 AM	Manually integrate qualifier86.0 of compound Methylene chloride in sample 15FEB18.D from x, y = 3.293, 0 to 3.377, 0; result = 1315			✓	
CmdSetSampleAttribute	BL2000\mchavez	2/18/2022 9:32:02 AM	Set SampleApproved = True for sample 15FEB18.D; previous value = False			✓	
CmdManuallyIntegratePeak	BL2000\mchavez	2/18/2022 9:32:59 AM	Manually integrate compound Chloromethane in sample 15FEB19.D from x, y = 1.361, 0 to 1.453, 0; result = 942			✓	
CmdManuallyIntegrateQualifierPeak	BL2000\mchavez	2/18/2022 9:33:11 AM	Manually integrate qualifier52.0 of compound Chloromethane in sample 15FEB19.D from x, y = 1.378, 0 to 1.420, 0; result = 118			✓	
CmdManuallyIntegrateQualifierPeak	BL2000\mchavez	2/18/2022 9:33:49 AM	Manually integrate qualifier84.0 of compound Methylene chloride in sample 15FEB19.D from x, y = 3.283, 0 to 3.397, 0; result = 1644			✓	
CmdManuallyIntegrateQualifierPeak	BL2000\mchavez	2/18/2022 9:33:52 AM	Manually integrate qualifier86.0 of compound Methylene chloride in sample 15FEB19.D from x, y = 3.271, 0 to 3.422, 0; result = 649			✓	
CmdManuallyIntegratePeak	BL2000\mchavez	2/18/2022 9:34:14 AM	Manually integrate compound Chloroform in sample 15FEB19.D from x, y = 5.622, 0 to 5.689, 0; result = 316			✓	
CmdManuallyIntegrateQualifierPeak	BL2000\mchavez	2/18/2022 9:34:17 AM	Manually integrate qualifier85.0 of compound Chloroform in sample 15FEB19.D from x, y = 5.625, 0 to 5.686, 0; result = 209			✓	
CmdSetTargetCompoundAttribute	BL2000\mchavez	2/18/2022 9:34:20 AM	Set UserAnnotation = NI for compound Chloroform in sample 15FEB19.D; previous value =			✓	

Name	User	Time	Action	Reason	Comment	Succeed	Exception
CmdSetSampleAttribute	BL2000\mchavez	2/18/2022 9:35:41 AM	Set SampleApproved = True for sample 15FEB19.D; previous value = False			✓	
CmdSetTargetCompoundAttribute	BL2000\mchavez	2/18/2022 9:36:14 AM	Set UserAnnotation = NI for compound Chloromethane in sample 15FEB19.D; previous value =			✓	
CmdManuallyIntegratePeak	BL2000\mchavez	2/18/2022 9:36:51 AM	Manually integrate compound Chloromethane in sample 15FEB20.D from x, y = 1.364, 0 to 1.442, 0; result = 610			✓	
CmdManuallyIntegrateQualifierPeak	BL2000\mchavez	2/18/2022 9:36:53 AM	Manually integrate qualifier52.0 of compound Chloromethane in sample 15FEB20.D from x, y = 1.372, 0 to 1.456, 0; result = 314			✓	
CmdSetTargetCompoundAttribute	BL2000\mchavez	2/18/2022 9:36:57 AM	Set UserAnnotation = NI for compound Chloromethane in sample 15FEB20.D; previous value =			✓	
CmdManuallyIntegratePeak	BL2000\mchavez	2/18/2022 9:37:08 AM	Manually integrate compound Chloromethane in sample 15FEB18.D from x, y = 1.389, 0 to 1.431, -5; result = 376			✓	
CmdManuallyIntegrateQualifierPeak	BL2000\mchavez	2/18/2022 9:37:12 AM	Manually integrate qualifier52.0 of compound Chloromethane in sample 15FEB18.D from x, y = 1.383, 0 to 1.442, 0; result = 248			✓	
CmdZeroOutPeak	BL2000\mchavez	2/18/2022 9:38:36 AM	Zero out primary peak of compound Chloromethane in sample 15FEB18.D			✓	
CmdZeroOutPeak	BL2000\mchavez	2/18/2022 9:38:39 AM	Zero out primary peak of compound Chloromethane in sample 15FEB18.D			✓	
CmdSetSampleAttribute	BL2000\mchavez	2/18/2022 9:38:48 AM	Set UserDefined = Qualifier ratio did not meet method criteria for o-Xylene, m+p Xylenes, Chloromethane for sample 15FEB18.D; previous value = Qualifier ratio did not meet method criteria for o-Xylene, m+p Xylenes			✓	
CmdManuallyIntegrateQualifierPeak	BL2000\mchavez	2/18/2022 9:39:54 AM	Manually integrate qualifier84.0 of compound Methylene chloride in sample 15FEB20.D from x, y = 3.282, -97 to 3.305, 0; result = 65			✓	
CmdManuallyIntegrateQualifierPeak	BL2000\mchavez	2/18/2022 9:39:56 AM	Manually integrate qualifier 84.0 of compound Methylene chloride in sample 15FEB20.D, from x, y = 3.305, -181 to 3.383, 0, result = 2506; previous integration is from x, y = 3.282, -97 to 3.305, 0 and previous response = 65.			✓	
CmdManuallyIntegrateQualifierPeak	BL2000\mchavez	2/18/2022 9:40:00 AM	Manually integrate qualifier 84.0 of compound Methylene chloride in sample 15FEB20.D, from x, y = 3.266, 0 to 3.383, 0, result = 2083; previous integration is from x, y = 3.305, -181 to 3.383, 0 and previous response = 2506.			✓	

Name	User	Time	Action	Reason	Comment	Succeed	Exception
CmdManuallyIntegrateQualifierPeak	BL2000\mchavez	2/18/2022 9:40:03 AM	Manually integrate qualifier86.0 of compound Methylene chloride in sample 15FEB20.D from x, y = 3.288, 0 to 3.383, 0; result = 996			✓	
CmdManuallyIntegratePeak	BL2000\mchavez	2/18/2022 9:40:53 AM	Manually integrate compound Ethylbenzene in sample 15FEB20.D from x, y = 9.883, 0 to 9.961, 0; result = 378			✓	
CmdManuallyIntegrateQualifierPeak	BL2000\mchavez	2/18/2022 9:40:55 AM	Manually integrate qualifier106.0 of compound Ethylbenzene in sample 15FEB20.D from x, y = 9.903, 0 to 9.944, 0; result = 78			✓	
CmdSetTargetCompoundAttribute	BL2000\mchavez	2/18/2022 9:40:58 AM	Set UserAnnotation = NI for compound Ethylbenzene in sample 15FEB20.D; previous value =			✓	
CmdManuallyIntegratePeak	BL2000\mchavez	2/18/2022 9:41:02 AM	Manually integrate compound m+p-Xylenes in sample 15FEB20.D from x, y = 10.003, 0 to 10.064, 0; result = 540			✓	
CmdManuallyIntegrateQualifierPeak	BL2000\mchavez	2/18/2022 9:41:06 AM	Manually integrate qualifier91.0 of compound m+p-Xylenes in sample 15FEB20.D from x, y = 10.009, 0 to 10.059, 0; result = 938			✓	
CmdSetTargetCompoundAttribute	BL2000\mchavez	2/18/2022 9:41:09 AM	Set UserAnnotation = NI for compound m+p-Xylenes in sample 15FEB20.D; previous value =			✓	
CmdSetSampleAttribute	BL2000\mchavez	2/18/2022 9:43:08 AM	Set SampleApproved = True for sample 15FEB20.D; previous value = False			✓	
CmdManuallyIntegratePeak	BL2000\mchavez	2/18/2022 9:46:59 AM	Manually integrate compound Chloroform in sample 15FEB21.D from x, y = 5.605, 0 to 5.708, 0; result = 458			✓	
CmdManuallyIntegrateQualifierPeak	BL2000\mchavez	2/18/2022 9:47:02 AM	Manually integrate qualifier85.0 of compound Chloroform in sample 15FEB21.D from x, y = 5.611, 0 to 5.703, 0; result = 298			✓	
CmdSetTargetCompoundAttribute	BL2000\mchavez	2/18/2022 9:47:05 AM	Set UserAnnotation = NI for compound Chloroform in sample 15FEB21.D; previous value =			✓	
CmdManuallyIntegratePeak	BL2000\mchavez	2/18/2022 9:47:53 AM	Manually integrate compound Methylene chloride in sample 15FEB21.D from x, y = 3.282, 0 to 3.383, 0; result = 2540			✓	
CmdSetTargetCompoundAttribute	BL2000\mchavez	2/18/2022 9:47:57 AM	Set UserAnnotation = NI for compound Methylene chloride in sample 15FEB21.D; previous value =			✓	
CmdManuallyIntegrateQualifierPeak	BL2000\mchavez	2/18/2022 9:47:59 AM	Manually integrate qualifier84.0 of compound Methylene chloride in sample 15FEB21.D from x, y = 3.291, 0 to 3.386, 0; result = 1784			✓	

Name	User	Time	Action	Reason	Comment	Succeed	Exception
CmdManuallyIntegrateQualifierPeak	BL2000\mchavez	2/18/2022 9:48:02 AM	Manually integrate qualifier86.0 of compound Methylene chloride in sample 15FEB21.D from x, y = 3.296, 0 to 3.399, 0; result = 986			✓	
CmdManuallyIntegratePeak	BL2000\mchavez	2/18/2022 9:48:19 AM	Manually integrate compound Chloromethane in sample 15FEB21.D from x, y = 1.372, 0 to 1.456, 2; result = 747			✓	
CmdManuallyIntegrateQualifierPeak	BL2000\mchavez	2/18/2022 9:48:20 AM	Manually integrate qualifier52.0 of compound Chloromethane in sample 15FEB21.D from x, y = 1.381, 0 to 1.456, 0; result = 198			✓	
CmdSetTargetCompoundAttribute	BL2000\mchavez	2/18/2022 9:48:25 AM	Set UserAnnotation = NI for compound Chloromethane in sample 15FEB21.D; previous value =			✓	
CmdSetSampleAttribute	BL2000\mchavez	2/18/2022 9:48:50 AM	Set SampleApproved = True for sample 15FEB21.D; previous value = False			✓	
CmdManuallyIntegrateQualifierPeak	BL2000\mchavez	2/18/2022 9:49:17 AM	Manually integrate qualifier84.0 of compound Methylene chloride in sample 15FEB22.D from x, y = 3.302, 0 to 3.375, 0; result = 1817			✓	
CmdManuallyIntegrateQualifierPeak	BL2000\mchavez	2/18/2022 9:49:19 AM	Manually integrate qualifier86.0 of compound Methylene chloride in sample 15FEB22.D from x, y = 3.280, 0 to 3.380, 0; result = 1318			✓	
CmdManuallyIntegratePeak	BL2000\mchavez	2/18/2022 9:49:34 AM	Manually integrate compound Chloroform in sample 15FEB22.D from x, y = 5.617, 0 to 5.698, 0; result = 674			✓	
CmdManuallyIntegrateQualifierPeak	BL2000\mchavez	2/18/2022 9:49:36 AM	Manually integrate qualifier85.0 of compound Chloroform in sample 15FEB22.D from x, y = 5.608, 0 to 5.689, 0; result = 312			✓	
CmdSetTargetCompoundAttribute	BL2000\mchavez	2/18/2022 9:49:39 AM	Set UserAnnotation = NI for compound Chloroform in sample 15FEB22.D; previous value =			✓	
CmdManuallyIntegratePeak	BL2000\mchavez	2/18/2022 9:50:24 AM	Manually integrate compound Ethylbenzene in sample 15FEB22.D from x, y = 9.892, 0 to 9.956, 0; result = 625			✓	
CmdManuallyIntegrateQualifierPeak	BL2000\mchavez	2/18/2022 9:50:26 AM	Manually integrate qualifier106.0 of compound Ethylbenzene in sample 15FEB22.D from x, y = 9.906, 0 to 9.956, 0; result = 98			✓	
CmdSetTargetCompoundAttribute	BL2000\mchavez	2/18/2022 9:50:34 AM	Set UserAnnotation = NI for compound Ethylbenzene in sample 15FEB22.D; previous value =			✓	
CmdManuallyIntegratePeak	BL2000\mchavez	2/18/2022 9:50:39 AM	Manually integrate compound m+p-Xylenes in sample 15FEB22.D from x, y = 10.014, 0 to 10.056, 0; result = 188			✓	

Name	User	Time	Action	Reason	Comment	Succeed	Exception
CmdManuallyIntegrate QualifierPeak	BL2000\mchavez	2/18/2022 9:50:42 AM	Manually integrate qualifier91.0 of compound m+p-Xylenes in sample 15FEB22.D from x, y = 10.000, 0 to 10.065, 0; result = 524			✓	
CmdZeroOutPeak	BL2000\mchavez	2/18/2022 9:51:21 AM	Zero out primary peak of compound m+p-Xylenes in sample 15FEB22.D			✓	
CmdSetSampleAttribute	BL2000\mchavez	2/18/2022 9:51:32 AM	Set UserDefined = Qualifier ratio did not meet method criteria for m+p-Xylenes for sample 15FEB22.D; previous value =			✓	
CmdSetSampleAttribute	BL2000\mchavez	2/18/2022 9:51:53 AM	Set SampleApproved = True for sample 15FEB22.D; previous value = False			✓	
CmdSetSampleAttribute	BL2000\mchavez	2/18/2022 9:55:23 AM	Set SampleApproved = True for sample 15FEB23.D; previous value = False			✓	
CmdSetSampleAttribute	BL2000\mchavez	2/18/2022 9:58:34 AM	Set SampleApproved = True for sample 15FEB24.D; previous value = False			✓	
CmdSetSampleAttribute	BL2000\mchavez	2/18/2022 10:01:35 AM	Set SampleApproved = True for sample 15FEB26.D; previous value = False			✓	
CmdSaveBatchTable	BL2000\mchavez	2/18/2022 10:01:44 AM	Save batch D:\Org\Data\VOA5975C\VG021522\QuantResults\VG021522_8260B.batch.bin			✓	
CmdSetTargetCompoundAttribute	BL2000\mchavez	2/18/2022 10:07:00 AM	Set UserAnnotation = NI for compound Ethylbenzene in sample 15FEB16.D; previous value =			✓	
CmdSetTargetCompoundAttribute	BL2000\mchavez	2/18/2022 10:07:02 AM	Set UserAnnotation = NI for compound m+p-Xylenes in sample 15FEB16.D; previous value =			✓	
CmdSetSampleAttribute	BL2000\mchavez	2/18/2022 10:09:13 AM	Set SampleApproved = True for sample 15FEB02.D; previous value = False			✓	
CmdSaveBatchTable	BL2000\mchavez	2/18/2022 10:10:48 AM	Save batch D:\Org\Data\VOA5975C\VG021522\QuantResults\VG021522_8260B.batch.bin			✓	
CmdOpenBatchTable	BL2000\mchavez	2/18/2022 11:08:23 AM	Open batch D:\Org\Data\VOA5975C\VG021522\VG021522_8260B.batch.bin			✓	
CmdQuantitate	BL2000\mchavez	2/18/2022 11:08:54 AM	Quantitate all compounds in all samples			✓	

Name	User	Time	Action	Reason	Comment	Succeed	Exception
CmdCalibrate	BL2000\mchavez	2/18/2022 11:10:13 AM	Replace level CC with CC sample 15FEB03.D for compounds {1,2-Dichlorobenzene, 1,4-Dichlorobenzene, 1,3-Dichlorobenzene, 4-Chlorotoluene, 2-Chlorotoluene, 1,2,3-Trichloropropane, 1,1,2,2-Tetrachloroethane, Bromobenzene, p-Bromofluorobenzene, Bromoform, Styrene, o-Xylene, m+p-Xylenes, Ethylbenzene, 1,1,1,2-Tetrachloroethane, Chlorobenzene, 1,2-Dibromoethane, Chlorodibromomethane, 1,3-Dichloropropane, Tetrachloroethene, 1,1,2-Trichloroethane, trans-1,3-Dichloropropene, Toluene, Toluene-d8, cis-1,3-Dichloropropene, Bromodichloromethane, Dibromomethane, 1,2-Dichloropropane, Trichloroethene, 1,2-Dichloroethane, Benzene, 1,2-Dichloroethane-d4, 1,1-Dichloropropene, Carbon tetrachloride, Dibromofluoromethane, 1,1,1-Trichloroethane, Chloroform, Bromochloromethane, Methyl ethyl ketone, cis-1,2-Dichloroethene, 2,2-Dichloropropane, 1,1-Dichloroethane, Methyl tert-butyl ether (MTBE), trans-1,2-Dichloroethene, Methylene chloride, 1,1-Dichloroethene, Trichlorofluoromethane, Chloroethane, Bromomethane, Vinyl chloride, Chloromethane, Dichlorodifluoromethane}; Replace level QC with QC sample 15FEB04.D for compounds {1,2-Dichlorobenzene, 1,4-Dichlorobenzene, 1,3-Dichlorobenzene, 4-Chlorotoluene, 2-Chlorotoluene, 1,2,3-Trichloropropane, 1,1,2,2-Tetrachloroethane, Bromobenzene, p-Bromofluorobenzene, Bromoform, Styrene, o-Xylene, m+p-Xylenes, Ethylbenzene, 1,1,1,2-Tetrachloroethane, Chlorobenzene, 1,2-Dibromoethane, Chlorodibromomethane, 1,3-Dichloropropane, Tetrachloroethene, 1,1,2-Trichloroethane, trans-1,3-Dichloropropene, Toluene, Toluene-d8, cis-1,3-Dichloropropene, Bromodichloromethane, Dibromomethane, 1,2-Dichloropropane, Trichloroethene, 1,2-Dichloroethane, Benzene, 1,2-Dichloroethane-d4, 1,1-Dichloropropene, Carbon tetrachloride, Dibromofluoromethane, 1,1,1-			✓	

Name	User	Time	Action	Reason	Comment	Succeed	Exception
			Trichloroethane, Chloroform, Bromochloromethane, Methyl ethyl ketone, cis-1,2-Dichloroethene, 2,2-Dichloropropane, 1,1-Dichloroethane, Methyl tert-butyl ether (MTBE), trans-1,2-Dichloroethene, Methylene chloride, 1,1-Dichloroethene, Trichlorofluoromethane, Chloroethane, Bromomethane, Vinyl chloride, Chloromethane, Dichlorodifluoromethane};				
CmdQuantitate	BL2000\mchavez	2/18/2022 11:10:31 AM	Quantitate all compounds in all samples			✓	
CmdSaveBatchTable	BL2000\mchavez	2/18/2022 11:12:10 AM	Save batch D:\Org\Data\VOA5975C\VG021522\QuantResults\VG021522_8260B.batch.bin			✓	
GenerateReport	BL2000\mchavez	2/18/2022 11:13:02 AM	Generates report - Method: \\MASSHUNTER\Org\reports\LevelIV_Reports\SampleSequence\CC_mid_rpt.m, Output Path: D:\Org\Data\VOA5975C\VG021522\QuantReports\VG021522_8260B			✓	
CmdCalibrate	BL2000\mchavez	2/18/2022 11:13:25 AM	Replace level CC with CC sample 15FEB26.D for compounds {1,2-Dichlorobenzene, 1,4-Dichlorobenzene, 1,3-Dichlorobenzene, 4-Chlorotoluene, 2-Chlorotoluene, 1,2,3-Trichloropropane, 1,1,2,2-Tetrachloroethane, Bromobenzene, p-Bromofluorobenzene, Bromoform, Styrene, o-Xylene, m+p-Xylenes, Ethylbenzene, 1,1,1,2-Tetrachloroethane, Chlorobenzene, 1,2-Dibromoethane, Chlorodibromomethane, 1,3-Dichloropropane, Tetrachloroethene, 1,1,2-Trichloroethane, trans-1,3-Dichloropropene, Toluene, Toluene-d8, cis-1,3-Dichloropropene, Bromodichloromethane, Dibromomethane, 1,2-Dichloropropane, Trichloroethene, 1,2-Dichloroethane, Benzene, 1,2-Dichloroethane-d4, 1,1-Dichloropropene, Carbon tetrachloride, Dibromofluoromethane, 1,1,1-Trichloroethane, Chloroform, Bromochloromethane, Methyl ethyl ketone, cis-1,2-Dichloroethene, 2,2-Dichloropropane, 1,1-Dichloroethane, Methyl tert-butyl ether (MTBE), trans-1,2-Dichloroethene, Methylene chloride, 1,1-Dichloroethene, Trichlorofluoromethane, Chloroethane, Bromomethane, Vinyl chloride, Chloromethane, Dichlorodifluoromethane};			✓	

Name	User	Time	Action	Reason	Comment	Succeed	Exception
CmdQuantitate	BL2000\mchavez	2/18/2022 11:13:43 AM	Quantitate all compounds in all samples			✓	
CmdSaveBatchTable	BL2000\mchavez	2/18/2022 11:14:39 AM	Save batch D:\Org\Data\VOA5975C\VG021522\QuantResults\VG021522_8260B.batch.bin			✓	
GenerateReport	BL2000\mchavez	2/18/2022 11:15:47 AM	Generates report - Method: \\MASSHUNTER\Org\reports\LevelIV_Reports\SampleSequence\CC_mid_rpt.m, Output Path: D:\Org\Data\VOA5975C\VG021522\QuantReports\VG021522_8260B-1			✓	
GenerateReport	BL2000\mchavez	2/18/2022 11:23:53 AM	Generates report - Method: \\MASSHUNTER\Org\reports\LevelIV_Reports\SampleSequence\02_Env_QntRslts_wGrphcs+Chrmtgrm+AuditTrail.m, Output Path: D:\Org\Data\VOA5975C\VG021522\QuantReports\VG021522_8260B-2			✓	
CmdOpenBatchTable	BL2000\mchavez	2/21/2022 8:38:35 AM	Open batch D:\Org\Data\VOA5975C\VG021522\VG021522_8260B.batch.bin			✓	
CmdSetSampleAttribute	BL2000\mchavez	2/21/2022 8:38:50 AM	Set SampleName = CCV021522_Closing for sample 15FEB26.D; previous value = CCV021422_Closing			✓	
CmdSetSampleAttribute	BL2000\mchavez	2/21/2022 8:39:17 AM	Set UserDefined = Updated sample ID to match date of analysis. for sample 15FEB26.D; previous value =			✓	

Name	User	Time	Action	Reason	Comment	Succeed	Exception
CmdQuantitate	BL2000\mchavez	2/21/2022 8:39:52 AM	Quantitate all compounds in all samples				Agilent.MassSpectrometry.DataAnalysis.Quantitative.ApplicationCommandException: Batch quantitation failed ---> Agilent.MassSpectrometry.DataAnalysis.Quantitative.ApplicationCommandCancelledException: Batch processing cancelled by user at Agilent.MassSpectrometry.DataAnalysis.Quantitative.Analysis.Batch.CheckForCancel() at Agilent.MassSpectrometry.DataAnalysis.Quantitative.Analysis.Batch.QuantitateImpl() at Agilent.MassSpectrometry.DataAnalysis.Quantitative.Analysis.Batch.Quantitate() --- End of inner exception stack trace --- at Agilent.MassSpectrometry.DataAnalysis.Quantitative.Analysis.Batch.Quantitate() at Agilent.MassSpectrometry.DataAnalysis.Quantitative.CmdQuantitate.QuantitateBatch(Int16 batchId) at Agilent.MassSpectrometry.CommandModel.CommandHistory.Invoke(ICommand cmd) at Agilent.MassSpectrometry.DataAnalysis.Quantitative.AppCommandContext._Invoke(ICommand cmd)
CmdQuantitate	BL2000\mchavez	2/21/2022 8:40:10 AM	Quantitate all compounds in all samples			✓	
CmdSaveBatchTable	BL2000\mchavez	2/21/2022 8:40:24 AM	Save batch D:\Org\Data\VOA5975C\VG021522\QuantResults\VG021522_8260B.batch.bin			✓	
GenerateReport	BL2000\mchavez	2/21/2022 8:47:01 AM	Generates report - Method: \\MASSHUNTER\Org\reports\LevelIV_Reports\SampleSequence\02_Env_QntRslts_wGrphcs+Chrmtgrm+AuditTrail.m, Output Path: D:\Org\Data\VOA5975C\VG021522\QuantReports\VG021522_8260B-3			✓	
CmdSetSampleAttribute	BL2000\mchavez	2/21/2022 9:33:28 AM	Set MatrixSpikeGroup = 21 for sample 15FEB08.D; previous value =			✓	
CmdSaveBatchTable	BL2000\mchavez	2/21/2022 10:45:12 AM	Save batch D:\Org\Data\VOA5975C\VG021522\QuantResults\VG021522_8260B.batch.bin			✓	

Audit Trail report

Name	User	Time	Action	Reason	Comment	Succeed	Exception
CmdOpenBatchTable	BL2000\mchavez	2/22/2022 11:54:29 AM	Open batch D:\Org\Data\VOA5975C\VG021522\VG021522_8260B.batch.bin			✓	
CmdSetSampleAttribute	BL2000\mchavez	2/22/2022 11:54:44 AM	Set SampleType = Sample for sample 15FEB07.D; previous value = MatrixBlank			✓	
CmdSetSampleAttribute	BL2000\mchavez	2/22/2022 11:54:53 AM	Set SampleType = MatrixBlank for sample 15FEB08.D; previous value = Sample			✓	
CmdQuantitate	BL2000\mchavez	2/22/2022 11:55:18 AM	Quantitate all compounds in all samples			✓	
CmdSaveBatchTable	BL2000\mchavez	2/22/2022 11:56:22 AM	Save batch D:\Org\Data\VOA5975C\VG021522\QuantResults\VG021522_8260B.batch.bin			✓	

Analytical RunID VOA5975C.I_220119A Standards Traceability Report

Standard ID: VOCF0313
Standard Name: Liquids
Type: Primary
Prep Date: 6/23/2020
Prep By: Alethea M. Shaules
Exp Date: 4/13/2023
Status: New
Department: gcmsvoa
Vendor: AccuStd
Final Volume: 10 mL
Lot Number: 220041126
Balance ID:
Comments: Date Prepared is same as Date Received. 2,000 ug/mL. Catalog # M502A-R-10X. Corrected lot number to match CI. MSC 01/14/2022

Chemical/Solvent Used	Bottle No	Amt	Units	Expires
Volatile Organic Compounds - Liquids	12797	1	mL	4/13/2023

Stock Source	Base Units	Amount Added
VOCF0313	ug/mL	

Analytical RunID VOA5975C.I_220119A Standards Traceability Report

Spike ID: VOCF0352
Spike Name: 2nd Source Liquids
Prep Date: 11/23/2020
Exp Date: 12/31/2023
Department: gcmsvoa
Vendor: Agilent
Lot Number: 0006570990
Balance ID:
Type: Primary
Prep By: Steve Dilts
Status: New
Final Volume: 10 mL
Comments: Date Prepared is same as Date Received. 2000 ug/mL in MeOH. Catalog # DWM-589N-1.

Chemical/Solvent Used	Bottle No	Amt	Units	Expires
VOC Standard	13292	1	mL	12/31/2023

Stock Source	Base Units	Amount Added
VOCF0352	ug/mL	

Analytical RunID VOA5975C.I_220119A Standards Traceability Report

Standard ID: VOCF0373
Standard Name: MtBE (Methy tert-Butyl Ether)
Type: Primary
Prep Date: 2/26/2021
Prep By: Steve Dilts
Exp Date: 8/31/2022
Status: New
Department: gcmsvoa
Vendor: Agilent
Final Volume: 5 mL
Lot Number: 0006555762
Balance ID:
Comments: Date Prepared is same as Date Received. 2000 ug/mL in MeOH. Catalog # STS-440

Chemical/Solvent Used	Bottle No	Amt	Units	Expires
Methyl tert-Butyl Ether Standard	13578	1	mL	8/31/2022

Stock Source	Base Units	Amount Added
VOCF0373	ug/mL	

Analytical RunID VOA5975C.I_220119A Standards Traceability Report

Spike ID: VOCF0401
Spike Name: 2nd Source MtBE
Prep Date: 6/7/2021
Exp Date: 12/11/2029
Department: gcmsvoa
Vendor: AccuStandard
Lot Number: 220051182
Balance ID:
Comments: Date Prepared is same as Date Receive. 2,000 ug/mL in MeOH. Catalog # S-078-10X.

Type: Primary
Prep By: Alethea M. Shaules
Status: New
Final Volume: 5 mL

Chemical/Solvent Used	Bottle No	Amt	Units	Expires
MTBE	13920	1	mL	12/11/2029

Stock Source	Base Units	Amount Added
VOCF0401	ug/mL	

Analytical RunID VOA5975C.I_220119A Standards Traceability Report

Spike ID: VOCF0417
Spike Name: Chem Service Gases
Prep Date: 8/3/2021
Exp Date: 2/28/2022
Department: gcmsvoa
Vendor: Chemservice
Lot Number: 11882100
Balance ID:
Type: Primary
Prep By: Steve Dilts
Status: New
Final Volume: 5 mL
Comments: Date Prepared is same as Date Received. 2000 ug/mL in MeOH. Catalog # M-VOHC6M5-1ML

Chemical/Solvent Used	Bottle No	Amt	Units	Expires
Volatile Organics High Concentration Mixture #6	14142	5	mL	2/28/2022

Stock Source	Base Units	Amount Added
VOCF0417	ug/mL	

Analytical RunID VOA5975C.I_220119A Standards Traceability Report

Standard ID: VOCF0425
Standard Name: Internals
Type: Primary
Prep Date: 9/8/2021
Prep By: Jerran D. Brenden
Exp Date: 12/31/2022
Status: New
Department: gcmsvoa
Vendor: Agilent
Final Volume: 10 mL
Lot Number: 0006582580
Balance ID:
Comments: Date Prepared is same as Date Received. 2,500 ug/mL in MeOH. Catalog # STM-520-1.

Chemical/Solvent Used	Bottle No	Amt	Units	Expires
Internal Standard	14251	1	mL	12/31/2022

Stock Source	Base Units	Amount Added
VOCF0425	ug/mL	

Analytical RunID VOA5975C.I_220119A Standards Traceability Report

Spike ID: VOCF0426
Spike Name: Surrogates 2.0 mg/mL
Prep Date: 9/14/2021
Exp Date: 4/18/2029
Department: gcmsvoa
Vendor: AccuStandard
Lot Number: 219041458
Balance ID:
Comments: Date Received 01/04/2021. 2.0 mg/mL. Catalog # M-8260A-B-SS-10X

Type: Primary
Prep By: Jerran D. Brenden
Status: New
Final Volume: 10 mL

Chemical/Solvent Used	Bottle No	Amt	Units	Expires
Surrogate Standard Mix	14269	1	mL	4/18/2029

Stock Source	Base Units	Amount Added
VOCF0426	ug/mL	

Analytical RunID VOA5975C.I_220119A Standards Traceability Report

Standard ID: VOCF0427
Standard Name: Gases
Type: Primary
Prep Date: 9/17/2021
Prep By: Alethea M. Shaules
Exp Date: 8/3/2024
Status: New
Department: gcmsvoa
Vendor: Absolute
Final Volume: 10 mL
Lot Number: 080321
Balance ID:
Comments: Date Prepared is same as Date Received. 2,000 ug/mL in MeOH. Catalog # 30058.

Chemical/Solvent Used	Bottle No	Amt	Units	Expires
EPA Method 502-524 - Volatile Gases Mix #1	14285	1	mL	8/3/2024

Stock Source	Base Units	Amount Added
VOCF0427	ug/mL	

Analytical RunID VOA5975C.I_220119A Standards Traceability Report

Standard ID: VOCF0434
Standard Name: Ketones
Type: Primary
Prep Date: 10/26/2021
Prep By: Steve Dilts
Exp Date: 6/30/2023
Status: New
Department: gcmsvoa
Vendor: Chem Service
Final Volume: 5 mL
Lot Number: 10251200
Balance ID:
Comments: Date Prepared is same as Date Received. 2,000 ug/mL in 90:10 MeOH:H2O. Catalog # M-TCL-1AN5-5ML.

Chemical/Solvent Used	Bottle No	Amt	Units	Expires
TCL Ketone Mix	14443	1	mL	6/30/2023

Stock Source	Base Units	Amount Added
VOCF0434	ug/mL	

Analytical RunID VOA5975C.I_220119A Standards Traceability Report

Standard ID: VOCF0440
Standard Name: 2nd Source High Concentration Ketones
Type: Primary
Prep Date: 12/3/2021
Prep By: Melissa Chavez
Exp Date: 1/1/2023
Status: New
Department: gcmsvoa
Vendor: AccuStandard
Final Volume: 5 mL
Lot Number: 221111486
Balance ID:
Comments: Date Prepared is same as Date Received. 20,000 ug/mL in Methanol. Catalog # CLP-022K-100X.

Chemical/Solvent Used	Bottle No	Amt	Units	Expires
TCL Ketone Mix	14585	1	mL	1/1/2023

Stock Source	Base Units	Amount Added
VOCF0440	ug/mL	

Analytical RunID VOA5975C.I_220119A Standards Traceability Report

Spike ID: VOCF3517
Spike Name: Internal Standard / Surrogates (INT/SURR)
Type: Secondary
Prep Date: 11/10/2021
Prep By: Alethea M. Shaules
Exp Date: 12/31/2022
Status: New
Department: gcmsvoa
Vendor:
Final Volume: 100 mL
Lot Number:
Balance ID:
Comments: Final Concentration 0.05 ug/uL in MeOH.

Chemical/Solvent Used	Bottle No	Amt	Units	Expires
Methanol, Purge and Trap - EB199-US	14334	95.5	mL	12/31/2022

Stock Source	Base Units	Amount Added
VOCF0425	ug/mL	2 mL
VOCF0426	ug/mL	2.5 mL

Analytical RunID VOA5975C.I_220119A Standards Traceability Report

Spike ID: VOCF3529B
Spike Name: 2nd Source MtBE
Prep Date: 11/29/2021
Exp Date: 1/29/2022
Department: gcmsvoa
Vendor:
Lot Number:
Balance ID:
Comments: Final Concentration 0.2 ug/uL

Type: Secondary
Prep By: Alethea M. Shaules
Status:
Final Volume: 10 mL

Chemical/Solvent Used	Bottle No	Amt	Units	Expires
Methanol, Purge and Trap - EB199-US	14334	9	mL	1/29/2022

Stock Source	Base Units	Amount Added
VOCF0401	ug/mL	1 mL

Analytical RunID VOA5975C.I_220119A Standards Traceability Report

Standard ID: VOCF3546B
Standard Name: Liquids
Type: Secondary
Prep Date: 12/13/2021
Prep By: Alethea M. Shaules
Exp Date: 2/13/2022
Status:
Department: GCMSVOA
Vendor:
Final Volume: 10 mL
Lot Number:
Balance ID:
Comments: 1.0 ml/10 ml final volume. Final Concentration 0.2 ug/uL. Corrected comment and analyte list 11/9/2021 sbd

Chemical/Solvent Used	Bottle No	Amt	Units	Expires
Methanol, Purge and Trap EA899	13926	9	mL	2/13/2022

Stock Source	Base Units	Amount Added
VOCF0313	ug/mL	1 mL

Analytical RunID VOA5975C.I_220119A Standards Traceability Report

Spike ID: VOCF3558B
Spike Name: 2nd Source Liquids
Prep Date: 12/27/2021
Exp Date: 2/27/2022
Department: gcmsvoa
Vendor:
Lot Number:
Balance ID:
Comments: Final Concentration 0.2ug/uL.

Type: Secondary
Prep By: Steve Dilts
Status: Open
Final Volume: 10 mL

Chemical/Solvent Used	Bottle No	Amt	Units	Expires
Methanol, Purge and Trap - EB199-US	14334	9	mL	2/27/2022

Stock Source	Base Units	Amount Added
VOCF0352	ug/mL	1 mL

Analytical RunID VOA5975C.I_220119A Standards Traceability Report

Standard ID: VOCF3559A
Standard Name: MtBE
Type: Secondary
Prep Date: 12/27/2021
Prep By: Melissa Chavez
Exp Date: 1/27/2022
Status:
Department: gcmsvoa
Vendor:
Final Volume: 10 mL
Lot Number:
Balance ID:
Comments: Final Concentration 0.2 ug/uL.

Chemical/Solvent Used	Bottle No	Amt	Units	Expires
Methanol, Purge and Trap - EB199-US	14334	9	mL	1/27/2022

Stock Source	Base Units	Amount Added
VOCF0373	ug/mL	1 mL

Analytical RunID VOA5975C.I_220119A Standards Traceability Report

Standard ID: VOCF3563
Standard Name: Internals
Type: Secondary
Prep Date: 1/3/2022
Prep By: Alethea M. Shaules
Exp Date: 7/3/2022
Status: New
Department: gcmsvoa
Vendor:
Final Volume: 50 mL
Lot Number:
Balance ID:
Comments: Final Concentration 0.05 ug/uL.

Chemical/Solvent Used	Bottle No	Amt	Units	Expires
Methanol, Purge and Trap EB373	14519	49	mL	7/3/2022

Stock Source	Base Units	Amount Added
VOCF0425	ug/mL	1 mL

Analytical RunID VOA5975C.I_220119A Standards Traceability Report

Spike ID: VOCF3567A
Spike Name: 2nd Source Ketones
Prep Date: 1/12/2022
Exp Date: 2/12/2022
Department: gcmsvoa
Vendor: AccuStandard
Lot Number: 221111486
Balance ID:
Comments: 2.0 ug/uL in 90:10 MeOH:H2O

Type: Secondary
Prep By: Melissa Chavez
Status:
Final Volume: 10 mL

Chemical/Solvent Used	Bottle No	Amt	Units	Expires
Methanol, Purge and Trap EB373	14519	9	mL	2/12/2022

Stock Source	Base Units	Amount Added
VOCF0440	ug/mL	1 mL

Analytical RunID VOA5975C.I_220119A Standards Traceability Report

Standard ID: VOCF3569
Standard Name: Ketones
Type: Primary
Prep Date: 1/17/2022
Prep By: Melissa Chavez
Exp Date: 2/17/2022
Status: Open
Department: gcmsvoa
Vendor: Chem Service
Final Volume: 1 mL
Lot Number: 10251200
Balance ID:
Comments: Vial Opened For Use . 2.0 ug/uL in 90:10 MeOH:H2O.

Chemical/Solvent Used	Bottle No	Amt	Units	Expires
TCL Ketone Mix	14443	1	mL	2/17/2022

Stock Source	Base Units	Amount Added
VOCF0434	ug/mL	1 mL

Analytical RunID VOA5975C.I_220119A Standards Traceability Report

Standard ID: VOCF3570A
Standard Name: Gases
Type: Secondary
Prep Date: 1/18/2022
Prep By: Melissa Chavez
Exp Date: 1/25/2022
Status:
Department: GCMSVOA
Vendor:
Final Volume: 10 mL
Lot Number:
Balance ID:
Comments: 1.0 ml/10 ml final volume. Final Concentration 0.2 ug/uL

Chemical/Solvent Used	Bottle No	Amt	Units	Expires
Methanol, Purge and Trap EB373	14519	9	mL	1/25/2022

Stock Source	Base Units	Amount Added
VOCF0427	ug/mL	1 mL

Analytical RunID VOA5975C.I_220119A Standards Traceability Report

Spike ID: VOCF3571A
Spike Name: 2nd Source Gases
Prep Date: 1/19/2022
Exp Date: 1/26/2022
Department: gcmsvoa
Vendor:
Lot Number:
Balance ID:
Comments: 1.0 ml/10 ml final volume. Final Concentration 0.2 ug/uL.

Type: Secondary
Prep By: Melissa Chavez
Status:
Final Volume: 10 mL

Chemical/Solvent Used	Bottle No	Amt	Units	Expires
Methanol, Purge and Trap EB373	14519	9	mL	1/26/2022

Stock Source	Base Units	Amount Added
VOCF0417	ug/mL	1 mL

Analytical RunID VOA5975C.I_220119A Standards Traceability Report

Standard ID: VOCF3573
Standard Name: Calibration Surrogates
Type: Secondary
Prep Date: 1/19/2022
Prep By: Jerran D. Brenden
Exp Date: 7/19/2022
Status: New
Department: gcmsvoa
Vendor:
Final Volume: 5 mL
Lot Number:
Balance ID:
Comments: Final Concentration 0.2 ug/uL in MeOH

Chemical/Solvent Used	Bottle No	Amt	Units	Expires
Methanol, Purge and Trap - EB679	14746	4.5	mL	7/19/2022

Stock Source	Base Units	Amount Added
VOCF0426	ug/mL	0.5 mL

125 Market Street
New Haven, CT 06513
USA

AccuStandard®

Tel (203)786-5290
Fax (203)786-5287
www.AccuStandard.com

CERTIFICATE OF ANALYSIS

Catalog No: M-502A-R-10X
Description: Volatile Organic Compounds - Liquids
Lot: 220041126
Solvent: Methanol
Hazards: *Refer to SDS for complete safety information*

Signal Word: Danger

Date Certified: Apr 13, 2020
Expiration: Apr 13, 2023
Sample Size: 1 mL
Components: 54
Storage Condition: Refrig (0-5 °C)

Certified Reference Material

ANAB ACCREDITED AR-1463 ANAB ACCREDITED AT-1339 ilac-MRA

Component	CAS #	Purity % (GC/MS)	Prepared Concentration[2] (µg/mL)	Certified Analyte Concentration[1] (µg/mL)
Benzene	71-43-2	100.0	2002	2002
Bromobenzene	108-86-1	100.0	2003	2003
Bromochloromethane	74-97-5	99.1	2001	1983
Bromodichloromethane	75-27-4	99.0	2002	1982
Bromoform	75-25-2	99.2	2001	1985
n-Butylbenzene	104-51-8	100.0	2002	2002
sec-Butylbenzene	135-98-8	100.0	2001	2001
tert-Butylbenzene	98-06-6	99.0	2003	1983
Carbon tetrachloride	56-23-5	100.0	2003	2003
Chlorobenzene	108-90-7	99.6	2001	1993
Chloroform	67-66-3	99.2	2004	1988
2-Chlorotoluene	95-49-8	99.0	2003	1983
4-Chlorotoluene	106-43-4	99.8	2002	1998
Dibromochloromethane	124-48-1	97.8	2049*	2004
1,2-Dibromo-3-chloropropane	96-12-8	99.2	2001	1985
1,2-Dibromoethane	106-93-4	100.0	2006	2006
Dibromomethane	74-95-3	99.0	2002	1982
1,2-Dichlorobenzene	95-50-1	98.2	2003	1967
1,3-Dichlorobenzene	541-73-1	100.0	2000	2000
1,4-Dichlorobenzene	106-46-7	100.0	2002	2002
1,1-Dichloroethane	75-34-3	98.6	2001	1973
1,2-Dichloroethane	107-06-2	99.8	2010	2006
1,1-Dichloroethene	75-35-4	99.0	2000	1980
cis-1,2-Dichloroethene	156-59-2	99.0	2002	1982
trans-1,2-Dichloroethene	156-60-5	99.5	2001	1991
1,2-Dichloropropane	78-87-5	99.5	2003	1993
1,3-Dichloropropane	142-28-9	96.7	2073*	2005
2,2-Dichloropropane	594-20-7	99.9	2012	2010
1,1-Dichloropropene	563-58-6	98.9	2001	1979
cis-1,3-Dichloropropene **	10061-01-5	93.9	2041*	1916
trans-1,3-Dichloropropene **	10061-02-6	93.9	1968*	1848
Ethylbenzene	100-41-4	99.7	2000	1994
Hexachlorobutadiene	87-68-3	98.0	2003	1963
Isopropylbenzene	98-82-8	100.0	2002	2002
p-Isopropyltoluene	99-87-6	99.4	2000	1988
Methylene chloride	75-09-2	99.9	2001	1999
Naphthalene	91-20-3	100.0	2002	2002
n-Propylbenzene	103-65-1	100.0	2001	2001
Styrene	100-42-5	100.0	2003	2003
1,1,1,2-Tetrachloroethane	630-20-6	98.9	2005	1983
1,1,2,2-Tetrachloroethane	79-34-5	96.0	2087*	2004
Tetrachloroethene	127-18-4	99.4	2017	2005
Toluene	108-88-3	100.0	2001	2001
1,2,3-Trichlorobenzene	87-61-6	100.0	2002	2002

For use in routine laboratory analysis.

AccuStandard is accredited to ISO 17034, ISO/IEC 17025 and certified to ISO 9001:2015

QR-ORG/INO-001
Rev. 5/18

Accustandard

125 Market Street
New Haven, CT 06513
USA

AccuStandard®

Tel (203)786-5290
Fax (203)786-5287
www.AccuStandard.com

CERTIFICATE OF ANALYSIS

Catalog No: M-502A-R-10X
Description: Volatile Organic Compounds - Liquids
Lot: 220041126
Solvent: Methanol

Date Certified: Apr 13, 2020
Expiration: Apr 13, 2023
Sample Size: 1 mL
Components: 54

Component - *continued*	CAS #	Purity % (GC/MS)	Prepared Concentration[2] (µg/mL)	Certified Analyte Concentration[1] (µg/mL)
1,2,4-Trichlorobenzene	120-82-1	99.6	2001	1993
1,1,1-Trichloroethane	71-55-6	100.0	2002	2002
1,1,2-Trichloroethane	79-00-5	98.6	2000	1972
Trichloroethene	79-01-6	100.0	2003	2003
1,2,3-Trichloropropane	96-18-4	97.5	2055*	2004
1,2,4-Trimethylbenzene	95-63-6	98.2	2001	1965
1,3,5-Trimethylbenzene	108-67-8	98.8	2001	1977
o-Xylene	95-47-6	99.0	2000	1980
m-Xylene	108-38-3	99.2	2002	1986
p-Xylene	106-42-3	95.4	2097*	2001

* Weight compensated to 100% purity.

** 47.8% cis isomer, 46.1% trans isomer

A product with a suffix (-1A, -2B, etc. or -01, -02, etc.) on its lot number has had its expiration date extended and is identical to the same lot number without the suffix.

[2] All weights are traceable through NIST, Test No. 684/289871-17

[1] Certified Analyte Concentration = Purity x Prepared Concentration.

The Uncertainty associated with the certified concentration reported on this certificate is ±2.4%. This value is the combined expanded uncertainty and represents an estimated standard deviation equal to the positive square root of the total variation of the uncertainty of components. A normal distribution is assumed and a coverage factor of K=2 is chosen using approximately a 95% confidence level.

Labels and certificates follow U.S. Conventions in reporting numerical values: A comma (,) is used to separate units of one-thousand or greater. A period (.) is used as a decimal place marker.

The information on this certificate may not be reproduced without the express permission of the manufacturer. See reverse side for additional information

Certified By: Larry Decker, Organic QC Manager

ID #: 12797
Opened:_____
Volatile Organic Compounds - Liquids
Expires: 4/13/2023
Rec'd: 6/23/2020
Energy Laboratories Inc 1120 So. 27th Street
Billings MT 59107

For use in routine laboratory analysis.

AccuStandard is accredited to ISO 17034, ISO/IEC 17025 and certified to ISO 9001:2015

QR-ORG/INO-001
Rev. 5/18

Agilent

ID #: 13292
Opened:
VOC Standard
Expires: 12/31/2023
Rec'd: 11/23/2020
Energy Laboratories Inc 1120 So. 27th Street
Billings MT 59107

Certificate of Analysis

Product Name: VOC Standard

Product Number: DWM-589N-1

Lot Number: 0006570990

Lot Issue Date: 17-Nov-2020

Expiration Date: 31-Dec-2023

Description:
This analytical reference material (RM) was manufactured and verified in accordance with an ISO 9001 registered quality system and analyte concentrations were verified by an ISO 17025 accredited laboratory. The concentration and uncertainty value at the 95% confidence level for each analyte, determined gravimetrically, is listed below.

Analyte	CAS#	Analyte Lot	Concentration ± Uncertainty
bromochloromethane	000074-97-5	RM00009	2010 ± 10 µg/mL
bromodichloromethane	000075-27-4	RM12585	2009 ± 10 µg/mL
bromoform	000075-25-2	RM13987	2010 ± 10 µg/mL
carbon tetrachloride	000056-23-5	RM07576	2010 ± 10 µg/mL
chloroform	000067-66-3	RM13988	2009 ± 10 µg/mL
dibromochloromethane	000124-48-1	RM14843	2009 ± 10 µg/mL
dibromomethane	000074-95-3	RM12878	2009 ± 10 µg/mL
methylene chloride	000075-09-2	RM11650	2009 ± 10 µg/mL
1,2-dibromoethane	000106-93-4	RM00018	2010 ± 10 µg/mL
1,1-dichloroethane	000075-34-3	RM16217	2006 ± 10 µg/mL
1,2-dichloroethane	000107-06-2	RM04655	2005 ± 10 µg/mL
1,1-dichloroethene	000075-35-4	RM14486	2010 ± 10 µg/mL
cis-1,2-dichloroethene	000156-59-2	RM15008	2007 ± 10 µg/mL
trans-1,2-dichloroethene	000156-60-5	RM07565	2008 ± 10 µg/mL
1,1,1,2-tetrachloroethane	000630-20-6	RM12632	2005 ± 10 µg/mL
1,1,2,2-tetrachloroethane	000079-34-5	RM02540	2009 ± 10 µg/mL
tetrachloroethene	000127-18-4	RM06491	2008 ± 10 µg/mL

ANAB ACCREDITED ISO17034 REFERENCE MATERIAL PRODUCER
ISO 17034 Cert No. AR-1936

RM was produced in accordance with TUV USA Inc registered ISO 9001 Quality Management System. Cert # 56 100 18560026
Page: 1 of 4
www.agilent.com/quality/
CSD-QA-015.1

ANAB ACCREDITED ISO/IEC 17025 TESTING LABORATORY
ISO 17025 Cert No. AT-1937

Certificate of Analysis

Product Number: DWM-589N-1

Lot Number: 0006570990

1,1,1-trichloroethane	000071-55-6	RM16539	2004 ± 10 µg/mL
1,1,2-trichloroethane	000079-00-5	RM01175	2009 ± 10 µg/mL
trichloroethene	000079-01-6	RM14232	2009 ± 10 µg/mL
1,2-dibromo-3-chloropropane	000096-12-8	RM13666	2009 ± 10 µg/mL
1,2-dichloropropane	000078-87-5	RM12821	2008 ± 10 µg/mL
1,3-dichloropropane	000142-28-9	RM02080	2008 ± 10 µg/mL
2,2-dichloropropane	000594-20-7	RM12927	2005 ± 10 µg/mL
1,1-dichloropropene	000563-58-6	RM16190	2010 ± 10 µg/mL
cis-1,3-dichloropropene	010061-01-5	RM12891	2007 ± 10 µg/mL
trans-1,3-dichloropropene	010061-02-6	RM12254	2006 ± 10 µg/mL
hexachlorobutadiene	000087-68-3	RM09157	2005 ± 10 µg/mL
1,2,3-trichloropropane	000096-18-4	RM13082	2004 ± 10 µg/mL
benzene	000071-43-2	RM12931	2009 ± 10 µg/mL
n-butylbenzene	000104-51-8	RM03651	2008 ± 10 µg/mL
sec-butylbenzene	000135-98-8	RM10905	2005 ± 10 µg/mL
tert-butylbenzene	000098-06-6	RM14040	2007 ± 10 µg/mL
ethylbenzene	000100-41-4	RM12195	2006 ± 10 µg/mL
isopropylbenzene	000098-82-8	RM00835	2009 ± 10 µg/mL
4-isopropyltoluene	000099-87-6	RM09747	2009 ± 10 µg/mL
naphthalene	000091-20-3	NT00970	2006 ± 10 µg/mL
n-propylbenzene	000103-65-1	RM12785	2010 ± 10 µg/mL
styrene	000100-42-5	RM13393	2010 ± 10 µg/mL

ANAB ACCREDITED ISO17034 REFERENCE MATERIAL PRODUCER

ISO 17034 Cert
No. AR-1936

RM was produced in accordance with TUV USA Inc registered ISO 9001 Quality Management System. Cert # 56 100 18560026

Page: 2 of 4

www.agilent.com/quality/
CSD-QA-015.1

ANAB ACCREDITED ISO/IEC 17025 TESTING LABORATORY

ISO 17025 Cert
No. AT-1937

Agilent

Certificate of Analysis

Product Number: DWM-589N-1

Lot Number: 0006570990

toluene	000108-88-3	RM06650	2008 ± 10 µg/mL
1,2,4-trimethylbenzene	000095-63-6	RM06731	2002 ± 10 µg/mL
1,3,5-trimethylbenzene	000108-67-8	RM12905	2009 ± 10 µg/mL
o-xylene	000095-47-6	RM15639	2005 ± 10 µg/mL
m-xylene	000108-38-3	RM15919	2006 ± 10 µg/mL
p-xylene	000106-42-3	RM02647	2009 ± 10 µg/mL
bromobenzene	000108-86-1	RM10227	2008 ± 10 µg/mL
chlorobenzene	000108-90-7	RM01874	2008 ± 10 µg/mL
2-chlorotoluene	000095-49-8	RM13774	2007 ± 10 µg/mL
4-chlorotoluene	000106-43-4	RM11750	2009 ± 10 µg/mL
1,2-dichlorobenzene	000095-50-1	RM13636	2005 ± 10 µg/mL
1,3-dichlorobenzene	000541-73-1	NT00356	2009 ± 10 µg/mL
1,4-dichlorobenzene	000106-46-7	RM12826	2009 ± 10 µg/mL
1,2,3-trichlorobenzene	000087-61-6	RM10193	2007 ± 10 µg/mL
1,2,4-trichlorobenzene	000120-82-1	RM09454	2009 ± 10 µg/mL

Matrix: methanol (methyl alcohol)

Storage Conditions: Store Frozen (-25° to -10°C).

Traceability:
The balances used for these measurements are calibrated with weights traceable to NIST in compliance with ANSI/NCSL Z540.3, ISO 9001, ISO 17025, and ISO 17034. Calibrated Class A glassware is used for volumetric measurements. Thermometers are calibrated against a NIST traceable thermometer in accordance with NIST Special Publication 1088.

Homogeneity:
This RM was unitized according to an in-house procedure and is guaranteed to be homogeneous. There is no minimum sub-sample size required.

Certificate of Analysis

Product Number: DWM-589N-1

Lot Number: 0006570990

Intended Use:
This RM is intended for the preparation of working reference samples for use in routine laboratory analyses, calibration of instruments, validation of analytical methods, assessments of measurement methods, and continuing calibration verification.

Instructions for Use:
Sample aliquots for analysis should be withdrawn at 20°C to 25°C immediately after opening the container and should be processed without delay for the certified values to be valid within the stated uncertainties.

Hazards:
Refer to the Safety Data Sheet on www.agilent.com for information regarding this RM.

Expiration of Certification:
The certification of this RM is valid until the expiration date specified above, provided the RM is handled and stored in accordance with the instructions given in this certificate. This certification is nullified if the RM is damaged, contaminated, or otherwise modified.

Maintenance of Certification:
If substantive changes are noted that affect the certification before the expiration of this certificate, Agilent will notify the purchaser.

Sample lot approver:

Monica Bourgeois
QMS Representative

ANAB ACCREDITED ISO 17034 REFERENCE MATERIAL PRODUCER
ISO 17034 Cert
No. AR-1936

RM was produced in accordance with TUV USA Inc registered ISO 9001 Quality Management System. Cert # 56 100 18560026
Page: 4 of 4
www.agilent.com/quality/
CSD-QA-015.1

ANAB ACCREDITED ISO/IEC 17025 TESTING LABORATORY
ISO 17025 Cert
No. AT-1937

Agilent

ID #: 13578
Opened:
Methyl tert-Butyl Ether Standard
Expires: 8/31/2022
Rec'd: 2/26/2021
Energy Laboratories Inc 1120 So. 27th Street
Billings MT 59107

Certificate of Analysis

Product Name: Methyl tert-Butyl Ether Standard

Product Number: STS-440-1

Lot Number: 0006555762

Lot Issue Date: 19-Aug-2020

Expiration Date: 31-Aug-2022

Description:
This analytical reference material (RM) was manufactured and verified in accordance with an ISO 9001 registered quality system, and analyte concentrations were verified by an ISO 17025 accredited laboratory. The concentration and uncertainty value at the 95% confidence level for each analyte, determined gravimetrically, is listed below.

Analyte	CAS#	Analyte Lot	Concentration ± Uncertainty
tert-butylmethyl ether	001634-04-4	RM06568	2006 ± 10 µg/mL

Matrix: methanol (methyl alcohol)

Storage Conditions: Store Frozen (-25° to -10°C).

Traceability:
The balances used for these measurements are calibrated with weights traceable to NIST in compliance with ANSI/NCSL Z540.3, ISO 9001, ISO 17025, and ISO 17034. Calibrated Class A glassware is used for volumetric measurements. Thermometers are calibrated against a NIST traceable thermometer in accordance with NIST Special Publication 1088.

Homogeneity:
This RM was unitized according to an in-house procedure and is guaranteed to be homogeneous. There is no minimum sub-sample size required.

Intended Use:
This RM is intended for the preparation of working reference samples for use in routine laboratory analyses, calibration of instruments, validation of analytical methods, assessments of measurement methods, and continuing calibration verification.

Instructions for Use:
Sample aliquots for analysis should be withdrawn at 20°C to 25°C immediately after opening the container and should be processed without delay for the certified values to be valid within the stated uncertainties.

Hazards:
Refer to the Safety Data Sheet on www.agilent.com for information regarding this RM.

Expiration of Certification:
The certification of this RM is valid until the expiration date specified above, provided the RM is handled and stored in accordance with the instructions given in this certificate. This certification is nullified if the RM is damaged, contaminated, or otherwise modified.

Maintenance of Certification:
If substantive changes are noted that affect the certification before the expiration of this certificate, Agilent will notify the purchaser.

Sample lot approver:

Monica Bourgeois
QMS Representative

ANAB ACCREDITED ISO 17034 REFERENCE MATERIAL PRODUCER
ISO 17034 Cert No. AR-1936

RM was produced in accordance with TUV USA Inc registered ISO 9001 Quality Management System. Cert # 56 100 18560026
Page: 1 of 1
www.agilent.com/quality/
CSD-QA-015.1

ANAB ACCREDITED ISO/IEC 17025 TESTING LABORATORY
ISO 17025 Cert No. AT-1937

125 Market Street
New Haven, CT 06513
USA

AccuStandard®

Tel (203)786-5290
Fax (203)786-5287
www.AccuStandard.com

CERTIFICATE OF ANALYSIS

Catalog No: S-078-10X
Description: MtBE
Lot: 220051182
Solvent: Methanol
Hazards: *Refer to SDS for complete safety information*

Signal Word: Danger

Date Certified: May 18, 2020
Expiration: May 18, 2030
Sample Size: 1 mL
Components: 1
Storage Condition: Ambient (>5 °C)

Certified Reference Material

ANAB ACCREDITED REFERENCE MATERIAL PRODUCER AR-1463
ANAB ACCREDITED TESTING LABORATORY AT-1339
ilac-MRA

Component	CAS #	Purity % (GC/MS)	Prepared Concentration[2] (µg/mL)	Certified Analyte Concentration[1] (µg/mL)
MtBE	1634-04-4	100.0	2002	2002

ID #: 13920
Opened:_____
MTBE
Expires: 5/18/2030
Rec'd: 6/7/2021
Energy Laboratories Inc 1120 So. 27th Street
Billings MT 59107

A product with a suffix (-1A, -2B, etc. or -01, -02, etc.) on its lot number has had its expiration date extended and is identical to the same lot number without the suffix.

[2] All weights are traceable through NIST, Test No. 684/289871-17

[1] Certified Analyte Concentration = Purity x Prepared Concentration.

The Uncertainty associated with the certified concentration reported on this certificate is ±2.4%. This value is the combined expanded uncertainty and represents an estimated standard deviation equal to the positive square root of the total variation of the uncertainty of components. A normal distribution is assumed and a coverage factor of K=2 is chosen using approximately a 95% confidence level.

Labels and certificates follow U.S. Conventions in reporting numerical values: A comma (,) is used to separate units of one-thousand or greater. A period (.) is used as a decimal place marker.

The information on this certificate may not be reproduced without the express permission of the manufacturer. See reverse side for additional information

Hazard Information: Please refer to the SDS for information regarding the hazards associated with using this material.

This product was prepared according to in-house procedures and is guaranteed to be homogeneous.

Certified By: _____
Larry Decker, Organic QC Manager

For use in routine laboratory analysis.

AccuStandard is accredited to ISO 17034, ISO/IEC 17025 and certified to ISO 9001:2015

QR-ORG/INO-001
Rev. 7/20

660 Tower Lane • P.O. Box 599 • West Chester, PA 19381-0599
1-800-452-9994 • 1-610-692-3026 • Fax 1-610-692-8729
info@chemservice.com • www.chemservice.com

CERTIFICATE OF ANALYSIS

Volatile Organics High Concentration Mixture #6

CONCENTRATION	2000ug/ml in Methanol
CATALOG NUMBER	M-VOHC6M5-1ML
LOT NUMBER	11882100
DATE CERTIFIED	05/25/21
EXPIRATION DATE	02/28/22
STORAGE	Store at room temperature (20 - 25 °C).
HANDLING	See Safety Data Sheet
INTENDED USE	For laboratoy use only.
ISO 17034:2016 CERTIFIED	[ ]

ID #: 14142
Opened:
Volatile Organics High Concentration Mixture
Expires: 2/28/2022
Rec'd: 8/3/2021
Energy Laboratories Inc 1120 So. 27th Street
Billings MT 59107

ID	Analyte	CAS	Weight Analyte (mg)	Lot	Purity	Certified Concentration (ug/mL)
N-11446	Chloroethane	75-00-3	96.300	00001728	100.0	2006.3
N-11665	Dichlorodifluoromethane	75-71-8	96.610	00001729	100.0	2012.7
N-12417	Methyl bromide	74-83-9	96.910	00024694	100.0	2019.0
N-12421	Methyl chloride	74-87-3	96.150	00001731	100.0	2003.1
N-13655	Trichlorofluoromethane	75-69-4	96.300	00027239	99.4	1994.2
N-13748	Vinyl chloride	75-01-4	96.150	00019298	100.0	2003.1

Analytical Test	Value
CONCENTRATION (GC/MSD)	VERIFIED

COA Form
Revision 3 (3/2015)

PJLA Testing

Print Date: 07/28/21

660 Tower Lane • P.O. Box 599 • West Chester, PA 19381-0599
1-800-452-9994 • 1-610-692-3026 • Fax 1-610-692-8729
info@chemservice.com • www.chemservice.com

Instructions for Use:
Shake mixture prior to use. If particles are present, sonicate for homogeneity. If sample is diluted to lower concentrations, Class A volumetric glassware must be used.
Minimum Sample Size- 0.2 uL for Direct Injection.
Chem Service Inc. guarantees the expanded uncertainty of the above analytes to be +/- 2.0% of the certified concentrations based on gravimetric preparation. The test results published in this report were obtained using equipment capable of producing results that are traceable to NIST and through NIST to the International System of Units (SI). The reported expanded uncertainty of measurement is stated as the combined standard uncertainty of measurement multiplied by the coverage factor k (k=2) such that the coverage probability corresponds to approximately 95%. For certified reference materials, homogeneity and thermal stability testing are available upon request.

Certified By:

Mary Beth O'Donnell

Mary Beth O'Donnell
CSM/TC

PJLA
Testing

660 Tower Lane • P.O. Box 599 • West Chester, PA 19381-0599
1-800-452-9994 • 1-610-692-3026 • Fax 1-610-692-8729
info@chemservice.com • www.chemservice.com

CERTIFICATE OF ANALYSIS

Analysis Method:

Catalog Number:	M-VOHC6M5-1ML
Description:	Volatile Organics High Concentration Mixture #6
Lot Number:	11882100
Expiration Date:	02/28/22



PJLA Testing

ID #: 14251
Opened:
Internal Standard
Expires: 12/31/2022
Rec'd: 9/8/2021
Energy Laboratories Inc 1120 So. 27th Street
Billings MT 59107

Agilent

Certificate of Analysis

Product Name: Internal Standard

Product Number: STM-520-1

Lot Number: 0006582580

Lot Issue Date: 05-Jan-2021

Expiration Date: 31-Dec-2022

Description:
This analytical reference material (RM) was manufactured and verified in accordance with an ISO 9001 registered quality system and analyte concentrations were verified by an ISO 17025 accredited laboratory. The concentration and uncertainty value at the 95% confidence level for each analyte, determined gravimetrically, is listed below.

Analyte	CAS#	Analyte Lot	Concentration ± Uncertainty
chlorobenzene-d5	003114-55-4	RM12274	2501 ± 13 µg/mL
1,4-dichlorobenzene-d4	003855-82-1	RM12517	2501 ± 13 µg/mL
fluorobenzene	000462-06-6	RM13378	2512 ± 13 µg/mL

Matrix: methanol (methyl alcohol)

Storage Conditions: Store Frozen (-25° to -10°C).

Traceability:
The balances used for these measurements are calibrated with weights traceable to NIST in compliance with ANSI/NCSL Z540.3, ISO 9001, ISO 17025, and ISO 17034. Calibrated Class A glassware is used for volumetric measurements. Thermometers are calibrated against a NIST traceable thermometer in accordance with NIST Special Publication 1088.

Homogeneity:
This RM was unitized according to an in-house procedure and is guaranteed to be homogeneous. There is no minimum sub-sample size required.

Intended Use:
This RM is intended for the preparation of working reference samples for use in routine laboratory analyses, calibration of instruments, validation of analytical methods, assessments of measurement methods, and continuing calibration verification.

Instructions for Use:
Sample aliquots for analysis should be withdrawn at 20°C to 25°C immediately after opening the container and should be processed without delay for the certified values to be valid within the stated uncertainties.

Hazards:
Refer to the Safety Data Sheet on www.agilent.com for information regarding this RM.

ANAB ACCREDITED ISO 17034 REFERENCE MATERIAL PRODUCER
ISO 17034 Cert No. AR-1936

RM was produced in accordance with TUV USA Inc registered ISO 9001 Quality Management System. Cert # 56 100 18560026

www.agilent.com/quality/
CSD-QA-015.1

ANAB ACCREDITED ISO/IEC 17025 TESTING LABORATORY
ISO 17025 Cert No. AT-1937

Agilent

Certificate of Analysis

Product Number: STM-520-1 **Lot Number:** 0006582580

Expiration of Certification:
The certification of this RM is valid until the expiration date specified above, provided the RM is handled and stored in accordance with the instructions given in this certificate. This certification is nullified if the RM is damaged, contaminated, or otherwise modified.

Maintenance of Certification:
If substantive changes are noted that affect the certification before the expiration of this certificate, Agilent will notify the purchaser.

Sample lot approver:

Monica Bourgeois
QMS Representative

ANAB ACCREDITED ISO 17034 REFERENCE MATERIAL PRODUCER
ISO 17034 Cert
No. AR-1936

RM was produced in accordance with TUV USA Inc registered ISO 9001 Quality Management System. Cert # 56 100 18560026

www.agilent.com/quality/
CSD-QA-015.1

ANAB ACCREDITED ISO/IEC 17025 TESTING LABORATORY
ISO 17025 Cert
No. AT-1937

125 Market Street
New Haven, CT 06513
USA

AccuStandard®

Tel (203)786-5290
Fax (203)786-5287
www.AccuStandard.com

CERTIFICATE OF ANALYSIS

Catalog No: M-8260A-B-SS-10X
Description: Surrogate Standard Mix
Lot: 219041458
Solvent: Methanol
Hazards: *Refer to SDS for complete safety information*

Signal Word: Danger

Date Certified: Apr 18, 2019
Expiration: Apr 18, 2029
Sample Size: 1 mL
Components: 4
Storage Condition: Ambient (>5 °C)

Certified Reference Material

ANAB ACCREDITED REFERENCE MATERIAL PRODUCER AR-1463
ANAB ACCREDITED TESTING LABORATORY AT-1339
ilac-MRA

Component	CAS #	Purity % (GC/MS)	Prepared Concentration[2] (µg/mL)	Certified Analyte Concentration[1] (µg/mL)
p-Bromofluorobenzene	460-00-4	99.9	2004	2002
Dibromofluoromethane	1868-53-7	99.8	2005	2001
1,2-Dichloroethane-d4	17060-07-0	100.0	2001	2001
Toluene-d8	2037-26-5	100.0	2000	2000

ID #: 14269
Opened:_____
Surrogate Standard Mix
Expires: 4/18/2029
Rec'd: 9/14/2021
Energy Laboratories Inc 1120 So. 27th Street
Billings MT 59107

A product with a suffix (-1A, -2B, etc. or -01, -02, etc.) on its lot number has had its expiration date extended and is identical to the same lot number without the suffix.

[2] All weights are traceable through NIST, Test No. 684/289871-17

[1] Certified Analyte Concentration = Purity x Prepared Concentration.

The Uncertainty associated with the certified concentration reported on this certificate is ±2.4%. This value is the combined expanded uncertainty and represents an estimated standard deviation equal to the positive square root of the total variation of the uncertainty of components. A normal distribution is assumed and a coverage factor of K=2 is chosen using approximately a 95% confidence level.

Labels and certificates follow U.S. Conventions in reporting numerical values: A comma (,) is used to separate units of one-thousand or greater. A period (.) is used as a decimal place marker.

The information on this certificate may not be reproduced without the express permission of the manufacturer. See reverse side for additional information

Hazard Information: Please refer to the SDS for information regarding the hazards associated with using this material.

This product was prepared according to in-house procedures and is guaranteed to be homogeneous.

Certified By: _____
Larry Decker, Organic QC Manager

For use in routine laboratory analysis.

AccuStandard is accredited to ISO 17034, ISO/IEC 17025 and certified to ISO 9001:2015

Absolute Standards, Inc.
800-368-1131
www.absolutestandards.com

Certified Reference Material CRM

ANAB ISO 17034 Accredited
AR-1539 Certificate Number
https://Absolutestandards.com

CERTIFIED WEIGHT REPORT

Part Number: 30058
Lot Number: 080321
Description: EPA Method 502/524 - Volatile Gases Mix #1
6 components
Expiration Date: 080324
Recommended Storage: Freezer (0 °C)
Nominal Concentration (µg/mL): 2000
NIST Test ID#: 6UTB

Solvent: Methanol **Lot#** EA783-US

5E-05 Balance Uncertainty
Weight(s) shown below were combined and diluted to (mL): 500.0 0.058 Flask Uncertainty

Formulated By:	Mario Luis	080321 DATE
Reviewed By:	Pedro L. Rentas	080321 DATE

Compound	RM#	Lot Number	Nominal Conc (µg/mL)	Purity (%)	Uncertainty Purity (%)	Target Weight (g)	Actual Weight (g)	Actual Conc(µg/mL)	Expanded Uncertainty (+/-) (µg/mL)	SDS Information (Solvent Safety Info. On Attached pg.) CAS#	OSHA PEL (TWA)	LD50
1. Bromomethane	50	01611JX	2000	99.5	0.2	1.00508	1.0098	2009.4	8.1	74-83-9	5 ppm (20mg/m3/8H) (skin)	orl-rat 214mg/kg
2. Chloroethane	72	062617	2000	99	0.2	1.01016	1.0146	2008.8	8.1	75-00-3	1000 ppm (2600mg/m3/8H)	N/A
3. Chloromethane	79	06908MS	2000	99.5	0.2	1.00508	1.0154	2020.5	8.1	74-87-3	100 ppm	orl-rat 1800mg/kg
4. Dichlorodifluoromethane	134	92-0487	2000	99	0.2	1.01016	1.0224	2024.2	8.2	75-71-8	1000 ppm (4950mg/m3/8H)	N/A
5. Trichlorofluoromethane	294	01823MW	2000	99	0.2	1.01016	1.0110	2001.7	8.1	75-69-4	1000 ppm (5600mg/m3/8H)	ipr-mus 1743mg/kg
6. Vinyl chloride	305	04854EA	2000	99.5	0.2	1.00508	1.0071	2004.0	8.1	75-01-4	N/A	N/A

- The certified value is the concentration calculated from gravimetric and volumetric measurements unless otherwise stated.
- Standards are prepared gravimetrically using balances that are calibrated with weights traceable to NIST (see above).
- Standards are certifed (+/-) 0.5% of the stated value, unless otherwise stated.
- All Standards, after opening ampule, should be stored with caps tight and under appropriate laboratory conditions.
- Uncertainty Reference: Taylor, B.N. and Kuyat, C.E., "Guidelines for Evaluating and Expressing the Uncertainty of NIST Measurement Result," NIST Technical Note 1297, U.S. Government Printing Office, Washington, DC, (1994).

Comments

GC15-M9 Analysis by Melissa Stonier
Column ID SPB-Vocol 105 meter X 0.53mm X 3.0µm film thickness
Flow rates: Total flow=150mL/min., Helium (carrier)=10mL/min.,
Helium(make-up)=40mL/min., Hydogen(make-up)=100mL/min.
Oven Profile: Temp. 1=35°C (Time 1=9 min.), Temp 2=200°C (Time 2=1 min.),
Rate = 33°C/min., Total run time=15 min. Injector temp.=200°C, FID Temp.=200°C.
ELCD Signal = Edaq Channel 1 PID Signal = Edaq Channel 2
Standard injection = 0.5µL, Range=3 Purge Valve = 0 min.

ID #: 14285
Opened: _____
EPA Method 502-524 - Volatile Gases Mix #1
Expires: 8/3/2024
Rec'd: 9/17/2021
Enerav Laboratories Inc 1120 So. 27th Street
Billings MT 59107

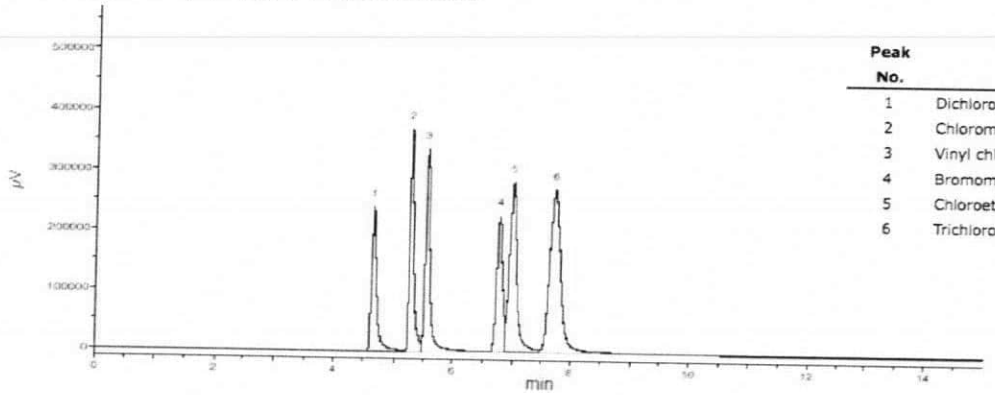

Peak No.	Analyte	ELCD RT (min.)
1	Dichlorodifluoromethane	4.67
2	Chloromethane	5.28
3	Vinyl chloride	5.56
4	Bromomethane	6.75
5	Chloroethane	6.99
6	Trichlorofluoromethane	7.72

660 Tower Lane • P.O. Box 599 • West Chester, PA 19381-0599
1-800-452-9994 • 1-610-692-3026 • Fax 1-610-692-8729
info@chemservice.com • www.chemservice.com

ID #: 14443
Opened:
TCL Ketone Mix
Expires: 6/30/2023
Rec'd: 10/26/2021
Energy Laboratories Inc 1120 So. 27th Street
Billings MT 59107

CERTIFICATE OF ANALYSIS

TCL Ketones Mixture

CONCENTRATION	2000ug/ml in Methanol:Water (90:10)
CATALOG NUMBER	M-TCL1AN5-1ML
LOT NUMBER	10251200
DATE CERTIFIED	06/16/20
EXPIRATION DATE	06/30/23
STORAGE	Freezer storage (-20 - -25 °C)
HANDLING	See Safety Data Sheet
INTENDED USE	For laboratory use only.
ISO 17034:2016 CERTIFIED	[ ]

ID	Analyte	CAS	Weight Analyte (mg)	Lot	Purity	Certified Concentration (ug/mL)
N-11014	Acetone	67-64-1	203.300	00026182	98.7	2006.6
N-10297	2-Butanone	78-93-3	202.800	00027454	99.5	2017.9
N-10369	2-Hexanone	591-78-6	202.600	00025720	99.5	2015.9
N-10844	4-Methyl-2-pentanone	108-10-1	204.700	6403300	99.5	2036.8

Analytical Test	Value
CONCENTRATION (GC/FID)	VERIFIED

Chem Service, Inc. is accredited to ISO 17034:2016, ISO/IEC 17025:2017 and certified to ISO 9001:2015.

PJLA Testing

PJLA Reference Material Producer

COA Form
Revision 3 (3/2015)

Print Date: 10/22/21

660 Tower Lane • P.O. Box 599 • West Chester, PA 19381-0599
1-800-452-9994 • 1-610-692-3026 • Fax 1-610-692-8729
info@chemservice.com • www.chemservice.com

Instructions for Use:
Shake mixture prior to use. If particles are present, sonicate for homogeneity. If sample is diluted to lower concentrations, Class A volumetric glassware must be used.
Minimum Sample Size- 0.2 uL for Direct Injection.
Chem Service Inc. guarantees the expanded uncertainty of the above analytes to be +/- 2.0% of the certified concentrations based on gravimetric preparation. The test results published in this report were obtained using equipment capable of producing results that are traceable to NIST and through NIST to the International System of Units (SI). The reported expanded uncertainty of measurement is stated as the combined standard uncertainty of measurement multiplied by the coverage factor k (k=2) such that the coverage probability corresponds to approximately 95%. For certified reference materials, homogeneity and thermal stability testing are available upon request.

Certified By:

Mary Beth O'Donnell

Mary Beth O'Donnell
CSM/TC

Chem Service, Inc. is accredited to ISO 17034:2016, ISO/IEC 17025:2017 and certified to ISO 9001:2015.

PJLA Testing

PJLA Reference Material Producer

660 Tower Lane • P.O. Box 599 • West Chester, PA 19381-0599
1-800-452-9994 • 1-610-692-3026 • Fax 1-610-692-8729
info@chemservice.com • www.chemservice.com

CERTIFICATE OF ANALYSIS

Gas Chromatography / Flame Ionization Detector (GC/FID)

Data file:	C:\CHEM32\1\DATA\2020 DATA\0620\M-TCL1AN5.D		
Sample name:	M-TCL1AN5		
Acq. method:	N-14276.M		
Instrument:	GC3	**Location:**	202
Injection date:	6/16/2020 2:52:35 PM	**Injection Vol:**	1.000
Column name:	RTx-5MS (30m x 0.25mm x 0.5µm)	**# Of Injections:**	1

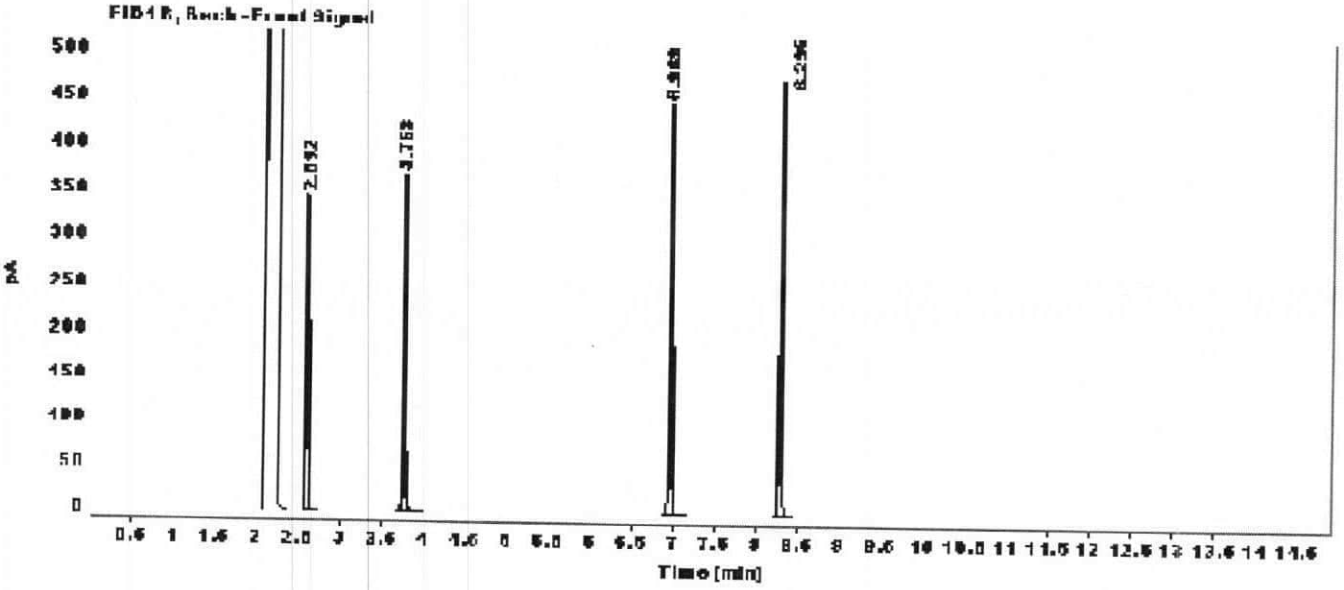

Signal: FID1 B, Back - Front Signal

RT [min]	Type	Width [min]	Area	Height	Area%
2.592	BB	0.0277	580.2505	343.4966	18.4655
3.763	BB	0.0323	735.4804	367.8491	23.4054
6.989	BB	0.0326	904.3389	447.8770	28.7791
8.295	BB	0.0307	922.2798	474.3798	29.3500
		Sum	3142.3497		

Chem Service, Inc. is accredited to ISO 17034:2016, ISO/IEC 17025:2017 and certified to ISO 9001:2015.

PJLA Testing

PJLA Reference Material Producer

125 Market Street
New Haven, CT 06513
USA

AccuStandard®

Tel (203)786-5290
Fax (203)786-5287
www.AccuStandard.com

CERTIFICATE OF ANALYSIS

Catalog No: CLP-022K-100X
Description: TCL Ketone Mix
Lot: 221111486
Solvent: Methanol
Hazards: *Refer to SDS for complete safety information*

Signal Word: Danger

Date Certified: Dec 1, 2021
Expiration: Jan 1, 2023
Sample Size: 1 mL
Components: 4
Storage Condition: Freeze (<-10 °C)

Certified Reference Material

ANAB ACCREDITED REFERENCE MATERIAL PRODUCER AR-1463

ilac-MRA

Component	CAS #	Purity % (GC/MS)	Prepared Concentration² (mg/mL)	Certified Analyte Concentration¹ (mg/mL)
Acetone	67-64-1	100.0	20.01	20.01
Methyl ethyl ketone	78-93-3	100.0	20.01	20.01
2-Hexanone	591-78-6	98.7	20.01	19.75
4-Methyl-2-pentanone	108-10-1	100.0	20.01	20.01

ID #: 14585
Opened:_____
TCL Ketone Mix
Expires: 1/1/2023
Rec'd: 12/3/2021
Energy Laboratories Inc 1120 So. 27th Street
Billings MT 59107

This Certified Reference Material was verified in accordance with ISO/IEC 17025

A product with a suffix (-1A, -2B, etc. or -01, -02, etc.) on its lot number has had its expiration date extended and is identical to the same lot number without the suffix.

² All weights are traceable through NIST, Test No. 684/289871-17

¹ Certified Analyte Concentration = Purity x Prepared Concentration.

The Uncertainty associated with the certified concentration reported on this certificate is ±2.4%. This value is the combined expanded uncertainty and represents an estimated standard deviation equal to the positive square root of the total variation of the uncertainty of components. A normal distribution is assumed and a coverage factor of K=2 is chosen using approximately a 95% confidence level.

Labels and certificates follow U.S. Conventions in reporting numerical values: A comma (,) is used to separate units of one-thousand or greater. A period (.) is used as a decimal place marker.

The information on this certificate may not be reproduced without the express permission of the manufacturer. See reverse side for additional information

Hazard Information: Please refer to the SDS for information regarding the hazards associated with using this material.

This product was prepared according to in-house procedures and is guaranteed to be homogeneous.

Certified By: _____
Larry Decker, Organic QC Manager

For use in routine laboratory analysis.

AccuStandard is accredited to ISO 17034, ISO/IEC 17025 and certified to ISO 9001:2015

QR-ORG/INO-001
Rev. 7/20

Analytical RunID VOA5975C.I_220214A Standards Traceability Report

Standard ID: VOCF0313
Standard Name: Liquids
Type: Primary
Prep Date: 6/23/2020
Prep By: Alethea M. Shaules
Exp Date: 4/13/2023
Status: New
Department: gcmsvoa
Vendor: AccuStd
Final Volume: 10 mL
Lot Number: 220041126
Balance ID:
Comments: Date Prepared is same as Date Received. 2,000 ug/mL. Catalog # M502A-R-10X. Corrected lot number to match CI. MSC 01/14/2022

Chemical/Solvent Used	Bottle No	Amt	Units	Expires
Volatile Organic Compounds - Liquids	12797	1	mL	4/13/2023

Stock Source	Base Units	Amount Added
VOCF0313	ug/mL	

Analytical RunID VOA5975C.I_220214A Standards Traceability Report

Spike ID: VOCF0352
Spike Name: 2nd Source Liquids
Type: Primary
Prep Date: 11/23/2020
Prep By: Steve Dilts
Exp Date: 12/31/2023
Status: New
Department: gcmsvoa
Vendor: Agilent
Final Volume: 10 mL
Lot Number: 0006570990
Balance ID:
Comments: Date Prepared is same as Date Received. 2000 ug/mL in MeOH. Catalog # DWM-589N-1.

Chemical/Solvent Used	Bottle No	Amt	Units	Expires
VOC Standard	13292	1	mL	12/31/2023

Stock Source	Base Units	Amount Added
VOCF0352	ug/mL	

Analytical RunID VOA5975C.I_220214A Standards Traceability Report

Standard ID: VOCF0373
Standard Name: MtBE (Methy tert-Butyl Ether)
Type: Primary
Prep Date: 2/26/2021
Prep By: Steve Dilts
Exp Date: 8/31/2022
Status: New
Department: gcmsvoa
Vendor: Agilent
Final Volume: 5 mL
Lot Number: 0006555762
Balance ID:
Comments: Date Prepared is same as Date Received. 2000 ug/mL in MeOH. Catalog # STS-440

Chemical/Solvent Used	Bottle No	Amt	Units	Expires
Methyl tert-Butyl Ether Standard	13578	1	mL	8/31/2022

Stock Source	Base Units	Amount Added
VOCF0373	ug/mL	

Analytical RunID VOA5975C.I_220214A Standards Traceability Report

Spike ID: VOCF0401
Spike Name: 2nd Source MtBE
Prep Date: 6/7/2021
Exp Date: 12/11/2029
Department: gcmsvoa
Vendor: AccuStandard
Lot Number: 220051182
Balance ID:
Comments: Date Prepared is same as Date Receive. 2,000 ug/mL in MeOH. Catalog # S-078-10X.

Type: Primary
Prep By: Alethea M. Shaules
Status: New
Final Volume: 5 mL

Chemical/Solvent Used	Bottle No	Amt	Units	Expires
MTBE	13920	1	mL	12/11/2029

Stock Source	Base Units	Amount Added
VOCF0401	ug/mL	

Analytical RunID VOA5975C.I_220214A Standards Traceability Report

Standard ID: VOCF0425
Standard Name: Internals
Type: Primary
Prep Date: 9/8/2021
Prep By: Jerran D. Brenden
Exp Date: 12/31/2022
Status: New
Department: gcmsvoa
Vendor: Agilent
Final Volume: 10 mL
Lot Number: 0006582580
Balance ID:
Comments: Date Prepared is same as Date Received. 2,500 ug/mL in MeOH. Catalog # STM-520-1.

Chemical/Solvent Used	Bottle No	Amt	Units	Expires
Internal Standard	14251	1	mL	12/31/2022

Stock Source	Base Units	Amount Added
VOCF0425	ug/mL	

Analytical RunID VOA5975C.I_220214A Standards Traceability Report

Spike ID: VOCF0426
Spike Name: Surrogates 2.0 mg/mL
Type: Primary
Prep Date: 9/14/2021
Prep By: Jerran D. Brenden
Exp Date: 4/18/2029
Status: New
Department: gcmsvoa
Vendor: AccuStandard
Final Volume: 10 mL
Lot Number: 219041458
Balance ID:
Comments: Date Received 01/04/2021. 2.0 mg/mL. Catalog # M-8260A-B-SS-10X

Chemical/Solvent Used	Bottle No	Amt	Units	Expires
Surrogate Standard Mix	14269	1	mL	4/18/2029

Stock Source	Base Units	Amount Added
VOCF0426	ug/mL	

Analytical RunID VOA5975C.I_220214A Standards Traceability Report

Standard ID: VOCF0427
Standard Name: Gases
Type: Primary
Prep Date: 9/17/2021
Prep By: Alethea M. Shaules
Exp Date: 8/3/2024
Status: New
Department: gcmsvoa
Vendor: Absolute
Final Volume: 10 mL
Lot Number: 080321
Balance ID:
Comments: Date Prepared is same as Date Received. 2,000 ug/mL in MeOH. Catalog # 30058.

Chemical/Solvent Used	Bottle No	Amt	Units	Expires
EPA Method 502-524 - Volatile Gases Mix #1	14285	1	mL	8/3/2024

Stock Source	Base Units	Amount Added
VOCF0427	ug/mL	

Analytical RunID VOA5975C.I_220214A Standards Traceability Report

Standard ID: VOCF0434
Standard Name: Ketones
Type: Primary
Prep Date: 10/26/2021
Prep By: Steve Dilts
Exp Date: 6/30/2023
Status: New
Department: gcmsvoa
Vendor: Chem Service
Final Volume: 5 mL
Lot Number: 10251200
Balance ID:
Comments: Date Prepared is same as Date Received. 2,000 ug/mL in 90:10 MeOH:H2O. Catalog # M-TCL-1AN5-5ML.

Chemical/Solvent Used	Bottle No	Amt	Units	Expires
TCL Ketone Mix	14443	1	mL	6/30/2023

Stock Source	Base Units	Amount Added
VOCF0434	ug/mL	

Analytical RunID VOA5975C.I_220214A Standards Traceability Report

Standard ID: VOCF0440
Standard Name: 2nd Source High Concentration Ketones
Type: Primary
Prep Date: 12/3/2021
Prep By: Melissa Chavez
Exp Date: 1/1/2023
Status: New
Department: gcmsvoa
Vendor: AccuStandard
Final Volume: 5 mL
Lot Number: 221111486
Balance ID:
Comments: Date Prepared is same as Date Received. 20,000 ug/mL in Methanol. Catalog # CLP-022K-100X.

Chemical/Solvent Used	Bottle No	Amt	Units	Expires
TCL Ketone Mix	14585	1	mL	1/1/2023

Stock Source	Base Units	Amount Added
VOCF0440	ug/mL	

Analytical RunID VOA5975C.I_220214A Standards Traceability Report

Spike ID: VOCF0451
Spike Name: Chem Service Gases
Prep Date: 1/18/2022
Exp Date: 6/30/2022
Department: gcmsvoa
Vendor: Chemservice
Lot Number: 12380600
Balance ID:
Type: Primary
Prep By: Melissa Chavez
Status: New
Final Volume: 1 mL
Comments: Date Prepared is same as Date Received. 2000 ug/mL in MeOH. Catalog # M-VOHC6M5-1ML

Chemical/Solvent Used	Bottle No	Amt	Units	Expires
Volatile Organics High Concentration Mixture #6	14783	1	mL	6/30/2022

Stock Source	Base Units	Amount Added
VOCF0451	ug/mL	

Analytical RunID VOA5975C.I_220214A Standards Traceability Report

Standard ID: VOCF3559B
Standard Name: MtBE
Type: Secondary
Prep Date: 12/27/2021
Prep By: Melissa Chavez
Exp Date: 2/27/2022
Status:
Department: gcmsvoa
Vendor:
Final Volume: 10 mL
Lot Number:
Balance ID:
Comments: Final Concentration 0.2 ug/uL.

Chemical/Solvent Used	Bottle No	Amt	Units	Expires
Methanol, Purge and Trap - EB199-US	14334	9	mL	2/27/2022

Stock Source	Base Units	Amount Added
VOCF0373	ug/mL	1 mL

Analytical RunID VOA5975C.I_220214A Standards Traceability Report

Spike ID: VOCF3567B
Spike Name: 2nd Source Ketones
Prep Date: 1/12/2022
Exp Date: 3/12/2022
Department: gcmsvoa
Vendor: AccuStandard
Lot Number: 221111486
Balance ID:
Comments: 2.0 ug/uL in 90:10 MeOH:H2O

Type: Secondary
Prep By: Melissa Chavez
Status:
Final Volume: 10 mL

Chemical/Solvent Used	Bottle No	Amt	Units	Expires
Methanol, Purge and Trap EB373	14519	9	mL	3/12/2022

Stock Source	Base Units	Amount Added
VOCF0440	ug/mL	1 mL

Analytical RunID VOA5975C.I_220214A Standards Traceability Report

Spike ID: VOCF3579A
Spike Name: 2nd Source Liquids
Type: Secondary
Prep Date: 1/28/2022
Prep By: Steve Dilts
Exp Date: 2/28/2022
Status:
Department: gcmsvoa
Vendor:
Final Volume: 10 mL
Lot Number:
Balance ID:
Comments: Final Concentration 0.2ug/uL.

Chemical/Solvent Used	Bottle No	Amt	Units	Expires
Methanol, Purge and Trap - EB199-US	14334	9	mL	2/28/2022

Stock Source	Base Units	Amount Added
VOCF0352	ug/mL	1 mL

Analytical RunID VOA5975C.I_220214A Standards Traceability Report

Spike ID: VOCF3582A
Spike Name: 2nd Source MtBE
Prep Date: 1/31/2022
Exp Date: 3/1/2022
Department: gcmsvoa
Vendor:
Lot Number:
Balance ID:
Comments: Final Concentration 0.2 ug/uL

Type: Secondary
Prep By: Alethea M. Shaules
Status:
Final Volume: 10 mL

Chemical/Solvent Used	Bottle No	Amt	Units	Expires
Methanol, Purge and Trap - EB679	14746	9	mL	3/1/2022

Stock Source	Base Units	Amount Added
VOCF0401	ug/mL	1 mL

Analytical RunID VOA5975C.I_220214A Standards Traceability Report

Standard ID: VOCF3586B
Standard Name: Gases
Type: Secondary
Prep Date: 2/2/2022
Prep By: Melissa Chavez
Exp Date: 2/16/2022
Status:
Department: GCMSVOA
Vendor:
Final Volume: 10 mL
Lot Number:
Balance ID:
Comments: 1.0 ml/10 ml final volume. Final Concentration 0.2 ug/uL

Chemical/Solvent Used	Bottle No	Amt	Units	Expires
Methanol, Purge and Trap - EB679	14746	9	mL	2/16/2022

Stock Source	Base Units	Amount Added
VOCF0427	ug/mL	1 mL

Analytical RunID VOA5975C.I_220214A Standards Traceability Report

Spike ID: VOCF3589B
Spike Name: 2nd Source Gases
Prep Date: 2/3/2022
Exp Date: 2/17/2022
Department: gcmsvoa
Vendor:
Lot Number:
Balance ID:
Comments: 1.0 ml/10 ml final volume. Final Concentration 0.2 ug/uL.

Type: Secondary
Prep By: Steve Dilts
Status:
Final Volume: 10 mL

Chemical/Solvent Used	Bottle No	Amt	Units	Expires
Methanol, Purge and Trap EB373	14519	9	mL	2/17/2022

Stock Source	Base Units	Amount Added
VOCF0451	ug/mL	1 mL

Analytical RunID VOA5975C.I_220214A Standards Traceability Report

Spike ID: VOCF3590
Spike Name: Internal Standard / Surrogates (INT/SURR)
Type: Secondary
Prep Date: 2/3/2022
Prep By: Jerran D. Brenden
Exp Date: 8/3/2022
Status: New
Department: gcmsvoa
Vendor:
Final Volume: 50 mL
Lot Number:
Balance ID:
Comments: Final Concentration 0.05 ug/uL in MeOH.

Chemical/Solvent Used	Bottle No	Amt	Units	Expires
Methanol, Purge and Trap EB373	14519	47.75	mL	8/3/2022

Stock Source	Base Units	Amount Added
VOCF0425	ug/mL	1 mL
VOCF0426	ug/mL	1.25 mL

Analytical RunID VOA5975C.I_220214A Standards Traceability Report

Standard ID: VOCF3593
Standard Name: Ketones
Type: Primary
Prep Date: 2/4/2022
Prep By: Melissa Chavez
Exp Date: 3/4/2022
Status:
Department: gcmsvoa
Vendor: Chem Service
Final Volume: 1 mL
Lot Number: 10251200
Balance ID:
Comments: Vial Opened For Use . 2.0 ug/uL in 90:10 MeOH:H2O.

Chemical/Solvent Used	Bottle No	Amt	Units	Expires
TCL Ketone Mix	14443	1	mL	3/4/2022

Stock Source	Base Units	Amount Added
VOCF0434	ug/mL	1 mL

Analytical RunID VOA5975C.I_220214A Standards Traceability Report

Standard ID: VOCF3599A
Standard Name: Liquids
Type: Secondary
Prep Date: 2/14/2022
Prep By: Alethea M. Shaules
Exp Date: 3/14/2022
Status:
Department: GCMSVOA
Vendor:
Final Volume: 10 mL
Lot Number:
Balance ID:
Comments: 1.0 ml/10 ml final volume. Final Concentration 0.2 ug/uL.

Chemical/Solvent Used	Bottle No	Amt	Units	Expires
Methanol, Purge and Trap - EB679	14746	9	mL	3/14/2022

Stock Source	Base Units	Amount Added
VOCF0313	ug/mL	1 mL

Analytical RunID VOA5975C.I_220215A Standards Traceability Report

Standard ID: VOCF0313
Standard Name: Liquids
Type: Primary
Prep Date: 6/23/2020
Prep By: Alethea M. Shaules
Exp Date: 4/13/2023
Status: New
Department: gcmsvoa
Vendor: AccuStd
Final Volume: 10 mL
Lot Number: 220041126
Balance ID:
Comments: Date Prepared is same as Date Received. 2,000 ug/mL. Catalog # M502A-R-10X. Corrected lot number to match CI. MSC 01/14/2022

Chemical/Solvent Used	Bottle No	Amt	Units	Expires
Volatile Organic Compounds - Liquids	12797	1	mL	4/13/2023

Stock Source	Base Units	Amount Added
VOCF0313	ug/mL	

Analytical RunID VOA5975C.I_220215A Standards Traceability Report

Spike ID: VOCF0352
Spike Name: 2nd Source Liquids
Type: Primary
Prep Date: 11/23/2020
Prep By: Steve Dilts
Exp Date: 12/31/2023
Status: New
Department: gcmsvoa
Vendor: Agilent
Final Volume: 10 mL
Lot Number: 0006570990
Balance ID:
Comments: Date Prepared is same as Date Received. 2000 ug/mL in MeOH. Catalog # DWM-589N-1.

Chemical/Solvent Used	Bottle No	Amt	Units	Expires
VOC Standard	13292	1	mL	12/31/2023

Stock Source	Base Units	Amount Added
VOCF0352	ug/mL	

Analytical RunID VOA5975C.I_220215A Standards Traceability Report

Standard ID: VOCF0373
Standard Name: MtBE (Methy tert-Butyl Ether)
Type: Primary
Prep Date: 2/26/2021
Prep By: Steve Dilts
Exp Date: 8/31/2022
Status: New
Department: gcmsvoa
Vendor: Agilent
Final Volume: 5 mL
Lot Number: 0006555762
Balance ID:
Comments: Date Prepared is same as Date Received. 2000 ug/mL in MeOH. Catalog # STS-440

Chemical/Solvent Used	Bottle No	Amt	Units	Expires
Methyl tert-Butyl Ether Standard	13578	1	mL	8/31/2022

Stock Source	Base Units	Amount Added
VOCF0373	ug/mL	

Analytical RunID VOA5975C.I_220215A Standards Traceability Report

Spike ID: VOCF0401
Spike Name: 2nd Source MtBE
Prep Date: 6/7/2021
Exp Date: 12/11/2029
Department: gcmsvoa
Vendor: AccuStandard
Lot Number: 220051182
Balance ID:
Type: Primary
Prep By: Alethea M. Shaules
Status: New
Final Volume: 5 mL
Comments: Date Prepared is same as Date Receive. 2,000 ug/mL in MeOH. Catalog # S-078-10X.

Chemical/Solvent Used	Bottle No	Amt	Units	Expires
MTBE	13920	1	mL	12/11/2029

Stock Source	Base Units	Amount Added
VOCF0401	ug/mL	

Analytical RunID VOA5975C.I_220215A Standards Traceability Report

Standard ID: VOCF0425
Standard Name: Internals
Type: Primary
Prep Date: 9/8/2021
Prep By: Jerran D. Brenden
Exp Date: 12/31/2022
Status: New
Department: gcmsvoa
Vendor: Agilent
Final Volume: 10 mL
Lot Number: 0006582580
Balance ID:
Comments: Date Prepared is same as Date Received. 2,500 ug/mL in MeOH. Catalog # STM-520-1.

Chemical/Solvent Used	Bottle No	Amt	Units	Expires
Internal Standard	14251	1	mL	12/31/2022

Stock Source	Base Units	Amount Added
VOCF0425	ug/mL	

Analytical RunID VOA5975C.I_220215A Standards Traceability Report

Spike ID: VOCF0426
Spike Name: Surrogates 2.0 mg/mL
Type: Primary
Prep Date: 9/14/2021
Prep By: Jerran D. Brenden
Exp Date: 4/18/2029
Status: New
Department: gcmsvoa
Vendor: AccuStandard
Final Volume: 10 mL
Lot Number: 219041458
Balance ID:
Comments: Date Received 01/04/2021. 2.0 mg/mL. Catalog # M-8260A-B-SS-10X

Chemical/Solvent Used	Bottle No	Amt	Units	Expires
Surrogate Standard Mix	14269	1	mL	4/18/2029

Stock Source	Base Units	Amount Added
VOCF0426	ug/mL	

Analytical RunID VOA5975C.I_220215A Standards Traceability Report

Standard ID: VOCF0427
Standard Name: Gases
Type: Primary
Prep Date: 9/17/2021
Prep By: Alethea M. Shaules
Exp Date: 8/3/2024
Status: New
Department: gcmsvoa
Vendor: Absolute
Final Volume: 10 mL
Lot Number: 080321
Balance ID:
Comments: Date Prepared is same as Date Received. 2,000 ug/mL in MeOH. Catalog # 30058.

Chemical/Solvent Used	Bottle No	Amt	Units	Expires
EPA Method 502-524 - Volatile Gases Mix #1	14285	1	mL	8/3/2024

Stock Source	Base Units	Amount Added
VOCF0427	ug/mL	

Analytical RunID VOA5975C.I_220215A Standards Traceability Report

Standard ID: VOCF0434
Standard Name: Ketones
Type: Primary
Prep Date: 10/26/2021
Prep By: Steve Dilts
Exp Date: 6/30/2023
Status: New
Department: gcmsvoa
Vendor: Chem Service
Final Volume: 5 mL
Lot Number: 10251200
Balance ID:
Comments: Date Prepared is same as Date Received. 2,000 ug/mL in 90:10 MeOH:H2O. Catalog # M-TCL-1AN5-5ML.

Chemical/Solvent Used	Bottle No	Amt	Units	Expires
TCL Ketone Mix	14443	1	mL	6/30/2023

Stock Source	Base Units	Amount Added
VOCF0434	ug/mL	

Analytical RunID VOA5975C.I_220215A Standards Traceability Report

Standard ID: VOCF0440
Standard Name: 2nd Source High Concentration Ketones
Type: Primary
Prep Date: 12/3/2021
Prep By: Melissa Chavez
Exp Date: 1/1/2023
Status: New
Department: gcmsvoa
Vendor: AccuStandard
Final Volume: 5 mL
Lot Number: 221111486
Balance ID:
Comments: Date Prepared is same as Date Received. 20,000 ug/mL in Methanol. Catalog # CLP-022K-100X.

Chemical/Solvent Used	Bottle No	Amt	Units	Expires
TCL Ketone Mix	14585	1	mL	1/1/2023

Stock Source	Base Units	Amount Added
VOCF0440	ug/mL	

Analytical RunID VOA5975C.I_220215A Standards Traceability Report

Spike ID: VOCF0451
Spike Name: Chem Service Gases
Prep Date: 1/18/2022
Exp Date: 6/30/2022
Department: gcmsvoa
Vendor: Chemservice
Lot Number: 12380600
Balance ID:
Type: Primary
Prep By: Melissa Chavez
Status: New
Final Volume: 1 mL
Comments: Date Prepared is same as Date Received. 2000 ug/mL in MeOH. Catalog # M-VOHC6M5-1ML

Chemical/Solvent Used	Bottle No	Amt	Units	Expires
Volatile Organics High Concentration Mixture #6	14783	1	mL	6/30/2022

Stock Source	Base Units	Amount Added
VOCF0451	ug/mL	

Analytical RunID VOA5975C.I_220215A Standards Traceability Report

Standard ID: VOCF3559B
Standard Name: MtBE
Prep Date: 12/27/2021
Exp Date: 2/27/2022
Department: gcmsvoa
Vendor:
Lot Number:
Balance ID:
Comments: Final Concentration 0.2 ug/uL.

Type: Secondary
Prep By: Melissa Chavez
Status:
Final Volume: 10 mL

Chemical/Solvent Used	Bottle No	Amt	Units	Expires
Methanol, Purge and Trap - EB199-US	14334	9	mL	2/27/2022

Stock Source	Base Units	Amount Added
VOCF0373	ug/mL	1 mL

Analytical RunID VOA5975C.I_220215A Standards Traceability Report

Spike ID: VOCF3567B
Spike Name: 2nd Source Ketones
Prep Date: 1/12/2022
Exp Date: 3/12/2022
Department: gcmsvoa
Vendor: AccuStandard
Lot Number: 221111486
Balance ID:
Comments: 2.0 ug/uL in 90:10 MeOH:H2O

Type: Secondary
Prep By: Melissa Chavez
Status:
Final Volume: 10 mL

Chemical/Solvent Used	Bottle No	Amt	Units	Expires
Methanol, Purge and Trap EB373	14519	9	mL	3/12/2022

Stock Source	Base Units	Amount Added
VOCF0440	ug/mL	1 mL

Analytical RunID VOA5975C.I_220215A Standards Traceability Report

Spike ID: VOCF3579A
Spike Name: 2nd Source Liquids
Type: Secondary
Prep Date: 1/28/2022
Prep By: Steve Dilts
Exp Date: 2/28/2022
Status:
Department: gcmsvoa
Vendor:
Final Volume: 10 mL
Lot Number:
Balance ID:
Comments: Final Concentration 0.2ug/uL.

Chemical/Solvent Used	Bottle No	Amt	Units	Expires
Methanol, Purge and Trap - EB199-US	14334	9	mL	2/28/2022

Stock Source	Base Units	Amount Added
VOCF0352	ug/mL	1 mL

Analytical RunID VOA5975C.I_220215A Standards Traceability Report

Spike ID: VOCF3582A
Spike Name: 2nd Source MtBE
Prep Date: 1/31/2022
Exp Date: 3/1/2022
Department: gcmsvoa
Vendor:
Lot Number:
Balance ID:
Comments: Final Concentration 0.2 ug/uL

Type: Secondary
Prep By: Alethea M. Shaules
Status:
Final Volume: 10 mL

Chemical/Solvent Used	Bottle No	Amt	Units	Expires
Methanol, Purge and Trap - EB679	14746	9	mL	3/1/2022

Stock Source	Base Units	Amount Added
VOCF0401	ug/mL	1 mL

Analytical RunID VOA5975C.I_220215A Standards Traceability Report

Standard ID: VOCF3586B
Standard Name: Gases
Type: Secondary
Prep Date: 2/2/2022
Prep By: Melissa Chavez
Exp Date: 2/16/2022
Status:
Department: GCMSVOA
Vendor:
Final Volume: 10 mL
Lot Number:
Balance ID:
Comments: 1.0 ml/10 ml final volume. Final Concentration 0.2 ug/uL

Chemical/Solvent Used	Bottle No	Amt	Units	Expires
Methanol, Purge and Trap - EB679	14746	9	mL	2/16/2022

Stock Source	Base Units	Amount Added
VOCF0427	ug/mL	1 mL

Analytical RunID VOA5975C.I_220215A Standards Traceability Report

Spike ID: VOCF3589B
Spike Name: 2nd Source Gases
Prep Date: 2/3/2022
Exp Date: 2/17/2022
Department: gcmsvoa
Vendor:
Lot Number:
Balance ID:
Comments: 1.0 ml/10 ml final volume. Final Concentration 0.2 ug/uL.

Type: Secondary
Prep By: Steve Dilts
Status:
Final Volume: 10 mL

Chemical/Solvent Used	Bottle No	Amt	Units	Expires
Methanol, Purge and Trap EB373	14519	9	mL	2/17/2022

Stock Source	Base Units	Amount Added
VOCF0451	ug/mL	1 mL

Analytical RunID VOA5975C.I_220215A Standards Traceability Report

Spike ID: VOCF3590
Spike Name: Internal Standard / Surrogates (INT/SURR)
Type: Secondary
Prep Date: 2/3/2022
Prep By: Jerran D. Brenden
Exp Date: 8/3/2022
Status: New
Department: gcmsvoa
Vendor:
Final Volume: 50 mL
Lot Number:
Balance ID:
Comments: Final Concentration 0.05 ug/uL in MeOH.

Chemical/Solvent Used	Bottle No	Amt	Units	Expires
Methanol, Purge and Trap EB373	14519	47.75	mL	8/3/2022

Stock Source	Base Units	Amount Added
VOCF0425	ug/mL	1 mL
VOCF0426	ug/mL	1.25 mL

Analytical RunID VOA5975C.I_220215A Standards Traceability Report

Standard ID: VOCF3593
Standard Name: Ketones
Type: Primary
Prep Date: 2/4/2022
Prep By: Melissa Chavez
Exp Date: 3/4/2022
Status:
Department: gcmsvoa
Vendor: Chem Service
Final Volume: 1 mL
Lot Number: 10251200
Balance ID:
Comments: Vial Opened For Use . 2.0 ug/uL in 90:10 MeOH:H2O.

Chemical/Solvent Used	Bottle No	Amt	Units	Expires
TCL Ketone Mix	14443	1	mL	3/4/2022

Stock Source	Base Units	Amount Added
VOCF0434	ug/mL	1 mL

Analytical RunID VOA5975C.I_220215A Standards Traceability Report

Standard ID: VOCF3599A
Standard Name: Liquids
Type: Secondary
Prep Date: 2/14/2022
Prep By: Alethea M. Shaules
Exp Date: 3/14/2022
Status:
Department: GCMSVOA
Vendor:
Final Volume: 10 mL
Lot Number:
Balance ID:
Comments: 1.0 ml/10 ml final volume. Final Concentration 0.2 ug/uL.

Chemical/Solvent Used	Bottle No	Amt	Units	Expires
Methanol, Purge and Trap - EB679	14746	9	mL	3/14/2022

Stock Source	Base Units	Amount Added
VOCF0313	ug/mL	1 mL

125 Market Street
New Haven, CT 06513
USA

AccuStandard®

Tel (203)786-5290
Fax (203)786-5287
www.AccuStandard.com

CERTIFICATE OF ANALYSIS

Catalog No: M-502A-R-10X
Description: Volatile Organic Compounds - Liquids
Lot: 220041126
Solvent: Methanol
Hazards: *Refer to SDS for complete safety information*

Signal Word: Danger

Date Certified: Apr 13, 2020
Expiration: Apr 13, 2023
Sample Size: 1 mL
Components: 54
Storage Condition: Refrig (0-5 °C)

Certified Reference Material

ANAB ACCREDITED AR-1463 ANAB ACCREDITED AT-1339 ilac-MRA

Component	CAS #	Purity % (GC/MS)	Prepared Concentration[2] (µg/mL)	Certified Analyte Concentration[1] (µg/mL)
Benzene	71-43-2	100.0	2002	2002
Bromobenzene	108-86-1	100.0	2003	2003
Bromochloromethane	74-97-5	99.1	2001	1983
Bromodichloromethane	75-27-4	99.0	2002	1982
Bromoform	75-25-2	99.2	2001	1985
n-Butylbenzene	104-51-8	100.0	2002	2002
sec-Butylbenzene	135-98-8	100.0	2001	2001
tert-Butylbenzene	98-06-6	99.0	2003	1983
Carbon tetrachloride	56-23-5	100.0	2003	2003
Chlorobenzene	108-90-7	99.6	2001	1993
Chloroform	67-66-3	99.2	2004	1988
2-Chlorotoluene	95-49-8	99.0	2003	1983
4-Chlorotoluene	106-43-4	99.8	2002	1998
Dibromochloromethane	124-48-1	97.8	2049*	2004
1,2-Dibromo-3-chloropropane	96-12-8	99.2	2001	1985
1,2-Dibromoethane	106-93-4	100.0	2006	2006
Dibromomethane	74-95-3	99.0	2002	1982
1,2-Dichlorobenzene	95-50-1	98.2	2003	1967
1,3-Dichlorobenzene	541-73-1	100.0	2000	2000
1,4-Dichlorobenzene	106-46-7	100.0	2002	2002
1,1-Dichloroethane	75-34-3	98.6	2001	1973
1,2-Dichloroethane	107-06-2	99.8	2010	2006
1,1-Dichloroethene	75-35-4	99.0	2000	1980
cis-1,2-Dichloroethene	156-59-2	99.0	2002	1982
trans-1,2-Dichloroethene	156-60-5	99.5	2001	1991
1,2-Dichloropropane	78-87-5	99.5	2003	1993
1,3-Dichloropropane	142-28-9	96.7	2073*	2005
2,2-Dichloropropane	594-20-7	99.9	2012	2010
1,1-Dichloropropene	563-58-6	98.9	2001	1979
cis-1,3-Dichloropropene **	10061-01-5	93.9	2041*	1916
trans-1,3-Dichloropropene **	10061-02-6	93.9	1968*	1848
Ethylbenzene	100-41-4	99.7	2000	1994
Hexachlorobutadiene	87-68-3	98.0	2003	1963
Isopropylbenzene	98-82-8	100.0	2002	2002
p-Isopropyltoluene	99-87-6	99.4	2000	1988
Methylene chloride	75-09-2	99.9	2001	1999
Naphthalene	91-20-3	100.0	2002	2002
n-Propylbenzene	103-65-1	100.0	2001	2001
Styrene	100-42-5	100.0	2003	2003
1,1,1,2-Tetrachloroethane	630-20-6	98.9	2005	1983
1,1,2,2-Tetrachloroethane	79-34-5	96.0	2087*	2004
Tetrachloroethene	127-18-4	99.4	2017	2005
Toluene	108-88-3	100.0	2001	2001
1,2,3-Trichlorobenzene	87-61-6	100.0	2002	2002

For use in routine laboratory analysis.

AccuStandard is accredited to ISO 17034, ISO/IEC 17025 and certified to ISO 9001:2015

QR-ORG/INO-001
Rev. 5/18

125 Market Street
New Haven, CT 06513
USA

AccuStandard®

Tel (203)786-5290
Fax (203)786-5287
www.AccuStandard.com

CERTIFICATE OF ANALYSIS

Catalog No: M-502A-R-10X
Description: Volatile Organic Compounds - Liquids
Lot: 220041126
Solvent: Methanol

Date Certified: Apr 13, 2020
Expiration: Apr 13, 2023
Sample Size: 1 mL
Components: 54

Component - *continued*	CAS #	Purity % (GC/MS)	Prepared Concentration[2] (µg/mL)	Certified Analyte Concentration[1] (µg/mL)
1,2,4-Trichlorobenzene	120-82-1	99.6	2001	1993
1,1,1-Trichloroethane	71-55-6	100.0	2002	2002
1,1,2-Trichloroethane	79-00-5	98.6	2000	1972
Trichloroethene	79-01-6	100.0	2003	2003
1,2,3-Trichloropropane	96-18-4	97.5	2055*	2004
1,2,4-Trimethylbenzene	95-63-6	98.2	2001	1965
1,3,5-Trimethylbenzene	108-67-8	98.8	2001	1977
o-Xylene	95-47-6	99.0	2000	1980
m-Xylene	108-38-3	99.2	2002	1986
p-Xylene	106-42-3	95.4	2097*	2001

* Weight compensated to 100% purity.

** 47.8% cis isomer, 46.1% trans isomer

A product with a suffix (-1A, -2B, etc. or -01, -02, etc.) on its lot number has had its expiration date extended and is identical to the same lot number without the suffix.

[2] All weights are traceable through NIST, Test No. 684/289871-17

[1] Certified Analyte Concentration = Purity x Prepared Concentration.

The Uncertainty associated with the certified concentration reported on this certificate is ±2.4%. This value is the combined expanded uncertainty and represents an estimated standard deviation equal to the positive square root of the total variation of the uncertainty of components. A normal distribution is assumed and a coverage factor of K=2 is chosen using approximately a 95% confidence level.

Labels and certificates follow U.S. Conventions in reporting numerical values: A comma (,) is used to separate units of one-thousand or greater. A period (.) is used as a decimal place marker.

The information on this certificate may not be reproduced without the express permission of the manufacturer. See reverse side for additional information

Certified By: Larry Decker, Organic QC Manager

ID #: 12797
Opened:_____
Volatile Organic Compounds - Liquids
Expires: 4/13/2023
Rec'd: 6/23/2020
Energy Laboratories Inc 1120 So. 27th Street
Billings MT 59107

For use in routine laboratory analysis.

AccuStandard is accredited to ISO 17034, ISO/IEC 17025 and certified to ISO 9001:2015

QR-ORG/INO-001
Rev. 5/18

Agilent

ID #: 13292
Opened:
VOC Standard
Expires: 12/31/2023
Rec'd: 11/23/2020
Energy Laboratories Inc 1120 So. 27th Street
Billings MT 59107

Certificate of Analysis

Product Name: VOC Standard

Product Number: DWM-589N-1

Lot Number: 0006570990

Lot Issue Date: 17-Nov-2020

Expiration Date: 31-Dec-2023

Description:
This analytical reference material (RM) was manufactured and verified in accordance with an ISO 9001 registered quality system and analyte concentrations were verified by an ISO 17025 accredited laboratory. The concentration and uncertainty value at the 95% confidence level for each analyte, determined gravimetrically, is listed below.

Analyte	CAS#	Analyte Lot	Concentration ± Uncertainty
bromochloromethane	000074-97-5	RM00009	2010 ± 10 µg/mL
bromodichloromethane	000075-27-4	RM12585	2009 ± 10 µg/mL
bromoform	000075-25-2	RM13987	2010 ± 10 µg/mL
carbon tetrachloride	000056-23-5	RM07576	2010 ± 10 µg/mL
chloroform	000067-66-3	RM13988	2009 ± 10 µg/mL
dibromochloromethane	000124-48-1	RM14843	2009 ± 10 µg/mL
dibromomethane	000074-95-3	RM12878	2009 ± 10 µg/mL
methylene chloride	000075-09-2	RM11650	2009 ± 10 µg/mL
1,2-dibromoethane	000106-93-4	RM00018	2010 ± 10 µg/mL
1,1-dichloroethane	000075-34-3	RM16217	2006 ± 10 µg/mL
1,2-dichloroethane	000107-06-2	RM04655	2005 ± 10 µg/mL
1,1-dichloroethene	000075-35-4	RM14486	2010 ± 10 µg/mL
cis-1,2-dichloroethene	000156-59-2	RM15008	2007 ± 10 µg/mL
trans-1,2-dichloroethene	000156-60-5	RM07565	2008 ± 10 µg/mL
1,1,1,2-tetrachloroethane	000630-20-6	RM12632	2005 ± 10 µg/mL
1,1,2,2-tetrachloroethane	000079-34-5	RM02540	2009 ± 10 µg/mL
tetrachloroethene	000127-18-4	RM06491	2008 ± 10 µg/mL

ANAB ACCREDITED ISO17034 REFERENCE MATERIAL PRODUCER
ISO 17034 Cert No. AR-1936

RM was produced in accordance with TUV USA Inc registered ISO 9001 Quality Management System. Cert # 56 100 18560026
Page: 1 of 4
www.agilent.com/quality/
CSD-QA-015.1

ANAB ACCREDITED ISO/IEC 17025 TESTING LABORATORY
ISO 17025 Cert No. AT-1937

Certificate of Analysis

Product Number: DWM-589N-1

Lot Number: 0006570990

1,1,1-trichloroethane	000071-55-6	RM16539	2004 ± 10 µg/mL
1,1,2-trichloroethane	000079-00-5	RM01175	2009 ± 10 µg/mL
trichloroethene	000079-01-6	RM14232	2009 ± 10 µg/mL
1,2-dibromo-3-chloropropane	000096-12-8	RM13666	2009 ± 10 µg/mL
1,2-dichloropropane	000078-87-5	RM12821	2008 ± 10 µg/mL
1,3-dichloropropane	000142-28-9	RM02080	2008 ± 10 µg/mL
2,2-dichloropropane	000594-20-7	RM12927	2005 ± 10 µg/mL
1,1-dichloropropene	000563-58-6	RM16190	2010 ± 10 µg/mL
cis-1,3-dichloropropene	010061-01-5	RM12891	2007 ± 10 µg/mL
trans-1,3-dichloropropene	010061-02-6	RM12254	2006 ± 10 µg/mL
hexachlorobutadiene	000087-68-3	RM09157	2005 ± 10 µg/mL
1,2,3-trichloropropane	000096-18-4	RM13082	2004 ± 10 µg/mL
benzene	000071-43-2	RM12931	2009 ± 10 µg/mL
n-butylbenzene	000104-51-8	RM03651	2008 ± 10 µg/mL
sec-butylbenzene	000135-98-8	RM10905	2005 ± 10 µg/mL
tert-butylbenzene	000098-06-6	RM14040	2007 ± 10 µg/mL
ethylbenzene	000100-41-4	RM12195	2006 ± 10 µg/mL
isopropylbenzene	000098-82-8	RM00835	2009 ± 10 µg/mL
4-isopropyltoluene	000099-87-6	RM09747	2009 ± 10 µg/mL
naphthalene	000091-20-3	NT00970	2006 ± 10 µg/mL
n-propylbenzene	000103-65-1	RM12785	2010 ± 10 µg/mL
styrene	000100-42-5	RM13393	2010 ± 10 µg/mL

ANAB ACCREDITED ISO 17034 REFERENCE MATERIAL PRODUCER

ISO 17034 Cert No. AR-1936

RM was produced in accordance with TUV USA Inc registered ISO 9001 Quality Management System. Cert # 56 100 18560026

Page: 2 of 4

www.agilent.com/quality/

CSD-QA-015.1

ANAB ACCREDITED ISO/IEC 17025 TESTING LABORATORY

ISO 17025 Cert No. AT-1937

Agilent

Certificate of Analysis

Product Number: DWM-589N-1

Lot Number: 0006570990

toluene	000108-88-3	RM06650	2008 ± 10 µg/mL
1,2,4-trimethylbenzene	000095-63-6	RM06731	2002 ± 10 µg/mL
1,3,5-trimethylbenzene	000108-67-8	RM12905	2009 ± 10 µg/mL
o-xylene	000095-47-6	RM15639	2005 ± 10 µg/mL
m-xylene	000108-38-3	RM15919	2006 ± 10 µg/mL
p-xylene	000106-42-3	RM02647	2009 ± 10 µg/mL
bromobenzene	000108-86-1	RM10227	2008 ± 10 µg/mL
chlorobenzene	000108-90-7	RM01874	2008 ± 10 µg/mL
2-chlorotoluene	000095-49-8	RM13774	2007 ± 10 µg/mL
4-chlorotoluene	000106-43-4	RM11750	2009 ± 10 µg/mL
1,2-dichlorobenzene	000095-50-1	RM13636	2005 ± 10 µg/mL
1,3-dichlorobenzene	000541-73-1	NT00356	2009 ± 10 µg/mL
1,4-dichlorobenzene	000106-46-7	RM12826	2009 ± 10 µg/mL
1,2,3-trichlorobenzene	000087-61-6	RM10193	2007 ± 10 µg/mL
1,2,4-trichlorobenzene	000120-82-1	RM09454	2009 ± 10 µg/mL

Matrix: methanol (methyl alcohol)

Storage Conditions: Store Frozen (-25° to -10°C).

Traceability:
The balances used for these measurements are calibrated with weights traceable to NIST in compliance with ANSI/NCSL Z540.3, ISO 9001, ISO 17025, and ISO 17034. Calibrated Class A glassware is used for volumetric measurements. Thermometers are calibrated against a NIST traceable thermometer in accordance with NIST Special Publication 1088.

Homogeneity:
This RM was unitized according to an in-house procedure and is guaranteed to be homogeneous. There is no minimum sub-sample size required.

ANAB ACCREDITED ISO 17034 REFERENCE MATERIAL PRODUCER
ISO 17034 Cert No. AR-1936

RM was produced in accordance with TUV USA Inc registered ISO 9001 Quality Management System. Cert # 56 100 18560026

www.agilent.com/quality/
CSD-QA-015.1

ANAB ACCREDITED ISO/IEC 17025 TESTING LABORATORY
ISO 17025 Cert No. AT-1937

Certificate of Analysis

Product Number: DWM-589N-1

Lot Number: 0006570990

Intended Use:
This RM is intended for the preparation of working reference samples for use in routine laboratory analyses, calibration of instruments, validation of analytical methods, assessments of measurement methods, and continuing calibration verification.

Instructions for Use:
Sample aliquots for analysis should be withdrawn at 20°C to 25°C immediately after opening the container and should be processed without delay for the certified values to be valid within the stated uncertainties.

Hazards:
Refer to the Safety Data Sheet on www.agilent.com for information regarding this RM.

Expiration of Certification:
The certification of this RM is valid until the expiration date specified above, provided the RM is handled and stored in accordance with the instructions given in this certificate. This certification is nullified if the RM is damaged, contaminated, or otherwise modified.

Maintenance of Certification:
If substantive changes are noted that affect the certification before the expiration of this certificate, Agilent will notify the purchaser.

Sample lot approver:

Monica Bourgeois
QMS Representative

ANAB ACCREDITED ISO 17034 REFERENCE MATERIAL PRODUCER
ISO 17034 Cert
No. AR-1936

RM was produced in accordance with TUV USA Inc registered ISO 9001 Quality Management System. Cert # 56 100 18560026
Page: 4 of 4
www.agilent.com/quality/
CSD-QA-015.1

ANAB ACCREDITED ISO/IEC 17025 TESTING LABORATORY
ISO 17025 Cert
No. AT-1937

Agilent

ID #: 13578
Opened:
Methyl tert-Butyl Ether Standard
Expires: 8/31/2022
Rec'd: 2/26/2021
Energy Laboratories Inc 1120 So. 27th Street
Billings MT 59107

Certificate of Analysis

Product Name: Methyl tert-Butyl Ether Standard

Product Number: STS-440-1

Lot Number: 0006555762

Lot Issue Date: 19-Aug-2020

Expiration Date: 31-Aug-2022

Description:
This analytical reference material (RM) was manufactured and verified in accordance with an ISO 9001 registered quality system, and analyte concentrations were verified by an ISO 17025 accredited laboratory. The concentration and uncertainty value at the 95% confidence level for each analyte, determined gravimetrically, is listed below.

Analyte	CAS#	Analyte Lot	Concentration ± Uncertainty
tert-butylmethyl ether	001634-04-4	RM06568	2006 ± 10 µg/mL

Matrix: methanol (methyl alcohol)

Storage Conditions: Store Frozen (-25° to -10°C).

Traceability:
The balances used for these measurements are calibrated with weights traceable to NIST in compliance with ANSI/NCSL Z540.3, ISO 9001, ISO 17025, and ISO 17034. Calibrated Class A glassware is used for volumetric measurements. Thermometers are calibrated against a NIST traceable thermometer in accordance with NIST Special Publication 1088.

Homogeneity:
This RM was unitized according to an in-house procedure and is guaranteed to be homogeneous. There is no minimum sub-sample size required.

Intended Use:
This RM is intended for the preparation of working reference samples for use in routine laboratory analyses, calibration of instruments, validation of analytical methods, assessments of measurement methods, and continuing calibration verification.

Instructions for Use:
Sample aliquots for analysis should be withdrawn at 20°C to 25°C immediately after opening the container and should be processed without delay for the certified values to be valid within the stated uncertainties.

Hazards:
Refer to the Safety Data Sheet on www.agilent.com for information regarding this RM.

Expiration of Certification:
The certification of this RM is valid until the expiration date specified above, provided the RM is handled and stored in accordance with the instructions given in this certificate. This certification is nullified if the RM is damaged, contaminated, or otherwise modified.

Maintenance of Certification:
If substantive changes are noted that affect the certification before the expiration of this certificate, Agilent will notify the purchaser.

Sample lot approver:

Monica Bourgeois
QMS Representative

ANAB ACCREDITED ISO 17034 REFERENCE MATERIAL PRODUCER
ISO 17034 Cert No. AR-1936

RM was produced in accordance with TUV USA Inc registered ISO 9001 Quality Management System. Cert # 56 100 18560026
Page: 1 of 1
www.agilent.com/quality/
CSD-QA-015.1

ANAB ACCREDITED ISO/IEC 17025 TESTING LABORATORY
ISO 17025 Cert No. AT-1937

125 Market Street
New Haven, CT 06513
USA

AccuStandard®

Tel (203)786-5290
Fax (203)786-5287
www.AccuStandard.com

CERTIFICATE OF ANALYSIS

Catalog No: S-078-10X
Description: MtBE
Lot: 220051182
Solvent: Methanol
Hazards: *Refer to SDS for complete safety information*

Signal Word: Danger

Date Certified: May 18, 2020
Expiration: May 18, 2030
Sample Size: 1 mL
Components: 1
Storage Condition: Ambient (>5 °C)

Certified Reference Material

ANAB ACCREDITED REFERENCE MATERIAL PRODUCER AR-1463
ANAB ACCREDITED TESTING LABORATORY AT-1339
ilac-MRA

Component	CAS #	Purity % (GC/MS)	Prepared Concentration[2] (µg/mL)	Certified Analyte Concentration[1] (µg/mL)
MtBE	1634-04-4	100.0	2002	2002

ID #: 13920
Opened:_____
MTBE
Expires: 5/18/2030
Rec'd: 6/7/2021
Energy Laboratories Inc 1120 So. 27th Street
Billings MT 59107

A product with a suffix (-1A, -2B, etc. or -01, -02, etc.) on its lot number has had its expiration date extended and is identical to the same lot number without the suffix.

[2] All weights are traceable through NIST, Test No. 684/289871-17

[1] Certified Analyte Concentration = Purity x Prepared Concentration.

The Uncertainty associated with the certified concentration reported on this certificate is ±2.4%. This value is the combined expanded uncertainty and represents an estimated standard deviation equal to the positive square root of the total variation of the uncertainty of components. A normal distribution is assumed and a coverage factor of K=2 is chosen using approximately a 95% confidence level.

Labels and certificates follow U.S. Conventions in reporting numerical values: A comma (,) is used to separate units of one-thousand or greater. A period (.) is used as a decimal place marker.

The information on this certificate may not be reproduced without the express permission of the manufacturer. See reverse side for additional information

Hazard Information: Please refer to the SDS for information regarding the hazards associated with using this material.

This product was prepared according to in-house procedures and is guaranteed to be homogeneous.

Certified By: _____
Larry Decker, Organic QC Manager

For use in routine laboratory analysis.

AccuStandard is accredited to ISO 17034, ISO/IEC 17025 and certified to ISO 9001:2015

QR-ORG/INO-001
Rev. 7/20

ID #: 14251
Opened:
Internal Standard
Expires: 12/31/2022
Rec'd: 9/8/2021
Energy Laboratories Inc 1120 So. 27th Street
Billings MT 59107

Agilent

Certificate of Analysis

Product Name: Internal Standard

Product Number: STM-520-1

Lot Number: 0006582580

Lot Issue Date: 05-Jan-2021

Expiration Date: 31-Dec-2022

Description:
This analytical reference material (RM) was manufactured and verified in accordance with an ISO 9001 registered quality system and analyte concentrations were verified by an ISO 17025 accredited laboratory. The concentration and uncertainty value at the 95% confidence level for each analyte, determined gravimetrically, is listed below.

Analyte	CAS#	Analyte Lot	Concentration ± Uncertainty
chlorobenzene-d5	003114-55-4	RM12274	2501 ± 13 µg/mL
1,4-dichlorobenzene-d4	003855-82-1	RM12517	2501 ± 13 µg/mL
fluorobenzene	000462-06-6	RM13378	2512 ± 13 µg/mL

Matrix: methanol (methyl alcohol)

Storage Conditions: Store Frozen (-25° to -10°C).

Traceability:
The balances used for these measurements are calibrated with weights traceable to NIST in compliance with ANSI/NCSL Z540.3, ISO 9001, ISO 17025, and ISO 17034. Calibrated Class A glassware is used for volumetric measurements. Thermometers are calibrated against a NIST traceable thermometer in accordance with NIST Special Publication 1088.

Homogeneity:
This RM was unitized according to an in-house procedure and is guaranteed to be homogeneous. There is no minimum sub-sample size required.

Intended Use:
This RM is intended for the preparation of working reference samples for use in routine laboratory analyses, calibration of instruments, validation of analytical methods, assessments of measurement methods, and continuing calibration verification.

Instructions for Use:
Sample aliquots for analysis should be withdrawn at 20°C to 25°C immediately after opening the container and should be processed without delay for the certified values to be valid within the stated uncertainties.

Hazards:
Refer to the Safety Data Sheet on www.agilent.com for information regarding this RM.

ANAB ACCREDITED ISO 17034 REFERENCE MATERIAL PRODUCER
ISO 17034 Cert No. AR-1936

RM was produced in accordance with TUV USA Inc registered ISO 9001 Quality Management System. Cert # 56 100 18560026
Page: 1 of 2

www.agilent.com/quality/
CSD-QA-015.1

ANAB ACCREDITED ISO/IEC 17025 TESTING LABORATORY
ISO 17025 Cert No. AT-1937

Agilent

Certificate of Analysis

Product Number: STM-520-1 **Lot Number:** 0006582580

Expiration of Certification:
The certification of this RM is valid until the expiration date specified above, provided the RM is handled and stored in accordance with the instructions given in this certificate. This certification is nullified if the RM is damaged, contaminated, or otherwise modified.

Maintenance of Certification:
If substantive changes are noted that affect the certification before the expiration of this certificate, Agilent will notify the purchaser.

Sample lot approver:

Monica Bourgeois
QMS Representative

ANAB ACCREDITED ISO 17034 REFERENCE MATERIAL PRODUCER
ISO 17034 Cert
No. AR-1936

RM was produced in accordance with TUV USA Inc registered ISO 9001 Quality Management System. Cert # 56 100 18560026
Page: 2 of 2
www.agilent.com/quality/
CSD-QA-015.1

ANAB ACCREDITED ISO/IEC 17025 TESTING LABORATORY
ISO 17025 Cert
No. AT-1937

125 Market Street
New Haven, CT 06513
USA

AccuStandard®

Tel (203)786-5290
Fax (203)786-5287
www.AccuStandard.com

CERTIFICATE OF ANALYSIS

Catalog No: M-8260A-B-SS-10X
Description: Surrogate Standard Mix
Lot: 219041458
Solvent: Methanol
Hazards: *Refer to SDS for complete safety information*

Signal Word: Danger

Date Certified: Apr 18, 2019
Expiration: Apr 18, 2029
Sample Size: 1 mL
Components: 4
Storage Condition: Ambient (>5 °C)

Certified Reference Material

ANAB ACCREDITED REFERENCE MATERIAL PRODUCER AR-1463
ANAB ACCREDITED TESTING LABORATORY AT-1339
ilac-MRA

Component	CAS #	Purity % (GC/MS)	Prepared Concentration[2] (µg/mL)	Certified Analyte Concentration[1] (µg/mL)
p-Bromofluorobenzene	460-00-4	99.9	2004	2002
Dibromofluoromethane	1868-53-7	99.8	2005	2001
1,2-Dichloroethane-d4	17060-07-0	100.0	2001	2001
Toluene-d8	2037-26-5	100.0	2000	2000

ID #: 14269
Opened:_____
Surrogate Standard Mix
Expires: 4/18/2029
Rec'd: 9/14/2021
Energy Laboratories Inc 1120 So. 27th Street
Billings MT 59107

A product with a suffix (-1A, -2B, etc. or -01, -02, etc.) on its lot number has had its expiration date extended and is identical to the same lot number without the suffix.

[2] All weights are traceable through NIST, Test No. 684/289871-17

[1] Certified Analyte Concentration = Purity x Prepared Concentration.

The Uncertainty associated with the certified concentration reported on this certificate is ±2.4%. This value is the combined expanded uncertainty and represents an estimated standard deviation equal to the positive square root of the total variation of the uncertainty of components. A normal distribution is assumed and a coverage factor of K=2 is chosen using approximately a 95% confidence level.

Labels and certificates follow U.S. Conventions in reporting numerical values: A comma (,) is used to separate units of one-thousand or greater. A period (.) is used as a decimal place marker.

The information on this certificate may not be reproduced without the express permission of the manufacturer. See reverse side for additional information

Hazard Information: Please refer to the SDS for information regarding the hazards associated with using this material.

This product was prepared according to in-house procedures and is guaranteed to be homogeneous.

Certified By: _____
Larry Decker, Organic QC Manager

For use in routine laboratory analysis.

AccuStandard is accredited to ISO 17034, ISO/IEC 17025 and certified to ISO 9001:2015

Absolute Standards, Inc.
800-368-1131
www.absolutestandards.com

Certified Reference Material CRM

ANAB ISO 17034 Accredited
AR-1539 Certificate Number
https://Absolutestandards.com

CERTIFIED WEIGHT REPORT

Part Number: 30058
Lot Number: 080321
Description: EPA Method 502/524 - Volatile Gases Mix #1
6 components
Expiration Date: 080324
Recommended Storage: Freezer (0 °C)
Nominal Concentration (µg/mL): 2000
NIST Test ID#: 6UTB

Solvent: Methanol **Lot#** EA783-US

5E-05 Balance Uncertainty
Weight(s) shown below were combined and diluted to (mL): 500.0 0.058 Flask Uncertainty

Formulated By:	Mario Luis	080321 DATE
Reviewed By:	Pedro L. Rentas	080321 DATE

Compound	RM#	Lot Number	Nominal Conc (µg/mL)	Purity (%)	Uncertainty Purity (%)	Target Weight (g)	Actual Weight (g)	Actual Conc(µg/mL)	Expanded Uncertainty (+/-) (µg/mL)	SDS Information (Solvent Safety Info. On Attached pg.) CAS#	OSHA PEL (TWA)	LD50
1. Bromomethane	50	01611JX	2000	99.5	0.2	1.00508	1.0098	2009.4	8.1	74-83-9	5 ppm (20mg/m3/8H) (skin)	orl-rat 214mg/kg
2. Chloroethane	72	062617	2000	99	0.2	1.01016	1.0146	2008.8	8.1	75-00-3	1000 ppm (2600mg/m3/8H)	N/A
3. Chloromethane	79	06908MS	2000	99.5	0.2	1.00508	1.0154	2020.5	8.1	74-87-3	100 ppm	orl-rat 1800mg/kg
4. Dichlorodifluoromethane	134	92-0487	2000	99	0.2	1.01016	1.0224	2024.2	8.2	75-71-8	1000 ppm (4950mg/m3/8H)	N/A
5. Trichlorofluoromethane	294	01823MW	2000	99	0.2	1.01016	1.0110	2001.7	8.1	75-69-4	1000 ppm (5600mg/m3/8H)	ipr-mus 1743mg/kg
6. Vinyl chloride	305	04854EA	2000	99.5	0.2	1.00508	1.0071	2004.0	8.1	75-01-4	N/A	N/A

- The certified value is the concentration calculated from gravimetric and volumetric measurements unless otherwise stated.
- Standards are prepared gravimetrically using balances that are calibrated with weights traceable to NIST (see above).
- Standards are certifed (+/-) 0.5% of the stated value, unless otherwise stated.
- All Standards, after opening ampule, should be stored with caps tight and under appropriate laboratory conditions.
- Uncertainty Reference: Taylor, B.N. and Kuyat, C.E., "Guidelines for Evaluating and Expressing the Uncertainty of NIST Measurement Result," NIST Technical Note 1297, U.S. Government Printing Office, Washington, DC, (1994).

Comments

GC15-M9 Analysis by Melissa Stonier
Column ID SPB-Vocol 105 meter X 0.53mm X 3.0µm film thickness
Flow rates: Total flow=150mL/min., Helium (carrier)=10mL/min.,
Helium(make-up)=40mL/min., Hydogen(make-up)=100mL/min.
Oven Profile: Temp. 1=35°C (Time 1=9 min.), Temp 2=200°C (Time 2=1 min.),
Rate = 33°C/min., Total run time=15 min. Injector temp.=200°C, FID Temp.=200°C.
ELCD Signal = Edaq Channel 1 PID Signal = Edaq Channel 2
Standard injection = 0.5µL, Range=3 Purge Valve = 0 min.

ID #: 14285
Opened: _____
EPA Method 502-524 - Volatile Gases Mix #1
Expires: 8/3/2024
Rec'd: 9/17/2021
Enerav Laboratories Inc 1120 So. 27th Street
Billings MT 59107

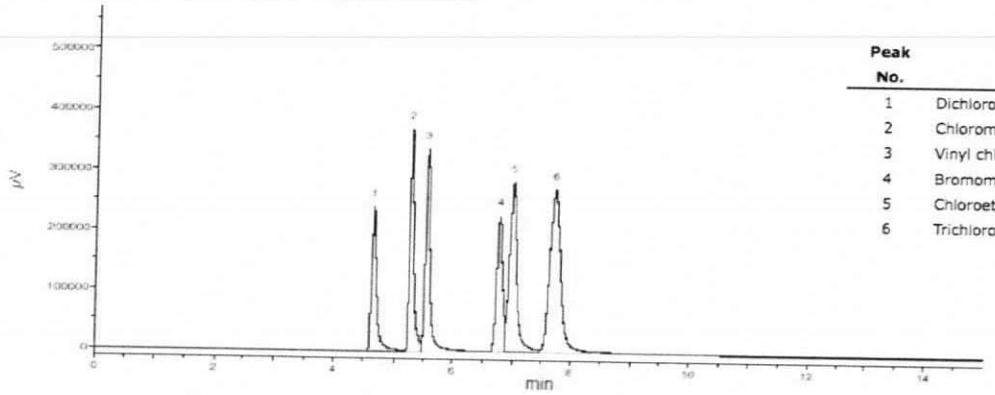

Peak No.	Analyte	ELCD RT (min.)
1	Dichlorodifluoromethane	4.67
2	Chloromethane	5.28
3	Vinyl chloride	5.56
4	Bromomethane	6.75
5	Chloroethane	6.99
6	Trichlorofluoromethane	7.72

660 Tower Lane • P.O. Box 599 • West Chester, PA 19381-0599
1-800-452-9994 • 1-610-692-3026 • Fax 1-610-692-8729
info@chemservice.com • www.chemservice.com

ID #: 14443
Opened:
TCL Ketone Mix
Expires: 6/30/2023
Rec'd: 10/26/2021
Energy Laboratories Inc 1120 So. 27th Street
Billings MT 59107

CERTIFICATE OF ANALYSIS

TCL Ketones Mixture

CONCENTRATION	2000ug/ml in Methanol:Water (90:10)
CATALOG NUMBER	M-TCL1AN5-1ML
LOT NUMBER	10251200
DATE CERTIFIED	06/16/20
EXPIRATION DATE	06/30/23
STORAGE	Freezer storage (-20 - -25 °C)
HANDLING	See Safety Data Sheet
INTENDED USE	For laboratory use only.
ISO 17034:2016 CERTIFIED	[ ]

ID	Analyte	CAS	Weight Analyte (mg)	Lot	Purity	Certified Concentration (ug/mL)
N-11014	Acetone	67-64-1	203.300	00026182	98.7	2006.6
N-10297	2-Butanone	78-93-3	202.800	00027454	99.5	2017.9
N-10369	2-Hexanone	591-78-6	202.600	00025720	99.5	2015.9
N-10844	4-Methyl-2-pentanone	108-10-1	204.700	6403300	99.5	2036.8

Analytical Test	Value
CONCENTRATION (GC/FID)	VERIFIED

Chem Service, Inc. is accredited to ISO 17034:2016, ISO/IEC 17025:2017 and certified to ISO 9001:2015.

PJLA Testing

PJLA Reference Material Producer

COA Form
Revision 3 (3/2015)

Print Date: 10/22/21

660 Tower Lane • P.O. Box 599 • West Chester, PA 19381-0599
1-800-452-9994 • 1-610-692-3026 • Fax 1-610-692-8729
info@chemservice.com • www.chemservice.com

Instructions for Use:
Shake mixture prior to use. If particles are present, sonicate for homogeneity. If sample is diluted to lower concentrations, Class A volumetric glassware must be used.
Minimum Sample Size- 0.2 uL for Direct Injection.
Chem Service Inc. guarantees the expanded uncertainty of the above analytes to be +/- 2.0% of the certified concentrations based on gravimetric preparation. The test results published in this report were obtained using equipment capable of producing results that are traceable to NIST and through NIST to the International System of Units (SI). The reported expanded uncertainty of measurement is stated as the combined standard uncertainty of measurement multiplied by the coverage factor k (k=2) such that the coverage probability corresponds to approximately 95%. For certified reference materials, homogeneity and thermal stability testing are available upon request.

Certified By:

Mary Beth O'Donnell

Mary Beth O'Donnell
CSM/TC

Chem Service, Inc. is accredited to ISO 17034:2016, ISO/IEC 17025:2017 and certified to ISO 9001:2015.

PJLA Testing

PJLA Reference Material Producer

CHEM SERVICE INC

660 Tower Lane • P.O. Box 599 • West Chester, PA 19381-0599
1-800-452-9994 • 1-610-692-3026 • Fax 1-610-692-8729
info@chemservice.com • www.chemservice.com

CERTIFICATE OF ANALYSIS

Gas Chromatography / Flame Ionization Detector (GC/FID)

Data file:	C:\CHEM32\1\DATA\2020 DATA\0620\M-TCL1AN5.D		
Sample name:	M-TCL1AN5		
Acq. method:	N-14276.M		
Instrument:	GC3	**Location:**	202
Injection date:	6/16/2020 2:52:35 PM	**Injection Vol:**	1.000
Column name:	RTx-5MS (30m x 0.25mm x 0.5µm)	**# Of Injections:**	1

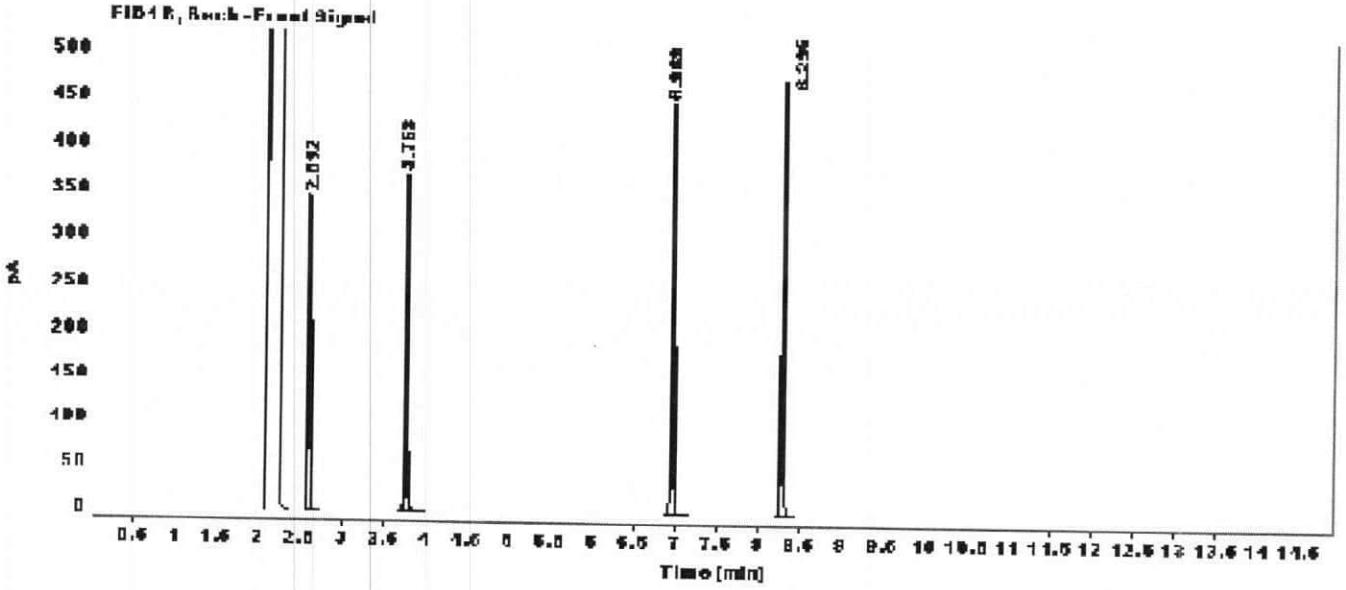

Signal: FID1 B, Back - Front Signal

RT [min]	Type	Width [min]	Area	Height	Area%
2.592	BB	0.0277	580.2505	343.4966	18.4655
3.763	BB	0.0323	735.4804	367.8491	23.4054
6.989	BB	0.0326	904.3389	447.8770	28.7791
8.295	BB	0.0307	922.2798	474.3798	29.3500
		Sum	3142.3497		

Chem Service, Inc. is accredited to ISO 17034:2016, ISO/IEC 17025:2017 and certified to ISO 9001:2015.

PJLA Testing

PJLA Reference Material Producer

125 Market Street
New Haven, CT 06513
USA

AccuStandard®

Tel (203)786-5290
Fax (203)786-5287
www.AccuStandard.com

CERTIFICATE OF ANALYSIS

Catalog No: CLP-022K-100X
Description: TCL Ketone Mix
Lot: 221111486
Solvent: Methanol
Hazards: *Refer to SDS for complete safety information*

Signal Word: Danger

Date Certified: Dec 1, 2021
Expiration: Jan 1, 2023
Sample Size: 1 mL
Components: 4
Storage Condition: Freeze (<-10 °C)

Certified Reference Material

ANAB ACCREDITED REFERENCE MATERIAL PRODUCER AR-1463

ilac-MRA

Component	CAS #	Purity % (GC/MS)	Prepared Concentration² (mg/mL)	Certified Analyte Concentration¹ (mg/mL)
Acetone	67-64-1	100.0	20.01	20.01
Methyl ethyl ketone	78-93-3	100.0	20.01	20.01
2-Hexanone	591-78-6	98.7	20.01	19.75
4-Methyl-2-pentanone	108-10-1	100.0	20.01	20.01

ID #: 14585
Opened:_____
TCL Ketone Mix
Expires: 1/1/2023
Rec'd: 12/3/2021
Energy Laboratories Inc 1120 So. 27th Street
Billings MT 59107

This Certified Reference Material was verified in accordance with ISO/IEC 17025

A product with a suffix (-1A, -2B, etc. or -01, -02, etc.) on its lot number has had its expiration date extended and is identical to the same lot number without the suffix.

² All weights are traceable through NIST, Test No. 684/289871-17

¹ Certified Analyte Concentration = Purity x Prepared Concentration.

The Uncertainty associated with the certified concentration reported on this certificate is ±2.4%. This value is the combined expanded uncertainty and represents an estimated standard deviation equal to the positive square root of the total variation of the uncertainty of components. A normal distribution is assumed and a coverage factor of K=2 is chosen using approximately a 95% confidence level.

Labels and certificates follow U.S. Conventions in reporting numerical values: A comma (,) is used to separate units of one-thousand or greater. A period (.) is used as a decimal place marker.

The information on this certificate may not be reproduced without the express permission of the manufacturer. See reverse side for additional information

Hazard Information: Please refer to the SDS for information regarding the hazards associated with using this material.

This product was prepared according to in-house procedures and is guaranteed to be homogeneous.

Certified By: _____
Larry Decker, Organic QC Manager

For use in routine laboratory analysis.

AccuStandard is accredited to ISO 17034, ISO/IEC 17025 and certified to ISO 9001:2015

QR-ORG/INO-001
Rev. 7/20

660 Tower Lane • P.O. Box 599 • West Chester, PA 19381-0599
1-800-452-9994 • 1-610-692-3026 • Fax 1-610-692-8729
info@chemservice.com • www.chemservice.com

CERTIFICATE OF ANALYSIS

Volatile Organics High Concentration Mixture #6

CONCENTRATION	2000ug/ml in Methanol
CATALOG NUMBER	M-VOHC6M5-1ML
LOT NUMBER	12380600
DATE CERTIFIED	09/16/21
EXPIRATION DATE	06/30/22
STORAGE	Store at room temperature (20 - 25 °C).
HANDLING	See Safety Data Sheet
INTENDED USE	For laboratoy use only.
ISO 17034:2016 CERTIFIED	[ ]

ID	Analyte	CAS	Weight Analyte (mg)	Lot	Purity	Certified Concentration (ug/mL)
N-11446	Chloroethane	75-00-3	94.180	00001728	100.0	1962.1
N-11665	Dichlorodifluoromethane	75-71-8	98.430	00001729	100.0	2050.6
N-12417	Methyl bromide	74-83-9	99.040	00024694	100.0	2063.3
N-12421	Methyl chloride	74-87-3	97.970	00001731	100.0	2041.0
N-13655	Trichlorofluoromethane	75-69-4	98.890	00027239	99.4	2047.8
N-13748	Vinyl chloride	75-01-4	97.820	00019298	100.0	2037.9

Analytical Test	Value
CONCENTRATION (GC/MSD)	VERIFIED

ID #: 14783
Opened:
Volatile Organics High Concentration Mixture
Expires: 6/30/2022
Rec'd: 1/18/2022
Energy Laboratories Inc 1120 So. 27th Street
Billings MT 59107

Chem Service, Inc. is accredited to ISO 17034:2016, ISO/IEC 17025:2017 and certified to ISO 9001:2015.

PJLA Testing

PJLA Reference Material Producer

COA Form
Revision 3 (3/2015)

Print Date: 01/11/22

660 Tower Lane • P.O. Box 599 • West Chester, PA 19381-0599
1-800-452-9994 • 1-610-692-3026 • Fax 1-610-692-8729
info@chemservice.com • www.chemservice.com

Instructions for Use:
Shake mixture prior to use. If particles are present, sonicate for homogeneity. If sample is diluted to lower concentrations, Class A volumetric glassware must be used.
Minimum Sample Size- 0.2 uL for Direct Injection.
Chem Service Inc. guarantees the expanded uncertainty of the above analytes to be +/- 2.0% of the certified concentrations based on gravimetric preparation. The test results published in this report were obtained using equipment capable of producing results that are traceable to NIST and through NIST to the International System of Units (SI). The reported expanded uncertainty of measurement is stated as the combined standard uncertainty of measurement multiplied by the coverage factor k (k=2) such that the coverage probability corresponds to approximately 95%. For certified reference materials, homogeneity and thermal stability testing are available upon request.

Certified By:

Mary Beth O'Donnell

Mary Beth O'Donnell
CSM/TC

Chem Service, Inc. is accredited to ISO 17034:2016, ISO/IEC 17025:2017 and certified to ISO 9001:2015.

PJLA Testing

PJLA Reference Material Producer

660 Tower Lane • P.O. Box 599 • West Chester, PA 19381-0599
1-800-452-9994 • 1-610-692-3026 • Fax 1-610-692-8729
info@chemservice.com • www.chemservice.com

CERTIFICATE OF ANALYSIS

Analysis Method:

Catalog Number: M-VOHC6M5-1ML
Description: Volatile Organics High Concentration Mixture #6
Lot Number: 12380600
Expiration Date: 06/30/22

Chem Service Inc Area Percent Report

Data File: D:\msdchem\2021 DATA\0921\091621\M-VOHC6M5_DIL-1.D
Acq On : 16 Sep 2021 10:30
Operator :
Sample : M-VOHC6M5
Misc :
ALS Vial : 1

Integration Parameters: autoint1.e
Integrator: ChemStation

DataAcq Meth:M-VOHC6M5.M
Method : D:\msdchem\2021 DATA\0321\S-11399U1-01.D\S-11399U1.M

Signal : TIC: M-VOHC6M5_DIL-1.D\data.ms

peak #	R.T. min	first scan	max scan	last scan	PK TY	peak height	corr. area	corr. % max.	% of total
1	1.856	167	171	174	BV	43179	602007	42.31%	12.962%
2	1.920	174	177	180	VV	58068	833942	58.61%	17.956%
3	1.978	180	183	187	VB	14247	178408	12.54%	3.841%
4	2.134	193	198	201	BV	50234	799854	56.22%	17.222%
5	2.204	201	204	210	VB	53542	807271	56.74%	17.382%
6	2.455	224	228	239	BB	90821	1422800	100.00%	30.636%

Sum of corrected areas: 4644281

S-11399U1.M Thu Sep 16 11:46:52 2021

Chem Service, Inc. is accredited to ISO 17034:2016, ISO/IEC 17025:2017 and certified to ISO 9001:2015.

PJLA Testing

PJLA Reference Material Producer

660 Tower Lane • P.O. Box 599 • West Chester, PA 19381-0599
1-800-452-9994 • 1-610-692-3026 • Fax 1-610-692-8729
info@chemservice.com • www.chemservice.com

CERTIFICATE OF ANALYSIS

Analysis Method:

Catalog Number:	M-VOHC6M5-1ML
Description:	Volatile Organics High Concentration Mixture #6
Lot Number:	12380600
Expiration Date:	06/30/22

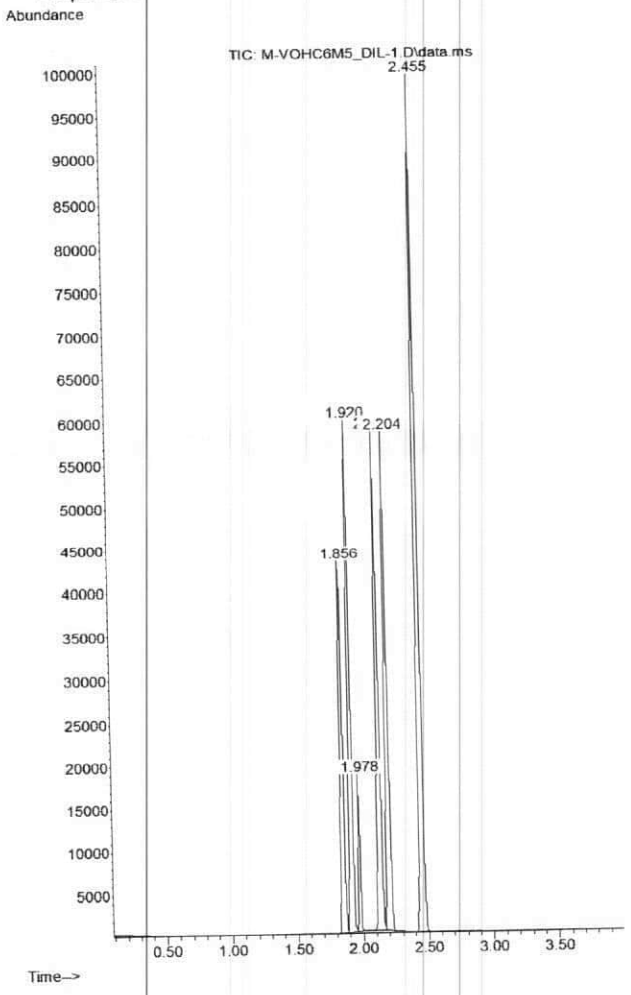

Chem Service, Inc. is accredited to ISO 17034:2016, ISO/IEC 17025:2017 and certified to ISO 9001:2015.

PJLA Testing

PJLA Reference Material Producer

PREP BATCH REPORT

Prep Code: **SVOC-3510C-8270** Technician: **Zachary B. Zaccardi** Prep Start Date: **2/14/2022 8:37:20 AM**

Prep Batch **163724** Prep Temp **NA °C** Batch Units: **ML** Prep End Date: **2/16/2022 8:17:00 AM**

Sample ID	Matrix	pH	Initial Samp Amt	Sol Added	Sol Recovered	Final Vol (mL)	Factor	Balance	Prep Start Date	Prep End Date
MB-163724			1000	0	0	1.00	0.001		2/14/2022	2/16/2022
Supervised by DSM										
LCS-163724			1000	0	0	1.00	0.001		2/14/2022	2/16/2022
B22020920-001C	Aqueous	7	1030	0	0	1.00	0.000971		2/14/2022	2/16/2022
Sample was clear										
B22020920-002C	Aqueous	7	990	0	0	1.00	0.00101		2/14/2022	2/16/2022
Sample was clear										
B22020920-003C	Aqueous	7	960	0	0	1.00	0.00104		2/14/2022	2/16/2022
Sample was cloudy yellow										
B22020962-032A	Ground Water	6	1050	0	0	1.00	0.000952		2/14/2022	2/16/2022
Sample was clear (1/2)										
B22020962-011C	Ground Water	6	1040	0	0	1.00	0.000962		2/14/2022	2/16/2022
Sample was clear (1/2)										
B22020962-031C	Ground Water	6	1050	0	0	1.00	0.000952		2/14/2022	2/16/2022
Sample was clear (1/2)										
B22020962-011CLMS	Ground Water	6	1030	0	0	1.00	0.000971		2/14/2022	2/16/2022
Sample was clear (2/2)										
B22020962-031CLMS	Ground Water	6	1050	0	0	1.00	0.000952		2/14/2022	2/16/2022
Sample was clear (2/2)										
B22020962-032AMS	Ground Water	6	1050	0	0	1.00	0.000952		2/14/2022	2/16/2022
Sample was clear (2/2)										
B22020962-001C	Ground Water	6	1050	0	0	1.00	0.000952		2/14/2022	2/16/2022
Sample was clear (1/2)										
B22020962-006C	Ground Water	6	1050	0	0	1.00	0.000952		2/14/2022	2/16/2022
Sample was clear (1/2)										
B22020962-016C	Ground Water	6	1050	0	0	1.00	0.000952		2/14/2022	2/16/2022
Sample was clear (1/2)										

Number	Reagent Name	Exp Date	A
13124	Sulfuric Acid 2020070739	7/2/2022	2mL
13273	pH-indicator Strips 0-14 HC025486	9/30/2024	
14828	Dichloromethane ED092	12/12/2023	100, 5(

Spk ID	Spike Name	SampType	AmtAdd	Exp Date
FP220201 14244	DCM RINSED FILTER PAPER	ALL		4/6/2026
Sulfate 02/09/22 (	Baked Sodium Sulfate	ALL	varies	11/29/2026
sv92806	Benzidines	LCS, MS	50 uL	9/9/2025
sv92809	LCS/Add Extractions	LCS, MS; LLCS/D	1.0 mL; 5	7/22/2022
sv92717	LL BNA Surr	LMS, LLCS/D	100 uL	3/31/2022
SVOC NaOH 122	10 N NaOH	MB, LCS, SAMP,	5 drops	7/31/2023
sv92811	BNA Surr	SAMP, MB, LCS,	100 uL	7/22/2022

PREP BATCH REPORT

Prep Code: **SVOC-3510C-8270** Technician: **Zachary B. Zaccardi** Prep Start Date: **2/14/2022 8:37:20 AM**

Prep Batch **163724** Prep Temp **NA °C** Batch Units: **ML** Prep End Date: **2/16/2022 8:17:00 AM**

Sample ID	Matrix	pH	Initial Samp Amt	Sol Added	Sol Recovered	Final Vol (mL)	Factor	Balance	Prep Start Date	Prep End Date
B22020962-021C	Ground Water	6	1050	0	0	1.00	0.000952		2/14/2022	2/16/2022
Sample was clear (1/2)										
B22020962-026C	Ground Water	6	1040	0	0	1.00	0.000962		2/14/2022	2/16/2022
Sample was a cloudy cream (1/2)										
LCSD-163724			1000	0	0	1.00	0.001		2/14/2022	2/16/2022
LLCS-163724			1000	0	0	1.00	0.001		2/14/2022	2/16/2022
LLCSD-163724			1000	0	0	1.00	0.001		2/14/2022	2/16/2022
B22020962-006CMS	Ground Water	6	1050	0	0	1.00	0.000952		2/14/2022	2/16/2022
Sample was clear (2/2)										

Number	Reagent Name	Exp Date	A
13124	Sulfuric Acid 2020070739	7/2/2022	2mL
13273	pH-indicator Strips 0-14 HC025486	9/30/2024	
14828	Dichloromethane ED092	12/12/2023	100, 5(

Spk ID	Spike Name	SampType	AmtAdd	Exp Date
FP220201 14244	DCM RINSED FILTER PAPER	ALL		4/6/2026
Sulfate 02/09/22 (	Baked Sodium Sulfate	ALL	varies	11/29/2026
sv92806	Benzidines	LCS, MS	50 uL	9/9/2025
sv92809	LCS/Add Extractions	LCS, MS; LLCS/D	1.0 mL; 5	7/22/2022
sv92717	LL BNA Surr	LMS, LLCS/D	100 uL	3/31/2022
SVOC NaOH 122	10 N NaOH	MB, LCS, SAMP,	5 drops	7/31/2023
sv92811	BNA Surr	SAMP, MB, LCS,	100 uL	7/22/2022

Energy Laboratories Inc

ANALYTICAL RUN Summary

24-Feb-22

Run ID SV5975.I_220216A

Run Start Date: 2/16/2022
Analyst: John P. Heine
Ical:
Column ID: ZB-SemiVolatiles
Comments:

Std ID	Std Name	Std Amount	Std Units	Samp Amount	Samp Units	SampType	Expiration Date
dcmsvoc13	DCM						11/17/2022
sv100506	BNA low 50 ug/mL	8	ul	192	ul	CCV	3/31/2022
sv100703	BNA Internals 2000 ug/mL	2	ul	100	ul	SAMP	5/31/2022
sv100801	BNA 2nd source 200ug/mL	2	ul	198	ul	ICV	10/1/2022
sv83311	DFTPP 1000 ug/mL	50	ul	50	ul	TUNE	10/31/2022

Seq No	Lab ID	Test Code	Sample Typ	File ID	Analysis Date	DF	Batch ID	Prep Date	SPKref	RPDref	pmoist
15040412	Feb1601_D_TU	SVOC-8270-DF	TUNE	√5975.I\sh021622	2/16/2022 12:40:	1	R374834		0	0	

Analyte	T	Units	RAW	Final	Text	Spike	SPKref	RPDref	MDL	PQL	UQL	%REC	LOW	HIGH	%RPD	Q
127, % of mass 198	A	%	52.1	52.1		100	0	0	0	0.01	0	52%	40	60	0%	
197, % of mass 198	A	%	0	0		100	0	0	0	0.01	0	0%	0	0.99	0%	
198, Base Peak	A	%	100	100		100	0	0	0	0.01	0	100%	100	100	0%	
199, % of mass 198	A	%	6.6	6.6		100	0	0	0	0.01	0	7%	5	9	0%	
275, % of mass 198	A	%	27.4	27.4		100	0	0	0	0.01	0	27%	10	30	0%	
365, % of mass 198	A	%	2.5	2.5		100	0	0	0	0.01	0	3%	1	99.99	0%	
441, % of mass 443	A	%	80.3	80.3		100	0	0	0	0.01	0	80%	0.01	150	0%	
442, % of mass 198	A	%	59.6	59.6		100	0	0	0	0.01	0	60%	40	100	0%	
443, % of mass 442	A	%	20	20		100	0	0	0	0.01	0	20%	17	23	0%	
51, % of mass 198	A	%	41.3	41.3		100	0	0	0	0.01	0	41%	30	60	0%	
68, % of mass 69	A	%	0	0		100	0	0	0	0.01	0	0%	0	1.99	0%	
70, % of mass 69	A	%	0.6	0.6		100	0	0	0	0.01	0	1%	0	1.99	0%	

Seq No	Lab ID	Test Code	Sample Typ	File ID	Analysis Date	DF	Batch ID	Prep Date	SPKref	RPDref	pmoist
15040413	16-Feb-22_CAL	SVOC-8270-W-	ICAL	⁄5975.I\sh021622˙2/16/2022 1:04:2		1	R374834		0	0	

Analyte	T	Units	RAW	Final	Text	Spike	SPKref	RPDref	MDL	PQL	UQL	%REC	LOW	HIGH	%RPD	Q
1-Methylnaphthalene	A	ug/L	9.8704	9.8704		10	0	0	0.0206	0.1	10	99%	70	130	0%	
2-Methylnaphthalene	A	ug/L	10.38476	10.38476		10	0	0	0.0176	0.1	10	104%	70	130	0%	
Acenaphthene	A	ug/L	10.22492	10.22492		10	0	0	0.0317	0.1	10	102%	70	130	0%	
Acenaphthylene	A	ug/L	10.43428	10.43428		10	0	0	0.025	0.1	10	104%	70	130	0%	
Anthracene	A	ug/L	10.02918	10.02918		10	0	0	0.0283	0.1	10	100%	70	130	0%	
Benzo(a)anthracene	A	ug/L	10.02026	10.02026		10	0	0	0.0272	0.1	10	100%	70	130	0%	
Benzo(a)pyrene	A	ug/L	10.0359	10.0359		10	0	0	0.0347	0.1	10	100%	70	130	0%	
Benzo(b)fluoranthene	A	ug/L	10.0019	10.0019		10	0	0	0.0226	0.1	10	100%	70	130	0%	
Benzo(g,h,i)perylene	A	ug/L	10.02758	10.02758		10	0	0	0.0267	0.1	10	100%	70	130	0%	
Benzo(k)fluoranthene	A	ug/L	9.96459	9.96459		10	0	0	0.0295	0.1	10	100%	70	130	0%	
Chrysene	A	ug/L	10.02478	10.02478		10	0	0	0.0458	0.1	10	100%	70	130	0%	
Dibenzo(a,h)anthracene	A	ug/L	10.05222	10.05222		10	0	0	0.0367	0.1	10	101%	70	130	0%	
Fluoranthene	A	ug/L	10.04765	10.04765		10	0	0	0.0233	0.1	10	100%	70	130	0%	
Fluorene	A	ug/L	9.98951	9.98951		10	0	0	0.0225	0.1	10	100%	70	130	0%	
Indeno(1,2,3-cd)pyrene	A	ug/L	10.00285	10.00285		10	0	0	0.0491	0.1	10	100%	70	130	0%	
Naphthalene	A	ug/L	10.03917	10.03917		10	0	0	0.029	0.1	10	100%	70	130	0%	
Phenanthrene	A	ug/L	10.04651	10.04651		10	0	0	0.0295	0.1	10	100%	70	130	0%	
Pyrene	A	ug/L	10.02416	10.02416		10	0	0	0.0239	0.1	10	100%	70	130	0%	
1,4-Dichlorobenzene-d4	I	ug/L	40	40		0	0	0	0.1	0.1		0%			0%	
Acenaphthene-d10	I	ug/L	40	40		0	0	0	0.1	0.1		0%			0%	
Chrysene-d12	I	ug/L	40	40		0	0	0	0.1	0.1		0%			0%	
Naphthalene-d8	I	ug/L	40	40		0	0	0	0.1	0.1		0%			0%	
Perylene-d12	I	ug/L	40	40		0	0	0	0.1	0.1		0%			0%	
Phenanthrene-d10	I	ug/L	40	40		0	0	0	0.1	0.1		0%			0%	
2-Fluorobiphenyl	S	ug/L	10.01202	10.01202		10	0	0	0.0444	0.1	10	100%	70	130	0%	
Nitrobenzene-d5	S	ug/L	9.97277	9.97277		10	0	0	0.0523	0.1	10	100%	70	130	0%	
Terphenyl-d14	S	ug/L	10.01255	10.01255		10	0	0	0.0563	0.1	10	100%	70	130	0%	
o-Terphenyl	X	ug/L	10.06692	10.06692		10	0	0	0.0654	0.1	10	101%	70	130	0%	

Seq No	Lab ID	Test Code	Sample Typ	File ID	Analysis Date	DF	Batch ID	Prep Date	SPKref	RPDref	pmoist
15040414	16-Feb-22_CAL	SVOC-8270-W-	ICAL	⁄5975.I\sh021622˙2/16/2022 1:36:4		1	R374834		0	0	

Analyte	T	Units	RAW	Final	Text	Spike	SPKref	RPDref	MDL	PQL	UQL	%REC	LOW	HIGH	%RPD	Q

2

Seq No	Lab ID	Test Code	Sample Typ	File ID	Analysis Date	DF	Batch ID	Prep Date	SPKref	RPDref	pmoist
15040414	16-Feb-22_CAL	SVOC-8270-W-	ICAL	⁄5975.I\sh021622˙2/16/2022 1:36:4		1	R374834		0	0	

Analyte	T	Units	RAW	Final	Text	Spike	SPKref	RPDref	MDL	PQL	UQL	%REC	LOW	HIGH	%RPD	Q
1-Methylnaphthalene	A	ug/L	4.49785	4.49785		5	0	0	0.0206	0.1	10	90%	70	130	0%	
2-Methylnaphthalene	A	ug/L	4.62858	4.62858		5	0	0	0.0176	0.1	10	93%	70	130	0%	
Acenaphthene	A	ug/L	4.7749	4.7749		5	0	0	0.0317	0.1	10	95%	70	130	0%	
Acenaphthylene	A	ug/L	4.43478	4.43478		5	0	0	0.025	0.1	10	89%	70	130	0%	
Anthracene	A	ug/L	4.91973	4.91973		5	0	0	0.0283	0.1	10	98%	70	130	0%	
Benzo(a)anthracene	A	ug/L	4.94282	4.94282		5	0	0	0.0272	0.1	10	99%	70	130	0%	
Benzo(a)pyrene	A	ug/L	4.88867	4.88867		5	0	0	0.0347	0.1	10	98%	70	130	0%	
Benzo(b)fluoranthene	A	ug/L	4.98412	4.98412		5	0	0	0.0226	0.1	10	100%	70	130	0%	
Benzo(g,h,i)perylene	A	ug/L	4.93414	4.93414		5	0	0	0.0267	0.1	10	99%	70	130	0%	
Benzo(k)fluoranthene	A	ug/L	5.09732	5.09732		5	0	0	0.0295	0.1	10	102%	70	130	0%	
Chrysene	A	ug/L	4.94301	4.94301		5	0	0	0.0458	0.1	10	99%	70	130	0%	
Dibenzo(a,h)anthracene	A	ug/L	4.83934	4.83934		5	0	0	0.0367	0.1	10	97%	70	130	0%	
Fluoranthene	A	ug/L	4.85497	4.85497		5	0	0	0.0233	0.1	10	97%	70	130	0%	
Fluorene	A	ug/L	5.02403	5.02403		5	0	0	0.0225	0.1	10	100%	70	130	0%	
Indeno(1,2,3-cd)pyrene	A	ug/L	4.99398	4.99398		5	0	0	0.0491	0.1	10	100%	70	130	0%	
Naphthalene	A	ug/L	4.90668	4.90668		5	0	0	0.029	0.1	10	98%	70	130	0%	
Phenanthrene	A	ug/L	4.87699	4.87699		5	0	0	0.0295	0.1	10	98%	70	130	0%	
Pyrene	A	ug/L	4.92651	4.92651		5	0	0	0.0239	0.1	10	99%	70	130	0%	
1,4-Dichlorobenzene-d4	I	ug/L	40	40		0	0	0	0.1	0.1		0%			0%	
Acenaphthene-d10	I	ug/L	40	40		0	0	0	0.1	0.1		0%			0%	
Chrysene-d12	I	ug/L	40	40		0	0	0	0.1	0.1		0%			0%	
Naphthalene-d8	I	ug/L	40	40		0	0	0	0.1	0.1		0%			0%	
Perylene-d12	I	ug/L	40	40		0	0	0	0.1	0.1		0%			0%	
Phenanthrene-d10	I	ug/L	40	40		0	0	0	0.1	0.1		0%			0%	
2-Fluorobiphenyl	S	ug/L	4.96824	4.96824		5	0	0	0.0444	0.1	10	99%	70	130	0%	
Nitrobenzene-d5	S	ug/L	5.06999	5.06999		5	0	0	0.0523	0.1	10	101%	70	130	0%	
Terphenyl-d14	S	ug/L	4.96312	4.96312		5	0	0	0.0563	0.1	10	99%	70	130	0%	
o-Terphenyl	X	ug/L	4.81746	4.81746		5	0	0	0.0654	0.1	10	96%	70	130	0%	

Seq No	Lab ID	Test Code	Sample Typ	File ID	Analysis Date	DF	Batch ID	Prep Date	SPKref	RPDref	pmoist
15040415	16-Feb-22_CAL	SVOC-8270-W-	ICAL	⁄5975.I\sh021622˙2/16/2022 2:09:2		1	R374834		0	0	

Analyte	T	Units	RAW	Final	Text	Spike	SPKref	RPDref	MDL	PQL	UQL	%REC	LOW	HIGH	%RPD	Q

Seq No	Lab ID	Test Code	Sample Typ	File ID	Analysis Date	DF	Batch ID	Prep Date	SPKref	RPDref	pmoist
15040415	16-Feb-22_CAL	SVOC-8270-W-	ICAL	⁄5975.I\sh021622	2/16/2022 2:09:2	1	R374834		0	0	

Analyte	T	Units	RAW	Final	Text	Spike	SPKref	RPDref	MDL	PQL	UQL	%REC	LOW	HIGH	%RPD	Q
1-Methylnaphthalene	A	ug/L	1.8807	1.8807		2	0	0	0.0206	0.1	10	94%	70	130	0%	
2-Methylnaphthalene	A	ug/L	2.04505	2.04505		2	0	0	0.0176	0.1	10	102%	70	130	0%	
Acenaphthene	A	ug/L	1.97726	1.97726		2	0	0	0.0317	0.1	10	99%	70	130	0%	
Acenaphthylene	A	ug/L	1.99926	1.99926		2	0	0	0.025	0.1	10	100%	70	130	0%	
Anthracene	A	ug/L	2.03543	2.03543		2	0	0	0.0283	0.1	10	102%	70	130	0%	
Benzo(a)anthracene	A	ug/L	2.01819	2.01819		2	0	0	0.0272	0.1	10	101%	70	130	0%	
Benzo(a)pyrene	A	ug/L	2.03427	2.03427		2	0	0	0.0347	0.1	10	102%	70	130	0%	
Benzo(b)fluoranthene	A	ug/L	2.03612	2.03612		2	0	0	0.0226	0.1	10	102%	70	130	0%	
Benzo(g,h,i)perylene	A	ug/L	1.96817	1.96817		2	0	0	0.0267	0.1	10	98%	70	130	0%	
Benzo(k)fluoranthene	A	ug/L	1.96564	1.96564		2	0	0	0.0295	0.1	10	98%	70	130	0%	
Chrysene	A	ug/L	1.99151	1.99151		2	0	0	0.0458	0.1	10	100%	70	130	0%	
Dibenzo(a,h)anthracene	A	ug/L	2.06159	2.06159		2	0	0	0.0367	0.1	10	103%	70	130	0%	
Fluoranthene	A	ug/L	2.0733	2.0733		2	0	0	0.0233	0.1	10	104%	70	130	0%	
Fluorene	A	ug/L	2.02851	2.02851		2	0	0	0.0225	0.1	10	101%	70	130	0%	
Indeno(1,2,3-cd)pyrene	A	ug/L	1.98588	1.98588		2	0	0	0.0491	0.1	10	99%	70	130	0%	
Naphthalene	A	ug/L	2.02561	2.02561		2	0	0	0.029	0.1	10	101%	70	130	0%	
Phenanthrene	A	ug/L	2.02799	2.02799		2	0	0	0.0295	0.1	10	101%	70	130	0%	
Pyrene	A	ug/L	2.05	2.05		2	0	0	0.0239	0.1	10	102%	70	130	0%	
1,4-Dichlorobenzene-d4	I	ug/L	40	40		0	0	0	0.1	0.1		0%			0%	
Acenaphthene-d10	I	ug/L	40	40		0	0	0	0.1	0.1		0%			0%	
Chrysene-d12	I	ug/L	40	40		0	0	0	0.1	0.1		0%			0%	
Naphthalene-d8	I	ug/L	40	40		0	0	0	0.1	0.1		0%			0%	
Perylene-d12	I	ug/L	40	40		0	0	0	0.1	0.1		0%			0%	
Phenanthrene-d10	I	ug/L	40	40		0	0	0	0.1	0.1		0%			0%	
2-Fluorobiphenyl	S	ug/L	1.99767	1.99767		2	0	0	0.0444	0.1	10	100%	70	130	0%	
Nitrobenzene-d5	S	ug/L	2.04923	2.04923		2	0	0	0.0523	0.1	10	102%	70	130	0%	
Terphenyl-d14	S	ug/L	2.01444	2.01444		2	0	0	0.0563	0.1	10	101%	70	130	0%	
o-Terphenyl	X	ug/L	2.08737	2.08737		2	0	0	0.0654	0.1	10	104%	70	130	0%	

Seq No	Lab ID	Test Code	Sample Typ	File ID	Analysis Date	DF	Batch ID	Prep Date	SPKref	RPDref	pmoist
15040416	16-Feb-22_CAL	SVOC-8270-W-	ICAL	⁄5975.I\sh021622	2/16/2022 2:41:4	1	R374834		0	0	

Analyte	T	Units	RAW	Final	Text	Spike	SPKref	RPDref	MDL	PQL	UQL	%REC	LOW	HIGH	%RPD	Q

4

Seq No	Lab ID	Test Code	Sample Typ	File ID	Analysis Date	DF	Batch ID	Prep Date	SPKref	RPDref	pmoist
15040416	16-Feb-22_CAL	SVOC-8270-W-	ICAL	⁄5975.I\sh021622˙2/16/2022 2:41:4		1	R374834		0	0	

Analyte	T	Units	RAW	Final	Text	Spike	SPKref	RPDref	MDL	PQL	UQL	%REC	LOW	HIGH	%RPD	Q
1-Methylnaphthalene	A	ug/L	1.05136	1.05136		1	0	0	0.0206	0.1	10	105%	70	130	0%	
2-Methylnaphthalene	A	ug/L	1.02015	1.02015		1	0	0	0.0176	0.1	10	102%	70	130	0%	
Acenaphthene	A	ug/L	1.00089	1.00089		1	0	0	0.0317	0.1	10	100%	70	130	0%	
Acenaphthylene	A	ug/L	1.03711	1.03711		1	0	0	0.025	0.1	10	104%	70	130	0%	
Anthracene	A	ug/L	1.01056	1.01056		1	0	0	0.0283	0.1	10	101%	70	130	0%	
Benzo(a)anthracene	A	ug/L	1.01639	1.01639		1	0	0	0.0272	0.1	10	102%	70	130	0%	
Benzo(a)pyrene	A	ug/L	1.05081	1.05081		1	0	0	0.0347	0.1	10	105%	70	130	0%	
Benzo(b)fluoranthene	A	ug/L	1.00873	1.00873		1	0	0	0.0226	0.1	10	101%	70	130	0%	
Benzo(g,h,i)perylene	A	ug/L	1.06314	1.06314		1	0	0	0.0267	0.1	10	106%	70	130	0%	
Benzo(k)fluoranthene	A	ug/L	0.96904	0.96904		1	0	0	0.0295	0.1	10	97%	70	130	0%	
Chrysene	A	ug/L	1.02952	1.02952		1	0	0	0.0458	0.1	10	103%	70	130	0%	
Dibenzo(a,h)anthracene	A	ug/L	1.041	1.041		1	0	0	0.0367	0.1	10	104%	70	130	0%	
Fluoranthene	A	ug/L	1.02611	1.02611		1	0	0	0.0233	0.1	10	103%	70	130	0%	
Fluorene	A	ug/L	0.93522	0.93522		1	0	0	0.0225	0.1	10	94%	70	130	0%	
Indeno(1,2,3-cd)pyrene	A	ug/L	1.02328	1.02328		1	0	0	0.0491	0.1	10	102%	70	130	0%	
Naphthalene	A	ug/L	1.03478	1.03478		1	0	0	0.029	0.1	10	103%	70	130	0%	
Phenanthrene	A	ug/L	1.03523	1.03523		1	0	0	0.0295	0.1	10	104%	70	130	0%	
Pyrene	A	ug/L	1.01398	1.01398		1	0	0	0.0239	0.1	10	101%	70	130	0%	
1,4-Dichlorobenzene-d4	I	ug/L	40	40		0	0	0	0.1	0.1		0%			0%	
Acenaphthene-d10	I	ug/L	40	40		0	0	0	0.1	0.1		0%			0%	
Chrysene-d12	I	ug/L	40	40		0	0	0	0.1	0.1		0%			0%	
Naphthalene-d8	I	ug/L	40	40		0	0	0	0.1	0.1		0%			0%	
Perylene-d12	I	ug/L	40	40		0	0	0	0.1	0.1		0%			0%	
Phenanthrene-d10	I	ug/L	40	40		0	0	0	0.1	0.1		0%			0%	
2-Fluorobiphenyl	S	ug/L	0.993	0.993		1	0	0	0.0444	0.1	10	99%	70	130	0%	
Nitrobenzene-d5	S	ug/L	0.91399	0.91399		1	0	0	0.0523	0.1	10	91%	70	130	0%	
Terphenyl-d14	S	ug/L	1.01147	1.01147		1	0	0	0.0563	0.1	10	101%	70	130	0%	
o-Terphenyl	X	ug/L	1.0357	1.0357		1	0	0	0.0654	0.1	10	104%	70	130	0%	

Seq No	Lab ID	Test Code	Sample Typ	File ID	Analysis Date	DF	Batch ID	Prep Date	SPKref	RPDref	pmoist
15040417	16-Feb-22_CAL	SVOC-8270-W-	ICAL	⁄5975.I\sh021622˙2/16/2022 3:14:1		1	R374834		0	0	

Analyte	T	Units	RAW	Final	Text	Spike	SPKref	RPDref	MDL	PQL	UQL	%REC	LOW	HIGH	%RPD	Q

Seq No	Lab ID	Test Code	Sample Typ	File ID	Analysis Date	DF	Batch ID	Prep Date	SPKref	RPDref	pmoist
15040417	16-Feb-22_CAL	SVOC-8270-W-	ICAL	⁄5975.I\sh021622`2/16/2022 3:14:1		1	R374834		0	0	

Analyte	T	Units	RAW	Final	Text	Spike	SPKref	RPDref	MDL	PQL	UQL	%REC	LOW	HIGH	%RPD	Q
1-Methylnaphthalene	A	ug/L	0.46704	0.46704		0.5	0	0	0.0206	0.1	10	93%	70	130	0%	
2-Methylnaphthalene	A	ug/L	0.43338	0.43338		0.5	0	0	0.0176	0.1	10	87%	70	130	0%	
Acenaphthene	A	ug/L	0.51077	0.51077		0.5	0	0	0.0317	0.1	10	102%	70	130	0%	
Acenaphthylene	A	ug/L	0.53557	0.53557		0.5	0	0	0.025	0.1	10	107%	70	130	0%	
Anthracene	A	ug/L	0.51787	0.51787		0.5	0	0	0.0283	0.1	10	104%	70	130	0%	
Benzo(a)anthracene	A	ug/L	0.51477	0.51477		0.5	0	0	0.0272	0.1	10	103%	70	130	0%	
Benzo(a)pyrene	A	ug/L	0.50385	0.50385		0.5	0	0	0.0347	0.1	10	101%	70	130	0%	
Benzo(b)fluoranthene	A	ug/L	0.46677	0.46677		0.5	0	0	0.0226	0.1	10	93%	70	130	0%	
Benzo(g,h,i)perylene	A	ug/L	0.51589	0.51589		0.5	0	0	0.0267	0.1	10	103%	70	130	0%	
Benzo(k)fluoranthene	A	ug/L	0.49958	0.49958		0.5	0	0	0.0295	0.1	10	100%	70	130	0%	
Chrysene	A	ug/L	0.5196	0.5196		0.5	0	0	0.0458	0.1	10	104%	70	130	0%	
Dibenzo(a,h)anthracene	A	ug/L	0.52582	0.52582		0.5	0	0	0.0367	0.1	10	105%	70	130	0%	
Fluoranthene	A	ug/L	0.51299	0.51299		0.5	0	0	0.0233	0.1	10	103%	70	130	0%	
Fluorene	A	ug/L	0.51904	0.51904		0.5	0	0	0.0225	0.1	10	104%	70	130	0%	
Indeno(1,2,3-cd)pyrene	A	ug/L	0.50271	0.50271		0.5	0	0	0.0491	0.1	10	101%	70	130	0%	
Naphthalene	A	ug/L	0.50258	0.50258		0.5	0	0	0.029	0.1	10	101%	70	130	0%	
Phenanthrene	A	ug/L	0.52674	0.52674		0.5	0	0	0.0295	0.1	10	105%	70	130	0%	
Pyrene	A	ug/L	0.48895	0.48895		0.5	0	0	0.0239	0.1	10	98%	70	130	0%	
1,4-Dichlorobenzene-d4	I	ug/L	40	40		0	0	0	0.1	0.1		0%			0%	
Acenaphthene-d10	I	ug/L	40	40		0	0	0	0.1	0.1		0%			0%	
Chrysene-d12	I	ug/L	40	40		0	0	0	0.1	0.1		0%			0%	
Naphthalene-d8	I	ug/L	40	40		0	0	0	0.1	0.1		0%			0%	
Perylene-d12	I	ug/L	40	40		0	0	0	0.1	0.1		0%			0%	
Phenanthrene-d10	I	ug/L	40	40		0	0	0	0.1	0.1		0%			0%	
2-Fluorobiphenyl	S	ug/L	0.53923	0.53923		0.5	0	0	0.0444	0.1	10	108%	70	130	0%	
Nitrobenzene-d5	S	ug/L	0.49344	0.49344		0.5	0	0	0.0523	0.1	10	99%	70	130	0%	
Terphenyl-d14	S	ug/L	0.50688	0.50688		0.5	0	0	0.0563	0.1	10	101%	70	130	0%	
o-Terphenyl	X	ug/L	0.5027	0.5027		0.5	0	0	0.0654	0.1	10	101%	70	130	0%	

Seq No	Lab ID	Test Code	Sample Typ	File ID	Analysis Date	DF	Batch ID	Prep Date	SPKref	RPDref	pmoist
15040418	16-Feb-22_CAL	SVOC-8270-W-	ICAL	⁄5975.I\sh021622`2/16/2022 3:46:3		1	R374834		0	0	

Analyte	T	Units	RAW	Final	Text	Spike	SPKref	RPDref	MDL	PQL	UQL	%REC	LOW	HIGH	%RPD	Q

Seq No	Lab ID	Test Code	Sample Typ	File ID	Analysis Date	DF	Batch ID	Prep Date	SPKref	RPDref	pmoist
15040418	16-Feb-22_CAL	SVOC-8270-W-	ICAL	⁄5975.I\sh021622˙2/16/2022 3:46:3		1	R374834		0	0	

Analyte	T	Units	RAW	Final	Text	Spike	SPKref	RPDref	MDL	PQL	UQL	%REC	LOW	HIGH	%RPD	Q
1-Methylnaphthalene	A	ug/L	0.20492	0.20492		0.2	0	0	0.0206	0.1	10	102%	70	130	0%	
2-Methylnaphthalene	A	ug/L	0.20057	0.20057		0.2	0	0	0.0176	0.1	10	100%	70	130	0%	
Acenaphthene	A	ug/L	0.20584	0.20584		0.2	0	0	0.0317	0.1	10	103%	70	130	0%	
Acenaphthylene	A	ug/L	0.1915	0.1915		0.2	0	0	0.025	0.1	10	96%	70	130	0%	
Anthracene	A	ug/L	0.18534	0.18534		0.2	0	0	0.0283	0.1	10	93%	70	130	0%	
Benzo(a)anthracene	A	ug/L	0.18599	0.18599		0.2	0	0	0.0272	0.1	10	93%	70	130	0%	
Benzo(a)pyrene	A	ug/L	0.19488	0.19488		0.2	0	0	0.0347	0.1	10	97%	70	130	0%	
Benzo(b)fluoranthene	A	ug/L	0.19555	0.19555		0.2	0	0	0.0226	0.1	10	98%	70	130	0%	
Benzo(g,h,i)perylene	A	ug/L	0.19955	0.19955		0.2	0	0	0.0267	0.1	10	100%	70	130	0%	
Benzo(k)fluoranthene	A	ug/L	0.19901	0.19901		0.2	0	0	0.0295	0.1	10	100%	70	130	0%	
Chrysene	A	ug/L	0.19467	0.19467		0.2	0	0	0.0458	0.1	10	97%	70	130	0%	
Dibenzo(a,h)anthracene	A	ug/L	0.1915	0.1915		0.2	0	0	0.0367	0.1	10	96%	70	130	0%	
Fluoranthene	A	ug/L	0.18828	0.18828		0.2	0	0	0.0233	0.1	10	94%	70	130	0%	
Fluorene	A	ug/L	0.20379	0.20379		0.2	0	0	0.0225	0.1	10	102%	70	130	0%	
Indeno(1,2,3-cd)pyrene	A	ug/L	0.18773	0.18773		0.2	0	0	0.0491	0.1	10	94%	70	130	0%	
Naphthalene	A	ug/L	0.19016	0.19016		0.2	0	0	0.029	0.1	10	95%	70	130	0%	
Phenanthrene	A	ug/L	0.19163	0.19163		0.2	0	0	0.0295	0.1	10	96%	70	130	0%	
Pyrene	A	ug/L	0.19434	0.19434		0.2	0	0	0.0239	0.1	10	97%	70	130	0%	
1,4-Dichlorobenzene-d4	I	ug/L	40	40		0	0	0	0.1	0.1		0%			0%	
Acenaphthene-d10	I	ug/L	40	40		0	0	0	0.1	0.1		0%			0%	
Chrysene-d12	I	ug/L	40	40		0	0	0	0.1	0.1		0%			0%	
Naphthalene-d8	I	ug/L	40	40		0	0	0	0.1	0.1		0%			0%	
Perylene-d12	I	ug/L	40	40		0	0	0	0.1	0.1		0%			0%	
Phenanthrene-d10	I	ug/L	40	40		0	0	0	0.1	0.1		0%			0%	
2-Fluorobiphenyl	S	ug/L	0.19751	0.19751		0.2	0	0	0.0444	0.1	10	99%	70	130	0%	
Nitrobenzene-d5	S	ug/L	0.1705	0.1705		0.2	0	0	0.0523	0.1	10	85%	70	130	0%	
Terphenyl-d14	S	ug/L	0.18972	0.18972		0.2	0	0	0.0563	0.1	10	95%	70	130	0%	
o-Terphenyl	X	ug/L	0.19097	0.19097		0.2	0	0	0.0654	0.1	10	95%	70	130	0%	

Seq No	Lab ID	Test Code	Sample Typ	File ID	Analysis Date	DF	Batch ID	Prep Date	SPKref	RPDref	pmoist
15040419	16-Feb-22_CAL	SVOC-8270-W-	ICAL	⁄5975.I\sh021622˙2/16/2022 4:18:5		1	R374834		0	0	

Analyte	T	Units	RAW	Final	Text	Spike	SPKref	RPDref	MDL	PQL	UQL	%REC	LOW	HIGH	%RPD	Q

Seq No	Lab ID	Test Code	Sample Typ	File ID	Analysis Date	DF	Batch ID	Prep Date	SPKref	RPDref	pmoist
15040419	16-Feb-22_CAL	SVOC-8270-W-	ICAL	⁄5975.I\sh021622	2/16/2022 4:18:5	1	R374834		0	0	

Analyte	T	Units	RAW	Final	Text	Spike	SPKref	RPDref	MDL	PQL	UQL	%REC	LOW	HIGH	%RPD	Q
1-Methylnaphthalene	A	ug/L	0.1163	0.1163		0.1	0	0	0.0206	0.1	10	116%	50	150	0%	
2-Methylnaphthalene	A	ug/L	0.11235	0.11235		0.1	0	0	0.0176	0.1	10	112%	50	150	0%	
Acenaphthene	A	ug/L	0.09822	0.09822		0.1	0	0	0.0317	0.1	10	98%	50	150	0%	
Acenaphthylene	A	ug/L	0.10051	0.10051		0.1	0	0	0.025	0.1	10	101%	50	150	0%	
Anthracene	A	ug/L	0.10224	0.10224		0.1	0	0	0.0283	0.1	10	102%	50	150	0%	
Benzo(a)anthracene	A	ug/L	0.10244	0.10244		0.1	0	0	0.0272	0.1	10	102%	50	150	0%	
Benzo(a)pyrene	A	ug/L	0.0968	0.0968		0.1	0	0	0.0347	0.1	10	97%	50	150	0%	
Benzo(b)fluoranthene	A	ug/L	0.10648	0.10648		0.1	0	0	0.0226	0.1	10	106%	50	150	0%	
Benzo(g,h,i)perylene	A	ug/L	0.09335	0.09335		0.1	0	0	0.0267	0.1	10	93%	50	150	0%	
Benzo(k)fluoranthene	A	ug/L	0.1038	0.1038		0.1	0	0	0.0295	0.1	10	104%	50	150	0%	
Chrysene	A	ug/L	0.09711	0.09711		0.1	0	0	0.0458	0.1	10	97%	50	150	0%	
Dibenzo(a,h)anthracene	A	ug/L	0.09452	0.09452		0.1	0	0	0.0367	0.1	10	95%	50	150	0%	
Fluoranthene	A	ug/L	0.09938	0.09938		0.1	0	0	0.0233	0.1	10	99%	50	150	0%	
Fluorene	A	ug/L	0.09896	0.09896		0.1	0	0	0.0225	0.1	10	99%	50	150	0%	
Indeno(1,2,3-cd)pyrene	A	ug/L	0.10405	0.10405		0.1	0	0	0.0491	0.1	10	104%	50	150	0%	
Naphthalene	A	ug/L	0.10112	0.10112		0.1	0	0	0.029	0.1	10	101%	50	150	0%	
Phenanthrene	A	ug/L	0.0959	0.0959		0.1	0	0	0.0295	0.1	10	96%	50	150	0%	
Pyrene	A	ug/L	0.10237	0.10237		0.1	0	0	0.0239	0.1	10	102%	50	150	0%	
1,4-Dichlorobenzene-d4	I	ug/L	40	40		0	0	0	0.1	0.1		0%			0%	
Acenaphthene-d10	I	ug/L	40	40		0	0	0	0.1	0.1		0%			0%	
Chrysene-d12	I	ug/L	40	40		0	0	0	0.1	0.1		0%			0%	
Naphthalene-d8	I	ug/L	40	40		0	0	0	0.1	0.1		0%			0%	
Perylene-d12	I	ug/L	40	40		0	0	0	0.1	0.1		0%			0%	
Phenanthrene-d10	I	ug/L	40	40		0	0	0	0.1	0.1		0%			0%	
2-Fluorobiphenyl	S	ug/L	0.0947	0.0947		0.1	0	0	0.0444	0.1	10	95%	50	150	0%	
Nitrobenzene-d5	S	ug/L	0.12107	0.12107		0.1	0	0	0.0523	0.1	10	121%	50	150	0%	
Terphenyl-d14	S	ug/L	0.1025	0.1025		0.1	0	0	0.0563	0.1	10	102%	50	150	0%	
o-Terphenyl	X	ug/L	0.09901	0.09901		0.1	0	0	0.0654	0.1	10	99%	50	150	0%	

Seq No	Lab ID	Test Code	Sample Typ	File ID	Analysis Date	DF	Batch ID	Prep Date	SPKref	RPDref	pmoist
15040420	16-Feb-22_CCV	SVOC-8270-W-	ICV	⁄5975.I\sh021622	2/16/2022 4:51:2	1	R374834		0	0	

Analyte	T	Units	RAW	Final	Text	Spike	SPKref	RPDref	MDL	PQL	UQL	%REC	LOW	HIGH	%RPD	Q

Seq No	Lab ID	Test Code	Sample Typ	File ID	Analysis Date	DF	Batch ID	Prep Date	SPKref	RPDref	pmoist
15040420	16-Feb-22_CCV	SVOC-8270-W-	ICV	/5975.I\sh021622	2/16/2022 4:51:2	1	R374834		0	0	

Analyte	T	Units	RAW	Final	Text	Spike	SPKref	RPDref	MDL	PQL	UQL	%REC	LOW	HIGH	%RPD	Q
1-Methylnaphthalene	A	ug/L	2.01252	2.01252		2	0	0	0.0206	0.1	10	101%	80	120	0%	
2-Methylnaphthalene	A	ug/L	2.39342	2.39342		2	0	0	0.0176	0.1	10	120%	80	120	0%	
Acenaphthene	A	ug/L	2.39363	2.39363		2	0	0	0.0317	0.1	10	120%	80	120	0%	
Acenaphthylene	A	ug/L	2.29656	2.29656		2	0	0	0.025	0.1	10	115%	80	120	0%	
Anthracene	A	ug/L	2.17419	2.17419		2	0	0	0.0283	0.1	10	109%	80	120	0%	
Benzo(a)anthracene	A	ug/L	2.34232	2.34232		2	0	0	0.0272	0.1	10	117%	80	120	0%	
Benzo(a)pyrene	A	ug/L	2.21519	2.21519		2	0	0	0.0347	0.1	10	111%	80	120	0%	
Benzo(b)fluoranthene	A	ug/L	2.32816	2.32816		2	0	0	0.0226	0.1	10	116%	80	120	0%	
Benzo(g,h,i)perylene	A	ug/L	2.20642	2.20642		2	0	0	0.0267	0.1	10	110%	80	120	0%	
Benzo(k)fluoranthene	A	ug/L	2.20334	2.20334		2	0	0	0.0295	0.1	10	110%	80	120	0%	
Chrysene	A	ug/L	2.34573	2.34573		2	0	0	0.0458	0.1	10	117%	80	120	0%	
Dibenzo(a,h)anthracene	A	ug/L	2.15486	2.15486		2	0	0	0.0367	0.1	10	108%	80	120	0%	
Fluoranthene	A	ug/L	2.22488	2.22488		2	0	0	0.0233	0.1	10	111%	80	120	0%	
Fluorene	A	ug/L	2.36595	2.36595		2	0	0	0.0225	0.1	10	118%	80	120	0%	
Indeno(1,2,3-cd)pyrene	A	ug/L	2.18672	2.18672		2	0	0	0.0491	0.1	10	109%	80	120	0%	
Naphthalene	A	ug/L	2.26584	2.26584		2	0	0	0.029	0.1	10	113%	80	120	0%	
Phenanthrene	A	ug/L	2.27262	2.27262		2	0	0	0.0295	0.1	10	114%	80	120	0%	
Pyrene	A	ug/L	2.29586	2.29586		2	0	0	0.0239	0.1	10	115%	80	120	0%	
1,4-Dichlorobenzene-d4	I	ug/L	40	40		0	0	0	0.1	0.1		0%			0%	
Acenaphthene-d10	I	ug/L	40	40		0	0	0	0.1	0.1		0%			0%	
Chrysene-d12	I	ug/L	40	40		0	0	0	0.1	0.1		0%			0%	
Naphthalene-d8	I	ug/L	40	40		0	0	0	0.1	0.1		0%			0%	
Perylene-d12	I	ug/L	40	40		0	0	0	0.1	0.1		0%			0%	
Phenanthrene-d10	I	ug/L	40	40		0	0	0	0.1	0.1		0%			0%	
2-Fluorobiphenyl	S	ug/L	2.01858	2.01858		2	0	0	0.0444	0.1	10	101%	80	120	0%	
Nitrobenzene-d5	S	ug/L	2.0866	2.0866		2	0	0	0.0523	0.1	10	104%	80	120	0%	
Terphenyl-d14	S	ug/L	2.07645	2.07645		2	0	0	0.0563	0.1	10	104%	80	120	0%	
o-Terphenyl	X	ug/L	2.25238	2.25238		2	0	0	0.0654	0.1	10	113%	80	120	0%	

Seq No	Lab ID	Test Code	Sample Typ	File ID	Analysis Date	DF	Batch ID	Prep Date	SPKref	RPDref	pmoist
15040421	16-Feb-22_ISTB	SVOC-8270-W-	SAMP	/5975.I\sh021622	2/16/2022 5:23:5	1	R374834		0	0	

Analyte	T	Units	RAW	Final	Text	Spike	SPKref	RPDref	MDL	PQL	UQL	%REC	LOW	HIGH	%RPD	Q

Seq No	Lab ID	Test Code	Sample Typ	File ID	Analysis Date	DF	Batch ID	Prep Date	SPKref	RPDref	pmoist
15040421	16-Feb-22_ISTB	SVOC-8270-W-	SAMP	⁄5975.I\sh021622`2/16/2022 5:23:5		1	R374834		0	0	

Analyte	T	Units	RAW	Final	Text	Spike	SPKref	RPDref	MDL	PQL	UQL	%REC	LOW	HIGH	%RPD	Q
1-Methylnaphthalene	A	ug/L	0	0		0	0	0	0.0206	0.1	10	0%	0	0	0%	
2-Methylnaphthalene	A	ug/L	0	0		0	0	0	0.0176	0.1	10	0%	0	0	0%	
Acenaphthene	A	ug/L	0	0		0	0	0	0.0317	0.1	10	0%	0	0	0%	
Acenaphthylene	A	ug/L	0	0		0	0	0	0.025	0.1	10	0%	0	0	0%	
Anthracene	A	ug/L	0	0		0	0	0	0.0283	0.1	10	0%	0	0	0%	
Benzo(a)anthracene	A	ug/L	0	0		0	0	0	0.0272	0.1	10	0%	0	0	0%	
Benzo(a)pyrene	A	ug/L	0	0		0	0	0	0.0347	0.1	10	0%	0	0	0%	
Benzo(b)fluoranthene	A	ug/L	0	0		0	0	0	0.0226	0.1	10	0%	0	0	0%	
Benzo(g,h,i)perylene	A	ug/L	0	0		0	0	0	0.0267	0.1	10	0%	0	0	0%	
Benzo(k)fluoranthene	A	ug/L	0	0		0	0	0	0.0295	0.1	10	0%	0	0	0%	
Chrysene	A	ug/L	0	0		0	0	0	0.0458	0.1	10	0%	0	0	0%	
Dibenzo(a,h)anthracene	A	ug/L	0	0		0	0	0	0.0367	0.1	10	0%	0	0	0%	
Fluoranthene	A	ug/L	0	0		0	0	0	0.0233	0.1	10	0%	0	0	0%	
Fluorene	A	ug/L	0	0		0	0	0	0.0225	0.1	10	0%	0	0	0%	
Indeno(1,2,3-cd)pyrene	A	ug/L	0	0		0	0	0	0.0491	0.1	10	0%	0	0	0%	
Naphthalene	A	ug/L	0	0		0	0	0	0.029	0.1	10	0%	0	0	0%	
Phenanthrene	A	ug/L	0	0		0	0	0	0.0295	0.1	10	0%	0	0	0%	
Pyrene	A	ug/L	0	0		0	0	0	0.0239	0.1	10	0%	0	0	0%	
1,4-Dichlorobenzene-d4	I	ug/L	40	40		0	0	0	0.1	0.1		0%	0	0	0%	
Acenaphthene-d10	I	ug/L	40	40		0	0	0	0.1	0.1		0%	0	0	0%	
Chrysene-d12	I	ug/L	40	40		0	0	0	0.1	0.1		0%	0	0	0%	
Naphthalene-d8	I	ug/L	40	40		0	0	0	0.1	0.1		0%	0	0	0%	
Perylene-d12	I	ug/L	40	40		0	0	0	0.1	0.1		0%	0	0	0%	
Phenanthrene-d10	I	ug/L	40	40		0	0	0	0.1	0.1		0%	0	0	0%	
2-Fluorobiphenyl	S	ug/L	0	0		5	0	0	0.0444	0.1	10	0%	25	94	0%	S
Nitrobenzene-d5	S	ug/L	0	0		5	0	0	0.0523	0.1	10	0%	19	102	0%	S
Terphenyl-d14	S	ug/L	0	0		5	0	0	0.0563	0.1	10	0%	39	106	0%	S
o-Terphenyl	X	ug/L	0	0		200	0	0	0.0654	0.1	10	0%	40	140	0%	S

Seq No	Lab ID	Test Code	Sample Typ	File ID	Analysis Date	DF	Batch ID	Prep Date	SPKref	RPDref	pmoist
15040431	MB-163724	SVOC-8270C-SI	MBLK	⁄5975.I\sh021622`2/16/2022 5:56:1		1	163724	2/14/2022 8:	0	0	

Analyte	T	Units	RAW	Final	Text	Spike	SPKref	RPDref	MDL	PQL	UQL	%REC	LOW	HIGH	%RPD	Q

Seq No	Lab ID	Test Code	Sample Typ	File ID	Analysis Date	DF	Batch ID	Prep Date	SPKref	RPDref	pmoist
15040431	MB-163724	SVOC-8270C-SI	MBLK	✓5975.I\sh021622'2/16/2022 5:56:1		1	163724	2/14/2022 8:	0	0	

Analyte	T	Units	RAW	Final	Text	Spike	SPKref	RPDref	MDL	PQL	UQL	%REC	LOW	HIGH	%RPD	Q
1-Methylnaphthalene	A	ug/L	0	0		0	0	0	0.0206	0.1	10	0%			0%	
2-Methylnaphthalene	A	ug/L	0	0		0	0	0	0.0176	0.1	10	0%			0%	
Acenaphthene	A	ug/L	0	0		0	0	0	0.0317	0.1	10	0%			0%	
Acenaphthylene	A	ug/L	0	0		0	0	0	0.025	0.1	10	0%			0%	
Anthracene	A	ug/L	0	0		0	0	0	0.0283	0.1	10	0%			0%	
Benzo(a)anthracene	A	ug/L	0	0		0	0	0	0.0272	0.1	10	0%			0%	
Benzo(a)pyrene	A	ug/L	0	0		0	0	0	0.0347	0.1	10	0%			0%	
Benzo(b)fluoranthene	A	ug/L	0	0		0	0	0	0.0226	0.1	10	0%			0%	
Benzo(g,h,i)perylene	A	ug/L	0	0		0	0	0	0.0267	0.1	10	0%			0%	
Benzo(k)fluoranthene	A	ug/L	0	0		0	0	0	0.0295	0.1	10	0%			0%	
Chrysene	A	ug/L	0	0		0	0	0	0.0458	0.1	10	0%			0%	
Dibenzo(a,h)anthracene	A	ug/L	0	0		0	0	0	0.0367	0.1	10	0%			0%	
Fluoranthene	A	ug/L	0	0		0	0	0	0.0233	0.1	10	0%			0%	
Fluorene	A	ug/L	0	0		0	0	0	0.0225	0.1	10	0%			0%	
Indeno(1,2,3-cd)pyrene	A	ug/L	0	0		0	0	0	0.0491	0.1	10	0%			0%	
Naphthalene	A	ug/L	0	0		0	0	0	0.029	0.1	10	0%			0%	
Phenanthrene	A	ug/L	0	0		0	0	0	0.0295	0.1	10	0%			0%	
Pyrene	A	ug/L	0	0		0	0	0	0.0239	0.1	10	0%			0%	
1,4-Dichlorobenzene-d4	I	ug/L	40	40		0	0	0	0.1	0.1		0%			0%	
Acenaphthene-d10	I	ug/L	40	40		0	0	0	0.1	0.1		0%			0%	
Chrysene-d12	I	ug/L	40	40		0	0	0	0.1	0.1		0%			0%	
Naphthalene-d8	I	ug/L	40	40		0	0	0	0.1	0.1		0%			0%	
Perylene-d12	I	ug/L	40	40		0	0	0	0.1	0.1		0%			0%	
Phenanthrene-d10	I	ug/L	40	40		0	0	0	0.1	0.1	10	0%			0%	
o-Terphenyl	X	ug/L	0	0		0	0	0	0.0654	0	0	0%	40	140	0%	

Seq No	Lab ID	Test Code	Sample Typ	File ID	Analysis Date	DF	Batch ID	Prep Date	SPKref	RPDref	pmoist
15040434	LLCS-163724	SVOC-8270C-SI	LCS-DOD	✓5975.I\sh021622'2/16/2022 6:28:3		1	163724	2/14/2022 1	0	0	

Analyte	T	Units	RAW	Final	Text	Spike	SPKref	RPDref	MDL	PQL	UQL	%REC	LOW	HIGH	%RPD	Q
1-Methylnaphthalene	A	ug/L	3.08622	3.08622		5	0	0	0.0206	0.1	10	62%	41	115	0%	
2-Methylnaphthalene	A	ug/L	3.68918	3.68918		5	0	0	0.0176	0.1	10	74%	39	114	0%	
Acenaphthene	A	ug/L	4.29996	4.29996		5	0	0	0.0317	0.1	10	86%	48	114	0%	
Acenaphthylene	A	ug/L	3.76965	3.76965		5	0	0	0.025	0.1	10	75%	35	121	0%	
Anthracene	A	ug/L	4.86255	4.86255		5	0	0	0.0283	0.1	10	97%	53	119	0%	

Seq No	Lab ID	Test Code	Sample Typ	File ID	Analysis Date	DF	Batch ID	Prep Date	SPKref	RPDref	pmoist
15040434	LLCS-163724	SVOC-8270C-SI	LCS-DOD	⁄5975.I\sh021622	2/16/2022 6:28:3	1	163724	2/14/2022	1	0	0

Analyte	T	Units	RAW	Final	Text	Spike	SPKref	RPDref	MDL	PQL	UQL	%REC	LOW	HIGH	%RPD	Q
Benzo(a)anthracene	A	ug/L	4.98727	4.98727		5	0	0	0.0272	0.1	10	100%	59	120	0%	
Benzo(a)pyrene	A	ug/L	4.69986	4.69986		5	0	0	0.0347	0.1	10	94%	53	120	0%	
Benzo(b)fluoranthene	A	ug/L	4.83674	4.83674		5	0	0	0.0226	0.1	10	97%	53	126	0%	
Benzo(g,h,i)perylene	A	ug/L	4.70468	4.70468		5	0	0	0.0267	0.1	10	94%	44	128	0%	
Benzo(k)fluoranthene	A	ug/L	4.48983	4.48983		5	0	0	0.0295	0.1	10	90%	54	125	0%	
Chrysene	A	ug/L	4.94673	4.94673		5	0	0	0.0458	0.1	10	99%	57	120	0%	
Dibenzo(a,h)anthracene	A	ug/L	4.76678	4.76678		5	0	0	0.0367	0.1	10	95%	44	141	0%	
Fluoranthene	A	ug/L	4.8066	4.8066		5	0	0	0.0233	0.1	10	96%	58	120	0%	
Fluorene	A	ug/L	4.5392	4.5392		5	0	0	0.0225	0.1	10	91%	50	118	0%	
Indeno(1,2,3-cd)pyrene	A	ug/L	4.70015	4.70015		5	0	0	0.0491	0.1	10	94%	48	130	0%	
Naphthalene	A	ug/L	3.56755	3.56755		5	0	0	0.029	0.1	10	71%	43	114	0%	
Phenanthrene	A	ug/L	4.73881	4.73881		5	0	0	0.0295	0.1	10	95%	53	115	0%	
Pyrene	A	ug/L	4.92186	4.92186		5	0	0	0.0239	0.1	10	98%	53	121	0%	
1,4-Dichlorobenzene-d4	I	ug/L	40	40		0	0	0	0.1	0.1		0%			0%	
Acenaphthene-d10	I	ug/L	40	40		0	0	0	0.1	0.1		0%			0%	
Chrysene-d12	I	ug/L	40	40		0	0	0	0.1	0.1		0%			0%	
Naphthalene-d8	I	ug/L	40	40		0	0	0	0.1	0.1		0%			0%	
Perylene-d12	I	ug/L	40	40		0	0	0	0.1	0.1		0%			0%	
Phenanthrene-d10	I	ug/L	40	40		0	0	0	0.1	0.1	10	0%			0%	
2-Fluorobiphenyl	S	ug/L	3.99772	3.99772		5	0	0	0.0444	0.1	10	80%	53	106	0%	
Nitrobenzene-d5	S	ug/L	4.21958	4.21958		5	0	0	0.0523	0.1	10	84%	55	111	0%	
Terphenyl-d14	S	ug/L	4.8253	4.8253		5	0	0	0.0563	0.1	10	97%	58	132	0%	
o-Terphenyl	X	ug/L	4.66643	4.66643		5	0	0	0.0654	0	0	93%	40	140	0%	

Seq No	Lab ID	Test Code	Sample Typ	File ID	Analysis Date	DF	Batch ID	Prep Date	SPKref	RPDref	pmoist
15040435	LLCSD-163724	SVOC-8270C-SI	LCSD-DOD	⁄5975.I\sh021622	2/16/2022 7:00:4	1	163724	2/14/2022	1	0	2E+07

Analyte	T	Units	RAW	Final	Text	Spike	SPKref	RPDref	MDL	PQL	UQL	%REC	LOW	HIGH	%RPD	Q
1-Methylnaphthalene	A	ug/L	2.86759	2.86759		5	0	3.08622	0.0206	0.1	10	57%	41	115	7%	
2-Methylnaphthalene	A	ug/L	3.4872	3.4872		5	0	3.68918	0.0176	0.1	10	70%	39	114	6%	
Acenaphthene	A	ug/L	3.97712	3.97712		5	0	4.29996	0.0317	0.1	10	80%	48	114	8%	
Acenaphthylene	A	ug/L	3.49241	3.49241		5	0	3.76965	0.025	0.1	10	70%	35	121	8%	
Anthracene	A	ug/L	4.46014	4.46014		5	0	4.86255	0.0283	0.1	10	89%	53	119	9%	
Benzo(a)anthracene	A	ug/L	4.7662	4.7662		5	0	4.98727	0.0272	0.1	10	95%	59	120	5%	
Benzo(a)pyrene	A	ug/L	4.51664	4.51664		5	0	4.69986	0.0347	0.1	10	90%	53	120	4%	

Seq No	Lab ID	Test Code	Sample Typ	File ID	Analysis Date	DF	Batch ID	Prep Date	SPKref	RPDref	pmoist
15040435	LLCSD-163724	SVOC-8270C-SI	LCSD-DOD	⁄5975.I\sh021622	2/16/2022 7:00:4	1	163724	2/14/2022	1	0	2E+07

Analyte	T	Units	RAW	Final	Text	Spike	SPKref	RPDref	MDL	PQL	UQL	%REC	LOW	HIGH	%RPD	Q
Benzo(b)fluoranthene	A	ug/L	4.74947	4.74947		5	0	4.83674	0.0226	0.1	10	95%	53	126	2%	
Benzo(g,h,i)perylene	A	ug/L	4.44976	4.44976		5	0	4.70468	0.0267	0.1	10	89%	44	128	6%	
Benzo(k)fluoranthene	A	ug/L	4.45681	4.45681		5	0	4.48983	0.0295	0.1	10	89%	54	125	1%	
Chrysene	A	ug/L	4.70406	4.70406		5	0	4.94673	0.0458	0.1	10	94%	57	120	5%	
Dibenzo(a,h)anthracene	A	ug/L	4.679	4.679		5	0	4.76678	0.0367	0.1	10	94%	44	141	2%	
Fluoranthene	A	ug/L	4.58553	4.58553		5	0	4.8066	0.0233	0.1	10	92%	58	120	5%	
Fluorene	A	ug/L	4.31761	4.31761		5	0	4.5392	0.0225	0.1	10	86%	50	118	5%	
Indeno(1,2,3-cd)pyrene	A	ug/L	4.55667	4.55667		5	0	4.70015	0.0491	0.1	10	91%	48	130	3%	
Naphthalene	A	ug/L	3.3123	3.3123		5	0	3.56755	0.029	0.1	10	66%	43	114	7%	
Phenanthrene	A	ug/L	4.59671	4.59671		5	0	4.73881	0.0295	0.1	10	92%	53	115	3%	
Pyrene	A	ug/L	4.51108	4.51108		5	0	4.92186	0.0239	0.1	10	90%	53	121	9%	
1,4-Dichlorobenzene-d4	I	ug/L	40	40		0	0	0	0.1	0.1		0%			0%	
Acenaphthene-d10	I	ug/L	40	40		0	0	0	0.1	0.1		0%			0%	
Chrysene-d12	I	ug/L	40	40		0	0	0	0.1	0.1		0%			0%	
Naphthalene-d8	I	ug/L	40	40		0	0	0	0.1	0.1		0%			0%	
Perylene-d12	I	ug/L	40	40		0	0	0	0.1	0.1		0%			0%	
Phenanthrene-d10	I	ug/L	40	40		0	0	0	0.1	0.1	10	0%			0%	
2-Fluorobiphenyl	S	ug/L	3.75534	3.75534		5	0	0	0.0444	0.1	10	75%	53	106	0%	
Nitrobenzene-d5	S	ug/L	3.09643	3.09643		5	0	0	0.0523	0.1	10	62%	55	111	0%	
Terphenyl-d14	S	ug/L	4.74417	4.74417		5	0	0	0.0563	0.1	10	95%	58	132	0%	
o-Terphenyl	X	ug/L	4.3516	4.3516		5	0	4.66643	0.0654	0	0	87%	40	140	7%	

Seq No	Lab ID	Test Code	Sample Typ	File ID	Analysis Date	DF	Batch ID	Prep Date	SPKref	RPDref	pmoist
15040436	B22020962-001	SVOC-8270C-SI	SAMP	⁄5975.I\sh021622	2/16/2022 7:33:1	1	163724	2/14/2022	1	0	0

Analyte	T	Units	RAW	Final	Text	Spike	SPKref	RPDref	MDL	PQL	UQL	%REC	LOW	HIGH	%RPD	Q
1-Methylnaphthalene	A	ug/L	0	0		0	0	0	0.0196112	0.1	10	0%	0	0	0%	U
2-Methylnaphthalene	A	ug/L	0	0		0	0	0	0.0167552	0.1	10	0%	0	0	0%	U
Acenaphthene	A	ug/L	0	0		0	0	0	0.0301784	0.1	10	0%	0	0	0%	U
Acenaphthylene	A	ug/L	0	0		0	0	0	0.0238	0.1	10	0%	0	0	0%	U
Anthracene	A	ug/L	0	0		0	0	0	0.0269416	0.1	10	0%	0	0	0%	U
Benzo(a)anthracene	A	ug/L	0	0		0	0	0	0.0258944	0.1	10	0%	0	0	0%	U
Benzo(a)pyrene	A	ug/L	0	0		0	0	0	0.0330344	0.1	10	0%	0	0	0%	U
Benzo(b)fluoranthene	A	ug/L	0	0		0	0	0	0.0215152	0.1	10	0%	0	0	0%	U
Benzo(g,h,i)perylene	A	ug/L	0	0		0	0	0	0.0254184	0.1	10	0%	0	0	0%	U

Seq No	Lab ID	Test Code	Sample Typ	File ID	Analysis Date	DF	Batch ID	Prep Date	SPKref	RPDref	pmoist
15040436	B22020962-001	SVOC-8270C-SI	SAMP	⁄5975.I\sh021622	2/16/2022 7:33:1	1	163724	2/14/2022	1	0	0

Analyte	T	Units	RAW	Final	Text	Spike	SPKref	RPDref	MDL	PQL	UQL	%REC	LOW	HIGH	%RPD	Q
Benzo(k)fluoranthene	A	ug/L	0	0		0	0	0	0.028084	0.1	10	0%	0	0	0%	U
Chrysene	A	ug/L	0	0		0	0	0	0.0436016	0.1	10	0%	0	0	0%	U
Dibenzo(a,h)anthracene	A	ug/L	0	0		0	0	0	0.0349384	0.1	10	0%	0	0	0%	U
Fluoranthene	A	ug/L	0	0		0	0	0	0.0221816	0.1	10	0%	0	0	0%	U
Fluorene	A	ug/L	0	0		0	0	0	0.02142	0.1	10	0%	0	0	0%	U
Indeno(1,2,3-cd)pyrene	A	ug/L	0	0		0	0	0	0.0467432	0.1	10	0%	0	0	0%	U
Naphthalene	A	ug/L	0	0		0	0	0	0.027608	0.1	10	0%	0	0	0%	U
Phenanthrene	A	ug/L	0	0		0	0	0	0.028084	0.1	10	0%	0	0	0%	U
Pyrene	A	ug/L	0	0		0	0	0	0.0227528	0.1	10	0%	0	0	0%	U
1,4-Dichlorobenzene-d4	I	ug/L	40	38.08		0	0	0	0.0952	0.1		0%	0	0	0%	
Acenaphthene-d10	I	ug/L	40	38.08		0	0	0	0.0952	0.1		0%	0	0	0%	
Chrysene-d12	I	ug/L	40	38.08		0	0	0	0.0952	0.1		0%	0	0	0%	
Naphthalene-d8	I	ug/L	40	38.08		0	0	0	0.0952	0.1		0%	0	0	0%	
Perylene-d12	I	ug/L	40	38.08		0	0	0	0.0952	0.1		0%	0	0	0%	
Phenanthrene-d10	I	ug/L	40	38.08		0	0	0	0.0952	0.1	10	0%	0	0	0%	E
o-Terphenyl	X	ug/L	0	0		0	0	0	0.0622608	0	0	0%	40	140	0%	U

Seq No	Lab ID	Test Code	Sample Typ	File ID	Analysis Date	DF	Batch ID	Prep Date	SPKref	RPDref	pmoist
15040437	B22020962-006	SVOC-8270C-SI	SAMP	⁄5975.I\sh021622	2/16/2022 8:05:3	1	163724	2/14/2022	1	0	0

Analyte	T	Units	RAW	Final	Text	Spike	SPKref	RPDref	MDL	PQL	UQL	%REC	LOW	HIGH	%RPD	Q
1-Methylnaphthalene	A	ug/L	0	0		0	0	0	0.0196112	0.1	10	0%	0	0	0%	U
2-Methylnaphthalene	A	ug/L	0	0		0	0	0	0.0167552	0.1	10	0%	0	0	0%	U
Acenaphthene	A	ug/L	0	0		0	0	0	0.0301784	0.1	10	0%	0	0	0%	U
Acenaphthylene	A	ug/L	0	0		0	0	0	0.0238	0.1	10	0%	0	0	0%	U
Anthracene	A	ug/L	0	0		0	0	0	0.0269416	0.1	10	0%	0	0	0%	U
Benzo(a)anthracene	A	ug/L	0	0		0	0	0	0.0258944	0.1	10	0%	0	0	0%	U
Benzo(a)pyrene	A	ug/L	0	0		0	0	0	0.0330344	0.1	10	0%	0	0	0%	U
Benzo(b)fluoranthene	A	ug/L	0	0		0	0	0	0.0215152	0.1	10	0%	0	0	0%	U
Benzo(g,h,i)perylene	A	ug/L	0	0		0	0	0	0.0254184	0.1	10	0%	0	0	0%	U
Benzo(k)fluoranthene	A	ug/L	0	0		0	0	0	0.028084	0.1	10	0%	0	0	0%	U
Chrysene	A	ug/L	0	0		0	0	0	0.0436016	0.1	10	0%	0	0	0%	U
Dibenzo(a,h)anthracene	A	ug/L	0	0		0	0	0	0.0349384	0.1	10	0%	0	0	0%	U
Fluoranthene	A	ug/L	0.08873	0.08447096		0	0	0	0.0221816	0.1	10	0%	0	0	0%	J
Fluorene	A	ug/L	0	0		0	0	0	0.02142	0.1	10	0%	0	0	0%	U

Seq No	Lab ID	Test Code	Sample Typ	File ID	Analysis Date	DF	Batch ID	Prep Date	SPKref	RPDref	pmoist
15040437	B22020962-006	SVOC-8270C-SI	SAMP	⁄5975.I\sh021622'2/16/2022 8:05:3		1	163724	2/14/2022 1	0	0	

Analyte	T	Units	RAW	Final	Text	Spike	SPKref	RPDref	MDL	PQL	UQL	%REC	LOW	HIGH	%RPD	Q
Indeno(1,2,3-cd)pyrene	A	ug/L	0	0		0	0	0	0.0467432	0.1	10	0%	0	0	0%	U
Naphthalene	A	ug/L	0	0		0	0	0	0.027608	0.1	10	0%	0	0	0%	U
Phenanthrene	A	ug/L	0	0		0	0	0	0.028084	0.1	10	0%	0	0	0%	U
Pyrene	A	ug/L	0.03509	0.03340568		0	0	0	0.0227528	0.1	10	0%	0	0	0%	J
1,4-Dichlorobenzene-d4	I	ug/L	40	38.08		0	0	0	0.0952	0.1		0%	0	0	0%	
Acenaphthene-d10	I	ug/L	40	38.08		0	0	0	0.0952	0.1		0%	0	0	0%	
Chrysene-d12	I	ug/L	40	38.08		0	0	0	0.0952	0.1		0%	0	0	0%	
Naphthalene-d8	I	ug/L	40	38.08		0	0	0	0.0952	0.1		0%	0	0	0%	
Perylene-d12	I	ug/L	40	38.08		0	0	0	0.0952	0.1		0%	0	0	0%	
Phenanthrene-d10	I	ug/L	40	38.08		0	0	0	0.0952	0.1	10	0%	0	0	0%	E
o-Terphenyl	X	ug/L	0.03877	0		0	0	0	0.0622608	0	0	0%	40	140	0%	U

Seq No	Lab ID	Test Code	Sample Typ	File ID	Analysis Date	DF	Batch ID	Prep Date	SPKref	RPDref	pmoist
15040438	B22020962-011	SVOC-8270C-SI	SAMP	⁄5975.I\sh021622'2/16/2022 8:37:5		1	163724	2/14/2022 9:	0	0	

Analyte	T	Units	RAW	Final	Text	Spike	SPKref	RPDref	MDL	PQL	UQL	%REC	LOW	HIGH	%RPD	Q
1-Methylnaphthalene	A	ug/L	0	0		0	0	0	0.0198172	0.1	10	0%	0	0	0%	U
2-Methylnaphthalene	A	ug/L	0	0		0	0	0	0.0169312	0.1	10	0%	0	0	0%	U
Acenaphthene	A	ug/L	0	0		0	0	0	0.0304954	0.1	10	0%	0	0	0%	U
Acenaphthylene	A	ug/L	0	0		0	0	0	0.02405	0.1	10	0%	0	0	0%	U
Anthracene	A	ug/L	0	0		0	0	0	0.0272246	0.1	10	0%	0	0	0%	U
Benzo(a)anthracene	A	ug/L	0	0		0	0	0	0.0261664	0.1	10	0%	0	0	0%	U
Benzo(a)pyrene	A	ug/L	0	0		0	0	0	0.0333814	0.1	10	0%	0	0	0%	U
Benzo(b)fluoranthene	A	ug/L	0	0		0	0	0	0.0217412	0.1	10	0%	0	0	0%	U
Benzo(g,h,i)perylene	A	ug/L	0	0		0	0	0	0.0256854	0.1	10	0%	0	0	0%	U
Benzo(k)fluoranthene	A	ug/L	0	0		0	0	0	0.028379	0.1	10	0%	0	0	0%	U
Chrysene	A	ug/L	0	0		0	0	0	0.0440596	0.1	10	0%	0	0	0%	U
Dibenzo(a,h)anthracene	A	ug/L	0	0		0	0	0	0.0353054	0.1	10	0%	0	0	0%	U
Fluoranthene	A	ug/L	0	0		0	0	0	0.0224146	0.1	10	0%	0	0	0%	U
Fluorene	A	ug/L	0	0		0	0	0	0.021645	0.1	10	0%	0	0	0%	U
Indeno(1,2,3-cd)pyrene	A	ug/L	0	0		0	0	0	0.0472342	0.1	10	0%	0	0	0%	U
Naphthalene	A	ug/L	0	0		0	0	0	0.027898	0.1	10	0%	0	0	0%	U
Phenanthrene	A	ug/L	0	0		0	0	0	0.028379	0.1	10	0%	0	0	0%	U
Pyrene	A	ug/L	0	0		0	0	0	0.0229918	0.1	10	0%	0	0	0%	U
1,4-Dichlorobenzene-d4	I	ug/L	40	38.48		0	0	0	0.0962	0.1		0%	0	0	0%	

Seq No	Lab ID	Test Code	Sample Typ	File ID	Analysis Date	DF	Batch ID	Prep Date	SPKref	RPDref	pmoist
15040438	B22020962-011	SVOC-8270C-SI	SAMP	⁄5975.I\sh021622	2/16/2022 8:37:5	1	163724	2/14/2022 9:	0	0	

Analyte	T	Units	RAW	Final	Text	Spike	SPKref	RPDref	MDL	PQL	UQL	%REC	LOW	HIGH	%RPD	Q
Acenaphthene-d10	I	ug/L	40	38.48		0	0	0	0.0962	0.1		0%	0	0	0%	
Chrysene-d12	I	ug/L	40	38.48		0	0	0	0.0962	0.1		0%	0	0	0%	
Naphthalene-d8	I	ug/L	40	38.48		0	0	0	0.0962	0.1		0%	0	0	0%	
Perylene-d12	I	ug/L	40	38.48		0	0	0	0.0962	0.1		0%	0	0	0%	
Phenanthrene-d10	I	ug/L	40	38.48		0	0	0	0.0962	0.1	10	0%	0	0	0%	E
o-Terphenyl	X	ug/L	0	0		0	0	0	0.0629148	0	0	0%	40	140	0%	U

Seq No	Lab ID	Test Code	Sample Typ	File ID	Analysis Date	DF	Batch ID	Prep Date	SPKref	RPDref	pmoist
15040439	B22020962-011	SVOC-8270C-SI	MS-DOD	⁄5975.I\sh021622	2/16/2022 9:10:1	1	163724	2/14/2022 9:	2E+07	0	

Analyte	T	Units	RAW	Final	Text	Spike	SPKref	RPDref	MDL	PQL	UQL	%REC	LOW	HIGH	%RPD	Q
1-Methylnaphthalene	A	ug/L	2.41974	2.34956754		4.855	0	0	0.0200026	0.1	10	48%	41	115	0%	
2-Methylnaphthalene	A	ug/L	2.96041	2.87455811		4.855	0	0	0.0170896	0.1	10	59%	39	114	0%	
Acenaphthene	A	ug/L	3.5846	3.4806466		4.855	0	0	0.0307807	0.1	10	72%	48	114	0%	
Acenaphthylene	A	ug/L	3.45658	3.35633918		4.855	0	0	0.024275	0.1	10	69%	35	121	0%	
Anthracene	A	ug/L	4.0291	3.9122561		4.855	0	0	0.0274793	0.1	10	81%	53	119	0%	
Benzo(a)anthracene	A	ug/L	4.15533	4.03482543		4.855	0	0	0.0264112	0.1	10	83%	59	120	0%	
Benzo(a)pyrene	A	ug/L	3.84707	3.73550497		4.855	0	0	0.0336937	0.1	10	77%	53	120	0%	
Benzo(b)fluoranthene	A	ug/L	4.19327	4.07166517		4.855	0	0	0.0219446	0.1	10	84%	53	126	0%	
Benzo(g,h,i)perylene	A	ug/L	4.11779	3.99837409		4.855	0	0	0.0259257	0.1	10	82%	44	128	0%	
Benzo(k)fluoranthene	A	ug/L	3.80227	3.69200417		4.855	0	0	0.0286445	0.1	10	76%	54	125	0%	
Chrysene	A	ug/L	4.04076	3.92357796		4.855	0	0	0.0444718	0.1	10	81%	57	120	0%	
Dibenzo(a,h)anthracene	A	ug/L	4.20016	4.07835536		4.855	0	0	0.0356357	0.1	10	84%	44	141	0%	
Fluoranthene	A	ug/L	3.9753	3.8600163		4.855	0	0	0.0226243	0.1	10	80%	58	120	0%	
Fluorene	A	ug/L	4.02226	3.90561446		4.855	0	0	0.0218475	0.1	10	80%	50	118	0%	
Indeno(1,2,3-cd)pyrene	A	ug/L	4.01362	3.89722502		4.855	0	0	0.0476761	0.1	10	80%	48	130	0%	
Naphthalene	A	ug/L	2.88406	2.80042226		4.855	0	0	0.028159	0.1	10	58%	43	114	0%	
Phenanthrene	A	ug/L	4.00249	3.88641779		4.855	0	0	0.0286445	0.1	10	80%	53	115	0%	
Pyrene	A	ug/L	4.01437	3.89795327		4.855	0	0	0.0232069	0.1	10	80%	53	121	0%	
1,4-Dichlorobenzene-d4	I	ug/L	40	38.84		0	0	0	0.0971	0.1		0%			0%	
Acenaphthene-d10	I	ug/L	40	38.84		0	0	0	0.0971	0.1		0%			0%	
Chrysene-d12	I	ug/L	40	38.84		0	0	0	0.0971	0.1		0%			0%	
Naphthalene-d8	I	ug/L	40	38.84		0	0	0	0.0971	0.1		0%			0%	
Perylene-d12	I	ug/L	40	38.84		0	0	0	0.0971	0.1		0%			0%	
Phenanthrene-d10	I	ug/L	40	38.84		0	0	0	0.0971	0.1	10	0%			0%	

Seq No	Lab ID	Test Code	Sample Typ	File ID	Analysis Date	DF	Batch ID	Prep Date	SPKref	RPDref	pmoist
15040439	B22020962-011	SVOC-8270C-SI	MS-DOD	⁄5975.I\sh021622	2/16/2022 9:10:1	1	163724	2/14/2022 9:	2E+07	0	

Analyte	T	Units	RAW	Final	Text	Spike	SPKref	RPDref	MDL	PQL	UQL	%REC	LOW	HIGH	%RPD	Q
2-Fluorobiphenyl	S	ug/L	3.44687	3.34691077		4.855	0	0	0.0431124	0.1	10	69%	53	106	0%	
Nitrobenzene-d5	S	ug/L	3.21992	3.12654232		4.855	0	0	0.0507833	0.1	10	64%	55	111	0%	
Terphenyl-d14	S	ug/L	3.39953	3.30094363		4.855	0	0	0.0546673	0.1	10	68%	58	132	0%	
o-Terphenyl	X	ug/L	4.04026	3.92309246		4.855	0	0	0.0635034	0	0	81%	40	140	0%	

Seq No	Lab ID	Test Code	Sample Typ	File ID	Analysis Date	DF	Batch ID	Prep Date	SPKref	RPDref	pmoist
15040440	B22020962-016	SVOC-8270C-SI	SAMP	⁄5975.I\sh021622	2/16/2022 9:42:3	1	163724	2/14/2022 1	0	0	

Analyte	T	Units	RAW	Final	Text	Spike	SPKref	RPDref	MDL	PQL	UQL	%REC	LOW	HIGH	%RPD	Q
1-Methylnaphthalene	A	ug/L	0	0		0	0	0	0.0196112	0.1	10	0%	0	0	0%	U
2-Methylnaphthalene	A	ug/L	0	0		0	0	0	0.0167552	0.1	10	0%	0	0	0%	U
Acenaphthene	A	ug/L	0	0		0	0	0	0.0301784	0.1	10	0%	0	0	0%	U
Acenaphthylene	A	ug/L	0	0		0	0	0	0.0238	0.1	10	0%	0	0	0%	U
Anthracene	A	ug/L	0	0		0	0	0	0.0269416	0.1	10	0%	0	0	0%	U
Benzo(a)anthracene	A	ug/L	0	0		0	0	0	0.0258944	0.1	10	0%	0	0	0%	U
Benzo(a)pyrene	A	ug/L	0	0		0	0	0	0.0330344	0.1	10	0%	0	0	0%	U
Benzo(b)fluoranthene	A	ug/L	0	0		0	0	0	0.0215152	0.1	10	0%	0	0	0%	U
Benzo(g,h,i)perylene	A	ug/L	0	0		0	0	0	0.0254184	0.1	10	0%	0	0	0%	U
Benzo(k)fluoranthene	A	ug/L	0	0		0	0	0	0.028084	0.1	10	0%	0	0	0%	U
Chrysene	A	ug/L	0	0		0	0	0	0.0436016	0.1	10	0%	0	0	0%	U
Dibenzo(a,h)anthracene	A	ug/L	0	0		0	0	0	0.0349384	0.1	10	0%	0	0	0%	U
Fluoranthene	A	ug/L	0	0		0	0	0	0.0221816	0.1	10	0%	0	0	0%	U
Fluorene	A	ug/L	0	0		0	0	0	0.02142	0.1	10	0%	0	0	0%	U
Indeno(1,2,3-cd)pyrene	A	ug/L	0	0		0	0	0	0.0467432	0.1	10	0%	0	0	0%	U
Naphthalene	A	ug/L	0	0		0	0	0	0.027608	0.1	10	0%	0	0	0%	U
Phenanthrene	A	ug/L	0	0		0	0	0	0.028084	0.1	10	0%	0	0	0%	U
Pyrene	A	ug/L	0	0		0	0	0	0.0227528	0.1	10	0%	0	0	0%	U
1,4-Dichlorobenzene-d4	I	ug/L	40	38.08		0	0	0	0.0952	0.1		0%	0	0	0%	
Acenaphthene-d10	I	ug/L	40	38.08		0	0	0	0.0952	0.1		0%	0	0	0%	
Chrysene-d12	I	ug/L	40	38.08		0	0	0	0.0952	0.1		0%	0	0	0%	
Naphthalene-d8	I	ug/L	40	38.08		0	0	0	0.0952	0.1		0%	0	0	0%	
Perylene-d12	I	ug/L	40	38.08		0	0	0	0.0952	0.1		0%	0	0	0%	
Phenanthrene-d10	I	ug/L	40	38.08		0	0	0	0.0952	0.1	10	0%	0	0	0%	E
o-Terphenyl	X	ug/L	0	0		0	0	0	0.0622608	0	0	0%	40	140	0%	U

Seq No	Lab ID	Test Code	Sample Typ	File ID	Analysis Date	DF	Batch ID	Prep Date	SPKref	RPDref	pmoist
15040441	B22020962-021	SVOC-8270C-SI	SAMP	✓5975.I\sh021622	2/16/2022 10:14:	1	163724	2/14/2022	1	0	0

Analyte	T	Units	RAW	Final	Text	Spike	SPKref	RPDref	MDL	PQL	UQL	%REC	LOW	HIGH	%RPD	Q
1-Methylnaphthalene	A	ug/L	0.07183	0.06838216		0	0	0	0.0196112	0.1	10	0%	0	0	0%	J
2-Methylnaphthalene	A	ug/L	0.06955	0.0662116		0	0	0	0.0167552	0.1	10	0%	0	0	0%	J
Acenaphthene	A	ug/L	0	0		0	0	0	0.0301784	0.1	10	0%	0	0	0%	U
Acenaphthylene	A	ug/L	0	0		0	0	0	0.0238	0.1	10	0%	0	0	0%	U
Anthracene	A	ug/L	0	0		0	0	0	0.0269416	0.1	10	0%	0	0	0%	U
Benzo(a)anthracene	A	ug/L	0	0		0	0	0	0.0258944	0.1	10	0%	0	0	0%	U
Benzo(a)pyrene	A	ug/L	0	0		0	0	0	0.0330344	0.1	10	0%	0	0	0%	U
Benzo(b)fluoranthene	A	ug/L	0	0		0	0	0	0.0215152	0.1	10	0%	0	0	0%	U
Benzo(g,h,i)perylene	A	ug/L	0	0		0	0	0	0.0254184	0.1	10	0%	0	0	0%	U
Benzo(k)fluoranthene	A	ug/L	0	0		0	0	0	0.028084	0.1	10	0%	0	0	0%	U
Chrysene	A	ug/L	0	0		0	0	0	0.0436016	0.1	10	0%	0	0	0%	U
Dibenzo(a,h)anthracene	A	ug/L	0	0		0	0	0	0.0349384	0.1	10	0%	0	0	0%	U
Fluoranthene	A	ug/L	0	0		0	0	0	0.0221816	0.1	10	0%	0	0	0%	U
Fluorene	A	ug/L	0	0		0	0	0	0.02142	0.1	10	0%	0	0	0%	U
Indeno(1,2,3-cd)pyrene	A	ug/L	0	0		0	0	0	0.0467432	0.1	10	0%	0	0	0%	U
Naphthalene	A	ug/L	0	0		0	0	0	0.027608	0.1	10	0%	0	0	0%	U
Phenanthrene	A	ug/L	0	0		0	0	0	0.028084	0.1	10	0%	0	0	0%	U
Pyrene	A	ug/L	0	0		0	0	0	0.0227528	0.1	10	0%	0	0	0%	U
1,4-Dichlorobenzene-d4	I	ug/L	40	38.08		0	0	0	0.0952	0.1		0%	0	0	0%	
Acenaphthene-d10	I	ug/L	40	38.08		0	0	0	0.0952	0.1		0%	0	0	0%	
Chrysene-d12	I	ug/L	40	38.08		0	0	0	0.0952	0.1		0%	0	0	0%	
Naphthalene-d8	I	ug/L	40	38.08		0	0	0	0.0952	0.1		0%	0	0	0%	
Perylene-d12	I	ug/L	40	38.08		0	0	0	0.0952	0.1		0%	0	0	0%	
Phenanthrene-d10	I	ug/L	40	38.08		0	0	0	0.0952	0.1	10	0%	0	0	0%	E
o-Terphenyl	X	ug/L	0.12172	0.11587744		0	0	0	0.0622608	0	0	0%	40	140	0%	

Seq No	Lab ID	Test Code	Sample Typ	File ID	Analysis Date	DF	Batch ID	Prep Date	SPKref	RPDref	pmoist
15040442	B22020962-026	SVOC-8270C-SI	SAMP	✓5975.I\sh021622	2/16/2022 10:47:	1	163724	2/14/2022	1	0	0

Analyte	T	Units	RAW	Final	Text	Spike	SPKref	RPDref	MDL	PQL	UQL	%REC	LOW	HIGH	%RPD	Q
1-Methylnaphthalene	A	ug/L	2.37066	2.28057492		0	0	0	0.0198172	0.1	10	0%	0	0	0%	
2-Methylnaphthalene	A	ug/L	3.74042	3.59828404		0	0	0	0.0169312	0.1	10	0%	0	0	0%	
Acenaphthene	A	ug/L	0.2933	0.2821546		0	0	0	0.0304954	0.1	10	0%	0	0	0%	
Acenaphthylene	A	ug/L	0.15672	0.15076464		0	0	0	0.02405	0.1	10	0%	0	0	0%	
Anthracene	A	ug/L	0.34172	0.32873464		0	0	0	0.0272246	0.1	10	0%	0	0	0%	

Seq No	Lab ID	Test Code	Sample Typ	File ID	Analysis Date	DF	Batch ID	Prep Date	SPKref	RPDref	pmoist
15040442	B22020962-026	SVOC-8270C-SI	SAMP	⁄5975.I\sh021622	2/16/2022 10:47:	1	163724	2/14/2022	1	0	0

Analyte	T	Units	RAW	Final	Text	Spike	SPKref	RPDref	MDL	PQL	UQL	%REC	LOW	HIGH	%RPD	Q
Benzo(a)anthracene	A	ug/L	1.02839	0.98931118		0	0	0	0.0261664	0.1	10	0%	0	0	0%	
Benzo(a)pyrene	A	ug/L	0.86256	0.82978272		0	0	0	0.0333814	0.1	10	0%	0	0	0%	
Benzo(b)fluoranthene	A	ug/L	1.22176	1.17533312		0	0	0	0.0217412	0.1	10	0%	0	0	0%	
Benzo(g,h,i)perylene	A	ug/L	0.52682	0.50680084		0	0	0	0.0256854	0.1	10	0%	0	0	0%	
Benzo(k)fluoranthene	A	ug/L	0.43642	0.41983604		0	0	0	0.028379	0.1	10	0%	0	0	0%	
Chrysene	A	ug/L	1.19656	1.15109072		0	0	0	0.0440596	0.1	10	0%	0	0	0%	
Dibenzo(a,h)anthracene	A	ug/L	0.13817	0.13291954		0	0	0	0.0353054	0.1	10	0%	0	0	0%	
Fluoranthene	A	ug/L	2.7416	2.6374192		0	0	0	0.0224146	0.1	10	0%	0	0	0%	
Fluorene	A	ug/L	0.47052	0.45264024		0	0	0	0.021645	0.1	10	0%	0	0	0%	
Indeno(1,2,3-cd)pyrene	A	ug/L	0.58921	0.56682002		0	0	0	0.0472342	0.1	10	0%	0	0	0%	
Naphthalene	A	ug/L	1.20375	1.1580075		0	0	0	0.027898	0.1	10	0%	0	0	0%	
Phenanthrene	A	ug/L	1.78568	1.71782416		0	0	0	0.028379	0.1	10	0%	0	0	0%	
Pyrene	A	ug/L	2.66018	2.55909316		0	0	0	0.0229918	0.1	10	0%	0	0	0%	
1,4-Dichlorobenzene-d4	I	ug/L	40	38.48		0	0	0	0.0962	0.1		0%	0	0	0%	
Acenaphthene-d10	I	ug/L	40	38.48		0	0	0	0.0962	0.1		0%	0	0	0%	
Chrysene-d12	I	ug/L	40	38.48		0	0	0	0.0962	0.1		0%	0	0	0%	
Naphthalene-d8	I	ug/L	40	38.48		0	0	0	0.0962	0.1		0%	0	0	0%	
Perylene-d12	I	ug/L	40	38.48		0	0	0	0.0962	0.1		0%	0	0	0%	
Phenanthrene-d10	I	ug/L	40	38.48		0	0	0	0.0962	0.1	10	0%	0	0	0%	E
o-Terphenyl	X	ug/L	0	0		0	0	0	0.0629148	0	0	0%	40	140	0%	U

Seq No	Lab ID	Test Code	Sample Typ	File ID	Analysis Date	DF	Batch ID	Prep Date	SPKref	RPDref	pmoist
15040443	B22020962-031	SVOC-8270C-SI	SAMP	⁄5975.I\sh021622	2/16/2022 11:19:	1	163724	2/14/2022	9:	0	0

Analyte	T	Units	RAW	Final	Text	Spike	SPKref	RPDref	MDL	PQL	UQL	%REC	LOW	HIGH	%RPD	Q
1-Methylnaphthalene	A	ug/L	0	0		0	0	0	0.0196112	0.1	10	0%	0	0	0%	U
2-Methylnaphthalene	A	ug/L	0	0		0	0	0	0.0167552	0.1	10	0%	0	0	0%	U
Acenaphthene	A	ug/L	0	0		0	0	0	0.0301784	0.1	10	0%	0	0	0%	U
Acenaphthylene	A	ug/L	0	0		0	0	0	0.0238	0.1	10	0%	0	0	0%	U
Anthracene	A	ug/L	0	0		0	0	0	0.0269416	0.1	10	0%	0	0	0%	U
Benzo(a)anthracene	A	ug/L	0	0		0	0	0	0.0258944	0.1	10	0%	0	0	0%	U
Benzo(a)pyrene	A	ug/L	0	0		0	0	0	0.0330344	0.1	10	0%	0	0	0%	U
Benzo(b)fluoranthene	A	ug/L	0	0		0	0	0	0.0215152	0.1	10	0%	0	0	0%	U
Benzo(g,h,i)perylene	A	ug/L	0	0		0	0	0	0.0254184	0.1	10	0%	0	0	0%	U
Benzo(k)fluoranthene	A	ug/L	0	0		0	0	0	0.028084	0.1	10	0%	0	0	0%	U

Seq No	Lab ID	Test Code	Sample Typ	File ID	Analysis Date	DF	Batch ID	Prep Date	SPKref	RPDref	pmoist
15040443	B22020962-031	SVOC-8270C-SI	SAMP	⁄5975.I\sh021622	2/16/2022 11:19:	1	163724	2/14/2022 9:	0	0	

Analyte	T	Units	RAW	Final	Text	Spike	SPKref	RPDref	MDL	PQL	UQL	%REC	LOW	HIGH	%RPD	Q
Chrysene	A	ug/L	0	0		0	0	0	0.0436016	0.1	10	0%	0	0	0%	U
Dibenzo(a,h)anthracene	A	ug/L	0	0		0	0	0	0.0349384	0.1	10	0%	0	0	0%	U
Fluoranthene	A	ug/L	0	0		0	0	0	0.0221816	0.1	10	0%	0	0	0%	U
Fluorene	A	ug/L	0	0		0	0	0	0.02142	0.1	10	0%	0	0	0%	U
Indeno(1,2,3-cd)pyrene	A	ug/L	0	0		0	0	0	0.0467432	0.1	10	0%	0	0	0%	U
Naphthalene	A	ug/L	0	0		0	0	0	0.027608	0.1	10	0%	0	0	0%	U
Phenanthrene	A	ug/L	0	0		0	0	0	0.028084	0.1	10	0%	0	0	0%	U
Pyrene	A	ug/L	0	0		0	0	0	0.0227528	0.1	10	0%	0	0	0%	U
1,4-Dichlorobenzene-d4	I	ug/L	40	38.08		0	0	0	0.0952	0.1		0%	0	0	0%	
Acenaphthene-d10	I	ug/L	40	38.08		0	0	0	0.0952	0.1		0%	0	0	0%	
Chrysene-d12	I	ug/L	40	38.08		0	0	0	0.0952	0.1		0%	0	0	0%	
Naphthalene-d8	I	ug/L	40	38.08		0	0	0	0.0952	0.1		0%	0	0	0%	
Perylene-d12	I	ug/L	40	38.08		0	0	0	0.0952	0.1		0%	0	0	0%	
Phenanthrene-d10	I	ug/L	40	38.08		0	0	0	0.0952	0.1	10	0%	0	0	0%	E
o-Terphenyl	X	ug/L	0	0		0	0	0	0.0622608	0	0	0%	40	140	0%	U

Seq No	Lab ID	Test Code	Sample Typ	File ID	Analysis Date	DF	Batch ID	Prep Date	SPKref	RPDref	pmoist
15040444	B22020962-031	SVOC-8270C-SI	MS-DOD	⁄5975.I\sh021622	2/16/2022 11:51:	1	163724	2/14/2022 9:	2E+07	0	

Analyte	T	Units	RAW	Final	Text	Spike	SPKref	RPDref	MDL	PQL	UQL	%REC	LOW	HIGH	%RPD	Q
1-Methylnaphthalene	A	ug/L	2.93914	2.79806128		4.76	0	0	0.0196112	0.1	10	59%	41	115	0%	
2-Methylnaphthalene	A	ug/L	3.41998	3.25582096		4.76	0	0	0.0167552	0.1	10	68%	39	114	0%	
Acenaphthene	A	ug/L	4.16781	3.96775512		4.76	0	0	0.0301784	0.1	10	83%	48	114	0%	
Acenaphthylene	A	ug/L	3.99608	3.80426816		4.76	0	0	0.0238	0.1	10	80%	35	121	0%	
Anthracene	A	ug/L	4.3335	4.125492		4.76	0	0	0.0269416	0.1	10	87%	53	119	0%	
Benzo(a)anthracene	A	ug/L	4.68449	4.45963448		4.76	0	0	0.0258944	0.1	10	94%	59	120	0%	
Benzo(a)pyrene	A	ug/L	4.50466	4.28843632		4.76	0	0	0.0330344	0.1	10	90%	53	120	0%	
Benzo(b)fluoranthene	A	ug/L	4.83396	4.60192992		4.76	0	0	0.0215152	0.1	10	97%	53	126	0%	
Benzo(g,h,i)perylene	A	ug/L	4.68663	4.46167176		4.76	0	0	0.0254184	0.1	10	94%	44	128	0%	
Benzo(k)fluoranthene	A	ug/L	4.36861	4.15891672		4.76	0	0	0.028084	0.1	10	87%	54	125	0%	
Chrysene	A	ug/L	4.59737	4.37669624		4.76	0	0	0.0436016	0.1	10	92%	57	120	0%	
Dibenzo(a,h)anthracene	A	ug/L	4.85543	4.62236936		4.76	0	0	0.0349384	0.1	10	97%	44	141	0%	
Fluoranthene	A	ug/L	4.69802	4.47251504		4.76	0	0	0.0221816	0.1	10	94%	58	120	0%	
Fluorene	A	ug/L	4.41734	4.20530768		4.76	0	0	0.02142	0.1	10	88%	50	118	0%	
Indeno(1,2,3-cd)pyrene	A	ug/L	4.50573	4.28945496		4.76	0	0	0.0467432	0.1	10	90%	48	130	0%	

Seq No	Lab ID	Test Code	Sample Typ	File ID	Analysis Date	DF	Batch ID	Prep Date	SPKref	RPDref	pmoist
15040444	B22020962-031	SVOC-8270C-SI	MS-DOD	⁄5975.I\sh021622`2/16/2022 11:51:		1	163724	2/14/2022 9:	2E+07	0	

Analyte	T	Units	RAW	Final	Text	Spike	SPKref	RPDref	MDL	PQL	UQL	%REC	LOW	HIGH	%RPD	Q
Naphthalene	A	ug/L	3.482	3.314864		4.76	0	0	0.027608	0.1	10	70%	43	114	0%	
Phenanthrene	A	ug/L	4.58657	4.36641464		4.76	0	0	0.028084	0.1	10	92%	53	115	0%	
Pyrene	A	ug/L	4.69317	4.46789784		4.76	0	0	0.0227528	0.1	10	94%	53	121	0%	
1,4-Dichlorobenzene-d4	I	ug/L	40	38.08		0	0	0	0.0952	0.1		0%			0%	
Acenaphthene-d10	I	ug/L	40	38.08		0	0	0	0.0952	0.1		0%			0%	
Chrysene-d12	I	ug/L	40	38.08		0	0	0	0.0952	0.1		0%			0%	
Naphthalene-d8	I	ug/L	40	38.08		0	0	0	0.0952	0.1		0%			0%	
Perylene-d12	I	ug/L	40	38.08		0	0	0	0.0952	0.1		0%			0%	
Phenanthrene-d10	I	ug/L	40	38.08		0	0	0	0.0952	0.1	10	0%			0%	
2-Fluorobiphenyl	S	ug/L	4.11386	3.91639472		4.76	0	0	0.0422688	0.1	10	82%	53	106	0%	
Nitrobenzene-d5	S	ug/L	3.80976	3.62689152		4.76	0	0	0.0497896	0.1	10	76%	55	111	0%	
Terphenyl-d14	S	ug/L	4.8386	4.6063472		4.76	0	0	0.0535976	0.1	10	97%	58	132	0%	
o-Terphenyl	X	ug/L	4.61418	4.39269936		4.76	0	0	0.0622608	0	0	92%	40	140	0%	

Seq No	Lab ID	Test Code	Sample Typ	File ID	Analysis Date	DF	Batch ID	Prep Date	SPKref	RPDref	pmoist
15040445	B22020962-032	SVOC-8270C-SI	SAMP	⁄5975.I\sh021622`2/17/2022 12:24:		1	163724	2/14/2022 8:	0	0	

Analyte	T	Units	RAW	Final	Text	Spike	SPKref	RPDref	MDL	PQL	UQL	%REC	LOW	HIGH	%RPD	Q
1-Methylnaphthalene	A	ug/L	0	0		0	0	0	0.0196112	0.1	10	0%	0	0	0%	U
2-Methylnaphthalene	A	ug/L	0	0		0	0	0	0.0167552	0.1	10	0%	0	0	0%	U
Acenaphthene	A	ug/L	0	0		0	0	0	0.0301784	0.1	10	0%	0	0	0%	U
Acenaphthylene	A	ug/L	0	0		0	0	0	0.0238	0.1	10	0%	0	0	0%	U
Anthracene	A	ug/L	0	0		0	0	0	0.0269416	0.1	10	0%	0	0	0%	U
Benzo(a)anthracene	A	ug/L	0	0		0	0	0	0.0258944	0.1	10	0%	0	0	0%	U
Benzo(a)pyrene	A	ug/L	0	0		0	0	0	0.0330344	0.1	10	0%	0	0	0%	U
Benzo(b)fluoranthene	A	ug/L	0	0		0	0	0	0.0215152	0.1	10	0%	0	0	0%	U
Benzo(g,h,i)perylene	A	ug/L	0	0		0	0	0	0.0254184	0.1	10	0%	0	0	0%	U
Benzo(k)fluoranthene	A	ug/L	0	0		0	0	0	0.028084	0.1	10	0%	0	0	0%	U
Chrysene	A	ug/L	0	0		0	0	0	0.0436016	0.1	10	0%	0	0	0%	U
Dibenzo(a,h)anthracene	A	ug/L	0	0		0	0	0	0.0349384	0.1	10	0%	0	0	0%	U
Fluoranthene	A	ug/L	0	0		0	0	0	0.0221816	0.1	10	0%	0	0	0%	U
Fluorene	A	ug/L	0	0		0	0	0	0.02142	0.1	10	0%	0	0	0%	U
Indeno(1,2,3-cd)pyrene	A	ug/L	0	0		0	0	0	0.0467432	0.1	10	0%	0	0	0%	U
Naphthalene	A	ug/L	0	0		0	0	0	0.027608	0.1	10	0%	0	0	0%	U
Phenanthrene	A	ug/L	0	0		0	0	0	0.028084	0.1	10	0%	0	0	0%	U

Seq No	Lab ID	Test Code	Sample Typ	File ID	Analysis Date	DF	Batch ID	Prep Date	SPKref	RPDref	pmoist
15040445	B22020962-032	SVOC-8270C-SI	SAMP	√5975.I\sh021622	2/17/2022 12:24:	1	163724	2/14/2022 8:	0	0	

Analyte	T	Units	RAW	Final	Text	Spike	SPKref	RPDref	MDL	PQL	UQL	%REC	LOW	HIGH	%RPD	Q
Pyrene	A	ug/L	0	0		0	0	0	0.0227528	0.1	10	0%	0	0	0%	U
1,4-Dichlorobenzene-d4	I	ug/L	40	38.08		0	0	0	0.0952	0.1		0%	0	0	0%	
Acenaphthene-d10	I	ug/L	40	38.08		0	0	0	0.0952	0.1		0%	0	0	0%	
Chrysene-d12	I	ug/L	40	38.08		0	0	0	0.0952	0.1		0%	0	0	0%	
Naphthalene-d8	I	ug/L	40	38.08		0	0	0	0.0952	0.1		0%	0	0	0%	
Perylene-d12	I	ug/L	40	38.08		0	0	0	0.0952	0.1		0%	0	0	0%	
Phenanthrene-d10	I	ug/L	40	38.08		0	0	0	0.0952	0.1	10	0%	0	0	0%	E
o-Terphenyl	X	ug/L	0.13802	0.13139504		0	0	0	0.0622608	0	0	0%	40	140	0%	

Seq No	Lab ID	Test Code	Sample Typ	File ID	Analysis Date	DF	Batch ID	Prep Date	SPKref	RPDref	pmoist
15040446	16-Feb-22_CCV	SVOC-8270C-SI	CCV	√5975.I\sh021622	2/17/2022 12:56:	1	R374834		0	0	

Analyte	T	Units	RAW	Final	Text	Spike	SPKref	RPDref	MDL	PQL	UQL	%REC	LOW	HIGH	%RPD	Q
1-Methylnaphthalene	A	ug/L	1.82006	1.82006		2	0	0	0.0206	0.1	10	91%	80	120	0%	
2-Methylnaphthalene	A	ug/L	2.02963	2.02963		2	0	0	0.0176	0.1	10	101%	80	120	0%	
Acenaphthene	A	ug/L	1.96131	1.96131		2	0	0	0.0317	0.1	10	98%	80	120	0%	
Acenaphthylene	A	ug/L	2.05483	2.05483		2	0	0	0.025	0.1	10	103%	80	120	0%	
Anthracene	A	ug/L	1.94284	1.94284		2	0	0	0.0283	0.1	10	97%	80	120	0%	
Benzo(a)anthracene	A	ug/L	2.03107	2.03107		2	0	0	0.0272	0.1	10	102%	80	120	0%	
Benzo(a)pyrene	A	ug/L	2.10725	2.10725		2	0	0	0.0347	0.1	10	105%	80	120	0%	
Benzo(b)fluoranthene	A	ug/L	2.07342	2.07342		2	0	0	0.0226	0.1	10	104%	80	120	0%	
Benzo(g,h,i)perylene	A	ug/L	2.0144	2.0144		2	0	0	0.0267	0.1	10	101%	80	120	0%	
Benzo(k)fluoranthene	A	ug/L	2.15814	2.15814		2	0	0	0.0295	0.1	10	108%	80	120	0%	
Chrysene	A	ug/L	2.01711	2.01711		2	0	0	0.0458	0.1	10	101%	80	120	0%	
Dibenzo(a,h)anthracene	A	ug/L	2.02971	2.02971		2	0	0	0.0367	0.1	10	101%	80	120	0%	
Fluoranthene	A	ug/L	2.05353	2.05353		2	0	0	0.0233	0.1	10	103%	80	120	0%	
Fluorene	A	ug/L	2.09478	2.09478		2	0	0	0.0225	0.1	10	105%	80	120	0%	
Indeno(1,2,3-cd)pyrene	A	ug/L	2.11876	2.11876		2	0	0	0.0491	0.1	10	106%	80	120	0%	
Naphthalene	A	ug/L	2.03737	2.03737		2	0	0	0.029	0.1	10	102%	80	120	0%	
Phenanthrene	A	ug/L	2.08041	2.08041		2	0	0	0.0295	0.1	10	104%	80	120	0%	
Pyrene	A	ug/L	2.05456	2.05456		2	0	0	0.0239	0.1	10	103%	80	120	0%	
1,4-Dichlorobenzene-d4	I	ug/L	40	40		0	0	0	0.1	0.1		0%	80	120	0%	
Acenaphthene-d10	I	ug/L	40	40		0	0	0	0.1	0.1		0%	80	120	0%	
Chrysene-d12	I	ug/L	40	40		0	0	0	0.1	0.1		0%	80	120	0%	
Naphthalene-d8	I	ug/L	40	40		0	0	0	0.1	0.1		0%	80	120	0%	

Seq No	Lab ID	Test Code	Sample Typ	File ID	Analysis Date	DF	Batch ID	Prep Date	SPKref	RPDref	pmoist
15040446	16-Feb-22_CCV	SVOC-8270C-SI	CCV	⁄5975.I\sh021622	2/17/2022 12:56:	1	R374834		0	0	

Analyte	T	Units	RAW	Final	Text	Spike	SPKref	RPDref	MDL	PQL	UQL	%REC	LOW	HIGH	%RPD	Q
Perylene-d12	I	ug/L	40	40		0	0	0	0.1	0.1		0%	80	120	0%	
Phenanthrene-d10	I	ug/L	40	40		0	0	0	0.1	0.1	10	0%	80	120	0%	
2-Fluorobiphenyl	S	ug/L	2.08398	2.08398		2	0	0	0.0444	0.1	10	104%	80	120	0%	
Nitrobenzene-d5	S	ug/L	1.78102	1.78102		2	0	0	0.0523	0.1	10	89%	80	120	0%	
Terphenyl-d14	S	ug/L	2.00828	2.00828		2	0	0	0.0563	0.1	10	100%	80	120	0%	
o-Terphenyl	X	ug/L	1.94683	1.94683		2	0	0	0.0654	0	0	97%	80	120	0%	

Seq No	Lab ID	Test Code	Sample Typ	File ID	Analysis Date	DF	Batch ID	Prep Date	SPKref	RPDref	pmoist
15044990	16-Feb-22_CCV	SVOC-8270C-SI	CCV	⁄5975.I\sh021622	2/16/2022 4:51:2	1	R374834		0	0	

Analyte	T	Units	RAW	Final	Text	Spike	SPKref	RPDref	MDL	PQL	UQL	%REC	LOW	HIGH	%RPD	Q
1-Methylnaphthalene	A	ug/L	2.01252	2.01252		2	0	0	0.0206	0.1	10	101%	80	120	0%	
2-Methylnaphthalene	A	ug/L	2.39342	2.39342		2	0	0	0.0176	0.1	10	120%	80	120	0%	
Acenaphthene	A	ug/L	2.39363	2.39363		2	0	0	0.0317	0.1	10	120%	80	120	0%	
Acenaphthylene	A	ug/L	2.29656	2.29656		2	0	0	0.025	0.1	10	115%	80	120	0%	
Anthracene	A	ug/L	2.17419	2.17419		2	0	0	0.0283	0.1	10	109%	80	120	0%	
Benzo(a)anthracene	A	ug/L	2.34232	2.34232		2	0	0	0.0272	0.1	10	117%	80	120	0%	
Benzo(a)pyrene	A	ug/L	2.21519	2.21519		2	0	0	0.0347	0.1	10	111%	80	120	0%	
Benzo(b)fluoranthene	A	ug/L	2.32816	2.32816		2	0	0	0.0226	0.1	10	116%	80	120	0%	
Benzo(g,h,i)perylene	A	ug/L	2.20642	2.20642		2	0	0	0.0267	0.1	10	110%	80	120	0%	
Benzo(k)fluoranthene	A	ug/L	2.20334	2.20334		2	0	0	0.0295	0.1	10	110%	80	120	0%	
Chrysene	A	ug/L	2.34573	2.34573		2	0	0	0.0458	0.1	10	117%	80	120	0%	
Dibenzo(a,h)anthracene	A	ug/L	2.15486	2.15486		2	0	0	0.0367	0.1	10	108%	80	120	0%	
Fluoranthene	A	ug/L	2.22488	2.22488		2	0	0	0.0233	0.1	10	111%	80	120	0%	
Fluorene	A	ug/L	2.36595	2.36595		2	0	0	0.0225	0.1	10	118%	80	120	0%	
Indeno(1,2,3-cd)pyrene	A	ug/L	2.18672	2.18672		2	0	0	0.0491	0.1	10	109%	80	120	0%	
Naphthalene	A	ug/L	2.26584	2.26584		2	0	0	0.029	0.1	10	113%	80	120	0%	
Phenanthrene	A	ug/L	2.27262	2.27262		2	0	0	0.0295	0.1	10	114%	80	120	0%	
Pyrene	A	ug/L	2.29586	2.29586		2	0	0	0.0239	0.1	10	115%	80	120	0%	
1,4-Dichlorobenzene-d4	I	ug/L	40	40		0	0	0	0.1	0.1		0%	80	120	0%	
Acenaphthene-d10	I	ug/L	40	40		0	0	0	0.1	0.1		0%	80	120	0%	
Chrysene-d12	I	ug/L	40	40		0	0	0	0.1	0.1		0%	80	120	0%	
Naphthalene-d8	I	ug/L	40	40		0	0	0	0.1	0.1		0%	80	120	0%	
Perylene-d12	I	ug/L	40	40		0	0	0	0.1	0.1		0%	80	120	0%	
Phenanthrene-d10	I	ug/L	40	40		0	0	0	0.1	0.1	10	0%	80	120	0%	

Seq No	Lab ID	Test Code	Sample Typ	File ID	Analysis Date	DF	Batch ID	Prep Date	SPKref	RPDref	pmoist
15044990	16-Feb-22_CCV	SVOC-8270C-SI	CCV	/5975.I\sh021622'2/16/2022 4:51:2		1	R374834		0	0	

Analyte	T	Units	RAW	Final	Text	Spike	SPKref	RPDref	MDL	PQL	UQL	%REC	LOW	HIGH	%RPD	Q
2-Fluorobiphenyl	S	ug/L	2.01858	2.01858		2	0	0	0.0444	0.1	10	101%	80	120	0%	
Nitrobenzene-d5	S	ug/L	2.0866	2.0866		2	0	0	0.0523	0.1	10	104%	80	120	0%	
Terphenyl-d14	S	ug/L	2.07645	2.07645		2	0	0	0.0563	0.1	10	104%	80	120	0%	
o-Terphenyl	X	ug/L	2.25238	2.25238		2	0	0	0.0654	0	0	113%	80	120	0%	

Write Sequence | Insert Entries(Have the first cell for entries selecte

File Name	Sample Name	Line No.	Test Code	Multiplier	Divisor	Method Name
Feb1601.d	16-Feb-22_TUNE_1	1		1	1	5975Tune.M
Feb1602.d	16-Feb-22_CAL_7	2	SVOC-8270-W-LLPAH	1	1	5975BNASIM.M
Feb1603.d	16-Feb-22_CAL_6	3	SVOC-8270-W-LLPAH	1	1	5975BNASIM.M
Feb1604.d	16-Feb-22_CAL_5	4	SVOC-8270-W-LLPAH	1	1	5975BNASIM.M
Feb1605.d	16-Feb-22_CAL_4	5	SVOC-8270-W-LLPAH	1	1	5975BNASIM.M
Feb1606.d	16-Feb-22_CAL_3	6	SVOC-8270-W-LLPAH	1	1	5975BNASIM.M
Feb1607.d	16-Feb-22_CAL_2	7	SVOC-8270-W-LLPAH	1	1	5975BNASIM.M
Feb1608.d	16-Feb-22_CAL_1	8	SVOC-8270-W-LLPAH	1	1	5975BNASIM.M
Feb1609.d	16-Feb-22_CCV_9	9	SVOC-8270-W-LLPAH	1	1	5975BNASIM.M
Feb1610.d	16-Feb-22_ISTBLK_10	10	SVOC-8270-W-LLPAH	1	1	5975BNASIM.M
Feb1611.d	MB-163724	11	SVOC-8270C-SIM-W-LLPA	1	1	5975BNASIM.M
Feb1612.d	LLCS-163724	12	SVOC-8270C-SIM-W-LLPA	1	1	5975BNASIM.M
Feb1613.d	LLCSD-163724	13	SVOC-8270C-SIM-W-LLPA	1	1	5975BNASIM.M
Feb1614.d	B22020962-001C	14	SVOC-8270C-SIM-W-LLPA	1	1	5975BNASIM.M
Feb1615.d	B22020962-006C	15	SVOC-8270C-SIM-W-LLPA	1	1	5975BNASIM.M
Feb1616.d	B22020962-011C	16	SVOC-8270C-SIM-W-LLPA	1	1	5975BNASIM.M
Feb1617.d	B22020962-011CLMS	17	SVOC-8270C-SIM-W-LLPA	1	1	5975BNASIM.M
Feb1618.d	B22020962-016C	18	SVOC-8270C-SIM-W-LLPA	1	1	5975BNASIM.M
Feb1619.d	B22020962-021C	19	SVOC-8270C-SIM-W-LLPA	1	1	5975BNASIM.M
Feb1620.d	B22020962-026C	20	SVOC-8270C-SIM-W-LLPA	1	1	5975BNASIM.M
Feb1621.d	B22020962-031C	21	SVOC-8270C-SIM-W-LLPA	1	1	5975BNASIM.M
Feb1622.d	B22020962-031CLMS	22	SVOC-8270C-SIM-W-LLPA	1	1	5975BNASIM.M
Feb1623.d	B22020962-032A	23	SVOC-8270C-SIM-W-LLPA	1	1	5975BNASIM.M
Feb1624.d	16-Feb-22_CCV_24	4	SVOC-8270C-SIM-W-LLPA	1	1	5975BNASIM.M
Feb1625.d	16-Feb-22_TUNE_25	24		1	1	5975Tune.M
Feb1626.d	16-Feb-22_CCV_26	25	SVOC-8270-S-LLPAH	1	1	5975BNASIM.M
Feb1627.d	16-Feb-22_ISTBLK_27	26	SVOC-8270-S-LLPAH	1	1	5975BNASIM.M
Feb1628.d	MB-163793-163749-163629	27	SVOC-8270-S-LLPAH	1	1	5975BNASIM.M
Feb1629.d	MB-163793-163749-163629	28	SVOC-8270-S-LLPAH	20	1	5975BNASIM.M
Feb1630.d	LCS-163793-163749-163629	29	SVOC-8270-S-LLPAH	20	1	5975BNASIM.M
Feb1631.d	B22020208-012A	30	SVOC-8270-S-LLPAH	20	1	5975BNASIM.M
Feb1632.d	B22020208-012AMS	31	SVOC-8270-S-LLPAH	20	1	5975BNASIM.M
Feb1633.d	B22020208-012AMSD	32	SVOC-8270-S-LLPAH	20	1	5975BNASIM.M
Feb1634.d	B22020208-011A	33	SVOC-8270-S-LLPAH	1	1	5975BNASIM.M
Feb1635.d	B22020208-011A	34	SVOC-8270-S-LLPAH	20	1	5975BNASIM.M
Feb1636.d	MB-163792-163730-163562	35	SVOC-8270-S-LLPAH	1	1	5975BNASIM.M
Feb1637.d	MB-163792-163730-163562	36	SVOC-8270-S-LLPAH	20	1	5975BNASIM.M
Feb1638.d	LCS-163792-163730-163562	37	SVOC-8270-S-LLPAH	20	1	5975BNASIM.M
Feb1639.d	B22020208-004A	38	SVOC-8270-S-LLPAH	20	1	5975BNASIM.M
Feb1640.d	B22020208-004AMS	39	SVOC-8270-S-LLPAH	20	1	5975BNASIM.M
Feb1641.d	B22020208-004AMSD	40	SVOC-8270-S-LLPAH	20	1	5975BNASIM.M
Feb1642.d	B22020208-017A	41	SVOC-8270-S-LLPAH	1	1	5975BNASIM.M
Feb1643.d	B22020208-017A	42	SVOC-8270-S-LLPAH	20	1	5975BNASIM.M
Feb1644.d	B22020208-019A	43	SVOC-8270-S-LLPAH	1	1	5975BNASIM.M
Feb1645.d	B22020208-019A	44	SVOC-8270-S-LLPAH	20	1	5975BNASIM.M

Tune Evaluation Report

Data Path:	\\MASSHUNTER\Org\Data\SV5975.I\sh021622\1 e8270c bna SIM\Feb1601.D
Acq on:	2/16/2022 12:40:34 PM
Operator:	LIMS import
Sample:	16-Feb-22_TUNE_1
Inst Name:	GCMS
ALS Vial:	1
Method:	\\MASSHUNTER\Org\Data\SV5975.I\Methods\DFTPP5975625.m

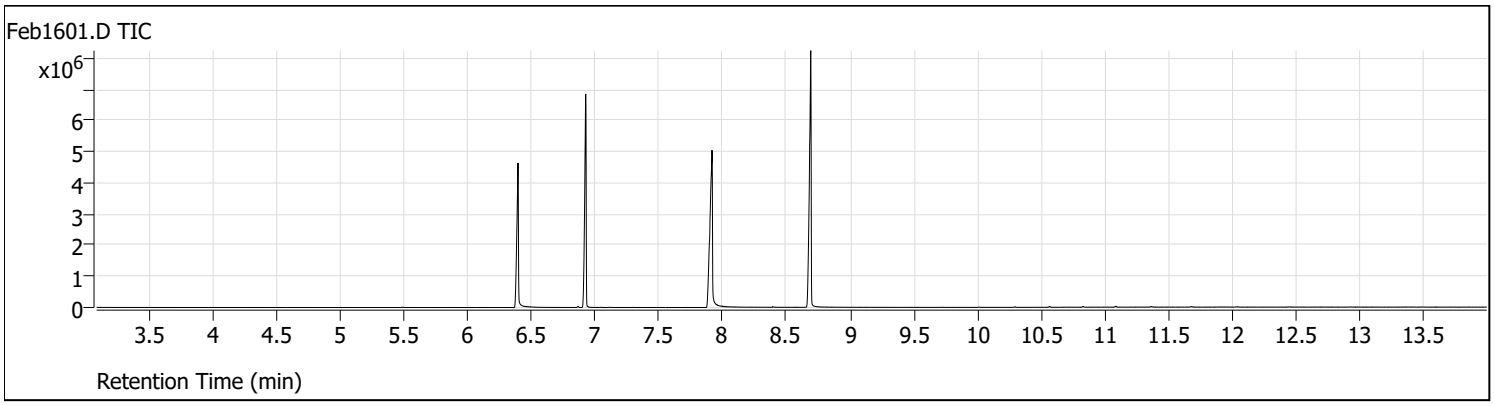

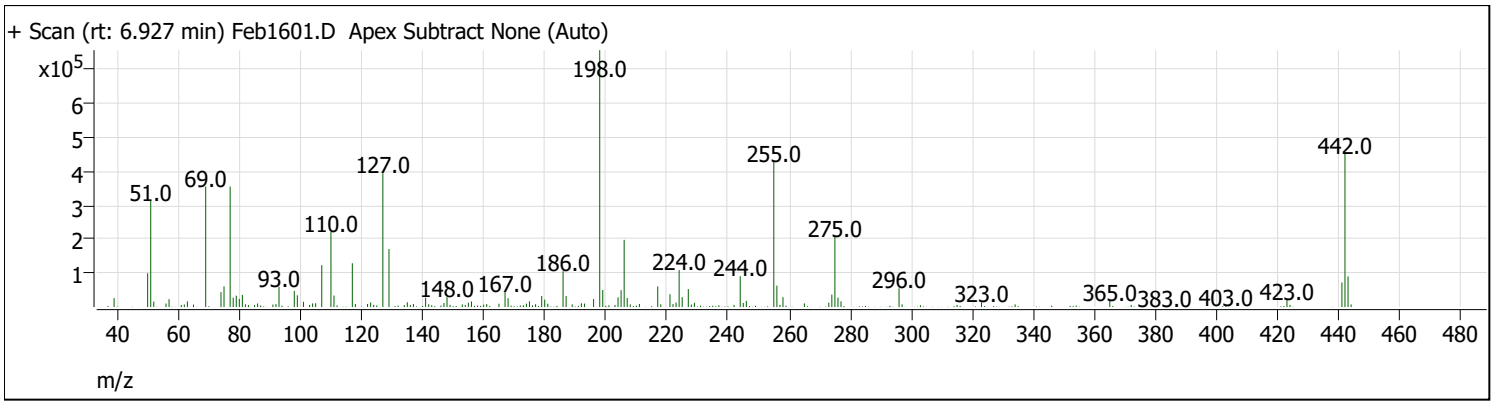

Target Mass	Rel. To Mass	Lower Limit%	Upper Limit%	Rel. Abn%	Raw Abn	Pass/Fail
51	198	30	60	41.3	312704	Pass
68	69	0	2	0.0	0	Pass
70	69	0	2	0.6	2228	Pass
127	198	40	60	52.1	394432	Pass
197	198	0	1	0.0	0	Pass
198	198	100	100	100.0	756992	Pass
199	198	5	9	6.6	50328	Pass
275	198	10	30	27.4	207744	Pass
365	198	1	100	2.5	18984	Pass
441	443	1E-10	150	80.3	72576	Pass
442	198	40	100	59.6	451392	Pass
443	442	17	23	20.0	90408	Pass
69	69	100	100	100.0	355200	Pass

Tune Evaluation Report

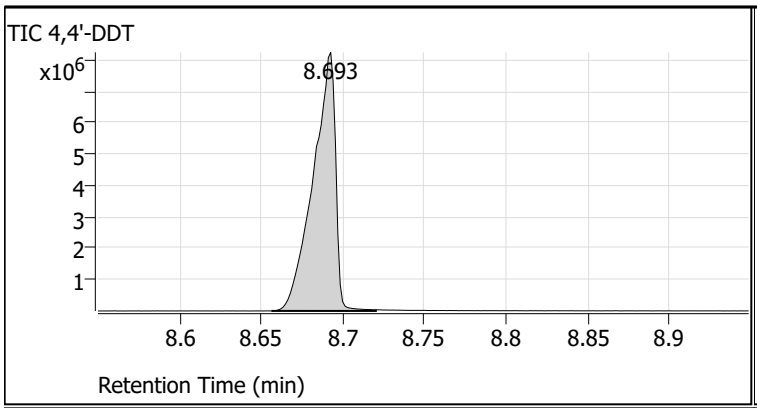

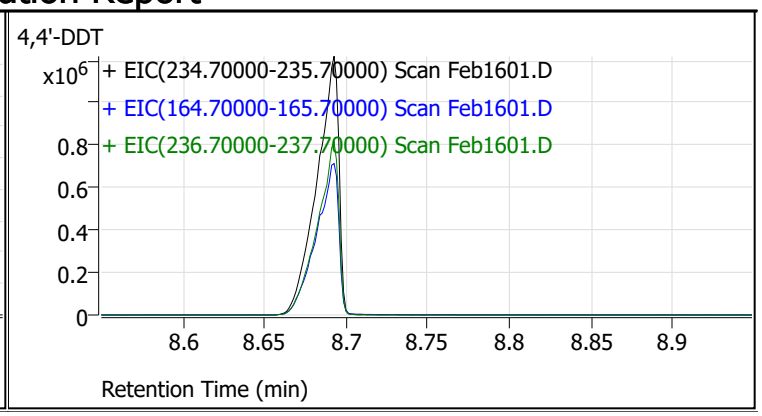

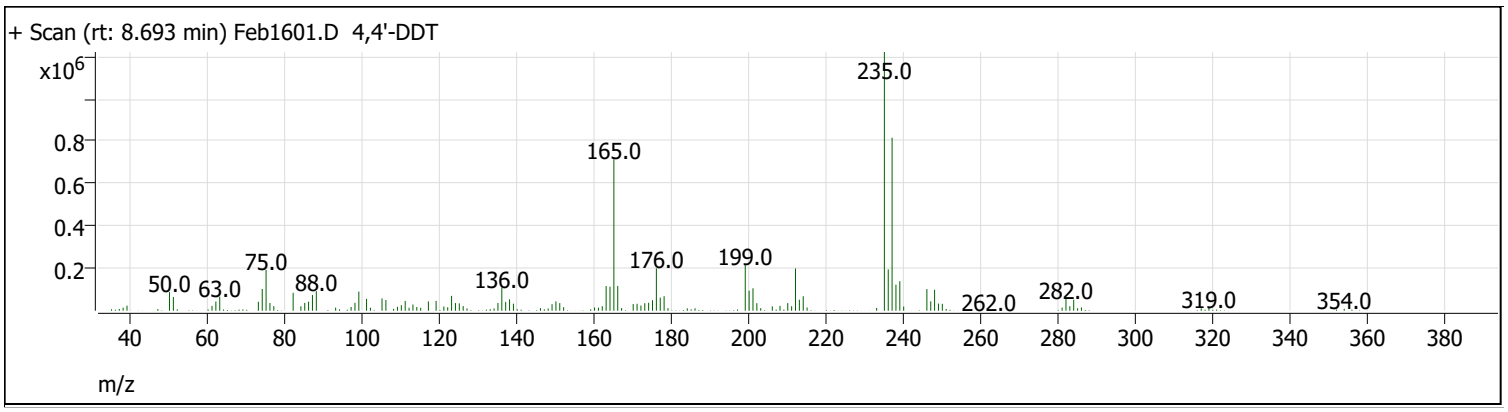

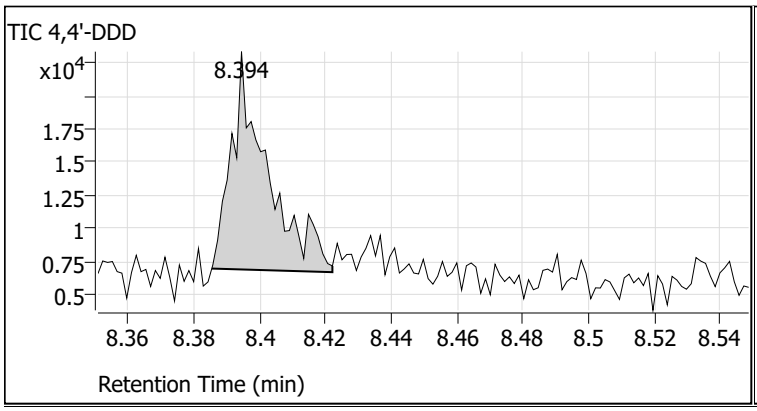

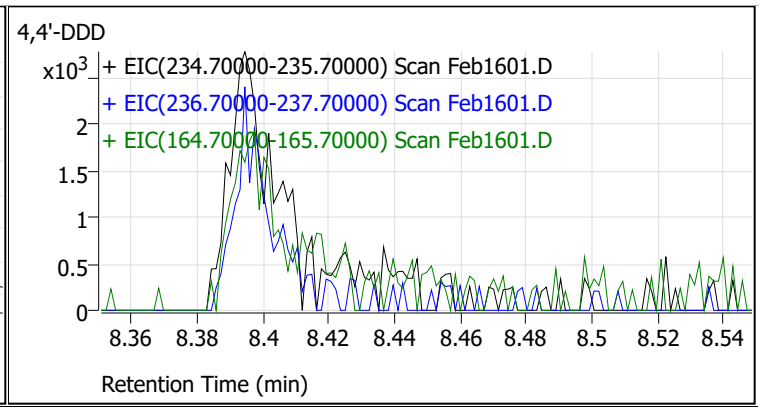

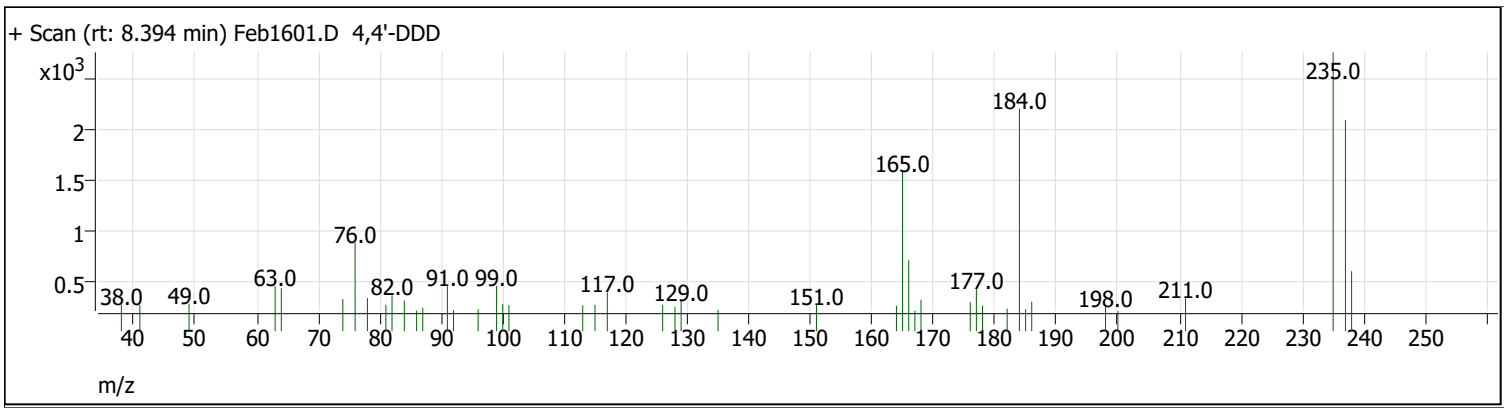

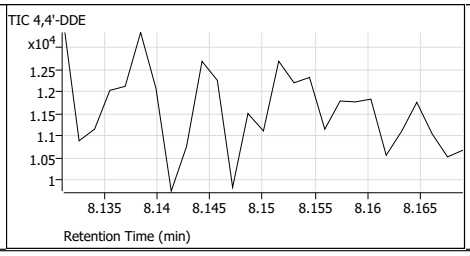

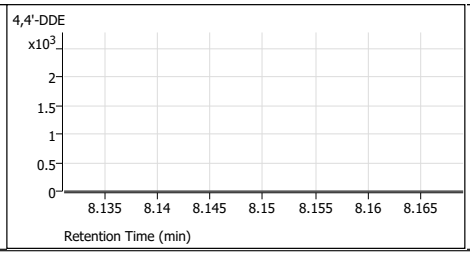

Tune Evaluation Report

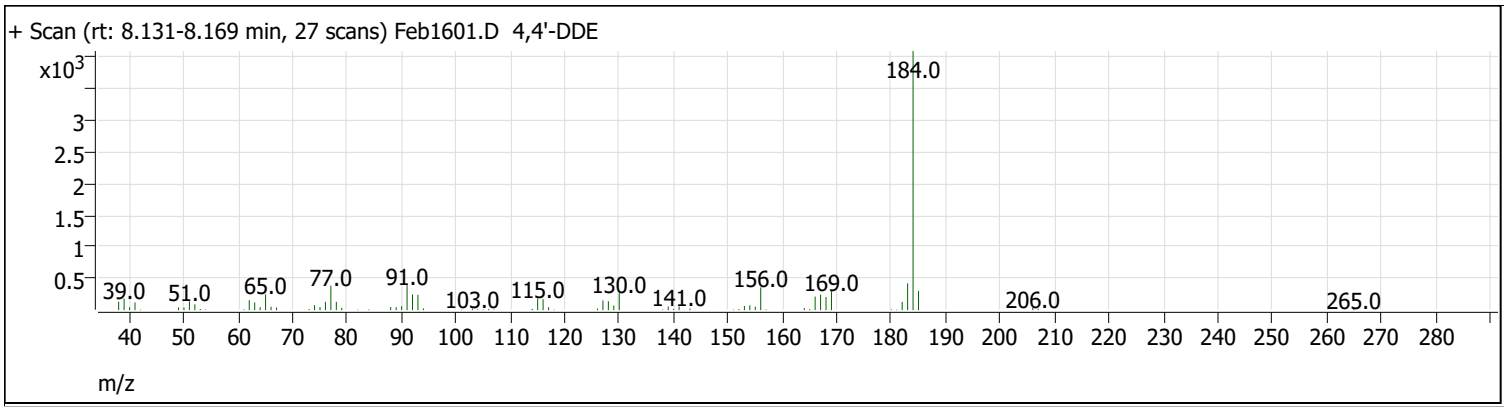

Compound Name	Expected RT	Observed RT	TIC Area	Breakdown %	Pass/Fail
4,4'-DDT	8.750	8.693	7854226	0.2	Pass
4,4'-DDD	8.450	8.394	12448		
4,4'-DDE	8.150	0.000	0		

Tune Evaluation Report

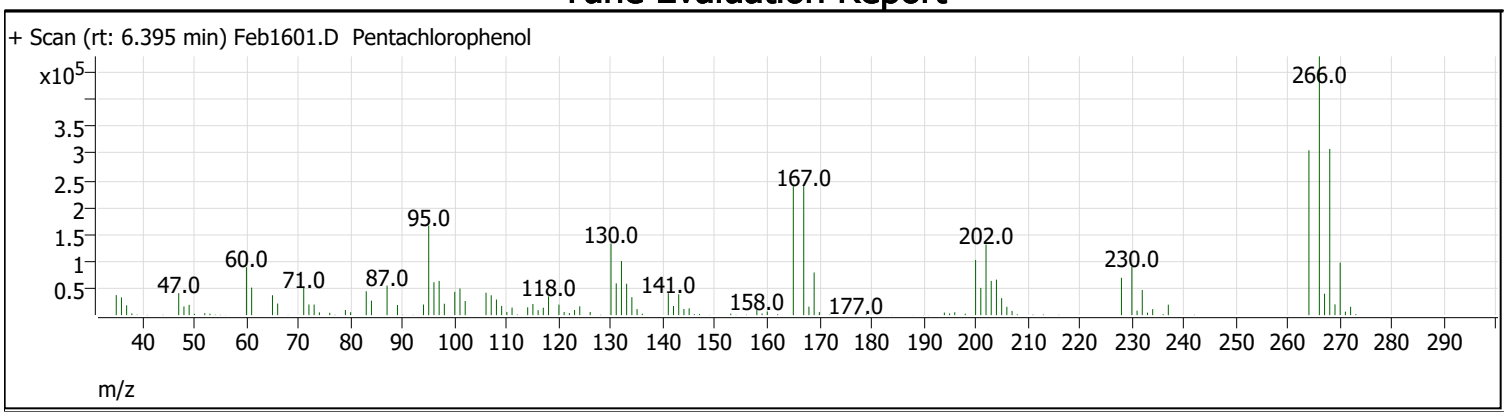

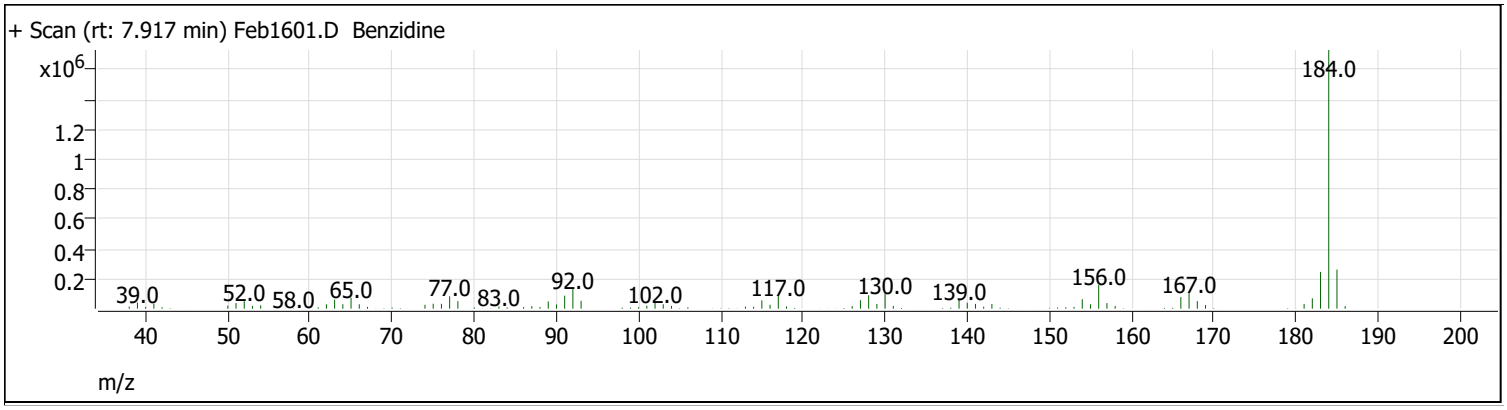

Compound Name	Expected RT	Observed RT	Tailing Factor	PGF	Pass/Fail
Pentachlorophenol	6.800	6.395	0.4	2.4	Pass
Benzidine	8.400	7.917	0.2	1.5	Pass

Calibration Report

Batch Path	\\MASSHUNTER\Org\Data\SV5975.I\sh021622\1 e8270c bna SIM\QuantResults\021622 bna SIM 1.batch.bin		
Analysis Time	2/17/2022 11:11 AM	**Analyst Name**	BL2000\jheine
Report Time	2/17/2022 11:17:08 AM	**Reporter Name**	BL2000\jheine
Last Calib Update	2/17/2022 8:48 AM	**Batch State**	Processed
Quant Batch Version	10.0	**Quant Report Version**	10.0

Nitrobenzene-d5 %RSE =

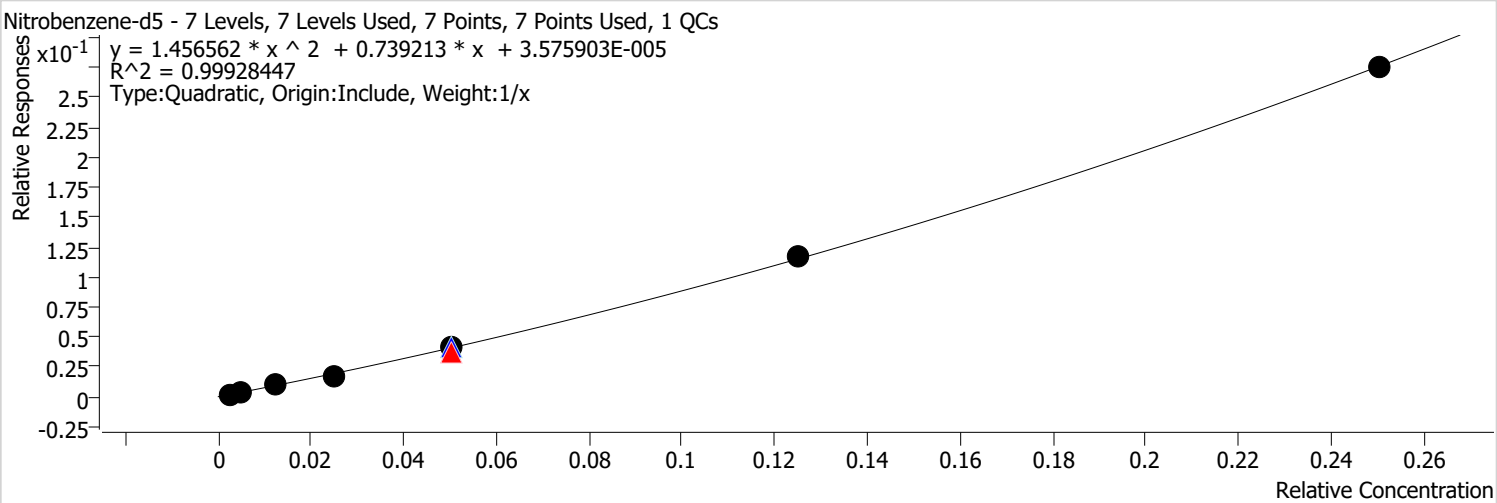

Calibration STD Path	Cal Type	Level	Enabled	Resp.	Exp. Conc	Resp. Factor	Level RSD
\\MASSHUNTER\Org\Data\SV5975.I\sh021622\1 e8270c bna SIM\Feb1608.D	Calibration	1	x	421	0.1000	0.9146	
\\MASSHUNTER\Org\Data\SV5975.I\sh021622\1 e8270c bna SIM\Feb1607.D	Calibration	2	x	720	0.2000	0.6426	
\\MASSHUNTER\Org\Data\SV5975.I\sh021622\1 e8270c bna SIM\Feb1606.D	Calibration	3	x	2019	0.5000	0.7501	
\\MASSHUNTER\Org\Data\SV5975.I\sh021622\1 e8270c bna SIM\Feb1605.D	Calibration	4	x	4066	1.0000	0.7075	
\\MASSHUNTER\Org\Data\SV5975.I\sh021122\1 e8270c bna SIM\Feb1120.D	CC	CCV	x	11789	2.0000	0.7329	
\\MASSHUNTER\Org\Data\SV5975.I\sh021622\1 e8270c bna SIM\Feb1609.D	QC	ICV	x	10039	2.0000	0.8512	
\\MASSHUNTER\Org\Data\SV5975.I\sh021622\1 e8270c bna SIM\Feb1604.D	Calibration	5	x	9281	2.0000	0.8346	
\\MASSHUNTER\Org\Data\SV5975.I\sh021622\1 e8270c bna SIM\Feb1603.D	Calibration	6	x	29076	5.0000	0.9370	
\\MASSHUNTER\Org\Data\SV5975.I\sh021622\1 e8270c bna SIM\Feb1602.D	Calibration	7	x	64945	10.0000	1.0995	

Calibration Report

Batch Path	\\MASSHUNTER\Org\Data\SV5975.I\sh021622\1 e8270c bna SIM\QuantResults\021622 bna SIM 1.batch.bin		
Analysis Time	2/17/2022 11:11 AM	**Analyst Name**	BL2000\jheine
Report Time	2/17/2022 11:17:13 AM	**Reporter Name**	BL2000\jheine
Last Calib Update	2/17/2022 8:48 AM	**Batch State**	Processed
Quant Batch Version	10.0	**Quant Report Version**	10.0

Naphthalene %RSE = 3.3

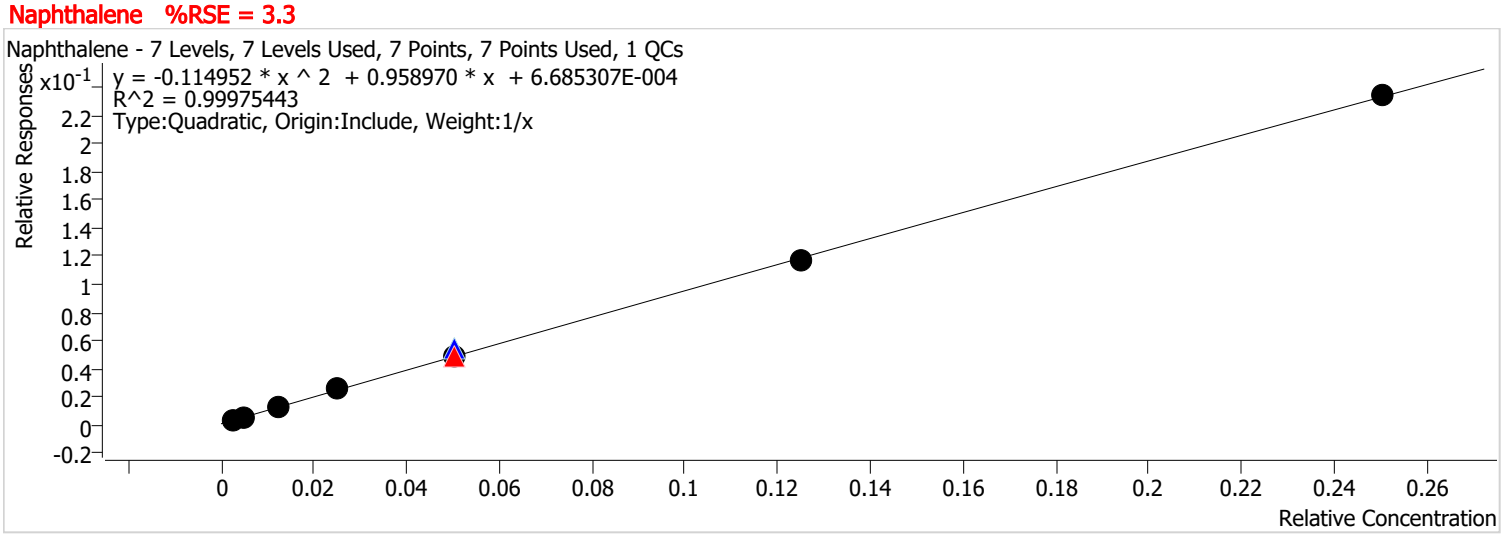

Calibration STD Path	Cal Type	Level	Enabled	Resp.	Exp. Conc	Resp. Factor	Level RSD
\\MASSHUNTER\Org\Data\SV5975.I\sh021622\1 e8270c bna SIM\Feb1608.D	Calibration	1	x	2684	0.1000	1.2368	
\\MASSHUNTER\Org\Data\SV5975.I\sh021622\1 e8270c bna SIM\Feb1607.D	Calibration	2	x	4970	0.2000	1.0450	
\\MASSHUNTER\Org\Data\SV5975.I\sh021622\1 e8270c bna SIM\Feb1606.D	Calibration	3	x	11850	0.5000	1.0160	
\\MASSHUNTER\Org\Data\SV5975.I\sh021622\1 e8270c bna SIM\Feb1605.D	Calibration	4	x	24985	1.0000	1.0160	
\\MASSHUNTER\Org\Data\SV5975.I\sh021122\1 e8270c bna SIM\Feb1120.D	CC	CCV	x	59244	2.0000	0.9723	
\\MASSHUNTER\Org\Data\SV5975.I\sh021622\1 e8270c bna SIM\Feb1609.D	QC	ICV	x	56898	2.0000	1.0924	
\\MASSHUNTER\Org\Data\SV5975.I\sh021622\1 e8270c bna SIM\Feb1604.D	Calibration	5	x	49829	2.0000	0.9787	
\\MASSHUNTER\Org\Data\SV5975.I\sh021622\1 e8270c bna SIM\Feb1603.D	Calibration	6	x	123194	5.0000	0.9326	
\\MASSHUNTER\Org\Data\SV5975.I\sh021622\1 e8270c bna SIM\Feb1602.D	Calibration	7	x	242945	10.0000	0.9364	

Batch Path	\\MASSHUNTER\Org\Data\SV5975.I\sh021622\1 e8270c bna SIM\QuantResults\021622 bna SIM 1.batch.bin		
Analysis Time	2/17/2022 11:11 AM	**Analyst Name**	BL2000\jheine
Report Time	2/17/2022 11:17:13 AM	**Reporter Name**	BL2000\jheine
Last Calib Update	2/17/2022 8:48 AM	**Batch State**	Processed
Quant Batch Version	10.0	**Quant Report Version**	10.0

2-Methylnaphthalene %RSE = 8.3

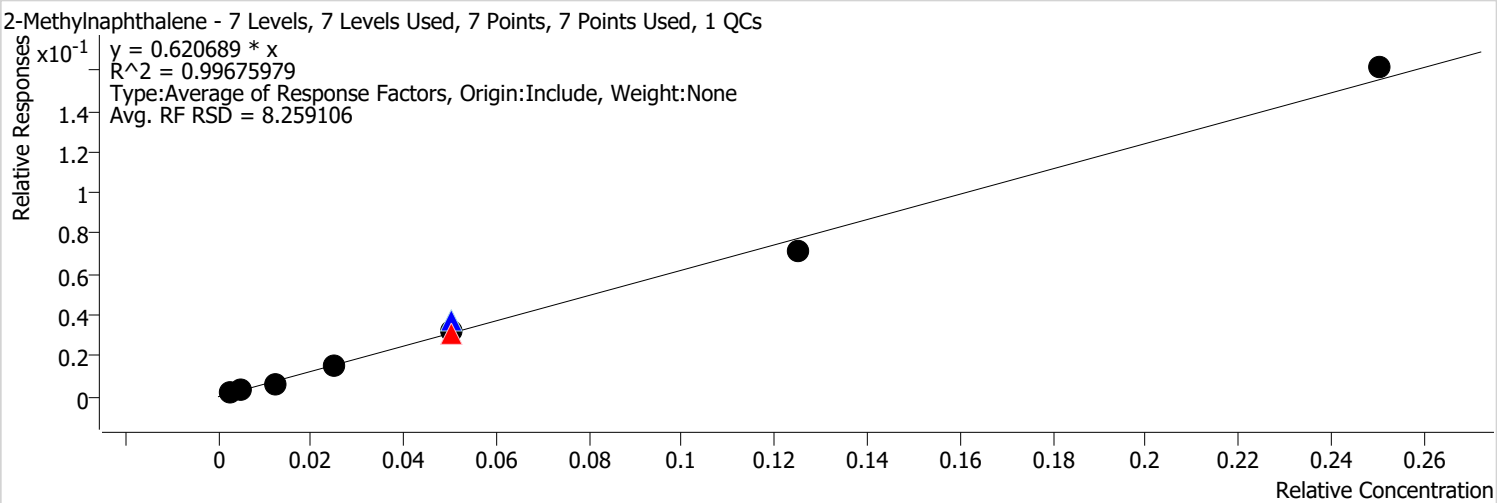

Calibration STD Path	Cal Type	Level	Enabled	Resp.	Exp. Conc	Resp. Factor	Level RSD
\\MASSHUNTER\Org\Data\SV5975.I\sh021622\1 e8270c bna SIM\Feb1608.D	Calibration	1	x	1513	0.1000	0.6973	
\\MASSHUNTER\Org\Data\SV5975.I\sh021622\1 e8270c bna SIM\Feb1607.D	Calibration	2	x	2961	0.2000	0.6225	
\\MASSHUNTER\Org\Data\SV5975.I\sh021622\1 e8270c bna SIM\Feb1606.D	Calibration	3	x	6275	0.5000	0.5380	
\\MASSHUNTER\Org\Data\SV5975.I\sh021622\1 e8270c bna SIM\Feb1605.D	Calibration	4	x	15572	1.0000	0.6332	
\\MASSHUNTER\Org\Data\SV5975.I\sh021122\1 e8270c bna SIM\Feb1120.D	CC	CCV	x	37468	2.0000	0.6150	
\\MASSHUNTER\Org\Data\SV5975.I\sh021622\1 e8270c bna SIM\Feb1609.D	QC	ICV	x	38687	2.0000	0.7428	
\\MASSHUNTER\Org\Data\SV5975.I\sh021622\1 e8270c bna SIM\Feb1604.D	Calibration	5	x	32312	2.0000	0.6347	
\\MASSHUNTER\Org\Data\SV5975.I\sh021622\1 e8270c bna SIM\Feb1603.D	Calibration	6	x	75902	5.0000	0.5746	
\\MASSHUNTER\Org\Data\SV5975.I\sh021622\1 e8270c bna SIM\Feb1602.D	Calibration	7	x	167224	10.0000	0.6446	

Batch Path	\\MASSHUNTER\Org\Data\SV5975.I\sh021622\1 e8270c bna SIM\QuantResults\021622 bna SIM 1.batch.bin		
Analysis Time	2/17/2022 11:11 AM	**Analyst Name**	BL2000\jheine
Report Time	2/17/2022 11:17:13 AM	**Reporter Name**	BL2000\jheine
Last Calib Update	2/17/2022 8:48 AM	**Batch State**	Processed
Quant Batch Version	10.0	**Quant Report Version**	10.0

1-Methylnaphthalene %RSE = 8.9

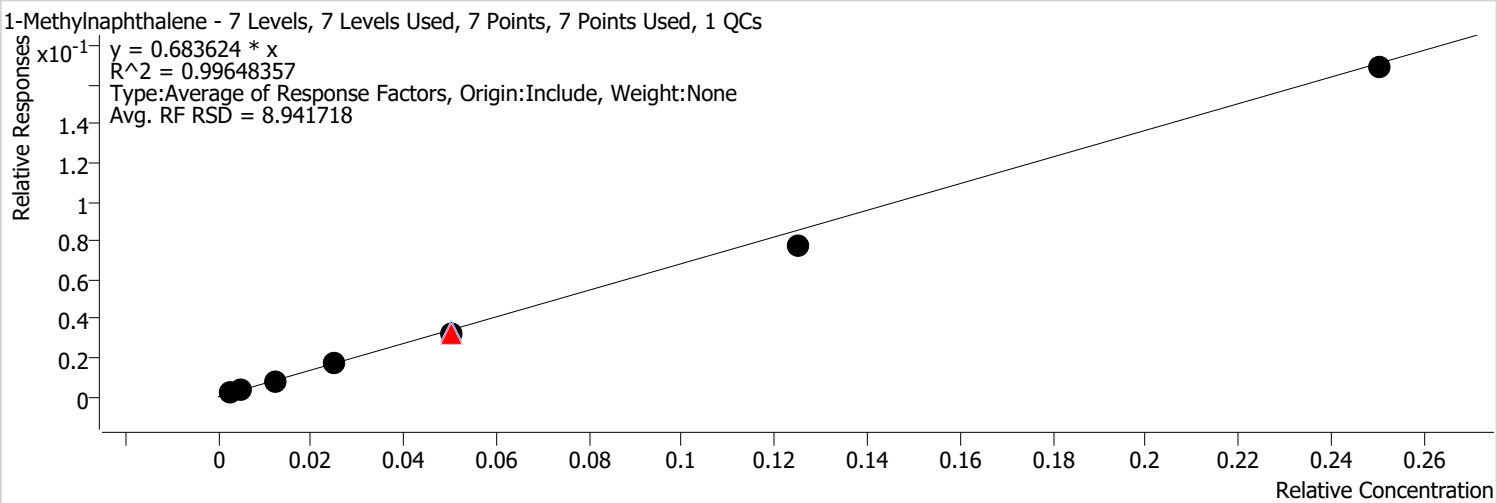

Calibration STD Path	Cal Type	Level	Enabled	Resp.	Exp. Conc	Resp. Factor	Level RSD
\\MASSHUNTER\Org\Data\SV5975.I\sh021622\1 e8270c bna SIM\Feb1608.D	Calibration	1	x	1726	0.1000	0.7951	
\\MASSHUNTER\Org\Data\SV5975.I\sh021622\1 e8270c bna SIM\Feb1607.D	Calibration	2	x	3331	0.2000	0.7004	
\\MASSHUNTER\Org\Data\SV5975.I\sh021622\1 e8270c bna SIM\Feb1606.D	Calibration	3	x	7448	0.5000	0.6386	
\\MASSHUNTER\Org\Data\SV5975.I\sh021622\1 e8270c bna SIM\Feb1605.D	Calibration	4	x	17675	1.0000	0.7187	
\\MASSHUNTER\Org\Data\SV5975.I\sh021122\1 e8270c bna SIM\Feb1120.D	CC	CCV	x	40129	2.0000	0.6586	
\\MASSHUNTER\Org\Data\SV5975.I\sh021622\1 e8270c bna SIM\Feb1609.D	QC	ICV	x	35829	2.0000	0.6879	
\\MASSHUNTER\Org\Data\SV5975.I\sh021622\1 e8270c bna SIM\Feb1604.D	Calibration	5	x	32729	2.0000	0.6428	
\\MASSHUNTER\Org\Data\SV5975.I\sh021622\1 e8270c bna SIM\Feb1603.D	Calibration	6	x	81237	5.0000	0.6150	
\\MASSHUNTER\Org\Data\SV5975.I\sh021622\1 e8270c bna SIM\Feb1602.D	Calibration	7	x	175058	10.0000	0.6748	

Batch Path	\\MASSHUNTER\Org\Data\SV5975.I\sh021622\1 e8270c bna SIM\QuantResults\021622 bna SIM 1.batch.bin		
Analysis Time	2/17/2022 11:11 AM	**Analyst Name**	BL2000\jheine
Report Time	2/17/2022 11:17:13 AM	**Reporter Name**	BL2000\jheine
Last Calib Update	2/17/2022 8:48 AM	**Batch State**	Processed
Quant Batch Version	10.0	**Quant Report Version**	10.0

2-Fluorobiphenyl %RSE =

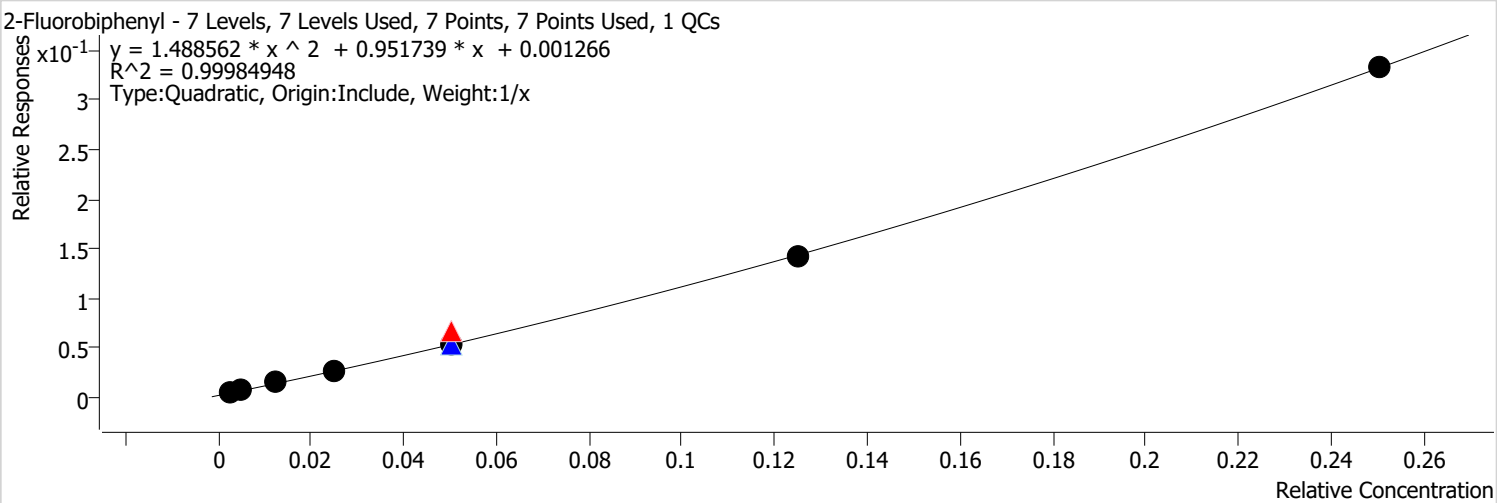

Calibration STD Path	Cal Type	Level	Enabled	Resp.	Exp. Conc	Resp. Factor	Level RSD
\\MASSHUNTER\Org\Data\SV5975.I\sh021622\1 e8270c bna SIM\Feb1608.D	Calibration	1	x	2253	0.1000	1.4110	
\\MASSHUNTER\Org\Data\SV5975.I\sh021622\1 e8270c bna SIM\Feb1607.D	Calibration	2	x	4042	0.2000	1.2004	
\\MASSHUNTER\Org\Data\SV5975.I\sh021622\1 e8270c bna SIM\Feb1606.D	Calibration	3	x	9566	0.5000	1.1493	
\\MASSHUNTER\Org\Data\SV5975.I\sh021622\1 e8270c bna SIM\Feb1605.D	Calibration	4	x	19247	1.0000	1.0324	
\\MASSHUNTER\Org\Data\SV5975.I\sh021122\1 e8270c bna SIM\Feb1120.D	CC	CCV	x	56094	2.0000	1.3519	
\\MASSHUNTER\Org\Data\SV5975.I\sh021622\1 e8270c bna SIM\Feb1609.D	QC	ICV	x	39464	2.0000	1.0617	
\\MASSHUNTER\Org\Data\SV5975.I\sh021622\1 e8270c bna SIM\Feb1604.D	Calibration	5	x	38465	2.0000	1.0502	
\\MASSHUNTER\Org\Data\SV5975.I\sh021622\1 e8270c bna SIM\Feb1603.D	Calibration	6	x	104743	5.0000	1.1395	
\\MASSHUNTER\Org\Data\SV5975.I\sh021622\1 e8270c bna SIM\Feb1602.D	Calibration	7	x	231576	10.0000	1.3310	

Batch Path	\\MASSHUNTER\Org\Data\SV5975.I\sh021622\1 e8270c bna SIM\QuantResults\021622 bna SIM 1.batch.bin		
Analysis Time	2/17/2022 11:11 AM	**Analyst Name**	BL2000\jheine
Report Time	2/17/2022 11:17:14 AM	**Reporter Name**	BL2000\jheine
Last Calib Update	2/17/2022 8:48 AM	**Batch State**	Processed
Quant Batch Version	10.0	**Quant Report Version**	10.0

Acenaphthylene %RSE = 7.6

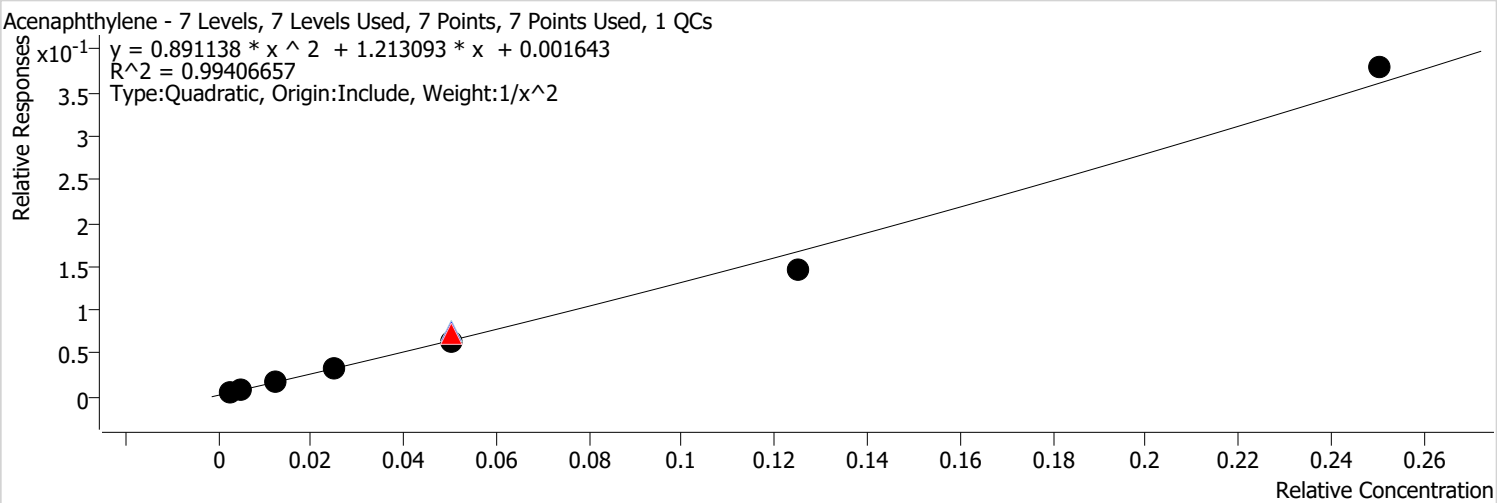

Calibration STD Path	Cal Type	Level	Enabled	Resp.	Exp. Conc	Resp. Factor	Level RSD
\\MASSHUNTER\Org\Data\SV5975.I\sh021622\1 e8270c bna SIM\Feb1608.D	Calibration	1	x	3000	0.1000	1.8787	
\\MASSHUNTER\Org\Data\SV5975.I\sh021622\1 e8270c bna SIM\Feb1607.D	Calibration	2	x	5031	0.2000	1.4942	
\\MASSHUNTER\Org\Data\SV5975.I\sh021622\1 e8270c bna SIM\Feb1606.D	Calibration	3	x	12015	0.5000	1.4436	
\\MASSHUNTER\Org\Data\SV5975.I\sh021622\1 e8270c bna SIM\Feb1605.D	Calibration	4	x	25126	1.0000	1.3478	
\\MASSHUNTER\Org\Data\SV5975.I\sh021122\1 e8270c bna SIM\Feb1120.D	CC	CCV	x	59824	2.0000	1.4418	
\\MASSHUNTER\Org\Data\SV5975.I\sh021622\1 e8270c bna SIM\Feb1609.D	QC	ICV	x	55181	2.0000	1.4846	
\\MASSHUNTER\Org\Data\SV5975.I\sh021622\1 e8270c bna SIM\Feb1604.D	Calibration	5	x	47249	2.0000	1.2900	
\\MASSHUNTER\Org\Data\SV5975.I\sh021622\1 e8270c bna SIM\Feb1603.D	Calibration	6	x	108162	5.0000	1.1767	
\\MASSHUNTER\Org\Data\SV5975.I\sh021622\1 e8270c bna SIM\Feb1602.D	Calibration	7	x	263576	10.0000	1.5149	

Batch Path	\\MASSHUNTER\Org\Data\SV5975.I\sh021622\1 e8270c bna SIM\QuantResults\021622 bna SIM 1.batch.bin		
Analysis Time	2/17/2022 11:11 AM	**Analyst Name**	BL2000\jheine
Report Time	2/17/2022 11:17:14 AM	**Reporter Name**	BL2000\jheine
Last Calib Update	2/17/2022 8:48 AM	**Batch State**	Processed
Quant Batch Version	10.0	**Quant Report Version**	10.0

Acenaphthene %RSE = 3.3

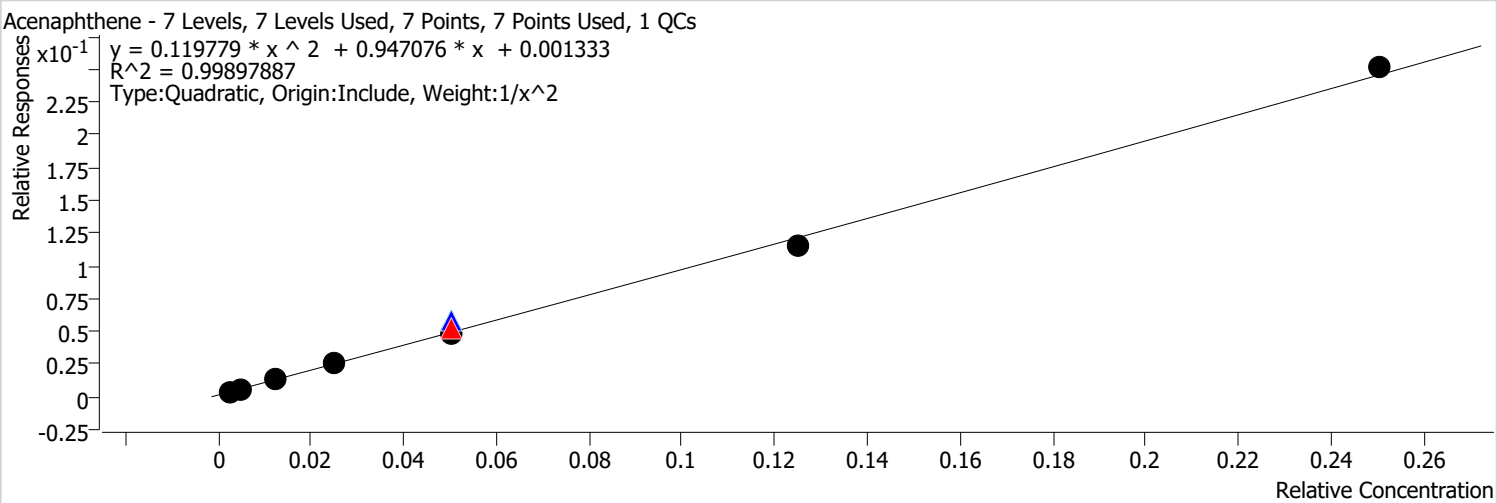

Calibration STD Path	Cal Type	Level	Enabled	Resp.	Exp. Conc	Resp. Factor	Level RSD
\\MASSHUNTER\Org\Data\SV5975.I\sh021622\1 e8270c bna SIM\Feb1608.D	Calibration	1	x	2337	0.1000	1.4637	
\\MASSHUNTER\Org\Data\SV5975.I\sh021622\1 e8270c bna SIM\Feb1607.D	Calibration	2	x	4182	0.2000	1.2420	
\\MASSHUNTER\Org\Data\SV5975.I\sh021622\1 e8270c bna SIM\Feb1606.D	Calibration	3	x	8953	0.5000	1.0757	
\\MASSHUNTER\Org\Data\SV5975.I\sh021622\1 e8270c bna SIM\Feb1605.D	Calibration	4	x	18721	1.0000	1.0042	
\\MASSHUNTER\Org\Data\SV5975.I\sh021122\1 e8270c bna SIM\Feb1120.D	CC	CCV	x	43075	2.0000	1.0381	
\\MASSHUNTER\Org\Data\SV5975.I\sh021622\1 e8270c bna SIM\Feb1609.D	QC	ICV	x	43441	2.0000	1.1687	
\\MASSHUNTER\Org\Data\SV5975.I\sh021622\1 e8270c bna SIM\Feb1604.D	Calibration	5	x	35485	2.0000	0.9688	
\\MASSHUNTER\Org\Data\SV5975.I\sh021622\1 e8270c bna SIM\Feb1603.D	Calibration	6	x	85368	5.0000	0.9288	
\\MASSHUNTER\Org\Data\SV5975.I\sh021622\1 e8270c bna SIM\Feb1602.D	Calibration	7	x	174862	10.0000	1.0050	

Batch Path	\\MASSHUNTER\Org\Data\SV5975.I\sh021622\1 e8270c bna SIM\QuantResults\021622 bna SIM 1.batch.bin		
Analysis Time	2/17/2022 11:11 AM	**Analyst Name**	BL2000\jheine
Report Time	2/17/2022 11:17:14 AM	**Reporter Name**	BL2000\jheine
Last Calib Update	2/17/2022 8:48 AM	**Batch State**	Processed
Quant Batch Version	10.0	**Quant Report Version**	10.0

Fluorene %RSE = 4.0

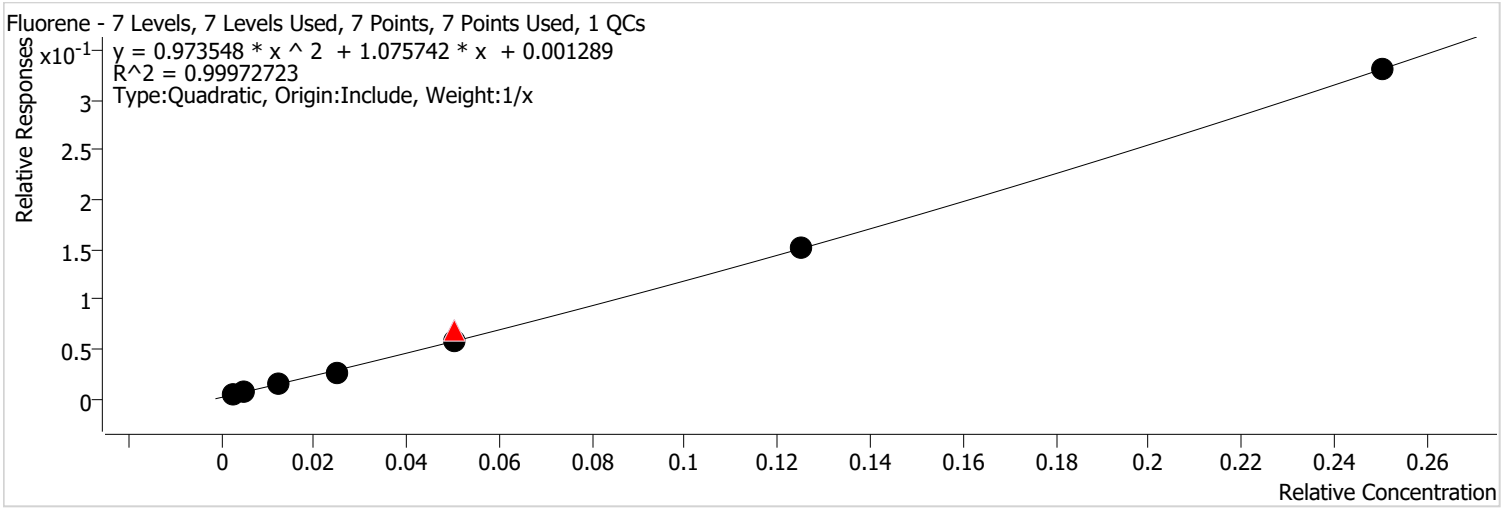

Calibration STD Path	Cal Type	Level	Enabled	Resp.	Exp. Conc	Resp. Factor	Level RSD
\\MASSHUNTER\Org\Data\SV5975.I\sh021622\1 e8270c bna SIM\Feb1608.D	Calibration	1	x	2527	0.1000	1.5824	
\\MASSHUNTER\Org\Data\SV5975.I\sh021622\1 e8270c bna SIM\Feb1607.D	Calibration	2	x	4576	0.2000	1.3589	
\\MASSHUNTER\Org\Data\SV5975.I\sh021622\1 e8270c bna SIM\Feb1606.D	Calibration	3	x	10261	0.5000	1.2329	
\\MASSHUNTER\Org\Data\SV5975.I\sh021622\1 e8270c bna SIM\Feb1605.D	Calibration	4	x	20113	1.0000	1.0789	
\\MASSHUNTER\Org\Data\SV5975.I\sh021122\1 e8270c bna SIM\Feb1120.D	CC	CCV	x	56156	2.0000	1.3534	
\\MASSHUNTER\Org\Data\SV5975.I\sh021622\1 e8270c bna SIM\Feb1609.D	QC	ICV	x	50791	2.0000	1.3665	
\\MASSHUNTER\Org\Data\SV5975.I\sh021622\1 e8270c bna SIM\Feb1604.D	Calibration	5	x	42740	2.0000	1.1669	
\\MASSHUNTER\Org\Data\SV5975.I\sh021622\1 e8270c bna SIM\Feb1603.D	Calibration	6	x	111595	5.0000	1.2141	
\\MASSHUNTER\Org\Data\SV5975.I\sh021622\1 e8270c bna SIM\Feb1602.D	Calibration	7	x	230125	10.0000	1.3226	

Batch Path	\\MASSHUNTER\Org\Data\SV5975.I\sh021622\1 e8270c bna SIM\QuantResults\021622 bna SIM 1.batch.bin		
Analysis Time	2/17/2022 11:11 AM	**Analyst Name**	BL2000\jheine
Report Time	2/17/2022 11:17:14 AM	**Reporter Name**	BL2000\jheine
Last Calib Update	2/17/2022 8:48 AM	**Batch State**	Processed
Quant Batch Version	10.0	**Quant Report Version**	10.0

Phenanthrene %RSE = 4.6

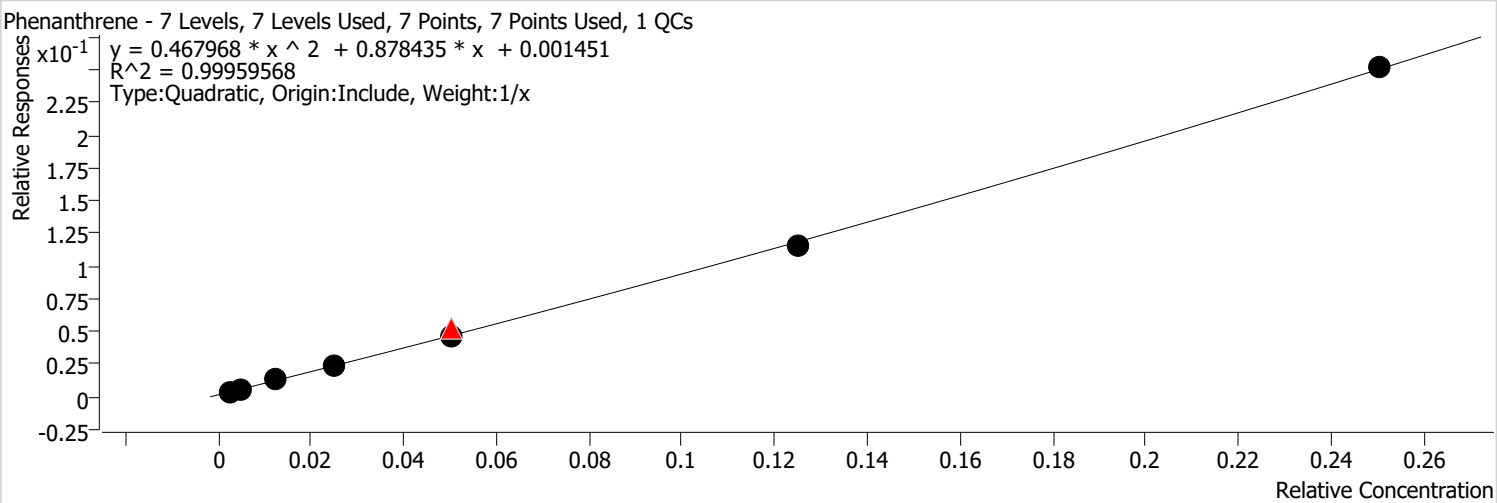

Calibration STD Path	Cal Type	Level	Enabled	Resp.	Exp. Conc	Resp. Factor	Level RSD
\\MASSHUNTER\Org\Data\SV5975.I\sh021622\1 e8270c bna SIM\Feb1608.D	Calibration	1	x	4187	0.1000	1.4240	
\\MASSHUNTER\Org\Data\SV5975.I\sh021622\1 e8270c bna SIM\Feb1607.D	Calibration	2	x	7065	0.2000	1.1341	
\\MASSHUNTER\Org\Data\SV5975.I\sh021622\1 e8270c bna SIM\Feb1606.D	Calibration	3	x	15744	0.5000	1.0480	
\\MASSHUNTER\Org\Data\SV5975.I\sh021622\1 e8270c bna SIM\Feb1605.D	Calibration	4	x	32714	1.0000	0.9800	
\\MASSHUNTER\Org\Data\SV5975.I\sh021122\1 e8270c bna SIM\Feb1120.D	CC	CCV	x	78344	2.0000	1.0399	
\\MASSHUNTER\Org\Data\SV5975.I\sh021622\1 e8270c bna SIM\Feb1609.D	QC	ICV	x	71338	2.0000	1.0574	
\\MASSHUNTER\Org\Data\SV5975.I\sh021622\1 e8270c bna SIM\Feb1604.D	Calibration	5	x	61122	2.0000	0.9438	
\\MASSHUNTER\Org\Data\SV5975.I\sh021622\1 e8270c bna SIM\Feb1603.D	Calibration	6	x	150919	5.0000	0.9241	
\\MASSHUNTER\Org\Data\SV5975.I\sh021622\1 e8270c bna SIM\Feb1602.D	Calibration	7	x	310922	10.0000	1.0064	

Batch Path	\\MASSHUNTER\Org\Data\SV5975.I\sh021622\1 e8270c bna SIM\QuantResults\021622 bna SIM 1.batch.bin		
Analysis Time	2/17/2022 11:11 AM	**Analyst Name**	BL2000\jheine
Report Time	2/17/2022 11:17:14 AM	**Reporter Name**	BL2000\jheine
Last Calib Update	2/17/2022 8:48 AM	**Batch State**	Processed
Quant Batch Version	10.0	**Quant Report Version**	10.0

Anthracene %RSE = 4.4

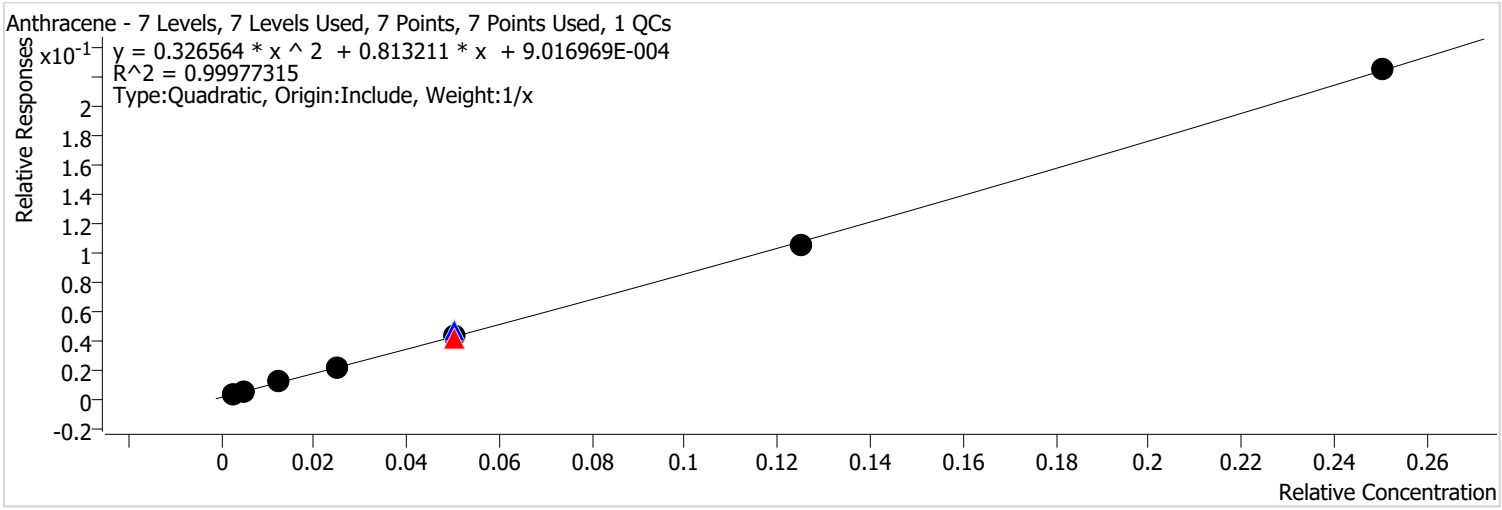

Calibration STD Path	Cal Type	Level	Enabled	Resp.	Exp. Conc	Resp. Factor	Level RSD
\\MASSHUNTER\Org\Data\SV5975.I\sh021622\1 e8270c bna SIM\Feb1608.D	Calibration	1	x	3507	0.1000	1.1930	
\\MASSHUNTER\Org\Data\SV5975.I\sh021622\1 e8270c bna SIM\Feb1607.D	Calibration	2	x	5826	0.2000	0.9353	
\\MASSHUNTER\Org\Data\SV5975.I\sh021622\1 e8270c bna SIM\Feb1606.D	Calibration	3	x	13803	0.5000	0.9188	
\\MASSHUNTER\Org\Data\SV5975.I\sh021622\1 e8270c bna SIM\Feb1605.D	Calibration	4	x	28916	1.0000	0.8662	
\\MASSHUNTER\Org\Data\SV5975.I\sh021122\1 e8270c bna SIM\Feb1120.D	CC	CCV	x	63484	2.0000	0.8427	
\\MASSHUNTER\Org\Data\SV5975.I\sh021622\1 e8270c bna SIM\Feb1609.D	QC	ICV	x	62160	2.0000	0.9214	
\\MASSHUNTER\Org\Data\SV5975.I\sh021622\1 e8270c bna SIM\Feb1604.D	Calibration	5	x	55860	2.0000	0.8626	
\\MASSHUNTER\Org\Data\SV5975.I\sh021622\1 e8270c bna SIM\Feb1603.D	Calibration	6	x	138311	5.0000	0.8469	
\\MASSHUNTER\Org\Data\SV5975.I\sh021622\1 e8270c bna SIM\Feb1602.D	Calibration	7	x	278452	10.0000	0.9013	

Batch Path	\\MASSHUNTER\Org\Data\SV5975.I\sh021622\1 e8270c bna SIM\QuantResults\021622 bna SIM 1.batch.bin		
Analysis Time	2/17/2022 11:11 AM	**Analyst Name**	BL2000\jheine
Report Time	2/17/2022 11:17:14 AM	**Reporter Name**	BL2000\jheine
Last Calib Update	2/17/2022 8:48 AM	**Batch State**	Processed
Quant Batch Version	10.0	**Quant Report Version**	10.0

o-Terphenyl %RSE =

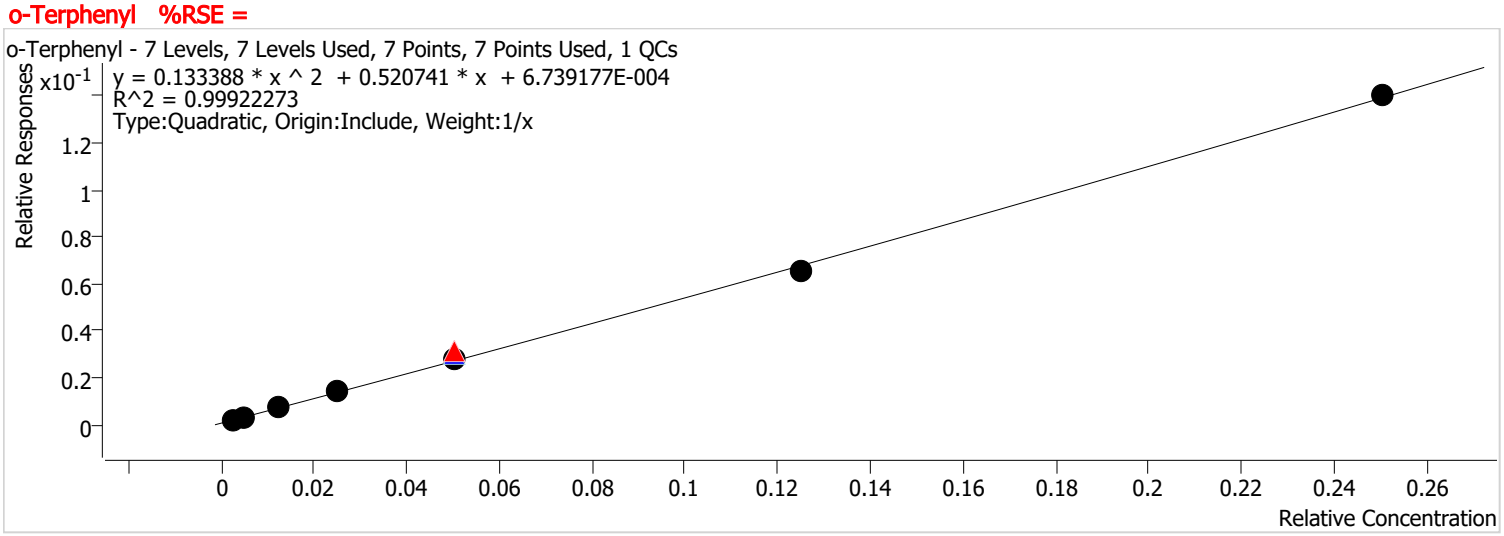

Calibration STD Path	Cal Type	Level	Enabled	Resp.	Exp. Conc	Resp. Factor	Level RSD
\\MASSHUNTER\Org\Data\SV5975.I\sh021622\1 e8270c bna SIM\Feb1608.D	Calibration	1	x	2309	0.1000	0.7855	
\\MASSHUNTER\Org\Data\SV5975.I\sh021622\1 e8270c bna SIM\Feb1607.D	Calibration	2	x	3941	0.2000	0.6326	
\\MASSHUNTER\Org\Data\SV5975.I\sh021622\1 e8270c bna SIM\Feb1606.D	Calibration	3	x	8700	0.5000	0.5792	
\\MASSHUNTER\Org\Data\SV5975.I\sh021622\1 e8270c bna SIM\Feb1605.D	Calibration	4	x	19023	1.0000	0.5699	
\\MASSHUNTER\Org\Data\SV5975.I\sh021122\1 e8270c bna SIM\Feb1120.D	CC	CCV	x	46543	2.0000	0.6178	
\\MASSHUNTER\Org\Data\SV5975.I\sh021622\1 e8270c bna SIM\Feb1609.D	QC	ICV	x	41045	2.0000	0.6084	
\\MASSHUNTER\Org\Data\SV5975.I\sh021622\1 e8270c bna SIM\Feb1604.D	Calibration	5	x	36540	2.0000	0.5642	
\\MASSHUNTER\Org\Data\SV5975.I\sh021622\1 e8270c bna SIM\Feb1603.D	Calibration	6	x	85349	5.0000	0.5226	
\\MASSHUNTER\Org\Data\SV5975.I\sh021622\1 e8270c bna SIM\Feb1602.D	Calibration	7	x	173228	10.0000	0.5607	

Batch Path	\\MASSHUNTER\Org\Data\SV5975.I\sh021622\1 e8270c bna SIM\QuantResults\021622 bna SIM 1.batch.bin		
Analysis Time	2/17/2022 11:11 AM	**Analyst Name**	BL2000\jheine
Report Time	2/17/2022 11:17:14 AM	**Reporter Name**	BL2000\jheine
Last Calib Update	2/17/2022 8:48 AM	**Batch State**	Processed
Quant Batch Version	10.0	**Quant Report Version**	10.0

Fluoranthene %RSE = 4.2

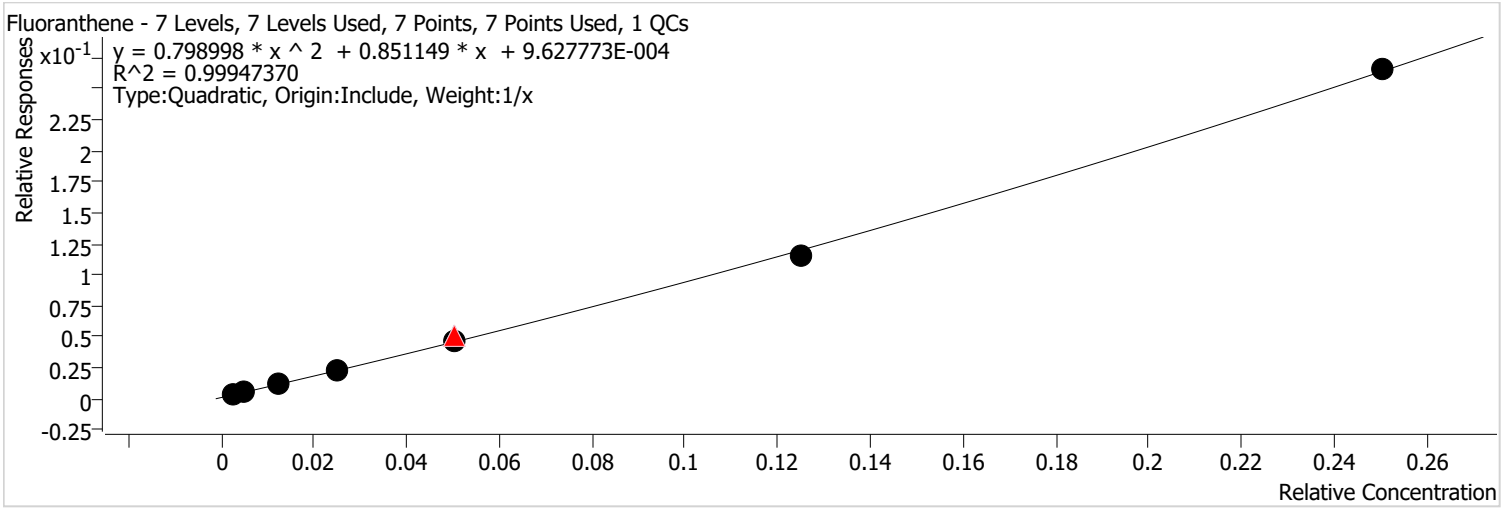

Calibration STD Path	Cal Type	Level	Enabled	Resp.	Exp. Conc	Resp. Factor	Level RSD
\\MASSHUNTER\Org\Data\SV5975.I\sh021622\1 e8270c bna SIM\Feb1608.D	Calibration	1	x	3625	0.1000	1.2329	
\\MASSHUNTER\Org\Data\SV5975.I\sh021622\1 e8270c bna SIM\Feb1607.D	Calibration	2	x	6213	0.2000	0.9974	
\\MASSHUNTER\Org\Data\SV5975.I\sh021622\1 e8270c bna SIM\Feb1606.D	Calibration	3	x	14434	0.5000	0.9608	
\\MASSHUNTER\Org\Data\SV5975.I\sh021622\1 e8270c bna SIM\Feb1605.D	Calibration	4	x	31143	1.0000	0.9329	
\\MASSHUNTER\Org\Data\SV5975.I\sh021122\1 e8270c bna SIM\Feb1120.D	CC	CCV	x	76953	2.0000	1.0215	
\\MASSHUNTER\Org\Data\SV5975.I\sh021622\1 e8270c bna SIM\Feb1609.D	QC	ICV	x	68514	2.0000	1.0155	
\\MASSHUNTER\Org\Data\SV5975.I\sh021622\1 e8270c bna SIM\Feb1604.D	Calibration	5	x	61168	2.0000	0.9445	
\\MASSHUNTER\Org\Data\SV5975.I\sh021622\1 e8270c bna SIM\Feb1603.D	Calibration	6	x	151611	5.0000	0.9283	
\\MASSHUNTER\Org\Data\SV5975.I\sh021622\1 e8270c bna SIM\Feb1602.D	Calibration	7	x	327698	10.0000	1.0607	

Batch Path	\\MASSHUNTER\Org\Data\SV5975.I\sh021622\1 e8270c bna SIM\QuantResults\021622 bna SIM 1.batch.bin		
Analysis Time	2/17/2022 11:11 AM	**Analyst Name**	BL2000\jheine
Report Time	2/17/2022 11:17:14 AM	**Reporter Name**	BL2000\jheine
Last Calib Update	2/17/2022 8:48 AM	**Batch State**	Processed
Quant Batch Version	10.0	**Quant Report Version**	10.0

Pyrene %RSE = 2.7

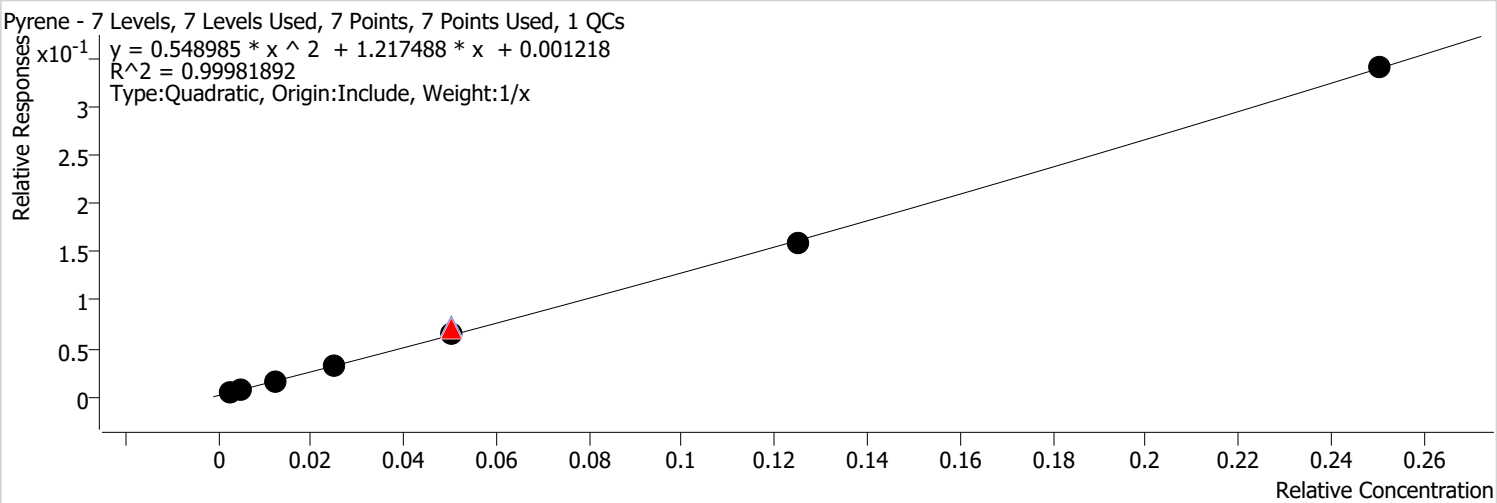

Calibration STD Path	Cal Type	Level	Enabled	Resp.	Exp. Conc	Resp. Factor	Level RSD
\\MASSHUNTER\Org\Data\SV5975.I\sh021622\1 e8270c bna SIM\Feb1608.D	Calibration	1	x	4005	0.1000	1.7349	
\\MASSHUNTER\Org\Data\SV5975.I\sh021622\1 e8270c bna SIM\Feb1607.D	Calibration	2	x	6987	0.2000	1.4292	
\\MASSHUNTER\Org\Data\SV5975.I\sh021622\1 e8270c bna SIM\Feb1606.D	Calibration	3	x	15659	0.5000	1.2946	
\\MASSHUNTER\Org\Data\SV5975.I\sh021622\1 e8270c bna SIM\Feb1605.D	Calibration	4	x	34637	1.0000	1.2973	
\\MASSHUNTER\Org\Data\SV5975.I\sh021122\1 e8270c bna SIM\Feb1120.D	CC	CCV	x	88953	2.0000	1.4170	
\\MASSHUNTER\Org\Data\SV5975.I\sh021622\1 e8270c bna SIM\Feb1609.D	QC	ICV	x	77595	2.0000	1.4581	
\\MASSHUNTER\Org\Data\SV5975.I\sh021622\1 e8270c bna SIM\Feb1604.D	Calibration	5	x	68912	2.0000	1.3011	
\\MASSHUNTER\Org\Data\SV5975.I\sh021622\1 e8270c bna SIM\Feb1603.D	Calibration	6	x	166252	5.0000	1.2760	
\\MASSHUNTER\Org\Data\SV5975.I\sh021622\1 e8270c bna SIM\Feb1602.D	Calibration	7	x	350347	10.0000	1.3632	

Batch Path	\\MASSHUNTER\Org\Data\SV5975.I\sh021622\1 e8270c bna SIM\QuantResults\021622 bna SIM 1.batch.bin		
Analysis Time	2/17/2022 11:11 AM	**Analyst Name**	BL2000\jheine
Report Time	2/17/2022 11:17:14 AM	**Reporter Name**	BL2000\jheine
Last Calib Update	2/17/2022 8:48 AM	**Batch State**	Processed
Quant Batch Version	10.0	**Quant Report Version**	10.0

Terphenyl-d14 %RSE =

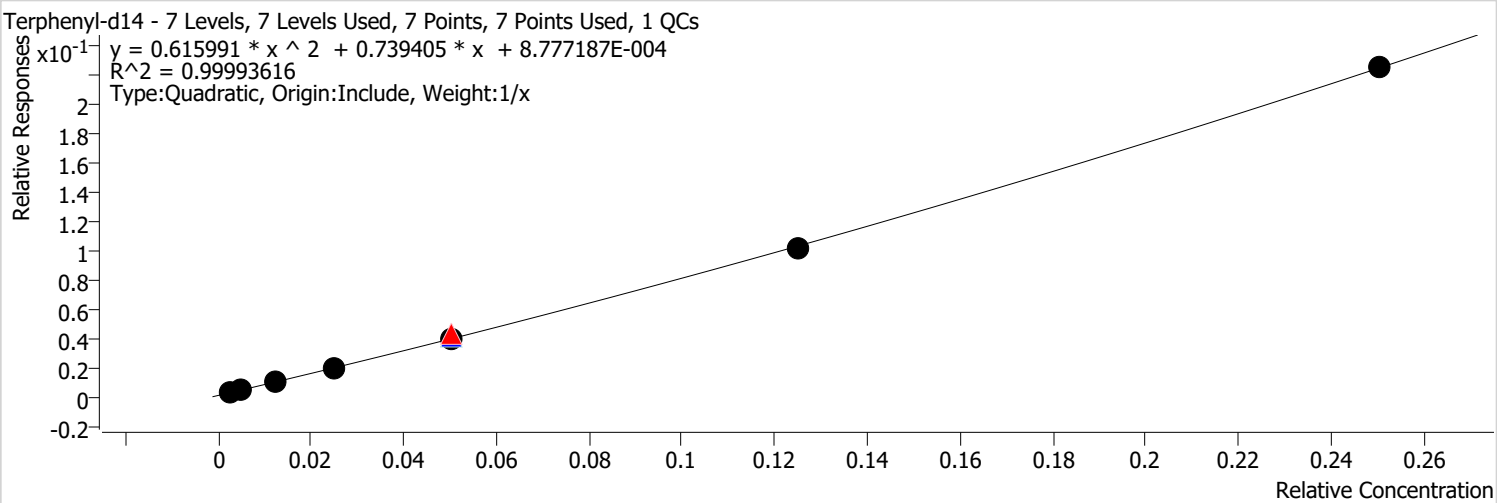

Calibration STD Path	Cal Type	Level	Enabled	Resp.	Exp. Conc	Resp. Factor	Level RSD
\\MASSHUNTER\Org\Data\SV5975.I\sh021622\1 e8270c bna SIM\Feb1608.D	Calibration	1	x	2564	0.1000	1.1106	
\\MASSHUNTER\Org\Data\SV5975.I\sh021622\1 e8270c bna SIM\Feb1607.D	Calibration	2	x	4301	0.2000	0.8797	
\\MASSHUNTER\Org\Data\SV5975.I\sh021622\1 e8270c bna SIM\Feb1606.D	Calibration	3	x	10012	0.5000	0.8277	
\\MASSHUNTER\Org\Data\SV5975.I\sh021622\1 e8270c bna SIM\Feb1605.D	Calibration	4	x	21325	1.0000	0.7987	
\\MASSHUNTER\Org\Data\SV5975.I\sh021122\1 e8270c bna SIM\Feb1120.D	CC	CCV	x	53733	2.0000	0.8560	
\\MASSHUNTER\Org\Data\SV5975.I\sh021622\1 e8270c bna SIM\Feb1609.D	QC	ICV	x	43553	2.0000	0.8184	
\\MASSHUNTER\Org\Data\SV5975.I\sh021622\1 e8270c bna SIM\Feb1604.D	Calibration	5	x	42029	2.0000	0.7935	
\\MASSHUNTER\Org\Data\SV5975.I\sh021622\1 e8270c bna SIM\Feb1603.D	Calibration	6	x	106431	5.0000	0.8168	
\\MASSHUNTER\Org\Data\SV5975.I\sh021622\1 e8270c bna SIM\Feb1602.D	Calibration	7	x	230845	10.0000	0.8982	

Calibration Report

Batch Path	\\MASSHUNTER\Org\Data\SV5975.I\sh021622\1 e8270c bna SIM\QuantResults\021622 bna SIM 1.batch.bin		
Analysis Time	2/17/2022 11:11 AM	**Analyst Name**	BL2000\jheine
Report Time	2/17/2022 11:17:14 AM	**Reporter Name**	BL2000\jheine
Last Calib Update	2/17/2022 8:48 AM	**Batch State**	Processed
Quant Batch Version	10.0	**Quant Report Version**	10.0

Benzo(a)Anthracene %RSE = 4.1

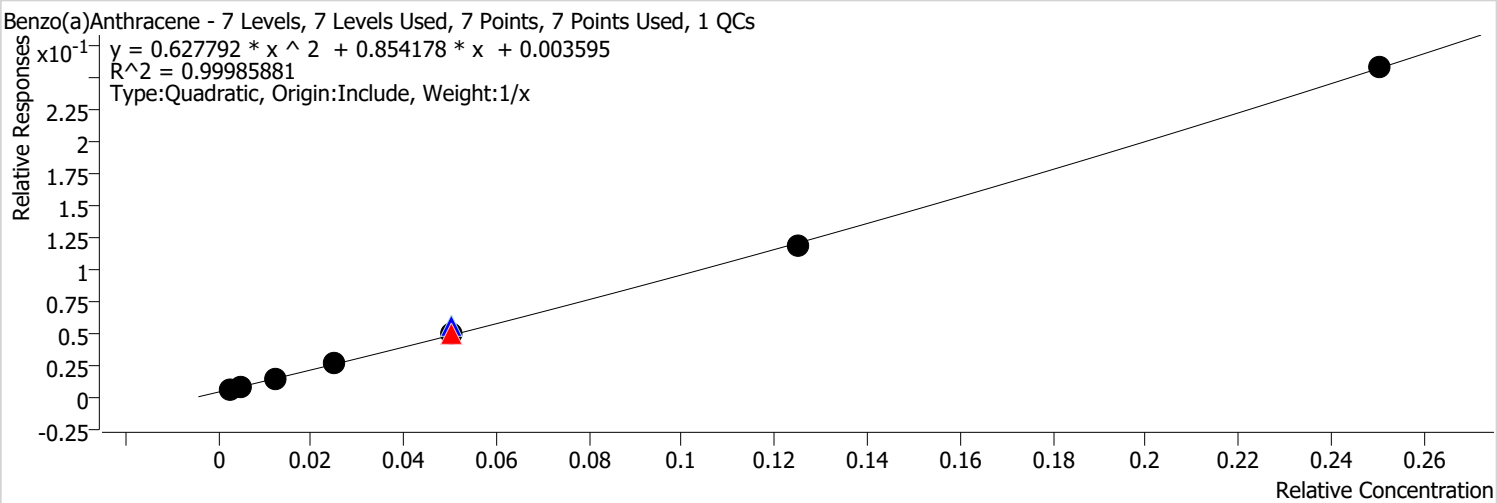

Calibration STD Path	Cal Type	Level	Enabled	Resp.	Exp. Conc	Resp. Factor	Level RSD
\\MASSHUNTER\Org\Data\SV5975.I\sh021622\1 e8270c bna SIM\Feb1608.D	Calibration	1	x	5343	0.1000	2.3146	
\\MASSHUNTER\Org\Data\SV5975.I\sh021622\1 e8270c bna SIM\Feb1607.D	Calibration	2	x	7411	0.2000	1.5160	
\\MASSHUNTER\Org\Data\SV5975.I\sh021622\1 e8270c bna SIM\Feb1606.D	Calibration	3	x	14217	0.5000	1.1753	
\\MASSHUNTER\Org\Data\SV5975.I\sh021622\1 e8270c bna SIM\Feb1605.D	Calibration	4	x	27451	1.0000	1.0282	
\\MASSHUNTER\Org\Data\SV5975.I\sh021122\1 e8270c bna SIM\Feb1120.D	CC	CCV	x	63037	2.0000	1.0042	
\\MASSHUNTER\Org\Data\SV5975.I\sh021622\1 e8270c bna SIM\Feb1609.D	QC	ICV	x	59353	2.0000	1.1153	
\\MASSHUNTER\Org\Data\SV5975.I\sh021622\1 e8270c bna SIM\Feb1604.D	Calibration	5	x	51152	2.0000	0.9658	
\\MASSHUNTER\Org\Data\SV5975.I\sh021622\1 e8270c bna SIM\Feb1603.D	Calibration	6	x	123762	5.0000	0.9499	
\\MASSHUNTER\Org\Data\SV5975.I\sh021622\1 e8270c bna SIM\Feb1602.D	Calibration	7	x	264164	10.0000	1.0279	

Batch Path	\\MASSHUNTER\Org\Data\SV5975.I\sh021622\1 e8270c bna SIM\QuantResults\021622 bna SIM 1.batch.bin		
Analysis Time	2/17/2022 11:11 AM	**Analyst Name**	BL2000\jheine
Report Time	2/17/2022 11:17:14 AM	**Reporter Name**	BL2000\jheine
Last Calib Update	2/17/2022 8:48 AM	**Batch State**	Processed
Quant Batch Version	10.0	**Quant Report Version**	10.0

Chrysene %RSE = 3.2

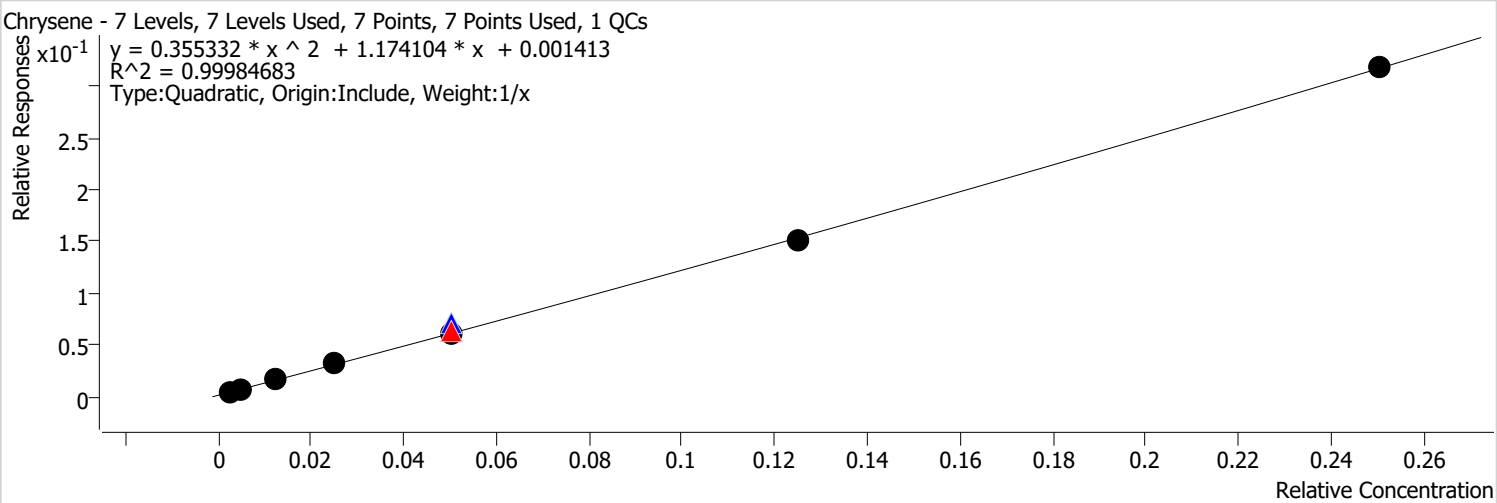

Calibration STD Path	Cal Type	Level	Enabled	Resp.	Exp. Conc	Resp. Factor	Level RSD
\\MASSHUNTER\Org\Data\SV5975.I\sh021622\1 e8270c bna SIM\Feb1608.D	Calibration	1	x	3938	0.1000	1.7061	
\\MASSHUNTER\Org\Data\SV5975.I\sh021622\1 e8270c bna SIM\Feb1607.D	Calibration	2	x	6977	0.2000	1.4271	
\\MASSHUNTER\Org\Data\SV5975.I\sh021622\1 e8270c bna SIM\Feb1606.D	Calibration	3	x	16184	0.5000	1.3380	
\\MASSHUNTER\Org\Data\SV5975.I\sh021622\1 e8270c bna SIM\Feb1605.D	Calibration	4	x	34032	1.0000	1.2747	
\\MASSHUNTER\Org\Data\SV5975.I\sh021122\1 e8270c bna SIM\Feb1120.D	CC	CCV	x	78526	2.0000	1.2509	
\\MASSHUNTER\Org\Data\SV5975.I\sh021622\1 e8270c bna SIM\Feb1609.D	QC	ICV	x	76086	2.0000	1.4298	
\\MASSHUNTER\Org\Data\SV5975.I\sh021622\1 e8270c bna SIM\Feb1604.D	Calibration	5	x	64350	2.0000	1.2150	
\\MASSHUNTER\Org\Data\SV5975.I\sh021622\1 e8270c bna SIM\Feb1603.D	Calibration	6	x	158366	5.0000	1.2154	
\\MASSHUNTER\Org\Data\SV5975.I\sh021622\1 e8270c bna SIM\Feb1602.D	Calibration	7	x	326890	10.0000	1.2719	

Calibration Report

Batch Path	\\MASSHUNTER\Org\Data\SV5975.I\sh021622\1 e8270c bna SIM\QuantResults\021622 bna SIM 1.batch.bin		
Analysis Time	2/17/2022 11:11 AM	**Analyst Name**	BL2000\jheine
Report Time	2/17/2022 11:17:14 AM	**Reporter Name**	BL2000\jheine
Last Calib Update	2/17/2022 8:48 AM	**Batch State**	Processed
Quant Batch Version	10.0	**Quant Report Version**	10.0

Benzo(b)fluoranthene %RSE = 4.9

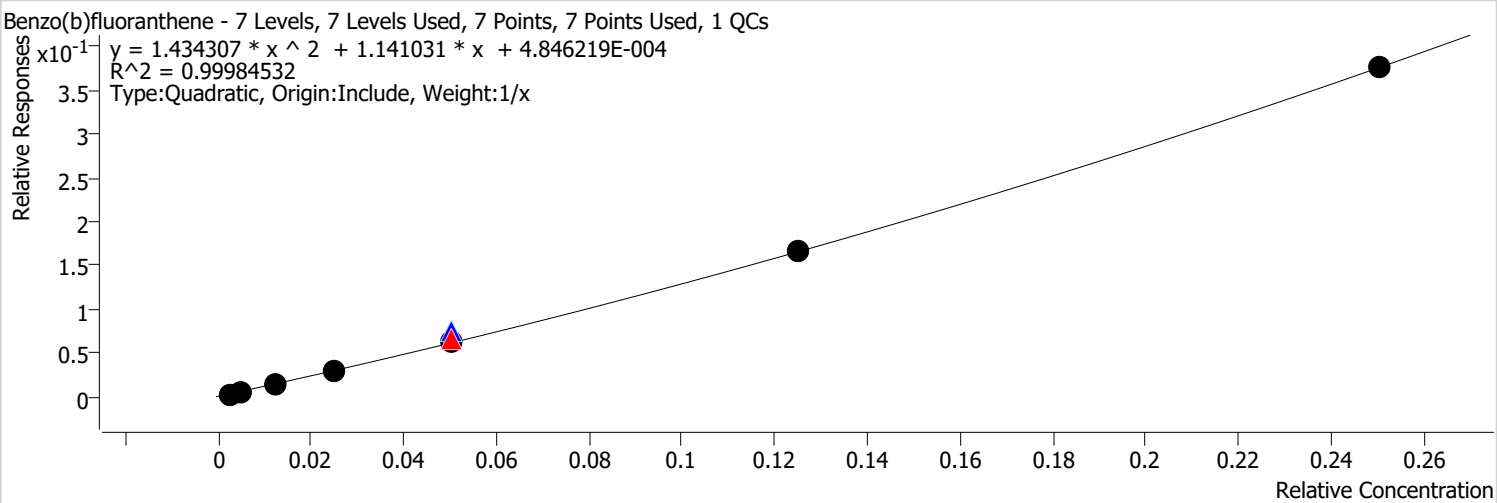

Calibration STD Path	Cal Type	Level	Enabled	Resp.	Exp. Conc	Resp. Factor	Level RSD
\\MASSHUNTER\Org\Data\SV5975.I\sh021622\1 e8270c bna SIM\Feb1608.D	Calibration	1	x	2079	0.1000	1.4129	
\\MASSHUNTER\Org\Data\SV5975.I\sh021622\1 e8270c bna SIM\Feb1607.D	Calibration	2	x	3699	0.2000	1.2194	
\\MASSHUNTER\Org\Data\SV5975.I\sh021622\1 e8270c bna SIM\Feb1606.D	Calibration	3	x	8399	0.5000	1.1196	
\\MASSHUNTER\Org\Data\SV5975.I\sh021622\1 e8270c bna SIM\Feb1605.D	Calibration	4	x	20374	1.0000	1.2069	
\\MASSHUNTER\Org\Data\SV5975.I\sh021122\1 e8270c bna SIM\Feb1120.D	CC	CCV	x	53449	2.0000	1.3058	
\\MASSHUNTER\Org\Data\SV5975.I\sh021622\1 e8270c bna SIM\Feb1609.D	QC	ICV	x	49458	2.0000	1.4869	
\\MASSHUNTER\Org\Data\SV5975.I\sh021622\1 e8270c bna SIM\Feb1604.D	Calibration	5	x	42687	2.0000	1.2457	
\\MASSHUNTER\Org\Data\SV5975.I\sh021622\1 e8270c bna SIM\Feb1603.D	Calibration	6	x	109990	5.0000	1.3194	
\\MASSHUNTER\Org\Data\SV5975.I\sh021622\1 e8270c bna SIM\Feb1602.D	Calibration	7	x	248313	10.0000	1.5019	

Calibration Report

Batch Path	\\MASSHUNTER\Org\Data\SV5975.I\sh021622\1 e8270c bna SIM\QuantResults\021622 bna SIM 1.batch.bin		
Analysis Time	2/17/2022 11:11 AM	**Analyst Name**	BL2000\jheine
Report Time	2/17/2022 11:17:14 AM	**Reporter Name**	BL2000\jheine
Last Calib Update	2/17/2022 8:48 AM	**Batch State**	Processed
Quant Batch Version	10.0	**Quant Report Version**	10.0

Benzo(k)fluoranthene %RSE = 2.8

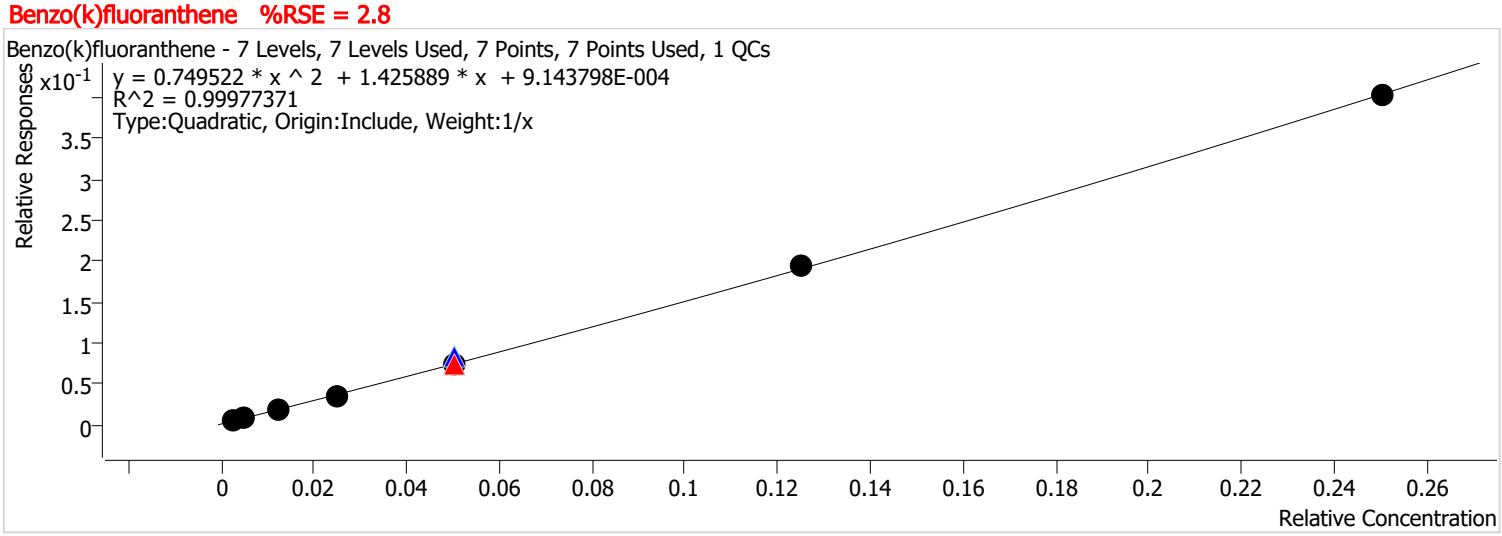

Calibration STD Path	Cal Type	Level	Enabled	Resp.	Exp. Conc	Resp. Factor	Level RSD
\\MASSHUNTER\Org\Data\SV5975.I\sh021622\1 e8270c bna SIM\Feb1608.D	Calibration	1	x	2719	0.1000	1.8478	
\\MASSHUNTER\Org\Data\SV5975.I\sh021622\1 e8270c bna SIM\Feb1607.D	Calibration	2	x	4870	0.2000	1.6054	
\\MASSHUNTER\Org\Data\SV5975.I\sh021622\1 e8270c bna SIM\Feb1606.D	Calibration	3	x	11306	0.5000	1.5072	
\\MASSHUNTER\Org\Data\SV5975.I\sh021622\1 e8270c bna SIM\Feb1605.D	Calibration	4	x	24241	1.0000	1.4359	
\\MASSHUNTER\Org\Data\SV5975.I\sh021122\1 e8270c bna SIM\Feb1120.D	CC	CCV	x	59345	2.0000	1.4499	
\\MASSHUNTER\Org\Data\SV5975.I\sh021622\1 e8270c bna SIM\Feb1609.D	QC	ICV	x	56334	2.0000	1.6936	
\\MASSHUNTER\Org\Data\SV5975.I\sh021622\1 e8270c bna SIM\Feb1604.D	Calibration	5	x	49891	2.0000	1.4559	
\\MASSHUNTER\Org\Data\SV5975.I\sh021622\1 e8270c bna SIM\Feb1603.D	Calibration	6	x	129904	5.0000	1.5583	
\\MASSHUNTER\Org\Data\SV5975.I\sh021622\1 e8270c bna SIM\Feb1602.D	Calibration	7	x	266277	10.0000	1.6106	

Calibration Report

Batch Path	\\MASSHUNTER\Org\Data\SV5975.I\sh021622\1 e8270c bna SIM\QuantResults\021622 bna SIM 1.batch.bin		
Analysis Time	2/17/2022 11:11 AM	**Analyst Name**	BL2000\jheine
Report Time	2/17/2022 11:17:14 AM	**Reporter Name**	BL2000\jheine
Last Calib Update	2/17/2022 8:48 AM	**Batch State**	Processed
Quant Batch Version	10.0	**Quant Report Version**	10.0

Benzo(a)pyrene %RSE = 3.6

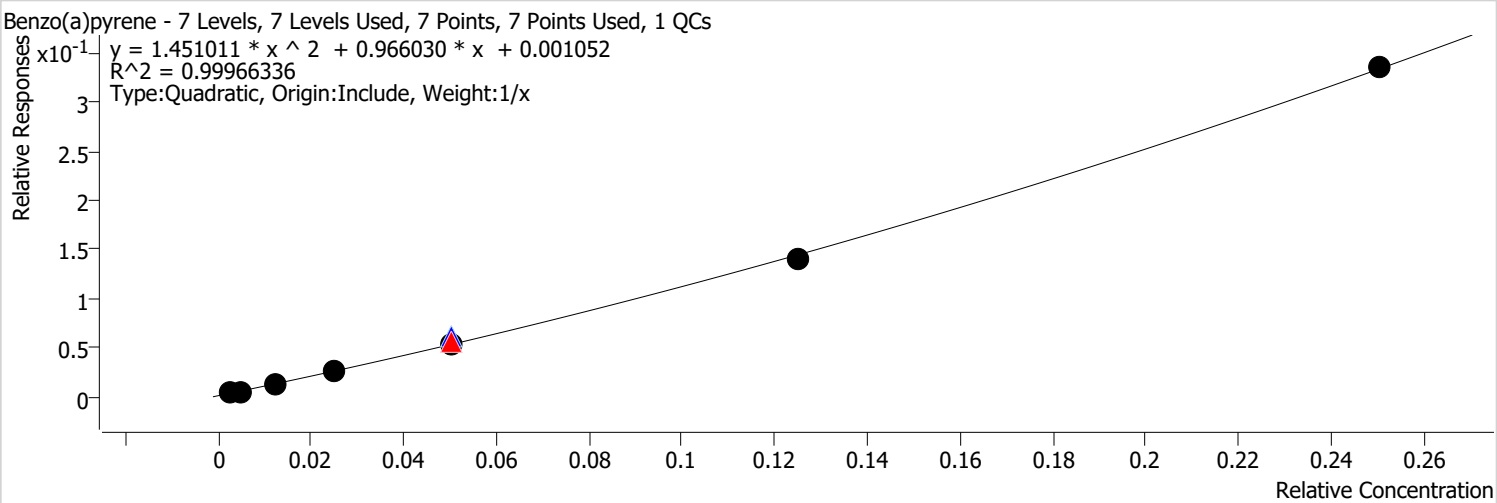

Calibration STD Path	Cal Type	Level	Enabled	Resp.	Exp. Conc	Resp. Factor	Level RSD
\\MASSHUNTER\Org\Data\SV5975.I\sh021622\1 e8270c bna SIM\Feb1608.D	Calibration	1	x	2000	0.1000	1.3592	
\\MASSHUNTER\Org\Data\SV5975.I\sh021622\1 e8270c bna SIM\Feb1607.D	Calibration	2	x	3515	0.2000	1.1585	
\\MASSHUNTER\Org\Data\SV5975.I\sh021622\1 e8270c bna SIM\Feb1606.D	Calibration	3	x	8072	0.5000	1.0760	
\\MASSHUNTER\Org\Data\SV5975.I\sh021622\1 e8270c bna SIM\Feb1605.D	Calibration	4	x	18523	1.0000	1.0972	
\\MASSHUNTER\Org\Data\SV5975.I\sh021122\1 e8270c bna SIM\Feb1120.D	CC	CCV	x	45919	2.0000	1.1219	
\\MASSHUNTER\Org\Data\SV5975.I\sh021622\1 e8270c bna SIM\Feb1609.D	QC	ICV	x	40666	2.0000	1.2226	
\\MASSHUNTER\Org\Data\SV5975.I\sh021622\1 e8270c bna SIM\Feb1604.D	Calibration	5	x	36965	2.0000	1.0787	
\\MASSHUNTER\Org\Data\SV5975.I\sh021622\1 e8270c bna SIM\Feb1603.D	Calibration	6	x	93892	5.0000	1.1263	
\\MASSHUNTER\Org\Data\SV5975.I\sh021622\1 e8270c bna SIM\Feb1602.D	Calibration	7	x	221392	10.0000	1.3391	

Batch Path	\\MASSHUNTER\Org\Data\SV5975.I\sh021622\1 e8270c bna SIM\QuantResults\021622 bna SIM 1.batch.bin		
Analysis Time	2/17/2022 11:11 AM	**Analyst Name**	BL2000\jheine
Report Time	2/17/2022 11:17:14 AM	**Reporter Name**	BL2000\jheine
Last Calib Update	2/17/2022 8:48 AM	**Batch State**	Processed
Quant Batch Version	10.0	**Quant Report Version**	10.0

Indeno(1,2,3-cd)pyrene %RSE = 3.9

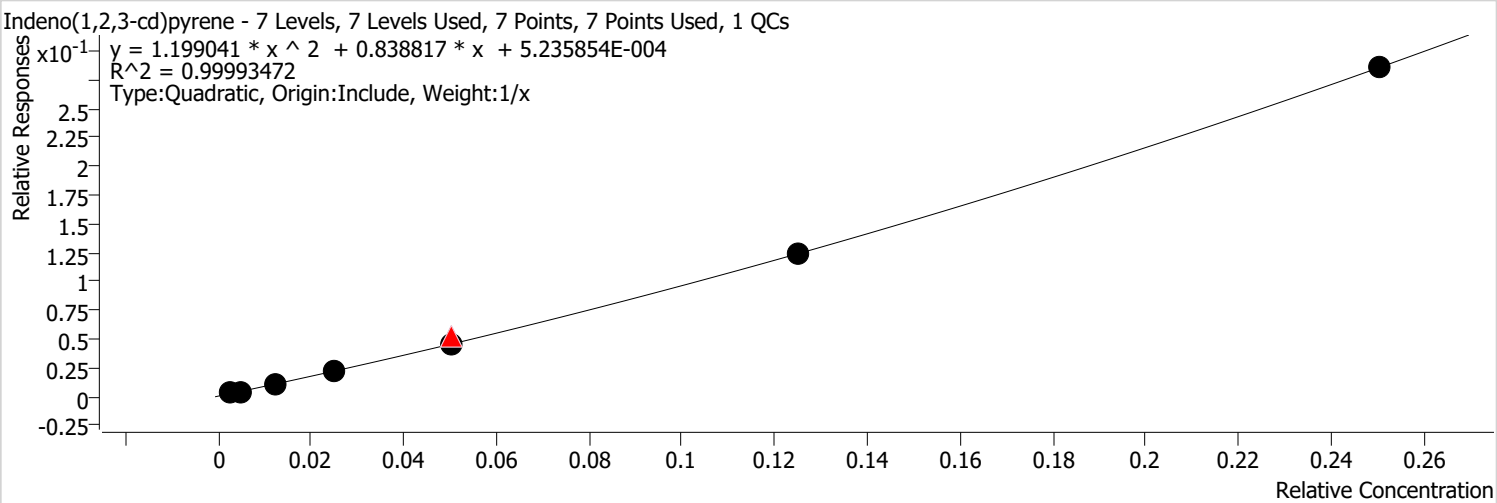

Calibration STD Path	Cal Type	Level	Enabled	Resp.	Exp. Conc	Resp. Factor	Level RSD
\\MASSHUNTER\Org\Data\SV5975.I\sh021622\1 e8270c bna SIM\Feb1608.D	Calibration	1	x	1597	0.1000	1.0855	
\\MASSHUNTER\Org\Data\SV5975.I\sh021622\1 e8270c bna SIM\Feb1607.D	Calibration	2	x	2722	0.2000	0.8973	
\\MASSHUNTER\Org\Data\SV5975.I\sh021622\1 e8270c bna SIM\Feb1606.D	Calibration	3	x	6755	0.5000	0.9004	
\\MASSHUNTER\Org\Data\SV5975.I\sh021622\1 e8270c bna SIM\Feb1605.D	Calibration	4	x	15374	1.0000	0.9107	
\\MASSHUNTER\Org\Data\SV5975.I\sh021122\1 e8270c bna SIM\Feb1120.D	CC	CCV	x	42845	2.0000	1.0468	
\\MASSHUNTER\Org\Data\SV5975.I\sh021622\1 e8270c bna SIM\Feb1609.D	QC	ICV	x	34438	2.0000	1.0353	
\\MASSHUNTER\Org\Data\SV5975.I\sh021622\1 e8270c bna SIM\Feb1604.D	Calibration	5	x	30927	2.0000	0.9025	
\\MASSHUNTER\Org\Data\SV5975.I\sh021622\1 e8270c bna SIM\Feb1603.D	Calibration	6	x	82654	5.0000	0.9915	
\\MASSHUNTER\Org\Data\SV5975.I\sh021622\1 e8270c bna SIM\Feb1602.D	Calibration	7	x	188658	10.0000	1.1411	

Calibration Report

Batch Path	\\MASSHUNTER\Org\Data\SV5975.I\sh021622\1 e8270c bna SIM\QuantResults\021622 bna SIM 1.batch.bin		
Analysis Time	2/17/2022 11:11 AM	**Analyst Name**	BL2000\jheine
Report Time	2/17/2022 11:17:14 AM	**Reporter Name**	BL2000\jheine
Last Calib Update	2/17/2022 8:48 AM	**Batch State**	Processed
Quant Batch Version	10.0	**Quant Report Version**	10.0

Dibenzo(a,h)anthracene %RSE = 5.3

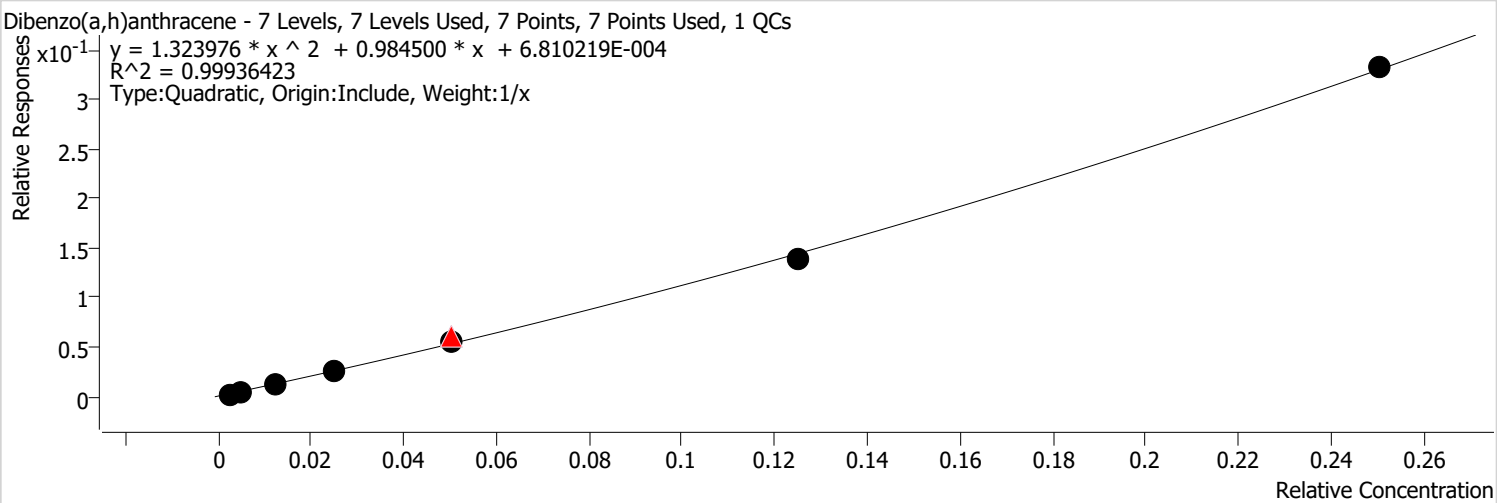

Calibration STD Path	Cal Type	Level	Enabled	Resp.	Exp. Conc	Resp. Factor	Level RSD
\\MASSHUNTER\Org\Data\SV5975.I\sh021622\1 e8270c bna SIM\Feb1608.D	Calibration	1	x	1774	0.1000	1.2059	
\\MASSHUNTER\Org\Data\SV5975.I\sh021622\1 e8270c bna SIM\Feb1607.D	Calibration	2	x	3291	0.2000	1.0849	
\\MASSHUNTER\Org\Data\SV5975.I\sh021622\1 e8270c bna SIM\Feb1606.D	Calibration	3	x	8313	0.5000	1.1081	
\\MASSHUNTER\Org\Data\SV5975.I\sh021622\1 e8270c bna SIM\Feb1605.D	Calibration	4	x	18367	1.0000	1.0880	
\\MASSHUNTER\Org\Data\SV5975.I\sh021122\1 e8270c bna SIM\Feb1120.D	CC	CCV	x	49403	2.0000	1.2070	
\\MASSHUNTER\Org\Data\SV5975.I\sh021622\1 e8270c bna SIM\Feb1609.D	QC	ICV	x	39673	2.0000	1.1928	
\\MASSHUNTER\Org\Data\SV5975.I\sh021622\1 e8270c bna SIM\Feb1604.D	Calibration	5	x	37654	2.0000	1.0988	
\\MASSHUNTER\Org\Data\SV5975.I\sh021622\1 e8270c bna SIM\Feb1603.D	Calibration	6	x	92810	5.0000	1.1133	
\\MASSHUNTER\Org\Data\SV5975.I\sh021622\1 e8270c bna SIM\Feb1602.D	Calibration	7	x	219368	10.0000	1.3268	

Calibration Report

Batch Path	\\MASSHUNTER\Org\Data\SV5975.I\sh021622\1 e8270c bna SIM\QuantResults\021622 bna SIM 1.batch.bin		
Analysis Time	2/17/2022 11:11 AM	**Analyst Name**	BL2000\jheine
Report Time	2/17/2022 11:17:15 AM	**Reporter Name**	BL2000\jheine
Last Calib Update	2/17/2022 8:48 AM	**Batch State**	Processed
Quant Batch Version	10.0	**Quant Report Version**	10.0

Benzo(g,h,i)perylene %RSE = 5.0

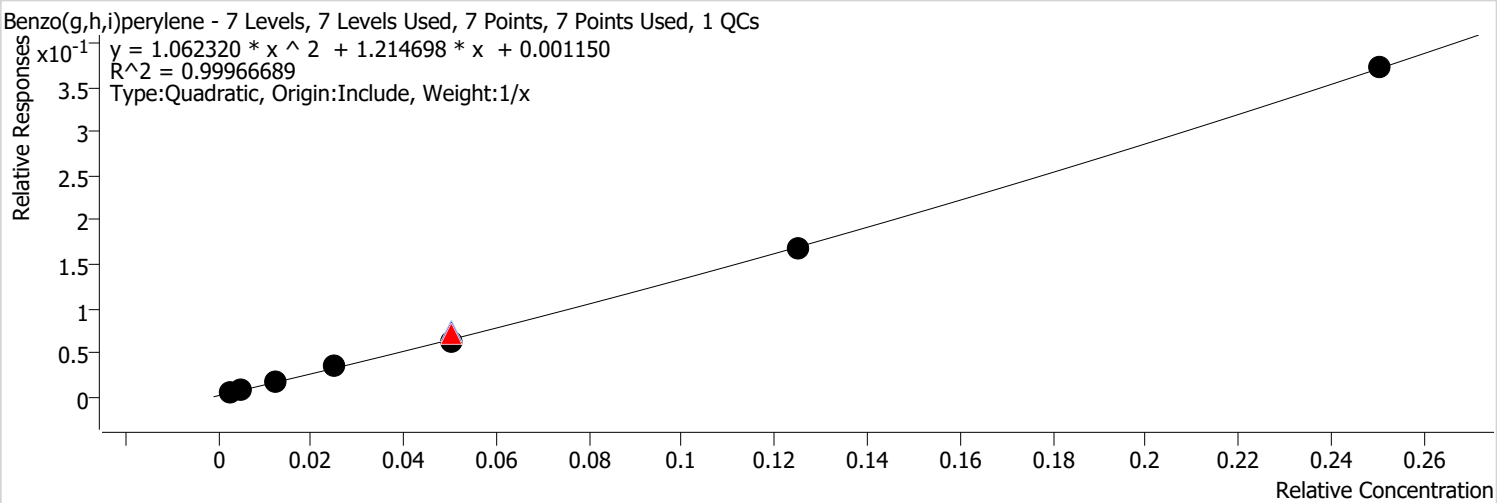

Calibration STD Path	Cal Type	Level	Enabled	Resp.	Exp. Conc	Resp. Factor	Level RSD
\\MASSHUNTER\Org\Data\SV5975.I\sh021622\1 e8270c bna SIM\Feb1608.D	Calibration	1	x	2349	0.1000	1.5962	
\\MASSHUNTER\Org\Data\SV5975.I\sh021622\1 e8270c bna SIM\Feb1607.D	Calibration	2	x	4391	0.2000	1.4473	
\\MASSHUNTER\Org\Data\SV5975.I\sh021622\1 e8270c bna SIM\Feb1606.D	Calibration	3	x	10198	0.5000	1.3594	
\\MASSHUNTER\Org\Data\SV5975.I\sh021622\1 e8270c bna SIM\Feb1605.D	Calibration	4	x	23085	1.0000	1.3674	
\\MASSHUNTER\Org\Data\SV5975.I\sh021122\1 e8270c bna SIM\Feb1120.D	CC	CCV	x	58321	2.0000	1.4249	
\\MASSHUNTER\Org\Data\SV5975.I\sh021622\1 e8270c bna SIM\Feb1609.D	QC	ICV	x	49203	2.0000	1.4793	
\\MASSHUNTER\Org\Data\SV5975.I\sh021622\1 e8270c bna SIM\Feb1604.D	Calibration	5	x	43515	2.0000	1.2698	
\\MASSHUNTER\Org\Data\SV5975.I\sh021622\1 e8270c bna SIM\Feb1603.D	Calibration	6	x	111472	5.0000	1.3372	
\\MASSHUNTER\Org\Data\SV5975.I\sh021622\1 e8270c bna SIM\Feb1602.D	Calibration	7	x	246296	10.0000	1.4897	

Initial Calibration Report - GCMS

Method Path
Method File
Batch Name \\MASSHUNTER\Org\Data\SV5975.I\sh021622\1 e8270c bna SIM\QuantResults\021622 bna SIM 1.batch.bin
Last Calib Update 2/17/2022 8:48:03 AM

Level Name	Calibration Files	Acq. Date-Time	Level Last Update Time
7	\\MASSHUNTER\Org\Data\SV5975.I\sh021622\1 e8270c bna SIM\Feb1602.D	2/16/2022 1:04:23 PM	2/17/2022 8:48:03 AM
6	\\MASSHUNTER\Org\Data\SV5975.I\sh021622\1 e8270c bna SIM\Feb1603.D	2/16/2022 1:36:47 PM	2/17/2022 8:48:03 AM
5	\\MASSHUNTER\Org\Data\SV5975.I\sh021622\1 e8270c bna SIM\Feb1604.D	2/16/2022 2:09:22 PM	2/17/2022 8:48:03 AM
4	\\MASSHUNTER\Org\Data\SV5975.I\sh021622\1 e8270c bna SIM\Feb1605.D	2/16/2022 2:41:46 PM	2/17/2022 8:48:03 AM
3	\\MASSHUNTER\Org\Data\SV5975.I\sh021622\1 e8270c bna SIM\Feb1606.D	2/16/2022 3:14:11 PM	2/17/2022 8:48:03 AM
2	\\MASSHUNTER\Org\Data\SV5975.I\sh021622\1 e8270c bna SIM\Feb1607.D	2/16/2022 3:46:33 PM	2/17/2022 8:48:03 AM
1	\\MASSHUNTER\Org\Data\SV5975.I\sh021622\1 e8270c bna SIM\Feb1608.D	2/16/2022 4:18:59 PM	2/17/2022 8:48:03 AM

Compound	Curve Fit	7	6	5	4	3	2	1	Avg RF	%RSD
I 1,4-Dichlorobenzene-d4				---------- ISTD ----------						
S Nitrobenzene-d5	Quadratic	1.0995	0.9370	0.8346	0.7075	0.7501	0.6426	0.9146	0.8409	18.612
I Naphthalene-d8				---------- ISTD ----------						
T Naphthalene	Quadratic	0.9364	0.9326	0.9787	1.0160	1.0160	1.0450	1.2368	1.0231	10.090
T 2-Methylnaphthalene	Avg RF	0.6446	0.5746	0.6347	0.6332	0.5380	0.6225	0.6973	0.6207	8.259
T 1-Methylnaphthalene	Avg RF	0.6748	0.6150	0.6428	0.7187	0.6386	0.7004	0.7951	0.6836	8.942
I Acenaphthene-d10				---------- ISTD ----------						
S 2-Fluorobiphenyl	Quadratic	1.3310	1.1395	1.0502	1.0324	1.1493	1.2004	1.4110	1.1877	11.777
T Acenaphthylene	Quadratic	1.5149	1.1767	1.2900	1.3478	1.4436	1.4942	1.8787	1.4494	15.445
T Acenaphthene	Quadratic	1.0050	0.9288	0.9688	1.0042	1.0757	1.2420	1.4637	1.0983	17.345
T Fluorene	Quadratic	1.3226	1.2141	1.1669	1.0789	1.2329	1.3589	1.5824	1.2795	12.735
I Phenanthrene-d10				---------- ISTD ----------						
T Phenanthrene	Quadratic	1.0064	0.9241	0.9438	0.9800	1.0480	1.1341	1.4240	1.0658	16.214
T Anthracene	Quadratic	0.9013	0.8469	0.8626	0.8662	0.9188	0.9353	1.1930	0.9320	12.817
S o-Terphenyl	Quadratic	0.5607	0.5226	0.5642	0.5699	0.5792	0.6326	0.7855	0.6021	14.477
T Fluoranthene	Quadratic	1.0607	0.9283	0.9445	0.9329	0.9608	0.9974	1.2329	1.0082	10.844
I Chrysene-d12				---------- ISTD ----------						
T Pyrene	Quadratic	1.3632	1.2760	1.3011	1.2973	1.2946	1.4292	1.7349	1.3852	11.777
S Terphenyl-d14	Quadratic	0.8982	0.8168	0.7935	0.7987	0.8277	0.8797	1.1106	0.8751	12.704
T Benzo(a)Anthracene	Quadratic	1.0279	0.9499	0.9658	1.0282	1.1753	1.5160	2.3146	1.2825	38.615
T Chrysene	Quadratic	1.2719	1.2154	1.2150	1.2747	1.3380	1.4271	1.7061	1.3497	12.868
I Perylene-d12				---------- ISTD ----------						
T Benzo(b)fluoranthene	Quadratic	1.5019	1.3194	1.2457	1.2069	1.1196	1.2194	1.4129	1.2894	10.199
T Benzo(k)fluoranthene	Quadratic	1.6106	1.5583	1.4559	1.4359	1.5072	1.6054	1.8478	1.5744	8.794
T Benzo(a)pyrene	Quadratic	1.3391	1.1263	1.0787	1.0972	1.0760	1.1585	1.3592	1.1764	10.329
T Indeno(1,2,3-cd)pyrene	Quadratic	1.1411	0.9915	0.9025	0.9107	0.9004	0.8973	1.0855	0.9756	10.340
T Dibenzo(a,h)anthracene	Quadratic	1.3268	1.1133	1.0988	1.0880	1.1081	1.0849	1.2059	1.1466	7.810

Compound	Curve Fit	7	6	5	4	3	2	1	Avg RF	%RSD
T Benzo(g,h,i)perylene	Quadratic	1.4897	1.3372	1.2698	1.3674	1.3594	1.4473	1.5962	1.4096	7.758

(RedFont and #) = Outlier Flag; (I) = Internal Standard; (T) = Target; (S) = Surrogate; (M) = Matrix Spike

Compounds with Curve fitting not using Avg Response Factor:

Compound	Curve Fit	Curve Fit Formula	Curve Fit R2
S Nitrobenzene-d5	Quadratic	y = 1.456562 * x ^ 2 + 0.739213 * x + 3.575903E-005	0.999284
T Naphthalene	Quadratic	y = -0.114952 * x ^ 2 + 0.958970 * x + 6.685307E-004	0.999754
S 2-Fluorobiphenyl	Quadratic	y = 1.488562 * x ^ 2 + 0.951739 * x + 0.001266	0.999849
T Acenaphthylene	Quadratic	y = 0.891138 * x ^ 2 + 1.213093 * x + 0.001643	0.994067
T Acenaphthene	Quadratic	y = 0.119779 * x ^ 2 + 0.947076 * x + 0.001333	0.998979
T Fluorene	Quadratic	y = 0.973548 * x ^ 2 + 1.075742 * x + 0.001289	0.999727
T Phenanthrene	Quadratic	y = 0.467968 * x ^ 2 + 0.878435 * x + 0.001451	0.999596
T Anthracene	Quadratic	y = 0.326564 * x ^ 2 + 0.813211 * x + 9.016969E-004	0.999773
S o-Terphenyl	Quadratic	y = 0.133388 * x ^ 2 + 0.520741 * x + 6.739177E-004	0.999223
T Fluoranthene	Quadratic	y = 0.798998 * x ^ 2 + 0.851149 * x + 9.627773E-004	0.999474
T Pyrene	Quadratic	y = 0.548985 * x ^ 2 + 1.217488 * x + 0.001218	0.999819
S Terphenyl-d14	Quadratic	y = 0.615991 * x ^ 2 + 0.739405 * x + 8.777187E-004	0.999936
T Benzo(a)Anthracene	Quadratic	y = 0.627792 * x ^ 2 + 0.854178 * x + 0.003595	0.999859
T Chrysene	Quadratic	y = 0.355332 * x ^ 2 + 1.174104 * x + 0.001413	0.999847
T Benzo(b)fluoranthene	Quadratic	y = 1.434307 * x ^ 2 + 1.141031 * x + 4.846219E-004	0.999845
T Benzo(k)fluoranthene	Quadratic	y = 0.749522 * x ^ 2 + 1.425889 * x + 9.143798E-004	0.999774
T Benzo(a)pyrene	Quadratic	y = 1.451011 * x ^ 2 + 0.966030 * x + 0.001052	0.999663
T Indeno(1,2,3-cd)pyrene	Quadratic	y = 1.199041 * x ^ 2 + 0.838817 * x + 5.235854E-004	0.999935
T Dibenzo(a,h)anthracene	Quadratic	y = 1.323976 * x ^ 2 + 0.984500 * x + 6.810219E-004	0.999364
T Benzo(g,h,i)perylene	Quadratic	y = 1.062320 * x ^ 2 + 1.214698 * x + 0.001150	0.999667

(RedFont and #) = Outlier Flag; (I) = Internal Standard; (T) = Target; (S) = Surrogate; (M) = Matrix Spike

Quantitative Analysis Results Summary Report

Batch Path	\\MASSHUNTER\Org\Data\SV5975.I\sh021622\1 e8270c bna SIM\QuantResults\021622 bna SIM 1.batch.bin		
Analysis Time	2/17/2022 11:11 AM	**Analyst Name**	BL2000\jheine
Report Time	2/17/2022 11:21:20 AM	**Reporter Name**	BL2000\jheine
Last Calib Update	2/17/2022 8:48 AM	**Batch State**	Processed
Quant Batch Version	10.0	**Quant Report Version**	10.0

Sequence Table

Data File	sample Name	Sample Type	Vial Position	Inj Vol	Level	Acq Method File
Feb1602.D	16-Feb-22_CAL_7	Cal	2	0.1	7	5975BNASIM
Feb1603.D	16-Feb-22_CAL_6	Cal	3	0.1	6	5975BNASIM
Feb1604.D	16-Feb-22_CAL_5	Cal	4	0.1	5	5975BNASIM
Feb1605.D	16-Feb-22_CAL_4	Cal	5	0.1	4	5975BNASIM
Feb1606.D	16-Feb-22_CAL_3	Cal	6	0.1	3	5975BNASIM
Feb1607.D	16-Feb-22_CAL_2	Cal	7	0.1	2	5975BNASIM
Feb1608.D	16-Feb-22_CAL_1	Cal	8	0.1	1	5975BNASIM
Feb1609.D	16-Feb-22_CCV_9	QC	9	0.1	ICV	5975BNASIM

Quantitation Results

Compound: Nitrobenzene-d5

Data File	Sample Type	ISTD	RT	Resp	ISTD Resp	Resp Ratio	Final Conc	Exp. Conc	Accuracy
Feb1602.D	Calibration	1,4-Dichlorobenzene-d4	5.131	64945	236270	0.2749	9.9728	10.0000	99.7
Feb1603.D	Calibration	1,4-Dichlorobenzene-d4	5.131	29076	248238	0.1171	5.0700	5.0000	101.4
Feb1604.D	Calibration	1,4-Dichlorobenzene-d4	5.143	9281	222406	0.0417	2.0492	2.0000	102.5
Feb1605.D	Calibration	1,4-Dichlorobenzene-d4	5.156	4066	229900	0.0177	0.9140	1.0000	91.4
Feb1606.D	Calibration	1,4-Dichlorobenzene-d4	5.156	2019	215345	0.0094	0.4934	0.5000	98.7
Feb1607.D	Calibration	1,4-Dichlorobenzene-d4	5.168	720	224215	0.0032	0.1705	0.2000	85.2
Feb1608.D	Calibration	1,4-Dichlorobenzene-d4	5.193	421	183966	0.0023	0.1211	0.1000	121.1
Feb1609.D	QC	1,4-Dichlorobenzene-d4	5.143	10039	235875	0.0426	2.0866	2.0000	104.3

Compound: Naphthalene

Data File	Sample Type	ISTD	RT	Resp	ISTD Resp	Resp Ratio	Final Conc	Exp. Conc	Accuracy
Feb1602.D	Calibration	Naphthalene-d8	5.953	242945	1037742	0.2341	10.0392	10.0000	100.4
Feb1603.D	Calibration	Naphthalene-d8	5.953	123194	1056797	0.1166	4.9067	5.0000	98.1
Feb1604.D	Calibration	Naphthalene-d8	5.953	49829	1018242	0.0489	2.0256	2.0000	101.3
Feb1605.D	Calibration	Naphthalene-d8	5.953	24985	983695	0.0254	1.0348	1.0000	103.5
Feb1606.D	Calibration	Naphthalene-d8	5.953	11850	933132	0.0127	0.5026	0.5000	100.5
Feb1607.D	Calibration	Naphthalene-d8	5.953	4970	951228	0.0052	0.1902	0.2000	95.1
Feb1608.D	Calibration	Naphthalene-d8	5.953	2684	868120	0.0031	0.1011	0.1000	101.1
Feb1609.D	QC	Naphthalene-d8	5.953	56898	1041677	0.0546	2.2658	2.0000	113.3

Compound: 2-Methylnaphthalene

Data File	Sample Type	ISTD	RT	Resp	ISTD Resp	Resp Ratio	Final Conc	Exp. Conc	Accuracy
Feb1602.D	Calibration	Naphthalene-d8	6.778	167224	1037742	0.1611	10.3848	10.0000	103.8
Feb1603.D	Calibration	Naphthalene-d8	6.790	75902	1056797	0.0718	4.6286	5.0000	92.6
Feb1604.D	Calibration	Naphthalene-d8	6.790	32312	1018242	0.0317	2.0451	2.0000	102.3

Compound: 2-Methylnaphthalene

Data File	Sample Type	ISTD	RT	Resp	ISTD Resp	Resp Ratio	Final Conc	Exp. Conc	Accuracy
Feb1605.D	Calibration	Naphthalene-d8	6.790	15572	983695	0.0158	1.0202	1.0000	102.0
Feb1606.D	Calibration	Naphthalene-d8	6.802	6275	933132	0.0067	0.4334	0.5000	86.7
Feb1607.D	Calibration	Naphthalene-d8	6.802	2961	951228	0.0031	0.2006	0.2000	100.3
Feb1608.D	Calibration	Naphthalene-d8	6.815	1513	868120	0.0017	0.1124	0.1000	112.4
Feb1609.D	QC	Naphthalene-d8	6.790	38687	1041677	0.0371	2.3934	2.0000	119.7

Compound: 1-Methylnaphthalene

Data File	Sample Type	ISTD	RT	Resp	ISTD Resp	Resp Ratio	Final Conc	Exp. Conc	Accuracy
Feb1602.D	Calibration	Naphthalene-d8	6.890	175058	1037742	0.1687	9.8704	10.0000	98.7
Feb1603.D	Calibration	Naphthalene-d8	6.890	81237	1056797	0.0769	4.4979	5.0000	90.0
Feb1604.D	Calibration	Naphthalene-d8	6.902	32729	1018242	0.0321	1.8807	2.0000	94.0
Feb1605.D	Calibration	Naphthalene-d8	6.902	17675	983695	0.0180	1.0514	1.0000	105.1
Feb1606.D	Calibration	Naphthalene-d8	6.902	7448	933132	0.0080	0.4670	0.5000	93.4
Feb1607.D	Calibration	Naphthalene-d8	6.915	3331	951228	0.0035	0.2049	0.2000	102.5
Feb1608.D	Calibration	Naphthalene-d8	6.915	1726	868120	0.0020	0.1163	0.1000	116.3
Feb1609.D	QC	Naphthalene-d8	6.902	35829	1041677	0.0344	2.0125	2.0000	100.6

Compound: 2-Fluorobiphenyl

Data File	Sample Type	ISTD	RT	Resp	ISTD Resp	Resp Ratio	Final Conc	Exp. Conc	Accuracy
Feb1602.D	Calibration	Acenaphthene-d10	7.252	231576	695955	0.3327	10.0120	10.0000	100.1
Feb1603.D	Calibration	Acenaphthene-d10	7.252	104743	735335	0.1424	4.9682	5.0000	99.4
Feb1604.D	Calibration	Acenaphthene-d10	7.265	38465	732530	0.0525	1.9977	2.0000	99.9
Feb1605.D	Calibration	Acenaphthene-d10	7.265	19247	745688	0.0258	0.9930	1.0000	99.3
Feb1606.D	Calibration	Acenaphthene-d10	7.265	9566	665824	0.0144	0.5392	0.5000	107.8
Feb1607.D	Calibration	Acenaphthene-d10	7.264	4042	673430	0.0060	0.1975	0.2000	98.8
Feb1608.D	Calibration	Acenaphthene-d10	7.265	2253	638648	0.0035	0.0947	0.1000	94.7
Feb1609.D	QC	Acenaphthene-d10	7.264	39464	743394	0.0531	2.0186	2.0000	100.9

Compound: Acenaphthylene

Data File	Sample Type	ISTD	RT	Resp	ISTD Resp	Resp Ratio	Final Conc	Exp. Conc	Accuracy
Feb1602.D	Calibration	Acenaphthene-d10	7.826	263576	695955	0.3787	10.4343	10.0000	104.3
Feb1603.D	Calibration	Acenaphthene-d10	7.826	108162	735335	0.1471	4.4348	5.0000	88.7
Feb1604.D	Calibration	Acenaphthene-d10	7.826	47249	732530	0.0645	1.9993	2.0000	100.0
Feb1605.D	Calibration	Acenaphthene-d10	7.826	25126	745688	0.0337	1.0371	1.0000	103.7
Feb1606.D	Calibration	Acenaphthene-d10	7.826	12015	665824	0.0180	0.5356	0.5000	107.1
Feb1607.D	Calibration	Acenaphthene-d10	7.826	5031	673430	0.0075	0.1915	0.2000	95.7
Feb1608.D	Calibration	Acenaphthene-d10	7.826	3000	638648	0.0047	0.1005	0.1000	100.5
Feb1609.D	QC	Acenaphthene-d10	7.826	55181	743394	0.0742	2.2966	2.0000	114.8

Compound: Acenaphthene

Data File	Sample Type	ISTD	RT	Resp	ISTD Resp	Resp Ratio	Final Conc	Exp. Conc	Accuracy
Feb1602.D	Calibration	Acenaphthene-d10	8.038	174862	695955	0.2513	10.2249	10.0000	102.2

Compound: Acenaphthene

Data File	Sample Type	ISTD	RT	Resp	ISTD Resp	Resp Ratio	Final Conc	Exp. Conc	Accuracy
Feb1603.D	Calibration	Acenaphthene-d10	8.038	85368	735335	0.1161	4.7749	5.0000	95.5
Feb1604.D	Calibration	Acenaphthene-d10	8.038	35485	732530	0.0484	1.9773	2.0000	98.9
Feb1605.D	Calibration	Acenaphthene-d10	8.038	18721	745688	0.0251	1.0009	1.0000	100.1
Feb1606.D	Calibration	Acenaphthene-d10	8.038	8953	665824	0.0134	0.5108	0.5000	102.2
Feb1607.D	Calibration	Acenaphthene-d10	8.038	4182	673430	0.0062	0.2058	0.2000	102.9
Feb1608.D	Calibration	Acenaphthene-d10	8.038	2337	638648	0.0037	0.0982	0.1000	98.2
Feb1609.D	QC	Acenaphthene-d10	8.038	43441	743394	0.0584	2.3936	2.0000	119.7

Compound: Fluorene

Data File	Sample Type	ISTD	RT	Resp	ISTD Resp	Resp Ratio	Final Conc	Exp. Conc	Accuracy
Feb1602.D	Calibration	Acenaphthene-d10	8.661	230125	695955	0.3307	9.9895	10.0000	99.9
Feb1603.D	Calibration	Acenaphthene-d10	8.661	111595	735335	0.1518	5.0240	5.0000	100.5
Feb1604.D	Calibration	Acenaphthene-d10	8.661	42740	732530	0.0583	2.0285	2.0000	101.4
Feb1605.D	Calibration	Acenaphthene-d10	8.673	20113	745688	0.0270	0.9352	1.0000	93.5
Feb1606.D	Calibration	Acenaphthene-d10	8.674	10261	665824	0.0154	0.5190	0.5000	103.8
Feb1607.D	Calibration	Acenaphthene-d10	8.673	4576	673430	0.0068	0.2038	0.2000	101.9
Feb1608.D	Calibration	Acenaphthene-d10	8.686	2527	638648	0.0040	0.0990	0.1000	99.0
Feb1609.D	QC	Acenaphthene-d10	8.661	50791	743394	0.0683	2.3660	2.0000	118.3

Compound: Phenanthrene

Data File	Sample Type	ISTD	RT	Resp	ISTD Resp	Resp Ratio	Final Conc	Exp. Conc	Accuracy
Feb1602.D	Calibration	Phenanthrene-d10	9.780	310922	1235766	0.2516	10.0465	10.0000	100.5
Feb1603.D	Calibration	Phenanthrene-d10	9.793	150919	1306531	0.1155	4.8770	5.0000	97.5
Feb1604.D	Calibration	Phenanthrene-d10	9.793	61122	1295201	0.0472	2.0280	2.0000	101.4
Feb1605.D	Calibration	Phenanthrene-d10	9.793	32714	1335284	0.0245	1.0352	1.0000	103.5
Feb1606.D	Calibration	Phenanthrene-d10	9.793	15744	1201802	0.0131	0.5267	0.5000	105.3
Feb1607.D	Calibration	Phenanthrene-d10	9.792	7065	1245859	0.0057	0.1916	0.2000	95.8
Feb1608.D	Calibration	Phenanthrene-d10	9.793	4187	1176030	0.0036	0.0959	0.1000	95.9
Feb1609.D	QC	Phenanthrene-d10	9.793	71338	1349297	0.0529	2.2726	2.0000	113.6

Compound: Anthracene

Data File	Sample Type	ISTD	RT	Resp	ISTD Resp	Resp Ratio	Final Conc	Exp. Conc	Accuracy
Feb1602.D	Calibration	Phenanthrene-d10	9.855	278452	1235766	0.2253	10.0292	10.0000	100.3
Feb1603.D	Calibration	Phenanthrene-d10	9.854	138311	1306531	0.1059	4.9197	5.0000	98.4
Feb1604.D	Calibration	Phenanthrene-d10	9.854	55860	1295201	0.0431	2.0354	2.0000	101.8
Feb1605.D	Calibration	Phenanthrene-d10	9.854	28916	1335284	0.0217	1.0106	1.0000	101.1
Feb1606.D	Calibration	Phenanthrene-d10	9.854	13803	1201802	0.0115	0.5179	0.5000	103.6
Feb1607.D	Calibration	Phenanthrene-d10	9.854	5826	1245859	0.0047	0.1853	0.2000	92.7
Feb1608.D	Calibration	Phenanthrene-d10	9.854	3507	1176030	0.0030	0.1022	0.1000	102.2
Feb1609.D	QC	Phenanthrene-d10	9.854	62160	1349297	0.0461	2.1742	2.0000	108.7

Compound: o-Terphenyl

Data File	Sample Type	ISTD	RT	Resp	ISTD Resp	Resp Ratio	Final Conc	Exp. Conc	Accuracy
Feb1602.D	Calibration	Phenanthrene-d10	10.287	173228	1235766	0.1402	10.0669	10.0000	100.7
Feb1603.D	Calibration	Phenanthrene-d10	10.299	85349	1306531	0.0653	4.8175	5.0000	96.3
Feb1604.D	Calibration	Phenanthrene-d10	10.299	36540	1295201	0.0282	2.0874	2.0000	104.4
Feb1605.D	Calibration	Phenanthrene-d10	10.299	19023	1335284	0.0142	1.0357	1.0000	103.6
Feb1606.D	Calibration	Phenanthrene-d10	10.299	8700	1201802	0.0072	0.5027	0.5000	100.5
Feb1607.D	Calibration	Phenanthrene-d10	10.299	3941	1245859	0.0032	0.1910	0.2000	95.5
Feb1608.D	Calibration	Phenanthrene-d10	10.299	2309	1176030	0.0020	0.0990	0.1000	99.0
Feb1609.D	QC	Phenanthrene-d10	10.299	41045	1349297	0.0304	2.2524	2.0000	112.6

Compound: Fluoranthene

Data File	Sample Type	ISTD	RT	Resp	ISTD Resp	Resp Ratio	Final Conc	Exp. Conc	Accuracy
Feb1602.D	Calibration	Phenanthrene-d10	11.386	327698	1235766	0.2652	10.0476	10.0000	100.5
Feb1603.D	Calibration	Phenanthrene-d10	11.398	151611	1306531	0.1160	4.8550	5.0000	97.1
Feb1604.D	Calibration	Phenanthrene-d10	11.398	61168	1295201	0.0472	2.0733	2.0000	103.7
Feb1605.D	Calibration	Phenanthrene-d10	11.398	31143	1335284	0.0233	1.0261	1.0000	102.6
Feb1606.D	Calibration	Phenanthrene-d10	11.411	14434	1201802	0.0120	0.5130	0.5000	102.6
Feb1607.D	Calibration	Phenanthrene-d10	11.411	6213	1245859	0.0050	0.1883	0.2000	94.1
Feb1608.D	Calibration	Phenanthrene-d10	11.411	3625	1176030	0.0031	0.0994	0.1000	99.4
Feb1609.D	QC	Phenanthrene-d10	11.398	68514	1349297	0.0508	2.2249	2.0000	111.2

Compound: Pyrene

Data File	Sample Type	ISTD	RT	Resp	ISTD Resp	Resp Ratio	Final Conc	Exp. Conc	Accuracy
Feb1602.D	Calibration	Chrysene-d12	11.769	350347	1028004	0.3408	10.0242	10.0000	100.2
Feb1603.D	Calibration	Chrysene-d12	11.769	166252	1042366	0.1595	4.9265	5.0000	98.5
Feb1604.D	Calibration	Chrysene-d12	11.769	68912	1059265	0.0651	2.0500	2.0000	102.5
Feb1605.D	Calibration	Chrysene-d12	11.769	34637	1067934	0.0324	1.0140	1.0000	101.4
Feb1606.D	Calibration	Chrysene-d12	11.781	15659	967668	0.0162	0.4890	0.5000	97.8
Feb1607.D	Calibration	Chrysene-d12	11.781	6987	977733	0.0071	0.1943	0.2000	97.2
Feb1608.D	Calibration	Chrysene-d12	11.781	4005	923324	0.0043	0.1024	0.1000	102.4
Feb1609.D	QC	Chrysene-d12	11.769	77595	1064314	0.0729	2.2959	2.0000	114.8

Compound: Terphenyl-d14

Data File	Sample Type	ISTD	RT	Resp	ISTD Resp	Resp Ratio	Final Conc	Exp. Conc	Accuracy
Feb1602.D	Calibration	Chrysene-d12	12.238	230845	1028004	0.2246	10.0125	10.0000	100.1
Feb1603.D	Calibration	Chrysene-d12	12.238	106431	1042366	0.1021	4.9631	5.0000	99.3
Feb1604.D	Calibration	Chrysene-d12	12.238	42029	1059265	0.0397	2.0144	2.0000	100.7
Feb1605.D	Calibration	Chrysene-d12	12.238	21325	1067934	0.0200	1.0115	1.0000	101.1
Feb1606.D	Calibration	Chrysene-d12	12.238	10012	967668	0.0103	0.5069	0.5000	101.4
Feb1607.D	Calibration	Chrysene-d12	12.250	4301	977733	0.0044	0.1897	0.2000	94.9
Feb1608.D	Calibration	Chrysene-d12	12.251	2564	923324	0.0028	0.1025	0.1000	102.5
Feb1609.D	QC	Chrysene-d12	12.238	43553	1064314	0.0409	2.0765	2.0000	103.8

Compound: Benzo(a)Anthracene

Data File	Sample Type	ISTD	RT	Resp	ISTD Resp	Resp Ratio	Final Conc	Exp. Conc	Accuracy
Feb1602.D	Calibration	Chrysene-d12	14.639	264164	1028004	0.2570	10.0203	10.0000	100.2
Feb1603.D	Calibration	Chrysene-d12	14.639	123762	1042366	0.1187	4.9428	5.0000	98.9
Feb1604.D	Calibration	Chrysene-d12	14.627	51152	1059265	0.0483	2.0182	2.0000	100.9
Feb1605.D	Calibration	Chrysene-d12	14.639	27451	1067934	0.0257	1.0164	1.0000	101.6
Feb1606.D	Calibration	Chrysene-d12	14.639	14217	967668	0.0147	0.5148	0.5000	103.0
Feb1607.D	Calibration	Chrysene-d12	14.639	7411	977733	0.0076	0.1860	0.2000	93.0
Feb1608.D	Calibration	Chrysene-d12	14.652	5343	923324	0.0058	0.1024	0.1000	102.4
Feb1609.D	QC	Chrysene-d12	14.639	59353	1064314	0.0558	2.3423	2.0000	117.1

Compound: Chrysene

Data File	Sample Type	ISTD	RT	Resp	ISTD Resp	Resp Ratio	Final Conc	Exp. Conc	Accuracy
Feb1602.D	Calibration	Chrysene-d12	14.727	326890	1028004	0.3180	10.0248	10.0000	100.2
Feb1603.D	Calibration	Chrysene-d12	14.726	158366	1042366	0.1519	4.9430	5.0000	98.9
Feb1604.D	Calibration	Chrysene-d12	14.726	64350	1059265	0.0607	1.9915	2.0000	99.6
Feb1605.D	Calibration	Chrysene-d12	14.726	34032	1067934	0.0319	1.0295	1.0000	103.0
Feb1606.D	Calibration	Chrysene-d12	14.726	16184	967668	0.0167	0.5196	0.5000	103.9
Feb1607.D	Calibration	Chrysene-d12	14.726	6977	977733	0.0071	0.1947	0.2000	97.3
Feb1608.D	Calibration	Chrysene-d12	14.726	3938	923324	0.0043	0.0971	0.1000	97.1
Feb1609.D	QC	Chrysene-d12	14.726	76086	1064314	0.0715	2.3457	2.0000	117.3

Compound: Benzo(b)fluoranthene

Data File	Sample Type	ISTD	RT	Resp	ISTD Resp	Resp Ratio	Final Conc	Exp. Conc	Accuracy
Feb1602.D	Calibration	Perylene-d12	17.647	248313	661332	0.3755	10.0019	10.0000	100.0
Feb1603.D	Calibration	Perylene-d12	17.659	109990	666889	0.1649	4.9841	5.0000	99.7
Feb1604.D	Calibration	Perylene-d12	17.659	42687	685373	0.0623	2.0361	2.0000	101.8
Feb1605.D	Calibration	Perylene-d12	17.659	20374	675276	0.0302	1.0087	1.0000	100.9
Feb1606.D	Calibration	Perylene-d12	17.672	8399	600129	0.0140	0.4668	0.5000	93.4
Feb1607.D	Calibration	Perylene-d12	17.671	3699	606738	0.0061	0.1956	0.2000	97.8
Feb1608.D	Calibration	Perylene-d12	17.672	2079	588546	0.0035	0.1065	0.1000	106.5
Feb1609.D	QC	Perylene-d12	17.659	49458	689257	0.0718	2.3282	2.0000	116.4

Compound: Benzo(k)fluoranthene

Data File	Sample Type	ISTD	RT	Resp	ISTD Resp	Resp Ratio	Final Conc	Exp. Conc	Accuracy
Feb1602.D	Calibration	Perylene-d12	17.721	266277	661332	0.4026	9.9646	10.0000	99.6
Feb1603.D	Calibration	Perylene-d12	17.721	129904	666889	0.1948	5.0973	5.0000	101.9
Feb1604.D	Calibration	Perylene-d12	17.721	49891	685373	0.0728	1.9656	2.0000	98.3
Feb1605.D	Calibration	Perylene-d12	17.733	24241	675276	0.0359	0.9690	1.0000	96.9
Feb1606.D	Calibration	Perylene-d12	17.733	11306	600129	0.0188	0.4996	0.5000	99.9
Feb1607.D	Calibration	Perylene-d12	17.733	4870	606738	0.0080	0.1990	0.2000	99.5
Feb1608.D	Calibration	Perylene-d12	17.733	2719	588546	0.0046	0.1038	0.1000	103.8
Feb1609.D	QC	Perylene-d12	17.721	56334	689257	0.0817	2.2033	2.0000	110.2

Compound: Benzo(a)pyrene

Data File	Sample Type	ISTD	RT	Resp	ISTD Resp	Resp Ratio	Final Conc	Exp. Conc	Accuracy
Feb1602.D	Calibration	Perylene-d12	18.302	221392	661332	0.3348	10.0359	10.0000	100.4
Feb1603.D	Calibration	Perylene-d12	18.301	93892	666889	0.1408	4.8887	5.0000	97.8
Feb1604.D	Calibration	Perylene-d12	18.302	36965	685373	0.0539	2.0343	2.0000	101.7
Feb1605.D	Calibration	Perylene-d12	18.302	18523	675276	0.0274	1.0508	1.0000	105.1
Feb1606.D	Calibration	Perylene-d12	18.314	8072	600129	0.0135	0.5039	0.5000	100.8
Feb1607.D	Calibration	Perylene-d12	18.314	3515	606738	0.0058	0.1949	0.2000	97.4
Feb1608.D	Calibration	Perylene-d12	18.314	2000	588546	0.0034	0.0968	0.1000	96.8
Feb1609.D	QC	Perylene-d12	18.302	40666	689257	0.0590	2.2152	2.0000	110.8

Compound: Indeno(1,2,3-cd)pyrene

Data File	Sample Type	ISTD	RT	Resp	ISTD Resp	Resp Ratio	Final Conc	Exp. Conc	Accuracy
Feb1602.D	Calibration	Perylene-d12	20.155	188658	661332	0.2853	10.0028	10.0000	100.0
Feb1603.D	Calibration	Perylene-d12	20.155	82654	666889	0.1239	4.9940	5.0000	99.9
Feb1604.D	Calibration	Perylene-d12	20.155	30927	685373	0.0451	1.9859	2.0000	99.3
Feb1605.D	Calibration	Perylene-d12	20.167	15374	675276	0.0228	1.0233	1.0000	102.3
Feb1606.D	Calibration	Perylene-d12	20.167	6755	600129	0.0113	0.5027	0.5000	100.5
Feb1607.D	Calibration	Perylene-d12	20.180	2722	606738	0.0045	0.1877	0.2000	93.9
Feb1608.D	Calibration	Perylene-d12	20.180	1597	588546	0.0027	0.1041	0.1000	104.1
Feb1609.D	QC	Perylene-d12	20.155	34438	689257	0.0500	2.1867	2.0000	109.3

Compound: Dibenzo(a,h)anthracene

Data File	Sample Type	ISTD	RT	Resp	ISTD Resp	Resp Ratio	Final Conc	Exp. Conc	Accuracy
Feb1602.D	Calibration	Perylene-d12	20.217	219368	661332	0.3317	10.0522	10.0000	100.5
Feb1603.D	Calibration	Perylene-d12	20.229	92810	666889	0.1392	4.8393	5.0000	96.8
Feb1604.D	Calibration	Perylene-d12	20.229	37654	685373	0.0549	2.0616	2.0000	103.1
Feb1605.D	Calibration	Perylene-d12	20.229	18367	675276	0.0272	1.0410	1.0000	104.1
Feb1606.D	Calibration	Perylene-d12	20.242	8313	600129	0.0139	0.5258	0.5000	105.2
Feb1607.D	Calibration	Perylene-d12	20.241	3291	606738	0.0054	0.1915	0.2000	95.8
Feb1608.D	Calibration	Perylene-d12	20.254	1774	588546	0.0030	0.0945	0.1000	94.5
Feb1609.D	QC	Perylene-d12	20.229	39673	689257	0.0576	2.1549	2.0000	107.7

Compound: Benzo(g,h,i)perylene

Data File	Sample Type	ISTD	RT	Resp	ISTD Resp	Resp Ratio	Final Conc	Exp. Conc	Accuracy
Feb1602.D	Calibration	Perylene-d12	20.489	246296	661332	0.3724	10.0276	10.0000	100.3
Feb1603.D	Calibration	Perylene-d12	20.488	111472	666889	0.1672	4.9341	5.0000	98.7
Feb1604.D	Calibration	Perylene-d12	20.489	43515	685373	0.0635	1.9682	2.0000	98.4
Feb1605.D	Calibration	Perylene-d12	20.489	23085	675276	0.0342	1.0631	1.0000	106.3
Feb1606.D	Calibration	Perylene-d12	20.501	10198	600129	0.0170	0.5159	0.5000	103.2
Feb1607.D	Calibration	Perylene-d12	20.501	4391	606738	0.0072	0.1995	0.2000	99.8
Feb1608.D	Calibration	Perylene-d12	20.501	2349	588546	0.0040	0.0933	0.1000	93.3
Feb1609.D	QC	Perylene-d12	20.489	49203	689257	0.0714	2.2064	2.0000	110.3

Quantitation Results Report (QT Reviewed)

Data File	Feb1602.D	Operator	LIMS import
Acq. Method	5975BNASIM	Acq. Date-Time	2/16/2022 1:04:23 PM
Sample Name	16-Feb-22_CAL_7	Instrument	GCMS
Vial	2	Multiplier	1.00
DA Method File		Comment	SVOC-8270-W-LLPAH
Tune File	dftppjph.u	Tune Date	
Batch Name	021622 bna SIM 1.batch.bin	Last Calib Update	2/17/2022 8:48:03 AM
Ref Library			

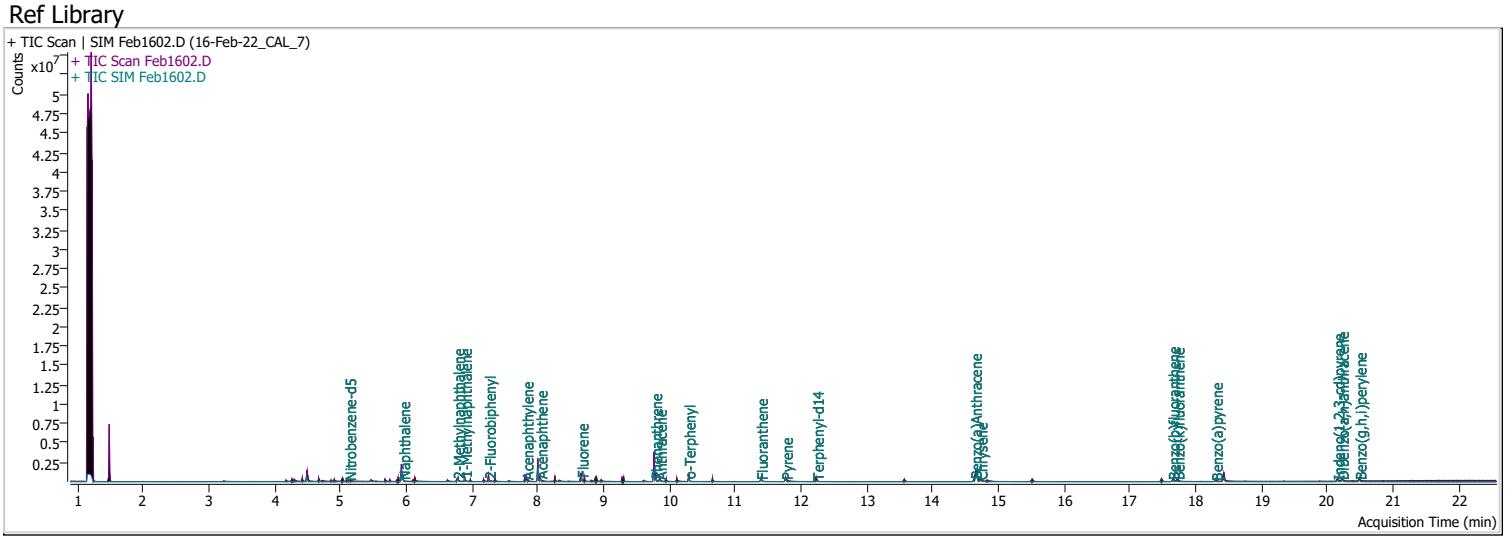

Compound	RT	QIon	Resp.	Conc.	Units		Dev(Min)
Internal Standards							
M 1,4-Dichlorobenzene-d4	4.497	152.0	236270	40.0000	ng/ml		0.000
M Naphthalene-d8	5.928	136.0	1037742	40.0000	ng/ml		0.000
M Acenaphthene-d10	8.001	164.0	695955	40.0000	ng/ml		0.000
M Phenanthrene-d10	9.756	188.0	1235766	40.0000	ng/ml		-0.012
M Chrysene-d12	14.664	240.0	1028004	40.0000	ng/ml		0.000
M Perylene-d12	18.425	264.0	661332	40.0000	ng/ml		0.000
System Monitoring Compounds							
S Nitrobenzene-d5	5.131	82.0	64945	9.9728	ng/ml		-0.012
Spiked Amount: 5.000	Range: 19.0 - 102.0%			Recovery = 199.46%		*	
S 2-Fluorobiphenyl	7.252	172.0	231576	10.0120	ng/ml		-0.012
Spiked Amount: 5.000	Range: 25.0 - 94.0%			Recovery = 200.24%		*	
S o-Terphenyl	10.287	230.0	173228	10.0669	ng/ml		-0.012
Spiked Amount: 5.000	Range: 40.0 - 140.0%			Recovery = 201.34%		*	
S Terphenyl-d14	12.238	244.0	230845	10.0125	ng/ml		0.000
Spiked Amount: 5.000	Range: 39.0 - 106.0%			Recovery = 200.25%		*	
Target Compounds							**QValue**
T Naphthalene	5.953	128.0	242945	10.0392	ng/ml		96
T 2-Methylnaphthalene	6.778	141.0	167224	10.3848	ng/ml		97
T 1-Methylnaphthalene	6.890	141.0	175058	9.8704	ng/ml		95
T Acenaphthylene	7.826	152.0	263576	10.4343	ng/ml		97
T Acenaphthene	8.038	154.0	174862	10.2249	ng/ml		99
T Fluorene	8.661	166.0	230125	9.9895	ng/ml	#	90
T Phenanthrene	9.780	178.0	310922	10.0465	ng/ml		100
T Anthracene	9.855	178.0	278452	10.0292	ng/ml		99
T Fluoranthene	11.386	202.0	327698	10.0476	ng/ml		99
T Pyrene	11.769	202.0	350347	10.0242	ng/ml		100
T Benzo(a)Anthracene	14.639	228.0	264164	10.0203	ng/ml		98
T Chrysene	14.727	228.0	326890	10.0248	ng/ml		99
T Benzo(b)fluoranthene	17.647	252.0	248313	10.0019	ng/ml		100

Compound	RT	QIon	Resp.	Conc.	Units	Dev(Min)
T Benzo(k)fluoranthene	17.721	252.0	266277	9.9646	ng/ml	98
T Benzo(a)pyrene	18.302	252.0	221392	10.0359	ng/ml	100
T Indeno(1,2,3-cd)pyrene	20.155	276.0	188658	10.0028	ng/ml	98
T Dibenzo(a,h)anthracene	20.217	278.0	219368	10.0522	ng/ml	99
T Benzo(g,h,i)perylene	20.489	276.0	246296	10.0276	ng/ml	99

(#) = Qualifier Out of Range; (m) = Manual Integration; (+) = Area Summed; (*) = Surrogate Percent Recovery Out of Range; (d): Zeroed Peak

Compound	Conc.	RT	Dev(Min)	Resp.	QIon	QRatio	Lower	Upper
Nitrobenzene-d5	9.9728	5.13	-0.01	64945	128.0	47.9	32.9	61.0
					54.0	40.0	29.6	54.9

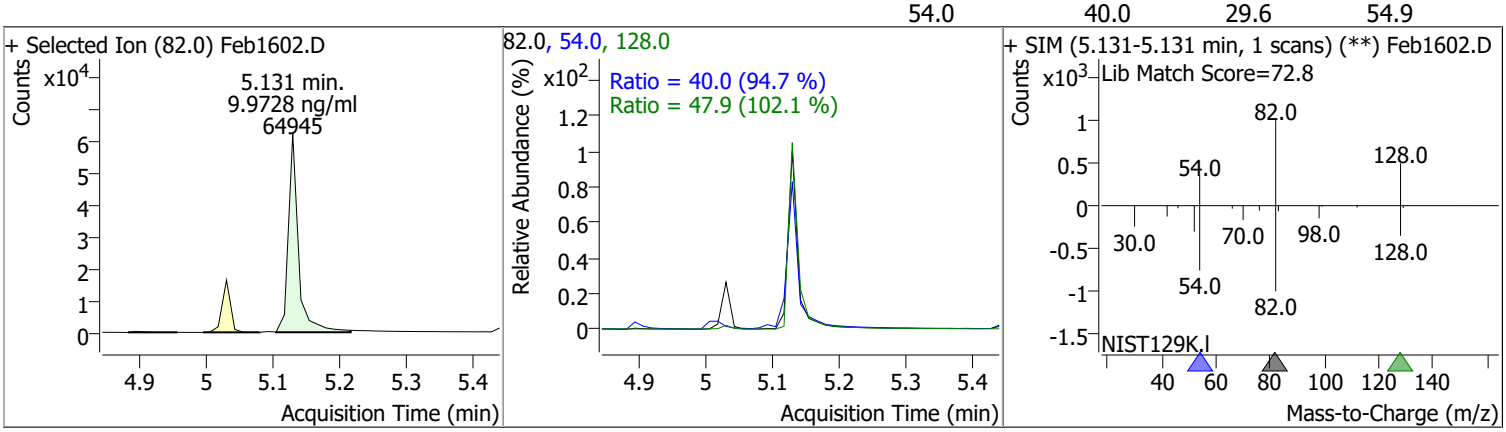

Compound	Conc.	RT	Dev(Min)	Resp.	QIon	QRatio	Lower	Upper
Naphthalene	10.0392	5.95	0.00	242945	102.0	14.4	0.0	35.2
					129.0	11.5	7.9	14.6

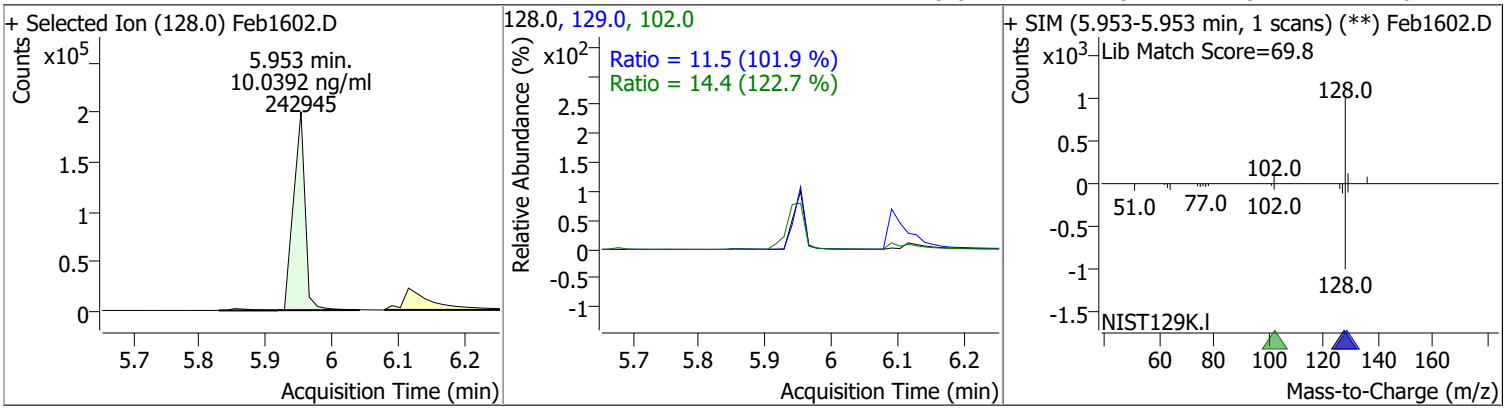

Compound	Conc.	RT	Dev(Min)	Resp.	QIon	QRatio	Lower	Upper
2-Methylnaphthalene	10.3848	6.78	-0.01	167224	142.0	135.8	96.5	179.2
					115.0	51.6	33.2	61.6

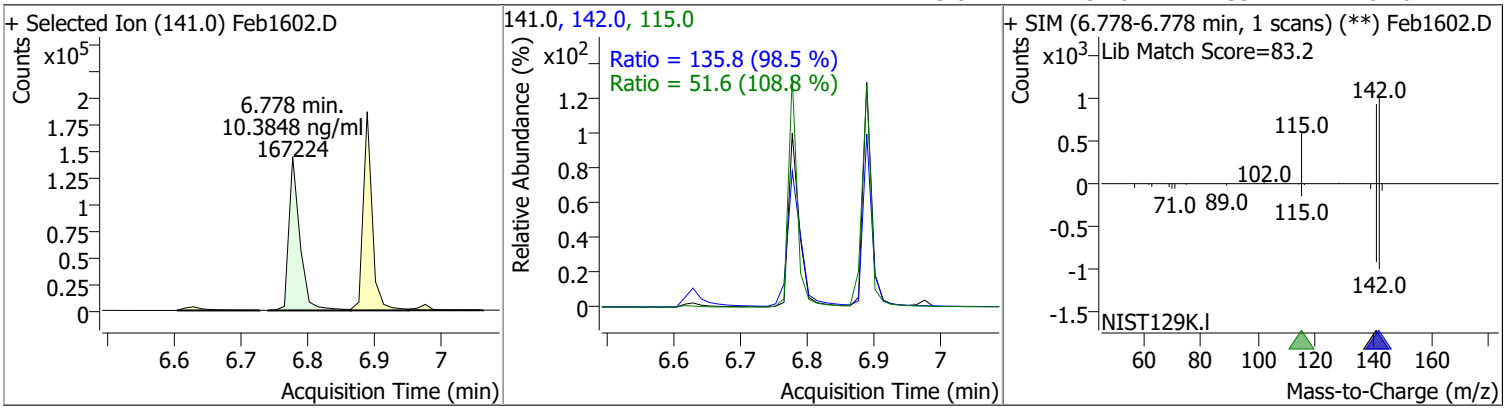

Compound	Conc.	RT	Dev(Min)	Resp.	QIon	QRatio	Lower	Upper
1-Methylnaphthalene	9.8704	6.89	-0.01	175058	142.0	111.1	82.3	152.8
					115.0	49.0	33.5	62.2

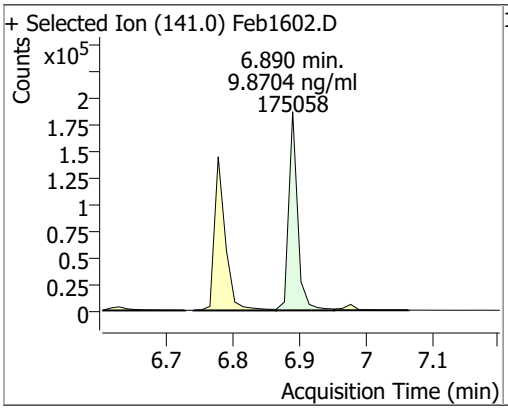

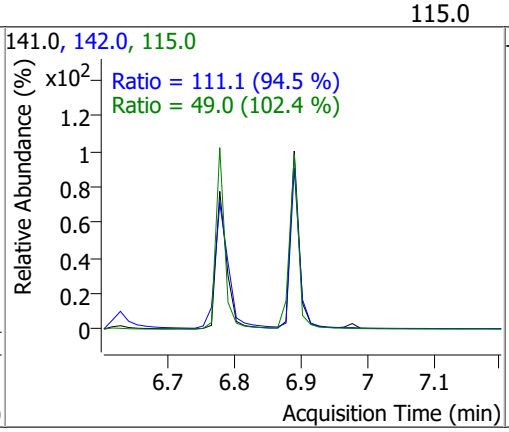

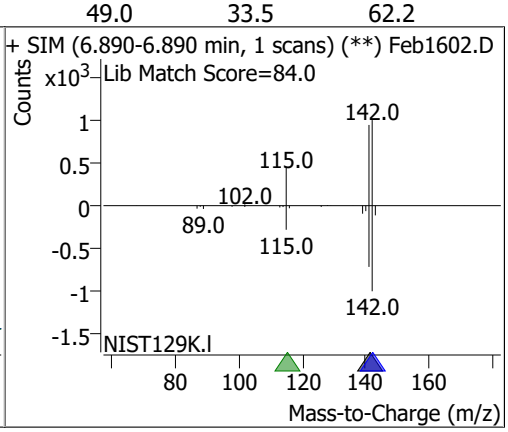

Compound	Conc.	RT	Dev(Min)	Resp.	QIon	QRatio	Lower	Upper
2-Fluorobiphenyl	10.0120	7.25	-0.01	231576	171.0	36.5	26.3	48.9

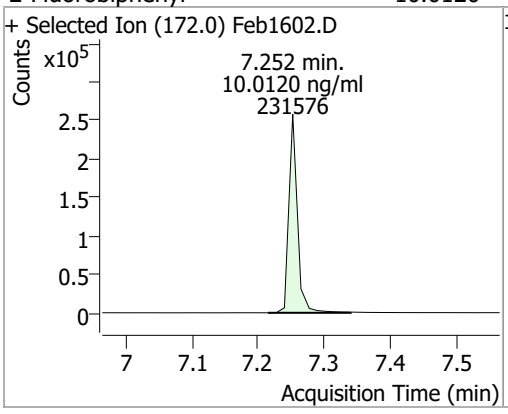

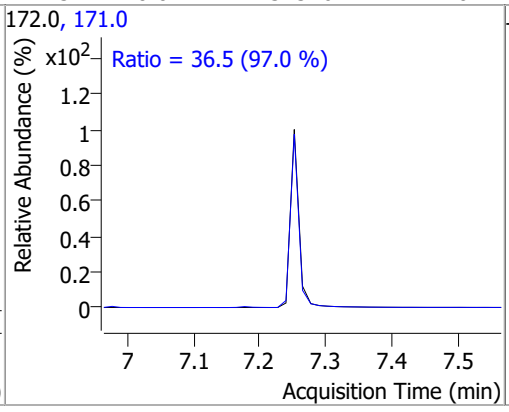

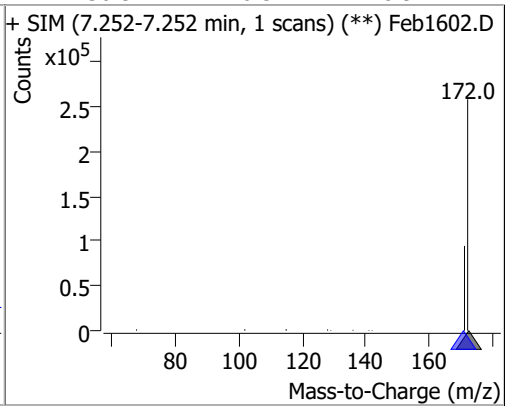

Compound	Conc.	RT	Dev(Min)	Resp.	QIon	QRatio	Lower	Upper
Acenaphthylene	10.4343	7.83	0.00	263576	153.0	15.5	11.8	22.0

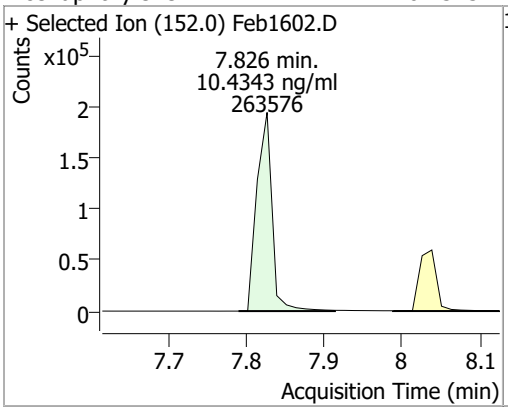

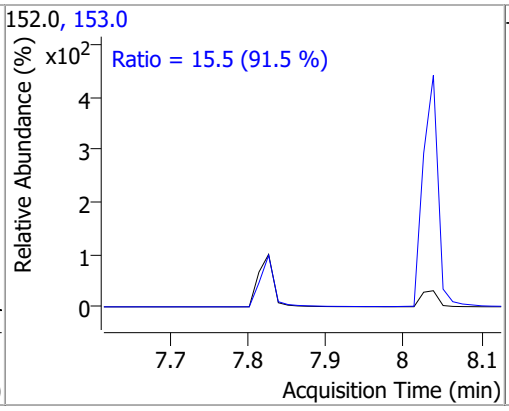

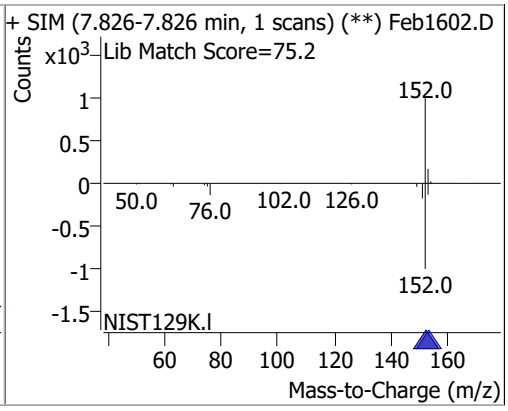

Compound	Conc.	RT	Dev(Min)	Resp.	QIon	QRatio	Lower	Upper
Acenaphthene	10.2249	8.04	0.00	174862	153.0	111.5	78.7	146.2
					152.0	52.7	36.5	67.8

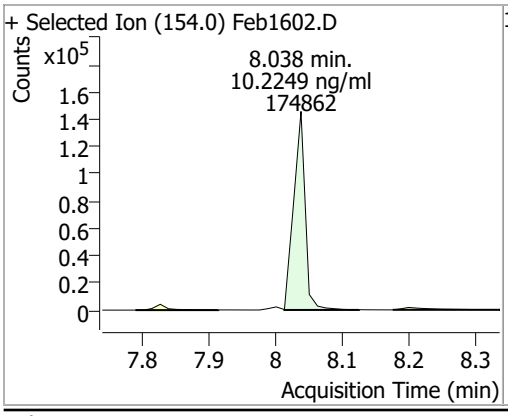

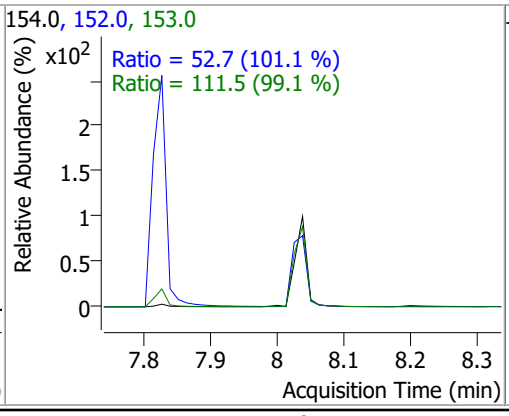

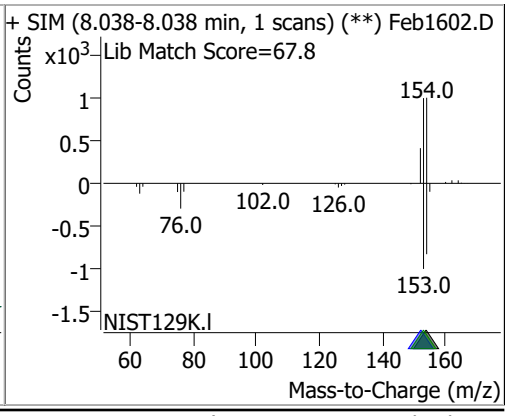

Compound	Conc.	RT	Dev(Min)	Resp.	QIon	QRatio	Lower	Upper
Fluorene	9.9895	8.66	0.00	230125	165.0	88.7	68.8	127.8
					167.0	13.6	7.2	13.4

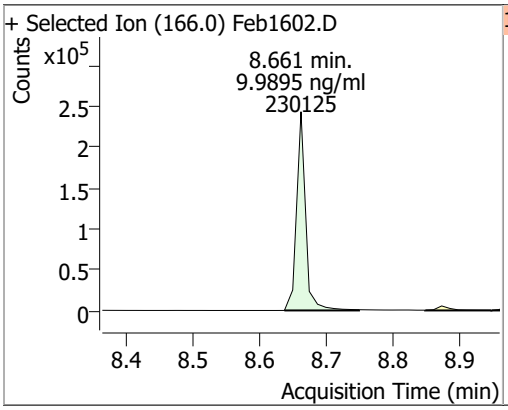

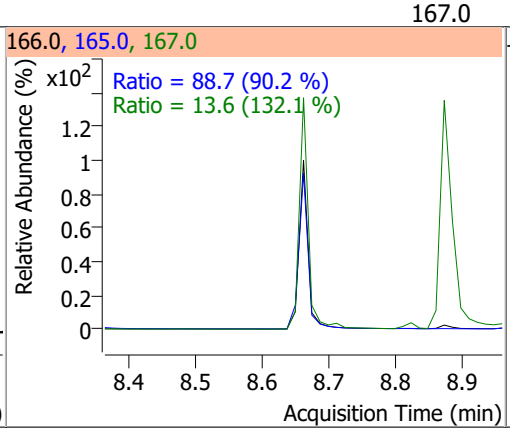

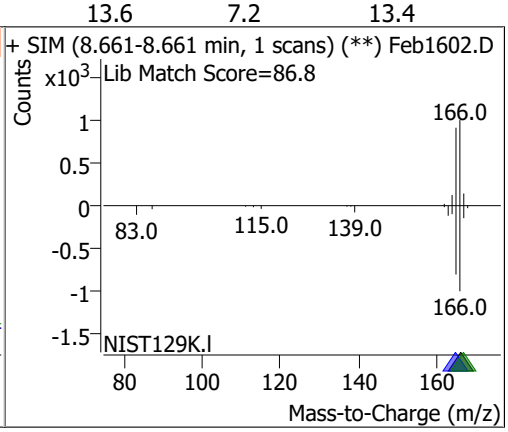

Compound	Conc.	RT	Dev(Min)	Resp.	QIon	QRatio	Lower	Upper
Phenanthrene	10.0465	9.78	-0.01	310922	176.0	18.3	12.6	23.5

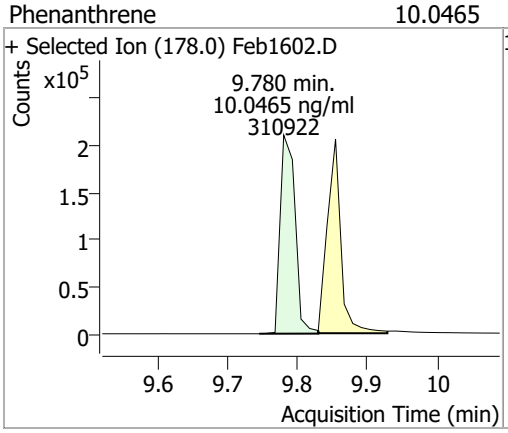

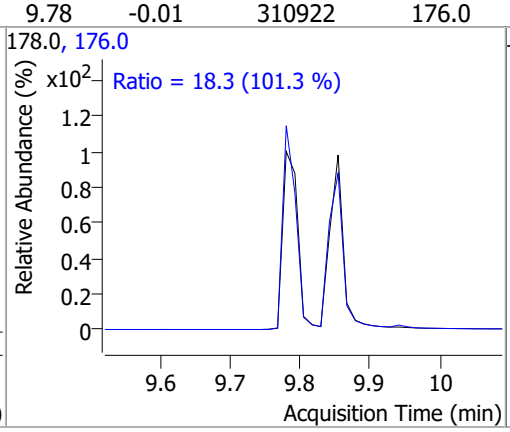

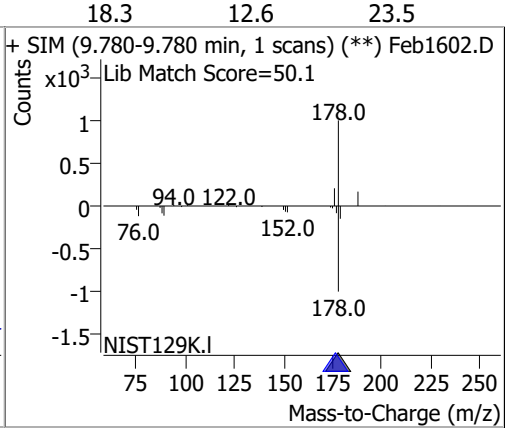

Compound	Conc.	RT	Dev(Min)	Resp.	QIon	QRatio	Lower	Upper
Anthracene	10.0292	9.85	0.00	278452	176.0	17.5	12.0	22.3

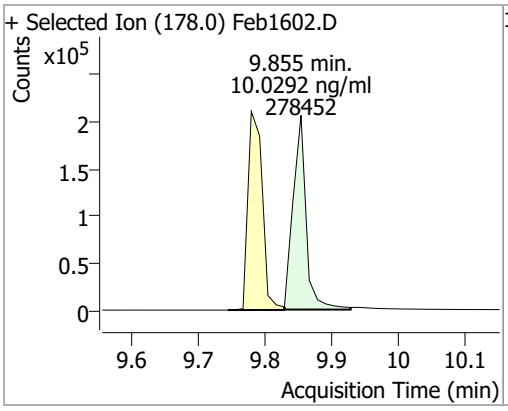

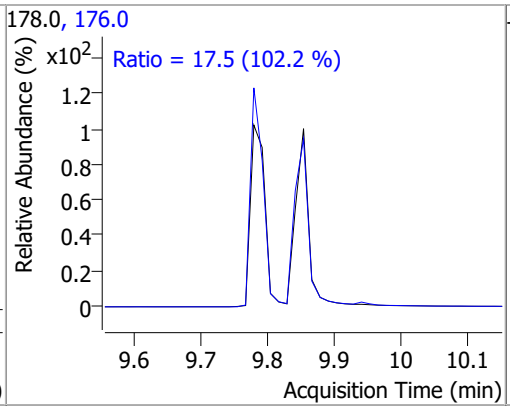

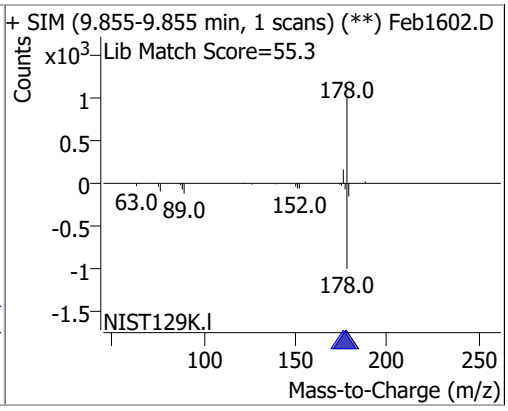

Compound	Conc.	RT	Dev(Min)	Resp.	QIon	QRatio	Lower	Upper
o-Terphenyl	10.0669	10.29	-0.01	173228	229.0	66.4	44.8	83.1
					215.0	41.7	27.3	50.6

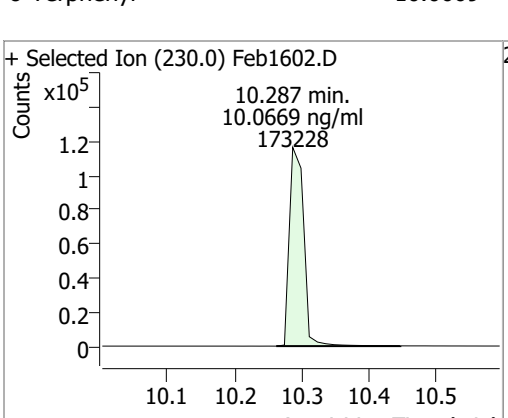

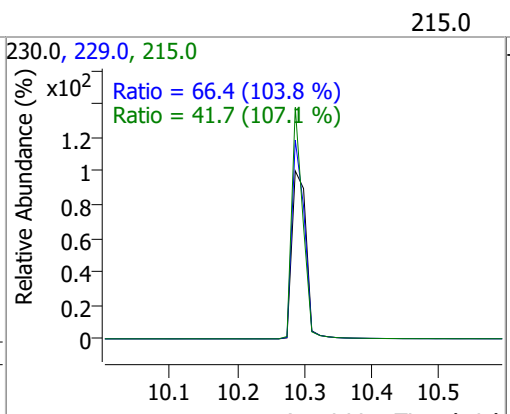

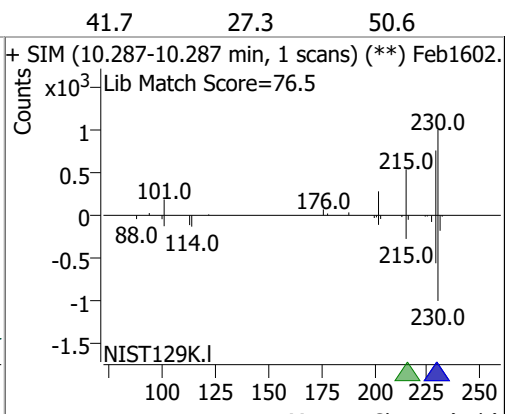

Compound	Conc.	RT	Dev(Min)	Resp.	QIon	QRatio	Lower	Upper
Fluoranthene	10.0476	11.39	-0.01	327698	101.0	8.9	6.5	12.1

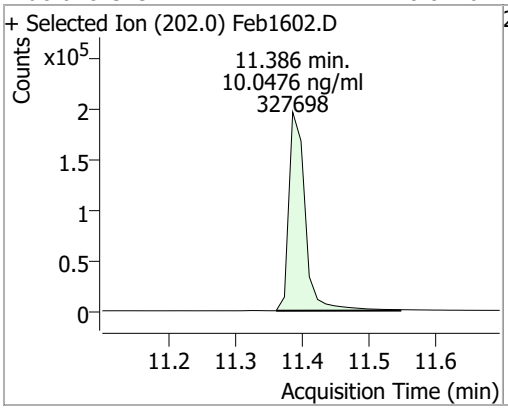

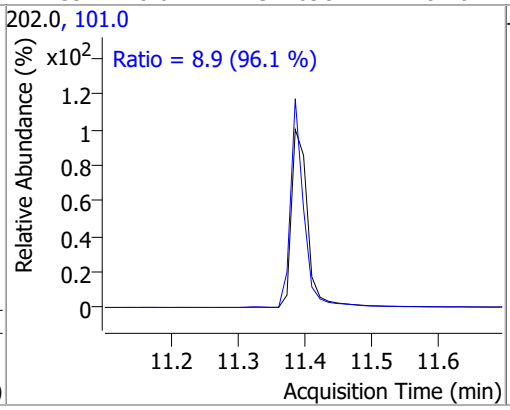

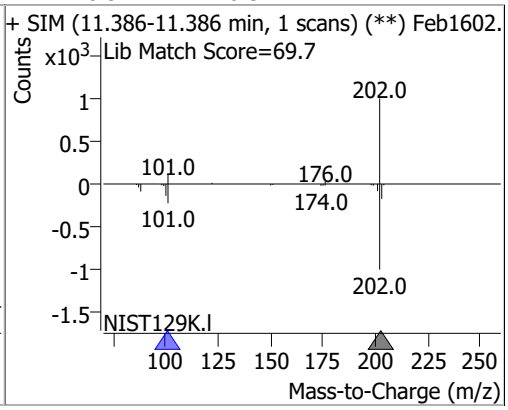

Compound	Conc.	RT	Dev(Min)	Resp.	QIon	QRatio	Lower	Upper
Pyrene	10.0242	11.77	0.00	350347	101.0	10.9	7.6	14.2

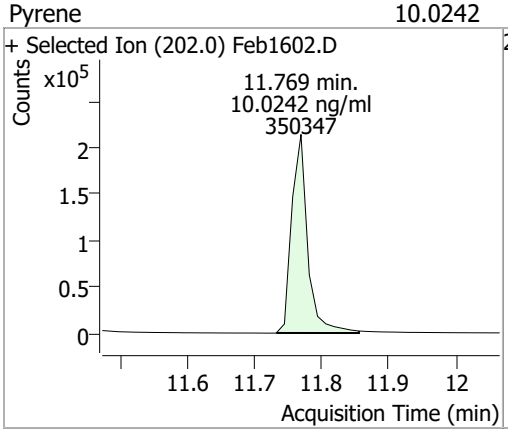

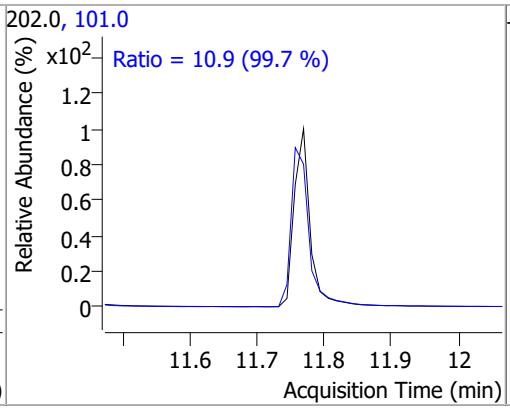

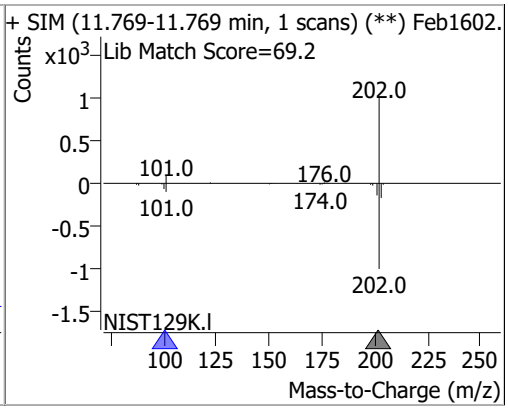

Compound	Conc.	RT	Dev(Min)	Resp.	QIon	QRatio	Lower	Upper
Terphenyl-d14	10.0125	12.24	0.00	230845	122.0	11.9	8.9	16.5

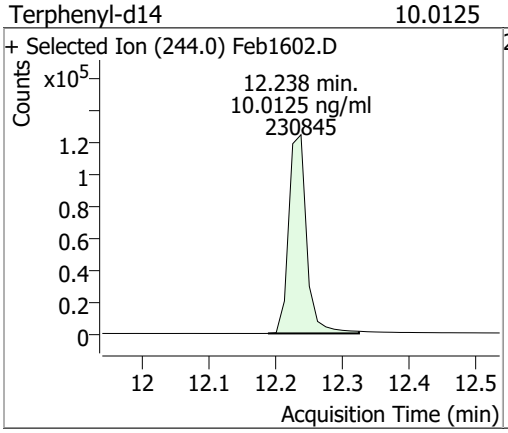

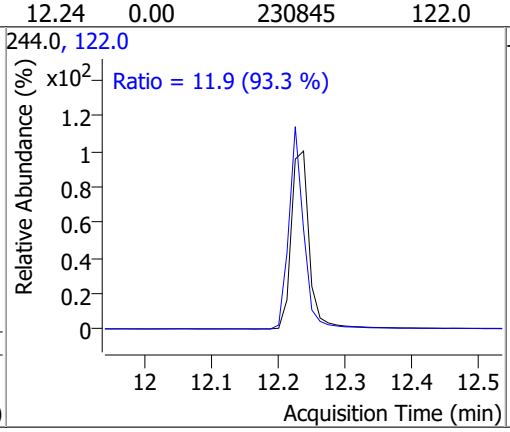

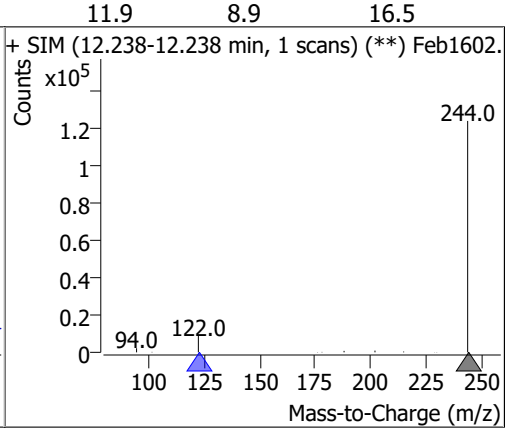

Compound	Conc.	RT	Dev(Min)	Resp.	QIon	QRatio	Lower	Upper
Benzo(a)Anthracene	10.0203	14.64	0.01	264164	226.0	26.1	18.0	33.4
					229.0	22.1	16.5	30.7

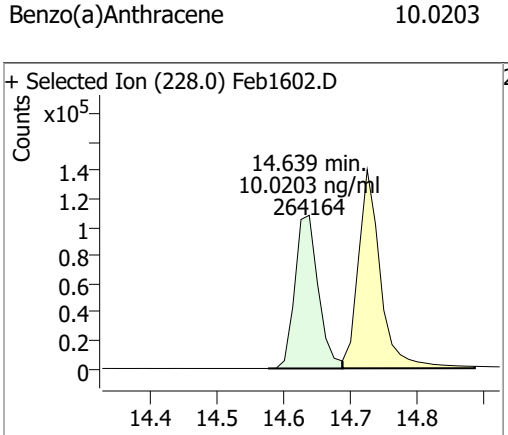

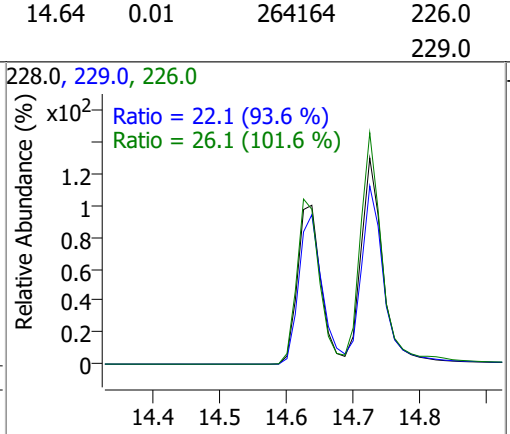

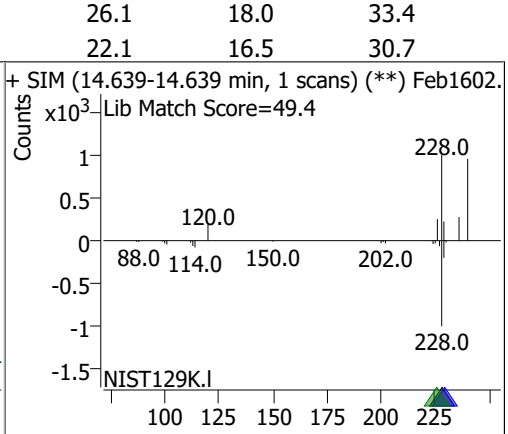

Compound	Conc.	RT	Dev(Min)	Resp.	QIon	QRatio	Lower	Upper
Chrysene	10.0248	14.73	0.00	326890	226.0	29.0	20.2	37.5
					229.0	21.3	15.5	28.8

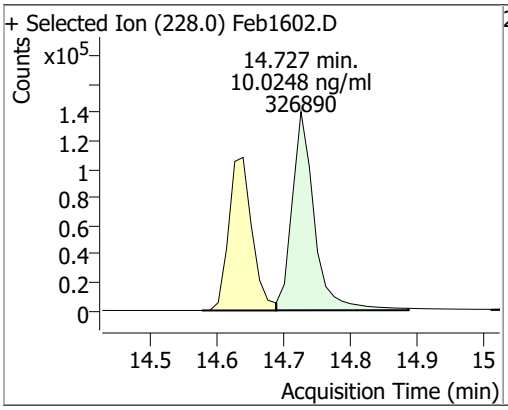

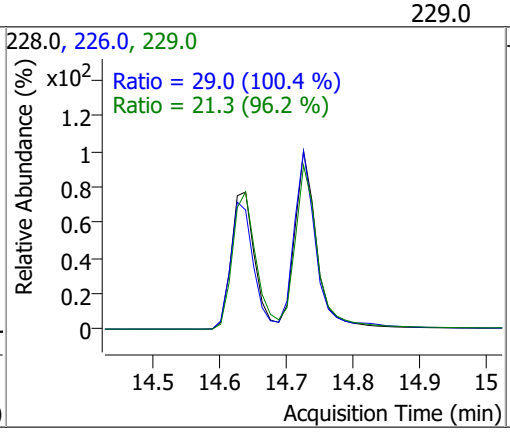

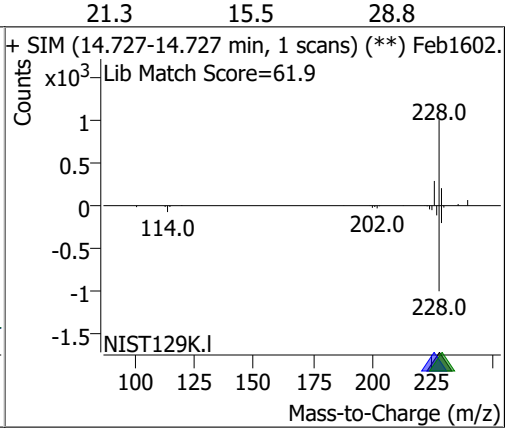

Compound	Conc.	RT	Dev(Min)	Resp.	QIon	QRatio	Lower	Upper
Benzo(b)fluoranthene	10.0019	17.65	-0.01	248313	253.0	22.8	16.1	29.9

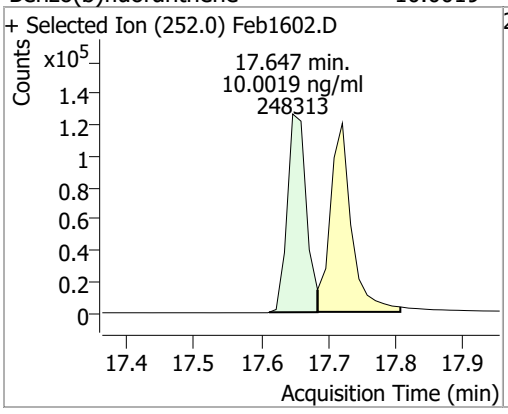

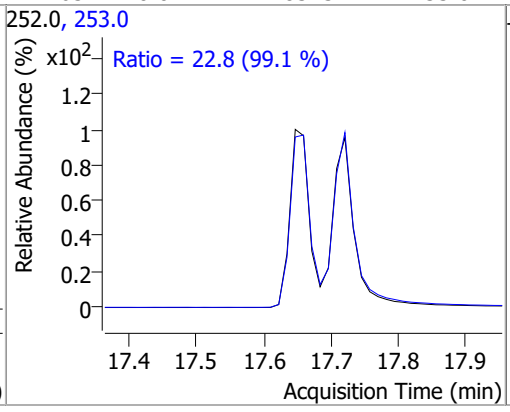

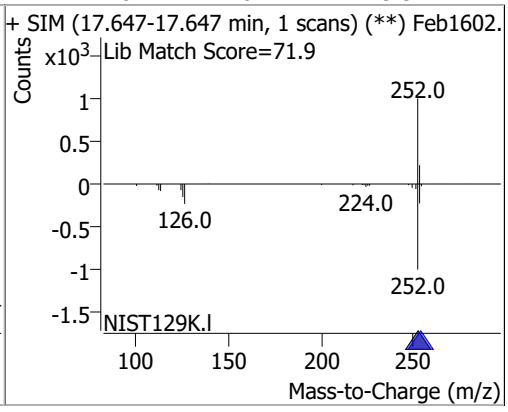

Compound	Conc.	RT	Dev(Min)	Resp.	QIon	QRatio	Lower	Upper
Benzo(k)fluoranthene	9.9646	17.72	0.00	266277	253.0	22.9	15.2	28.2

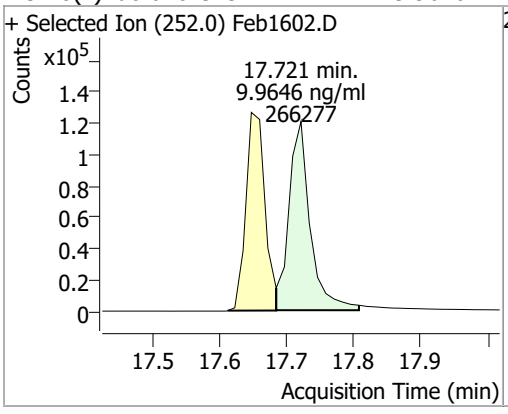

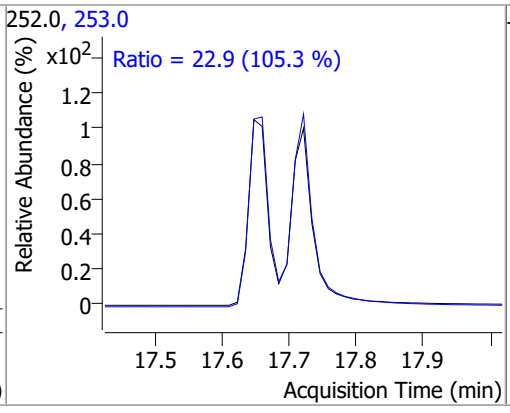

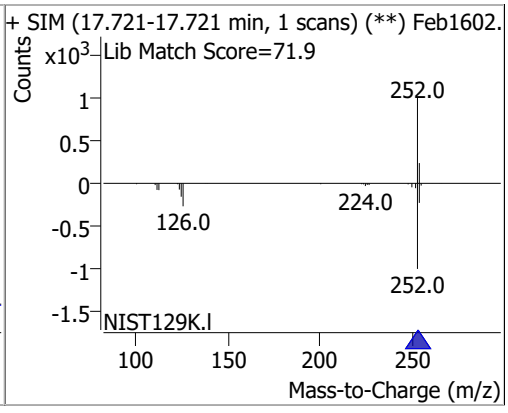

Compound	Conc.	RT	Dev(Min)	Resp.	QIon	QRatio	Lower	Upper
Benzo(a)pyrene	10.0359	18.30	0.00	221392	253.0	23.9	16.6	30.8

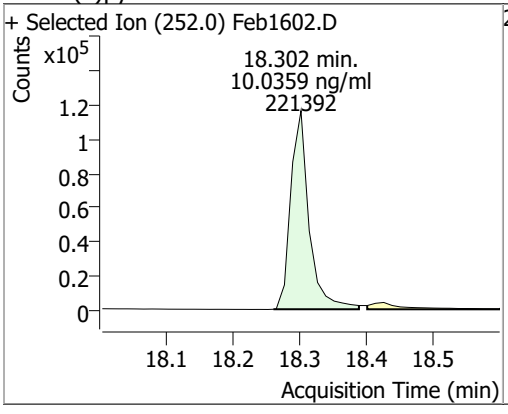

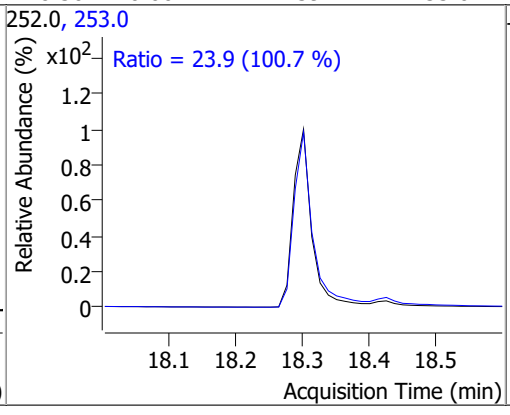

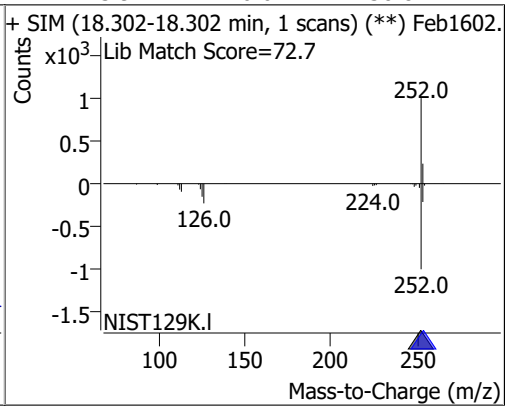

Compound	Conc.	RT	Dev(Min)	Resp.	QIon	QRatio	Lower	Upper
Indeno(1,2,3-cd)pyrene	10.0028	20.16	0.00	188658	138.0	21.9	15.9	29.6

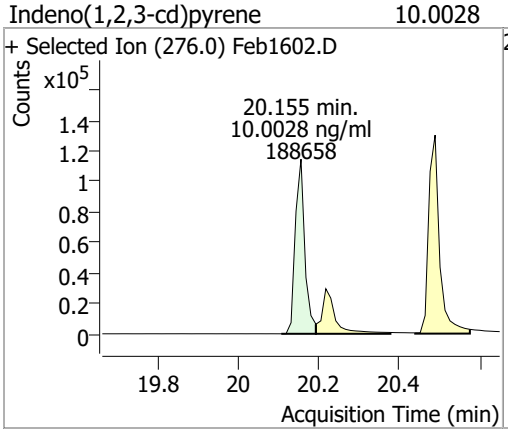

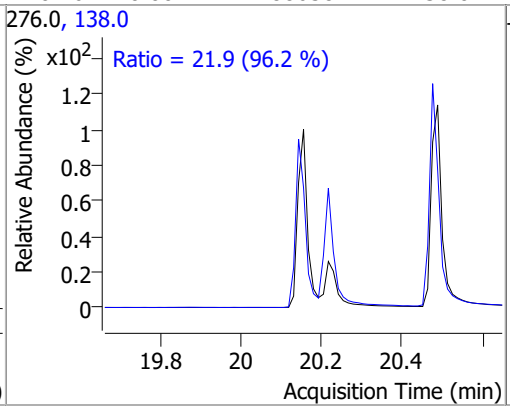

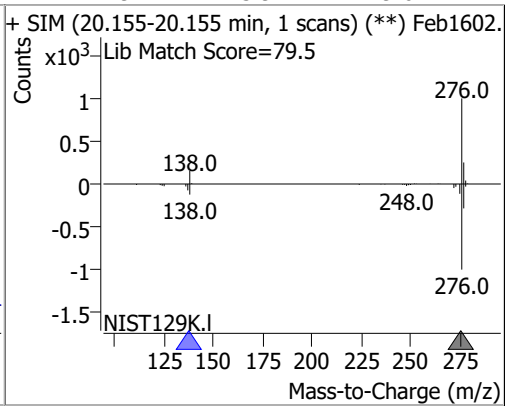

Compound	Conc.	RT	Dev(Min)	Resp.	QIon	QRatio	Lower	Upper
Dibenzo(a,h)anthracene	10.0522	20.22	-0.01	219368	279.0	24.6	17.3	32.0
					139.0	16.7	12.1	22.4

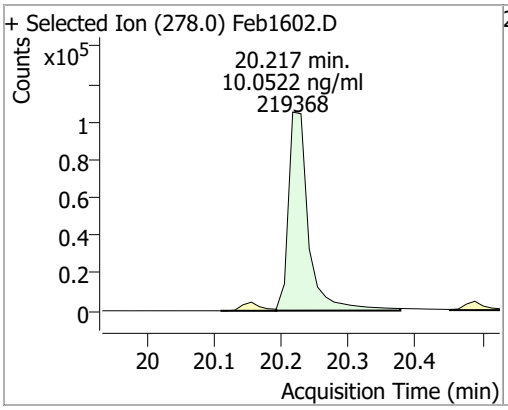

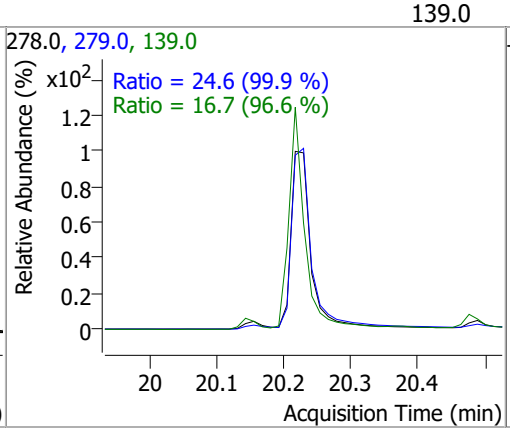

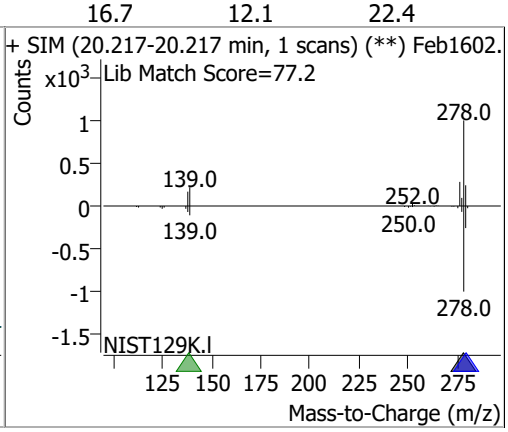

Compound	Conc.	RT	Dev(Min)	Resp.	QIon	QRatio	Lower	Upper
Benzo(g,h,i)perylene	10.0276	20.49	0.00	246296	277.0	23.5	17.2	32.0
					138.0	23.3	16.4	30.4

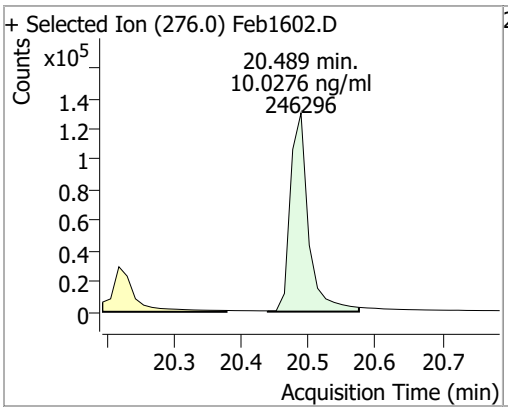

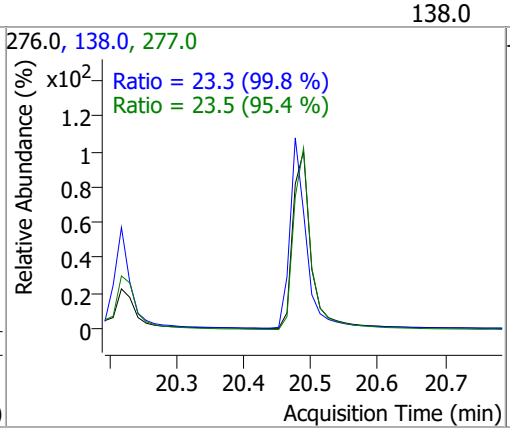

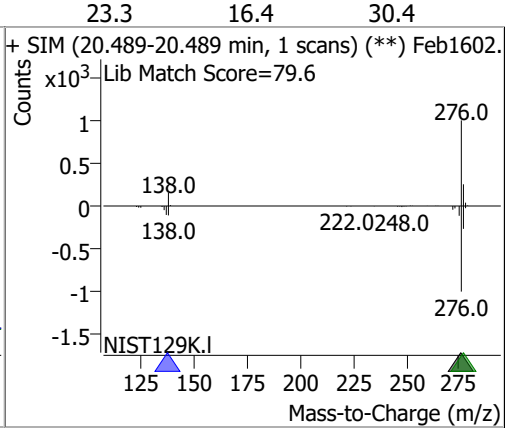

Quantitation Results Report (QT Reviewed)

Data File	Feb1603.D	Operator	LIMS import
Acq. Method	5975BNASIM	Acq. Date-Time	2/16/2022 1:36:47 PM
Sample Name	16-Feb-22_CAL_6	Instrument	GCMS
Vial	3	Multiplier	1.00
DA Method File		Comment	SVOC-8270-W-LLPAH
Tune File	dftppjph.u	Tune Date	
Batch Name	021622 bna SIM 1.batch.bin	Last Calib Update	2/17/2022 8:48:03 AM
Ref Library			

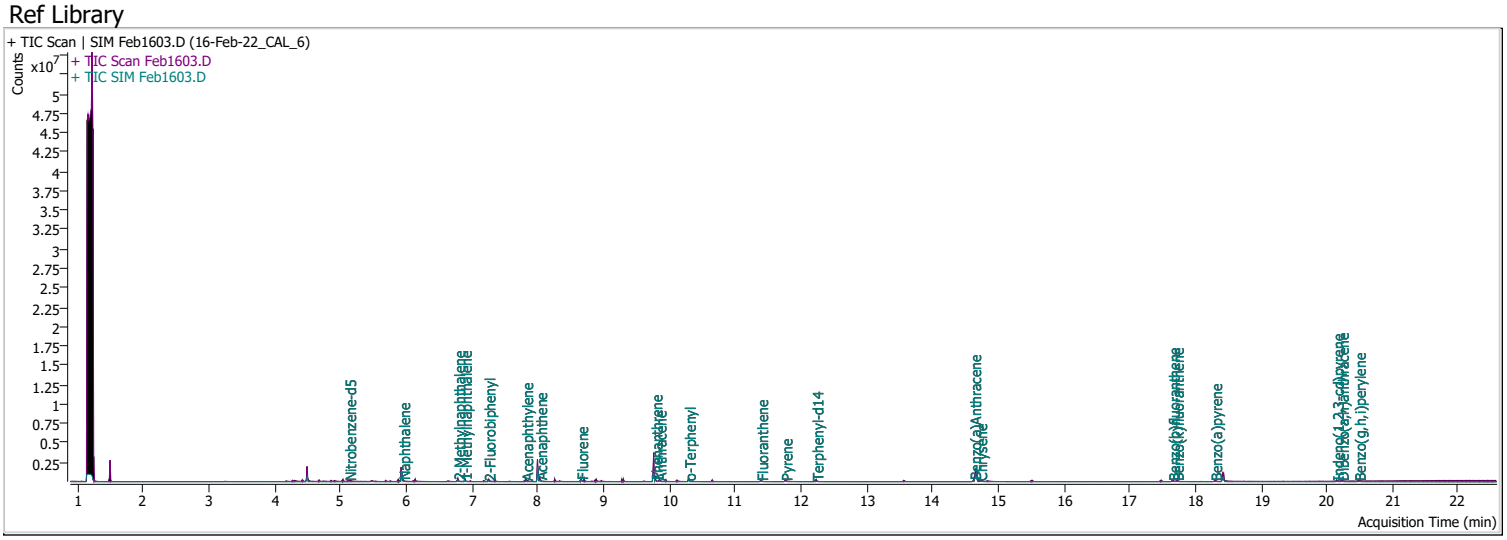

Compound	RT	QIon	Resp.	Conc.	Units		Dev(Min)
Internal Standards							
M 1,4-Dichlorobenzene-d4	4.497	152.0	248238	40.0000	ng/ml		0.000
M Naphthalene-d8	5.928	136.0	1056797	40.0000	ng/ml		0.000
M Acenaphthene-d10	8.000	164.0	735335	40.0000	ng/ml		0.000
M Phenanthrene-d10	9.755	188.0	1306531	40.0000	ng/ml		-0.013
M Chrysene-d12	14.664	240.0	1042366	40.0000	ng/ml		0.000
M Perylene-d12	18.425	264.0	666889	40.0000	ng/ml		0.000
System Monitoring Compounds							
S Nitrobenzene-d5	5.131	82.0	29076	5.0700	ng/ml	#	-0.013
Spiked Amount: 5.000	Range: 19.0 - 102.0%			Recovery = 101.40%			
S 2-Fluorobiphenyl	7.252	172.0	104743	4.9682	ng/ml		-0.013
Spiked Amount: 5.000	Range: 25.0 - 94.0%			Recovery = 99.36%		*	
S o-Terphenyl	10.299	230.0	85349	4.8175	ng/ml		0.000
Spiked Amount: 5.000	Range: 40.0 - 140.0%			Recovery = 96.35%			
S Terphenyl-d14	12.238	244.0	106431	4.9631	ng/ml		0.000
Spiked Amount: 5.000	Range: 39.0 - 106.0%			Recovery = 99.26%			
Target Compounds							**QValue**
T Naphthalene	5.953	128.0	123194	4.9067	ng/ml		97
T 2-Methylnaphthalene	6.790	141.0	75902	4.6286	ng/ml		95
T 1-Methylnaphthalene	6.890	141.0	81237	4.4979	ng/ml		96
T Acenaphthylene	7.826	152.0	108162	4.4348	ng/ml		96
T Acenaphthene	8.038	154.0	85368	4.7749	ng/ml		99
T Fluorene	8.661	166.0	111595	5.0240	ng/ml	#	96
T Phenanthrene	9.793	178.0	150919	4.8770	ng/ml		99
T Anthracene	9.854	178.0	138311	4.9197	ng/ml		99
T Fluoranthene	11.398	202.0	151611	4.8550	ng/ml		99
T Pyrene	11.769	202.0	166252	4.9265	ng/ml		99
T Benzo(a)Anthracene	14.639	228.0	123762	4.9428	ng/ml		99
T Chrysene	14.726	228.0	158366	4.9430	ng/ml		99
T Benzo(b)fluoranthene	17.659	252.0	109990	4.9841	ng/ml		98

Compound	RT	QIon	Resp.	Conc.	Units	Dev(Min)
T Benzo(k)fluoranthene	17.721	252.0	129904	5.0973	ng/ml	99
T Benzo(a)pyrene	18.301	252.0	93892	4.8887	ng/ml	99
T Indeno(1,2,3-cd)pyrene	20.155	276.0	82654	4.9940	ng/ml	98
T Dibenzo(a,h)anthracene	20.229	278.0	92810	4.8393	ng/ml	98
T Benzo(g,h,i)perylene	20.488	276.0	111472	4.9341	ng/ml	98

(#) = Qualifier Out of Range; (m) = Manual Integration; (+) = Area Summed; (*) = Surrogate Percent Recovery Out of Range; (d): Zeroed Peak

Compound	Conc.	RT	Dev(Min)	Resp.	QIon	QRatio	Lower	Upper
Nitrobenzene-d5	5.0700	5.13	-0.01	29076	128.0	32.8	32.9	61.0
					54.0	41.6	29.6	54.9

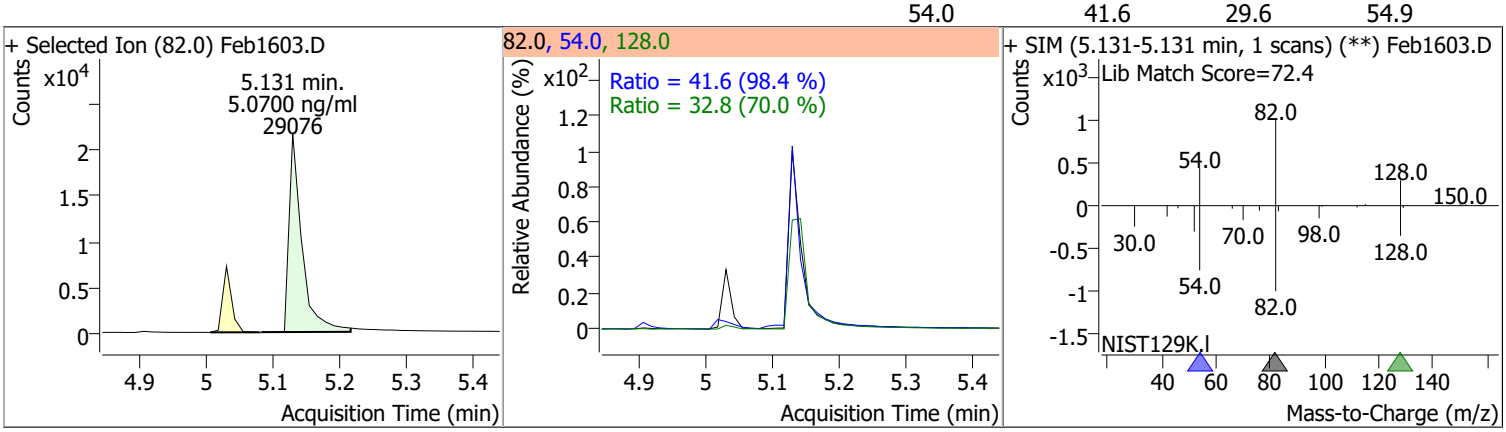

Compound	Conc.	RT	Dev(Min)	Resp.	QIon	QRatio	Lower	Upper
Naphthalene	4.9067	5.95	0.00	123194	102.0	9.9	0.0	35.2
					129.0	11.0	7.9	14.6

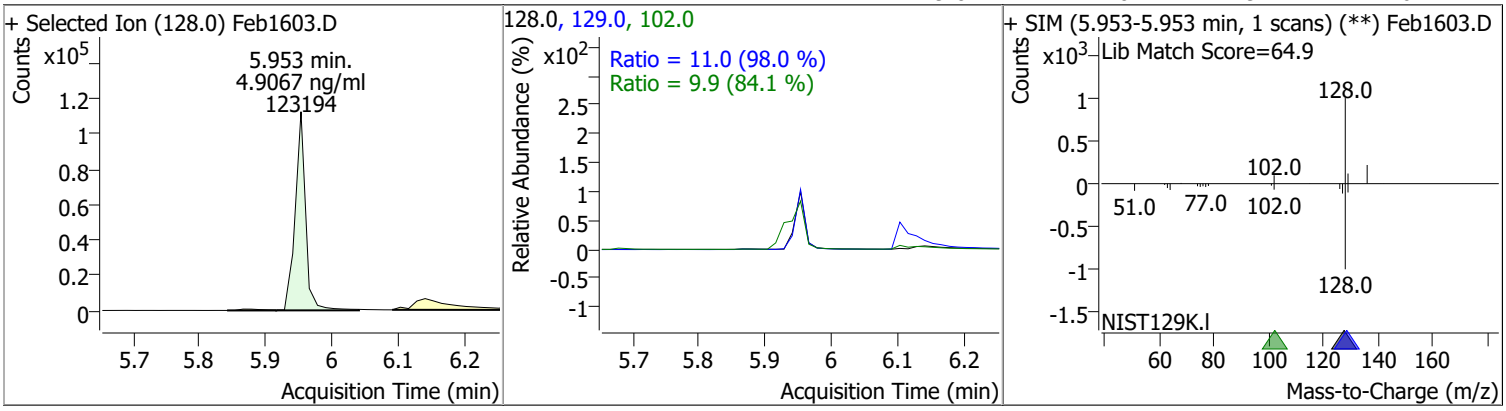

Compound	Conc.	RT	Dev(Min)	Resp.	QIon	QRatio	Lower	Upper
2-Methylnaphthalene	4.6286	6.79	0.00	75902	142.0	143.4	96.5	179.2
					115.0	50.7	33.2	61.6

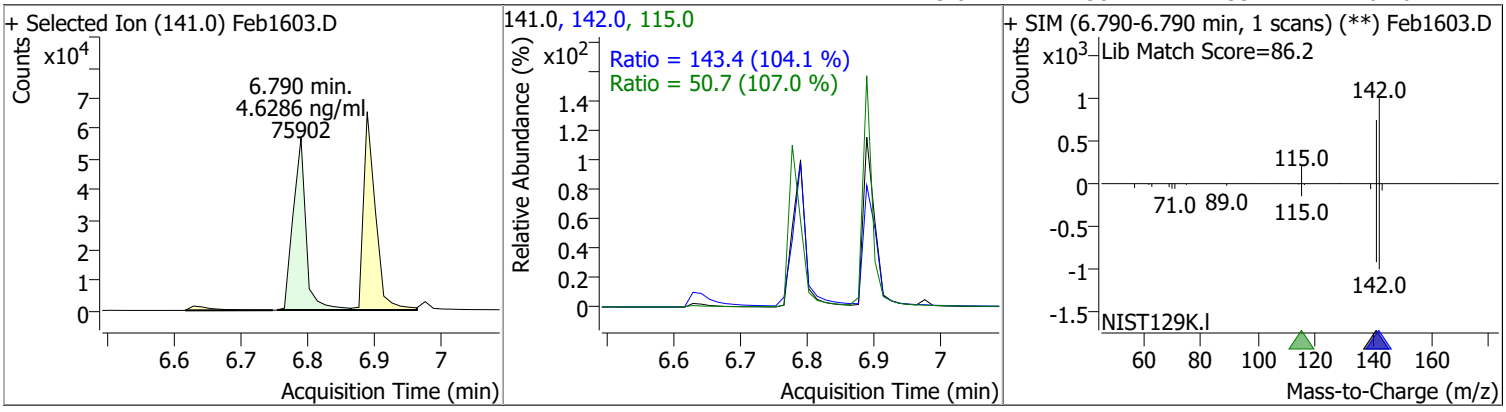

Compound	Conc.	RT	Dev(Min)	Resp.	QIon	QRatio	Lower	Upper
1-Methylnaphthalene	4.4979	6.89	-0.01	81237	142.0	114.0	82.3	152.8
					115.0	52.2	33.5	62.2

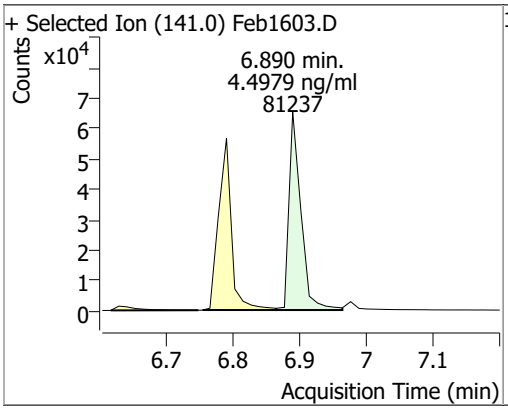

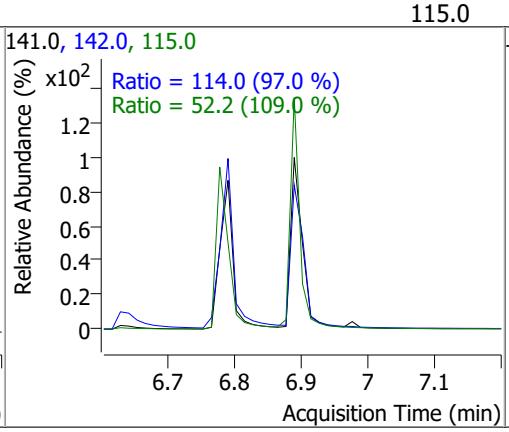

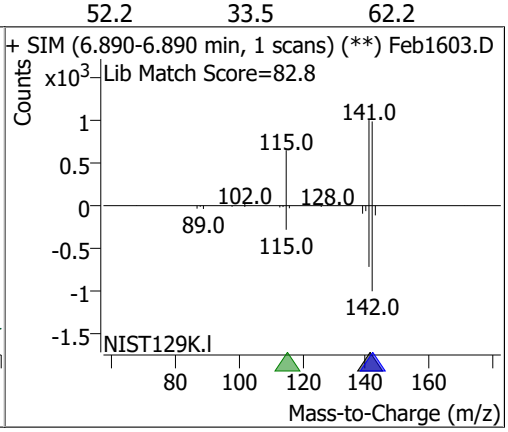

Compound	Conc.	RT	Dev(Min)	Resp.	QIon	QRatio	Lower	Upper
2-Fluorobiphenyl	4.9682	7.25	-0.01	104743	171.0	37.4	26.3	48.9

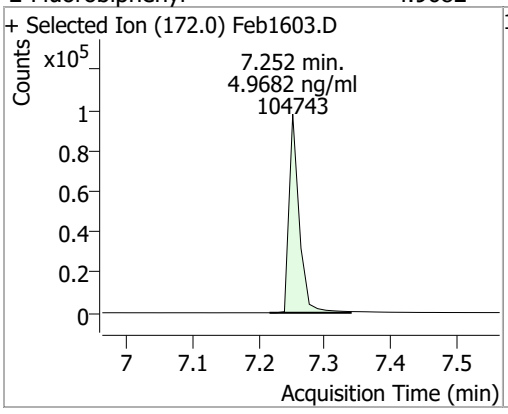

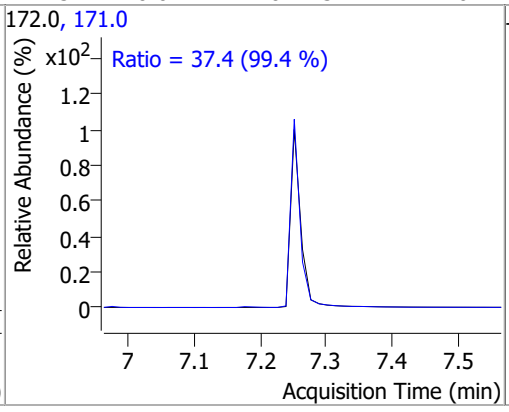

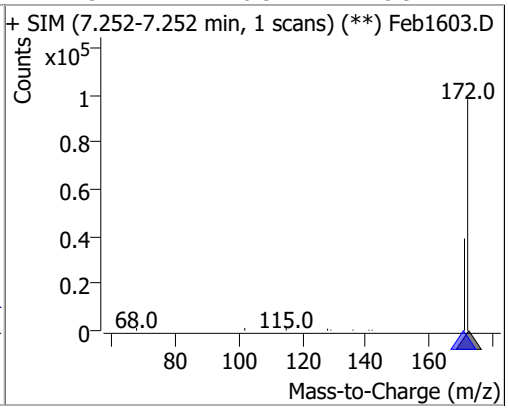

Compound	Conc.	RT	Dev(Min)	Resp.	QIon	QRatio	Lower	Upper
Acenaphthylene	4.4348	7.83	0.00	108162	153.0	18.6	11.8	22.0

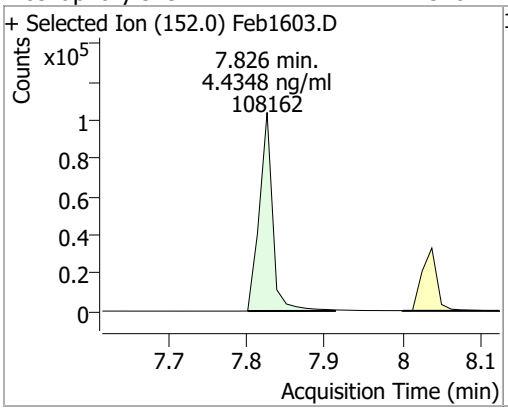

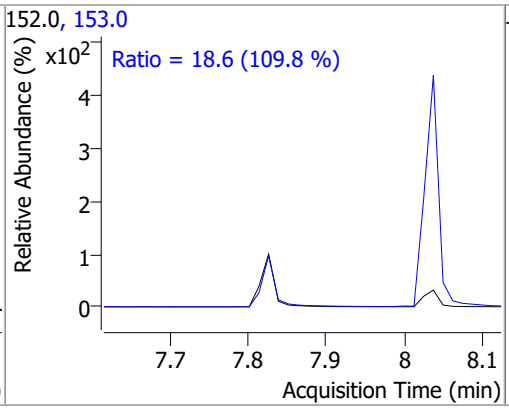

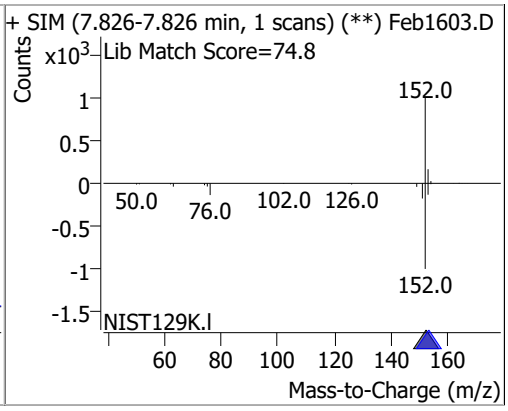

Compound	Conc.	RT	Dev(Min)	Resp.	QIon	QRatio	Lower	Upper
Acenaphthene	4.7749	8.04	0.00	85368	153.0	111.1	78.7	146.2
					152.0	52.0	36.5	67.8

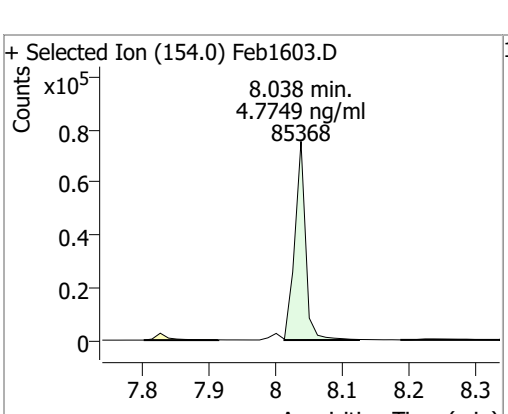

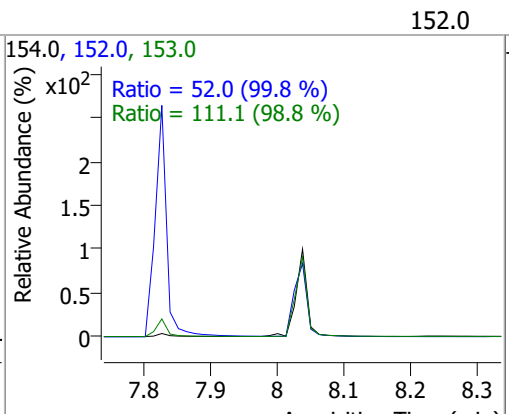

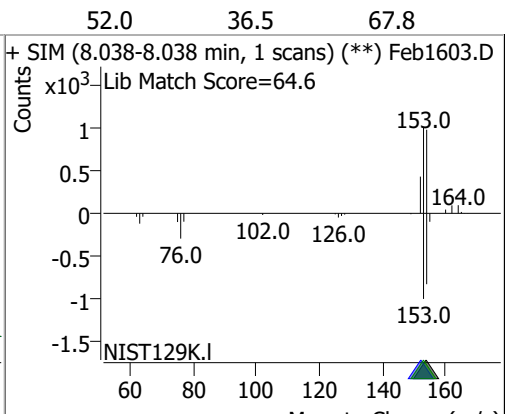

Compound	Conc.	RT	Dev(Min)	Resp.	QIon	QRatio	Lower	Upper
Fluorene	5.0240	8.66	0.00	111595	165.0	95.0	68.8	127.8
					167.0	13.4	7.2	13.4

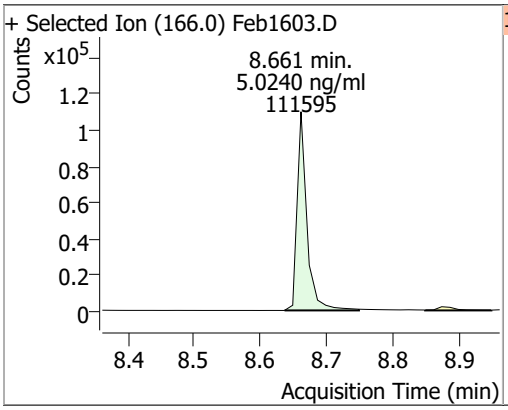

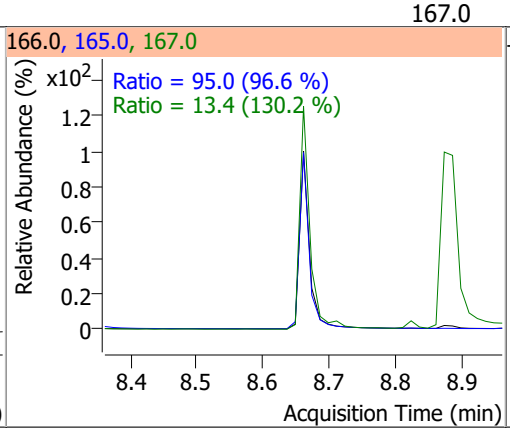

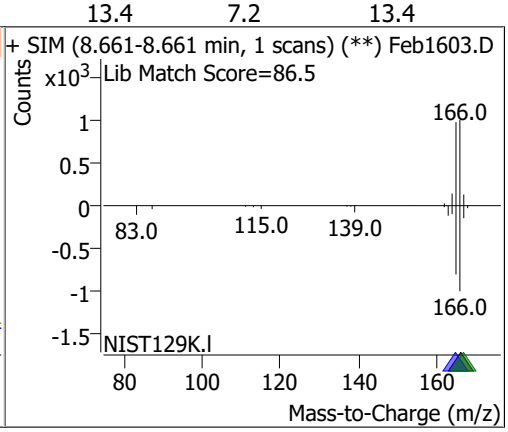

Compound	Conc.	RT	Dev(Min)	Resp.	QIon	QRatio	Lower	Upper
Phenanthrene	4.8770	9.79	0.00	150919	176.0	17.9	12.6	23.5

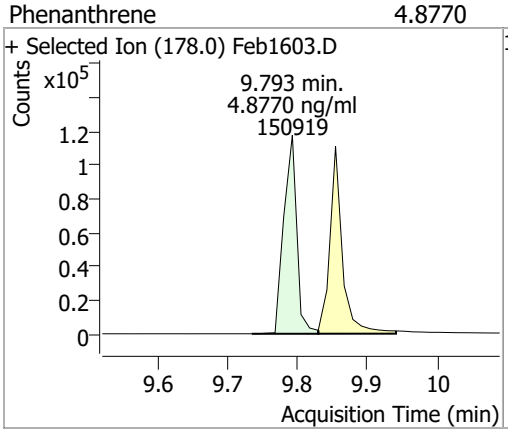

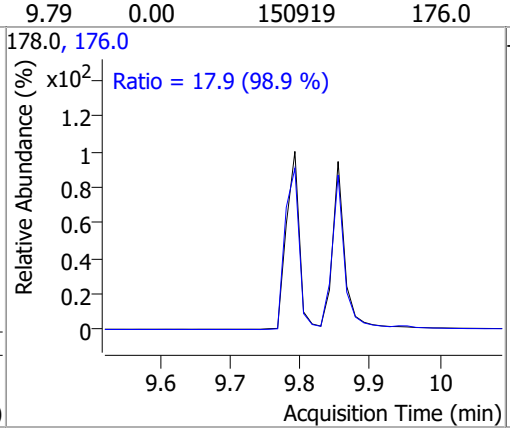

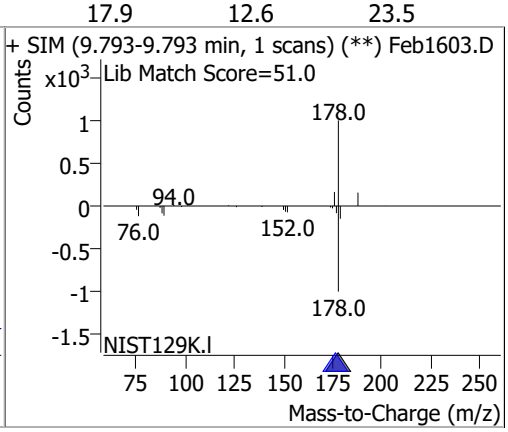

Compound	Conc.	RT	Dev(Min)	Resp.	QIon	QRatio	Lower	Upper
Anthracene	4.9197	9.85	0.00	138311	176.0	16.7	12.0	22.3

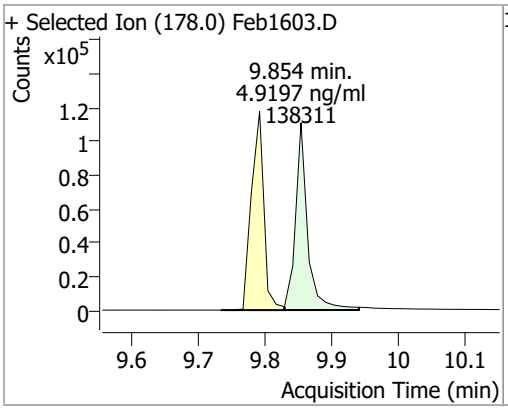

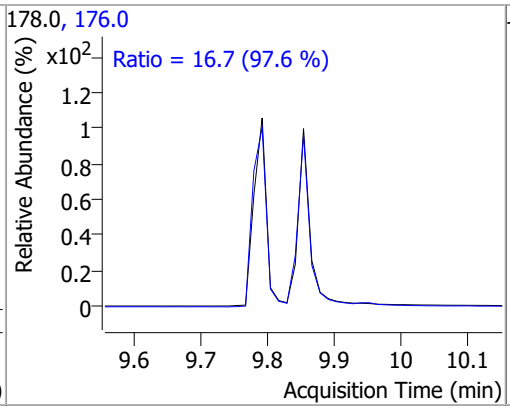

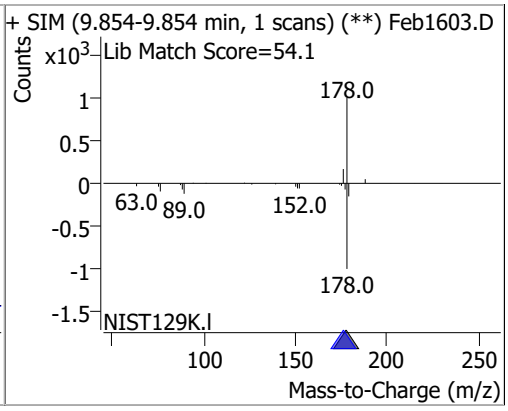

Compound	Conc.	RT	Dev(Min)	Resp.	QIon	QRatio	Lower	Upper
o-Terphenyl	4.8175	10.30	0.00	85349	229.0	65.6	44.8	83.1
					215.0	40.6	27.3	50.6

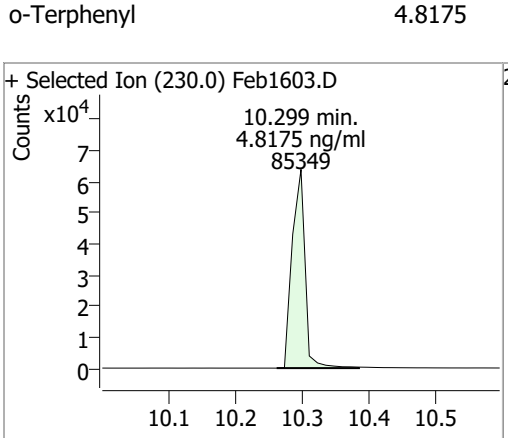

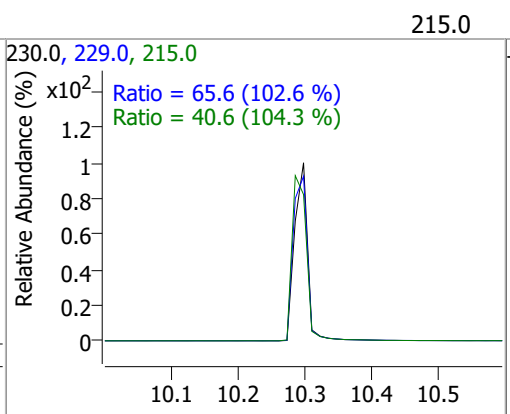

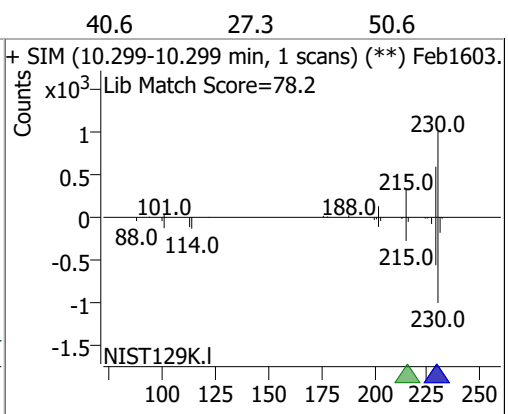

Compound	Conc.	RT	Dev(Min)	Resp.	QIon	QRatio	Lower	Upper
Fluoranthene	4.8550	11.40	0.00	151611	101.0	9.6	6.5	12.1

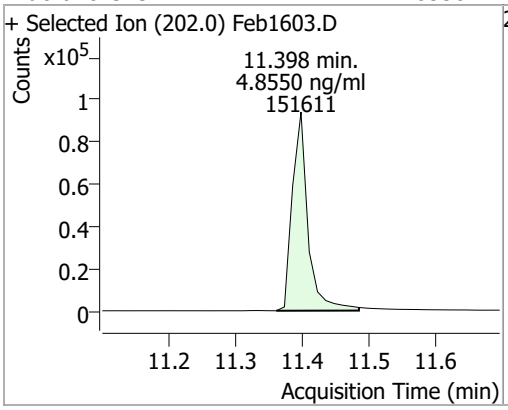

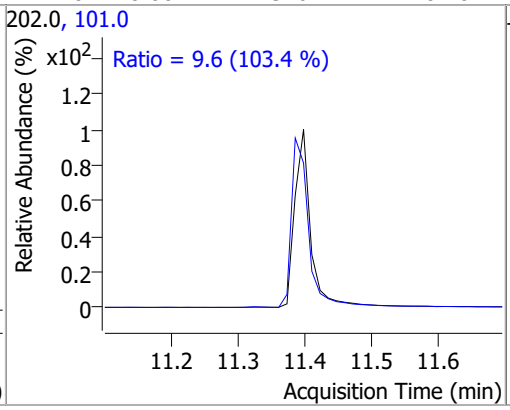

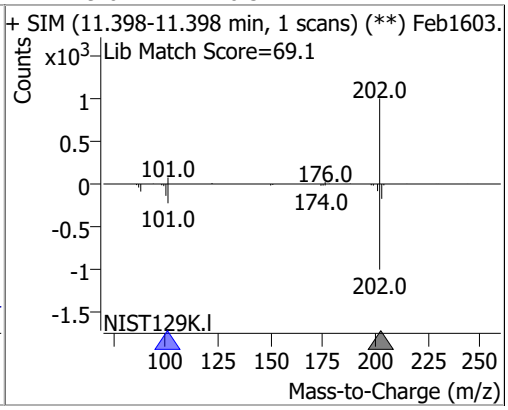

Compound	Conc.	RT	Dev(Min)	Resp.	QIon	QRatio	Lower	Upper
Pyrene	4.9265	11.77	0.00	166252	101.0	11.3	7.6	14.2

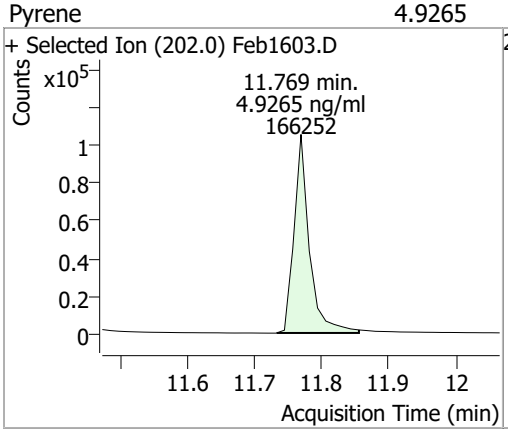

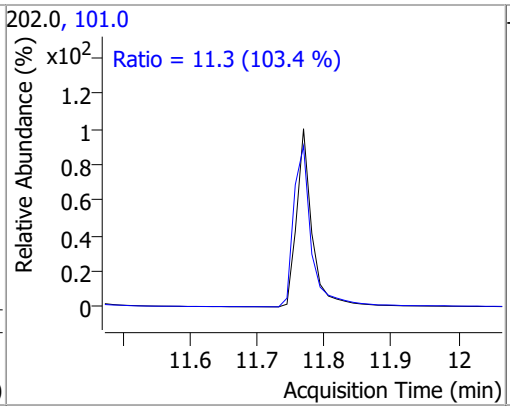

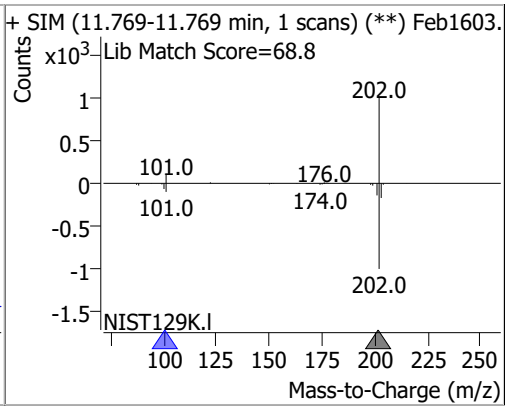

Compound	Conc.	RT	Dev(Min)	Resp.	QIon	QRatio	Lower	Upper
Terphenyl-d14	4.9631	12.24	0.00	106431	122.0	12.6	8.9	16.5

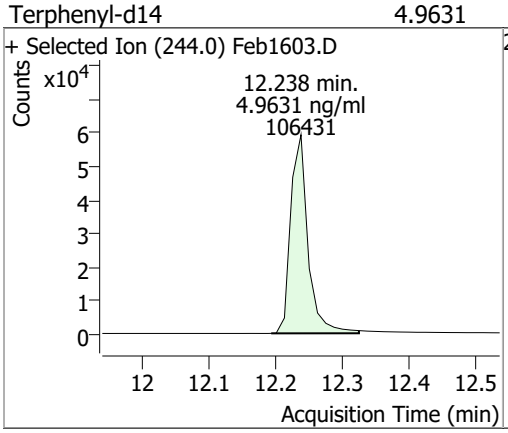

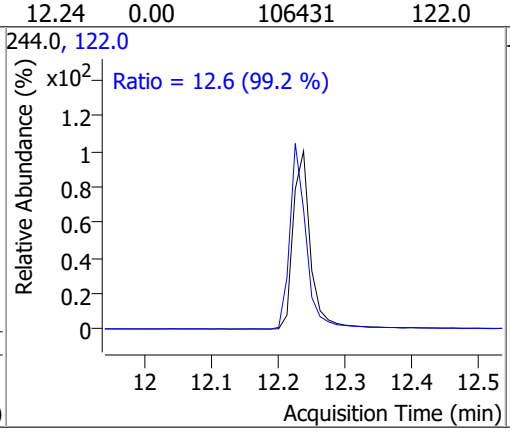

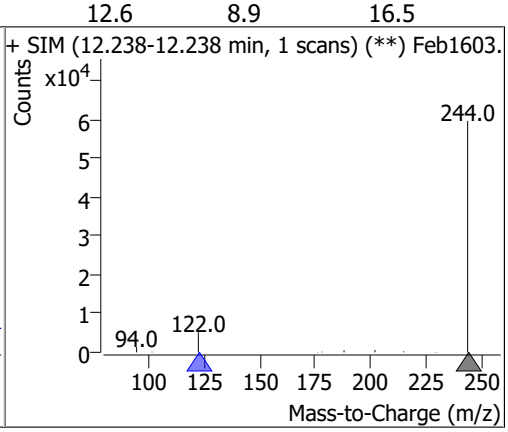

Compound	Conc.	RT	Dev(Min)	Resp.	QIon	QRatio	Lower	Upper
Benzo(a)Anthracene	4.9428	14.64	0.01	123762	226.0	26.0	18.0	33.4
					229.0	22.6	16.5	30.7

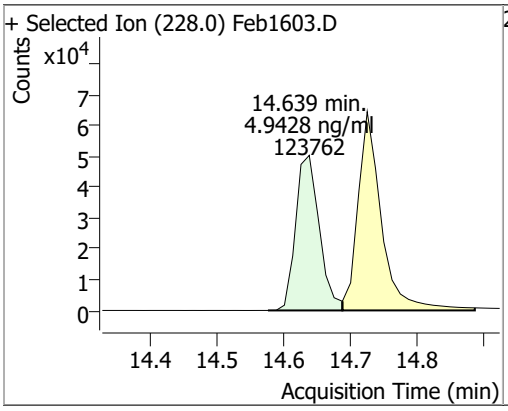

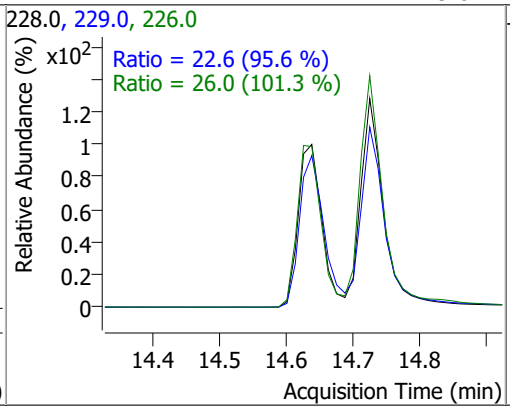

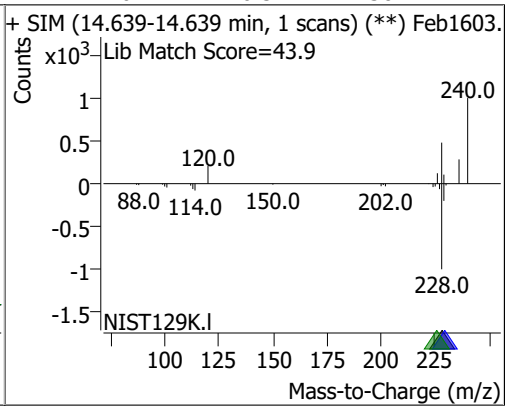

Compound	Conc.	RT	Dev(Min)	Resp.	QIon	QRatio	Lower	Upper
Chrysene	4.9430	14.73	0.00	158366	226.0	28.8	20.2	37.5
					229.0	21.5	15.5	28.8

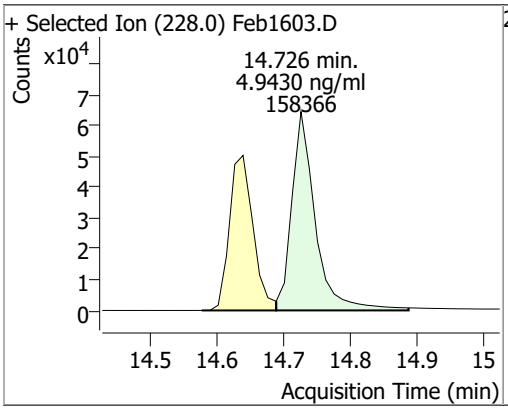

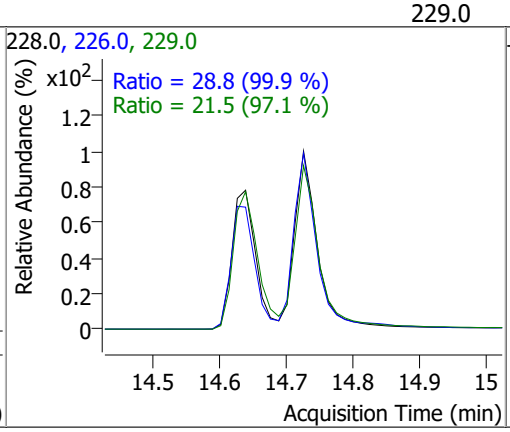

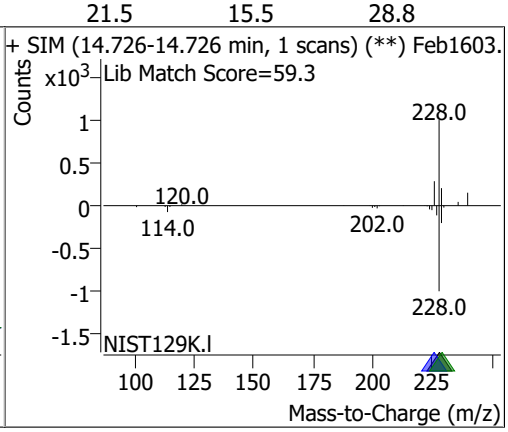

Compound	Conc.	RT	Dev(Min)	Resp.	QIon	QRatio	Lower	Upper
Benzo(b)fluoranthene	4.9841	17.66	0.00	109990	253.0	21.8	16.1	29.9

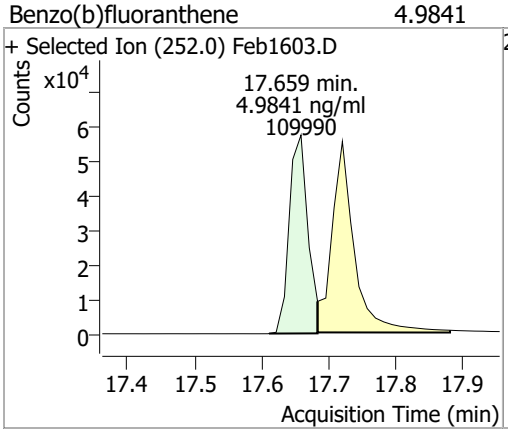

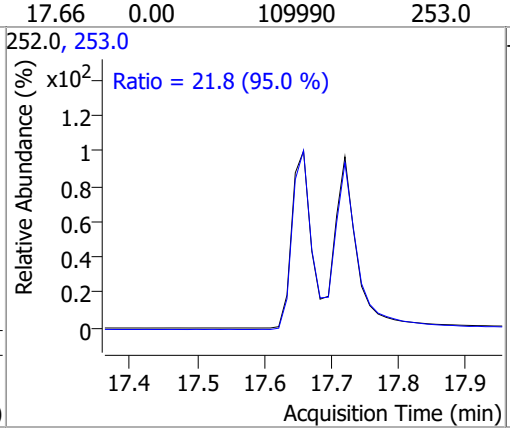

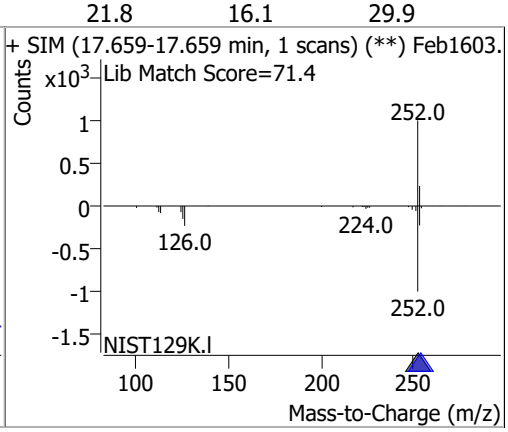

Compound	Conc.	RT	Dev(Min)	Resp.	QIon	QRatio	Lower	Upper
Benzo(k)fluoranthene	5.0973	17.72	0.00	129904	253.0	22.0	15.2	28.2

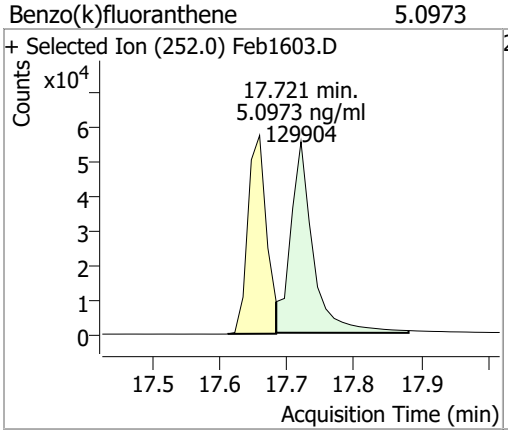

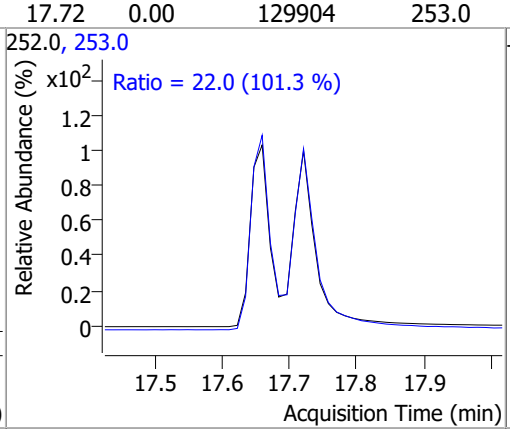

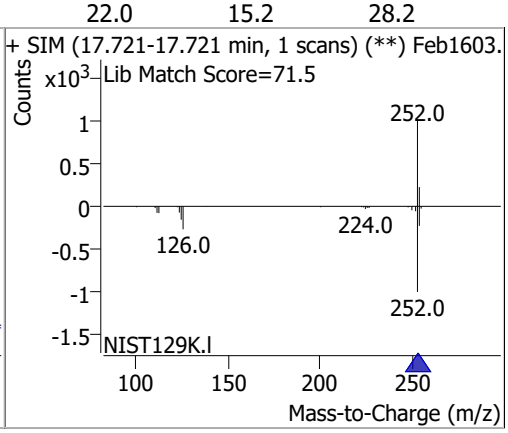

Compound	Conc.	RT	Dev(Min)	Resp.	QIon	QRatio	Lower	Upper
Benzo(a)pyrene	4.8887	18.30	0.00	93892	253.0	24.2	16.6	30.8

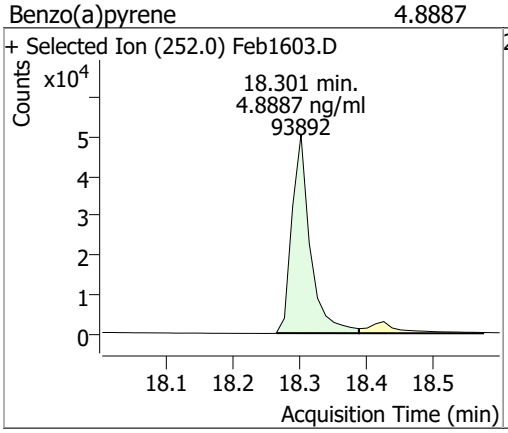

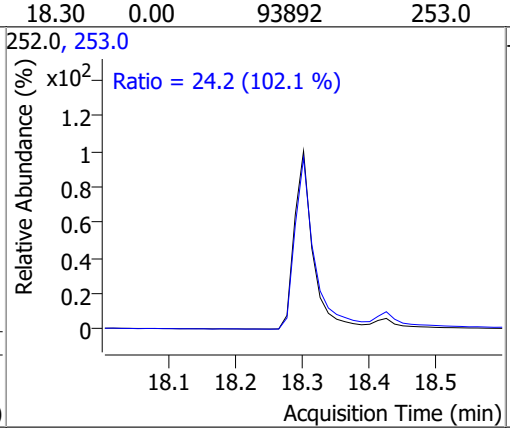

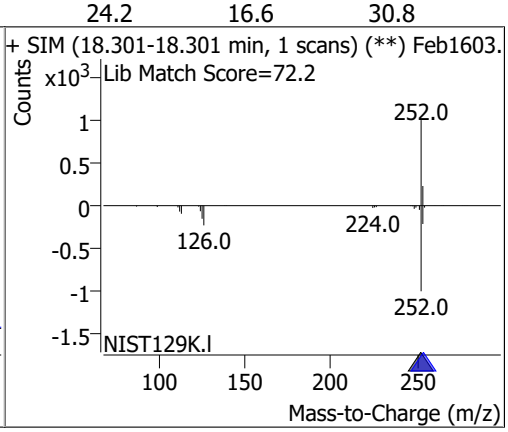

Compound	Conc.	RT	Dev(Min)	Resp.	QIon	QRatio	Lower	Upper
Indeno(1,2,3-cd)pyrene	4.9940	20.15	0.00	82654	138.0	22.0	15.9	29.6

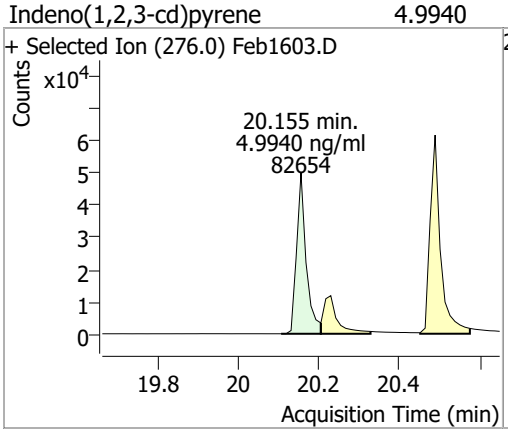

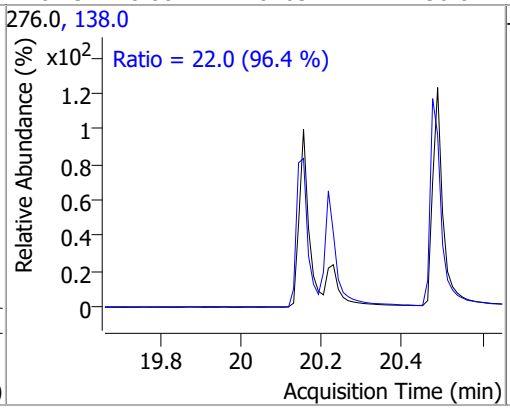

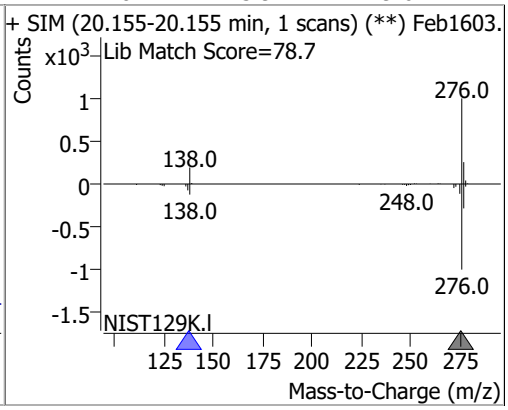

Compound	Conc.	RT	Dev(Min)	Resp.	QIon	QRatio	Lower	Upper
Dibenzo(a,h)anthracene	4.8393	20.23	0.00	92810	279.0	25.4	17.3	32.0
					139.0	18.3	12.1	22.4

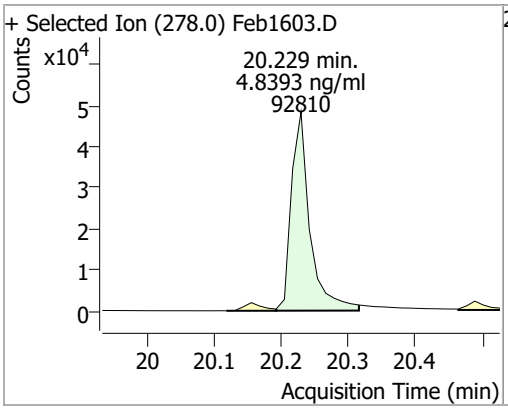

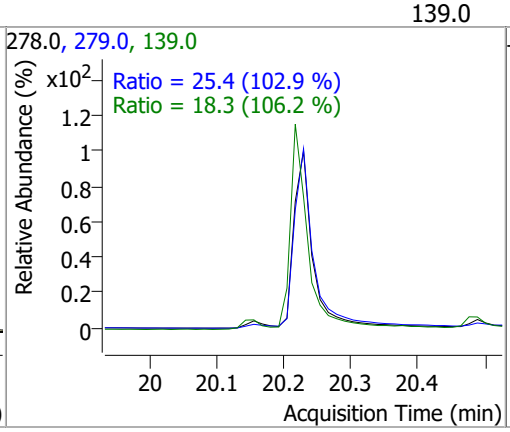

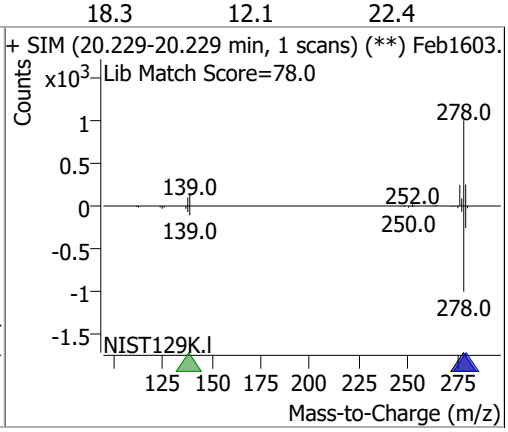

Compound	Conc.	RT	Dev(Min)	Resp.	QIon	QRatio	Lower	Upper
Benzo(g,h,i)perylene	4.9341	20.49	0.00	111472	277.0	23.7	17.2	32.0
					138.0	22.5	16.4	30.4

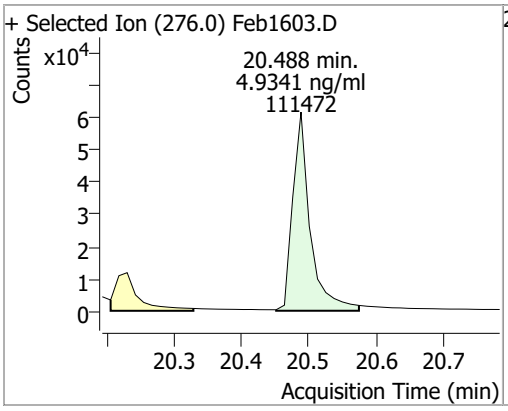

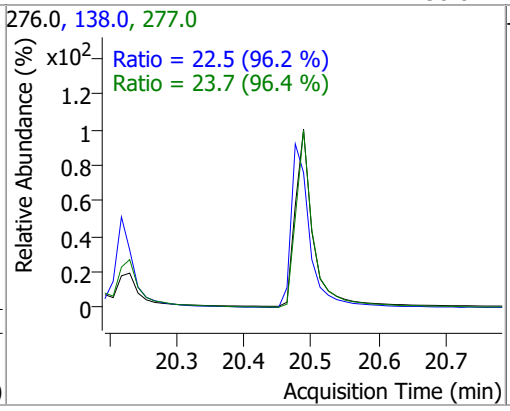

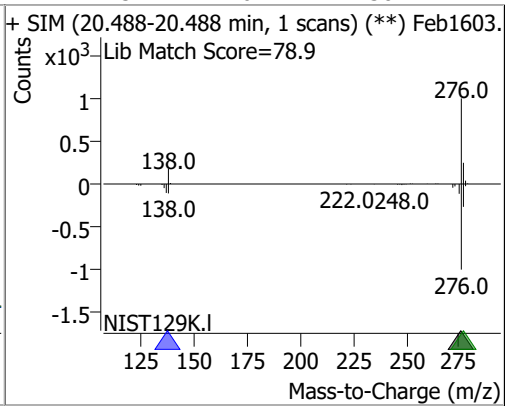

Quantitation Results Report (QT Reviewed)

Data File	Feb1604.D	Operator	LIMS import
Acq. Method	5975BNASIM	Acq. Date-Time	2/16/2022 2:09:22 PM
Sample Name	16-Feb-22_CAL_5	Instrument	GCMS
Vial	4	Multiplier	1.00
DA Method File		Comment	SVOC-8270-W-LLPAH
Tune File	dftppjph.u	Tune Date	
Batch Name	021622 bna SIM 1.batch.bin	Last Calib Update	2/17/2022 8:48:03 AM
Ref Library			

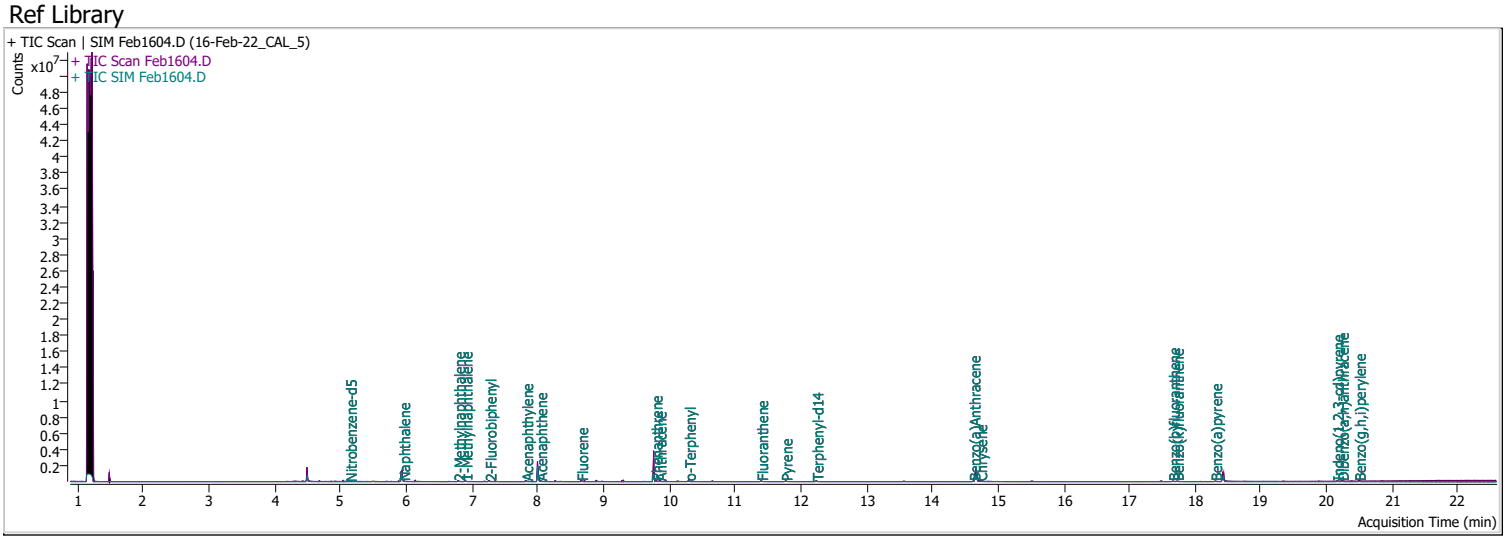

Compound	RT	QIon	Resp.	Conc.	Units	Dev(Min)
Internal Standards						
M 1,4-Dichlorobenzene-d4	4.497	152.0	222406	40.0000	ng/ml	0.000
M Naphthalene-d8	5.928	136.0	1018242	40.0000	ng/ml	0.000
M Acenaphthene-d10	8.001	164.0	732530	40.0000	ng/ml	0.000
M Phenanthrene-d10	9.768	188.0	1295201	40.0000	ng/ml	0.000
M Chrysene-d12	14.664	240.0	1059265	40.0000	ng/ml	0.000
M Perylene-d12	18.425	264.0	685373	40.0000	ng/ml	0.000
System Monitoring Compounds						
S Nitrobenzene-d5	5.143	82.0	9281	2.0492	ng/ml	0.000
Spiked Amount: 5.000	Range: 19.0 - 102.0%			Recovery = 40.98%		
S 2-Fluorobiphenyl	7.265	172.0	38465	1.9977	ng/ml	0.000
Spiked Amount: 5.000	Range: 25.0 - 94.0%			Recovery = 39.95%		
S o-Terphenyl	10.299	230.0	36540	2.0874	ng/ml	0.000
Spiked Amount: 5.000	Range: 40.0 - 140.0%			Recovery = 41.75%		
S Terphenyl-d14	12.238	244.0	42029	2.0144	ng/ml	0.000
Spiked Amount: 5.000	Range: 39.0 - 106.0%			Recovery = 40.29%		
Target Compounds						QValue
T Naphthalene	5.953	128.0	49829	2.0256	ng/ml	100
T 2-Methylnaphthalene	6.790	141.0	32312	2.0451	ng/ml	100
T 1-Methylnaphthalene	6.902	141.0	32729	1.8807	ng/ml	100
T Acenaphthylene	7.826	152.0	47249	1.9993	ng/ml	100
T Acenaphthene	8.038	154.0	35485	1.9773	ng/ml	100
T Fluorene	8.661	166.0	42740	2.0285	ng/ml	100
T Phenanthrene	9.793	178.0	61122	2.0280	ng/ml	100
T Anthracene	9.854	178.0	55860	2.0354	ng/ml	100
T Fluoranthene	11.398	202.0	61168	2.0733	ng/ml	100
T Pyrene	11.769	202.0	68912	2.0500	ng/ml	100
T Benzo(a)Anthracene	14.627	228.0	51152	2.0182	ng/ml	100
T Chrysene	14.726	228.0	64350	1.9915	ng/ml	100
T Benzo(b)fluoranthene	17.659	252.0	42687	2.0361	ng/ml	100

Compound	RT	QIon	Resp.	Conc.	Units	Dev(Min)
T Benzo(k)fluoranthene	17.721	252.0	49891	1.9656	ng/ml	100
T Benzo(a)pyrene	18.302	252.0	36965	2.0343	ng/ml	100
T Indeno(1,2,3-cd)pyrene	20.155	276.0	30927	1.9859	ng/ml	100
T Dibenzo(a,h)anthracene	20.229	278.0	37654	2.0616	ng/ml	100
T Benzo(g,h,i)perylene	20.489	276.0	43515	1.9682	ng/ml	100

(#) = Qualifier Out of Range; (m) = Manual Integration; (+) = Area Summed; (*) = Surrogate Percent Recovery Out of Range; (d): Zeroed Peak

Compound	Conc.	RT	Dev(Min)	Resp.	QIon	QRatio	Lower	Upper
Nitrobenzene-d5	2.0492	5.14	0.00	9281	128.0	46.9	32.9	61.0
					54.0	42.3	29.6	54.9

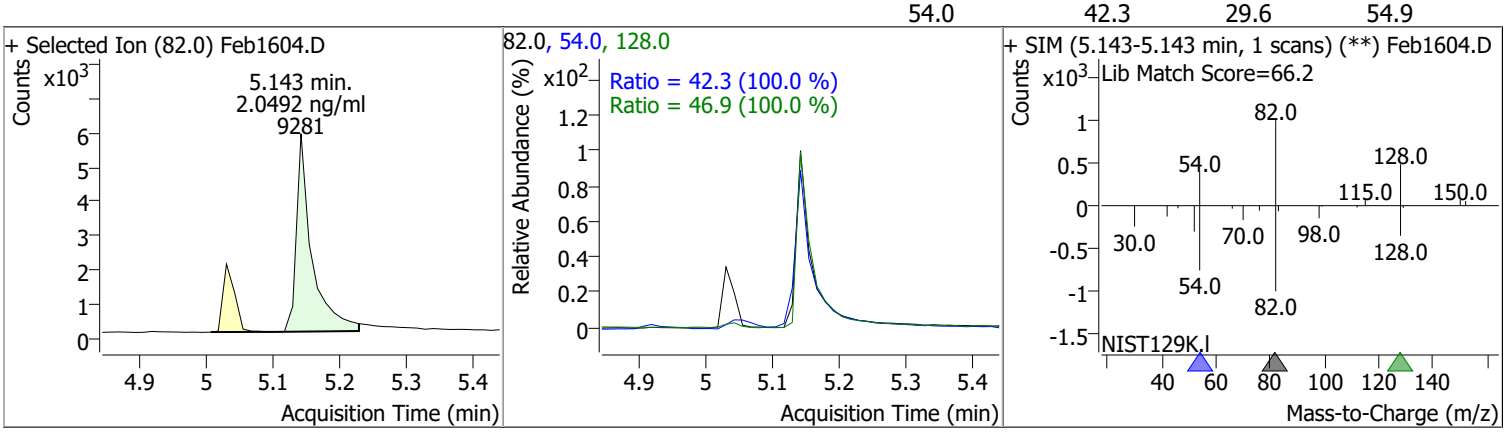

Compound	Conc.	RT	Dev(Min)	Resp.	QIon	QRatio	Lower	Upper
Naphthalene	2.0256	5.95	0.00	49829	102.0	11.7	0.0	35.2
					129.0	11.3	7.9	14.6

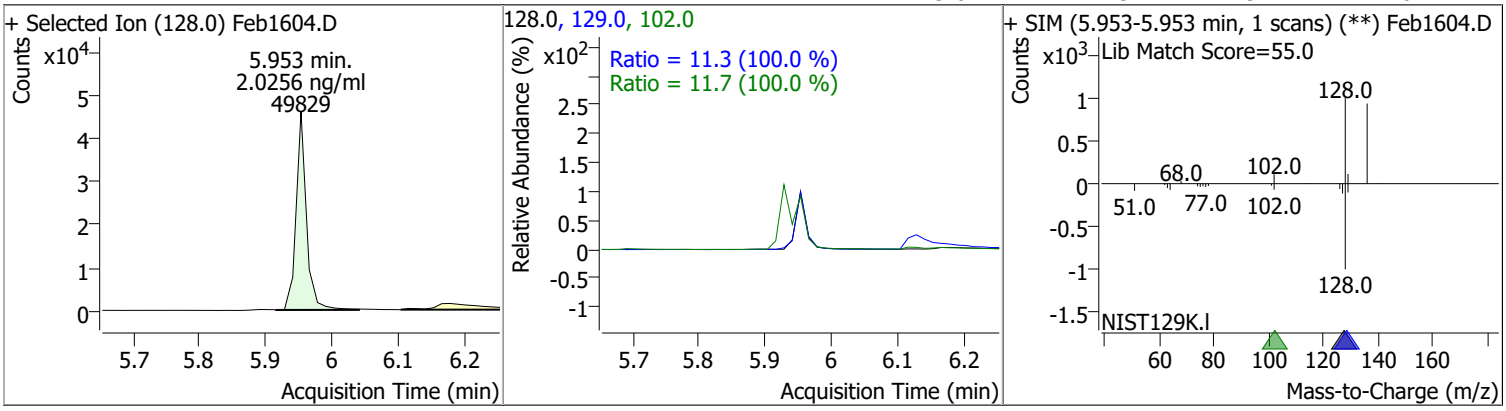

Compound	Conc.	RT	Dev(Min)	Resp.	QIon	QRatio	Lower	Upper
2-Methylnaphthalene	2.0451	6.79	0.00	32312	142.0	137.8	96.5	179.2
					115.0	47.4	33.2	61.6

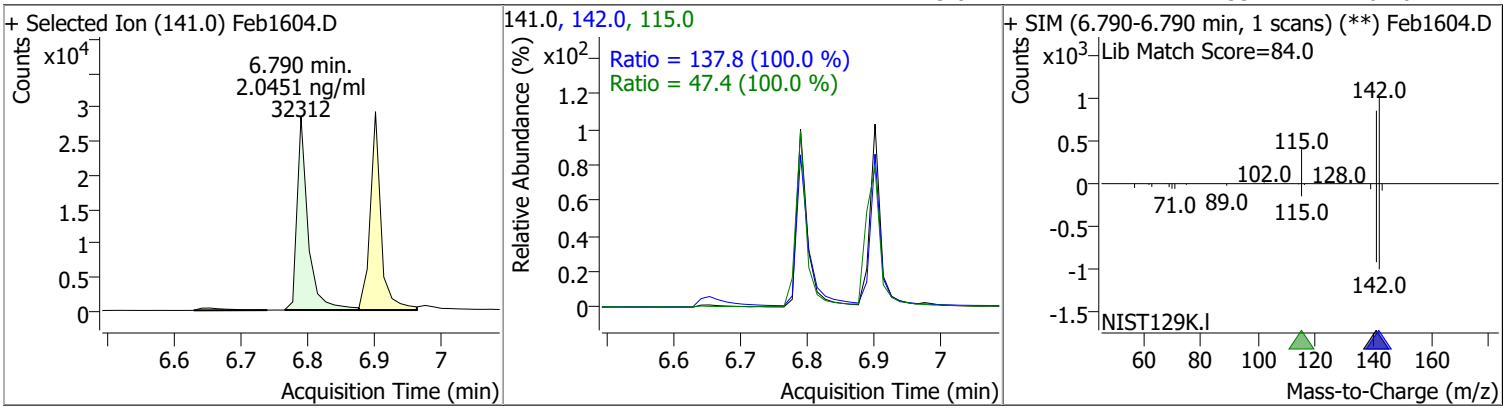

Compound	Conc.	RT	Dev(Min)	Resp.	QIon	QRatio	Lower	Upper
1-Methylnaphthalene	1.8807	6.90	0.00	32729	142.0	117.5	82.3	152.8
					115.0	47.8	33.5	62.2

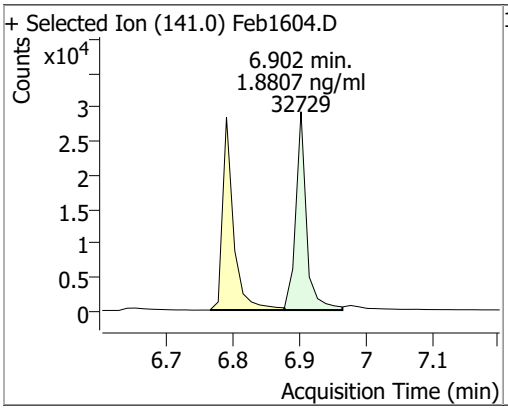

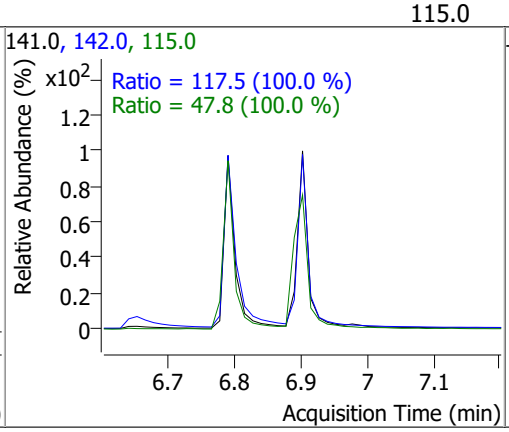

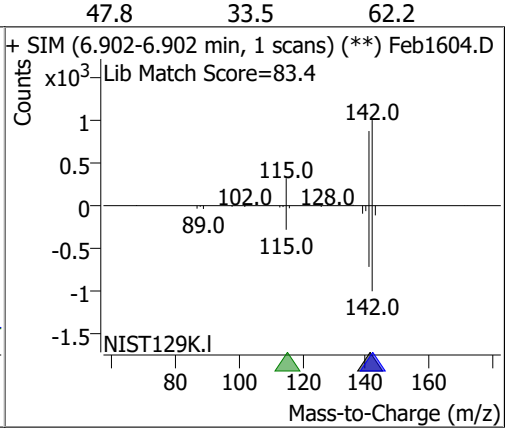

Compound	Conc.	RT	Dev(Min)	Resp.	QIon	QRatio	Lower	Upper
2-Fluorobiphenyl	1.9977	7.26	0.00	38465	171.0	37.6	26.3	48.9

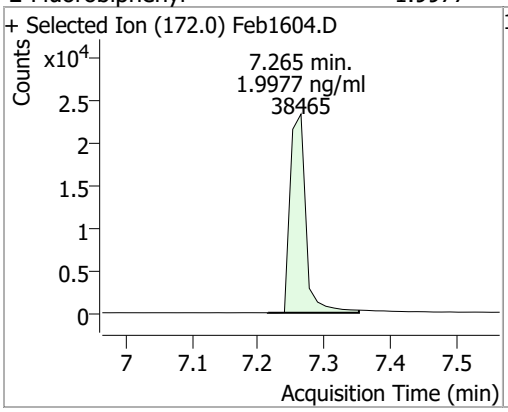

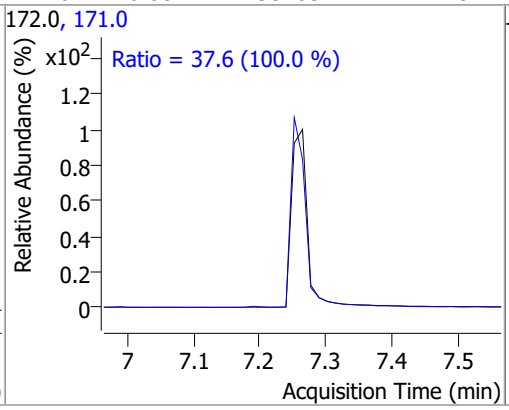

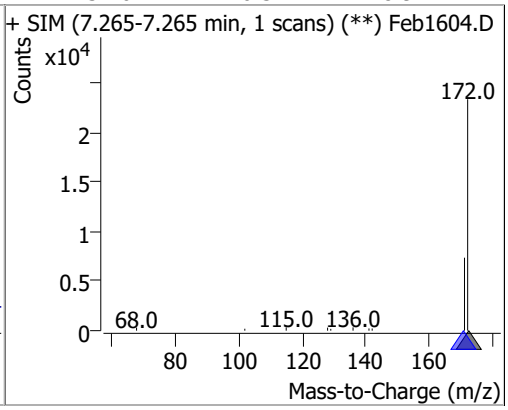

Compound	Conc.	RT	Dev(Min)	Resp.	QIon	QRatio	Lower	Upper
Acenaphthylene	1.9993	7.83	0.00	47249	153.0	16.9	11.8	22.0

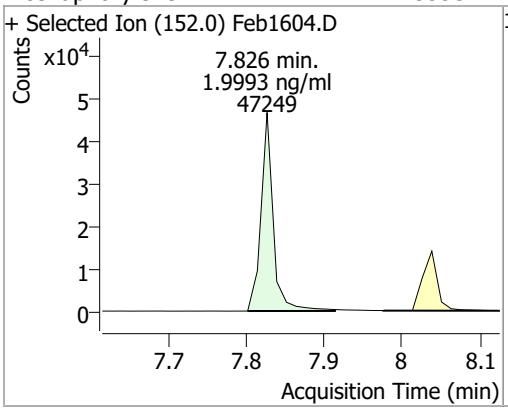

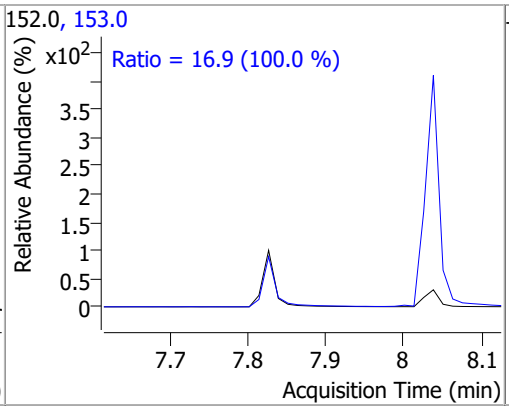

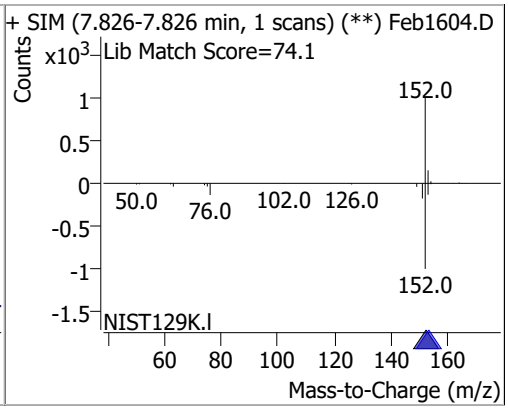

Compound	Conc.	RT	Dev(Min)	Resp.	QIon	QRatio	Lower	Upper
Acenaphthene	1.9773	8.04	0.00	35485	153.0	112.5	78.7	146.2
					152.0	52.2	36.5	67.8

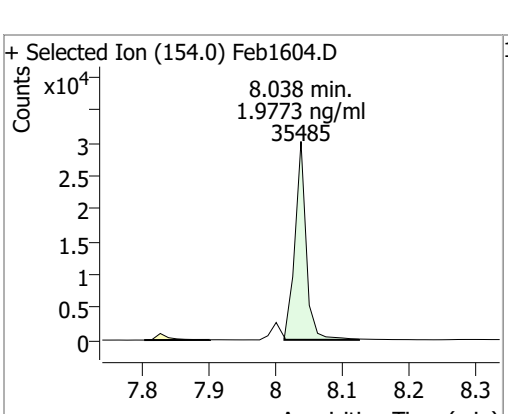

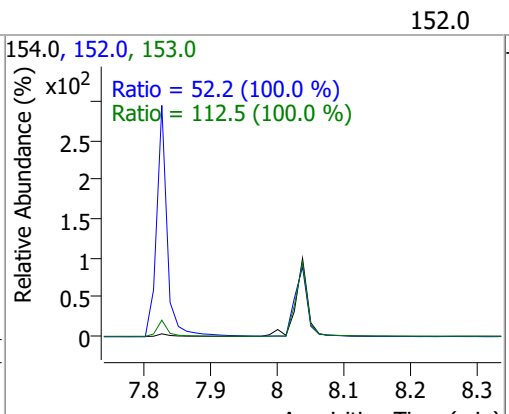

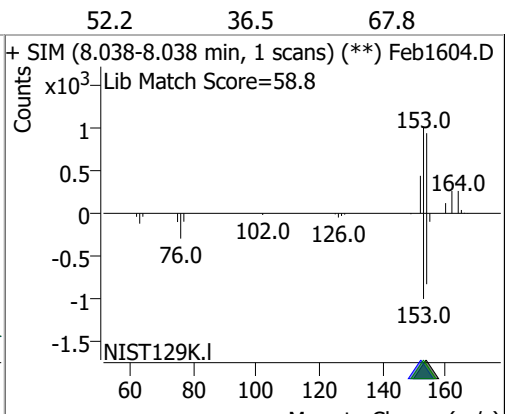

Compound	Conc.	RT	Dev(Min)	Resp.	QIon	QRatio	Lower	Upper
Fluorene	2.0285	8.66	0.00	42740	165.0	98.3	68.8	127.8
					167.0	10.3	7.2	13.4

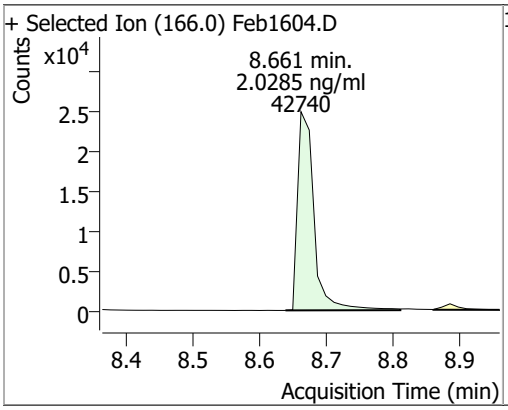

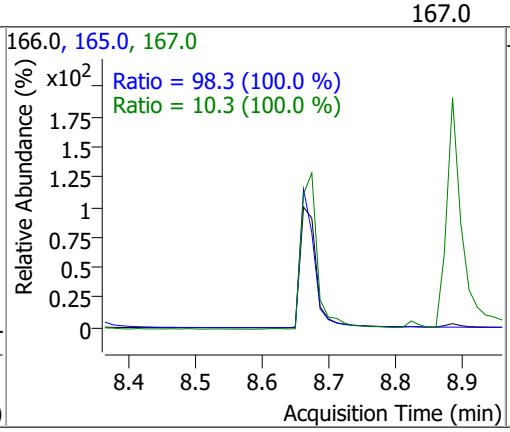

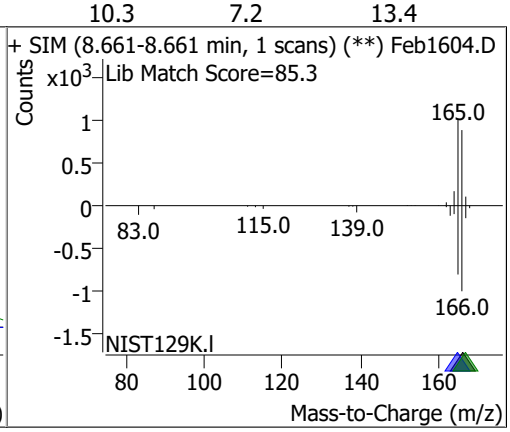

Compound	Conc.	RT	Dev(Min)	Resp.	QIon	QRatio	Lower	Upper
Phenanthrene	2.0280	9.79	0.00	61122	176.0	18.1	12.6	23.5

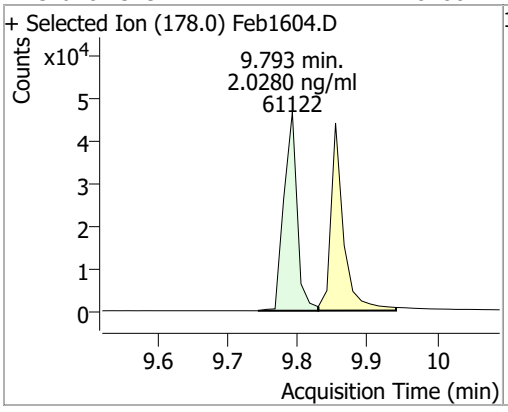

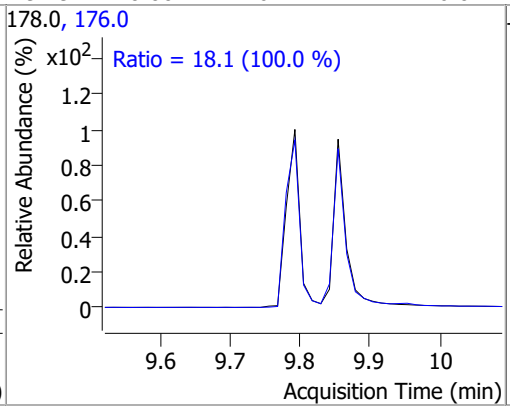

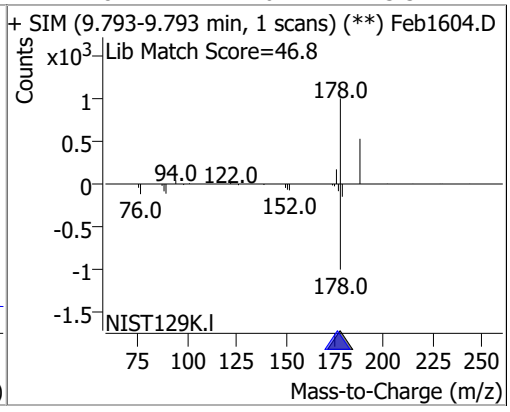

Compound	Conc.	RT	Dev(Min)	Resp.	QIon	QRatio	Lower	Upper
Anthracene	2.0354	9.85	0.00	55860	176.0	17.1	12.0	22.3

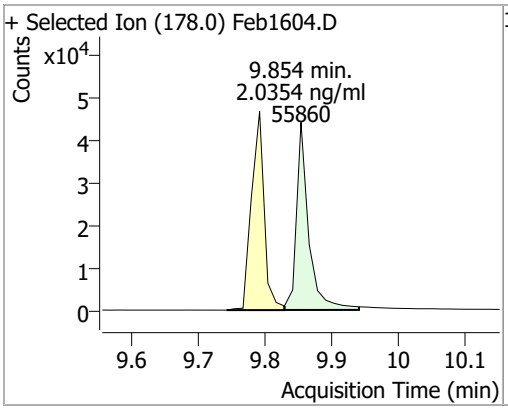

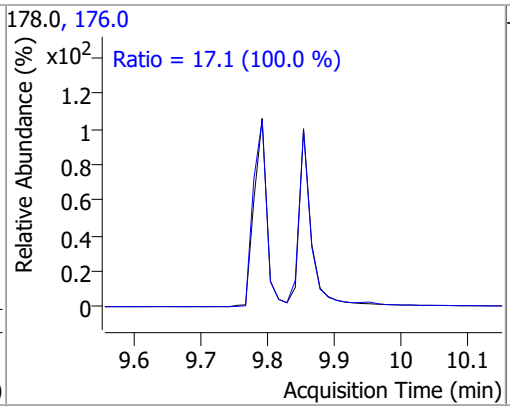

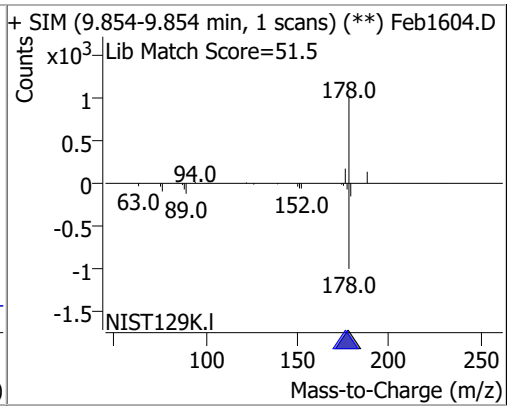

Compound	Conc.	RT	Dev(Min)	Resp.	QIon	QRatio	Lower	Upper
o-Terphenyl	2.0874	10.30	0.00	36540	229.0	64.0	44.8	83.1
					215.0	38.9	27.3	50.6

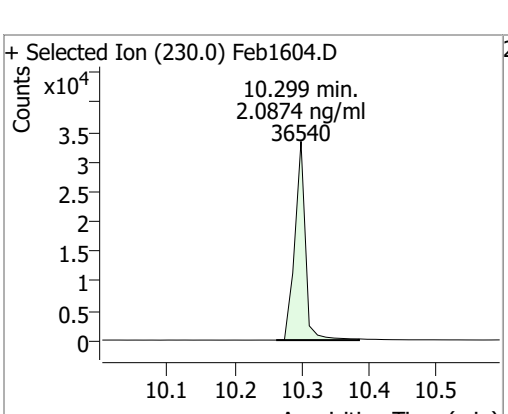

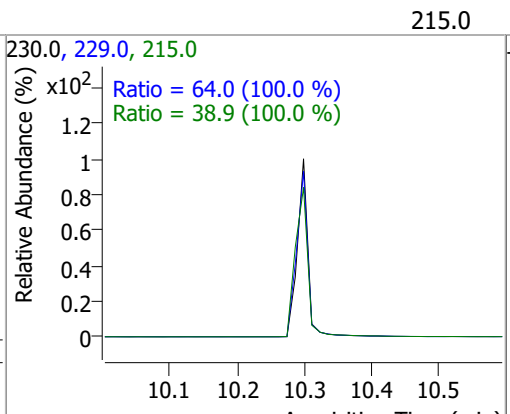

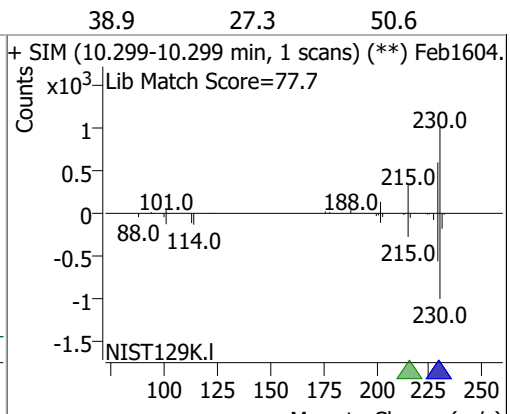

Compound	Conc.	RT	Dev(Min)	Resp.	QIon	QRatio	Lower	Upper
Fluoranthene	2.0733	11.40	0.00	61168	101.0	9.3	6.5	12.1

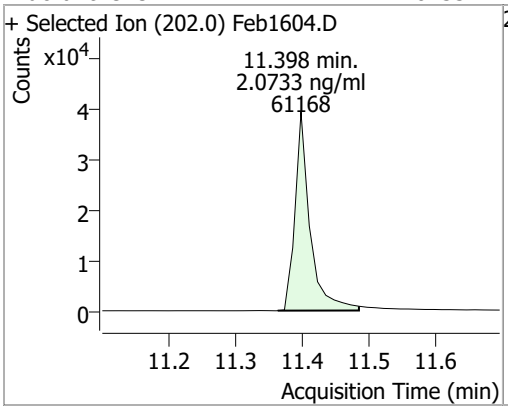

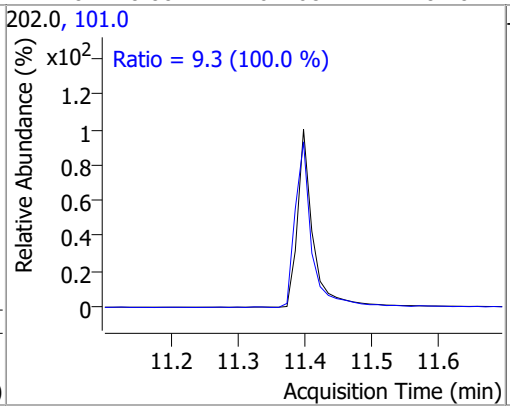

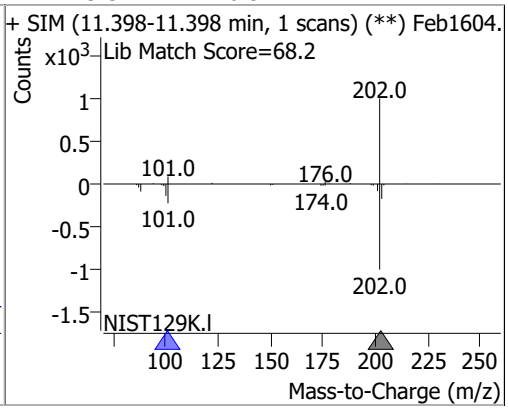

Compound	Conc.	RT	Dev(Min)	Resp.	QIon	QRatio	Lower	Upper
Pyrene	2.0500	11.77	0.00	68912	101.0	10.9	7.6	14.2

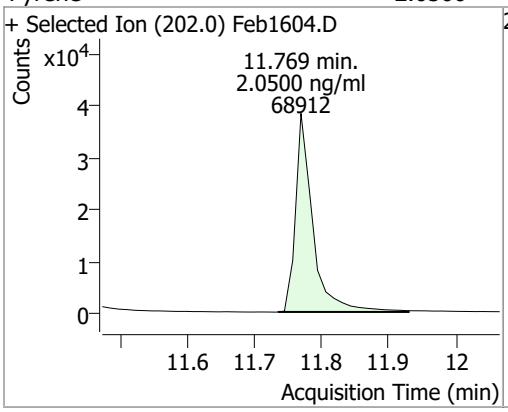

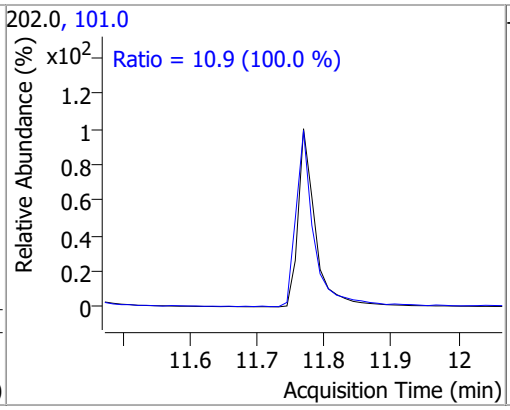

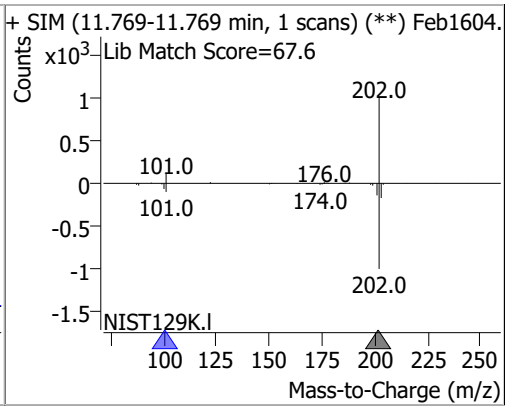

Compound	Conc.	RT	Dev(Min)	Resp.	QIon	QRatio	Lower	Upper
Terphenyl-d14	2.0144	12.24	0.00	42029	122.0	12.7	8.9	16.5

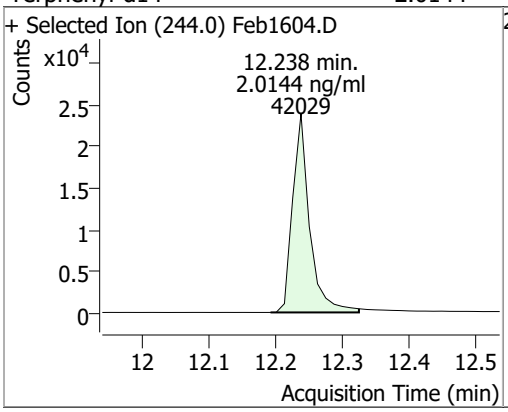

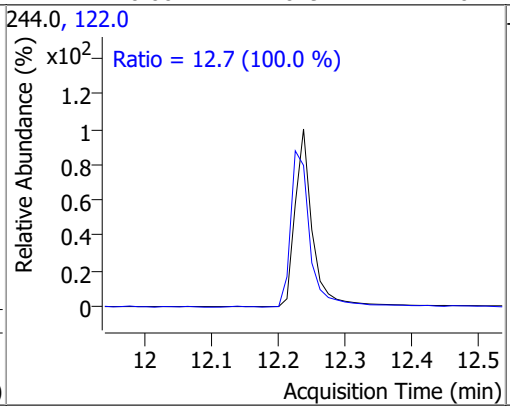

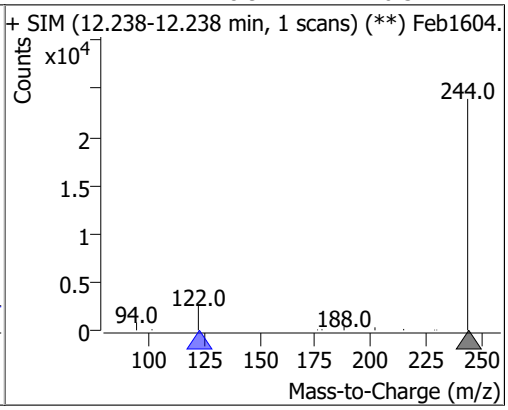

Compound	Conc.	RT	Dev(Min)	Resp.	QIon	QRatio	Lower	Upper
Benzo(a)Anthracene	2.0182	14.63	0.00	51152	226.0	25.7	18.0	33.4
					229.0	23.6	16.5	30.7

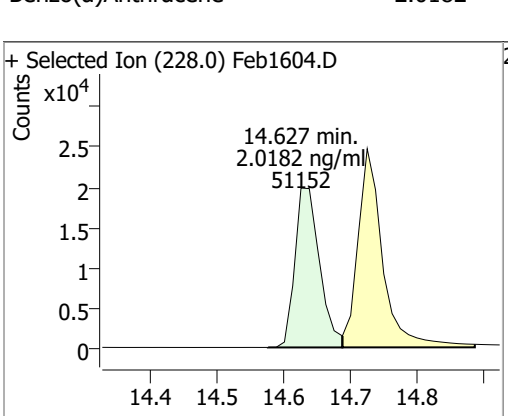

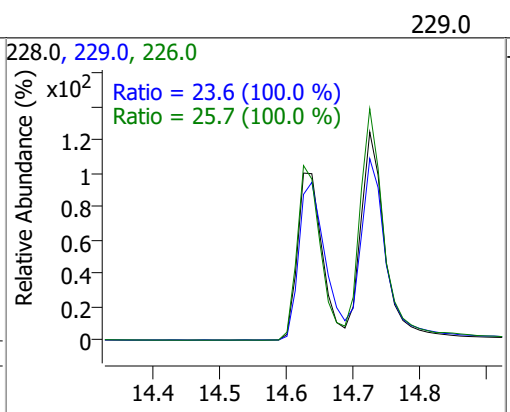

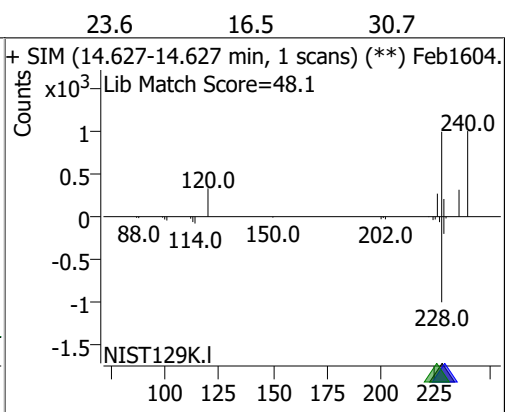

Compound	Conc.	RT	Dev(Min)	Resp.	QIon	QRatio	Lower	Upper
Chrysene	1.9915	14.73	0.00	64350	226.0	28.9	20.2	37.5
					229.0	22.2	15.5	28.8

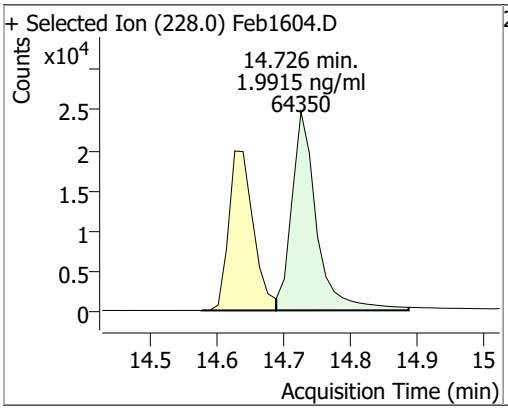

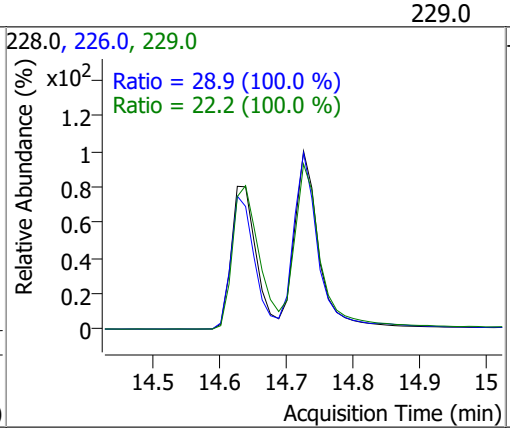

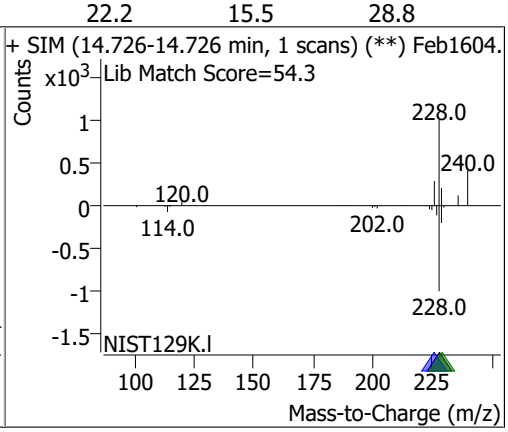

Compound	Conc.	RT	Dev(Min)	Resp.	QIon	QRatio	Lower	Upper
Benzo(b)fluoranthene	2.0361	17.66	0.00	42687	253.0	23.0	16.1	29.9

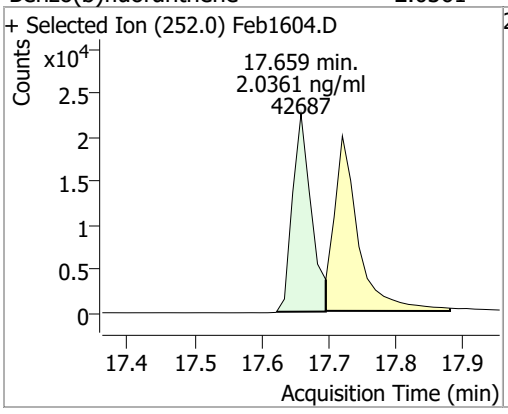

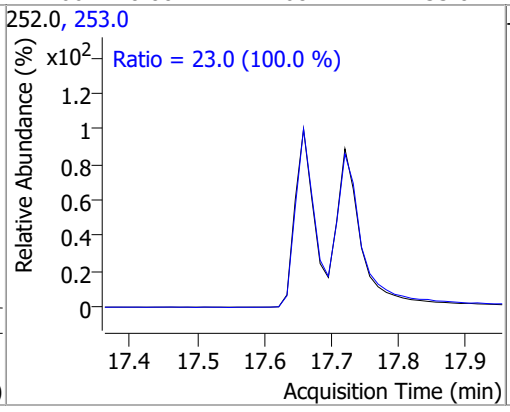

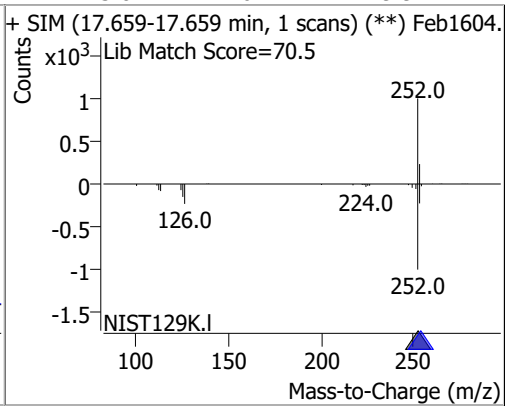

Compound	Conc.	RT	Dev(Min)	Resp.	QIon	QRatio	Lower	Upper
Benzo(k)fluoranthene	1.9656	17.72	0.00	49891	253.0	21.7	15.2	28.2

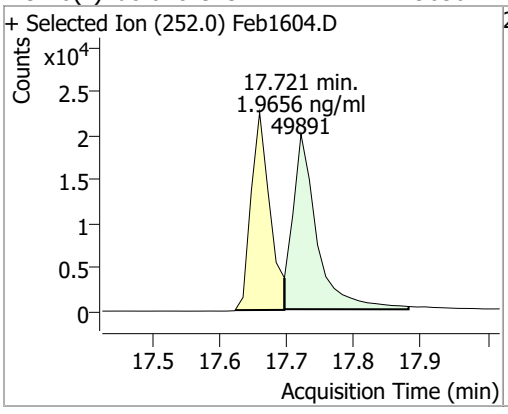

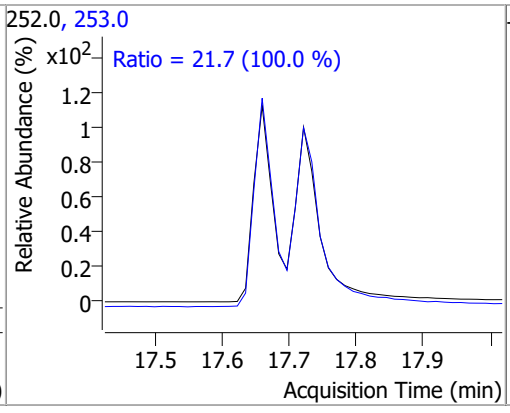

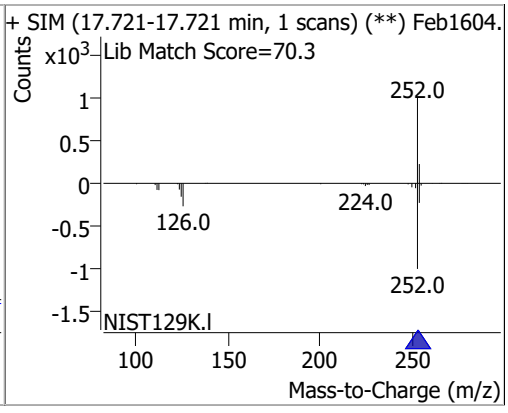

Compound	Conc.	RT	Dev(Min)	Resp.	QIon	QRatio	Lower	Upper
Benzo(a)pyrene	2.0343	18.30	0.00	36965	253.0	23.7	16.6	30.8

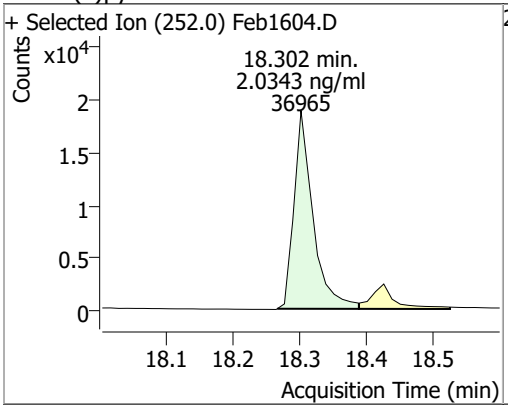

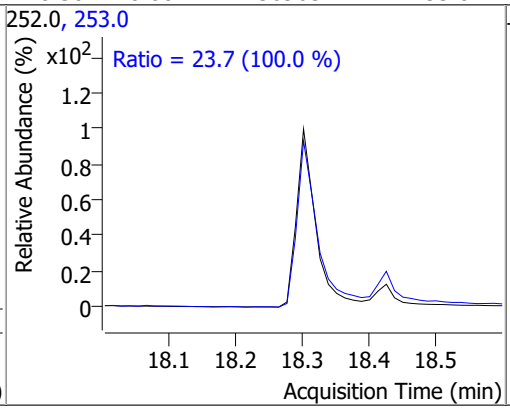

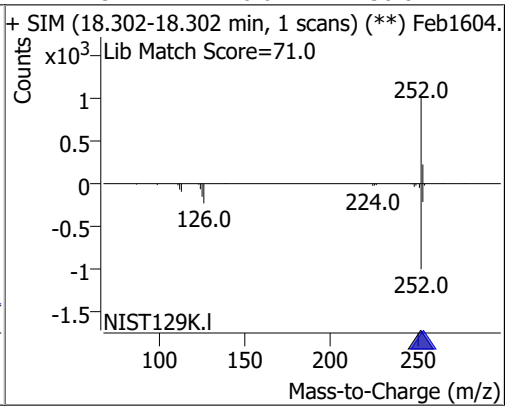

Compound	Conc.	RT	Dev(Min)	Resp.	QIon	QRatio	Lower	Upper
Indeno(1,2,3-cd)pyrene	1.9859	20.16	0.00	30927	138.0	22.8	15.9	29.6

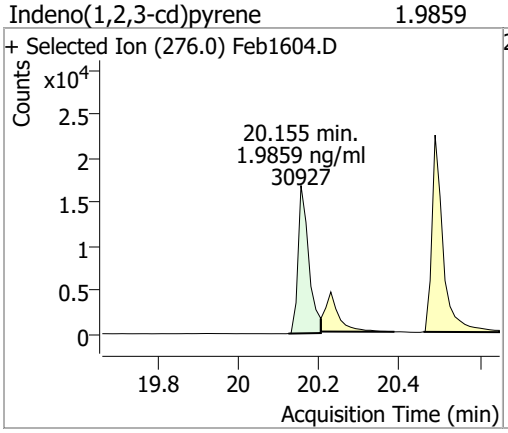

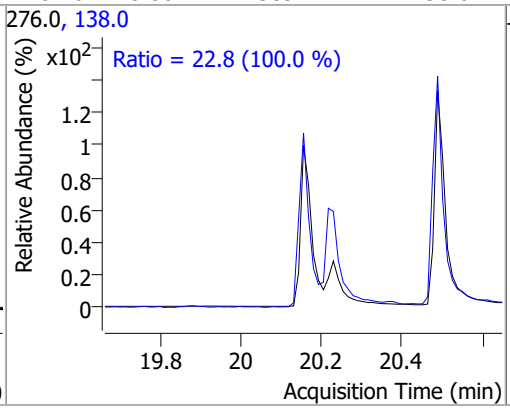

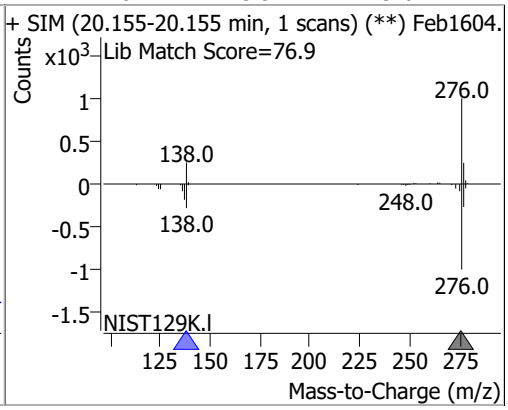

Compound	Conc.	RT	Dev(Min)	Resp.	QIon	QRatio	Lower	Upper
Dibenzo(a,h)anthracene	2.0616	20.23	0.00	37654	279.0	24.7	17.3	32.0
					139.0	17.3	12.1	22.4

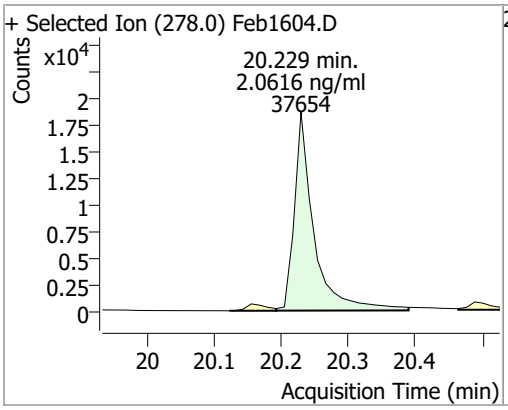

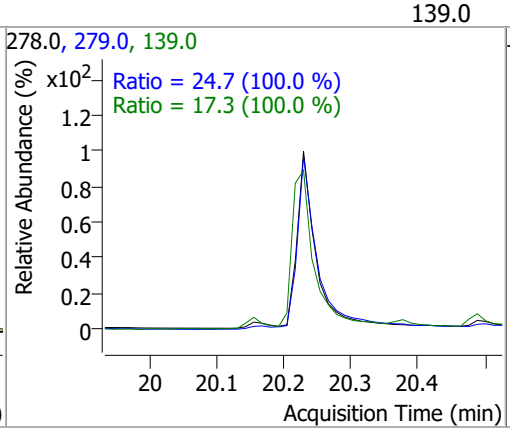

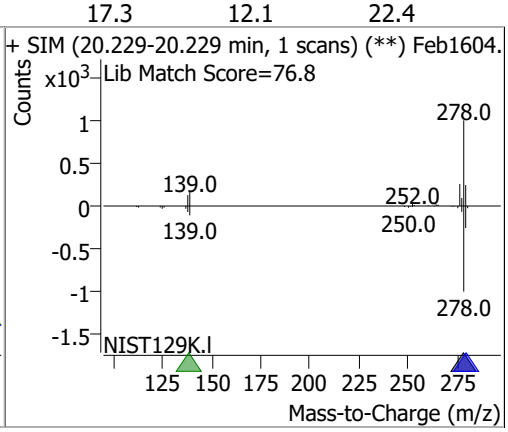

Compound	Conc.	RT	Dev(Min)	Resp.	QIon	QRatio	Lower	Upper
Benzo(g,h,i)perylene	1.9682	20.49	0.00	43515	277.0	24.6	17.2	32.0
					138.0	23.4	16.4	30.4

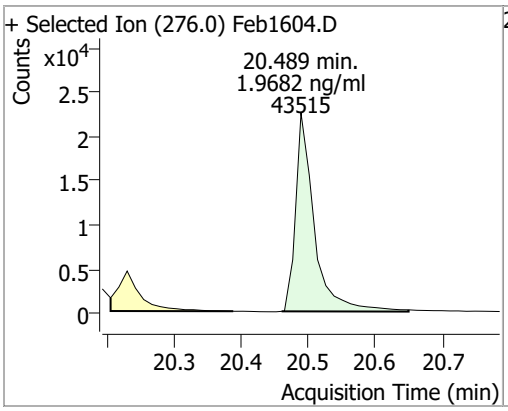

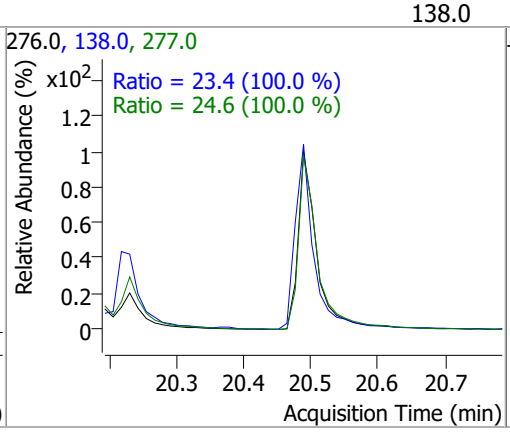

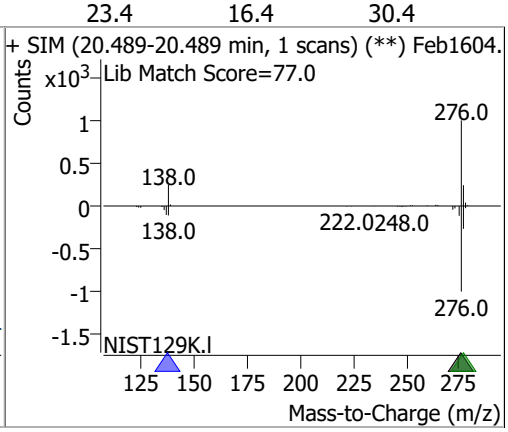

Quantitation Results Report (QT Reviewed)

Data File	Feb1605.D	Operator	LIMS import
Acq. Method	5975BNASIM	Acq. Date-Time	2/16/2022 2:41:46 PM
Sample Name	16-Feb-22_CAL_4	Instrument	GCMS
Vial	5	Multiplier	1.00
DA Method File		Comment	SVOC-8270-W-LLPAH
Tune File	dftppjph.u	Tune Date	
Batch Name	021622 bna SIM 1.batch.bin	Last Calib Update	2/17/2022 8:48:03 AM
Ref Library			

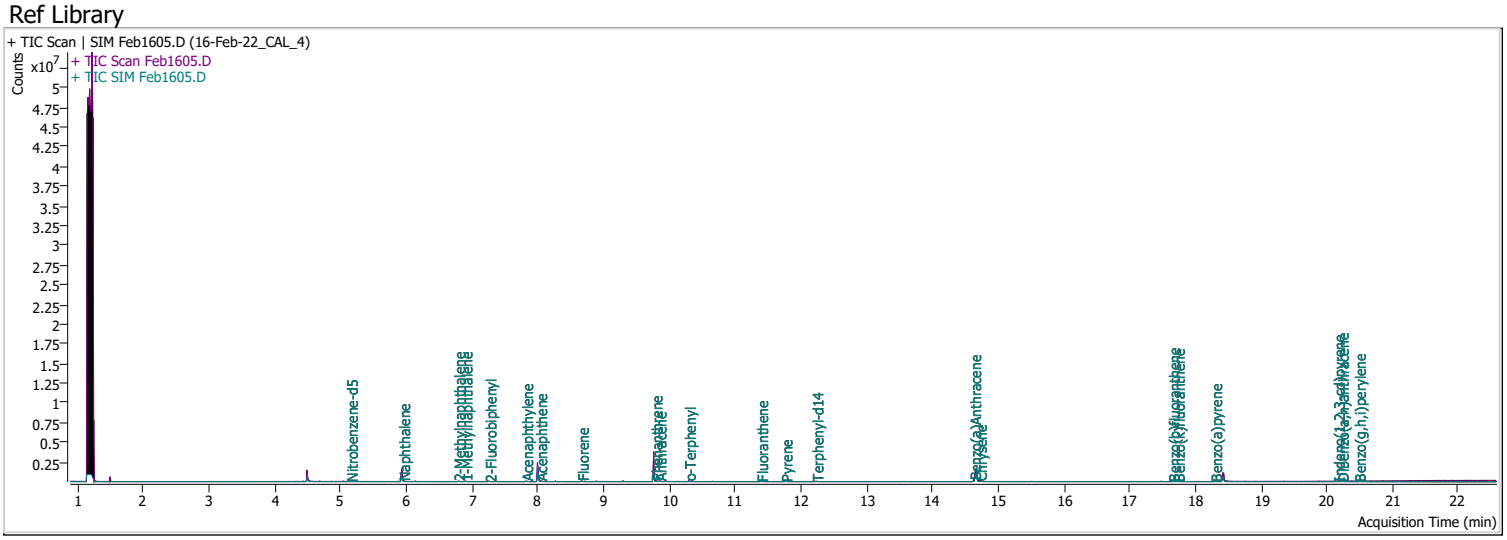

Compound	RT	QIon	Resp.	Conc.	Units		Dev(Min)
Internal Standards							
M 1,4-Dichlorobenzene-d4	4.497	152.0	229900	40.0000	ng/ml		0.000
M Naphthalene-d8	5.928	136.0	983695	40.0000	ng/ml		0.000
M Acenaphthene-d10	8.001	164.0	745688	40.0000	ng/ml		0.000
M Phenanthrene-d10	9.768	188.0	1335284	40.0000	ng/ml		0.000
M Chrysene-d12	14.664	240.0	1067934	40.0000	ng/ml		0.000
M Perylene-d12	18.425	264.0	675276	40.0000	ng/ml		0.000
System Monitoring Compounds							
S Nitrobenzene-d5	5.156	82.0	4066	0.9140	ng/ml		0.012
Spiked Amount: 5.000	Range: 19.0 - 102.0%			Recovery = 18.28%		*	
S 2-Fluorobiphenyl	7.265	172.0	19247	0.9930	ng/ml		0.000
Spiked Amount: 5.000	Range: 25.0 - 94.0%			Recovery = 19.86%		*	
S o-Terphenyl	10.299	230.0	19023	1.0357	ng/ml		0.000
Spiked Amount: 5.000	Range: 40.0 - 140.0%			Recovery = 20.71%		*	
S Terphenyl-d14	12.238	244.0	21325	1.0115	ng/ml		0.000
Spiked Amount: 5.000	Range: 39.0 - 106.0%			Recovery = 20.23%		*	
Target Compounds							**QValue**
T Naphthalene	5.953	128.0	24985	1.0348	ng/ml		96
T 2-Methylnaphthalene	6.790	141.0	15572	1.0202	ng/ml		96
T 1-Methylnaphthalene	6.902	141.0	17675	1.0514	ng/ml		98
T Acenaphthylene	7.826	152.0	25126	1.0371	ng/ml		98
T Acenaphthene	8.038	154.0	18721	1.0009	ng/ml		97
T Fluorene	8.673	166.0	20113	0.9352	ng/ml		95
T Phenanthrene	9.793	178.0	32714	1.0352	ng/ml		99
T Anthracene	9.854	178.0	28916	1.0106	ng/ml		99
T Fluoranthene	11.398	202.0	31143	1.0261	ng/ml		100
T Pyrene	11.769	202.0	34637	1.0140	ng/ml		98
T Benzo(a)Anthracene	14.639	228.0	27451	1.0164	ng/ml		99
T Chrysene	14.726	228.0	34032	1.0295	ng/ml		99
T Benzo(b)fluoranthene	17.659	252.0	20374	1.0087	ng/ml		100

Compound	RT	QIon	Resp.	Conc.	Units	Dev(Min)
T Benzo(k)fluoranthene	17.733	252.0	24241	0.9690	ng/ml	91
T Benzo(a)pyrene	18.302	252.0	18523	1.0508	ng/ml	100
T Indeno(1,2,3-cd)pyrene	20.167	276.0	15374	1.0233	ng/ml	99
T Dibenzo(a,h)anthracene	20.229	278.0	18367	1.0410	ng/ml	97
T Benzo(g,h,i)perylene	20.489	276.0	23085	1.0631	ng/ml	97

(#) = Qualifier Out of Range; (m) = Manual Integration; (+) = Area Summed; (*) = Surrogate Percent Recovery Out of Range; (d): Zeroed Peak

Compound	Conc.	RT	Dev(Min)	Resp.	QIon	QRatio	Lower	Upper
Nitrobenzene-d5	0.9140	5.16	0.01	4066	128.0	45.6	32.9	61.0
					54.0	46.7	29.6	54.9

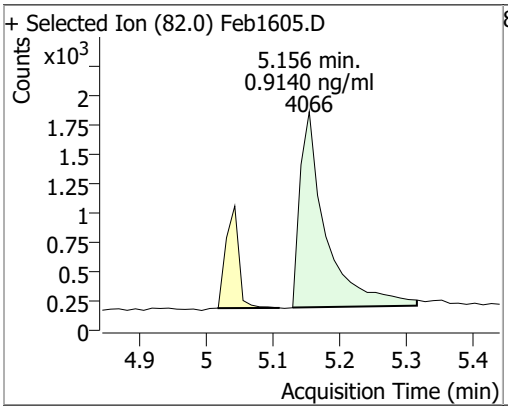

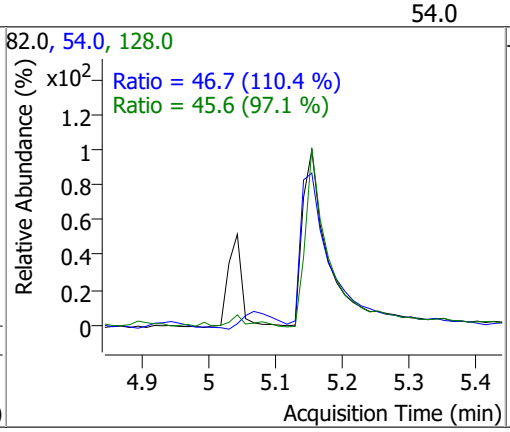

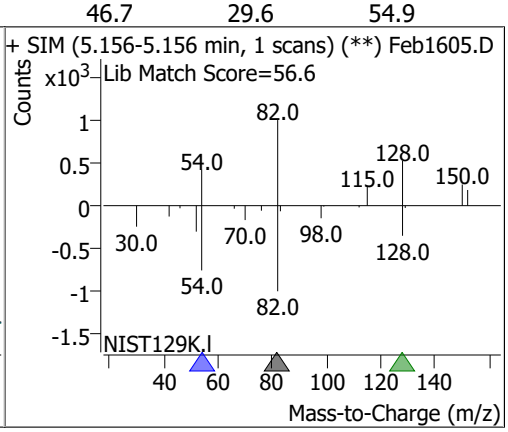

Compound	Conc.	RT	Dev(Min)	Resp.	QIon	QRatio	Lower	Upper
Naphthalene	1.0348	5.95	0.00	24985	102.0	14.4	0.0	35.2
					129.0	11.6	7.9	14.6

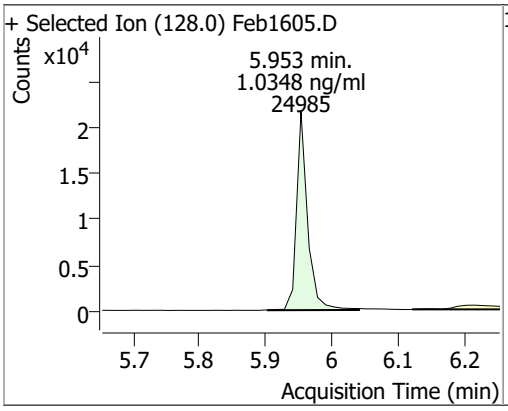

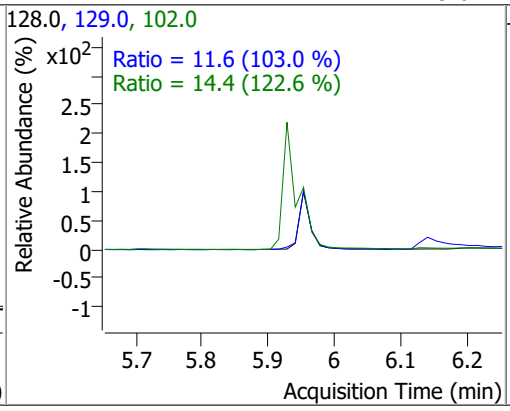

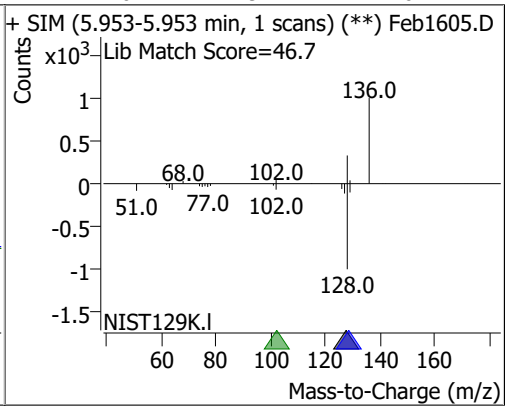

Compound	Conc.	RT	Dev(Min)	Resp.	QIon	QRatio	Lower	Upper
2-Methylnaphthalene	1.0202	6.79	0.00	15572	142.0	132.8	96.5	179.2
					115.0	50.1	33.2	61.6

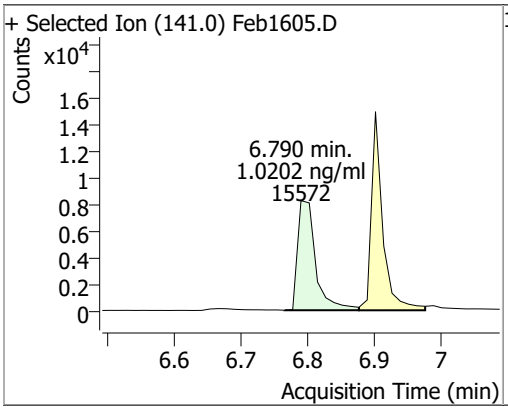

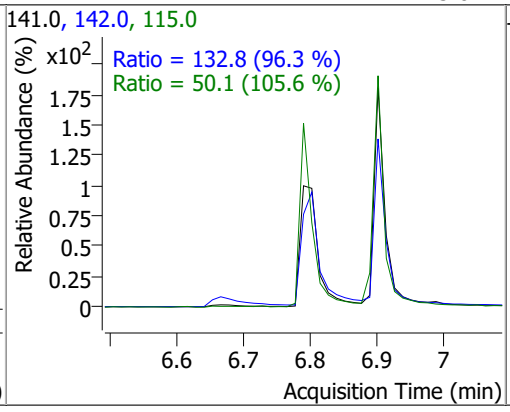

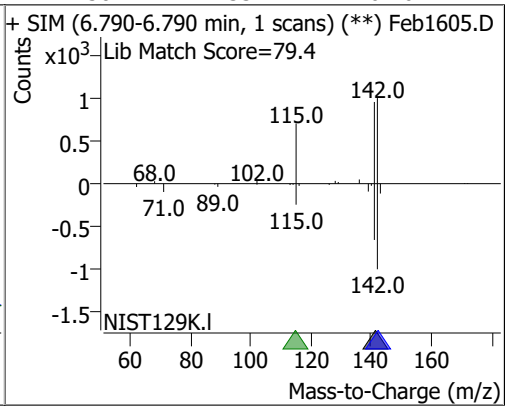

Compound	Conc.	RT	Dev(Min)	Resp.	QIon	QRatio	Lower	Upper
1-Methylnaphthalene	1.0514	6.90	0.00	17675	142.0	114.4	82.3	152.8
					115.0	48.4	33.5	62.2

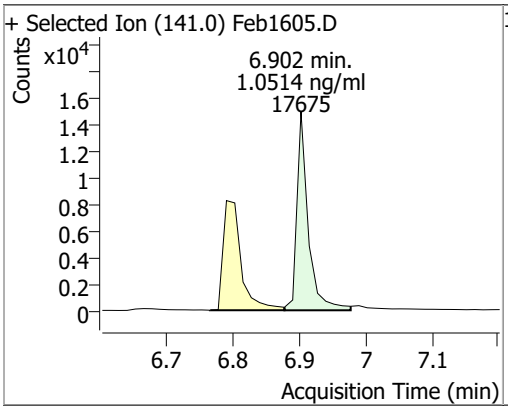

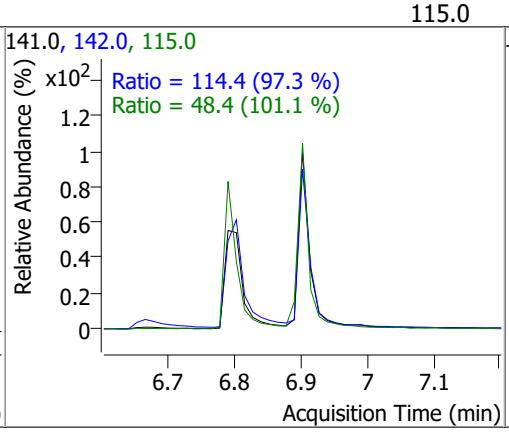

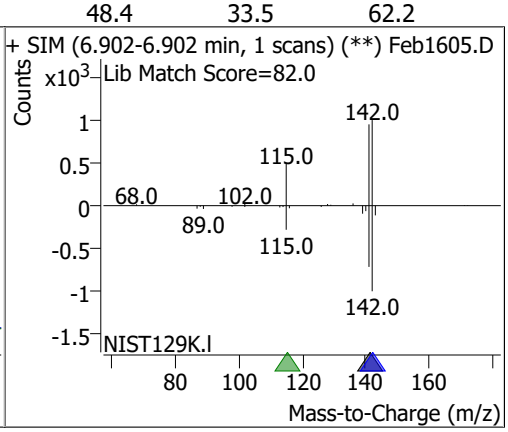

Compound	Conc.	RT	Dev(Min)	Resp.	QIon	QRatio	Lower	Upper
2-Fluorobiphenyl	0.9930	7.26	0.00	19247	171.0	36.2	26.3	48.9

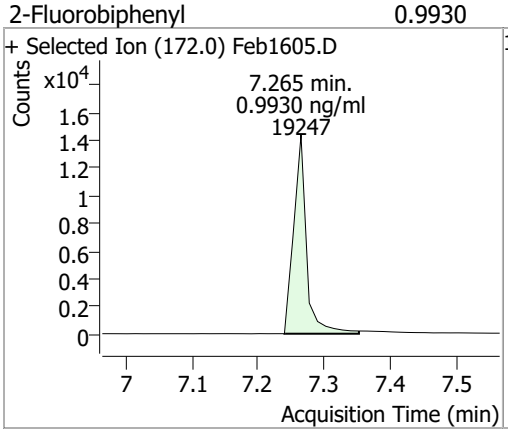

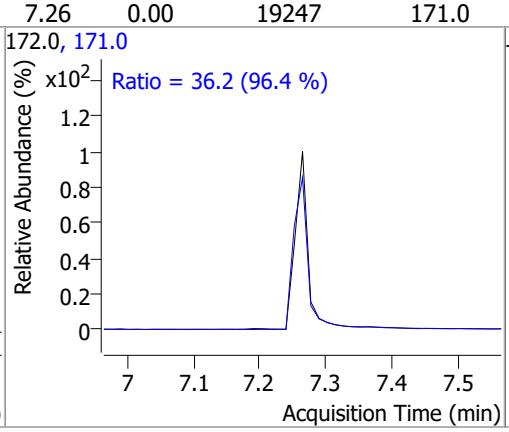

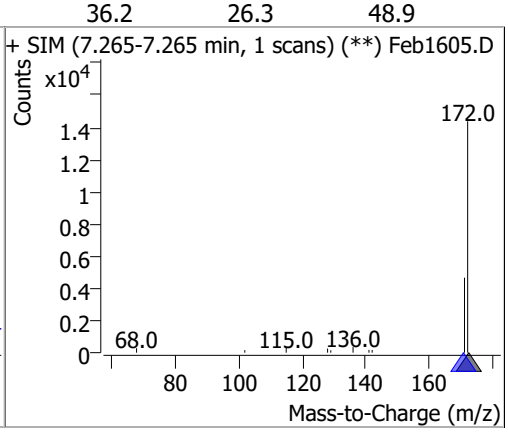

Compound	Conc.	RT	Dev(Min)	Resp.	QIon	QRatio	Lower	Upper
Acenaphthylene	1.0371	7.83	0.00	25126	153.0	16.0	11.8	22.0

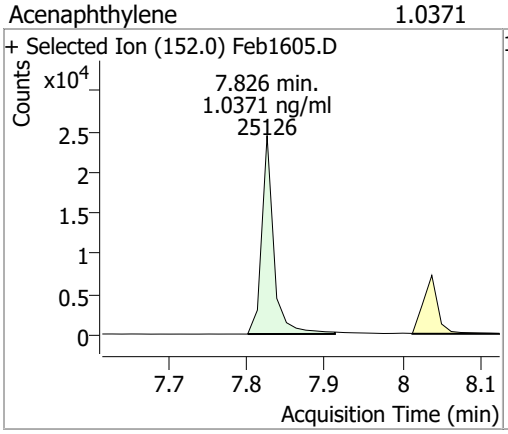

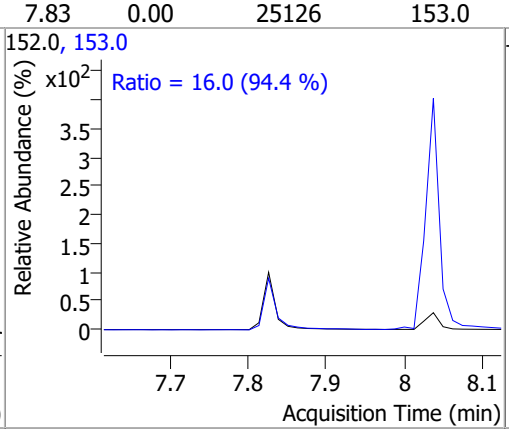

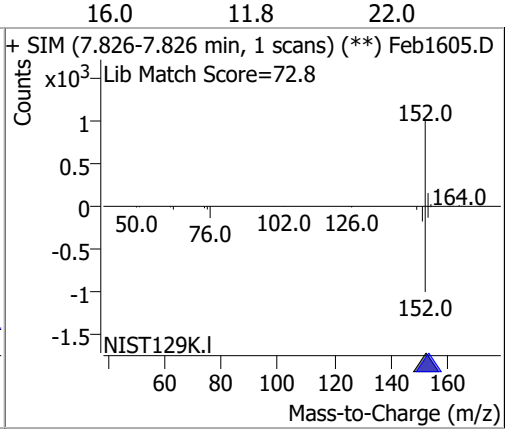

Compound	Conc.	RT	Dev(Min)	Resp.	QIon	QRatio	Lower	Upper
Acenaphthene	1.0009	8.04	0.00	18721	153.0	108.9	78.7	146.2
					152.0	50.9	36.5	67.8

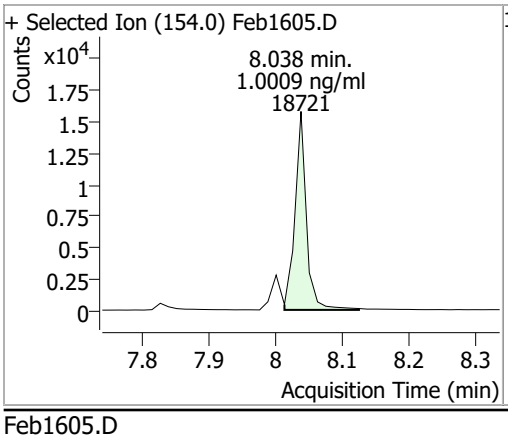

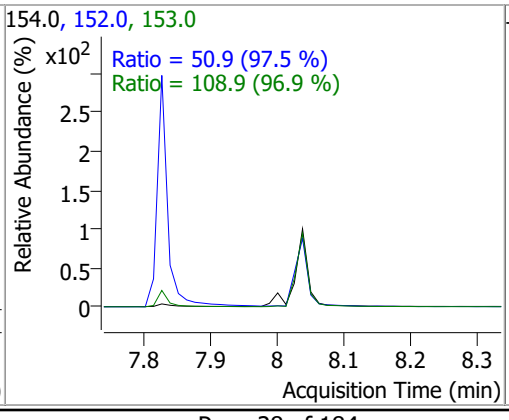

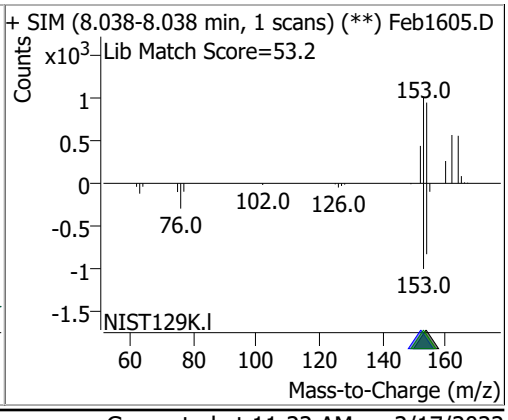

Compound	Conc.	RT	Dev(Min)	Resp.	QIon	QRatio	Lower	Upper
Fluorene	0.9352	8.67	0.01	20113	165.0	93.4	68.8	127.8
					167.0	13.4	7.2	13.4

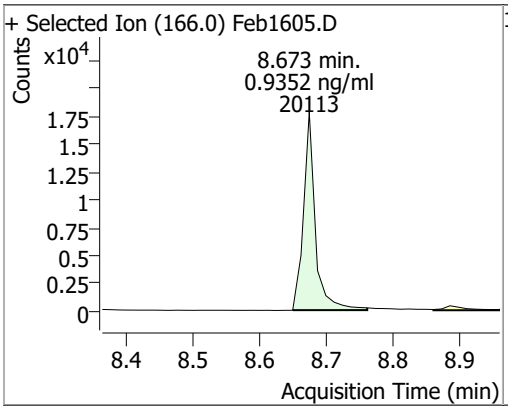

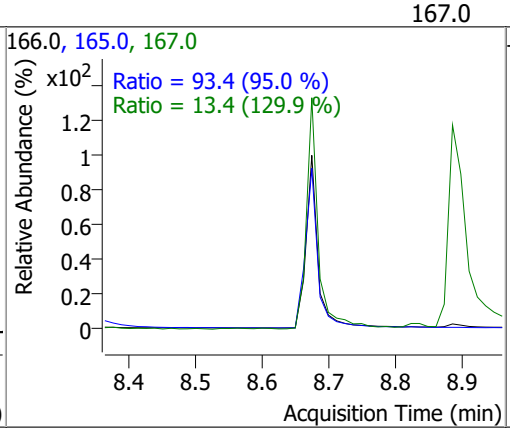

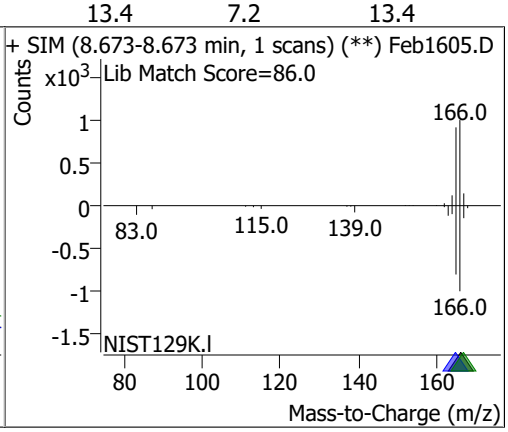

Compound	Conc.	RT	Dev(Min)	Resp.	QIon	QRatio	Lower	Upper
Phenanthrene	1.0352	9.79	0.00	32714	176.0	17.5	12.6	23.5

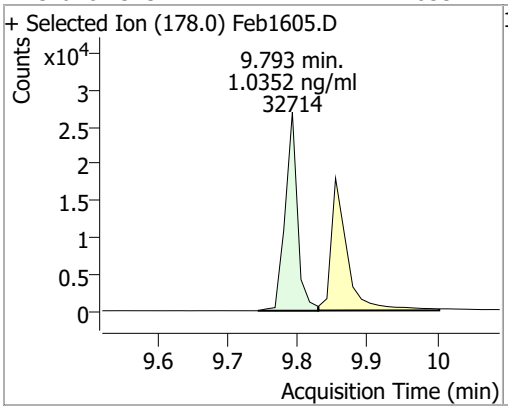

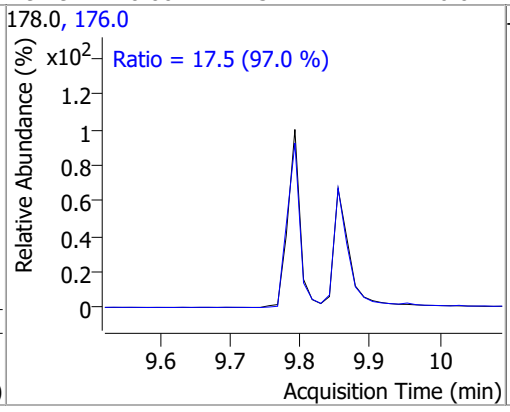

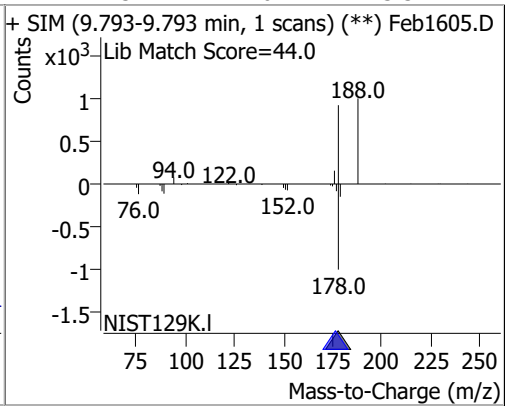

Compound	Conc.	RT	Dev(Min)	Resp.	QIon	QRatio	Lower	Upper
Anthracene	1.0106	9.85	0.00	28916	176.0	17.6	12.0	22.3

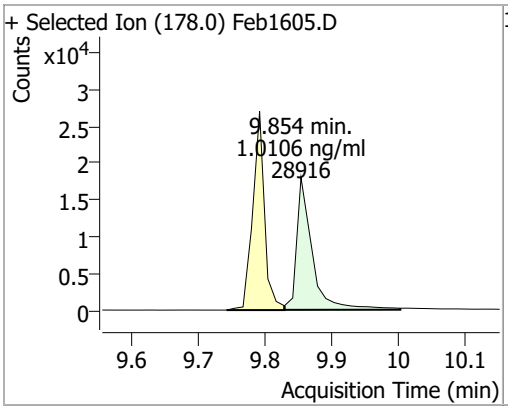

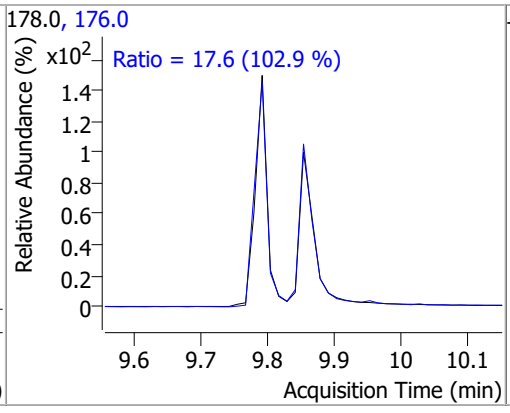

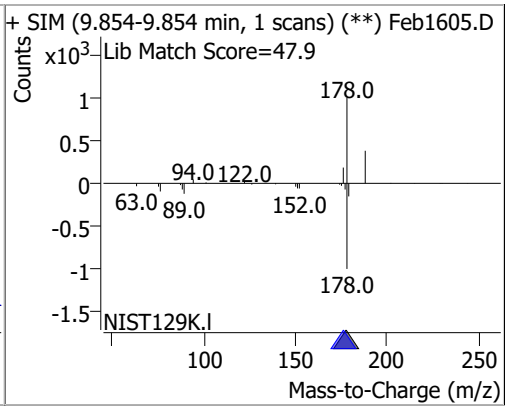

Compound	Conc.	RT	Dev(Min)	Resp.	QIon	QRatio	Lower	Upper
o-Terphenyl	1.0357	10.30	0.00	19023	229.0	59.9	44.8	83.1
					215.0	39.7	27.3	50.6

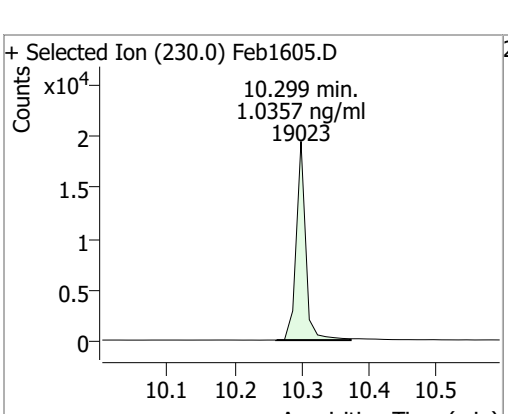

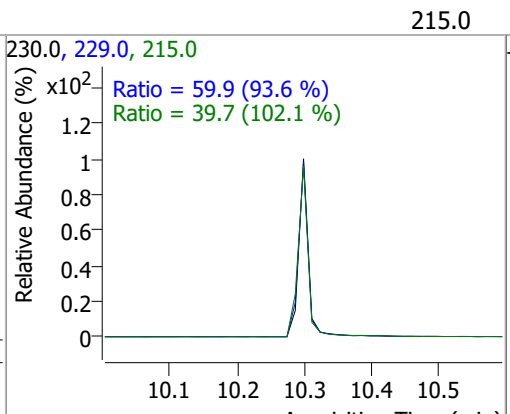

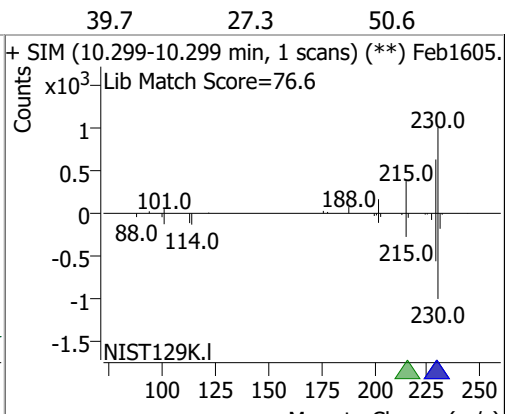

Compound	Conc.	RT	Dev(Min)	Resp.	QIon	QRatio	Lower	Upper
Fluoranthene	1.0261	11.40	0.00	31143	101.0	9.4	6.5	12.1

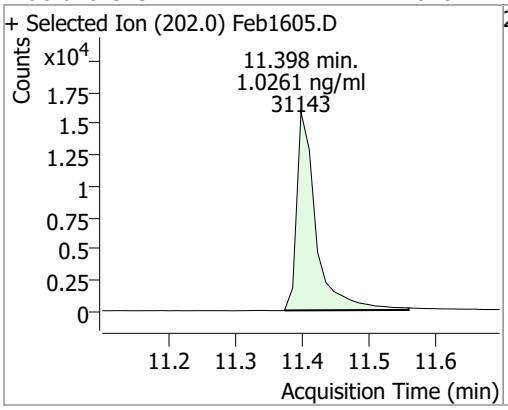

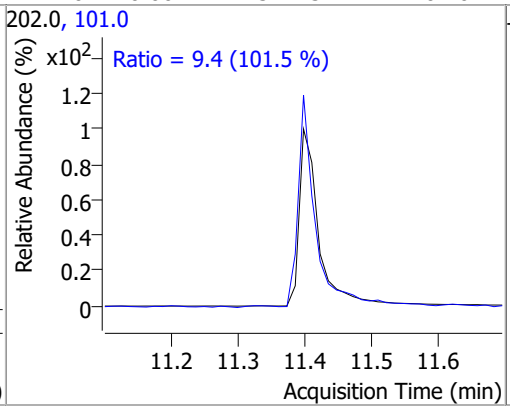

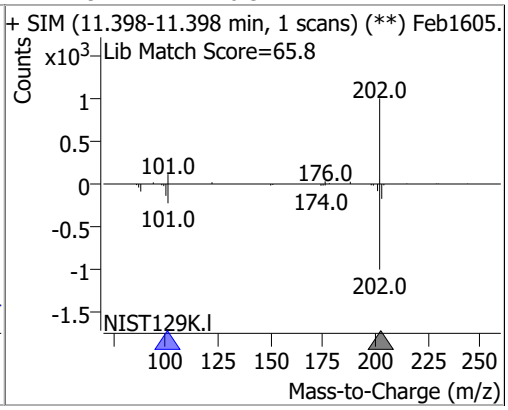

Compound	Conc.	RT	Dev(Min)	Resp.	QIon	QRatio	Lower	Upper
Pyrene	1.0140	11.77	0.00	34637	101.0	11.6	7.6	14.2

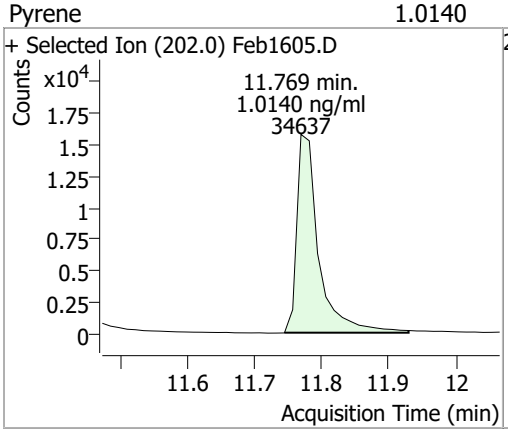

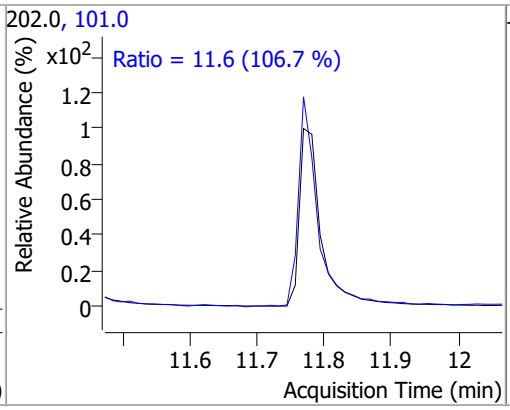

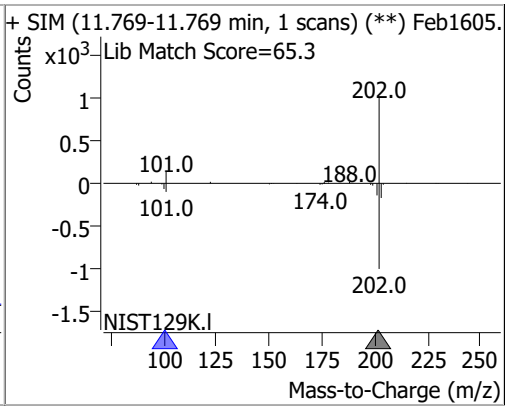

Compound	Conc.	RT	Dev(Min)	Resp.	QIon	QRatio	Lower	Upper
Terphenyl-d14	1.0115	12.24	0.00	21325	122.0	11.5	8.9	16.5

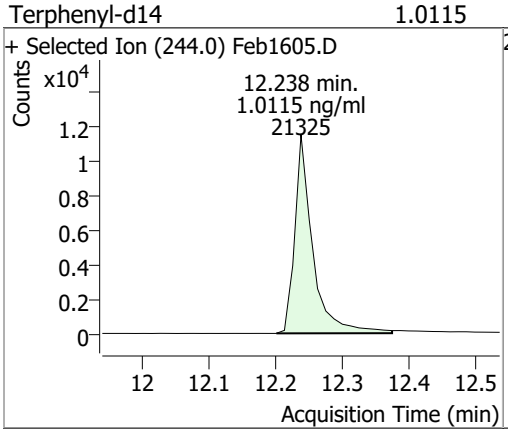

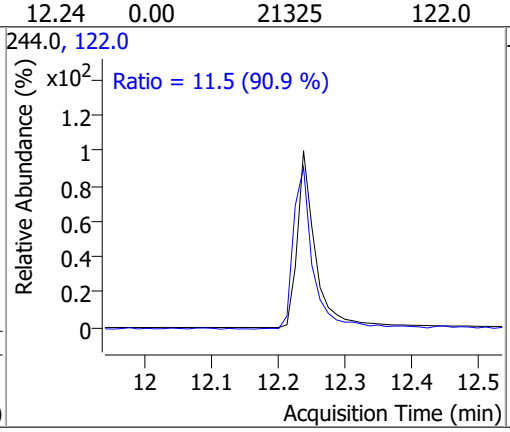

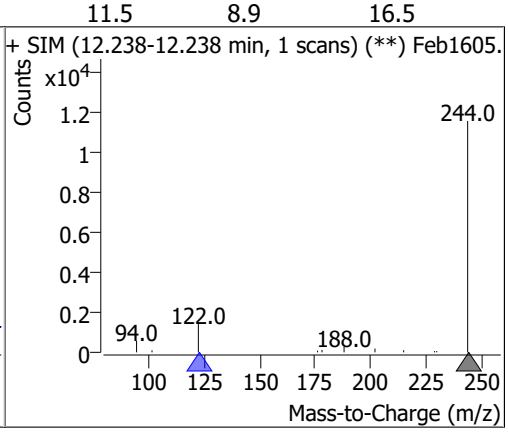

Compound	Conc.	RT	Dev(Min)	Resp.	QIon	QRatio	Lower	Upper
Benzo(a)Anthracene	1.0164	14.64	0.01	27451	226.0	25.8	18.0	33.4
					229.0	24.8	16.5	30.7

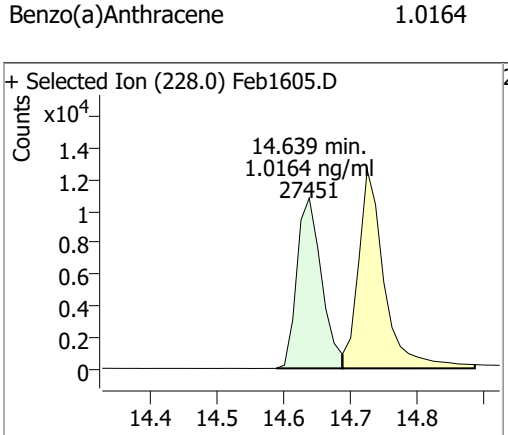

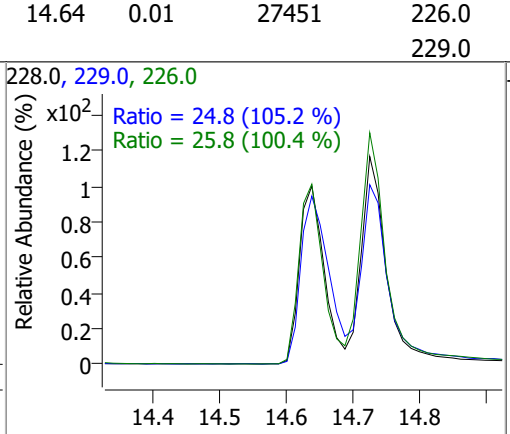

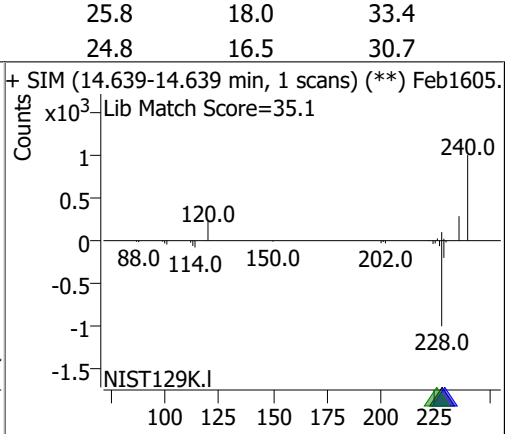

Compound	Conc.	RT	Dev(Min)	Resp.	QIon	QRatio	Lower	Upper
Chrysene	1.0295	14.73	0.00	34032	226.0	29.2	20.2	37.5
					229.0	22.8	15.5	28.8

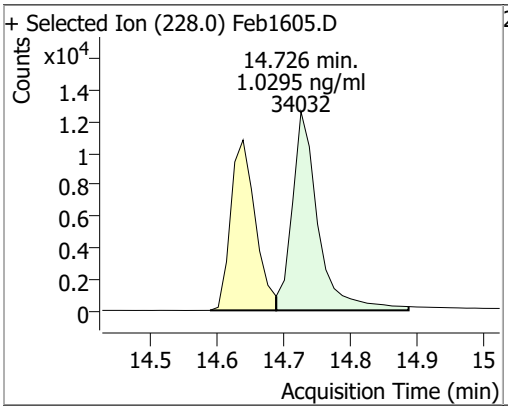

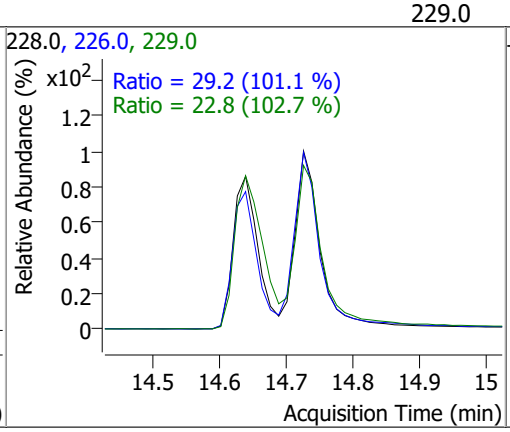

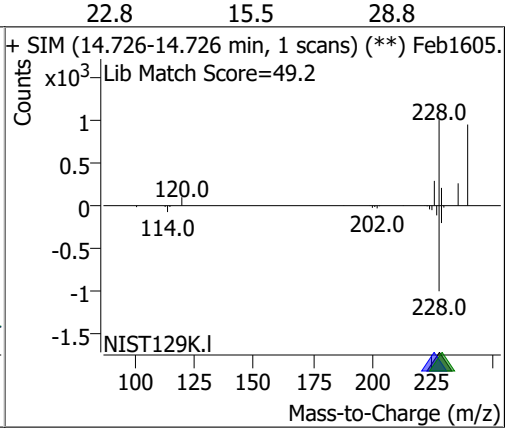

Compound	Conc.	RT	Dev(Min)	Resp.	QIon	QRatio	Lower	Upper
Benzo(b)fluoranthene	1.0087	17.66	0.00	20374	253.0	23.0	16.1	29.9

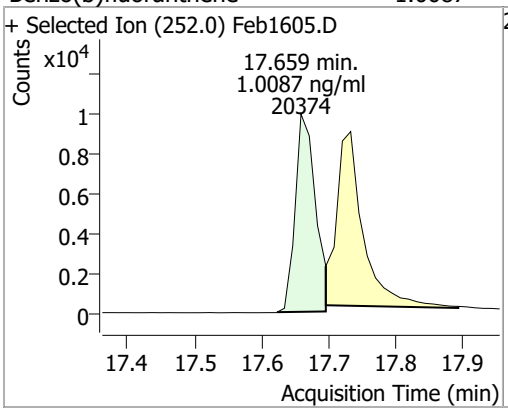

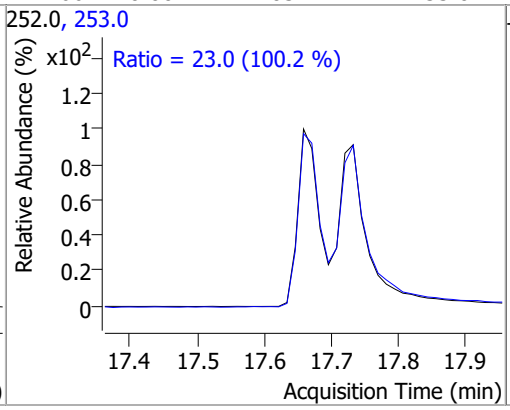

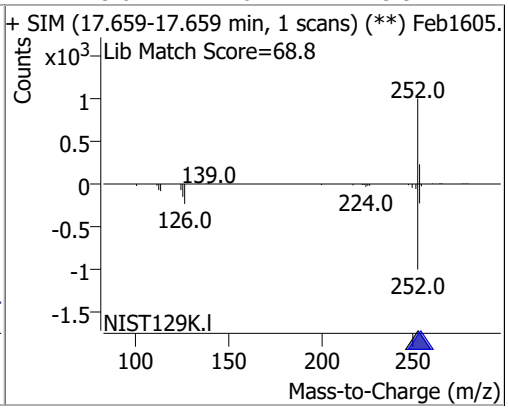

Compound	Conc.	RT	Dev(Min)	Resp.	QIon	QRatio	Lower	Upper
Benzo(k)fluoranthene	0.9690	17.73	0.01	24241	253.0	26.0	15.2	28.2

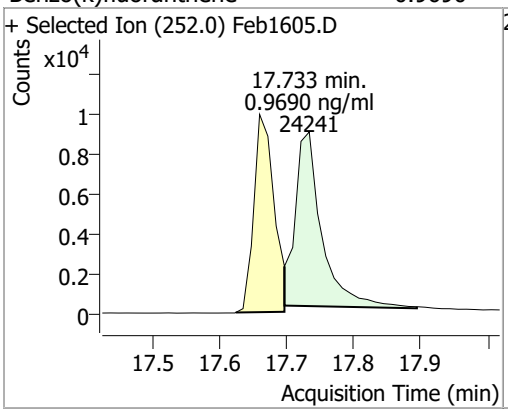

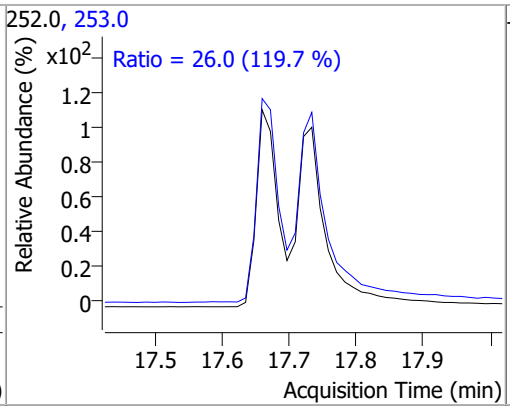

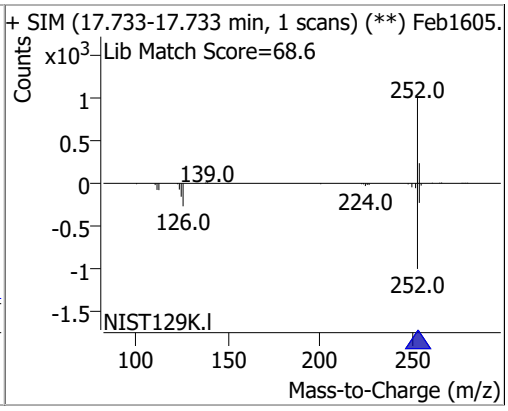

Compound	Conc.	RT	Dev(Min)	Resp.	QIon	QRatio	Lower	Upper
Benzo(a)pyrene	1.0508	18.30	0.00	18523	253.0	23.5	16.6	30.8

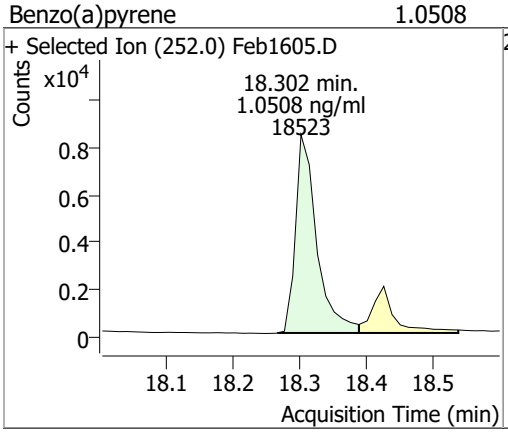

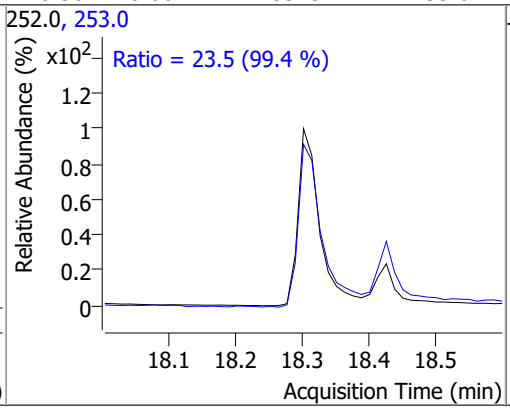

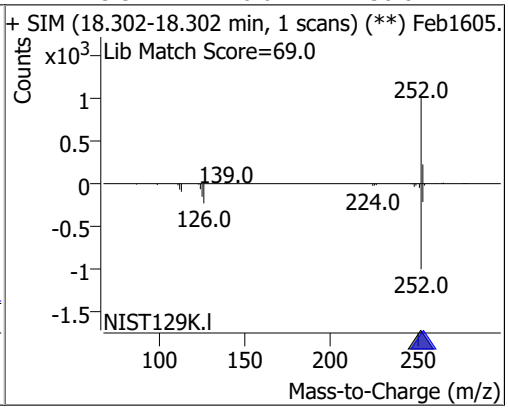

Compound	Conc.	RT	Dev(Min)	Resp.	QIon	QRatio	Lower	Upper
Indeno(1,2,3-cd)pyrene	1.0233	20.17	0.01	15374	138.0	23.5	15.9	29.6

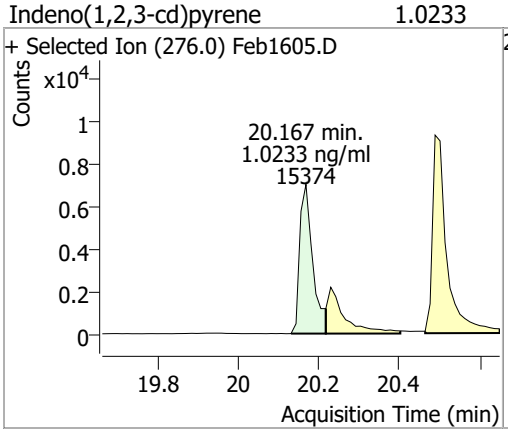

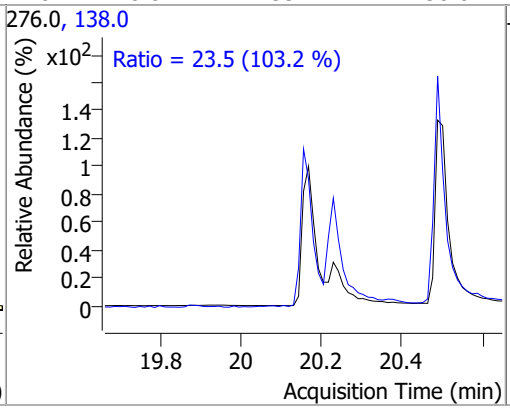

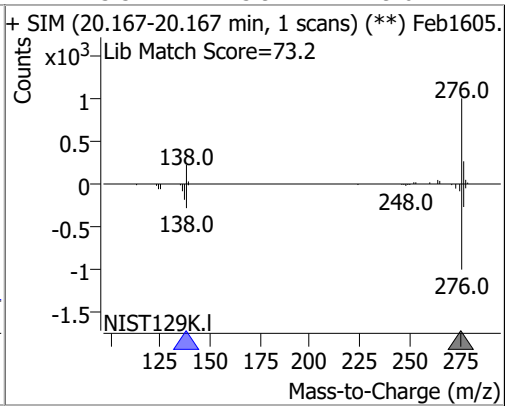

Compound	Conc.	RT	Dev(Min)	Resp.	QIon	QRatio	Lower	Upper
Dibenzo(a,h)anthracene	1.0410	20.23	0.00	18367	279.0	26.7	17.3	32.0
					139.0	18.2	12.1	22.4

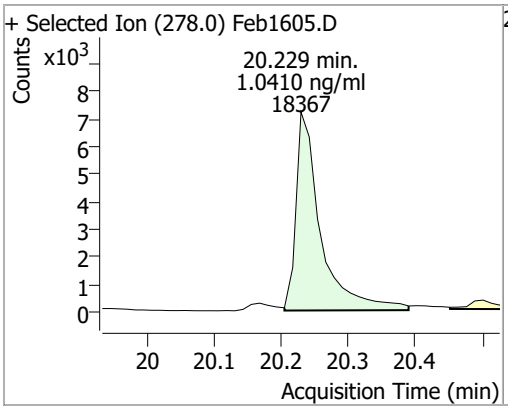

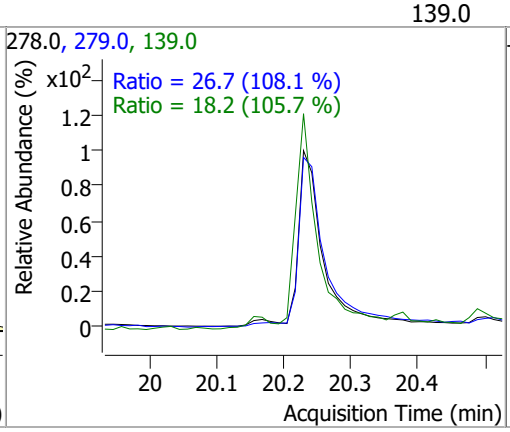

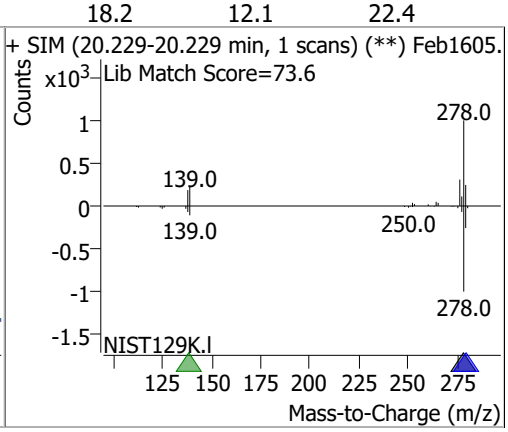

Compound	Conc.	RT	Dev(Min)	Resp.	QIon	QRatio	Lower	Upper
Benzo(g,h,i)perylene	1.0631	20.49	0.00	23085	277.0	22.1	17.2	32.0
					138.0	23.9	16.4	30.4

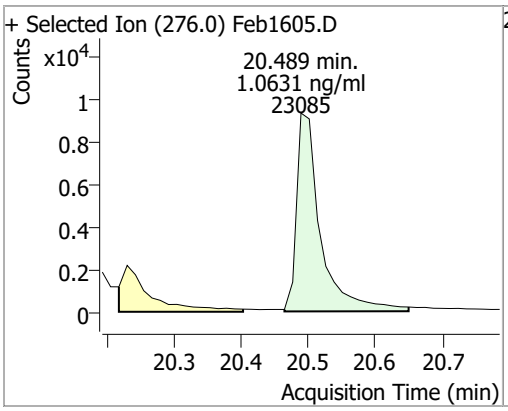

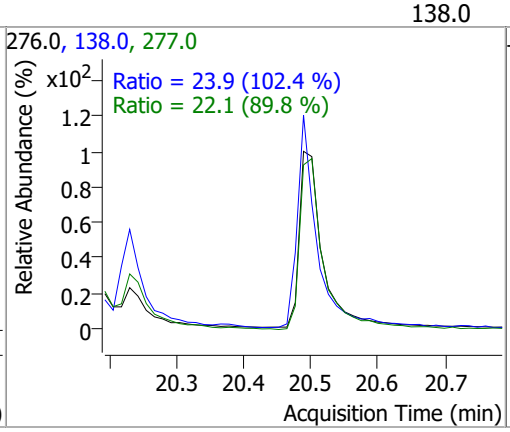

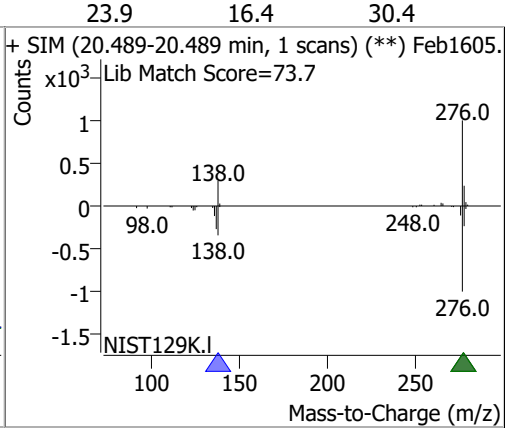

Quantitation Results Report (QT Reviewed)

Data File	Feb1606.D	Operator	LIMS import
Acq. Method	5975BNASIM	Acq. Date-Time	2/16/2022 3:14:11 PM
Sample Name	16-Feb-22_CAL_3	Instrument	GCMS
Vial	6	Multiplier	1.00
DA Method File		Comment	SVOC-8270-W-LLPAH
Tune File	dftppjph.u	Tune Date	
Batch Name	021622 bna SIM 1.batch.bin	Last Calib Update	2/17/2022 8:48:03 AM
Ref Library			

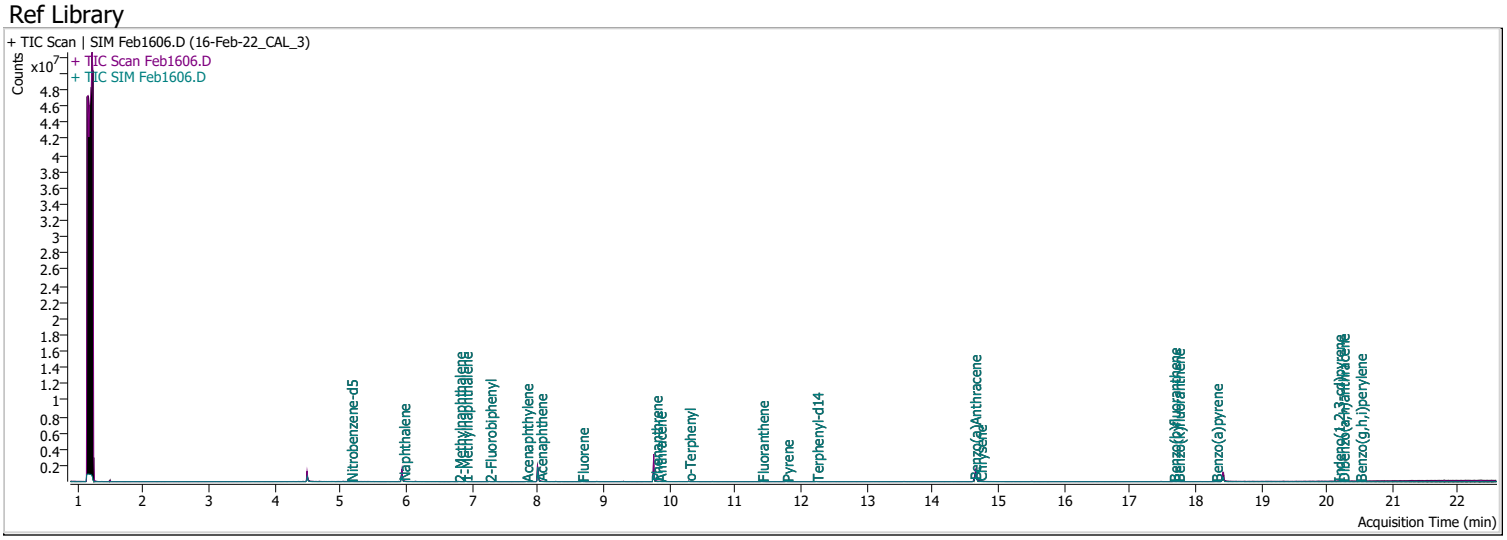

Compound	RT	QIon	Resp.	Conc.	Units		Dev(Min)
Internal Standards							
M 1,4-Dichlorobenzene-d4	4.497	152.0	215345	40.0000	ng/ml		0.000
M Naphthalene-d8	5.928	136.0	933132	40.0000	ng/ml		0.000
M Acenaphthene-d10	8.001	164.0	665824	40.0000	ng/ml		0.000
M Phenanthrene-d10	9.768	188.0	1201802	40.0000	ng/ml		0.000
M Chrysene-d12	14.664	240.0	967668	40.0000	ng/ml		0.000
M Perylene-d12	18.425	264.0	600129	40.0000	ng/ml		0.000
System Monitoring Compounds							
S Nitrobenzene-d5	5.156	82.0	2019	0.4934	ng/ml		0.012
Spiked Amount: 5.000	Range: 19.0 - 102.0%			Recovery = 9.87%		*	
S 2-Fluorobiphenyl	7.265	172.0	9566	0.5392	ng/ml		0.000
Spiked Amount: 5.000	Range: 25.0 - 94.0%			Recovery = 10.78%		*	
S o-Terphenyl	10.299	230.0	8700	0.5027	ng/ml		0.000
Spiked Amount: 5.000	Range: 40.0 - 140.0%			Recovery = 10.05%		*	
S Terphenyl-d14	12.238	244.0	10012	0.5069	ng/ml		0.000
Spiked Amount: 5.000	Range: 39.0 - 106.0%			Recovery = 10.14%		*	
Target Compounds							**QValue**
T Naphthalene	5.953	128.0	11850	0.5026	ng/ml		88
T 2-Methylnaphthalene	6.802	141.0	6275	0.4334	ng/ml		95
T 1-Methylnaphthalene	6.902	141.0	7448	0.4670	ng/ml		94
T Acenaphthylene	7.826	152.0	12015	0.5356	ng/ml		97
T Acenaphthene	8.038	154.0	8953	0.5108	ng/ml		94
T Fluorene	8.674	166.0	10261	0.5190	ng/ml	#	96
T Phenanthrene	9.793	178.0	15744	0.5267	ng/ml		100
T Anthracene	9.854	178.0	13803	0.5179	ng/ml		99
T Fluoranthene	11.411	202.0	14434	0.5130	ng/ml		100
T Pyrene	11.781	202.0	15659	0.4890	ng/ml		97
T Benzo(a)Anthracene	14.639	228.0	14217	0.5148	ng/ml		97
T Chrysene	14.726	228.0	16184	0.5196	ng/ml		97
T Benzo(b)fluoranthene	17.672	252.0	8399	0.4668	ng/ml		96

Compound	RT	QIon	Resp.	Conc.	Units	Dev(Min)
T Benzo(k)fluoranthene	17.733	252.0	11306	0.4996	ng/ml	100
T Benzo(a)pyrene	18.314	252.0	8072	0.5039	ng/ml	100
T Indeno(1,2,3-cd)pyrene	20.167	276.0	6755	0.5027	ng/ml	99
T Dibenzo(a,h)anthracene	20.242	278.0	8313	0.5258	ng/ml	97
T Benzo(g,h,i)perylene	20.501	276.0	10198	0.5159	ng/ml	99

(#) = Qualifier Out of Range; (m) = Manual Integration; (+) = Area Summed; (*) = Surrogate Percent Recovery Out of Range; (d): Zeroed Peak

Compound	Conc.	RT	Dev(Min)	Resp.	QIon	QRatio	Lower	Upper
Nitrobenzene-d5	0.4934	5.16	0.01	2019	128.0	51.7	32.9	61.0
					54.0	41.8	29.6	54.9

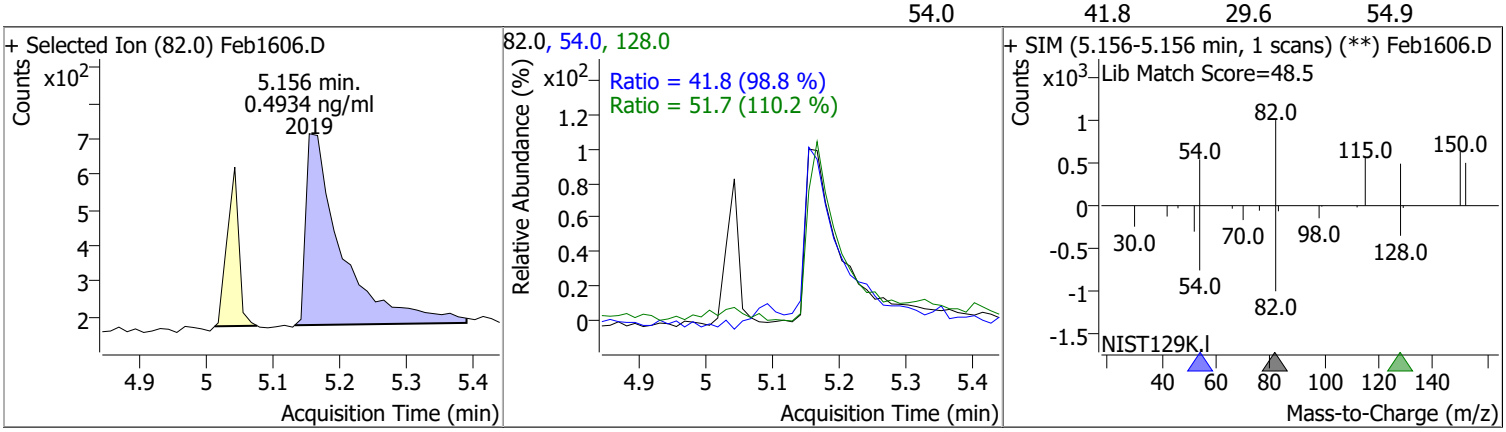

Compound	Conc.	RT	Dev(Min)	Resp.	QIon	QRatio	Lower	Upper
Naphthalene	0.5026	5.95	0.00	11850	102.0	19.8	0.0	35.2
					129.0	12.3	7.9	14.6

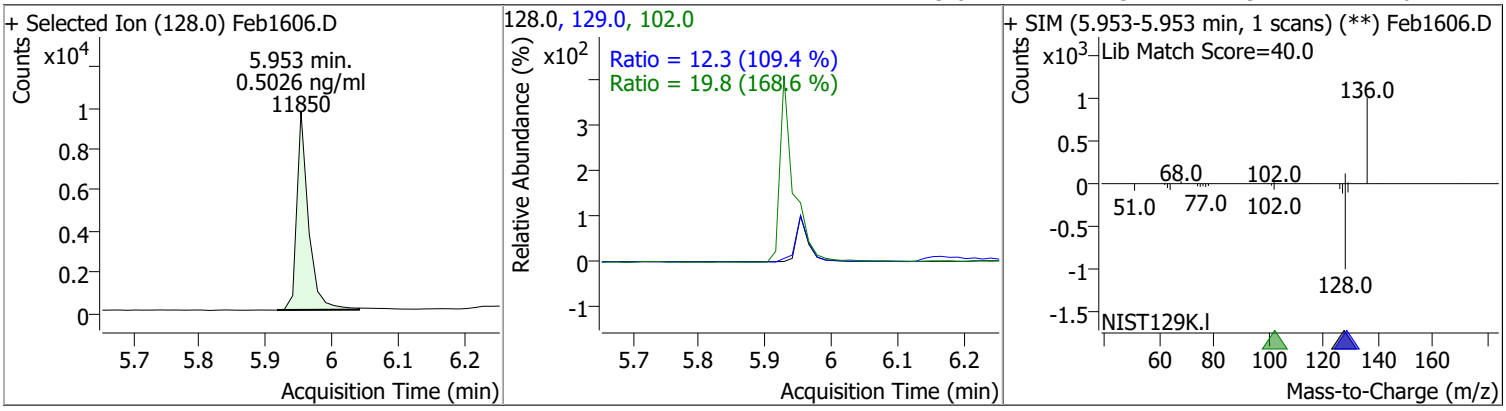

Compound	Conc.	RT	Dev(Min)	Resp.	QIon	QRatio	Lower	Upper
2-Methylnaphthalene	0.4334	6.80	0.01	6275	142.0	145.9	96.5	179.2
					115.0	46.4	33.2	61.6

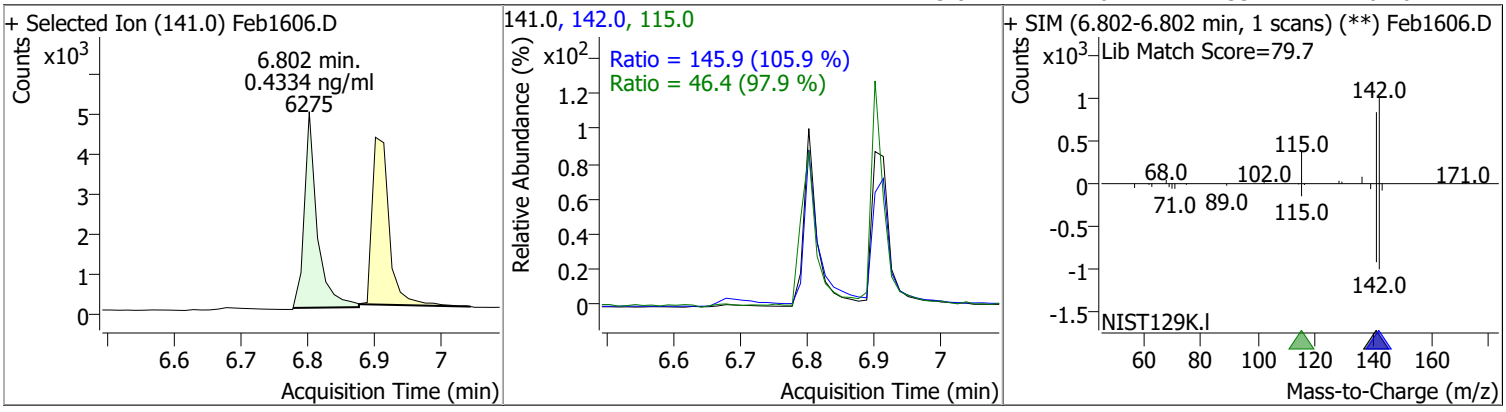

Compound	Conc.	RT	Dev(Min)	Resp.	QIon	QRatio	Lower	Upper
1-Methylnaphthalene	0.4670	6.90	0.00	7448	142.0	112.8	82.3	152.8
					115.0	54.2	33.5	62.2

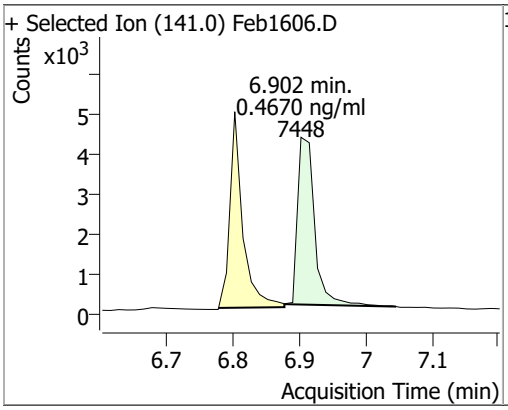

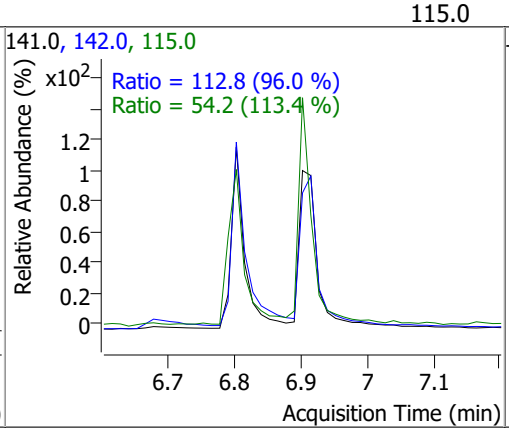

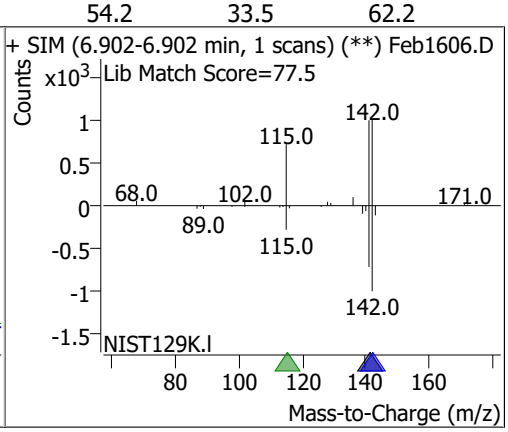

Compound	Conc.	RT	Dev(Min)	Resp.	QIon	QRatio	Lower	Upper
2-Fluorobiphenyl	0.5392	7.26	0.00	9566	171.0	34.4	26.3	48.9

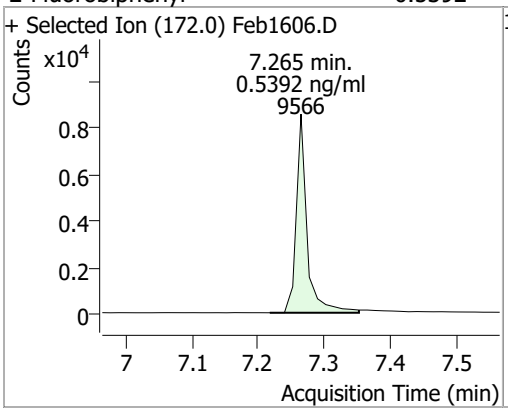

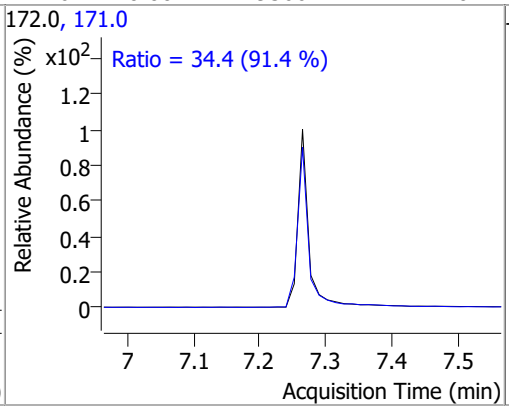

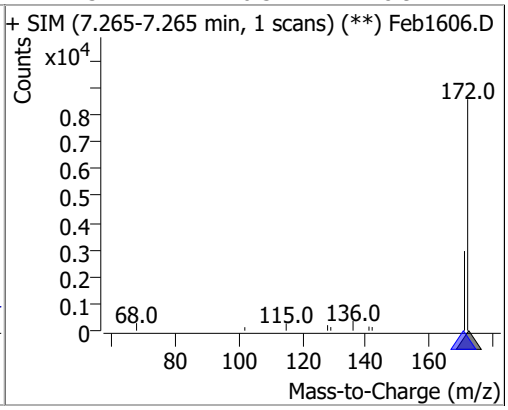

Compound	Conc.	RT	Dev(Min)	Resp.	QIon	QRatio	Lower	Upper
Acenaphthylene	0.5356	7.83	0.00	12015	153.0	15.8	11.8	22.0

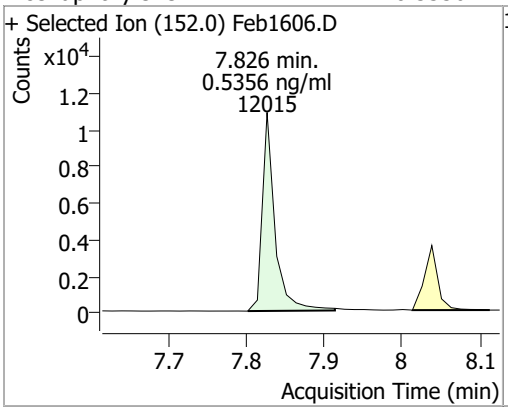

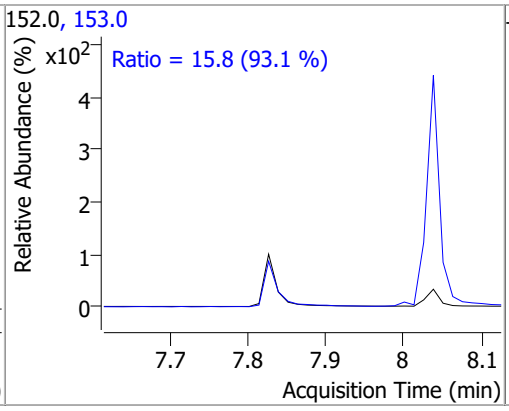

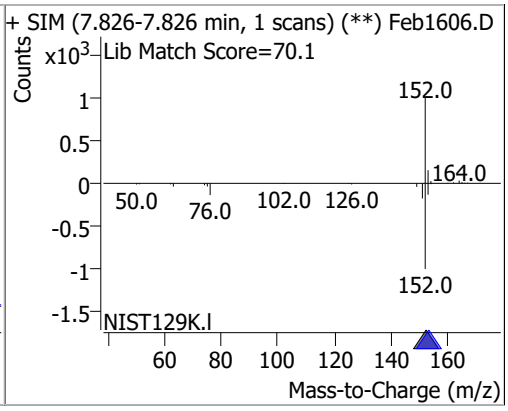

Compound	Conc.	RT	Dev(Min)	Resp.	QIon	QRatio	Lower	Upper
Acenaphthene	0.5108	8.04	0.00	8953	153.0	106.5	78.7	146.2
					152.0	47.6	36.5	67.8

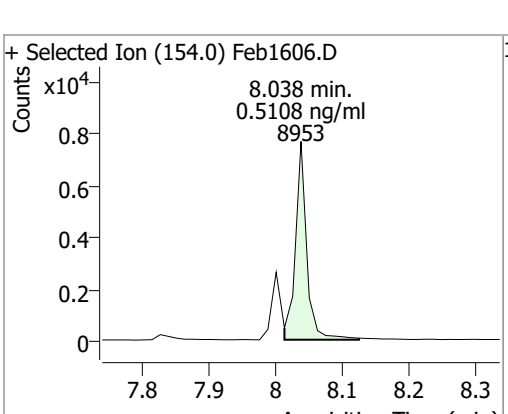

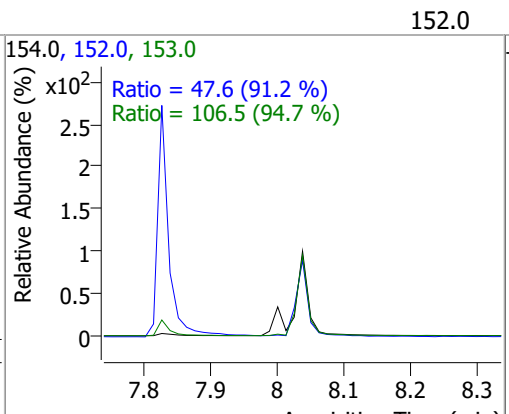

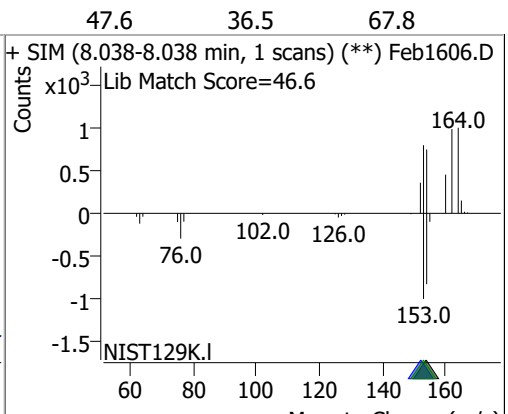

Compound	Conc.	RT	Dev(Min)	Resp.	QIon	QRatio	Lower	Upper
Fluorene	0.5190	8.67	0.01	10261	165.0	94.8	68.8	127.8
					167.0	13.7	7.2	13.4

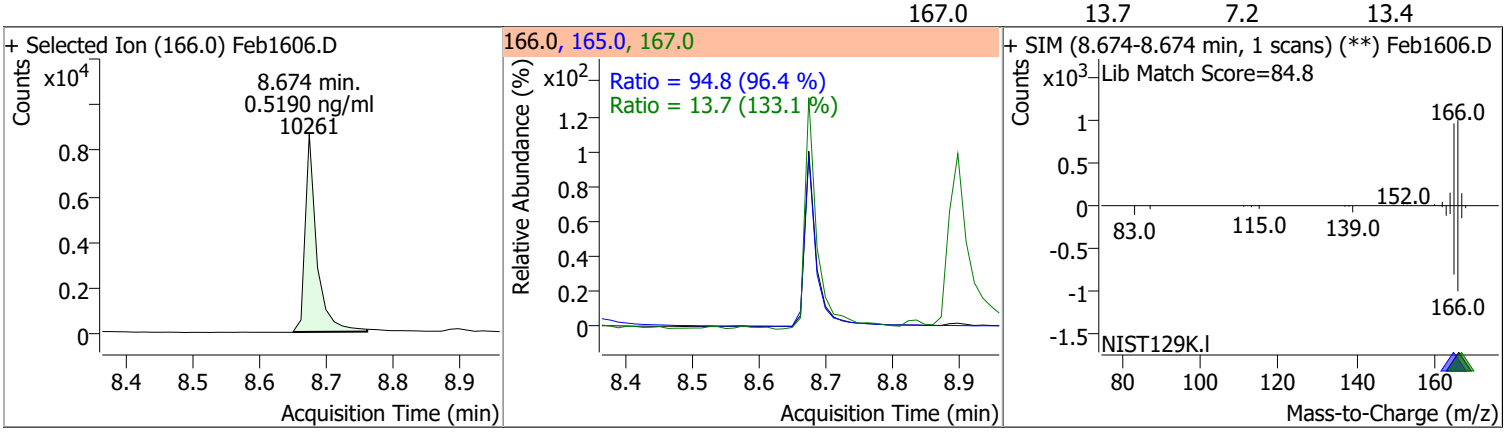

Compound	Conc.	RT	Dev(Min)	Resp.	QIon	QRatio	Lower	Upper
Phenanthrene	0.5267	9.79	0.00	15744	176.0	18.2	12.6	23.5

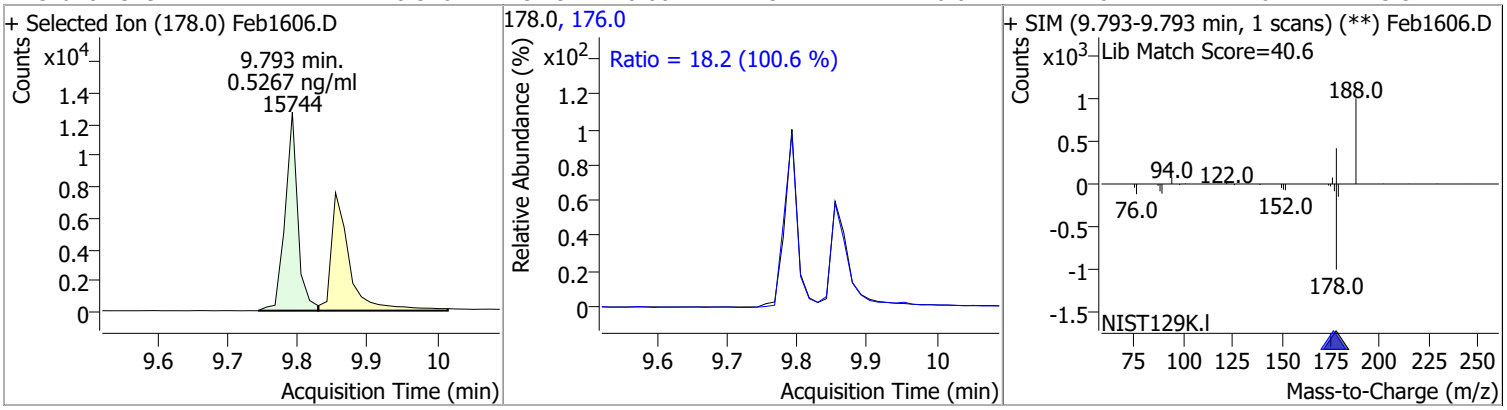

Compound	Conc.	RT	Dev(Min)	Resp.	QIon	QRatio	Lower	Upper
Anthracene	0.5179	9.85	0.00	13803	176.0	17.6	12.0	22.3

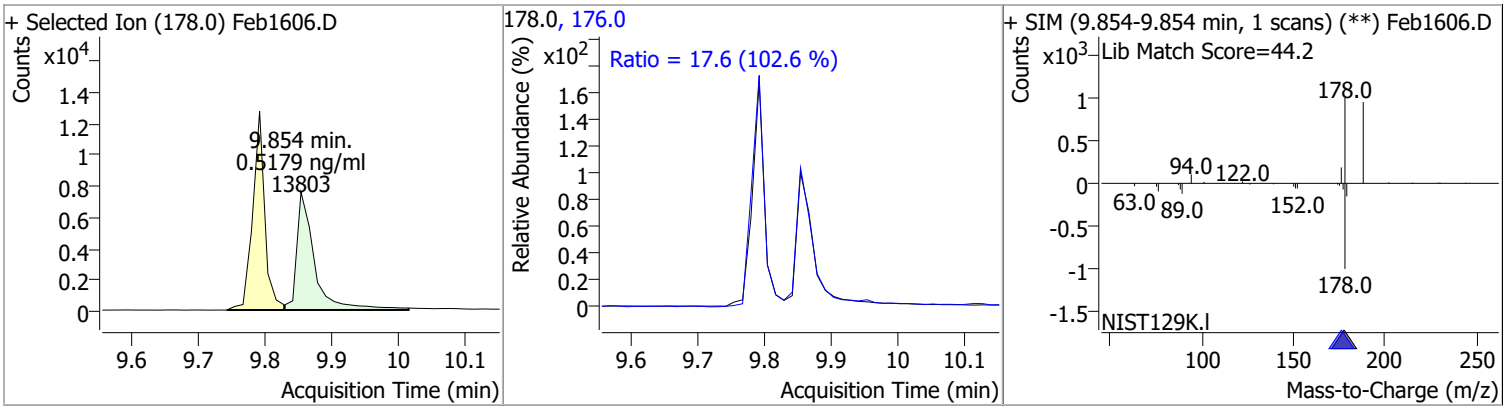

Compound	Conc.	RT	Dev(Min)	Resp.	QIon	QRatio	Lower	Upper
o-Terphenyl	0.5027	10.30	0.00	8700	229.0	66.6	44.8	83.1
					215.0	40.6	27.3	50.6

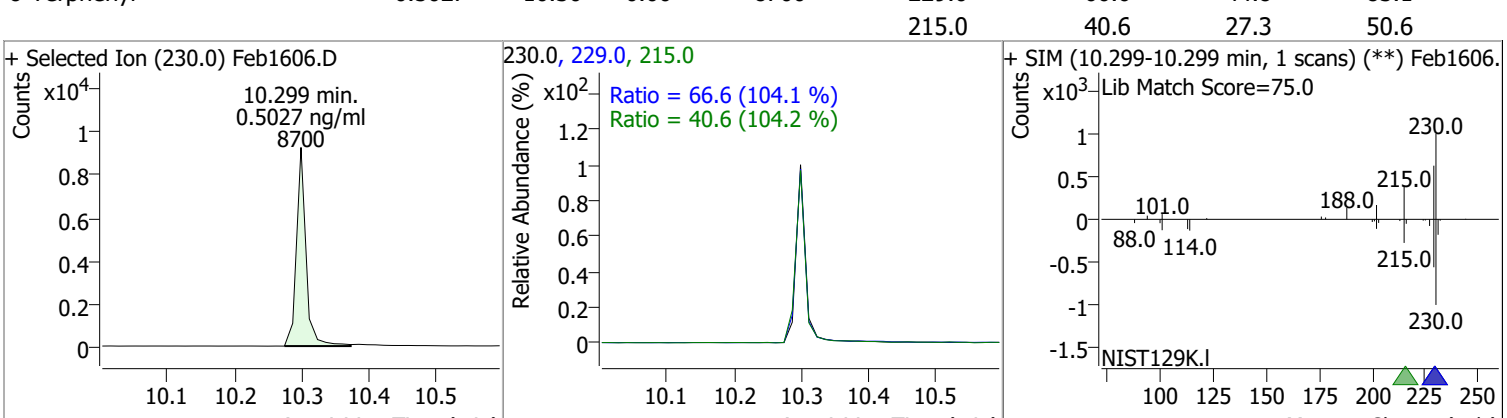

Compound	Conc.	RT	Dev(Min)	Resp.	QIon	QRatio	Lower	Upper
Fluoranthene	0.5130	11.41	0.01	14434	101.0	9.4	6.5	12.1

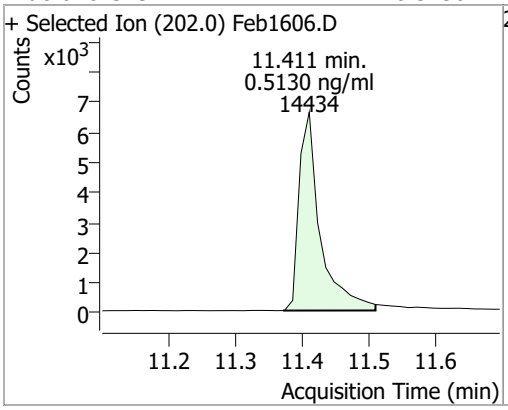

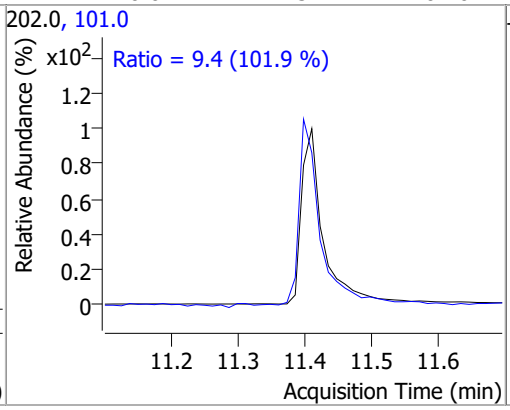

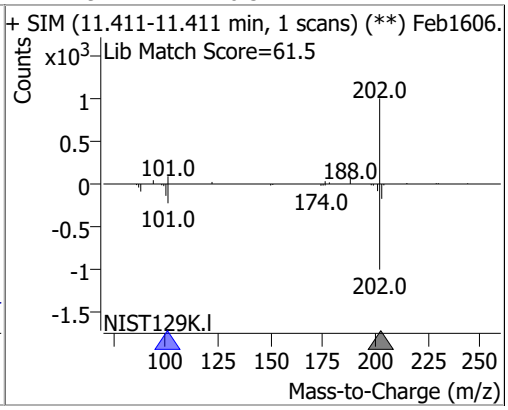

Compound	Conc.	RT	Dev(Min)	Resp.	QIon	QRatio	Lower	Upper
Pyrene	0.4890	11.78	0.01	15659	101.0	12.1	7.6	14.2

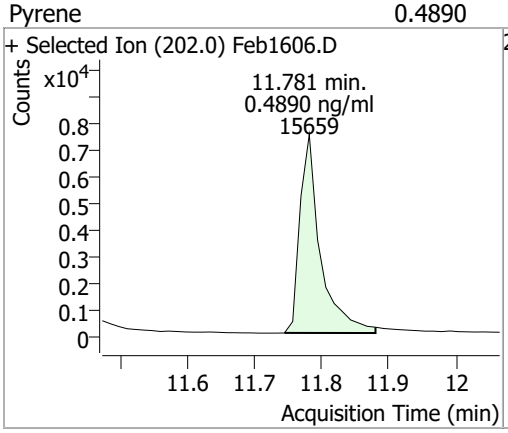

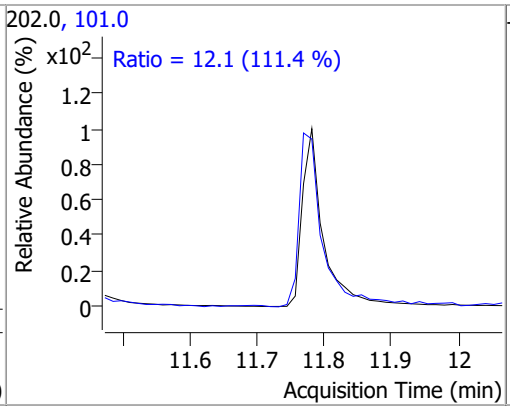

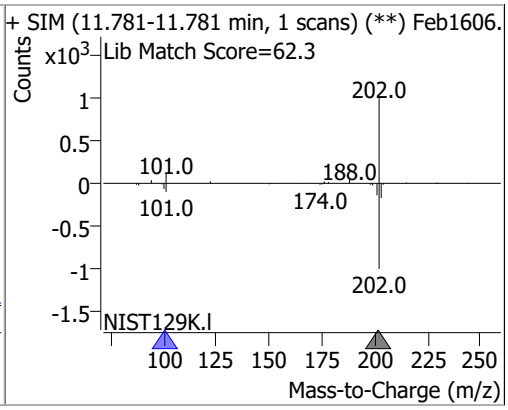

Compound	Conc.	RT	Dev(Min)	Resp.	QIon	QRatio	Lower	Upper
Terphenyl-d14	0.5069	12.24	0.00	10012	122.0	13.5	8.9	16.5

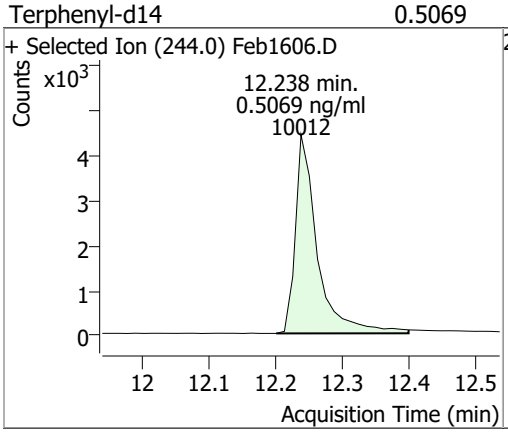

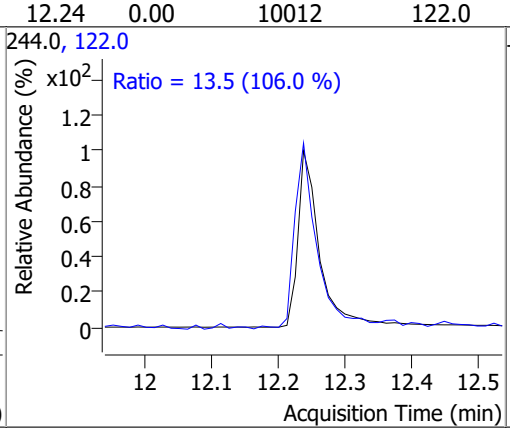

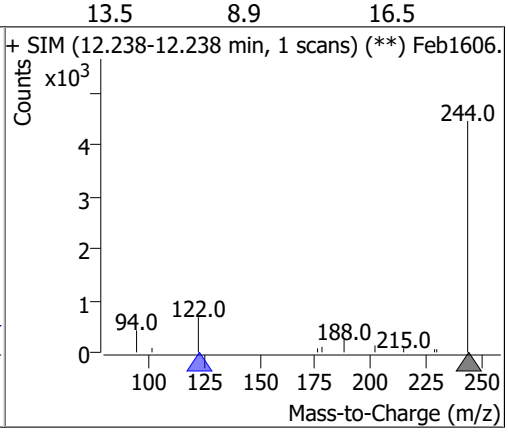

Compound	Conc.	RT	Dev(Min)	Resp.	QIon	QRatio	Lower	Upper
Benzo(a)Anthracene	0.5148	14.64	0.01	14217	226.0	24.9	18.0	33.4
					229.0	26.2	16.5	30.7

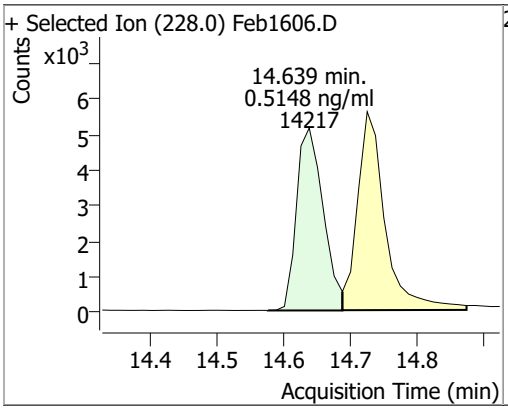

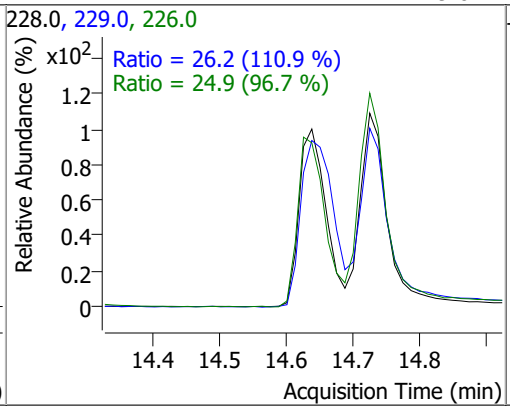

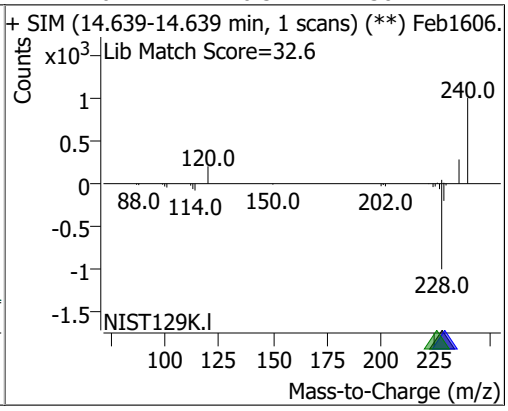

Compound	Conc.	RT	Dev(Min)	Resp.	QIon	QRatio	Lower	Upper
Chrysene	0.5196	14.73	0.00	16184	226.0	29.7	20.2	37.5
					229.0	24.2	15.5	28.8

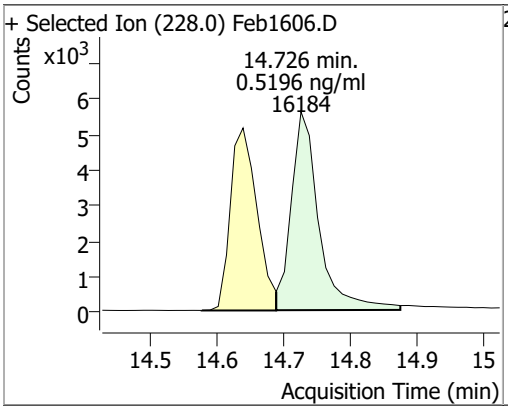

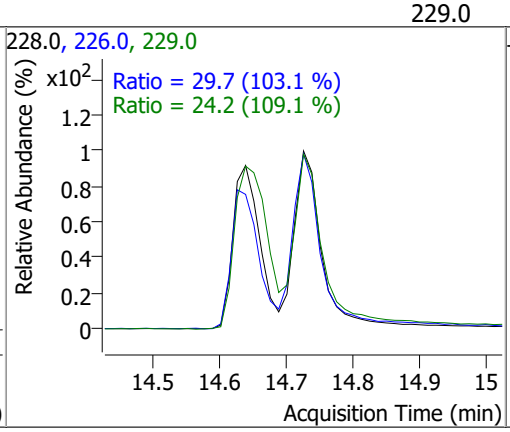

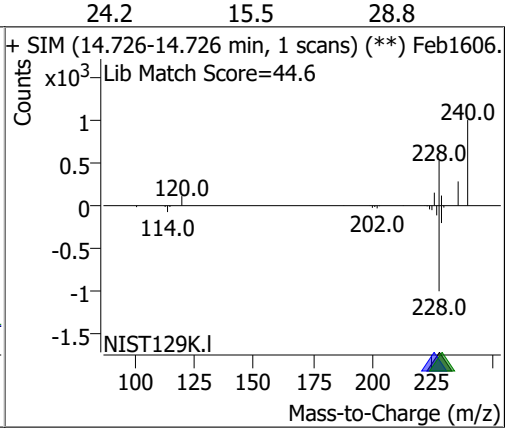

Compound	Conc.	RT	Dev(Min)	Resp.	QIon	QRatio	Lower	Upper
Benzo(b)fluoranthene	0.4668	17.67	0.01	8399	253.0	25.0	16.1	29.9

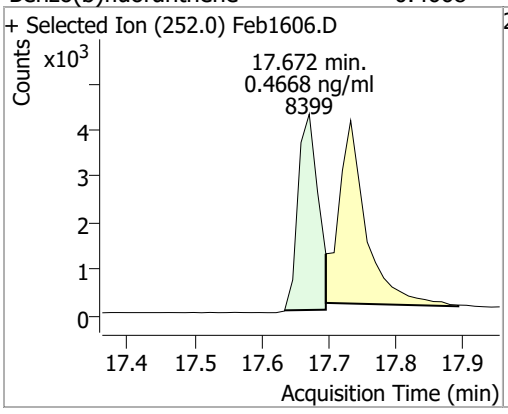

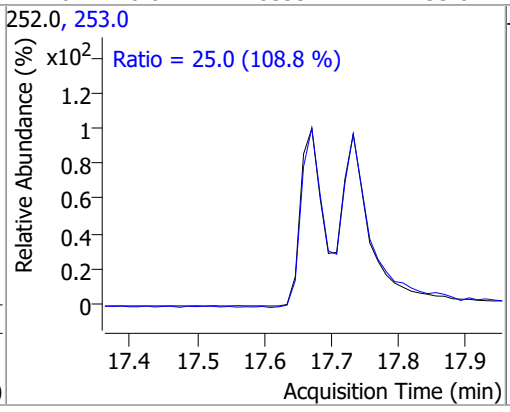

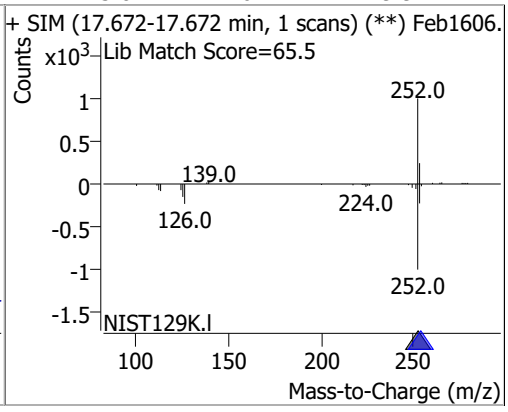

Compound	Conc.	RT	Dev(Min)	Resp.	QIon	QRatio	Lower	Upper
Benzo(k)fluoranthene	0.4996	17.73	0.01	11306	253.0	21.6	15.2	28.2

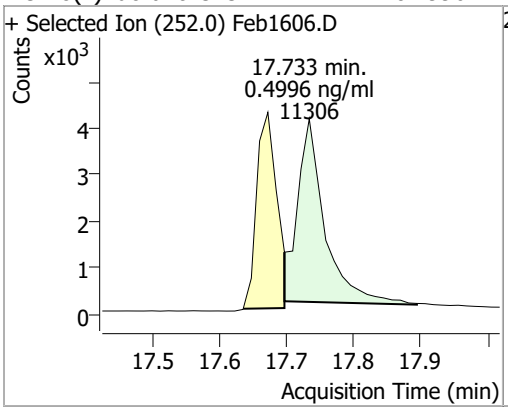

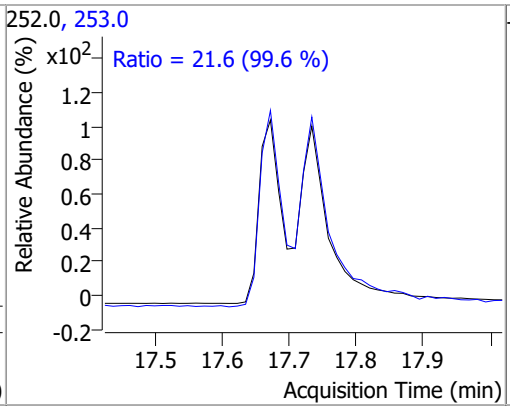

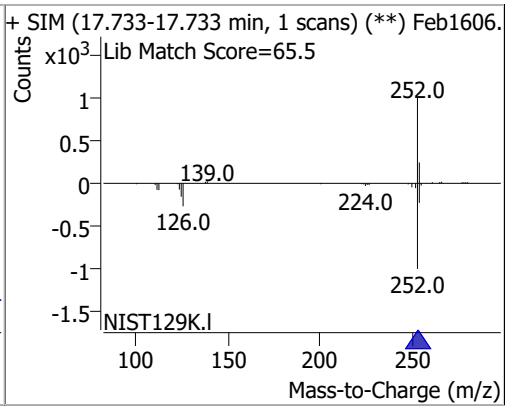

Compound	Conc.	RT	Dev(Min)	Resp.	QIon	QRatio	Lower	Upper
Benzo(a)pyrene	0.5039	18.31	0.01	8072	253.0	23.8	16.6	30.8

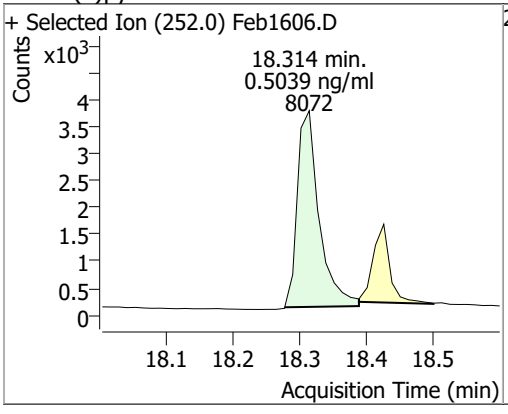

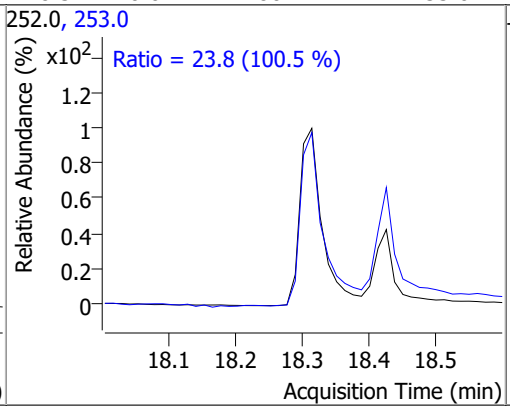

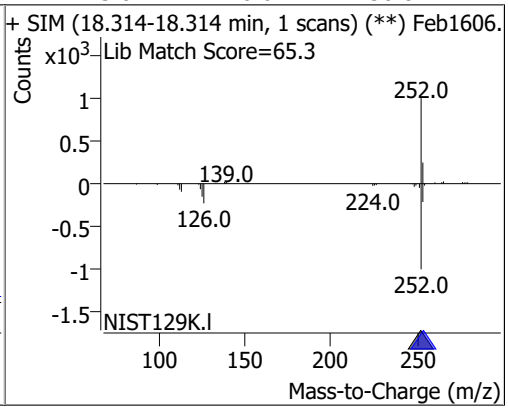

Compound	Conc.	RT	Dev(Min)	Resp.	QIon	QRatio	Lower	Upper
Indeno(1,2,3-cd)pyrene	0.5027	20.17	0.01	6755	138.0	22.5	15.9	29.6

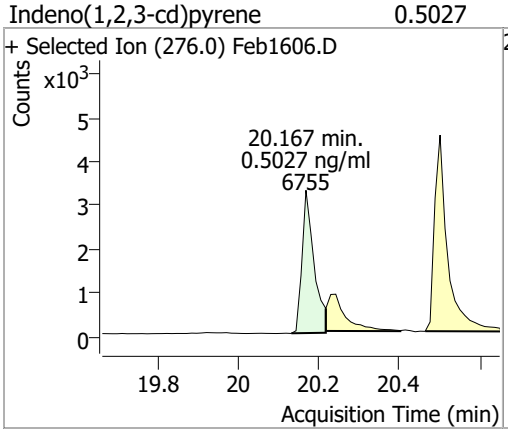

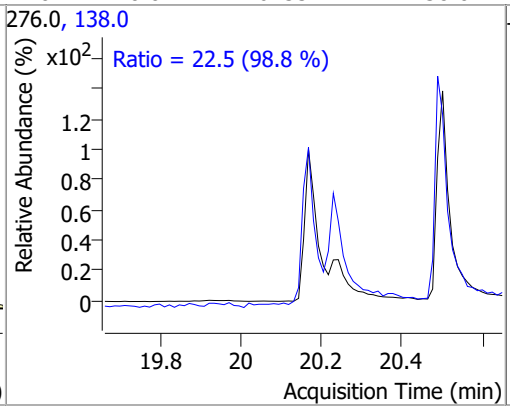

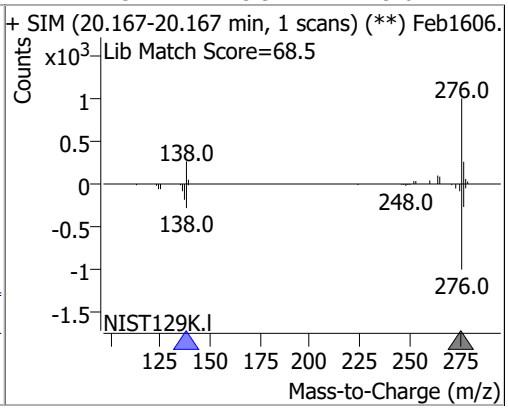

Compound	Conc.	RT	Dev(Min)	Resp.	QIon	QRatio	Lower	Upper
Dibenzo(a,h)anthracene	0.5258	20.24	0.01	8313	279.0	25.4	17.3	32.0
					139.0	14.7	12.1	22.4

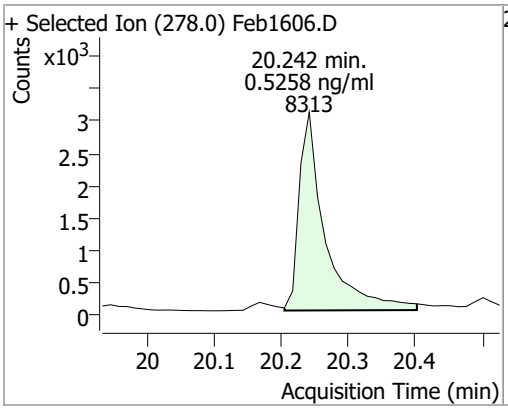

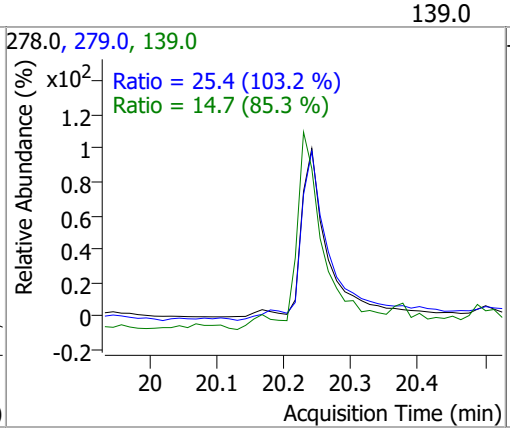

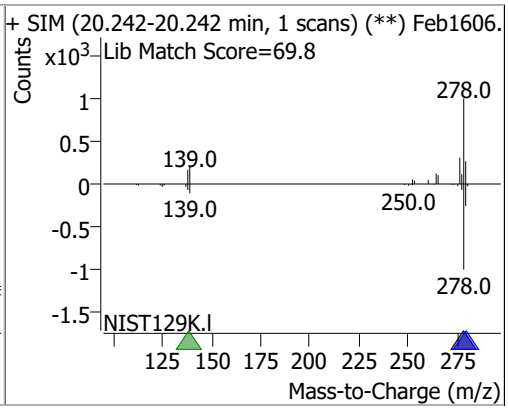

Compound	Conc.	RT	Dev(Min)	Resp.	QIon	QRatio	Lower	Upper
Benzo(g,h,i)perylene	0.5159	20.50	0.01	10198	277.0	23.9	17.2	32.0
					138.0	23.0	16.4	30.4

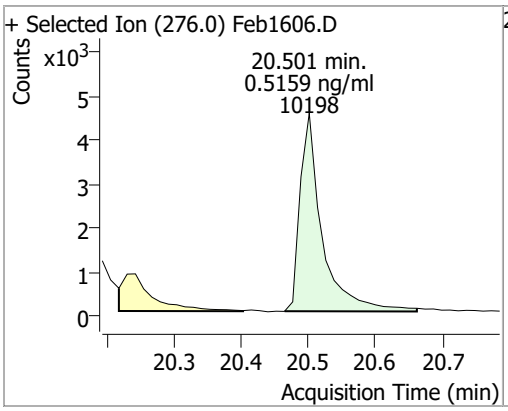

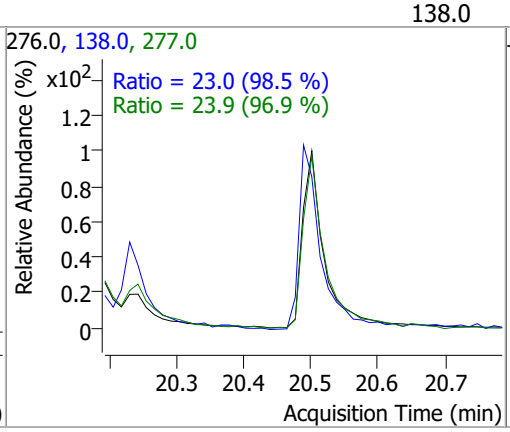

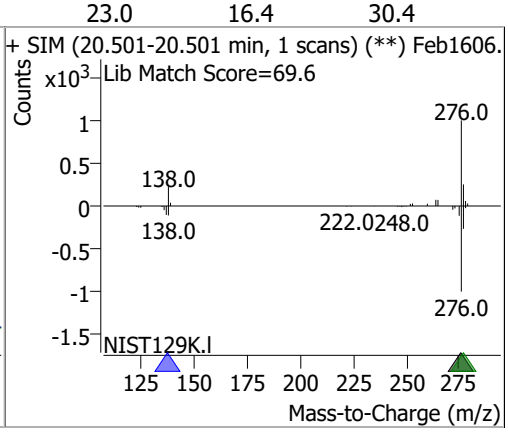

Quantitation Results Report (QT Reviewed)

Data File	Feb1607.D	Operator	LIMS import
Acq. Method	5975BNASIM	Acq. Date-Time	2/16/2022 3:46:33 PM
Sample Name	16-Feb-22_CAL_2	Instrument	GCMS
Vial	7	Multiplier	1.00
DA Method File		Comment	SVOC-8270-W-LLPAH
Tune File	dftppjph.u	Tune Date	
Batch Name	021622 bna SIM 1.batch.bin	Last Calib Update	2/17/2022 8:48:03 AM
Ref Library			

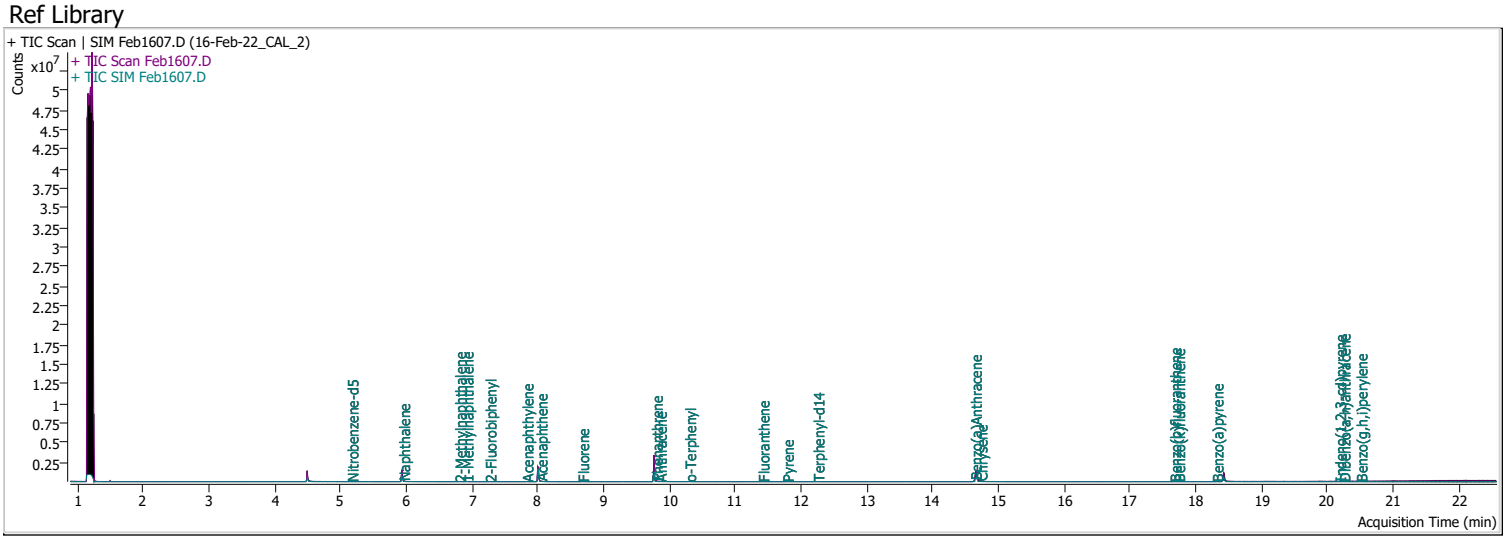

Compound	RT	QIon	Resp.	Conc.	Units		Dev(Min)
Internal Standards							
M 1,4-Dichlorobenzene-d4	4.497	152.0	224215	40.0000	ng/ml		0.000
M Naphthalene-d8	5.928	136.0	951228	40.0000	ng/ml		0.000
M Acenaphthene-d10	8.000	164.0	673430	40.0000	ng/ml		0.000
M Phenanthrene-d10	9.768	188.0	1245859	40.0000	ng/ml		0.000
M Chrysene-d12	14.664	240.0	977733	40.0000	ng/ml		0.000
M Perylene-d12	18.425	264.0	606738	40.0000	ng/ml		0.000
System Monitoring Compounds							
S Nitrobenzene-d5	5.168	82.0	720	0.1705	ng/ml	m	0.025
Spiked Amount: 5.000	Range: 19.0 - 102.0%			Recovery = 3.41%		*	
S 2-Fluorobiphenyl	7.264	172.0	4042	0.1975	ng/ml		0.000
Spiked Amount: 5.000	Range: 25.0 - 94.0%			Recovery = 3.95%		*	
S o-Terphenyl	10.299	230.0	3941	0.1910	ng/ml		0.000
Spiked Amount: 5.000	Range: 40.0 - 140.0%			Recovery = 3.82%		*	
S Terphenyl-d14	12.250	244.0	4301	0.1897	ng/ml		0.012
Spiked Amount: 5.000	Range: 39.0 - 106.0%			Recovery = 3.79%		*	
Target Compounds							**QValue**
T Naphthalene	5.953	128.0	4970	0.1902	ng/ml	#	1
T 2-Methylnaphthalene	6.802	141.0	2961	0.2006	ng/ml		91
T 1-Methylnaphthalene	6.915	141.0	3331	0.2049	ng/ml		90
T Acenaphthylene	7.826	152.0	5031	0.1915	ng/ml		98
T Acenaphthene	8.038	154.0	4182	0.2058	ng/ml	m	89
T Fluorene	8.673	166.0	4576	0.2038	ng/ml		95
T Phenanthrene	9.792	178.0	7065	0.1916	ng/ml		99
T Anthracene	9.854	178.0	5826	0.1853	ng/ml		96
T Fluoranthene	11.411	202.0	6213	0.1883	ng/ml		98
T Pyrene	11.781	202.0	6987	0.1943	ng/ml		97
T Benzo(a)Anthracene	14.639	228.0	7411	0.1860	ng/ml	#	91
T Chrysene	14.726	228.0	6977	0.1947	ng/ml		93
T Benzo(b)fluoranthene	17.671	252.0	3699	0.1956	ng/ml		98

Compound	RT	QIon	Resp.	Conc.	Units		Dev(Min)
T Benzo(k)fluoranthene	17.733	252.0	4870	0.1990	ng/ml		93
T Benzo(a)pyrene	18.314	252.0	3515	0.1949	ng/ml		98
T Indeno(1,2,3-cd)pyrene	20.180	276.0	2722	0.1877	ng/ml	m	98
T Dibenzo(a,h)anthracene	20.241	278.0	3291	0.1915	ng/ml		97
T Benzo(g,h,i)perylene	20.501	276.0	4391	0.1995	ng/ml		97

(#) = Qualifier Out of Range; (m) = Manual Integration; (+) = Area Summed; (*) = Surrogate Percent Recovery Out of Range; (d): Zeroed Peak

Compound	Conc.	RT	Dev(Min)	Resp.	QIon	QRatio	Lower	Upper
Nitrobenzene-d5	0.1705	5.17	0.02	720 (m)	128.0	45.9	32.9	61.0
					54.0	35.4	29.6	54.9

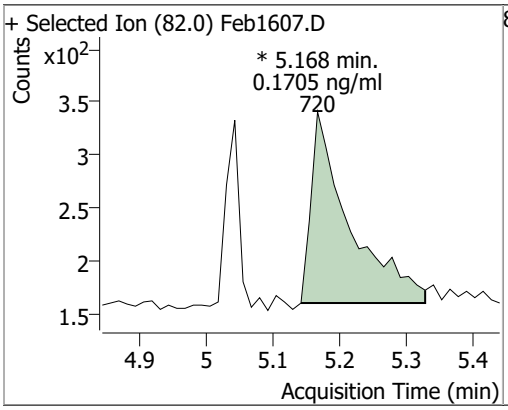

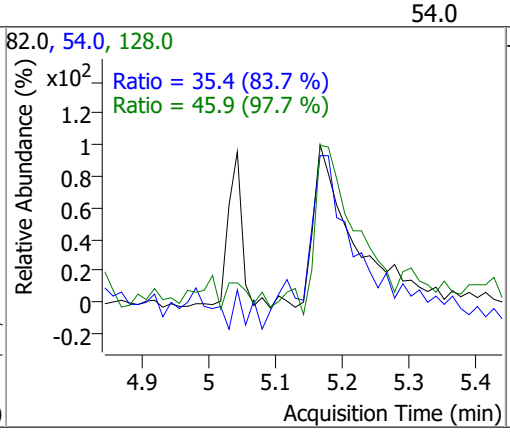

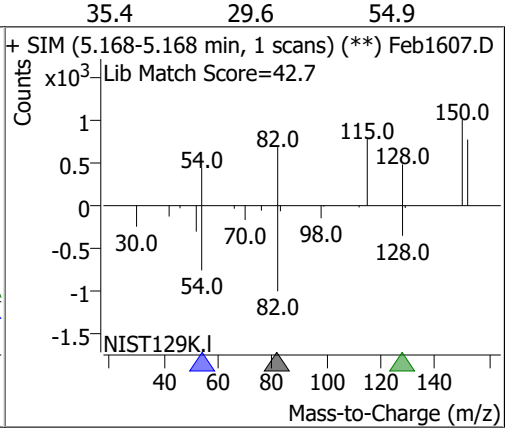

Compound	Conc.	RT	Dev(Min)	Resp.	QIon	QRatio	Lower	Upper
Naphthalene	0.1902	5.95	0.00	4970	102.0	126.0	0.0	35.2
					129.0	12.2	7.9	14.6

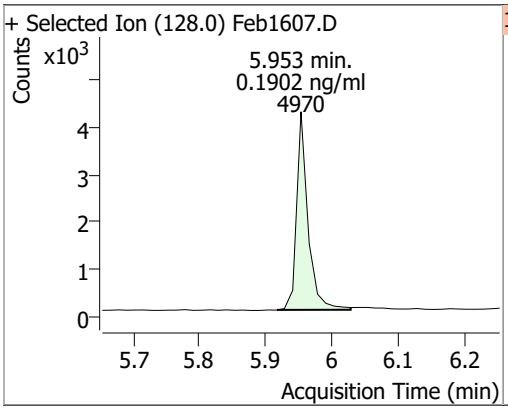

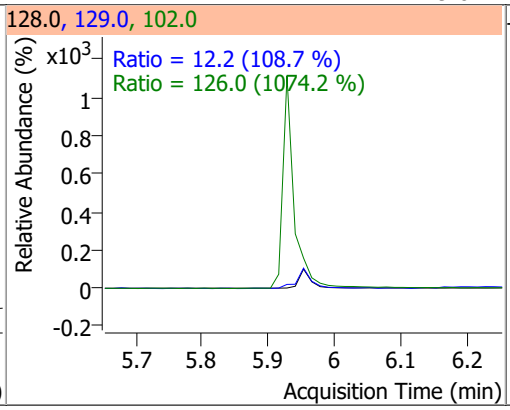

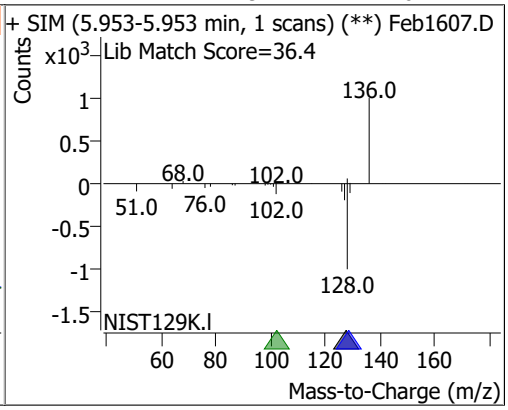

Compound	Conc.	RT	Dev(Min)	Resp.	QIon	QRatio	Lower	Upper
2-Methylnaphthalene	0.2006	6.80	0.01	2961	142.0	125.5	96.5	179.2
					115.0	43.7	33.2	61.6

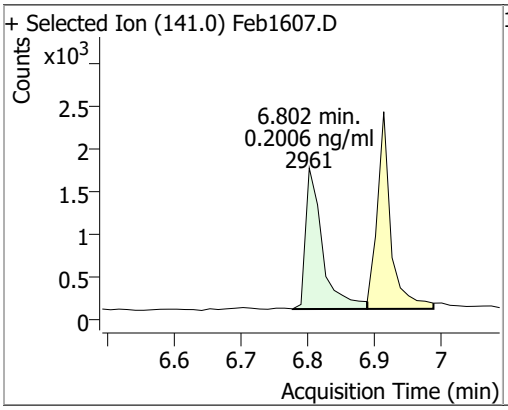

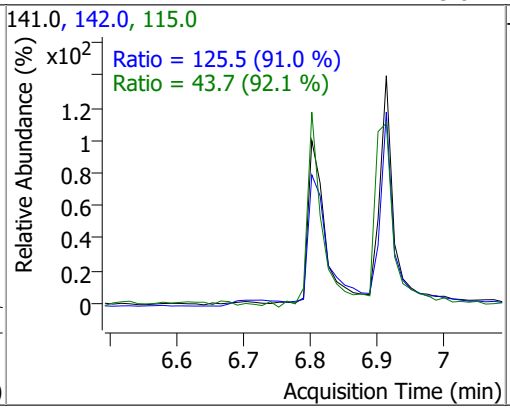

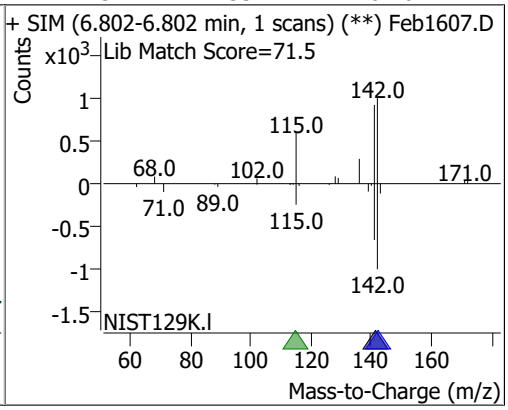

Compound	Conc.	RT	Dev(Min)	Resp.	QIon	QRatio	Lower	Upper
1-Methylnaphthalene	0.2049	6.91	0.01	3331	142.0	102.7	82.3	152.8
					115.0	49.7	33.5	62.2

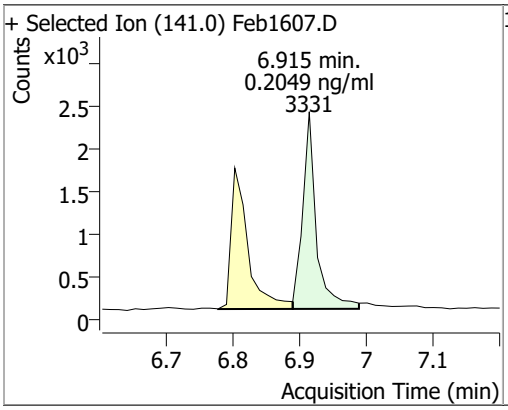

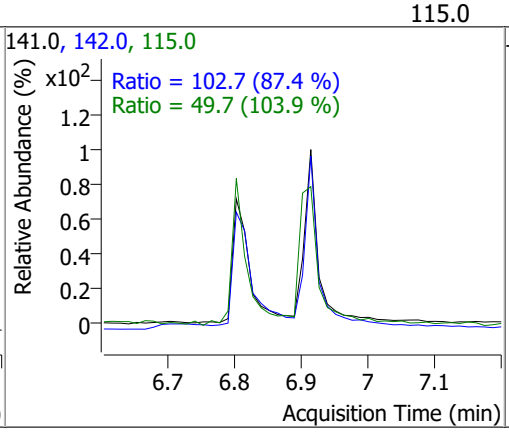

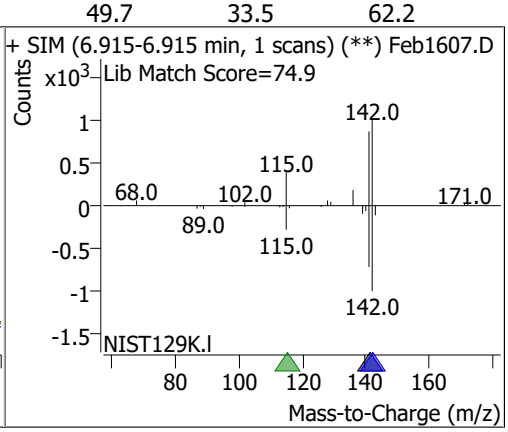

Compound	Conc.	RT	Dev(Min)	Resp.	QIon	QRatio	Lower	Upper
2-Fluorobiphenyl	0.1975	7.26	0.00	4042	171.0	32.8	26.3	48.9

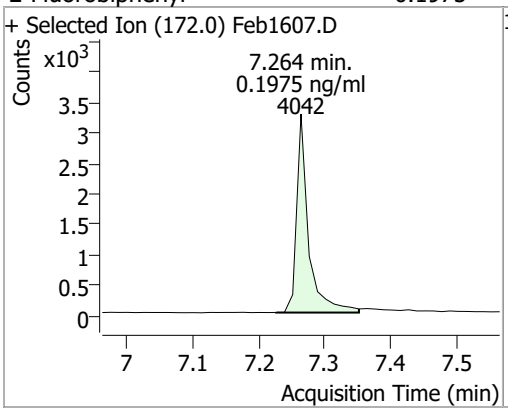

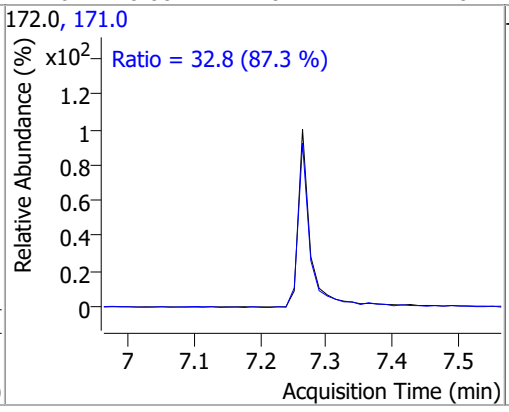

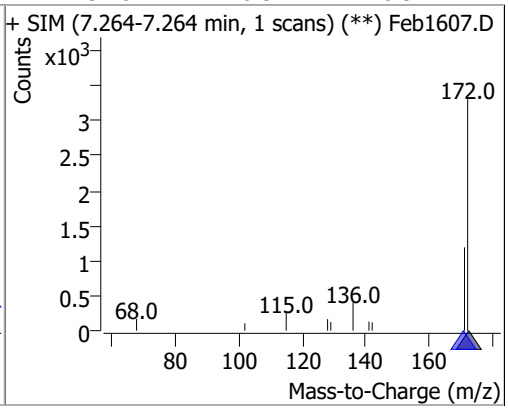

Compound	Conc.	RT	Dev(Min)	Resp.	QIon	QRatio	Lower	Upper
Acenaphthylene	0.1915	7.83	0.00	5031	153.0	15.9	11.8	22.0

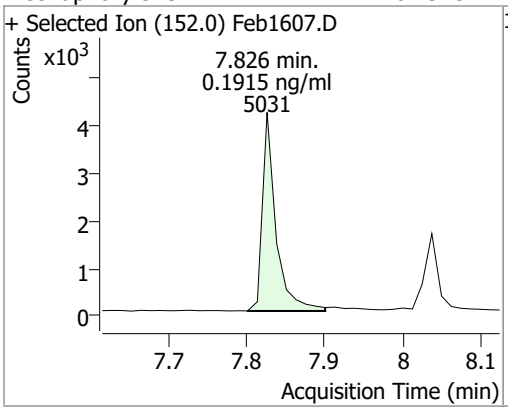

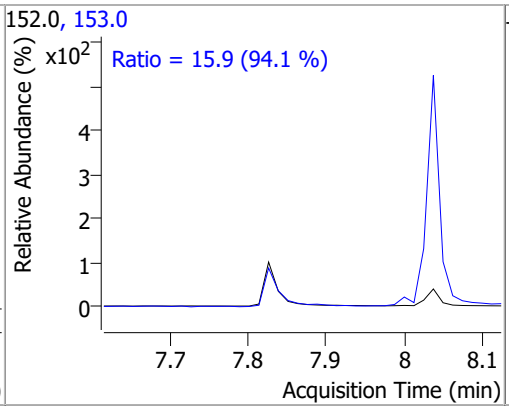

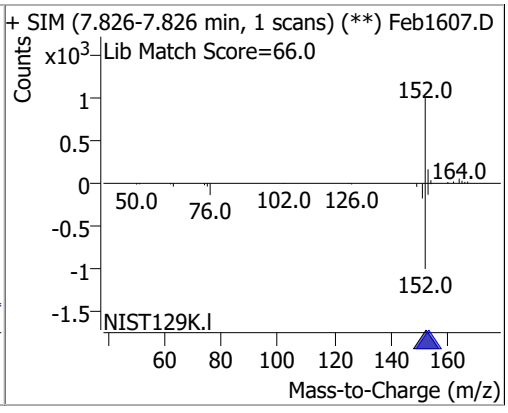

Compound	Conc.	RT	Dev(Min)	Resp.	QIon	QRatio	Lower	Upper
Acenaphthene	0.2058	8.04	0.00	4182 (m)	153.0	102.1	78.7	146.2
					152.0	43.6	36.5	67.8

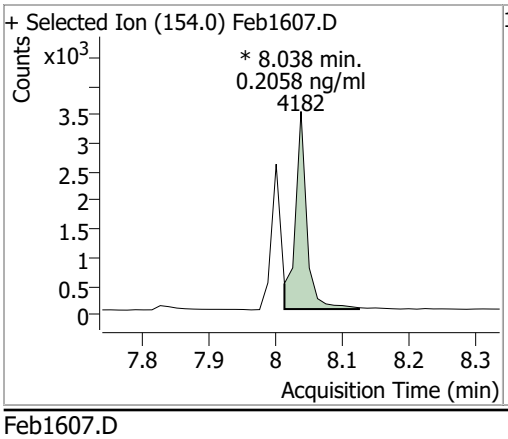

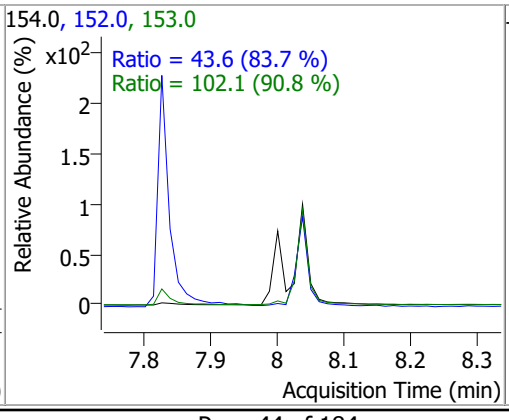

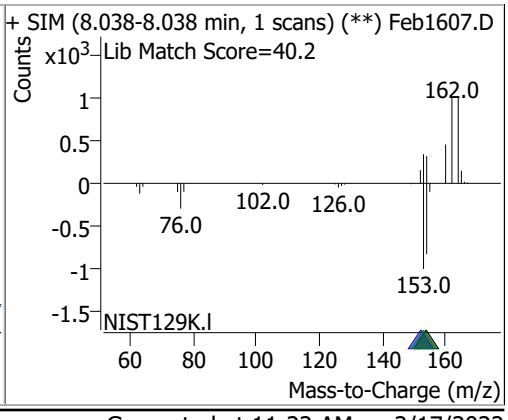

Compound	Conc.	RT	Dev(Min)	Resp.	QIon	QRatio	Lower	Upper
Fluorene	0.2038	8.67	0.01	4576	165.0	93.9	68.8	127.8
					167.0	12.2	7.2	13.4

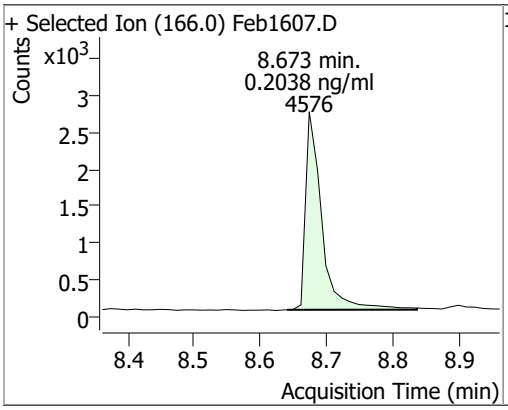

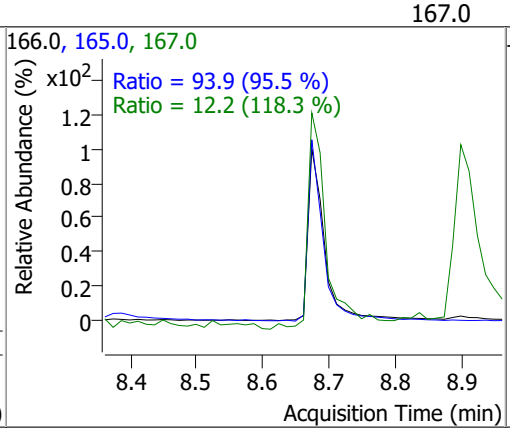

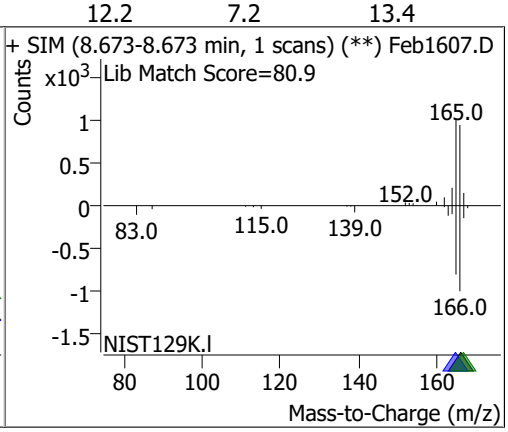

Compound	Conc.	RT	Dev(Min)	Resp.	QIon	QRatio	Lower	Upper
Phenanthrene	0.1916	9.79	0.00	7065	176.0	17.7	12.6	23.5

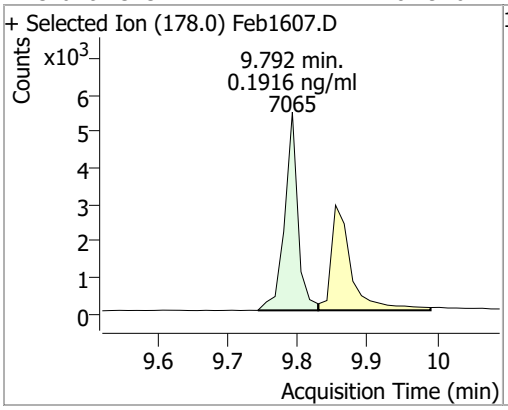

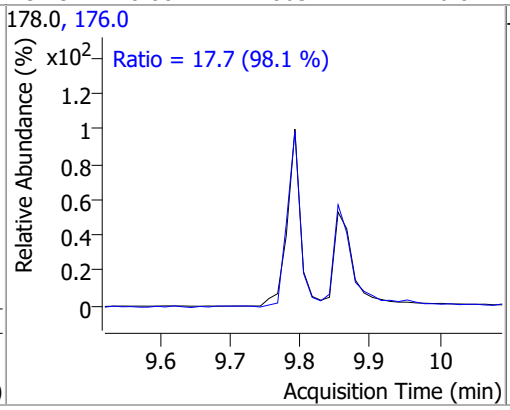

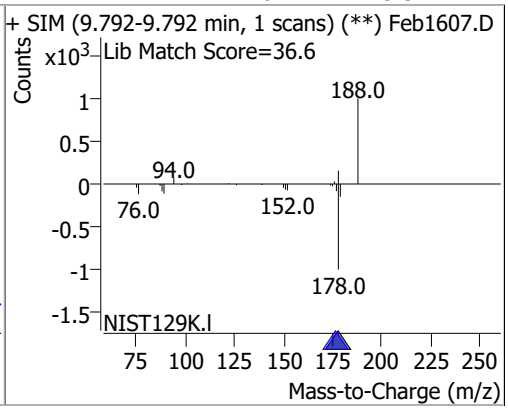

Compound	Conc.	RT	Dev(Min)	Resp.	QIon	QRatio	Lower	Upper
Anthracene	0.1853	9.85	0.00	5826	176.0	19.0	12.0	22.3

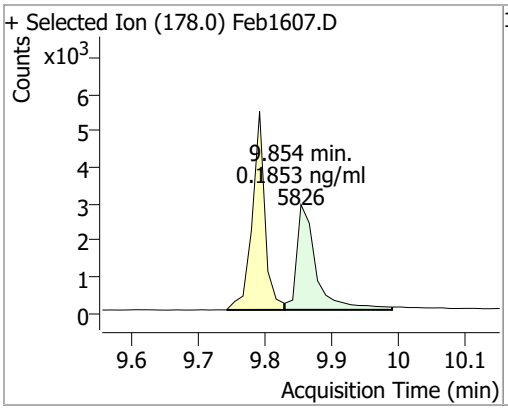

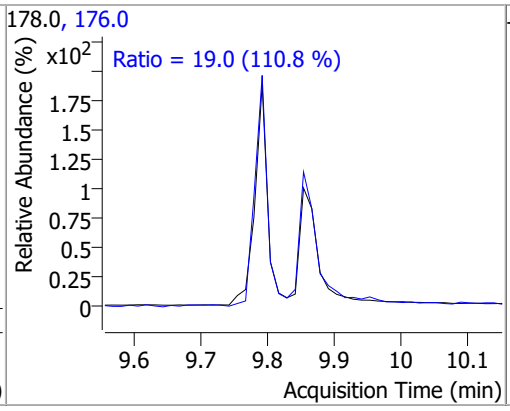

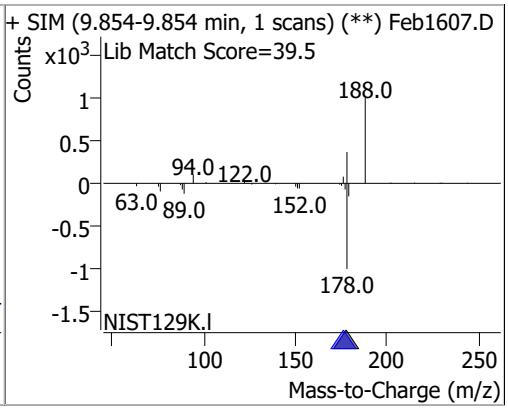

Compound	Conc.	RT	Dev(Min)	Resp.	QIon	QRatio	Lower	Upper
o-Terphenyl	0.1910	10.30	0.00	3941	229.0	63.2	44.8	83.1
					215.0	38.9	27.3	50.6

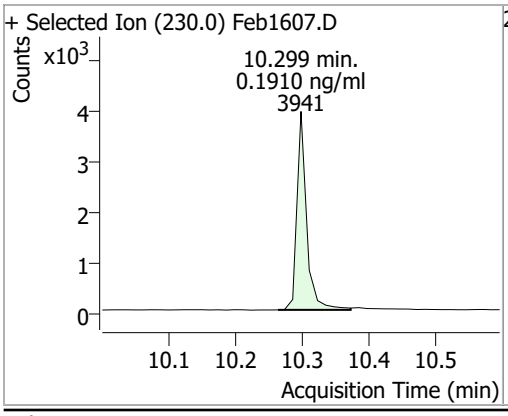

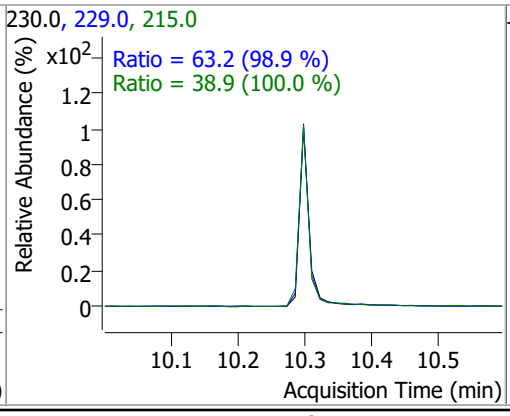

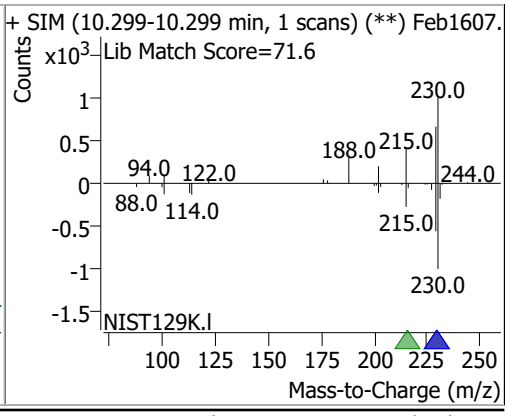

Compound	Conc.	RT	Dev(Min)	Resp.	QIon	QRatio	Lower	Upper
Fluoranthene	0.1883	11.41	0.01	6213	101.0	10.0	6.5	12.1

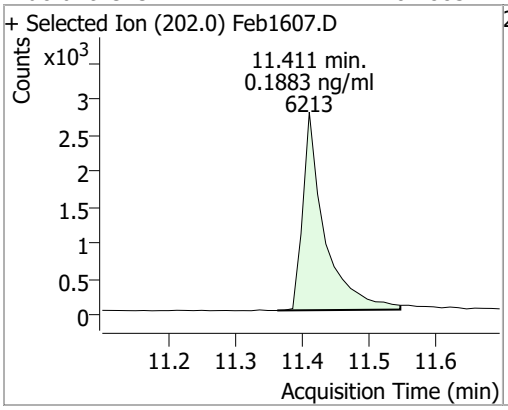

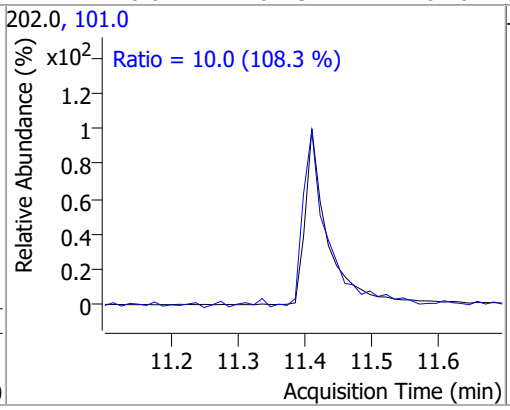

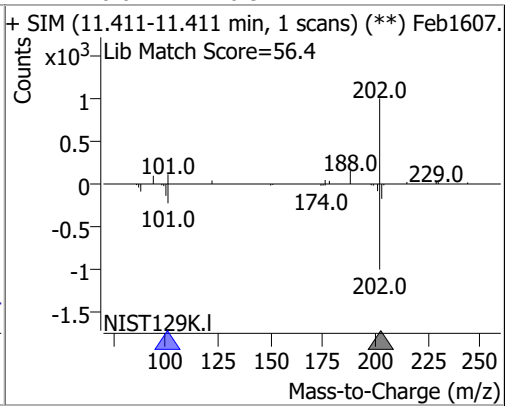

Compound	Conc.	RT	Dev(Min)	Resp.	QIon	QRatio	Lower	Upper
Pyrene	0.1943	11.78	0.01	6987	101.0	12.0	7.6	14.2

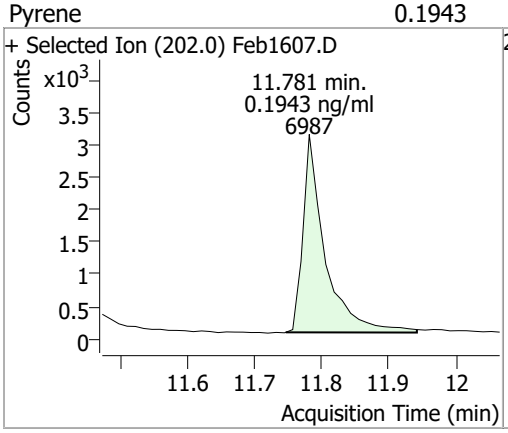

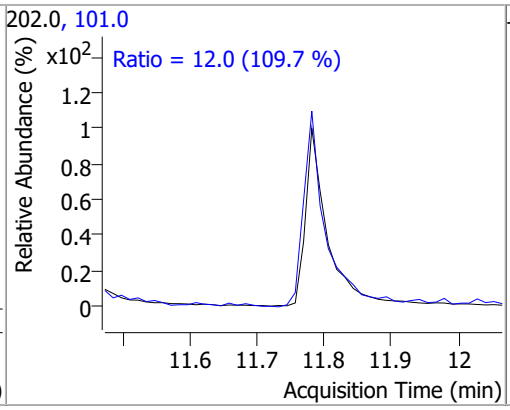

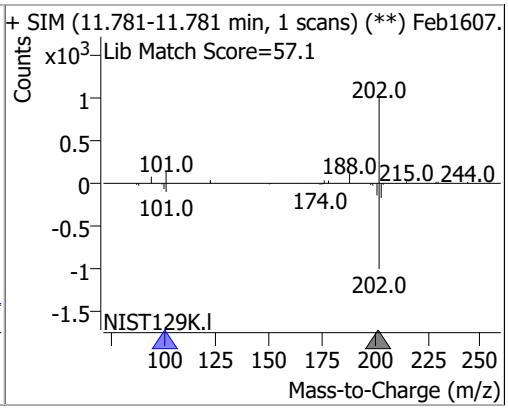

Compound	Conc.	RT	Dev(Min)	Resp.	QIon	QRatio	Lower	Upper
Terphenyl-d14	0.1897	12.25	0.01	4301	122.0	12.0	8.9	16.5

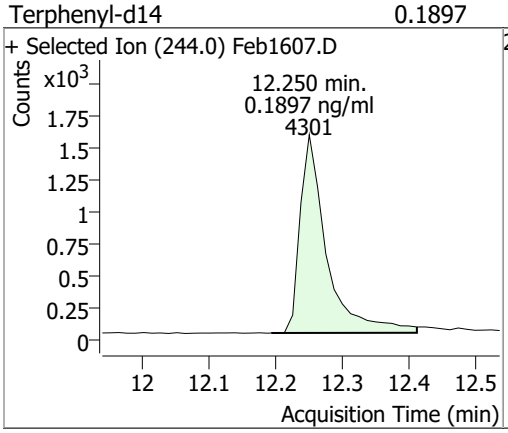

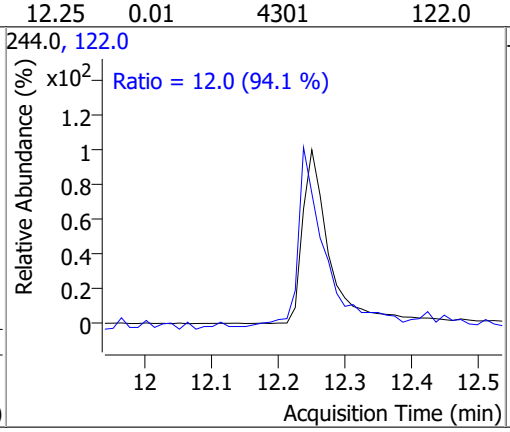

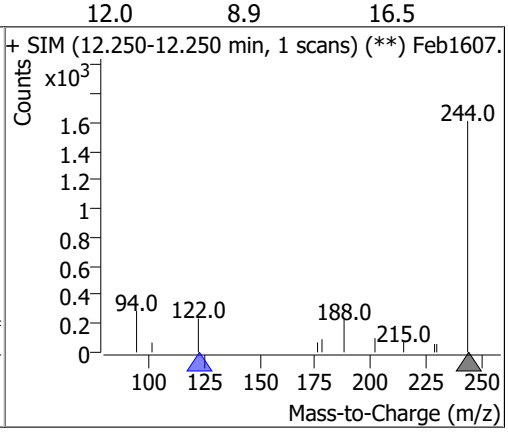

Compound	Conc.	RT	Dev(Min)	Resp.	QIon	QRatio	Lower	Upper
Benzo(a)Anthracene	0.1860	14.64	0.01	7411	226.0	24.6	18.0	33.4
					229.0	31.8	16.5	30.7

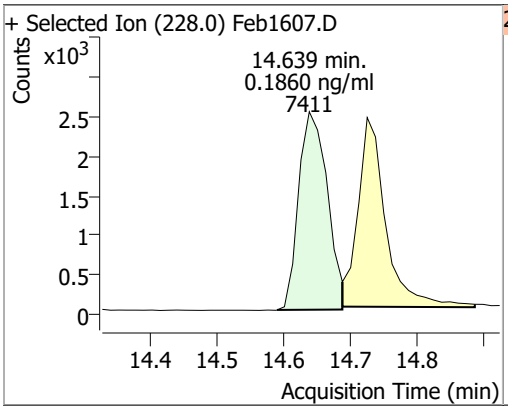

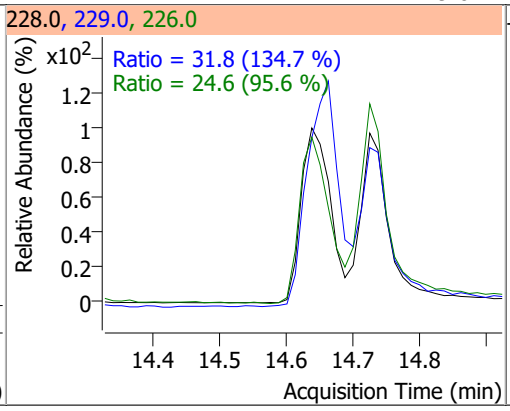

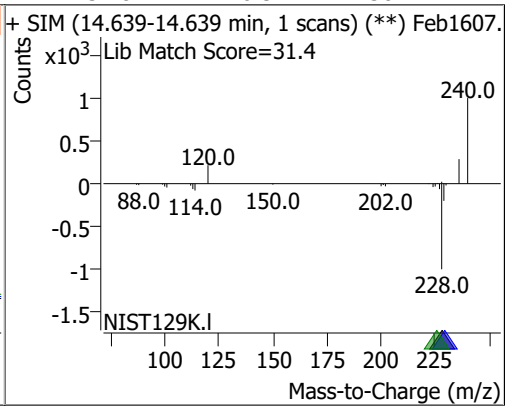

Compound	Conc.	RT	Dev(Min)	Resp.	QIon	QRatio	Lower	Upper
Chrysene	0.1947	14.73	0.00	6977	226.0	33.3	20.2	37.5
					229.0	19.8	15.5	28.8

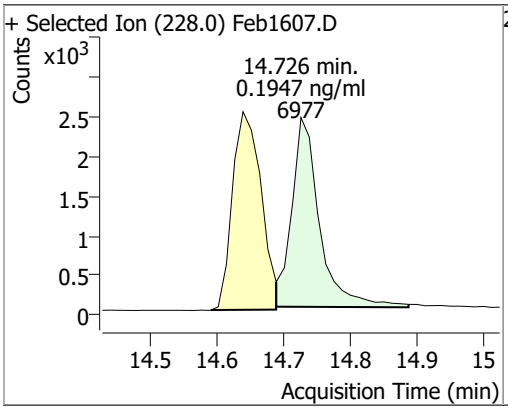

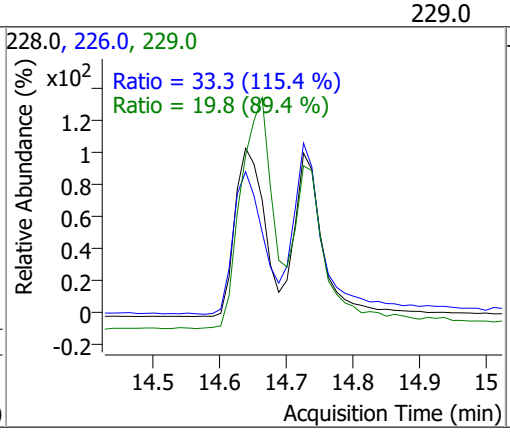

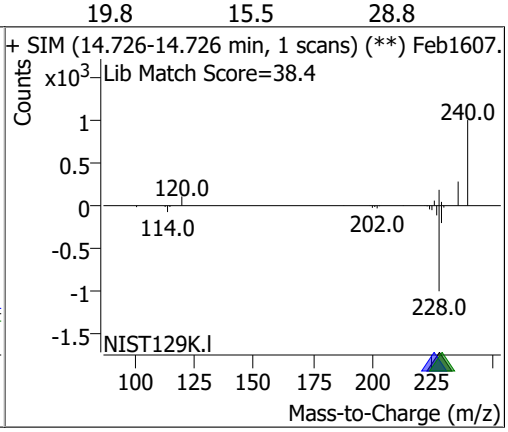

Compound	Conc.	RT	Dev(Min)	Resp.	QIon	QRatio	Lower	Upper
Benzo(b)fluoranthene	0.1956	17.67	0.01	3699	253.0	22.0	16.1	29.9

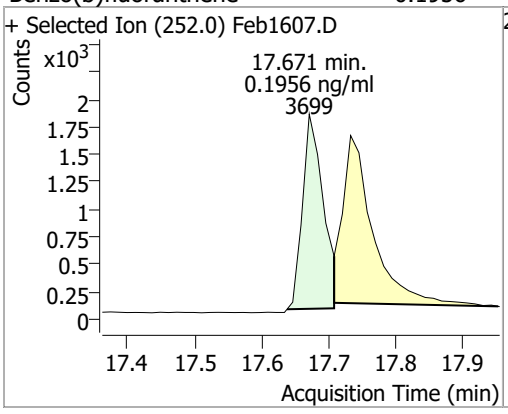

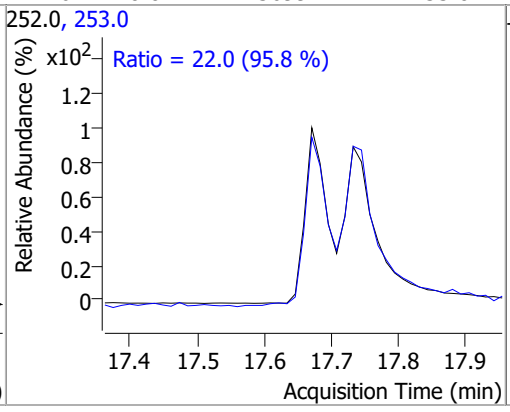

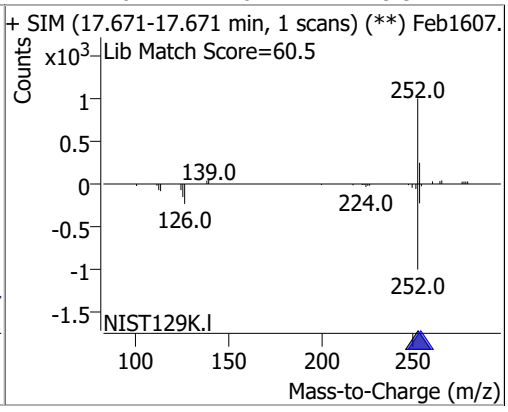

Compound	Conc.	RT	Dev(Min)	Resp.	QIon	QRatio	Lower	Upper
Benzo(k)fluoranthene	0.1990	17.73	0.01	4870	253.0	25.2	15.2	28.2

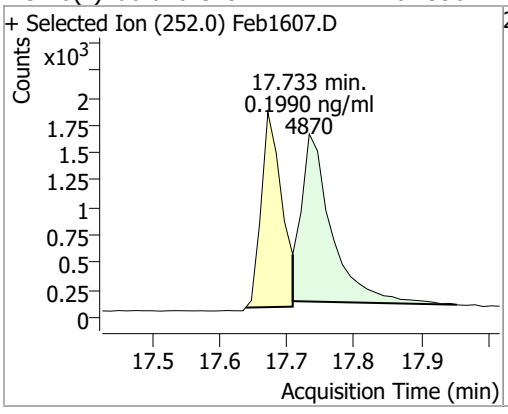

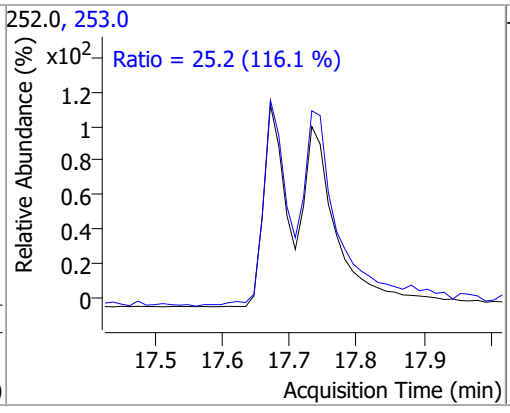

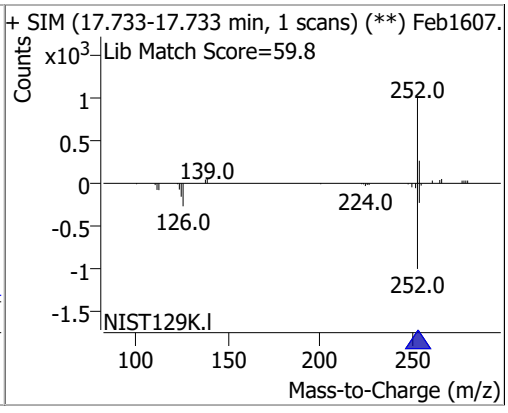

Compound	Conc.	RT	Dev(Min)	Resp.	QIon	QRatio	Lower	Upper
Benzo(a)pyrene	0.1949	18.31	0.01	3515	253.0	24.7	16.6	30.8

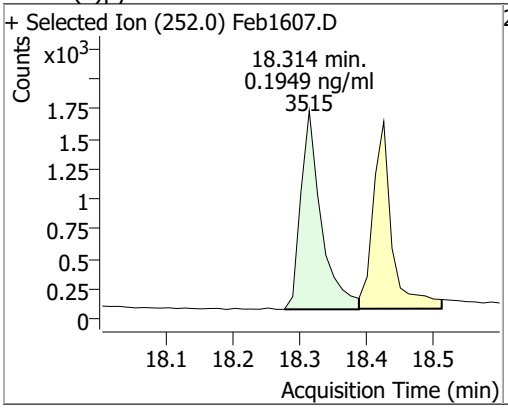

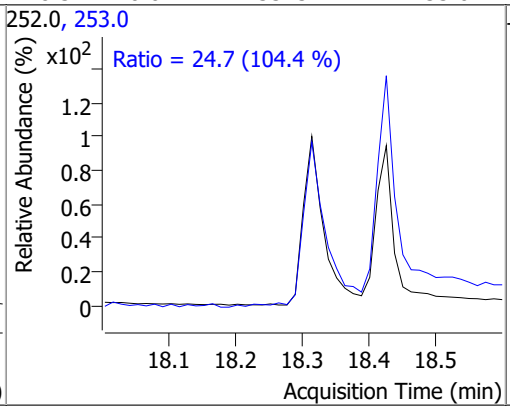

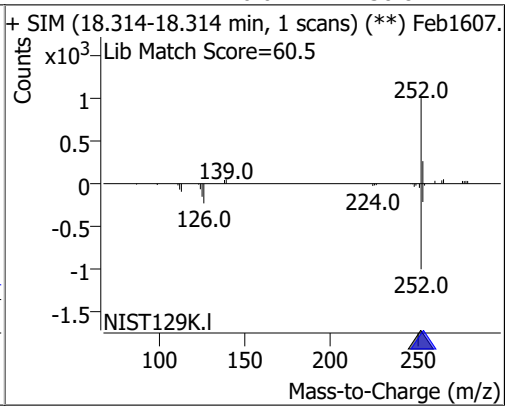

Compound	Conc.	RT	Dev(Min)	Resp.	QIon	QRatio	Lower	Upper
Indeno(1,2,3-cd)pyrene	0.1877	20.18	0.02	2722 (m)	138.0	21.8	15.9	29.6

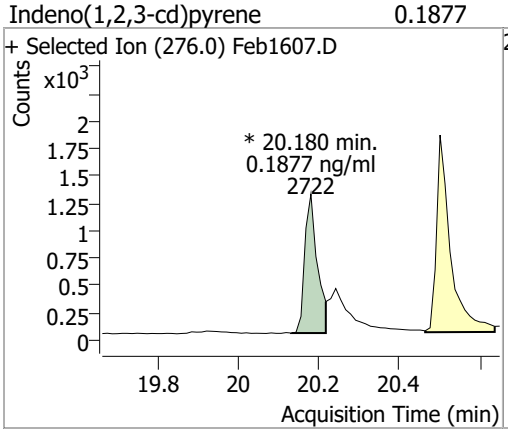

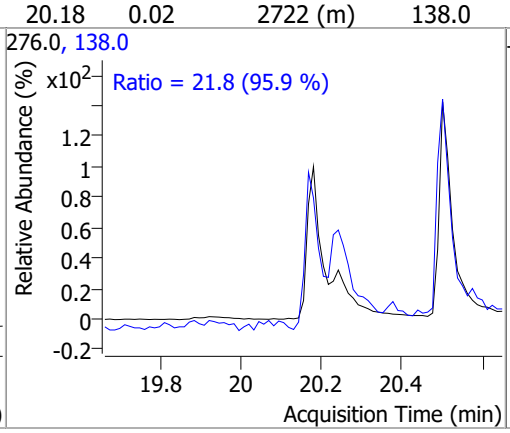

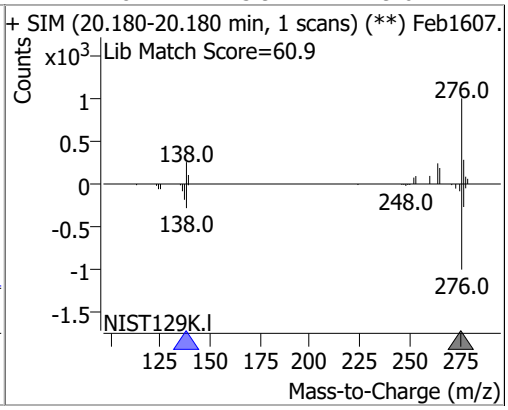

Compound	Conc.	RT	Dev(Min)	Resp.	QIon	QRatio	Lower	Upper
Dibenzo(a,h)anthracene	0.1915	20.24	0.01	3291	279.0	26.9	17.3	32.0
					139.0	17.4	12.1	22.4

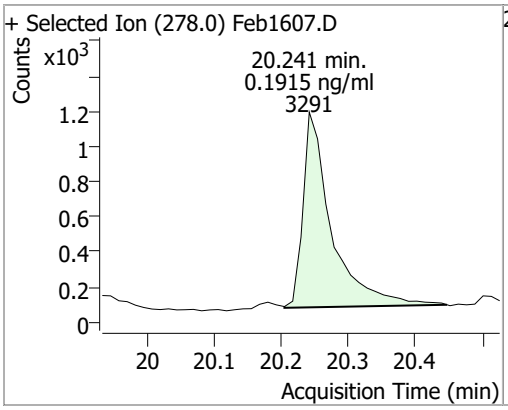

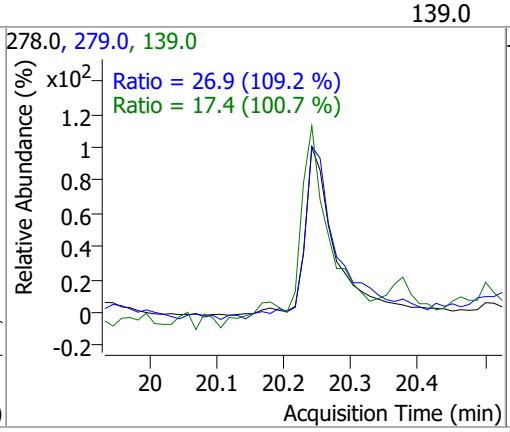

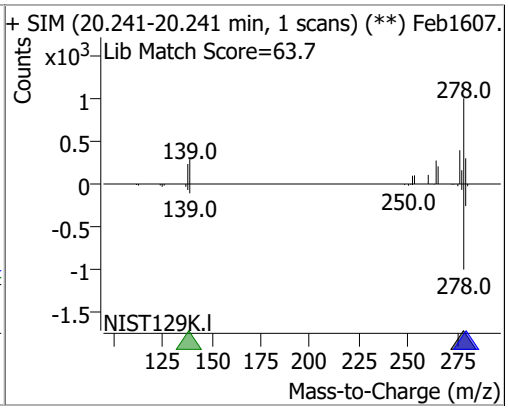

Compound	Conc.	RT	Dev(Min)	Resp.	QIon	QRatio	Lower	Upper
Benzo(g,h,i)perylene	0.1995	20.50	0.01	4391	277.0	22.3	17.2	32.0
					138.0	23.0	16.4	30.4

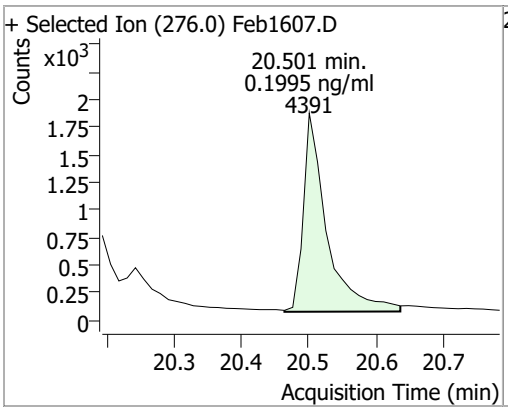

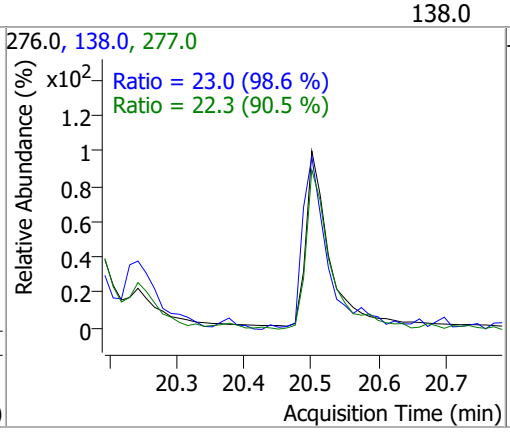

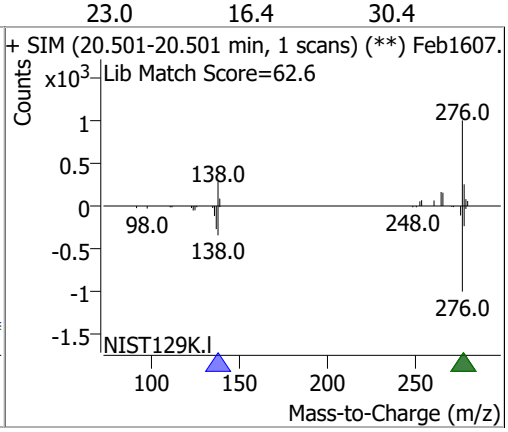

Quantitation Results Report (QT Reviewed)

Data File	Feb1608.D	Operator	LIMS import
Acq. Method	5975BNASIM	Acq. Date-Time	2/16/2022 4:18:59 PM
Sample Name	16-Feb-22_CAL_1	Instrument	GCMS
Vial	8	Multiplier	1.00
DA Method File		Comment	SVOC-8270-W-LLPAH
Tune File	dftppjph.u	Tune Date	
Batch Name	021622 bna SIM 1.batch.bin	Last Calib Update	2/17/2022 8:48:03 AM
Ref Library			

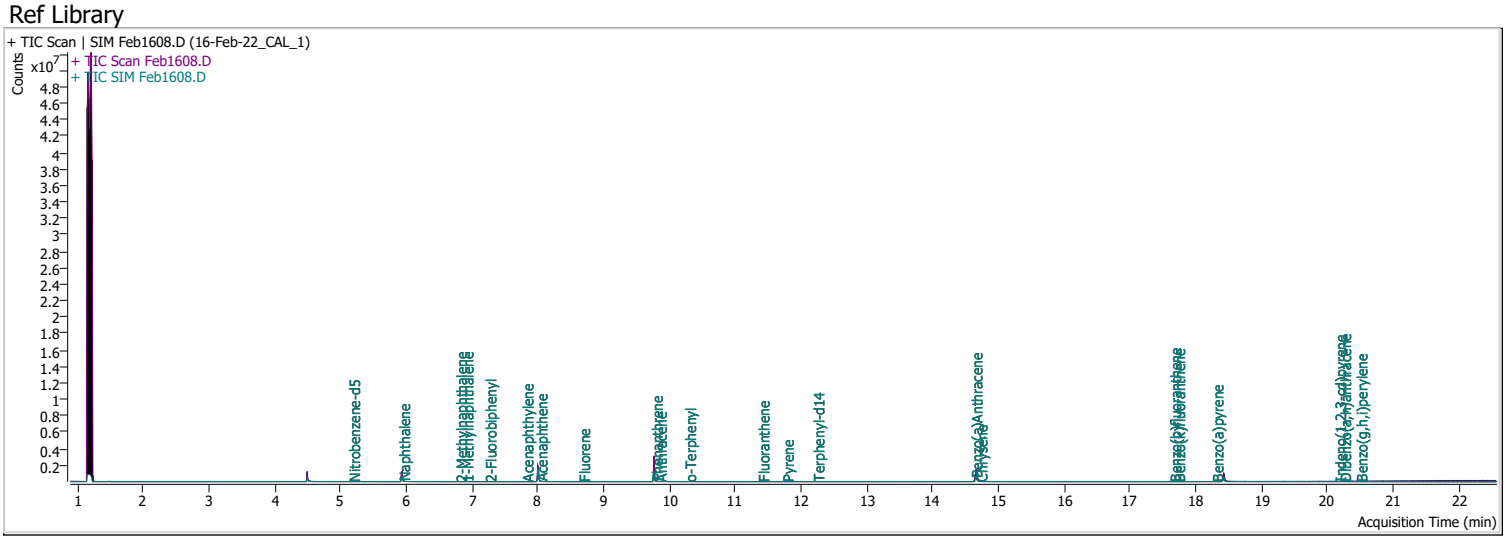

Compound	RT	QIon	Resp.	Conc.	Units		Dev(Min)
Internal Standards							
M 1,4-Dichlorobenzene-d4	4.497	152.0	183966	40.0000	ng/ml		0.000
M Naphthalene-d8	5.928	136.0	868120	40.0000	ng/ml		0.000
M Acenaphthene-d10	8.001	164.0	638648	40.0000	ng/ml		0.000
M Phenanthrene-d10	9.768	188.0	1176030	40.0000	ng/ml		0.000
M Chrysene-d12	14.664	240.0	923324	40.0000	ng/ml		0.000
M Perylene-d12	18.425	264.0	588546	40.0000	ng/ml		0.000
System Monitoring Compounds							
S Nitrobenzene-d5	5.193	82.0	421	0.1211	ng/ml	#m	0.050
Spiked Amount: 5.000	Range: 19.0 - 102.0%			Recovery = 2.42%		*	
S 2-Fluorobiphenyl	7.265	172.0	2253	0.0947	ng/ml		0.000
Spiked Amount: 5.000	Range: 25.0 - 94.0%			Recovery = 1.89%		*	
S o-Terphenyl	10.299	230.0	2309	0.0990	ng/ml		0.000
Spiked Amount: 5.000	Range: 40.0 - 140.0%			Recovery = 1.98%		*	
S Terphenyl-d14	12.251	244.0	2564	0.1025	ng/ml		0.012
Spiked Amount: 5.000	Range: 39.0 - 106.0%			Recovery = 2.05%		*	
Target Compounds							**QValue**
T Naphthalene	5.953	128.0	2684	0.1011	ng/ml	#m	64
T 2-Methylnaphthalene	6.815	141.0	1513	0.1124	ng/ml	m	88
T 1-Methylnaphthalene	6.915	141.0	1726	0.1163	ng/ml	m	88
T Acenaphthylene	7.826	152.0	3000	0.1005	ng/ml		95
T Acenaphthene	8.038	154.0	2337	0.0982	ng/ml	m	83
T Fluorene	8.686	166.0	2527	0.0990	ng/ml	#	77
T Phenanthrene	9.793	178.0	4187	0.0959	ng/ml		97
T Anthracene	9.854	178.0	3507	0.1022	ng/ml		99
T Fluoranthene	11.411	202.0	3625	0.0994	ng/ml		99
T Pyrene	11.781	202.0	4005	0.1024	ng/ml		100
T Benzo(a)Anthracene	14.652	228.0	5343	0.1024	ng/ml	#	86
T Chrysene	14.726	228.0	3938	0.0971	ng/ml	#	82
T Benzo(b)fluoranthene	17.672	252.0	2079	0.1065	ng/ml		99

Compound	RT	QIon	Resp.	Conc.	Units		Dev(Min)
T Benzo(k)fluoranthene	17.733	252.0	2719	0.1038	ng/ml	#m	86
T Benzo(a)pyrene	18.314	252.0	2000	0.0968	ng/ml		99
T Indeno(1,2,3-cd)pyrene	20.180	276.0	1597	0.1041	ng/ml		100
T Dibenzo(a,h)anthracene	20.254	278.0	1774	0.0945	ng/ml	m	98
T Benzo(g,h,i)perylene	20.501	276.0	2349	0.0933	ng/ml	m	96

(#) = Qualifier Out of Range; (m) = Manual Integration; (+) = Area Summed; (*) = Surrogate Percent Recovery Out of Range; (d): Zeroed Peak

Compound	Conc.	RT	Dev(Min)	Resp.	QIon	QRatio	Lower	Upper
Nitrobenzene-d5	0.1211	5.19	0.05	421 (m)	128.0	32.8	32.9	61.0
					54.0	35.9	29.6	54.9

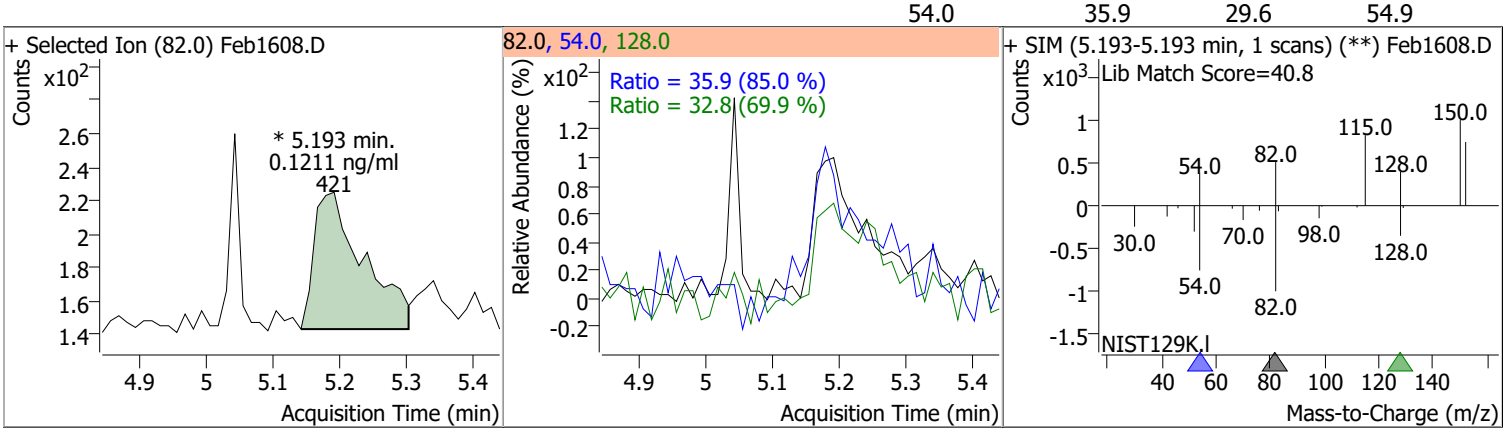

Compound	Conc.	RT	Dev(Min)	Resp.	QIon	QRatio	Lower	Upper
Naphthalene	0.1011	5.95	0.00	2684 (m)	102.0	38.2	0.0	35.2
					129.0	12.2	7.9	14.6

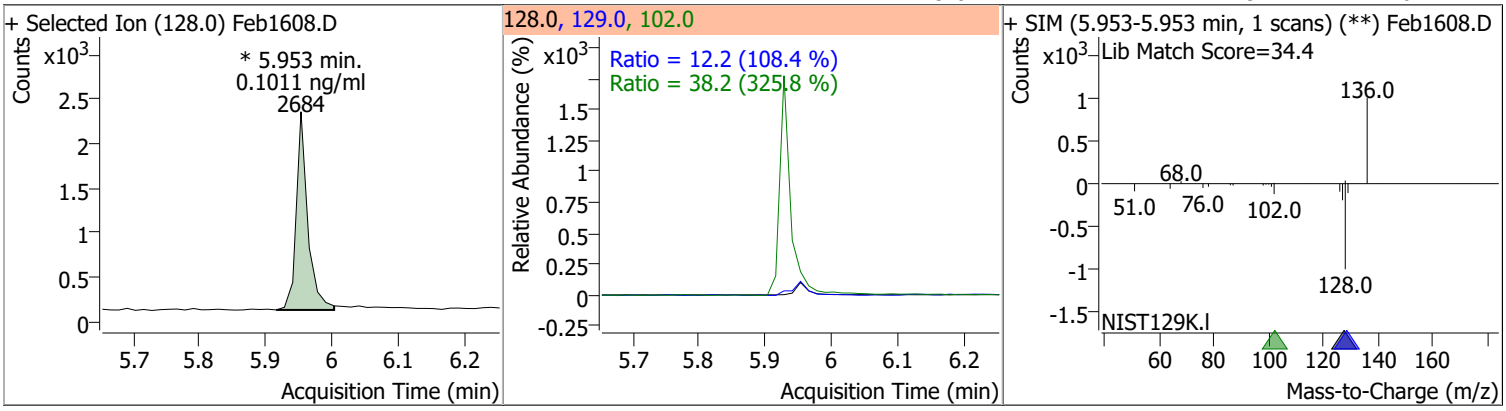

Compound	Conc.	RT	Dev(Min)	Resp.	QIon	QRatio	Lower	Upper
2-Methylnaphthalene	0.1124	6.81	0.02	1513 (m)	142.0	118.8	96.5	179.2
					115.0	45.6	33.2	61.6

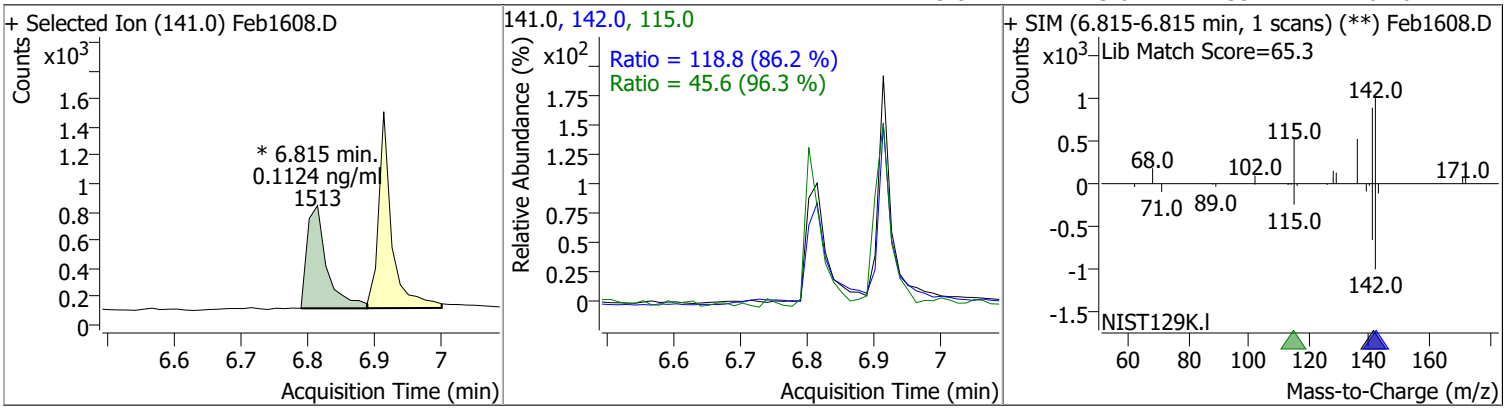

Compound	Conc.	RT	Dev(Min)	Resp.	QIon	QRatio	Lower	Upper
1-Methylnaphthalene	0.1163	6.91	0.01	1726 (m)	142.0	133.9	82.3	152.8
					115.0	50.4	33.5	62.2

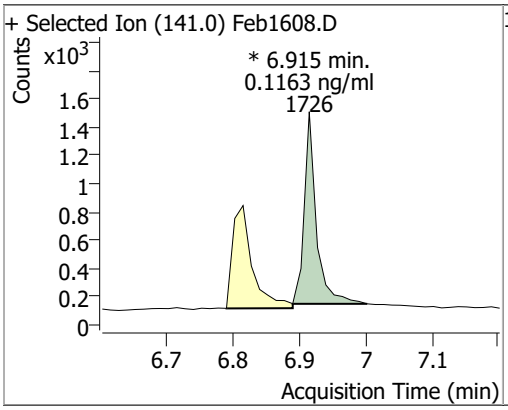

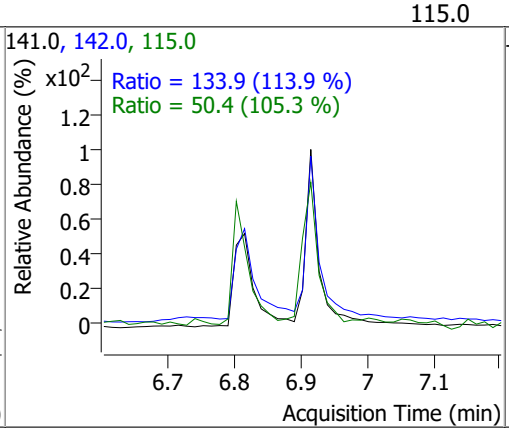

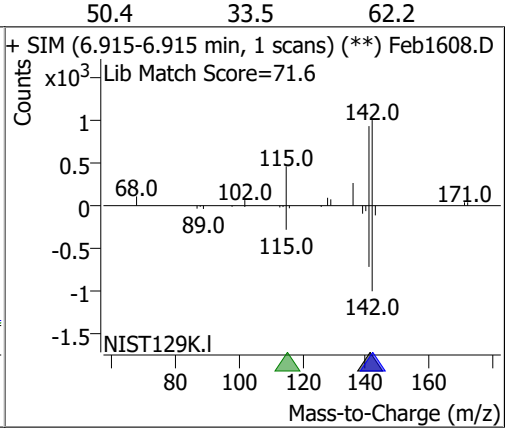

Compound	Conc.	RT	Dev(Min)	Resp.	QIon	QRatio	Lower	Upper
2-Fluorobiphenyl	0.0947	7.26	0.00	2253	171.0	34.1	26.3	48.9

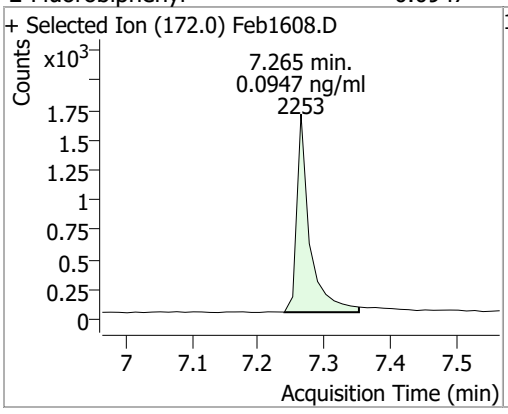

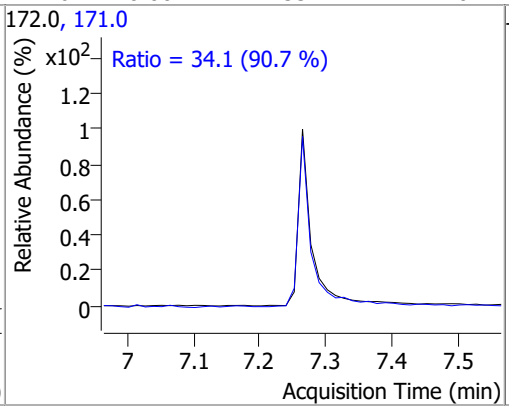

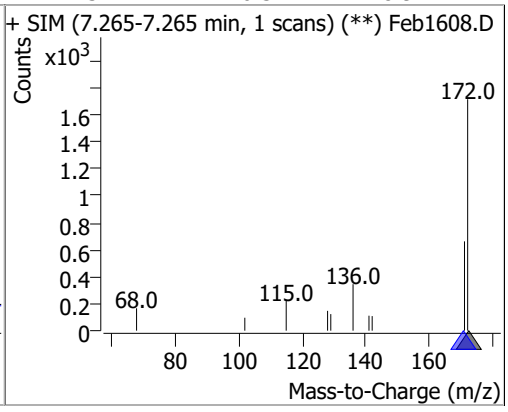

Compound	Conc.	RT	Dev(Min)	Resp.	QIon	QRatio	Lower	Upper
Acenaphthylene	0.1005	7.83	0.00	3000	153.0	14.8	11.8	22.0

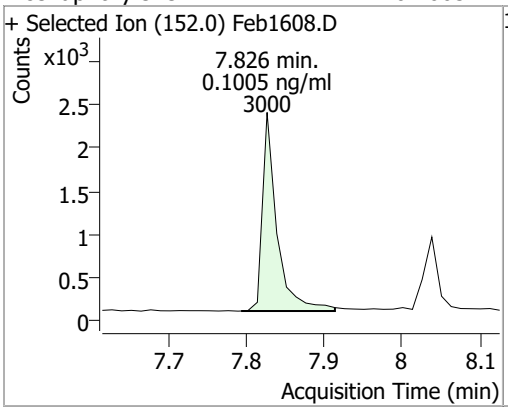

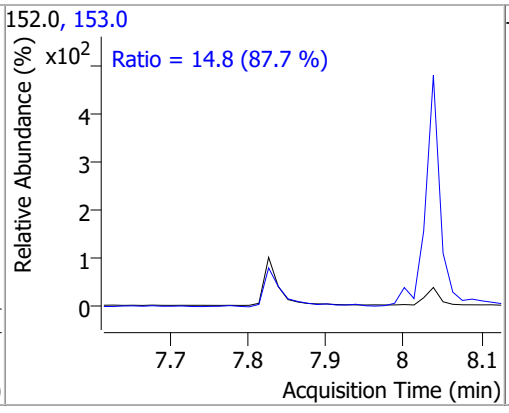

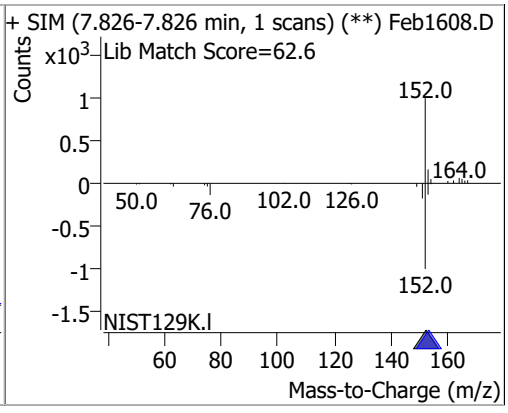

Compound	Conc.	RT	Dev(Min)	Resp.	QIon	QRatio	Lower	Upper
Acenaphthene	0.0982	8.04	0.00	2337 (m)	153.0	91.4	78.7	146.2
					152.0	44.2	36.5	67.8

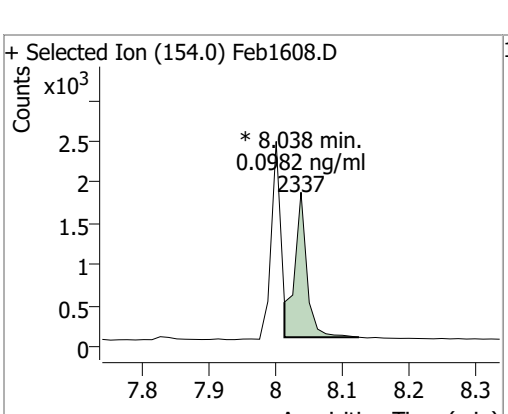

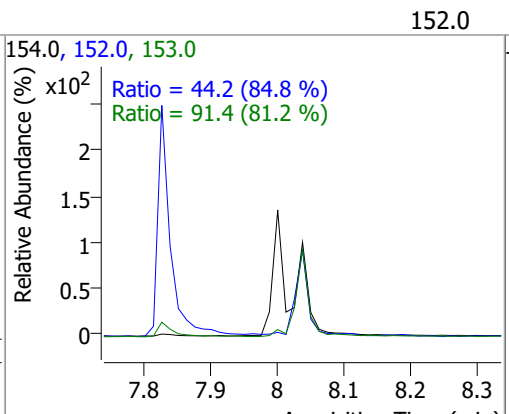

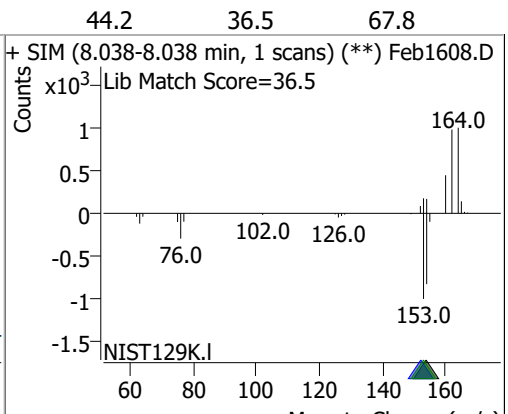

Compound	Conc.	RT	Dev(Min)	Resp.	QIon	QRatio	Lower	Upper
Fluorene	0.0990	8.69	0.02	2527	165.0	73.7	68.8	127.8
					167.0	13.7	7.2	13.4

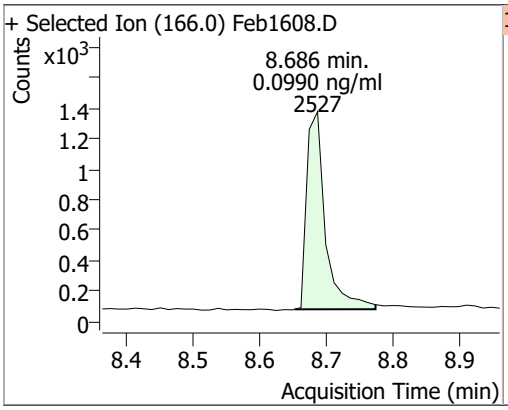

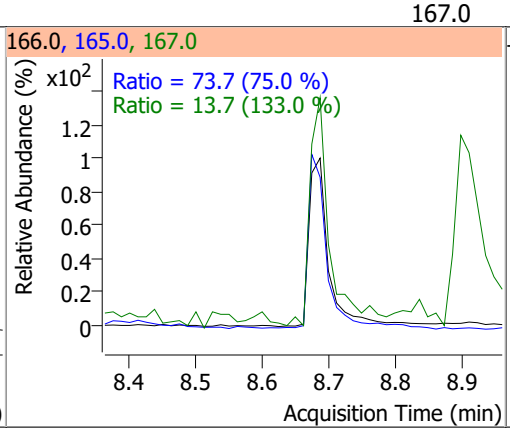

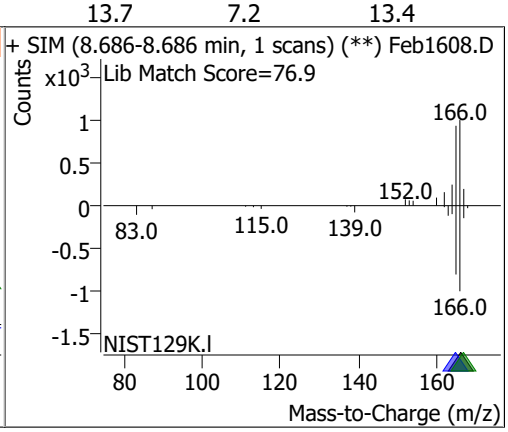

Compound	Conc.	RT	Dev(Min)	Resp.	QIon	QRatio	Lower	Upper
Phenanthrene	0.0959	9.79	0.00	4187	176.0	16.7	12.6	23.5

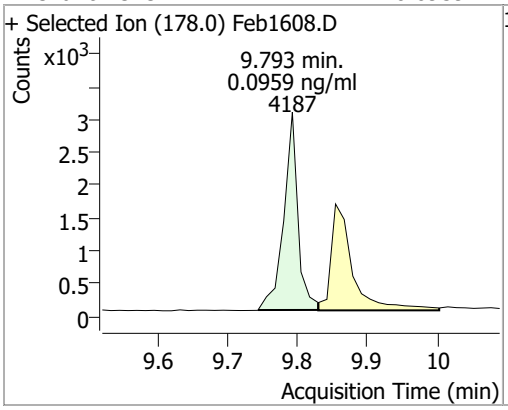

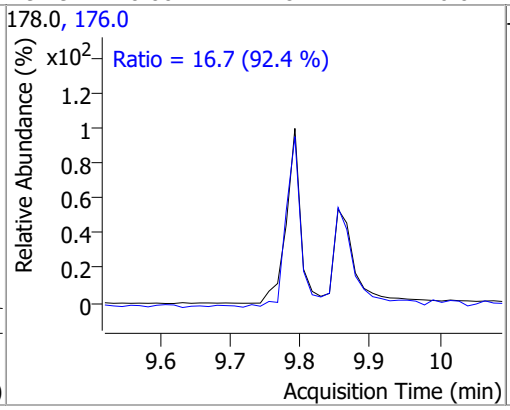

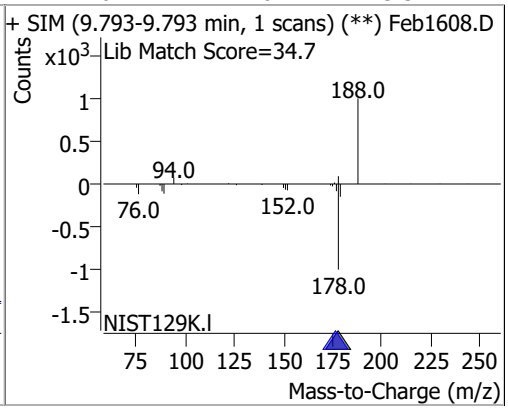

Compound	Conc.	RT	Dev(Min)	Resp.	QIon	QRatio	Lower	Upper
Anthracene	0.1022	9.85	0.00	3507	176.0	17.4	12.0	22.3

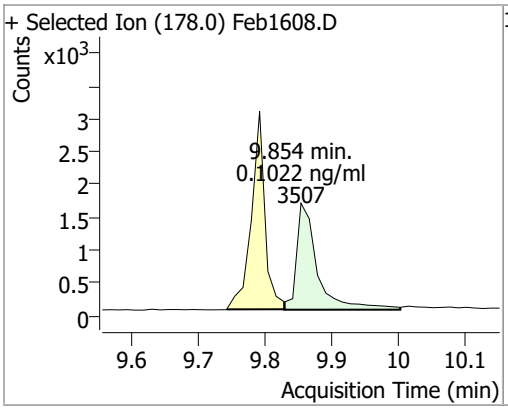

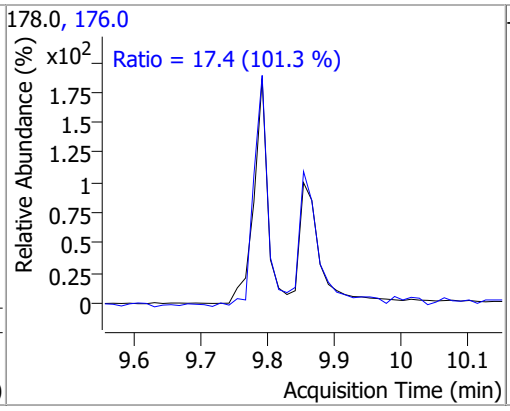

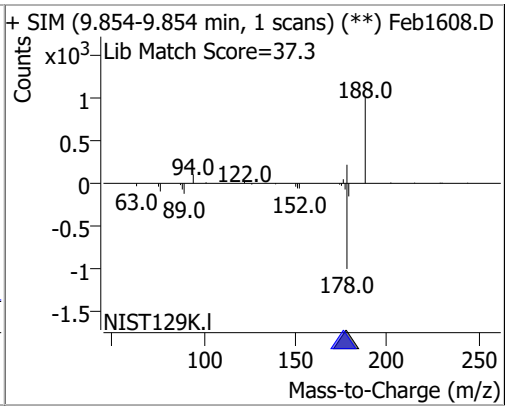

Compound	Conc.	RT	Dev(Min)	Resp.	QIon	QRatio	Lower	Upper
o-Terphenyl	0.0990	10.30	0.00	2309	229.0	64.8	44.8	83.1
					215.0	40.3	27.3	50.6

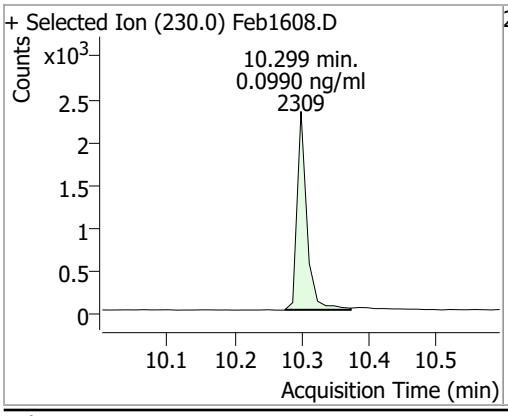

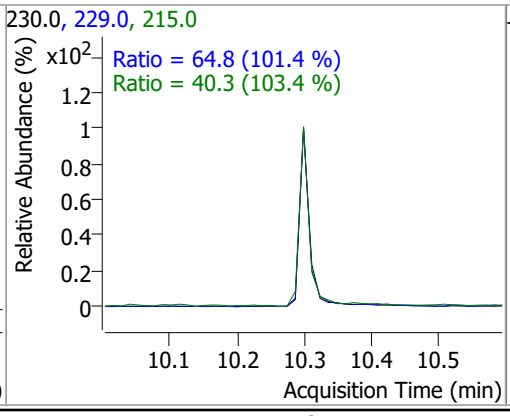

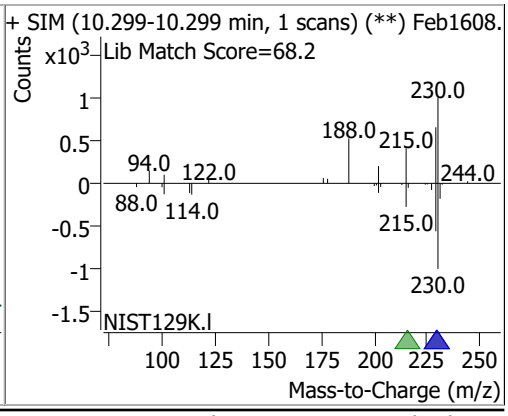

Compound	Conc.	RT	Dev(Min)	Resp.	QIon	QRatio	Lower	Upper
Fluoranthene	0.0994	11.41	0.01	3625	101.0	9.7	6.5	12.1

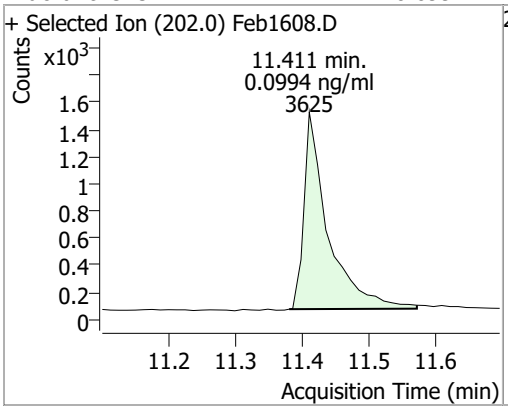

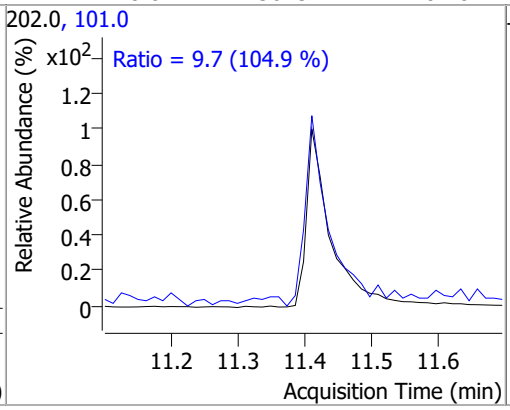

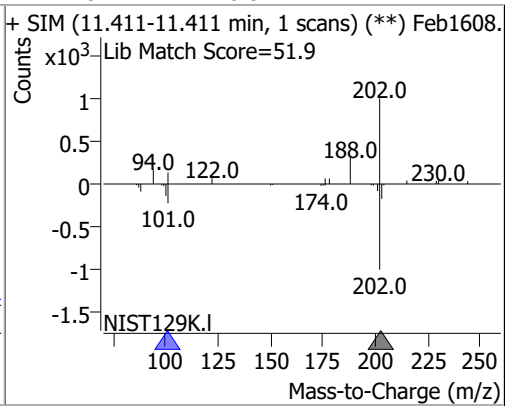

Compound	Conc.	RT	Dev(Min)	Resp.	QIon	QRatio	Lower	Upper
Pyrene	0.1024	11.78	0.01	4005	101.0	11.1	7.6	14.2

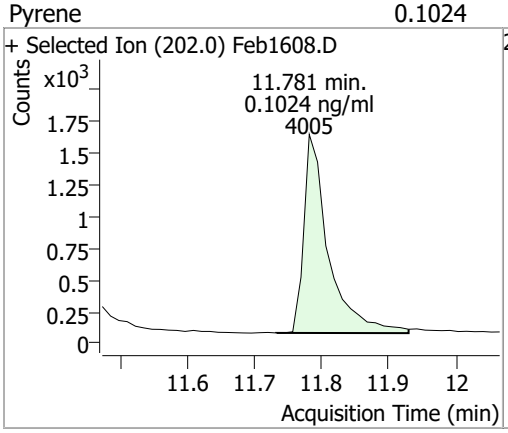

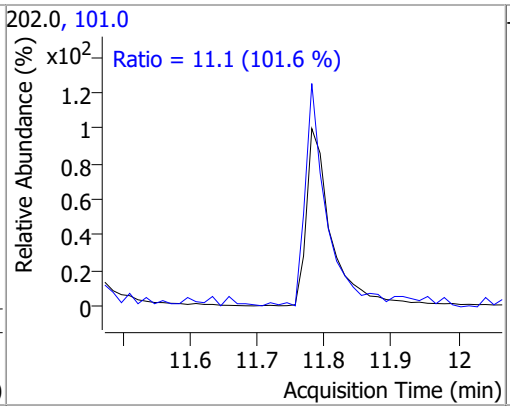

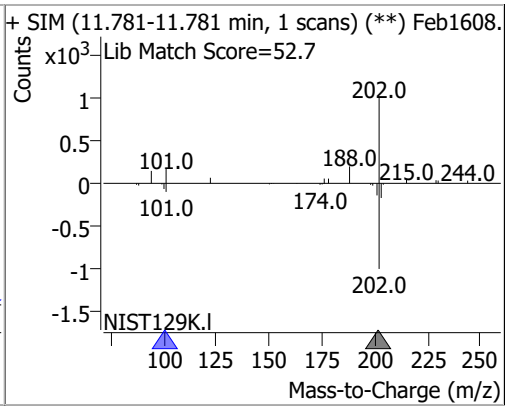

Compound	Conc.	RT	Dev(Min)	Resp.	QIon	QRatio	Lower	Upper
Terphenyl-d14	0.1025	12.25	0.01	2564	122.0	12.3	8.9	16.5

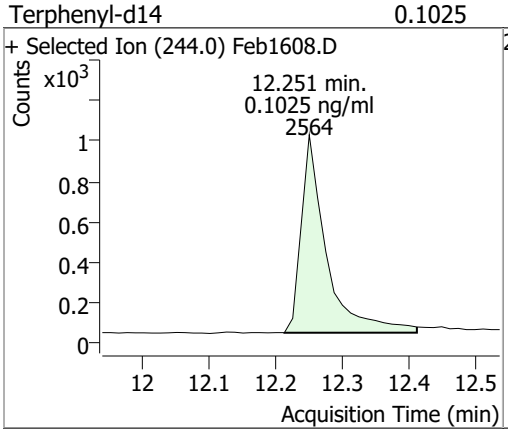

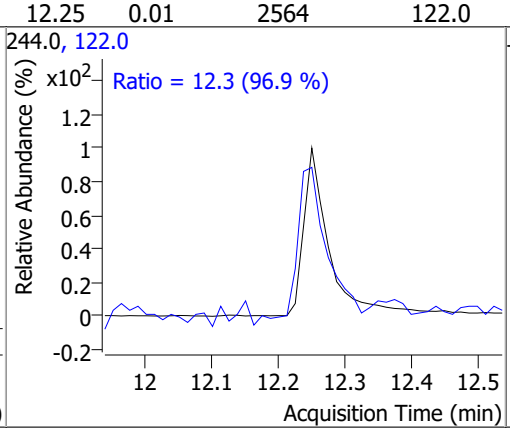

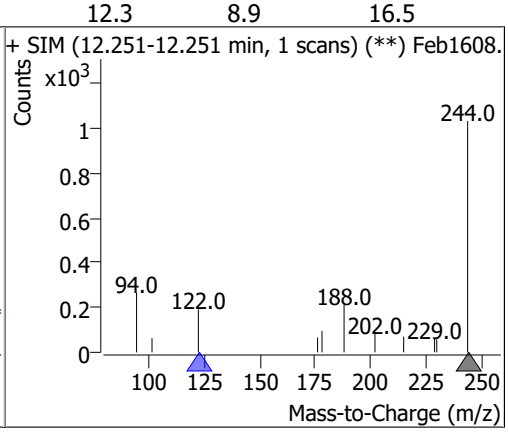

Compound	Conc.	RT	Dev(Min)	Resp.	QIon	QRatio	Lower	Upper
Benzo(a)Anthracene	0.1024	14.65	0.02	5343	226.0	23.1	18.0	33.4
					229.0	35.0	16.5	30.7

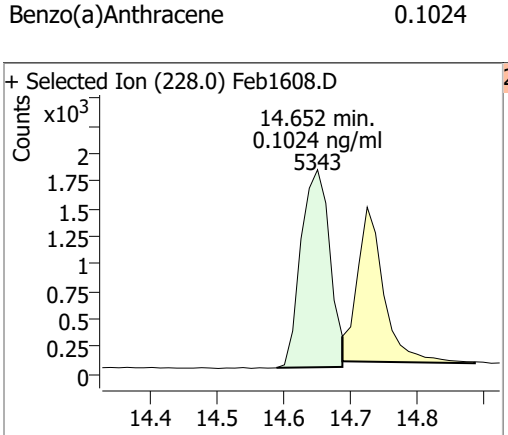

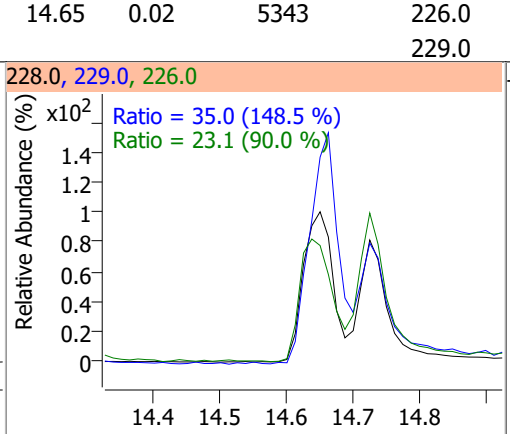

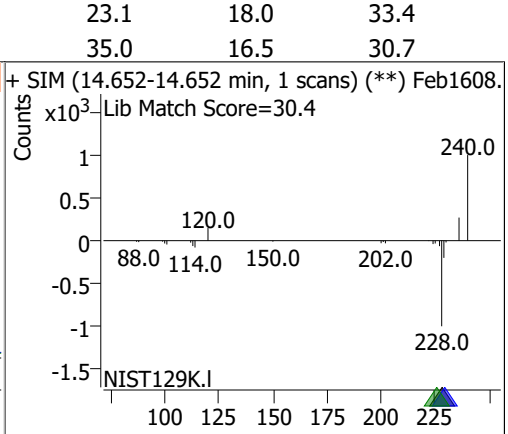

Compound	Conc.	RT	Dev(Min)	Resp.	QIon	QRatio	Lower	Upper
Chrysene	0.0971	14.73	0.00	3938	226.0	36.7	20.2	37.5
					229.0	32.7	15.5	28.8

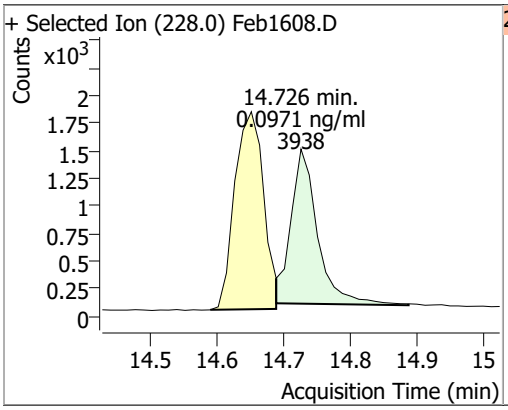

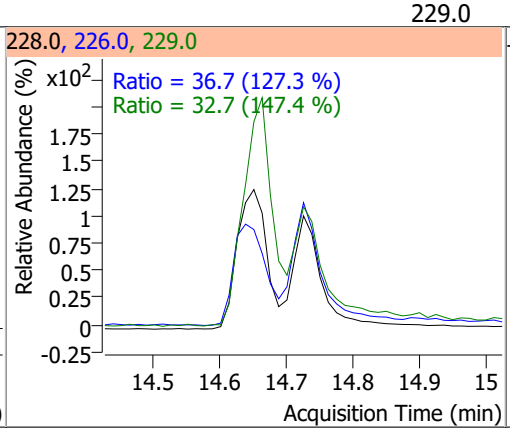

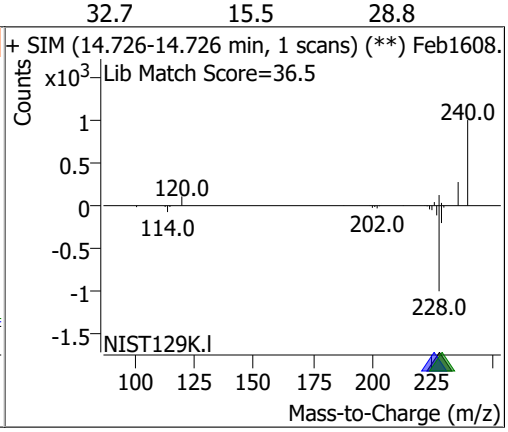

Compound	Conc.	RT	Dev(Min)	Resp.	QIon	QRatio	Lower	Upper
Benzo(b)fluoranthene	0.1065	17.67	0.01	2079	253.0	23.5	16.1	29.9

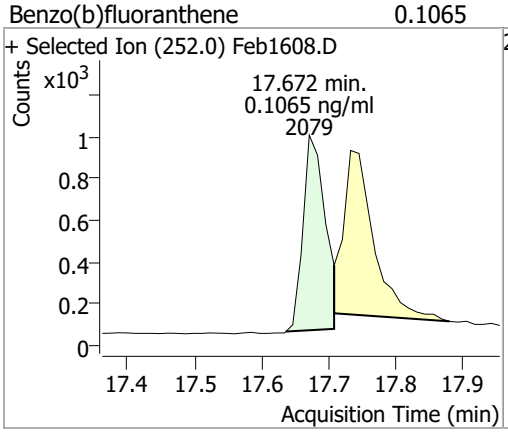

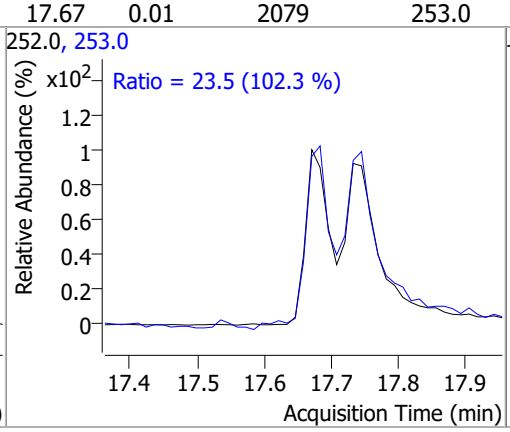

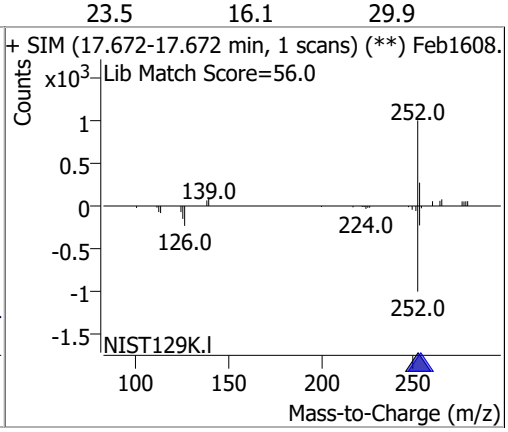

Compound	Conc.	RT	Dev(Min)	Resp.	QIon	QRatio	Lower	Upper
Benzo(k)fluoranthene	0.1038	17.73	0.01	2719 (m)	253.0	28.5	15.2	28.2

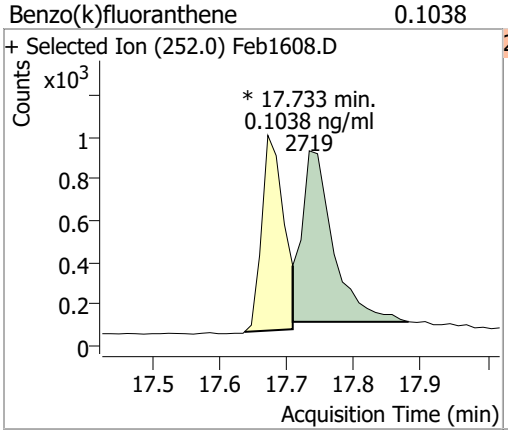

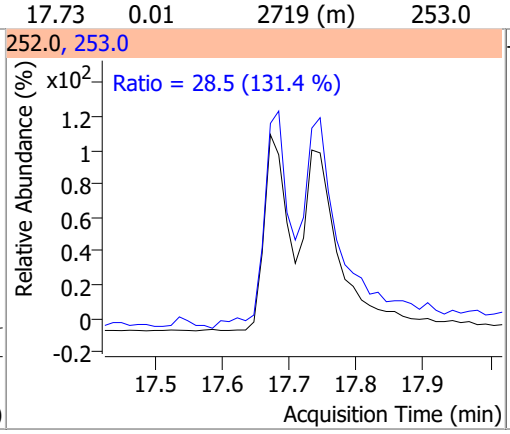

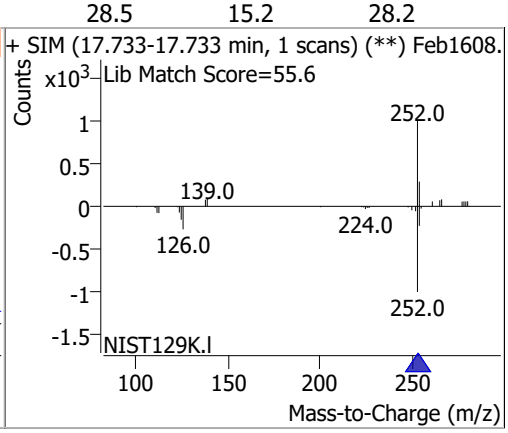

Compound	Conc.	RT	Dev(Min)	Resp.	QIon	QRatio	Lower	Upper
Benzo(a)pyrene	0.0968	18.31	0.01	2000	253.0	23.1	16.6	30.8

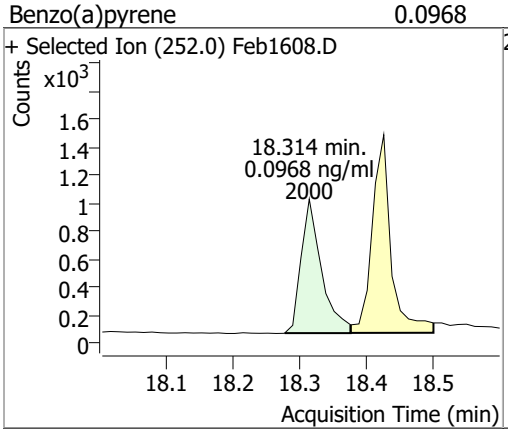

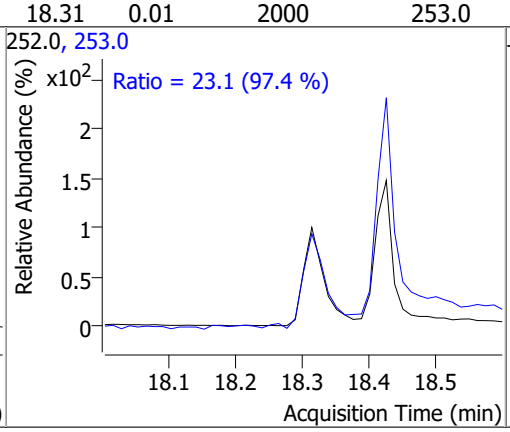

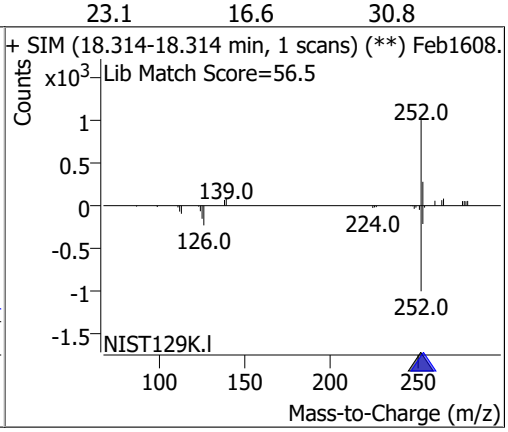

Compound	Conc.	RT	Dev(Min)	Resp.	QIon	QRatio	Lower	Upper
Indeno(1,2,3-cd)pyrene	0.1041	20.18	0.02	1597	138.0	22.8	15.9	29.6

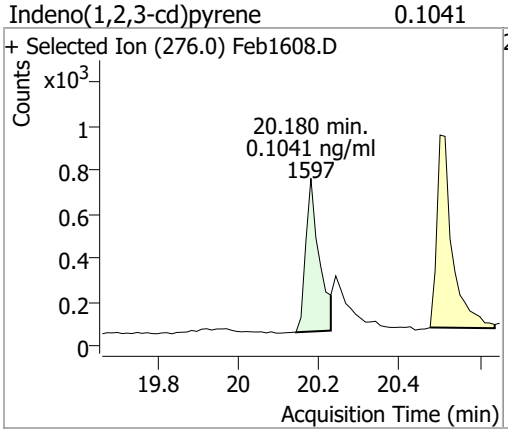

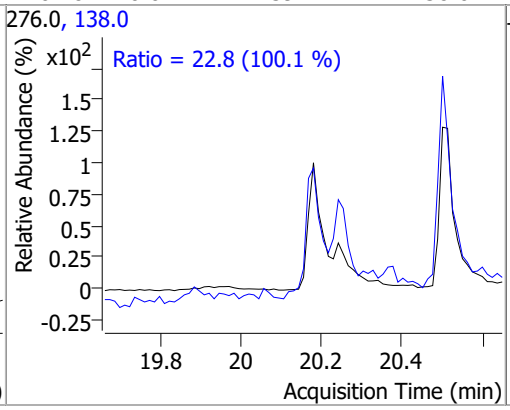

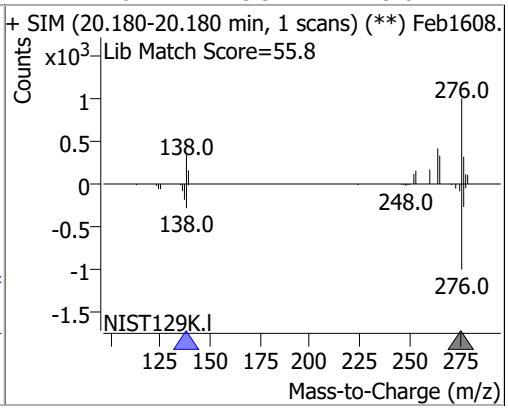

Compound	Conc.	RT	Dev(Min)	Resp.	QIon	QRatio	Lower	Upper
Dibenzo(a,h)anthracene	0.0945	20.25	0.02	1774 (m)	279.0	24.5	17.3	32.0
					139.0	19.3	12.1	22.4

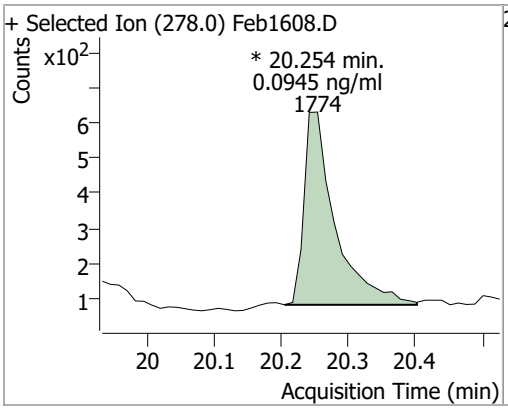

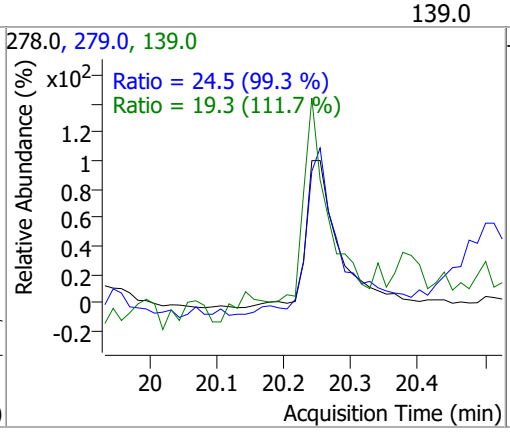

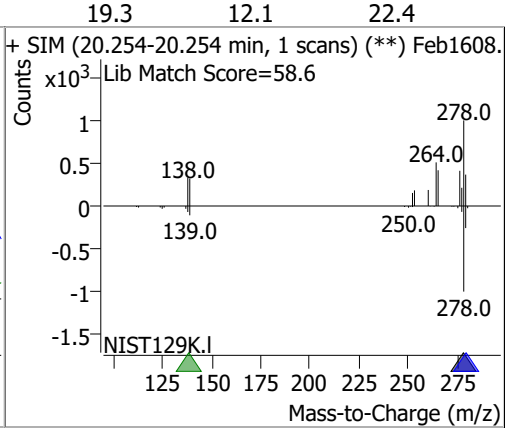

Compound	Conc.	RT	Dev(Min)	Resp.	QIon	QRatio	Lower	Upper
Benzo(g,h,i)perylene	0.0933	20.50	0.01	2349 (m)	277.0	26.4	17.2	32.0
					138.0	25.7	16.4	30.4

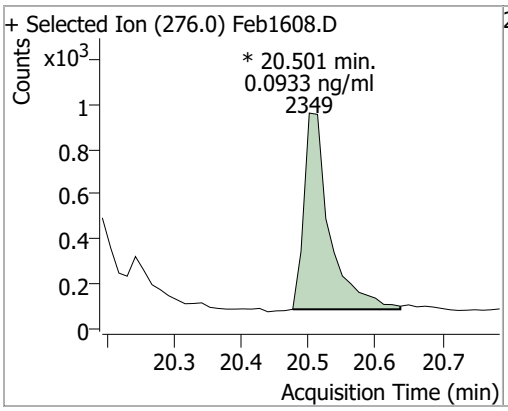

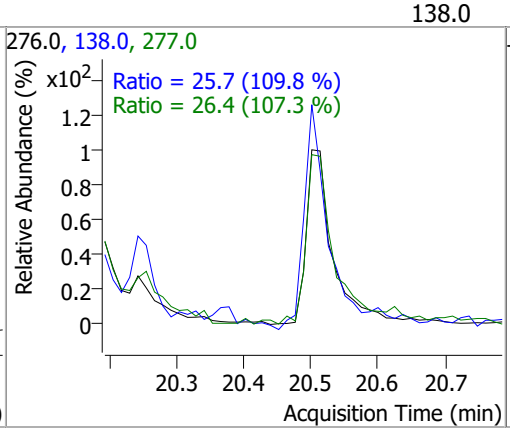

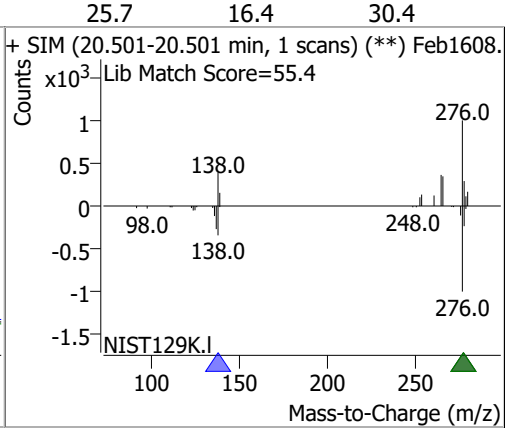

Quantitation Results Report (QT Reviewed)

Data File	Feb1609.D	Operator	LIMS import
Acq. Method	5975BNASIM	Acq. Date-Time	2/16/2022 4:51:23 PM
Sample Name	16-Feb-22_CCV_9	Instrument	GCMS
Vial	9	Multiplier	1.00
DA Method File		Comment	SVOC-8270-W-LLPAH
Tune File	dftppjph.u	Tune Date	
Batch Name	021622 bna SIM 1.batch.bin	Last Calib Update	2/17/2022 8:48:03 AM
Ref Library			

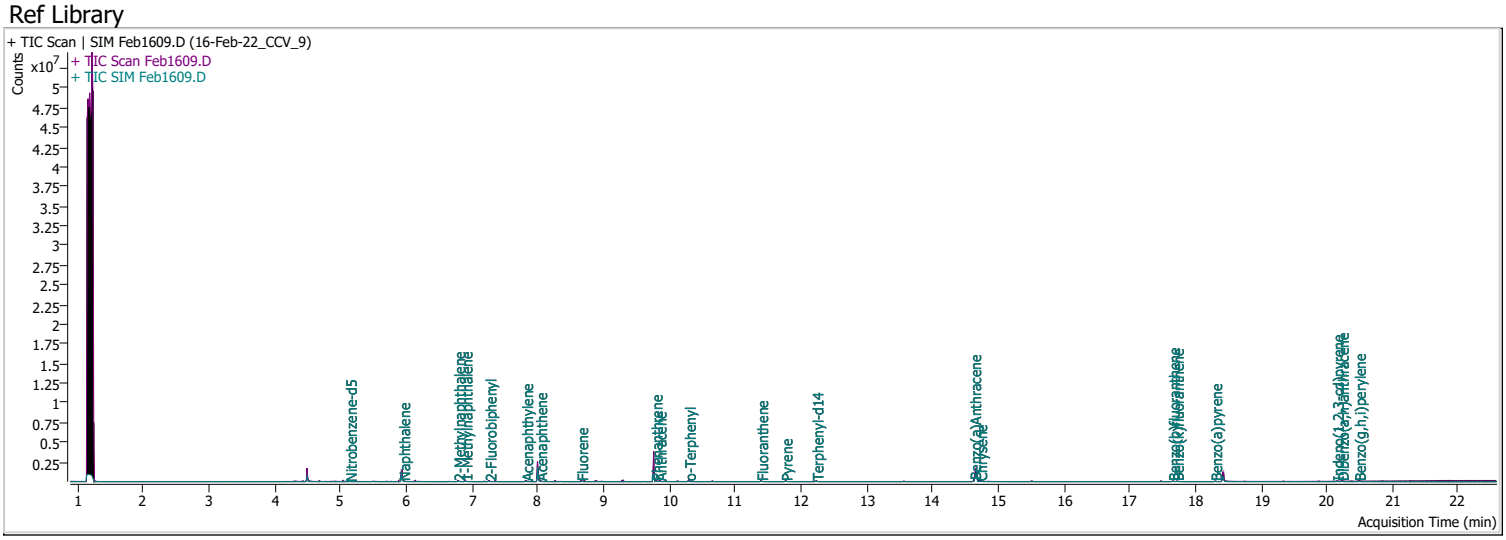

Compound	RT	QIon	Resp.	Conc.	Units		Dev(Min)
Internal Standards							
M 1,4-Dichlorobenzene-d4	4.497	152.0	235875	40.0000	ng/ml		0.000
M Naphthalene-d8	5.928	136.0	1041677	40.0000	ng/ml		0.000
M Acenaphthene-d10	8.000	164.0	743394	40.0000	ng/ml	m	0.000
M Phenanthrene-d10	9.768	188.0	1349297	40.0000	ng/ml		0.000
M Chrysene-d12	14.664	240.0	1064314	40.0000	ng/ml		0.000
M Perylene-d12	18.425	264.0	689257	40.0000	ng/ml	m	0.000
System Monitoring Compounds							
S Nitrobenzene-d5	5.143	82.0	10039	2.0866	ng/ml		0.000
Spiked Amount: 5.000	Range: 19.0 - 102.0%			Recovery = 41.73%			
S 2-Fluorobiphenyl	7.264	172.0	39464	2.0186	ng/ml		0.000
Spiked Amount: 5.000	Range: 25.0 - 94.0%			Recovery = 40.37%			
S o-Terphenyl	10.299	230.0	41045	2.2524	ng/ml		0.000
Spiked Amount: 5.000	Range: 40.0 - 140.0%			Recovery = 45.05%			
S Terphenyl-d14	12.238	244.0	43553	2.0765	ng/ml		0.000
Spiked Amount: 5.000	Range: 39.0 - 106.0%			Recovery = 41.53%			
Target Compounds							**QValue**
T Naphthalene	5.953	128.0	56898	2.2658	ng/ml		100
T 2-Methylnaphthalene	6.790	141.0	38687	2.3934	ng/ml		97
T 1-Methylnaphthalene	6.902	141.0	35829	2.0125	ng/ml		90
T Acenaphthylene	7.826	152.0	55181	2.2966	ng/ml		99
T Acenaphthene	8.038	154.0	43441	2.3936	ng/ml		97
T Fluorene	8.661	166.0	50791	2.3660	ng/ml	#	97
T Phenanthrene	9.793	178.0	71338	2.2726	ng/ml		100
T Anthracene	9.854	178.0	62160	2.1742	ng/ml		100
T Fluoranthene	11.398	202.0	68514	2.2249	ng/ml		99
T Pyrene	11.769	202.0	77595	2.2959	ng/ml		99
T Benzo(a)Anthracene	14.639	228.0	59353	2.3423	ng/ml		100
T Chrysene	14.726	228.0	76086	2.3457	ng/ml		100
T Benzo(b)fluoranthene	17.659	252.0	49458	2.3282	ng/ml		100

Compound	RT	QIon	Resp.	Conc.	Units	Dev(Min)
T Benzo(k)fluoranthene	17.721	252.0	56334	2.2033	ng/ml	97
T Benzo(a)pyrene	18.302	252.0	40666	2.2152	ng/ml	100
T Indeno(1,2,3-cd)pyrene	20.155	276.0	34438	2.1867	ng/ml	99
T Dibenzo(a,h)anthracene	20.229	278.0	39673	2.1549	ng/ml	96
T Benzo(g,h,i)perylene	20.489	276.0	49203	2.2064	ng/ml	98

(#) = Qualifier Out of Range; (m) = Manual Integration; (+) = Area Summed; (*) = Surrogate Percent Recovery Out of Range; (d): Zeroed Peak

Compound	Conc.	RT	Dev(Min)	Resp.	QIon	QRatio	Lower	Upper
Nitrobenzene-d5	2.0866	5.14	0.00	10039	128.0	44.8	32.9	61.0
					54.0	42.5	29.6	54.9

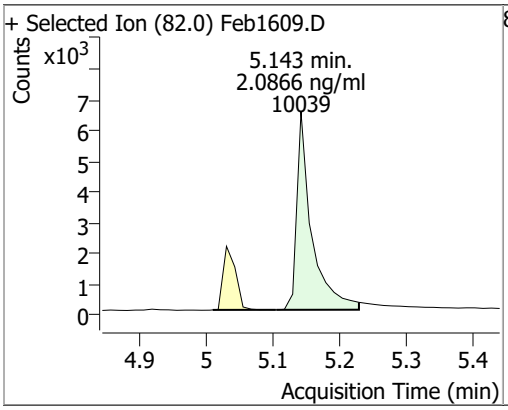

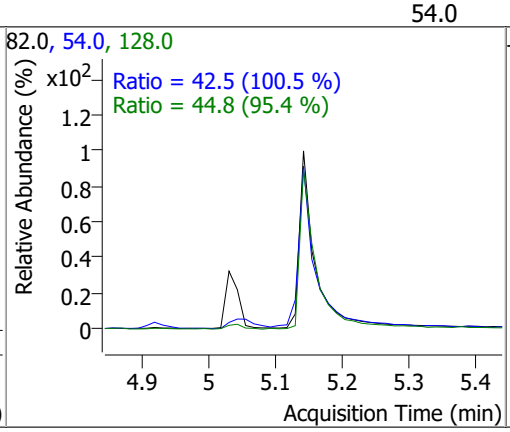

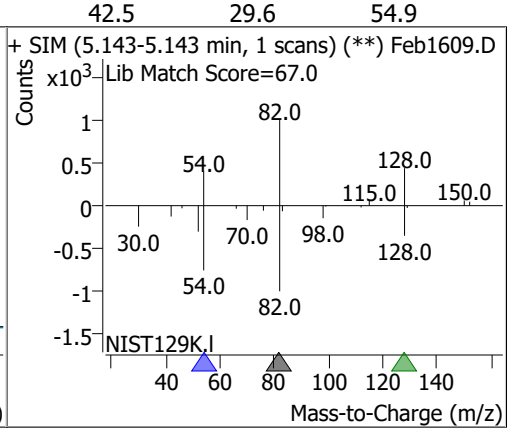

Compound	Conc.	RT	Dev(Min)	Resp.	QIon	QRatio	Lower	Upper
Naphthalene	2.2658	5.95	0.00	56898	102.0	11.9	0.0	35.2
					129.0	11.3	7.9	14.6

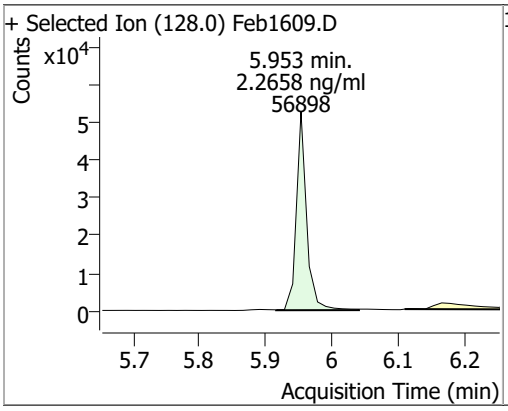

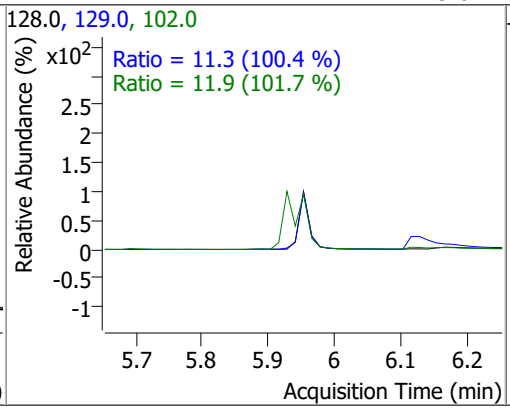

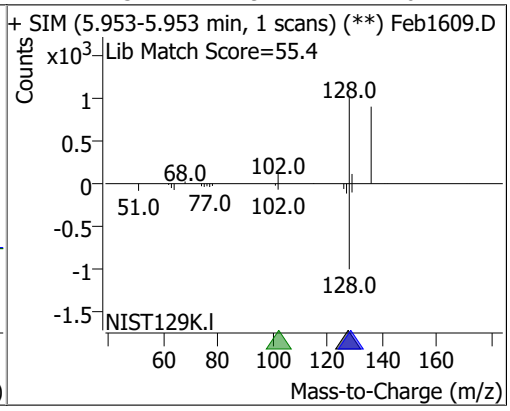

Compound	Conc.	RT	Dev(Min)	Resp.	QIon	QRatio	Lower	Upper
2-Methylnaphthalene	2.3934	6.79	0.00	38687	142.0	136.5	96.5	179.2
					115.0	42.0	33.2	61.6

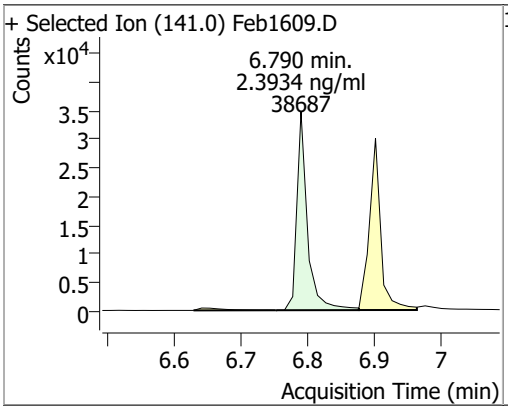

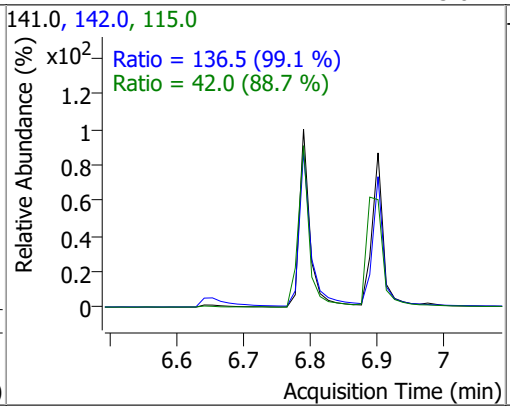

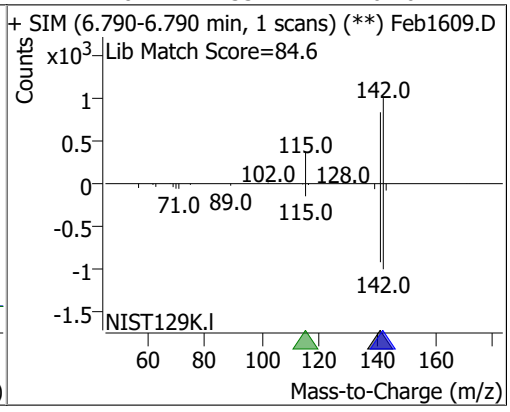

Compound	Conc.	RT	Dev(Min)	Resp.	QIon	QRatio	Lower	Upper
1-Methylnaphthalene	2.0125	6.90	0.00	35829	142.0	104.5	82.3	152.8
					115.0	50.8	33.5	62.2

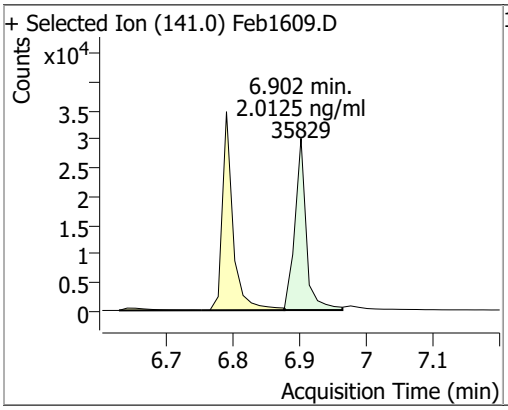

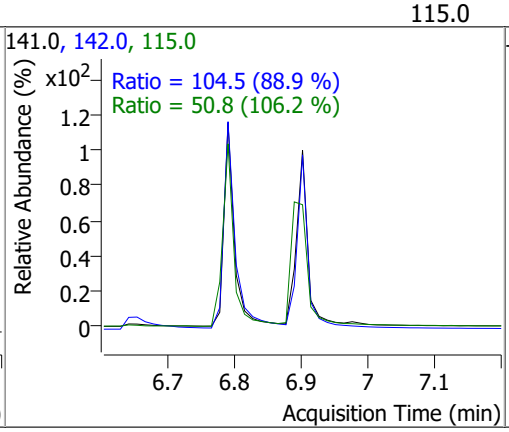

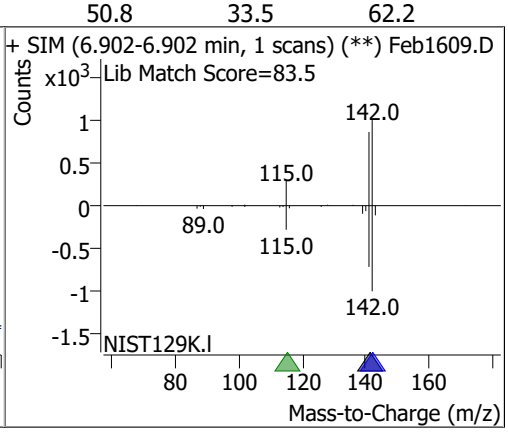

Compound	Conc.	RT	Dev(Min)	Resp.	QIon	QRatio	Lower	Upper
2-Fluorobiphenyl	2.0186	7.26	0.00	39464	171.0	37.4	26.3	48.9

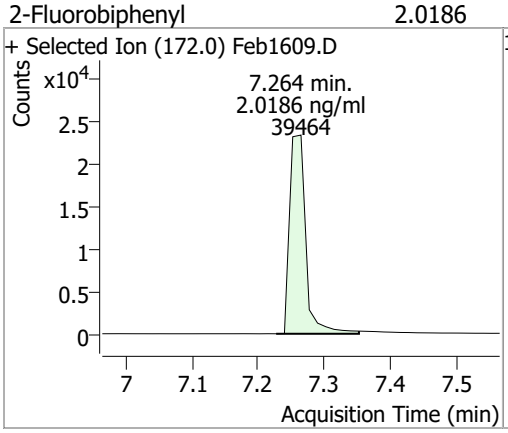

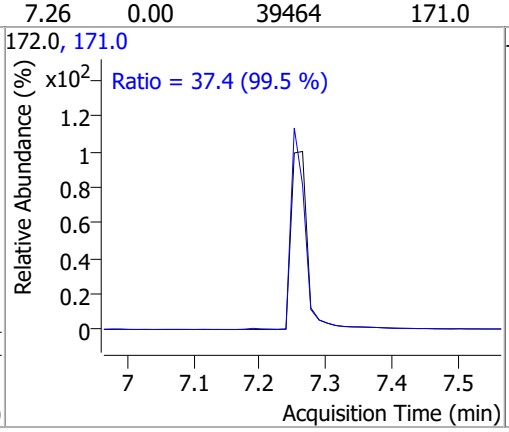

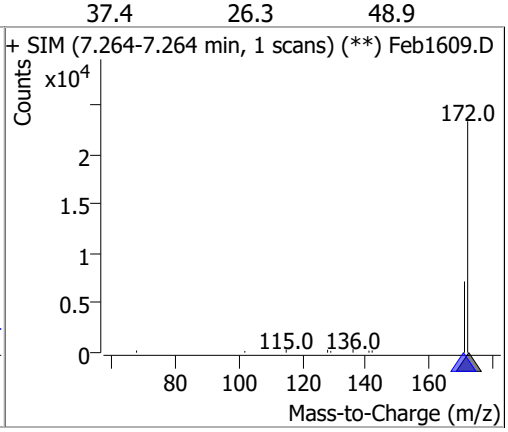

Compound	Conc.	RT	Dev(Min)	Resp.	QIon	QRatio	Lower	Upper
Acenaphthylene	2.2966	7.83	0.00	55181	153.0	16.3	11.8	22.0

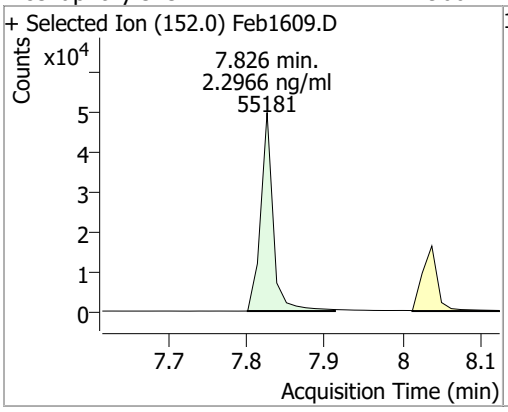

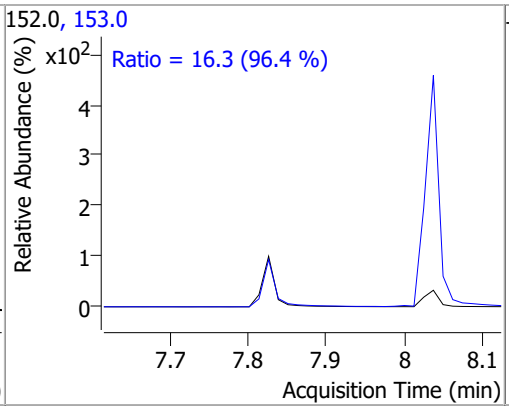

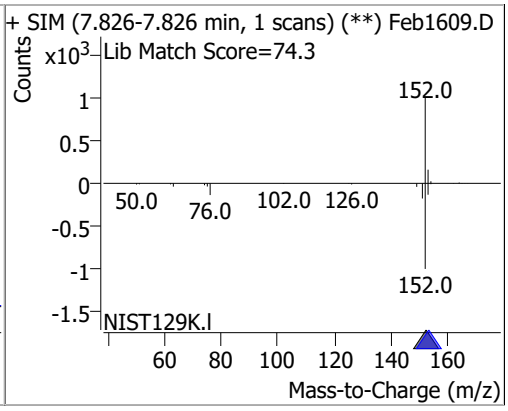

Compound	Conc.	RT	Dev(Min)	Resp.	QIon	QRatio	Lower	Upper
Acenaphthene	2.3936	8.04	0.00	43441	153.0	108.4	78.7	146.2
					152.0	51.1	36.5	67.8

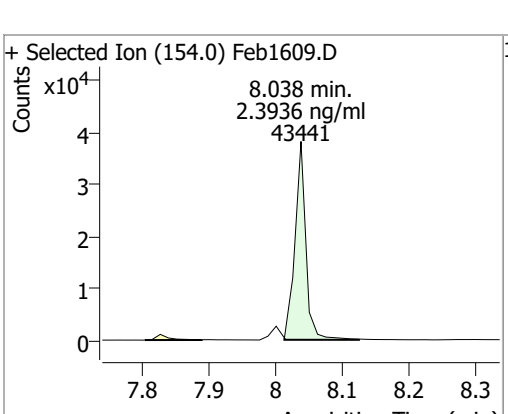

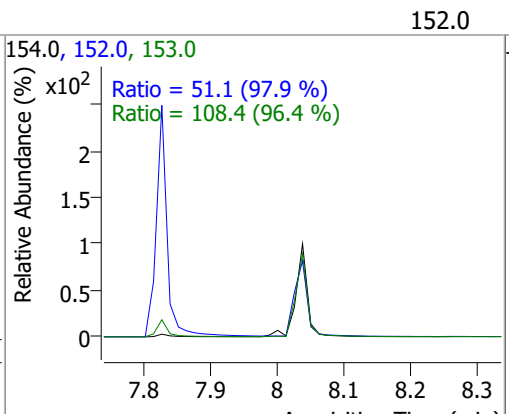

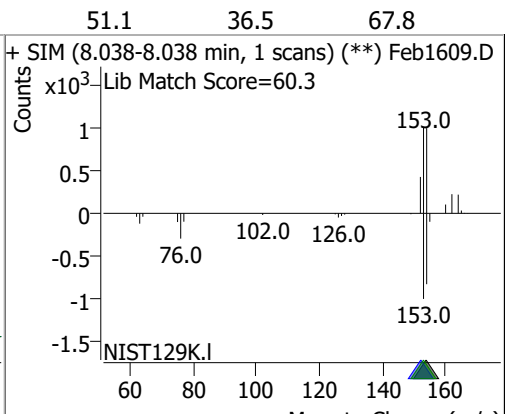

Compound	Conc.	RT	Dev(Min)	Resp.	QIon	QRatio	Lower	Upper
Fluorene	2.3660	8.66	0.00	50791	165.0	95.5	68.8	127.8
					167.0	13.7	7.2	13.4

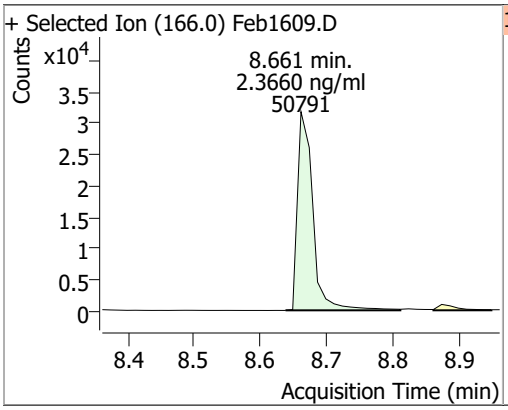

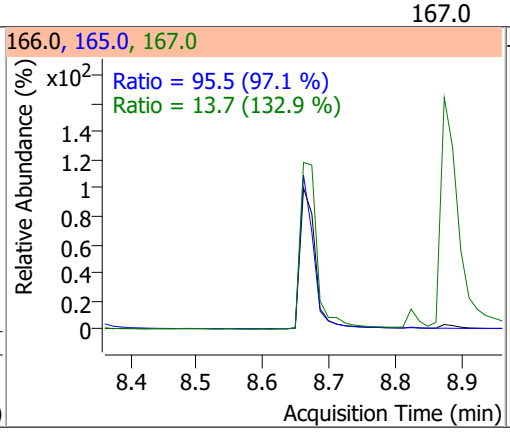

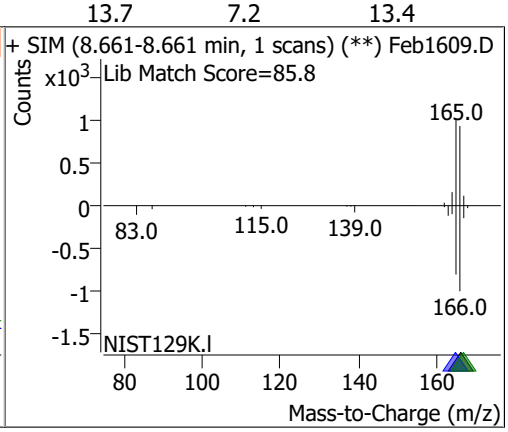

Compound	Conc.	RT	Dev(Min)	Resp.	QIon	QRatio	Lower	Upper
Phenanthrene	2.2726	9.79	0.00	71338	176.0	18.0	12.6	23.5

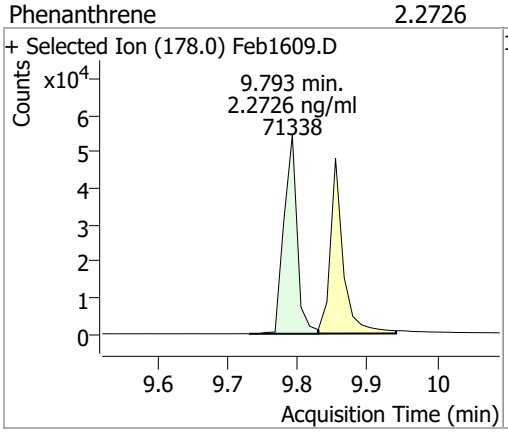

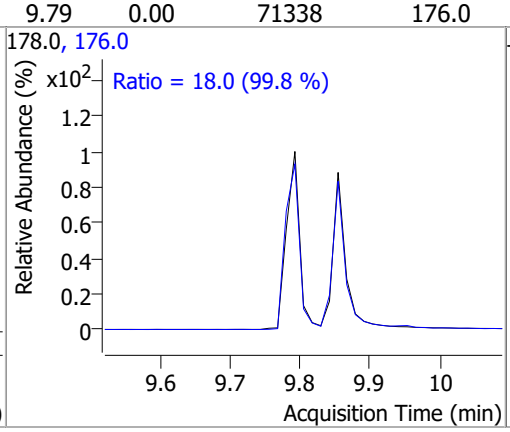

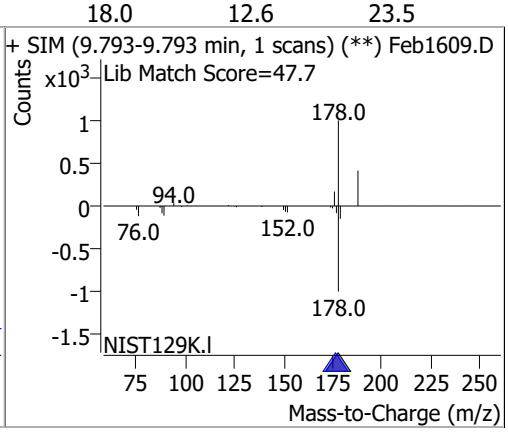

Compound	Conc.	RT	Dev(Min)	Resp.	QIon	QRatio	Lower	Upper
Anthracene	2.1742	9.85	0.00	62160	176.0	17.3	12.0	22.3

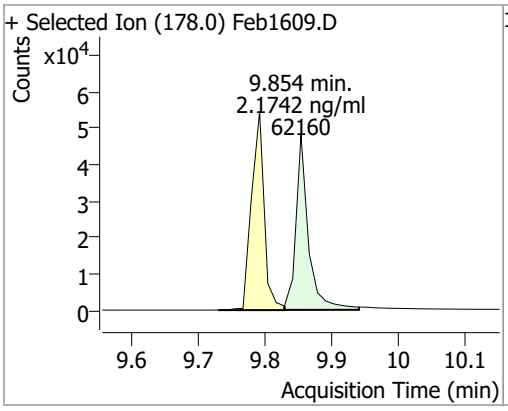

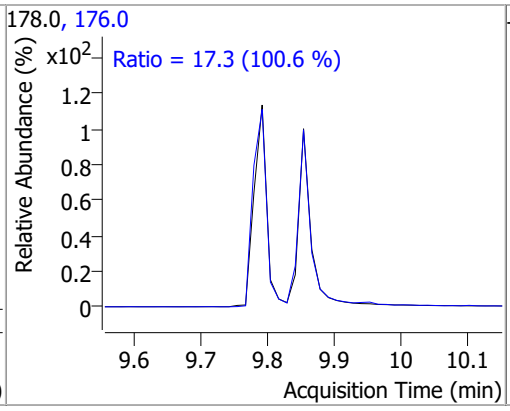

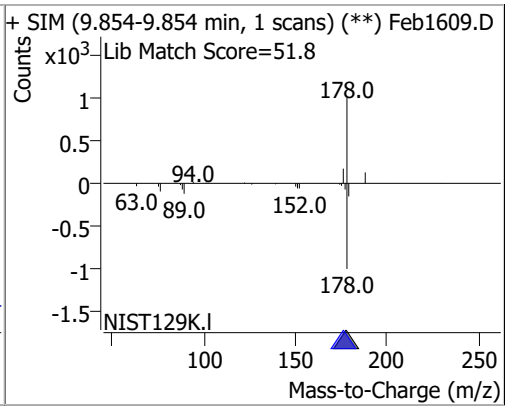

Compound	Conc.	RT	Dev(Min)	Resp.	QIon	QRatio	Lower	Upper
o-Terphenyl	2.2524	10.30	0.00	41045	229.0	63.4	44.8	83.1
					215.0	39.1	27.3	50.6

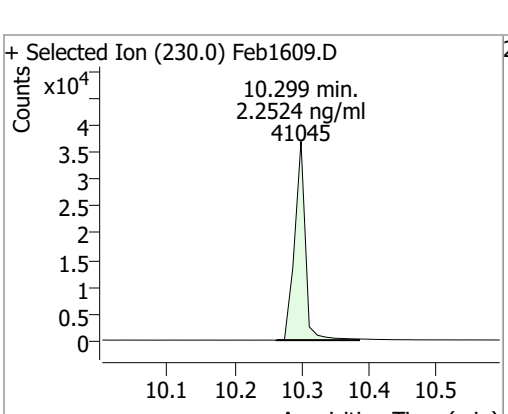

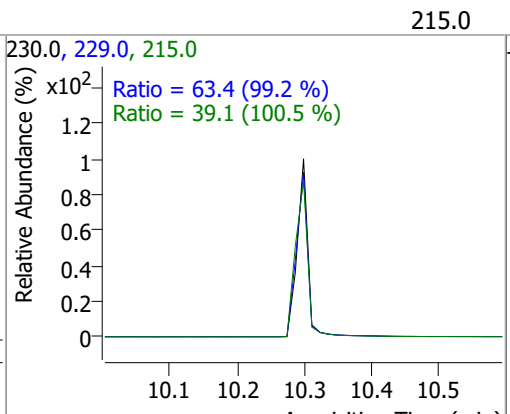

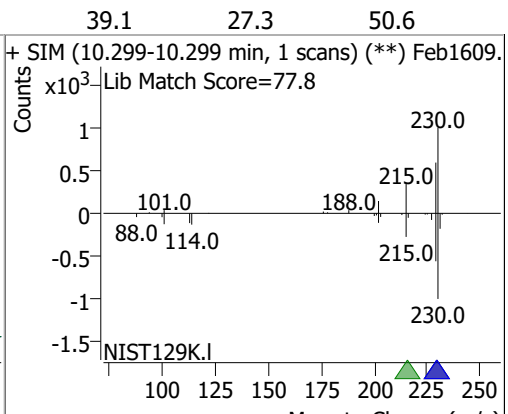

Compound	Conc.	RT	Dev(Min)	Resp.	QIon	QRatio	Lower	Upper
Fluoranthene	2.2249	11.40	0.00	68514	101.0	9.8	6.5	12.1

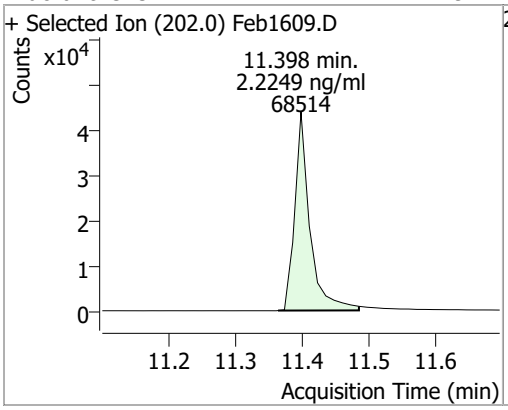

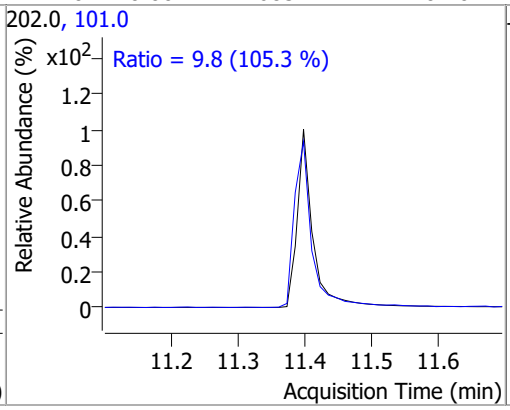

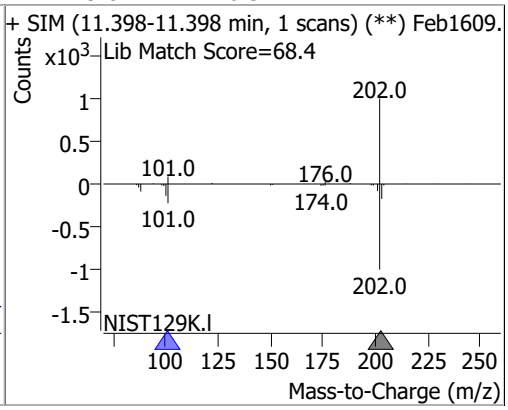

Compound	Conc.	RT	Dev(Min)	Resp.	QIon	QRatio	Lower	Upper
Pyrene	2.2959	11.77	0.00	77595	101.0	11.2	7.6	14.2

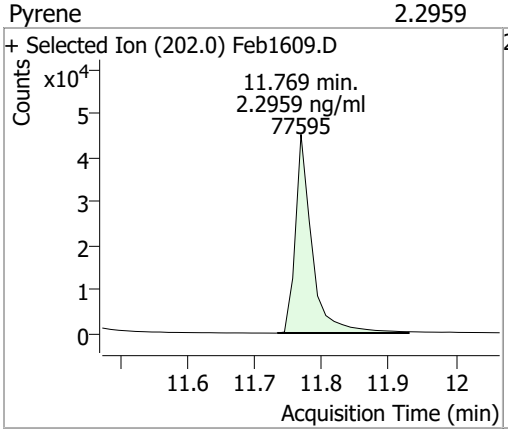

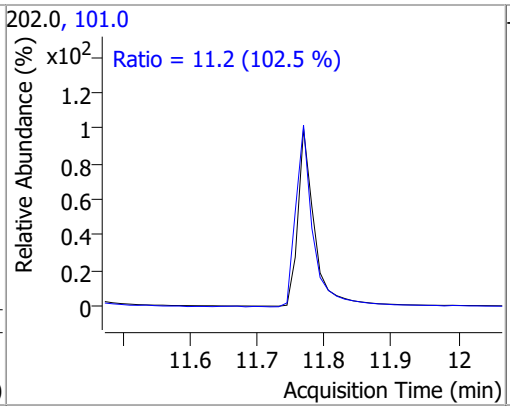

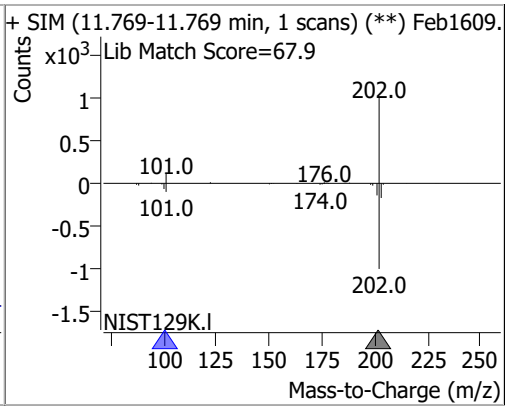

Compound	Conc.	RT	Dev(Min)	Resp.	QIon	QRatio	Lower	Upper
Terphenyl-d14	2.0765	12.24	0.00	43553	122.0	13.3	8.9	16.5

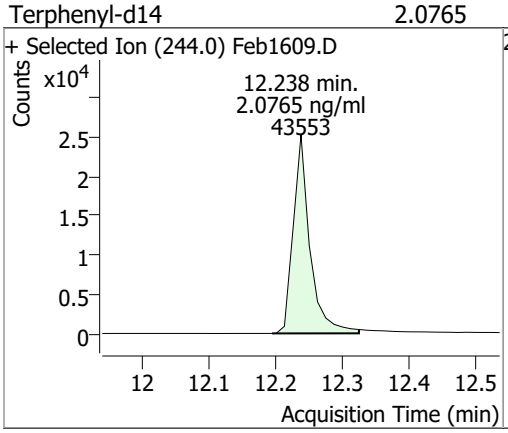

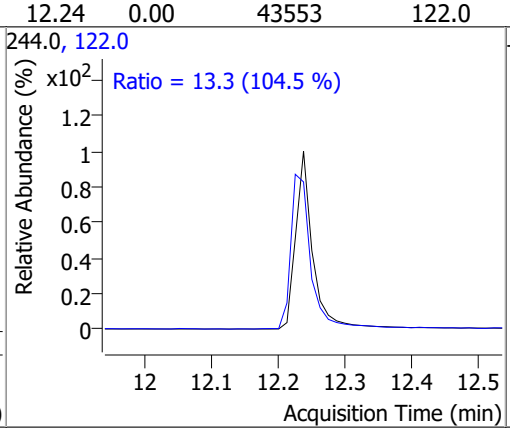

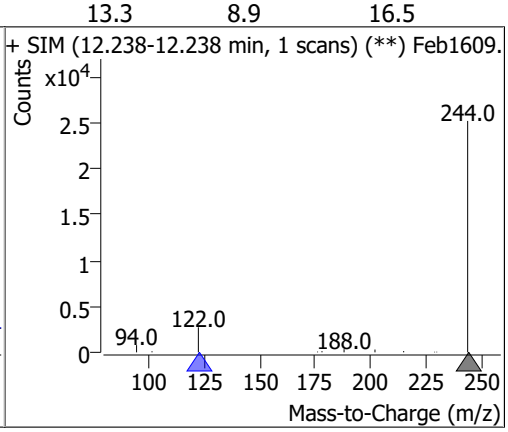

Compound	Conc.	RT	Dev(Min)	Resp.	QIon	QRatio	Lower	Upper
Benzo(a)Anthracene	2.3423	14.64	0.01	59353	226.0	25.8	18.0	33.4
					229.0	23.4	16.5	30.7

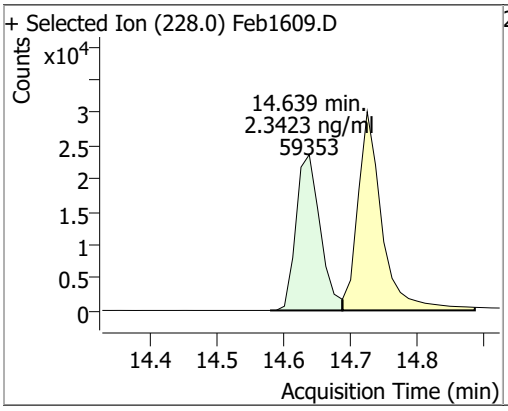

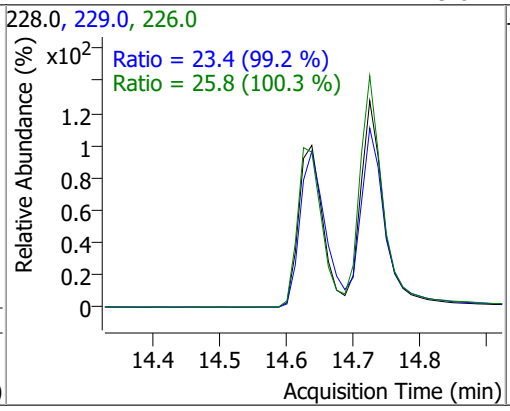

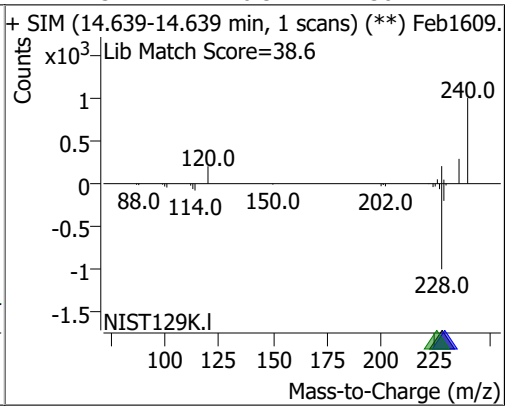

Compound	Conc.	RT	Dev(Min)	Resp.	QIon	QRatio	Lower	Upper
Chrysene	2.3457	14.73	0.00	76086	226.0	28.9	20.2	37.5
					229.0	21.9	15.5	28.8

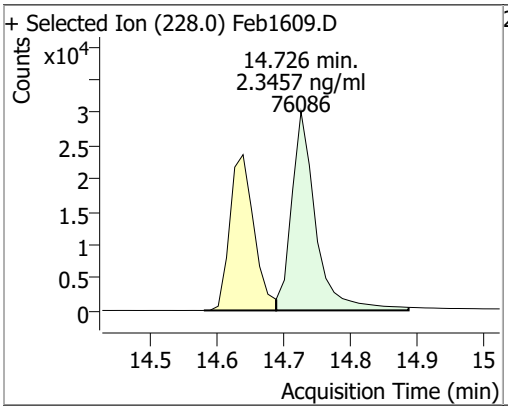

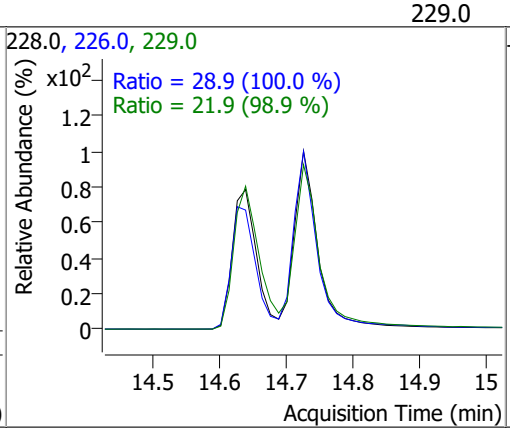

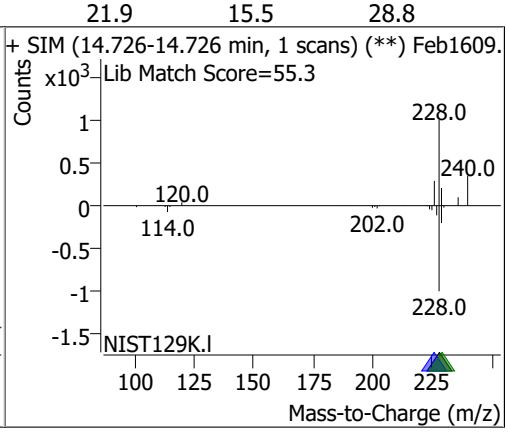

Compound	Conc.	RT	Dev(Min)	Resp.	QIon	QRatio	Lower	Upper
Benzo(b)fluoranthene	2.3282	17.66	0.00	49458	253.0	23.2	16.1	29.9

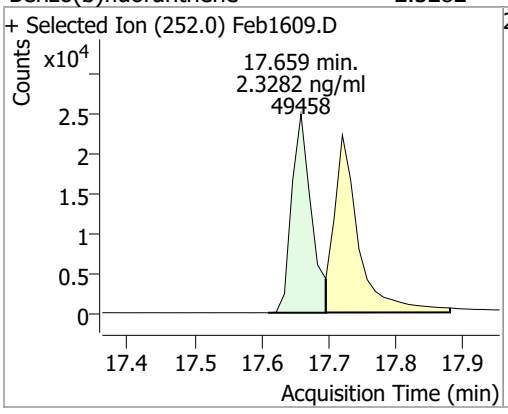

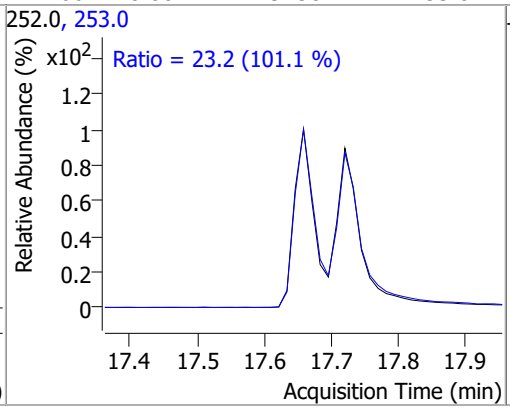

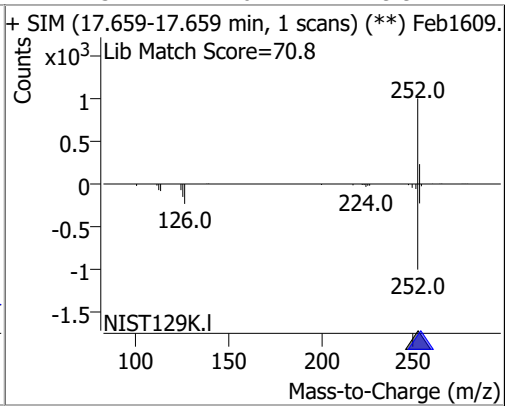

Compound	Conc.	RT	Dev(Min)	Resp.	QIon	QRatio	Lower	Upper
Benzo(k)fluoranthene	2.2033	17.72	0.00	56334	253.0	23.2	15.2	28.2

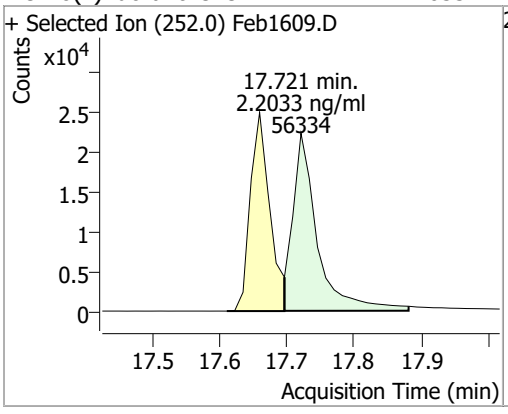

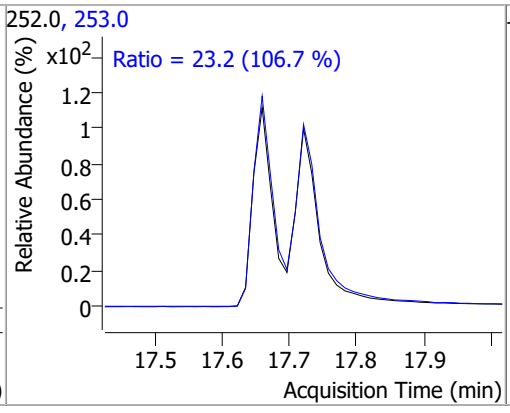

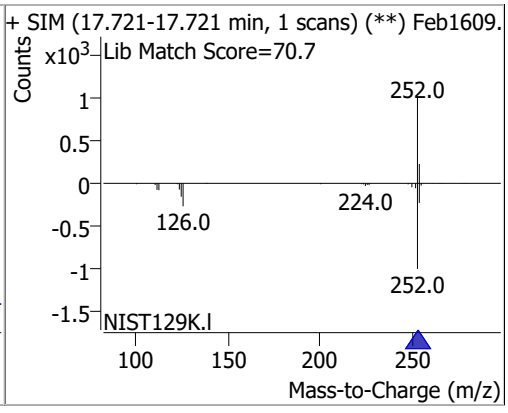

Compound	Conc.	RT	Dev(Min)	Resp.	QIon	QRatio	Lower	Upper
Benzo(a)pyrene	2.2152	18.30	0.00	40666	253.0	23.7	16.6	30.8

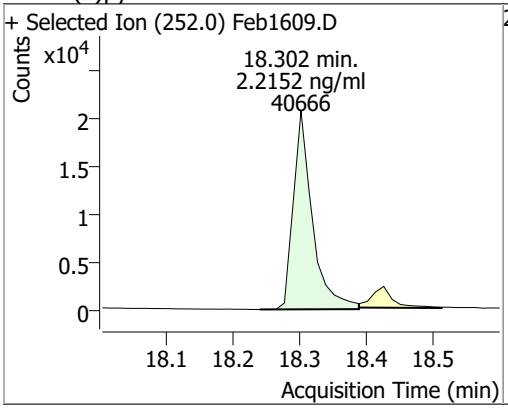

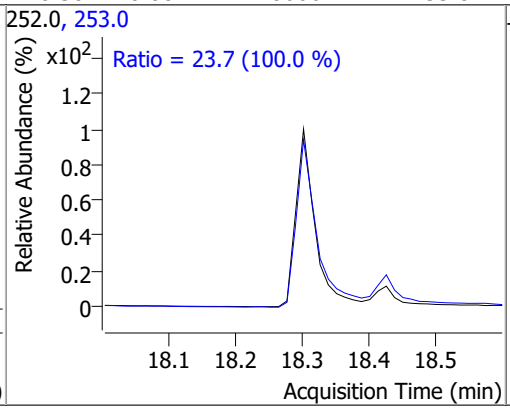

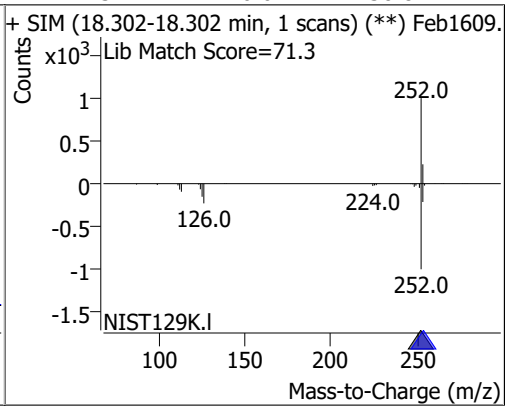

Compound	Conc.	RT	Dev(Min)	Resp.	QIon	QRatio	Lower	Upper
Indeno(1,2,3-cd)pyrene	2.1867	20.15	0.00	34438	138.0	23.4	15.9	29.6

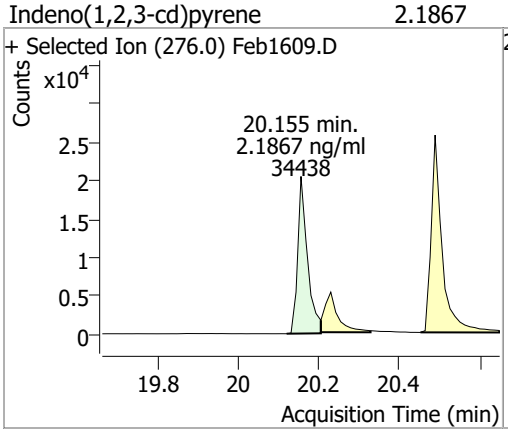

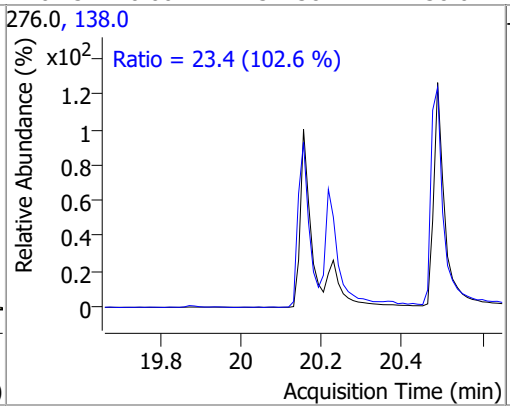

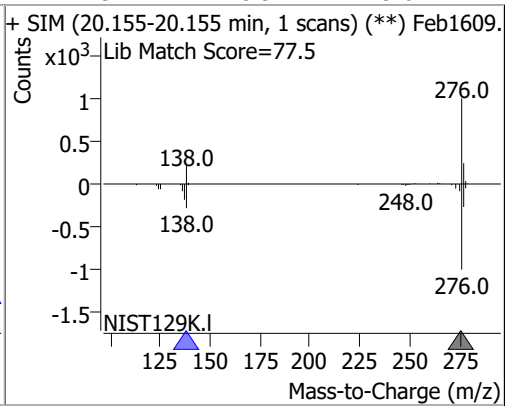

Compound	Conc.	RT	Dev(Min)	Resp.	QIon	QRatio	Lower	Upper
Dibenzo(a,h)anthracene	2.1549	20.23	0.00	39673	279.0	26.5	17.3	32.0
					139.0	19.7	12.1	22.4

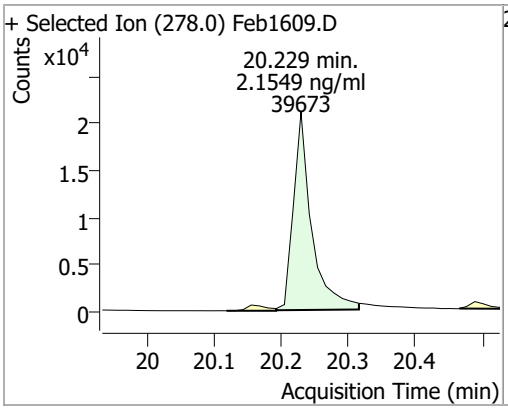

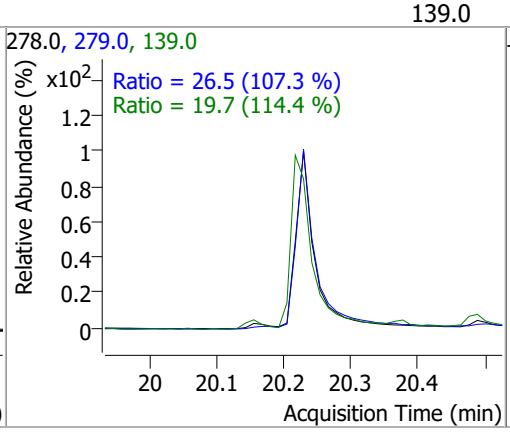

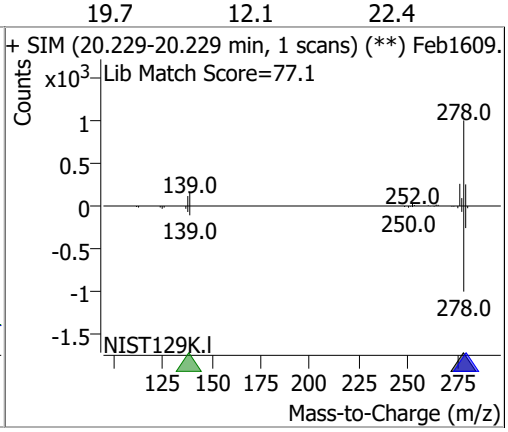

Compound	Conc.	RT	Dev(Min)	Resp.	QIon	QRatio	Lower	Upper
Benzo(g,h,i)perylene	2.2064	20.49	0.00	49203	277.0	24.8	17.2	32.0
					138.0	25.0	16.4	30.4

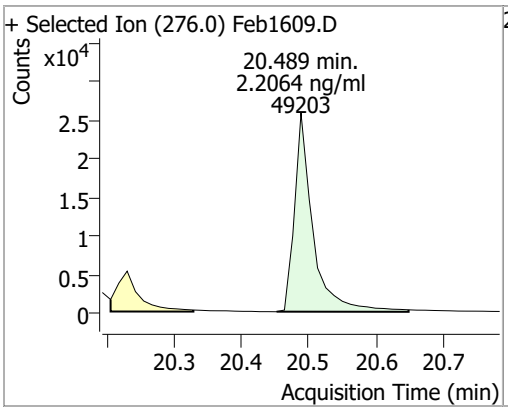

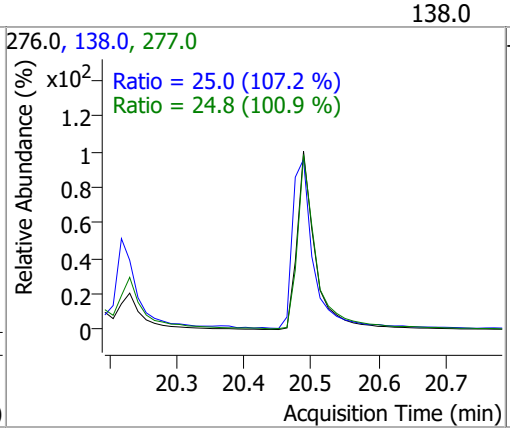

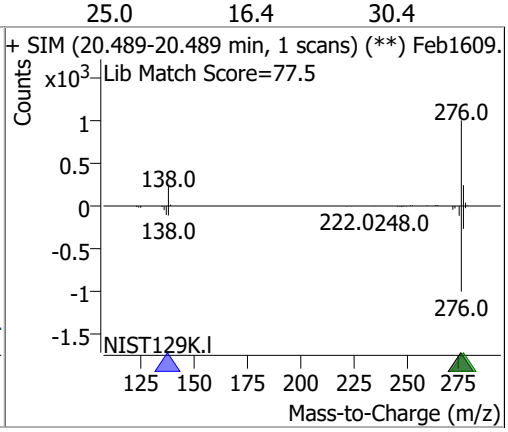

Quantitation Results Report (QT Reviewed)

Data File	Feb1610.D	Operator	LIMS import
Acq. Method	5975BNASIM	Acq. Date-Time	2/16/2022 5:23:53 PM
Sample Name	16-Feb-22_ISTBLK_10	Instrument	GCMS
Vial	10	Multiplier	1.00
DA Method File		Comment	SVOC-8270-W-LLPAH
Tune File	dftppjph.u	Tune Date	
Batch Name	021622 bna SIM 1.batch.bin	Last Calib Update	2/17/2022 8:48:03 AM
Ref Library			

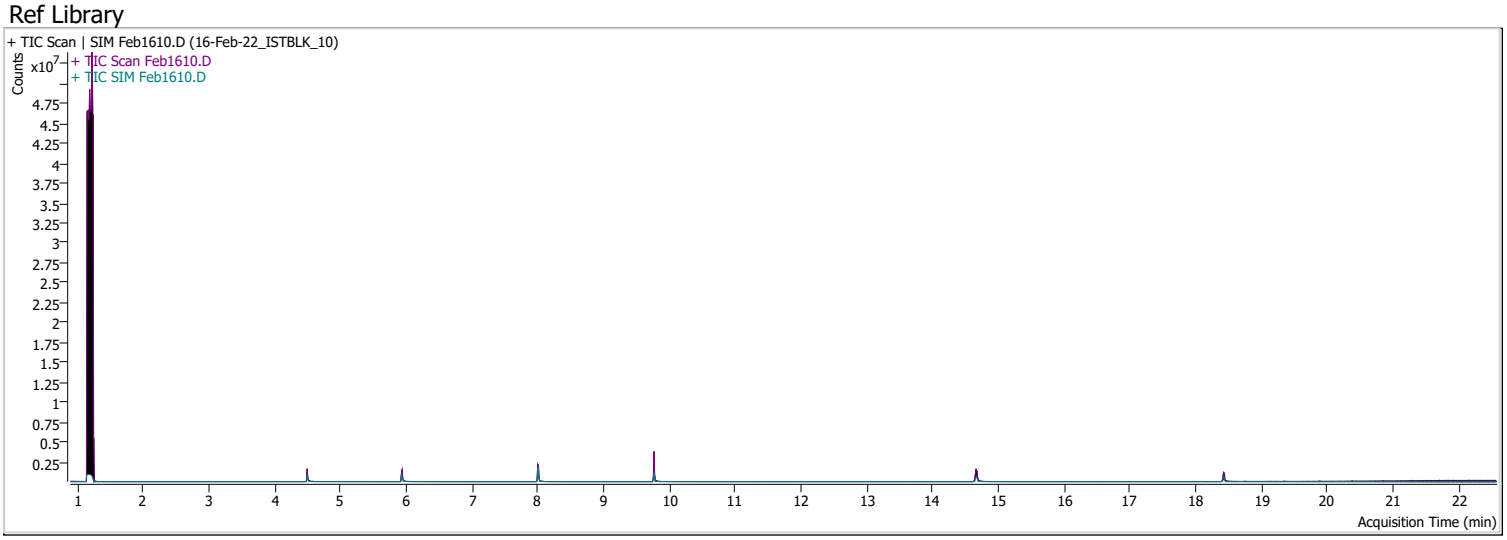

Compound	RT	QIon	Resp.	Conc.	Units		Dev(Min)
Internal Standards							
M 1,4-Dichlorobenzene-d4	4.497	152.0	238984	40.0000	ng/ml		0.000
M Naphthalene-d8	5.928	136.0	1059186	40.0000	ng/ml		0.000
M Acenaphthene-d10	8.000	164.0	747980	40.0000	ng/ml		0.000
M Phenanthrene-d10	9.768	188.0	1346144	40.0000	ng/ml		0.000
M Chrysene-d12	14.664	240.0	1098616	40.0000	ng/ml		0.000
M Perylene-d12	18.425	264.0	682612	40.0000	ng/ml		0.000
System Monitoring Compounds							
S Nitrobenzene-d5	0.000		0	N.D.			
Spiked Amount: 5.000	Range: 19.0 - 102.0%			Recovery = NA%			
S 2-Fluorobiphenyl	0.000		0	N.D.			
Spiked Amount: 5.000	Range: 25.0 - 94.0%			Recovery = NA%			
S o-Terphenyl	0.000		0	N.D.			
Spiked Amount: 5.000	Range: 40.0 - 140.0%			Recovery = NA%			
S Terphenyl-d14	0.000		0	N.D.			
Spiked Amount: 5.000	Range: 39.0 - 106.0%			Recovery = NA%			
Target Compounds							QValue
T Naphthalene	0.000		0	N.D.			
T 2-Methylnaphthalene	0.000		0	N.D.			
T 1-Methylnaphthalene	0.000		0	N.D.			
T Acenaphthylene	0.000		0	N.D.			
T Acenaphthene	8.038	154.0	0		ng/ml	md	1
T Fluorene	0.000		0	N.D.			
T Phenanthrene	0.000		0	N.D.			
T Anthracene	0.000		0	N.D.			
T Fluoranthene	0.000		0	N.D.			
T Pyrene	0.000		0	N.D.			
T Benzo(a)Anthracene	14.664	228.0	0		ng/ml	md	1
T Chrysene	14.664	228.0	0		ng/ml	md	1
T Benzo(b)fluoranthene	0.000		0	N.D.			

Compound	RT	QIon	Resp.	Conc.	Units		Dev(Min)
T Benzo(k)fluoranthene	0.000		0	N.D.			
T Benzo(a)pyrene	18.425	252.0	0		ng/ml	md	1
T Indeno(1,2,3-cd)pyrene	0.000		0	N.D.			
T Dibenzo(a,h)anthracene	0.000		0	N.D.			
T Benzo(g,h,i)perylene	0.000		0	N.D.			

(#) = Qualifier Out of Range; (m) = Manual Integration; (+) = Area Summed; (*) = Surrogate Percent Recovery Out of Range; (d): Zeroed Peak

Compound	Conc.	Exp RT	QIon	Exp Ratio	QIon	Exp Ratio
Nitrobenzene-d5	N.D.	5.14	128.0	46.9	54.0	42.3

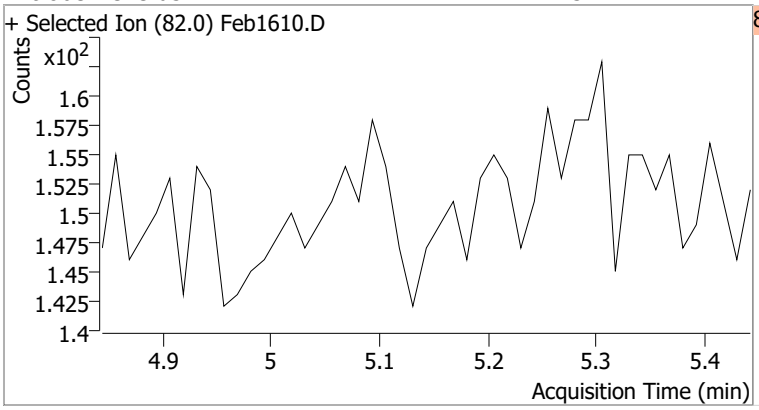

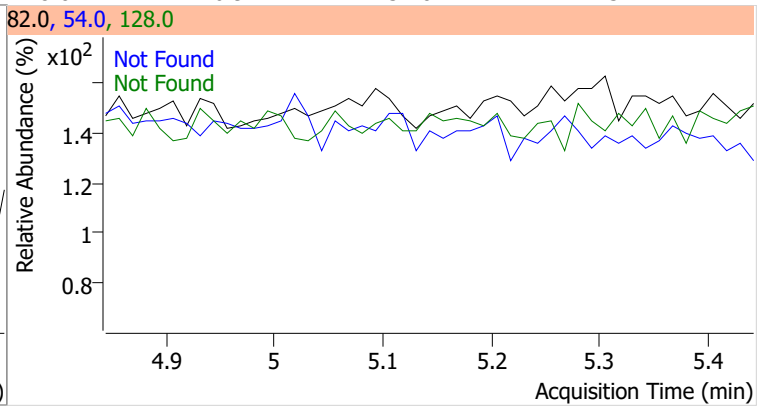

Compound	Conc.	Exp RT	QIon	Exp Ratio	QIon	Exp Ratio
Naphthalene	N.D.	5.95	102.0	11.7	129.0	11.3

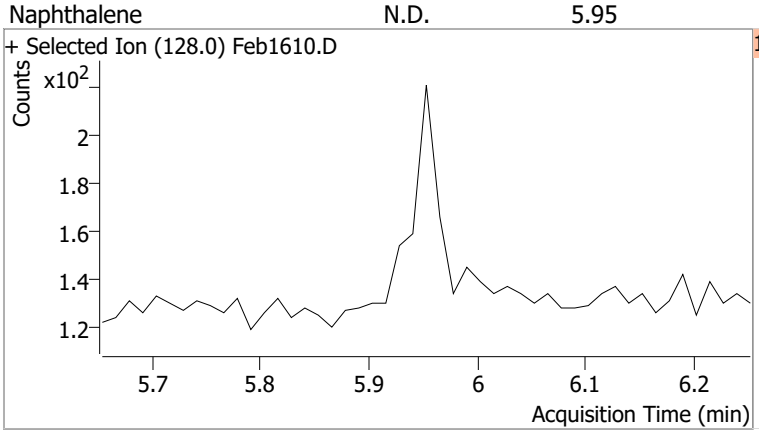

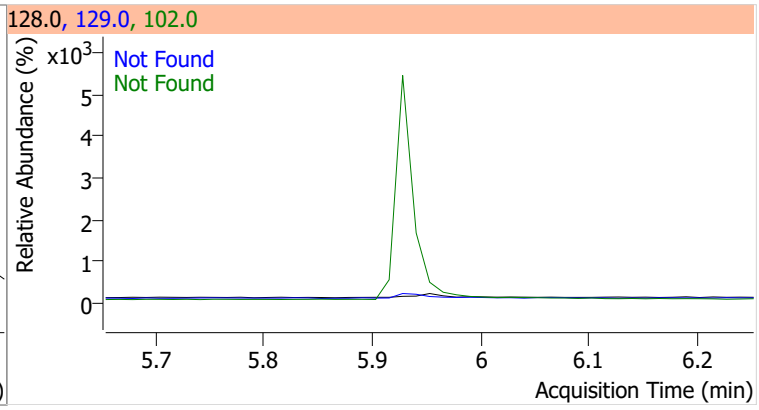

Compound	Conc.	Exp RT	QIon	Exp Ratio	QIon	Exp Ratio
2-Methylnaphthalene	N.D.	6.79	142.0	137.8	115.0	47.4

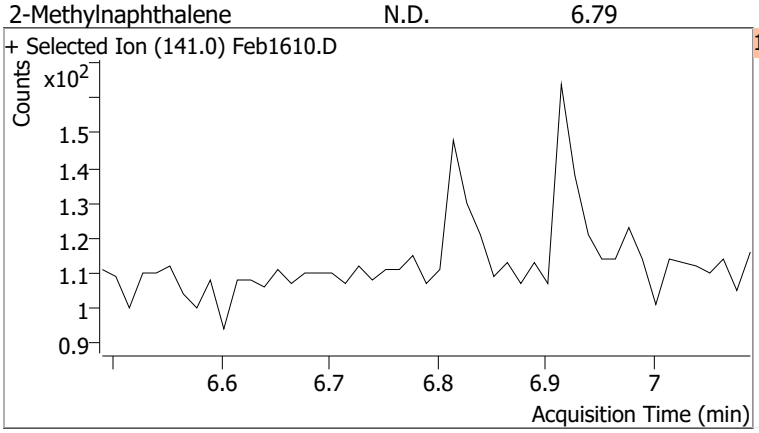

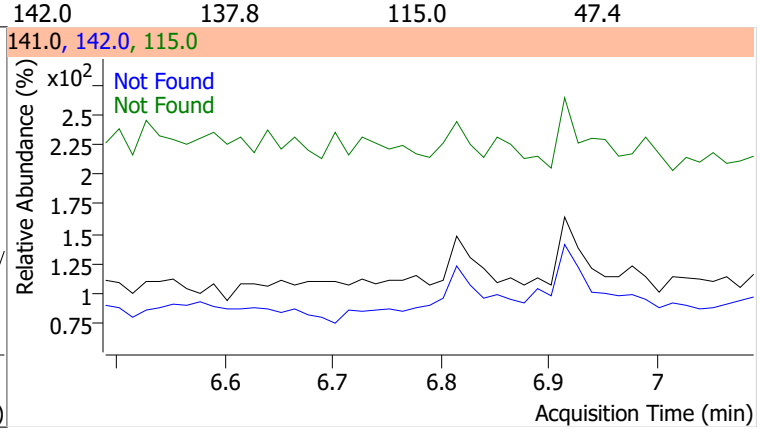

Compound	Conc.	Exp RT	QIon	Exp Ratio	QIon	Exp Ratio
1-Methylnaphthalene	N.D.	6.90	142.0	117.5	115.0	47.8

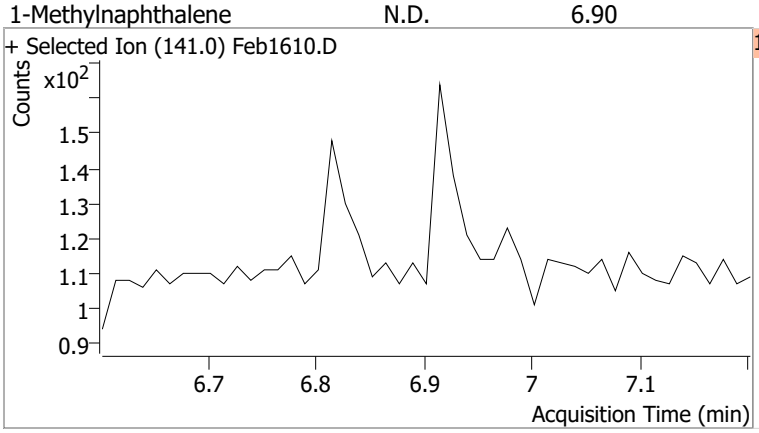

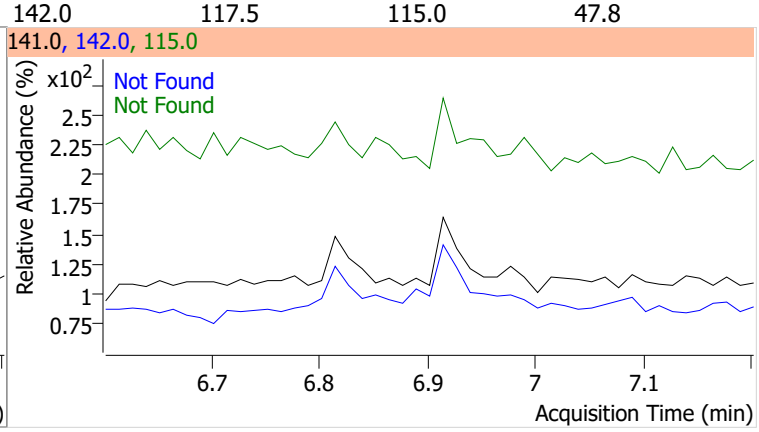

Compound	Conc.	Exp RT	QIon	Exp Ratio
2-Fluorobiphenyl	N.D.	7.26	171.0	37.6

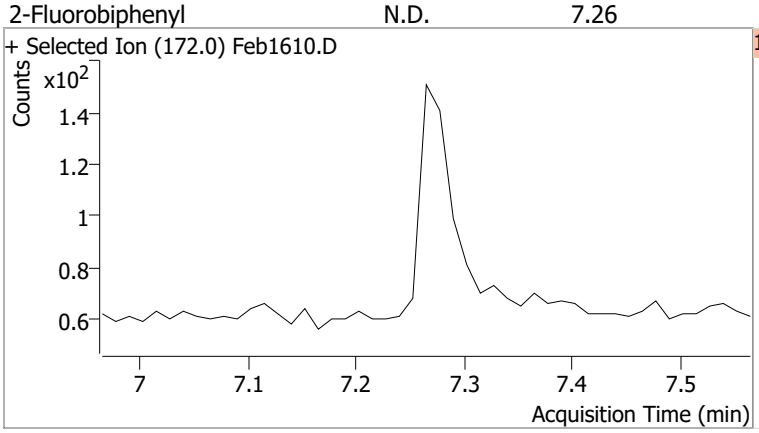

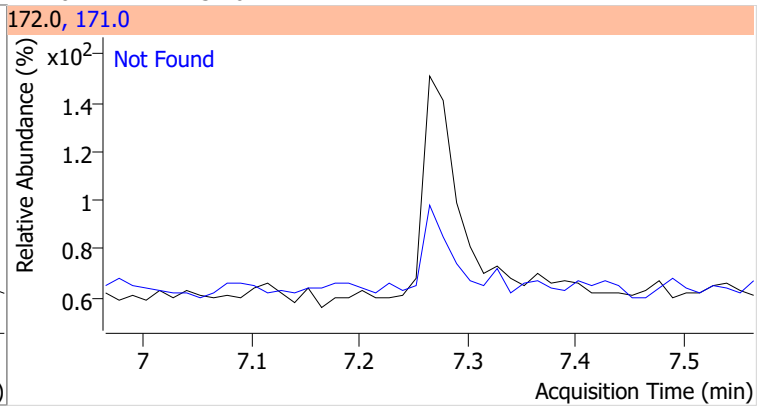

Compound	Conc.	Exp RT	QIon	Exp Ratio
Acenaphthylene	N.D.	7.83	153.0	16.9

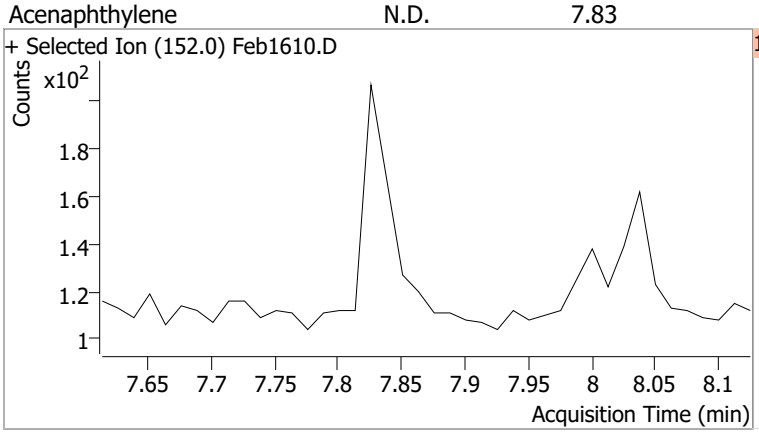

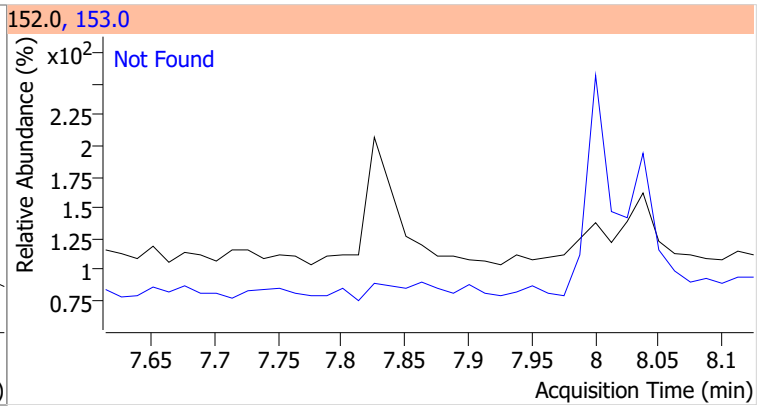

Compound	Conc.	RT	Dev(Min)	Resp.	QIon	QRatio	Lower	Upper
Acenaphthene		0		0	153.0		78.7	146.2
					152.0		36.5	67.8

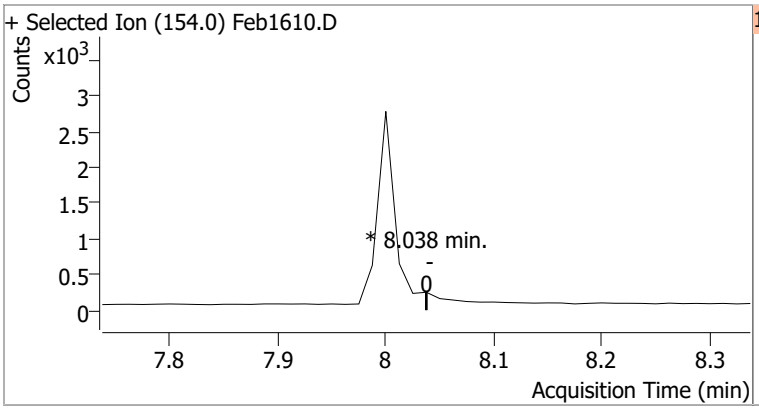

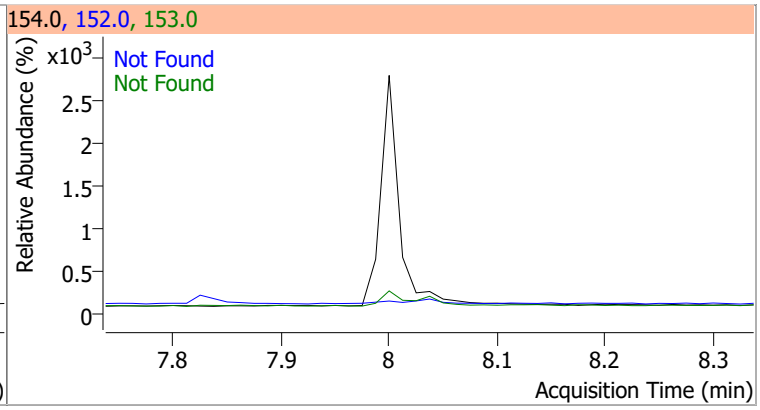

Compound	Conc.	Exp RT	QIon	Exp Ratio	QIon	Exp Ratio
Fluorene	N.D.	8.66	165.0	98.3	167.0	10.3

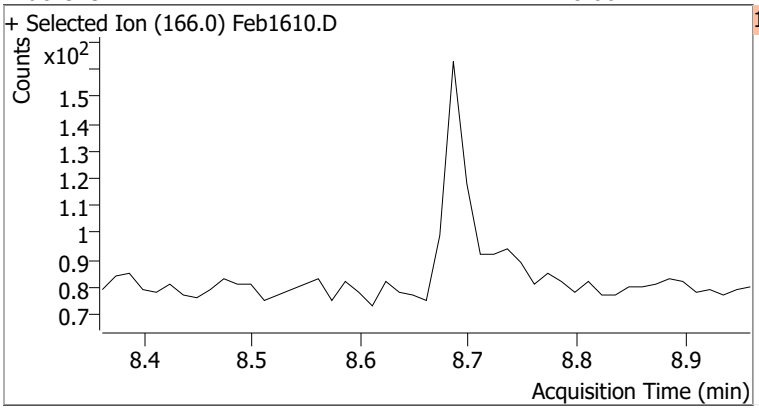

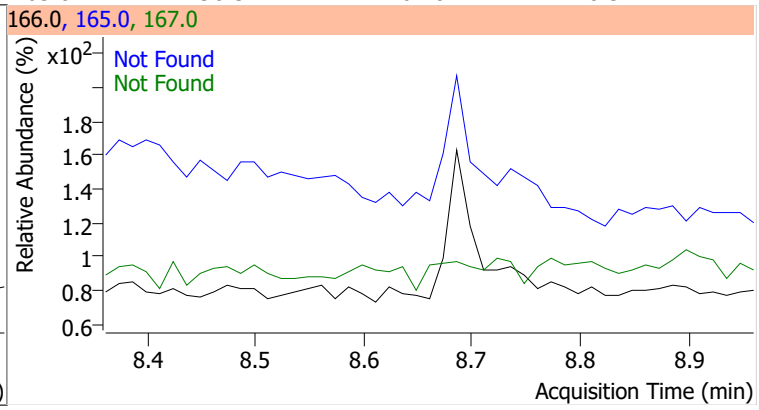

Compound	Conc.	Exp RT	QIon	Exp Ratio
Phenanthrene	N.D.	9.79	176.0	18.1

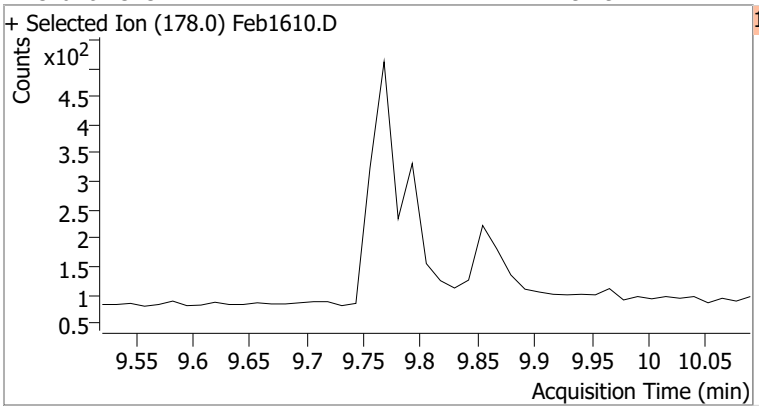

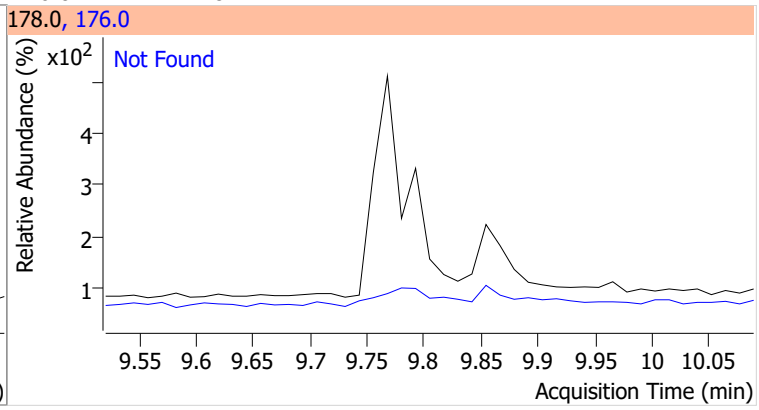

Compound	Conc.	Exp RT	QIon	Exp Ratio
Anthracene	N.D.	9.85	176.0	17.1

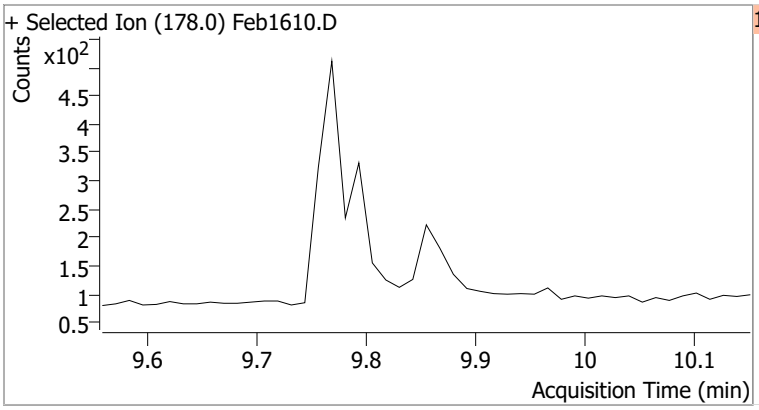

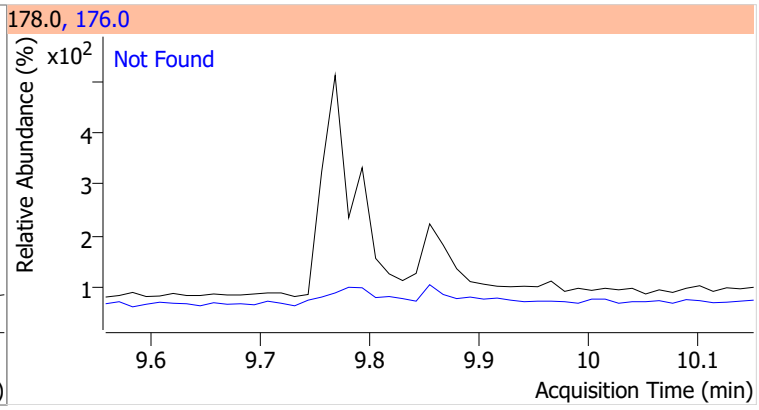

Compound	Conc.	Exp RT	QIon	Exp Ratio	QIon	Exp Ratio
o-Terphenyl	N.D.	10.30	229.0	64.0	215.0	38.9

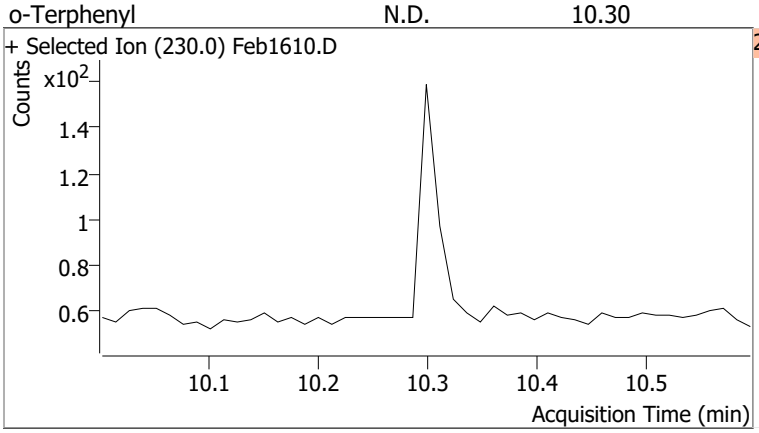

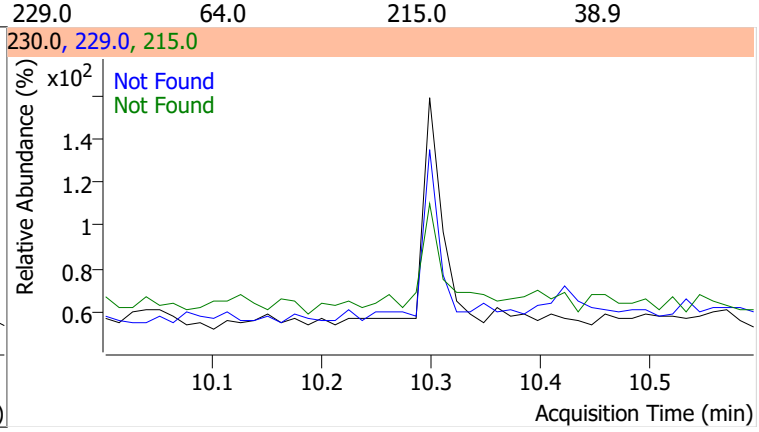

Compound	Conc.	Exp RT	QIon	Exp Ratio
Fluoranthene	N.D.	11.40	101.0	9.3

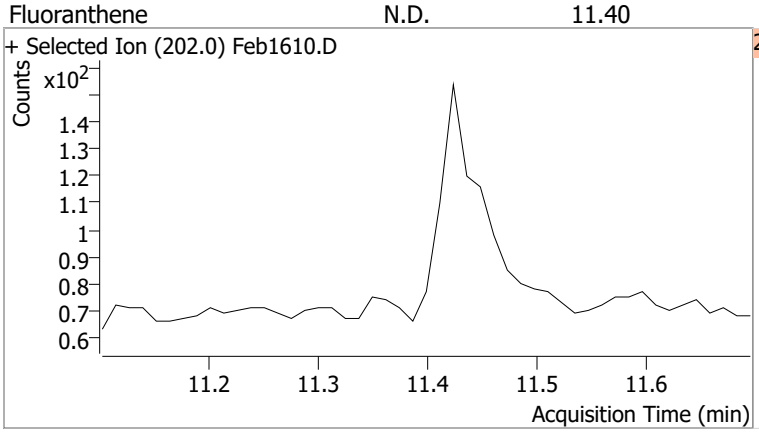

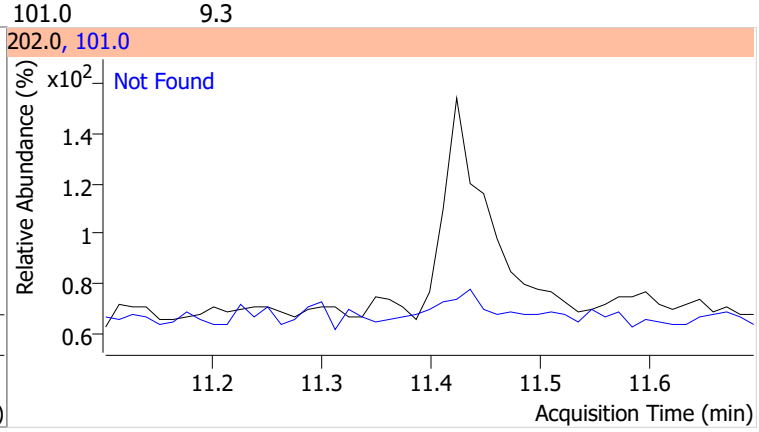

Compound	Conc.	Exp RT	QIon	Exp Ratio
Pyrene	N.D.	11.77	101.0	10.9

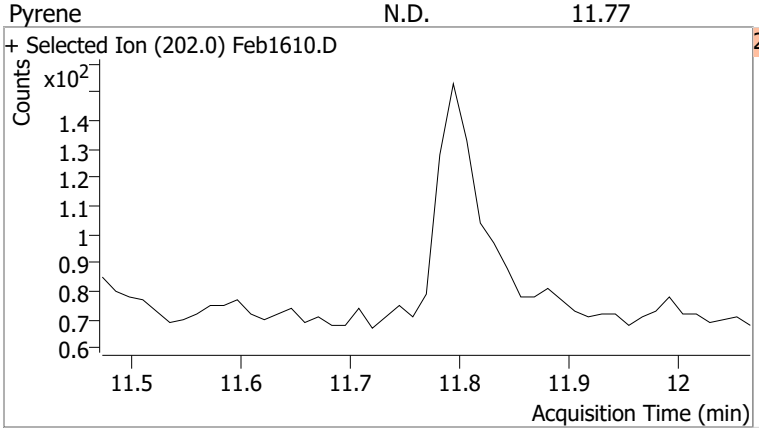

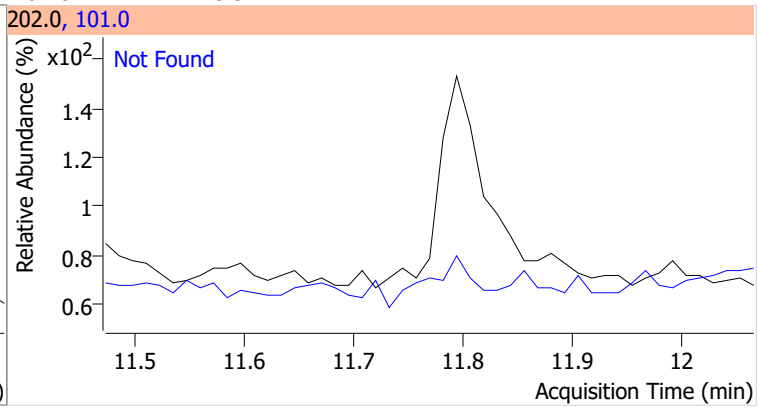

Compound	Conc.	Exp RT	QIon	Exp Ratio
Terphenyl-d14	N.D.	12.24	122.0	12.7

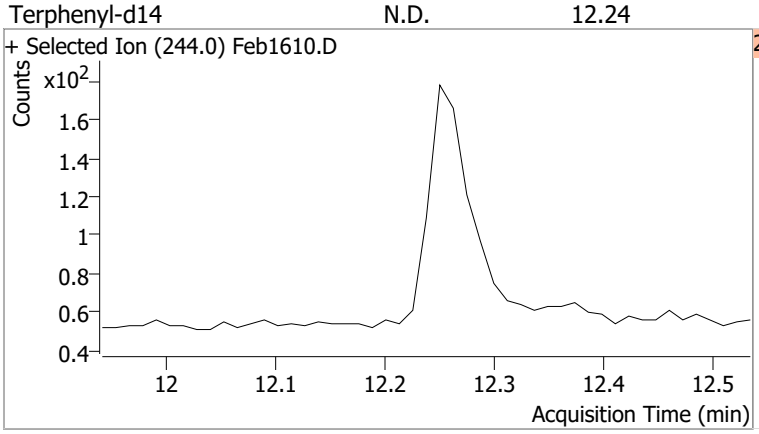

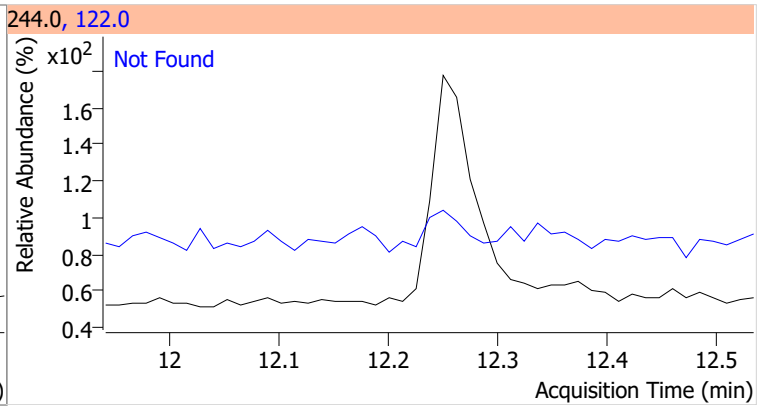

Compound	Conc.	RT	Dev(Min)	Resp.	QIon	QRatio	Lower	Upper
Benzo(a)Anthracene		0		0	226.0		18.0	33.4
					229.0		16.5	30.7

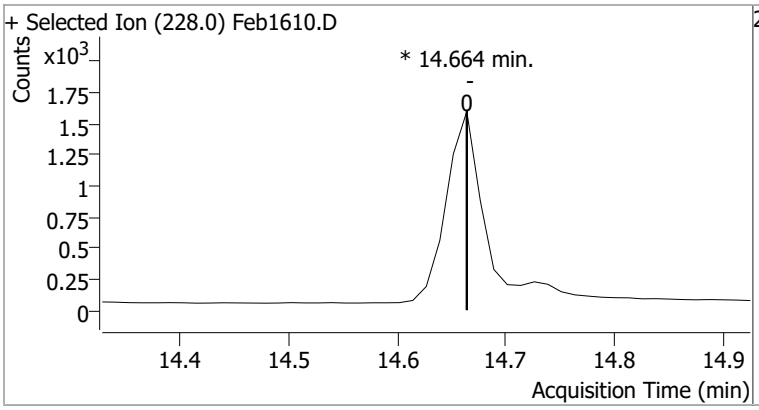

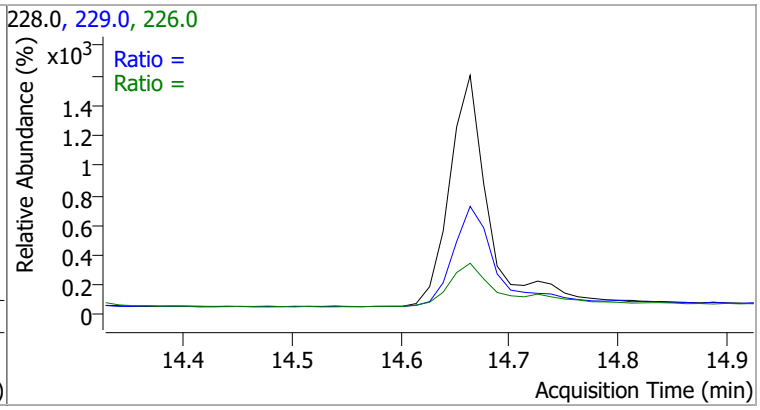

Compound	Conc.	RT	Dev(Min)	Resp.	QIon	QRatio	Lower	Upper
Chrysene		0		0	226.0		20.2	37.5
					229.0		15.5	28.8

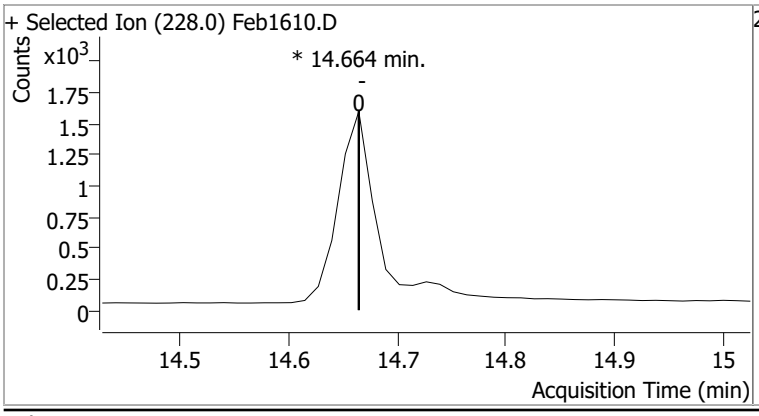

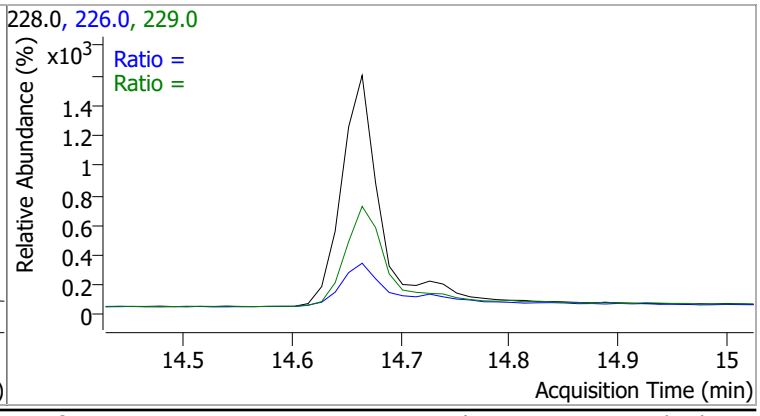

Compound	Conc.	Exp RT	QIon	Exp Ratio
Benzo(b)fluoranthene	N.D.	17.66	253.0	23.0

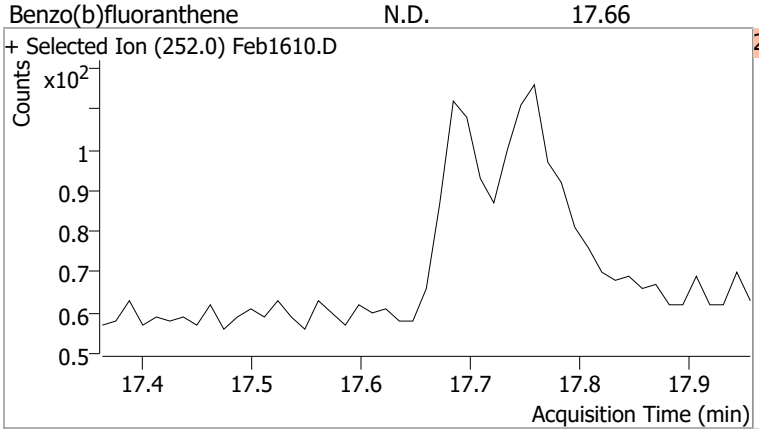

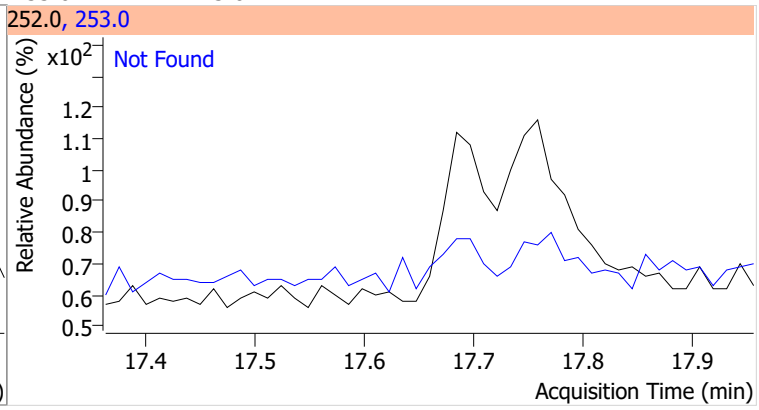

Compound	Conc.	Exp RT	QIon	Exp Ratio
Benzo(k)fluoranthene	N.D.	17.72	253.0	21.7

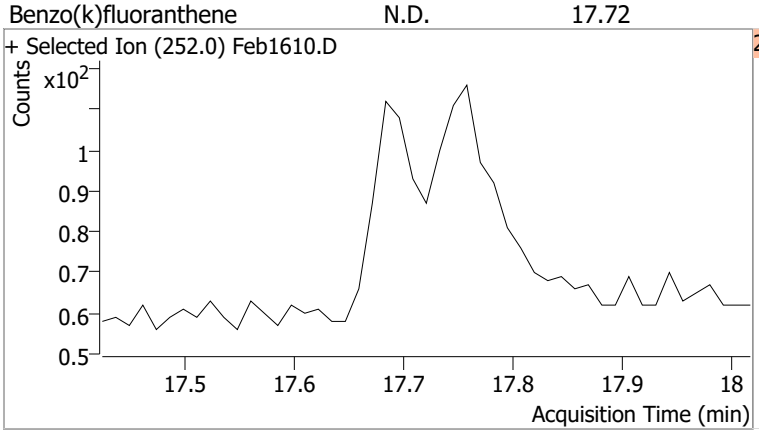

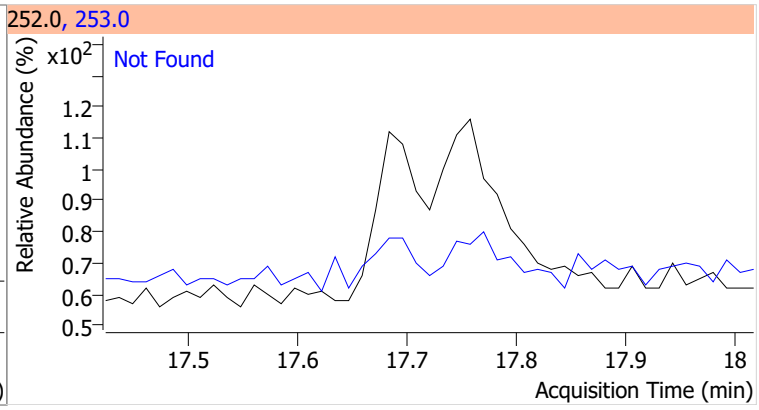

Compound	Conc.	RT	Dev(Min)	Resp.	QIon	QRatio	Lower	Upper
Benzo(a)pyrene		0		0	253.0		16.6	30.8

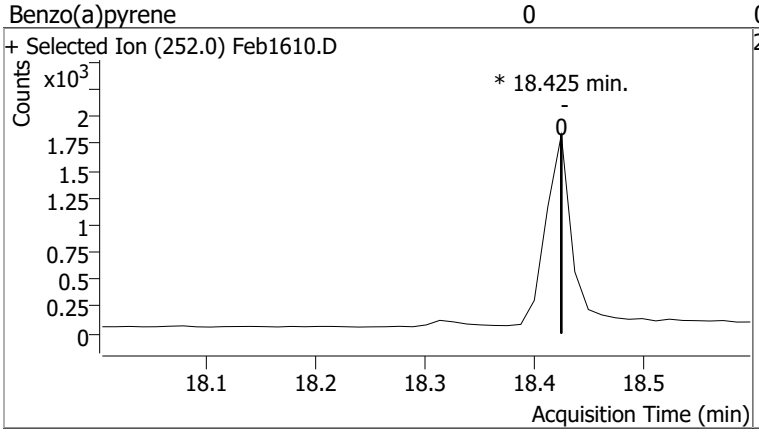

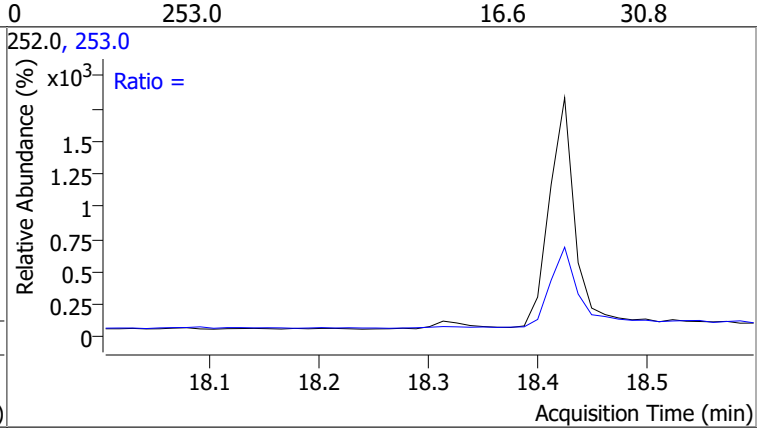

Compound	Conc.	Exp RT	QIon	Exp Ratio
Indeno(1,2,3-cd)pyrene	N.D.	20.16	138.0	22.8

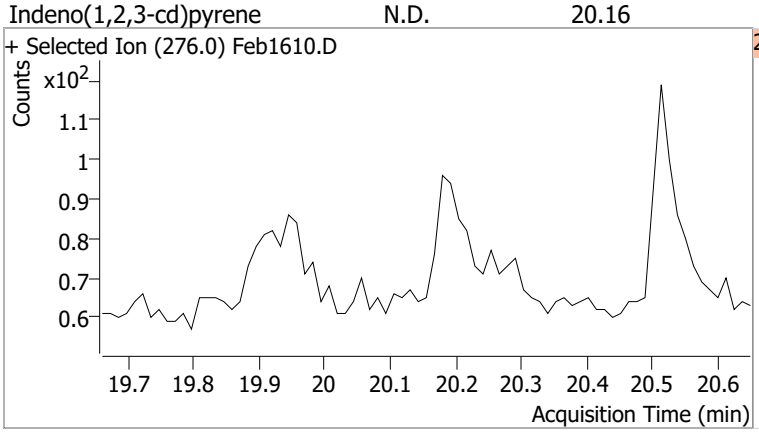

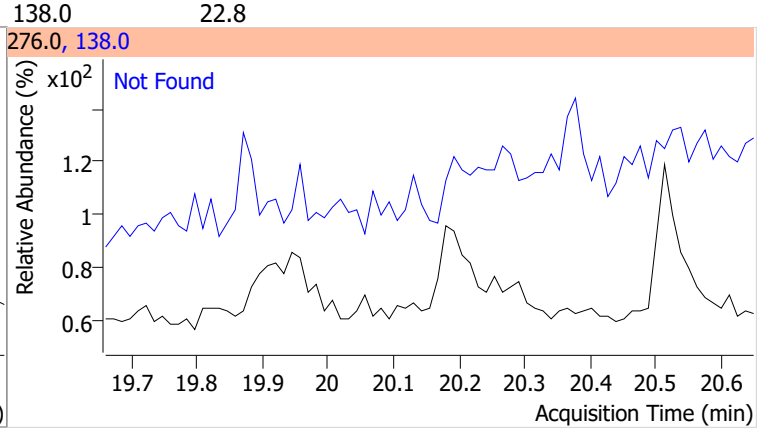

Compound	Conc.	Exp RT	QIon	Exp Ratio	QIon	Exp Ratio
Dibenzo(a,h)anthracene	N.D.	20.23	279.0	24.7	139.0	17.3

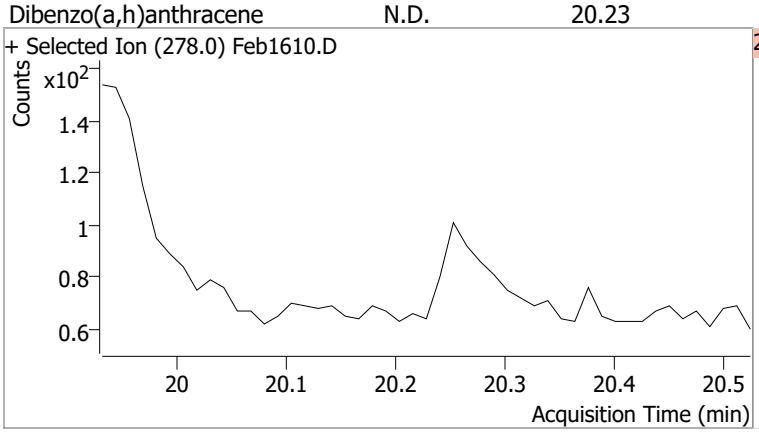

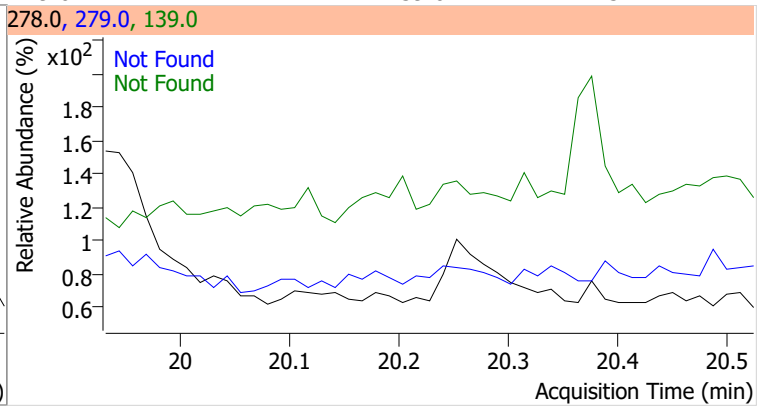

Compound	Conc.	Exp RT	QIon	Exp Ratio	QIon	Exp Ratio
Benzo(g,h,i)perylene	N.D.	20.49	277.0	24.6	138.0	23.4

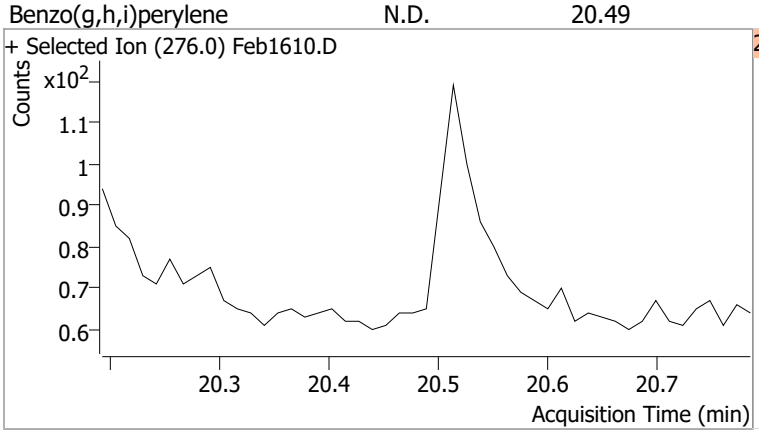

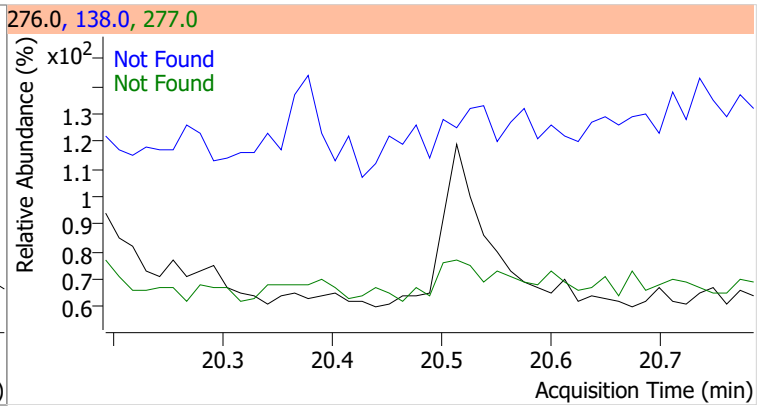

Quantitation Results Report (QT Reviewed)

Data File	Feb1611.D	Operator	LIMS import
Acq. Method	5975BNASIM	Acq. Date-Time	2/16/2022 5:56:14 PM
Sample Name	MB-163724	Instrument	GCMS
Vial	11	Multiplier	1.00
DA Method File		Comment	SVOC-8270C-SIM-W-LLPAH
Tune File	dftppjph.u	Tune Date	
Batch Name	021622 bna SIM 1.batch.bin	Last Calib Update	2/17/2022 8:48:03 AM
Ref Library			

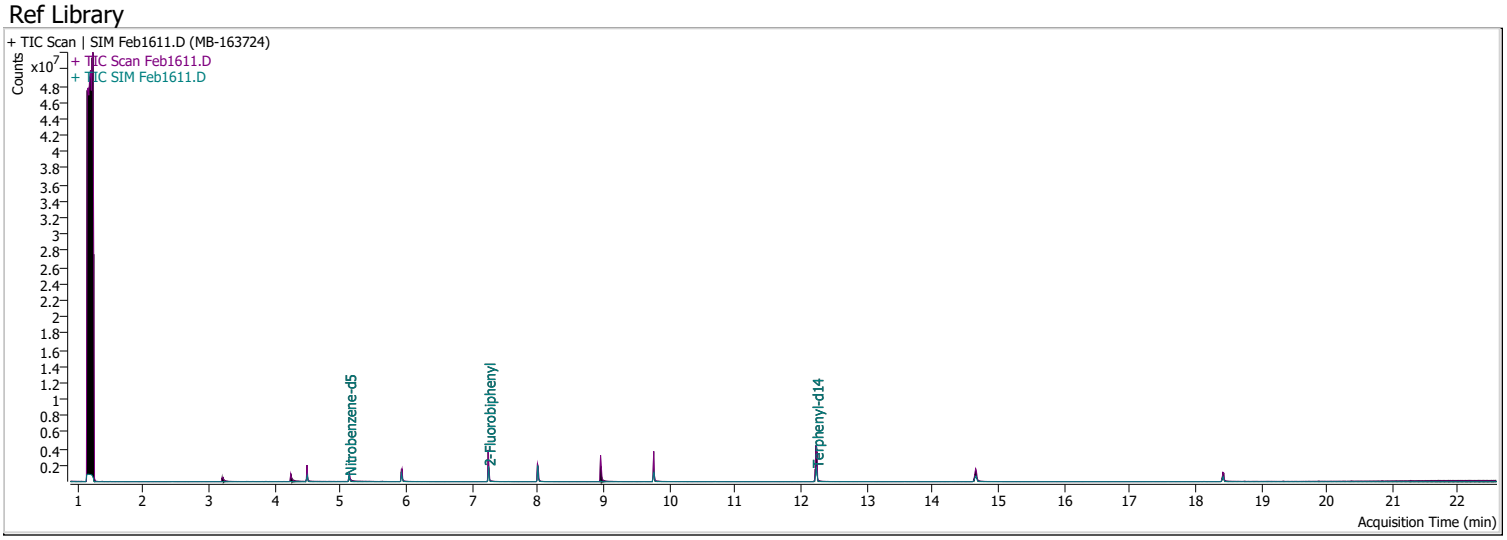

Compound	RT	QIon	Resp.	Conc.	Units		Dev(Min)
Internal Standards							
M 1,4-Dichlorobenzene-d4	4.497	152.0	272346	40.0000	ng/ml		0.000
M Naphthalene-d8	5.928	136.0	1079245	40.0000	ng/ml		0.000
M Acenaphthene-d10	8.000	164.0	746979	40.0000	ng/ml		0.000
M Phenanthrene-d10	9.768	188.0	1337335	40.0000	ng/ml		0.000
M Chrysene-d12	14.664	240.0	1097892	40.0000	ng/ml		0.000
M Perylene-d12	18.425	264.0	665117	40.0000	ng/ml		0.000
System Monitoring Compounds							
S Nitrobenzene-d5	5.131	82.0	489221	35.4153	ng/ml		-0.013
Spiked Amount: 5.000	Range: 19.0 - 102.0%			Recovery = 708.31%		*	
S 2-Fluorobiphenyl	7.252	172.0	1341992	32.9642	ng/ml		-0.013
Spiked Amount: 5.000	Range: 25.0 - 94.0%			Recovery = 659.28%		*	
S o-Terphenyl	0.000		0	N.D.			
Spiked Amount: 5.000	Range: 40.0 - 140.0%			Recovery = NA%			
S Terphenyl-d14	12.238	244.0	2220171	52.3254	ng/ml		0.000
Spiked Amount: 5.000	Range: 39.0 - 106.0%			Recovery = 1046.51%		*	
Target Compounds							**QValue**
T Naphthalene	0.000		0	N.D.			
T 2-Methylnaphthalene	0.000		0	N.D.			
T 1-Methylnaphthalene	0.000		0	N.D.			
T Acenaphthylene	0.000		0	N.D.			
T Acenaphthene	8.038	154.0	0		ng/ml	md	1
T Fluorene	8.960	166.0	0		ng/ml	md	1
T Phenanthrene	0.000		0	N.D.			
T Anthracene	0.000		0	N.D.			
T Fluoranthene	0.000		0	N.D.			
T Pyrene	0.000		0	N.D.			
T Benzo(a)Anthracene	14.664	228.0	0		ng/ml	md	1
T Chrysene	14.739	228.0	0		ng/ml	md	1
T Benzo(b)fluoranthene	0.000		0	N.D.			

Compound	RT	QIon	Resp.	Conc.	Units		Dev(Min)
T Benzo(k)fluoranthene	0.000		0	N.D.			
T Benzo(a)pyrene	18.425	252.0	0		ng/ml	md	1
T Indeno(1,2,3-cd)pyrene	0.000		0	N.D.			
T Dibenzo(a,h)anthracene	0.000		0	N.D.			
T Benzo(g,h,i)perylene	0.000		0	N.D.			

(#) = Qualifier Out of Range; (m) = Manual Integration; (+) = Area Summed; (*) = Surrogate Percent Recovery Out of Range; (d): Zeroed Peak

Compound	Conc.	RT	Dev(Min)	Resp.	QIon	QRatio	Lower	Upper
Nitrobenzene-d5	35.4153	5.13	-0.01	489221	128.0	42.6	32.9	61.0
					54.0	39.2	29.6	54.9

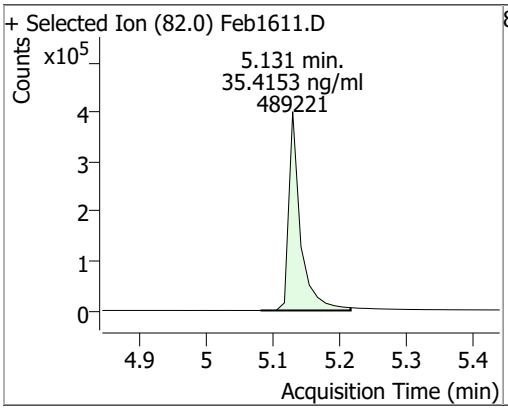

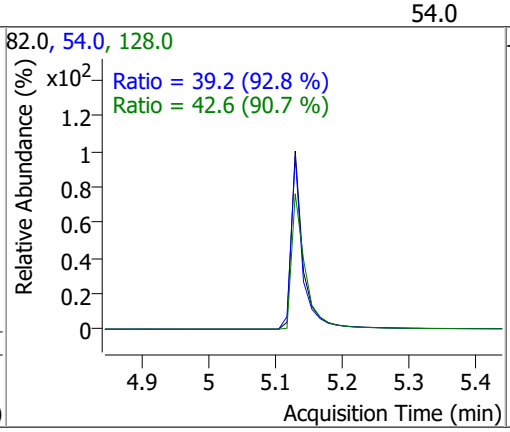

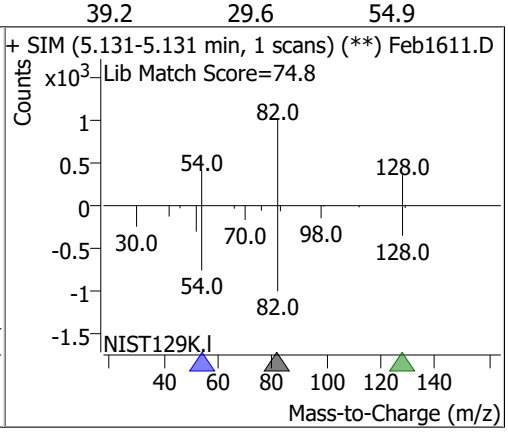

Compound	Conc.	Exp RT	QIon	Exp Ratio	QIon	Exp Ratio
Naphthalene	N.D.	5.95	102.0	11.7	129.0	11.3

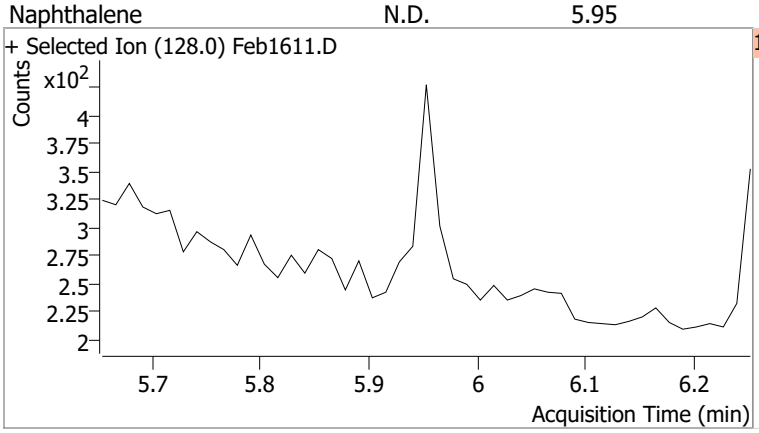

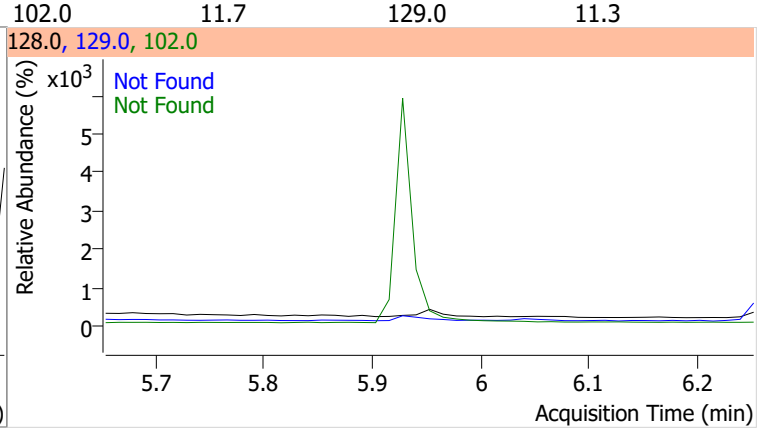

Compound	Conc.	Exp RT	QIon	Exp Ratio	QIon	Exp Ratio
2-Methylnaphthalene	N.D.	6.79	142.0	137.8	115.0	47.4

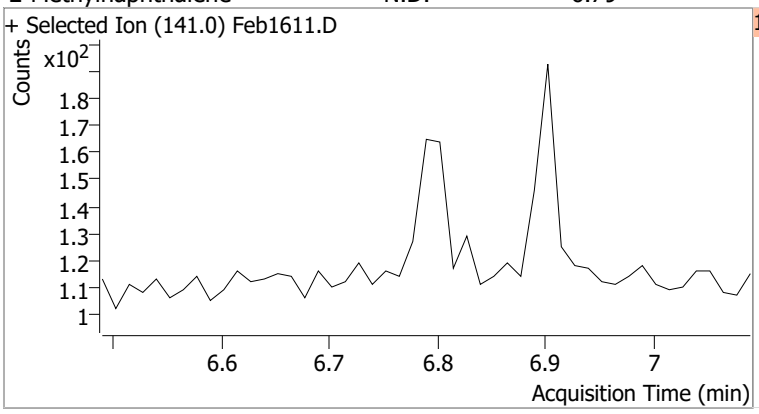

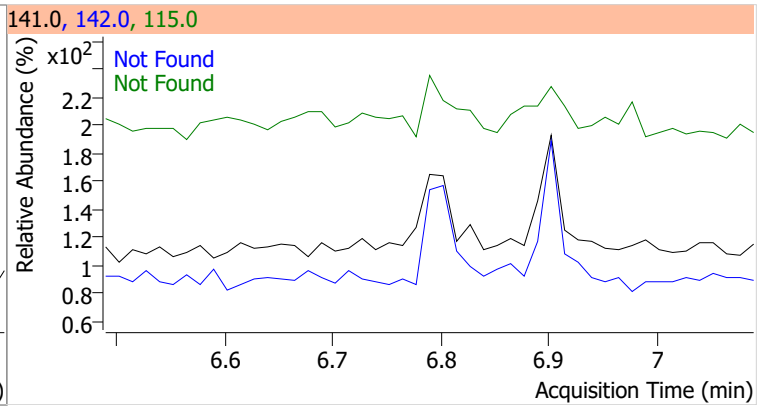

Compound	Conc.	Exp RT	QIon	Exp Ratio	QIon	Exp Ratio
1-Methylnaphthalene	N.D.	6.90	142.0	117.5	115.0	47.8

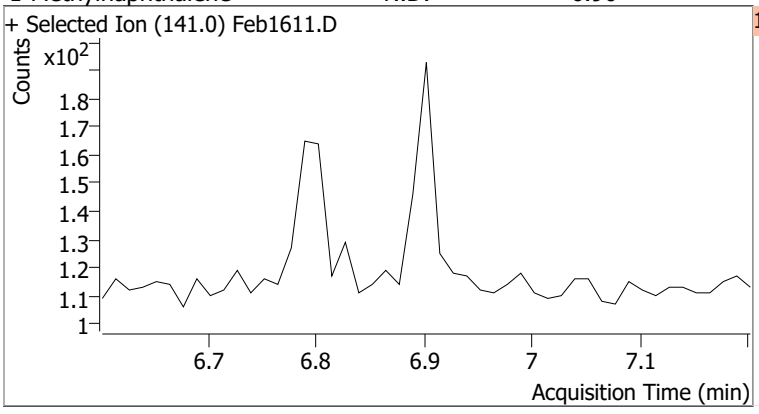

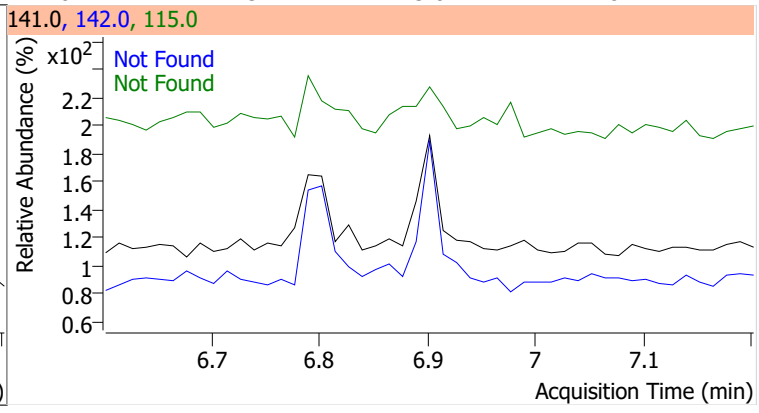

Compound	Conc.	RT	Dev(Min)	Resp.	QIon	QRatio	Lower	Upper
2-Fluorobiphenyl	32.9642	7.25	-0.01	1341992	171.0	38.5	26.3	48.9

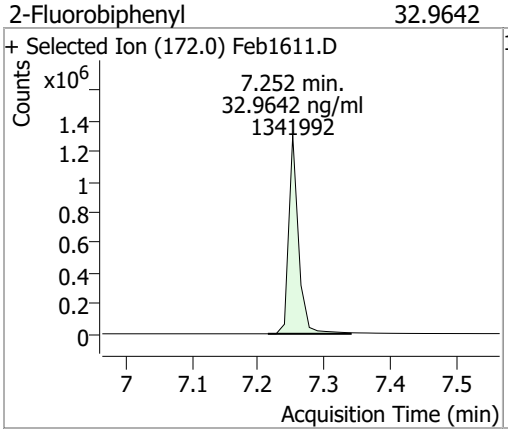

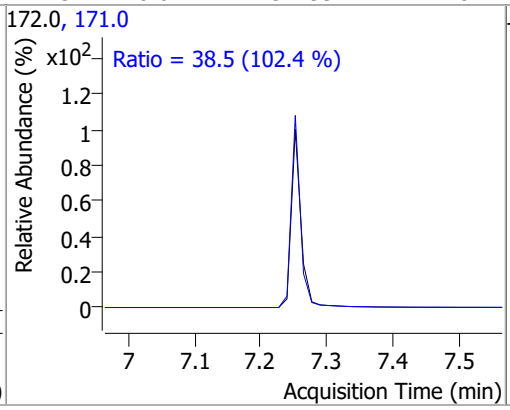

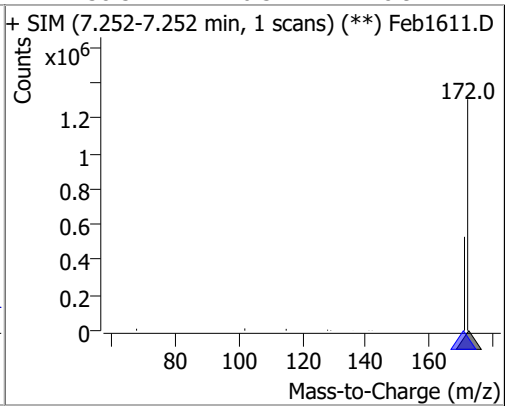

Compound	Conc.	Exp RT	QIon	Exp Ratio
Acenaphthylene	N.D.	7.83	153.0	16.9

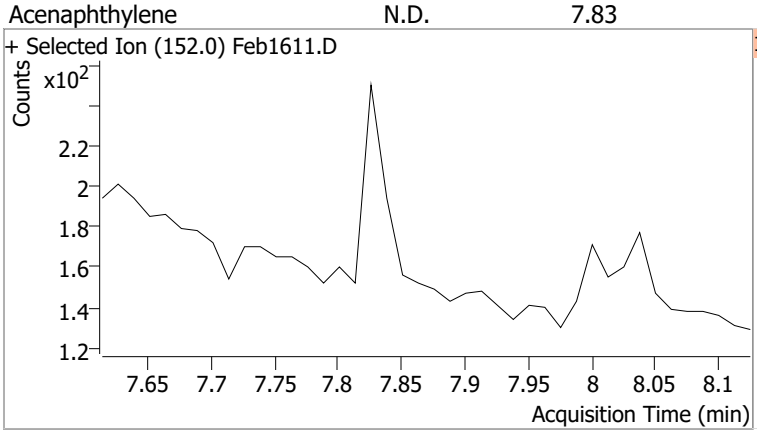

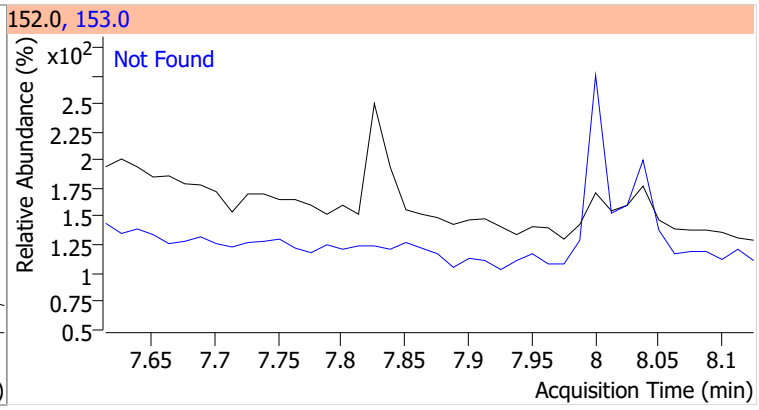

Compound	Conc.	RT	Dev(Min)	Resp.	QIon	QRatio	Lower	Upper
Acenaphthene		0		0	153.0		78.7	146.2
					152.0		36.5	67.8

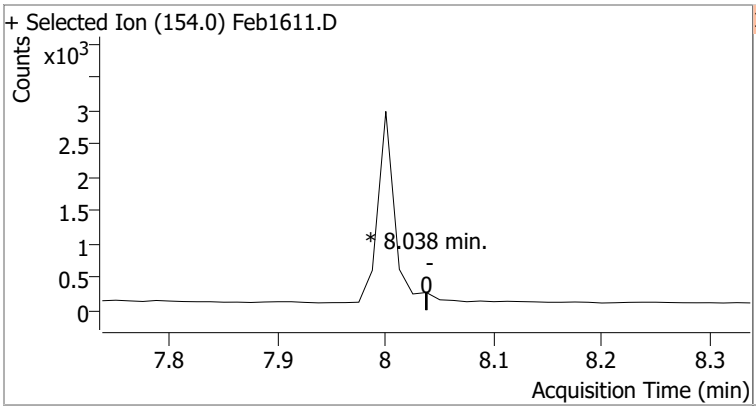

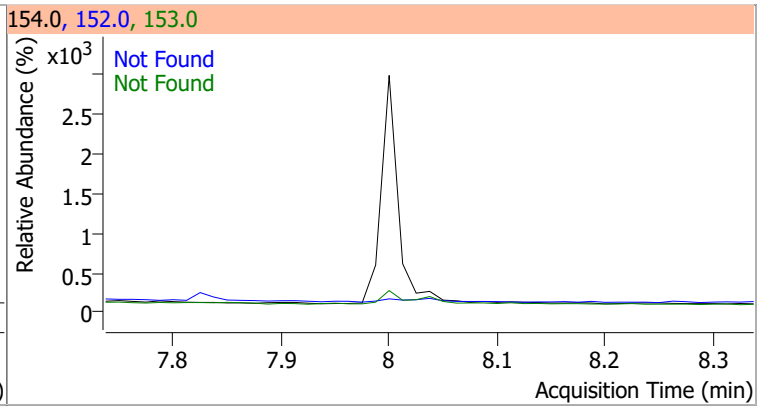

Compound	Conc.	RT	Dev(Min)	Resp.	QIon	QRatio	Lower	Upper
Fluorene		0		0	165.0		68.8	127.8
					167.0		7.2	13.4

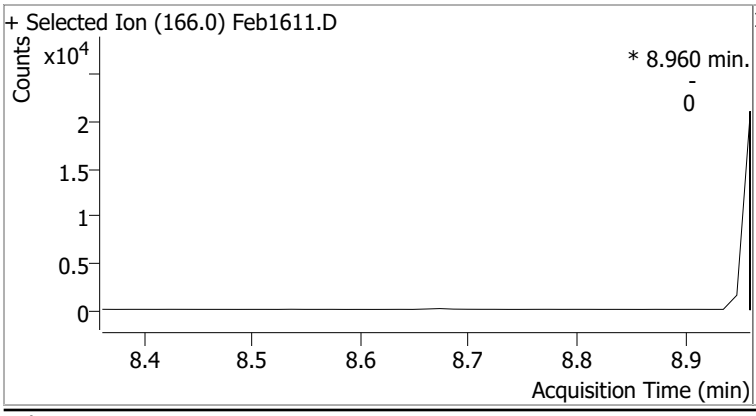

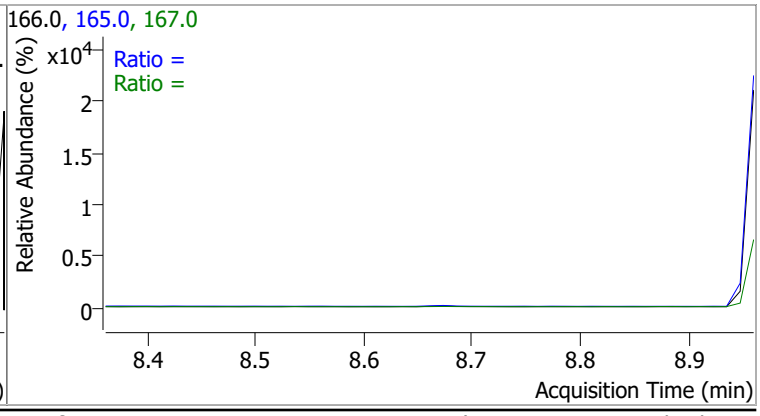

Compound	Conc.	Exp RT	QIon	Exp Ratio
Phenanthrene	N.D.	9.79	176.0	18.1

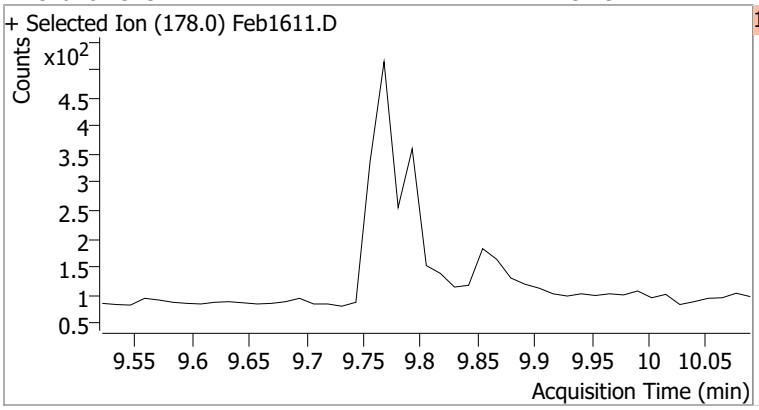

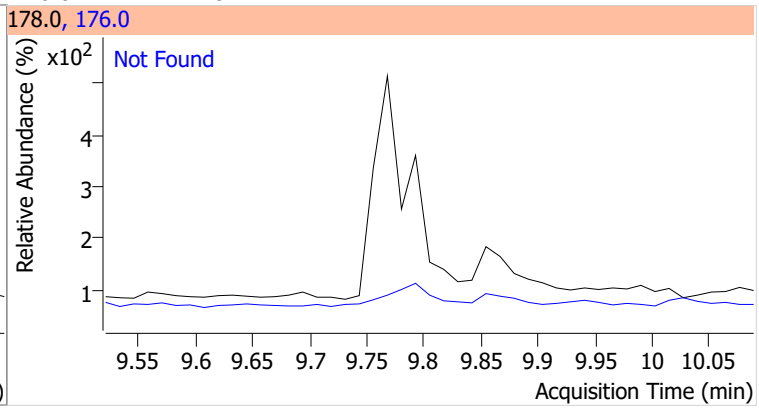

Compound	Conc.	Exp RT	QIon	Exp Ratio
Anthracene	N.D.	9.85	176.0	17.1

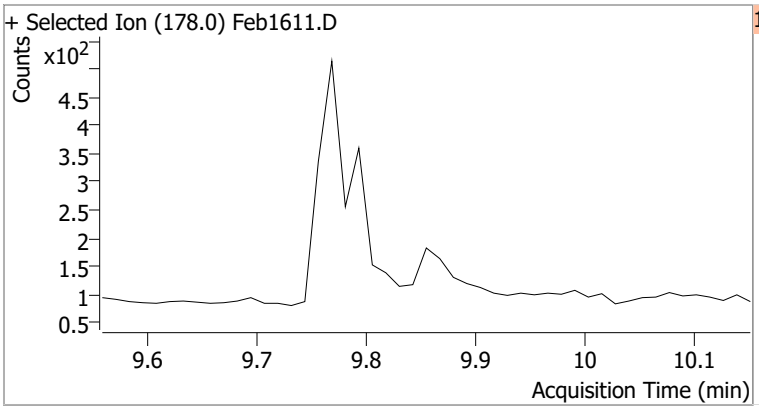

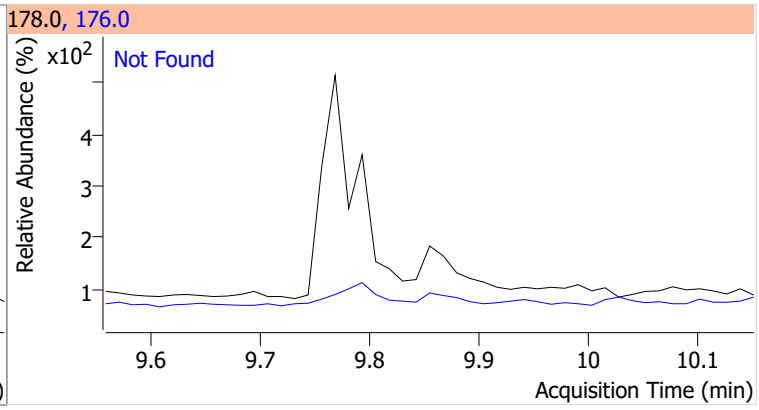

Compound	Conc.	Exp RT	QIon	Exp Ratio	QIon	Exp Ratio
o-Terphenyl	N.D.	10.30	229.0	64.0	215.0	38.9

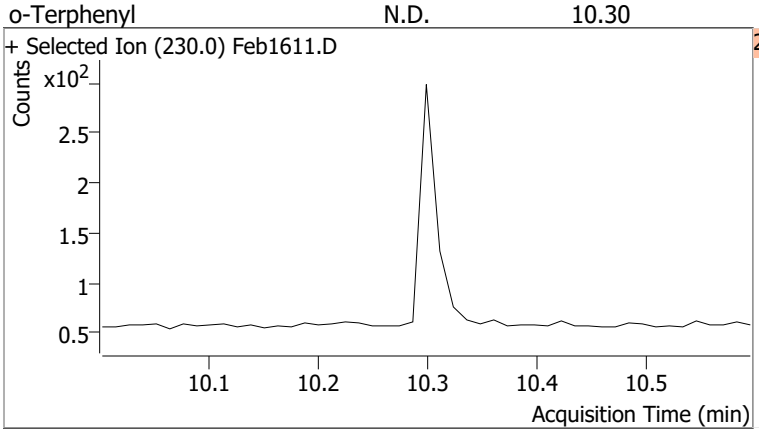

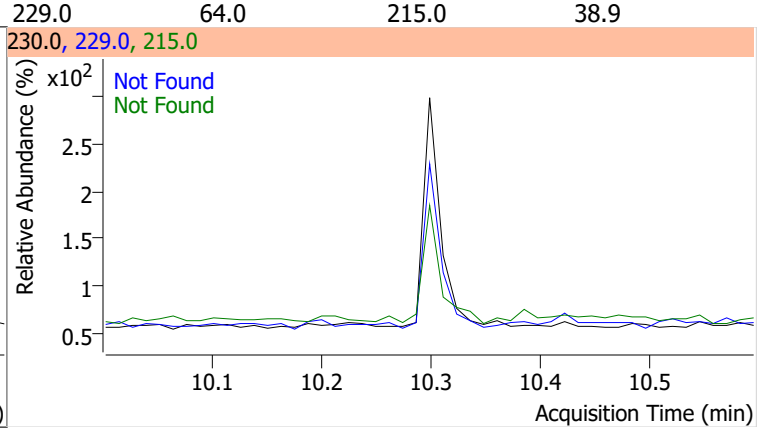

Compound	Conc.	Exp RT	QIon	Exp Ratio
Fluoranthene	N.D.	11.40	101.0	9.3

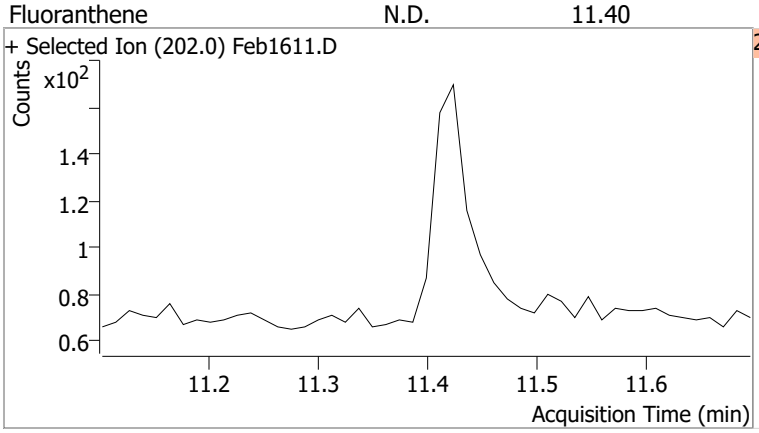

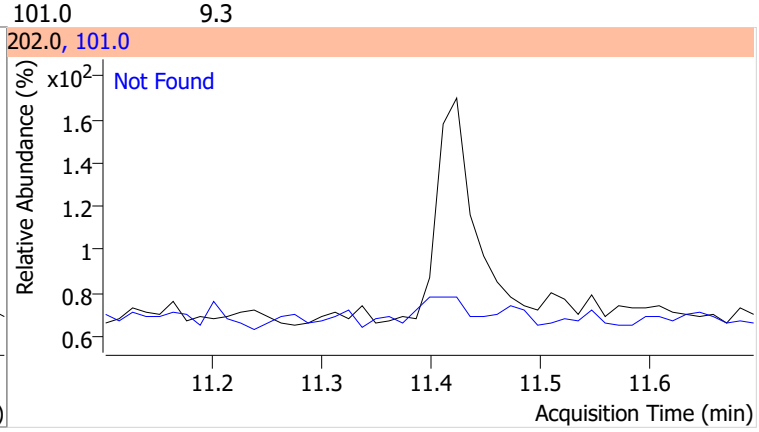

Compound	Conc.	Exp RT	QIon	Exp Ratio
Pyrene	N.D.	11.77	101.0	10.9

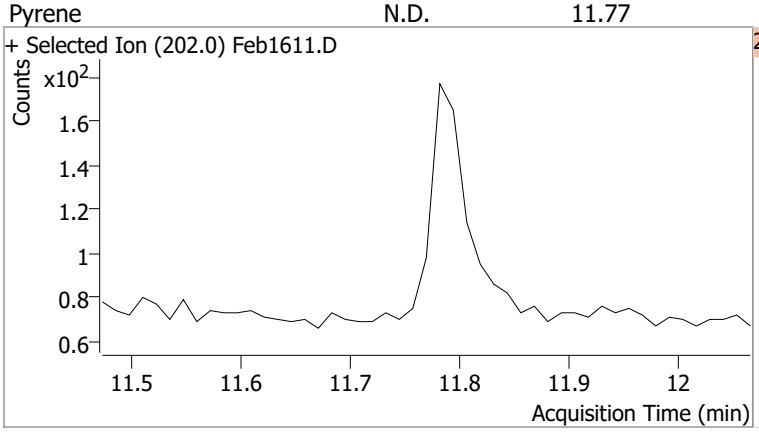

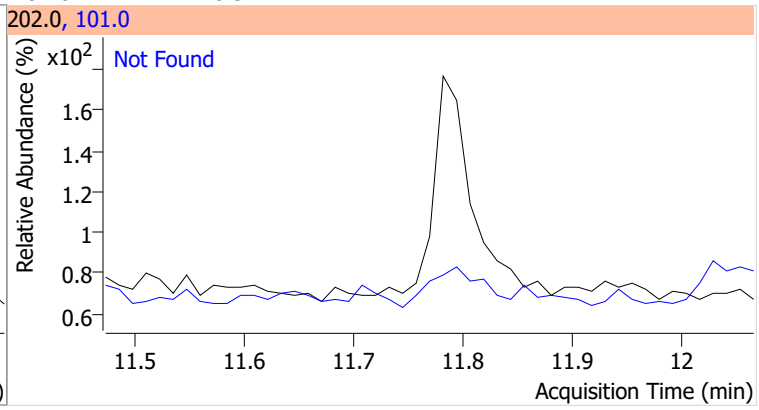

Compound	Conc.	RT	Dev(Min)	Resp.	QIon	QRatio	Lower	Upper
Terphenyl-d14	52.3254	12.24	0.00	2220171	122.0	13.7	8.9	16.5

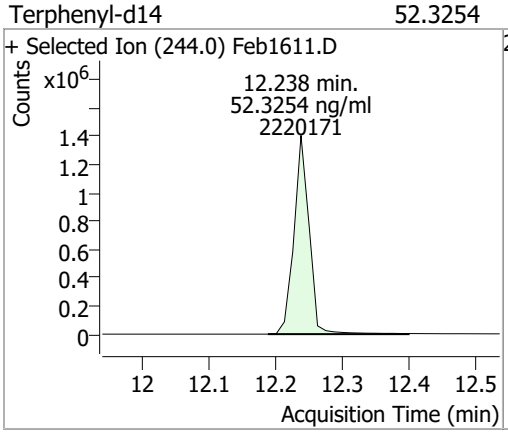

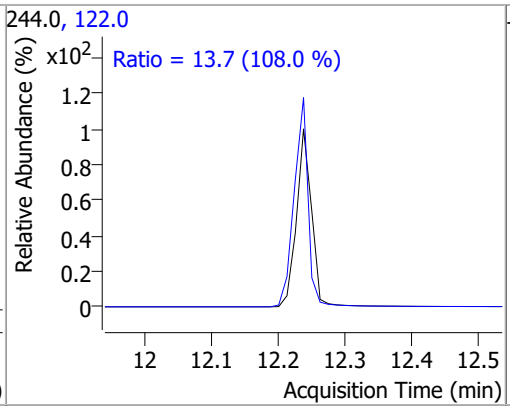

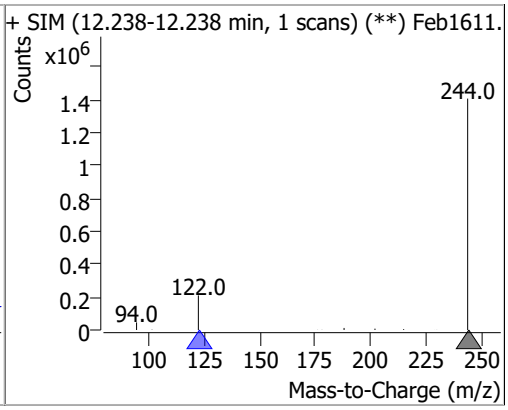

Compound	Conc.	RT	Dev(Min)	Resp.	QIon	QRatio	Lower	Upper
Benzo(a)Anthracene		0		0	226.0		18.0	33.4
					229.0		16.5	30.7

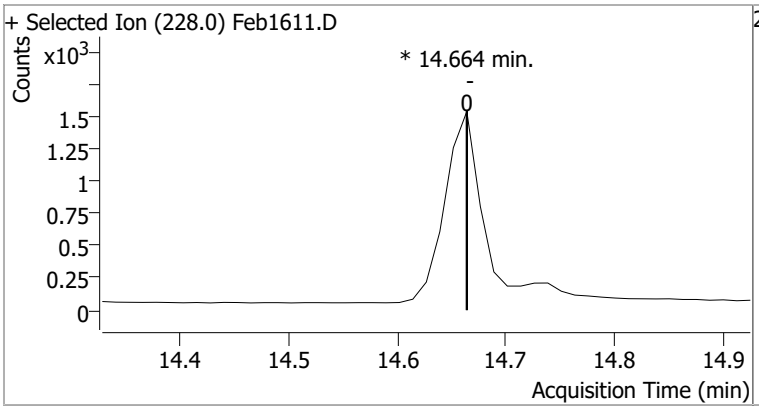

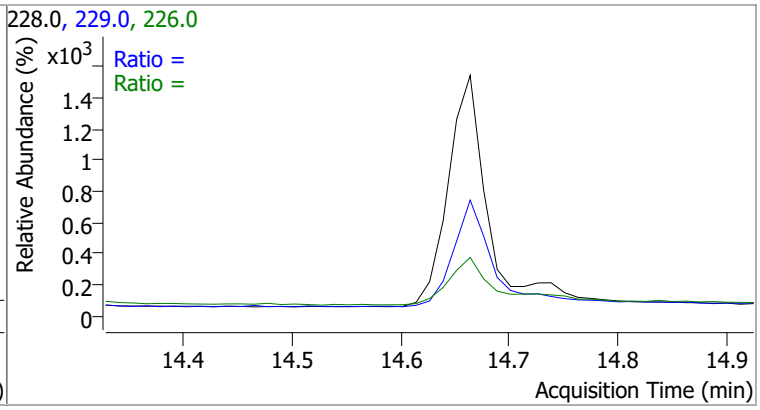

Compound	Conc.	RT	Dev(Min)	Resp.	QIon	QRatio	Lower	Upper
Chrysene		0		0	226.0		20.2	37.5
					229.0		15.5	28.8

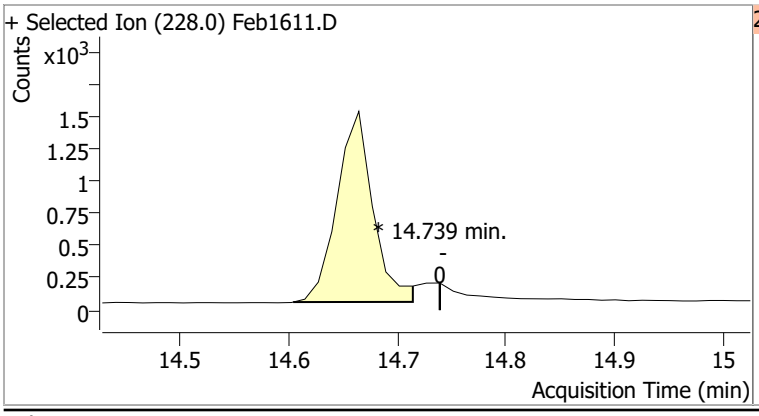

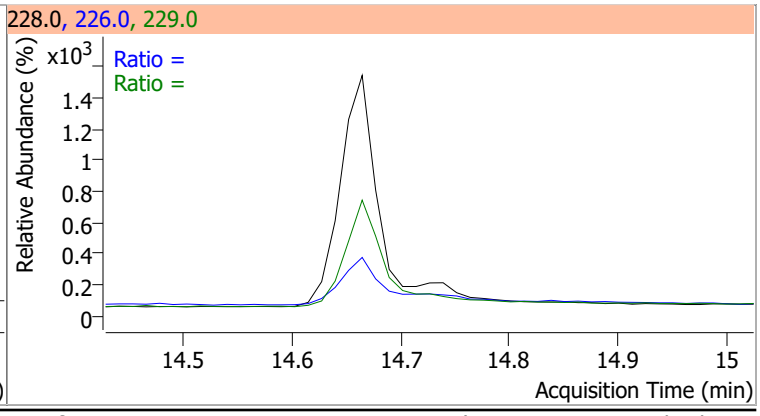

Compound	Conc.	Exp RT	QIon	Exp Ratio
Benzo(b)fluoranthene	N.D.	17.66	253.0	23.0

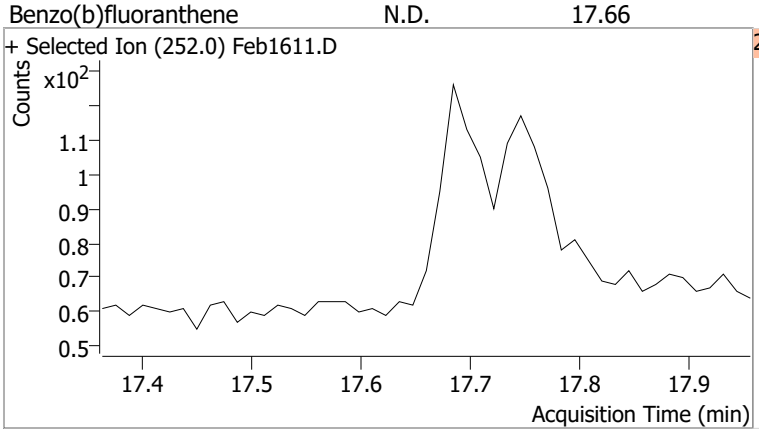

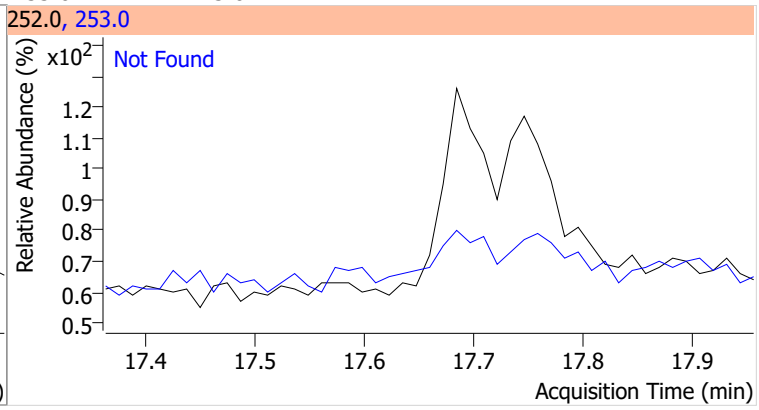

Compound	Conc.	Exp RT	QIon	Exp Ratio
Benzo(k)fluoranthene	N.D.	17.72	253.0	21.7

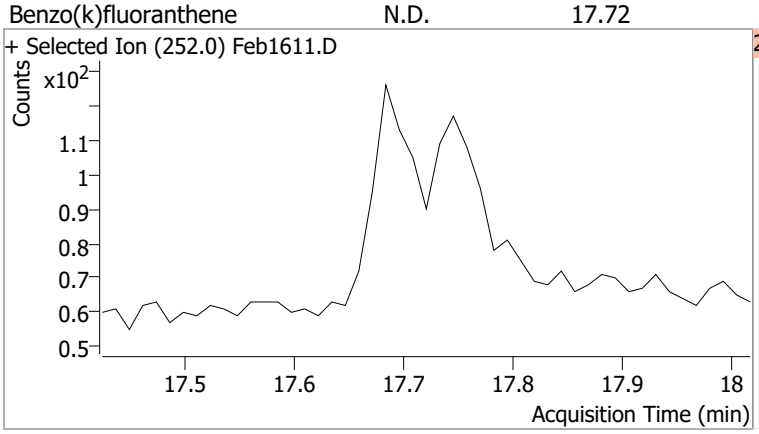

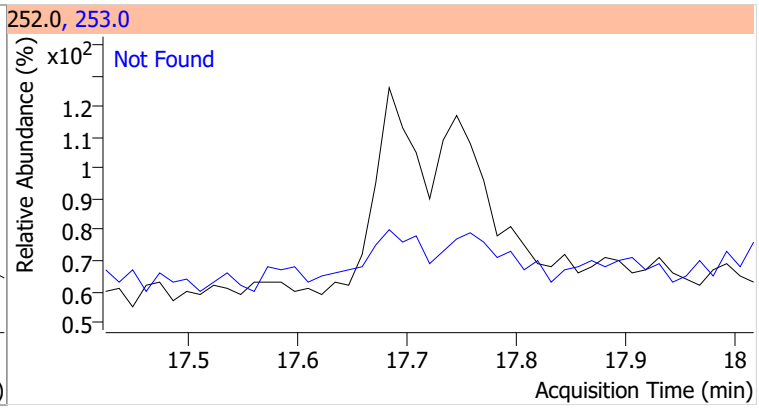

Compound	Conc.	RT	Dev(Min)	Resp.	QIon	QRatio	Lower	Upper
Benzo(a)pyrene		0		0	253.0		16.6	30.8

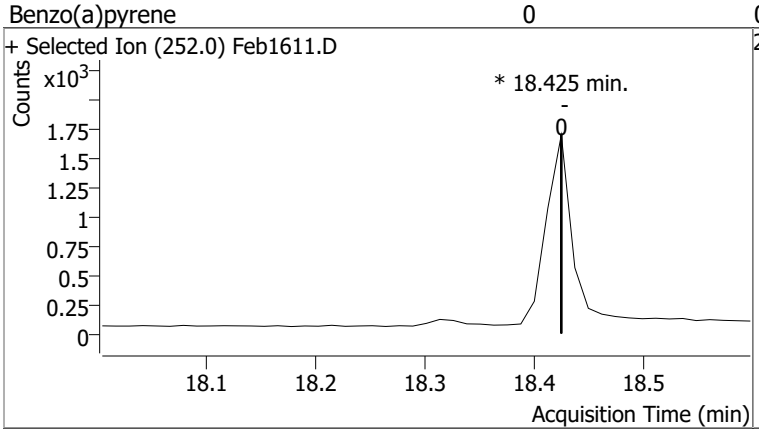

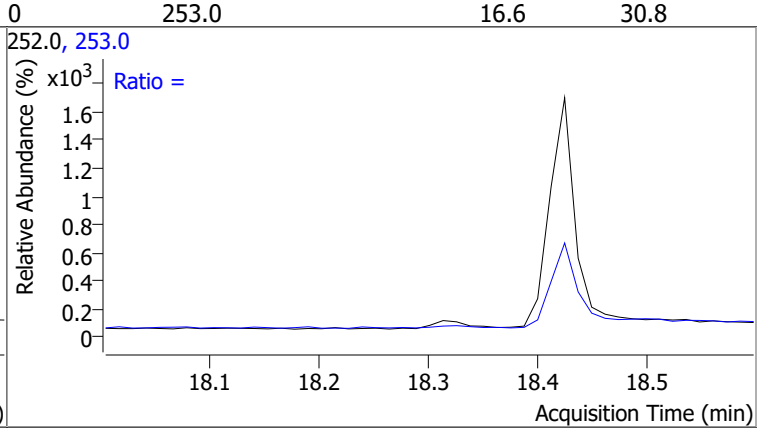

Compound	Conc.	Exp RT	QIon	Exp Ratio
Indeno(1,2,3-cd)pyrene	N.D.	20.16	138.0	22.8

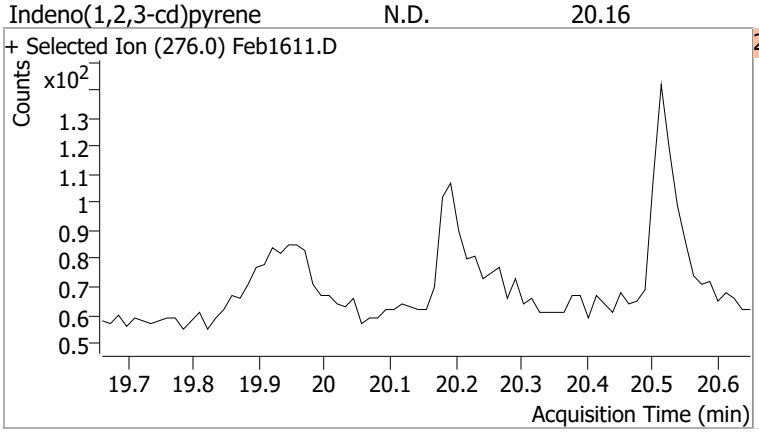

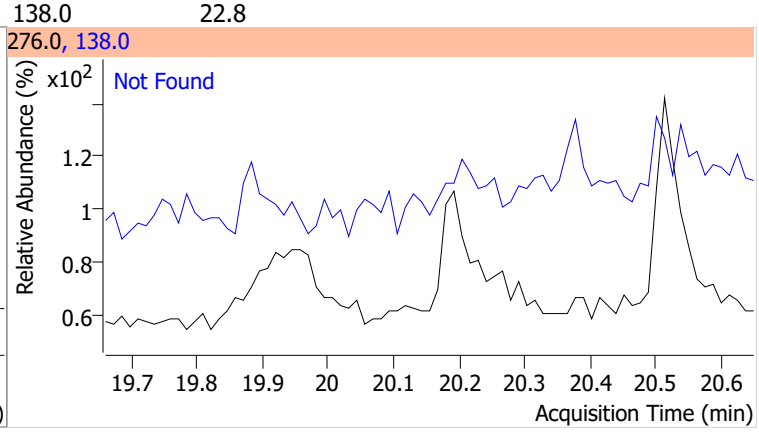

Compound	Conc.	Exp RT	QIon	Exp Ratio	QIon	Exp Ratio
Dibenzo(a,h)anthracene	N.D.	20.23	279.0	24.7	139.0	17.3

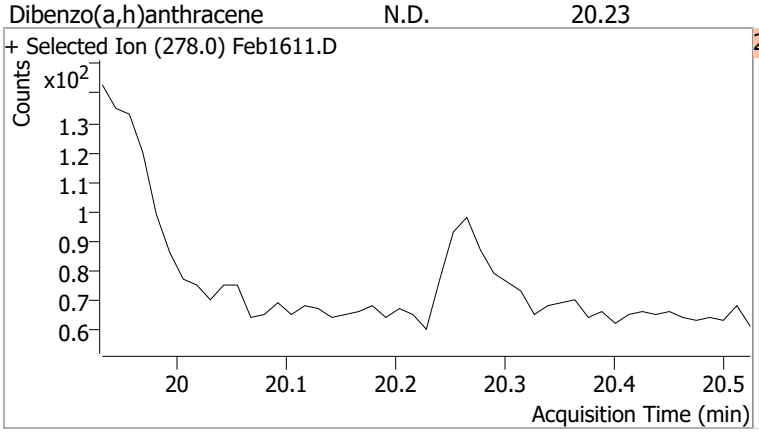

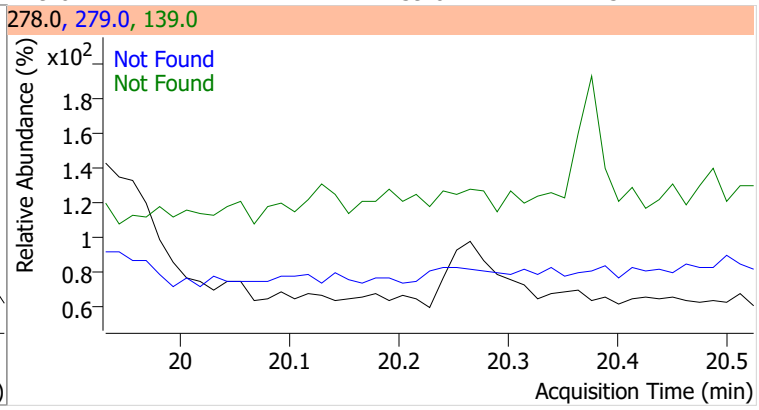

Compound	Conc.	Exp RT	QIon	Exp Ratio	QIon	Exp Ratio
Benzo(g,h,i)perylene	N.D.	20.49	277.0	24.6	138.0	23.4

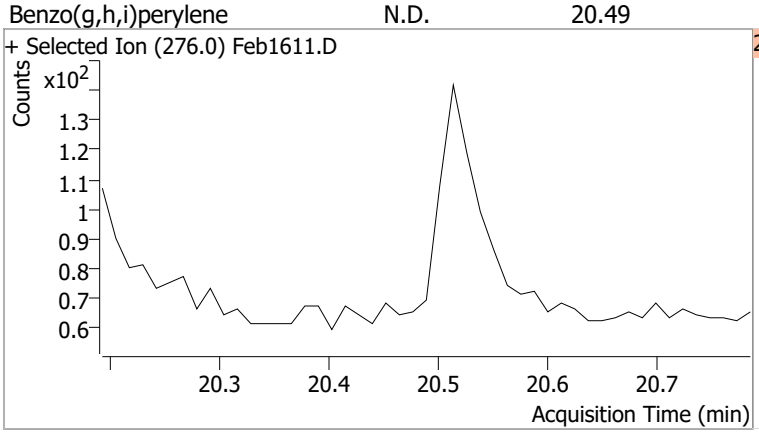

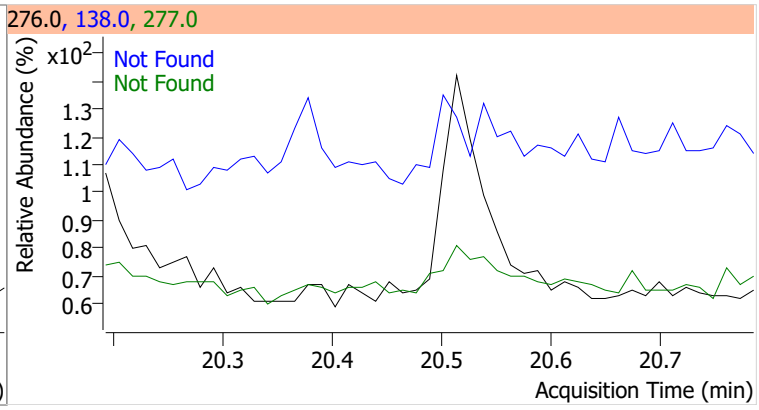

Quantitation Results Report (QT Reviewed)

Data File	Feb1612.D	Operator	LIMS import
Acq. Method	5975BNASIM	Acq. Date-Time	2/16/2022 6:28:35 PM
Sample Name	LLCS-163724	Instrument	GCMS
Vial	12	Multiplier	1.00
DA Method File		Comment	SVOC-8270C-SIM-W-LLPAH
Tune File	dftppjph.u	Tune Date	
Batch Name	021622 bna SIM 1.batch.bin	Last Calib Update	2/17/2022 8:48:03 AM
Ref Library			

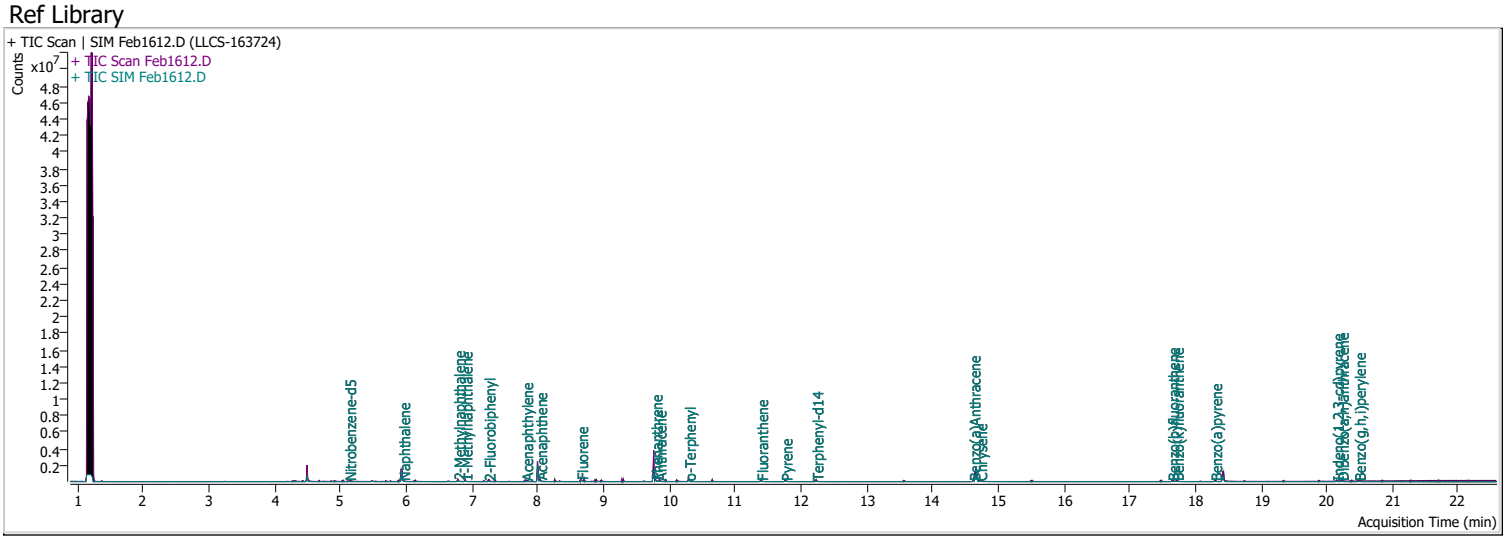

Compound	RT	QIon	Resp.	Conc.	Units		Dev(Min)
Internal Standards							
M 1,4-Dichlorobenzene-d4	4.497	152.0	252334	40.0000	ng/ml		0.000
M Naphthalene-d8	5.928	136.0	1055480	40.0000	ng/ml		0.000
M Acenaphthene-d10	8.000	164.0	741365	40.0000	ng/ml		0.000
M Phenanthrene-d10	9.768	188.0	1325618	40.0000	ng/ml		0.000
M Chrysene-d12	14.664	240.0	1060082	40.0000	ng/ml		0.000
M Perylene-d12	18.425	264.0	678656	40.0000	ng/ml		0.000
System Monitoring Compounds							
S Nitrobenzene-d5	5.131	82.0	23776	4.2196	ng/ml		-0.013
Spiked Amount: 5.000	Range: 19.0 - 102.0%			Recovery = 84.39%			
S 2-Fluorobiphenyl	7.252	172.0	82480	3.9977	ng/ml		-0.013
Spiked Amount: 5.000	Range: 25.0 - 94.0%			Recovery = 79.95%			
S o-Terphenyl	10.299	230.0	83831	4.6664	ng/ml		0.000
Spiked Amount: 5.000	Range: 40.0 - 140.0%			Recovery = 93.33%			
S Terphenyl-d14	12.238	244.0	104988	4.8253	ng/ml		0.000
Spiked Amount: 5.000	Range: 39.0 - 106.0%			Recovery = 96.51%			
Target Compounds							**QValue**
T Naphthalene	5.953	128.0	90015	3.5675	ng/ml		98
T 2-Methylnaphthalene	6.790	141.0	60422	3.6892	ng/ml	m	96
T 1-Methylnaphthalene	6.902	141.0	55672	3.0862	ng/ml	m	97
T Acenaphthylene	7.826	152.0	91841	3.7697	ng/ml		98
T Acenaphthene	8.038	154.0	77493	4.3000	ng/ml		99
T Fluorene	8.661	166.0	100752	4.5392	ng/ml	#	97
T Phenanthrene	9.793	178.0	148586	4.7388	ng/ml		100
T Anthracene	9.854	178.0	138639	4.8625	ng/ml		100
T Fluoranthene	11.398	202.0	152152	4.8066	ng/ml		98
T Pyrene	11.769	202.0	168911	4.9219	ng/ml		99
T Benzo(a)Anthracene	14.627	228.0	127056	4.9873	ng/ml		99
T Chrysene	14.726	228.0	161182	4.9467	ng/ml		98
T Benzo(b)fluoranthene	17.647	252.0	108197	4.8367	ng/ml		100

Compound	RT	QIon	Resp.	Conc.	Units	Dev(Min)
T Benzo(k)fluoranthene	17.721	252.0	115648	4.4898	ng/ml	95
T Benzo(a)pyrene	18.302	252.0	91339	4.6999	ng/ml	100
T Indeno(1,2,3-cd)pyrene	20.155	276.0	78482	4.7001	ng/ml	100
T Dibenzo(a,h)anthracene	20.229	278.0	92844	4.7668	ng/ml	98
T Benzo(g,h,i)perylene	20.489	276.0	107713	4.7047	ng/ml	91

(#) = Qualifier Out of Range; (m) = Manual Integration; (+) = Area Summed; (*) = Surrogate Percent Recovery Out of Range; (d): Zeroed Peak

Compound	Conc.	RT	Dev(Min)	Resp.	QIon	QRatio	Lower	Upper
Nitrobenzene-d5	4.2196	5.13	-0.01	23776	128.0	34.0	32.9	61.0
					54.0	42.5	29.6	54.9

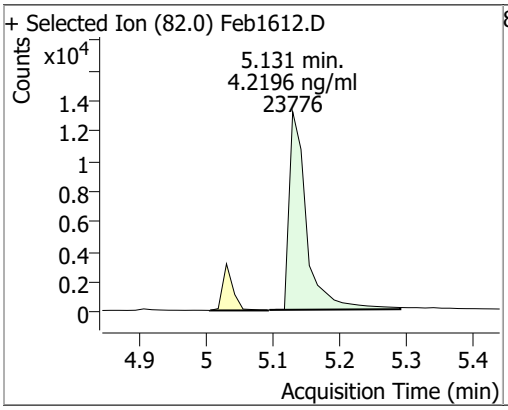

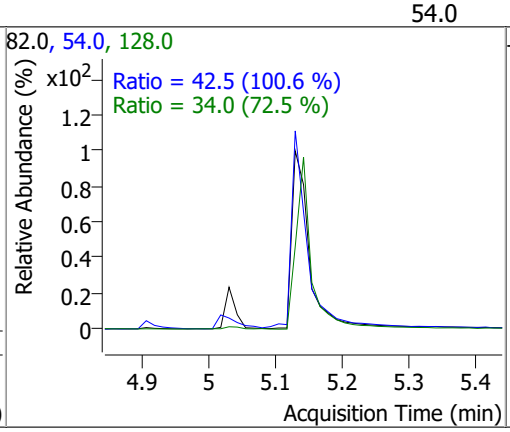

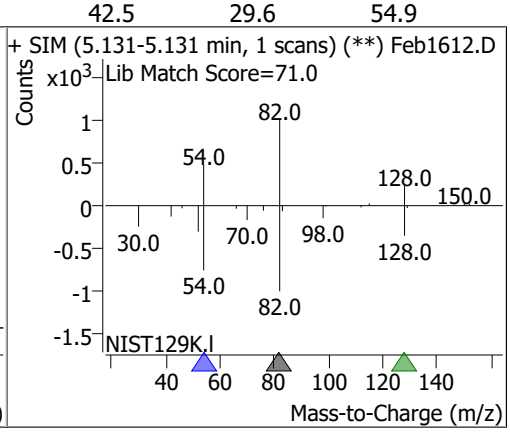

Compound	Conc.	RT	Dev(Min)	Resp.	QIon	QRatio	Lower	Upper
Naphthalene	3.5675	5.95	0.00	90015	102.0	10.3	0.0	35.2
					129.0	11.3	7.9	14.6

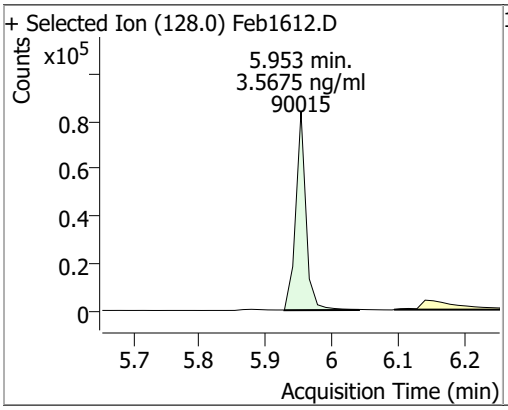

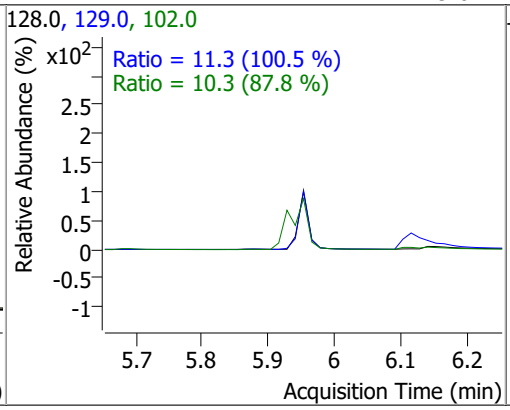

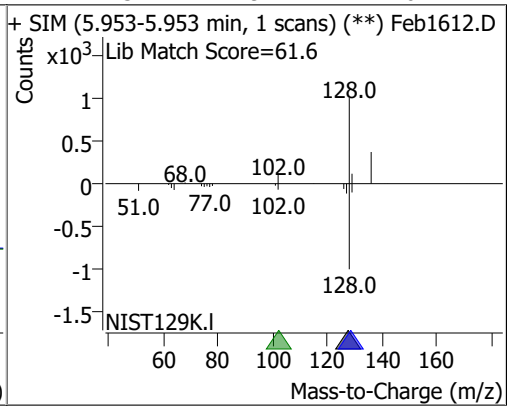

Compound	Conc.	RT	Dev(Min)	Resp.	QIon	QRatio	Lower	Upper
2-Methylnaphthalene	3.6892	6.79	0.00	60422 (m)	142.0	142.8	96.5	179.2
					115.0	45.7	33.2	61.6

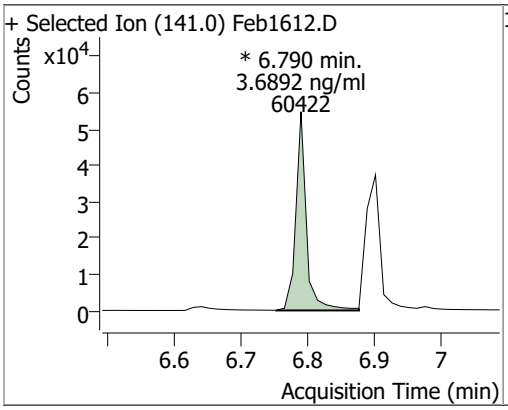

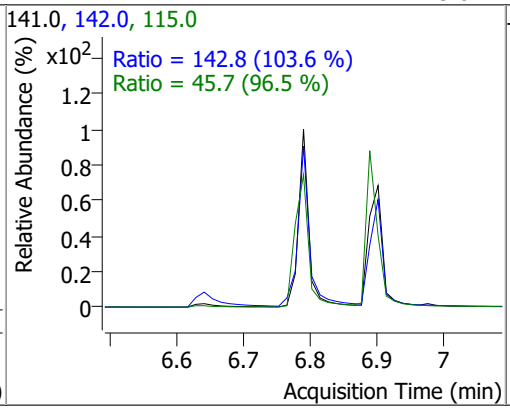

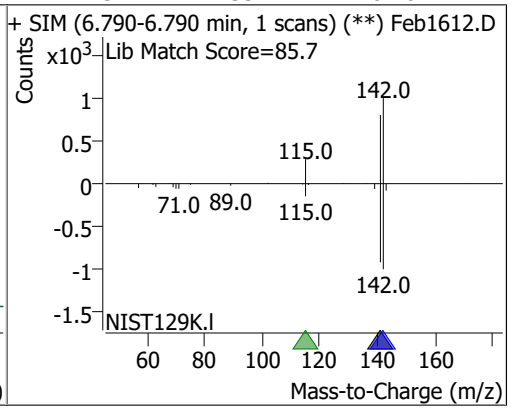

Compound	Conc.	RT	Dev(Min)	Resp.	QIon	QRatio	Lower	Upper
1-Methylnaphthalene	3.0862	6.90	0.00	55672 (m)	142.0	114.1	82.3	152.8
					115.0	50.4	33.5	62.2

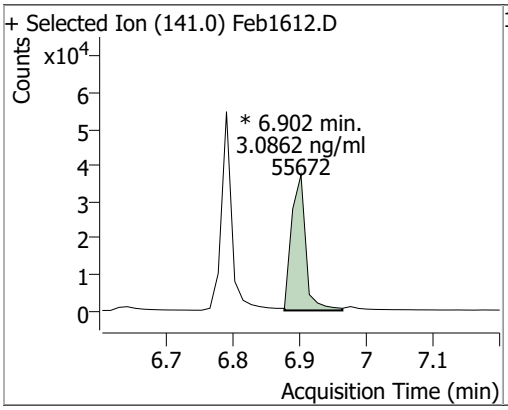

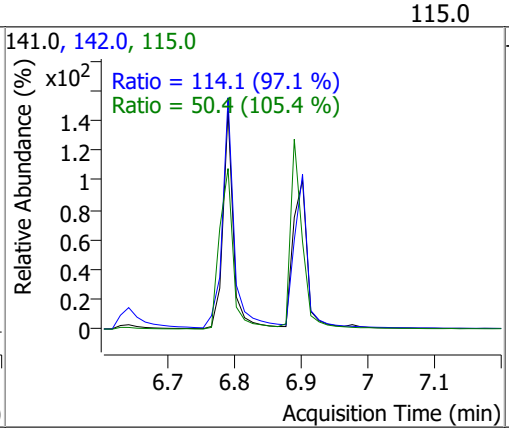

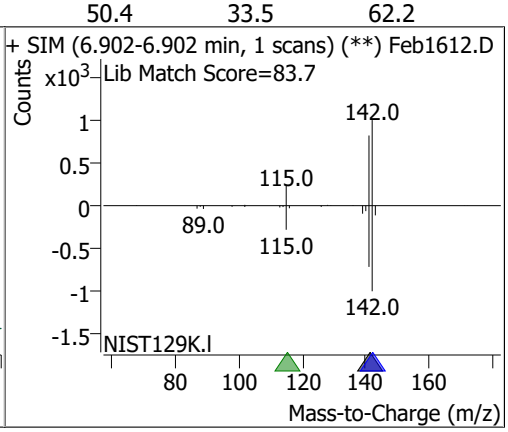

Compound	Conc.	RT	Dev(Min)	Resp.	QIon	QRatio	Lower	Upper
2-Fluorobiphenyl	3.9977	7.25	-0.01	82480	171.0	36.6	26.3	48.9

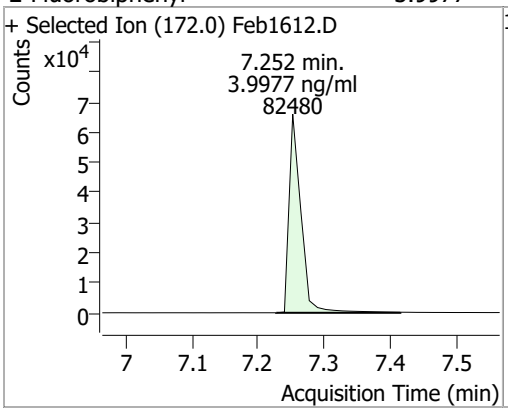

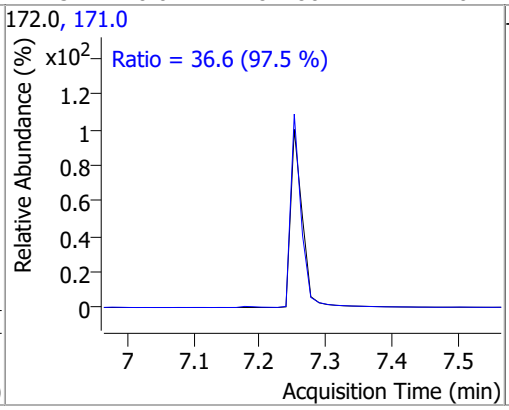

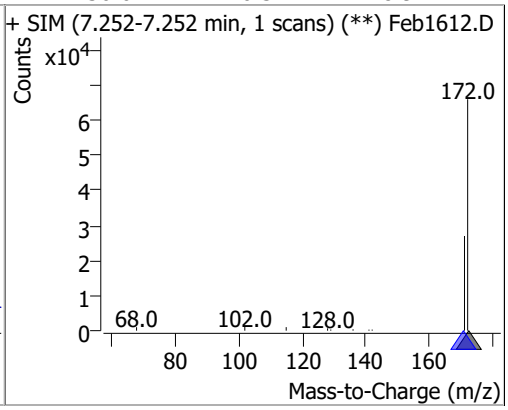

Compound	Conc.	RT	Dev(Min)	Resp.	QIon	QRatio	Lower	Upper
Acenaphthylene	3.7697	7.83	0.00	91841	153.0	17.7	11.8	22.0

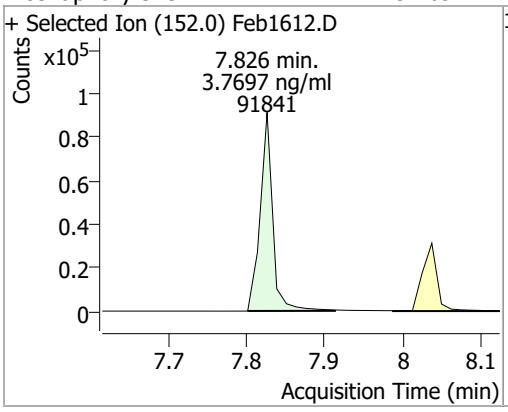

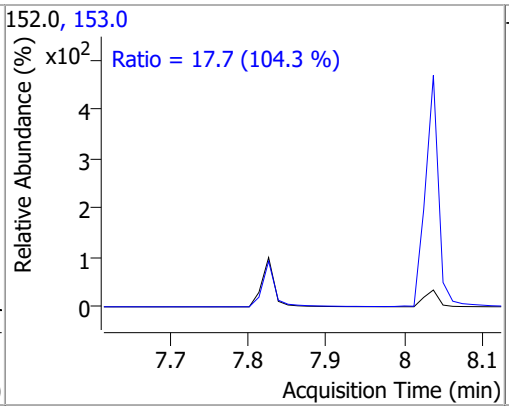

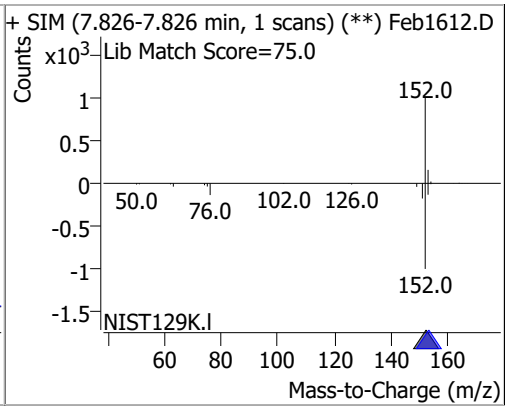

Compound	Conc.	RT	Dev(Min)	Resp.	QIon	QRatio	Lower	Upper
Acenaphthene	4.3000	8.04	0.00	77493	153.0	111.1	78.7	146.2
					152.0	53.0	36.5	67.8

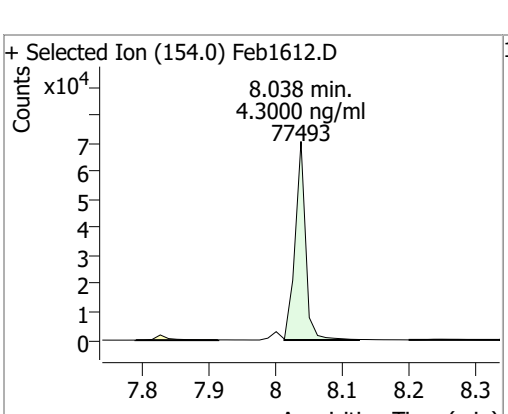

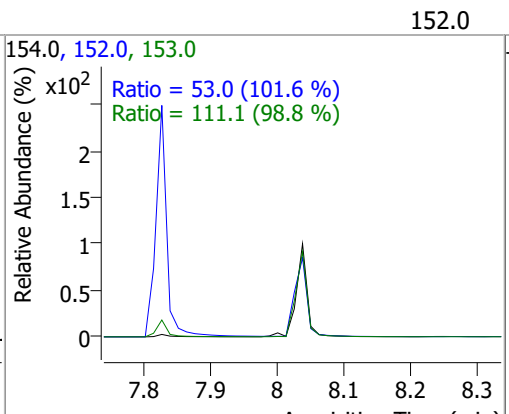

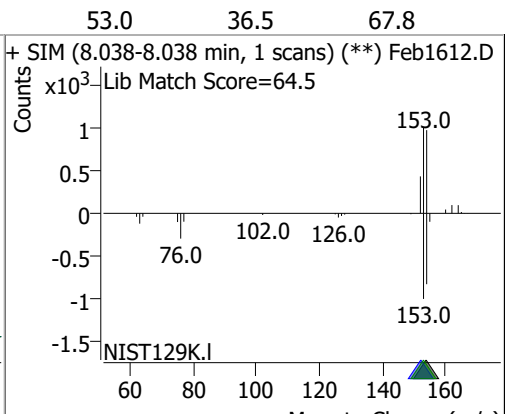

Compound	Conc.	RT	Dev(Min)	Resp.	QIon	QRatio	Lower	Upper
Fluorene	4.5392	8.66	0.00	100752	165.0	96.1	68.8	127.8
					167.0	13.8	7.2	13.4

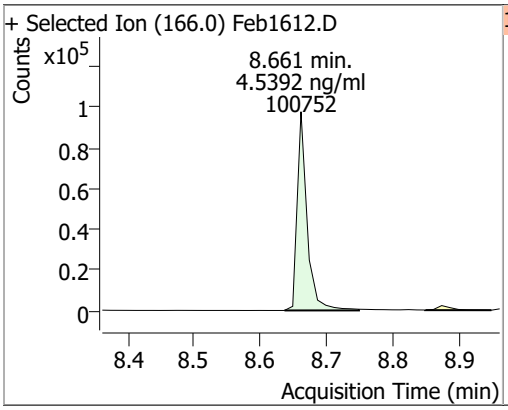

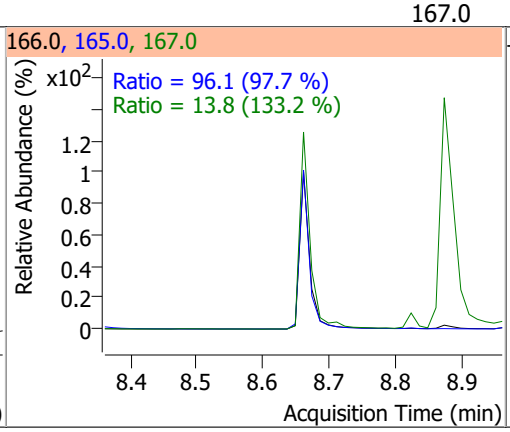

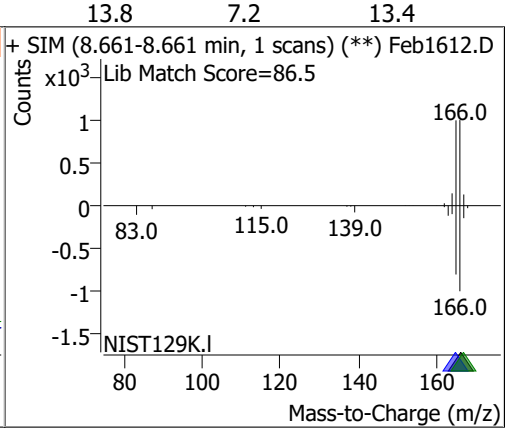

Compound	Conc.	RT	Dev(Min)	Resp.	QIon	QRatio	Lower	Upper
Phenanthrene	4.7388	9.79	0.00	148586	176.0	18.1	12.6	23.5

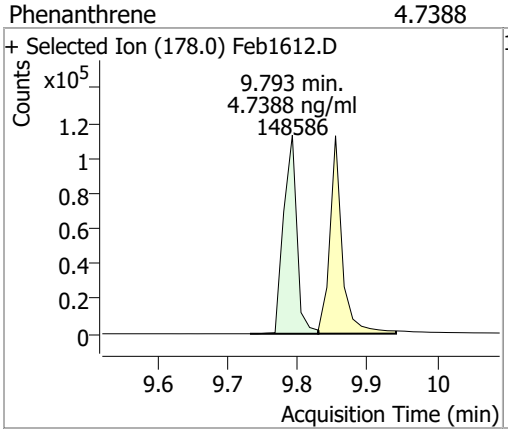

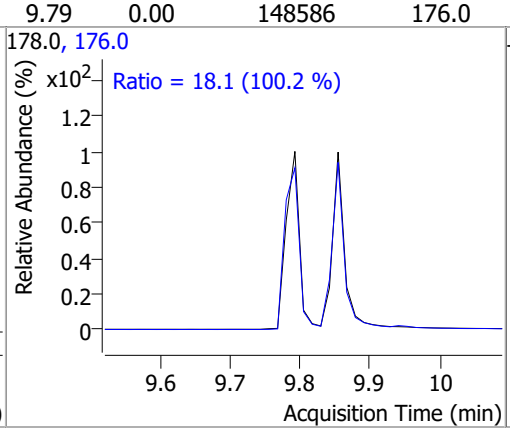

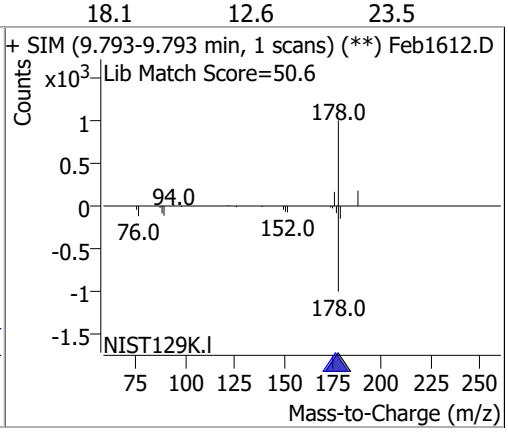

Compound	Conc.	RT	Dev(Min)	Resp.	QIon	QRatio	Lower	Upper
Anthracene	4.8625	9.85	0.00	138639	176.0	16.9	12.0	22.3

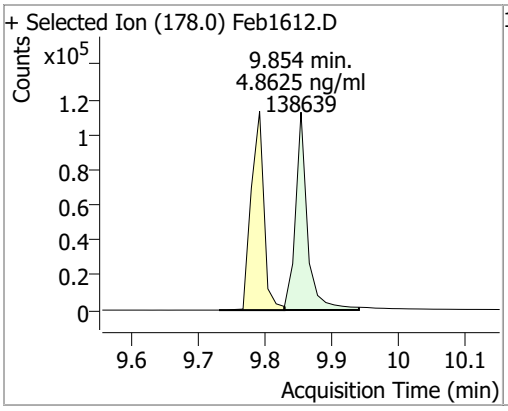

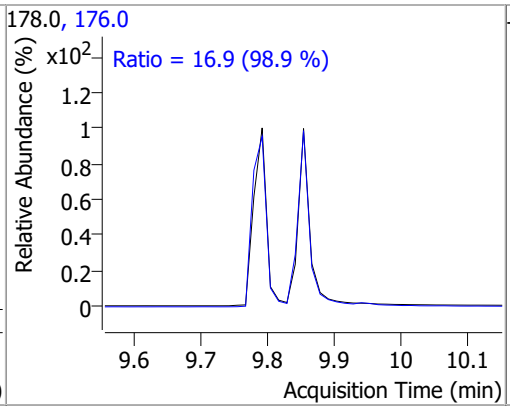

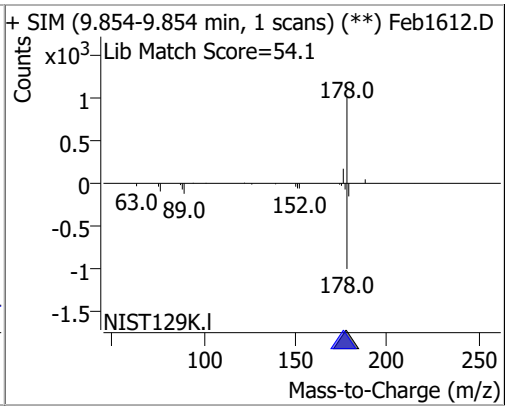

Compound	Conc.	RT	Dev(Min)	Resp.	QIon	QRatio	Lower	Upper
o-Terphenyl	4.6664	10.30	0.00	83831	229.0	63.6	44.8	83.1
					215.0	38.0	27.3	50.6

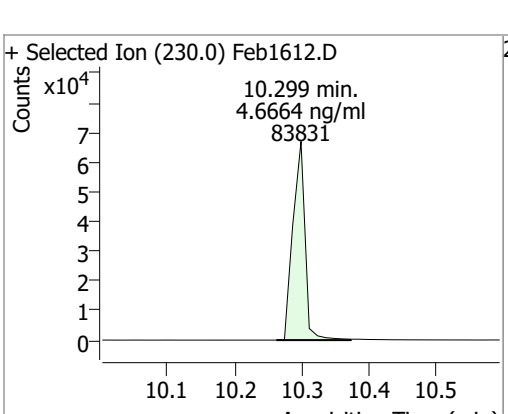

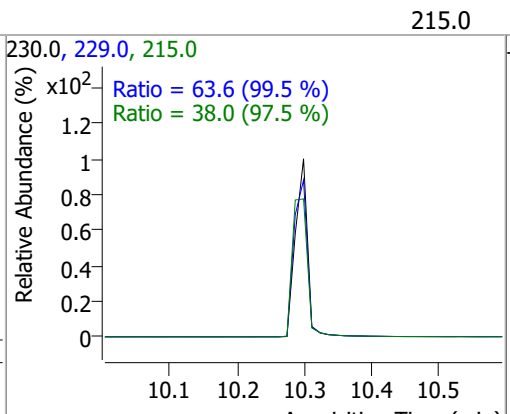

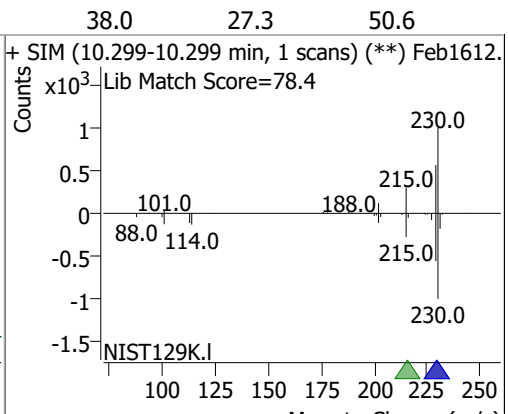

Compound	Conc.	RT	Dev(Min)	Resp.	QIon	QRatio	Lower	Upper
Fluoranthene	4.8066	11.40	0.00	152152	101.0	10.1	6.5	12.1

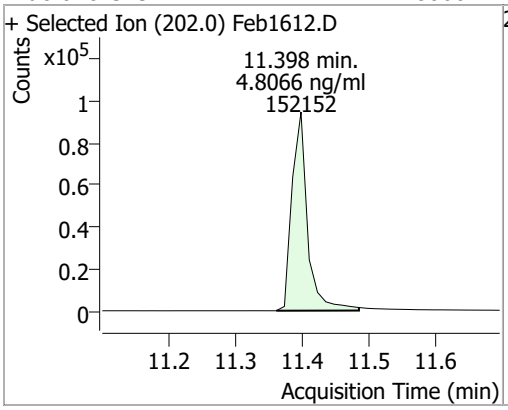

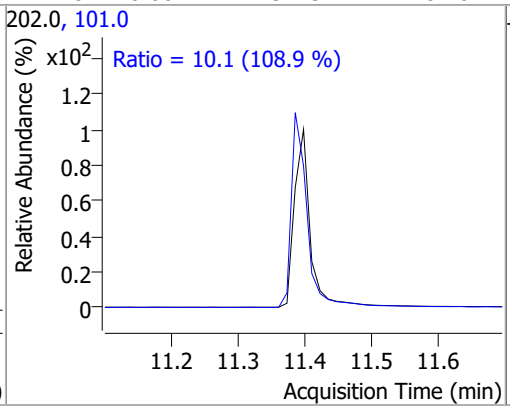

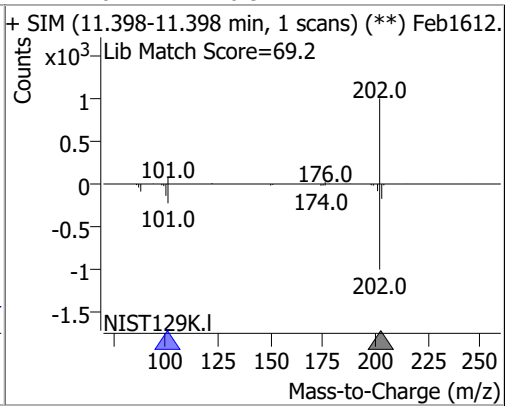

Compound	Conc.	RT	Dev(Min)	Resp.	QIon	QRatio	Lower	Upper
Pyrene	4.9219	11.77	0.00	168911	101.0	11.4	7.6	14.2

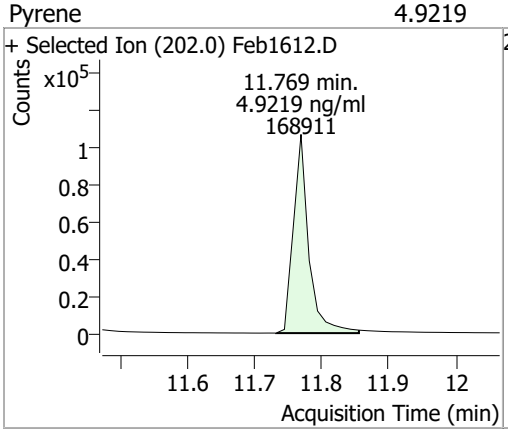

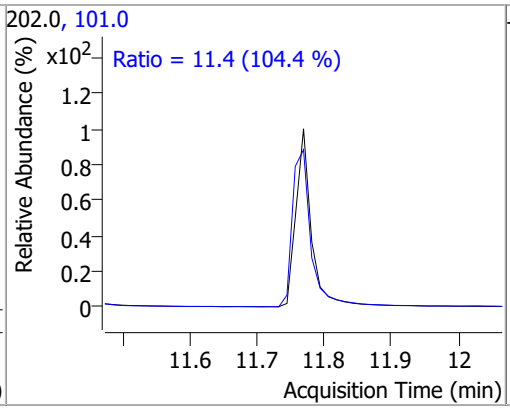

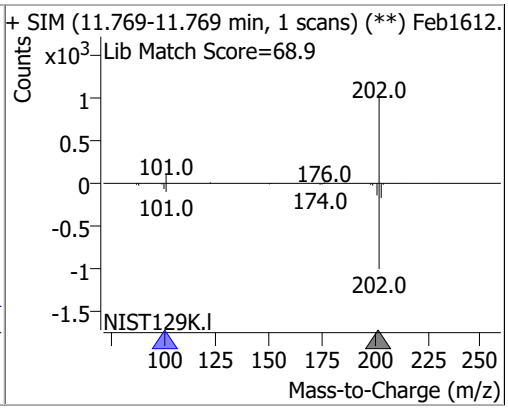

Compound	Conc.	RT	Dev(Min)	Resp.	QIon	QRatio	Lower	Upper
Terphenyl-d14	4.8253	12.24	0.00	104988	122.0	13.0	8.9	16.5

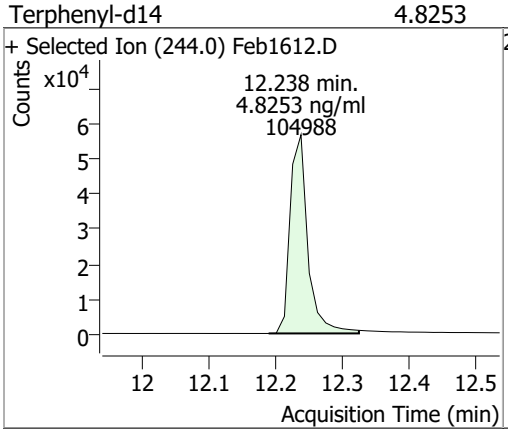

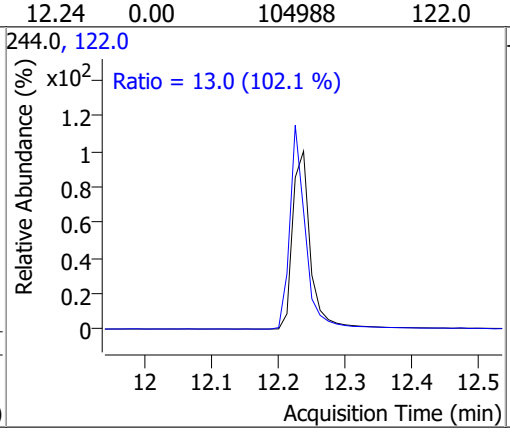

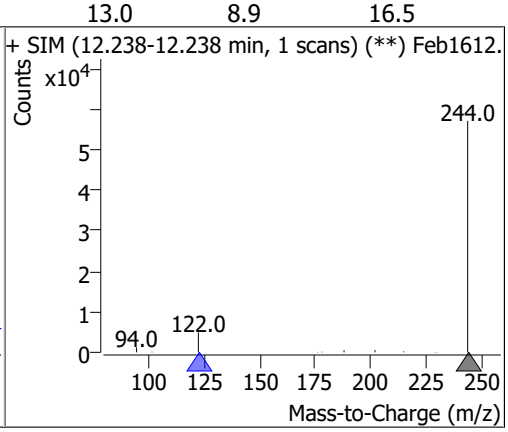

Compound	Conc.	RT	Dev(Min)	Resp.	QIon	QRatio	Lower	Upper
Benzo(a)Anthracene	4.9873	14.63	0.00	127056	226.0	25.6	18.0	33.4
					229.0	22.4	16.5	30.7

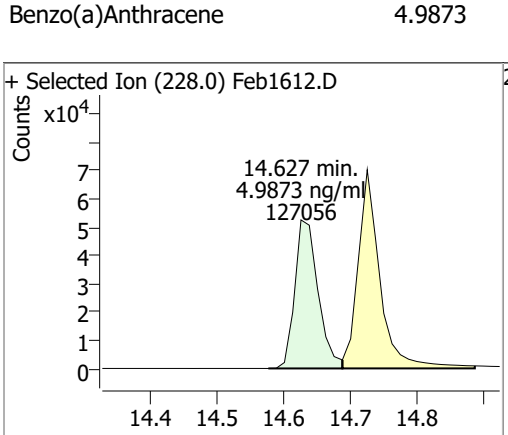

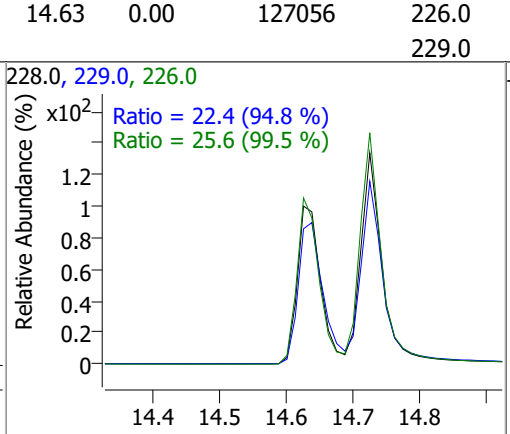

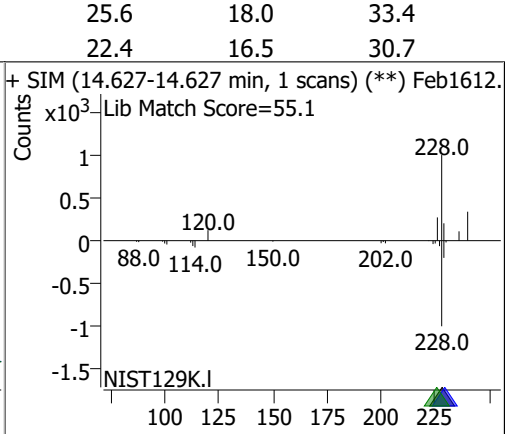

Compound	Conc.	RT	Dev(Min)	Resp.	QIon	QRatio	Lower	Upper
Chrysene	4.9467	14.73	0.00	161182	226.0	27.1	20.2	37.5
					229.0	21.6	15.5	28.8

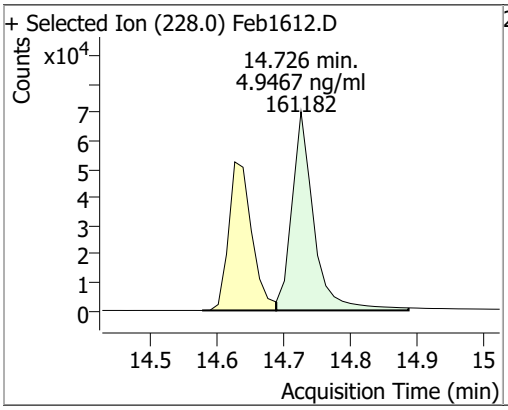

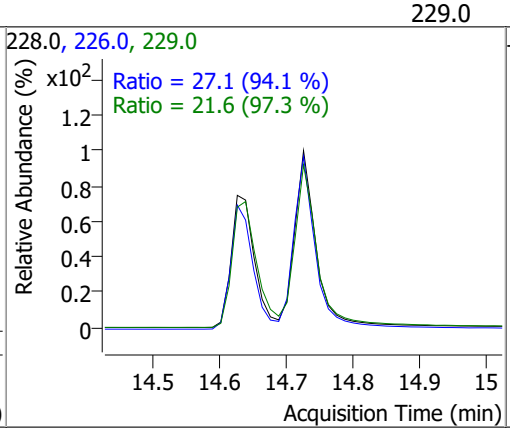

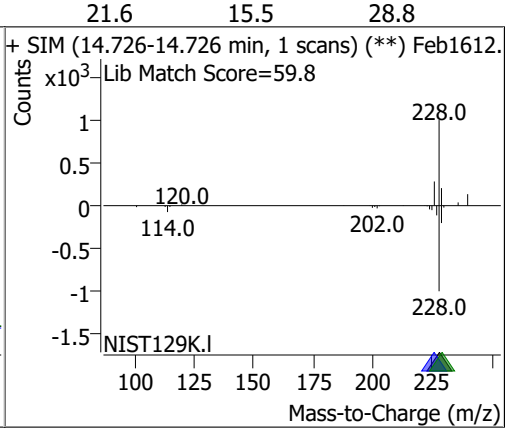

Compound	Conc.	RT	Dev(Min)	Resp.	QIon	QRatio	Lower	Upper
Benzo(b)fluoranthene	4.8367	17.65	-0.01	108197	253.0	22.9	16.1	29.9

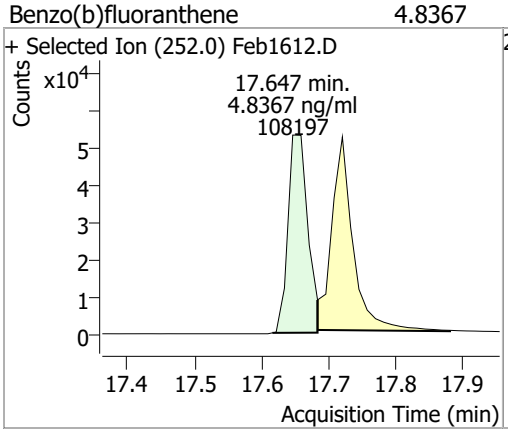

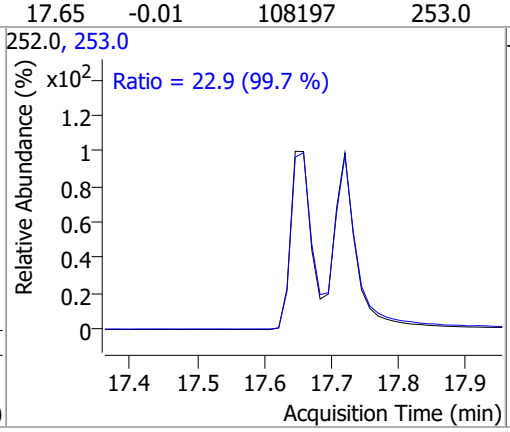

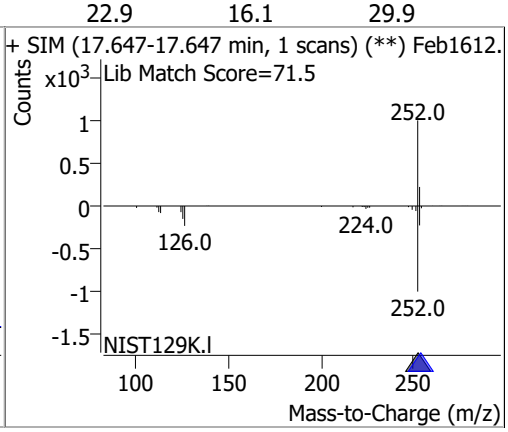

Compound	Conc.	RT	Dev(Min)	Resp.	QIon	QRatio	Lower	Upper
Benzo(k)fluoranthene	4.4898	17.72	0.00	115648	253.0	24.2	15.2	28.2

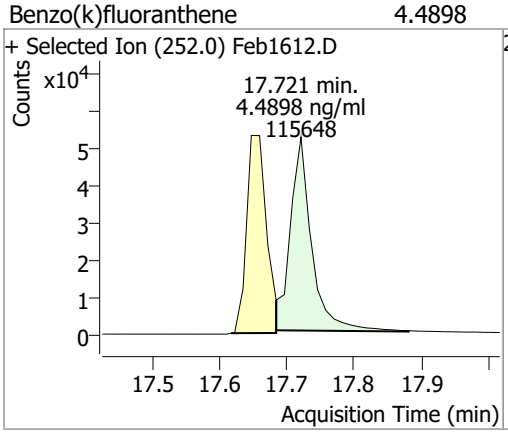

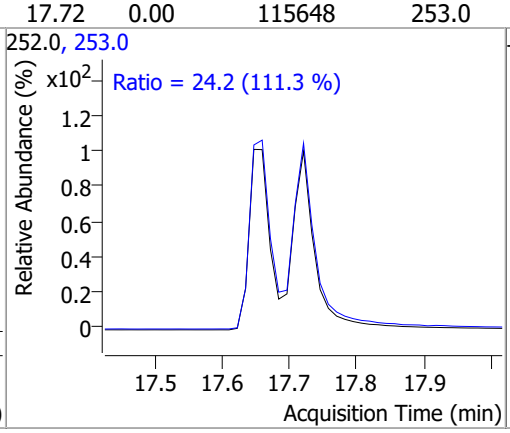

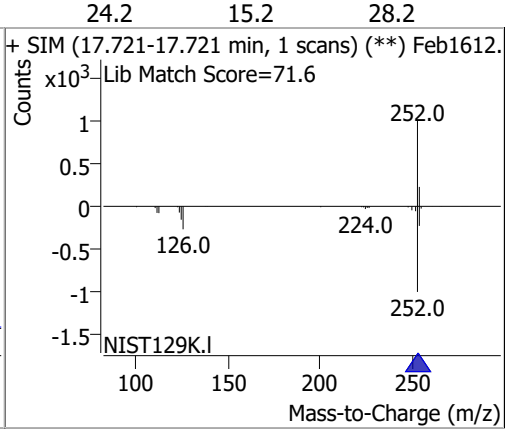

Compound	Conc.	RT	Dev(Min)	Resp.	QIon	QRatio	Lower	Upper
Benzo(a)pyrene	4.6999	18.30	0.00	91339	253.0	23.5	16.6	30.8

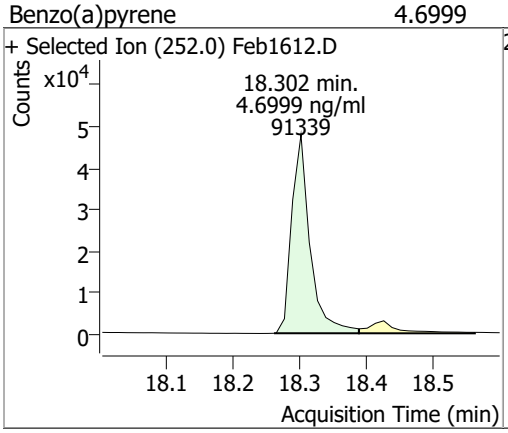

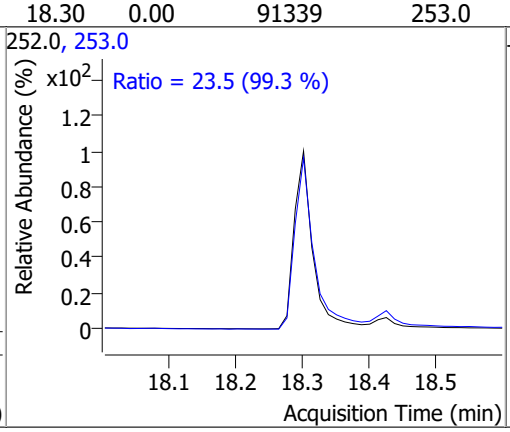

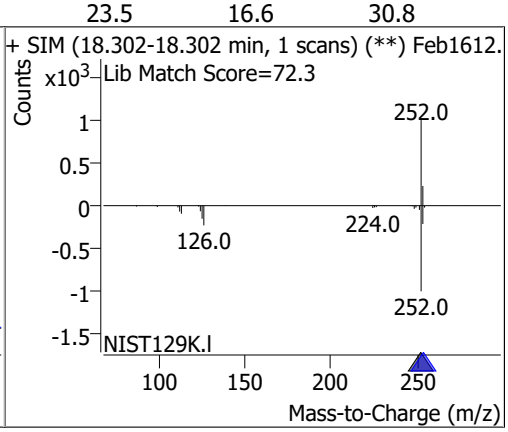

Compound	Conc.	RT	Dev(Min)	Resp.	QIon	QRatio	Lower	Upper
Indeno(1,2,3-cd)pyrene	4.7001	20.15	0.00	78482	138.0	22.9	15.9	29.6

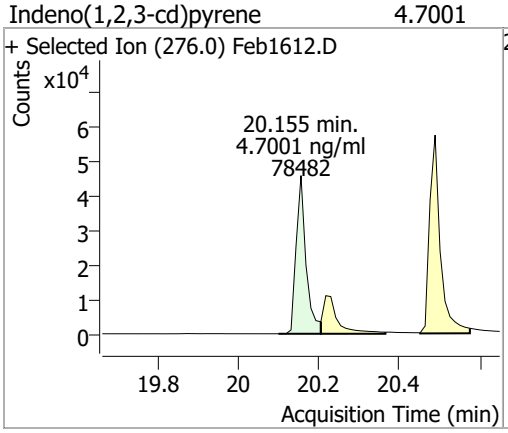

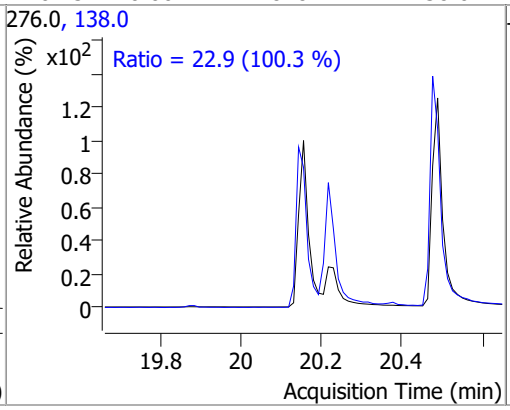

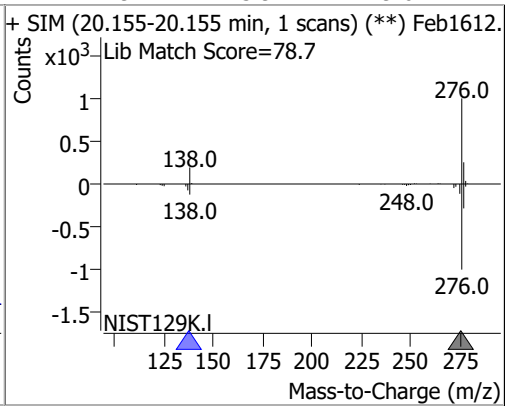

Compound	Conc.	RT	Dev(Min)	Resp.	QIon	QRatio	Lower	Upper
Dibenzo(a,h)anthracene	4.7668	20.23	0.00	92844	279.0	24.8	17.3	32.0
					139.0	19.7	12.1	22.4

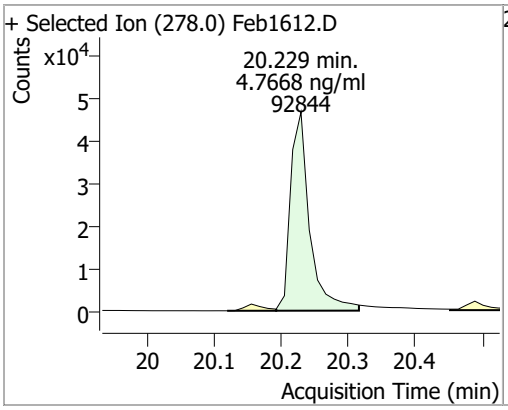

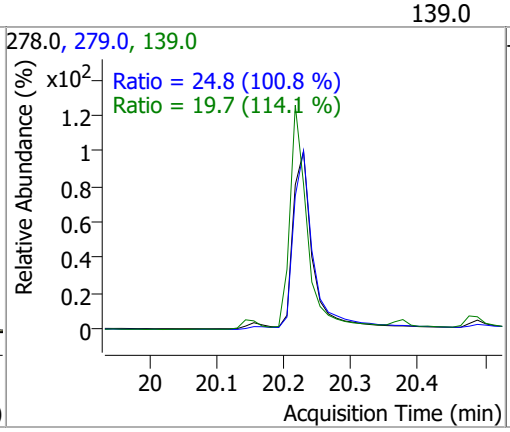

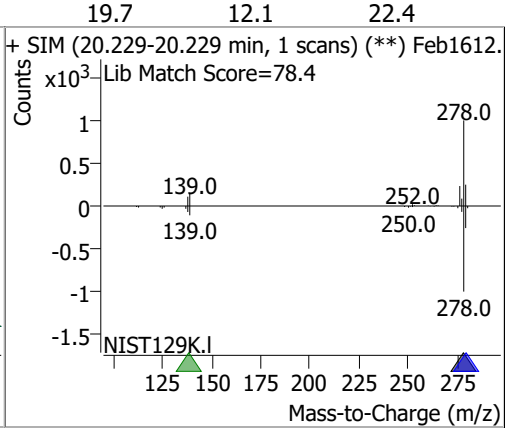

Compound	Conc.	RT	Dev(Min)	Resp.	QIon	QRatio	Lower	Upper
Benzo(g,h,i)perylene	4.7047	20.49	0.00	107713	277.0	17.8	17.2	32.0
					138.0	25.4	16.4	30.4

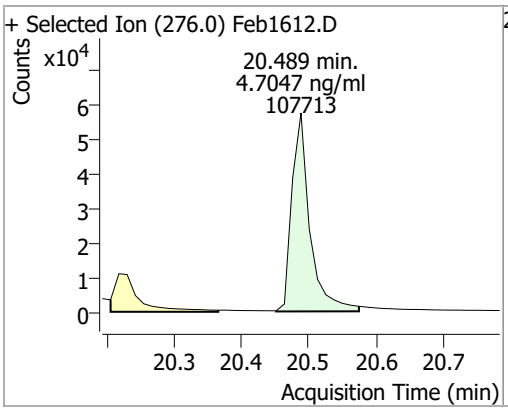

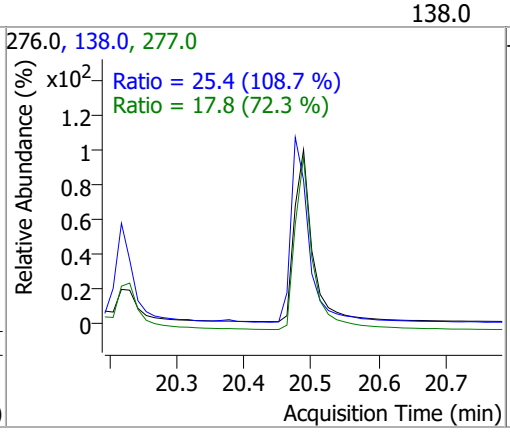

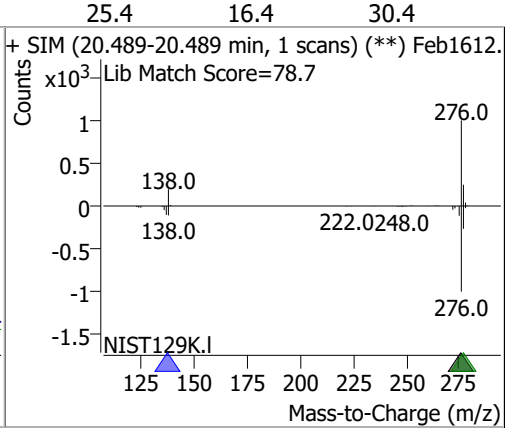

Quantitation Results Report (QT Reviewed)

Data File	Feb1613.D	Operator	LIMS import
Acq. Method	5975BNASIM	Acq. Date-Time	2/16/2022 7:00:48 PM
Sample Name	LLCSD-163724	Instrument	GCMS
Vial	13	Multiplier	1.00
DA Method File		Comment	SVOC-8270C-SIM-W-LLPAH
Tune File	dftppjph.u	Tune Date	
Batch Name	021622 bna SIM 1.batch.bin	Last Calib Update	2/17/2022 8:48:03 AM
Ref Library			

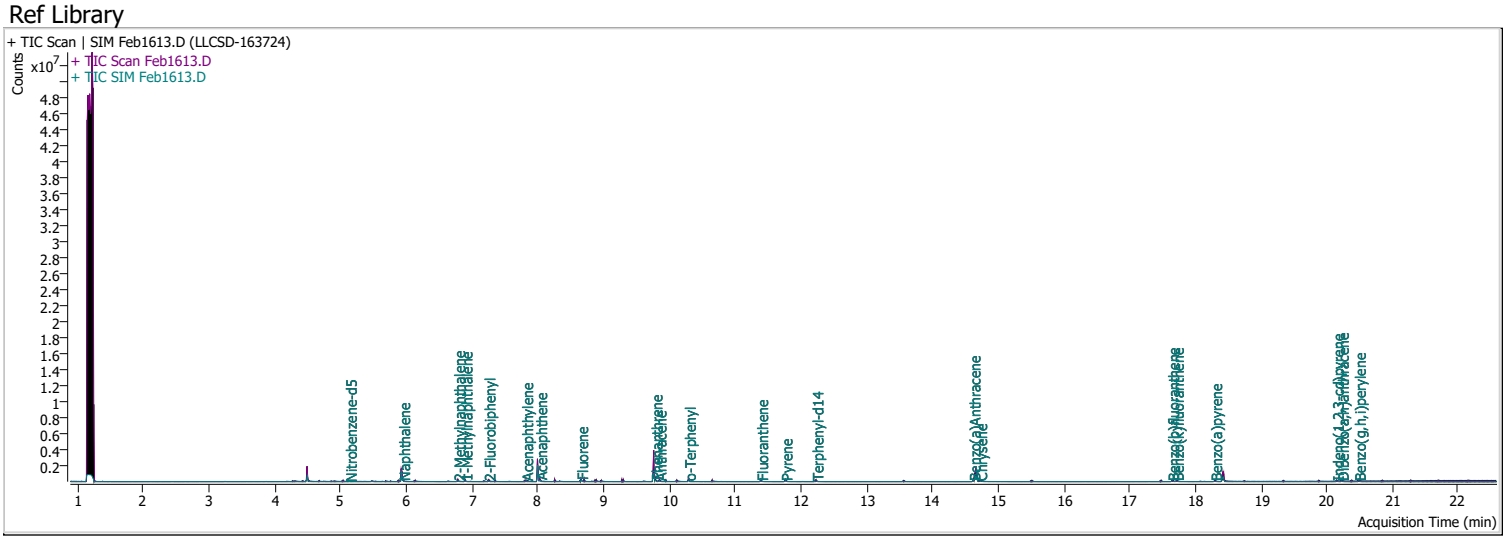

Compound	RT	QIon	Resp.	Conc.	Units		Dev(Min)
Internal Standards							
M 1,4-Dichlorobenzene-d4	4.497	152.0	242131	40.0000	ng/ml		0.000
M Naphthalene-d8	5.928	136.0	1078636	40.0000	ng/ml		0.000
M Acenaphthene-d10	8.000	164.0	764268	40.0000	ng/ml		0.000
M Phenanthrene-d10	9.768	188.0	1331584	40.0000	ng/ml		0.000
M Chrysene-d12	14.664	240.0	1078101	40.0000	ng/ml		0.000
M Perylene-d12	18.425	264.0	683471	40.0000	ng/ml		0.000
System Monitoring Compounds							
S Nitrobenzene-d5	5.143	82.0	15977	3.0964	ng/ml		0.000
Spiked Amount: 5.000	Range: 19.0 - 102.0%			Recovery = 61.93%			
S 2-Fluorobiphenyl	7.252	172.0	79285	3.7553	ng/ml		-0.013
Spiked Amount: 5.000	Range: 25.0 - 94.0%			Recovery = 75.11%			
S o-Terphenyl	10.299	230.0	78436	4.3516	ng/ml		0.000
Spiked Amount: 5.000	Range: 40.0 - 140.0%			Recovery = 87.03%			
S Terphenyl-d14	12.238	244.0	104834	4.7442	ng/ml		0.000
Spiked Amount: 5.000	Range: 39.0 - 106.0%			Recovery = 94.88%			
Target Compounds							**QValue**
T Naphthalene	5.953	128.0	85525	3.3123	ng/ml		98
T 2-Methylnaphthalene	6.790	141.0	58367	3.4872	ng/ml	m	100
T 1-Methylnaphthalene	6.902	141.0	52863	2.8676	ng/ml	m	96
T Acenaphthylene	7.826	152.0	87395	3.4924	ng/ml		98
T Acenaphthene	8.038	154.0	73892	3.9771	ng/ml		99
T Fluorene	8.661	166.0	98398	4.3176	ng/ml	#	96
T Phenanthrene	9.793	178.0	144582	4.5967	ng/ml		100
T Anthracene	9.854	178.0	127350	4.4601	ng/ml		100
T Fluoranthene	11.398	202.0	145192	4.5855	ng/ml		98
T Pyrene	11.769	202.0	156869	4.5111	ng/ml		97
T Benzo(a)Anthracene	14.627	228.0	123214	4.7662	ng/ml		99
T Chrysene	14.726	228.0	155682	4.7041	ng/ml		99
T Benzo(b)fluoranthene	17.647	252.0	106750	4.7495	ng/ml		100

Compound	RT	QIon	Resp.	Conc.	Units	Dev(Min)
T Benzo(k)fluoranthene	17.721	252.0	115570	4.4568	ng/ml	95
T Benzo(a)pyrene	18.302	252.0	87916	4.5166	ng/ml	99
T Indeno(1,2,3-cd)pyrene	20.155	276.0	76302	4.5567	ng/ml	99
T Dibenzo(a,h)anthracene	20.229	278.0	91557	4.6790	ng/ml	97
T Benzo(g,h,i)perylene	20.488	276.0	102127	4.4498	ng/ml	91

(#) = Qualifier Out of Range; (m) = Manual Integration; (+) = Area Summed; (*) = Surrogate Percent Recovery Out of Range; (d): Zeroed Peak

Compound	Conc.	RT	Dev(Min)	Resp.	QIon	QRatio	Lower	Upper
Nitrobenzene-d5	3.0964	5.14	0.00	15977	128.0	45.4	32.9	61.0
					54.0	54.4	29.6	54.9

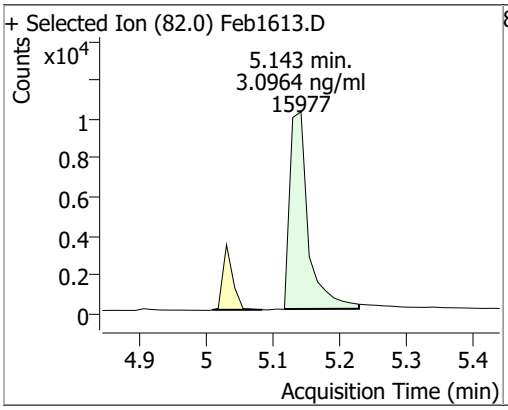

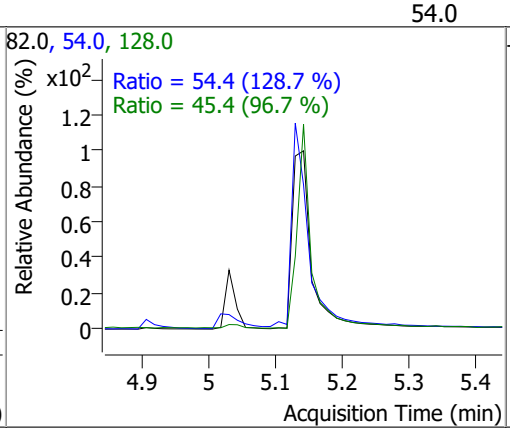

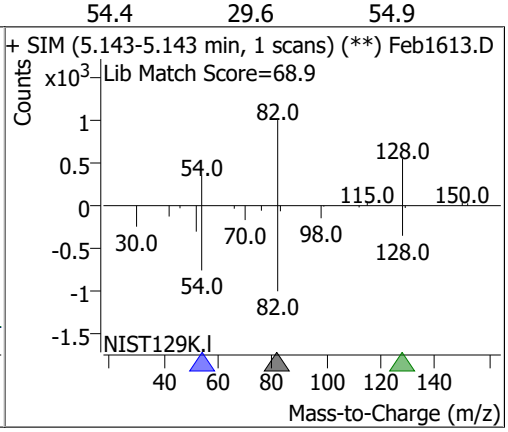

Compound	Conc.	RT	Dev(Min)	Resp.	QIon	QRatio	Lower	Upper
Naphthalene	3.3123	5.95	0.00	85525	102.0	10.4	0.0	35.2
					129.0	11.3	7.9	14.6

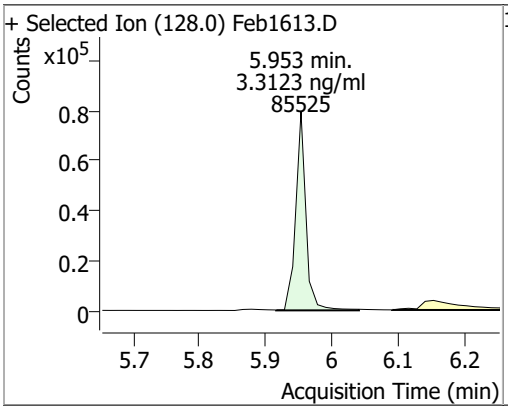

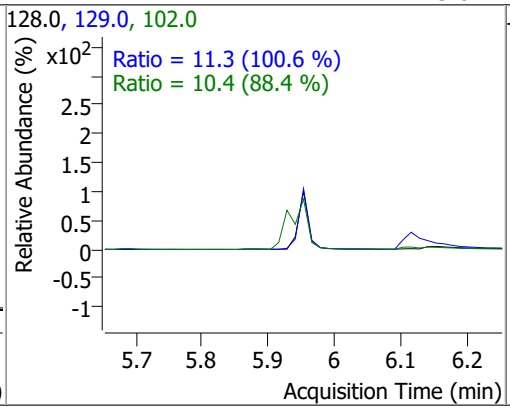

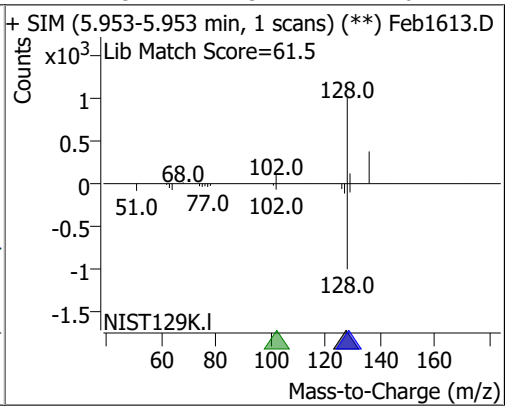

Compound	Conc.	RT	Dev(Min)	Resp.	QIon	QRatio	Lower	Upper
2-Methylnaphthalene	3.4872	6.79	0.00	58367 (m)	142.0	137.7	96.5	179.2
					115.0	46.7	33.2	61.6

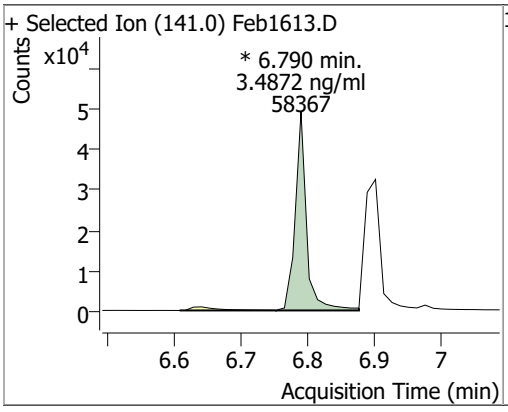

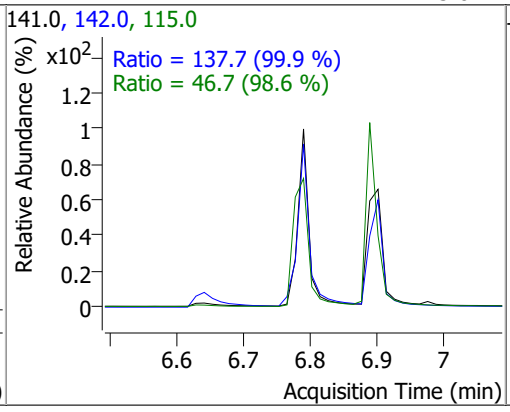

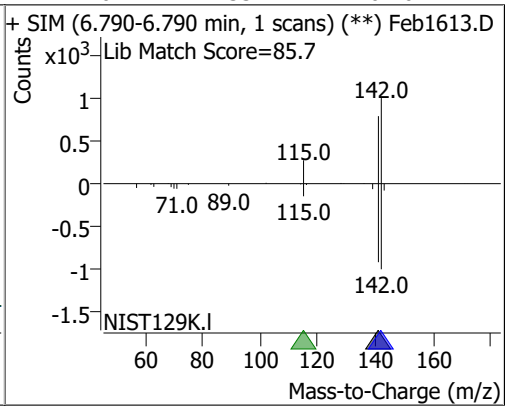

Compound	Conc.	RT	Dev(Min)	Resp.	QIon	QRatio	Lower	Upper
1-Methylnaphthalene	2.8676	6.90	0.00	52863 (m)	142.0	115.8	82.3	152.8
					115.0	53.5	33.5	62.2

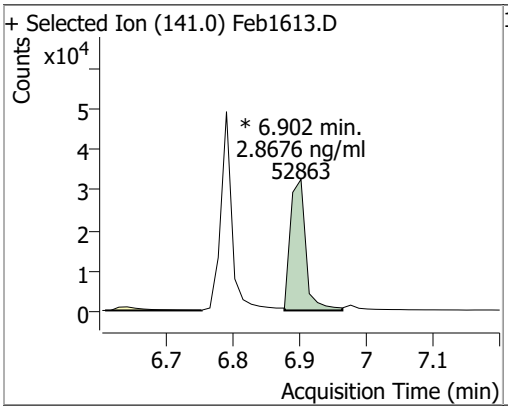

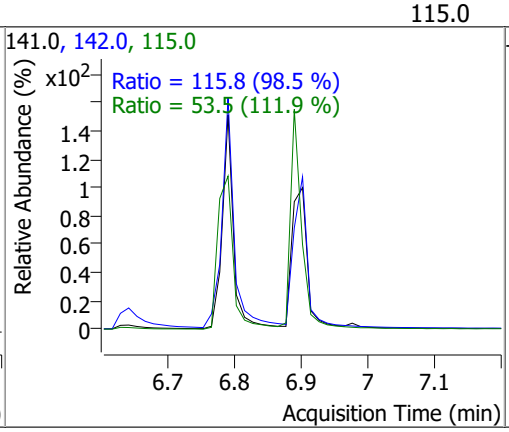

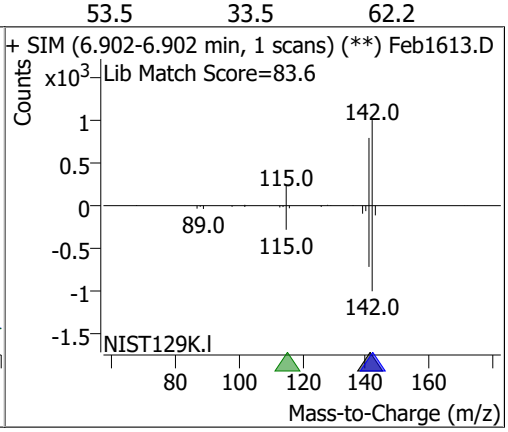

Compound	Conc.	RT	Dev(Min)	Resp.	QIon	QRatio	Lower	Upper
2-Fluorobiphenyl	3.7553	7.25	-0.01	79285	171.0	37.5	26.3	48.9

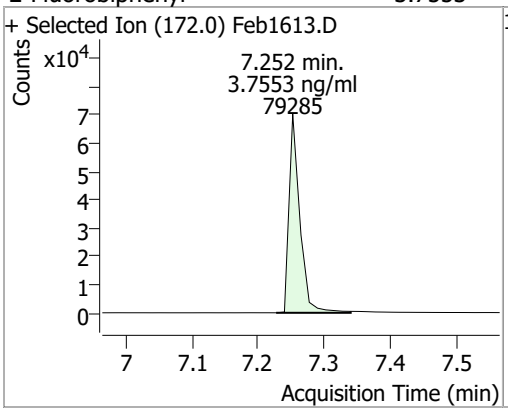

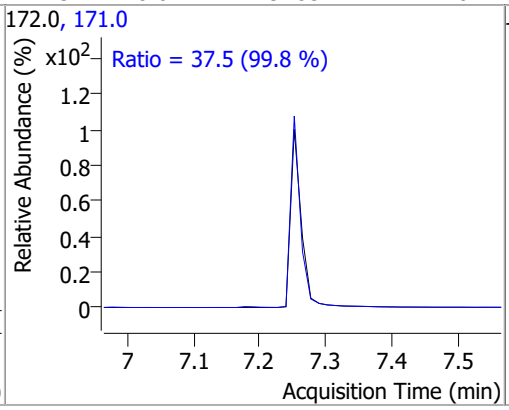

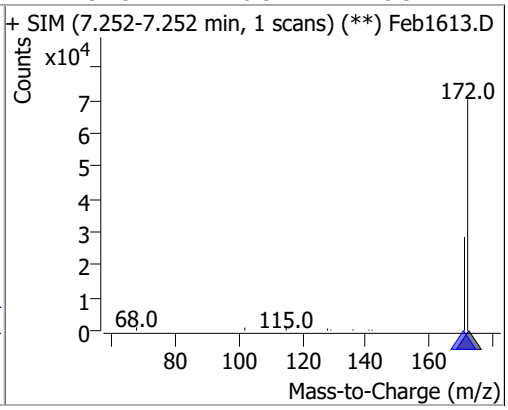

Compound	Conc.	RT	Dev(Min)	Resp.	QIon	QRatio	Lower	Upper
Acenaphthylene	3.4924	7.83	0.00	87395	153.0	15.8	11.8	22.0

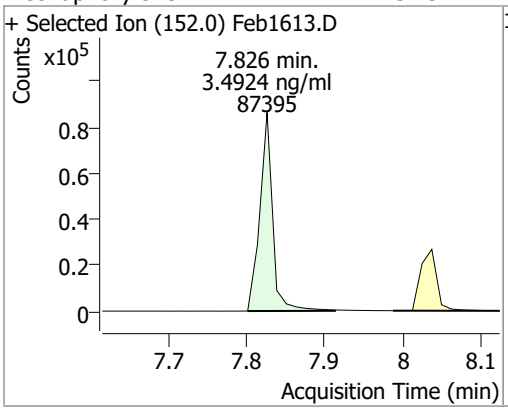

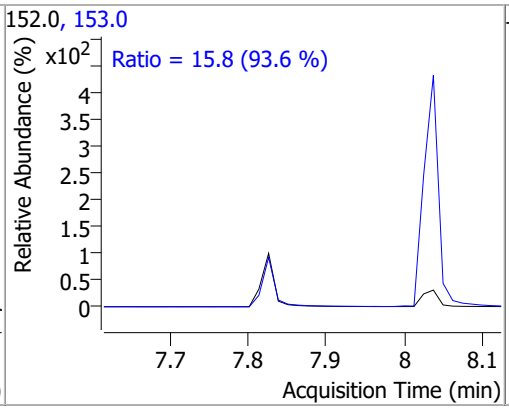

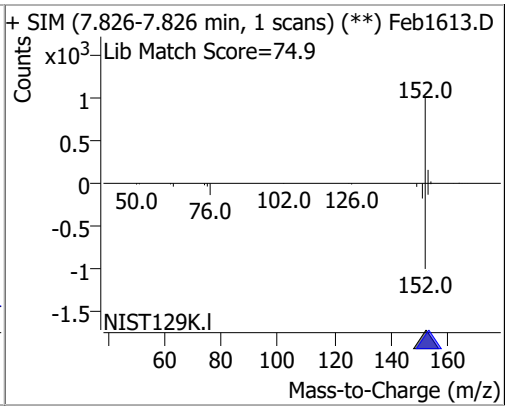

Compound	Conc.	RT	Dev(Min)	Resp.	QIon	QRatio	Lower	Upper
Acenaphthene	3.9771	8.04	0.00	73892	153.0	110.8	78.7	146.2
					152.0	52.2	36.5	67.8

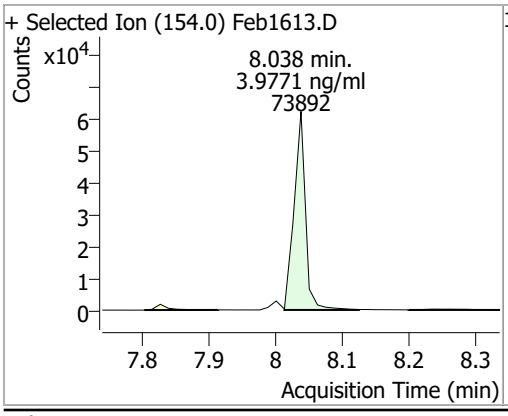

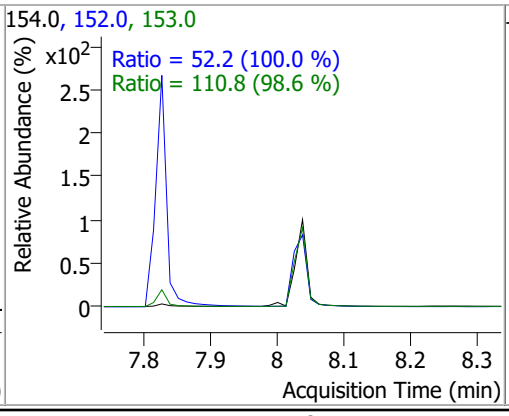

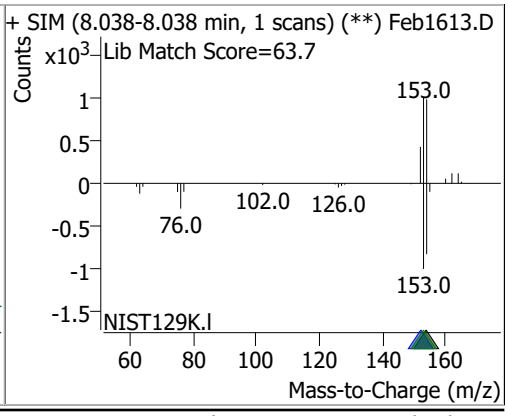

Compound	Conc.	RT	Dev(Min)	Resp.	QIon	QRatio	Lower	Upper
Fluorene	4.3176	8.66	0.00	98398	165.0	95.2	68.8	127.8
					167.0	13.9	7.2	13.4

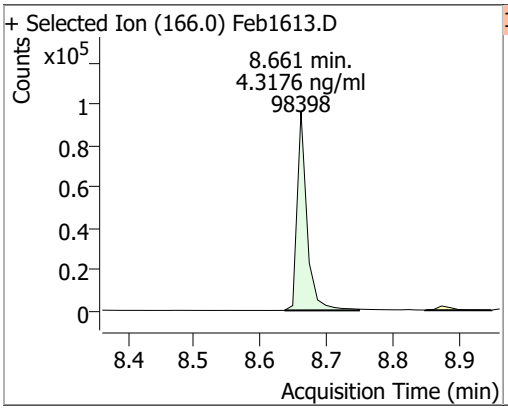

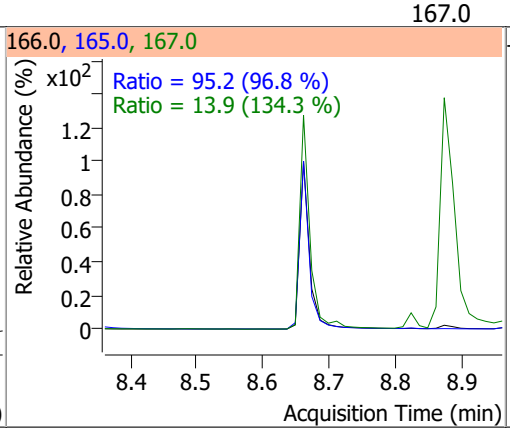

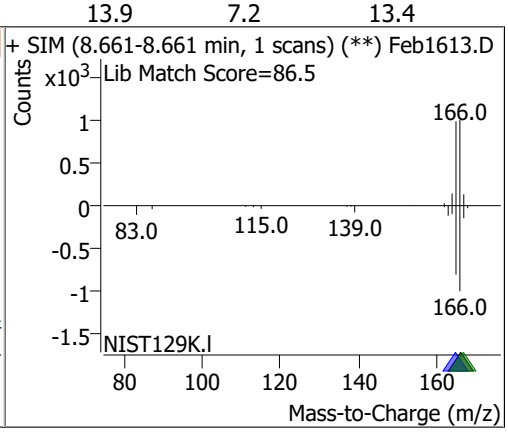

Compound	Conc.	RT	Dev(Min)	Resp.	QIon	QRatio	Lower	Upper
Phenanthrene	4.5967	9.79	0.00	144582	176.0	18.1	12.6	23.5

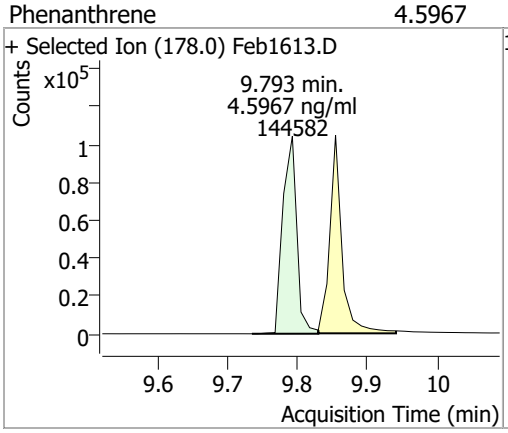

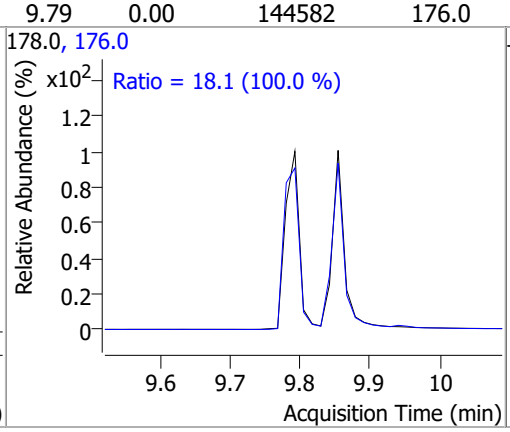

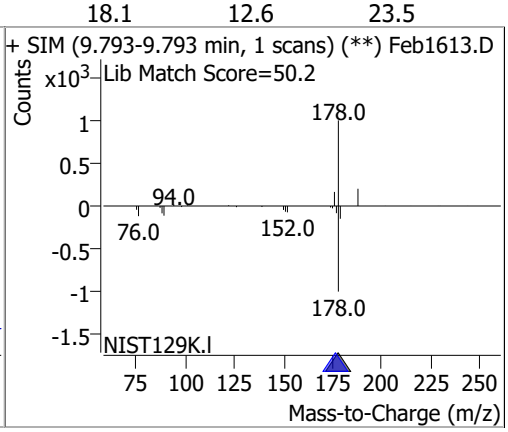

Compound	Conc.	RT	Dev(Min)	Resp.	QIon	QRatio	Lower	Upper
Anthracene	4.4601	9.85	0.00	127350	176.0	17.2	12.0	22.3

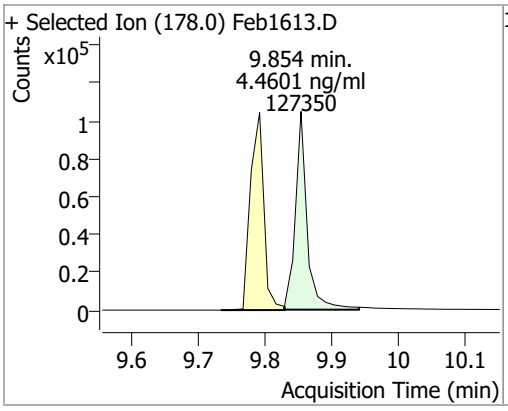

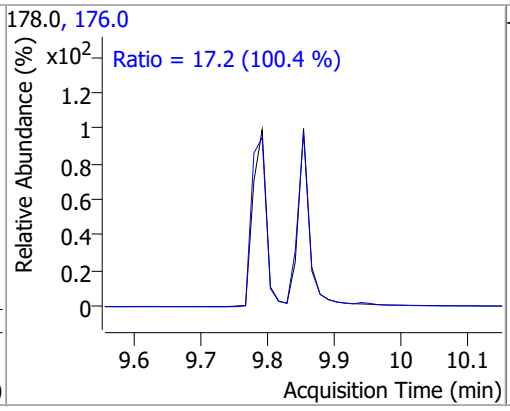

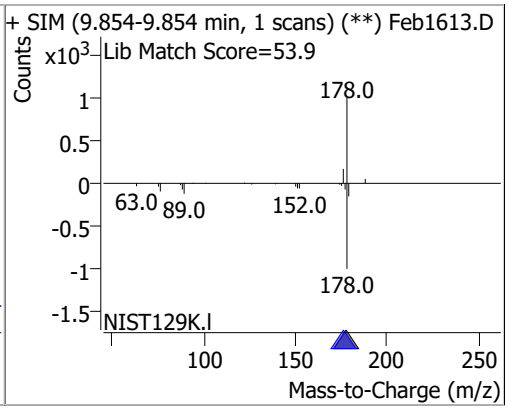

Compound	Conc.	RT	Dev(Min)	Resp.	QIon	QRatio	Lower	Upper
o-Terphenyl	4.3516	10.30	0.00	78436	229.0	63.7	44.8	83.1
					215.0	39.6	27.3	50.6

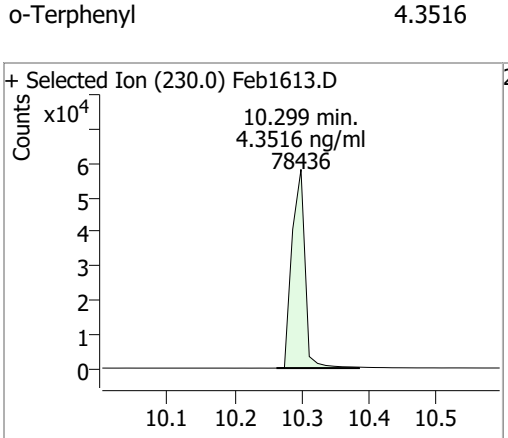

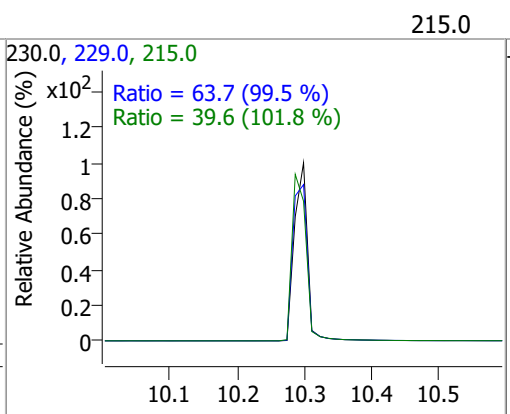

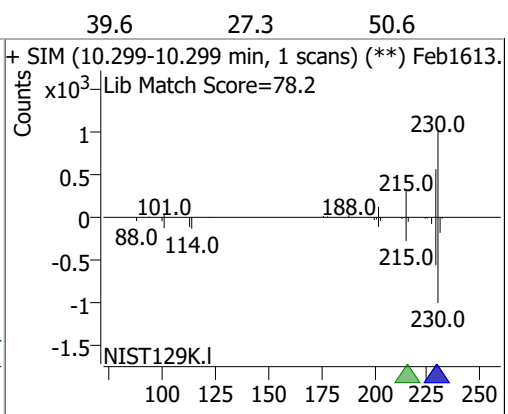

Compound	Conc.	RT	Dev(Min)	Resp.	QIon	QRatio	Lower	Upper
Fluoranthene	4.5855	11.40	0.00	145192	101.0	10.0	6.5	12.1

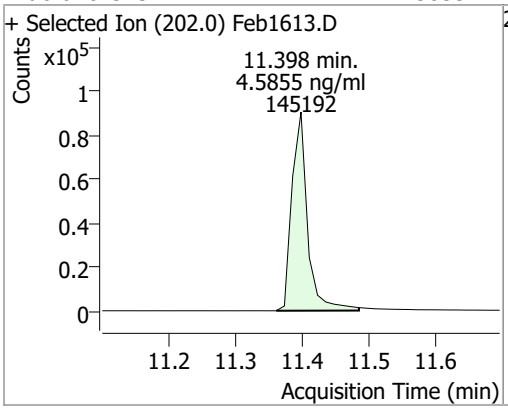

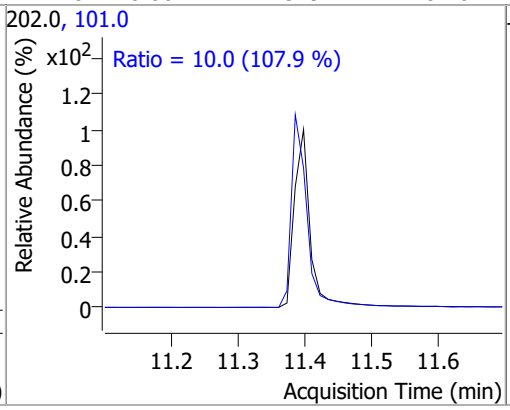

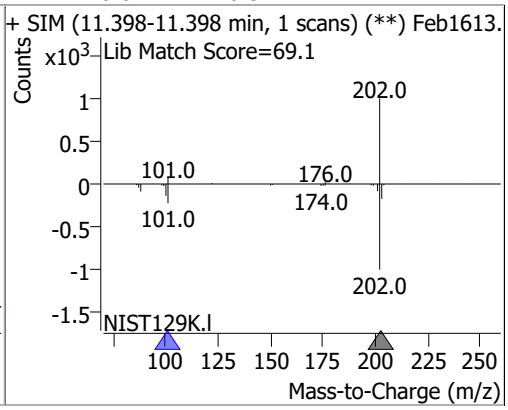

Compound	Conc.	RT	Dev(Min)	Resp.	QIon	QRatio	Lower	Upper
Pyrene	4.5111	11.77	0.00	156869	101.0	11.9	7.6	14.2

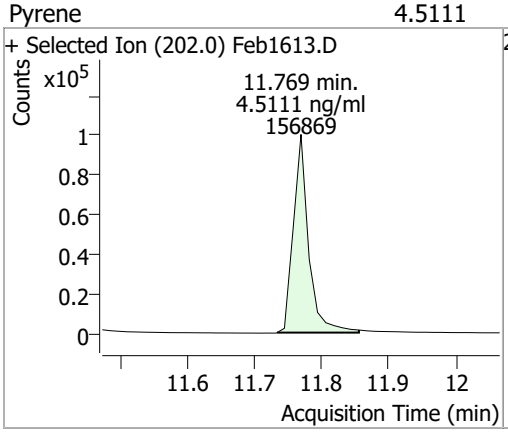

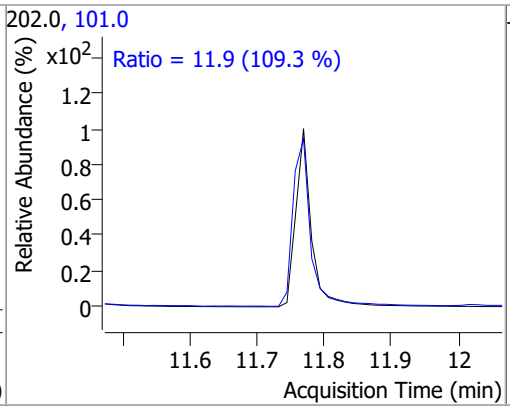

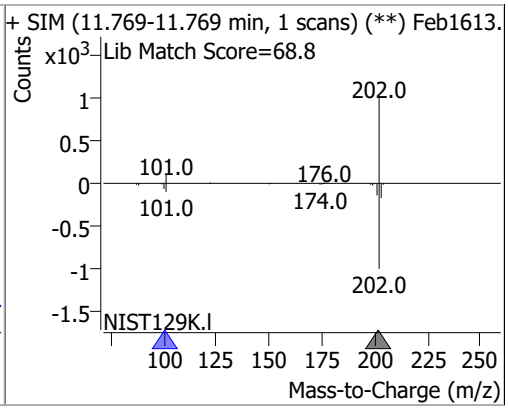

Compound	Conc.	RT	Dev(Min)	Resp.	QIon	QRatio	Lower	Upper
Terphenyl-d14	4.7442	12.24	0.00	104834	122.0	13.0	8.9	16.5

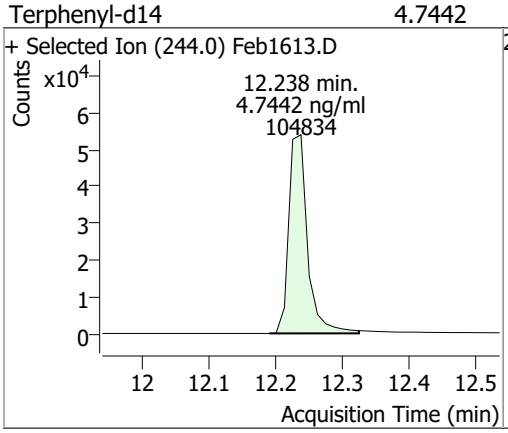

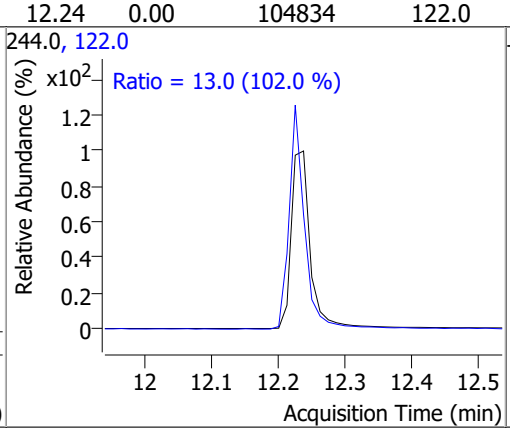

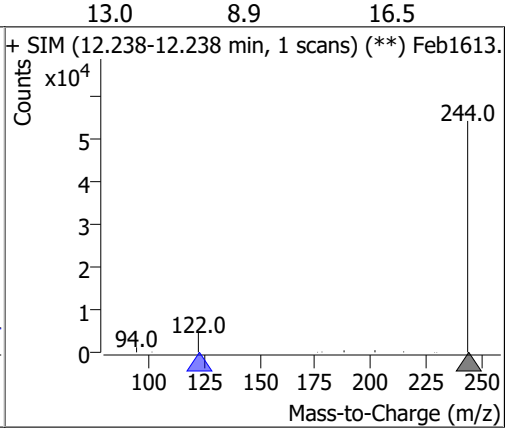

Compound	Conc.	RT	Dev(Min)	Resp.	QIon	QRatio	Lower	Upper
Benzo(a)Anthracene	4.7662	14.63	0.00	123214	226.0	26.1	18.0	33.4
					229.0	22.7	16.5	30.7

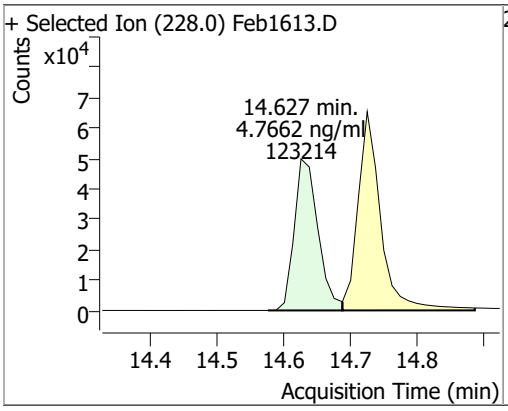

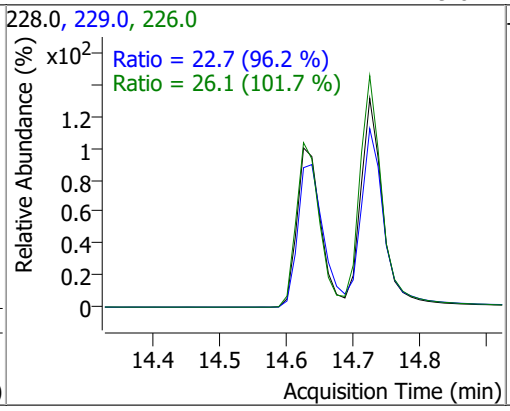

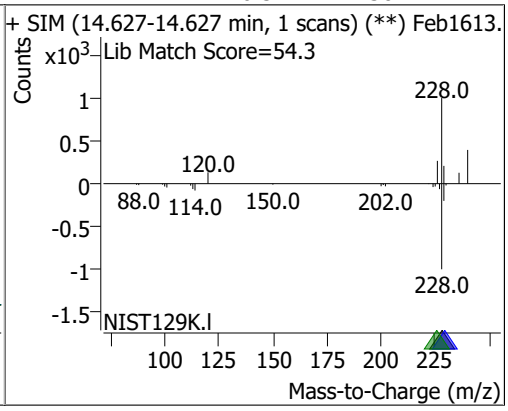

Compound	Conc.	RT	Dev(Min)	Resp.	QIon	QRatio	Lower	Upper
Chrysene	4.7041	14.73	0.00	155682	226.0	28.8	20.2	37.5
					229.0	21.5	15.5	28.8

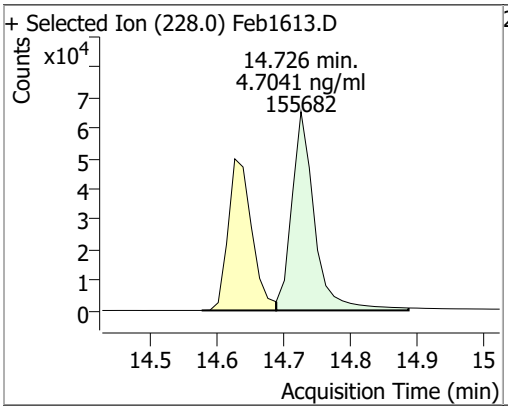

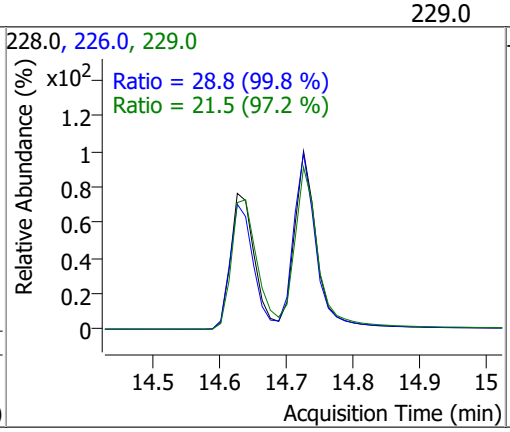

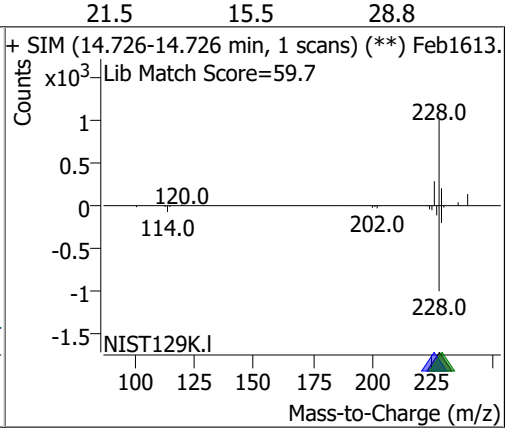

Compound	Conc.	RT	Dev(Min)	Resp.	QIon	QRatio	Lower	Upper
Benzo(b)fluoranthene	4.7495	17.65	-0.01	106750	253.0	22.8	16.1	29.9

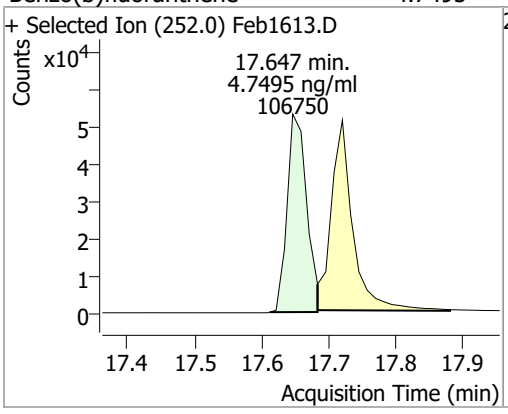

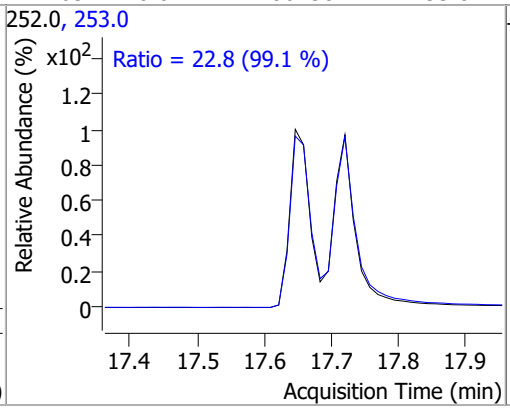

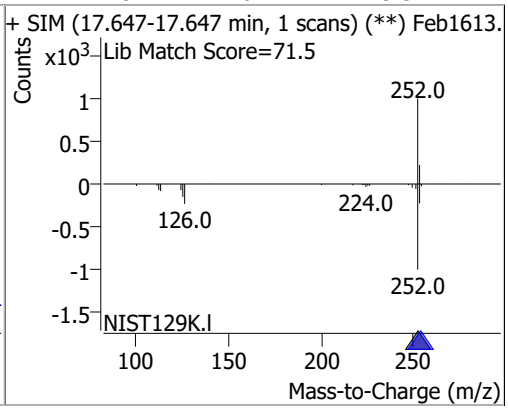

Compound	Conc.	RT	Dev(Min)	Resp.	QIon	QRatio	Lower	Upper
Benzo(k)fluoranthene	4.4568	17.72	0.00	115570	253.0	24.0	15.2	28.2

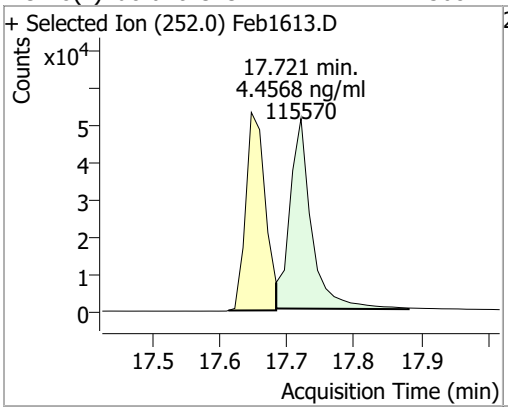

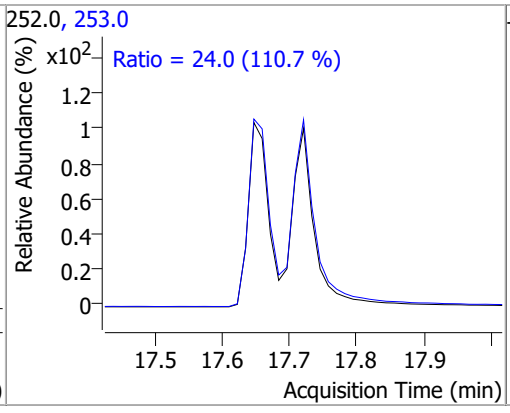

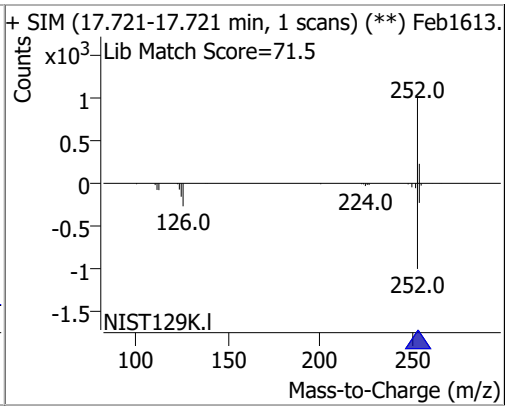

Compound	Conc.	RT	Dev(Min)	Resp.	QIon	QRatio	Lower	Upper
Benzo(a)pyrene	4.5166	18.30	0.00	87916	253.0	24.0	16.6	30.8

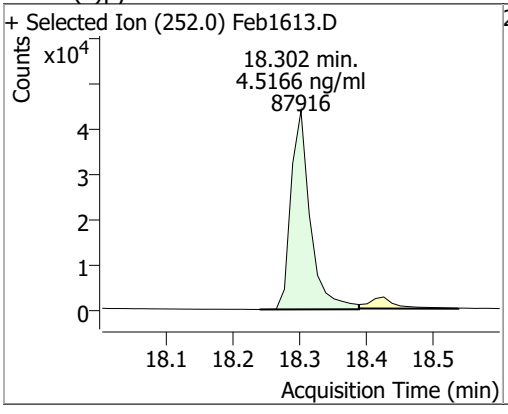

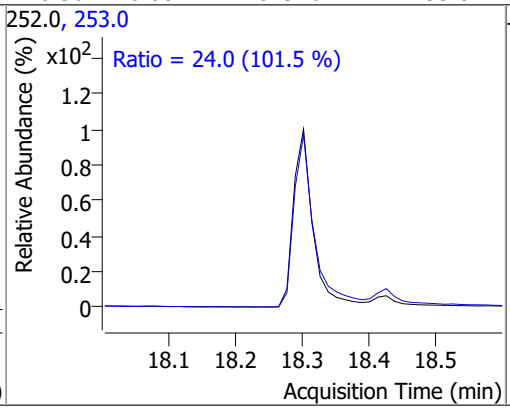

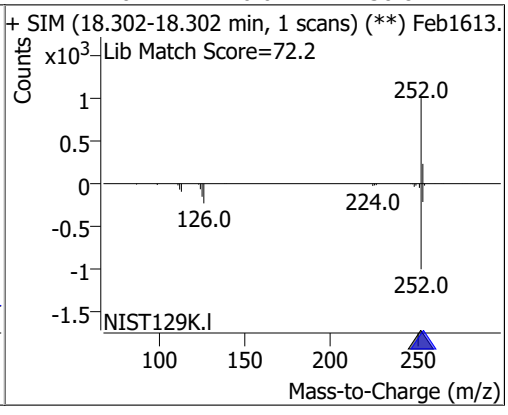

Compound	Conc.	RT	Dev(Min)	Resp.	QIon	QRatio	Lower	Upper
Indeno(1,2,3-cd)pyrene	4.5567	20.15	0.00	76302	138.0	23.2	15.9	29.6

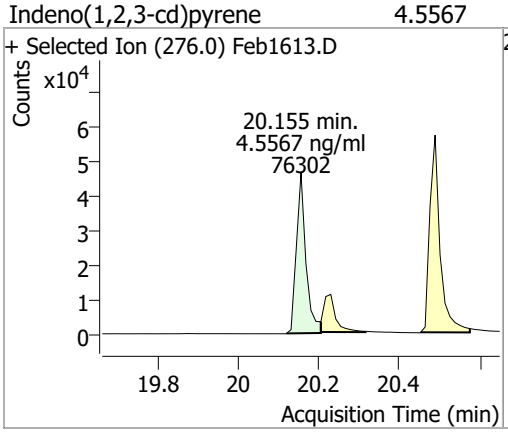

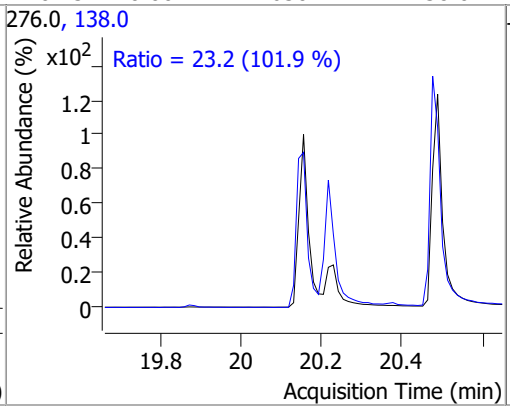

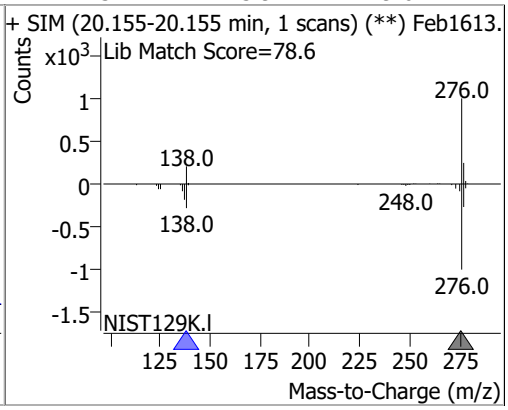

Compound	Conc.	RT	Dev(Min)	Resp.	QIon	QRatio	Lower	Upper
Dibenzo(a,h)anthracene	4.6790	20.23	0.00	91557	279.0	25.5	17.3	32.0
					139.0	19.0	12.1	22.4

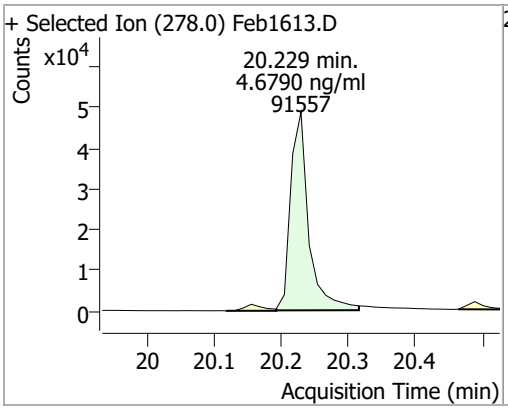

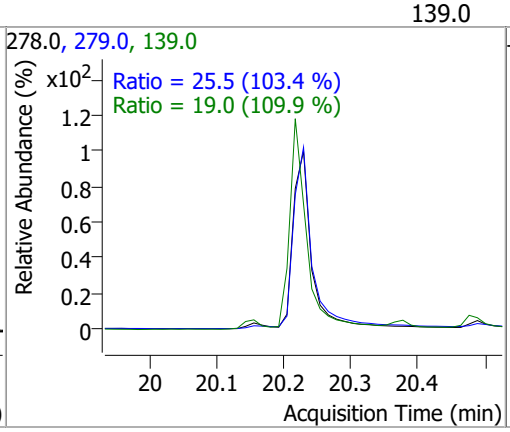

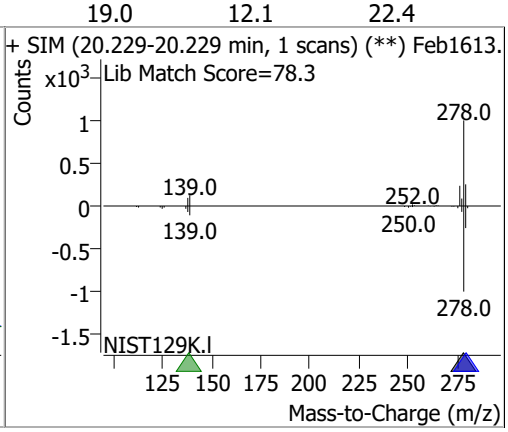

Compound	Conc.	RT	Dev(Min)	Resp.	QIon	QRatio	Lower	Upper
Benzo(g,h,i)perylene	4.4498	20.49	0.00	102127	277.0	17.9	17.2	32.0
					138.0	25.9	16.4	30.4

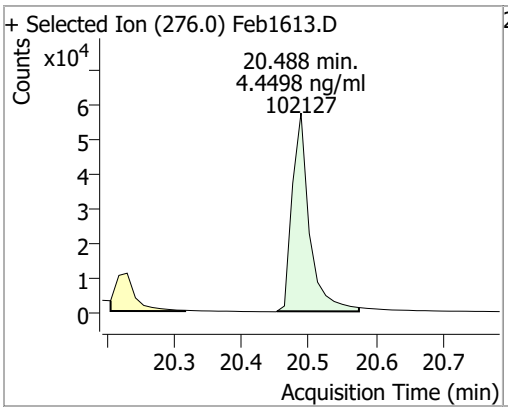

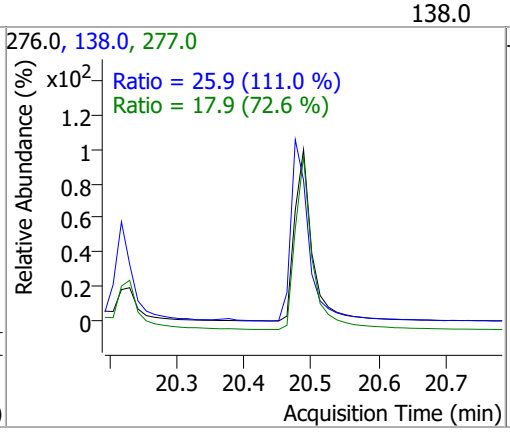

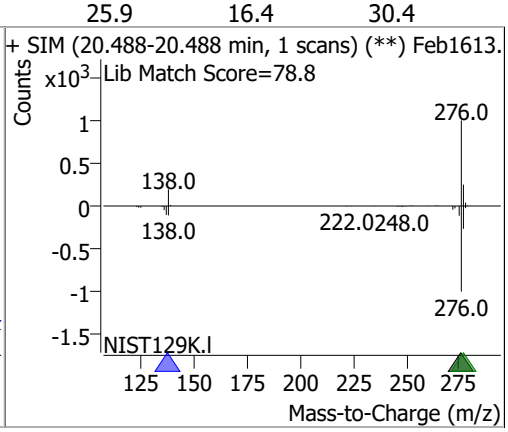

Quantitation Results Report (QT Reviewed)

Data File	Feb1614.D	Operator	LIMS import
Acq. Method	5975BNASIM	Acq. Date-Time	2/16/2022 7:33:12 PM
Sample Name	B22020962-001C	Instrument	GCMS
Vial	14	Multiplier	1.00
DA Method File		Comment	SVOC-8270C-SIM-W-LLPAH
Tune File	dftppjph.u	Tune Date	
Batch Name	021622 bna SIM 1.batch.bin	Last Calib Update	2/17/2022 8:48:03 AM
Ref Library			

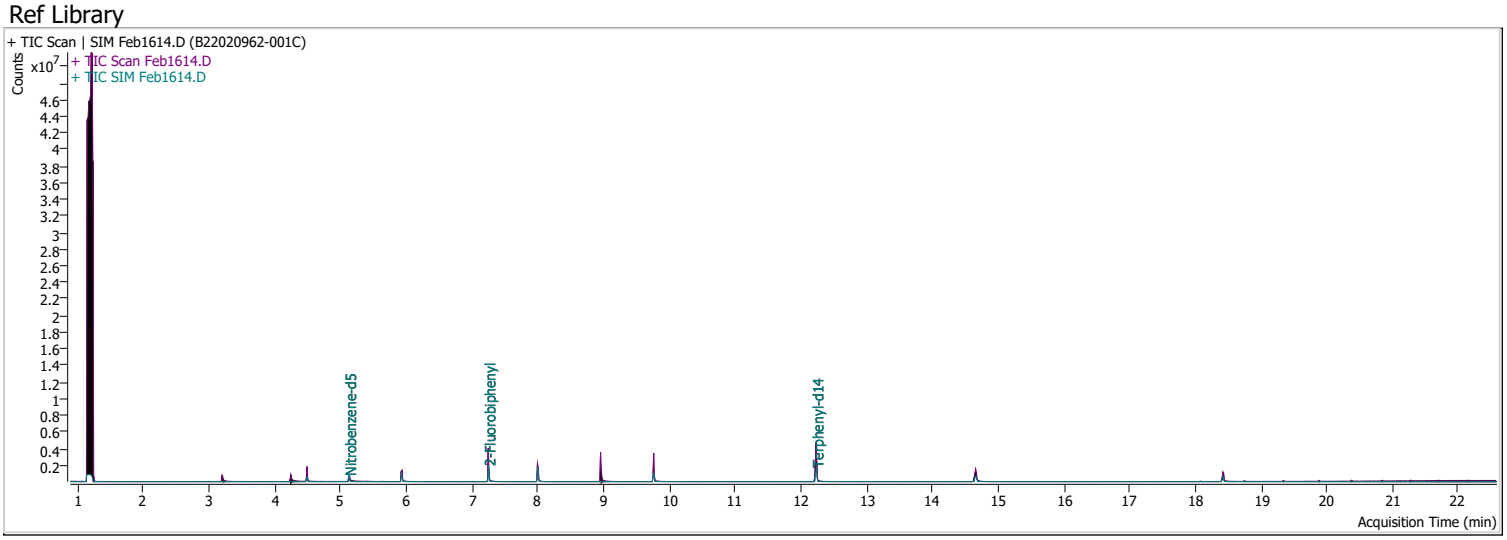

Compound	RT	QIon	Resp.	Conc.	Units		Dev(Min)
Internal Standards							
M 1,4-Dichlorobenzene-d4	4.497	152.0	244705	40.0000	ng/ml		0.000
M Naphthalene-d8	5.928	136.0	1023652	40.0000	ng/ml		0.000
M Acenaphthene-d10	8.000	164.0	696234	40.0000	ng/ml		0.000
M Phenanthrene-d10	9.768	188.0	1325286	40.0000	ng/ml		0.000
M Chrysene-d12	14.664	240.0	993401	40.0000	ng/ml		0.000
M Perylene-d12	18.425	264.0	626138	40.0000	ng/ml		0.000
System Monitoring Compounds							
S Nitrobenzene-d5	5.131	82.0	476246	37.1874	ng/ml		-0.013
Spiked Amount: 5.000	Range: 19.0 - 102.0%			Recovery = 743.75%		*	
S 2-Fluorobiphenyl	7.252	172.0	1318747	34.0962	ng/ml		-0.013
Spiked Amount: 5.000	Range: 25.0 - 94.0%			Recovery = 681.92%		*	
S o-Terphenyl	0.000		0	N.D.			
Spiked Amount: 5.000	Range: 40.0 - 140.0%			Recovery = NA%			
S Terphenyl-d14	12.238	244.0	2131280	54.3939	ng/ml		0.000
Spiked Amount: 5.000	Range: 39.0 - 106.0%			Recovery = 1087.88%		*	
Target Compounds							**QValue**
T Naphthalene	0.000		0	N.D.			
T 2-Methylnaphthalene	0.000		0	N.D.			
T 1-Methylnaphthalene	0.000		0	N.D.			
T Acenaphthylene	0.000		0	N.D.			
T Acenaphthene	8.025	154.0	0		ng/ml	md	1
T Fluorene	8.960	166.0	0		ng/ml	md	1
T Phenanthrene	0.000		0	N.D.			
T Anthracene	0.000		0	N.D.			
T Fluoranthene	0.000		0	N.D.			
T Pyrene	0.000		0	N.D.			
T Benzo(a)Anthracene	14.664	228.0	0		ng/ml	md	1
T Chrysene	14.726	228.0	0		ng/ml	md	1
T Benzo(b)fluoranthene	0.000		0	N.D.			

Compound	RT	QIon	Resp.	Conc.	Units		Dev(Min)
T Benzo(k)fluoranthene	0.000		0	N.D.			
T Benzo(a)pyrene	18.425	252.0	0		ng/ml	md	1
T Indeno(1,2,3-cd)pyrene	0.000		0	N.D.			
T Dibenzo(a,h)anthracene	0.000		0	N.D.			
T Benzo(g,h,i)perylene	0.000		0	N.D.			

(#) = Qualifier Out of Range; (m) = Manual Integration; (+) = Area Summed; (*) = Surrogate Percent Recovery Out of Range; (d): Zeroed Peak

Quantitation Results Report (QT Reviewed)

Compound	Conc.	RT	Dev(Min)	Resp.	QIon	QRatio	Lower	Upper
Nitrobenzene-d5	37.1874	5.13	-0.01	476246	128.0	42.3	32.9	61.0
					54.0	36.9	29.6	54.9

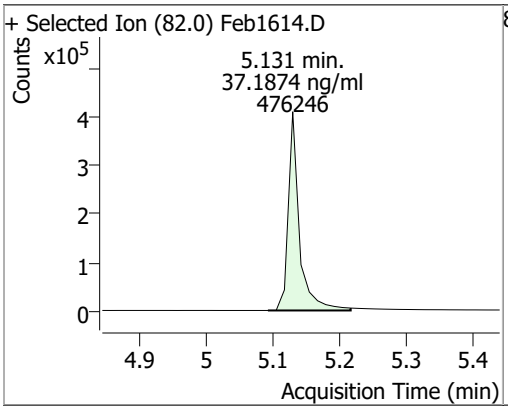

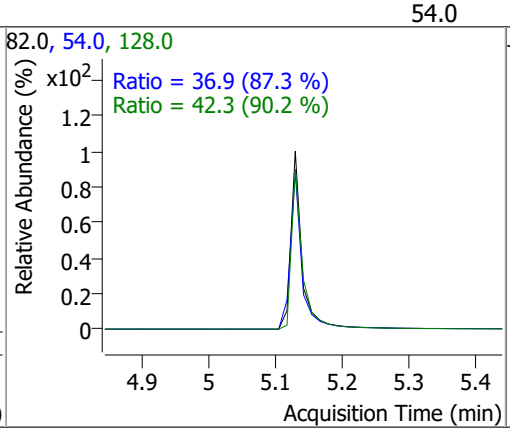

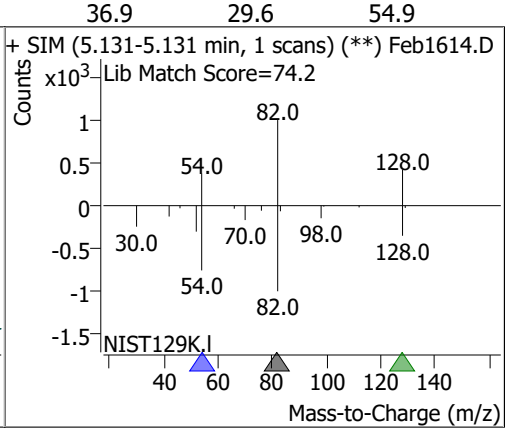

Compound	Conc.	Exp RT	QIon	Exp Ratio	QIon	Exp Ratio
Naphthalene	N.D.	5.95	102.0	11.7	129.0	11.3

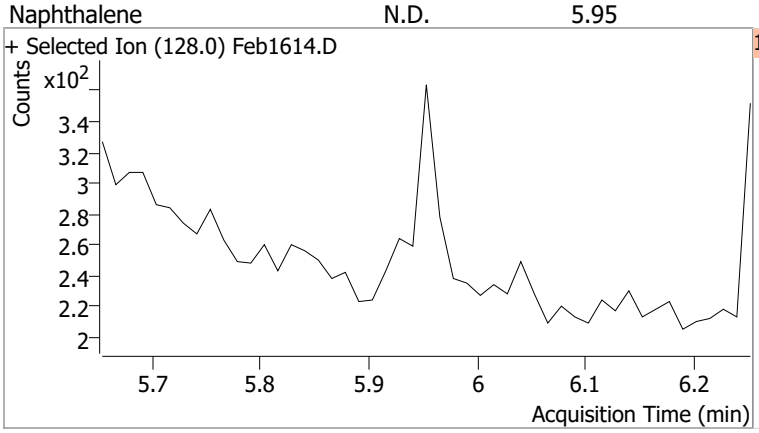

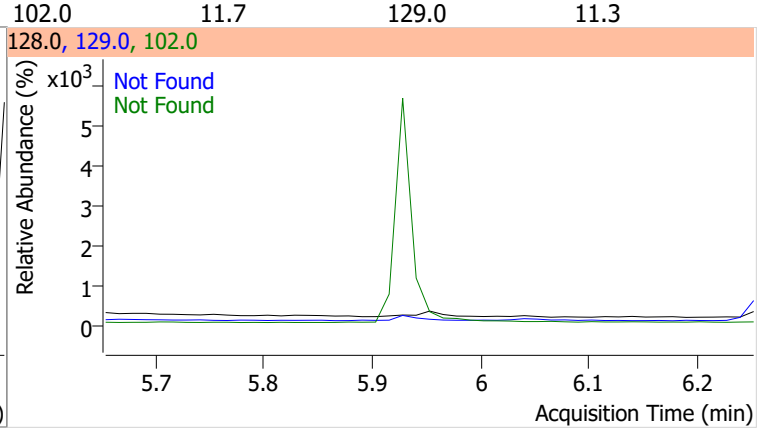

Compound	Conc.	Exp RT	QIon	Exp Ratio	QIon	Exp Ratio
2-Methylnaphthalene	N.D.	6.79	142.0	137.8	115.0	47.4

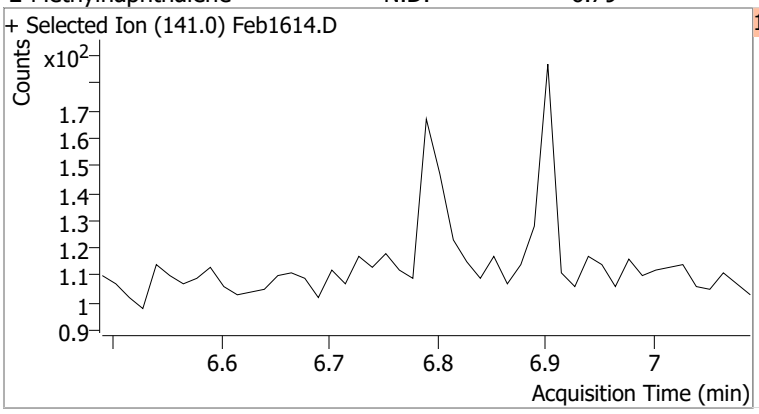

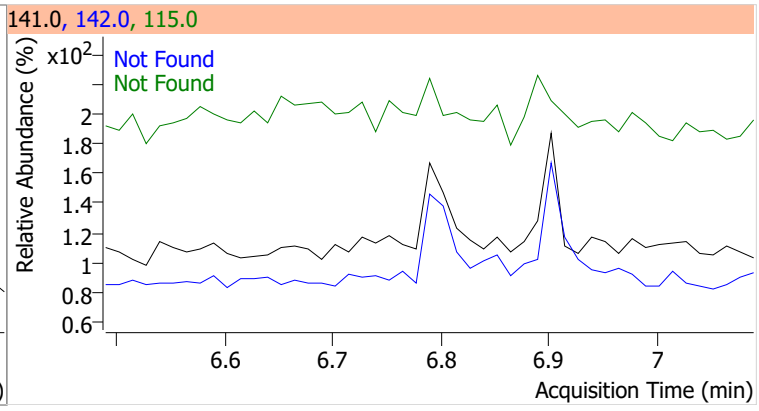

Compound	Conc.	Exp RT	QIon	Exp Ratio	QIon	Exp Ratio
1-Methylnaphthalene	N.D.	6.90	142.0	117.5	115.0	47.8

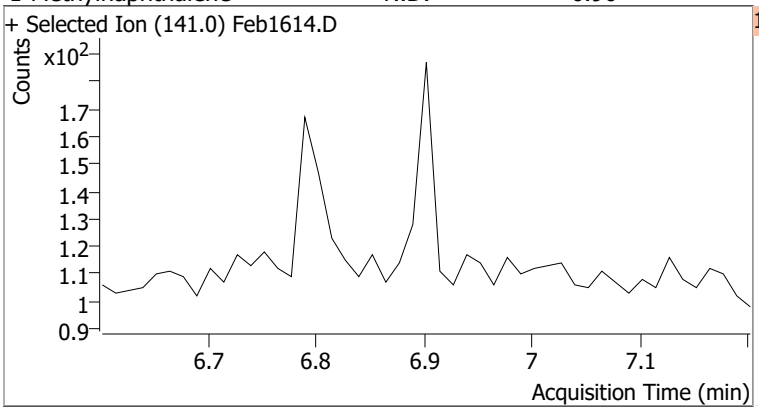

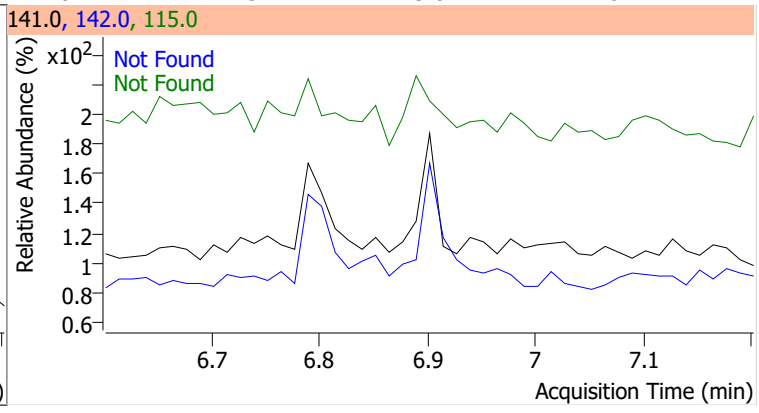

Compound	Conc.	RT	Dev(Min)	Resp.	QIon	QRatio	Lower	Upper
2-Fluorobiphenyl	34.0962	7.25	-0.01	1318747	171.0	38.8	26.3	48.9

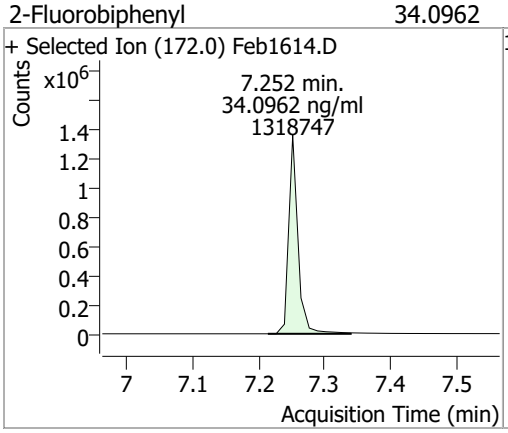

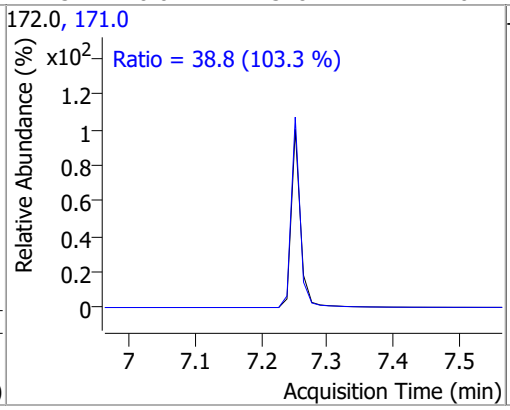

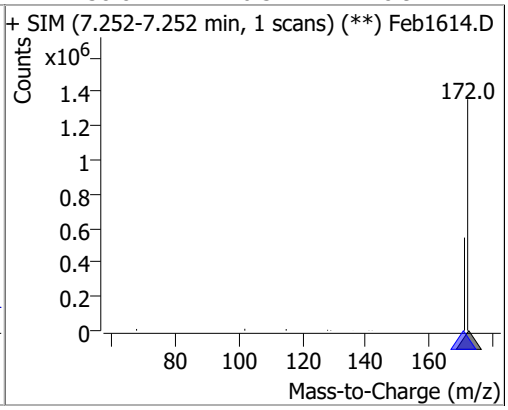

Compound	Conc.	Exp RT	QIon	Exp Ratio
Acenaphthylene	N.D.	7.83	153.0	16.9

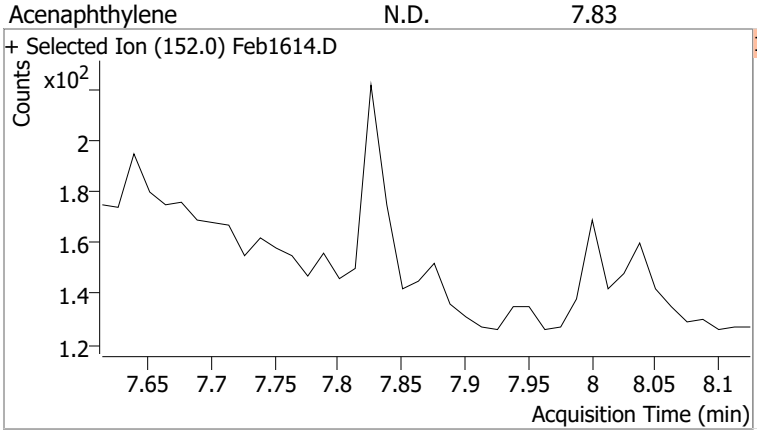

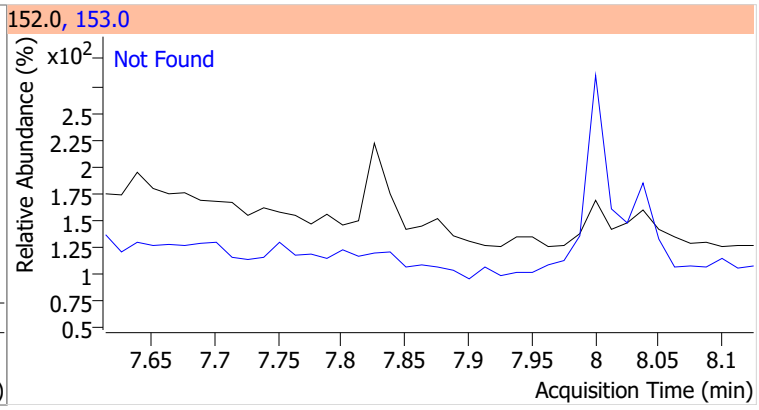

Compound	Conc.	RT	Dev(Min)	Resp.	QIon	QRatio	Lower	Upper
Acenaphthene		0		0	153.0		78.7	146.2
					152.0		36.5	67.8

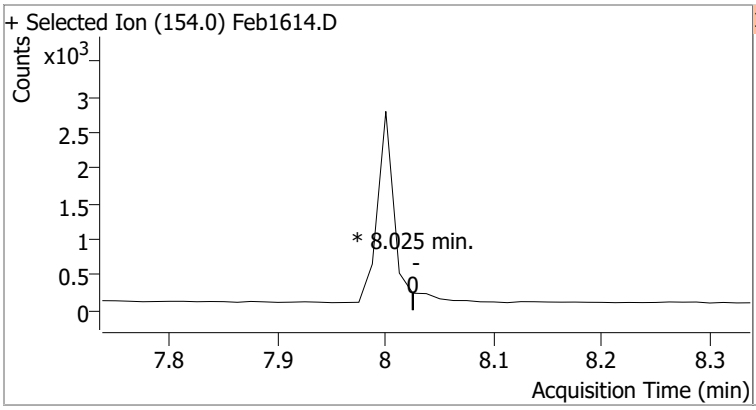

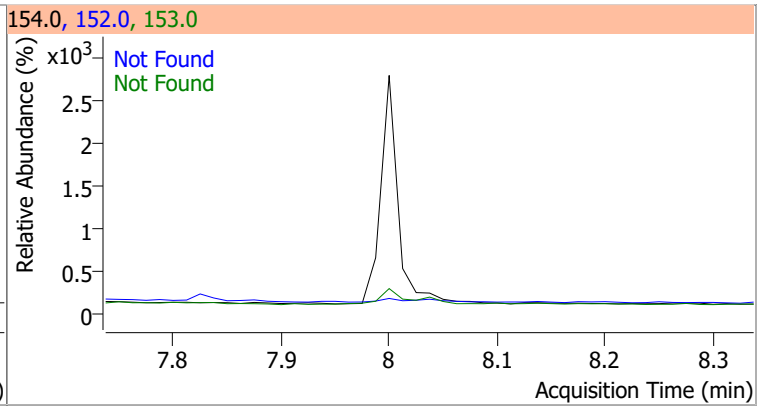

Compound	Conc.	RT	Dev(Min)	Resp.	QIon	QRatio	Lower	Upper
Fluorene		0		0	165.0		68.8	127.8
					167.0		7.2	13.4

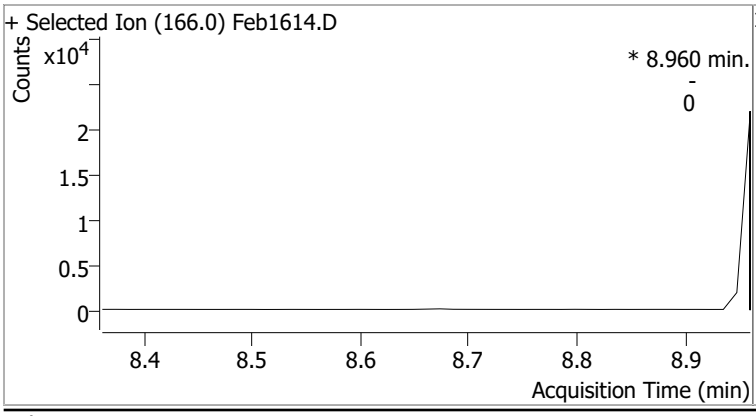

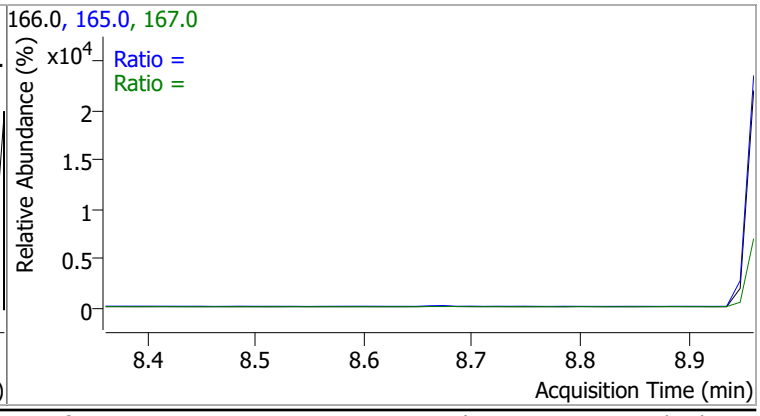

Compound	Conc.	Exp RT	QIon	Exp Ratio
Phenanthrene	N.D.	9.79	176.0	18.1

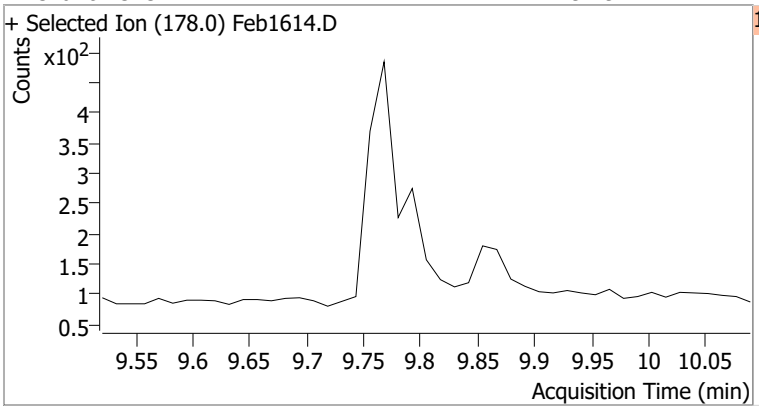

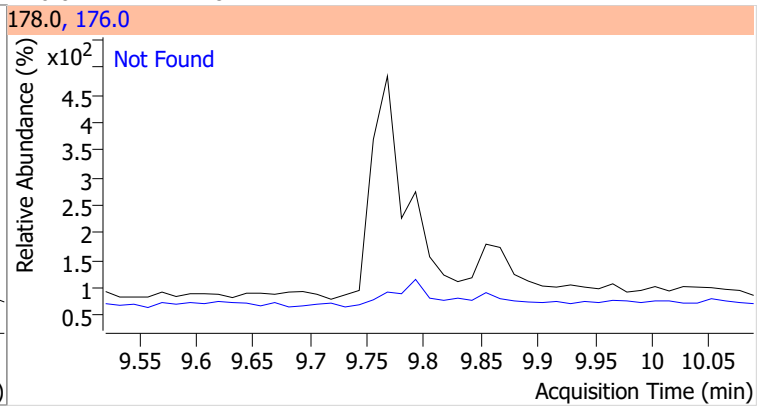

Compound	Conc.	Exp RT	QIon	Exp Ratio
Anthracene	N.D.	9.85	176.0	17.1

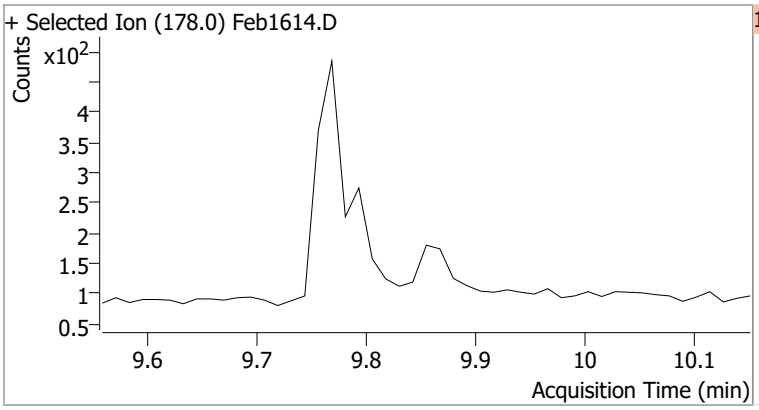

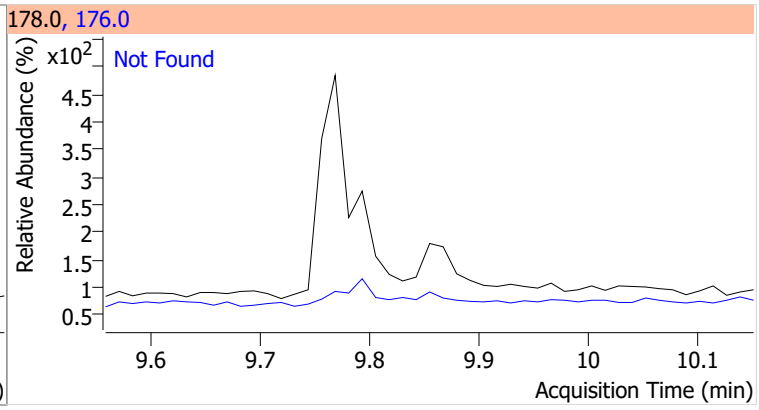

Compound	Conc.	Exp RT	QIon	Exp Ratio	QIon	Exp Ratio
o-Terphenyl	N.D.	10.30	229.0	64.0	215.0	38.9

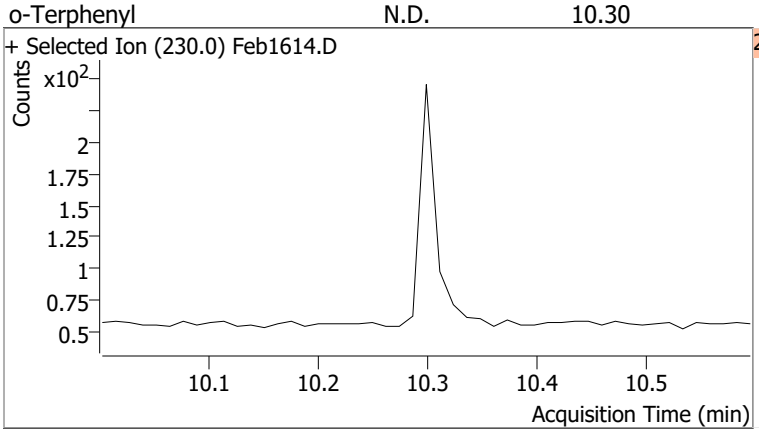

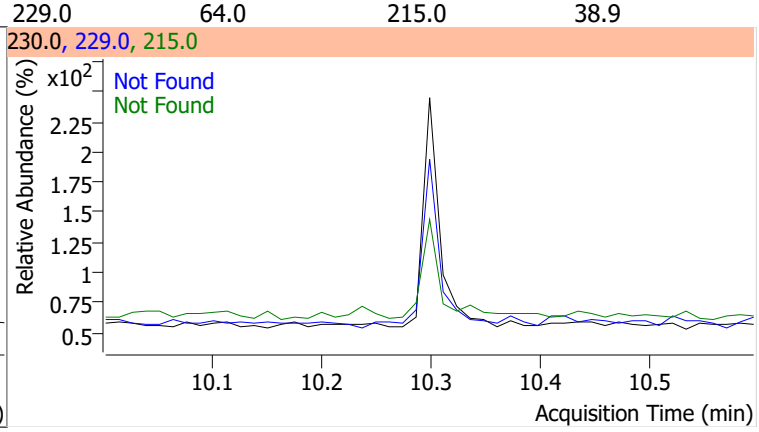

Compound	Conc.	Exp RT	QIon	Exp Ratio
Fluoranthene	N.D.	11.40	101.0	9.3

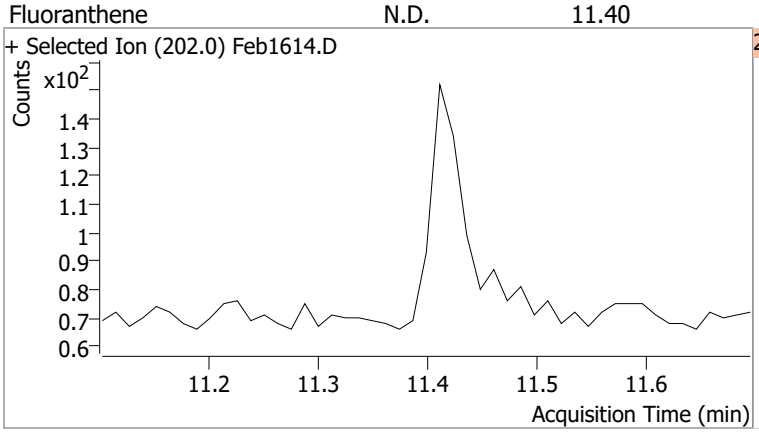

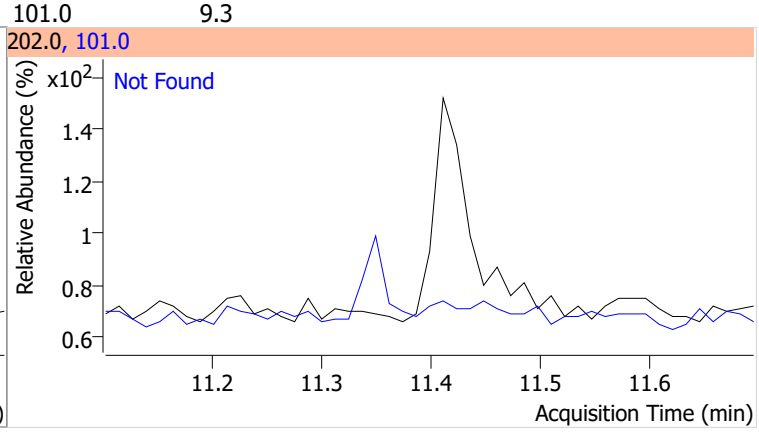

Compound	Conc.	Exp RT	QIon	Exp Ratio
Pyrene	N.D.	11.77	101.0	10.9

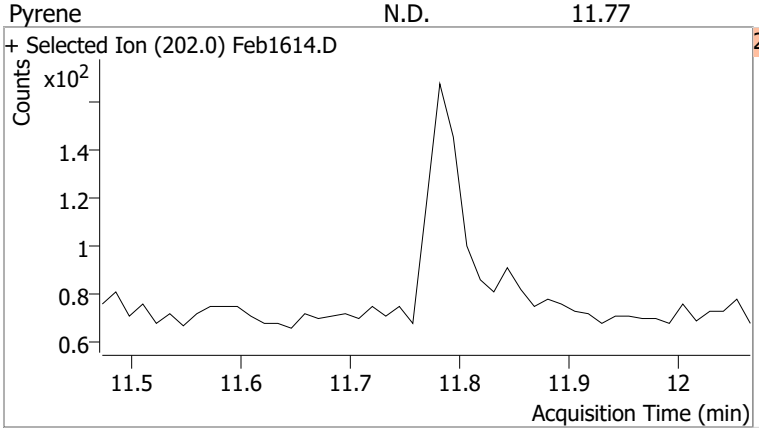

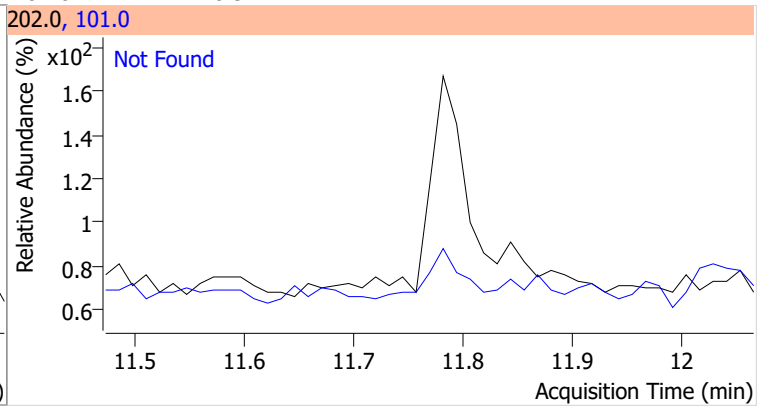

Compound	Conc.	RT	Dev(Min)	Resp.	QIon	QRatio	Lower	Upper
Terphenyl-d14	54.3939	12.24	0.00	2131280	122.0	14.0	8.9	16.5

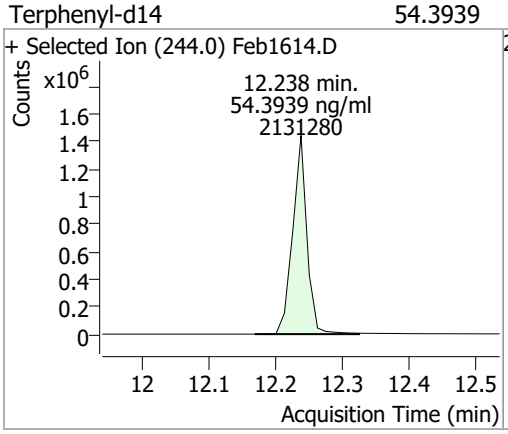

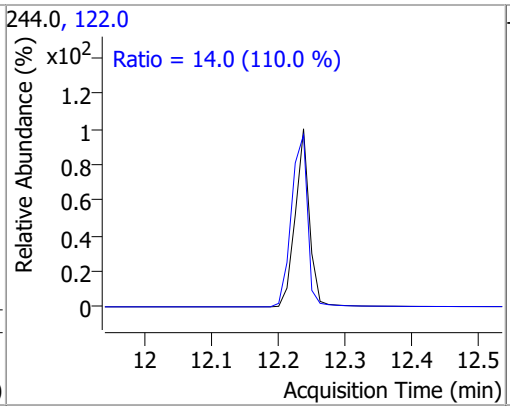

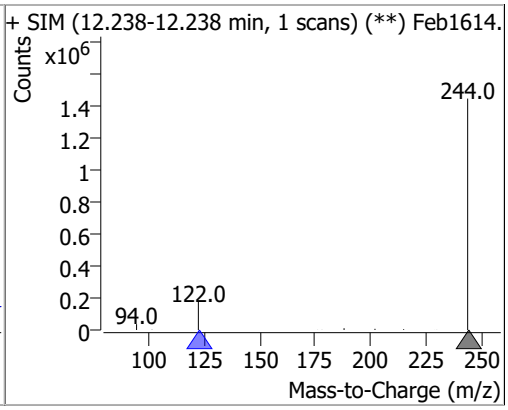

Compound	Conc.	RT	Dev(Min)	Resp.	QIon	QRatio	Lower	Upper
Benzo(a)Anthracene		0		0	226.0		18.0	33.4
					229.0		16.5	30.7

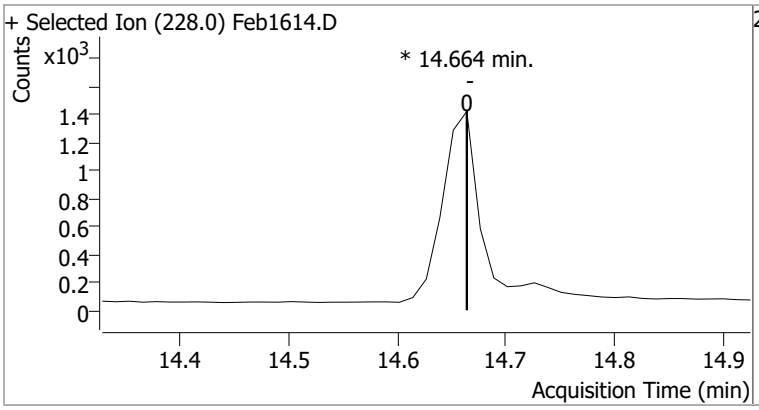

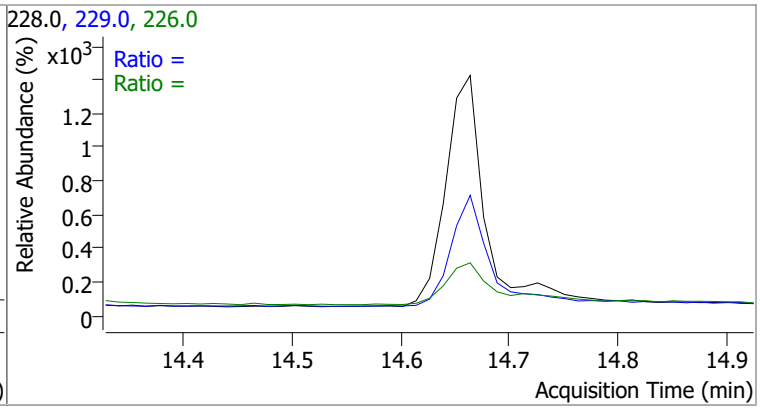

Compound	Conc.	RT	Dev(Min)	Resp.	QIon	QRatio	Lower	Upper
Chrysene		0		0	226.0		20.2	37.5
					229.0		15.5	28.8

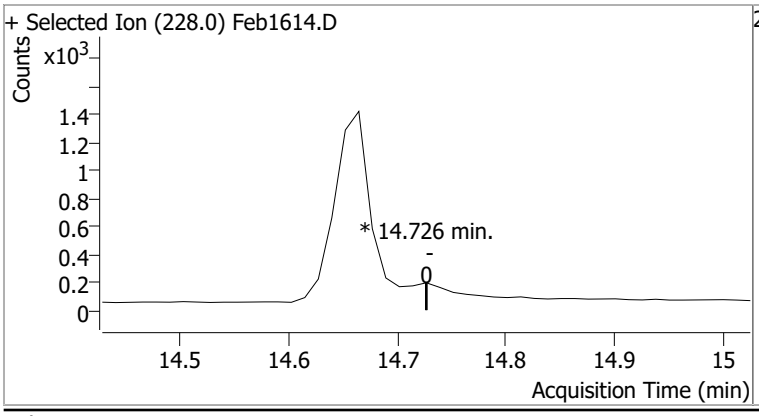

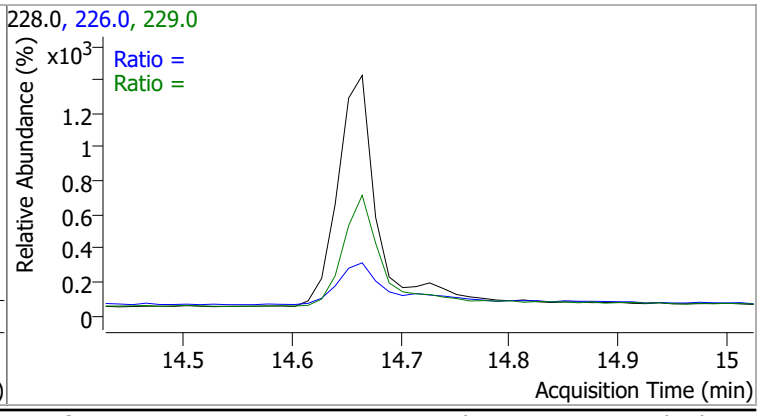

Compound	Conc.	Exp RT	QIon	Exp Ratio
Benzo(b)fluoranthene	N.D.	17.66	253.0	23.0

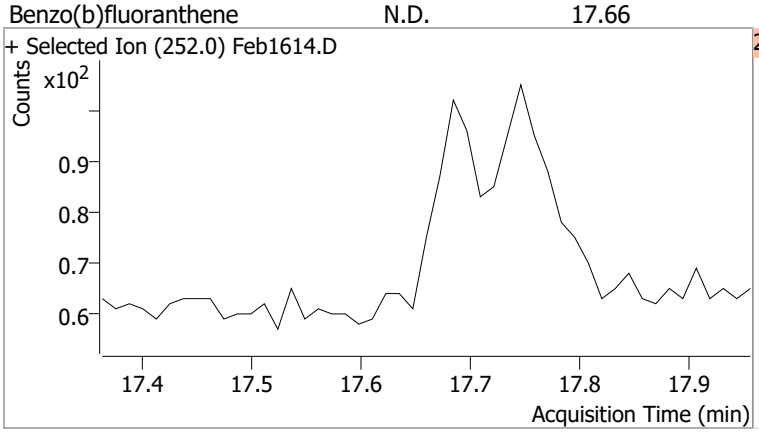

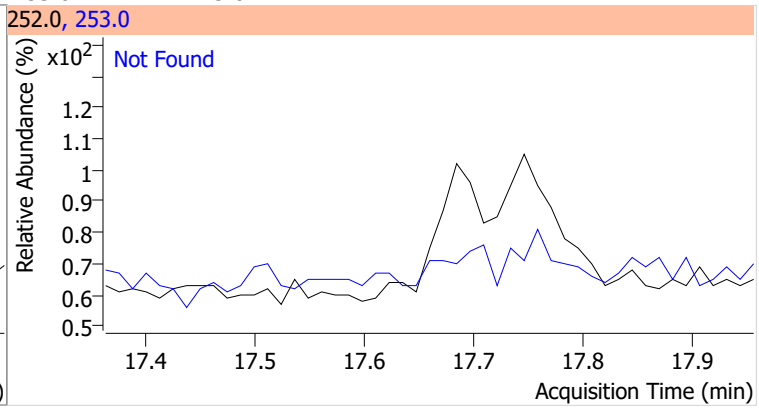

Compound	Conc.	Exp RT	QIon	Exp Ratio
Benzo(k)fluoranthene	N.D.	17.72	253.0	21.7

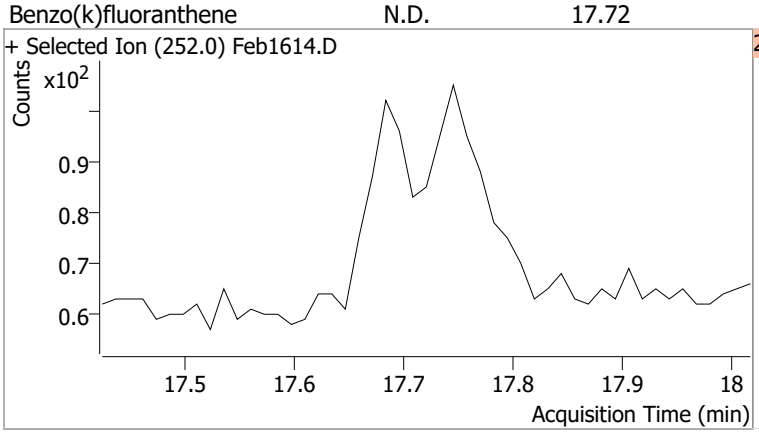

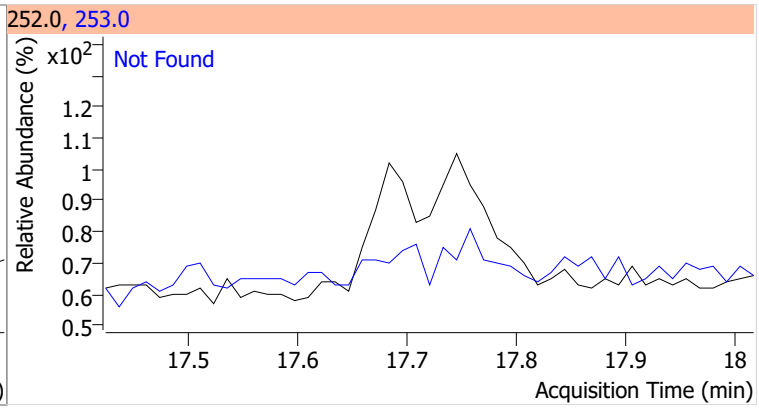

Compound	Conc.	RT	Dev(Min)	Resp.	QIon	QRatio	Lower	Upper
Benzo(a)pyrene		0		0	253.0		16.6	30.8

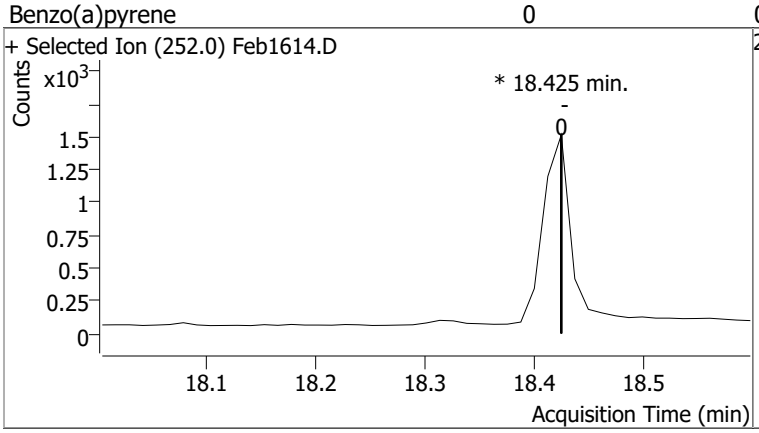

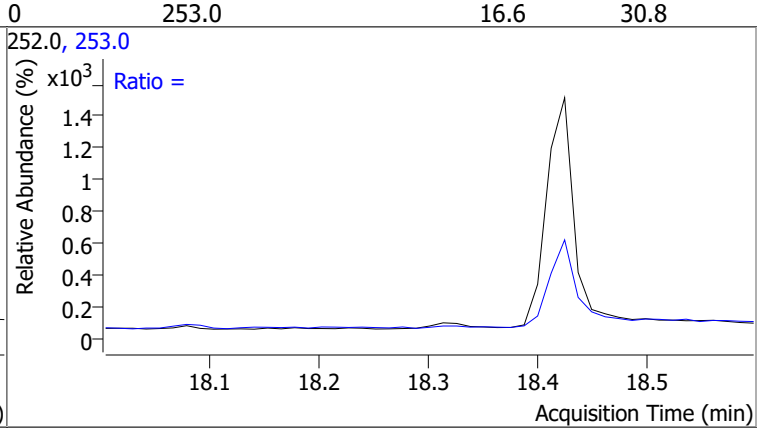

Compound	Conc.	Exp RT	QIon	Exp Ratio
Indeno(1,2,3-cd)pyrene	N.D.	20.16	138.0	22.8

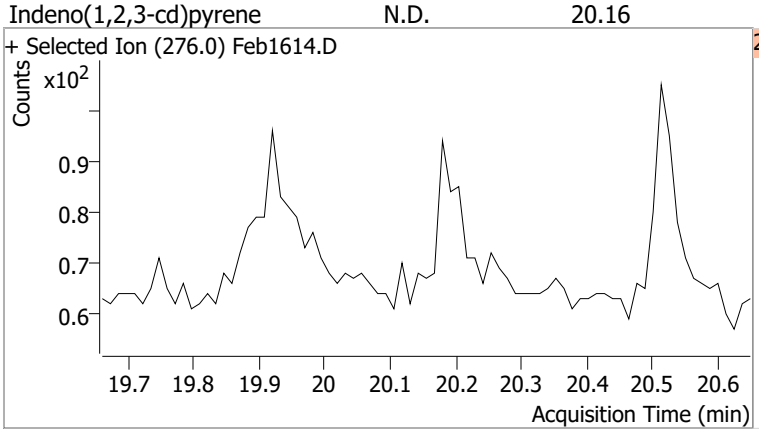

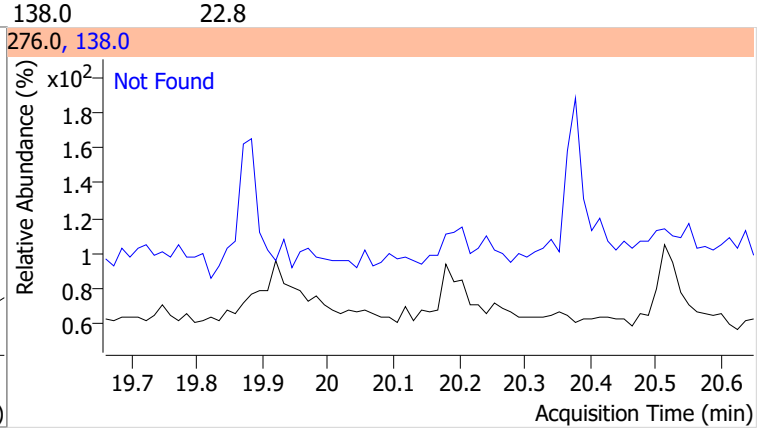

Compound	Conc.	Exp RT	QIon	Exp Ratio	QIon	Exp Ratio
Dibenzo(a,h)anthracene	N.D.	20.23	279.0	24.7	139.0	17.3

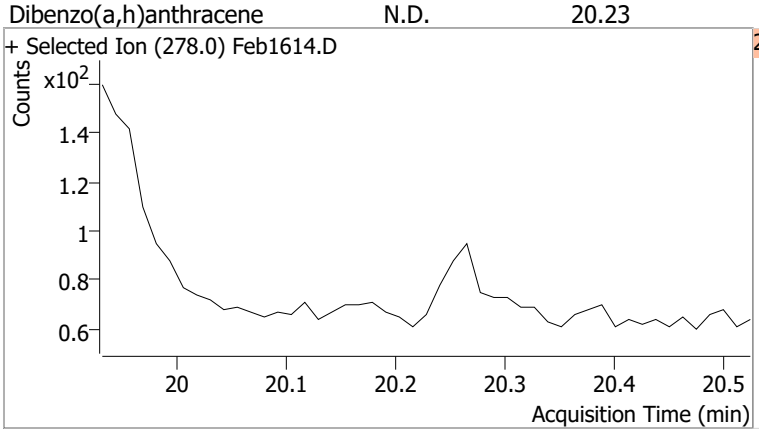

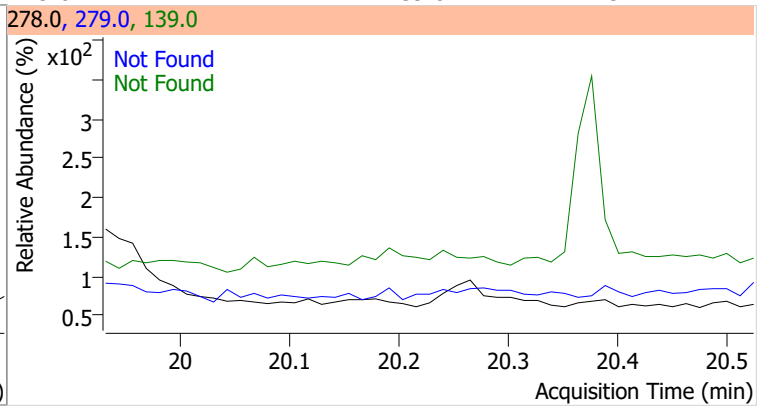

Compound	Conc.	Exp RT	QIon	Exp Ratio	QIon	Exp Ratio
Benzo(g,h,i)perylene	N.D.	20.49	277.0	24.6	138.0	23.4

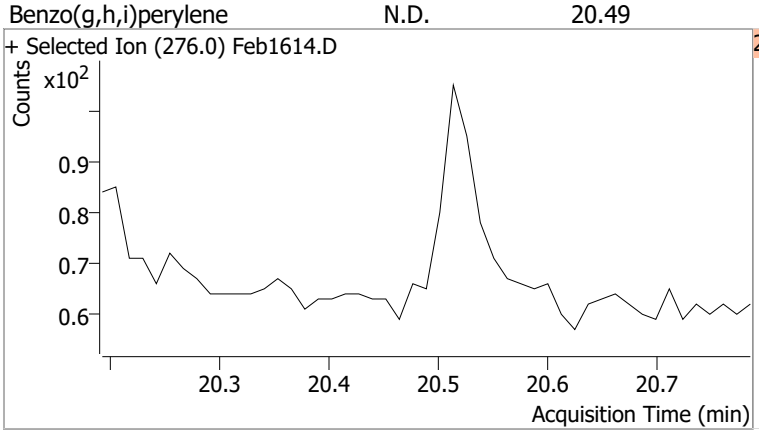

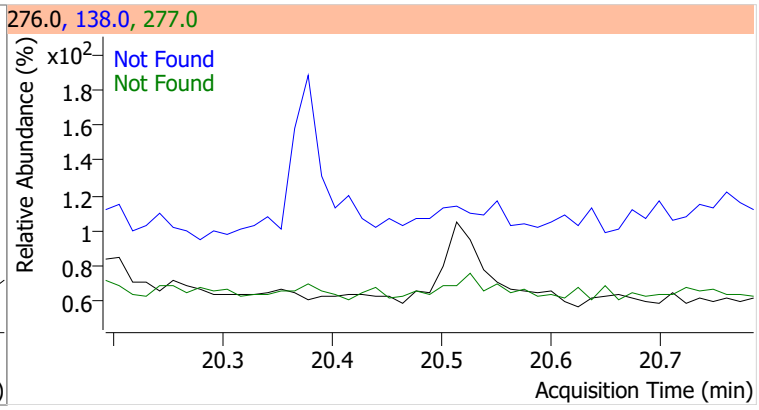

Quantitation Results Report (QT Reviewed)

Data File	Feb1615.D	Operator	LIMS import
Acq. Method	5975BNASIM	Acq. Date-Time	2/16/2022 8:05:33 PM
Sample Name	B22020962-006C	Instrument	GCMS
Vial	15	Multiplier	1.00
DA Method File		Comment	SVOC-8270C-SIM-W-LLPAH
Tune File	dftppjph.u	Tune Date	
Batch Name	021622 bna SIM 1.batch.bin	Last Calib Update	2/17/2022 8:48:03 AM
Ref Library			

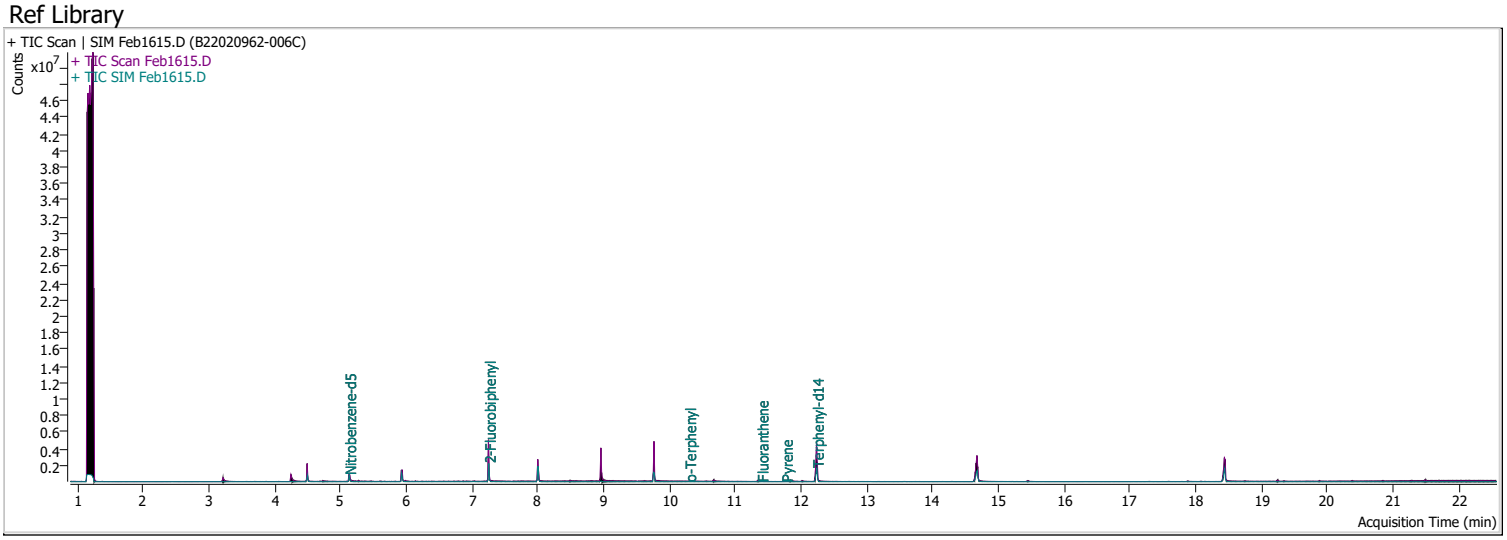

Compound	RT	QIon	Resp.	Conc.	Units		Dev(Min)
Internal Standards							
M 1,4-Dichlorobenzene-d4	4.497	152.0	257178	40.0000	ng/ml		0.000
M Naphthalene-d8	5.928	136.0	1027949	40.0000	ng/ml		0.000
M Acenaphthene-d10	8.001	164.0	670918	40.0000	ng/ml		0.000
M Phenanthrene-d10	9.768	188.0	1596444	40.0000	ng/ml		0.000
M Chrysene-d12	14.677	240.0	2111188	40.0000	ng/ml		0.013
M Perylene-d12	18.438	264.0	1821690	40.0000	ng/ml		0.012
System Monitoring Compounds							
S Nitrobenzene-d5	5.131	82.0	492852	36.8402	ng/ml		-0.012
Spiked Amount: 5.000	Range: 19.0 - 102.0%			Recovery = 736.80%		*	
S 2-Fluorobiphenyl	7.252	172.0	1435590	36.8320	ng/ml		-0.012
Spiked Amount: 5.000	Range: 25.0 - 94.0%			Recovery = 736.64%		*	
S o-Terphenyl	10.299	230.0	1882	0.0388	ng/ml		0.000
Spiked Amount: 5.000	Range: 40.0 - 140.0%			Recovery = 0.78%		*	
S Terphenyl-d14	12.238	244.0	2103063	32.2202	ng/ml		0.000
Spiked Amount: 5.000	Range: 39.0 - 106.0%			Recovery = 644.40%		*	
Target Compounds							**QValue**
T Naphthalene	5.953	128.0	0		ng/ml	md	1
T 2-Methylnaphthalene	6.790	141.0	0		ng/ml	md	1
T 1-Methylnaphthalene	6.902	141.0	0		ng/ml	md	1
T Acenaphthylene	0.000		0	N.D.			
T Acenaphthene	8.038	154.0	0		ng/ml	md	1
T Fluorene	8.661	166.0	0		ng/ml	md	1
T Phenanthrene	0.000		0	N.D.			
T Anthracene	9.855	178.0	0		ng/ml	md	1
T Fluoranthene	11.399	202.0	4557	0.0887	ng/ml		98
T Pyrene	11.769	202.0	4827	0.0351	ng/ml	m	99
T Benzo(a)Anthracene	14.677	228.0	0		ng/ml	md	1
T Chrysene	14.727	228.0	0		ng/ml	md	1
T Benzo(b)fluoranthene	0.000		0	N.D.			

Compound	RT	QIon	Resp.	Conc.	Units		Dev(Min)
T Benzo(k)fluoranthene	0.000		0	N.D.			
T Benzo(a)pyrene	18.314	252.0	0		ng/ml	md	1
T Indeno(1,2,3-cd)pyrene	0.000		0	N.D.			
T Dibenzo(a,h)anthracene	0.000		0	N.D.			
T Benzo(g,h,i)perylene	0.000		0	N.D.			

(#) = Qualifier Out of Range; (m) = Manual Integration; (+) = Area Summed; (*) = Surrogate Percent Recovery Out of Range; (d): Zeroed Peak

Compound	Conc.	RT	Dev(Min)	Resp.	QIon	QRatio	Lower	Upper
Nitrobenzene-d5	36.8402	5.13	-0.01	492852	128.0	41.3	32.9	61.0
					54.0	37.2	29.6	54.9

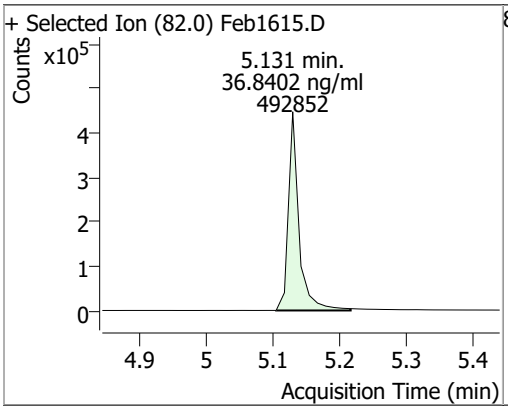

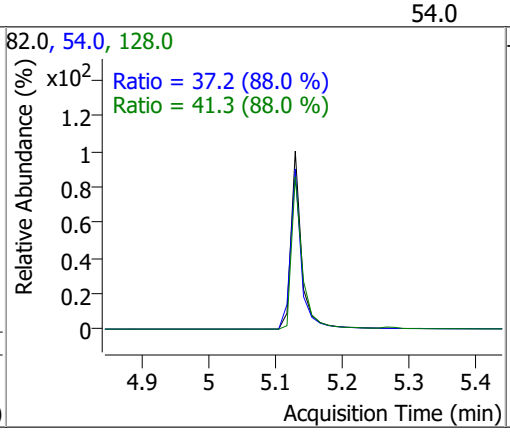

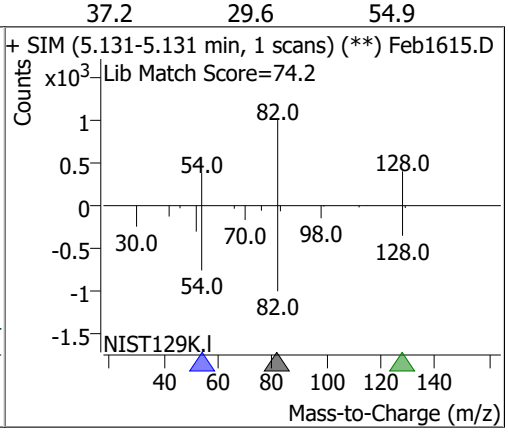

Compound	Conc.	RT	Dev(Min)	Resp.	QIon	QRatio	Lower	Upper
Naphthalene		0		0	102.0		0.0	35.2
					129.0		7.9	14.6

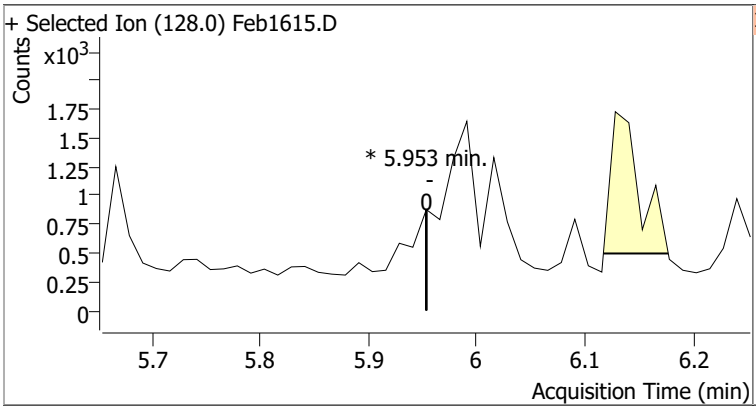

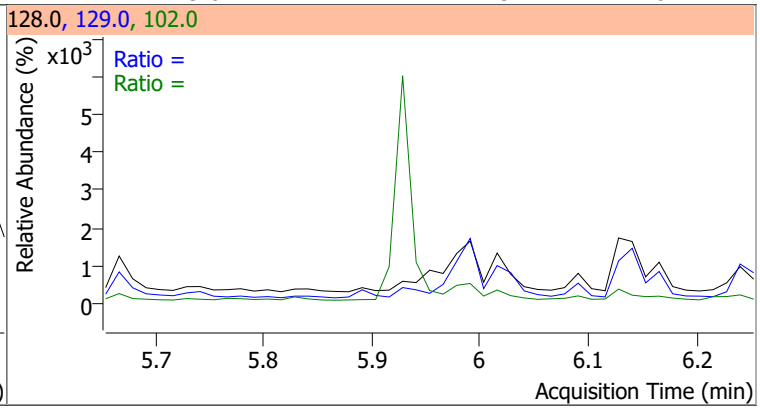

Compound	Conc.	RT	Dev(Min)	Resp.	QIon	QRatio	Lower	Upper
2-Methylnaphthalene		0		0	142.0		96.5	179.2
					115.0		33.2	61.6

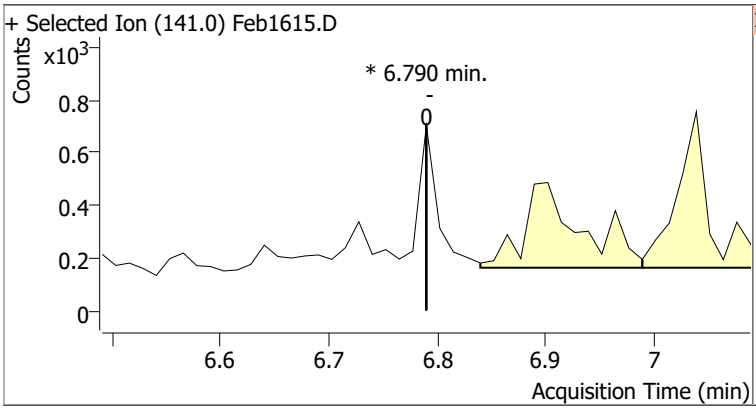

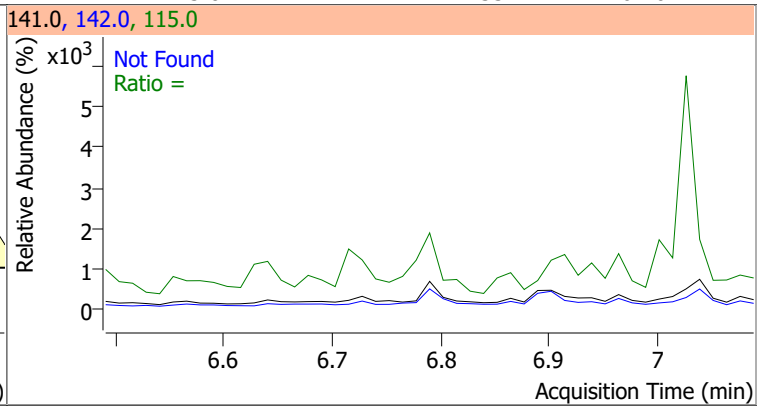

Compound	Conc.	RT	Dev(Min)	Resp.	QIon	QRatio	Lower	Upper
1-Methylnaphthalene		0		0	142.0		82.3	152.8
					115.0		33.5	62.2

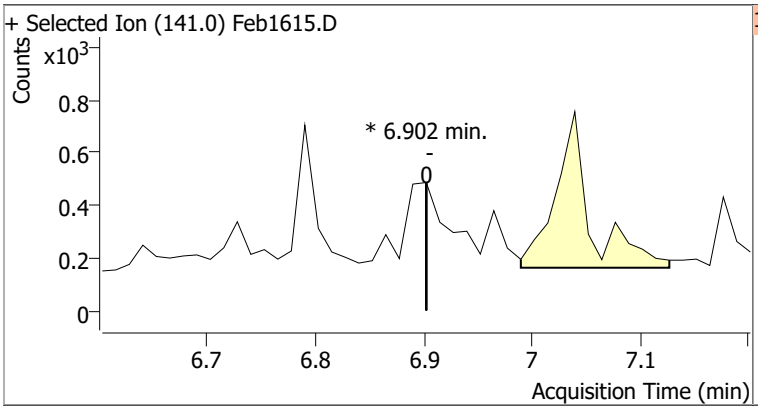

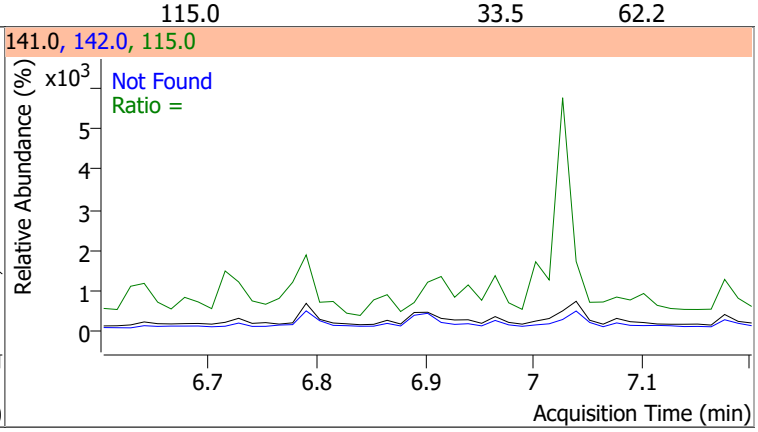

Compound	Conc.	RT	Dev(Min)	Resp.	QIon	QRatio	Lower	Upper
2-Fluorobiphenyl	36.8320	7.25	-0.01	1435590	171.0	39.3	26.3	48.9

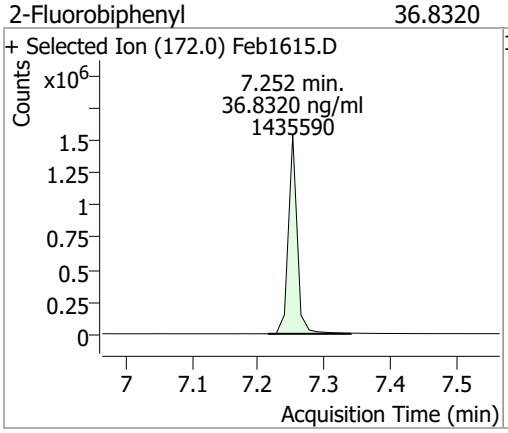

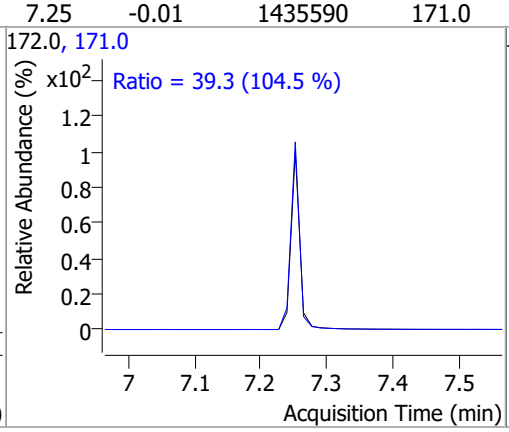

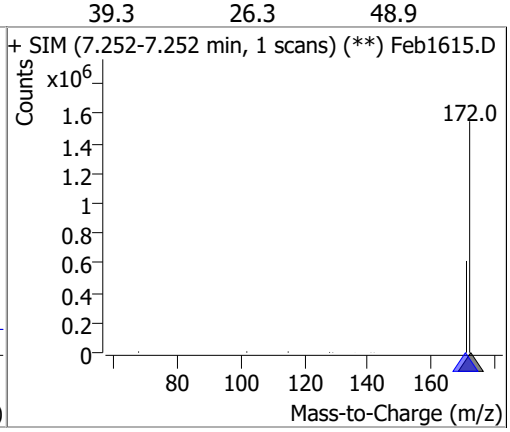

Compound	Conc.	Exp RT	QIon	Exp Ratio
Acenaphthylene	N.D.	7.83	153.0	16.9

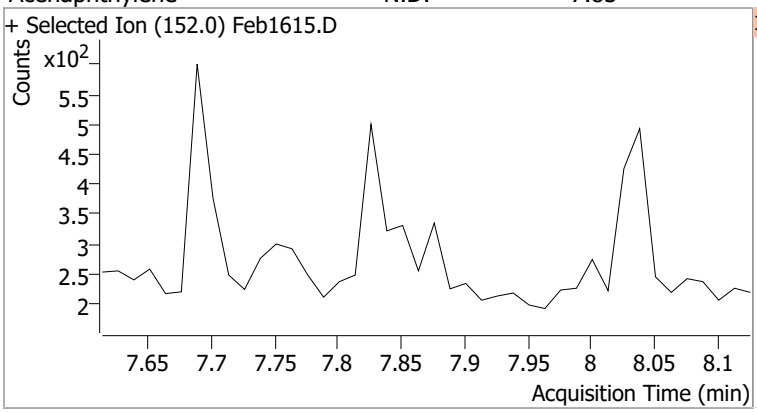

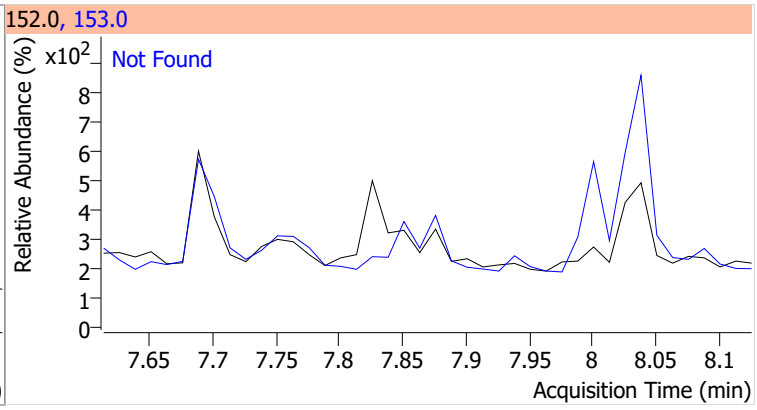

Compound	Conc.	RT	Dev(Min)	Resp.	QIon	QRatio	Lower	Upper
Acenaphthene		0		0	153.0		78.7	146.2
					152.0		36.5	67.8

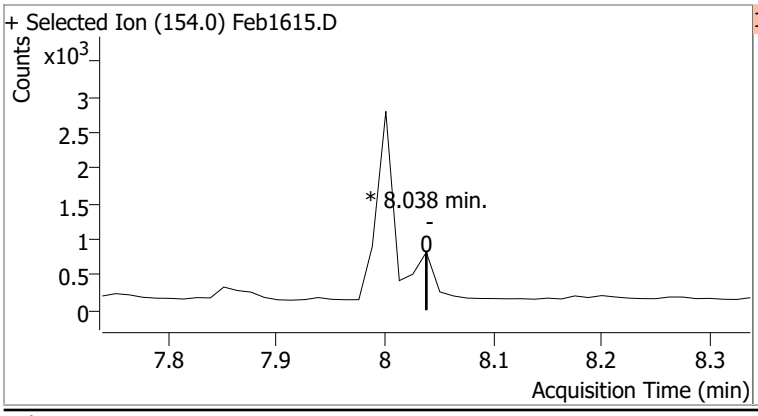

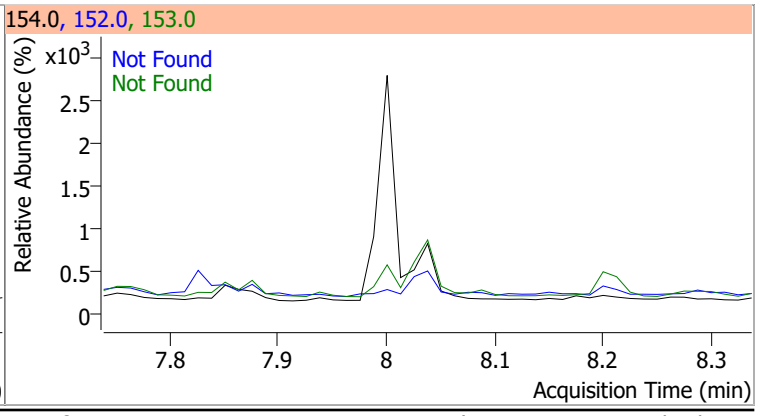

Compound	Conc.	RT	Dev(Min)	Resp.	QIon	QRatio	Lower	Upper
Fluorene		0		0	165.0		68.8	127.8
					167.0		7.2	13.4

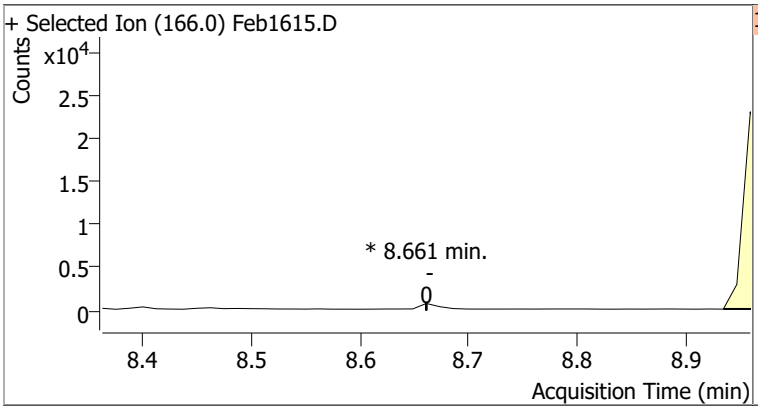

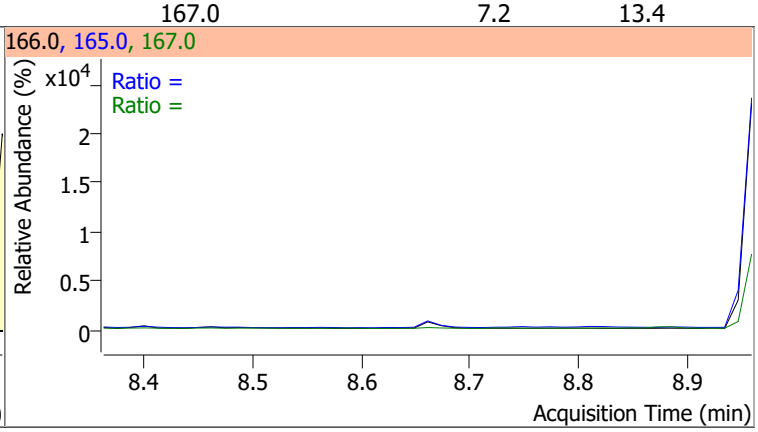

Compound	Conc.	Exp RT	QIon	Exp Ratio
Phenanthrene	N.D.	9.79	176.0	18.1

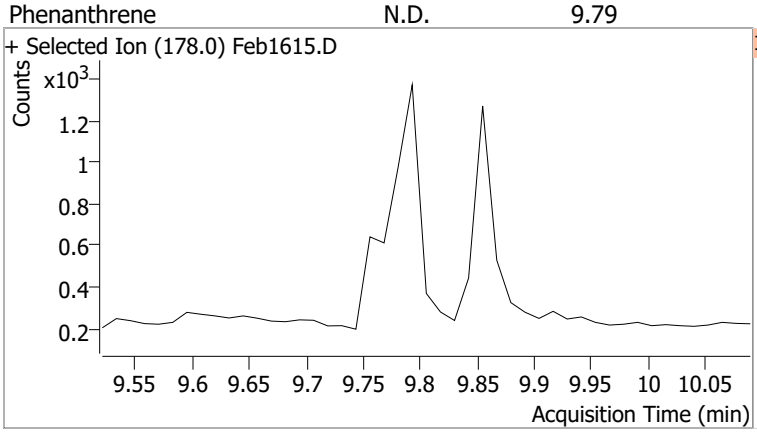

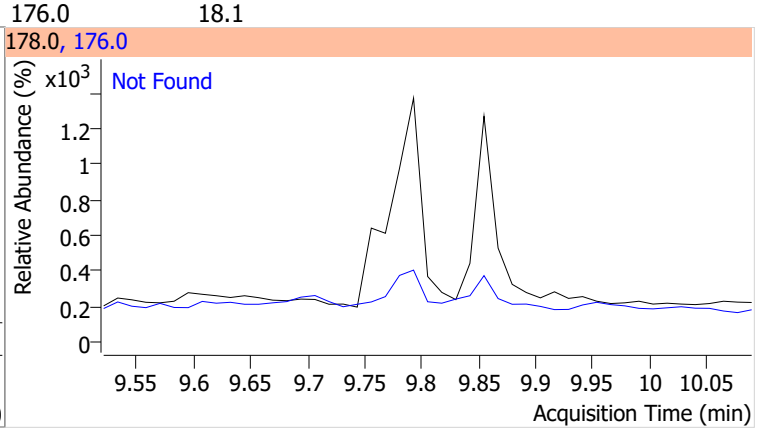

Compound	Conc.	RT	Dev(Min)	Resp.	QIon	QRatio	Lower	Upper
Anthracene		0		0	176.0		12.0	22.3

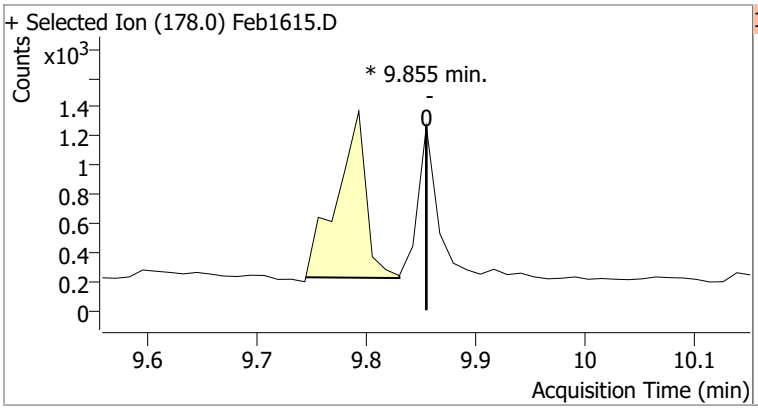

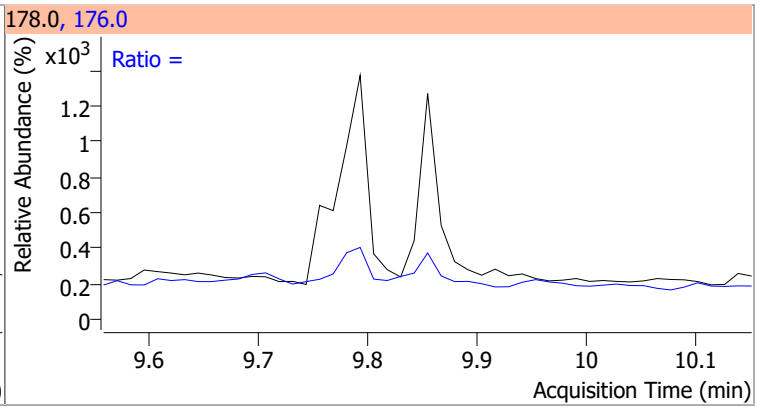

Compound	Conc.	RT	Dev(Min)	Resp.	QIon	QRatio	Lower	Upper
o-Terphenyl	0.0388	10.30	0.00	1882	229.0	62.0	44.8	83.1
					215.0	40.6	27.3	50.6

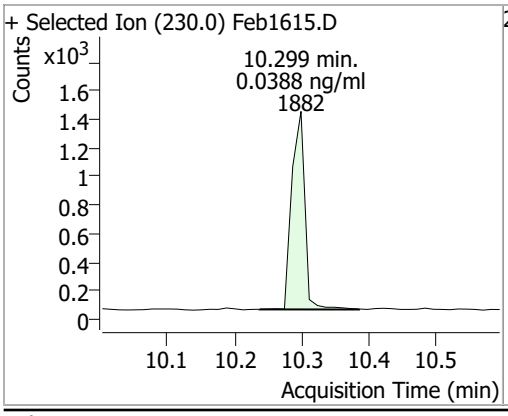

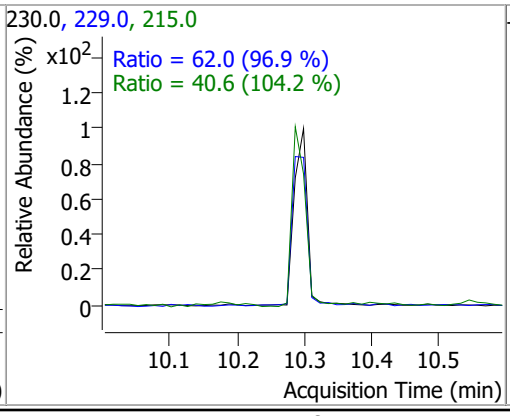

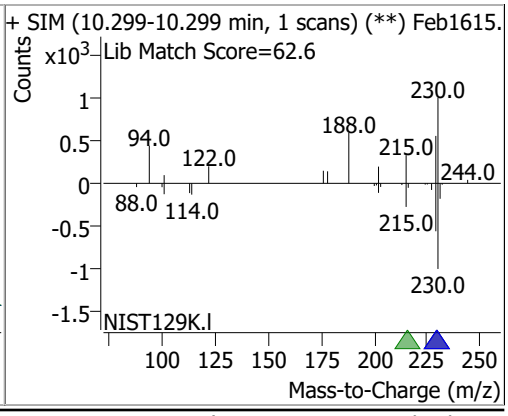

Compound	Conc.	RT	Dev(Min)	Resp.	QIon	QRatio	Lower	Upper
Fluoranthene	0.0887	11.40	0.00	4557	101.0	10.1	6.5	12.1

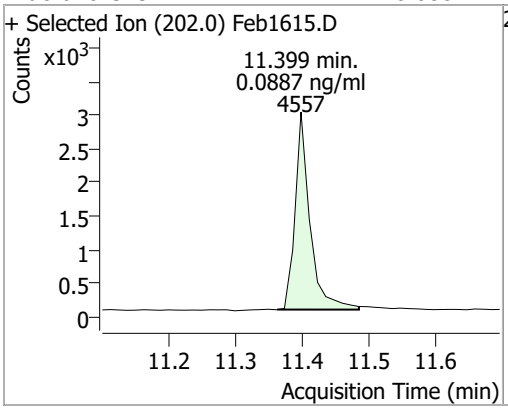

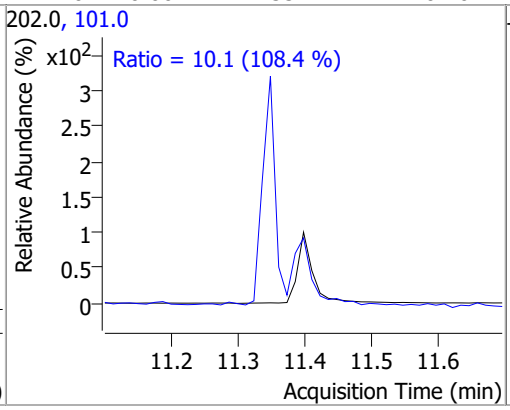

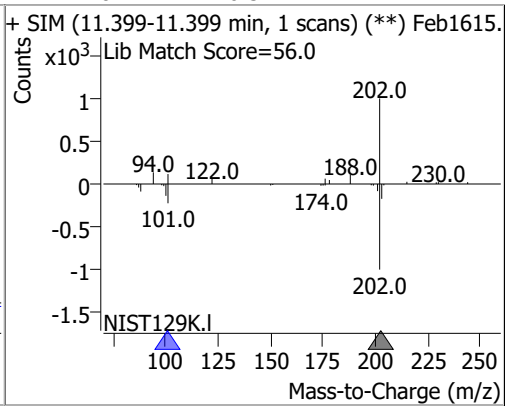

Compound	Conc.	RT	Dev(Min)	Resp.	QIon	QRatio	Lower	Upper
Pyrene	0.0351	11.77	0.00	4827 (m)	101.0	10.5	7.6	14.2

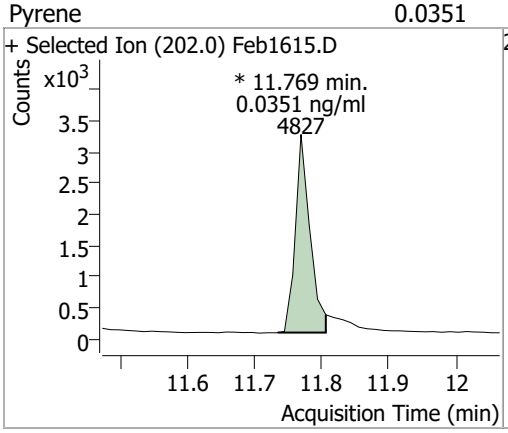

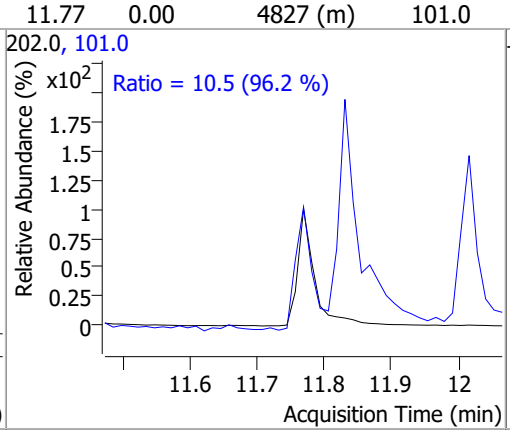

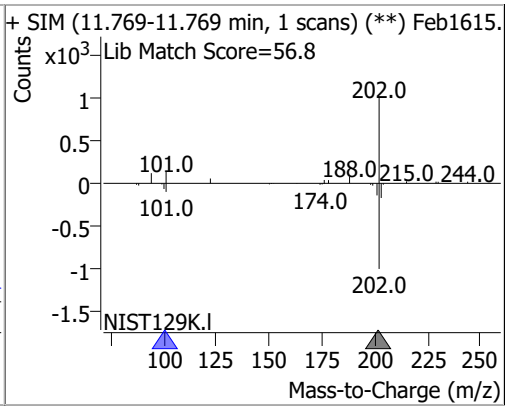

Compound	Conc.	RT	Dev(Min)	Resp.	QIon	QRatio	Lower	Upper
Terphenyl-d14	32.2202	12.24	0.00	2103063	122.0	14.4	8.9	16.5

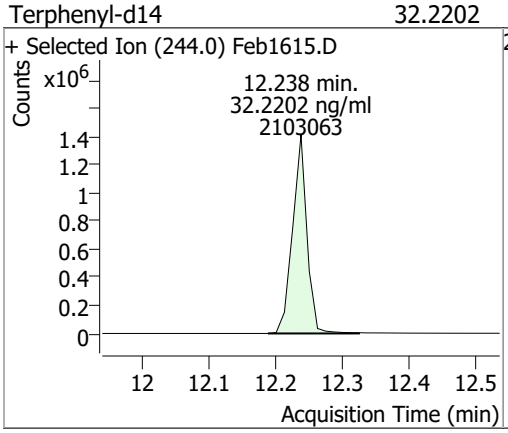

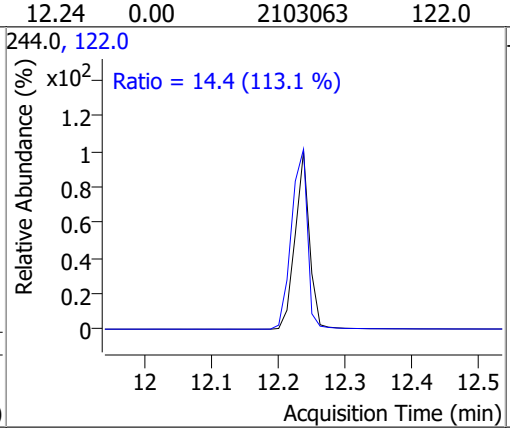

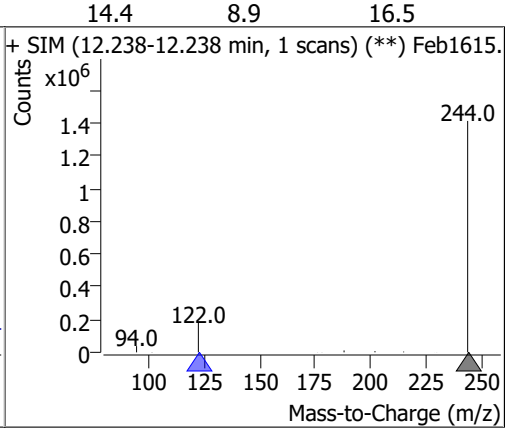

Compound	Conc.	RT	Dev(Min)	Resp.	QIon	QRatio	Lower	Upper
Benzo(a)Anthracene		0		0	226.0		18.0	33.4
					229.0		16.5	30.7

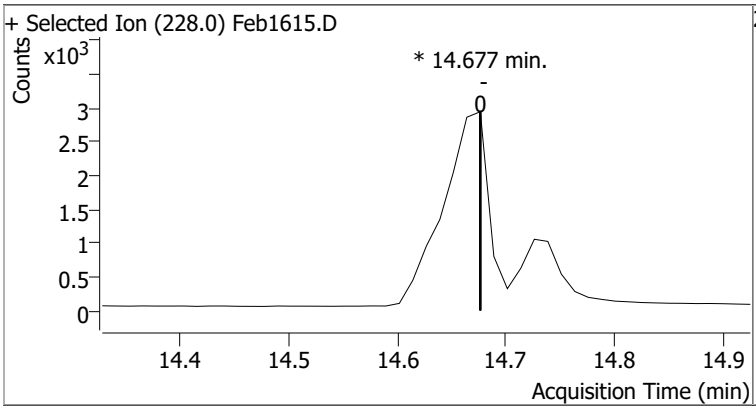

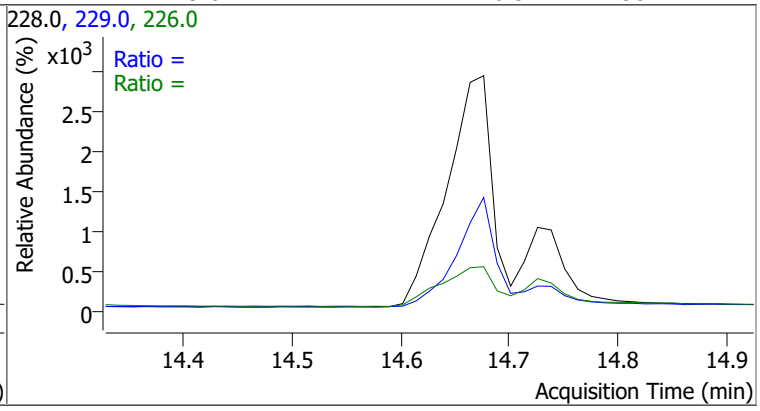

Compound	Conc.	RT	Dev(Min)	Resp.	QIon	QRatio	Lower	Upper
Chrysene		0		0	226.0		20.2	37.5
					229.0		15.5	28.8

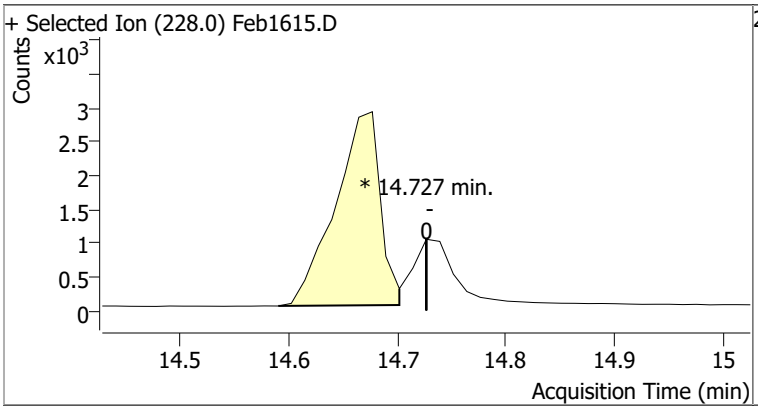

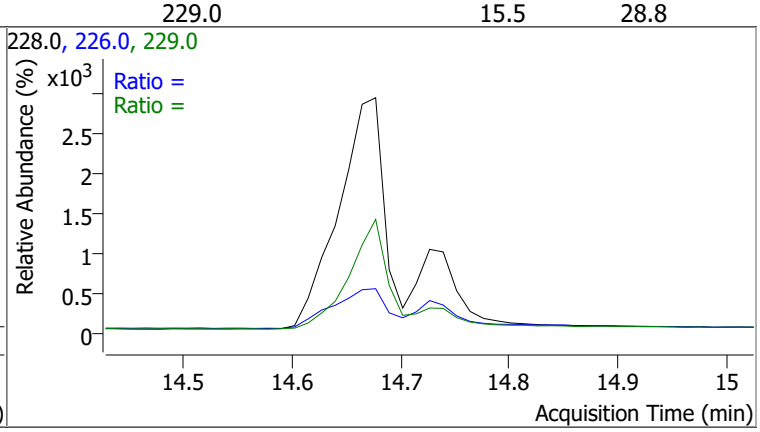

Compound	Conc.	Exp RT	QIon	Exp Ratio
Benzo(b)fluoranthene	N.D.	17.66	253.0	23.0

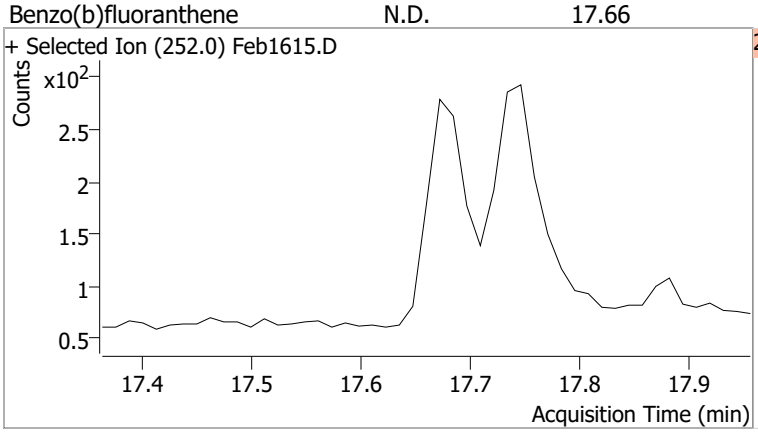

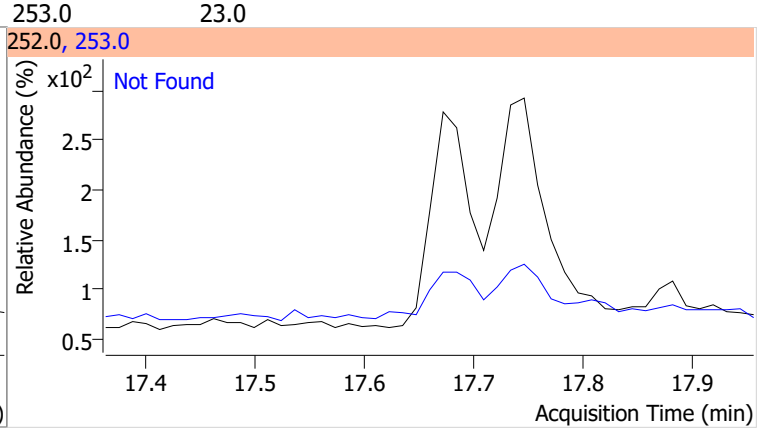

Compound	Conc.	Exp RT	QIon	Exp Ratio
Benzo(k)fluoranthene	N.D.	17.72	253.0	21.7

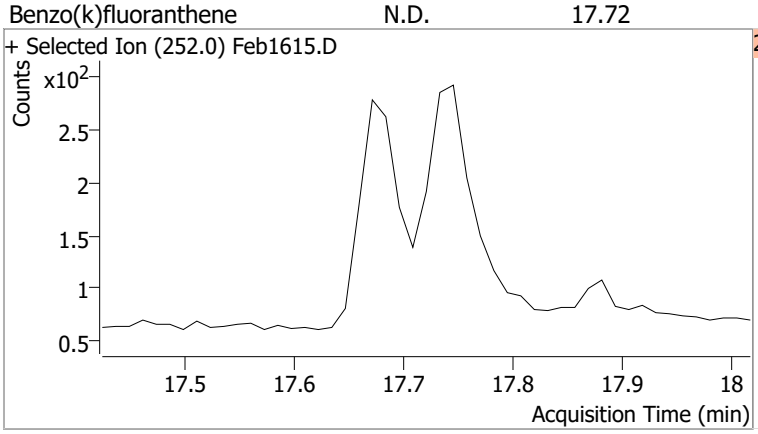

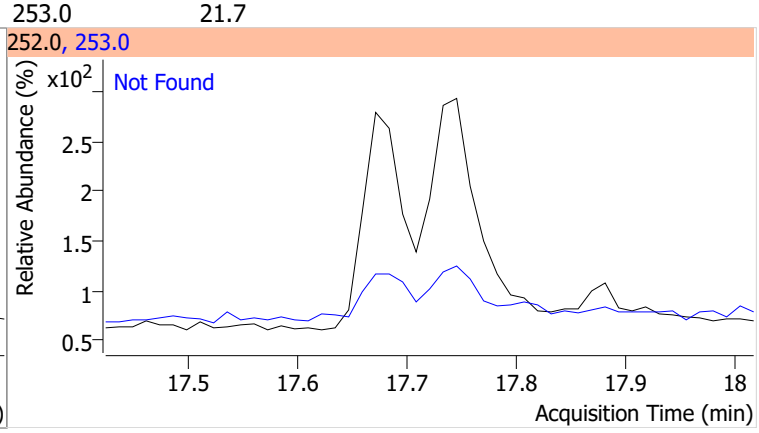

Compound	Conc.	RT	Dev(Min)	Resp.	QIon	QRatio	Lower	Upper
Benzo(a)pyrene		0		0	253.0		16.6	30.8

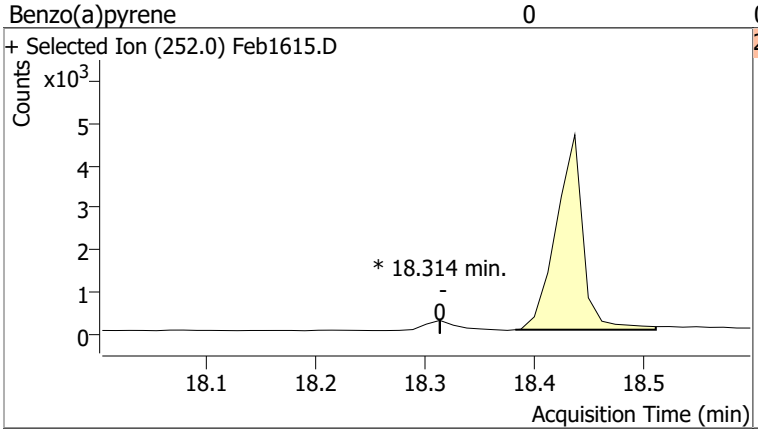

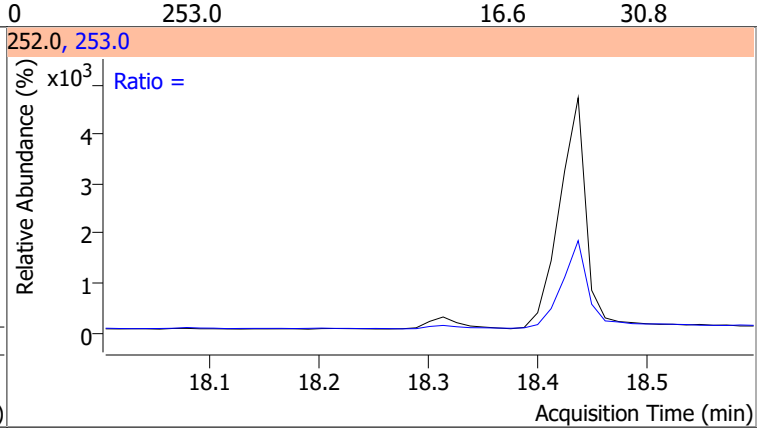

Compound	Conc.	Exp RT	QIon	Exp Ratio
Indeno(1,2,3-cd)pyrene	N.D.	20.16	138.0	22.8

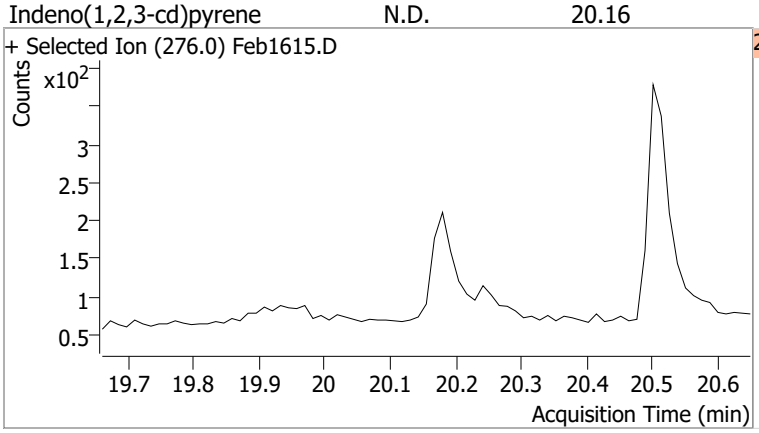

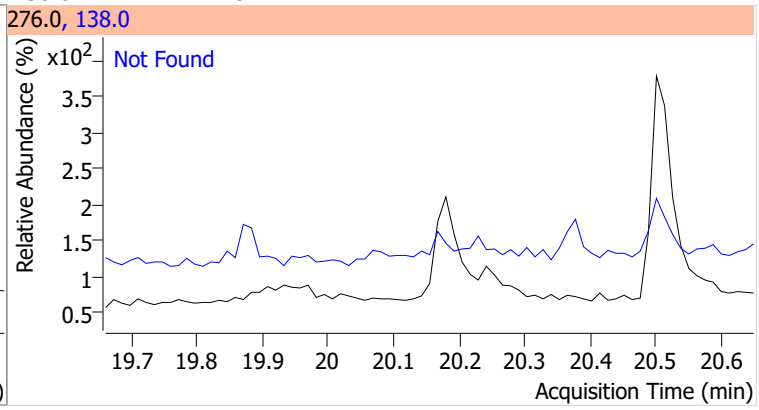

Compound	Conc.	Exp RT	QIon	Exp Ratio	QIon	Exp Ratio
Dibenzo(a,h)anthracene	N.D.	20.23	279.0	24.7	139.0	17.3

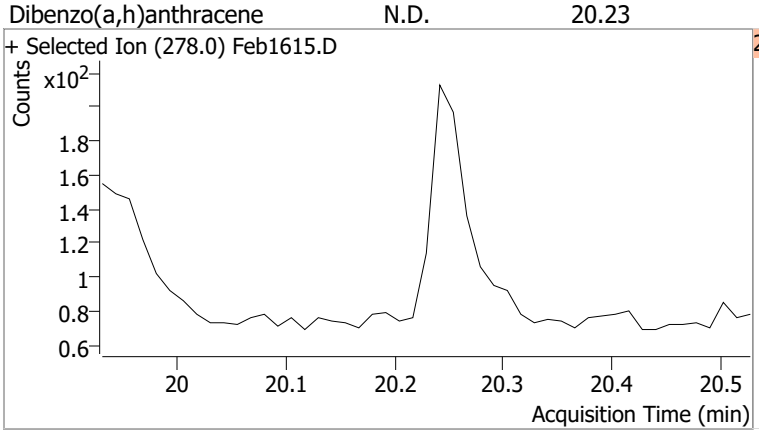

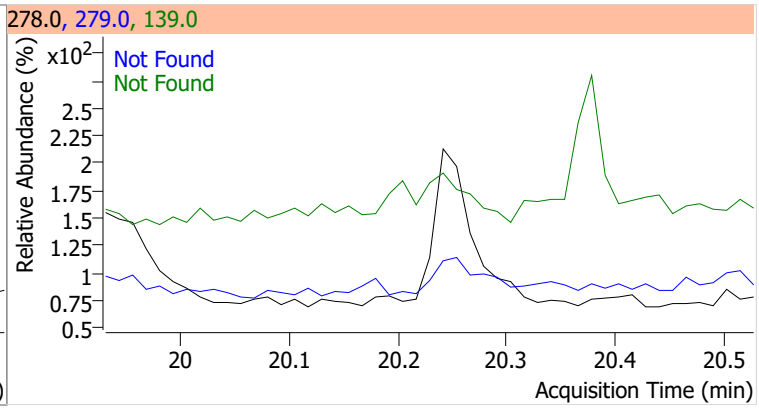

Compound	Conc.	Exp RT	QIon	Exp Ratio	QIon	Exp Ratio
Benzo(g,h,i)perylene	N.D.	20.49	277.0	24.6	138.0	23.4

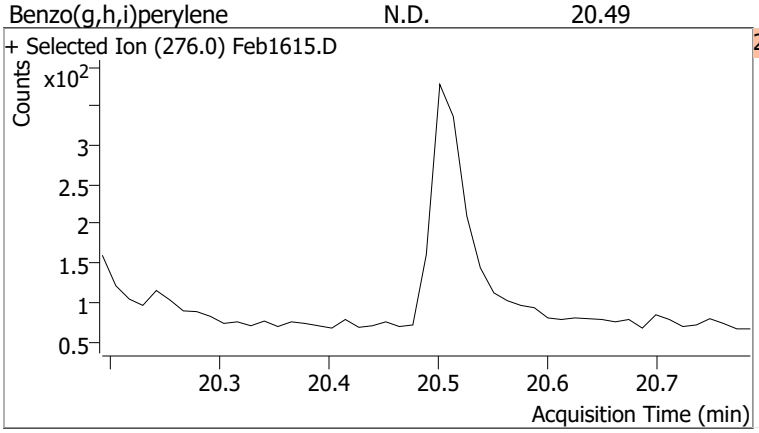

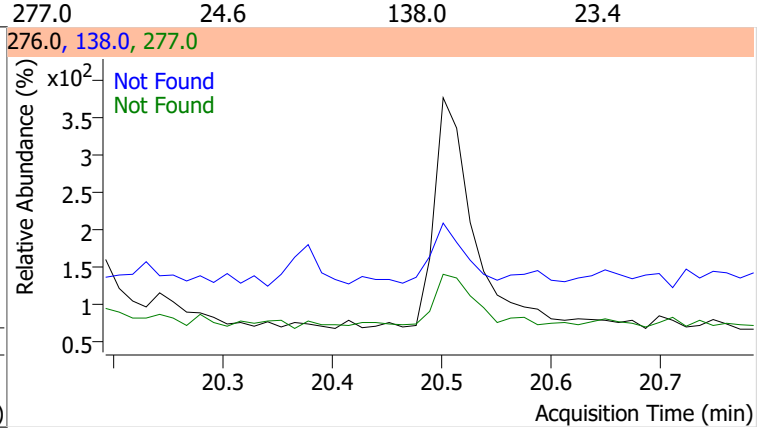

Quantitation Results Report (QT Reviewed)

Data File	Feb1616.D	Operator	LIMS import
Acq. Method	5975BNASIM	Acq. Date-Time	2/16/2022 8:37:58 PM
Sample Name	B22020962-011C	Instrument	GCMS
Vial	16	Multiplier	1.00
DA Method File		Comment	SVOC-8270C-SIM-W-LLPAH
Tune File	dftppjph.u	Tune Date	
Batch Name	021622 bna SIM 1.batch.bin	Last Calib Update	2/17/2022 8:48:03 AM
Ref Library			

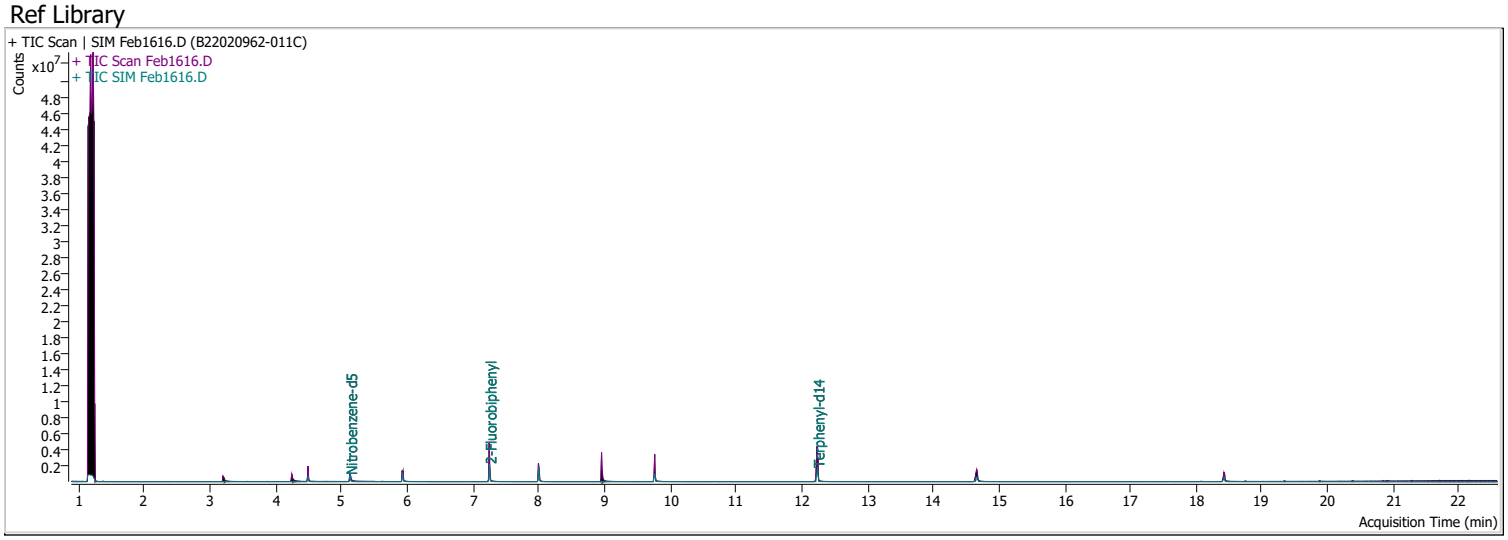

Compound	RT	QIon	Resp.	Conc.	Units		Dev(Min)
Internal Standards							
M 1,4-Dichlorobenzene-d4	4.497	152.0	248866	40.0000	ng/ml		0.000
M Naphthalene-d8	5.928	136.0	995734	40.0000	ng/ml		0.000
M Acenaphthene-d10	8.001	164.0	696635	40.0000	ng/ml		0.000
M Phenanthrene-d10	9.768	188.0	1242135	40.0000	ng/ml		0.000
M Chrysene-d12	14.664	240.0	977381	40.0000	ng/ml		0.000
M Perylene-d12	18.425	264.0	620209	40.0000	ng/ml		0.000
System Monitoring Compounds							
S Nitrobenzene-d5	5.131	82.0	539161	39.6776	ng/ml		-0.012
Spiked Amount: 5.000	Range: 19.0 - 102.0%			Recovery = 793.55%		*	
S 2-Fluorobiphenyl	7.252	172.0	1466218	36.4512	ng/ml		-0.013
Spiked Amount: 5.000	Range: 25.0 - 94.0%			Recovery = 729.02%		*	
S o-Terphenyl	0.000		0	N.D.			
Spiked Amount: 5.000	Range: 40.0 - 140.0%			Recovery = NA%			
S Terphenyl-d14	12.238	244.0	2102335	54.4858	ng/ml		0.000
Spiked Amount: 5.000	Range: 39.0 - 106.0%			Recovery = 1089.72%		*	
Target Compounds							**QValue**
T Naphthalene	0.000		0	N.D.			
T 2-Methylnaphthalene	0.000		0	N.D.			
T 1-Methylnaphthalene	0.000		0	N.D.			
T Acenaphthylene	0.000		0	N.D.			
T Acenaphthene	8.038	154.0	0		ng/ml	md	1
T Fluorene	8.960	166.0	0		ng/ml	md	1
T Phenanthrene	0.000		0	N.D.			
T Anthracene	0.000		0	N.D.			
T Fluoranthene	0.000		0	N.D.			
T Pyrene	0.000		0	N.D.			
T Benzo(a)Anthracene	14.652	228.0	0		ng/ml	md	1
T Chrysene	14.726	228.0	0		ng/ml	md	1
T Benzo(b)fluoranthene	0.000		0	N.D.			

Compound	RT	QIon	Resp.	Conc.	Units		Dev(Min)
T Benzo(k)fluoranthene	0.000		0	N.D.			
T Benzo(a)pyrene	18.314	252.0	0		ng/ml	md	1
T Indeno(1,2,3-cd)pyrene	0.000		0	N.D.			
T Dibenzo(a,h)anthracene	0.000		0	N.D.			
T Benzo(g,h,i)perylene	0.000		0	N.D.			

(#) = Qualifier Out of Range; (m) = Manual Integration; (+) = Area Summed; (*) = Surrogate Percent Recovery Out of Range; (d): Zeroed Peak

Compound	Conc.	RT	Dev(Min)	Resp.	QIon	QRatio	Lower	Upper
Nitrobenzene-d5	39.6776	5.13	-0.01	539161	128.0	40.8	32.9	61.0
					54.0	37.1	29.6	54.9

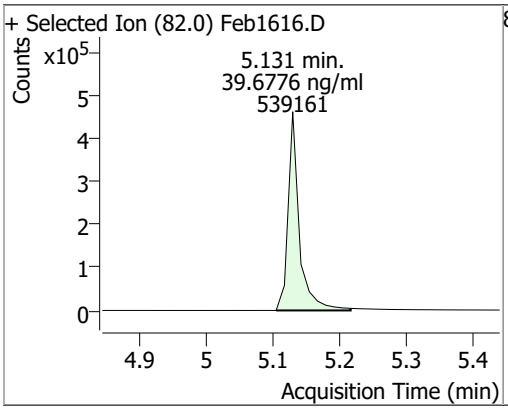

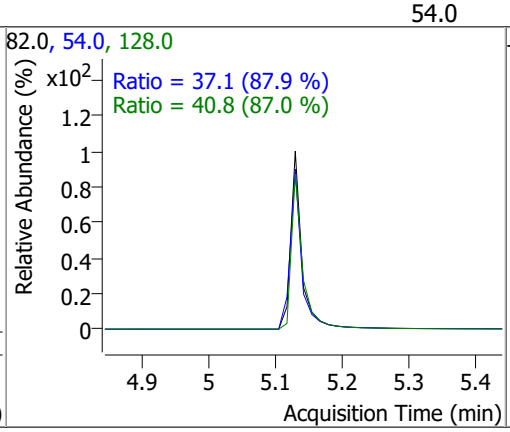

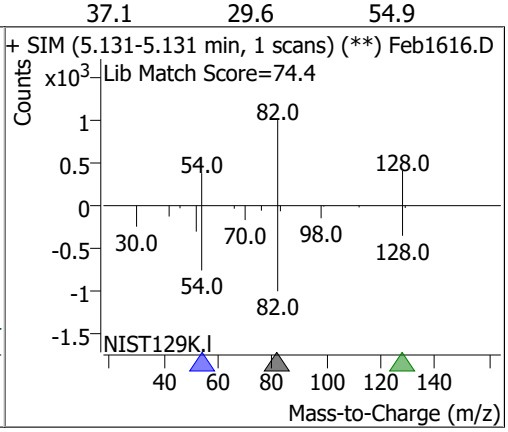

Compound	Conc.	Exp RT	QIon	Exp Ratio	QIon	Exp Ratio
Naphthalene	N.D.	5.95	102.0	11.7	129.0	11.3

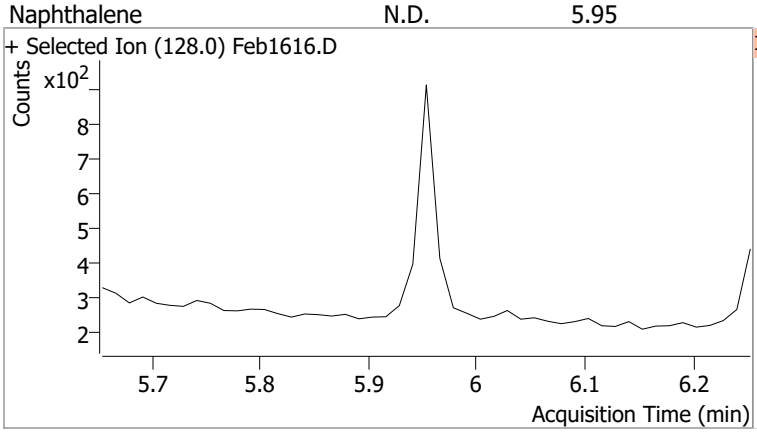

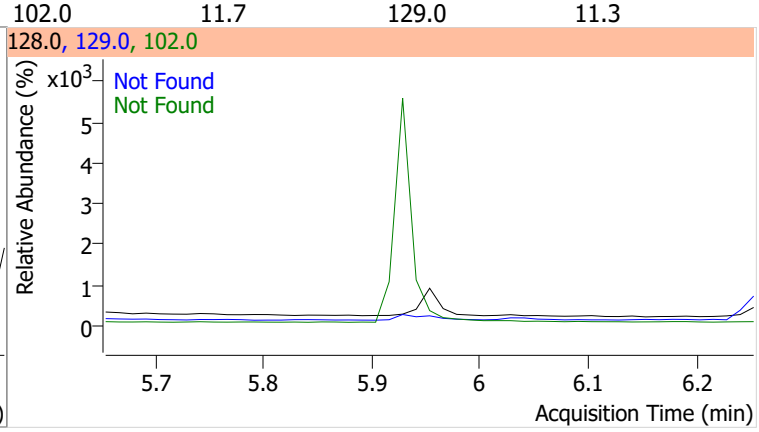

Compound	Conc.	Exp RT	QIon	Exp Ratio	QIon	Exp Ratio
2-Methylnaphthalene	N.D.	6.79	142.0	137.8	115.0	47.4

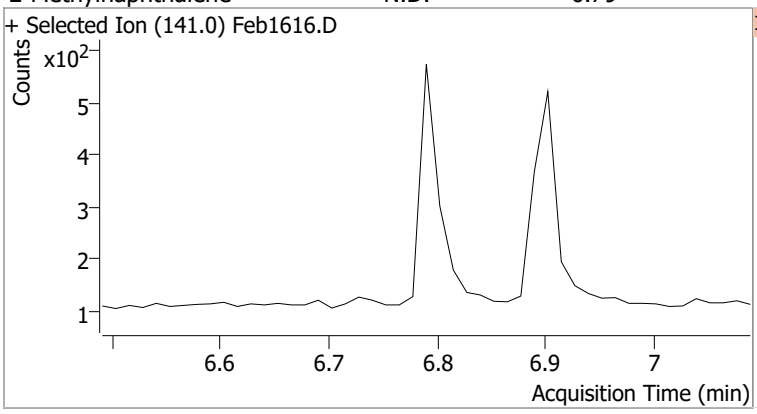

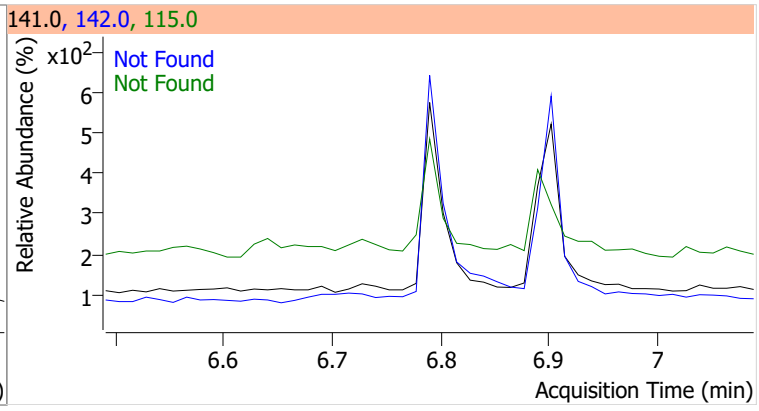

Compound	Conc.	Exp RT	QIon	Exp Ratio	QIon	Exp Ratio
1-Methylnaphthalene	N.D.	6.90	142.0	117.5	115.0	47.8

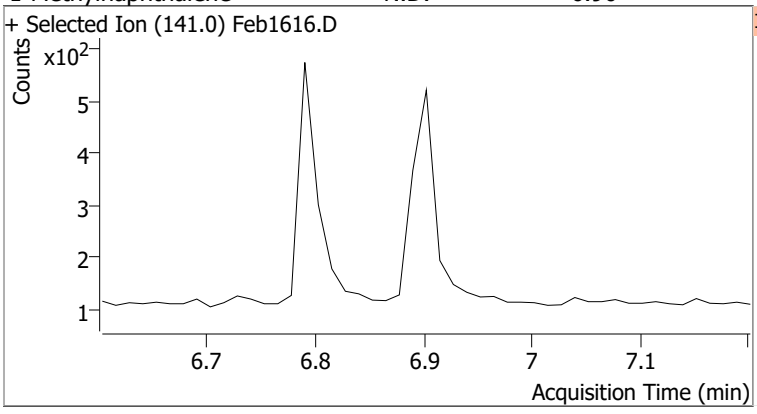

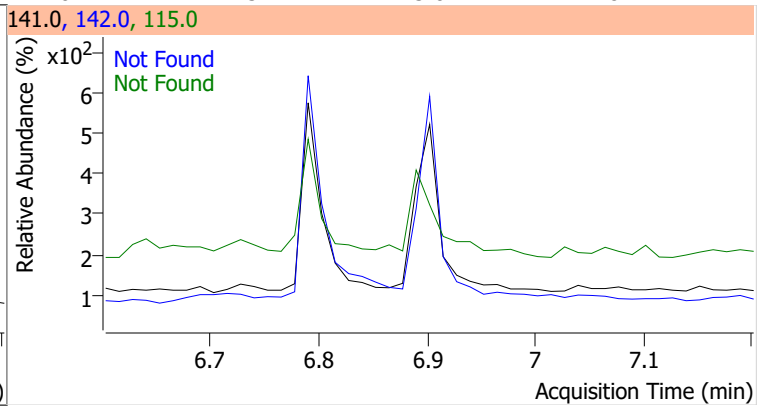

Compound	Conc.	RT	Dev(Min)	Resp.	QIon	QRatio	Lower	Upper
2-Fluorobiphenyl	36.4512	7.25	-0.01	1466218	171.0	38.9	26.3	48.9

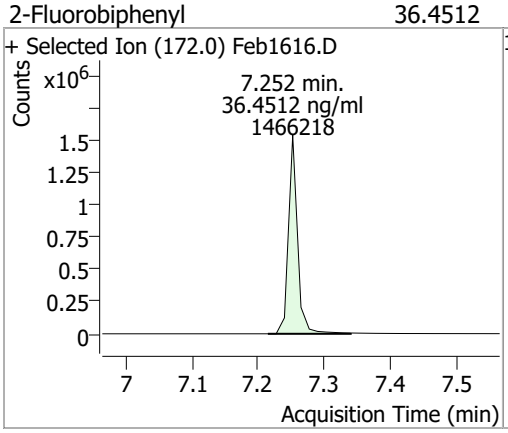

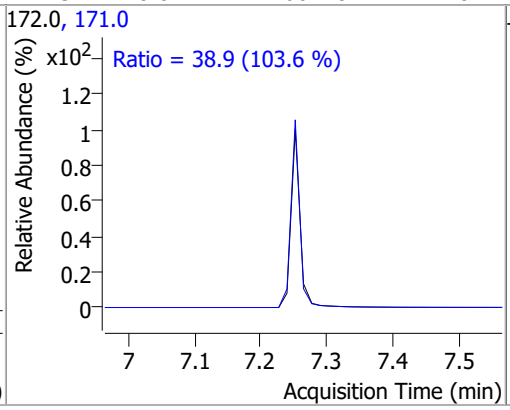

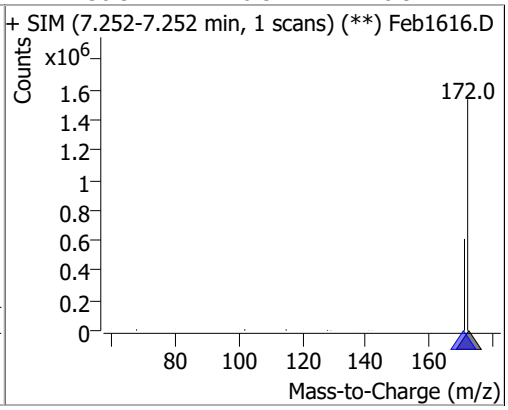

Compound	Conc.	Exp RT	QIon	Exp Ratio
Acenaphthylene	N.D.	7.83	153.0	16.9

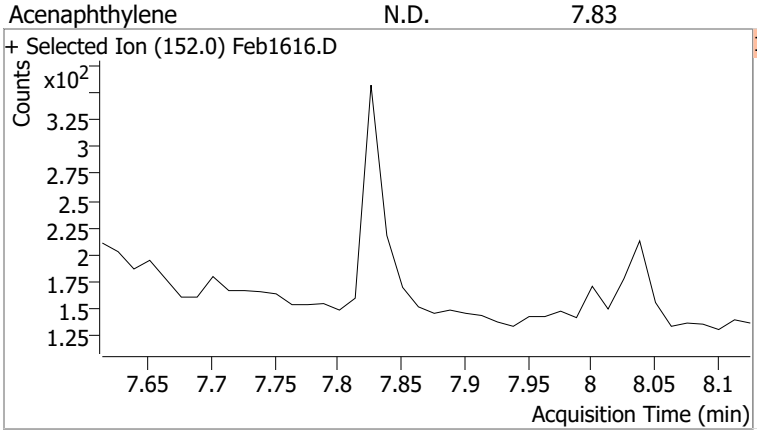

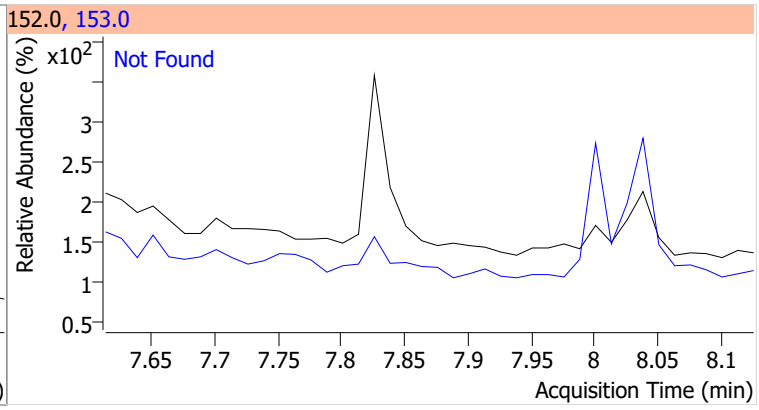

Compound	Conc.	RT	Dev(Min)	Resp.	QIon	QRatio	Lower	Upper
Acenaphthene		0		0	153.0		78.7	146.2
					152.0		36.5	67.8

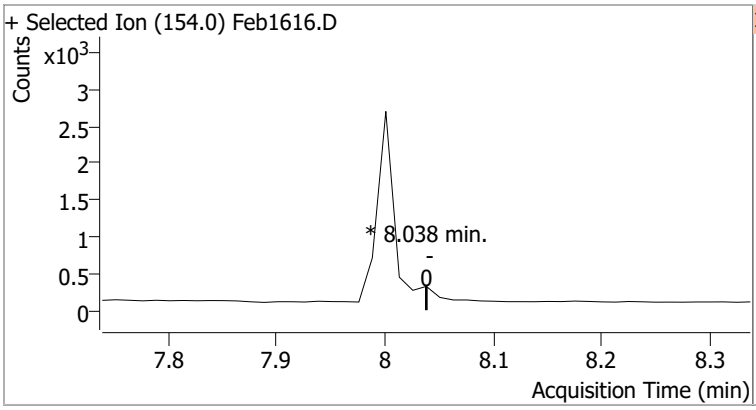

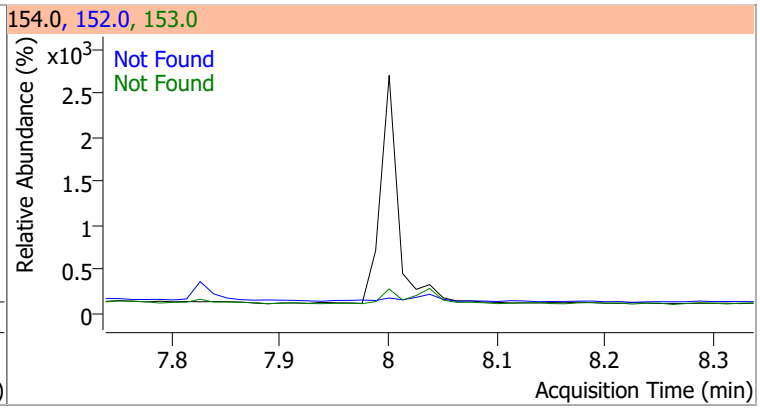

Compound	Conc.	RT	Dev(Min)	Resp.	QIon	QRatio	Lower	Upper
Fluorene		0		0	165.0		68.8	127.8
					167.0		7.2	13.4

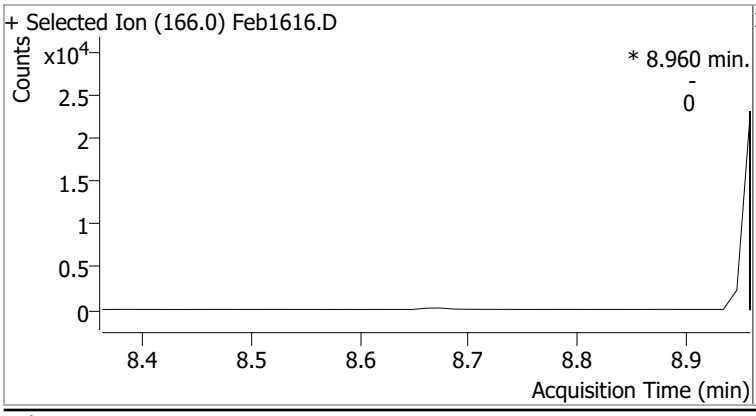

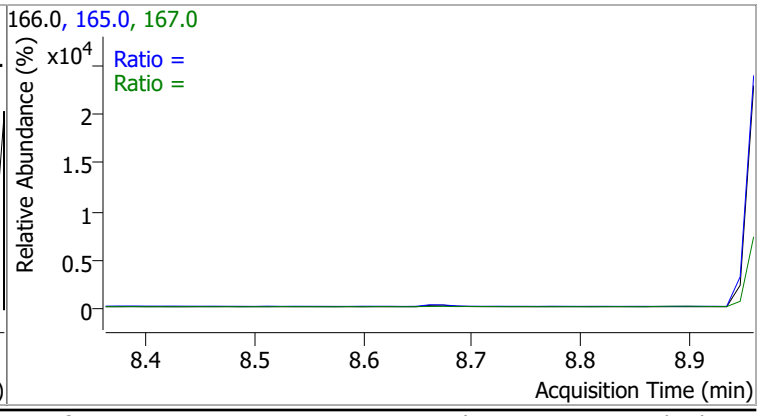

Compound	Conc.	Exp RT	QIon	Exp Ratio
Phenanthrene	N.D.	9.79	176.0	18.1

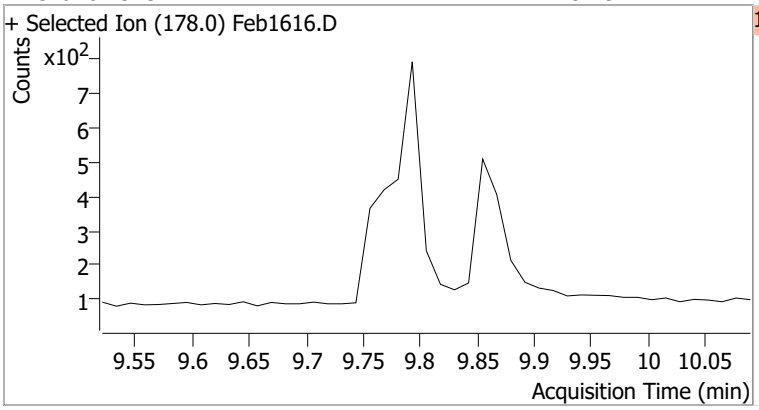

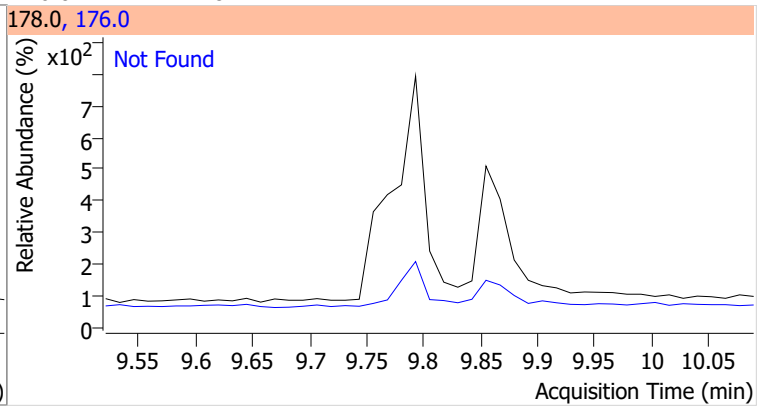

Compound	Conc.	Exp RT	QIon	Exp Ratio
Anthracene	N.D.	9.85	176.0	17.1

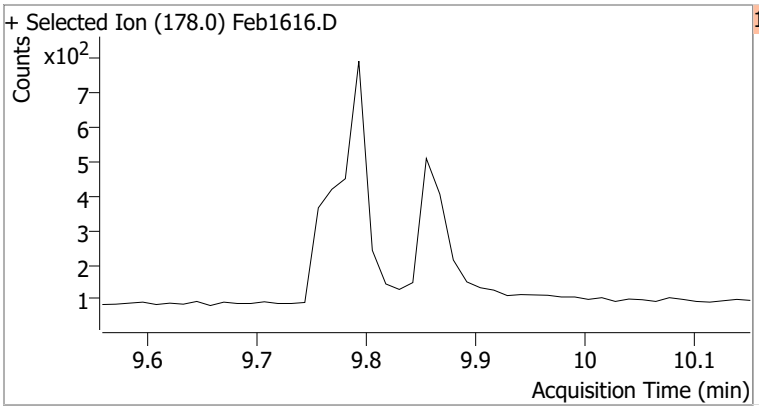

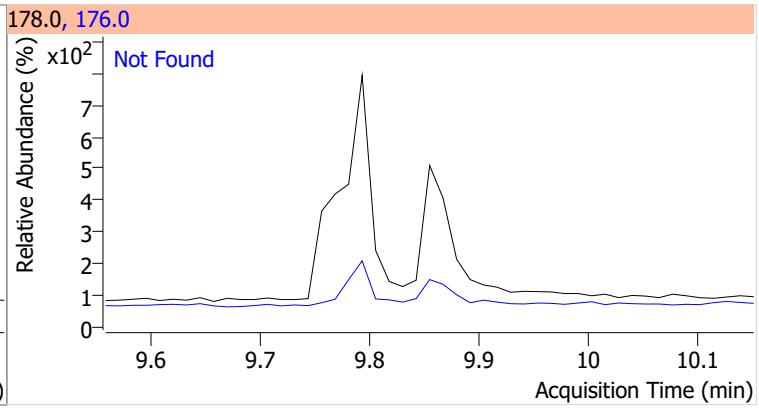

Compound	Conc.	Exp RT	QIon	Exp Ratio	QIon	Exp Ratio
o-Terphenyl	N.D.	10.30	229.0	64.0	215.0	38.9

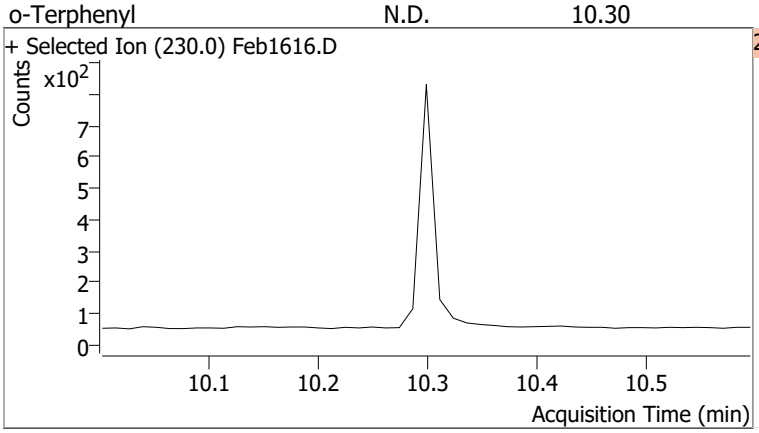

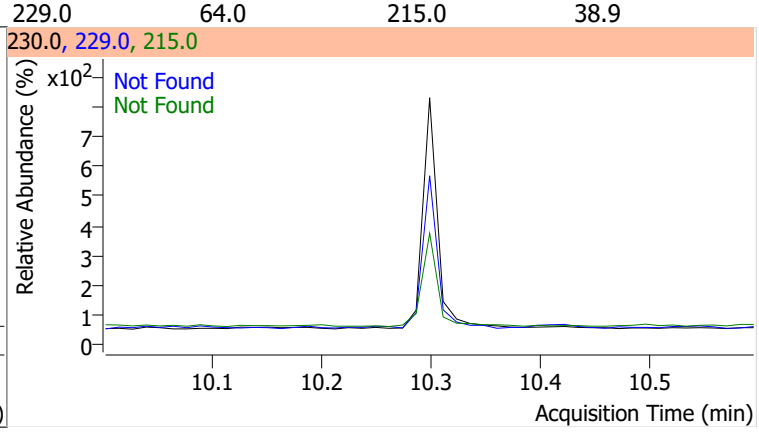

Compound	Conc.	Exp RT	QIon	Exp Ratio
Fluoranthene	N.D.	11.40	101.0	9.3

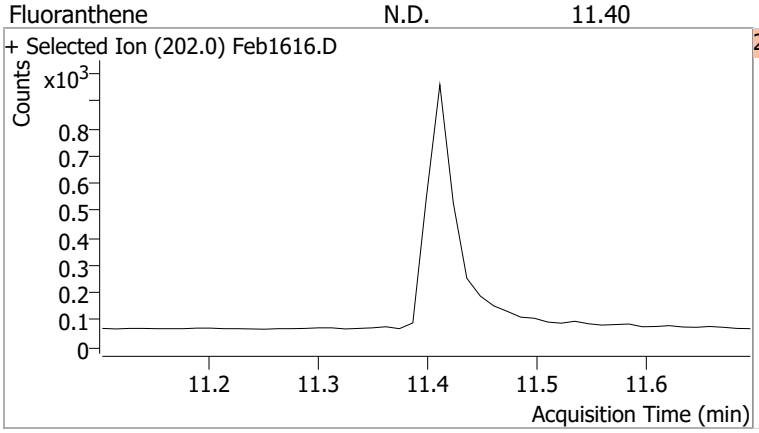

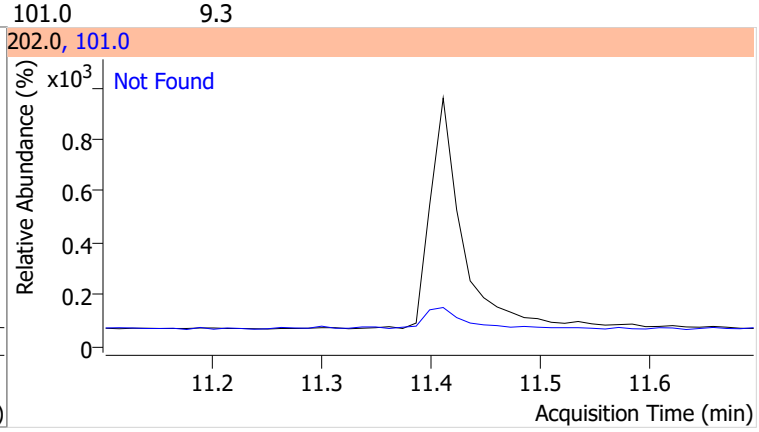

Compound	Conc.	Exp RT	QIon	Exp Ratio
Pyrene	N.D.	11.77	101.0	10.9

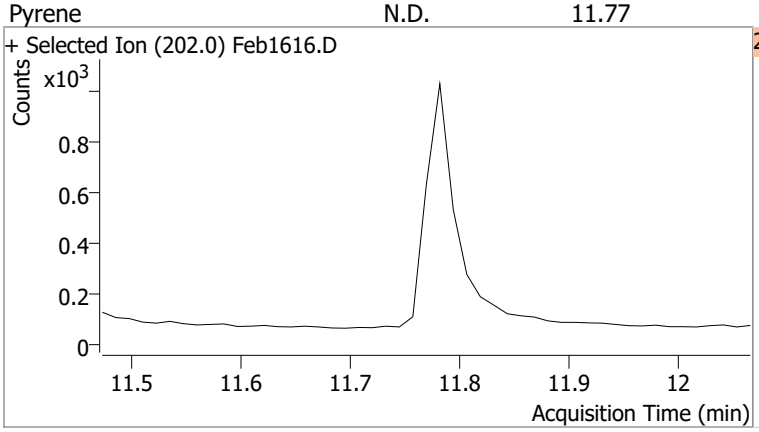

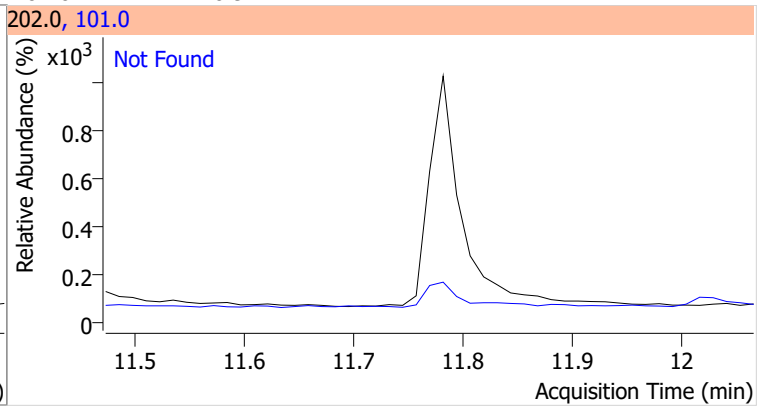

Compound	Conc.	RT	Dev(Min)	Resp.	QIon	QRatio	Lower	Upper
Terphenyl-d14	54.4858	12.24	0.00	2102335	122.0	13.8	8.9	16.5

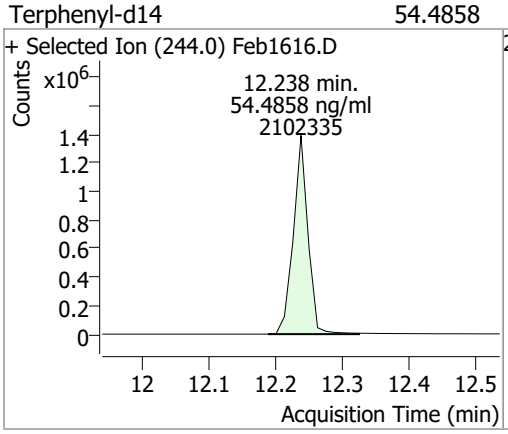

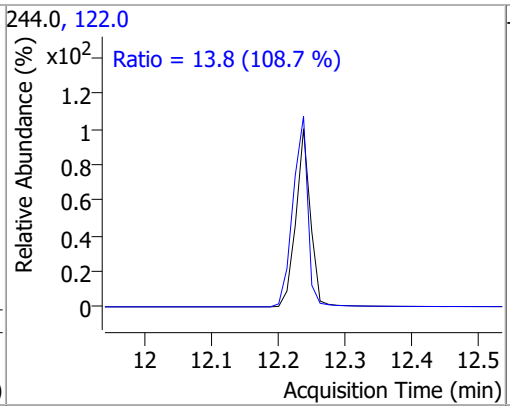

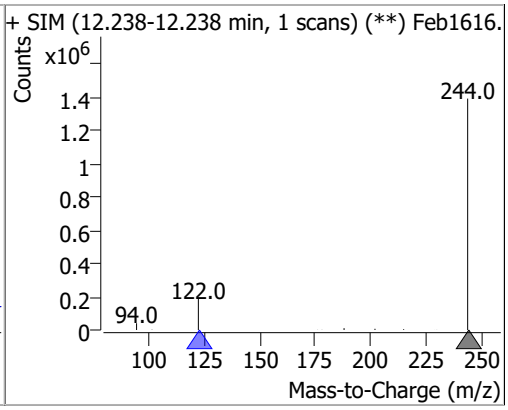

Compound	Conc.	RT	Dev(Min)	Resp.	QIon	QRatio	Lower	Upper
Benzo(a)Anthracene		0		0	226.0		18.0	33.4
					229.0		16.5	30.7

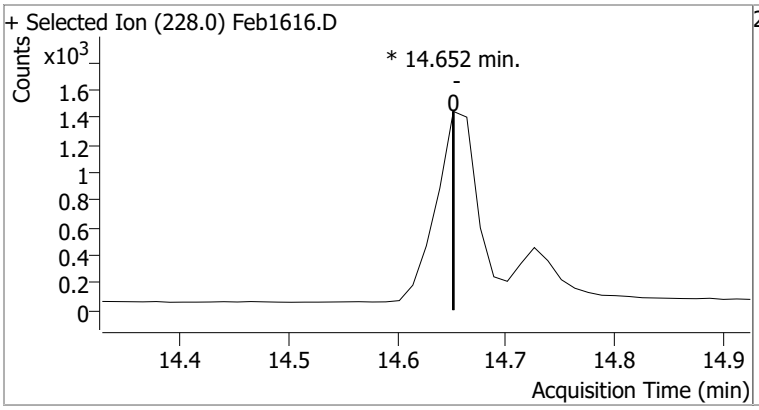

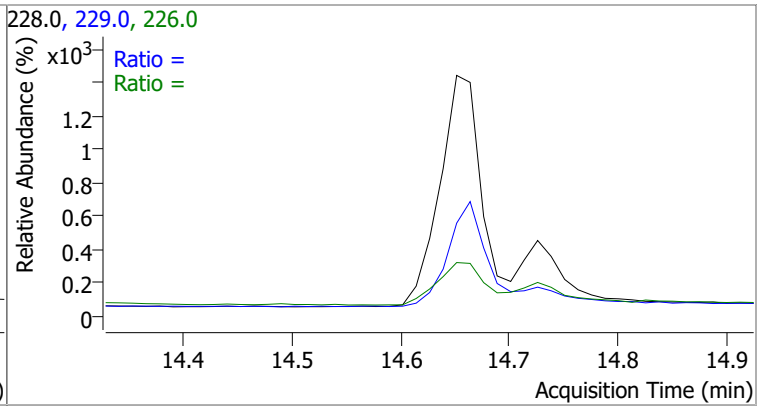

Compound	Conc.	RT	Dev(Min)	Resp.	QIon	QRatio	Lower	Upper
Chrysene		0		0	226.0		20.2	37.5
					229.0		15.5	28.8

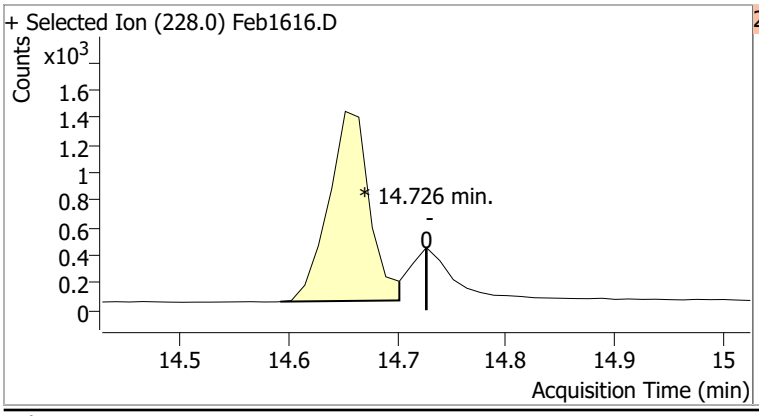

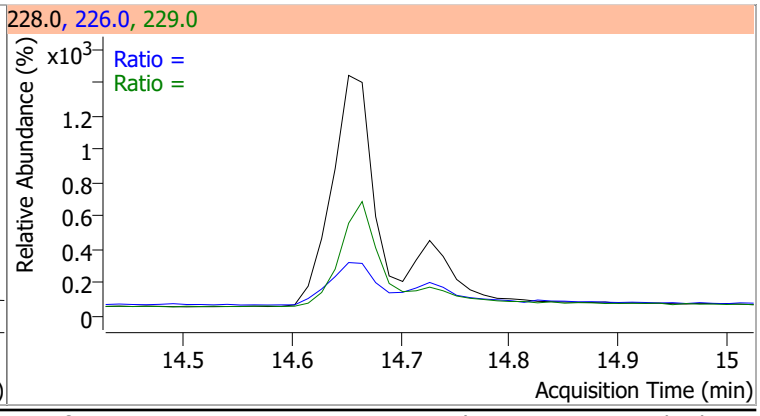

Compound	Conc.	Exp RT	QIon	Exp Ratio
Benzo(b)fluoranthene	N.D.	17.66	253.0	23.0

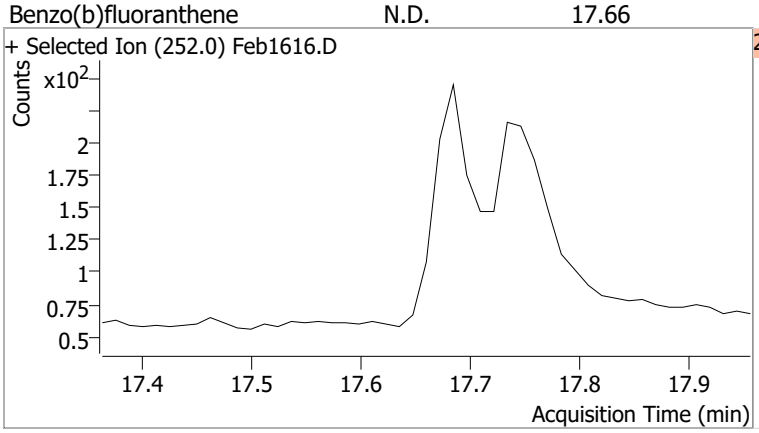

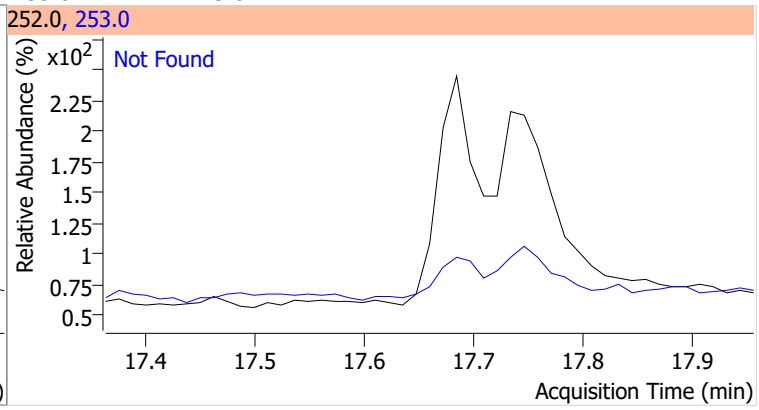

Compound	Conc.	Exp RT	QIon	Exp Ratio
Benzo(k)fluoranthene	N.D.	17.72	253.0	21.7

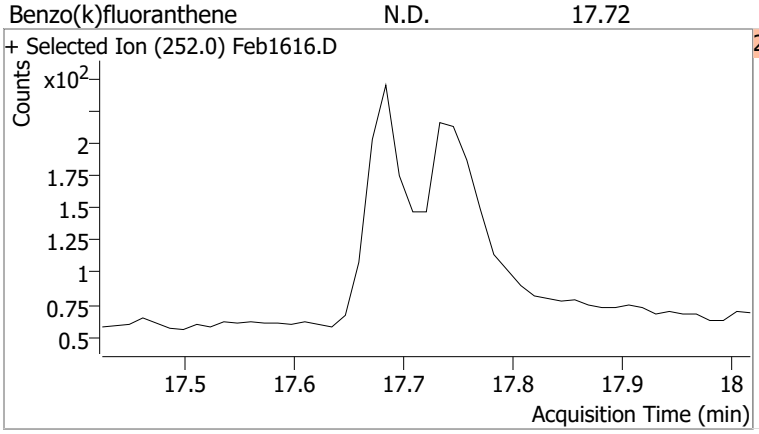

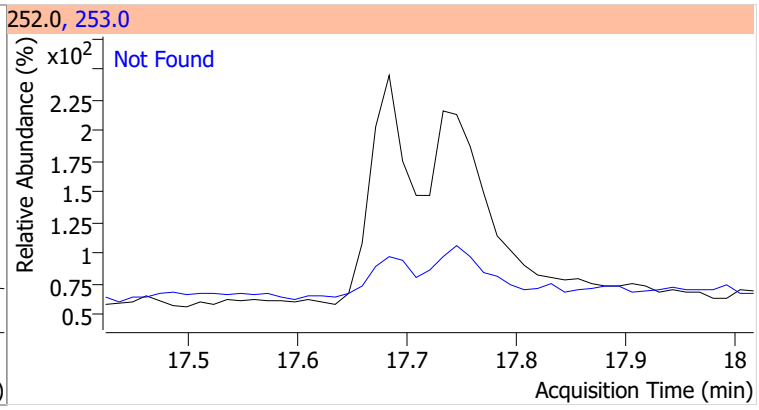

Compound	Conc.	RT	Dev(Min)	Resp.	QIon	QRatio	Lower	Upper
Benzo(a)pyrene		0		0	253.0		16.6	30.8

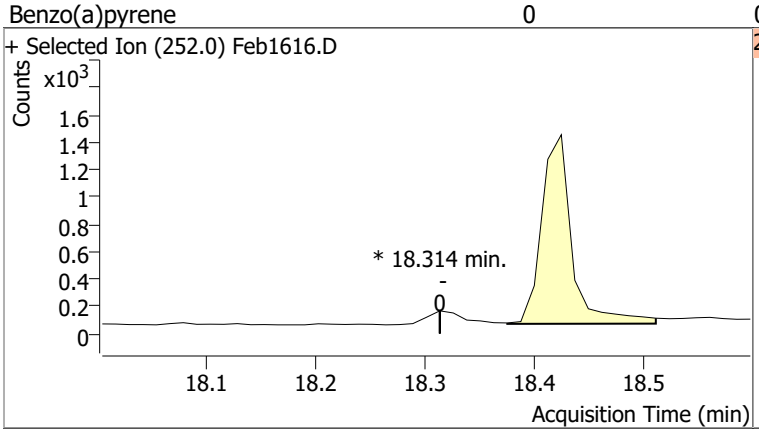

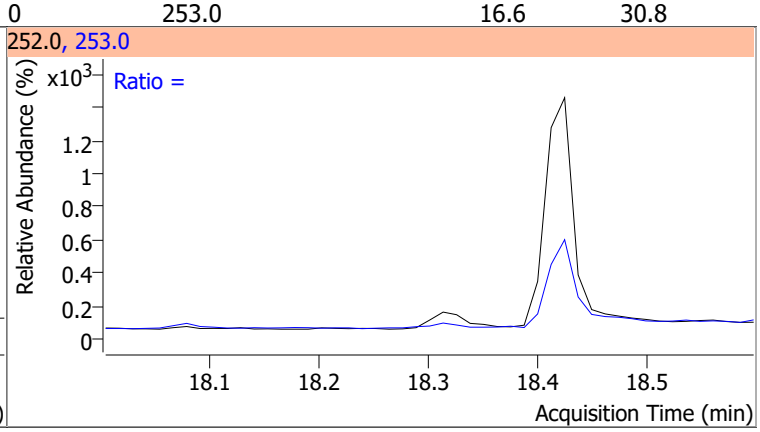

Compound	Conc.	Exp RT	QIon	Exp Ratio
Indeno(1,2,3-cd)pyrene	N.D.	20.16	138.0	22.8

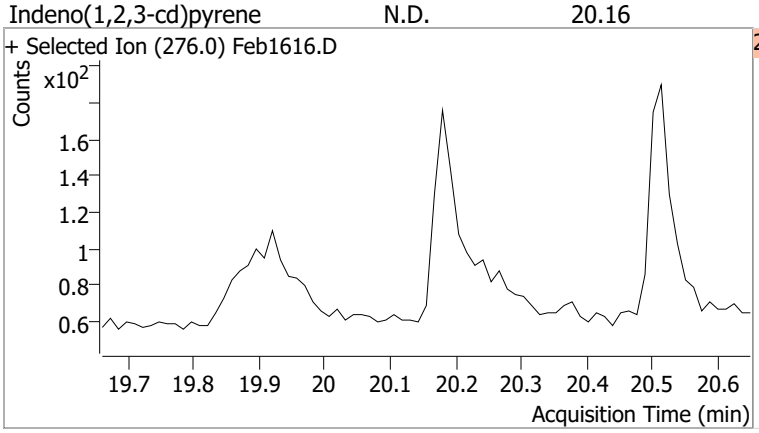

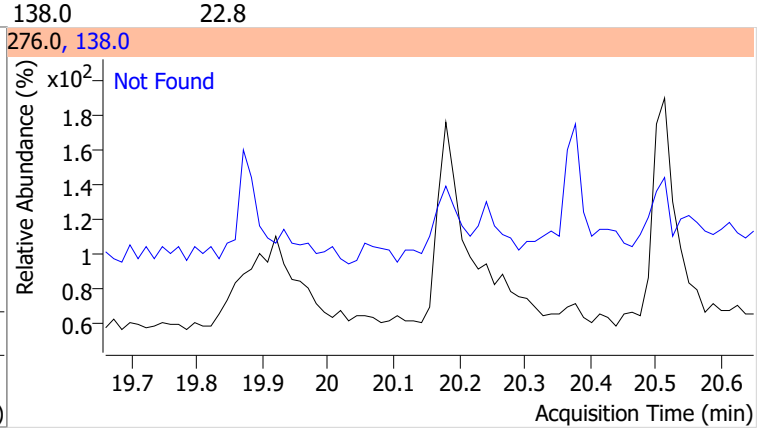

Compound	Conc.	Exp RT	QIon	Exp Ratio	QIon	Exp Ratio
Dibenzo(a,h)anthracene	N.D.	20.23	279.0	24.7	139.0	17.3

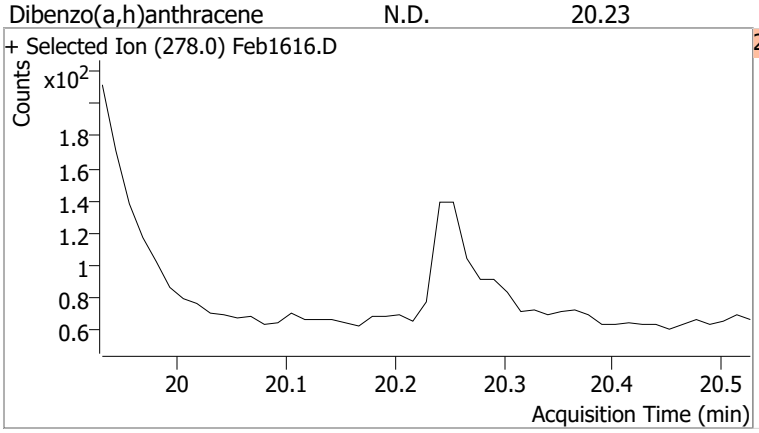

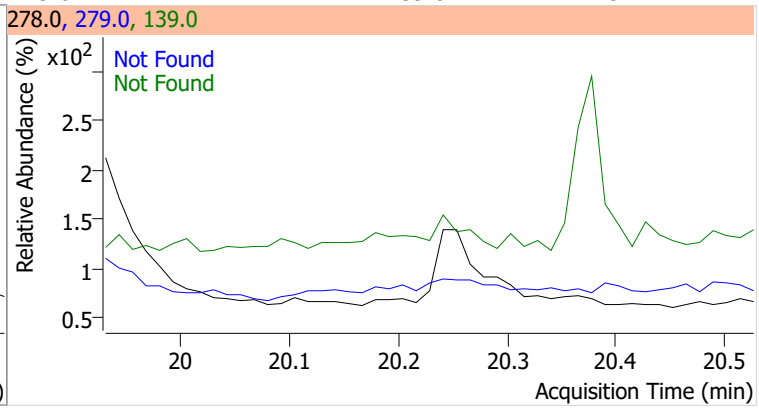

Compound	Conc.	Exp RT	QIon	Exp Ratio	QIon	Exp Ratio
Benzo(g,h,i)perylene	N.D.	20.49	277.0	24.6	138.0	23.4

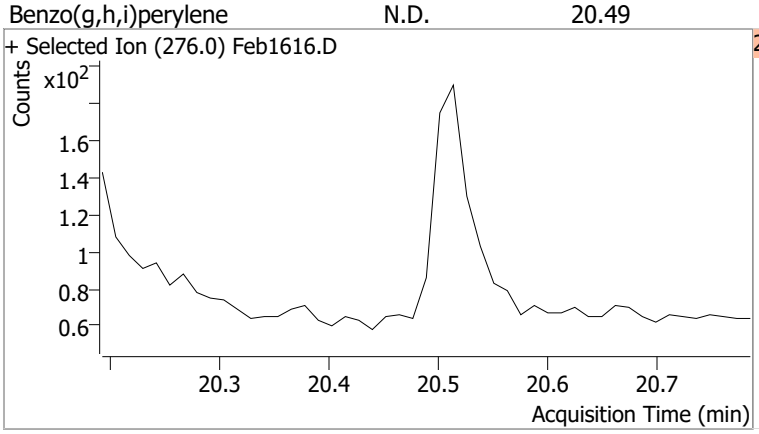

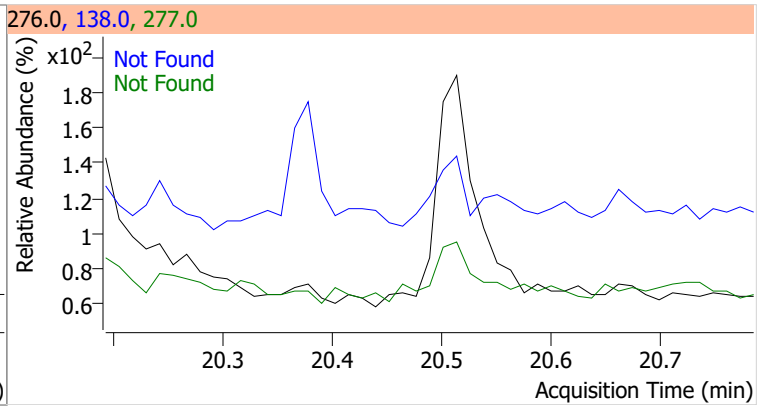

Quantitation Results Report (QT Reviewed)

Data File	Feb1617.D	Operator	LIMS import
Acq. Method	5975BNASIM	Acq. Date-Time	2/16/2022 9:10:15 PM
Sample Name	B22020962-011CLMS	Instrument	GCMS
Vial	17	Multiplier	1.00
DA Method File		Comment	SVOC-8270C-SIM-W-LLPAH
Tune File	dftppjph.u	Tune Date	
Batch Name	021622 bna SIM 1.batch.bin	Last Calib Update	2/17/2022 8:48:03 AM
Ref Library			

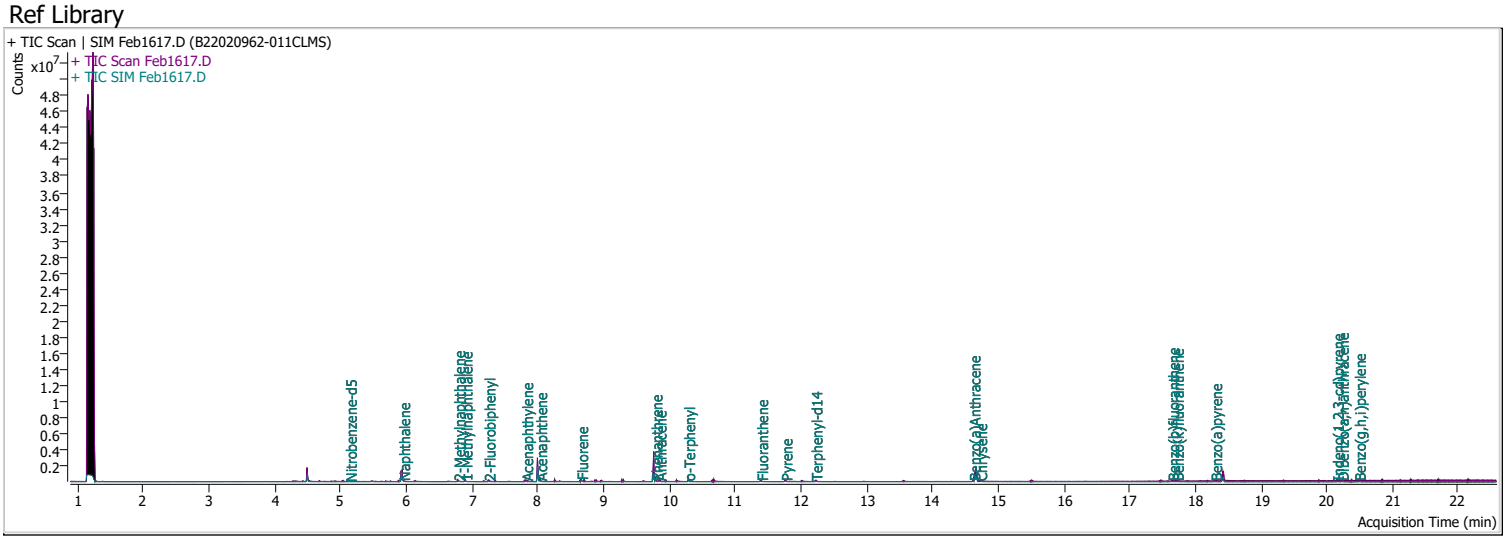

Compound	RT	QIon	Resp.	Conc.	Units		Dev(Min)
Internal Standards							
M 1,4-Dichlorobenzene-d4	4.497	152.0	246177	40.0000	ng/ml		0.000
M Naphthalene-d8	5.928	136.0	1030117	40.0000	ng/ml		0.000
M Acenaphthene-d10	8.000	164.0	709348	40.0000	ng/ml		0.000
M Phenanthrene-d10	9.756	188.0	1281843	40.0000	ng/ml		-0.013
M Chrysene-d12	14.664	240.0	1016260	40.0000	ng/ml		0.000
M Perylene-d12	18.425	264.0	650231	40.0000	ng/ml		0.000
System Monitoring Compounds							
S Nitrobenzene-d5	5.143	82.0	16981	3.2199	ng/ml		0.000
Spiked Amount: 5.000	Range: 19.0 - 102.0%			Recovery = 64.40%			
S 2-Fluorobiphenyl	7.252	172.0	66915	3.4469	ng/ml		-0.013
Spiked Amount: 5.000	Range: 25.0 - 94.0%			Recovery = 68.94%			
S o-Terphenyl	10.287	230.0	70031	4.0403	ng/ml		-0.013
Spiked Amount: 5.000	Range: 40.0 - 140.0%			Recovery = 80.81%			
S Terphenyl-d14	12.226	244.0	69276	3.3995	ng/ml		-0.012
Spiked Amount: 5.000	Range: 39.0 - 106.0%			Recovery = 67.99%			
Target Compounds							**QValue**
T Naphthalene	5.953	128.0	71299	2.8841	ng/ml		99
T 2-Methylnaphthalene	6.790	141.0	47321	2.9604	ng/ml		94
T 1-Methylnaphthalene	6.902	141.0	42600	2.4197	ng/ml		95
T Acenaphthylene	7.826	152.0	80246	3.4566	ng/ml		93
T Acenaphthene	8.038	154.0	61832	3.5846	ng/ml		98
T Fluorene	8.661	166.0	84629	4.0223	ng/ml	#	97
T Phenanthrene	9.793	178.0	120538	4.0025	ng/ml		90
T Anthracene	9.854	178.0	110402	4.0291	ng/ml		100
T Fluoranthene	11.398	202.0	119780	3.9753	ng/ml		99
T Pyrene	11.769	202.0	131030	4.0144	ng/ml		96
T Benzo(a)Anthracene	14.627	228.0	100716	4.1553	ng/ml		99
T Chrysene	14.726	228.0	125656	4.0408	ng/ml		98
T Benzo(b)fluoranthene	17.647	252.0	88343	4.1933	ng/ml		99

Compound	RT	QIon	Resp.	Conc.	Units	Dev(Min)
T Benzo(k)fluoranthene	17.721	252.0	93131	3.8023	ng/ml	98
T Benzo(a)pyrene	18.302	252.0	69824	3.8471	ng/ml	99
T Indeno(1,2,3-cd)pyrene	20.155	276.0	62918	4.0136	ng/ml	97
T Dibenzo(a,h)anthracene	20.229	278.0	77154	4.2002	ng/ml	96
T Benzo(g,h,i)perylene	20.489	276.0	89378	4.1178	ng/ml	98

(#) = Qualifier Out of Range; (m) = Manual Integration; (+) = Area Summed; (*) = Surrogate Percent Recovery Out of Range; (d): Zeroed Peak

Compound	Conc.	RT	Dev(Min)	Resp.	QIon	QRatio	Lower	Upper
Nitrobenzene-d5	3.2199	5.14	0.00	16981	128.0	43.2	32.9	61.0
					54.0	42.4	29.6	54.9

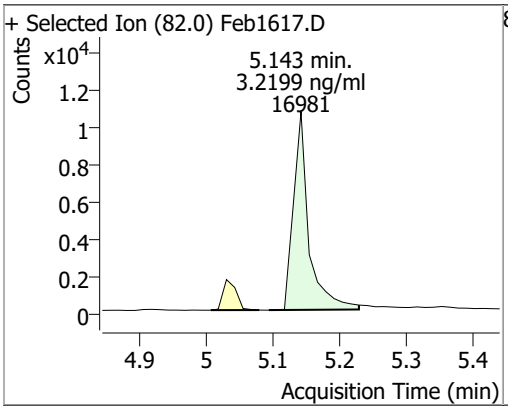

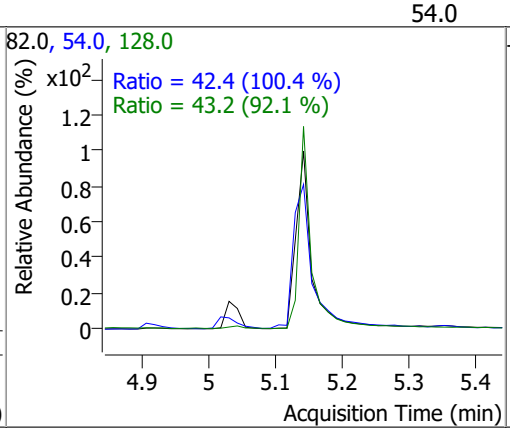

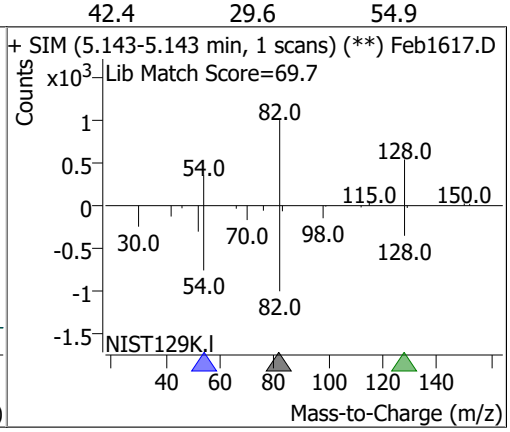

Compound	Conc.	RT	Dev(Min)	Resp.	QIon	QRatio	Lower	Upper
Naphthalene	2.8841	5.95	0.00	71299	102.0	11.0	0.0	35.2
					129.0	11.2	7.9	14.6

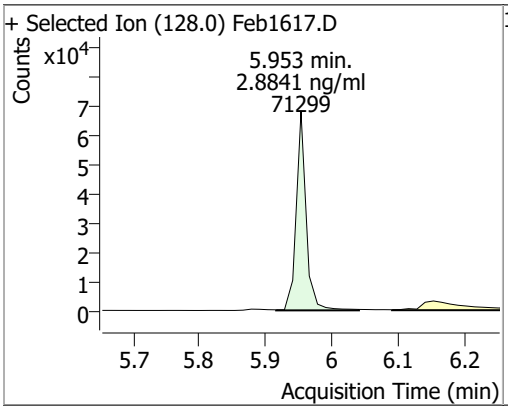

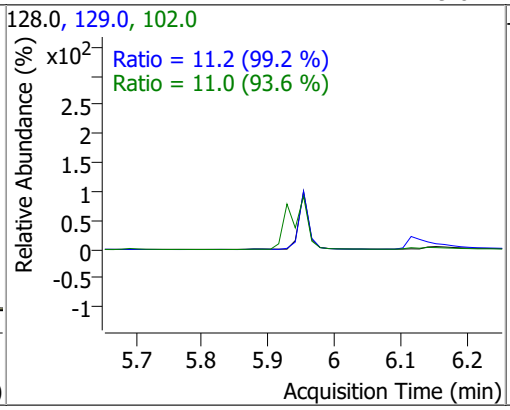

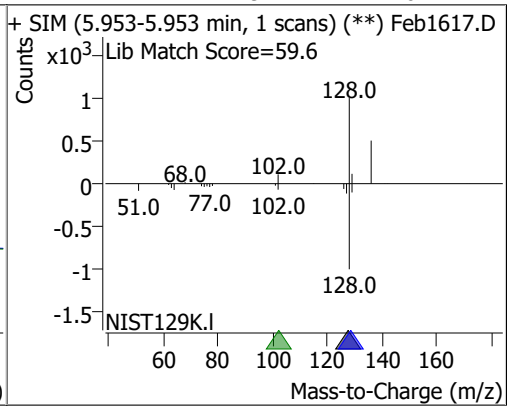

Compound	Conc.	RT	Dev(Min)	Resp.	QIon	QRatio	Lower	Upper
2-Methylnaphthalene	2.9604	6.79	0.00	47321	142.0	146.7	96.5	179.2
					115.0	45.8	33.2	61.6

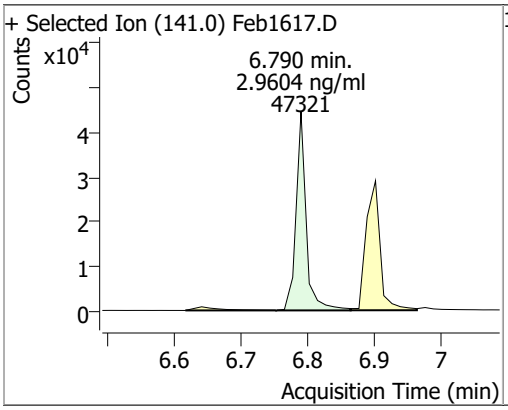

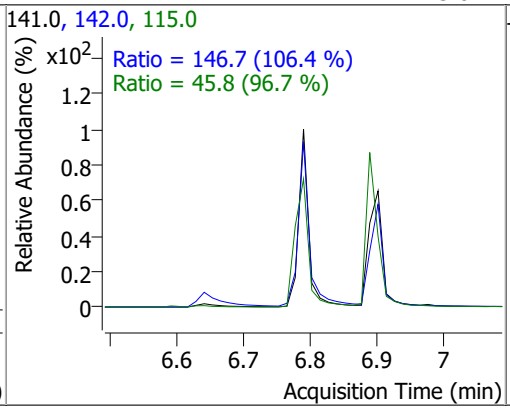

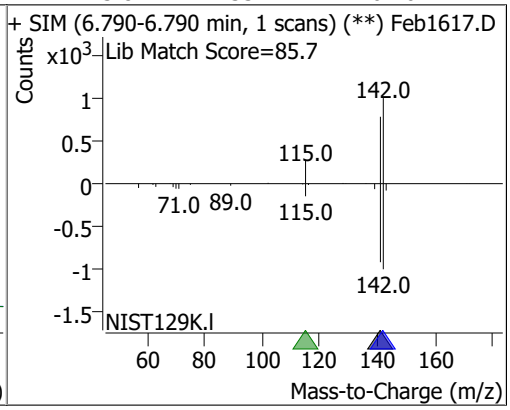

Compound	Conc.	RT	Dev(Min)	Resp.	QIon	QRatio	Lower	Upper
1-Methylnaphthalene	2.4197	6.90	0.00	42600	142.0	113.7	82.3	152.8
					115.0	52.8	33.5	62.2

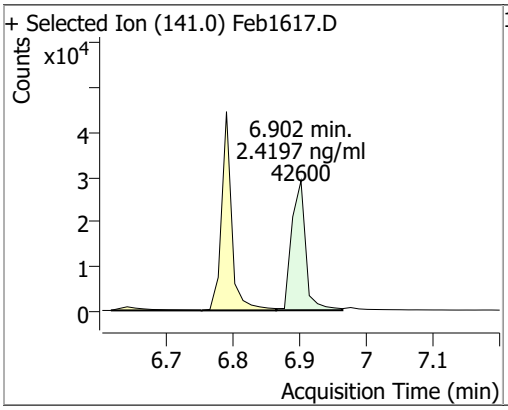

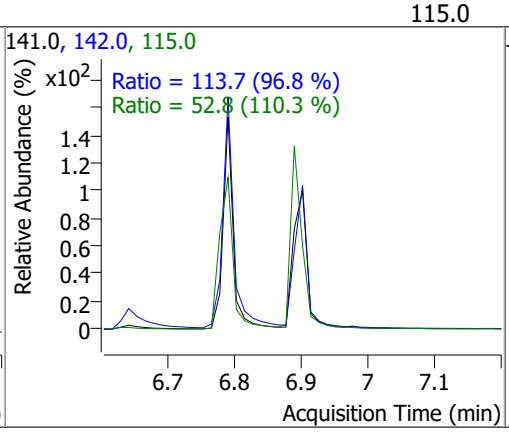

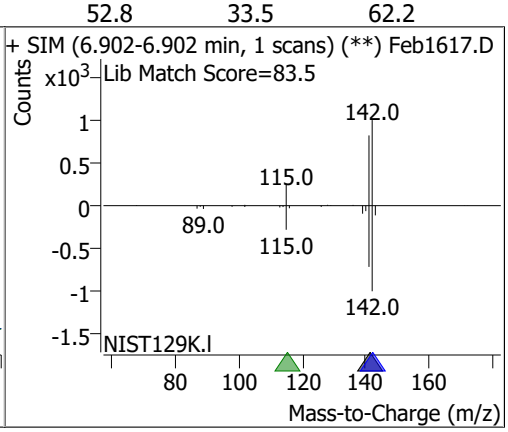

Compound	Conc.	RT	Dev(Min)	Resp.	QIon	QRatio	Lower	Upper
2-Fluorobiphenyl	3.4469	7.25	-0.01	66915	171.0	37.2	26.3	48.9

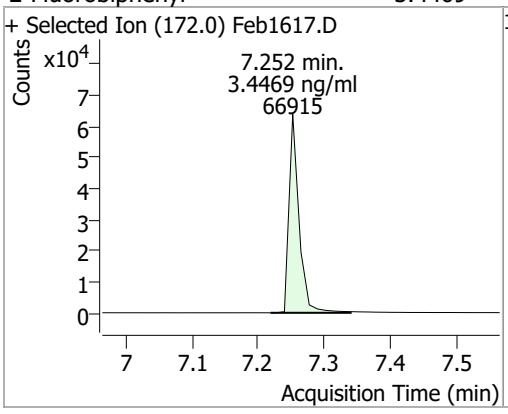

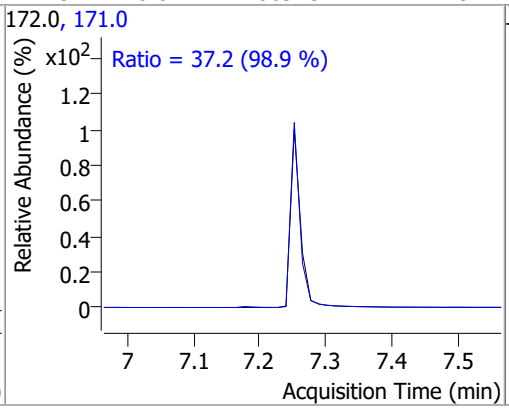

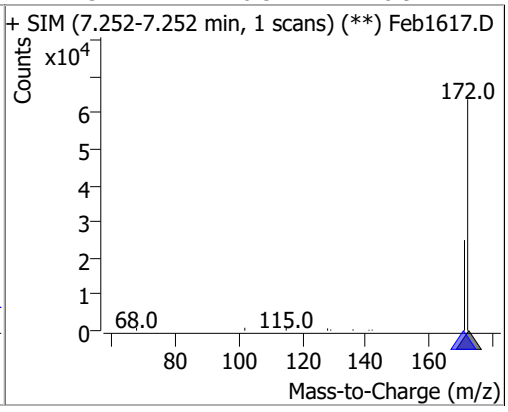

Compound	Conc.	RT	Dev(Min)	Resp.	QIon	QRatio	Lower	Upper
Acenaphthylene	3.4566	7.83	0.00	80246	153.0	14.0	11.8	22.0

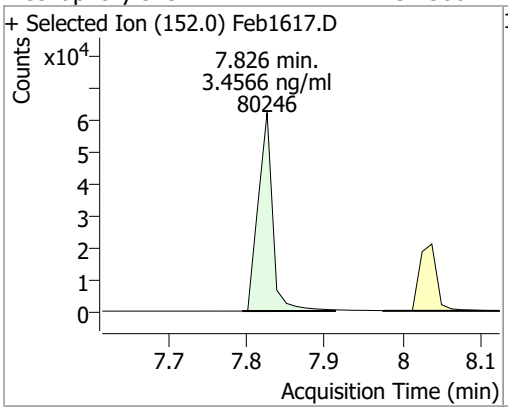

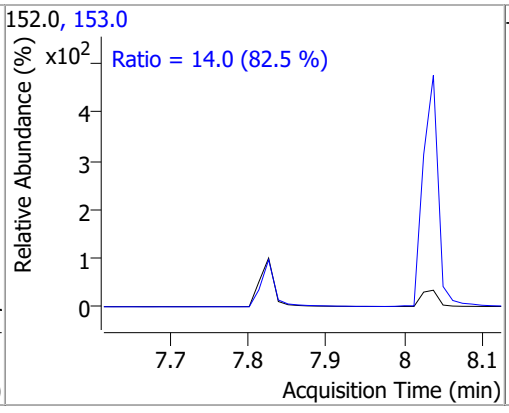

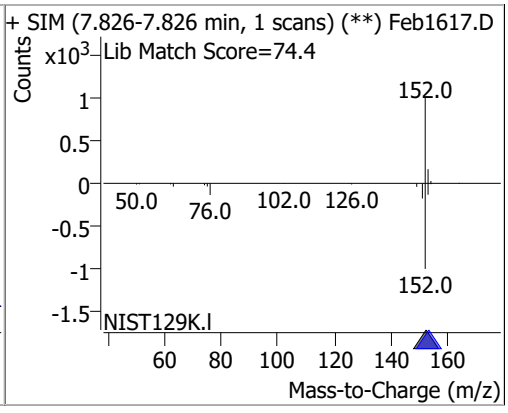

Compound	Conc.	RT	Dev(Min)	Resp.	QIon	QRatio	Lower	Upper
Acenaphthene	3.5846	8.04	0.00	61832	153.0	110.3	78.7	146.2
					152.0	52.8	36.5	67.8

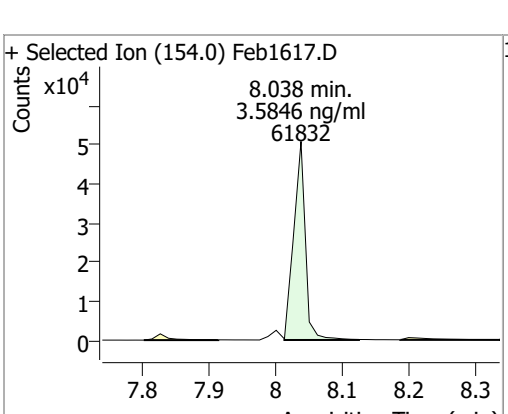

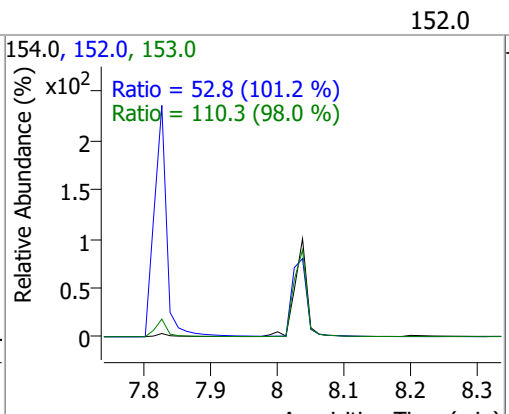

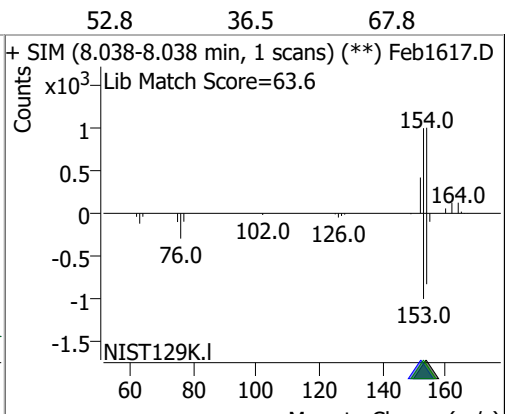

Compound	Conc.	RT	Dev(Min)	Resp.	QIon	QRatio	Lower	Upper
Fluorene	4.0223	8.66	0.00	84629	165.0	95.8	68.8	127.8
					167.0	13.6	7.2	13.4

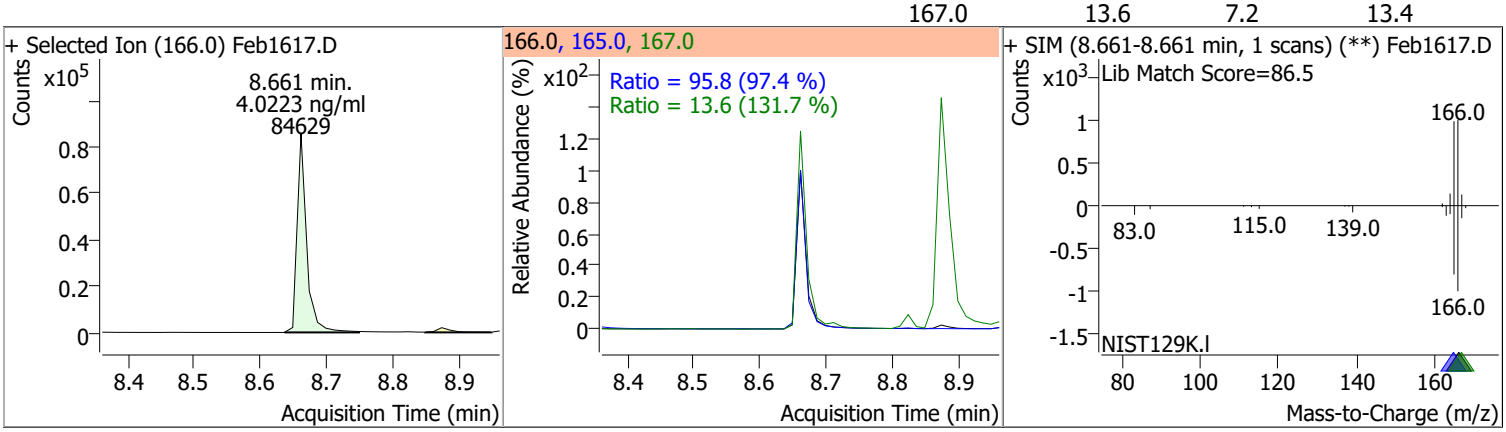

Compound	Conc.	RT	Dev(Min)	Resp.	QIon	QRatio	Lower	Upper
Phenanthrene	4.0025	9.79	0.00	120538	176.0	13.6	12.6	23.5

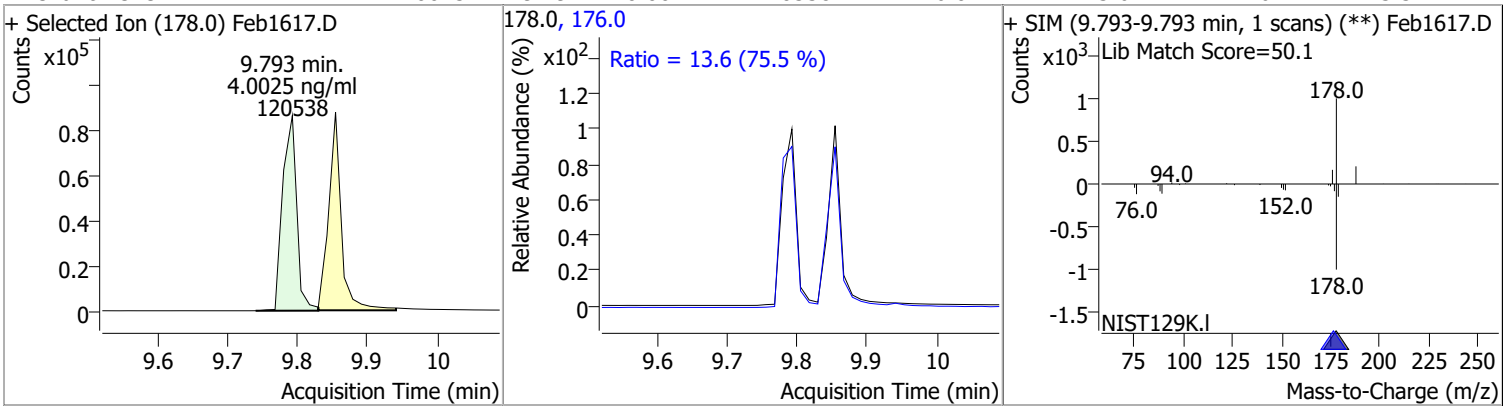

Compound	Conc.	RT	Dev(Min)	Resp.	QIon	QRatio	Lower	Upper
Anthracene	4.0291	9.85	0.00	110402	176.0	16.9	12.0	22.3

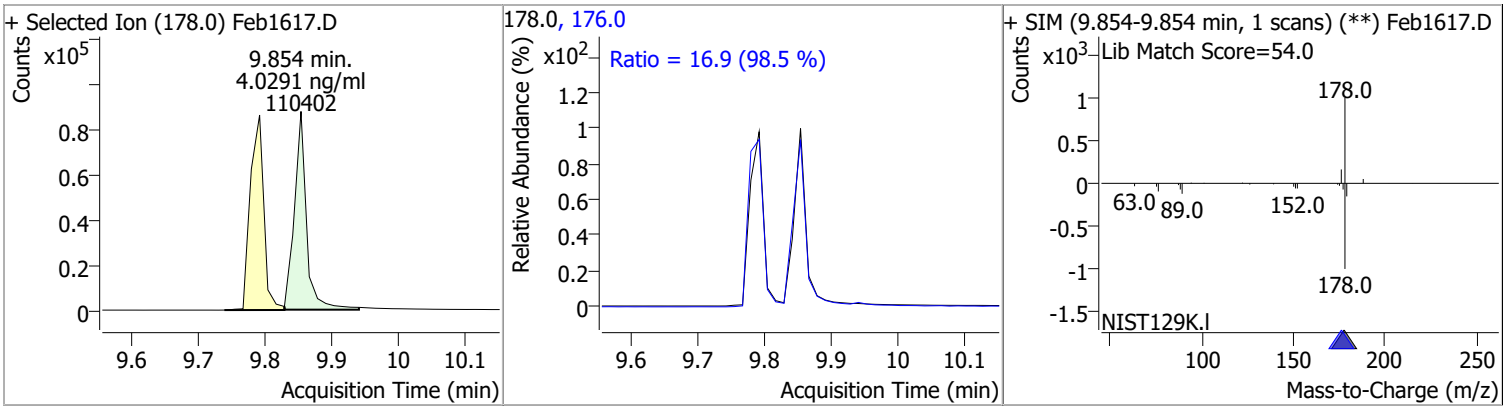

Compound	Conc.	RT	Dev(Min)	Resp.	QIon	QRatio	Lower	Upper
o-Terphenyl	4.0403	10.29	-0.01	70031	229.0	64.2	44.8	83.1
					215.0	39.6	27.3	50.6

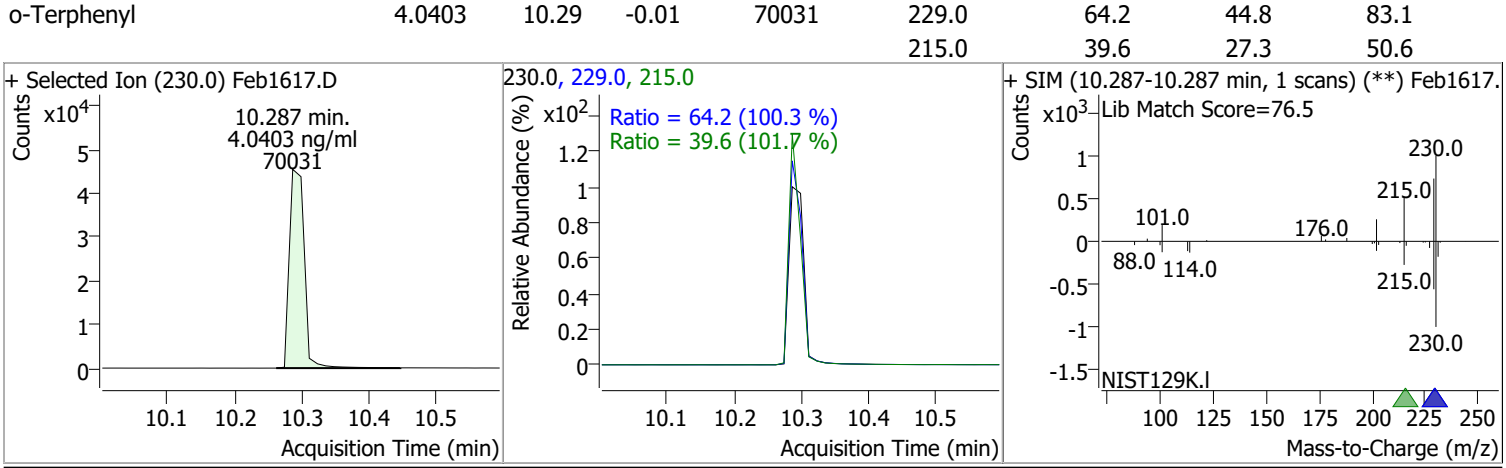

Compound	Conc.	RT	Dev(Min)	Resp.	QIon	QRatio	Lower	Upper
Fluoranthene	3.9753	11.40	0.00	119780	101.0	9.8	6.5	12.1

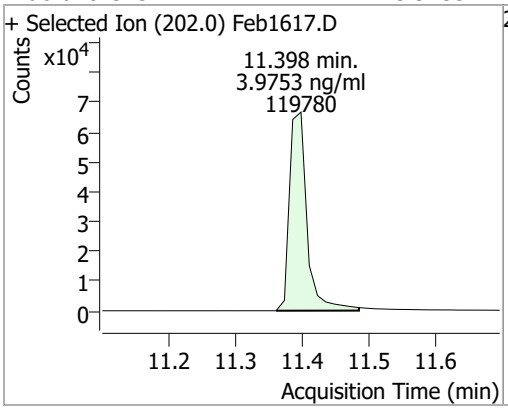

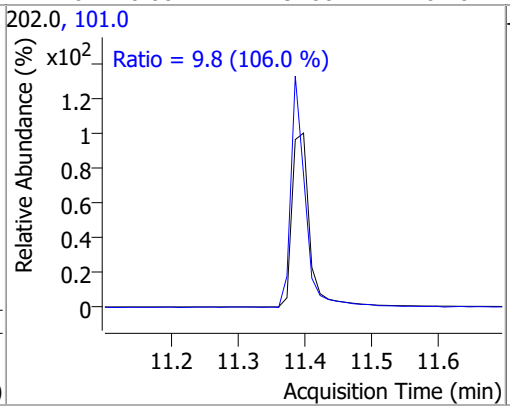

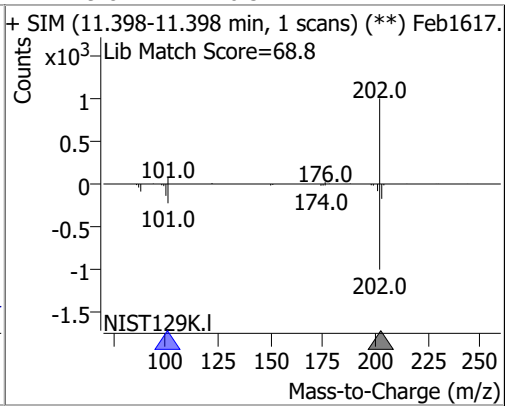

Compound	Conc.	RT	Dev(Min)	Resp.	QIon	QRatio	Lower	Upper
Pyrene	4.0144	11.77	0.00	131030	101.0	12.3	7.6	14.2

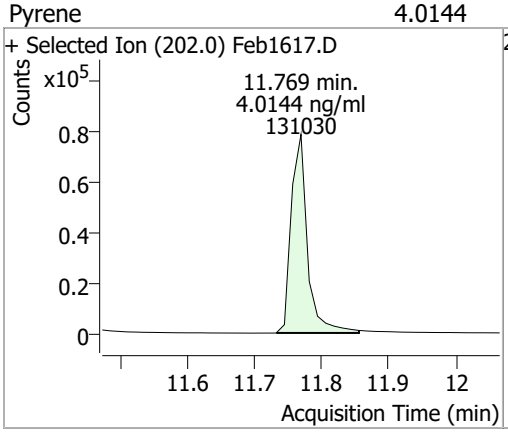

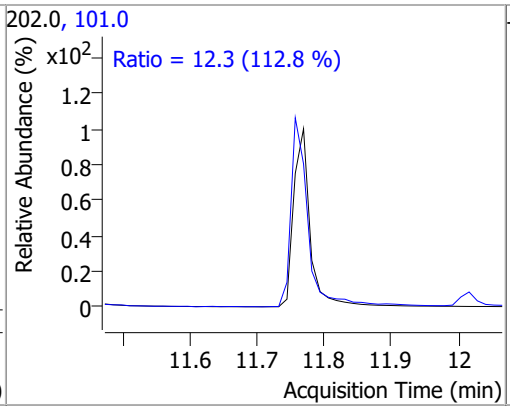

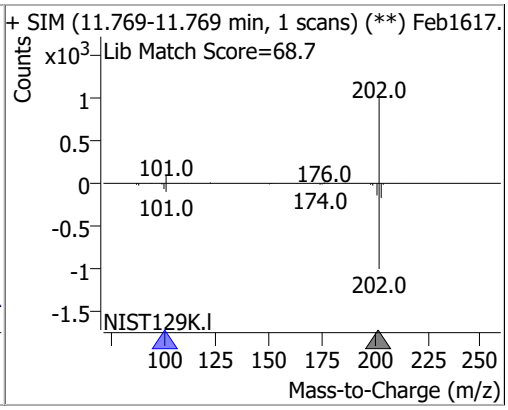

Compound	Conc.	RT	Dev(Min)	Resp.	QIon	QRatio	Lower	Upper
Terphenyl-d14	3.3995	12.23	-0.01	69276	122.0	12.5	8.9	16.5

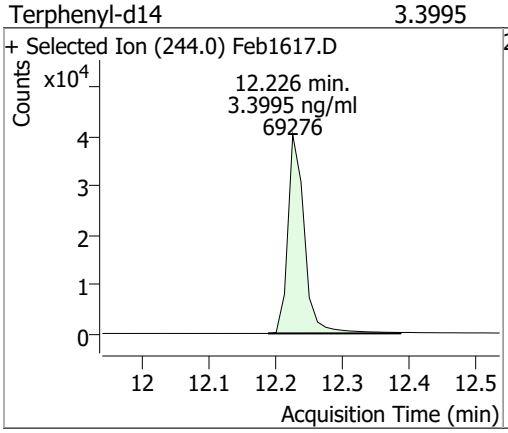

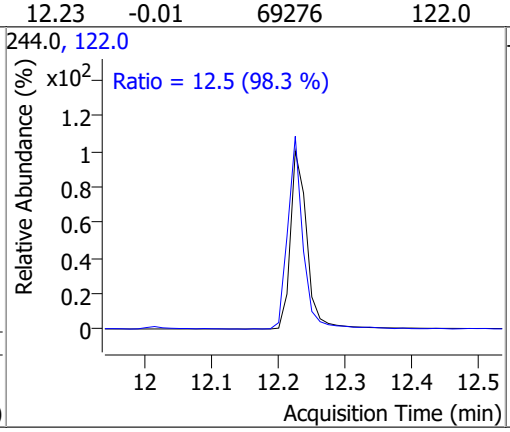

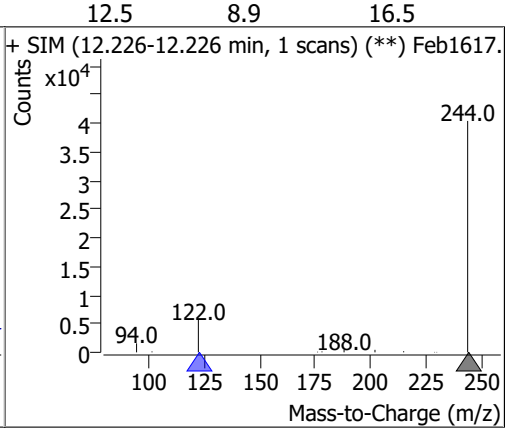

Compound	Conc.	RT	Dev(Min)	Resp.	QIon	QRatio	Lower	Upper
Benzo(a)Anthracene	4.1553	14.63	0.00	100716	226.0	25.3	18.0	33.4
					229.0	22.9	16.5	30.7

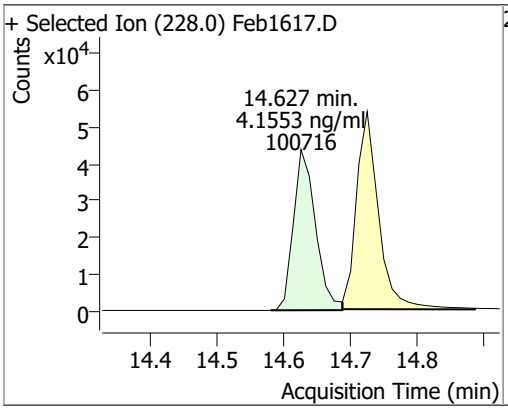

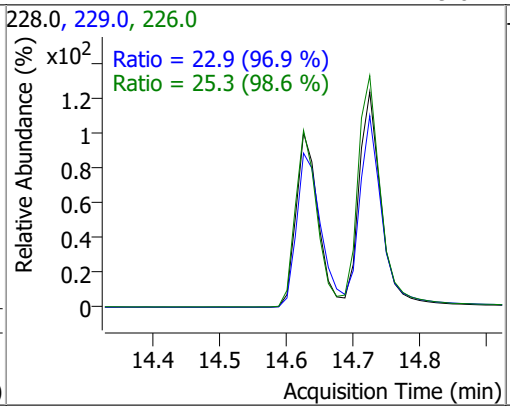

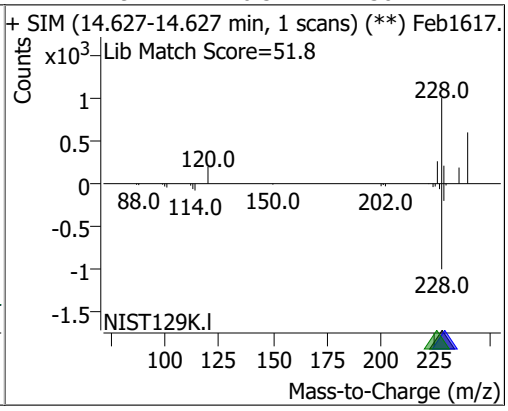

Compound	Conc.	RT	Dev(Min)	Resp.	QIon	QRatio	Lower	Upper
Chrysene	4.0408	14.73	0.00	125656	226.0	29.7	20.2	37.5
					229.0	21.1	15.5	28.8

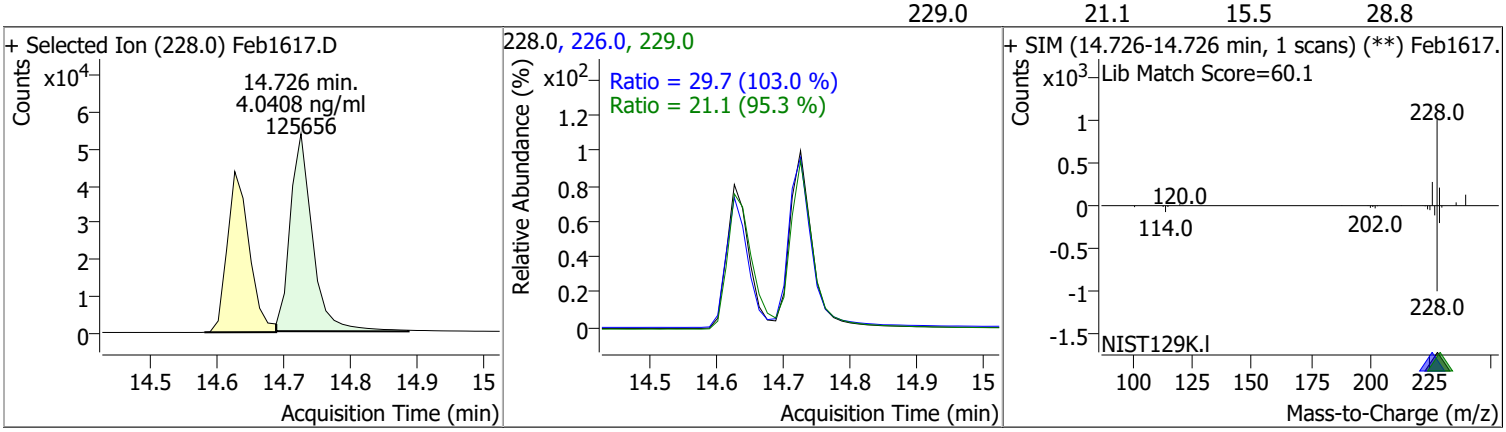

Compound	Conc.	RT	Dev(Min)	Resp.	QIon	QRatio	Lower	Upper
Benzo(b)fluoranthene	4.1933	17.65	-0.01	88343	253.0	22.7	16.1	29.9

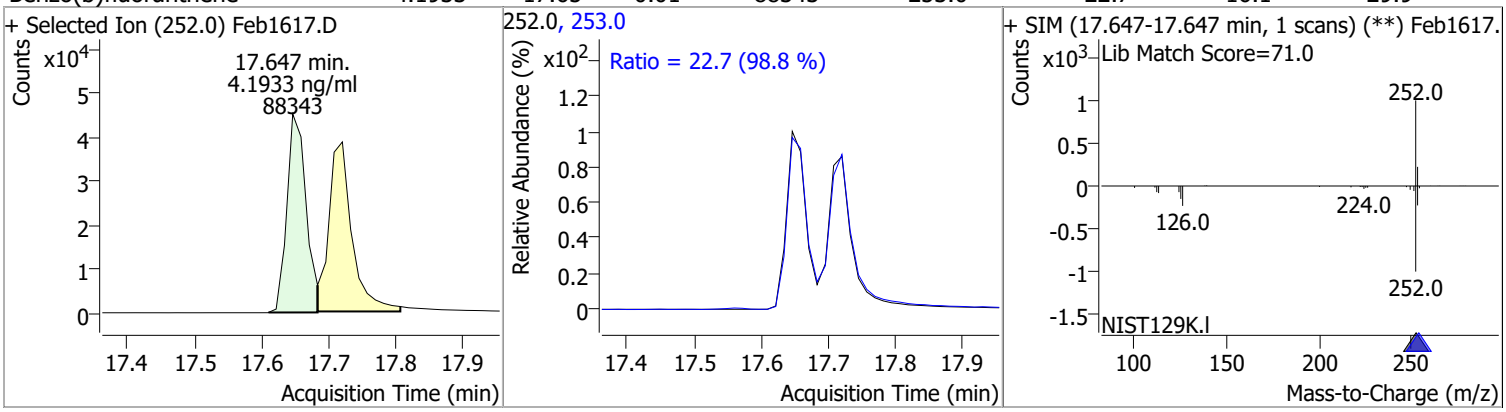

Compound	Conc.	RT	Dev(Min)	Resp.	QIon	QRatio	Lower	Upper
Benzo(k)fluoranthene	3.8023	17.72	0.00	93131	253.0	22.5	15.2	28.2

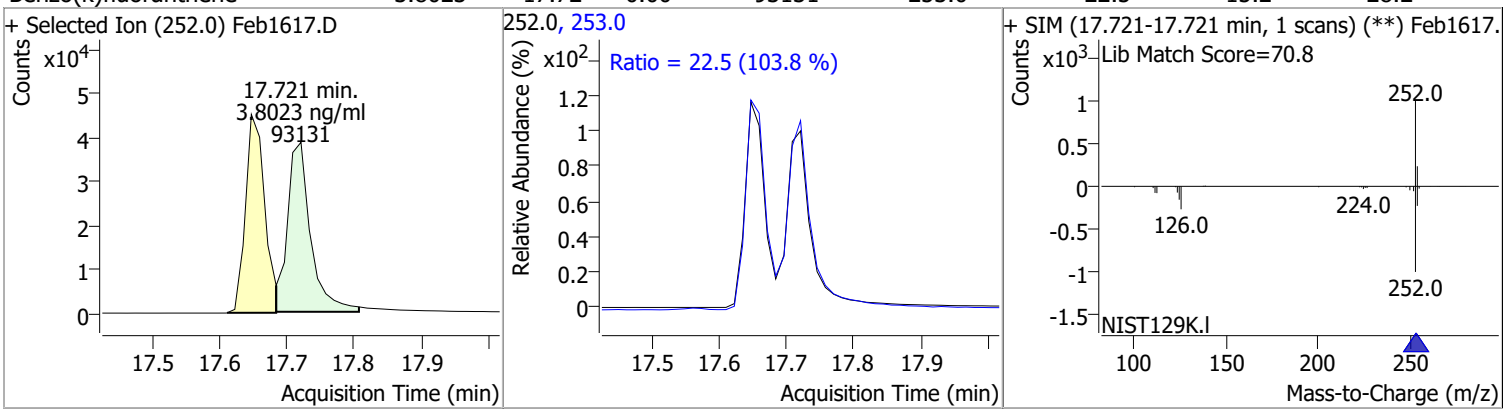

Compound	Conc.	RT	Dev(Min)	Resp.	QIon	QRatio	Lower	Upper
Benzo(a)pyrene	3.8471	18.30	0.00	69824	253.0	24.2	16.6	30.8

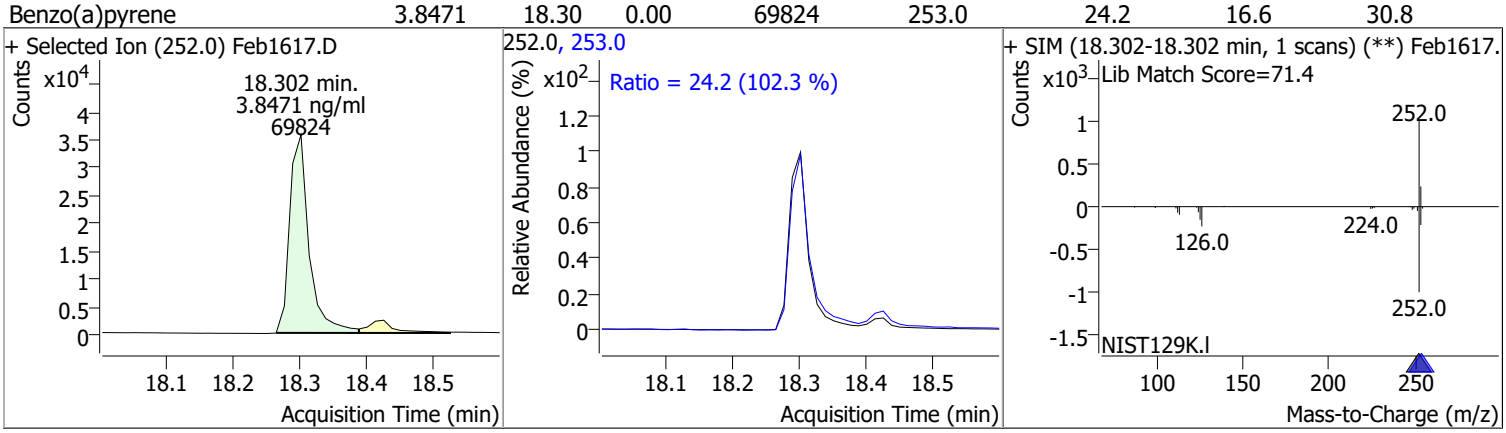

Compound	Conc.	RT	Dev(Min)	Resp.	QIon	QRatio	Lower	Upper
Indeno(1,2,3-cd)pyrene	4.0136	20.15	0.00	62918	138.0	24.1	15.9	29.6

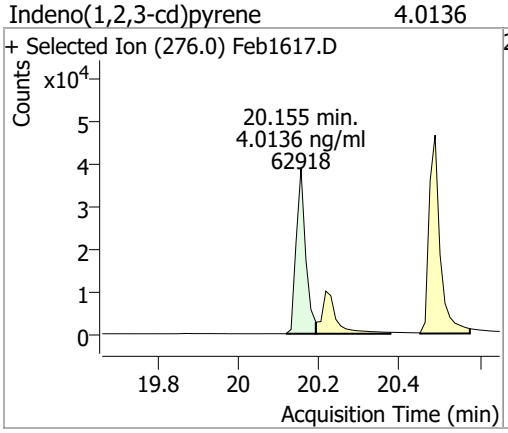

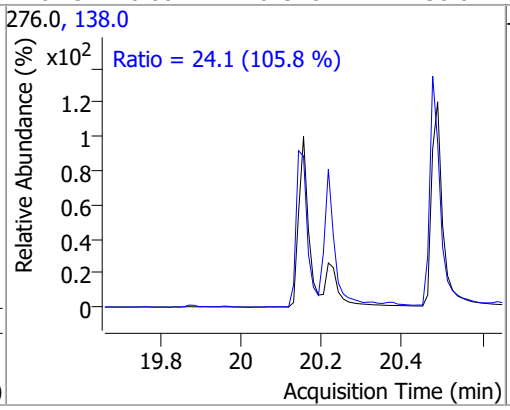

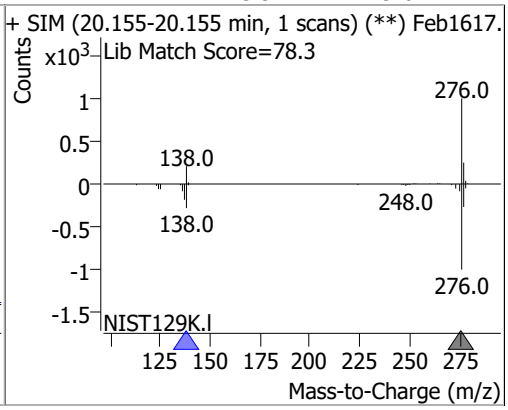

Compound	Conc.	RT	Dev(Min)	Resp.	QIon	QRatio	Lower	Upper
Dibenzo(a,h)anthracene	4.2002	20.23	0.00	77154	279.0	25.4	17.3	32.0
					139.0	20.3	12.1	22.4

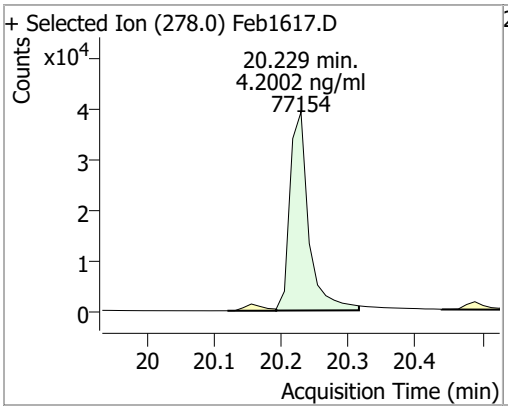

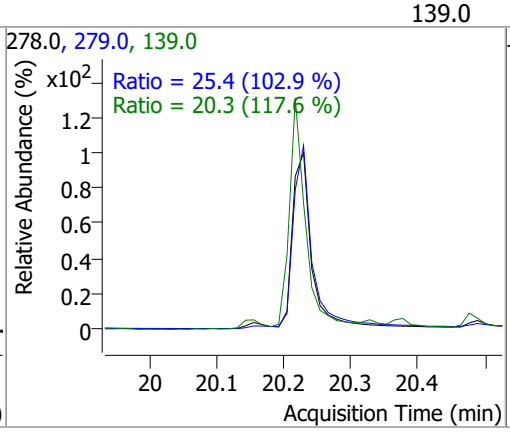

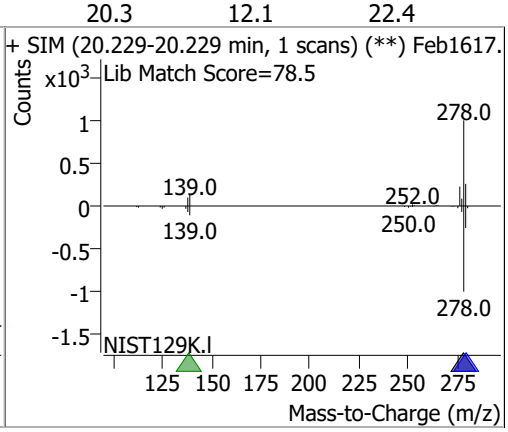

Compound	Conc.	RT	Dev(Min)	Resp.	QIon	QRatio	Lower	Upper
Benzo(g,h,i)perylene	4.1178	20.49	0.00	89378	277.0	24.2	17.2	32.0
					138.0	24.8	16.4	30.4

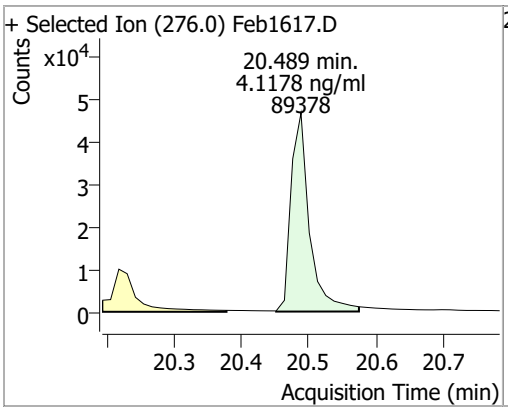

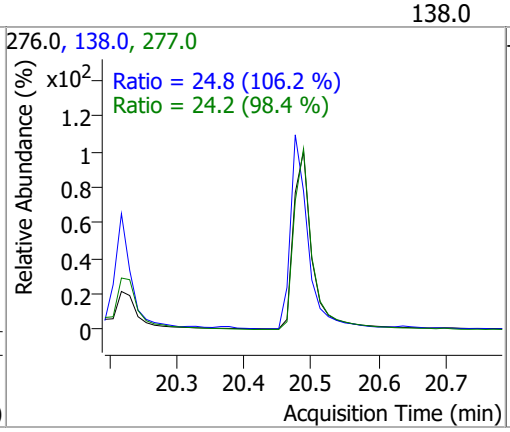

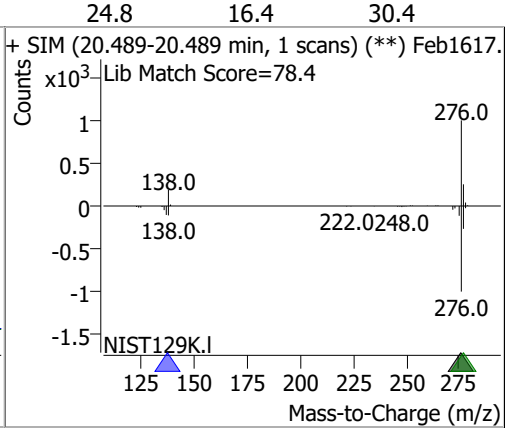

Quantitation Results Report (QT Reviewed)

Data File	Feb1618.D	Operator	LIMS import
Acq. Method	5975BNASIM	Acq. Date-Time	2/16/2022 9:42:35 PM
Sample Name	B22020962-016C	Instrument	GCMS
Vial	18	Multiplier	1.00
DA Method File		Comment	SVOC-8270C-SIM-W-LLPAH
Tune File	dftppjph.u	Tune Date	
Batch Name	021622 bna SIM 1.batch.bin	Last Calib Update	2/17/2022 8:48:03 AM
Ref Library			

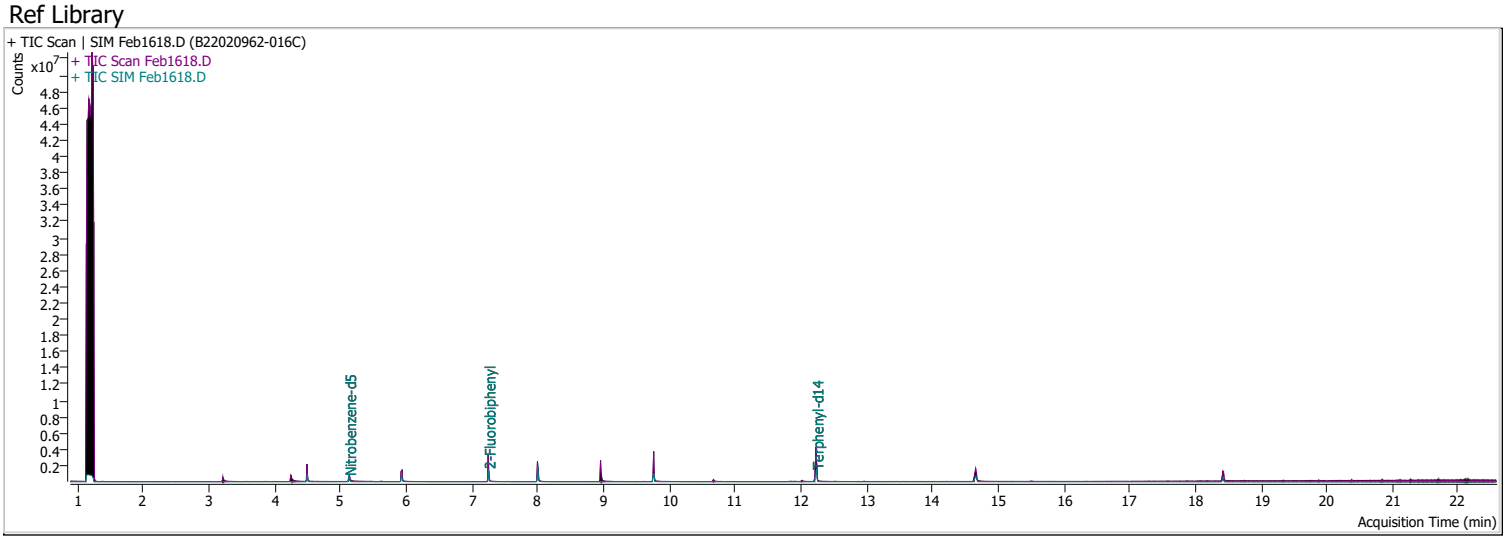

Compound	RT	QIon	Resp.	Conc.	Units		Dev(Min)
Internal Standards							
M 1,4-Dichlorobenzene-d4	4.497	152.0	254041	40.0000	ng/ml		0.000
M Naphthalene-d8	5.928	136.0	1048285	40.0000	ng/ml		0.000
M Acenaphthene-d10	8.000	164.0	716809	40.0000	ng/ml		0.000
M Phenanthrene-d10	9.768	188.0	1295514	40.0000	ng/ml		0.000
M Chrysene-d12	14.664	240.0	1017401	40.0000	ng/ml		0.000
M Perylene-d12	18.425	264.0	648268	40.0000	ng/ml		0.000
System Monitoring Compounds							
S Nitrobenzene-d5	5.131	82.0	419286	33.6219	ng/ml		-0.013
Spiked Amount: 5.000	Range: 19.0 - 102.0%			Recovery = 672.44%		*	
S 2-Fluorobiphenyl	7.252	172.0	1026380	28.4585	ng/ml		-0.013
Spiked Amount: 5.000	Range: 25.0 - 94.0%			Recovery = 569.17%		*	
S o-Terphenyl	0.000		0	N.D.			
Spiked Amount: 5.000	Range: 40.0 - 140.0%			Recovery = NA%			
S Terphenyl-d14	12.238	244.0	1850410	48.7816	ng/ml		0.000
Spiked Amount: 5.000	Range: 39.0 - 106.0%			Recovery = 975.63%		*	
Target Compounds							**QValue**
T Naphthalene	0.000		0	N.D.			
T 2-Methylnaphthalene	0.000		0	N.D.			
T 1-Methylnaphthalene	0.000		0	N.D.			
T Acenaphthylene	0.000		0	N.D.			
T Acenaphthene	8.000	154.0	0		ng/ml	md	1
T Fluorene	8.960	166.0	0		ng/ml	md	1
T Phenanthrene	0.000		0	N.D.			
T Anthracene	0.000		0	N.D.			
T Fluoranthene	0.000		0	N.D.			
T Pyrene	0.000		0	N.D.			
T Benzo(a)Anthracene	14.664	228.0	0		ng/ml	md	1
T Chrysene	14.664	228.0	0		ng/ml	md	1
T Benzo(b)fluoranthene	0.000		0	N.D.			

Compound	RT	QIon	Resp.	Conc.	Units		Dev(Min)
T Benzo(k)fluoranthene	0.000		0	N.D.			
T Benzo(a)pyrene	18.425	252.0	0		ng/ml	md	1
T Indeno(1,2,3-cd)pyrene	0.000		0	N.D.			
T Dibenzo(a,h)anthracene	0.000		0	N.D.			
T Benzo(g,h,i)perylene	0.000		0	N.D.			

(#) = Qualifier Out of Range; (m) = Manual Integration; (+) = Area Summed; (*) = Surrogate Percent Recovery Out of Range; (d): Zeroed Peak

Compound	Conc.	RT	Dev(Min)	Resp.	QIon	QRatio	Lower	Upper
Nitrobenzene-d5	33.6219	5.13	-0.01	419286	128.0	42.7	32.9	61.0
					54.0	38.6	29.6	54.9

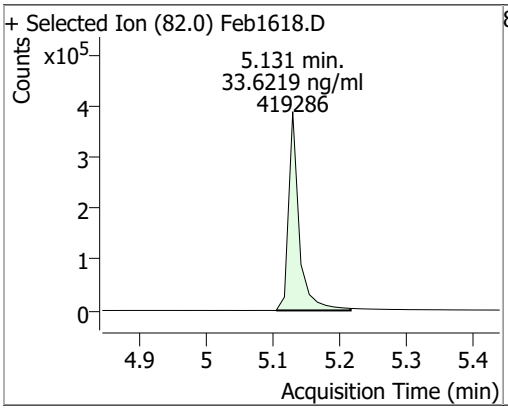

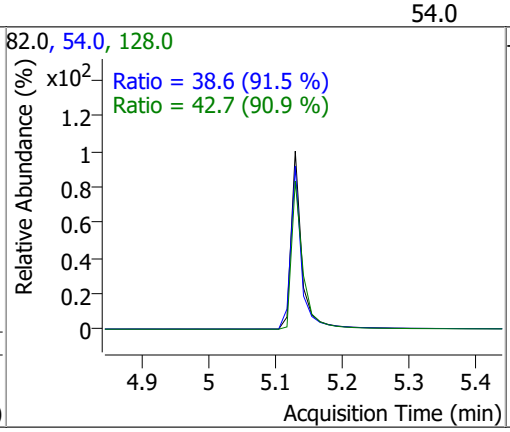

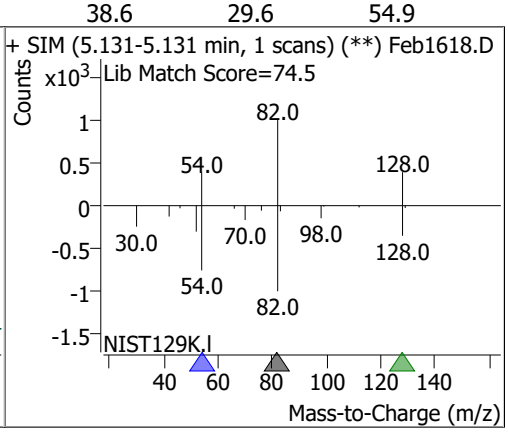

Compound	Conc.	Exp RT	QIon	Exp Ratio	QIon	Exp Ratio
Naphthalene	N.D.	5.95	102.0	11.7	129.0	11.3

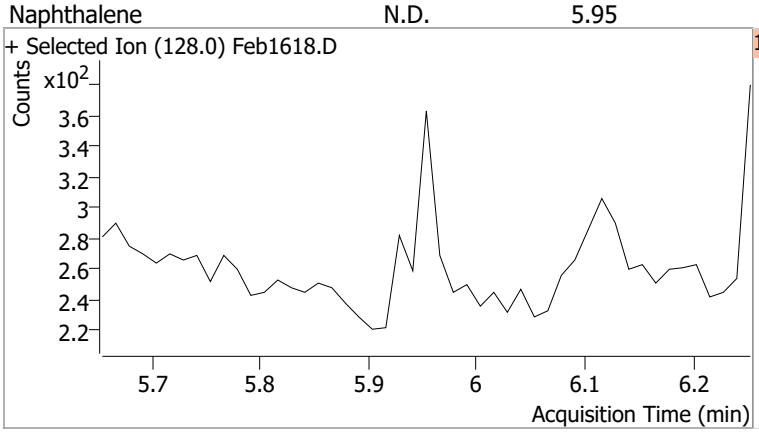

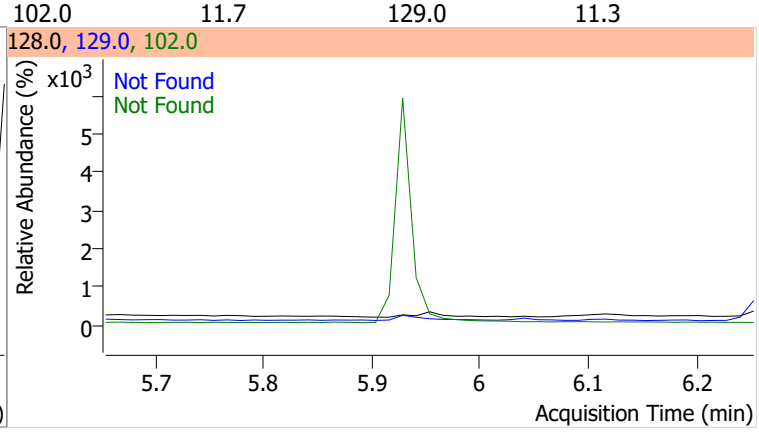

Compound	Conc.	Exp RT	QIon	Exp Ratio	QIon	Exp Ratio
2-Methylnaphthalene	N.D.	6.79	142.0	137.8	115.0	47.4

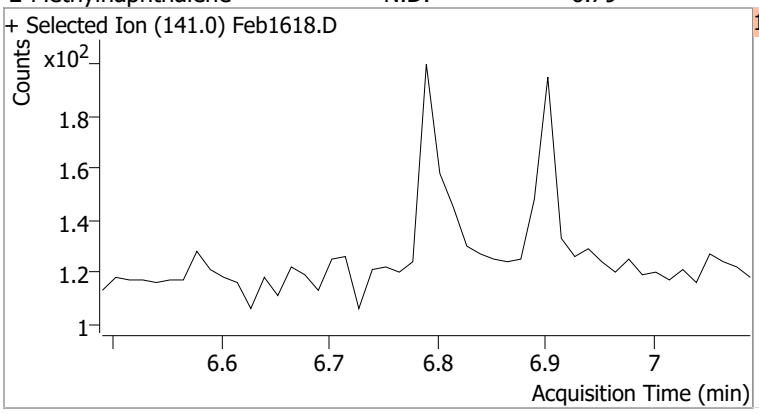

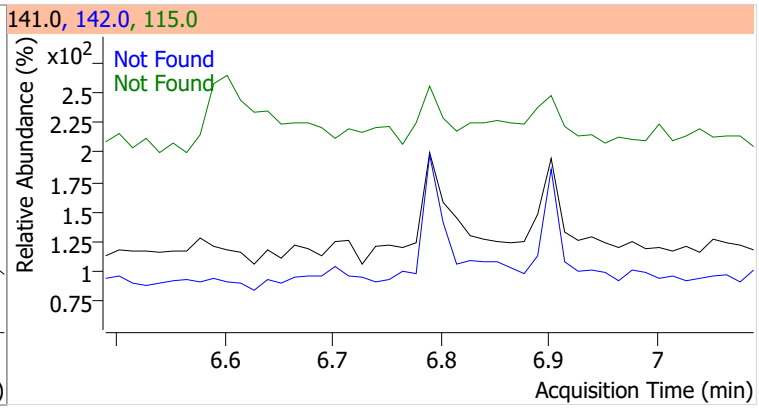

Compound	Conc.	Exp RT	QIon	Exp Ratio	QIon	Exp Ratio
1-Methylnaphthalene	N.D.	6.90	142.0	117.5	115.0	47.8

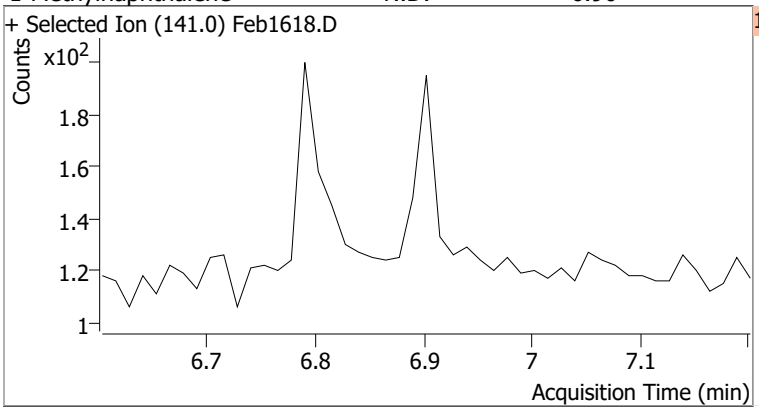

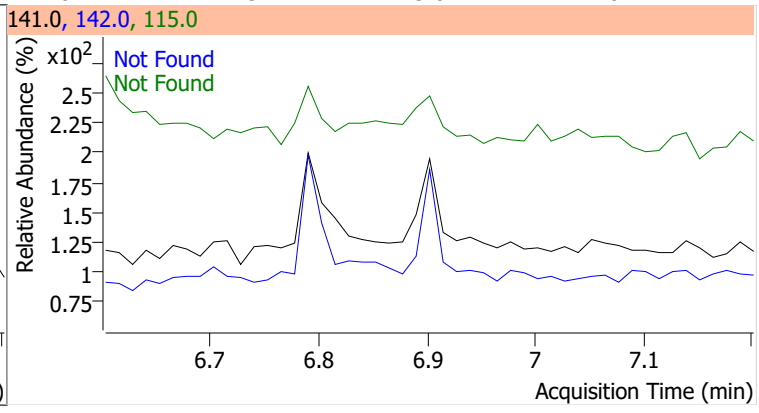

Compound	Conc.	RT	Dev(Min)	Resp.	QIon	QRatio	Lower	Upper
2-Fluorobiphenyl	28.4585	7.25	-0.01	1026380	171.0	38.2	26.3	48.9

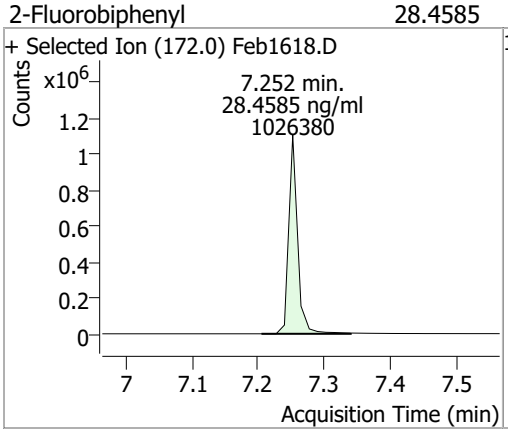

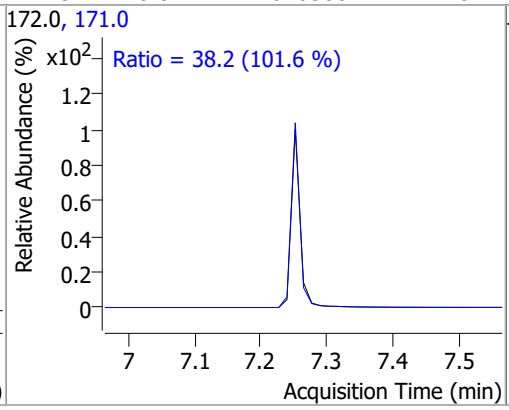

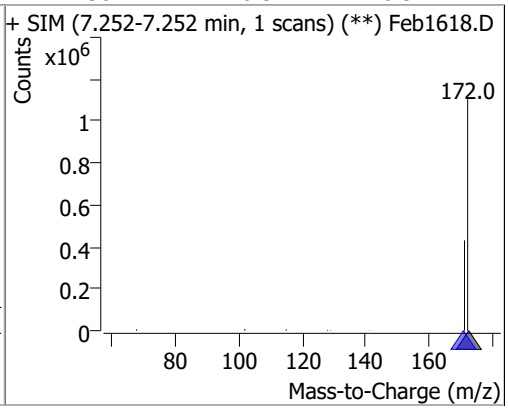

Compound	Conc.	Exp RT	QIon	Exp Ratio
Acenaphthylene	N.D.	7.83	153.0	16.9

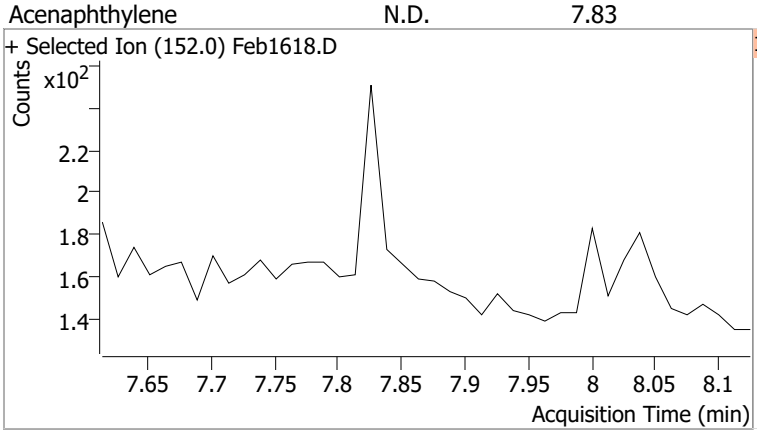

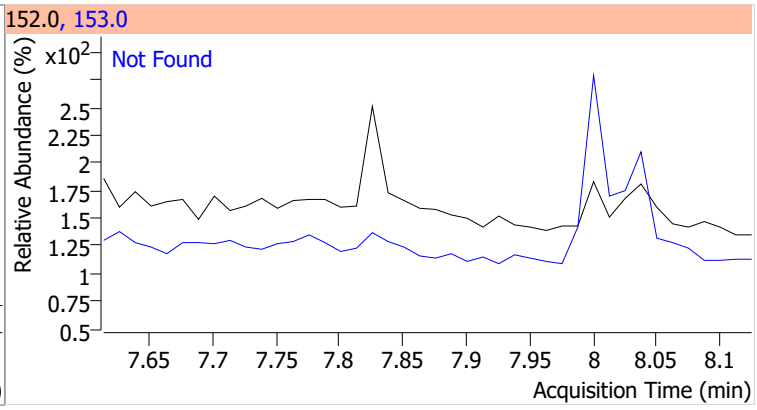

Compound	Conc.	RT	Dev(Min)	Resp.	QIon	QRatio	Lower	Upper
Acenaphthene		0		0	153.0		78.7	146.2
					152.0		36.5	67.8

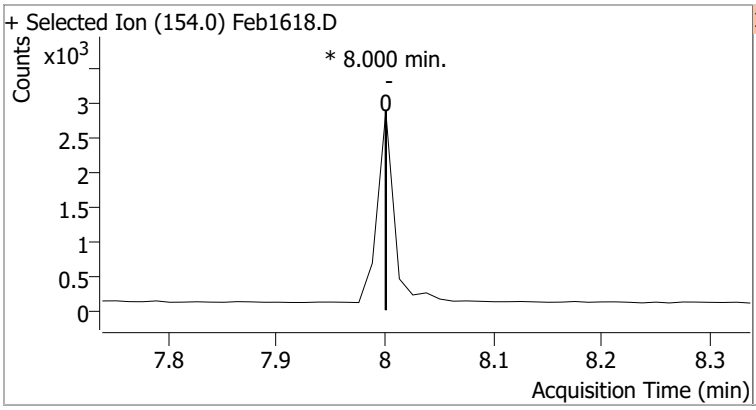

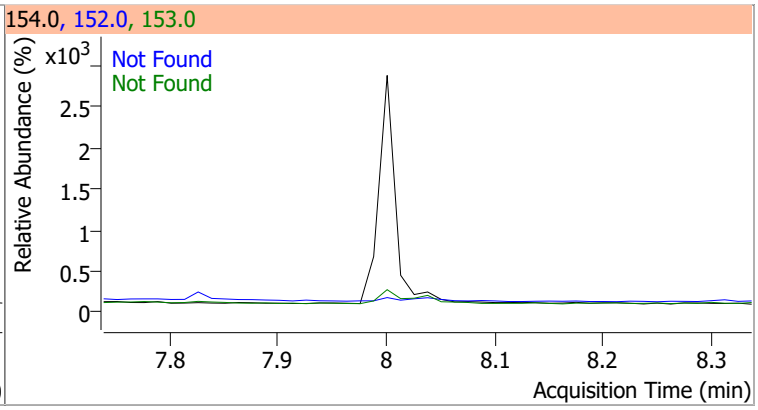

Compound	Conc.	RT	Dev(Min)	Resp.	QIon	QRatio	Lower	Upper
Fluorene		0		0	165.0		68.8	127.8
					167.0		7.2	13.4

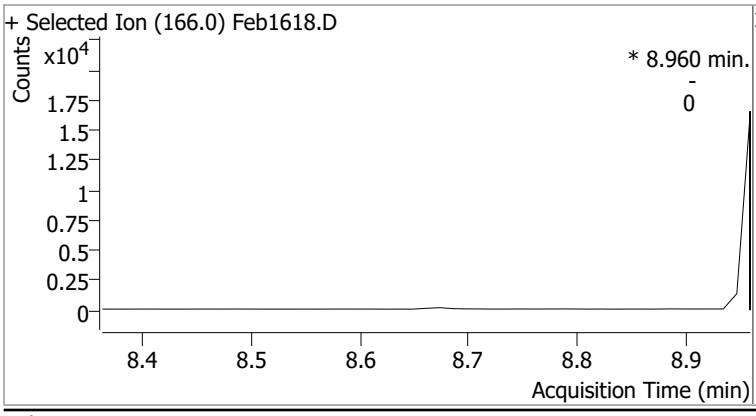

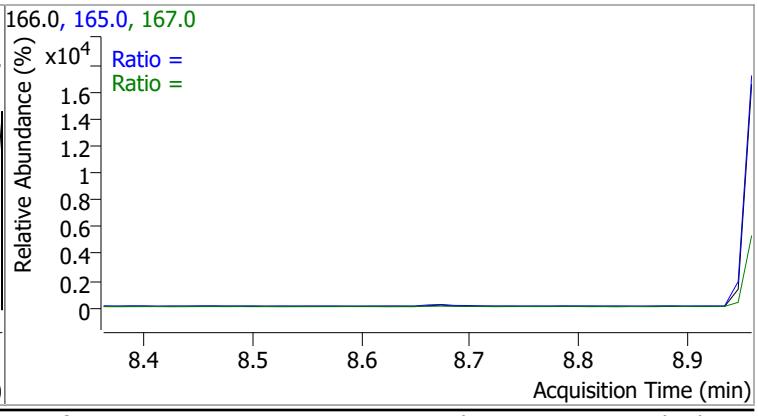

Compound	Conc.	Exp RT	QIon	Exp Ratio
Phenanthrene	N.D.	9.79	176.0	18.1

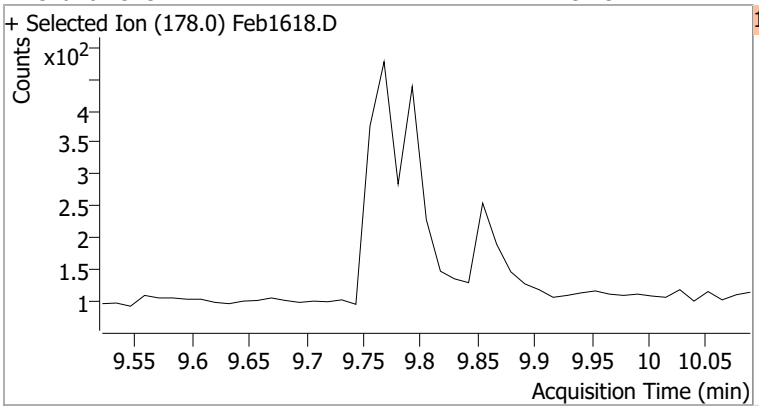

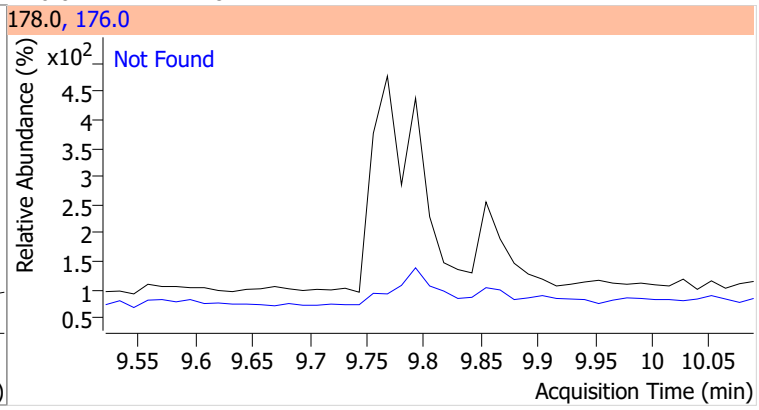

Compound	Conc.	Exp RT	QIon	Exp Ratio
Anthracene	N.D.	9.85	176.0	17.1

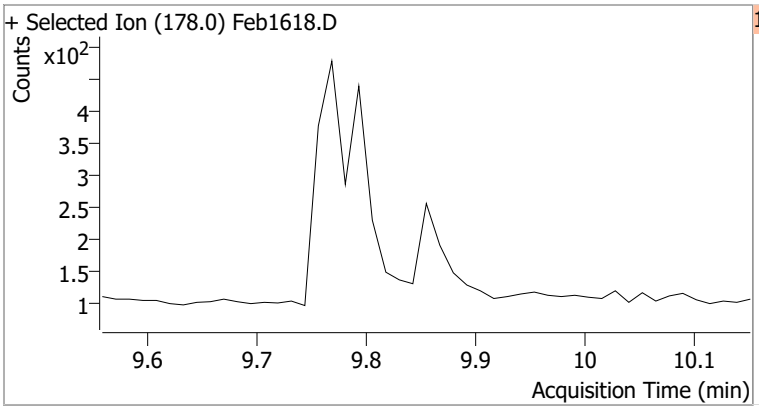

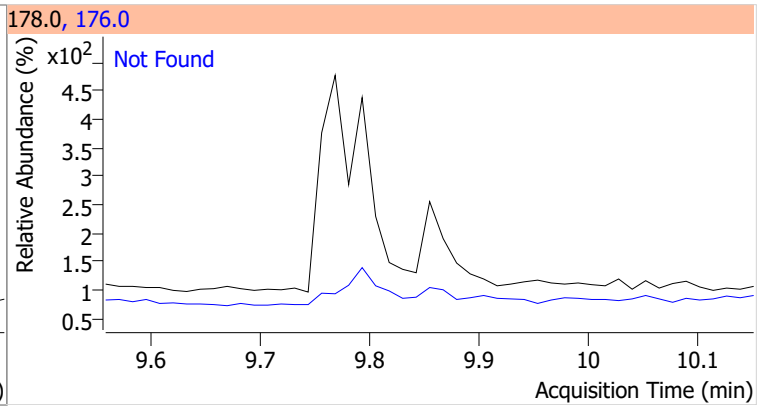

Compound	Conc.	Exp RT	QIon	Exp Ratio	QIon	Exp Ratio
o-Terphenyl	N.D.	10.30	229.0	64.0	215.0	38.9

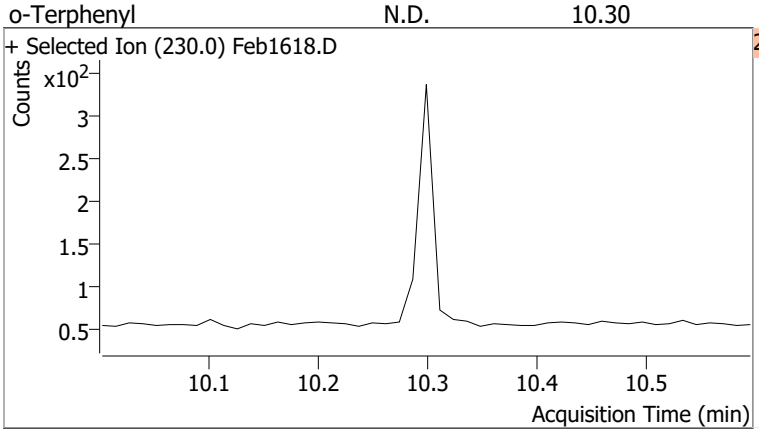

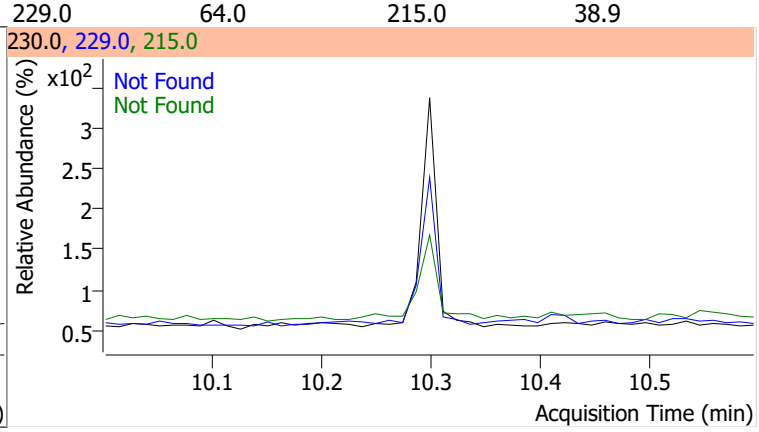

Compound	Conc.	Exp RT	QIon	Exp Ratio
Fluoranthene	N.D.	11.40	101.0	9.3

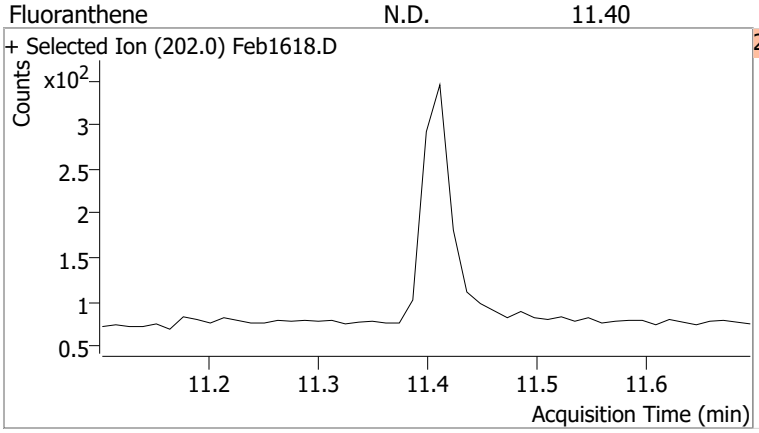

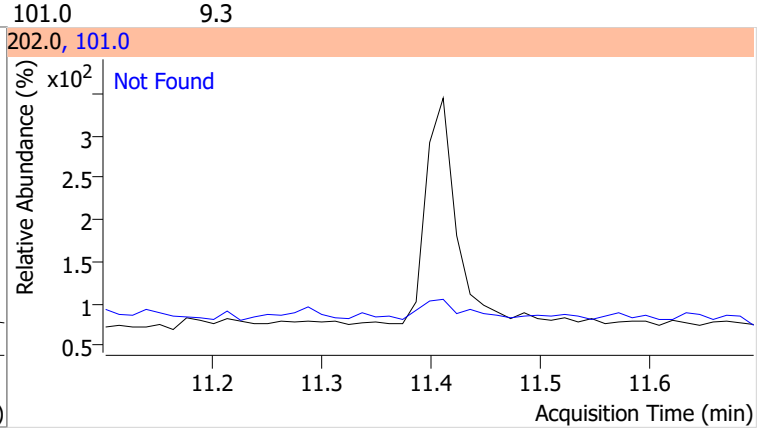

Compound	Conc.	Exp RT	QIon	Exp Ratio
Pyrene	N.D.	11.77	101.0	10.9

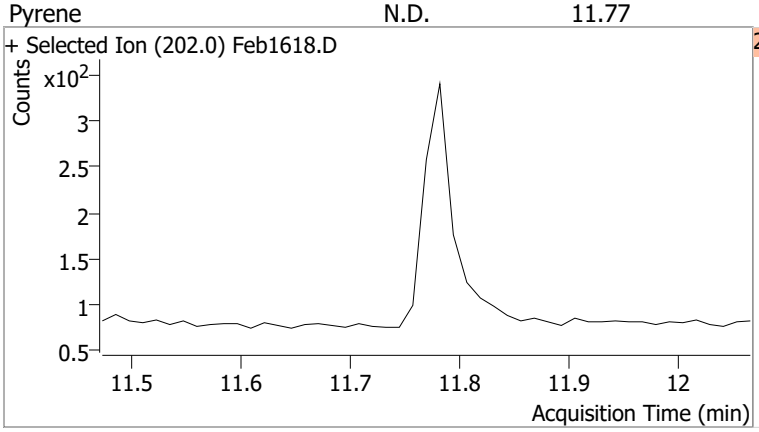

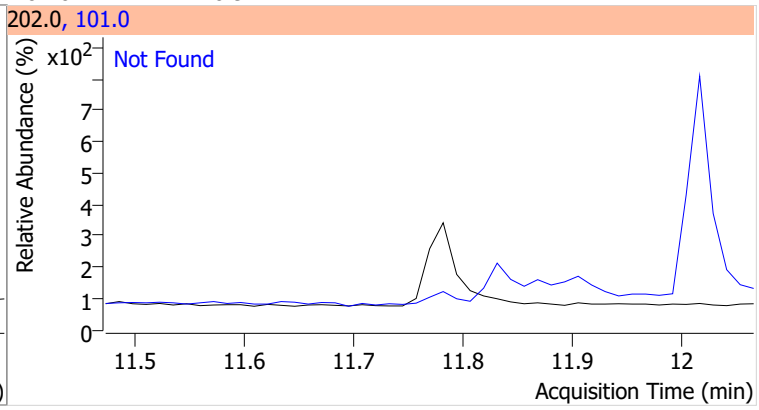

Compound	Conc.	RT	Dev(Min)	Resp.	QIon	QRatio	Lower	Upper
Terphenyl-d14	48.7816	12.24	0.00	1850410	122.0	14.3	8.9	16.5

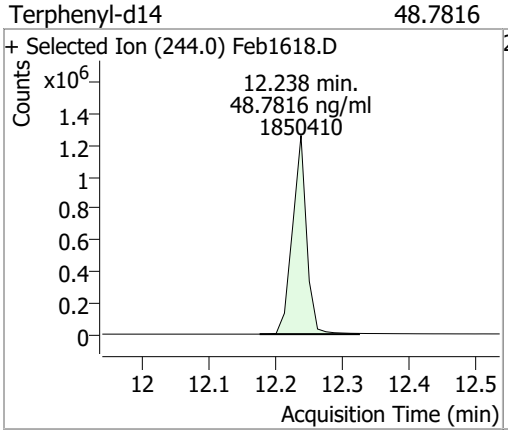

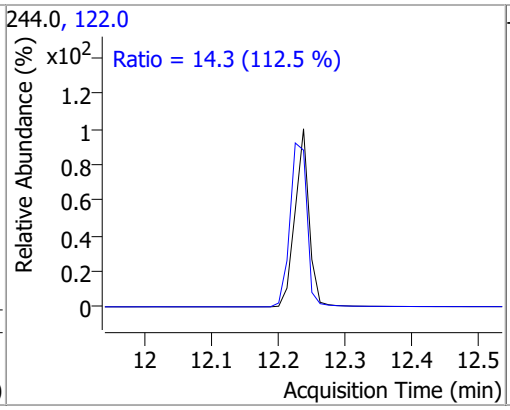

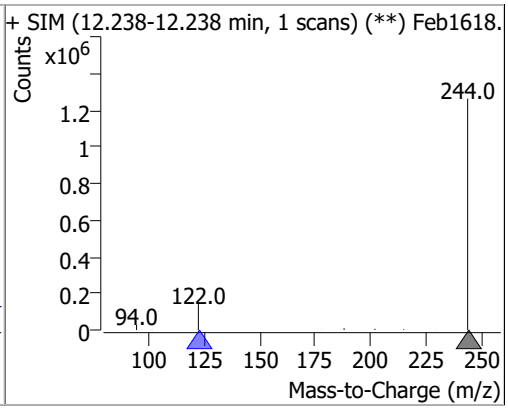

Compound	Conc.	RT	Dev(Min)	Resp.	QIon	QRatio	Lower	Upper
Benzo(a)Anthracene		0		0	226.0		18.0	33.4
					229.0		16.5	30.7

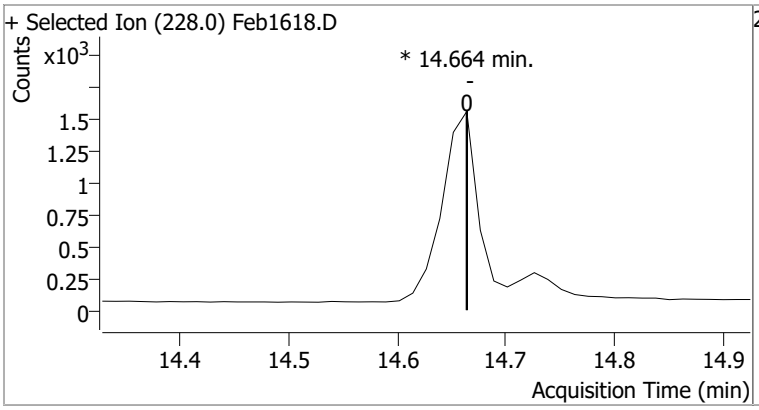

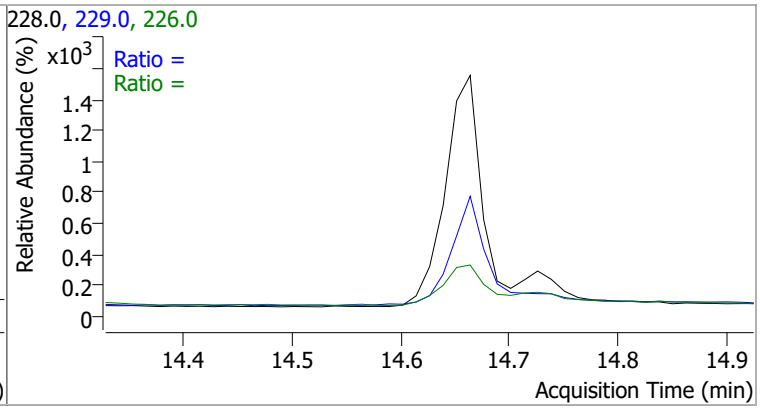

Compound	Conc.	RT	Dev(Min)	Resp.	QIon	QRatio	Lower	Upper
Chrysene		0		0	226.0		20.2	37.5
					229.0		15.5	28.8

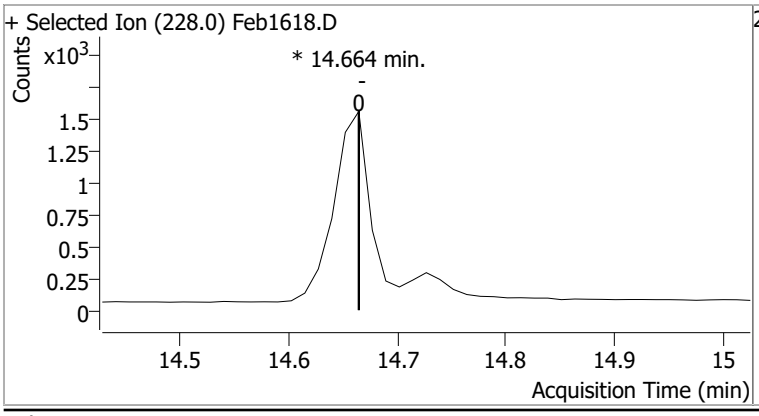

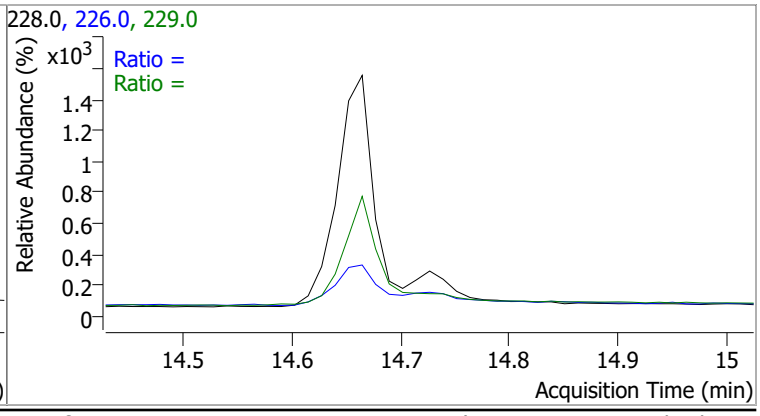

Compound	Conc.	Exp RT	QIon	Exp Ratio
Benzo(b)fluoranthene	N.D.	17.66	253.0	23.0

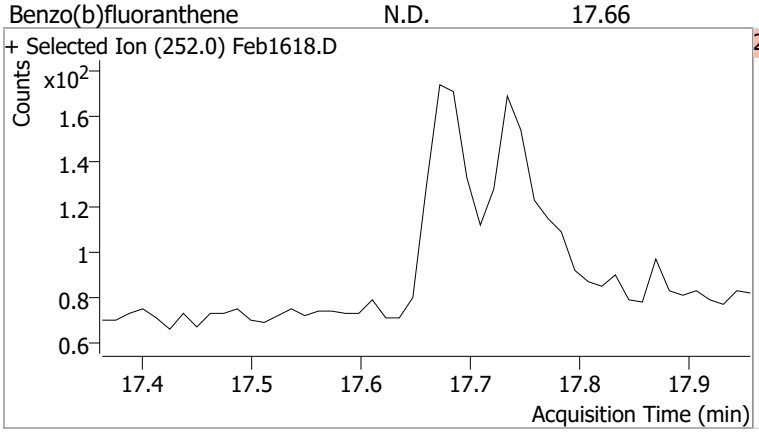

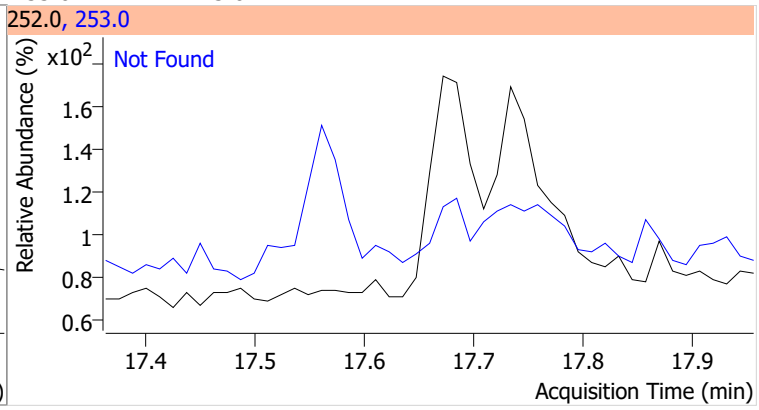

Compound	Conc.	Exp RT	QIon	Exp Ratio
Benzo(k)fluoranthene	N.D.	17.72	253.0	21.7

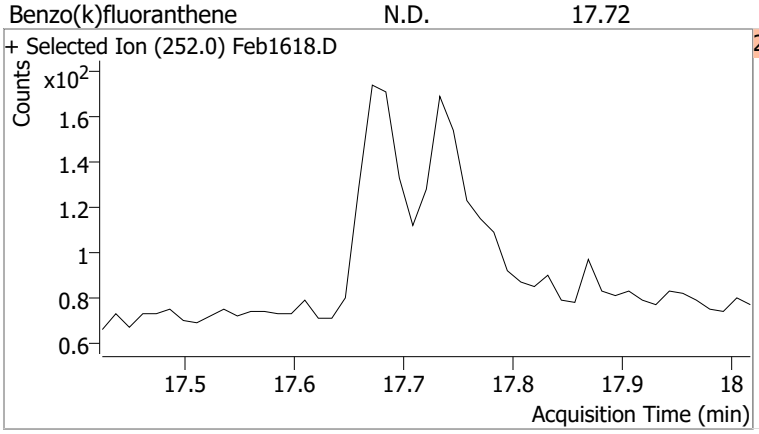

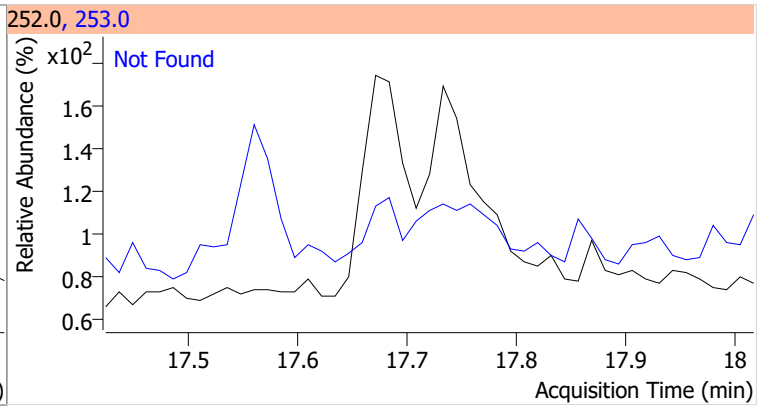

Compound	Conc.	RT	Dev(Min)	Resp.	QIon	QRatio	Lower	Upper
Benzo(a)pyrene		0		0	253.0		16.6	30.8

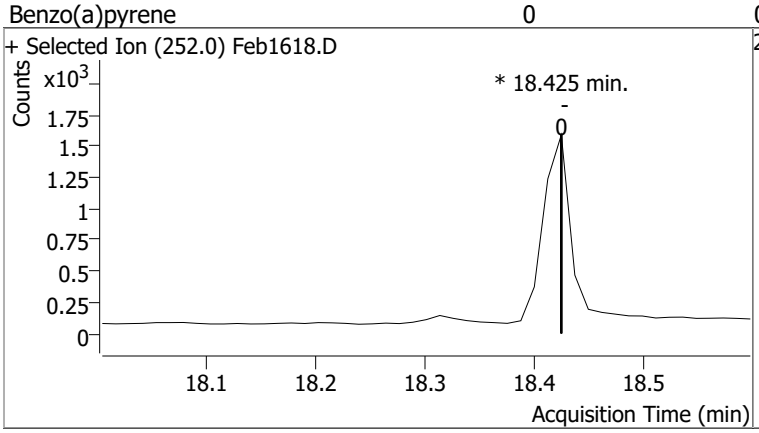

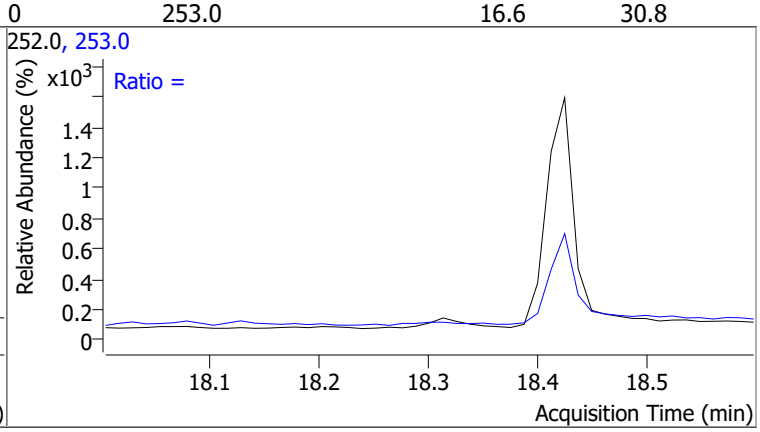

Compound	Conc.	Exp RT	QIon	Exp Ratio
Indeno(1,2,3-cd)pyrene	N.D.	20.16	138.0	22.8

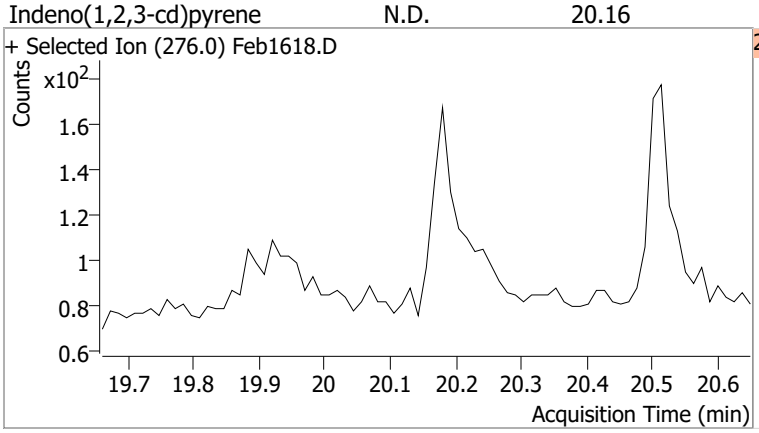

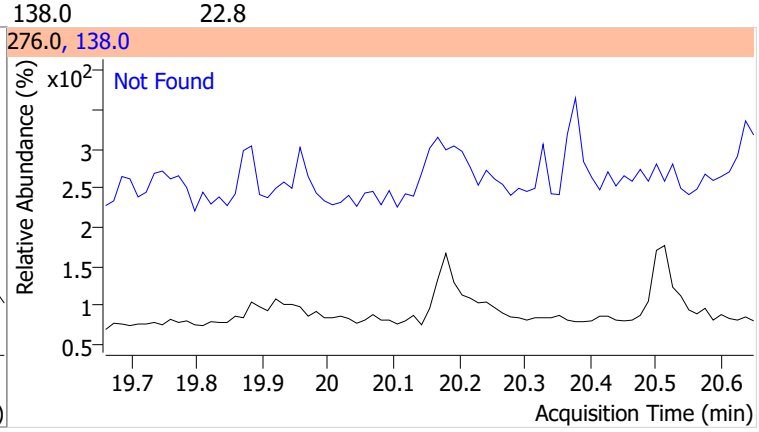

Compound	Conc.	Exp RT	QIon	Exp Ratio	QIon	Exp Ratio
Dibenzo(a,h)anthracene	N.D.	20.23	279.0	24.7	139.0	17.3

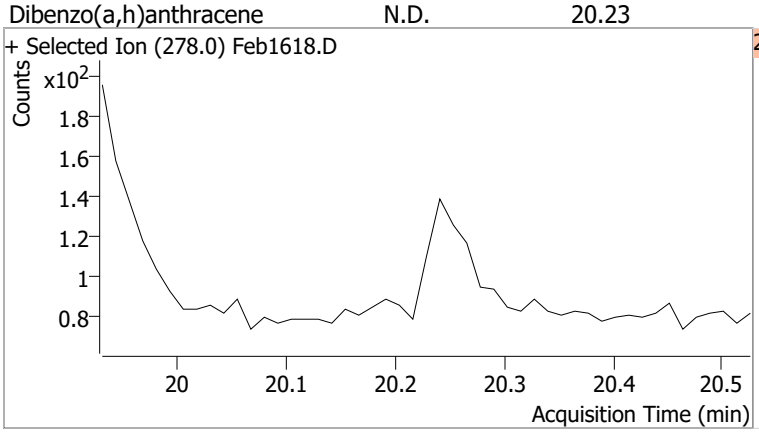

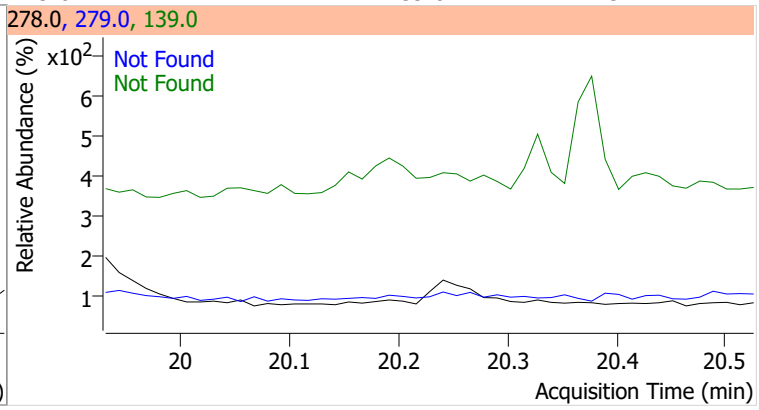

Compound	Conc.	Exp RT	QIon	Exp Ratio	QIon	Exp Ratio
Benzo(g,h,i)perylene	N.D.	20.49	277.0	24.6	138.0	23.4

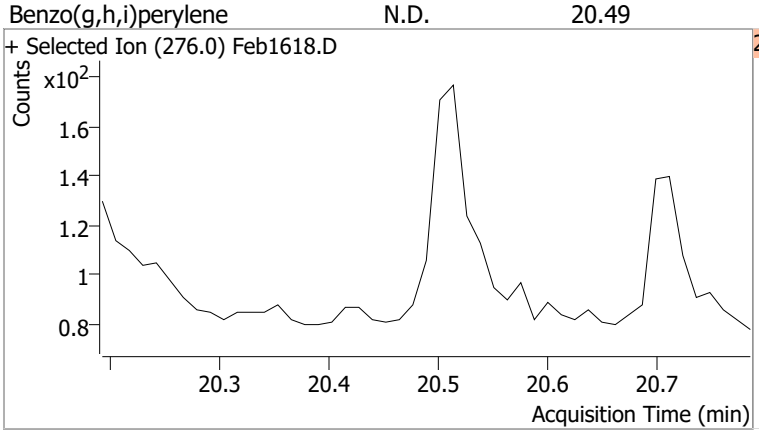

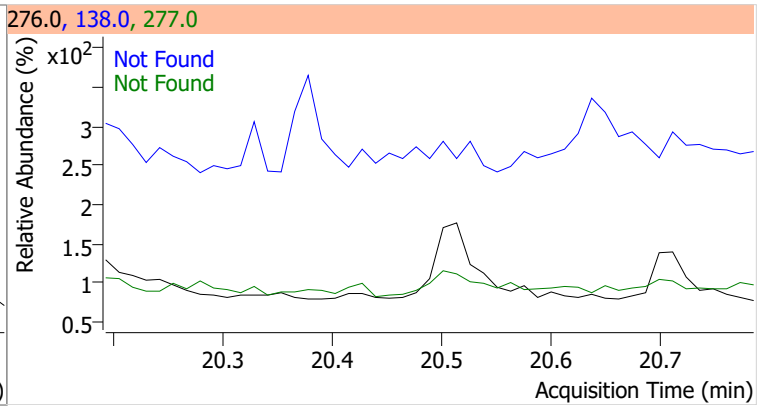

Quantitation Results Report (QT Reviewed)

Data File	Feb1619.D	Operator	LIMS import
Acq. Method	5975BNASIM	Acq. Date-Time	2/16/2022 10:14:47 PM
Sample Name	B22020962-021C	Instrument	GCMS
Vial	19	Multiplier	1.00
DA Method File		Comment	SVOC-8270C-SIM-W-LLPAH
Tune File	dftppjph.u	Tune Date	
Batch Name	021622 bna SIM 1.batch.bin	Last Calib Update	2/17/2022 8:48:03 AM
Ref Library			

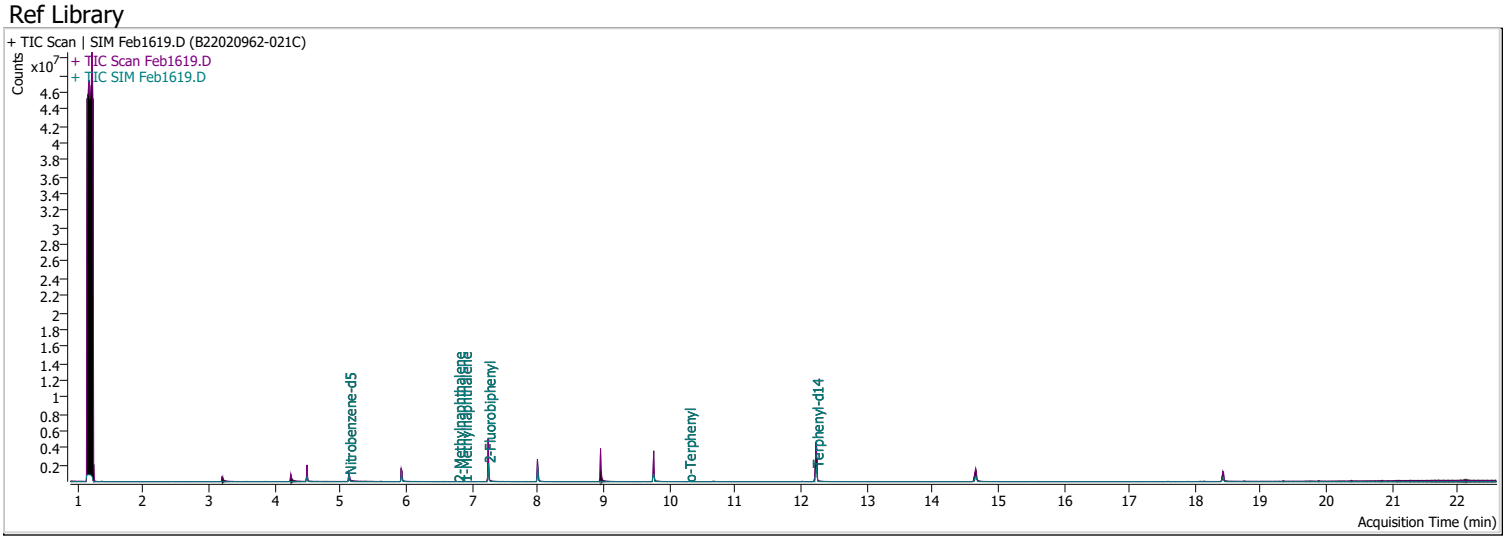

Compound	RT	QIon	Resp.	Conc.	Units		Dev(Min)
Internal Standards							
M 1,4-Dichlorobenzene-d4	4.497	152.0	254518	40.0000	ng/ml		0.000
M Naphthalene-d8	5.928	136.0	1032145	40.0000	ng/ml		0.000
M Acenaphthene-d10	8.001	164.0	716319	40.0000	ng/ml		0.000
M Phenanthrene-d10	9.768	188.0	1279788	40.0000	ng/ml		0.000
M Chrysene-d12	14.664	240.0	1020449	40.0000	ng/ml		0.000
M Perylene-d12	18.425	264.0	642536	40.0000	ng/ml		0.000
System Monitoring Compounds							
S Nitrobenzene-d5	5.131	82.0	521420	38.3617	ng/ml		-0.012
Spiked Amount: 5.000	Range: 19.0 - 102.0%			Recovery = 767.23%		*	
S 2-Fluorobiphenyl	7.252	172.0	1479704	36.0235	ng/ml		-0.012
Spiked Amount: 5.000	Range: 25.0 - 94.0%			Recovery = 720.47%		*	
S o-Terphenyl	10.299	230.0	2892	0.1217	ng/ml		0.000
Spiked Amount: 5.000	Range: 40.0 - 140.0%			Recovery = 2.43%		*	
S Terphenyl-d14	12.238	244.0	2141416	53.6125	ng/ml		0.000
Spiked Amount: 5.000	Range: 39.0 - 106.0%			Recovery = 1072.25%		*	
Target Compounds							**QValue**
T Naphthalene	5.953	128.0	0		ng/ml	md	1
T 2-Methylnaphthalene	6.790	141.0	1114	0.0695	ng/ml		80
T 1-Methylnaphthalene	6.890	141.0	1267	0.0718	ng/ml		83
T Acenaphthylene	0.000		0	N.D.			
T Acenaphthene	8.001	154.0	0		ng/ml	md	1
T Fluorene	8.674	166.0	0		ng/ml	md	1
T Phenanthrene	0.000		0	N.D.			
T Anthracene	0.000		0	N.D.			
T Fluoranthene	0.000		0	N.D.			
T Pyrene	0.000		0	N.D.			
T Benzo(a)Anthracene	14.664	228.0	0		ng/ml	md	1
T Chrysene	14.727	228.0	0		ng/ml	md	1
T Benzo(b)fluoranthene	0.000		0	N.D.			

Compound	RT	QIon	Resp.	Conc.	Units		Dev(Min)
T Benzo(k)fluoranthene	0.000		0	N.D.			
T Benzo(a)pyrene	18.314	252.0	0		ng/ml	md	1
T Indeno(1,2,3-cd)pyrene	0.000		0	N.D.			
T Dibenzo(a,h)anthracene	0.000		0	N.D.			
T Benzo(g,h,i)perylene	0.000		0	N.D.			

(#) = Qualifier Out of Range; (m) = Manual Integration; (+) = Area Summed; (*) = Surrogate Percent Recovery Out of Range; (d): Zeroed Peak

Compound	Conc.	RT	Dev(Min)	Resp.	QIon	QRatio	Lower	Upper
Nitrobenzene-d5	38.3617	5.13	-0.01	521420	128.0	41.0	32.9	61.0
					54.0	39.0	29.6	54.9

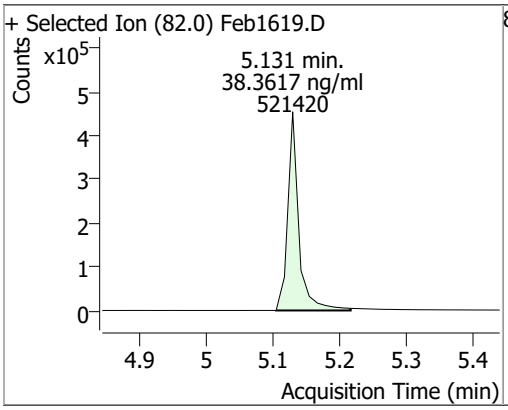

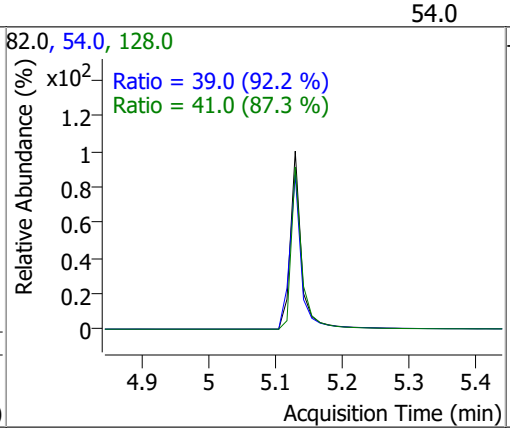

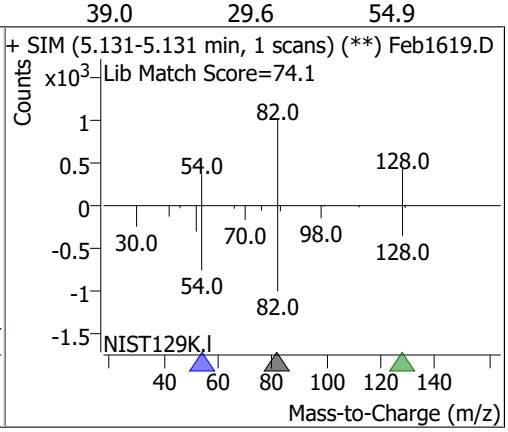

Compound	Conc.	RT	Dev(Min)	Resp.	QIon	QRatio	Lower	Upper
Naphthalene		0	0	0	102.0		0.0	35.2
					129.0		7.9	14.6

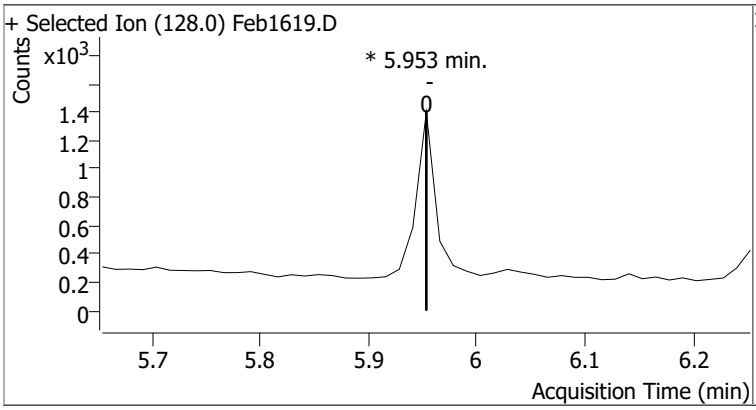

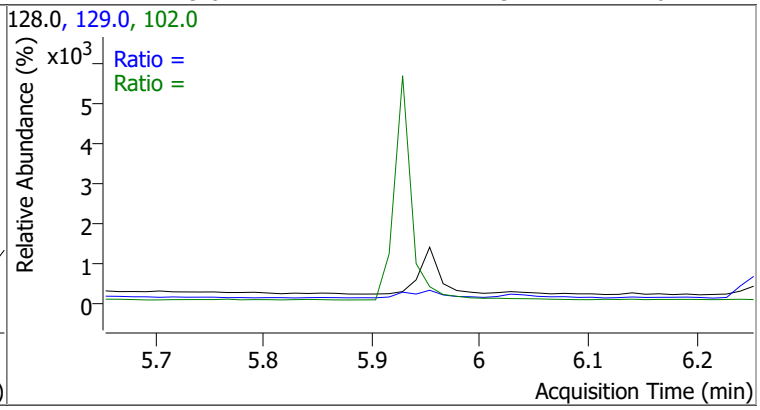

Compound	Conc.	RT	Dev(Min)	Resp.	QIon	QRatio	Lower	Upper
2-Methylnaphthalene	0.0695	6.79	0.00	1114	142.0	112.7	96.5	179.2
					115.0	36.2	33.2	61.6

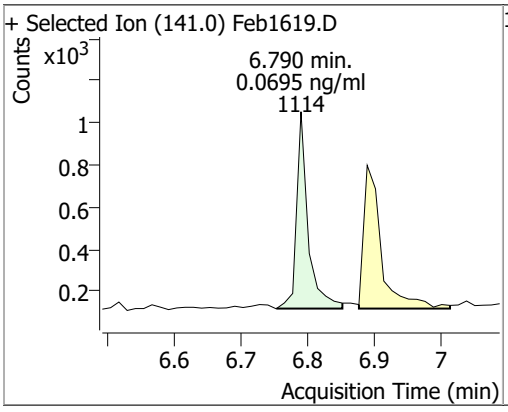

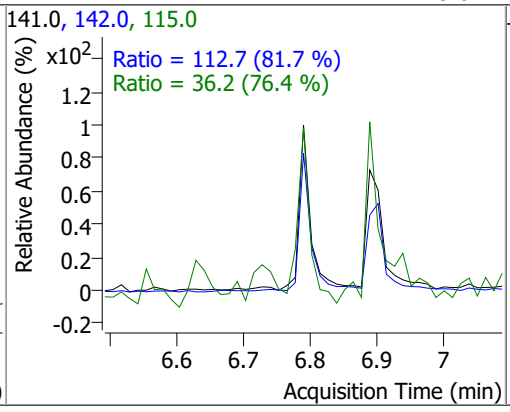

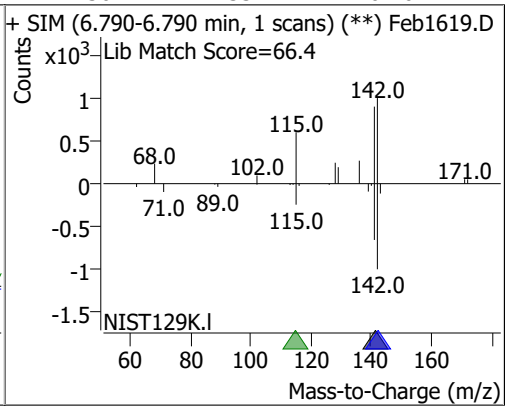

Compound	Conc.	RT	Dev(Min)	Resp.	QIon	QRatio	Lower	Upper
1-Methylnaphthalene	0.0718	6.89	-0.01	1267	142.0	91.8	82.3	152.8
					115.0	47.2	33.5	62.2

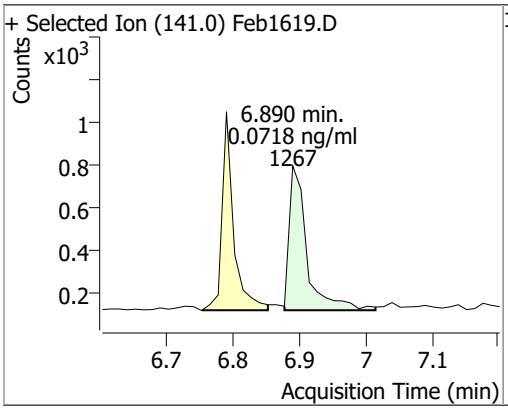

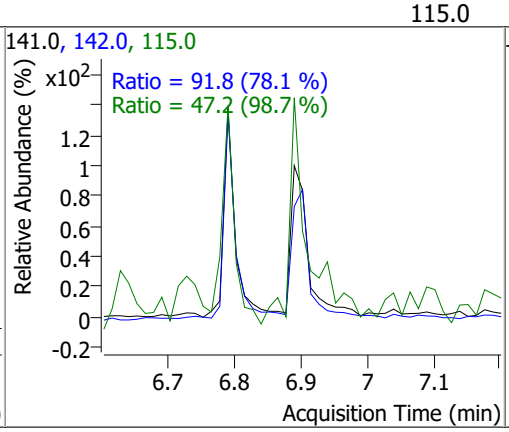

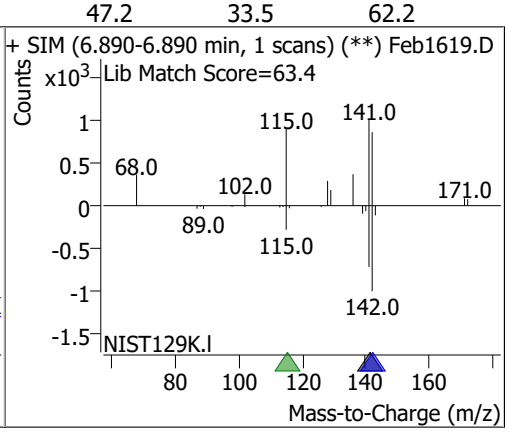

Compound	Conc.	RT	Dev(Min)	Resp.	QIon	QRatio	Lower	Upper
2-Fluorobiphenyl	36.0235	7.25	-0.01	1479704	171.0	38.6	26.3	48.9

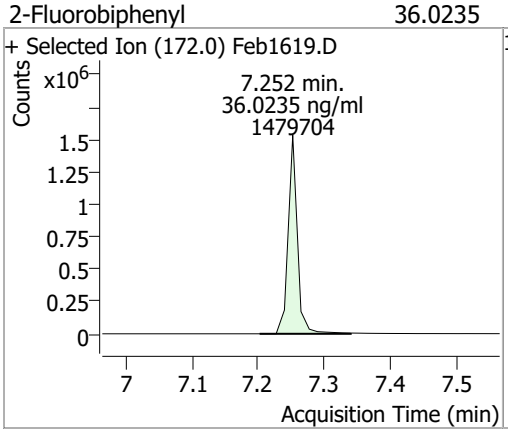

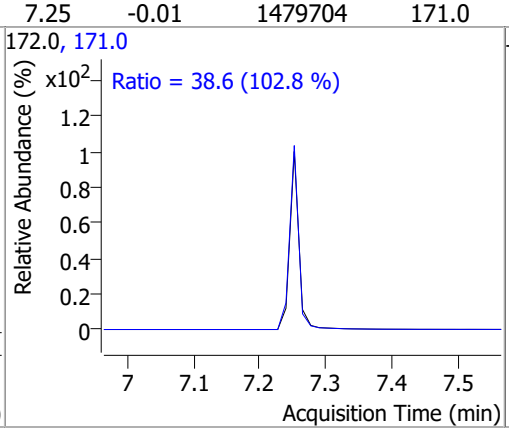

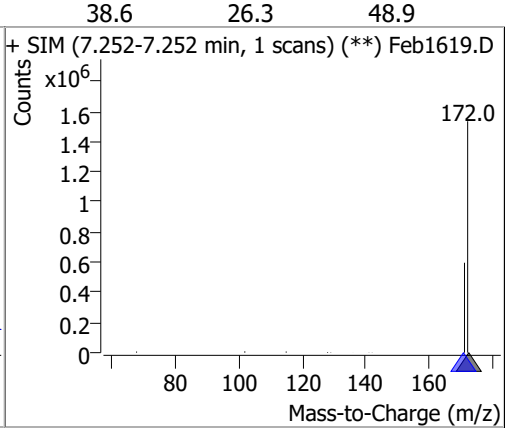

Compound	Conc.	Exp RT	QIon	Exp Ratio
Acenaphthylene	N.D.	7.83	153.0	16.9

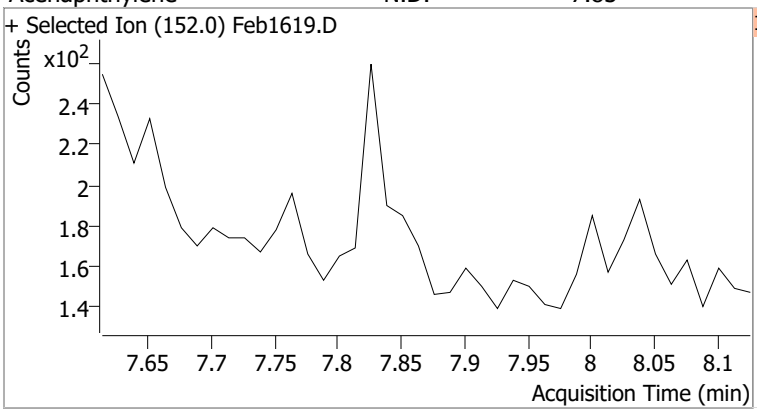

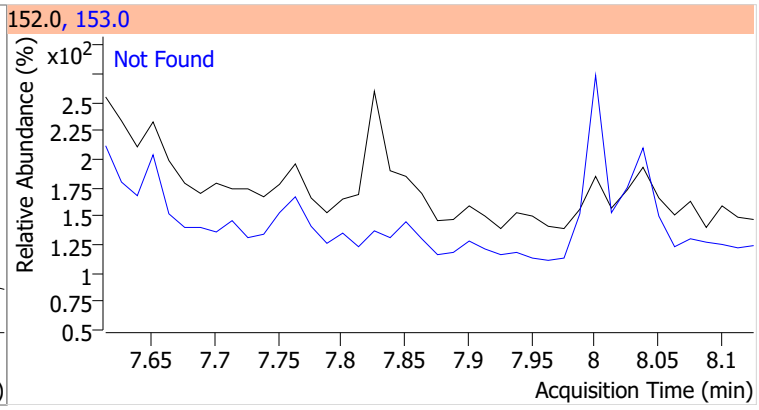

Compound	Conc.	RT	Dev(Min)	Resp.	QIon	QRatio	Lower	Upper
Acenaphthene		0		0	153.0		78.7	146.2
					152.0		36.5	67.8

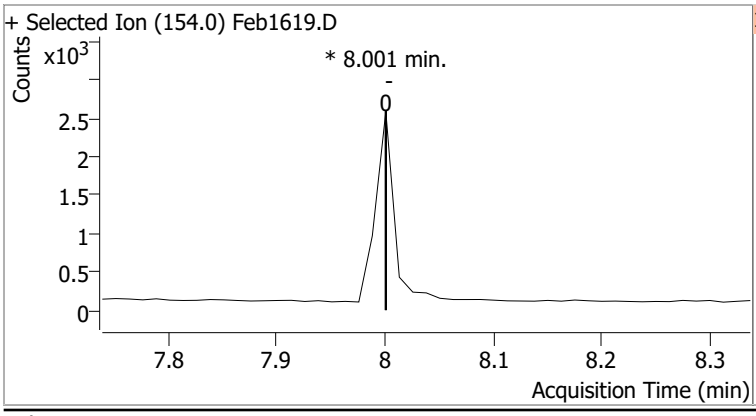

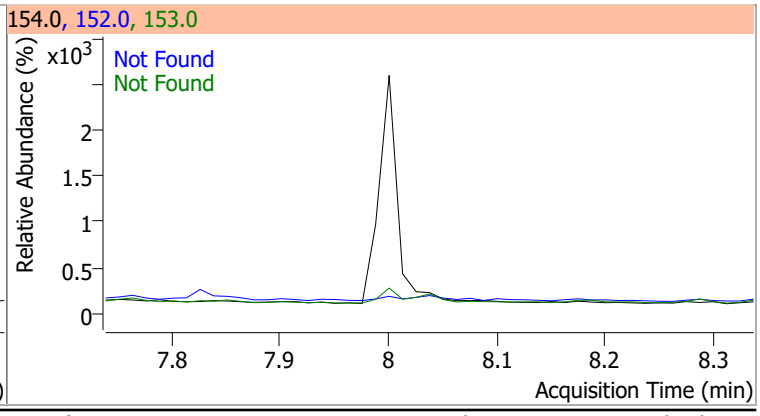

Compound	Conc.	RT	Dev(Min)	Resp.	QIon	QRatio	Lower	Upper
Fluorene		0		0	165.0		68.8	127.8
					167.0		7.2	13.4

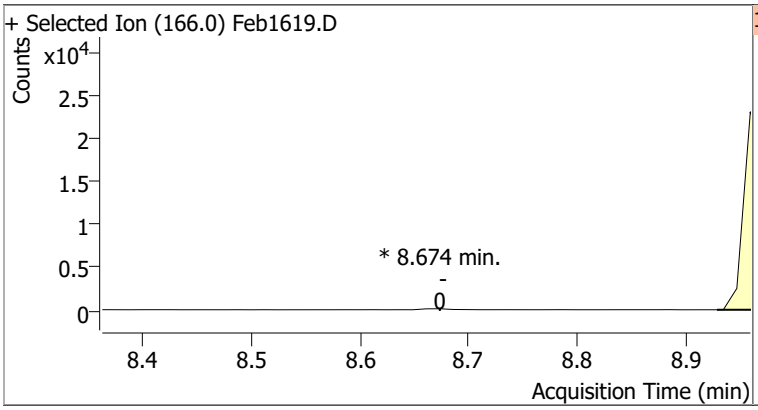

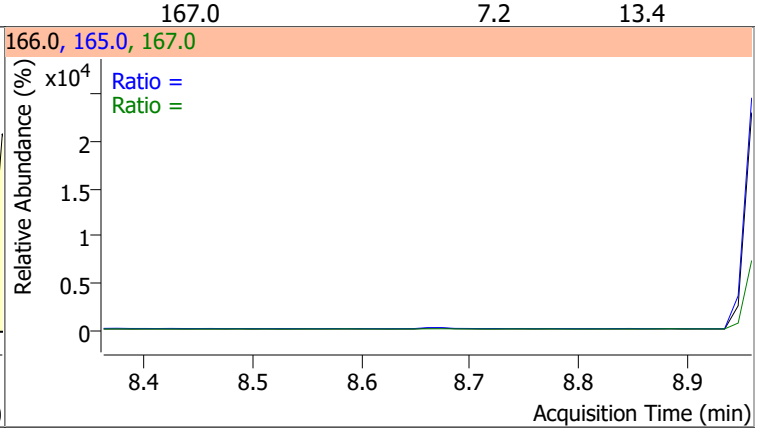

Compound	Conc.	Exp RT	QIon	Exp Ratio
Phenanthrene	N.D.	9.79	176.0	18.1

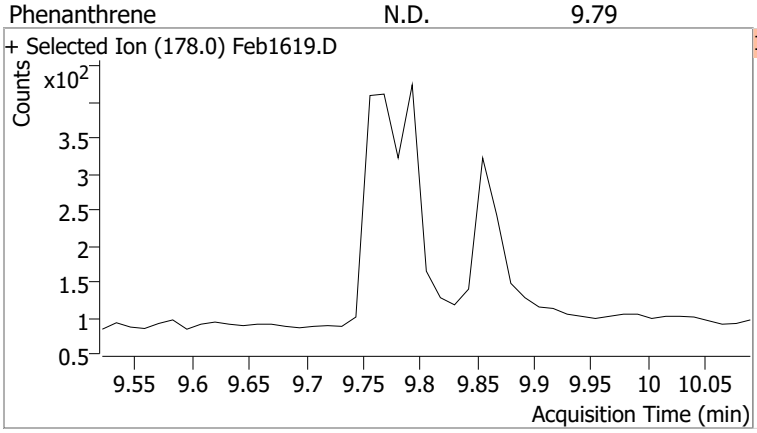

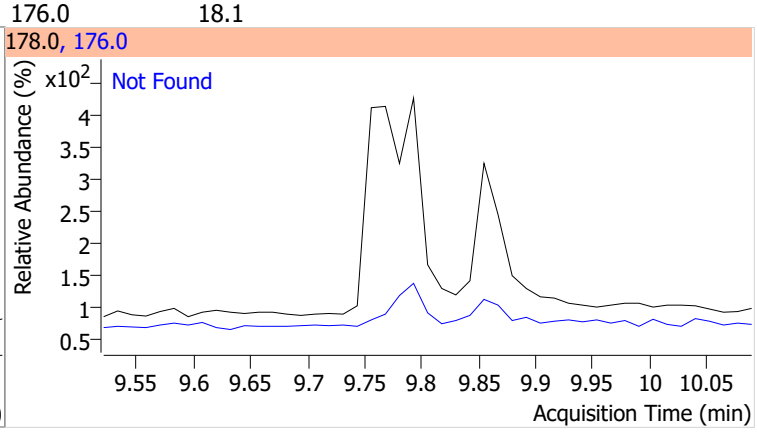

Compound	Conc.	Exp RT	QIon	Exp Ratio
Anthracene	N.D.	9.85	176.0	17.1

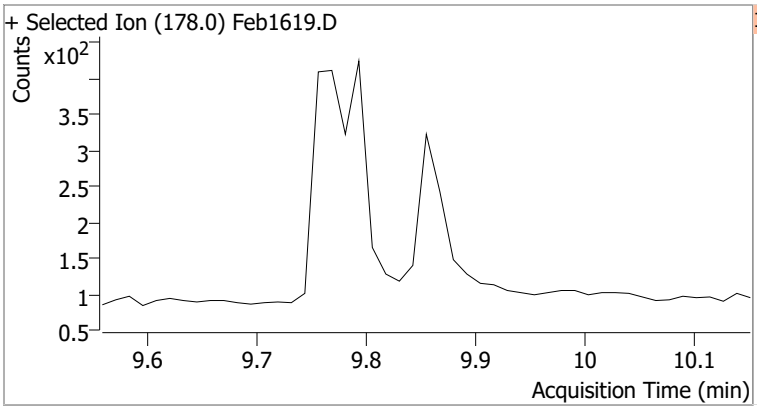

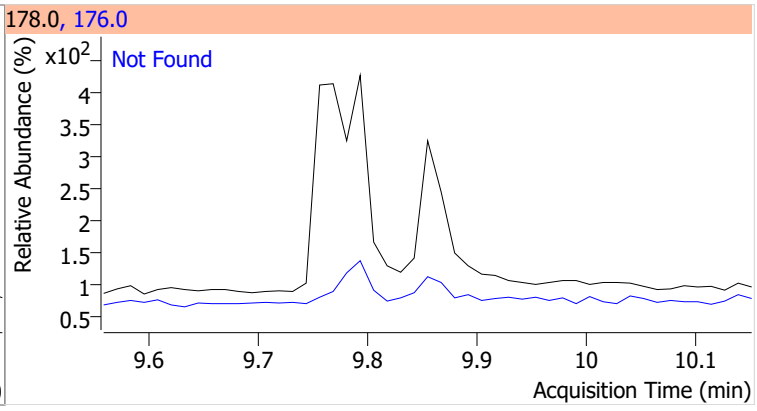

Compound	Conc.	RT	Dev(Min)	Resp.	QIon	QRatio	Lower	Upper
o-Terphenyl	0.1217	10.30	0.00	2892	229.0	63.7	44.8	83.1
					215.0	35.3	27.3	50.6

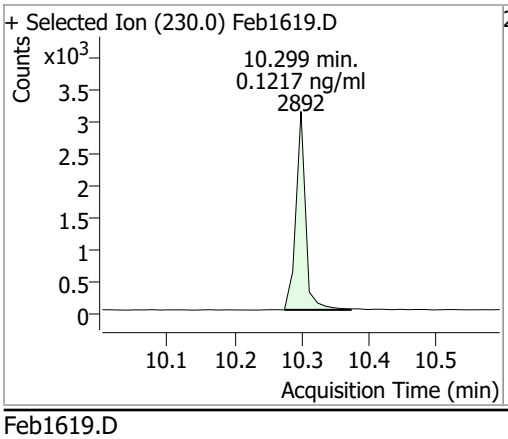

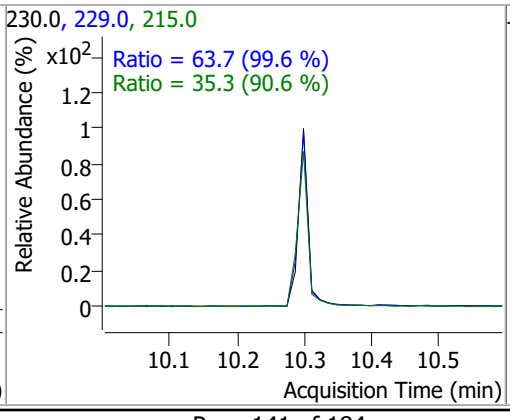

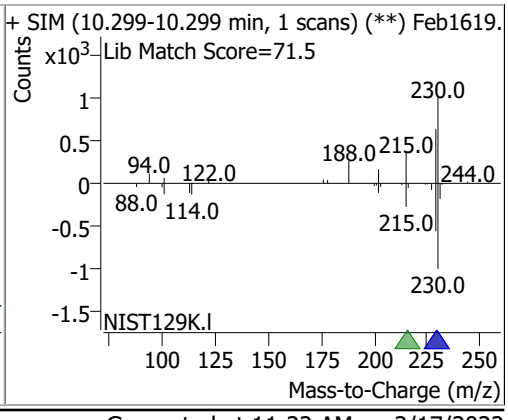

Compound	Conc.	Exp RT	QIon	Exp Ratio
Fluoranthene	N.D.	11.40	101.0	9.3

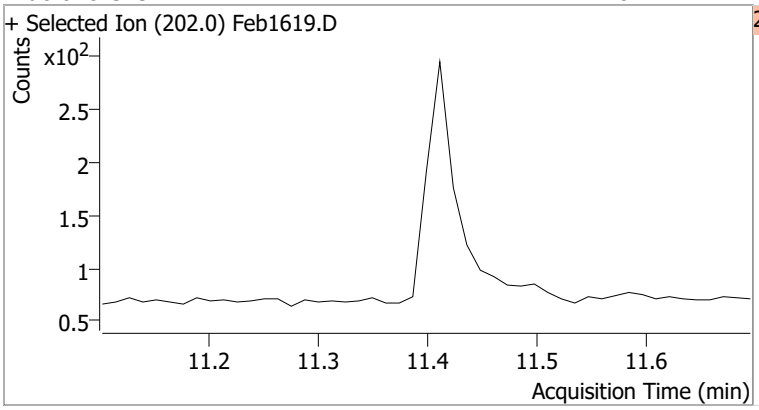

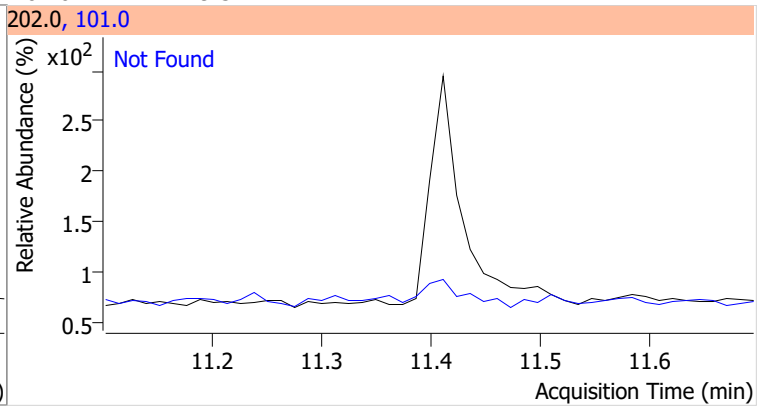

Compound	Conc.	Exp RT	QIon	Exp Ratio
Pyrene	N.D.	11.77	101.0	10.9

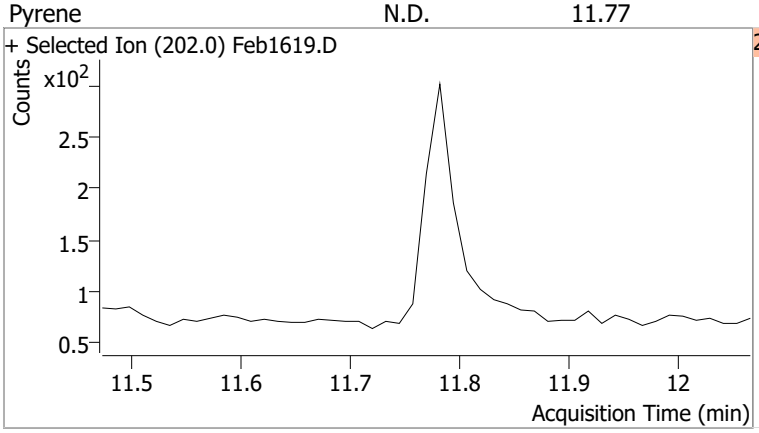

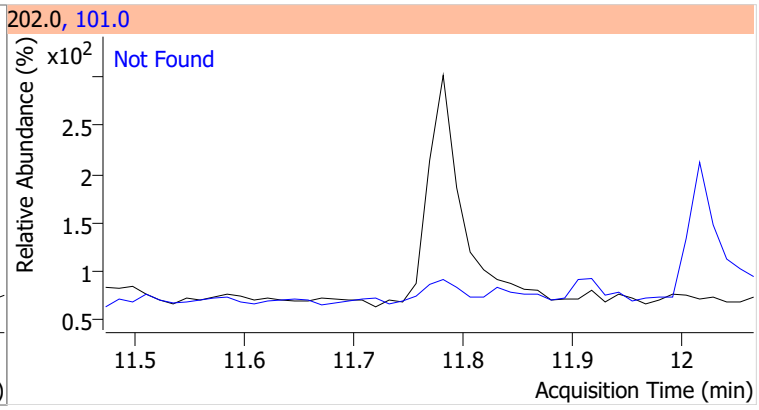

Compound	Conc.	RT	Dev(Min)	Resp.	QIon	QRatio	Lower	Upper
Terphenyl-d14	53.6125	12.24	0.00	2141416	122.0	14.4	8.9	16.5

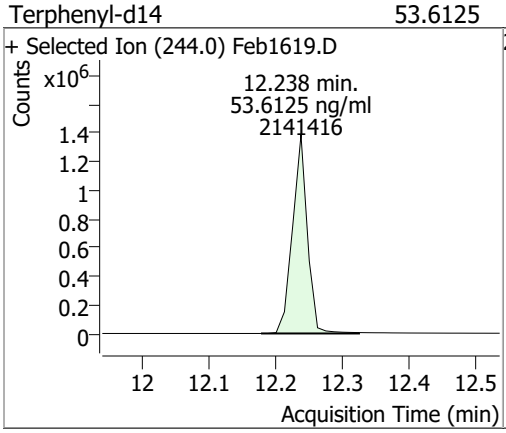

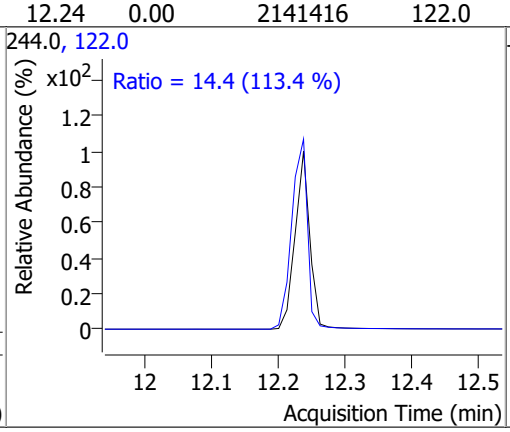

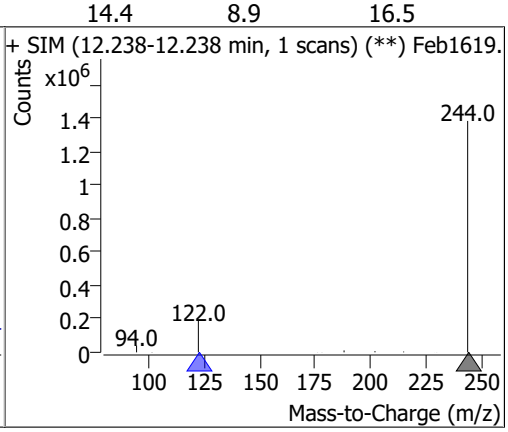

Compound	Conc.	RT	Dev(Min)	Resp.	QIon	QRatio	Lower	Upper
Benzo(a)Anthracene		0		0	226.0		18.0	33.4
					229.0		16.5	30.7

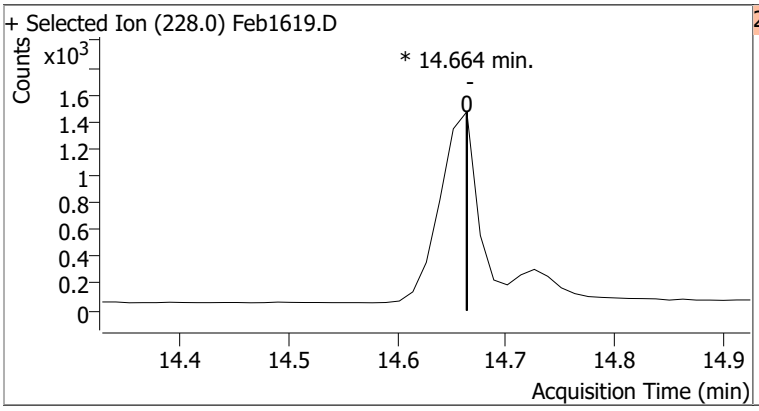

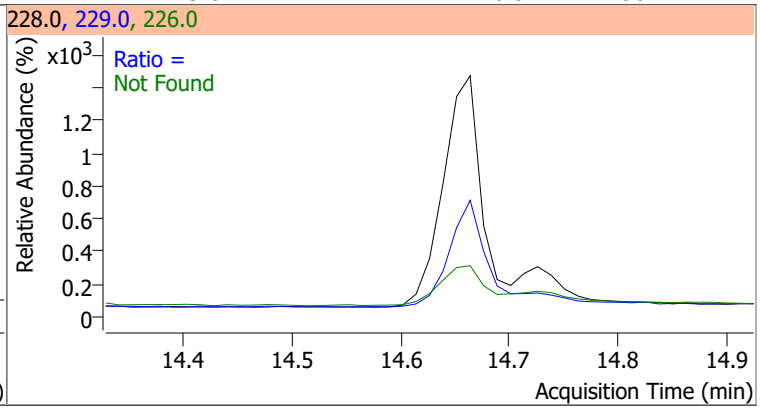

Compound	Conc.	RT	Dev(Min)	Resp.	QIon	QRatio	Lower	Upper
Chrysene		0		0	226.0		20.2	37.5
					229.0		15.5	28.8

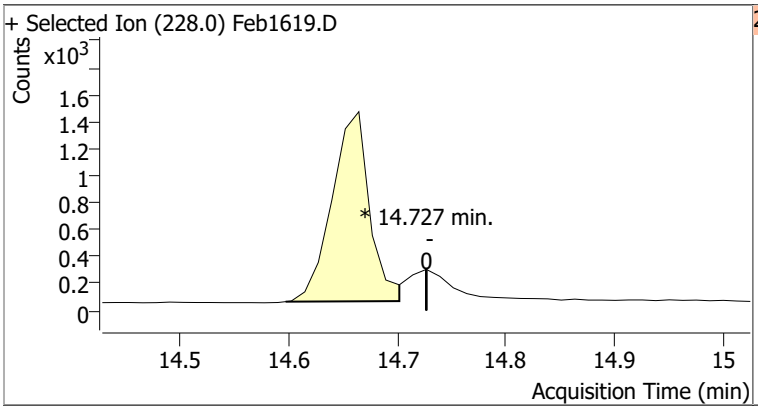

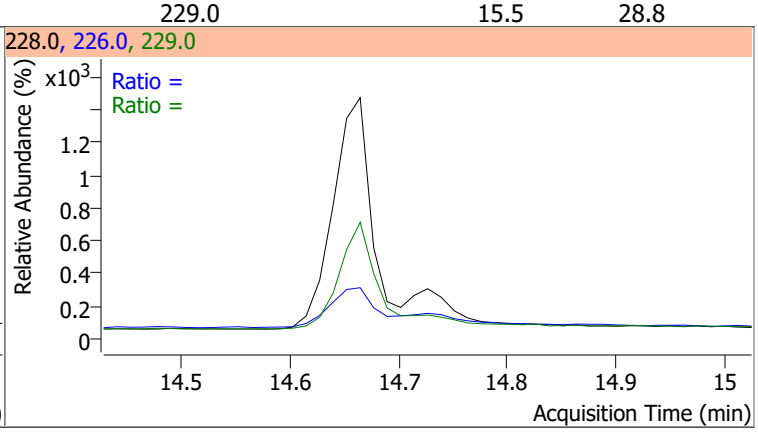

Compound	Conc.	Exp RT	QIon	Exp Ratio
Benzo(b)fluoranthene	N.D.	17.66	253.0	23.0

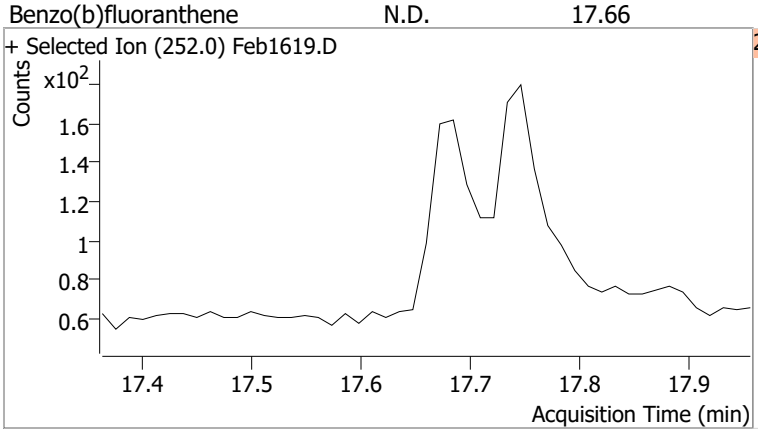

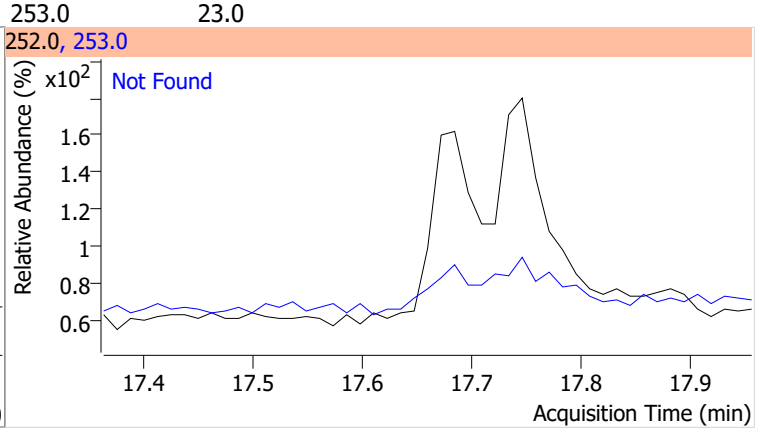

Compound	Conc.	Exp RT	QIon	Exp Ratio
Benzo(k)fluoranthene	N.D.	17.72	253.0	21.7

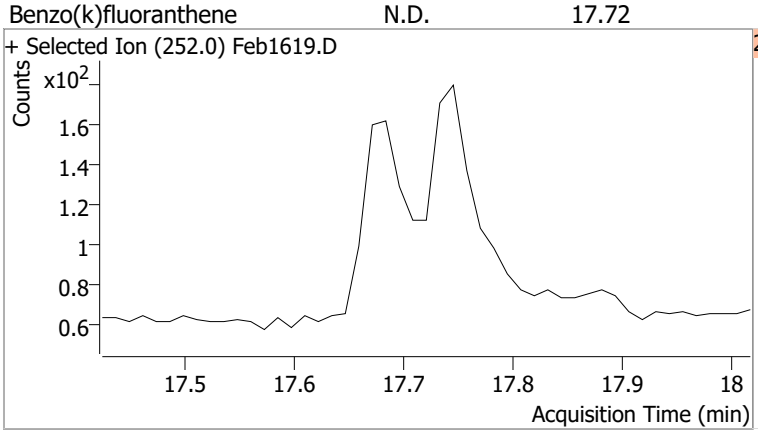

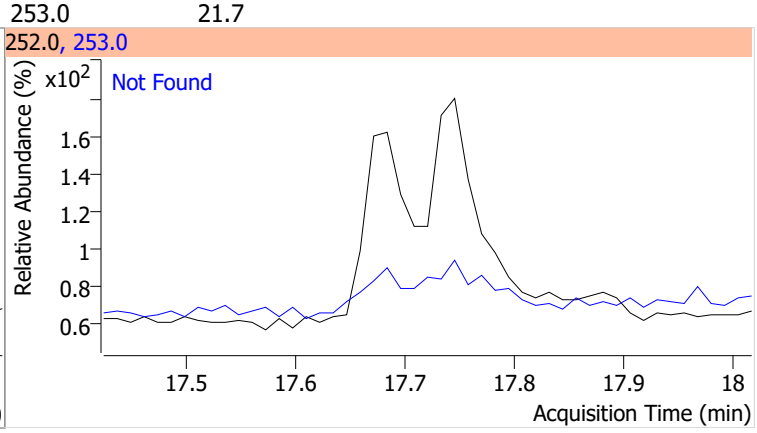

Compound	Conc.	RT	Dev(Min)	Resp.	QIon	QRatio	Lower	Upper
Benzo(a)pyrene		0		0	253.0		16.6	30.8

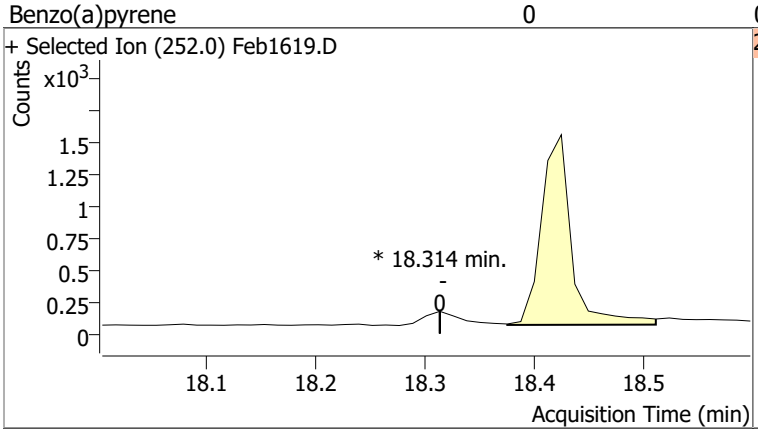

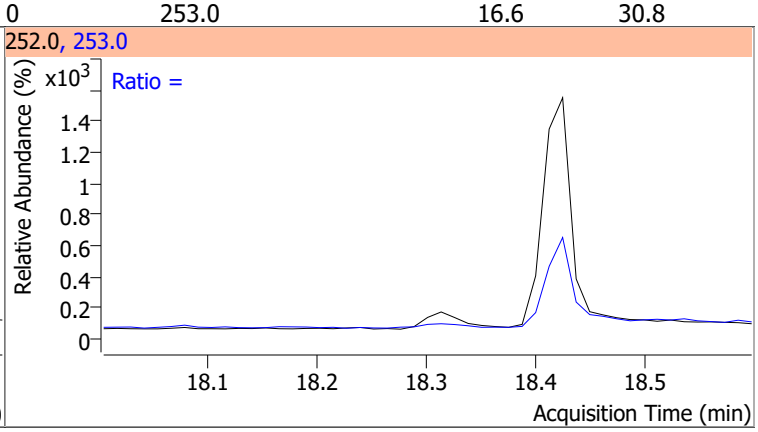

Compound	Conc.	Exp RT	QIon	Exp Ratio
Indeno(1,2,3-cd)pyrene	N.D.	20.16	138.0	22.8

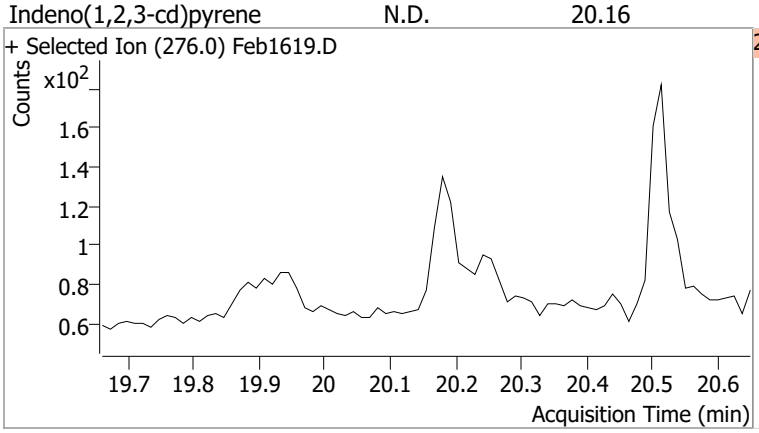

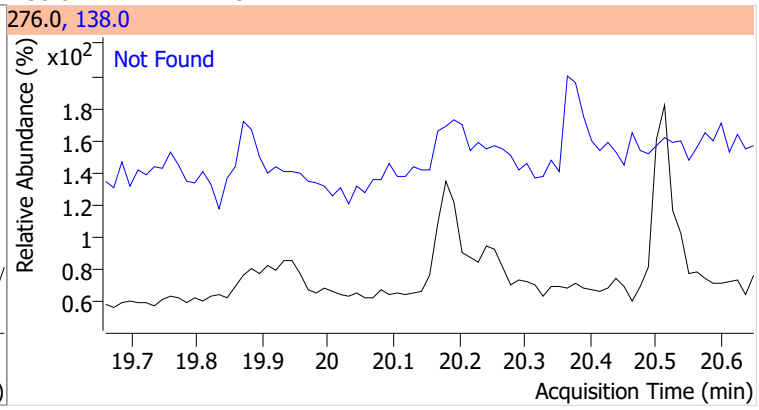

Compound	Conc.	Exp RT	QIon	Exp Ratio	QIon	Exp Ratio
Dibenzo(a,h)anthracene	N.D.	20.23	279.0	24.7	139.0	17.3

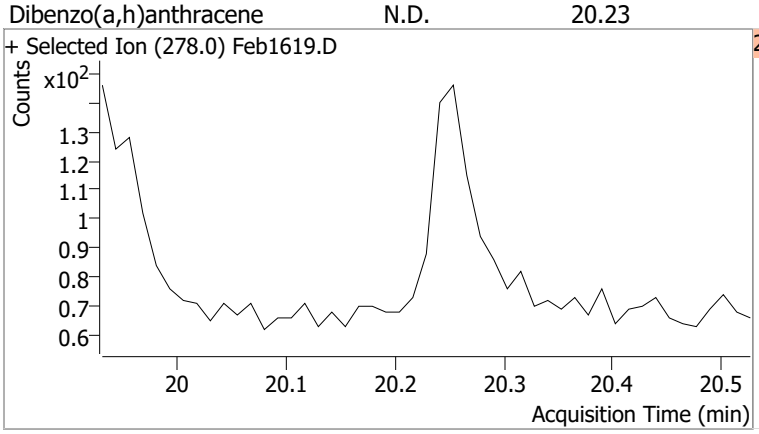

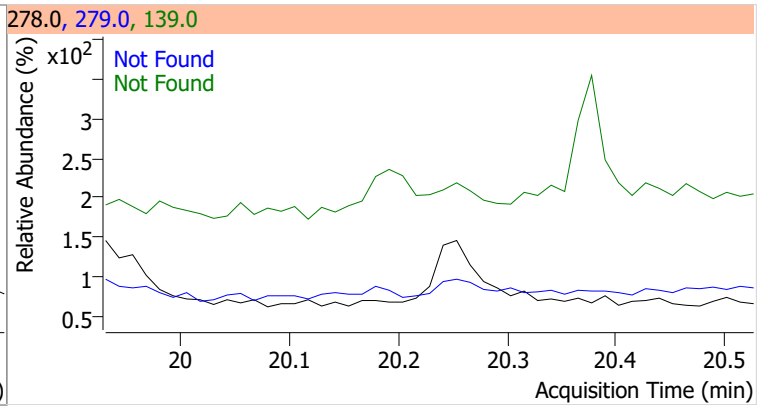

Compound	Conc.	Exp RT	QIon	Exp Ratio	QIon	Exp Ratio
Benzo(g,h,i)perylene	N.D.	20.49	277.0	24.6	138.0	23.4

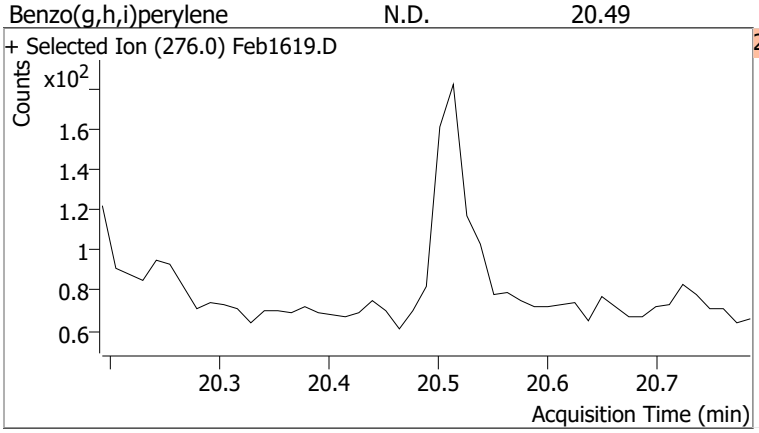

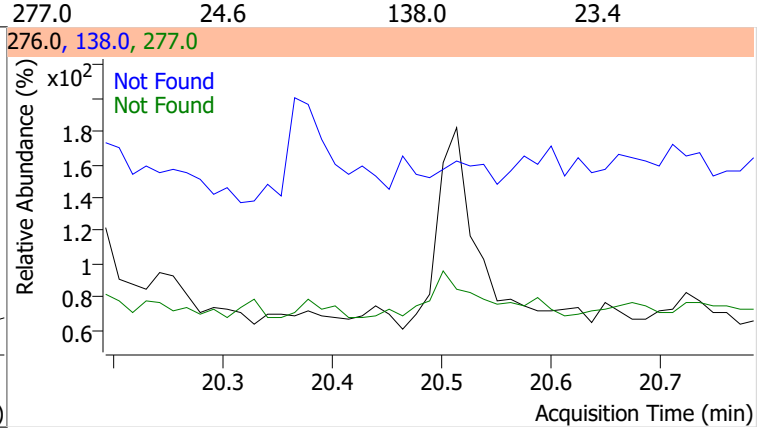

Quantitation Results Report (QT Reviewed)

Data File	Feb1620.D	Operator	LIMS import
Acq. Method	5975BNASIM	Acq. Date-Time	2/16/2022 10:47:06 PM
Sample Name	B22020962-026C	Instrument	GCMS
Vial	20	Multiplier	1.00
DA Method File		Comment	SVOC-8270C-SIM-W-LLPAH
Tune File	dftppjph.u	Tune Date	
Batch Name	021622 bna SIM 1.batch.bin	Last Calib Update	2/17/2022 8:48:03 AM
Ref Library			

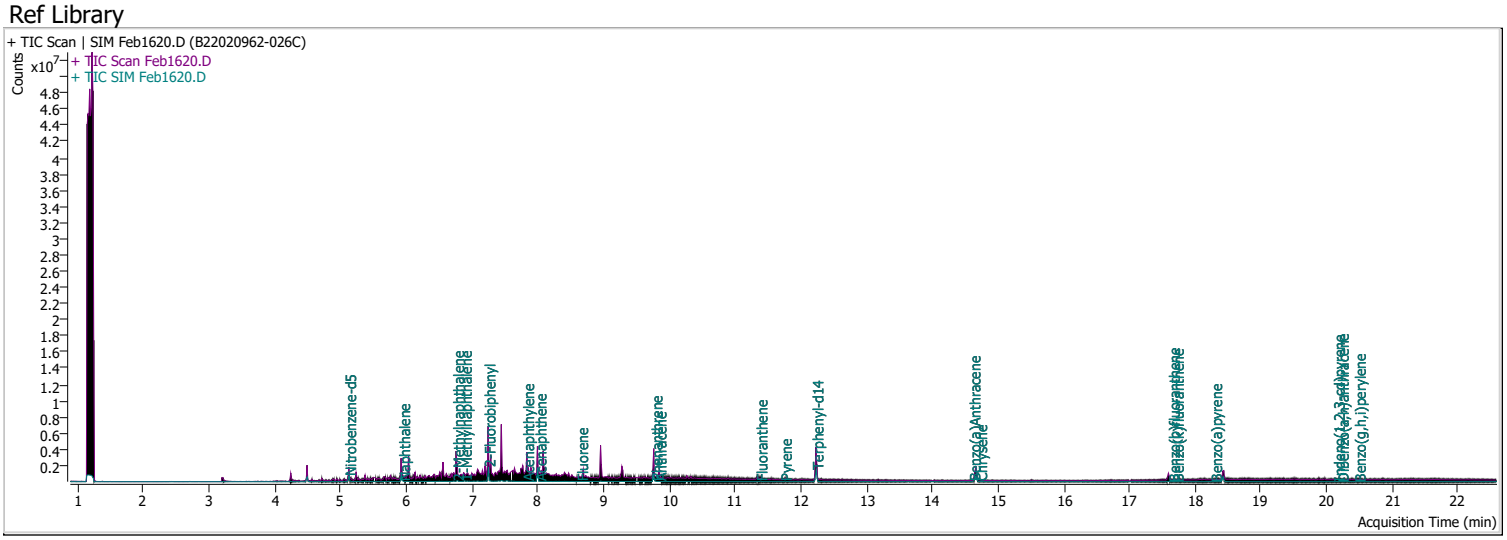

Compound	RT	QIon	Resp.	Conc.	Units		Dev(Min)
Internal Standards							
M 1,4-Dichlorobenzene-d4	4.497	152.0	248012	40.0000	ng/ml		0.000
M Naphthalene-d8	5.928	136.0	985386	40.0000	ng/ml		0.000
M Acenaphthene-d10	8.001	164.0	715592	40.0000	ng/ml		0.000
M Phenanthrene-d10	9.756	188.0	1260288	40.0000	ng/ml		-0.012
M Chrysene-d12	14.664	240.0	1017989	40.0000	ng/ml		0.000
M Perylene-d12	18.425	264.0	677374	40.0000	ng/ml		0.000
System Monitoring Compounds							
S Nitrobenzene-d5	5.131	82.0	491426	37.5948	ng/ml		-0.012
Spiked Amount: 5.000	Range: 19.0 - 102.0%			Recovery = 751.90%		*	
S 2-Fluorobiphenyl	7.252	172.0	1314365	33.4340	ng/ml		-0.012
Spiked Amount: 5.000	Range: 25.0 - 94.0%			Recovery = 668.68%		*	
S o-Terphenyl	10.287	230.0	0		ng/ml	md	-0.012
Spiked Amount: 5.000	Range: 40.0 - 140.0%			Recovery = NA%			
S Terphenyl-d14	12.238	244.0	1814097	48.1235	ng/ml		0.000
Spiked Amount: 5.000	Range: 39.0 - 106.0%			Recovery = 962.47%		*	
Target Compounds							**QValue**
T Naphthalene	5.953	128.0	28993	1.2037	ng/ml	#m	52
T 2-Methylnaphthalene	6.778	141.0	57193	3.7404	ng/ml	#	50
T 1-Methylnaphthalene	6.890	141.0	39924	2.3707	ng/ml	#m	84
T Acenaphthylene	7.839	152.0	4586	0.1567	ng/ml	#	7
T Acenaphthene	8.026	154.0	5928	0.2933	ng/ml	#m	46
T Fluorene	8.661	166.0	10074	0.4705	ng/ml	#	89
T Phenanthrene	9.793	178.0	52427	1.7857	ng/ml		93
T Anthracene	9.854	178.0	9922	0.3417	ng/ml		92
T Fluoranthene	11.386	202.0	79466	2.7416	ng/ml	m	97
T Pyrene	11.757	202.0	86136	2.6602	ng/ml		96
T Benzo(a)Anthracene	14.627	228.0	26438	1.0284	ng/ml		94
T Chrysene	14.727	228.0	37516	1.1966	ng/ml		96
T Benzo(b)fluoranthene	17.659	252.0	24842	1.2218	ng/ml		96

Compound	RT	QIon	Resp.	Conc.	Units		Dev(Min)
T Benzo(k)fluoranthene	17.721	252.0	11218	0.4364	ng/ml	#	70
T Benzo(a)pyrene	18.302	252.0	15280	0.8626	ng/ml		91
T Indeno(1,2,3-cd)pyrene	20.167	276.0	8901	0.5892	ng/ml	m	98
T Dibenzo(a,h)anthracene	20.229	278.0	2776	0.1382	ng/ml		99
T Benzo(g,h,i)perylene	20.489	276.0	11741	0.5268	ng/ml		93

(#) = Qualifier Out of Range; (m) = Manual Integration; (+) = Area Summed; (*) = Surrogate Percent Recovery Out of Range; (d): Zeroed Peak

Compound	Conc.	RT	Dev(Min)	Resp.	QIon	QRatio	Lower	Upper
Nitrobenzene-d5	37.5948	5.13	-0.01	491426	128.0	43.3	32.9	61.0
					54.0	30.0	29.6	54.9

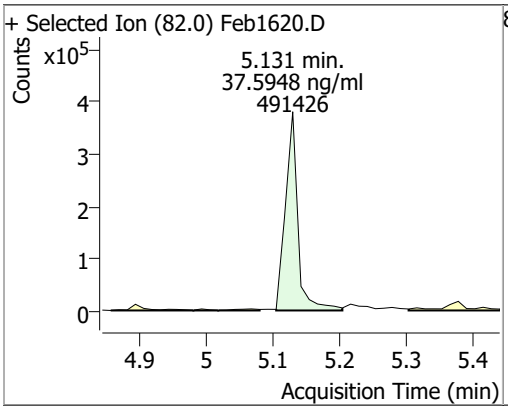

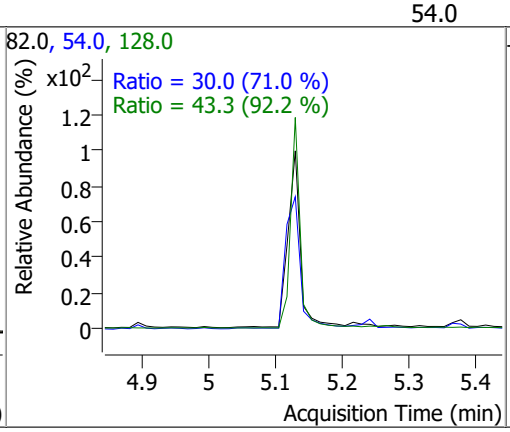

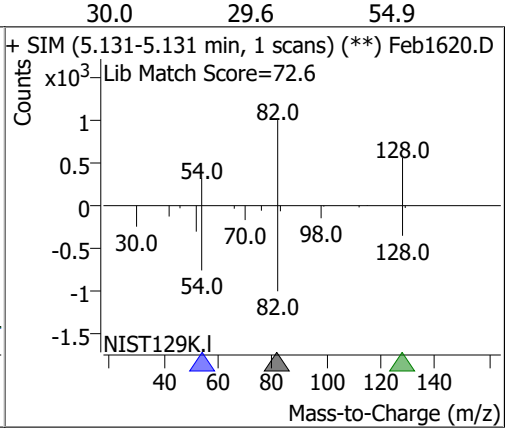

Compound	Conc.	RT	Dev(Min)	Resp.	QIon	QRatio	Lower	Upper
Naphthalene	1.2037	5.95	0.00	28993 (m)	102.0	14.8	0.0	35.2
					129.0	45.3	7.9	14.6

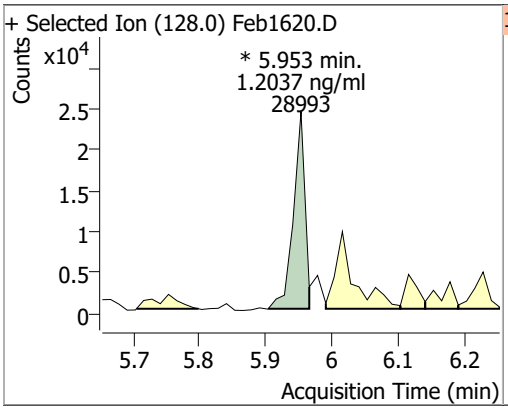

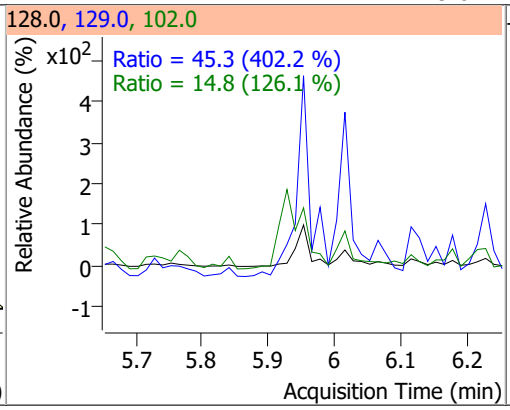

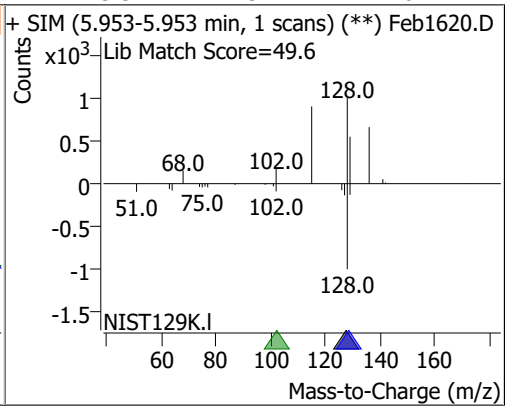

Compound	Conc.	RT	Dev(Min)	Resp.	QIon	QRatio	Lower	Upper
2-Methylnaphthalene	3.7404	6.78	-0.01	57193	142.0	66.6	96.5	179.2
					115.0	63.4	33.2	61.6

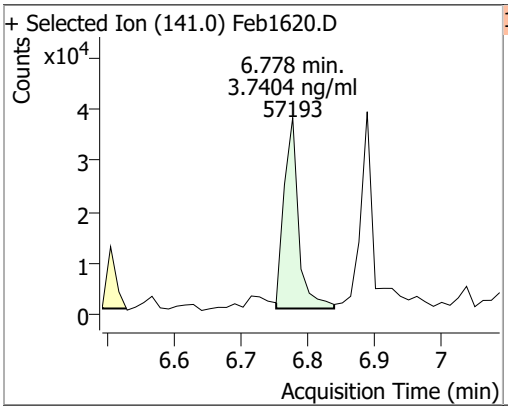

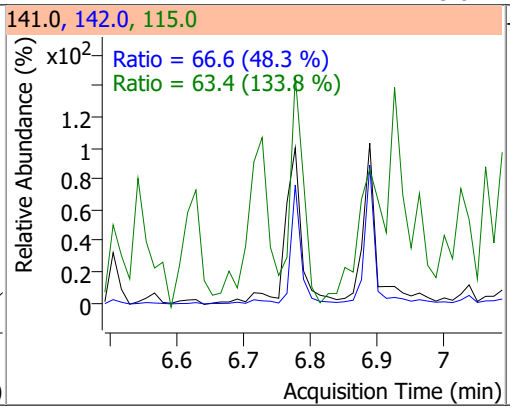

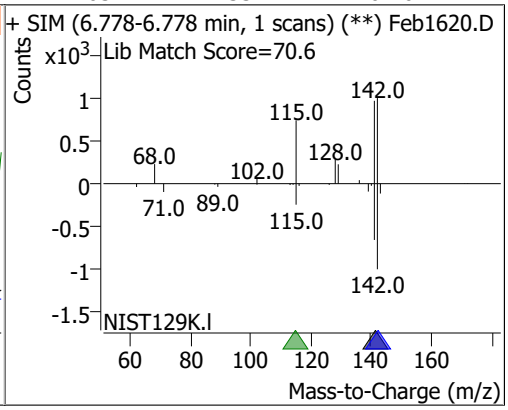

Compound	Conc.	RT	Dev(Min)	Resp.	QIon	QRatio	Lower	Upper
1-Methylnaphthalene	2.3707	6.89	-0.01	39924 (m)	142.0	110.9	82.3	152.8
					115.0	74.3	33.5	62.2

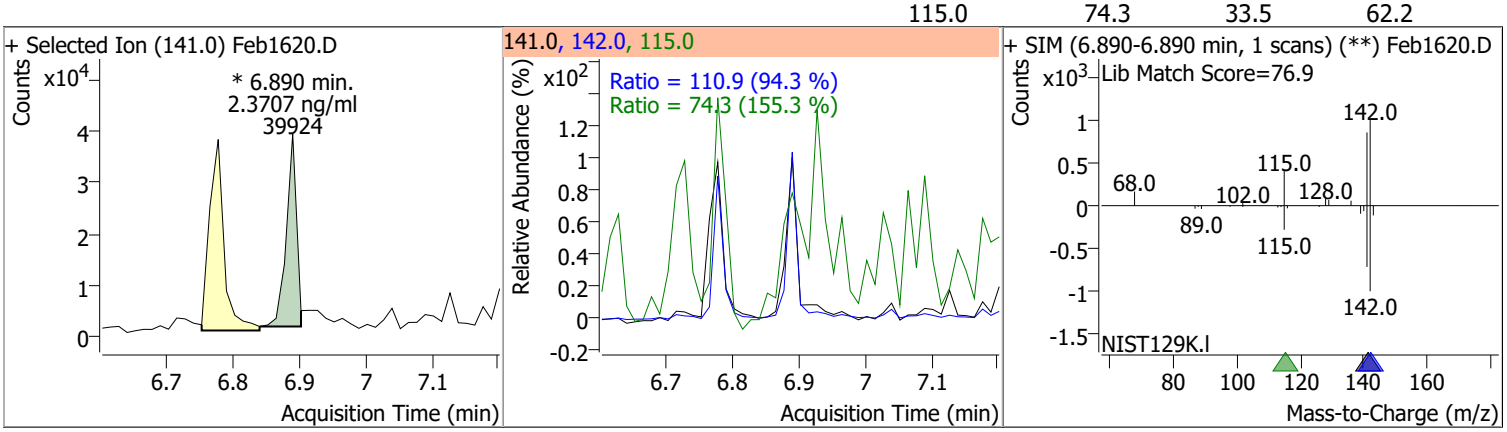

Compound	Conc.	RT	Dev(Min)	Resp.	QIon	QRatio	Lower	Upper
2-Fluorobiphenyl	33.4340	7.25	-0.01	1314365	171.0	36.5	26.3	48.9

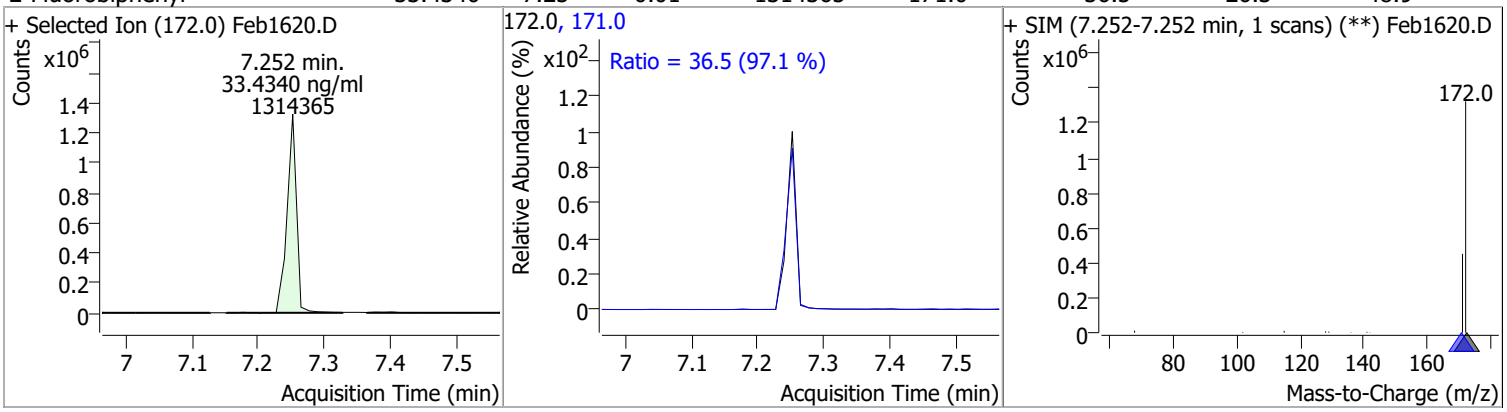

Compound	Conc.	RT	Dev(Min)	Resp.	QIon	QRatio	Lower	Upper
Acenaphthylene	0.1567	7.84	0.01	4586	153.0	57.0	11.8	22.0

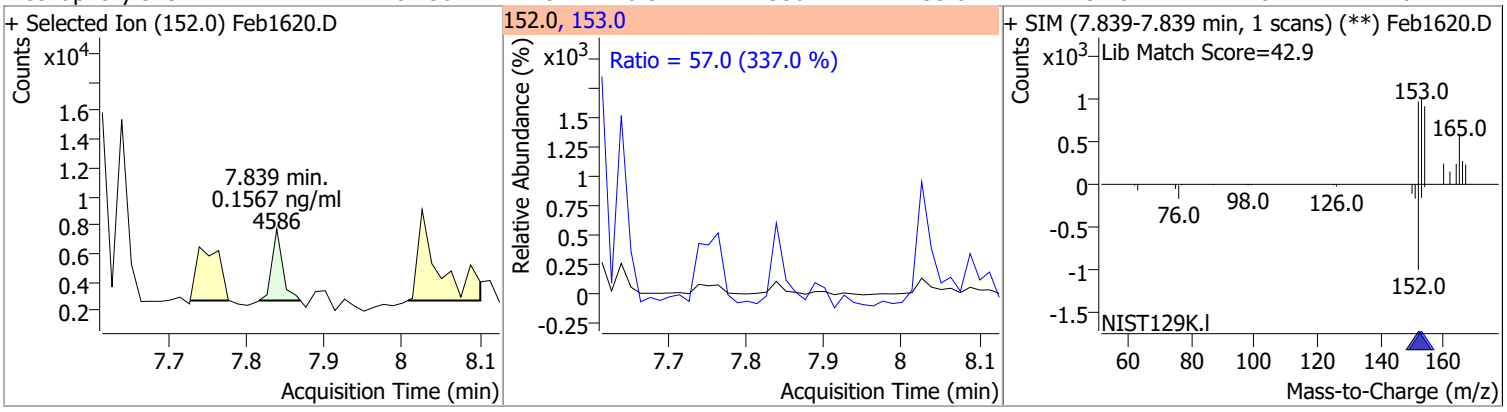

Compound	Conc.	RT	Dev(Min)	Resp.	QIon	QRatio	Lower	Upper
Acenaphthene	0.2933	8.03	-0.01	5928 (m)	153.0	147.5	78.7	146.2
					152.0	123.0	36.5	67.8

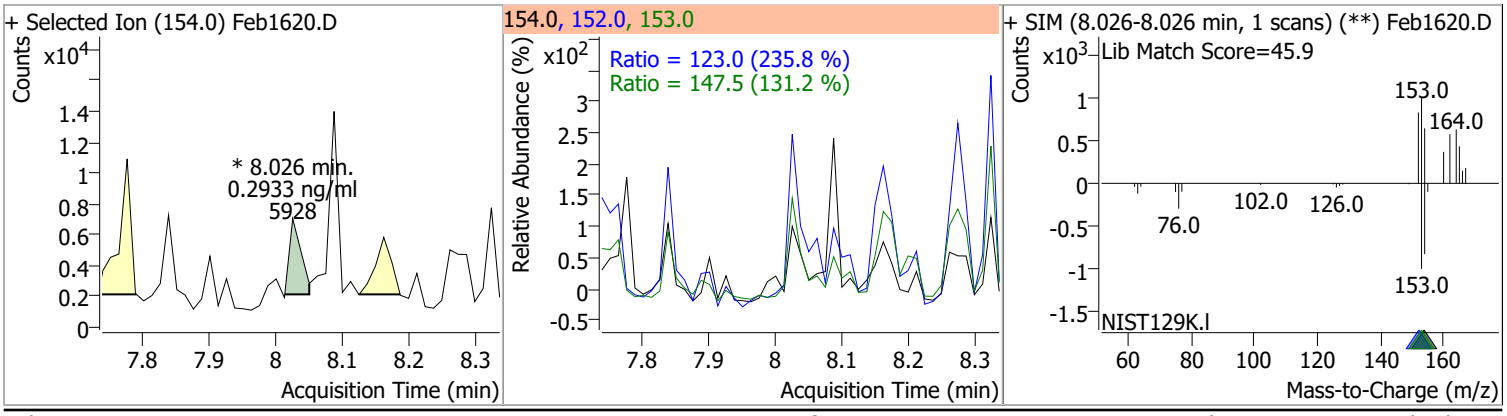

Compound	Conc.	RT	Dev(Min)	Resp.	QIon	QRatio	Lower	Upper
Fluorene	0.4705	8.66	0.00	10074	165.0	103.1	68.8	127.8
					167.0	36.0	7.2	13.4

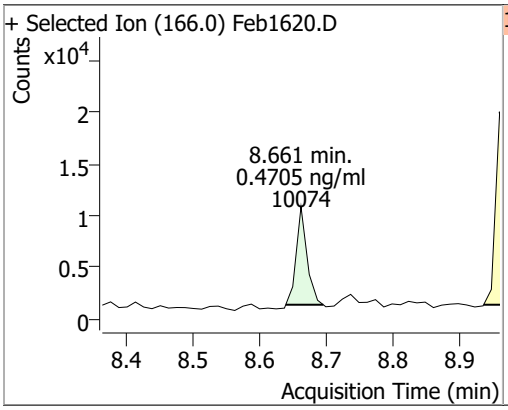

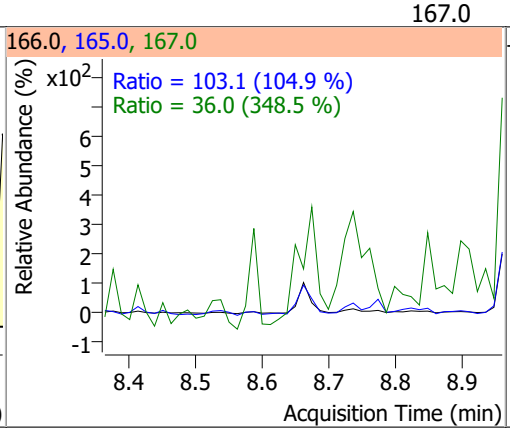

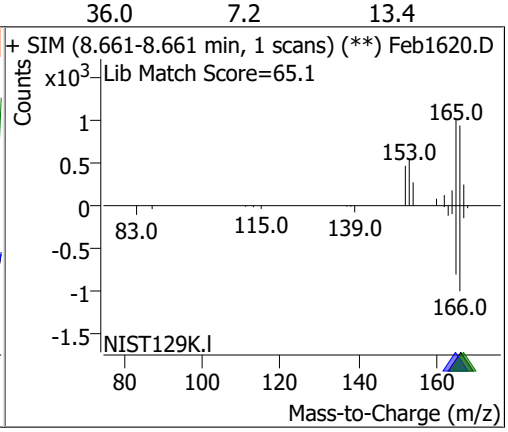

Compound	Conc.	RT	Dev(Min)	Resp.	QIon	QRatio	Lower	Upper
Phenanthrene	1.7857	9.79	0.00	52427	176.0	14.9	12.6	23.5

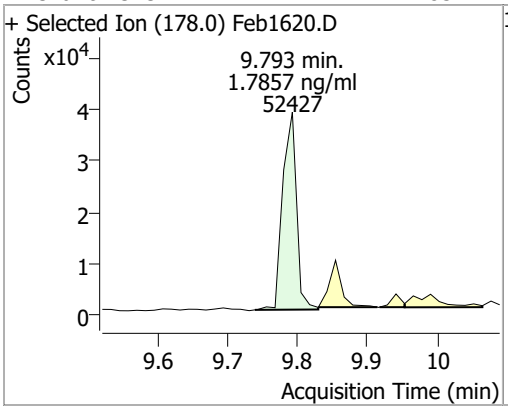

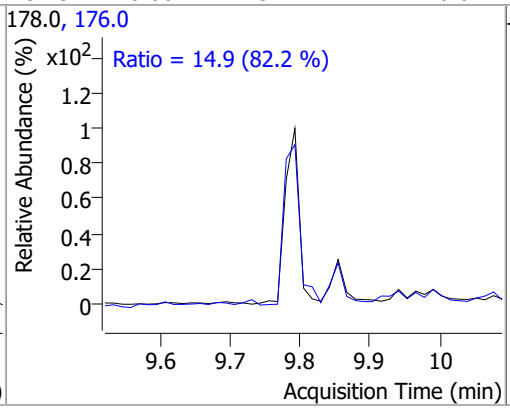

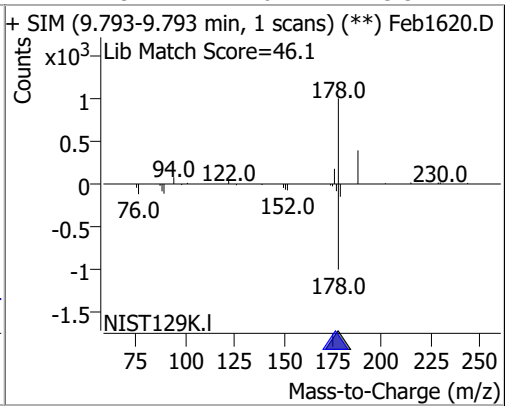

Compound	Conc.	RT	Dev(Min)	Resp.	QIon	QRatio	Lower	Upper
Anthracene	0.3417	9.85	0.00	9922	176.0	20.4	12.0	22.3

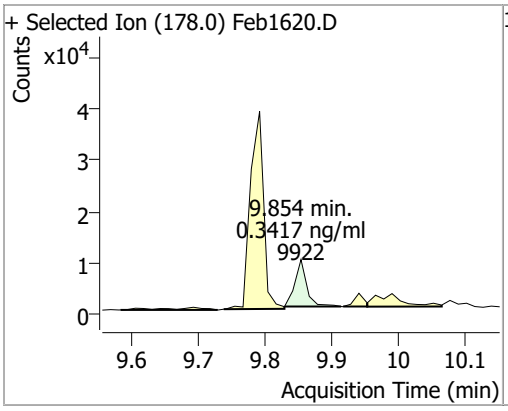

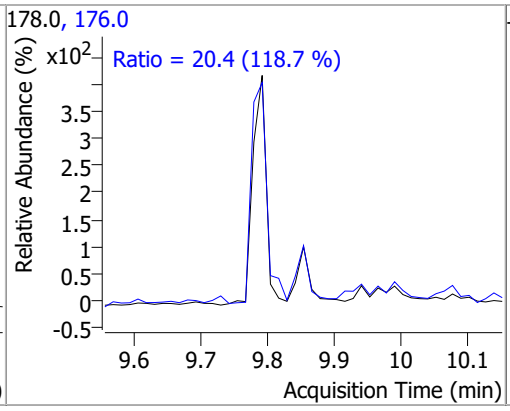

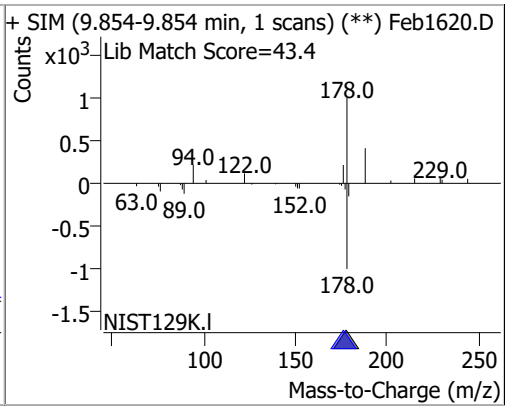

Compound	Conc.	RT	Dev(Min)	Resp.	QIon	QRatio	Lower	Upper
o-Terphenyl		0		0	229.0		44.8	83.1
					215.0		27.3	50.6

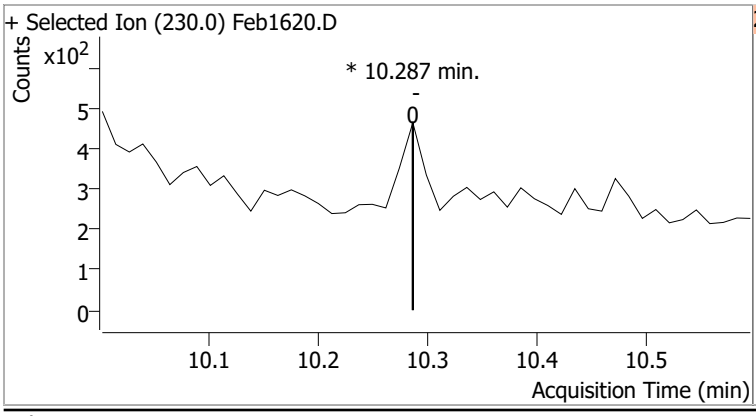

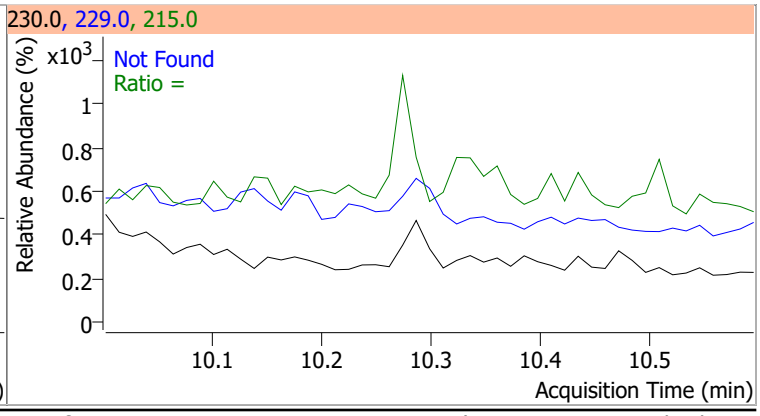

Compound	Conc.	RT	Dev(Min)	Resp.	QIon	QRatio	Lower	Upper
Fluoranthene	2.7416	11.39	-0.01	79466 (m)	101.0	10.4	6.5	12.1

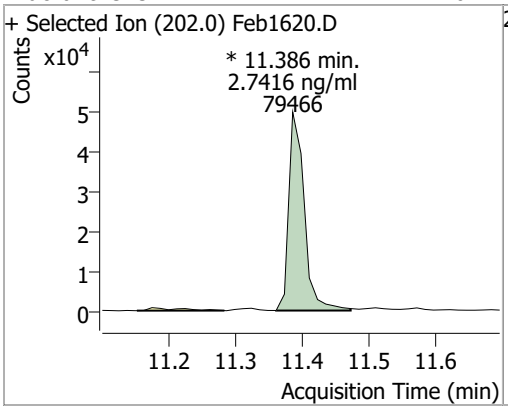

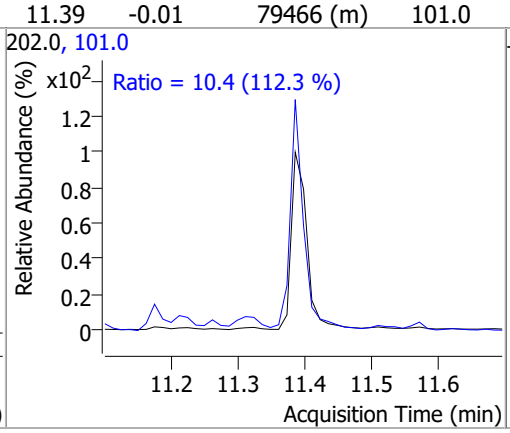

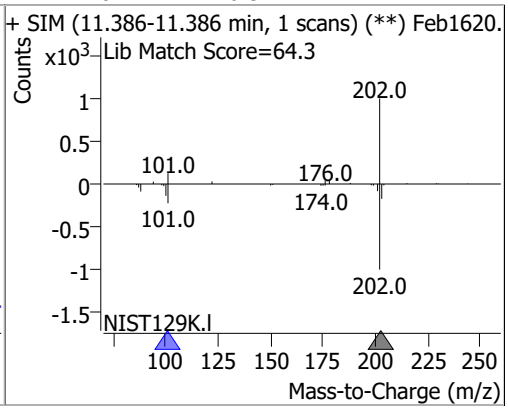

Compound	Conc.	RT	Dev(Min)	Resp.	QIon	QRatio	Lower	Upper
Pyrene	2.6602	11.76	-0.01	86136	101.0	12.3	7.6	14.2

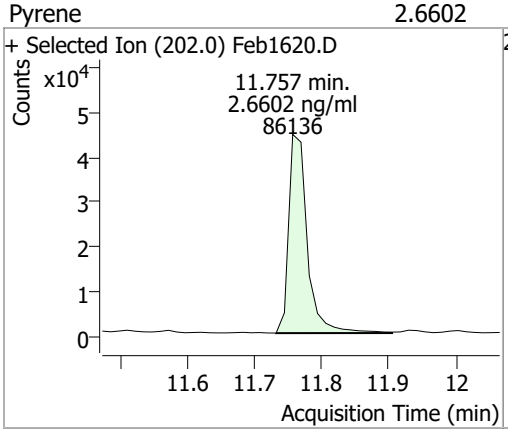

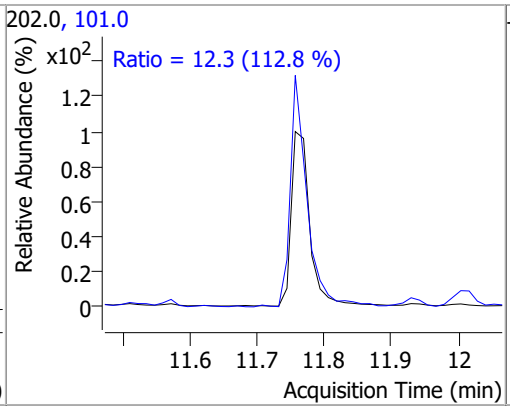

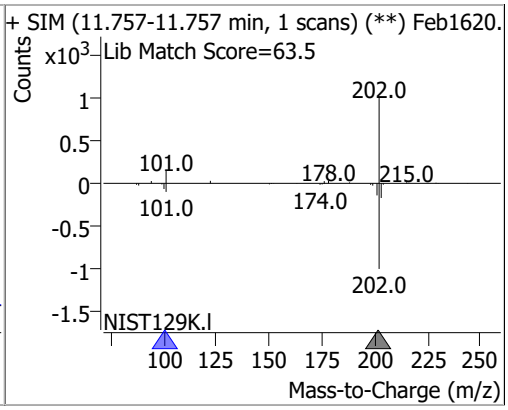

Compound	Conc.	RT	Dev(Min)	Resp.	QIon	QRatio	Lower	Upper
Terphenyl-d14	48.1235	12.24	0.00	1814097	122.0	14.1	8.9	16.5

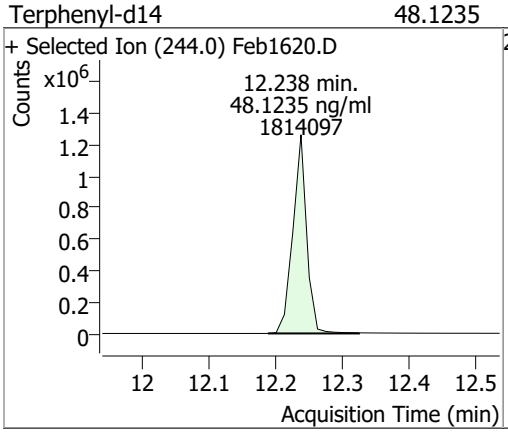

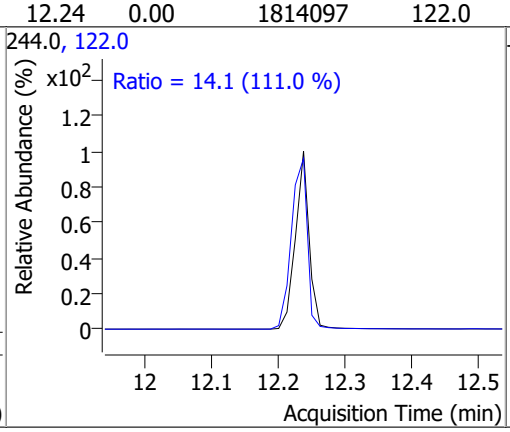

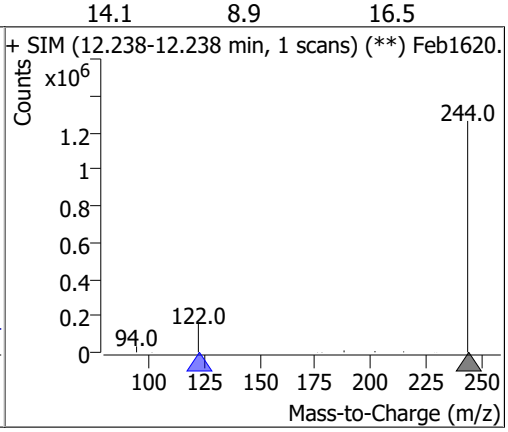

Compound	Conc.	RT	Dev(Min)	Resp.	QIon	QRatio	Lower	Upper
Benzo(a)Anthracene	1.0284	14.63	0.00	26438	226.0	25.2	18.0	33.4
					229.0	29.5	16.5	30.7

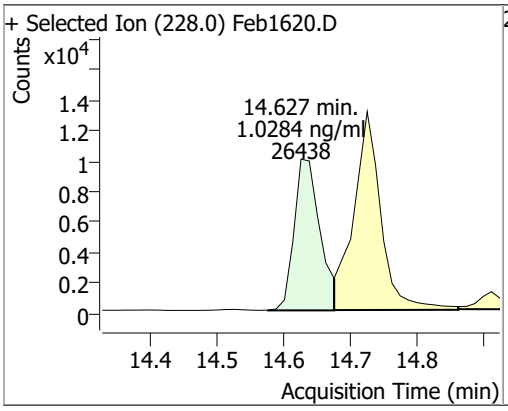

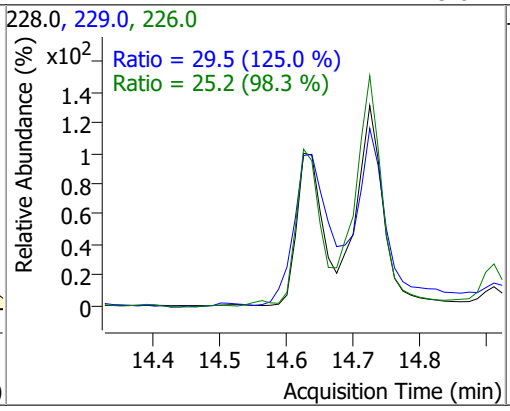

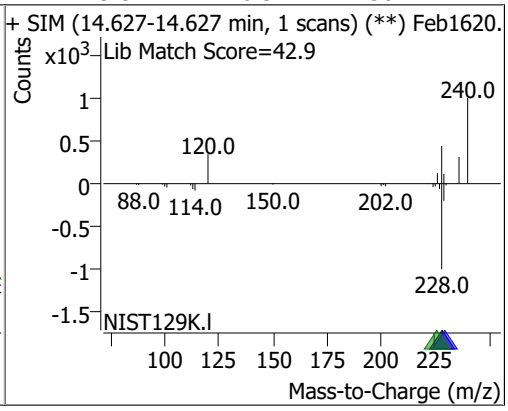

Compound	Conc.	RT	Dev(Min)	Resp.	QIon	QRatio	Lower	Upper
Chrysene	1.1966	14.73	0.00	37516	226.0	29.3	20.2	37.5
					229.0	25.7	15.5	28.8

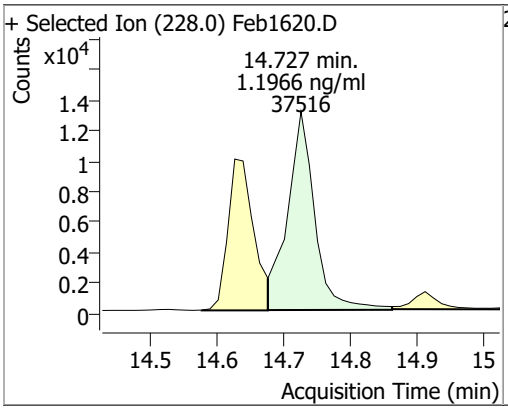

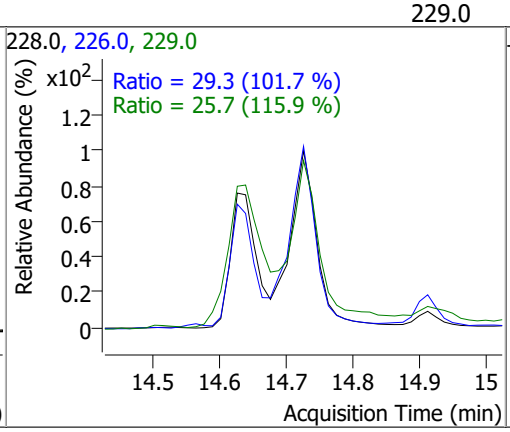

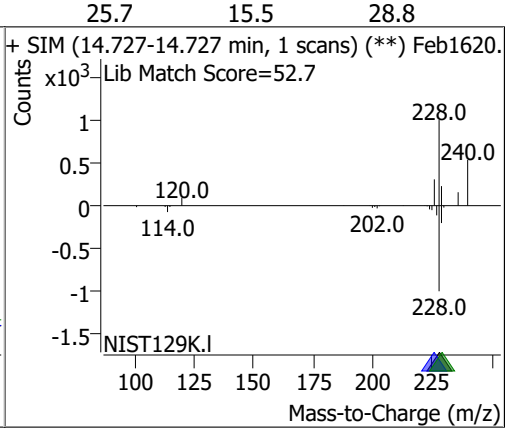

Compound	Conc.	RT	Dev(Min)	Resp.	QIon	QRatio	Lower	Upper
Benzo(b)fluoranthene	1.2218	17.66	0.00	24842	253.0	24.8	16.1	29.9

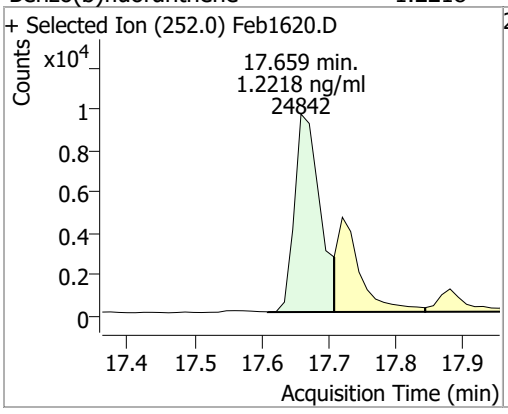

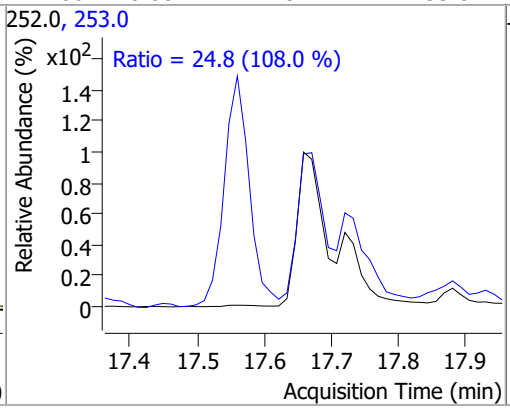

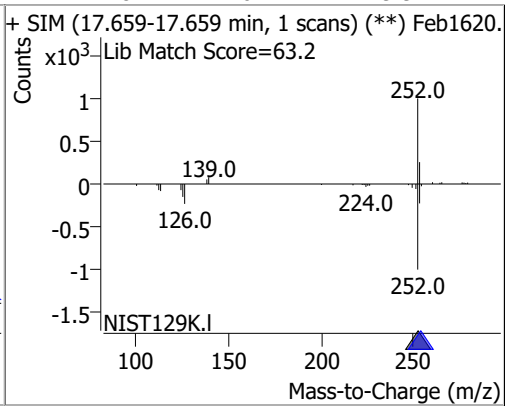

Compound	Conc.	RT	Dev(Min)	Resp.	QIon	QRatio	Lower	Upper
Benzo(k)fluoranthene	0.4364	17.72	0.00	11218	253.0	35.8	15.2	28.2

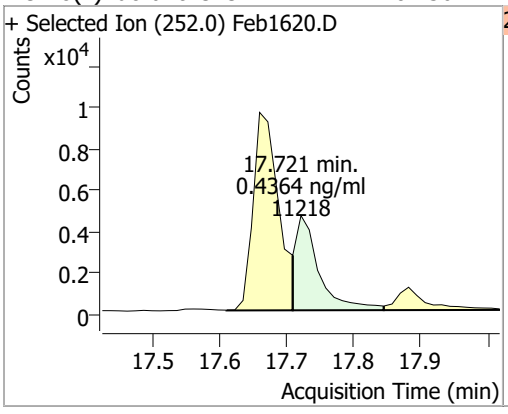

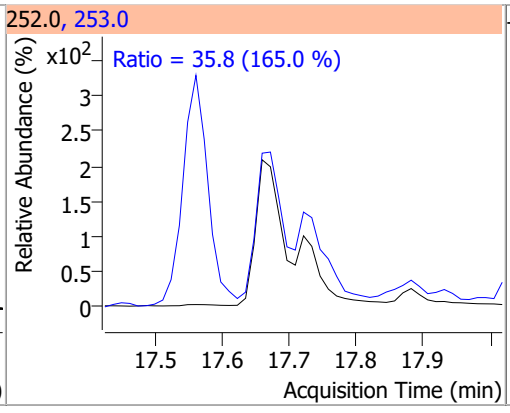

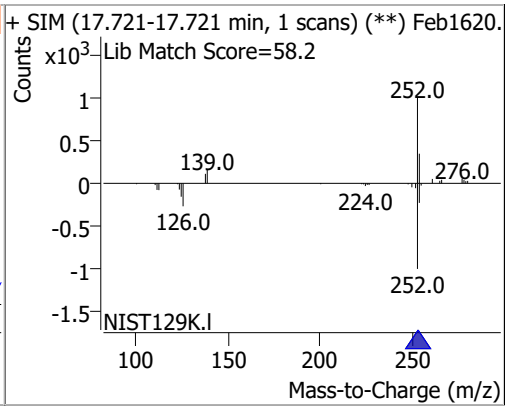

Compound	Conc.	RT	Dev(Min)	Resp.	QIon	QRatio	Lower	Upper
Benzo(a)pyrene	0.8626	18.30	0.00	15280	253.0	19.4	16.6	30.8

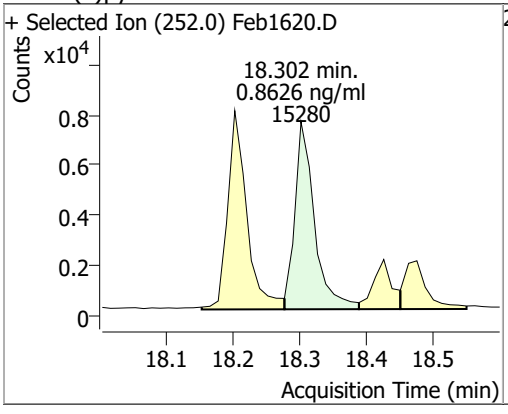

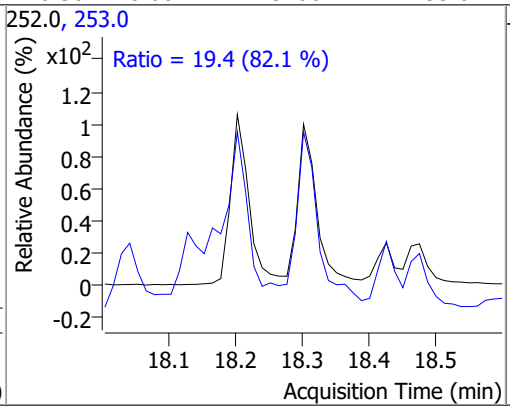

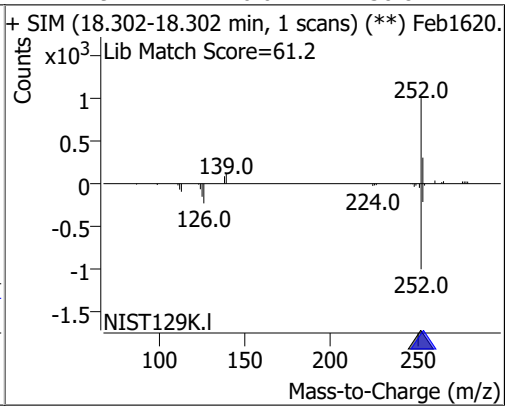

Compound	Conc.	RT	Dev(Min)	Resp.	QIon	QRatio	Lower	Upper
Indeno(1,2,3-cd)pyrene	0.5892	20.17	0.01	8901 (m)	138.0	23.6	15.9	29.6

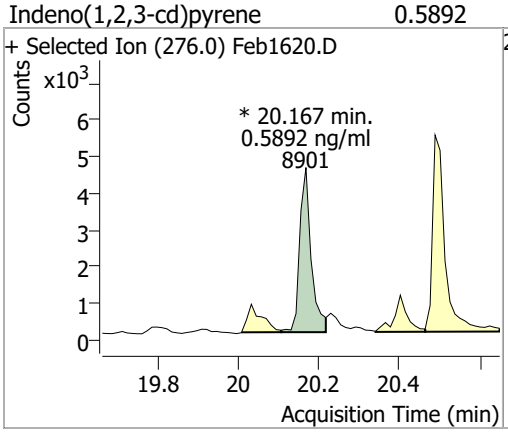

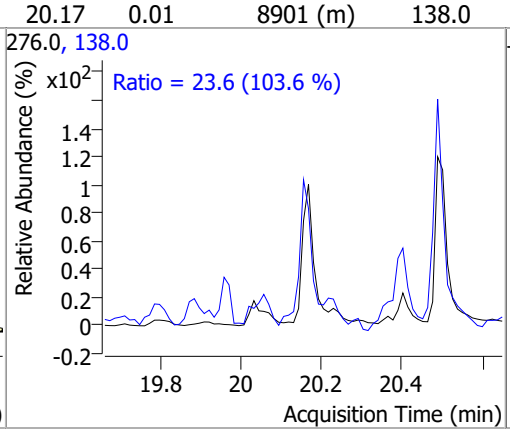

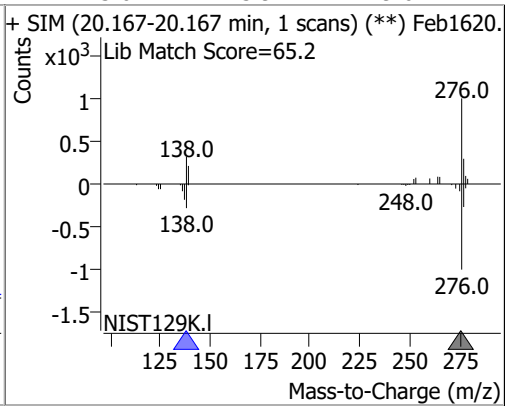

Compound	Conc.	RT	Dev(Min)	Resp.	QIon	QRatio	Lower	Upper
Dibenzo(a,h)anthracene	0.1382	20.23	0.00	2776	279.0	25.3	17.3	32.0
					139.0	17.0	12.1	22.4

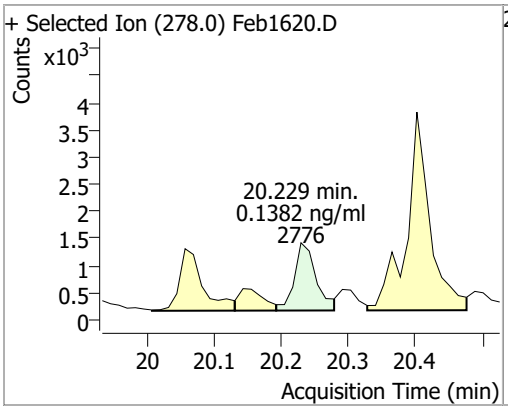

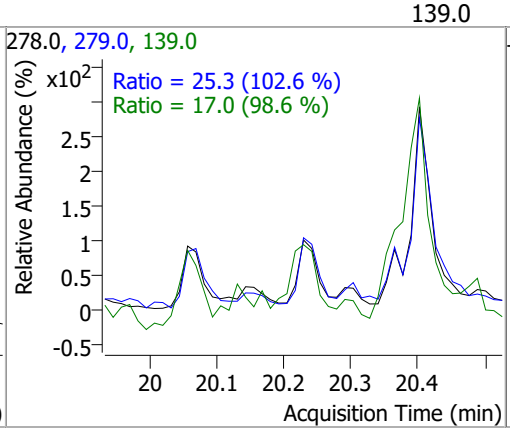

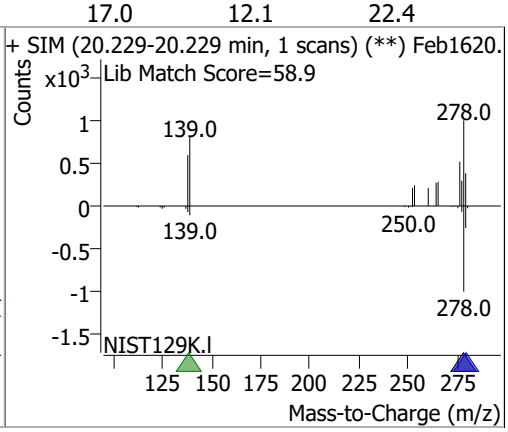

Compound	Conc.	RT	Dev(Min)	Resp.	QIon	QRatio	Lower	Upper
Benzo(g,h,i)perylene	0.5268	20.49	0.00	11741	277.0	27.5	17.2	32.0
					138.0	27.3	16.4	30.4

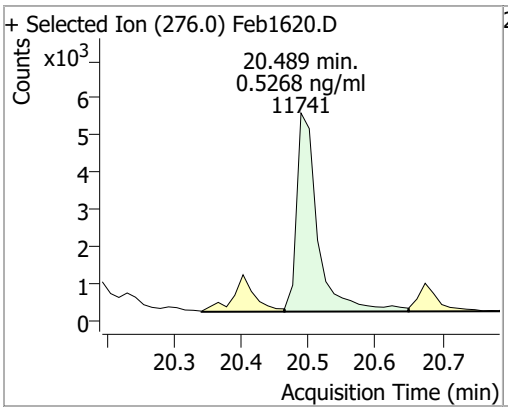

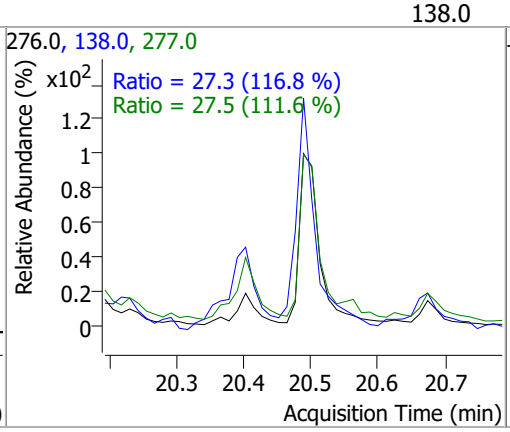

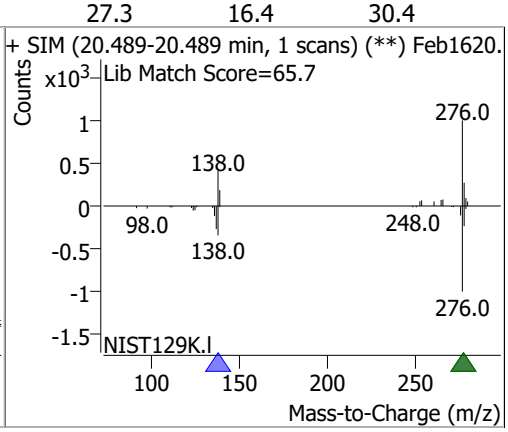

Quantitation Results Report (QT Reviewed)

Data File	Feb1621.D	Operator	LIMS import
Acq. Method	5975BNASIM	Acq. Date-Time	2/16/2022 11:19:20 PM
Sample Name	B22020962-031C	Instrument	GCMS
Vial	21	Multiplier	1.00
DA Method File		Comment	SVOC-8270C-SIM-W-LLPAH
Tune File	dftppjph.u	Tune Date	
Batch Name	021622 bna SIM 1.batch.bin	Last Calib Update	2/17/2022 8:48:03 AM
Ref Library			

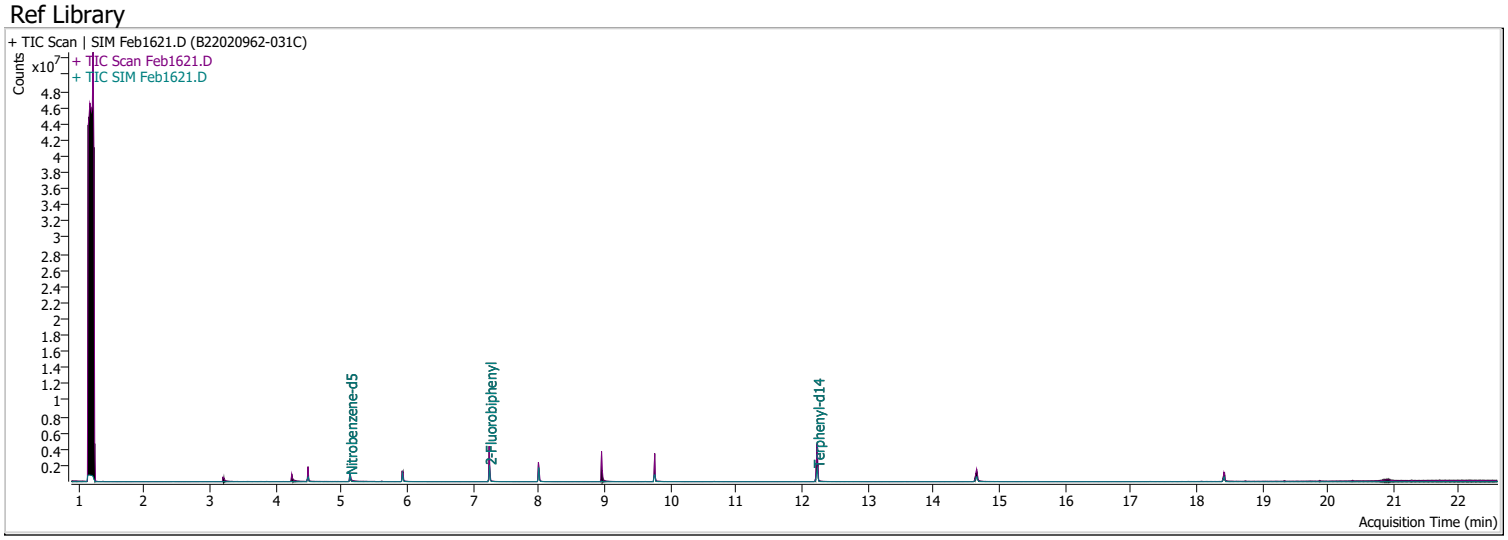

Compound	RT	QIon	Resp.	Conc.	Units		Dev(Min)
Internal Standards							
M 1,4-Dichlorobenzene-d4	4.497	152.0	237930	40.0000	ng/ml		0.000
M Naphthalene-d8	5.928	136.0	995071	40.0000	ng/ml		0.000
M Acenaphthene-d10	8.000	164.0	677837	40.0000	ng/ml		0.000
M Phenanthrene-d10	9.768	188.0	1210822	40.0000	ng/ml		0.000
M Chrysene-d12	14.664	240.0	952507	40.0000	ng/ml		0.000
M Perylene-d12	18.425	264.0	623716	40.0000	ng/ml		0.000
System Monitoring Compounds							
S Nitrobenzene-d5	5.131	82.0	486330	38.3090	ng/ml		-0.013
Spiked Amount: 5.000	Range: 19.0 - 102.0%			Recovery = 766.18%		*	
S 2-Fluorobiphenyl	7.252	172.0	1379809	35.6910	ng/ml		-0.013
Spiked Amount: 5.000	Range: 25.0 - 94.0%			Recovery = 713.82%		*	
S o-Terphenyl	0.000		0	N.D.			
Spiked Amount: 5.000	Range: 40.0 - 140.0%			Recovery = NA%			
S Terphenyl-d14	12.238	244.0	2090463	55.2057	ng/ml		0.000
Spiked Amount: 5.000	Range: 39.0 - 106.0%			Recovery = 1104.11%		*	
Target Compounds							**QValue**
T Naphthalene	0.000		0	N.D.			
T 2-Methylnaphthalene	0.000		0	N.D.			
T 1-Methylnaphthalene	0.000		0	N.D.			
T Acenaphthylene	0.000		0	N.D.			
T Acenaphthene	8.025	154.0	0		ng/ml	md	1
T Fluorene	8.960	166.0	0		ng/ml	md	1
T Phenanthrene	0.000		0	N.D.			
T Anthracene	0.000		0	N.D.			
T Fluoranthene	0.000		0	N.D.			
T Pyrene	0.000		0	N.D.			
T Benzo(a)Anthracene	14.652	228.0	0		ng/ml	md	1
T Chrysene	14.726	228.0	0		ng/ml	md	1
T Benzo(b)fluoranthene	0.000		0	N.D.			

Compound	RT	QIon	Resp.	Conc.	Units		Dev(Min)
T Benzo(k)fluoranthene	0.000		0	N.D.			
T Benzo(a)pyrene	18.314	252.0	0		ng/ml	md	1
T Indeno(1,2,3-cd)pyrene	0.000		0	N.D.			
T Dibenzo(a,h)anthracene	0.000		0	N.D.			
T Benzo(g,h,i)perylene	0.000		0	N.D.			

(#) = Qualifier Out of Range; (m) = Manual Integration; (+) = Area Summed; (*) = Surrogate Percent Recovery Out of Range; (d): Zeroed Peak

Quantitation Results Report (QT Reviewed)

Compound	Conc.	RT	Dev(Min)	Resp.	QIon	QRatio	Lower	Upper
Nitrobenzene-d5	38.3090	5.13	-0.01	486330	128.0	43.2	32.9	61.0
					54.0	38.2	29.6	54.9

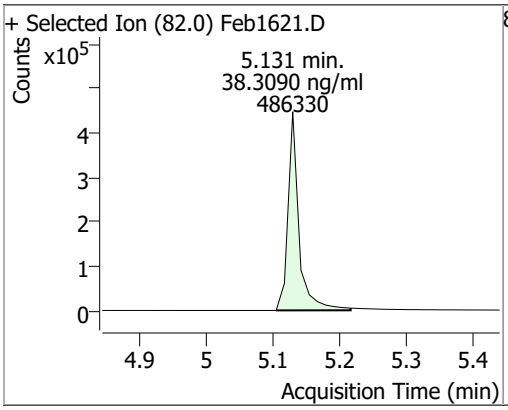

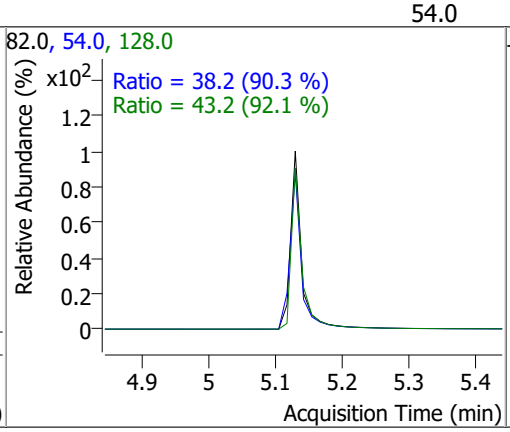

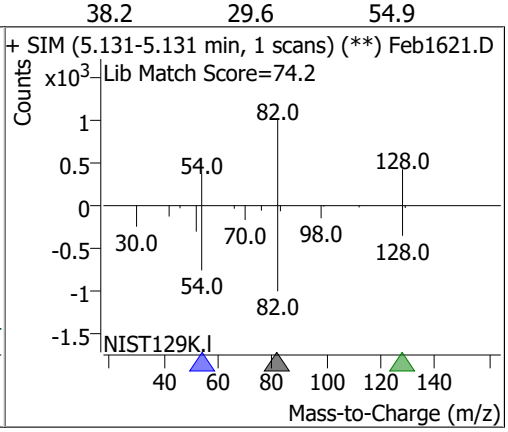

Compound	Conc.	Exp RT	QIon	Exp Ratio	QIon	Exp Ratio
Naphthalene	N.D.	5.95	102.0	11.7	129.0	11.3

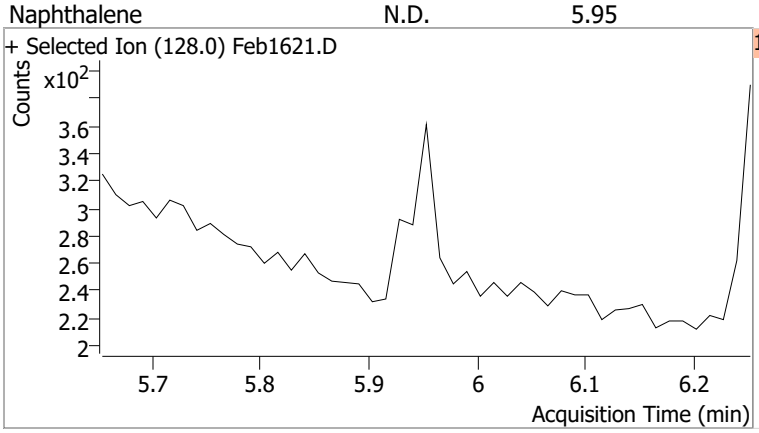

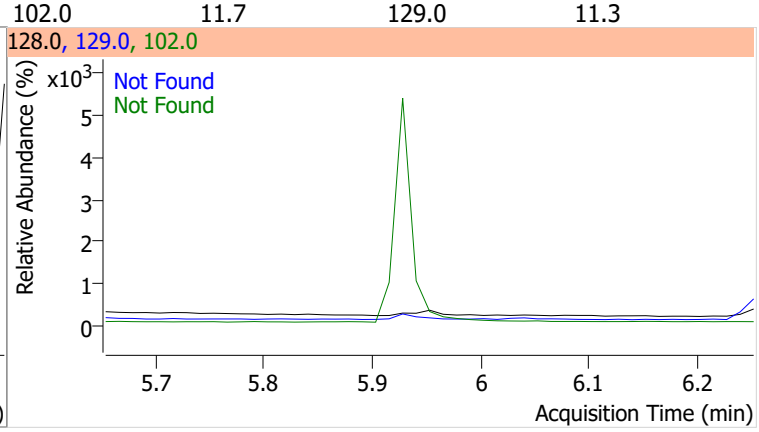

Compound	Conc.	Exp RT	QIon	Exp Ratio	QIon	Exp Ratio
2-Methylnaphthalene	N.D.	6.79	142.0	137.8	115.0	47.4

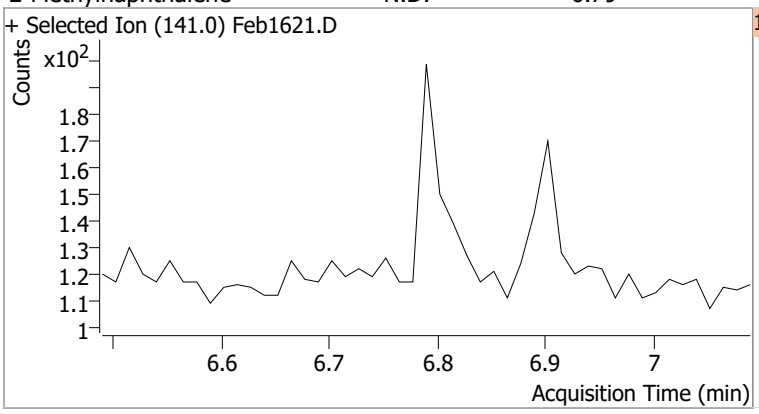

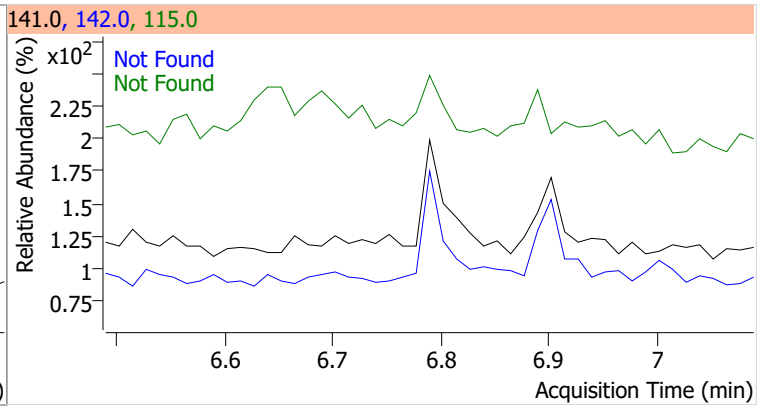

Compound	Conc.	Exp RT	QIon	Exp Ratio	QIon	Exp Ratio
1-Methylnaphthalene	N.D.	6.90	142.0	117.5	115.0	47.8

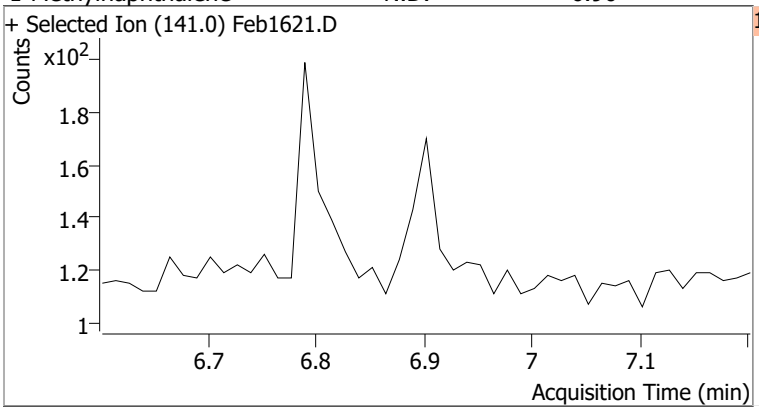

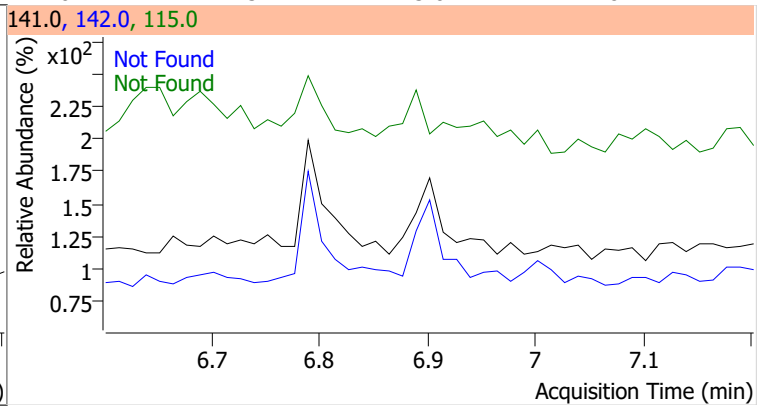

Compound	Conc.	RT	Dev(Min)	Resp.	QIon	QRatio	Lower	Upper
2-Fluorobiphenyl	35.6910	7.25	-0.01	1379809	171.0	38.6	26.3	48.9

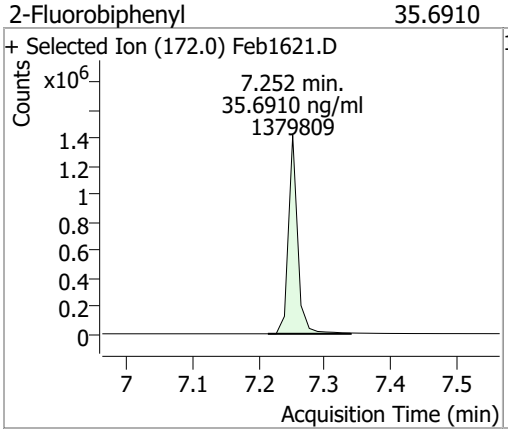

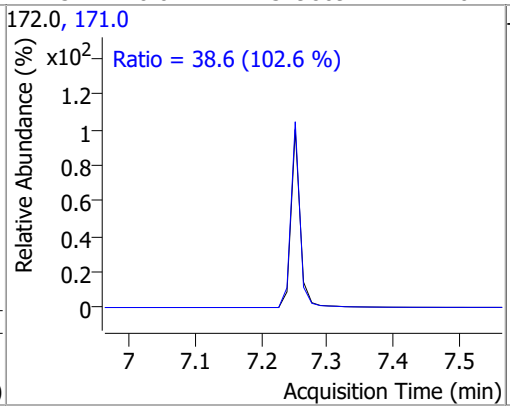

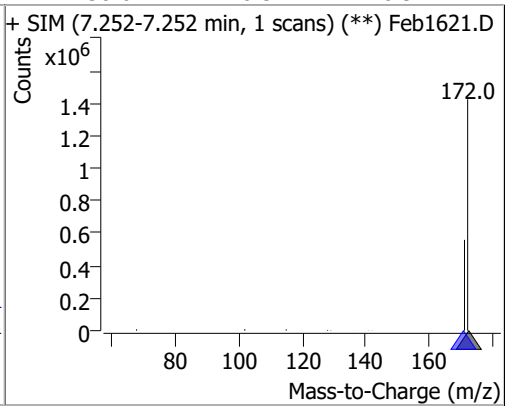

Compound	Conc.	Exp RT	QIon	Exp Ratio
Acenaphthylene	N.D.	7.83	153.0	16.9

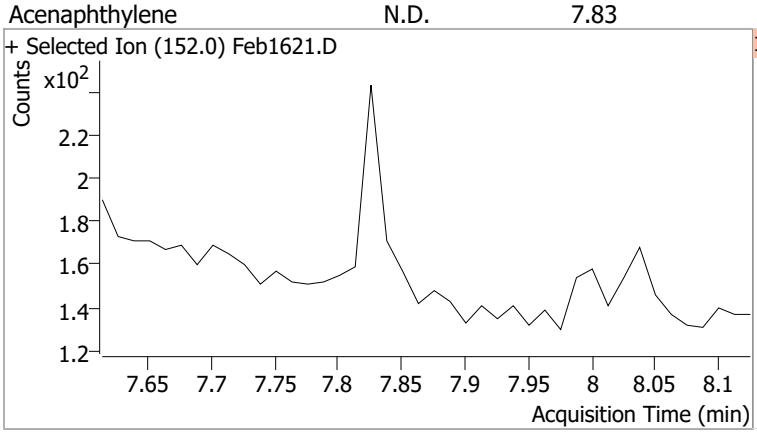

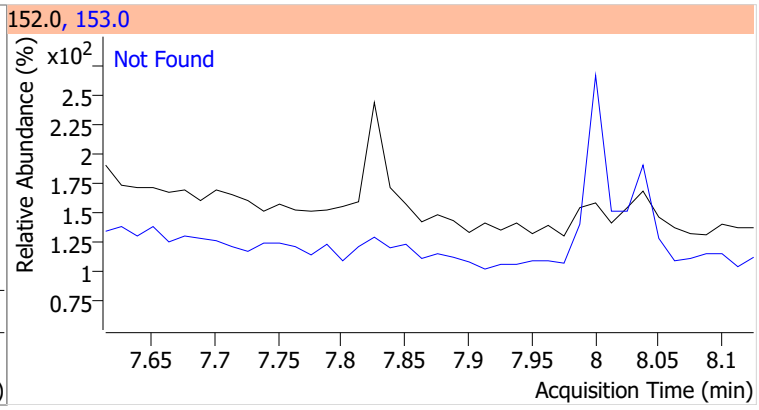

Compound	Conc.	RT	Dev(Min)	Resp.	QIon	QRatio	Lower	Upper
Acenaphthene		0		0	153.0		78.7	146.2
					152.0		36.5	67.8

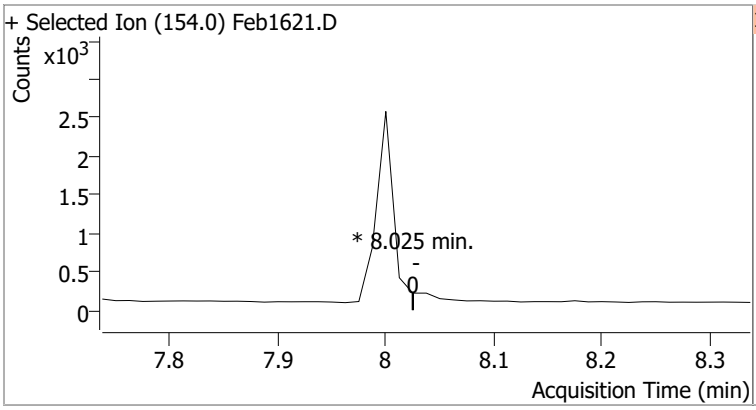

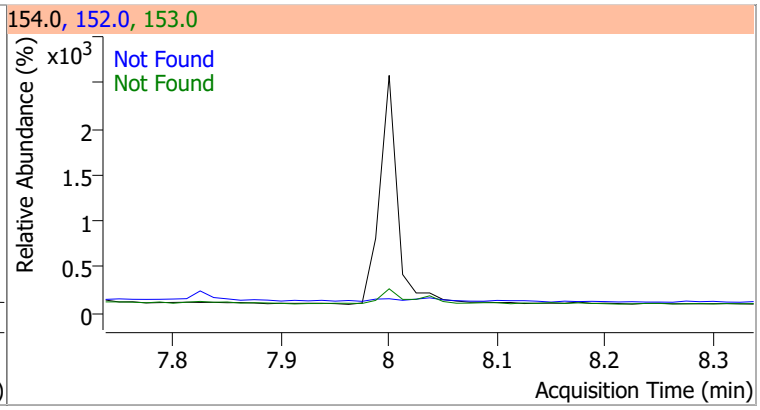

Compound	Conc.	RT	Dev(Min)	Resp.	QIon	QRatio	Lower	Upper
Fluorene		0		0	165.0		68.8	127.8
					167.0		7.2	13.4



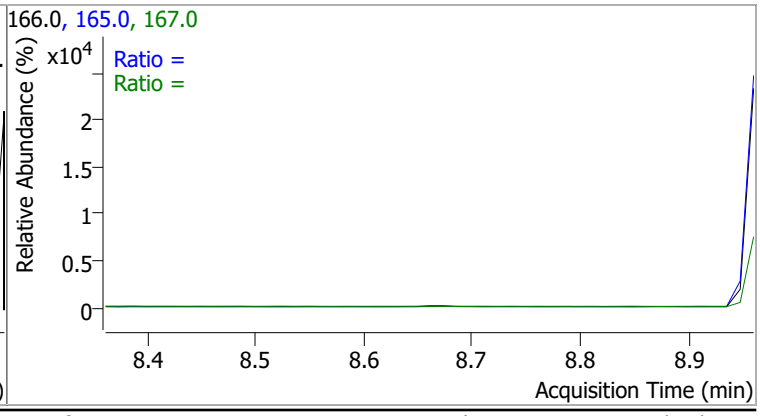

Compound	Conc.	Exp RT	QIon	Exp Ratio
Phenanthrene	N.D.	9.79	176.0	18.1

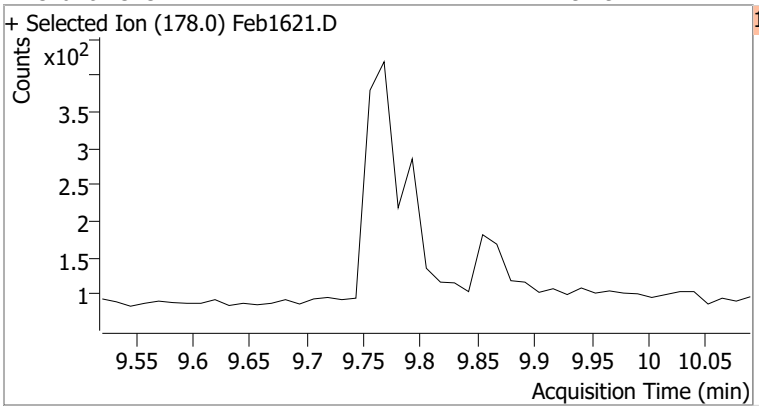

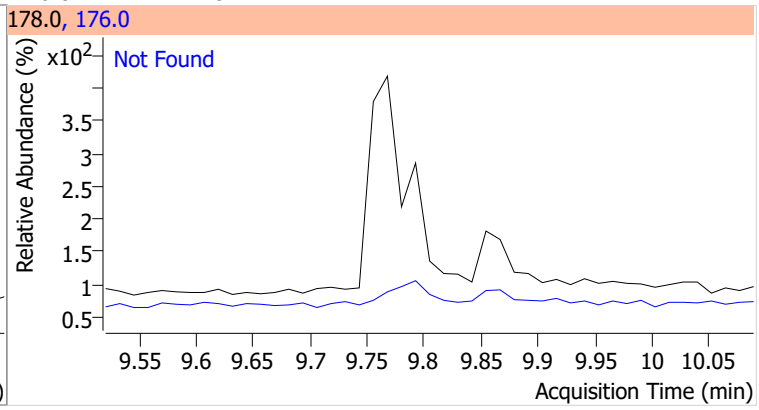

Compound	Conc.	Exp RT	QIon	Exp Ratio
Anthracene	N.D.	9.85	176.0	17.1

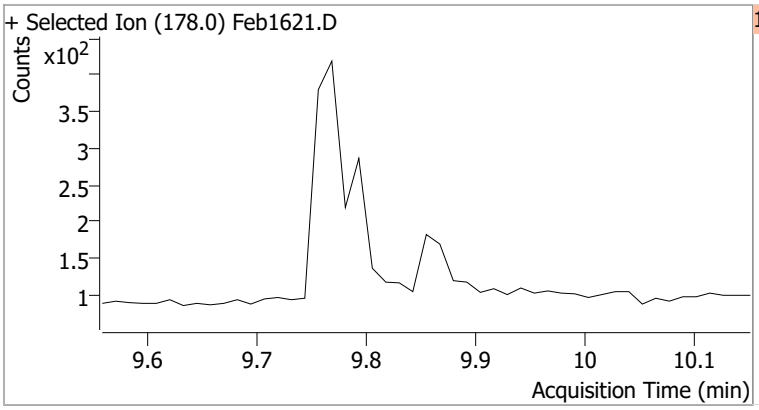

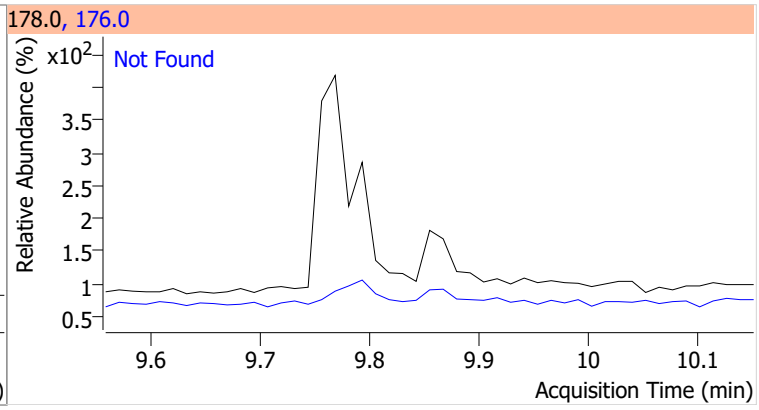

Compound	Conc.	Exp RT	QIon	Exp Ratio	QIon	Exp Ratio
o-Terphenyl	N.D.	10.30	229.0	64.0	215.0	38.9

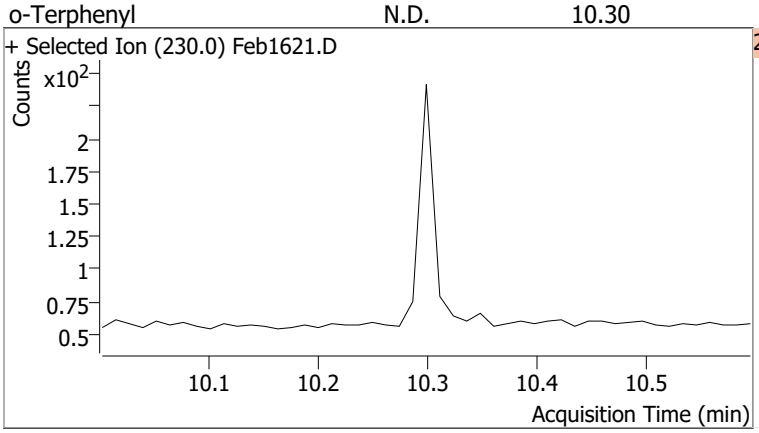

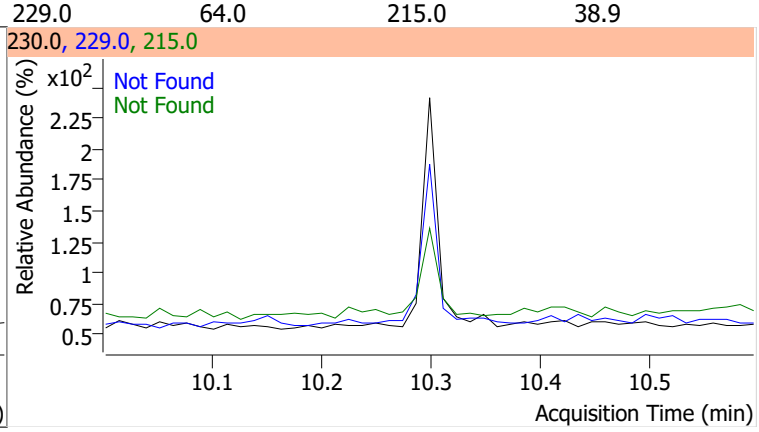

Compound	Conc.	Exp RT	QIon	Exp Ratio
Fluoranthene	N.D.	11.40	101.0	9.3

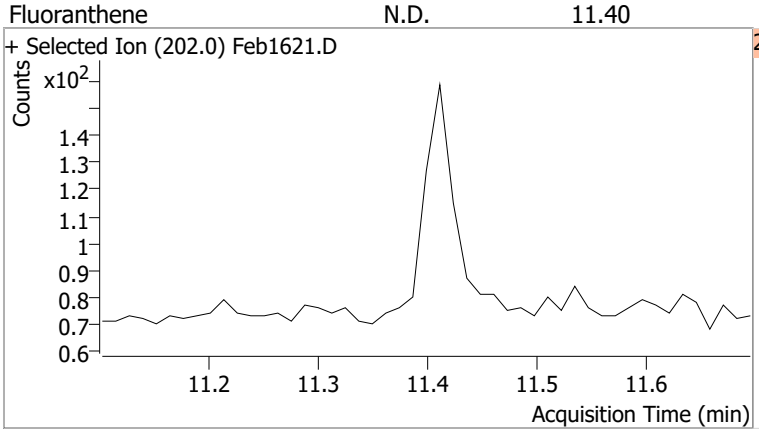

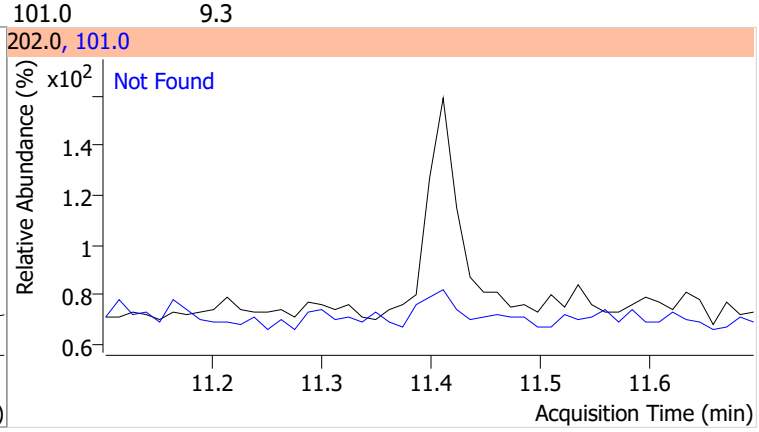

Compound	Conc.	Exp RT	QIon	Exp Ratio
Pyrene	N.D.	11.77	101.0	10.9

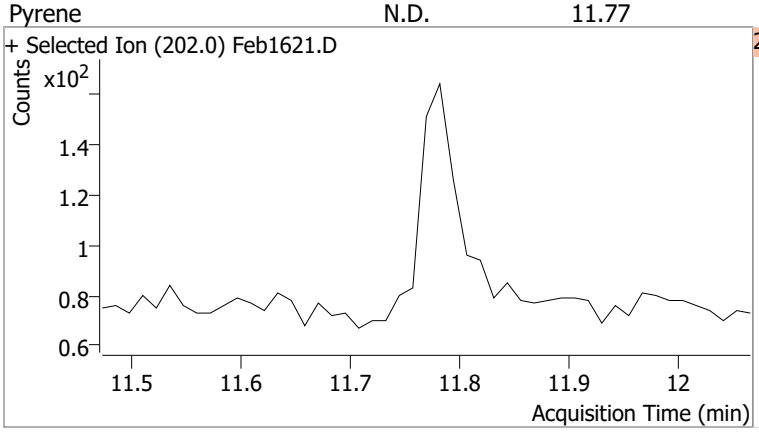

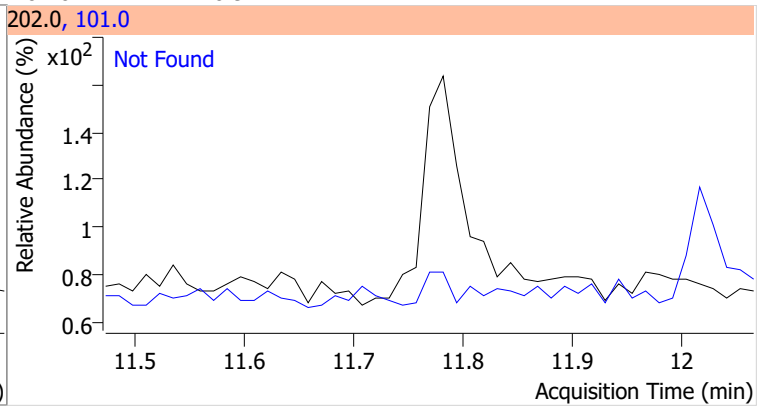

Compound	Conc.	RT	Dev(Min)	Resp.	QIon	QRatio	Lower	Upper
Terphenyl-d14	55.2057	12.24	0.00	2090463	122.0	14.0	8.9	16.5

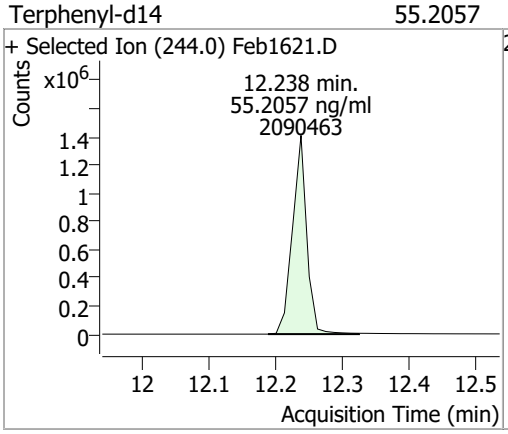

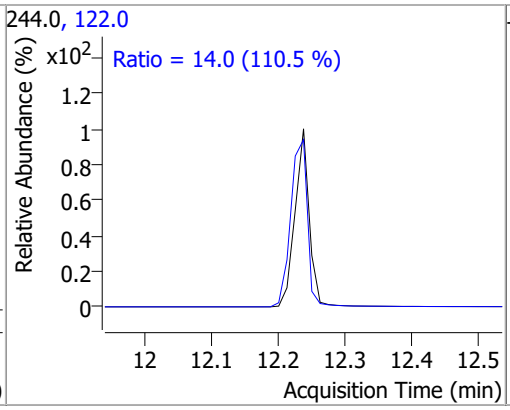

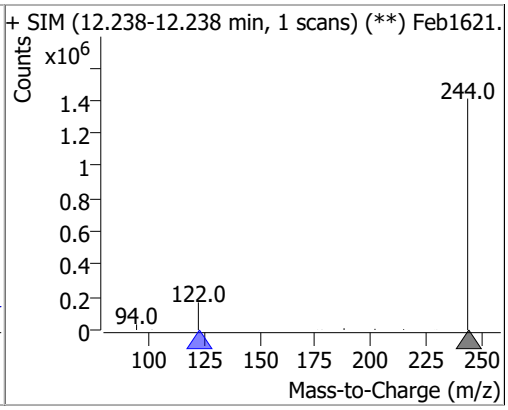

Compound	Conc.	RT	Dev(Min)	Resp.	QIon	QRatio	Lower	Upper
Benzo(a)Anthracene		0		0	226.0		18.0	33.4
					229.0		16.5	30.7

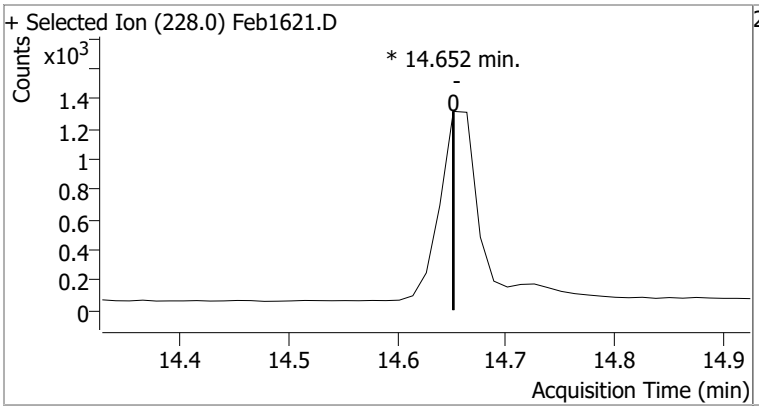

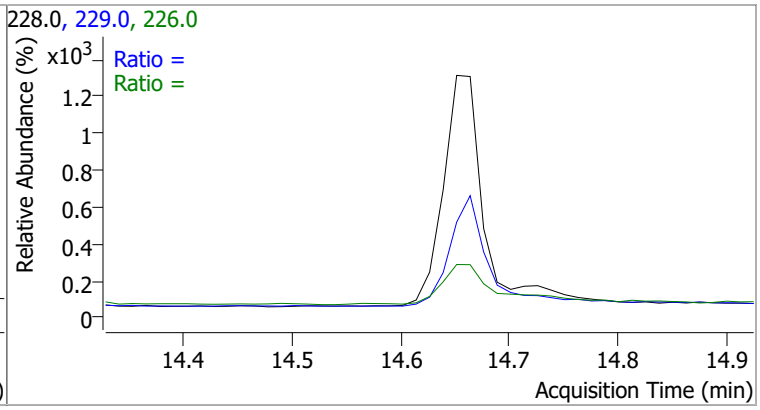

Compound	Conc.	RT	Dev(Min)	Resp.	QIon	QRatio	Lower	Upper
Chrysene		0		0	226.0		20.2	37.5
					229.0		15.5	28.8

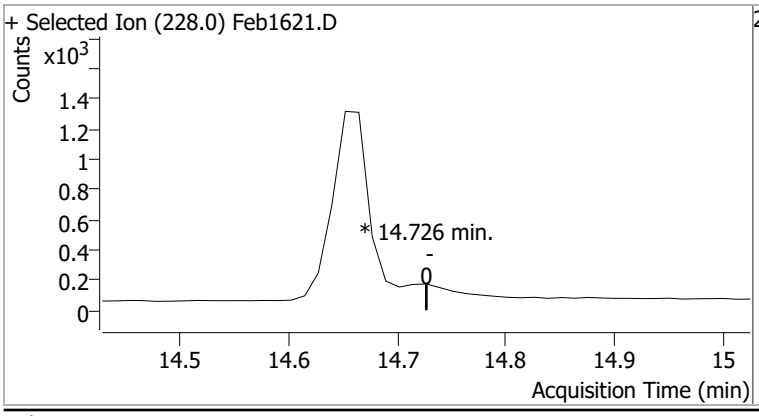

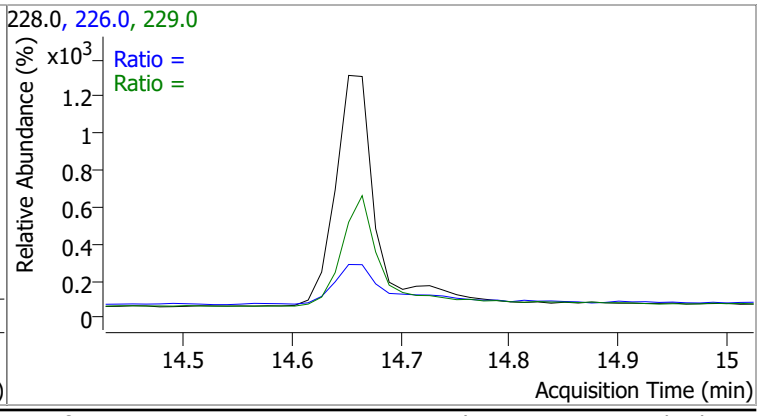

Compound	Conc.	Exp RT	QIon	Exp Ratio
Benzo(b)fluoranthene	N.D.	17.66	253.0	23.0

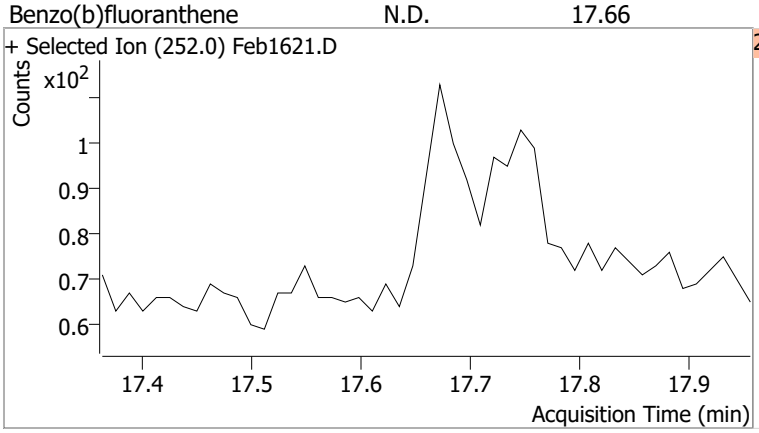

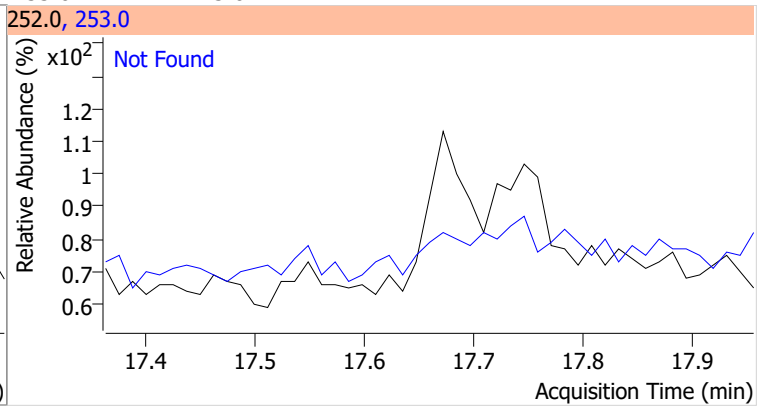

Compound	Conc.	Exp RT	QIon	Exp Ratio
Benzo(k)fluoranthene	N.D.	17.72	253.0	21.7

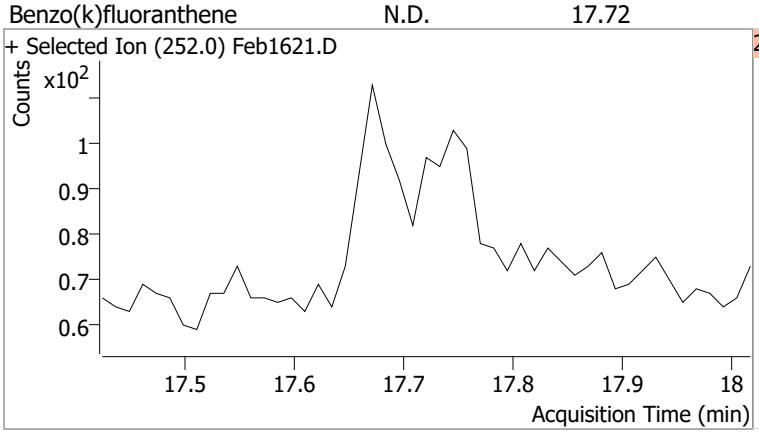

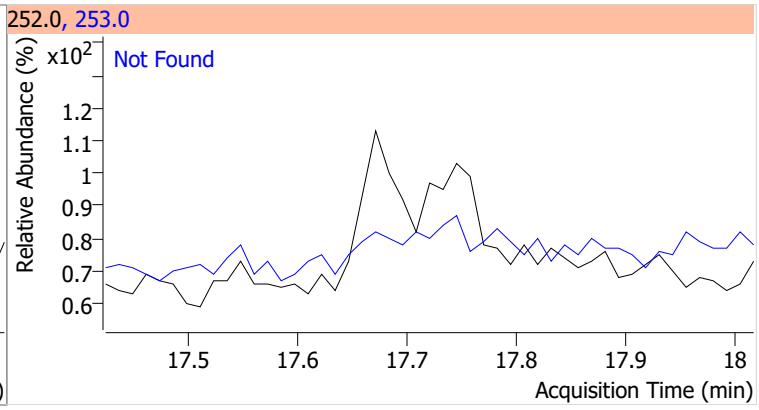

Compound	Conc.	RT	Dev(Min)	Resp.	QIon	QRatio	Lower	Upper
Benzo(a)pyrene		0		0	253.0		16.6	30.8

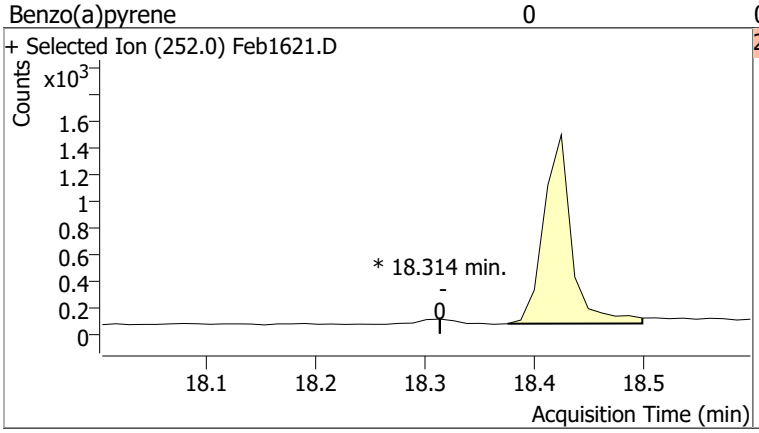

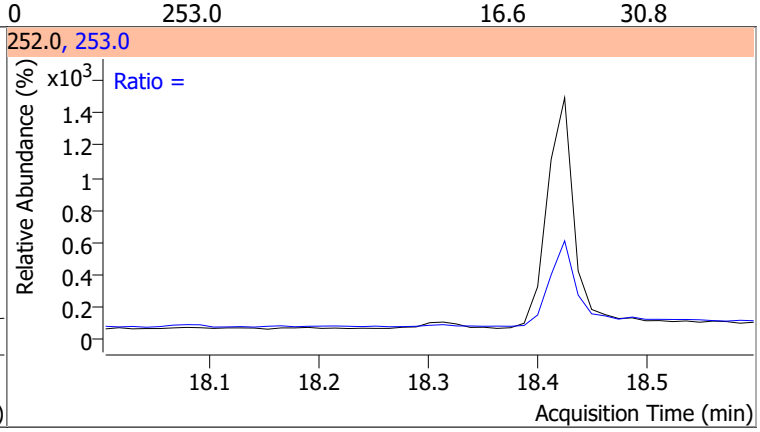

Compound	Conc.	Exp RT	QIon	Exp Ratio
Indeno(1,2,3-cd)pyrene	N.D.	20.16	138.0	22.8

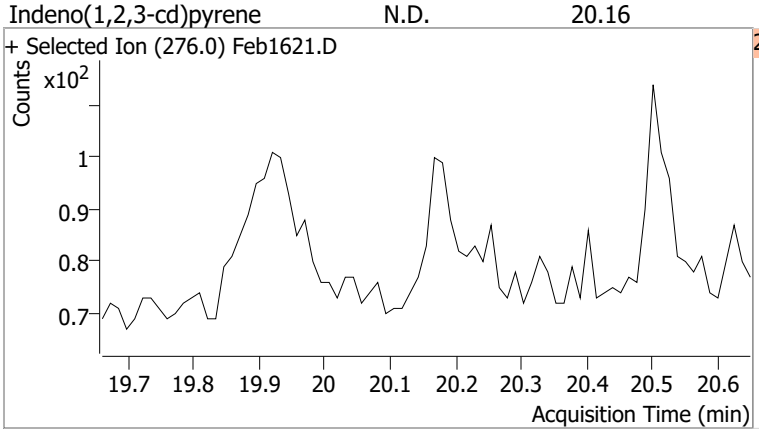

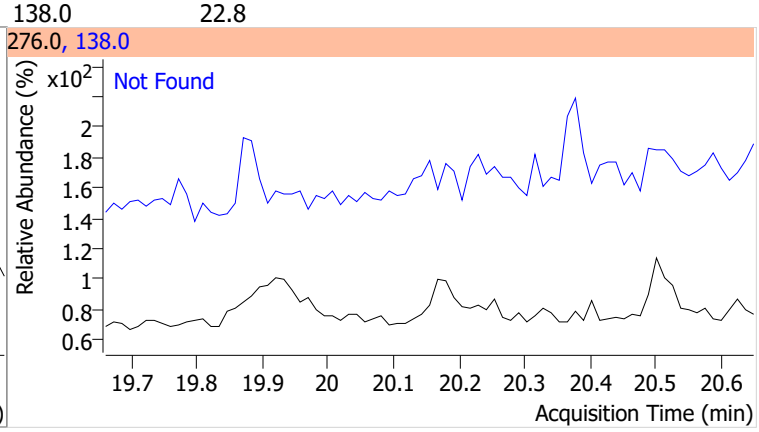

Compound	Conc.	Exp RT	QIon	Exp Ratio	QIon	Exp Ratio
Dibenzo(a,h)anthracene	N.D.	20.23	279.0	24.7	139.0	17.3

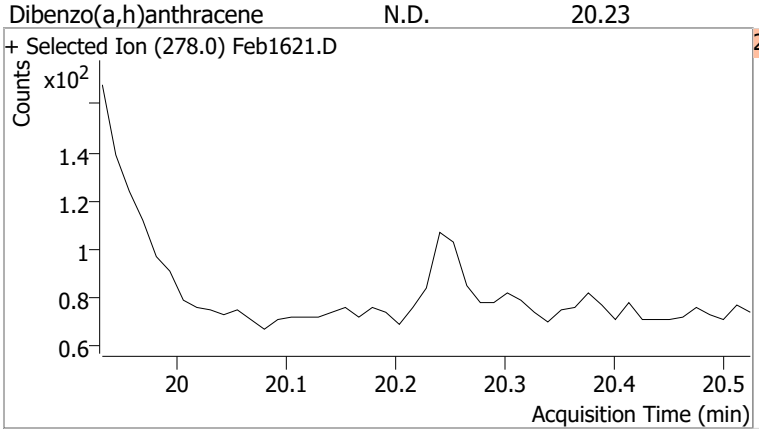

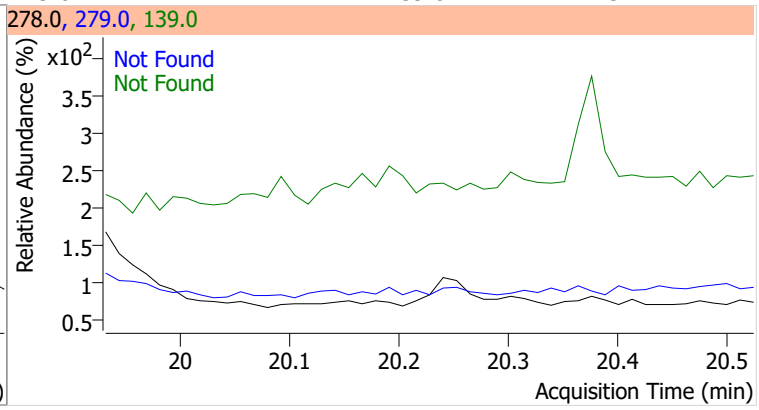

Compound	Conc.	Exp RT	QIon	Exp Ratio	QIon	Exp Ratio
Benzo(g,h,i)perylene	N.D.	20.49	277.0	24.6	138.0	23.4

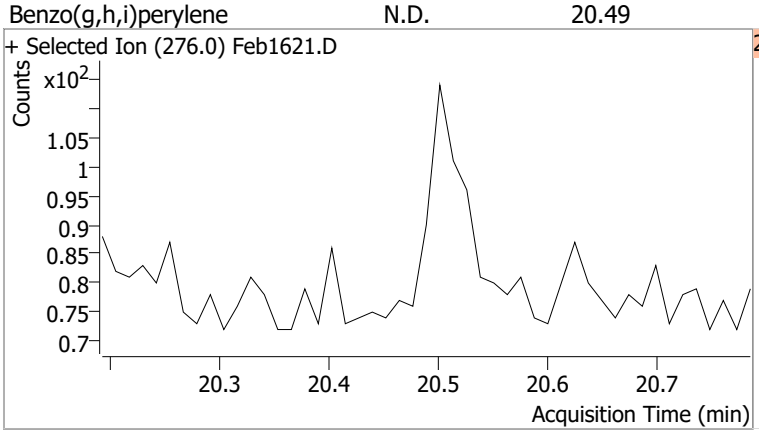

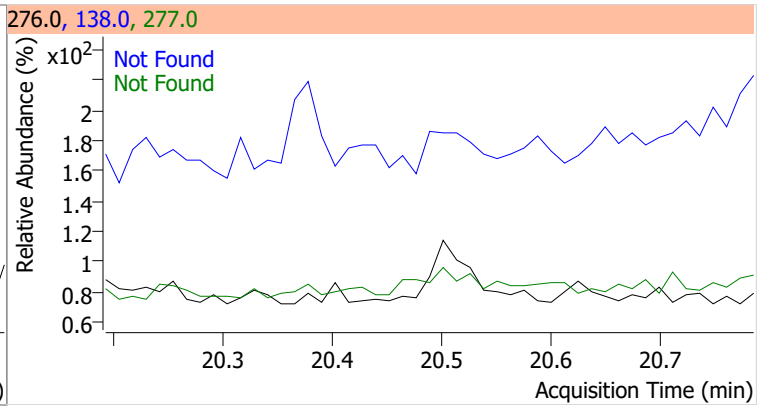

Quantitation Results Report (QT Reviewed)

Data File	Feb1622.D	Operator	LIMS import
Acq. Method	5975BNASIM	Acq. Date-Time	2/16/2022 11:51:53 PM
Sample Name	B22020962-031CLMS	Instrument	GCMS
Vial	22	Multiplier	1.00
DA Method File		Comment	SVOC-8270C-SIM-W-LLPAH
Tune File	dftppjph.u	Tune Date	
Batch Name	021622 bna SIM 1.batch.bin	Last Calib Update	2/17/2022 8:48:03 AM
Ref Library			

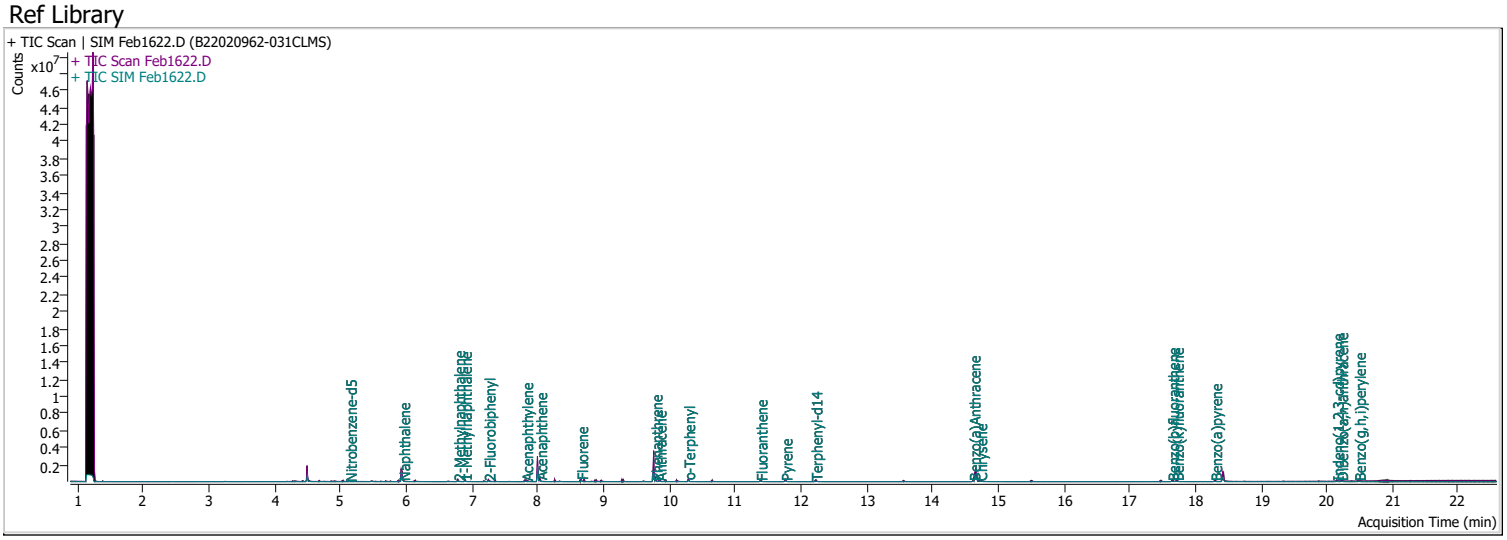

Compound	RT	QIon	Resp.	Conc.	Units		Dev(Min)
Internal Standards							
M 1,4-Dichlorobenzene-d4	4.497	152.0	234758	40.0000	ng/ml		0.000
M Naphthalene-d8	5.928	136.0	1035744	40.0000	ng/ml		0.000
M Acenaphthene-d10	8.001	164.0	679776	40.0000	ng/ml		0.000
M Phenanthrene-d10	9.756	188.0	1217204	40.0000	ng/ml		-0.012
M Chrysene-d12	14.664	240.0	957421	40.0000	ng/ml		0.000
M Perylene-d12	18.425	264.0	608380	40.0000	ng/ml		0.000
System Monitoring Compounds							
S Nitrobenzene-d5	5.143	82.0	19638	3.8098	ng/ml		0.000
Spiked Amount: 5.000	Range: 19.0 - 102.0%			Recovery = 76.20%			
S 2-Fluorobiphenyl	7.252	172.0	78102	4.1139	ng/ml		-0.013
Spiked Amount: 5.000	Range: 25.0 - 94.0%			Recovery = 82.28%			
S o-Terphenyl	10.287	230.0	76098	4.6142	ng/ml		-0.012
Spiked Amount: 5.000	Range: 40.0 - 140.0%			Recovery = 92.28%			
S Terphenyl-d14	12.226	244.0	95104	4.8386	ng/ml		-0.012
Spiked Amount: 5.000	Range: 39.0 - 106.0%			Recovery = 96.77%			
Target Compounds							**QValue**
T Naphthalene	5.953	128.0	86252	3.4820	ng/ml		98
T 2-Methylnaphthalene	6.790	141.0	54965	3.4200	ng/ml	m	97
T 1-Methylnaphthalene	6.890	141.0	52027	2.9391	ng/ml	m	96
T Acenaphthylene	7.826	152.0	89545	3.9961	ng/ml		94
T Acenaphthene	8.038	154.0	68871	4.1678	ng/ml	m	99
T Fluorene	8.661	166.0	89703	4.4173	ng/ml	#	96
T Phenanthrene	9.793	178.0	131859	4.5866	ng/ml		99
T Anthracene	9.854	178.0	113000	4.3335	ng/ml		100
T Fluoranthene	11.386	202.0	136269	4.6980	ng/ml		99
T Pyrene	11.769	202.0	145166	4.6932	ng/ml		97
T Benzo(a)Anthracene	14.627	228.0	107461	4.6845	ng/ml		99
T Chrysene	14.726	228.0	135046	4.5974	ng/ml		98
T Benzo(b)fluoranthene	17.647	252.0	96930	4.8340	ng/ml		100

Compound	RT	QIon	Resp.	Conc.	Units	Dev(Min)
T Benzo(k)fluoranthene	17.721	252.0	100738	4.3686	ng/ml	97
T Benzo(a)pyrene	18.302	252.0	78022	4.5047	ng/ml	99
T Indeno(1,2,3-cd)pyrene	20.155	276.0	67059	4.5057	ng/ml	95
T Dibenzo(a,h)anthracene	20.217	278.0	84987	4.8554	ng/ml	98
T Benzo(g,h,i)perylene	20.489	276.0	96157	4.6866	ng/ml	97

(#) = Qualifier Out of Range; (m) = Manual Integration; (+) = Area Summed; (*) = Surrogate Percent Recovery Out of Range; (d): Zeroed Peak

Compound	Conc.	RT	Dev(Min)	Resp.	QIon	QRatio	Lower	Upper
Nitrobenzene-d5	3.8098	5.14	0.00	19638	128.0	36.5	32.9	61.0
					54.0	42.4	29.6	54.9

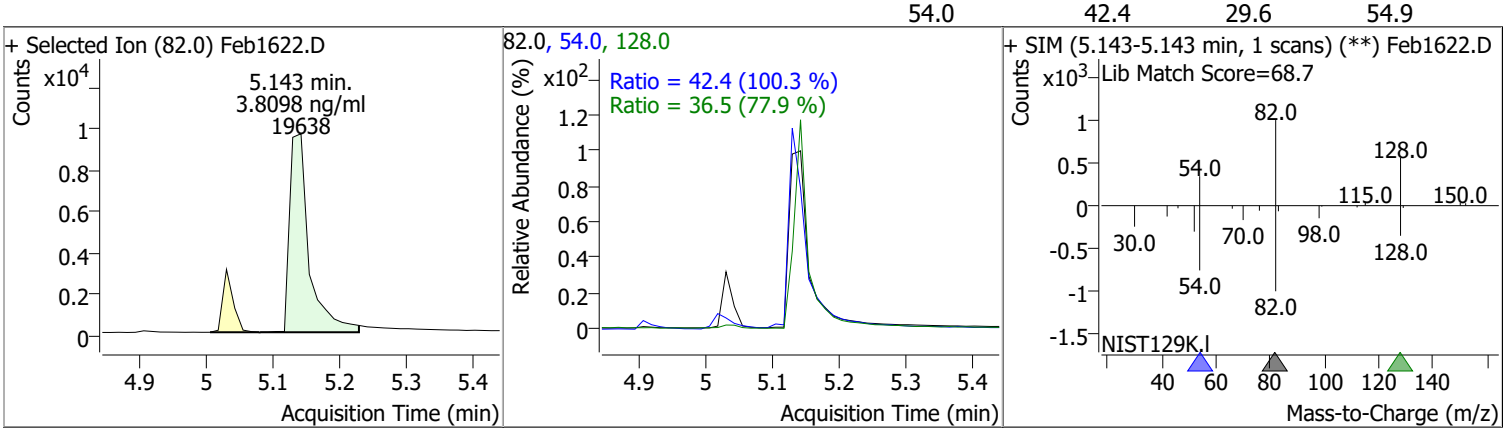

Compound	Conc.	RT	Dev(Min)	Resp.	QIon	QRatio	Lower	Upper
Naphthalene	3.4820	5.95	0.00	86252	102.0	10.5	0.0	35.2
					129.0	11.2	7.9	14.6

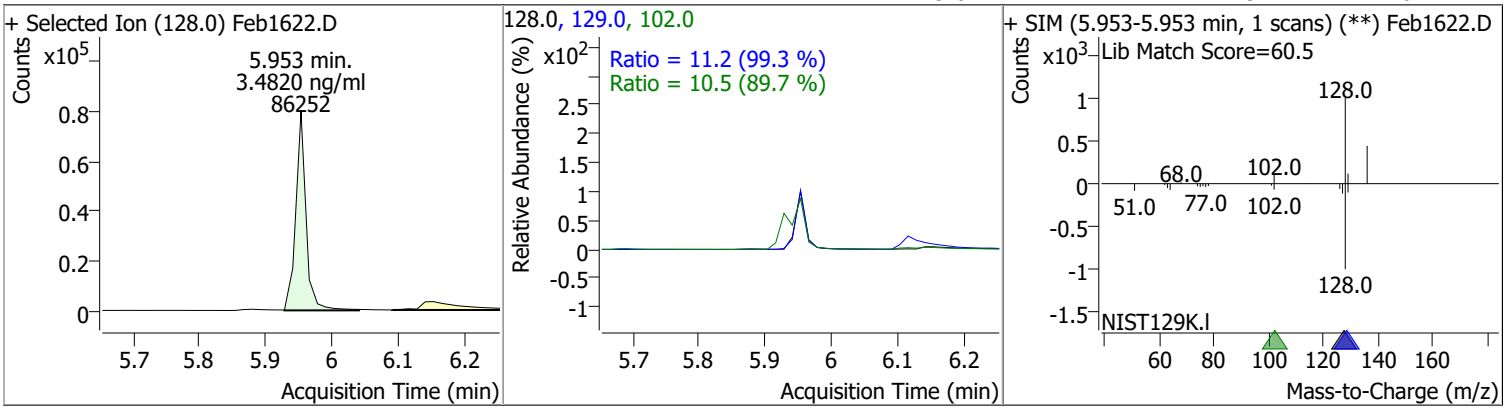

Compound	Conc.	RT	Dev(Min)	Resp.	QIon	QRatio	Lower	Upper
2-Methylnaphthalene	3.4200	6.79	0.00	54965 (m)	142.0	142.0	96.5	179.2
					115.0	49.2	33.2	61.6

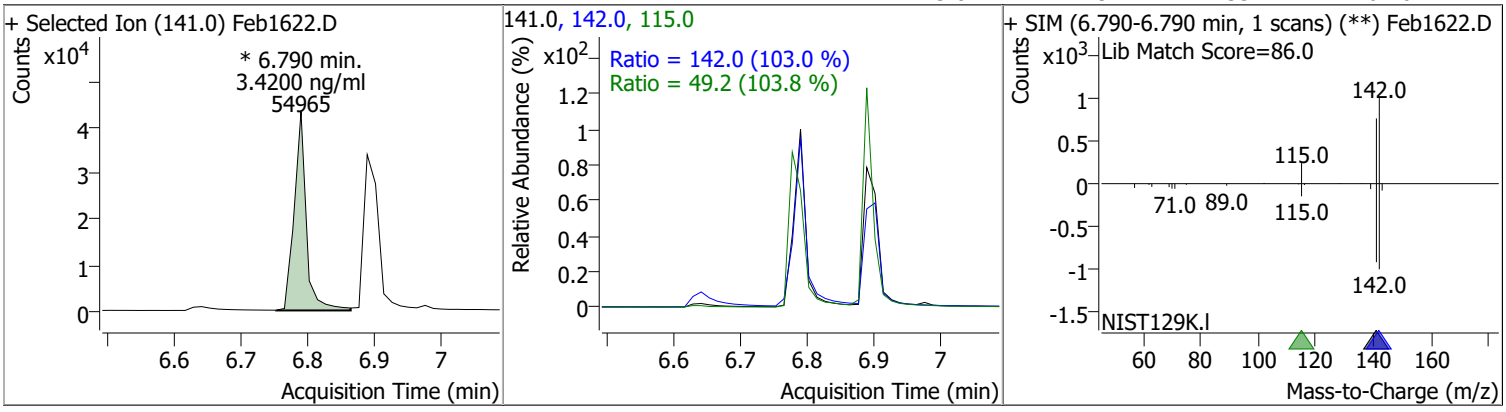

Compound	Conc.	RT	Dev(Min)	Resp.	QIon	QRatio	Lower	Upper
1-Methylnaphthalene	2.9391	6.89	-0.01	52027 (m)	142.0	114.6	82.3	152.8
					115.0	53.7	33.5	62.2

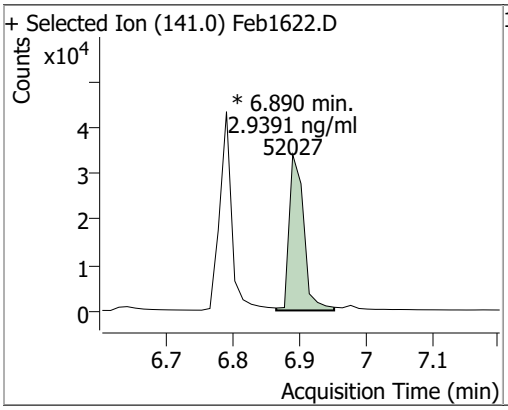

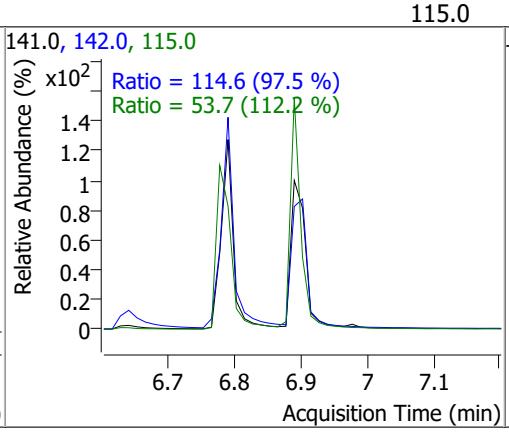

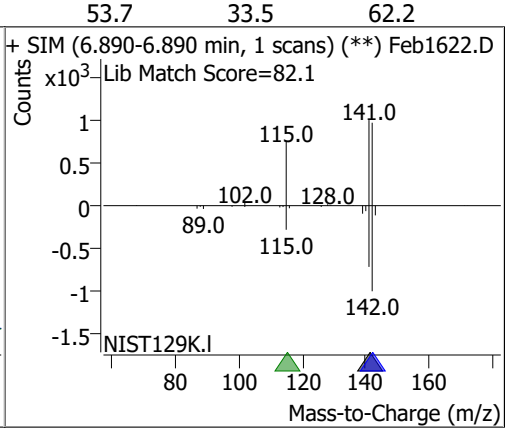

Compound	Conc.	RT	Dev(Min)	Resp.	QIon	QRatio	Lower	Upper
2-Fluorobiphenyl	4.1139	7.25	-0.01	78102	171.0	37.2	26.3	48.9

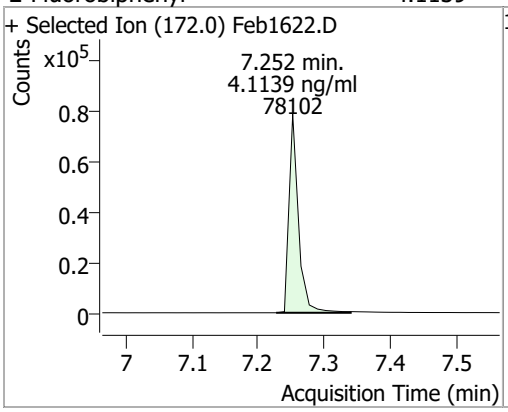

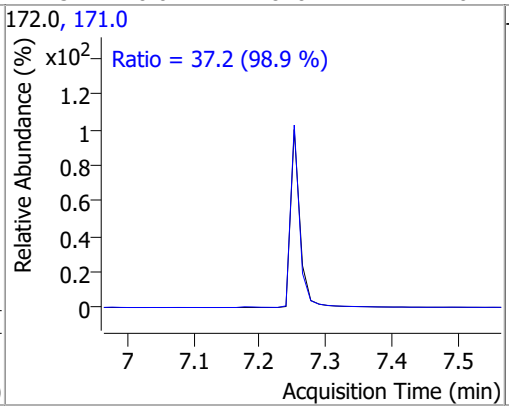

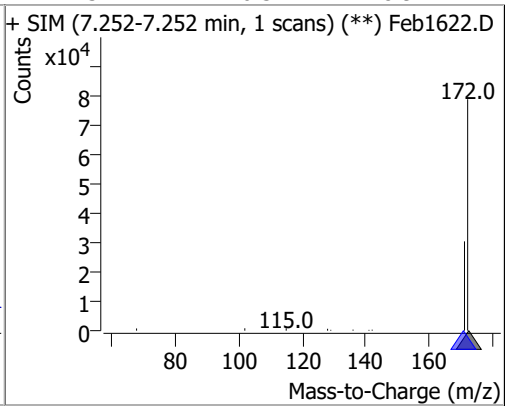

Compound	Conc.	RT	Dev(Min)	Resp.	QIon	QRatio	Lower	Upper
Acenaphthylene	3.9961	7.83	0.00	89545	153.0	14.1	11.8	22.0

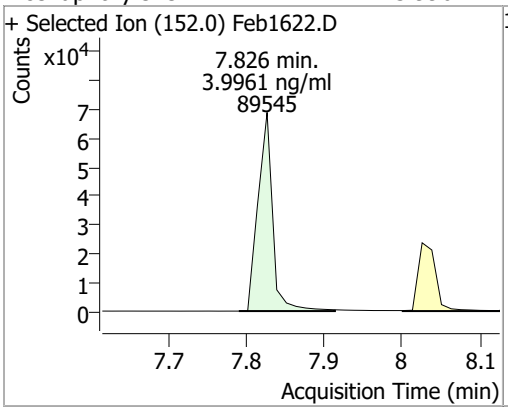

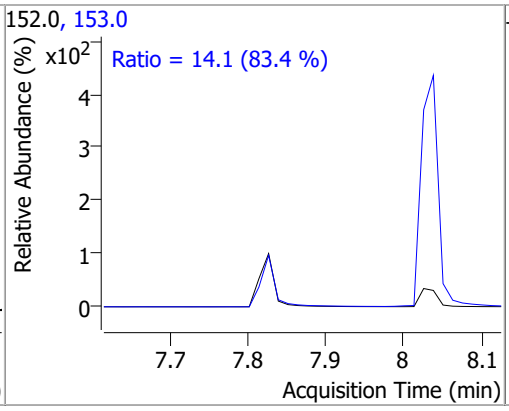

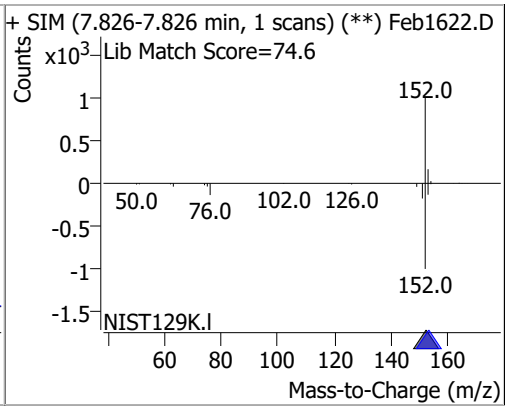

Compound	Conc.	RT	Dev(Min)	Resp.	QIon	QRatio	Lower	Upper
Acenaphthene	4.1678	8.04	0.00	68871 (m)	153.0	112.0	78.7	146.2
					152.0	54.3	36.5	67.8

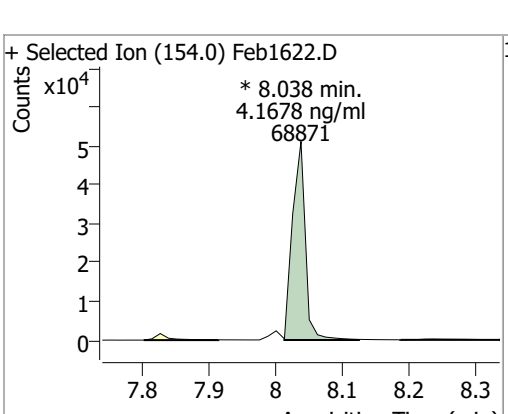

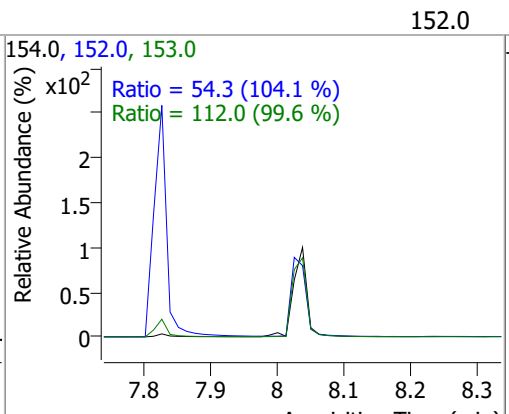

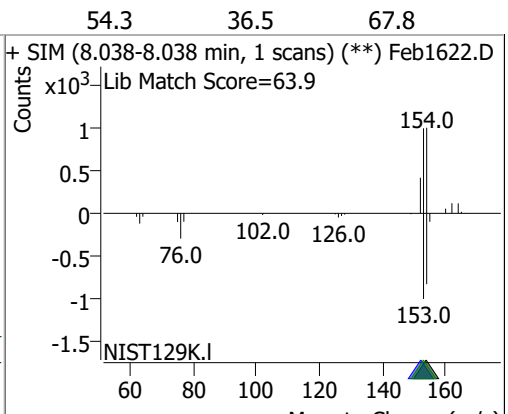

Compound	Conc.	RT	Dev(Min)	Resp.	QIon	QRatio	Lower	Upper
Fluorene	4.4173	8.66	0.00	89703	165.0	94.9	68.8	127.8
					167.0	13.9	7.2	13.4

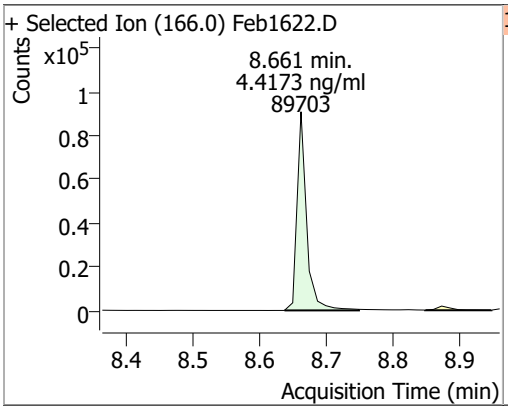

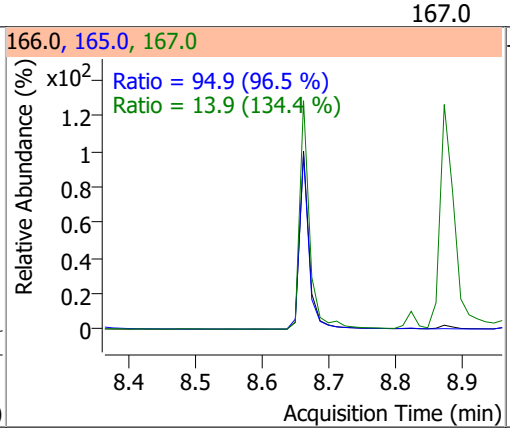

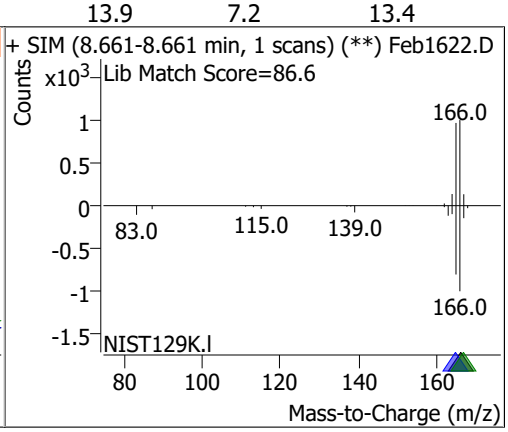

Compound	Conc.	RT	Dev(Min)	Resp.	QIon	QRatio	Lower	Upper
Phenanthrene	4.5866	9.79	0.00	131859	176.0	17.8	12.6	23.5

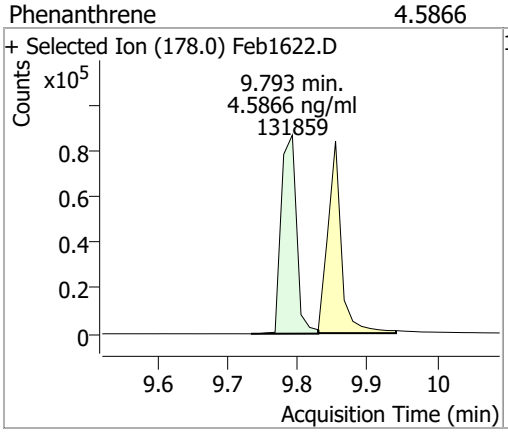

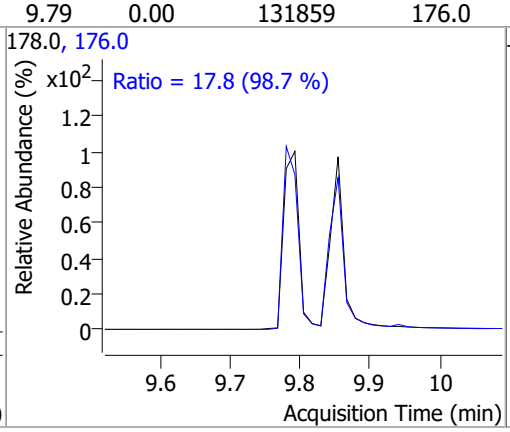

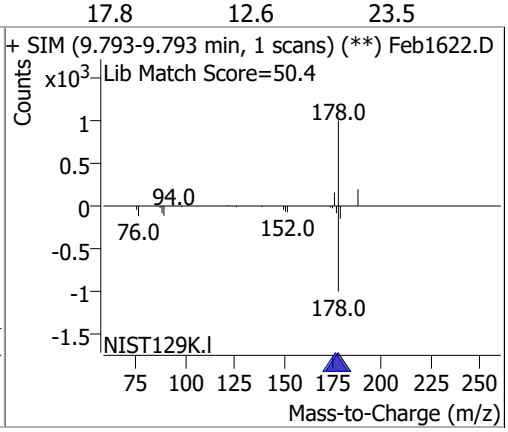

Compound	Conc.	RT	Dev(Min)	Resp.	QIon	QRatio	Lower	Upper
Anthracene	4.3335	9.85	0.00	113000	176.0	17.1	12.0	22.3

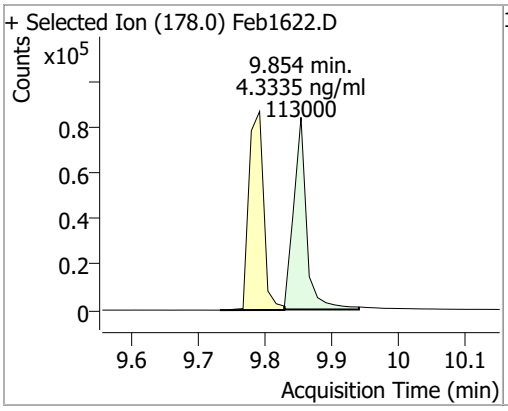

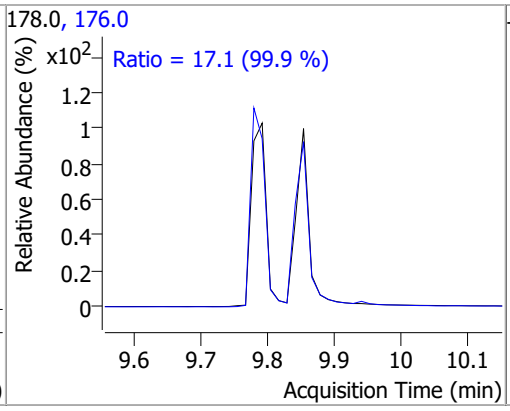

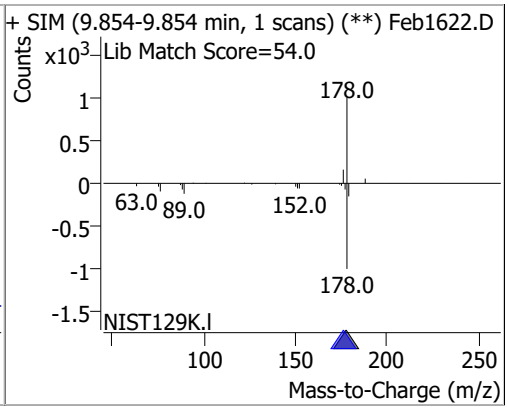

Compound	Conc.	RT	Dev(Min)	Resp.	QIon	QRatio	Lower	Upper
o-Terphenyl	4.6142	10.29	-0.01	76098	229.0	66.0	44.8	83.1
					215.0	40.9	27.3	50.6

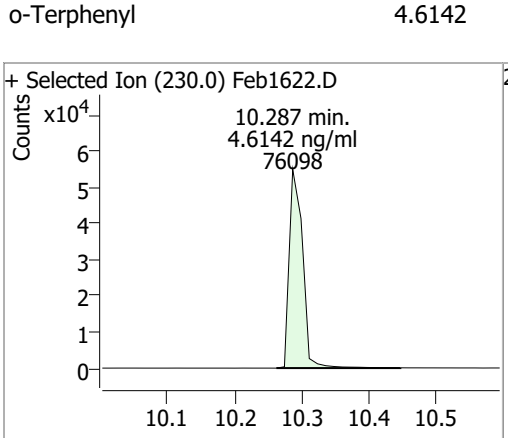

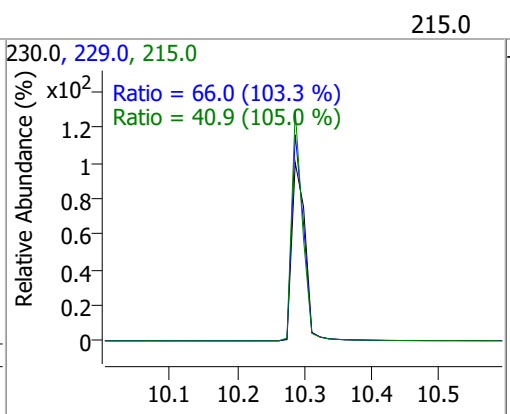

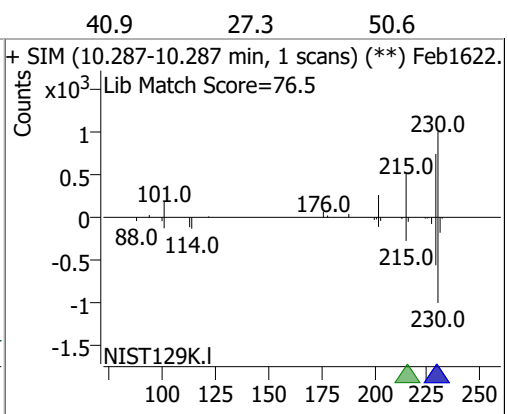

Compound	Conc.	RT	Dev(Min)	Resp.	QIon	QRatio	Lower	Upper
Fluoranthene	4.6980	11.39	-0.01	136269	101.0	9.8	6.5	12.1

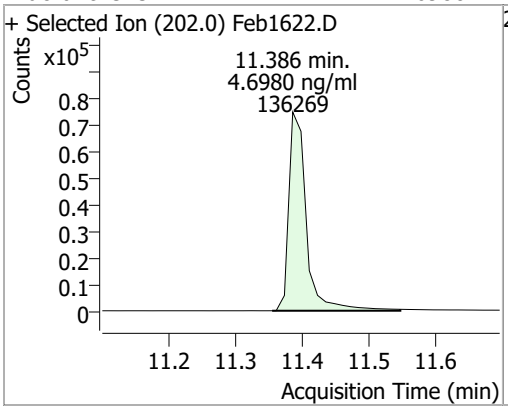

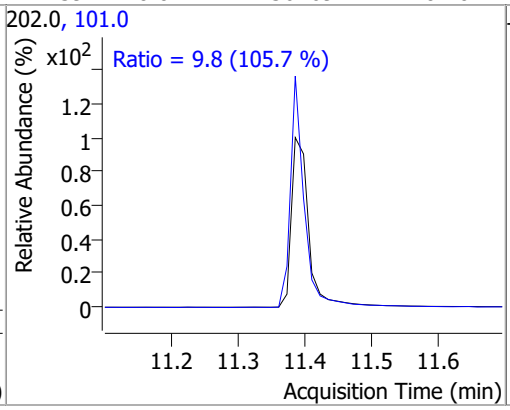

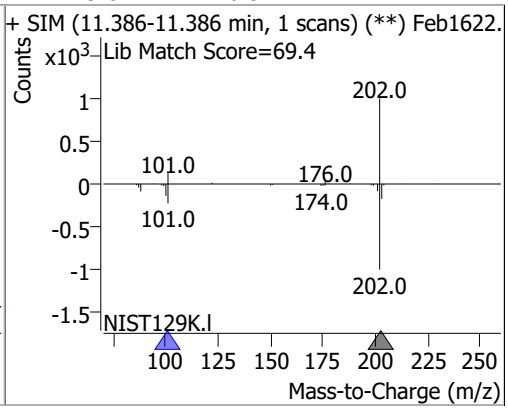

Compound	Conc.	RT	Dev(Min)	Resp.	QIon	QRatio	Lower	Upper
Pyrene	4.6932	11.77	0.00	145166	101.0	12.2	7.6	14.2

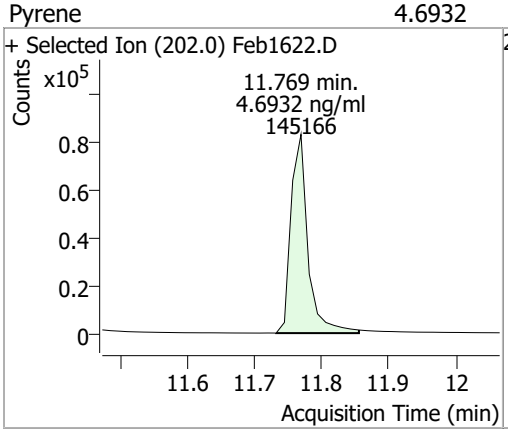

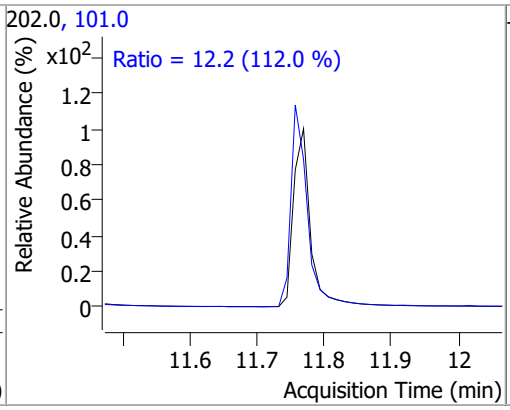

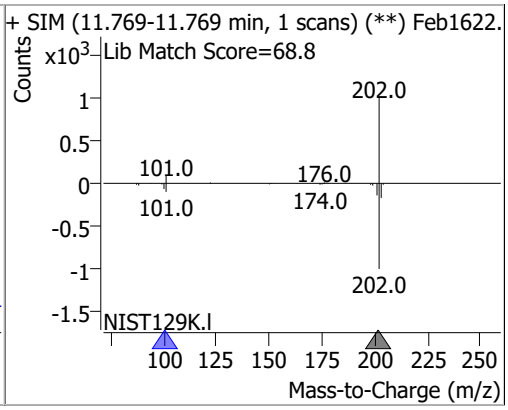

Compound	Conc.	RT	Dev(Min)	Resp.	QIon	QRatio	Lower	Upper
Terphenyl-d14	4.8386	12.23	-0.01	95104	122.0	13.2	8.9	16.5

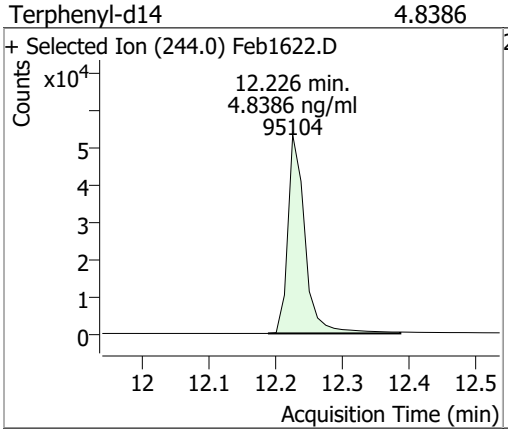

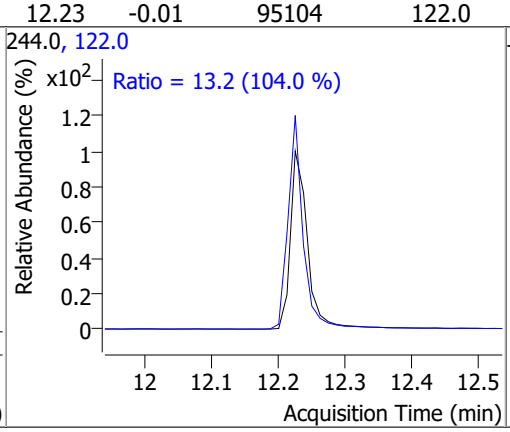

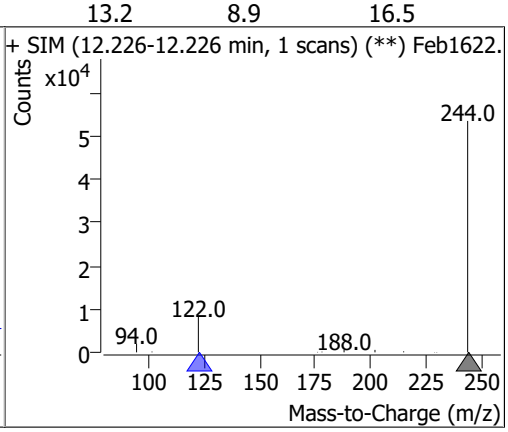

Compound	Conc.	RT	Dev(Min)	Resp.	QIon	QRatio	Lower	Upper
Benzo(a)Anthracene	4.6845	14.63	0.00	107461	226.0	26.6	18.0	33.4
					229.0	23.2	16.5	30.7

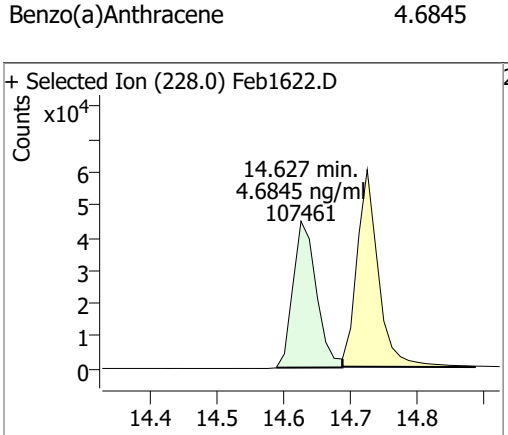

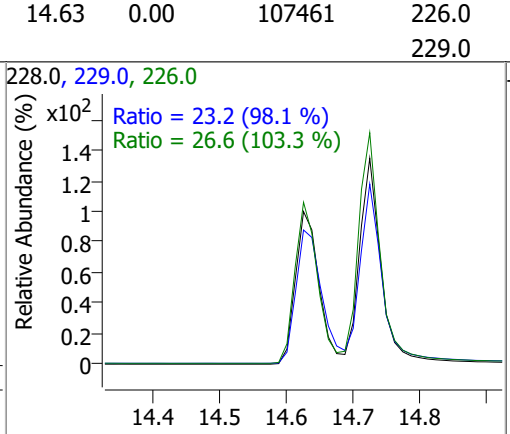

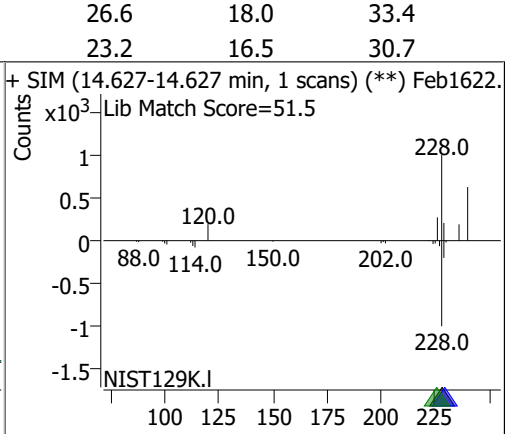

Compound	Conc.	RT	Dev(Min)	Resp.	QIon	QRatio	Lower	Upper
Chrysene	4.5974	14.73	0.00	135046	226.0	30.8	20.2	37.5
					229.0	22.3	15.5	28.8

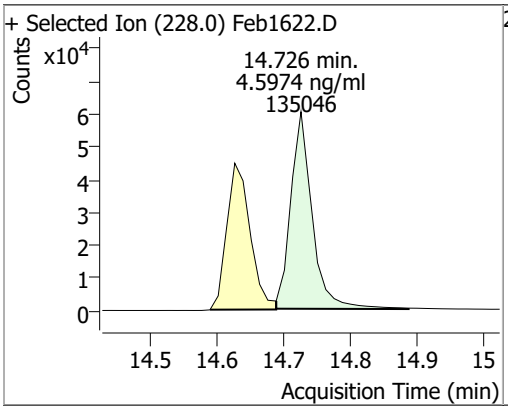

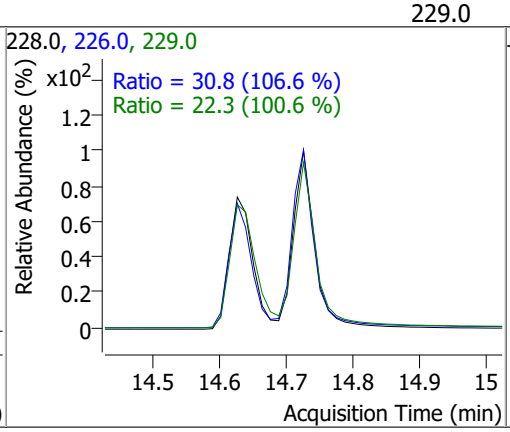

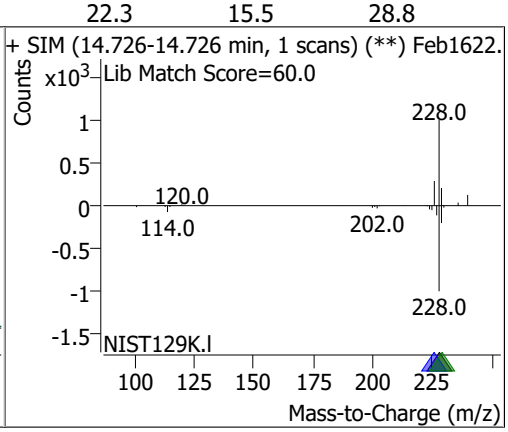

Compound	Conc.	RT	Dev(Min)	Resp.	QIon	QRatio	Lower	Upper
Benzo(b)fluoranthene	4.8340	17.65	-0.01	96930	253.0	23.1	16.1	29.9

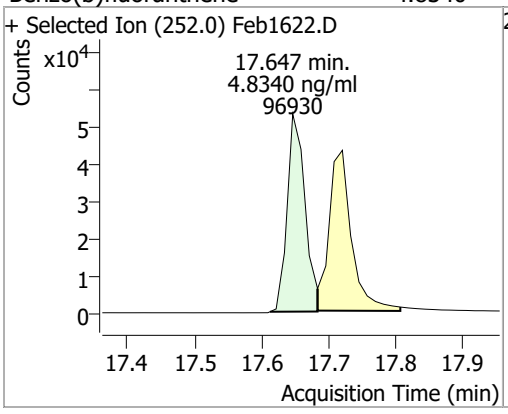

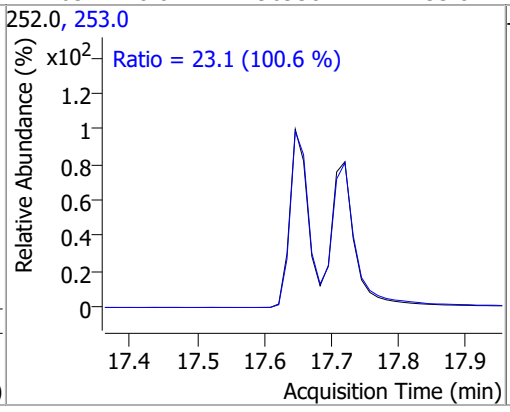

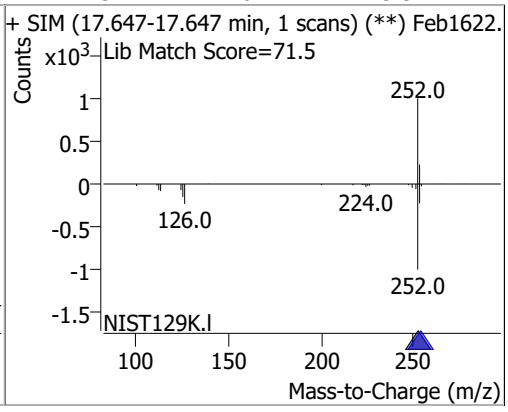

Compound	Conc.	RT	Dev(Min)	Resp.	QIon	QRatio	Lower	Upper
Benzo(k)fluoranthene	4.3686	17.72	0.00	100738	253.0	23.4	15.2	28.2

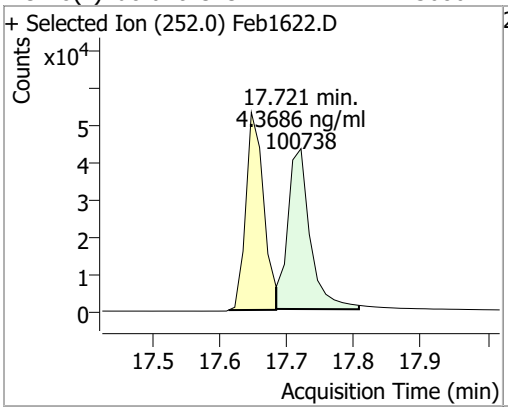

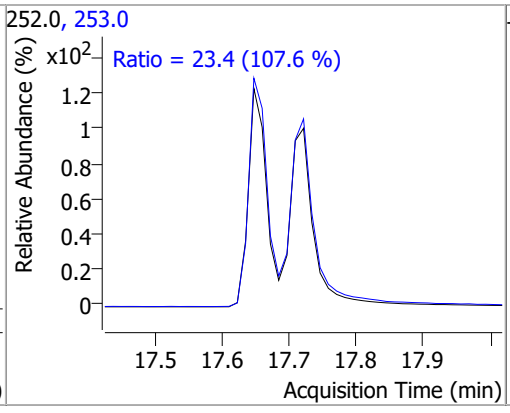

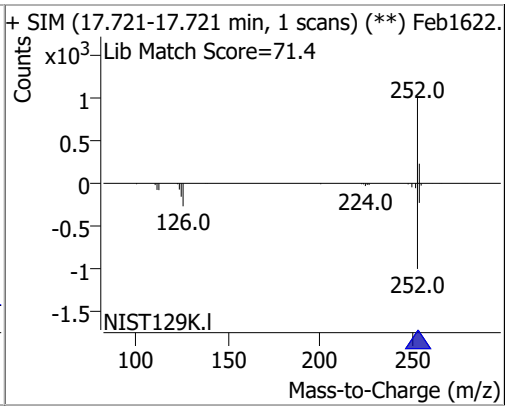

Compound	Conc.	RT	Dev(Min)	Resp.	QIon	QRatio	Lower	Upper
Benzo(a)pyrene	4.5047	18.30	0.00	78022	253.0	23.3	16.6	30.8

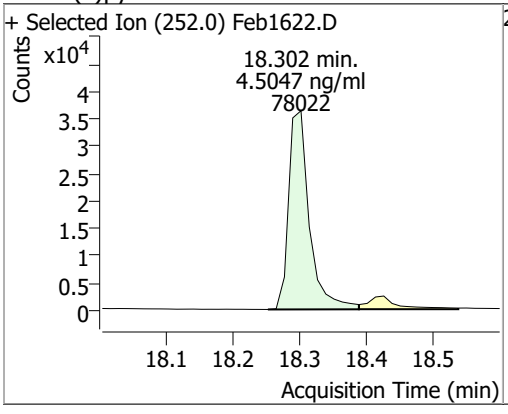

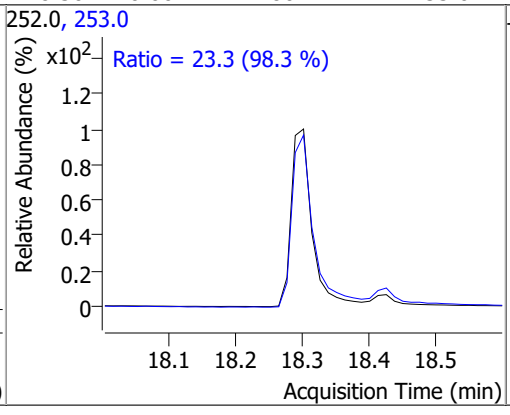

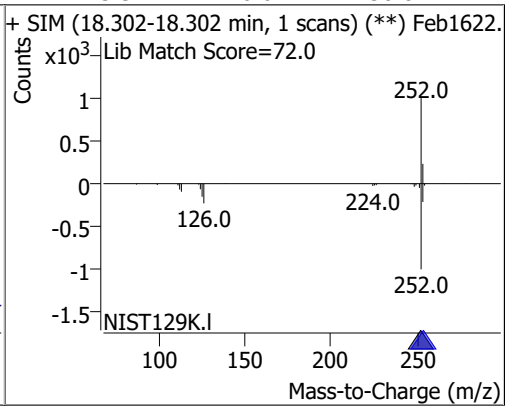

Compound	Conc.	RT	Dev(Min)	Resp.	QIon	QRatio	Lower	Upper
Indeno(1,2,3-cd)pyrene	4.5057	20.16	0.00	67059	138.0	25.3	15.9	29.6

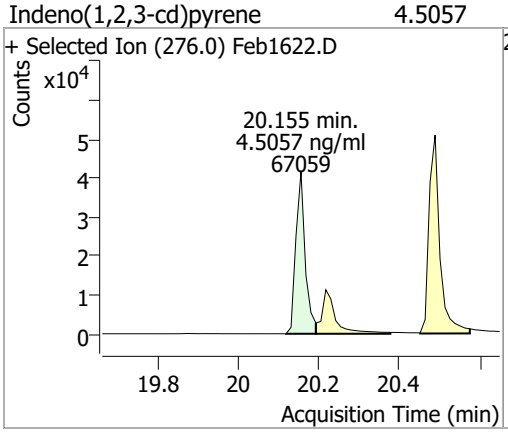

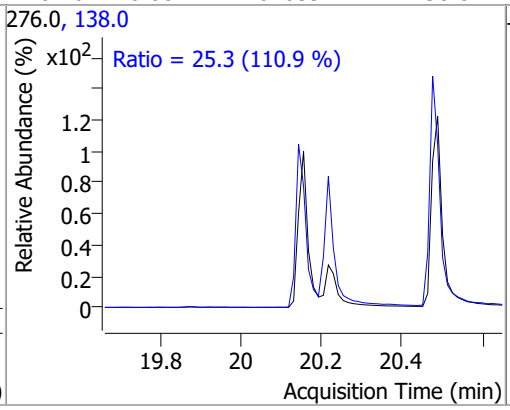

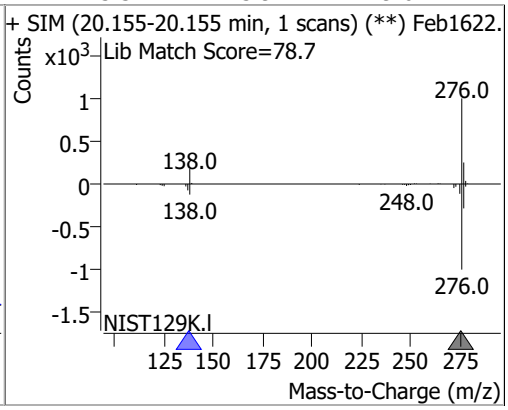

Compound	Conc.	RT	Dev(Min)	Resp.	QIon	QRatio	Lower	Upper
Dibenzo(a,h)anthracene	4.8554	20.22	-0.01	84987	279.0	24.7	17.3	32.0
					139.0	19.0	12.1	22.4

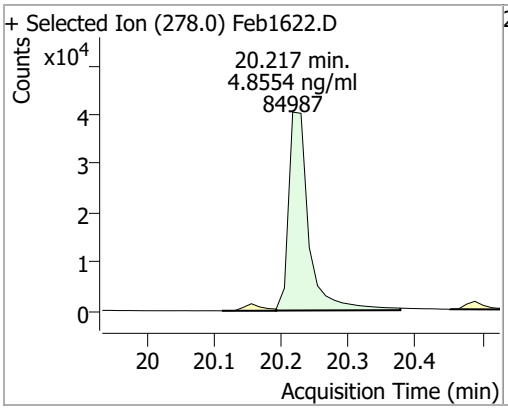

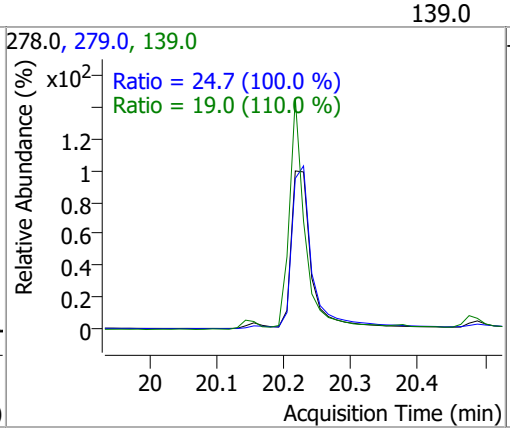

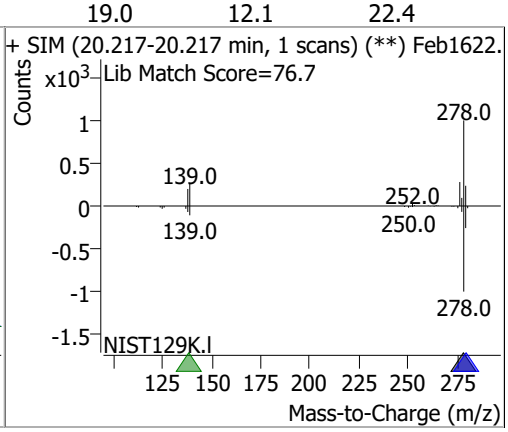

Compound	Conc.	RT	Dev(Min)	Resp.	QIon	QRatio	Lower	Upper
Benzo(g,h,i)perylene	4.6866	20.49	0.00	96157	277.0	24.7	17.2	32.0
					138.0	26.2	16.4	30.4

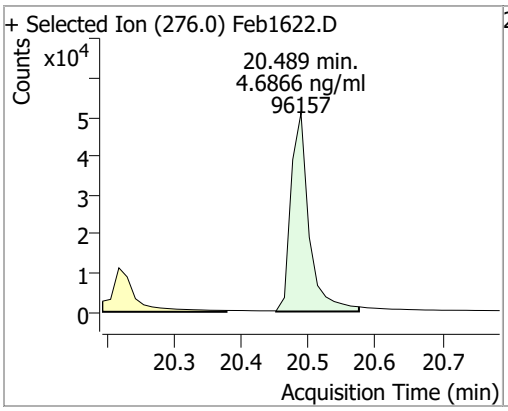

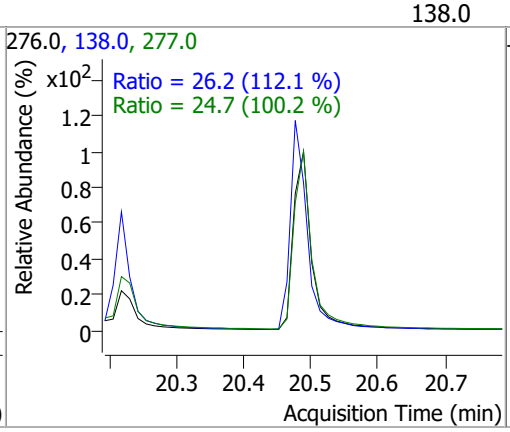

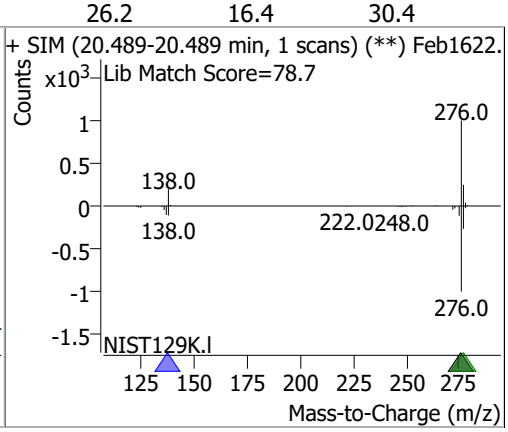

Quantitation Results Report (QT Reviewed)

Data File	Feb1623.D	Operator	LIMS import
Acq. Method	5975BNASIM	Acq. Date-Time	2/17/2022 12:24:03 AM
Sample Name	B22020962-032A	Instrument	GCMS
Vial	23	Multiplier	1.00
DA Method File		Comment	SVOC-8270C-SIM-W-LLPAH
Tune File	dftppjph.u	Tune Date	
Batch Name	021622 bna SIM 1.batch.bin	Last Calib Update	2/17/2022 8:48:03 AM
Ref Library			

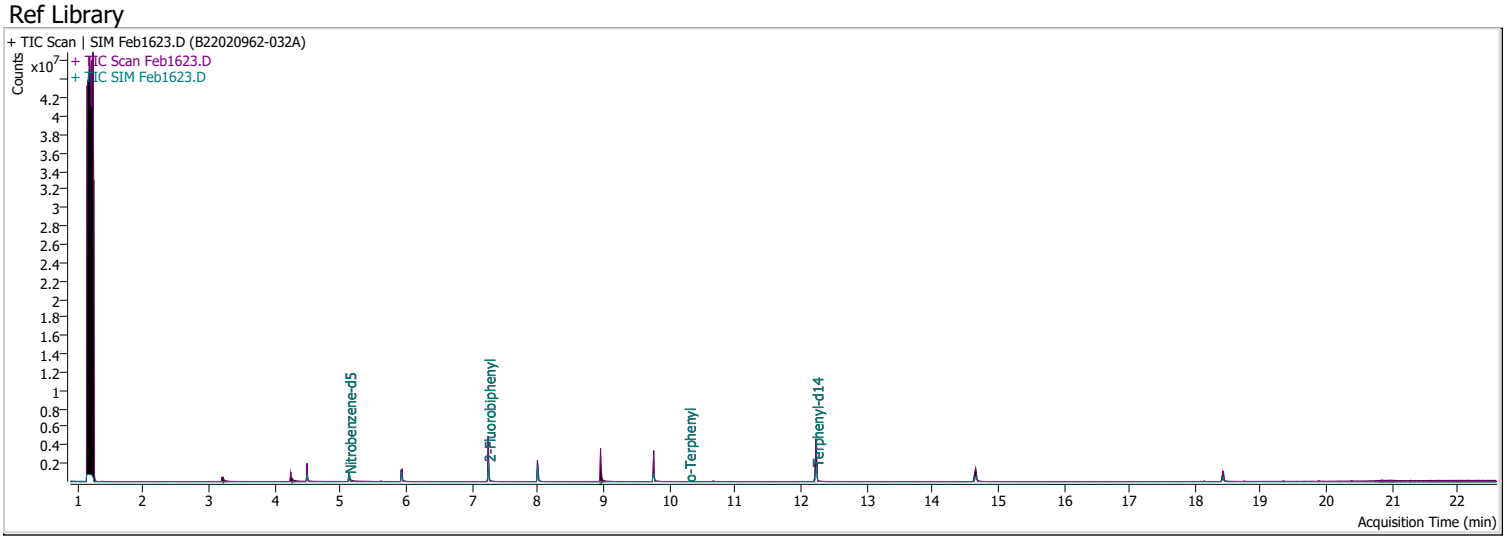

Compound	RT	QIon	Resp.	Conc.	Units		Dev(Min)
Internal Standards							
M 1,4-Dichlorobenzene-d4	4.497	152.0	257542	40.0000	ng/ml		0.000
M Naphthalene-d8	5.928	136.0	992417	40.0000	ng/ml		0.000
M Acenaphthene-d10	8.001	164.0	695291	40.0000	ng/ml		0.000
M Phenanthrene-d10	9.768	188.0	1239739	40.0000	ng/ml		0.000
M Chrysene-d12	14.664	240.0	957842	40.0000	ng/ml		0.000
M Perylene-d12	18.425	264.0	600538	40.0000	ng/ml		0.000
System Monitoring Compounds							
S Nitrobenzene-d5	5.131	82.0	504194	37.3208	ng/ml		-0.012
Spiked Amount: 5.000	Range: 19.0 - 102.0%			Recovery = 746.42%		*	
S 2-Fluorobiphenyl	7.252	172.0	1457182	36.3536	ng/ml		-0.013
Spiked Amount: 5.000	Range: 25.0 - 94.0%			Recovery = 727.07%		*	
S o-Terphenyl	10.299	230.0	3065	0.1380	ng/ml		0.000
Spiked Amount: 5.000	Range: 40.0 - 140.0%			Recovery = 2.76%		*	
S Terphenyl-d14	12.238	244.0	2018095	53.7532	ng/ml		0.000
Spiked Amount: 5.000	Range: 39.0 - 106.0%			Recovery = 1075.06%		*	
Target Compounds							**QValue**
T Naphthalene	0.000		0	N.D.			
T 2-Methylnaphthalene	0.000		0	N.D.			
T 1-Methylnaphthalene	0.000		0	N.D.			
T Acenaphthylene	0.000		0	N.D.			
T Acenaphthene	8.001	154.0	0		ng/ml	md	1
T Fluorene	8.960	166.0	0		ng/ml	md	1
T Phenanthrene	0.000		0	N.D.			
T Anthracene	0.000		0	N.D.			
T Fluoranthene	0.000		0	N.D.			
T Pyrene	0.000		0	N.D.			
T Benzo(a)Anthracene	14.652	228.0	0		ng/ml	md	1
T Chrysene	14.726	228.0	0		ng/ml	md	1
T Benzo(b)fluoranthene	0.000		0	N.D.			

Compound	RT	QIon	Resp.	Conc.	Units		Dev(Min)
T Benzo(k)fluoranthene	0.000		0	N.D.			
T Benzo(a)pyrene	18.425	252.0	0		ng/ml	md	1
T Indeno(1,2,3-cd)pyrene	0.000		0	N.D.			
T Dibenzo(a,h)anthracene	0.000		0	N.D.			
T Benzo(g,h,i)perylene	0.000		0	N.D.			

(#) = Qualifier Out of Range; (m) = Manual Integration; (+) = Area Summed; (*) = Surrogate Percent Recovery Out of Range; (d): Zeroed Peak

Compound	Conc.	RT	Dev(Min)	Resp.	QIon	QRatio	Lower	Upper
Nitrobenzene-d5	37.3208	5.13	-0.01	504194	128.0	41.0	32.9	61.0
					54.0	37.3	29.6	54.9

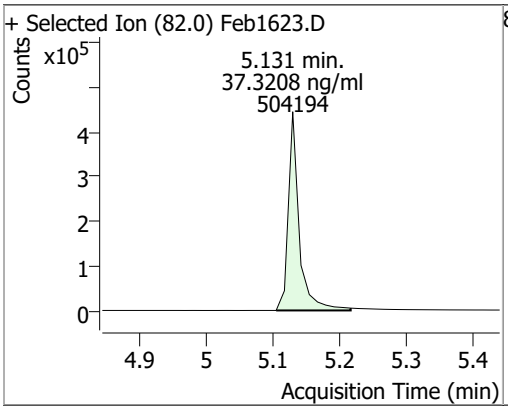

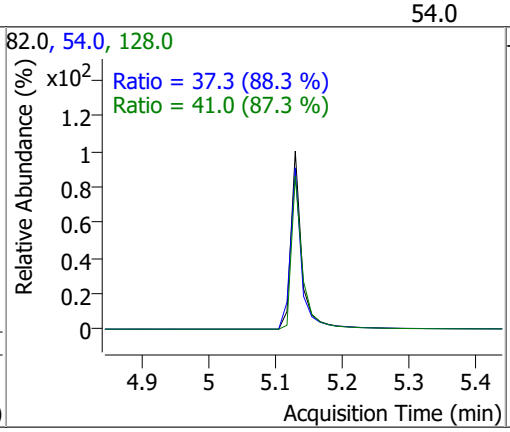

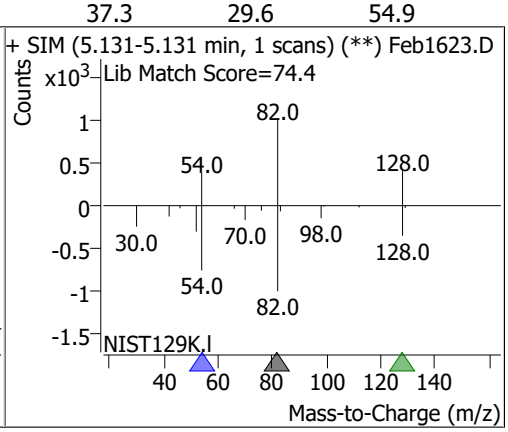

Compound	Conc.	Exp RT	QIon	Exp Ratio	QIon	Exp Ratio
Naphthalene	N.D.	5.95	102.0	11.7	129.0	11.3

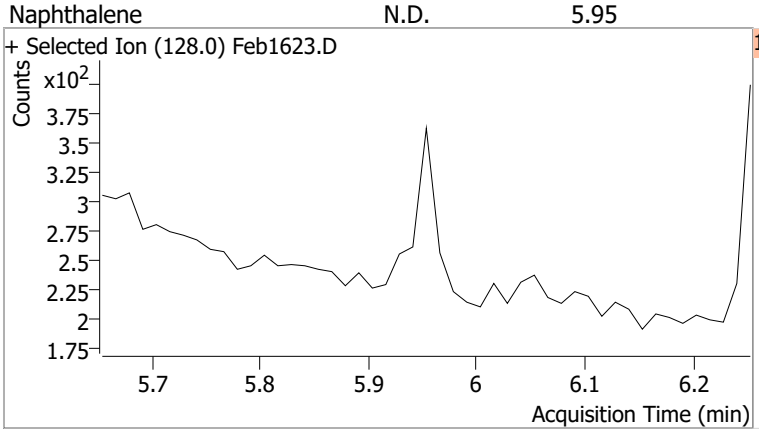

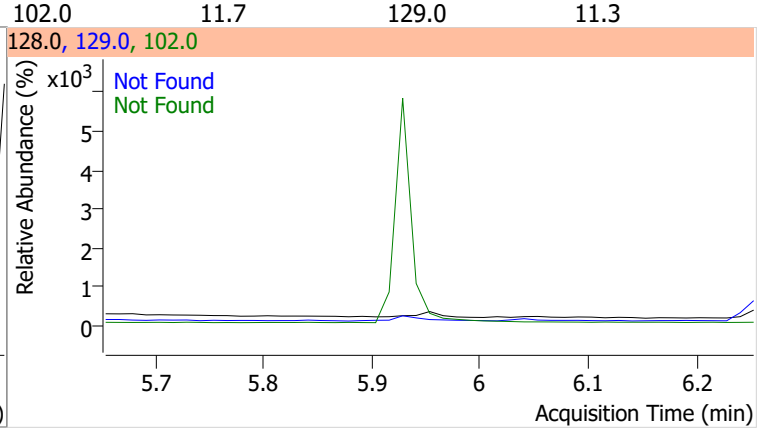

Compound	Conc.	Exp RT	QIon	Exp Ratio	QIon	Exp Ratio
2-Methylnaphthalene	N.D.	6.79	142.0	137.8	115.0	47.4

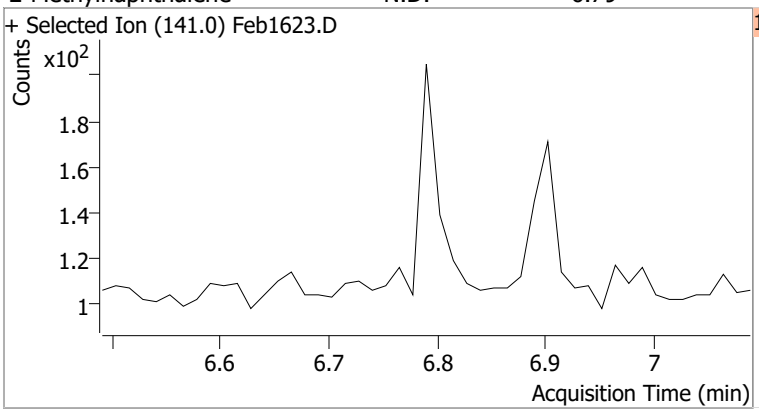

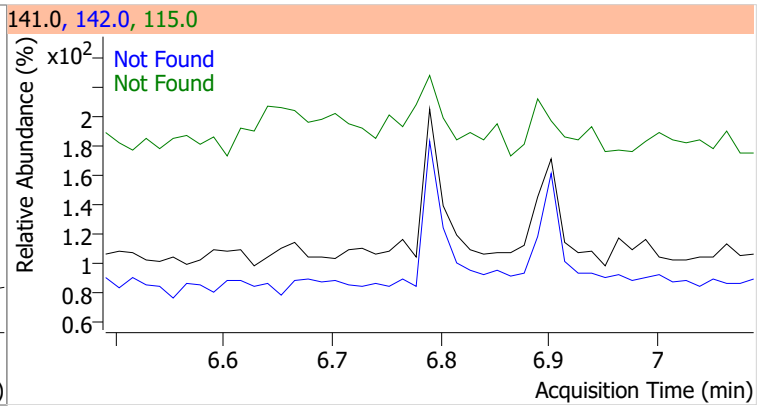

Compound	Conc.	Exp RT	QIon	Exp Ratio	QIon	Exp Ratio
1-Methylnaphthalene	N.D.	6.90	142.0	117.5	115.0	47.8

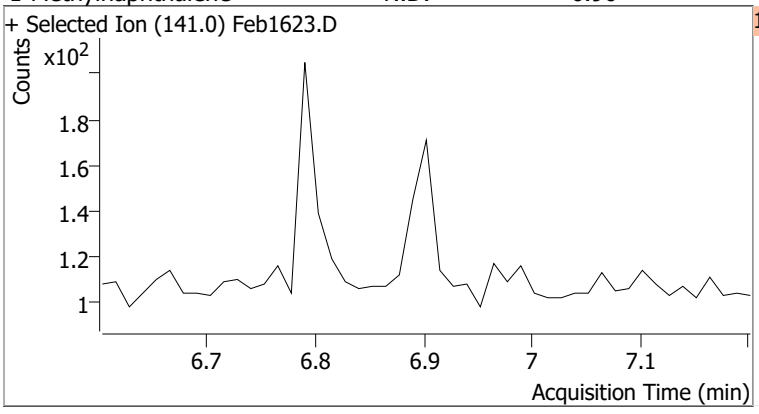

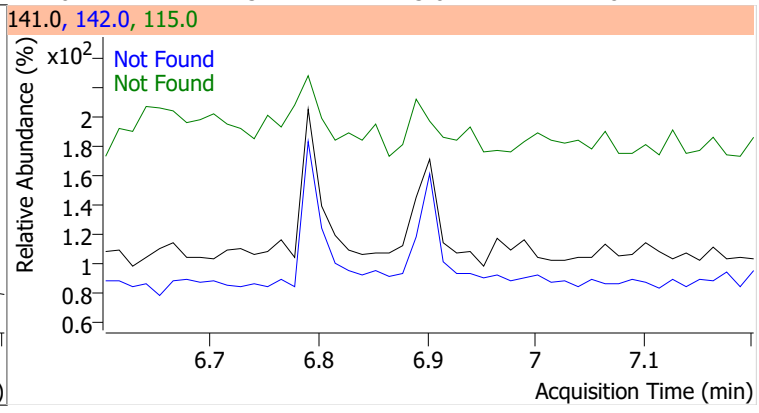

Compound	Conc.	RT	Dev(Min)	Resp.	QIon	QRatio	Lower	Upper
2-Fluorobiphenyl	36.3536	7.25	-0.01	1457182	171.0	38.8	26.3	48.9

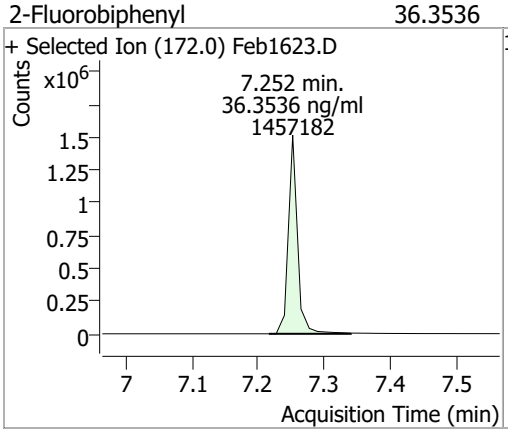

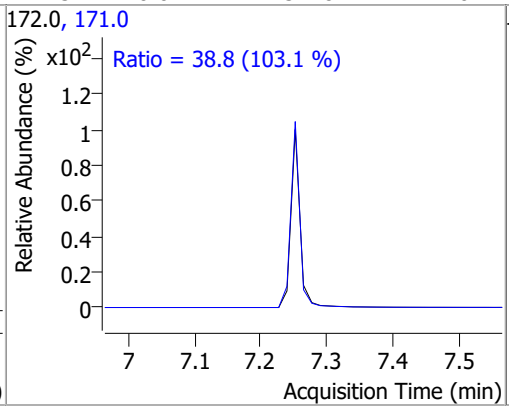

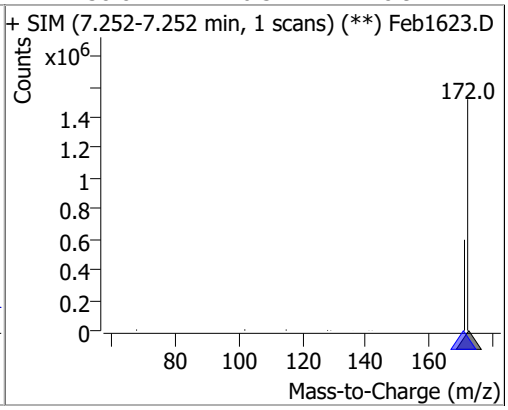

Compound	Conc.	Exp RT	QIon	Exp Ratio
Acenaphthylene	N.D.	7.83	153.0	16.9

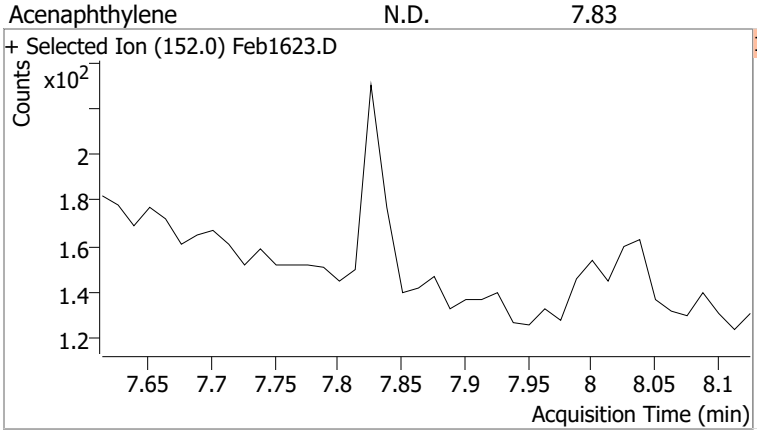

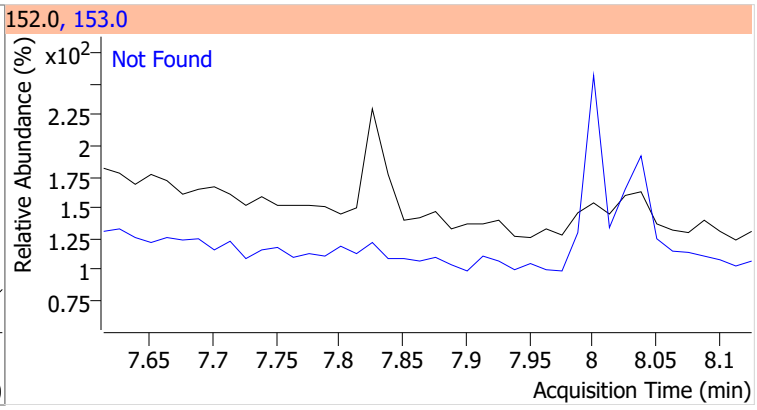

Compound	Conc.	RT	Dev(Min)	Resp.	QIon	QRatio	Lower	Upper
Acenaphthene		0		0	153.0		78.7	146.2
					152.0		36.5	67.8

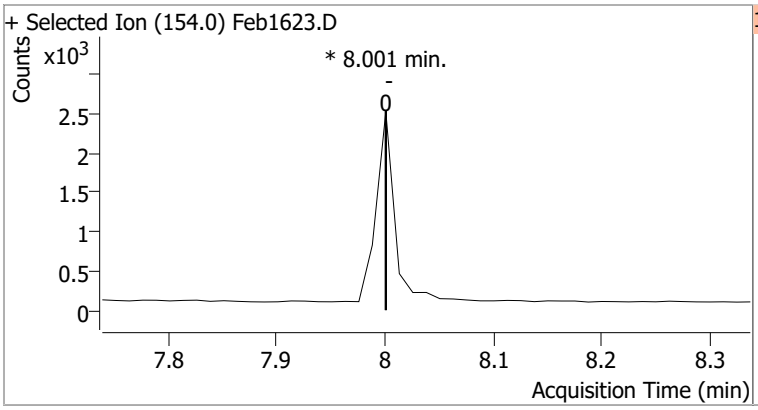

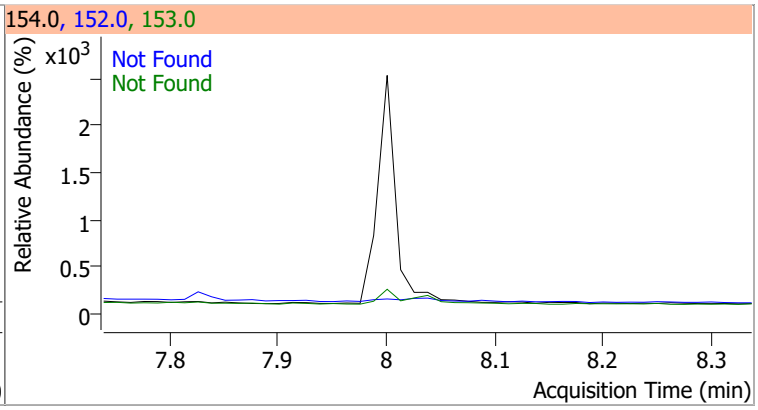

Compound	Conc.	RT	Dev(Min)	Resp.	QIon	QRatio	Lower	Upper
Fluorene		0		0	165.0		68.8	127.8
					167.0		7.2	13.4



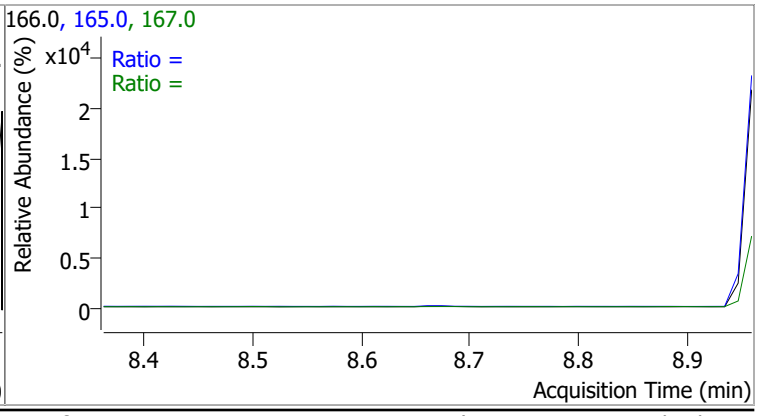

Compound	Conc.	Exp RT	QIon	Exp Ratio
Phenanthrene	N.D.	9.79	176.0	18.1

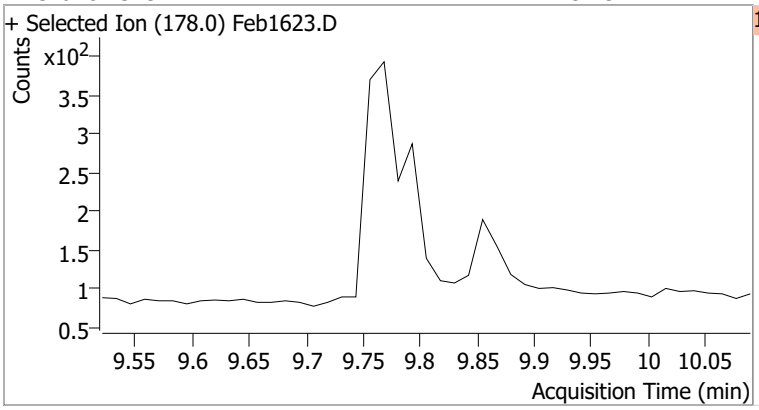

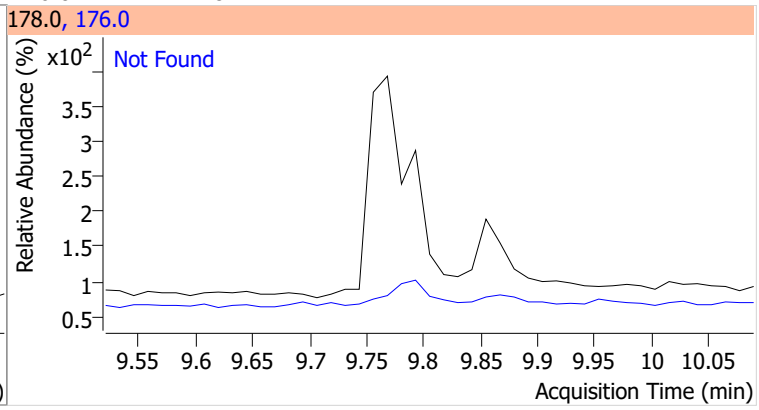

Compound	Conc.	Exp RT	QIon	Exp Ratio
Anthracene	N.D.	9.85	176.0	17.1

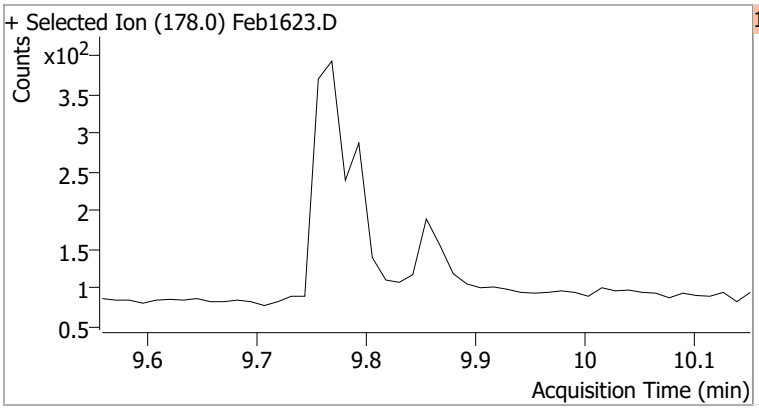

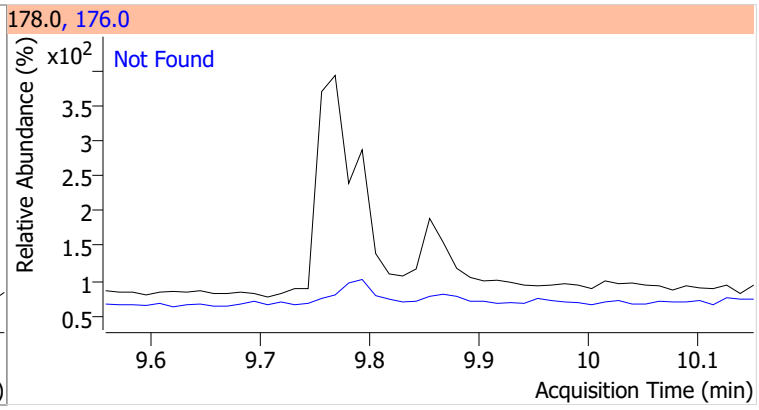

Compound	Conc.	RT	Dev(Min)	Resp.	QIon	QRatio	Lower	Upper
o-Terphenyl	0.1380	10.30	0.00	3065	229.0	57.8	44.8	83.1
					215.0	35.6	27.3	50.6

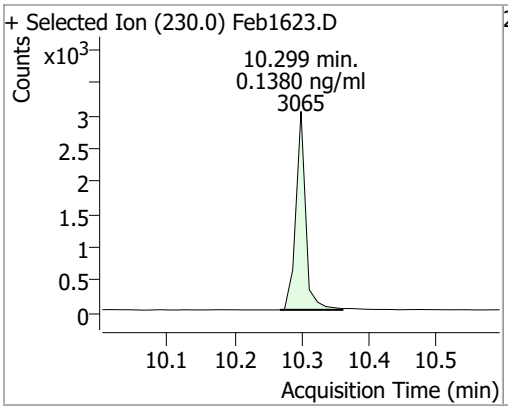

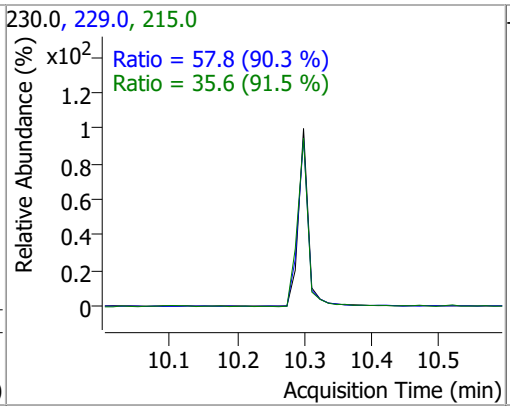

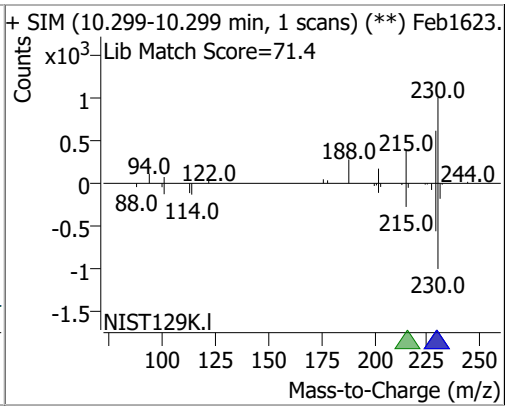

Compound	Conc.	Exp RT	QIon	Exp Ratio
Fluoranthene	N.D.	11.40	101.0	9.3

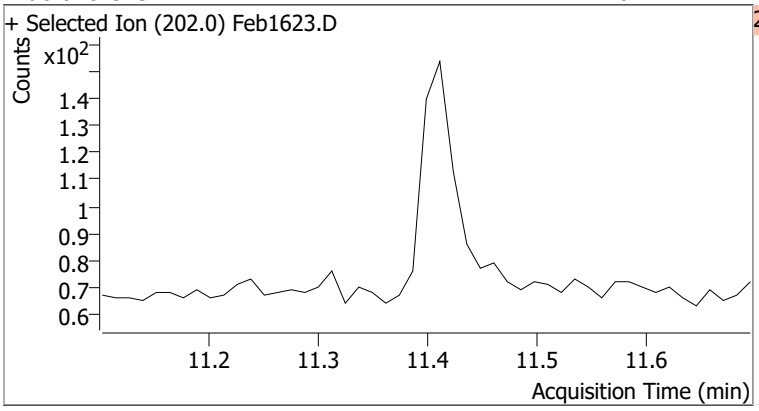

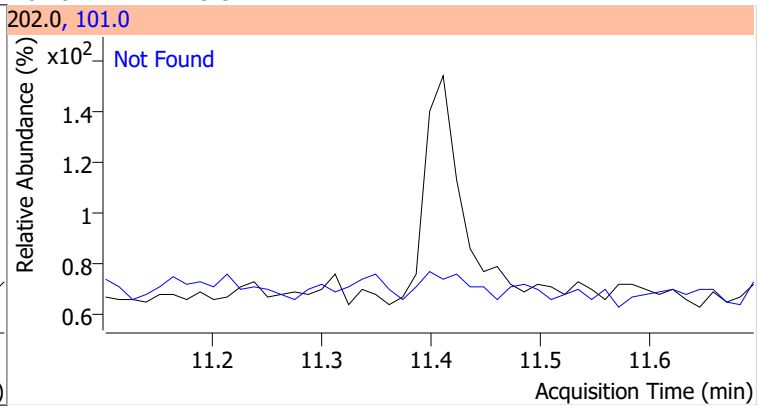

Compound	Conc.	Exp RT	QIon	Exp Ratio
Pyrene	N.D.	11.77	101.0	10.9

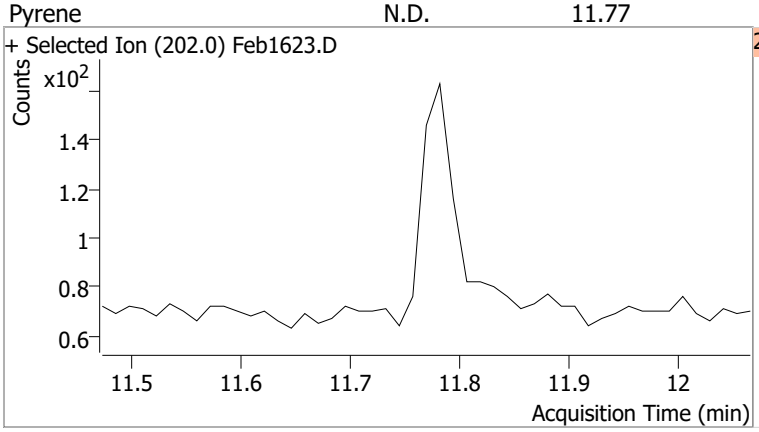

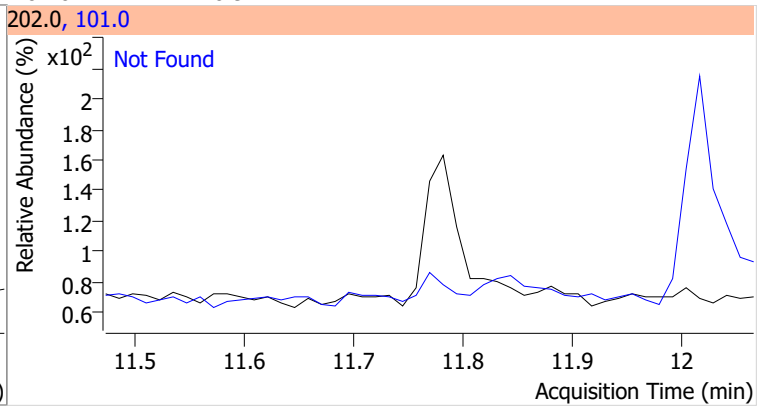

Compound	Conc.	RT	Dev(Min)	Resp.	QIon	QRatio	Lower	Upper
Terphenyl-d14	53.7532	12.24	0.00	2018095	122.0	14.3	8.9	16.5

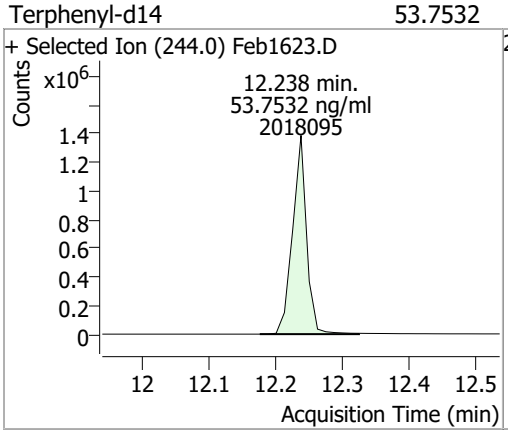

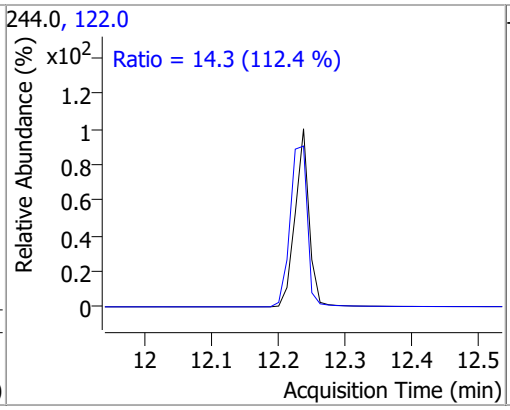

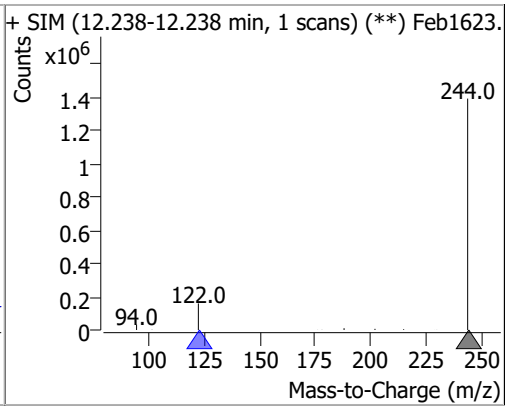

Compound	Conc.	RT	Dev(Min)	Resp.	QIon	QRatio	Lower	Upper
Benzo(a)Anthracene		0		0	226.0		18.0	33.4
					229.0		16.5	30.7

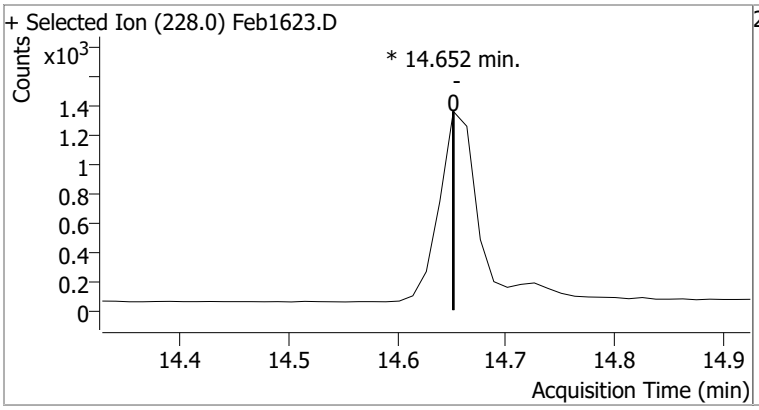

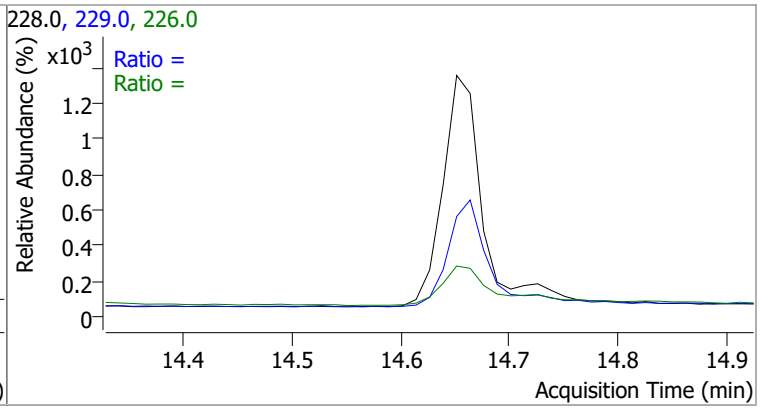

Compound	Conc.	RT	Dev(Min)	Resp.	QIon	QRatio	Lower	Upper
Chrysene		0		0	226.0		20.2	37.5
					229.0		15.5	28.8

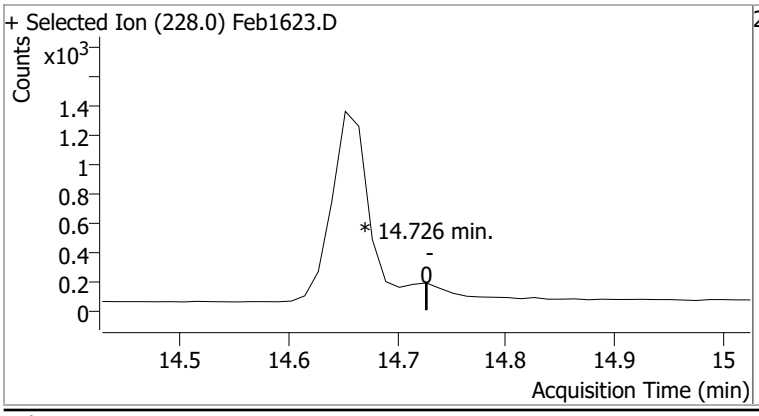

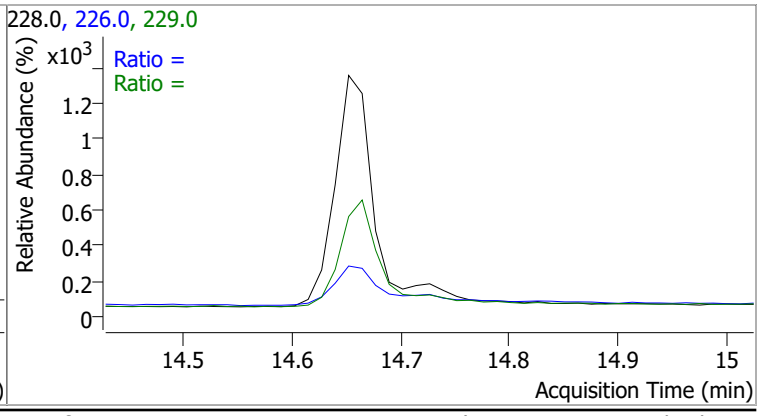

Compound	Conc.	Exp RT	QIon	Exp Ratio
Benzo(b)fluoranthene	N.D.	17.66	253.0	23.0

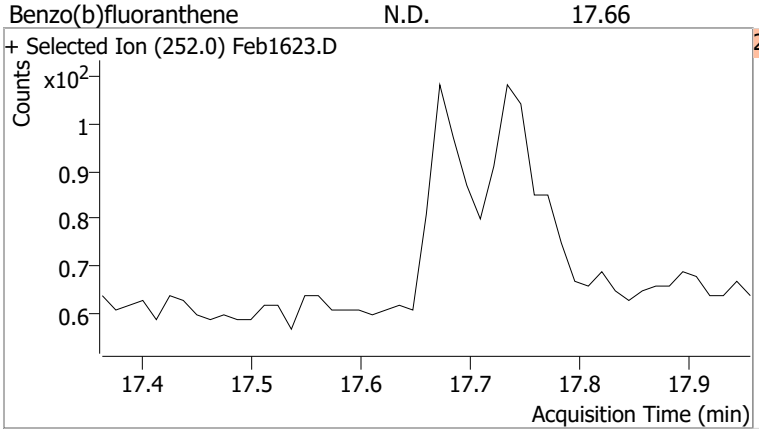

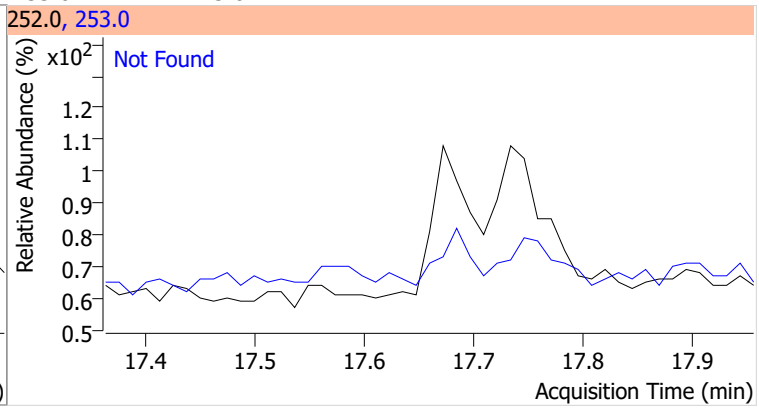

Compound	Conc.	Exp RT	QIon	Exp Ratio
Benzo(k)fluoranthene	N.D.	17.72	253.0	21.7

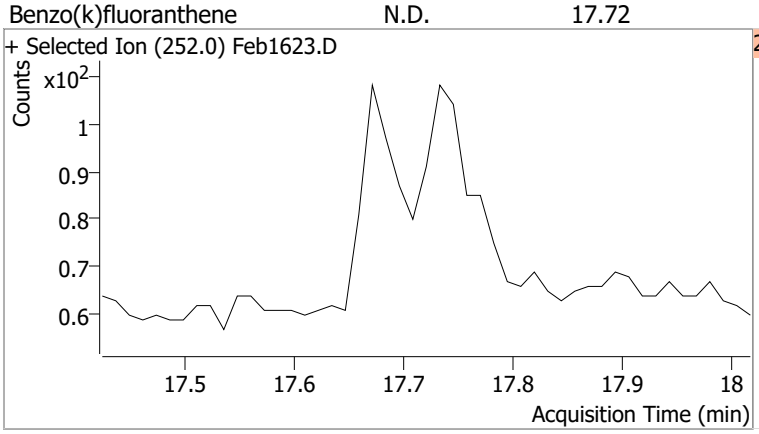

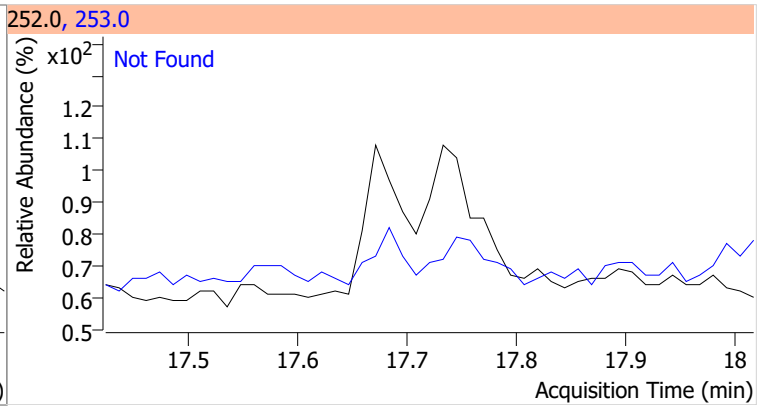

Compound	Conc.	RT	Dev(Min)	Resp.	QIon	QRatio	Lower	Upper
Benzo(a)pyrene		0		0	253.0		16.6	30.8

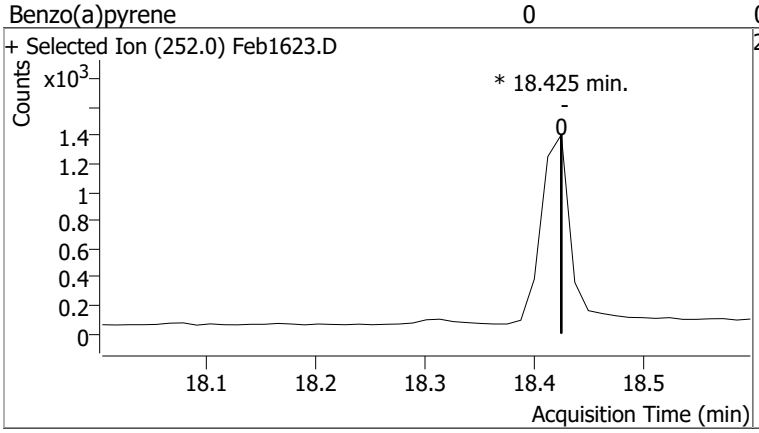

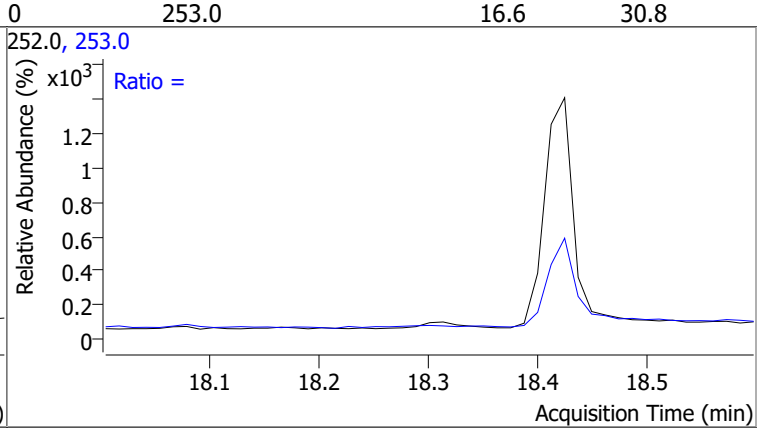

Compound	Conc.	Exp RT	QIon	Exp Ratio
Indeno(1,2,3-cd)pyrene	N.D.	20.16	138.0	22.8

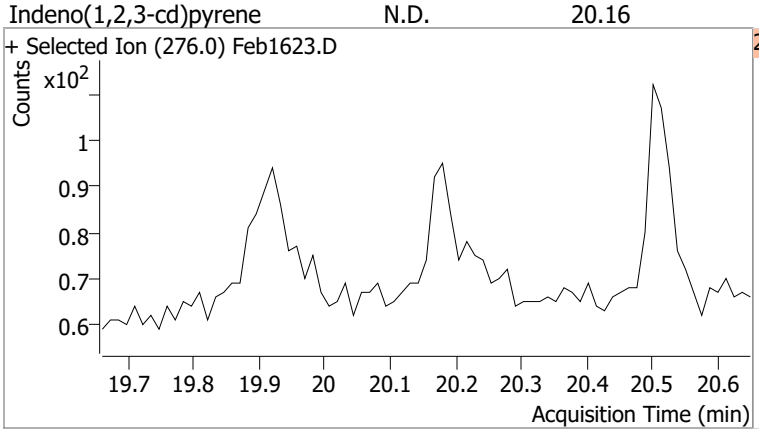

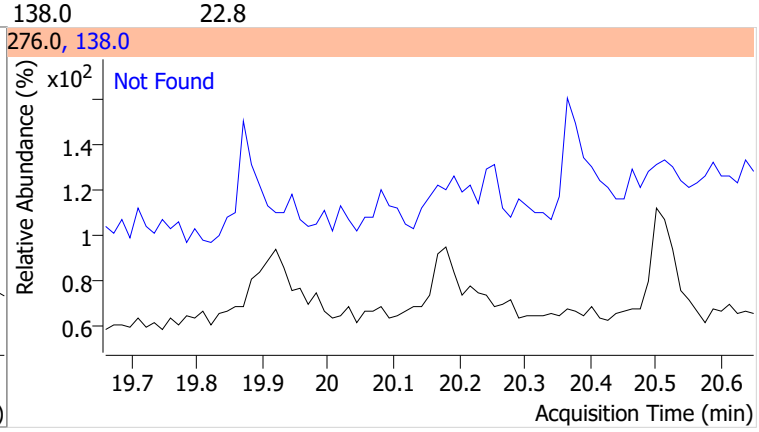

Compound	Conc.	Exp RT	QIon	Exp Ratio	QIon	Exp Ratio
Dibenzo(a,h)anthracene	N.D.	20.23	279.0	24.7	139.0	17.3

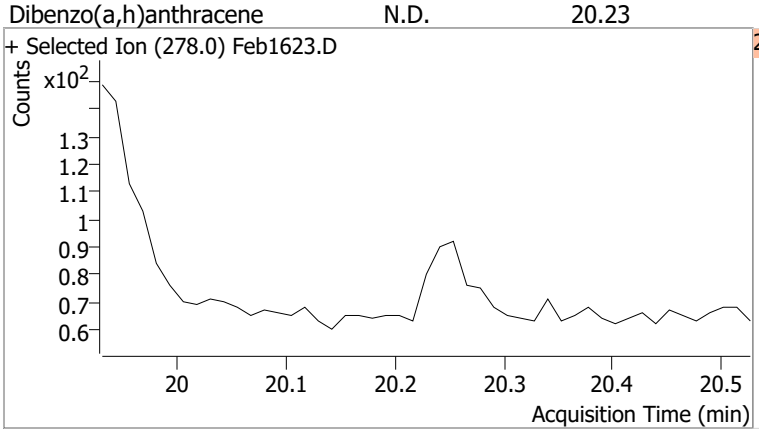

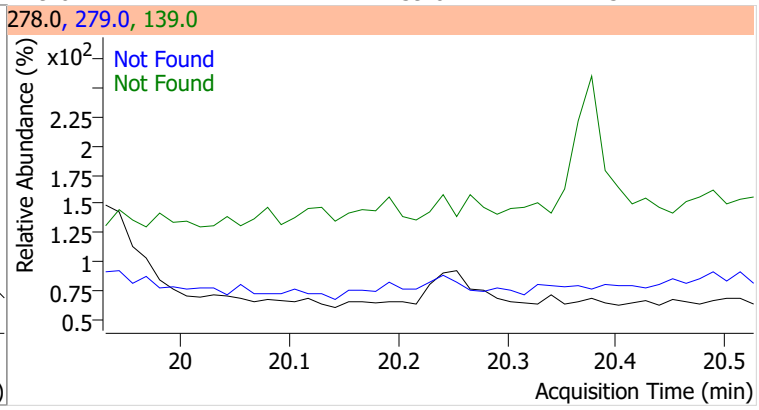

Compound	Conc.	Exp RT	QIon	Exp Ratio	QIon	Exp Ratio
Benzo(g,h,i)perylene	N.D.	20.49	277.0	24.6	138.0	23.4

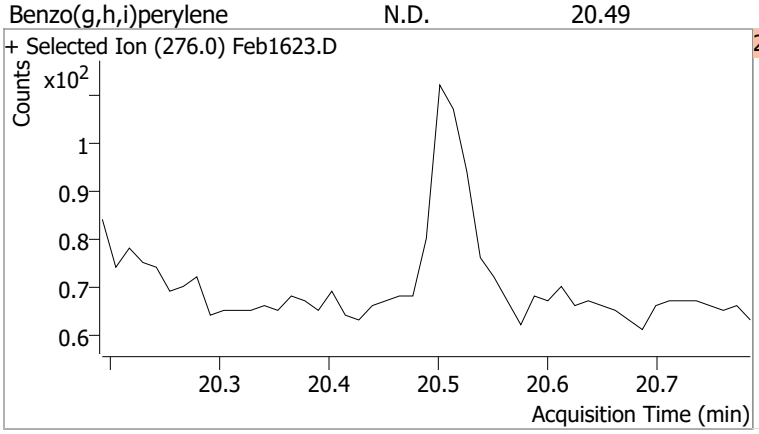

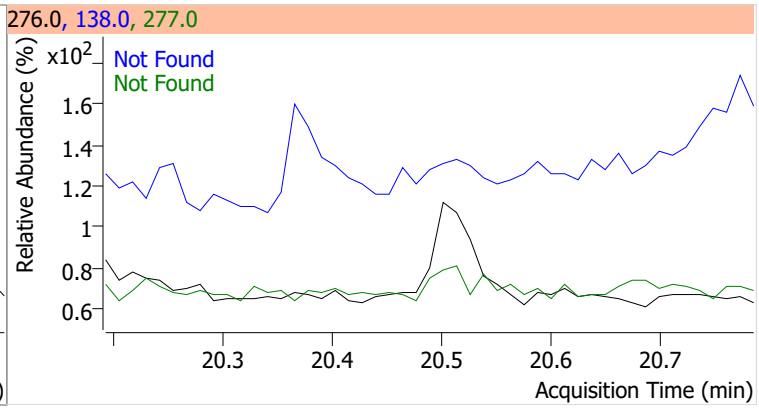

Quantitation Results Report (QT Reviewed)

Data File	Feb1624.D	Operator	LIMS import
Acq. Method	5975BNASIM	Acq. Date-Time	2/17/2022 12:56:18 AM
Sample Name	16-Feb-22_CCV_24	Instrument	GCMS
Vial	4	Multiplier	1.00
DA Method File		Comment	SVOC-8270C-SIM-W-LLPAH
Tune File	dftppjph.u	Tune Date	
Batch Name	021622 bna SIM 1.batch.bin	Last Calib Update	2/17/2022 8:48:03 AM
Ref Library			

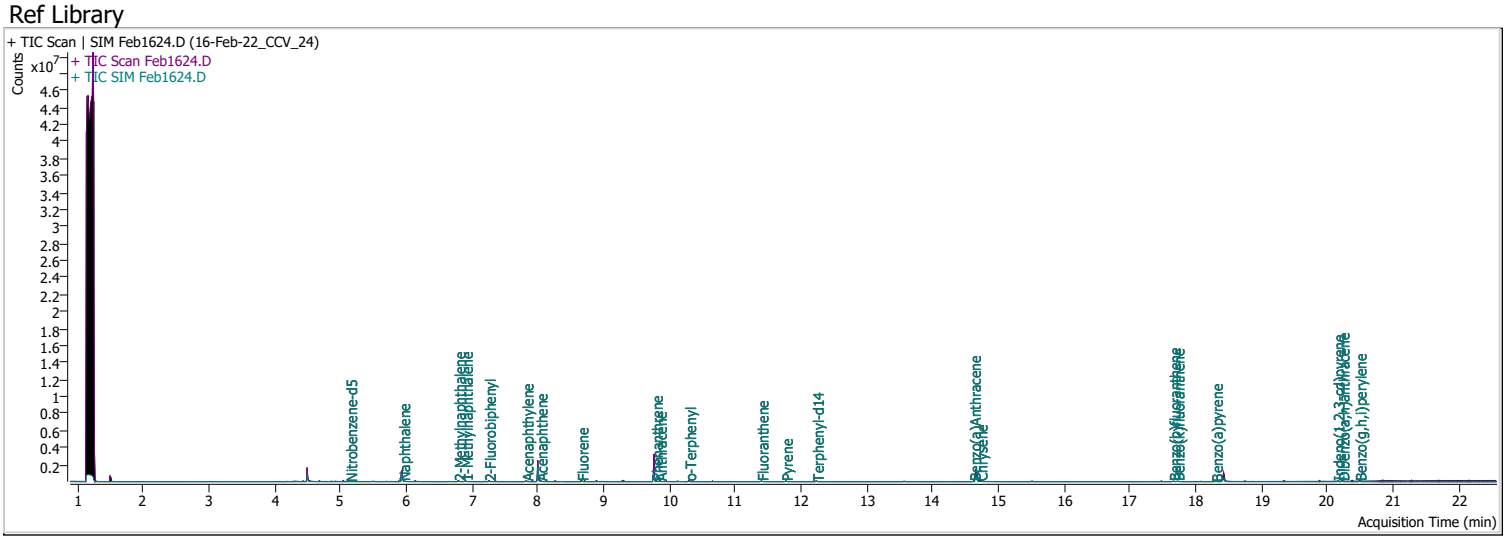

Compound	RT	QIon	Resp.	Conc.	Units		Dev(Min)
Internal Standards							
M 1,4-Dichlorobenzene-d4	4.497	152.0	232359	40.0000	ng/ml		0.000
M Naphthalene-d8	5.928	136.0	914759	40.0000	ng/ml		0.000
M Acenaphthene-d10	8.000	164.0	650902	40.0000	ng/ml		0.000
M Phenanthrene-d10	9.756	188.0	1137407	40.0000	ng/ml		-0.013
M Chrysene-d12	14.664	240.0	893400	40.0000	ng/ml		0.000
M Perylene-d12	18.425	264.0	551462	40.0000	ng/ml		0.000
System Monitoring Compounds							
S Nitrobenzene-d5	5.143	82.0	8327	1.7810	ng/ml		0.000
Spiked Amount: 5.000	Range: 19.0 - 102.0%			Recovery = 35.62%			
S 2-Fluorobiphenyl	7.252	172.0	35729	2.0840	ng/ml		-0.013
Spiked Amount: 5.000	Range: 25.0 - 94.0%			Recovery = 41.68%			
S o-Terphenyl	10.299	230.0	29953	1.9468	ng/ml		0.000
Spiked Amount: 5.000	Range: 40.0 - 140.0%			Recovery = 38.94%		*	
S Terphenyl-d14	12.238	244.0	35337	2.0083	ng/ml		0.000
Spiked Amount: 5.000	Range: 39.0 - 106.0%			Recovery = 40.17%			
Target Compounds							**QValue**
T Naphthalene	5.953	128.0	45020	2.0374	ng/ml		100
T 2-Methylnaphthalene	6.790	141.0	28810	2.0296	ng/ml		100
T 1-Methylnaphthalene	6.902	141.0	28454	1.8201	ng/ml		95
T Acenaphthylene	7.826	152.0	43163	2.0548	ng/ml		95
T Acenaphthene	8.038	154.0	31282	1.9613	ng/ml		98
T Fluorene	8.661	166.0	39246	2.0948	ng/ml		96
T Phenanthrene	9.793	178.0	55056	2.0804	ng/ml		99
T Anthracene	9.854	178.0	46828	1.9428	ng/ml		99
T Fluoranthene	11.398	202.0	53191	2.0535	ng/ml		97
T Pyrene	11.769	202.0	58251	2.0546	ng/ml		96
T Benzo(a)Anthracene	14.627	228.0	43406	2.0311	ng/ml		98
T Chrysene	14.726	228.0	54965	2.0171	ng/ml		96
T Benzo(b)fluoranthene	17.659	252.0	35009	2.0734	ng/ml		100

Compound	RT	QIon	Resp.	Conc.	Units	Dev(Min)
T Benzo(k)fluoranthene	17.721	252.0	44132	2.1581	ng/ml	94
T Benzo(a)pyrene	18.302	252.0	30865	2.1073	ng/ml	100
T Indeno(1,2,3-cd)pyrene	20.155	276.0	26646	2.1188	ng/ml	97
T Dibenzo(a,h)anthracene	20.229	278.0	29804	2.0297	ng/ml	96
T Benzo(g,h,i)perylene	20.489	276.0	35854	2.0144	ng/ml	95

(#) = Qualifier Out of Range; (m) = Manual Integration; (+) = Area Summed; (*) = Surrogate Percent Recovery Out of Range; (d): Zeroed Peak

Compound	Conc.	RT	Dev(Min)	Resp.	QIon	QRatio	Lower	Upper
Nitrobenzene-d5	1.7810	5.14	0.00	8327	128.0	49.4	32.9	61.0
					54.0	42.3	29.6	54.9

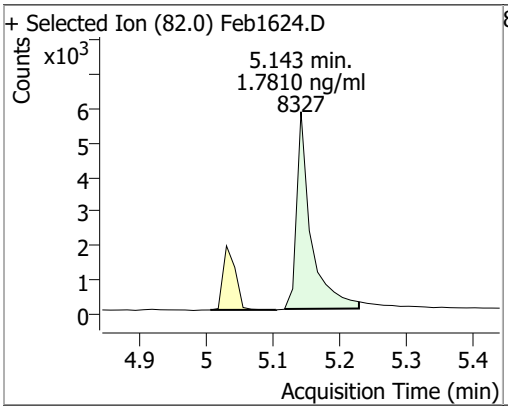

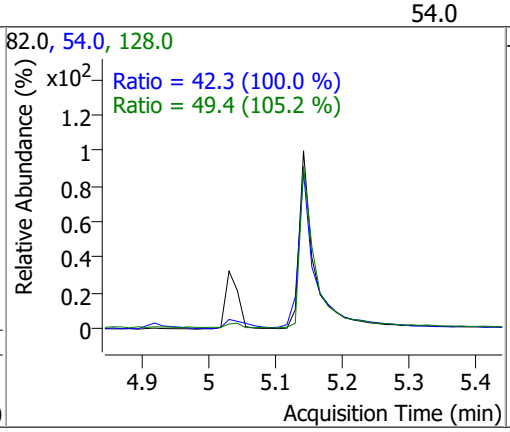

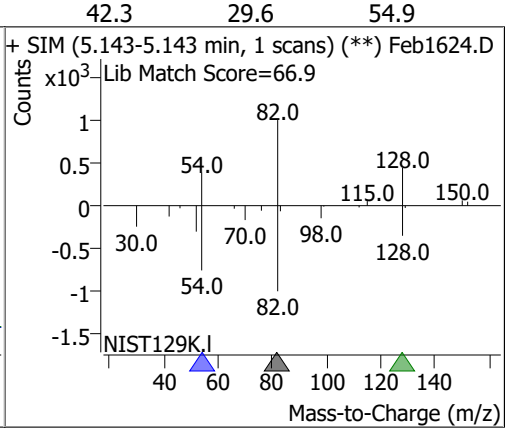

Compound	Conc.	RT	Dev(Min)	Resp.	QIon	QRatio	Lower	Upper
Naphthalene	2.0374	5.95	0.00	45020	102.0	11.6	0.0	35.2
					129.0	11.4	7.9	14.6

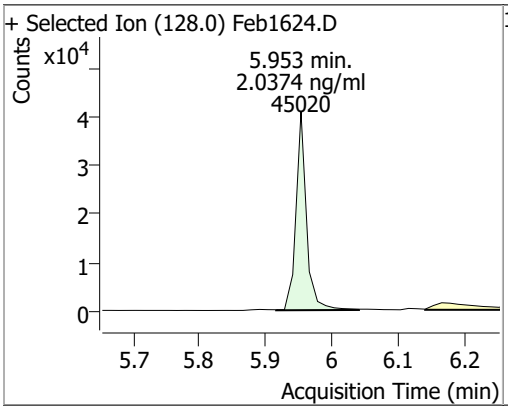

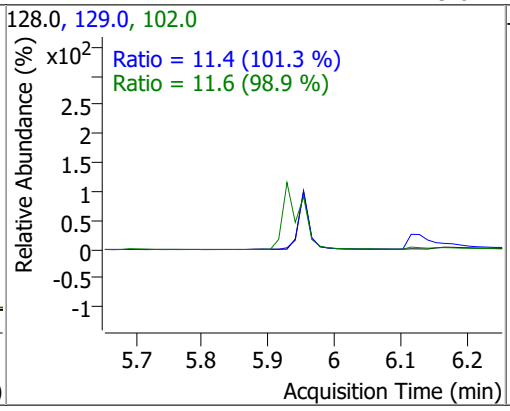

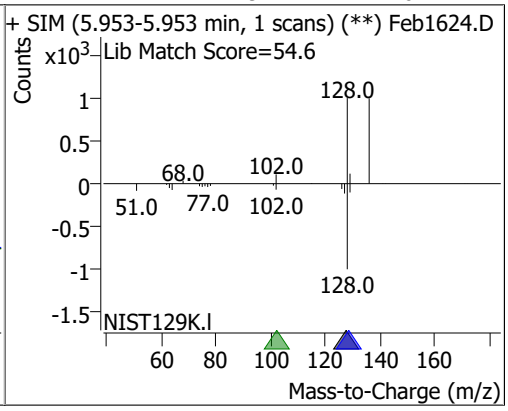

Compound	Conc.	RT	Dev(Min)	Resp.	QIon	QRatio	Lower	Upper
2-Methylnaphthalene	2.0296	6.79	0.00	28810	142.0	137.2	96.5	179.2
					115.0	47.4	33.2	61.6

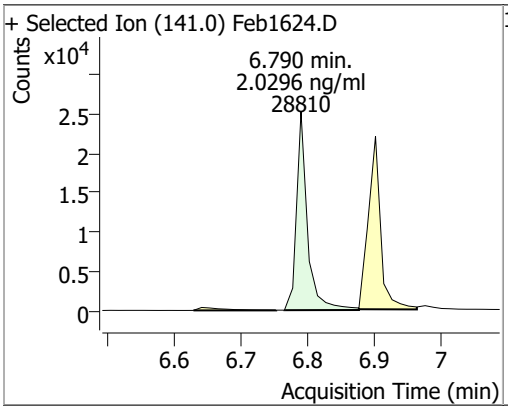

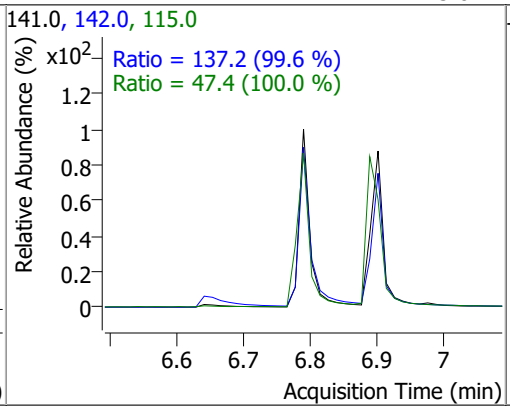

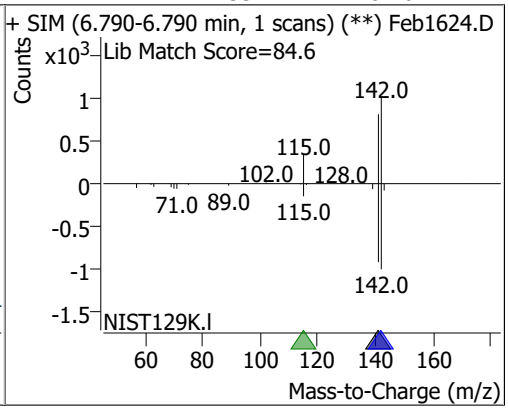

Compound	Conc.	RT	Dev(Min)	Resp.	QIon	QRatio	Lower	Upper
1-Methylnaphthalene	1.8201	6.90	0.00	28454	142.0	114.4	82.3	152.8
					115.0	53.7	33.5	62.2

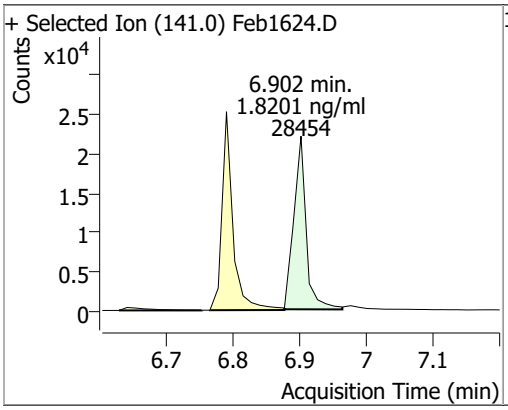

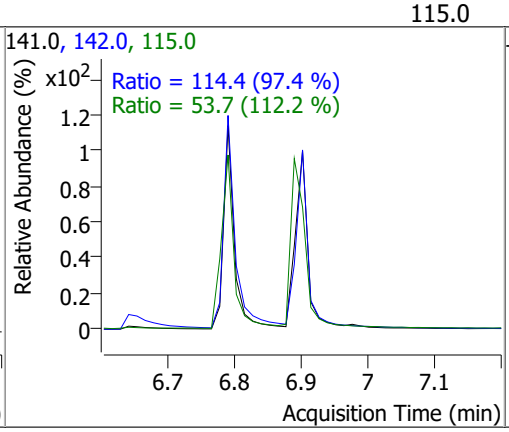

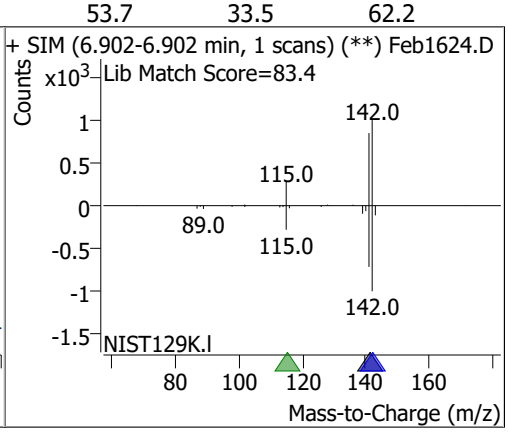

Compound	Conc.	RT	Dev(Min)	Resp.	QIon	QRatio	Lower	Upper
2-Fluorobiphenyl	2.0840	7.25	-0.01	35729	171.0	36.0	26.3	48.9

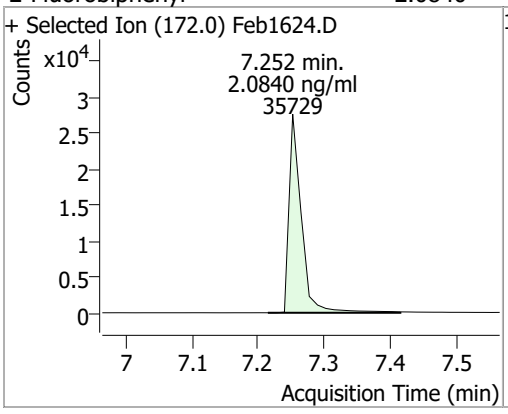

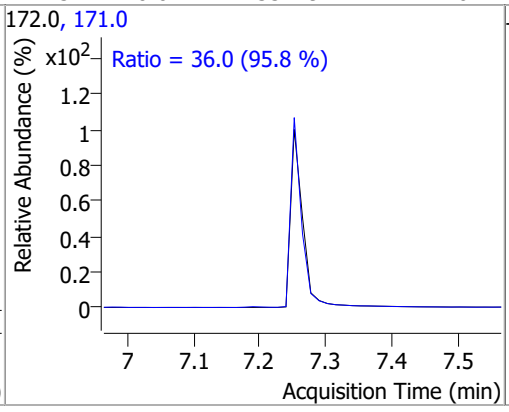

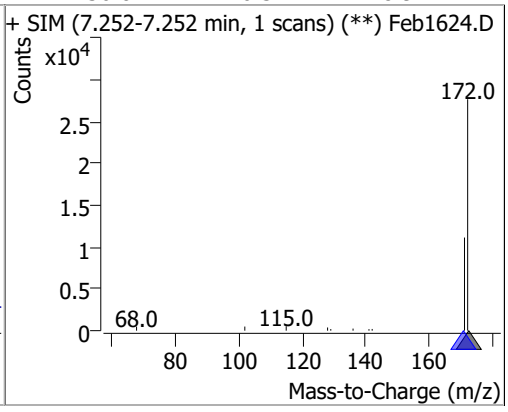

Compound	Conc.	RT	Dev(Min)	Resp.	QIon	QRatio	Lower	Upper
Acenaphthylene	2.0548	7.83	0.00	43163	153.0	14.6	11.8	22.0

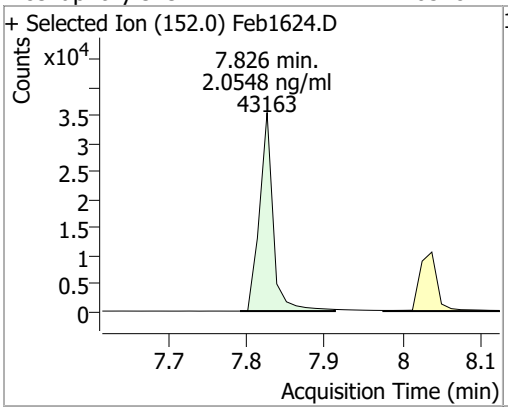

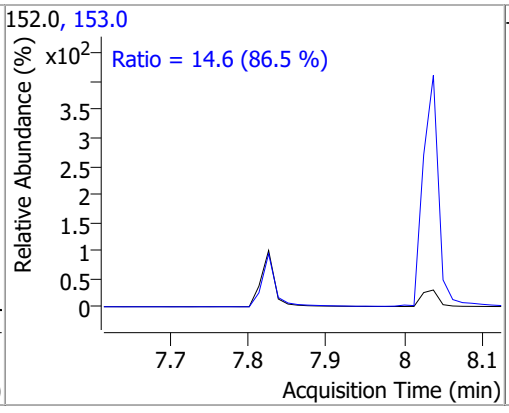

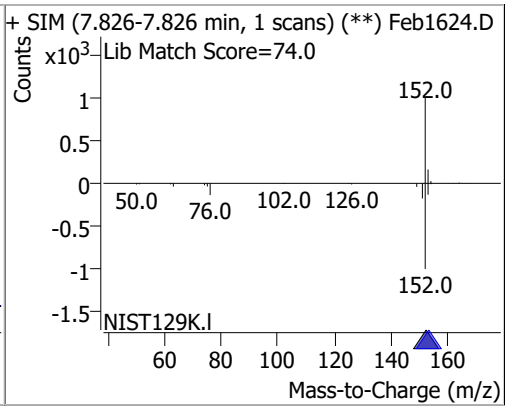

Compound	Conc.	RT	Dev(Min)	Resp.	QIon	QRatio	Lower	Upper
Acenaphthene	1.9613	8.04	0.00	31282	153.0	110.8	78.7	146.2
					152.0	53.7	36.5	67.8

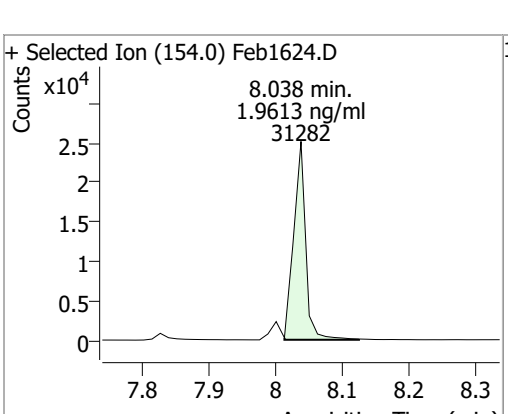

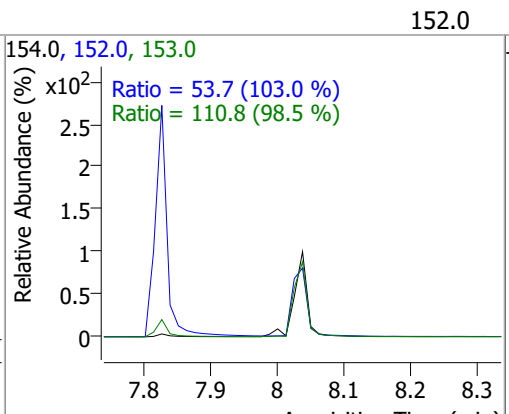

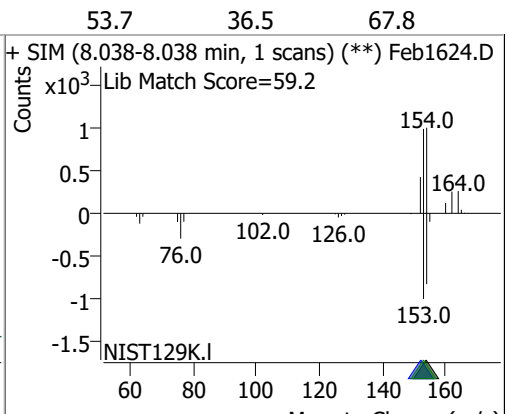

Compound	Conc.	RT	Dev(Min)	Resp.	QIon	QRatio	Lower	Upper
Fluorene	2.0948	8.66	0.00	39246	165.0	94.8	68.8	127.8
					167.0	13.1	7.2	13.4

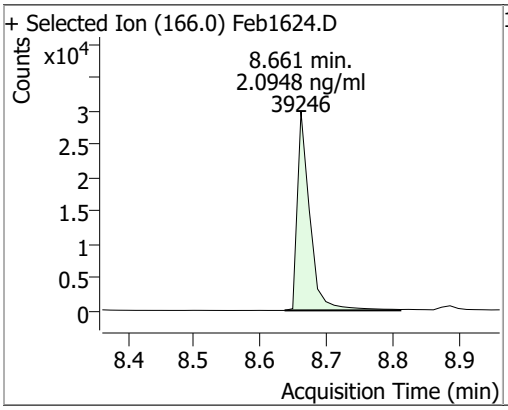

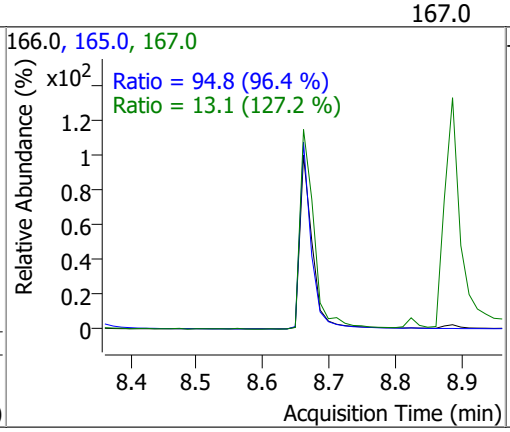

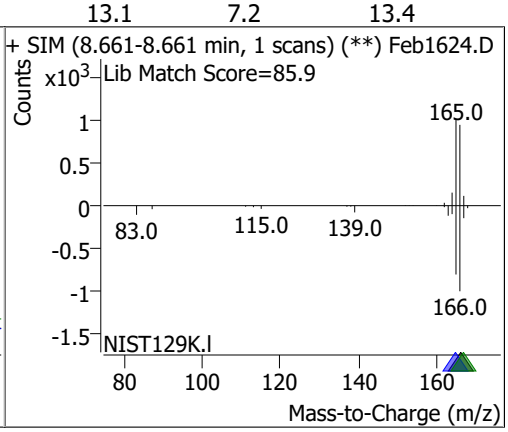

Compound	Conc.	RT	Dev(Min)	Resp.	QIon	QRatio	Lower	Upper
Phenanthrene	2.0804	9.79	0.00	55056	176.0	17.9	12.6	23.5

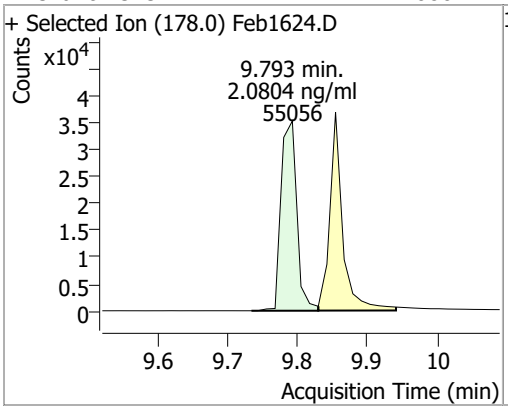

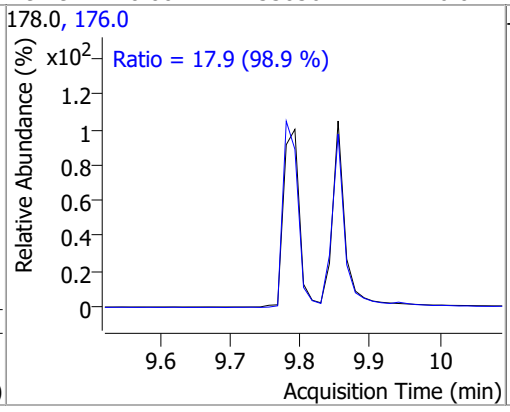

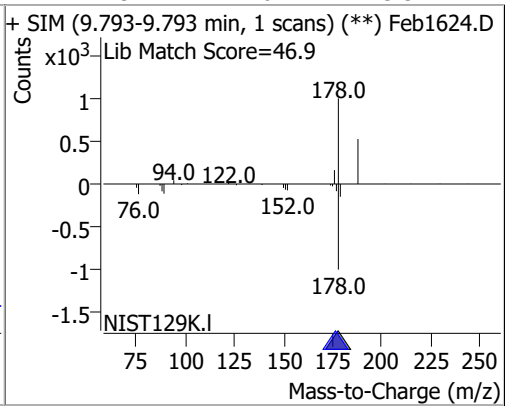

Compound	Conc.	RT	Dev(Min)	Resp.	QIon	QRatio	Lower	Upper
Anthracene	1.9428	9.85	0.00	46828	176.0	16.7	12.0	22.3

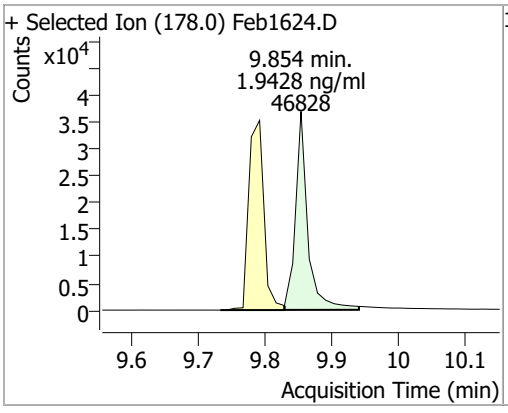

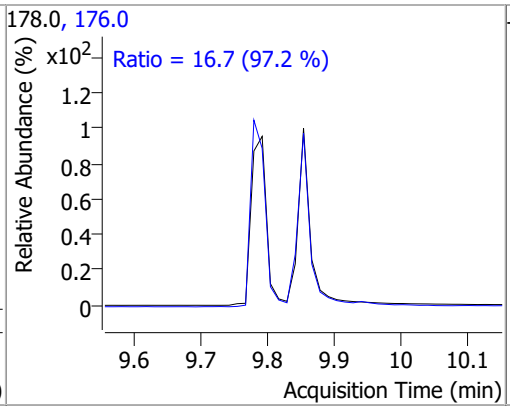

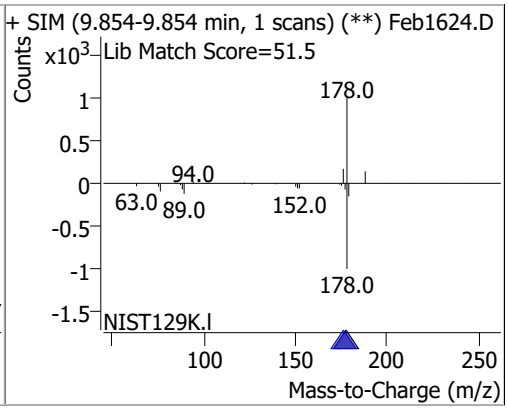

Compound	Conc.	RT	Dev(Min)	Resp.	QIon	QRatio	Lower	Upper
o-Terphenyl	1.9468	10.30	0.00	29953	229.0	63.6	44.8	83.1
					215.0	40.1	27.3	50.6

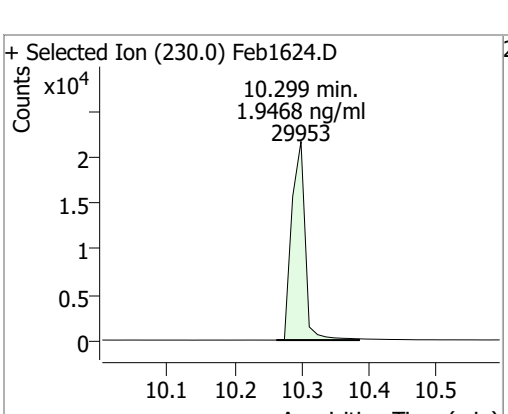

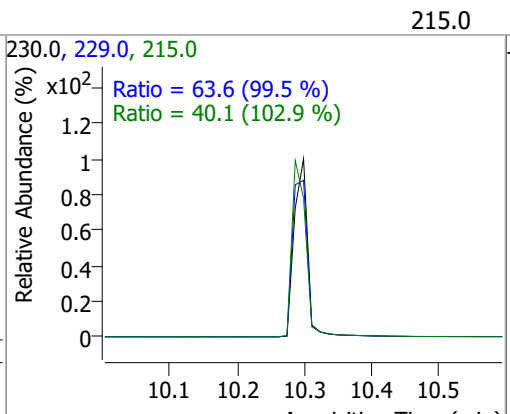

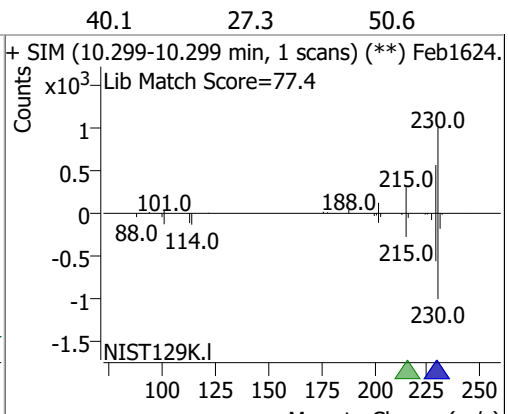

Compound	Conc.	RT	Dev(Min)	Resp.	QIon	QRatio	Lower	Upper
Fluoranthene	2.0535	11.40	0.00	53191	101.0	10.2	6.5	12.1

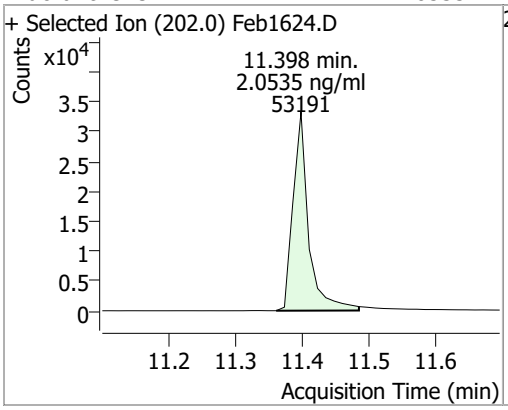

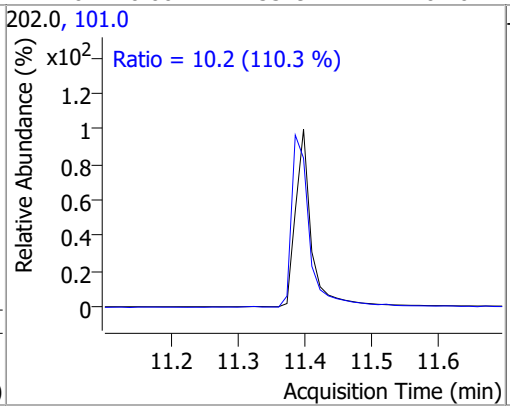

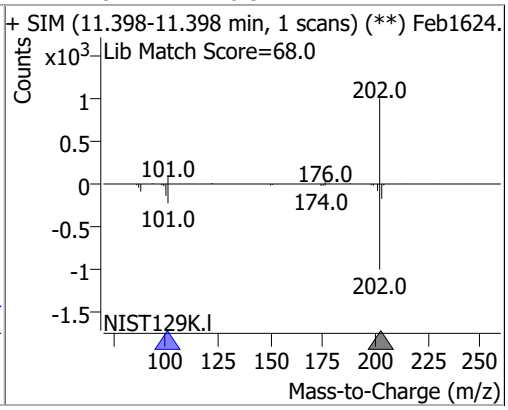

Compound	Conc.	RT	Dev(Min)	Resp.	QIon	QRatio	Lower	Upper
Pyrene	2.0546	11.77	0.00	58251	101.0	12.3	7.6	14.2

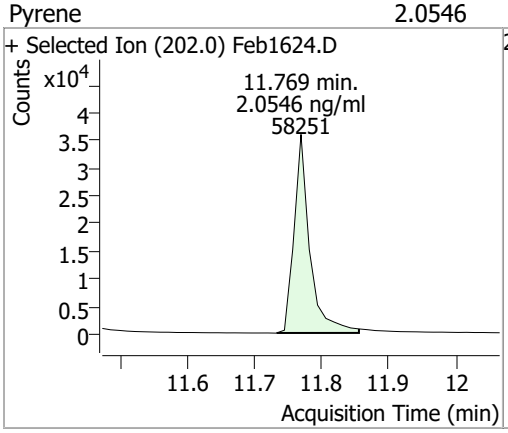

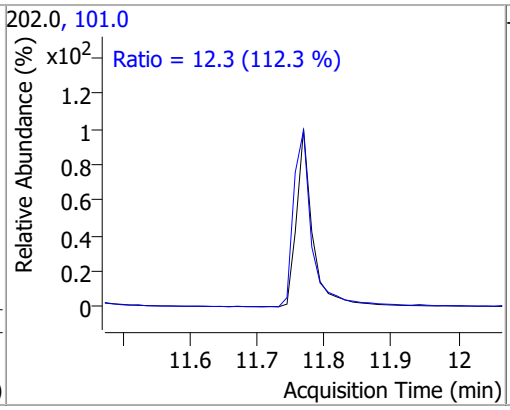

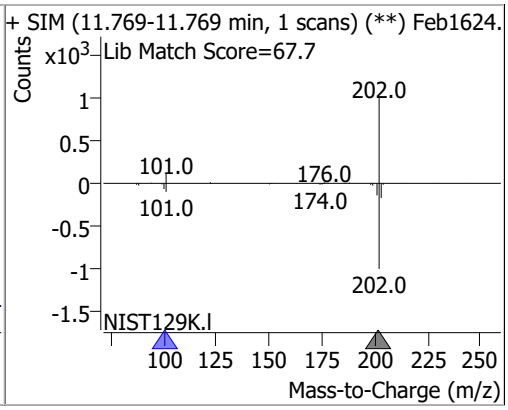

Compound	Conc.	RT	Dev(Min)	Resp.	QIon	QRatio	Lower	Upper
Terphenyl-d14	2.0083	12.24	0.00	35337	122.0	13.9	8.9	16.5

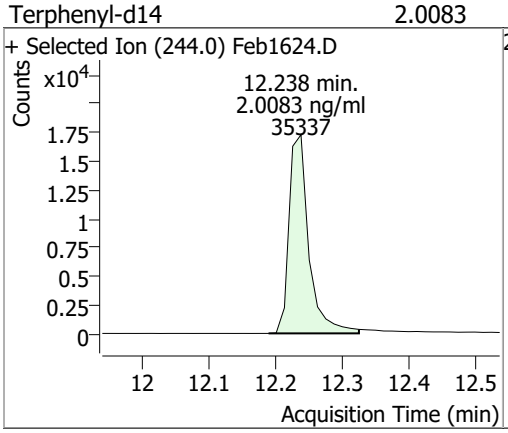

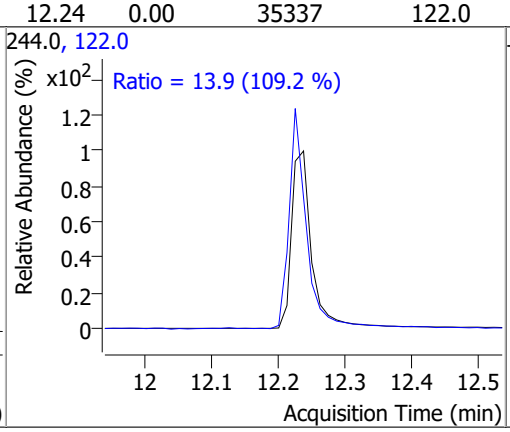

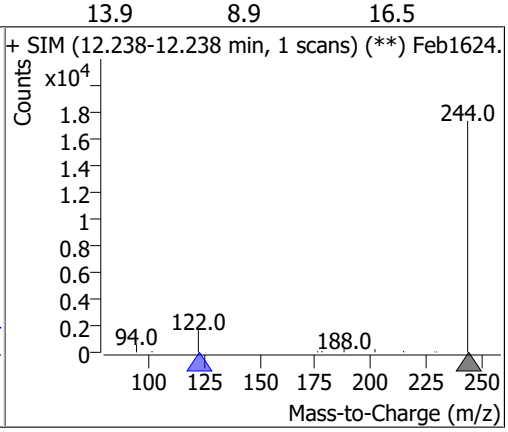

Compound	Conc.	RT	Dev(Min)	Resp.	QIon	QRatio	Lower	Upper
Benzo(a)Anthracene	2.0311	14.63	0.00	43406	226.0	24.9	18.0	33.4
					229.0	22.8	16.5	30.7

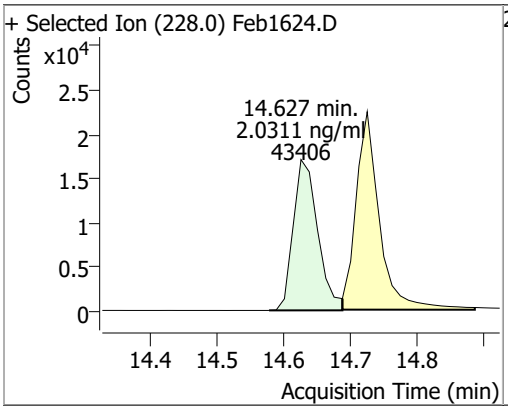

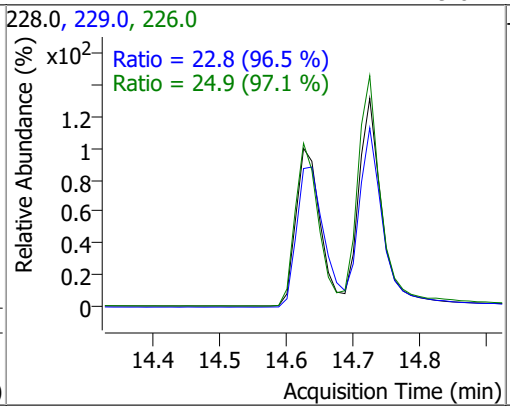

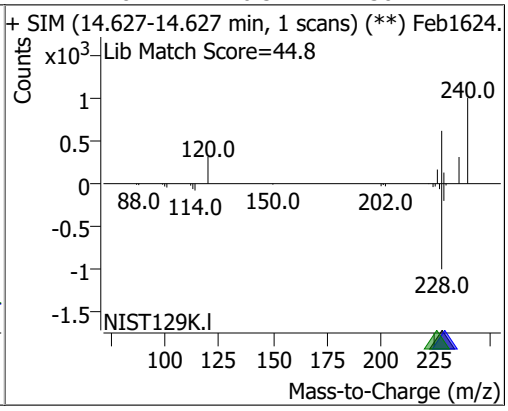

Compound	Conc.	RT	Dev(Min)	Resp.	QIon	QRatio	Lower	Upper
Chrysene	2.0171	14.73	0.00	54965	226.0	30.0	20.2	37.5
					229.0	19.1	15.5	28.8

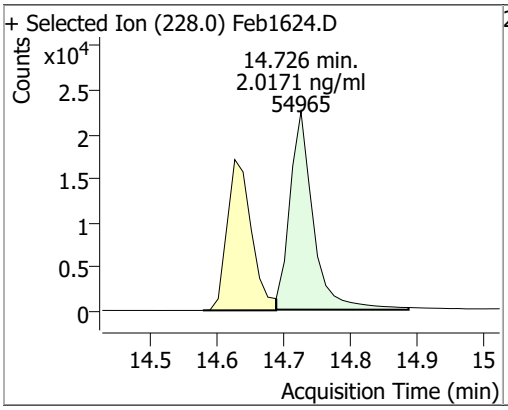

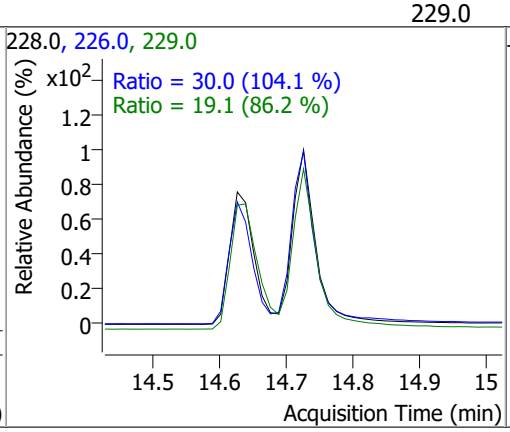

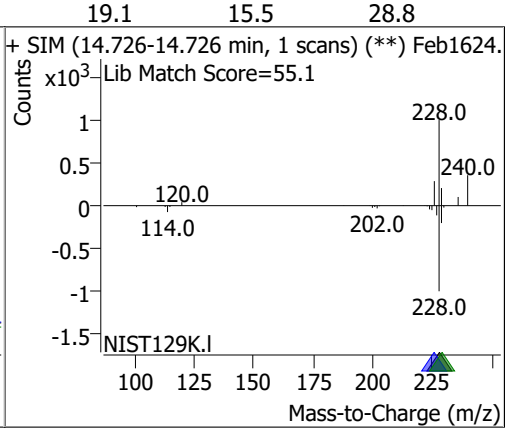

Compound	Conc.	RT	Dev(Min)	Resp.	QIon	QRatio	Lower	Upper
Benzo(b)fluoranthene	2.0734	17.66	0.00	35009	253.0	22.8	16.1	29.9

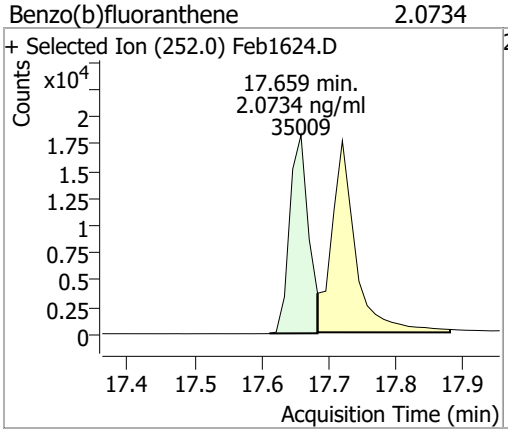

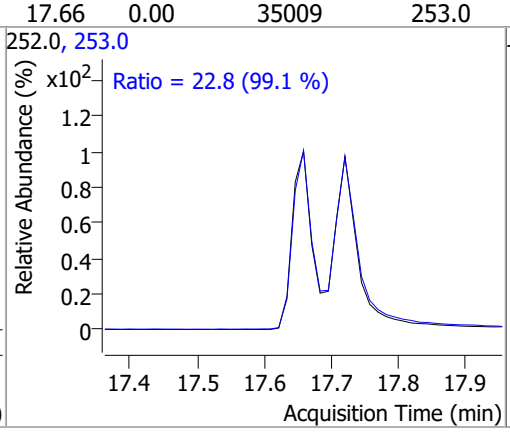

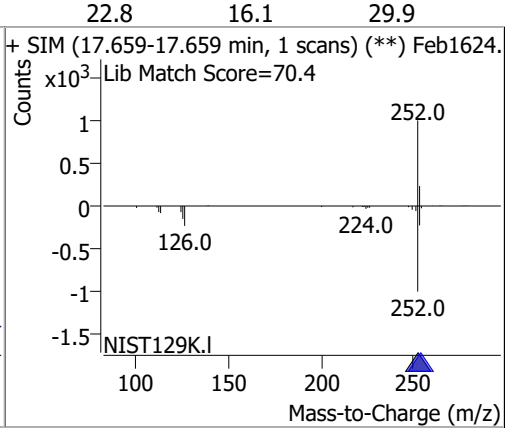

Compound	Conc.	RT	Dev(Min)	Resp.	QIon	QRatio	Lower	Upper
Benzo(k)fluoranthene	2.1581	17.72	0.00	44132	253.0	24.4	15.2	28.2

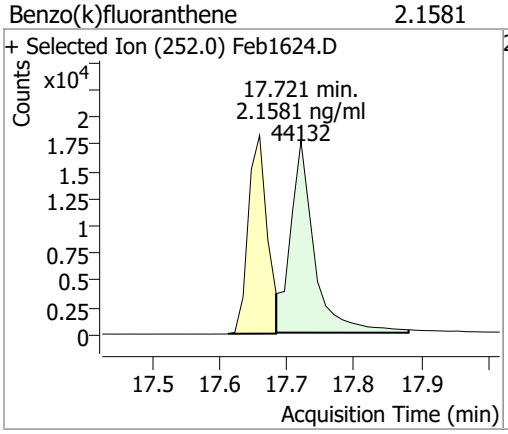

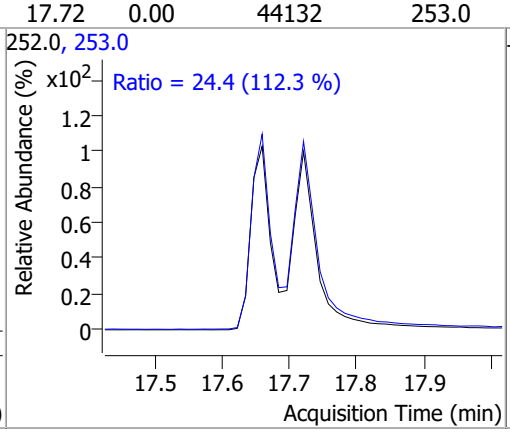

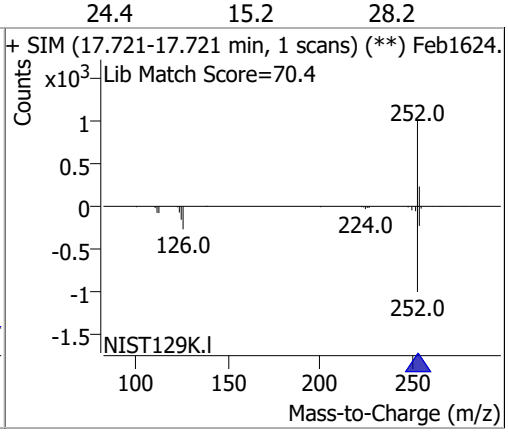

Compound	Conc.	RT	Dev(Min)	Resp.	QIon	QRatio	Lower	Upper
Benzo(a)pyrene	2.1073	18.30	0.00	30865	253.0	23.5	16.6	30.8

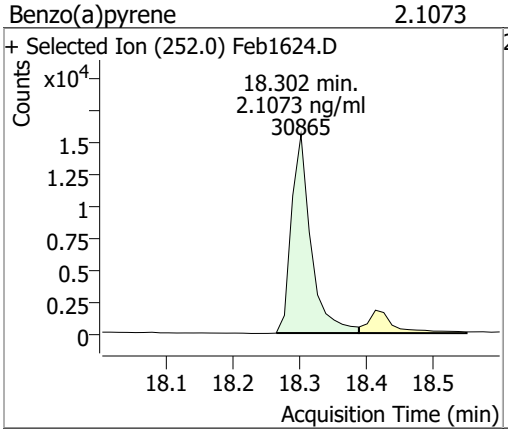

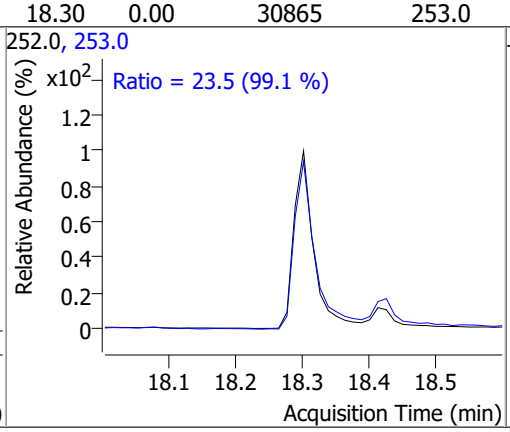

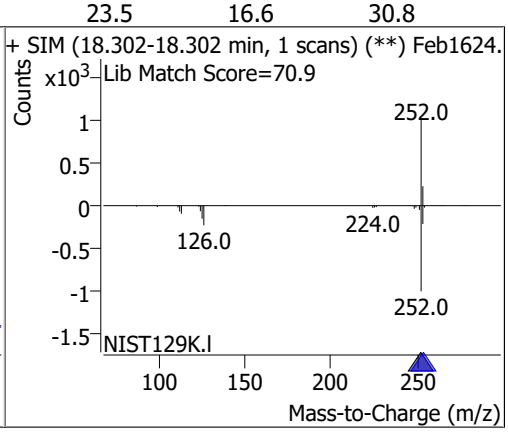

Compound	Conc.	RT	Dev(Min)	Resp.	QIon	QRatio	Lower	Upper
Indeno(1,2,3-cd)pyrene	2.1188	20.15	0.00	26646	138.0	24.4	15.9	29.6

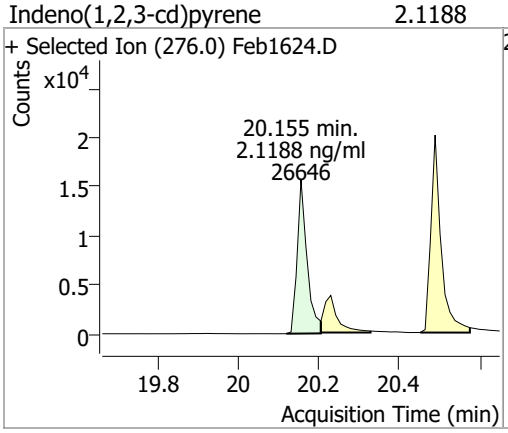

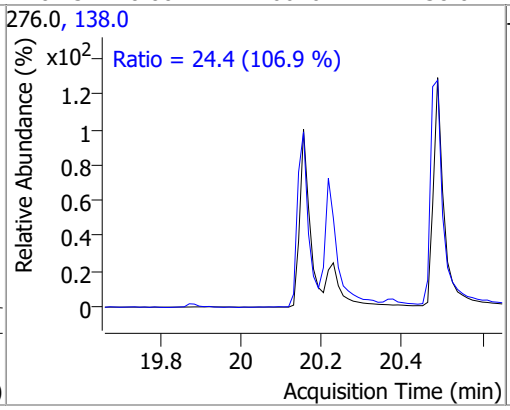

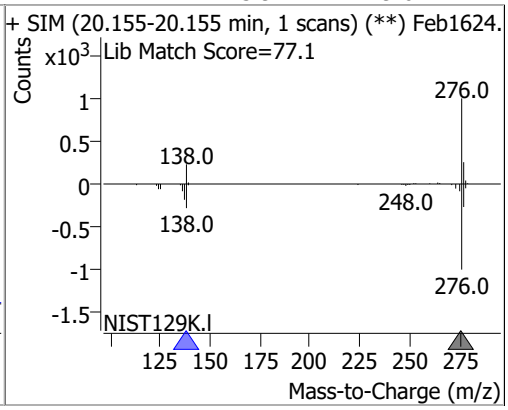

Compound	Conc.	RT	Dev(Min)	Resp.	QIon	QRatio	Lower	Upper
Dibenzo(a,h)anthracene	2.0297	20.23	0.00	29804	279.0	25.1	17.3	32.0
					139.0	20.7	12.1	22.4

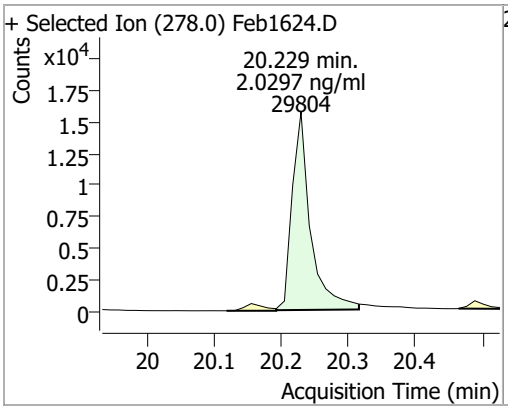

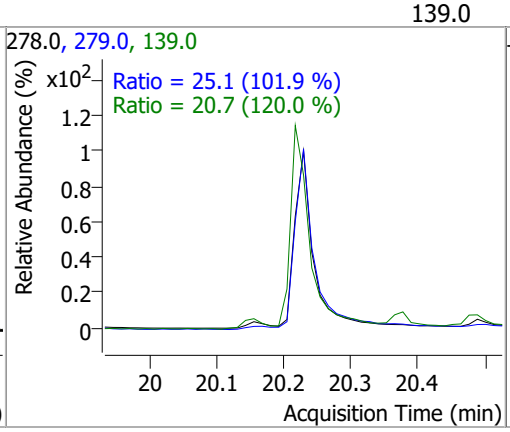

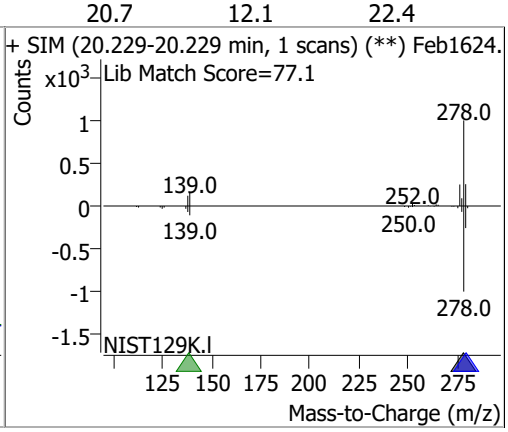

Compound	Conc.	RT	Dev(Min)	Resp.	QIon	QRatio	Lower	Upper
Benzo(g,h,i)perylene	2.0144	20.49	0.00	35854	277.0	26.4	17.2	32.0
					138.0	26.9	16.4	30.4

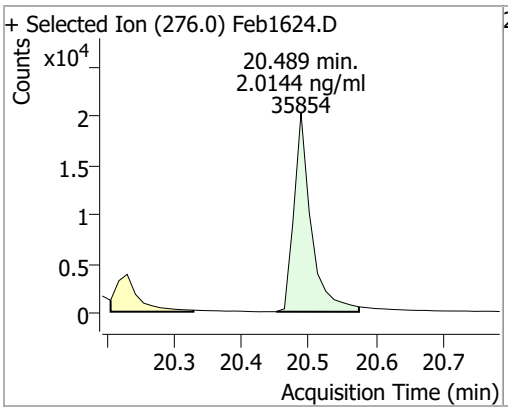

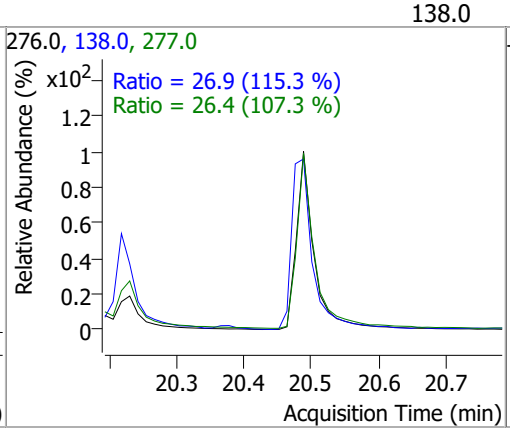

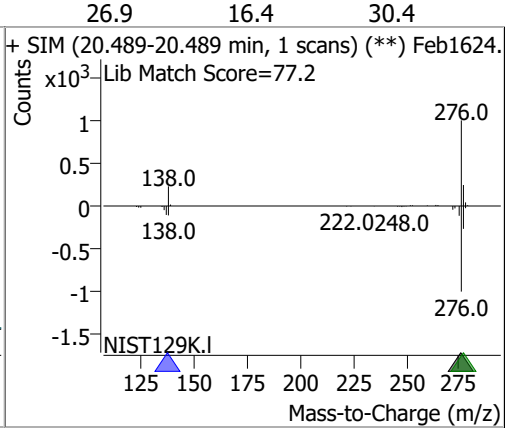

Continuing Calibration Report

Batch Name \\MASSHUNTER\Org\Data\SV5975.I\sh021622\1 e8270c bna SIM\QuantResults\021622 bna SIM 1.batch.bin
Method File
Daily CC \\MASSHUNTER\Org\Data\SV5975.I\sh021622\1 e8270c bna SIMFeb1624.D

Level name	Injection Time	Calibration Files
7	2/16/2022 1:04:23 PM	\\MASSHUNTER\Org\Data\SV5975.I\sh021622\1 e8270c bna SIM\Feb1602.D
6	2/16/2022 1:36:47 PM	\\MASSHUNTER\Org\Data\SV5975.I\sh021622\1 e8270c bna SIM\Feb1603.D
5	2/16/2022 2:09:22 PM	\\MASSHUNTER\Org\Data\SV5975.I\sh021622\1 e8270c bna SIM\Feb1604.D
4	2/16/2022 2:41:46 PM	\\MASSHUNTER\Org\Data\SV5975.I\sh021622\1 e8270c bna SIM\Feb1605.D
3	2/16/2022 3:14:11 PM	\\MASSHUNTER\Org\Data\SV5975.I\sh021622\1 e8270c bna SIM\Feb1606.D
2	2/16/2022 3:46:33 PM	\\MASSHUNTER\Org\Data\SV5975.I\sh021622\1 e8270c bna SIM\Feb1607.D
1	2/16/2022 4:18:59 PM	\\MASSHUNTER\Org\Data\SV5975.I\sh021622\1 e8270c bna SIM\Feb1608.D
CCV	2/17/2022 12:56:18 AM	\\MASSHUNTER\Org\Data\SV5975.I\sh021622\1 e8270c bna SIM\Feb1624.D <======

ISTD Compound:	Avg Resp	Mid Resp	CC Resp	Area%	A/M
1,4-Dichlorobenzene-d4	222906	236270	236270	100.00	M
Naphthalene-d8	978422	1037742	1037742	100.00	M
Acenaphthene-d10	698201	695955	695955	100.00	M
Phenanthrene-d10	1256639	1235766	1235766	100.00	M
Chrysene-d12	1009471	1028004	1028004	100.00	M
Perylene-d12	640612	661332	661332	100.00	M

Target Compound	AvgRF/R2	CC RF	Exp. Conc	Calc. Conc	%Dev	Area%	Curve Fit
1,4-Dichlorobenzene-d4	----------ISTD----------						
Nitrobenzene-d5	0.9993	1.0995	10.00	9.97	0.27	100.00	Quadratic
Naphthalene-d8	----------ISTD----------						
Naphthalene	0.9998	0.9364	10.00	10.04	-0.39	100.00	Quadratic
2-Methylnaphthalene	0.6207	0.6446	10.00	10.38	3.85	100.00	Avg RF
1-Methylnaphthalene	0.6836	0.6748	10.00	9.87	-1.30	100.00	Avg RF
Acenaphthene-d10	----------ISTD----------						
2-Fluorobiphenyl	0.9998	1.3310	10.00	10.01	-0.12	100.00	Quadratic
Acenaphthylene	0.9941	1.5149	10.00	10.43	-4.34	100.00	Quadratic
Acenaphthene	0.9990	1.0050	10.00	10.22	-2.25	100.00	Quadratic
Fluorene	0.9997	1.3226	10.00	9.99	0.10	100.00	Quadratic
Phenanthrene-d10	----------ISTD----------						
Phenanthrene	0.9996	1.0064	10.00	10.05	-0.47	100.00	Quadratic
Anthracene	0.9998	0.9013	10.00	10.03	-0.29	100.00	Quadratic
o-Terphenyl	0.9992	0.5607	10.00	10.07	-0.67	100.00	Quadratic
Fluoranthene	0.9995	1.0607	10.00	10.05	-0.48	100.00	Quadratic
Chrysene-d12	----------ISTD----------						
Pyrene	0.9998	1.3632	10.00	10.02	-0.24	100.00	Quadratic
Terphenyl-d14	0.9999	0.8982	10.00	10.01	-0.13	100.00	Quadratic
Benzo(a)Anthracene	0.9999	1.0279	10.00	10.02	-0.20	100.00	Quadratic
Chrysene	0.9998	1.2719	10.00	10.02	-0.25	100.00	Quadratic
Perylene-d12	----------ISTD----------						
Benzo(b)fluoranthene	0.9998	1.5019	10.00	10.00	-0.02	100.00	Quadratic
Benzo(k)fluoranthene	0.9998	1.6106	10.00	9.96	0.35	100.00	Quadratic
Benzo(a)pyrene	0.9997	1.3391	10.00	10.04	-0.36	100.00	Quadratic
Indeno(1,2,3-cd)pyrene	0.9999	1.1411	10.00	10.00	-0.03	100.00	Quadratic
Dibenzo(a,h)anthracene	0.9994	1.3268	10.00	10.05	-0.52	100.00	Quadratic
Benzo(g,h,i)perylene	0.9997	1.4897	10.00	10.03	-0.28	100.00	Quadratic

A -- against Average; M -- against Mid Point; P -- against Previous CC in the Method;

Batch name and path: \\MASSHUNTER\Org\Data\SV5975.I\sh021622\1 e8270c bna SIM\QuantResults\021622 bna SIM 1.batch.bin
Quant batch version: 10.0
Quant reporting version: 10.0

Name	User	Time	Action	Reason	Comment	Succeed	Exception
CmdNewBatchTable	BL2000\jheine	2/16/2022 11:51:03 AM	Create new batch \\MASSHUNTER\Org\Data\SV5975.I\sh021622\1 e8270c bna SIM\021622 bna SIM 1.batch.bin			✓	
CmdImportSamplesFromWorklist	BL2000\jheine	2/16/2022 11:51:08 AM	Add samples from worklist: \\MASSHUNTER\Org\Data\SV5975.I\sh021622\1 e8270c bna SIM\Feb1601.D			✓	
CmdSetSampleAttribute	BL2000\jheine	2/16/2022 11:51:11 AM	Set SampleType = TuneCheck for sample Feb1601.D; previous value = Sample			✓	
CmdRemoveSamples	BL2000\jheine	2/16/2022 11:52:24 AM	Remove 1 sample(s): Remove TuneCheck sample 16-Feb-22_TUNE_1, data file Feb1601.D ;			✓	
CmdImportSamplesFromWorklist	BL2000\jheine	2/16/2022 1:21:57 PM	Add samples from worklist: \\MASSHUNTER\Org\Data\SV5975.I\sh021622\1 e8270c bna SIM\Feb1601.D			✓	
CmdSetSampleAttribute	BL2000\jheine	2/16/2022 1:22:01 PM	Set SampleType = TuneCheck for sample Feb1601.D; previous value = Sample			✓	
CmdImportSamplesFromWorklist	BL2000\jheine	2/16/2022 1:27:37 PM	Add samples from worklist: \\MASSHUNTER\Org\Data\SV5975.I\sh021622\1 e8270c bna SIM\Feb1602.D			✓	
CmdStartMethodEditing	BL2000\jheine	2/16/2022 1:27:55 PM	Start method editing			✓	
CmdImportMethodFromBatch	BL2000\jheine	2/16/2022 1:27:56 PM	Import method from batch \\MASSHUNTER\Org\Data\SV5975.I\sh021122\1 e8270c bna SIM\021122 bna SIM 1.batch.bin			✓	
CmdApplyMethodToAllSamples	BL2000\jheine	2/16/2022 1:28:10 PM	Apply method to all samples			✓	
CmdMethodClear	BL2000\jheine	2/16/2022 1:28:10 PM	Clear method			✓	
CmdEndMethodEditing	BL2000\jheine	2/16/2022 1:28:10 PM	End method editing			✓	
CmdSetSampleAttribute	BL2000\jheine	2/16/2022 1:28:19 PM	Set SampleType = Calibration for sample Feb1602.D; previous value = Sample			✓	
CmdSetSampleAttribute	BL2000\jheine	2/16/2022 1:28:22 PM	Set LevelName = 7 for sample Feb1602.D; previous value =			✓	
CmdQuantitate	BL2000\jheine	2/16/2022 1:28:28 PM	Quantitate all compounds in all samples			✓	
CmdSaveBatchTable	BL2000\jheine	2/16/2022 1:29:33 PM	Save batch \\MASSHUNTER\Org\Data\SV5975.I\sh021622\1 e8270c bna SIM\QuantResults\021622 bna SIM 1.batch.bin			✓	

Name	User	Time	Action	Reason	Comment	Succeed	Exception
CmdOpenBatchTable	BL2000\jheine	2/16/2022 2:18:04 PM	Open batch \\MASSHUNTER\Org\Data\SV5975.I\sh 021622\1 e8270c bna SIM\021622 bna SIM 1.batch.bin			✓	
CmdImportSamplesFromWorklist	BL2000\jheine	2/16/2022 2:18:21 PM	Add samples from worklist: \\MASSHUNTER\Org\Data\SV5975.I\sh 021622\1 e8270c bna SIM\Feb1603.D			✓	
CmdSetSampleAttribute	BL2000\jheine	2/16/2022 2:19:08 PM	Set SampleType = Calibration for sample Feb1603.D; previous value = Sample			✓	
CmdSetSampleAttribute	BL2000\jheine	2/16/2022 2:19:11 PM	Set LevelName = 6 for sample Feb1603.D; previous value =			✓	
CmdQuantitate	BL2000\jheine	2/16/2022 2:19:13 PM	Quantitate all compounds in sample Feb1603.D			✓	
CmdSaveBatchTable	BL2000\jheine	2/16/2022 3:53:51 PM	Save batch \\MASSHUNTER\Org\Data\SV5975.I\sh 021622\1 e8270c bna SIM\QuantResults\021622 bna SIM 1.batch.bin			✓	
CmdOpenBatchTable	BL2000\jheine	2/17/2022 8:23:16 AM	Open batch \\MASSHUNTER\Org\Data\SV5975.I\sh 021622\1 e8270c bna SIM\021622 bna SIM 1.batch.bin			✓	
CmdImportSamplesFromWorklist	BL2000\jheine	2/17/2022 8:23:43 AM	Add samples from worklist: \\MASSHUNTER\Org\Data\SV5975.I\sh 021622\1 e8270c bna SIM\Feb1609.D, \\MASSHUNTER\Org\Data\SV5975.I\sh 021622\1 e8270c bna SIM\Feb1608.D, \\MASSHUNTER\Org\Data\SV5975.I\sh 021622\1 e8270c bna SIM\Feb1607.D, \\MASSHUNTER\Org\Data\SV5975.I\sh 021622\1 e8270c bna SIM\Feb1606.D, \\MASSHUNTER\Org\Data\SV5975.I\sh 021622\1 e8270c bna SIM\Feb1605.D, \\MASSHUNTER\Org\Data\SV5975.I\sh 021622\1 e8270c bna SIM\Feb1604.D			✓	
CmdSetSampleAttribute	BL2000\jheine	2/17/2022 8:23:47 AM	Set SampleType = Calibration for sample Feb1604.D; previous value = Sample			✓	
CmdSetSampleAttribute	BL2000\jheine	2/17/2022 8:23:50 AM	Set SampleType = Calibration for sample Feb1605.D; previous value = Sample			✓	
CmdSetSampleAttribute	BL2000\jheine	2/17/2022 8:23:52 AM	Set SampleType = Calibration for sample Feb1606.D; previous value = Sample			✓	
CmdSetSampleAttribute	BL2000\jheine	2/17/2022 8:23:54 AM	Set SampleType = Calibration for sample Feb1607.D; previous value = Sample			✓	
CmdSetSampleAttribute	BL2000\jheine	2/17/2022 8:23:56 AM	Set SampleType = Calibration for sample Feb1608.D; previous value = Sample			✓	
CmdSetSampleAttribute	BL2000\jheine	2/17/2022 8:23:59 AM	Set SampleType = QC for sample Feb1609.D; previous value = Sample			✓	

Name	User	Time	Action	Reason	Comment	Succeed	Exception
CmdSetSampleAttribute	BL2000\jheine	2/17/2022 8:24:03 AM	Set LevelName = ICV for sample Feb1609.D; previous value =			✓	
CmdSetSampleAttribute	BL2000\jheine	2/17/2022 8:24:05 AM	Set LevelName = 1 for sample Feb1608.D; previous value =			✓	
CmdSetSampleAttribute	BL2000\jheine	2/17/2022 8:24:07 AM	Set LevelName = 2 for sample Feb1607.D; previous value =			✓	
CmdSetSampleAttribute	BL2000\jheine	2/17/2022 8:24:09 AM	Set LevelName = 3 for sample Feb1606.D; previous value =			✓	
CmdSetSampleAttribute	BL2000\jheine	2/17/2022 8:24:12 AM	Set LevelName = 4 for sample Feb1605.D; previous value =			✓	
CmdSetSampleAttribute	BL2000\jheine	2/17/2022 8:24:15 AM	Set LevelName = 5 for sample Feb1604.D; previous value =			✓	
CmdQuantitate	BL2000\jheine	2/17/2022 8:24:20 AM	Quantitate all compounds in all samples			✓	
CmdManuallyIntegrate QualifierPeak	BL2000\jheine	2/17/2022 8:28:12 AM	Manually integrate qualifier 102.0 of compound Naphthalene in sample Feb1604.D, from x, y = 5.941, 1137 to 6.103, 104, result = 815; previous integration is from x, y = 5.891, 99 to 6.103, 104 and previous response = 11849.			✓	
CmdManuallyIntegrate DropBaseline	BL2000\jheine	2/17/2022 8:28:14 AM	Drop baseline for qualifier 102.0 of compound Naphthalene in sample Feb1604.D to y = 104, new integration is from x, y = 5.941, 104 to 6.103, 104 and new response = 5847; previous integration is from x, y = 5.941, 1137 to 6.103, 104 and previous response = 815.			✓	
CmdUpdateRetentionTimes	BL2000\jheine	2/17/2022 8:31:21 AM	Update retention time for compound Perylene-d12; Chrysene-d12; Phenanthrene-d10; Acenaphthene-d10; Naphthalene-d8; 1,4-Dichlorobenzene-d4; o-Terphenyl; Terphenyl-d14; 2-Fluorobiphenyl; Nitrobenzene-d5; Dibenzo(a,h)anthracene; Indeno(1,2,3-cd)pyrene; Benzo(a)pyrene; Benzo(k)fluoranthene; Benzo(b)fluoranthene; Chrysene; Benzo(a)Anthracene; Pyrene; Fluoranthene; Anthracene; Phenanthrene; Fluorene; Acenaphthene; Acenaphthylene; 1-Methylnaphthalene; 2-Methylnaphthalene; Naphthalene; Benzo(g,h,i)perylene;			✓	
CmdQuantitate	BL2000\jheine	2/17/2022 8:31:27 AM	Quantitate all compounds in all samples			✓	

Name	User	Time	Action	Reason	Comment	Succeed	Exception
CmdUpdateQualifierRatios	BL2000\jheine	2/17/2022 8:31:41 AM	Update qualifier ratios for compound Perylene-d12; Update qualifier ratios for compound Chrysene-d12; Update qualifier ratios for compound Phenanthrene-d10; Update qualifier ratios for compound Acenaphthene-d10; Update qualifier ratios for compound Naphthalene-d8; Update qualifier ratios for compound 1,4-Dichlorobenzene-d4; Update qualifier ratios for compound o-Terphenyl; Update qualifier ratios for compound Terphenyl-d14; Update qualifier ratios for compound 2-Fluorobiphenyl; Update qualifier ratios for compound Nitrobenzene-d5; Update qualifier ratios for compound Dibenzo(a,h)anthracene; Update qualifier ratios for compound Indeno(1,2,3-cd)pyrene; Update qualifier ratios for compound Benzo(a)pyrene; Update qualifier ratios for compound Benzo(k)fluoranthene; Update qualifier ratios for compound Benzo(b)fluoranthene; Update qualifier ratios for compound Chrysene; Update qualifier ratios for compound Benzo(a)Anthracene; Update qualifier ratios for compound Pyrene; Update qualifier ratios for compound Fluoranthene; Update qualifier ratios for compound Anthracene; Update qualifier ratios for compound Phenanthrene; Update qualifier ratios for compound Fluorene; Update qualifier ratios for compound Acenaphthene; Update qualifier ratios for compound Acenaphthylene; Update qualifier ratios for compound 1-Methylnaphthalene; Update qualifier ratios for compound 2-Methylnaphthalene; Update qualifier ratios for compound Naphthalene; Update qualifier ratios for compound Benzo(g,h,i)perylene;			✓	
CmdQuantitate	BL2000\jheine	2/17/2022 8:31:50 AM	Quantitate all compounds in all samples			✓	
CmdManuallyIntegrateQualifierPeak	BL2000\jheine	2/17/2022 8:34:13 AM	Manually integrate qualifier 102.0 of compound Naphthalene in sample Feb1603.D, from x, y = 5.941, 2519 to 6.040, 119, result = 4963; previous integration is from x, y = 5.903, 119 to 6.040, 119 and previous response = 20257.			✓	

Name	User	Time	Action	Reason	Comment	Succeed	Exception
CmdManuallyIntegrate DropBaseline	BL2000\jheine	2/17/2022 8:34:15 AM	Drop baseline for qualifier 102.0 of compound Naphthalene in sample Feb1603.D to y = 119, new integration is from x, y = 5.941, 119 to 6.040, 119 and new response = 12157; previous integration is from x, y = 5.941, 2519 to 6.040, 119 and previous response = 4963.			✓	
CmdManuallyIntegrate QualifierPeak	BL2000\jheine	2/17/2022 8:35:25 AM	Manually integrate qualifier 102.0 of compound Naphthalene in sample Feb1605.D, from x, y = 5.941, 830 to 6.016, 93, result = 1938; previous integration is from x, y = 5.903, 93 to 6.016, 93 and previous response = 8604.			✓	
CmdManuallyIntegrate DropBaseline	BL2000\jheine	2/17/2022 8:35:26 AM	Drop baseline for qualifier 102.0 of compound Naphthalene in sample Feb1605.D to y = 93, new integration is from x, y = 5.941, 93 to 6.016, 93 and new response = 3593; previous integration is from x, y = 5.941, 830 to 6.016, 93 and previous response = 1938.			✓	
CmdManuallyIntegrate QualifierPeak	BL2000\jheine	2/17/2022 8:36:13 AM	Manually integrate qualifier 102.0 of compound Naphthalene in sample Feb1606.D, from x, y = 5.941, 387 to 6.016, 97, result = 1692; previous integration is from x, y = 5.904, 98 to 6.016, 97 and previous response = 6548.			✓	
CmdManuallyIntegrate DropBaseline	BL2000\jheine	2/17/2022 8:36:14 AM	Drop baseline for qualifier 102.0 of compound Naphthalene in sample Feb1606.D to y = 97, new integration is from x, y = 5.941, 97 to 6.016, 97 and new response = 2344; previous integration is from x, y = 5.941, 387 to 6.016, 97 and previous response = 1692.			✓	
CmdManuallyIntegrate QualifierPeak	BL2000\jheine	2/17/2022 8:37:06 AM	Manually integrate qualifier 128.0 of compound Nitrobenzene-d5 in sample Feb1607.D, from x, y = 5.147, 155 to 5.280, 157, result = 320; previous integration is from x, y = 5.147, 155 to 5.441, 147 and previous response = 490.			✓	
CmdManuallyIntegrate DropBaseline	BL2000\jheine	2/17/2022 8:37:07 AM	Drop baseline for qualifier 128.0 of compound Nitrobenzene-d5 in sample Feb1607.D to y = 155, new integration is from x, y = 5.147, 155 to 5.280, 155 and new response = 330; previous integration is from x, y = 5.147, 155 to 5.280, 157 and previous response = 320.			✓	

Name	User	Time	Action	Reason	Comment	Succeed	Exception
CmdManuallyIntegratePeak	BL2000\jheine	2/17/2022 8:37:14 AM	Manually integrate compound Nitrobenzene-d5 in sample Feb1607.D, from x, y = 5.143, 161 to 5.330, 168, result = 683; previous integration is from x, y = 5.145, 170 to 5.327, 174 and previous response = 573.			✓	
CmdManuallyIntegrateDropBaseline	BL2000\jheine	2/17/2022 8:37:15 AM	Drop baseline for compound Nitrobenzene-d5 in sample Feb1607.D to y = 161, new integration is from x, y = 5.143, 161 to 5.330, 161 and new response = 720; previous integration is from x, y = 5.143, 161 to 5.330, 168 and previous response = 683.			✓	
CmdSetTargetCompoundAttribute	BL2000\jheine	2/17/2022 8:37:22 AM	Set UserAnnotation = BA for compound Nitrobenzene-d5 in sample Feb1607.D; previous value =			✓	
CmdManuallyIntegrateQualifierPeak	BL2000\jheine	2/17/2022 8:37:35 AM	Manually integrate qualifier 129.0 of compound Naphthalene in sample Feb1607.D, from x, y = 5.941, 162 to 6.028, 123, result = 506; previous integration is from x, y = 5.909, 121 to 6.028, 123 and previous response = 720.			✓	
CmdManuallyIntegrateDropBaseline	BL2000\jheine	2/17/2022 8:37:36 AM	Drop baseline for qualifier 129.0 of compound Naphthalene in sample Feb1607.D to y = 123, new integration is from x, y = 5.941, 123 to 6.028, 123 and new response = 608; previous integration is from x, y = 5.941, 162 to 6.028, 123 and previous response = 506.			✓	
CmdManuallyIntegratePeak	BL2000\jheine	2/17/2022 8:38:01 AM	Manually integrate compound Acenaphthene in sample Feb1607.D, from x, y = 8.013, 167 to 8.125, 98, result = 3947; previous integration is from x, y = 7.976, 91 to 8.125, 98 and previous response = 6447.			✓	
CmdManuallyIntegrateDropBaseline	BL2000\jheine	2/17/2022 8:38:03 AM	Drop baseline for compound Acenaphthene in sample Feb1607.D to y = 98, new integration is from x, y = 8.013, 98 to 8.125, 98 and new response = 4182; previous integration is from x, y = 8.013, 167 to 8.125, 98 and previous response = 3947.			✓	
CmdManuallyIntegrateQualifierPeak	BL2000\jheine	2/17/2022 8:38:06 AM	Manually integrate qualifier 152.0 of compound Acenaphthene in sample Feb1607.D, from x, y = 8.013, 498 to 8.088, 627, result = -27; previous integration is from x, y = 7.801, 108 to 7.901, 108 and previous response = 5031.			✓	

Name	User	Time	Action	Reason	Comment	Succeed	Exception
CmdManuallyIntegrateSnapBaseline	BL2000\jheine	2/17/2022 8:38:08 AM	Snap baseline for qualifier 152.0 of compound Acenaphthene in sample Feb1607.D from x = 8.013 to x = 8.088, new integration is from x, y = 8.013, 149 to 8.088, 151 and new response = 1825; previous integration is from x, y = 8.013, 498 to 8.088, 627 and previous response = -27.			✓	
CmdManuallyIntegrateDropBaseline	BL2000\jheine	2/17/2022 8:38:29 AM	Drop baseline for qualifier 253.0 of compound Benzo(a)pyrene in sample Feb1607.D to y = 77, new integration is from x, y = 18.277, 77 to 18.388, 77 and new response = 869; previous integration is from x, y = 18.277, 77 to 18.388, 107 and previous response = 768.			✓	
CmdManuallyIntegratePeak	BL2000\jheine	2/17/2022 8:38:35 AM	Manually integrate compound Indeno(1,2,3-cd)pyrene in sample Feb1607.D, from x, y = 20.130, 65 to 20.217, 222, result = 2315; previous integration is from x, y = 20.130, 65 to 20.353, 67 and previous response = 4189.			✓	
CmdManuallyIntegrateDropBaseline	BL2000\jheine	2/17/2022 8:38:36 AM	Drop baseline for compound Indeno(1,2,3-cd)pyrene in sample Feb1607.D to y = 65, new integration is from x, y = 20.130, 65 to 20.217, 65 and new response = 2722; previous integration is from x, y = 20.130, 65 to 20.217, 222 and previous response = 2315.			✓	
CmdManuallyIntegratePeak	BL2000\jheine	2/17/2022 8:38:51 AM	Manually integrate compound Nitrobenzene-d5 in sample Feb1608.D from x, y = 5.143, 143 to 5.305, 149; result = 393			✓	
CmdManuallyIntegrateDropBaseline	BL2000\jheine	2/17/2022 8:38:52 AM	Drop baseline for compound Nitrobenzene-d5 in sample Feb1608.D to y = 143, new integration is from x, y = 5.143, 143 to 5.305, 143 and new response = 421; previous integration is from x, y = 5.143, 143 to 5.305, 149 and previous response = 393.			✓	
CmdManuallyIntegrateQualifierPeak	BL2000\jheine	2/17/2022 8:38:56 AM	Manually integrate qualifier 54.0 of compound Nitrobenzene-d5 in sample Feb1608.D, from x, y = 5.143, 136 to 5.268, 138, result = 143; previous integration is from x, y = 5.119, 136 to 5.315, 138 and previous response = 174.			✓	

Name	User	Time	Action	Reason	Comment	Succeed	Exception
CmdManuallyIntegrate DropBaseline	BL2000\jheine	2/17/2022 8:38:58 AM	Drop baseline for qualifier 54.0 of compound Nitrobenzene-d5 in sample Feb1608.D to y = 136, new integration is from x, y = 5.143, 136 to 5.268, 136 and new response = 151; previous integration is from x, y = 5.143, 136 to 5.268, 138 and previous response = 143.			✓	
CmdManuallyIntegrate QualifierPeak	BL2000\jheine	2/17/2022 8:39:02 AM	Manually integrate qualifier128.0 of compound Nitrobenzene-d5 in sample Feb1608.D from x, y = 5.143, 149 to 5.292, 151; result = 131			✓	
CmdManuallyIntegrate DropBaseline	BL2000\jheine	2/17/2022 8:39:03 AM	Drop baseline for qualifier 128.0 of compound Nitrobenzene-d5 in sample Feb1608.D to y = 149, new integration is from x, y = 5.143, 149 to 5.292, 149 and new response = 138; previous integration is from x, y = 5.143, 149 to 5.292, 151 and previous response = 131.			✓	
CmdManuallyIntegrateP eak	BL2000\jheine	2/17/2022 8:39:08 AM	Manually integrate compound Naphthalene in sample Feb1608.D from x, y = 5.916, 185 to 6.003, 482; result = 1597			✓	
CmdManuallyIntegrateS napBaseline	BL2000\jheine	2/17/2022 8:39:10 AM	Snap baseline for compound Naphthalene in sample Feb1608.D, from x = 5.916 to x = 6.003, new integration is from x, y = 5.916, 126 to 6.003, 172 and new response = 2564; previous integration is from x, y = 5.916, 185 to 6.003, 482 and previous response = 1597.			✓	
CmdManuallyIntegrate DropBaseline	BL2000\jheine	2/17/2022 8:39:11 AM	Drop baseline for compound Naphthalene in sample Feb1608.D to y = 126, new integration is from x, y = 5.916, 126 to 6.003, 126 and new response = 2684; previous integration is from x, y = 5.916, 126 to 6.003, 172 and previous response = 2564.			✓	
CmdManuallyIntegrate QualifierPeak	BL2000\jheine	2/17/2022 8:39:13 AM	Manually integrate qualifier 129.0 of compound Naphthalene in sample Feb1608.D, from x, y = 5.941, 142 to 6.031, 121, result = 270; previous integration is from x, y = 5.917, 121 to 6.031, 121 and previous response = 389.			✓	
CmdManuallyIntegrate DropBaseline	BL2000\jheine	2/17/2022 8:39:14 AM	Drop baseline for qualifier 129.0 of compound Naphthalene in sample Feb1608.D to y = 121, new integration is from x, y = 5.941, 121 to 6.031, 121 and new response = 328; previous integration is from x, y = 5.941, 142 to 6.031, 121 and previous response = 270.			✓	

Name	User	Time	Action	Reason	Comment	Succeed	Exception
CmdManuallyIntegrateQualifierPeak	BL2000\jheine	2/17/2022 8:39:19 AM	Manually integrate qualifier 102.0 of compound Naphthalene in sample Feb1608.D, from x, y = 5.941, 365 to 5.991, 86, result = 608; previous integration is from x, y = 5.903, 84 to 5.991, 86 and previous response = 5100.			✓	
CmdManuallyIntegrateDropBaseline	BL2000\jheine	2/17/2022 8:39:21 AM	Drop baseline for qualifier 102.0 of compound Naphthalene in sample Feb1608.D to y = 86, new integration is from x, y = 5.941, 86 to 5.991, 86 and new response = 1026; previous integration is from x, y = 5.941, 365 to 5.991, 86 and previous response = 608.			✓	
CmdSetTargetCompoundAttribute	BL2000\jheine	2/17/2022 8:39:24 AM	Set UserAnnotation = NI for compound Naphthalene in sample Feb1608.D; previous value =			✓	
CmdSetTargetCompoundAttribute	BL2000\jheine	2/17/2022 8:39:26 AM	Set UserAnnotation = NI for compound Nitrobenzene-d5 in sample Feb1608.D; previous value =			✓	
CmdManuallyIntegratePeak	BL2000\jheine	2/17/2022 8:39:35 AM	Manually integrate compound 2-Methylnaphthalene in sample Feb1608.D, from x, y = 6.790, 274 to 6.890, 491, result = -79; previous integration is from x, y = 6.890, 118 to 7.002, 120 and previous response = 1928.			✓	
CmdManuallyIntegrateSnapBaseline	BL2000\jheine	2/17/2022 8:39:37 AM	Snap baseline for compound 2-Methylnaphthalene in sample Feb1608.D, from x = 6.790 to x = 6.890, new integration is from x, y = 6.790, 117 to 6.890, 150 and new response = 1415; previous integration is from x, y = 6.790, 274 to 6.890, 491 and previous response = -79.			✓	
CmdManuallyIntegrateSnapBaseline	BL2000\jheine	2/17/2022 8:39:37 AM	Snap baseline for compound 2-Methylnaphthalene in sample Feb1608.D, from x = 6.790 to x = 6.890, new integration is from x, y = 6.790, 117 to 6.890, 150 and new response = 1415; previous integration is from x, y = 6.790, 117 to 6.890, 150 and previous response = 1415.			✓	
CmdManuallyIntegrateDropBaseline	BL2000\jheine	2/17/2022 8:39:40 AM	Drop baseline for compound 2-Methylnaphthalene in sample Feb1608.D to y = 117, new integration is from x, y = 6.790, 117 to 6.890, 117 and new response = 1513; previous integration is from x, y = 6.790, 117 to 6.890, 150 and previous response = 1415.			✓	

Name	User	Time	Action	Reason	Comment	Succeed	Exception
CmdManuallyIntegrate QualifierPeak	BL2000\jheine	2/17/2022 8:39:42 AM	Manually integrate qualifier142.0 of compound 2-Methylnaphthalene in sample Feb1608.D from x, y = 6.790, 216 to 6.890, 413; result = 618			✓	
CmdManuallyIntegrateSnapBaseline	BL2000\jheine	2/17/2022 8:39:43 AM	Snap baseline for qualifier 142.0 of compound 2-Methylnaphthalene in sample Feb1608.D from x = 6.790 to x = 6.890, new integration is from x, y = 6.790, 118 to 6.890, 184 and new response = 1600; previous integration is from x, y = 6.790, 216 to 6.890, 413 and previous response = 618.			✓	
CmdManuallyIntegrate DropBaseline	BL2000\jheine	2/17/2022 8:39:44 AM	Drop baseline for qualifier 142.0 of compound 2-Methylnaphthalene in sample Feb1608.D to y = 118, new integration is from x, y = 6.790, 118 to 6.890, 118 and new response = 1798; previous integration is from x, y = 6.790, 118 to 6.890, 184 and previous response = 1600.			✓	
CmdManuallyIntegrate QualifierPeak	BL2000\jheine	2/17/2022 8:39:48 AM	Manually integrate qualifier115.0 of compound 2-Methylnaphthalene in sample Feb1608.D from x, y = 6.790, 254 to 6.865, 313; result = 422			✓	
CmdManuallyIntegrateSnapBaseline	BL2000\jheine	2/17/2022 8:39:50 AM	Snap baseline for qualifier 115.0 of compound 2-Methylnaphthalene in sample Feb1608.D from x = 6.790 to x = 6.865, new integration is from x, y = 6.790, 230 to 6.865, 224 and new response = 677; previous integration is from x, y = 6.790, 254 to 6.865, 313 and previous response = 422.			✓	
CmdManuallyIntegrate DropBaseline	BL2000\jheine	2/17/2022 8:39:50 AM	Drop baseline for qualifier 115.0 of compound 2-Methylnaphthalene in sample Feb1608.D to y = 224, new integration is from x, y = 6.790, 224 to 6.865, 224 and new response = 690; previous integration is from x, y = 6.790, 230 to 6.865, 224 and previous response = 677.			✓	
CmdSetTargetCompoundAttribute	BL2000\jheine	2/17/2022 8:40:00 AM	Set UserAnnotation = RT for compound 2-Methylnaphthalene in sample Feb1608.D; previous value =			✓	
CmdManuallyIntegratePeak	BL2000\jheine	2/17/2022 8:40:05 AM	Manually integrate compound 1-Methylnaphthalene in sample Feb1608.D from x, y = 6.890, 228 to 7.002, 403; result = 602			✓	
CmdManuallyIntegrateSnapBaseline	BL2000\jheine	2/17/2022 8:40:06 AM	Snap baseline for compound 1-Methylnaphthalene in sample Feb1608.D, from x = 6.890 to x = 7.002, new integration is from x, y = 6.890, 150 to 7.002, 149 and new response = 1722; previous integration is from x, y = 6.890, 228 to 7.002, 403 and previous response = 602.			✓	

Name	User	Time	Action	Reason	Comment	Succeed	Exception
CmdManuallyIntegrateDropBaseline	BL2000\jheine	2/17/2022 8:40:07 AM	Drop baseline for compound 1-Methylnaphthalene in sample Feb1608.D to y = 149, new integration is from x, y = 6.890, 149 to 7.002, 149 and new response = 1726; previous integration is from x, y = 6.890, 150 to 7.002, 149 and previous response = 1722.			✓	
CmdManuallyIntegrateQualifierPeak	BL2000\jheine	2/17/2022 8:40:11 AM	Manually integrate qualifier115.0 of compound 1-Methylnaphthalene in sample Feb1608.D from x, y = 6.865, 237 to 6.965, 286; result = 616			✓	
CmdManuallyIntegrateSnapBaseline	BL2000\jheine	2/17/2022 8:40:12 AM	Snap baseline for qualifier 115.0 of compound 1-Methylnaphthalene in sample Feb1608.D from x = 6.865 to x = 6.965, new integration is from x, y = 6.865, 224 to 6.965, 219 and new response = 854; previous integration is from x, y = 6.865, 237 to 6.965, 286 and previous response = 616.			✓	
CmdManuallyIntegrateDropBaseline	BL2000\jheine	2/17/2022 8:40:13 AM	Drop baseline for qualifier 115.0 of compound 1-Methylnaphthalene in sample Feb1608.D to y = 219, new integration is from x, y = 6.865, 219 to 6.965, 219 and new response = 869; previous integration is from x, y = 6.865, 224 to 6.965, 219 and previous response = 854.			✓	
CmdSetTargetCompoundAttribute	BL2000\jheine	2/17/2022 8:40:19 AM	Set UserAnnotation = NI for compound 1-Methylnaphthalene in sample Feb1608.D; previous value =			✓	
CmdManuallyIntegratePeak	BL2000\jheine	2/17/2022 8:40:29 AM	Manually integrate compound Acenaphthene in sample Feb1608.D, from x, y = 8.013, 777 to 8.125, 806, result = -2228; previous integration is from x, y = 7.976, 89 to 8.262, 92 and previous response = 4715.			✓	
CmdManuallyIntegrateSnapBaseline	BL2000\jheine	2/17/2022 8:40:30 AM	Snap baseline for compound Acenaphthene in sample Feb1608.D, from x = 8.013 to x = 8.125, new integration is from x, y = 8.013, 541 to 8.125, 113 and new response = 897; previous integration is from x, y = 8.013, 777 to 8.125, 806 and previous response = -2228.			✓	
CmdManuallyIntegrateDropBaseline	BL2000\jheine	2/17/2022 8:40:31 AM	Drop baseline for compound Acenaphthene in sample Feb1608.D to y = 113, new integration is from x, y = 8.013, 113 to 8.125, 113 and new response = 2337; previous integration is from x, y = 8.013, 541 to 8.125, 113 and previous response = 897.			✓	

Name	User	Time	Action	Reason	Comment	Succeed	Exception
CmdManuallyIntegrate QualifierPeak	BL2000\jheine	2/17/2022 8:40:34 AM	Manually integrate qualifier 152.0 of compound Acenaphthene in sample Feb1608.D, from x, y = 8.013, 272 to 8.075, 505, result = 37; previous integration is from x, y = 7.793, 103 to 7.913, 103 and previous response = 3000.			✓	
CmdManuallyIntegrateSnapBaseline	BL2000\jheine	2/17/2022 8:40:35 AM	Snap baseline for qualifier 152.0 of compound Acenaphthene in sample Feb1608.D from x = 8.013 to x = 8.075, new integration is from x, y = 8.013, 122 to 8.075, 132 and new response = 1015; previous integration is from x, y = 8.013, 272 to 8.075, 505 and previous response = 37.			✓	
CmdManuallyIntegrate DropBaseline	BL2000\jheine	2/17/2022 8:40:36 AM	Drop baseline for qualifier 152.0 of compound Acenaphthene in sample Feb1608.D to y = 122, new integration is from x, y = 8.013, 122 to 8.075, 122 and new response = 1034; previous integration is from x, y = 8.013, 122 to 8.075, 132 and previous response = 1015.			✓	
CmdManuallyIntegrate QualifierPeak	BL2000\jheine	2/17/2022 8:40:39 AM	Manually integrate qualifier153.0 of compound Acenaphthene in sample Feb1608.D from x, y = 8.013, 376 to 8.075, 347; result = 1261			✓	
CmdManuallyIntegrateSnapBaseline	BL2000\jheine	2/17/2022 8:40:41 AM	Snap baseline for qualifier 153.0 of compound Acenaphthene in sample Feb1608.D from x = 8.013 to x = 8.075, new integration is from x, y = 8.013, 144 to 8.075, 128 and new response = 2105; previous integration is from x, y = 8.013, 376 to 8.075, 347 and previous response = 1261.			✓	
CmdManuallyIntegrate DropBaseline	BL2000\jheine	2/17/2022 8:40:42 AM	Drop baseline for qualifier 153.0 of compound Acenaphthene in sample Feb1608.D to y = 128, new integration is from x, y = 8.013, 128 to 8.075, 128 and new response = 2135; previous integration is from x, y = 8.013, 144 to 8.075, 128 and previous response = 2105.			✓	
CmdSetTargetCompoundAttribute	BL2000\jheine	2/17/2022 8:40:51 AM	Set UserAnnotation = CO for compound Acenaphthene in sample Feb1608.D; previous value =			✓	
CmdManuallyIntegrate QualifierPeak	BL2000\jheine	2/17/2022 8:40:57 AM	Manually integrate qualifier 167.0 of compound Fluorene in sample Feb1608.D, from x, y = 8.661, 87 to 8.748, 97, result = 321; previous integration is from x, y = 8.876, 100 to 9.059, 101 and previous response = 391.			✓	

Name	User	Time	Action	Reason	Comment	Succeed	Exception
CmdManuallyIntegrate DropBaseline	BL2000\jheine	2/17/2022 8:40:58 AM	Drop baseline for qualifier 167.0 of compound Fluorene in sample Feb1608.D to y = 87, new integration is from x, y = 8.661, 87 to 8.748, 87 and new response = 347; previous integration is from x, y = 8.661, 87 to 8.748, 97 and previous response = 321.			✓	
CmdManuallyIntegrate QualifierPeak	BL2000\jheine	2/17/2022 8:41:05 AM	Manually integrate qualifier176.0 of compound Phenanthrene in sample Feb1608.D from x, y = 9.768, 79 to 9.830, 78; result = 697			✓	
CmdManuallyIntegrate DropBaseline	BL2000\jheine	2/17/2022 8:41:07 AM	Drop baseline for qualifier 176.0 of compound Phenanthrene in sample Feb1608.D to y = 78, new integration is from x, y = 9.768, 78 to 9.830, 78 and new response = 699; previous integration is from x, y = 9.768, 79 to 9.830, 78 and previous response = 697.			✓	
CmdManuallyIntegrate QualifierPeak	BL2000\jheine	2/17/2022 8:41:15 AM	Manually integrate qualifier215.0 of compound o-Terphenyl in sample Feb1608.D from x, y = 10.274, 130 to 10.361, 190; result = 411			✓	
CmdManuallyIntegrateSnapBaseline	BL2000\jheine	2/17/2022 8:41:17 AM	Snap baseline for qualifier 215.0 of compound o-Terphenyl in sample Feb1608.D from x = 10.274 to x = 10.361, new integration is from x, y = 10.274, 60 to 10.361, 71 and new response = 901; previous integration is from x, y = 10.274, 130 to 10.361, 190 and previous response = 411.			✓	
CmdManuallyIntegrate DropBaseline	BL2000\jheine	2/17/2022 8:41:18 AM	Drop baseline for qualifier 215.0 of compound o-Terphenyl in sample Feb1608.D to y = 60, new integration is from x, y = 10.274, 60 to 10.361, 60 and new response = 930; previous integration is from x, y = 10.274, 60 to 10.361, 71 and previous response = 901.			✓	
CmdManuallyIntegrate QualifierPeak	BL2000\jheine	2/17/2022 8:41:26 AM	Manually integrate qualifier101.0 of compound Fluoranthene in sample Feb1608.D from x, y = 11.374, 81 to 11.497, 85; result = 198			✓	
CmdManuallyIntegrateSnapBaseline	BL2000\jheine	2/17/2022 8:41:27 AM	Snap baseline for qualifier 101.0 of compound Fluoranthene in sample Feb1608.D from x = 11.374 to x = 11.497, new integration is from x, y = 11.374, 62 to 11.497, 69 and new response = 326; previous integration is from x, y = 11.374, 81 to 11.497, 85 and previous response = 198.			✓	

Name	User	Time	Action	Reason	Comment	Succeed	Exception
CmdManuallyIntegrate DropBaseline	BL2000\jheine	2/17/2022 8:41:28 AM	Drop baseline for qualifier 101.0 of compound Fluoranthene in sample Feb1608.D to y = 62, new integration is from x, y = 11.374, 62 to 11.497, 62 and new response = 352; previous integration is from x, y = 11.374, 62 to 11.497, 69 and previous response = 326.			✓	
CmdManuallyIntegrate QualifierPeak	BL2000\jheine	2/17/2022 8:41:35 AM	Manually integrate qualifier101.0 of compound Pyrene in sample Feb1608.D from x, y = 11.757, 85 to 11.855, 111; result = 254			✓	
CmdManuallyIntegrateSnapBaseline	BL2000\jheine	2/17/2022 8:41:36 AM	Snap baseline for qualifier 101.0 of compound Pyrene in sample Feb1608.D from x = 11.757 to x = 11.855, new integration is from x, y = 11.757, 66 to 11.855, 76 and new response = 414; previous integration is from x, y = 11.757, 85 to 11.855, 111 and previous response = 254.			✓	
CmdManuallyIntegrate DropBaseline	BL2000\jheine	2/17/2022 8:41:37 AM	Drop baseline for qualifier 101.0 of compound Pyrene in sample Feb1608.D to y = 66, new integration is from x, y = 11.757, 66 to 11.855, 66 and new response = 444; previous integration is from x, y = 11.757, 66 to 11.855, 76 and previous response = 414.			✓	
CmdManuallyIntegrate QualifierPeak	BL2000\jheine	2/17/2022 8:41:43 AM	Manually integrate qualifier122.0 of compound Terphenyl-d14 in sample Feb1608.D from x, y = 12.214, 92 to 12.325, 108; result = 194			✓	
CmdManuallyIntegrateSnapBaseline	BL2000\jheine	2/17/2022 8:41:44 AM	Snap baseline for qualifier 122.0 of compound Terphenyl-d14 in sample Feb1608.D from x = 12.214 to x = 12.325, new integration is from x, y = 12.214, 82 to 12.325, 84 and new response = 309; previous integration is from x, y = 12.214, 92 to 12.325, 108 and previous response = 194.			✓	
CmdManuallyIntegrate DropBaseline	BL2000\jheine	2/17/2022 8:41:44 AM	Drop baseline for qualifier 122.0 of compound Terphenyl-d14 in sample Feb1608.D to y = 82, new integration is from x, y = 12.214, 82 to 12.325, 82 and new response = 316; previous integration is from x, y = 12.214, 82 to 12.325, 84 and previous response = 309.			✓	
CmdManuallyIntegrate QualifierPeak	BL2000\jheine	2/17/2022 8:41:50 AM	Manually integrate qualifier226.0 of compound Benzo(a)Anthracene in sample Feb1608.D from x, y = 14.590, 123 to 14.689, 245; result = 484			✓	

Name	User	Time	Action	Reason	Comment	Succeed	Exception
CmdManuallyIntegrateSnapBaseline	BL2000\jheine	2/17/2022 8:41:52 AM	Snap baseline for qualifier 226.0 of compound Benzo(a)Anthracene in sample Feb1608.D from x = 14.590 to x = 14.689, new integration is from x, y = 14.590, 58 to 14.689, 156 and new response = 943; previous integration is from x, y = 14.590, 123 to 14.689, 245 and previous response = 484.			✓	
CmdManuallyIntegrateDropBaseline	BL2000\jheine	2/17/2022 8:41:53 AM	Drop baseline for qualifier 226.0 of compound Benzo(a)Anthracene in sample Feb1608.D to y = 58, new integration is from x, y = 14.590, 58 to 14.689, 58 and new response = 1236; previous integration is from x, y = 14.590, 58 to 14.689, 156 and previous response = 943.			✓	
CmdManuallyIntegratePeak	BL2000\jheine	2/17/2022 8:42:02 AM	Manually integrate compound Benzo(k)fluoranthene in sample Feb1608.D from x, y = 17.709, 510 to 17.882, 368; result = -634			✓	
CmdManuallyIntegrateSnapBaseline	BL2000\jheine	2/17/2022 8:42:03 AM	Snap baseline for compound Benzo(k)fluoranthene in sample Feb1608.D, from x = 17.709 to x = 17.882, new integration is from x, y = 17.709, 385 to 17.882, 116 and new response = 1323; previous integration is from x, y = 17.709, 510 to 17.882, 368 and previous response = -634.			✓	
CmdManuallyIntegrateDropBaseline	BL2000\jheine	2/17/2022 8:42:04 AM	Drop baseline for compound Benzo(k)fluoranthene in sample Feb1608.D to y = 116, new integration is from x, y = 17.709, 116 to 17.882, 116 and new response = 2719; previous integration is from x, y = 17.709, 385 to 17.882, 116 and previous response = 1323.			✓	
CmdManuallyIntegratePeak	BL2000\jheine	2/17/2022 8:42:15 AM	Manually integrate compound Dibenzo(a,h)anthracene in sample Feb1608.D from x, y = 20.204, 98 to 20.402, 207; result = 948			✓	
CmdManuallyIntegrateSnapBaseline	BL2000\jheine	2/17/2022 8:42:16 AM	Snap baseline for compound Dibenzo(a,h)anthracene in sample Feb1608.D, from x = 20.204 to x = 20.402, new integration is from x, y = 20.204, 83 to 20.402, 90 and new response = 1733; previous integration is from x, y = 20.204, 98 to 20.402, 207 and previous response = 948.			✓	

Name	User	Time	Action	Reason	Comment	Succeed	Exception
CmdManuallyIntegrateDropBaseline	BL2000\jheine	2/17/2022 8:42:17 AM	Drop baseline for compound Dibenzo(a,h)anthracene in sample Feb1608.D to y = 83, new integration is from x, y = 20.204, 83 to 20.402, 83 and new response = 1774; previous integration is from x, y = 20.204, 83 to 20.402, 90 and previous response = 1733.			✓	
CmdSetTargetCompoundAttribute	BL2000\jheine	2/17/2022 8:42:20 AM	Set UserAnnotation = NI for compound Dibenzo(a,h)anthracene in sample Feb1608.D; previous value =			✓	
CmdClearManualIntegration	BL2000\jheine	2/17/2022 8:42:25 AM	Clear manual integration of target signal for compound Benzo(k)fluoranthene in sample Feb1608.D				Agilent.MassSpectrometry.DataAnalysis.Quantitative.ApplicationCommandException: Integrator did not find any peaks at Agilent.MassSpectrometry.DataAnalysis.Quantitative.Analysis.MeasuredIon.ClearManualIntegration() at Agilent.MassSpectrometry.DataAnalysis.Quantitative.CmdClearManualIntegration.Do() at Agilent.MassSpectrometry.CommandModel.CommandHistory.Invoke(ICommand cmd) at Agilent.MassSpectrometry.DataAnalysis.Quantitative.AppCommandContext._Invoke(ICommand cmd)
CmdManuallyIntegratePeak	BL2000\jheine	2/17/2022 8:42:31 AM	Manually integrate compound Benzo(k)fluoranthene in sample Feb1608.D from x, y = 17.709, 472 to 17.882, 410; result = -654			✓	
CmdManuallyIntegrateSnapBaseline	BL2000\jheine	2/17/2022 8:42:32 AM	Snap baseline for compound Benzo(k)fluoranthene in sample Feb1608.D, from x = 17.709 to x = 17.882, new integration is from x, y = 17.709, 385 to 17.882, 116 and new response = 1323; previous integration is from x, y = 17.709, 472 to 17.882, 410 and previous response = -654.			✓	
CmdManuallyIntegrateDropBaseline	BL2000\jheine	2/17/2022 8:42:33 AM	Drop baseline for compound Benzo(k)fluoranthene in sample Feb1608.D to y = 116, new integration is from x, y = 17.709, 116 to 17.882, 116 and new response = 2719; previous integration is from x, y = 17.709, 385 to 17.882, 116 and previous response = 1323.			✓	
CmdSetTargetCompoundAttribute	BL2000\jheine	2/17/2022 8:42:34 AM	Set UserAnnotation = NI for compound Benzo(k)fluoranthene in sample Feb1608.D; previous value =			✓	

Name	User	Time	Action	Reason	Comment	Succeed	Exception
CmdManuallyIntegratePeak	BL2000\jheine	2/17/2022 8:42:41 AM	Manually integrate compound Benzo(g,h,i)perylene in sample Feb1608.D from x, y = 20.476, 138 to 20.637, 320; result = 950			✓	
CmdManuallyIntegrateSnapBaseline	BL2000\jheine	2/17/2022 8:42:43 AM	Snap baseline for compound Benzo(g,h,i)perylene in sample Feb1608.D, from x = 20.476 to x = 20.637, new integration is from x, y = 20.476, 84 to 20.637, 98 and new response = 2281; previous integration is from x, y = 20.476, 138 to 20.637, 320 and previous response = 950.			✓	
CmdManuallyIntegrateDropBaseline	BL2000\jheine	2/17/2022 8:42:44 AM	Drop baseline for compound Benzo(g,h,i)perylene in sample Feb1608.D to y = 84, new integration is from x, y = 20.476, 84 to 20.637, 84 and new response = 2349; previous integration is from x, y = 20.476, 84 to 20.637, 98 and previous response = 2281.			✓	
CmdSetTargetCompoundAttribute	BL2000\jheine	2/17/2022 8:42:46 AM	Set UserAnnotation = NI for compound Benzo(g,h,i)perylene in sample Feb1608.D; previous value =			✓	
CmdManuallyIntegrateQualifierPeak	BL2000\jheine	2/17/2022 8:43:05 AM	Manually integrate qualifier 102.0 of compound Naphthalene in sample Feb1609.D, from x, y = 5.941, 1050 to 6.090, 96, result = 2503; previous integration is from x, y = 5.891, 95 to 6.090, 96 and previous response = 12894.			✓	
CmdManuallyIntegrateDropBaseline	BL2000\jheine	2/17/2022 8:43:07 AM	Drop baseline for qualifier 102.0 of compound Naphthalene in sample Feb1609.D to y = 96, new integration is from x, y = 5.941, 96 to 6.090, 96 and new response = 6793; previous integration is from x, y = 5.941, 1050 to 6.090, 96 and previous response = 2503.			✓	
CmdManuallyIntegrateQualifierPeak	BL2000\jheine	2/17/2022 8:43:21 AM	Manually integrate qualifier142.0 of compound 1-Methylnaphthalene in sample Feb1609.D from x, y = 6.877, 5128 to 6.977, 10138; result = -3911			✓	
CmdManuallyIntegrateSnapBaseline	BL2000\jheine	2/17/2022 8:43:22 AM	Snap baseline for qualifier 142.0 of compound 1-Methylnaphthalene in sample Feb1609.D from x = 6.877 to x = 6.977, new integration is from x, y = 6.877, 982 to 6.977, 735 and new response = 36701; previous integration is from x, y = 6.877, 5128 to 6.977, 10138 and previous response = -3911.			✓	

Name	User	Time	Action	Reason	Comment	Succeed	Exception
CmdManuallyIntegrate DropBaseline	BL2000\jheine	2/17/2022 8:43:23 AM	Drop baseline for qualifier 142.0 of compound 1-Methylnaphthalene in sample Feb1609.D to y = 735, new integration is from x, y = 6.877, 735 to 6.977, 735 and new response = 37441; previous integration is from x, y = 6.877, 982 to 6.977, 735 and previous response = 36701.			✓	
CmdSaveBatchTable	BL2000\jheine	2/17/2022 8:43:57 AM	Save batch \\MASSHUNTER\Org\Data\SV5975.I\sh 021622\1 e8270c bna SIM\QuantResults\021622 bna SIM 1.batch.bin			✓	

Name	User	Time	Action	Reason	Comment	Succeed	Exception
CmdCalibrate	BL2000\jheine	2/17/2022 8:44:05 AM	Replace level ICV with QC sample Feb1609.D for compounds {Dibenzo(a,h)anthracene, Indeno(1,2,3-cd)pyrene, Benzo(a)pyrene, Benzo(k)fluoranthene, Benzo(b)fluoranthene, Chrysene, Benzo(a)Anthracene, Terphenyl-d14, Pyrene, Fluoranthene, o-Terphenyl, Anthracene, Phenanthrene, Fluorene, Acenaphthene, Acenaphthylene, 2-Fluorobiphenyl, 1-Methylnaphthalene, 2-Methylnaphthalene, Naphthalene, Nitrobenzene-d5, Benzo(g,h,i)perylene}; Replace level 1 with Calibration sample Feb1608.D for compounds {Dibenzo(a,h)anthracene, Indeno(1,2,3-cd)pyrene, Benzo(a)pyrene, Benzo(k)fluoranthene, Benzo(b)fluoranthene, Chrysene, Benzo(a)Anthracene, Terphenyl-d14, Pyrene, Fluoranthene, o-Terphenyl, Anthracene, Phenanthrene, Fluorene, Acenaphthene, Acenaphthylene, 2-Fluorobiphenyl, 1-Methylnaphthalene, 2-Methylnaphthalene, Naphthalene, Nitrobenzene-d5, Benzo(g,h,i)perylene}; Replace level 2 with Calibration sample Feb1607.D for compounds {Dibenzo(a,h)anthracene, Indeno(1,2,3-cd)pyrene, Benzo(a)pyrene, Benzo(k)fluoranthene, Benzo(b)fluoranthene, Chrysene, Benzo(a)Anthracene, Terphenyl-d14, Pyrene, Fluoranthene, o-Terphenyl, Anthracene, Phenanthrene, Fluorene, Acenaphthene, Acenaphthylene, 2-Fluorobiphenyl, 1-Methylnaphthalene, 2-Methylnaphthalene, Naphthalene, Nitrobenzene-d5, Benzo(g,h,i)perylene}; Replace level 3 with Calibration sample Feb1606.D for compounds {Dibenzo(a,h)anthracene, Indeno(1,2,3-cd)pyrene, Benzo(a)pyrene, Benzo(k)fluoranthene, Benzo(b)fluoranthene, Chrysene, Benzo(a)Anthracene, Terphenyl-d14, Pyrene, Fluoranthene, o-Terphenyl, Anthracene, Phenanthrene, Fluorene, Acenaphthene, Acenaphthylene, 2-Fluorobiphenyl, 1-Methylnaphthalene, 2-Methylnaphthalene, Naphthalene, Nitrobenzene-d5, Benzo(g,h,i)perylene}; Replace level 4 with Calibration sample Feb1605.D for compounds {Dibenzo(a,h)anthracene,			✓	

Name	User	Time	Action	Reason	Comment	Succeed	Exception
			Indeno(1,2,3-cd)pyrene, Benzo(a)pyrene, Benzo(k)fluoranthene, Benzo(b)fluoranthene, Chrysene, Benzo(a)Anthracene, Terphenyl-d14, Pyrene, Fluoranthene, o-Terphenyl, Anthracene, Phenanthrene, Fluorene, Acenaphthene, Acenaphthylene, 2-Fluorobiphenyl, 1-Methylnaphthalene, 2-Methylnaphthalene, Naphthalene, Nitrobenzene-d5, Benzo(g,h,i)perylene}; Replace level 5 with Calibration sample Feb1604.D for compounds {Dibenzo(a,h)anthracene, Indeno(1,2,3-cd)pyrene, Benzo(a)pyrene, Benzo(k)fluoranthene, Benzo(b)fluoranthene, Chrysene, Benzo(a)Anthracene, Terphenyl-d14, Pyrene, Fluoranthene, o-Terphenyl, Anthracene, Phenanthrene, Fluorene, Acenaphthene, Acenaphthylene, 2-Fluorobiphenyl, 1-Methylnaphthalene, 2-Methylnaphthalene, Naphthalene, Nitrobenzene-d5, Benzo(g,h,i)perylene}; Replace level 6 with Calibration sample Feb1603.D for compounds {Dibenzo(a,h)anthracene, Indeno(1,2,3-cd)pyrene, Benzo(a)pyrene, Benzo(k)fluoranthene, Benzo(b)fluoranthene, Chrysene, Benzo(a)Anthracene, Terphenyl-d14, Pyrene, Fluoranthene, o-Terphenyl, Anthracene, Phenanthrene, Fluorene, Acenaphthene, Acenaphthylene, 2-Fluorobiphenyl, 1-Methylnaphthalene, 2-Methylnaphthalene, Naphthalene, Nitrobenzene-d5, Benzo(g,h,i)perylene}; Replace level 7 with Calibration sample Feb1602.D for compounds {Dibenzo(a,h)anthracene, Indeno(1,2,3-cd)pyrene, Benzo(a)pyrene, Benzo(k)fluoranthene, Benzo(b)fluoranthene, Chrysene, Benzo(a)Anthracene, Terphenyl-d14, Pyrene, Fluoranthene, o-Terphenyl, Anthracene, Phenanthrene, Fluorene, Acenaphthene, Acenaphthylene, 2-Fluorobiphenyl, 1-Methylnaphthalene, 2-Methylnaphthalene, Naphthalene, Nitrobenzene-d5, Benzo(g,h,i)perylene};				
CmdQuantitate	BL2000\jheine	2/17/2022 8:44:13 AM	Quantitate all compounds in all samples			✓	

Name	User	Time	Action	Reason	Comment	Succeed	Exception
CmdSetTargetCompoundAttribute	BL2000\jheine	2/17/2022 8:44:21 AM	Set CurveFit = fitQuadratic for compound Nitrobenzene-d5 in all samples; previous value = fitAverageOfResponseFactors			✓	
CmdSetTargetCompoundAttribute	BL2000\jheine	2/17/2022 8:44:26 AM	Set CurveFitWeight = weightOneOverX for compound Nitrobenzene-d5 in all samples; previous value = weightEqual			✓	
CmdQuantitate	BL2000\jheine	2/17/2022 8:44:30 AM	Quantitate all compounds in all samples			✓	
CmdSetTargetCompoundAttribute	BL2000\jheine	2/17/2022 8:44:49 AM	Set CurveFit = fitAverageOfResponseFactors for compound Naphthalene in all samples; previous value = fitQuadratic			✓	
CmdSetTargetCompoundAttribute	BL2000\jheine	2/17/2022 8:44:51 AM	Set CurveFit = fitQuadratic for compound Naphthalene in all samples; previous value = fitQuadratic			✓	
CmdSetTargetCompoundAttribute	BL2000\jheine	2/17/2022 8:45:00 AM	Set CurveFitWeight = weightOneOverXSquared for compound 2-Methylnaphthalene in all samples; previous value = weightOneOverX			✓	
CmdSetTargetCompoundAttribute	BL2000\jheine	2/17/2022 8:45:06 AM	Set CurveFitWeight = weightOneOverX for compound 2-Methylnaphthalene in all samples; previous value = weightOneOverX			✓	
CmdSetTargetCompoundAttribute	BL2000\jheine	2/17/2022 8:45:10 AM	Set CurveFitWeight = weightEqual for compound 2-Methylnaphthalene in all samples; previous value = weightOneOverX			✓	
CmdSetTargetCompoundAttribute	BL2000\jheine	2/17/2022 8:45:13 AM	Set CurveFit = fitAverageOfResponseFactors for compound 2-Methylnaphthalene in all samples; previous value = fitQuadratic			✓	
CmdQuantitate	BL2000\jheine	2/17/2022 8:45:19 AM	Quantitate all compounds in all samples			✓	
CmdSetTargetCompoundAttribute	BL2000\jheine	2/17/2022 8:45:24 AM	Set CurveFit = fitAverageOfResponseFactors for compound 1-Methylnaphthalene in all samples; previous value = fitQuadratic			✓	
CmdSetTargetCompoundAttribute	BL2000\jheine	2/17/2022 8:45:26 AM	Set CurveFitWeight = weightEqual for compound 1-Methylnaphthalene in all samples; previous value = weightOneOverX			✓	
CmdQuantitate	BL2000\jheine	2/17/2022 8:45:31 AM	Quantitate all compounds in all samples			✓	
CmdSetTargetCompoundAttribute	BL2000\jheine	2/17/2022 8:45:58 AM	Set CurveFit = fitQuadratic for compound Acenaphthylene in all samples; previous value = fitAverageOfResponseFactors			✓	

Name	User	Time	Action	Reason	Comment	Succeed	Exception
CmdSetTargetCompoundAttribute	BL2000\jheine	2/17/2022 8:46:05 AM	Set CurveFitWeight = weightOneOverX for compound Acenaphthylene in all samples; previous value = weightEqual			✓	
CmdQuantitate	BL2000\jheine	2/17/2022 8:46:09 AM	Quantitate all compounds in all samples			✓	
CmdSetTargetCompoundAttribute	BL2000\jheine	2/17/2022 8:46:16 AM	Set CurveFitWeight = weightOneOverXSquared for compound Acenaphthylene in all samples; previous value = weightEqual			✓	
CmdQuantitate	BL2000\jheine	2/17/2022 8:46:21 AM	Quantitate all compounds in all samples			✓	
CmdSetTargetCompoundAttribute	BL2000\jheine	2/17/2022 8:46:29 AM	Set CurveFitWeight = weightOneOverXSquared for compound Acenaphthene in all samples; previous value = weightOneOverX			✓	
CmdQuantitate	BL2000\jheine	2/17/2022 8:46:34 AM	Quantitate all compounds in all samples			✓	
CmdSetTargetCompoundAttribute	BL2000\jheine	2/17/2022 8:46:45 AM	Set CurveFit = fitAverageOfResponseFactors for compound Acenaphthene in all samples; previous value = fitQuadratic			✓	
CmdSetTargetCompoundAttribute	BL2000\jheine	2/17/2022 8:46:48 AM	Set CurveFit = fitQuadratic for compound Acenaphthene in all samples; previous value = fitQuadratic			✓	
CmdSetTargetCompoundAttribute	BL2000\jheine	2/17/2022 8:47:09 AM	Set CurveFitWeight = weightOneOverX for compound Acenaphthene in all samples; previous value = weightOneOverX			✓	
CmdQuantitate	BL2000\jheine	2/17/2022 8:47:14 AM	Quantitate all compounds in all samples			✓	
CmdManuallyIntegratePeak	BL2000\jheine	2/17/2022 8:47:41 AM	Manually integrate compound Acenaphthene-d10 in sample Feb1609.D, from x, y = 7.963, 96 to 8.524, 2721, result = 699256; previous integration is from x, y = 7.963, 96 to 8.088, 110 and previous response = 732019.			✓	
CmdManuallyIntegrateDropBaseline	BL2000\jheine	2/17/2022 8:47:42 AM	Drop baseline for compound Acenaphthene-d10 in sample Feb1609.D to y = 96, new integration is from x, y = 7.963, 96 to 8.524, 96 and new response = 743394; previous integration is from x, y = 7.963, 96 to 8.524, 2721 and previous response = 699256.			✓	
CmdSetTargetCompoundAttribute	BL2000\jheine	2/17/2022 8:47:47 AM	Set UserAnnotation = LT for compound Acenaphthene-d10 in sample Feb1609.D; previous value =			✓	

Name	User	Time	Action	Reason	Comment	Succeed	Exception
CmdSetTargetCompoundAttribute	BL2000\jheine	2/17/2022 8:47:55 AM	Set CurveFitWeight = weightOneOverXSquared for compound Acenaphthene in all samples; previous value = weightOneOverX			✓	

Name	User	Time	Action	Reason	Comment	Succeed	Exception
CmdCalibrate	BL2000\jheine	2/17/2022 8:48:03 AM	Replace level ICV with QC sample Feb1609.D for compounds {Benzo(g,h,i)perylene, Dibenzo(a,h)anthracene, Indeno(1,2,3-cd)pyrene, Benzo(a)pyrene, Benzo(k)fluoranthene, Benzo(b)fluoranthene, Chrysene, Benzo(a)Anthracene, Terphenyl-d14, Pyrene, Fluoranthene, o-Terphenyl, Anthracene, Phenanthrene, Fluorene, Acenaphthylene, 2-Fluorobiphenyl, 1-Methylnaphthalene, 2-Methylnaphthalene, Naphthalene, Nitrobenzene-d5, Acenaphthene}; Replace level 1 with Calibration sample Feb1608.D for compounds {Benzo(g,h,i)perylene, Dibenzo(a,h)anthracene, Indeno(1,2,3-cd)pyrene, Benzo(a)pyrene, Benzo(k)fluoranthene, Benzo(b)fluoranthene, Chrysene, Benzo(a)Anthracene, Terphenyl-d14, Pyrene, Fluoranthene, o-Terphenyl, Anthracene, Phenanthrene, Fluorene, Acenaphthylene, 2-Fluorobiphenyl, 1-Methylnaphthalene, 2-Methylnaphthalene, Naphthalene, Nitrobenzene-d5, Acenaphthene}; Replace level 2 with Calibration sample Feb1607.D for compounds {Benzo(g,h,i)perylene, Dibenzo(a,h)anthracene, Indeno(1,2,3-cd)pyrene, Benzo(a)pyrene, Benzo(k)fluoranthene, Benzo(b)fluoranthene, Chrysene, Benzo(a)Anthracene, Terphenyl-d14, Pyrene, Fluoranthene, o-Terphenyl, Anthracene, Phenanthrene, Fluorene, Acenaphthylene, 2-Fluorobiphenyl, 1-Methylnaphthalene, 2-Methylnaphthalene, Naphthalene, Nitrobenzene-d5, Acenaphthene}; Replace level 3 with Calibration sample Feb1606.D for compounds {Benzo(g,h,i)perylene, Dibenzo(a,h)anthracene, Indeno(1,2,3-cd)pyrene, Benzo(a)pyrene, Benzo(k)fluoranthene, Benzo(b)fluoranthene, Chrysene, Benzo(a)Anthracene, Terphenyl-d14, Pyrene, Fluoranthene, o-Terphenyl, Anthracene, Phenanthrene, Fluorene, Acenaphthylene, 2-Fluorobiphenyl, 1-Methylnaphthalene, 2-Methylnaphthalene, Naphthalene,			✓	

Name	User	Time	Action	Reason	Comment	Succeed	Exception
			Nitrobenzene-d5, Acenaphthene}; Replace level 4 with Calibration sample Feb1605.D for compounds {Benzo(g,h,i)perylene, Dibenzo(a,h)anthracene, Indeno(1,2,3-cd)pyrene, Benzo(a)pyrene, Benzo(k)fluoranthene, Benzo(b)fluoranthene, Chrysene, Benzo(a)Anthracene, Terphenyl-d14, Pyrene, Fluoranthene, o-Terphenyl, Anthracene, Phenanthrene, Fluorene, Acenaphthylene, 2-Fluorobiphenyl, 1-Methylnaphthalene, 2-Methylnaphthalene, Naphthalene, Nitrobenzene-d5, Acenaphthene}; Replace level 5 with Calibration sample Feb1604.D for compounds {Benzo(g,h,i)perylene, Dibenzo(a,h)anthracene, Indeno(1,2,3-cd)pyrene, Benzo(a)pyrene, Benzo(k)fluoranthene, Benzo(b)fluoranthene, Chrysene, Benzo(a)Anthracene, Terphenyl-d14, Pyrene, Fluoranthene, o-Terphenyl, Anthracene, Phenanthrene, Fluorene, Acenaphthylene, 2-Fluorobiphenyl, 1-Methylnaphthalene, 2-Methylnaphthalene, Naphthalene, Nitrobenzene-d5, Acenaphthene}; Replace level 6 with Calibration sample Feb1603.D for compounds {Benzo(g,h,i)perylene, Dibenzo(a,h)anthracene, Indeno(1,2,3-cd)pyrene, Benzo(a)pyrene, Benzo(k)fluoranthene, Benzo(b)fluoranthene, Chrysene, Benzo(a)Anthracene, Terphenyl-d14, Pyrene, Fluoranthene, o-Terphenyl, Anthracene, Phenanthrene, Fluorene, Acenaphthylene, 2-Fluorobiphenyl, 1-Methylnaphthalene, 2-Methylnaphthalene, Naphthalene, Nitrobenzene-d5, Acenaphthene}; Replace level 7 with Calibration sample Feb1602.D for compounds {Benzo(g,h,i)perylene, Dibenzo(a,h)anthracene, Indeno(1,2,3-cd)pyrene, Benzo(a)pyrene, Benzo(k)fluoranthene, Benzo(b)fluoranthene, Chrysene, Benzo(a)Anthracene, Terphenyl-d14, Pyrene, Fluoranthene, o-Terphenyl, Anthracene, Phenanthrene, Fluorene, Acenaphthylene, 2-Fluorobiphenyl, 1-Methylnaphthalene, 2-				

Name	User	Time	Action	Reason	Comment	Succeed	Exception
			Methylnaphthalene, Naphthalene, Nitrobenzene-d5, Acenaphthene};				
CmdQuantitate	BL2000\jheine	2/17/2022 8:48:06 AM	Quantitate all compounds in all samples			✓	
CmdSetTargetCompoundAttribute	BL2000\jheine	2/17/2022 8:49:09 AM	Set CurveFitWeight = weightOneOverXSquared for compound Benzo(b)fluoranthene in all samples; previous value = weightOneOverX			✓	
CmdQuantitate	BL2000\jheine	2/17/2022 8:49:14 AM	Quantitate all compounds in all samples			✓	
CmdSetTargetCompoundAttribute	BL2000\jheine	2/17/2022 8:49:17 AM	Set CurveFitWeight = weightEqual for compound Benzo(b)fluoranthene in all samples; previous value = weightOneOverX			✓	
CmdQuantitate	BL2000\jheine	2/17/2022 8:49:21 AM	Quantitate all compounds in all samples			✓	
CmdSetTargetCompoundAttribute	BL2000\jheine	2/17/2022 8:49:25 AM	Set CurveFitWeight = weightOneOverX for compound Benzo(b)fluoranthene in all samples; previous value = weightOneOverX			✓	
CmdQuantitate	BL2000\jheine	2/17/2022 8:49:30 AM	Quantitate all compounds in all samples			✓	
CmdManuallyIntegratePeak	BL2000\jheine	2/17/2022 8:49:47 AM	Manually integrate compound Perylene-d12 in sample Feb1609.D, from x, y = 18.376, 95 to 18.932, 1628, result = 663677; previous integration is from x, y = 18.376, 95 to 18.512, 112 and previous response = 665239.			✓	
CmdManuallyIntegrateDropBaseline	BL2000\jheine	2/17/2022 8:49:49 AM	Drop baseline for compound Perylene-d12 in sample Feb1609.D to y = 95, new integration is from x, y = 18.376, 95 to 18.932, 95 and new response = 689257; previous integration is from x, y = 18.376, 95 to 18.932, 1628 and previous response = 663677.			✓	
CmdSetTargetCompoundAttribute	BL2000\jheine	2/17/2022 8:49:52 AM	Set UserAnnotation = LT for compound Perylene-d12 in sample Feb1609.D; previous value =			✓	

Name	User	Time	Action	Reason	Comment	Succeed	Exception
CmdImportSamplesFromWorklist	BL2000\jheine	2/17/2022 8:51:16 AM	Add samples from worklist: \\MASSHUNTER\Org\Data\SV5975.I\sh021622\1 e8270c bna SIM\Feb1624.D, \\MASSHUNTER\Org\Data\SV5975.I\sh021622\1 e8270c bna SIM\Feb1623.D, \\MASSHUNTER\Org\Data\SV5975.I\sh021622\1 e8270c bna SIM\Feb1622.D, \\MASSHUNTER\Org\Data\SV5975.I\sh021622\1 e8270c bna SIM\Feb1621.D, \\MASSHUNTER\Org\Data\SV5975.I\sh021622\1 e8270c bna SIM\Feb1620.D, \\MASSHUNTER\Org\Data\SV5975.I\sh021622\1 e8270c bna SIM\Feb1619.D, \\MASSHUNTER\Org\Data\SV5975.I\sh021622\1 e8270c bna SIM\Feb1618.D, \\MASSHUNTER\Org\Data\SV5975.I\sh021622\1 e8270c bna SIM\Feb1617.D, \\MASSHUNTER\Org\Data\SV5975.I\sh021622\1 e8270c bna SIM\Feb1616.D, \\MASSHUNTER\Org\Data\SV5975.I\sh021622\1 e8270c bna SIM\Feb1615.D, \\MASSHUNTER\Org\Data\SV5975.I\sh021622\1 e8270c bna SIM\Feb1614.D, \\MASSHUNTER\Org\Data\SV5975.I\sh021622\1 e8270c bna SIM\Feb1613.D, \\MASSHUNTER\Org\Data\SV5975.I\sh021622\1 e8270c bna SIM\Feb1612.D, \\MASSHUNTER\Org\Data\SV5975.I\sh021622\1 e8270c bna SIM\Feb1611.D, \\MASSHUNTER\Org\Data\SV5975.I\sh021622\1 e8270c bna SIM\Feb1610.D			✓	
CmdStartMethodEditing	BL2000\jheine	2/17/2022 8:51:45 AM	Start method editing			✓	
CmdImportMethodFromSample	BL2000\jheine	2/17/2022 8:51:45 AM	Import method from sample Feb1602.D			✓	
CmdSetMethodTargetCompoundAttribute	BL2000\jheine	2/17/2022 8:52:19 AM	No parameter change for PeakFilterThreshold			✓	
CmdSetMethodTargetCompoundAttribute	BL2000\jheine	2/17/2022 8:52:19 AM	Set PeakFilterThresholdValue = 1342.14424999997 for compound Naphthalene; previous value = 2876.3967000971			✓	
CmdSetMethodTargetCompoundAttribute	BL2000\jheine	2/17/2022 8:52:19 AM	No parameter change for ThresholdNumberOfPeaks			✓	
CmdSetMethodTargetQualifierAttribute	BL2000\jheine	2/17/2022 8:52:19 AM	No parameter change for PeakFilterThreshold			✓	
CmdSetMethodTargetQualifierAttribute	BL2000\jheine	2/17/2022 8:52:19 AM	Set PeakFilterThresholdValue = 151.18195546729 for qualifier 129.0 of compound Naphthalene; previous value = 321.673551240114			✓	
CmdSetMethodTargetQualifierAttribute	BL2000\jheine	2/17/2022 8:52:19 AM	No parameter change for ThresholdNumberOfPeaks			✓	
CmdSetMethodTargetQualifierAttribute	BL2000\jheine	2/17/2022 8:52:19 AM	No parameter change for PeakFilterThreshold			✓	

Name	User	Time	Action	Reason	Comment	Succeed	Exception
CmdSetMethodTargetQualifierAttribute	BL2000\jheine	2/17/2022 8:52:19 AM	Set PeakFilterThresholdValue = 157.489052866607 for qualifier 102.0 of compound Naphthalene; previous value = 431.245752148596			✓	
CmdSetMethodTargetQualifierAttribute	BL2000\jheine	2/17/2022 8:52:19 AM	No parameter change for ThresholdNumberOfPeaks			✓	
CmdSetMethodTargetCompoundAttribute	BL2000\jheine	2/17/2022 8:52:19 AM	No parameter change for PeakFilterThreshold			✓	
CmdSetMethodTargetCompoundAttribute	BL2000\jheine	2/17/2022 8:52:19 AM	Set PeakFilterThresholdValue = 756.722749999996 for compound 2-Methylnaphthalene; previous value = 1644.26573702702			✓	
CmdSetMethodTargetCompoundAttribute	BL2000\jheine	2/17/2022 8:52:19 AM	No parameter change for ThresholdNumberOfPeaks			✓	
CmdSetMethodTargetQualifierAttribute	BL2000\jheine	2/17/2022 8:52:20 AM	No parameter change for PeakFilterThreshold			✓	
CmdSetMethodTargetQualifierAttribute	BL2000\jheine	2/17/2022 8:52:20 AM	Set PeakFilterThresholdValue = 1042.98506919672 for qualifier 142.0 of compound 2-Methylnaphthalene; previous value = 2231.14978850617			✓	
CmdSetMethodTargetQualifierAttribute	BL2000\jheine	2/17/2022 8:52:20 AM	No parameter change for ThresholdNumberOfPeaks			✓	
CmdSetMethodTargetQualifierAttribute	BL2000\jheine	2/17/2022 8:52:20 AM	No parameter change for PeakFilterThreshold			✓	
CmdSetMethodTargetQualifierAttribute	BL2000\jheine	2/17/2022 8:52:20 AM	Set PeakFilterThresholdValue = 358.512893500945 for qualifier 115.0 of compound 2-Methylnaphthalene; previous value = 773.818610217637			✓	
CmdSetMethodTargetQualifierAttribute	BL2000\jheine	2/17/2022 8:52:20 AM	No parameter change for ThresholdNumberOfPeaks			✓	
CmdSetMethodTargetCompoundAttribute	BL2000\jheine	2/17/2022 8:52:20 AM	No parameter change for PeakFilterThreshold			✓	
CmdSetMethodTargetCompoundAttribute	BL2000\jheine	2/17/2022 8:52:20 AM	Set PeakFilterThresholdValue = 862.758999999995 for compound 1-Methylnaphthalene; previous value = 1937.1065034811			✓	
CmdSetMethodTargetCompoundAttribute	BL2000\jheine	2/17/2022 8:52:20 AM	No parameter change for ThresholdNumberOfPeaks			✓	
CmdSetMethodTargetQualifierAttribute	BL2000\jheine	2/17/2022 8:52:20 AM	No parameter change for PeakFilterThreshold			✓	
CmdSetMethodTargetQualifierAttribute	BL2000\jheine	2/17/2022 8:52:21 AM	Set PeakFilterThresholdValue = 1013.85408500137 for qualifier 142.0 of compound 1-Methylnaphthalene; previous value = 2149.04469637792			✓	
CmdSetMethodTargetQualifierAttribute	BL2000\jheine	2/17/2022 8:52:21 AM	No parameter change for ThresholdNumberOfPeaks			✓	
CmdSetMethodTargetQualifierAttribute	BL2000\jheine	2/17/2022 8:52:21 AM	No parameter change for PeakFilterThreshold			✓	

Name	User	Time	Action	Reason	Comment	Succeed	Exception
CmdSetMethodTargetQualifierAttribute	BL2000\jheine	2/17/2022 8:52:21 AM	Set PeakFilterThresholdValue = 412.700610186786 for qualifier 115.0 of compound 1-Methylnaphthalene; previous value = 1012.06697164975			✓	
CmdSetMethodTargetQualifierAttribute	BL2000\jheine	2/17/2022 8:52:21 AM	No parameter change for ThresholdNumberOfPeaks			✓	
CmdSetMethodTargetCompoundAttribute	BL2000\jheine	2/17/2022 8:52:21 AM	No parameter change for PeakFilterThreshold			✓	
CmdSetMethodTargetCompoundAttribute	BL2000\jheine	2/17/2022 8:52:21 AM	Set PeakFilterThresholdValue = 1499.7551250541 for compound Acenaphthylene; previous value = 2096.77416413672			✓	
CmdSetMethodTargetCompoundAttribute	BL2000\jheine	2/17/2022 8:52:21 AM	No parameter change for ThresholdNumberOfPeaks			✓	
CmdSetMethodTargetQualifierAttribute	BL2000\jheine	2/17/2022 8:52:21 AM	No parameter change for PeakFilterThreshold			✓	
CmdSetMethodTargetQualifierAttribute	BL2000\jheine	2/17/2022 8:52:22 AM	Set PeakFilterThresholdValue = 253.787277079332 for qualifier 153.0 of compound Acenaphthylene; previous value = 368.75752935442			✓	
CmdSetMethodTargetQualifierAttribute	BL2000\jheine	2/17/2022 8:52:22 AM	No parameter change for ThresholdNumberOfPeaks			✓	
CmdSetMethodTargetCompoundAttribute	BL2000\jheine	2/17/2022 8:52:22 AM	No parameter change for PeakFilterThreshold			✓	
CmdSetMethodTargetCompoundAttribute	BL2000\jheine	2/17/2022 8:52:22 AM	Set PeakFilterThresholdValue = 1168.51425000004 for compound Acenaphthene; previous value = 2358.75645025508			✓	
CmdSetMethodTargetCompoundAttribute	BL2000\jheine	2/17/2022 8:52:22 AM	No parameter change for ThresholdNumberOfPeaks			✓	
CmdSetMethodTargetQualifierAttribute	BL2000\jheine	2/17/2022 8:52:22 AM	No parameter change for PeakFilterThreshold			✓	
CmdSetMethodTargetQualifierAttribute	BL2000\jheine	2/17/2022 8:52:22 AM	Set PeakFilterThresholdValue = 609.517109165033 for qualifier 152.0 of compound Acenaphthene; previous value = 1245.97556436239			✓	
CmdSetMethodTargetQualifierAttribute	BL2000\jheine	2/17/2022 8:52:22 AM	No parameter change for ThresholdNumberOfPeaks			✓	
CmdSetMethodTargetQualifierAttribute	BL2000\jheine	2/17/2022 8:52:23 AM	No parameter change for PeakFilterThreshold			✓	
CmdSetMethodTargetQualifierAttribute	BL2000\jheine	2/17/2022 8:52:23 AM	Set PeakFilterThresholdValue = 1314.02077793603 for qualifier 153.0 of compound Acenaphthene; previous value = 2567.30990000207			✓	
CmdSetMethodTargetQualifierAttribute	BL2000\jheine	2/17/2022 8:52:23 AM	No parameter change for ThresholdNumberOfPeaks			✓	
CmdSetMethodTargetCompoundAttribute	BL2000\jheine	2/17/2022 8:52:23 AM	No parameter change for PeakFilterThreshold			✓	

Name	User	Time	Action	Reason	Comment	Succeed	Exception
CmdSetMethodTargetCompoundAttribute	BL2000\jheine	2/17/2022 8:52:23 AM	Set PeakFilterThresholdValue = 1263.27383179596 for compound Fluorene; previous value = 2224.33087777785			✓	
CmdSetMethodTargetCompoundAttribute	BL2000\jheine	2/17/2022 8:52:23 AM	No parameter change for ThresholdNumberOfPeaks			✓	
CmdSetMethodTargetQualifierAttribute	BL2000\jheine	2/17/2022 8:52:23 AM	No parameter change for PeakFilterThreshold			✓	
CmdSetMethodTargetQualifierAttribute	BL2000\jheine	2/17/2022 8:52:23 AM	Set PeakFilterThresholdValue = 1242.07822687862 for qualifier 165.0 of compound Fluorene; previous value = 1795.31667031326			✓	
CmdSetMethodTargetQualifierAttribute	BL2000\jheine	2/17/2022 8:52:24 AM	No parameter change for ThresholdNumberOfPeaks			✓	
CmdSetMethodTargetQualifierAttribute	BL2000\jheine	2/17/2022 8:52:24 AM	No parameter change for PeakFilterThreshold			✓	
CmdSetMethodTargetQualifierAttribute	BL2000\jheine	2/17/2022 8:52:24 AM	Set PeakFilterThresholdValue = 130.464056138689 for qualifier 167.0 of compound Fluorene; previous value = 267.140836108124			✓	
CmdSetMethodTargetQualifierAttribute	BL2000\jheine	2/17/2022 8:52:24 AM	No parameter change for ThresholdNumberOfPeaks			✓	
CmdSetMethodTargetCompoundAttribute	BL2000\jheine	2/17/2022 8:52:24 AM	No parameter change for PeakFilterThreshold			✓	
CmdSetMethodTargetCompoundAttribute	BL2000\jheine	2/17/2022 8:52:24 AM	Set PeakFilterThresholdValue = 2093.37396425247 for compound Phenanthrene; previous value = 4054.35323703485			✓	
CmdSetMethodTargetCompoundAttribute	BL2000\jheine	2/17/2022 8:52:24 AM	No parameter change for ThresholdNumberOfPeaks			✓	
CmdSetMethodTargetQualifierAttribute	BL2000\jheine	2/17/2022 8:52:24 AM	No parameter change for PeakFilterThreshold			✓	
CmdSetMethodTargetQualifierAttribute	BL2000\jheine	2/17/2022 8:52:25 AM	Set PeakFilterThresholdValue = 378.087806439391 for qualifier 176.0 of compound Phenanthrene; previous value = 746.632268833991			✓	
CmdSetMethodTargetQualifierAttribute	BL2000\jheine	2/17/2022 8:52:25 AM	No parameter change for ThresholdNumberOfPeaks			✓	
CmdSetMethodTargetCompoundAttribute	BL2000\jheine	2/17/2022 8:52:25 AM	No parameter change for PeakFilterThreshold			✓	
CmdSetMethodTargetCompoundAttribute	BL2000\jheine	2/17/2022 8:52:25 AM	Set PeakFilterThresholdValue = 1753.68491601195 for compound Anthracene; previous value = 2964.84926971362			✓	
CmdSetMethodTargetCompoundAttribute	BL2000\jheine	2/17/2022 8:52:25 AM	No parameter change for ThresholdNumberOfPeaks			✓	
CmdSetMethodTargetQualifierAttribute	BL2000\jheine	2/17/2022 8:52:25 AM	No parameter change for PeakFilterThreshold			✓	

Name	User	Time	Action	Reason	Comment	Succeed	Exception
CmdSetMethodTargetQualifierAttribute	BL2000\jheine	2/17/2022 8:52:25 AM	Set PeakFilterThresholdValue = 300.665850899174 for qualifier 176.0 of compound Anthracene; previous value = 537.618821104674			✓	
CmdSetMethodTargetQualifierAttribute	BL2000\jheine	2/17/2022 8:52:25 AM	No parameter change for ThresholdNumberOfPeaks			✓	
CmdSetMethodTargetCompoundAttribute	BL2000\jheine	2/17/2022 8:52:25 AM	No parameter change for PeakFilterThreshold			✓	
CmdSetMethodTargetCompoundAttribute	BL2000\jheine	2/17/2022 8:52:26 AM	Set PeakFilterThresholdValue = 1812.45251242521 for compound Fluoranthene; previous value = 3287.24854940544			✓	
CmdSetMethodTargetCompoundAttribute	BL2000\jheine	2/17/2022 8:52:26 AM	No parameter change for ThresholdNumberOfPeaks			✓	
CmdSetMethodTargetQualifierAttribute	BL2000\jheine	2/17/2022 8:52:26 AM	No parameter change for PeakFilterThreshold			✓	
CmdSetMethodTargetQualifierAttribute	BL2000\jheine	2/17/2022 8:52:26 AM	Set PeakFilterThresholdValue = 168.020745649104 for qualifier 101.0 of compound Fluoranthene; previous value = 310.020266673602			✓	
CmdSetMethodTargetQualifierAttribute	BL2000\jheine	2/17/2022 8:52:26 AM	No parameter change for ThresholdNumberOfPeaks			✓	
CmdSetMethodTargetCompoundAttribute	BL2000\jheine	2/17/2022 8:52:26 AM	No parameter change for PeakFilterThreshold			✓	
CmdSetMethodTargetCompoundAttribute	BL2000\jheine	2/17/2022 8:52:26 AM	Set PeakFilterThresholdValue = 2002.39472959585 for compound Pyrene; previous value = 3977.66934334569			✓	
CmdSetMethodTargetCompoundAttribute	BL2000\jheine	2/17/2022 8:52:26 AM	No parameter change for ThresholdNumberOfPeaks			✓	
CmdSetMethodTargetQualifierAttribute	BL2000\jheine	2/17/2022 8:52:26 AM	No parameter change for PeakFilterThreshold			✓	
CmdSetMethodTargetQualifierAttribute	BL2000\jheine	2/17/2022 8:52:27 AM	Set PeakFilterThresholdValue = 218.43361894439 for qualifier 101.0 of compound Pyrene; previous value = 466.096035901101			✓	
CmdSetMethodTargetQualifierAttribute	BL2000\jheine	2/17/2022 8:52:27 AM	No parameter change for ThresholdNumberOfPeaks			✓	
CmdSetMethodTargetCompoundAttribute	BL2000\jheine	2/17/2022 8:52:27 AM	No parameter change for PeakFilterThreshold			✓	
CmdSetMethodTargetCompoundAttribute	BL2000\jheine	2/17/2022 8:52:27 AM	Set PeakFilterThresholdValue = 2671.35336201659 for compound Benzo(a)Anthracene; previous value = 4716.0743425365			✓	
CmdSetMethodTargetCompoundAttribute	BL2000\jheine	2/17/2022 8:52:27 AM	No parameter change for ThresholdNumberOfPeaks			✓	
CmdSetMethodTargetQualifierAttribute	BL2000\jheine	2/17/2022 8:52:27 AM	No parameter change for PeakFilterThreshold			✓	

Name	User	Time	Action	Reason	Comment	Succeed	Exception
CmdSetMethodTargetQualifierAttribute	BL2000\jheine	2/17/2022 8:52:27 AM	Set PeakFilterThresholdValue = 630.316519484304 for qualifier 229.0 of compound Benzo(a)Anthracene; previous value = 1164.31349573075			✓	
CmdSetMethodTargetQualifierAttribute	BL2000\jheine	2/17/2022 8:52:27 AM	No parameter change for ThresholdNumberOfPeaks			✓	
CmdSetMethodTargetQualifierAttribute	BL2000\jheine	2/17/2022 8:52:28 AM	No parameter change for PeakFilterThreshold			✓	
CmdSetMethodTargetQualifierAttribute	BL2000\jheine	2/17/2022 8:52:28 AM	Set PeakFilterThresholdValue = 686.31728185601 for qualifier 226.0 of compound Benzo(a)Anthracene; previous value = 1261.0763118306			✓	
CmdSetMethodTargetQualifierAttribute	BL2000\jheine	2/17/2022 8:52:28 AM	No parameter change for ThresholdNumberOfPeaks			✓	
CmdSetMethodTargetCompoundAttribute	BL2000\jheine	2/17/2022 8:52:28 AM	No parameter change for PeakFilterThreshold			✓	
CmdSetMethodTargetCompoundAttribute	BL2000\jheine	2/17/2022 8:52:28 AM	Set PeakFilterThresholdValue = 1969.12363439392 for compound Chrysene; previous value = 3713.24104567477			✓	
CmdSetMethodTargetCompoundAttribute	BL2000\jheine	2/17/2022 8:52:28 AM	No parameter change for ThresholdNumberOfPeaks			✓	
CmdSetMethodTargetQualifierAttribute	BL2000\jheine	2/17/2022 8:52:28 AM	No parameter change for PeakFilterThreshold			✓	
CmdSetMethodTargetQualifierAttribute	BL2000\jheine	2/17/2022 8:52:29 AM	Set PeakFilterThresholdValue = 568.153228048863 for qualifier 226.0 of compound Chrysene; previous value = 1133.61438597952			✓	
CmdSetMethodTargetQualifierAttribute	BL2000\jheine	2/17/2022 8:52:29 AM	No parameter change for ThresholdNumberOfPeaks			✓	
CmdSetMethodTargetQualifierAttribute	BL2000\jheine	2/17/2022 8:52:29 AM	No parameter change for PeakFilterThreshold			✓	
CmdSetMethodTargetQualifierAttribute	BL2000\jheine	2/17/2022 8:52:29 AM	Set PeakFilterThresholdValue = 436.669143493688 for qualifier 229.0 of compound Chrysene; previous value = 752.4816671737			✓	
CmdSetMethodTargetQualifierAttribute	BL2000\jheine	2/17/2022 8:52:29 AM	No parameter change for ThresholdNumberOfPeaks			✓	
CmdSetMethodTargetCompoundAttribute	BL2000\jheine	2/17/2022 8:52:29 AM	No parameter change for PeakFilterThreshold			✓	
CmdSetMethodTargetCompoundAttribute	BL2000\jheine	2/17/2022 8:52:29 AM	Set PeakFilterThresholdValue = 1039.44004930905 for compound Benzo(b)fluoranthene; previous value = 1924.22303435986			✓	
CmdSetMethodTargetCompoundAttribute	BL2000\jheine	2/17/2022 8:52:29 AM	No parameter change for ThresholdNumberOfPeaks			✓	
CmdSetMethodTargetQualifierAttribute	BL2000\jheine	2/17/2022 8:52:29 AM	No parameter change for PeakFilterThreshold			✓	

Name	User	Time	Action	Reason	Comment	Succeed	Exception
CmdSetMethodTargetQualifierAttribute	BL2000\jheine	2/17/2022 8:52:30 AM	Set PeakFilterThresholdValue = 238.815974079029 for qualifier 253.0 of compound Benzo(b)fluoranthene; previous value = 428.106490524784			✓	
CmdSetMethodTargetQualifierAttribute	BL2000\jheine	2/17/2022 8:52:30 AM	No parameter change for ThresholdNumberOfPeaks			✓	
CmdSetMethodTargetCompoundAttribute	BL2000\jheine	2/17/2022 8:52:30 AM	No parameter change for PeakFilterThreshold			✓	
CmdSetMethodTargetCompoundAttribute	BL2000\jheine	2/17/2022 8:52:30 AM	Set PeakFilterThresholdValue = 1359.39975 for compound Benzo(k)fluoranthene; previous value = 2730.19925000005			✓	
CmdSetMethodTargetCompoundAttribute	BL2000\jheine	2/17/2022 8:52:30 AM	No parameter change for ThresholdNumberOfPeaks			✓	
CmdSetMethodTargetQualifierAttribute	BL2000\jheine	2/17/2022 8:52:30 AM	No parameter change for PeakFilterThreshold			✓	
CmdSetMethodTargetQualifierAttribute	BL2000\jheine	2/17/2022 8:52:30 AM	Set PeakFilterThresholdValue = 295.184302173436 for qualifier 253.0 of compound Benzo(k)fluoranthene; previous value = 643.014098243119			✓	
CmdSetMethodTargetQualifierAttribute	BL2000\jheine	2/17/2022 8:52:30 AM	No parameter change for ThresholdNumberOfPeaks			✓	
CmdSetMethodTargetCompoundAttribute	BL2000\jheine	2/17/2022 8:52:31 AM	No parameter change for PeakFilterThreshold			✓	
CmdSetMethodTargetCompoundAttribute	BL2000\jheine	2/17/2022 8:52:31 AM	Set PeakFilterThresholdValue = 999.906571428564 for compound Benzo(a)pyrene; previous value = 1873.28862499998			✓	
CmdSetMethodTargetCompoundAttribute	BL2000\jheine	2/17/2022 8:52:31 AM	No parameter change for ThresholdNumberOfPeaks			✓	
CmdSetMethodTargetQualifierAttribute	BL2000\jheine	2/17/2022 8:52:31 AM	No parameter change for PeakFilterThreshold			✓	
CmdSetMethodTargetQualifierAttribute	BL2000\jheine	2/17/2022 8:52:31 AM	Set PeakFilterThresholdValue = 236.786678915233 for qualifier 253.0 of compound Benzo(a)pyrene; previous value = 450.209004844411			✓	
CmdSetMethodTargetQualifierAttribute	BL2000\jheine	2/17/2022 8:52:31 AM	No parameter change for ThresholdNumberOfPeaks			✓	
CmdSetMethodTargetCompoundAttribute	BL2000\jheine	2/17/2022 8:52:31 AM	No parameter change for PeakFilterThreshold			✓	
CmdSetMethodTargetCompoundAttribute	BL2000\jheine	2/17/2022 8:52:31 AM	Set PeakFilterThresholdValue = 798.587737777689 for compound Indeno(1,2,3-cd)pyrene; previous value = 1542.77587297706			✓	
CmdSetMethodTargetCompoundAttribute	BL2000\jheine	2/17/2022 8:52:31 AM	No parameter change for ThresholdNumberOfPeaks			✓	
CmdSetMethodTargetQualifierAttribute	BL2000\jheine	2/17/2022 8:52:32 AM	No parameter change for PeakFilterThreshold			✓	

Name	User	Time	Action	Reason	Comment	Succeed	Exception
CmdSetMethodTargetQualifierAttribute	BL2000\jheine	2/17/2022 8:52:32 AM	Set PeakFilterThresholdValue = 181.924418668188 for qualifier 138.0 of compound Indeno(1,2,3-cd)pyrene; previous value = 311.351769645034			✓	
CmdSetMethodTargetQualifierAttribute	BL2000\jheine	2/17/2022 8:52:32 AM	No parameter change for ThresholdNumberOfPeaks			✓	
CmdSetMethodTargetCompoundAttribute	BL2000\jheine	2/17/2022 8:52:32 AM	No parameter change for PeakFilterThreshold			✓	
CmdSetMethodTargetCompoundAttribute	BL2000\jheine	2/17/2022 8:52:32 AM	Set PeakFilterThresholdValue = 887.165999999989 for compound Dibenzo(a,h)anthracene; previous value = 1941.96158089213			✓	
CmdSetMethodTargetCompoundAttribute	BL2000\jheine	2/17/2022 8:52:32 AM	No parameter change for ThresholdNumberOfPeaks			✓	
CmdSetMethodTargetQualifierAttribute	BL2000\jheine	2/17/2022 8:52:32 AM	No parameter change for PeakFilterThreshold			✓	
CmdSetMethodTargetQualifierAttribute	BL2000\jheine	2/17/2022 8:52:32 AM	Set PeakFilterThresholdValue = 218.698491182138 for qualifier 279.0 of compound Dibenzo(a,h)anthracene; previous value = 483.57412106567			✓	
CmdSetMethodTargetQualifierAttribute	BL2000\jheine	2/17/2022 8:52:33 AM	No parameter change for ThresholdNumberOfPeaks			✓	
CmdSetMethodTargetQualifierAttribute	BL2000\jheine	2/17/2022 8:52:33 AM	No parameter change for PeakFilterThreshold			✓	
CmdSetMethodTargetQualifierAttribute	BL2000\jheine	2/17/2022 8:52:33 AM	Set PeakFilterThresholdValue = 153.092299844588 for qualifier 139.0 of compound Dibenzo(a,h)anthracene; previous value = 315.530645247294			✓	
CmdSetMethodTargetQualifierAttribute	BL2000\jheine	2/17/2022 8:52:33 AM	No parameter change for ThresholdNumberOfPeaks			✓	
CmdSetMethodTargetCompoundAttribute	BL2000\jheine	2/17/2022 8:52:33 AM	No parameter change for PeakFilterThreshold			✓	
CmdSetMethodTargetCompoundAttribute	BL2000\jheine	2/17/2022 8:52:33 AM	Set PeakFilterThresholdValue = 1174.32725 for compound Benzo(g,h,i)perylene; previous value = 2445.86630695365			✓	
CmdSetMethodTargetCompoundAttribute	BL2000\jheine	2/17/2022 8:52:33 AM	No parameter change for ThresholdNumberOfPeaks			✓	
CmdSetMethodTargetQualifierAttribute	BL2000\jheine	2/17/2022 8:52:33 AM	No parameter change for PeakFilterThreshold			✓	
CmdSetMethodTargetQualifierAttribute	BL2000\jheine	2/17/2022 8:52:34 AM	Set PeakFilterThresholdValue = 274.29265693437 for qualifier 138.0 of compound Benzo(g,h,i)perylene; previous value = 529.173798535417			✓	
CmdSetMethodTargetQualifierAttribute	BL2000\jheine	2/17/2022 8:52:34 AM	No parameter change for ThresholdNumberOfPeaks			✓	
CmdSetMethodTargetQualifierAttribute	BL2000\jheine	2/17/2022 8:52:34 AM	No parameter change for PeakFilterThreshold			✓	

Name	User	Time	Action	Reason	Comment	Succeed	Exception
CmdSetMethodTargetQualifierAttribute	BL2000\jheine	2/17/2022 8:52:34 AM	Set PeakFilterThresholdValue = 289.002343891517 for qualifier 277.0 of compound Benzo(g,h,i)perylene; previous value = 599.314222249974			✓	
CmdSetMethodTargetQualifierAttribute	BL2000\jheine	2/17/2022 8:52:34 AM	No parameter change for ThresholdNumberOfPeaks			✓	
CmdSetMethodTargetCompoundAttribute	BL2000\jheine	2/17/2022 8:52:34 AM	No parameter change for PeakFilterThreshold			✓	
CmdSetMethodTargetCompoundAttribute	BL2000\jheine	2/17/2022 8:52:34 AM	Set PeakFilterThresholdValue = 210.326249999999 for compound Nitrobenzene-d5; previous value = 422.508000000001			✓	
CmdSetMethodTargetCompoundAttribute	BL2000\jheine	2/17/2022 8:52:34 AM	No parameter change for ThresholdNumberOfPeaks			✓	
CmdSetMethodTargetQualifierAttribute	BL2000\jheine	2/17/2022 8:52:35 AM	No parameter change for PeakFilterThreshold			✓	
CmdSetMethodTargetQualifierAttribute	BL2000\jheine	2/17/2022 8:52:35 AM	Set PeakFilterThresholdValue = 88.880138770162 for qualifier 54.0 of compound Nitrobenzene-d5; previous value = 161.327587554762			✓	
CmdSetMethodTargetQualifierAttribute	BL2000\jheine	2/17/2022 8:52:35 AM	No parameter change for ThresholdNumberOfPeaks			✓	
CmdSetMethodTargetQualifierAttribute	BL2000\jheine	2/17/2022 8:52:35 AM	No parameter change for PeakFilterThreshold			✓	
CmdSetMethodTargetQualifierAttribute	BL2000\jheine	2/17/2022 8:52:35 AM	Set PeakFilterThresholdValue = 98.718034306051 for qualifier 128.0 of compound Nitrobenzene-d5; previous value = 188.051171399164			✓	
CmdSetMethodTargetQualifierAttribute	BL2000\jheine	2/17/2022 8:52:35 AM	No parameter change for ThresholdNumberOfPeaks			✓	
CmdSetMethodTargetCompoundAttribute	BL2000\jheine	2/17/2022 8:52:35 AM	No parameter change for PeakFilterThreshold			✓	
CmdSetMethodTargetCompoundAttribute	BL2000\jheine	2/17/2022 8:52:35 AM	Set PeakFilterThresholdValue = 1126.44917467532 for compound 2-Fluorobiphenyl; previous value = 2121.22518066658			✓	
CmdSetMethodTargetCompoundAttribute	BL2000\jheine	2/17/2022 8:52:36 AM	No parameter change for ThresholdNumberOfPeaks			✓	
CmdSetMethodTargetQualifierAttribute	BL2000\jheine	2/17/2022 8:52:36 AM	No parameter change for PeakFilterThreshold			✓	
CmdSetMethodTargetQualifierAttribute	BL2000\jheine	2/17/2022 8:52:36 AM	Set PeakFilterThresholdValue = 423.481263599563 for qualifier 171.0 of compound 2-Fluorobiphenyl; previous value = 756.31684539707			✓	
CmdSetMethodTargetQualifierAttribute	BL2000\jheine	2/17/2022 8:52:36 AM	No parameter change for ThresholdNumberOfPeaks			✓	
CmdSetMethodTargetCompoundAttribute	BL2000\jheine	2/17/2022 8:52:36 AM	No parameter change for PeakFilterThreshold			✓	

Name	User	Time	Action	Reason	Comment	Succeed	Exception
CmdSetMethodTargetCompoundAttribute	BL2000\jheine	2/17/2022 8:52:36 AM	Set PeakFilterThresholdValue = 1281.8409568345 for compound Terphenyl-d14; previous value = 2440.30271588323			✓	
CmdSetMethodTargetCompoundAttribute	BL2000\jheine	2/17/2022 8:52:36 AM	No parameter change for ThresholdNumberOfPeaks			✓	
CmdSetMethodTargetQualifierAttribute	BL2000\jheine	2/17/2022 8:52:36 AM	No parameter change for PeakFilterThreshold			✓	
CmdSetMethodTargetQualifierAttribute	BL2000\jheine	2/17/2022 8:52:37 AM	Set PeakFilterThresholdValue = 162.896645939696 for qualifier 122.0 of compound Terphenyl-d14; previous value = 298.554567258021			✓	
CmdSetMethodTargetQualifierAttribute	BL2000\jheine	2/17/2022 8:52:37 AM	No parameter change for ThresholdNumberOfPeaks			✓	
CmdSetMethodTargetCompoundAttribute	BL2000\jheine	2/17/2022 8:52:37 AM	No parameter change for PeakFilterThreshold			✓	
CmdSetMethodTargetCompoundAttribute	BL2000\jheine	2/17/2022 8:52:37 AM	Set PeakFilterThresholdValue = 1154.66508316994 for compound o-Terphenyl; previous value = 2242.49300466908			✓	
CmdSetMethodTargetCompoundAttribute	BL2000\jheine	2/17/2022 8:52:37 AM	No parameter change for ThresholdNumberOfPeaks			✓	
CmdSetMethodTargetQualifierAttribute	BL2000\jheine	2/17/2022 8:52:37 AM	No parameter change for PeakFilterThreshold			✓	
CmdSetMethodTargetQualifierAttribute	BL2000\jheine	2/17/2022 8:52:37 AM	Set PeakFilterThresholdValue = 738.45034112583 for qualifier 229.0 of compound o-Terphenyl; previous value = 1482.60261809708			✓	
CmdSetMethodTargetQualifierAttribute	BL2000\jheine	2/17/2022 8:52:37 AM	No parameter change for ThresholdNumberOfPeaks			✓	
CmdSetMethodTargetQualifierAttribute	BL2000\jheine	2/17/2022 8:52:38 AM	No parameter change for PeakFilterThreshold			✓	
CmdSetMethodTargetQualifierAttribute	BL2000\jheine	2/17/2022 8:52:38 AM	Set PeakFilterThresholdValue = 449.573055038091 for qualifier 215.0 of compound o-Terphenyl; previous value = 924.636609883368			✓	
CmdSetMethodTargetQualifierAttribute	BL2000\jheine	2/17/2022 8:52:38 AM	No parameter change for ThresholdNumberOfPeaks			✓	
CmdApplyMethodToAllSamples	BL2000\jheine	2/17/2022 8:52:50 AM	Apply method to all samples			✓	
CmdMethodClear	BL2000\jheine	2/17/2022 8:52:50 AM	Clear method			✓	
CmdEndMethodEditing	BL2000\jheine	2/17/2022 8:52:51 AM	End method editing			✓	
CmdQuantitate	BL2000\jheine	2/17/2022 8:53:04 AM	Quantitate all compounds in all samples			✓	
CmdSetSampleAttribute	BL2000\jheine	2/17/2022 8:53:13 AM	Set SampleType = Blank for sample Feb1611.D; previous value = Sample			✓	
CmdSetSampleAttribute	BL2000\jheine	2/17/2022 8:53:17 AM	Set SampleType = Matrix for sample Feb1612.D; previous value = Sample			✓	

Name	User	Time	Action	Reason	Comment	Succeed	Exception
CmdSetSampleAttribute	BL2000\jheine	2/17/2022 8:53:22 AM	Set SampleType = MatrixDup for sample Feb1613.D; previous value = Sample			✓	
CmdSetSampleAttribute	BL2000\jheine	2/17/2022 8:53:26 AM	Set SampleType = Matrix for sample Feb1617.D; previous value = Sample			✓	
CmdSetSampleAttribute	BL2000\jheine	2/17/2022 8:53:33 AM	Set SampleType = Matrix for sample Feb1622.D; previous value = Sample			✓	
CmdSetSampleAttribute	BL2000\jheine	2/17/2022 8:53:38 AM	Set SampleType = CC for sample Feb1624.D; previous value = Sample			✓	
CmdSetSampleAttribute	BL2000\jheine	2/17/2022 8:53:42 AM	Set LevelName = CCV for sample Feb1624.D; previous value =			✓	
CmdQuantitate	BL2000\jheine	2/17/2022 8:53:53 AM	Quantitate all compounds in all samples			✓	
CmdZeroOutPeak	BL2000\jheine	2/17/2022 8:54:23 AM	Zero out primary peak of compound Benzo(a)pyrene in sample Feb1610.D			✓	
CmdManuallyIntegratePeak	BL2000\jheine	2/17/2022 8:54:28 AM	Manually integrate compound Acenaphthene in sample Feb1610.D, from x, y = 8.025, 167 to 8.088, 84, result = 164; previous integration is from x, y = 7.970, 84 to 8.088, 84 and previous response = 3222.			✓	
CmdManuallyIntegrateDropBaseline	BL2000\jheine	2/17/2022 8:54:30 AM	Drop baseline for compound Acenaphthene in sample Feb1610.D to y = 84, new integration is from x, y = 8.025, 84 to 8.088, 84 and new response = 318; previous integration is from x, y = 8.025, 167 to 8.088, 84 and previous response = 164.			✓	
CmdZeroOutPeak	BL2000\jheine	2/17/2022 8:54:31 AM	Zero out primary peak of compound Acenaphthene in sample Feb1610.D			✓	
CmdZeroOutPeak	BL2000\jheine	2/17/2022 8:54:33 AM	Zero out primary peak of compound Chrysene in sample Feb1610.D			✓	
CmdZeroOutPeak	BL2000\jheine	2/17/2022 8:54:34 AM	Zero out primary peak of compound Benzo(a)Anthracene in sample Feb1610.D			✓	
CmdZeroOutPeak	BL2000\jheine	2/17/2022 8:54:43 AM	Zero out primary peak of compound Fluorene in sample Feb1611.D			✓	
CmdZeroOutPeak	BL2000\jheine	2/17/2022 8:54:46 AM	Zero out primary peak of compound Benzo(a)pyrene in sample Feb1611.D			✓	
CmdManuallyIntegratePeak	BL2000\jheine	2/17/2022 8:54:50 AM	Manually integrate compound Acenaphthene in sample Feb1611.D, from x, y = 8.025, 157 to 8.075, 123, result = 143; previous integration is from x, y = 7.976, 127 to 8.075, 123 and previous response = 2917.			✓	
CmdManuallyIntegrateDropBaseline	BL2000\jheine	2/17/2022 8:54:51 AM	Drop baseline for compound Acenaphthene in sample Feb1611.D to y = 123, new integration is from x, y = 8.025, 123 to 8.075, 123 and new response = 195; previous integration is from x, y = 8.025, 157 to 8.075, 123 and previous response = 143.			✓	

Name	User	Time	Action	Reason	Comment	Succeed	Exception
CmdZeroOutPeak	BL2000\jheine	2/17/2022 8:54:52 AM	Zero out primary peak of compound Acenaphthene in sample Feb1611.D			✓	
CmdManuallyIntegratePeak	BL2000\jheine	2/17/2022 8:54:57 AM	Manually integrate compound Chrysene in sample Feb1611.D, from x, y = 14.714, 281 to 14.801, 269, result = -661; previous integration is from x, y = 14.604, 63 to 14.714, 64 and previous response = 3404.			✓	
CmdManuallyIntegrateSnapBaseline	BL2000\jheine	2/17/2022 8:54:59 AM	Snap baseline for compound Chrysene in sample Feb1611.D, from x = 14.714 to x = 14.801, new integration is from x, y = 14.714, 187 to 14.801, 94 and new response = 40; previous integration is from x, y = 14.714, 281 to 14.801, 269 and previous response = -661.			✓	
CmdManuallyIntegrateDropBaseline	BL2000\jheine	2/17/2022 8:54:59 AM	Drop baseline for compound Chrysene in sample Feb1611.D to y = 94, new integration is from x, y = 14.714, 94 to 14.801, 94 and new response = 283; previous integration is from x, y = 14.714, 187 to 14.801, 94 and previous response = 40.			✓	
CmdZeroOutPeak	BL2000\jheine	2/17/2022 8:55:01 AM	Zero out primary peak of compound Chrysene in sample Feb1611.D			✓	
CmdZeroOutPeak	BL2000\jheine	2/17/2022 8:55:03 AM	Zero out primary peak of compound Benzo(a)Anthracene in sample Feb1611.D			✓	
CmdManuallyIntegrateQualifierPeak	BL2000\jheine	2/17/2022 8:55:24 AM	Manually integrate qualifier 102.0 of compound Naphthalene in sample Feb1612.D, from x, y = 5.941, 953 to 6.041, 134, result = 6816; previous integration is from x, y = 5.903, 106 to 6.041, 134 and previous response = 16680.			✓	
CmdManuallyIntegrateDropBaseline	BL2000\jheine	2/17/2022 8:55:25 AM	Drop baseline for qualifier 102.0 of compound Naphthalene in sample Feb1612.D to y = 134, new integration is from x, y = 5.941, 134 to 6.041, 134 and new response = 9272; previous integration is from x, y = 5.941, 953 to 6.041, 134 and previous response = 6816.			✓	
CmdManuallyIntegrateSplit	BL2000\jheine	2/17/2022 8:55:31 AM	Split peak for compound 2-Methylnaphthalene in sample Feb1612.D and keep left peak, new integration is from x, y = 6.752, 113.791666666667 to 6.877, 113.791666666667 and new response = 60422, previous integration is from x, y = 6.752, 114 to 6.965, 114 and previous response = 116094.			✓	

Name	User	Time	Action	Reason	Comment	Succeed	Exception
CmdManuallyIntegrateSplit	BL2000\jheine	2/17/2022 8:55:38 AM	Split peak for compound 1-Methylnaphthalene in sample Feb1612.D and keep right peak, new integration is from x, y = 6.877, 113.791666666667 to 6.965, 113.791666666667 and new response = 55672, previous integration is from x, y = 6.752, 114 to 6.965, 114 and previous response = 116094.			✓	
CmdManuallyIntegrateQualifierPeak	BL2000\jheine	2/17/2022 8:56:20 AM	Manually integrate qualifier 102.0 of compound Naphthalene in sample Feb1613.D, from x, y = 5.941, 1416 to 6.040, 110, result = 4963; previous integration is from x, y = 5.903, 110 to 6.040, 110 and previous response = 15921.			✓	
CmdManuallyIntegrateDropBaseline	BL2000\jheine	2/17/2022 8:56:21 AM	Drop baseline for qualifier 102.0 of compound Naphthalene in sample Feb1613.D to y = 110, new integration is from x, y = 5.941, 110 to 6.040, 110 and new response = 8876; previous integration is from x, y = 5.941, 1416 to 6.040, 110 and previous response = 4963.			✓	
CmdSetTargetCompoundAttribute	BL2000\jheine	2/17/2022 8:56:29 AM	Set UserAnnotation = CO for compound 2-Methylnaphthalene in sample Feb1612.D; previous value =			✓	
CmdSetTargetCompoundAttribute	BL2000\jheine	2/17/2022 8:56:33 AM	Set UserAnnotation = CO for compound 1-Methylnaphthalene in sample Feb1612.D; previous value =			✓	
CmdManuallyIntegratePeak	BL2000\jheine	2/17/2022 8:56:51 AM	Manually integrate compound 2-Methylnaphthalene in sample Feb1613.D, from x, y = 6.752, 113 to 6.877, 15139, result = 2071; previous integration is from x, y = 6.607, 113 to 6.752, 113 and previous response = 2596.			✓	
CmdManuallyIntegrateDropBaseline	BL2000\jheine	2/17/2022 8:56:53 AM	Drop baseline for compound 2-Methylnaphthalene in sample Feb1613.D to y = 113, new integration is from x, y = 6.752, 113 to 6.877, 113 and new response = 58367; previous integration is from x, y = 6.752, 113 to 6.877, 15139 and previous response = 2071.			✓	
CmdSetTargetCompoundAttribute	BL2000\jheine	2/17/2022 8:56:54 AM	Set UserAnnotation = RT for compound 2-Methylnaphthalene in sample Feb1613.D; previous value =			✓	
CmdManuallyIntegrateQualifierPeak	BL2000\jheine	2/17/2022 8:56:57 AM	Manually integrate qualifier142.0 of compound 2-Methylnaphthalene in sample Feb1613.D from x, y = 6.752, 3767 to 6.877, 14928; result = 13656			✓	

Name	User	Time	Action	Reason	Comment	Succeed	Exception
CmdManuallyIntegrateSnapBaseline	BL2000\jheine	2/17/2022 8:56:58 AM	Snap baseline for qualifier 142.0 of compound 2-Methylnaphthalene in sample Feb1613.D from x = 6.752 to x = 6.877, new integration is from x, y = 6.752, 442 to 6.877, 1299 and new response = 77173; previous integration is from x, y = 6.752, 3767 to 6.877, 14928 and previous response = 13656.			✓	
CmdManuallyIntegrateDropBaseline	BL2000\jheine	2/17/2022 8:56:59 AM	Drop baseline for qualifier 142.0 of compound 2-Methylnaphthalene in sample Feb1613.D to y = 442, new integration is from x, y = 6.752, 442 to 6.877, 442 and new response = 80384; previous integration is from x, y = 6.752, 442 to 6.877, 1299 and previous response = 77173.			✓	
CmdManuallyIntegrateSplit	BL2000\jheine	2/17/2022 8:57:04 AM	Split peak for compound 1-Methylnaphthalene in sample Feb1613.D and keep right peak, new integration is from x, y = 6.877, 112.67938034188 to 6.965, 112.67938034188 and new response = 52863, previous integration is from x, y = 6.752, 113 to 6.965, 113 and previous response = 111229.			✓	
CmdSetTargetCompoundAttribute	BL2000\jheine	2/17/2022 8:57:05 AM	Set UserAnnotation = CO for compound 1-Methylnaphthalene in sample Feb1613.D; previous value =			✓	
CmdManuallyIntegrateSplit	BL2000\jheine	2/17/2022 8:57:07 AM	Split qualifier 142.0 of compound 1-Methylnaphthalene in sample Feb1613.D and keep right peak, new integration is from x, y = 6.877, 88.618313222725 to 6.990, 88.618313222725 and new response = 61214, previous integration is from x, y = 6.752, 89 to 6.990, 89 and previous response = 144245.			✓	
CmdZeroOutPeak	BL2000\jheine	2/17/2022 8:58:04 AM	Zero out primary peak of compound Fluorene in sample Feb1614.D			✓	
CmdZeroOutPeak	BL2000\jheine	2/17/2022 8:58:12 AM	Zero out primary peak of compound Benzo(a)pyrene in sample Feb1614.D			✓	
CmdManuallyIntegratePeak	BL2000\jheine	2/17/2022 8:58:17 AM	Manually integrate compound Acenaphthene in sample Feb1614.D, from x, y = 8.025, 238 to 8.088, 113, result = -29; previous integration is from x, y = 7.976, 116 to 8.088, 113 and previous response = 2752.			✓	
CmdManuallyIntegrateDropBaseline	BL2000\jheine	2/17/2022 8:58:18 AM	Drop baseline for compound Acenaphthene in sample Feb1614.D to y = 113, new integration is from x, y = 8.025, 113 to 8.088, 113 and new response = 205; previous integration is from x, y = 8.025, 238 to 8.088, 113 and previous response = -29.			✓	

Name	User	Time	Action	Reason	Comment	Succeed	Exception
CmdZeroOutPeak	BL2000\jheine	2/17/2022 8:58:19 AM	Zero out primary peak of compound Acenaphthene in sample Feb1614.D			✓	
CmdManuallyIntegratePeak	BL2000\jheine	2/17/2022 8:58:24 AM	Manually integrate compound Chrysene in sample Feb1614.D, from x, y = 14.701, 222 to 14.801, 383, result = -985; previous integration is from x, y = 14.605, 64 to 14.751, 64 and previous response = 3379.			✓	
CmdManuallyIntegrateSnapBaseline	BL2000\jheine	2/17/2022 8:58:26 AM	Snap baseline for compound Chrysene in sample Feb1614.D, from x = 14.701 to x = 14.801, new integration is from x, y = 14.701, 168 to 14.801, 90 and new response = 51; previous integration is from x, y = 14.701, 222 to 14.801, 383 and previous response = -985.			✓	
CmdManuallyIntegrateDropBaseline	BL2000\jheine	2/17/2022 8:58:27 AM	Drop baseline for compound Chrysene in sample Feb1614.D to y = 90, new integration is from x, y = 14.701, 90 to 14.801, 90 and new response = 284; previous integration is from x, y = 14.701, 168 to 14.801, 90 and previous response = 51.			✓	
CmdZeroOutPeak	BL2000\jheine	2/17/2022 8:58:28 AM	Zero out primary peak of compound Chrysene in sample Feb1614.D			✓	
CmdZeroOutPeak	BL2000\jheine	2/17/2022 8:58:30 AM	Zero out primary peak of compound Benzo(a)Anthracene in sample Feb1614.D			✓	
CmdManuallyIntegratePeak	BL2000\jheine	2/17/2022 8:58:42 AM	Manually integrate compound Fluorene in sample Feb1615.D, from x, y = 8.649, 178 to 8.699, 167, result = 714; previous integration is from x, y = 8.935, 172 to 9.047, 176 and previous response = 21068.			✓	
CmdZeroOutPeak	BL2000\jheine	2/17/2022 8:58:43 AM	Zero out primary peak of compound Fluorene in sample Feb1615.D			✓	
CmdManuallyIntegratePeak	BL2000\jheine	2/17/2022 8:58:47 AM	Manually integrate compound Acenaphthene in sample Feb1615.D, from x, y = 8.013, 240 to 8.088, 161, result = 775; previous integration is from x, y = 7.976, 161 to 8.088, 161 and previous response = 3294.			✓	
CmdManuallyIntegrateDropBaseline	BL2000\jheine	2/17/2022 8:58:49 AM	Drop baseline for compound Acenaphthene in sample Feb1615.D to y = 161, new integration is from x, y = 8.013, 161 to 8.088, 161 and new response = 951; previous integration is from x, y = 8.013, 240 to 8.088, 161 and previous response = 775.			✓	
CmdZeroOutPeak	BL2000\jheine	2/17/2022 8:58:50 AM	Zero out primary peak of compound Acenaphthene in sample Feb1615.D			✓	

Name	User	Time	Action	Reason	Comment	Succeed	Exception
CmdManuallyIntegratePeak	BL2000\jheine	2/17/2022 8:58:55 AM	Manually integrate compound Benzo(a)pyrene in sample Feb1615.D, from x, y = 18.277, 74 to 18.364, 90, result = 423; previous integration is from x, y = 18.383, 89 to 18.512, 90 and previous response = 8034.			✓	
CmdManuallyIntegrateDropBaseline	BL2000\jheine	2/17/2022 8:58:56 AM	Drop baseline for compound Benzo(a)pyrene in sample Feb1615.D to y = 74, new integration is from x, y = 18.277, 74 to 18.364, 74 and new response = 464; previous integration is from x, y = 18.277, 74 to 18.364, 90 and previous response = 423.			✓	
CmdZeroOutPeak	BL2000\jheine	2/17/2022 8:58:57 AM	Zero out primary peak of compound Benzo(a)pyrene in sample Feb1615.D			✓	
CmdManuallyIntegratePeak	BL2000\jheine	2/17/2022 8:59:08 AM	Manually integrate compound Naphthalene in sample Feb1615.D, from x, y = 5.941, 344 to 5.966, 361, result = 631; previous integration is from x, y = 5.924, 496 to 6.039, 496 and previous response = 2835.			✓	
CmdManuallyIntegrateDropBaseline	BL2000\jheine	2/17/2022 8:59:09 AM	Drop baseline for compound Naphthalene in sample Feb1615.D to y = 344, new integration is from x, y = 5.941, 344 to 5.966, 344 and new response = 644; previous integration is from x, y = 5.941, 344 to 5.966, 361 and previous response = 631.			✓	
CmdZeroOutPeak	BL2000\jheine	2/17/2022 8:59:10 AM	Zero out primary peak of compound Naphthalene in sample Feb1615.D			✓	
CmdManuallyIntegratePeak	BL2000\jheine	2/17/2022 8:59:17 AM	Manually integrate compound 2-Methylnaphthalene in sample Feb1615.D, from x, y = 6.765, 195 to 6.840, 180, result = 546; previous integration is from x, y = 6.840, 162 to 6.990, 162 and previous response = 1230.			✓	
CmdManuallyIntegrateDropBaseline	BL2000\jheine	2/17/2022 8:59:19 AM	Drop baseline for compound 2-Methylnaphthalene in sample Feb1615.D to y = 180, new integration is from x, y = 6.765, 180 to 6.840, 180 and new response = 579; previous integration is from x, y = 6.765, 195 to 6.840, 180 and previous response = 546.			✓	
CmdZeroOutPeak	BL2000\jheine	2/17/2022 8:59:21 AM	Zero out primary peak of compound 2-Methylnaphthalene in sample Feb1615.D			✓	
CmdZeroOutPeak	BL2000\jheine	2/17/2022 8:59:24 AM	Zero out primary peak of compound 1-Methylnaphthalene in sample Feb1615.D			✓	

Name	User	Time	Action	Reason	Comment	Succeed	Exception
CmdManuallyIntegratePeak	BL2000\jheine	2/17/2022 8:59:32 AM	Manually integrate compound Pyrene in sample Feb1615.D, from x, y = 11.734, 97 to 11.806, 866, result = 3170; previous integration is from x, y = 11.734, 97 to 11.930, 98 and previous response = 5593.			✓	
CmdManuallyIntegrate DropBaseline	BL2000\jheine	2/17/2022 8:59:34 AM	Drop baseline for compound Pyrene in sample Feb1615.D to y = 97, new integration is from x, y = 11.734, 97 to 11.806, 97 and new response = 4827; previous integration is from x, y = 11.734, 97 to 11.806, 866 and previous response = 3170.			✓	
CmdManuallyIntegratePeak	BL2000\jheine	2/17/2022 8:59:44 AM	Manually integrate compound Anthracene in sample Feb1615.D, from x, y = 9.830, 324 to 9.904, 476, result = 507; previous integration is from x, y = 9.744, 227 to 9.830, 221 and previous response = 2003.			✓	
CmdManuallyIntegrateSnapBaseline	BL2000\jheine	2/17/2022 8:59:45 AM	Snap baseline for compound Anthracene in sample Feb1615.D, from x = 9.830 to x = 9.904, new integration is from x, y = 9.830, 238 to 9.904, 248 and new response = 1205; previous integration is from x, y = 9.830, 324 to 9.904, 476 and previous response = 507.			✓	
CmdManuallyIntegrate DropBaseline	BL2000\jheine	2/17/2022 8:59:46 AM	Drop baseline for compound Anthracene in sample Feb1615.D to y = 238, new integration is from x, y = 9.830, 238 to 9.904, 238 and new response = 1227; previous integration is from x, y = 9.830, 238 to 9.904, 248 and previous response = 1205.			✓	
CmdZeroOutPeak	BL2000\jheine	2/17/2022 8:59:47 AM	Zero out primary peak of compound Anthracene in sample Feb1615.D			✓	
CmdZeroOutPeak	BL2000\jheine	2/17/2022 8:59:53 AM	Zero out primary peak of compound Benzo(a)Anthracene in sample Feb1615.D			✓	
CmdZeroOutPeak	BL2000\jheine	2/17/2022 8:59:54 AM	Zero out primary peak of compound Chrysene in sample Feb1615.D			✓	
CmdZeroOutPeak	BL2000\jheine	2/17/2022 9:00:05 AM	Zero out primary peak of compound Fluorene in sample Feb1616.D			✓	
CmdManuallyIntegratePeak	BL2000\jheine	2/17/2022 9:00:10 AM	Manually integrate compound Benzo(a)pyrene in sample Feb1616.D, from x, y = 18.277, 65 to 18.339, 98, result = 133; previous integration is from x, y = 18.376, 70 to 18.512, 72 and previous response = 2672.			✓	

Name	User	Time	Action	Reason	Comment	Succeed	Exception
CmdManuallyIntegrateDropBaseline	BL2000\jheine	2/17/2022 9:00:11 AM	Drop baseline for compound Benzo(a)pyrene in sample Feb1616.D to y = 65, new integration is from x, y = 18.277, 65 to 18.339, 65 and new response = 195; previous integration is from x, y = 18.277, 65 to 18.339, 98 and previous response = 133.			✓	
CmdZeroOutPeak	BL2000\jheine	2/17/2022 9:00:14 AM	Zero out primary peak of compound Benzo(a)pyrene in sample Feb1616.D			✓	
CmdManuallyIntegratePeak	BL2000\jheine	2/17/2022 9:00:20 AM	Manually integrate compound Acenaphthene in sample Feb1616.D, from x, y = 8.026, 192 to 8.063, 120, result = 173; previous integration is from x, y = 7.976, 124 to 8.063, 120 and previous response = 2699.			✓	
CmdManuallyIntegrateDropBaseline	BL2000\jheine	2/17/2022 9:00:21 AM	Drop baseline for compound Acenaphthene in sample Feb1616.D to y = 120, new integration is from x, y = 8.026, 120 to 8.063, 120 and new response = 254; previous integration is from x, y = 8.026, 192 to 8.063, 120 and previous response = 173.			✓	
CmdZeroOutPeak	BL2000\jheine	2/17/2022 9:00:22 AM	Zero out primary peak of compound Acenaphthene in sample Feb1616.D			✓	
CmdManuallyIntegratePeak	BL2000\jheine	2/17/2022 9:00:28 AM	Manually integrate compound Chrysene in sample Feb1616.D, from x, y = 14.702, 339 to 14.789, 428, result = -648; previous integration is from x, y = 14.592, 62 to 14.702, 70 and previous response = 3599.			✓	
CmdManuallyIntegrateSnapBaseline	BL2000\jheine	2/17/2022 9:00:29 AM	Snap baseline for compound Chrysene in sample Feb1616.D, from x = 14.702 to x = 14.789, new integration is from x, y = 14.702, 209 to 14.789, 108 and new response = 528; previous integration is from x, y = 14.702, 339 to 14.789, 428 and previous response = -648.			✓	
CmdManuallyIntegrateDropBaseline	BL2000\jheine	2/17/2022 9:00:30 AM	Drop baseline for compound Chrysene in sample Feb1616.D to y = 108, new integration is from x, y = 14.702, 108 to 14.789, 108 and new response = 792; previous integration is from x, y = 14.702, 209 to 14.789, 108 and previous response = 528.			✓	
CmdZeroOutPeak	BL2000\jheine	2/17/2022 9:00:32 AM	Zero out primary peak of compound Chrysene in sample Feb1616.D			✓	
CmdZeroOutPeak	BL2000\jheine	2/17/2022 9:00:34 AM	Zero out primary peak of compound Benzo(a)Anthracene in sample Feb1616.D			✓	

Name	User	Time	Action	Reason	Comment	Succeed	Exception
CmdManuallyIntegrate QualifierPeak	BL2000\jheine	2/17/2022 9:00:49 AM	Manually integrate qualifier 102.0 of compound Naphthalene in sample Feb1617.D, from x, y = 5.941, 1005 to 6.041, 113, result = 5154; previous integration is from x, y = 5.903, 114 to 6.041, 113 and previous response = 14195.			✓	
CmdManuallyIntegrate DropBaseline	BL2000\jheine	2/17/2022 9:00:50 AM	Drop baseline for qualifier 102.0 of compound Naphthalene in sample Feb1617.D to y = 113, new integration is from x, y = 5.941, 113 to 6.041, 113 and new response = 7827; previous integration is from x, y = 5.941, 1005 to 6.041, 113 and previous response = 5154.			✓	
CmdZeroOutPeak	BL2000\jheine	2/17/2022 9:03:44 AM	Zero out primary peak of compound Fluorene in sample Feb1618.D			✓	
CmdZeroOutPeak	BL2000\jheine	2/17/2022 9:03:47 AM	Zero out primary peak of compound Benzo(a)pyrene in sample Feb1618.D			✓	
CmdZeroOutPeak	BL2000\jheine	2/17/2022 9:03:49 AM	Zero out primary peak of compound Acenaphthene in sample Feb1618.D			✓	
CmdZeroOutPeak	BL2000\jheine	2/17/2022 9:03:51 AM	Zero out primary peak of compound Chrysene in sample Feb1618.D			✓	
CmdZeroOutPeak	BL2000\jheine	2/17/2022 9:03:53 AM	Zero out primary peak of compound Benzo(a)Anthracene in sample Feb1618.D			✓	
CmdManuallyIntegrateP eak	BL2000\jheine	2/17/2022 9:04:10 AM	Manually integrate compound Fluorene in sample Feb1619.D, from x, y = 8.649, 82 to 8.698, 100, result = 169; previous integration is from x, y = 8.929, 81 to 9.047, 84 and previous response = 22266.			✓	
CmdManuallyIntegrate DropBaseline	BL2000\jheine	2/17/2022 9:04:11 AM	Drop baseline for compound Fluorene in sample Feb1619.D to y = 82, new integration is from x, y = 8.649, 82 to 8.698, 82 and new response = 196; previous integration is from x, y = 8.649, 82 to 8.698, 100 and previous response = 169.			✓	
CmdZeroOutPeak	BL2000\jheine	2/17/2022 9:04:12 AM	Zero out primary peak of compound Fluorene in sample Feb1619.D			✓	
CmdManuallyIntegrateP eak	BL2000\jheine	2/17/2022 9:04:18 AM	Manually integrate compound Benzo(a)pyrene in sample Feb1619.D, from x, y = 18.277, 62 to 18.363, 79, result = 214; previous integration is from x, y = 18.376, 67 to 18.512, 69 and previous response = 2853.			✓	
CmdManuallyIntegrate DropBaseline	BL2000\jheine	2/17/2022 9:04:19 AM	Drop baseline for compound Benzo(a)pyrene in sample Feb1619.D to y = 62, new integration is from x, y = 18.277, 62 to 18.363, 62 and new response = 258; previous integration is from x, y = 18.277, 62 to 18.363, 79 and previous response = 214.			✓	

Name	User	Time	Action	Reason	Comment	Succeed	Exception
CmdZeroOutPeak	BL2000\jheine	2/17/2022 9:04:20 AM	Zero out primary peak of compound Benzo(a)pyrene in sample Feb1619.D			✓	
CmdZeroOutPeak	BL2000\jheine	2/17/2022 9:04:27 AM	Zero out primary peak of compound Acenaphthene in sample Feb1619.D			✓	
CmdManuallyIntegrate QualifierPeak	BL2000\jheine	2/17/2022 9:04:34 AM	Manually integrate qualifier115.0 of compound 1-Methylnaphthalene in sample Feb1619.D from x, y = 6.877, 247 to 6.927, 270; result = 564			✓	
CmdManuallyIntegrate DropBaseline	BL2000\jheine	2/17/2022 9:04:35 AM	Drop baseline for qualifier 115.0 of compound 1-Methylnaphthalene in sample Feb1619.D to y = 247, new integration is from x, y = 6.877, 247 to 6.927, 247 and new response = 598; previous integration is from x, y = 6.877, 247 to 6.927, 270 and previous response = 564.			✓	
CmdManuallyIntegrateP eak	BL2000\jheine	2/17/2022 9:04:47 AM	Manually integrate compound Chrysene in sample Feb1619.D, from x, y = 14.702, 288 to 14.801, 420, result = -1027; previous integration is from x, y = 14.597, 65 to 14.702, 69 and previous response = 3368.			✓	
CmdManuallyIntegrateS napBaseline	BL2000\jheine	2/17/2022 9:04:49 AM	Snap baseline for compound Chrysene in sample Feb1619.D, from x = 14.702 to x = 14.801, new integration is from x, y = 14.702, 190 to 14.801, 93 and new response = 242; previous integration is from x, y = 14.702, 288 to 14.801, 420 and previous response = -1027.			✓	
CmdManuallyIntegrate DropBaseline	BL2000\jheine	2/17/2022 9:04:50 AM	Drop baseline for compound Chrysene in sample Feb1619.D to y = 93, new integration is from x, y = 14.702, 93 to 14.801, 93 and new response = 532; previous integration is from x, y = 14.702, 190 to 14.801, 93 and previous response = 242.			✓	
CmdZeroOutPeak	BL2000\jheine	2/17/2022 9:04:54 AM	Zero out primary peak of compound Chrysene in sample Feb1619.D			✓	
CmdManuallyIntegrate QualifierPeak	BL2000\jheine	2/17/2022 9:04:59 AM	Manually integrate qualifier 129.0 of compound Naphthalene in sample Feb1619.D, from x, y = 5.941, 196 to 5.992, 159, result = 137; previous integration is from x, y = 5.916, 156 to 5.992, 159 and previous response = 269.			✓	
CmdManuallyIntegrate DropBaseline	BL2000\jheine	2/17/2022 9:05:01 AM	Drop baseline for qualifier 129.0 of compound Naphthalene in sample Feb1619.D to y = 159, new integration is from x, y = 5.941, 159 to 5.992, 159 and new response = 194; previous integration is from x, y = 5.941, 196 to 5.992, 159 and previous response = 137.			✓	

Name	User	Time	Action	Reason	Comment	Succeed	Exception
CmdZeroOutPeak	BL2000\jheine	2/17/2022 9:05:03 AM	Zero out primary peak of compound Naphthalene in sample Feb1619.D			✓	
CmdZeroOutPeak	BL2000\jheine	2/17/2022 9:05:06 AM	Zero out primary peak of compound Benzo(a)Anthracene in sample Feb1619.D			✓	
CmdManuallyIntegrateSnapBaseline	BL2000\jheine	2/17/2022 9:05:34 AM	Snap baseline for qualifier 115.0 of compound 2-Methylnaphthalene in sample Feb1620.D from x = 6.753 to x = 6.815, new integration is from x, y = 6.753, 6591 to 6.815, 3469 and new response = 30407; previous integration is from x, y = 6.753, 538 to 6.815, 538 and previous response = 47239.			✓	
CmdManuallyIntegrateDropBaseline	BL2000\jheine	2/17/2022 9:05:35 AM	Drop baseline for qualifier 115.0 of compound 2-Methylnaphthalene in sample Feb1620.D to y = 3469, new integration is from x, y = 6.753, 3469 to 6.815, 3469 and new response = 36256; previous integration is from x, y = 6.753, 6591 to 6.815, 3469 and previous response = 30407.			✓	
CmdManuallyIntegratePeak	BL2000\jheine	2/17/2022 9:05:49 AM	Manually integrate compound 1-Methylnaphthalene in sample Feb1620.D, from x, y = 6.753, 1126 to 6.840, 5964, result = 44507; previous integration is from x, y = 6.753, 1126 to 6.840, 1126 and previous response = 57193.			✓	
CmdManuallyIntegratePeak	BL2000\jheine	2/17/2022 9:05:52 AM	Manually integrate compound 1-Methylnaphthalene in sample Feb1620.D, from x, y = 6.840, 9048 to 6.902, 13421, result = 4977; previous integration is from x, y = 6.753, 1126 to 6.840, 5964 and previous response = 44507.			✓	
CmdManuallyIntegrateSnapBaseline	BL2000\jheine	2/17/2022 9:05:53 AM	Snap baseline for compound 1-Methylnaphthalene in sample Feb1620.D, from x = 6.840 to x = 6.902, new integration is from x, y = 6.840, 1908 to 6.902, 5005 and new response = 34122; previous integration is from x, y = 6.840, 9048 to 6.902, 13421 and previous response = 4977.			✓	
CmdManuallyIntegrateDropBaseline	BL2000\jheine	2/17/2022 9:05:54 AM	Drop baseline for compound 1-Methylnaphthalene in sample Feb1620.D to y = 1908, new integration is from x, y = 6.840, 1908 to 6.902, 1908 and new response = 39924; previous integration is from x, y = 6.840, 1908 to 6.902, 5005 and previous response = 34122.			✓	

Name	User	Time	Action	Reason	Comment	Succeed	Exception
CmdManuallyIntegrate QualifierPeak	BL2000\jheine	2/17/2022 9:05:59 AM	Manually integrate qualifier 142.0 of compound 1-Methylnaphthalene in sample Feb1620.D, from x, y = 6.840, 629 to 6.915, 6904, result = 30159; previous integration is from x, y = 6.840, 629 to 6.952, 676 and previous response = 47173.			✓	
CmdManuallyIntegrate DropBaseline	BL2000\jheine	2/17/2022 9:06:00 AM	Drop baseline for qualifier 142.0 of compound 1-Methylnaphthalene in sample Feb1620.D to y = 629, new integration is from x, y = 6.840, 629 to 6.915, 629 and new response = 44264; previous integration is from x, y = 6.840, 629 to 6.915, 6904 and previous response = 30159.			✓	
CmdManuallyIntegrate QualifierPeak	BL2000\jheine	2/17/2022 9:06:05 AM	Manually integrate qualifier 115.0 of compound 1-Methylnaphthalene in sample Feb1620.D, from x, y = 6.877, 3905 to 6.915, 4798, result = 25598; previous integration is from x, y = 6.815, 538 to 7.052, 538 and previous response = 158332.			✓	
CmdManuallyIntegrate QualifierPeak	BL2000\jheine	2/17/2022 9:06:09 AM	Manually integrate qualifier 115.0 of compound 1-Methylnaphthalene in sample Feb1620.D, from x, y = 6.865, 4686 to 6.915, 4798, result = 29495; previous integration is from x, y = 6.877, 3905 to 6.915, 4798 and previous response = 25598.			✓	
CmdManuallyIntegrate DropBaseline	BL2000\jheine	2/17/2022 9:06:11 AM	Drop baseline for qualifier 115.0 of compound 1-Methylnaphthalene in sample Feb1620.D to y = 4686, new integration is from x, y = 6.865, 4686 to 6.915, 4686 and new response = 29663; previous integration is from x, y = 6.865, 4686 to 6.915, 4798 and previous response = 29495.			✓	
CmdManuallyIntegrateSplit	BL2000\jheine	2/17/2022 9:06:23 AM	Split peak for compound Fluoranthene in sample Feb1620.D and keep left peak, new integration is from x, y = 11.361, 554.107091577234 to 11.473, 564.894507822162 and new response = 79466, previous integration is from x, y = 11.361, 554 to 11.547, 572 and previous response = 81399.			✓	
CmdManuallyIntegratePeak	BL2000\jheine	2/17/2022 9:06:33 AM	Manually integrate compound Naphthalene in sample Feb1620.D, from x, y = 5.904, 545 to 5.966, 2040, result = 26215; previous integration is from x, y = 5.904, 545 to 5.991, 545 and previous response = 32881.			✓	

Name	User	Time	Action	Reason	Comment	Succeed	Exception
CmdManuallyIntegrate DropBaseline	BL2000\jheine	2/17/2022 9:06:35 AM	Drop baseline for compound Naphthalene in sample Feb1620.D to y = 545, new integration is from x, y = 5.904, 545 to 5.966, 545 and new response = 28993; previous integration is from x, y = 5.904, 545 to 5.966, 2040 and previous response = 26215.			✓	
CmdManuallyIntegrate QualifierPeak	BL2000\jheine	2/17/2022 9:06:39 AM	Manually integrate qualifier 129.0 of compound Naphthalene in sample Feb1620.D, from x, y = 5.911, 935 to 5.966, 1232, result = 12652; previous integration is from x, y = 5.911, 935 to 5.990, 1260 and previous response = 14351.			✓	
CmdManuallyIntegrate DropBaseline	BL2000\jheine	2/17/2022 9:06:41 AM	Drop baseline for qualifier 129.0 of compound Naphthalene in sample Feb1620.D to y = 935, new integration is from x, y = 5.911, 935 to 5.966, 935 and new response = 13136; previous integration is from x, y = 5.911, 935 to 5.966, 1232 and previous response = 12652.			✓	
CmdManuallyIntegrate QualifierPeak	BL2000\jheine	2/17/2022 9:06:45 AM	Manually integrate qualifier 102.0 of compound Naphthalene in sample Feb1620.D, from x, y = 5.941, 3363 to 5.966, 355, result = 2037; previous integration is from x, y = 5.906, 985 to 5.982, 985 and previous response = 8502.			✓	
CmdManuallyIntegrate DropBaseline	BL2000\jheine	2/17/2022 9:06:47 AM	Drop baseline for qualifier 102.0 of compound Naphthalene in sample Feb1620.D to y = 355, new integration is from x, y = 5.941, 355 to 5.966, 355 and new response = 4290; previous integration is from x, y = 5.941, 3363 to 5.966, 355 and previous response = 2037.			✓	
CmdManuallyIntegrate QualifierPeak	BL2000\jheine	2/17/2022 9:07:08 AM	Manually integrate qualifier 253.0 of compound Benzo(a)pyrene in sample Feb1620.D, from x, y = 18.265, 661 to 18.351, 671, result = 2944; previous integration is from x, y = 18.240, 338 to 18.388, 342 and previous response = 5739.			✓	
CmdManuallyIntegrate DropBaseline	BL2000\jheine	2/17/2022 9:07:09 AM	Drop baseline for qualifier 253.0 of compound Benzo(a)pyrene in sample Feb1620.D to y = 661, new integration is from x, y = 18.265, 661 to 18.351, 661 and new response = 2970; previous integration is from x, y = 18.265, 661 to 18.351, 671 and previous response = 2944.			✓	

Name	User	Time	Action	Reason	Comment	Succeed	Exception
CmdManuallyIntegratePeak	BL2000\jheine	2/17/2022 9:07:18 AM	Manually integrate compound Acenaphthene in sample Feb1620.D, from x, y = 8.014, 2142 to 8.050, 4623, result = 3184; previous integration is from x, y = 8.014, 2142 to 8.100, 2142 and previous response = 15254.			✓	
CmdManuallyIntegrate DropBaseline	BL2000\jheine	2/17/2022 9:07:19 AM	Drop baseline for compound Acenaphthene in sample Feb1620.D to y = 2142, new integration is from x, y = 8.014, 2142 to 8.050, 2142 and new response = 5928; previous integration is from x, y = 8.014, 2142 to 8.050, 4623 and previous response = 3184.			✓	
CmdManuallyIntegrate QualifierPeak	BL2000\jheine	2/17/2022 9:07:23 AM	Manually integrate qualifier 152.0 of compound Acenaphthene in sample Feb1620.D, from x, y = 8.007, 2726 to 8.050, 3354, result = 6494; previous integration is from x, y = 8.007, 2726 to 8.100, 2726 and previous response = 11923.			✓	
CmdManuallyIntegrate DropBaseline	BL2000\jheine	2/17/2022 9:07:24 AM	Drop baseline for qualifier 152.0 of compound Acenaphthene in sample Feb1620.D to y = 2726, new integration is from x, y = 8.007, 2726 to 8.050, 2726 and new response = 7292; previous integration is from x, y = 8.007, 2726 to 8.050, 3354 and previous response = 6494.			✓	
CmdManuallyIntegrate QualifierPeak	BL2000\jheine	2/17/2022 9:07:29 AM	Manually integrate qualifier 153.0 of compound Acenaphthene in sample Feb1620.D, from x, y = 8.010, 2942 to 8.050, 4754, result = 6554; previous integration is from x, y = 8.010, 2942 to 8.075, 2942 and previous response = 9756.			✓	
CmdManuallyIntegrate DropBaseline	BL2000\jheine	2/17/2022 9:07:31 AM	Drop baseline for qualifier 153.0 of compound Acenaphthene in sample Feb1620.D to y = 2942, new integration is from x, y = 8.010, 2942 to 8.050, 2942 and new response = 8743; previous integration is from x, y = 8.010, 2942 to 8.050, 4754 and previous response = 6554.			✓	
CmdManuallyIntegratePeak	BL2000\jheine	2/17/2022 9:07:45 AM	Manually integrate compound Indeno(1,2,3-cd)pyrene in sample Feb1620.D, from x, y = 20.106, 217 to 20.217, 1341, result = 5151; previous integration is from x, y = 20.106, 217 to 20.254, 222 and previous response = 9780.			✓	

Name	User	Time	Action	Reason	Comment	Succeed	Exception
CmdManuallyIntegrate DropBaseline	BL2000\jheine	2/17/2022 9:07:46 AM	Drop baseline for compound Indeno(1,2,3-cd)pyrene in sample Feb1620.D to y = 217, new integration is from x, y = 20.106, 217 to 20.217, 217 and new response = 8901; previous integration is from x, y = 20.106, 217 to 20.217, 1341 and previous response = 5151.			✓	
CmdManuallyIntegrate QualifierPeak	BL2000\jheine	2/17/2022 9:07:52 AM	Manually integrate qualifier 138.0 of compound Indeno(1,2,3-cd)pyrene in sample Feb1620.D, from x, y = 20.106, 656 to 20.192, 1065, result = 1041; previous integration is from x, y = 20.106, 656 to 20.266, 651 and previous response = 2667.			✓	
CmdManuallyIntegrate DropBaseline	BL2000\jheine	2/17/2022 9:07:53 AM	Drop baseline for qualifier 138.0 of compound Indeno(1,2,3-cd)pyrene in sample Feb1620.D to y = 656, new integration is from x, y = 20.106, 656 to 20.192, 656 and new response = 2101; previous integration is from x, y = 20.106, 656 to 20.192, 1065 and previous response = 1041.			✓	
CmdManuallyIntegrate QualifierPeak	BL2000\jheine	2/17/2022 9:08:02 AM	Manually integrate qualifier 167.0 of compound Fluorene in sample Feb1620.D, from x, y = 8.661, 1954 to 8.698, 1428, result = 3036; previous integration is from x, y = 8.636, 1428 to 8.698, 1428 and previous response = 4990.			✓	
CmdManuallyIntegrate DropBaseline	BL2000\jheine	2/17/2022 9:08:04 AM	Drop baseline for qualifier 167.0 of compound Fluorene in sample Feb1620.D to y = 1428, new integration is from x, y = 8.661, 1428 to 8.698, 1428 and new response = 3625; previous integration is from x, y = 8.661, 1954 to 8.698, 1428 and previous response = 3036.			✓	
CmdManuallyIntegrate QualifierPeak	BL2000\jheine	2/17/2022 9:08:18 AM	Manually integrate qualifier176.0 of compound Anthracene in sample Feb1620.D from x, y = 9.978, 1579 to 10.040, 710; result = 0			✓	
CmdManuallyIntegrate QualifierPeak	BL2000\jheine	2/17/2022 9:08:23 AM	Manually integrate qualifier176.0 of compound Anthracene in sample Feb1620.D from x, y = 9.830, 721 to 9.892, 1754; result = 106			✓	
CmdManuallyIntegrate DropBaseline	BL2000\jheine	2/17/2022 9:08:24 AM	Drop baseline for qualifier 176.0 of compound Anthracene in sample Feb1620.D to y = 721, new integration is from x, y = 9.830, 721 to 9.892, 721 and new response = 2020; previous integration is from x, y = 9.830, 721 to 9.892, 1754 and previous response = 106.			✓	

Name	User	Time	Action	Reason	Comment	Succeed	Exception
CmdManuallyIntegrate QualifierPeak	BL2000\jheine	2/17/2022 9:09:00 AM	Manually integrate qualifier 139.0 of compound Dibenzo(a,h)anthracene in sample Feb1620.D, from x, y = 20.205, 939 to 20.279, 937, result = 467; previous integration is from x, y = 20.093, 908 to 20.316, 907 and previous response = 1075.			✓	
CmdManuallyIntegrate DropBaseline	BL2000\jheine	2/17/2022 9:09:02 AM	Drop baseline for qualifier 139.0 of compound Dibenzo(a,h)anthracene in sample Feb1620.D to y = 937, new integration is from x, y = 20.205, 937 to 20.279, 937 and new response = 472; previous integration is from x, y = 20.205, 939 to 20.279, 937 and previous response = 467.			✓	
CmdManuallyIntegrateP eak	BL2000\jheine	2/17/2022 9:09:11 AM	Manually integrate compound o-Terphenyl in sample Feb1620.D from x, y = 10.262, 242 to 10.312, 242; result = 324			✓	
CmdZeroOutPeak	BL2000\jheine	2/17/2022 9:09:13 AM	Zero out primary peak of compound o-Terphenyl in sample Feb1620.D			✓	
CmdZeroOutPeak	BL2000\jheine	2/17/2022 9:09:23 AM	Zero out primary peak of compound Fluorene in sample Feb1621.D			✓	
CmdManuallyIntegrateP eak	BL2000\jheine	2/17/2022 9:09:37 AM	Manually integrate compound Benzo(a)pyrene in sample Feb1621.D, from x, y = 18.289, 112 to 18.339, 326, result = -364; previous integration is from x, y = 18.376, 73 to 18.499, 75 and previous response = 2521.			✓	
CmdManuallyIntegrateS napBaseline	BL2000\jheine	2/17/2022 9:09:38 AM	Snap baseline for compound Benzo(a)pyrene in sample Feb1621.D, from x = 18.289 to x = 18.339, new integration is from x, y = 18.289, 78 to 18.339, 75 and new response = 58; previous integration is from x, y = 18.289, 112 to 18.339, 326 and previous response = -364.			✓	
CmdManuallyIntegrate DropBaseline	BL2000\jheine	2/17/2022 9:09:38 AM	Drop baseline for compound Benzo(a)pyrene in sample Feb1621.D to y = 75, new integration is from x, y = 18.289, 75 to 18.339, 75 and new response = 63; previous integration is from x, y = 18.289, 78 to 18.339, 75 and previous response = 58.			✓	
CmdZeroOutPeak	BL2000\jheine	2/17/2022 9:09:41 AM	Zero out primary peak of compound Benzo(a)pyrene in sample Feb1621.D			✓	
CmdManuallyIntegrateP eak	BL2000\jheine	2/17/2022 9:10:02 AM	Manually integrate compound Acenaphthene in sample Feb1621.D, from x, y = 8.025, 170 to 8.075, 110, result = 84; previous integration is from x, y = 7.975, 112 to 8.075, 110 and previous response = 2815.			✓	

Name	User	Time	Action	Reason	Comment	Succeed	Exception
CmdManuallyIntegrateDropBaseline	BL2000\jheine	2/17/2022 9:10:04 AM	Drop baseline for compound Acenaphthene in sample Feb1621.D to y = 110, new integration is from x, y = 8.025, 110 to 8.075, 110 and new response = 174; previous integration is from x, y = 8.025, 170 to 8.075, 110 and previous response = 84.			✓	
CmdZeroOutPeak	BL2000\jheine	2/17/2022 9:10:05 AM	Zero out primary peak of compound Acenaphthene in sample Feb1621.D			✓	
CmdManuallyIntegratePeak	BL2000\jheine	2/17/2022 9:10:11 AM	Manually integrate compound Chrysene in sample Feb1621.D, from x, y = 14.701, 125 to 14.813, 62, result = 205; previous integration is from x, y = 14.589, 62 to 14.813, 62 and previous response = 3367.			✓	
CmdManuallyIntegrateDropBaseline	BL2000\jheine	2/17/2022 9:10:12 AM	Drop baseline for compound Chrysene in sample Feb1621.D to y = 62, new integration is from x, y = 14.701, 62 to 14.813, 62 and new response = 418; previous integration is from x, y = 14.701, 125 to 14.813, 62 and previous response = 205.			✓	
CmdZeroOutPeak	BL2000\jheine	2/17/2022 9:10:14 AM	Zero out primary peak of compound Chrysene in sample Feb1621.D			✓	
CmdManuallyIntegratePeak	BL2000\jheine	2/17/2022 9:10:23 AM	Manually integrate compound Benzo(a)Anthracene in sample Feb1621.D, from x, y = 14.589, 62 to 14.701, 90, result = 2856; previous integration is from x, y = 14.589, 62 to 14.813, 62 and previous response = 3367.			✓	
CmdManuallyIntegrateDropBaseline	BL2000\jheine	2/17/2022 9:10:24 AM	Drop baseline for compound Benzo(a)Anthracene in sample Feb1621.D to y = 62, new integration is from x, y = 14.589, 62 to 14.701, 62 and new response = 2950; previous integration is from x, y = 14.589, 62 to 14.701, 90 and previous response = 2856.			✓	
CmdZeroOutPeak	BL2000\jheine	2/17/2022 9:10:26 AM	Zero out primary peak of compound Benzo(a)Anthracene in sample Feb1621.D			✓	
CmdManuallyIntegrateQualifierPeak	BL2000\jheine	2/17/2022 9:10:45 AM	Manually integrate qualifier 102.0 of compound Naphthalene in sample Feb1622.D, from x, y = 5.941, 1710 to 6.041, 95, result = 4239; previous integration is from x, y = 5.857, 94 to 6.041, 95 and previous response = 15769.			✓	

Name	User	Time	Action	Reason	Comment	Succeed	Exception
CmdManuallyIntegrateDropBaseline	BL2000\jheine	2/17/2022 9:10:46 AM	Drop baseline for qualifier 102.0 of compound Naphthalene in sample Feb1622.D to y = 95, new integration is from x, y = 5.941, 95 to 6.041, 95 and new response = 9081; previous integration is from x, y = 5.941, 1710 to 6.041, 95 and previous response = 4239.			✓	
CmdManuallyIntegrateSplit	BL2000\jheine	2/17/2022 9:10:52 AM	Split peak for compound 2-Methylnaphthalene in sample Feb1622.D and keep left peak, new integration is from x, y = 6.753, 111.730681818182 to 6.865, 111.730681818182 and new response = 54965, previous integration is from x, y = 6.753, 112 to 7.040, 112 and previous response = 109474.			✓	
CmdManuallyIntegrateSplit	BL2000\jheine	2/17/2022 9:10:58 AM	Split peak for compound 1-Methylnaphthalene in sample Feb1622.D and keep right peak, new integration is from x, y = 6.865, 111.730681818182 to 7.040, 111.730681818182 and new response = 54509, previous integration is from x, y = 6.753, 112 to 7.040, 112 and previous response = 109474.			✓	
CmdManuallyIntegrateSplit	BL2000\jheine	2/17/2022 9:11:02 AM	Split peak for compound 1-Methylnaphthalene in sample Feb1622.D and keep left peak, new integration is from x, y = 6.865, 111.730681818182 to 6.952, 111.730681818182 and new response = 52027, previous integration is from x, y = 6.865, 112 to 7.040, 112 and previous response = 54509.			✓	
CmdSetTargetCompoundAttribute	BL2000\jheine	2/17/2022 9:11:05 AM	Set UserAnnotation = CO for compound 1-Methylnaphthalene in sample Feb1622.D; previous value =			✓	
CmdSetTargetCompoundAttribute	BL2000\jheine	2/17/2022 9:11:09 AM	Set UserAnnotation = CO for compound 2-Methylnaphthalene in sample Feb1622.D; previous value =			✓	
CmdManuallyIntegratePeak	BL2000\jheine	2/17/2022 9:11:19 AM	Manually integrate compound Acenaphthene in sample Feb1622.D, from x, y = 8.001, 9435 to 8.125, 114, result = 35011; previous integration is from x, y = 7.976, 104 to 8.125, 114 and previous response = 71513.			✓	
CmdManuallyIntegratePeak	BL2000\jheine	2/17/2022 9:11:23 AM	Manually integrate compound Acenaphthene in sample Feb1622.D, from x, y = 8.013, 14926 to 8.125, 114, result = 19029; previous integration is from x, y = 8.001, 9435 to 8.125, 114 and previous response = 35011.			✓	

Name	User	Time	Action	Reason	Comment	Succeed	Exception
CmdManuallyIntegrateDropBaseline	BL2000\jheine	2/17/2022 9:11:25 AM	Drop baseline for compound Acenaphthene in sample Feb1622.D to y = 114, new integration is from x, y = 8.013, 114 to 8.125, 114 and new response = 68871; previous integration is from x, y = 8.013, 14926 to 8.125, 114 and previous response = 19029.			✓	
CmdSetTargetCompoundAttribute	BL2000\jheine	2/17/2022 9:11:26 AM	Set UserAnnotation = RT for compound Acenaphthene in sample Feb1622.D; previous value =			✓	
CmdZeroOutPeak	BL2000\jheine	2/17/2022 9:12:05 AM	Zero out primary peak of compound Fluorene in sample Feb1623.D			✓	
CmdZeroOutPeak	BL2000\jheine	2/17/2022 9:12:19 AM	Zero out primary peak of compound Benzo(a)pyrene in sample Feb1623.D			✓	
CmdZeroOutPeak	BL2000\jheine	2/17/2022 9:12:28 AM	Zero out primary peak of compound Acenaphthene in sample Feb1623.D			✓	
CmdManuallyIntegratePeak	BL2000\jheine	2/17/2022 9:12:33 AM	Manually integrate compound Chrysene in sample Feb1623.D, from x, y = 14.702, 390 to 14.814, 59, result = -684; previous integration is from x, y = 14.590, 57 to 14.814, 59 and previous response = 3454.			✓	
CmdManuallyIntegrateDropBaseline	BL2000\jheine	2/17/2022 9:12:34 AM	Drop baseline for compound Chrysene in sample Feb1623.D to y = 59, new integration is from x, y = 14.702, 59 to 14.814, 59 and new response = 428; previous integration is from x, y = 14.702, 390 to 14.814, 59 and previous response = -684.			✓	
CmdZeroOutPeak	BL2000\jheine	2/17/2022 9:12:36 AM	Zero out primary peak of compound Chrysene in sample Feb1623.D			✓	
CmdManuallyIntegratePeak	BL2000\jheine	2/17/2022 9:12:44 AM	Manually integrate compound Benzo(a)Anthracene in sample Feb1623.D, from x, y = 14.590, 57 to 14.702, 379, result = 1954; previous integration is from x, y = 14.590, 57 to 14.814, 59 and previous response = 3454.			✓	
CmdManuallyIntegrateDropBaseline	BL2000\jheine	2/17/2022 9:12:46 AM	Drop baseline for compound Benzo(a)Anthracene in sample Feb1623.D to y = 57, new integration is from x, y = 14.590, 57 to 14.702, 57 and new response = 3027; previous integration is from x, y = 14.590, 57 to 14.702, 379 and previous response = 1954.			✓	
CmdZeroOutPeak	BL2000\jheine	2/17/2022 9:12:47 AM	Zero out primary peak of compound Benzo(a)Anthracene in sample Feb1623.D			✓	

Name	User	Time	Action	Reason	Comment	Succeed	Exception
CmdManuallyIntegrate QualifierPeak	BL2000\jheine	2/17/2022 9:13:05 AM	Manually integrate qualifier 102.0 of compound Naphthalene in sample Feb1624.D, from x, y = 5.941, 799 to 6.103, 93, result = 1783; previous integration is from x, y = 5.895, 93 to 6.103, 93 and previous response = 10836.			✓	
CmdManuallyIntegrate DropBaseline	BL2000\jheine	2/17/2022 9:13:07 AM	Drop baseline for qualifier 102.0 of compound Naphthalene in sample Feb1624.D to y = 93, new integration is from x, y = 5.941, 93 to 6.103, 93 and new response = 5222; previous integration is from x, y = 5.941, 799 to 6.103, 93 and previous response = 1783.			✓	
CmdSaveBatchTable	BL2000\jheine	2/17/2022 9:13:57 AM	Save batch \\MASSHUNTER\Org\Data\SV5975.I\sh 021622\1 e8270c bna SIM\QuantResults\021622 bna SIM 1.batch.bin			✓	
CmdOpenBatchTable	BL2000\jheine	2/17/2022 9:51:55 AM	Open batch \\MASSHUNTER\Org\Data\SV5975.I\sh 021622\1 e8270c bna SIM\021622 bna SIM 1.batch.bin			✓	
CmdSetSampleAttribute	BL2000\jheine	2/17/2022 9:52:02 AM	Set SampleApproved = True for sample Feb1601.D; previous value = False			✓	
CmdSetSampleAttribute	BL2000\jheine	2/17/2022 9:52:04 AM	Set SampleApproved = True for sample Feb1602.D; previous value = False			✓	
CmdSetSampleAttribute	BL2000\jheine	2/17/2022 9:52:07 AM	Set SampleApproved = True for sample Feb1603.D; previous value = False			✓	
CmdSetSampleAttribute	BL2000\jheine	2/17/2022 9:52:08 AM	Set SampleApproved = True for sample Feb1604.D; previous value = False			✓	
CmdSetSampleAttribute	BL2000\jheine	2/17/2022 9:52:09 AM	Set SampleApproved = True for sample Feb1605.D; previous value = False			✓	
CmdSetSampleAttribute	BL2000\jheine	2/17/2022 9:52:11 AM	Set SampleApproved = True for sample Feb1607.D; previous value = False			✓	
CmdSetSampleAttribute	BL2000\jheine	2/17/2022 9:52:13 AM	Set SampleApproved = True for sample Feb1608.D; previous value = False			✓	
CmdSetSampleAttribute	BL2000\jheine	2/17/2022 9:52:14 AM	Set SampleApproved = True for sample Feb1606.D; previous value = False			✓	
CmdSetSampleAttribute	BL2000\jheine	2/17/2022 9:52:16 AM	Set SampleApproved = True for sample Feb1609.D; previous value = False			✓	

Name	User	Time	Action	Reason	Comment	Succeed	Exception
CmdSetSampleAttribute	BL2000\jheine	2/17/2022 9:52:17 AM	Set SampleApproved = True for sample Feb1610.D; previous value = False			✓	
CmdSetSampleAttribute	BL2000\jheine	2/17/2022 9:52:19 AM	Set SampleApproved = True for sample Feb1611.D; previous value = False			✓	
CmdSetSampleAttribute	BL2000\jheine	2/17/2022 9:52:20 AM	Set SampleApproved = True for sample Feb1612.D; previous value = False			✓	
CmdSetSampleAttribute	BL2000\jheine	2/17/2022 9:52:22 AM	Set SampleApproved = True for sample Feb1613.D; previous value = False			✓	
CmdSetSampleAttribute	BL2000\jheine	2/17/2022 9:52:23 AM	Set SampleApproved = True for sample Feb1614.D; previous value = False			✓	
CmdSetSampleAttribute	BL2000\jheine	2/17/2022 9:52:24 AM	Set SampleApproved = True for sample Feb1615.D; previous value = False			✓	
CmdSetSampleAttribute	BL2000\jheine	2/17/2022 9:52:25 AM	Set SampleApproved = True for sample Feb1616.D; previous value = False			✓	
CmdSetSampleAttribute	BL2000\jheine	2/17/2022 9:52:36 AM	Set SampleApproved = True for sample Feb1617.D; previous value = False			✓	
CmdSetSampleAttribute	BL2000\jheine	2/17/2022 9:52:37 AM	Set SampleApproved = True for sample Feb1618.D; previous value = False			✓	
CmdSetSampleAttribute	BL2000\jheine	2/17/2022 9:52:39 AM	Set SampleApproved = True for sample Feb1619.D; previous value = False			✓	
CmdSetSampleAttribute	BL2000\jheine	2/17/2022 9:52:40 AM	Set SampleApproved = True for sample Feb1620.D; previous value = False			✓	
CmdSetSampleAttribute	BL2000\jheine	2/17/2022 9:52:41 AM	Set SampleApproved = True for sample Feb1621.D; previous value = False			✓	
CmdSetSampleAttribute	BL2000\jheine	2/17/2022 9:52:42 AM	Set SampleApproved = True for sample Feb1622.D; previous value = False			✓	
CmdSetSampleAttribute	BL2000\jheine	2/17/2022 9:52:43 AM	Set SampleApproved = True for sample Feb1623.D; previous value = False			✓	
CmdSetSampleAttribute	BL2000\jheine	2/17/2022 9:52:44 AM	Set SampleApproved = True for sample Feb1624.D; previous value = False			✓	
CmdSaveBatchTable	BL2000\jheine	2/17/2022 10:25:19 AM	Save batch \\MASSHUNTER\Org\Data\SV5975.I\sh021622\1 e8270c bna SIM\QuantResults\021622 bna SIM 1.batch.bin			✓	

Name	User	Time	Action	Reason	Comment	Succeed	Exception
CmdOpenBatchTable	BL2000\jheine	2/17/2022 11:09:17 AM	Open batch \\MASSHUNTER\Org\Data\SV5975.I\sh 021622\1 e8270c bna SIM\021622 bna SIM 1.batch.bin			✓	
CmdQuantitate	BL2000\jheine	2/17/2022 11:11:04 AM	Quantitate all compounds in all samples			✓	
CmdSaveBatchTable	BL2000\jheine	2/17/2022 11:14:26 AM	Save batch \\MASSHUNTER\Org\Data\SV5975.I\sh 021622\1 e8270c bna SIM\QuantResults\021622 bna SIM 1.batch.bin			✓	
GenerateReport	BL2000\jheine	2/17/2022 11:17:16 AM	Generates report - Method: D:\Org\reports\GCMSSEMI Report Templates\Calibration\Gen_Calibration.m, Output Path: \\MASSHUNTER\Org\Data\SV5975.I\sh 021622\1 e8270c bna SIM\QuantReports\			✓	
GenerateReport	BL2000\jheine	2/17/2022 11:18:44 AM	Generates report - Method: D:\Org\reports\GCMSSEMI Report Templates\Calibration\init_cal_rpt.m, Output Path: \\MASSHUNTER\Org\Data\SV5975.I\sh 021622\1 e8270c bna SIM\QuantReports\			✓	
GenerateReport	BL2000\jheine	2/17/2022 11:21:26 AM	Generates report - Method: D:\Org\reports\GCMSSEMI Report Templates\Calibration\Gen_ResultsSummary.m, Output Path: \\MASSHUNTER\Org\Data\SV5975.I\sh 021622\1 e8270c bna SIM\QuantReports\			✓	
GenerateReport	BL2000\jheine	2/17/2022 11:32:22 AM	Generates report - Method: D:\Org\reports\GCMSSEMI Report Templates\Calibration\Env_QuantResults_wGraphics+Chromatogram.m, Output Path: \\MASSHUNTER\Org\Data\SV5975.I\sh 021622\1 e8270c bna SIM\QuantReports\			✓	

Prep Batch 163724 Standards Traceability Report

Spike ID: sv83514
Spike Name: Additionals
Prep Date: 9/22/2021
Exp Date: 10/1/2022
Department: GCMSPR
Vendor: AccuStandard
Lot Number: 22002155-02
Balance ID:
Comments: 12x1mL ampules

Type: Primary
Prep By: Ryan F. Benge
Status: Open
Final Volume: 1 mL

Chemical/Solvent Used	Bottle No	Amt	Units	Expires
Custom Semi-Volatile Standard	14279	1	mL	10/1/2022

Stock Source	Base Units	Amount Added

Prep Batch 163724 Standards Traceability Report

Spike ID: sv83604
Spike Name: BN Surr
Prep Date: 10/25/2021
Exp Date: 7/31/2027
Department: GCMSPR
Vendor: Restek
Lot Number: A0175748
Balance ID:
Comments: 6 ampules

Type: Primary
Prep By: Ryan F. Benge
Status: New
Final Volume: 5 mL

Chemical/Solvent Used	Bottle No	Amt	Units	Expires
B/N Surrogate Mix (4/89 SOW)	14431	5	mL	7/31/2027

Stock Source	Base Units	Amount Added

Prep Batch 163724 Standards Traceability Report

Spike ID: sv83608
Spike Name: 625 LCS
Prep Date: 11/29/2021
Exp Date: 9/15/2026
Department: GCMSPR
Vendor:
Lot Number:
Balance ID:
Comments: 20x1 mL ampule

Type: Secondary
Prep By: Ryan F. Benge
Status: New
Final Volume: mL

Chemical/Solvent Used	Bottle No	Amt	Units	Expires
CLP Semi-volatile calibration standard	14546		mL	9/15/2026

Stock Source	Base Units	Amount Added

Prep Batch 163724 Standards Traceability Report

Spike ID: sv83609
Spike Name: AE Surrogate
Prep Date: 11/29/2021
Exp Date: 3/6/2023
Department: GCMSPR
Vendor:
Lot Number:
Balance ID:
Comments: 5x1 mL ampule

Type: Secondary
Prep By: Ryan F. Benge
Status: New
Final Volume: mL

Chemical/Solvent Used	Bottle No	Amt	Units	Expires
Acid Surrogate	14527		mL	3/6/2023

Stock Source	Base Units	Amount Added

Prep Batch 163724 Standards Traceability Report

Spike ID: sv92706
Spike Name: BNA Surr
Prep Date: 12/22/2021
Exp Date: 3/31/2022
Department: GCMSPR
Vendor:
Lot Number:
Balance ID:
Comments: 2000/1000ug/mL

Type: Tertiary
Prep By: Zachary B. Zaccardi
Status: New
Final Volume: 25 mL

Chemical/Solvent Used	Bottle No	Amt	Units	Expires
Acetone DZ963	13755	17.5	mL	3/31/2022

Stock Source	Base Units	Amount Added
sv83609	ug/mL	2.5 mL
sv83604	ug/mL	5 mL

Prep Batch 163724 Standards Traceability Report

Spike ID: sv92717
Spike Name: LL BNA Surr
Prep Date: 1/14/2022
Exp Date: 3/31/2022
Department: GCMSPR
Vendor:
Lot Number:
Balance ID:
Comments: 100/50 ug/mL

Type: Tertiary
Prep By: Zachary B. Zaccardi
Status: New
Final Volume: 4 mL

Chemical/Solvent Used	Bottle No	Amt	Units	Expires
Acetone DZ963	13755	3.8	mL	3/31/2022

Stock Source	Base Units	Amount Added
sv92706	ug/mL	0.2 mL

Prep Batch 163724 Standards Traceability Report

Spike ID: sv92807
Spike Name: AE Surrogate
Prep Date: 2/3/2022
Exp Date: 3/6/2023
Department: GCMSPR
Vendor:
Lot Number:
Balance ID:
Comments: 5x1 mL ampule

Type: Secondary
Prep By: Zachary B. Zaccardi
Status: New
Final Volume: mL

Chemical/Solvent Used	Bottle No	Amt	Units	Expires
Acid Surrogate	14587		mL	3/6/2023

Stock Source	Base Units	Amount Added

Prep Batch 163724 Standards Traceability Report

Spike ID: sv92809
Spike Name: LCS/Add Extractions
Prep Date: 2/7/2022
Exp Date: 7/22/2022
Department: GCMSPR
Vendor:
Lot Number:
Balance ID:
Comments: 100ug/mL. Spike 1mL into water.

Type: Secondary
Prep By: Zachary B. Zaccardi
Status: New
Final Volume: 25 mL

Chemical/Solvent Used	Bottle No	Amt	Units	Expires
Acetone DZ509	13553	21.25	mL	7/22/2022

Stock Source	Base Units	Amount Added
sv83514	ug/mL	1.25 mL
sv83608	ug/mL	2.5 mL

Prep Batch 163724 Standards Traceability Report

Spike ID: sv92811
Spike Name: BNA Surr
Prep Date: 2/7/2022
Exp Date: 7/22/2022
Department: GCMSPR
Vendor:
Lot Number:
Balance ID:
Comments: 2000/1000ug/mL

Type: Tertiary
Prep By: Zachary B. Zaccardi
Status: New
Final Volume: 25 mL

Chemical/Solvent Used	Bottle No	Amt	Units	Expires
Acetone DZ509	13553	17.5	mL	7/22/2022

Stock Source	Base Units	Amount Added
sv92807	ug/mL	2.5 mL
sv83604	ug/mL	5 mL

125 Market Street
New Haven, CT 06513
USA

AccuStandard®

Tel (203)786-5290
Fax (203)786-5287
www.AccuStandard.com

CERTIFICATE OF ANALYSIS

Catalog No: S-14500-R2
Description: Custom Semi-Volatile Standard
Lot: 220021255-02
Solvent: Dichloromethane
Hazards: *Refer to SDS for complete safety information*

Signal Word: Warning

Date Certified: Aug 31, 2021
Expiration: Oct 1, 2022
Sample Size: 1 mL
Components: 10
Storage Condition: Freeze (<-10 °C)/Sonicate

Certified Reference Material

ANAB ACCREDITED REFERENCE MATERIAL PRODUCER AR-1463

ilac-MRA

Component	CAS #	Purity % (GC/MS)	Prepared Concentration² (µg/mL)	Certified Analyte Concentration¹ (µg/mL)
Pyridine	110-86-1	98.7	2026	2000
4-Chlorophenol	106-48-9	100.0	2019	2019
1-Methylnaphthalene	90-12-0	98.5	2003	1973
N-Nitrosodiphenylamine	86-30-6	100.0	2022	2022
4-Chloro-2-methylphenol	1570-64-5	97.0	2069*	2007
Benzoic acid	65-85-0	99.5	2010	2000
Aniline	62-53-3	98.0	2002	1962
Benzyl alcohol	100-51-6	99.9	2011	2009
Triallate	2303-17-5	99.9	2013	2011
o-Terphenyl	84-15-1	99.9	2019	2017

ID #: 14279
Opened:
Custom Semi-Volatile Standard
Expires: 10/1/2022
Rec'd: 9/16/2021
Energy Laboratories Inc 1120 So. 27th Street
Billings MT 59107

This Certified Reference Material was verified in accordance with ISO/IEC 17025

* Weight compensated to 100% purity.

A product with a suffix (-1A, -2B, etc. or -01, -02, etc.) on its lot number has had its expiration date extended and is identical to the same lot number without the suffix.

² All weights are traceable through NIST, Test No. 684/289871-17

¹ Certified Analyte Concentration = Purity x Prepared Concentration.

The Uncertainty associated with the certified concentration reported on this certificate is ±2.4%. This value is the combined expanded uncertainty and represents an estimated standard deviation equal to the positive square root of the total variation of the uncertainty of components. A normal distribution is assumed and a coverage factor of K=2 is chosen using approximately a 95% confidence level.

Labels and certificates follow U.S. Conventions in reporting numerical values: A comma (,) is used to separate units of one-thousand or greater. A period (.) is used as a decimal place marker.

The information on this certificate may not be reproduced without the express permission of the manufacturer. See reverse side for additional information

Hazard Information: Please refer to the SDS for information regarding the hazards associated with using this material.

This product was prepared according to in-house procedures and is guaranteed to be homogeneous.

Certified By: Larry Decker, Organic QC Manager

For use in routine laboratory analysis.

AccuStandard is accredited to ISO 17034, ISO/IEC 17025 and certified to ISO 9001:2015

QR-ORG/INO-001
Rev. 7/20

RESTEK®
110 Benner Circle
Bellefonte, PA 16823-8812
Tel: (800)356-1688
Fax: (814)353-1309

www.restek.com

CERTIFIED REFERENCE MATERIAL

Certificate of Analysis

ACCREDITED
ISO 17034 Accredited
Reference Material Producer
Certificate #3222.01

ilac-MRA

ACCREDITED
ISO/IEC 17025 Accredited
Testing Laboratory
Certificate #3222.02

FOR LABORATORY USE ONLY-READ SDS PRIOR TO USE.

This Reference Material is intended for Laboratory Use Only as a standard for the qualitative and/or quantitative determination of the analyte(s) listed.

Catalog No. : 31086 **Lot No.:** A0175748

Description : B/N Surrogate Mix (4/89 SOW)

Base Neutral Surrogate 5000µg/mL, Methylene Chloride, 5mL/ampul

Container Size : 5 mL **Pkg Amt:** > 5 mL

Expiration Date : July 31, 2027 **Storage:** 10°C or colder

Handling: Sonicate prior to use. **Ship:** Ambient

ID #: 14431
Opened:
B/N Surrogate Mix (4/89 SOW)
Expires: 7/31/2027
Rec'd: 10/25/2021
Energy Laboratories Inc 1120 So. 27th Street
Billings MT 59107

CERTIFIED VALUES

Elution Order	Compound		Grav. Conc. (weight/volume)	Expanded Uncertainty (95% C.L.; K=2)	
1	Nitrobenzene-d5 **CAS #** 4165-60-0 **Purity** 99%	(Lot PR-29940A)	5,027.3 µg/mL	+/- 29.2293 µg/mL +/- 226.4341 µg/mL +/- 251.2566 µg/mL	Gravimetric Unstressed Stressed
2	2-Fluorobiphenyl **CAS #** 321-60-8 **Purity** 99%	(Lot 00019169)	5,001.1 µg/mL	+/- 29.0767 µg/mL +/- 225.2518 µg/mL +/- 249.9447 µg/mL	Gravimetric Unstressed Stressed
3	p-Terphenyl-d14 **CAS #** 1718-51-0 **Purity** 99%	(Lot PR-30504)	5,001.4 µg/mL	+/- 29.0787 µg/mL +/- 225.2668 µg/mL +/- 249.9613 µg/mL	Gravimetric Unstressed Stressed

Solvent: Methylene chloride
CAS # 75-09-2
Purity 99%

Tech Tips:
Due to the limited solubility of p-terphenyl-d14 in methanol, we do not recommend that this mixture be diluted in methanol.

Column:
30m x 0.25mm x 0.25µm
Rtx-5 (cat.#10223)

Carrier Gas:
hydrogen-constant pressure 10 psi.

Temp. Program:
40°C (hold 2 min.) to 330°C
@ 10°C/min. (hold 10 min.)

Inj. Temp:
250°C

Det. Temp:
330°C

Det. Type:
FID

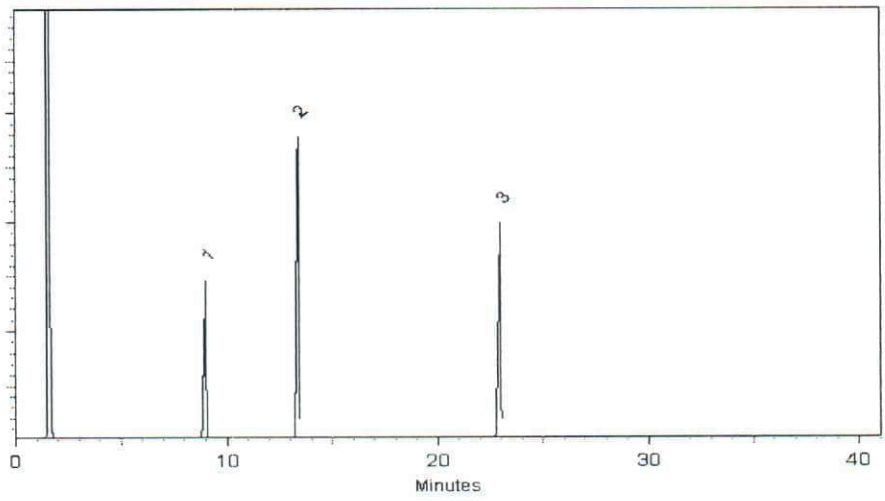

This chromatogram represents a general set of testing conditions chosen for product acceptance. For optimal results in your lab, conditions should be adjusted for your specific instrument, method, and application.

Sam Moodler - Operations Tech I

Date Mixed: 25-Aug-2021 **Balance:** B345965662

Marlina Cowan - Operations Tech I

Date Passed: 27-Aug-2021

Manufactured under Restek's ISO 9001:2015
Registered Quality System
Certificate #FM 80397

General Certified Reference Material Notes

Expiration Notes:

- Expiration date valid for unopened ampul stored in compliance with the recommended conditions.
- Uncertainty, concentration, and expiration of the CRM are based on the unopened product being stored according to the recommended condition found in the storage field.

Purity Notes:

- Purity and/or chemical identity are determined by one or more of the following techniques: GC/FID, HPLC, GC/μECD, GC/MS, LC/MS, RI, and/or melting point.
- Compounds with a listed purity of less than 99% have been weight corrected to compensate for impurities and/or salts. A correction factor is used to calculate the amount of compound necessary to achieve the desired concentration of the parent compound in solution.
- Purity of isomeric compounds is reported as the sum of the isomers.
- Purity values are rounded to the nearest whole number.

Certified Uncertainty Value Notes:

- The uncertainties are determined in accordance with ISO 17034 and Guide 35. The certified combined stressed uncertainty value (includes gravimetric uncertainty, homogeneity between-ampul uncertainty, storage stability uncertainty and shipping stability uncertainty and were combined using the following formula:

$$U_{combined\ stressed} = k\sqrt{U^2_{gravimetric} + U^2_{homogeneity} + U^2_{storage\ stability} + U^2_{shipping\ stability}}$$

  k is a coverage factor of 2, which gives a level of confidence of approximately 95%.
- It is important to note that the shipping stability uncertainty was obtained under temperature extremes for specific time intervals; therefore, the certified combined stressed uncertainty value should only be applied to the product if it was stored at non-standard temperature conditions up to and including 7 days. Contact Restek Technical Service at www.restek.com/Contact-Us for use recommendations if your shipment was in-transit for more than 7 days at non-standard temperature conditions.
- Apply the certified combined unstressed uncertainty value if the product was received under standard shipping conditions. Apply the certified combined stressed uncertainty value if the product was received under non-standard conditions as specified below.

Label Conditions	Standard Conditions	Non-Standard Conditions
25°C Nominal (Room Temperature)	< 60°C	≥ 60°C up to 7 days
10°C or colder (Refrigerate)	< 40°C	≥ 40°C up to 7 days
0°C or colder (Freezer) -20°C or colder (Deep Freezer)	< 25°C	≥ 25°C up to 7 days

- Separate (not combined) uncertainty values for gravimetric uncertainty are also displayed on the certificate, if needed, separate homogeneity between-ampul uncertainty, storage stability uncertainty and shipping stability uncertainty values are available by contacting Restek Technical Service at www.restek.com/Contact-Us.
- The packaged amount is the minimum sample size for which uncertainty is valid. The ampules are over-filled to ensure that the minimum packaged amount can be sufficiently transferred.

Manufacturing Notes:

- Concentration is based upon gravimetric preparation using either a balance whose calibration has been verified daily using NIST traceable weights, and/or dilutions with Class A glassware.

Handling Notes:

- Stability of the unopened product, when stored in compliance with the recommended conditions, is guaranteed through the expiration displayed on the product label and certificate. Contact Restek for additional opened product stability information, with the knowledge/understanding that open product stability is subject to the specific handling and environmental conditions to which the product is exposed. For your convenience Restek supplies deactivated vials with most standards packed in 2mL ampules. Larger volume deactivated vials are available through Restek as a custom ordered item. Additionally, Restek sells DMDCS for the purpose of glassware deactivation as catalog number 31861, which includes complete instructions.

125 Market Street
New Haven, CT 06513
USA

AccuStandard®

Tel (203)786-5290
Fax (203)786-5287
www.AccuStandard.com

CERTIFICATE OF ANALYSIS

Catalog No: CLP-AS-10X
Description: Acid Surrogate
Lot: 220031065
Solvent: Methanol
Hazards: *Refer to SDS for complete safety information*

Signal Word: Danger

Date Certified: Mar 6, 2020
Expiration: Mar 6, 2023
Sample Size: 1 mL
Components: 3
Storage Condition: Ambient (>5 °C)

Certified Reference Material

ANAB ACCREDITED REFERENCE MATERIAL PRODUCER AR-1463
ANAB ACCREDITED TESTING LABORATORY AT-1339
ilac-MRA

Component	CAS #	Purity % (GC/MS)	Prepared Concentration[2] (mg/mL)	Certified Analyte Concentration[1] (mg/mL)
2-Fluorophenol	367-12-4	99.8	20.20	20.16
Phenol-d5	4165-62-2	99.9	20.05	20.03
2,4,6-Tribromophenol	118-79-6	99.9	20.19	20.17

ID #: 14527
Opened:
Acid Surrogate
Expires: 3/6/2023
Rec'd: 11/17/2021
Energy Laboratories Inc 1120 So. 27th Street
Billings MT 59107

A product with a suffix (-1A, -2B, etc. or -01, -02, etc.) on its lot number has had its expiration date extended and is identical to the same lot number without the suffix.

[2] All weights are traceable through NIST, Test No. 684/289871-17

[1] Certified Analyte Concentration = Purity x Prepared Concentration.

The Uncertainty associated with the certified concentration reported on this certificate is ±2.4%. This value is the combined expanded uncertainty and represents an estimated standard deviation equal to the positive square root of the total variation of the uncertainty of components. A normal distribution is assumed and a coverage factor of K=2 is chosen using approximately a 95% confidence level.

Labels and certificates follow U.S. Conventions in reporting numerical values: A comma (,) is used to separate units of one-thousand or greater. A period (.) is used as a decimal place marker.

The information on this certificate may not be reproduced without the express permission of the manufacturer. See reverse side for additional information

Hazard Information: Please refer to the SDS for information regarding the hazards associated with using this material.

This product was prepared according to in-house procedures and is guaranteed to be homogeneous.

Certified By: Larry Decker, Organic QC Manager

For use in routine laboratory analysis.

CERTIFIED WEIGHT REPORT

Part Number: 92180
Lot Number: 091521
Description: CLP Semi-Volatile Calibration Standard
64 components
Expiration Date: 091526
Recommended Storage: Freezer (0 °C)
Nominal Concentration (µg/mL): 1000
NIST Test ID#: 6UTB

Solvent: Methylene chloride **Lot#** 104929

Formulated By: Prashant Chauhan 091521 DATE

Reviewed By: Pedro L. Rentas 091521 DATE

Weight(s) shown below were combined and diluted to (mL): 100.0 | 5E-05 Balance Uncertainty | 0.003 Flask Uncertainty

Compound	(RM#) Part Number	Lot Number	Dil. Factor	Initial Vol. (mL)	Initial Conc (ug/mL)	Nominal Conc (µg/mL)	Purity (%)	Uncertainty Purity (%)	Uncertainty Pipette (mL)	Target Weight(g)	Actual Weight(g)	Actual Conc (µg/mL)	Expanded Uncertainty (+/-) (µg/mL)	SDS Information (Solvent Safety Info. On Attached pg.) CAS#	OSHA PEL (TWA)	LD50
1. 2,2'-Oxybis(1-chloropropane)	(0078)	012016AR	NA	NA	NA	1000	98.9	0.2	NA	0.10112	0.10129	1001.7	4.2	108-60-1	N/A	orl-rat 240mg/kg
2. Hexachlorobenzene	(0195)	051697	NA	NA	NA	1000	99	0.2	NA	0.10102	0.10128	1002.6	4.2	118-74-1	N/A	orl-rat 10g/kg
3. bis(2-Chloroethoxy) methane	10111	011214	0.05	5.00	20018.4	1000	NA	NA	0.017	NA	NA	1000.8	8.0	111-91-1	N/A	N/A
4. bis(2-Chloroethyl) ether	10111	011214	0.05	5.00	20012.4	1000	NA	NA	0.017	NA	NA	1000.5	8.0	111-44-4	15 ppm (90mg/m3/8H)(skin)	orl-rat 75mg/kg
5. bis(2-Ethylhexyl) phthalate	10111	011214	0.05	5.00	20014.3	1000	NA	NA	0.017	NA	NA	1000.6	8.0	117-81-7	5mg/m3/8H	orl-rat 30600mg/kg
6. 4-Bromophenyl phenyl ether	10111	011214	0.05	5.00	20008.8	1000	NA	NA	0.017	NA	NA	1000.3	8.0	101-55-3	N/A	N/A
7. Benzyl butyl phthalate	10111	011214	0.05	5.00	20011.3	1000	NA	NA	0.017	NA	NA	1000.5	8.0	85-68-7	N/A	orl-rat 2330mg/kg
8. 4-Chlorophenyl phenyl ether	10111	011214	0.05	5.00	20009.5	1000	NA	NA	0.017	NA	NA	1000.4	8.0	7005-72-3	N/A	N/A
9. Diethyl phthalate	10111	011214	0.05	5.00	20013.6	1000	NA	NA	0.017	NA	NA	1000.6	8.0	84-66-2	5mg/m3/8H	orl-rat 8600mg/kg
10. Dimethyl phthalate	10111	011214	0.05	5.00	20015.7	1000	NA	NA	0.017	NA	NA	1000.7	8.0	131-11-3	5mg/m3/8H	orl-rat 6800mg/kg
11. Di-n-butyl phthalate	10111	011214	0.05	5.00	20011.6	1000	NA	NA	0.017	NA	NA	1000.5	8.0	84-74-2	5mg/m3/8H	orl-rat 8000mg/kg
12. Di-n-octyl phthalate	10111	011214	0.05	5.00	20012.2	1000	NA	NA	0.017	NA	NA	1000.5	8.0	117-84-0	N/A	orl-rat 47000mg/kg
13. N-Nitrosodimethylamine	10111	011214	0.05	5.00	20010.0	1000	NA	NA	0.017	NA	NA	1000.4	8.0	62-75-9	N/A	orl-rat 58mg/kg
14. N-Nitrosodi-n-propylamine	10111	011214	0.05	5.00	20010.5	1000	NA	NA	0.017	NA	NA	1000.4	8.0	621-64-7	N/A	orl-rat 480mg/kg
15. 1,2-Diphenylhydrazine (as Azobenzene)	10112	042820	0.05	5.00	20003.9	1000	NA	NA	0.017	NA	NA	1000.1	8.1	103-33-3	N/A	orl-rat 1000mg/kg
16. 2-Chloronaphthalene	10112	042820	0.05	5.00	20002.3	1000	NA	NA	0.017	NA	NA	1000.0	8.0	91-58-7	N/A	orl-rat 2078mg/kg
17. 1,2-Dichlorobenzene	10112	042820	0.05	5.00	20005.4	1000	NA	NA	0.017	NA	NA	1000.2	8.0	95-50-1	50 ppm (300mg/m3) (CL)	orl-rat 500mg/kg
18. 1,3-Dichlorobenzene	10112	042820	0.05	5.00	20003.7	1000	NA	NA	0.017	NA	NA	1000.1	8.0	541-73-1	N/A	ipr-mus 1062mg/kg
19. 1,4-Dichlorobenzene	10112	042820	0.05	5.00	20005.4	1000	NA	NA	0.017	NA	NA	1000.2	8.0	106-46-7	75 ppm (450mg/m3/8H)	orl-rat 500mg/kg
20. 2,4-Dinitrotoluene	10112	042820	0.05	5.00	20003.3	1000	NA	NA	0.017	NA	NA	1000.1	8.1	121-14-2	1.5mg/m3/8H (skin)	orl-rat 268mg/kg
21. 2,6-Dinitrotoluene	10112	042820	0.05	5.00	20002.4	1000	NA	NA	0.017	NA	NA	1000.0	8.0	606-20-2	1.5mg/m3/8H (skin)	orl-rat 177mg/kg
22. Hexachloro-1,3-butadiene	10112	042820	0.05	5.00	20009.4	1000	NA	NA	0.017	NA	NA	1000.4	12.4	87-68-3	0.02 ppm (0.24mg/m3/8H)	orl-rat 82mg/kg
23. Hexachlorocyclopentadiene	10112	042820	0.05	5.00	20001.8	1000	NA	NA	0.017	NA	NA	1000.0	8.0	77-47-4	0.01 ppm (0.1mg/m3/8H)	orl-rat 1300mg/kg
24. Hexachloroethane	10112	042820	0.05	5.00	20002.4	1000	NA	NA	0.017	NA	NA	1000.0	8.0	67-72-1	1 ppm (10mg/m3/8H)(skin)	orl-gpg 4970mg/kg
25. Isophorone	10112	042820	0.05	5.00	20003.8	1000	NA	NA	0.017	NA	NA	1000.1	8.1	78-59-1	25 ppm	orl-rat 2330mg/kg
26. Nitrobenzene	10112	042820	0.05	5.00	20004.9	1000	NA	NA	0.017	NA	NA	1000.1	8.0	98-95-3	1 ppm (5mg/m3/8H)(skin)	orl-rat 780mg/kg
27. 1,2,4-Trichlorobenzene	10112	042820	0.05	5.00	20002.0	1000	NA	NA	0.017	NA	NA	1000.0	8.0	120-82-1	5 ppm (CL) (40mg/m3)	orl-rat 756mg/kg
28. o-Cresol (2-Methylphenol)	10114	081919	0.05	5.00	20010.2	1000	NA	NA	0.017	NA	NA	1000.4	8.0	95-48-7	5 ppm (22mg/m3/8H)(skin)	orl-rat 121mg/kg
29. p-Cresol (4-Methylphenol)	10114	081919	0.05	5.00	20061.2	1000	NA	NA	0.017	NA	NA	1003.0	8.0	106-44-5	5 ppm (22mg/m3/8H)(skin)	orl-rat 207mg/kg
30. 2,4,5-Trichlorophenol	10114	081919	0.05	5.00	20023.2	1000	NA	NA	0.017	NA	NA	1001.1	8.0	95-95-4	N/A	orl-rat 820mg/kg
31. 4-Chloroaniline	10115	060512	0.05	5.00	20009.6	1000	NA	NA	0.017	NA	NA	1000.4	8.0	106-47-8	N/A	orl-rat 310mg/kg
32. Dibenzofuran	10115	060512	0.05	5.00	20020.2	1000	NA	NA	0.017	NA	NA	1000.9	8.0	132-64-9	N/A	N/A
33. 2-Methylnaphthalene	10115	060512	0.05	5.00	20012.9	1000	NA	NA	0.017	NA	NA	1000.5	8.1	91-57-6	N/A	orl-rat 1630mg/kg
34. 2-Nitroaniline	10115	060512	0.05	5.00	20011.8	1000	NA	NA	0.017	NA	NA	1000.5	8.0	88-74-4	N/A	orl-rat 1600mg/kg
35. 3-Nitroaniline	10115	060512	0.05	5.00	20018.6	1000	NA	NA	0.017	NA	NA	1000.8	8.0	99-09-2	N/A	orl-rat 535mg/kg
36. 4-Nitroaniline	10115	060512	0.05	5.00	20014.9	1000	NA	NA	0.017	NA	NA	1000.6	8.0	100-01-6	1 ppm (6mg/m3/8H)(skin)	orl-rat 750mg/kg
37. 4-Chloro-3-methylphenol	10118	072120	0.05	5.00	20003.9	1000	NA	NA	0.017	NA	NA	1000.1	8.0	59-50-7	N/A	orl-rat 1830mg/kg
38. 2-Chlorophenol	10118	072120	0.05	5.00	20002.9	1000	NA	NA	0.017	NA	NA	1000.0	8.0	95-57-8	N/A	orl-rat 670mg/kg
39. 2,4-Dichlorophenol	10118	072120	0.05	5.00	20003.1	1000	NA	NA	0.017	NA	NA	1000.1	8.0	120-83-2	N/A	orl-rat 580mg/kg
40. 2,4-Dimethylphenol	10118	072120	0.05	5.00	20003.3	1000	NA	NA	0.017	NA	NA	1000.1	8.1	105-67-9	N/A	orl-rat 3200mg/kg
41. 2,4-Dinitrophenol	10118	072120	0.05	5.00	20001.8	1000	NA	NA	0.017	NA	NA	1000.0	8.0	51-28-5	N/A	orl-rat 30mg/kg
42. 4,6-Dinitro-2-methylphenol	10118	072120	0.05	5.00	20002.5	1000	NA	NA	0.017	NA	NA	1000.0	8.0	534-52-1	N/A	N/A
43. 2-Nitrophenol	10118	072120	0.05	5.00	20003.7	1000	NA	NA	0.017	NA	NA	1000.1	8.0	88-75-5	N/A	orl-rat 334mg/kg
44. 4-Nitrophenol	10118	072120	0.05	5.00	20002.0	1000	NA	NA	0.017	NA	NA	1000.0	8.0	100-02-7	N/A	orl-rat 250mg/kg
45. Pentachlorophenol	10118	072120	0.05	5.00	20002.8	1000	NA	NA	0.017	NA	NA	1000.0	8.0	87-86-5	0.5mg/m3/8H (skin)	orl-rat 27mg/kg
46. Phenol	10118	072120	0.05	5.00	20003.9	1000	NA	NA	0.017	NA	NA	1000.1	8.0	108-95-2	5 ppm (19mg/m3/8H)(skin)	orl-rat 317mg/kg
47. 2,4,6-Trichlorophenol	10118	072120	0.05	5.00	20004.2	1000	NA	NA	0.017	NA	NA	1000.1	8.0	88-06-2	N/A	orl-rat 820mg/kg
48. Acenaphthene	10007	042420	0.50	50.00	2001.2	1000	NA	NA	0.018	NA	NA	1000.5	4.1	83-32-9	N/A	ipr-rat 600mg/kg
49. Acenaphthylene	10007	042420	0.50	50.00	2000.2	1000	NA	NA	0.018	NA	NA	1000.0	4.2	208-96-8	N/A	N/A
50. Anthracene	10007	042420	0.50	50.00	2000.3	1000	NA	NA	0.018	NA	NA	1000.1	4.1	120-12-7	0.2mg/m3 (8H)	ipr-mus 430mg/kg
51. Benzo(a)anthracene	10007	042420	0.50	50.00	2001.3	1000	NA	NA	0.018	NA	NA	1000.6	4.2	56-55-3	N/A	N/A
52. Benzo(a)pyrene	10007	042420	0.50	50.00	2000.0	1000	NA	NA	0.018	NA	NA	999.9	4.1	50-32-8	0.2mg/m3 (8H)	scu-rat 50mg/kg
53. Benzo(b)fluoranthene	10007	042420	0.50	50.00	2000.9	1000	NA	NA	0.018	NA	NA	1000.4	4.1	205-99-2	N/A	N/A
54. Benzo(k)fluoranthene	10007	042420	0.50	50.00	2001.2	1000	NA	NA	0.018	NA	NA	1000.5	4.1	207-08-9	N/A	N/A
55. Benzo(g,h,i)perylene	10007	042420	0.50	50.00	2000.0	1000	NA	NA	0.018	NA	NA	999.9	4.1	191-24-2	N/A	N/A
56. Carbazole	10007	042420	0.50	50.00	2000.3	1000	NA	NA	0.018	NA	NA	1000.0	4.2	86-74-8	N/A	ipr-mus 200mg/kg
57. Chrysene	10007	042420	0.50	50.00	2000.8	1000	NA	NA	0.018	NA	NA	1000.3	4.2	218-01-9	0.2mg/m3	N/A
58. Dibenzo(a,h)anthracene	10007	042420	0.50	50.00	2000.8	1000	NA	NA	0.018	NA	NA	1000.3	4.2	53-70-3	0.2mg/m3	N/A
59. Fluoranthene	10007	042420	0.50	50.00	2000.3	1000	NA	NA	0.018	NA	NA	1000.1	4.2	206-44-0	N/A	orl-rat 2000mg/kg
60. Fluorene	10007	042420	0.50	50.00	2000.9	1000	NA	NA	0.018	NA	NA	1000.3	4.2	86-73-7	N/A	ipr-mus 2 g/kg
61. Indeno(1,2,3-cd)pyrene	10007	042420	0.50	50.00	2000.1	1000	NA	NA	0.018	NA	NA	1000.0	4.1	193-39-5	N/A	N/A
62. Naphthalene	10007	042420	0.50	50.00	2000.9	1000	NA	NA	0.018	NA	NA	1000.4	4.1	91-20-3	10 ppm (50mg/m3/8H)	orl-rat 490mg/kg
63. Phenanthrene	10007	042420	0.50	50.00	2000.9	1000	NA	NA	0.018	NA	NA	1000.4	4.1	85-01-8	0.2mg/m3/8H	orl-mus 700mg/kg
64. Pyrene	10007	042420	0.50	50.00	2001.0	1000	NA	NA	0.018	NA	NA	1000.4	4.2	129-00-0	0.2mg/m3/8H	orl-rat 2700mg/kg

- The certified value is the concentration calculated from gravimetric and volumetric measurements unless otherwise stated.
- Standards are prepared gravimetrically using balances that are calibrated with weights traceable to NIST (see above).
- Standards are certified (+/-) 0.5% of the stated value, unless otherwise stated.
- All Standards, after opening ampule, should be stored with caps tight and under appropriate laboratory conditions.
- Uncertainty Reference: Taylor, B.N. and Kuyat, C.E., "Guidelines for Evaluating and Expressing the Uncertainty of NIST Measurement Result," NIST Technical Note 1297, U.S. Government Printing Office, Washington, DC, (1994).

ID #: 14546
Opened:
CLP Semi-volatile calibration standard
Expires: 9/15/2026
Rec'd: 11/23/2021
Energy Laboratories Inc 1120 So. 27th Street
Billings MT 59107

Method GC8MSD-2.M: Column:SBB-5 (30m X 0.25mm ID X 0.25µm film thickness) Temp 1 = 50°C (1min.), Temp 2 = 300°C (14 min.), Rate = 10°C/min., Injector B= 250°C, Detector B = 290°C, Split Ratio = 100:1, Scan Rate = 2. Analysis performed by Melissa Stonier.



Peak No	Name	MSD RT (min.)
1	N-nitrosodimethylamine	2.67
2	Phenol	6.05
3	bis(2-Chloroethyl)ether	6.20
4	2-Chlorophenol	6.26
5	1,3-Dichlorobenzene	6.55
6	1,4-Dichlorobenzene	6.63
7	1,2-Dichlorobenzene	7.04
8	o-Cresol (2-methylphenol)	7.29
9	bis(2-Chloroisopropyl)ether	7.34
10	p-Cresol (4-methylphenol)/N-nitrosodi-n-propylamine	7.63
11	Hexachloroethane	7.70
12	Nitrobenzene	7.92
13	Isophorone	8.49
14	2-Nitrophenol	8.66
15	2,4-Dimethylphenol	8.84
16	bis(2-Chloroethoxy)methane	9.07
17	2,4-Dichlorophenol	9.22
18	1,2,4-Trichlorobenzene	9.41
19	Naphthalene	9.54
20	4-Chloroaniline	9.76
21	Hexachloro-1,3-butadiene	10.03
22	4-Chloro-3-methylphenol	11.02
23	2-Methylnaphthalene	11.24
24	Hexachlorocyclopentadiene	11.84
25	2,4,6-Trichlorophenol	12.04
26	2,4,5-Trichlorophenol	12.13
27	2-Chloronaphthalene	12.45
28	2-Nitroaniline	12.84
29	Dimethyl phthalate	13.45
30	Acenaphthylene	13.50
31	2,6-Dinitrotoluene	13.59
32	3-Nitroaniline	13.91
33	Acenaphthene	13.99
34	2,4-Dinitrophenol	14.16
35	Dibenzofuran/4-Nitrophenol	14.40
36	2,4-Dinitrotoluene	14.57
37	Diethyl phthalate/Fluorene	15.22
38	4-Chlorophenyl phenyl ether	15.33
39	4-Nitroaniline	15.52
40	4,6-Dinitro-2-methylphenol	15.60
41	Azobenzene	15.73
42	4-Bromophenyl phenyl ether	16.56
43	Hexachlorobenzene	16.89
44	Pentachlorophenol	13.35
45	Phenanthrene	17.70
46	Anthracene	17.82
47	Carbazole	18.27
48	Di-n-butyl phthalate	19.45
49	Fluoranthene	20.75
50	Pyrene	21.31
51	Benzyl butyl phthalate	23.23
52	Benzo(a)anthracene	24.40
53	Chrysene	24.51
54	bis(2-Ehtylhexyl)phthalate	24.82
55	Di-n-octyl phthalate	26.30
56	Benzo(b)fluoranthene	27.07
57	Benzo(k)fluoranthene	27.15
58	Benzo(a)pyrene	27.92
59	Indeno(1,2,3-cd)pyrene/Dibenzo(a,h)anthracene	31.68
60	Benzo(g,h,i)perylene	32.61

Analytical RunID SV5975.I_220207A Standards Traceability Report

Spike ID: sv100418
Spike Name: BNA mix 200 ug/mL
Prep Date: 6/2/2021
Exp Date: 3/31/2022
Department: GCMSSEMI
Vendor:
Lot Number:
Balance ID:
Comments:

Type: Secondary
Prep By: John P. Heine
Status: New
Final Volume: 1.5 mL

Chemical/Solvent Used	Bottle No	Amt	Units	Expires
Dichloromethane EA342	13510	0.51	mL	3/31/2022

Stock Source	Base Units	Amount Added
sv82908	ug/mL	0.03 mL
sv83301	ug/mL	0.15 mL
sv83120	ug/mL	0.15 mL
sv83419	ug/mL	0.15 mL
sv82917	ug/mL	0.15 mL
sv83410	ug/mL	0.15 mL
sv83407	ug/mL	0.06 mL
sv83201	ug/mL	0.15 mL

Analytical RunID SV5975.I_220207A Standards Traceability Report

Spike ID: sv100506
Spike Name: BNA low 50 ug/mL
Prep Date: 6/2/2021
Exp Date: 3/31/2022
Department: GCMSSEMI
Vendor:
Lot Number:
Balance ID:
Comments:

Type: Secondary
Prep By: John P. Heine
Status: New
Final Volume: 0.8 mL

Chemical/Solvent Used	Bottle No	Amt	Units	Expires
Dichloromethane EA342	13510	0.6	mL	3/31/2022

Stock Source	Base Units	Amount Added
sv100418	ug/mL	0.2 mL

Analytical RunID SV5975.I_220207A Standards Traceability Report

Spike ID: sv100703
Spike Name: BNA Internals 2000 ug/mL
Prep Date: 12/9/2021
Exp Date: 5/31/2022
Department: GCMSSEMI
Vendor: Chemservice
Lot Number: 8443500
Balance ID:
Comments:

Type: Secondary
Prep By: John P. Heine
Status: New
Final Volume: 2.12 mL

Chemical/Solvent Used	Bottle No	Amt	Units	Expires
Dichloromethane EA342	13510	1.06	mL	5/31/2022

Stock Source	Base Units	Amount Added
sv83403	ug/mL	1.06 mL

Analytical RunID SV5975.I_220207A Standards Traceability Report

Spike ID: sv100801
Spike Name: BNA 2nd source 200ug/mL
Prep Date: 1/17/2022
Exp Date: 10/1/2022
Department: GCMSSEMI
Vendor:
Lot Number:
Balance ID:
Comments:

Type: Secondary
Prep By: John P. Heine
Status: New
Final Volume: 1 mL

Chemical/Solvent Used	Bottle No	Amt	Units	Expires
Dichloromethane EA342	13510	540	uL	10/1/2022

Stock Source	Base Units	Amount Added
sv83514	ug/mL	0.1 mL
sv82702	ug/mL	0.02 mL
sv83218	ug/mL	0.1 mL
sv83512	ug/mL	0.2 mL
sv83411	ug/mL	0.04 mL

Analytical RunID SV5975.I_220207A Standards Traceability Report

Standard ID: sv82702
Standard Name: AE Surr
Prep Date: 8/28/2018
Exp Date: 4/30/2023
Department: GCMSPR
Vendor: Restek
Lot Number: A0137474
Balance ID:
Comments:

Type: Primary
Prep By: Craig A. Bardelli
Status: New
Final Volume: mL

Chemical/Solvent Used	Bottle No	Amt	Units	Expires
Acid Surrogate Standard Mix (4/89)	10707	1	mL	4/30/2023

Stock Source	Base Units	Amount Added

Analytical RunID SV5975.I_220207A Standards Traceability Report

Spike ID: sv82908
Spike Name: AE surr
Prep Date: 4/10/2019
Exp Date: 3/31/2022
Department: GCMSSEMI
Vendor: Sigma-Aldrich
Lot Number: LRAC2239
Balance ID:
Comments:

Type: Primary
Prep By: Sean McGrew
Status: New
Final Volume: mL

Chemical/Solvent Used	Bottle No	Amt	Units	Expires
EPA 8270 Acids Surrogate Spike Mix HC	11383		mL	3/31/2022

Stock Source	Base Units	Amount Added

Analytical RunID SV5975.I_220207A Standards Traceability Report

Spike ID: sv82917
Spike Name: BNA Custom for Cal
Prep Date: 6/3/2019
Exp Date: 5/28/2023
Department: GCMSSEMI
Vendor: AccuStandard
Lot Number: 219051432
Balance ID:
Comments: Date prepaired is date received (10 1mL ampules) - recert from 6/21/21 to 5/28/23

Type: Primary
Prep By: John P. Heine
Status: New
Final Volume: 1 mL

Chemical/Solvent Used	Bottle No	Amt	Units	Expires
Custom BNA Mix	11547	1	mL	5/28/2023

Stock Source	Base Units	Amount Added

Analytical RunID SV5975.I_220207A Standards Traceability Report

Spike ID: sv83120
Spike Name: BN mix
Prep Date: 3/12/2020
Exp Date: 1/31/2023
Department: GCMSSEMI
Vendor: Sigma-Aldrich
Lot Number: LRAC4915
Balance ID:
Comments:

Type: Primary
Prep By: Sean McGrew
Status: New
Final Volume: 1 mL

Chemical/Solvent Used	Bottle No	Amt	Units	Expires
TCL Base-Neutrals Mix	12503	1	mL	1/31/2023

Stock Source	Base Units	Amount Added

Analytical RunID SV5975.I_220207A Standards Traceability Report

Spike ID: sv83201
Spike Name: Phenols mix
Prep Date: 3/17/2020
Exp Date: 1/31/2028
Department: GCMSSEMI
Vendor: Restek
Lot Number: A0157111
Balance ID:
Comments:

Type: Primary
Prep By: Sean McGrew
Status: New
Final Volume: 1 mL

Chemical/Solvent Used	Bottle No	Amt	Units	Expires
604 Phenols Calibration Mix	12512		mL	1/31/2028

Stock Source	Base Units	Amount Added

Analytical RunID SV5975.I_220207A Standards Traceability Report

Spike ID: sv83218
Spike Name: Benzidines
Prep Date: 7/7/2020
Exp Date: 5/1/2024
Department: GCMSSEMI
Vendor: AccuStandard
Lot Number: 220041353
Balance ID:
Comments: 2000 ug/mL 12839

Type: Primary
Prep By: John P. Heine
Status: New
Final Volume: 1 mL

Chemical/Solvent Used	Bottle No	Amt	Units	Expires
Benzidine & 3,3'-Dichlorobenzidine	12839	1	mL	5/1/2024

Stock Source	Base Units	Amount Added

Analytical RunID SV5975.I_220207A Standards Traceability Report

Spike ID: sv83301
Spike Name: PAH Mix
Prep Date: 7/13/2020
Exp Date: 9/30/2022
Department: GCMSSEMI
Vendor: Sigma-Aldrich
Lot Number: LRAC3877
Balance ID:
Comments: 4 x 1mlL

Type: Primary
Prep By: John P. Heine
Status: New
Final Volume: 6 mL

Chemical/Solvent Used	Bottle No	Amt	Units	Expires
TCL PAH Mix	12846	6	mL	9/30/2022

Stock Source	Base Units	Amount Added

Analytical RunID SV5975.I_220207A Standards Traceability Report

Spike ID: sv83403
Spike Name: BNA Internals 4000ug/mL
Prep Date: 12/29/2020
Exp Date: 5/31/2022
Department: GCMSSEMI
Vendor: Chemservice
Lot Number: 10051700
Balance ID:
Comments:

Type: Primary
Prep By: John P. Heine
Status: New
Final Volume: 8 mL

Chemical/Solvent Used	Bottle No	Amt	Units	Expires
Mixture #8-Internal Standards	13372	8	mL	5/31/2022

Stock Source	Base Units	Amount Added

Analytical RunID SV5975.I_220207A Standards Traceability Report

Standard ID: sv83407
Standard Name: BN Surr 5000 ug/mL
Prep Date: 12/14/2020
Exp Date: 10/31/2026
Department: GCMSSEMI
Vendor: Restek
Lot Number: A0166081
Balance ID:
Comments:

Type: Primary
Prep By: John P. Heine
Status: New
Final Volume: 5 mL

Chemical/Solvent Used	Bottle No	Amt	Units	Expires
B/N Surrogate Mix (4/89 SOW)	13328	1	mL	10/31/2026

Stock Source	Base Units	Amount Added

Analytical RunID SV5975.I_220207A Standards Traceability Report

Spike ID: sv83410
Spike Name: H.S. Mix
Prep Date: 4/7/2021
Exp Date: 2/28/2024
Department: GCMSSEMI
Vendor: Sigma-Aldrich
Lot Number: LRAC9004
Balance ID:
Comments: 2000 ug/mL

Type: Primary
Prep By: Sean McGrew
Status: New
Final Volume: mL

Chemical/Solvent Used	Bottle No	Amt	Units	Expires
EPA TCL Hazardous Substances Mix (12 cmpds)	13691		mL	2/28/2024

Stock Source	Base Units	Amount Added

Analytical RunID SV5975.I_220207A Standards Traceability Report

Spike ID: sv83411
Spike Name: BN surr
Prep Date: 4/7/2021
Exp Date: 11/20/2026
Department: GCMSSEMI
Vendor: Restek
Lot Number: A6167670
Balance ID:
Comments: 5000 ug/mL

Type: Primary
Prep By: Sean McGrew
Status: New
Final Volume: mL

Chemical/Solvent Used	Bottle No	Amt	Units	Expires
B/N Surrogate Mix (4/89 SOW)	13666		mL	11/20/2026

Stock Source	Base Units	Amount Added

Analytical RunID SV5975.I_220207A Standards Traceability Report

Spike ID: sv83419
Spike Name: Benzidines CAL 2000ug/mL
Prep Date: 5/18/2021
Exp Date: 4/30/2023
Department: GCMSSEMI
Vendor: Agilent
Lot Number: 0006592783
Balance ID:
Comments: 2000 ug/mL

Type: Primary
Prep By: John P. Heine
Status: New
Final Volume: 1 mL

Chemical/Solvent Used	Bottle No	Amt	Units	Expires
Benzidines Standard	13854	1	mL	4/30/2023

Stock Source	Base Units	Amount Added

Analytical RunID SV5975.I_220207A Standards Traceability Report

Spike ID: sv83512
Spike Name: 625 LCS Spk
Prep Date: 7/30/2021
Exp Date: 2/2/2026
Department: GCMSPR
Vendor: Absolute Standards
Lot Number: 020221
Balance ID:
Comments: 12x1mL ampules

Type: Primary
Prep By: Ryan F. Benge
Status: Open
Final Volume: 1 mL

Chemical/Solvent Used	Bottle No	Amt	Units	Expires
CLP Semivolatile Calibration Standard	14074	1	mL	2/2/2026

Stock Source	Base Units	Amount Added

Analytical RunID SV5975.I_220207A Standards Traceability Report

Spike ID: sv83514
Spike Name: Additionals
Prep Date: 9/22/2021
Exp Date: 10/1/2022
Department: GCMSPR
Vendor: AccuStandard
Lot Number: 22002155-02
Balance ID:
Comments: 12x1mL ampules

Type: Primary
Prep By: Ryan F. Benge
Status: Open
Final Volume: 1 mL

Chemical/Solvent Used	Bottle No	Amt	Units	Expires
Custom Semi-Volatile Standard	14279	1	mL	10/1/2022

Stock Source	Base Units	Amount Added

RESTEK
110 Benner Circle
Bellefonte, PA 16823-8812
Tel: (800)356-1688
Fax: (814)353-1309

www.restek.com

CERTIFIED REFERENCE MATERIAL

Certificate of Analysis

ACCREDITED ISO 17034 Accredited Reference Material Producer Certificate #3222.01

ACCREDITED ISO/IEC 17025 Accredited Testing Laboratory Certificate #3222.02

FOR LABORATORY USE ONLY-READ SDS PRIOR TO USE.

This Reference Material is intended for Laboratory Use Only as a standard for the qualitative and/or quantitative determination of the analyte(s) listed.

Catalog No. : 31063 **Lot No.:** A0137474

Description : Acid Surrogate Standard Mix (4/89)

Acid Surrogate Standard Mix (4/89) 10,000 µg/mL, Methanol, 1mL/ampul

Container Size : 2 mL **Pkg Amt:** > 1 mL

Expiration Date : April 30, 2023 **Storage:** 10°C or colder

CERTIFIED VALUES

Elution Order	Compound		Grav. Conc. (weight/volume)	Expanded Uncertainty (95 % C.L.; K=2)		
1	2-Fluorophenol		10,046.4 µg/mL	+/- 58.8239	µg/mL	Gravimetric
	CAS # 367-12-4	(Lot STBD7945V)		+/- 293.2702	µg/mL	Unstressed
	Purity 99%			+/- 355.8400	µg/mL	Stressed
2	Phenol-d6		10,023.6 µg/mL	+/- 58.6904	µg/mL	Gravimetric
	CAS # 13127-88-3	(Lot PR-27801)		+/- 292.6047	µg/mL	Unstressed
	Purity 99%			+/- 355.0324	µg/mL	Stressed
3	2,4,6-Tribromophenol		10,057.2 µg/mL	+/- 58.8871	µg/mL	Gravimetric
	CAS # 118-79-6	(Lot 29699MJV)		+/- 293.5855	µg/mL	Unstressed
	Purity 99%			+/- 356.2225	µg/mL	Stressed

Solvent: Methanol
CAS # 67-56-1
Purity 99%

ID #: 10707
Opened:
Acid Surrogate Standard Mix (4/89)
Expires: 4/30/2023
Rec'd: 8/24/2018
Energy Laboratories Inc 1120 So 27th Street
Billings MT 59107

Certificate of Analysis

EPA 8270 ACIDS SURROGATE SPIKE MIX HC,1X1ML,10MG/ML,METHANOL

Certified Reference Material

Description

Product ID 47260-U
Lot LRAC2239
Expiration Date March 2022
Manufacturing Date March 2019
Storage Conditions Room Temperature
Solvent/Matrix METHANOL

Certified Values

Analyte	*Units*	*Certified Value* [1,4]	*Raw Material Purity,%*	*Analytical Value*	*Elution order*	*Raw Material Lot*	*CAS*
2-FLUOROPHENOL	µg/mL	9930 ± 288	99.9	10037	1	LB92543	367-12-4
PHENOL-D6	µg/mL	9930 ± 290	99.4	9900	2	LB91168	13127-88-3
2,4,6-TRIBROMOPHENOL	µg/mL	9930 ± 318	99.7	9900	3	LB81262	118-79-6

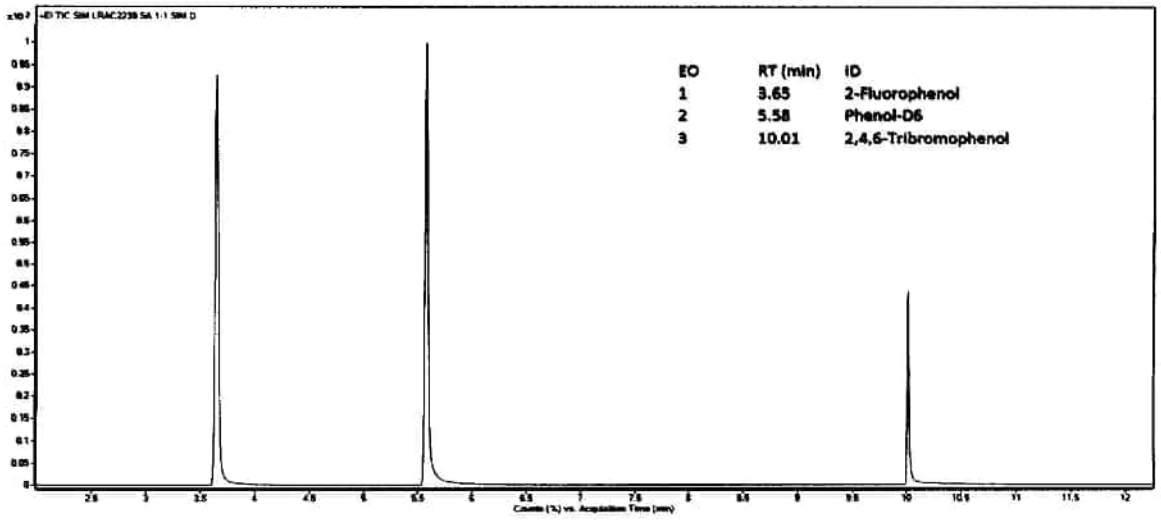

Additional Information:
Analytical Method Parameters:

Column: SLB-5MS, 30 m x 0.25 mm x 0.25 µm df , Flow: 1.0 ml/min
Inlet: 200 °C, Injection Mode: Split, 60:1
80 °C (5 min) to 250 °C (3 min) at 40 °C /min
Detector: MSD, SIM, Transfer line: 250 °C
Injection Volume: 0.5 µL

ID #: 11383
Opened:_____
EPA 8270 Acids Surrogate Spike Mix HC
Expires: 3/31/2022
Rec'd: 4/10/2019
Energy Laboratories Inc 1120 So. 27th Street
Billings MT 59107

ANAB ACCREDITED REFERENCE MATERIAL PRODUCER
ANAB ACCREDITED TESTING LABORATORY

SIGMA-ALDRICH®
2931 Soldier Springs Rd. Laramie, Wyoming 82070 USA
307-742-5452
rtctechgroup@sial.com www.sigma-aldrich.com

125 Market Street
New Haven, CT 06513
USA

AccuStandard® Inc.

Tel (203)786-5290
Fax (203)786-5287
www.AccuStandard.com

CERTIFICATE OF ANALYSIS

Catalog No: S-6237A-R1
Description: Custom BNA Mix
Lot: 219051432-01
Solvent: Dichloromethane
Hazards: *Refer to SDS for complete safety information*

Signal Word: Warning

Date Certified: Apr 28, 2021
Expiration: May 28, 2023
Sample Size: 1 mL
Components: 6
Storage Condition: Ambient (>5 °C)

Certified Reference Material

ANAB ACCREDITED AR-1463 ANAB ACCREDITED AT-1339 ilac-MRA

Component	CAS #	Purity % (GC/MS)	Prepared Concentration[2] (µg/mL)	Certified Analyte Concentration[1] (µg/mL)
4-Chloro-2-methylphenol	1570-64-5	97.0	2064*	2002
4-Chlorophenol	106-48-9	98.6	2012	1984
1-Methylnaphthalene	90-12-0	99.7	2016	2010
Pyridine	110-86-1	98.7	2003	1977
o-Terphenyl	84-15-1	99.9	2003	2001
Triallate	2303-17-5	99.9	2013	2011

ID #: 11547
Opened:
Custom BNA Mix
Expires: 5/28/2023
Rec'd: 5/31/2019
Energy Laboratories Inc 1120 So. 27th Street
Billings MT 59107

* Weight compensated to 100% purity.

A product with a suffix (-1A, -2B, etc. or -01, -02, etc.) on its lot number has had its expiration date extended and is identical to the same lot number without the suffix.

[2] All weights are traceable through NIST, Test No. 684/289871-17

[1] Certified Analyte Concentration = Purity x Prepared Concentration.

The Uncertainty associated with the certified concentration reported on this certificate is ±2.4%. This value is the combined expanded uncertainty and represents an estimated standard deviation equal to the positive square root of the total variation of the uncertainty of components. A normal distribution is assumed and a coverage factor of K=2 is chosen using approximately a 95% confidence level.

Labels and certificates follow U.S. Conventions in reporting numerical values: A comma (,) is used to separate units of one-thousand or greater. A period (.) is used as a decimal place marker.

The information on this certificate may not be reproduced without the express permission of the manufacturer. See reverse side for additional information

Hazard Information: Please refer to the SDS for information regarding the hazards associated with using this material.

This product was prepared according to in-house procedures and is guaranteed to be homogeneous.

Certified By: Larry Decker, Organic QC Manager

For use in routine laboratory analysis.

Certificate of Analysis

TCL BASE-NEUTRALS MIX,1X1ML,2000UG/ML,DICHLOROMETHANE

Certified Reference Material

Description

Product ID 47991-U
Lot LRAC4915
Expiration Date January 2023
Manufacturing Date January 2020
Storage Conditions Refrigerate
Solvent/Matrix DICHLOROMETHANE

Certified Values

Analyte	Certified Value [1,4]	Units	Raw Material Purity,%	Elution order	Raw Material Lot	CAS
N-NITROSODIMETHYLAMINE	1999 ± 39	µg/mL	98.1	1	11-RFS-142-1	62-75-9
BIS (2-CHLOROETHYL) ETHER	2003 ± 42	µg/mL	99.4	2	06413MS	111-44-4
1,3-DICHLOROBENZENE	2001 ± 47	µg/mL	99.6	3	11221HC	541-73-1
1,4-DICHLOROBENZENE	2000 ± 66	µg/mL	99.9	4	MKBG7690V	106-46-7
1,2-DICHLOROBENZENE	2005 ± 65	µg/mL	99.4	5	LB58923	95-50-1
BIS (2-CHLOROISOPROPYL) ETHER	2000 ± 45	µg/mL	96.7	6	LC19632	108-60-1
N-NITROSODI-N-PROPYLAMINE	2001 ± 36	µg/mL	100.0	7	2D5VJ-PB	621-64-7
HEXACHLOROETHANE	2000 ± 125	µg/mL	99.9	8	12719AO	67-72-1
NITROBENZENE	2000 ± 53	µg/mL	99.9	9	LB47070	98-95-3
ISOPHORONE	1999 ± 34	µg/mL	99.5	10	LC14006	78-59-1
BIS (2-CHLOROETHOXY) METHANE	2000 ± 33	µg/mL	98.7	11	LB46081	111-91-1
1,2,4-TRICHLOROBENZENE	2003 ± 91	µg/mL	99.9	12	447	120-82-1
HEXACHLOROBUTADIENE	1999 ± 97	µg/mL	97.2	13	MKCG6212	87-68-3
HEXACHLOROCYCLOPENTADIENE	2001 ± 111	µg/mL	96.0	14	LB95525	77-47-4
2-CHLORONAPHTHALENE	2000 ± 120	µg/mL	99.9	15	LC11403	91-58-7
DIMETHYL PHTHALATE	2006 ± 44	µg/mL	99.9	16	LB30494	131-11-3
2,6-DINITROTOLUENE	2000 ± 91	µg/mL	99.2	17	11231AN	606-20-2
2,4-DINITROTOLUENE	2000 ± 71	µg/mL	98.9	18	12316HF	121-14-2
DIETHYL PHTHALATE	1998 ± 51	µg/mL	99.9	19	207	84-66-2
4-CHLOROPHENYLPHENYL ETHER	2006 ± 52	µg/mL	99.3	20	JS00081	7005-72-3
N-NITROSODIPHENYLAMINE	2000 ± 72	µg/mL	95.5	21	LC07185	86-30-6
AZOBENZENE	2000 ± 48	µg/mL	98.2	22	BCBS6535V	103-33-3
4-BROMOPHENYLPHENYL ETHER	2006 ± 48	µg/mL	99.0	23	05916LS	101-55-3

ANAB ACCREDITED

ID #: 12503
Opened:
TCL Base-Neutrals Mix
Expires: 1/31/2023
Rec'd: 3/12/2020
Energy Laboratories Inc 1120 So 27th Street
Billings MT 59107

SIGMA-ALDRICH
2931 Soldier Springs Rd. Laramie, Wyoming 82070 USA
800-325-5832
TechService@millipore sigma.com www.sigma-aldrich.com

RESTEK
110 Benner Circle
Bellefonte, PA 16823-8812
Tel: (800)356-1688
Fax: (814)353-1309

www.restek.com

CERTIFIED REFERENCE MATERIAL

Certificate of Analysis

ACCREDITED ISO 17034 Accredited Reference Material Producer Certificate #3222.01

ACCREDITED ISO/IEC 17025 Accredited Testing Laboratory Certificate #3222.02

FOR LABORATORY USE ONLY-READ SDS PRIOR TO USE.

This Reference Material is intended for Laboratory Use Only as a standard for the qualitative and/or quantitative determination of the analyte(s) listed.

Catalog No. : 31029 **Lot No.:** A0157111

Description : 604 Phenols Calibration Mix

604 Calibration Std Phenols 2000µg/mL, Methanol, 1mL/ampul

Container Size : 2 mL **Pkg Amt:** > 1 mL

Expiration Date : January 31, 2028 **Storage:** 10°C or colder

ID #: 12512
Opened:
604 Phenols Calibration Mix
Expires: 1/31/2028
Rec'd: 3/17/2020
Energy Laboratories Inc 1120 So. 27th Street
Billings MT 59107

CERTIFIED VALUES

Elution Order	Compound	Grav. Conc. (weight/volume)	Expanded Uncertainty (95% C.L., K=2)	
1	Phenol **CAS #** 108-95-2 (Lot SHBF9719V) **Purity** 99%	2,004.0 µg/mL	+/- 11.9032 µg/mL +/- 58.5341 µg/mL +/- 71.0092 µg/mL	Gravimetric Unstressed Stressed
2	2-Chlorophenol **CAS #** 95-57-8 (Lot STBH7290) **Purity** 99%	2,000.0 µg/mL	+/- 11.8794 µg/mL +/- 58.4173 µg/mL +/- 70.8674 µg/mL	Gravimetric Unstressed Stressed
3	2-Nitrophenol **CAS #** 88-75-5 (Lot BCBH7602V) **Purity** 99%	2,000.0 µg/mL	+/- 11.8794 µg/mL +/- 58.4173 µg/mL +/- 70.8674 µg/mL	Gravimetric Unstressed Stressed
4	2,4-Dimethylphenol **CAS #** 105-67-9 (Lot 10165155) **Purity** 99%	2,000.0 µg/mL	+/- 11.8794 µg/mL +/- 58.4173 µg/mL +/- 70.8674 µg/mL	Gravimetric Unstressed Stressed
5	2,4-Dichlorophenol **CAS #** 120-83-2 (Lot BCBJ8113V) **Purity** 99%	2,004.0 µg/mL	+/- 11.9032 µg/mL +/- 58.5341 µg/mL +/- 71.0092 µg/mL	Gravimetric Unstressed Stressed
6	4-Chloro-3-methylphenol **CAS #** 59-50-7 (Lot STBC7309V) **Purity** 99%	2,004.0 µg/mL	+/- 11.9032 µg/mL +/- 58.5341 µg/mL +/- 71.0092 µg/mL	Gravimetric Unstressed Stressed
7	2,4,6-Trichlorophenol **CAS #** 88-06-2 (Lot STBH7520) **Purity** 99%	2,002.0 µg/mL	+/- 11.8913 µg/mL +/- 58.4757 µg/mL +/- 70.9383 µg/mL	Gravimetric Unstressed Stressed

125 Market Street
New Haven, CT 06513
USA

AccuStandard®

Tel (203)786-5290
Fax (203)786-5287
www.AccuStandard.com

CERTIFICATE OF ANALYSIS

Catalog No: Z-014F
Description: Benzidine & 3,3'-Dichlorobenzidine
Lot: 220041353
Solvent: Methanol
Hazards: *Refer to SDS for complete safety information*

Signal Word: Danger

Date Certified: May 1, 2020
Expiration: May 1, 2024
Sample Size: 1 mL
Components: 2
Storage Condition: Ambient (>5 °C)

Certified Reference Material

ANAB ACCREDITED ISO 17034 REFERENCE MATERIAL PRODUCER AR-1463
ANAB ACCREDITED ISO/IEC 17025 TESTING LABORATORY AT-1339
ilac-MRA

Component	CAS #	Purity % (GC/MS)	Prepared Concentration² (µg/mL)	Certified Analyte Concentration¹ (µg/mL)
Benzidine **	92-87-5	99.9	2004	2002
3,3'-Dichlorobenzidine **	91-94-1	100.0	2001	2001

ID #: 12839
Opened:_____
Benzidine & 3,3'-Dichlorobenzidine
Expires: 5/1/2024
Rec'd: 7/7/2020
Energy Laboratories Inc 1120 So. 27th Street
Billings MT 59107

**Benzidine and 3,3'-Dichlorobenzidine are subject to oxidative degradation

**Benzidine and 3,3'-Dichlorobenzidine are subject to oxidative degredation

A product with a suffix (-1A, -2B, etc. or -01, -02, etc.) on its lot number has had its expiration date extended and is identical to the same lot number without the suffix.

² All weights are traceable through NIST, Test No. 684/289871-17

¹ Certified Analyte Concentration = Purity x Prepared Concentration.

The Uncertainty associated with the certified concentration reported on this certificate is ±2.4%. This value is the combined expanded uncertainty and represents an estimated standard deviation equal to the positive square root of the total variation of the uncertainty of components. A normal distribution is assumed and a coverage factor of K=2 is chosen using approximately a 95% confidence level.

Labels and certificates follow U.S. Conventions in reporting numerical values: A comma (,) is used to separate units of one-thousand or greater. A period (.) is used as a decimal place marker.

The information on this certificate may not be reproduced without the express permission of the manufacturer. See reverse side for additional information

Certified By: _____
Larry Decker, Organic QC Manager

For use in routine laboratory analysis.

AccuStandard is accredited to ISO 17034, ISO/IEC 17025 and certified to ISO 9001:2015

125 Market Street
New Haven, CT 06513
USA

AccuStandard®

Tel (203)786-5290
Fax (203)786-5287
www.AccuStandard.com

CERTIFICATE OF ANALYSIS

Catalog No: Z-014F
Description: Benzidine & 3,3'-Dichlorobenzidine
Lot: 220041353
Solvent: Methanol

Date Certified: May 1, 2020
Expiration: May 1, 2024
Sample Size: 1 mL
Components: 2

T-TEST

AccuStandard, Inc.
Statistical Report for CLP (SOW 1991)
1-May-2020

QR-QCO-003 rev. 1/16

Peak #	Component	Z-014F 220041353 Run #1	Run #2	Run #3	Run #4	Mean	Std Dev	% RSD	Z-014F 220031213 Run #1	Run #2	Run #3	Run #4	Mean	Std Dev	% RSD	NOTES: L-025 test	CI	Component	CI	# of Runs	10 % error check of Conc. means
1	Benzidine (92-87-5)	90	83	79	75	83	5.45	6.60%	84	84	80	76	81	3.83	4.73%	0.45	20.7		21.9	4	2000	2 %
2	3,3'-Dichlorobenzidine (91-94-1)	104	96	93	91	96	5.72	5.95%	98	99	94	89	95	4.27	4.51%	0.55	20.9		15.8	4	2000	1 %

AccuStandard

For use in routine laboratory analysis.

AccuStandard is accredited to ISO 17034, ISO/IEC 17025 and certified to ISO 9001:2015

QR-ORG/INO-001
Rev. 5/18

125 Market Street
New Haven, CT 06513
USA

AccuStandard®

Tel (203)786-5290
Fax (203)786-5287
www.AccuStandard.com

CERTIFICATE OF ANALYSIS

Catalog No: Z-014F
Description: Benzidine & 3,3'-Dichlorobenzidine
Lot: 220041353
Solvent: Methanol

Date Certified: May 1, 2020
Expiration: May 1, 2024
Sample Size: 1 mL
Components: 2

Chromatogram

```
File       :D:\MassHunter\GCMS\1\DATA\043020\14-  220041353.D
Operator   : Organic QC Lab
Acquired   : 30 Apr 2020  17:16     using AcqMethod CHICK_2019_S100.M
Instrument :   GCMS 6
Sample Name: Z-014F  (220041353)
Misc Info  : Z-014F @2000ug/mL in Methanol
Vial Number: 138
```

AccuStandard®
Leader in Analytical Reference Standards

Column: . DB-5MS, 30m, 0.25 ID, 0.25 um
Oven Program: 80c 17c/min to 340c, 8min
GC Parameters: Cons. Split, 12psi constant flow
Split 100:1, 1uL inj.; GC/MS; INJ 270c

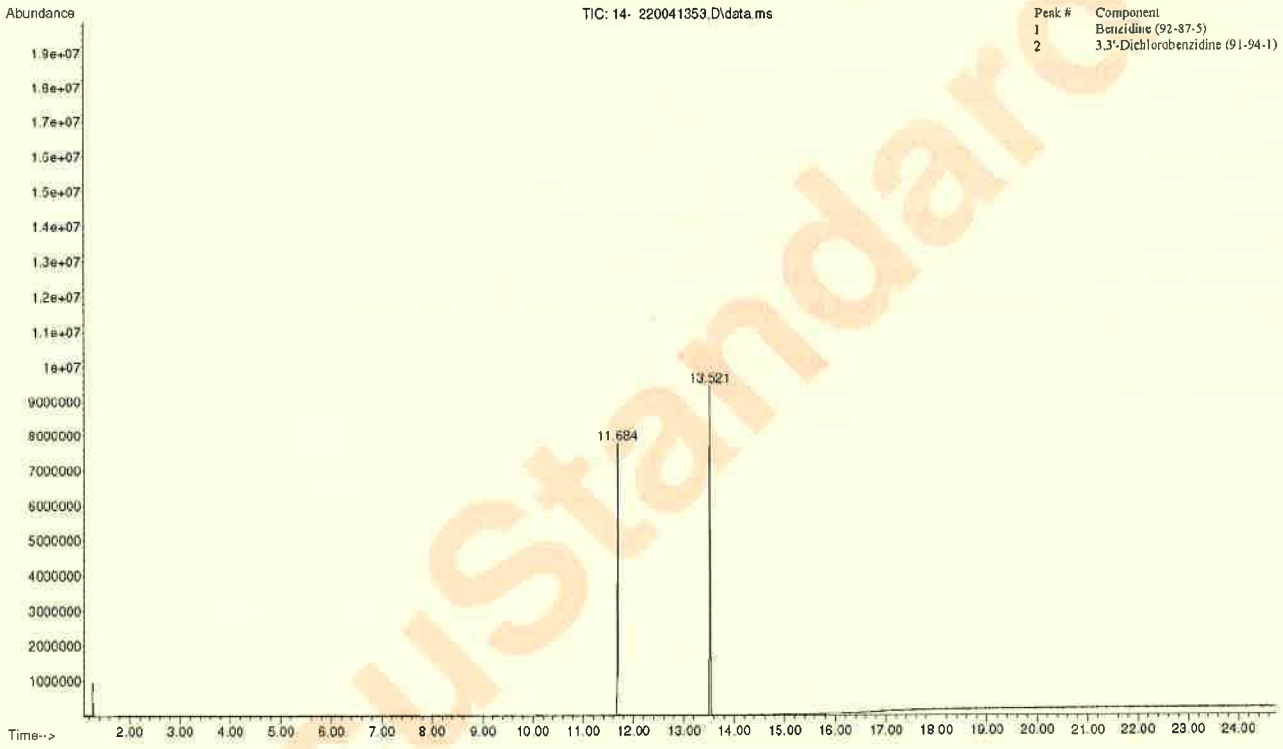

Peak #	Component
1	Benzidine (92-87-5)
2	3,3'-Dichlorobenzidine (91-94-1)

AccuStandard

For use in routine laboratory analysis.

AccuStandard is accredited to ISO 17034, ISO/IEC 17025 and certified to ISO 9001:2015

QR-ORG/INO-001
Rev. 5/18

125 Market Street
New Haven, CT 06513
USA

AccuStandard®

Tel (203)786-5290
Fax (203)786-5287
www.AccuStandard.com

CERTIFICATE OF ANALYSIS

Catalog No: Z-014F
Description: Benzidine & 3,3'-Dichlorobenzidine
Lot: 220041353
Solvent: Methanol

Date Certified: May 1, 2020
Expiration: May 1, 2024
Sample Size: 1 mL
Components: 2

RAW DATA

```
Data Path : D:\MassHunter\GCMS\1\DATA\043020\
Data File : 14-  220041353.D
Acq On    : 30 Apr 20  05:16 pm
Operator  : Organic QC Lab
Sample    : Z-014F  (220041353)
Misc      : Z-014F @2000ug/mL in Methanol
ALS Vial  : 138   Sample Multiplier: 1

Integration Parameters: events.e
Integrator: ChemStation

Method    : D:\MassHunter\GCMS\1\methods\CHICK_2019.M
Title     :

Signal     : TIC: 14-  220041353.D\data.ms
```

Peak #	R.T. min	first scan	max scan	last scan	PK TY	peak height	corr. area	corr. % max.	% of total
1	11.684	2371	2386	2399	PV	7555441	90932217	86.94%	46.506%
2	13.521	2790	2799	2825	BB	9071921	104594086	100.00%	53.494%

For use in routine laboratory analysis.

AccuStandard is accredited to ISO 17034, ISO/IEC 17025 and certified to ISO 9001:2015

QR-ORG/INC-001
Rev. 5/18

Certificate of Analysis

TCL PAH
MIX,1X1ML,2000UG/ML,BENZENE:DICHLOROMETHANE

Certified Reference Material

Description

Product ID CRM48905
Lot **LRAC3877**
Expiration Date September 2022
Manufacturing Date September 2019
Storage Conditions Refrigerate
Solvent/Matrix methylene chloride: benzene (1:1)

Certified Values

Analyte	*Certified Value* [1,4]	*Units*	*Raw Material Purity,%*	*Analytical Value* [6]	*Elution order*	*Raw Material Lot*	*CAS*
NAPHTHALENE	2000 ± 32	µg/mL	100.0	2022	01	01112017-5	91-20-
ACENAPHTHYLENE	2000 ± 66	µg/mL	99.8	2005	02	LC21494	208-96-
ACENAPHTHENE	2000 ± 63	µg/mL	99.9	2031	03	MKCC8329	83-32-
FLUORENE	2000 ± 90	µg/mL	99.4	2009	04	LC19126	86-73-
PHENANTHRENE	2000 ± 56	µg/mL	99.6	2043	05	MKCD3760	85-01-
ANTHRACENE	2000 ± 39	µg/mL	99.9	2005	06	LC14310	120-12-
FLUORANTHENE	2000 ± 69	µg/mL	98.5	2031	07	LB99099	206-44-
PYRENE	2000 ± 68	µg/mL	91.6	2078	08	LB70761	129-00-
BENZO (A) ANTHRACENE	2000 ± 63	µg/mL	99.9	2002	09	LC19271	56-55-
CHRYSENE	2000 ± 59	µg/mL	99.0	2026	10	21L74	218-01-
BENZO (B) FLUORANTHENE	2000 ± 62	µg/mL	99.5	1998	11	LB95773	205-99-
BENZO (K) FLUORANTHENE	2000 ± 62	µg/mL	99.9	2043	12	0000029501	207-08-
BENZO(A)PYRENE	2002 ± 64	µg/mL	99.6	2037	13	LB73826	50-32-
DIBENZ (A,H) ANTHRACENE	2000 ± 64	µg/mL	99.0	2050	14	0012014	53-70-
BENZO (G,H,I) PERYLENE	2000 ± 67	µg/mL	98.5	2059	15	LC19498	191-24-
INDENO (1,2,3-CD) PYRENE	2000 ± 64	µg/mL	99.5	1995	16	ER082107-02	193-39-

ID #: 12846
Opened:
TCL PAH
Expires: 9/30/2022
Rec'd: 7/13/2020
Energy Laboratories Inc 1120 So 27th Street
Billings MT 59107

ANAB ACCREDITED ISO 17034 REFERENCE MATERIAL PRODUCER
ANAB ACCREDITED ISO/IEC 17025 TESTING LABORATORY

SIGMA-ALDRICH
2931 Soldier Springs Rd. Laramie, Wyoming 82070 USA
307-742-5452
rtctechgroup@sial.com
www.sigma-aldrich.com

Description

Lot	**LRAC3877**
Expiration Date	September 2022
Manufacturing Date	September 2019
Storage Conditions	Refrigerate
Solvent/Matrix	methylene chloride: benzene (1:1)

Informational Values

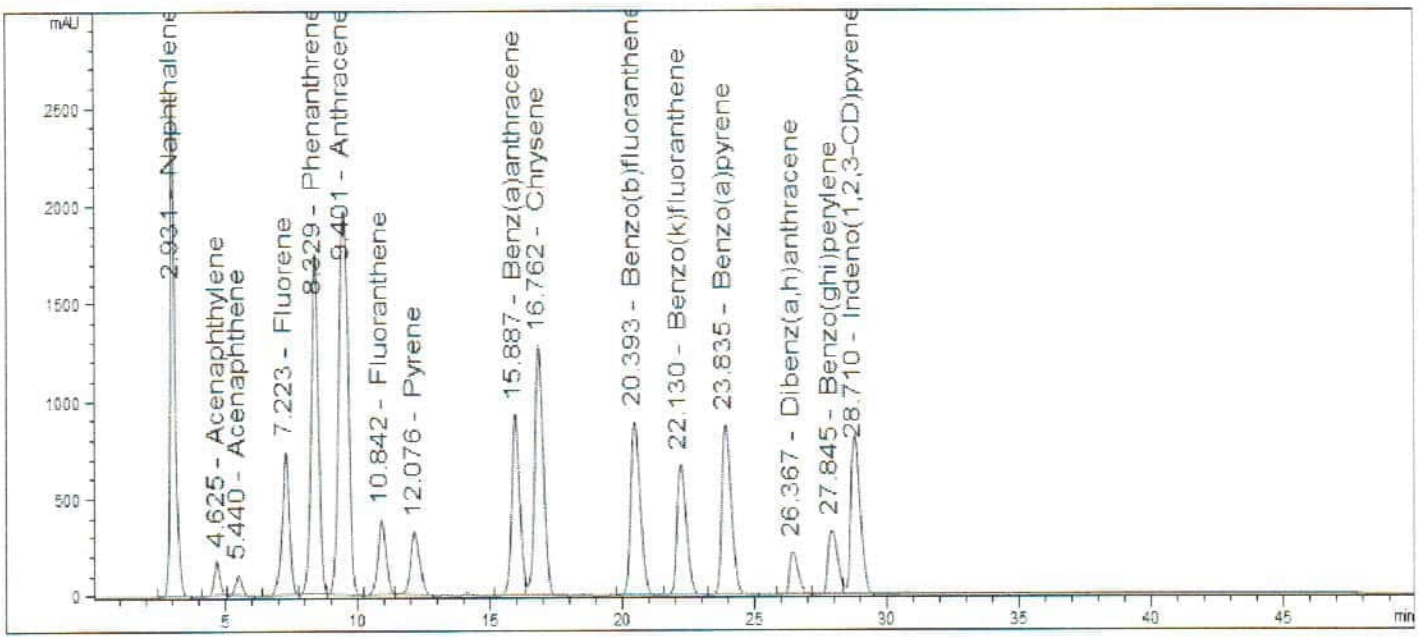

Additional Information:

Analytical Method Parameters:
Column: Supelco LC-PAH, 250 mm x 4.6mm, 5µm particle size
Mobile Phase A: Water
Mobile Phase B: Acetonitrile
Detector: UV/DAD/VWD, Wavelength: 254 nm
Flow Rate: 1.7 mL/min
Column Temperature: 30 °C
Injection Volume: 2 µL

Gradient

TIME (min)	A%	B%
0	40	60
5	40	60
30	0	100
45	0	100
50	40	60

Certificate of Analysis

TCL PAH
MIX,1X1ML,2000UG/ML,BENZENE:DICHLOROMETHANE

Certified Reference Material

Description

Product ID CRM48905
Lot **LRAC3877**
Expiration Date September 2022
Manufacturing Date September 2019
Storage Conditions Refrigerate
Solvent/Matrix methylene chloride: benzene (1:1)

1 **Metrological traceability:** Traceable to the SI and higher order standards from NIST through an unbroken chain of comparisons. The balance used to weigh raw materials is accurate to +/-0.0001 g and calibrated regularly using mass standards traceable to NIST. All dilutions were performed gravimetrically. Additionally, individual analytes are traceable to NIST SRMs where available and specified above.
4 Ucrm - Uncertainty values in this document are expressed as Expanded Uncertainty (Ucrm) corresponding to the 95% confidence interval. Ucrm is derived from the combined standard uncertainty multiplied by the coverage factor k, which is obtained from a *t*-distribution and degrees of freedom. The components of combined standard uncertainty include the uncertainties due to characterization, homogeneity, long term stability, and short term stability (transport). The components due to stability are generally considered to be negligible unless otherwise indicated by stability studies. The mathematical representation of the Ucrm calculation is as follows:

$$u_{CRM} = \sqrt{u^2_{char} + u^2_{homogeneity} + u^2_{stability}}$$

k: Coverage factor derived from a t-distribution table, based on the degrees of freedom of the data set. Assume 2.0 for a **Confidence Interval** = 95%

6 Analytical Value- For QC verification of the certified value only- not to be used in calculations. Represents the analytical data obtained by comparison to a standard as analyzed by the method described in the CoA or another acceptable method. The result may differ from the certified value and UCRM based on method uncertainty as well as the uncertainty associated with the standard used for comparison.

Traceability: The standard was manufactured under an ISO/IEC 17025:2017 certified quality system. The balance used to weigh raw materials is accurate to +/- 0.0001g and calibrated regularly using mass standards traceable to NIST. All dilutions were preformed gravimetrically. Additionally, individual analytes are traceable to NIST SRMs where available and specified above.

Homogeneity: Homogeneity was assessed in accordance with ISO 17034:2016. Completed units were sampled using a random stratified sampling protocol. The results of chemical analysis were then compared using a one-way analysis of variance approach as described by TNI EL-V3-2009 Appendix A.2. See Instructions for minimum sub-sample size.

Expiration is at end of month given on certificate and label.

THIS PRODUCT WAS DESIGNED, PRODUCED AND VERIFIED FOR ACCURACY AND STABILITY IN ACCORDANCE WITH **ISO/IEC 17025:2017 (ANAB Cert AT-1467)** and **ISO 17034:2016 (ANAB Cert AR-1470).**

MSDS reports for components comprising greater than 1.0% of the solution or 0.1% for components known to be carcinogens are available upon request.

Andy Ommen - QC Manager

Mark Pooler - QA Supervisor

Certification Date October 17, 2019
Version 0-10172019

ANAB ACCREDITED ISO 17034 REFERENCE MATERIAL PRODUCER
ANAB ACCREDITED ISO/IEC 17025 TESTING LABORATORY

SIGMA-ALDRICH
2931 Soldier Springs Rd. Laramie, Wyoming 82070 USA
307-742-5452
rtctechgroup@sial.com www.sigma-aldrich.com

RESTEK®
110 Benner Circle
Bellefonte, PA 16823-8812
Tel: (800)356-1688
Fax: (814)353-1309

www.restek.com

CERTIFIED REFERENCE MATERIAL

Certificate of Analysis

ACCREDITED
ISO 17034 Accredited
Reference Material Producer
Certificate #3222.01

ilac-MRA

ACCREDITED
ISO/IEC 17025 Accredited
Testing Laboratory
Certificate #3222.02

FOR LABORATORY USE ONLY-READ SDS PRIOR TO USE.

This Reference Material is intended for Laboratory Use Only as a standard for the qualitative and/or quantitative determination of the analyte(s) listed.

Catalog No. : 31086 **Lot No.:** A0166081

Description : B/N Surrogate Mix (4/89 SOW)

Base Neutral Surrogate 5000µg/mL, Methylene Chloride, 5mL/ampul

Container Size : 5 mL **Pkg Amt:** > 5 mL

Expiration Date : October 31, 2026 **Storage:** 10°C or colder

Handling: Sonicate prior to use. **Ship:** Ambient

ID #: 13328
Opened:
B/N Surrogate Mix (4/89 SOW)
Expires: 10/31/2026
Rec'd: 12/14/2020
Energy Laboratories Inc 1120 So. 27th Street
Billings MT 59107

CERTIFIED VALUES

Elution Order	Compound	Grav. Conc. (weight/volume)	Expanded Uncertainty (95% C.L.; K=2)	
1	Nitrobenzene-d5 **CAS #** 4165-60-0 **Purity** 99% (Lot PR-29940B)	5,017.7 µg/mL	+/- 29.1731 µg/mL +/- 225.9987 µg/mL +/- 250.7735 µg/mL	Gravimetric Unstressed Stressed
2	2-Fluorobiphenyl **CAS #** 321-60-8 **Purity** 99% (Lot 00019169)	5,049.7 µg/mL	+/- 29.3592 µg/mL +/- 227.4400 µg/mL +/- 252.3728 µg/mL	Gravimetric Unstressed Stressed
3	p-Terphenyl-d14 **CAS #** 1718-51-0 **Purity** 99% (Lot PR-27278)	5,029.9 µg/mL	+/- 29.2444 µg/mL +/- 226.5505 µg/mL +/- 251.3857 µg/mL	Gravimetric Unstressed Stressed

Solvent: Methylene chloride
CAS # 75-09-2
Purity 99%

Tech Tips:
Due to the limited solubility of p-terphenyl-d14 in methanol, we do not recommend that this mixture be diluted in methanol.

Column:
30m x 0.25mm x 0.25µm
Rtx-5 (cat.#10223)

Carrier Gas:
hydrogen-constant pressure 10 psi.

Temp. Program:
40°C (hold 2 min.) to 330°C
@ 10°C/min. (hold 10 min.)

Inj. Temp:
250°C

Det. Temp:
330°C

Det. Type:
FID

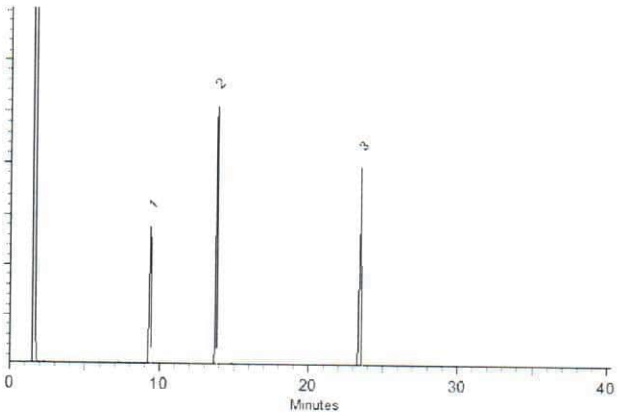

This chromatogram represents a general set of testing conditions chosen for product acceptance. For optimal results in your lab, conditions should be adjusted for your specific instrument, method, and application.

Dalton Stover - Operations Technician I

Date Mixed: 04-Nov-2020 **Balance:** 1128353505

Justine Albertson - Operations Tech-ARM QC

Date Passed: 06-Nov-2020

Manufactured under Restek's ISO 9001:2015 Registered Quality System Certificate #FM 80397

General Certified Reference Material Notes

Expiration Notes:

- Expiration date valid for unopened ampul stored in compliance with the recommended conditions.
- Uncertainty, concentration, and expiration of the CRM are based on the unopened product being stored according to the recommended condition found in the storage field.

Purity Notes:

- Purity and/or chemical identity are determined by one or more of the following techniques: GC/FID, HPLC, GC/μECD, GC/MS, LC/MS, RI, and/or melting point.
- Compounds with a listed purity of less than 99% have been weight corrected to compensate for impurities and/or salts. A correction factor is used to calculate the amount of compound necessary to achieve the desired concentration of the parent compound in solution.
- Purity of isomeric compounds is reported as the sum of the isomers.
- Purity values are rounded to the nearest whole number.

Certified Uncertainty Value Notes:

- The uncertainties are determined in accordance with ISO 17034 and Guide 35. The certified combined stressed uncertainty value (includes gravimetric uncertainty, homogeneity between-ampul uncertainty, storage stability uncertainty and shipping stability uncertainty and were combined using the following formula:

$$U_{combined\ stressed} = k\sqrt{U^2_{gravimetric} + U^2_{homogeneity} + U^2_{storage\ stability} + U^2_{shipping\ stability}}$$

k is a coverage factor of 2, which gives a level of confidence of approximately 95%.

- It is important to note that the shipping stability uncertainty was obtained under temperature extremes for specific time intervals; therefore, the certified combined stressed uncertainty value should only be applied to the product if it was stored at non-standard temperature conditions up to and including 7 days. Contact Restek Technical Service at www.restek.com/Contact-Us for use recommendations if your shipment was in-transit for more than 7 days at non-standard temperature conditions.
- Apply the certified combined unstressed uncertainty value if the product was received under standard shipping conditions. Apply the certified combined stressed uncertainty value if the product was received under non-standard conditions as specified below.

Label Conditions	Standard Conditions	Non-Standard Conditions
25°C Nominal (Room Temperature)	< 60°C	≥ 60°C up to 7 days
10°C or colder (Refrigerate)	< 40°C	≥ 40°C up to 7 days
0°C or colder (Freezer) -20°C or colder (Deep Freezer)	< 25°C	≥ 25°C up to 7 days

- Separate (not combined) uncertainty values for gravimetric uncertainty are also displayed on the certificate, if needed, separate homogeneity between-ampul uncertainty, storage stability uncertainty and shipping stability uncertainty values are available by contacting Restek Technical Service at www.restek.com/Contact-Us.
- The packaged amount is the minimum sample size for which uncertainty is valid. The ampules are over-filled to ensure that the minimum packaged amount can be sufficiently transferred.

Manufacturing Notes:

- Concentration is based upon gravimetric preparation using either a balance whose calibration has been verified daily using NIST traceable weights, and/or dilutions with Class A glassware.

Handling Notes:

- Stability of the unopened product, when stored in compliance with the recommended conditions, is guaranteed through the expiration displayed on the product label and certificate. Contact Restek for additional opened product stability information, with the knowledge/understanding that open product stability is subject to the specific handling and environmental conditions to which the product is exposed. For your convenience Restek supplies deactivated vials with most standards packed in 2mL ampules. Larger volume deactivated vials are available through Restek as a custom ordered item. Additionally, Restek sells DMDCS for the purpose of glassware deactivation as catalog number 31861, which includes complete instructions.

660 Tower Lane • P.O. Box 599 • West Chester, PA 19381-0599
1-800-452-9994 • 1-610-692-3026 • Fax 1-610-692-8729
info@chemservice.com • www.chemservice.com

ID #: 13372
Opened:
Mixture #8-Internal Standards
Expires: 5/31/2022
Rec'd: 12/29/2020
Energy Laboratories Inc 1120 So. 27th Street
Billings MT 59107

CERTIFICATE OF ANALYSIS

Mixture #8-Internal Standards

CONCENTRATION	4000ug/ml in Methylene chloride
CATALOG NUMBER	M-PPHC8X12-1ML
LOT NUMBER	10051700
DATE CERTIFIED	05/13/20
EXPIRATION DATE	05/31/22
STORAGE	Store at room temperature (20 - 25 °C).
HANDLING	See Safety Data Sheet
INTENDED USE	For laboratoy use only.
ISO 17034:2016 CERTIFIED	[X]

ID	Analyte	CAS	Weight Analyte (mg)	Lot	Purity	Certified Concentration (ug/mL)
N-11000	Acenaphthene-d10	15067-26-2	1005.50	00027326	99.50	4001.9
N-11467	Chrysene-d12	1719-03-5	1012.20	00027327	98.80	4000.2
N-10217	1,4-Dichlorobenzene-d4	3855-82-1	1004.10	00027328	99.50	3996.3
N-12645	Naphthalene-d8	1146-65-2	1006.50	00025577	99.50	4005.9
N-12851	Perylene-d12	1520-96-3	1009.50	00027330	99.50	4017.8
N-12856	Phenanthrene-d10	1517-22-2	1021.10	00027331	99.00	4043.6

Analytical Test	Value
CONCENTRATION (GC/FID)	VERIFIED

Instructions for Use:
Shake mixture prior to use. If particles are present, sonicate for homogeneity. If sample is diluted to lower concentrations, Class A volumetric glassware must be used.
Minimum Sample Size- 0.2 uL for Direct Injection.
Chem Service Inc. guarantees the expanded uncertainty of the above analytes to be +/- 2.0% of the certified concentrations based on gravimetric preparation. The test results published in this report were obtained using equipment capable of producing results that are traceable to NIST and through NIST to the International System of Units (SI). The reported expanded uncertainty of measurement is stated as the combined standard uncertainty of measurement multiplied by the coverage factor k (k=2) such that the coverage probability corresponds to approximately 95%. For certified reference materials, homogeneity and thermal stability testing are available upon request.

Certified By:

Mary Beth O'Donnell

Mary Beth O'Donnell
CSM/TC

Chem Service is accredited to ISO 17034:2016, ISO/IEC 17025:2017 and certified to ISO 9001:2015

PJLA Reference Material Producer
PJLA Testing

COA Form
Revision 3 (3/2015)

660 Tower Lane • P.O. Box 599 • West Chester, PA 19381-0599
1-800-452-9994 • 1-610-692-3026 • Fax 1-610-692-8729
info@chemservice.com • www.chemservice.com

Gas

CERTIFICATE OF ANALYSIS

Data file:	C:\CHEM3\		
Sample name:	M-PPCH8X		
Instrument:	GC 2	**Sample type:**	Sample
Injection date:	5/13/2020 8:56:25 AM	**Location:**	Vial 3
Acq. method:	M-PPHC8X12.M	**Injection volume:**	1.0uL
Column name:	HP-5		

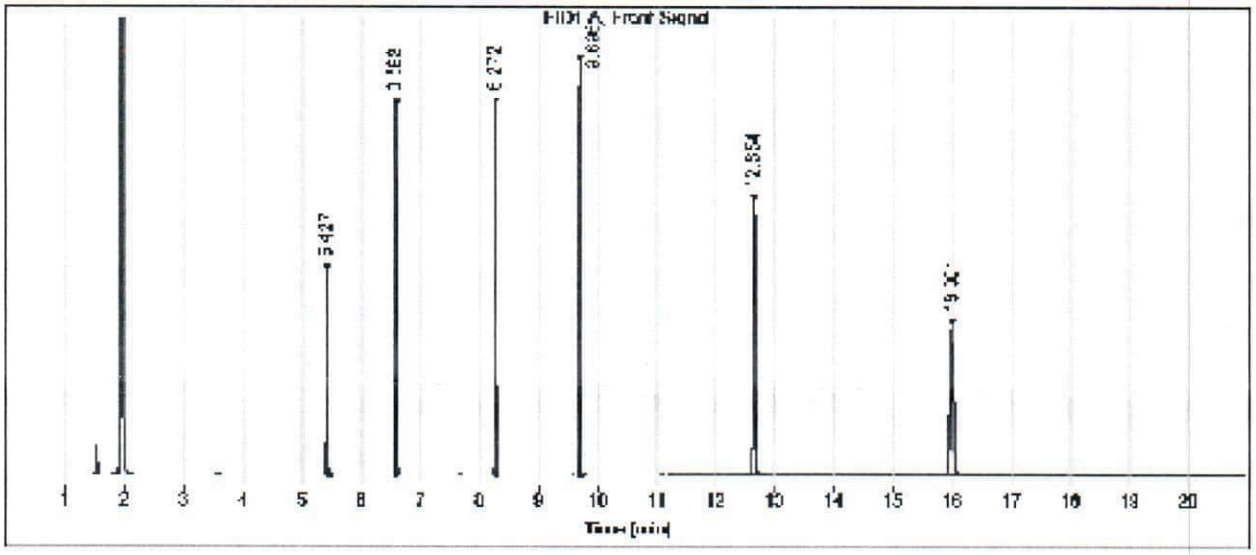

Signal: FID1 A, Front Signal

RT [min]	Type	Width [min]	Area	Height	Area%
5.427	BB	0.0181	1240.1130	1041.0874	8.36
6.593	BB	0.0189	2274.8877	1876.2654	15.33
8.272	BB	0.0196	2371.0022	1868.8049	15.98
9.696	BV	0.0197	2694.9399	2106.0442	18.16
12.654	BB	0.0330	2999.0918	1397.3110	20.21
16.001	BB	0.0562	3260.5679	751.0330	21.97
		Sum	14840.6025		

Chem Service is accredited to ISO 17034:2016, ISO/IEC 17025:2017 and certified to ISO 9001:2015

PJLA Reference Material Producer
PJLA Testing

RESTEK
110 Benner Circle
Bellefonte, PA 16823-8812
Tel: (800)356-1688
Fax: (814)353-1309

www.restek.com

CERTIFIED REFERENCE MATERIAL

Certificate of Analysis

ACCREDITED
ISO 17034 Accredited
Reference Material Producer
Certificate #3222.01

ACCREDITED
ISO/IEC 17025 Accredited
Testing Laboratory
Certificate #3222.02

FOR LABORATORY USE ONLY-READ SDS PRIOR TO USE.

This Reference Material is intended for Laboratory Use Only as a standard for the qualitative and/or quantitative determination of the analyte(s) listed.

Catalog No. : 31062 **Lot No.:** A0167670

Description : B/N Surrogate Mix (4/89 SOW)

Base Neutral Surrogate 4/89(SOW) 5000µg/mL, Methylene Chloride, 1mL/ampul

Container Size : 2 mL **Pkg Amt:** > 1 mL

Expiration Date : November 30, 2026 **Storage:** 10°C or colder

Handling: Sonicate prior to use. **Ship:** Ambient

CERTIFIED VALUES

Elution Order	Compound	Grav. Conc. (weight/volume)	Expanded Uncertainty (95% C.L.; K=2)	
1	Nitrobenzene-d5 **CAS #** 4165-60-0 (Lot PR-29940B) **Purity** 99%	5,014.0 µg/mL	+/- 29.3583 µg/mL +/- 225.8621 µg/mL +/- 250.6163 µg/mL	Gravimetric Unstressed Stressed
2	2-Fluorobiphenyl **CAS #** 321-60-8 (Lot 00019169) **Purity** 99%	5,019.6 µg/mL	+/- 29.3911 µg/mL +/- 226.1143 µg/mL +/- 250.8962 µg/mL	Gravimetric Unstressed Stressed
3	p-Terphenyl-d14 **CAS #** 1718-51-0 (Lot PR-27278) **Purity** 99%	5,020.6 µg/mL	+/- 29.3967 µg/mL +/- 226.1576 µg/mL +/- 250.9442 µg/mL	Gravimetric Unstressed Stressed

Solvent: Methylene chloride
CAS # 75-09-2
Purity 99%

ID #: 13666
Opened:
B/N Surrogate Mix (4/89 SOW)
Expires: 11/30/2026
Rec'd: 3/19/2021
Energy Laboratories Inc 1120 So. 27th Street
Billings MT 59107

Tech Tips:
Due to the limited solubility of p-terphenyl-d14 in methanol, we do not recommend that this mixture be diluted in methanol.

Column:
30m x 0.25mm x 0.25µm
Rtx-5 (cat.#10223)

Carrier Gas:
hydrogen-constant pressure 10 psi.

Temp. Program:
75°C (hold 1 min.) to 330°C
@ 20°C/min. (hold 10 min.)

Inj. Temp:
250°C

Det. Temp:
330°C

Det. Type:
FID

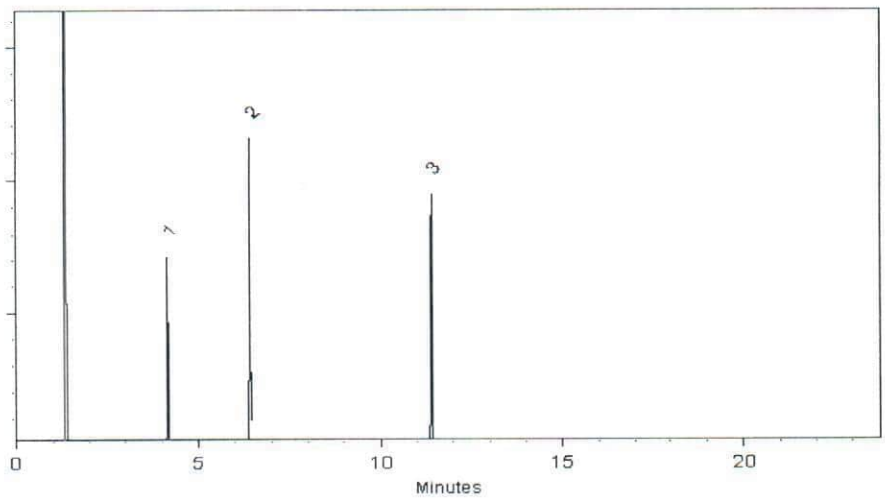

This chromatogram represents a general set of testing conditions chosen for product acceptance. For optimal results in your lab, conditions should be adjusted for your specific instrument, method, and application.

Katelyn McGinnl - Operations Tech I

Date Mixed: 30-Dec-2020 **Balance:** 1128353505

Alexis Shelow - Operations Tech I

Date Passed: 06-Jan-2021

Manufactured under Restek's ISO 9001:2015 Registered Quality System Certificate #FM 80397

General Certified Reference Material Notes

Expiration Notes:

- Expiration date valid for unopened ampul stored in compliance with the recommended conditions.
- Uncertainty, concentration, and expiration of the CRM are based on the unopened product being stored according to the recommended condition found in the storage field.

Purity Notes:

- Purity and/or chemical identity are determined by one or more of the following techniques: GC/FID, HPLC, GC/μECD, GC/MS, LC/MS, RI, and/or melting point.
- Compounds with a listed purity of less than 99% have been weight corrected to compensate for impurities and/or salts. A correction factor is used to calculate the amount of compound necessary to achieve the desired concentration of the parent compound in solution.
- Purity of isomeric compounds is reported as the sum of the isomers.
- Purity values are rounded to the nearest whole number.

Certified Uncertainty Value Notes:

- The uncertainties are determined in accordance with ISO 17034 and Guide 35. The certified combined stressed uncertainty value (includes gravimetric uncertainty, homogeneity between-ampul uncertainty, storage stability uncertainty and shipping stability uncertainty and were combined using the following formula:

$$U_{combined\ stressed} = k\sqrt{U^2_{gravimetric} + U^2_{homogeneity} + U^2_{storage\ stability} + U^2_{shipping\ stability}}$$

k is a coverage factor of 2, which gives a level of confidence of approximately 95%.

- It is important to note that the shipping stability uncertainty was obtained under temperature extremes for specific time intervals; therefore, the certified combined stressed uncertainty value should only be applied to the product if it was stored at non-standard temperature conditions up to and including 7 days. Contact Restek Technical Service at www.restek.com/Contact-Us for use recommendations if your shipment was in-transit for more than 7 days at non-standard temperature conditions.
- Apply the certified combined unstressed uncertainty value if the product was received under standard shipping conditions. Apply the certified combined stressed uncertainty value if the product was received under non-standard conditions as specified below.

Label Conditions	Standard Conditions	Non-Standard Conditions
25°C Nominal (Room Temperature)	< 60°C	≥ 60°C up to 7 days
10°C or colder (Refrigerate)	< 40°C	≥ 40°C up to 7 days
0°C or colder (Freezer) -20°C or colder (Deep Freezer)	< 25°C	≥ 25°C up to 7 days

- Separate (not combined) uncertainty values for gravimetric uncertainty are also displayed on the certificate, if needed, separate homogeneity between-ampul uncertainty, storage stability uncertainty and shipping stability uncertainty values are available by contacting Restek Technical Service at www.restek.com/Contact-Us.
- The packaged amount is the minimum sample size for which uncertainty is valid. The ampules are over-filled to ensure that the minimum packaged amount can be sufficiently transferred.

Manufacturing Notes:

- Concentration is based upon gravimetric preparation using either a balance whose calibration has been verified daily using NIST traceable weights, and/or dilutions with Class A glassware.

Handling Notes:

- Stability of the unopened product, when stored in compliance with the recommended conditions, is guaranteed through the expiration displayed on the product label and certificate. Contact Restek for additional opened product stability information, with the knowledge/understanding that open product stability is subject to the specific handling and environmental conditions to which the product is exposed. For your convenience Restek supplies deactivated vials with most standards packed in 2mL ampules. Larger volume deactivated vials are available through Restek as a custom ordered item. Additionally, Restek sells DMDCS for the purpose of glassware deactivation as catalog number 31861, which includes complete instructions.

Supelco®

www.sigmaaldrich.com

Certificate of Analysis - Certified Reference Material

EPA TCL Hazardous Substances Mix (12 cmpds)

Product no.: 47990-U
Lot no.: LRAC9004
Expiry Date: February 2024
Manufacturing Date: February 2021
Storage: Refrigerate
Solvent/Matrix: Dichloromethane
Certificate version: LRAC9004.01 *(Note: Certificates may be updated due to the availability of new data. Check our website at: www.sigma-aldrich.com for the most current version.)*

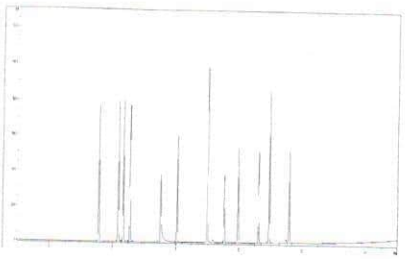

Certified Values:

Analyte	*Certified Value*	*Units*	*Raw Material Purity,%*	*Elution order*	*Raw Material Lot*
ANILINE CAS# 62-53-3	2022 ± 25	µg/mL	99.9	01	LA41596
BENZYL ALCOHOL CAS# 100-51-6	2022 ± 15	µg/mL	99.7	02	LB99705
2-METHYLPHENOL CAS# 95-48-7	2022 ± 14	µg/mL	99.9	03	LB91878
4-METHYLPHENOL CAS# 106-44-5	2022 ± 17	µg/mL	99.9	04	LB32518
BENZOIC ACID CAS# 65-85-0	2021 ± 27	µg/mL	98.8	05	442-137B
4-CHLOROANILINE CAS# 106-47-8	2022 ± 32	µg/mL	100.0	06	MKBZ6909V
2,4,5-TRICHLOROPHENOL CAS# 95-95-4	2022 ± 18	µg/mL	99.9	07	JS00008
2-METHYLNAPHTHALENE CAS# 91-57-6	2021 ± 11	µg/mL	98.2	08	LB97828
2-NITROANILINE CAS# 88-74-4	2022 ± 12	µg/mL	99.9	09	07411KN
3-NITROANILINE CAS# 99-09-2	2022 ± 15	µg/mL	99.9	10	LC09264
DIBENZOFURAN CAS# 132-64-9	2021 ± 10	µg/mL	98.8	11	LB78814
4-NITROANILINE CAS# 100-01-6	2022 ± 23	µg/mL	99.9	12	15609AA

ID #: 13691
Opened:
EPA TCL Hazardous Substances Mix (12 cmp
Expires: 2/28/2024
Rec'd: 3/26/2021
Energy Laboratories Inc 1120 So. 27th Street
Billings MT 59107

Sigma-Aldrich RTC, 2931 Soldier Springs Rd. Laramie, WY 82070, USA;
Tel. 1 307-742-5452; Fax 1 307-855-831-9211; www.sigmaaldrich.com
Sigma-Aldrich RTC is a subsidiary of Merck KGaA, Darmstadt, Germany.

Informational Values:

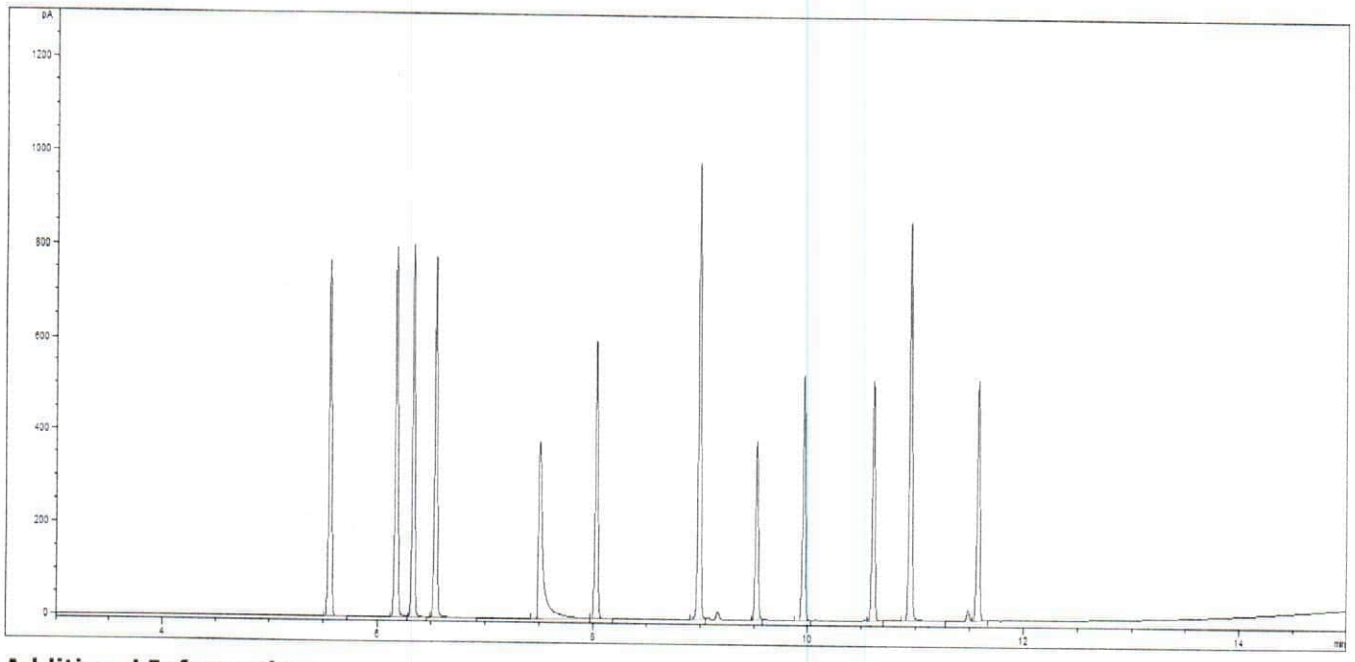

Additional Information:

Analytical Method Parameters:
Column: SPB-5, 30 m × 0.53 mm I.D., 1.5 µm film thickness (Column #214)
Carrier Gas: H2, Flow: 4.5 mL/min
Inlet Temperature: 240 °C, Injection Volume: 1 µL
Injection Mode: Split, Split Ratio: 25:1
Temperature Program: 80 °C (Hold 2 min) @ 15 °C/min to 280 °C (Hold 2 min)
Detector: FID
Detector Temperature: 310 °C

Metrological traceability:	Traceable to the SI and higher order standards from NIST through an unbroken chain of comparisons. The balance used to weigh raw materials is accurate to +/-0.0001 g and calibrated regularly using mass standards traceable to NIST. All dilutions were performed gravimetrically. Additionally, individual analytes are traceable to NIST SRMs where available and specified above.
Measurement method:	Where applicable, the assigned value is based on a purity determination by mass balance and gravimetrically prepared value.
Intended use:	Intended for R&D and Analytical Use only. Not for drug, household or other uses.
Minimum sample size:	1 µL
Packaging:	1 ML IN AMBER AMPULE
Instructions for handling and correct use:	Use on the as is basis. The internal pressure of the container may be slightly different from the atmospheric pressure at the user`s location. Open slowly and carefully to avoid dispersion of the material.
Health and safety information:	All chemical reference materials should be considered potentially hazardous and should be used only by qualified laboratory personnel. Please refer to the Safety Data Sheet for detailed information about the nature of any hazard and appropriate precautions to be taken.
Accreditation:	Sigma-Aldrich RTC is accredited by the US accreditation authority ANAB as a registered reference material producer AR-1470 in accordance with ISO 17034.
Certificate issue date:	26-Feb-2021

ANAB ACCREDITED ISO 17034 REFERENCE MATERIAL PRODUCER

Andy Ommen - QC Manager

Mark Pooler - QA Supervisor

Details on metrological traceability:

This standard has been gravimetrically prepared using balances that have been fully qualified and calibrated to ISO 17025 requirements. All calibrations utilize NIST traceable weights which are calibrated externally by a qualified ISO 17025 accredited calibration laboratory to NIST standards. Qualification of each balance includes the assignment of a minimum weighing by a qualified and ISO 17025 accredited calibration vendor taking into consideration the balance and installed environmental conditions to ensure compliance with USP tolerances of NMT 0.10% relative error. Fill volume to predetermined specifications is gravimetrically verified throughout the dispensing process using qualified and calibrated balances. Further traceability to a corresponding Primary Standard may be achieved through a direct comparison assay. Where a Primary Standard is available, the assay value will be included in the specified section of the COA.

Details on metrological traceability:

Ucrm - Uncertainty values in this document are expressed as Expanded Uncertainty (Ucrm) corresponding to the 95% confidence interval. Ucrm is derived from the combined standard uncertainty multiplied by the coverage factor k, which is obtained from a *t*-distribution and degrees of freedom. The components of combined standard uncertainty include the uncertainties due to characterization, homogeneity, long term stability, and short term stability (transport). The components due to stability are generally considered to be negligible unless otherwise indicated by stability studies. The mathematical

$$u_{CRM} = \sqrt{u_{char}^2 + u_{hom\ ogeneity}^2 + u_{stability}^2}$$

Homogeneity assessment:

Homogeneity was assessed in accordance with ISO Guide 35. Completed units were sampled using a random stratified sampling protocol. The results of chemical analysis were then compared by Single Factor Analysis of Variance (ANOVA). The uncertainty due to homogeneity was derived from the ANOVA. Heterogeneity was not detected under the conditions of the ANOVA.

Stability assessment:

Significance of the stability assessment will be demonstrated if the analytical result of the study and the range of values represented by the Expanded Uncertainty do not overlap the result of the original assay and the range of its values represented by the Expanded Uncertainty. The method employed will usually be the same method used to characterize the assay value in the initial

Certificate of analysis revision history:

Certificate version	Date	Reason for version
LRAC9004.01	26-Feb-2021	Original Release Date

Disclaimer: The purchaser is required to determine the suitability of this product for any particular application. Sigma-Aldrich RTC makes no warranty of any kind, express or implied, other than its products meet all quality control standards set by Sigma-Aldrich RTC. We do not guarantee that the product can be used for any particular application.

The vibrant M, Supelco, TraceCERT and Sigma-Aldrich are trademarks of Merck KGaA, Darmstadt, Germany or its affiliates. All other trademarks are the property of their respective owners. Detailed information on trademarks is available via publicly accessible resources. © 2018 Merck KGaA, Darmstadt, Germany and/or its affiliates. All Rights Reserved.

The life science business of Merck KGaA, Darmstadt, Germany operates as MilliporeSigma in the US and Canada.

Agilent

ID #: 13854
Opened:
Benzidines Standard
Expires: 4/30/2023
Rec'd: 5/14/2021
Energy Laboratories Inc 1120 So. 27th Street
Billings MT 59107

Certificate of Analysis

Product Name: Benzidines Standard

Product Number: US-290-1

Lot Number: 0006592783

Lot Issue Date: 03-Mar-2021

Expiration Date: 30-Apr-2023

Description:
This analytical reference material (RM) was manufactured and verified in accordance with an ISO 9001 registered quality system and analyte concentrations were verified by an ISO 17025 accredited laboratory. The concentration and uncertainty value at the 95% confidence level for each analyte, determined gravimetrically, is listed below.

Analyte	CAS#	Analyte Lot	Concentration ± Uncertainty
benzidine	000092-87-5	RM10200	2004 ± 10 µg/mL
3,3'-dichlorobenzidine	000091-94-1	RM12559	2001 ± 10 µg/mL

Matrix: methylene chloride (dichloromethane)

Storage Conditions: Store at Room Temperature (15° to 30°C).

Traceability:
The balances used for these measurements are calibrated with weights traceable to NIST in compliance with ANSI/NCSL Z540.3, ISO 9001, ISO 17025, and ISO 17034. Calibrated Class A glassware is used for volumetric measurements. Thermometers are calibrated against a NIST traceable thermometer in accordance with NIST Special Publication 1088.

Homogeneity:
This RM was unitized according to an in-house procedure and is guaranteed to be homogeneous. There is no minimum sub-sample size required.

Intended Use:
This RM is intended for the preparation of working reference samples for use in routine laboratory analyses, calibration of instruments, validation of analytical methods, assessments of measurement methods, and continuing calibration verification.

Instructions for Use:
Sample aliquots for analysis should be withdrawn at 20°C to 25°C immediately after opening the container and should be processed without delay for the certified values to be valid within the stated uncertainties.

Hazards:
Refer to the Safety Data Sheet on www.agilent.com for information regarding this RM.

Expiration of Certification:
The certification of this RM is valid until the expiration date specified above, provided the RM is handled and stored in accordance with the instructions given in this certificate. This certification is nullified if the RM is damaged, contaminated, or otherwise modified.

Maintenance of Certification:
If substantive changes are noted that affect the certification before the expiration of this certificate, Agilent will notify the purchaser.

Sample lot approver:

Monica Bourgeois
QMS Representative

ANAB ACCREDITED ISO17034 REFERENCE MATERIAL PRODUCER
ISO 17034 Cert No. AR-1936

RM was produced in accordance with the LRQA registered ISO 9001:2015 Quality Management System. Cert # 10303760
Page: 1 of 1

www.agilent.com/quality/
CSD-QA-015.1

ANAB ACCREDITED ISO/IEC 17025 TESTING LABORATORY
ISO 17025 Cert No. AT-1937

250 Smith Street North Kingstown, Rhode Island 02852 www.agilent.com/quality

Absolute Standards, Inc.
800-368-1131
www.absolutestandards.com

Certified Reference Material CRM

ANAB ISO 17034 Accredited
AR-1539 Certificate Number
https://Absolutestandards.com

CERTIFIED WEIGHT REPORT

Part Number: 92180
Lot Number: 020221
Description: CLP Semi-Volatile Calibration Standard
64 components
Expiration Date: 020226
Recommended Storage: Freezer (0 °C)
Nominal Concentration (µg/mL): 1000
NIST Test ID#: 23060

Solvent: Methylene chloride
Lot#: 104929

5E-05 Balance Uncertainty
Weight(s) shown below were combined and diluted to (mL): 100.0 0.083 Flask Uncertainty

Formulated By:	El Aliaga	020221 DATE
Reviewed By:	Pedro L. Rentas	020221 DATE

ID #: 14074
Opened: ______________________
CLP Semivolatile Calibration Standard
Expires: 2/2/2026
Rec'd: 7/16/2021
Energy Laboratories Inc 1120 So. 27th Street
Billings MT 59107

Compound	(Base) Part Number	Lot Number	Dil. Factor	Initial Vol. (mL)	Initial Conc. (µg/mL)	Nominal Conc. (µg/mL)	Purity (%)	Uncertainty Purity (%)	Uncertainty Pipette (mL)	Target Weight (g)	Actual Weight (g)	Actual Conc. (µg/mL)	Expanded Uncertainty (+/-) (µg/mL)	CAS#	OSHA PEL (TWA)	LD50
1. 2,2'-Oxybis(1-chloropropane)	(D078)	012016AR	NA	NA	NA	1000	98.9	0.2	NA	0.10112	0.10135	1002.3	4.2	108-60-1	N/A	orl-rat 240mg/kg
2. Hexachlorobenzene	(D195)	051697	NA	NA	NA	1000	99	0.2	NA	0.10102	0.10121	1001.9	4.2	118-74-1	N/A	orl-rat 10g/kg
3. bis(2-Chloroethoxy) methane	10111	011214	0.05	5.00	20018.4	1000	NA	NA	0.017	NA	NA	1000.8	8.0	111-91-1	N/A	N/A
4. bis(2-Chloroethyl) ether	10111	011214	0.05	5.00	20012.4	1000	NA	NA	0.017	NA	NA	1000.5	8.0	111-44-4	15 ppm (90mg/m3/8H)(skin)	orl-rat 75mg/kg
5. bis(2-Ethylhexyl) phthalate	10111	011214	0.05	5.00	20014.3	1000	NA	NA	0.017	NA	NA	1000.6	8.0	117-81-7	5mg/m3/8H	orl-rat 30600mg/kg
6. 4-Bromophenyl phenyl ether	10111	011214	0.05	5.00	20008.8	1000	NA	NA	0.017	NA	NA	1000.3	8.0	101-55-3	N/A	N/A
7. Benzyl butyl phthalate	10111	011214	0.05	5.00	20011.3	1000	NA	NA	0.017	NA	NA	1000.5	8.0	85-68-7	N/A	orl-rat 2330mg/kg
8. 4-Chlorophenyl phenyl ether	10111	011214	0.05	5.00	20009.5	1000	NA	NA	0.017	NA	NA	1000.4	8.0	7005-72-3	N/A	N/A
9. Diethyl phthalate	10111	011214	0.05	5.00	20013.6	1000	NA	NA	0.017	NA	NA	1000.6	8.0	84-66-2	5mg/m3/8H	orl-rat 8600mg/kg
10. Dimethyl phthalate	10111	011214	0.05	5.00	20015.7	1000	NA	NA	0.017	NA	NA	1000.7	8.0	131-11-3	5mg/m3/8H	orl-rat 6800mg/kg
11. Di-n-butyl phthalate	10111	011214	0.05	5.00	20011.6	1000	NA	NA	0.017	NA	NA	1000.5	8.0	84-74-2	5mg/m3/8H	orl-rat 8000mg/kg
12. Di-n-octyl phthalate	10111	011214	0.05	5.00	20012.2	1000	NA	NA	0.017	NA	NA	1000.5	8.0	117-84-0	N/A	orl-rat 47000mg/kg
13. N-Nitrosodimethylamine	10111	011214	0.05	5.00	20010.0	1000	NA	NA	0.017	NA	NA	1000.4	8.0	62-75-9	N/A	orl-rat 58mg/kg
14. N-Nitrosodi-n-propylamine	10111	011214	0.05	5.00	20010.5	1000	NA	NA	0.017	NA	NA	1000.4	8.0	621-64-7	N/A	orl-rat 480mg/kg
15. 1,2-Diphenylhydrazine (as Azobenzene)	10112	042820	0.05	5.00	20003.9	1000	NA	NA	0.017	NA	NA	1000.1	8.1	103-33-3	N/A	orl-rat 1000mg/kg
16. 2-Chloronaphthalene	10112	042820	0.05	5.00	20002.5	1000	NA	NA	0.017	NA	NA	1000.0	8.0	91-58-7	N/A	orl-rat 2078mg/kg
17. 1,2-Dichlorobenzene	10112	042820	0.05	5.00	20005.4	1000	NA	NA	0.017	NA	NA	1000.2	8.0	95-50-1	50 ppm (300mg/m3) (CL)	orl-rat 500mg/kg
18. 1,3-Dichlorobenzene	10112	042820	0.05	5.00	20003.7	1000	NA	NA	0.017	NA	NA	1000.1	8.0	541-73-1	N/A	ipr-mus 1062mg/kg
19. 1,4-Dichlorobenzene	10112	042820	0.05	5.00	20005.4	1000	NA	NA	0.017	NA	NA	1000.2	8.0	106-46-7	75 ppm (450mg/m3/8H)	orl-rat 500mg/kg
20. 2,4-Dinitrotoluene	10112	042820	0.05	5.00	20003.3	1000	NA	NA	0.017	NA	NA	1000.1	8.1	121-14-2	1.5mg/m3/8H (skin)	orl-rat 268mg/kg
21. 2,6-Dinitrotoluene	10112	042820	0.05	5.00	20002.4	1000	NA	NA	0.017	NA	NA	1000.0	8.0	606-20-2	1.5mg/m3/8H (skin)	orl-rat 177mg/kg
22. Hexachloro-1,3-butadiene	10112	042820	0.05	5.00	20009.4	1000	NA	NA	0.017	NA	NA	1000.4	12.4	87-68-3	0.02 ppm (0.24mg/m3/8H)	orl-rat 82mg/kg
23. Hexachlorocyclopentadiene	10112	042820	0.05	5.00	20001.8	1000	NA	NA	0.017	NA	NA	1000.0	8.0	77-47-4	0.01 ppm (0.1mg/m3/8H)	orl-rat 1380mg/kg
24. Hexachloroethane	10112	042820	0.05	5.00	20002.4	1000	NA	NA	0.017	NA	NA	1000.0	8.0	67-72-1	1 ppm (10mg/m3/8H)(skin)	orl-gpg 4970mg/kg
25. Isophorone	10112	042820	0.05	5.00	20003.8	1000	NA	NA	0.017	NA	NA	1000.1	8.1	78-59-1	25 ppm	orl-rat 2330mg/kg
26. Nitrobenzene	10112	042820	0.05	5.00	20004.9	1000	NA	NA	0.017	NA	NA	1000.1	8.0	98-95-3	1 ppm (5mg/m3/8H)(skin)	orl-rat 780mg/kg
27. 1,2,4-Trichlorobenzene	10112	042820	0.05	5.00	20002.0	1000	NA	NA	0.017	NA	NA	1000.0	8.0	120-82-1	5 ppm (CL) (40mg/m3)	orl-rat 756mg/kg
28. o-Cresol (2-Methylphenol)	10114	081919	0.05	5.00	20010.2	1000	NA	NA	0.017	NA	NA	1000.4	8.0	95-48-7	5 ppm (22mg/m3/8H)(skin)	orl-rat 121mg/kg
29. p-Cresol (4-Methylphenol)	10114	081919	0.05	5.00	20061.2	1000	NA	NA	0.017	NA	NA	1003.0	8.0	106-44-5	5 ppm (22mg/m3/8H)(skin)	orl-rat 207mg/kg
30. 2,4,5-Trichlorophenol	10114	081919	0.05	5.00	20023.2	1000	NA	NA	0.017	NA	NA	1001.1	8.0	95-95-4	N/A	orl-rat 820mg/kg
31. 4-Chloroaniline	10115	060512	0.05	5.00	20008.6	1000	NA	NA	0.017	NA	NA	1000.4	8.0	106-47-8	N/A	orl-rat 310mg/kg
32. Dibenzofuran	10115	060512	0.05	5.00	20020.2	1000	NA	NA	0.017	NA	NA	1000.9	8.0	132-64-9	N/A	N/A
33. 2-Methylnaphthalene	10115	060512	0.05	5.00	20012.9	1000	NA	NA	0.017	NA	NA	1000.5	8.1	91-57-6	N/A	orl-rat 1630mg/kg
34. 2-Nitroaniline	10115	060512	0.05	5.00	20011.8	1000	NA	NA	0.017	NA	NA	1000.5	8.0	88-74-4	N/A	orl-rat 1600mg/kg
35. 3-Nitroaniline	10115	060512	0.05	5.00	20018.8	1000	NA	NA	0.017	NA	NA	1000.8	8.0	99-09-2	N/A	orl-rat 535mg/kg
36. 4-Nitroaniline	10115	060512	0.05	5.00	20014.9	1000	NA	NA	0.017	NA	NA	1000.8	8.0	100-01-6	1 ppm (6mg/m3/8H)(skin)	orl-rat 750mg/kg
37. 4-Chloro-3-methylphenol	10118	072120	0.05	5.00	20003.9	1000	NA	NA	0.017	NA	NA	1000.1	8.0	59-50-7	N/A	orl-rat 1830mg/kg
38. 2-Chlorophenol	10118	072120	0.05	5.00	20002.9	1000	NA	NA	0.017	NA	NA	1000.0	8.0	95-57-8	N/A	orl-rat 670mg/kg
39. 2,4-Dichlorophenol	10118	072120	0.05	5.00	20003.1	1000	NA	NA	0.017	NA	NA	1000.1	8.0	120-83-2	N/A	orl-rat 580mg/kg
40. 2,4-Dimethylphenol	10118	072120	0.05	5.00	20003.3	1000	NA	NA	0.017	NA	NA	1000.1	8.1	105-67-9	N/A	orl-rat 3200mg/kg
41. 2,4-Dinitrophenol	10118	072120	0.05	5.00	20001.8	1000	NA	NA	0.017	NA	NA	1000.0	8.0	51-28-5	N/A	orl-rat 30mg/kg
42. 4,6-Dinitro-2-methylphenol	10118	072120	0.05	5.00	20002.5	1000	NA	NA	0.017	NA	NA	1000.0	8.0	534-52-1	N/A	N/A
43. 2-Nitrophenol	10118	072120	0.05	5.00	20003.7	1000	NA	NA	0.017	NA	NA	1000.1	8.0	88-75-5	N/A	orl-rat 334mg/kg
44. 4-Nitrophenol	10118	072120	0.05	5.00	20002.0	1000	NA	NA	0.017	NA	NA	1000.0	8.0	100-02-7	N/A	orl-rat 250mg/kg
45. Pentachlorophenol	10118	072120	0.05	5.00	20002.8	1000	NA	NA	0.017	NA	NA	1000.0	8.0	87-86-5	0.5mg/m3/8H (skin)	orl-rat 27mg/kg
46. Phenol	10118	072120	0.05	5.00	20003.9	1000	NA	NA	0.017	NA	NA	1000.1	8.0	108-95-2	5 ppm (19mg/m3/8H)(skin)	orl-rat 317mg/kg
47. 2,4,6-Trichlorophenol	10118	072120	0.05	5.00	20004.2	1000	NA	NA	0.017	NA	NA	1000.1	8.0	88-06-2	N/A	orl-rat 820mg/kg
48. Acenaphthene	10007	042420	0.50	50.00	2001.2	1000	NA	NA	0.018	NA	NA	1000.5	4.1	83-32-9	N/A	orl-rat 600mg/kg
49. Acenaphthylene	10007	042420	0.50	50.00	2000.2	1000	NA	NA	0.018	NA	NA	1000.0	4.2	208-96-8	N/A	N/A
50. Anthracene	10007	042420	0.50	50.00	2000.3	1000	NA	NA	0.018	NA	NA	1000.1	4.1	120-12-7	0.2mg/m3 (8H)	ipr-mus 430mg/kg
51. Benzo(a)anthracene	10007	042420	0.50	50.00	2001.3	1000	NA	NA	0.018	NA	NA	1000.6	4.2	56-55-3	N/A	N/A
52. Benzo(a)pyrene	10007	042420	0.50	50.00	2000.0	1000	NA	NA	0.018	NA	NA	999.9	4.1	50-32-8	0.2mg/m3 (8H)	scu-rat 50mg/kg
53. Benzo(b)fluoranthene	10007	042420	0.50	50.00	2000.9	1000	NA	NA	0.018	NA	NA	1000.4	4.1	205-99-2	N/A	N/A
54. Benzo(k)fluoranthene	10007	042420	0.50	50.00	2001.2	1000	NA	NA	0.018	NA	NA	1000.5	4.1	207-08-9	N/A	N/A
55. Benzo(g,h,i)perylene	10007	042420	0.50	50.00	2000.0	1000	NA	NA	0.018	NA	NA	999.9	4.1	191-24-2	N/A	N/A
56. Carbazole	10007	042420	0.50	50.00	2000.3	1000	NA	NA	0.018	NA	NA	1000.0	4.2	86-74-8	N/A	ipr-mus 200mg/kg
57. Chrysene	10007	042420	0.50	50.00	2000.8	1000	NA	NA	0.018	NA	NA	1000.3	4.2	218-01-9	0.2mg/m3	N/A
58. Dibenzo(a,h)anthracene	10007	042420	0.50	50.00	2000.8	1000	NA	NA	0.018	NA	NA	1000.3	4.2	53-70-3	0.2mg/m3	N/A
59. Fluoranthene	10007	042420	0.50	50.00	2000.3	1000	NA	NA	0.018	NA	NA	1000.1	4.2	206-44-0	N/A	orl-rat 2000mg/kg
60. Fluorene	10007	042420	0.50	50.00	2000.9	1000	NA	NA	0.018	NA	NA	1000.3	4.2	86-73-7	N/A	ipr-mus 2 g/kg
61. Indeno(1,2,3-cd)pyrene	10007	042420	0.50	50.00	2000.1	1000	NA	NA	0.018	NA	NA	1000.0	4.1	193-39-5	N/A	N/A
62. Naphthalene	10007	042420	0.50	50.00	2000.9	1000	NA	NA	0.018	NA	NA	1000.4	4.1	91-20-3	10 ppm (50mg/m3/8H)	orl-rat 490mg/kg
63. Phenanthrene	10007	042420	0.50	50.00	2000.9	1000	NA	NA	0.018	NA	NA	1000.4	4.1	85-01-8	0.2mg/m3/8H	orl-mus 700mg/kg
64. Pyrene	10007	042420	0.50	50.00	2001.0	1000	NA	NA	0.018	NA	NA	1000.4	4.2	129-00-0	0.2mg/m3/8H	orl-rat 2700mg/kg

- The certified value is the concentration calculated from gravimetric and volumetric measurements unless otherwise stated.
- Standards are prepared gravimetrically using balances that are calibrated with weights traceable to NIST (see above).
- Standards are certified +/- 0.5% of the stated value, unless otherwise stated.
- All Standards, after opening ampule, should be stored with caps tight and under appropriate laboratory conditions.
- Uncertainty Reference: Taylor, B.N. and Kuyatt, C.E., "Guidelines for Evaluating and Expressing the Uncertainty of NIST Measurement Result," NIST Technical Note 1297, U.S. Government Printing Office, Washington, DC (1994).

Method GC8MSD-2.M: Column:SBB-5 (30m X 0.25mm ID X 0.25µm film thickness) Temp 1 = 50°C (1min.), Temp 2 = 300°C (14 min.), Rate = 10°C/min., Injector B= 250°C, Detector B = 290°C, Split Ratio = 100:1, Scan Rate = 2. Analysis performed by Melissa Stonier.

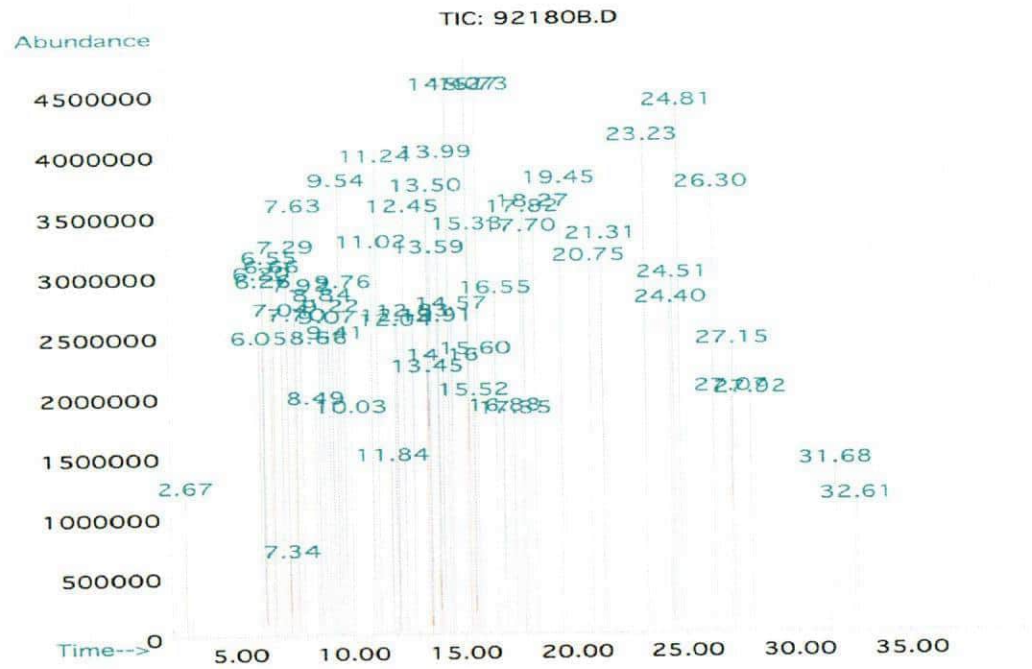

Peak No	Name	MSD RT (min.)
1	N-nitrosodimethylamine	2.67
2	Phenol	6.05
3	bis(2-Chloroethyl)ether	6.20
4	2-Chlorophenol	6.26
5	1,3-Dichlorobenzene	6.55
6	1,4-Dichlorobenzene	6.63
7	1,2-Dichlorobenzene	7.04
8	o-Cresol (2-methylphenol)	7.29
9	bis(2-Chloroisopropyl)ether	7.34
10	p-Cresol (4-methylphenol)/N-nitroso-di-n-propylamine	7.63
11	Hexachloroethane	7.70
12	Nitrobenzene	7.92
13	Isophorone	8.49
14	2-Nitrophenol	8.66
15	2,4-Dimethylphenol	8.84
16	bis(2-Chloroethoxy)methane	9.07
17	2,4-Dichlorophenol	9.22
18	1,2,4-Trichlorobenzene	9.41
19	Napthalene	9.54
20	4-Chloroaniline	9.76
21	Hexachloro-1,3-butadiene	10.03
22	4-Chloro-3-methylphenol	11.02
23	2-Methylnaphthalene	11.24
24	Hexachlorocyclopentadiene	11.84
25	2,4,6-Trichlorophenol	12.04
26	2,4,5-Trichlorophenol	12.13
27	2-Chloronaphthalene	12.45
28	2-Nitroaniline	12.84
29	Dimethyl phthalate	13.45
30	Acenaphthylene	13.50
31	2,6-Dinitrotoluene	13.59
32	3-Nitroaniline	13.91
33	Acenaphthene	13.99
34	2,4-Dinitrophenol	14.16
35	Dibenzofuran/4-Nitrophenol	14.40
36	2,4-Dinitrotoluene	14.57
37	Diethyl phthalate/Fluorene	15.27
38	4-Chlorophenyl phenyl ether	15.33
39	4-Nitroaniline	15.52
40	4,6-Dinitro-2-methylphenol	15.60
41	Azobenzene	15.73
42	4-Bromophenyl phenyl ether	16.56
43	Hexachlorobenzene	16.89
44	Pentachlorophenol	13.35
45	Phenanthrene	17.70
46	Anthracene	17.82
47	Carbazole	18.27
48	Di-n-butyl phthalate	19.45
49	Fluoranthene	20.75
50	Pyrene	21.31
51	Benzyl butyl phthalate	23.23
52	Benzo(a)anthracene	24.40
53	Chrysene	24.51
54	bis(2-Ehtylhexyl)phthalate	24.82
55	Di-n-octyl phthalate	26.30
56	Benzo(b)fluoranthene	27.07
57	Benzo(k)fluoranthene	27.15
58	Benzo(a)pyrene	27.92
59	Indeno(1,2,3-cd)pyrene/Dibenzo(a,h)anthracene	31.68
60	Benzo(g,h,i)perylene	32.61

Run 19, "P92180 L020221 [1000µg/mL in MeCl2]"

Run Length: 40.00 min, 23999 points at 10 points/second.
Created: Sat, Feb 6, 2021 at 4:44:57 AM.
Sampled: Sequence "020521-GC4M2", Method "GC4-M2".
Analyzed using Method "GC4-M2".

Comments

GC4-M2 Analysis by Melissa Stonier
Column ID SPB-5 L#50052-01A 30 meter x 0.53mm x 1.5um Film Thickness.
Flow rates; Total Flow = 300 ml/min, Helium (carrier) = 6.5 mL, Helium (make-up) = 25 mL.
Hydrogen (detector) = 30 mL, Air (detector) =360 mLOven Temp 1 = 50°C (1 min).
Rate = 10°C/min, Oven Temp 2 = 300°C (14 min), Total Run Time = 40 Minutes. Injector Temp = 250°C.
FID Temp = 300°C, FID Signal = eDaq Channel 1.
Gas Chromatograph = HP 5890, Auto Sampler = HP 7673, Standard injection = 0.5 uL, Range =3

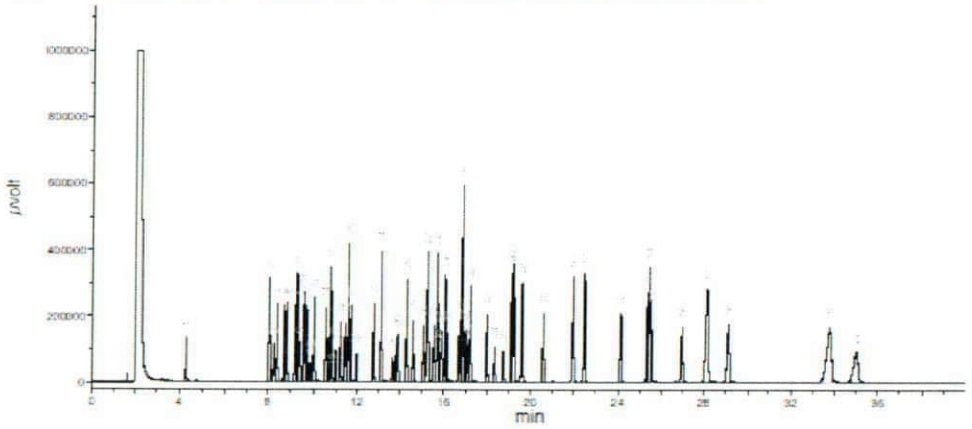

Peak No	Name	FID RT (min.)
1	N-nitrosodimethylamine	4.30
2	Phenol	6.05
3	bis(2-Chloroethyl)ether	6.25
4	2-Chlorophenol	6.40
5	1,3-Dichlorobenzene	6.71
6	1,4-Dichlorobenzene	6.80
7	1,2-Dichlorobenzene	9.19
8	o-Cresol (2-methylphenol)	9.27
9	bis(2-Chloroisopropyl)ether	9.38
10	p-Cresol (4-methylphenol)/N-nitrosodi-n-propylamine	9.55
11	Hexachloroethane	9.70
12	Nitrobenzene	9.85
13	Isophorone	10.02
14	2-Nitrophenol	10.53
15	2,4-Dimethylphenol	10.74
16	bis(2-Chloroethoxy)methane	10.81
17	2,4-Dichlorophenol	10.97
18	1,2,4-Trichlorobenzene	11.21
19	Naphthalene	11.43
20	4-Chloroaniline	11.57
21	Hexachloro-1,3-butadiene	11.70
22	4-Chloro-3-methylphenol	11.96
23	2-Methylnaphthalene	12.77
24	Hexachlorocyclopentadiene	13.14
25	2,4,6-Trichlorophenol	13.65
26	2,4,5-Trichlorophenol	13.83
27	2-Chloronaphthalene	13.91
28	2-Nitroaniline	14.26
29	Dimethyl phthalate	14.56
30	Acenaphthylene	15.05
31	2,6-Dinitrotoluene	15.25
32	3-Nitroaniline	15.54
33	Acenaphthene	15.69
34	2,4-Dinitrophenol	15.77
35	Dibenzofuran/4-Nitrophenol	15.89
36	2,4-Dinitrotoluene	16.06
37	Diethyl phthalate/Fluorene	16.14
38	4-Chlorophenyl phenyl ether	16.72
39	4-Nitroaniline	16.87
40	4,6-Dinitro-2-methylphenol	17.00
41	Azobenzene	17.09
42	4-Bromophenyl phenyl ether	17.23
43	Hexachlorobenzene	18.00
44	Pentachlorophenol	18.36
45	Phenanthrene	18.76
46	Anthracene	19.13
47	Carbazole	19.24
48	Di-n-butyl phthalate	19.61
49	Fluoranthene	20.55
50	Pyrene	21.96
51	Benzyl butyl phthalate	22.49
52	Benzo(a)anthracene	24.11
53	Chrysene	25.34
54	bis(2-Ehtylhexyl)phthalate	25.45
55	Di-n-octyl phthalate	25.52
56	Benzo(b)fluoranthene	26.98
57	Benzo(k)fluoranthene	28.16
58	Benzo(a)pyrene	29.10
59	Indeno(1,2,3-cd)pyrene/Dibenzo(a,h)anthracene	33.79
60	Benzo(g,h,i)perylene	35.02

125 Market Street
New Haven, CT 06513
USA

AccuStandard®

Tel (203)786-5290
Fax (203)786-5287
www.AccuStandard.com

CERTIFICATE OF ANALYSIS

Catalog No: S-14500-R2
Description: Custom Semi-Volatile Standard
Lot: 220021255-02
Solvent: Dichloromethane
Hazards: *Refer to SDS for complete safety information*

Signal Word: Warning

Date Certified: Aug 31, 2021
Expiration: Oct 1, 2022
Sample Size: 1 mL
Components: 10
Storage Condition: Freeze (<-10 °C)/Sonicate

Certified Reference Material

ANAB ACCREDITED REFERENCE MATERIAL PRODUCER AR-1463

ilac-MRA

Component	CAS #	Purity % (GC/MS)	Prepared Concentration² (µg/mL)	Certified Analyte Concentration¹ (µg/mL)
Pyridine	110-86-1	98.7	2026	2000
4-Chlorophenol	106-48-9	100.0	2019	2019
1-Methylnaphthalene	90-12-0	98.5	2003	1973
N-Nitrosodiphenylamine	86-30-6	100.0	2022	2022
4-Chloro-2-methylphenol	1570-64-5	97.0	2069*	2007
Benzoic acid	65-85-0	99.5	2010	2000
Aniline	62-53-3	98.0	2002	1962
Benzyl alcohol	100-51-6	99.9	2011	2009
Triallate	2303-17-5	99.9	2013	2011
o-Terphenyl	84-15-1	99.9	2019	2017

ID #: 14279
Opened:
Custom Semi-Volatile Standard
Expires: 10/1/2022
Rec'd: 9/16/2021
Energy Laboratories Inc 1120 So. 27th Street
Billings MT 59107

This Certified Reference Material was verified in accordance with ISO/IEC 17025

* Weight compensated to 100% purity.

A product with a suffix (-1A, -2B, etc. or -01, -02, etc.) on its lot number has had its expiration date extended and is identical to the same lot number without the suffix.

² All weights are traceable through NIST, Test No. 684/289871-17

¹ Certified Analyte Concentration = Purity x Prepared Concentration.

The Uncertainty associated with the certified concentration reported on this certificate is ±2.4%. This value is the combined expanded uncertainty and represents an estimated standard deviation equal to the positive square root of the total variation of the uncertainty of components. A normal distribution is assumed and a coverage factor of K=2 is chosen using approximately a 95% confidence level.

Labels and certificates follow U.S. Conventions in reporting numerical values: A comma (,) is used to separate units of one-thousand or greater. A period (.) is used as a decimal place marker.

The information on this certificate may not be reproduced without the express permission of the manufacturer. See reverse side for additional information

Hazard Information: Please refer to the SDS for information regarding the hazards associated with using this material.

This product was prepared according to in-house procedures and is guaranteed to be homogeneous.

Certified By: Larry Decker, Organic QC Manager

Page 1 of 1

For use in routine laboratory analysis.

PREP BATCH REPORT

Prep Code: **SVOC-3510C-8270** Technician: **Zachary B. Zaccardi** Prep Start Date: **2/9/2022 8:18:50 AM**

Prep Batch **163621** Prep Temp **NA °C** Batch Units: **ML** Prep End Date: **2/11/2022 8:21:00 AM**

Sample ID	Matrix	pH	Initial Samp Amt	Sol Added	Sol Recovered	Final Vol (mL)	Factor	Balance	Prep Start Date	Prep End Date
MB-163621			1000	0	0	1.00	0.001		2/9/2022	2/11/2022
supervised by DSM										
LCS-163621			1000	0	0	1.00	0.001		2/9/2022	2/11/2022
LCSD-163621			1000	0	0	1.00	0.001		2/9/2022	2/11/2022
LLCS-163621			1000	0	0	1.00	0.001		2/9/2022	2/11/2022
LLCSD-163621			1000	0	0	1.00	0.001		2/9/2022	2/11/2022
B22020415-001C	Ground Water	6	1040	0	0	1.00	0.000962		2/9/2022	2/11/2022
Sample was clear (1/2)										
B22020415-006C	Ground Water	6	1010	0	0	1.00	0.00099		2/9/2022	2/11/2022
Sample was clear (1/2)										
B22020415-011C	Ground Water	6	1050	0	0	1.00	0.000952		2/9/2022	2/11/2022
Sample was clear (1/2)										
B22020415-016A	Ground Water	6	1050	0	0	1.00	0.000952		2/9/2022	2/11/2022
Sample was clear (1/2)										
B22020415-017C	Ground Water	6	1050	0	0	1.00	0.000952		2/9/2022	2/11/2022
Sample was clear (1/2)										
B22020415-022C	Ground Water	6	990	0	0	1.00	0.00101		2/9/2022	2/11/2022
Sample was clear (1/2)										
B22020415-027C	Ground Water	6	1030	0	0	1.00	0.000971		2/9/2022	2/11/2022
Sample was clear (1/2)										
B22020415-032C	Ground Water	6	1020	0	0	1.00	0.00098		2/9/2022	2/11/2022
Sample was clear (1/2)										
B22020528-001B	Aqueous	7	1010	0	0	1.00	0.00099		2/9/2022	2/11/2022
Sample was cloudy yellow										
B22020531-001M	Aqueous	7	1040	0	0	1.00	0.000962		2/9/2022	2/11/2022
Sample was cloudy grey										

Number	Reagent Name	Exp Date	A
13124	Sulfuric Acid 2020070739	7/2/2022	2mL
13273	pH-indicator Strips 0-14 HC025486	9/30/2024	
14777	Dichloromethane EC 978	11/17/2023	100, 5(

Spk ID	Spike Name	SampType	AmtAdd	Exp Date
FP220120 14244	DCM RINSED FILTER PAPER	ALL		4/6/2026
Sulfate 02/09/22 (	Baked Sodium Sulfate	ALL	varies	11/29/2026
sv92806	Benzidines	LCS, MS	50 uL	9/9/2025
sv92809	LCS/Add Extractions	LCS, MS; LLCS/D	1.0 mL; 5	7/22/2022
sv92717	LL BNA Surr	LMS, LLCS/D	100 uL	3/31/2022
SVOC NaOH 122	10 N NaOH	MB, LCS, SAMP,	5 drops	7/31/2023
sv92718	BNA Surr	SAMP, MB, LCS,	100 uL	3/31/2022

PREP BATCH REPORT

Prep Code: **SVOC-3510C-8270** Technician: **Zachary B. Zaccardi** Prep Start Date: **2/9/2022 8:18:50 AM**

Prep Batch **163621** Prep Temp **NA °C** Batch Units: **ML** Prep End Date: **2/11/2022 8:21:00 AM**

Sample ID	Matrix	pH	Initial Samp Amt	Sol Added	Sol Recovered	Final Vol (mL)	Factor	Balance	Prep Start Date	Prep End Date
B22020534-001M	Aqueous	6	1000	0	0	1.00	0.001		2/9/2022	2/11/2022
sample was clear										
B22020415-001CLMS	Ground Water	6	1040	0	0	1.00	0.000962		2/9/2022	2/11/2022
Sample was clear (2/2)										
B22020415-006CLMS	Ground Water	6	1010	0	0	1.00	0.00099		2/9/2022	2/11/2022
Sample was clear (2/2)										
B22020415-017CMS	Ground Water	6	1050	0	0	1.00	0.000952		2/9/2022	2/11/2022
Sample was clear (2/2)										
B22020415-032CMS	Ground Water	6	1030	0	0	1.00	0.000971		2/9/2022	2/11/2022
Sample was clear (2/2)										

Number	Reagent Name	Exp Date	A
13124	Sulfuric Acid 2020070739	7/2/2022	2mL
13273	pH-indicator Strips 0-14 HC025486	9/30/2024	
14777	Dichloromethane EC 978	11/17/2023	100, 5(

Spk ID	Spike Name	SampType	AmtAdd	Exp Date
FP220120 14244	DCM RINSED FILTER PAPER	ALL		4/6/2026
Sulfate 02/09/22 (	Baked Sodium Sulfate	ALL	varies	11/29/2026
sv92806	Benzidines	LCS, MS	50 uL	9/9/2025
sv92809	LCS/Add Extractions	LCS, MS; LLCS/D	1.0 mL; 5	7/22/2022
sv92717	LL BNA Surr	LMS, LLCS/D	100 uL	3/31/2022
SVOC NaOH 122	10 N NaOH	MB, LCS, SAMP,	5 drops	7/31/2023
sv92718	BNA Surr	SAMP, MB, LCS,	100 uL	3/31/2022

PREP BATCH REPORT

Prep Code: **SVOC-3510C-8270** Technician: **Zachary B. Zaccardi** Prep Start Date: **2/14/2022 8:37:20 AM**

Prep Batch **163724** Prep Temp **NA °C** Batch Units: **ML** Prep End Date: **2/16/2022 8:17:00 AM**

Sample ID	Matrix	pH	Initial Samp Amt	Sol Added	Sol Recovered	Final Vol (mL)	Factor	Balance	Prep Start Date	Prep End Date
MB-163724			1000	0	0	1.00	0.001		2/14/2022	2/16/2022
Supervised by DSM										
LCS-163724			1000	0	0	1.00	0.001		2/14/2022	2/16/2022
B22020920-001C	Aqueous	7	1030	0	0	1.00	0.000971		2/14/2022	2/16/2022
Sample was clear										
B22020920-002C	Aqueous	7	990	0	0	1.00	0.00101		2/14/2022	2/16/2022
Sample was clear										
B22020920-003C	Aqueous	7	960	0	0	1.00	0.00104		2/14/2022	2/16/2022
Sample was cloudy yellow										
B22020962-032A	Ground Water	6	1050	0	0	1.00	0.000952		2/14/2022	2/16/2022
Sample was clear (1/2)										
B22020962-011C	Ground Water	6	1040	0	0	1.00	0.000962		2/14/2022	2/16/2022
Sample was clear (1/2)										
B22020962-031C	Ground Water	6	1050	0	0	1.00	0.000952		2/14/2022	2/16/2022
Sample was clear (1/2)										
B22020962-011CLMS	Ground Water	6	1030	0	0	1.00	0.000971		2/14/2022	2/16/2022
Sample was clear (2/2)										
B22020962-031CLMS	Ground Water	6	1050	0	0	1.00	0.000952		2/14/2022	2/16/2022
Sample was clear (2/2)										
B22020962-032AMS	Ground Water	6	1050	0	0	1.00	0.000952		2/14/2022	2/16/2022
Sample was clear (2/2)										
B22020962-001C	Ground Water	6	1050	0	0	1.00	0.000952		2/14/2022	2/16/2022
Sample was clear (1/2)										
B22020962-006C	Ground Water	6	1050	0	0	1.00	0.000952		2/14/2022	2/16/2022
Sample was clear (1/2)										
B22020962-016C	Ground Water	6	1050	0	0	1.00	0.000952		2/14/2022	2/16/2022
Sample was clear (1/2)										

Number	Reagent Name	Exp Date	A
13124	Sulfuric Acid 2020070739	7/2/2022	2mL
13273	pH-indicator Strips 0-14 HC025486	9/30/2024	
14828	Dichloromethane ED092	12/12/2023	100, 5(

Spk ID	Spike Name	SampType	AmtAdd	Exp Date
FP220201 14244	DCM RINSED FILTER PAPER	ALL		4/6/2026
Sulfate 02/09/22 (	Baked Sodium Sulfate	ALL	varies	11/29/2026
sv92806	Benzidines	LCS, MS	50 uL	9/9/2025
sv92809	LCS/Add Extractions	LCS, MS; LLCS/D	1.0 mL; 5	7/22/2022
sv92717	LL BNA Surr	LMS, LLCS/D	100 uL	3/31/2022
SVOC NaOH 122	10 N NaOH	MB, LCS, SAMP,	5 drops	7/31/2023
sv92811	BNA Surr	SAMP, MB, LCS,	100 uL	7/22/2022

PREP BATCH REPORT

Prep Code: **SVOC-3510C-8270** Technician: **Zachary B. Zaccardi** Prep Start Date: **2/14/2022 8:37:20 AM**

Prep Batch **163724** Prep Temp **NA °C** Batch Units: **ML** Prep End Date: **2/16/2022 8:17:00 AM**

Sample ID	Matrix	pH	Initial Samp Amt	Sol Added	Sol Recovered	Final Vol (mL)	Factor	Balance	Prep Start Date	Prep End Date
B22020962-021C	Ground Water	6	1050	0	0	1.00	0.000952		2/14/2022	2/16/2022
Sample was clear (1/2)										
B22020962-026C	Ground Water	6	1040	0	0	1.00	0.000962		2/14/2022	2/16/2022
Sample was a cloudy cream (1/2)										
LCSD-163724			1000	0	0	1.00	0.001		2/14/2022	2/16/2022
LLCS-163724			1000	0	0	1.00	0.001		2/14/2022	2/16/2022
LLCSD-163724			1000	0	0	1.00	0.001		2/14/2022	2/16/2022
B22020962-006CMS	Ground Water	6	1050	0	0	1.00	0.000952		2/14/2022	2/16/2022
Sample was clear (2/2)										

Number	Reagent Name	Exp Date	A
13124	Sulfuric Acid 2020070739	7/2/2022	2mL
13273	pH-indicator Strips 0-14 HC025486	9/30/2024	
14828	Dichloromethane ED092	12/12/2023	100, 5(

Spk ID	Spike Name	SampType	AmtAdd	Exp Date
FP220201 14244	DCM RINSED FILTER PAPER	ALL		4/6/2026
Sulfate 02/09/22 (	Baked Sodium Sulfate	ALL	varies	11/29/2026
sv92806	Benzidines	LCS, MS	50 uL	9/9/2025
sv92809	LCS/Add Extractions	LCS, MS; LLCS/D	1.0 mL; 5	7/22/2022
sv92717	LL BNA Surr	LMS, LLCS/D	100 uL	3/31/2022
SVOC NaOH 122	10 N NaOH	MB, LCS, SAMP,	5 drops	7/31/2023
sv92811	BNA Surr	SAMP, MB, LCS,	100 uL	7/22/2022

Energy Laboratories Inc

ANALYTICAL RUN Summary

20-Feb-22

Run ID SV5973N.I_220218A

Run Start Date:	2/18/2022
Analyst:	Sean McGrew
Ical:	0
Column ID:	XTI-5
Comments:	

Std ID	Std Name	Std Amount	Std Units	Samp Amount	Samp Units	SampType	Expiration Date
dcmsvoc13	DCM						11/17/2022
sv100507	BNA mix	37.5	ul	62.5	ul	CCV	3/31/2022
sv100516	BNA Internals 2000 ug/mL	2	ul	100	ul	all HL SVOC	6/30/2023
sv100610	QC2/TEL	37.5	ul	62.5	ul	CCV	8/3/2022
sv100714	BNA 2nd source 200 ug/mL	37.5	ul	62.5	ul	ICV	10/1/2022
sv83311	DFTPP 1000 ug/mL	50	ul	50	ul	TUNE	10/31/2022
sv90820	BNA 2nd source short (new)	37.5	ul	62.5	ul	ICV	3/16/2023

Seq No	Lab ID	Test Code	Sample Typ	File ID	Analysis Date	DF	Batch ID	Prep Date	SPKref	RPDref	pmoist
15044794	Feb1801_D_TU	SVOC-8270-DF	TUNE	V5973N.I\sd0218	2/19/2022 7:59:0	1	R374941		0	0	

Analyte	T	Units	RAW	Final	Text	Spike	SPKref	RPDref	MDL	PQL	UQL	%REC	LOW	HIGH	%RPD	Q
127, % of mass 198	A	%	54.1	54.1		100	0	0	0	0.01	0	54%	40	60	0%	
197, % of mass 198	A	%	0.1	0.1		100	0	0	0	0.01	0	0%	0	0.99	0%	
198, Base Peak	A	%	100	100		100	0	0	0	0.01	0	100%	100	100	0%	
199, % of mass 198	A	%	6.7	6.7		100	0	0	0	0.01	0	7%	5	9	0%	
275, % of mass 198	A	%	28.3	28.3		100	0	0	0	0.01	0	28%	10	30	0%	
365, % of mass 198	A	%	3.8	3.8		100	0	0	0	0.01	0	4%	1	99.99	0%	
441, % of mass 443	A	%	78.7	78.7		100	0	0	0	0.01	0	79%	0.01	150	0%	
442, % of mass 198	A	%	64.4	64.4		100	0	0	0	0.01	0	64%	40	100	0%	
443, % of mass 442	A	%	19.4	19.4		100	0	0	0	0.01	0	19%	17	23	0%	
51, % of mass 198	A	%	42.8	42.8		100	0	0	0	0.01	0	43%	30	60	0%	
68, % of mass 69	A	%	0.7	0.7		100	0	0	0	0.01	0	1%	0	1.99	0%	
70, % of mass 69	A	%	0.7	0.7		100	0	0	0	0.01	0	1%	0	1.99	0%	

Seq No	Lab ID	Test Code	Sample Typ	File ID	Analysis Date	DF	Batch ID	Prep Date	SPKref	RPDref	pmoist
15044795	18-Feb-22_CAL	SVOC-8270-W-	ICAL	V5973N.I\sd0218.2	2/19/2022 8:21:2	1	R374941		0	0	

Analyte	T	Units	RAW	Final	Text	Spike	SPKref	RPDref	MDL	PQL	UQL	%REC	LOW	HIGH	%RPD	Q
1,2,4-Trichlorobenzene	A	ug/L	148.25876	148.25876		150	0	0	1.9	10	150	99%	80	120	0%	
1,2-Dichlorobenzene	A	ug/L	148.39683	148.39683		150	0	0	1.97	10	150	99%	80	120	0%	
1,3-Dichlorobenzene	A	ug/L	145.78693	145.78693		150	0	0	2.13	10	150	97%	80	120	0%	
1,4-Dichlorobenzene	A	ug/L	145.89028	145.89028		150	0	0	2.02	10	150	97%	80	120	0%	
1-Methylnaphthalene	A	ug/L	150.22261	150.22261		150	0	0	2.39	10	150	100%	80	120	0%	
2,2´-Oxybis(1-Chloropropane)	A	ug/L	144.24352	144.24352		150	0	0	1.45	10	150	96%	80	120	0%	
2,4,5-Trichlorophenol	A	ug/L	146.81582	146.81582		150	0	0	2.23	10	150	98%	80	120	0%	
2,4,6-Trichlorophenol	A	ug/L	141.25715	141.25715		150	0	0	2.64	10	150	94%	80	120	0%	
2,4-Dichlorophenol	A	ug/L	143.81129	143.81129		150	0	0	1.69	10	150	96%	80	120	0%	
2,4-Dimethylphenol	A	ug/L	141.24758	141.24758		150	0	0	1.69	10	150	94%	80	120	0%	
2,4-Dinitrophenol	A	ug/L	147.40763	147.40763		150	0	0	4.26	10	150	98%	80	120	0%	
2,4-Dinitrotoluene	A	ug/L	147.37762	147.37762		150	0	0	3.04	10	150	98%	80	120	0%	
2,6-Dinitrotoluene	A	ug/L	140.28013	140.28013		150	0	0	3.2	10	150	94%	80	120	0%	
2-Chloronaphthalene	A	ug/L	146.70902	146.70902		150	0	0	2.14	10	150	98%	80	120	0%	
2-Chlorophenol	A	ug/L	146.11086	146.11086		150	0	0	2.48	10	150	97%	80	120	0%	
2-Methylnaphthalene	A	ug/L	150.99876	150.99876		150	0	0	1.92	10	150	101%	80	120	0%	
2-Nitroaniline	A	ug/L	139.58853	139.58853		150	0	0	2.4	10	150	93%	80	120	0%	
2-Nitrophenol	A	ug/L	144.43803	144.43803		150	0	0	2.36	10	150	96%	80	120	0%	
3,3´-Dichlorobenzidine	A	ug/L	145.86735	145.86735		150	0	0	2.11	10	150	97%	80	120	0%	
3-Nitroaniline	A	ug/L	141.84089	141.84089		150	0	0	2.77	10	150	95%	80	120	0%	
4,6-Dinitro-2-methylphenol	A	ug/L	147.92067	147.92067		150	0	0	2.33	10	150	99%	80	120	0%	
4-Bromophenyl phenyl ether	A	ug/L	146.89915	146.89915		150	0	0	1.74	10	150	98%	80	120	0%	
4-Chloro-2-methylphenol	A	ug/L	143.00655	143.00655		150	0	0	1.6	10	150	95%	80	120	0%	
4-Chloro-3-methylphenol	A	ug/L	145.69078	145.69078		150	0	0	1.46	10	150	97%	80	120	0%	
4-Chlorophenol	A	ug/L	147.58879	147.58879		150	0	0	2.64	10	150	98%	80	120	0%	
4-Chlorophenyl phenyl ether	A	ug/L	142.57519	142.57519		150	0	0	2.03	10	150	95%	80	120	0%	
4-Nitroaniline	A	ug/L	147.46761	147.46761		150	0	0	1.63	10	150	98%	80	120	0%	
4-Nitrophenol	A	ug/L	144.3881	144.3881		150	0	0	2.5	10	150	96%	80	120	0%	
Acenaphthene	A	ug/L	152.63091	152.63091		150	0	0	1.89	10	150	102%	80	120	0%	
Acenaphthylene	A	ug/L	149.67985	149.67985		150	0	0	1.57	10	150	100%	80	120	0%	
Aniline	A	ug/L	145.48225	145.48225		150	0	0	3.74	10	150	97%	80	120	0%	
Anthracene	A	ug/L	143.81384	143.81384		150	0	0	1.23	10	150	96%	80	120	0%	
Azobenzene	A	ug/L	151.03114	151.03114		150	0	0	1.09	10	150	101%	80	120	0%	
Benzidine	A	ug/L	152.27249	152.27249		150	0	0	6.72	10	150	102%	80	120	0%	
Benzo(a)anthracene	A	ug/L	149.75051	149.75051		150	0	0	0.856	10	150	100%	80	120	0%	

Seq No	Lab ID	Test Code	Sample Typ	File ID	Analysis Date	DF	Batch ID	Prep Date	SPKref	RPDref	pmoist
15044795	18-Feb-22_CAL	SVOC-8270-W-	ICAL	V5973N.I\sd0218.2	2/19/2022 8:21:2	1	R374941		0	0	

Analyte	T	Units	RAW	Final	Text	Spike	SPKref	RPDref	MDL	PQL	UQL	%REC	LOW	HIGH	%RPD	Q
Benzo(a)pyrene	A	ug/L	147.49844	147.49844		150	0	0	1.24	10	150	98%	80	120	0%	
Benzo(b)fluoranthene	A	ug/L	147.75693	147.75693		150	0	0	0.903	10	150	99%	80	120	0%	
Benzo(g,h,i)perylene	A	ug/L	147.41393	147.41393		150	0	0	1.01	10	150	98%	80	120	0%	
Benzo(k)fluoranthene	A	ug/L	149.14729	149.14729		150	0	0	0.97	10	150	99%	80	120	0%	
Benzoic acid	A	ug/L	145.38456	145.38456		150	0	0	1.51	10	150	97%	80	120	0%	
Benzyl alcohol	A	ug/L	145.16169	145.16169		150	0	0	3.13	10	150	97%	80	120	0%	
bis(-2-chloroethoxy)Methane	A	ug/L	145.34888	145.34888		150	0	0	1.36	10	150	97%	80	120	0%	
bis(-2-chloroethyl)Ether	A	ug/L	147.59774	147.59774		150	0	0	2.57	10	150	98%	80	120	0%	
bis(2-chloroisopropyl)Ether	A	ug/L	144.24352	144.24352		150	0	0	1.49	10	150	96%	80	120	0%	
bis(2-ethylhexyl)Phthalate	A	ug/L	146.98037	146.98037		150	0	0	1.91	10	150	98%	80	120	0%	
Butylbenzylphthalate	A	ug/L	146.75789	146.75789		150	0	0	1.57	10	150	98%	80	120	0%	
Carbazole	A	ug/L	149.57053	149.57053		150	0	0	0.842	10	150	100%	80	120	0%	
Chrysene	A	ug/L	147.3118	147.3118		150	0	0	1.17	10	150	98%	80	120	0%	
Di-n-butyl phthalate	A	ug/L	147.6497	147.6497		150	0	0	0.932	10	150	98%	80	120	0%	
Di-n-octyl phthalate	A	ug/L	147.30122	147.30122		150	0	0	1.34	10	150	98%	80	120	0%	
Dibenzo(a,h)anthracene	A	ug/L	147.0838	147.0838		150	0	0	1.17	10	150	98%	80	120	0%	
Dibenzofuran	A	ug/L	148.13504	148.13504		150	0	0	1.74	10	150	99%	80	120	0%	
Diethyl phthalate	A	ug/L	145.36778	145.36778		150	0	0	2.18	10	150	97%	80	120	0%	
Dimethyl phthalate	A	ug/L	148.76974	148.76974		150	0	0	1.72	10	150	99%	80	120	0%	
Fluoranthene	A	ug/L	148.77254	148.77254		150	0	0	0.883	10	150	99%	80	120	0%	
Fluorene	A	ug/L	153.81469	153.81469		150	0	0	1.82	10	150	103%	80	120	0%	
Hexachlorobenzene	A	ug/L	143.53189	143.53189		150	0	0	1.33	10	150	96%	80	120	0%	
Hexachlorobutadiene	A	ug/L	147.36478	147.36478		150	0	0	2.32	10	150	98%	80	120	0%	
Hexachlorocyclopentadiene	A	ug/L	147.73475	147.73475		150	0	0	2.97	10	150	98%	80	120	0%	
Hexachloroethane	A	ug/L	145.59741	145.59741		150	0	0	1.79	10	150	97%	80	120	0%	
Indeno(1,2,3-cd)pyrene	A	ug/L	147.07419	147.07419		150	0	0	1.25	10	150	98%	80	120	0%	
Isophorone	A	ug/L	146.30815	146.30815		150	0	0	1.67	10	150	98%	80	120	0%	
m+p-Cresols	A	ug/L	147.68905	147.68905		150	0	0	1.78	10	150	98%	80	120	0%	
n-Nitroso-di-n-propylamine	A	ug/L	151.94194	151.94194		150	0	0	1.54	10	150	101%	80	120	0%	
n-Nitrosodimethylamine	A	ug/L	149.73312	149.73312		150	0	0	1.53	10	150	100%	80	120	0%	
n-Nitrosodiphenylamine	A	ug/L	148.66233	148.66233		150	0	0	1.16	10	150	99%	80	120	0%	
Naphthalene	A	ug/L	144.2577	144.2577		150	0	0	1.74	10	150	96%	80	120	0%	
Nitrobenzene	A	ug/L	141.18191	141.18191		150	0	0	2.31	10	150	94%	80	120	0%	
o-Cresol	A	ug/L	144.81835	144.81835		150	0	0	1.83	10	150	97%	80	120	0%	
p-Chloroaniline	A	ug/L	150.52324	150.52324		150	0	0	1.52	10	150	100%	80	120	0%	

Seq No	Lab ID	Test Code	Sample Typ	File ID	Analysis Date	DF	Batch ID	Prep Date	SPKref	RPDref	pmoist
15044795	18-Feb-22_CAL	SVOC-8270-W-	ICAL	V5973N.I\sd0218.2	2/19/2022 8:21:2	1	R374941		0	0	

Analyte	T	Units	RAW	Final	Text	Spike	SPKref	RPDref	MDL	PQL	UQL	%REC	LOW	HIGH	%RPD	Q
Pentachlorophenol	A	ug/L	148.79274	148.79274		150	0	0	4.24	10	150	99%	80	120	0%	
Phenanthrene	A	ug/L	146.00031	146.00031		150	0	0	0.784	10	150	97%	80	120	0%	
Phenol	A	ug/L	145.52785	145.52785		150	0	0	1.46	10	150	97%	80	120	0%	
Pyrene	A	ug/L	149.9738	149.9738		150	0	0	0.921	10	150	100%	80	120	0%	
Pyridine	A	ug/L	146.13939	146.13939		150	0	0	3.22	10	150	97%	80	120	0%	
Triallate	A	ug/L	149.27945	149.27945		150	0	0	1.51	10	150	100%	80	120	0%	
1,4-Dichlorobenzene-d4	I	ug/L	40	40		0	0	0	0	10	150	0%			0%	
Acenaphthene-d10	I	ug/L	40	40		0	0	0	0	10	150	0%			0%	
Chrysene-d12	I	ug/L	40	40		0	0	0	0	10	150	0%			0%	
Naphthalene-d8	I	ug/L	40	40		0	0	0	0	10	150	0%			0%	
Perylene-d12	I	ug/L	40	40		0	0	0	0	10	150	0%			0%	
Phenanthrene-d10	I	ug/L	40	40		0	0	0	0	10	150	0%			0%	
2,4,6-Tribromophenol	S	ug/L	148.56515	148.56515		150	0	0	2.88	10	0	99%	80	120	0%	
2-Fluorobiphenyl	S	ug/L	147.22505	147.22505		150	0	0	0.724	10	0	98%	80	120	0%	
2-Fluorophenol	S	ug/L	148.08161	148.08161		150	0	0	3.52	10	0	99%	80	120	0%	
Nitrobenzene-d5	S	ug/L	146.32187	146.32187		150	0	0	2.34	10	0	98%	80	120	0%	
Phenol-d5	S	ug/L	147.13902	147.13902		150	0	0	2.06	10	0	98%	80	120	0%	
Terphenyl-d14	S	ug/L	152.1715	152.1715		150	0	0	1.17	10	0	101%	80	120	0%	
4-Chloroaniline	X	ug/L	150.52324	150.52324		150	0	0	1.61	10	150	100%	80	120	0%	
o-Terphenyl	X	ug/L	143.8799	143.8799		150	0	0	1.27	10	150	96%	80	120	0%	

Seq No	Lab ID	Test Code	Sample Typ	File ID	Analysis Date	DF	Batch ID	Prep Date	SPKref	RPDref	pmoist
15044796	18-Feb-22_CAL	SVOC-8270-W-	ICAL	V5973N.I\sd0218.2	2/19/2022 8:53:2	1	R374941		0	0	

Analyte	T	Units	RAW	Final	Text	Spike	SPKref	RPDref	MDL	PQL	UQL	%REC	LOW	HIGH	%RPD	Q
1,2,4-Trichlorobenzene	A	ug/L	119.8787	119.8787		120	0	0	1.9	10	150	100%	80	120	0%	
1,2-Dichlorobenzene	A	ug/L	121.0749	121.0749		120	0	0	1.97	10	150	101%	80	120	0%	
1,3-Dichlorobenzene	A	ug/L	123.77035	123.77035		120	0	0	2.13	10	150	103%	80	120	0%	
1,4-Dichlorobenzene	A	ug/L	122.13069	122.13069		120	0	0	2.02	10	150	102%	80	120	0%	
1-Methylnaphthalene	A	ug/L	122.4836	122.4836		120	0	0	2.39	10	150	102%	80	120	0%	
2,2´-Oxybis(1-Chloropropane)	A	ug/L	126.77779	126.77779		120	0	0	1.45	10	150	106%	80	120	0%	
2,4,5-Trichlorophenol	A	ug/L	122.64538	122.64538		120	0	0	2.23	10	150	102%	80	120	0%	
2,4,6-Trichlorophenol	A	ug/L	126.49409	126.49409		120	0	0	2.64	10	150	105%	80	120	0%	
2,4-Dichlorophenol	A	ug/L	126.8965	126.8965		120	0	0	1.69	10	150	106%	80	120	0%	
2,4-Dimethylphenol	A	ug/L	124.28586	124.28586		120	0	0	1.69	10	150	104%	80	120	0%	

Seq No	Lab ID	Test Code	Sample Typ	File ID	Analysis Date	DF	Batch ID	Prep Date	SPKref	RPDref	pmoist
15044796	18-Feb-22_CAL	SVOC-8270-W-	ICAL	V5973N.I\sd0218.2	2/19/2022 8:53:2	1	R374941		0	0	

Analyte	T	Units	RAW	Final	Text	Spike	SPKref	RPDref	MDL	PQL	UQL	%REC	LOW	HIGH	%RPD	Q
2,4-Dinitrophenol	A	ug/L	121.63069	121.63069		120	0	0	4.26	10	150	101%	80	120	0%	
2,4-Dinitrotoluene	A	ug/L	122.80601	122.80601		120	0	0	3.04	10	150	102%	80	120	0%	
2,6-Dinitrotoluene	A	ug/L	134.50879	134.50879		120	0	0	3.2	10	150	112%	80	120	0%	
2-Chloronaphthalene	A	ug/L	116.0457	116.0457		120	0	0	2.14	10	150	97%	80	120	0%	
2-Chlorophenol	A	ug/L	122.70164	122.70164		120	0	0	2.48	10	150	102%	80	120	0%	
2-Methylnaphthalene	A	ug/L	119.27027	119.27027		120	0	0	1.92	10	150	99%	80	120	0%	
2-Nitroaniline	A	ug/L	129.8078	129.8078		120	0	0	2.4	10	150	108%	80	120	0%	
2-Nitrophenol	A	ug/L	126.52723	126.52723		120	0	0	2.36	10	150	105%	80	120	0%	
3,3´-Dichlorobenzidine	A	ug/L	123.47671	123.47671		120	0	0	2.11	10	150	103%	80	120	0%	
3-Nitroaniline	A	ug/L	130.39719	130.39719		120	0	0	2.77	10	150	109%	80	120	0%	
4,6-Dinitro-2-methylphenol	A	ug/L	121.12317	121.12317		120	0	0	2.33	10	150	101%	80	120	0%	
4-Bromophenyl phenyl ether	A	ug/L	126.15861	126.15861		120	0	0	1.74	10	150	105%	80	120	0%	
4-Chloro-2-methylphenol	A	ug/L	125.80595	125.80595		120	0	0	1.6	10	150	105%	80	120	0%	
4-Chloro-3-methylphenol	A	ug/L	124.16814	124.16814		120	0	0	1.46	10	150	103%	80	120	0%	
4-Chlorophenol	A	ug/L	122.63725	122.63725		120	0	0	2.64	10	150	102%	80	120	0%	
4-Chlorophenyl phenyl ether	A	ug/L	127.48107	127.48107		120	0	0	2.03	10	150	106%	80	120	0%	
4-Nitroaniline	A	ug/L	114.20275	114.20275		120	0	0	1.63	10	150	95%	80	120	0%	
4-Nitrophenol	A	ug/L	126.29442	126.29442		120	0	0	2.5	10	150	105%	80	120	0%	
Acenaphthene	A	ug/L	117.15509	117.15509		120	0	0	1.89	10	150	98%	80	120	0%	
Acenaphthylene	A	ug/L	121.46322	121.46322		120	0	0	1.57	10	150	101%	80	120	0%	
Aniline	A	ug/L	123.9193	123.9193		120	0	0	3.74	10	150	103%	80	120	0%	
Anthracene	A	ug/L	119.30268	119.30268		120	0	0	1.23	10	150	99%	80	120	0%	
Azobenzene	A	ug/L	120.26687	120.26687		120	0	0	1.09	10	150	100%	80	120	0%	
Benzidine	A	ug/L	114.71597	114.71597		120	0	0	6.72	10	150	96%	80	120	0%	
Benzo(a)anthracene	A	ug/L	123.9899	123.9899		120	0	0	0.856	10	150	103%	80	120	0%	
Benzo(a)pyrene	A	ug/L	122.23759	122.23759		120	0	0	1.24	10	150	102%	80	120	0%	
Benzo(b)fluoranthene	A	ug/L	120.71335	120.71335		120	0	0	0.903	10	150	101%	80	120	0%	
Benzo(g,h,i)perylene	A	ug/L	120.91018	120.91018		120	0	0	1.01	10	150	101%	80	120	0%	
Benzo(k)fluoranthene	A	ug/L	117.59469	117.59469		120	0	0	0.97	10	150	98%	80	120	0%	
Benzoic acid	A	ug/L	128.59804	128.59804		120	0	0	1.51	10	150	107%	80	120	0%	
Benzyl alcohol	A	ug/L	125.23751	125.23751		120	0	0	3.13	10	150	104%	80	120	0%	
bis(-2-chloroethoxy)Methane	A	ug/L	127.37973	127.37973		120	0	0	1.36	10	150	106%	80	120	0%	
bis(-2-chloroethyl)Ether	A	ug/L	122.23115	122.23115		120	0	0	2.57	10	150	102%	80	120	0%	
bis(2-chloroisopropyl)Ether	A	ug/L	126.77779	126.77779		120	0	0	1.49	10	150	106%	80	120	0%	
bis(2-ethylhexyl)Phthalate	A	ug/L	124.12988	124.12988		120	0	0	1.91	10	150	103%	80	120	0%	

Seq No	Lab ID	Test Code	Sample Typ	File ID	Analysis Date	DF	Batch ID	Prep Date	SPKref	RPDref	pmoist
15044796	18-Feb-22_CAL	SVOC-8270-W-	ICAL	V5973N.I\sd0218.2	2/19/2022 8:53:2	1	R374941		0	0	

Analyte	T	Units	RAW	Final	Text	Spike	SPKref	RPDref	MDL	PQL	UQL	%REC	LOW	HIGH	%RPD	Q
Butylbenzylphthalate	A	ug/L	123.21535	123.21535		120	0	0	1.57	10	150	103%	80	120	0%	
Carbazole	A	ug/L	120.47323	120.47323		120	0	0	0.842	10	150	100%	80	120	0%	
Chrysene	A	ug/L	122.27869	122.27869		120	0	0	1.17	10	150	102%	80	120	0%	
Di-n-butyl phthalate	A	ug/L	121.01434	121.01434		120	0	0	0.932	10	150	101%	80	120	0%	
Di-n-octyl phthalate	A	ug/L	121.10996	121.10996		120	0	0	1.34	10	150	101%	80	120	0%	
Dibenzo(a,h)anthracene	A	ug/L	122.77736	122.77736		120	0	0	1.17	10	150	102%	80	120	0%	
Dibenzofuran	A	ug/L	118.49461	118.49461		120	0	0	1.74	10	150	99%	80	120	0%	
Diethyl phthalate	A	ug/L	125.76711	125.76711		120	0	0	2.18	10	150	105%	80	120	0%	
Dimethyl phthalate	A	ug/L	119.42137	119.42137		120	0	0	1.72	10	150	100%	80	120	0%	
Fluoranthene	A	ug/L	120.70965	120.70965		120	0	0	0.883	10	150	101%	80	120	0%	
Fluorene	A	ug/L	114.45231	114.45231		120	0	0	1.82	10	150	95%	80	120	0%	
Hexachlorobenzene	A	ug/L	123.94405	123.94405		120	0	0	1.33	10	150	103%	80	120	0%	
Hexachlorobutadiene	A	ug/L	120.44215	120.44215		120	0	0	2.32	10	150	100%	80	120	0%	
Hexachlorocyclopentadiene	A	ug/L	118.72291	118.72291		120	0	0	2.97	10	150	99%	80	120	0%	
Hexachloroethane	A	ug/L	124.58292	124.58292		120	0	0	1.79	10	150	104%	80	120	0%	
Indeno(1,2,3-cd)pyrene	A	ug/L	119.11495	119.11495		120	0	0	1.25	10	150	99%	80	120	0%	
Isophorone	A	ug/L	123.48588	123.48588		120	0	0	1.67	10	150	103%	80	120	0%	
m+p-Cresols	A	ug/L	119.74612	119.74612		120	0	0	1.78	10	150	100%	80	120	0%	
n-Nitroso-di-n-propylamine	A	ug/L	117.70162	117.70162		120	0	0	1.54	10	150	98%	80	120	0%	
n-Nitrosodimethylamine	A	ug/L	116.57937	116.57937		120	0	0	1.53	10	150	97%	80	120	0%	
n-Nitrosodiphenylamine	A	ug/L	120.73443	120.73443		120	0	0	1.16	10	150	101%	80	120	0%	
Naphthalene	A	ug/L	123.61825	123.61825		120	0	0	1.74	10	150	103%	80	120	0%	
Nitrobenzene	A	ug/L	125.15614	125.15614		120	0	0	2.31	10	150	104%	80	120	0%	
o-Cresol	A	ug/L	125.2574	125.2574		120	0	0	1.83	10	150	104%	80	120	0%	
p-Chloroaniline	A	ug/L	119.20435	119.20435		120	0	0	1.52	10	150	99%	80	120	0%	
Pentachlorophenol	A	ug/L	118.92285	118.92285		120	0	0	4.24	10	150	99%	80	120	0%	
Phenanthrene	A	ug/L	119.62586	119.62586		120	0	0	0.784	10	150	100%	80	120	0%	
Phenol	A	ug/L	125.92767	125.92767		120	0	0	1.46	10	150	105%	80	120	0%	
Pyrene	A	ug/L	118.6872	118.6872		120	0	0	0.921	10	150	99%	80	120	0%	
Pyridine	A	ug/L	123.75618	123.75618		120	0	0	3.22	10	150	103%	80	120	0%	
Triallate	A	ug/L	120.43247	120.43247		120	0	0	1.51	10	150	100%	80	120	0%	
1,4-Dichlorobenzene-d4	I	ug/L	40	40		0	0	0	0	10	150	0%			0%	
Acenaphthene-d10	I	ug/L	40	40		0	0	0	0	10	150	0%			0%	
Chrysene-d12	I	ug/L	40	40		0	0	0	0	10	150	0%			0%	
Naphthalene-d8	I	ug/L	40	40		0	0	0	0	10	150	0%			0%	

6

Seq No	Lab ID	Test Code	Sample Typ	File ID	Analysis Date	DF	Batch ID	Prep Date	SPKref	RPDref	pmoist
15044796	18-Feb-22_CAL	SVOC-8270-W-	ICAL	V5973N.I\sd0218.2	2/19/2022 8:53:2	1	R374941		0	0	

Analyte	T	Units	RAW	Final	Text	Spike	SPKref	RPDref	MDL	PQL	UQL	%REC	LOW	HIGH	%RPD	Q
Perylene-d12	I	ug/L	40	40		0	0	0	0	10	150	0%			0%	
Phenanthrene-d10	I	ug/L	40	40		0	0	0	0	10	150	0%			0%	
2,4,6-Tribromophenol	S	ug/L	120.62911	120.62911		120	0	0	2.88	10	0	101%	80	120	0%	
2-Fluorobiphenyl	S	ug/L	120.38835	120.38835		120	0	0	0.724	10	0	100%	80	120	0%	
2-Fluorophenol	S	ug/L	120.34264	120.34264		120	0	0	3.52	10	0	100%	80	120	0%	
Nitrobenzene-d5	S	ug/L	123.29478	123.29478		120	0	0	2.34	10	0	103%	80	120	0%	
Phenol-d5	S	ug/L	122.8556	122.8556		120	0	0	2.06	10	0	102%	80	120	0%	
Terphenyl-d14	S	ug/L	120.36561	120.36561		120	0	0	1.17	10	0	100%	80	120	0%	
4-Chloroaniline	X	ug/L	119.20435	119.20435		120	0	0	1.61	10	150	99%	80	120	0%	
o-Terphenyl	X	ug/L	125.09349	125.09349		120	0	0	1.27	10	150	104%	80	120	0%	

Seq No	Lab ID	Test Code	Sample Typ	File ID	Analysis Date	DF	Batch ID	Prep Date	SPKref	RPDref	pmoist
15044797	18-Feb-22_CAL	SVOC-8270-W-	ICAL	V5973N.I\sd0218.2	2/19/2022 9:25:4	1	R374941		0	0	

Analyte	T	Units	RAW	Final	Text	Spike	SPKref	RPDref	MDL	PQL	UQL	%REC	LOW	HIGH	%RPD	Q
1,2,4-Trichlorobenzene	A	ug/L	101.66431	101.66431		100	0	0	1.9	10	150	102%	80	120	0%	
1,2-Dichlorobenzene	A	ug/L	100.92849	100.92849		100	0	0	1.97	10	150	101%	80	120	0%	
1,3-Dichlorobenzene	A	ug/L	101.77872	101.77872		100	0	0	2.13	10	150	102%	80	120	0%	
1,4-Dichlorobenzene	A	ug/L	102.76257	102.76257		100	0	0	2.02	10	150	103%	80	120	0%	
1-Methylnaphthalene	A	ug/L	97.08559	97.08559		100	0	0	2.39	10	150	97%	80	120	0%	
2,2´-Oxybis(1-Chloropropane)	A	ug/L	101.36002	101.36002		100	0	0	1.45	10	150	101%	80	120	0%	
2,4,5-Trichlorophenol	A	ug/L	100.84508	100.84508		100	0	0	2.23	10	150	101%	80	120	0%	
2,4,6-Trichlorophenol	A	ug/L	108.66773	108.66773		100	0	0	2.64	10	150	109%	80	120	0%	
2,4-Dichlorophenol	A	ug/L	102.45169	102.45169		100	0	0	1.69	10	150	102%	80	120	0%	
2,4-Dimethylphenol	A	ug/L	109.8715	109.8715		100	0	0	1.69	10	150	110%	80	120	0%	
2,4-Dinitrophenol	A	ug/L	103.59952	103.59952		100	0	0	4.26	10	150	104%	80	120	0%	
2,4-Dinitrotoluene	A	ug/L	100.94	100.94		100	0	0	3.04	10	150	101%	80	120	0%	
2,6-Dinitrotoluene	A	ug/L	98.50842	98.50842		100	0	0	3.2	10	150	99%	80	120	0%	
2-Chloronaphthalene	A	ug/L	99.92743	99.92743		100	0	0	2.14	10	150	100%	80	120	0%	
2-Chlorophenol	A	ug/L	103.26	103.26		100	0	0	2.48	10	150	103%	80	120	0%	
2-Methylnaphthalene	A	ug/L	99.78379	99.78379		100	0	0	1.92	10	150	100%	80	120	0%	
2-Nitroaniline	A	ug/L	109.61505	109.61505		100	0	0	2.4	10	150	110%	80	120	0%	
2-Nitrophenol	A	ug/L	103.62541	103.62541		100	0	0	2.36	10	150	104%	80	120	0%	
3,3´-Dichlorobenzidine	A	ug/L	103.76438	103.76438		100	0	0	2.11	10	150	104%	80	120	0%	
3-Nitroaniline	A	ug/L	100.92359	100.92359		100	0	0	2.77	10	150	101%	80	120	0%	

7

Seq No	Lab ID	Test Code	Sample Typ	File ID	Analysis Date	DF	Batch ID	Prep Date	SPKref	RPDref	pmoist
15044797	18-Feb-22_CAL	SVOC-8270-W-	ICAL	V5973N.I\sd0218.2	2/19/2022 9:25:4	1	R374941		0	0	

Analyte	T	Units	RAW	Final	Text	Spike	SPKref	RPDref	MDL	PQL	UQL	%REC	LOW	HIGH	%RPD	Q
4,6-Dinitro-2-methylphenol	A	ug/L	104.41622	104.41622		100	0	0	2.33	10	150	104%	80	120	0%	
4-Bromophenyl phenyl ether	A	ug/L	100.85949	100.85949		100	0	0	1.74	10	150	101%	80	120	0%	
4-Chloro-2-methylphenol	A	ug/L	103.75767	103.75767		100	0	0	1.6	10	150	104%	80	120	0%	
4-Chloro-3-methylphenol	A	ug/L	99.93339	99.93339		100	0	0	1.46	10	150	100%	80	120	0%	
4-Chlorophenol	A	ug/L	101.0255	101.0255		100	0	0	2.64	10	150	101%	80	120	0%	
4-Chlorophenyl phenyl ether	A	ug/L	105.98931	105.98931		100	0	0	2.03	10	150	106%	80	120	0%	
4-Nitroaniline	A	ug/L	112.88014	112.88014		100	0	0	1.63	10	150	113%	80	120	0%	
4-Nitrophenol	A	ug/L	102.3911	102.3911		100	0	0	2.5	10	150	102%	80	120	0%	
Acenaphthene	A	ug/L	97.80348	97.80348		100	0	0	1.89	10	150	98%	80	120	0%	
Acenaphthylene	A	ug/L	98.74058	98.74058		100	0	0	1.57	10	150	99%	80	120	0%	
Aniline	A	ug/L	103.43793	103.43793		100	0	0	3.74	10	150	103%	80	120	0%	
Anthracene	A	ug/L	108.10908	108.10908		100	0	0	1.23	10	150	108%	80	120	0%	
Azobenzene	A	ug/L	96.53176	96.53176		100	0	0	1.09	10	150	97%	80	120	0%	
Benzidine	A	ug/L	101.75405	101.75405		100	0	0	6.72	10	150	102%	80	120	0%	
Benzo(a)anthracene	A	ug/L	104.03338	104.03338		100	0	0	0.856	10	150	104%	80	120	0%	
Benzo(a)pyrene	A	ug/L	101.22955	101.22955		100	0	0	1.24	10	150	101%	80	120	0%	
Benzo(b)fluoranthene	A	ug/L	102.07504	102.07504		100	0	0	0.903	10	150	102%	80	120	0%	
Benzo(g,h,i)perylene	A	ug/L	103.24746	103.24746		100	0	0	1.01	10	150	103%	80	120	0%	
Benzo(k)fluoranthene	A	ug/L	104.87177	104.87177		100	0	0	0.97	10	150	105%	80	120	0%	
Benzoic acid	A	ug/L	96.09723	96.09723		100	0	0	1.51	10	150	96%	80	120	0%	
Benzyl alcohol	A	ug/L	103.17268	103.17268		100	0	0	3.13	10	150	103%	80	120	0%	
bis(-2-chloroethoxy)Methane	A	ug/L	100.64468	100.64468		100	0	0	1.36	10	150	101%	80	120	0%	
bis(-2-chloroethyl)Ether	A	ug/L	100.80378	100.80378		100	0	0	2.57	10	150	101%	80	120	0%	
bis(2-chloroisopropyl)Ether	A	ug/L	101.36002	101.36002		100	0	0	1.49	10	150	101%	80	120	0%	
bis(2-ethylhexyl)Phthalate	A	ug/L	100.90221	100.90221		100	0	0	1.91	10	150	101%	80	120	0%	
Butylbenzylphthalate	A	ug/L	102.96903	102.96903		100	0	0	1.57	10	150	103%	80	120	0%	
Carbazole	A	ug/L	100.37301	100.37301		100	0	0	0.842	10	150	100%	80	120	0%	
Chrysene	A	ug/L	102.07572	102.07572		100	0	0	1.17	10	150	102%	80	120	0%	
Di-n-butyl phthalate	A	ug/L	103.47461	103.47461		100	0	0	0.932	10	150	103%	80	120	0%	
Di-n-octyl phthalate	A	ug/L	104.01537	104.01537		100	0	0	1.34	10	150	104%	80	120	0%	
Dibenzo(a,h)anthracene	A	ug/L	100.1029	100.1029		100	0	0	1.17	10	150	100%	80	120	0%	
Dibenzofuran	A	ug/L	101.05909	101.05909		100	0	0	1.74	10	150	101%	80	120	0%	
Diethyl phthalate	A	ug/L	99.04085	99.04085		100	0	0	2.18	10	150	99%	80	120	0%	
Dimethyl phthalate	A	ug/L	100.11411	100.11411		100	0	0	1.72	10	150	100%	80	120	0%	
Fluoranthene	A	ug/L	102.2753	102.2753		100	0	0	0.883	10	150	102%	80	120	0%	

Seq No	Lab ID	Test Code	Sample Typ	File ID	Analysis Date	DF	Batch ID	Prep Date	SPKref	RPDref	pmoist				
15044797	18-Feb-22_CAL	SVOC-8270-W-	ICAL	V5973N.I\sd0218	2/19/2022 9:25:4	1	R374941		0	0					

Analyte	T	Units	RAW	Final	Text	Spike	SPKref	RPDref	MDL	PQL	UQL	%REC	LOW	HIGH	%RPD	Q
Fluorene	A	ug/L	98.66141	98.66141		100	0	0	1.82	10	150	99%	80	120	0%	
Hexachlorobenzene	A	ug/L	109.2193	109.2193		100	0	0	1.33	10	150	109%	80	120	0%	
Hexachlorobutadiene	A	ug/L	103.452	103.452		100	0	0	2.32	10	150	103%	80	120	0%	
Hexachlorocyclopentadiene	A	ug/L	105.43903	105.43903		100	0	0	2.97	10	150	105%	80	120	0%	
Hexachloroethane	A	ug/L	102.70564	102.70564		100	0	0	1.79	10	150	103%	80	120	0%	
Indeno(1,2,3-cd)pyrene	A	ug/L	106.88976	106.88976		100	0	0	1.25	10	150	107%	80	120	0%	
Isophorone	A	ug/L	101.01511	101.01511		100	0	0	1.67	10	150	101%	80	120	0%	
m+p-Cresols	A	ug/L	103.0919	103.0919		100	0	0	1.78	10	150	103%	80	120	0%	
n-Nitroso-di-n-propylamine	A	ug/L	98.7706	98.7706		100	0	0	1.54	10	150	99%	80	120	0%	
n-Nitrosodimethylamine	A	ug/L	105.93601	105.93601		100	0	0	1.53	10	150	106%	80	120	0%	
n-Nitrosodiphenylamine	A	ug/L	102.07401	102.07401		100	0	0	1.16	10	150	102%	80	120	0%	
Naphthalene	A	ug/L	103.35312	103.35312		100	0	0	1.74	10	150	103%	80	120	0%	
Nitrobenzene	A	ug/L	110.58481	110.58481		100	0	0	2.31	10	150	111%	80	120	0%	
o-Cresol	A	ug/L	103.78909	103.78909		100	0	0	1.83	10	150	104%	80	120	0%	
p-Chloroaniline	A	ug/L	97.20961	97.20961		100	0	0	1.52	10	150	97%	80	120	0%	
Pentachlorophenol	A	ug/L	105.17581	105.17581		100	0	0	4.24	10	150	105%	80	120	0%	
Phenanthrene	A	ug/L	109.23363	109.23363		100	0	0	0.784	10	150	109%	80	120	0%	
Phenol	A	ug/L	100.54822	100.54822		100	0	0	1.46	10	150	101%	80	120	0%	
Pyrene	A	ug/L	102.88375	102.88375		100	0	0	0.921	10	150	103%	80	120	0%	
Pyridine	A	ug/L	102.84588	102.84588		100	0	0	3.22	10	150	103%	80	120	0%	
Triallate	A	ug/L	101.06785	101.06785		100	0	0	1.51	10	150	101%	80	120	0%	
1,4-Dichlorobenzene-d4	I	ug/L	40	40		0	0	0	0	10	150	0%			0%	
Acenaphthene-d10	I	ug/L	40	40		0	0	0	0	10	150	0%			0%	
Chrysene-d12	I	ug/L	40	40		0	0	0	0	10	150	0%			0%	
Naphthalene-d8	I	ug/L	40	40		0	0	0	0	10	150	0%			0%	
Perylene-d12	I	ug/L	40	40		0	0	0	0	10	150	0%			0%	
Phenanthrene-d10	I	ug/L	40	40		0	0	0	0	10	150	0%			0%	
2,4,6-Tribromophenol	S	ug/L	102.02537	102.02537		100	0	0	2.88	10	0	102%	80	120	0%	
2-Fluorobiphenyl	S	ug/L	106.1193	106.1193		100	0	0	0.724	10	0	106%	80	120	0%	
2-Fluorophenol	S	ug/L	103.47921	103.47921		100	0	0	3.52	10	0	103%	80	120	0%	
Nitrobenzene-d5	S	ug/L	102.56999	102.56999		100	0	0	2.34	10	0	103%	80	120	0%	
Phenol-d5	S	ug/L	101.54346	101.54346		100	0	0	2.06	10	0	102%	80	120	0%	
Terphenyl-d14	S	ug/L	100.65082	100.65082		100	0	0	1.17	10	0	101%	80	120	0%	
4-Chloroaniline	X	ug/L	97.20961	97.20961		100	0	0	1.61	10	150	97%	80	120	0%	
o-Terphenyl	X	ug/L	106.47613	106.47613		100	0	0	1.27	10	150	106%	80	120	0%	

Seq No	Lab ID	Test Code	Sample Typ	File ID	Analysis Date	DF	Batch ID	Prep Date	SPKref	RPDref	pmoist
15044798	18-Feb-22_CAL	SVOC-8270-W-	ICAL	V5973N.I\sd0218	2/19/2022 9:57:5	1	R374941		0	0	

Analyte	T	Units	RAW	Final	Text	Spike	SPKref	RPDref	MDL	PQL	UQL	%REC	LOW	HIGH	%RPD	Q
1,2,4-Trichlorobenzene	A	ug/L	77.81585	77.81585		75	0	0	1.9	10	150	104%	80	120	0%	
1,2-Dichlorobenzene	A	ug/L	75.74776	75.74776		75	0	0	1.97	10	150	101%	80	120	0%	
1,3-Dichlorobenzene	A	ug/L	76.0831	76.0831		75	0	0	2.13	10	150	101%	80	120	0%	
1,4-Dichlorobenzene	A	ug/L	76.86319	76.86319		75	0	0	2.02	10	150	102%	80	120	0%	
1-Methylnaphthalene	A	ug/L	73.02262	73.02262		75	0	0	2.39	10	150	97%	80	120	0%	
2,2´-Oxybis(1-Chloropropane)	A	ug/L	74.80037	74.80037		75	0	0	1.45	10	150	100%	80	120	0%	
2,4,5-Trichlorophenol	A	ug/L	77.92109	77.92109		75	0	0	2.23	10	150	104%	80	120	0%	
2,4,6-Trichlorophenol	A	ug/L	74.24235	74.24235		75	0	0	2.64	10	150	99%	80	120	0%	
2,4-Dichlorophenol	A	ug/L	75.22952	75.22952		75	0	0	1.69	10	150	100%	80	120	0%	
2,4-Dimethylphenol	A	ug/L	75.43391	75.43391		75	0	0	1.69	10	150	101%	80	120	0%	
2,4-Dinitrophenol	A	ug/L	74.36244	74.36244		75	0	0	4.26	10	150	99%	80	120	0%	
2,4-Dinitrotoluene	A	ug/L	75.6678	75.6678		75	0	0	3.04	10	150	101%	80	120	0%	
2,6-Dinitrotoluene	A	ug/L	75.44799	75.44799		75	0	0	3.2	10	150	101%	80	120	0%	
2-Chloronaphthalene	A	ug/L	79.05037	79.05037		75	0	0	2.14	10	150	105%	80	120	0%	
2-Chlorophenol	A	ug/L	75.22845	75.22845		75	0	0	2.48	10	150	100%	80	120	0%	
2-Methylnaphthalene	A	ug/L	73.63204	73.63204		75	0	0	1.92	10	150	98%	80	120	0%	
2-Nitroaniline	A	ug/L	69.01739	69.01739		75	0	0	2.4	10	150	92%	80	120	0%	
2-Nitrophenol	A	ug/L	72.89708	72.89708		75	0	0	2.36	10	150	97%	80	120	0%	
3,3´-Dichlorobenzidine	A	ug/L	74.8233	74.8233		75	0	0	2.11	10	150	100%	80	120	0%	
3-Nitroaniline	A	ug/L	76.85143	76.85143		75	0	0	2.77	10	150	102%	80	120	0%	
4,6-Dinitro-2-methylphenol	A	ug/L	71.58336	71.58336		75	0	0	2.33	10	150	95%	80	120	0%	
4-Bromophenyl phenyl ether	A	ug/L	68.67301	68.67301		75	0	0	1.74	10	150	92%	80	120	0%	
4-Chloro-2-methylphenol	A	ug/L	77.96972	77.96972		75	0	0	1.6	10	150	104%	80	120	0%	
4-Chloro-3-methylphenol	A	ug/L	75.67839	75.67839		75	0	0	1.46	10	150	101%	80	120	0%	
4-Chlorophenol	A	ug/L	75.73728	75.73728		75	0	0	2.64	10	150	101%	80	120	0%	
4-Chlorophenyl phenyl ether	A	ug/L	72.54827	72.54827		75	0	0	2.03	10	150	97%	80	120	0%	
4-Nitroaniline	A	ug/L	75.79605	75.79605		75	0	0	1.63	10	150	101%	80	120	0%	
4-Nitrophenol	A	ug/L	75.82722	75.82722		75	0	0	2.5	10	150	101%	80	120	0%	
Acenaphthene	A	ug/L	77.02511	77.02511		75	0	0	1.89	10	150	103%	80	120	0%	
Acenaphthylene	A	ug/L	74.22139	74.22139		75	0	0	1.57	10	150	99%	80	120	0%	
Aniline	A	ug/L	73.85143	73.85143		75	0	0	3.74	10	150	98%	80	120	0%	
Anthracene	A	ug/L	78.01886	78.01886		75	0	0	1.23	10	150	104%	80	120	0%	
Azobenzene	A	ug/L	75.70226	75.70226		75	0	0	1.09	10	150	101%	80	120	0%	
Benzidine	A	ug/L	77.04542	77.04542		75	0	0	6.72	10	150	103%	80	120	0%	
Benzo(a)anthracene	A	ug/L	77.09789	77.09789		75	0	0	0.856	10	150	103%	80	120	0%	

Seq No	Lab ID	Test Code	Sample Typ	File ID	Analysis Date	DF	Batch ID	Prep Date	SPKref	RPDref	pmoist
15044798	18-Feb-22_CAL	SVOC-8270-W-	ICAL	V5973N.I\sd0218	2/19/2022 9:57:5	1	R374941		0	0	

Analyte	T	Units	RAW	Final	Text	Spike	SPKref	RPDref	MDL	PQL	UQL	%REC	LOW	HIGH	%RPD	Q
Benzo(a)pyrene	A	ug/L	75.1028	75.1028		75	0	0	1.24	10	150	100%	80	120	0%	
Benzo(b)fluoranthene	A	ug/L	76.65597	76.65597		75	0	0	0.903	10	150	102%	80	120	0%	
Benzo(g,h,i)perylene	A	ug/L	75.63879	75.63879		75	0	0	1.01	10	150	101%	80	120	0%	
Benzo(k)fluoranthene	A	ug/L	74.9266	74.9266		75	0	0	0.97	10	150	100%	80	120	0%	
Benzoic acid	A	ug/L	77.86511	77.86511		75	0	0	1.51	10	150	104%	80	120	0%	
Benzyl alcohol	A	ug/L	74.87572	74.87572		75	0	0	3.13	10	150	100%	80	120	0%	
bis(-2-chloroethoxy)Methane	A	ug/L	71.38608	71.38608		75	0	0	1.36	10	150	95%	80	120	0%	
bis(-2-chloroethyl)Ether	A	ug/L	76.0889	76.0889		75	0	0	2.57	10	150	101%	80	120	0%	
bis(2-chloroisopropyl)Ether	A	ug/L	74.80037	74.80037		75	0	0	1.49	10	150	100%	80	120	0%	
bis(2-ethylhexyl)Phthalate	A	ug/L	75.13757	75.13757		75	0	0	1.91	10	150	100%	80	120	0%	
Butylbenzylphthalate	A	ug/L	74.47626	74.47626		75	0	0	1.57	10	150	99%	80	120	0%	
Carbazole	A	ug/L	74.78728	74.78728		75	0	0	0.842	10	150	100%	80	120	0%	
Chrysene	A	ug/L	74.7328	74.7328		75	0	0	1.17	10	150	100%	80	120	0%	
Di-n-butyl phthalate	A	ug/L	74.70478	74.70478		75	0	0	0.932	10	150	100%	80	120	0%	
Di-n-octyl phthalate	A	ug/L	76.21905	76.21905		75	0	0	1.34	10	150	102%	80	120	0%	
Dibenzo(a,h)anthracene	A	ug/L	77.73601	77.73601		75	0	0	1.17	10	150	104%	80	120	0%	
Dibenzofuran	A	ug/L	82.28135	82.28135		75	0	0	1.74	10	150	110%	80	120	0%	
Diethyl phthalate	A	ug/L	79.23752	79.23752		75	0	0	2.18	10	150	106%	80	120	0%	
Dimethyl phthalate	A	ug/L	80.71671	80.71671		75	0	0	1.72	10	150	108%	80	120	0%	
Fluoranthene	A	ug/L	73.62609	73.62609		75	0	0	0.883	10	150	98%	80	120	0%	
Fluorene	A	ug/L	78.26263	78.26263		75	0	0	1.82	10	150	104%	80	120	0%	
Hexachlorobenzene	A	ug/L	71.13503	71.13503		75	0	0	1.33	10	150	95%	80	120	0%	
Hexachlorobutadiene	A	ug/L	77.3594	77.3594		75	0	0	2.32	10	150	103%	80	120	0%	
Hexachlorocyclopentadiene	A	ug/L	76.13851	76.13851		75	0	0	2.97	10	150	102%	80	120	0%	
Hexachloroethane	A	ug/L	74.44849	74.44849		75	0	0	1.79	10	150	99%	80	120	0%	
Indeno(1,2,3-cd)pyrene	A	ug/L	74.28389	74.28389		75	0	0	1.25	10	150	99%	80	120	0%	
Isophorone	A	ug/L	77.15185	77.15185		75	0	0	1.67	10	150	103%	80	120	0%	
m+p-Cresols	A	ug/L	77.00329	77.00329		75	0	0	1.78	10	150	103%	80	120	0%	
n-Nitroso-di-n-propylamine	A	ug/L	75.06453	75.06453		75	0	0	1.54	10	150	100%	80	120	0%	
n-Nitrosodimethylamine	A	ug/L	74.63005	74.63005		75	0	0	1.53	10	150	100%	80	120	0%	
n-Nitrosodiphenylamine	A	ug/L	73.97084	73.97084		75	0	0	1.16	10	150	99%	80	120	0%	
Naphthalene	A	ug/L	78.10392	78.10392		75	0	0	1.74	10	150	104%	80	120	0%	
Nitrobenzene	A	ug/L	70.29477	70.29477		75	0	0	2.31	10	150	94%	80	120	0%	
o-Cresol	A	ug/L	72.60949	72.60949		75	0	0	1.83	10	150	97%	80	120	0%	
p-Chloroaniline	A	ug/L	79.6395	79.6395		75	0	0	1.52	10	150	106%	80	120	0%	

Seq No	Lab ID	Test Code	Sample Typ	File ID	Analysis Date	DF	Batch ID	Prep Date	SPKref	RPDref	pmoist
15044798	18-Feb-22_CAL	SVOC-8270-W-	ICAL	V5973N.I\sd0218.2	2/19/2022 9:57:5	1	R374941		0	0	

Analyte	T	Units	RAW	Final	Text	Spike	SPKref	RPDref	MDL	PQL	UQL	%REC	LOW	HIGH	%RPD	Q
Pentachlorophenol	A	ug/L	72.86501	72.86501		75	0	0	4.24	10	150	97%	80	120	0%	
Phenanthrene	A	ug/L	72.53772	72.53772		75	0	0	0.784	10	150	97%	80	120	0%	
Phenol	A	ug/L	74.69702	74.69702		75	0	0	1.46	10	150	100%	80	120	0%	
Pyrene	A	ug/L	73.17698	73.17698		75	0	0	0.921	10	150	98%	80	120	0%	
Pyridine	A	ug/L	73.75015	73.75015		75	0	0	3.22	10	150	98%	80	120	0%	
Triallate	A	ug/L	74.1071	74.1071		75	0	0	1.51	10	150	99%	80	120	0%	
1,4-Dichlorobenzene-d4	I	ug/L	40	40		0	0	0	0	10	150	0%			0%	
Acenaphthene-d10	I	ug/L	40	40		0	0	0	0	10	150	0%			0%	
Chrysene-d12	I	ug/L	40	40		0	0	0	0	10	150	0%			0%	
Naphthalene-d8	I	ug/L	40	40		0	0	0	0	10	150	0%			0%	
Perylene-d12	I	ug/L	40	40		0	0	0	0	10	150	0%			0%	
Phenanthrene-d10	I	ug/L	40	40		0	0	0	0	10	150	0%			0%	
2,4,6-Tribromophenol	S	ug/L	75.30826	75.30826		75	0	0	2.88	10	0	100%	80	120	0%	
2-Fluorobiphenyl	S	ug/L	72.88063	72.88063		75	0	0	0.724	10	0	97%	80	120	0%	
2-Fluorophenol	S	ug/L	74.23548	74.23548		75	0	0	3.52	10	0	99%	80	120	0%	
Nitrobenzene-d5	S	ug/L	75.1559	75.1559		75	0	0	2.34	10	0	100%	80	120	0%	
Phenol-d5	S	ug/L	74.59662	74.59662		75	0	0	2.06	10	0	99%	80	120	0%	
Terphenyl-d14	S	ug/L	73.65487	73.65487		75	0	0	1.17	10	0	98%	80	120	0%	
4-Chloroaniline	X	ug/L	79.6395	79.6395		75	0	0	1.61	10	150	106%	80	120	0%	
o-Terphenyl	X	ug/L	71.746	71.746		75	0	0	1.27	10	150	96%	80	120	0%	

Seq No	Lab ID	Test Code	Sample Typ	File ID	Analysis Date	DF	Batch ID	Prep Date	SPKref	RPDref	pmoist
15044799	18-Feb-22_CAL	SVOC-8270-W-	ICAL	V5973N.I\sd0218.2	2/19/2022 10:43:	1	R374941		0	0	

Analyte	T	Units	RAW	Final	Text	Spike	SPKref	RPDref	MDL	PQL	UQL	%REC	LOW	HIGH	%RPD	Q
1,2,4-Trichlorobenzene	A	ug/L	47.49782	47.49782		50	0	0	1.9	10	150	95%	80	120	0%	
1,2-Dichlorobenzene	A	ug/L	48.89452	48.89452		50	0	0	1.97	10	150	98%	80	120	0%	
1,3-Dichlorobenzene	A	ug/L	47.68319	47.68319		50	0	0	2.13	10	150	95%	80	120	0%	
1,4-Dichlorobenzene	A	ug/L	47.52081	47.52081		50	0	0	2.02	10	150	95%	80	120	0%	
1-Methylnaphthalene	A	ug/L	52.07647	52.07647		50	0	0	2.39	10	150	104%	80	120	0%	
2,2´-Oxybis(1-Chloropropane)	A	ug/L	48.10974	48.10974		50	0	0	1.45	10	150	96%	80	120	0%	
2,4,5-Trichlorophenol	A	ug/L	47.37548	47.37548		50	0	0	2.23	10	150	95%	80	120	0%	
2,4,6-Trichlorophenol	A	ug/L	44.73831	44.73831		50	0	0	2.64	10	150	89%	80	120	0%	
2,4-Dichlorophenol	A	ug/L	46.88832	46.88832		50	0	0	1.69	10	150	94%	80	120	0%	
2,4-Dimethylphenol	A	ug/L	44.70578	44.70578		50	0	0	1.69	10	150	89%	80	120	0%	

Seq No	Lab ID	Test Code	Sample Typ	File ID	Analysis Date	DF	Batch ID	Prep Date	SPKref	RPDref	pmoist
15044799	18-Feb-22_CAL	SVOC-8270-W-	ICAL	V5973N.I\sd0218.2	2/19/2022 10:43:	1	R374941		0	0	

Analyte	T	Units	RAW	Final	Text	Spike	SPKref	RPDref	MDL	PQL	UQL	%REC	LOW	HIGH	%RPD	Q
2,4-Dinitrophenol	A	ug/L	48.51587	48.51587		50	0	0	4.26	10	150	97%	80	120	0%	
2,4-Dinitrotoluene	A	ug/L	49.02327	49.02327		50	0	0	3.04	10	150	98%	80	120	0%	
2,6-Dinitrotoluene	A	ug/L	46.78734	46.78734		50	0	0	3.2	10	150	94%	80	120	0%	
2-Chloronaphthalene	A	ug/L	49.7944	49.7944		50	0	0	2.14	10	150	100%	80	120	0%	
2-Chlorophenol	A	ug/L	47.89159	47.89159		50	0	0	2.48	10	150	96%	80	120	0%	
2-Methylnaphthalene	A	ug/L	51.06366	51.06366		50	0	0	1.92	10	150	102%	80	120	0%	
2-Nitroaniline	A	ug/L	47.82194	47.82194		50	0	0	2.4	10	150	96%	80	120	0%	
2-Nitrophenol	A	ug/L	47.69037	47.69037		50	0	0	2.36	10	150	95%	80	120	0%	
3,3´-Dichlorobenzidine	A	ug/L	47.61876	47.61876		50	0	0	2.11	10	150	95%	80	120	0%	
3-Nitroaniline	A	ug/L	45.4914	45.4914		50	0	0	2.77	10	150	91%	80	120	0%	
4,6-Dinitro-2-methylphenol	A	ug/L	50.34008	50.34008		50	0	0	2.33	10	150	101%	80	120	0%	
4-Bromophenyl phenyl ether	A	ug/L	52.13331	52.13331		50	0	0	1.74	10	150	104%	80	120	0%	
4-Chloro-2-methylphenol	A	ug/L	44.56129	44.56129		50	0	0	1.6	10	150	89%	80	120	0%	
4-Chloro-3-methylphenol	A	ug/L	49.29631	49.29631		50	0	0	1.46	10	150	99%	80	120	0%	
4-Chlorophenol	A	ug/L	47.75558	47.75558		50	0	0	2.64	10	150	96%	80	120	0%	
4-Chlorophenyl phenyl ether	A	ug/L	46.23071	46.23071		50	0	0	2.03	10	150	92%	80	120	0%	
4-Nitroaniline	A	ug/L	44.97873	44.97873		50	0	0	1.63	10	150	90%	80	120	0%	
4-Nitrophenol	A	ug/L	46.22433	46.22433		50	0	0	2.5	10	150	92%	80	120	0%	
Acenaphthene	A	ug/L	50.6665	50.6665		50	0	0	1.89	10	150	101%	80	120	0%	
Acenaphthylene	A	ug/L	51.2174	51.2174		50	0	0	1.57	10	150	102%	80	120	0%	
Aniline	A	ug/L	48.72881	48.72881		50	0	0	3.74	10	150	97%	80	120	0%	
Anthracene	A	ug/L	48.80248	48.80248		50	0	0	1.23	10	150	98%	80	120	0%	
Azobenzene	A	ug/L	52.22828	52.22828		50	0	0	1.09	10	150	104%	80	120	0%	
Benzidine	A	ug/L	49.71612	49.71612		50	0	0	6.72	10	150	99%	80	120	0%	
Benzo(a)anthracene	A	ug/L	49.74701	49.74701		50	0	0	0.856	10	150	99%	80	120	0%	
Benzo(a)pyrene	A	ug/L	49.50899	49.50899		50	0	0	1.24	10	150	99%	80	120	0%	
Benzo(b)fluoranthene	A	ug/L	48.10542	48.10542		50	0	0	0.903	10	150	96%	80	120	0%	
Benzo(g,h,i)perylene	A	ug/L	48.08698	48.08698		50	0	0	1.01	10	150	96%	80	120	0%	
Benzo(k)fluoranthene	A	ug/L	48.70037	48.70037		50	0	0	0.97	10	150	97%	80	120	0%	
Benzoic acid	A	ug/L	47.34543	47.34543		50	0	0	1.51	10	150	95%	80	120	0%	
Benzyl alcohol	A	ug/L	46.57153	46.57153		50	0	0	3.13	10	150	93%	80	120	0%	
bis(-2-chloroethoxy)Methane	A	ug/L	50.56988	50.56988		50	0	0	1.36	10	150	101%	80	120	0%	
bis(-2-chloroethyl)Ether	A	ug/L	48.52521	48.52521		50	0	0	2.57	10	150	97%	80	120	0%	
bis(2-chloroisopropyl)Ether	A	ug/L	48.10974	48.10974		50	0	0	1.49	10	150	96%	80	120	0%	
bis(2-ethylhexyl)Phthalate	A	ug/L	47.69525	47.69525		50	0	0	1.91	10	150	95%	80	120	0%	

Seq No	Lab ID	Test Code	Sample Typ	File ID	Analysis Date	DF	Batch ID	Prep Date	SPKref	RPDref	pmoist
15044799	18-Feb-22_CAL	SVOC-8270-W-	ICAL	V5973N.I\sd0218	2/19/2022 10:43:	1	R374941		0	0	

Analyte	T	Units	RAW	Final	Text	Spike	SPKref	RPDref	MDL	PQL	UQL	%REC	LOW	HIGH	%RPD	Q
Butylbenzylphthalate	A	ug/L	47.62818	47.62818		50	0	0	1.57	10	150	95%	80	120	0%	
Carbazole	A	ug/L	49.70965	49.70965		50	0	0	0.842	10	150	99%	80	120	0%	
Chrysene	A	ug/L	48.6971	48.6971		50	0	0	1.17	10	150	97%	80	120	0%	
Di-n-butyl phthalate	A	ug/L	48.98937	48.98937		50	0	0	0.932	10	150	98%	80	120	0%	
Di-n-octyl phthalate	A	ug/L	46.43771	46.43771		50	0	0	1.34	10	150	93%	80	120	0%	
Dibenzo(a,h)anthracene	A	ug/L	47.76778	47.76778		50	0	0	1.17	10	150	96%	80	120	0%	
Dibenzofuran	A	ug/L	45.2583	45.2583		50	0	0	1.74	10	150	91%	80	120	0%	
Diethyl phthalate	A	ug/L	46.1993	46.1993		50	0	0	2.18	10	150	92%	80	120	0%	
Dimethyl phthalate	A	ug/L	46.80585	46.80585		50	0	0	1.72	10	150	94%	80	120	0%	
Fluoranthene	A	ug/L	49.47487	49.47487		50	0	0	0.883	10	150	99%	80	120	0%	
Fluorene	A	ug/L	49.93194	49.93194		50	0	0	1.82	10	150	100%	80	120	0%	
Hexachlorobenzene	A	ug/L	47.26334	47.26334		50	0	0	1.33	10	150	95%	80	120	0%	
Hexachlorobutadiene	A	ug/L	46.55365	46.55365		50	0	0	2.32	10	150	93%	80	120	0%	
Hexachlorocyclopentadiene	A	ug/L	47.65317	47.65317		50	0	0	2.97	10	150	95%	80	120	0%	
Hexachloroethane	A	ug/L	47.79409	47.79409		50	0	0	1.79	10	150	96%	80	120	0%	
Indeno(1,2,3-cd)pyrene	A	ug/L	48.03445	48.03445		50	0	0	1.25	10	150	96%	80	120	0%	
Isophorone	A	ug/L	47.66141	47.66141		50	0	0	1.67	10	150	95%	80	120	0%	
m+p-Cresols	A	ug/L	48.07958	48.07958		50	0	0	1.78	10	150	96%	80	120	0%	
n-Nitroso-di-n-propylamine	A	ug/L	52.01079	52.01079		50	0	0	1.54	10	150	104%	80	120	0%	
n-Nitrosodimethylamine	A	ug/L	47.73125	47.73125		50	0	0	1.53	10	150	95%	80	120	0%	
n-Nitrosodiphenylamine	A	ug/L	49.75967	49.75967		50	0	0	1.16	10	150	100%	80	120	0%	
Naphthalene	A	ug/L	45.7297	45.7297		50	0	0	1.74	10	150	91%	80	120	0%	
Nitrobenzene	A	ug/L	48.95503	48.95503		50	0	0	2.31	10	150	98%	80	120	0%	
o-Cresol	A	ug/L	48.80016	48.80016		50	0	0	1.83	10	150	98%	80	120	0%	
p-Chloroaniline	A	ug/L	49.04775	49.04775		50	0	0	1.52	10	150	98%	80	120	0%	
Pentachlorophenol	A	ug/L	49.50704	49.50704		50	0	0	4.24	10	150	99%	80	120	0%	
Phenanthrene	A	ug/L	47.64459	47.64459		50	0	0	0.784	10	150	95%	80	120	0%	
Phenol	A	ug/L	48.5783	48.5783		50	0	0	1.46	10	150	97%	80	120	0%	
Pyrene	A	ug/L	50.16848	50.16848		50	0	0	0.921	10	150	100%	80	120	0%	
Pyridine	A	ug/L	49.31728	49.31728		50	0	0	3.22	10	150	99%	80	120	0%	
Triallate	A	ug/L	50.65326	50.65326		50	0	0	1.51	10	150	101%	80	120	0%	
1,4-Dichlorobenzene-d4	I	ug/L	40	40		0	0	0	0	10	150	0%			0%	
Acenaphthene-d10	I	ug/L	40	40		0	0	0	0	10	150	0%			0%	
Chrysene-d12	I	ug/L	40	40		0	0	0	0	10	150	0%			0%	
Naphthalene-d8	I	ug/L	40	40		0	0	0	0	10	150	0%			0%	

Seq No	Lab ID	Test Code	Sample Typ	File ID	Analysis Date	DF	Batch ID	Prep Date	SPKref	RPDref	pmoist
15044799	18-Feb-22_CAL	SVOC-8270-W-	ICAL	V5973N.I\sd0218.2	2/19/2022 10:43:	1	R374941		0	0	

Analyte	T	Units	RAW	Final	Text	Spike	SPKref	RPDref	MDL	PQL	UQL	%REC	LOW	HIGH	%RPD	Q
Perylene-d12	I	ug/L	40	40		0	0	0	0	10	150	0%			0%	
Phenanthrene-d10	I	ug/L	40	40		0	0	0	0	10	150	0%			0%	
2,4,6-Tribromophenol	S	ug/L	48.86918	48.86918		50	0	0	2.88	10	0	98%	80	120	0%	
2-Fluorobiphenyl	S	ug/L	48.38536	48.38536		50	0	0	0.724	10	0	97%	80	120	0%	
2-Fluorophenol	S	ug/L	49.44605	49.44605		50	0	0	3.52	10	0	99%	80	120	0%	
Nitrobenzene-d5	S	ug/L	47.95806	47.95806		50	0	0	2.34	10	0	96%	80	120	0%	
Phenol-d5	S	ug/L	49.19117	49.19117		50	0	0	2.06	10	0	98%	80	120	0%	
Terphenyl-d14	S	ug/L	48.76384	48.76384		50	0	0	1.17	10	0	98%	80	120	0%	
4-Chloroaniline	X	ug/L	49.04775	49.04775		50	0	0	1.61	10	150	98%	80	120	0%	
o-Terphenyl	X	ug/L	47.93996	47.93996		50	0	0	1.27	10	150	96%	80	120	0%	

Seq No	Lab ID	Test Code	Sample Typ	File ID	Analysis Date	DF	Batch ID	Prep Date	SPKref	RPDref	pmoist
15044800	18-Feb-22_CAL	SVOC-8270-W-	ICAL	V5973N.I\sd0218.2	2/19/2022 11:15:	1	R374941		0	0	

Analyte	T	Units	RAW	Final	Text	Spike	SPKref	RPDref	MDL	PQL	UQL	%REC	LOW	HIGH	%RPD	Q
1,2,4-Trichlorobenzene	A	ug/L	9.70198	9.70198		10	0	0	1.9	10	150	97%	80	120	0%	
1,2-Dichlorobenzene	A	ug/L	9.84569	9.84569		10	0	0	1.97	10	150	98%	80	120	0%	
1,3-Dichlorobenzene	A	ug/L	9.69827	9.69827		10	0	0	2.13	10	150	97%	80	120	0%	
1,4-Dichlorobenzene	A	ug/L	9.43695	9.43695		10	0	0	2.02	10	150	94%	80	120	0%	
1-Methylnaphthalene	A	ug/L	10.23105	10.23105		10	0	0	2.39	10	150	102%	80	120	0%	
2,2´-Oxybis(1-Chloropropane)	A	ug/L	9.48813	9.48813		10	0	0	1.45	10	150	95%	80	120	0%	
2,4,5-Trichlorophenol	A	ug/L	8.95831	8.95831		10	0	0	2.23	10	150	90%	80	120	0%	
2,4,6-Trichlorophenol	A	ug/L	9.05002	9.05002		10	0	0	2.64	10	150	91%	80	120	0%	
2,4-Dichlorophenol	A	ug/L	9.40739	9.40739		10	0	0	1.69	10	150	94%	80	120	0%	
2,4-Dimethylphenol	A	ug/L	9.06552	9.06552		10	0	0	1.69	10	150	91%	80	120	0%	
2,4-Dinitrophenol	A	ug/L	8.57633	8.57633		10	0	0	4.26	10	150	86%	80	120	0%	
2,4-Dinitrotoluene	A	ug/L	8.45808	8.45808		10	0	0	3.04	10	150	85%	80	120	0%	
2,6-Dinitrotoluene	A	ug/L	9.02424	9.02424		10	0	0	3.2	10	150	90%	80	120	0%	
2-Chloronaphthalene	A	ug/L	10.05552	10.05552		10	0	0	2.14	10	150	101%	80	120	0%	
2-Chlorophenol	A	ug/L	9.59778	9.59778		10	0	0	2.48	10	150	96%	80	120	0%	
2-Methylnaphthalene	A	ug/L	10.43386	10.43386		10	0	0	1.92	10	150	104%	80	120	0%	
2-Nitroaniline	A	ug/L	8.38218	8.38218		10	0	0	2.4	10	150	84%	80	120	0%	
2-Nitrophenol	A	ug/L	8.98393	8.98393		10	0	0	2.36	10	150	90%	80	120	0%	
3,3´-Dichlorobenzidine	A	ug/L	8.70921	8.70921		10	0	0	2.11	10	150	87%	80	120	0%	
3-Nitroaniline	A	ug/L	8.72168	8.72168		10	0	0	2.77	10	150	87%	80	120	0%	

Seq No	Lab ID	Test Code	Sample Typ	File ID	Analysis Date	DF	Batch ID	Prep Date	SPKref	RPDref	pmoist
15044800	18-Feb-22_CAL	SVOC-8270-W-	ICAL	V5973N.I\sd0218.2	2/19/2022 11:15:	1	R374941		0	0	

Analyte	T	Units	RAW	Final	Text	Spike	SPKref	RPDref	MDL	PQL	UQL	%REC	LOW	HIGH	%RPD	Q
4,6-Dinitro-2-methylphenol	A	ug/L	9.03508	9.03508		10	0	0	2.33	10	150	90%	80	120	0%	
4-Bromophenyl phenyl ether	A	ug/L	10.24418	10.24418		10	0	0	1.74	10	150	102%	80	120	0%	
4-Chloro-2-methylphenol	A	ug/L	9.69879	9.69879		10	0	0	1.6	10	150	97%	80	120	0%	
4-Chloro-3-methylphenol	A	ug/L	9.108	9.108		10	0	0	1.46	10	150	91%	80	120	0%	
4-Chlorophenol	A	ug/L	10.28976	10.28976		10	0	0	2.64	10	150	103%	80	120	0%	
4-Chlorophenyl phenyl ether	A	ug/L	9.931	9.931		10	0	0	2.03	10	150	99%	80	120	0%	
4-Nitroaniline	A	ug/L	8.9648	8.9648		10	0	0	1.63	10	150	90%	80	120	0%	
4-Nitrophenol	A	ug/L	9.41019	9.41019		10	0	0	2.5	10	150	94%	80	120	0%	
Acenaphthene	A	ug/L	9.68118	9.68118		10	0	0	1.89	10	150	97%	80	120	0%	
Acenaphthylene	A	ug/L	9.5403	9.5403		10	0	0	1.57	10	150	95%	80	120	0%	
Aniline	A	ug/L	9.28481	9.28481		10	0	0	3.74	10	150	93%	80	120	0%	
Anthracene	A	ug/L	9.69424	9.69424		10	0	0	1.23	10	150	97%	80	120	0%	
Azobenzene	A	ug/L	8.90888	8.90888		10	0	0	1.09	10	150	89%	80	120	0%	
Benzidine	A	ug/L	9.39572	9.39572		10	0	0	6.72	10	150	94%	80	120	0%	
Benzo(a)anthracene	A	ug/L	9.34652	9.34652		10	0	0	0.856	10	150	93%	80	120	0%	
Benzo(a)pyrene	A	ug/L	9.07418	9.07418		10	0	0	1.24	10	150	91%	80	120	0%	
Benzo(b)fluoranthene	A	ug/L	9.4383	9.4383		10	0	0	0.903	10	150	94%	80	120	0%	
Benzo(g,h,i)perylene	A	ug/L	9.46194	9.46194		10	0	0	1.01	10	150	95%	80	120	0%	
Benzo(k)fluoranthene	A	ug/L	9.58147	9.58147		10	0	0	0.97	10	150	96%	80	120	0%	
Benzoic acid	A	ug/L	8.41169	8.41169		10	0	0	1.51	10	150	84%	80	120	0%	
Benzyl alcohol	A	ug/L	9.22525	9.22525		10	0	0	3.13	10	150	92%	80	120	0%	
bis(-2-chloroethoxy)Methane	A	ug/L	9.38417	9.38417		10	0	0	1.36	10	150	94%	80	120	0%	
bis(-2-chloroethyl)Ether	A	ug/L	9.55864	9.55864		10	0	0	2.57	10	150	96%	80	120	0%	
bis(2-chloroisopropyl)Ether	A	ug/L	9.48813	9.48813		10	0	0	1.49	10	150	95%	80	120	0%	
bis(2-ethylhexyl)Phthalate	A	ug/L	9.48652	9.48652		10	0	0	1.91	10	150	95%	80	120	0%	
Butylbenzylphthalate	A	ug/L	9.11603	9.11603		10	0	0	1.57	10	150	91%	80	120	0%	
Carbazole	A	ug/L	10.11802	10.11802		10	0	0	0.842	10	150	101%	80	120	0%	
Chrysene	A	ug/L	9.78766	9.78766		10	0	0	1.17	10	150	98%	80	120	0%	
Di-n-butyl phthalate	A	ug/L	8.33223	8.33223		10	0	0	0.932	10	150	83%	80	120	0%	
Di-n-octyl phthalate	A	ug/L	9.03289	9.03289		10	0	0	1.34	10	150	90%	80	120	0%	
Dibenzo(a,h)anthracene	A	ug/L	9.20337	9.20337		10	0	0	1.17	10	150	92%	80	120	0%	
Dibenzofuran	A	ug/L	9.49695	9.49695		10	0	0	1.74	10	150	95%	80	120	0%	
Diethyl phthalate	A	ug/L	8.73791	8.73791		10	0	0	2.18	10	150	87%	80	120	0%	
Dimethyl phthalate	A	ug/L	8.53124	8.53124		10	0	0	1.72	10	150	85%	80	120	0%	
Fluoranthene	A	ug/L	10.17782	10.17782		10	0	0	0.883	10	150	102%	80	120	0%	

Seq No	Lab ID	Test Code	Sample Typ	File ID	Analysis Date	DF	Batch ID	Prep Date	SPKref	RPDref	pmoist
15044800	18-Feb-22_CAL	SVOC-8270-W-	ICAL	V5973N.I\sd0218.2	2/19/2022 11:15:	1	R374941		0	0	

Analyte	T	Units	RAW	Final	Text	Spike	SPKref	RPDref	MDL	PQL	UQL	%REC	LOW	HIGH	%RPD	Q
Fluorene	A	ug/L	9.91065	9.91065		10	0	0	1.82	10	150	99%	80	120	0%	
Hexachlorobenzene	A	ug/L	9.71107	9.71107		10	0	0	1.33	10	150	97%	80	120	0%	
Hexachlorobutadiene	A	ug/L	9.58793	9.58793		10	0	0	2.32	10	150	96%	80	120	0%	
Hexachlorocyclopentadiene	A	ug/L	8.79626	8.79626		10	0	0	2.97	10	150	88%	80	120	0%	
Hexachloroethane	A	ug/L	9.65531	9.65531		10	0	0	1.79	10	150	97%	80	120	0%	
Indeno(1,2,3-cd)pyrene	A	ug/L	9.31548	9.31548		10	0	0	1.25	10	150	93%	80	120	0%	
Isophorone	A	ug/L	8.93571	8.93571		10	0	0	1.67	10	150	89%	80	120	0%	
m+p-Cresols	A	ug/L	8.97059	8.97059		10	0	0	1.78	10	150	90%	80	120	0%	
n-Nitroso-di-n-propylamine	A	ug/L	9.33745	9.33745		10	0	0	1.54	10	150	93%	80	120	0%	
n-Nitrosodimethylamine	A	ug/L	10.28199	10.28199		10	0	0	1.53	10	150	103%	80	120	0%	
n-Nitrosodiphenylamine	A	ug/L	9.65425	9.65425		10	0	0	1.16	10	150	97%	80	120	0%	
Naphthalene	A	ug/L	9.63791	9.63791		10	0	0	1.74	10	150	96%	80	120	0%	
Nitrobenzene	A	ug/L	8.25187	8.25187		10	0	0	2.31	10	150	83%	80	120	0%	
o-Cresol	A	ug/L	9.51558	9.51558		10	0	0	1.83	10	150	95%	80	120	0%	
p-Chloroaniline	A	ug/L	9.06379	9.06379		10	0	0	1.52	10	150	91%	80	120	0%	
Pentachlorophenol	A	ug/L	9.19359	9.19359		10	0	0	4.24	10	150	92%	80	120	0%	
Phenanthrene	A	ug/L	9.88506	9.88506		10	0	0	0.784	10	150	99%	80	120	0%	
Phenol	A	ug/L	9.49513	9.49513		10	0	0	1.46	10	150	95%	80	120	0%	
Pyrene	A	ug/L	10.16357	10.16357		10	0	0	0.921	10	150	102%	80	120	0%	
Pyridine	A	ug/L	8.58449	8.58449		10	0	0	3.22	10	150	86%	80	120	0%	
Triallate	A	ug/L	9.11288	9.11288		10	0	0	1.51	10	150	91%	80	120	0%	
1,4-Dichlorobenzene-d4	I	ug/L	40	40		0	0	0	0	10	150	0%			0%	
Acenaphthene-d10	I	ug/L	40	40		0	0	0	0	10	150	0%			0%	
Chrysene-d12	I	ug/L	40	40		0	0	0	0	10	150	0%			0%	
Naphthalene-d8	I	ug/L	40	40		0	0	0	0	10	150	0%			0%	
Perylene-d12	I	ug/L	40	40		0	0	0	0	10	150	0%			0%	
Phenanthrene-d10	I	ug/L	40	40		0	0	0	0	10	150	0%			0%	
2,4,6-Tribromophenol	S	ug/L	9.06757	9.06757		10	0	0	2.88	10	0	91%	80	120	0%	
2-Fluorobiphenyl	S	ug/L	9.89481	9.89481		10	0	0	0.724	10	0	99%	80	120	0%	
2-Fluorophenol	S	ug/L	9.02263	9.02263		10	0	0	3.52	10	0	90%	80	120	0%	
Nitrobenzene-d5	S	ug/L	9.41398	9.41398		10	0	0	2.34	10	0	94%	80	120	0%	
Phenol-d5	S	ug/L	9.44996	9.44996		10	0	0	2.06	10	0	94%	80	120	0%	
Terphenyl-d14	S	ug/L	9.62228	9.62228		10	0	0	1.17	10	0	96%	80	120	0%	
4-Chloroaniline	X	ug/L	9.06379	9.06379		10	0	0	1.61	10	150	91%	80	120	0%	
o-Terphenyl	X	ug/L	9.69629	9.69629		10	0	0	1.27	10	150	97%	80	120	0%	

Seq No	Lab ID	Test Code	Sample Typ	File ID	Analysis Date	DF	Batch ID	Prep Date	SPKref	RPDref	pmoist
15044801	18-Feb-22_CAL	SVOC-8270-W-	ICAL	V5973N.I\sd0218.2	2/19/2022 11:48:	1	R374941		0	0	

Analyte	T	Units	RAW	Final	Text	Spike	SPKref	RPDref	MDL	PQL	UQL	%REC	LOW	HIGH	%RPD	Q
1,2,4-Trichlorobenzene	A	ug/L	4.15398	4.15398		4	0	0	1.9	10	150	104%	80	120	0%	
1,2-Dichlorobenzene	A	ug/L	4.08009	4.08009		4	0	0	1.97	10	150	102%	80	120	0%	
1,3-Dichlorobenzene	A	ug/L	4.16511	4.16511		4	0	0	2.13	10	150	104%	80	120	0%	
1,4-Dichlorobenzene	A	ug/L	4.25309	4.25309		4	0	0	2.02	10	150	106%	80	120	0%	
1-Methylnaphthalene	A	ug/L	3.87456	3.87456		4	0	0	2.39	10	150	97%	80	120	0%	
2,2´-Oxybis(1-Chloropropane)	A	ug/L	4.2421	4.2421		4	0	0	1.45	10	150	106%	80	120	0%	
2,4,5-Trichlorophenol	A	ug/L	4.4335	4.4335		4	0	0	2.23	10	150	111%	80	120	0%	
2,4,6-Trichlorophenol	A	ug/L	4.50976	4.50976		4	0	0	2.64	10	150	113%	80	120	0%	
2,4-Dichlorophenol	A	ug/L	4.31065	4.31065		4	0	0	1.69	10	150	108%	80	120	0%	
2,4-Dimethylphenol	A	ug/L	4.47722	4.47722		4	0	0	1.69	10	150	112%	80	120	0%	
2,4-Dinitrophenol	A	ug/L	4.5942	4.5942		4	0	0	4.26	10	150	115%	80	120	0%	
2,4-Dinitrotoluene	A	ug/L	4.59653	4.59653		4	0	0	3.04	10	150	115%	80	120	0%	
2,6-Dinitrotoluene	A	ug/L	4.45923	4.45923		4	0	0	3.2	10	150	111%	80	120	0%	
2-Chloronaphthalene	A	ug/L	4.00069	4.00069		4	0	0	2.14	10	150	100%	80	120	0%	
2-Chlorophenol	A	ug/L	4.20165	4.20165		4	0	0	2.48	10	150	105%	80	120	0%	
2-Methylnaphthalene	A	ug/L	3.82047	3.82047		4	0	0	1.92	10	150	96%	80	120	0%	
2-Nitroaniline	A	ug/L	4.70421	4.70421		4	0	0	2.4	10	150	118%	80	120	0%	
2-Nitrophenol	A	ug/L	4.48625	4.48625		4	0	0	2.36	10	150	112%	80	120	0%	
3,3´-Dichlorobenzidine	A	ug/L	4.55771	4.55771		4	0	0	2.11	10	150	114%	80	120	0%	
3-Nitroaniline	A	ug/L	4.60242	4.60242		4	0	0	2.77	10	150	115%	80	120	0%	
4,6-Dinitro-2-methylphenol	A	ug/L	4.381	4.381		4	0	0	2.33	10	150	110%	80	120	0%	
4-Bromophenyl phenyl ether	A	ug/L	3.90738	3.90738		4	0	0	1.74	10	150	98%	80	120	0%	
4-Chloro-2-methylphenol	A	ug/L	4.24325	4.24325		4	0	0	1.6	10	150	106%	80	120	0%	
4-Chloro-3-methylphenol	A	ug/L	4.35555	4.35555		4	0	0	1.46	10	150	109%	80	120	0%	
4-Chlorophenol	A	ug/L	3.95949	3.95949		4	0	0	2.64	10	150	99%	80	120	0%	
4-Chlorophenyl phenyl ether	A	ug/L	4.16663	4.16663		4	0	0	2.03	10	150	104%	80	120	0%	
4-Nitroaniline	A	ug/L	4.51194	4.51194		4	0	0	1.63	10	150	113%	80	120	0%	
4-Nitrophenol	A	ug/L	4.33539	4.33539		4	0	0	2.5	10	150	108%	80	120	0%	
Acenaphthene	A	ug/L	4.07969	4.07969		4	0	0	1.89	10	150	102%	80	120	0%	
Acenaphthylene	A	ug/L	4.13821	4.13821		4	0	0	1.57	10	150	103%	80	120	0%	
Aniline	A	ug/L	4.30249	4.30249		4	0	0	3.74	10	150	108%	80	120	0%	
Anthracene	A	ug/L	3.92095	3.92095		4	0	0	1.23	10	150	98%	80	120	0%	
Azobenzene	A	ug/L	4.3215	4.3215		4	0	0	1.09	10	150	108%	80	120	0%	
Benzidine	A	ug/L	4.20417	4.20417		4	0	0	6.72	10	150	105%	80	120	0%	
Benzo(a)anthracene	A	ug/L	3.88206	3.88206		4	0	0	0.856	10	150	97%	80	120	0%	

Seq No	Lab ID	Test Code	Sample Typ	File ID	Analysis Date	DF	Batch ID	Prep Date	SPKref	RPDref	pmoist
15044801	18-Feb-22_CAL	SVOC-8270-W-	ICAL	V5973N.I\sd0218.2	2/19/2022 11:48:	1	R374941		0	0	

Analyte	T	Units	RAW	Final	Text	Spike	SPKref	RPDref	MDL	PQL	UQL	%REC	LOW	HIGH	%RPD	Q
Benzo(a)pyrene	A	ug/L	4.34738	4.34738		4	0	0	1.24	10	150	109%	80	120	0%	
Benzo(b)fluoranthene	A	ug/L	4.24151	4.24151		4	0	0	0.903	10	150	106%	80	120	0%	
Benzo(g,h,i)perylene	A	ug/L	4.24319	4.24319		4	0	0	1.01	10	150	106%	80	120	0%	
Benzo(k)fluoranthene	A	ug/L	4.18367	4.18367		4	0	0	0.97	10	150	105%	80	120	0%	
Benzoic acid	A	ug/L	4.683	4.683		4	0	0	1.51	10	150	117%	80	120	0%	
Benzyl alcohol	A	ug/L	4.41691	4.41691		4	0	0	3.13	10	150	110%	80	120	0%	
bis(-2-chloroethoxy)Methane	A	ug/L	4.24446	4.24446		4	0	0	1.36	10	150	106%	80	120	0%	
bis(-2-chloroethyl)Ether	A	ug/L	4.19425	4.19425		4	0	0	2.57	10	150	105%	80	120	0%	
bis(2-chloroisopropyl)Ether	A	ug/L	4.2421	4.2421		4	0	0	1.49	10	150	106%	80	120	0%	
bis(2-ethylhexyl)Phthalate	A	ug/L	4.29618	4.29618		4	0	0	1.91	10	150	107%	80	120	0%	
Butylbenzylphthalate	A	ug/L	4.43685	4.43685		4	0	0	1.57	10	150	111%	80	120	0%	
Carbazole	A	ug/L	3.96812	3.96812		4	0	0	0.842	10	150	99%	80	120	0%	
Chrysene	A	ug/L	4.11642	4.11642		4	0	0	1.17	10	150	103%	80	120	0%	
Di-n-butyl phthalate	A	ug/L	4.65176	4.65176		4	0	0	0.932	10	150	116%	80	120	0%	
Di-n-octyl phthalate	A	ug/L	4.4834	4.4834		4	0	0	1.34	10	150	112%	80	120	0%	
Dibenzo(a,h)anthracene	A	ug/L	4.33281	4.33281		4	0	0	1.17	10	150	108%	80	120	0%	
Dibenzofuran	A	ug/L	4.25548	4.25548		4	0	0	1.74	10	150	106%	80	120	0%	
Diethyl phthalate	A	ug/L	4.54942	4.54942		4	0	0	2.18	10	150	114%	80	120	0%	
Dimethyl phthalate	A	ug/L	4.58311	4.58311		4	0	0	1.72	10	150	115%	80	120	0%	
Fluoranthene	A	ug/L	3.96217	3.96217		4	0	0	0.883	10	150	99%	80	120	0%	
Fluorene	A	ug/L	4.00501	4.00501		4	0	0	1.82	10	150	100%	80	120	0%	
Hexachlorobenzene	A	ug/L	4.21366	4.21366		4	0	0	1.33	10	150	105%	80	120	0%	
Hexachlorobutadiene	A	ug/L	4.2318	4.2318		4	0	0	2.32	10	150	106%	80	120	0%	
Hexachlorocyclopentadiene	A	ug/L	4.49304	4.49304		4	0	0	2.97	10	150	112%	80	120	0%	
Hexachloroethane	A	ug/L	4.1997	4.1997		4	0	0	1.79	10	150	105%	80	120	0%	
Indeno(1,2,3-cd)pyrene	A	ug/L	4.30245	4.30245		4	0	0	1.25	10	150	108%	80	120	0%	
Isophorone	A	ug/L	4.43957	4.43957		4	0	0	1.67	10	150	111%	80	120	0%	
m+p-Cresols	A	ug/L	4.40595	4.40595		4	0	0	1.78	10	150	110%	80	120	0%	
n-Nitroso-di-n-propylamine	A	ug/L	4.17393	4.17393		4	0	0	1.54	10	150	104%	80	120	0%	
n-Nitrosodimethylamine	A	ug/L	3.96956	3.96956		4	0	0	1.53	10	150	99%	80	120	0%	
n-Nitrosodiphenylamine	A	ug/L	4.14055	4.14055		4	0	0	1.16	10	150	104%	80	120	0%	
Naphthalene	A	ug/L	4.22309	4.22309		4	0	0	1.74	10	150	106%	80	120	0%	
Nitrobenzene	A	ug/L	4.68463	4.68463		4	0	0	2.31	10	150	117%	80	120	0%	
o-Cresol	A	ug/L	4.22967	4.22967		4	0	0	1.83	10	150	106%	80	120	0%	
p-Chloroaniline	A	ug/L	4.32891	4.32891		4	0	0	1.52	10	150	108%	80	120	0%	

Seq No	Lab ID	Test Code	Sample Typ	File ID	Analysis Date	DF	Batch ID	Prep Date	SPKref	RPDref	pmoist
15044801	18-Feb-22_CAL	SVOC-8270-W-	ICAL	V5973N.I\sd0218.2	2/19/2022 11:48:	1	R374941		0	0	

Analyte	T	Units	RAW	Final	Text	Spike	SPKref	RPDref	MDL	PQL	UQL	%REC	LOW	HIGH	%RPD	Q
Pentachlorophenol	A	ug/L	4.33652	4.33652		4	0	0	4.24	10	150	108%	80	120	0%	
Phenanthrene	A	ug/L	4.11914	4.11914		4	0	0	0.784	10	150	103%	80	120	0%	
Phenol	A	ug/L	4.23182	4.23182		4	0	0	1.46	10	150	106%	80	120	0%	
Pyrene	A	ug/L	3.94749	3.94749		4	0	0	0.921	10	150	99%	80	120	0%	
Pyridine	A	ug/L	4.54989	4.54989		4	0	0	3.22	10	150	114%	80	120	0%	
Triallate	A	ug/L	4.31184	4.31184		4	0	0	1.51	10	150	108%	80	120	0%	
1,4-Dichlorobenzene-d4	I	ug/L	40	40		0	0	0	0	10	150	0%			0%	
Acenaphthene-d10	I	ug/L	40	40		0	0	0	0	10	150	0%			0%	
Chrysene-d12	I	ug/L	40	40		0	0	0	0	10	150	0%			0%	
Naphthalene-d8	I	ug/L	40	40		0	0	0	0	10	150	0%			0%	
Perylene-d12	I	ug/L	40	40		0	0	0	0	10	150	0%			0%	
Phenanthrene-d10	I	ug/L	40	40		0	0	0	0	10	150	0%			0%	
2,4,6-Tribromophenol	S	ug/L	4.38436	4.38436		4	0	0	2.88	10	0	110%	80	120	0%	
2-Fluorobiphenyl	S	ug/L	4.10033	4.10033		4	0	0	0.724	10	0	103%	80	120	0%	
2-Fluorophenol	S	ug/L	4.37611	4.37611		4	0	0	3.52	10	0	109%	80	120	0%	
Nitrobenzene-d5	S	ug/L	4.27457	4.27457		4	0	0	2.34	10	0	107%	80	120	0%	
Phenol-d5	S	ug/L	4.22589	4.22589		4	0	0	2.06	10	0	106%	80	120	0%	
Terphenyl-d14	S	ug/L	4.22559	4.22559		4	0	0	1.17	10	0	106%	80	120	0%	
4-Chloroaniline	X	ug/L	4.32891	4.32891		4	0	0	1.61	10	150	108%	80	120	0%	
o-Terphenyl	X	ug/L	4.19546	4.19546		4	0	0	1.27	10	150	105%	80	120	0%	

Seq No	Lab ID	Test Code	Sample Typ	File ID	Analysis Date	DF	Batch ID	Prep Date	SPKref	RPDref	pmoist
15044802	18-Feb-22_CCV	SVOC-8270-W-	ICV	V5973N.I\sd0218.2	2/19/2022 12:20:	1	R374941		0	0	

Analyte	T	Units	RAW	Final	Text	Spike	SPKref	RPDref	MDL	PQL	UQL	%REC	LOW	HIGH	%RPD	Q
1,2,4-Trichlorobenzene	A	ug/L	80.10984	80.10984		75	0	0	1.9	10	150	107%	80	120	0%	
1,2-Dichlorobenzene	A	ug/L	81.68379	81.68379		75	0	0	1.97	10	150	109%	80	120	0%	
1,3-Dichlorobenzene	A	ug/L	81.56937	81.56937		75	0	0	2.13	10	150	109%	80	120	0%	
1,4-Dichlorobenzene	A	ug/L	81.01259	81.01259		75	0	0	2.02	10	150	108%	80	120	0%	
1-Methylnaphthalene	A	ug/L	75.46761	75.46761		75	0	0	2.39	10	150	101%	80	120	0%	
2,2´-Oxybis(1-Chloropropane)	A	ug/L	66.67626	66.67626		75	0	0	1.45	10	150	89%	80	120	0%	
2,4,5-Trichlorophenol	A	ug/L	72.86136	72.86136		75	0	0	2.23	10	150	97%	80	120	0%	
2,4,6-Trichlorophenol	A	ug/L	72.38501	72.38501		75	0	0	2.64	10	150	97%	80	120	0%	
2,4-Dichlorophenol	A	ug/L	77.69233	77.69233		75	0	0	1.69	10	150	104%	80	120	0%	
2,4-Dimethylphenol	A	ug/L	77.5019	77.5019		75	0	0	1.69	10	150	103%	80	120	0%	

Seq No	Lab ID	Test Code	Sample Typ	File ID	Analysis Date	DF	Batch ID	Prep Date	SPKref	RPDref	pmoist
15044802	18-Feb-22_CCV	SVOC-8270-W-	ICV	V5973N.I\sd0218.2	2/19/2022 12:20:	1	R374941		0	0	

Analyte	T	Units	RAW	Final	Text	Spike	SPKref	RPDref	MDL	PQL	UQL	%REC	LOW	HIGH	%RPD	Q
2,4-Dinitrophenol	A	ug/L	73.4507	73.4507		75	0	0	4.26	10	150	98%	80	120	0%	
2,4-Dinitrotoluene	A	ug/L	79.26746	79.26746		75	0	0	3.04	10	150	106%	80	120	0%	
2,6-Dinitrotoluene	A	ug/L	74.31701	74.31701		75	0	0	3.2	10	150	99%	80	120	0%	
2-Chloronaphthalene	A	ug/L	82.24655	82.24655		75	0	0	2.14	10	150	110%	80	120	0%	
2-Chlorophenol	A	ug/L	81.37551	81.37551		75	0	0	2.48	10	150	109%	80	120	0%	
2-Methylnaphthalene	A	ug/L	79.56146	79.56146		75	0	0	1.92	10	150	106%	80	120	0%	
2-Nitroaniline	A	ug/L	66.90493	66.90493		75	0	0	2.4	10	150	89%	80	120	0%	
2-Nitrophenol	A	ug/L	78.66304	78.66304		75	0	0	2.36	10	150	105%	80	120	0%	
3,3´-Dichlorobenzidine	A	ug/L	67.78173	67.78173		75	0	0	2.11	10	150	90%	80	120	0%	
3-Nitroaniline	A	ug/L	78.9929	78.9929		75	0	0	2.77	10	150	105%	80	120	0%	
4,6-Dinitro-2-methylphenol	A	ug/L	69.97598	69.97598		75	0	0	2.33	10	150	93%	80	120	0%	
4-Bromophenyl phenyl ether	A	ug/L	75.62628	75.62628		75	0	0	1.74	10	150	101%	80	120	0%	
4-Chloro-2-methylphenol	A	ug/L	74.43842	74.43842		75	0	0	1.6	10	150	99%	80	120	0%	
4-Chloro-3-methylphenol	A	ug/L	79.90097	79.90097		75	0	0	1.46	10	150	107%	80	120	0%	
4-Chlorophenol	A	ug/L	80.13707	80.13707		75	0	0	2.64	10	150	107%	80	120	0%	
4-Chlorophenyl phenyl ether	A	ug/L	73.49682	73.49682		75	0	0	2.03	10	150	98%	80	120	0%	
4-Nitroaniline	A	ug/L	77.00221	77.00221		75	0	0	1.63	10	150	103%	80	120	0%	
4-Nitrophenol	A	ug/L	77.03074	77.03074		75	0	0	2.5	10	150	103%	80	120	0%	
Acenaphthene	A	ug/L	80.63452	80.63452		75	0	0	1.89	10	150	108%	80	120	0%	
Acenaphthylene	A	ug/L	69.8871	69.8871		75	0	0	1.57	10	150	93%	80	120	0%	
Anthracene	A	ug/L	76.10403	76.10403		75	0	0	1.23	10	150	101%	80	120	0%	
Azobenzene	A	ug/L	77.28696	77.28696		75	0	0	1.09	10	150	103%	80	120	0%	
Benzidine	A	ug/L	75.02128	75.02128		75	0	0	6.72	10	150	100%	80	120	0%	
Benzo(a)anthracene	A	ug/L	82.35944	82.35944		75	0	0	0.856	10	150	110%	80	120	0%	
Benzo(a)pyrene	A	ug/L	75.67083	75.67083		75	0	0	1.24	10	150	101%	80	120	0%	
Benzo(b)fluoranthene	A	ug/L	77.12323	77.12323		75	0	0	0.903	10	150	103%	80	120	0%	
Benzo(g,h,i)perylene	A	ug/L	78.85247	78.85247		75	0	0	1.01	10	150	105%	80	120	0%	
Benzo(k)fluoranthene	A	ug/L	76.88261	76.88261		75	0	0	0.97	10	150	103%	80	120	0%	
Benzoic acid	A	ug/L	76.11669	76.11669		75	0	0	1.51	10	150	101%	80	120	0%	
Benzyl alcohol	A	ug/L	78.56713	78.56713		75	0	0	3.13	10	150	105%	80	120	0%	
bis(-2-chloroethoxy)Methane	A	ug/L	71.57985	71.57985		75	0	0	1.36	10	150	95%	80	120	0%	
bis(-2-chloroethyl)Ether	A	ug/L	81.39442	81.39442		75	0	0	2.57	10	150	109%	80	120	0%	
bis(2-chloroisopropyl)Ether	A	ug/L	66.67626	66.67626		75	0	0	1.49	10	150	89%	80	120	0%	
bis(2-ethylhexyl)Phthalate	A	ug/L	78.28999	78.28999		75	0	0	1.91	10	150	104%	80	120	0%	
Butylbenzylphthalate	A	ug/L	80.57841	80.57841		75	0	0	1.57	10	150	107%	80	120	0%	

Seq No	Lab ID	Test Code	Sample Typ	File ID	Analysis Date	DF	Batch ID	Prep Date	SPKref	RPDref	pmoist
15044802	18-Feb-22_CCV	SVOC-8270-W-	ICV	V5973N.I\sd0218	2/19/2022 12:20:	1	R374941		0	0	

Analyte	T	Units	RAW	Final	Text	Spike	SPKref	RPDref	MDL	PQL	UQL	%REC	LOW	HIGH	%RPD	Q
Carbazole	A	ug/L	80.77724	80.77724		75	0	0	0.842	10	150	108%	80	120	0%	
Chrysene	A	ug/L	79.30128	79.30128		75	0	0	1.17	10	150	106%	80	120	0%	
Di-n-butyl phthalate	A	ug/L	79.01342	79.01342		75	0	0	0.932	10	150	105%	80	120	0%	
Di-n-octyl phthalate	A	ug/L	78.7517	78.7517		75	0	0	1.34	10	150	105%	80	120	0%	
Dibenzo(a,h)anthracene	A	ug/L	79.08403	79.08403		75	0	0	1.17	10	150	105%	80	120	0%	
Dibenzofuran	A	ug/L	79.91357	79.91357		75	0	0	1.74	10	150	107%	80	120	0%	
Diethyl phthalate	A	ug/L	81.6817	81.6817		75	0	0	2.18	10	150	109%	80	120	0%	
Dimethyl phthalate	A	ug/L	83.81455	83.81455		75	0	0	1.72	10	150	112%	80	120	0%	
Fluoranthene	A	ug/L	77.63121	77.63121		75	0	0	0.883	10	150	104%	80	120	0%	
Fluorene	A	ug/L	76.91078	76.91078		75	0	0	1.82	10	150	103%	80	120	0%	
Hexachlorobenzene	A	ug/L	74.63264	74.63264		75	0	0	1.33	10	150	100%	80	120	0%	
Hexachlorobutadiene	A	ug/L	79.04448	79.04448		75	0	0	2.32	10	150	105%	80	120	0%	
Hexachlorocyclopentadiene	A	ug/L	73.3354	73.3354		75	0	0	2.97	10	150	98%	80	120	0%	
Hexachloroethane	A	ug/L	77.11572	77.11572		75	0	0	1.79	10	150	103%	80	120	0%	
Indeno(1,2,3-cd)pyrene	A	ug/L	76.88963	76.88963		75	0	0	1.25	10	150	103%	80	120	0%	
Isophorone	A	ug/L	73.01626	73.01626		75	0	0	1.67	10	150	97%	80	120	0%	
m+p-Cresols	A	ug/L	78.34738	78.34738		75	0	0	1.78	10	150	104%	80	120	0%	
n-Nitroso-di-n-propylamine	A	ug/L	83.39457	83.39457		75	0	0	1.54	10	150	111%	80	120	0%	
n-Nitrosodimethylamine	A	ug/L	84.91622	84.91622		75	0	0	1.53	10	150	113%	80	120	0%	
n-Nitrosodiphenylamine	A	ug/L	82.36157	82.36157		75	0	0	1.16	10	150	110%	80	120	0%	
Naphthalene	A	ug/L	82.48322	82.48322		75	0	0	1.74	10	150	110%	80	120	0%	
Nitrobenzene	A	ug/L	72.64073	72.64073		75	0	0	2.31	10	150	97%	80	120	0%	
o-Cresol	A	ug/L	80.02796	80.02796		75	0	0	1.83	10	150	107%	80	120	0%	
p-Chloroaniline	A	ug/L	73.52298	73.52298		75	0	0	1.52	10	150	98%	80	120	0%	
Pentachlorophenol	A	ug/L	80.77523	80.77523		75	0	0	4.24	10	150	108%	80	120	0%	
Phenanthrene	A	ug/L	75.79526	75.79526		75	0	0	0.784	10	150	101%	80	120	0%	
Phenol	A	ug/L	83.64028	83.64028		75	0	0	1.46	10	150	112%	80	120	0%	
Pyrene	A	ug/L	75.74523	75.74523		75	0	0	0.921	10	150	101%	80	120	0%	
Pyridine	A	ug/L	85.23312	85.23312		75	0	0	3.22	10	150	114%	80	120	0%	
Triallate	A	ug/L	78.39794	78.39794		75	0	0	1.51	10	150	105%	80	120	0%	
1,4-Dichlorobenzene-d4	I	ug/L	40	40		0	0	0	0	10	150	0%	80	120	0%	
Acenaphthene-d10	I	ug/L	40	40		0	0	0	0	10	150	0%	80	120	0%	
Chrysene-d12	I	ug/L	40	40		0	0	0	0	10	150	0%	80	120	0%	
Naphthalene-d8	I	ug/L	40	40		0	0	0	0	10	150	0%	80	120	0%	
Perylene-d12	I	ug/L	40	40		0	0	0	0	10	150	0%	80	120	0%	

Seq No	Lab ID	Test Code	Sample Typ	File ID	Analysis Date	DF	Batch ID	Prep Date	SPKref	RPDref	pmoist
15044802	18-Feb-22_CCV	SVOC-8270-W-	ICV	V5973N.I\sd0218.2	2/19/2022 12:20:	1	R374941		0	0	

Analyte	T	Units	RAW	Final	Text	Spike	SPKref	RPDref	MDL	PQL	UQL	%REC	LOW	HIGH	%RPD	Q
Phenanthrene-d10	I	ug/L	40	40		0	0	0	0	10	150	0%	80	120	0%	
2,4,6-Tribromophenol	S	ug/L	74.0198	74.0198		75	0	0	2.88	10	0	99%	80	120	0%	
2-Fluorobiphenyl	S	ug/L	67.69789	67.69789		75	0	0	0.724	10	0	90%	80	120	0%	
2-Fluorophenol	S	ug/L	81.60509	81.60509		75	0	0	3.52	10	0	109%	80	120	0%	
Nitrobenzene-d5	S	ug/L	71.60227	71.60227		75	0	0	2.34	10	0	95%	80	120	0%	
Phenol-d5	S	ug/L	78.06495	78.06495		75	0	0	2.06	10	0	104%	80	120	0%	
Terphenyl-d14	S	ug/L	72.48477	72.48477		75	0	0	1.17	10	0	97%	80	120	0%	
4-Chloroaniline	X	ug/L	73.52298	73.52298		75	0	0	1.61	10	150	98%	80	120	0%	
o-Terphenyl	X	ug/L	74.56777	74.56777		75	0	0	1.27	10	150	99%	80	120	0%	

Seq No	Lab ID	Test Code	Sample Typ	File ID	Analysis Date	DF	Batch ID	Prep Date	SPKref	RPDref	pmoist
15044807	18-Feb-22_CCV	SVOC-8270-W-	CCV	V5973N.I\sd0218.2	2/19/2022 12:20:	1	R374941		0	0	

Analyte	T	Units	RAW	Final	Text	Spike	SPKref	RPDref	MDL	PQL	UQL	%REC	LOW	HIGH	%RPD	Q
1,2,4-Trichlorobenzene	A	ug/L	80.10984	80.10984		75	0	0	1.9	10	150	107%	80	120	0%	
1,2-Dichlorobenzene	A	ug/L	81.68379	81.68379		75	0	0	1.97	10	150	109%	80	120	0%	
1,3-Dichlorobenzene	A	ug/L	81.56937	81.56937		75	0	0	2.13	10	150	109%	80	120	0%	
1,4-Dichlorobenzene	A	ug/L	81.01259	81.01259		75	0	0	2.02	10	150	108%	80	120	0%	
1-Methylnaphthalene	A	ug/L	75.46761	75.46761		75	0	0	2.39	10	150	101%	80	120	0%	
2,2´-Oxybis(1-Chloropropane)	A	ug/L	66.67626	66.67626		75	0	0	1.45	10	150	89%	80	120	0%	
2,4,5-Trichlorophenol	A	ug/L	72.86136	72.86136		75	0	0	2.23	10	150	97%	80	120	0%	
2,4,6-Trichlorophenol	A	ug/L	72.38501	72.38501		75	0	0	2.64	10	150	97%	80	120	0%	
2,4-Dichlorophenol	A	ug/L	77.69233	77.69233		75	0	0	1.69	10	150	104%	80	120	0%	
2,4-Dimethylphenol	A	ug/L	77.5019	77.5019		75	0	0	1.69	10	150	103%	80	120	0%	
2,4-Dinitrophenol	A	ug/L	73.4507	73.4507		75	0	0	4.26	10	150	98%	80	120	0%	
2,4-Dinitrotoluene	A	ug/L	79.26746	79.26746		75	0	0	3.04	10	150	106%	80	120	0%	
2,6-Dinitrotoluene	A	ug/L	74.31701	74.31701		75	0	0	3.2	10	150	99%	80	120	0%	
2-Chloronaphthalene	A	ug/L	82.24655	82.24655		75	0	0	2.14	10	150	110%	80	120	0%	
2-Chlorophenol	A	ug/L	81.37551	81.37551		75	0	0	2.48	10	150	109%	80	120	0%	
2-Methylnaphthalene	A	ug/L	79.56146	79.56146		75	0	0	1.92	10	150	106%	80	120	0%	
2-Nitroaniline	A	ug/L	66.90493	66.90493		75	0	0	2.4	10	150	89%	80	120	0%	
2-Nitrophenol	A	ug/L	78.66304	78.66304		75	0	0	2.36	10	150	105%	80	120	0%	
3,3´-Dichlorobenzidine	A	ug/L	67.78173	67.78173		75	0	0	2.11	10	150	90%	80	120	0%	
3-Nitroaniline	A	ug/L	78.9929	78.9929		75	0	0	2.77	10	150	105%	80	120	0%	
4,6-Dinitro-2-methylphenol	A	ug/L	69.97598	69.97598		75	0	0	2.33	10	150	93%	80	120	0%	

Seq No	Lab ID	Test Code	Sample Typ	File ID	Analysis Date	DF	Batch ID	Prep Date	SPKref	RPDref	pmoist				
15044807	18-Feb-22_CCV	SVOC-8270-W-	CCV	V5973N.I\sd0218.2	2/19/2022 12:20:	1	R374941		0	0					

Analyte	T	Units	RAW	Final	Text	Spike	SPKref	RPDref	MDL	PQL	UQL	%REC	LOW	HIGH	%RPD	Q
4-Bromophenyl phenyl ether	A	ug/L	75.62628	75.62628		75	0	0	1.74	10	150	101%	80	120	0%	
4-Chloro-2-methylphenol	A	ug/L	74.43842	74.43842		75	0	0	1.6	10	150	99%	80	120	0%	
4-Chloro-3-methylphenol	A	ug/L	79.90097	79.90097		75	0	0	1.46	10	150	107%	80	120	0%	
4-Chlorophenol	A	ug/L	80.13707	80.13707		75	0	0	2.64	10	150	107%	80	120	0%	
4-Chlorophenyl phenyl ether	A	ug/L	73.49682	73.49682		75	0	0	2.03	10	150	98%	80	120	0%	
4-Nitroaniline	A	ug/L	77.00221	77.00221		75	0	0	1.63	10	150	103%	80	120	0%	
4-Nitrophenol	A	ug/L	77.03074	77.03074		75	0	0	2.5	10	150	103%	80	120	0%	
Acenaphthene	A	ug/L	80.63452	80.63452		75	0	0	1.89	10	150	108%	80	120	0%	
Acenaphthylene	A	ug/L	69.8871	69.8871		75	0	0	1.57	10	150	93%	80	120	0%	
Anthracene	A	ug/L	76.10403	76.10403		75	0	0	1.23	10	150	101%	80	120	0%	
Azobenzene	A	ug/L	77.28696	77.28696		75	0	0	1.09	10	150	103%	80	120	0%	
Benzidine	A	ug/L	75.02128	75.02128		75	0	0	6.72	10	150	100%	80	120	0%	
Benzo(a)anthracene	A	ug/L	82.35944	82.35944		75	0	0	0.856	10	150	110%	80	120	0%	
Benzo(a)pyrene	A	ug/L	75.67083	75.67083		75	0	0	1.24	10	150	101%	80	120	0%	
Benzo(b)fluoranthene	A	ug/L	77.12323	77.12323		75	0	0	0.903	10	150	103%	80	120	0%	
Benzo(g,h,i)perylene	A	ug/L	78.85247	78.85247		75	0	0	1.01	10	150	105%	80	120	0%	
Benzo(k)fluoranthene	A	ug/L	76.88261	76.88261		75	0	0	0.97	10	150	103%	80	120	0%	
Benzoic acid	A	ug/L	76.11669	76.11669		75	0	0	1.51	10	150	101%	80	120	0%	
Benzyl alcohol	A	ug/L	78.56713	78.56713		75	0	0	3.13	10	150	105%	80	120	0%	
bis(-2-chloroethoxy)Methane	A	ug/L	71.57985	71.57985		75	0	0	1.36	10	150	95%	80	120	0%	
bis(-2-chloroethyl)Ether	A	ug/L	81.39442	81.39442		75	0	0	2.57	10	150	109%	80	120	0%	
bis(2-chloroisopropyl)Ether	A	ug/L	66.67626	66.67626		75	0	0	1.49	10	150	89%	80	120	0%	
bis(2-ethylhexyl)Phthalate	A	ug/L	78.28999	78.28999		75	0	0	1.91	10	150	104%	80	120	0%	
Butylbenzylphthalate	A	ug/L	80.57841	80.57841		75	0	0	1.57	10	150	107%	80	120	0%	
Carbazole	A	ug/L	80.77724	80.77724		75	0	0	0.842	10	150	108%	80	120	0%	
Chrysene	A	ug/L	79.30128	79.30128		75	0	0	1.17	10	150	106%	80	120	0%	
Di-n-butyl phthalate	A	ug/L	79.01342	79.01342		75	0	0	0.932	10	150	105%	80	120	0%	
Di-n-octyl phthalate	A	ug/L	78.7517	78.7517		75	0	0	1.34	10	150	105%	80	120	0%	
Dibenzo(a,h)anthracene	A	ug/L	79.08403	79.08403		75	0	0	1.17	10	150	105%	80	120	0%	
Dibenzofuran	A	ug/L	79.91357	79.91357		75	0	0	1.74	10	150	107%	80	120	0%	
Diethyl phthalate	A	ug/L	81.6817	81.6817		75	0	0	2.18	10	150	109%	80	120	0%	
Dimethyl phthalate	A	ug/L	83.81455	83.81455		75	0	0	1.72	10	150	112%	80	120	0%	
Fluoranthene	A	ug/L	77.63121	77.63121		75	0	0	0.883	10	150	104%	80	120	0%	
Fluorene	A	ug/L	76.91078	76.91078		75	0	0	1.82	10	150	103%	80	120	0%	
Hexachlorobenzene	A	ug/L	74.63264	74.63264		75	0	0	1.33	10	150	100%	80	120	0%	

Seq No	Lab ID	Test Code	Sample Typ	File ID	Analysis Date	DF	Batch ID	Prep Date	SPKref	RPDref	pmoist				
15044807	18-Feb-22_CCV	SVOC-8270-W-	CCV	V5973N.I\sd0218	2/19/2022 12:20:	1	R374941		0	0					

Analyte	T	Units	RAW	Final	Text	Spike	SPKref	RPDref	MDL	PQL	UQL	%REC	LOW	HIGH	%RPD	Q
Hexachlorobutadiene	A	ug/L	79.04448	79.04448		75	0	0	2.32	10	150	105%	80	120	0%	
Hexachlorocyclopentadiene	A	ug/L	73.3354	73.3354		75	0	0	2.97	10	150	98%	80	120	0%	
Hexachloroethane	A	ug/L	77.11572	77.11572		75	0	0	1.79	10	150	103%	80	120	0%	
Indeno(1,2,3-cd)pyrene	A	ug/L	76.88963	76.88963		75	0	0	1.25	10	150	103%	80	120	0%	
Isophorone	A	ug/L	73.01626	73.01626		75	0	0	1.67	10	150	97%	80	120	0%	
m+p-Cresols	A	ug/L	78.34738	78.34738		75	0	0	1.78	10	150	104%	80	120	0%	
n-Nitroso-di-n-propylamine	A	ug/L	83.39457	83.39457		75	0	0	1.54	10	150	111%	80	120	0%	
n-Nitrosodimethylamine	A	ug/L	84.91622	84.91622		75	0	0	1.53	10	150	113%	80	120	0%	
n-Nitrosodiphenylamine	A	ug/L	82.36157	82.36157		75	0	0	1.16	10	150	110%	80	120	0%	
Naphthalene	A	ug/L	82.48322	82.48322		75	0	0	1.74	10	150	110%	80	120	0%	
Nitrobenzene	A	ug/L	72.64073	72.64073		75	0	0	2.31	10	150	97%	80	120	0%	
o-Cresol	A	ug/L	80.02796	80.02796		75	0	0	1.83	10	150	107%	80	120	0%	
p-Chloroaniline	A	ug/L	73.52298	73.52298		75	0	0	1.52	10	150	98%	80	120	0%	
Pentachlorophenol	A	ug/L	80.77523	80.77523		75	0	0	4.24	10	150	108%	80	120	0%	
Phenanthrene	A	ug/L	75.79526	75.79526		75	0	0	0.784	10	150	101%	80	120	0%	
Phenol	A	ug/L	83.64028	83.64028		75	0	0	1.46	10	150	112%	80	120	0%	
Pyrene	A	ug/L	75.74523	75.74523		75	0	0	0.921	10	150	101%	80	120	0%	
Pyridine	A	ug/L	85.23312	85.23312		75	0	0	3.22	10	150	114%	80	120	0%	
Triallate	A	ug/L	78.39794	78.39794		75	0	0	1.51	10	150	105%	80	120	0%	
1,4-Dichlorobenzene-d4	I	ug/L	40	40		0	0	0	0	10	150	0%	80	120	0%	
Acenaphthene-d10	I	ug/L	40	40		0	0	0	0	10	150	0%	80	120	0%	
Chrysene-d12	I	ug/L	40	40		0	0	0	0	10	150	0%	80	120	0%	
Naphthalene-d8	I	ug/L	40	40		0	0	0	0	10	150	0%	80	120	0%	
Perylene-d12	I	ug/L	40	40		0	0	0	0	10	150	0%	80	120	0%	
Phenanthrene-d10	I	ug/L	40	40		0	0	0	0	10	150	0%	80	120	0%	
2,4,6-Tribromophenol	S	ug/L	74.0198	74.0198		75	0	0	2.88	10	0	99%	80	120	0%	
2-Fluorobiphenyl	S	ug/L	67.69789	67.69789		75	0	0	0.724	10	0	90%	80	120	0%	
2-Fluorophenol	S	ug/L	81.60509	81.60509		75	0	0	3.52	10	0	109%	80	120	0%	
Nitrobenzene-d5	S	ug/L	71.60227	71.60227		75	0	0	2.34	10	0	95%	80	120	0%	
Phenol-d5	S	ug/L	78.06495	78.06495		75	0	0	2.06	10	0	104%	80	120	0%	
Terphenyl-d14	S	ug/L	72.48477	72.48477		75	0	0	1.17	10	0	97%	80	120	0%	
4-Chloroaniline	X	ug/L	73.52298	73.52298		75	0	0	1.61	10	150	98%	80	120	0%	
o-Terphenyl	X	ug/L	74.56777	74.56777		75	0	0	1.27	10	150	99%	80	120	0%	

Seq No	Lab ID	Test Code	Sample Typ	File ID	Analysis Date	DF	Batch ID	Prep Date	SPKref	RPDref	pmoist
15044808	18-Feb-22_CCV	SVOC-8270-W-	ICV	V5973N.I\sd0218.2	2/19/2022 12:52:	1	R374941		0	0	

Analyte	T	Units	RAW	Final	Text	Spike	SPKref	RPDref	MDL	PQL	UQL	%REC	LOW	HIGH	%RPD	Q
Aniline	A	ug/L	70.97289	70.97289		75	0	0	3.74	10	150	95%	80	120	0%	

Seq No	Lab ID	Test Code	Sample Typ	File ID	Analysis Date	DF	Batch ID	Prep Date	SPKref	RPDref	pmoist
15044809	18-Feb-22_CCV	SVOC-8270-W-	CCV	V5973N.I\sd0218.2	2/19/2022 12:52:	1	R374941		0	0	

Analyte	T	Units	RAW	Final	Text	Spike	SPKref	RPDref	MDL	PQL	UQL	%REC	LOW	HIGH	%RPD	Q
Aniline	A	ug/L	70.97289	70.97289		75	0	0	3.74	10	150	95%	80	120	0%	

Seq No	Lab ID	Test Code	Sample Typ	File ID	Analysis Date	DF	Batch ID	Prep Date	SPKref	RPDref	pmoist
15044896	18-Feb-22_ISTB	SVOC-8270-W-	SAMP	V5973N.I\sd0218.2	2/19/2022 1:24:2	1	R374941		0	0	

Analyte	T	Units	RAW	Final	Text	Spike	SPKref	RPDref	MDL	PQL	UQL	%REC	LOW	HIGH	%RPD	Q
1,2,4-Trichlorobenzene	A	ug/L	0	0		0	0	0	1.9	10	150	0%	0	0	0%	
1,2-Dichlorobenzene	A	ug/L	0	0		0	0	0	1.97	10	150	0%	0	0	0%	
1,3-Dichlorobenzene	A	ug/L	0	0		0	0	0	2.13	10	150	0%	0	0	0%	
1,4-Dichlorobenzene	A	ug/L	0	0		0	0	0	2.02	10	150	0%	0	0	0%	
1-Methylnaphthalene	A	ug/L	0	0		0	0	0	2.39	10	150	0%	0	0	0%	
2,2´-Oxybis(1-Chloropropane)	A	ug/L	0	0		0	0	0	1.45	10	150	0%	0	0	0%	
2,4,5-Trichlorophenol	A	ug/L	0	0		0	0	0	2.23	10	150	0%	0	0	0%	
2,4,6-Trichlorophenol	A	ug/L	0	0		0	0	0	2.64	10	150	0%	0	0	0%	
2,4-Dichlorophenol	A	ug/L	0	0		0	0	0	1.69	10	150	0%	0	0	0%	
2,4-Dimethylphenol	A	ug/L	0	0		0	0	0	1.69	10	150	0%	0	0	0%	
2,4-Dinitrophenol	A	ug/L	0	0		0	0	0	4.26	10	150	0%	0	0	0%	
2,4-Dinitrotoluene	A	ug/L	0	0		0	0	0	3.04	10	150	0%	0	0	0%	
2,6-Dinitrotoluene	A	ug/L	0	0		0	0	0	3.2	10	150	0%	0	0	0%	
2-Chloronaphthalene	A	ug/L	0	0		0	0	0	2.14	10	150	0%	0	0	0%	
2-Chlorophenol	A	ug/L	0	0		0	0	0	2.48	10	150	0%	0	0	0%	
2-Methylnaphthalene	A	ug/L	0	0		0	0	0	1.92	10	150	0%	0	0	0%	
2-Nitroaniline	A	ug/L	0	0		0	0	0	2.4	10	150	0%	0	0	0%	
2-Nitrophenol	A	ug/L	0	0		0	0	0	2.36	10	150	0%	0	0	0%	
3,3´-Dichlorobenzidine	A	ug/L	0	0		0	0	0	2.11	10	150	0%	0	0	0%	
3-Nitroaniline	A	ug/L	0	0		0	0	0	2.77	10	150	0%	0	0	0%	
4,6-Dinitro-2-methylphenol	A	ug/L	0	0		0	0	0	2.33	10	150	0%	0	0	0%	
4-Bromophenyl phenyl ether	A	ug/L	0	0		0	0	0	1.74	10	150	0%	0	0	0%	

Seq No	Lab ID	Test Code	Sample Typ	File ID	Analysis Date	DF	Batch ID	Prep Date	SPKref	RPDref	pmoist
15044896	18-Feb-22_ISTB	SVOC-8270-W-	SAMP	V5973N.I\sd0218.2	2/19/2022 1:24:2	1	R374941		0	0	

Analyte	T	Units	RAW	Final	Text	Spike	SPKref	RPDref	MDL	PQL	UQL	%REC	LOW	HIGH	%RPD	Q
4-Chloro-2-methylphenol	A	ug/L	0	0		0	0	0	1.6	10	150	0%	0	0	0%	
4-Chloro-3-methylphenol	A	ug/L	0	0		0	0	0	1.46	10	150	0%	0	0	0%	
4-Chlorophenol	A	ug/L	0	0		0	0	0	2.64	10	150	0%	0	0	0%	
4-Chlorophenyl phenyl ether	A	ug/L	0	0		0	0	0	2.03	10	150	0%	0	0	0%	
4-Nitroaniline	A	ug/L	0	0		0	0	0	1.63	10	150	0%	0	0	0%	
4-Nitrophenol	A	ug/L	0	0		0	0	0	2.5	10	150	0%	0	0	0%	
Acenaphthene	A	ug/L	0	0		0	0	0	1.89	10	150	0%	0	0	0%	
Acenaphthylene	A	ug/L	0	0		0	0	0	1.57	10	150	0%	0	0	0%	
Aniline	A	ug/L	0	0		0	0	0	3.74	10	150	0%	0	0	0%	
Anthracene	A	ug/L	0	0		0	0	0	1.23	10	150	0%	0	0	0%	
Azobenzene	A	ug/L	0	0		0	0	0	1.09	10	150	0%	0	0	0%	
Benzidine	A	ug/L	0	0		0	0	0	6.72	10	150	0%	0	0	0%	
Benzo(a)anthracene	A	ug/L	0	0		0	0	0	0.856	10	150	0%	0	0	0%	
Benzo(a)pyrene	A	ug/L	0	0		0	0	0	1.24	10	150	0%	0	0	0%	
Benzo(b)fluoranthene	A	ug/L	0	0		0	0	0	0.903	10	150	0%	0	0	0%	
Benzo(g,h,i)perylene	A	ug/L	0	0		0	0	0	1.01	10	150	0%	0	0	0%	
Benzo(k)fluoranthene	A	ug/L	0	0		0	0	0	0.97	10	150	0%	0	0	0%	
Benzoic acid	A	ug/L	0	0		0	0	0	1.51	10	150	0%	0	0	0%	
Benzyl alcohol	A	ug/L	0	0		0	0	0	3.13	10	150	0%	0	0	0%	
bis(-2-chloroethoxy)Methane	A	ug/L	0	0		0	0	0	1.36	10	150	0%	0	0	0%	
bis(-2-chloroethyl)Ether	A	ug/L	0	0		0	0	0	2.57	10	150	0%	0	0	0%	
bis(2-chloroisopropyl)Ether	A	ug/L	0	0		0	0	0	1.49	10	150	0%	0	0	0%	
bis(2-ethylhexyl)Phthalate	A	ug/L	0	0		0	0	0	1.91	10	150	0%	0	0	0%	
Butylbenzylphthalate	A	ug/L	0	0		0	0	0	1.57	10	150	0%	0	0	0%	
Carbazole	A	ug/L	0	0		0	0	0	0.842	10	150	0%	0	0	0%	
Chrysene	A	ug/L	0	0		0	0	0	1.17	10	150	0%	0	0	0%	
Di-n-butyl phthalate	A	ug/L	0	0		0	0	0	0.932	10	150	0%	0	0	0%	
Di-n-octyl phthalate	A	ug/L	0	0		0	0	0	1.34	10	150	0%	0	0	0%	
Dibenzo(a,h)anthracene	A	ug/L	0	0		0	0	0	1.17	10	150	0%	0	0	0%	
Dibenzofuran	A	ug/L	0	0		0	0	0	1.74	10	150	0%	0	0	0%	
Diethyl phthalate	A	ug/L	0	0		0	0	0	2.18	10	150	0%	0	0	0%	
Dimethyl phthalate	A	ug/L	0	0		0	0	0	1.72	10	150	0%	0	0	0%	
Fluoranthene	A	ug/L	0	0		0	0	0	0.883	10	150	0%	0	0	0%	
Fluorene	A	ug/L	0	0		0	0	0	1.82	10	150	0%	0	0	0%	
Hexachlorobenzene	A	ug/L	0	0		0	0	0	1.33	10	150	0%	0	0	0%	

Seq No	Lab ID	Test Code	Sample Typ	File ID	Analysis Date	DF	Batch ID	Prep Date	SPKref	RPDref	pmoist
15044896	18-Feb-22_ISTB	SVOC-8270-W-	SAMP	V5973N.I\sd0218.2	2/19/2022 1:24:2	1	R374941		0	0	

Analyte	T	Units	RAW	Final	Text	Spike	SPKref	RPDref	MDL	PQL	UQL	%REC	LOW	HIGH	%RPD	Q
Hexachlorobutadiene	A	ug/L	0	0		0	0	0	2.32	10	150	0%	0	0	0%	
Hexachlorocyclopentadiene	A	ug/L	0	0		0	0	0	2.97	10	150	0%	0	0	0%	
Hexachloroethane	A	ug/L	0	0		0	0	0	1.79	10	150	0%	0	0	0%	
Indeno(1,2,3-cd)pyrene	A	ug/L	0	0		0	0	0	1.25	10	150	0%	0	0	0%	
Isophorone	A	ug/L	0	0		0	0	0	1.67	10	150	0%	0	0	0%	
m+p-Cresols	A	ug/L	0	0		0	0	0	1.78	10	150	0%	0	0	0%	
n-Nitroso-di-n-propylamine	A	ug/L	0	0		0	0	0	1.54	10	150	0%	0	0	0%	
n-Nitrosodimethylamine	A	ug/L	0	0		0	0	0	1.53	10	150	0%	0	0	0%	
n-Nitrosodiphenylamine	A	ug/L	0	0		0	0	0	1.16	10	150	0%	0	0	0%	
Naphthalene	A	ug/L	0	0		0	0	0	1.74	10	150	0%	0	0	0%	
Nitrobenzene	A	ug/L	0	0		0	0	0	2.31	10	150	0%	0	0	0%	
o-Cresol	A	ug/L	0	0		0	0	0	1.83	10	150	0%	0	0	0%	
p-Chloroaniline	A	ug/L	0	0		0	0	0	1.52	10	150	0%	0	0	0%	
Pentachlorophenol	A	ug/L	0	0		0	0	0	4.24	10	150	0%	0	0	0%	
Phenanthrene	A	ug/L	0	0		0	0	0	0.784	10	150	0%	0	0	0%	
Phenol	A	ug/L	0	0		0	0	0	1.46	10	150	0%	0	0	0%	
Pyrene	A	ug/L	0	0		0	0	0	0.921	10	150	0%	0	0	0%	
Pyridine	A	ug/L	0	0		0	0	0	3.22	10	150	0%	0	0	0%	
Triallate	A	ug/L	0	0		0	0	0	1.51	10	150	0%	0	0	0%	
1,4-Dichlorobenzene-d4	I	ug/L	40	40		0	0	0	0	10	150	0%	0	0	0%	
Acenaphthene-d10	I	ug/L	40	40		0	0	0	0	10	150	0%	0	0	0%	
Chrysene-d12	I	ug/L	40	40		0	0	0	0	10	150	0%	0	0	0%	
Naphthalene-d8	I	ug/L	40	40		0	0	0	0	10	150	0%	0	0	0%	
Perylene-d12	I	ug/L	40	40		0	0	0	0	10	150	0%	0	0	0%	
Phenanthrene-d10	I	ug/L	40	40		0	0	0	0	10	150	0%	0	0	0%	
2,4,6-Tribromophenol	S	ug/L	0	0		200	0	0	2.88	10	0	0%	25	140	0%	S
2-Fluorobiphenyl	S	ug/L	0	0		100	0	0	0.724	10	0	0%	28	107	0%	S
2-Fluorophenol	S	ug/L	0	0		200	0	0	3.52	10	0	0%	10	75	0%	S
Nitrobenzene-d5	S	ug/L	0	0		100	0	0	2.34	10	0	0%	32	94	0%	S
Phenol-d5	S	ug/L	0	0		200	0	0	2.06	10	0	0%	10	65	0%	S
Terphenyl-d14	S	ug/L	0	0		100	0	0	1.17	10	0	0%	32	122	0%	S
4-Chloroaniline	X	ug/L	0	0		0	0	0	1.61	10	150	0%	0	0	0%	
o-Terphenyl	X	ug/L	0	0		0	0	0	1.27	10	150	0%	0	0	0%	

Seq No	Lab ID	Test Code	Sample Typ	File ID	Analysis Date	DF	Batch ID	Prep Date	SPKref	RPDref	pmoist
15044897	MB-163621	SVOC-8270-W-	MBLK	V5973N.I\sd0218.2	2/19/2022 1:56:3	1	163621	2/9/2022 8:1	0	0	

Analyte	T	Units	RAW	Final	Text	Spike	SPKref	RPDref	MDL	PQL	UQL	%REC	LOW	HIGH	%RPD	Q
1,2,4-Trichlorobenzene	A	ug/L	0	0		0	0	0	1.9	10	150	0%	0	0	0%	
1,2-Dichlorobenzene	A	ug/L	0	0		0	0	0	1.97	10	150	0%	0	0	0%	
1,3-Dichlorobenzene	A	ug/L	0	0		0	0	0	2.13	10	150	0%	0	0	0%	
1,4-Dichlorobenzene	A	ug/L	0	0		0	0	0	2.02	10	150	0%	0	0	0%	
1-Methylnaphthalene	A	ug/L	0	0		0	0	0	2.39	10	150	0%	0	0	0%	
2,2´-Oxybis(1-Chloropropane)	A	ug/L	0	0		0	0	0	1.45	10	150	0%	0	0	0%	
2,4,5-Trichlorophenol	A	ug/L	0	0		0	0	0	2.23	10	150	0%	0	0	0%	
2,4,6-Trichlorophenol	A	ug/L	0	0		0	0	0	2.64	10	150	0%	0	0	0%	
2,4-Dichlorophenol	A	ug/L	0	0		0	0	0	1.69	10	150	0%	0	0	0%	
2,4-Dimethylphenol	A	ug/L	0	0		0	0	0	1.69	10	150	0%	0	0	0%	
2,4-Dinitrophenol	A	ug/L	0	0		0	0	0	4.26	10	150	0%	0	0	0%	
2,4-Dinitrotoluene	A	ug/L	0	0		0	0	0	3.04	10	150	0%	0	0	0%	
2,6-Dinitrotoluene	A	ug/L	0	0		0	0	0	3.2	10	150	0%	0	0	0%	
2-Chloronaphthalene	A	ug/L	0	0		0	0	0	2.14	10	150	0%	0	0	0%	
2-Chlorophenol	A	ug/L	0	0		0	0	0	2.48	10	150	0%	0	0	0%	
2-Methylnaphthalene	A	ug/L	0	0		0	0	0	1.92	10	150	0%	0	0	0%	
2-Nitroaniline	A	ug/L	0	0		0	0	0	2.4	10	150	0%	0	0	0%	
2-Nitrophenol	A	ug/L	0	0		0	0	0	2.36	10	150	0%	0	0	0%	
3,3´-Dichlorobenzidine	A	ug/L	0	0		0	0	0	2.11	10	150	0%	0	0	0%	
3-Nitroaniline	A	ug/L	0	0		0	0	0	2.77	10	150	0%	0	0	0%	
4,6-Dinitro-2-methylphenol	A	ug/L	0	0		0	0	0	2.33	10	150	0%	0	0	0%	
4-Bromophenyl phenyl ether	A	ug/L	0	0		0	0	0	1.74	10	150	0%	0	0	0%	
4-Chloro-2-methylphenol	A	ug/L	0	0		0	0	0	1.6	10	150	0%	0	0	0%	
4-Chloro-3-methylphenol	A	ug/L	0	0		0	0	0	1.46	10	150	0%	0	0	0%	
4-Chlorophenol	A	ug/L	0	0		0	0	0	2.64	10	150	0%	0	0	0%	
4-Chlorophenyl phenyl ether	A	ug/L	0	0		0	0	0	2.03	10	150	0%	0	0	0%	
4-Nitroaniline	A	ug/L	0	0		0	0	0	1.63	10	150	0%	0	0	0%	
4-Nitrophenol	A	ug/L	0	0		0	0	0	2.5	10	150	0%	0	0	0%	
Acenaphthene	A	ug/L	0	0		0	0	0	1.89	10	150	0%	0	0	0%	
Acenaphthylene	A	ug/L	0	0		0	0	0	1.57	10	150	0%	0	0	0%	
Aniline	A	ug/L	0	0		0	0	0	3.74	10	150	0%	0	0	0%	
Anthracene	A	ug/L	0	0		0	0	0	1.23	10	150	0%	0	0	0%	
Azobenzene	A	ug/L	0	0		0	0	0	1.09	10	150	0%	0	0	0%	
Benzidine	A	ug/L	0	0		0	0	0	6.72	10	150	0%	0	0	0%	
Benzo(a)anthracene	A	ug/L	0	0		0	0	0	0.856	10	150	0%	0	0	0%	

Seq No	Lab ID	Test Code	Sample Typ	File ID	Analysis Date	DF	Batch ID	Prep Date	SPKref	RPDref	pmoist
15044897	MB-163621	SVOC-8270-W-	MBLK	V5973N.I\sd0218.2	2/19/2022 1:56:3	1	163621	2/9/2022 8:1	0	0	

Analyte	T	Units	RAW	Final	Text	Spike	SPKref	RPDref	MDL	PQL	UQL	%REC	LOW	HIGH	%RPD	Q
Benzo(a)pyrene	A	ug/L	0	0		0	0	0	1.24	10	150	0%	0	0	0%	
Benzo(b)fluoranthene	A	ug/L	0	0		0	0	0	0.903	10	150	0%	0	0	0%	
Benzo(g,h,i)perylene	A	ug/L	0	0		0	0	0	1.01	10	150	0%	0	0	0%	
Benzo(k)fluoranthene	A	ug/L	0	0		0	0	0	0.97	10	150	0%	0	0	0%	
Benzoic acid	A	ug/L	0	0		0	0	0	1.51	10	150	0%	0	0	0%	
Benzyl alcohol	A	ug/L	0	0		0	0	0	3.13	10	150	0%	0	0	0%	
bis(-2-chloroethoxy)Methane	A	ug/L	0	0		0	0	0	1.36	10	150	0%	0	0	0%	
bis(-2-chloroethyl)Ether	A	ug/L	0	0		0	0	0	2.57	10	150	0%	0	0	0%	
bis(2-chloroisopropyl)Ether	A	ug/L	0	0		0	0	0	1.49	10	150	0%	0	0	0%	
bis(2-ethylhexyl)Phthalate	A	ug/L	0	0		0	0	0	1.91	10	150	0%	0	0	0%	
Butylbenzylphthalate	A	ug/L	0	0		0	0	0	1.57	10	150	0%	0	0	0%	
Carbazole	A	ug/L	0	0		0	0	0	0.842	10	150	0%	0	0	0%	
Chrysene	A	ug/L	0	0		0	0	0	1.17	10	150	0%	0	0	0%	
Di-n-butyl phthalate	A	ug/L	0	0		0	0	0	0.932	10	150	0%	0	0	0%	
Di-n-octyl phthalate	A	ug/L	0	0		0	0	0	1.34	10	150	0%	0	0	0%	
Dibenzo(a,h)anthracene	A	ug/L	0	0		0	0	0	1.17	10	150	0%	0	0	0%	
Dibenzofuran	A	ug/L	0	0		0	0	0	1.74	10	150	0%	0	0	0%	
Diethyl phthalate	A	ug/L	0	0		0	0	0	2.18	10	150	0%	0	0	0%	
Dimethyl phthalate	A	ug/L	0	0		0	0	0	1.72	10	150	0%	0	0	0%	
Fluoranthene	A	ug/L	0	0		0	0	0	0.883	10	150	0%	0	0	0%	
Fluorene	A	ug/L	0	0		0	0	0	1.82	10	150	0%	0	0	0%	
Hexachlorobenzene	A	ug/L	0	0		0	0	0	1.33	10	150	0%	0	0	0%	
Hexachlorobutadiene	A	ug/L	0	0		0	0	0	2.32	10	150	0%	0	0	0%	
Hexachlorocyclopentadiene	A	ug/L	0	0		0	0	0	2.97	10	150	0%	0	0	0%	
Hexachloroethane	A	ug/L	0	0		0	0	0	1.79	10	150	0%	0	0	0%	
Indeno(1,2,3-cd)pyrene	A	ug/L	0	0		0	0	0	1.25	10	150	0%	0	0	0%	
Isophorone	A	ug/L	0	0		0	0	0	1.67	10	150	0%	0	0	0%	
m+p-Cresols	A	ug/L	0	0		0	0	0	1.78	10	150	0%	0	0	0%	
n-Nitroso-di-n-propylamine	A	ug/L	0	0		0	0	0	1.54	10	150	0%	0	0	0%	
n-Nitrosodimethylamine	A	ug/L	0	0		0	0	0	1.53	10	150	0%	0	0	0%	
n-Nitrosodiphenylamine	A	ug/L	0	0		0	0	0	1.16	10	150	0%	0	0	0%	
Naphthalene	A	ug/L	0	0		0	0	0	1.74	10	150	0%	0	0	0%	
Nitrobenzene	A	ug/L	0	0		0	0	0	2.31	10	150	0%	0	0	0%	
o-Cresol	A	ug/L	0	0		0	0	0	1.83	10	150	0%	0	0	0%	
p-Chloroaniline	A	ug/L	0	0		0	0	0	1.52	10	150	0%	0	0	0%	

Seq No	Lab ID	Test Code	Sample Typ	File ID	Analysis Date	DF	Batch ID	Prep Date	SPKref	RPDref	pmoist
15044897	MB-163621	SVOC-8270-W-	MBLK	V5973N.I\sd0218.2	2/19/2022 1:56:3	1	163621	2/9/2022 8:1	0	0	

Analyte	T	Units	RAW	Final	Text	Spike	SPKref	RPDref	MDL	PQL	UQL	%REC	LOW	HIGH	%RPD	Q
Pentachlorophenol	A	ug/L	0	0		0	0	0	4.24	10	150	0%	0	0	0%	
Phenanthrene	A	ug/L	0	0		0	0	0	0.784	10	150	0%	0	0	0%	
Phenol	A	ug/L	0	0		0	0	0	1.46	10	150	0%	0	0	0%	
Pyrene	A	ug/L	0	0		0	0	0	0.921	10	150	0%	0	0	0%	
Pyridine	A	ug/L	0	0		0	0	0	3.22	10	150	0%	0	0	0%	
Triallate	A	ug/L	0	0		0	0	0	1.51	10	150	0%	0	0	0%	
1,4-Dichlorobenzene-d4	I	ug/L	40	40		0	0	0	0	10	150	0%	0	0	0%	
Acenaphthene-d10	I	ug/L	40	40		0	0	0	0	10	150	0%	0	0	0%	
Chrysene-d12	I	ug/L	40	40		0	0	0	0	10	150	0%	0	0	0%	
Naphthalene-d8	I	ug/L	40	40		0	0	0	0	10	150	0%	0	0	0%	
Perylene-d12	I	ug/L	40	40		0	0	0	0	10	150	0%	0	0	0%	
Phenanthrene-d10	I	ug/L	40	40		0	0	0	0	10	150	0%	0	0	0%	
2,4,6-Tribromophenol	S	ug/L	157.21993	157.21993		200	0	0	2.88	10	0	79%	43	140	0%	
2-Fluorobiphenyl	S	ug/L	62.20961	62.20961		100	0	0	0.724	10	0	62%	44	119	0%	
2-Fluorophenol	S	ug/L	67.93292	67.93292		200	0	0	3.52	10	0	34%	19	119	0%	
Nitrobenzene-d5	S	ug/L	61.75791	61.75791		100	0	0	2.34	10	0	62%	44	120	0%	
Phenol-d5	S	ug/L	66.90827	66.90827		200	0	0	2.06	10	0	33%	10	65	0%	
Terphenyl-d14	S	ug/L	102.24382	102.24382		100	0	0	1.17	10	0	102%	50	134	0%	
4-Chloroaniline	X	ug/L	0	0		0	0	0	1.61	10	150	0%	0	0	0%	
o-Terphenyl	X	ug/L	0	0		0	0	0	1.27	10	150	0%	0	0	0%	

Seq No	Lab ID	Test Code	Sample Typ	File ID	Analysis Date	DF	Batch ID	Prep Date	SPKref	RPDref	pmoist
15044898	LCS-163621	SVOC-8270-W-	LCS-DOD	V5973N.I\sd0218.2	2/19/2022 2:28:3	1	163621	2/9/2022 8:1	0	0	

Analyte	T	Units	RAW	Final	Text	Spike	SPKref	RPDref	MDL	PQL	UQL	%REC	LOW	HIGH	%RPD	Q
1,2,4-Trichlorobenzene	A	ug/L	72.11133	72.11133		100	0	0	1.9	10	150	72%	29	116	0%	
1,2-Dichlorobenzene	A	ug/L	67.54023	67.54023		100	0	0	1.97	10	150	68%	32	111	0%	
1,3-Dichlorobenzene	A	ug/L	68.55354	68.55354		100	0	0	2.13	10	150	69%	28	110	0%	
1,4-Dichlorobenzene	A	ug/L	67.01728	67.01728		100	0	0	2.02	10	150	67%	29	112	0%	
1-Methylnaphthalene	A	ug/L	75.38511	75.38511		100	0	0	2.39	10	150	75%	41	119	0%	
2,2´-Oxybis(1-Chloropropane)	A	ug/L	67.40028	67.40028		100	0	0	1.45	10	150	67%	37	130	0%	
2,4,5-Trichlorophenol	A	ug/L	85.0706	85.0706		100	0	0	2.23	10	150	85%	53	123	0%	
2,4,6-Trichlorophenol	A	ug/L	90.75187	90.75187		100	0	0	2.64	10	150	91%	50	125	0%	
2,4-Dichlorophenol	A	ug/L	76.78898	76.78898		100	0	0	1.69	10	150	77%	47	121	0%	
2,4-Dimethylphenol	A	ug/L	79.54154	79.54154		100	0	0	1.69	10	150	80%	31	124	0%	

Seq No	Lab ID	Test Code	Sample Typ	File ID	Analysis Date	DF	Batch ID	Prep Date	SPKref	RPDref	pmoist
15044898	LCS-163621	SVOC-8270-W-	LCS-DOD	V5973N.I\sd0218.2	2/19/2022 2:28:3	1	163621	2/9/2022 8:1	0	0	

Analyte	T	Units	RAW	Final	Text	Spike	SPKref	RPDref	MDL	PQL	UQL	%REC	LOW	HIGH	%RPD	Q
2,4-Dinitrophenol	A	ug/L	93.12724	93.12724		100	0	0	4.26	10	150	93%	23	142	0%	
2,4-Dinitrotoluene	A	ug/L	88.83567	88.83567		100	0	0	3.04	10	150	89%	57	128	0%	
2,6-Dinitrotoluene	A	ug/L	80.02108	80.02108		100	0	0	3.2	10	150	80%	50	118	0%	
2-Chloronaphthalene	A	ug/L	86.19666	86.19666		100	0	0	2.14	10	150	86%	40	116	0%	
2-Chlorophenol	A	ug/L	69.09128	69.09128		100	0	0	2.48	10	150	69%	38	117	0%	
2-Methylnaphthalene	A	ug/L	85.68606	85.68606		100	0	0	1.92	10	150	86%	40	121	0%	
2-Nitroaniline	A	ug/L	89.55581	89.55581		100	0	0	2.4	10	150	90%	55	127	0%	
2-Nitrophenol	A	ug/L	85.21214	85.21214		100	0	0	2.36	10	150	85%	47	123	0%	
3,3´-Dichlorobenzidine	A	ug/L	71.75729	71.75729		100	0	0	2.11	10	150	72%	27	129	0%	
3-Nitroaniline	A	ug/L	78.2222	78.2222		100	0	0	2.77	10	150	78%	41	128	0%	
4,6-Dinitro-2-methylphenol	A	ug/L	85.45466	85.45466		100	0	0	2.33	10	150	85%	44	137	0%	
4-Bromophenyl phenyl ether	A	ug/L	88.68525	88.68525		100	0	0	1.74	10	150	89%	55	124	0%	
4-Chloro-2-methylphenol	A	ug/L	82.74333	82.74333		100	0	0	1.6	10	150	83%	49	89	0%	
4-Chloro-3-methylphenol	A	ug/L	81.55282	81.55282		100	0	0	1.46	10	150	82%	52	119	0%	
4-Chlorophenol	A	ug/L	70.32817	70.32817		100	0	0	2.64	10	150	70%	41	81	0%	
4-Chlorophenyl phenyl ether	A	ug/L	96.10313	96.10313		100	0	0	2.03	10	150	96%	53	121	0%	
4-Nitroaniline	A	ug/L	86.9077	86.9077		100	0	0	1.63	10	150	87%	57	101	0%	
4-Nitrophenol	A	ug/L	40.66157	40.66157		100	0	0	2.5	10	150	41%	15	36	0%	S
Acenaphthene	A	ug/L	90.73543	90.73543		100	0	0	1.89	10	150	91%	47	122	0%	
Acenaphthylene	A	ug/L	80.75515	80.75515		100	0	0	1.57	10	150	81%	41	130	0%	
Aniline	A	ug/L	43.62622	43.62622		100	0	0	3.74	10	150	44%	24	60	0%	
Anthracene	A	ug/L	87.03899	87.03899		100	0	0	1.23	10	150	87%	57	123	0%	
Azobenzene	A	ug/L	79.94992	79.94992		100	0	0	1.09	10	150	80%	61	116	0%	
Benzidine	A	ug/L	17.49835	17.49835		100	0	0	6.72	10	150	17%	10	100	0%	
Benzo(a)anthracene	A	ug/L	96.65019	96.65019		100	0	0	0.856	10	150	97%	58	125	0%	
Benzo(a)pyrene	A	ug/L	86.51884	86.51884		100	0	0	1.24	10	150	87%	54	128	0%	
Benzo(b)fluoranthene	A	ug/L	88.51091	88.51091		100	0	0	0.903	10	150	89%	53	131	0%	
Benzo(g,h,i)perylene	A	ug/L	86.31229	86.31229		100	0	0	1.01	10	150	86%	50	134	0%	
Benzo(k)fluoranthene	A	ug/L	87.55366	87.55366		100	0	0	0.97	10	150	88%	57	129	0%	
Benzoic acid	A	ug/L	27.78443	27.78443		100	0	0	1.51	10	150	28%	10	30	0%	
Benzyl alcohol	A	ug/L	71.20928	71.20928		100	0	0	3.13	10	150	71%	31	112	0%	
bis(-2-chloroethoxy)Methane	A	ug/L	81.41757	81.41757		100	0	0	1.36	10	150	81%	48	120	0%	
bis(-2-chloroethyl)Ether	A	ug/L	75.0357	75.0357		100	0	0	2.57	10	150	75%	43	118	0%	
bis(2-chloroisopropyl)Ether	A	ug/L	67.40028	67.40028		100	0	0	1.49	10	150	67%	37	130	0%	
bis(2-ethylhexyl)Phthalate	A	ug/L	96.42075	96.42075		100	0	0	1.91	10	150	96%	55	135	0%	

Seq No	Lab ID	Test Code	Sample Typ	File ID	Analysis Date	DF	Batch ID	Prep Date	SPKref	RPDref	pmoist
15044898	LCS-163621	SVOC-8270-W-	LCS-DOD	V5973N.I\sd0218.2	2/19/2022 2:28:3	1	163621	2/9/2022 8:1	0	0	

Analyte	T	Units	RAW	Final	Text	Spike	SPKref	RPDref	MDL	PQL	UQL	%REC	LOW	HIGH	%RPD	Q
Butylbenzylphthalate	A	ug/L	95.15212	95.15212		100	0	0	1.57	10	150	95%	53	134	0%	
Carbazole	A	ug/L	86.94465	86.94465		100	0	0	0.842	10	150	87%	60	122	0%	
Chrysene	A	ug/L	93.04684	93.04684		100	0	0	1.17	10	150	93%	59	123	0%	
Di-n-butyl phthalate	A	ug/L	94.52303	94.52303		100	0	0	0.932	10	150	95%	59	127	0%	
Di-n-octyl phthalate	A	ug/L	91.31419	91.31419		100	0	0	1.34	10	150	91%	51	140	0%	
Dibenzo(a,h)anthracene	A	ug/L	93.27545	93.27545		100	0	0	1.17	10	150	93%	51	134	0%	
Dibenzofuran	A	ug/L	91.73749	91.73749		100	0	0	1.74	10	150	92%	53	118	0%	
Diethyl phthalate	A	ug/L	90.73126	90.73126		100	0	0	2.18	10	150	91%	56	125	0%	
Dimethyl phthalate	A	ug/L	95.90273	95.90273		100	0	0	1.72	10	150	96%	45	127	0%	
Fluoranthene	A	ug/L	87.7646	87.7646		100	0	0	0.883	10	150	88%	57	128	0%	
Fluorene	A	ug/L	88.51413	88.51413		100	0	0	1.82	10	150	89%	52	124	0%	
Hexachlorobenzene	A	ug/L	84.99422	84.99422		100	0	0	1.33	10	150	85%	53	125	0%	
Hexachlorobutadiene	A	ug/L	74.91083	74.91083		100	0	0	2.32	10	150	75%	22	124	0%	
Hexachlorocyclopentadiene	A	ug/L	78.73438	78.73438		100	0	0	2.97	10	150	79%	39	91	0%	
Hexachloroethane	A	ug/L	65.52898	65.52898		100	0	0	1.79	10	150	66%	21	115	0%	
Indeno(1,2,3-cd)pyrene	A	ug/L	87.61406	87.61406		100	0	0	1.25	10	150	88%	52	134	0%	
Isophorone	A	ug/L	78.3656	78.3656		100	0	0	1.67	10	150	78%	42	124	0%	
m+p-Cresols	A	ug/L	80.26046	80.26046		100	0	0	1.78	10	150	80%	29	110	0%	
n-Nitroso-di-n-propylamine	A	ug/L	95.43744	95.43744		100	0	0	1.54	10	150	95%	49	119	0%	
n-Nitrosodimethylamine	A	ug/L	50.02138	50.02138		100	0	0	1.53	10	150	50%	20	45	0%	S
n-Nitrosodiphenylamine	A	ug/L	87.03053	87.03053		100	0	0	1.16	10	150	87%	51	123	0%	
Naphthalene	A	ug/L	82.80869	82.80869		100	0	0	1.74	10	150	83%	40	121	0%	
Nitrobenzene	A	ug/L	88.70315	88.70315		100	0	0	2.31	10	150	89%	45	121	0%	
o-Cresol	A	ug/L	77.24403	77.24403		100	0	0	1.83	10	150	77%	30	117	0%	
p-Chloroaniline	A	ug/L	70.62357	70.62357		100	0	0	1.52	10	150	71%	33	117	0%	
Pentachlorophenol	A	ug/L	95.82686	95.82686		100	0	0	4.24	10	150	96%	35	138	0%	
Phenanthrene	A	ug/L	91.57416	91.57416		100	0	0	0.784	10	150	92%	59	120	0%	
Phenol	A	ug/L	48.92728	48.92728		100	0	0	1.46	10	150	49%	37	75	0%	
Pyrene	A	ug/L	85.43177	85.43177		100	0	0	0.921	10	150	85%	57	126	0%	
Pyridine	A	ug/L	35.87302	35.87302		100	0	0	3.22	10	150	36%	16	45	0%	
Triallate	A	ug/L	84.12943	84.12943		100	0	0	1.51	10	150	84%	59	105	0%	
1,4-Dichlorobenzene-d4	I	ug/L	40	40		0	0	0	0	10	150	0%			0%	
Acenaphthene-d10	I	ug/L	40	40		0	0	0	0	10	150	0%			0%	
Chrysene-d12	I	ug/L	40	40		0	0	0	0	10	150	0%			0%	
Naphthalene-d8	I	ug/L	40	40		0	0	0	0	10	150	0%			0%	

Seq No	Lab ID	Test Code	Sample Typ	File ID	Analysis Date	DF	Batch ID	Prep Date	SPKref	RPDref	pmoist
15044898	LCS-163621	SVOC-8270-W-	LCS-DOD	V5973N.I\sd0218.2	2/19/2022 2:28:3	1	163621	2/9/2022 8:1	0	0	

Analyte	T	Units	RAW	Final	Text	Spike	SPKref	RPDref	MDL	PQL	UQL	%REC	LOW	HIGH	%RPD	Q
Perylene-d12	I	ug/L	40	40		0	0	0	0	10	150	0%			0%	
Phenanthrene-d10	I	ug/L	40	40		0	0	0	0	10	150	0%			0%	
2,4,6-Tribromophenol	S	ug/L	173.96957	173.96957		200	0	0	2.88	10	0	87%	43	140	0%	
2-Fluorobiphenyl	S	ug/L	72.79224	72.79224		100	0	0	0.724	10	0	73%	44	119	0%	
2-Fluorophenol	S	ug/L	79.13983	79.13983		200	0	0	3.52	10	0	40%	19	119	0%	
Nitrobenzene-d5	S	ug/L	77.57472	77.57472		100	0	0	2.34	10	0	78%	44	120	0%	
Phenol-d5	S	ug/L	83.36222	83.36222		200	0	0	2.06	10	0	42%	10	65	0%	
Terphenyl-d14	S	ug/L	94.31162	94.31162		100	0	0	1.17	10	0	94%	50	134	0%	
4-Chloroaniline	X	ug/L	70.62357	70.62357		100	0	0	1.61	10	150	71%	33	117	0%	
o-Terphenyl	X	ug/L	86.77733	86.77733		100	0	0	1.27	10	150	87%	40	140	0%	

Seq No	Lab ID	Test Code	Sample Typ	File ID	Analysis Date	DF	Batch ID	Prep Date	SPKref	RPDref	pmoist
15044899	LCSD-163621	SVOC-8270-W-	LCSD-DOD	V5973N.I\sd0218.2	2/19/2022 3:01:0	1	163621	2/9/2022 8:1	0	2E+07	

Analyte	T	Units	RAW	Final	Text	Spike	SPKref	RPDref	MDL	PQL	UQL	%REC	LOW	HIGH	%RPD	Q
1,2,4-Trichlorobenzene	A	ug/L	72.4878	72.4878		100	0	72.11133	1.9	10	150	72%	29	116	1%	
1,2-Dichlorobenzene	A	ug/L	65.16801	65.16801		100	0	67.54023	1.97	10	150	65%	32	111	4%	
1,3-Dichlorobenzene	A	ug/L	65.9956	65.9956		100	0	68.55354	2.13	10	150	66%	28	110	4%	
1,4-Dichlorobenzene	A	ug/L	66.11494	66.11494		100	0	67.01728	2.02	10	150	66%	29	112	1%	
1-Methylnaphthalene	A	ug/L	75.96741	75.96741		100	0	75.38511	2.39	10	150	76%	41	119	1%	
2,2´-Oxybis(1-Chloropropane)	A	ug/L	68.59076	68.59076		100	0	67.40028	1.45	10	150	69%	37	130	2%	
2,4,5-Trichlorophenol	A	ug/L	78.28207	78.28207		100	0	85.0706	2.23	10	150	78%	53	123	8%	
2,4,6-Trichlorophenol	A	ug/L	84.921	84.921		100	0	90.75187	2.64	10	150	85%	50	125	7%	
2,4-Dichlorophenol	A	ug/L	74.57862	74.57862		100	0	76.78898	1.69	10	150	75%	47	121	3%	
2,4-Dimethylphenol	A	ug/L	80.97589	80.97589		100	0	79.54154	1.69	10	150	81%	31	124	2%	
2,4-Dinitrophenol	A	ug/L	80.42462	80.42462		100	0	93.12724	4.26	10	150	80%	23	142	15%	
2,4-Dinitrotoluene	A	ug/L	90.52136	90.52136		100	0	88.83567	3.04	10	150	91%	57	128	2%	
2,6-Dinitrotoluene	A	ug/L	83.55323	83.55323		100	0	80.02108	3.2	10	150	84%	50	118	4%	
2-Chloronaphthalene	A	ug/L	87.49238	87.49238		100	0	86.19666	2.14	10	150	87%	40	116	1%	
2-Chlorophenol	A	ug/L	69.11519	69.11519		100	0	69.09128	2.48	10	150	69%	38	117	0%	
2-Methylnaphthalene	A	ug/L	86.43056	86.43056		100	0	85.68606	1.92	10	150	86%	40	121	1%	
2-Nitroaniline	A	ug/L	92.53414	92.53414		100	0	89.55581	2.4	10	150	93%	55	127	3%	
2-Nitrophenol	A	ug/L	80.50183	80.50183		100	0	85.21214	2.36	10	150	81%	47	123	6%	
3,3´-Dichlorobenzidine	A	ug/L	76.40623	76.40623		100	0	71.75729	2.11	10	150	76%	27	129	6%	
3-Nitroaniline	A	ug/L	80.64832	80.64832		100	0	78.2222	2.77	10	150	81%	41	128	3%	

Seq No	Lab ID	Test Code	Sample Typ	File ID	Analysis Date	DF	Batch ID	Prep Date	SPKref	RPDref	pmoist
15044899	LCSD-163621	SVOC-8270-W-	LCSD-DOD	V5973N.I\sd0218.2	2/19/2022 3:01:0	1	163621	2/9/2022 8:1	0	2E+07	

Analyte	T	Units	RAW	Final	Text	Spike	SPKref	RPDref	MDL	PQL	UQL	%REC	LOW	HIGH	%RPD	Q
4,6-Dinitro-2-methylphenol	A	ug/L	92.50957	92.50957		100	0	85.45466	2.33	10	150	93%	44	137	8%	
4-Bromophenyl phenyl ether	A	ug/L	95.70303	95.70303		100	0	88.68525	1.74	10	150	96%	55	124	8%	
4-Chloro-2-methylphenol	A	ug/L	79.89823	79.89823		100	0	82.74333	1.6	10	150	80%	49	89	3%	
4-Chloro-3-methylphenol	A	ug/L	84.99278	84.99278		100	0	81.55282	1.46	10	150	85%	52	119	4%	
4-Chlorophenol	A	ug/L	66.832	66.832		100	0	70.32817	2.64	10	150	67%	41	81	5%	
4-Chlorophenyl phenyl ether	A	ug/L	94.94276	94.94276		100	0	96.10313	2.03	10	150	95%	53	121	1%	
4-Nitroaniline	A	ug/L	93.01999	93.01999		100	0	86.9077	1.63	10	150	93%	57	101	7%	
4-Nitrophenol	A	ug/L	37.85088	37.85088		100	0	40.66157	2.5	10	150	38%	15	36	7%	S
Acenaphthene	A	ug/L	92.24748	92.24748		100	0	90.73543	1.89	10	150	92%	47	122	2%	
Acenaphthylene	A	ug/L	83.99993	83.99993		100	0	80.75515	1.57	10	150	84%	41	130	4%	
Aniline	A	ug/L	42.22052	42.22052		100	0	43.62622	3.74	10	150	42%	24	60	3%	
Anthracene	A	ug/L	101.1685	101.1685		100	0	87.03899	1.23	10	150	101%	57	123	15%	
Azobenzene	A	ug/L	87.43252	87.43252		100	0	79.94992	1.09	10	150	87%	61	116	9%	
Benzidine	A	ug/L	24.4583	24.4583		100	0	17.49835	6.72	10	150	24%	10	100	33%	R
Benzo(a)anthracene	A	ug/L	98.24219	98.24219		100	0	96.65019	0.856	10	150	98%	58	125	2%	
Benzo(a)pyrene	A	ug/L	91.65167	91.65167		100	0	86.51884	1.24	10	150	92%	54	128	6%	
Benzo(b)fluoranthene	A	ug/L	94.78405	94.78405		100	0	88.51091	0.903	10	150	95%	53	131	7%	
Benzo(g,h,i)perylene	A	ug/L	94.21764	94.21764		100	0	86.31229	1.01	10	150	94%	50	134	9%	
Benzo(k)fluoranthene	A	ug/L	93.40739	93.40739		100	0	87.55366	0.97	10	150	93%	57	129	6%	
Benzoic acid	A	ug/L	29.48633	29.48633		100	0	27.78443	1.51	10	150	29%	10	30	6%	
Benzyl alcohol	A	ug/L	68.22013	68.22013		100	0	71.20928	3.13	10	150	68%	31	112	4%	
bis(-2-chloroethoxy)Methane	A	ug/L	81.20619	81.20619		100	0	81.41757	1.36	10	150	81%	48	120	0%	
bis(-2-chloroethyl)Ether	A	ug/L	77.4757	77.4757		100	0	75.0357	2.57	10	150	77%	43	118	3%	
bis(2-chloroisopropyl)Ether	A	ug/L	68.59076	68.59076		100	0	67.40028	1.49	10	150	69%	37	130	2%	
bis(2-ethylhexyl)Phthalate	A	ug/L	97.89664	97.89664		100	0	96.42075	1.91	10	150	98%	55	135	2%	
Butylbenzylphthalate	A	ug/L	95.56213	95.56213		100	0	95.15212	1.57	10	150	96%	53	134	0%	
Carbazole	A	ug/L	99.94418	99.94418		100	0	86.94465	0.842	10	150	100%	60	122	14%	
Chrysene	A	ug/L	95.26113	95.26113		100	0	93.04684	1.17	10	150	95%	59	123	2%	
Di-n-butyl phthalate	A	ug/L	102.87026	102.87026		100	0	94.52303	0.932	10	150	103%	59	127	8%	
Di-n-octyl phthalate	A	ug/L	97.77158	97.77158		100	0	91.31419	1.34	10	150	98%	51	140	7%	
Dibenzo(a,h)anthracene	A	ug/L	98.32352	98.32352		100	0	93.27545	1.17	10	150	98%	51	134	5%	
Dibenzofuran	A	ug/L	91.66162	91.66162		100	0	91.73749	1.74	10	150	92%	53	118	0%	
Diethyl phthalate	A	ug/L	90.25647	90.25647		100	0	90.73126	2.18	10	150	90%	56	125	1%	
Dimethyl phthalate	A	ug/L	96.68337	96.68337		100	0	95.90273	1.72	10	150	97%	45	127	1%	
Fluoranthene	A	ug/L	96.57704	96.57704		100	0	87.7646	0.883	10	150	97%	57	128	10%	

Seq No	Lab ID	Test Code	Sample Typ	File ID	Analysis Date	DF	Batch ID	Prep Date	SPKref	RPDref	pmoist
15044899	LCSD-163621	SVOC-8270-W-	LCSD-DOD	V5973N.I\sd0218.2	2/19/2022 3:01:0	1	163621	2/9/2022 8:1	0	2E+07	

Analyte	T	Units	RAW	Final	Text	Spike	SPKref	RPDref	MDL	PQL	UQL	%REC	LOW	HIGH	%RPD	Q
Fluorene	A	ug/L	86.06884	86.06884		100	0	88.51413	1.82	10	150	86%	52	124	3%	
Hexachlorobenzene	A	ug/L	96.42207	96.42207		100	0	84.99422	1.33	10	150	96%	53	125	13%	
Hexachlorobutadiene	A	ug/L	73.48087	73.48087		100	0	74.91083	2.32	10	150	73%	22	124	2%	
Hexachlorocyclopentadiene	A	ug/L	78.5859	78.5859		100	0	78.73438	2.97	10	150	79%	39	91	0%	
Hexachloroethane	A	ug/L	63.81814	63.81814		100	0	65.52898	1.79	10	150	64%	21	115	3%	
Indeno(1,2,3-cd)pyrene	A	ug/L	90.79329	90.79329		100	0	87.61406	1.25	10	150	91%	52	134	4%	
Isophorone	A	ug/L	79.38809	79.38809		100	0	78.3656	1.67	10	150	79%	42	124	1%	
m+p-Cresols	A	ug/L	79.22409	79.22409		100	0	80.26046	1.78	10	150	79%	29	110	1%	
n-Nitroso-di-n-propylamine	A	ug/L	99.91869	99.91869		100	0	95.43744	1.54	10	150	100%	49	119	5%	
n-Nitrosodimethylamine	A	ug/L	52.31318	52.31318		100	0	50.02138	1.53	10	150	52%	20	45	4%	S
n-Nitrosodiphenylamine	A	ug/L	99.28947	99.28947		100	0	87.03053	1.16	10	150	99%	51	123	13%	
Naphthalene	A	ug/L	86.03556	86.03556		100	0	82.80869	1.74	10	150	86%	40	121	4%	
Nitrobenzene	A	ug/L	90.39738	90.39738		100	0	88.70315	2.31	10	150	90%	45	121	2%	
o-Cresol	A	ug/L	76.48726	76.48726		100	0	77.24403	1.83	10	150	76%	30	117	1%	
p-Chloroaniline	A	ug/L	70.8699	70.8699		100	0	70.62357	1.52	10	150	71%	33	117	0%	
Pentachlorophenol	A	ug/L	102.68868	102.68868		100	0	95.82686	4.24	10	150	103%	35	138	7%	
Phenanthrene	A	ug/L	99.34168	99.34168		100	0	91.57416	0.784	10	150	99%	59	120	8%	
Phenol	A	ug/L	50.66824	50.66824		100	0	48.92728	1.46	10	150	51%	37	75	3%	
Pyrene	A	ug/L	95.17114	95.17114		100	0	85.43177	0.921	10	150	95%	57	126	11%	
Pyridine	A	ug/L	37.18355	37.18355		100	0	35.87302	3.22	10	150	37%	16	45	4%	
Triallate	A	ug/L	91.04703	91.04703		100	0	84.12943	1.51	10	150	91%	59	105	8%	
1,4-Dichlorobenzene-d4	I	ug/L	40	40		0	0	0	0	10	150	0%			0%	
Acenaphthene-d10	I	ug/L	40	40		0	0	0	0	10	150	0%			0%	
Chrysene-d12	I	ug/L	40	40		0	0	0	0	10	150	0%			0%	
Naphthalene-d8	I	ug/L	40	40		0	0	0	0	10	150	0%			0%	
Perylene-d12	I	ug/L	40	40		0	0	0	0	10	150	0%			0%	
Phenanthrene-d10	I	ug/L	40	40		0	0	0	0	10	150	0%			0%	
2,4,6-Tribromophenol	S	ug/L	182.92177	182.92177		200	0	0	2.88	10	0	91%	43	140	0%	
2-Fluorobiphenyl	S	ug/L	68.85469	68.85469		100	0	0	0.724	10	0	69%	44	119	0%	
2-Fluorophenol	S	ug/L	78.74863	78.74863		200	0	0	3.52	10	0	39%	19	119	0%	
Nitrobenzene-d5	S	ug/L	77.02825	77.02825		100	0	0	2.34	10	0	77%	44	120	0%	
Phenol-d5	S	ug/L	85.94825	85.94825		200	0	0	2.06	10	0	43%	10	65	0%	
Terphenyl-d14	S	ug/L	100.97909	100.97909		100	0	0	1.17	10	0	101%	50	134	0%	
4-Chloroaniline	X	ug/L	70.8699	70.8699		100	0	70.62357	1.61	10	150	71%	33	117	0%	
o-Terphenyl	X	ug/L	96.46658	96.46658		100	0	86.77733	1.27	10	150	96%	40	140	11%	

Seq No	Lab ID	Test Code	Sample Typ	File ID	Analysis Date	DF	Batch ID	Prep Date	SPKref	RPDref	pmoist
15044900	MB-163724	SVOC-8270-W-	MBLK	V5973N.I\sd0218.2	2/19/2022 3:33:2	1	163724	2/14/2022 8:	0	0	

Analyte	T	Units	RAW	Final	Text	Spike	SPKref	RPDref	MDL	PQL	UQL	%REC	LOW	HIGH	%RPD	Q
1,2,4-Trichlorobenzene	A	ug/L	0	0		0	0	0	1.9	10	150	0%	0	0	0%	
1,2-Dichlorobenzene	A	ug/L	0	0		0	0	0	1.97	10	150	0%	0	0	0%	
1,3-Dichlorobenzene	A	ug/L	0	0		0	0	0	2.13	10	150	0%	0	0	0%	
1,4-Dichlorobenzene	A	ug/L	0	0		0	0	0	2.02	10	150	0%	0	0	0%	
1-Methylnaphthalene	A	ug/L	0	0		0	0	0	2.39	10	150	0%	0	0	0%	
2,2´-Oxybis(1-Chloropropane)	A	ug/L	0	0		0	0	0	1.45	10	150	0%	0	0	0%	
2,4,5-Trichlorophenol	A	ug/L	0	0		0	0	0	2.23	10	150	0%	0	0	0%	
2,4,6-Trichlorophenol	A	ug/L	0	0		0	0	0	2.64	10	150	0%	0	0	0%	
2,4-Dichlorophenol	A	ug/L	0	0		0	0	0	1.69	10	150	0%	0	0	0%	
2,4-Dimethylphenol	A	ug/L	0	0		0	0	0	1.69	10	150	0%	0	0	0%	
2,4-Dinitrophenol	A	ug/L	0	0		0	0	0	4.26	10	150	0%	0	0	0%	
2,4-Dinitrotoluene	A	ug/L	0	0		0	0	0	3.04	10	150	0%	0	0	0%	
2,6-Dinitrotoluene	A	ug/L	0	0		0	0	0	3.2	10	150	0%	0	0	0%	
2-Chloronaphthalene	A	ug/L	0	0		0	0	0	2.14	10	150	0%	0	0	0%	
2-Chlorophenol	A	ug/L	0	0		0	0	0	2.48	10	150	0%	0	0	0%	
2-Methylnaphthalene	A	ug/L	0	0		0	0	0	1.92	10	150	0%	0	0	0%	
2-Nitroaniline	A	ug/L	0	0		0	0	0	2.4	10	150	0%	0	0	0%	
2-Nitrophenol	A	ug/L	0	0		0	0	0	2.36	10	150	0%	0	0	0%	
3,3´-Dichlorobenzidine	A	ug/L	0	0		0	0	0	2.11	10	150	0%	0	0	0%	
3-Nitroaniline	A	ug/L	0	0		0	0	0	2.77	10	150	0%	0	0	0%	
4,6-Dinitro-2-methylphenol	A	ug/L	0	0		0	0	0	2.33	10	150	0%	0	0	0%	
4-Bromophenyl phenyl ether	A	ug/L	0	0		0	0	0	1.74	10	150	0%	0	0	0%	
4-Chloro-2-methylphenol	A	ug/L	0	0		0	0	0	1.6	10	150	0%	0	0	0%	
4-Chloro-3-methylphenol	A	ug/L	0	0		0	0	0	1.46	10	150	0%	0	0	0%	
4-Chlorophenol	A	ug/L	0	0		0	0	0	2.64	10	150	0%	0	0	0%	
4-Chlorophenyl phenyl ether	A	ug/L	0	0		0	0	0	2.03	10	150	0%	0	0	0%	
4-Nitroaniline	A	ug/L	0	0		0	0	0	1.63	10	150	0%	0	0	0%	
4-Nitrophenol	A	ug/L	0	0		0	0	0	2.5	10	150	0%	0	0	0%	
Acenaphthene	A	ug/L	0	0		0	0	0	1.89	10	150	0%	0	0	0%	
Acenaphthylene	A	ug/L	0	0		0	0	0	1.57	10	150	0%	0	0	0%	
Aniline	A	ug/L	0	0		0	0	0	3.74	10	150	0%	0	0	0%	
Anthracene	A	ug/L	0	0		0	0	0	1.23	10	150	0%	0	0	0%	
Azobenzene	A	ug/L	0	0		0	0	0	1.09	10	150	0%	0	0	0%	
Benzidine	A	ug/L	0	0		0	0	0	6.72	10	150	0%	0	0	0%	
Benzo(a)anthracene	A	ug/L	0	0		0	0	0	0.856	10	150	0%	0	0	0%	

Seq No	Lab ID	Test Code	Sample Typ	File ID	Analysis Date	DF	Batch ID	Prep Date	SPKref	RPDref	pmoist
15044900	MB-163724	SVOC-8270-W-	MBLK	V5973N.I\sd0218.2	2/19/2022 3:33:2	1	163724	2/14/2022 8:	0	0	

Analyte	T	Units	RAW	Final	Text	Spike	SPKref	RPDref	MDL	PQL	UQL	%REC	LOW	HIGH	%RPD	Q
Benzo(a)pyrene	A	ug/L	0	0		0	0	0	1.24	10	150	0%	0	0	0%	
Benzo(b)fluoranthene	A	ug/L	0	0		0	0	0	0.903	10	150	0%	0	0	0%	
Benzo(g,h,i)perylene	A	ug/L	0	0		0	0	0	1.01	10	150	0%	0	0	0%	
Benzo(k)fluoranthene	A	ug/L	0	0		0	0	0	0.97	10	150	0%	0	0	0%	
Benzoic acid	A	ug/L	0	0		0	0	0	1.51	10	150	0%	0	0	0%	
Benzyl alcohol	A	ug/L	0	0		0	0	0	3.13	10	150	0%	0	0	0%	
bis(-2-chloroethoxy)Methane	A	ug/L	0	0		0	0	0	1.36	10	150	0%	0	0	0%	
bis(-2-chloroethyl)Ether	A	ug/L	0	0		0	0	0	2.57	10	150	0%	0	0	0%	
bis(2-chloroisopropyl)Ether	A	ug/L	0	0		0	0	0	1.49	10	150	0%	0	0	0%	
bis(2-ethylhexyl)Phthalate	A	ug/L	0	0		0	0	0	1.91	10	150	0%	0	0	0%	
Butylbenzylphthalate	A	ug/L	0	0		0	0	0	1.57	10	150	0%	0	0	0%	
Carbazole	A	ug/L	0	0		0	0	0	0.842	10	150	0%	0	0	0%	
Chrysene	A	ug/L	0	0		0	0	0	1.17	10	150	0%	0	0	0%	
Di-n-butyl phthalate	A	ug/L	0	0		0	0	0	0.932	10	150	0%	0	0	0%	
Di-n-octyl phthalate	A	ug/L	0	0		0	0	0	1.34	10	150	0%	0	0	0%	
Dibenzo(a,h)anthracene	A	ug/L	0	0		0	0	0	1.17	10	150	0%	0	0	0%	
Dibenzofuran	A	ug/L	0	0		0	0	0	1.74	10	150	0%	0	0	0%	
Diethyl phthalate	A	ug/L	0	0		0	0	0	2.18	10	150	0%	0	0	0%	
Dimethyl phthalate	A	ug/L	0	0		0	0	0	1.72	10	150	0%	0	0	0%	
Fluoranthene	A	ug/L	0	0		0	0	0	0.883	10	150	0%	0	0	0%	
Fluorene	A	ug/L	0	0		0	0	0	1.82	10	150	0%	0	0	0%	
Hexachlorobenzene	A	ug/L	0	0		0	0	0	1.33	10	150	0%	0	0	0%	
Hexachlorobutadiene	A	ug/L	0	0		0	0	0	2.32	10	150	0%	0	0	0%	
Hexachlorocyclopentadiene	A	ug/L	0	0		0	0	0	2.97	10	150	0%	0	0	0%	
Hexachloroethane	A	ug/L	0	0		0	0	0	1.79	10	150	0%	0	0	0%	
Indeno(1,2,3-cd)pyrene	A	ug/L	0	0		0	0	0	1.25	10	150	0%	0	0	0%	
Isophorone	A	ug/L	0	0		0	0	0	1.67	10	150	0%	0	0	0%	
m+p-Cresols	A	ug/L	0	0		0	0	0	1.78	10	150	0%	0	0	0%	
n-Nitroso-di-n-propylamine	A	ug/L	0	0		0	0	0	1.54	10	150	0%	0	0	0%	
n-Nitrosodimethylamine	A	ug/L	0	0		0	0	0	1.53	10	150	0%	0	0	0%	
n-Nitrosodiphenylamine	A	ug/L	0	0		0	0	0	1.16	10	150	0%	0	0	0%	
Naphthalene	A	ug/L	0	0		0	0	0	1.74	10	150	0%	0	0	0%	
Nitrobenzene	A	ug/L	0	0		0	0	0	2.31	10	150	0%	0	0	0%	
o-Cresol	A	ug/L	0	0		0	0	0	1.83	10	150	0%	0	0	0%	
p-Chloroaniline	A	ug/L	0	0		0	0	0	1.52	10	150	0%	0	0	0%	

Seq No	Lab ID	Test Code	Sample Typ	File ID	Analysis Date	DF	Batch ID	Prep Date	SPKref	RPDref	pmoist
15044900	MB-163724	SVOC-8270-W-	MBLK	V5973N.I\sd0218	2/19/2022 3:33:2	1	163724	2/14/2022 8:	0	0	

Analyte	T	Units	RAW	Final	Text	Spike	SPKref	RPDref	MDL	PQL	UQL	%REC	LOW	HIGH	%RPD	Q
Pentachlorophenol	A	ug/L	0	0		0	0	0	4.24	10	150	0%	0	0	0%	
Phenanthrene	A	ug/L	0	0		0	0	0	0.784	10	150	0%	0	0	0%	
Phenol	A	ug/L	0	0		0	0	0	1.46	10	150	0%	0	0	0%	
Pyrene	A	ug/L	0	0		0	0	0	0.921	10	150	0%	0	0	0%	
Pyridine	A	ug/L	0	0		0	0	0	3.22	10	150	0%	0	0	0%	
Triallate	A	ug/L	0	0		0	0	0	1.51	10	150	0%	0	0	0%	
1,4-Dichlorobenzene-d4	I	ug/L	40	40		0	0	0	0	10	150	0%	0	0	0%	
Acenaphthene-d10	I	ug/L	40	40		0	0	0	0	10	150	0%	0	0	0%	
Chrysene-d12	I	ug/L	40	40		0	0	0	0	10	150	0%	0	0	0%	
Naphthalene-d8	I	ug/L	40	40		0	0	0	0	10	150	0%	0	0	0%	
Perylene-d12	I	ug/L	40	40		0	0	0	0	10	150	0%	0	0	0%	
Phenanthrene-d10	I	ug/L	40	40		0	0	0	0	10	150	0%	0	0	0%	
2,4,6-Tribromophenol	S	ug/L	160.50171	160.50171		200	0	0	2.88	10	0	80%	43	140	0%	
2-Fluorobiphenyl	S	ug/L	66.75625	66.75625		100	0	0	0.724	10	0	67%	44	119	0%	
2-Fluorophenol	S	ug/L	64.67732	64.67732		200	0	0	3.52	10	0	32%	19	119	0%	
Nitrobenzene-d5	S	ug/L	61.82567	61.82567		100	0	0	2.34	10	0	62%	44	120	0%	
Phenol-d5	S	ug/L	63.69295	63.69295		200	0	0	2.06	10	0	32%	10	65	0%	
Terphenyl-d14	S	ug/L	109.69283	109.69283		100	0	0	1.17	10	0	110%	50	134	0%	
4-Chloroaniline	X	ug/L	0	0		0	0	0	1.61	10	150	0%	0	0	0%	
o-Terphenyl	X	ug/L	0	0		0	0	0	1.27	10	150	0%	0	0	0%	

Seq No	Lab ID	Test Code	Sample Typ	File ID	Analysis Date	DF	Batch ID	Prep Date	SPKref	RPDref	pmoist
15044901	LCS-163724	SVOC-8270-W-	LCS-DOD	V5973N.I\sd0218	2/19/2022 4:05:4	1	163724	2/14/2022 8:	0	0	

Analyte	T	Units	RAW	Final	Text	Spike	SPKref	RPDref	MDL	PQL	UQL	%REC	LOW	HIGH	%RPD	Q
1,2,4-Trichlorobenzene	A	ug/L	73.08032	73.08032		100	0	0	1.9	10	150	73%	29	116	0%	
1,2-Dichlorobenzene	A	ug/L	67.18185	67.18185		100	0	0	1.97	10	150	67%	32	111	0%	
1,3-Dichlorobenzene	A	ug/L	70.18688	70.18688		100	0	0	2.13	10	150	70%	28	110	0%	
1,4-Dichlorobenzene	A	ug/L	67.41221	67.41221		100	0	0	2.02	10	150	67%	29	112	0%	
1-Methylnaphthalene	A	ug/L	76.90023	76.90023		100	0	0	2.39	10	150	77%	41	119	0%	
2,2´-Oxybis(1-Chloropropane)	A	ug/L	64.72892	64.72892		100	0	0	1.45	10	150	65%	37	130	0%	
2,4,5-Trichlorophenol	A	ug/L	82.80882	82.80882		100	0	0	2.23	10	150	83%	53	123	0%	
2,4,6-Trichlorophenol	A	ug/L	90.66008	90.66008		100	0	0	2.64	10	150	91%	50	125	0%	
2,4-Dichlorophenol	A	ug/L	74.96341	74.96341		100	0	0	1.69	10	150	75%	47	121	0%	
2,4-Dimethylphenol	A	ug/L	80.07549	80.07549		100	0	0	1.69	10	150	80%	31	124	0%	

Seq No	Lab ID	Test Code	Sample Typ	File ID	Analysis Date	DF	Batch ID	Prep Date	SPKref	RPDref	pmoist
15044901	LCS-163724	SVOC-8270-W-	LCS-DOD	V5973N.I\sd0218	2/19/2022 4:05:4	1	163724	2/14/2022 8:	0	0	

Analyte	T	Units	RAW	Final	Text	Spike	SPKref	RPDref	MDL	PQL	UQL	%REC	LOW	HIGH	%RPD	Q
2,4-Dinitrophenol	A	ug/L	87.3775	87.3775		100	0	0	4.26	10	150	87%	23	142	0%	
2,4-Dinitrotoluene	A	ug/L	91.66768	91.66768		100	0	0	3.04	10	150	92%	57	128	0%	
2,6-Dinitrotoluene	A	ug/L	84.72668	84.72668		100	0	0	3.2	10	150	85%	50	118	0%	
2-Chloronaphthalene	A	ug/L	82.80058	82.80058		100	0	0	2.14	10	150	83%	40	116	0%	
2-Chlorophenol	A	ug/L	67.19482	67.19482		100	0	0	2.48	10	150	67%	38	117	0%	
2-Methylnaphthalene	A	ug/L	87.33699	87.33699		100	0	0	1.92	10	150	87%	40	121	0%	
2-Nitroaniline	A	ug/L	92.43039	92.43039		100	0	0	2.4	10	150	92%	55	127	0%	
2-Nitrophenol	A	ug/L	82.21332	82.21332		100	0	0	2.36	10	150	82%	47	123	0%	
3,3´-Dichlorobenzidine	A	ug/L	74.39196	74.39196		100	0	0	2.11	10	150	74%	27	129	0%	
3-Nitroaniline	A	ug/L	74.90425	74.90425		100	0	0	2.77	10	150	75%	41	128	0%	
4,6-Dinitro-2-methylphenol	A	ug/L	90.22284	90.22284		100	0	0	2.33	10	150	90%	44	137	0%	
4-Bromophenyl phenyl ether	A	ug/L	97.39424	97.39424		100	0	0	1.74	10	150	97%	55	124	0%	
4-Chloro-2-methylphenol	A	ug/L	83.00575	83.00575		100	0	0	1.6	10	150	83%	49	89	0%	
4-Chloro-3-methylphenol	A	ug/L	85.80971	85.80971		100	0	0	1.46	10	150	86%	52	119	0%	
4-Chlorophenol	A	ug/L	66.46936	66.46936		100	0	0	2.64	10	150	66%	41	81	0%	
4-Chlorophenyl phenyl ether	A	ug/L	98.92562	98.92562		100	0	0	2.03	10	150	99%	53	121	0%	
4-Nitroaniline	A	ug/L	87.30974	87.30974		100	0	0	1.63	10	150	87%	57	101	0%	
4-Nitrophenol	A	ug/L	35.8244	35.8244		100	0	0	2.5	10	150	36%	15	36	0%	
Acenaphthene	A	ug/L	90.62853	90.62853		100	0	0	1.89	10	150	91%	47	122	0%	
Acenaphthylene	A	ug/L	85.85531	85.85531		100	0	0	1.57	10	150	86%	41	130	0%	
Aniline	A	ug/L	42.39496	42.39496		100	0	0	3.74	10	150	42%	24	60	0%	
Anthracene	A	ug/L	96.46542	96.46542		100	0	0	1.23	10	150	96%	57	123	0%	
Azobenzene	A	ug/L	84.39746	84.39746		100	0	0	1.09	10	150	84%	61	116	0%	
Benzidine	A	ug/L	20.23749	20.23749		100	0	0	6.72	10	150	20%	10	100	0%	
Benzo(a)anthracene	A	ug/L	100.28591	100.28591		100	0	0	0.856	10	150	100%	58	125	0%	
Benzo(a)pyrene	A	ug/L	88.48448	88.48448		100	0	0	1.24	10	150	88%	54	128	0%	
Benzo(b)fluoranthene	A	ug/L	92.03722	92.03722		100	0	0	0.903	10	150	92%	53	131	0%	
Benzo(g,h,i)perylene	A	ug/L	91.79324	91.79324		100	0	0	1.01	10	150	92%	50	134	0%	
Benzo(k)fluoranthene	A	ug/L	90.65406	90.65406		100	0	0	0.97	10	150	91%	57	129	0%	
Benzoic acid	A	ug/L	28.6632	28.6632		100	0	0	1.51	10	150	29%	10	30	0%	
Benzyl alcohol	A	ug/L	64.85687	64.85687		100	0	0	3.13	10	150	65%	31	112	0%	
bis(-2-chloroethoxy)Methane	A	ug/L	85.06916	85.06916		100	0	0	1.36	10	150	85%	48	120	0%	
bis(-2-chloroethyl)Ether	A	ug/L	75.57094	75.57094		100	0	0	2.57	10	150	76%	43	118	0%	
bis(2-chloroisopropyl)Ether	A	ug/L	64.72892	64.72892		100	0	0	1.49	10	150	65%	37	130	0%	
bis(2-ethylhexyl)Phthalate	A	ug/L	97.43577	97.43577		100	0	0	1.91	10	150	97%	55	135	0%	

Seq No	Lab ID	Test Code	Sample Typ	File ID	Analysis Date	DF	Batch ID	Prep Date	SPKref	RPDref	pmoist
15044901	LCS-163724	SVOC-8270-W-	LCS-DOD	V5973N.I\sd0218	2/19/2022 4:05:4	1	163724	2/14/2022 8:	0	0	

Analyte	T	Units	RAW	Final	Text	Spike	SPKref	RPDref	MDL	PQL	UQL	%REC	LOW	HIGH	%RPD	Q
Butylbenzylphthalate	A	ug/L	95.5304	95.5304		100	0	0	1.57	10	150	96%	53	134	0%	
Carbazole	A	ug/L	96.34964	96.34964		100	0	0	0.842	10	150	96%	60	122	0%	
Chrysene	A	ug/L	95.38008	95.38008		100	0	0	1.17	10	150	95%	59	123	0%	
Di-n-butyl phthalate	A	ug/L	99.97305	99.97305		100	0	0	0.932	10	150	100%	59	127	0%	
Di-n-octyl phthalate	A	ug/L	97.2895	97.2895		100	0	0	1.34	10	150	97%	51	140	0%	
Dibenzo(a,h)anthracene	A	ug/L	92.9687	92.9687		100	0	0	1.17	10	150	93%	51	134	0%	
Dibenzofuran	A	ug/L	90.4568	90.4568		100	0	0	1.74	10	150	90%	53	118	0%	
Diethyl phthalate	A	ug/L	91.81151	91.81151		100	0	0	2.18	10	150	92%	56	125	0%	
Dimethyl phthalate	A	ug/L	95.84717	95.84717		100	0	0	1.72	10	150	96%	45	127	0%	
Fluoranthene	A	ug/L	94.43958	94.43958		100	0	0	0.883	10	150	94%	57	128	0%	
Fluorene	A	ug/L	86.41982	86.41982		100	0	0	1.82	10	150	86%	52	124	0%	
Hexachlorobenzene	A	ug/L	93.16778	93.16778		100	0	0	1.33	10	150	93%	53	125	0%	
Hexachlorobutadiene	A	ug/L	70.63598	70.63598		100	0	0	2.32	10	150	71%	22	124	0%	
Hexachlorocyclopentadiene	A	ug/L	77.87744	77.87744		100	0	0	2.97	10	150	78%	39	91	0%	
Hexachloroethane	A	ug/L	64.6644	64.6644		100	0	0	1.79	10	150	65%	21	115	0%	
Indeno(1,2,3-cd)pyrene	A	ug/L	91.11588	91.11588		100	0	0	1.25	10	150	91%	52	134	0%	
Isophorone	A	ug/L	81.32764	81.32764		100	0	0	1.67	10	150	81%	42	124	0%	
m+p-Cresols	A	ug/L	75.69367	75.69367		100	0	0	1.78	10	150	76%	29	110	0%	
n-Nitroso-di-n-propylamine	A	ug/L	100.54493	100.54493		100	0	0	1.54	10	150	101%	49	119	0%	
n-Nitrosodimethylamine	A	ug/L	49.56747	49.56747		100	0	0	1.53	10	150	50%	20	45	0%	S
n-Nitrosodiphenylamine	A	ug/L	96.96534	96.96534		100	0	0	1.16	10	150	97%	51	123	0%	
Naphthalene	A	ug/L	83.75664	83.75664		100	0	0	1.74	10	150	84%	40	121	0%	
Nitrobenzene	A	ug/L	88.7235	88.7235		100	0	0	2.31	10	150	89%	45	121	0%	
o-Cresol	A	ug/L	75.31348	75.31348		100	0	0	1.83	10	150	75%	30	117	0%	
p-Chloroaniline	A	ug/L	63.86384	63.86384		100	0	0	1.52	10	150	64%	33	117	0%	
Pentachlorophenol	A	ug/L	101.76752	101.76752		100	0	0	4.24	10	150	102%	35	138	0%	
Phenanthrene	A	ug/L	96.66839	96.66839		100	0	0	0.784	10	150	97%	59	120	0%	
Phenol	A	ug/L	48.00612	48.00612		100	0	0	1.46	10	150	48%	37	75	0%	
Pyrene	A	ug/L	92.2453	92.2453		100	0	0	0.921	10	150	92%	57	126	0%	
Pyridine	A	ug/L	34.78255	34.78255		100	0	0	3.22	10	150	35%	16	45	0%	
Triallate	A	ug/L	93.99248	93.99248		100	0	0	1.51	10	150	94%	59	105	0%	
1,4-Dichlorobenzene-d4	I	ug/L	40	40		0	0	0	0	10	150	0%			0%	
Acenaphthene-d10	I	ug/L	40	40		0	0	0	0	10	150	0%			0%	
Chrysene-d12	I	ug/L	40	40		0	0	0	0	10	150	0%			0%	
Naphthalene-d8	I	ug/L	40	40		0	0	0	0	10	150	0%			0%	

Seq No	Lab ID	Test Code	Sample Typ	File ID	Analysis Date	DF	Batch ID	Prep Date	SPKref	RPDref	pmoist
15044901	LCS-163724	SVOC-8270-W-	LCS-DOD	V5973N.I\sd0218.2	2/19/2022 4:05:4	1	163724	2/14/2022 8:	0	0	

Analyte	T	Units	RAW	Final	Text	Spike	SPKref	RPDref	MDL	PQL	UQL	%REC	LOW	HIGH	%RPD	Q
Perylene-d12	I	ug/L	40	40		0	0	0	0	10	150	0%			0%	
Phenanthrene-d10	I	ug/L	40	40		0	0	0	0	10	150	0%			0%	
2,4,6-Tribromophenol	S	ug/L	182.72581	182.72581		200	0	0	2.88	10	0	91%	43	140	0%	
2-Fluorobiphenyl	S	ug/L	86.61134	86.61134		100	0	0	0.724	10	0	87%	44	119	0%	
2-Fluorophenol	S	ug/L	78.28966	78.28966		200	0	0	3.52	10	0	39%	19	119	0%	
Nitrobenzene-d5	S	ug/L	75.30437	75.30437		100	0	0	2.34	10	0	75%	44	120	0%	
Phenol-d5	S	ug/L	81.07662	81.07662		200	0	0	2.06	10	0	41%	10	65	0%	
Terphenyl-d14	S	ug/L	99.78889	99.78889		100	0	0	1.17	10	0	100%	50	134	0%	
4-Chloroaniline	X	ug/L	63.86384	63.86384		100	0	0	1.61	10	150	64%	33	117	0%	
o-Terphenyl	X	ug/L	92.941	92.941		100	0	0	1.27	10	150	93%	40	140	0%	

Seq No	Lab ID	Test Code	Sample Typ	File ID	Analysis Date	DF	Batch ID	Prep Date	SPKref	RPDref	pmoist
15044902	LCSD-163724	SVOC-8270-W-	LCSD-DOD	V5973N.I\sd0218.2	2/19/2022 4:38:1	1	163724	2/14/2022 1	0	2E+07	

Analyte	T	Units	RAW	Final	Text	Spike	SPKref	RPDref	MDL	PQL	UQL	%REC	LOW	HIGH	%RPD	Q
1,2,4-Trichlorobenzene	A	ug/L	73.75245	73.75245		100	0	73.08032	1.9	10	150	74%	29	116	1%	
1,2-Dichlorobenzene	A	ug/L	67.50894	67.50894		100	0	67.18185	1.97	10	150	68%	32	111	0%	
1,3-Dichlorobenzene	A	ug/L	66.87025	66.87025		100	0	70.18688	2.13	10	150	67%	28	110	5%	
1,4-Dichlorobenzene	A	ug/L	66.9263	66.9263		100	0	67.41221	2.02	10	150	67%	29	112	1%	
1-Methylnaphthalene	A	ug/L	82.29669	82.29669		100	0	76.90023	2.39	10	150	82%	41	119	7%	
2,2´-Oxybis(1-Chloropropane)	A	ug/L	68.19406	68.19406		100	0	64.72892	1.45	10	150	68%	37	130	5%	
2,4,5-Trichlorophenol	A	ug/L	83.47363	83.47363		100	0	82.80882	2.23	10	150	83%	53	123	1%	
2,4,6-Trichlorophenol	A	ug/L	94.13847	94.13847		100	0	90.66008	2.64	10	150	94%	50	125	4%	
2,4-Dichlorophenol	A	ug/L	78.61053	78.61053		100	0	74.96341	1.69	10	150	79%	47	121	5%	
2,4-Dimethylphenol	A	ug/L	87.50294	87.50294		100	0	80.07549	1.69	10	150	88%	31	124	9%	
2,4-Dinitrophenol	A	ug/L	92.76901	92.76901		100	0	87.3775	4.26	10	150	93%	23	142	6%	
2,4-Dinitrotoluene	A	ug/L	94.57277	94.57277		100	0	91.66768	3.04	10	150	95%	57	128	3%	
2,6-Dinitrotoluene	A	ug/L	94.67513	94.67513		100	0	84.72668	3.2	10	150	95%	50	118	11%	
2-Chloronaphthalene	A	ug/L	87.36468	87.36468		100	0	82.80058	2.14	10	150	87%	40	116	5%	
2-Chlorophenol	A	ug/L	70.77889	70.77889		100	0	67.19482	2.48	10	150	71%	38	117	5%	
2-Methylnaphthalene	A	ug/L	92.13579	92.13579		100	0	87.33699	1.92	10	150	92%	40	121	5%	
2-Nitroaniline	A	ug/L	98.28212	98.28212		100	0	92.43039	2.4	10	150	98%	55	127	6%	
2-Nitrophenol	A	ug/L	88.84468	88.84468		100	0	82.21332	2.36	10	150	89%	47	123	8%	
3,3´-Dichlorobenzidine	A	ug/L	80.02201	80.02201		100	0	74.39196	2.11	10	150	80%	27	129	7%	
3-Nitroaniline	A	ug/L	85.93354	85.93354		100	0	74.90425	2.77	10	150	86%	41	128	14%	

Seq No	Lab ID	Test Code	Sample Typ	File ID	Analysis Date	DF	Batch ID	Prep Date	SPKref	RPDref	pmoist
15044902	LCSD-163724	SVOC-8270-W-	LCSD-DOD	V5973N.I\sd0218.2	2/19/2022 4:38:1	1	163724	2/14/2022 1	0	2E+07	

Analyte	T	Units	RAW	Final	Text	Spike	SPKref	RPDref	MDL	PQL	UQL	%REC	LOW	HIGH	%RPD	Q
4,6-Dinitro-2-methylphenol	A	ug/L	88.02544	88.02544		100	0	90.22284	2.33	10	150	88%	44	137	2%	
4-Bromophenyl phenyl ether	A	ug/L	100.49691	100.49691		100	0	97.39424	1.74	10	150	100%	55	124	3%	
4-Chloro-2-methylphenol	A	ug/L	89.62957	89.62957		100	0	83.00575	1.6	10	150	90%	49	89	8%	S
4-Chloro-3-methylphenol	A	ug/L	91.1575	91.1575		100	0	85.80971	1.46	10	150	91%	52	119	6%	
4-Chlorophenol	A	ug/L	75.0525	75.0525		100	0	66.46936	2.64	10	150	75%	41	81	12%	
4-Chlorophenyl phenyl ether	A	ug/L	104.63319	104.63319		100	0	98.92562	2.03	10	150	105%	53	121	6%	
4-Nitroaniline	A	ug/L	96.59708	96.59708		100	0	87.30974	1.63	10	150	97%	57	101	10%	
4-Nitrophenol	A	ug/L	39.12772	39.12772		100	0	35.8244	2.5	10	150	39%	15	36	9%	S
Acenaphthene	A	ug/L	98.21591	98.21591		100	0	90.62853	1.89	10	150	98%	47	122	8%	
Acenaphthylene	A	ug/L	88.80834	88.80834		100	0	85.85531	1.57	10	150	89%	41	130	3%	
Aniline	A	ug/L	49.81892	49.81892		100	0	42.39496	3.74	10	150	50%	24	60	16%	
Anthracene	A	ug/L	94.94145	94.94145		100	0	96.46542	1.23	10	150	95%	57	123	2%	
Azobenzene	A	ug/L	86.3002	86.3002		100	0	84.39746	1.09	10	150	86%	61	116	2%	
Benzidine	A	ug/L	39.53134	39.53134		100	0	20.23749	6.72	10	150	40%	10	100	65%	R
Benzo(a)anthracene	A	ug/L	105.04101	105.04101		100	0	100.28591	0.856	10	150	105%	58	125	5%	
Benzo(a)pyrene	A	ug/L	96.62828	96.62828		100	0	88.48448	1.24	10	150	97%	54	128	9%	
Benzo(b)fluoranthene	A	ug/L	101.42419	101.42419		100	0	92.03722	0.903	10	150	101%	53	131	10%	
Benzo(g,h,i)perylene	A	ug/L	100.79589	100.79589		100	0	91.79324	1.01	10	150	101%	50	134	9%	
Benzo(k)fluoranthene	A	ug/L	90.65197	90.65197		100	0	90.65406	0.97	10	150	91%	57	129	0%	
Benzoic acid	A	ug/L	31.8182	31.8182		100	0	28.6632	1.51	10	150	32%	10	30	10%	S
Benzyl alcohol	A	ug/L	71.47748	71.47748		100	0	64.85687	3.13	10	150	71%	31	112	10%	
bis(-2-chloroethoxy)Methane	A	ug/L	90.75919	90.75919		100	0	85.06916	1.36	10	150	91%	48	120	6%	
bis(-2-chloroethyl)Ether	A	ug/L	78.20027	78.20027		100	0	75.57094	2.57	10	150	78%	43	118	3%	
bis(2-chloroisopropyl)Ether	A	ug/L	68.19406	68.19406		100	0	64.72892	1.49	10	150	68%	37	130	5%	
bis(2-ethylhexyl)Phthalate	A	ug/L	106.25394	106.25394		100	0	97.43577	1.91	10	150	106%	55	135	9%	
Butylbenzylphthalate	A	ug/L	102.12297	102.12297		100	0	95.5304	1.57	10	150	102%	53	134	7%	
Carbazole	A	ug/L	98.85417	98.85417		100	0	96.34964	0.842	10	150	99%	60	122	3%	
Chrysene	A	ug/L	100.94288	100.94288		100	0	95.38008	1.17	10	150	101%	59	123	6%	
Di-n-butyl phthalate	A	ug/L	101.72366	101.72366		100	0	99.97305	0.932	10	150	102%	59	127	2%	
Di-n-octyl phthalate	A	ug/L	102.47815	102.47815		100	0	97.2895	1.34	10	150	102%	51	140	5%	
Dibenzo(a,h)anthracene	A	ug/L	102.98833	102.98833		100	0	92.9687	1.17	10	150	103%	51	134	10%	
Dibenzofuran	A	ug/L	90.99854	90.99854		100	0	90.4568	1.74	10	150	91%	53	118	1%	
Diethyl phthalate	A	ug/L	95.20398	95.20398		100	0	91.81151	2.18	10	150	95%	56	125	4%	
Dimethyl phthalate	A	ug/L	99.55829	99.55829		100	0	95.84717	1.72	10	150	100%	45	127	4%	
Fluoranthene	A	ug/L	96.0829	96.0829		100	0	94.43958	0.883	10	150	96%	57	128	2%	

Seq No	Lab ID	Test Code	Sample Typ	File ID	Analysis Date	DF	Batch ID	Prep Date	SPKref	RPDref	pmoist
15044902	LCSD-163724	SVOC-8270-W-	LCSD-DOD	V5973N.I\sd0218.2	2/19/2022 4:38:1	1	163724	2/14/2022 1	0	2E+07	

Analyte	T	Units	RAW	Final	Text	Spike	SPKref	RPDref	MDL	PQL	UQL	%REC	LOW	HIGH	%RPD	Q
Fluorene	A	ug/L	88.3509	88.3509		100	0	86.41982	1.82	10	150	88%	52	124	2%	
Hexachlorobenzene	A	ug/L	93.2563	93.2563		100	0	93.16778	1.33	10	150	93%	53	125	0%	
Hexachlorobutadiene	A	ug/L	72.53633	72.53633		100	0	70.63598	2.32	10	150	73%	22	124	3%	
Hexachlorocyclopentadiene	A	ug/L	79.91417	79.91417		100	0	77.87744	2.97	10	150	80%	39	91	3%	
Hexachloroethane	A	ug/L	55.97906	55.97906		100	0	64.6644	1.79	10	150	56%	21	115	14%	
Indeno(1,2,3-cd)pyrene	A	ug/L	93.44277	93.44277		100	0	91.11588	1.25	10	150	93%	52	134	3%	
Isophorone	A	ug/L	85.88167	85.88167		100	0	81.32764	1.67	10	150	86%	42	124	5%	
m+p-Cresols	A	ug/L	84.86188	84.86188		100	0	75.69367	1.78	10	150	85%	29	110	11%	
n-Nitroso-di-n-propylamine	A	ug/L	101.58481	101.58481		100	0	100.54493	1.54	10	150	102%	49	119	1%	
n-Nitrosodimethylamine	A	ug/L	53.85364	53.85364		100	0	49.56747	1.53	10	150	54%	20	45	8%	S
n-Nitrosodiphenylamine	A	ug/L	99.43658	99.43658		100	0	96.96534	1.16	10	150	99%	51	123	3%	
Naphthalene	A	ug/L	85.91853	85.91853		100	0	83.75664	1.74	10	150	86%	40	121	3%	
Nitrobenzene	A	ug/L	96.17749	96.17749		100	0	88.7235	2.31	10	150	96%	45	121	8%	
o-Cresol	A	ug/L	80.84336	80.84336		100	0	75.31348	1.83	10	150	81%	30	117	7%	
p-Chloroaniline	A	ug/L	73.55083	73.55083		100	0	63.86384	1.52	10	150	74%	33	117	14%	
Pentachlorophenol	A	ug/L	103.92015	103.92015		100	0	101.76752	4.24	10	150	104%	35	138	2%	
Phenanthrene	A	ug/L	93.79337	93.79337		100	0	96.66839	0.784	10	150	94%	59	120	3%	
Phenol	A	ug/L	49.97157	49.97157		100	0	48.00612	1.46	10	150	50%	37	75	4%	
Pyrene	A	ug/L	93.87499	93.87499		100	0	92.2453	0.921	10	150	94%	57	126	2%	
Pyridine	A	ug/L	38.57272	38.57272		100	0	34.78255	3.22	10	150	39%	16	45	10%	
Triallate	A	ug/L	92.2071	92.2071		100	0	93.99248	1.51	10	150	92%	59	105	2%	
1,4-Dichlorobenzene-d4	I	ug/L	40	40		0	0	0	0	10	150	0%			0%	
Acenaphthene-d10	I	ug/L	40	40		0	0	0	0	10	150	0%			0%	
Chrysene-d12	I	ug/L	40	40		0	0	0	0	10	150	0%			0%	
Naphthalene-d8	I	ug/L	40	40		0	0	0	0	10	150	0%			0%	
Perylene-d12	I	ug/L	40	40		0	0	0	0	10	150	0%			0%	
Phenanthrene-d10	I	ug/L	40	40		0	0	0	0	10	150	0%			0%	
2,4,6-Tribromophenol	S	ug/L	182.52041	182.52041		200	0	0	2.88	10	0	91%	43	140	0%	
2-Fluorobiphenyl	S	ug/L	85.77349	85.77349		100	0	0	0.724	10	0	86%	44	119	0%	
2-Fluorophenol	S	ug/L	78.30658	78.30658		200	0	0	3.52	10	0	39%	19	119	0%	
Nitrobenzene-d5	S	ug/L	81.81747	81.81747		100	0	0	2.34	10	0	82%	44	120	0%	
Phenol-d5	S	ug/L	85.1217	85.1217		200	0	0	2.06	10	0	43%	10	65	0%	
Terphenyl-d14	S	ug/L	102.09706	102.09706		100	0	0	1.17	10	0	102%	50	134	0%	
4-Chloroaniline	X	ug/L	73.55083	73.55083		100	0	63.86384	1.61	10	150	74%	33	117	14%	
o-Terphenyl	X	ug/L	95.13864	95.13864		100	0	92.941	1.27	10	150	95%	40	140	2%	

Seq No	Lab ID	Test Code	Sample Typ	File ID	Analysis Date	DF	Batch ID	Prep Date	SPKref	RPDref	pmoist
15044903	B22020415-001	SVOC-8270-W-	SAMP	V5973N.I\sd0218	2/19/2022 5:10:3	1	163621	2/9/2022 8:1	0	0	

Analyte	T	Units	RAW	Final	Text	Spike	SPKref	RPDref	MDL	PQL	UQL	%REC	LOW	HIGH	%RPD	Q
1,2,4-Trichlorobenzene	A	ug/L	0	0		0	0	0	1.8278	10	150	0%	0	0	0%	U
1,2-Dichlorobenzene	A	ug/L	0	0		0	0	0	1.89514	10	150	0%	0	0	0%	U
1,3-Dichlorobenzene	A	ug/L	0	0		0	0	0	2.04906	10	150	0%	0	0	0%	U
1,4-Dichlorobenzene	A	ug/L	0	0		0	0	0	1.94324	10	150	0%	0	0	0%	U
1-Methylnaphthalene	A	ug/L	0	0		0	0	0	2.29918	4.81	150	0%	0	0	0%	U
2,2´-Oxybis(1-Chloropropane)	A	ug/L	0	0		0	0	0	1.3949	10	150	0%	0	0	0%	U
2,4,5-Trichlorophenol	A	ug/L	0	0		0	0	0	2.14526	10	150	0%	0	0	0%	U
2,4,6-Trichlorophenol	A	ug/L	0	0		0	0	0	2.53968	10	150	0%	0	0	0%	U
2,4-Dichlorophenol	A	ug/L	0	0		0	0	0	1.62578	10	150	0%	0	0	0%	U
2,4-Dimethylphenol	A	ug/L	0	0		0	0	0	1.62578	10	150	0%	0	0	0%	U
2,4-Dinitrophenol	A	ug/L	0	0		0	0	0	4.09812	10	150	0%	0	0	0%	U
2,4-Dinitrotoluene	A	ug/L	0	0		0	0	0	2.92448	10	150	0%	0	0	0%	U
2,6-Dinitrotoluene	A	ug/L	0	0		0	0	0	3.0784	10	150	0%	0	0	0%	U
2-Chloronaphthalene	A	ug/L	0	0		0	0	0	2.05868	10	150	0%	0	0	0%	U
2-Chlorophenol	A	ug/L	0	0		0	0	0	2.38576	10	150	0%	0	0	0%	U
2-Methylnaphthalene	A	ug/L	0	0		0	0	0	1.84704	4.81	150	0%	0	0	0%	U
2-Nitroaniline	A	ug/L	0	0		0	0	0	2.3088	10	150	0%	0	0	0%	U
2-Nitrophenol	A	ug/L	0	0		0	0	0	2.27032	10	150	0%	0	0	0%	U
3,3´-Dichlorobenzidine	A	ug/L	0	0		0	0	0	2.02982	10	150	0%	0	0	0%	U
3-Nitroaniline	A	ug/L	0	0		0	0	0	2.66474	10	150	0%	0	0	0%	U
4,6-Dinitro-2-methylphenol	A	ug/L	0	0		0	0	0	2.24146	10	150	0%	0	0	0%	U
4-Bromophenyl phenyl ether	A	ug/L	0	0		0	0	0	1.67388	10	150	0%	0	0	0%	U
4-Chloro-2-methylphenol	A	ug/L	0	0		0	0	0	1.5392	10	150	0%	0	0	0%	U
4-Chloro-3-methylphenol	A	ug/L	0	0		0	0	0	1.40452	10	150	0%	0	0	0%	U
4-Chlorophenol	A	ug/L	0	0		0	0	0	2.53968	10	150	0%	0	0	0%	U
4-Chlorophenyl phenyl ether	A	ug/L	0	0		0	0	0	1.95286	10	150	0%	0	0	0%	U
4-Nitroaniline	A	ug/L	0	0		0	0	0	1.56806	10	150	0%	0	0	0%	U
4-Nitrophenol	A	ug/L	0	0		0	0	0	2.405	10	150	0%	0	0	0%	U
Acenaphthene	A	ug/L	0	0		0	0	0	1.81818	4.81	150	0%	0	0	0%	U
Acenaphthylene	A	ug/L	0	0		0	0	0	1.51034	4.81	150	0%	0	0	0%	U
Aniline	A	ug/L	0	0		0	0	0	3.59788	10	150	0%	0	0	0%	U
Anthracene	A	ug/L	0	0		0	0	0	1.18326	4.81	150	0%	0	0	0%	U
Azobenzene	A	ug/L	0	0		0	0	0	1.04858	10	150	0%	0	0	0%	U
Benzidine	A	ug/L	0	0		0	0	0	6.46464	10	150	0%	0	0	0%	U
Benzo(a)anthracene	A	ug/L	0	0		0	0	0	0.823472	4.81	150	0%	0	0	0%	U

Seq No	Lab ID	Test Code	Sample Typ	File ID	Analysis Date	DF	Batch ID	Prep Date	SPKref	RPDref	pmoist
15044903	B22020415-001	SVOC-8270-W-	SAMP	V5973N.I\sd0218	2/19/2022 5:10:3	1	163621	2/9/2022 8:1	0	0	

Analyte	T	Units	RAW	Final	Text	Spike	SPKref	RPDref	MDL	PQL	UQL	%REC	LOW	HIGH	%RPD	Q
Benzo(a)pyrene	A	ug/L	0	0		0	0	0	1.19288	4.81	150	0%	0	0	0%	U
Benzo(b)fluoranthene	A	ug/L	0	0		0	0	0	0.868686	4.81	150	0%	0	0	0%	U
Benzo(g,h,i)perylene	A	ug/L	0	0		0	0	0	0.97162	4.81	150	0%	0	0	0%	U
Benzo(k)fluoranthene	A	ug/L	0	0		0	0	0	0.93314	4.81	150	0%	0	0	0%	U
Benzoic acid	A	ug/L	0	0		0	0	0	1.45262	10	150	0%	0	0	0%	U
Benzyl alcohol	A	ug/L	0	0		0	0	0	3.01106	10	150	0%	0	0	0%	U
bis(-2-chloroethoxy)Methane	A	ug/L	0	0		0	0	0	1.30832	10	150	0%	0	0	0%	U
bis(-2-chloroethyl)Ether	A	ug/L	0	0		0	0	0	2.47234	10	150	0%	0	0	0%	U
bis(2-chloroisopropyl)Ether	A	ug/L	0	0		0	0	0	1.43338	10	150	0%	0	0	0%	U
bis(2-ethylhexyl)Phthalate	A	ug/L	0	0		0	0	0	1.83742	10	150	0%	0	0	0%	U
Butylbenzylphthalate	A	ug/L	0	0		0	0	0	1.51034	10	150	0%	0	0	0%	U
Carbazole	A	ug/L	0	0		0	0	0	0.810004	10	150	0%	0	0	0%	U
Chrysene	A	ug/L	0	0		0	0	0	1.12554	4.81	150	0%	0	0	0%	U
Di-n-butyl phthalate	A	ug/L	0	0		0	0	0	0.896584	10	150	0%	0	0	0%	U
Di-n-octyl phthalate	A	ug/L	0	0		0	0	0	1.28908	10	150	0%	0	0	0%	U
Dibenzo(a,h)anthracene	A	ug/L	0	0		0	0	0	1.12554	4.81	150	0%	0	0	0%	U
Dibenzofuran	A	ug/L	0	0		0	0	0	1.67388	10	150	0%	0	0	0%	U
Diethyl phthalate	A	ug/L	0	0		0	0	0	2.09716	10	150	0%	0	0	0%	U
Dimethyl phthalate	A	ug/L	0	0		0	0	0	1.65464	10	150	0%	0	0	0%	U
Fluoranthene	A	ug/L	0	0		0	0	0	0.849446	4.81	150	0%	0	0	0%	U
Fluorene	A	ug/L	0	0		0	0	0	1.75084	4.81	150	0%	0	0	0%	U
Hexachlorobenzene	A	ug/L	0	0		0	0	0	1.27946	10	150	0%	0	0	0%	U
Hexachlorobutadiene	A	ug/L	0	0		0	0	0	2.23184	10	150	0%	0	0	0%	U
Hexachlorocyclopentadiene	A	ug/L	0	0		0	0	0	2.85714	10	150	0%	0	0	0%	U
Hexachloroethane	A	ug/L	0	0		0	0	0	1.72198	10	150	0%	0	0	0%	U
Indeno(1,2,3-cd)pyrene	A	ug/L	0	0		0	0	0	1.2025	4.81	150	0%	0	0	0%	U
Isophorone	A	ug/L	0	0		0	0	0	1.60654	10	150	0%	0	0	0%	U
m+p-Cresols	A	ug/L	0	0		0	0	0	1.71236	10	150	0%	0	0	0%	U
n-Nitroso-di-n-propylamine	A	ug/L	0	0		0	0	0	1.48148	10	150	0%	0	0	0%	U
n-Nitrosodimethylamine	A	ug/L	0	0		0	0	0	1.47186	10	150	0%	0	0	0%	U
n-Nitrosodiphenylamine	A	ug/L	0	0		0	0	0	1.11592	10	150	0%	0	0	0%	U
Naphthalene	A	ug/L	0	0		0	0	0	1.67388	4.81	150	0%	0	0	0%	U
Nitrobenzene	A	ug/L	0	0		0	0	0	2.22222	10	150	0%	0	0	0%	U
o-Cresol	A	ug/L	0	0		0	0	0	1.76046	10	150	0%	0	0	0%	U
p-Chloroaniline	A	ug/L	0	0		0	0	0	1.46224	10	150	0%	0	0	0%	U

Seq No	Lab ID	Test Code	Sample Typ	File ID	Analysis Date	DF	Batch ID	Prep Date	SPKref	RPDref	pmoist
15044903	B22020415-001	SVOC-8270-W-	SAMP	V5973N.I\sd0218	2/19/2022 5:10:3	1	163621	2/9/2022 8:1	0	0	

Analyte	T	Units	RAW	Final	Text	Spike	SPKref	RPDref	MDL	PQL	UQL	%REC	LOW	HIGH	%RPD	Q
Pentachlorophenol	A	ug/L	0	0		0	0	0	4.07888	10	150	0%	0	0	0%	U
Phenanthrene	A	ug/L	0	0		0	0	0	0.754208	4.81	150	0%	0	0	0%	U
Phenol	A	ug/L	0	0		0	0	0	1.40452	10	150	0%	0	0	0%	U
Pyrene	A	ug/L	0	0		0	0	0	0.886002	4.81	150	0%	0	0	0%	U
Pyridine	A	ug/L	0	0		0	0	0	3.09764	10	150	0%	0	0	0%	U
Triallate	A	ug/L	0	0		0	0	0	1.45262	10	150	0%	0	0	0%	U
1,4-Dichlorobenzene-d4	I	ug/L	40	38.48		0	0	0	0	10	150	0%	0	0	0%	
Acenaphthene-d10	I	ug/L	40	38.48		0	0	0	0	10	150	0%	0	0	0%	
Chrysene-d12	I	ug/L	40	38.48		0	0	0	0	10	150	0%	0	0	0%	
Naphthalene-d8	I	ug/L	40	38.48		0	0	0	0	10	150	0%	0	0	0%	
Perylene-d12	I	ug/L	40	38.48		0	0	0	0	10	150	0%	0	0	0%	
Phenanthrene-d10	I	ug/L	40	38.48		0	0	0	0	10	150	0%	0	0	0%	
2,4,6-Tribromophenol	S	ug/L	167.45757	161.094182		192.4	0	0	2.77056	10	0	84%	43	140	0%	
2-Fluorobiphenyl	S	ug/L	62.83137	60.4437779		96.2	0	0	0.696488	10	0	63%	44	119	0%	
2-Fluorophenol	S	ug/L	65.24039	62.7612552		192.4	0	0	3.38624	10	0	33%	19	119	0%	
Nitrobenzene-d5	S	ug/L	65.6428	63.1483736		96.2	0	0	2.25108	10	0	66%	44	120	0%	
Phenol-d5	S	ug/L	57.28929	55.112297		192.4	0	0	1.98172	10	0	29%	10	65	0%	
Terphenyl-d14	S	ug/L	103.29247	99.3673561		96.2	0	0	1.12554	10	0	103%	50	134	0%	
4-Chloroaniline	X	ug/L	0	0		0	0	0	1.54882	10	150	0%	0	0	0%	U
o-Terphenyl	X	ug/L	0	0		0	0	0	1.22174	10	150	0%	0	0	0%	U

Seq No	Lab ID	Test Code	Sample Typ	File ID	Analysis Date	DF	Batch ID	Prep Date	SPKref	RPDref	pmoist
15044904	B22020415-006	SVOC-8270-W-	SAMP	V5973N.I\sd0218	2/19/2022 5:42:5	1	163621	2/9/2022 8:1	0	0	

Analyte	T	Units	RAW	Final	Text	Spike	SPKref	RPDref	MDL	PQL	UQL	%REC	LOW	HIGH	%RPD	Q
1,2,4-Trichlorobenzene	A	ug/L	0	0		0	0	0	1.881	10	150	0%	0	0	0%	U
1,2-Dichlorobenzene	A	ug/L	0	0		0	0	0	1.9503	10	150	0%	0	0	0%	U
1,3-Dichlorobenzene	A	ug/L	0	0		0	0	0	2.1087	10	150	0%	0	0	0%	U
1,4-Dichlorobenzene	A	ug/L	0	0		0	0	0	1.9998	10	150	0%	0	0	0%	U
1-Methylnaphthalene	A	ug/L	0	0		0	0	0	2.3661	4.95	150	0%	0	0	0%	U
2,2´-Oxybis(1-Chloropropane)	A	ug/L	0	0		0	0	0	1.4355	10	150	0%	0	0	0%	U
2,4,5-Trichlorophenol	A	ug/L	0	0		0	0	0	2.2077	10	150	0%	0	0	0%	U
2,4,6-Trichlorophenol	A	ug/L	0	0		0	0	0	2.6136	10	150	0%	0	0	0%	U
2,4-Dichlorophenol	A	ug/L	0	0		0	0	0	1.6731	10	150	0%	0	0	0%	U
2,4-Dimethylphenol	A	ug/L	0	0		0	0	0	1.6731	10	150	0%	0	0	0%	U

Seq No	Lab ID	Test Code	Sample Typ	File ID	Analysis Date	DF	Batch ID	Prep Date	SPKref	RPDref	pmoist
15044904	B22020415-006	SVOC-8270-W-	SAMP	V5973N.I\sd0218.2	2/19/2022 5:42:5	1	163621	2/9/2022 8:1	0	0	

Analyte	T	Units	RAW	Final	Text	Spike	SPKref	RPDref	MDL	PQL	UQL	%REC	LOW	HIGH	%RPD	Q
2,4-Dinitrophenol	A	ug/L	0	0		0	0	0	4.2174	10	150	0%	0	0	0%	U
2,4-Dinitrotoluene	A	ug/L	0	0		0	0	0	3.0096	10	150	0%	0	0	0%	U
2,6-Dinitrotoluene	A	ug/L	0	0		0	0	0	3.168	10	150	0%	0	0	0%	U
2-Chloronaphthalene	A	ug/L	0	0		0	0	0	2.1186	10	150	0%	0	0	0%	U
2-Chlorophenol	A	ug/L	0	0		0	0	0	2.4552	10	150	0%	0	0	0%	U
2-Methylnaphthalene	A	ug/L	0	0		0	0	0	1.9008	4.95	150	0%	0	0	0%	U
2-Nitroaniline	A	ug/L	0	0		0	0	0	2.376	10	150	0%	0	0	0%	U
2-Nitrophenol	A	ug/L	0	0		0	0	0	2.3364	10	150	0%	0	0	0%	U
3,3´-Dichlorobenzidine	A	ug/L	0	0		0	0	0	2.0889	10	150	0%	0	0	0%	U
3-Nitroaniline	A	ug/L	0	0		0	0	0	2.7423	10	150	0%	0	0	0%	U
4,6-Dinitro-2-methylphenol	A	ug/L	0	0		0	0	0	2.3067	10	150	0%	0	0	0%	U
4-Bromophenyl phenyl ether	A	ug/L	0	0		0	0	0	1.7226	10	150	0%	0	0	0%	U
4-Chloro-2-methylphenol	A	ug/L	0	0		0	0	0	1.584	10	150	0%	0	0	0%	U
4-Chloro-3-methylphenol	A	ug/L	0	0		0	0	0	1.4454	10	150	0%	0	0	0%	U
4-Chlorophenol	A	ug/L	0	0		0	0	0	2.6136	10	150	0%	0	0	0%	U
4-Chlorophenyl phenyl ether	A	ug/L	0	0		0	0	0	2.0097	10	150	0%	0	0	0%	U
4-Nitroaniline	A	ug/L	0	0		0	0	0	1.6137	10	150	0%	0	0	0%	U
4-Nitrophenol	A	ug/L	0	0		0	0	0	2.475	10	150	0%	0	0	0%	U
Acenaphthene	A	ug/L	0	0		0	0	0	1.8711	4.95	150	0%	0	0	0%	U
Acenaphthylene	A	ug/L	0	0		0	0	0	1.5543	4.95	150	0%	0	0	0%	U
Aniline	A	ug/L	0	0		0	0	0	3.7026	10	150	0%	0	0	0%	U
Anthracene	A	ug/L	0	0		0	0	0	1.2177	4.95	150	0%	0	0	0%	U
Azobenzene	A	ug/L	0	0		0	0	0	1.0791	10	150	0%	0	0	0%	U
Benzidine	A	ug/L	0	0		0	0	0	6.6528	10	150	0%	0	0	0%	U
Benzo(a)anthracene	A	ug/L	0	0		0	0	0	0.84744	4.95	150	0%	0	0	0%	U
Benzo(a)pyrene	A	ug/L	0	0		0	0	0	1.2276	4.95	150	0%	0	0	0%	U
Benzo(b)fluoranthene	A	ug/L	0	0		0	0	0	0.89397	4.95	150	0%	0	0	0%	U
Benzo(g,h,i)perylene	A	ug/L	0	0		0	0	0	0.9999	4.95	150	0%	0	0	0%	U
Benzo(k)fluoranthene	A	ug/L	0	0		0	0	0	0.9603	4.95	150	0%	0	0	0%	U
Benzoic acid	A	ug/L	0	0		0	0	0	1.4949	10	150	0%	0	0	0%	U
Benzyl alcohol	A	ug/L	0	0		0	0	0	3.0987	10	150	0%	0	0	0%	U
bis(-2-chloroethoxy)Methane	A	ug/L	0	0		0	0	0	1.3464	10	150	0%	0	0	0%	U
bis(-2-chloroethyl)Ether	A	ug/L	0	0		0	0	0	2.5443	10	150	0%	0	0	0%	U
bis(2-chloroisopropyl)Ether	A	ug/L	0	0		0	0	0	1.4751	10	150	0%	0	0	0%	U
bis(2-ethylhexyl)Phthalate	A	ug/L	3.24245	3.2100255		0	0	0	1.8909	10	150	0%	0	0	0%	J

Seq No	Lab ID	Test Code	Sample Typ	File ID	Analysis Date	DF	Batch ID	Prep Date	SPKref	RPDref	pmoist
15044904	B22020415-006	SVOC-8270-W-	SAMP	V5973N.I\sd0218	2/19/2022 5:42:5	1	163621	2/9/2022 8:1	0	0	

Analyte	T	Units	RAW	Final	Text	Spike	SPKref	RPDref	MDL	PQL	UQL	%REC	LOW	HIGH	%RPD	Q
Butylbenzylphthalate	A	ug/L	0	0		0	0	0	1.5543	10	150	0%	0	0	0%	U
Carbazole	A	ug/L	0	0		0	0	0	0.83358	10	150	0%	0	0	0%	U
Chrysene	A	ug/L	0	0		0	0	0	1.1583	4.95	150	0%	0	0	0%	U
Di-n-butyl phthalate	A	ug/L	0	0		0	0	0	0.92268	10	150	0%	0	0	0%	U
Di-n-octyl phthalate	A	ug/L	0	0		0	0	0	1.3266	10	150	0%	0	0	0%	U
Dibenzo(a,h)anthracene	A	ug/L	0	0		0	0	0	1.1583	4.95	150	0%	0	0	0%	U
Dibenzofuran	A	ug/L	0	0		0	0	0	1.7226	10	150	0%	0	0	0%	U
Diethyl phthalate	A	ug/L	0	0		0	0	0	2.1582	10	150	0%	0	0	0%	U
Dimethyl phthalate	A	ug/L	0	0		0	0	0	1.7028	10	150	0%	0	0	0%	U
Fluoranthene	A	ug/L	0	0		0	0	0	0.87417	4.95	150	0%	0	0	0%	U
Fluorene	A	ug/L	0	0		0	0	0	1.8018	4.95	150	0%	0	0	0%	U
Hexachlorobenzene	A	ug/L	0	0		0	0	0	1.3167	10	150	0%	0	0	0%	U
Hexachlorobutadiene	A	ug/L	0	0		0	0	0	2.2968	10	150	0%	0	0	0%	U
Hexachlorocyclopentadiene	A	ug/L	0	0		0	0	0	2.9403	10	150	0%	0	0	0%	U
Hexachloroethane	A	ug/L	0	0		0	0	0	1.7721	10	150	0%	0	0	0%	U
Indeno(1,2,3-cd)pyrene	A	ug/L	0	0		0	0	0	1.2375	4.95	150	0%	0	0	0%	U
Isophorone	A	ug/L	0	0		0	0	0	1.6533	10	150	0%	0	0	0%	U
m+p-Cresols	A	ug/L	0	0		0	0	0	1.7622	10	150	0%	0	0	0%	U
n-Nitroso-di-n-propylamine	A	ug/L	0	0		0	0	0	1.5246	10	150	0%	0	0	0%	U
n-Nitrosodimethylamine	A	ug/L	0	0		0	0	0	1.5147	10	150	0%	0	0	0%	U
n-Nitrosodiphenylamine	A	ug/L	0	0		0	0	0	1.1484	10	150	0%	0	0	0%	U
Naphthalene	A	ug/L	0	0		0	0	0	1.7226	4.95	150	0%	0	0	0%	U
Nitrobenzene	A	ug/L	0	0		0	0	0	2.2869	10	150	0%	0	0	0%	U
o-Cresol	A	ug/L	0	0		0	0	0	1.8117	10	150	0%	0	0	0%	U
p-Chloroaniline	A	ug/L	0	0		0	0	0	1.5048	10	150	0%	0	0	0%	U
Pentachlorophenol	A	ug/L	0	0		0	0	0	4.1976	10	150	0%	0	0	0%	U
Phenanthrene	A	ug/L	0	0		0	0	0	0.77616	4.95	150	0%	0	0	0%	U
Phenol	A	ug/L	0	0		0	0	0	1.4454	10	150	0%	0	0	0%	U
Pyrene	A	ug/L	0	0		0	0	0	0.91179	4.95	150	0%	0	0	0%	U
Pyridine	A	ug/L	0	0		0	0	0	3.1878	10	150	0%	0	0	0%	U
Triallate	A	ug/L	0	0		0	0	0	1.4949	10	150	0%	0	0	0%	U
1,4-Dichlorobenzene-d4	I	ug/L	40	39.6		0	0	0	0	10	150	0%	0	0	0%	
Acenaphthene-d10	I	ug/L	40	39.6		0	0	0	0	10	150	0%	0	0	0%	
Chrysene-d12	I	ug/L	40	39.6		0	0	0	0	10	150	0%	0	0	0%	
Naphthalene-d8	I	ug/L	40	39.6		0	0	0	0	10	150	0%	0	0	0%	

Seq No	Lab ID	Test Code	Sample Typ	File ID	Analysis Date	DF	Batch ID	Prep Date	SPKref	RPDref	pmoist
15044904	B22020415-006	SVOC-8270-W-	SAMP	V5973N.I\sd0218	2/19/2022 5:42:5	1	163621	2/9/2022 8:1	0	0	

Analyte	T	Units	RAW	Final	Text	Spike	SPKref	RPDref	MDL	PQL	UQL	%REC	LOW	HIGH	%RPD	Q
Perylene-d12	I	ug/L	40	39.6		0	0	0	0	10	150	0%	0	0	0%	
Phenanthrene-d10	I	ug/L	40	39.6		0	0	0	0	10	150	0%	0	0	0%	
2,4,6-Tribromophenol	S	ug/L	141.91387	140.494731		198	0	0	2.8512	10	0	71%	43	140	0%	
2-Fluorobiphenyl	S	ug/L	68.56011	67.8745089		99	0	0	0.71676	10	0	69%	44	119	0%	
2-Fluorophenol	S	ug/L	48.31277	47.8296423		198	0	0	3.4848	10	0	24%	19	119	0%	
Nitrobenzene-d5	S	ug/L	62.19132	61.5694068		99	0	0	2.3166	10	0	62%	44	120	0%	
Phenol-d5	S	ug/L	55.03102	54.4807098		198	0	0	2.0394	10	0	28%	10	65	0%	
Terphenyl-d14	S	ug/L	101.50985	100.494752		99	0	0	1.1583	10	0	102%	50	134	0%	
4-Chloroaniline	X	ug/L	0	0		0	0	0	1.5939	10	150	0%	0	0	0%	U
o-Terphenyl	X	ug/L	0	0		0	0	0	1.2573	10	150	0%	0	0	0%	U

Seq No	Lab ID	Test Code	Sample Typ	File ID	Analysis Date	DF	Batch ID	Prep Date	SPKref	RPDref	pmoist
15044905	B22020415-011	SVOC-8270-W-	SAMP	V5973N.I\sd0218	2/19/2022 6:15:2	1	163621	2/9/2022 8:1	0	0	

Analyte	T	Units	RAW	Final	Text	Spike	SPKref	RPDref	MDL	PQL	UQL	%REC	LOW	HIGH	%RPD	Q
1,2,4-Trichlorobenzene	A	ug/L	0	0		0	0	0	1.8088	10	150	0%	0	0	0%	U
1,2-Dichlorobenzene	A	ug/L	0	0		0	0	0	1.87544	10	150	0%	0	0	0%	U
1,3-Dichlorobenzene	A	ug/L	0	0		0	0	0	2.02776	10	150	0%	0	0	0%	U
1,4-Dichlorobenzene	A	ug/L	0	0		0	0	0	1.92304	10	150	0%	0	0	0%	U
1-Methylnaphthalene	A	ug/L	0	0		0	0	0	2.27528	4.76	150	0%	0	0	0%	U
2,2´-Oxybis(1-Chloropropane)	A	ug/L	0	0		0	0	0	1.3804	10	150	0%	0	0	0%	U
2,4,5-Trichlorophenol	A	ug/L	0	0		0	0	0	2.12296	10	150	0%	0	0	0%	U
2,4,6-Trichlorophenol	A	ug/L	0	0		0	0	0	2.51328	10	150	0%	0	0	0%	U
2,4-Dichlorophenol	A	ug/L	0	0		0	0	0	1.60888	10	150	0%	0	0	0%	U
2,4-Dimethylphenol	A	ug/L	0	0		0	0	0	1.60888	10	150	0%	0	0	0%	U
2,4-Dinitrophenol	A	ug/L	0	0		0	0	0	4.05552	10	150	0%	0	0	0%	U
2,4-Dinitrotoluene	A	ug/L	0	0		0	0	0	2.89408	10	150	0%	0	0	0%	U
2,6-Dinitrotoluene	A	ug/L	0	0		0	0	0	3.0464	10	150	0%	0	0	0%	U
2-Chloronaphthalene	A	ug/L	0	0		0	0	0	2.03728	10	150	0%	0	0	0%	U
2-Chlorophenol	A	ug/L	0	0		0	0	0	2.36096	10	150	0%	0	0	0%	U
2-Methylnaphthalene	A	ug/L	0	0		0	0	0	1.82784	4.76	150	0%	0	0	0%	U
2-Nitroaniline	A	ug/L	0	0		0	0	0	2.2848	10	150	0%	0	0	0%	U
2-Nitrophenol	A	ug/L	0	0		0	0	0	2.24672	10	150	0%	0	0	0%	U
3,3´-Dichlorobenzidine	A	ug/L	0	0		0	0	0	2.00872	10	150	0%	0	0	0%	U
3-Nitroaniline	A	ug/L	0	0		0	0	0	2.63704	10	150	0%	0	0	0%	U

Seq No	Lab ID	Test Code	Sample Typ	File ID	Analysis Date	DF	Batch ID	Prep Date	SPKref	RPDref	pmoist
15044905	B22020415-011	SVOC-8270-W-	SAMP	V5973N.I\sd0218.2	2/19/2022 6:15:2	1	163621	2/9/2022 8:1	0	0	

Analyte	T	Units	RAW	Final	Text	Spike	SPKref	RPDref	MDL	PQL	UQL	%REC	LOW	HIGH	%RPD	Q
4,6-Dinitro-2-methylphenol	A	ug/L	0	0		0	0	0	2.21816	10	150	0%	0	0	0%	U
4-Bromophenyl phenyl ether	A	ug/L	0	0		0	0	0	1.65648	10	150	0%	0	0	0%	U
4-Chloro-2-methylphenol	A	ug/L	0	0		0	0	0	1.5232	10	150	0%	0	0	0%	U
4-Chloro-3-methylphenol	A	ug/L	0	0		0	0	0	1.38992	10	150	0%	0	0	0%	U
4-Chlorophenol	A	ug/L	0	0		0	0	0	2.51328	10	150	0%	0	0	0%	U
4-Chlorophenyl phenyl ether	A	ug/L	0	0		0	0	0	1.93256	10	150	0%	0	0	0%	U
4-Nitroaniline	A	ug/L	0	0		0	0	0	1.55176	10	150	0%	0	0	0%	U
4-Nitrophenol	A	ug/L	0	0		0	0	0	2.38	10	150	0%	0	0	0%	U
Acenaphthene	A	ug/L	0	0		0	0	0	1.79928	4.76	150	0%	0	0	0%	U
Acenaphthylene	A	ug/L	0	0		0	0	0	1.49464	4.76	150	0%	0	0	0%	U
Aniline	A	ug/L	0	0		0	0	0	3.56048	10	150	0%	0	0	0%	U
Anthracene	A	ug/L	0	0		0	0	0	1.17096	4.76	150	0%	0	0	0%	U
Azobenzene	A	ug/L	0	0		0	0	0	1.03768	10	150	0%	0	0	0%	U
Benzidine	A	ug/L	0	0		0	0	0	6.39744	10	150	0%	0	0	0%	U
Benzo(a)anthracene	A	ug/L	0	0		0	0	0	0.814912	4.76	150	0%	0	0	0%	U
Benzo(a)pyrene	A	ug/L	0	0		0	0	0	1.18048	4.76	150	0%	0	0	0%	U
Benzo(b)fluoranthene	A	ug/L	0	0		0	0	0	0.859656	4.76	150	0%	0	0	0%	U
Benzo(g,h,i)perylene	A	ug/L	0	0		0	0	0	0.96152	4.76	150	0%	0	0	0%	U
Benzo(k)fluoranthene	A	ug/L	0	0		0	0	0	0.92344	4.76	150	0%	0	0	0%	U
Benzoic acid	A	ug/L	0	0		0	0	0	1.43752	10	150	0%	0	0	0%	U
Benzyl alcohol	A	ug/L	0	0		0	0	0	2.97976	10	150	0%	0	0	0%	U
bis(-2-chloroethoxy)Methane	A	ug/L	0	0		0	0	0	1.29472	10	150	0%	0	0	0%	U
bis(-2-chloroethyl)Ether	A	ug/L	0	0		0	0	0	2.44664	10	150	0%	0	0	0%	U
bis(2-chloroisopropyl)Ether	A	ug/L	0	0		0	0	0	1.41848	10	150	0%	0	0	0%	U
bis(2-ethylhexyl)Phthalate	A	ug/L	0	0		0	0	0	1.81832	10	150	0%	0	0	0%	U
Butylbenzylphthalate	A	ug/L	0	0		0	0	0	1.49464	10	150	0%	0	0	0%	U
Carbazole	A	ug/L	0	0		0	0	0	0.801584	10	150	0%	0	0	0%	U
Chrysene	A	ug/L	0	0		0	0	0	1.11384	4.76	150	0%	0	0	0%	U
Di-n-butyl phthalate	A	ug/L	0	0		0	0	0	0.887264	10	150	0%	0	0	0%	U
Di-n-octyl phthalate	A	ug/L	0	0		0	0	0	1.27568	10	150	0%	0	0	0%	U
Dibenzo(a,h)anthracene	A	ug/L	0	0		0	0	0	1.11384	4.76	150	0%	0	0	0%	U
Dibenzofuran	A	ug/L	0	0		0	0	0	1.65648	10	150	0%	0	0	0%	U
Diethyl phthalate	A	ug/L	0	0		0	0	0	2.07536	10	150	0%	0	0	0%	U
Dimethyl phthalate	A	ug/L	0	0		0	0	0	1.63744	10	150	0%	0	0	0%	U
Fluoranthene	A	ug/L	0	0		0	0	0	0.840616	4.76	150	0%	0	0	0%	U

Seq No	Lab ID	Test Code	Sample Typ	File ID	Analysis Date	DF	Batch ID	Prep Date	SPKref	RPDref	pmoist
15044905	B22020415-011	SVOC-8270-W-	SAMP	V5973N.I\sd0218	2/19/2022 6:15:2	1	163621	2/9/2022 8:1	0	0	

Analyte	T	Units	RAW	Final	Text	Spike	SPKref	RPDref	MDL	PQL	UQL	%REC	LOW	HIGH	%RPD	Q
Fluorene	A	ug/L	0	0		0	0	0	1.73264	4.76	150	0%	0	0	0%	U
Hexachlorobenzene	A	ug/L	0	0		0	0	0	1.26616	10	150	0%	0	0	0%	U
Hexachlorobutadiene	A	ug/L	0	0		0	0	0	2.20864	10	150	0%	0	0	0%	U
Hexachlorocyclopentadiene	A	ug/L	0	0		0	0	0	2.82744	10	150	0%	0	0	0%	U
Hexachloroethane	A	ug/L	0	0		0	0	0	1.70408	10	150	0%	0	0	0%	U
Indeno(1,2,3-cd)pyrene	A	ug/L	0	0		0	0	0	1.19	4.76	150	0%	0	0	0%	U
Isophorone	A	ug/L	0	0		0	0	0	1.58984	10	150	0%	0	0	0%	U
m+p-Cresols	A	ug/L	0	0		0	0	0	1.69456	10	150	0%	0	0	0%	U
n-Nitroso-di-n-propylamine	A	ug/L	0	0		0	0	0	1.46608	10	150	0%	0	0	0%	U
n-Nitrosodimethylamine	A	ug/L	0	0		0	0	0	1.45656	10	150	0%	0	0	0%	U
n-Nitrosodiphenylamine	A	ug/L	0	0		0	0	0	1.10432	10	150	0%	0	0	0%	U
Naphthalene	A	ug/L	0	0		0	0	0	1.65648	4.76	150	0%	0	0	0%	U
Nitrobenzene	A	ug/L	0	0		0	0	0	2.19912	10	150	0%	0	0	0%	U
o-Cresol	A	ug/L	0	0		0	0	0	1.74216	10	150	0%	0	0	0%	U
p-Chloroaniline	A	ug/L	0	0		0	0	0	1.44704	10	150	0%	0	0	0%	U
Pentachlorophenol	A	ug/L	0	0		0	0	0	4.03648	10	150	0%	0	0	0%	U
Phenanthrene	A	ug/L	0	0		0	0	0	0.746368	4.76	150	0%	0	0	0%	U
Phenol	A	ug/L	0	0		0	0	0	1.38992	10	150	0%	0	0	0%	U
Pyrene	A	ug/L	0	0		0	0	0	0.876792	4.76	150	0%	0	0	0%	U
Pyridine	A	ug/L	0	0		0	0	0	3.06544	10	150	0%	0	0	0%	U
Triallate	A	ug/L	0	0		0	0	0	1.43752	10	150	0%	0	0	0%	U
1,4-Dichlorobenzene-d4	I	ug/L	40	38.08		0	0	0	0	10	150	0%	0	0	0%	
Acenaphthene-d10	I	ug/L	40	38.08		0	0	0	0	10	150	0%	0	0	0%	
Chrysene-d12	I	ug/L	40	38.08		0	0	0	0	10	150	0%	0	0	0%	
Naphthalene-d8	I	ug/L	40	38.08		0	0	0	0	10	150	0%	0	0	0%	
Perylene-d12	I	ug/L	40	38.08		0	0	0	0	10	150	0%	0	0	0%	
Phenanthrene-d10	I	ug/L	40	38.08		0	0	0	0	10	150	0%	0	0	0%	
2,4,6-Tribromophenol	S	ug/L	147.86795	140.770288		190.4	0	0	2.74176	10	0	74%	43	140	0%	
2-Fluorobiphenyl	S	ug/L	58.80613	55.9834358		95.2	0	0	0.689248	10	0	59%	44	119	0%	
2-Fluorophenol	S	ug/L	61.78691	58.8211383		190.4	0	0	3.35104	10	0	31%	19	119	0%	
Nitrobenzene-d5	S	ug/L	59.67239	56.8081153		95.2	0	0	2.22768	10	0	60%	44	120	0%	
Phenol-d5	S	ug/L	58.50247	55.6943514		190.4	0	0	1.96112	10	0	29%	10	65	0%	
Terphenyl-d14	S	ug/L	100.14632	95.3392966		95.2	0	0	1.11384	10	0	100%	50	134	0%	
4-Chloroaniline	X	ug/L	0	0		0	0	0	1.53272	10	150	0%	0	0	0%	U
o-Terphenyl	X	ug/L	0	0		0	0	0	1.20904	10	150	0%	0	0	0%	U

Seq No	Lab ID	Test Code	Sample Typ	File ID	Analysis Date	DF	Batch ID	Prep Date	SPKref	RPDref	pmoist
15044906	B22020415-016	SVOC-8270-W-	SAMP	V5973N.I\sd0218.2	2/19/2022 6:47:4	1	163621	2/9/2022 8:1	0	0	

Analyte	T	Units	RAW	Final	Text	Spike	SPKref	RPDref	MDL	PQL	UQL	%REC	LOW	HIGH	%RPD	Q
1,2,4-Trichlorobenzene	A	ug/L	0	0		0	0	0	1.8088	10	150	0%	0	0	0%	U
1,2-Dichlorobenzene	A	ug/L	0	0		0	0	0	1.87544	10	150	0%	0	0	0%	U
1,3-Dichlorobenzene	A	ug/L	0	0		0	0	0	2.02776	10	150	0%	0	0	0%	U
1,4-Dichlorobenzene	A	ug/L	0	0		0	0	0	1.92304	10	150	0%	0	0	0%	U
1-Methylnaphthalene	A	ug/L	0	0		0	0	0	2.27528	4.76	150	0%	0	0	0%	U
2,2´-Oxybis(1-Chloropropane)	A	ug/L	0	0		0	0	0	1.3804	10	150	0%	0	0	0%	U
2,4,5-Trichlorophenol	A	ug/L	0	0		0	0	0	2.12296	10	150	0%	0	0	0%	U
2,4,6-Trichlorophenol	A	ug/L	0	0		0	0	0	2.51328	10	150	0%	0	0	0%	U
2,4-Dichlorophenol	A	ug/L	0	0		0	0	0	1.60888	10	150	0%	0	0	0%	U
2,4-Dimethylphenol	A	ug/L	0	0		0	0	0	1.60888	10	150	0%	0	0	0%	U
2,4-Dinitrophenol	A	ug/L	0	0		0	0	0	4.05552	10	150	0%	0	0	0%	U
2,4-Dinitrotoluene	A	ug/L	0	0		0	0	0	2.89408	10	150	0%	0	0	0%	U
2,6-Dinitrotoluene	A	ug/L	0	0		0	0	0	3.0464	10	150	0%	0	0	0%	U
2-Chloronaphthalene	A	ug/L	0	0		0	0	0	2.03728	10	150	0%	0	0	0%	U
2-Chlorophenol	A	ug/L	0	0		0	0	0	2.36096	10	150	0%	0	0	0%	U
2-Methylnaphthalene	A	ug/L	0	0		0	0	0	1.82784	4.76	150	0%	0	0	0%	U
2-Nitroaniline	A	ug/L	0	0		0	0	0	2.2848	10	150	0%	0	0	0%	U
2-Nitrophenol	A	ug/L	0	0		0	0	0	2.24672	10	150	0%	0	0	0%	U
3,3´-Dichlorobenzidine	A	ug/L	0	0		0	0	0	2.00872	10	150	0%	0	0	0%	U
3-Nitroaniline	A	ug/L	0	0		0	0	0	2.63704	10	150	0%	0	0	0%	U
4,6-Dinitro-2-methylphenol	A	ug/L	0	0		0	0	0	2.21816	10	150	0%	0	0	0%	U
4-Bromophenyl phenyl ether	A	ug/L	0	0		0	0	0	1.65648	10	150	0%	0	0	0%	U
4-Chloro-2-methylphenol	A	ug/L	0	0		0	0	0	1.5232	10	150	0%	0	0	0%	U
4-Chloro-3-methylphenol	A	ug/L	0	0		0	0	0	1.38992	10	150	0%	0	0	0%	U
4-Chlorophenol	A	ug/L	0	0		0	0	0	2.51328	10	150	0%	0	0	0%	U
4-Chlorophenyl phenyl ether	A	ug/L	0	0		0	0	0	1.93256	10	150	0%	0	0	0%	U
4-Nitroaniline	A	ug/L	0	0		0	0	0	1.55176	10	150	0%	0	0	0%	U
4-Nitrophenol	A	ug/L	0	0		0	0	0	2.38	10	150	0%	0	0	0%	U
Acenaphthene	A	ug/L	0	0		0	0	0	1.79928	4.76	150	0%	0	0	0%	U
Acenaphthylene	A	ug/L	0	0		0	0	0	1.49464	4.76	150	0%	0	0	0%	U
Aniline	A	ug/L	0	0		0	0	0	3.56048	10	150	0%	0	0	0%	U
Anthracene	A	ug/L	0	0		0	0	0	1.17096	4.76	150	0%	0	0	0%	U
Azobenzene	A	ug/L	0	0		0	0	0	1.03768	10	150	0%	0	0	0%	U
Benzidine	A	ug/L	0	0		0	0	0	6.39744	10	150	0%	0	0	0%	U
Benzo(a)anthracene	A	ug/L	0	0		0	0	0	0.814912	4.76	150	0%	0	0	0%	U

Seq No	Lab ID	Test Code	Sample Typ	File ID	Analysis Date	DF	Batch ID	Prep Date	SPKref	RPDref	pmoist
15044906	B22020415-016	SVOC-8270-W-	SAMP	V5973N.I\sd0218.2	2/19/2022 6:47:4	1	163621	2/9/2022 8:1	0	0	

Analyte	T	Units	RAW	Final	Text	Spike	SPKref	RPDref	MDL	PQL	UQL	%REC	LOW	HIGH	%RPD	Q
Benzo(a)pyrene	A	ug/L	0	0		0	0	0	1.18048	4.76	150	0%	0	0	0%	U
Benzo(b)fluoranthene	A	ug/L	0	0		0	0	0	0.859656	4.76	150	0%	0	0	0%	U
Benzo(g,h,i)perylene	A	ug/L	0	0		0	0	0	0.96152	4.76	150	0%	0	0	0%	U
Benzo(k)fluoranthene	A	ug/L	0	0		0	0	0	0.92344	4.76	150	0%	0	0	0%	U
Benzoic acid	A	ug/L	0	0		0	0	0	1.43752	10	150	0%	0	0	0%	U
Benzyl alcohol	A	ug/L	0	0		0	0	0	2.97976	10	150	0%	0	0	0%	U
bis(-2-chloroethoxy)Methane	A	ug/L	0	0		0	0	0	1.29472	10	150	0%	0	0	0%	U
bis(-2-chloroethyl)Ether	A	ug/L	0	0		0	0	0	2.44664	10	150	0%	0	0	0%	U
bis(2-chloroisopropyl)Ether	A	ug/L	0	0		0	0	0	1.41848	10	150	0%	0	0	0%	U
bis(2-ethylhexyl)Phthalate	A	ug/L	0	0		0	0	0	1.81832	10	150	0%	0	0	0%	U
Butylbenzylphthalate	A	ug/L	0	0		0	0	0	1.49464	10	150	0%	0	0	0%	U
Carbazole	A	ug/L	0	0		0	0	0	0.801584	10	150	0%	0	0	0%	U
Chrysene	A	ug/L	0	0		0	0	0	1.11384	4.76	150	0%	0	0	0%	U
Di-n-butyl phthalate	A	ug/L	0	0		0	0	0	0.887264	10	150	0%	0	0	0%	U
Di-n-octyl phthalate	A	ug/L	0	0		0	0	0	1.27568	10	150	0%	0	0	0%	U
Dibenzo(a,h)anthracene	A	ug/L	0	0		0	0	0	1.11384	4.76	150	0%	0	0	0%	U
Dibenzofuran	A	ug/L	0	0		0	0	0	1.65648	10	150	0%	0	0	0%	U
Diethyl phthalate	A	ug/L	0	0		0	0	0	2.07536	10	150	0%	0	0	0%	U
Dimethyl phthalate	A	ug/L	0	0		0	0	0	1.63744	10	150	0%	0	0	0%	U
Fluoranthene	A	ug/L	0	0		0	0	0	0.840616	4.76	150	0%	0	0	0%	U
Fluorene	A	ug/L	0	0		0	0	0	1.73264	4.76	150	0%	0	0	0%	U
Hexachlorobenzene	A	ug/L	0	0		0	0	0	1.26616	10	150	0%	0	0	0%	U
Hexachlorobutadiene	A	ug/L	0	0		0	0	0	2.20864	10	150	0%	0	0	0%	U
Hexachlorocyclopentadiene	A	ug/L	0	0		0	0	0	2.82744	10	150	0%	0	0	0%	U
Hexachloroethane	A	ug/L	0	0		0	0	0	1.70408	10	150	0%	0	0	0%	U
Indeno(1,2,3-cd)pyrene	A	ug/L	0	0		0	0	0	1.19	4.76	150	0%	0	0	0%	U
Isophorone	A	ug/L	0	0		0	0	0	1.58984	10	150	0%	0	0	0%	U
m+p-Cresols	A	ug/L	0	0		0	0	0	1.69456	10	150	0%	0	0	0%	U
n-Nitroso-di-n-propylamine	A	ug/L	0	0		0	0	0	1.46608	10	150	0%	0	0	0%	U
n-Nitrosodimethylamine	A	ug/L	0	0		0	0	0	1.45656	10	150	0%	0	0	0%	U
n-Nitrosodiphenylamine	A	ug/L	0	0		0	0	0	1.10432	10	150	0%	0	0	0%	U
Naphthalene	A	ug/L	0	0		0	0	0	1.65648	4.76	150	0%	0	0	0%	U
Nitrobenzene	A	ug/L	0	0		0	0	0	2.19912	10	150	0%	0	0	0%	U
o-Cresol	A	ug/L	0	0		0	0	0	1.74216	10	150	0%	0	0	0%	U
p-Chloroaniline	A	ug/L	0	0		0	0	0	1.44704	10	150	0%	0	0	0%	U

Seq No	Lab ID	Test Code	Sample Typ	File ID	Analysis Date	DF	Batch ID	Prep Date	SPKref	RPDref	pmoist
15044906	B22020415-016	SVOC-8270-W-	SAMP	V5973N.I\sd0218	2/19/2022 6:47:4	1	163621	2/9/2022 8:1	0	0	

Analyte	T	Units	RAW	Final	Text	Spike	SPKref	RPDref	MDL	PQL	UQL	%REC	LOW	HIGH	%RPD	Q
Pentachlorophenol	A	ug/L	0	0		0	0	0	4.03648	10	150	0%	0	0	0%	U
Phenanthrene	A	ug/L	0	0		0	0	0	0.746368	4.76	150	0%	0	0	0%	U
Phenol	A	ug/L	0	0		0	0	0	1.38992	10	150	0%	0	0	0%	U
Pyrene	A	ug/L	0	0		0	0	0	0.876792	4.76	150	0%	0	0	0%	U
Pyridine	A	ug/L	0	0		0	0	0	3.06544	10	150	0%	0	0	0%	U
Triallate	A	ug/L	0	0		0	0	0	1.43752	10	150	0%	0	0	0%	U
1,4-Dichlorobenzene-d4	I	ug/L	40	38.08		0	0	0	0	10	150	0%	0	0	0%	
Acenaphthene-d10	I	ug/L	40	38.08		0	0	0	0	10	150	0%	0	0	0%	
Chrysene-d12	I	ug/L	40	38.08		0	0	0	0	10	150	0%	0	0	0%	
Naphthalene-d8	I	ug/L	40	38.08		0	0	0	0	10	150	0%	0	0	0%	
Perylene-d12	I	ug/L	40	38.08		0	0	0	0	10	150	0%	0	0	0%	
Phenanthrene-d10	I	ug/L	40	38.08		0	0	0	0	10	150	0%	0	0	0%	
2,4,6-Tribromophenol	S	ug/L	162.64939	154.842219		190.4	0	0	2.74176	10	0	81%	43	140	0%	
2-Fluorobiphenyl	S	ug/L	62.00744	59.0310829		95.2	0	0	0.689248	10	0	62%	44	119	0%	
2-Fluorophenol	S	ug/L	51.4928	49.0211456		190.4	0	0	3.35104	10	0	26%	19	119	0%	
Nitrobenzene-d5	S	ug/L	55.61844	52.9487549		95.2	0	0	2.22768	10	0	56%	44	120	0%	
Phenol-d5	S	ug/L	51.94239	49.4491553		190.4	0	0	1.96112	10	0	26%	10	65	0%	
Terphenyl-d14	S	ug/L	103.53355	98.5639396		95.2	0	0	1.11384	10	0	104%	50	134	0%	
4-Chloroaniline	X	ug/L	0	0		0	0	0	1.53272	10	150	0%	0	0	0%	U
o-Terphenyl	X	ug/L	0	0		0	0	0	1.20904	10	150	0%	0	0	0%	U

Seq No	Lab ID	Test Code	Sample Typ	File ID	Analysis Date	DF	Batch ID	Prep Date	SPKref	RPDref	pmoist
15044907	B22020415-017	SVOC-8270-W-	SAMP	V5973N.I\sd0218	2/19/2022 7:20:0	1	163621	2/9/2022 8:1	0	0	

Analyte	T	Units	RAW	Final	Text	Spike	SPKref	RPDref	MDL	PQL	UQL	%REC	LOW	HIGH	%RPD	Q
1,2,4-Trichlorobenzene	A	ug/L	0	0		0	0	0	1.8088	10	150	0%	0	0	0%	U
1,2-Dichlorobenzene	A	ug/L	0	0		0	0	0	1.87544	10	150	0%	0	0	0%	U
1,3-Dichlorobenzene	A	ug/L	0	0		0	0	0	2.02776	10	150	0%	0	0	0%	U
1,4-Dichlorobenzene	A	ug/L	0	0		0	0	0	1.92304	10	150	0%	0	0	0%	U
1-Methylnaphthalene	A	ug/L	0	0		0	0	0	2.27528	4.76	150	0%	0	0	0%	U
2,2´-Oxybis(1-Chloropropane)	A	ug/L	0	0		0	0	0	1.3804	10	150	0%	0	0	0%	U
2,4,5-Trichlorophenol	A	ug/L	0	0		0	0	0	2.12296	10	150	0%	0	0	0%	U
2,4,6-Trichlorophenol	A	ug/L	0	0		0	0	0	2.51328	10	150	0%	0	0	0%	U
2,4-Dichlorophenol	A	ug/L	0	0		0	0	0	1.60888	10	150	0%	0	0	0%	U
2,4-Dimethylphenol	A	ug/L	0	0		0	0	0	1.60888	10	150	0%	0	0	0%	U

Seq No	Lab ID	Test Code	Sample Typ	File ID	Analysis Date	DF	Batch ID	Prep Date	SPKref	RPDref	pmoist
15044907	B22020415-017	SVOC-8270-W-	SAMP	V5973N.I\sd0218.2	2/19/2022 7:20:0	1	163621	2/9/2022 8:1	0	0	

Analyte	T	Units	RAW	Final	Text	Spike	SPKref	RPDref	MDL	PQL	UQL	%REC	LOW	HIGH	%RPD	Q
2,4-Dinitrophenol	A	ug/L	0	0		0	0	0	4.05552	10	150	0%	0	0	0%	U
2,4-Dinitrotoluene	A	ug/L	0	0		0	0	0	2.89408	10	150	0%	0	0	0%	U
2,6-Dinitrotoluene	A	ug/L	0	0		0	0	0	3.0464	10	150	0%	0	0	0%	U
2-Chloronaphthalene	A	ug/L	0	0		0	0	0	2.03728	10	150	0%	0	0	0%	U
2-Chlorophenol	A	ug/L	0	0		0	0	0	2.36096	10	150	0%	0	0	0%	U
2-Methylnaphthalene	A	ug/L	0	0		0	0	0	1.82784	4.76	150	0%	0	0	0%	U
2-Nitroaniline	A	ug/L	0	0		0	0	0	2.2848	10	150	0%	0	0	0%	U
2-Nitrophenol	A	ug/L	0	0		0	0	0	2.24672	10	150	0%	0	0	0%	U
3,3´-Dichlorobenzidine	A	ug/L	0	0		0	0	0	2.00872	10	150	0%	0	0	0%	U
3-Nitroaniline	A	ug/L	0	0		0	0	0	2.63704	10	150	0%	0	0	0%	U
4,6-Dinitro-2-methylphenol	A	ug/L	0	0		0	0	0	2.21816	10	150	0%	0	0	0%	U
4-Bromophenyl phenyl ether	A	ug/L	0	0		0	0	0	1.65648	10	150	0%	0	0	0%	U
4-Chloro-2-methylphenol	A	ug/L	0	0		0	0	0	1.5232	10	150	0%	0	0	0%	U
4-Chloro-3-methylphenol	A	ug/L	0	0		0	0	0	1.38992	10	150	0%	0	0	0%	U
4-Chlorophenol	A	ug/L	0	0		0	0	0	2.51328	10	150	0%	0	0	0%	U
4-Chlorophenyl phenyl ether	A	ug/L	0	0		0	0	0	1.93256	10	150	0%	0	0	0%	U
4-Nitroaniline	A	ug/L	0	0		0	0	0	1.55176	10	150	0%	0	0	0%	U
4-Nitrophenol	A	ug/L	0	0		0	0	0	2.38	10	150	0%	0	0	0%	U
Acenaphthene	A	ug/L	0	0		0	0	0	1.79928	4.76	150	0%	0	0	0%	U
Acenaphthylene	A	ug/L	0	0		0	0	0	1.49464	4.76	150	0%	0	0	0%	U
Aniline	A	ug/L	0	0		0	0	0	3.56048	10	150	0%	0	0	0%	U
Anthracene	A	ug/L	0	0		0	0	0	1.17096	4.76	150	0%	0	0	0%	U
Azobenzene	A	ug/L	0	0		0	0	0	1.03768	10	150	0%	0	0	0%	U
Benzidine	A	ug/L	0	0		0	0	0	6.39744	10	150	0%	0	0	0%	U
Benzo(a)anthracene	A	ug/L	0	0		0	0	0	0.814912	4.76	150	0%	0	0	0%	U
Benzo(a)pyrene	A	ug/L	0	0		0	0	0	1.18048	4.76	150	0%	0	0	0%	U
Benzo(b)fluoranthene	A	ug/L	0	0		0	0	0	0.859656	4.76	150	0%	0	0	0%	U
Benzo(g,h,i)perylene	A	ug/L	0	0		0	0	0	0.96152	4.76	150	0%	0	0	0%	U
Benzo(k)fluoranthene	A	ug/L	0	0		0	0	0	0.92344	4.76	150	0%	0	0	0%	U
Benzoic acid	A	ug/L	0	0		0	0	0	1.43752	10	150	0%	0	0	0%	U
Benzyl alcohol	A	ug/L	0	0		0	0	0	2.97976	10	150	0%	0	0	0%	U
bis(-2-chloroethoxy)Methane	A	ug/L	0	0		0	0	0	1.29472	10	150	0%	0	0	0%	U
bis(-2-chloroethyl)Ether	A	ug/L	0	0		0	0	0	2.44664	10	150	0%	0	0	0%	U
bis(2-chloroisopropyl)Ether	A	ug/L	0	0		0	0	0	1.41848	10	150	0%	0	0	0%	U
bis(2-ethylhexyl)Phthalate	A	ug/L	0	0		0	0	0	1.81832	10	150	0%	0	0	0%	U

Seq No	Lab ID	Test Code	Sample Typ	File ID	Analysis Date	DF	Batch ID	Prep Date	SPKref	RPDref	pmoist
15044907	B22020415-017	SVOC-8270-W-	SAMP	V5973N.I\sd0218	2/19/2022 7:20:0	1	163621	2/9/2022 8:1	0	0	

Analyte	T	Units	RAW	Final	Text	Spike	SPKref	RPDref	MDL	PQL	UQL	%REC	LOW	HIGH	%RPD	Q
Butylbenzylphthalate	A	ug/L	0	0		0	0	0	1.49464	10	150	0%	0	0	0%	U
Carbazole	A	ug/L	0	0		0	0	0	0.801584	10	150	0%	0	0	0%	U
Chrysene	A	ug/L	0	0		0	0	0	1.11384	4.76	150	0%	0	0	0%	U
Di-n-butyl phthalate	A	ug/L	0	0		0	0	0	0.887264	10	150	0%	0	0	0%	U
Di-n-octyl phthalate	A	ug/L	0	0		0	0	0	1.27568	10	150	0%	0	0	0%	U
Dibenzo(a,h)anthracene	A	ug/L	0	0		0	0	0	1.11384	4.76	150	0%	0	0	0%	U
Dibenzofuran	A	ug/L	0	0		0	0	0	1.65648	10	150	0%	0	0	0%	U
Diethyl phthalate	A	ug/L	0	0		0	0	0	2.07536	10	150	0%	0	0	0%	U
Dimethyl phthalate	A	ug/L	0	0		0	0	0	1.63744	10	150	0%	0	0	0%	U
Fluoranthene	A	ug/L	0	0		0	0	0	0.840616	4.76	150	0%	0	0	0%	U
Fluorene	A	ug/L	0	0		0	0	0	1.73264	4.76	150	0%	0	0	0%	U
Hexachlorobenzene	A	ug/L	0	0		0	0	0	1.26616	10	150	0%	0	0	0%	U
Hexachlorobutadiene	A	ug/L	0	0		0	0	0	2.20864	10	150	0%	0	0	0%	U
Hexachlorocyclopentadiene	A	ug/L	0	0		0	0	0	2.82744	10	150	0%	0	0	0%	U
Hexachloroethane	A	ug/L	0	0		0	0	0	1.70408	10	150	0%	0	0	0%	U
Indeno(1,2,3-cd)pyrene	A	ug/L	0	0		0	0	0	1.19	4.76	150	0%	0	0	0%	U
Isophorone	A	ug/L	0	0		0	0	0	1.58984	10	150	0%	0	0	0%	U
m+p-Cresols	A	ug/L	0	0		0	0	0	1.69456	10	150	0%	0	0	0%	U
n-Nitroso-di-n-propylamine	A	ug/L	0	0		0	0	0	1.46608	10	150	0%	0	0	0%	U
n-Nitrosodimethylamine	A	ug/L	0	0		0	0	0	1.45656	10	150	0%	0	0	0%	U
n-Nitrosodiphenylamine	A	ug/L	0	0		0	0	0	1.10432	10	150	0%	0	0	0%	U
Naphthalene	A	ug/L	0	0		0	0	0	1.65648	4.76	150	0%	0	0	0%	U
Nitrobenzene	A	ug/L	0	0		0	0	0	2.19912	10	150	0%	0	0	0%	U
o-Cresol	A	ug/L	0	0		0	0	0	1.74216	10	150	0%	0	0	0%	U
p-Chloroaniline	A	ug/L	0	0		0	0	0	1.44704	10	150	0%	0	0	0%	U
Pentachlorophenol	A	ug/L	0	0		0	0	0	4.03648	10	150	0%	0	0	0%	U
Phenanthrene	A	ug/L	0	0		0	0	0	0.746368	4.76	150	0%	0	0	0%	U
Phenol	A	ug/L	0	0		0	0	0	1.38992	10	150	0%	0	0	0%	U
Pyrene	A	ug/L	0	0		0	0	0	0.876792	4.76	150	0%	0	0	0%	U
Pyridine	A	ug/L	0	0		0	0	0	3.06544	10	150	0%	0	0	0%	U
Triallate	A	ug/L	0	0		0	0	0	1.43752	10	150	0%	0	0	0%	U
1,4-Dichlorobenzene-d4	I	ug/L	40	38.08		0	0	0	0	10	150	0%	0	0	0%	
Acenaphthene-d10	I	ug/L	40	38.08		0	0	0	0	10	150	0%	0	0	0%	
Chrysene-d12	I	ug/L	40	38.08		0	0	0	0	10	150	0%	0	0	0%	
Naphthalene-d8	I	ug/L	40	38.08		0	0	0	0	10	150	0%	0	0	0%	

Seq No	Lab ID	Test Code	Sample Typ	File ID	Analysis Date	DF	Batch ID	Prep Date	SPKref	RPDref	pmoist
15044907	B22020415-017	SVOC-8270-W-	SAMP	V5973N.I\sd0218.2	2/19/2022 7:20:0	1	163621	2/9/2022 8:1	0	0	

Analyte	T	Units	RAW	Final	Text	Spike	SPKref	RPDref	MDL	PQL	UQL	%REC	LOW	HIGH	%RPD	Q
Perylene-d12	I	ug/L	40	38.08		0	0	0	0	10	150	0%	0	0	0%	
Phenanthrene-d10	I	ug/L	40	38.08		0	0	0	0	10	150	0%	0	0	0%	
2,4,6-Tribromophenol	S	ug/L	156.33866	148.834404		190.4	0	0	2.74176	10	0	78%	43	140	0%	
2-Fluorobiphenyl	S	ug/L	64.20007	61.1184666		95.2	0	0	0.689248	10	0	64%	44	119	0%	
2-Fluorophenol	S	ug/L	57.71431	54.9440231		190.4	0	0	3.35104	10	0	29%	19	119	0%	
Nitrobenzene-d5	S	ug/L	79.26756	75.4627171		95.2	0	0	2.22768	10	0	79%	44	120	0%	
Phenol-d5	S	ug/L	68.81465	65.5115468		190.4	0	0	1.96112	10	0	34%	10	65	0%	
Terphenyl-d14	S	ug/L	94.30493	89.7782934		95.2	0	0	1.11384	10	0	94%	50	134	0%	
4-Chloroaniline	X	ug/L	0	0		0	0	0	1.53272	10	150	0%	0	0	0%	U
o-Terphenyl	X	ug/L	0	0		0	0	0	1.20904	10	150	0%	0	0	0%	U

Seq No	Lab ID	Test Code	Sample Typ	File ID	Analysis Date	DF	Batch ID	Prep Date	SPKref	RPDref	pmoist
15044908	B22020415-017	SVOC-8270-W-	MS-DOD	V5973N.I\sd0218.2	2/19/2022 7:52:2	1	163621	2/9/2022 8:2	2E+07	0	

Analyte	T	Units	RAW	Final	Text	Spike	SPKref	RPDref	MDL	PQL	UQL	%REC	LOW	HIGH	%RPD	Q
1,2,4-Trichlorobenzene	A	ug/L	66.73279	63.5296161		95.2	0	0	1.8088	10	150	67%	29	116	0%	
1,2-Dichlorobenzene	A	ug/L	57.54799	54.7856865		95.2	0	0	1.87544	10	150	58%	32	111	0%	
1,3-Dichlorobenzene	A	ug/L	54.39146	51.7806699		95.2	0	0	2.02776	10	150	54%	28	110	0%	
1,4-Dichlorobenzene	A	ug/L	55.7256	53.0507712		95.2	0	0	1.92304	10	150	56%	29	112	0%	
1-Methylnaphthalene	A	ug/L	72.22535	68.7585332		95.2	0	0	2.27528	10	150	72%	41	119	0%	
2,2´-Oxybis(1-Chloropropane)	A	ug/L	61.9803	59.0052456		95.2	0	0	1.3804	10	150	62%	37	130	0%	
2,4,5-Trichlorophenol	A	ug/L	82.4166	78.4606032		95.2	0	0	2.12296	10	150	82%	53	123	0%	
2,4,6-Trichlorophenol	A	ug/L	87.98809	83.7646617		95.2	0	0	2.51328	10	150	88%	50	125	0%	
2,4-Dichlorophenol	A	ug/L	73.34106	69.8206891		95.2	0	0	1.60888	10	150	73%	47	121	0%	
2,4-Dimethylphenol	A	ug/L	70.11504	66.7495181		95.2	0	0	1.60888	10	150	70%	31	124	0%	
2,4-Dinitrophenol	A	ug/L	94.28819	89.7623569		95.2	0	0	4.05552	10	150	94%	23	142	0%	
2,4-Dinitrotoluene	A	ug/L	97.45983	92.7817582		95.2	0	0	2.89408	10	150	97%	57	128	0%	
2,6-Dinitrotoluene	A	ug/L	84.00034	79.9683237		95.2	0	0	3.0464	10	150	84%	50	118	0%	
2-Chloronaphthalene	A	ug/L	83.38327	79.3808730		95.2	0	0	2.03728	10	150	83%	40	116	0%	
2-Chlorophenol	A	ug/L	60.02141	57.1403823		95.2	0	0	2.36096	10	150	60%	38	117	0%	
2-Methylnaphthalene	A	ug/L	79.39881	75.5876671		95.2	0	0	1.82784	10	150	79%	40	121	0%	
2-Nitroaniline	A	ug/L	88.52815	84.2787988		95.2	0	0	2.2848	10	150	89%	55	127	0%	
2-Nitrophenol	A	ug/L	81.2303	77.3312456		95.2	0	0	2.24672	10	150	81%	47	123	0%	
3,3´-Dichlorobenzidine	A	ug/L	76.42225	72.753982		95.2	0	0	2.00872	10	150	76%	27	129	0%	
3-Nitroaniline	A	ug/L	72.96376	69.4614995		95.2	0	0	2.63704	10	150	73%	41	128	0%	

Seq No	Lab ID	Test Code	Sample Typ	File ID	Analysis Date	DF	Batch ID	Prep Date	SPKref	RPDref	pmoist
15044908	B22020415-017	SVOC-8270-W-	MS-DOD	V5973N.I\sd0218.2	2/19/2022 7:52:2	1	163621	2/9/2022 8:2	2E+07	0	

Analyte	T	Units	RAW	Final	Text	Spike	SPKref	RPDref	MDL	PQL	UQL	%REC	LOW	HIGH	%RPD	Q
4,6-Dinitro-2-methylphenol	A	ug/L	91.15968	86.7840154		95.2	0	0	2.21816	10	150	91%	44	137	0%	
4-Bromophenyl phenyl ether	A	ug/L	90.62945	86.2792364		95.2	0	0	1.65648	10	150	91%	55	124	0%	
4-Chloro-2-methylphenol	A	ug/L	70.89578	67.4927826		95.2	0	0	1.5232	10	150	71%	49	89	0%	
4-Chloro-3-methylphenol	A	ug/L	83.71401	79.6957375		95.2	0	0	1.38992	10	150	84%	52	119	0%	
4-Chlorophenol	A	ug/L	63.08991	60.0615943		95.2	0	0	2.51328	10	150	63%	41	81	0%	
4-Chlorophenyl phenyl ether	A	ug/L	97.98597	93.2826434		95.2	0	0	1.93256	10	150	98%	53	121	0%	
4-Nitroaniline	A	ug/L	89.37116	85.0813443		95.2	0	0	1.55176	10	150	89%	57	101	0%	
4-Nitrophenol	A	ug/L	41.67207	39.6718106		95.2	0	0	2.38	10	150	42%	15	36	0%	S
Acenaphthene	A	ug/L	84.47323	80.418515		95.2	0	0	1.79928	10	150	84%	47	122	0%	
Acenaphthylene	A	ug/L	78.31025	74.551358		95.2	0	0	1.49464	10	150	78%	41	130	0%	
Aniline	A	ug/L	31.75114	30.2270853		95.2	0	0	3.56048	10	150	32%	24	60	0%	
Anthracene	A	ug/L	92.40334	87.9679797		95.2	0	0	1.17096	10	150	92%	57	123	0%	
Azobenzene	A	ug/L	78.90615	75.1186548		95.2	0	0	1.03768	10	150	79%	61	116	0%	
Benzidine	A	ug/L	14.85436	14.1413507		95.2	0	0	6.39744	10	150	15%	10	100	0%	
Benzo(a)anthracene	A	ug/L	102.56728	97.6440506		95.2	0	0	0.814912	10	150	103%	58	125	0%	
Benzo(a)pyrene	A	ug/L	87.44353	83.2462406		95.2	0	0	1.18048	10	150	87%	54	128	0%	
Benzo(b)fluoranthene	A	ug/L	94.70825	90.162254		95.2	0	0	0.859656	10	150	95%	53	131	0%	
Benzo(g,h,i)perylene	A	ug/L	91.29702	86.9147630		95.2	0	0	0.96152	10	150	91%	50	134	0%	
Benzo(k)fluoranthene	A	ug/L	85.33134	81.2354357		95.2	0	0	0.92344	10	150	85%	57	129	0%	
Benzoic acid	A	ug/L	31.71233	30.1901382		95.2	0	0	1.43752	10	150	32%	10	30	0%	S
Benzyl alcohol	A	ug/L	59.98994	57.1104229		95.2	0	0	2.97976	10	150	60%	31	112	0%	
bis(-2-chloroethoxy)Methane	A	ug/L	73.99263	70.4409838		95.2	0	0	1.29472	10	150	74%	48	120	0%	
bis(-2-chloroethyl)Ether	A	ug/L	67.51524	64.2745085		95.2	0	0	2.44664	10	150	68%	43	118	0%	
bis(2-chloroisopropyl)Ether	A	ug/L	61.9803	59.0052456		95.2	0	0	1.41848	10	150	62%	37	130	0%	
bis(2-ethylhexyl)Phthalate	A	ug/L	108.03148	102.845969		95.2	0	0	1.81832	10	150	108%	55	135	0%	
Butylbenzylphthalate	A	ug/L	104.38014	99.3698933		95.2	0	0	1.49464	10	150	104%	53	134	0%	
Carbazole	A	ug/L	91.52704	87.1337421		95.2	0	0	0.801584	10	150	92%	60	122	0%	
Chrysene	A	ug/L	96.58108	91.9451882		95.2	0	0	1.11384	10	150	97%	59	123	0%	
Di-n-butyl phthalate	A	ug/L	101.64881	96.7696671		95.2	0	0	0.887264	10	150	102%	59	127	0%	
Di-n-octyl phthalate	A	ug/L	100.64036	95.8096227		95.2	0	0	1.27568	10	150	101%	51	140	0%	
Dibenzo(a,h)anthracene	A	ug/L	98.31889	93.5995833		95.2	0	0	1.11384	10	150	98%	51	134	0%	
Dibenzofuran	A	ug/L	85.18944	81.1003469		95.2	0	0	1.65648	10	150	85%	53	118	0%	
Diethyl phthalate	A	ug/L	97.99524	93.2914685		95.2	0	0	2.07536	10	150	98%	56	125	0%	
Dimethyl phthalate	A	ug/L	102.3679	97.4542408		95.2	0	0	1.63744	10	150	102%	45	127	0%	
Fluoranthene	A	ug/L	93.9736	89.4628672		95.2	0	0	0.840616	10	150	94%	57	128	0%	

Seq No	Lab ID	Test Code	Sample Typ	File ID	Analysis Date	DF	Batch ID	Prep Date	SPKref	RPDref	pmoist
15044908	B22020415-017	SVOC-8270-W-	MS-DOD	V5973N.I\sd0218.2	2/19/2022 7:52:2	1	163621	2/9/2022 8:2	2E+07	0	

Analyte	T	Units	RAW	Final	Text	Spike	SPKref	RPDref	MDL	PQL	UQL	%REC	LOW	HIGH	%RPD	Q
Fluorene	A	ug/L	83.08928	79.1009946		95.2	0	0	1.73264	10	150	83%	52	124	0%	
Hexachlorobenzene	A	ug/L	86.63722	82.4786334		95.2	0	0	1.26616	10	150	87%	53	125	0%	
Hexachlorobutadiene	A	ug/L	62.68873	59.679671		95.2	0	0	2.20864	10	150	63%	22	124	0%	
Hexachlorocyclopentadiene	A	ug/L	62.33802	59.3457950		95.2	0	0	2.82744	10	150	62%	39	91	0%	
Hexachloroethane	A	ug/L	54.15099	51.5517425		95.2	0	0	1.70408	10	150	54%	21	115	0%	
Indeno(1,2,3-cd)pyrene	A	ug/L	88.5361	84.2863672		95.2	0	0	1.19	10	150	89%	52	134	0%	
Isophorone	A	ug/L	77.34314	73.6306693		95.2	0	0	1.58984	10	150	77%	42	124	0%	
m+p-Cresols	A	ug/L	63.72388	60.6651338		95.2	0	0	1.69456	10	150	64%	29	110	0%	
n-Nitroso-di-n-propylamine	A	ug/L	87.46322	83.2649854		95.2	0	0	1.46608	10	150	87%	49	119	0%	
n-Nitrosodimethylamine	A	ug/L	41.30002	39.3176190		95.2	0	0	1.45656	10	150	41%	20	45	0%	
n-Nitrosodiphenylamine	A	ug/L	93.7845	89.282844		95.2	0	0	1.10432	10	150	94%	51	123	0%	
Naphthalene	A	ug/L	76.04489	72.3947353		95.2	0	0	1.65648	10	150	76%	40	121	0%	
Nitrobenzene	A	ug/L	68.60002	65.3072190		95.2	0	0	2.19912	10	150	69%	45	121	0%	
o-Cresol	A	ug/L	67.1669	63.9428888		95.2	0	0	1.74216	10	150	67%	30	117	0%	
p-Chloroaniline	A	ug/L	56.18978	53.4926706		95.2	0	0	1.44704	10	150	56%	33	117	0%	
Pentachlorophenol	A	ug/L	102.17122	97.2670014		95.2	0	0	4.03648	10	150	102%	35	138	0%	
Phenanthrene	A	ug/L	89.77303	85.4639246		95.2	0	0	0.746368	10	150	90%	59	120	0%	
Phenol	A	ug/L	39.73291	37.8257303		95.2	0	0	1.38992	10	150	40%	37	75	0%	
Pyrene	A	ug/L	91.95854	87.5445301		95.2	0	0	0.876792	10	150	92%	57	126	0%	
Pyridine	A	ug/L	19.91321	18.9573759		95.2	0	0	3.06544	10	150	20%	16	45	0%	
Triallate	A	ug/L	92.97912	88.5161222		95.2	0	0	1.43752	10	150	93%	59	105	0%	
1,4-Dichlorobenzene-d4	I	ug/L	40	38.08		0	0	0	0	10	150	0%			0%	
Acenaphthene-d10	I	ug/L	40	38.08		0	0	0	0	10	150	0%			0%	
Chrysene-d12	I	ug/L	40	38.08		0	0	0	0	10	150	0%			0%	
Naphthalene-d8	I	ug/L	40	38.08		0	0	0	0	10	150	0%			0%	
Perylene-d12	I	ug/L	40	38.08		0	0	0	0	10	150	0%			0%	
Phenanthrene-d10	I	ug/L	40	38.08		0	0	0	0	10	150	0%			0%	
2,4,6-Tribromophenol	S	ug/L	180.44747	171.785991		190.4	0	0	2.74176	10	0	90%	43	140	0%	
2-Fluorobiphenyl	S	ug/L	74.61298	71.031557		95.2	0	0	0.689248	10	0	75%	44	119	0%	
2-Fluorophenol	S	ug/L	65.2707	62.1377064		190.4	0	0	3.35104	10	0	33%	19	119	0%	
Nitrobenzene-d5	S	ug/L	67.00982	63.7933486		95.2	0	0	2.22768	10	0	67%	44	120	0%	
Phenol-d5	S	ug/L	75.41346	71.7936139		190.4	0	0	1.96112	10	0	38%	10	65	0%	
Terphenyl-d14	S	ug/L	98.98546	94.2341579		95.2	0	0	1.11384	10	0	99%	50	134	0%	
4-Chloroaniline	X	ug/L	56.18978	53.4926706		95.2	0	0	1.53272	10	150	56%	33	117	0%	
o-Terphenyl	X	ug/L	91.19579	86.8183921		95.2	0	0	1.20904	10	150	91%	40	140	0%	

Seq No	Lab ID	Test Code	Sample Typ	File ID	Analysis Date	DF	Batch ID	Prep Date	SPKref	RPDref	pmoist
15044909	B22020415-022	SVOC-8270-W-	SAMP	V5973N.I\sd0218.2	2/19/2022 8:24:4	1	163621	2/9/2022 8:1	0	0	

Analyte	T	Units	RAW	Final	Text	Spike	SPKref	RPDref	MDL	PQL	UQL	%REC	LOW	HIGH	%RPD	Q
1,2,4-Trichlorobenzene	A	ug/L	0	0		0	0	0	1.919	10	150	0%	0	0	0%	U
1,2-Dichlorobenzene	A	ug/L	0	0		0	0	0	1.9897	10	150	0%	0	0	0%	U
1,3-Dichlorobenzene	A	ug/L	0	0		0	0	0	2.1513	10	150	0%	0	0	0%	U
1,4-Dichlorobenzene	A	ug/L	0	0		0	0	0	2.0402	10	150	0%	0	0	0%	U
1-Methylnaphthalene	A	ug/L	0	0		0	0	0	2.4139	5.05	150	0%	0	0	0%	U
2,2´-Oxybis(1-Chloropropane)	A	ug/L	0	0		0	0	0	1.4645	10	150	0%	0	0	0%	U
2,4,5-Trichlorophenol	A	ug/L	0	0		0	0	0	2.2523	10	150	0%	0	0	0%	U
2,4,6-Trichlorophenol	A	ug/L	0	0		0	0	0	2.6664	10	150	0%	0	0	0%	U
2,4-Dichlorophenol	A	ug/L	0	0		0	0	0	1.7069	10	150	0%	0	0	0%	U
2,4-Dimethylphenol	A	ug/L	0	0		0	0	0	1.7069	10	150	0%	0	0	0%	U
2,4-Dinitrophenol	A	ug/L	0	0		0	0	0	4.3026	10.1	150	0%	0	0	0%	U
2,4-Dinitrotoluene	A	ug/L	0	0		0	0	0	3.0704	10	150	0%	0	0	0%	U
2,6-Dinitrotoluene	A	ug/L	0	0		0	0	0	3.232	10	150	0%	0	0	0%	U
2-Chloronaphthalene	A	ug/L	0	0		0	0	0	2.1614	10	150	0%	0	0	0%	U
2-Chlorophenol	A	ug/L	0	0		0	0	0	2.5048	10	150	0%	0	0	0%	U
2-Methylnaphthalene	A	ug/L	0	0		0	0	0	1.9392	5.05	150	0%	0	0	0%	U
2-Nitroaniline	A	ug/L	0	0		0	0	0	2.424	10	150	0%	0	0	0%	U
2-Nitrophenol	A	ug/L	0	0		0	0	0	2.3836	10	150	0%	0	0	0%	U
3,3´-Dichlorobenzidine	A	ug/L	0	0		0	0	0	2.1311	10.1	150	0%	0	0	0%	U
3-Nitroaniline	A	ug/L	0	0		0	0	0	2.7977	10	150	0%	0	0	0%	U
4,6-Dinitro-2-methylphenol	A	ug/L	0	0		0	0	0	2.3533	10.1	150	0%	0	0	0%	U
4-Bromophenyl phenyl ether	A	ug/L	0	0		0	0	0	1.7574	10	150	0%	0	0	0%	U
4-Chloro-2-methylphenol	A	ug/L	0	0		0	0	0	1.616	10	150	0%	0	0	0%	U
4-Chloro-3-methylphenol	A	ug/L	0	0		0	0	0	1.4746	10	150	0%	0	0	0%	U
4-Chlorophenol	A	ug/L	0	0		0	0	0	2.6664	10	150	0%	0	0	0%	U
4-Chlorophenyl phenyl ether	A	ug/L	0	0		0	0	0	2.0503	10	150	0%	0	0	0%	U
4-Nitroaniline	A	ug/L	0	0		0	0	0	1.6463	10	150	0%	0	0	0%	U
4-Nitrophenol	A	ug/L	0	0		0	0	0	2.525	10.1	150	0%	0	0	0%	U
Acenaphthene	A	ug/L	0	0		0	0	0	1.9089	5.05	150	0%	0	0	0%	U
Acenaphthylene	A	ug/L	0	0		0	0	0	1.5857	5.05	150	0%	0	0	0%	U
Aniline	A	ug/L	0	0		0	0	0	3.7774	10	150	0%	0	0	0%	U
Anthracene	A	ug/L	0	0		0	0	0	1.2423	5.05	150	0%	0	0	0%	U
Azobenzene	A	ug/L	0	0		0	0	0	1.1009	10	150	0%	0	0	0%	U
Benzidine	A	ug/L	0	0		0	0	0	6.7872	10.1	150	0%	0	0	0%	U
Benzo(a)anthracene	A	ug/L	0	0		0	0	0	0.86456	5.05	150	0%	0	0	0%	U

Seq No	Lab ID	Test Code	Sample Typ	File ID	Analysis Date	DF	Batch ID	Prep Date	SPKref	RPDref	pmoist
15044909	B22020415-022	SVOC-8270-W-	SAMP	V5973N.I\sd0218.2	2/19/2022 8:24:4	1	163621	2/9/2022 8:1	0	0	

Analyte	T	Units	RAW	Final	Text	Spike	SPKref	RPDref	MDL	PQL	UQL	%REC	LOW	HIGH	%RPD	Q
Benzo(a)pyrene	A	ug/L	0	0		0	0	0	1.2524	5.05	150	0%	0	0	0%	U
Benzo(b)fluoranthene	A	ug/L	0	0		0	0	0	0.91203	5.05	150	0%	0	0	0%	U
Benzo(g,h,i)perylene	A	ug/L	0	0		0	0	0	1.0201	5.05	150	0%	0	0	0%	U
Benzo(k)fluoranthene	A	ug/L	0	0		0	0	0	0.9797	5.05	150	0%	0	0	0%	U
Benzoic acid	A	ug/L	0	0		0	0	0	1.5251	10	150	0%	0	0	0%	U
Benzyl alcohol	A	ug/L	0	0		0	0	0	3.1613	10	150	0%	0	0	0%	U
bis(-2-chloroethoxy)Methane	A	ug/L	0	0		0	0	0	1.3736	10	150	0%	0	0	0%	U
bis(-2-chloroethyl)Ether	A	ug/L	0	0		0	0	0	2.5957	10	150	0%	0	0	0%	U
bis(2-chloroisopropyl)Ether	A	ug/L	0	0		0	0	0	1.5049	10	150	0%	0	0	0%	U
bis(2-ethylhexyl)Phthalate	A	ug/L	3.53032	3.5656232		0	0	0	1.9291	10	150	0%	0	0	0%	J
Butylbenzylphthalate	A	ug/L	0	0		0	0	0	1.5857	10	150	0%	0	0	0%	U
Carbazole	A	ug/L	0	0		0	0	0	0.85042	10	150	0%	0	0	0%	U
Chrysene	A	ug/L	0	0		0	0	0	1.1817	5.05	150	0%	0	0	0%	U
Di-n-butyl phthalate	A	ug/L	0	0		0	0	0	0.94132	10	150	0%	0	0	0%	U
Di-n-octyl phthalate	A	ug/L	0	0		0	0	0	1.3534	10	150	0%	0	0	0%	U
Dibenzo(a,h)anthracene	A	ug/L	0	0		0	0	0	1.1817	5.05	150	0%	0	0	0%	U
Dibenzofuran	A	ug/L	0	0		0	0	0	1.7574	10	150	0%	0	0	0%	U
Diethyl phthalate	A	ug/L	0	0		0	0	0	2.2018	10	150	0%	0	0	0%	U
Dimethyl phthalate	A	ug/L	0	0		0	0	0	1.7372	10	150	0%	0	0	0%	U
Fluoranthene	A	ug/L	0	0		0	0	0	0.89183	5.05	150	0%	0	0	0%	U
Fluorene	A	ug/L	0	0		0	0	0	1.8382	5.05	150	0%	0	0	0%	U
Hexachlorobenzene	A	ug/L	0	0		0	0	0	1.3433	10	150	0%	0	0	0%	U
Hexachlorobutadiene	A	ug/L	0	0		0	0	0	2.3432	10	150	0%	0	0	0%	U
Hexachlorocyclopentadiene	A	ug/L	0	0		0	0	0	2.9997	10	150	0%	0	0	0%	U
Hexachloroethane	A	ug/L	0	0		0	0	0	1.8079	10	150	0%	0	0	0%	U
Indeno(1,2,3-cd)pyrene	A	ug/L	0	0		0	0	0	1.2625	5.05	150	0%	0	0	0%	U
Isophorone	A	ug/L	0	0		0	0	0	1.6867	10	150	0%	0	0	0%	U
m+p-Cresols	A	ug/L	0	0		0	0	0	1.7978	10	150	0%	0	0	0%	U
n-Nitroso-di-n-propylamine	A	ug/L	0	0		0	0	0	1.5554	10	150	0%	0	0	0%	U
n-Nitrosodimethylamine	A	ug/L	0	0		0	0	0	1.5453	10	150	0%	0	0	0%	U
n-Nitrosodiphenylamine	A	ug/L	0	0		0	0	0	1.1716	10.1	150	0%	0	0	0%	U
Naphthalene	A	ug/L	0	0		0	0	0	1.7574	5.05	150	0%	0	0	0%	U
Nitrobenzene	A	ug/L	0	0		0	0	0	2.3331	10	150	0%	0	0	0%	U
o-Cresol	A	ug/L	0	0		0	0	0	1.8483	10	150	0%	0	0	0%	U
p-Chloroaniline	A	ug/L	0	0		0	0	0	1.5352	10	150	0%	0	0	0%	U

Seq No	Lab ID	Test Code	Sample Typ	File ID	Analysis Date	DF	Batch ID	Prep Date	SPKref	RPDref	pmoist
15044909	B22020415-022	SVOC-8270-W-	SAMP	V5973N.I\sd0218	2/19/2022 8:24:4	1	163621	2/9/2022 8:1	0	0	

Analyte	T	Units	RAW	Final	Text	Spike	SPKref	RPDref	MDL	PQL	UQL	%REC	LOW	HIGH	%RPD	Q
Pentachlorophenol	A	ug/L	0	0		0	0	0	4.2824	10.1	150	0%	0	0	0%	U
Phenanthrene	A	ug/L	0	0		0	0	0	0.79184	5.05	150	0%	0	0	0%	U
Phenol	A	ug/L	0	0		0	0	0	1.4746	10	150	0%	0	0	0%	U
Pyrene	A	ug/L	0	0		0	0	0	0.93021	5.05	150	0%	0	0	0%	U
Pyridine	A	ug/L	0	0		0	0	0	3.2522	10	150	0%	0	0	0%	U
Triallate	A	ug/L	0	0		0	0	0	1.5251	10	150	0%	0	0	0%	U
1,4-Dichlorobenzene-d4	I	ug/L	40	40.4		0	0	0	0	10	150	0%	0	0	0%	
Acenaphthene-d10	I	ug/L	40	40.4		0	0	0	0	10	150	0%	0	0	0%	
Chrysene-d12	I	ug/L	40	40.4		0	0	0	0	10	150	0%	0	0	0%	
Naphthalene-d8	I	ug/L	40	40.4		0	0	0	0	10	150	0%	0	0	0%	
Perylene-d12	I	ug/L	40	40.4		0	0	0	0	10	150	0%	0	0	0%	
Phenanthrene-d10	I	ug/L	40	40.4		0	0	0	0	10	150	0%	0	0	0%	
2,4,6-Tribromophenol	S	ug/L	172.63169	174.358007		202	0	0	2.9088	10	0	86%	43	140	0%	
2-Fluorobiphenyl	S	ug/L	77.05313	77.8236613		101	0	0	0.73124	10	0	77%	44	119	0%	
2-Fluorophenol	S	ug/L	65.97297	66.6326997		202	0	0	3.5552	10	0	33%	19	119	0%	
Nitrobenzene-d5	S	ug/L	70.11979	70.8209879		101	0	0	2.3634	10	0	70%	44	120	0%	
Phenol-d5	S	ug/L	60.87293	61.4816593		202	0	0	2.0806	10	0	30%	10	65	0%	
Terphenyl-d14	S	ug/L	110.87791	111.986689		101	0	0	1.1817	10	0	111%	50	134	0%	
4-Chloroaniline	X	ug/L	0	0		0	0	0	1.6261	10	150	0%	0	0	0%	U
o-Terphenyl	X	ug/L	0	0		0	0	0	1.2827	10	150	0%	0	0	0%	U

Seq No	Lab ID	Test Code	Sample Typ	File ID	Analysis Date	DF	Batch ID	Prep Date	SPKref	RPDref	pmoist
15044910	18-Feb-22_CCV	SVOC-8270-W-	CCV	V5973N.I\sd0218	2/19/2022 8:57:0	1	R374941		0	0	

Analyte	T	Units	RAW	Final	Text	Spike	SPKref	RPDref	MDL	PQL	UQL	%REC	LOW	HIGH	%RPD	Q
1,2,4-Trichlorobenzene	A	ug/L	77.7109	77.7109		75	0	0	1.9	10	150	104%	50	150	0%	
1,2-Dichlorobenzene	A	ug/L	78.7329	78.7329		75	0	0	1.97	10	150	105%	50	150	0%	
1,3-Dichlorobenzene	A	ug/L	82.84687	82.84687		75	0	0	2.13	10	150	110%	50	150	0%	
1,4-Dichlorobenzene	A	ug/L	85.43573	85.43573		75	0	0	2.02	10	150	114%	50	150	0%	
1-Methylnaphthalene	A	ug/L	78.50368	78.50368		75	0	0	2.39	10	150	105%	50	150	0%	
2,2´-Oxybis(1-Chloropropane)	A	ug/L	81.57761	81.57761		75	0	0	1.45	10	150	109%	50	150	0%	
2,4,5-Trichlorophenol	A	ug/L	81.73511	81.73511		75	0	0	2.23	10	150	109%	50	150	0%	
2,4,6-Trichlorophenol	A	ug/L	83.89833	83.89833		75	0	0	2.64	10	150	112%	50	150	0%	
2,4-Dichlorophenol	A	ug/L	79.90445	79.90445		75	0	0	1.69	10	150	107%	50	150	0%	
2,4-Dimethylphenol	A	ug/L	77.50484	77.50484		75	0	0	1.69	10	150	103%	50	150	0%	

Seq No	Lab ID	Test Code	Sample Typ	File ID	Analysis Date	DF	Batch ID	Prep Date	SPKref	RPDref	pmoist
15044910	18-Feb-22_CCV	SVOC-8270-W-	CCV	V5973N.I\sd0218.2	2/19/2022 8:57:0	1	R374941		0	0	

Analyte	T	Units	RAW	Final	Text	Spike	SPKref	RPDref	MDL	PQL	UQL	%REC	LOW	HIGH	%RPD	Q
2,4-Dinitrophenol	A	ug/L	84.50405	84.50405		75	0	0	4.26	10	150	113%	50	150	0%	
2,4-Dinitrotoluene	A	ug/L	79.63333	79.63333		75	0	0	3.04	10	150	106%	50	150	0%	
2,6-Dinitrotoluene	A	ug/L	75.03606	75.03606		75	0	0	3.2	10	150	100%	50	150	0%	
2-Chloronaphthalene	A	ug/L	78.73463	78.73463		75	0	0	2.14	10	150	105%	50	150	0%	
2-Chlorophenol	A	ug/L	82.72227	82.72227		75	0	0	2.48	10	150	110%	50	150	0%	
2-Methylnaphthalene	A	ug/L	81.49278	81.49278		75	0	0	1.92	10	150	109%	50	150	0%	
2-Nitroaniline	A	ug/L	87.3957	87.3957		75	0	0	2.4	10	150	117%	50	150	0%	
2-Nitrophenol	A	ug/L	85.94486	85.94486		75	0	0	2.36	10	150	115%	50	150	0%	
3,3´-Dichlorobenzidine	A	ug/L	79.09398	79.09398		75	0	0	2.11	10	150	105%	50	150	0%	
3-Nitroaniline	A	ug/L	83.54361	83.54361		75	0	0	2.77	10	150	111%	50	150	0%	
4,6-Dinitro-2-methylphenol	A	ug/L	84.96108	84.96108		75	0	0	2.33	10	150	113%	50	150	0%	
4-Bromophenyl phenyl ether	A	ug/L	83.9737	83.9737		75	0	0	1.74	10	150	112%	50	150	0%	
4-Chloro-2-methylphenol	A	ug/L	76.97643	76.97643		75	0	0	1.6	10	150	103%	50	150	0%	
4-Chloro-3-methylphenol	A	ug/L	82.6279	82.6279		75	0	0	1.46	10	150	110%	50	150	0%	
4-Chlorophenol	A	ug/L	84.76678	84.76678		75	0	0	2.64	10	150	113%	50	150	0%	
4-Chlorophenyl phenyl ether	A	ug/L	82.09441	82.09441		75	0	0	2.03	10	150	109%	50	150	0%	
4-Nitroaniline	A	ug/L	87.04462	87.04462		75	0	0	1.63	10	150	116%	50	150	0%	
4-Nitrophenol	A	ug/L	80.20488	80.20488		75	0	0	2.5	10	150	107%	50	150	0%	
Acenaphthene	A	ug/L	73.66419	73.66419		75	0	0	1.89	10	150	98%	50	150	0%	
Acenaphthylene	A	ug/L	78.13894	78.13894		75	0	0	1.57	10	150	104%	50	150	0%	
Aniline	A	ug/L	76.76242	76.76242		75	0	0	3.74	10	150	102%	50	150	0%	
Anthracene	A	ug/L	81.73332	81.73332		75	0	0	1.23	10	150	109%	50	150	0%	
Azobenzene	A	ug/L	77.64587	77.64587		75	0	0	1.09	10	150	104%	50	150	0%	
Benzidine	A	ug/L	74.64772	74.64772		75	0	0	6.72	10	150	100%	50	150	0%	
Benzo(a)anthracene	A	ug/L	80.31359	80.31359		75	0	0	0.856	10	150	107%	50	150	0%	
Benzo(a)pyrene	A	ug/L	74.19621	74.19621		75	0	0	1.24	10	150	99%	50	150	0%	
Benzo(b)fluoranthene	A	ug/L	71.02886	71.02886		75	0	0	0.903	10	150	95%	50	150	0%	
Benzo(g,h,i)perylene	A	ug/L	75.18995	75.18995		75	0	0	1.01	10	150	100%	50	150	0%	
Benzo(k)fluoranthene	A	ug/L	74.54922	74.54922		75	0	0	0.97	10	150	99%	50	150	0%	
Benzoic acid	A	ug/L	91.32237	91.32237		75	0	0	1.51	10	150	122%	50	150	0%	
Benzyl alcohol	A	ug/L	81.49944	81.49944		75	0	0	3.13	10	150	109%	50	150	0%	
bis(-2-chloroethoxy)Methane	A	ug/L	78.93474	78.93474		75	0	0	1.36	10	150	105%	50	150	0%	
bis(-2-chloroethyl)Ether	A	ug/L	80.55837	80.55837		75	0	0	2.57	10	150	107%	50	150	0%	
bis(2-chloroisopropyl)Ether	A	ug/L	81.57761	81.57761		75	0	0	1.49	10	150	109%	50	150	0%	
bis(2-ethylhexyl)Phthalate	A	ug/L	85.96491	85.96491		75	0	0	1.91	10	150	115%	50	150	0%	

Seq No	Lab ID	Test Code	Sample Typ	File ID	Analysis Date	DF	Batch ID	Prep Date	SPKref	RPDref	pmoist
15044910	18-Feb-22_CCV	SVOC-8270-W-	CCV	V5973N.I\sd0218.2	2/19/2022 8:57:0	1	R374941		0	0	

Analyte	T	Units	RAW	Final	Text	Spike	SPKref	RPDref	MDL	PQL	UQL	%REC	LOW	HIGH	%RPD	Q
Butylbenzylphthalate	A	ug/L	84.61002	84.61002		75	0	0	1.57	10	150	113%	50	150	0%	
Carbazole	A	ug/L	75.7167	75.7167		75	0	0	0.842	10	150	101%	50	150	0%	
Chrysene	A	ug/L	76.13883	76.13883		75	0	0	1.17	10	150	102%	50	150	0%	
Di-n-butyl phthalate	A	ug/L	86.61454	86.61454		75	0	0	0.932	10	150	115%	50	150	0%	
Di-n-octyl phthalate	A	ug/L	82.42841	82.42841		75	0	0	1.34	10	150	110%	50	150	0%	
Dibenzo(a,h)anthracene	A	ug/L	71.88958	71.88958		75	0	0	1.17	10	150	96%	50	150	0%	
Dibenzofuran	A	ug/L	77.97262	77.97262		75	0	0	1.74	10	150	104%	50	150	0%	
Diethyl phthalate	A	ug/L	78.64896	78.64896		75	0	0	2.18	10	150	105%	50	150	0%	
Dimethyl phthalate	A	ug/L	82.08142	82.08142		75	0	0	1.72	10	150	109%	50	150	0%	
Fluoranthene	A	ug/L	79.87601	79.87601		75	0	0	0.883	10	150	107%	50	150	0%	
Fluorene	A	ug/L	74.61538	74.61538		75	0	0	1.82	10	150	99%	50	150	0%	
Hexachlorobenzene	A	ug/L	86.07503	86.07503		75	0	0	1.33	10	150	115%	50	150	0%	
Hexachlorobutadiene	A	ug/L	82.5099	82.5099		75	0	0	2.32	10	150	110%	50	150	0%	
Hexachlorocyclopentadiene	A	ug/L	78.36575	78.36575		75	0	0	2.97	10	150	104%	50	150	0%	
Hexachloroethane	A	ug/L	78.50362	78.50362		75	0	0	1.79	10	150	105%	50	150	0%	
Indeno(1,2,3-cd)pyrene	A	ug/L	74.49283	74.49283		75	0	0	1.25	10	150	99%	50	150	0%	
Isophorone	A	ug/L	83.12555	83.12555		75	0	0	1.67	10	150	111%	50	150	0%	
m+p-Cresols	A	ug/L	87.71055	87.71055		75	0	0	1.78	10	150	117%	50	150	0%	
n-Nitroso-di-n-propylamine	A	ug/L	89.28287	89.28287		75	0	0	1.54	10	150	119%	50	150	0%	
n-Nitrosodimethylamine	A	ug/L	77.201	77.201		75	0	0	1.53	10	150	103%	50	150	0%	
n-Nitrosodiphenylamine	A	ug/L	82.18803	82.18803		75	0	0	1.16	10	150	110%	50	150	0%	
Naphthalene	A	ug/L	82.95332	82.95332		75	0	0	1.74	10	150	111%	50	150	0%	
Nitrobenzene	A	ug/L	90.70169	90.70169		75	0	0	2.31	10	150	121%	50	150	0%	
o-Cresol	A	ug/L	79.45916	79.45916		75	0	0	1.83	10	150	106%	50	150	0%	
o-Terphenyl	A	ug/L	79.41475	79.41475		75	0	0	1.27	10	150	106%	50	150	0%	
p-Chloroaniline	A	ug/L	78.39883	78.39883		75	0	0	1.52	10	150	105%	50	150	0%	
Pentachlorophenol	A	ug/L	85.71982	85.71982		75	0	0	4.24	10	150	114%	50	150	0%	
Phenanthrene	A	ug/L	80.06065	80.06065		75	0	0	0.784	10	150	107%	50	150	0%	
Phenol	A	ug/L	77.69486	77.69486		75	0	0	1.46	10	150	104%	50	150	0%	
Pyrene	A	ug/L	79.30382	79.30382		75	0	0	0.921	10	150	106%	50	150	0%	
Pyridine	A	ug/L	73.68962	73.68962		75	0	0	3.22	10	150	98%	50	150	0%	
Triallate	A	ug/L	80.79345	80.79345		75	0	0	1.51	10	150	108%	50	150	0%	
1,4-Dichlorobenzene-d4	I	ug/L	40	40		0	0	0	0	10	150	0%	50	150	0%	
Acenaphthene-d10	I	ug/L	40	40		0	0	0	0	10	150	0%	50	150	0%	
Chrysene-d12	I	ug/L	40	40		0	0	0	0	10	150	0%	50	150	0%	

Seq No	Lab ID	Test Code	Sample Typ	File ID	Analysis Date	DF	Batch ID	Prep Date	SPKref	RPDref	pmoist
15044910	18-Feb-22_CCV	SVOC-8270-W-	CCV	V5973N.I\sd0218.2	2/19/2022 8:57:0	1	R374941		0	0	

Analyte	T	Units	RAW	Final	Text	Spike	SPKref	RPDref	MDL	PQL	UQL	%REC	LOW	HIGH	%RPD	Q
Naphthalene-d8	I	ug/L	40	40		0	0	0	0	10	150	0%	50	150	0%	
Perylene-d12	I	ug/L	40	40		0	0	0	0	10	150	0%	50	150	0%	
Phenanthrene-d10	I	ug/L	40	40		0	0	0	0	10	150	0%	50	150	0%	
2,4,6-Tribromophenol	S	ug/L	83.78307	83.78307		75	0	0	2.88	10	0	112%	50	150	0%	
2-Fluorobiphenyl	S	ug/L	81.84522	81.84522		75	0	0	0.724	10	0	109%	50	150	0%	
2-Fluorophenol	S	ug/L	79.32948	79.32948		75	0	0	3.52	10	0	106%	50	150	0%	
Nitrobenzene-d5	S	ug/L	79.95153	79.95153		75	0	0	2.34	10	0	107%	50	150	0%	
Phenol-d5	S	ug/L	79.61741	79.61741		75	0	0	2.06	10	0	106%	50	150	0%	
Terphenyl-d14	S	ug/L	79.04202	79.04202		75	0	0	1.17	10	0	105%	50	150	0%	
4-Chloroaniline	X	ug/L	78.39883	78.39883		75	0	0	1.61	10	150	105%	50	150	0%	

Write Sequence | Insert Entries(Have the first cell for entries selected)

File Name	Sample Name	Line No.	Test Code	Multiplier	Divisor	Method Name
Feb1801.d	18-Feb-22_TUNE_1	1		1	1	5973NTUN.M
Feb1802.d	18-Feb-22_CAL_7	2	SVOC-8270-W-LARGO	1	1	BNA+SIM.M
Feb1803.d	18-Feb-22_CAL_6	3	SVOC-8270-W-LARGO	1	1	BNA+SIM.M
Feb1804.d	18-Feb-22_CAL_5	4	SVOC-8270-W-LARGO	1	1	BNA+SIM.M
Feb1805.d	18-Feb-22_CAL_4	5	SVOC-8270-W-LARGO	1	1	BNA+SIM.M
Feb1806.d	18-Feb-22_CAL_3	6	SVOC-8270-W-LARGO	1	1	BNA+SIM.M
Feb1807.d	18-Feb-22_CAL_2	7	SVOC-8270-W-LARGO	1	1	BNA+SIM.M
Feb1808.d	18-Feb-22_CAL_1	8	SVOC-8270-W-LARGO	1	1	BNA+SIM.M
Feb1809.d	18-Feb-22_CCV_9	9	SVOC-8270-W-LARGO	1	1	BNA+SIM.M
Feb1810.d	18-Feb-22_CCV_10	10	SVOC-8270-W-LARGO	1	1	BNA+SIM.M
Feb1811.d	18-Feb-22_ISTBLK_11	11	SVOC-8270-W-LARGO	1	1	BNA+SIM.M
Feb1812.d	MB-163621	12	SVOC-8270-W-LARGO	1	1	BNA+SIM.M
Feb1813.d	LCS-163621	13	SVOC-8270-W-LARGO	1	1	BNA+SIM.M
Feb1814.d	LCSD-163621	14	SVOC-8270-W-LARGO	1	1	BNA+SIM.M
Feb1815.d	MB-163724	15	SVOC-8270-W-LARGO	1	1	BNA+SIM.M
Feb1816.d	LCS-163724	16	SVOC-8270-W-LARGO	1	1	BNA+SIM.M
Feb1817.d	LCSD-163724	17	SVOC-8270-W-LARGO	1	1	BNA+SIM.M
Feb1818.d	B22020415-001C	18	SVOC-8270-W-LARGO	1	1	BNA+SIM.M
Feb1819.d	B22020415-006C	19	SVOC-8270-W-LARGO	1	1	BNA+SIM.M
Feb1820.d	B22020415-011C	20	SVOC-8270-W-LARGO	1	1	BNA+SIM.M
Feb1821.d	B22020415-016A	21	SVOC-8270-W-LARGO	1	1	BNA+SIM.M
Feb1822.d	B22020415-017C	22	SVOC-8270-W-LARGO	1	1	BNA+SIM.M
Feb1823.d	B22020415-017CMS	23	SVOC-8270-W-LARGO	1	1	BNA+SIM.M
Feb1824.d	B22020415-022C	24	SVOC-8270-W-LARGO	1	1	BNA+SIM.M
Feb1825.d	18-Feb-22_CCV_25	25	SVOC-8270-W-LARGO	1	1	BNA+SIM.M
Feb1826.d	18-Feb-22_TUNE_26	26		1	1	5973NTUN.M
Feb1827.d	18-Feb-22_CCV_27	27	SVOC-8270-W-LARGO	1	1	BNA+SIM.M
Feb1828.d	18-Feb-22_ISTBLK_28	28	SVOC-8270-W-LARGO	1	1	BNA+SIM.M
Feb1829.d	B22020415-027C	29	SVOC-8270-W-LARGO	1	1	BNA+SIM.M
Feb1830.d	B22020415-032C	30	SVOC-8270-W-LARGO	1	1	BNA+SIM.M
Feb1831.d	B22020415-032CMS	31	SVOC-8270-W-LARGO	1	1	BNA+SIM.M
Feb1832.d	B22020962-001C	32	SVOC-8270-W-LARGO	1	1	BNA+SIM.M
Feb1833.d	B22020962-006C	33	SVOC-8270-W-LARGO	1	1	BNA+SIM.M
Feb1834.d	B22020962-006CMS	34	SVOC-8270-W-LARGO	1	1	BNA+SIM.M
Feb1835.d	B22020962-011C	35	SVOC-8270-W-LARGO	1	1	BNA+SIM.M
Feb1836.d	B22020962-016C	36	SVOC-8270-W-LARGO	1	1	BNA+SIM.M
Feb1837.d	B22020962-021C	37	SVOC-8270-W-LARGO	1	1	BNA+SIM.M
Feb1838.d	B22020962-026C	38	SVOC-8270-W-LARGO	1	1	BNA+SIM.M
Feb1839.d	B22020962-031C	39	SVOC-8270-W-LARGO	1	1	BNA+SIM.M
Feb1840.d	B22020962-032A	40	SVOC-8270-W-LARGO	1	1	BNA+SIM.M
Feb1841.d	B22020962-032AMS	41	SVOC-8270-W-LARGO	1	1	BNA+SIM.M
Feb1842.d	18-Feb-22_CCV_42	42	SVOC-8270-W-LARGO	1	1	BNA+SIM.M
Feb1843.d	B22020531-001M	43	SVOC-8270-W	1	1	BNA+SIM.M
Feb1844.d	B22020534-001M	44	SVOC-8270-W	1	1	BNA+SIM.M
Feb1845.d	B22020920-001C	45	SVOC-8270-W	1	1	BNA+SIM.M
Feb1846.d	B22020920-002C	46	SVOC-8270-W	1	1	BNA+SIM.M
Feb1847.d	B22020920-003C	47	SVOC-8270-W	1	1	BNA+SIM.M

Tune Evaluation Report

Data Path:	\\MASSHUNTER\Org\Data\SV5973N.I\sd021822\DoD BNA cal 1\Feb1801.D
Acq on:	2/19/2022 7:59:44 AM
Operator:	LIMS import
Sample:	18-Feb-22_TUNE_1
Inst Name:	Instrument #1
ALS Vial:	1
Method:	\\MASSHUNTER\Org\Data\SV5973N.I\DFTPP5973N625.m

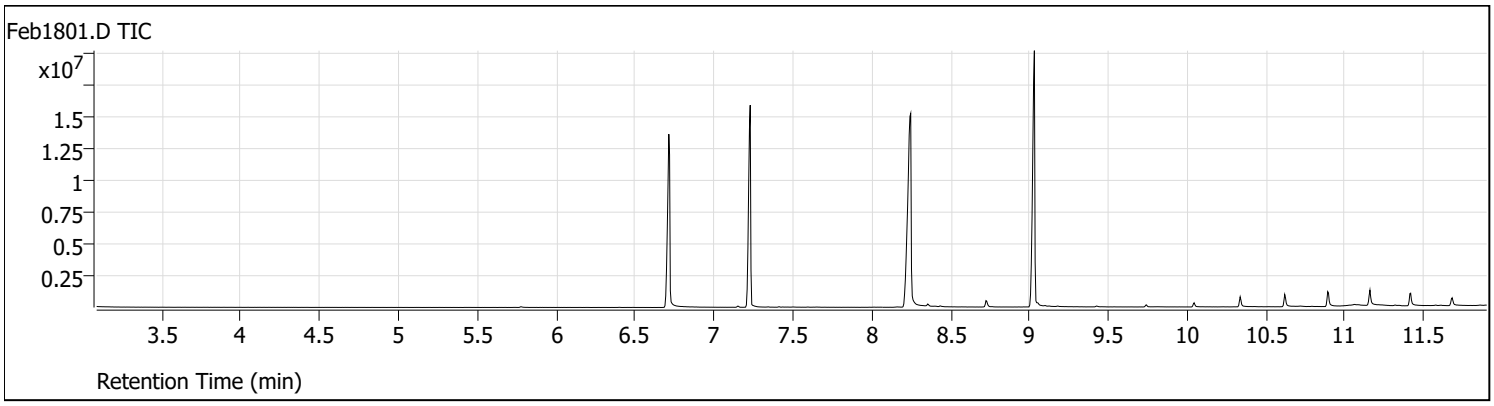

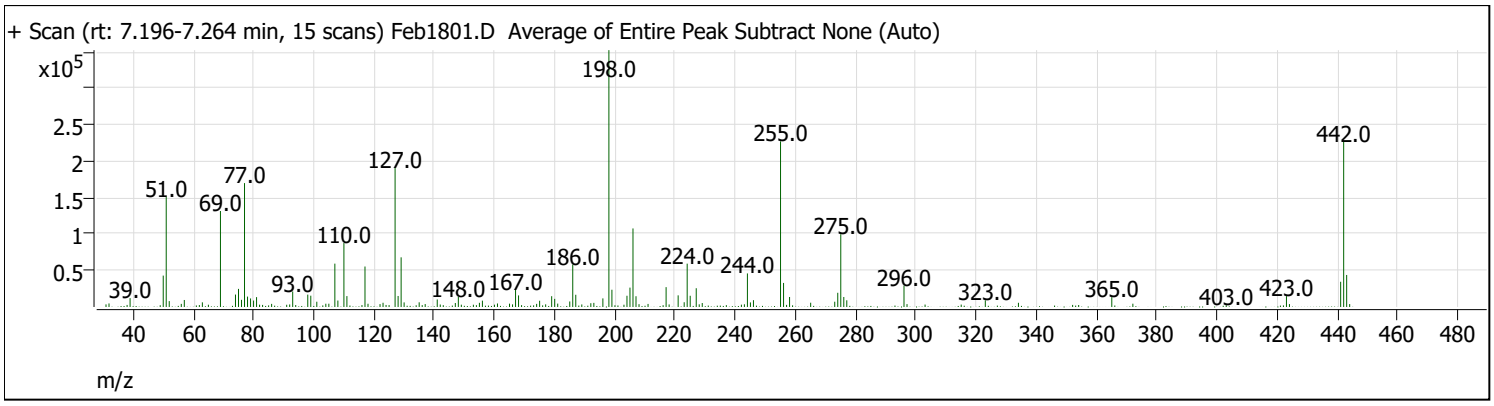

Target Mass	Rel. To Mass	Lower Limit%	Upper Limit%	Rel. Abn%	Raw Abn	Pass/Fail
51	198	30	60	42.8	150882	Pass
68	69	0	2	0.7	874	Pass
70	69	0	2	0.7	984	Pass
127	198	40	60	54.1	190721	Pass
197	198	0	1	0.1	289	Pass
198	198	100	100	100.0	352365	Pass
199	198	5	9	6.7	23676	Pass
275	198	10	30	28.3	99827	Pass
365	198	1	100	3.8	13473	Pass
441	443	1E-10	150	78.7	34578	Pass
442	198	40	100	64.4	226789	Pass
443	442	17	23	19.4	43938	Pass
69	69	100	100	100.0	131707	Pass

Tune Evaluation Report

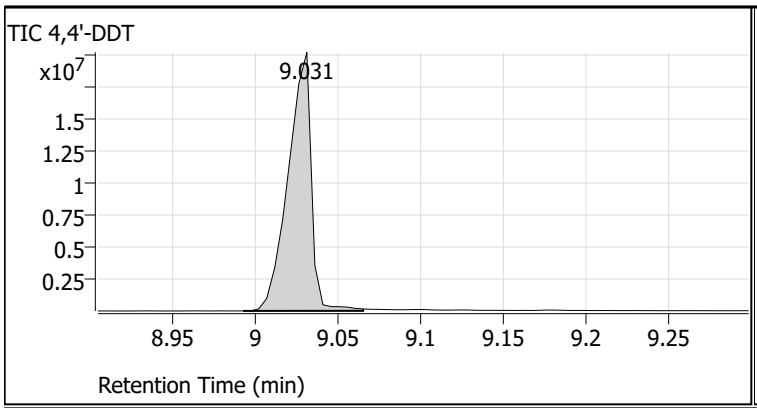

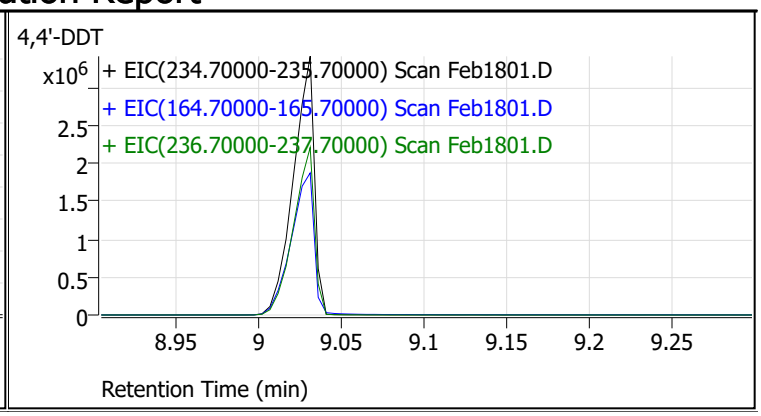

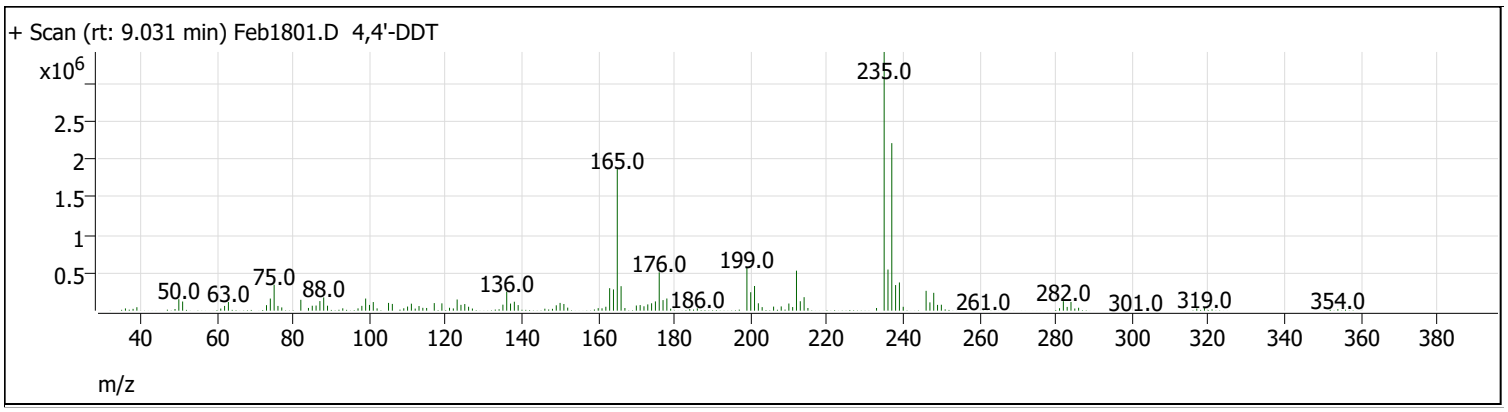

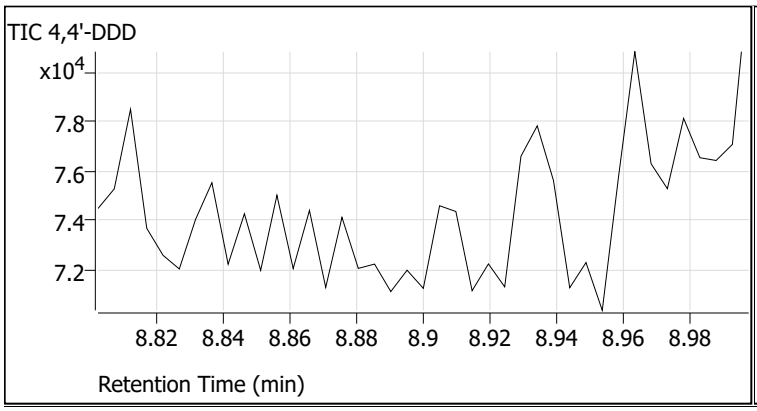

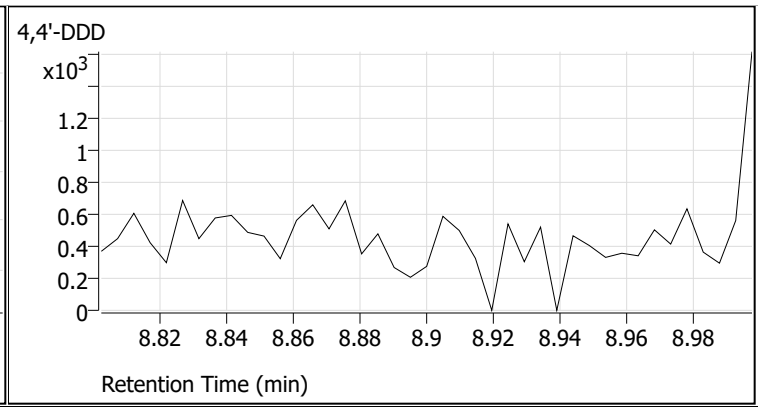

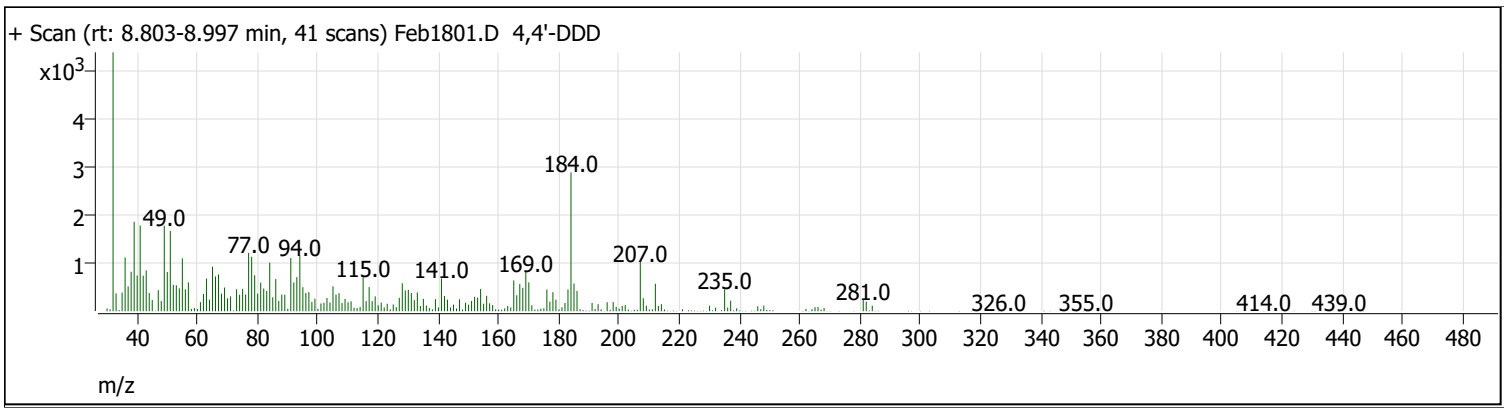

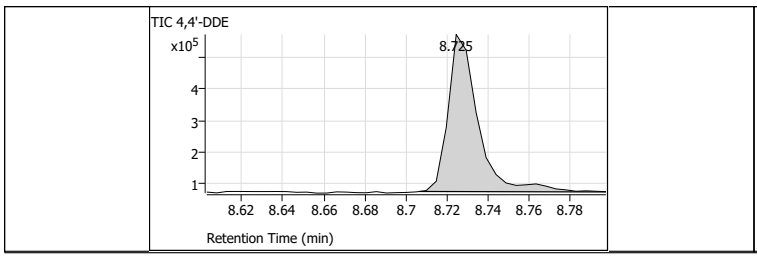

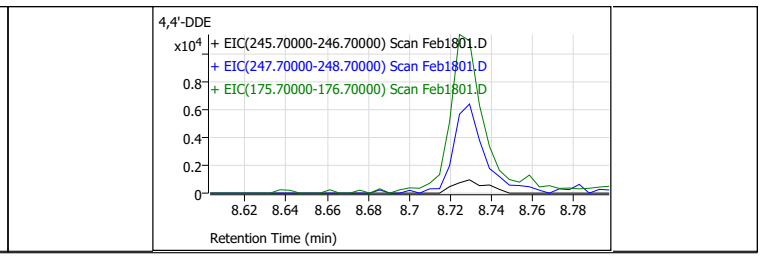

Tune Evaluation Report

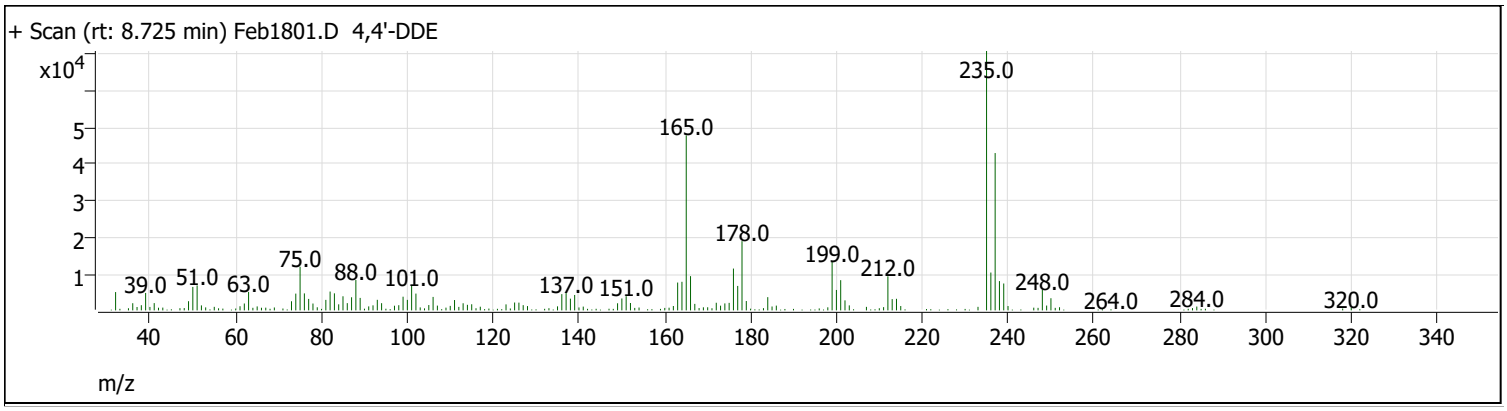

Compound Name	Expected RT	Observed RT	TIC Area	Breakdown %	Pass/Fail
4,4'-DDT	9.100	9.031	19685672	2.5	Pass
4,4'-DDD	8.900	0.000	0		
4,4'-DDE	8.700	8.725	505740		

Tune Evaluation Report

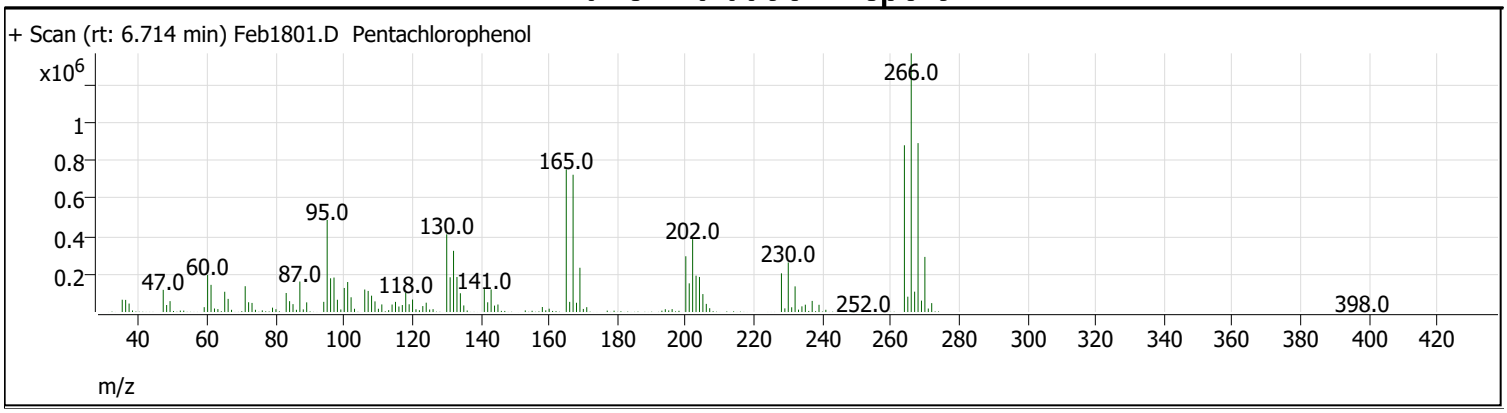

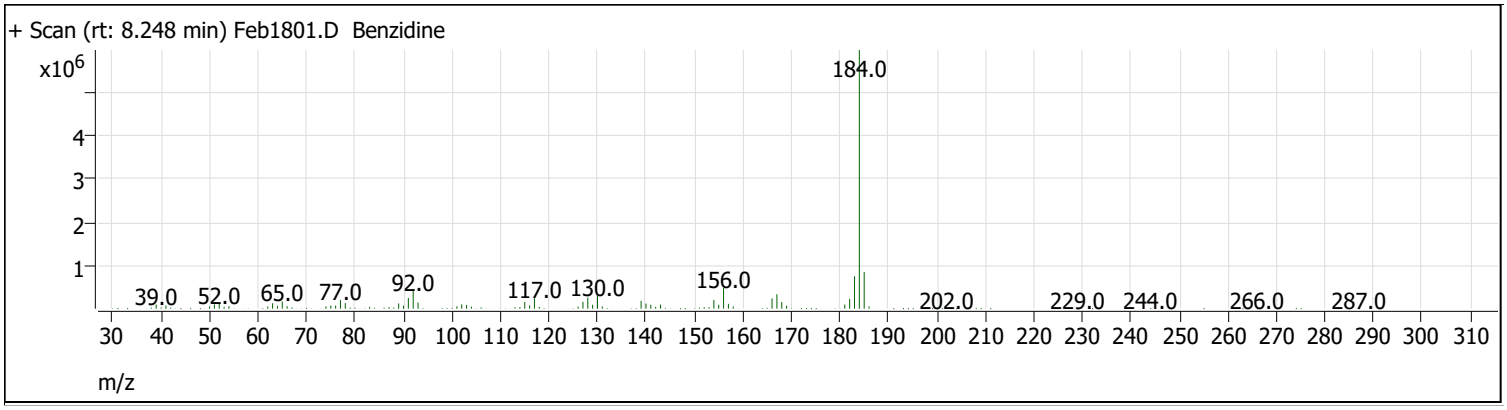

Compound Name	Expected RT	Observed RT	Tailing Factor	PGF	Pass/Fail
Pentachlorophenol	6.900	6.714	0.5	2.8	Pass
Benzidine	8.500	8.248	0.2	1.9	Pass

Quantitative Analysis Results Summary Report

Batch Path	\\MASSHUNTER\Org\Data\SV5973N.I\sd021822\DoD BNA cal 1\QuantResults\021822 DoD BNA cal.batch.bin		
Analysis Time	2/19/2022 1:08 PM	**Analyst Name**	BL2000\sean
Report Time	2/19/2022 1:09:22 PM	**Reporter Name**	BL2000\sean
Last Calib Update	2/19/2022 1:06 PM	**Batch State**	Processed
Quant Batch Version	10.0	**Quant Report Version**	10.0

Sequence Table

Data File	sample Name	Sample Type	Vial Position	Inj Vol	Level	Acq Method File
Feb1802.D	18-Feb-22_CAL_7	Cal	2	0	7	BNA+SIM.M
Feb1803.D	18-Feb-22_CAL_6	Cal	3	0	6	BNA+SIM.M
Feb1804.D	18-Feb-22_CAL_5	Cal	4	0	5	BNA+SIM.M
Feb1805.D	18-Feb-22_CAL_4	Cal	5	0	4	BNA+SIM.M
Feb1806.D	18-Feb-22_CAL_3	Cal	6	0	3	BNA+SIM.M
Feb1807.D	18-Feb-22_CAL_2	Cal	7	0	2	BNA+SIM.M
Feb1808.D	18-Feb-22_CAL_1	Cal	8	0	1	BNA+SIM.M
Feb1809.D	18-Feb-22_CCV_9	QC	9	0	ICV	BNA+SIM.M

Quantitation Results

Compound: N-Nitrosodimethylamine

Data File	Sample Type	ISTD	RT	Resp	ISTD Resp	Resp Ratio	Final Conc	Exp. Conc	Accuracy
Feb1802.D	Calibration	1,4-Dichlorobenzene-d4	2.499	435283	357901	1.2162	149.7331	150.0000	99.8
Feb1803.D	Calibration	1,4-Dichlorobenzene-d4	2.499	326647	364813	0.8954	116.5794	120.0000	97.1
Feb1804.D	Calibration	1,4-Dichlorobenzene-d4	2.499	296474	371179	0.7987	105.9360	100.0000	105.9
Feb1805.D	Calibration	1,4-Dichlorobenzene-d4	2.489	186004	349403	0.5323	74.6301	75.0000	99.5
Feb1806.D	Calibration	1,4-Dichlorobenzene-d4	2.499	117849	362851	0.3248	47.7313	50.0000	95.5
Feb1807.D	Calibration	1,4-Dichlorobenzene-d4	2.489	22053	321307	0.0686	10.2820	10.0000	102.8
Feb1808.D	Calibration	1,4-Dichlorobenzene-d4	2.499	9265	317099	0.0292	3.9696	4.0000	99.2
Feb1809.D	QC	1,4-Dichlorobenzene-d4	2.499	201549	326697	0.6169	84.9162	75.0000	113.2

Compound: Pyridine

Data File	Sample Type	ISTD	RT	Resp	ISTD Resp	Resp Ratio	Final Conc	Exp. Conc	Accuracy
Feb1802.D	Calibration	1,4-Dichlorobenzene-d4	2.530	993215	357901	2.7751	146.1394	150.0000	97.4
Feb1803.D	Calibration	1,4-Dichlorobenzene-d4	2.530	843707	364813	2.3127	123.7562	120.0000	103.1
Feb1804.D	Calibration	1,4-Dichlorobenzene-d4	2.540	702486	371179	1.8926	102.8459	100.0000	102.8
Feb1805.D	Calibration	1,4-Dichlorobenzene-d4	2.530	463669	349403	1.3270	73.7501	75.0000	98.3
Feb1806.D	Calibration	1,4-Dichlorobenzene-d4	2.540	315403	362851	0.8692	49.3173	50.0000	98.6
Feb1807.D	Calibration	1,4-Dichlorobenzene-d4	2.550	45229	321307	0.1408	8.5845	10.0000	85.8
Feb1808.D	Calibration	1,4-Dichlorobenzene-d4	2.571	22506	317099	0.0710	4.5499	4.0000	113.7
Feb1809.D	QC	1,4-Dichlorobenzene-d4	2.540	505592	326697	1.5476	85.2331	75.0000	113.6

Compound: 2-Fluorophenol

Data File	Sample Type	ISTD	RT	Resp	ISTD Resp	Resp Ratio	Final Conc	Exp. Conc	Accuracy
Feb1802.D	Calibration	1,4-Dichlorobenzene-d4	3.653	1295463	357901	3.6196	148.0816	150.0000	98.7
Feb1803.D	Calibration	1,4-Dichlorobenzene-d4	3.664	1058548	364813	2.9016	120.3426	120.0000	100.3
Feb1804.D	Calibration	1,4-Dichlorobenzene-d4	3.664	918079	371179	2.4734	103.4792	100.0000	103.5

Compound: 2-Fluorophenol

Data File	Sample Type	ISTD	RT	Resp	ISTD Resp	Resp Ratio	Final Conc	Exp. Conc	Accuracy
Feb1805.D	Calibration	1,4-Dichlorobenzene-d4	3.653	609954	349403	1.7457	74.2355	75.0000	99.0
Feb1806.D	Calibration	1,4-Dichlorobenzene-d4	3.653	414958	362851	1.1436	49.4461	50.0000	98.9
Feb1807.D	Calibration	1,4-Dichlorobenzene-d4	3.653	61315	321307	0.1908	9.0226	10.0000	90.2
Feb1808.D	Calibration	1,4-Dichlorobenzene-d4	3.653	26516	317099	0.0836	4.3761	4.0000	109.4
Feb1809.D	QC	1,4-Dichlorobenzene-d4	3.653	629648	326697	1.9273	81.6051	75.0000	108.8

Compound: Aniline

Data File	Sample Type	ISTD	RT	Resp	ISTD Resp	Resp Ratio	Final Conc	Exp. Conc	Accuracy
Feb1802.D	Calibration	1,4-Dichlorobenzene-d4	4.573	2171964	357901	6.0686	145.4822	150.0000	97.0
Feb1803.D	Calibration	1,4-Dichlorobenzene-d4	4.572	1907332	364813	5.2282	123.9193	120.0000	103.3
Feb1804.D	Calibration	1,4-Dichlorobenzene-d4	4.573	1636257	371179	4.4083	103.4379	100.0000	103.4
Feb1805.D	Calibration	1,4-Dichlorobenzene-d4	4.562	1113327	349403	3.1864	73.8514	75.0000	98.5
Feb1806.D	Calibration	1,4-Dichlorobenzene-d4	4.562	767112	362851	2.1141	48.7288	50.0000	97.5
Feb1807.D	Calibration	1,4-Dichlorobenzene-d4	4.562	117703	321307	0.3663	9.2848	10.0000	92.8
Feb1808.D	Calibration	1,4-Dichlorobenzene-d4	4.562	44383	317099	0.1400	4.3025	4.0000	107.6
Feb1809.D	QC	1,4-Dichlorobenzene-d4	4.562	659983	326697	2.0202	46.5624	75.0000	62.1

Compound: Phenol-d5

Data File	Sample Type	ISTD	RT	Resp	ISTD Resp	Resp Ratio	Final Conc	Exp. Conc	Accuracy
Feb1802.D	Calibration	1,4-Dichlorobenzene-d4	4.624	1568589	357901	4.3827	147.1390	150.0000	98.1
Feb1803.D	Calibration	1,4-Dichlorobenzene-d4	4.613	1344284	364813	3.6849	122.8556	120.0000	102.4
Feb1804.D	Calibration	1,4-Dichlorobenzene-d4	4.613	1136511	371179	3.0619	101.5435	100.0000	101.5
Feb1805.D	Calibration	1,4-Dichlorobenzene-d4	4.613	789735	349403	2.2602	74.5966	75.0000	99.5
Feb1806.D	Calibration	1,4-Dichlorobenzene-d4	4.603	540696	362851	1.4901	49.1912	50.0000	98.4
Feb1807.D	Calibration	1,4-Dichlorobenzene-d4	4.603	82773	321307	0.2576	9.4500	10.0000	94.5
Feb1808.D	Calibration	1,4-Dichlorobenzene-d4	4.613	29512	317099	0.0931	4.2259	4.0000	105.6
Feb1809.D	QC	1,4-Dichlorobenzene-d4	4.613	772410	326697	2.3643	78.0649	75.0000	104.1

Compound: Phenol

Data File	Sample Type	ISTD	RT	Resp	ISTD Resp	Resp Ratio	Final Conc	Exp. Conc	Accuracy
Feb1802.D	Calibration	1,4-Dichlorobenzene-d4	4.634	1758157	357901	4.9124	145.5279	150.0000	97.0
Feb1803.D	Calibration	1,4-Dichlorobenzene-d4	4.634	1552024	364813	4.2543	125.9277	120.0000	104.9
Feb1804.D	Calibration	1,4-Dichlorobenzene-d4	4.634	1261120	371179	3.3976	100.5482	100.0000	100.5
Feb1805.D	Calibration	1,4-Dichlorobenzene-d4	4.623	880405	349403	2.5197	74.6970	75.0000	99.6
Feb1806.D	Calibration	1,4-Dichlorobenzene-d4	4.624	590509	362851	1.6274	48.5783	50.0000	97.2
Feb1807.D	Calibration	1,4-Dichlorobenzene-d4	4.624	90632	321307	0.2821	9.4951	10.0000	95.0
Feb1808.D	Calibration	1,4-Dichlorobenzene-d4	4.624	31700	317099	0.1000	4.2318	4.0000	105.8
Feb1809.D	QC	1,4-Dichlorobenzene-d4	4.623	922606	326697	2.8240	83.6403	75.0000	111.5

Compound: bis(-2-Chloroethyl)Ether

Data File	Sample Type	ISTD	RT	Resp	ISTD Resp	Resp Ratio	Final Conc	Exp. Conc	Accuracy
Feb1802.D	Calibration	1,4-Dichlorobenzene-d4	4.644	1179626	357901	3.2960	147.5977	150.0000	98.4

Compound: bis(-2-Chloroethyl)Ether

Data File	Sample Type	ISTD	RT	Resp	ISTD Resp	Resp Ratio	Final Conc	Exp. Conc	Accuracy
Feb1803.D	Calibration	1,4-Dichlorobenzene-d4	4.644	1004162	364813	2.7525	122.2311	120.0000	101.9
Feb1804.D	Calibration	1,4-Dichlorobenzene-d4	4.644	847990	371179	2.2846	100.8038	100.0000	100.8
Feb1805.D	Calibration	1,4-Dichlorobenzene-d4	4.644	606109	349403	1.7347	76.0889	75.0000	101.5
Feb1806.D	Calibration	1,4-Dichlorobenzene-d4	4.634	402263	362851	1.1086	48.5252	50.0000	97.1
Feb1807.D	Calibration	1,4-Dichlorobenzene-d4	4.634	64413	321307	0.2005	9.5586	10.0000	95.6
Feb1808.D	Calibration	1,4-Dichlorobenzene-d4	4.634	23255	317099	0.0733	4.1942	4.0000	104.9
Feb1809.D	QC	1,4-Dichlorobenzene-d4	4.644	605585	326697	1.8537	81.3944	75.0000	108.5

Compound: 2-Chlorophenol

Data File	Sample Type	ISTD	RT	Resp	ISTD Resp	Resp Ratio	Final Conc	Exp. Conc	Accuracy
Feb1802.D	Calibration	1,4-Dichlorobenzene-d4	4.695	1348440	357901	3.7676	146.1109	150.0000	97.4
Feb1803.D	Calibration	1,4-Dichlorobenzene-d4	4.695	1172891	364813	3.2150	122.7016	120.0000	102.3
Feb1804.D	Calibration	1,4-Dichlorobenzene-d4	4.695	1016794	371179	2.7394	103.2600	100.0000	103.3
Feb1805.D	Calibration	1,4-Dichlorobenzene-d4	4.695	708157	349403	2.0268	75.2284	75.0000	100.3
Feb1806.D	Calibration	1,4-Dichlorobenzene-d4	4.685	472214	362851	1.3014	47.8916	50.0000	95.8
Feb1807.D	Calibration	1,4-Dichlorobenzene-d4	4.685	75438	321307	0.2348	9.5978	10.0000	96.0
Feb1808.D	Calibration	1,4-Dichlorobenzene-d4	4.695	25287	317099	0.0797	4.2017	4.0000	105.0
Feb1809.D	QC	1,4-Dichlorobenzene-d4	4.695	714073	326697	2.1857	81.3755	75.0000	108.5

Compound: 1,3-Dichlorobenzene

Data File	Sample Type	ISTD	RT	Resp	ISTD Resp	Resp Ratio	Final Conc	Exp. Conc	Accuracy
Feb1802.D	Calibration	1,4-Dichlorobenzene-d4	4.828	1667861	357901	4.6601	145.7869	150.0000	97.2
Feb1803.D	Calibration	1,4-Dichlorobenzene-d4	4.828	1478960	364813	4.0540	123.7704	120.0000	103.1
Feb1804.D	Calibration	1,4-Dichlorobenzene-d4	4.828	1267074	371179	3.4136	101.7787	100.0000	101.8
Feb1805.D	Calibration	1,4-Dichlorobenzene-d4	4.828	915843	349403	2.6212	76.0831	75.0000	101.4
Feb1806.D	Calibration	1,4-Dichlorobenzene-d4	4.818	613144	362851	1.6898	47.6832	50.0000	95.4
Feb1807.D	Calibration	1,4-Dichlorobenzene-d4	4.818	113425	321307	0.3530	9.6983	10.0000	97.0
Feb1808.D	Calibration	1,4-Dichlorobenzene-d4	4.818	47435	317099	0.1496	4.1651	4.0000	104.1
Feb1809.D	QC	1,4-Dichlorobenzene-d4	4.828	912914	326697	2.7944	81.5694	75.0000	108.8

Compound: 1,4-Dichlorobenzene

Data File	Sample Type	ISTD	RT	Resp	ISTD Resp	Resp Ratio	Final Conc	Exp. Conc	Accuracy
Feb1802.D	Calibration	1,4-Dichlorobenzene-d4	4.910	1624565	357901	4.5391	145.8903	150.0000	97.3
Feb1803.D	Calibration	1,4-Dichlorobenzene-d4	4.910	1440014	364813	3.9473	122.1307	120.0000	101.8
Feb1804.D	Calibration	1,4-Dichlorobenzene-d4	4.910	1270219	371179	3.4221	102.7626	100.0000	102.8
Feb1805.D	Calibration	1,4-Dichlorobenzene-d4	4.909	929421	349403	2.6600	76.8632	75.0000	102.5
Feb1806.D	Calibration	1,4-Dichlorobenzene-d4	4.909	621874	362851	1.7139	47.5208	50.0000	95.0
Feb1807.D	Calibration	1,4-Dichlorobenzene-d4	4.910	113963	321307	0.3547	9.4369	10.0000	94.4
Feb1808.D	Calibration	1,4-Dichlorobenzene-d4	4.910	50173	317099	0.1582	4.2531	4.0000	106.3
Feb1809.D	QC	1,4-Dichlorobenzene-d4	4.909	910418	326697	2.7867	81.0126	75.0000	108.0

Compound: 1,2-Dichlorobenzene

Data File	Sample Type	ISTD	RT	Resp	ISTD Resp	Resp Ratio	Final Conc	Exp. Conc	Accuracy
Feb1802.D	Calibration	1,4-Dichlorobenzene-d4	5.063	1646889	357901	4.6015	148.3968	150.0000	98.9
Feb1803.D	Calibration	1,4-Dichlorobenzene-d4	5.063	1412888	364813	3.8729	121.0749	120.0000	100.9
Feb1804.D	Calibration	1,4-Dichlorobenzene-d4	5.063	1225154	371179	3.3007	100.9285	100.0000	100.9
Feb1805.D	Calibration	1,4-Dichlorobenzene-d4	5.063	888825	349403	2.5438	75.7478	75.0000	101.0
Feb1806.D	Calibration	1,4-Dichlorobenzene-d4	5.063	611643	362851	1.6857	48.8945	50.0000	97.8
Feb1807.D	Calibration	1,4-Dichlorobenzene-d4	5.063	110443	321307	0.3437	9.8457	10.0000	98.5
Feb1808.D	Calibration	1,4-Dichlorobenzene-d4	5.063	43175	317099	0.1362	4.0801	4.0000	102.0
Feb1809.D	QC	1,4-Dichlorobenzene-d4	5.063	890719	326697	2.7264	81.6838	75.0000	108.9

Compound: Benzyl Alcohol

Data File	Sample Type	ISTD	RT	Resp	ISTD Resp	Resp Ratio	Final Conc	Exp. Conc	Accuracy
Feb1802.D	Calibration	1,4-Dichlorobenzene-d4	5.093	807931	357901	2.2574	145.1617	150.0000	96.8
Feb1803.D	Calibration	1,4-Dichlorobenzene-d4	5.093	684389	364813	1.8760	125.2375	120.0000	104.4
Feb1804.D	Calibration	1,4-Dichlorobenzene-d4	5.093	549182	371179	1.4796	103.1727	100.0000	103.2
Feb1805.D	Calibration	1,4-Dichlorobenzene-d4	5.083	353272	349403	1.0111	74.8757	75.0000	99.8
Feb1806.D	Calibration	1,4-Dichlorobenzene-d4	5.083	213122	362851	0.5874	46.5715	50.0000	93.1
Feb1807.D	Calibration	1,4-Dichlorobenzene-d4	5.083	31154	321307	0.0970	9.2253	10.0000	92.3
Feb1808.D	Calibration	1,4-Dichlorobenzene-d4	5.093	12526	317099	0.0395	4.4169	4.0000	110.4
Feb1809.D	QC	1,4-Dichlorobenzene-d4	5.083	349450	326697	1.0696	78.5671	75.0000	104.8

Compound: bis(2-chloroisopropyl)Ether

Data File	Sample Type	ISTD	RT	Resp	ISTD Resp	Resp Ratio	Final Conc	Exp. Conc	Accuracy
Feb1802.D	Calibration	1,4-Dichlorobenzene-d4	5.226	445398	357901	1.2445	144.2435	150.0000	96.2
Feb1803.D	Calibration	1,4-Dichlorobenzene-d4	5.226	404464	364813	1.1087	126.7778	120.0000	105.6
Feb1804.D	Calibration	1,4-Dichlorobenzene-d4	5.226	335267	371179	0.9032	101.3600	100.0000	101.4
Feb1805.D	Calibration	1,4-Dichlorobenzene-d4	5.226	237128	349403	0.6787	74.8004	75.0000	99.7
Feb1806.D	Calibration	1,4-Dichlorobenzene-d4	5.216	160657	362851	0.4428	48.1097	50.0000	96.2
Feb1807.D	Calibration	1,4-Dichlorobenzene-d4	5.216	26761	321307	0.0833	9.4881	10.0000	94.9
Feb1808.D	Calibration	1,4-Dichlorobenzene-d4	5.226	10403	317099	0.0328	4.2421	4.0000	106.1
Feb1809.D	QC	1,4-Dichlorobenzene-d4	5.226	198614	326697	0.6079	66.6763	75.0000	88.9

Compound: 2-Methylphenol

Data File	Sample Type	ISTD	RT	Resp	ISTD Resp	Resp Ratio	Final Conc	Exp. Conc	Accuracy
Feb1802.D	Calibration	1,4-Dichlorobenzene-d4	5.247	1190643	357901	3.3267	144.8184	150.0000	96.5
Feb1803.D	Calibration	1,4-Dichlorobenzene-d4	5.247	1056421	364813	2.8958	125.2574	120.0000	104.4
Feb1804.D	Calibration	1,4-Dichlorobenzene-d4	5.247	896431	371179	2.4151	103.7891	100.0000	103.8
Feb1805.D	Calibration	1,4-Dichlorobenzene-d4	5.246	594885	349403	1.7026	72.6095	75.0000	96.8
Feb1806.D	Calibration	1,4-Dichlorobenzene-d4	5.236	416195	362851	1.1470	48.8002	50.0000	97.6
Feb1807.D	Calibration	1,4-Dichlorobenzene-d4	5.236	67039	321307	0.2086	9.5156	10.0000	95.2
Feb1808.D	Calibration	1,4-Dichlorobenzene-d4	5.247	25470	317099	0.0803	4.2297	4.0000	105.7
Feb1809.D	QC	1,4-Dichlorobenzene-d4	5.246	612115	326697	1.8736	80.0280	75.0000	106.7

Compound: N-nitroso-Di-n-propylamine

Data File	Sample Type	ISTD	RT	Resp	ISTD Resp	Resp Ratio	Final Conc	Exp. Conc	Accuracy
Feb1802.D	Calibration	1,4-Dichlorobenzene-d4	5.390	939344	357901	2.6246	151.9419	150.0000	101.3
Feb1803.D	Calibration	1,4-Dichlorobenzene-d4	5.379	719807	364813	1.9731	117.7016	120.0000	98.1
Feb1804.D	Calibration	1,4-Dichlorobenzene-d4	5.379	603850	371179	1.6268	98.7706	100.0000	98.8
Feb1805.D	Calibration	1,4-Dichlorobenzene-d4	5.369	421834	349403	1.2073	75.0645	75.0000	100.1
Feb1806.D	Calibration	1,4-Dichlorobenzene-d4	5.369	295456	362851	0.8143	52.0108	50.0000	104.0
Feb1807.D	Calibration	1,4-Dichlorobenzene-d4	5.359	40378	321307	0.1257	9.3374	10.0000	93.4
Feb1808.D	Calibration	1,4-Dichlorobenzene-d4	5.369	14516	317099	0.0458	4.1739	4.0000	104.3
Feb1809.D	QC	1,4-Dichlorobenzene-d4	5.369	442003	326697	1.3529	83.3946	75.0000	111.2

Compound: 4Methylphenol/3Methylphenol

Data File	Sample Type	ISTD	RT	Resp	ISTD Resp	Resp Ratio	Final Conc	Exp. Conc	Accuracy
Feb1802.D	Calibration	1,4-Dichlorobenzene-d4	5.430	1613966	357901	4.5095	147.6891	150.0000	98.5
Feb1803.D	Calibration	1,4-Dichlorobenzene-d4	5.430	1358832	364813	3.7247	119.7461	120.0000	99.8
Feb1804.D	Calibration	1,4-Dichlorobenzene-d4	5.430	1202844	371179	3.2406	103.0919	100.0000	103.1
Feb1805.D	Calibration	1,4-Dichlorobenzene-d4	5.430	858705	349403	2.4576	77.0033	75.0000	102.7
Feb1806.D	Calibration	1,4-Dichlorobenzene-d4	5.420	564049	362851	1.5545	48.0796	50.0000	96.2
Feb1807.D	Calibration	1,4-Dichlorobenzene-d4	5.420	88244	321307	0.2746	8.9706	10.0000	89.7
Feb1808.D	Calibration	1,4-Dichlorobenzene-d4	5.420	38326	317099	0.1209	4.4059	4.0000	110.1
Feb1809.D	QC	1,4-Dichlorobenzene-d4	5.430	816321	326697	2.4987	78.3474	75.0000	104.5

Compound: Hexachloroethane

Data File	Sample Type	ISTD	RT	Resp	ISTD Resp	Resp Ratio	Final Conc	Exp. Conc	Accuracy
Feb1802.D	Calibration	1,4-Dichlorobenzene-d4	5.430	548286	357901	1.5319	145.5974	150.0000	97.1
Feb1803.D	Calibration	1,4-Dichlorobenzene-d4	5.430	475489	364813	1.3034	124.5829	120.0000	103.8
Feb1804.D	Calibration	1,4-Dichlorobenzene-d4	5.430	396362	371179	1.0678	102.7056	100.0000	102.7
Feb1805.D	Calibration	1,4-Dichlorobenzene-d4	5.430	268097	349403	0.7673	74.4485	75.0000	99.3
Feb1806.D	Calibration	1,4-Dichlorobenzene-d4	5.420	176921	362851	0.4876	47.7941	50.0000	95.6
Feb1807.D	Calibration	1,4-Dichlorobenzene-d4	5.420	30122	321307	0.0937	9.6553	10.0000	96.6
Feb1808.D	Calibration	1,4-Dichlorobenzene-d4	5.420	12058	317099	0.0380	4.1997	4.0000	105.0
Feb1809.D	QC	1,4-Dichlorobenzene-d4	5.430	259885	326697	0.7955	77.1157	75.0000	102.8

Compound: Nitrobenzene-d5

Data File	Sample Type	ISTD	RT	Resp	ISTD Resp	Resp Ratio	Final Conc	Exp. Conc	Accuracy
Feb1802.D	Calibration	1,4-Dichlorobenzene-d4	5.512	904317	357901	2.5267	146.3219	150.0000	97.5
Feb1803.D	Calibration	1,4-Dichlorobenzene-d4	5.512	771682	364813	2.1153	123.2948	120.0000	102.7
Feb1804.D	Calibration	1,4-Dichlorobenzene-d4	5.512	649013	371179	1.7485	102.5700	100.0000	102.6
Feb1805.D	Calibration	1,4-Dichlorobenzene-d4	5.502	443231	349403	1.2685	75.1559	75.0000	100.2
Feb1806.D	Calibration	1,4-Dichlorobenzene-d4	5.502	289612	362851	0.7982	47.9581	50.0000	95.9
Feb1807.D	Calibration	1,4-Dichlorobenzene-d4	5.502	45452	321307	0.1415	9.4140	10.0000	94.1
Feb1808.D	Calibration	1,4-Dichlorobenzene-d4	5.502	17369	317099	0.0548	4.2746	4.0000	106.9
Feb1809.D	QC	1,4-Dichlorobenzene-d4	5.502	394242	326697	1.2067	71.6023	75.0000	95.5

Compound: Nitrobenzene

Data File	Sample Type	ISTD	RT	Resp	ISTD Resp	Resp Ratio	Final Conc	Exp. Conc	Accuracy
Feb1802.D	Calibration	1,4-Dichlorobenzene-d4	5.533	407665	357901	1.1390	141.1819	150.0000	94.1
Feb1803.D	Calibration	1,4-Dichlorobenzene-d4	5.533	374243	364813	1.0258	125.1561	120.0000	104.3
Feb1804.D	Calibration	1,4-Dichlorobenzene-d4	5.533	341039	371179	0.9188	110.5848	100.0000	110.6
Feb1805.D	Calibration	1,4-Dichlorobenzene-d4	5.522	210462	349403	0.6023	70.2948	75.0000	93.7
Feb1806.D	Calibration	1,4-Dichlorobenzene-d4	5.522	153327	362851	0.4226	48.9550	50.0000	97.9
Feb1807.D	Calibration	1,4-Dichlorobenzene-d4	5.522	18080	321307	0.0563	8.2519	10.0000	82.5
Feb1808.D	Calibration	1,4-Dichlorobenzene-d4	5.522	7200	317099	0.0227	4.6846	4.0000	117.1
Feb1809.D	QC	1,4-Dichlorobenzene-d4	5.522	203074	326697	0.6216	72.6407	75.0000	96.9

Compound: Isophorone

Data File	Sample Type	ISTD	RT	Resp	ISTD Resp	Resp Ratio	Final Conc	Exp. Conc	Accuracy
Feb1802.D	Calibration	Naphthalene-d8	5.839	2053422	1001933	2.0495	146.3082	150.0000	97.5
Feb1803.D	Calibration	Naphthalene-d8	5.829	1823587	1057723	1.7241	123.4859	120.0000	102.9
Feb1804.D	Calibration	Naphthalene-d8	5.818	1526319	1086743	1.4045	101.0151	100.0000	101.0
Feb1805.D	Calibration	Naphthalene-d8	5.818	1066372	1000375	1.0660	77.1518	75.0000	102.9
Feb1806.D	Calibration	Naphthalene-d8	5.808	689466	1062572	0.6489	47.6614	50.0000	95.3
Feb1807.D	Calibration	Naphthalene-d8	5.808	97277	942506	0.1032	8.9357	10.0000	89.4
Feb1808.D	Calibration	Naphthalene-d8	5.819	37781	944248	0.0400	4.4396	4.0000	111.0
Feb1809.D	QC	Naphthalene-d8	5.818	952075	945085	1.0074	73.0163	75.0000	97.4

Compound: 2-Nitrophenol

Data File	Sample Type	ISTD	RT	Resp	ISTD Resp	Resp Ratio	Final Conc	Exp. Conc	Accuracy
Feb1802.D	Calibration	Naphthalene-d8	5.890	508410	1001933	0.5074	144.4380	150.0000	96.3
Feb1803.D	Calibration	Naphthalene-d8	5.890	455325	1057723	0.4305	126.5272	120.0000	105.4
Feb1804.D	Calibration	Naphthalene-d8	5.890	366947	1086743	0.3377	103.6254	100.0000	103.6
Feb1805.D	Calibration	Naphthalene-d8	5.880	223037	1000375	0.2230	72.8971	75.0000	97.2
Feb1806.D	Calibration	Naphthalene-d8	5.880	145865	1062572	0.1373	47.6904	50.0000	95.4
Feb1807.D	Calibration	Naphthalene-d8	5.880	19297	942506	0.0205	8.9839	10.0000	89.8
Feb1808.D	Calibration	Naphthalene-d8	5.880	7612	944248	0.0081	4.4863	4.0000	112.2
Feb1809.D	QC	Naphthalene-d8	5.890	230240	945085	0.2436	78.6630	75.0000	104.9

Compound: 2,4-Dimethylphenol

Data File	Sample Type	ISTD	RT	Resp	ISTD Resp	Resp Ratio	Final Conc	Exp. Conc	Accuracy
Feb1802.D	Calibration	Naphthalene-d8	6.013	870994	1001933	0.8693	141.2476	150.0000	94.2
Feb1803.D	Calibration	Naphthalene-d8	6.013	819537	1057723	0.7748	124.2859	120.0000	103.6
Feb1804.D	Calibration	Naphthalene-d8	6.013	752268	1086743	0.6922	109.8715	100.0000	109.9
Feb1805.D	Calibration	Naphthalene-d8	6.003	486601	1000375	0.4864	75.4339	75.0000	100.6
Feb1806.D	Calibration	Naphthalene-d8	6.003	310997	1062572	0.2927	44.7058	50.0000	89.4
Feb1807.D	Calibration	Naphthalene-d8	6.003	52824	942506	0.0560	9.0655	10.0000	90.7
Feb1808.D	Calibration	Naphthalene-d8	6.003	23276	944248	0.0247	4.4772	4.0000	111.9
Feb1809.D	QC	Naphthalene-d8	6.003	471706	945085	0.4991	77.5019	75.0000	103.3

Compound: bis(-2-Chloroethoxy)Methane

Data File	Sample Type	ISTD	RT	Resp	ISTD Resp	Resp Ratio	Final Conc	Exp. Conc	Accuracy
Feb1802.D	Calibration	Naphthalene-d8	6.095	1216035	1001933	1.2137	145.3489	150.0000	96.9
Feb1803.D	Calibration	Naphthalene-d8	6.095	1115448	1057723	1.0546	127.3797	120.0000	106.1
Feb1804.D	Calibration	Naphthalene-d8	6.095	893144	1086743	0.8219	100.6447	100.0000	100.6
Feb1805.D	Calibration	Naphthalene-d8	6.085	572879	1000375	0.5727	71.3861	75.0000	95.2
Feb1806.D	Calibration	Naphthalene-d8	6.085	423833	1062572	0.3989	50.5699	50.0000	101.1
Feb1807.D	Calibration	Naphthalene-d8	6.085	59939	942506	0.0636	9.3842	10.0000	93.8
Feb1808.D	Calibration	Naphthalene-d8	6.085	21296	944248	0.0226	4.2445	4.0000	106.1
Feb1809.D	QC	Naphthalene-d8	6.085	542758	945085	0.5743	71.5798	75.0000	95.4

Compound: 2,4-Dichlorophenol

Data File	Sample Type	ISTD	RT	Resp	ISTD Resp	Resp Ratio	Final Conc	Exp. Conc	Accuracy
Feb1802.D	Calibration	Naphthalene-d8	6.198	896259	1001933	0.8945	143.8113	150.0000	95.9
Feb1803.D	Calibration	Naphthalene-d8	6.198	833232	1057723	0.7878	126.8965	120.0000	105.7
Feb1804.D	Calibration	Naphthalene-d8	6.198	688712	1086743	0.6337	102.4517	100.0000	102.5
Feb1805.D	Calibration	Naphthalene-d8	6.187	462781	1000375	0.4626	75.2295	75.0000	100.3
Feb1806.D	Calibration	Naphthalene-d8	6.188	302701	1062572	0.2849	46.8883	50.0000	93.8
Feb1807.D	Calibration	Naphthalene-d8	6.188	47605	942506	0.0505	9.4074	10.0000	94.1
Feb1808.D	Calibration	Naphthalene-d8	6.198	17657	944248	0.0187	4.3107	4.0000	107.8
Feb1809.D	QC	Naphthalene-d8	6.198	451820	945085	0.4781	77.6923	75.0000	103.6

Compound: Benzoic Acid

Data File	Sample Type	ISTD	RT	Resp	ISTD Resp	Resp Ratio	Final Conc	Exp. Conc	Accuracy
Feb1802.D	Calibration	Naphthalene-d8	6.290	580859	1001933	0.5797	145.3846	150.0000	96.9
Feb1803.D	Calibration	Naphthalene-d8	6.270	519957	1057723	0.4916	128.5980	120.0000	107.2
Feb1804.D	Calibration	Naphthalene-d8	6.260	365591	1086743	0.3364	96.0972	100.0000	96.1
Feb1805.D	Calibration	Naphthalene-d8	6.239	258415	1000375	0.2583	77.8651	75.0000	103.8
Feb1806.D	Calibration	Naphthalene-d8	6.208	150889	1062572	0.1420	47.3454	50.0000	94.7
Feb1807.D	Calibration	Naphthalene-d8	6.147	18665	942506	0.0198	8.4117	10.0000	84.1
Feb1808.D	Calibration	Naphthalene-d8	6.136	9103	944248	0.0096	4.6830	4.0000	117.1
Feb1809.D	QC	Naphthalene-d8	6.229	237375	945085	0.2512	76.1167	75.0000	101.5

Compound: 1,2,4-Trichlorobenzene

Data File	Sample Type	ISTD	RT	Resp	ISTD Resp	Resp Ratio	Final Conc	Exp. Conc	Accuracy
Feb1802.D	Calibration	Naphthalene-d8	6.249	1020843	1001933	1.0189	148.2588	150.0000	98.8
Feb1803.D	Calibration	Naphthalene-d8	6.249	897123	1057723	0.8482	119.8787	120.0000	99.9
Feb1804.D	Calibration	Naphthalene-d8	6.249	795894	1086743	0.7324	101.6643	100.0000	101.7
Feb1805.D	Calibration	Naphthalene-d8	6.249	573589	1000375	0.5734	77.8158	75.0000	103.8
Feb1806.D	Calibration	Naphthalene-d8	6.249	381654	1062572	0.3592	47.4978	50.0000	95.0
Feb1807.D	Calibration	Naphthalene-d8	6.249	69022	942506	0.0732	9.7020	10.0000	97.0
Feb1808.D	Calibration	Naphthalene-d8	6.249	27847	944248	0.0295	4.1540	4.0000	103.8
Feb1809.D	QC	Naphthalene-d8	6.249	556684	945085	0.5890	80.1098	75.0000	106.8

Compound: Naphthalene

Data File	Sample Type	ISTD	RT	Resp	ISTD Resp	Resp Ratio	Final Conc	Exp. Conc	Accuracy
Feb1802.D	Calibration	Naphthalene-d8	6.331	2903611	1001933	2.8980	144.2577	150.0000	96.2
Feb1803.D	Calibration	Naphthalene-d8	6.331	2702791	1057723	2.5553	123.6183	120.0000	103.0
Feb1804.D	Calibration	Naphthalene-d8	6.331	2385769	1086743	2.1953	103.3531	100.0000	103.4
Feb1805.D	Calibration	Naphthalene-d8	6.331	1714981	1000375	1.7143	78.1039	75.0000	104.1
Feb1806.D	Calibration	Naphthalene-d8	6.321	1110201	1062572	1.0448	45.7297	50.0000	91.5
Feb1807.D	Calibration	Naphthalene-d8	6.321	215374	942506	0.2285	9.6379	10.0000	96.4
Feb1808.D	Calibration	Naphthalene-d8	6.321	94125	944248	0.0997	4.2231	4.0000	105.6
Feb1809.D	QC	Naphthalene-d8	6.331	1701484	945085	1.8004	82.4832	75.0000	110.0

Compound: 4-Chlorophenol

Data File	Sample Type	ISTD	RT	Resp	ISTD Resp	Resp Ratio	Final Conc	Exp. Conc	Accuracy
Feb1802.D	Calibration	Naphthalene-d8	6.414	345521	1001933	0.3449	147.5888	150.0000	98.4
Feb1803.D	Calibration	Naphthalene-d8	6.414	301586	1057723	0.2851	122.6373	120.0000	102.2
Feb1804.D	Calibration	Naphthalene-d8	6.414	254245	1086743	0.2340	101.0255	100.0000	101.0
Feb1805.D	Calibration	Naphthalene-d8	6.413	174790	1000375	0.1747	75.7373	75.0000	101.0
Feb1806.D	Calibration	Naphthalene-d8	6.414	116895	1062572	0.1100	47.7556	50.0000	95.5
Feb1807.D	Calibration	Naphthalene-d8	6.414	23297	942506	0.0247	10.2898	10.0000	102.9
Feb1808.D	Calibration	Naphthalene-d8	6.424	9877	944248	0.0105	3.9595	4.0000	99.0
Feb1809.D	QC	Naphthalene-d8	6.413	174820	945085	0.1850	80.1371	75.0000	106.8

Compound: p-Chloroaniline

Data File	Sample Type	ISTD	RT	Resp	ISTD Resp	Resp Ratio	Final Conc	Exp. Conc	Accuracy
Feb1802.D	Calibration	Naphthalene-d8	6.434	1228719	1001933	1.2263	150.5232	150.0000	100.3
Feb1803.D	Calibration	Naphthalene-d8	6.434	1050839	1057723	0.9935	119.2044	120.0000	99.3
Feb1804.D	Calibration	Naphthalene-d8	6.434	893838	1086743	0.8225	97.2096	100.0000	97.2
Feb1805.D	Calibration	Naphthalene-d8	6.434	681721	1000375	0.6815	79.6395	75.0000	106.2
Feb1806.D	Calibration	Naphthalene-d8	6.434	453225	1062572	0.4265	49.0478	50.0000	98.1
Feb1807.D	Calibration	Naphthalene-d8	6.434	71033	942506	0.0754	9.0638	10.0000	90.6
Feb1808.D	Calibration	Naphthalene-d8	6.434	30624	944248	0.0324	4.3289	4.0000	108.2
Feb1809.D	QC	Naphthalene-d8	6.434	596772	945085	0.6314	73.5230	75.0000	98.0

Compound: Hexachlorobutadiene

Data File	Sample Type	ISTD	RT	Resp	ISTD Resp	Resp Ratio	Final Conc	Exp. Conc	Accuracy
Feb1802.D	Calibration	Naphthalene-d8	6.496	573148	1001933	0.5720	147.3648	150.0000	98.2
Feb1803.D	Calibration	Naphthalene-d8	6.496	492013	1057723	0.4652	120.4421	120.0000	100.4
Feb1804.D	Calibration	Naphthalene-d8	6.496	432772	1086743	0.3982	103.4520	100.0000	103.5
Feb1805.D	Calibration	Naphthalene-d8	6.496	296318	1000375	0.2962	77.3594	75.0000	103.1
Feb1806.D	Calibration	Naphthalene-d8	6.485	188037	1062572	0.1770	46.5537	50.0000	93.1
Feb1807.D	Calibration	Naphthalene-d8	6.485	33554	942506	0.0356	9.5879	10.0000	95.9
Feb1808.D	Calibration	Naphthalene-d8	6.496	14423	944248	0.0153	4.2318	4.0000	105.8
Feb1809.D	QC	Naphthalene-d8	6.496	286141	945085	0.3028	79.0445	75.0000	105.4

Compound: 4-Chloro-2-Methylphenol

Data File	Sample Type	ISTD	RT	Resp	ISTD Resp	Resp Ratio	Final Conc	Exp. Conc	Accuracy
Feb1802.D	Calibration	Naphthalene-d8	6.937	789739	1001933	0.7882	143.0066	150.0000	95.3
Feb1803.D	Calibration	Naphthalene-d8	6.937	740508	1057723	0.7001	125.8060	120.0000	104.8
Feb1804.D	Calibration	Naphthalene-d8	6.937	635015	1086743	0.5843	103.7577	100.0000	103.8
Feb1805.D	Calibration	Naphthalene-d8	6.937	445081	1000375	0.4449	77.9697	75.0000	104.0
Feb1806.D	Calibration	Naphthalene-d8	6.937	274008	1062572	0.2579	44.5613	50.0000	89.1
Feb1807.D	Calibration	Naphthalene-d8	6.937	51791	942506	0.0550	9.6988	10.0000	97.0
Feb1808.D	Calibration	Naphthalene-d8	6.937	21228	944248	0.0225	4.2432	4.0000	106.1
Feb1809.D	QC	Naphthalene-d8	6.937	402121	945085	0.4255	74.4384	75.0000	99.3

Compound: 4-Chloro-3-Methylphenol

Data File	Sample Type	ISTD	RT	Resp	ISTD Resp	Resp Ratio	Final Conc	Exp. Conc	Accuracy
Feb1802.D	Calibration	Naphthalene-d8	7.081	869158	1001933	0.8675	145.6908	150.0000	97.1
Feb1803.D	Calibration	Naphthalene-d8	7.081	782006	1057723	0.7393	124.1681	120.0000	103.5
Feb1804.D	Calibration	Naphthalene-d8	7.081	646645	1086743	0.5950	99.9334	100.0000	99.9
Feb1805.D	Calibration	Naphthalene-d8	7.071	450778	1000375	0.4506	75.6784	75.0000	100.9
Feb1806.D	Calibration	Naphthalene-d8	7.071	311889	1062572	0.2935	49.2963	50.0000	98.6
Feb1807.D	Calibration	Naphthalene-d8	7.071	51113	942506	0.0542	9.1080	10.0000	91.1
Feb1808.D	Calibration	Naphthalene-d8	7.071	24488	944248	0.0259	4.3556	4.0000	108.9
Feb1809.D	QC	Naphthalene-d8	7.071	449625	945085	0.4758	79.9010	75.0000	106.5

Compound: 2-Methylnaphthalene

Data File	Sample Type	ISTD	RT	Resp	ISTD Resp	Resp Ratio	Final Conc	Exp. Conc	Accuracy
Feb1802.D	Calibration	Naphthalene-d8	7.153	1933828	1001933	1.9301	150.9988	150.0000	100.7
Feb1803.D	Calibration	Naphthalene-d8	7.153	1591431	1057723	1.5046	119.2703	120.0000	99.4
Feb1804.D	Calibration	Naphthalene-d8	7.153	1357670	1086743	1.2493	99.7838	100.0000	99.8
Feb1805.D	Calibration	Naphthalene-d8	7.143	914283	1000375	0.9139	73.6320	75.0000	98.2
Feb1806.D	Calibration	Naphthalene-d8	7.143	670695	1062572	0.6312	51.0637	50.0000	102.1
Feb1807.D	Calibration	Naphthalene-d8	7.143	129837	942506	0.1378	10.4339	10.0000	104.3
Feb1808.D	Calibration	Naphthalene-d8	7.143	56026	944248	0.0593	3.8205	4.0000	95.5
Feb1809.D	QC	Naphthalene-d8	7.143	934925	945085	0.9892	79.5615	75.0000	106.1

Compound: 1-Methylnaphthalene

Data File	Sample Type	ISTD	RT	Resp	ISTD Resp	Resp Ratio	Final Conc	Exp. Conc	Accuracy
Feb1802.D	Calibration	Naphthalene-d8	7.266	1836402	1001933	1.8329	150.2226	150.0000	100.1
Feb1803.D	Calibration	Naphthalene-d8	7.266	1575011	1057723	1.4891	122.4836	120.0000	102.1
Feb1804.D	Calibration	Naphthalene-d8	7.256	1279557	1086743	1.1774	97.0856	100.0000	97.1
Feb1805.D	Calibration	Naphthalene-d8	7.255	885279	1000375	0.8849	73.0226	75.0000	97.4
Feb1806.D	Calibration	Naphthalene-d8	7.256	672135	1062572	0.6326	52.0765	50.0000	104.2
Feb1807.D	Calibration	Naphthalene-d8	7.256	126738	942506	0.1345	10.2310	10.0000	102.3
Feb1808.D	Calibration	Naphthalene-d8	7.256	56205	944248	0.0595	3.8746	4.0000	96.9
Feb1809.D	QC	Naphthalene-d8	7.256	864319	945085	0.9145	75.4676	75.0000	100.6

Compound: Hexachlorocyclopentadiene

Data File	Sample Type	ISTD	RT	Resp	ISTD Resp	Resp Ratio	Final Conc	Exp. Conc	Accuracy
Feb1802.D	Calibration	Acenaphthene-d10	7.338	361285	557793	0.6477	147.7348	150.0000	98.5
Feb1803.D	Calibration	Acenaphthene-d10	7.338	295198	575329	0.5131	118.7229	120.0000	98.9
Feb1804.D	Calibration	Acenaphthene-d10	7.338	260879	576774	0.4523	105.4390	100.0000	105.4
Feb1805.D	Calibration	Acenaphthene-d10	7.338	175425	547996	0.3201	76.1385	75.0000	101.5
Feb1806.D	Calibration	Acenaphthene-d10	7.338	113002	582178	0.1941	47.6532	50.0000	95.3
Feb1807.D	Calibration	Acenaphthene-d10	7.338	13837	529011	0.0262	8.7963	10.0000	88.0
Feb1808.D	Calibration	Acenaphthene-d10	7.338	4224	538819	0.0078	4.4930	4.0000	112.3
Feb1809.D	QC	Acenaphthene-d10	7.338	167582	544785	0.3076	73.3354	75.0000	97.8

Compound: 2,4,6-Trichlorophenol

Data File	Sample Type	ISTD	RT	Resp	ISTD Resp	Resp Ratio	Final Conc	Exp. Conc	Accuracy
Feb1802.D	Calibration	Acenaphthene-d10	7.523	593283	557793	1.0636	141.2571	150.0000	94.2
Feb1803.D	Calibration	Acenaphthene-d10	7.523	545615	575329	0.9484	126.4941	120.0000	105.4
Feb1804.D	Calibration	Acenaphthene-d10	7.523	467130	576774	0.8099	108.6677	100.0000	108.7
Feb1805.D	Calibration	Acenaphthene-d10	7.523	298561	547996	0.5448	74.2424	75.0000	99.0
Feb1806.D	Calibration	Acenaphthene-d10	7.512	186323	582178	0.3200	44.7383	50.0000	89.5
Feb1807.D	Calibration	Acenaphthene-d10	7.512	27041	529011	0.0511	9.0500	10.0000	90.5
Feb1808.D	Calibration	Acenaphthene-d10	7.512	9233	538819	0.0171	4.5098	4.0000	112.7
Feb1809.D	QC	Acenaphthene-d10	7.523	289067	544785	0.5306	72.3850	75.0000	96.5

Compound: 2,4,5-Trichlorophenol

Data File	Sample Type	ISTD	RT	Resp	ISTD Resp	Resp Ratio	Final Conc	Exp. Conc	Accuracy
Feb1802.D	Calibration	Acenaphthene-d10	7.584	685262	557793	1.2285	146.8158	150.0000	97.9
Feb1803.D	Calibration	Acenaphthene-d10	7.574	587533	575329	1.0212	122.6454	120.0000	102.2
Feb1804.D	Calibration	Acenaphthene-d10	7.574	481776	576774	0.8353	100.8451	100.0000	100.8
Feb1805.D	Calibration	Acenaphthene-d10	7.574	351204	547996	0.6409	77.9211	75.0000	103.9
Feb1806.D	Calibration	Acenaphthene-d10	7.574	223316	582178	0.3836	47.3755	50.0000	94.8
Feb1807.D	Calibration	Acenaphthene-d10	7.574	33223	529011	0.0628	8.9583	10.0000	89.6
Feb1808.D	Calibration	Acenaphthene-d10	7.574	13593	538819	0.0252	4.4335	4.0000	110.8
Feb1809.D	QC	Acenaphthene-d10	7.574	325852	544785	0.5981	72.8614	75.0000	97.1

Compound: 2-Fluorobiphenyl

Data File	Sample Type	ISTD	RT	Resp	ISTD Resp	Resp Ratio	Final Conc	Exp. Conc	Accuracy
Feb1802.D	Calibration	Acenaphthene-d10	7.615	2463367	557793	4.4163	147.2250	150.0000	98.2
Feb1803.D	Calibration	Acenaphthene-d10	7.615	2072877	575329	3.6029	120.3883	120.0000	100.3
Feb1804.D	Calibration	Acenaphthene-d10	7.615	1829747	576774	3.1724	106.1193	100.0000	106.1
Feb1805.D	Calibration	Acenaphthene-d10	7.605	1191628	547996	2.1745	72.8806	75.0000	97.2
Feb1806.D	Calibration	Acenaphthene-d10	7.605	840492	582178	1.4437	48.3854	50.0000	96.8
Feb1807.D	Calibration	Acenaphthene-d10	7.605	160369	529011	0.3031	9.8948	10.0000	98.9
Feb1808.D	Calibration	Acenaphthene-d10	7.605	71272	538819	0.1323	4.1003	4.0000	102.5
Feb1809.D	QC	Acenaphthene-d10	7.605	1100230	544785	2.0196	67.6979	75.0000	90.3

Compound: 2-Chloronaphthalene

Data File	Sample Type	ISTD	RT	Resp	ISTD Resp	Resp Ratio	Final Conc	Exp. Conc	Accuracy
Feb1802.D	Calibration	Acenaphthene-d10	7.718	2050771	557793	3.6766	146.7090	150.0000	97.8
Feb1803.D	Calibration	Acenaphthene-d10	7.718	1673143	575329	2.9081	116.0457	120.0000	96.7
Feb1804.D	Calibration	Acenaphthene-d10	7.718	1444367	576774	2.5042	99.9274	100.0000	99.9
Feb1805.D	Calibration	Acenaphthene-d10	7.718	1085597	547996	1.9810	79.0504	75.0000	105.4
Feb1806.D	Calibration	Acenaphthene-d10	7.718	726480	582178	1.2479	49.7944	50.0000	99.6
Feb1807.D	Calibration	Acenaphthene-d10	7.708	133308	529011	0.2520	10.0555	10.0000	100.6
Feb1808.D	Calibration	Acenaphthene-d10	7.718	54021	538819	0.1003	4.0007	4.0000	100.0
Feb1809.D	QC	Acenaphthene-d10	7.718	1122871	544785	2.0611	82.2466	75.0000	109.7

Compound: 2-Nitroaniline

Data File	Sample Type	ISTD	RT	Resp	ISTD Resp	Resp Ratio	Final Conc	Exp. Conc	Accuracy
Feb1802.D	Calibration	Acenaphthene-d10	7.892	356343	557793	0.6388	139.5885	150.0000	93.1
Feb1803.D	Calibration	Acenaphthene-d10	7.892	340794	575329	0.5923	129.8078	120.0000	108.2
Feb1804.D	Calibration	Acenaphthene-d10	7.892	286563	576774	0.4968	109.6150	100.0000	109.6
Feb1805.D	Calibration	Acenaphthene-d10	7.882	168135	547996	0.3068	69.0174	75.0000	92.0
Feb1806.D	Calibration	Acenaphthene-d10	7.882	121485	582178	0.2087	47.8219	50.0000	95.6
Feb1807.D	Calibration	Acenaphthene-d10	7.882	14804	529011	0.0280	8.3822	10.0000	83.8
Feb1808.D	Calibration	Acenaphthene-d10	7.882	6068	538819	0.0113	4.7042	4.0000	117.6
Feb1809.D	QC	Acenaphthene-d10	7.882	161803	544785	0.2970	66.9049	75.0000	89.2

Compound: Dimethyl Phthalate

Data File	Sample Type	ISTD	RT	Resp	ISTD Resp	Resp Ratio	Final Conc	Exp. Conc	Accuracy
Feb1802.D	Calibration	Acenaphthene-d10	8.149	2219984	557793	3.9799	148.7697	150.0000	99.2
Feb1803.D	Calibration	Acenaphthene-d10	8.139	1795167	575329	3.1202	119.4214	120.0000	99.5
Feb1804.D	Calibration	Acenaphthene-d10	8.139	1483564	576774	2.5722	100.1141	100.0000	100.1
Feb1805.D	Calibration	Acenaphthene-d10	8.139	1115466	547996	2.0355	80.7167	75.0000	107.6
Feb1806.D	Calibration	Acenaphthene-d10	8.128	658473	582178	1.1311	46.8059	50.0000	93.6
Feb1807.D	Calibration	Acenaphthene-d10	8.129	85510	529011	0.1616	8.5312	10.0000	85.3
Feb1808.D	Calibration	Acenaphthene-d10	8.129	34888	538819	0.0647	4.5831	4.0000	114.6
Feb1809.D	QC	Acenaphthene-d10	8.139	1155106	544785	2.1203	83.8145	75.0000	111.8

Compound: 2,6-Dinitrotoluene

Data File	Sample Type	ISTD	RT	Resp	ISTD Resp	Resp Ratio	Final Conc	Exp. Conc	Accuracy
Feb1802.D	Calibration	Acenaphthene-d10	8.200	273317	557793	0.4900	140.2801	150.0000	93.5
Feb1803.D	Calibration	Acenaphthene-d10	8.200	270214	575329	0.4697	134.5088	120.0000	112.1
Feb1804.D	Calibration	Acenaphthene-d10	8.190	197597	576774	0.3426	98.5084	100.0000	98.5
Feb1805.D	Calibration	Acenaphthene-d10	8.190	142994	547996	0.2609	75.4480	75.0000	100.6
Feb1806.D	Calibration	Acenaphthene-d10	8.180	92679	582178	0.1592	46.7873	50.0000	93.6
Feb1807.D	Calibration	Acenaphthene-d10	8.180	13053	529011	0.0247	9.0242	10.0000	90.2
Feb1808.D	Calibration	Acenaphthene-d10	8.180	4514	538819	0.0084	4.4592	4.0000	111.5
Feb1809.D	QC	Acenaphthene-d10	8.190	139972	544785	0.2569	74.3170	75.0000	99.1

Compound: Acenaphthylene

Data File	Sample Type	ISTD	RT	Resp	ISTD Resp	Resp Ratio	Final Conc	Exp. Conc	Accuracy
Feb1802.D	Calibration	Acenaphthene-d10	8.210	3319452	557793	5.9510	149.6798	150.0000	99.8
Feb1803.D	Calibration	Acenaphthene-d10	8.200	2788358	575329	4.8465	121.4632	120.0000	101.2
Feb1804.D	Calibration	Acenaphthene-d10	8.200	2278175	576774	3.9499	98.7406	100.0000	98.7
Feb1805.D	Calibration	Acenaphthene-d10	8.200	1630309	547996	2.9750	74.2214	75.0000	99.0
Feb1806.D	Calibration	Acenaphthene-d10	8.200	1195576	582178	2.0536	51.2174	50.0000	102.4
Feb1807.D	Calibration	Acenaphthene-d10	8.200	194369	529011	0.3674	9.5403	10.0000	95.4
Feb1808.D	Calibration	Acenaphthene-d10	8.200	79350	538819	0.1473	4.1382	4.0000	103.5
Feb1809.D	QC	Acenaphthene-d10	8.200	1526451	544785	2.8019	69.8871	75.0000	93.2

Compound: 3-Nitroaniline

Data File	Sample Type	ISTD	RT	Resp	ISTD Resp	Resp Ratio	Final Conc	Exp. Conc	Accuracy
Feb1802.D	Calibration	Acenaphthene-d10	8.405	328938	557793	0.5897	141.8409	150.0000	94.6
Feb1803.D	Calibration	Acenaphthene-d10	8.405	309107	575329	0.5373	130.3972	120.0000	108.7
Feb1804.D	Calibration	Acenaphthene-d10	8.395	233884	576774	0.4055	100.9236	100.0000	100.9
Feb1805.D	Calibration	Acenaphthene-d10	8.394	165178	547996	0.3014	76.8514	75.0000	102.5
Feb1806.D	Calibration	Acenaphthene-d10	8.384	99318	582178	0.1706	45.4914	50.0000	91.0
Feb1807.D	Calibration	Acenaphthene-d10	8.384	12737	529011	0.0241	8.7217	10.0000	87.2
Feb1808.D	Calibration	Acenaphthene-d10	8.384	4377	538819	0.0081	4.6024	4.0000	115.1
Feb1809.D	QC	Acenaphthene-d10	8.394	169184	544785	0.3106	78.9929	75.0000	105.3

Compound: Acenaphthene

Data File	Sample Type	ISTD	RT	Resp	ISTD Resp	Resp Ratio	Final Conc	Exp. Conc	Accuracy
Feb1802.D	Calibration	Acenaphthene-d10	8.425	1843621	557793	3.3052	152.6309	150.0000	101.8
Feb1803.D	Calibration	Acenaphthene-d10	8.415	1503475	575329	2.6132	117.1551	120.0000	97.6
Feb1804.D	Calibration	Acenaphthene-d10	8.415	1278423	576774	2.2165	97.8035	100.0000	97.8
Feb1805.D	Calibration	Acenaphthene-d10	8.415	972895	547996	1.7754	77.0251	75.0000	102.7
Feb1806.D	Calibration	Acenaphthene-d10	8.415	694646	582178	1.1932	50.6665	50.0000	101.3
Feb1807.D	Calibration	Acenaphthene-d10	8.405	125792	529011	0.2378	9.6812	10.0000	96.8
Feb1808.D	Calibration	Acenaphthene-d10	8.405	55213	538819	0.1025	4.0797	4.0000	102.0
Feb1809.D	QC	Acenaphthene-d10	8.415	1009554	544785	1.8531	80.6345	75.0000	107.5

Compound: 2,4-Dinitrophenol

Data File	Sample Type	ISTD	RT	Resp	ISTD Resp	Resp Ratio	Final Conc	Exp. Conc	Accuracy
Feb1802.D	Calibration	Acenaphthene-d10	8.528	173045	557793	0.3102	147.4076	150.0000	98.3
Feb1803.D	Calibration	Acenaphthene-d10	8.527	138026	575329	0.2399	121.6307	120.0000	101.4
Feb1804.D	Calibration	Acenaphthene-d10	8.517	112195	576774	0.1945	103.5995	100.0000	103.6
Feb1805.D	Calibration	Acenaphthene-d10	8.517	69917	547996	0.1276	74.3624	75.0000	99.1
Feb1806.D	Calibration	Acenaphthene-d10	8.507	43823	582178	0.0753	48.5159	50.0000	97.0
Feb1807.D	Calibration	Acenaphthene-d10	8.517	3755	529011	0.0071	8.5763	10.0000	85.8
Feb1808.D	Calibration	Acenaphthene-d10	8.528	616	538819	0.0011	4.5942	4.0000	114.9
Feb1809.D	QC	Acenaphthene-d10	8.517	68442	544785	0.1256	73.4507	75.0000	97.9

Compound: Dibenzofuran

Data File	Sample Type	ISTD	RT	Resp	ISTD Resp	Resp Ratio	Final Conc	Exp. Conc	Accuracy
Feb1802.D	Calibration	Acenaphthene-d10	8.630	2842991	557793	5.0969	148.1350	150.0000	98.8
Feb1803.D	Calibration	Acenaphthene-d10	8.630	2443689	575329	4.2475	118.4946	120.0000	98.7
Feb1804.D	Calibration	Acenaphthene-d10	8.630	2138324	576774	3.7074	101.0591	100.0000	101.1
Feb1805.D	Calibration	Acenaphthene-d10	8.630	1694536	547996	3.0922	82.2814	75.0000	109.7
Feb1806.D	Calibration	Acenaphthene-d10	8.620	1034897	582178	1.7776	45.2583	50.0000	90.5
Feb1807.D	Calibration	Acenaphthene-d10	8.620	200815	529011	0.3796	9.4970	10.0000	95.0
Feb1808.D	Calibration	Acenaphthene-d10	8.620	88427	538819	0.1641	4.2555	4.0000	106.4
Feb1809.D	QC	Acenaphthene-d10	8.630	1641005	544785	3.0122	79.9136	75.0000	106.6

Compound: 2,4-Dinitrotoluene

Data File	Sample Type	ISTD	RT	Resp	ISTD Resp	Resp Ratio	Final Conc	Exp. Conc	Accuracy
Feb1802.D	Calibration	Acenaphthene-d10	8.681	397564	557793	0.7127	147.3776	150.0000	98.3
Feb1803.D	Calibration	Acenaphthene-d10	8.681	328858	575329	0.5716	122.8060	120.0000	102.3
Feb1804.D	Calibration	Acenaphthene-d10	8.671	261377	576774	0.4532	100.9400	100.0000	100.9
Feb1805.D	Calibration	Acenaphthene-d10	8.671	177941	547996	0.3247	75.6678	75.0000	100.9
Feb1806.D	Calibration	Acenaphthene-d10	8.660	115884	582178	0.1991	49.0233	50.0000	98.0
Feb1807.D	Calibration	Acenaphthene-d10	8.661	14287	529011	0.0270	8.4581	10.0000	84.6
Feb1808.D	Calibration	Acenaphthene-d10	8.661	6380	538819	0.0118	4.5965	4.0000	114.9
Feb1809.D	QC	Acenaphthene-d10	8.671	186566	544785	0.3425	79.2675	75.0000	105.7

Compound: 4-Nitrophenol

Data File	Sample Type	ISTD	RT	Resp	ISTD Resp	Resp Ratio	Final Conc	Exp. Conc	Accuracy
Feb1802.D	Calibration	Acenaphthene-d10	8.722	368713	557793	0.6610	144.3881	150.0000	96.3
Feb1803.D	Calibration	Acenaphthene-d10	8.712	326746	575329	0.5679	126.2944	120.0000	105.2
Feb1804.D	Calibration	Acenaphthene-d10	8.712	258897	576774	0.4489	102.3911	100.0000	102.4
Feb1805.D	Calibration	Acenaphthene-d10	8.701	176351	547996	0.3218	75.8272	75.0000	101.1
Feb1806.D	Calibration	Acenaphthene-d10	8.701	108704	582178	0.1867	46.2243	50.0000	92.4
Feb1807.D	Calibration	Acenaphthene-d10	8.701	14966	529011	0.0283	9.4102	10.0000	94.1
Feb1808.D	Calibration	Acenaphthene-d10	8.732	3924	538819	0.0073	4.3354	4.0000	108.4
Feb1809.D	QC	Acenaphthene-d10	8.701	178388	544785	0.3274	77.0307	75.0000	102.7

Compound: Diethylphthalate

Data File	Sample Type	ISTD	RT	Resp	ISTD Resp	Resp Ratio	Final Conc	Exp. Conc	Accuracy
Feb1802.D	Calibration	Acenaphthene-d10	9.008	2256164	557793	4.0448	145.3678	150.0000	96.9
Feb1803.D	Calibration	Acenaphthene-d10	9.008	1980149	575329	3.4418	125.7671	120.0000	104.8
Feb1804.D	Calibration	Acenaphthene-d10	8.998	1525106	576774	2.6442	99.0409	100.0000	99.0
Feb1805.D	Calibration	Acenaphthene-d10	8.998	1135235	547996	2.0716	79.2375	75.0000	105.7
Feb1806.D	Calibration	Acenaphthene-d10	8.988	670192	582178	1.1512	46.1993	50.0000	92.4
Feb1807.D	Calibration	Acenaphthene-d10	8.988	84750	529011	0.1602	8.7379	10.0000	87.4
Feb1808.D	Calibration	Acenaphthene-d10	8.988	28496	538819	0.0529	4.5494	4.0000	113.7
Feb1809.D	QC	Acenaphthene-d10	8.998	1166621	544785	2.1414	81.6817	75.0000	108.9

Compound: Fluorene

Data File	Sample Type	ISTD	RT	Resp	ISTD Resp	Resp Ratio	Final Conc	Exp. Conc	Accuracy
Feb1802.D	Calibration	Acenaphthene-d10	9.049	2493155	557793	4.4697	153.8147	150.0000	102.5
Feb1803.D	Calibration	Acenaphthene-d10	9.039	1952030	575329	3.3929	114.4523	120.0000	95.4
Feb1804.D	Calibration	Acenaphthene-d10	9.039	1700560	576774	2.9484	98.6614	100.0000	98.7
Feb1805.D	Calibration	Acenaphthene-d10	9.039	1295239	547996	2.3636	78.2626	75.0000	104.4
Feb1806.D	Calibration	Acenaphthene-d10	9.039	891630	582178	1.5315	49.9319	50.0000	99.9
Feb1807.D	Calibration	Acenaphthene-d10	9.029	167603	529011	0.3168	9.9106	10.0000	99.1
Feb1808.D	Calibration	Acenaphthene-d10	9.029	72029	538819	0.1337	4.0050	4.0000	100.1
Feb1809.D	QC	Acenaphthene-d10	9.039	1266305	544785	2.3244	76.9108	75.0000	102.5

Compound: 4-Chlorophenyl-phenylether

Data File	Sample Type	ISTD	RT	Resp	ISTD Resp	Resp Ratio	Final Conc	Exp. Conc	Accuracy
Feb1802.D	Calibration	Acenaphthene-d10	9.080	1110314	557793	1.9905	142.5752	150.0000	95.1
Feb1803.D	Calibration	Acenaphthene-d10	9.080	1017662	575329	1.7688	127.4811	120.0000	106.2
Feb1804.D	Calibration	Acenaphthene-d10	9.080	840611	576774	1.4574	105.9893	100.0000	106.0
Feb1805.D	Calibration	Acenaphthene-d10	9.070	538645	547996	0.9829	72.5483	75.0000	96.7
Feb1806.D	Calibration	Acenaphthene-d10	9.070	359843	582178	0.6181	46.2307	50.0000	92.5
Feb1807.D	Calibration	Acenaphthene-d10	9.070	67338	529011	0.1273	9.9310	10.0000	99.3
Feb1808.D	Calibration	Acenaphthene-d10	9.070	27305	538819	0.0507	4.1666	4.0000	104.2
Feb1809.D	QC	Acenaphthene-d10	9.070	542729	544785	0.9962	73.4968	75.0000	98.0

Compound: 4-Nitroaniline

Data File	Sample Type	ISTD	RT	Resp	ISTD Resp	Resp Ratio	Final Conc	Exp. Conc	Accuracy
Feb1802.D	Calibration	Phenanthrene-d10	9.162	363865	976452	0.3726	147.4676	150.0000	98.3
Feb1803.D	Calibration	Phenanthrene-d10	9.152	291518	1039609	0.2804	114.2027	120.0000	95.2
Feb1804.D	Calibration	Phenanthrene-d10	9.152	289316	1045119	0.2768	112.8801	100.0000	112.9
Feb1805.D	Calibration	Phenanthrene-d10	9.141	183095	1024056	0.1788	75.7960	75.0000	101.1
Feb1806.D	Calibration	Phenanthrene-d10	9.131	103404	1023524	0.1010	44.9787	50.0000	90.0
Feb1807.D	Calibration	Phenanthrene-d10	9.121	13023	904268	0.0144	8.9648	10.0000	89.6
Feb1808.D	Calibration	Phenanthrene-d10	9.121	3692	920853	0.0040	4.5119	4.0000	112.8
Feb1809.D	QC	Phenanthrene-d10	9.141	174323	958315	0.1819	77.0022	75.0000	102.7

Compound: 4,6-Dinitro-2-methylphenol

Data File	Sample Type	ISTD	RT	Resp	ISTD Resp	Resp Ratio	Final Conc	Exp. Conc	Accuracy
Feb1802.D	Calibration	Phenanthrene-d10	9.172	243650	976452	0.2495	147.9207	150.0000	98.6
Feb1803.D	Calibration	Phenanthrene-d10	9.162	200519	1039609	0.1929	121.1232	120.0000	100.9
Feb1804.D	Calibration	Phenanthrene-d10	9.162	167223	1045119	0.1600	104.4162	100.0000	104.4
Feb1805.D	Calibration	Phenanthrene-d10	9.151	103285	1024056	0.1009	71.5834	75.0000	95.4
Feb1806.D	Calibration	Phenanthrene-d10	9.152	68013	1023524	0.0664	50.3401	50.0000	100.7
Feb1807.D	Calibration	Phenanthrene-d10	9.141	7435	904268	0.0082	9.0351	10.0000	90.4
Feb1808.D	Calibration	Phenanthrene-d10	9.141	2191	920853	0.0024	4.3810	4.0000	109.5
Feb1809.D	QC	Phenanthrene-d10	9.151	94058	958315	0.0981	69.9760	75.0000	93.3

Compound: N-nitrosodiphenylamine

Data File	Sample Type	ISTD	RT	Resp	ISTD Resp	Resp Ratio	Final Conc	Exp. Conc	Accuracy
Feb1802.D	Calibration	Phenanthrene-d10	9.244	1648173	976452	1.6879	148.6623	150.0000	99.1
Feb1803.D	Calibration	Phenanthrene-d10	9.244	1414366	1039609	1.3605	120.7344	120.0000	100.6
Feb1804.D	Calibration	Phenanthrene-d10	9.233	1196082	1045119	1.1444	102.0740	100.0000	102.1
Feb1805.D	Calibration	Phenanthrene-d10	9.233	843058	1024056	0.8233	73.9708	75.0000	98.6
Feb1806.D	Calibration	Phenanthrene-d10	9.233	563505	1023524	0.5506	49.7597	50.0000	99.5
Feb1807.D	Calibration	Phenanthrene-d10	9.223	96753	904268	0.1070	9.6542	10.0000	96.5
Feb1808.D	Calibration	Phenanthrene-d10	9.223	43107	920853	0.0468	4.1405	4.0000	103.5
Feb1809.D	QC	Phenanthrene-d10	9.233	880335	958315	0.9186	82.3616	75.0000	109.8

Compound: Azobenzene

Data File	Sample Type	ISTD	RT	Resp	ISTD Resp	Resp Ratio	Final Conc	Exp. Conc	Accuracy
Feb1802.D	Calibration	Phenanthrene-d10	9.264	2354024	976452	2.4108	151.0311	150.0000	100.7
Feb1803.D	Calibration	Phenanthrene-d10	9.264	1932785	1039609	1.8591	120.2669	120.0000	100.2
Feb1804.D	Calibration	Phenanthrene-d10	9.264	1518549	1045119	1.4530	96.5318	100.0000	96.5
Feb1805.D	Calibration	Phenanthrene-d10	9.264	1137228	1024056	1.1105	75.7023	75.0000	100.9
Feb1806.D	Calibration	Phenanthrene-d10	9.264	757604	1023524	0.7402	52.2283	50.0000	104.5
Feb1807.D	Calibration	Phenanthrene-d10	9.254	90696	904268	0.1003	8.9089	10.0000	89.1
Feb1808.D	Calibration	Phenanthrene-d10	9.254	33003	920853	0.0358	4.3215	4.0000	108.0
Feb1809.D	QC	Phenanthrene-d10	9.264	1088752	958315	1.1361	77.2870	75.0000	103.0

Compound: 2,4,6-Tribromophenol

Data File	Sample Type	ISTD	RT	Resp	ISTD Resp	Resp Ratio	Final Conc	Exp. Conc	Accuracy
Feb1802.D	Calibration	Phenanthrene-d10	9.346	230054	976452	0.2356	148.5652	150.0000	99.0
Feb1803.D	Calibration	Phenanthrene-d10	9.346	187319	1039609	0.1802	120.6291	120.0000	100.5
Feb1804.D	Calibration	Phenanthrene-d10	9.336	152661	1045119	0.1461	102.0254	100.0000	102.0
Feb1805.D	Calibration	Phenanthrene-d10	9.336	103422	1024056	0.1010	75.3083	75.0000	100.4
Feb1806.D	Calibration	Phenanthrene-d10	9.336	62354	1023524	0.0609	48.8692	50.0000	97.7
Feb1807.D	Calibration	Phenanthrene-d10	9.336	8236	904268	0.0091	9.0676	10.0000	90.7
Feb1808.D	Calibration	Phenanthrene-d10	9.336	3393	920853	0.0037	4.3844	4.0000	109.6
Feb1809.D	QC	Phenanthrene-d10	9.336	94811	958315	0.0989	74.0198	75.0000	98.7

Compound: 4-Bromophenyl-phenylether

Data File	Sample Type	ISTD	RT	Resp	ISTD Resp	Resp Ratio	Final Conc	Exp. Conc	Accuracy
Feb1802.D	Calibration	Phenanthrene-d10	9.663	662596	976452	0.6786	146.8992	150.0000	97.9
Feb1803.D	Calibration	Phenanthrene-d10	9.663	589591	1039609	0.5671	126.1586	120.0000	105.1
Feb1804.D	Calibration	Phenanthrene-d10	9.663	457731	1045119	0.4380	100.8595	100.0000	100.9
Feb1805.D	Calibration	Phenanthrene-d10	9.653	291274	1024056	0.2844	68.6730	75.0000	91.6
Feb1806.D	Calibration	Phenanthrene-d10	9.653	215173	1023524	0.2102	52.1333	50.0000	104.3
Feb1807.D	Calibration	Phenanthrene-d10	9.653	33057	904268	0.0366	10.2442	10.0000	102.4
Feb1808.D	Calibration	Phenanthrene-d10	9.653	11110	920853	0.0121	3.9074	4.0000	97.7
Feb1809.D	QC	Phenanthrene-d10	9.653	303382	958315	0.3166	75.6263	75.0000	100.8

Compound: Hexachlorobenzene

Data File	Sample Type	ISTD	RT	Resp	ISTD Resp	Resp Ratio	Final Conc	Exp. Conc	Accuracy
Feb1802.D	Calibration	Phenanthrene-d10	9.694	597870	976452	0.6123	143.5319	150.0000	95.7
Feb1803.D	Calibration	Phenanthrene-d10	9.694	550809	1039609	0.5298	123.9440	120.0000	103.3
Feb1804.D	Calibration	Phenanthrene-d10	9.694	488673	1045119	0.4676	109.2193	100.0000	109.2
Feb1805.D	Calibration	Phenanthrene-d10	9.694	312914	1024056	0.3056	71.1350	75.0000	94.8
Feb1806.D	Calibration	Phenanthrene-d10	9.683	208046	1023524	0.2033	47.2633	50.0000	94.5
Feb1807.D	Calibration	Phenanthrene-d10	9.684	37231	904268	0.0412	9.7111	10.0000	97.1
Feb1808.D	Calibration	Phenanthrene-d10	9.684	15953	920853	0.0173	4.2137	4.0000	105.3
Feb1809.D	QC	Phenanthrene-d10	9.683	307143	958315	0.3205	74.6326	75.0000	99.5

Compound: Pentachlorophenol

Data File	Sample Type	ISTD	RT	Resp	ISTD Resp	Resp Ratio	Final Conc	Exp. Conc	Accuracy
Feb1802.D	Calibration	Phenanthrene-d10	9.968	342613	976452	0.3509	148.7927	150.0000	99.2
Feb1803.D	Calibration	Phenanthrene-d10	9.968	272170	1039609	0.2618	118.9229	120.0000	99.1
Feb1804.D	Calibration	Phenanthrene-d10	9.968	233937	1045119	0.2238	105.1758	100.0000	105.2
Feb1805.D	Calibration	Phenanthrene-d10	9.968	145556	1024056	0.1421	72.8650	75.0000	97.2
Feb1806.D	Calibration	Phenanthrene-d10	9.968	91759	1023524	0.0897	49.5070	50.0000	99.0
Feb1807.D	Calibration	Phenanthrene-d10	9.958	10893	904268	0.0120	9.1936	10.0000	91.9
Feb1808.D	Calibration	Phenanthrene-d10	9.968	3504	920853	0.0038	4.3365	4.0000	108.4
Feb1809.D	QC	Phenanthrene-d10	9.968	154444	958315	0.1612	80.7752	75.0000	107.7

Compound: Phenanthrene

Data File	Sample Type	ISTD	RT	Resp	ISTD Resp	Resp Ratio	Final Conc	Exp. Conc	Accuracy
Feb1802.D	Calibration	Phenanthrene-d10	10.191	3132371	976452	3.2079	146.0003	150.0000	97.3
Feb1803.D	Calibration	Phenanthrene-d10	10.191	2792268	1039609	2.6859	119.6259	120.0000	99.7
Feb1804.D	Calibration	Phenanthrene-d10	10.191	2584992	1045119	2.4734	109.2336	100.0000	109.2
Feb1805.D	Calibration	Phenanthrene-d10	10.181	1733051	1024056	1.6923	72.5377	75.0000	96.7
Feb1806.D	Calibration	Phenanthrene-d10	10.181	1161938	1023524	1.1352	47.6446	50.0000	95.3
Feb1807.D	Calibration	Phenanthrene-d10	10.181	224346	904268	0.2481	9.8851	10.0000	98.9
Feb1808.D	Calibration	Phenanthrene-d10	10.181	99605	920853	0.1082	4.1191	4.0000	103.0
Feb1809.D	QC	Phenanthrene-d10	10.181	1690096	958315	1.7636	75.7953	75.0000	101.1

Compound: Anthracene

Data File	Sample Type	ISTD	RT	Resp	ISTD Resp	Resp Ratio	Final Conc	Exp. Conc	Accuracy
Feb1802.D	Calibration	Phenanthrene-d10	10.252	3071678	976452	3.1458	143.8138	150.0000	95.9
Feb1803.D	Calibration	Phenanthrene-d10	10.252	2712966	1039609	2.6096	119.3027	120.0000	99.4
Feb1804.D	Calibration	Phenanthrene-d10	10.252	2471452	1045119	2.3648	108.1091	100.0000	108.1
Feb1805.D	Calibration	Phenanthrene-d10	10.252	1747621	1024056	1.7066	78.0189	75.0000	104.0
Feb1806.D	Calibration	Phenanthrene-d10	10.242	1092607	1023524	1.0675	48.8025	50.0000	97.6
Feb1807.D	Calibration	Phenanthrene-d10	10.242	191750	904268	0.2120	9.6942	10.0000	96.9
Feb1808.D	Calibration	Phenanthrene-d10	10.242	78978	920853	0.0858	3.9209	4.0000	98.0
Feb1809.D	QC	Phenanthrene-d10	10.242	1595291	958315	1.6647	76.1040	75.0000	101.5

Compound: Triallate

Data File	Sample Type	ISTD	RT	Resp	ISTD Resp	Resp Ratio	Final Conc	Exp. Conc	Accuracy
Feb1802.D	Calibration	Phenanthrene-d10	10.313	845447	976452	0.8658	149.2795	150.0000	99.5
Feb1803.D	Calibration	Phenanthrene-d10	10.313	696512	1039609	0.6700	120.4325	120.0000	100.4
Feb1804.D	Calibration	Phenanthrene-d10	10.313	570358	1045119	0.5457	101.0679	100.0000	101.1
Feb1805.D	Calibration	Phenanthrene-d10	10.313	391641	1024056	0.3824	74.1071	75.0000	98.8
Feb1806.D	Calibration	Phenanthrene-d10	10.313	255426	1023524	0.2496	50.6533	50.0000	101.3
Feb1807.D	Calibration	Phenanthrene-d10	10.313	31763	904268	0.0351	9.1129	10.0000	91.1
Feb1808.D	Calibration	Phenanthrene-d10	10.313	11113	920853	0.0121	4.3118	4.0000	107.8
Feb1809.D	QC	Phenanthrene-d10	10.313	390681	958315	0.4077	78.3979	75.0000	104.5

Compound: Carbazole

Data File	Sample Type	ISTD	RT	Resp	ISTD Resp	Resp Ratio	Final Conc	Exp. Conc	Accuracy
Feb1802.D	Calibration	Phenanthrene-d10	10.505	3271481	976452	3.3504	149.5705	150.0000	99.7
Feb1803.D	Calibration	Phenanthrene-d10	10.495	2794889	1039609	2.6884	120.4732	120.0000	100.4
Feb1804.D	Calibration	Phenanthrene-d10	10.495	2334657	1045119	2.2339	100.3730	100.0000	100.4
Feb1805.D	Calibration	Phenanthrene-d10	10.495	1698426	1024056	1.6585	74.7873	75.0000	99.7
Feb1806.D	Calibration	Phenanthrene-d10	10.485	1123980	1023524	1.0981	49.7097	50.0000	99.4
Feb1807.D	Calibration	Phenanthrene-d10	10.485	199440	904268	0.2206	10.1180	10.0000	101.2
Feb1808.D	Calibration	Phenanthrene-d10	10.485	78288	920853	0.0850	3.9681	4.0000	99.2
Feb1809.D	QC	Phenanthrene-d10	10.495	1718160	958315	1.7929	80.7772	75.0000	107.7

Compound: o-Terphenyl

Data File	Sample Type	ISTD	RT	Resp	ISTD Resp	Resp Ratio	Final Conc	Exp. Conc	Accuracy
Feb1802.D	Calibration	Phenanthrene-d10	10.708	1697837	976452	1.7388	143.8799	150.0000	95.9
Feb1803.D	Calibration	Phenanthrene-d10	10.708	1579903	1039609	1.5197	125.0935	120.0000	104.2
Feb1804.D	Calibration	Phenanthrene-d10	10.708	1358973	1045119	1.3003	106.4761	100.0000	106.5
Feb1805.D	Calibration	Phenanthrene-d10	10.697	906169	1024056	0.8849	71.7460	75.0000	95.7
Feb1806.D	Calibration	Phenanthrene-d10	10.698	609529	1023524	0.5955	47.9400	50.0000	95.9
Feb1807.D	Calibration	Phenanthrene-d10	10.698	111061	904268	0.1228	9.6963	10.0000	97.0
Feb1808.D	Calibration	Phenanthrene-d10	10.698	49755	920853	0.0540	4.1955	4.0000	104.9
Feb1809.D	QC	Phenanthrene-d10	10.697	880627	958315	0.9189	74.5678	75.0000	99.4

Compound: Di-n-Butylphthalate

Data File	Sample Type	ISTD	RT	Resp	ISTD Resp	Resp Ratio	Final Conc	Exp. Conc	Accuracy
Feb1802.D	Calibration	Phenanthrene-d10	11.083	3446165	976452	3.5293	147.6497	150.0000	98.4
Feb1803.D	Calibration	Phenanthrene-d10	11.082	2864235	1039609	2.7551	121.0143	120.0000	100.8
Feb1804.D	Calibration	Phenanthrene-d10	11.082	2379296	1045119	2.2766	103.4746	100.0000	103.5
Feb1805.D	Calibration	Phenanthrene-d10	11.082	1582606	1024056	1.5454	74.7048	75.0000	99.6
Feb1806.D	Calibration	Phenanthrene-d10	11.072	970759	1023524	0.9484	48.9894	50.0000	98.0
Feb1807.D	Calibration	Phenanthrene-d10	11.072	102631	904268	0.1135	8.3322	10.0000	83.3
Feb1808.D	Calibration	Phenanthrene-d10	11.072	40976	920853	0.0445	4.6518	4.0000	116.3
Feb1809.D	QC	Phenanthrene-d10	11.082	1581866	958315	1.6507	79.0134	75.0000	105.4

Compound: Fluoranthene

Data File	Sample Type	ISTD	RT	Resp	ISTD Resp	Resp Ratio	Final Conc	Exp. Conc	Accuracy
Feb1802.D	Calibration	Phenanthrene-d10	11.974	3397461	976452	3.4794	148.7725	150.0000	99.2
Feb1803.D	Calibration	Phenanthrene-d10	11.964	2925734	1039609	2.8143	120.7096	120.0000	100.6
Feb1804.D	Calibration	Phenanthrene-d10	11.964	2487478	1045119	2.3801	102.2753	100.0000	102.3
Feb1805.D	Calibration	Phenanthrene-d10	11.953	1750781	1024056	1.7097	73.6261	75.0000	98.2
Feb1806.D	Calibration	Phenanthrene-d10	11.954	1175583	1023524	1.1486	49.4749	50.0000	98.9
Feb1807.D	Calibration	Phenanthrene-d10	11.943	220272	904268	0.2436	10.1778	10.0000	101.8
Feb1808.D	Calibration	Phenanthrene-d10	11.943	93335	920853	0.1014	3.9622	4.0000	99.1
Feb1809.D	QC	Phenanthrene-d10	11.953	1727903	958315	1.8031	77.6312	75.0000	103.5

Compound: Benzidine

Data File	Sample Type	ISTD	RT	Resp	ISTD Resp	Resp Ratio	Final Conc	Exp. Conc	Accuracy
Feb1802.D	Calibration	Phenanthrene-d10	12.349	1083722	976452	1.1099	152.2725	150.0000	101.5
Feb1803.D	Calibration	Phenanthrene-d10	12.349	925246	1039609	0.8900	114.7160	120.0000	95.6
Feb1804.D	Calibration	Phenanthrene-d10	12.349	841681	1045119	0.8053	101.7540	100.0000	101.8
Feb1805.D	Calibration	Phenanthrene-d10	12.348	646709	1024056	0.6315	77.0454	75.0000	102.7
Feb1806.D	Calibration	Phenanthrene-d10	12.338	430095	1023524	0.4202	49.7161	50.0000	99.4
Feb1807.D	Calibration	Phenanthrene-d10	12.338	65045	904268	0.0719	9.3957	10.0000	94.0
Feb1808.D	Calibration	Phenanthrene-d10	12.328	22030	920853	0.0239	4.2042	4.0000	105.1
Feb1809.D	QC	Phenanthrene-d10	12.338	590851	958315	0.6166	75.0213	75.0000	100.0

Compound: Pyrene

Data File	Sample Type	ISTD	RT	Resp	ISTD Resp	Resp Ratio	Final Conc	Exp. Conc	Accuracy
Feb1802.D	Calibration	Phenanthrene-d10	12.399	3679726	976452	3.7685	149.9738	150.0000	100.0
Feb1803.D	Calibration	Phenanthrene-d10	12.389	3111401	1039609	2.9929	118.6872	120.0000	98.9
Feb1804.D	Calibration	Phenanthrene-d10	12.389	2716593	1045119	2.5993	102.8837	100.0000	102.9
Feb1805.D	Calibration	Phenanthrene-d10	12.379	1900991	1024056	1.8563	73.1770	75.0000	97.6
Feb1806.D	Calibration	Phenanthrene-d10	12.379	1308067	1023524	1.2780	50.1685	50.0000	100.3
Feb1807.D	Calibration	Phenanthrene-d10	12.369	240962	904268	0.2665	10.1636	10.0000	101.6
Feb1808.D	Calibration	Phenanthrene-d10	12.369	100018	920853	0.1086	3.9475	4.0000	98.7
Feb1809.D	QC	Phenanthrene-d10	12.379	1840668	958315	1.9207	75.7452	75.0000	101.0

Compound: Terphenyl-d14

Data File	Sample Type	ISTD	RT	Resp	ISTD Resp	Resp Ratio	Final Conc	Exp. Conc	Accuracy
Feb1802.D	Calibration	Phenanthrene-d10	12.885	2533921	976452	2.5950	152.1715	150.0000	101.4
Feb1803.D	Calibration	Phenanthrene-d10	12.885	2133936	1039609	2.0526	120.3656	120.0000	100.3
Feb1804.D	Calibration	Phenanthrene-d10	12.885	1793874	1045119	1.7164	100.6508	100.0000	100.7
Feb1805.D	Calibration	Phenanthrene-d10	12.875	1286275	1024056	1.2561	73.6549	75.0000	98.2
Feb1806.D	Calibration	Phenanthrene-d10	12.875	851147	1023524	0.8316	48.7638	50.0000	97.5
Feb1807.D	Calibration	Phenanthrene-d10	12.865	148383	904268	0.1641	9.6223	10.0000	96.2
Feb1808.D	Calibration	Phenanthrene-d10	12.865	66357	920853	0.0721	4.2256	4.0000	105.6
Feb1809.D	QC	Phenanthrene-d10	12.875	1184579	958315	1.2361	72.4848	75.0000	96.6

Compound: Butylbenzylphthalate

Data File	Sample Type	ISTD	RT	Resp	ISTD Resp	Resp Ratio	Final Conc	Exp. Conc	Accuracy
Feb1802.D	Calibration	Chrysene-d12	14.337	1276176	738370	1.7284	146.7579	150.0000	97.8
Feb1803.D	Calibration	Chrysene-d12	14.326	1038779	762297	1.3627	123.2154	120.0000	102.7
Feb1804.D	Calibration	Chrysene-d12	14.326	817626	760735	1.0748	102.9690	100.0000	103.0
Feb1805.D	Calibration	Chrysene-d12	14.316	511792	719604	0.7112	74.4763	75.0000	99.3
Feb1806.D	Calibration	Chrysene-d12	14.316	305113	738511	0.4131	47.6282	50.0000	95.3
Feb1807.D	Calibration	Chrysene-d12	14.296	40092	657154	0.0610	9.1160	10.0000	91.2
Feb1808.D	Calibration	Chrysene-d12	14.296	16114	663666	0.0243	4.4368	4.0000	110.9
Feb1809.D	QC	Chrysene-d12	14.316	535896	682685	0.7850	80.5784	75.0000	107.4

Compound: Benzo(a)Anthracene

Data File	Sample Type	ISTD	RT	Resp	ISTD Resp	Resp Ratio	Final Conc	Exp. Conc	Accuracy
Feb1802.D	Calibration	Chrysene-d12	15.543	2842112	738370	3.8492	149.7505	150.0000	99.8
Feb1803.D	Calibration	Chrysene-d12	15.532	2429458	762297	3.1870	123.9899	120.0000	103.3
Feb1804.D	Calibration	Chrysene-d12	15.522	2034255	760735	2.6741	104.0334	100.0000	104.0
Feb1805.D	Calibration	Chrysene-d12	15.512	1426052	719604	1.9817	77.0979	75.0000	102.8
Feb1806.D	Calibration	Chrysene-d12	15.512	944328	738511	1.2787	49.7470	50.0000	99.5
Feb1807.D	Calibration	Chrysene-d12	15.492	157876	657154	0.2402	9.3465	10.0000	93.5
Feb1808.D	Calibration	Chrysene-d12	15.492	66223	663666	0.0998	3.8821	4.0000	97.1
Feb1809.D	QC	Chrysene-d12	15.512	1445216	682685	2.1170	82.3594	75.0000	109.8

Compound: Chrysene

Data File	Sample Type	ISTD	RT	Resp	ISTD Resp	Resp Ratio	Final Conc	Exp. Conc	Accuracy
Feb1802.D	Calibration	Chrysene-d12	15.655	3033845	738370	4.1088	147.3118	150.0000	98.2
Feb1803.D	Calibration	Chrysene-d12	15.645	2630114	762297	3.4502	122.2787	120.0000	101.9
Feb1804.D	Calibration	Chrysene-d12	15.645	2211531	760735	2.9071	102.0757	100.0000	102.1
Feb1805.D	Calibration	Chrysene-d12	15.624	1551059	719604	2.1554	74.7328	75.0000	99.6
Feb1806.D	Calibration	Chrysene-d12	15.624	1050170	738511	1.4220	48.6971	50.0000	97.4
Feb1807.D	Calibration	Chrysene-d12	15.594	193047	657154	0.2938	9.7877	10.0000	97.9
Feb1808.D	Calibration	Chrysene-d12	15.594	83685	663666	0.1261	4.1164	4.0000	102.9
Feb1809.D	QC	Chrysene-d12	15.624	1558124	682685	2.2823	79.3013	75.0000	105.7

Compound: 3,3-Dichlorobenzidine

Data File	Sample Type	ISTD	RT	Resp	ISTD Resp	Resp Ratio	Final Conc	Exp. Conc	Accuracy
Feb1802.D	Calibration	Chrysene-d12	15.706	1089020	738370	1.4749	145.8673	150.0000	97.2
Feb1803.D	Calibration	Chrysene-d12	15.696	921207	762297	1.2085	123.4767	120.0000	102.9
Feb1804.D	Calibration	Chrysene-d12	15.696	749360	760735	0.9850	103.7644	100.0000	103.8
Feb1805.D	Calibration	Chrysene-d12	15.686	486419	719604	0.6760	74.8233	75.0000	99.8
Feb1806.D	Calibration	Chrysene-d12	15.675	299783	738511	0.4059	47.6188	50.0000	95.2
Feb1807.D	Calibration	Chrysene-d12	15.655	35676	657154	0.0543	8.7092	10.0000	87.1
Feb1808.D	Calibration	Chrysene-d12	15.655	12724	663666	0.0192	4.5577	4.0000	113.9
Feb1809.D	QC	Chrysene-d12	15.675	412447	682685	0.6042	67.7817	75.0000	90.4

Compound: bis(2-ethylhexyl)Phthalate

Data File	Sample Type	ISTD	RT	Resp	ISTD Resp	Resp Ratio	Final Conc	Exp. Conc	Accuracy
Feb1802.D	Calibration	Chrysene-d12	16.391	446103	738370	0.6042	146.9804	150.0000	98.0
Feb1803.D	Calibration	Chrysene-d12	16.381	364319	762297	0.4779	124.1299	120.0000	103.4
Feb1804.D	Calibration	Chrysene-d12	16.381	275164	760735	0.3617	100.9022	100.0000	100.9
Feb1805.D	Calibration	Chrysene-d12	16.370	177810	719604	0.2471	75.1376	75.0000	100.2
Feb1806.D	Calibration	Chrysene-d12	16.370	104536	738511	0.1415	47.6952	50.0000	95.4
Feb1807.D	Calibration	Chrysene-d12	16.360	15117	657154	0.0230	9.4865	10.0000	94.9
Feb1808.D	Calibration	Chrysene-d12	16.360	6272	663666	0.0095	4.2962	4.0000	107.4
Feb1809.D	QC	Chrysene-d12	16.370	177710	682685	0.2603	78.2900	75.0000	104.4

Compound: Di-n-octyl Phthalate

Data File	Sample Type	ISTD	RT	Resp	ISTD Resp	Resp Ratio	Final Conc	Exp. Conc	Accuracy
Feb1802.D	Calibration	Perylene-d12	18.153	3050804	481121	6.3410	147.3012	150.0000	98.2
Feb1803.D	Calibration	Perylene-d12	18.143	2494942	510577	4.8865	121.1100	120.0000	100.9
Feb1804.D	Calibration	Perylene-d12	18.143	1958854	488188	4.0125	104.0154	100.0000	104.0
Feb1805.D	Calibration	Perylene-d12	18.132	1227671	451626	2.7183	76.2190	75.0000	101.6
Feb1806.D	Calibration	Perylene-d12	18.133	706918	469307	1.5063	46.4377	50.0000	92.9
Feb1807.D	Calibration	Perylene-d12	18.123	98225	409570	0.2398	9.0329	10.0000	90.3
Feb1808.D	Calibration	Perylene-d12	18.123	42821	406987	0.1052	4.4834	4.0000	112.1
Feb1809.D	QC	Perylene-d12	18.133	1235233	436518	2.8297	78.7517	75.0000	105.0

Compound: Benzo(b)fluoranthene

Data File	Sample Type	ISTD	RT	Resp	ISTD Resp	Resp Ratio	Final Conc	Exp. Conc	Accuracy
Feb1802.D	Calibration	Perylene-d12	18.396	2701361	481121	5.6147	147.7569	150.0000	98.5
Feb1803.D	Calibration	Perylene-d12	18.386	2384843	510577	4.6709	120.7133	120.0000	100.6
Feb1804.D	Calibration	Perylene-d12	18.386	1951128	488188	3.9967	102.0750	100.0000	102.1
Feb1805.D	Calibration	Perylene-d12	18.375	1375648	451626	3.0460	76.6560	75.0000	102.2
Feb1806.D	Calibration	Perylene-d12	18.365	908237	469307	1.9353	48.1054	50.0000	96.2
Feb1807.D	Calibration	Perylene-d12	18.355	146871	409570	0.3586	9.4383	10.0000	94.4
Feb1808.D	Calibration	Perylene-d12	18.345	57119	406987	0.1403	4.2415	4.0000	106.0
Feb1809.D	QC	Perylene-d12	18.376	1337400	436518	3.0638	77.1232	75.0000	102.8

Compound: Benzo(k)fluoranthene

Data File	Sample Type	ISTD	RT	Resp	ISTD Resp	Resp Ratio	Final Conc	Exp. Conc	Accuracy
Feb1802.D	Calibration	Perylene-d12	18.467	2958362	481121	6.1489	149.1473	150.0000	99.4
Feb1803.D	Calibration	Perylene-d12	18.457	2491030	510577	4.8789	117.5947	120.0000	98.0
Feb1804.D	Calibration	Perylene-d12	18.457	2129075	488188	4.3612	104.8718	100.0000	104.9
Feb1805.D	Calibration	Perylene-d12	18.446	1413651	451626	3.1301	74.9266	75.0000	99.9
Feb1806.D	Calibration	Perylene-d12	18.436	956185	469307	2.0374	48.7004	50.0000	97.4
Feb1807.D	Calibration	Perylene-d12	18.406	156598	409570	0.3823	9.5815	10.0000	95.8
Feb1808.D	Calibration	Perylene-d12	18.406	61699	406987	0.1516	4.1837	4.0000	104.6
Feb1809.D	QC	Perylene-d12	18.436	1401698	436518	3.2111	76.8826	75.0000	102.5

Compound: Benzo(a)pyrene

Data File	Sample Type	ISTD	RT	Resp	ISTD Resp	Resp Ratio	Final Conc	Exp. Conc	Accuracy
Feb1802.D	Calibration	Perylene-d12	19.004	2621643	481121	5.4490	147.4984	150.0000	98.3
Feb1803.D	Calibration	Perylene-d12	18.993	2323286	510577	4.5503	122.2376	120.0000	101.9
Feb1804.D	Calibration	Perylene-d12	18.993	1849719	488188	3.7889	101.2295	100.0000	101.2
Feb1805.D	Calibration	Perylene-d12	18.983	1275566	451626	2.8244	75.1028	75.0000	100.1
Feb1806.D	Calibration	Perylene-d12	18.973	873144	469307	1.8605	49.5090	50.0000	99.0
Feb1807.D	Calibration	Perylene-d12	18.953	122603	409570	0.2993	9.0742	10.0000	90.7
Feb1808.D	Calibration	Perylene-d12	18.953	46309	406987	0.1138	4.3474	4.0000	108.7
Feb1809.D	QC	Perylene-d12	18.983	1242141	436518	2.8456	75.6708	75.0000	100.9

Compound: Indeno(1,2,3-c,d)pyrene

Data File	Sample Type	ISTD	RT	Resp	ISTD Resp	Resp Ratio	Final Conc	Exp. Conc	Accuracy
Feb1802.D	Calibration	Perylene-d12	20.776	2181733	481121	4.5347	147.0742	150.0000	98.0
Feb1803.D	Calibration	Perylene-d12	20.765	1895312	510577	3.7121	119.1149	120.0000	99.3
Feb1804.D	Calibration	Perylene-d12	20.765	1633072	488188	3.3452	106.8898	100.0000	106.9
Feb1805.D	Calibration	Perylene-d12	20.755	1059042	451626	2.3450	74.2839	75.0000	99.0
Feb1806.D	Calibration	Perylene-d12	20.745	711904	469307	1.5169	48.0345	50.0000	96.1
Feb1807.D	Calibration	Perylene-d12	20.725	105841	409570	0.2584	9.3155	10.0000	93.2
Feb1808.D	Calibration	Perylene-d12	20.725	37542	406987	0.0922	4.3025	4.0000	107.6
Feb1809.D	QC	Perylene-d12	20.755	1059011	436518	2.4260	76.8896	75.0000	102.5

Compound: Dibenzo(a,h)anthracene

Data File	Sample Type	ISTD	RT	Resp	ISTD Resp	Resp Ratio	Final Conc	Exp. Conc	Accuracy
Feb1802.D	Calibration	Perylene-d12	20.836	2406140	481121	5.0011	147.0838	150.0000	98.1
Feb1803.D	Calibration	Perylene-d12	20.836	2141448	510577	4.1942	122.7774	120.0000	102.3
Feb1804.D	Calibration	Perylene-d12	20.826	1675258	488188	3.4316	100.1029	100.0000	100.1
Feb1805.D	Calibration	Perylene-d12	20.816	1205859	451626	2.6700	77.7360	75.0000	103.6
Feb1806.D	Calibration	Perylene-d12	20.816	767418	469307	1.6352	47.7678	50.0000	95.5
Feb1807.D	Calibration	Perylene-d12	20.796	114340	409570	0.2792	9.2034	10.0000	92.0
Feb1808.D	Calibration	Perylene-d12	20.796	43122	406987	0.1060	4.3328	4.0000	108.3
Feb1809.D	QC	Perylene-d12	20.816	1185669	436518	2.7162	79.0840	75.0000	105.4

Compound: Benzo(g,h,i)perylene

Data File	Sample Type	ISTD	RT	Resp	ISTD Resp	Resp Ratio	Final Conc	Exp. Conc	Accuracy
Feb1802.D	Calibration	Perylene-d12	21.110	2544345	481121	5.2884	147.4139	150.0000	98.3
Feb1803.D	Calibration	Perylene-d12	21.110	2227367	510577	4.3625	120.9102	120.0000	100.8
Feb1804.D	Calibration	Perylene-d12	21.100	1825037	488188	3.7384	103.2475	100.0000	103.2
Feb1805.D	Calibration	Perylene-d12	21.089	1242728	451626	2.7517	75.6388	75.0000	100.9
Feb1806.D	Calibration	Perylene-d12	21.079	822853	469307	1.7533	48.0870	50.0000	96.2
Feb1807.D	Calibration	Perylene-d12	21.059	135480	409570	0.3308	9.4619	10.0000	94.6
Feb1808.D	Calibration	Perylene-d12	21.059	55564	406987	0.1365	4.2432	4.0000	106.1
Feb1809.D	QC	Perylene-d12	21.089	1251600	436518	2.8672	78.8525	75.0000	105.1

Initial Calibration Report - Instrument #1

Method Path
Method File
Batch Name \\MASSHUNTER\Org\Data\SV5973N.I\sd021822\DoD BNA cal 1\QuantResults\021822 DoD BNA cal.batch.bin
Last Calib Update 2/19/2022 1:06:17 PM

Level Name	Calibration Files	Acq. Date-Time	Level Last Update Time
7	\\MASSHUNTER\Org\Data\SV5973N.I\sd021822\DoD BNA cal 1\Feb1802.D	2/19/2022 8:21:26 AM	2/19/2022 1:06:16 PM
6	\\MASSHUNTER\Org\Data\SV5973N.I\sd021822\DoD BNA cal 1\Feb1803.D	2/19/2022 8:53:27 AM	2/19/2022 1:06:16 PM
5	\\MASSHUNTER\Org\Data\SV5973N.I\sd021822\DoD BNA cal 1\Feb1804.D	2/19/2022 9:25:44 AM	2/19/2022 1:06:16 PM
4	\\MASSHUNTER\Org\Data\SV5973N.I\sd021822\DoD BNA cal 1\Feb1805.D	2/19/2022 9:57:53 AM	2/19/2022 1:06:16 PM
3	\\MASSHUNTER\Org\Data\SV5973N.I\sd021822\DoD BNA cal 1\Feb1806.D	2/19/2022 10:43:35 AM	2/19/2022 1:06:16 PM
2	\\MASSHUNTER\Org\Data\SV5973N.I\sd021822\DoD BNA cal 1\Feb1807.D	2/19/2022 11:15:42 AM	2/19/2022 1:06:16 PM
1	\\MASSHUNTER\Org\Data\SV5973N.I\sd021822\DoD BNA cal 1\Feb1808.D	2/19/2022 11:48:03 AM	2/19/2022 1:06:16 PM

Compound	Curve Fit	7	6	5	4	3	2	1	Avg RF	%RSD
I 1,4-Dichlorobenzene-d4				---------- ISTD ----------						
T N-Nitrosodimethylamine	Quadratic	0.3243	0.2985	0.3195	0.2839	0.2598	0.2745	0.2922	0.2933	7.920
T Pyridine	Quadratic	0.7400	0.7709	0.7570	0.7078	0.6954	0.5631	0.7097	0.7063	9.764
S 2-Fluorophenol	Quadratic	0.9652	0.9672	0.9894	0.9310	0.9149	0.7633	0.8362	0.9096	8.981
T Aniline	Quadratic	1.6183	1.7427	1.7633	1.6994	1.6913	1.4653	1.3997	1.6257	8.672
S Phenol-d5	Quadratic	1.1687	1.2283	1.2248	1.2055	1.1921	1.0304	0.9307	1.1401	10.041
T Phenol	Quadratic	1.3100	1.4181	1.3590	1.3439	1.3019	1.1283	0.9997	1.2658	11.671
T bis(-2-Chloroethyl)Ether	Quadratic	0.8789	0.9175	0.9138	0.9252	0.8869	0.8019	0.7334	0.8654	8.272
T 2-Chlorophenol	Quadratic	1.0047	1.0717	1.0957	1.0809	1.0411	0.9391	0.7975	1.0044	10.534
T 1,3-Dichlorobenzene	Quadratic	1.2427	1.3513	1.3655	1.3980	1.3518	1.4120	1.4959	1.3739	5.575
T 1,4-Dichlorobenzene	Quadratic	1.2104	1.3158	1.3688	1.4187	1.3711	1.4187	1.5822	1.3837	8.181
T 1,2-Dichlorobenzene	Quadratic	1.2271	1.2910	1.3203	1.3567	1.3485	1.3749	1.3615	1.3257	3.914
T Benzyl Alcohol	Quadratic	0.6020	0.6253	0.5918	0.5392	0.4699	0.3878	0.3950	0.5159	19.194 #
T bis(2-chloroisopropyl)Ether	Quadratic	0.3319	0.3696	0.3613	0.3620	0.3542	0.3332	0.3281	0.3486	4.900
T 2-Methylphenol	Quadratic	0.8871	0.9653	0.9660	0.9080	0.9176	0.8346	0.8032	0.8974	6.863
T N-nitroso-Di-n-propylamine	Quadratic	0.6999	0.6577	0.6507	0.6439	0.6514	0.5027	0.4578	0.6092	14.921
T 4Methylphenol/3Methylphenol	Quadratic	1.2025	1.2416	1.2962	1.3107	1.2436	1.0986	1.2087	1.2288	5.725
T Hexachloroethane	Quadratic	0.4085	0.4345	0.4271	0.4092	0.3901	0.3750	0.3803	0.4035	5.640
S Nitrobenzene-d5	Quadratic	0.6738	0.7051	0.6994	0.6766	0.6385	0.5658	0.5477	0.6438	9.855
T Nitrobenzene	Quadratic	0.3037	0.3419	0.3675	0.3213	0.3380	0.2251	0.2271	0.3035	18.579 #
I Naphthalene-d8				---------- ISTD ----------						
T Isophorone	Quadratic	0.5465	0.5747	0.5618	0.5685	0.5191	0.4128	0.4001	0.5119	14.530
T 2-Nitrophenol	Quadratic	0.1353	0.1435	0.1351	0.1189	0.1098	0.0819	0.0806	0.1150	22.302 #
T 2,4-Dimethylphenol	Quadratic	0.2318	0.2583	0.2769	0.2594	0.2341	0.2242	0.2465	0.2473	7.547
T bis(-2-Chloroethoxy)Methane	Quadratic	0.3237	0.3515	0.3287	0.3054	0.3191	0.2544	0.2255	0.3012	14.879
T 2,4-Dichlorophenol	Quadratic	0.2385	0.2626	0.2535	0.2467	0.2279	0.2020	0.1870	0.2312	11.968
T Benzoic Acid	Quadratic	0.1546	0.1639	0.1346	0.1378	0.1136	0.0792	0.0964	0.1257	24.477 #
T 1,2,4-Trichlorobenzene	Quadratic	0.2717	0.2827	0.2929	0.3058	0.2873	0.2929	0.2949	0.2898	3.689
T Naphthalene	Quadratic	0.7728	0.8518	0.8781	0.9143	0.8359	0.9141	0.9968	0.8805	8.060
T 4-Chlorophenol	Quadratic	0.0920	0.0950	0.0936	0.0932	0.0880	0.0989	0.1046	0.0950	5.611

Compound	Curve Fit	7	6	5	4	3	2	1	Avg RF	%RSD
T p-Chloroaniline	Quadratic	0.3270	0.3312	0.3290	0.3634	0.3412	0.3015	0.3243	0.3311	5.643
T Hexachlorobutadiene	Quadratic	0.1525	0.1551	0.1593	0.1580	0.1416	0.1424	0.1527	0.1517	4.655
T 4-Chloro-2-Methylphenol	Quadratic	0.2102	0.2334	0.2337	0.2373	0.2063	0.2198	0.2248	0.2236	5.416
T 4-Chloro-3-Methylphenol	Avg RF	0.2313	0.2464	0.2380	0.2403	0.2348	0.2169	0.2593	0.2382	5.503
T 2-Methylnaphthalene	Quadratic	0.5147	0.5015	0.4997	0.4874	0.5050	0.5510	0.5933	0.5218	7.165
T 1-Methylnaphthalene	Quadratic	0.4888	0.4964	0.4710	0.4720	0.5060	0.5379	0.5952	0.5096	8.652
I Acenaphthene-d10				---------- ISTD ----------						
T Hexachlorocyclopentadiene	Quadratic	0.1727	0.1710	0.1809	0.1707	0.1553	0.1046	0.0784	0.1477	26.976 #
T 2,4,6-Trichlorophenol	Quadratic	0.2836	0.3161	0.3240	0.2906	0.2560	0.2045	0.1714	0.2637	21.667 #
T 2,4,5-Trichlorophenol	Quadratic	0.3276	0.3404	0.3341	0.3418	0.3069	0.2512	0.2523	0.3078	12.992
S 2-Fluorobiphenyl	Quadratic	1.1777	1.2010	1.2690	1.1597	1.1550	1.2126	1.3227	1.2140	5.074
T 2-Chloronaphthalene	Avg RF	0.9804	0.9694	1.0017	1.0565	0.9983	1.0080	1.0026	1.0024	2.748
T 2-Nitroaniline	Quadratic	0.1704	0.1974	0.1987	0.1636	0.1669	0.1119	0.1126	0.1602	22.249 #
T Dimethyl Phthalate	Quadratic	1.0613	1.0401	1.0289	1.0856	0.9048	0.6466	0.6475	0.9164	21.030 #
T 2,6-Dinitrotoluene	Quadratic	0.1307	0.1566	0.1370	0.1392	0.1274	0.0987	0.0838	0.1248	20.091 #
T Acenaphthylene	Quadratic	1.5869	1.6155	1.5799	1.5867	1.6429	1.4697	1.4727	1.5649	4.319
T 3-Nitroaniline	Quadratic	0.1573	0.1791	0.1622	0.1608	0.1365	0.0963	0.0812	0.1390	26.453 #
T Acenaphthene	Quadratic	0.8814	0.8711	0.8866	0.9469	0.9545	0.9511	1.0247	0.9309	5.886
T 2,4-Dinitrophenol	Quadratic	0.0827	0.0800	0.0778	0.0680	0.0602	0.0284	0.0114	0.0584	47.626 #
T Dibenzofuran	Quadratic	1.3592	1.4158	1.4830	1.6492	1.4221	1.5184	1.6411	1.4984	7.500
T 2,4-Dinitrotoluene	Quadratic	0.1901	0.1905	0.1813	0.1732	0.1592	0.1080	0.1184	0.1601	21.171 #
T 4-Nitrophenol	Quadratic	0.1763	0.1893	0.1795	0.1716	0.1494	0.1132	0.0728	0.1503	28.341 #
T Diethylphthalate	Quadratic	1.0786	1.1473	1.0577	1.1049	0.9209	0.6408	0.5289	0.9256	26.488 #
T Fluorene	Quadratic	1.1919	1.1310	1.1794	1.2606	1.2252	1.2673	1.3368	1.2274	5.519
T 4-Chlorophenyl-phenylether	Quadratic	0.5308	0.5896	0.5830	0.5242	0.4945	0.5092	0.5067	0.5340	7.056
I Phenanthrene-d10				---------- ISTD ----------						
T 4-Nitroaniline	Quadratic	0.0994	0.0935	0.1107	0.0954	0.0808	0.0576	0.0401	0.0825	30.459 #
T 4,6-Dinitro-2-methylphenol	Quadratic	0.0665	0.0643	0.0640	0.0538	0.0532	0.0329	0.0238	0.0512	32.554 #
T N-nitrosodiphenylamine	Quadratic	0.4501	0.4535	0.4578	0.4391	0.4404	0.4280	0.4681	0.4481	2.983
T Azobenzene	Quadratic	0.6429	0.6197	0.5812	0.5923	0.5922	0.4012	0.3584	0.5411	20.844 #
S 2,4,6-Tribromophenol	Quadratic	0.0628	0.0601	0.0584	0.0539	0.0487	0.0364	0.0368	0.0510	21.212 #
T 4-Bromophenyl-phenylether	Quadratic	0.1810	0.1890	0.1752	0.1517	0.1682	0.1462	0.1206	0.1617	14.650
T Hexachlorobenzene	Quadratic	0.1633	0.1766	0.1870	0.1630	0.1626	0.1647	0.1732	0.1701	5.483
T Pentachlorophenol	Quadratic	0.0936	0.0873	0.0895	0.0758	0.0717	0.0482	0.0381	0.0720	29.670 #
T Phenanthrene	Quadratic	0.8554	0.8953	0.9894	0.9026	0.9082	0.9924	1.0817	0.9464	8.244
T Anthracene	Avg RF	0.8389	0.8699	0.9459	0.9102	0.8540	0.8482	0.8577	0.8750	4.440
T Triallate	Quadratic	0.2309	0.2233	0.2183	0.2040	0.1996	0.1405	0.1207	0.1910	22.533 #
T Carbazole	Quadratic	0.8934	0.8961	0.8935	0.8845	0.8785	0.8822	0.8502	0.8827	1.787
T o-Terphenyl	Quadratic	0.4637	0.5066	0.5201	0.4719	0.4764	0.4913	0.5403	0.4958	5.637
T Di-n-Butylphthalate	Quadratic	0.9411	0.9184	0.9106	0.8242	0.7588	0.4540	0.4450	0.7503	28.634 #
T Fluoranthene	Quadratic	0.9278	0.9381	0.9520	0.9118	0.9189	0.9744	1.0136	0.9481	3.772
T Benzidine	Quadratic	0.2960	0.2967	0.3221	0.3368	0.3362	0.2877	0.2392	0.3021	11.300
T Pyrene	Quadratic	1.0049	0.9976	1.0397	0.9900	1.0224	1.0659	1.0861	1.0295	3.517

Compound	Curve Fit	7	6	5	4	3	2	1	Avg RF	%RSD
S Terphenyl-d14	Avg RF	0.6920	0.6842	0.6866	0.6699	0.6653	0.6564	0.7206	0.6821	3.110
I Chrysene-d12				---------- ISTD ----------						
T Butylbenzylphthalate	Quadratic	0.4609	0.4542	0.4299	0.3793	0.3305	0.2440	0.2428	0.3631	25.715 #
T Benzo(a)Anthracene	Avg RF	1.0264	1.0623	1.0696	1.0569	1.0230	0.9610	0.9978	1.0282	3.804
T Chrysene	Quadratic	1.0957	1.1501	1.1628	1.1496	1.1376	1.1750	1.2610	1.1617	4.340
T 3,3-Dichlorobenzidine	Quadratic	0.3933	0.4028	0.3940	0.3605	0.3247	0.2172	0.1917	0.3263	26.870 #
T bis(2-ethylhexyl)Phthalate	Quadratic	0.1611	0.1593	0.1447	0.1318	0.1132	0.0920	0.0945	0.1281	22.546 #
I Perylene-d12				---------- ISTD ----------						
T Di-n-octyl Phthalate	Quadratic	1.6909	1.6288	1.6050	1.4498	1.2050	0.9593	1.0522	1.3702	21.661 #
T Benzo(b)fluoranthene	Quadratic	1.4973	1.5570	1.5987	1.6245	1.5482	1.4344	1.4035	1.5234	5.402
T Benzo(k)fluoranthene	Quadratic	1.6397	1.6263	1.7445	1.6694	1.6300	1.5294	1.5160	1.6222	4.870
T Benzo(a)pyrene	Quadratic	1.4531	1.5168	1.5156	1.5063	1.4884	1.1974	1.1378	1.4022	11.598
T Indeno(1,2,3-c,d)pyrene	Quadratic	1.2093	1.2374	1.3381	1.2506	1.2135	1.0337	0.9224	1.1721	12.194
T Dibenzo(a,h)anthracene	Quadratic	1.3336	1.3981	1.3726	1.4240	1.3082	1.1167	1.0596	1.2875	11.066
T Benzo(g,h,i)perylene	Quadratic	1.4102	1.4542	1.4954	1.4676	1.4027	1.3231	1.3652	1.4169	4.256

(RedFont and #) = Outlier Flag; (I) = Internal Standard; (T) = Target; (S) = Surrogate; (M) = Matrix Spike

Compounds with Curve fitting not using Avg Response Factor:

Compound	Curve Fit	Curve Fit Formula	Curve Fit R2
T N-Nitrosodimethylamine	Quadratic	y = 0.021792 * x ^ 2 + 0.241995 * x + 0.004989	0.998173
T Pyridine	Quadratic	y = 0.020939 * x ^ 2 + 0.685055 * x - 0.007221	0.998401
S 2-Fluorophenol	Quadratic	y = 0.017637 * x ^ 2 + 0.917012 * x - 0.016913	0.999247
T Aniline	Quadratic	y = -0.040399 * x ^ 2 + 1.831027 * x - 0.056516	0.998821
S Phenol-d5	Quadratic	y = -0.017215 * x ^ 2 + 1.265785 * x - 0.040467	0.999501
T Phenol	Quadratic	y = -0.006340 * x ^ 2 + 1.386108 * x - 0.046604	0.998724
T bis(-2-Chloroethyl)Ether	Quadratic	y = -0.014228 * x ^ 2 + 0.952888 * x - 0.026423	0.999569
T 2-Chlorophenol	Quadratic	y = -0.032160 * x ^ 2 + 1.160360 * x - 0.041785	0.999122
T 1,3-Dichlorobenzene	Quadratic	y = -0.057787 * x ^ 2 + 1.490596 * x - 0.004997	0.999132
T 1,4-Dichlorobenzene	Quadratic	y = -0.081700 * x ^ 2 + 1.543892 * x - 0.005009	0.999030
T 1,2-Dichlorobenzene	Quadratic	y = -0.058444 * x ^ 2 + 1.460442 * x - 0.012206	0.999839
T Benzyl Alcohol	Quadratic	y = 0.044827 * x ^ 2 + 0.462709 * x - 0.012139	0.997337
T bis(2-chloroisopropyl)Ether	Quadratic	y = -0.011494 * x ^ 2 + 0.388854 * x - 0.008302	0.998438
T 2-Methylphenol	Quadratic	y = -0.014016 * x ^ 2 + 0.975891 * x - 0.022715	0.998349
T N-nitroso-Di-n-propylamine	Quadratic	y = 0.022209 * x ^ 2 + 0.611394 * x - 0.018264	0.999422
T 4Methylphenol/3Methylphenol	Quadratic	y = -0.035283 * x ^ 2 + 1.359332 * x - 0.028435	0.998951
T Hexachloroethane	Quadratic	y = 0.004140 * x ^ 2 + 0.407110 * x - 0.004762	0.998655
S Nitrobenzene-d5	Quadratic	y = 0.006260 * x ^ 2 + 0.672525 * x - 0.017167	0.998985
T Nitrobenzene	Quadratic	y = -0.014810 * x ^ 2 + 0.381147 * x - 0.021730	0.994287
T Isophorone	Quadratic	y = 0.001256 * x ^ 2 + 0.561832 * x - 0.022361	0.998623
T 2-Nitrophenol	Quadratic	y = 0.009548 * x ^ 2 + 0.107176 * x - 0.004080	0.996605
T 2,4-Dimethylphenol	Quadratic	y = -0.008071 * x ^ 2 + 0.276433 * x - 0.006190	0.994642
T bis(-2-Chloroethoxy)Methane	Quadratic	y = 0.005370 * x ^ 2 + 0.317578 * x - 0.011206	0.997681
T 2,4-Dichlorophenol	Quadratic	y = 4.418395E-004 * x ^ 2 + 0.249497 * x - 0.008193	0.997504
T Benzoic Acid	Quadratic	y = 0.015492 * x ^ 2 + 0.103952 * x - 0.002742	0.994758
T 1,2,4-Trichlorobenzene	Quadratic	y = -0.011761 * x ^ 2 + 0.319441 * x - 0.003556	0.999271
T Naphthalene	Quadratic	y = -0.045271 * x ^ 2 + 0.967369 * x - 0.001945	0.997876
T 4-Chlorophenol	Quadratic	y = 8.832489E-004 * x ^ 2 + 0.089781 * x + 0.001564	0.999409
T p-Chloroaniline	Quadratic	y = -0.010190 * x ^ 2 + 0.366115 * x - 0.007070	0.998721
T Hexachlorobutadiene	Quadratic	y = 0.001101 * x ^ 2 + 0.151420 * x - 7.574592E-004	0.998681
T 4-Chloro-2-Methylphenol	Quadratic	y = -0.005202 * x ^ 2 + 0.239882 * x - 0.002907	0.996463
T 2-Methylnaphthalene	Quadratic	y = 0.009705 * x ^ 2 + 0.470873 * x + 0.014272	0.999780
T 1-Methylnaphthalene	Quadratic	y = 0.003735 * x ^ 2 + 0.470302 * x + 0.013933	0.999258
T Hexachlorocyclopentadiene	Quadratic	y = 0.002421 * x ^ 2 + 0.169469 * x - 0.011228	0.998244
T 2,4,6-Trichlorophenol	Quadratic	y = 0.002039 * x ^ 2 + 0.298677 * x - 0.016564	0.993903
T 2,4,5-Trichlorophenol	Quadratic	y = 0.001705 * x ^ 2 + 0.331601 * x - 0.011548	0.998610
S 2-Fluorobiphenyl	Quadratic	y = 0.005157 * x ^ 2 + 1.177766 * x + 0.011490	0.998583
T 2-Nitroaniline	Quadratic	y = 0.001296 * x ^ 2 + 0.181434 * x - 0.010093	0.991068
T Dimethyl Phthalate	Quadratic	y = 0.029806 * x ^ 2 + 0.971876 * x - 0.046998	0.997615
T 2,6-Dinitrotoluene	Quadratic	y = -2.911298E-004 * x ^ 2 + 0.142893 * x - 0.007548	0.993031
T Acenaphthylene	Quadratic	y = -0.010001 * x ^ 2 + 1.633544 * x - 0.021625	0.999749
T 3-Nitroaniline	Quadratic	y = 0.004389 * x ^ 2 + 0.153444 * x - 0.009589	0.994163
T Acenaphthene	Quadratic	y = -0.029072 * x ^ 2 + 0.976289 * x + 0.003199	0.999473

T 2,4-Dinitrophenol	Quadratic	y = 0.007709 * x ^ 2 + 0.057277 * x - 0.005537	0.998660
T Dibenzofuran	Quadratic	y = -0.078813 * x ^ 2 + 1.671612 * x - 0.012833	0.996920
T 2,4-Dinitrotoluene	Quadratic	y = 0.011306 * x ^ 2 + 0.153402 * x - 0.005936	0.998888
T 4-Nitrophenol	Quadratic	y = 0.006262 * x ^ 2 + 0.163430 * x - 0.010503	0.997220
T Diethylphthalate	Quadratic	y = 0.031919 * x ^ 2 + 1.014290 * x - 0.062887	0.996790
T Fluorene	Quadratic	y = -0.023000 * x ^ 2 + 1.248480 * x + 0.008905	0.998810
T 4-Chlorophenyl-phenylether	Quadratic	y = 0.008736 * x ^ 2 + 0.528573 * x - 0.004479	0.995687
T 4-Nitroaniline	Quadratic	y = 0.002828 * x ^ 2 + 0.092399 * x - 0.006449	0.992581
T 4,6-Dinitro-2-methylphenol	Quadratic	y = 0.005374 * x ^ 2 + 0.048411 * x - 0.002987	0.998476
T N-nitrosodiphenylamine	Quadratic	y = 0.005065 * x ^ 2 + 0.434868 * x + 0.001743	0.999757
T Azobenzene	Quadratic	y = 0.024057 * x ^ 2 + 0.554092 * x - 0.024304	0.999050
S 2,4,6-Tribromophenol	Quadratic	y = 0.005166 * x ^ 2 + 0.044588 * x - 0.001265	0.999519
T 4-Bromophenyl-phenylether	Quadratic	y = 0.009322 * x ^ 2 + 0.151303 * x - 0.002804	0.996940
T Hexachlorobenzene	Quadratic	y = -8.088242E-004 * x ^ 2 + 0.173809 * x - 9.761810E-004	0.995919
T Pentachlorophenol	Quadratic	y = 0.008092 * x ^ 2 + 0.065126 * x - 0.003350	0.998609
T Phenanthrene	Quadratic	y = -0.028459 * x ^ 2 + 0.980706 * x + 0.007476	0.997405
T Triallate	Quadratic	y = 0.012405 * x ^ 2 + 0.187943 * x - 0.008336	0.999700
T Carbazole	Quadratic	y = 0.004446 * x ^ 2 + 0.879996 * x - 0.002325	0.999978
T o-Terphenyl	Quadratic	y = -0.005292 * x ^ 2 + 0.502035 * x + 0.001433	0.997250
T Di-n-Butylphthalate	Quadratic	y = 0.064569 * x ^ 2 + 0.728926 * x - 0.041145	0.998689
T Fluoranthene	Quadratic	y = 0.005127 * x ^ 2 + 0.913516 * x + 0.010820	0.999738
T Benzidine	Quadratic	y = -0.021425 * x ^ 2 + 0.377173 * x - 0.015482	0.999219
T Pyrene	Quadratic	y = -0.003799 * x ^ 2 + 1.017139 * x + 0.008273	0.999630
T Butylbenzylphthalate	Quadratic	y = 0.047941 * x ^ 2 + 0.297734 * x - 0.009335	0.998450
T Chrysene	Quadratic	y = -0.020372 * x ^ 2 + 1.189658 * x + 0.003882	0.999580
T 3,3-Dichlorobenzidine	Quadratic	y = 0.021497 * x ^ 2 + 0.331223 * x - 0.018848	0.998013
T bis(2-ethylhexyl)Phthalate	Quadratic	y = 0.018118 * x ^ 2 + 0.098204 * x - 0.001306	0.998634
T Di-n-octyl Phthalate	Quadratic	y = 0.162869 * x ^ 2 + 1.128485 * x - 0.023317	0.998248
T Benzo(b)fluoranthene	Quadratic	y = -0.044563 * x ^ 2 + 1.695133 * x - 0.038901	0.999411
T Benzo(k)fluoranthene	Quadratic	y = -0.015793 * x ^ 2 + 1.715381 * x - 0.027642	0.999129
T Benzo(a)pyrene	Quadratic	y = -0.022971 * x ^ 2 + 1.578004 * x - 0.057449	0.999439
T Indeno(1,2,3-c,d)pyrene	Quadratic	y = -0.023616 * x ^ 2 + 1.334003 * x - 0.050971	0.998326
T Dibenzo(a,h)anthracene	Quadratic	y = -0.014764 * x ^ 2 + 1.427551 * x - 0.048504	0.998956
T Benzo(g,h,i)perylene	Quadratic	y = -0.014380 * x ^ 2 + 1.493878 * x - 0.021784	0.999297

(RedFont and #) = Outlier Flag; (I) = Internal Standard; (T) = Target; (S) = Surrogate; (M) = Matrix Spike

Calibration Report

Batch Path	\\MASSHUNTER\Org\Data\SV5973N.I\sd021822\DoD BNA cal 1\QuantResults\021822 DoD BNA cal.batch.bin		
Analysis Time	2/19/2022 1:08 PM	**Analyst Name**	BL2000\sean
Report Time	2/19/2022 1:09:05 PM	**Reporter Name**	BL2000\sean
Last Calib Update	2/19/2022 1:06 PM	**Batch State**	Processed
Quant Batch Version	10.0	**Quant Report Version**	10.0

N-Nitrosodimethylamine %RSE = 4.3

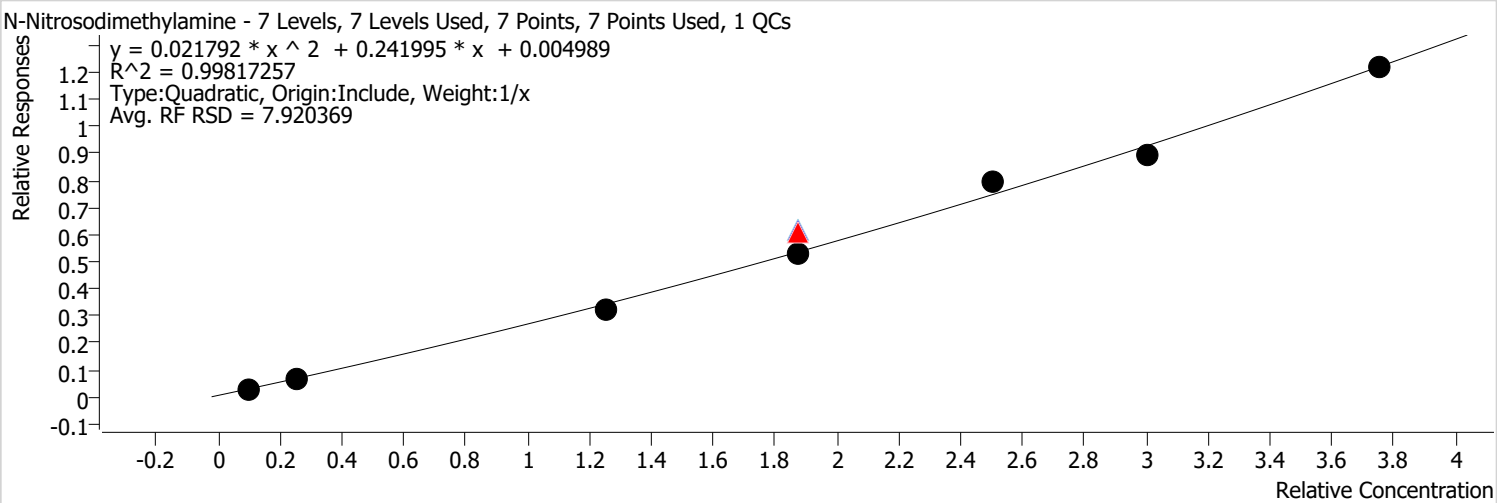

Calibration STD Path	Cal Type	Level	Enabled	Resp.	Exp. Conc	Resp. Factor	Level RSD
\\MASSHUNTER\Org\Data\SV5973N.I\sd021822\DoD BNA cal 1\Feb1808.D	Calibration	1	x	9265	4.0000	0.2922	
\\MASSHUNTER\Org\Data\SV5973N.I\sd021822\DoD BNA cal 1\Feb1807.D	Calibration	2	x	22053	10.0000	0.2745	
\\MASSHUNTER\Org\Data\SV5973N.I\sd021822\DoD BNA cal 1\Feb1806.D	Calibration	3	x	117849	50.0000	0.2598	
\\MASSHUNTER\Org\Data\SV5973N.I\sd030422\BNA 1\Feb0402.D	CC	CCV	x	226985	75.0000	0.3235	
\\MASSHUNTER\Org\Data\SV5973N.I\sd021822\DoD BNA cal 1\Feb1809.D	QC	ICV	x	201549	75.0000	0.3290	
\\MASSHUNTER\Org\Data\SV5973N.I\sd021822\DoD BNA cal 1\Feb1805.D	Calibration	4	x	186004	75.0000	0.2839	
\\MASSHUNTER\Org\Data\SV5973N.I\sd021822\DoD BNA cal 1\Feb1804.D	Calibration	5	x	296474	100.0000	0.3195	
\\MASSHUNTER\Org\Data\SV5973N.I\sd021822\DoD BNA cal 1\Feb1803.D	Calibration	6	x	326647	120.0000	0.2985	
\\MASSHUNTER\Org\Data\SV5973N.I\sd021822\DoD BNA cal 1\Feb1802.D	Calibration	7	x	435283	150.0000	0.3243	

Calibration Report

Batch Path	\\MASSHUNTER\Org\Data\SV5973N.I\sd021822\DoD BNA cal 1\QuantResults\021822 DoD BNA cal.batch.bin		
Analysis Time	2/19/2022 1:08 PM	**Analyst Name**	BL2000\sean
Report Time	2/19/2022 1:09:10 PM	**Reporter Name**	BL2000\sean
Last Calib Update	2/19/2022 1:06 PM	**Batch State**	Processed
Quant Batch Version	10.0	**Quant Report Version**	10.0

Pyridine %RSE = 10.2

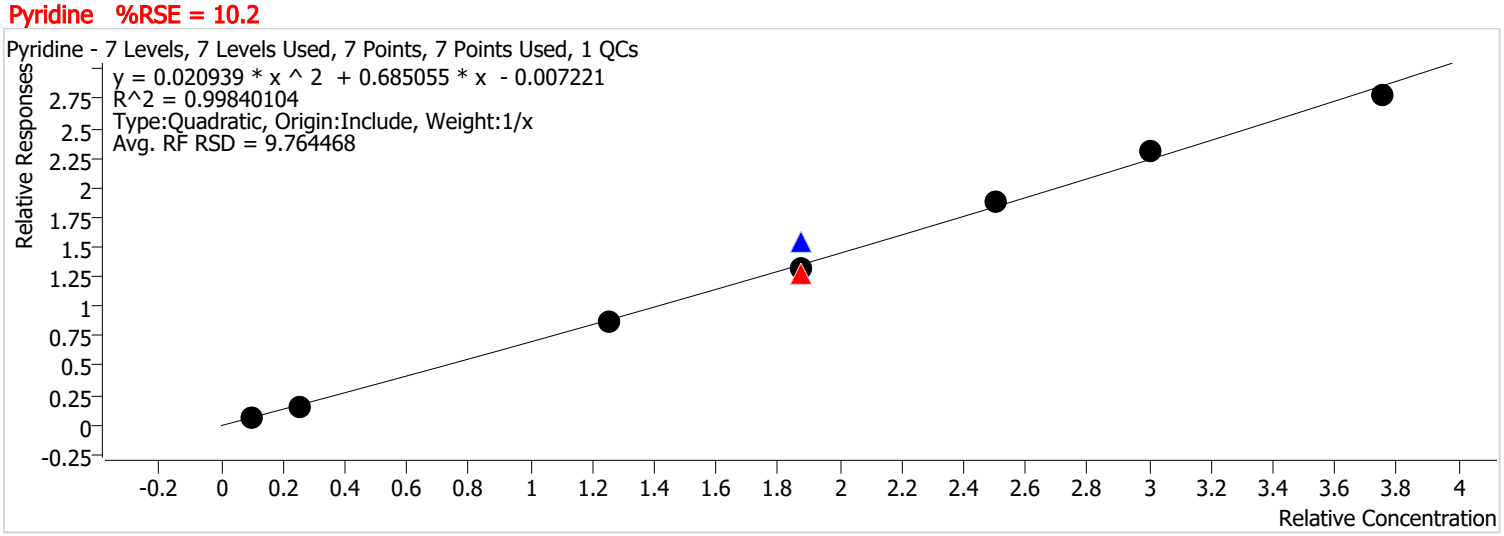

Calibration STD Path	Cal Type	Level	Enabled	Resp.	Exp. Conc	Resp. Factor	Level RSD
\\MASSHUNTER\Org\Data\SV5973N.I\sd021822\DoD BNA cal 1\Feb1808.D	Calibration	1	x	22506	4.0000	0.7097	
\\MASSHUNTER\Org\Data\SV5973N.I\sd021822\DoD BNA cal 1\Feb1807.D	Calibration	2	x	45229	10.0000	0.5631	
\\MASSHUNTER\Org\Data\SV5973N.I\sd021822\DoD BNA cal 1\Feb1806.D	Calibration	3	x	315403	50.0000	0.6954	
\\MASSHUNTER\Org\Data\SV5973N.I\sd030422\BNA 1\Feb0402.D	CC	CCV	x	480267	75.0000	0.6845	
\\MASSHUNTER\Org\Data\SV5973N.I\sd021822\DoD BNA cal 1\Feb1809.D	QC	ICV	x	505592	75.0000	0.8254	
\\MASSHUNTER\Org\Data\SV5973N.I\sd021822\DoD BNA cal 1\Feb1805.D	Calibration	4	x	463669	75.0000	0.7078	
\\MASSHUNTER\Org\Data\SV5973N.I\sd021822\DoD BNA cal 1\Feb1804.D	Calibration	5	x	702486	100.0000	0.7570	
\\MASSHUNTER\Org\Data\SV5973N.I\sd021822\DoD BNA cal 1\Feb1803.D	Calibration	6	x	843707	120.0000	0.7709	
\\MASSHUNTER\Org\Data\SV5973N.I\sd021822\DoD BNA cal 1\Feb1802.D	Calibration	7	x	993215	150.0000	0.7400	

Batch Path	\\MASSHUNTER\Org\Data\SV5973N.I\sd021822\DoD BNA cal 1\QuantResults\021822 DoD BNA cal.batch.bin		
Analysis Time	2/19/2022 1:08 PM	**Analyst Name**	BL2000\sean
Report Time	2/19/2022 1:09:10 PM	**Reporter Name**	BL2000\sean
Last Calib Update	2/19/2022 1:06 PM	**Batch State**	Processed
Quant Batch Version	10.0	**Quant Report Version**	10.0

2-Fluorophenol %RSE =

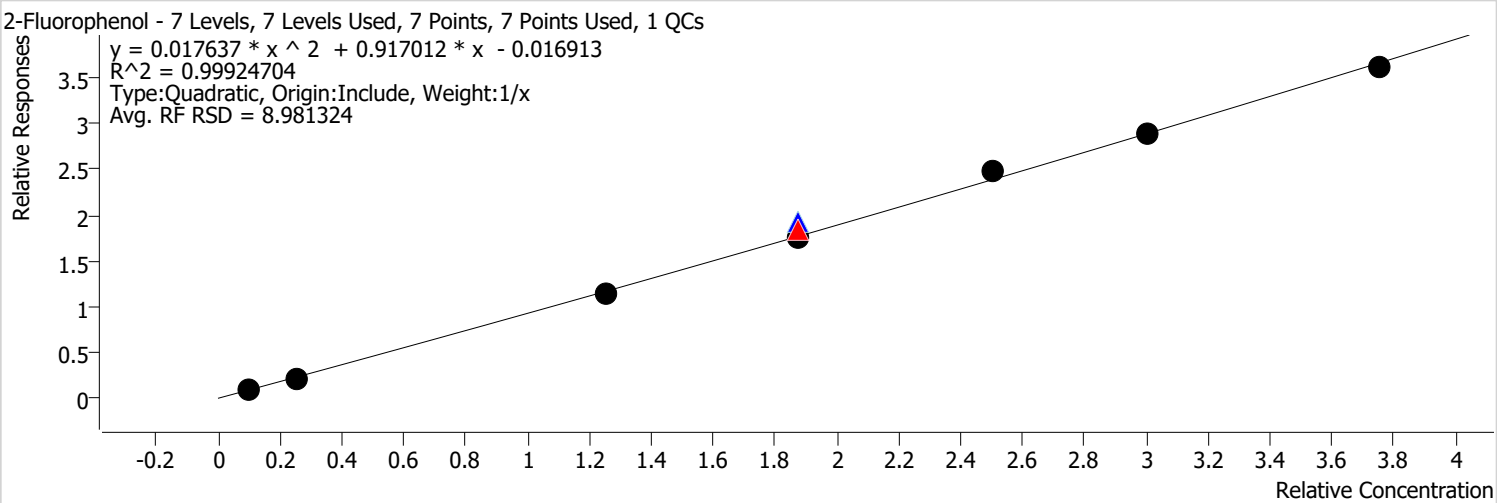

Calibration STD Path	Cal Type	Level	Enabled	Resp.	Exp. Conc	Resp. Factor	Level RSD
\\MASSHUNTER\Org\Data\SV5973N.I\sd021822\DoD BNA cal 1\Feb1808.D	Calibration	1	x	26516	4.0000	0.8362	
\\MASSHUNTER\Org\Data\SV5973N.I\sd021822\DoD BNA cal 1\Feb1807.D	Calibration	2	x	61315	10.0000	0.7633	
\\MASSHUNTER\Org\Data\SV5973N.I\sd021822\DoD BNA cal 1\Feb1806.D	Calibration	3	x	414958	50.0000	0.9149	
\\MASSHUNTER\Org\Data\SV5973N.I\sd030422\BNA 1\Feb0402.D	CC	CCV	x	686074	75.0000	0.9778	
\\MASSHUNTER\Org\Data\SV5973N.I\sd021822\DoD BNA cal 1\Feb1809.D	QC	ICV	x	629648	75.0000	1.0279	
\\MASSHUNTER\Org\Data\SV5973N.I\sd021822\DoD BNA cal 1\Feb1805.D	Calibration	4	x	609954	75.0000	0.9310	
\\MASSHUNTER\Org\Data\SV5973N.I\sd021822\DoD BNA cal 1\Feb1804.D	Calibration	5	x	918079	100.0000	0.9894	
\\MASSHUNTER\Org\Data\SV5973N.I\sd021822\DoD BNA cal 1\Feb1803.D	Calibration	6	x	1058548	120.0000	0.9672	
\\MASSHUNTER\Org\Data\SV5973N.I\sd021822\DoD BNA cal 1\Feb1802.D	Calibration	7	x	1295463	150.0000	0.9652	

Batch Path	\\MASSHUNTER\Org\Data\SV5973N.I\sd021822\DoD BNA cal 1\QuantResults\021822 DoD BNA cal.batch.bin		
Analysis Time	2/19/2022 1:08 PM	**Analyst Name**	BL2000\sean
Report Time	2/19/2022 1:09:10 PM	**Reporter Name**	BL2000\sean
Last Calib Update	2/19/2022 1:06 PM	**Batch State**	Processed
Quant Batch Version	10.0	**Quant Report Version**	10.0

Aniline %RSE = 6.1

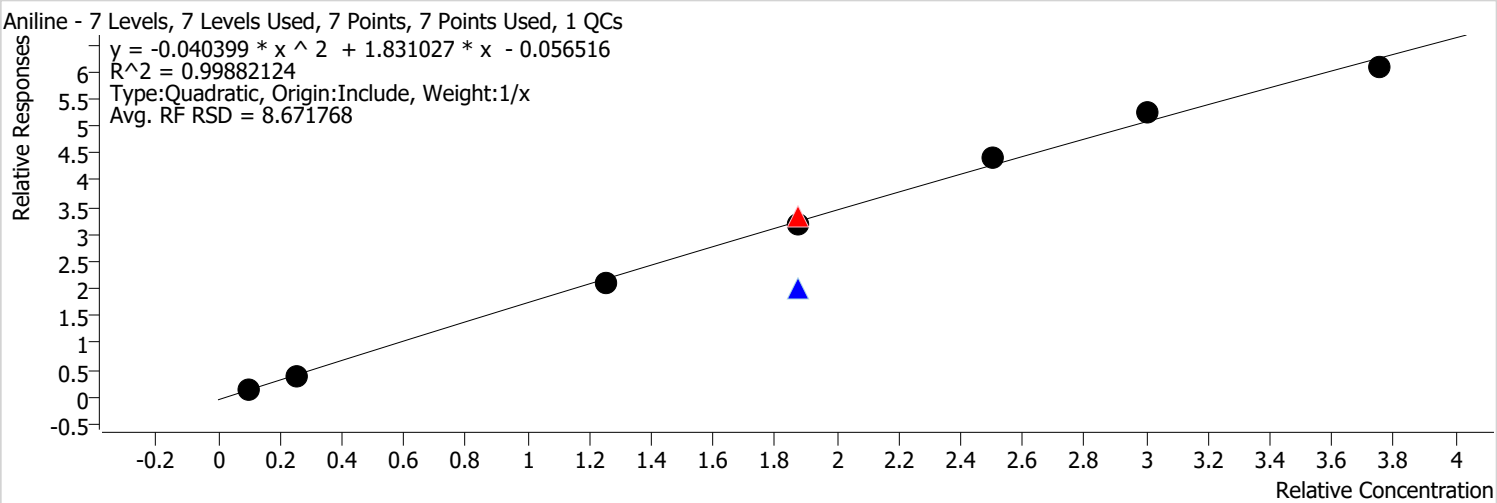

Calibration STD Path	Cal Type	Level	Enabled	Resp.	Exp. Conc	Resp. Factor	Level RSD
\\MASSHUNTER\Org\Data\SV5973N.I\sd021822\DoD BNA cal 1\Feb1808.D	Calibration	1	x	44383	4.0000	1.3997	
\\MASSHUNTER\Org\Data\SV5973N.I\sd021822\DoD BNA cal 1\Feb1807.D	Calibration	2	x	117703	10.0000	1.4653	
\\MASSHUNTER\Org\Data\SV5973N.I\sd021822\DoD BNA cal 1\Feb1806.D	Calibration	3	x	767112	50.0000	1.6913	
\\MASSHUNTER\Org\Data\SV5973N.I\sd030422\BNA 1\Feb0402.D	CC	CCV	x	1244906	75.0000	1.7742	
\\MASSHUNTER\Org\Data\SV5973N.I\sd021822\DoD BNA cal 1\Feb1809.D	QC	ICV	x	659983	75.0000	1.0774	
\\MASSHUNTER\Org\Data\SV5973N.I\sd021822\DoD BNA cal 1\Feb1805.D	Calibration	4	x	1113327	75.0000	1.6994	
\\MASSHUNTER\Org\Data\SV5973N.I\sd021822\DoD BNA cal 1\Feb1804.D	Calibration	5	x	1636257	100.0000	1.7633	
\\MASSHUNTER\Org\Data\SV5973N.I\sd021822\DoD BNA cal 1\Feb1803.D	Calibration	6	x	1907332	120.0000	1.7427	
\\MASSHUNTER\Org\Data\SV5973N.I\sd021822\DoD BNA cal 1\Feb1802.D	Calibration	7	x	2171964	150.0000	1.6183	

Batch Path	\\MASSHUNTER\Org\Data\SV5973N.I\sd021822\DoD BNA cal 1\QuantResults\021822 DoD BNA cal.batch.bin		
Analysis Time	2/19/2022 1:08 PM	**Analyst Name**	BL2000\sean
Report Time	2/19/2022 1:09:10 PM	**Reporter Name**	BL2000\sean
Last Calib Update	2/19/2022 1:06 PM	**Batch State**	Processed
Quant Batch Version	10.0	**Quant Report Version**	10.0

Phenol-d5 %RSE =

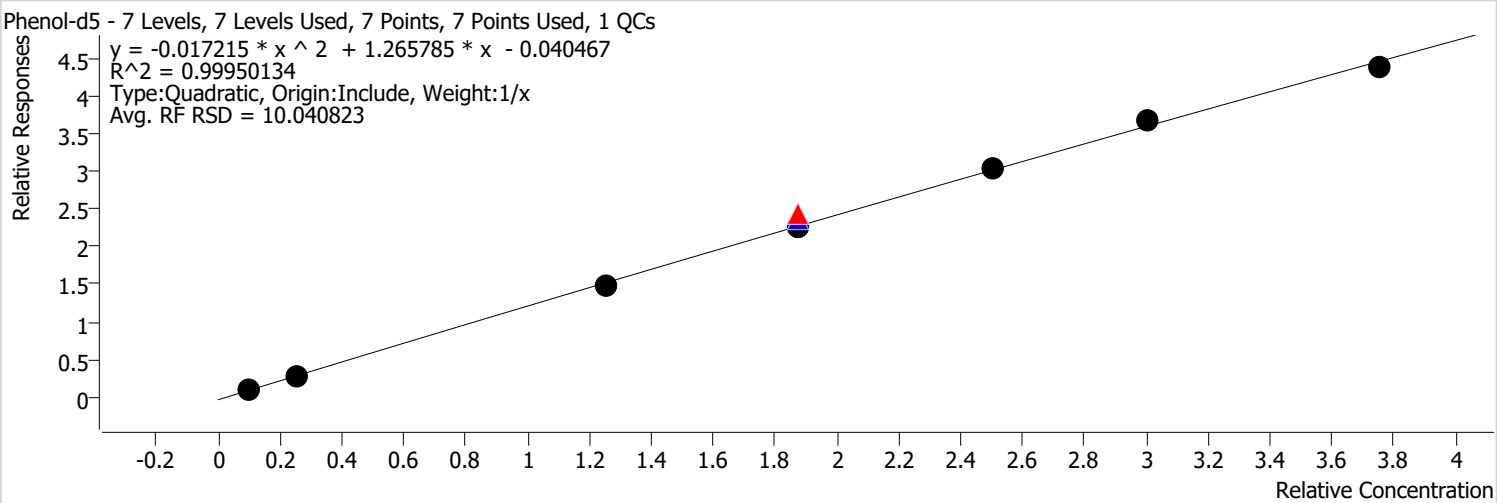

Calibration STD Path	Cal Type	Level	Enabled	Resp.	Exp. Conc	Resp. Factor	Level RSD
\\MASSHUNTER\Org\Data\SV5973N.I\sd021822\DoD BNA cal 1\Feb1808.D	Calibration	1	x	29512	4.0000	0.9307	
\\MASSHUNTER\Org\Data\SV5973N.I\sd021822\DoD BNA cal 1\Feb1807.D	Calibration	2	x	82773	10.0000	1.0304	
\\MASSHUNTER\Org\Data\SV5973N.I\sd021822\DoD BNA cal 1\Feb1806.D	Calibration	3	x	540696	50.0000	1.1921	
\\MASSHUNTER\Org\Data\SV5973N.I\sd030422\BNA 1\Feb0402.D	CC	CCV	x	910321	75.0000	1.2974	
\\MASSHUNTER\Org\Data\SV5973N.I\sd021822\DoD BNA cal 1\Feb1809.D	QC	ICV	x	772410	75.0000	1.2610	
\\MASSHUNTER\Org\Data\SV5973N.I\sd021822\DoD BNA cal 1\Feb1805.D	Calibration	4	x	789735	75.0000	1.2055	
\\MASSHUNTER\Org\Data\SV5973N.I\sd021822\DoD BNA cal 1\Feb1804.D	Calibration	5	x	1136511	100.0000	1.2248	
\\MASSHUNTER\Org\Data\SV5973N.I\sd021822\DoD BNA cal 1\Feb1803.D	Calibration	6	x	1344284	120.0000	1.2283	
\\MASSHUNTER\Org\Data\SV5973N.I\sd021822\DoD BNA cal 1\Feb1802.D	Calibration	7	x	1568589	150.0000	1.1687	

Batch Path	\\MASSHUNTER\Org\Data\SV5973N.I\sd021822\DoD BNA cal 1\QuantResults\021822 DoD BNA cal.batch.bin		
Analysis Time	2/19/2022 1:08 PM	**Analyst Name**	BL2000\sean
Report Time	2/19/2022 1:09:10 PM	**Reporter Name**	BL2000\sean
Last Calib Update	2/19/2022 1:06 PM	**Batch State**	Processed
Quant Batch Version	10.0	**Quant Report Version**	10.0

Phenol %RSE = 5.0

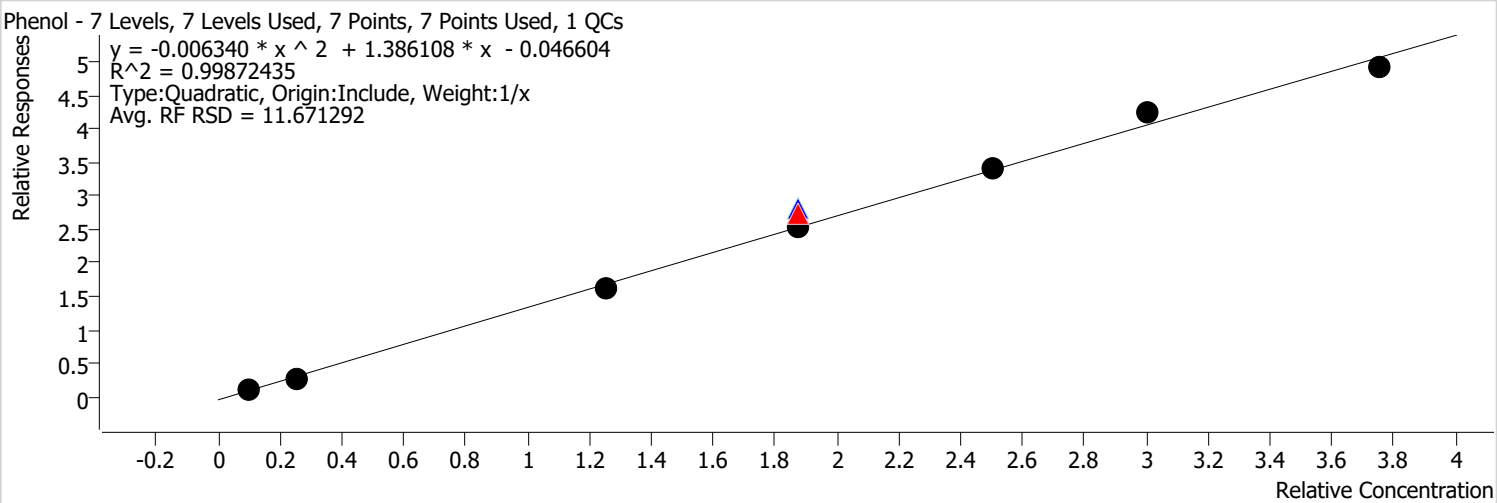

Calibration STD Path	Cal Type	Level	Enabled	Resp.	Exp. Conc	Resp. Factor	Level RSD
\\MASSHUNTER\Org\Data\SV5973N.I\sd021822\DoD BNA cal 1\Feb1808.D	Calibration	1	x	31700	4.0000	0.9997	
\\MASSHUNTER\Org\Data\SV5973N.I\sd021822\DoD BNA cal 1\Feb1807.D	Calibration	2	x	90632	10.0000	1.1283	
\\MASSHUNTER\Org\Data\SV5973N.I\sd021822\DoD BNA cal 1\Feb1806.D	Calibration	3	x	590509	50.0000	1.3019	
\\MASSHUNTER\Org\Data\SV5973N.I\sd030422\BNA 1\Feb0402.D	CC	CCV	x	1017539	75.0000	1.4502	
\\MASSHUNTER\Org\Data\SV5973N.I\sd021822\DoD BNA cal 1\Feb1809.D	QC	ICV	x	922606	75.0000	1.5062	
\\MASSHUNTER\Org\Data\SV5973N.I\sd021822\DoD BNA cal 1\Feb1805.D	Calibration	4	x	880405	75.0000	1.3439	
\\MASSHUNTER\Org\Data\SV5973N.I\sd021822\DoD BNA cal 1\Feb1804.D	Calibration	5	x	1261120	100.0000	1.3590	
\\MASSHUNTER\Org\Data\SV5973N.I\sd021822\DoD BNA cal 1\Feb1803.D	Calibration	6	x	1552024	120.0000	1.4181	
\\MASSHUNTER\Org\Data\SV5973N.I\sd021822\DoD BNA cal 1\Feb1802.D	Calibration	7	x	1758157	150.0000	1.3100	

Batch Path	\\MASSHUNTER\Org\Data\SV5973N.I\sd021822\DoD BNA cal 1\QuantResults\021822 DoD BNA cal.batch.bin		
Analysis Time	2/19/2022 1:08 PM	**Analyst Name**	BL2000\sean
Report Time	2/19/2022 1:09:11 PM	**Reporter Name**	BL2000\sean
Last Calib Update	2/19/2022 1:06 PM	**Batch State**	Processed
Quant Batch Version	10.0	**Quant Report Version**	10.0

bis(-2-Chloroethyl)Ether %RSE = 3.9

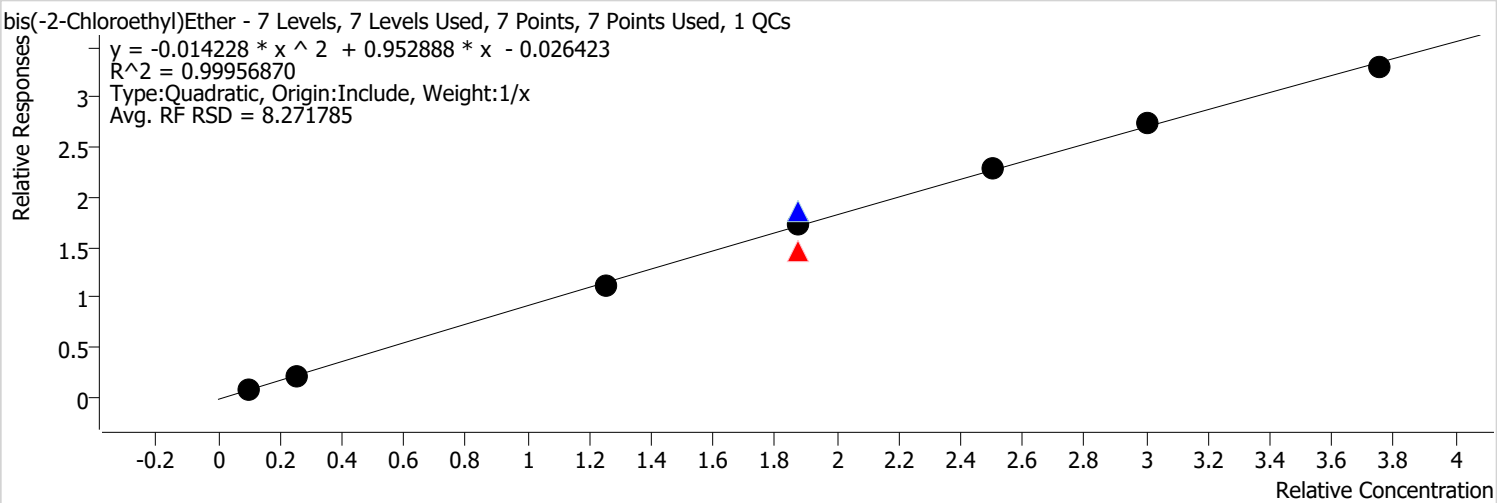

Calibration STD Path	Cal Type	Level	Enabled	Resp.	Exp. Conc	Resp. Factor	Level RSD
\\MASSHUNTER\Org\Data\SV5973N.I\sd021822\DoD BNA cal 1\Feb1808.D	Calibration	1	x	23255	4.0000	0.7334	
\\MASSHUNTER\Org\Data\SV5973N.I\sd021822\DoD BNA cal 1\Feb1807.D	Calibration	2	x	64413	10.0000	0.8019	
\\MASSHUNTER\Org\Data\SV5973N.I\sd021822\DoD BNA cal 1\Feb1806.D	Calibration	3	x	402263	50.0000	0.8869	
\\MASSHUNTER\Org\Data\SV5973N.I\sd030422\BNA 1\Feb0402.D	CC	CCV	x	549346	75.0000	0.7829	
\\MASSHUNTER\Org\Data\SV5973N.I\sd021822\DoD BNA cal 1\Feb1809.D	QC	ICV	x	605585	75.0000	0.9886	
\\MASSHUNTER\Org\Data\SV5973N.I\sd021822\DoD BNA cal 1\Feb1805.D	Calibration	4	x	606109	75.0000	0.9252	
\\MASSHUNTER\Org\Data\SV5973N.I\sd021822\DoD BNA cal 1\Feb1804.D	Calibration	5	x	847990	100.0000	0.9138	
\\MASSHUNTER\Org\Data\SV5973N.I\sd021822\DoD BNA cal 1\Feb1803.D	Calibration	6	x	1004162	120.0000	0.9175	
\\MASSHUNTER\Org\Data\SV5973N.I\sd021822\DoD BNA cal 1\Feb1802.D	Calibration	7	x	1179626	150.0000	0.8789	

Batch Path	\\MASSHUNTER\Org\Data\SV5973N.I\sd021822\DoD BNA cal 1\QuantResults\021822 DoD BNA cal.batch.bin		
Analysis Time	2/19/2022 1:08 PM	**Analyst Name**	BL2000\sean
Report Time	2/19/2022 1:09:11 PM	**Reporter Name**	BL2000\sean
Last Calib Update	2/19/2022 1:06 PM	**Batch State**	Processed
Quant Batch Version	10.0	**Quant Report Version**	10.0

2-Chlorophenol %RSE = 4.5

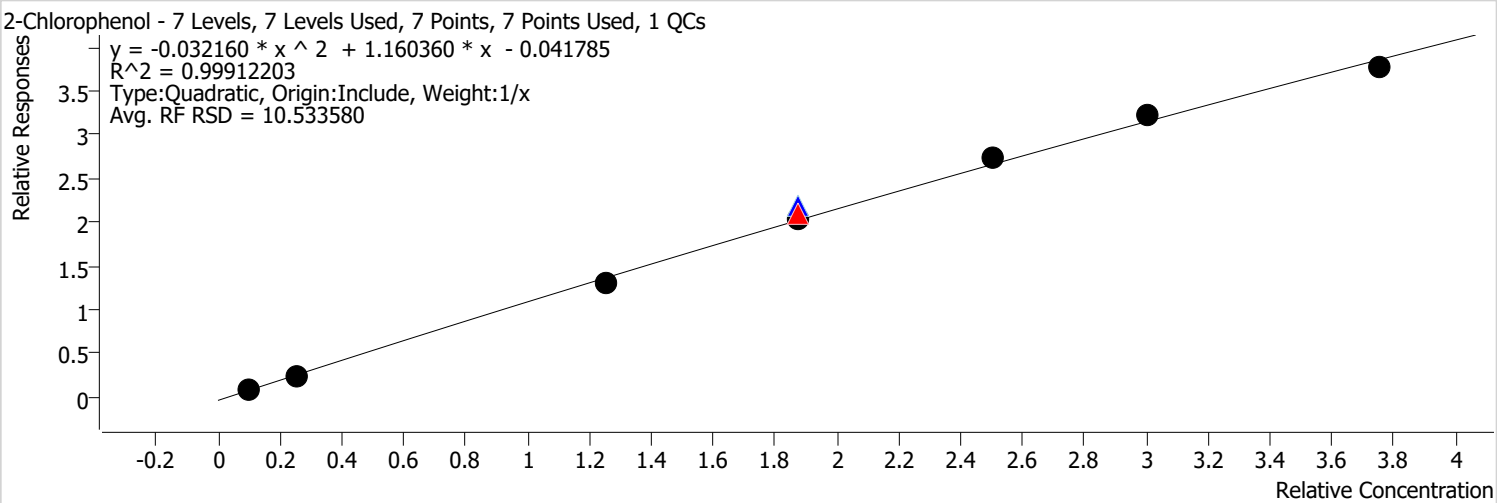

Calibration STD Path	Cal Type	Level	Enabled	Resp.	Exp. Conc	Resp. Factor	Level RSD
\\MASSHUNTER\Org\Data\SV5973N.I\sd021822\DoD BNA cal 1\Feb1808.D	Calibration	1	x	25287	4.0000	0.7975	
\\MASSHUNTER\Org\Data\SV5973N.I\sd021822\DoD BNA cal 1\Feb1807.D	Calibration	2	x	75438	10.0000	0.9391	
\\MASSHUNTER\Org\Data\SV5973N.I\sd021822\DoD BNA cal 1\Feb1806.D	Calibration	3	x	472214	50.0000	1.0411	
\\MASSHUNTER\Org\Data\SV5973N.I\sd030422\BNA 1\Feb0402.D	CC	CCV	x	787160	75.0000	1.1219	
\\MASSHUNTER\Org\Data\SV5973N.I\sd021822\DoD BNA cal 1\Feb1809.D	QC	ICV	x	714073	75.0000	1.1657	
\\MASSHUNTER\Org\Data\SV5973N.I\sd021822\DoD BNA cal 1\Feb1805.D	Calibration	4	x	708157	75.0000	1.0809	
\\MASSHUNTER\Org\Data\SV5973N.I\sd021822\DoD BNA cal 1\Feb1804.D	Calibration	5	x	1016794	100.0000	1.0957	
\\MASSHUNTER\Org\Data\SV5973N.I\sd021822\DoD BNA cal 1\Feb1803.D	Calibration	6	x	1172891	120.0000	1.0717	
\\MASSHUNTER\Org\Data\SV5973N.I\sd021822\DoD BNA cal 1\Feb1802.D	Calibration	7	x	1348440	150.0000	1.0047	

Batch Path	\\MASSHUNTER\Org\Data\SV5973N.I\sd021822\DoD BNA cal 1\QuantResults\021822 DoD BNA cal.batch.bin		
Analysis Time	2/19/2022 1:08 PM	**Analyst Name**	BL2000\sean
Report Time	2/19/2022 1:09:11 PM	**Reporter Name**	BL2000\sean
Last Calib Update	2/19/2022 1:06 PM	**Batch State**	Processed
Quant Batch Version	10.0	**Quant Report Version**	10.0

1,3-Dichlorobenzene %RSE = 4.2

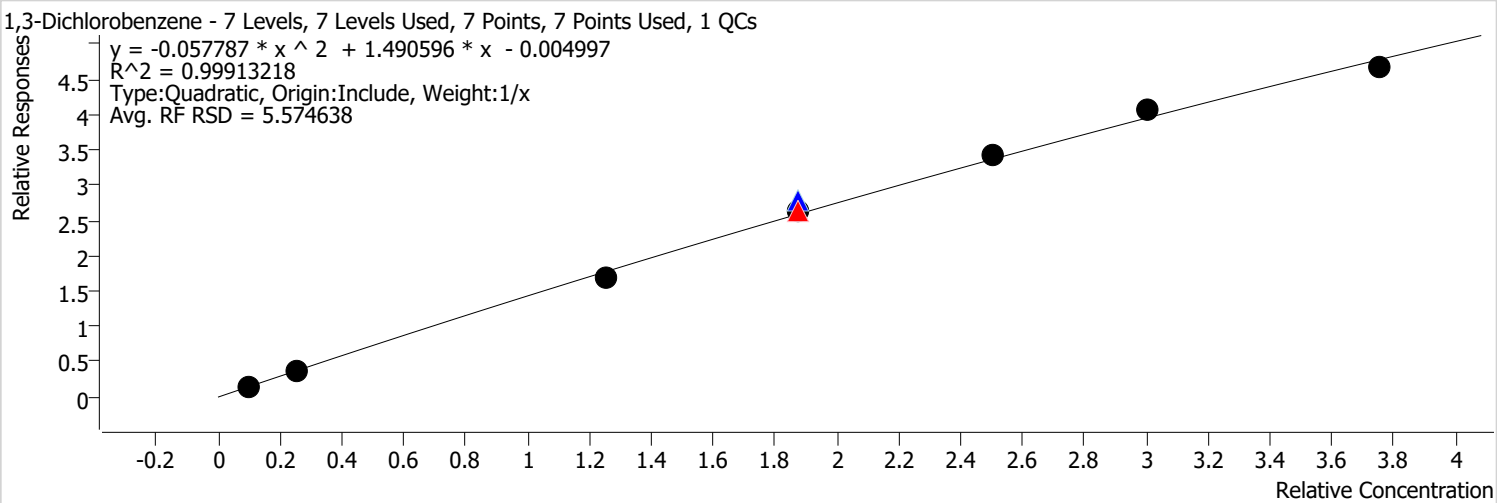

Calibration STD Path	Cal Type	Level	Enabled	Resp.	Exp. Conc	Resp. Factor	Level RSD
\\MASSHUNTER\Org\Data\SV5973N.I\sd021822\DoD BNA cal 1\Feb1808.D	Calibration	1	x	47435	4.0000	1.4959	
\\MASSHUNTER\Org\Data\SV5973N.I\sd021822\DoD BNA cal 1\Feb1807.D	Calibration	2	x	113425	10.0000	1.4120	
\\MASSHUNTER\Org\Data\SV5973N.I\sd021822\DoD BNA cal 1\Feb1806.D	Calibration	3	x	613144	50.0000	1.3518	
\\MASSHUNTER\Org\Data\SV5973N.I\sd030422\BNA 1\Feb0402.D	CC	CCV	x	990013	75.0000	1.4110	
\\MASSHUNTER\Org\Data\SV5973N.I\sd021822\DoD BNA cal 1\Feb1809.D	QC	ICV	x	912914	75.0000	1.4903	
\\MASSHUNTER\Org\Data\SV5973N.I\sd021822\DoD BNA cal 1\Feb1805.D	Calibration	4	x	915843	75.0000	1.3980	
\\MASSHUNTER\Org\Data\SV5973N.I\sd021822\DoD BNA cal 1\Feb1804.D	Calibration	5	x	1267074	100.0000	1.3655	
\\MASSHUNTER\Org\Data\SV5973N.I\sd021822\DoD BNA cal 1\Feb1803.D	Calibration	6	x	1478960	120.0000	1.3513	
\\MASSHUNTER\Org\Data\SV5973N.I\sd021822\DoD BNA cal 1\Feb1802.D	Calibration	7	x	1667861	150.0000	1.2427	

Calibration Report

Batch Path	\\MASSHUNTER\Org\Data\SV5973N.I\sd021822\DoD BNA cal 1\QuantResults\021822 DoD BNA cal.batch.bin		
Analysis Time	2/19/2022 1:08 PM	**Analyst Name**	BL2000\sean
Report Time	2/19/2022 1:09:11 PM	**Reporter Name**	BL2000\sean
Last Calib Update	2/19/2022 1:06 PM	**Batch State**	Processed
Quant Batch Version	10.0	**Quant Report Version**	10.0

1,4-Dichlorobenzene %RSE = 5.5

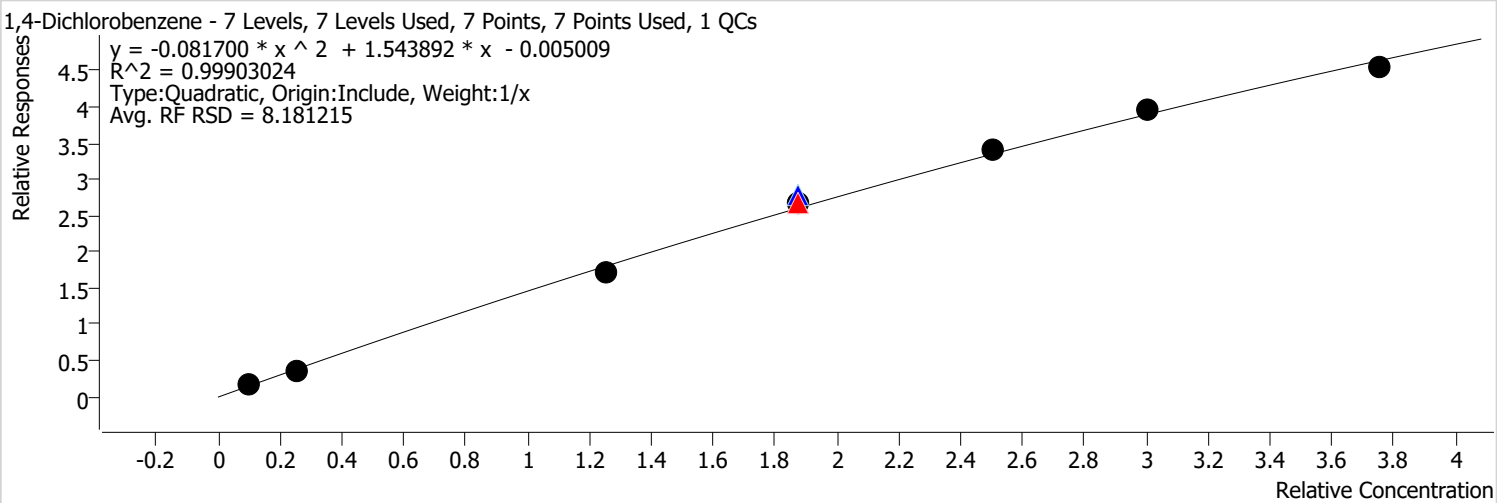

Calibration STD Path	Cal Type	Level	Enabled	Resp.	Exp. Conc	Resp. Factor	Level RSD
\\MASSHUNTER\Org\Data\SV5973N.I\sd021822\DoD BNA cal 1\Feb1808.D	Calibration	1	x	50173	4.0000	1.5822	
\\MASSHUNTER\Org\Data\SV5973N.I\sd021822\DoD BNA cal 1\Feb1807.D	Calibration	2	x	113963	10.0000	1.4187	
\\MASSHUNTER\Org\Data\SV5973N.I\sd021822\DoD BNA cal 1\Feb1806.D	Calibration	3	x	621874	50.0000	1.3711	
\\MASSHUNTER\Org\Data\SV5973N.I\sd030422\BNA 1\Feb0402.D	CC	CCV	x	1004060	75.0000	1.4310	
\\MASSHUNTER\Org\Data\SV5973N.I\sd021822\DoD BNA cal 1\Feb1809.D	QC	ICV	x	910418	75.0000	1.4863	
\\MASSHUNTER\Org\Data\SV5973N.I\sd021822\DoD BNA cal 1\Feb1805.D	Calibration	4	x	929421	75.0000	1.4187	
\\MASSHUNTER\Org\Data\SV5973N.I\sd021822\DoD BNA cal 1\Feb1804.D	Calibration	5	x	1270219	100.0000	1.3688	
\\MASSHUNTER\Org\Data\SV5973N.I\sd021822\DoD BNA cal 1\Feb1803.D	Calibration	6	x	1440014	120.0000	1.3158	
\\MASSHUNTER\Org\Data\SV5973N.I\sd021822\DoD BNA cal 1\Feb1802.D	Calibration	7	x	1624565	150.0000	1.2104	

Calibration Report

Batch Path	\\MASSHUNTER\Org\Data\SV5973N.I\sd021822\DoD BNA cal 1\QuantResults\021822 DoD BNA cal.batch.bin		
Analysis Time	2/19/2022 1:08 PM	**Analyst Name**	BL2000\sean
Report Time	2/19/2022 1:09:11 PM	**Reporter Name**	BL2000\sean
Last Calib Update	2/19/2022 1:06 PM	**Batch State**	Processed
Quant Batch Version	10.0	**Quant Report Version**	10.0

1,2-Dichlorobenzene %RSE = 1.9

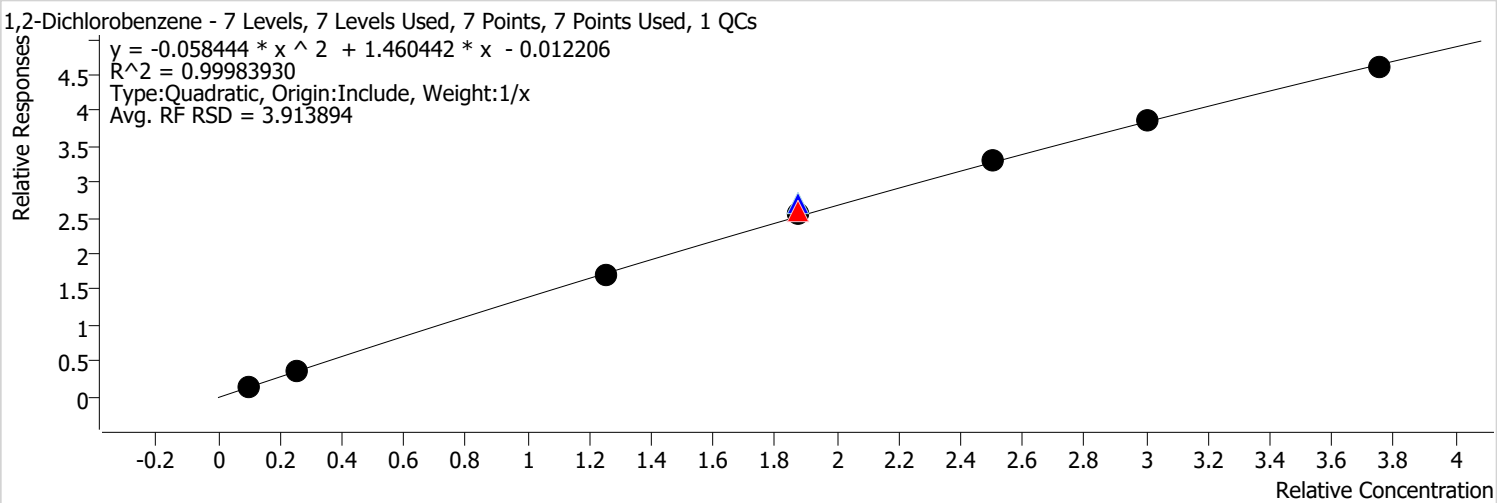

Calibration STD Path	Cal Type	Level	Enabled	Resp.	Exp. Conc	Resp. Factor	Level RSD
\\MASSHUNTER\Org\Data\SV5973N.I\sd021822\DoD BNA cal 1\Feb1808.D	Calibration	1	x	43175	4.0000	1.3615	
\\MASSHUNTER\Org\Data\SV5973N.I\sd021822\DoD BNA cal 1\Feb1807.D	Calibration	2	x	110443	10.0000	1.3749	
\\MASSHUNTER\Org\Data\SV5973N.I\sd021822\DoD BNA cal 1\Feb1806.D	Calibration	3	x	611643	50.0000	1.3485	
\\MASSHUNTER\Org\Data\SV5973N.I\sd030422\BNA 1\Feb0402.D	CC	CCV	x	977726	75.0000	1.3934	
\\MASSHUNTER\Org\Data\SV5973N.I\sd021822\DoD BNA cal 1\Feb1809.D	QC	ICV	x	890719	75.0000	1.4541	
\\MASSHUNTER\Org\Data\SV5973N.I\sd021822\DoD BNA cal 1\Feb1805.D	Calibration	4	x	888825	75.0000	1.3567	
\\MASSHUNTER\Org\Data\SV5973N.I\sd021822\DoD BNA cal 1\Feb1804.D	Calibration	5	x	1225154	100.0000	1.3203	
\\MASSHUNTER\Org\Data\SV5973N.I\sd021822\DoD BNA cal 1\Feb1803.D	Calibration	6	x	1412888	120.0000	1.2910	
\\MASSHUNTER\Org\Data\SV5973N.I\sd021822\DoD BNA cal 1\Feb1802.D	Calibration	7	x	1646889	150.0000	1.2271	

Batch Path	\\MASSHUNTER\Org\Data\SV5973N.I\sd021822\DoD BNA cal 1\QuantResults\021822 DoD BNA cal.batch.bin		
Analysis Time	2/19/2022 1:08 PM	**Analyst Name**	BL2000\sean
Report Time	2/19/2022 1:09:11 PM	**Reporter Name**	BL2000\sean
Last Calib Update	2/19/2022 1:06 PM	**Batch State**	Processed
Quant Batch Version	10.0	**Quant Report Version**	10.0

Benzyl Alcohol %RSE = 8.0

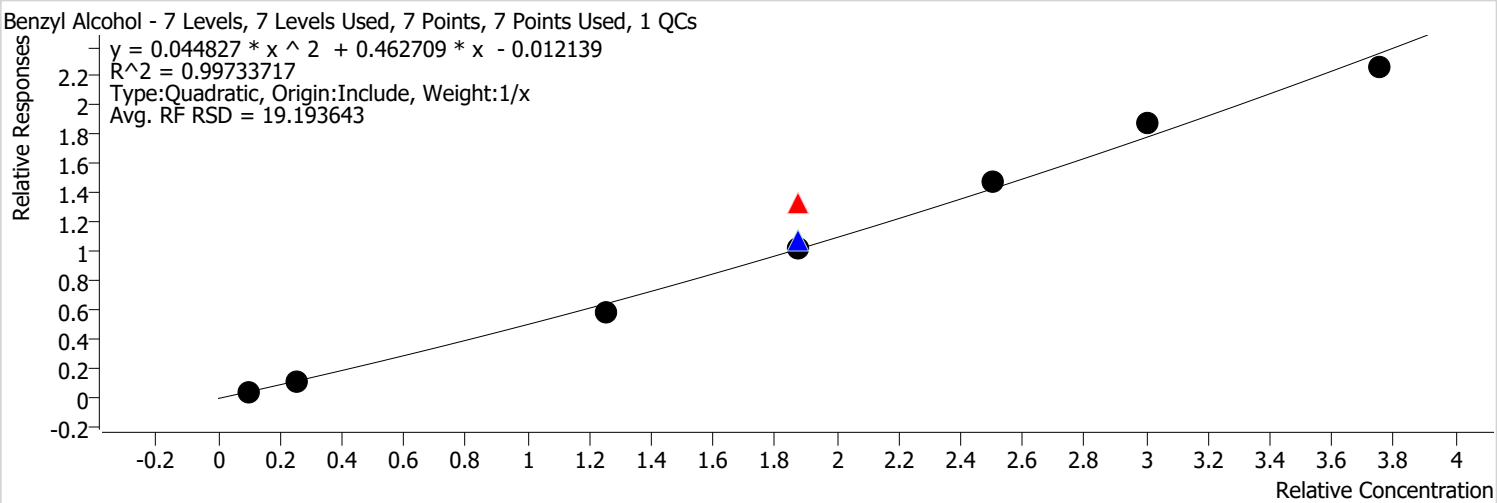

Calibration STD Path	Cal Type	Level	Enabled	Resp.	Exp. Conc	Resp. Factor	Level RSD
\\MASSHUNTER\Org\Data\SV5973N.I\sd021822\DoD BNA cal 1\Feb1808.D	Calibration	1	x	12526	4.0000	0.3950	
\\MASSHUNTER\Org\Data\SV5973N.I\sd021822\DoD BNA cal 1\Feb1807.D	Calibration	2	x	31154	10.0000	0.3878	
\\MASSHUNTER\Org\Data\SV5973N.I\sd021822\DoD BNA cal 1\Feb1806.D	Calibration	3	x	213122	50.0000	0.4699	
\\MASSHUNTER\Org\Data\SV5973N.I\sd030422\BNA 1\Feb0402.D	CC	CCV	x	495826	75.0000	0.7066	
\\MASSHUNTER\Org\Data\SV5973N.I\sd021822\DoD BNA cal 1\Feb1809.D	QC	ICV	x	349450	75.0000	0.5705	
\\MASSHUNTER\Org\Data\SV5973N.I\sd021822\DoD BNA cal 1\Feb1805.D	Calibration	4	x	353272	75.0000	0.5392	
\\MASSHUNTER\Org\Data\SV5973N.I\sd021822\DoD BNA cal 1\Feb1804.D	Calibration	5	x	549182	100.0000	0.5918	
\\MASSHUNTER\Org\Data\SV5973N.I\sd021822\DoD BNA cal 1\Feb1803.D	Calibration	6	x	684389	120.0000	0.6253	
\\MASSHUNTER\Org\Data\SV5973N.I\sd021822\DoD BNA cal 1\Feb1802.D	Calibration	7	x	807931	150.0000	0.6020	

Calibration Report

Batch Path	\\MASSHUNTER\Org\Data\SV5973N.I\sd021822\DoD BNA cal 1\QuantResults\021822 DoD BNA cal.batch.bin		
Analysis Time	2/19/2022 1:08 PM	**Analyst Name**	BL2000\sean
Report Time	2/19/2022 1:09:11 PM	**Reporter Name**	BL2000\sean
Last Calib Update	2/19/2022 1:06 PM	**Batch State**	Processed
Quant Batch Version	10.0	**Quant Report Version**	10.0

bis(2-chloroisopropyl)Ether %RSE = 5.6

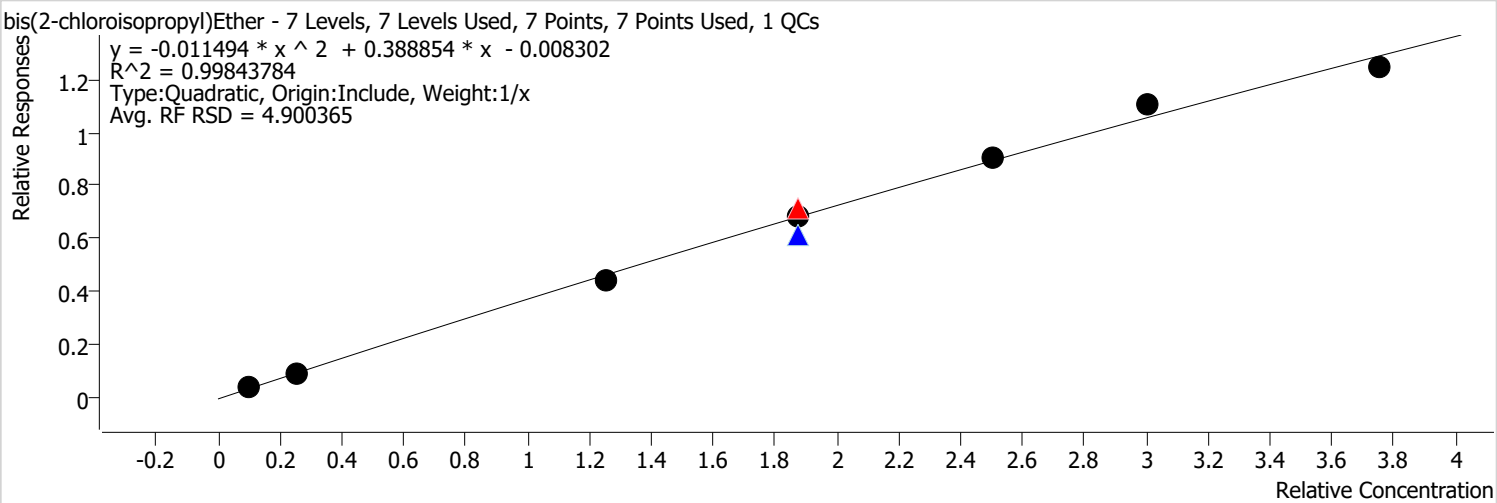

Calibration STD Path	Cal Type	Level	Enabled	Resp.	Exp. Conc	Resp. Factor	Level RSD
\\MASSHUNTER\Org\Data\SV5973N.I\sd021822\DoD BNA cal 1\Feb1808.D	Calibration	1	x	10403	4.0000	0.3281	
\\MASSHUNTER\Org\Data\SV5973N.I\sd021822\DoD BNA cal 1\Feb1807.D	Calibration	2	x	26761	10.0000	0.3332	
\\MASSHUNTER\Org\Data\SV5973N.I\sd021822\DoD BNA cal 1\Feb1806.D	Calibration	3	x	160657	50.0000	0.3542	
\\MASSHUNTER\Org\Data\SV5973N.I\sd030422\BNA 1\Feb0402.D	CC	CCV	x	268440	75.0000	0.3826	
\\MASSHUNTER\Org\Data\SV5973N.I\sd021822\DoD BNA cal 1\Feb1809.D	QC	ICV	x	198614	75.0000	0.3242	
\\MASSHUNTER\Org\Data\SV5973N.I\sd021822\DoD BNA cal 1\Feb1805.D	Calibration	4	x	237128	75.0000	0.3620	
\\MASSHUNTER\Org\Data\SV5973N.I\sd021822\DoD BNA cal 1\Feb1804.D	Calibration	5	x	335267	100.0000	0.3613	
\\MASSHUNTER\Org\Data\SV5973N.I\sd021822\DoD BNA cal 1\Feb1803.D	Calibration	6	x	404464	120.0000	0.3696	
\\MASSHUNTER\Org\Data\SV5973N.I\sd021822\DoD BNA cal 1\Feb1802.D	Calibration	7	x	445398	150.0000	0.3319	

Batch Path	\\MASSHUNTER\Org\Data\SV5973N.I\sd021822\DoD BNA cal 1\QuantResults\021822 DoD BNA cal.batch.bin		
Analysis Time	2/19/2022 1:08 PM	**Analyst Name**	BL2000\sean
Report Time	2/19/2022 1:09:11 PM	**Reporter Name**	BL2000\sean
Last Calib Update	2/19/2022 1:06 PM	**Batch State**	Processed
Quant Batch Version	10.0	**Quant Report Version**	10.0

2-Methylphenol %RSE = 5.4

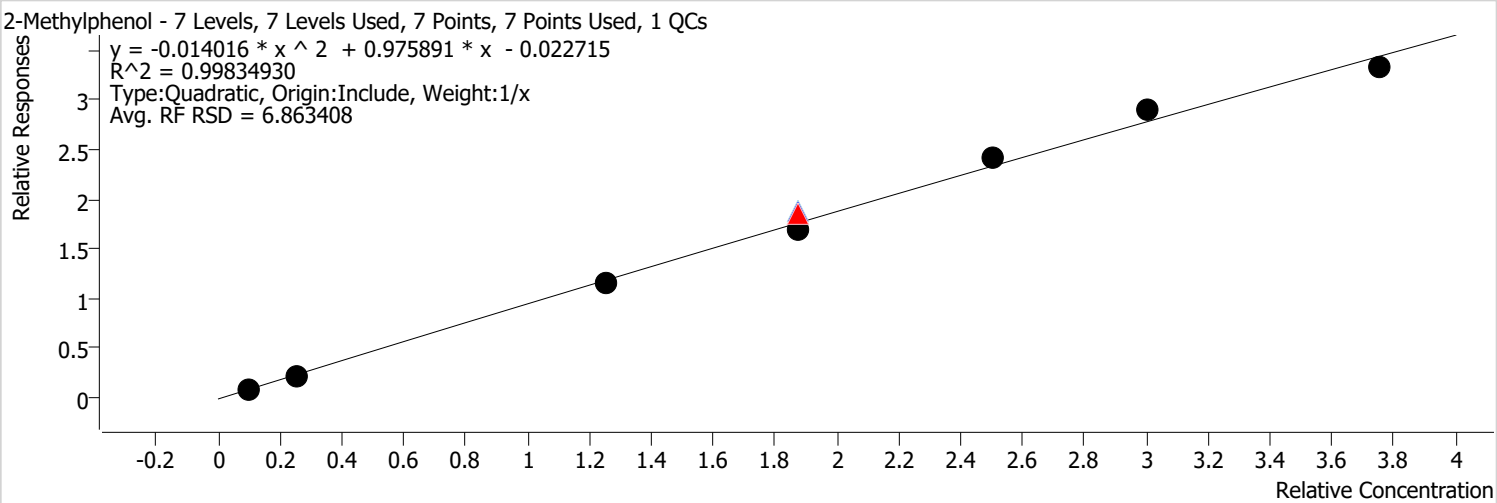

Calibration STD Path	Cal Type	Level	Enabled	Resp.	Exp. Conc	Resp. Factor	Level RSD
\\MASSHUNTER\Org\Data\SV5973N.I\sd021822\DoD BNA cal 1\Feb1808.D	Calibration	1	x	25470	4.0000	0.8032	
\\MASSHUNTER\Org\Data\SV5973N.I\sd021822\DoD BNA cal 1\Feb1807.D	Calibration	2	x	67039	10.0000	0.8346	
\\MASSHUNTER\Org\Data\SV5973N.I\sd021822\DoD BNA cal 1\Feb1806.D	Calibration	3	x	416195	50.0000	0.9176	
\\MASSHUNTER\Org\Data\SV5973N.I\sd030422\BNA 1\Feb0402.D	CC	CCV	x	697672	75.0000	0.9943	
\\MASSHUNTER\Org\Data\SV5973N.I\sd021822\DoD BNA cal 1\Feb1809.D	QC	ICV	x	612115	75.0000	0.9993	
\\MASSHUNTER\Org\Data\SV5973N.I\sd021822\DoD BNA cal 1\Feb1805.D	Calibration	4	x	594885	75.0000	0.9080	
\\MASSHUNTER\Org\Data\SV5973N.I\sd021822\DoD BNA cal 1\Feb1804.D	Calibration	5	x	896431	100.0000	0.9660	
\\MASSHUNTER\Org\Data\SV5973N.I\sd021822\DoD BNA cal 1\Feb1803.D	Calibration	6	x	1056421	120.0000	0.9653	
\\MASSHUNTER\Org\Data\SV5973N.I\sd021822\DoD BNA cal 1\Feb1802.D	Calibration	7	x	1190643	150.0000	0.8871	

Batch Path	\\MASSHUNTER\Org\Data\SV5973N.I\sd021822\DoD BNA cal 1\QuantResults\021822 DoD BNA cal.batch.bin		
Analysis Time	2/19/2022 1:08 PM	**Analyst Name**	BL2000\sean
Report Time	2/19/2022 1:09:12 PM	**Reporter Name**	BL2000\sean
Last Calib Update	2/19/2022 1:06 PM	**Batch State**	Processed
Quant Batch Version	10.0	**Quant Report Version**	10.0

N-nitroso-Di-n-propylamine %RSE = 4.6

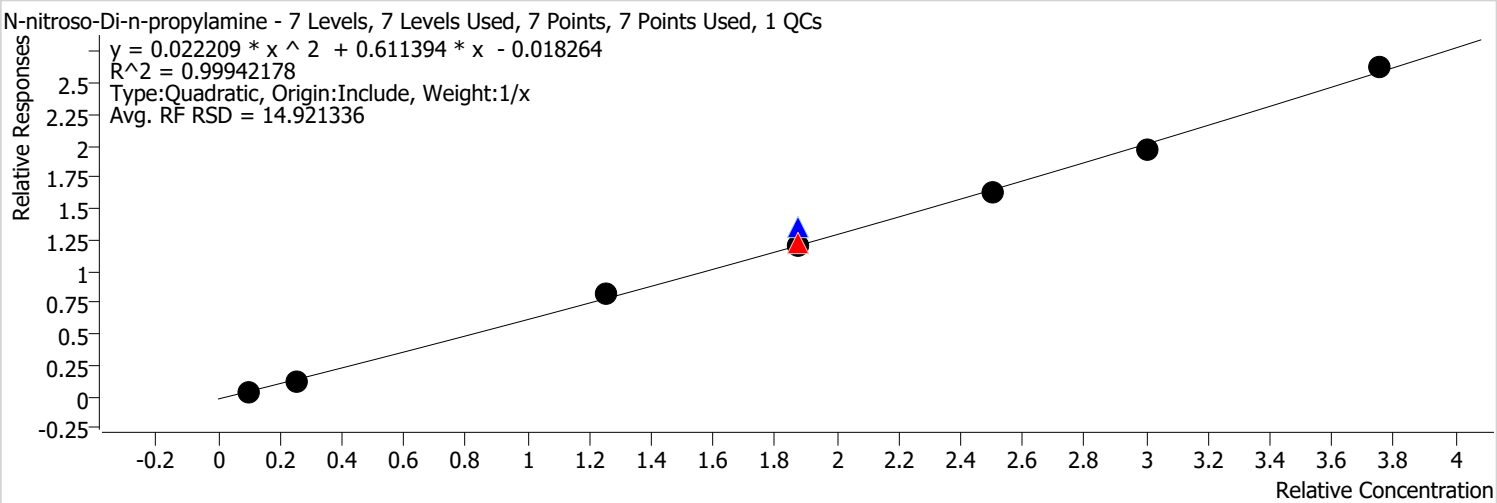

Calibration STD Path	Cal Type	Level	Enabled	Resp.	Exp. Conc	Resp. Factor	Level RSD
\\MASSHUNTER\Org\Data\SV5973N.I\sd021822\DoD BNA cal 1\Feb1808.D	Calibration	1	x	14516	4.0000	0.4578	
\\MASSHUNTER\Org\Data\SV5973N.I\sd021822\DoD BNA cal 1\Feb1807.D	Calibration	2	x	40378	10.0000	0.5027	
\\MASSHUNTER\Org\Data\SV5973N.I\sd021822\DoD BNA cal 1\Feb1806.D	Calibration	3	x	295456	50.0000	0.6514	
\\MASSHUNTER\Org\Data\SV5973N.I\sd030422\BNA 1\Feb0402.D	CC	CCV	x	462679	75.0000	0.6594	
\\MASSHUNTER\Org\Data\SV5973N.I\sd021822\DoD BNA cal 1\Feb1809.D	QC	ICV	x	442003	75.0000	0.7216	
\\MASSHUNTER\Org\Data\SV5973N.I\sd021822\DoD BNA cal 1\Feb1805.D	Calibration	4	x	421834	75.0000	0.6439	
\\MASSHUNTER\Org\Data\SV5973N.I\sd021822\DoD BNA cal 1\Feb1804.D	Calibration	5	x	603850	100.0000	0.6507	
\\MASSHUNTER\Org\Data\SV5973N.I\sd021822\DoD BNA cal 1\Feb1803.D	Calibration	6	x	719807	120.0000	0.6577	
\\MASSHUNTER\Org\Data\SV5973N.I\sd021822\DoD BNA cal 1\Feb1802.D	Calibration	7	x	939344	150.0000	0.6999	

Batch Path	\\MASSHUNTER\Org\Data\SV5973N.I\sd021822\DoD BNA cal 1\QuantResults\021822 DoD BNA cal.batch.bin		
Analysis Time	2/19/2022 1:08 PM	**Analyst Name**	BL2000\sean
Report Time	2/19/2022 1:09:12 PM	**Reporter Name**	BL2000\sean
Last Calib Update	2/19/2022 1:06 PM	**Batch State**	Processed
Quant Batch Version	10.0	**Quant Report Version**	10.0

4Methylphenol/3Methylphenol %RSE = 7.8

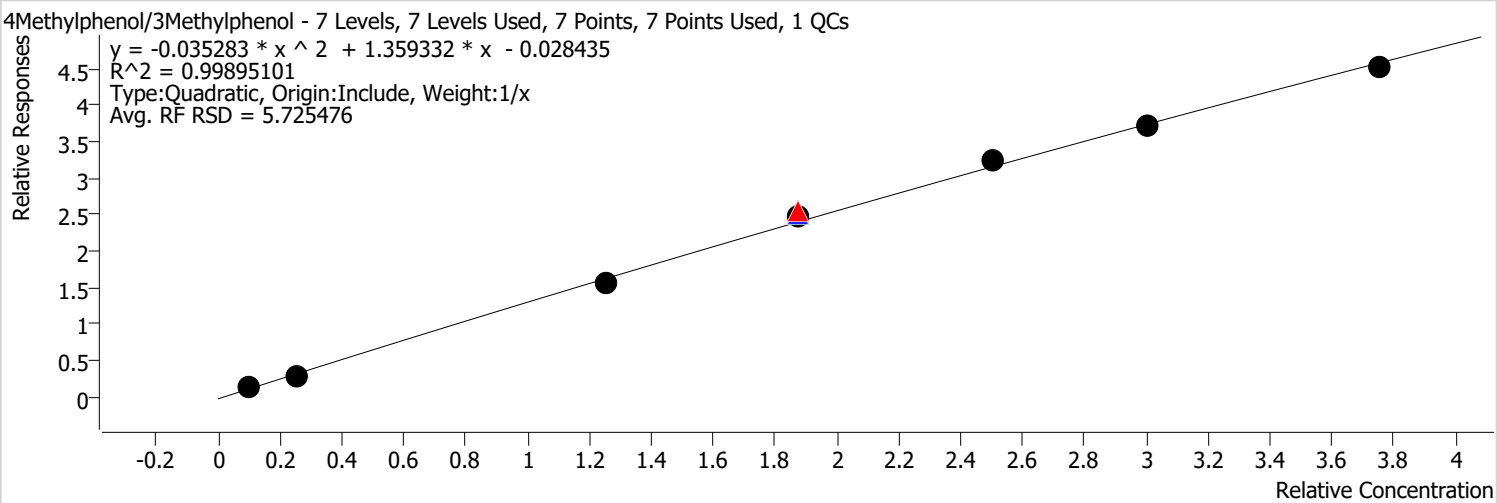

Calibration STD Path	Cal Type	Level	Enabled	Resp.	Exp. Conc	Resp. Factor	Level RSD
\\MASSHUNTER\Org\Data\SV5973N.I\sd021822\DoD BNA cal 1\Feb1808.D	Calibration	1	x	38326	4.0000	1.2087	
\\MASSHUNTER\Org\Data\SV5973N.I\sd021822\DoD BNA cal 1\Feb1807.D	Calibration	2	x	88244	10.0000	1.0986	
\\MASSHUNTER\Org\Data\SV5973N.I\sd021822\DoD BNA cal 1\Feb1806.D	Calibration	3	x	564049	50.0000	1.2436	
\\MASSHUNTER\Org\Data\SV5973N.I\sd030422\BNA 1\Feb0402.D	CC	CCV	x	958126	75.0000	1.3655	
\\MASSHUNTER\Org\Data\SV5973N.I\sd021822\DoD BNA cal 1\Feb1809.D	QC	ICV	x	816321	75.0000	1.3326	
\\MASSHUNTER\Org\Data\SV5973N.I\sd021822\DoD BNA cal 1\Feb1805.D	Calibration	4	x	858705	75.0000	1.3107	
\\MASSHUNTER\Org\Data\SV5973N.I\sd021822\DoD BNA cal 1\Feb1804.D	Calibration	5	x	1202844	100.0000	1.2962	
\\MASSHUNTER\Org\Data\SV5973N.I\sd021822\DoD BNA cal 1\Feb1803.D	Calibration	6	x	1358832	120.0000	1.2416	
\\MASSHUNTER\Org\Data\SV5973N.I\sd021822\DoD BNA cal 1\Feb1802.D	Calibration	7	x	1613966	150.0000	1.2025	

Batch Path	\\MASSHUNTER\Org\Data\SV5973N.I\sd021822\DoD BNA cal 1\QuantResults\021822 DoD BNA cal.batch.bin		
Analysis Time	2/19/2022 1:08 PM	**Analyst Name**	BL2000\sean
Report Time	2/19/2022 1:09:12 PM	**Reporter Name**	BL2000\sean
Last Calib Update	2/19/2022 1:06 PM	**Batch State**	Processed
Quant Batch Version	10.0	**Quant Report Version**	10.0

Hexachloroethane %RSE = 4.7

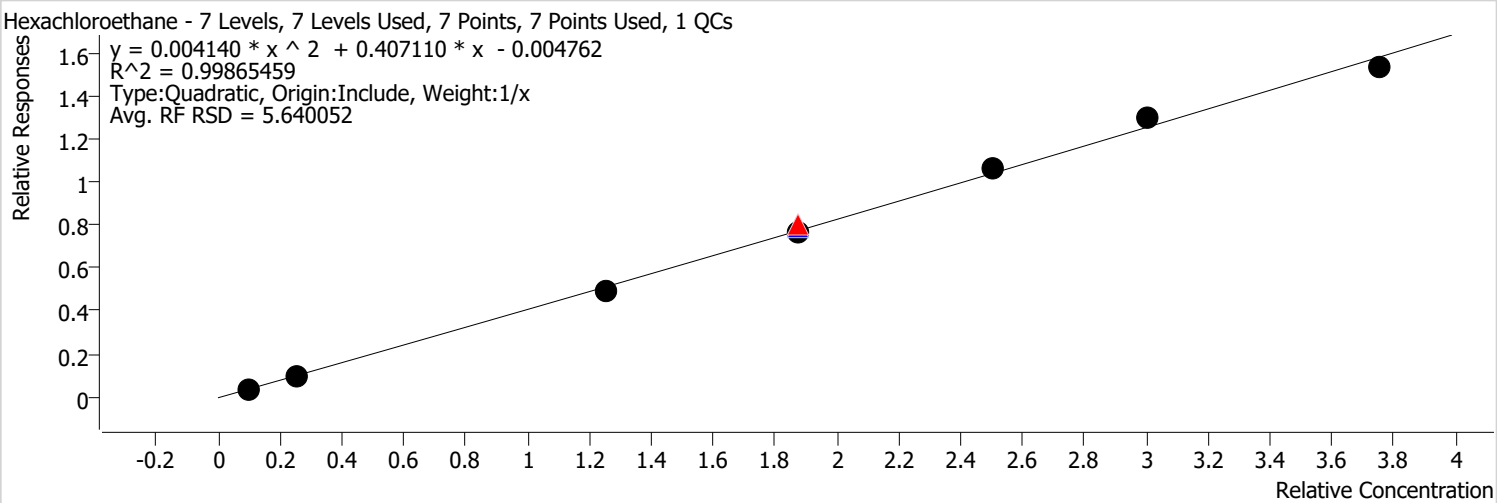

Calibration STD Path	Cal Type	Level	Enabled	Resp.	Exp. Conc	Resp. Factor	Level RSD
\\MASSHUNTER\Org\Data\SV5973N.I\sd021822\DoD BNA cal 1\Feb1808.D	Calibration	1	x	12058	4.0000	0.3803	
\\MASSHUNTER\Org\Data\SV5973N.I\sd021822\DoD BNA cal 1\Feb1807.D	Calibration	2	x	30122	10.0000	0.3750	
\\MASSHUNTER\Org\Data\SV5973N.I\sd021822\DoD BNA cal 1\Feb1806.D	Calibration	3	x	176921	50.0000	0.3901	
\\MASSHUNTER\Org\Data\SV5973N.I\sd030422\BNA 1\Feb0402.D	CC	CCV	x	301313	75.0000	0.4294	
\\MASSHUNTER\Org\Data\SV5973N.I\sd021822\DoD BNA cal 1\Feb1809.D	QC	ICV	x	259885	75.0000	0.4243	
\\MASSHUNTER\Org\Data\SV5973N.I\sd021822\DoD BNA cal 1\Feb1805.D	Calibration	4	x	268097	75.0000	0.4092	
\\MASSHUNTER\Org\Data\SV5973N.I\sd021822\DoD BNA cal 1\Feb1804.D	Calibration	5	x	396362	100.0000	0.4271	
\\MASSHUNTER\Org\Data\SV5973N.I\sd021822\DoD BNA cal 1\Feb1803.D	Calibration	6	x	475489	120.0000	0.4345	
\\MASSHUNTER\Org\Data\SV5973N.I\sd021822\DoD BNA cal 1\Feb1802.D	Calibration	7	x	548286	150.0000	0.4085	

Batch Path	\\MASSHUNTER\Org\Data\SV5973N.I\sd021822\DoD BNA cal 1\QuantResults\021822 DoD BNA cal.batch.bin		
Analysis Time	2/19/2022 1:08 PM	**Analyst Name**	BL2000\sean
Report Time	2/19/2022 1:09:12 PM	**Reporter Name**	BL2000\sean
Last Calib Update	2/19/2022 1:06 PM	**Batch State**	Processed
Quant Batch Version	10.0	**Quant Report Version**	10.0

Nitrobenzene-d5 %RSE =

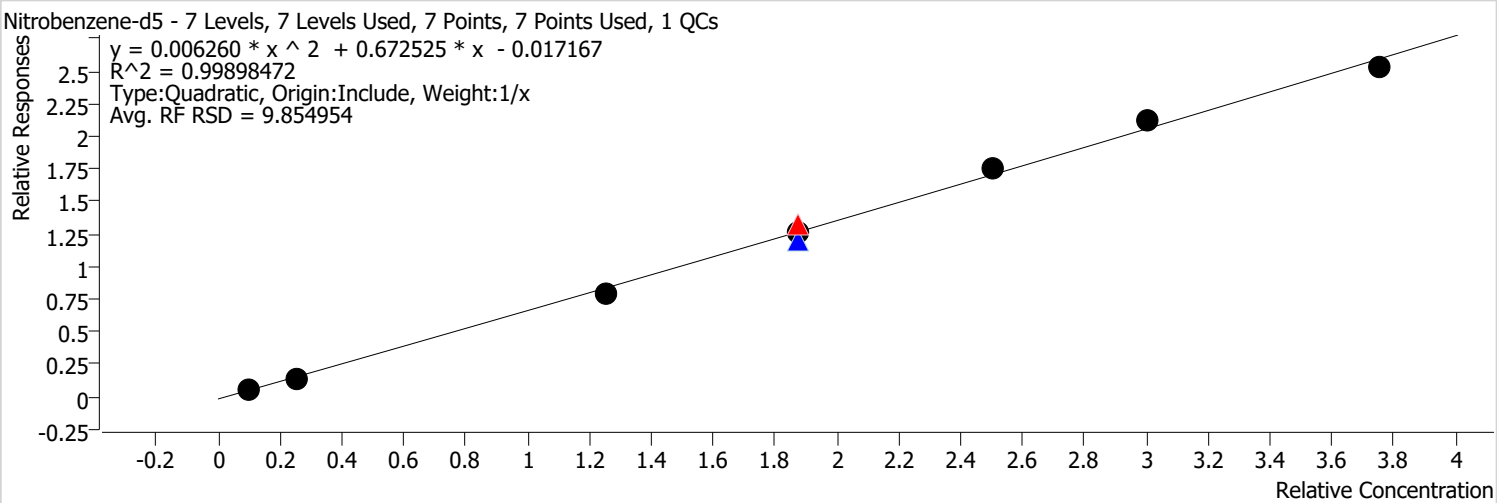

Calibration STD Path	Cal Type	Level	Enabled	Resp.	Exp. Conc	Resp. Factor	Level RSD
\\MASSHUNTER\Org\Data\SV5973N.I\sd021822\DoD BNA cal 1\Feb1808.D	Calibration	1	x	17369	4.0000	0.5477	
\\MASSHUNTER\Org\Data\SV5973N.I\sd021822\DoD BNA cal 1\Feb1807.D	Calibration	2	x	45452	10.0000	0.5658	
\\MASSHUNTER\Org\Data\SV5973N.I\sd021822\DoD BNA cal 1\Feb1806.D	Calibration	3	x	289612	50.0000	0.6385	
\\MASSHUNTER\Org\Data\SV5973N.I\sd030422\BNA 1\Feb0402.D	CC	CCV	x	492505	75.0000	0.7019	
\\MASSHUNTER\Org\Data\SV5973N.I\sd021822\DoD BNA cal 1\Feb1809.D	QC	ICV	x	394242	75.0000	0.6436	
\\MASSHUNTER\Org\Data\SV5973N.I\sd021822\DoD BNA cal 1\Feb1805.D	Calibration	4	x	443231	75.0000	0.6766	
\\MASSHUNTER\Org\Data\SV5973N.I\sd021822\DoD BNA cal 1\Feb1804.D	Calibration	5	x	649013	100.0000	0.6994	
\\MASSHUNTER\Org\Data\SV5973N.I\sd021822\DoD BNA cal 1\Feb1803.D	Calibration	6	x	771682	120.0000	0.7051	
\\MASSHUNTER\Org\Data\SV5973N.I\sd021822\DoD BNA cal 1\Feb1802.D	Calibration	7	x	904317	150.0000	0.6738	

Batch Path	\\MASSHUNTER\Org\Data\SV5973N.I\sd021822\DoD BNA cal 1\QuantResults\021822 DoD BNA cal.batch.bin		
Analysis Time	2/19/2022 1:08 PM	**Analyst Name**	BL2000\sean
Report Time	2/19/2022 1:09:12 PM	**Reporter Name**	BL2000\sean
Last Calib Update	2/19/2022 1:06 PM	**Batch State**	Processed
Quant Batch Version	10.0	**Quant Report Version**	10.0

Nitrobenzene %RSE = 14.2

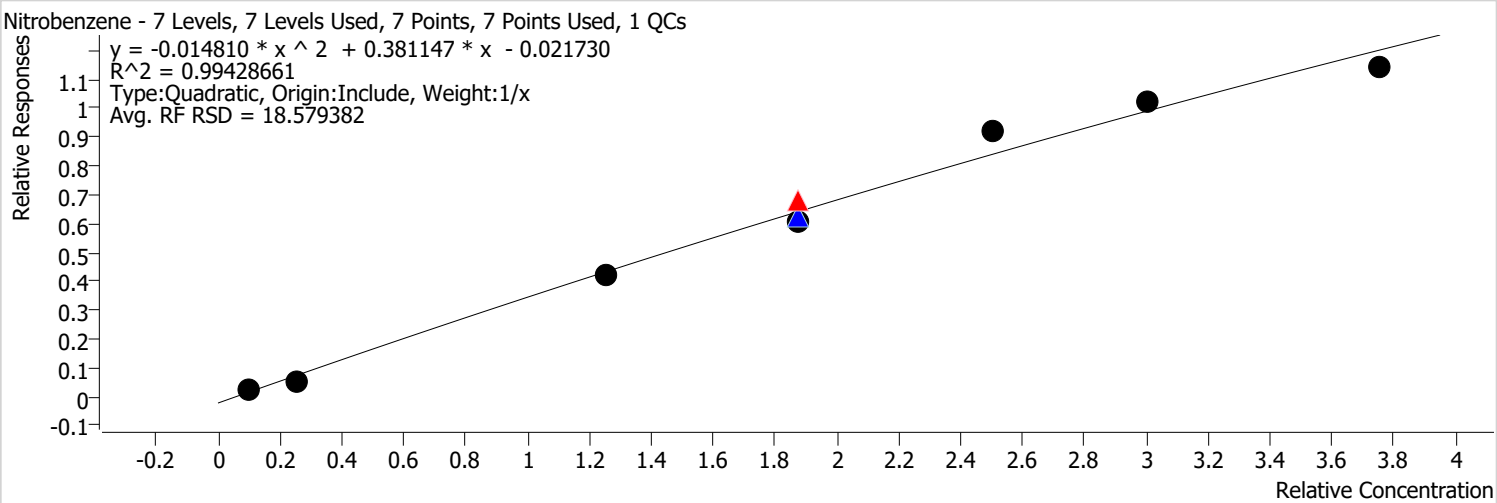

Calibration STD Path	Cal Type	Level	Enabled	Resp.	Exp. Conc	Resp. Factor	Level RSD
\\MASSHUNTER\Org\Data\SV5973N.I\sd021822\DoD BNA cal 1\Feb1808.D	Calibration	1	x	7200	4.0000	0.2271	
\\MASSHUNTER\Org\Data\SV5973N.I\sd021822\DoD BNA cal 1\Feb1807.D	Calibration	2	x	18080	10.0000	0.2251	
\\MASSHUNTER\Org\Data\SV5973N.I\sd021822\DoD BNA cal 1\Feb1806.D	Calibration	3	x	153327	50.0000	0.3380	
\\MASSHUNTER\Org\Data\SV5973N.I\sd030422\BNA 1\Feb0402.D	CC	CCV	x	255208	75.0000	0.3637	
\\MASSHUNTER\Org\Data\SV5973N.I\sd021822\DoD BNA cal 1\Feb1809.D	QC	ICV	x	203074	75.0000	0.3315	
\\MASSHUNTER\Org\Data\SV5973N.I\sd021822\DoD BNA cal 1\Feb1805.D	Calibration	4	x	210462	75.0000	0.3213	
\\MASSHUNTER\Org\Data\SV5973N.I\sd021822\DoD BNA cal 1\Feb1804.D	Calibration	5	x	341039	100.0000	0.3675	
\\MASSHUNTER\Org\Data\SV5973N.I\sd021822\DoD BNA cal 1\Feb1803.D	Calibration	6	x	374243	120.0000	0.3419	
\\MASSHUNTER\Org\Data\SV5973N.I\sd021822\DoD BNA cal 1\Feb1802.D	Calibration	7	x	407665	150.0000	0.3037	

Calibration Report

Batch Path	\\MASSHUNTER\Org\Data\SV5973N.I\sd021822\DoD BNA cal 1\QuantResults\021822 DoD BNA cal.batch.bin		
Analysis Time	2/19/2022 1:08 PM	**Analyst Name**	BL2000\sean
Report Time	2/19/2022 1:09:12 PM	**Reporter Name**	BL2000\sean
Last Calib Update	2/19/2022 1:06 PM	**Batch State**	Processed
Quant Batch Version	10.0	**Quant Report Version**	10.0

Isophorone %RSE = 8.4

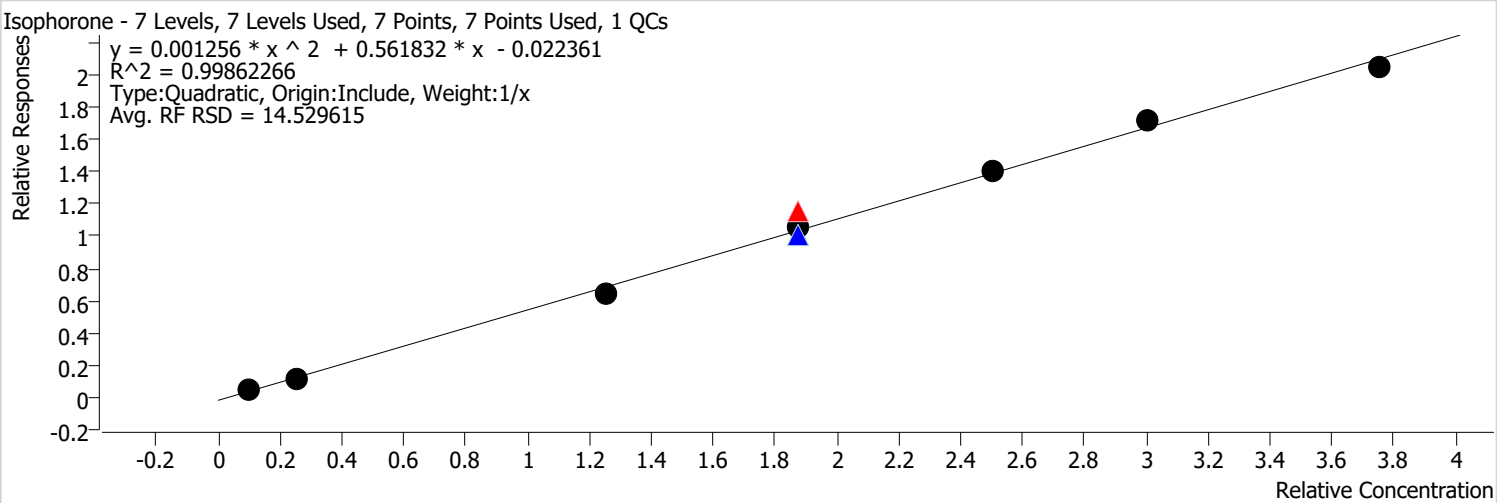

Calibration STD Path	Cal Type	Level	Enabled	Resp.	Exp. Conc	Resp. Factor	Level RSD
\\MASSHUNTER\Org\Data\SV5973N.I\sd021822\DoD BNA cal 1\Feb1808.D	Calibration	1	x	37781	4.0000	0.4001	
\\MASSHUNTER\Org\Data\SV5973N.I\sd021822\DoD BNA cal 1\Feb1807.D	Calibration	2	x	97277	10.0000	0.4128	
\\MASSHUNTER\Org\Data\SV5973N.I\sd021822\DoD BNA cal 1\Feb1806.D	Calibration	3	x	689466	50.0000	0.5191	
\\MASSHUNTER\Org\Data\SV5973N.I\sd030422\BNA 1\Feb0402.D	CC	CCV	x	1268154	75.0000	0.6141	
\\MASSHUNTER\Org\Data\SV5973N.I\sd021822\DoD BNA cal 1\Feb1809.D	QC	ICV	x	952075	75.0000	0.5373	
\\MASSHUNTER\Org\Data\SV5973N.I\sd021822\DoD BNA cal 1\Feb1805.D	Calibration	4	x	1066372	75.0000	0.5685	
\\MASSHUNTER\Org\Data\SV5973N.I\sd021822\DoD BNA cal 1\Feb1804.D	Calibration	5	x	1526319	100.0000	0.5618	
\\MASSHUNTER\Org\Data\SV5973N.I\sd021822\DoD BNA cal 1\Feb1803.D	Calibration	6	x	1823587	120.0000	0.5747	
\\MASSHUNTER\Org\Data\SV5973N.I\sd021822\DoD BNA cal 1\Feb1802.D	Calibration	7	x	2053422	150.0000	0.5465	

Calibration Report

Batch Path	\\MASSHUNTER\Org\Data\SV5973N.I\sd021822\DoD BNA cal 1\QuantResults\021822 DoD BNA cal.batch.bin		
Analysis Time	2/19/2022 1:08 PM	**Analyst Name**	BL2000\sean
Report Time	2/19/2022 1:09:12 PM	**Reporter Name**	BL2000\sean
Last Calib Update	2/19/2022 1:06 PM	**Batch State**	Processed
Quant Batch Version	10.0	**Quant Report Version**	10.0

2-Nitrophenol %RSE = 9.2

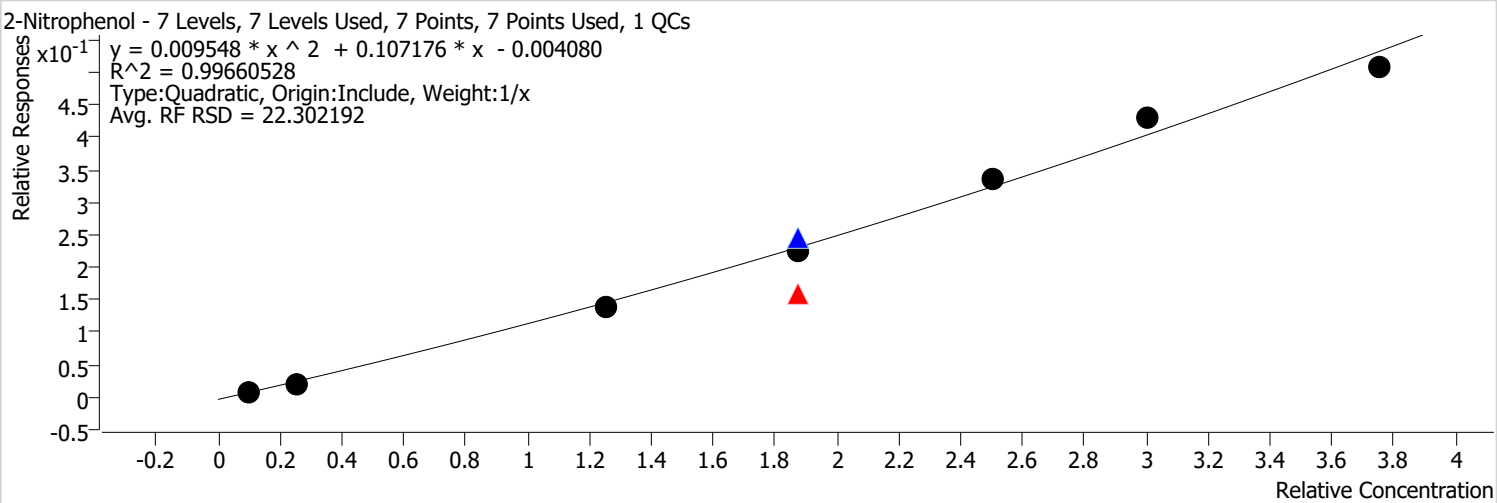

Calibration STD Path	Cal Type	Level	Enabled	Resp.	Exp. Conc	Resp. Factor	Level RSD
\\MASSHUNTER\Org\Data\SV5973N.I\sd021822\DoD BNA cal 1\Feb1808.D	Calibration	1	x	7612	4.0000	0.0806	
\\MASSHUNTER\Org\Data\SV5973N.I\sd021822\DoD BNA cal 1\Feb1807.D	Calibration	2	x	19297	10.0000	0.0819	
\\MASSHUNTER\Org\Data\SV5973N.I\sd021822\DoD BNA cal 1\Feb1806.D	Calibration	3	x	145865	50.0000	0.1098	
\\MASSHUNTER\Org\Data\SV5973N.I\sd030422\BNA 1\Feb0402.D	CC	CCV	x	176730	75.0000	0.0856	
\\MASSHUNTER\Org\Data\SV5973N.I\sd021822\DoD BNA cal 1\Feb1809.D	QC	ICV	x	230240	75.0000	0.1299	
\\MASSHUNTER\Org\Data\SV5973N.I\sd021822\DoD BNA cal 1\Feb1805.D	Calibration	4	x	223037	75.0000	0.1189	
\\MASSHUNTER\Org\Data\SV5973N.I\sd021822\DoD BNA cal 1\Feb1804.D	Calibration	5	x	366947	100.0000	0.1351	
\\MASSHUNTER\Org\Data\SV5973N.I\sd021822\DoD BNA cal 1\Feb1803.D	Calibration	6	x	455325	120.0000	0.1435	
\\MASSHUNTER\Org\Data\SV5973N.I\sd021822\DoD BNA cal 1\Feb1802.D	Calibration	7	x	508410	150.0000	0.1353	

Calibration Report

Batch Path	\\MASSHUNTER\Org\Data\SV5973N.I\sd021822\DoD BNA cal 1\QuantResults\021822 DoD BNA cal.batch.bin		
Analysis Time	2/19/2022 1:08 PM	**Analyst Name**	BL2000\sean
Report Time	2/19/2022 1:09:12 PM	**Reporter Name**	BL2000\sean
Last Calib Update	2/19/2022 1:06 PM	**Batch State**	Processed
Quant Batch Version	10.0	**Quant Report Version**	10.0

2,4-Dimethylphenol %RSE = 11.0

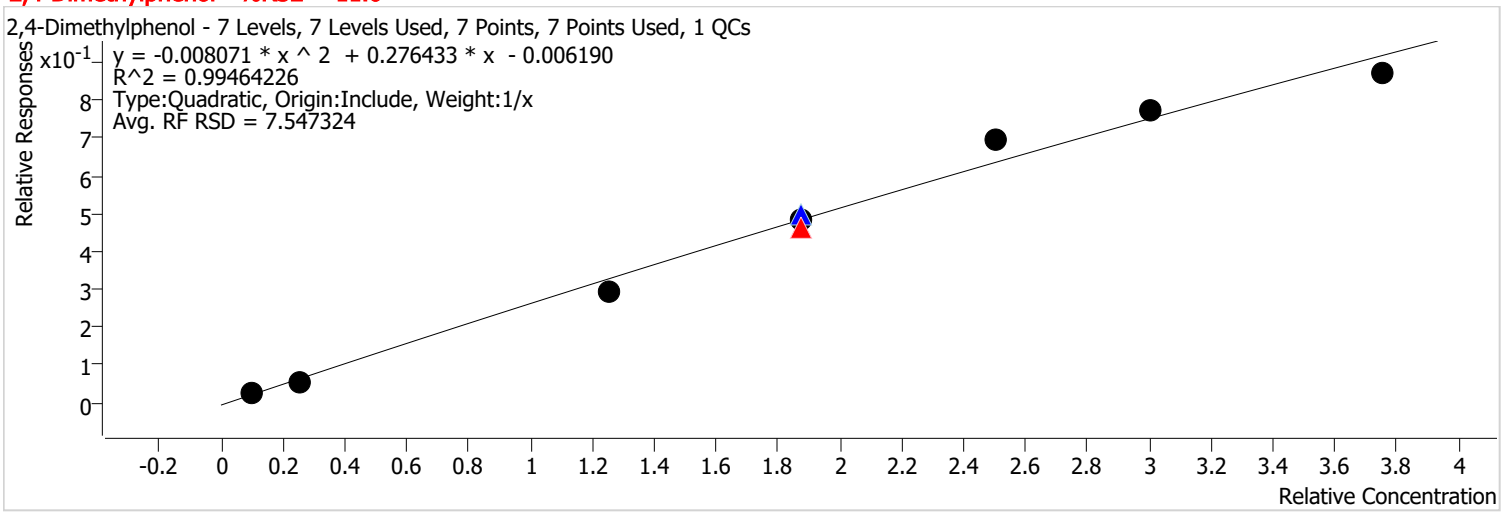

Calibration STD Path	Cal Type	Level	Enabled	Resp.	Exp. Conc	Resp. Factor	Level RSD
\\MASSHUNTER\Org\Data\SV5973N.I\sd021822\DoD BNA cal 1\Feb1808.D	Calibration	1	x	23276	4.0000	0.2465	
\\MASSHUNTER\Org\Data\SV5973N.I\sd021822\DoD BNA cal 1\Feb1807.D	Calibration	2	x	52824	10.0000	0.2242	
\\MASSHUNTER\Org\Data\SV5973N.I\sd021822\DoD BNA cal 1\Feb1806.D	Calibration	3	x	310997	50.0000	0.2341	
\\MASSHUNTER\Org\Data\SV5973N.I\sd030422\BNA 1\Feb0402.D	CC	CCV	x	506872	75.0000	0.2454	
\\MASSHUNTER\Org\Data\SV5973N.I\sd021822\DoD BNA cal 1\Feb1809.D	QC	ICV	x	471706	75.0000	0.2662	
\\MASSHUNTER\Org\Data\SV5973N.I\sd021822\DoD BNA cal 1\Feb1805.D	Calibration	4	x	486601	75.0000	0.2594	
\\MASSHUNTER\Org\Data\SV5973N.I\sd021822\DoD BNA cal 1\Feb1804.D	Calibration	5	x	752268	100.0000	0.2769	
\\MASSHUNTER\Org\Data\SV5973N.I\sd021822\DoD BNA cal 1\Feb1803.D	Calibration	6	x	819537	120.0000	0.2583	
\\MASSHUNTER\Org\Data\SV5973N.I\sd021822\DoD BNA cal 1\Feb1802.D	Calibration	7	x	870994	150.0000	0.2318	

Calibration Report

Batch Path	\\MASSHUNTER\Org\Data\SV5973N.I\sd021822\DoD BNA cal 1\QuantResults\021822 DoD BNA cal.batch.bin		
Analysis Time	2/19/2022 1:08 PM	**Analyst Name**	BL2000\sean
Report Time	2/19/2022 1:09:13 PM	**Reporter Name**	BL2000\sean
Last Calib Update	2/19/2022 1:06 PM	**Batch State**	Processed
Quant Batch Version	10.0	**Quant Report Version**	10.0

bis(-2-Chloroethoxy)Methane %RSE = 6.1

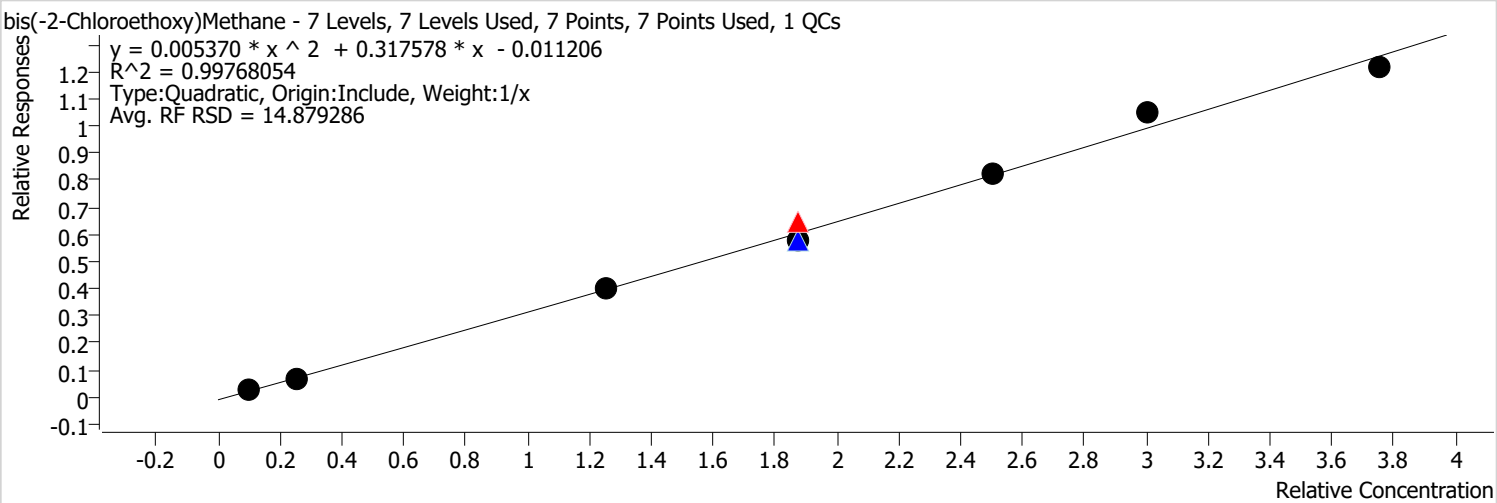

Calibration STD Path	Cal Type	Level	Enabled	Resp.	Exp. Conc	Resp. Factor	Level RSD
\\MASSHUNTER\Org\Data\SV5973N.I\sd021822\DoD BNA cal 1\Feb1808.D	Calibration	1	x	21296	4.0000	0.2255	
\\MASSHUNTER\Org\Data\SV5973N.I\sd021822\DoD BNA cal 1\Feb1807.D	Calibration	2	x	59939	10.0000	0.2544	
\\MASSHUNTER\Org\Data\SV5973N.I\sd021822\DoD BNA cal 1\Feb1806.D	Calibration	3	x	423833	50.0000	0.3191	
\\MASSHUNTER\Org\Data\SV5973N.I\sd030422\BNA 1\Feb0402.D	CC	CCV	x	716900	75.0000	0.3471	
\\MASSHUNTER\Org\Data\SV5973N.I\sd021822\DoD BNA cal 1\Feb1809.D	QC	ICV	x	542758	75.0000	0.3063	
\\MASSHUNTER\Org\Data\SV5973N.I\sd021822\DoD BNA cal 1\Feb1805.D	Calibration	4	x	572879	75.0000	0.3054	
\\MASSHUNTER\Org\Data\SV5973N.I\sd021822\DoD BNA cal 1\Feb1804.D	Calibration	5	x	893144	100.0000	0.3287	
\\MASSHUNTER\Org\Data\SV5973N.I\sd021822\DoD BNA cal 1\Feb1803.D	Calibration	6	x	1115448	120.0000	0.3515	
\\MASSHUNTER\Org\Data\SV5973N.I\sd021822\DoD BNA cal 1\Feb1802.D	Calibration	7	x	1216035	150.0000	0.3237	

Batch Path	\\MASSHUNTER\Org\Data\SV5973N.I\sd021822\DoD BNA cal 1\QuantResults\021822 DoD BNA cal.batch.bin		
Analysis Time	2/19/2022 1:08 PM	**Analyst Name**	BL2000\sean
Report Time	2/19/2022 1:09:13 PM	**Reporter Name**	BL2000\sean
Last Calib Update	2/19/2022 1:06 PM	**Batch State**	Processed
Quant Batch Version	10.0	**Quant Report Version**	10.0

2,4-Dichlorophenol %RSE = 6.9

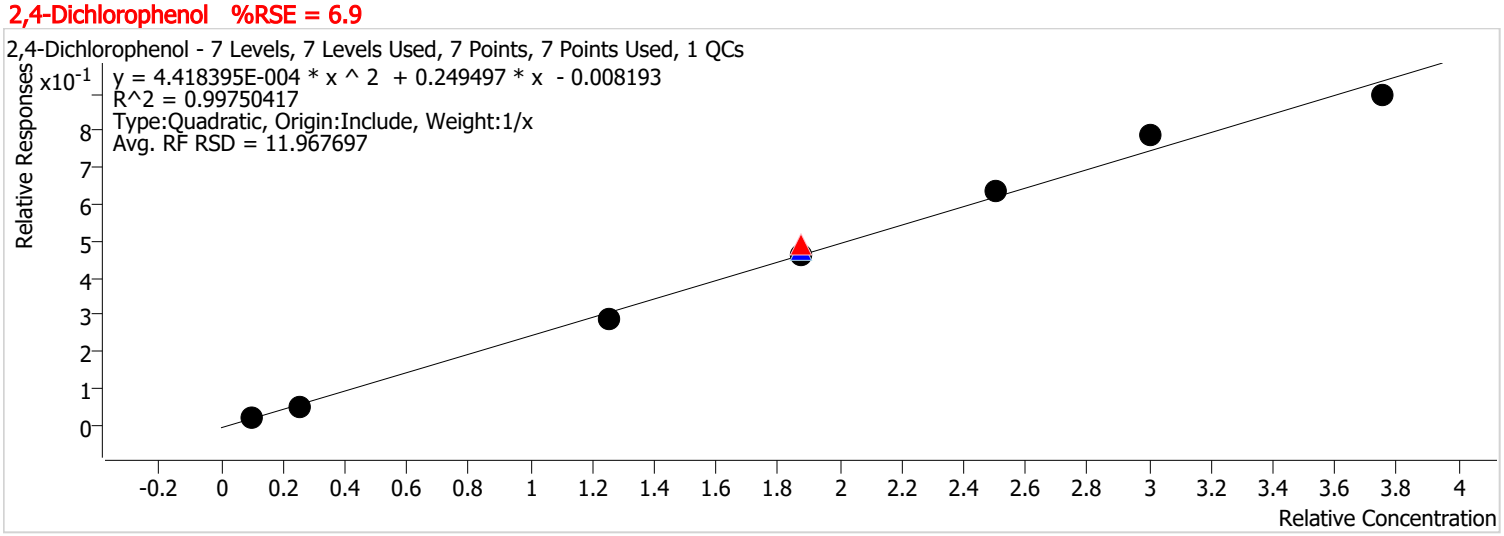

Calibration STD Path	Cal Type	Level	Enabled	Resp.	Exp. Conc	Resp. Factor	Level RSD
\\MASSHUNTER\Org\Data\SV5973N.I\sd021822\DoD BNA cal 1\Feb1808.D	Calibration	1	x	17657	4.0000	0.1870	
\\MASSHUNTER\Org\Data\SV5973N.I\sd021822\DoD BNA cal 1\Feb1807.D	Calibration	2	x	47605	10.0000	0.2020	
\\MASSHUNTER\Org\Data\SV5973N.I\sd021822\DoD BNA cal 1\Feb1806.D	Calibration	3	x	302701	50.0000	0.2279	
\\MASSHUNTER\Org\Data\SV5973N.I\sd030422\BNA 1\Feb0402.D	CC	CCV	x	539457	75.0000	0.2612	
\\MASSHUNTER\Org\Data\SV5973N.I\sd021822\DoD BNA cal 1\Feb1809.D	QC	ICV	x	451820	75.0000	0.2550	
\\MASSHUNTER\Org\Data\SV5973N.I\sd021822\DoD BNA cal 1\Feb1805.D	Calibration	4	x	462781	75.0000	0.2467	
\\MASSHUNTER\Org\Data\SV5973N.I\sd021822\DoD BNA cal 1\Feb1804.D	Calibration	5	x	688712	100.0000	0.2535	
\\MASSHUNTER\Org\Data\SV5973N.I\sd021822\DoD BNA cal 1\Feb1803.D	Calibration	6	x	833232	120.0000	0.2626	
\\MASSHUNTER\Org\Data\SV5973N.I\sd021822\DoD BNA cal 1\Feb1802.D	Calibration	7	x	896259	150.0000	0.2385	

Calibration Report

Batch Path	\\MASSHUNTER\Org\Data\SV5973N.I\sd021822\DoD BNA cal 1\QuantResults\021822 DoD BNA cal.batch.bin		
Analysis Time	2/19/2022 1:08 PM	**Analyst Name**	BL2000\sean
Report Time	2/19/2022 1:09:13 PM	**Reporter Name**	BL2000\sean
Last Calib Update	2/19/2022 1:06 PM	**Batch State**	Processed
Quant Batch Version	10.0	**Quant Report Version**	10.0

Benzoic Acid %RSE = 12.9

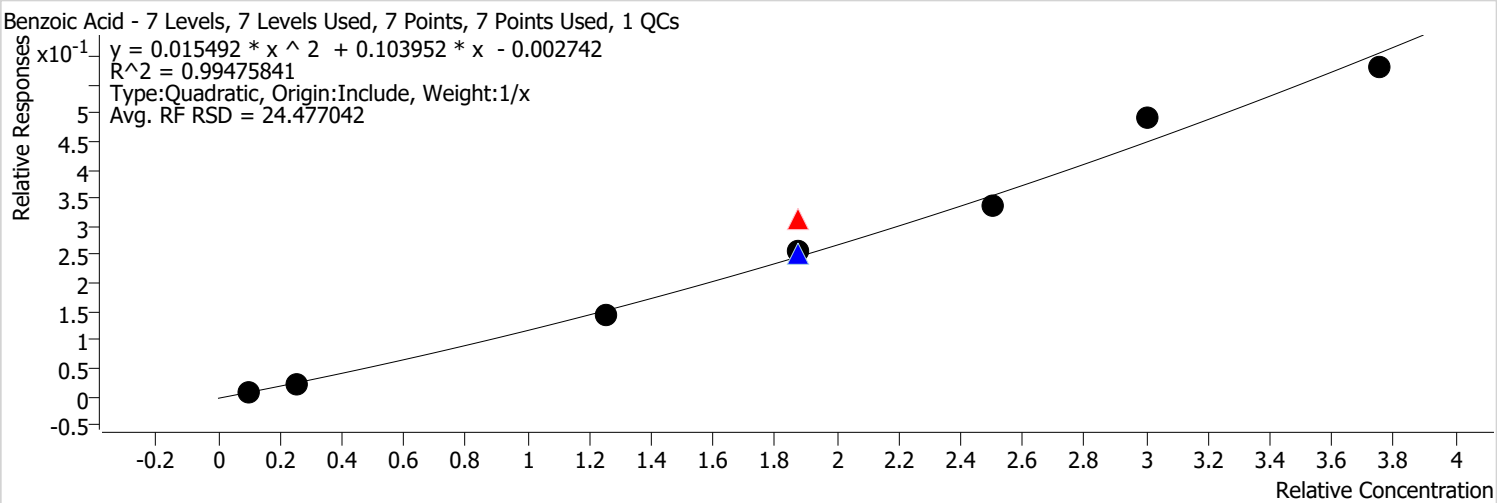

Calibration STD Path	Cal Type	Level	Enabled	Resp.	Exp. Conc	Resp. Factor	Level RSD
\\MASSHUNTER\Org\Data\SV5973N.I\sd021822\DoD BNA cal 1\Feb1808.D	Calibration	1	x	9103	4.0000	0.0964	
\\MASSHUNTER\Org\Data\SV5973N.I\sd021822\DoD BNA cal 1\Feb1807.D	Calibration	2	x	18665	10.0000	0.0792	
\\MASSHUNTER\Org\Data\SV5973N.I\sd021822\DoD BNA cal 1\Feb1806.D	Calibration	3	x	150889	50.0000	0.1136	
\\MASSHUNTER\Org\Data\SV5973N.I\sd030422\BNA 1\Feb0402.D	CC	CCV	x	343437	75.0000	0.1663	
\\MASSHUNTER\Org\Data\SV5973N.I\sd021822\DoD BNA cal 1\Feb1809.D	QC	ICV	x	237375	75.0000	0.1340	
\\MASSHUNTER\Org\Data\SV5973N.I\sd021822\DoD BNA cal 1\Feb1805.D	Calibration	4	x	258415	75.0000	0.1378	
\\MASSHUNTER\Org\Data\SV5973N.I\sd021822\DoD BNA cal 1\Feb1804.D	Calibration	5	x	365591	100.0000	0.1346	
\\MASSHUNTER\Org\Data\SV5973N.I\sd021822\DoD BNA cal 1\Feb1803.D	Calibration	6	x	519957	120.0000	0.1639	
\\MASSHUNTER\Org\Data\SV5973N.I\sd021822\DoD BNA cal 1\Feb1802.D	Calibration	7	x	580859	150.0000	0.1546	

Batch Path	\\MASSHUNTER\Org\Data\SV5973N.I\sd021822\DoD BNA cal 1\QuantResults\021822 DoD BNA cal.batch.bin		
Analysis Time	2/19/2022 1:08 PM	**Analyst Name**	BL2000\sean
Report Time	2/19/2022 1:09:13 PM	**Reporter Name**	BL2000\sean
Last Calib Update	2/19/2022 1:06 PM	**Batch State**	Processed
Quant Batch Version	10.0	**Quant Report Version**	10.0

1,2,4-Trichlorobenzene %RSE = 4.1

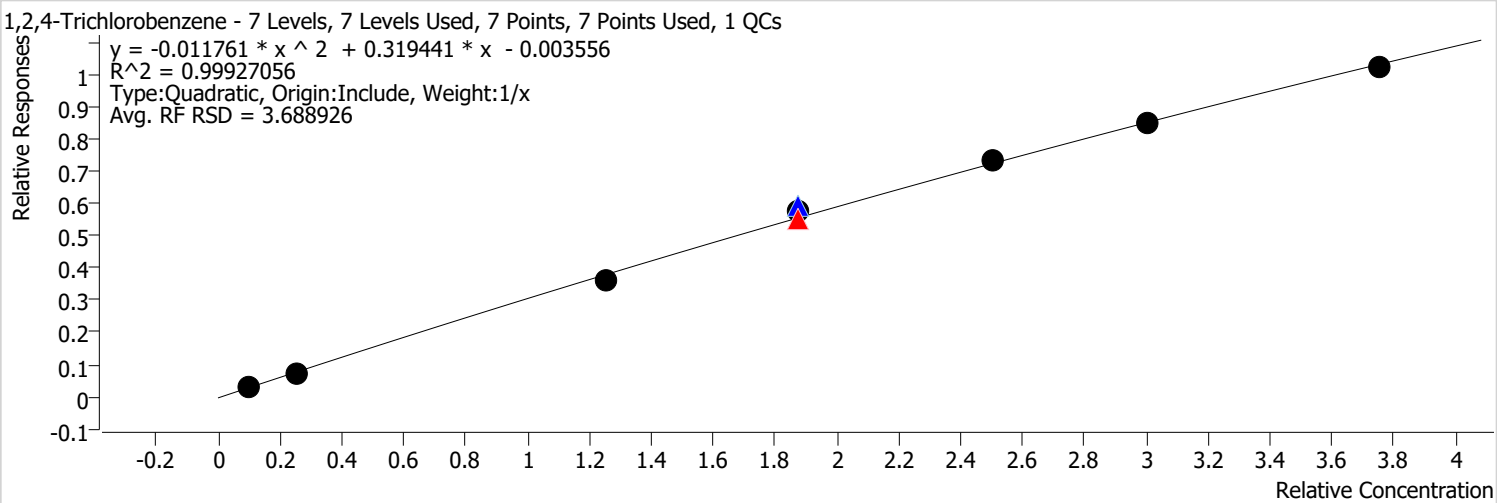

Calibration STD Path	Cal Type	Level	Enabled	Resp.	Exp. Conc	Resp. Factor	Level RSD
\\MASSHUNTER\Org\Data\SV5973N.I\sd021822\DoD BNA cal 1\Feb1808.D	Calibration	1	x	27847	4.0000	0.2949	
\\MASSHUNTER\Org\Data\SV5973N.I\sd021822\DoD BNA cal 1\Feb1807.D	Calibration	2	x	69022	10.0000	0.2929	
\\MASSHUNTER\Org\Data\SV5973N.I\sd021822\DoD BNA cal 1\Feb1806.D	Calibration	3	x	381654	50.0000	0.2873	
\\MASSHUNTER\Org\Data\SV5973N.I\sd030422\BNA 1\Feb0402.D	CC	CCV	x	604446	75.0000	0.2927	
\\MASSHUNTER\Org\Data\SV5973N.I\sd021822\DoD BNA cal 1\Feb1809.D	QC	ICV	x	556684	75.0000	0.3141	
\\MASSHUNTER\Org\Data\SV5973N.I\sd021822\DoD BNA cal 1\Feb1805.D	Calibration	4	x	573589	75.0000	0.3058	
\\MASSHUNTER\Org\Data\SV5973N.I\sd021822\DoD BNA cal 1\Feb1804.D	Calibration	5	x	795894	100.0000	0.2929	
\\MASSHUNTER\Org\Data\SV5973N.I\sd021822\DoD BNA cal 1\Feb1803.D	Calibration	6	x	897123	120.0000	0.2827	
\\MASSHUNTER\Org\Data\SV5973N.I\sd021822\DoD BNA cal 1\Feb1802.D	Calibration	7	x	1020843	150.0000	0.2717	

Calibration Report

Batch Path	\\MASSHUNTER\Org\Data\SV5973N.I\sd021822\DoD BNA cal 1\QuantResults\021822 DoD BNA cal.batch.bin		
Analysis Time	2/19/2022 1:08 PM	**Analyst Name**	BL2000\sean
Report Time	2/19/2022 1:09:13 PM	**Reporter Name**	BL2000\sean
Last Calib Update	2/19/2022 1:06 PM	**Batch State**	Processed
Quant Batch Version	10.0	**Quant Report Version**	10.0

Naphthalene %RSE = 6.5

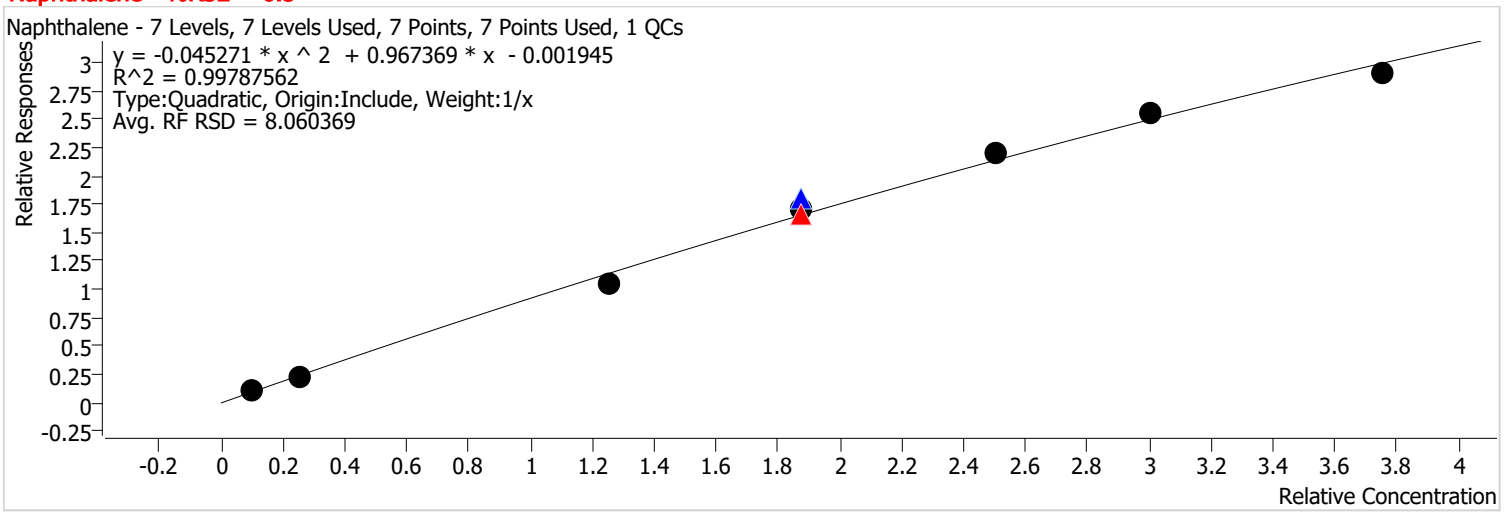

Calibration STD Path	Cal Type	Level	Enabled	Resp.	Exp. Conc	Resp. Factor	Level RSD
\\MASSHUNTER\Org\Data\SV5973N.I\sd021822\DoD BNA cal 1\Feb1808.D	Calibration	1	x	94125	4.0000	0.9968	
\\MASSHUNTER\Org\Data\SV5973N.I\sd021822\DoD BNA cal 1\Feb1807.D	Calibration	2	x	215374	10.0000	0.9141	
\\MASSHUNTER\Org\Data\SV5973N.I\sd021822\DoD BNA cal 1\Feb1806.D	Calibration	3	x	1110201	50.0000	0.8359	
\\MASSHUNTER\Org\Data\SV5973N.I\sd030422\BNA 1\Feb0402.D	CC	CCV	x	1832808	75.0000	0.8875	
\\MASSHUNTER\Org\Data\SV5973N.I\sd021822\DoD BNA cal 1\Feb1809.D	QC	ICV	x	1701484	75.0000	0.9602	
\\MASSHUNTER\Org\Data\SV5973N.I\sd021822\DoD BNA cal 1\Feb1805.D	Calibration	4	x	1714981	75.0000	0.9143	
\\MASSHUNTER\Org\Data\SV5973N.I\sd021822\DoD BNA cal 1\Feb1804.D	Calibration	5	x	2385769	100.0000	0.8781	
\\MASSHUNTER\Org\Data\SV5973N.I\sd021822\DoD BNA cal 1\Feb1803.D	Calibration	6	x	2702791	120.0000	0.8518	
\\MASSHUNTER\Org\Data\SV5973N.I\sd021822\DoD BNA cal 1\Feb1802.D	Calibration	7	x	2903611	150.0000	0.7728	

Calibration Report

Batch Path	\\MASSHUNTER\Org\Data\SV5973N.I\sd021822\DoD BNA cal 1\QuantResults\021822 DoD BNA cal.batch.bin		
Analysis Time	2/19/2022 1:08 PM	**Analyst Name**	BL2000\sean
Report Time	2/19/2022 1:09:13 PM	**Reporter Name**	BL2000\sean
Last Calib Update	2/19/2022 1:06 PM	**Batch State**	Processed
Quant Batch Version	10.0	**Quant Report Version**	10.0

4-Chlorophenol %RSE = 3.1

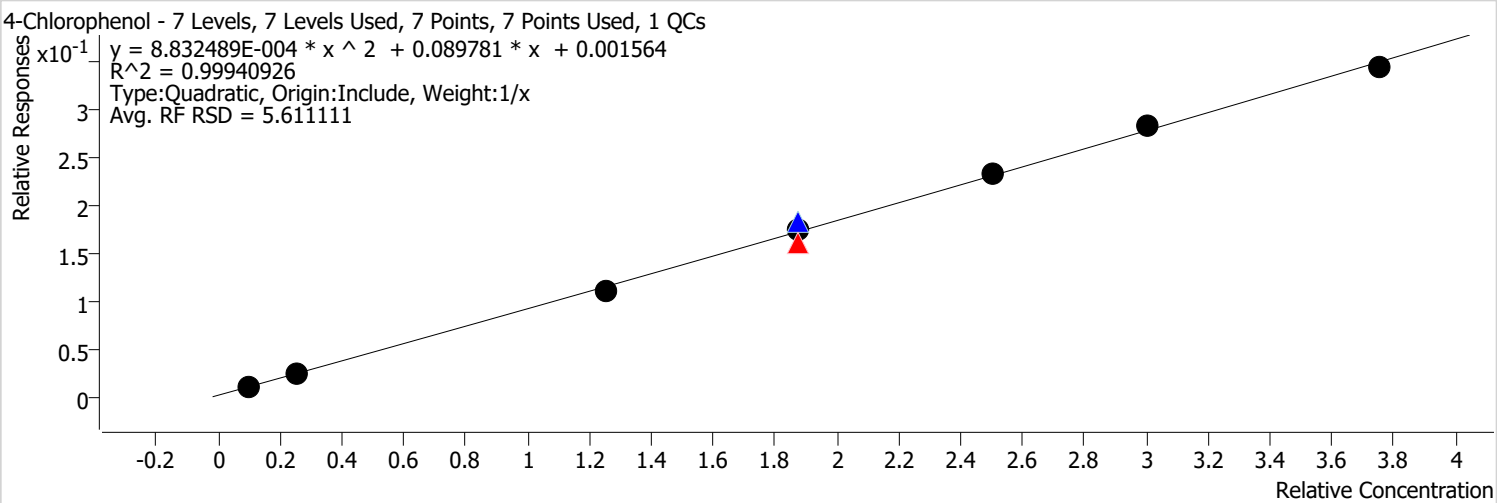

Calibration STD Path	Cal Type	Level	Enabled	Resp.	Exp. Conc	Resp. Factor	Level RSD
\\MASSHUNTER\Org\Data\SV5973N.I\sd021822\DoD BNA cal 1\Feb1808.D	Calibration	1	x	9877	4.0000	0.1046	
\\MASSHUNTER\Org\Data\SV5973N.I\sd021822\DoD BNA cal 1\Feb1807.D	Calibration	2	x	23297	10.0000	0.0989	
\\MASSHUNTER\Org\Data\SV5973N.I\sd021822\DoD BNA cal 1\Feb1806.D	Calibration	3	x	116895	50.0000	0.0880	
\\MASSHUNTER\Org\Data\SV5973N.I\sd030422\BNA 1\Feb0402.D	CC	CCV	x	177209	75.0000	0.0858	
\\MASSHUNTER\Org\Data\SV5973N.I\sd021822\DoD BNA cal 1\Feb1809.D	QC	ICV	x	174820	75.0000	0.0987	
\\MASSHUNTER\Org\Data\SV5973N.I\sd021822\DoD BNA cal 1\Feb1805.D	Calibration	4	x	174790	75.0000	0.0932	
\\MASSHUNTER\Org\Data\SV5973N.I\sd021822\DoD BNA cal 1\Feb1804.D	Calibration	5	x	254245	100.0000	0.0936	
\\MASSHUNTER\Org\Data\SV5973N.I\sd021822\DoD BNA cal 1\Feb1803.D	Calibration	6	x	301586	120.0000	0.0950	
\\MASSHUNTER\Org\Data\SV5973N.I\sd021822\DoD BNA cal 1\Feb1802.D	Calibration	7	x	345521	150.0000	0.0920	

Batch Path	\\MASSHUNTER\Org\Data\SV5973N.I\sd021822\DoD BNA cal 1\QuantResults\021822 DoD BNA cal.batch.bin		
Analysis Time	2/19/2022 1:08 PM	**Analyst Name**	BL2000\sean
Report Time	2/19/2022 1:09:13 PM	**Reporter Name**	BL2000\sean
Last Calib Update	2/19/2022 1:06 PM	**Batch State**	Processed
Quant Batch Version	10.0	**Quant Report Version**	10.0

p-Chloroaniline %RSE = 7.2

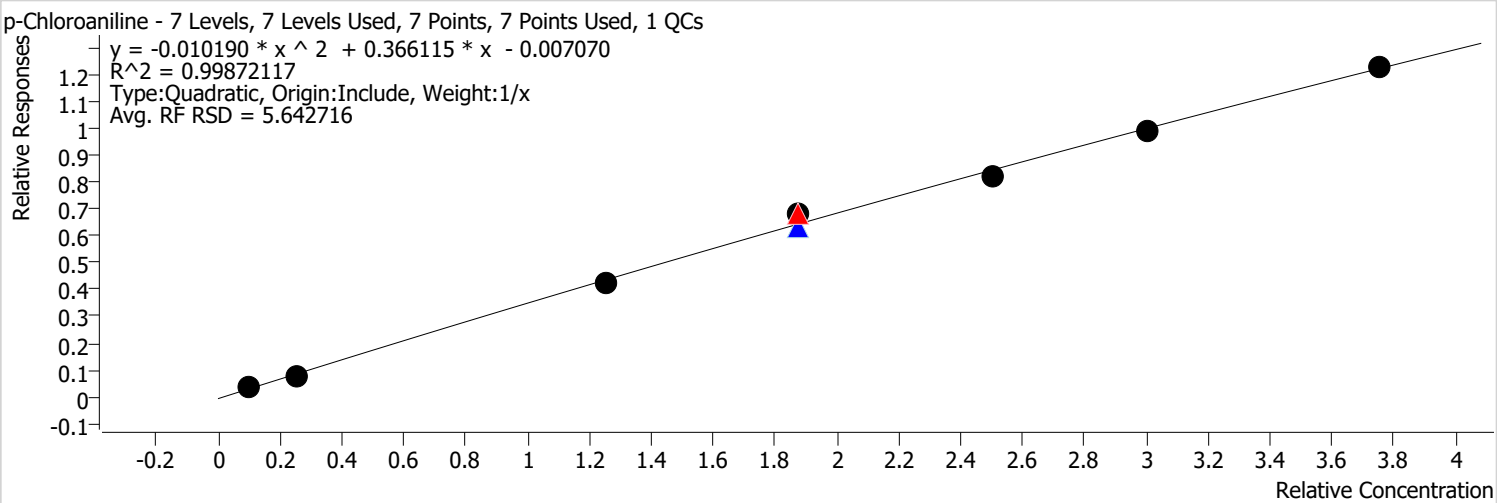

Calibration STD Path	Cal Type	Level	Enabled	Resp.	Exp. Conc	Resp. Factor	Level RSD
\\MASSHUNTER\Org\Data\SV5973N.I\sd021822\DoD BNA cal 1\Feb1808.D	Calibration	1	x	30624	4.0000	0.3243	
\\MASSHUNTER\Org\Data\SV5973N.I\sd021822\DoD BNA cal 1\Feb1807.D	Calibration	2	x	71033	10.0000	0.3015	
\\MASSHUNTER\Org\Data\SV5973N.I\sd021822\DoD BNA cal 1\Feb1806.D	Calibration	3	x	453225	50.0000	0.3412	
\\MASSHUNTER\Org\Data\SV5973N.I\sd030422\BNA 1\Feb0402.D	CC	CCV	x	752494	75.0000	0.3644	
\\MASSHUNTER\Org\Data\SV5973N.I\sd021822\DoD BNA cal 1\Feb1809.D	QC	ICV	x	596772	75.0000	0.3368	
\\MASSHUNTER\Org\Data\SV5973N.I\sd021822\DoD BNA cal 1\Feb1805.D	Calibration	4	x	681721	75.0000	0.3634	
\\MASSHUNTER\Org\Data\SV5973N.I\sd021822\DoD BNA cal 1\Feb1804.D	Calibration	5	x	893838	100.0000	0.3290	
\\MASSHUNTER\Org\Data\SV5973N.I\sd021822\DoD BNA cal 1\Feb1803.D	Calibration	6	x	1050839	120.0000	0.3312	
\\MASSHUNTER\Org\Data\SV5973N.I\sd021822\DoD BNA cal 1\Feb1802.D	Calibration	7	x	1228719	150.0000	0.3270	

Batch Path	\\MASSHUNTER\Org\Data\SV5973N.I\sd021822\DoD BNA cal 1\QuantResults\021822 DoD BNA cal.batch.bin		
Analysis Time	2/19/2022 1:08 PM	**Analyst Name**	BL2000\sean
Report Time	2/19/2022 1:09:13 PM	**Reporter Name**	BL2000\sean
Last Calib Update	2/19/2022 1:06 PM	**Batch State**	Processed
Quant Batch Version	10.0	**Quant Report Version**	10.0

Hexachlorobutadiene %RSE = 5.5

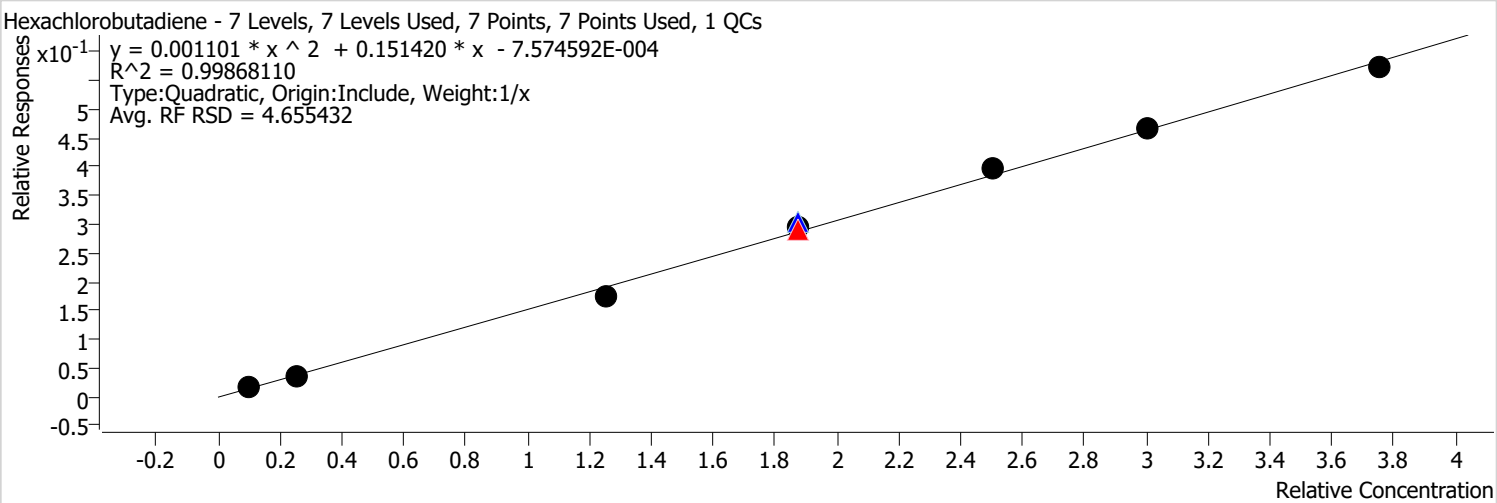

Calibration STD Path	Cal Type	Level	Enabled	Resp.	Exp. Conc	Resp. Factor	Level RSD
\\MASSHUNTER\Org\Data\SV5973N.I\sd021822\DoD BNA cal 1\Feb1808.D	Calibration	1	x	14423	4.0000	0.1527	
\\MASSHUNTER\Org\Data\SV5973N.I\sd021822\DoD BNA cal 1\Feb1807.D	Calibration	2	x	33554	10.0000	0.1424	
\\MASSHUNTER\Org\Data\SV5973N.I\sd021822\DoD BNA cal 1\Feb1806.D	Calibration	3	x	188037	50.0000	0.1416	
\\MASSHUNTER\Org\Data\SV5973N.I\sd030422\BNA 1\Feb0402.D	CC	CCV	x	320429	75.0000	0.1552	
\\MASSHUNTER\Org\Data\SV5973N.I\sd021822\DoD BNA cal 1\Feb1809.D	QC	ICV	x	286141	75.0000	0.1615	
\\MASSHUNTER\Org\Data\SV5973N.I\sd021822\DoD BNA cal 1\Feb1805.D	Calibration	4	x	296318	75.0000	0.1580	
\\MASSHUNTER\Org\Data\SV5973N.I\sd021822\DoD BNA cal 1\Feb1804.D	Calibration	5	x	432772	100.0000	0.1593	
\\MASSHUNTER\Org\Data\SV5973N.I\sd021822\DoD BNA cal 1\Feb1803.D	Calibration	6	x	492013	120.0000	0.1551	
\\MASSHUNTER\Org\Data\SV5973N.I\sd021822\DoD BNA cal 1\Feb1802.D	Calibration	7	x	573148	150.0000	0.1525	

Calibration Report

Batch Path	\\MASSHUNTER\Org\Data\SV5973N.I\sd021822\DoD BNA cal 1\QuantResults\021822 DoD BNA cal.batch.bin		
Analysis Time	2/19/2022 1:08 PM	**Analyst Name**	BL2000\sean
Report Time	2/19/2022 1:09:14 PM	**Reporter Name**	BL2000\sean
Last Calib Update	2/19/2022 1:06 PM	**Batch State**	Processed
Quant Batch Version	10.0	**Quant Report Version**	10.0

4-Chloro-2-Methylphenol %RSE = 7.7

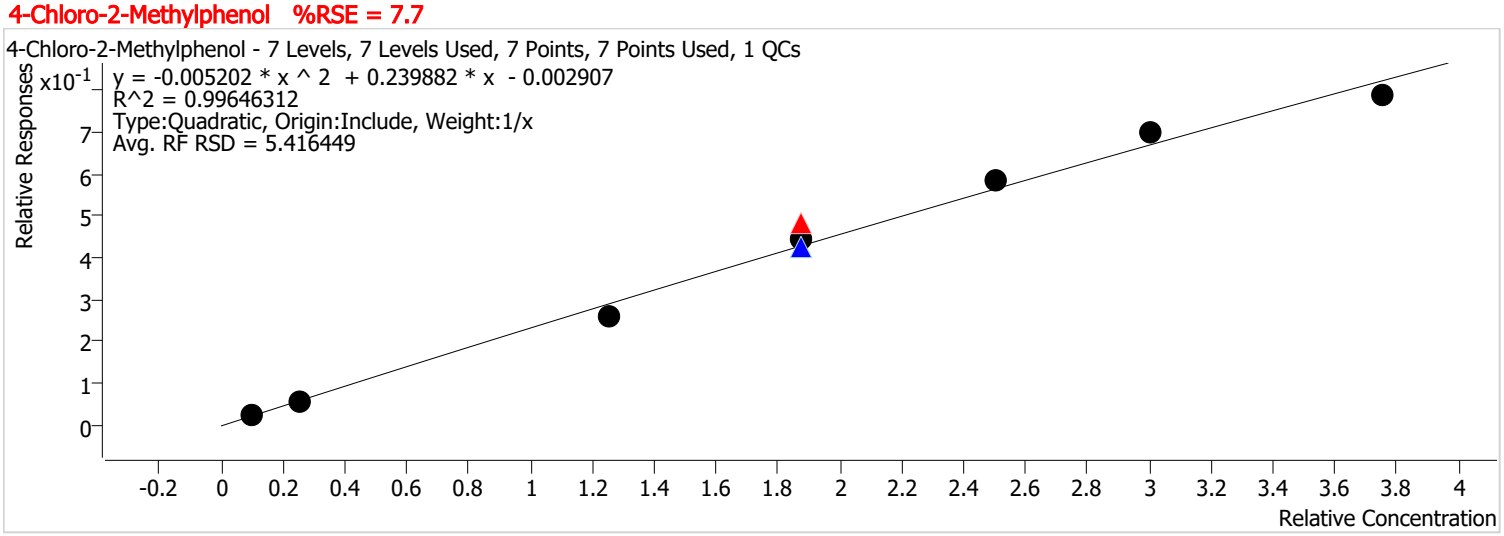

Calibration STD Path	Cal Type	Level	Enabled	Resp.	Exp. Conc	Resp. Factor	Level RSD
\\MASSHUNTER\Org\Data\SV5973N.I\sd021822\DoD BNA cal 1\Feb1808.D	Calibration	1	x	21228	4.0000	0.2248	
\\MASSHUNTER\Org\Data\SV5973N.I\sd021822\DoD BNA cal 1\Feb1807.D	Calibration	2	x	51791	10.0000	0.2198	
\\MASSHUNTER\Org\Data\SV5973N.I\sd021822\DoD BNA cal 1\Feb1806.D	Calibration	3	x	274008	50.0000	0.2063	
\\MASSHUNTER\Org\Data\SV5973N.I\sd030422\BNA 1\Feb0402.D	CC	CCV	x	533664	75.0000	0.2584	
\\MASSHUNTER\Org\Data\SV5973N.I\sd021822\DoD BNA cal 1\Feb1809.D	QC	ICV	x	402121	75.0000	0.2269	
\\MASSHUNTER\Org\Data\SV5973N.I\sd021822\DoD BNA cal 1\Feb1805.D	Calibration	4	x	445081	75.0000	0.2373	
\\MASSHUNTER\Org\Data\SV5973N.I\sd021822\DoD BNA cal 1\Feb1804.D	Calibration	5	x	635015	100.0000	0.2337	
\\MASSHUNTER\Org\Data\SV5973N.I\sd021822\DoD BNA cal 1\Feb1803.D	Calibration	6	x	740508	120.0000	0.2334	
\\MASSHUNTER\Org\Data\SV5973N.I\sd021822\DoD BNA cal 1\Feb1802.D	Calibration	7	x	789739	150.0000	0.2102	

Calibration Report

Batch Path	\\MASSHUNTER\Org\Data\SV5973N.I\sd021822\DoD BNA cal 1\QuantResults\021822 DoD BNA cal.batch.bin		
Analysis Time	2/19/2022 1:08 PM	**Analyst Name**	BL2000\sean
Report Time	2/19/2022 1:09:14 PM	**Reporter Name**	BL2000\sean
Last Calib Update	2/19/2022 1:06 PM	**Batch State**	Processed
Quant Batch Version	10.0	**Quant Report Version**	10.0

4-Chloro-3-Methylphenol %RSE = 5.5

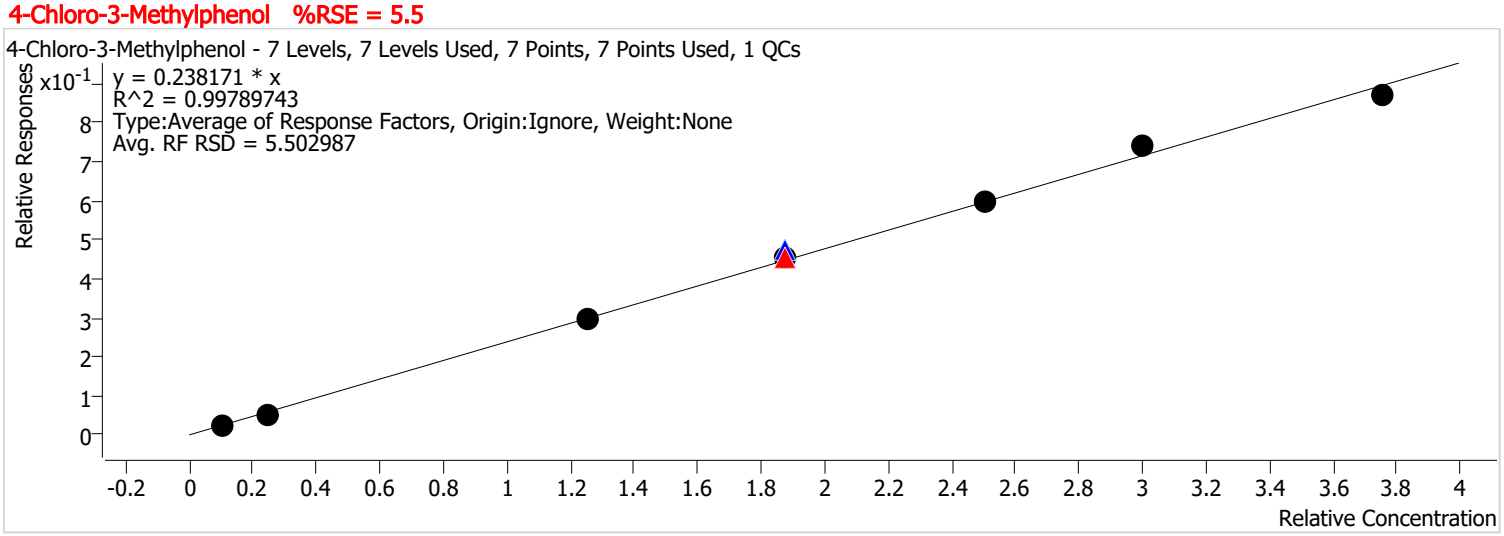

Calibration STD Path	Cal Type	Level	Enabled	Resp.	Exp. Conc	Resp. Factor	Level RSD
\\MASSHUNTER\Org\Data\SV5973N.I\sd021822\DoD BNA cal 1\Feb1808.D	Calibration	1	x	24488	4.0000	0.2593	
\\MASSHUNTER\Org\Data\SV5973N.I\sd021822\DoD BNA cal 1\Feb1807.D	Calibration	2	x	51113	10.0000	0.2169	
\\MASSHUNTER\Org\Data\SV5973N.I\sd021822\DoD BNA cal 1\Feb1806.D	Calibration	3	x	311889	50.0000	0.2348	
\\MASSHUNTER\Org\Data\SV5973N.I\sd030422\BNA 1\Feb0402.D	CC	CCV	x	502885	75.0000	0.2435	
\\MASSHUNTER\Org\Data\SV5973N.I\sd021822\DoD BNA cal 1\Feb1809.D	QC	ICV	x	449625	75.0000	0.2537	
\\MASSHUNTER\Org\Data\SV5973N.I\sd021822\DoD BNA cal 1\Feb1805.D	Calibration	4	x	450778	75.0000	0.2403	
\\MASSHUNTER\Org\Data\SV5973N.I\sd021822\DoD BNA cal 1\Feb1804.D	Calibration	5	x	646645	100.0000	0.2380	
\\MASSHUNTER\Org\Data\SV5973N.I\sd021822\DoD BNA cal 1\Feb1803.D	Calibration	6	x	782006	120.0000	0.2464	
\\MASSHUNTER\Org\Data\SV5973N.I\sd021822\DoD BNA cal 1\Feb1802.D	Calibration	7	x	869158	150.0000	0.2313	

Batch Path	\\MASSHUNTER\Org\Data\SV5973N.I\sd021822\DoD BNA cal 1\QuantResults\021822 DoD BNA cal.batch.bin		
Analysis Time	2/19/2022 1:08 PM	**Analyst Name**	BL2000\sean
Report Time	2/19/2022 1:09:14 PM	**Reporter Name**	BL2000\sean
Last Calib Update	2/19/2022 1:06 PM	**Batch State**	Processed
Quant Batch Version	10.0	**Quant Report Version**	10.0

2-Methylnaphthalene %RSE = 3.5

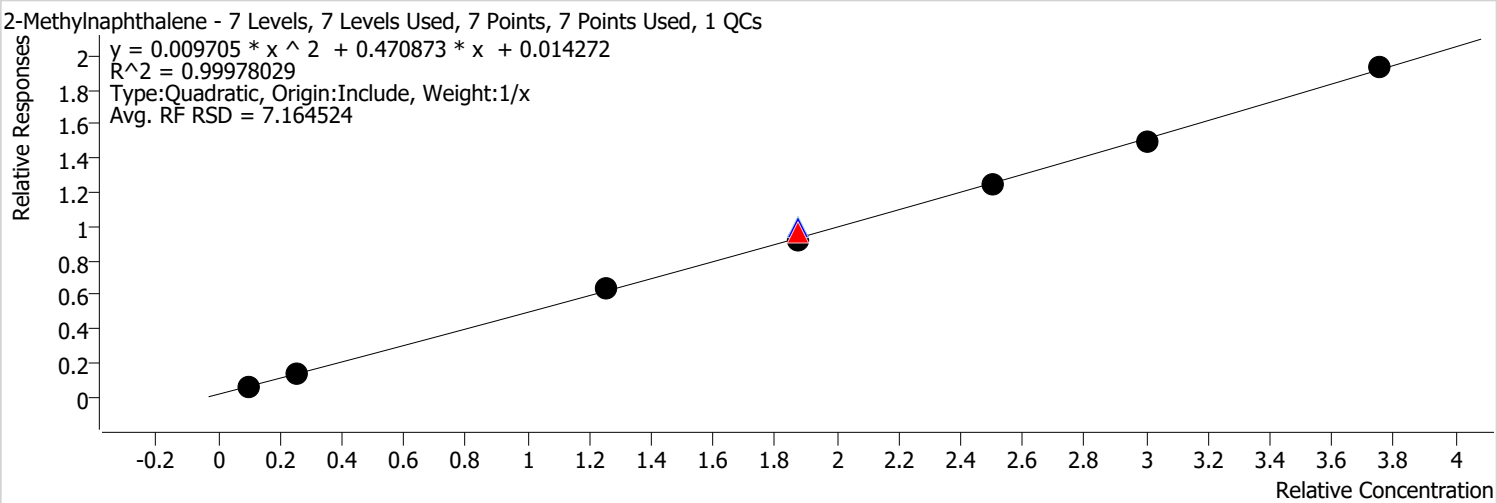

Calibration STD Path	Cal Type	Level	Enabled	Resp.	Exp. Conc	Resp. Factor	Level RSD
\\MASSHUNTER\Org\Data\SV5973N.I\sd021822\DoD BNA cal 1\Feb1808.D	Calibration	1	x	56026	4.0000	0.5933	
\\MASSHUNTER\Org\Data\SV5973N.I\sd021822\DoD BNA cal 1\Feb1807.D	Calibration	2	x	129837	10.0000	0.5510	
\\MASSHUNTER\Org\Data\SV5973N.I\sd021822\DoD BNA cal 1\Feb1806.D	Calibration	3	x	670695	50.0000	0.5050	
\\MASSHUNTER\Org\Data\SV5973N.I\sd030422\BNA 1\Feb0402.D	CC	CCV	x	1064687	75.0000	0.5156	
\\MASSHUNTER\Org\Data\SV5973N.I\sd021822\DoD BNA cal 1\Feb1809.D	QC	ICV	x	934925	75.0000	0.5276	
\\MASSHUNTER\Org\Data\SV5973N.I\sd021822\DoD BNA cal 1\Feb1805.D	Calibration	4	x	914283	75.0000	0.4874	
\\MASSHUNTER\Org\Data\SV5973N.I\sd021822\DoD BNA cal 1\Feb1804.D	Calibration	5	x	1357670	100.0000	0.4997	
\\MASSHUNTER\Org\Data\SV5973N.I\sd021822\DoD BNA cal 1\Feb1803.D	Calibration	6	x	1591431	120.0000	0.5015	
\\MASSHUNTER\Org\Data\SV5973N.I\sd021822\DoD BNA cal 1\Feb1802.D	Calibration	7	x	1933828	150.0000	0.5147	

Calibration Report

Batch Path	\\MASSHUNTER\Org\Data\SV5973N.I\sd021822\DoD BNA cal 1\QuantResults\021822 DoD BNA cal.batch.bin		
Analysis Time	2/19/2022 1:08 PM	**Analyst Name**	BL2000\sean
Report Time	2/19/2022 1:09:14 PM	**Reporter Name**	BL2000\sean
Last Calib Update	2/19/2022 1:06 PM	**Batch State**	Processed
Quant Batch Version	10.0	**Quant Report Version**	10.0

1-Methylnaphthalene %RSE = 3.6

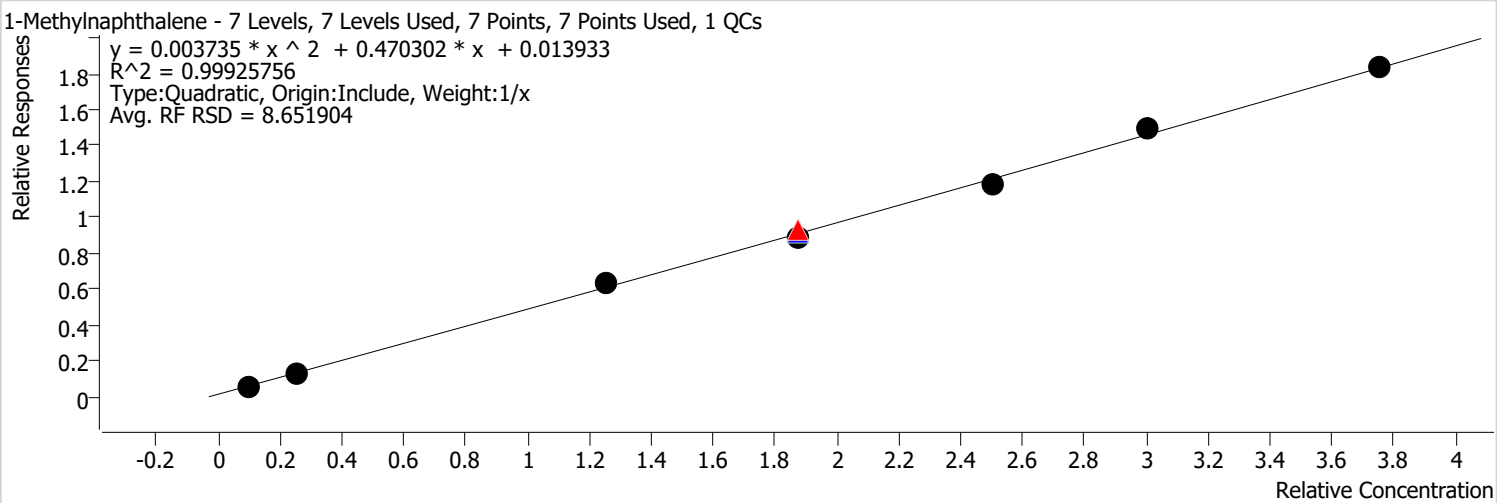

Calibration STD Path	Cal Type	Level	Enabled	Resp.	Exp. Conc	Resp. Factor	Level RSD
\\MASSHUNTER\Org\Data\SV5973N.I\sd021822\DoD BNA cal 1\Feb1808.D	Calibration	1	x	56205	4.0000	0.5952	
\\MASSHUNTER\Org\Data\SV5973N.I\sd021822\DoD BNA cal 1\Feb1807.D	Calibration	2	x	126738	10.0000	0.5379	
\\MASSHUNTER\Org\Data\SV5973N.I\sd021822\DoD BNA cal 1\Feb1806.D	Calibration	3	x	672135	50.0000	0.5060	
\\MASSHUNTER\Org\Data\SV5973N.I\sd030422\BNA 1\Feb0402.D	CC	CCV	x	1025400	75.0000	0.4965	
\\MASSHUNTER\Org\Data\SV5973N.I\sd021822\DoD BNA cal 1\Feb1809.D	QC	ICV	x	864319	75.0000	0.4878	
\\MASSHUNTER\Org\Data\SV5973N.I\sd021822\DoD BNA cal 1\Feb1805.D	Calibration	4	x	885279	75.0000	0.4720	
\\MASSHUNTER\Org\Data\SV5973N.I\sd021822\DoD BNA cal 1\Feb1804.D	Calibration	5	x	1279557	100.0000	0.4710	
\\MASSHUNTER\Org\Data\SV5973N.I\sd021822\DoD BNA cal 1\Feb1803.D	Calibration	6	x	1575011	120.0000	0.4964	
\\MASSHUNTER\Org\Data\SV5973N.I\sd021822\DoD BNA cal 1\Feb1802.D	Calibration	7	x	1836402	150.0000	0.4888	

Calibration Report

Batch Path	\\MASSHUNTER\Org\Data\SV5973N.I\sd021822\DoD BNA cal 1\QuantResults\021822 DoD BNA cal.batch.bin		
Analysis Time	2/19/2022 1:08 PM	**Analyst Name**	BL2000\sean
Report Time	2/19/2022 1:09:14 PM	**Reporter Name**	BL2000\sean
Last Calib Update	2/19/2022 1:06 PM	**Batch State**	Processed
Quant Batch Version	10.0	**Quant Report Version**	10.0

Hexachlorocyclopentadiene %RSE = 9.4

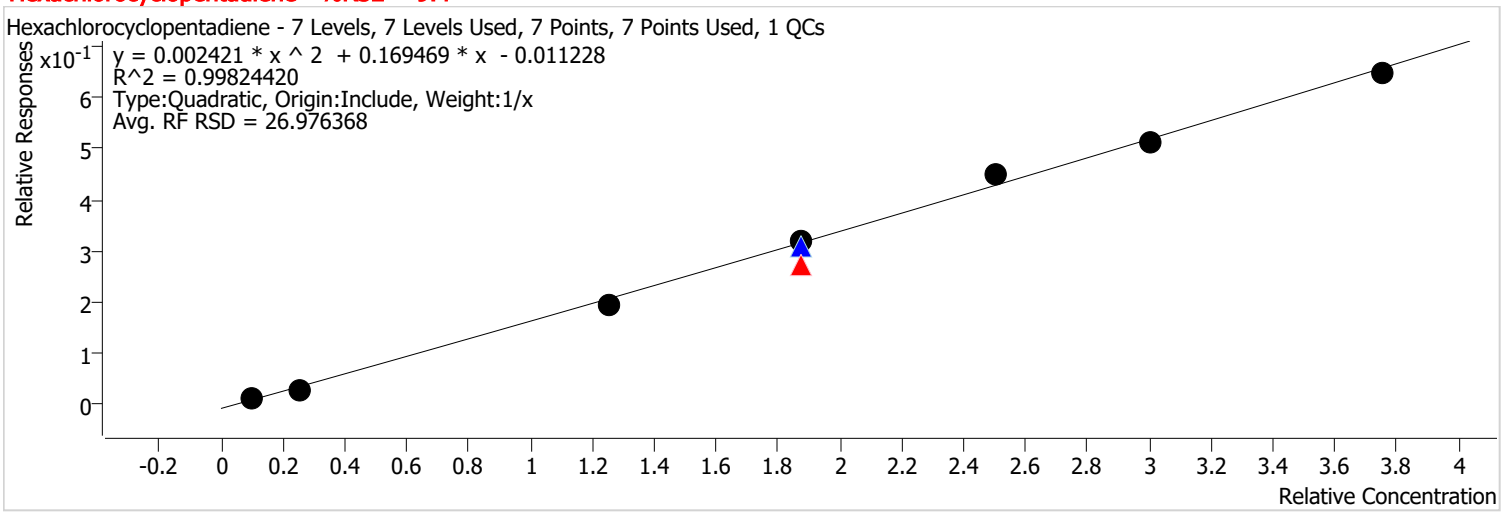

Calibration STD Path	Cal Type	Level	Enabled	Resp.	Exp. Conc	Resp. Factor	Level RSD
\\MASSHUNTER\Org\Data\SV5973N.I\sd021822\DoD BNA cal 1\Feb1808.D	Calibration	1	x	4224	4.0000	0.0784	
\\MASSHUNTER\Org\Data\SV5973N.I\sd021822\DoD BNA cal 1\Feb1807.D	Calibration	2	x	13837	10.0000	0.1046	
\\MASSHUNTER\Org\Data\SV5973N.I\sd021822\DoD BNA cal 1\Feb1806.D	Calibration	3	x	113002	50.0000	0.1553	
\\MASSHUNTER\Org\Data\SV5973N.I\sd030422\BNA 1\Feb0402.D	CC	CCV	x	172479	75.0000	0.1435	
\\MASSHUNTER\Org\Data\SV5973N.I\sd021822\DoD BNA cal 1\Feb1809.D	QC	ICV	x	167582	75.0000	0.1641	
\\MASSHUNTER\Org\Data\SV5973N.I\sd021822\DoD BNA cal 1\Feb1805.D	Calibration	4	x	175425	75.0000	0.1707	
\\MASSHUNTER\Org\Data\SV5973N.I\sd021822\DoD BNA cal 1\Feb1804.D	Calibration	5	x	260879	100.0000	0.1809	
\\MASSHUNTER\Org\Data\SV5973N.I\sd021822\DoD BNA cal 1\Feb1803.D	Calibration	6	x	295198	120.0000	0.1710	
\\MASSHUNTER\Org\Data\SV5973N.I\sd021822\DoD BNA cal 1\Feb1802.D	Calibration	7	x	361285	150.0000	0.1727	

Batch Path	\\MASSHUNTER\Org\Data\SV5973N.I\sd021822\DoD BNA cal 1\QuantResults\021822 DoD BNA cal.batch.bin		
Analysis Time	2/19/2022 1:08 PM	**Analyst Name**	BL2000\sean
Report Time	2/19/2022 1:09:14 PM	**Reporter Name**	BL2000\sean
Last Calib Update	2/19/2022 1:06 PM	**Batch State**	Processed
Quant Batch Version	10.0	**Quant Report Version**	10.0

2,4,6-Trichlorophenol %RSE = 11.2

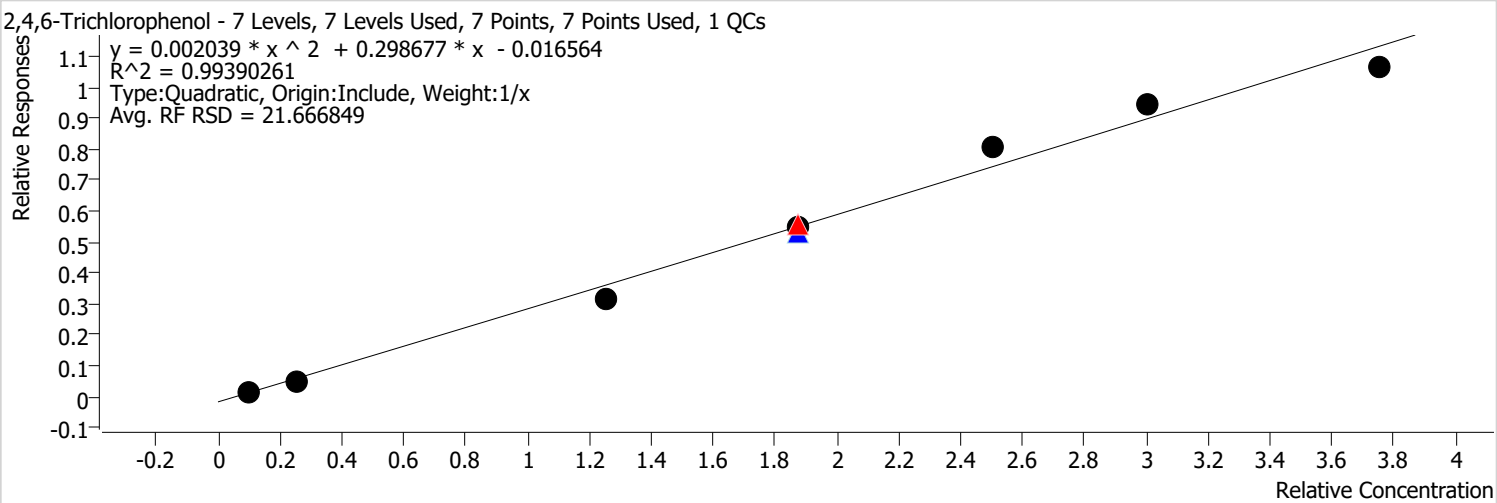

Calibration STD Path	Cal Type	Level	Enabled	Resp.	Exp. Conc	Resp. Factor	Level RSD
\\MASSHUNTER\Org\Data\SV5973N.I\sd021822\DoD BNA cal 1\Feb1808.D	Calibration	1	x	9233	4.0000	0.1714	
\\MASSHUNTER\Org\Data\SV5973N.I\sd021822\DoD BNA cal 1\Feb1807.D	Calibration	2	x	27041	10.0000	0.2045	
\\MASSHUNTER\Org\Data\SV5973N.I\sd021822\DoD BNA cal 1\Feb1806.D	Calibration	3	x	186323	50.0000	0.2560	
\\MASSHUNTER\Org\Data\SV5973N.I\sd030422\BNA 1\Feb0402.D	CC	CCV	x	358658	75.0000	0.2983	
\\MASSHUNTER\Org\Data\SV5973N.I\sd021822\DoD BNA cal 1\Feb1809.D	QC	ICV	x	289067	75.0000	0.2830	
\\MASSHUNTER\Org\Data\SV5973N.I\sd021822\DoD BNA cal 1\Feb1805.D	Calibration	4	x	298561	75.0000	0.2906	
\\MASSHUNTER\Org\Data\SV5973N.I\sd021822\DoD BNA cal 1\Feb1804.D	Calibration	5	x	467130	100.0000	0.3240	
\\MASSHUNTER\Org\Data\SV5973N.I\sd021822\DoD BNA cal 1\Feb1803.D	Calibration	6	x	545615	120.0000	0.3161	
\\MASSHUNTER\Org\Data\SV5973N.I\sd021822\DoD BNA cal 1\Feb1802.D	Calibration	7	x	593283	150.0000	0.2836	

Calibration Report

Batch Path	\\MASSHUNTER\Org\Data\SV5973N.I\sd021822\DoD BNA cal 1\QuantResults\021822 DoD BNA cal.batch.bin		
Analysis Time	2/19/2022 1:08 PM	**Analyst Name**	BL2000\sean
Report Time	2/19/2022 1:09:14 PM	**Reporter Name**	BL2000\sean
Last Calib Update	2/19/2022 1:06 PM	**Batch State**	Processed
Quant Batch Version	10.0	**Quant Report Version**	10.0

2,4,5-Trichlorophenol %RSE = 8.3

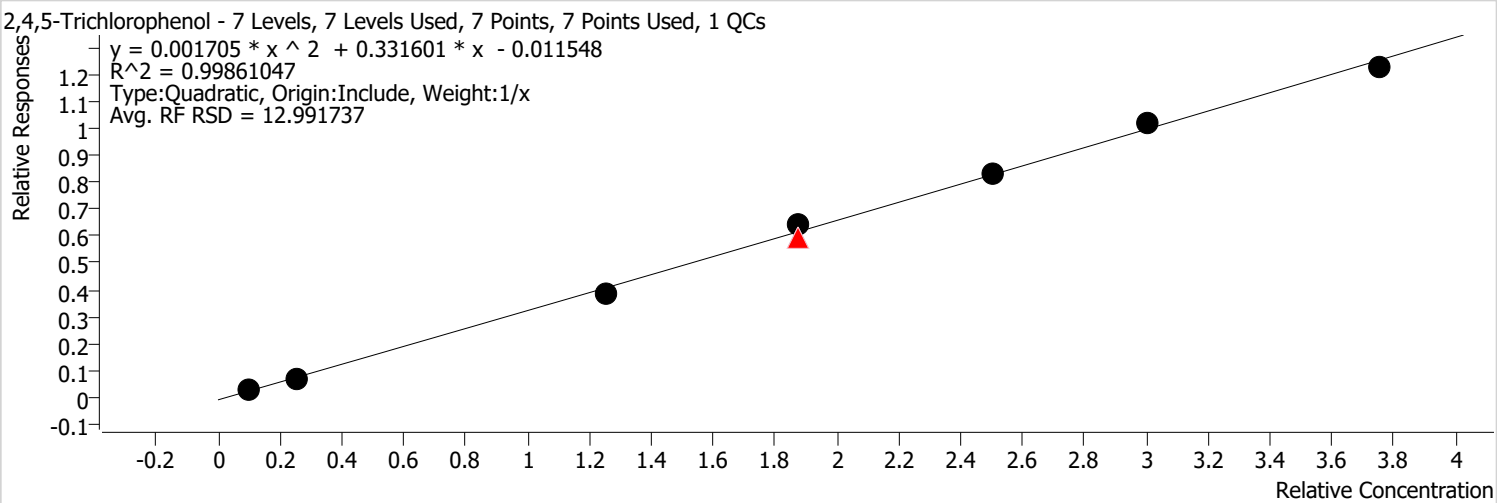

Calibration STD Path	Cal Type	Level	Enabled	Resp.	Exp. Conc	Resp. Factor	Level RSD
\\MASSHUNTER\Org\Data\SV5973N.I\sd021822\DoD BNA cal 1\Feb1808.D	Calibration	1	x	13593	4.0000	0.2523	
\\MASSHUNTER\Org\Data\SV5973N.I\sd021822\DoD BNA cal 1\Feb1807.D	Calibration	2	x	33223	10.0000	0.2512	
\\MASSHUNTER\Org\Data\SV5973N.I\sd021822\DoD BNA cal 1\Feb1806.D	Calibration	3	x	223316	50.0000	0.3069	
\\MASSHUNTER\Org\Data\SV5973N.I\sd030422\BNA 1\Feb0402.D	CC	CCV	x	383595	75.0000	0.3191	
\\MASSHUNTER\Org\Data\SV5973N.I\sd021822\DoD BNA cal 1\Feb1809.D	QC	ICV	x	325852	75.0000	0.3190	
\\MASSHUNTER\Org\Data\SV5973N.I\sd021822\DoD BNA cal 1\Feb1805.D	Calibration	4	x	351204	75.0000	0.3418	
\\MASSHUNTER\Org\Data\SV5973N.I\sd021822\DoD BNA cal 1\Feb1804.D	Calibration	5	x	481776	100.0000	0.3341	
\\MASSHUNTER\Org\Data\SV5973N.I\sd021822\DoD BNA cal 1\Feb1803.D	Calibration	6	x	587533	120.0000	0.3404	
\\MASSHUNTER\Org\Data\SV5973N.I\sd021822\DoD BNA cal 1\Feb1802.D	Calibration	7	x	685262	150.0000	0.3276	

Calibration Report

Batch Path	\\MASSHUNTER\Org\Data\SV5973N.I\sd021822\DoD BNA cal 1\QuantResults\021822 DoD BNA cal.batch.bin		
Analysis Time	2/19/2022 1:08 PM	**Analyst Name**	BL2000\sean
Report Time	2/19/2022 1:09:14 PM	**Reporter Name**	BL2000\sean
Last Calib Update	2/19/2022 1:06 PM	**Batch State**	Processed
Quant Batch Version	10.0	**Quant Report Version**	10.0

2-Fluorobiphenyl %RSE =

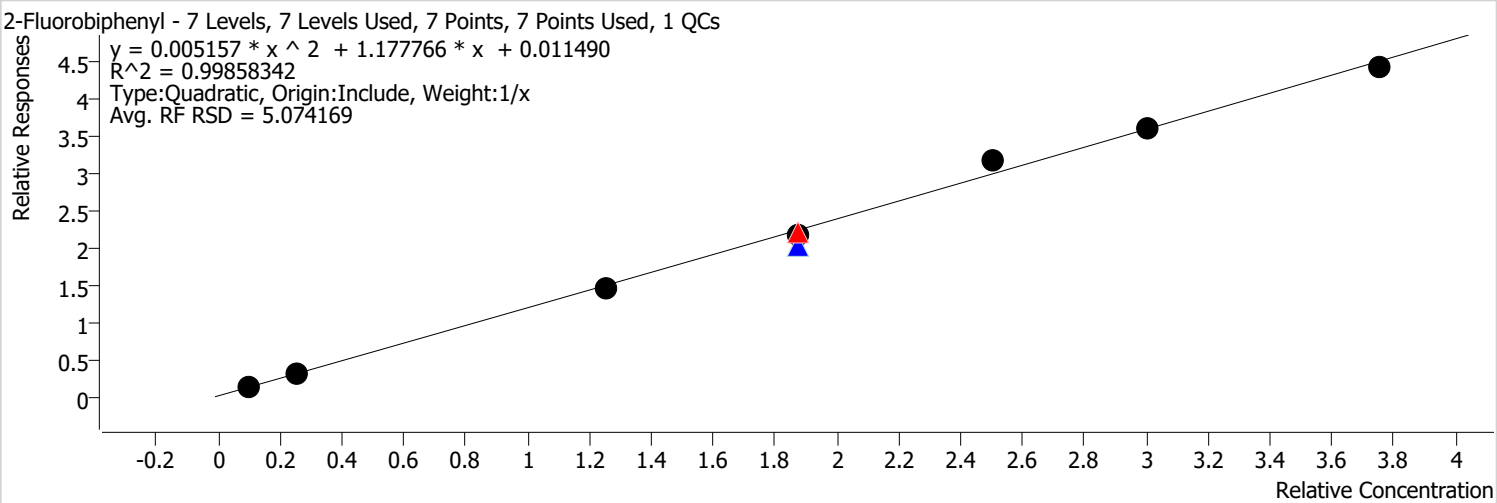

Calibration STD Path	Cal Type	Level	Enabled	Resp.	Exp. Conc	Resp. Factor	Level RSD
\\MASSHUNTER\Org\Data\SV5973N.I\sd021822\DoD BNA cal 1\Feb1808.D	Calibration	1	x	71272	4.0000	1.3227	
\\MASSHUNTER\Org\Data\SV5973N.I\sd021822\DoD BNA cal 1\Feb1807.D	Calibration	2	x	160369	10.0000	1.2126	
\\MASSHUNTER\Org\Data\SV5973N.I\sd021822\DoD BNA cal 1\Feb1806.D	Calibration	3	x	840492	50.0000	1.1550	
\\MASSHUNTER\Org\Data\SV5973N.I\sd030422\BNA 1\Feb0402.D	CC	CCV	x	1422702	75.0000	1.1834	
\\MASSHUNTER\Org\Data\SV5973N.I\sd021822\DoD BNA cal 1\Feb1809.D	QC	ICV	x	1100230	75.0000	1.0771	
\\MASSHUNTER\Org\Data\SV5973N.I\sd021822\DoD BNA cal 1\Feb1805.D	Calibration	4	x	1191628	75.0000	1.1597	
\\MASSHUNTER\Org\Data\SV5973N.I\sd021822\DoD BNA cal 1\Feb1804.D	Calibration	5	x	1829747	100.0000	1.2690	
\\MASSHUNTER\Org\Data\SV5973N.I\sd021822\DoD BNA cal 1\Feb1803.D	Calibration	6	x	2072877	120.0000	1.2010	
\\MASSHUNTER\Org\Data\SV5973N.I\sd021822\DoD BNA cal 1\Feb1802.D	Calibration	7	x	2463367	150.0000	1.1777	

Batch Path	\\MASSHUNTER\Org\Data\SV5973N.I\sd021822\DoD BNA cal 1\QuantResults\021822 DoD BNA cal.batch.bin		
Analysis Time	2/19/2022 1:08 PM	**Analyst Name**	BL2000\sean
Report Time	2/19/2022 1:09:15 PM	**Reporter Name**	BL2000\sean
Last Calib Update	2/19/2022 1:06 PM	**Batch State**	Processed
Quant Batch Version	10.0	**Quant Report Version**	10.0

2-Chloronaphthalene %RSE = 2.7

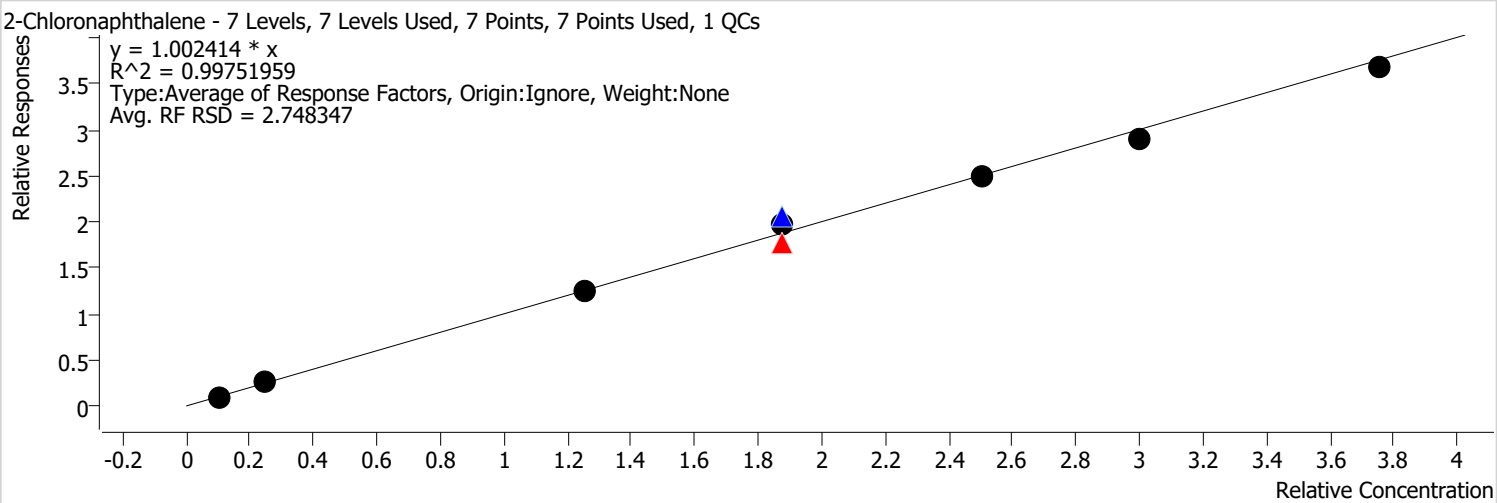

Calibration STD Path	Cal Type	Level	Enabled	Resp.	Exp. Conc	Resp. Factor	Level RSD
\\MASSHUNTER\Org\Data\SV5973N.I\sd021822\DoD BNA cal 1\Feb1808.D	Calibration	1	x	54021	4.0000	1.0026	
\\MASSHUNTER\Org\Data\SV5973N.I\sd021822\DoD BNA cal 1\Feb1807.D	Calibration	2	x	133308	10.0000	1.0080	
\\MASSHUNTER\Org\Data\SV5973N.I\sd021822\DoD BNA cal 1\Feb1806.D	Calibration	3	x	726480	50.0000	0.9983	
\\MASSHUNTER\Org\Data\SV5973N.I\sd030422\BNA 1\Feb0402.D	CC	CCV	x	1141965	75.0000	0.9499	
\\MASSHUNTER\Org\Data\SV5973N.I\sd021822\DoD BNA cal 1\Feb1809.D	QC	ICV	x	1122871	75.0000	1.0993	
\\MASSHUNTER\Org\Data\SV5973N.I\sd021822\DoD BNA cal 1\Feb1805.D	Calibration	4	x	1085597	75.0000	1.0565	
\\MASSHUNTER\Org\Data\SV5973N.I\sd021822\DoD BNA cal 1\Feb1804.D	Calibration	5	x	1444367	100.0000	1.0017	
\\MASSHUNTER\Org\Data\SV5973N.I\sd021822\DoD BNA cal 1\Feb1803.D	Calibration	6	x	1673143	120.0000	0.9694	
\\MASSHUNTER\Org\Data\SV5973N.I\sd021822\DoD BNA cal 1\Feb1802.D	Calibration	7	x	2050771	150.0000	0.9804	

Calibration Report

Batch Path	\\MASSHUNTER\Org\Data\SV5973N.I\sd021822\DoD BNA cal 1\QuantResults\021822 DoD BNA cal.batch.bin		
Analysis Time	2/19/2022 1:08 PM	**Analyst Name**	BL2000\sean
Report Time	2/19/2022 1:09:15 PM	**Reporter Name**	BL2000\sean
Last Calib Update	2/19/2022 1:06 PM	**Batch State**	Processed
Quant Batch Version	10.0	**Quant Report Version**	10.0

2-Nitroaniline %RSE = 14.7

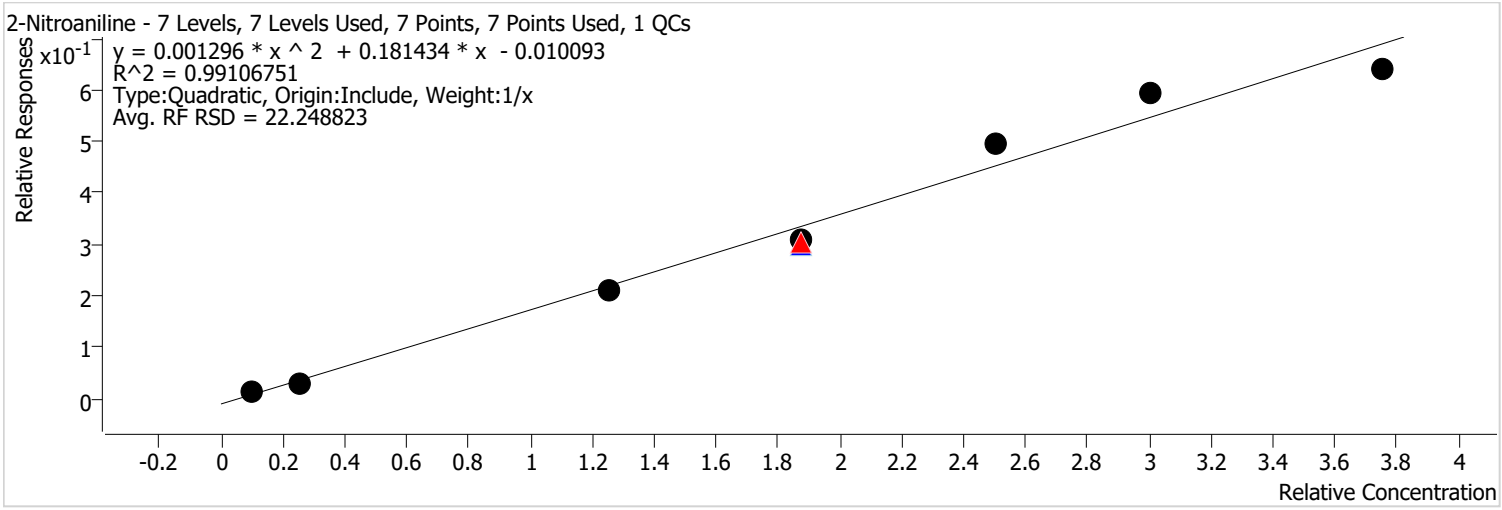

Calibration STD Path	Cal Type	Level	Enabled	Resp.	Exp. Conc	Resp. Factor	Level RSD
\\MASSHUNTER\Org\Data\SV5973N.I\sd021822\DoD BNA cal 1\Feb1808.D	Calibration	1	x	6068	4.0000	0.1126	
\\MASSHUNTER\Org\Data\SV5973N.I\sd021822\DoD BNA cal 1\Feb1807.D	Calibration	2	x	14804	10.0000	0.1119	
\\MASSHUNTER\Org\Data\SV5973N.I\sd021822\DoD BNA cal 1\Feb1806.D	Calibration	3	x	121485	50.0000	0.1669	
\\MASSHUNTER\Org\Data\SV5973N.I\sd030422\BNA 1\Feb0402.D	CC	CCV	x	195504	75.0000	0.1626	
\\MASSHUNTER\Org\Data\SV5973N.I\sd021822\DoD BNA cal 1\Feb1809.D	QC	ICV	x	161803	75.0000	0.1584	
\\MASSHUNTER\Org\Data\SV5973N.I\sd021822\DoD BNA cal 1\Feb1805.D	Calibration	4	x	168135	75.0000	0.1636	
\\MASSHUNTER\Org\Data\SV5973N.I\sd021822\DoD BNA cal 1\Feb1804.D	Calibration	5	x	286563	100.0000	0.1987	
\\MASSHUNTER\Org\Data\SV5973N.I\sd021822\DoD BNA cal 1\Feb1803.D	Calibration	6	x	340794	120.0000	0.1974	
\\MASSHUNTER\Org\Data\SV5973N.I\sd021822\DoD BNA cal 1\Feb1802.D	Calibration	7	x	356343	150.0000	0.1704	

Batch Path	\\MASSHUNTER\Org\Data\SV5973N.I\sd021822\DoD BNA cal 1\QuantResults\021822 DoD BNA cal.batch.bin		
Analysis Time	2/19/2022 1:08 PM	**Analyst Name**	BL2000\sean
Report Time	2/19/2022 1:09:15 PM	**Reporter Name**	BL2000\sean
Last Calib Update	2/19/2022 1:06 PM	**Batch State**	Processed
Quant Batch Version	10.0	**Quant Report Version**	10.0

Dimethyl Phthalate %RSE = 11.5

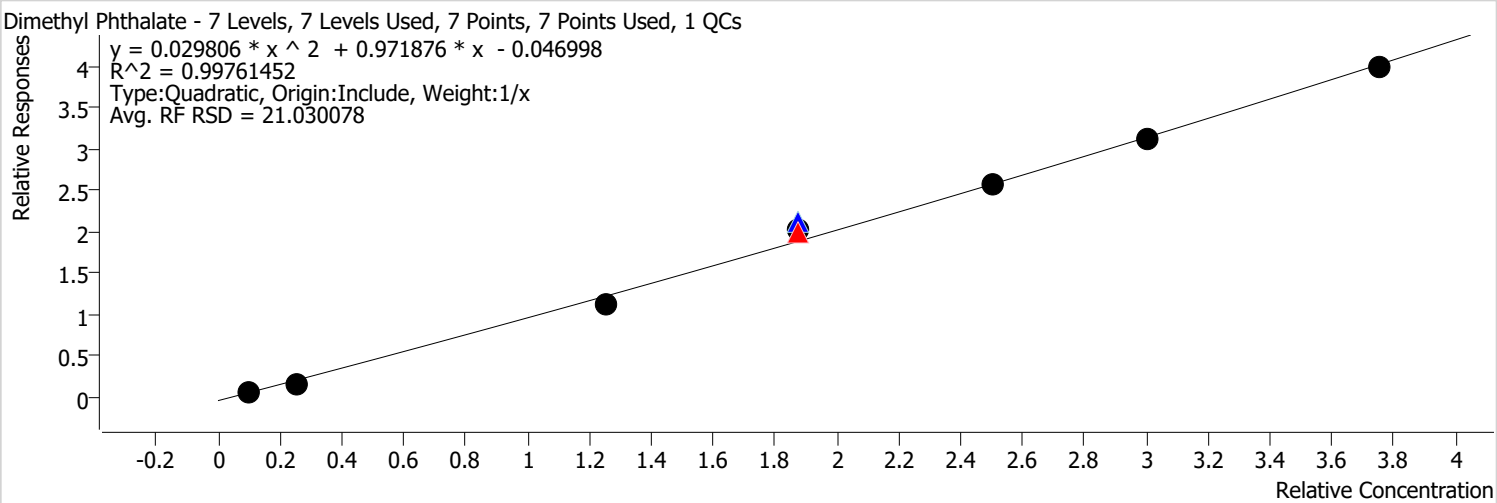

Calibration STD Path	Cal Type	Level	Enabled	Resp.	Exp. Conc	Resp. Factor	Level RSD
\\MASSHUNTER\Org\Data\SV5973N.I\sd021822\DoD BNA cal 1\Feb1808.D	Calibration	1	x	34888	4.0000	0.6475	
\\MASSHUNTER\Org\Data\SV5973N.I\sd021822\DoD BNA cal 1\Feb1807.D	Calibration	2	x	85510	10.0000	0.6466	
\\MASSHUNTER\Org\Data\SV5973N.I\sd021822\DoD BNA cal 1\Feb1806.D	Calibration	3	x	658473	50.0000	0.9048	
\\MASSHUNTER\Org\Data\SV5973N.I\sd030422\BNA 1\Feb0402.D	CC	CCV	x	1273432	75.0000	1.0592	
\\MASSHUNTER\Org\Data\SV5973N.I\sd021822\DoD BNA cal 1\Feb1809.D	QC	ICV	x	1155106	75.0000	1.1308	
\\MASSHUNTER\Org\Data\SV5973N.I\sd021822\DoD BNA cal 1\Feb1805.D	Calibration	4	x	1115466	75.0000	1.0856	
\\MASSHUNTER\Org\Data\SV5973N.I\sd021822\DoD BNA cal 1\Feb1804.D	Calibration	5	x	1483564	100.0000	1.0289	
\\MASSHUNTER\Org\Data\SV5973N.I\sd021822\DoD BNA cal 1\Feb1803.D	Calibration	6	x	1795167	120.0000	1.0401	
\\MASSHUNTER\Org\Data\SV5973N.I\sd021822\DoD BNA cal 1\Feb1802.D	Calibration	7	x	2219984	150.0000	1.0613	

Calibration Report

Batch Path	\\MASSHUNTER\Org\Data\SV5973N.I\sd021822\DoD BNA cal 1\QuantResults\021822 DoD BNA cal.batch.bin		
Analysis Time	2/19/2022 1:08 PM	**Analyst Name**	BL2000\sean
Report Time	2/19/2022 1:09:15 PM	**Reporter Name**	BL2000\sean
Last Calib Update	2/19/2022 1:06 PM	**Batch State**	Processed
Quant Batch Version	10.0	**Quant Report Version**	10.0

2,6-Dinitrotoluene %RSE = 10.7

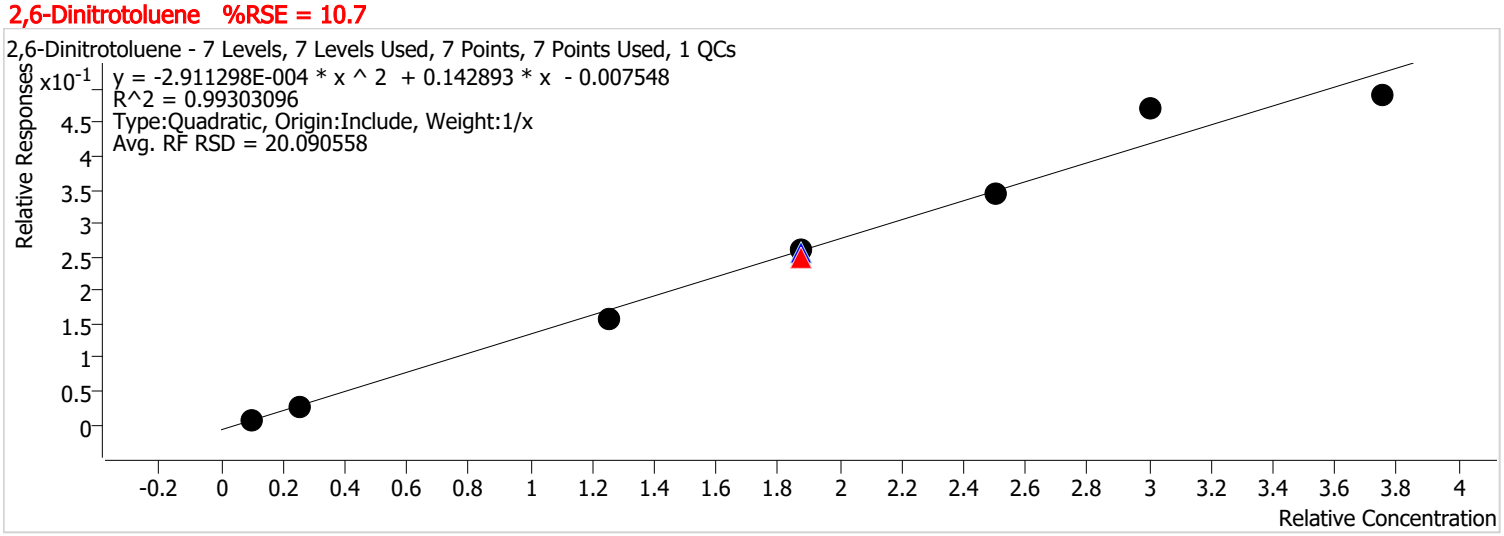

Calibration STD Path	Cal Type	Level	Enabled	Resp.	Exp. Conc	Resp. Factor	Level RSD
\\MASSHUNTER\Org\Data\SV5973N.I\sd021822\DoD BNA cal 1\Feb1808.D	Calibration	1	x	4514	4.0000	0.0838	
\\MASSHUNTER\Org\Data\SV5973N.I\sd021822\DoD BNA cal 1\Feb1807.D	Calibration	2	x	13053	10.0000	0.0987	
\\MASSHUNTER\Org\Data\SV5973N.I\sd021822\DoD BNA cal 1\Feb1806.D	Calibration	3	x	92679	50.0000	0.1274	
\\MASSHUNTER\Org\Data\SV5973N.I\sd030422\BNA 1\Feb0402.D	CC	CCV	x	159568	75.0000	0.1327	
\\MASSHUNTER\Org\Data\SV5973N.I\sd021822\DoD BNA cal 1\Feb1809.D	QC	ICV	x	139972	75.0000	0.1370	
\\MASSHUNTER\Org\Data\SV5973N.I\sd021822\DoD BNA cal 1\Feb1805.D	Calibration	4	x	142994	75.0000	0.1392	
\\MASSHUNTER\Org\Data\SV5973N.I\sd021822\DoD BNA cal 1\Feb1804.D	Calibration	5	x	197597	100.0000	0.1370	
\\MASSHUNTER\Org\Data\SV5973N.I\sd021822\DoD BNA cal 1\Feb1803.D	Calibration	6	x	270214	120.0000	0.1566	
\\MASSHUNTER\Org\Data\SV5973N.I\sd021822\DoD BNA cal 1\Feb1802.D	Calibration	7	x	273317	150.0000	0.1307	

Batch Path	\\MASSHUNTER\Org\Data\SV5973N.I\sd021822\DoD BNA cal 1\QuantResults\021822 DoD BNA cal.batch.bin		
Analysis Time	2/19/2022 1:08 PM	**Analyst Name**	BL2000\sean
Report Time	2/19/2022 1:09:15 PM	**Reporter Name**	BL2000\sean
Last Calib Update	2/19/2022 1:06 PM	**Batch State**	Processed
Quant Batch Version	10.0	**Quant Report Version**	10.0

Acenaphthylene %RSE = 3.3

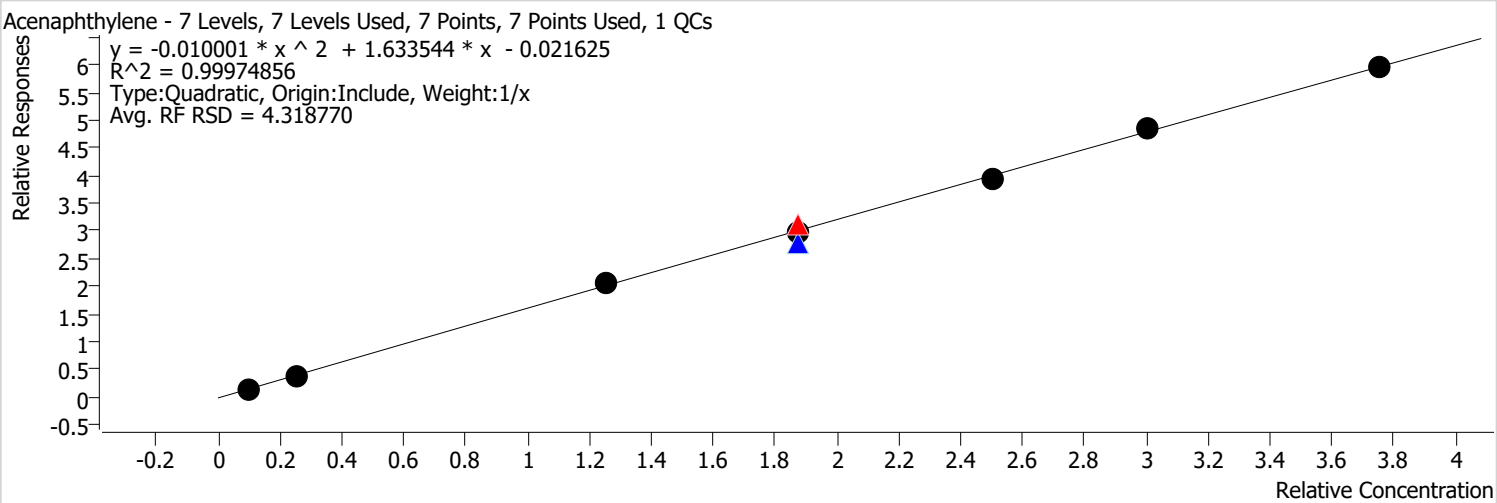

Calibration STD Path	Cal Type	Level	Enabled	Resp.	Exp. Conc	Resp. Factor	Level RSD
\\MASSHUNTER\Org\Data\SV5973N.I\sd021822\DoD BNA cal 1\Feb1808.D	Calibration	1	x	79350	4.0000	1.4727	
\\MASSHUNTER\Org\Data\SV5973N.I\sd021822\DoD BNA cal 1\Feb1807.D	Calibration	2	x	194369	10.0000	1.4697	
\\MASSHUNTER\Org\Data\SV5973N.I\sd021822\DoD BNA cal 1\Feb1806.D	Calibration	3	x	1195576	50.0000	1.6429	
\\MASSHUNTER\Org\Data\SV5973N.I\sd030422\BNA 1\Feb0402.D	CC	CCV	x	1994516	75.0000	1.6590	
\\MASSHUNTER\Org\Data\SV5973N.I\sd021822\DoD BNA cal 1\Feb1809.D	QC	ICV	x	1526451	75.0000	1.4944	
\\MASSHUNTER\Org\Data\SV5973N.I\sd021822\DoD BNA cal 1\Feb1805.D	Calibration	4	x	1630309	75.0000	1.5867	
\\MASSHUNTER\Org\Data\SV5973N.I\sd021822\DoD BNA cal 1\Feb1804.D	Calibration	5	x	2278175	100.0000	1.5799	
\\MASSHUNTER\Org\Data\SV5973N.I\sd021822\DoD BNA cal 1\Feb1803.D	Calibration	6	x	2788358	120.0000	1.6155	
\\MASSHUNTER\Org\Data\SV5973N.I\sd021822\DoD BNA cal 1\Feb1802.D	Calibration	7	x	3319452	150.0000	1.5869	

Calibration Report

Batch Path	\\MASSHUNTER\Org\Data\SV5973N.I\sd021822\DoD BNA cal 1\QuantResults\021822 DoD BNA cal.batch.bin		
Analysis Time	2/19/2022 1:08 PM	**Analyst Name**	BL2000\sean
Report Time	2/19/2022 1:09:15 PM	**Reporter Name**	BL2000\sean
Last Calib Update	2/19/2022 1:06 PM	**Batch State**	Processed
Quant Batch Version	10.0	**Quant Report Version**	10.0

3-Nitroaniline %RSE = 12.1

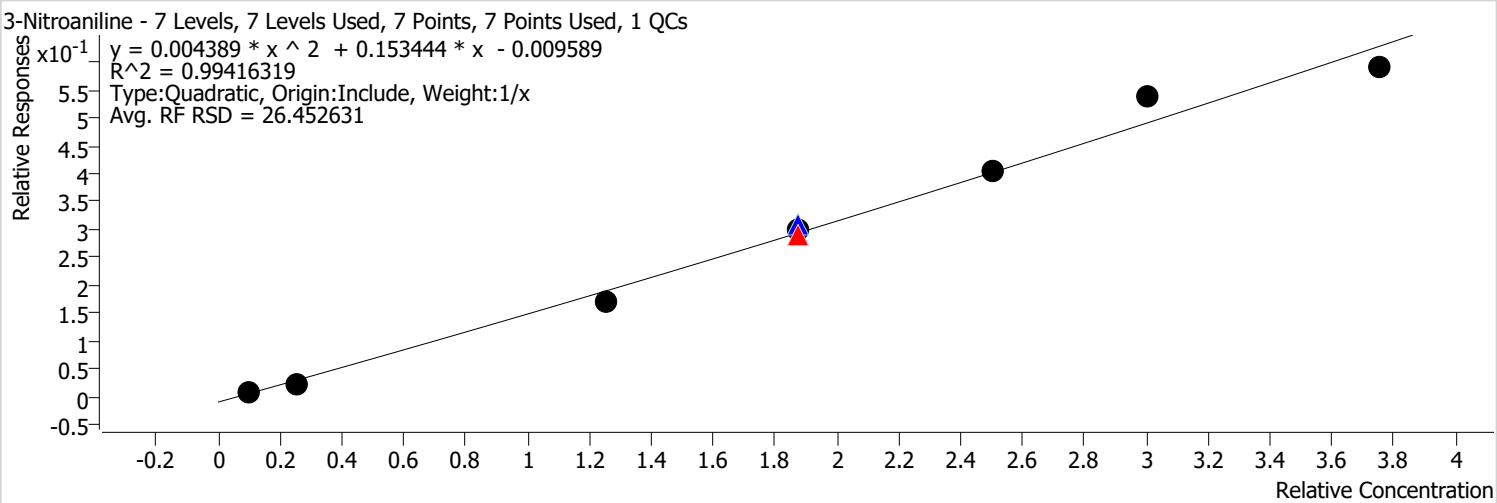

Calibration STD Path	Cal Type	Level	Enabled	Resp.	Exp. Conc	Resp. Factor	Level RSD
\\MASSHUNTER\Org\Data\SV5973N.I\sd021822\DoD BNA cal 1\Feb1808.D	Calibration	1	x	4377	4.0000	0.0812	
\\MASSHUNTER\Org\Data\SV5973N.I\sd021822\DoD BNA cal 1\Feb1807.D	Calibration	2	x	12737	10.0000	0.0963	
\\MASSHUNTER\Org\Data\SV5973N.I\sd021822\DoD BNA cal 1\Feb1806.D	Calibration	3	x	99318	50.0000	0.1365	
\\MASSHUNTER\Org\Data\SV5973N.I\sd030422\BNA 1\Feb0402.D	CC	CCV	x	187234	75.0000	0.1557	
\\MASSHUNTER\Org\Data\SV5973N.I\sd021822\DoD BNA cal 1\Feb1809.D	QC	ICV	x	169184	75.0000	0.1656	
\\MASSHUNTER\Org\Data\SV5973N.I\sd021822\DoD BNA cal 1\Feb1805.D	Calibration	4	x	165178	75.0000	0.1608	
\\MASSHUNTER\Org\Data\SV5973N.I\sd021822\DoD BNA cal 1\Feb1804.D	Calibration	5	x	233884	100.0000	0.1622	
\\MASSHUNTER\Org\Data\SV5973N.I\sd021822\DoD BNA cal 1\Feb1803.D	Calibration	6	x	309107	120.0000	0.1791	
\\MASSHUNTER\Org\Data\SV5973N.I\sd021822\DoD BNA cal 1\Feb1802.D	Calibration	7	x	328938	150.0000	0.1573	

Calibration Report

Batch Path	\\MASSHUNTER\Org\Data\SV5973N.I\sd021822\DoD BNA cal 1\QuantResults\021822 DoD BNA cal.batch.bin		
Analysis Time	2/19/2022 1:08 PM	**Analyst Name**	BL2000\sean
Report Time	2/19/2022 1:09:15 PM	**Reporter Name**	BL2000\sean
Last Calib Update	2/19/2022 1:06 PM	**Batch State**	Processed
Quant Batch Version	10.0	**Quant Report Version**	10.0

Acenaphthene %RSE = 3.0

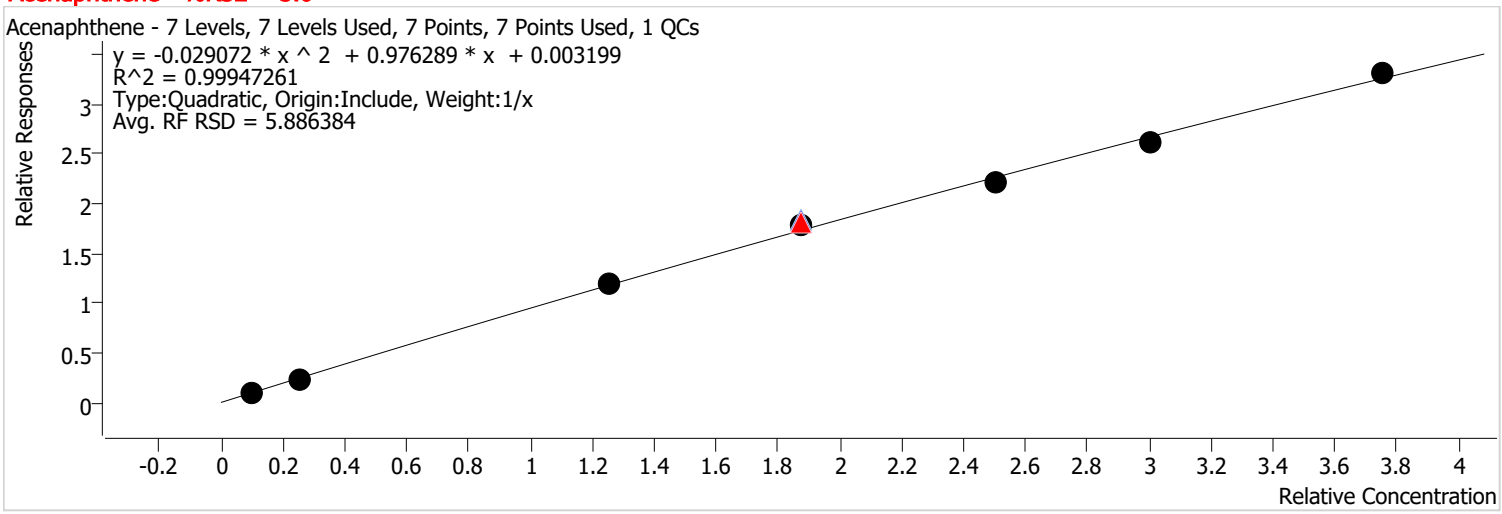

Calibration STD Path	Cal Type	Level	Enabled	Resp.	Exp. Conc	Resp. Factor	Level RSD
\\MASSHUNTER\Org\Data\SV5973N.I\sd021822\DoD BNA cal 1\Feb1808.D	Calibration	1	x	55213	4.0000	1.0247	
\\MASSHUNTER\Org\Data\SV5973N.I\sd021822\DoD BNA cal 1\Feb1807.D	Calibration	2	x	125792	10.0000	0.9511	
\\MASSHUNTER\Org\Data\SV5973N.I\sd021822\DoD BNA cal 1\Feb1806.D	Calibration	3	x	694646	50.0000	0.9545	
\\MASSHUNTER\Org\Data\SV5973N.I\sd030422\BNA 1\Feb0402.D	CC	CCV	x	1162762	75.0000	0.9672	
\\MASSHUNTER\Org\Data\SV5973N.I\sd021822\DoD BNA cal 1\Feb1809.D	QC	ICV	x	1009554	75.0000	0.9883	
\\MASSHUNTER\Org\Data\SV5973N.I\sd021822\DoD BNA cal 1\Feb1805.D	Calibration	4	x	972895	75.0000	0.9469	
\\MASSHUNTER\Org\Data\SV5973N.I\sd021822\DoD BNA cal 1\Feb1804.D	Calibration	5	x	1278423	100.0000	0.8866	
\\MASSHUNTER\Org\Data\SV5973N.I\sd021822\DoD BNA cal 1\Feb1803.D	Calibration	6	x	1503475	120.0000	0.8711	
\\MASSHUNTER\Org\Data\SV5973N.I\sd021822\DoD BNA cal 1\Feb1802.D	Calibration	7	x	1843621	150.0000	0.8814	

Calibration Report

Batch Path	\\MASSHUNTER\Org\Data\SV5973N.I\sd021822\DoD BNA cal 1\QuantResults\021822 DoD BNA cal.batch.bin		
Analysis Time	2/19/2022 1:08 PM	**Analyst Name**	BL2000\sean
Report Time	2/19/2022 1:09:15 PM	**Reporter Name**	BL2000\sean
Last Calib Update	2/19/2022 1:06 PM	**Batch State**	Processed
Quant Batch Version	10.0	**Quant Report Version**	10.0

2,4-Dinitrophenol %RSE = 10.6

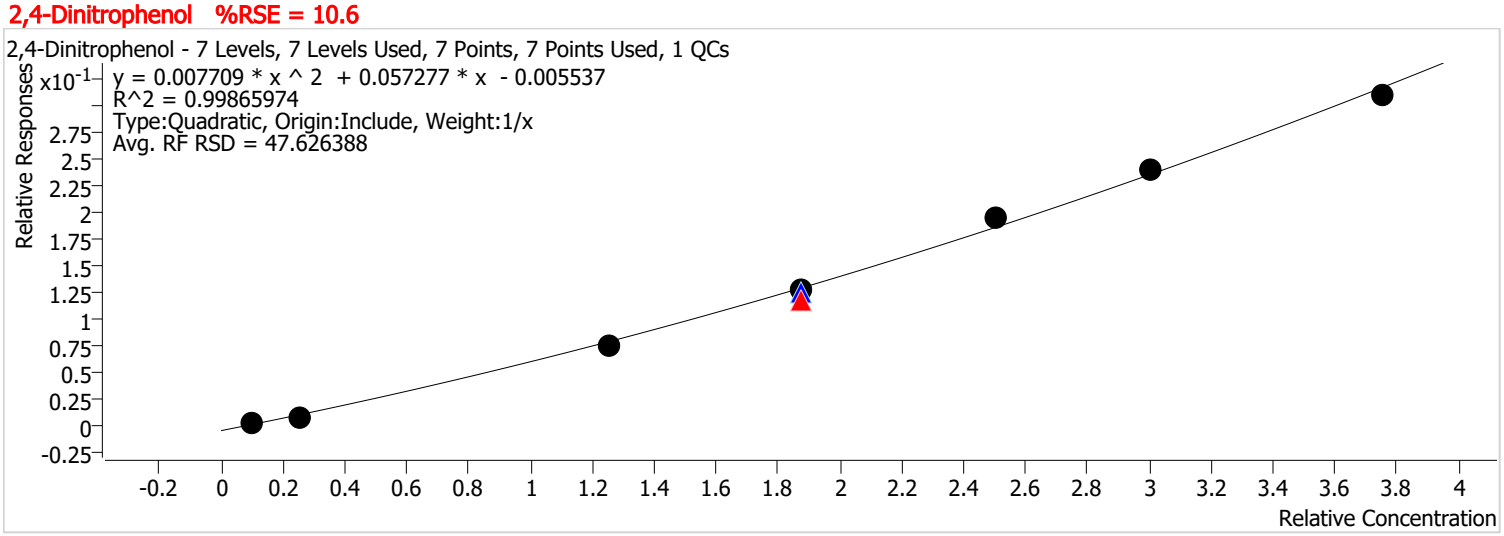

Calibration STD Path	Cal Type	Level	Enabled	Resp.	Exp. Conc	Resp. Factor	Level RSD
\\MASSHUNTER\Org\Data\SV5973N.I\sd021822\DoD BNA cal 1\Feb1808.D	Calibration	1	x	616	4.0000	0.0114	
\\MASSHUNTER\Org\Data\SV5973N.I\sd021822\DoD BNA cal 1\Feb1807.D	Calibration	2	x	3755	10.0000	0.0284	
\\MASSHUNTER\Org\Data\SV5973N.I\sd021822\DoD BNA cal 1\Feb1806.D	Calibration	3	x	43823	50.0000	0.0602	
\\MASSHUNTER\Org\Data\SV5973N.I\sd030422\BNA 1\Feb0402.D	CC	CCV	x	75763	75.0000	0.0630	
\\MASSHUNTER\Org\Data\SV5973N.I\sd021822\DoD BNA cal 1\Feb1809.D	QC	ICV	x	68442	75.0000	0.0670	
\\MASSHUNTER\Org\Data\SV5973N.I\sd021822\DoD BNA cal 1\Feb1805.D	Calibration	4	x	69917	75.0000	0.0680	
\\MASSHUNTER\Org\Data\SV5973N.I\sd021822\DoD BNA cal 1\Feb1804.D	Calibration	5	x	112195	100.0000	0.0778	
\\MASSHUNTER\Org\Data\SV5973N.I\sd021822\DoD BNA cal 1\Feb1803.D	Calibration	6	x	138026	120.0000	0.0800	
\\MASSHUNTER\Org\Data\SV5973N.I\sd021822\DoD BNA cal 1\Feb1802.D	Calibration	7	x	173045	150.0000	0.0827	

Calibration Report

Batch Path	\\MASSHUNTER\Org\Data\SV5973N.I\sd021822\DoD BNA cal 1\QuantResults\021822 DoD BNA cal.batch.bin		
Analysis Time	2/19/2022 1:08 PM	**Analyst Name**	BL2000\sean
Report Time	2/19/2022 1:09:16 PM	**Reporter Name**	BL2000\sean
Last Calib Update	2/19/2022 1:06 PM	**Batch State**	Processed
Quant Batch Version	10.0	**Quant Report Version**	10.0

Dibenzofuran %RSE = 8.0

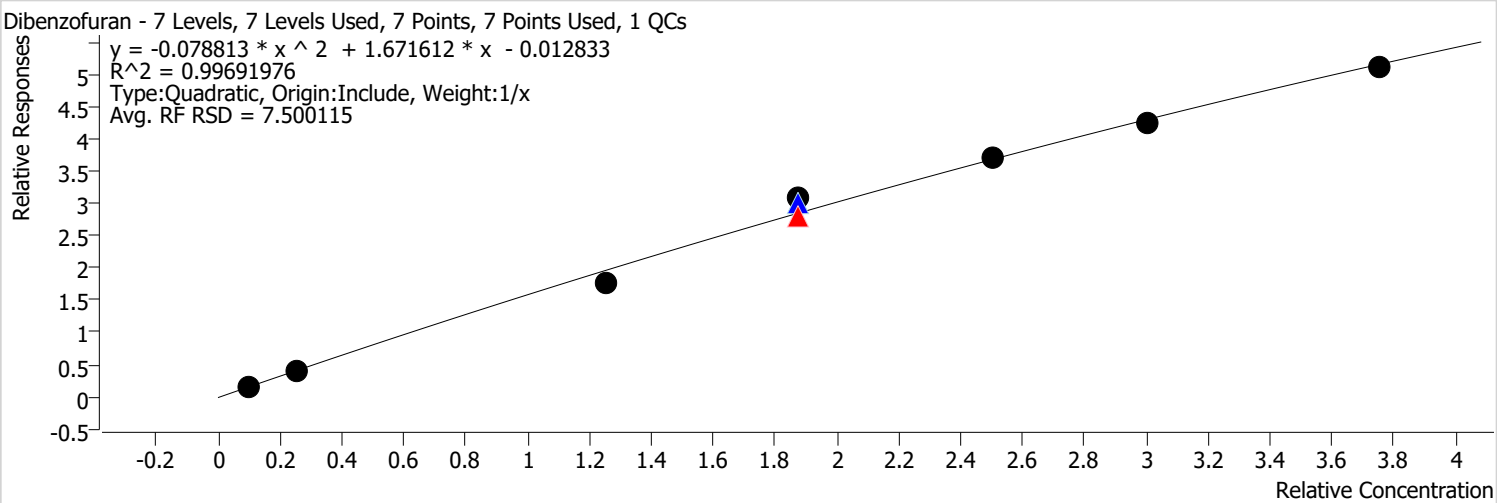

Calibration STD Path	Cal Type	Level	Enabled	Resp.	Exp. Conc	Resp. Factor	Level RSD
\\MASSHUNTER\Org\Data\SV5973N.I\sd021822\DoD BNA cal 1\Feb1808.D	Calibration	1	x	88427	4.0000	1.6411	
\\MASSHUNTER\Org\Data\SV5973N.I\sd021822\DoD BNA cal 1\Feb1807.D	Calibration	2	x	200815	10.0000	1.5184	
\\MASSHUNTER\Org\Data\SV5973N.I\sd021822\DoD BNA cal 1\Feb1806.D	Calibration	3	x	1034897	50.0000	1.4221	
\\MASSHUNTER\Org\Data\SV5973N.I\sd030422\BNA 1\Feb0402.D	CC	CCV	x	1786565	75.0000	1.4860	
\\MASSHUNTER\Org\Data\SV5973N.I\sd021822\DoD BNA cal 1\Feb1809.D	QC	ICV	x	1641005	75.0000	1.6065	
\\MASSHUNTER\Org\Data\SV5973N.I\sd021822\DoD BNA cal 1\Feb1805.D	Calibration	4	x	1694536	75.0000	1.6492	
\\MASSHUNTER\Org\Data\SV5973N.I\sd021822\DoD BNA cal 1\Feb1804.D	Calibration	5	x	2138324	100.0000	1.4830	
\\MASSHUNTER\Org\Data\SV5973N.I\sd021822\DoD BNA cal 1\Feb1803.D	Calibration	6	x	2443689	120.0000	1.4158	
\\MASSHUNTER\Org\Data\SV5973N.I\sd021822\DoD BNA cal 1\Feb1802.D	Calibration	7	x	2842991	150.0000	1.3592	

Calibration Report

Batch Path	\\MASSHUNTER\Org\Data\SV5973N.I\sd021822\DoD BNA cal 1\QuantResults\021822 DoD BNA cal.batch.bin		
Analysis Time	2/19/2022 1:08 PM	**Analyst Name**	BL2000\sean
Report Time	2/19/2022 1:09:16 PM	**Reporter Name**	BL2000\sean
Last Calib Update	2/19/2022 1:06 PM	**Batch State**	Processed
Quant Batch Version	10.0	**Quant Report Version**	10.0

2,4-Dinitrotoluene %RSE = 10.9

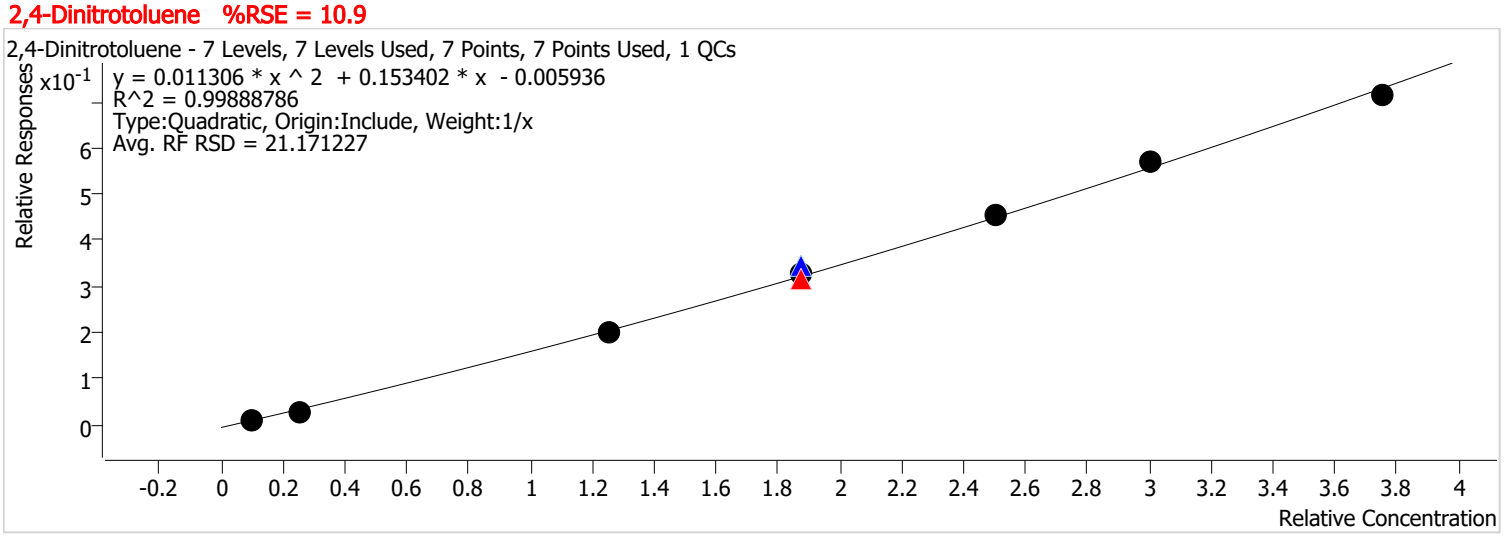

Calibration STD Path	Cal Type	Level	Enabled	Resp.	Exp. Conc	Resp. Factor	Level RSD
\\MASSHUNTER\Org\Data\SV5973N.I\sd021822\DoD BNA cal 1\Feb1808.D	Calibration	1	x	6380	4.0000	0.1184	
\\MASSHUNTER\Org\Data\SV5973N.I\sd021822\DoD BNA cal 1\Feb1807.D	Calibration	2	x	14287	10.0000	0.1080	
\\MASSHUNTER\Org\Data\SV5973N.I\sd021822\DoD BNA cal 1\Feb1806.D	Calibration	3	x	115884	50.0000	0.1592	
\\MASSHUNTER\Org\Data\SV5973N.I\sd030422\BNA 1\Feb0402.D	CC	CCV	x	203568	75.0000	0.1693	
\\MASSHUNTER\Org\Data\SV5973N.I\sd021822\DoD BNA cal 1\Feb1809.D	QC	ICV	x	186566	75.0000	0.1826	
\\MASSHUNTER\Org\Data\SV5973N.I\sd021822\DoD BNA cal 1\Feb1805.D	Calibration	4	x	177941	75.0000	0.1732	
\\MASSHUNTER\Org\Data\SV5973N.I\sd021822\DoD BNA cal 1\Feb1804.D	Calibration	5	x	261377	100.0000	0.1813	
\\MASSHUNTER\Org\Data\SV5973N.I\sd021822\DoD BNA cal 1\Feb1803.D	Calibration	6	x	328858	120.0000	0.1905	
\\MASSHUNTER\Org\Data\SV5973N.I\sd021822\DoD BNA cal 1\Feb1802.D	Calibration	7	x	397564	150.0000	0.1901	

Batch Path	\\MASSHUNTER\Org\Data\SV5973N.I\sd021822\DoD BNA cal 1\QuantResults\021822 DoD BNA cal.batch.bin		
Analysis Time	2/19/2022 1:08 PM	**Analyst Name**	BL2000\sean
Report Time	2/19/2022 1:09:16 PM	**Reporter Name**	BL2000\sean
Last Calib Update	2/19/2022 1:06 PM	**Batch State**	Processed
Quant Batch Version	10.0	**Quant Report Version**	10.0

4-Nitrophenol %RSE = 7.3

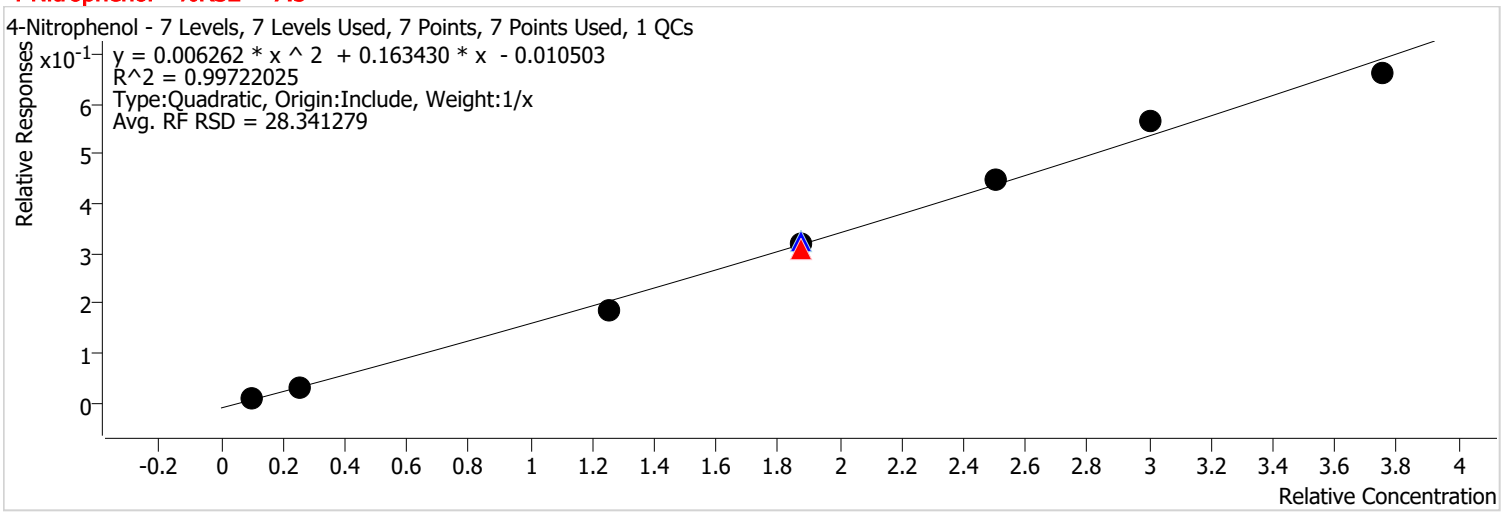

Calibration STD Path	Cal Type	Level	Enabled	Resp.	Exp. Conc	Resp. Factor	Level RSD
\\MASSHUNTER\Org\Data\SV5973N.I\sd021822\DoD BNA cal 1\Feb1808.D	Calibration	1	x	3924	4.0000	0.0728	
\\MASSHUNTER\Org\Data\SV5973N.I\sd021822\DoD BNA cal 1\Feb1807.D	Calibration	2	x	14966	10.0000	0.1132	
\\MASSHUNTER\Org\Data\SV5973N.I\sd021822\DoD BNA cal 1\Feb1806.D	Calibration	3	x	108704	50.0000	0.1494	
\\MASSHUNTER\Org\Data\SV5973N.I\sd030422\BNA 1\Feb0402.D	CC	CCV	x	199026	75.0000	0.1655	
\\MASSHUNTER\Org\Data\SV5973N.I\sd021822\DoD BNA cal 1\Feb1809.D	QC	ICV	x	178388	75.0000	0.1746	
\\MASSHUNTER\Org\Data\SV5973N.I\sd021822\DoD BNA cal 1\Feb1805.D	Calibration	4	x	176351	75.0000	0.1716	
\\MASSHUNTER\Org\Data\SV5973N.I\sd021822\DoD BNA cal 1\Feb1804.D	Calibration	5	x	258897	100.0000	0.1795	
\\MASSHUNTER\Org\Data\SV5973N.I\sd021822\DoD BNA cal 1\Feb1803.D	Calibration	6	x	326746	120.0000	0.1893	
\\MASSHUNTER\Org\Data\SV5973N.I\sd021822\DoD BNA cal 1\Feb1802.D	Calibration	7	x	368713	150.0000	0.1763	

Calibration Report

Batch Path	\\MASSHUNTER\Org\Data\SV5973N.I\sd021822\DoD BNA cal 1\QuantResults\021822 DoD BNA cal.batch.bin		
Analysis Time	2/19/2022 1:08 PM	**Analyst Name**	BL2000\sean
Report Time	2/19/2022 1:09:16 PM	**Reporter Name**	BL2000\sean
Last Calib Update	2/19/2022 1:06 PM	**Batch State**	Processed
Quant Batch Version	10.0	**Quant Report Version**	10.0

Diethylphthalate %RSE = 10.9

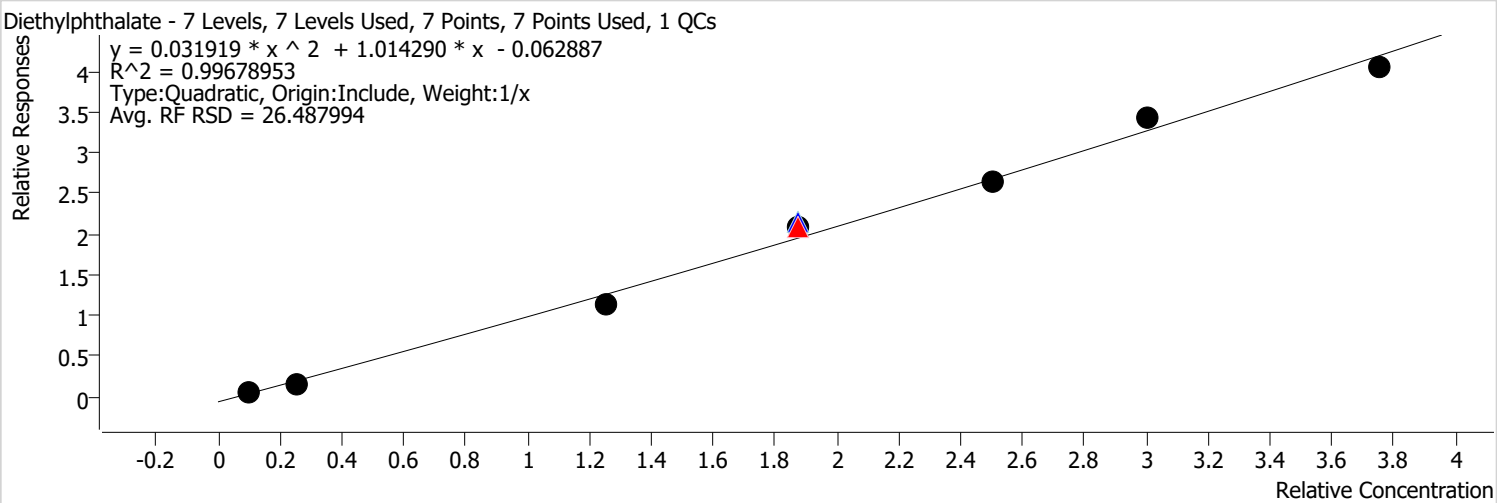

Calibration STD Path	Cal Type	Level	Enabled	Resp.	Exp. Conc	Resp. Factor	Level RSD
\\MASSHUNTER\Org\Data\SV5973N.I\sd021822\DoD BNA cal 1\Feb1808.D	Calibration	1	x	28496	4.0000	0.5289	
\\MASSHUNTER\Org\Data\SV5973N.I\sd021822\DoD BNA cal 1\Feb1807.D	Calibration	2	x	84750	10.0000	0.6408	
\\MASSHUNTER\Org\Data\SV5973N.I\sd021822\DoD BNA cal 1\Feb1806.D	Calibration	3	x	670192	50.0000	0.9209	
\\MASSHUNTER\Org\Data\SV5973N.I\sd030422\BNA 1\Feb0402.D	CC	CCV	x	1344850	75.0000	1.1186	
\\MASSHUNTER\Org\Data\SV5973N.I\sd021822\DoD BNA cal 1\Feb1809.D	QC	ICV	x	1166621	75.0000	1.1421	
\\MASSHUNTER\Org\Data\SV5973N.I\sd021822\DoD BNA cal 1\Feb1805.D	Calibration	4	x	1135235	75.0000	1.1049	
\\MASSHUNTER\Org\Data\SV5973N.I\sd021822\DoD BNA cal 1\Feb1804.D	Calibration	5	x	1525106	100.0000	1.0577	
\\MASSHUNTER\Org\Data\SV5973N.I\sd021822\DoD BNA cal 1\Feb1803.D	Calibration	6	x	1980149	120.0000	1.1473	
\\MASSHUNTER\Org\Data\SV5973N.I\sd021822\DoD BNA cal 1\Feb1802.D	Calibration	7	x	2256164	150.0000	1.0786	

Batch Path	\\MASSHUNTER\Org\Data\SV5973N.I\sd021822\DoD BNA cal 1\QuantResults\021822 DoD BNA cal.batch.bin		
Analysis Time	2/19/2022 1:08 PM	**Analyst Name**	BL2000\sean
Report Time	2/19/2022 1:09:16 PM	**Reporter Name**	BL2000\sean
Last Calib Update	2/19/2022 1:06 PM	**Batch State**	Processed
Quant Batch Version	10.0	**Quant Report Version**	10.0

Fluorene %RSE = 3.5

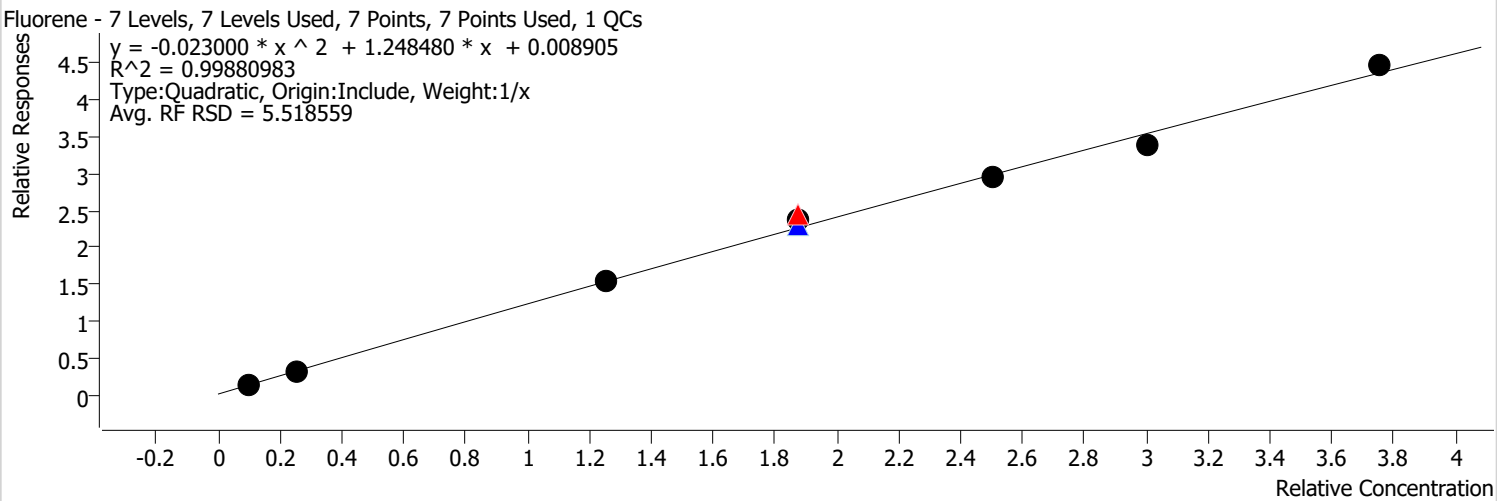

Calibration STD Path	Cal Type	Level	Enabled	Resp.	Exp. Conc	Resp. Factor	Level RSD
\\MASSHUNTER\Org\Data\SV5973N.I\sd021822\DoD BNA cal 1\Feb1808.D	Calibration	1	x	72029	4.0000	1.3368	
\\MASSHUNTER\Org\Data\SV5973N.I\sd021822\DoD BNA cal 1\Feb1807.D	Calibration	2	x	167603	10.0000	1.2673	
\\MASSHUNTER\Org\Data\SV5973N.I\sd021822\DoD BNA cal 1\Feb1806.D	Calibration	3	x	891630	50.0000	1.2252	
\\MASSHUNTER\Org\Data\SV5973N.I\sd030422\BNA 1\Feb0402.D	CC	CCV	x	1577199	75.0000	1.3119	
\\MASSHUNTER\Org\Data\SV5973N.I\sd021822\DoD BNA cal 1\Feb1809.D	QC	ICV	x	1266305	75.0000	1.2397	
\\MASSHUNTER\Org\Data\SV5973N.I\sd021822\DoD BNA cal 1\Feb1805.D	Calibration	4	x	1295239	75.0000	1.2606	
\\MASSHUNTER\Org\Data\SV5973N.I\sd021822\DoD BNA cal 1\Feb1804.D	Calibration	5	x	1700560	100.0000	1.1794	
\\MASSHUNTER\Org\Data\SV5973N.I\sd021822\DoD BNA cal 1\Feb1803.D	Calibration	6	x	1952030	120.0000	1.1310	
\\MASSHUNTER\Org\Data\SV5973N.I\sd021822\DoD BNA cal 1\Feb1802.D	Calibration	7	x	2493155	150.0000	1.1919	

Calibration Report

Batch Path	\\MASSHUNTER\Org\Data\SV5973N.I\sd021822\DoD BNA cal 1\QuantResults\021822 DoD BNA cal.batch.bin		
Analysis Time	2/19/2022 1:08 PM	**Analyst Name**	BL2000\sean
Report Time	2/19/2022 1:09:16 PM	**Reporter Name**	BL2000\sean
Last Calib Update	2/19/2022 1:06 PM	**Batch State**	Processed
Quant Batch Version	10.0	**Quant Report Version**	10.0

4-Chlorophenyl-phenylether %RSE = 6.8

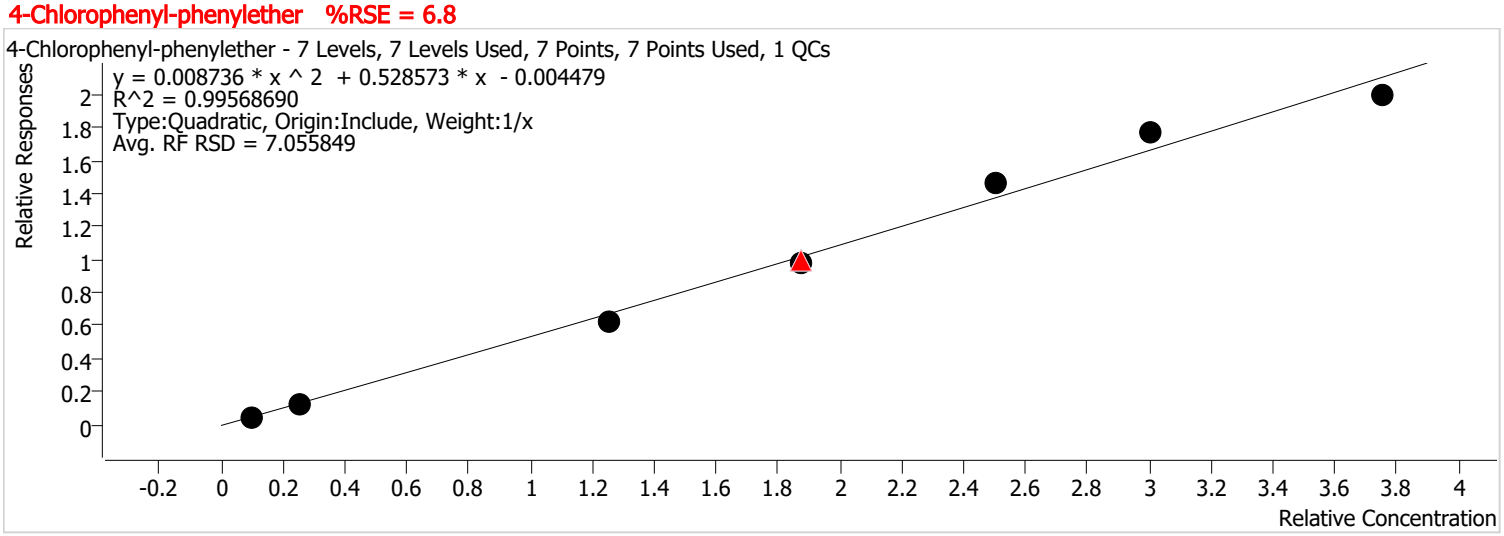

Calibration STD Path	Cal Type	Level	Enabled	Resp.	Exp. Conc	Resp. Factor	Level RSD
\\MASSHUNTER\Org\Data\SV5973N.I\sd021822\DoD BNA cal 1\Feb1808.D	Calibration	1	x	27305	4.0000	0.5067	
\\MASSHUNTER\Org\Data\SV5973N.I\sd021822\DoD BNA cal 1\Feb1807.D	Calibration	2	x	67338	10.0000	0.5092	
\\MASSHUNTER\Org\Data\SV5973N.I\sd021822\DoD BNA cal 1\Feb1806.D	Calibration	3	x	359843	50.0000	0.4945	
\\MASSHUNTER\Org\Data\SV5973N.I\sd030422\BNA 1\Feb0402.D	CC	CCV	x	637361	75.0000	0.5301	
\\MASSHUNTER\Org\Data\SV5973N.I\sd021822\DoD BNA cal 1\Feb1809.D	QC	ICV	x	542729	75.0000	0.5313	
\\MASSHUNTER\Org\Data\SV5973N.I\sd021822\DoD BNA cal 1\Feb1805.D	Calibration	4	x	538645	75.0000	0.5242	
\\MASSHUNTER\Org\Data\SV5973N.I\sd021822\DoD BNA cal 1\Feb1804.D	Calibration	5	x	840611	100.0000	0.5830	
\\MASSHUNTER\Org\Data\SV5973N.I\sd021822\DoD BNA cal 1\Feb1803.D	Calibration	6	x	1017662	120.0000	0.5896	
\\MASSHUNTER\Org\Data\SV5973N.I\sd021822\DoD BNA cal 1\Feb1802.D	Calibration	7	x	1110314	150.0000	0.5308	

Calibration Report

Batch Path	\\MASSHUNTER\Org\Data\SV5973N.I\sd021822\DoD BNA cal 1\QuantResults\021822 DoD BNA cal.batch.bin		
Analysis Time	2/19/2022 1:08 PM	**Analyst Name**	BL2000\sean
Report Time	2/19/2022 1:09:16 PM	**Reporter Name**	BL2000\sean
Last Calib Update	2/19/2022 1:06 PM	**Batch State**	Processed
Quant Batch Version	10.0	**Quant Report Version**	10.0

4-Nitroaniline %RSE = 11.9

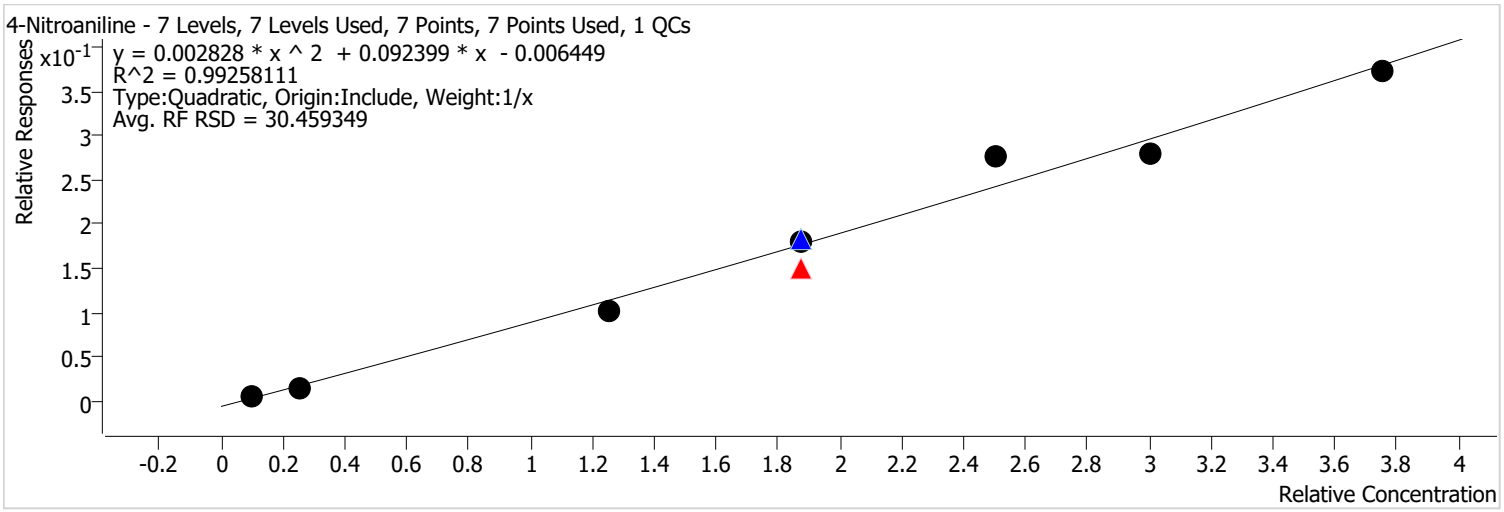

Calibration STD Path	Cal Type	Level	Enabled	Resp.	Exp. Conc	Resp. Factor	Level RSD
\\MASSHUNTER\Org\Data\SV5973N.I\sd021822\DoD BNA cal 1\Feb1808.D	Calibration	1	x	3692	4.0000	0.0401	
\\MASSHUNTER\Org\Data\SV5973N.I\sd021822\DoD BNA cal 1\Feb1807.D	Calibration	2	x	13023	10.0000	0.0576	
\\MASSHUNTER\Org\Data\SV5973N.I\sd021822\DoD BNA cal 1\Feb1806.D	Calibration	3	x	103404	50.0000	0.0808	
\\MASSHUNTER\Org\Data\SV5973N.I\sd030422\BNA 1\Feb0402.D	CC	CCV	x	164119	75.0000	0.0801	
\\MASSHUNTER\Org\Data\SV5973N.I\sd021822\DoD BNA cal 1\Feb1809.D	QC	ICV	x	174323	75.0000	0.0970	
\\MASSHUNTER\Org\Data\SV5973N.I\sd021822\DoD BNA cal 1\Feb1805.D	Calibration	4	x	183095	75.0000	0.0954	
\\MASSHUNTER\Org\Data\SV5973N.I\sd021822\DoD BNA cal 1\Feb1804.D	Calibration	5	x	289316	100.0000	0.1107	
\\MASSHUNTER\Org\Data\SV5973N.I\sd021822\DoD BNA cal 1\Feb1803.D	Calibration	6	x	291518	120.0000	0.0935	
\\MASSHUNTER\Org\Data\SV5973N.I\sd021822\DoD BNA cal 1\Feb1802.D	Calibration	7	x	363865	150.0000	0.0994	

Batch Path	\\MASSHUNTER\Org\Data\SV5973N.I\sd021822\DoD BNA cal 1\QuantResults\021822 DoD BNA cal.batch.bin		
Analysis Time	2/19/2022 1:08 PM	**Analyst Name**	BL2000\sean
Report Time	2/19/2022 1:09:16 PM	**Reporter Name**	BL2000\sean
Last Calib Update	2/19/2022 1:06 PM	**Batch State**	Processed
Quant Batch Version	10.0	**Quant Report Version**	10.0

4,6-Dinitro-2-methylphenol %RSE = 7.5

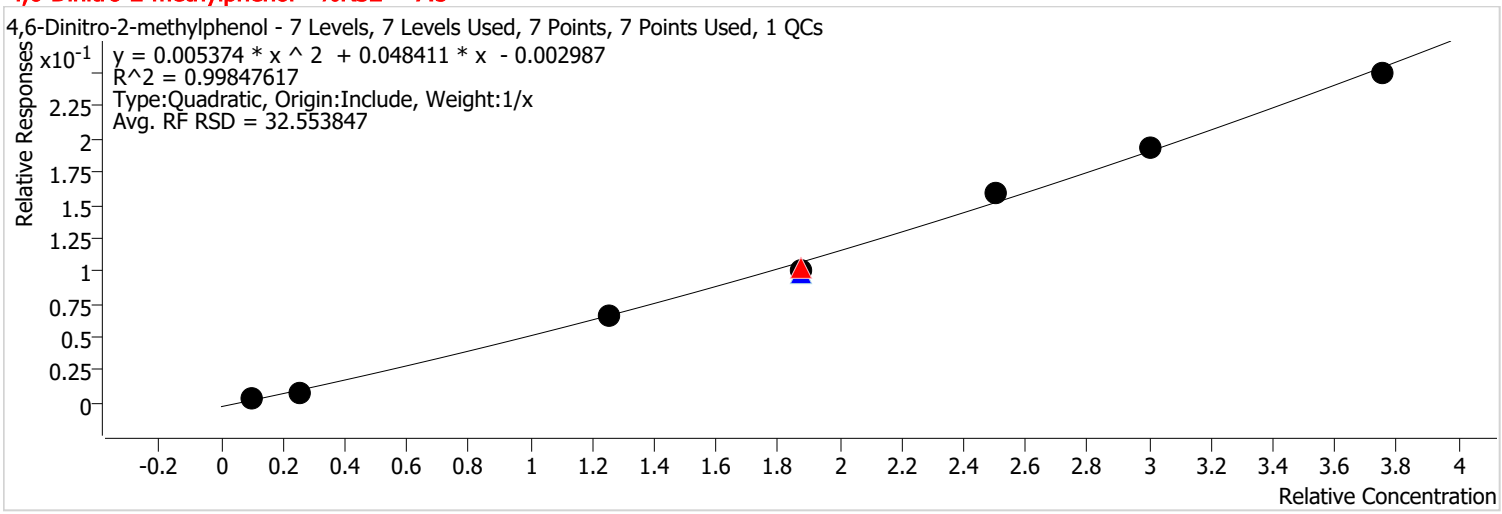

Calibration STD Path	Cal Type	Level	Enabled	Resp.	Exp. Conc	Resp. Factor	Level RSD
\\MASSHUNTER\Org\Data\SV5973N.I\sd021822\DoD BNA cal 1\Feb1808.D	Calibration	1	x	2191	4.0000	0.0238	
\\MASSHUNTER\Org\Data\SV5973N.I\sd021822\DoD BNA cal 1\Feb1807.D	Calibration	2	x	7435	10.0000	0.0329	
\\MASSHUNTER\Org\Data\SV5973N.I\sd021822\DoD BNA cal 1\Feb1806.D	Calibration	3	x	68013	50.0000	0.0532	
\\MASSHUNTER\Org\Data\SV5973N.I\sd030422\BNA 1\Feb0402.D	CC	CCV	x	111273	75.0000	0.0543	
\\MASSHUNTER\Org\Data\SV5973N.I\sd021822\DoD BNA cal 1\Feb1809.D	QC	ICV	x	94058	75.0000	0.0523	
\\MASSHUNTER\Org\Data\SV5973N.I\sd021822\DoD BNA cal 1\Feb1805.D	Calibration	4	x	103285	75.0000	0.0538	
\\MASSHUNTER\Org\Data\SV5973N.I\sd021822\DoD BNA cal 1\Feb1804.D	Calibration	5	x	167223	100.0000	0.0640	
\\MASSHUNTER\Org\Data\SV5973N.I\sd021822\DoD BNA cal 1\Feb1803.D	Calibration	6	x	200519	120.0000	0.0643	
\\MASSHUNTER\Org\Data\SV5973N.I\sd021822\DoD BNA cal 1\Feb1802.D	Calibration	7	x	243650	150.0000	0.0665	

Calibration Report

Batch Path	\\MASSHUNTER\Org\Data\SV5973N.I\sd021822\DoD BNA cal 1\QuantResults\021822 DoD BNA cal.batch.bin		
Analysis Time	2/19/2022 1:08 PM	**Analyst Name**	BL2000\sean
Report Time	2/19/2022 1:09:17 PM	**Reporter Name**	BL2000\sean
Last Calib Update	2/19/2022 1:06 PM	**Batch State**	Processed
Quant Batch Version	10.0	**Quant Report Version**	10.0

N-nitrosodiphenylamine %RSE = 2.8

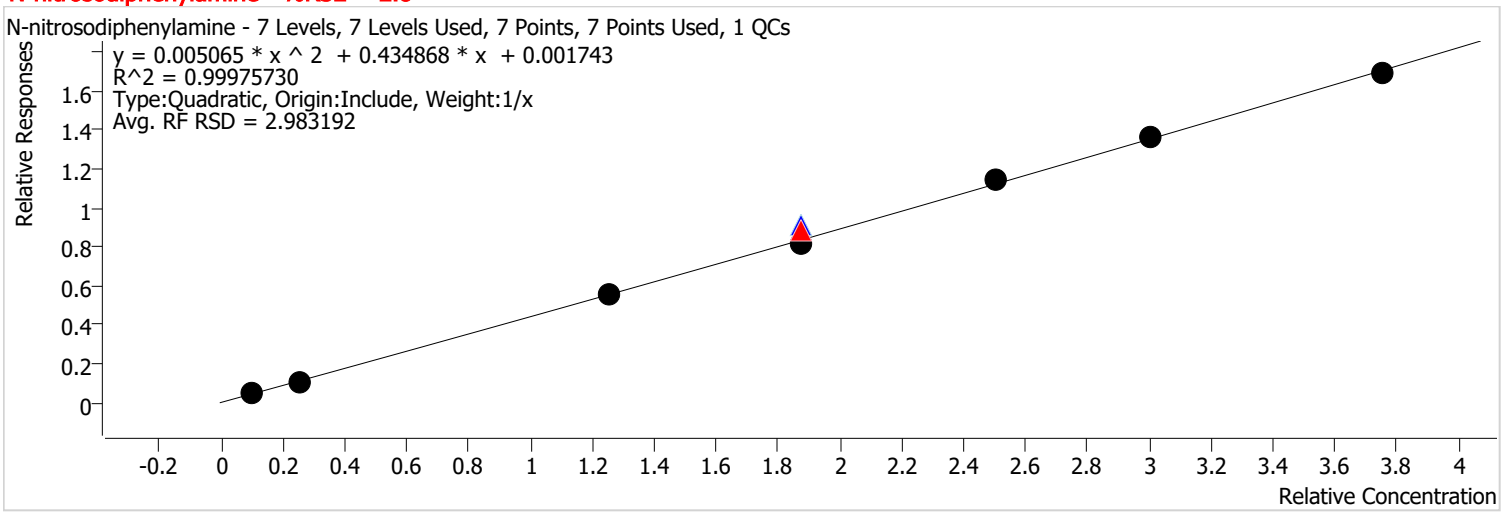

Calibration STD Path	Cal Type	Level	Enabled	Resp.	Exp. Conc	Resp. Factor	Level RSD
\\MASSHUNTER\Org\Data\SV5973N.I\sd021822\DoD BNA cal 1\Feb1808.D	Calibration	1	x	43107	4.0000	0.4681	
\\MASSHUNTER\Org\Data\SV5973N.I\sd021822\DoD BNA cal 1\Feb1807.D	Calibration	2	x	96753	10.0000	0.4280	
\\MASSHUNTER\Org\Data\SV5973N.I\sd021822\DoD BNA cal 1\Feb1806.D	Calibration	3	x	563505	50.0000	0.4404	
\\MASSHUNTER\Org\Data\SV5973N.I\sd030422\BNA 1\Feb0402.D	CC	CCV	x	967358	75.0000	0.4721	
\\MASSHUNTER\Org\Data\SV5973N.I\sd021822\DoD BNA cal 1\Feb1809.D	QC	ICV	x	880335	75.0000	0.4899	
\\MASSHUNTER\Org\Data\SV5973N.I\sd021822\DoD BNA cal 1\Feb1805.D	Calibration	4	x	843058	75.0000	0.4391	
\\MASSHUNTER\Org\Data\SV5973N.I\sd021822\DoD BNA cal 1\Feb1804.D	Calibration	5	x	1196082	100.0000	0.4578	
\\MASSHUNTER\Org\Data\SV5973N.I\sd021822\DoD BNA cal 1\Feb1803.D	Calibration	6	x	1414366	120.0000	0.4535	
\\MASSHUNTER\Org\Data\SV5973N.I\sd021822\DoD BNA cal 1\Feb1802.D	Calibration	7	x	1648173	150.0000	0.4501	

Calibration Report

Batch Path	\\MASSHUNTER\Org\Data\SV5973N.I\sd021822\DoD BNA cal 1\QuantResults\021822 DoD BNA cal.batch.bin		
Analysis Time	2/19/2022 1:08 PM	**Analyst Name**	BL2000\sean
Report Time	2/19/2022 1:09:17 PM	**Reporter Name**	BL2000\sean
Last Calib Update	2/19/2022 1:06 PM	**Batch State**	Processed
Quant Batch Version	10.0	**Quant Report Version**	10.0

Azobenzene %RSE = 7.4

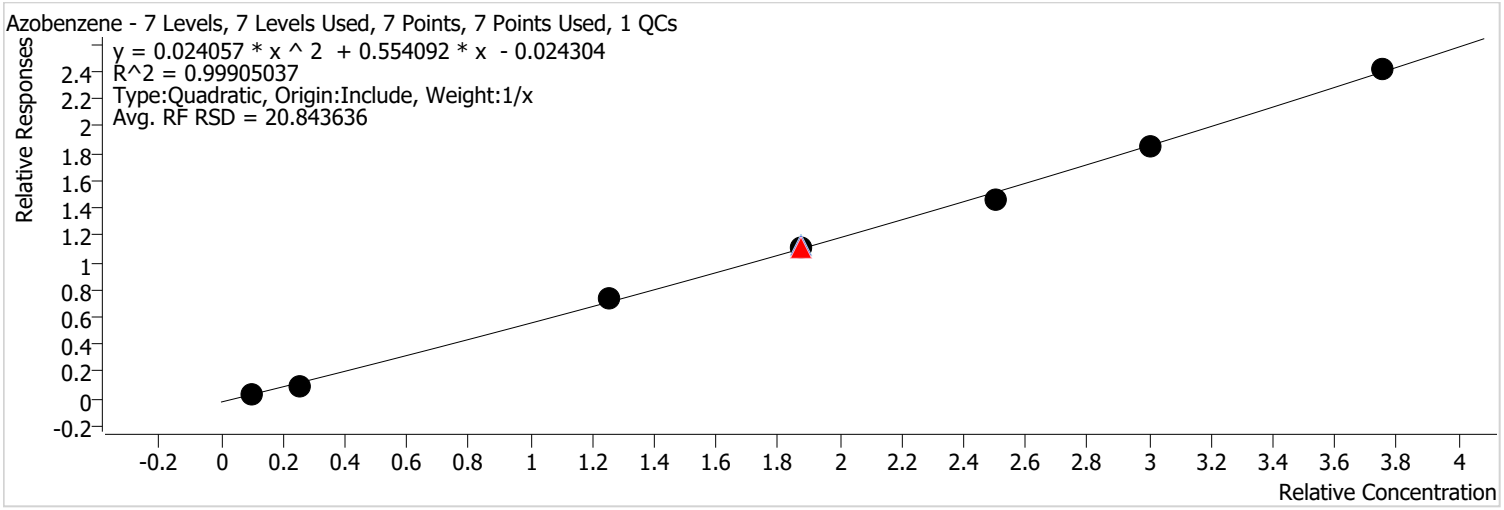

Calibration STD Path	Cal Type	Level	Enabled	Resp.	Exp. Conc	Resp. Factor	Level RSD
\\MASSHUNTER\Org\Data\SV5973N.I\sd021822\DoD BNA cal 1\Feb1808.D	Calibration	1	x	33003	4.0000	0.3584	
\\MASSHUNTER\Org\Data\SV5973N.I\sd021822\DoD BNA cal 1\Feb1807.D	Calibration	2	x	90696	10.0000	0.4012	
\\MASSHUNTER\Org\Data\SV5973N.I\sd021822\DoD BNA cal 1\Feb1806.D	Calibration	3	x	757604	50.0000	0.5922	
\\MASSHUNTER\Org\Data\SV5973N.I\sd030422\BNA 1\Feb0402.D	CC	CCV	x	1201140	75.0000	0.5862	
\\MASSHUNTER\Org\Data\SV5973N.I\sd021822\DoD BNA cal 1\Feb1809.D	QC	ICV	x	1088752	75.0000	0.6059	
\\MASSHUNTER\Org\Data\SV5973N.I\sd021822\DoD BNA cal 1\Feb1805.D	Calibration	4	x	1137228	75.0000	0.5923	
\\MASSHUNTER\Org\Data\SV5973N.I\sd021822\DoD BNA cal 1\Feb1804.D	Calibration	5	x	1518549	100.0000	0.5812	
\\MASSHUNTER\Org\Data\SV5973N.I\sd021822\DoD BNA cal 1\Feb1803.D	Calibration	6	x	1932785	120.0000	0.6197	
\\MASSHUNTER\Org\Data\SV5973N.I\sd021822\DoD BNA cal 1\Feb1802.D	Calibration	7	x	2354024	150.0000	0.6429	

Calibration Report

Batch Path	\\MASSHUNTER\Org\Data\SV5973N.I\sd021822\DoD BNA cal 1\QuantResults\021822 DoD BNA cal.batch.bin		
Analysis Time	2/19/2022 1:08 PM	**Analyst Name**	BL2000\sean
Report Time	2/19/2022 1:09:17 PM	**Reporter Name**	BL2000\sean
Last Calib Update	2/19/2022 1:06 PM	**Batch State**	Processed
Quant Batch Version	10.0	**Quant Report Version**	10.0

2,4,6-Tribromophenol %RSE =

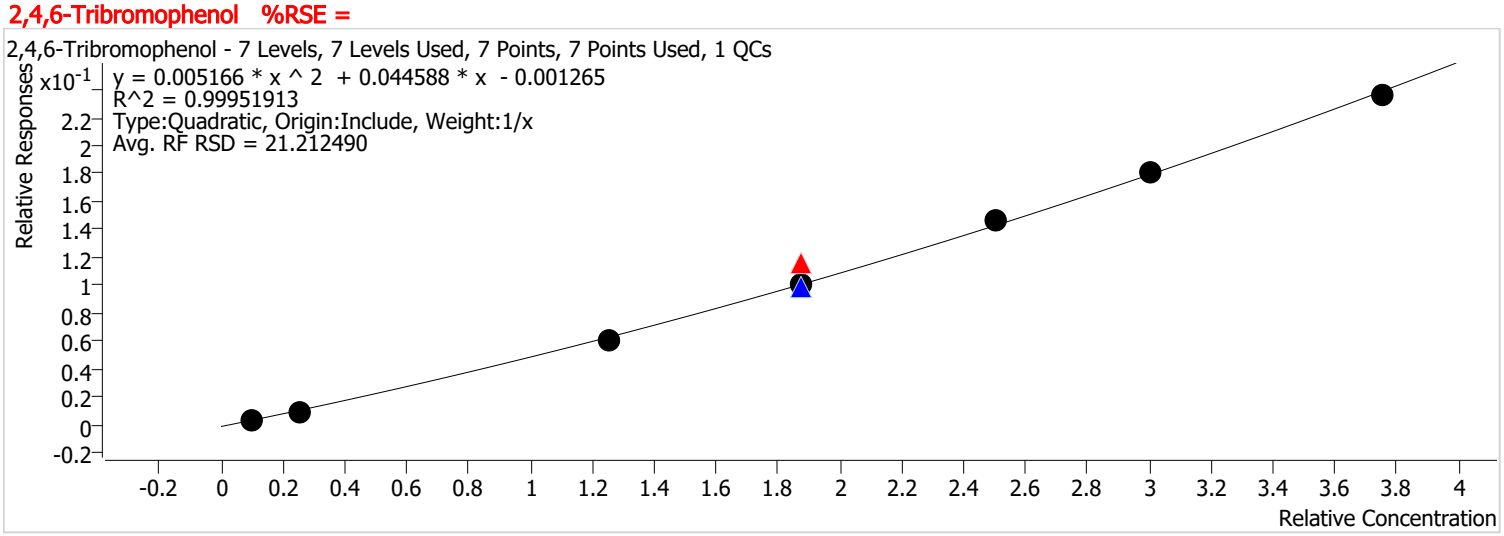

Calibration STD Path	Cal Type	Level	Enabled	Resp.	Exp. Conc	Resp. Factor	Level RSD
\\MASSHUNTER\Org\Data\SV5973N.I\sd021822\DoD BNA cal 1\Feb1808.D	Calibration	1	x	3393	4.0000	0.0368	
\\MASSHUNTER\Org\Data\SV5973N.I\sd021822\DoD BNA cal 1\Feb1807.D	Calibration	2	x	8236	10.0000	0.0364	
\\MASSHUNTER\Org\Data\SV5973N.I\sd021822\DoD BNA cal 1\Feb1806.D	Calibration	3	x	62354	50.0000	0.0487	
\\MASSHUNTER\Org\Data\SV5973N.I\sd030422\BNA 1\Feb0402.D	CC	CCV	x	126534	75.0000	0.0618	
\\MASSHUNTER\Org\Data\SV5973N.I\sd021822\DoD BNA cal 1\Feb1809.D	QC	ICV	x	94811	75.0000	0.0528	
\\MASSHUNTER\Org\Data\SV5973N.I\sd021822\DoD BNA cal 1\Feb1805.D	Calibration	4	x	103422	75.0000	0.0539	
\\MASSHUNTER\Org\Data\SV5973N.I\sd021822\DoD BNA cal 1\Feb1804.D	Calibration	5	x	152661	100.0000	0.0584	
\\MASSHUNTER\Org\Data\SV5973N.I\sd021822\DoD BNA cal 1\Feb1803.D	Calibration	6	x	187319	120.0000	0.0601	
\\MASSHUNTER\Org\Data\SV5973N.I\sd021822\DoD BNA cal 1\Feb1802.D	Calibration	7	x	230054	150.0000	0.0628	

Calibration Report

Batch Path	\\MASSHUNTER\Org\Data\SV5973N.I\sd021822\DoD BNA cal 1\QuantResults\021822 DoD BNA cal.batch.bin		
Analysis Time	2/19/2022 1:08 PM	**Analyst Name**	BL2000\sean
Report Time	2/19/2022 1:09:17 PM	**Reporter Name**	BL2000\sean
Last Calib Update	2/19/2022 1:06 PM	**Batch State**	Processed
Quant Batch Version	10.0	**Quant Report Version**	10.0

4-Bromophenyl-phenylether %RSE = 5.7

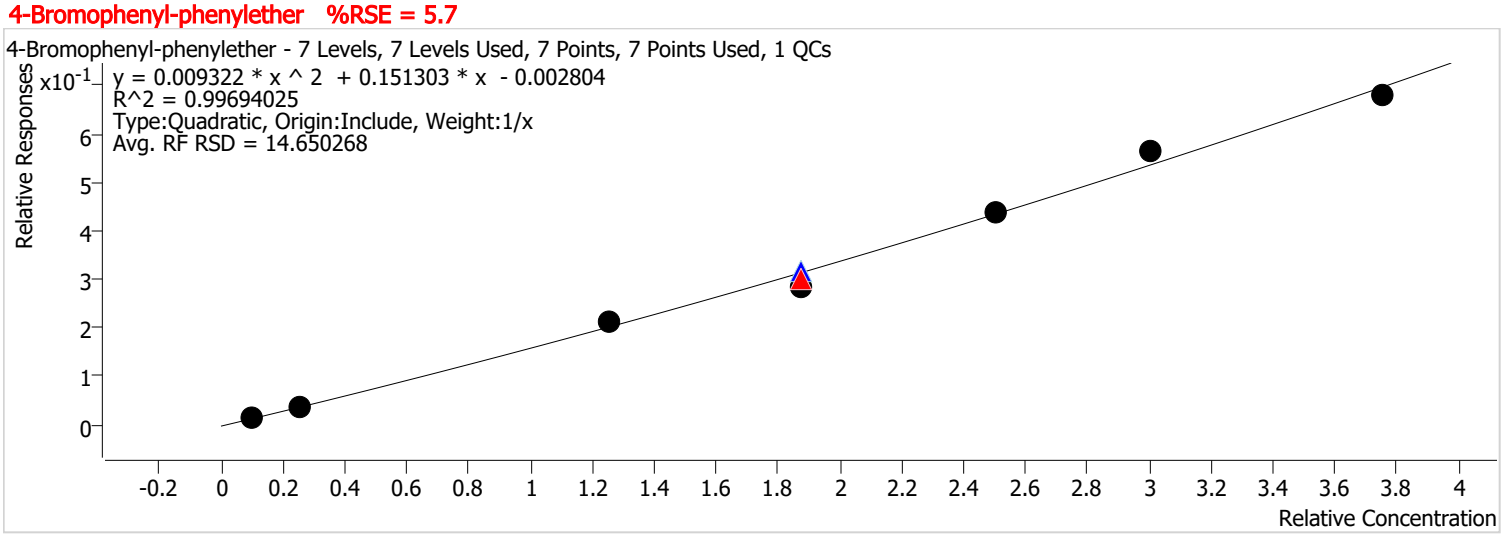

Calibration STD Path	Cal Type	Level	Enabled	Resp.	Exp. Conc	Resp. Factor	Level RSD
\\MASSHUNTER\Org\Data\SV5973N.I\sd021822\DoD BNA cal 1\Feb1808.D	Calibration	1	x	11110	4.0000	0.1206	
\\MASSHUNTER\Org\Data\SV5973N.I\sd021822\DoD BNA cal 1\Feb1807.D	Calibration	2	x	33057	10.0000	0.1462	
\\MASSHUNTER\Org\Data\SV5973N.I\sd021822\DoD BNA cal 1\Feb1806.D	Calibration	3	x	215173	50.0000	0.1682	
\\MASSHUNTER\Org\Data\SV5973N.I\sd030422\BNA 1\Feb0402.D	CC	CCV	x	331289	75.0000	0.1617	
\\MASSHUNTER\Org\Data\SV5973N.I\sd021822\DoD BNA cal 1\Feb1809.D	QC	ICV	x	303382	75.0000	0.1688	
\\MASSHUNTER\Org\Data\SV5973N.I\sd021822\DoD BNA cal 1\Feb1805.D	Calibration	4	x	291274	75.0000	0.1517	
\\MASSHUNTER\Org\Data\SV5973N.I\sd021822\DoD BNA cal 1\Feb1804.D	Calibration	5	x	457731	100.0000	0.1752	
\\MASSHUNTER\Org\Data\SV5973N.I\sd021822\DoD BNA cal 1\Feb1803.D	Calibration	6	x	589591	120.0000	0.1890	
\\MASSHUNTER\Org\Data\SV5973N.I\sd021822\DoD BNA cal 1\Feb1802.D	Calibration	7	x	662596	150.0000	0.1810	

Calibration Report

Batch Path	\\MASSHUNTER\Org\Data\SV5973N.I\sd021822\DoD BNA cal 1\QuantResults\021822 DoD BNA cal.batch.bin		
Analysis Time	2/19/2022 1:08 PM	**Analyst Name**	BL2000\sean
Report Time	2/19/2022 1:09:17 PM	**Reporter Name**	BL2000\sean
Last Calib Update	2/19/2022 1:06 PM	**Batch State**	Processed
Quant Batch Version	10.0	**Quant Report Version**	10.0

Hexachlorobenzene %RSE = 7.2

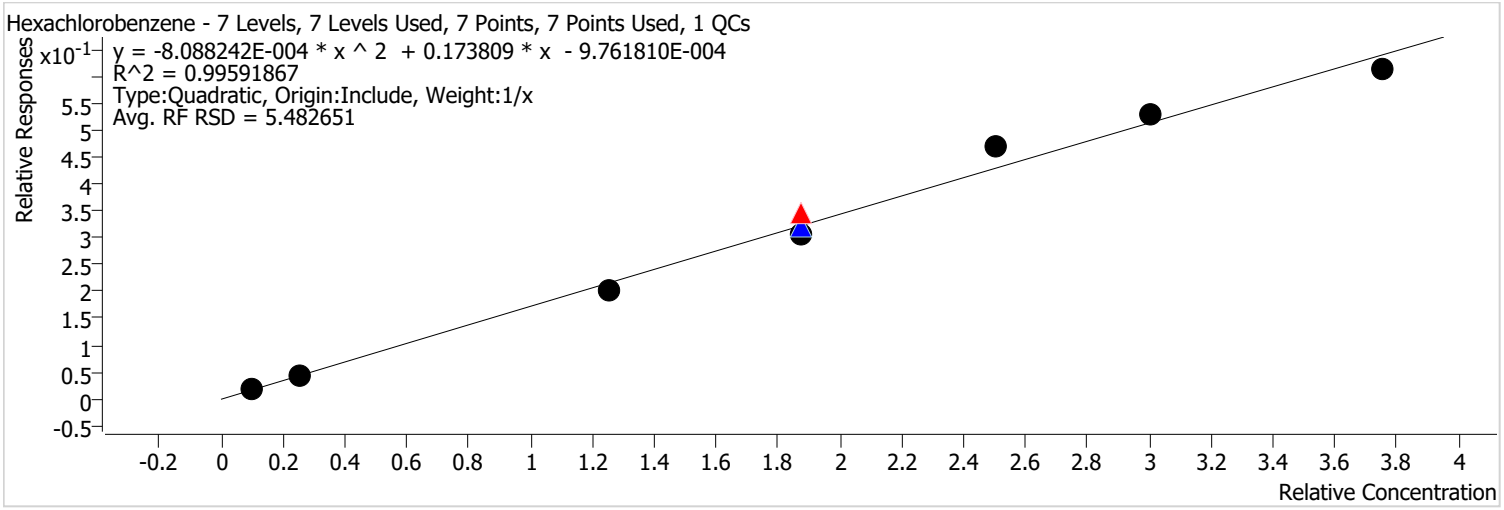

Calibration STD Path	Cal Type	Level	Enabled	Resp.	Exp. Conc	Resp. Factor	Level RSD
\\MASSHUNTER\Org\Data\SV5973N.I\sd021822\DoD BNA cal 1\Feb1808.D	Calibration	1	x	15953	4.0000	0.1732	
\\MASSHUNTER\Org\Data\SV5973N.I\sd021822\DoD BNA cal 1\Feb1807.D	Calibration	2	x	37231	10.0000	0.1647	
\\MASSHUNTER\Org\Data\SV5973N.I\sd021822\DoD BNA cal 1\Feb1806.D	Calibration	3	x	208046	50.0000	0.1626	
\\MASSHUNTER\Org\Data\SV5973N.I\sd030422\BNA 1\Feb0402.D	CC	CCV	x	380611	75.0000	0.1858	
\\MASSHUNTER\Org\Data\SV5973N.I\sd021822\DoD BNA cal 1\Feb1809.D	QC	ICV	x	307143	75.0000	0.1709	
\\MASSHUNTER\Org\Data\SV5973N.I\sd021822\DoD BNA cal 1\Feb1805.D	Calibration	4	x	312914	75.0000	0.1630	
\\MASSHUNTER\Org\Data\SV5973N.I\sd021822\DoD BNA cal 1\Feb1804.D	Calibration	5	x	488673	100.0000	0.1870	
\\MASSHUNTER\Org\Data\SV5973N.I\sd021822\DoD BNA cal 1\Feb1803.D	Calibration	6	x	550809	120.0000	0.1766	
\\MASSHUNTER\Org\Data\SV5973N.I\sd021822\DoD BNA cal 1\Feb1802.D	Calibration	7	x	597870	150.0000	0.1633	

Calibration Report

Batch Path	\\MASSHUNTER\Org\Data\SV5973N.I\sd021822\DoD BNA cal 1\QuantResults\021822 DoD BNA cal.batch.bin		
Analysis Time	2/19/2022 1:08 PM	**Analyst Name**	BL2000\sean
Report Time	2/19/2022 1:09:17 PM	**Reporter Name**	BL2000\sean
Last Calib Update	2/19/2022 1:06 PM	**Batch State**	Processed
Quant Batch Version	10.0	**Quant Report Version**	10.0

Pentachlorophenol %RSE = 6.6

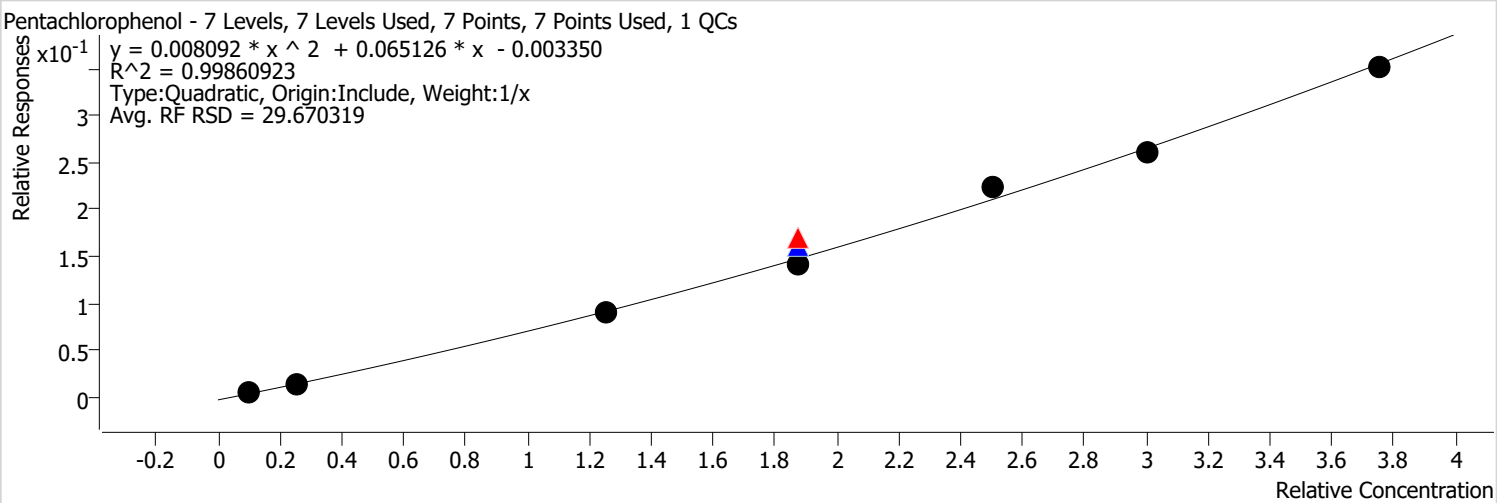

Calibration STD Path	Cal Type	Level	Enabled	Resp.	Exp. Conc	Resp. Factor	Level RSD
\\MASSHUNTER\Org\Data\SV5973N.I\sd021822\DoD BNA cal 1\Feb1808.D	Calibration	1	x	3504	4.0000	0.0381	
\\MASSHUNTER\Org\Data\SV5973N.I\sd021822\DoD BNA cal 1\Feb1807.D	Calibration	2	x	10893	10.0000	0.0482	
\\MASSHUNTER\Org\Data\SV5973N.I\sd021822\DoD BNA cal 1\Feb1806.D	Calibration	3	x	91759	50.0000	0.0717	
\\MASSHUNTER\Org\Data\SV5973N.I\sd030422\BNA 1\Feb0402.D	CC	CCV	x	186077	75.0000	0.0908	
\\MASSHUNTER\Org\Data\SV5973N.I\sd021822\DoD BNA cal 1\Feb1809.D	QC	ICV	x	154444	75.0000	0.0860	
\\MASSHUNTER\Org\Data\SV5973N.I\sd021822\DoD BNA cal 1\Feb1805.D	Calibration	4	x	145556	75.0000	0.0758	
\\MASSHUNTER\Org\Data\SV5973N.I\sd021822\DoD BNA cal 1\Feb1804.D	Calibration	5	x	233937	100.0000	0.0895	
\\MASSHUNTER\Org\Data\SV5973N.I\sd021822\DoD BNA cal 1\Feb1803.D	Calibration	6	x	272170	120.0000	0.0873	
\\MASSHUNTER\Org\Data\SV5973N.I\sd021822\DoD BNA cal 1\Feb1802.D	Calibration	7	x	342613	150.0000	0.0936	

Batch Path	\\MASSHUNTER\Org\Data\SV5973N.I\sd021822\DoD BNA cal 1\QuantResults\021822 DoD BNA cal.batch.bin		
Analysis Time	2/19/2022 1:08 PM	**Analyst Name**	BL2000\sean
Report Time	2/19/2022 1:09:17 PM	**Reporter Name**	BL2000\sean
Last Calib Update	2/19/2022 1:06 PM	**Batch State**	Processed
Quant Batch Version	10.0	**Quant Report Version**	10.0

Phenanthrene %RSE = 5.8

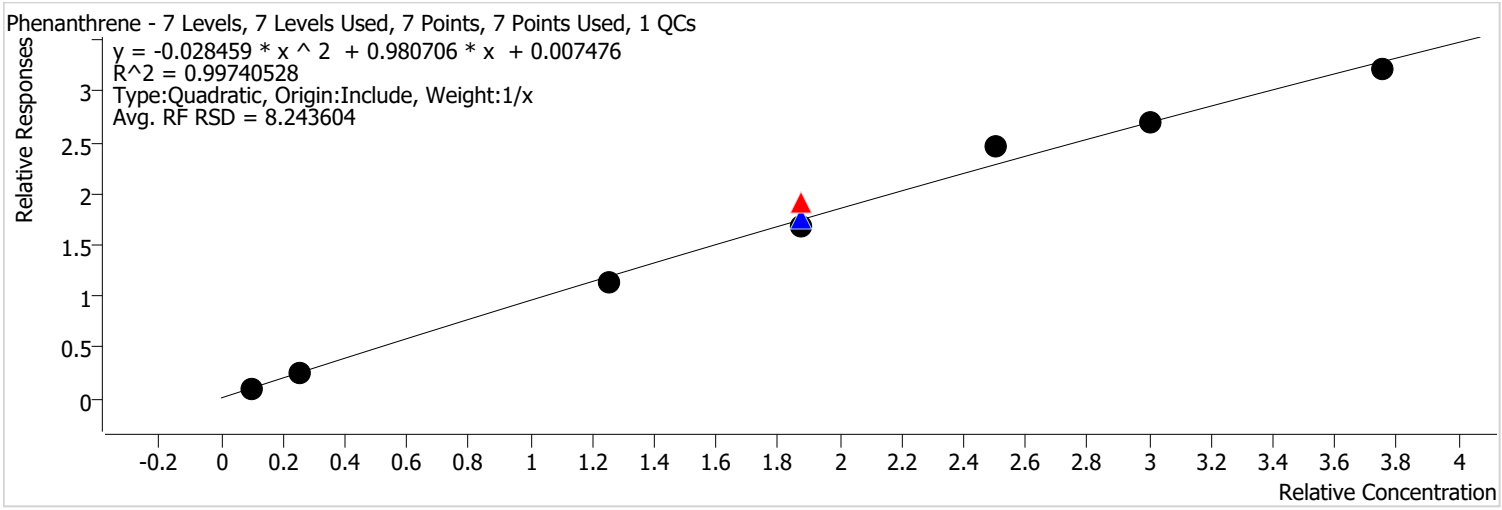

Calibration STD Path	Cal Type	Level	Enabled	Resp.	Exp. Conc	Resp. Factor	Level RSD
\\MASSHUNTER\Org\Data\SV5973N.I\sd021822\DoD BNA cal 1\Feb1808.D	Calibration	1	x	99605	4.0000	1.0817	
\\MASSHUNTER\Org\Data\SV5973N.I\sd021822\DoD BNA cal 1\Feb1807.D	Calibration	2	x	224346	10.0000	0.9924	
\\MASSHUNTER\Org\Data\SV5973N.I\sd021822\DoD BNA cal 1\Feb1806.D	Calibration	3	x	1161938	50.0000	0.9082	
\\MASSHUNTER\Org\Data\SV5973N.I\sd030422\BNA 1\Feb0402.D	CC	CCV	x	2090746	75.0000	1.0204	
\\MASSHUNTER\Org\Data\SV5973N.I\sd021822\DoD BNA cal 1\Feb1809.D	QC	ICV	x	1690096	75.0000	0.9406	
\\MASSHUNTER\Org\Data\SV5973N.I\sd021822\DoD BNA cal 1\Feb1805.D	Calibration	4	x	1733051	75.0000	0.9026	
\\MASSHUNTER\Org\Data\SV5973N.I\sd021822\DoD BNA cal 1\Feb1804.D	Calibration	5	x	2584992	100.0000	0.9894	
\\MASSHUNTER\Org\Data\SV5973N.I\sd021822\DoD BNA cal 1\Feb1803.D	Calibration	6	x	2792268	120.0000	0.8953	
\\MASSHUNTER\Org\Data\SV5973N.I\sd021822\DoD BNA cal 1\Feb1802.D	Calibration	7	x	3132371	150.0000	0.8554	

Batch Path	\\MASSHUNTER\Org\Data\SV5973N.I\sd021822\DoD BNA cal 1\QuantResults\021822 DoD BNA cal.batch.bin		
Analysis Time	2/19/2022 1:08 PM	**Analyst Name**	BL2000\sean
Report Time	2/19/2022 1:09:17 PM	**Reporter Name**	BL2000\sean
Last Calib Update	2/19/2022 1:06 PM	**Batch State**	Processed
Quant Batch Version	10.0	**Quant Report Version**	10.0

Anthracene %RSE = 4.4

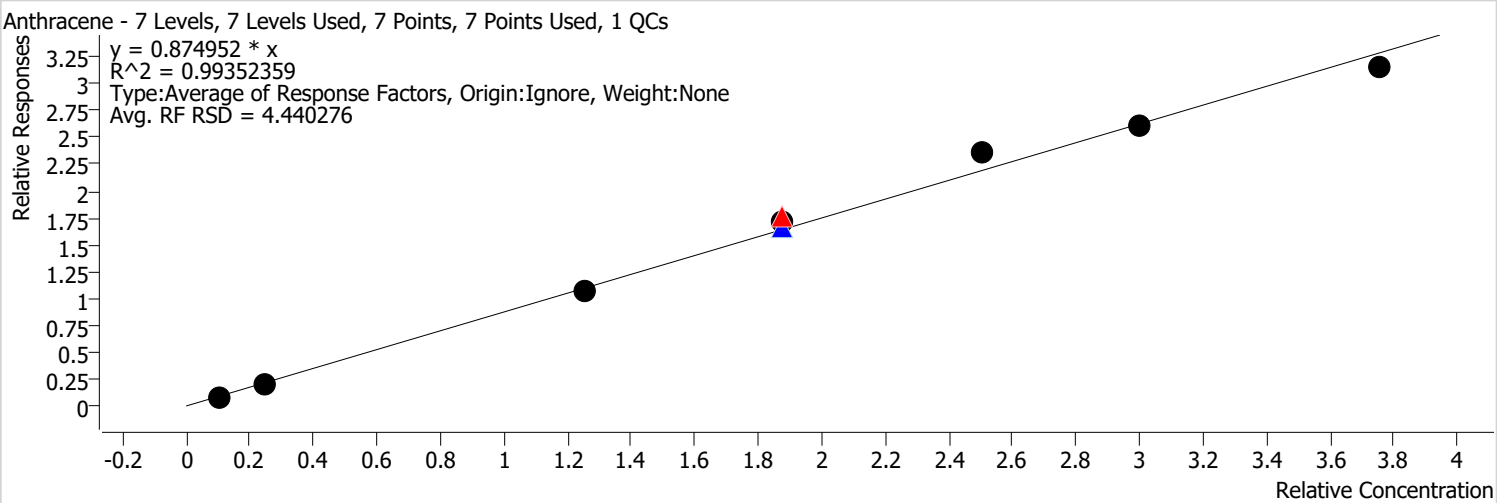

Calibration STD Path	Cal Type	Level	Enabled	Resp.	Exp. Conc	Resp. Factor	Level RSD
\\MASSHUNTER\Org\Data\SV5973N.I\sd021822\DoD BNA cal 1\Feb1808.D	Calibration	1	x	78978	4.0000	0.8577	
\\MASSHUNTER\Org\Data\SV5973N.I\sd021822\DoD BNA cal 1\Feb1807.D	Calibration	2	x	191750	10.0000	0.8482	
\\MASSHUNTER\Org\Data\SV5973N.I\sd021822\DoD BNA cal 1\Feb1806.D	Calibration	3	x	1092607	50.0000	0.8540	
\\MASSHUNTER\Org\Data\SV5973N.I\sd030422\BNA 1\Feb0402.D	CC	CCV	x	1932770	75.0000	0.9433	
\\MASSHUNTER\Org\Data\SV5973N.I\sd021822\DoD BNA cal 1\Feb1809.D	QC	ICV	x	1595291	75.0000	0.8878	
\\MASSHUNTER\Org\Data\SV5973N.I\sd021822\DoD BNA cal 1\Feb1805.D	Calibration	4	x	1747621	75.0000	0.9102	
\\MASSHUNTER\Org\Data\SV5973N.I\sd021822\DoD BNA cal 1\Feb1804.D	Calibration	5	x	2471452	100.0000	0.9459	
\\MASSHUNTER\Org\Data\SV5973N.I\sd021822\DoD BNA cal 1\Feb1803.D	Calibration	6	x	2712966	120.0000	0.8699	
\\MASSHUNTER\Org\Data\SV5973N.I\sd021822\DoD BNA cal 1\Feb1802.D	Calibration	7	x	3071678	150.0000	0.8389	

Calibration Report

Batch Path	\\MASSHUNTER\Org\Data\SV5973N.I\sd021822\DoD BNA cal 1\QuantResults\021822 DoD BNA cal.batch.bin		
Analysis Time	2/19/2022 1:08 PM	**Analyst Name**	BL2000\sean
Report Time	2/19/2022 1:09:17 PM	**Reporter Name**	BL2000\sean
Last Calib Update	2/19/2022 1:06 PM	**Batch State**	Processed
Quant Batch Version	10.0	**Quant Report Version**	10.0

Triallate %RSE = 6.0

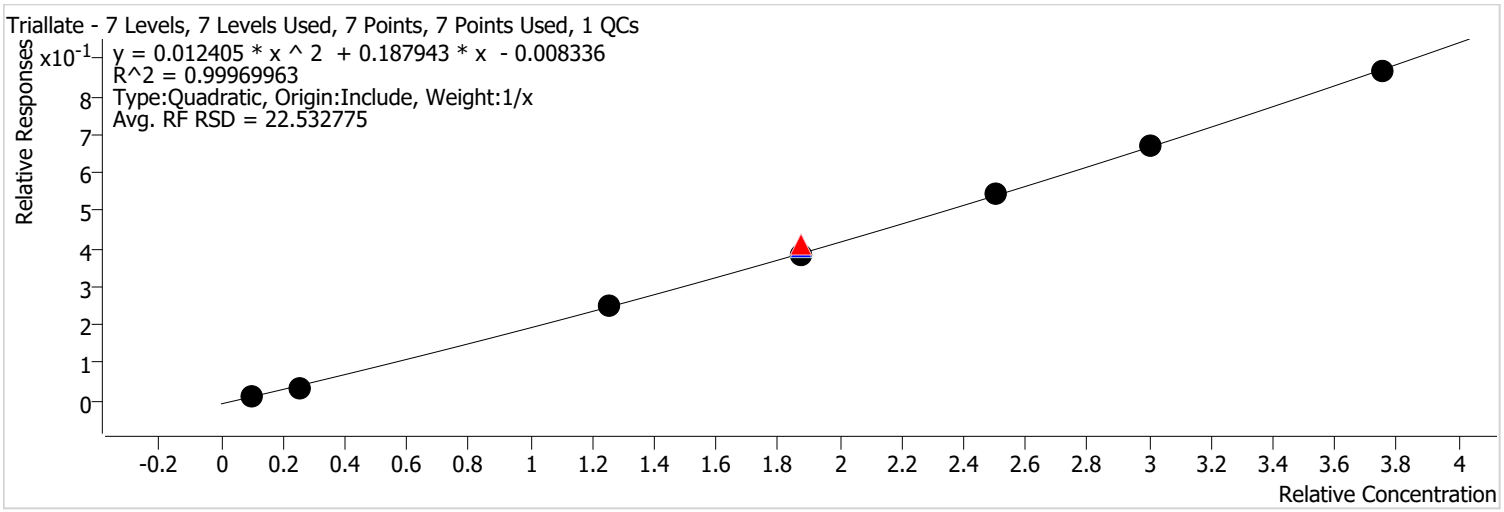

Calibration STD Path	Cal Type	Level	Enabled	Resp.	Exp. Conc	Resp. Factor	Level RSD
\\MASSHUNTER\Org\Data\SV5973N.I\sd021822\DoD BNA cal 1\Feb1808.D	Calibration	1	x	11113	4.0000	0.1207	
\\MASSHUNTER\Org\Data\SV5973N.I\sd021822\DoD BNA cal 1\Feb1807.D	Calibration	2	x	31763	10.0000	0.1405	
\\MASSHUNTER\Org\Data\SV5973N.I\sd021822\DoD BNA cal 1\Feb1806.D	Calibration	3	x	255426	50.0000	0.1996	
\\MASSHUNTER\Org\Data\SV5973N.I\sd030422\BNA 1\Feb0402.D	CC	CCV	x	450289	75.0000	0.2198	
\\MASSHUNTER\Org\Data\SV5973N.I\sd021822\DoD BNA cal 1\Feb1809.D	QC	ICV	x	390681	75.0000	0.2174	
\\MASSHUNTER\Org\Data\SV5973N.I\sd021822\DoD BNA cal 1\Feb1805.D	Calibration	4	x	391641	75.0000	0.2040	
\\MASSHUNTER\Org\Data\SV5973N.I\sd021822\DoD BNA cal 1\Feb1804.D	Calibration	5	x	570358	100.0000	0.2183	
\\MASSHUNTER\Org\Data\SV5973N.I\sd021822\DoD BNA cal 1\Feb1803.D	Calibration	6	x	696512	120.0000	0.2233	
\\MASSHUNTER\Org\Data\SV5973N.I\sd021822\DoD BNA cal 1\Feb1802.D	Calibration	7	x	845447	150.0000	0.2309	

Calibration Report

Batch Path	\\MASSHUNTER\Org\Data\SV5973N.I\sd021822\DoD BNA cal 1\QuantResults\021822 DoD BNA cal.batch.bin		
Analysis Time	2/19/2022 1:08 PM	**Analyst Name**	BL2000\sean
Report Time	2/19/2022 1:09:18 PM	**Reporter Name**	BL2000\sean
Last Calib Update	2/19/2022 1:06 PM	**Batch State**	Processed
Quant Batch Version	10.0	**Quant Report Version**	10.0

Carbazole %RSE = 0.8

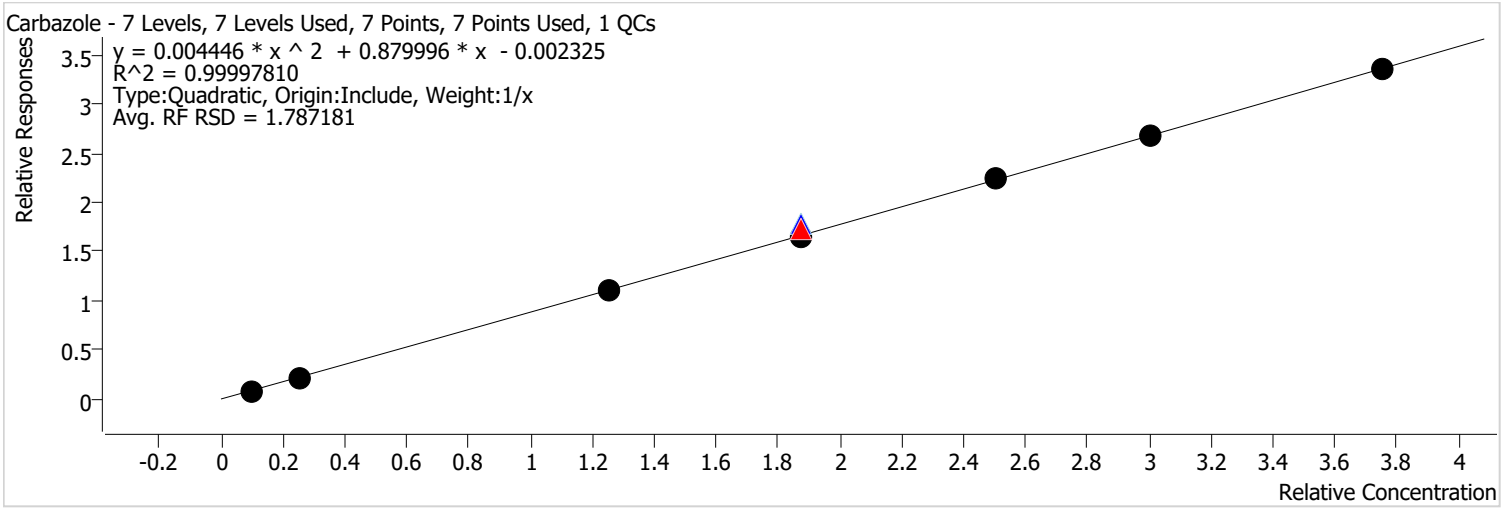

Calibration STD Path	Cal Type	Level	Enabled	Resp.	Exp. Conc	Resp. Factor	Level RSD
\\MASSHUNTER\Org\Data\SV5973N.I\sd021822\DoD BNA cal 1\Feb1808.D	Calibration	1	x	78288	4.0000	0.8502	
\\MASSHUNTER\Org\Data\SV5973N.I\sd021822\DoD BNA cal 1\Feb1807.D	Calibration	2	x	199440	10.0000	0.8822	
\\MASSHUNTER\Org\Data\SV5973N.I\sd021822\DoD BNA cal 1\Feb1806.D	Calibration	3	x	1123980	50.0000	0.8785	
\\MASSHUNTER\Org\Data\SV5973N.I\sd030422\BNA 1\Feb0402.D	CC	CCV	x	1878552	75.0000	0.9169	
\\MASSHUNTER\Org\Data\SV5973N.I\sd021822\DoD BNA cal 1\Feb1809.D	QC	ICV	x	1718160	75.0000	0.9562	
\\MASSHUNTER\Org\Data\SV5973N.I\sd021822\DoD BNA cal 1\Feb1805.D	Calibration	4	x	1698426	75.0000	0.8845	
\\MASSHUNTER\Org\Data\SV5973N.I\sd021822\DoD BNA cal 1\Feb1804.D	Calibration	5	x	2334657	100.0000	0.8935	
\\MASSHUNTER\Org\Data\SV5973N.I\sd021822\DoD BNA cal 1\Feb1803.D	Calibration	6	x	2794889	120.0000	0.8961	
\\MASSHUNTER\Org\Data\SV5973N.I\sd021822\DoD BNA cal 1\Feb1802.D	Calibration	7	x	3271481	150.0000	0.8934	

Calibration Report

Batch Path	\\MASSHUNTER\Org\Data\SV5973N.I\sd021822\DoD BNA cal 1\QuantResults\021822 DoD BNA cal.batch.bin		
Analysis Time	2/19/2022 1:08 PM	**Analyst Name**	BL2000\sean
Report Time	2/19/2022 1:09:18 PM	**Reporter Name**	BL2000\sean
Last Calib Update	2/19/2022 1:06 PM	**Batch State**	Processed
Quant Batch Version	10.0	**Quant Report Version**	10.0

o-Terphenyl %RSE = 6.0

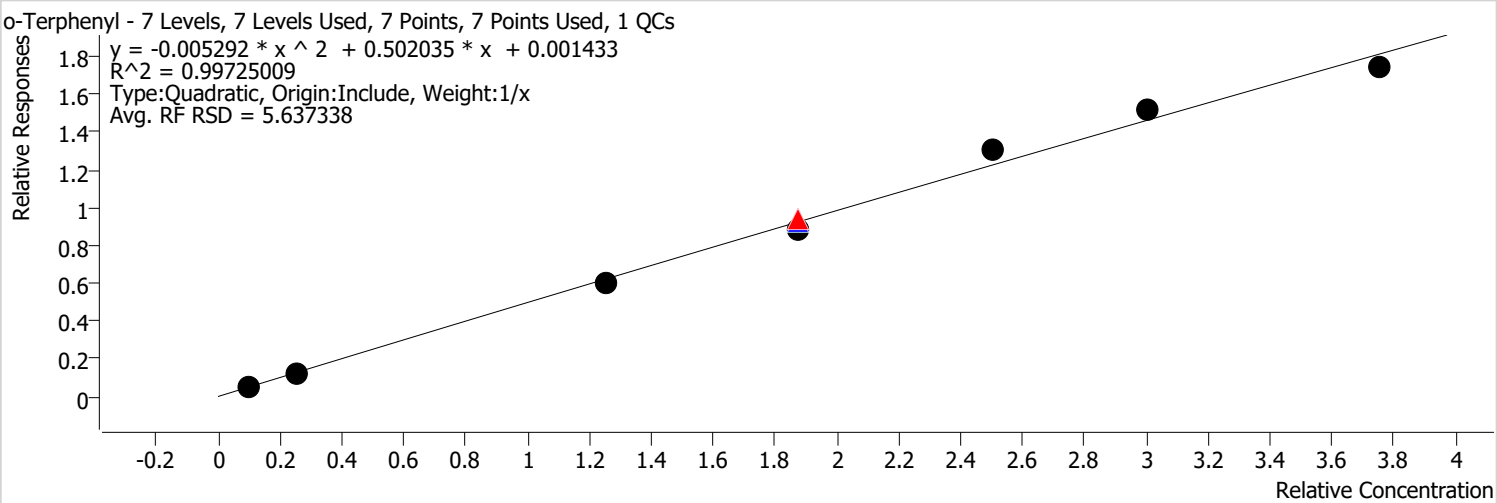

Calibration STD Path	Cal Type	Level	Enabled	Resp.	Exp. Conc	Resp. Factor	Level RSD
\\MASSHUNTER\Org\Data\SV5973N.I\sd021822\DoD BNA cal 1\Feb1808.D	Calibration	1	x	49755	4.0000	0.5403	
\\MASSHUNTER\Org\Data\SV5973N.I\sd021822\DoD BNA cal 1\Feb1807.D	Calibration	2	x	111061	10.0000	0.4913	
\\MASSHUNTER\Org\Data\SV5973N.I\sd021822\DoD BNA cal 1\Feb1806.D	Calibration	3	x	609529	50.0000	0.4764	
\\MASSHUNTER\Org\Data\SV5973N.I\sd030422\BNA 1\Feb0402.D	CC	CCV	x	1020356	75.0000	0.4980	
\\MASSHUNTER\Org\Data\SV5973N.I\sd021822\DoD BNA cal 1\Feb1809.D	QC	ICV	x	880627	75.0000	0.4901	
\\MASSHUNTER\Org\Data\SV5973N.I\sd021822\DoD BNA cal 1\Feb1805.D	Calibration	4	x	906169	75.0000	0.4719	
\\MASSHUNTER\Org\Data\SV5973N.I\sd021822\DoD BNA cal 1\Feb1804.D	Calibration	5	x	1358973	100.0000	0.5201	
\\MASSHUNTER\Org\Data\SV5973N.I\sd021822\DoD BNA cal 1\Feb1803.D	Calibration	6	x	1579903	120.0000	0.5066	
\\MASSHUNTER\Org\Data\SV5973N.I\sd021822\DoD BNA cal 1\Feb1802.D	Calibration	7	x	1697837	150.0000	0.4637	

Batch Path	\\MASSHUNTER\Org\Data\SV5973N.I\sd021822\DoD BNA cal 1\QuantResults\021822 DoD BNA cal.batch.bin		
Analysis Time	2/19/2022 1:08 PM	**Analyst Name**	BL2000\sean
Report Time	2/19/2022 1:09:18 PM	**Reporter Name**	BL2000\sean
Last Calib Update	2/19/2022 1:06 PM	**Batch State**	Processed
Quant Batch Version	10.0	**Quant Report Version**	10.0

Di-n-Butylphthalate %RSE = 11.9

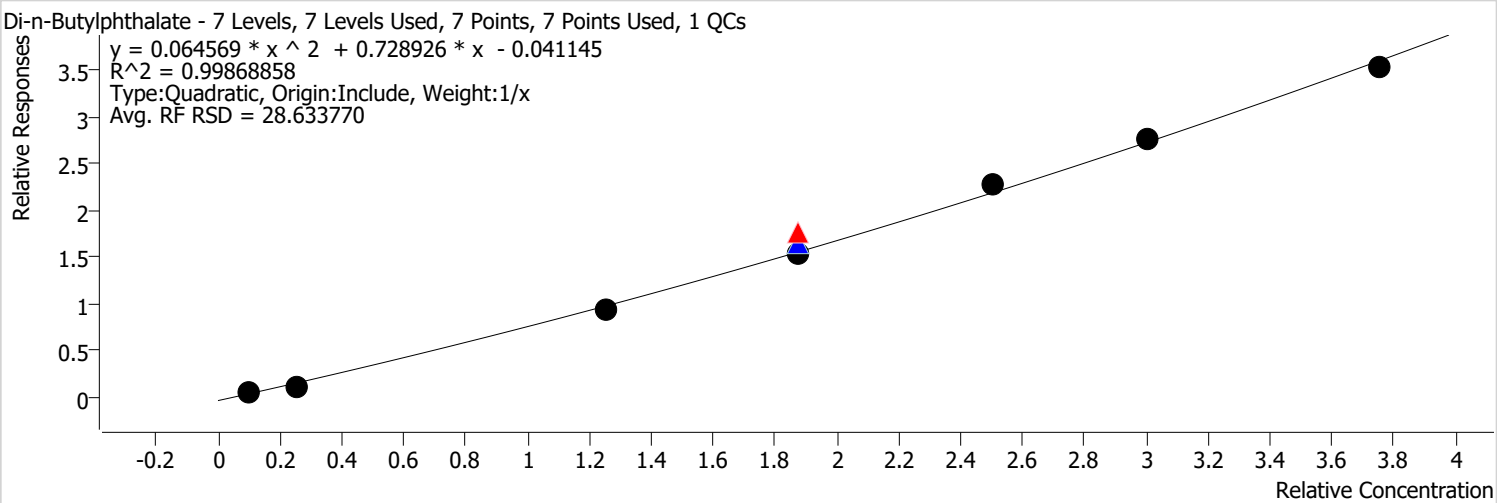

Calibration STD Path	Cal Type	Level	Enabled	Resp.	Exp. Conc	Resp. Factor	Level RSD
\\MASSHUNTER\Org\Data\SV5973N.I\sd021822\DoD BNA cal 1\Feb1808.D	Calibration	1	x	40976	4.0000	0.4450	
\\MASSHUNTER\Org\Data\SV5973N.I\sd021822\DoD BNA cal 1\Feb1807.D	Calibration	2	x	102631	10.0000	0.4540	
\\MASSHUNTER\Org\Data\SV5973N.I\sd021822\DoD BNA cal 1\Feb1806.D	Calibration	3	x	970759	50.0000	0.7588	
\\MASSHUNTER\Org\Data\SV5973N.I\sd030422\BNA 1\Feb0402.D	CC	CCV	x	1932466	75.0000	0.9432	
\\MASSHUNTER\Org\Data\SV5973N.I\sd021822\DoD BNA cal 1\Feb1809.D	QC	ICV	x	1581866	75.0000	0.8804	
\\MASSHUNTER\Org\Data\SV5973N.I\sd021822\DoD BNA cal 1\Feb1805.D	Calibration	4	x	1582606	75.0000	0.8242	
\\MASSHUNTER\Org\Data\SV5973N.I\sd021822\DoD BNA cal 1\Feb1804.D	Calibration	5	x	2379296	100.0000	0.9106	
\\MASSHUNTER\Org\Data\SV5973N.I\sd021822\DoD BNA cal 1\Feb1803.D	Calibration	6	x	2864235	120.0000	0.9184	
\\MASSHUNTER\Org\Data\SV5973N.I\sd021822\DoD BNA cal 1\Feb1802.D	Calibration	7	x	3446165	150.0000	0.9411	

Calibration Report

Batch Path	\\MASSHUNTER\Org\Data\SV5973N.I\sd021822\DoD BNA cal 1\QuantResults\021822 DoD BNA cal.batch.bin		
Analysis Time	2/19/2022 1:08 PM	**Analyst Name**	BL2000\sean
Report Time	2/19/2022 1:09:18 PM	**Reporter Name**	BL2000\sean
Last Calib Update	2/19/2022 1:06 PM	**Batch State**	Processed
Quant Batch Version	10.0	**Quant Report Version**	10.0

Fluoranthene %RSE = 1.9

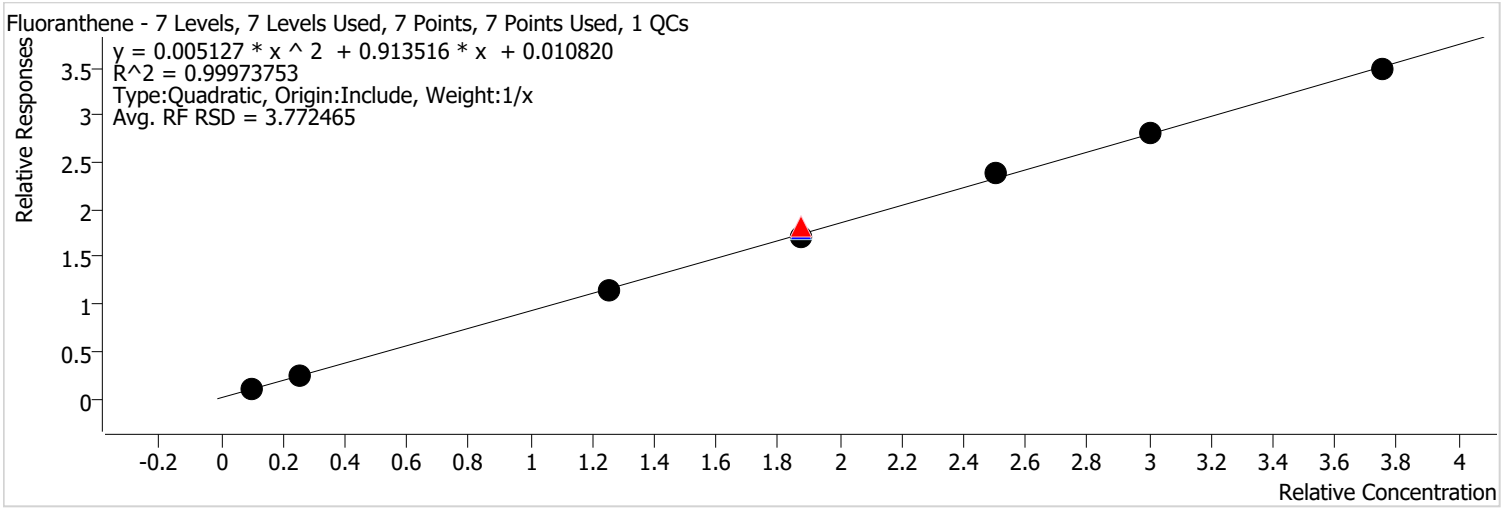

Calibration STD Path	Cal Type	Level	Enabled	Resp.	Exp. Conc	Resp. Factor	Level RSD
\\MASSHUNTER\Org\Data\SV5973N.I\sd021822\DoD BNA cal 1\Feb1808.D	Calibration	1	x	93335	4.0000	1.0136	
\\MASSHUNTER\Org\Data\SV5973N.I\sd021822\DoD BNA cal 1\Feb1807.D	Calibration	2	x	220272	10.0000	0.9744	
\\MASSHUNTER\Org\Data\SV5973N.I\sd021822\DoD BNA cal 1\Feb1806.D	Calibration	3	x	1175583	50.0000	0.9189	
\\MASSHUNTER\Org\Data\SV5973N.I\sd030422\BNA 1\Feb0402.D	CC	CCV	x	2004696	75.0000	0.9784	
\\MASSHUNTER\Org\Data\SV5973N.I\sd021822\DoD BNA cal 1\Feb1809.D	QC	ICV	x	1727903	75.0000	0.9616	
\\MASSHUNTER\Org\Data\SV5973N.I\sd021822\DoD BNA cal 1\Feb1805.D	Calibration	4	x	1750781	75.0000	0.9118	
\\MASSHUNTER\Org\Data\SV5973N.I\sd021822\DoD BNA cal 1\Feb1804.D	Calibration	5	x	2487478	100.0000	0.9520	
\\MASSHUNTER\Org\Data\SV5973N.I\sd021822\DoD BNA cal 1\Feb1803.D	Calibration	6	x	2925734	120.0000	0.9381	
\\MASSHUNTER\Org\Data\SV5973N.I\sd021822\DoD BNA cal 1\Feb1802.D	Calibration	7	x	3397461	150.0000	0.9278	

Batch Path	\\MASSHUNTER\Org\Data\SV5973N.I\sd021822\DoD BNA cal 1\QuantResults\021822 DoD BNA cal.batch.bin		
Analysis Time	2/19/2022 1:08 PM	**Analyst Name**	BL2000\sean
Report Time	2/19/2022 1:09:18 PM	**Reporter Name**	BL2000\sean
Last Calib Update	2/19/2022 1:06 PM	**Batch State**	Processed
Quant Batch Version	10.0	**Quant Report Version**	10.0

Benzidine %RSE = 4.9

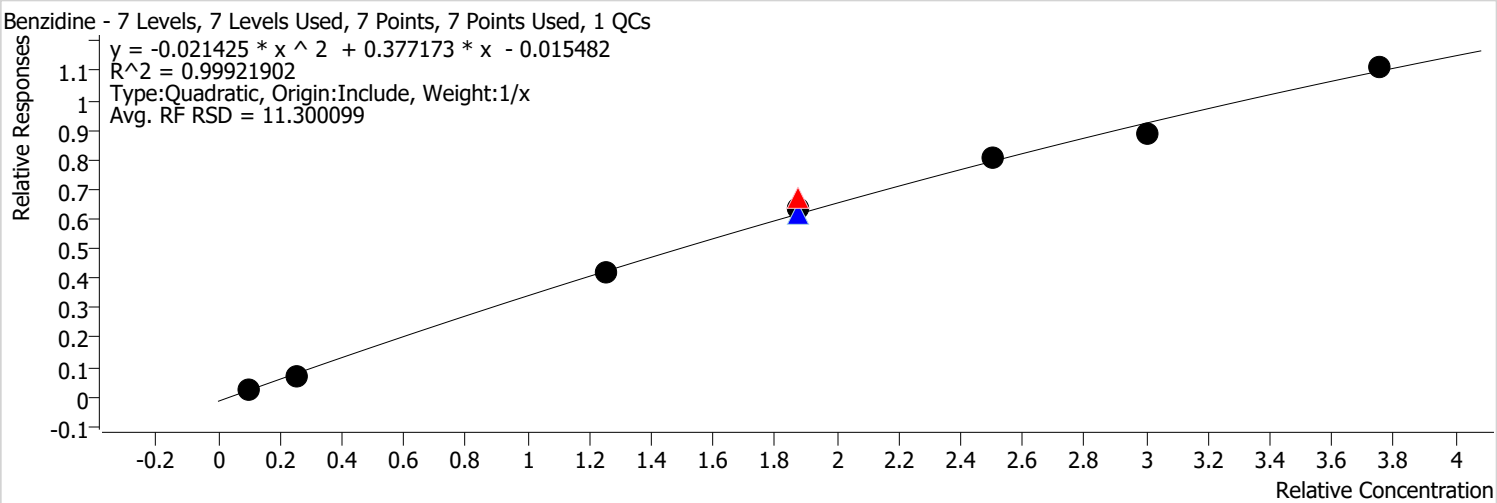

Calibration STD Path	Cal Type	Level	Enabled	Resp.	Exp. Conc	Resp. Factor	Level RSD
\\MASSHUNTER\Org\Data\SV5973N.I\sd021822\DoD BNA cal 1\Feb1808.D	Calibration	1	x	22030	4.0000	0.2392	
\\MASSHUNTER\Org\Data\SV5973N.I\sd021822\DoD BNA cal 1\Feb1807.D	Calibration	2	x	65045	10.0000	0.2877	
\\MASSHUNTER\Org\Data\SV5973N.I\sd021822\DoD BNA cal 1\Feb1806.D	Calibration	3	x	430095	50.0000	0.3362	
\\MASSHUNTER\Org\Data\SV5973N.I\sd030422\BNA 1\Feb0402.D	CC	CCV	x	735496	75.0000	0.3590	
\\MASSHUNTER\Org\Data\SV5973N.I\sd021822\DoD BNA cal 1\Feb1809.D	QC	ICV	x	590851	75.0000	0.3288	
\\MASSHUNTER\Org\Data\SV5973N.I\sd021822\DoD BNA cal 1\Feb1805.D	Calibration	4	x	646709	75.0000	0.3368	
\\MASSHUNTER\Org\Data\SV5973N.I\sd021822\DoD BNA cal 1\Feb1804.D	Calibration	5	x	841681	100.0000	0.3221	
\\MASSHUNTER\Org\Data\SV5973N.I\sd021822\DoD BNA cal 1\Feb1803.D	Calibration	6	x	925246	120.0000	0.2967	
\\MASSHUNTER\Org\Data\SV5973N.I\sd021822\DoD BNA cal 1\Feb1802.D	Calibration	7	x	1083722	150.0000	0.2960	

Batch Path	\\MASSHUNTER\Org\Data\SV5973N.I\sd021822\DoD BNA cal 1\QuantResults\021822 DoD BNA cal.batch.bin		
Analysis Time	2/19/2022 1:08 PM	**Analyst Name**	BL2000\sean
Report Time	2/19/2022 1:09:18 PM	**Reporter Name**	BL2000\sean
Last Calib Update	2/19/2022 1:06 PM	**Batch State**	Processed
Quant Batch Version	10.0	**Quant Report Version**	10.0

Pyrene %RSE = 2.2

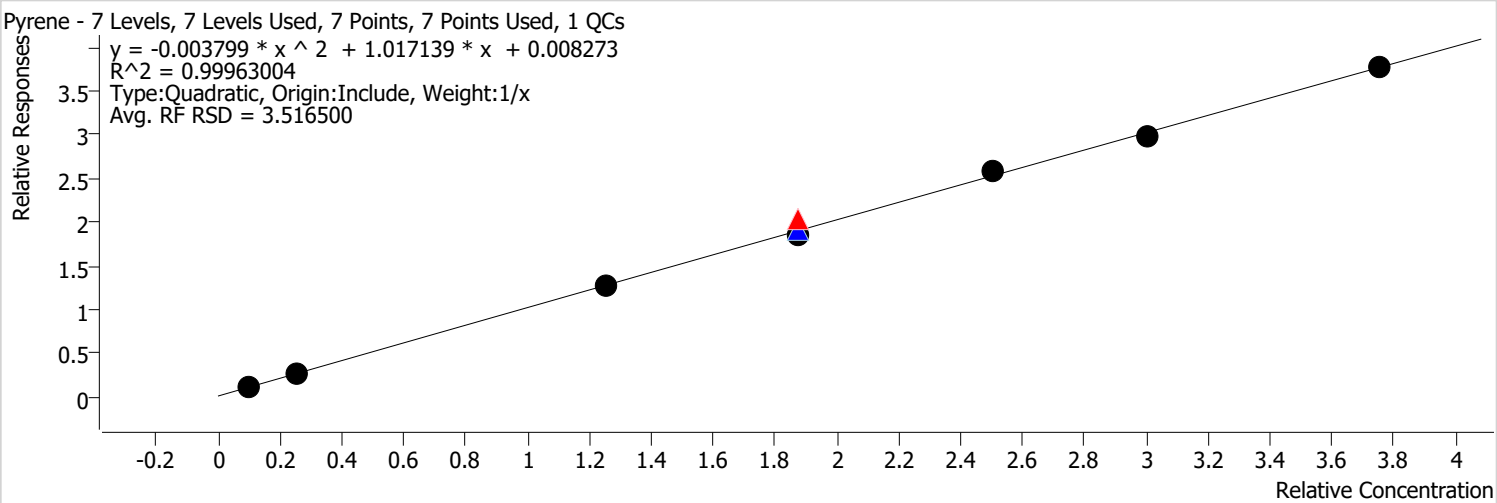

Calibration STD Path	Cal Type	Level	Enabled	Resp.	Exp. Conc	Resp. Factor	Level RSD
\\MASSHUNTER\Org\Data\SV5973N.I\sd021822\DoD BNA cal 1\Feb1808.D	Calibration	1	x	100018	4.0000	1.0861	
\\MASSHUNTER\Org\Data\SV5973N.I\sd021822\DoD BNA cal 1\Feb1807.D	Calibration	2	x	240962	10.0000	1.0659	
\\MASSHUNTER\Org\Data\SV5973N.I\sd021822\DoD BNA cal 1\Feb1806.D	Calibration	3	x	1308067	50.0000	1.0224	
\\MASSHUNTER\Org\Data\SV5973N.I\sd030422\BNA 1\Feb0402.D	CC	CCV	x	2230965	75.0000	1.0889	
\\MASSHUNTER\Org\Data\SV5973N.I\sd021822\DoD BNA cal 1\Feb1809.D	QC	ICV	x	1840668	75.0000	1.0244	
\\MASSHUNTER\Org\Data\SV5973N.I\sd021822\DoD BNA cal 1\Feb1805.D	Calibration	4	x	1900991	75.0000	0.9900	
\\MASSHUNTER\Org\Data\SV5973N.I\sd021822\DoD BNA cal 1\Feb1804.D	Calibration	5	x	2716593	100.0000	1.0397	
\\MASSHUNTER\Org\Data\SV5973N.I\sd021822\DoD BNA cal 1\Feb1803.D	Calibration	6	x	3111401	120.0000	0.9976	
\\MASSHUNTER\Org\Data\SV5973N.I\sd021822\DoD BNA cal 1\Feb1802.D	Calibration	7	x	3679726	150.0000	1.0049	

Calibration Report

Batch Path	\\MASSHUNTER\Org\Data\SV5973N.I\sd021822\DoD BNA cal 1\QuantResults\021822 DoD BNA cal.batch.bin		
Analysis Time	2/19/2022 1:08 PM	**Analyst Name**	BL2000\sean
Report Time	2/19/2022 1:09:18 PM	**Reporter Name**	BL2000\sean
Last Calib Update	2/19/2022 1:06 PM	**Batch State**	Processed
Quant Batch Version	10.0	**Quant Report Version**	10.0

Terphenyl-d14 %RSE =

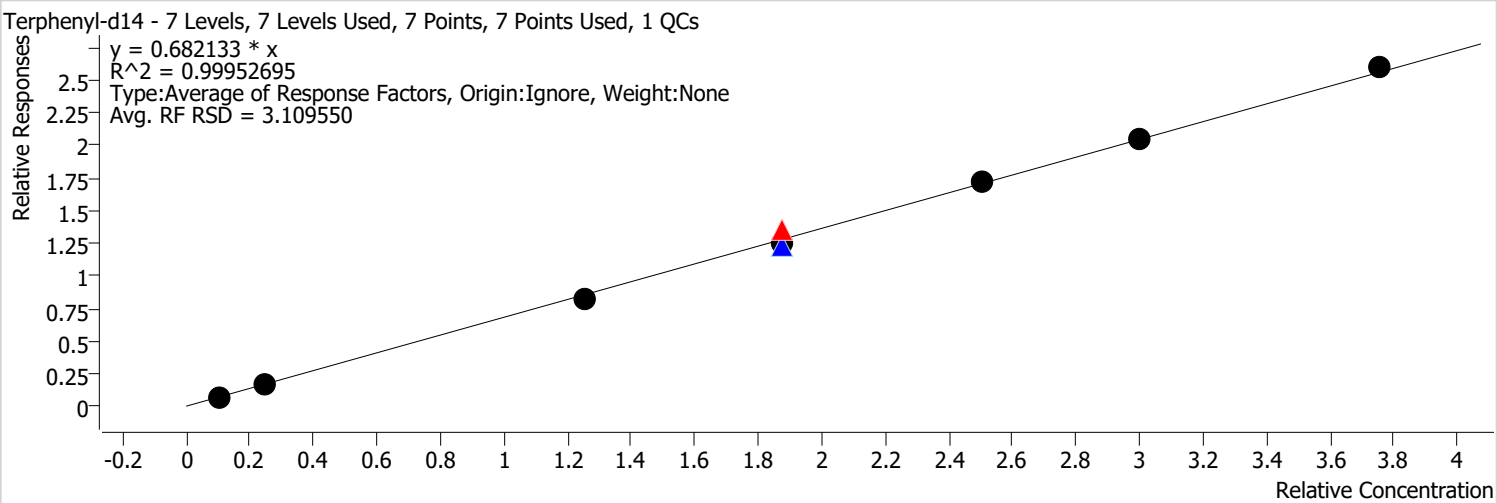

Calibration STD Path	Cal Type	Level	Enabled	Resp.	Exp. Conc	Resp. Factor	Level RSD
\\MASSHUNTER\Org\Data\SV5973N.I\sd021822\DoD BNA cal 1\Feb1808.D	Calibration	1	x	66357	4.0000	0.7206	
\\MASSHUNTER\Org\Data\SV5973N.I\sd021822\DoD BNA cal 1\Feb1807.D	Calibration	2	x	148383	10.0000	0.6564	
\\MASSHUNTER\Org\Data\SV5973N.I\sd021822\DoD BNA cal 1\Feb1806.D	Calibration	3	x	851147	50.0000	0.6653	
\\MASSHUNTER\Org\Data\SV5973N.I\sd030422\BNA 1\Feb0402.D	CC	CCV	x	1485259	75.0000	0.7249	
\\MASSHUNTER\Org\Data\SV5973N.I\sd021822\DoD BNA cal 1\Feb1809.D	QC	ICV	x	1184579	75.0000	0.6593	
\\MASSHUNTER\Org\Data\SV5973N.I\sd021822\DoD BNA cal 1\Feb1805.D	Calibration	4	x	1286275	75.0000	0.6699	
\\MASSHUNTER\Org\Data\SV5973N.I\sd021822\DoD BNA cal 1\Feb1804.D	Calibration	5	x	1793874	100.0000	0.6866	
\\MASSHUNTER\Org\Data\SV5973N.I\sd021822\DoD BNA cal 1\Feb1803.D	Calibration	6	x	2133936	120.0000	0.6842	
\\MASSHUNTER\Org\Data\SV5973N.I\sd021822\DoD BNA cal 1\Feb1802.D	Calibration	7	x	2533921	150.0000	0.6920	

Calibration Report

Batch Path	\\MASSHUNTER\Org\Data\SV5973N.I\sd021822\DoD BNA cal 1\QuantResults\021822 DoD BNA cal.batch.bin		
Analysis Time	2/19/2022 1:08 PM	**Analyst Name**	BL2000\sean
Report Time	2/19/2022 1:09:18 PM	**Reporter Name**	BL2000\sean
Last Calib Update	2/19/2022 1:06 PM	**Batch State**	Processed
Quant Batch Version	10.0	**Quant Report Version**	10.0

Butylbenzylphthalate %RSE = 7.8

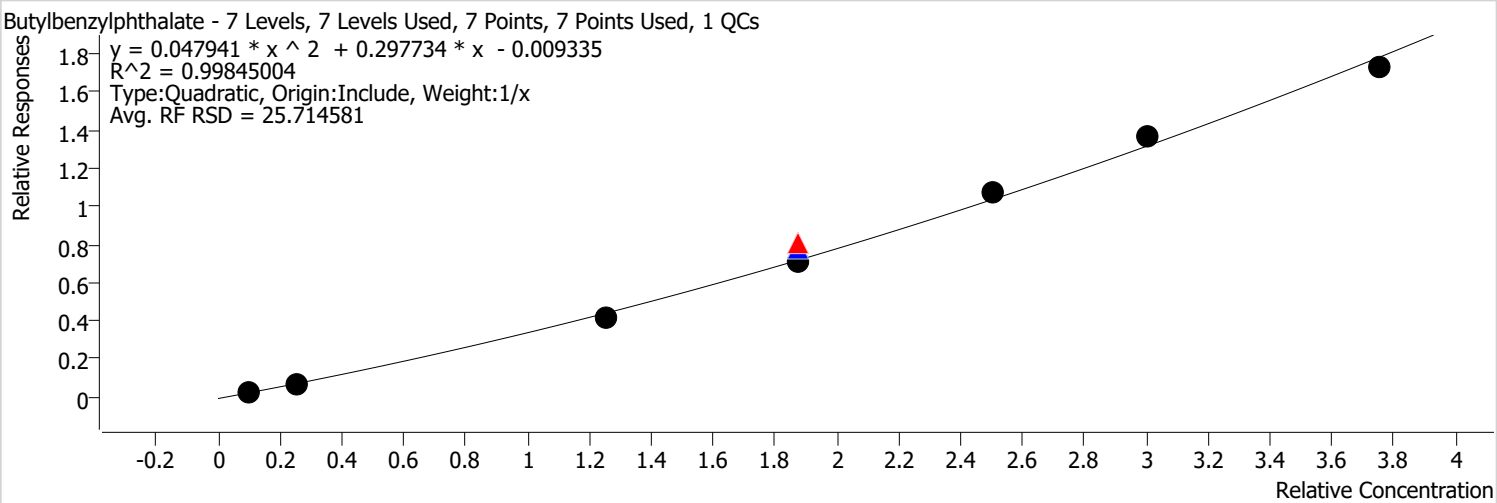

Calibration STD Path	Cal Type	Level	Enabled	Resp.	Exp. Conc	Resp. Factor	Level RSD
\\MASSHUNTER\Org\Data\SV5973N.I\sd021822\DoD BNA cal 1\Feb1808.D	Calibration	1	x	16114	4.0000	0.2428	
\\MASSHUNTER\Org\Data\SV5973N.I\sd021822\DoD BNA cal 1\Feb1807.D	Calibration	2	x	40092	10.0000	0.2440	
\\MASSHUNTER\Org\Data\SV5973N.I\sd021822\DoD BNA cal 1\Feb1806.D	Calibration	3	x	305113	50.0000	0.3305	
\\MASSHUNTER\Org\Data\SV5973N.I\sd030422\BNA 1\Feb0402.D	CC	CCV	x	643377	75.0000	0.4342	
\\MASSHUNTER\Org\Data\SV5973N.I\sd021822\DoD BNA cal 1\Feb1809.D	QC	ICV	x	535896	75.0000	0.4187	
\\MASSHUNTER\Org\Data\SV5973N.I\sd021822\DoD BNA cal 1\Feb1805.D	Calibration	4	x	511792	75.0000	0.3793	
\\MASSHUNTER\Org\Data\SV5973N.I\sd021822\DoD BNA cal 1\Feb1804.D	Calibration	5	x	817626	100.0000	0.4299	
\\MASSHUNTER\Org\Data\SV5973N.I\sd021822\DoD BNA cal 1\Feb1803.D	Calibration	6	x	1038779	120.0000	0.4542	
\\MASSHUNTER\Org\Data\SV5973N.I\sd021822\DoD BNA cal 1\Feb1802.D	Calibration	7	x	1276176	150.0000	0.4609	

Calibration Report

Batch Path	\\MASSHUNTER\Org\Data\SV5973N.I\sd021822\DoD BNA cal 1\QuantResults\021822 DoD BNA cal.batch.bin		
Analysis Time	2/19/2022 1:08 PM	**Analyst Name**	BL2000\sean
Report Time	2/19/2022 1:09:19 PM	**Reporter Name**	BL2000\sean
Last Calib Update	2/19/2022 1:06 PM	**Batch State**	Processed
Quant Batch Version	10.0	**Quant Report Version**	10.0

Benzo(a)Anthracene %RSE = 3.8

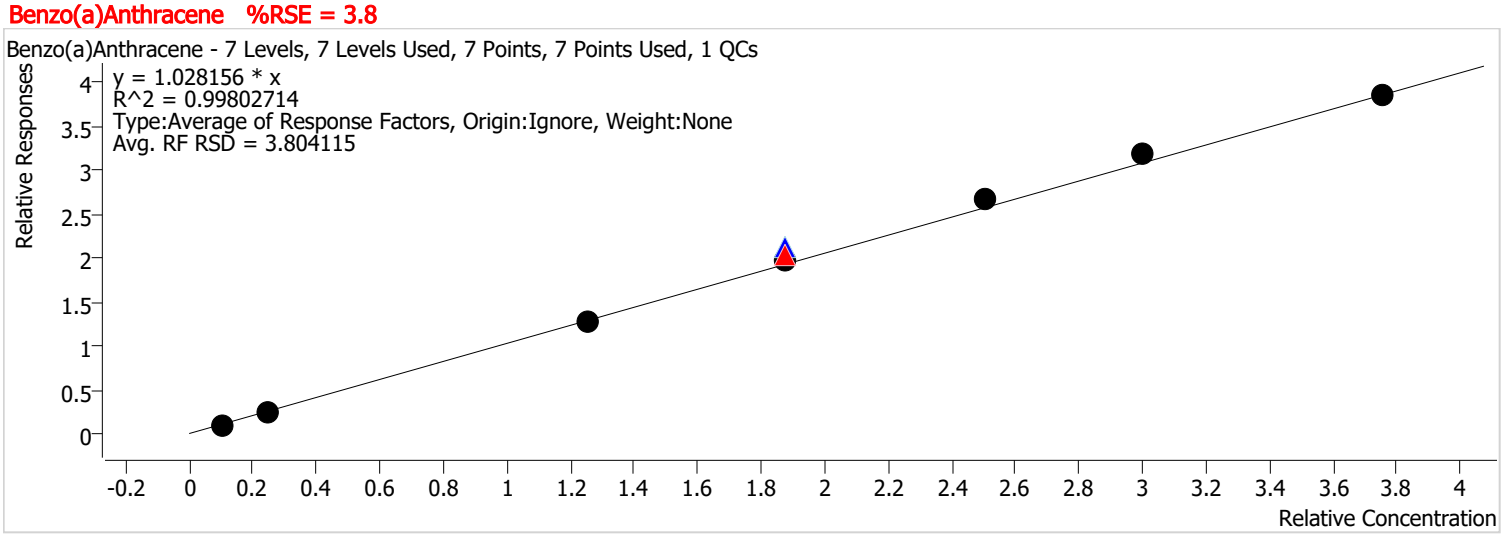

Calibration STD Path	Cal Type	Level	Enabled	Resp.	Exp. Conc	Resp. Factor	Level RSD
\\MASSHUNTER\Org\Data\SV5973N.I\sd021822\DoD BNA cal 1\Feb1808.D	Calibration	1	x	66223	4.0000	0.9978	
\\MASSHUNTER\Org\Data\SV5973N.I\sd021822\DoD BNA cal 1\Feb1807.D	Calibration	2	x	157876	10.0000	0.9610	
\\MASSHUNTER\Org\Data\SV5973N.I\sd021822\DoD BNA cal 1\Feb1806.D	Calibration	3	x	944328	50.0000	1.0230	
\\MASSHUNTER\Org\Data\SV5973N.I\sd030422\BNA 1\Feb0402.D	CC	CCV	x	1603923	75.0000	1.0823	
\\MASSHUNTER\Org\Data\SV5973N.I\sd021822\DoD BNA cal 1\Feb1809.D	QC	ICV	x	1445216	75.0000	1.1290	
\\MASSHUNTER\Org\Data\SV5973N.I\sd021822\DoD BNA cal 1\Feb1805.D	Calibration	4	x	1426052	75.0000	1.0569	
\\MASSHUNTER\Org\Data\SV5973N.I\sd021822\DoD BNA cal 1\Feb1804.D	Calibration	5	x	2034255	100.0000	1.0696	
\\MASSHUNTER\Org\Data\SV5973N.I\sd021822\DoD BNA cal 1\Feb1803.D	Calibration	6	x	2429458	120.0000	1.0623	
\\MASSHUNTER\Org\Data\SV5973N.I\sd021822\DoD BNA cal 1\Feb1802.D	Calibration	7	x	2842112	150.0000	1.0264	

Calibration Report

Batch Path	\\MASSHUNTER\Org\Data\SV5973N.I\sd021822\DoD BNA cal 1\QuantResults\021822 DoD BNA cal.batch.bin		
Analysis Time	2/19/2022 1:08 PM	**Analyst Name**	BL2000\sean
Report Time	2/19/2022 1:09:19 PM	**Reporter Name**	BL2000\sean
Last Calib Update	2/19/2022 1:06 PM	**Batch State**	Processed
Quant Batch Version	10.0	**Quant Report Version**	10.0

Chrysene %RSE = 2.8

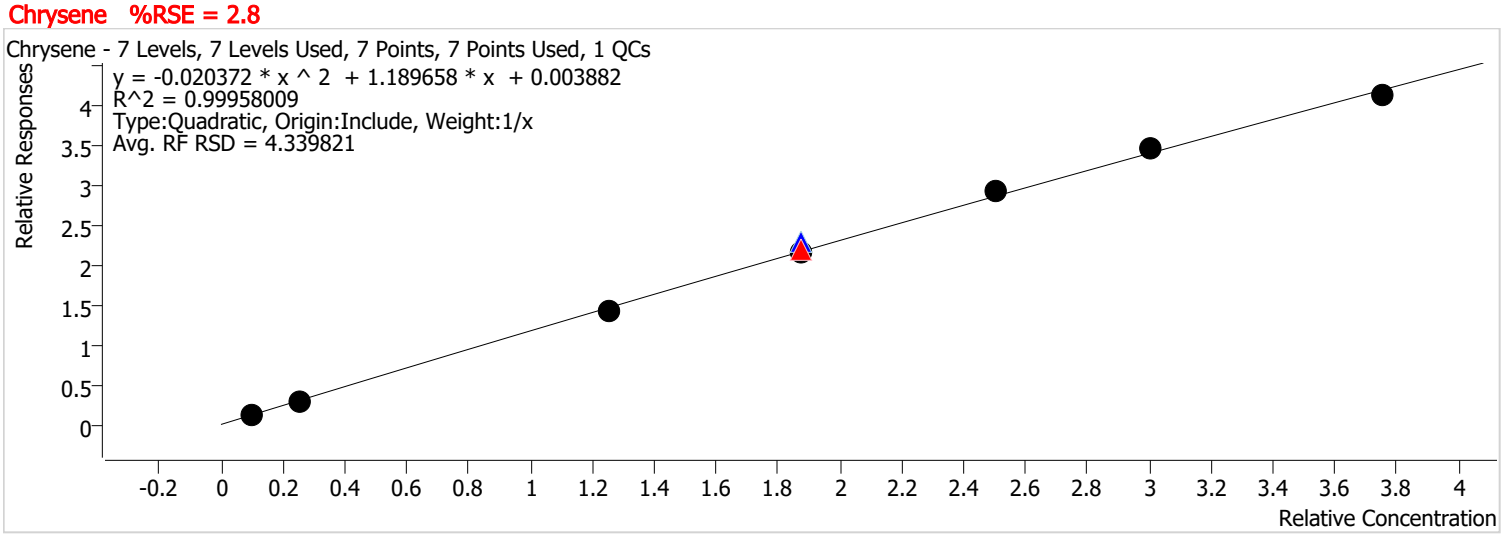

Calibration STD Path	Cal Type	Level	Enabled	Resp.	Exp. Conc	Resp. Factor	Level RSD
\\MASSHUNTER\Org\Data\SV5973N.I\sd021822\DoD BNA cal 1\Feb1808.D	Calibration	1	x	83685	4.0000	1.2610	
\\MASSHUNTER\Org\Data\SV5973N.I\sd021822\DoD BNA cal 1\Feb1807.D	Calibration	2	x	193047	10.0000	1.1750	
\\MASSHUNTER\Org\Data\SV5973N.I\sd021822\DoD BNA cal 1\Feb1806.D	Calibration	3	x	1050170	50.0000	1.1376	
\\MASSHUNTER\Org\Data\SV5973N.I\sd030422\BNA 1\Feb0402.D	CC	CCV	x	1727532	75.0000	1.1657	
\\MASSHUNTER\Org\Data\SV5973N.I\sd021822\DoD BNA cal 1\Feb1809.D	QC	ICV	x	1558124	75.0000	1.2173	
\\MASSHUNTER\Org\Data\SV5973N.I\sd021822\DoD BNA cal 1\Feb1805.D	Calibration	4	x	1551059	75.0000	1.1496	
\\MASSHUNTER\Org\Data\SV5973N.I\sd021822\DoD BNA cal 1\Feb1804.D	Calibration	5	x	2211531	100.0000	1.1628	
\\MASSHUNTER\Org\Data\SV5973N.I\sd021822\DoD BNA cal 1\Feb1803.D	Calibration	6	x	2630114	120.0000	1.1501	
\\MASSHUNTER\Org\Data\SV5973N.I\sd021822\DoD BNA cal 1\Feb1802.D	Calibration	7	x	3033845	150.0000	1.0957	

Calibration Report

Batch Path	\\MASSHUNTER\Org\Data\SV5973N.I\sd021822\DoD BNA cal 1\QuantResults\021822 DoD BNA cal.batch.bin		
Analysis Time	2/19/2022 1:08 PM	**Analyst Name**	BL2000\sean
Report Time	2/19/2022 1:09:19 PM	**Reporter Name**	BL2000\sean
Last Calib Update	2/19/2022 1:06 PM	**Batch State**	Processed
Quant Batch Version	10.0	**Quant Report Version**	10.0

3,3-Dichlorobenzidine %RSE = 10.2

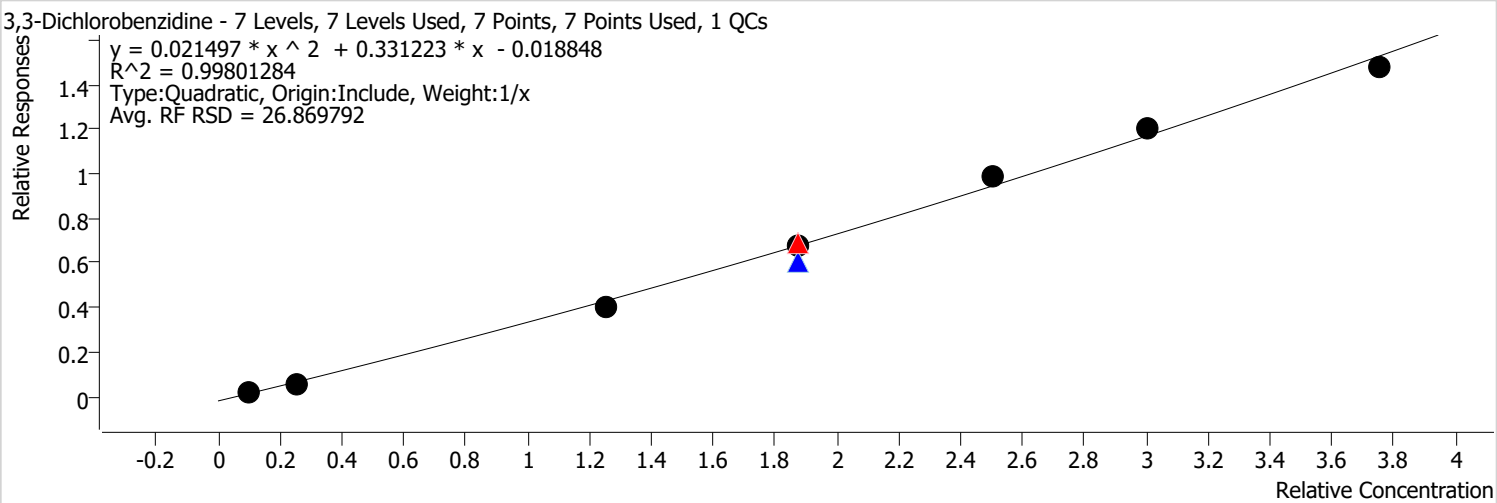

Calibration STD Path	Cal Type	Level	Enabled	Resp.	Exp. Conc	Resp. Factor	Level RSD
\\MASSHUNTER\Org\Data\SV5973N.I\sd021822\DoD BNA cal 1\Feb1808.D	Calibration	1	x	12724	4.0000	0.1917	
\\MASSHUNTER\Org\Data\SV5973N.I\sd021822\DoD BNA cal 1\Feb1807.D	Calibration	2	x	35676	10.0000	0.2172	
\\MASSHUNTER\Org\Data\SV5973N.I\sd021822\DoD BNA cal 1\Feb1806.D	Calibration	3	x	299783	50.0000	0.3247	
\\MASSHUNTER\Org\Data\SV5973N.I\sd030422\BNA 1\Feb0402.D	CC	CCV	x	544800	75.0000	0.3676	
\\MASSHUNTER\Org\Data\SV5973N.I\sd021822\DoD BNA cal 1\Feb1809.D	QC	ICV	x	412447	75.0000	0.3222	
\\MASSHUNTER\Org\Data\SV5973N.I\sd021822\DoD BNA cal 1\Feb1805.D	Calibration	4	x	486419	75.0000	0.3605	
\\MASSHUNTER\Org\Data\SV5973N.I\sd021822\DoD BNA cal 1\Feb1804.D	Calibration	5	x	749360	100.0000	0.3940	
\\MASSHUNTER\Org\Data\SV5973N.I\sd021822\DoD BNA cal 1\Feb1803.D	Calibration	6	x	921207	120.0000	0.4028	
\\MASSHUNTER\Org\Data\SV5973N.I\sd021822\DoD BNA cal 1\Feb1802.D	Calibration	7	x	1089020	150.0000	0.3933	

Calibration Report

Batch Path	\\MASSHUNTER\Org\Data\SV5973N.I\sd021822\DoD BNA cal 1\QuantResults\021822 DoD BNA cal.batch.bin		
Analysis Time	2/19/2022 1:08 PM	**Analyst Name**	BL2000\sean
Report Time	2/19/2022 1:09:19 PM	**Reporter Name**	BL2000\sean
Last Calib Update	2/19/2022 1:06 PM	**Batch State**	Processed
Quant Batch Version	10.0	**Quant Report Version**	10.0

bis(2-ethylhexyl)Phthalate %RSE = 5.5

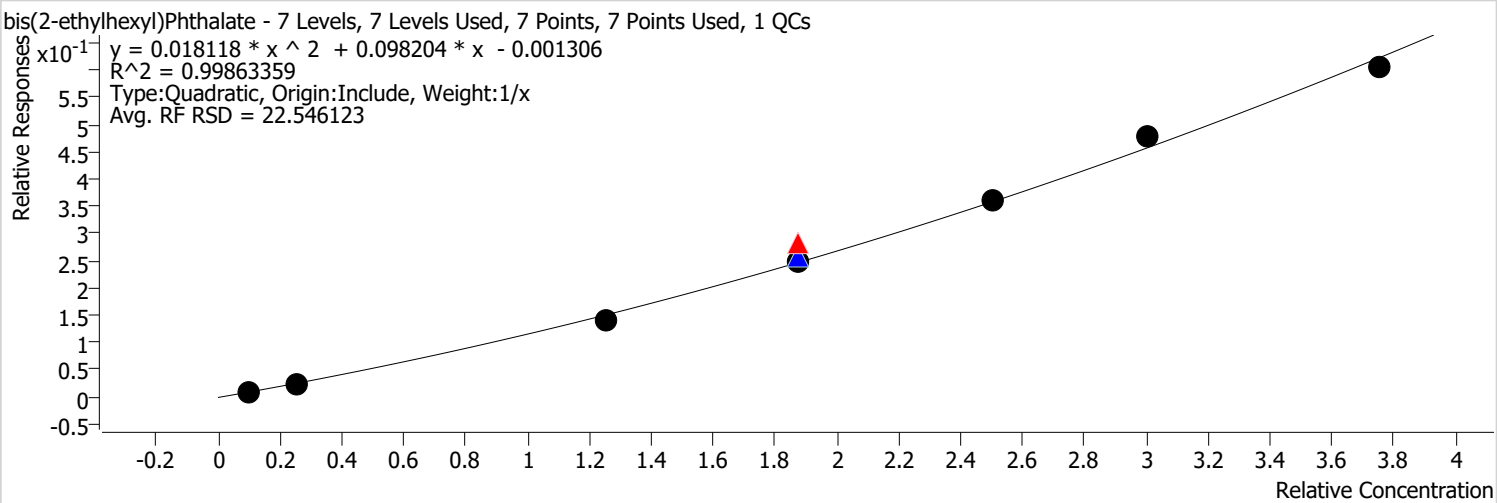

Calibration STD Path	Cal Type	Level	Enabled	Resp.	Exp. Conc	Resp. Factor	Level RSD
\\MASSHUNTER\Org\Data\SV5973N.I\sd021822\DoD BNA cal 1\Feb1808.D	Calibration	1	x	6272	4.0000	0.0945	
\\MASSHUNTER\Org\Data\SV5973N.I\sd021822\DoD BNA cal 1\Feb1807.D	Calibration	2	x	15117	10.0000	0.0920	
\\MASSHUNTER\Org\Data\SV5973N.I\sd021822\DoD BNA cal 1\Feb1806.D	Calibration	3	x	104536	50.0000	0.1132	
\\MASSHUNTER\Org\Data\SV5973N.I\sd030422\BNA 1\Feb0402.D	CC	CCV	x	224752	75.0000	0.1517	
\\MASSHUNTER\Org\Data\SV5973N.I\sd021822\DoD BNA cal 1\Feb1809.D	QC	ICV	x	177710	75.0000	0.1388	
\\MASSHUNTER\Org\Data\SV5973N.I\sd021822\DoD BNA cal 1\Feb1805.D	Calibration	4	x	177810	75.0000	0.1318	
\\MASSHUNTER\Org\Data\SV5973N.I\sd021822\DoD BNA cal 1\Feb1804.D	Calibration	5	x	275164	100.0000	0.1447	
\\MASSHUNTER\Org\Data\SV5973N.I\sd021822\DoD BNA cal 1\Feb1803.D	Calibration	6	x	364319	120.0000	0.1593	
\\MASSHUNTER\Org\Data\SV5973N.I\sd021822\DoD BNA cal 1\Feb1802.D	Calibration	7	x	446103	150.0000	0.1611	

Calibration Report

Batch Path	\\MASSHUNTER\Org\Data\SV5973N.I\sd021822\DoD BNA cal 1\QuantResults\021822 DoD BNA cal.batch.bin		
Analysis Time	2/19/2022 1:08 PM	**Analyst Name**	BL2000\sean
Report Time	2/19/2022 1:09:19 PM	**Reporter Name**	BL2000\sean
Last Calib Update	2/19/2022 1:06 PM	**Batch State**	Processed
Quant Batch Version	10.0	**Quant Report Version**	10.0

Di-n-octyl Phthalate %RSE = 8.8

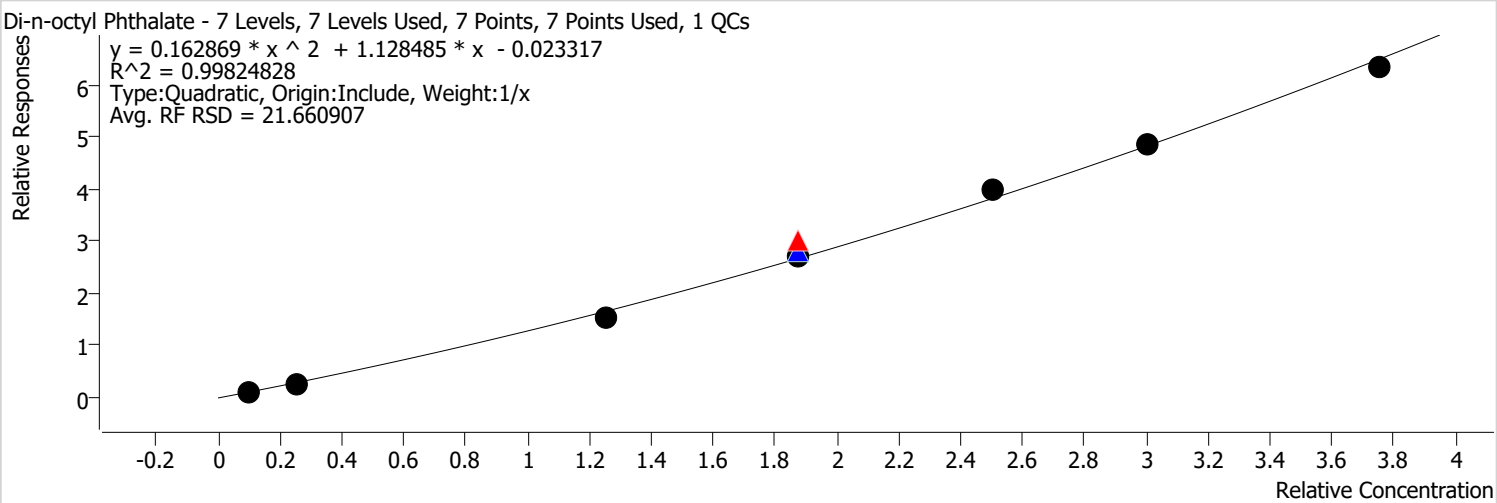

Calibration STD Path	Cal Type	Level	Enabled	Resp.	Exp. Conc	Resp. Factor	Level RSD
\\MASSHUNTER\Org\Data\SV5973N.I\sd021822\DoD BNA cal 1\Feb1808.D	Calibration	1	x	42821	4.0000	1.0522	
\\MASSHUNTER\Org\Data\SV5973N.I\sd021822\DoD BNA cal 1\Feb1807.D	Calibration	2	x	98225	10.0000	0.9593	
\\MASSHUNTER\Org\Data\SV5973N.I\sd021822\DoD BNA cal 1\Feb1806.D	Calibration	3	x	706918	50.0000	1.2050	
\\MASSHUNTER\Org\Data\SV5973N.I\sd030422\BNA 1\Feb0402.D	CC	CCV	x	1530105	75.0000	1.6103	
\\MASSHUNTER\Org\Data\SV5973N.I\sd021822\DoD BNA cal 1\Feb1809.D	QC	ICV	x	1235233	75.0000	1.5092	
\\MASSHUNTER\Org\Data\SV5973N.I\sd021822\DoD BNA cal 1\Feb1805.D	Calibration	4	x	1227671	75.0000	1.4498	
\\MASSHUNTER\Org\Data\SV5973N.I\sd021822\DoD BNA cal 1\Feb1804.D	Calibration	5	x	1958854	100.0000	1.6050	
\\MASSHUNTER\Org\Data\SV5973N.I\sd021822\DoD BNA cal 1\Feb1803.D	Calibration	6	x	2494942	120.0000	1.6288	
\\MASSHUNTER\Org\Data\SV5973N.I\sd021822\DoD BNA cal 1\Feb1802.D	Calibration	7	x	3050804	150.0000	1.6909	

Calibration Report

Batch Path	\\MASSHUNTER\Org\Data\SV5973N.I\sd021822\DoD BNA cal 1\QuantResults\021822 DoD BNA cal.batch.bin		
Analysis Time	2/19/2022 1:08 PM	**Analyst Name**	BL2000\sean
Report Time	2/19/2022 1:09:19 PM	**Reporter Name**	BL2000\sean
Last Calib Update	2/19/2022 1:06 PM	**Batch State**	Processed
Quant Batch Version	10.0	**Quant Report Version**	10.0

Benzo(b)fluoranthene %RSE = 4.9

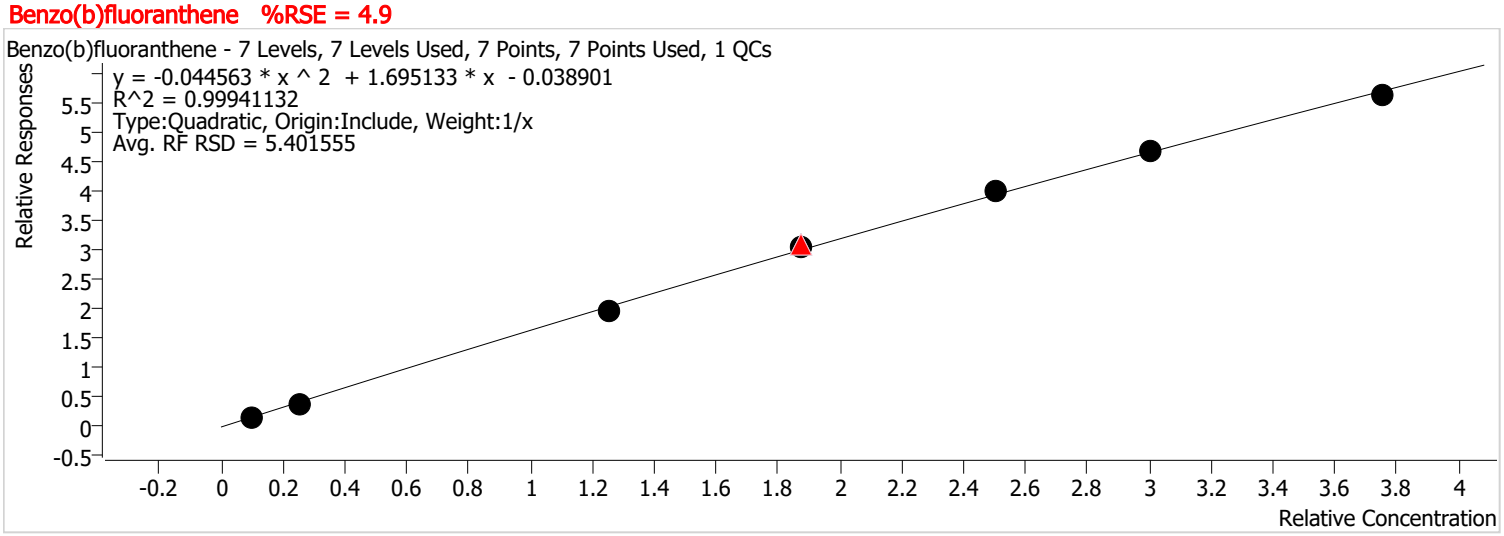

Calibration STD Path	Cal Type	Level	Enabled	Resp.	Exp. Conc	Resp. Factor	Level RSD
\\MASSHUNTER\Org\Data\SV5973N.I\sd021822\DoD BNA cal 1\Feb1808.D	Calibration	1	x	57119	4.0000	1.4035	
\\MASSHUNTER\Org\Data\SV5973N.I\sd021822\DoD BNA cal 1\Feb1807.D	Calibration	2	x	146871	10.0000	1.4344	
\\MASSHUNTER\Org\Data\SV5973N.I\sd021822\DoD BNA cal 1\Feb1806.D	Calibration	3	x	908237	50.0000	1.5482	
\\MASSHUNTER\Org\Data\SV5973N.I\sd030422\BNA 1\Feb0402.D	CC	CCV	x	1568935	75.0000	1.6511	
\\MASSHUNTER\Org\Data\SV5973N.I\sd021822\DoD BNA cal 1\Feb1809.D	QC	ICV	x	1337400	75.0000	1.6340	
\\MASSHUNTER\Org\Data\SV5973N.I\sd021822\DoD BNA cal 1\Feb1805.D	Calibration	4	x	1375648	75.0000	1.6245	
\\MASSHUNTER\Org\Data\SV5973N.I\sd021822\DoD BNA cal 1\Feb1804.D	Calibration	5	x	1951128	100.0000	1.5987	
\\MASSHUNTER\Org\Data\SV5973N.I\sd021822\DoD BNA cal 1\Feb1803.D	Calibration	6	x	2384843	120.0000	1.5570	
\\MASSHUNTER\Org\Data\SV5973N.I\sd021822\DoD BNA cal 1\Feb1802.D	Calibration	7	x	2701361	150.0000	1.4973	

Calibration Report

Batch Path	\\MASSHUNTER\Org\Data\SV5973N.I\sd021822\DoD BNA cal 1\QuantResults\021822 DoD BNA cal.batch.bin		
Analysis Time	2/19/2022 1:08 PM	**Analyst Name**	BL2000\sean
Report Time	2/19/2022 1:09:19 PM	**Reporter Name**	BL2000\sean
Last Calib Update	2/19/2022 1:06 PM	**Batch State**	Processed
Quant Batch Version	10.0	**Quant Report Version**	10.0

Benzo(k)fluoranthene %RSE = 4.3

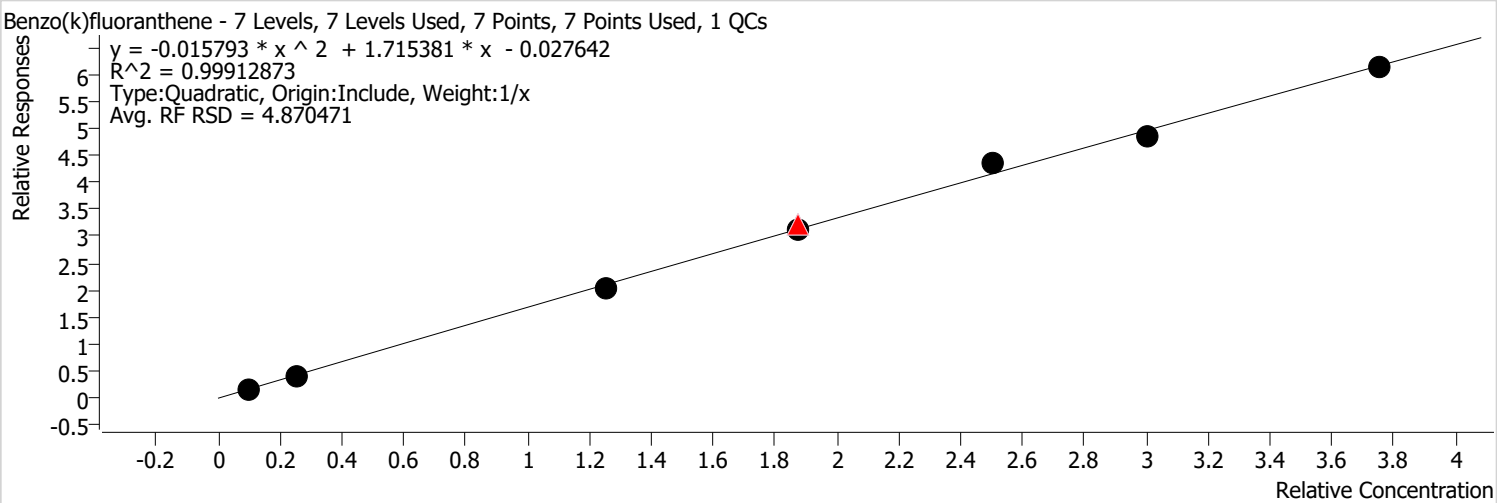

Calibration STD Path	Cal Type	Level	Enabled	Resp.	Exp. Conc	Resp. Factor	Level RSD
\\MASSHUNTER\Org\Data\SV5973N.I\sd021822\DoD BNA cal 1\Feb1808.D	Calibration	1	x	61699	4.0000	1.5160	
\\MASSHUNTER\Org\Data\SV5973N.I\sd021822\DoD BNA cal 1\Feb1807.D	Calibration	2	x	156598	10.0000	1.5294	
\\MASSHUNTER\Org\Data\SV5973N.I\sd021822\DoD BNA cal 1\Feb1806.D	Calibration	3	x	956185	50.0000	1.6300	
\\MASSHUNTER\Org\Data\SV5973N.I\sd030422\BNA 1\Feb0402.D	CC	CCV	x	1628575	75.0000	1.7139	
\\MASSHUNTER\Org\Data\SV5973N.I\sd021822\DoD BNA cal 1\Feb1809.D	QC	ICV	x	1401698	75.0000	1.7126	
\\MASSHUNTER\Org\Data\SV5973N.I\sd021822\DoD BNA cal 1\Feb1805.D	Calibration	4	x	1413651	75.0000	1.6694	
\\MASSHUNTER\Org\Data\SV5973N.I\sd021822\DoD BNA cal 1\Feb1804.D	Calibration	5	x	2129075	100.0000	1.7445	
\\MASSHUNTER\Org\Data\SV5973N.I\sd021822\DoD BNA cal 1\Feb1803.D	Calibration	6	x	2491030	120.0000	1.6263	
\\MASSHUNTER\Org\Data\SV5973N.I\sd021822\DoD BNA cal 1\Feb1802.D	Calibration	7	x	2958362	150.0000	1.6397	

Calibration Report

Batch Path	\\MASSHUNTER\Org\Data\SV5973N.I\sd021822\DoD BNA cal 1\QuantResults\021822 DoD BNA cal.batch.bin		
Analysis Time	2/19/2022 1:08 PM	**Analyst Name**	BL2000\sean
Report Time	2/19/2022 1:09:19 PM	**Reporter Name**	BL2000\sean
Last Calib Update	2/19/2022 1:06 PM	**Batch State**	Processed
Quant Batch Version	10.0	**Quant Report Version**	10.0

Benzo(a)pyrene %RSE = 6.5

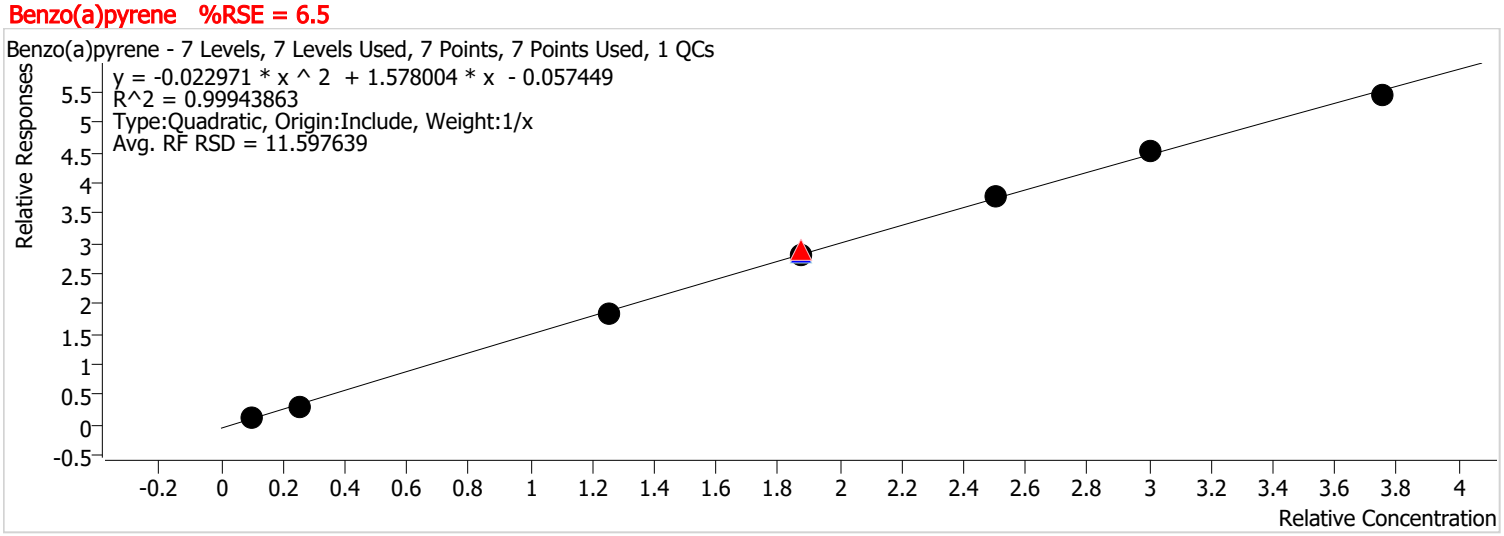

Calibration STD Path	Cal Type	Level	Enabled	Resp.	Exp. Conc	Resp. Factor	Level RSD
\\MASSHUNTER\Org\Data\SV5973N.I\sd021822\DoD BNA cal 1\Feb1808.D	Calibration	1	x	46309	4.0000	1.1378	
\\MASSHUNTER\Org\Data\SV5973N.I\sd021822\DoD BNA cal 1\Feb1807.D	Calibration	2	x	122603	10.0000	1.1974	
\\MASSHUNTER\Org\Data\SV5973N.I\sd021822\DoD BNA cal 1\Feb1806.D	Calibration	3	x	873144	50.0000	1.4884	
\\MASSHUNTER\Org\Data\SV5973N.I\sd030422\BNA 1\Feb0402.D	CC	CCV	x	1481350	75.0000	1.5590	
\\MASSHUNTER\Org\Data\SV5973N.I\sd021822\DoD BNA cal 1\Feb1809.D	QC	ICV	x	1242141	75.0000	1.5176	
\\MASSHUNTER\Org\Data\SV5973N.I\sd021822\DoD BNA cal 1\Feb1805.D	Calibration	4	x	1275566	75.0000	1.5063	
\\MASSHUNTER\Org\Data\SV5973N.I\sd021822\DoD BNA cal 1\Feb1804.D	Calibration	5	x	1849719	100.0000	1.5156	
\\MASSHUNTER\Org\Data\SV5973N.I\sd021822\DoD BNA cal 1\Feb1803.D	Calibration	6	x	2323286	120.0000	1.5168	
\\MASSHUNTER\Org\Data\SV5973N.I\sd021822\DoD BNA cal 1\Feb1802.D	Calibration	7	x	2621643	150.0000	1.4531	

Calibration Report

Batch Path	\\MASSHUNTER\Org\Data\SV5973N.I\sd021822\DoD BNA cal 1\QuantResults\021822 DoD BNA cal.batch.bin		
Analysis Time	2/19/2022 1:08 PM	**Analyst Name**	BL2000\sean
Report Time	2/19/2022 1:09:20 PM	**Reporter Name**	BL2000\sean
Last Calib Update	2/19/2022 1:06 PM	**Batch State**	Processed
Quant Batch Version	10.0	**Quant Report Version**	10.0

Indeno(1,2,3-c,d)pyrene %RSE = 6.6

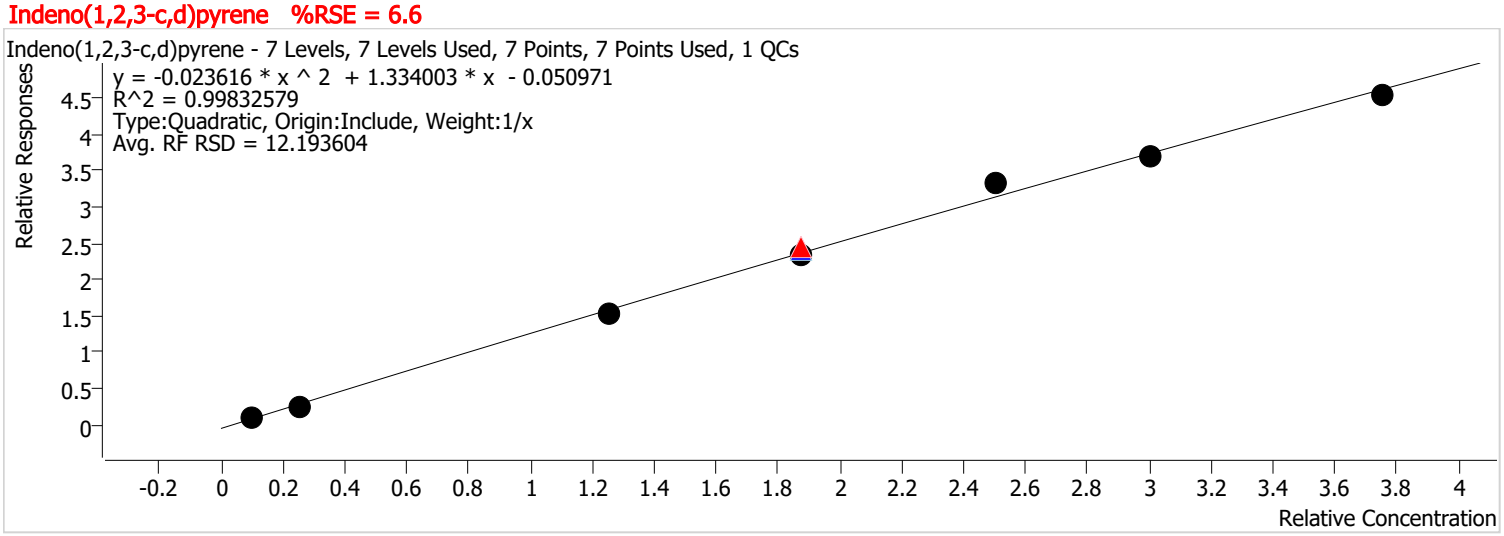

Calibration STD Path	Cal Type	Level	Enabled	Resp.	Exp. Conc	Resp. Factor	Level RSD
\\MASSHUNTER\Org\Data\SV5973N.I\sd021822\DoD BNA cal 1\Feb1808.D	Calibration	1	x	37542	4.0000	0.9224	
\\MASSHUNTER\Org\Data\SV5973N.I\sd021822\DoD BNA cal 1\Feb1807.D	Calibration	2	x	105841	10.0000	1.0337	
\\MASSHUNTER\Org\Data\SV5973N.I\sd021822\DoD BNA cal 1\Feb1806.D	Calibration	3	x	711904	50.0000	1.2135	
\\MASSHUNTER\Org\Data\SV5973N.I\sd030422\BNA 1\Feb0402.D	CC	CCV	x	1234878	75.0000	1.2996	
\\MASSHUNTER\Org\Data\SV5973N.I\sd021822\DoD BNA cal 1\Feb1809.D	QC	ICV	x	1059011	75.0000	1.2939	
\\MASSHUNTER\Org\Data\SV5973N.I\sd021822\DoD BNA cal 1\Feb1805.D	Calibration	4	x	1059042	75.0000	1.2506	
\\MASSHUNTER\Org\Data\SV5973N.I\sd021822\DoD BNA cal 1\Feb1804.D	Calibration	5	x	1633072	100.0000	1.3381	
\\MASSHUNTER\Org\Data\SV5973N.I\sd021822\DoD BNA cal 1\Feb1803.D	Calibration	6	x	1895312	120.0000	1.2374	
\\MASSHUNTER\Org\Data\SV5973N.I\sd021822\DoD BNA cal 1\Feb1802.D	Calibration	7	x	2181733	150.0000	1.2093	

Calibration Report

Batch Path	\\MASSHUNTER\Org\Data\SV5973N.I\sd021822\DoD BNA cal 1\QuantResults\021822 DoD BNA cal.batch.bin		
Analysis Time	2/19/2022 1:08 PM	**Analyst Name**	BL2000\sean
Report Time	2/19/2022 1:09:20 PM	**Reporter Name**	BL2000\sean
Last Calib Update	2/19/2022 1:06 PM	**Batch State**	Processed
Quant Batch Version	10.0	**Quant Report Version**	10.0

Dibenzo(a,h)anthracene %RSE = 6.6

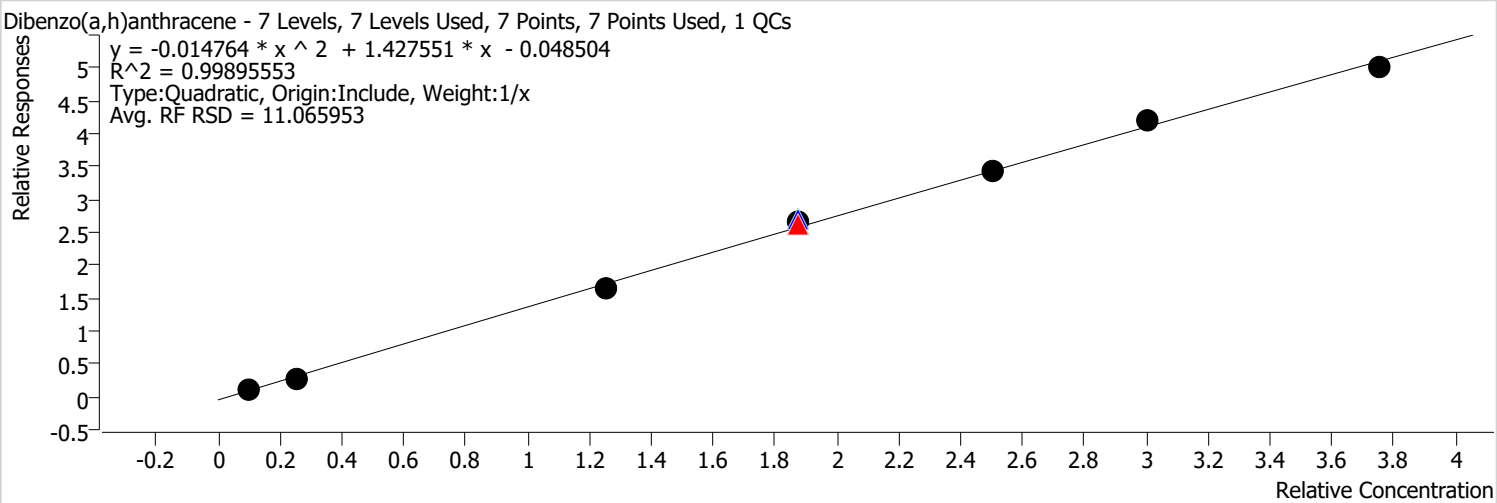

Calibration STD Path	Cal Type	Level	Enabled	Resp.	Exp. Conc	Resp. Factor	Level RSD
\\MASSHUNTER\Org\Data\SV5973N.I\sd021822\DoD BNA cal 1\Feb1808.D	Calibration	1	x	43122	4.0000	1.0596	
\\MASSHUNTER\Org\Data\SV5973N.I\sd021822\DoD BNA cal 1\Feb1807.D	Calibration	2	x	114340	10.0000	1.1167	
\\MASSHUNTER\Org\Data\SV5973N.I\sd021822\DoD BNA cal 1\Feb1806.D	Calibration	3	x	767418	50.0000	1.3082	
\\MASSHUNTER\Org\Data\SV5973N.I\sd030422\BNA 1\Feb0402.D	CC	CCV	x	1331868	75.0000	1.4017	
\\MASSHUNTER\Org\Data\SV5973N.I\sd021822\DoD BNA cal 1\Feb1809.D	QC	ICV	x	1185669	75.0000	1.4486	
\\MASSHUNTER\Org\Data\SV5973N.I\sd021822\DoD BNA cal 1\Feb1805.D	Calibration	4	x	1205859	75.0000	1.4240	
\\MASSHUNTER\Org\Data\SV5973N.I\sd021822\DoD BNA cal 1\Feb1804.D	Calibration	5	x	1675258	100.0000	1.3726	
\\MASSHUNTER\Org\Data\SV5973N.I\sd021822\DoD BNA cal 1\Feb1803.D	Calibration	6	x	2141448	120.0000	1.3981	
\\MASSHUNTER\Org\Data\SV5973N.I\sd021822\DoD BNA cal 1\Feb1802.D	Calibration	7	x	2406140	150.0000	1.3336	

Calibration Report

Batch Path	\\MASSHUNTER\Org\Data\SV5973N.I\sd021822\DoD BNA cal 1\QuantResults\021822 DoD BNA cal.batch.bin		
Analysis Time	2/19/2022 1:08 PM	**Analyst Name**	BL2000\sean
Report Time	2/19/2022 1:09:20 PM	**Reporter Name**	BL2000\sean
Last Calib Update	2/19/2022 1:06 PM	**Batch State**	Processed
Quant Batch Version	10.0	**Quant Report Version**	10.0

Benzo(g,h,i)perylene %RSE = 4.9

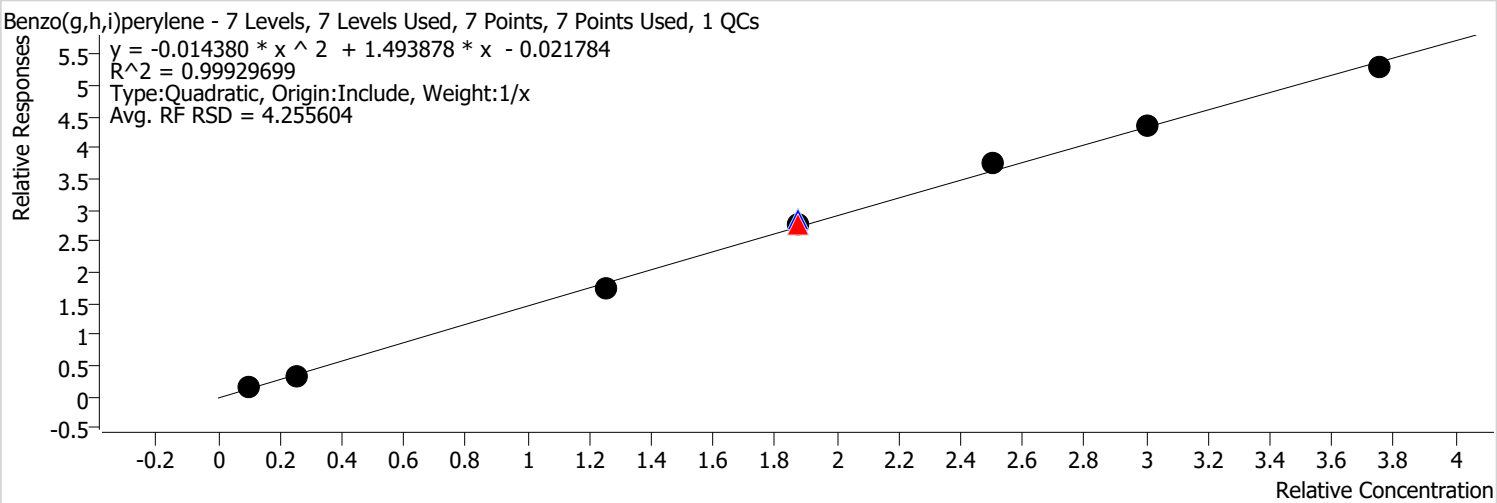

Calibration STD Path	Cal Type	Level	Enabled	Resp.	Exp. Conc	Resp. Factor	Level RSD
\\MASSHUNTER\Org\Data\SV5973N.I\sd021822\DoD BNA cal 1\Feb1808.D	Calibration	1	x	55564	4.0000	1.3652	
\\MASSHUNTER\Org\Data\SV5973N.I\sd021822\DoD BNA cal 1\Feb1807.D	Calibration	2	x	135480	10.0000	1.3231	
\\MASSHUNTER\Org\Data\SV5973N.I\sd021822\DoD BNA cal 1\Feb1806.D	Calibration	3	x	822853	50.0000	1.4027	
\\MASSHUNTER\Org\Data\SV5973N.I\sd030422\BNA 1\Feb0402.D	CC	CCV	x	1400809	75.0000	1.4742	
\\MASSHUNTER\Org\Data\SV5973N.I\sd021822\DoD BNA cal 1\Feb1809.D	QC	ICV	x	1251600	75.0000	1.5292	
\\MASSHUNTER\Org\Data\SV5973N.I\sd021822\DoD BNA cal 1\Feb1805.D	Calibration	4	x	1242728	75.0000	1.4676	
\\MASSHUNTER\Org\Data\SV5973N.I\sd021822\DoD BNA cal 1\Feb1804.D	Calibration	5	x	1825037	100.0000	1.4954	
\\MASSHUNTER\Org\Data\SV5973N.I\sd021822\DoD BNA cal 1\Feb1803.D	Calibration	6	x	2227367	120.0000	1.4542	
\\MASSHUNTER\Org\Data\SV5973N.I\sd021822\DoD BNA cal 1\Feb1802.D	Calibration	7	x	2544345	150.0000	1.4102	

Quantitation Results Report (QT Reviewed)

Data File	Feb1802.D	Operator	LIMS import
Acq. Method	BNA+SIM.M	Acq. Date-Time	2/19/2022 8:21:26 AM
Sample Name	18-Feb-22_CAL_7	Instrument	Instrument #1
Vial	2	Multiplier	1.00
DA Method File		Comment	SVOC-8270-W-LARGO
Tune File	dftppdsm.u	Tune Date	2/18/2022 9:25:00 PM
Batch Name	021822 DoD BNA cal.batch.bin	Last Calib Update	2/19/2022 1:06:17 PM
Ref Library	D:\Org\Library\NIST129K.l		

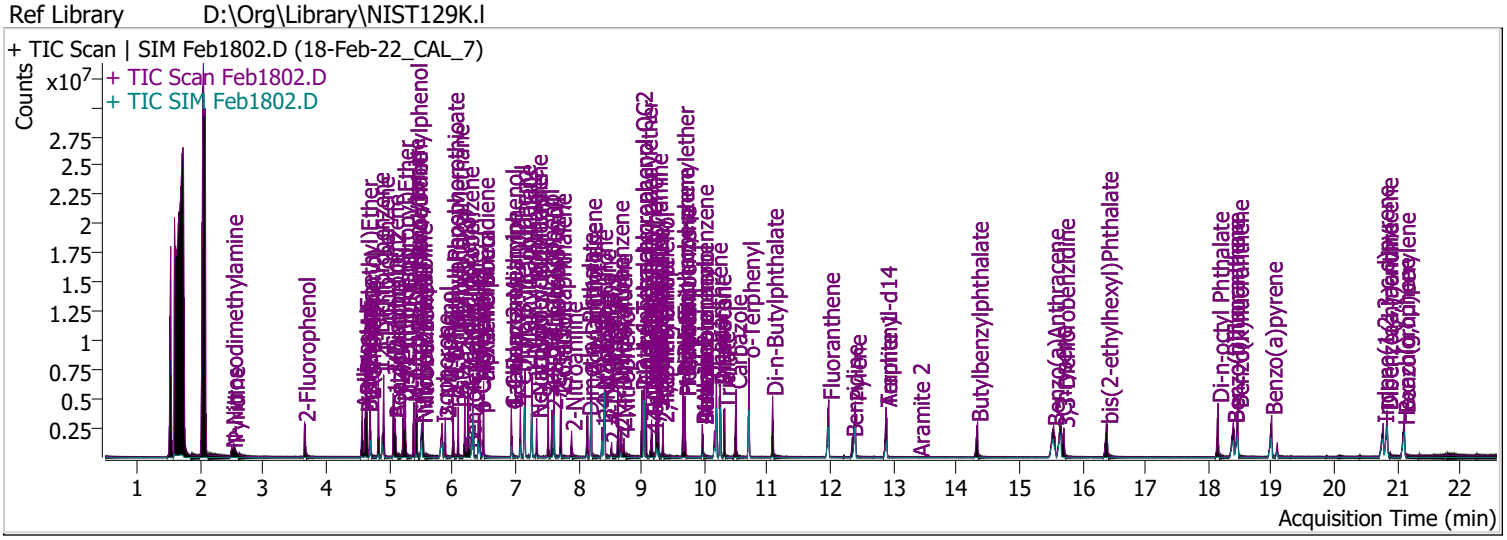

Compound	RT	QIon	Resp.	Conc.	Units		Dev(Min)
Internal Standards							
System Monitoring Compounds							
S 2-Fluorophenol	3.653	112.0	1295463	148.0816	µg/L		0.000
Spiked Amount: 200.000	Range: 10.0 - 75.0%			Recovery = 74.04%			
S Phenol-d5	4.624	99.0	1568589	147.1390	µg/L		0.010
Spiked Amount: 200.000	Range: 10.0 - 65.0%			Recovery = 73.57%		*	
S Nitrobenzene-d5	5.512	82.0	904317	146.3219	µg/L		0.010
Spiked Amount: 100.000	Range: 32.0 - 94.0%			Recovery = 146.32%		*	
S 2-Fluorobiphenyl	7.615	172.0	2463367	147.2250	µg/L		0.010
Spiked Amount: 100.000	Range: 28.0 - 107.0%			Recovery = 147.23%		*	
S 2,4,6-Tribromophenol	9.346	329.8	230054	148.5652	µg/L		0.010
Spiked Amount: 200.000	Range: 25.0 - 140.0%			Recovery = 74.28%			
S Terphenyl-d14	12.885	244.3	2533921	152.1715	µg/L		0.010
Spiked Amount: 100.000	Range: 32.0 - 122.0%			Recovery = 152.17%		*	
Target Compounds							**QValue**
T N-Nitrosodimethylamine	2.499	74.0	435283	149.7331	µg/L	m	87
T Pyridine	2.530	79.0	993215	146.1394	µg/L		98
T Aniline	4.573	93.0	2171964	145.4822	µg/L		99
T Phenol	4.634	94.0	1758157	145.5279	µg/L		99
T bis(-2-Chloroethyl)Ether	4.644	63.0	1179626	147.5977	µg/L		99
T 2-Chlorophenol	4.695	128.0	1348440	146.1109	µg/L		100
T 1,3-Dichlorobenzene	4.828	146.0	1667861	145.7869	µg/L		98
T 1,4-Dichlorobenzene	4.910	146.0	1624565	145.8903	µg/L		99
T 1,2-Dichlorobenzene	5.063	146.0	1646889	148.3968	µg/L		99
T Benzyl Alcohol	5.093	108.0	807931	145.1617	µg/L	m	97
T bis(2-chloroisopropyl)Ether	5.226	121.0	445398	144.2435	µg/L		99
T 2-Methylphenol	5.247	107.0	1190643	144.8184	µg/L		99
T N-nitroso-Di-n-propylamine	5.390	70.0	939344	151.9419	µg/L		97
T 4Methylphenol/3Methylphenol	5.430	107.0	1613966	147.6891	µg/L		100
T Hexachloroethane	5.430	117.0	548286	145.5974	µg/L		98

Compound	RT	QIon	Resp.	Conc.	Units		Dev(Min)
T Nitrobenzene	5.533	123.1	407665	141.1819	µg/L		99
T Isophorone	5.839	82.0	2053422	146.3082	µg/L		100
T 2-Nitrophenol	5.890	139.0	508410	144.4380	µg/L		97
T 2,4-Dimethylphenol	6.013	122.0	870994	141.2476	µg/L		95
T bis(-2-Chloroethoxy)Methane	6.095	93.0	1216035	145.3489	µg/L		96
T 2,4-Dichlorophenol	6.198	162.0	896259	143.8113	µg/L		94
T Benzoic Acid	6.290	105.0	580859	145.3846	µg/L		91
T 1,2,4-Trichlorobenzene	6.249	180.0	1020843	148.2588	µg/L		100
T Naphthalene	6.331	128.0	2903611	144.2577	µg/L		99
T 4-Chlorophenol	6.414	130.0	345521	147.5888	µg/L		93
T p-Chloroaniline	6.434	127.0	1228719	150.5232	µg/L		94
T Hexachlorobutadiene	6.496	224.9	573148	147.3648	µg/L		98
T 4-Chloro-2-Methylphenol	6.937	107.0	789739	143.0066	µg/L		97
T 4-Chloro-3-Methylphenol	7.081	107.0	869158	145.6908	µg/L	m	97
T 2-Methylnaphthalene	7.153	141.0	1933828	150.9988	µg/L		97
T 1-Methylnaphthalene	7.266	141.0	1836402	150.2226	µg/L		98
T Hexachlorocyclopentadiene	7.338	236.9	361285	147.7348	µg/L		97
T 2,4,6-Trichlorophenol	7.523	196.0	593283	141.2571	µg/L	m	99
T 2,4,5-Trichlorophenol	7.584	196.0	685262	146.8158	µg/L	m	94
T 2-Chloronaphthalene	7.718	162.0	2050771	146.7090	µg/L		98
T 2-Nitroaniline	7.892	65.0	356343	139.5885	µg/L		95
T Dimethyl Phthalate	8.149	163.0	2219984	148.7697	µg/L		98
T 2,6-Dinitrotoluene	8.200	165.0	273317	140.2801	µg/L		98
T Acenaphthylene	8.210	152.1	3319452	149.6798	µg/L		100
T 3-Nitroaniline	8.405	138.0	328938	141.8409	µg/L		99
T Acenaphthene	8.425	154.0	1843621	152.6309	µg/L		98
T 2,4-Dinitrophenol	8.528	184.0	173045	147.4076	µg/L		96
T Dibenzofuran	8.630	168.0	2842991	148.1350	µg/L		97
T 2,4-Dinitrotoluene	8.681	165.0	397564	147.3776	µg/L		98
T 4-Nitrophenol	8.722	109.0	368713	144.3881	µg/L		93
T Diethylphthalate	9.008	149.0	2256164	145.3678	µg/L		100
T Fluorene	9.049	166.0	2493155	153.8147	µg/L		99
T 4-Chlorophenyl-phenylether	9.080	204.0	1110314	142.5752	µg/L		95
T 4-Nitroaniline	9.162	138.0	363865	147.4676	µg/L		99
T 4,6-Dinitro-2-methylphenol	9.172	198.0	243650	147.9207	µg/L		99
T N-nitrosodiphenylamine	9.244	169.0	1648173	148.6623	µg/L		99
T Azobenzene	9.264	77.0	2354024	151.0311	µg/L		100
T 4-Bromophenyl-phenylether	9.663	248.0	662596	146.8992	µg/L		98
T Hexachlorobenzene	9.694	283.9	597870	143.5319	µg/L		96
T Pentachlorophenol	9.968	265.9	342613	148.7927	µg/L		95
T Phenanthrene	10.191	178.0	3132371	146.0003	µg/L		100
T Anthracene	10.252	178.0	3071678	143.8138	µg/L		99
T Triallate	10.313	86.0	845447	149.2795	µg/L		97
T Carbazole	10.505	167.0	3271481	149.5705	µg/L		99
T o-Terphenyl	10.708	230.0	1697837	143.8799	µg/L		98
T Di-n-Butylphthalate	11.083	149.0	3446165	147.6497	µg/L		99
T Fluoranthene	11.974	202.0	3397461	148.7725	µg/L		99
T Benzidine	12.349	184.0	1083722	152.2725	µg/L		99
T Pyrene	12.399	202.0	3679726	149.9738	µg/L		99
T Butylbenzylphthalate	14.337	149.0	1276176	146.7579	µg/L		94
T Benzo(a)Anthracene	15.543	228.0	2842112	149.7505	µg/L		99
T Chrysene	15.655	228.0	3033845	147.3118	µg/L		98
T 3,3-Dichlorobenzidine	15.706	252.0	1089020	145.8673	µg/L		99
T bis(2-ethylhexyl)Phthalate	16.391	167.0	446103	146.9804	µg/L		100
T Di-n-octyl Phthalate	18.153	149.0	3050804	147.3012	µg/L		99

Compound	RT	QIon	Resp.	Conc.	Units	Dev(Min)
T Benzo(b)fluoranthene	18.396	252.0	2701361	147.7569	µg/L	100
T Benzo(k)fluoranthene	18.467	252.0	2958362	149.1473	µg/L	99
T Benzo(a)pyrene	19.004	252.0	2621643	147.4984	µg/L	98
T Indeno(1,2,3-c,d)pyrene	20.776	276.0	2181733	147.0742	µg/L	97
T Dibenzo(a,h)anthracene	20.836	278.0	2406140	147.0838	µg/L	98
T Benzo(g,h,i)perylene	21.110	276.0	2544345	147.4139	µg/L	98

(#) = Qualifier Out of Range; (m) = Manual Integration; (+) = Area Summed; (*) = Surrogate Percent Recovery Out of Range; (d): Zeroed Peak

Compound	Conc.	RT	Dev(Min)	Resp.	QIon	QRatio	Lower	Upper
N-Nitrosodimethylamine	149.7331	2.50	0.01	435283 (m)	42.0	120.0	95.1	176.6

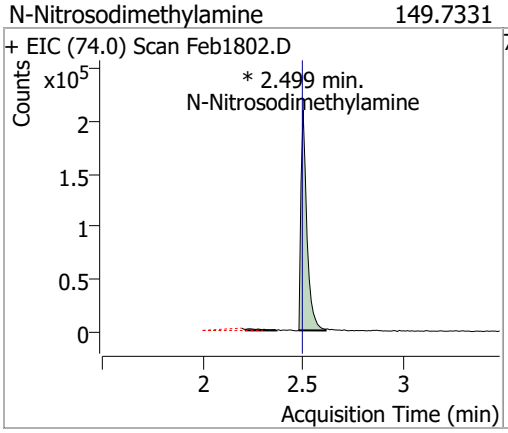

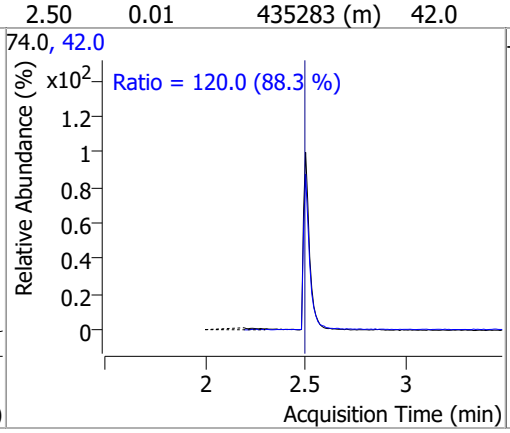

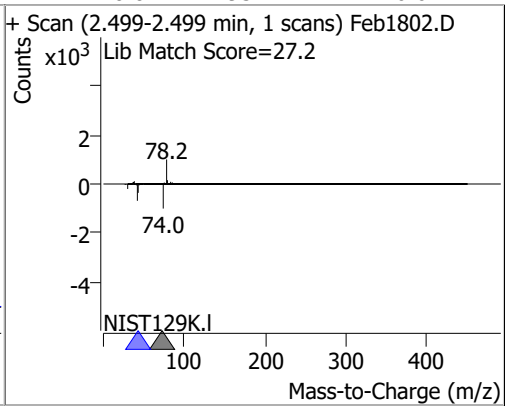

Compound	Conc.	RT	Dev(Min)	Resp.	QIon	QRatio	Lower	Upper
Pyridine	146.1394	2.53	0.00	993215	52.0	84.2	57.9	107.6

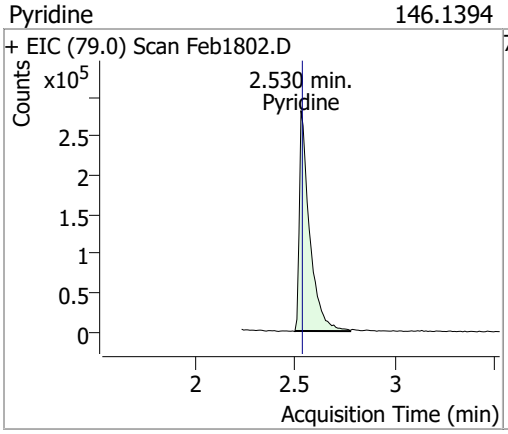

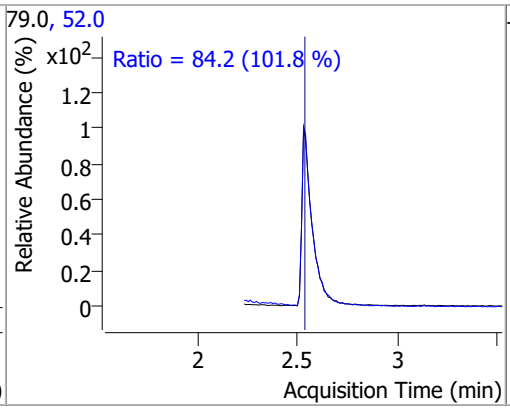

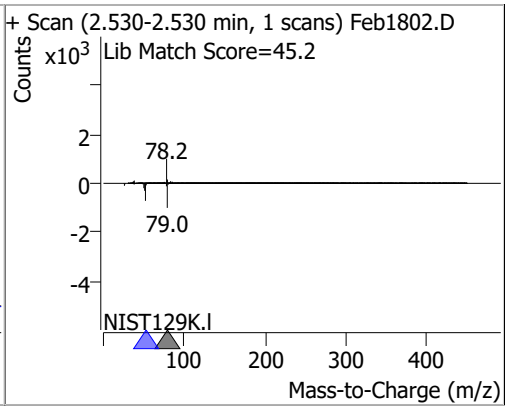

Compound	Conc.	RT	Dev(Min)	Resp.	QIon	QRatio	Lower	Upper
2-Fluorophenol	148.0816	3.65	0.00	1295463	64.0	51.1	34.6	64.3
					92.0	20.8	14.2	26.5

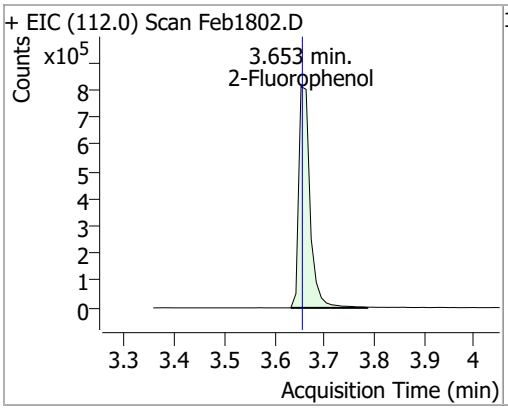

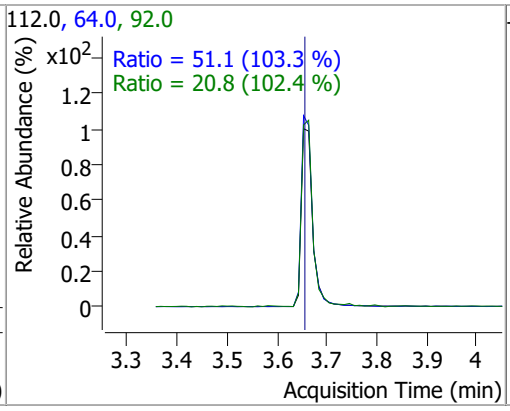

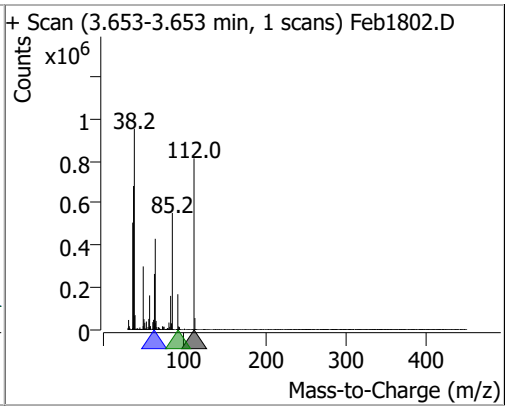

Compound	Conc.	RT	Dev(Min)	Resp.	QIon	QRatio	Lower	Upper
Aniline	145.4822	4.57	0.01	2171964	66.0	36.0	25.7	47.8
					65.0	19.1	13.1	24.4

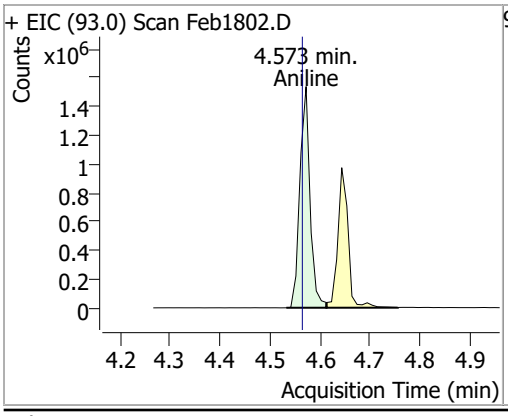

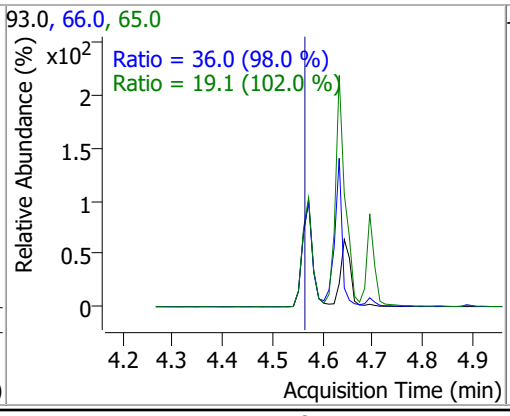

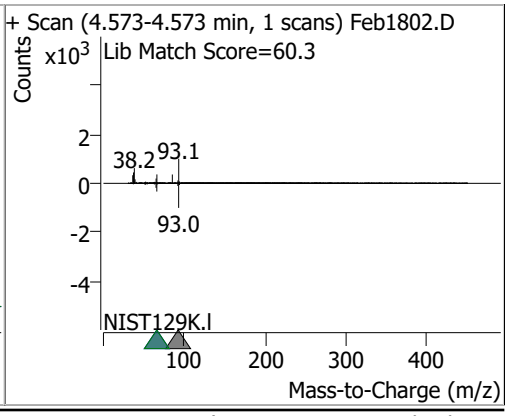

Compound	Conc.	RT	Dev(Min)	Resp.	QIon	QRatio	Lower	Upper
Phenol-d5	147.1390	4.62	0.01	1568589	71.0	36.1	25.8	47.9

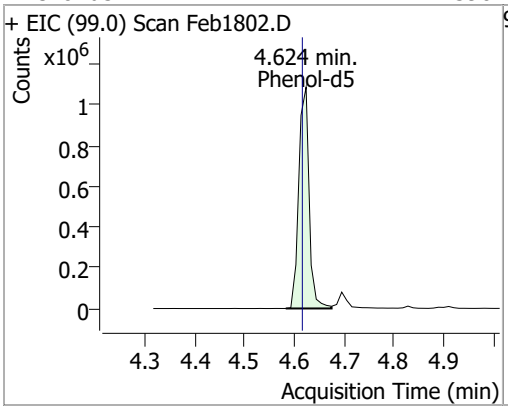

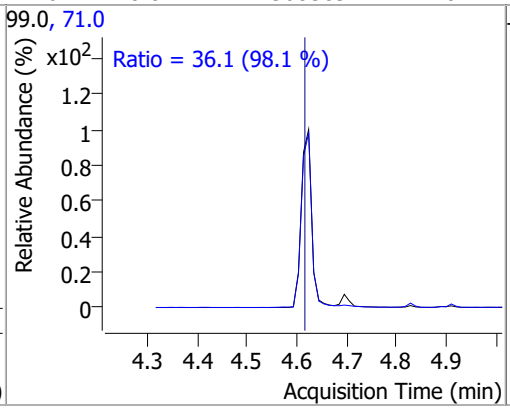

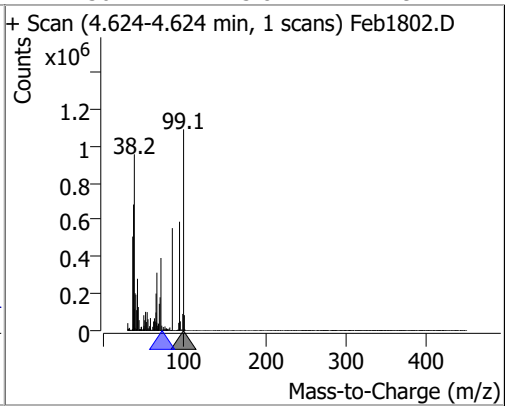

Compound	Conc.	RT	Dev(Min)	Resp.	QIon	QRatio	Lower	Upper
Phenol	145.5279	4.63	0.01	1758157	66.0	44.8	31.7	58.9

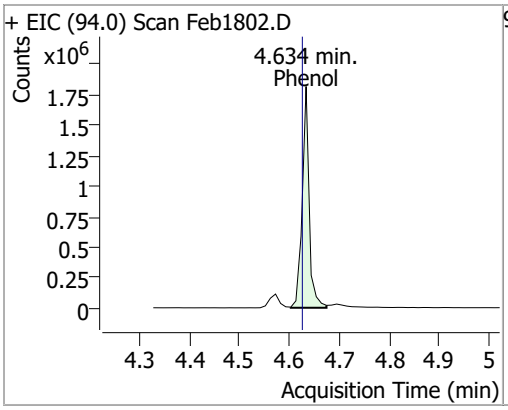

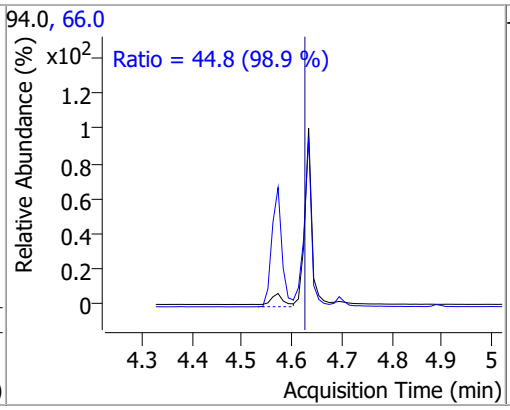

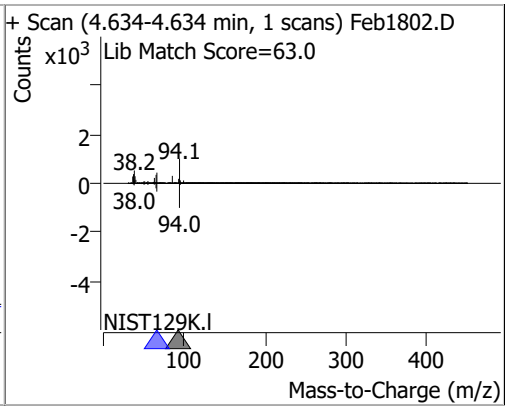

Compound	Conc.	RT	Dev(Min)	Resp.	QIon	QRatio	Lower	Upper
bis(-2-Chloroethyl)Ether	147.5977	4.64	0.00	1179626	64.0	11.4	7.6	14.1

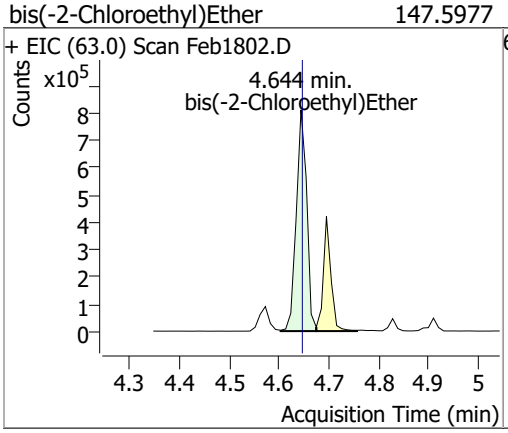

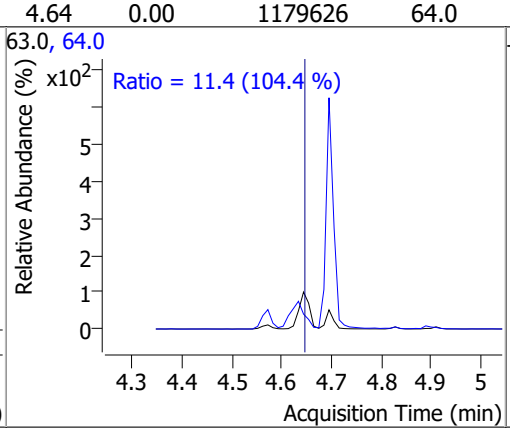

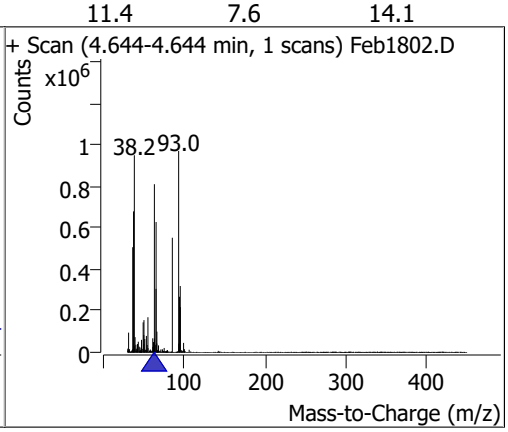

Compound	Conc.	RT	Dev(Min)	Resp.	QIon	QRatio	Lower	Upper
2-Chlorophenol	146.1109	4.70	0.00	1348440	130.0	32.7	22.7	42.2

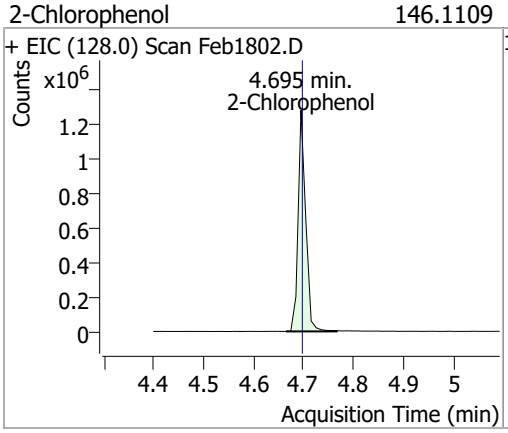

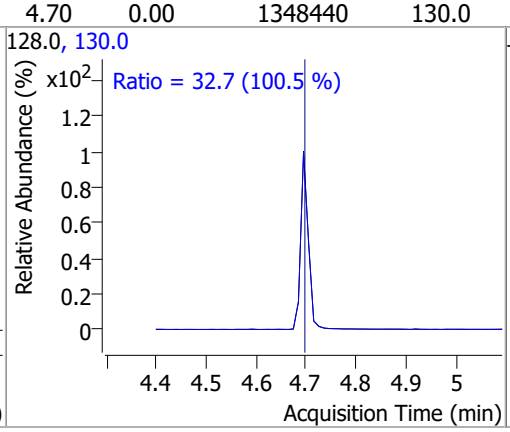

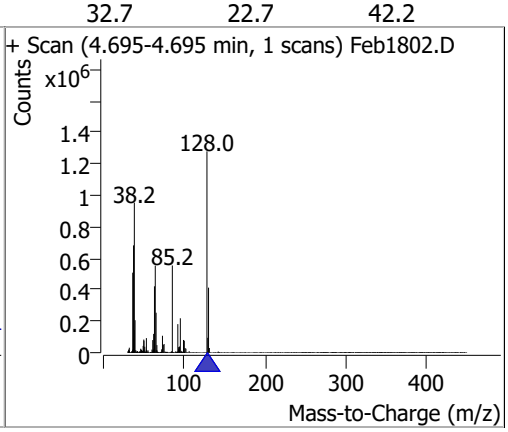

Compound	Conc.	RT	Dev(Min)	Resp.	QIon	QRatio	Lower	Upper
1,3-Dichlorobenzene	145.7869	4.83	0.00	1667861	148.0	62.8	44.6	82.8
					111.0	37.8	25.3	47.0

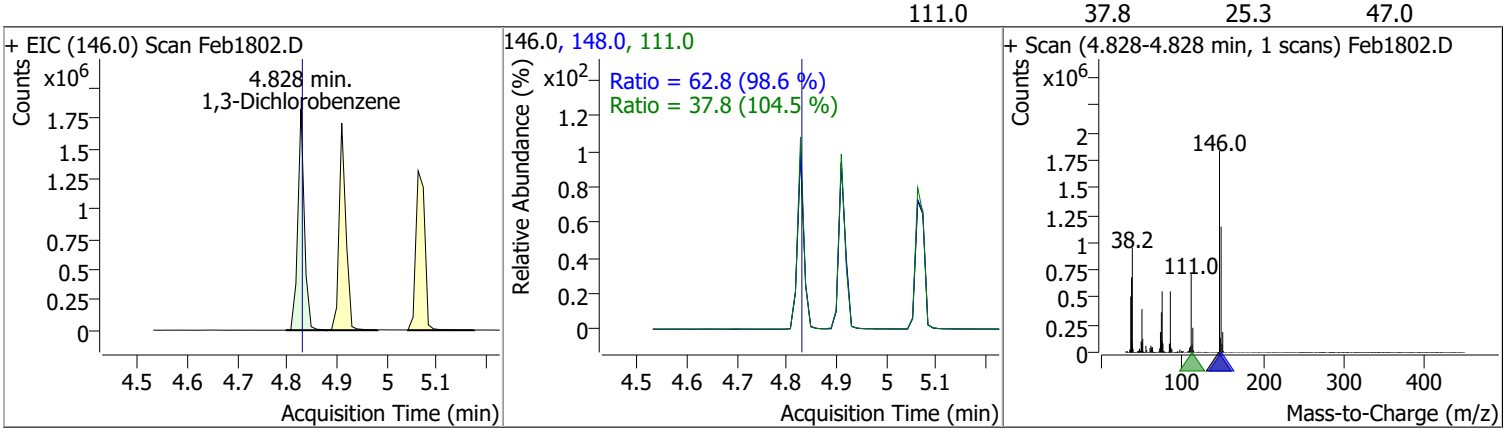

Compound	Conc.	RT	Dev(Min)	Resp.	QIon	QRatio	Lower	Upper
1,4-Dichlorobenzene	145.8903	4.91	0.00	1624565	148.0	64.4	45.6	84.8
					111.0	36.7	25.2	46.8

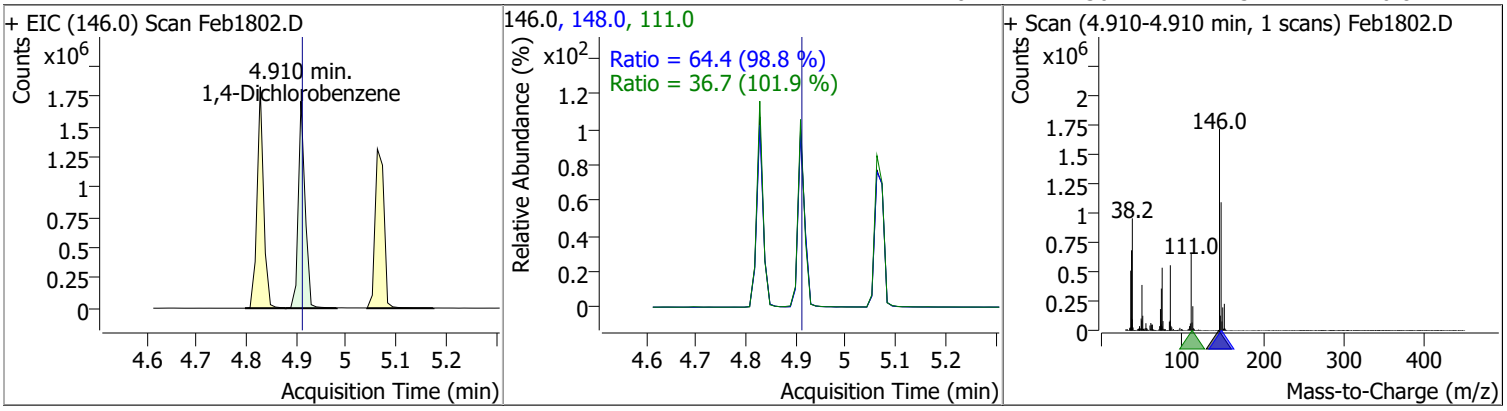

Compound	Conc.	RT	Dev(Min)	Resp.	QIon	QRatio	Lower	Upper
1,2-Dichlorobenzene	148.3968	5.06	0.00	1646889	148.0	65.1	45.1	83.8
					111.0	38.5	26.1	48.5

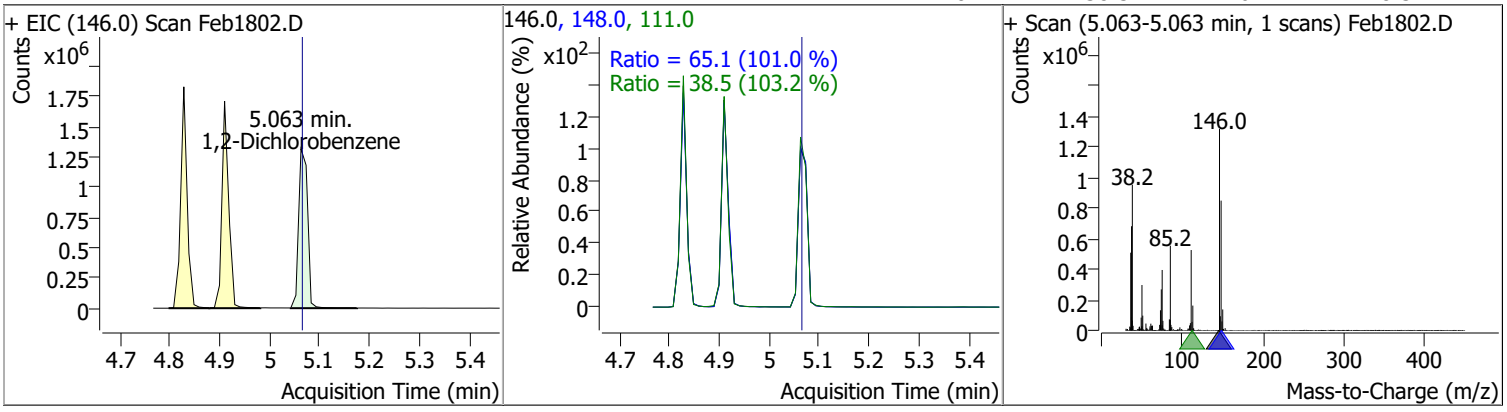

Compound	Conc.	RT	Dev(Min)	Resp.	QIon	QRatio	Lower	Upper
Benzyl Alcohol	145.1617	5.09	0.01	807931 (m)	79.0	115.7	83.5	155.1
					107.0	69.0	49.3	91.6

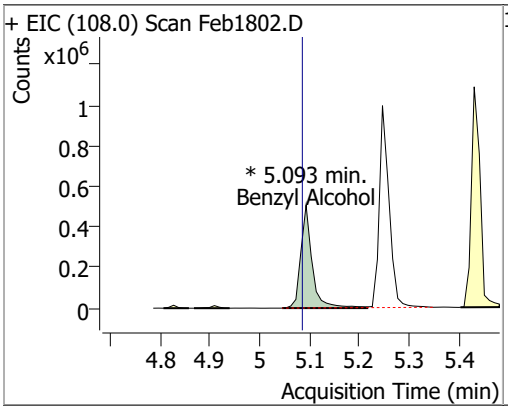

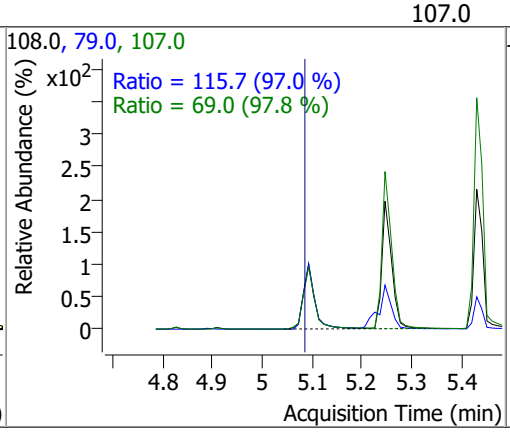

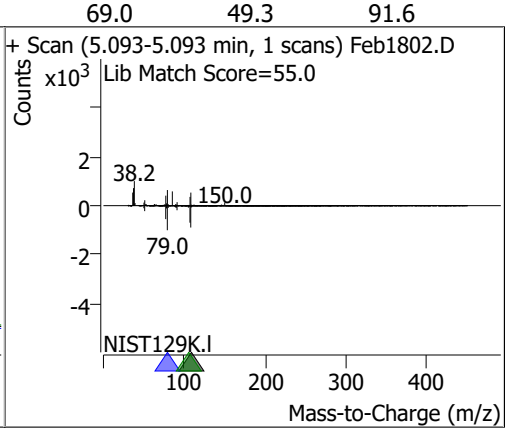

Compound	Conc.	RT	Dev(Min)	Resp.	QIon	QRatio	Lower	Upper
bis(2-chloroisopropyl)Ether	144.2435	5.23	0.00	445398	123.0	31.4	22.5	41.8

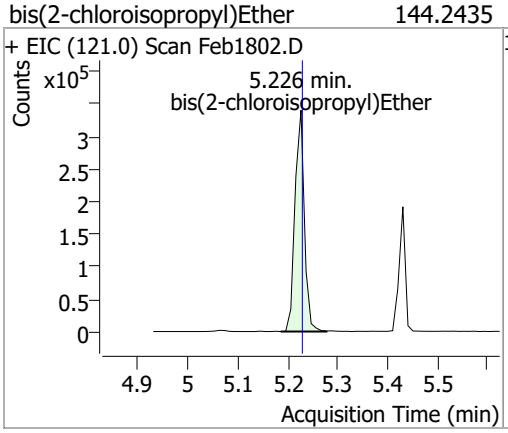

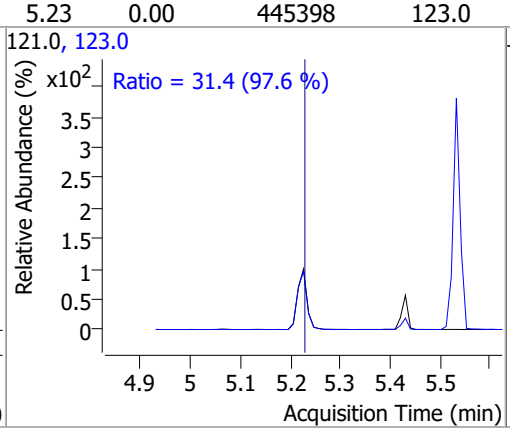

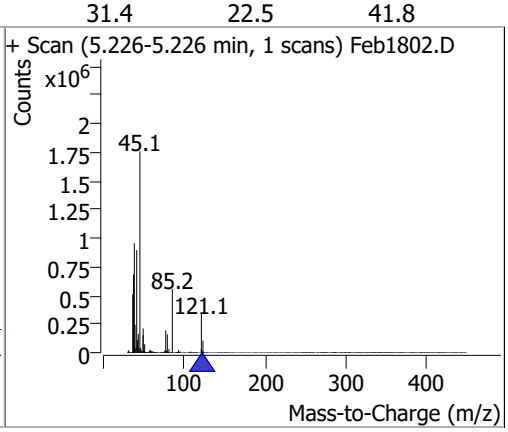

Compound	Conc.	RT	Dev(Min)	Resp.	QIon	QRatio	Lower	Upper
2-Methylphenol	144.8184	5.25	0.00	1190643	108.0	115.1	81.5	151.4

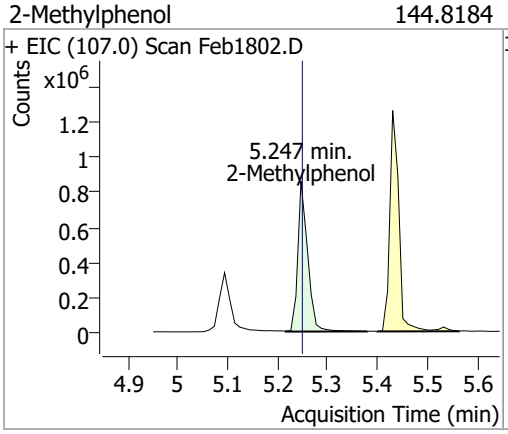

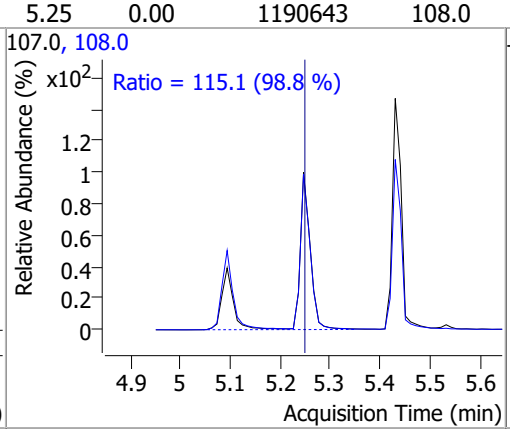

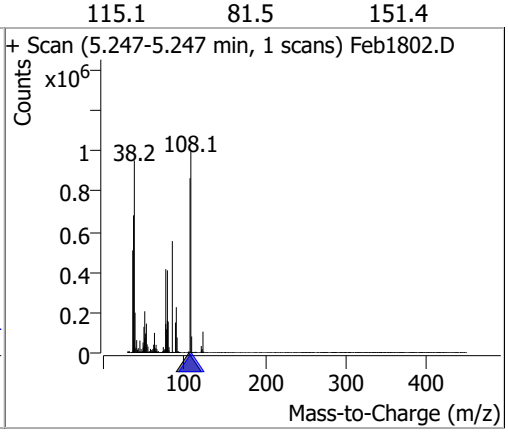

Compound	Conc.	RT	Dev(Min)	Resp.	QIon	QRatio	Lower	Upper
N-nitroso-Di-n-propylamine	151.9419	5.39	0.02	939344	130.0	20.6	0.0	38.8

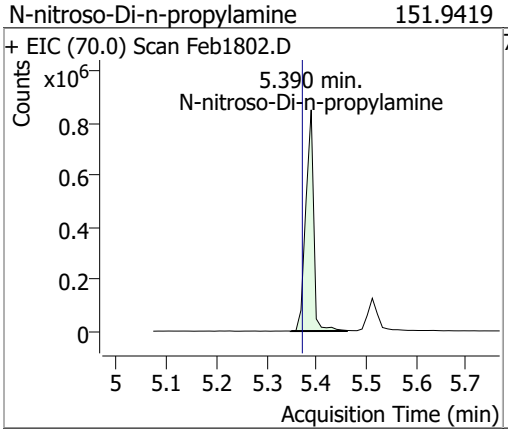

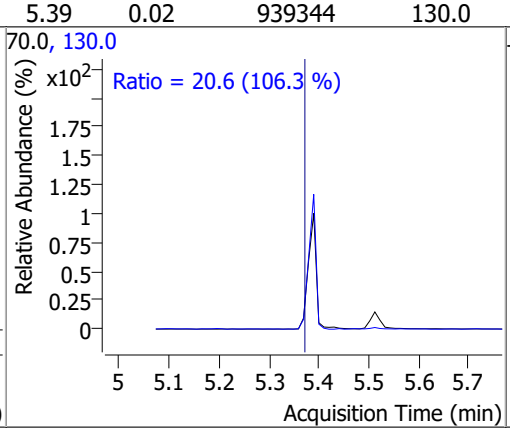

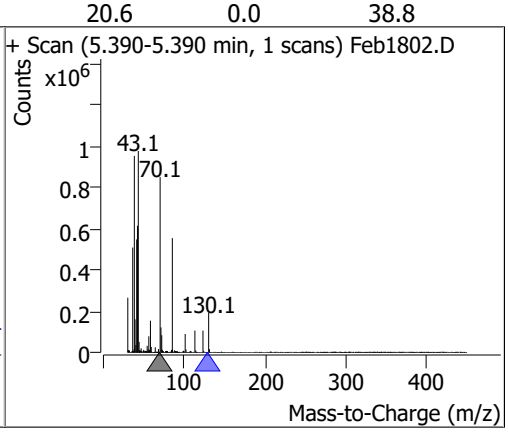

Compound	Conc.	RT	Dev(Min)	Resp.	QIon	QRatio	Lower	Upper
4Methylphenol/3Methylphenol	147.6891	5.43	0.00	1613966	108.0	84.0	58.8	109.1

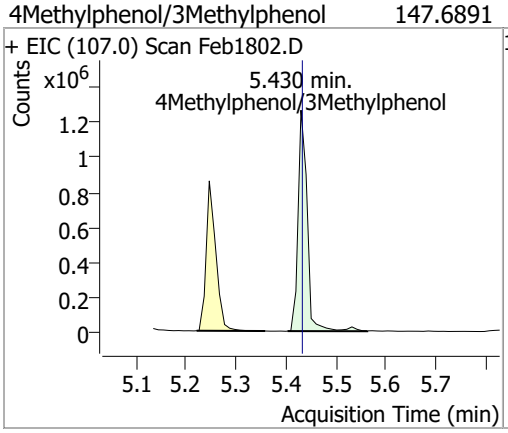

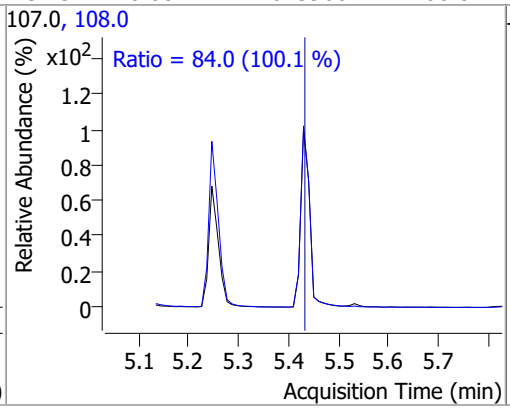

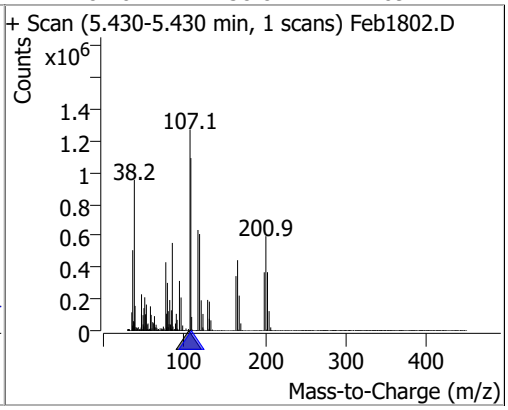

Compound	Conc.	RT	Dev(Min)	Resp.	QIon	QRatio	Lower	Upper
Hexachloroethane	145.5974	5.43	0.00	548286	201.0	89.2	63.5	118.0
					199.0	55.6	39.8	74.0

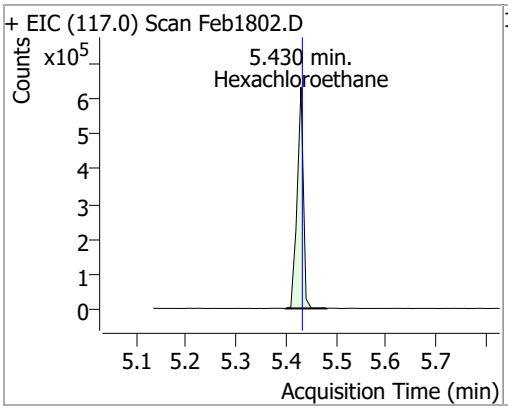

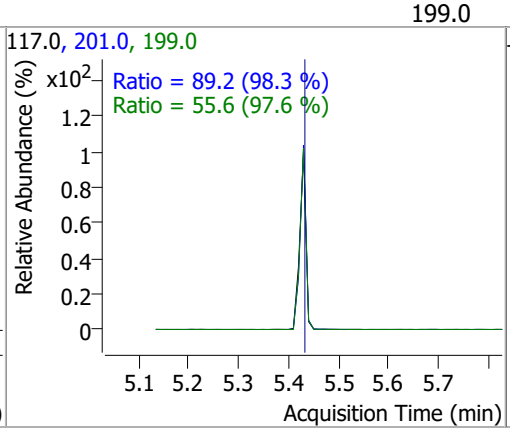

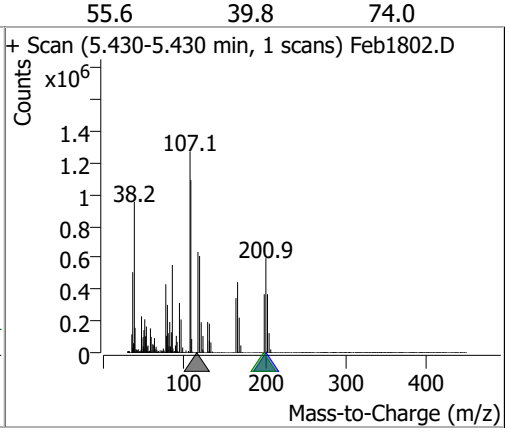

Compound	Conc.	RT	Dev(Min)	Resp.	QIon	QRatio	Lower	Upper
Nitrobenzene-d5	146.3219	5.51	0.01	904317	54.0	61.6	46.3	86.0
					128.0	46.8	34.1	63.3

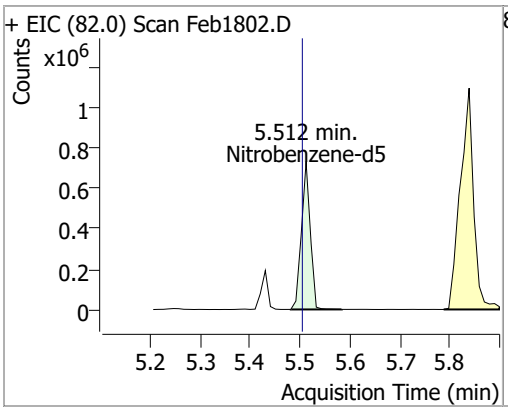

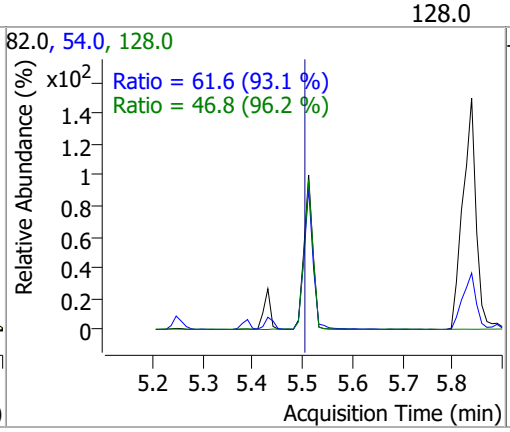

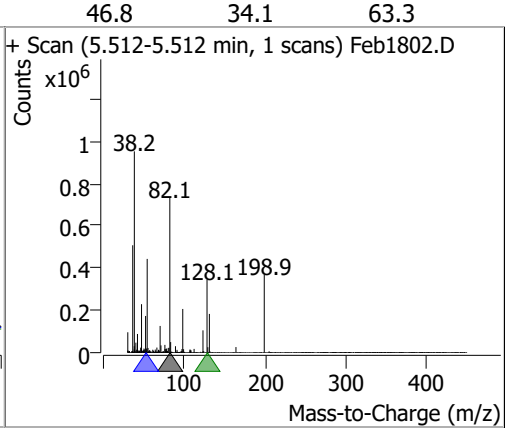

Compound	Conc.	RT	Dev(Min)	Resp.	QIon	QRatio	Lower	Upper
Nitrobenzene	141.1819	5.53	0.01	407665	77.0	210.3	148.9	276.5
					51.0	130.6	91.7	170.3

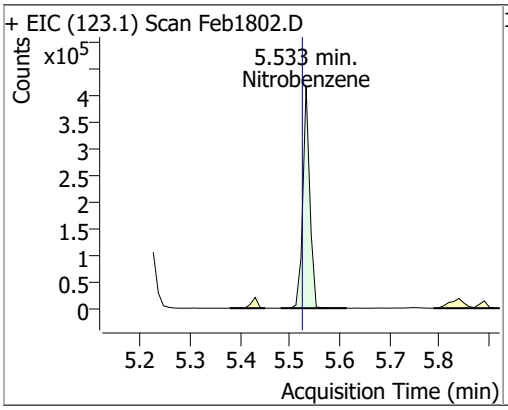

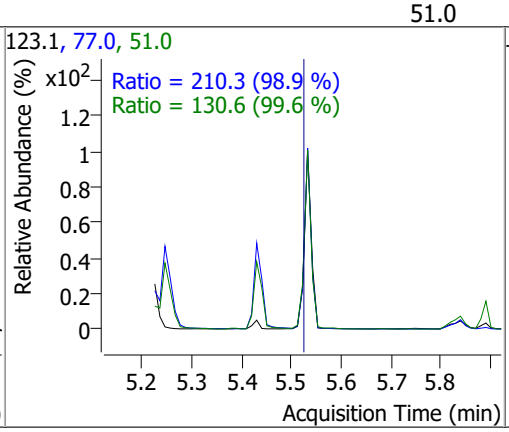

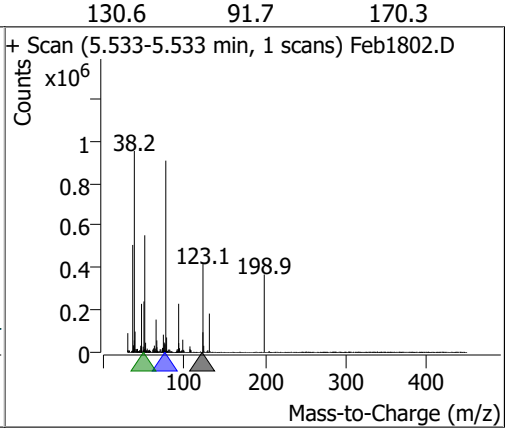

Compound	Conc.	RT	Dev(Min)	Resp.	QIon	QRatio	Lower	Upper
Isophorone	146.3082	5.84	0.02	2053422	138.0	20.9	14.8	27.5

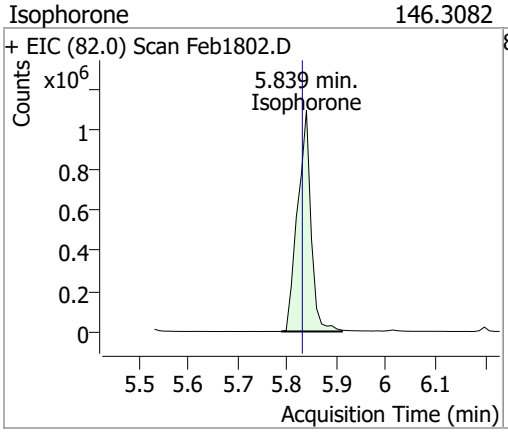

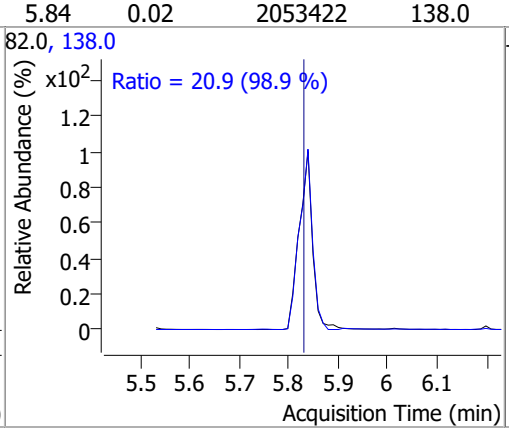

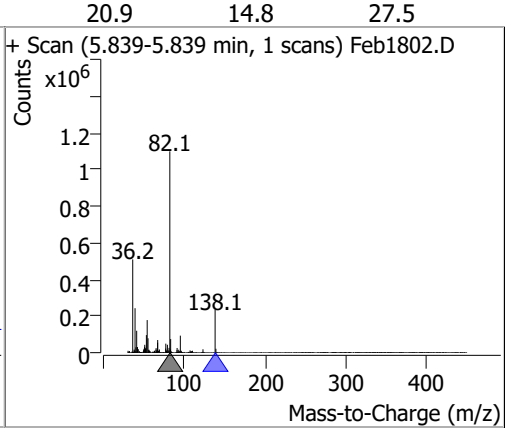

Compound	Conc.	RT	Dev(Min)	Resp.	QIon	QRatio	Lower	Upper
2-Nitrophenol	144.4380	5.89	0.01	508410	65.0	49.3	34.2	63.4
					109.0	38.3	24.6	45.8

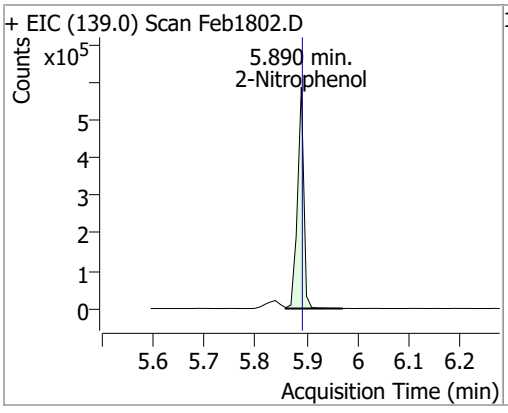

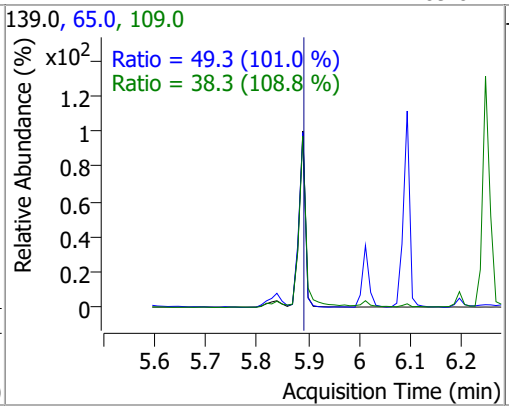

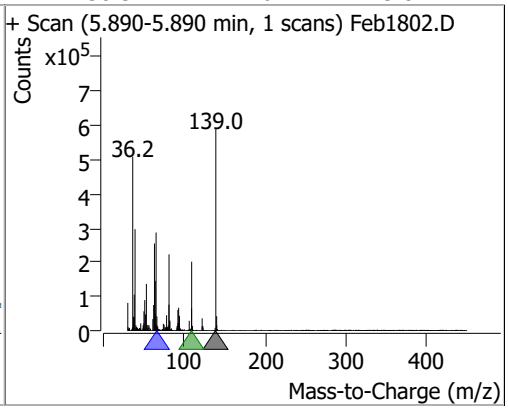

Compound	Conc.	RT	Dev(Min)	Resp.	QIon	QRatio	Lower	Upper
2,4-Dimethylphenol	141.2476	6.01	0.01	870994	107.0	115.3	76.6	142.3
					77.0	35.4	23.8	44.2

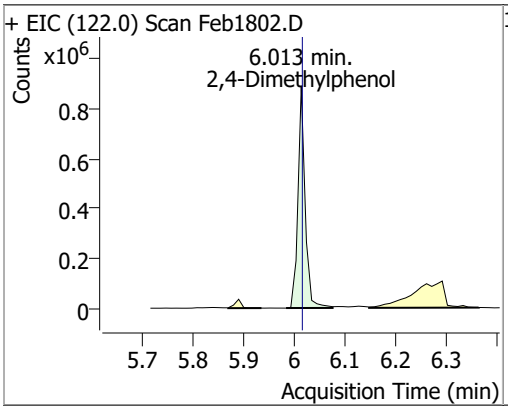

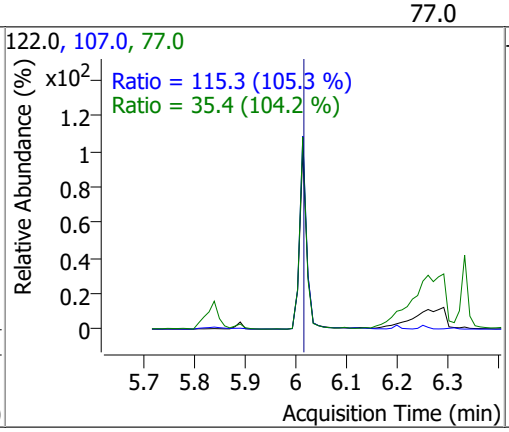

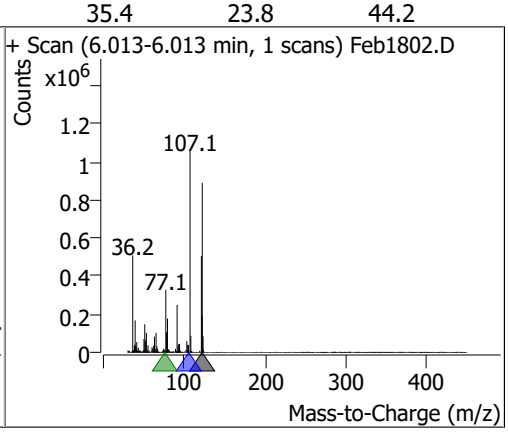

Compound	Conc.	RT	Dev(Min)	Resp.	QIon	QRatio	Lower	Upper
bis(-2-Chloroethoxy)Methane	145.3489	6.10	0.01	1216035	63.0	72.3	47.7	88.6
					95.0	32.1	22.3	41.5

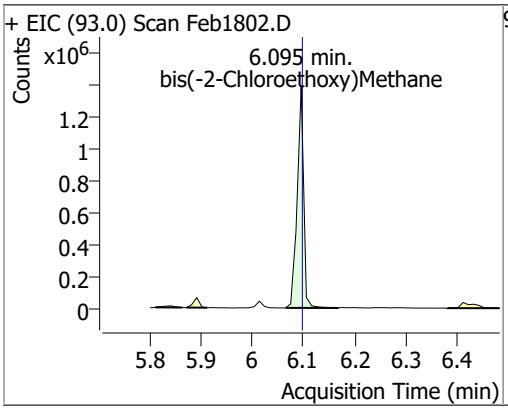

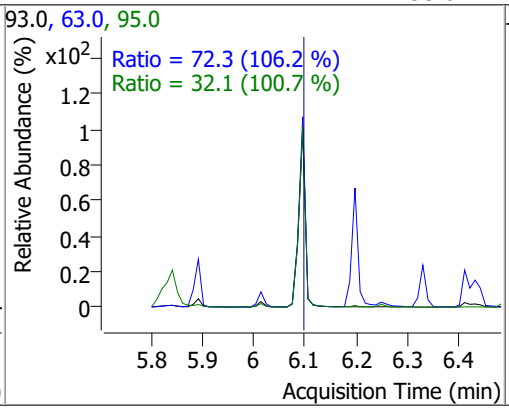

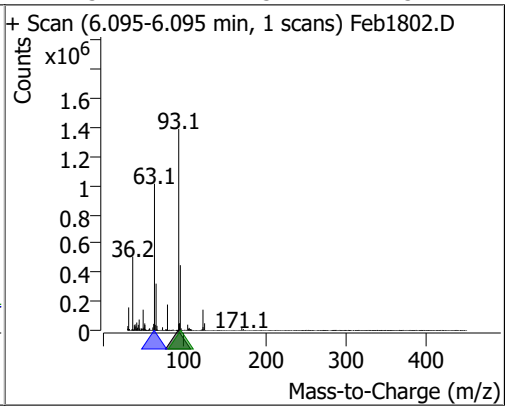

Compound	Conc.	RT	Dev(Min)	Resp.	QIon	QRatio	Lower	Upper
2,4-Dichlorophenol	143.8113	6.20	0.01	896259	164.0	62.3	45.5	84.5
					98.0	34.5	20.0	37.1

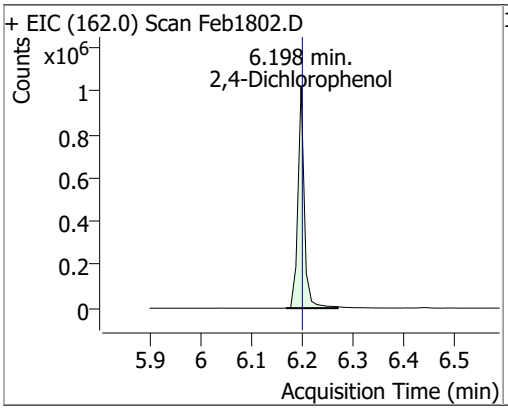

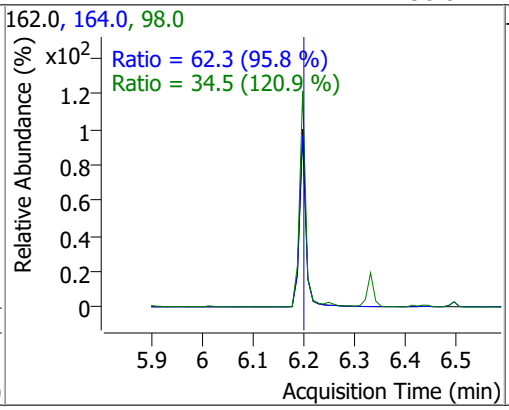

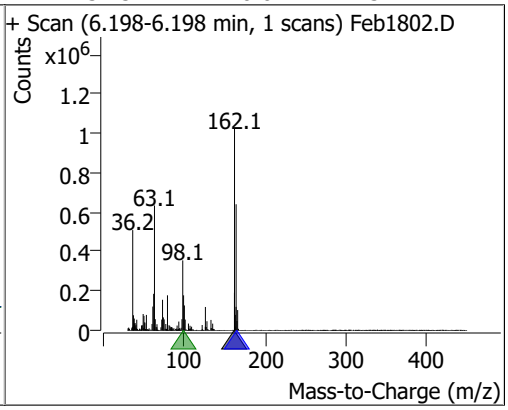

Compound	Conc.	RT	Dev(Min)	Resp.	QIon	QRatio	Lower	Upper
Benzoic Acid	145.3846	6.29	0.05	580859	122.0	83.3	59.9	111.2
					77.0	74.5	42.3	78.5

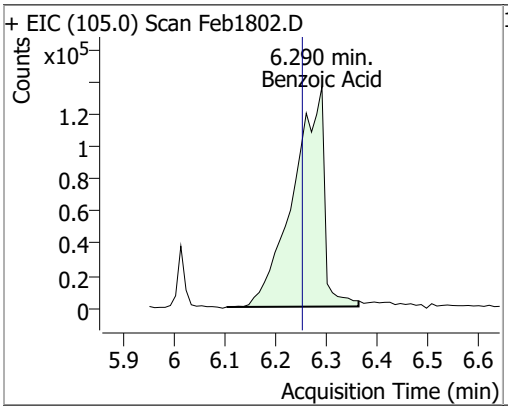

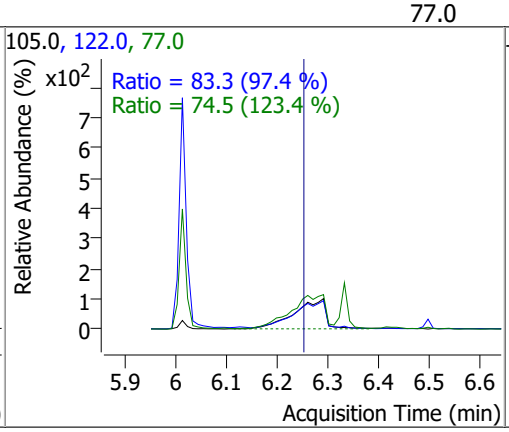

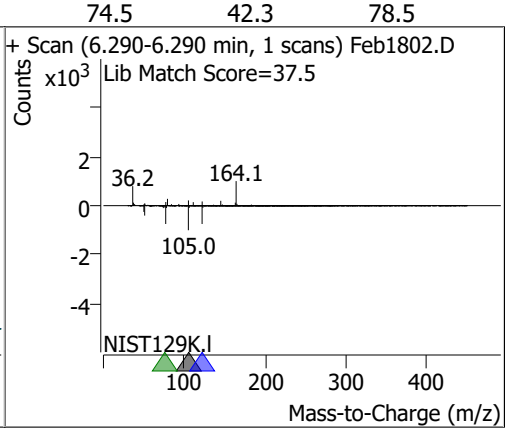

Compound	Conc.	RT	Dev(Min)	Resp.	QIon	QRatio	Lower	Upper
1,2,4-Trichlorobenzene	148.2588	6.25	0.00	1020843	182.0	94.4	66.2	122.9
					145.0	29.1	20.1	37.3

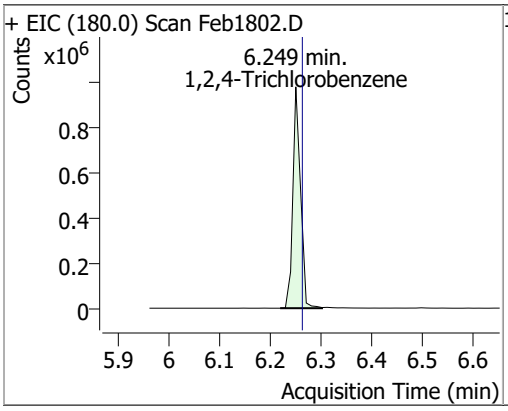

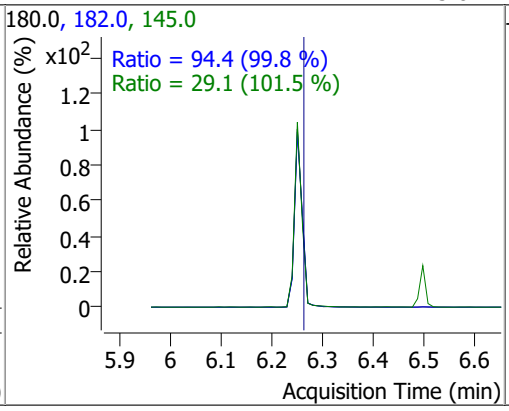

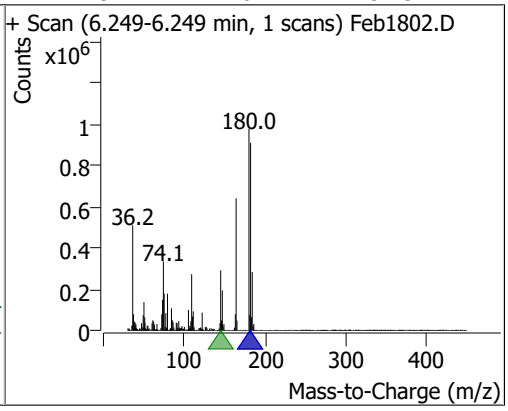

Compound	Conc.	RT	Dev(Min)	Resp.	QIon	QRatio	Lower	Upper
Naphthalene	144.2577	6.33	0.00	2903611	129.0	11.3	8.0	14.9
					102.0	10.3	6.9	12.9

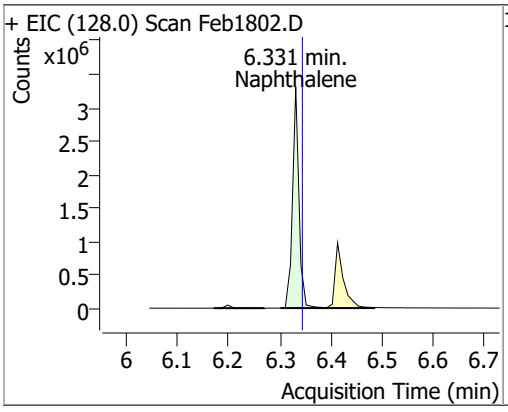

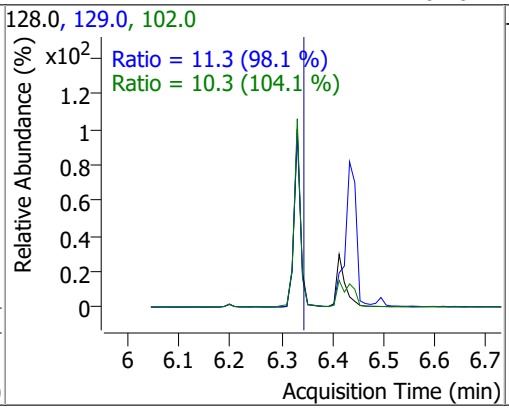

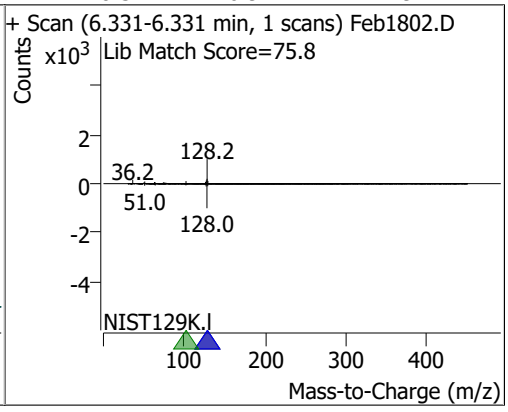

Compound	Conc.	RT	Dev(Min)	Resp.	QIon	QRatio	Lower	Upper
4-Chlorophenol	147.5888	6.41	0.00	345521	128.0	330.4	221.4	411.2

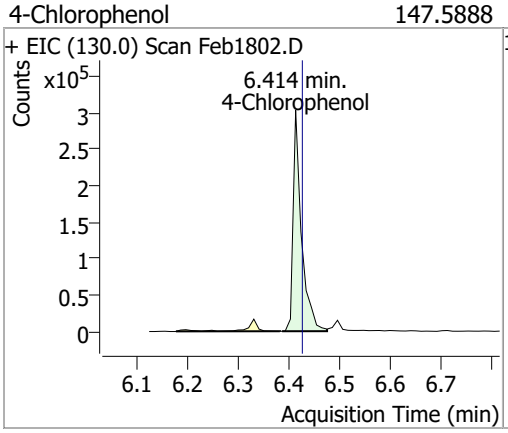

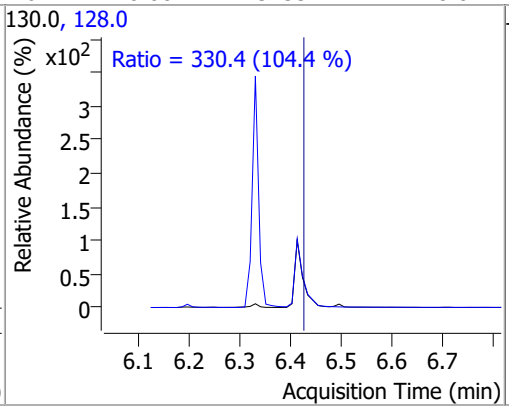

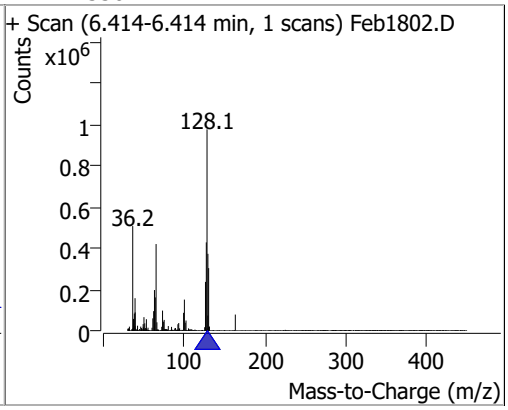

Compound	Conc.	RT	Dev(Min)	Resp.	QIon	QRatio	Lower	Upper
p-Chloroaniline	150.5232	6.43	0.00	1228719	65.0	67.6	42.1	78.2
					129.0	38.2	26.3	48.9

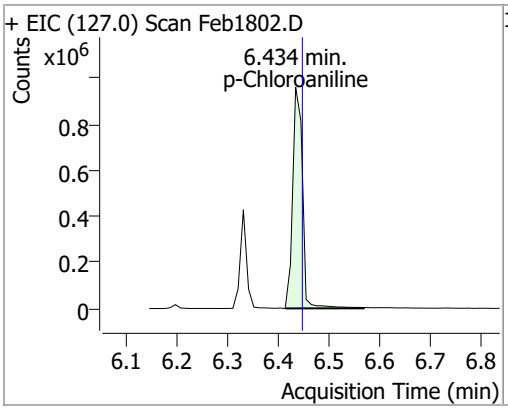

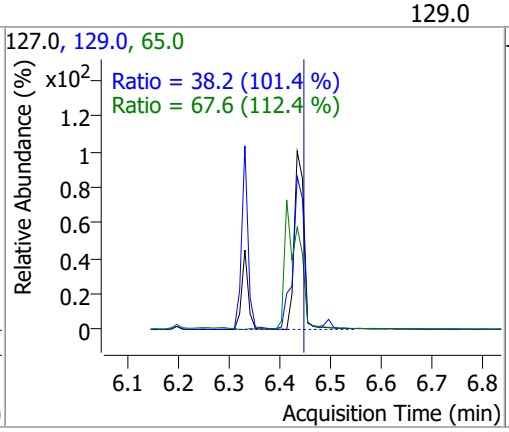

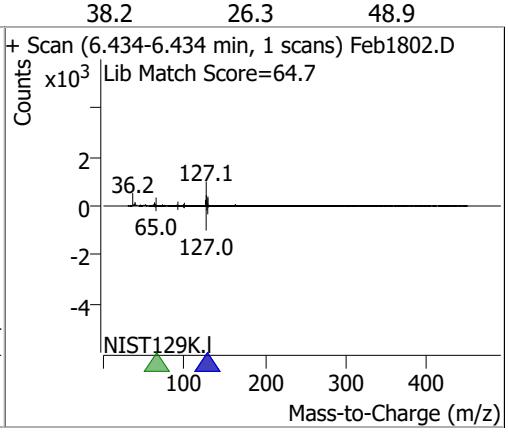

Compound	Conc.	RT	Dev(Min)	Resp.	QIon	QRatio	Lower	Upper
Hexachlorobutadiene	147.3648	6.50	0.00	573148	227.0	63.6	46.0	85.4
					223.0	62.8	45.0	83.6

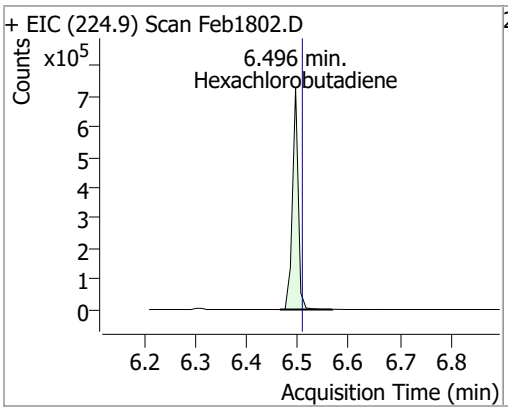

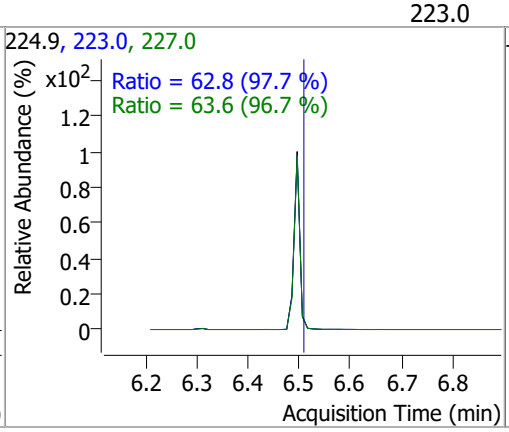

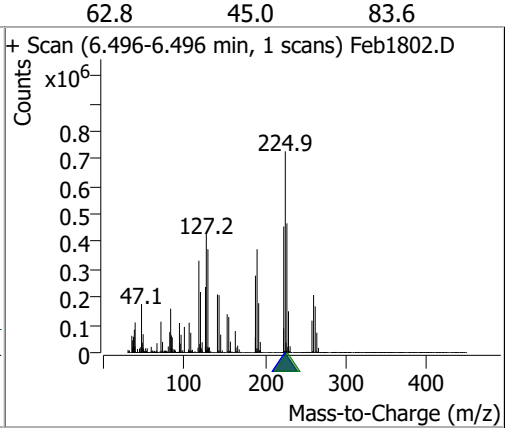

Compound	Conc.	RT	Dev(Min)	Resp.	QIon	QRatio	Lower	Upper
4-Chloro-2-Methylphenol	143.0066	6.94	0.00	789739	144.0	26.3	19.4	36.1

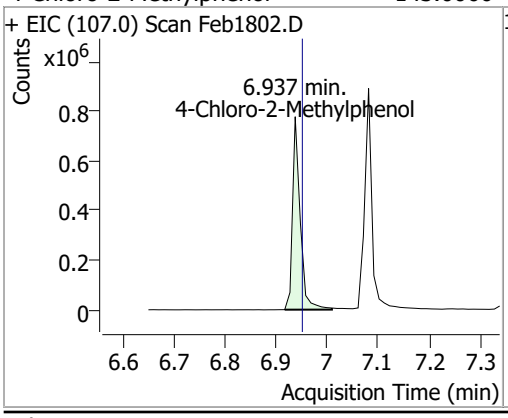

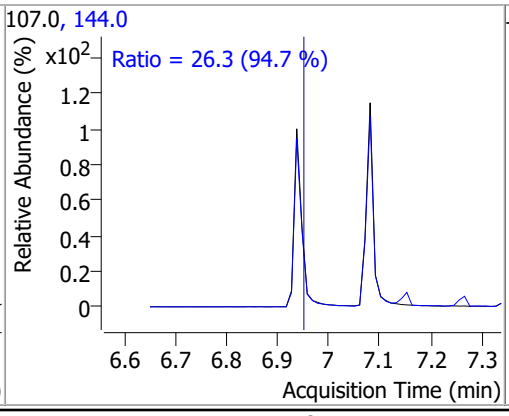

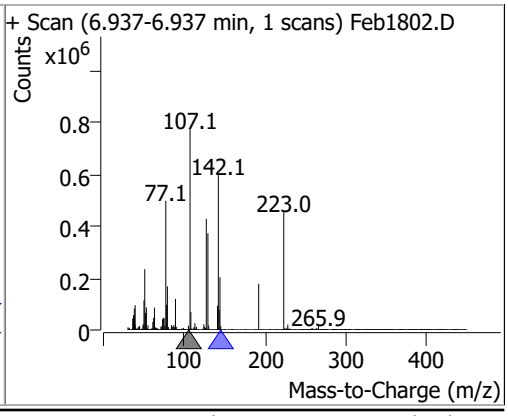

Compound	Conc.	RT	Dev(Min)	Resp.	QIon	QRatio	Lower	Upper
4-Chloro-3-Methylphenol	145.6908	7.08	0.01	869158 (m)	144.0	25.8	19.1	35.5

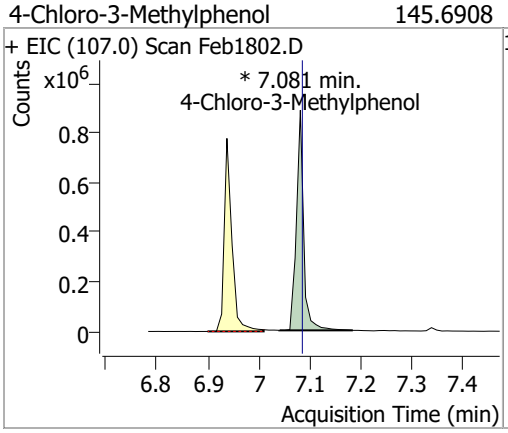

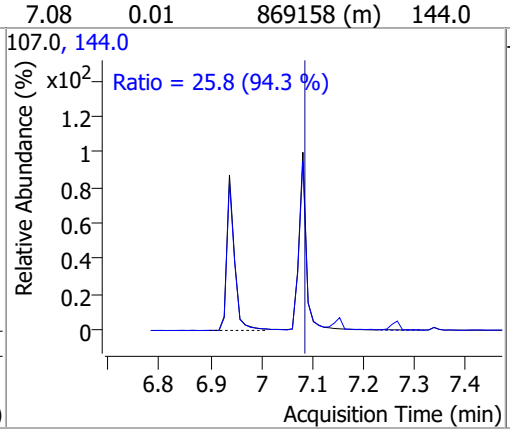

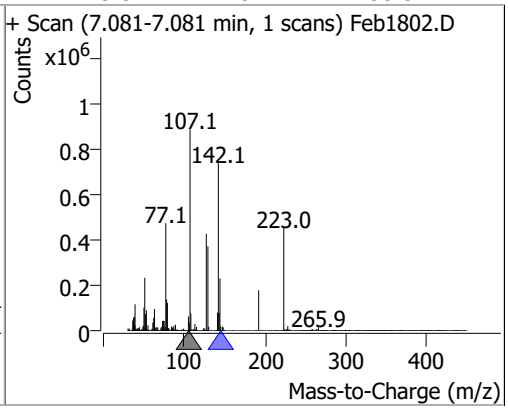

Compound	Conc.	RT	Dev(Min)	Resp.	QIon	QRatio	Lower	Upper
2-Methylnaphthalene	150.9988	7.15	0.01	1933828	142.0	116.8	83.8	155.7
					115.0	44.0	29.2	54.3

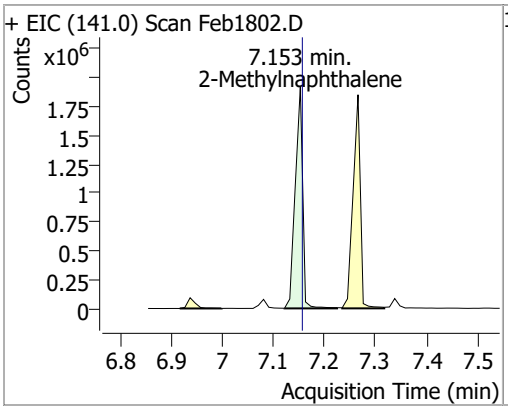

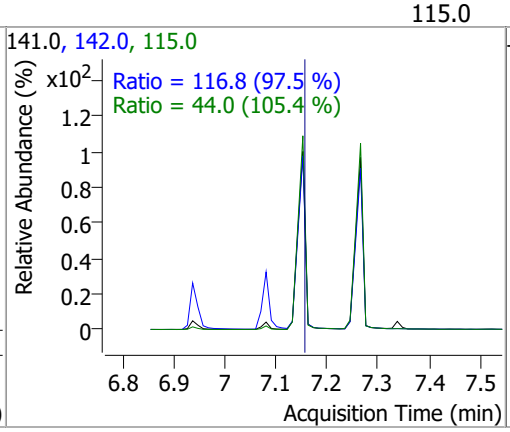

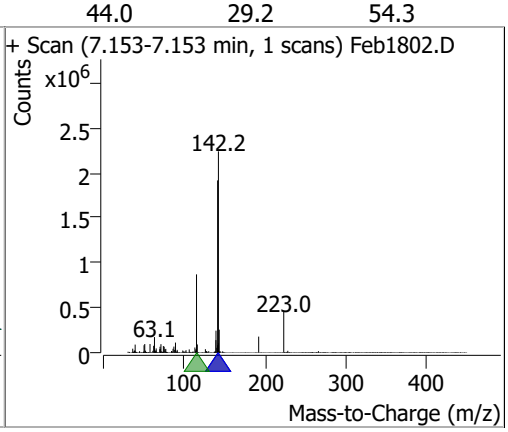

Compound	Conc.	RT	Dev(Min)	Resp.	QIon	QRatio	Lower	Upper
1-Methylnaphthalene	150.2226	7.27	0.01	1836402	142.0	112.6	79.8	148.2
					115.0	44.1	28.9	53.7

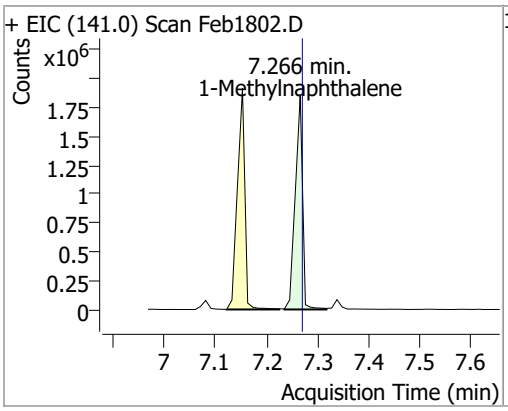

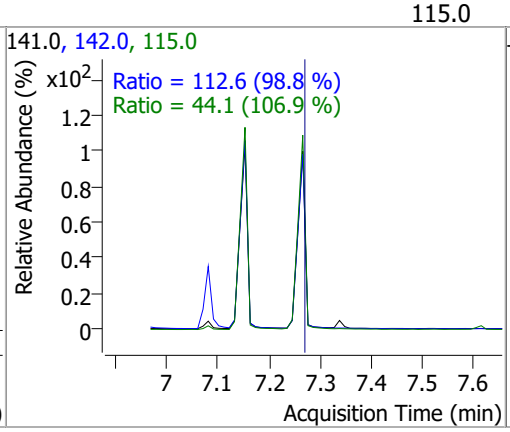

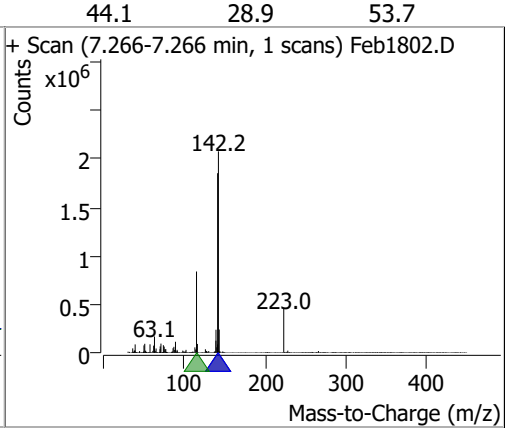

Compound	Conc.	RT	Dev(Min)	Resp.	QIon	QRatio	Lower	Upper
Hexachlorocyclopentadiene	147.7348	7.34	0.00	361285	234.9	61.9	45.2	84.0
					238.9	62.3	44.6	82.9

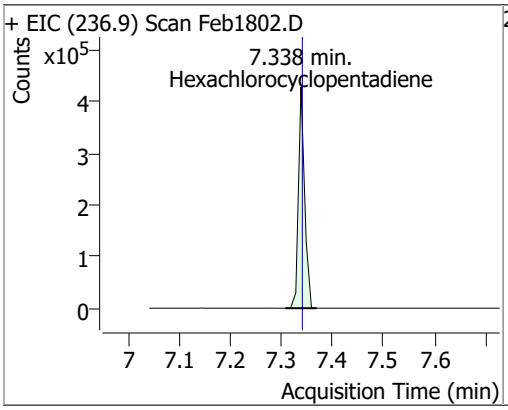

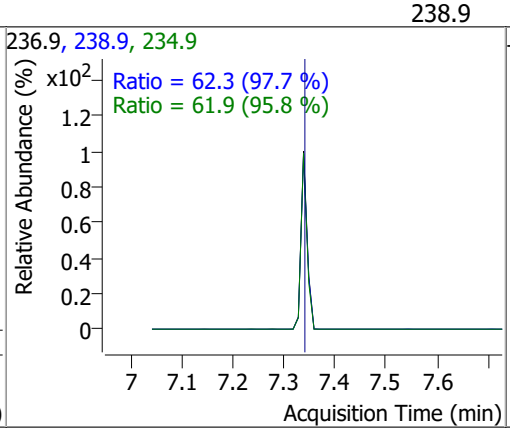

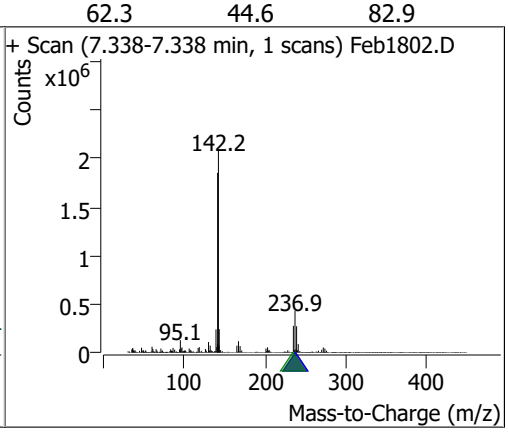

Compound	Conc.	RT	Dev(Min)	Resp.	QIon	QRatio	Lower	Upper
2,4,6-Trichlorophenol	141.2571	7.52	0.00	593283 (m)	198.0	95.7	67.6	125.5

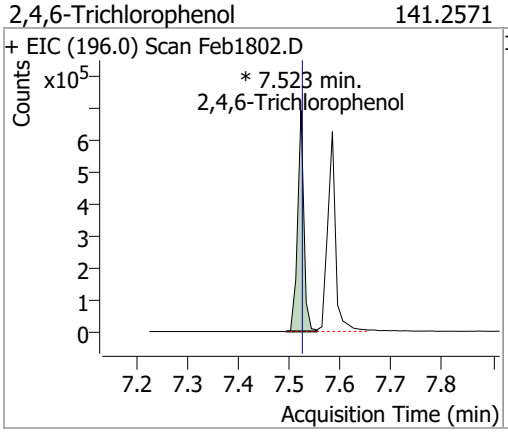

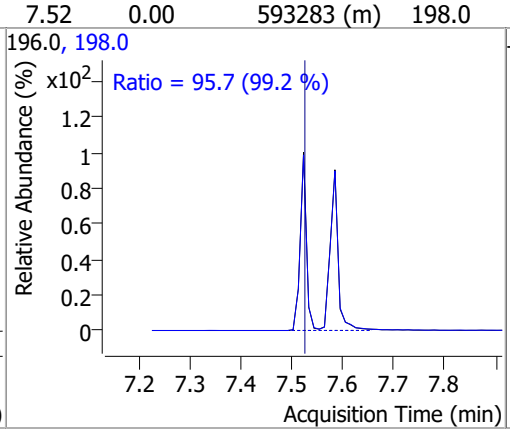

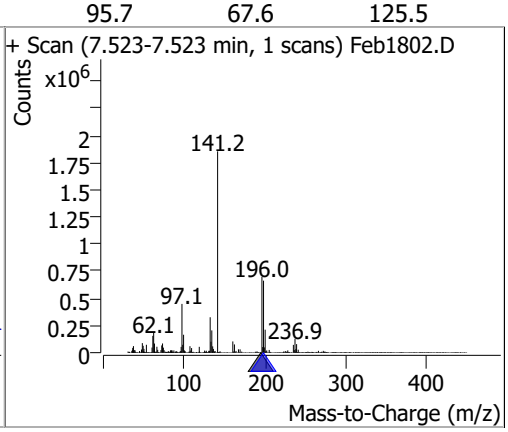

Compound	Conc.	RT	Dev(Min)	Resp.	QIon	QRatio	Lower	Upper
2,4,5-Trichlorophenol	146.8158	7.58	0.01	685262 (m)	198.0	96.3	63.2	117.3

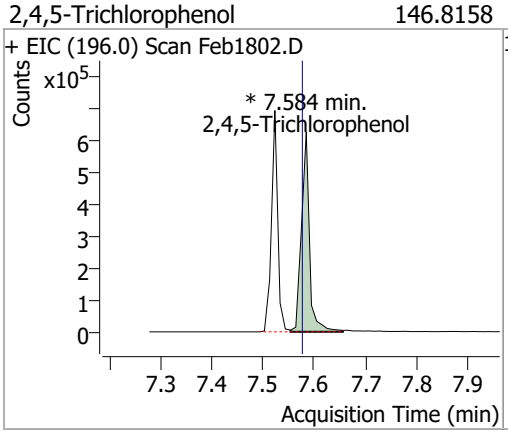

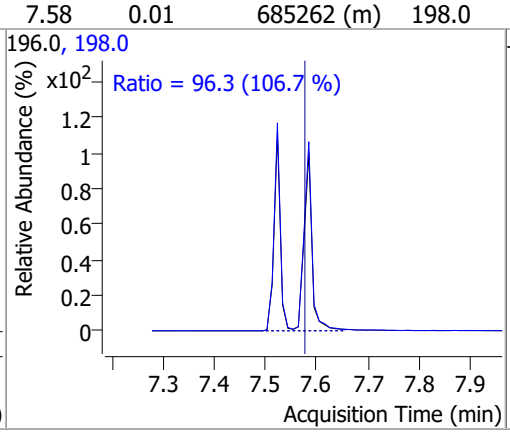

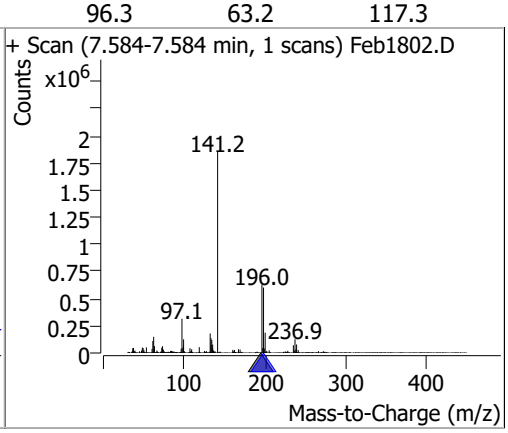

Compound	Conc.	RT	Dev(Min)	Resp.	QIon	QRatio	Lower	Upper
2-Fluorobiphenyl	147.2250	7.62	0.01	2463367	171.0	34.9	24.0	44.5

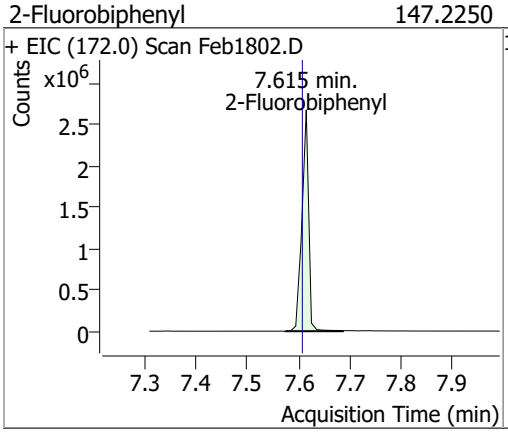

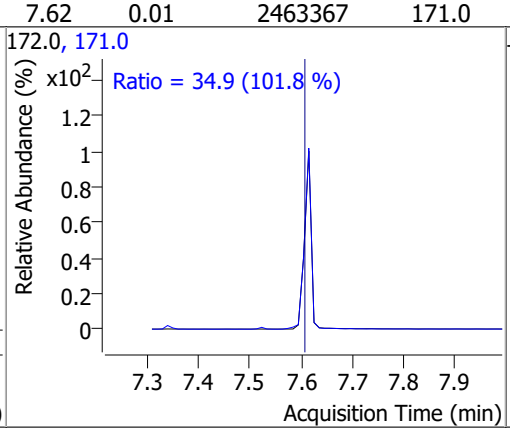

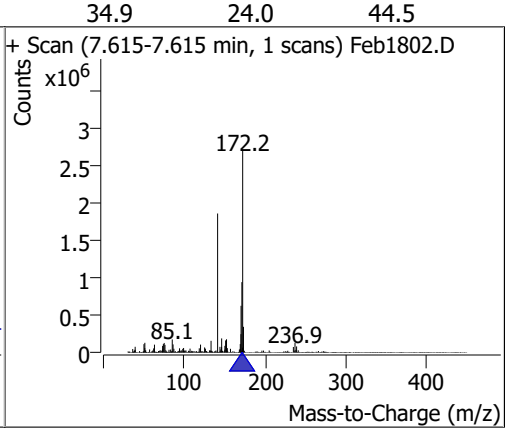

Compound	Conc.	RT	Dev(Min)	Resp.	QIon	QRatio	Lower	Upper
2-Chloronaphthalene	146.7090	7.72	0.00	2050771	127.0	37.5	25.1	46.7
					164.0	32.4	22.5	41.7

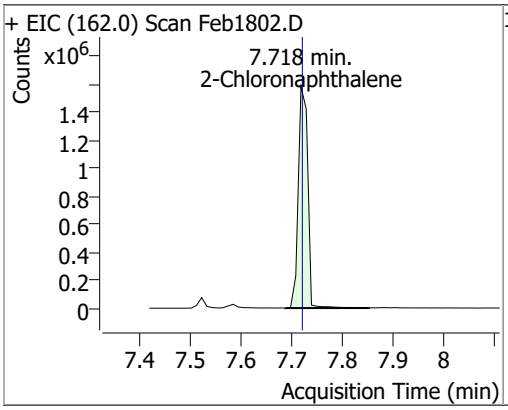

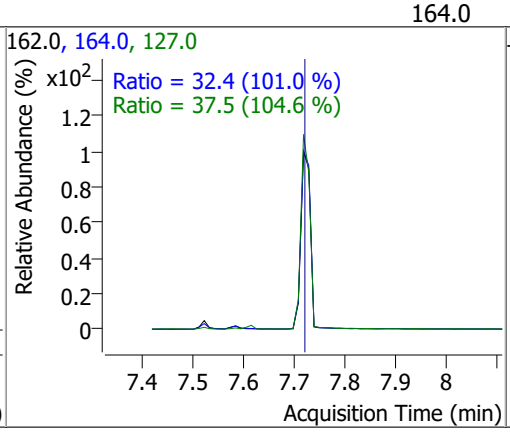

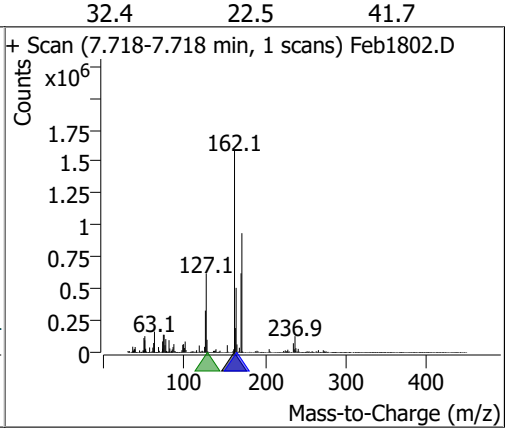

Compound	Conc.	RT	Dev(Min)	Resp.	QIon	QRatio	Lower	Upper
2-Nitroaniline	139.5885	7.89	0.01	356343	138.0	115.8	77.4	143.7

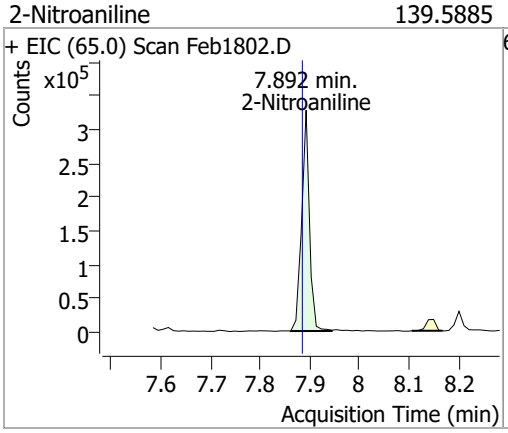

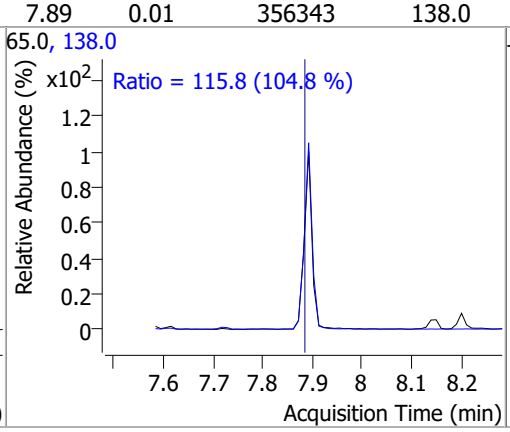

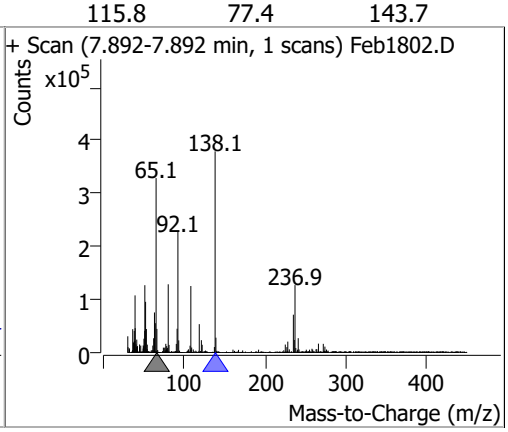

Compound	Conc.	RT	Dev(Min)	Resp.	QIon	QRatio	Lower	Upper
Dimethyl Phthalate	148.7697	8.15	0.01	2219984	77.0	20.6	13.8	25.7

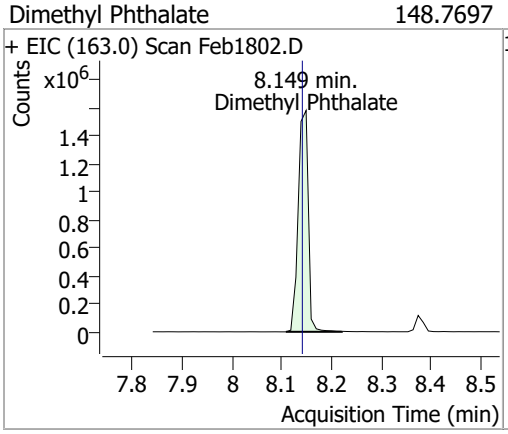

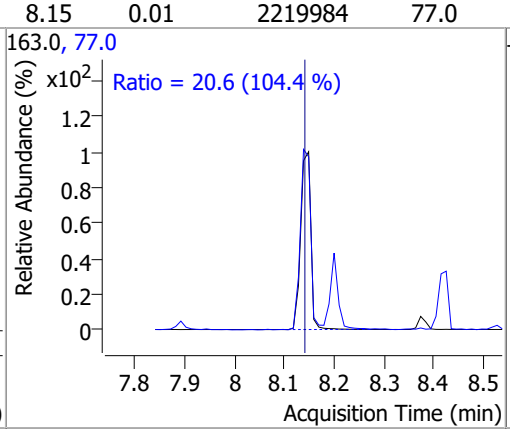

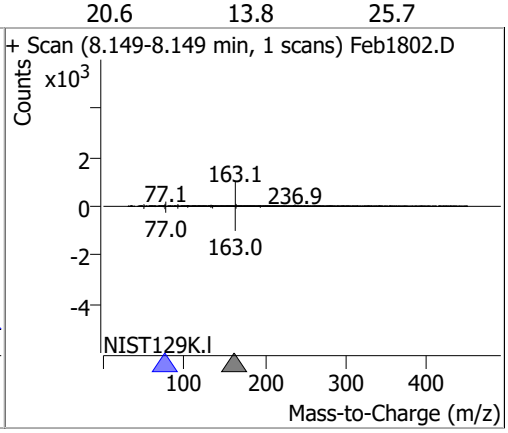

Compound	Conc.	RT	Dev(Min)	Resp.	QIon	QRatio	Lower	Upper
2,6-Dinitrotoluene	140.2801	8.20	0.01	273317	63.0	142.8	99.5	184.8
					89.0	66.1	43.3	80.3

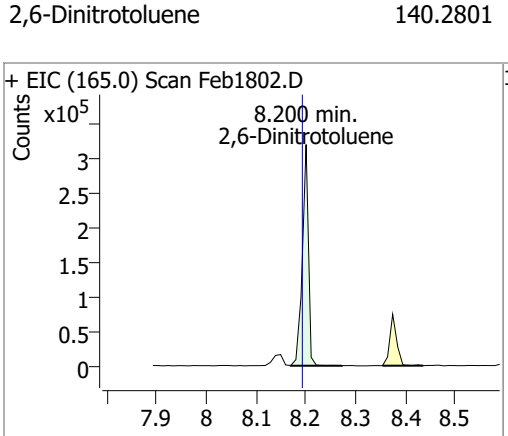

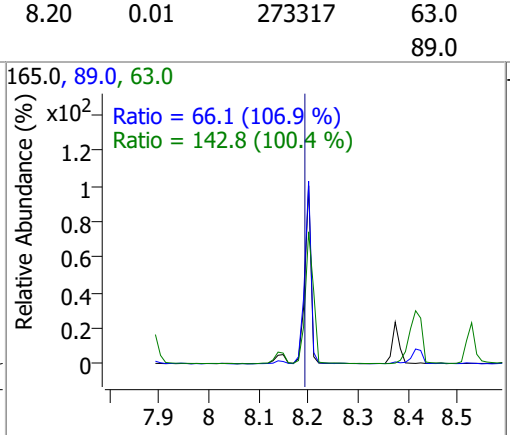

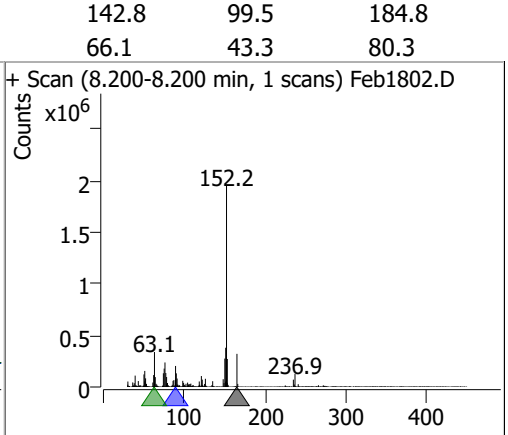

Compound	Conc.	RT	Dev(Min)	Resp.	QIon	QRatio	Lower	Upper
Acenaphthylene	149.6798	8.21	0.01	3319452	153.1	13.7	9.6	17.7

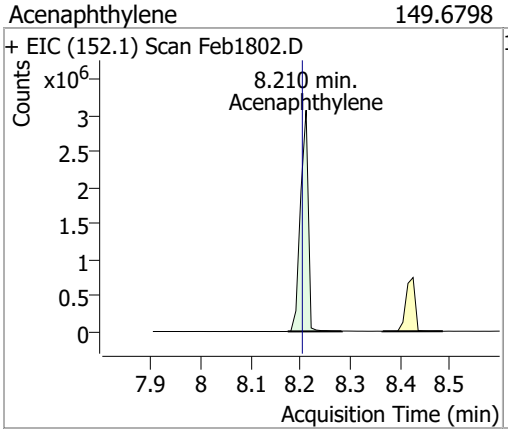

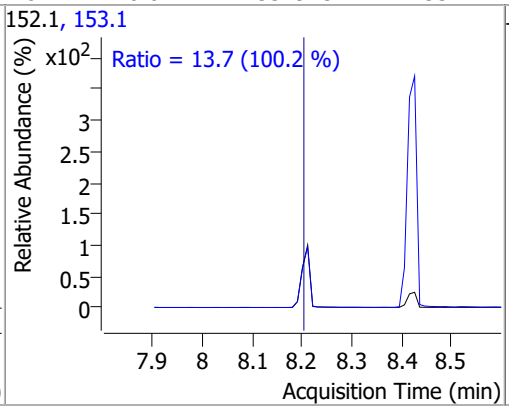

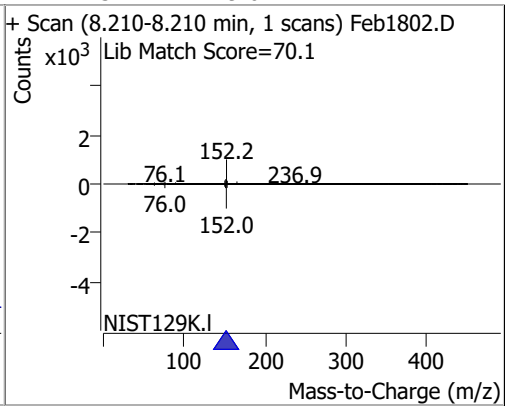

Compound	Conc.	RT	Dev(Min)	Resp.	QIon	QRatio	Lower	Upper
3-Nitroaniline	141.8409	8.40	0.01	328938	65.0	128.8	90.4	167.8
					92.0	108.4	74.7	138.7

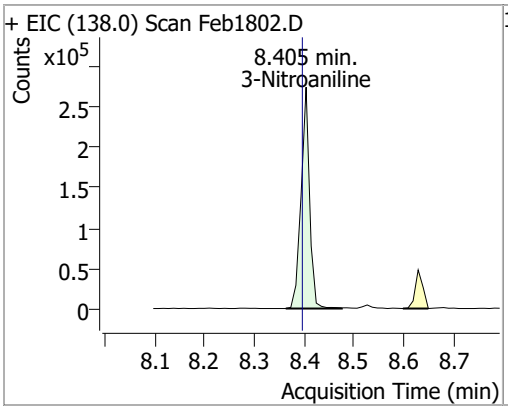

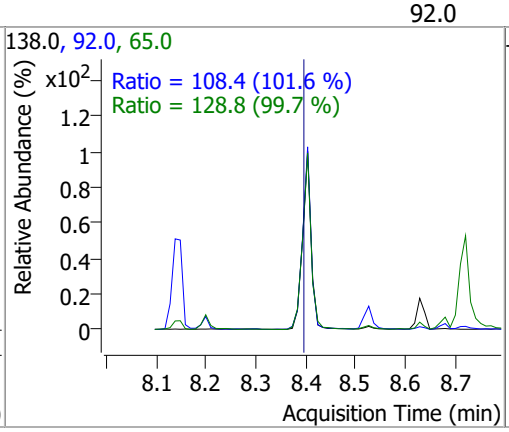

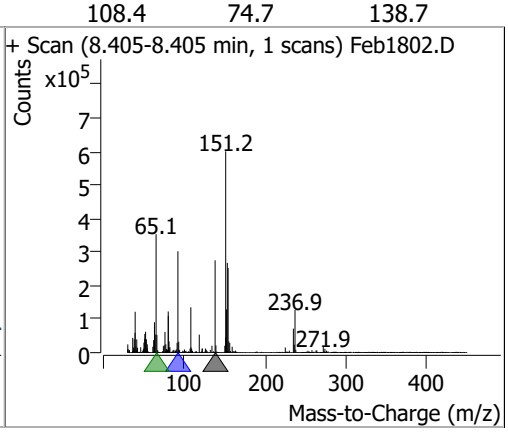

Compound	Conc.	RT	Dev(Min)	Resp.	QIon	QRatio	Lower	Upper
Acenaphthene	152.6309	8.43	0.01	1843621	153.0	109.1	74.5	138.4
					152.0	52.8	36.3	67.4

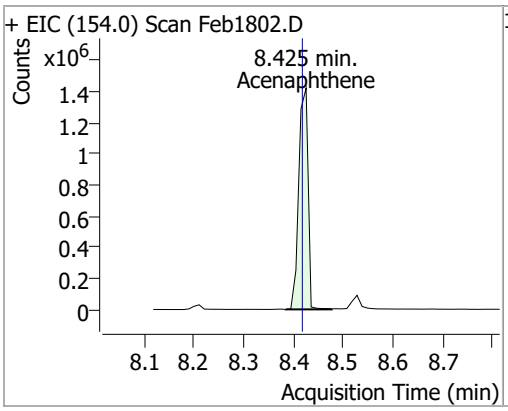

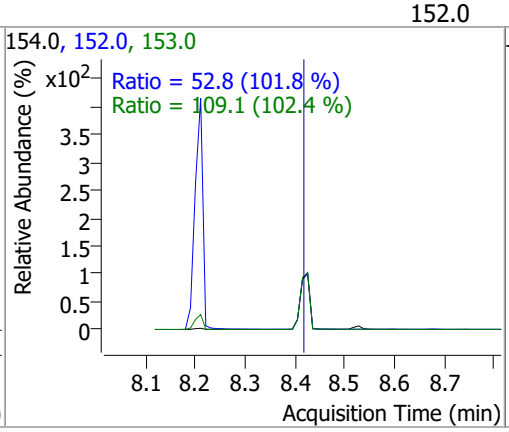

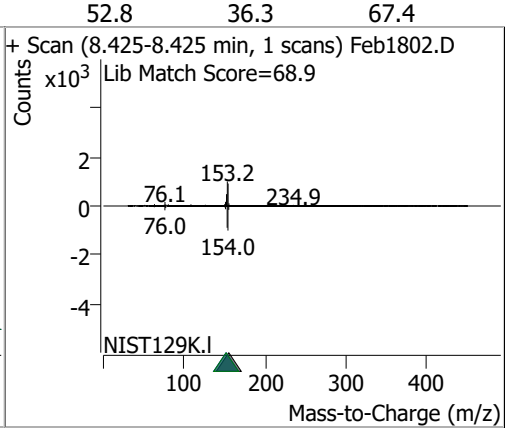

Compound	Conc.	RT	Dev(Min)	Resp.	QIon	QRatio	Lower	Upper
2,4-Dinitrophenol	147.4076	8.53	0.01	173045	154.0	59.6	43.9	81.5

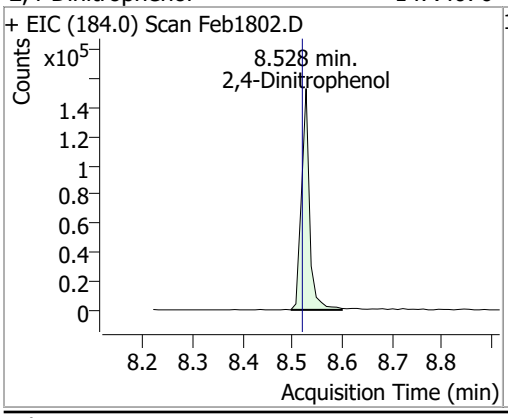

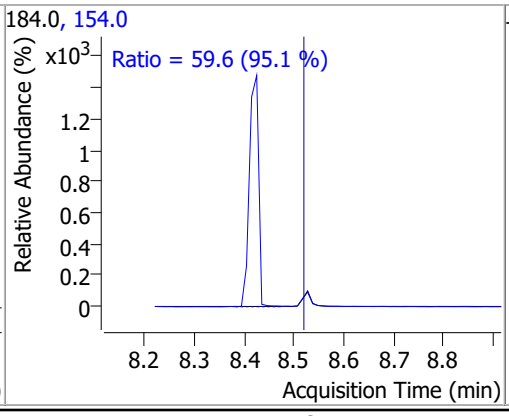

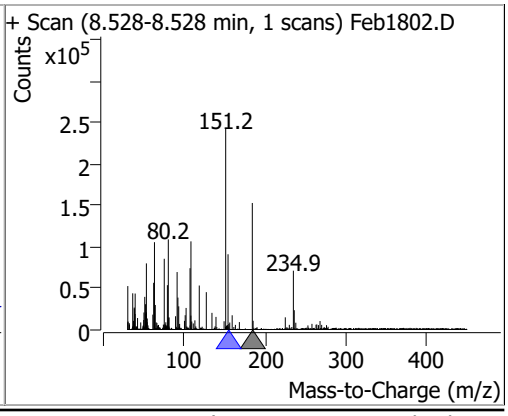

Compound	Conc.	RT	Dev(Min)	Resp.	QIon	QRatio	Lower	Upper
Dibenzofuran	148.1350	8.63	0.00	2842991	139.0	39.0	26.3	48.8

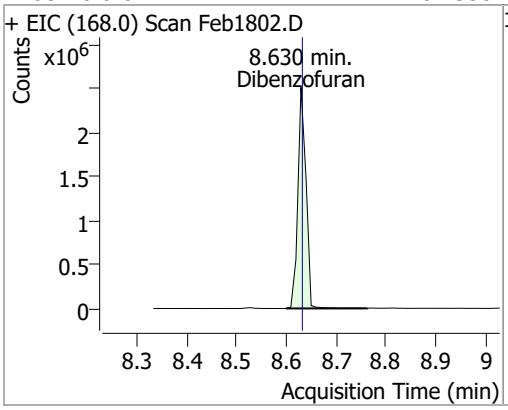

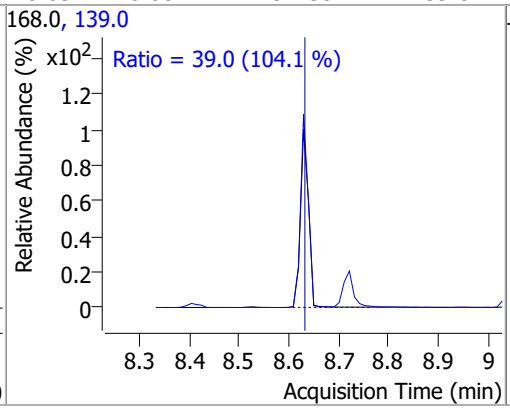

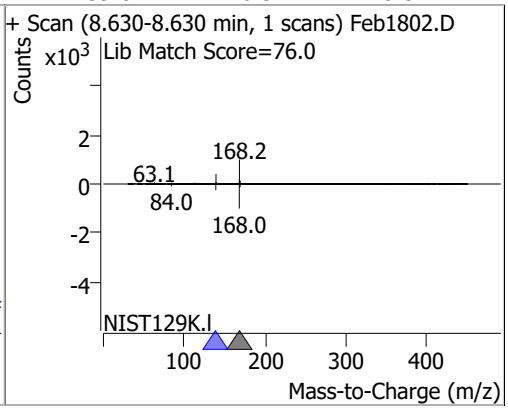

Compound	Conc.	RT	Dev(Min)	Resp.	QIon	QRatio	Lower	Upper
2,4-Dinitrotoluene	147.3776	8.68	0.01	397564	89.0	77.2	55.4	102.9
					63.0	50.3	33.9	62.9

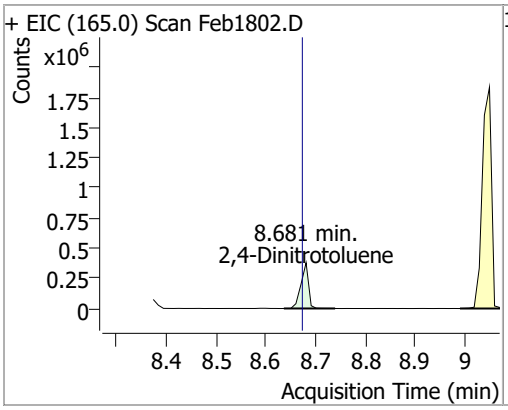

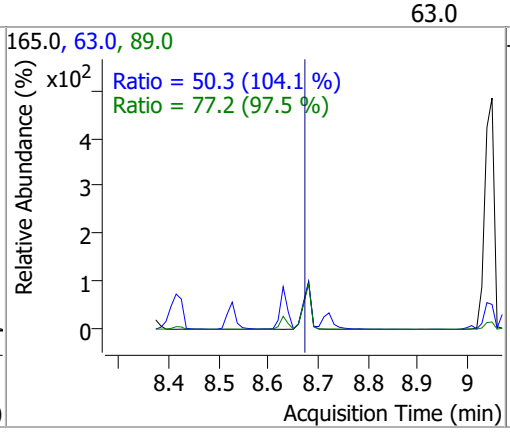

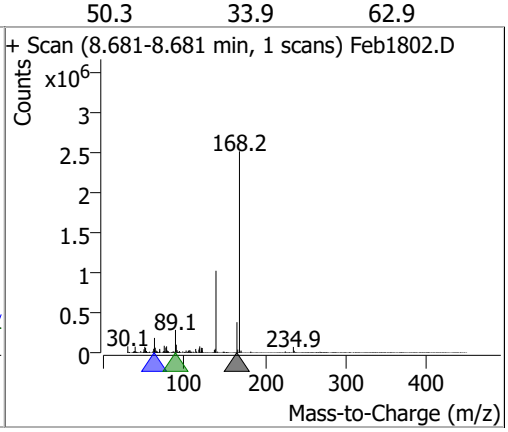

Compound	Conc.	RT	Dev(Min)	Resp.	QIon	QRatio	Lower	Upper
4-Nitrophenol	144.3881	8.72	0.02	368713	65.0	81.3	50.4	93.6
					139.0	74.1	49.8	92.5

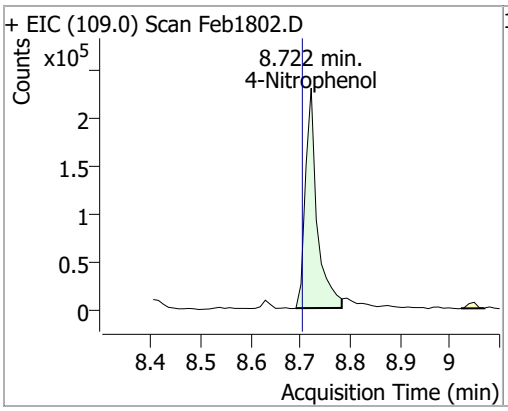

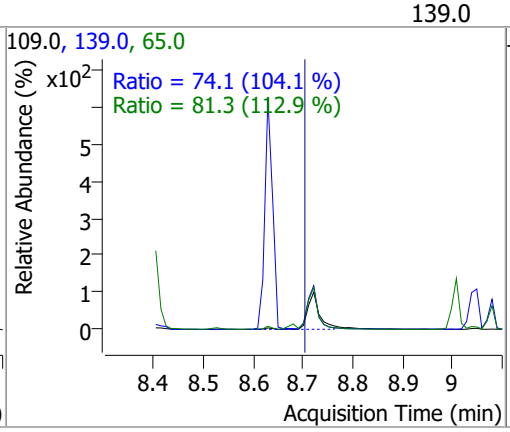

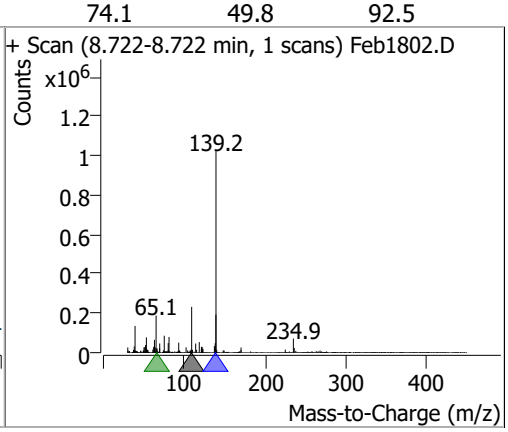

Compound	Conc.	RT	Dev(Min)	Resp.	QIon	QRatio	Lower	Upper
Diethylphthalate	145.3678	9.01	0.01	2256164	177.0	20.5	14.5	27.0
					150.0	12.5	8.7	16.2

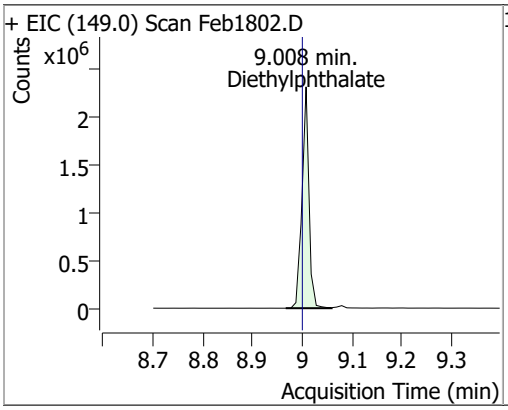

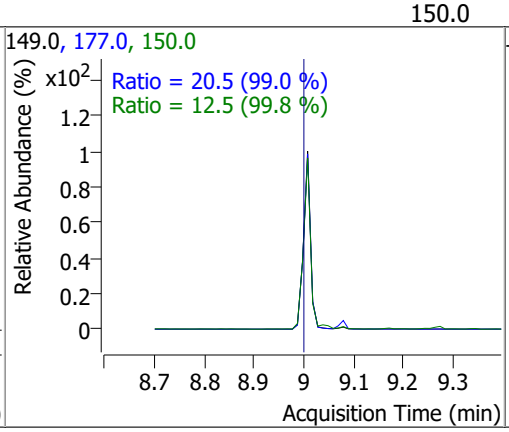

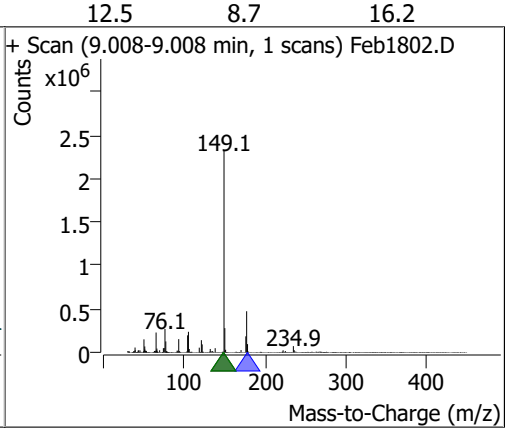

Compound	Conc.	RT	Dev(Min)	Resp.	QIon	QRatio	Lower	Upper
Fluorene	153.8147	9.05	0.01	2493155	165.0	94.3	65.4	121.4
					167.0	13.6	9.6	17.8

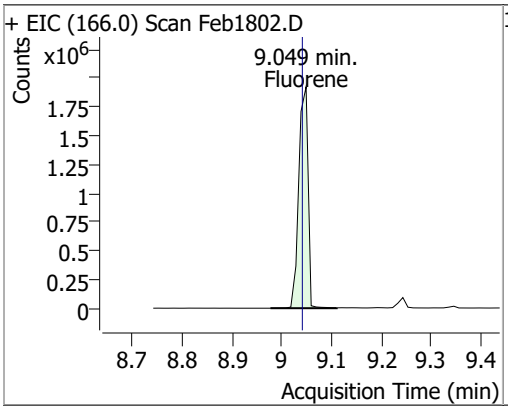

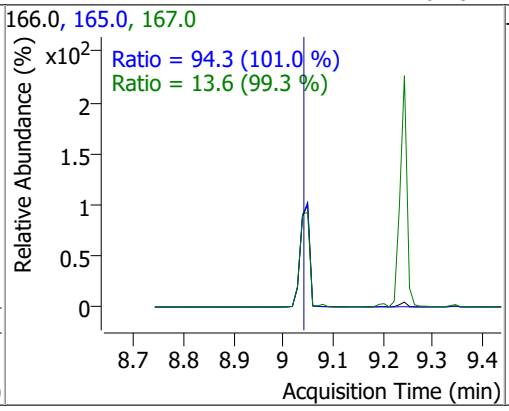

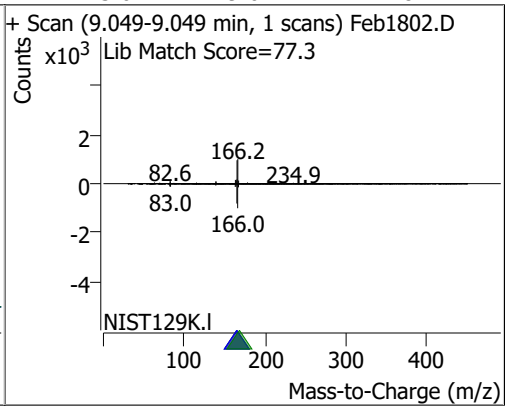

Compound	Conc.	RT	Dev(Min)	Resp.	QIon	QRatio	Lower	Upper
4-Chlorophenyl-phenylether	142.5752	9.08	0.01	1110314	141.0	66.4	42.8	79.6
					206.0	34.0	23.6	43.9

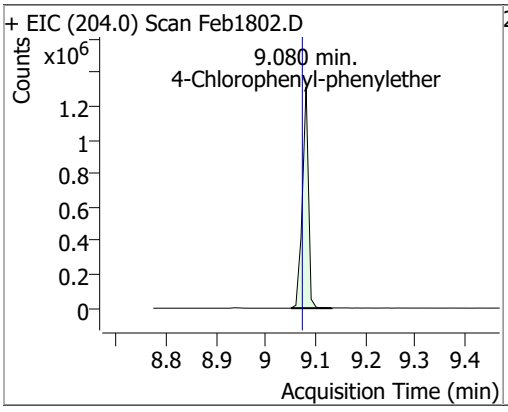

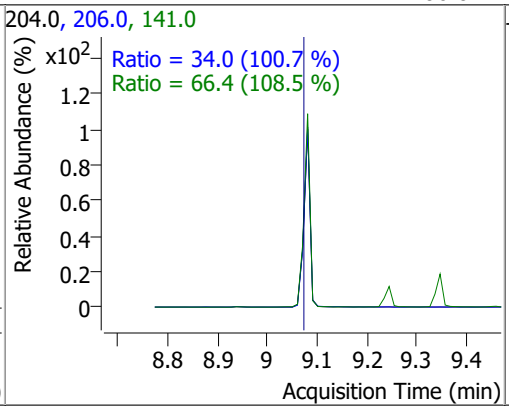

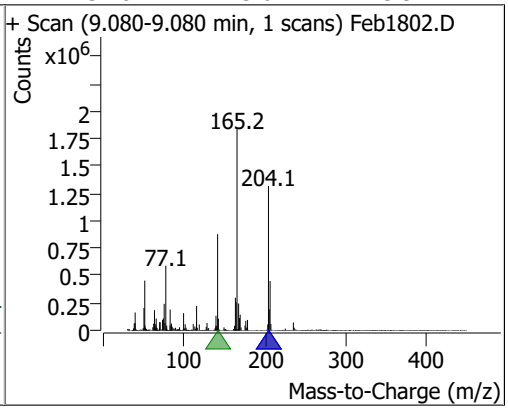

Compound	Conc.	RT	Dev(Min)	Resp.	QIon	QRatio	Lower	Upper
4-Nitroaniline	147.4676	9.16	0.02	363865	65.0	114.7	78.9	146.6
					92.0	49.4	34.5	64.1

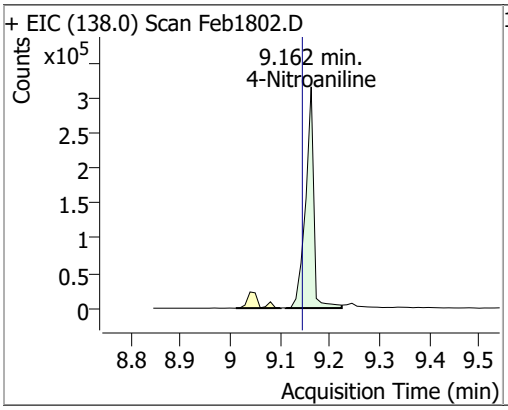

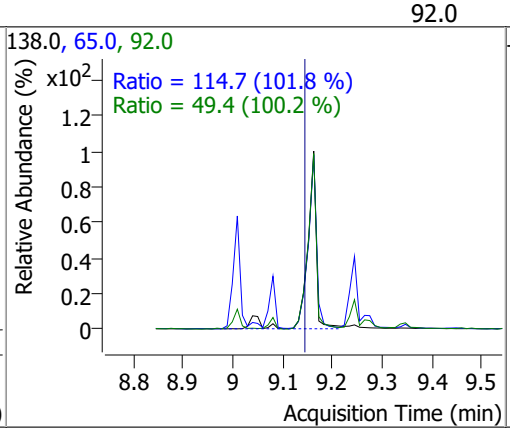

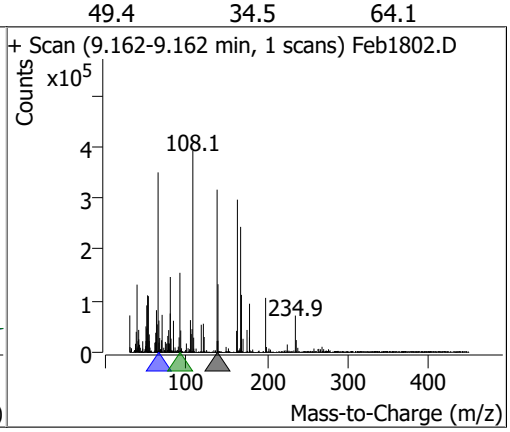

Compound	Conc.	RT	Dev(Min)	Resp.	QIon	QRatio	Lower	Upper
4,6-Dinitro-2-methylphenol	147.9207	9.17	0.02	243650	121.0	49.6	35.1	65.3

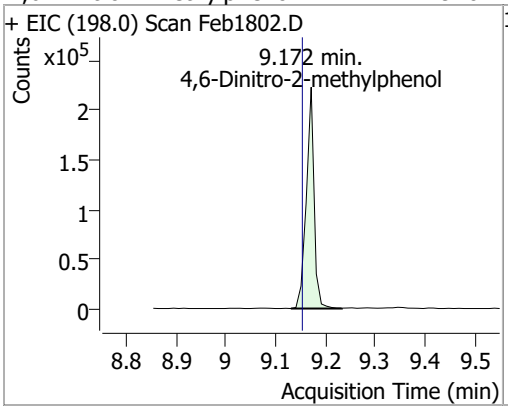

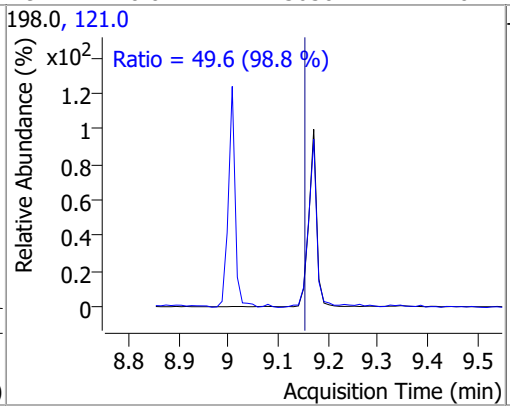

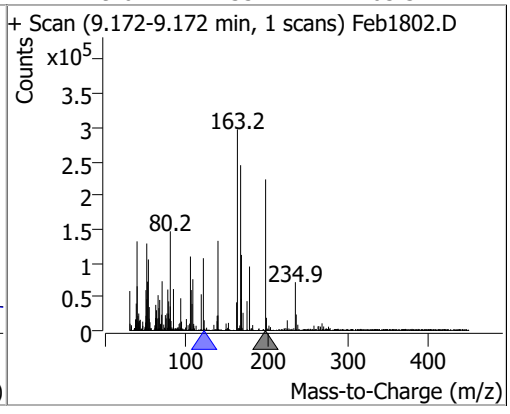

Compound	Conc.	RT	Dev(Min)	Resp.	QIon	QRatio	Lower	Upper
N-nitrosodiphenylamine	148.6623	9.24	0.01	1648173	168.0	63.4	44.0	81.7
					167.0	34.5	23.9	44.3

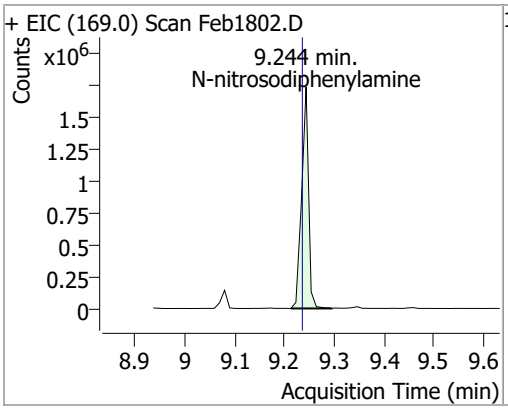

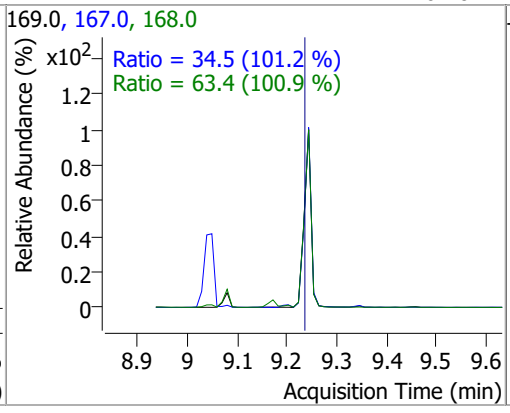

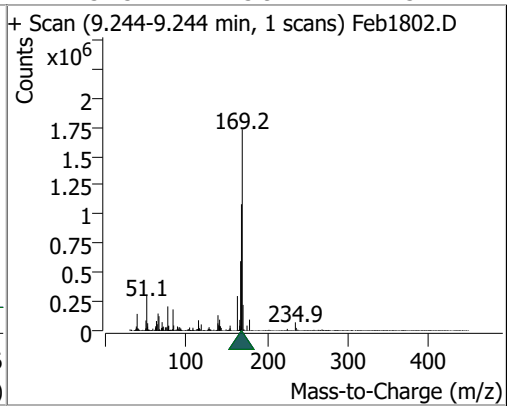

Compound	Conc.	RT	Dev(Min)	Resp.	QIon	QRatio	Lower	Upper
Azobenzene	151.0311	9.26	0.00	2354024	51.0	45.1	31.6	58.7
					182.0	23.6	16.9	31.4

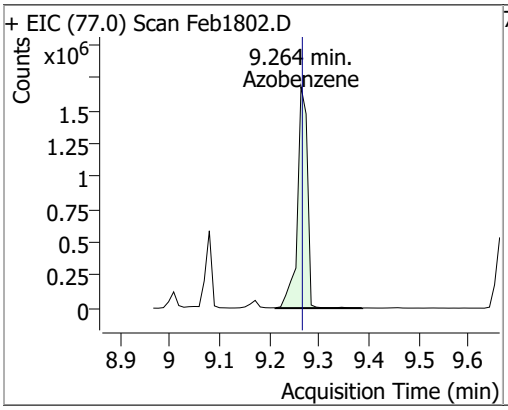

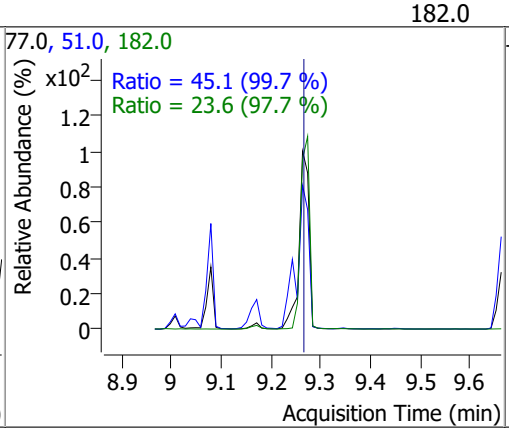

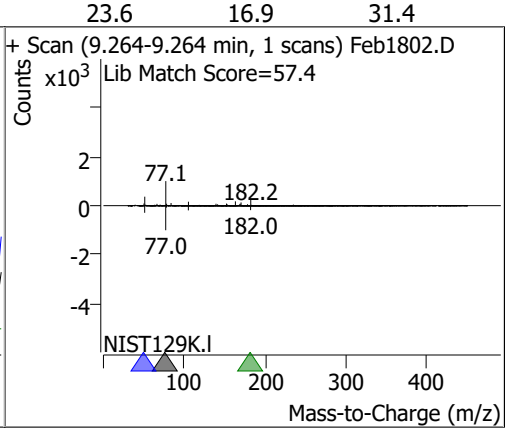

Compound	Conc.	RT	Dev(Min)	Resp.	QIon	QRatio	Lower	Upper
2,4,6-Tribromophenol	148.5652	9.35	0.01	230054	331.8	92.4	68.5	127.2

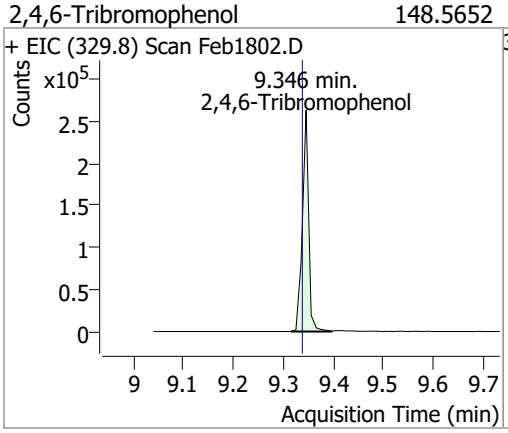

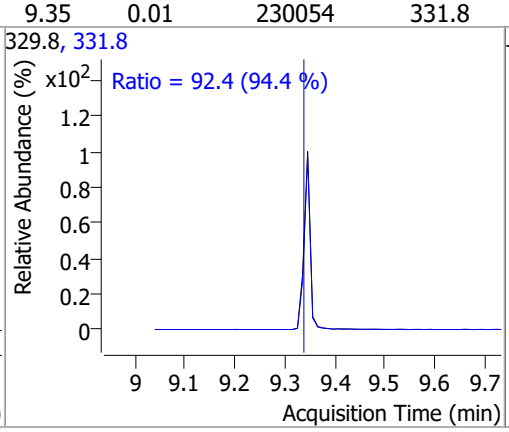

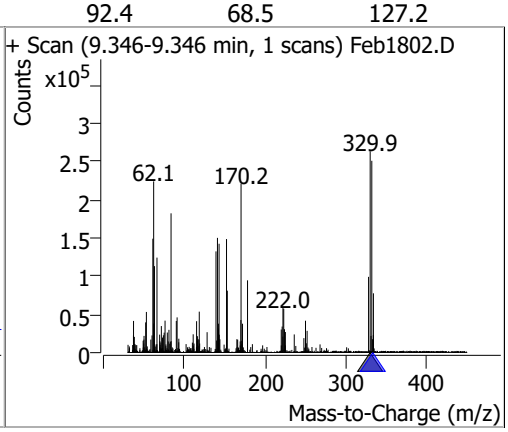

Compound	Conc.	RT	Dev(Min)	Resp.	QIon	QRatio	Lower	Upper
4-Bromophenyl-phenylether	146.8992	9.66	0.01	662596	141.0	101.9	69.1	128.4
					250.0	98.1	68.8	127.7

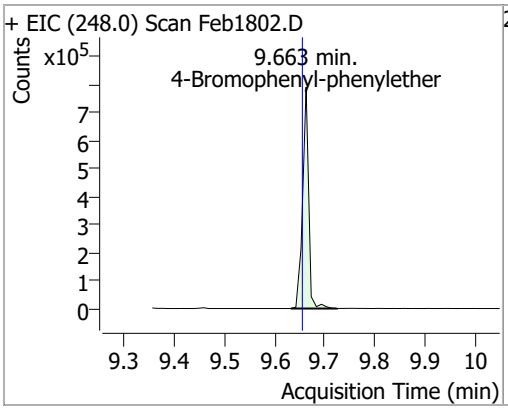

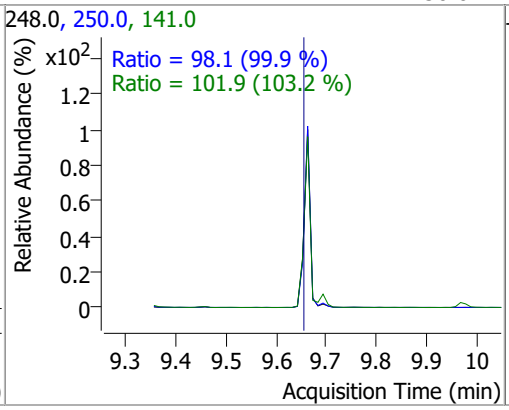

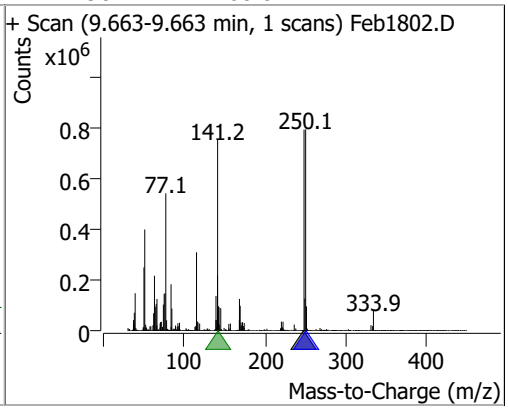

Compound	Conc.	RT	Dev(Min)	Resp.	QIon	QRatio	Lower	Upper
Hexachlorobenzene	143.5319	9.69	0.00	597870	142.0	51.2	37.7	70.0

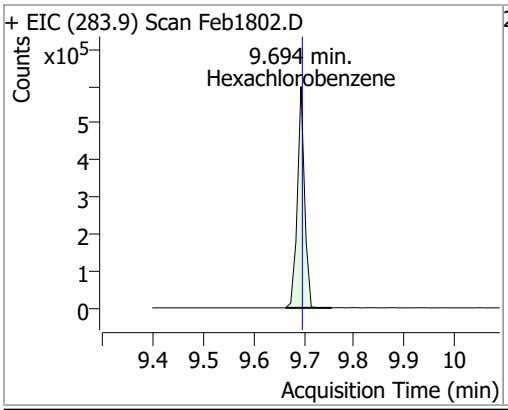

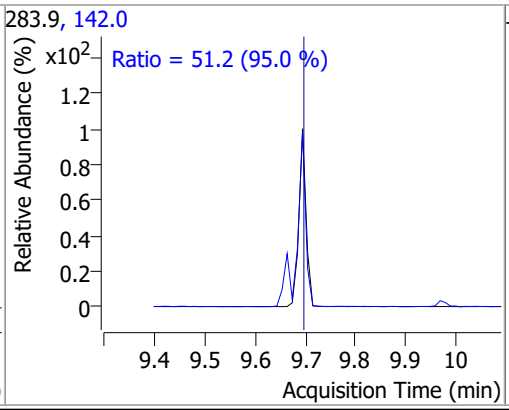

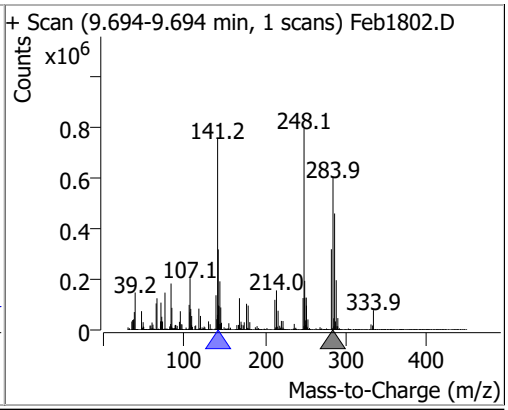

Compound	Conc.	RT	Dev(Min)	Resp.	QIon	QRatio	Lower	Upper
Pentachlorophenol	148.7927	9.97	0.00	342613	267.9	63.1	41.5	77.2
					263.9	63.4	41.2	76.6

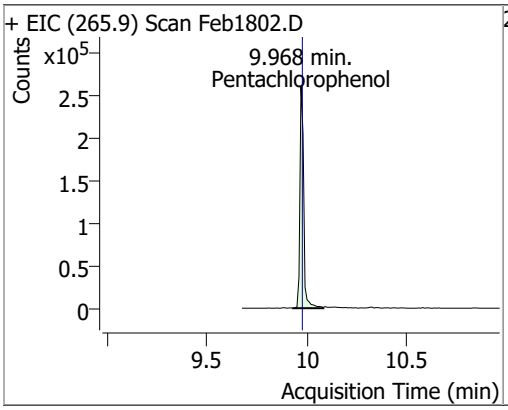

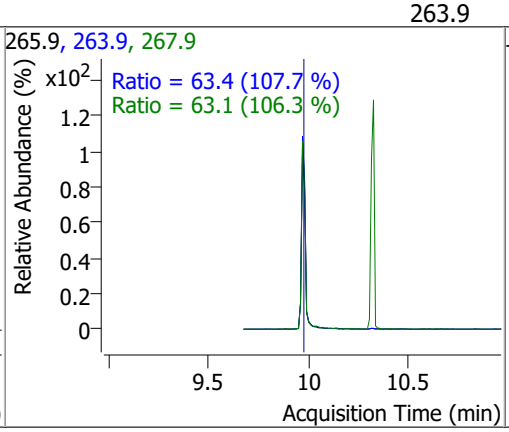

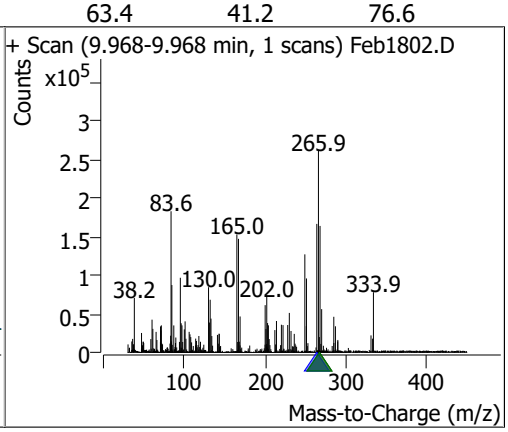

Compound	Conc.	RT	Dev(Min)	Resp.	QIon	QRatio	Lower	Upper
Phenanthrene	146.0003	10.19	0.01	3132371	176.0	18.5	13.0	24.1

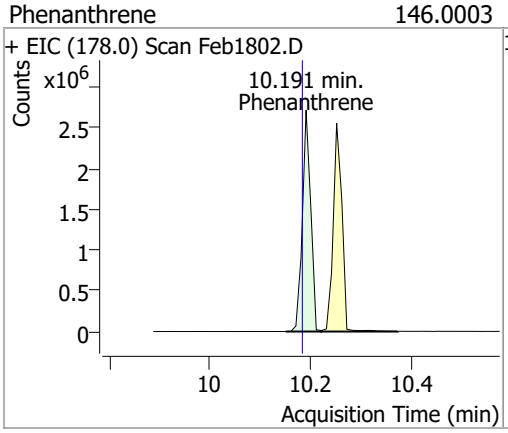

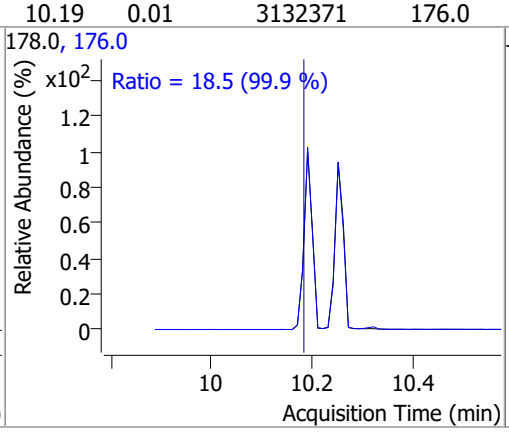

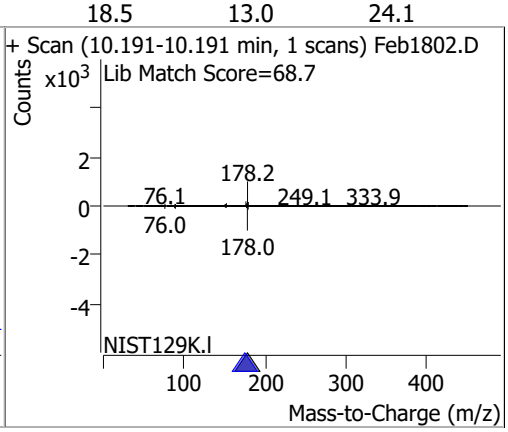

Compound	Conc.	RT	Dev(Min)	Resp.	QIon	QRatio	Lower	Upper
Anthracene	143.8138	10.25	0.00	3071678	176.0	18.1	12.9	23.9

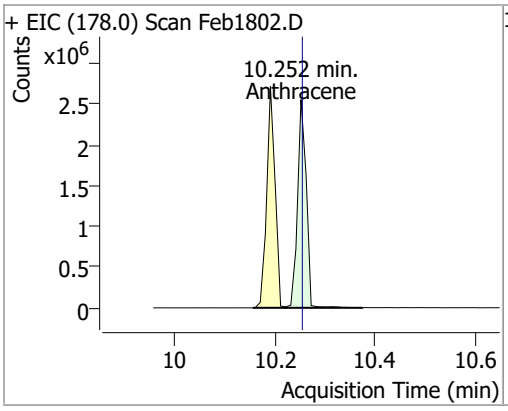

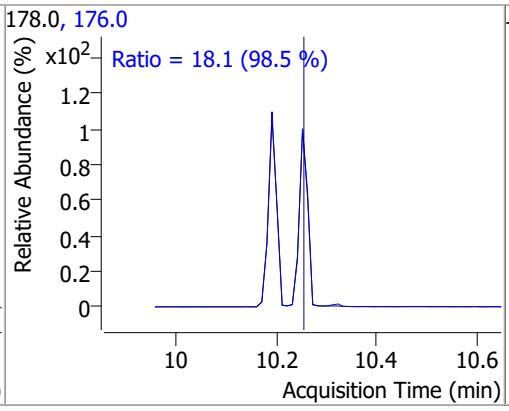

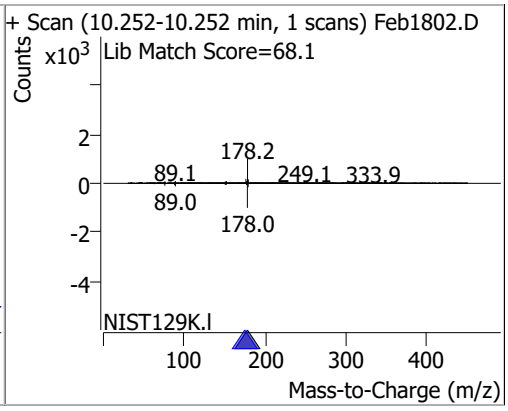

Compound	Conc.	RT	Dev(Min)	Resp.	QIon	QRatio	Lower	Upper
Triallate	149.2795	10.31	0.00	845447	268.0	25.9	16.9	31.4
					143.0	21.6	15.8	29.3

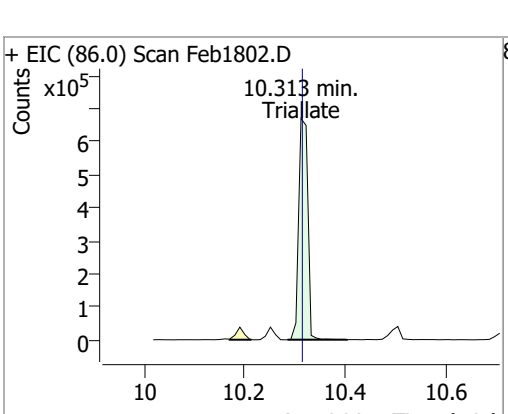

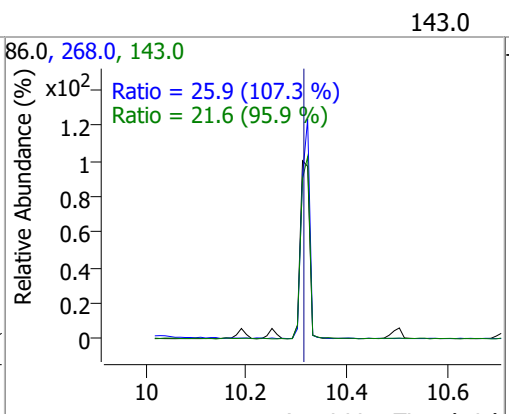

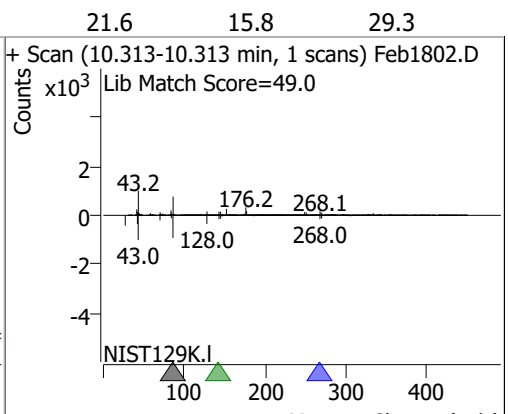

Compound	Conc.	RT	Dev(Min)	Resp.	QIon	QRatio	Lower	Upper
Carbazole	149.5705	10.51	0.01	3271481	139.0	13.2	9.0	16.7

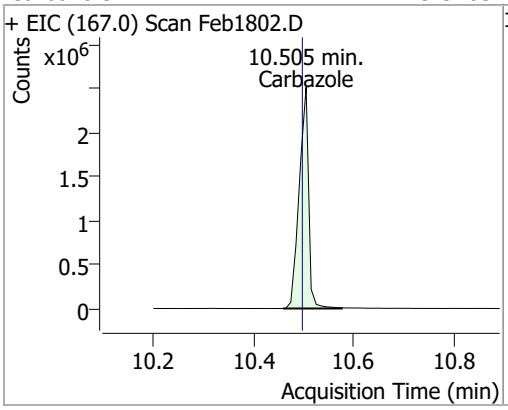

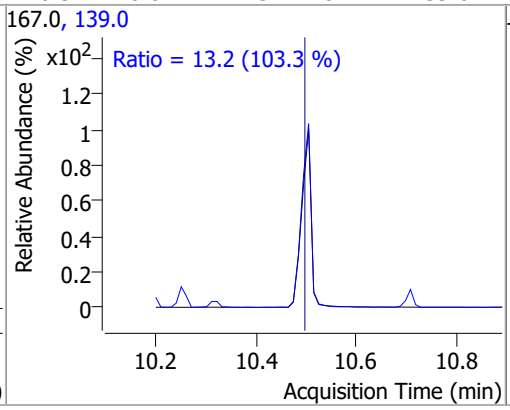

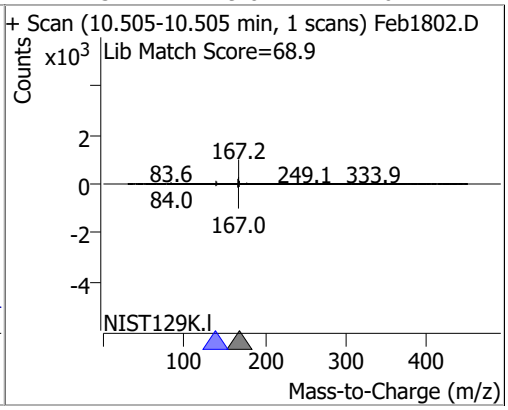

Compound	Conc.	RT	Dev(Min)	Resp.	QIon	QRatio	Lower	Upper
o-Terphenyl	143.8799	10.71	0.01	1697837	229.0	63.8	45.4	84.3
					215.0	38.2	25.9	48.1

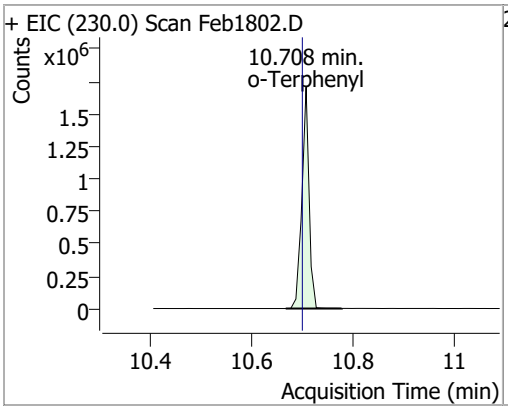

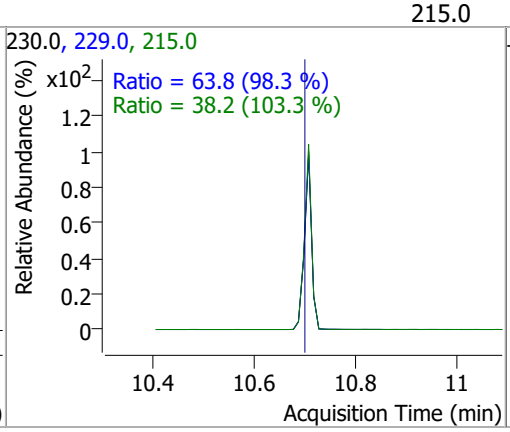

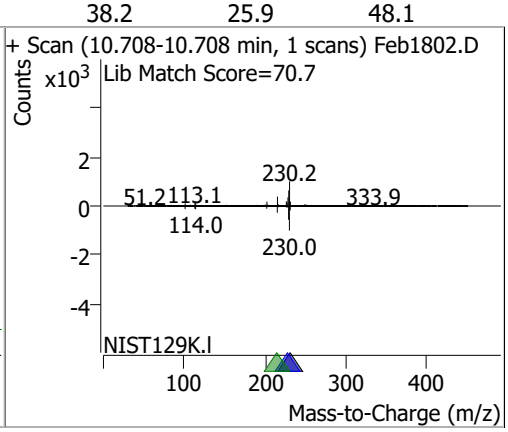

Compound	Conc.	RT	Dev(Min)	Resp.	QIon	QRatio	Lower	Upper
Di-n-Butylphthalate	147.6497	11.08	0.00	3446165	150.0	9.3	6.3	11.8
					104.0	6.0	4.5	8.3

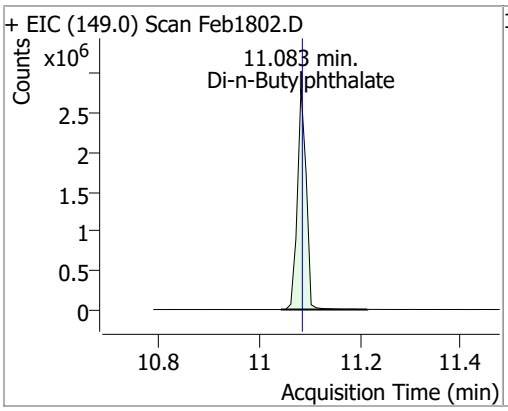

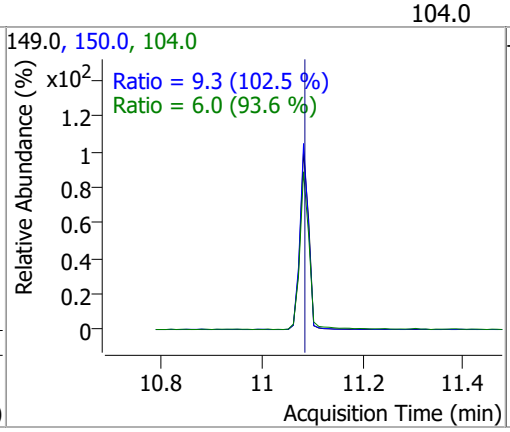

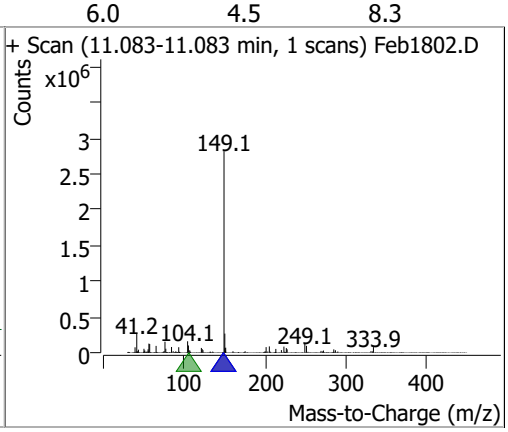

Compound	Conc.	RT	Dev(Min)	Resp.	QIon	QRatio	Lower	Upper
Fluoranthene	148.7725	11.97	0.02	3397461	101.0	12.8	9.4	17.4

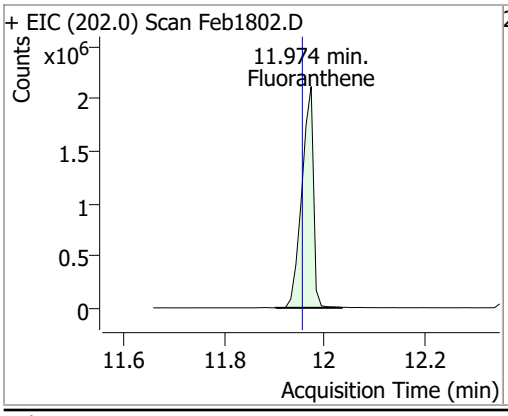

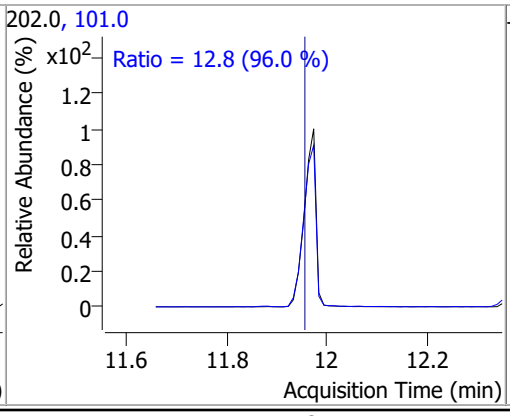

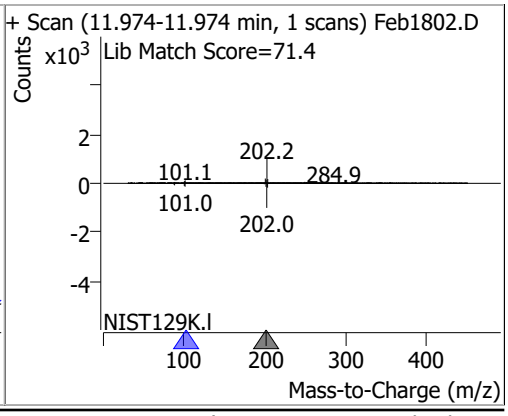

Compound	Conc.	RT	Dev(Min)	Resp.	QIon	QRatio	Lower	Upper
Benzidine	152.2725	12.35	0.00	1083722	183.0	11.4	8.3	15.4
					92.0	8.5	5.8	10.8

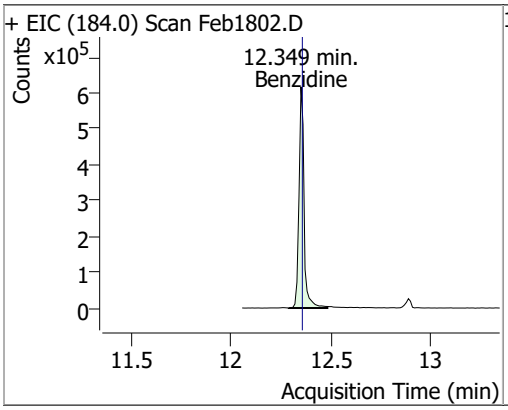

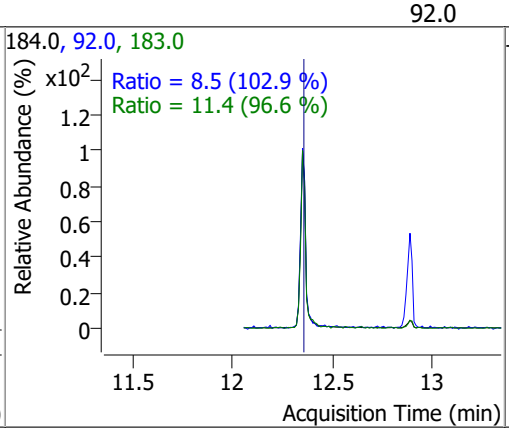

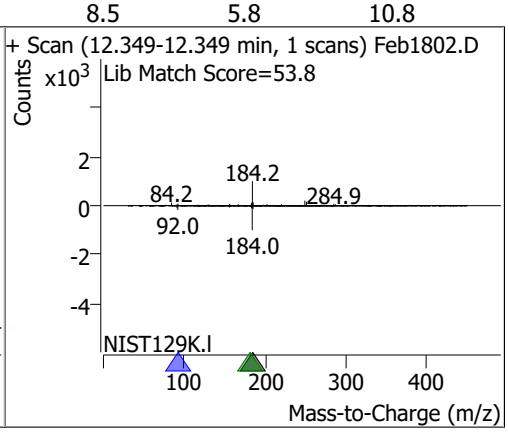

Compound	Conc.	RT	Dev(Min)	Resp.	QIon	QRatio	Lower	Upper
Pyrene	149.9738	12.40	0.02	3679726	101.0	15.4	11.1	20.6

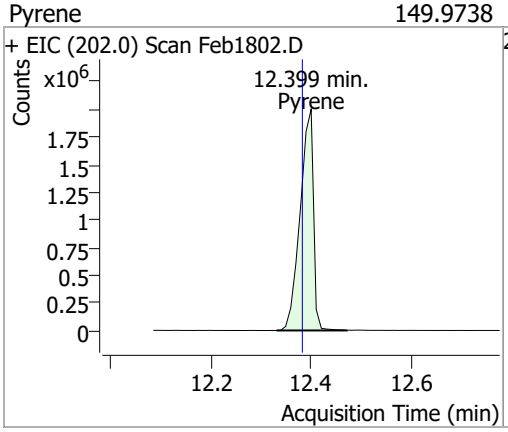

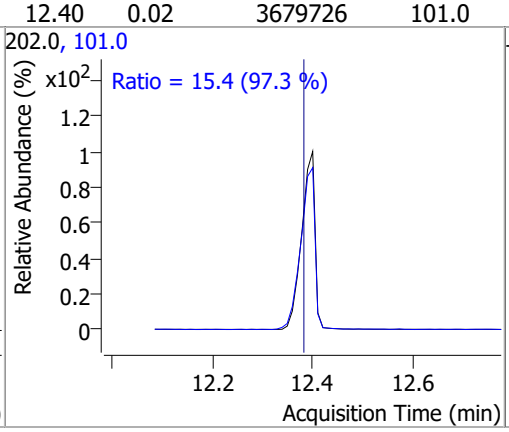

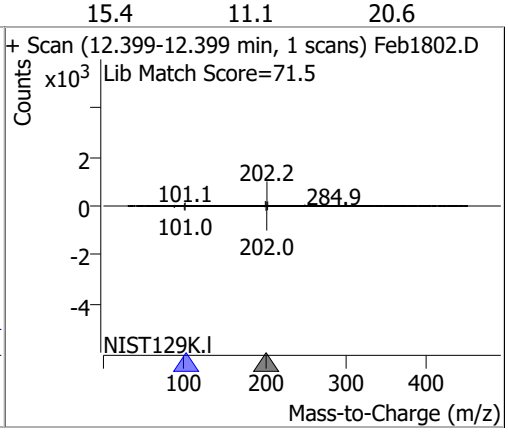

Compound	Conc.	RT	Dev(Min)	Resp.	QIon	QRatio	Lower	Upper
Terphenyl-d14	152.1715	12.89	0.01	2533921	122.0	13.3	10.1	18.7

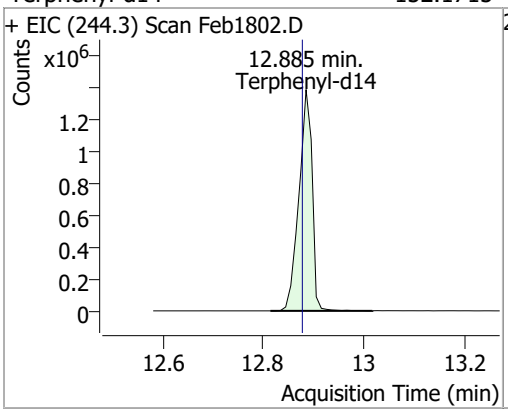

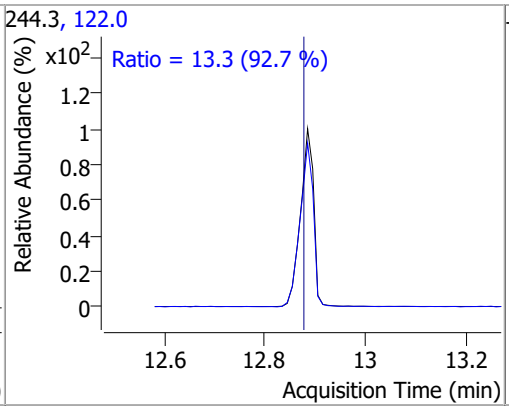

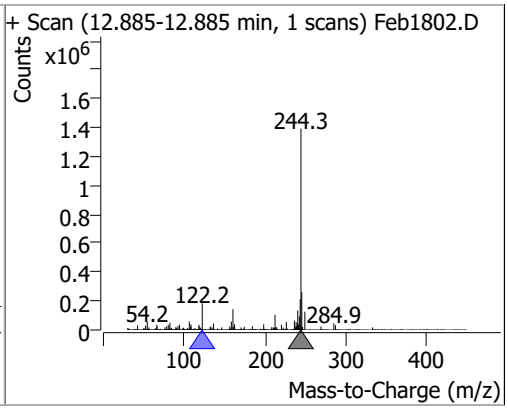

Compound	Conc.	RT	Dev(Min)	Resp.	QIon	QRatio	Lower	Upper
Butylbenzylphthalate	146.7579	14.34	0.02	1276176	91.0	78.9	59.6	110.6
					206.0	18.1	12.2	22.7

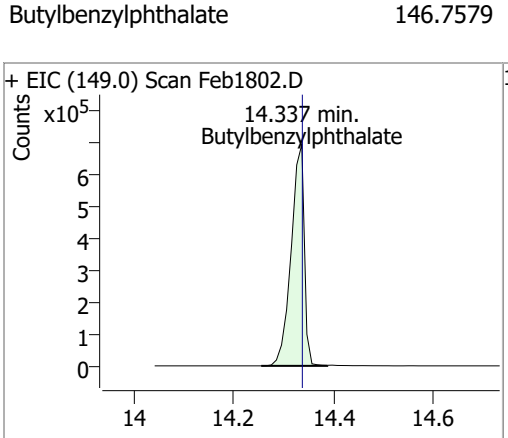

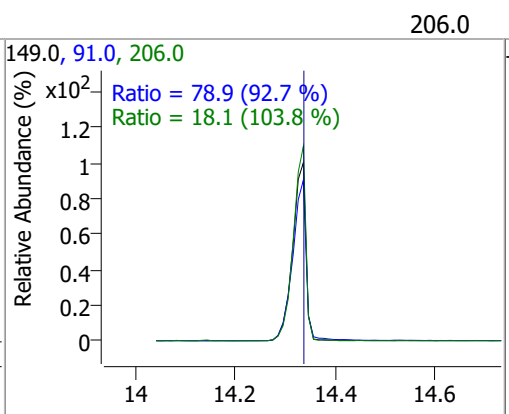

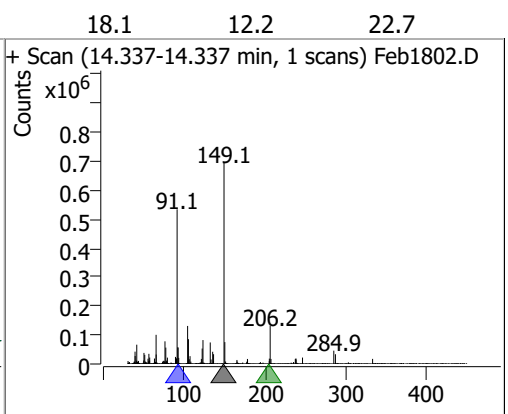

Compound	Conc.	RT	Dev(Min)	Resp.	QIon	QRatio	Lower	Upper
Benzo(a)Anthracene	149.7505	15.54	0.03	2842112	226.0	26.5	18.8	34.9
					229.0	20.7	14.7	27.4

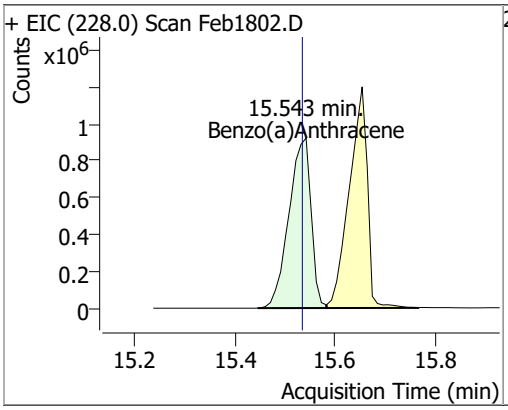

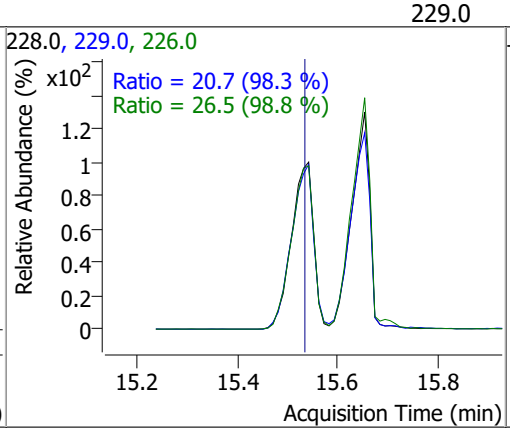

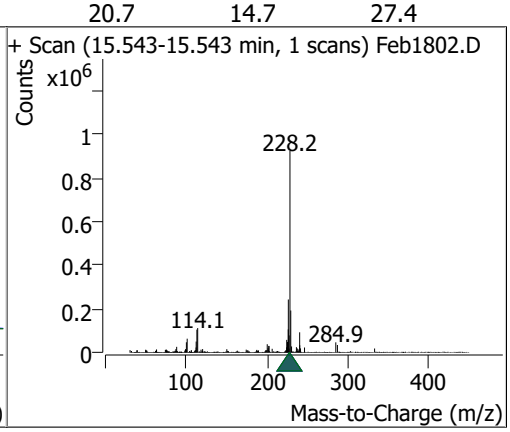

Compound	Conc.	RT	Dev(Min)	Resp.	QIon	QRatio	Lower	Upper
Chrysene	147.3118	15.66	0.03	3033845	226.0	29.4	19.9	36.9
					229.0	20.4	13.8	25.6

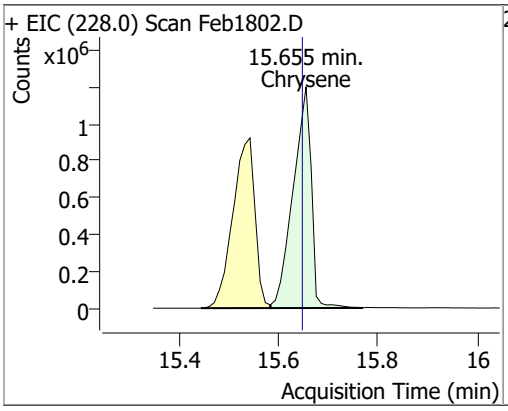

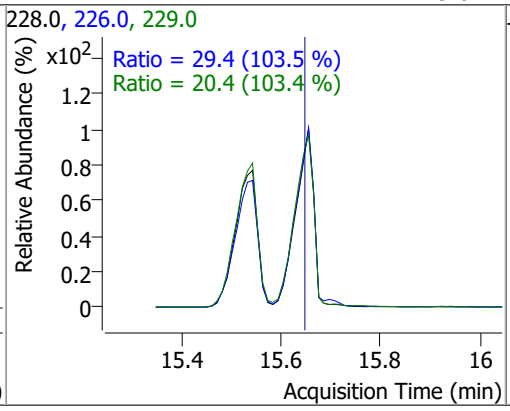

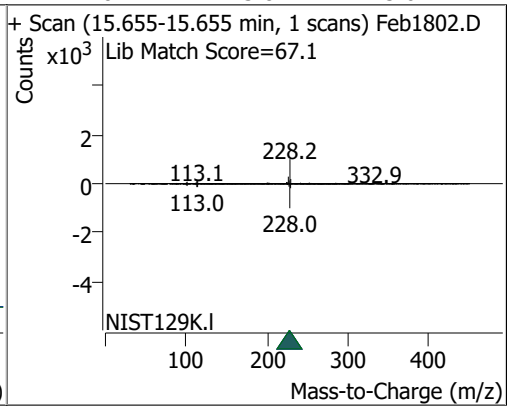

Compound	Conc.	RT	Dev(Min)	Resp.	QIon	QRatio	Lower	Upper
3,3-Dichlorobenzidine	145.8673	15.71	0.02	1089020	254.0	63.6	44.9	83.4

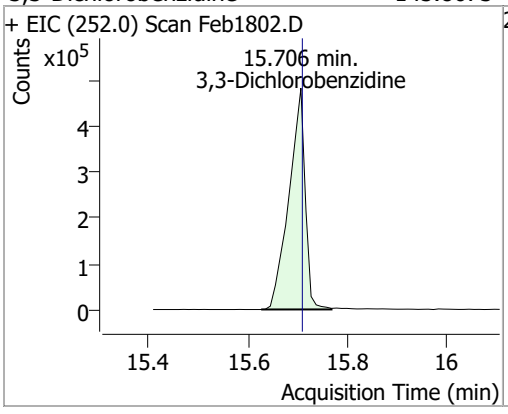

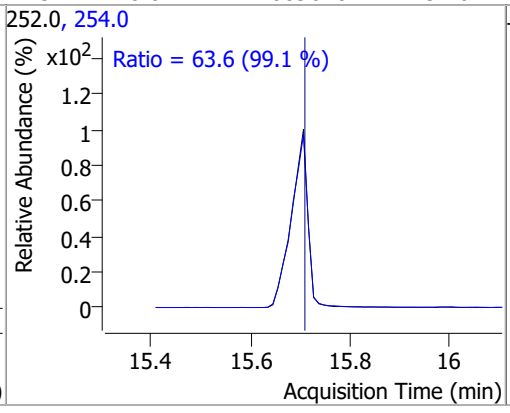

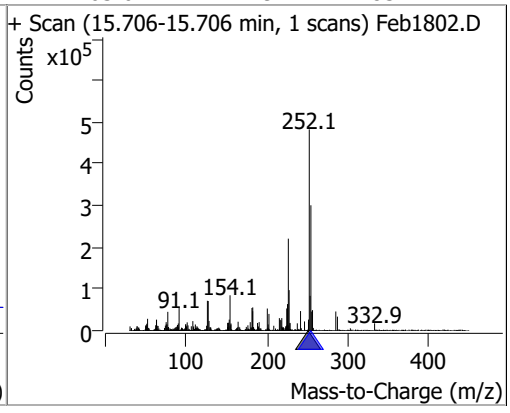

Compound	Conc.	RT	Dev(Min)	Resp.	QIon	QRatio	Lower	Upper
bis(2-ethylhexyl)Phthalate	146.9804	16.39	0.02	446103	149.0	391.0	273.6	508.0
					279.0	14.7	10.5	19.5

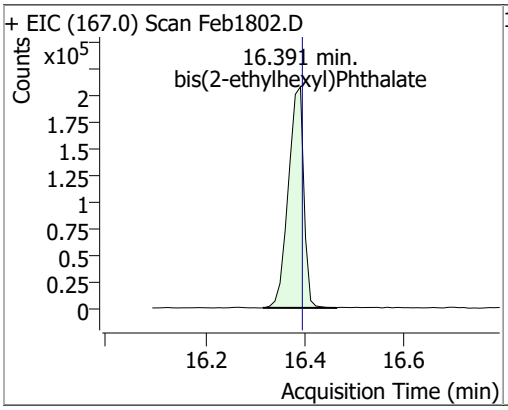

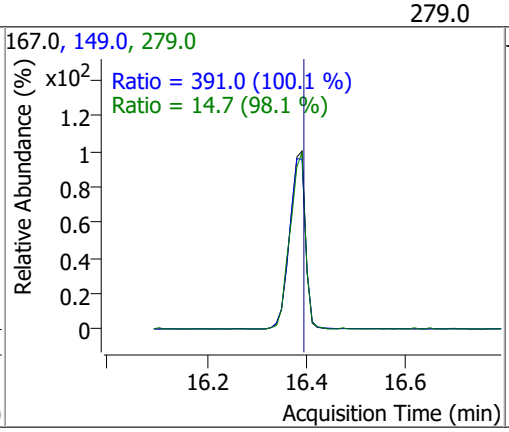

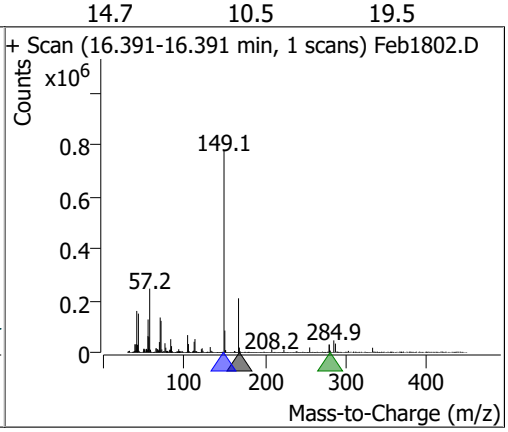

Compound	Conc.	RT	Dev(Min)	Resp.	QIon	QRatio	Lower	Upper
Di-n-octyl Phthalate	147.3012	18.15	0.02	3050804	150.0	9.7	7.0	13.0

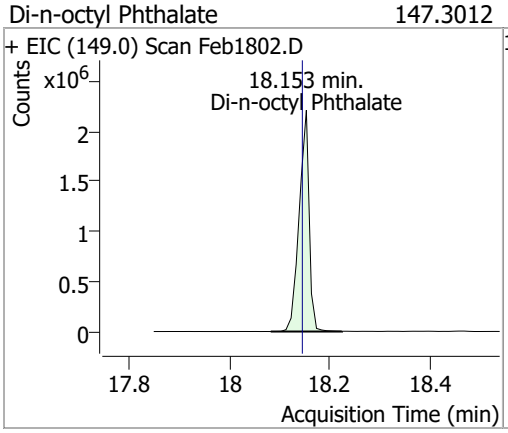

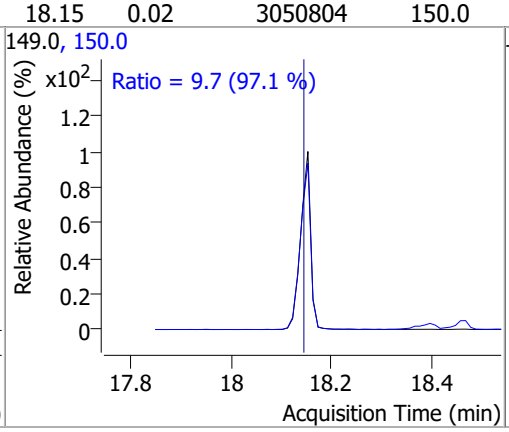

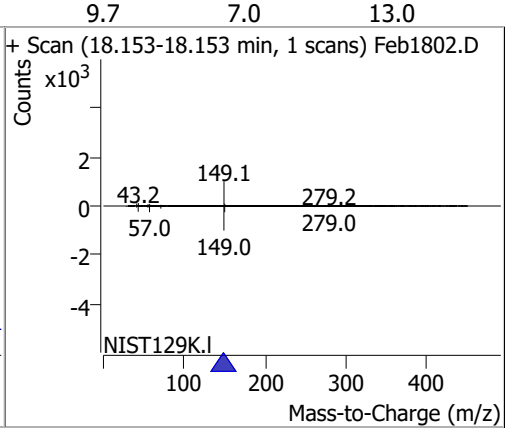

Compound	Conc.	RT	Dev(Min)	Resp.	QIon	QRatio	Lower	Upper
Benzo(b)fluoranthene	147.7569	18.40	0.02	2701361	253.0	22.4	15.6	29.0

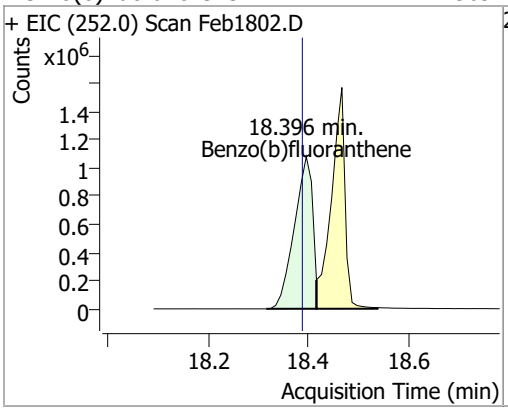

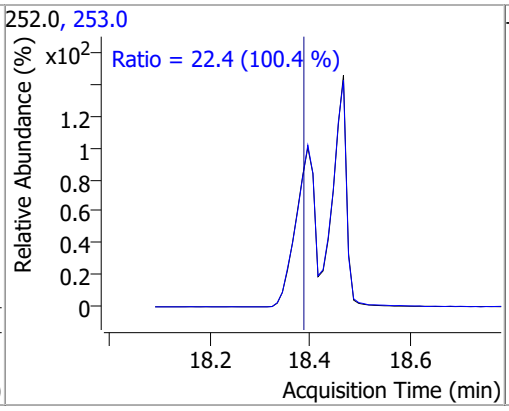

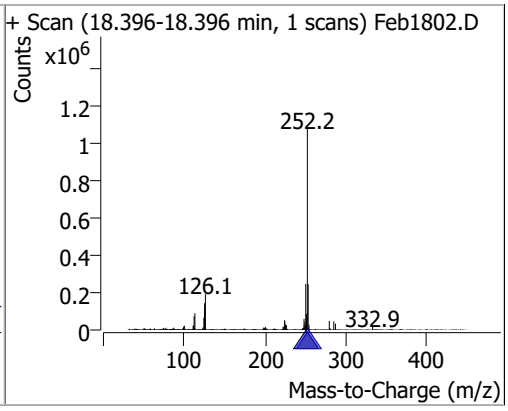

Compound	Conc.	RT	Dev(Min)	Resp.	QIon	QRatio	Lower	Upper
Benzo(k)fluoranthene	149.1473	18.47	0.02	2958362	253.0	22.3	15.4	28.6

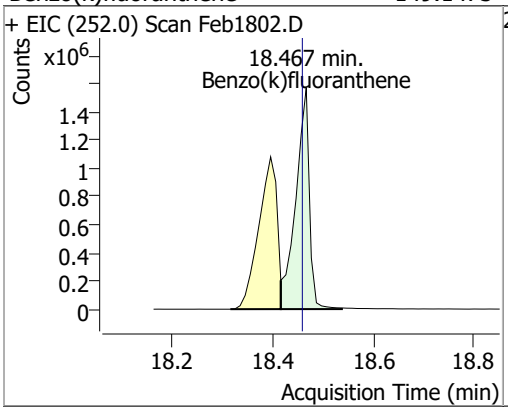

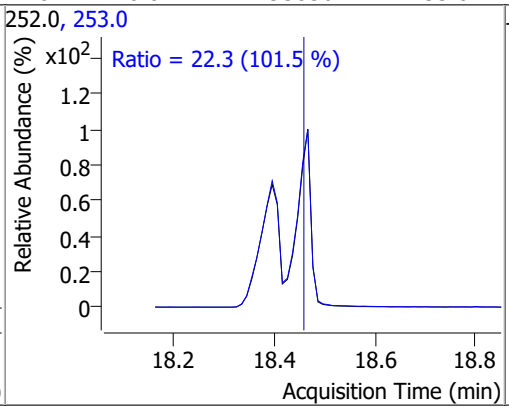

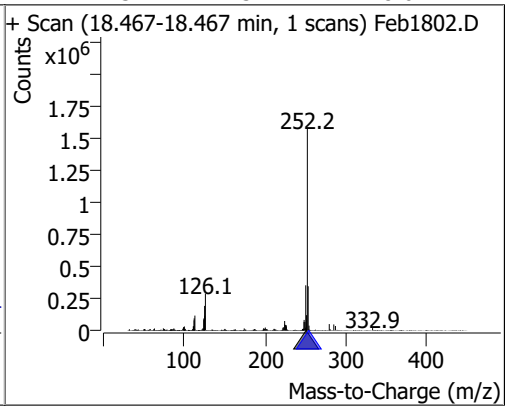

Compound	Conc.	RT	Dev(Min)	Resp.	QIon	QRatio	Lower	Upper
Benzo(a)pyrene	147.4984	19.00	0.02	2621643	253.0	22.3	15.1	28.0

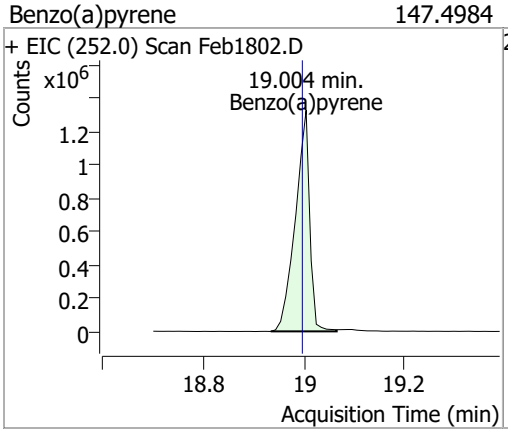

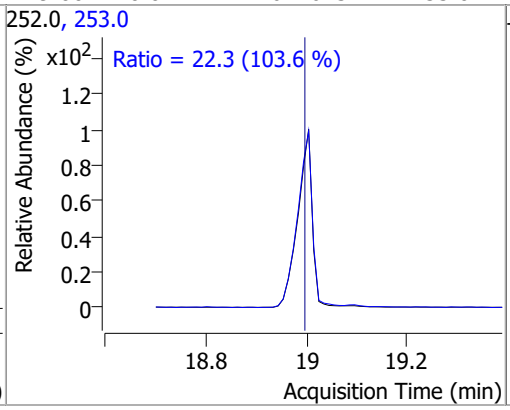

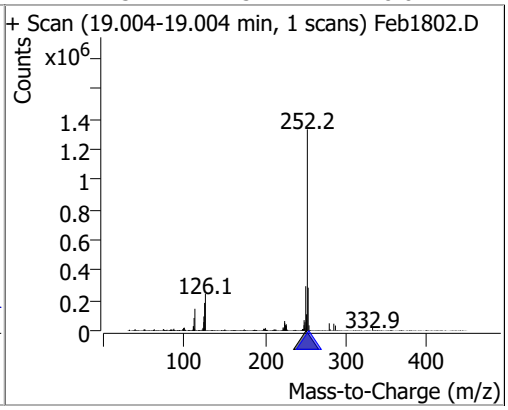

Compound	Conc.	RT	Dev(Min)	Resp.	QIon	QRatio	Lower	Upper
Indeno(1,2,3-c,d)pyrene	147.0742	20.78	0.02	2181733	138.0	31.1	20.7	38.5

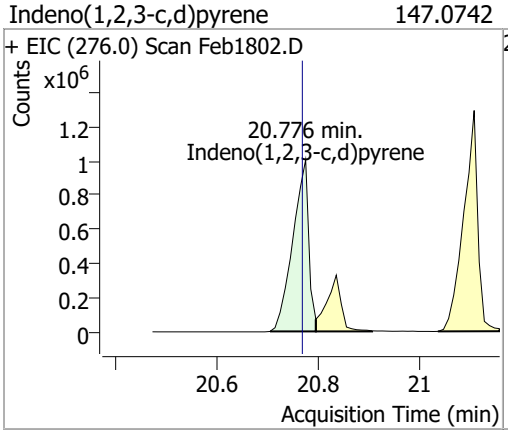

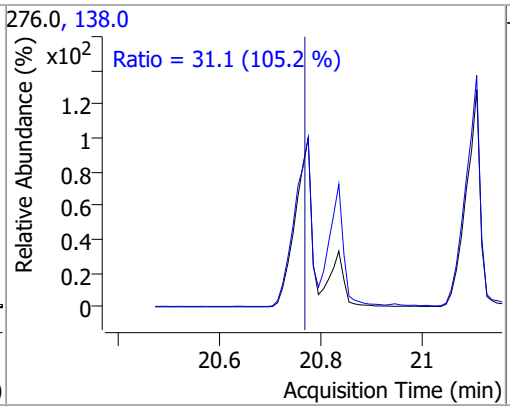

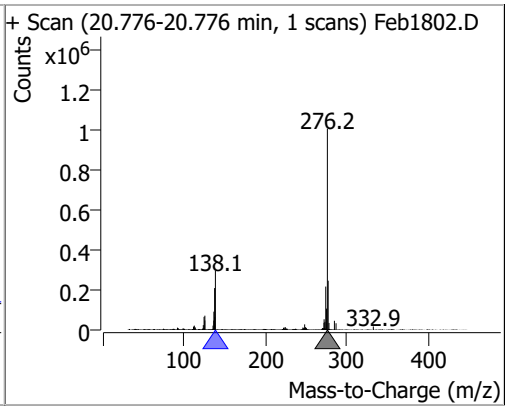

Compound	Conc.	RT	Dev(Min)	Resp.	QIon	QRatio	Lower	Upper
Dibenzo(a,h)anthracene	147.0838	20.84	0.02	2406140	139.0	23.5	17.6	32.7
					279.0	24.2	16.9	31.3

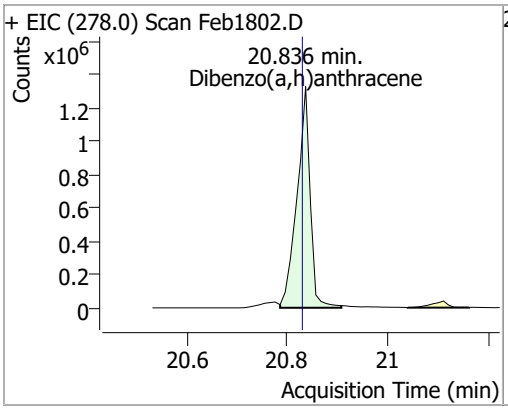

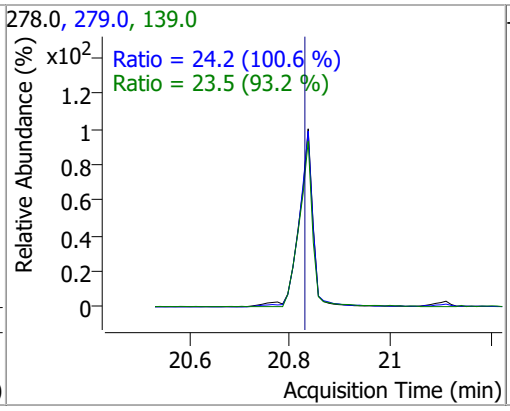

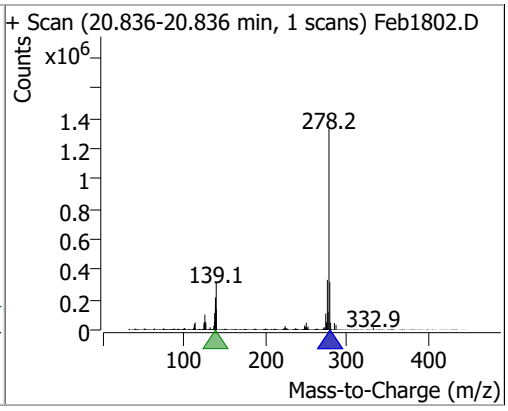

Compound	Conc.	RT	Dev(Min)	Resp.	QIon	QRatio	Lower	Upper
Benzo(g,h,i)perylene	147.4139	21.11	0.02	2544345	138.0	31.8	23.1	42.9
					277.0	24.0	16.3	30.2

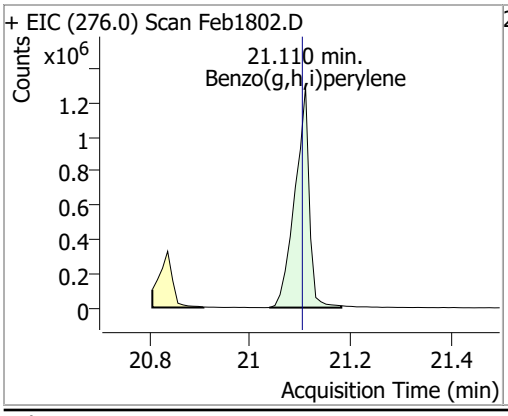

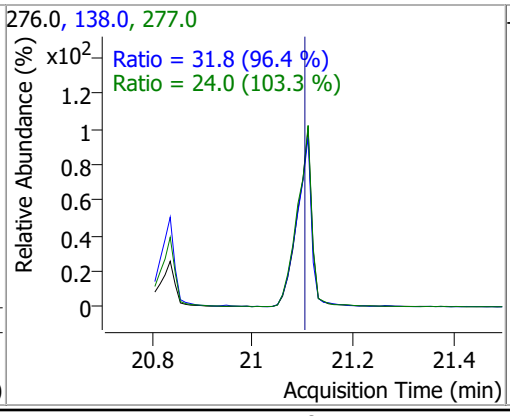

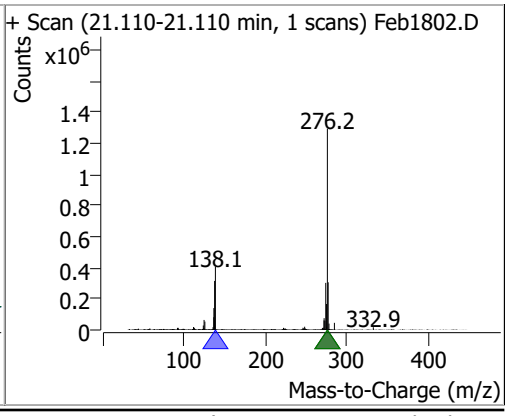

Quantitation Results Report (QT Reviewed)

Data File	Feb1803.D	Operator	LIMS import
Acq. Method	BNA+SIM.M	Acq. Date-Time	2/19/2022 8:53:27 AM
Sample Name	18-Feb-22_CAL_6	Instrument	Instrument #1
Vial	3	Multiplier	1.00
DA Method File		Comment	SVOC-8270-W-LARGO
Tune File	dftppdsm.u	Tune Date	2/18/2022 9:25:00 PM
Batch Name	021822 DoD BNA cal.batch.bin	Last Calib Update	2/19/2022 1:06:17 PM
Ref Library	D:\Org\Library\NIST129K.l		

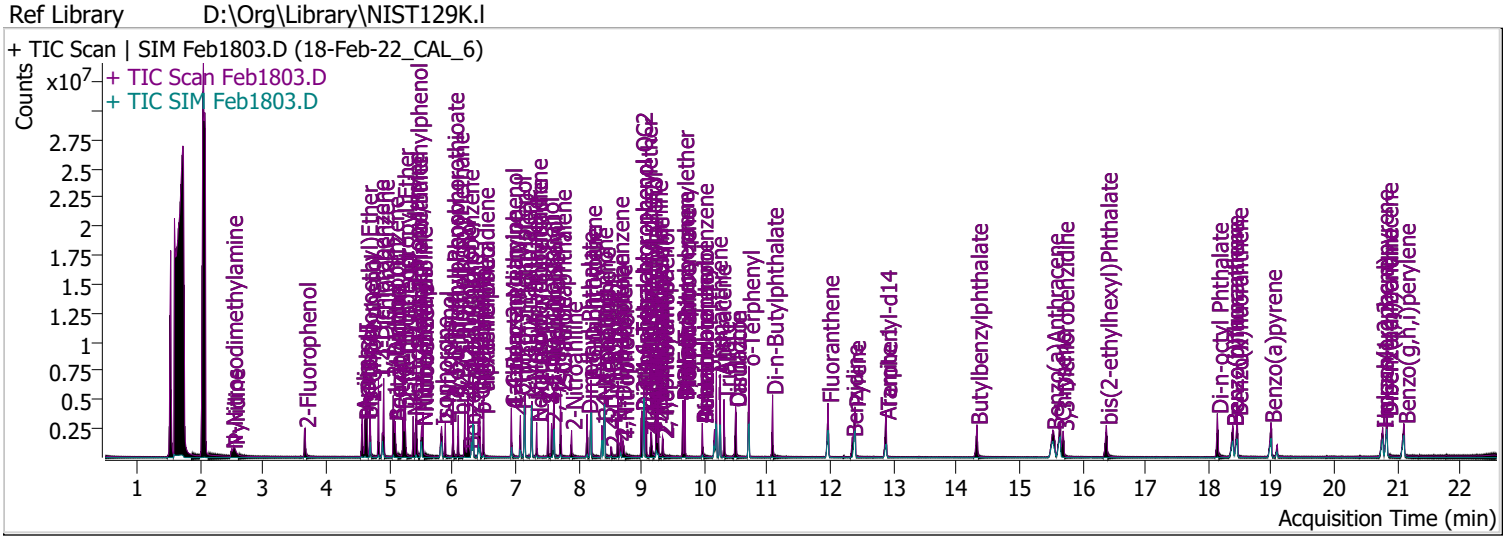

Compound	RT	QIon	Resp.	Conc.	Units		Dev(Min)
Internal Standards							
System Monitoring Compounds							
S 2-Fluorophenol	3.664	112.0	1058548	120.3426	µg/L		0.010
Spiked Amount: 200.000	Range: 10.0 - 75.0%			Recovery = 60.17%			
S Phenol-d5	4.613	99.0	1344284	122.8556	µg/L	m	0.000
Spiked Amount: 200.000	Range: 10.0 - 65.0%			Recovery = 61.43%			
S Nitrobenzene-d5	5.512	82.0	771682	123.2948	µg/L		0.010
Spiked Amount: 100.000	Range: 32.0 - 94.0%			Recovery = 123.29%		*	
S 2-Fluorobiphenyl	7.615	172.0	2072877	120.3883	µg/L		0.010
Spiked Amount: 100.000	Range: 28.0 - 107.0%			Recovery = 120.39%		*	
S 2,4,6-Tribromophenol	9.346	329.8	187319	120.6291	µg/L		0.010
Spiked Amount: 200.000	Range: 25.0 - 140.0%			Recovery = 60.31%			
S Terphenyl-d14	12.885	244.3	2133936	120.3656	µg/L		0.010
Spiked Amount: 100.000	Range: 32.0 - 122.0%			Recovery = 120.37%			
Target Compounds							**QValue**
T N-Nitrosodimethylamine	2.499	74.0	326647	116.5794	µg/L		99
T Pyridine	2.530	79.0	843707	123.7562	µg/L		97
T Aniline	4.572	93.0	1907332	123.9193	µg/L		99
T Phenol	4.634	94.0	1552024	125.9277	µg/L		100
T bis(-2-Chloroethyl)Ether	4.644	63.0	1004162	122.2311	µg/L		100
T 2-Chlorophenol	4.695	128.0	1172891	122.7016	µg/L		100
T 1,3-Dichlorobenzene	4.828	146.0	1478960	123.7704	µg/L		98
T 1,4-Dichlorobenzene	4.910	146.0	1440014	122.1307	µg/L		99
T 1,2-Dichlorobenzene	5.063	146.0	1412888	121.0749	µg/L		99
T Benzyl Alcohol	5.093	108.0	684389	125.2375	µg/L	m	97
T bis(2-chloroisopropyl)Ether	5.226	121.0	404464	126.7778	µg/L		100
T 2-Methylphenol	5.247	107.0	1056421	125.2574	µg/L		100
T N-nitroso-Di-n-propylamine	5.379	70.0	719807	117.7016	µg/L		97
T 4Methylphenol/3Methylphenol	5.430	107.0	1358832	119.7461	µg/L		100
T Hexachloroethane	5.430	117.0	475489	124.5829	µg/L		99

Compound	RT	QIon	Resp.	Conc.	Units		Dev(Min)
T Nitrobenzene	5.533	123.1	374243	125.1561	µg/L		98
T Isophorone	5.829	82.0	1823587	123.4859	µg/L		98
T 2-Nitrophenol	5.890	139.0	455325	126.5272	µg/L		98
T 2,4-Dimethylphenol	6.013	122.0	819537	124.2859	µg/L		97
T bis(-2-Chloroethoxy)Methane	6.095	93.0	1115448	127.3797	µg/L		95
T 2,4-Dichlorophenol	6.198	162.0	833232	126.8965	µg/L		96
T Benzoic Acid	6.270	105.0	519957	128.5980	µg/L		92
T 1,2,4-Trichlorobenzene	6.249	180.0	897123	119.8787	µg/L		100
T Naphthalene	6.331	128.0	2702791	123.6183	µg/L		99
T 4-Chlorophenol	6.414	130.0	301586	122.6373	µg/L		92
T p-Chloroaniline	6.434	127.0	1050839	119.2044	µg/L		94
T Hexachlorobutadiene	6.496	224.9	492013	120.4421	µg/L		98
T 4-Chloro-2-Methylphenol	6.937	107.0	740508	125.8060	µg/L		97
T 4-Chloro-3-Methylphenol	7.081	107.0	782006	124.1681	µg/L	m	97
T 2-Methylnaphthalene	7.153	141.0	1591431	119.2703	µg/L		99
T 1-Methylnaphthalene	7.266	141.0	1575011	122.4836	µg/L		99
T Hexachlorocyclopentadiene	7.338	236.9	295198	118.7229	µg/L		98
T 2,4,6-Trichlorophenol	7.523	196.0	545615	126.4941	µg/L	m	98
T 2,4,5-Trichlorophenol	7.574	196.0	587533	122.6454	µg/L	m	95
T 2-Chloronaphthalene	7.718	162.0	1673143	116.0457	µg/L		98
T 2-Nitroaniline	7.892	65.0	340794	129.8078	µg/L		100
T Dimethyl Phthalate	8.139	163.0	1795167	119.4214	µg/L		98
T 2,6-Dinitrotoluene	8.200	165.0	270214	134.5088	µg/L		90
T Acenaphthylene	8.200	152.1	2788358	121.4632	µg/L		100
T 3-Nitroaniline	8.405	138.0	309107	130.3972	µg/L		96
T Acenaphthene	8.415	154.0	1503475	117.1551	µg/L		99
T 2,4-Dinitrophenol	8.527	184.0	138026	121.6307	µg/L		99
T Dibenzofuran	8.630	168.0	2443689	118.4946	µg/L		97
T 2,4-Dinitrotoluene	8.681	165.0	328858	122.8060	µg/L		100
T 4-Nitrophenol	8.712	109.0	326746	126.2944	µg/L		99
T Diethylphthalate	9.008	149.0	1980149	125.7671	µg/L		99
T Fluorene	9.039	166.0	1952030	114.4523	µg/L		100
T 4-Chlorophenyl-phenylether	9.080	204.0	1017662	127.4811	µg/L		96
T 4-Nitroaniline	9.152	138.0	291518	114.2027	µg/L		99
T 4,6-Dinitro-2-methylphenol	9.162	198.0	200519	121.1232	µg/L		100
T N-nitrosodiphenylamine	9.244	169.0	1414366	120.7344	µg/L		99
T Azobenzene	9.264	77.0	1932785	120.2669	µg/L		99
T 4-Bromophenyl-phenylether	9.663	248.0	589591	126.1586	µg/L		99
T Hexachlorobenzene	9.694	283.9	550809	123.9440	µg/L		97
T Pentachlorophenol	9.968	265.9	272170	118.9229	µg/L		93
T Phenanthrene	10.191	178.0	2792268	119.6259	µg/L		99
T Anthracene	10.252	178.0	2712966	119.3027	µg/L	m	99
T Triallate	10.313	86.0	696512	120.4325	µg/L		99
T Carbazole	10.495	167.0	2794889	120.4732	µg/L		98
T o-Terphenyl	10.708	230.0	1579903	125.0935	µg/L		99
T Di-n-Butylphthalate	11.082	149.0	2864235	121.0143	µg/L		100
T Fluoranthene	11.964	202.0	2925734	120.7096	µg/L		99
T Benzidine	12.349	184.0	925246	114.7160	µg/L		99
T Pyrene	12.389	202.0	3111401	118.6872	µg/L		99
T Butylbenzylphthalate	14.326	149.0	1038779	123.2154	µg/L		94
T Benzo(a)Anthracene	15.532	228.0	2429458	123.9899	µg/L		99
T Chrysene	15.645	228.0	2630114	122.2787	µg/L		98
T 3,3-Dichlorobenzidine	15.696	252.0	921207	123.4767	µg/L		100
T bis(2-ethylhexyl)Phthalate	16.381	167.0	364319	124.1299	µg/L		98
T Di-n-octyl Phthalate	18.143	149.0	2494942	121.1100	µg/L		99

Compound	RT	QIon	Resp.	Conc.	Units	Dev(Min)
T Benzo(b)fluoranthene	18.386	252.0	2384843	120.7133	µg/L	100
T Benzo(k)fluoranthene	18.457	252.0	2491030	117.5947	µg/L	100
T Benzo(a)pyrene	18.993	252.0	2323286	122.2376	µg/L	98
T Indeno(1,2,3-c,d)pyrene	20.765	276.0	1895312	119.1149	µg/L	100
T Dibenzo(a,h)anthracene	20.836	278.0	2141448	122.7774	µg/L	98
T Benzo(g,h,i)perylene	21.110	276.0	2227367	120.9102	µg/L	99

(#) = Qualifier Out of Range; (m) = Manual Integration; (+) = Area Summed; (*) = Surrogate Percent Recovery Out of Range; (d): Zeroed Peak

Compound	Conc.	RT	Dev(Min)	Resp.	QIon	QRatio	Lower	Upper
N-Nitrosodimethylamine	116.5794	2.50	0.01	326647	42.0	136.8	95.1	176.6

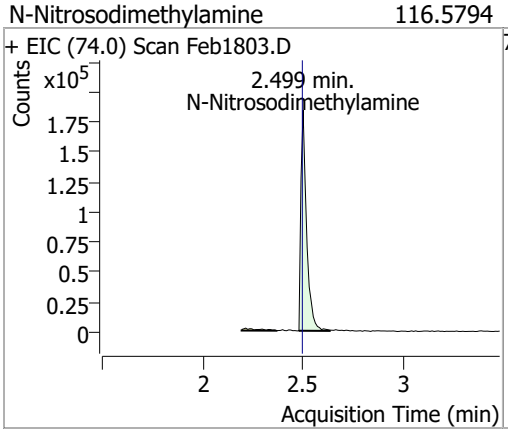

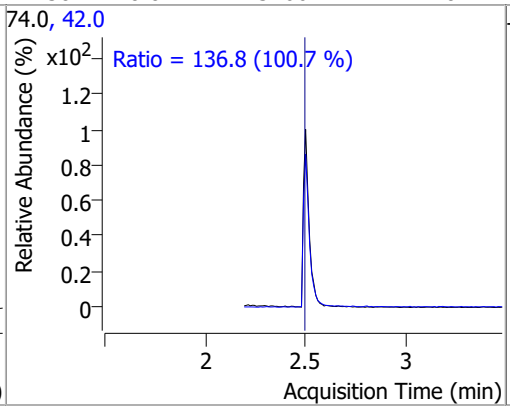

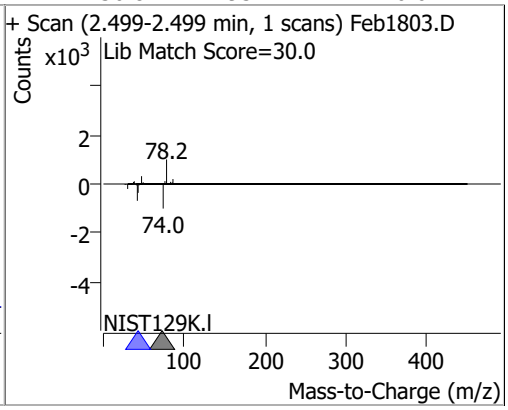

Compound	Conc.	RT	Dev(Min)	Resp.	QIon	QRatio	Lower	Upper
Pyridine	123.7562	2.53	0.00	843707	52.0	85.4	57.9	107.6

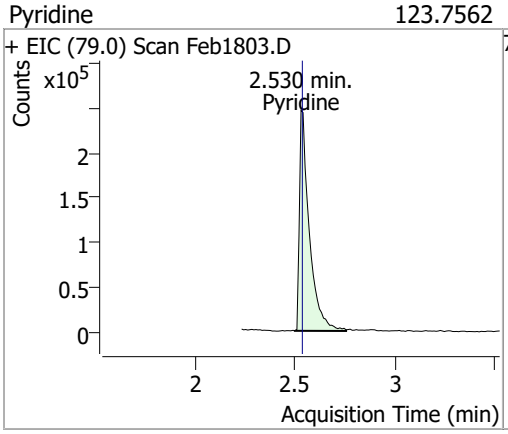

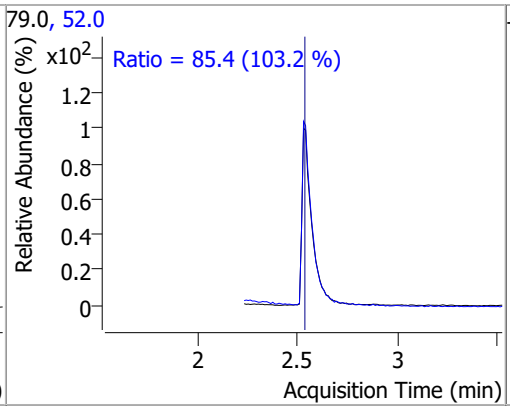

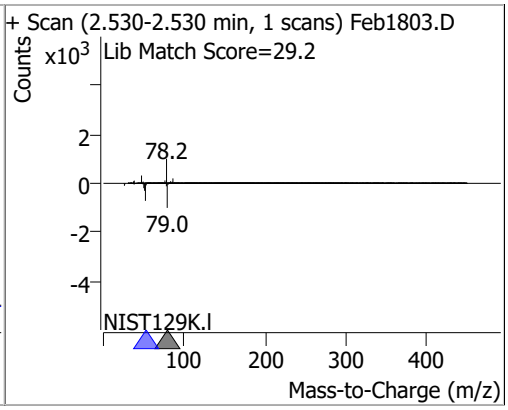

Compound	Conc.	RT	Dev(Min)	Resp.	QIon	QRatio	Lower	Upper
2-Fluorophenol	120.3426	3.66	0.01	1058548	64.0	51.2	34.6	64.3
					92.0	20.9	14.2	26.5

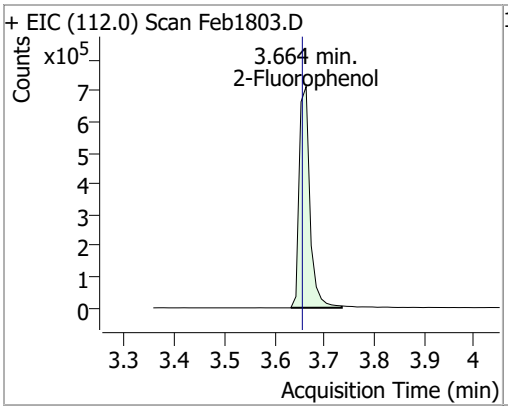

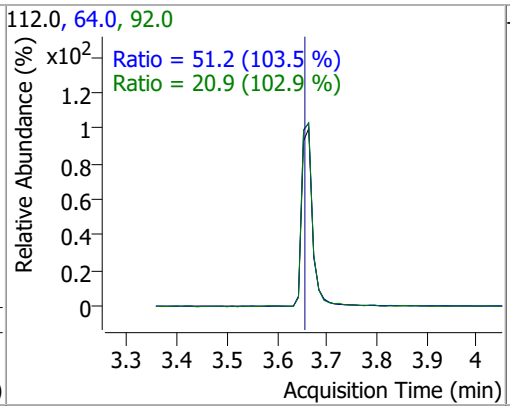

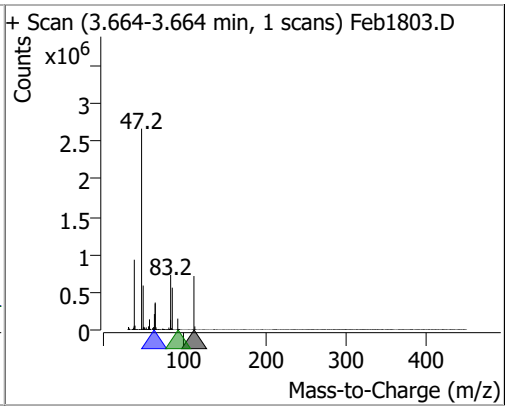

Compound	Conc.	RT	Dev(Min)	Resp.	QIon	QRatio	Lower	Upper
Aniline	123.9193	4.57	0.01	1907332	66.0	36.2	25.7	47.8
					65.0	19.2	13.1	24.4

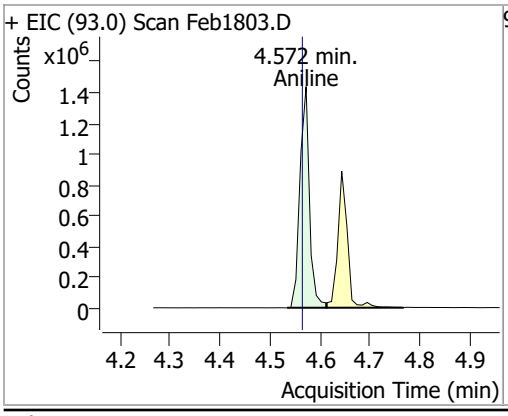

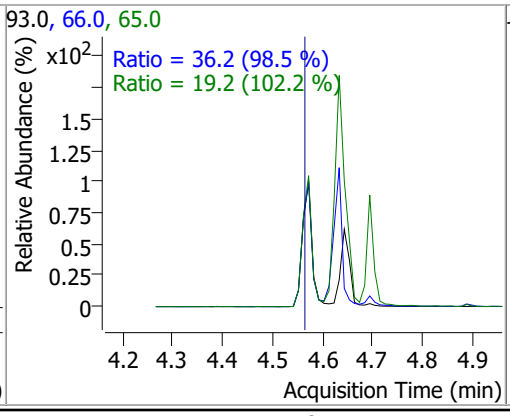

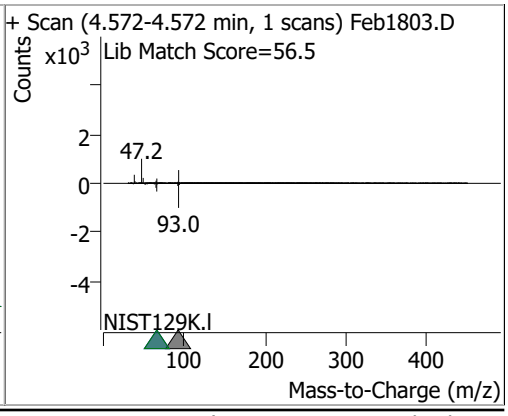

Compound	Conc.	RT	Dev(Min)	Resp.	QIon	QRatio	Lower	Upper
Phenol-d5	122.8556	4.61	0.00	1344284 (m)	71.0	36.9	25.8	47.9

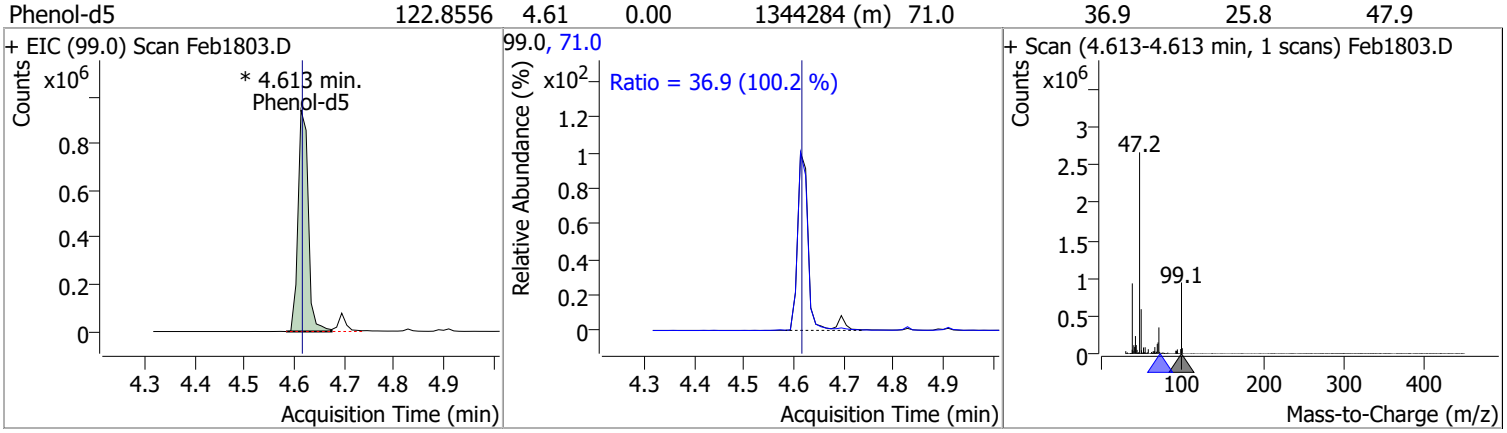

Compound	Conc.	RT	Dev(Min)	Resp.	QIon	QRatio	Lower	Upper
Phenol	125.9277	4.63	0.01	1552024	66.0	45.1	31.7	58.9

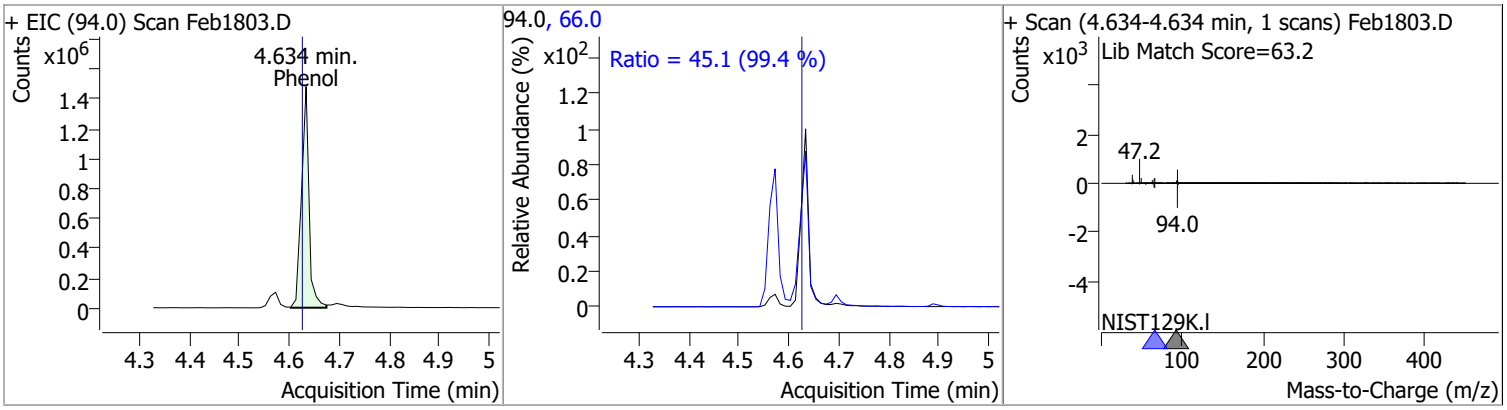

Compound	Conc.	RT	Dev(Min)	Resp.	QIon	QRatio	Lower	Upper
bis(-2-Chloroethyl)Ether	122.2311	4.64	0.00	1004162	64.0	11.0	7.6	14.1

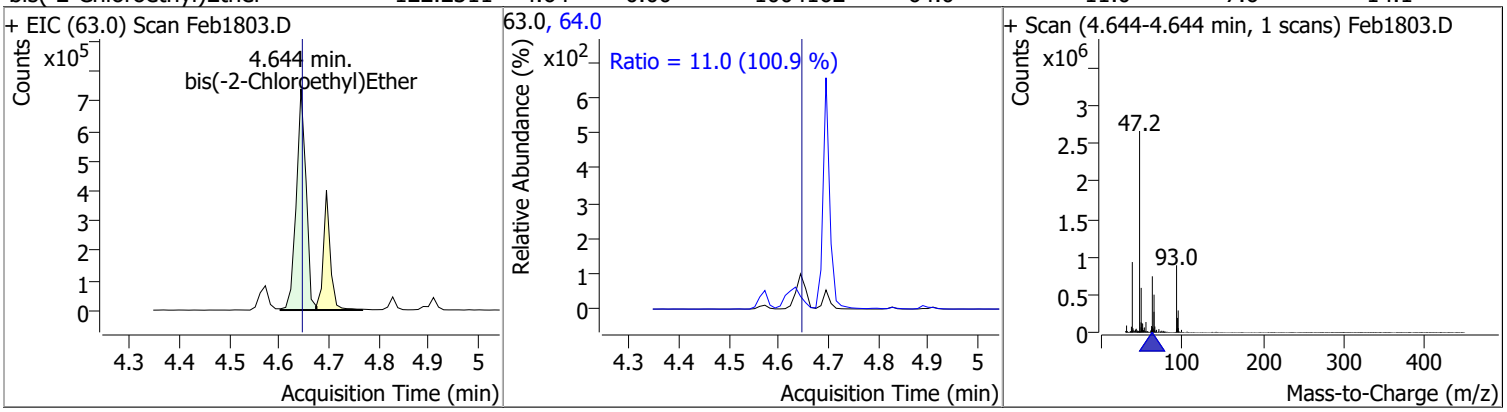

Compound	Conc.	RT	Dev(Min)	Resp.	QIon	QRatio	Lower	Upper
2-Chlorophenol	122.7016	4.70	0.00	1172891	130.0	32.5	22.7	42.2

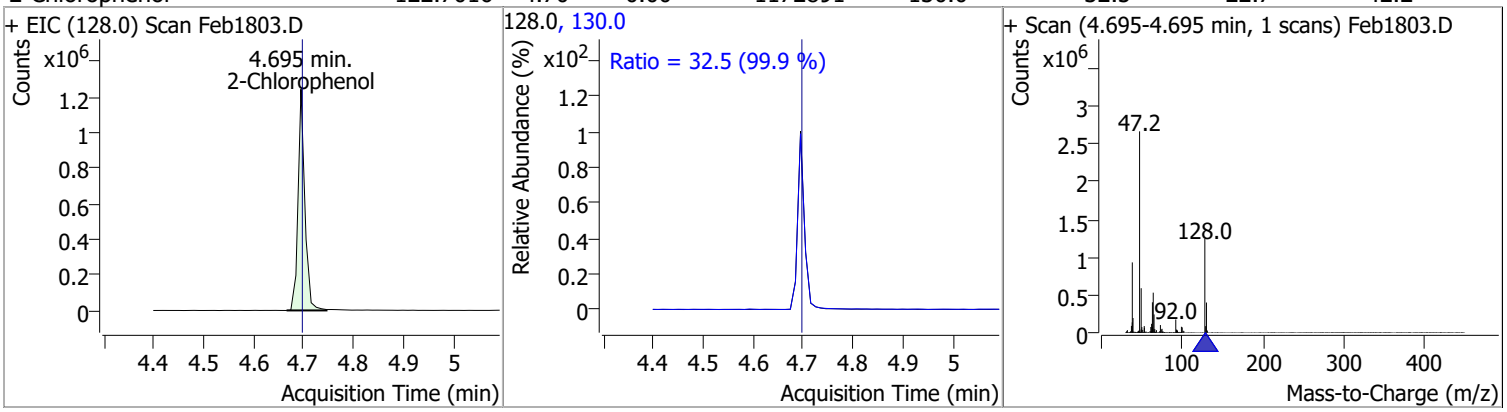

Compound	Conc.	RT	Dev(Min)	Resp.	QIon	QRatio	Lower	Upper
1,3-Dichlorobenzene	123.7704	4.83	0.00	1478960	148.0	63.2	44.6	82.8
					111.0	38.1	25.3	47.0

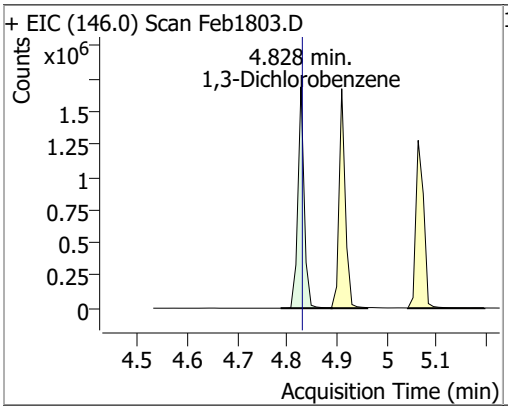

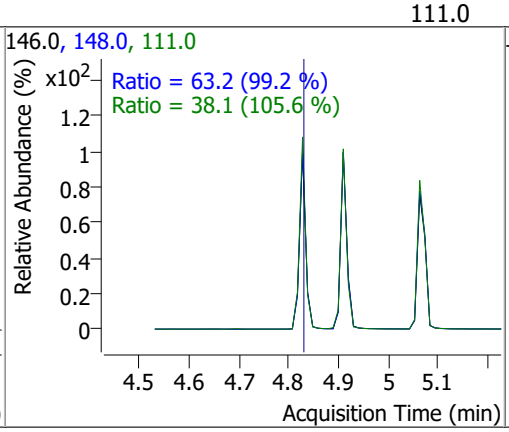

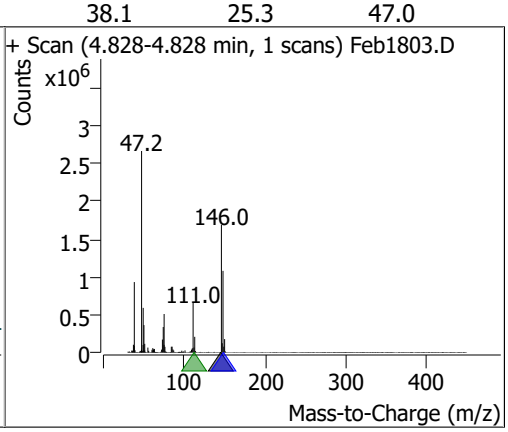

Compound	Conc.	RT	Dev(Min)	Resp.	QIon	QRatio	Lower	Upper
1,4-Dichlorobenzene	122.1307	4.91	0.00	1440014	148.0	64.9	45.6	84.8
					111.0	36.6	25.2	46.8

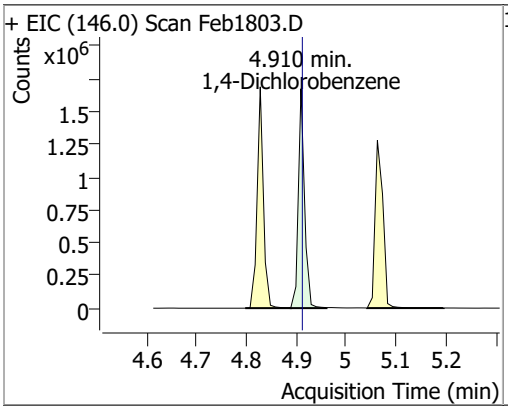

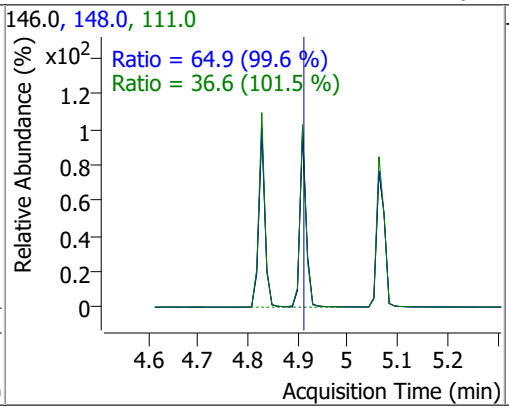

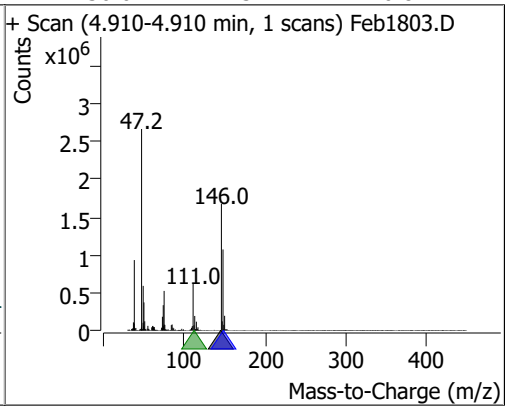

Compound	Conc.	RT	Dev(Min)	Resp.	QIon	QRatio	Lower	Upper
1,2-Dichlorobenzene	121.0749	5.06	0.00	1412888	148.0	65.3	45.1	83.8
					111.0	38.4	26.1	48.5

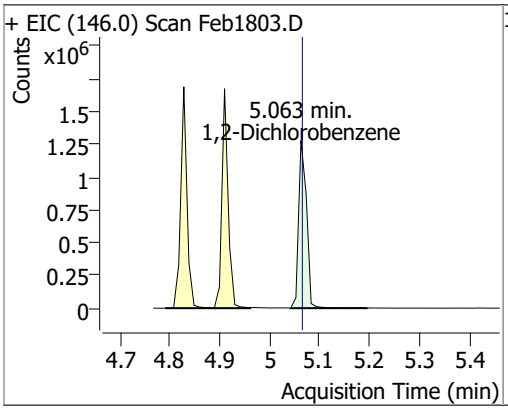

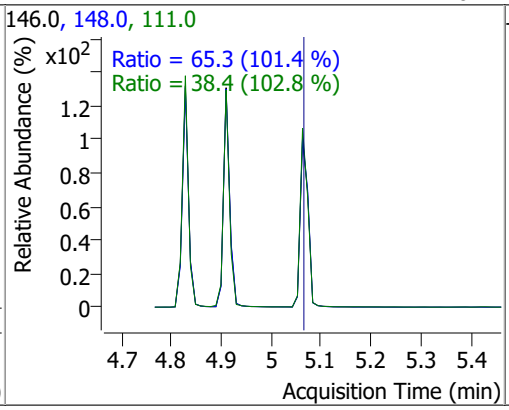

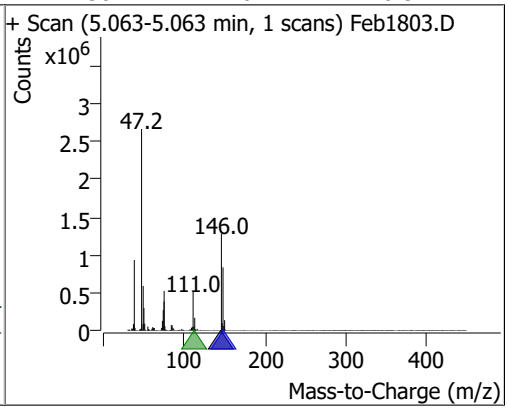

Compound	Conc.	RT	Dev(Min)	Resp.	QIon	QRatio	Lower	Upper
Benzyl Alcohol	125.2375	5.09	0.01	684389 (m)	79.0	113.6	83.5	155.1
					107.0	70.8	49.3	91.6

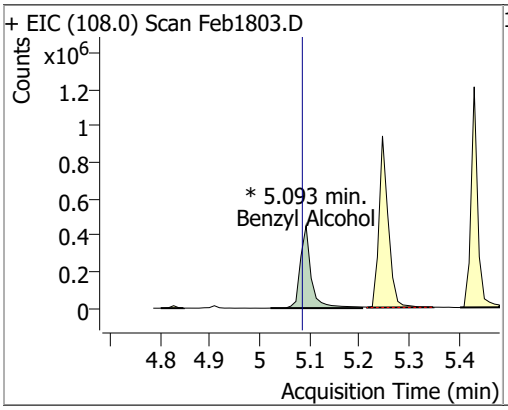

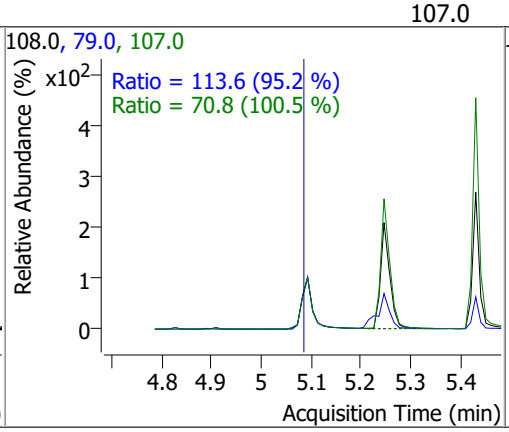

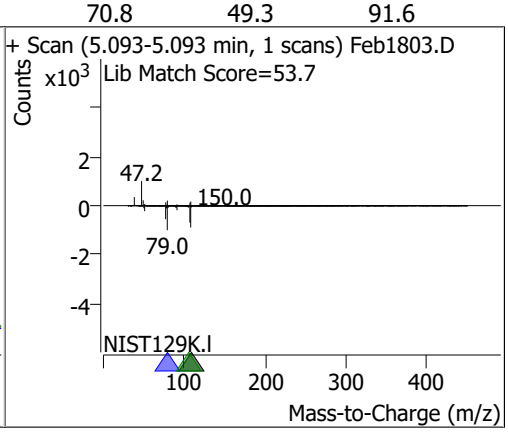

Compound	Conc.	RT	Dev(Min)	Resp.	QIon	QRatio	Lower	Upper
bis(2-chloroisopropyl)Ether	126.7778	5.23	0.00	404464	123.0	32.2	22.5	41.8

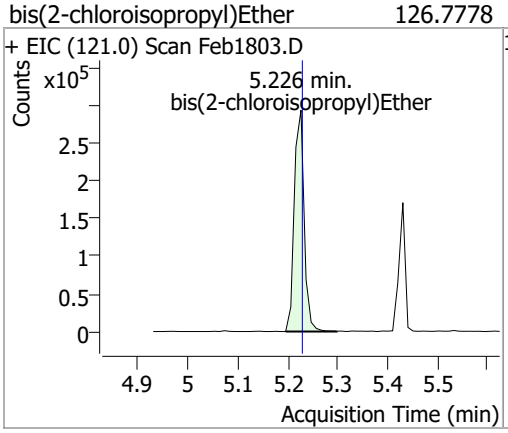

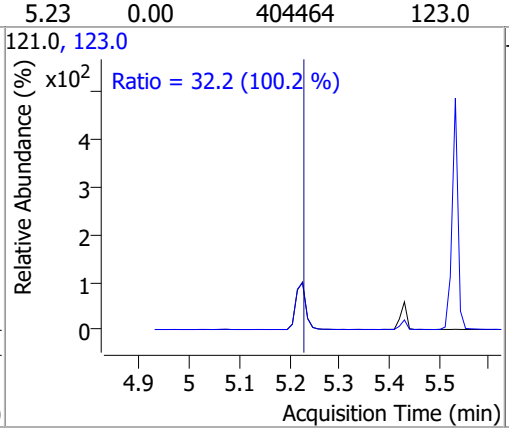

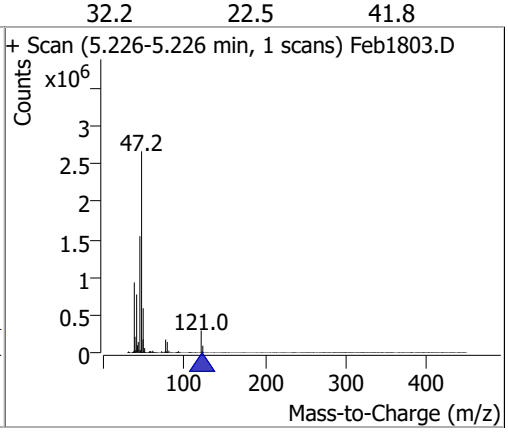

Compound	Conc.	RT	Dev(Min)	Resp.	QIon	QRatio	Lower	Upper
2-Methylphenol	125.2574	5.25	0.00	1056421	108.0	116.7	81.5	151.4

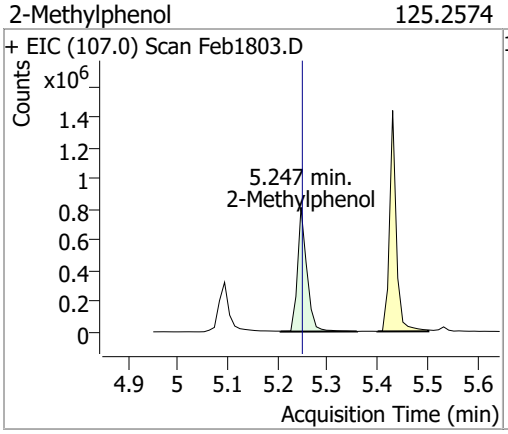

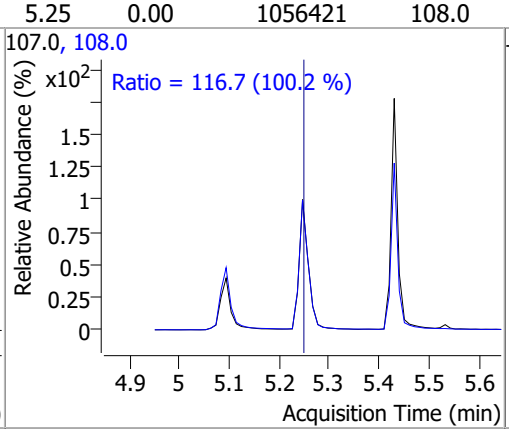

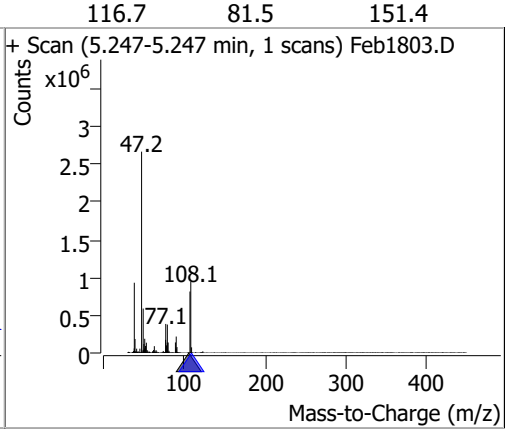

Compound	Conc.	RT	Dev(Min)	Resp.	QIon	QRatio	Lower	Upper
N-nitroso-Di-n-propylamine	117.7016	5.38	0.01	719807	130.0	20.9	0.0	38.8

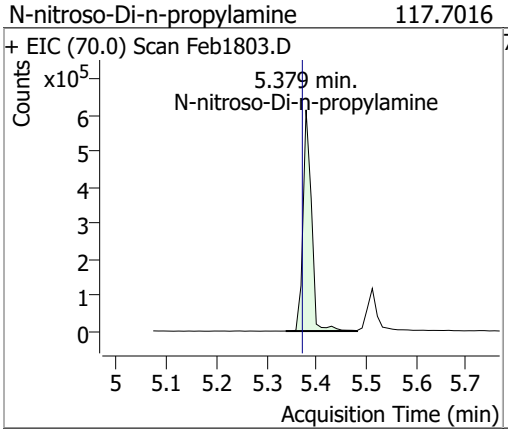

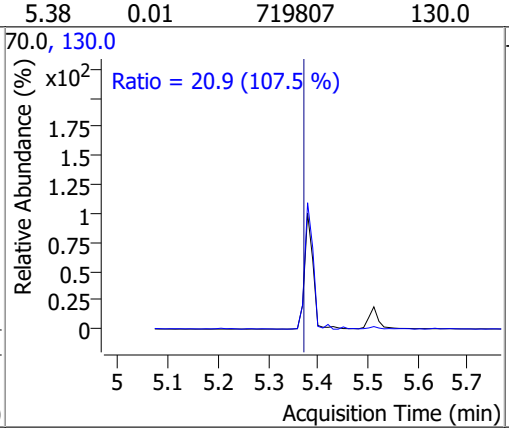

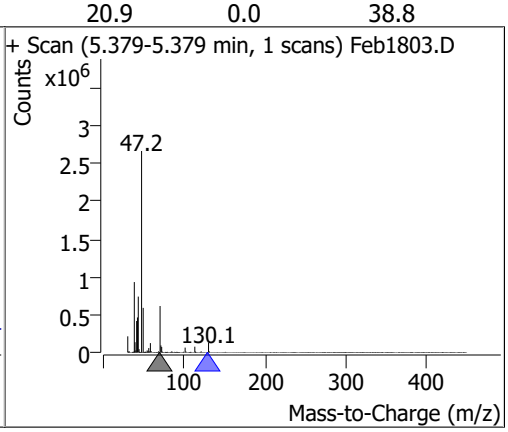

Compound	Conc.	RT	Dev(Min)	Resp.	QIon	QRatio	Lower	Upper
4Methylphenol/3Methylphenol	119.7461	5.43	0.00	1358832	108.0	83.6	58.8	109.1

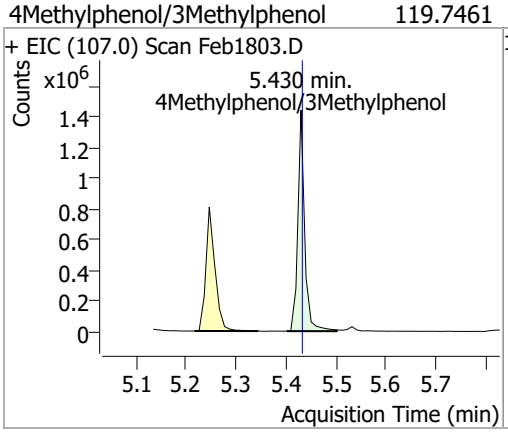

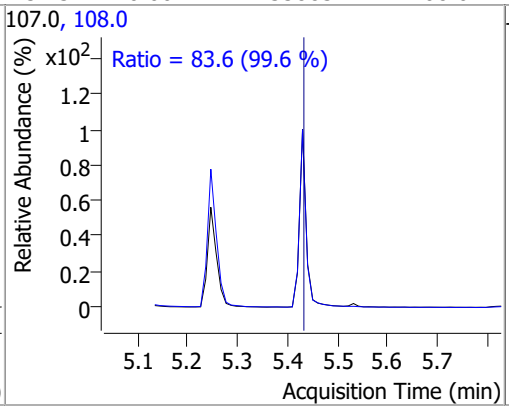

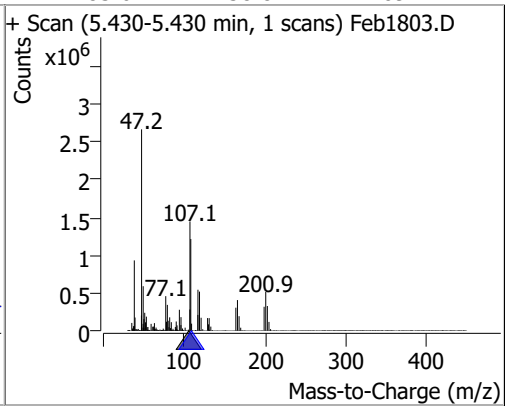

Compound	Conc.	RT	Dev(Min)	Resp.	QIon	QRatio	Lower	Upper
Hexachloroethane	124.5829	5.43	0.00	475489	201.0	90.0	63.5	118.0
					199.0	56.1	39.8	74.0

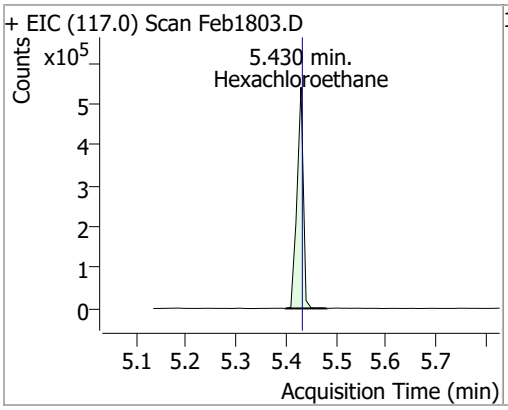

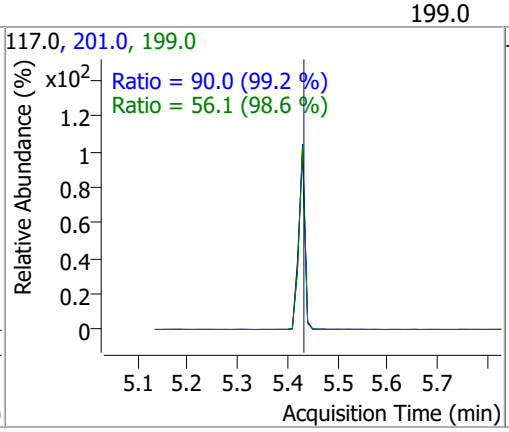

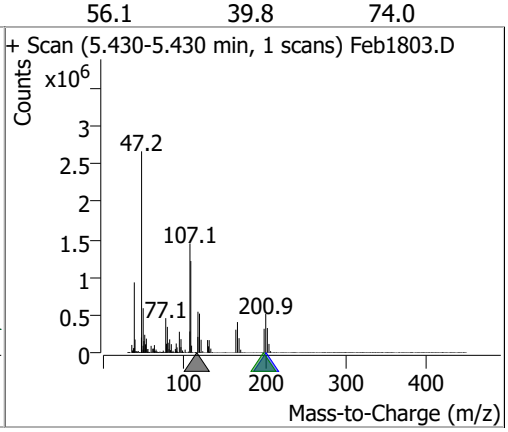

Compound	Conc.	RT	Dev(Min)	Resp.	QIon	QRatio	Lower	Upper
Nitrobenzene-d5	123.2948	5.51	0.01	771682	54.0	63.1	46.3	86.0
					128.0	46.9	34.1	63.3

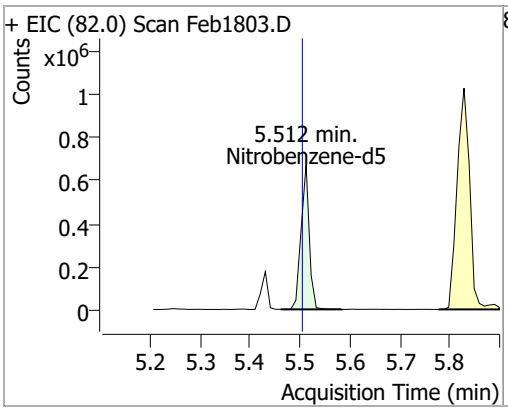

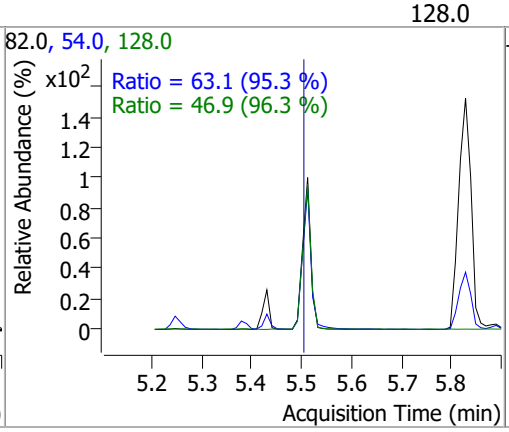

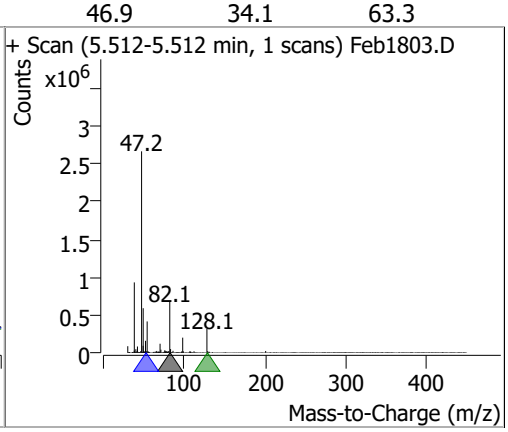

Compound	Conc.	RT	Dev(Min)	Resp.	QIon	QRatio	Lower	Upper
Nitrobenzene	125.1561	5.53	0.01	374243	77.0	214.1	148.9	276.5
					51.0	134.1	91.7	170.3

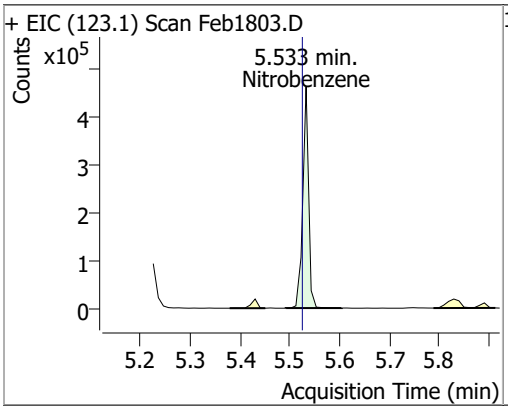

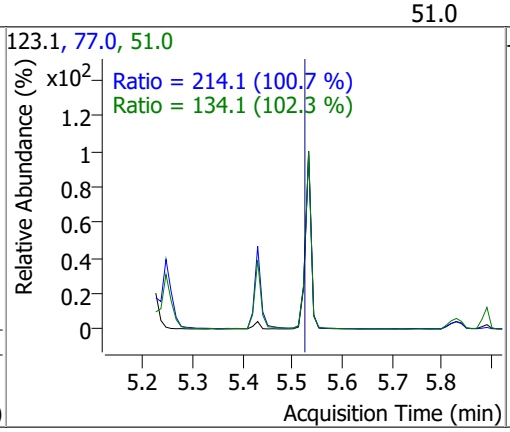

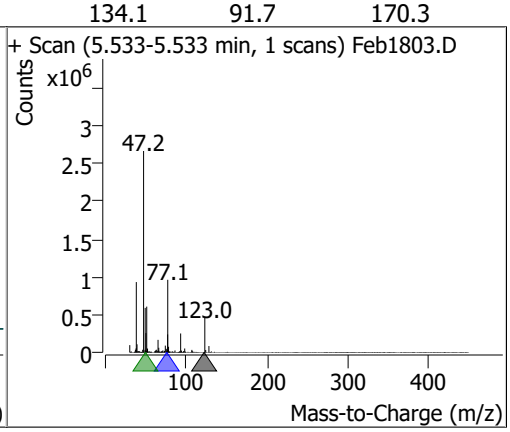

Compound	Conc.	RT	Dev(Min)	Resp.	QIon	QRatio	Lower	Upper
Isophorone	123.4859	5.83	0.01	1823587	138.0	20.0	14.8	27.5

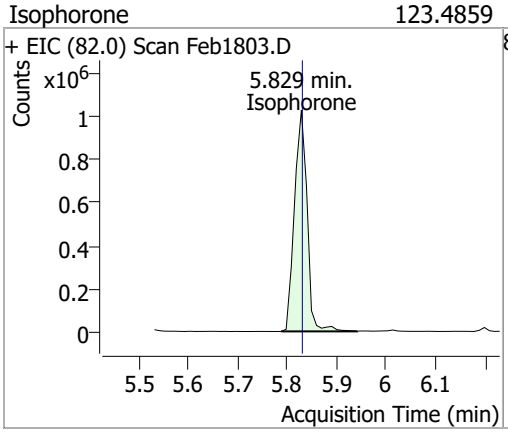

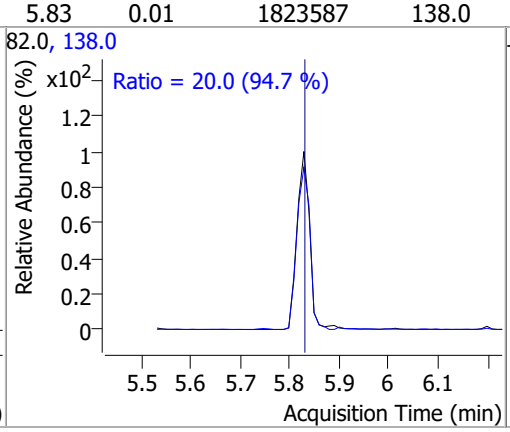

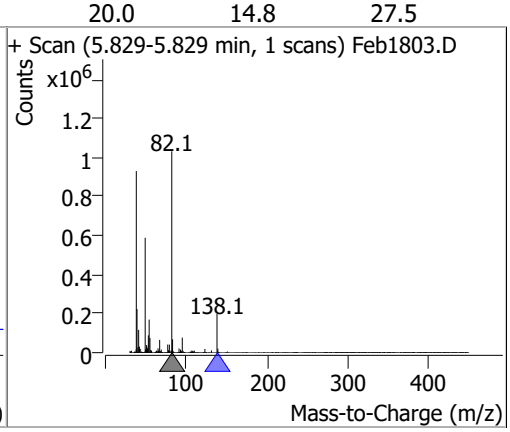

Compound	Conc.	RT	Dev(Min)	Resp.	QIon	QRatio	Lower	Upper
2-Nitrophenol	126.5272	5.89	0.01	455325	65.0	49.5	34.2	63.4
					109.0	37.2	24.6	45.8

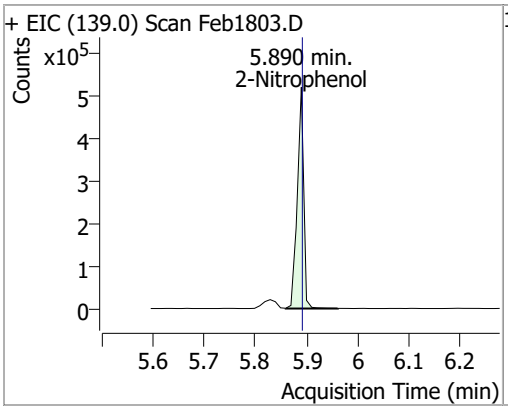

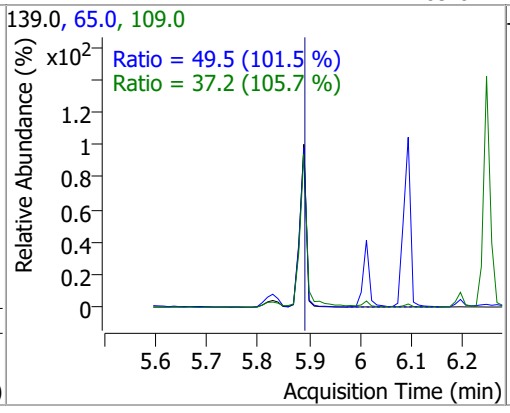

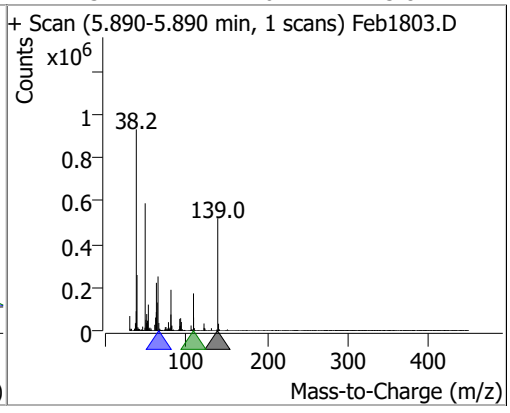

Compound	Conc.	RT	Dev(Min)	Resp.	QIon	QRatio	Lower	Upper
2,4-Dimethylphenol	124.2859	6.01	0.01	819537	107.0	113.5	76.6	142.3
					77.0	34.1	23.8	44.2

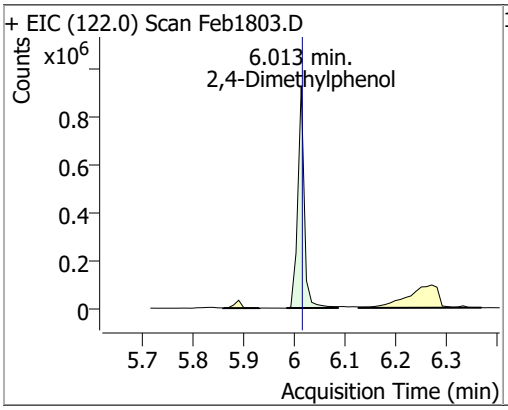

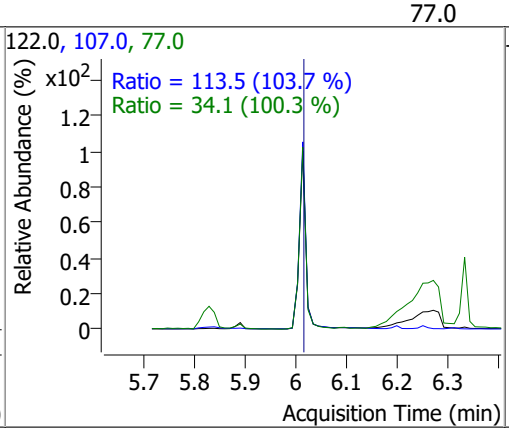

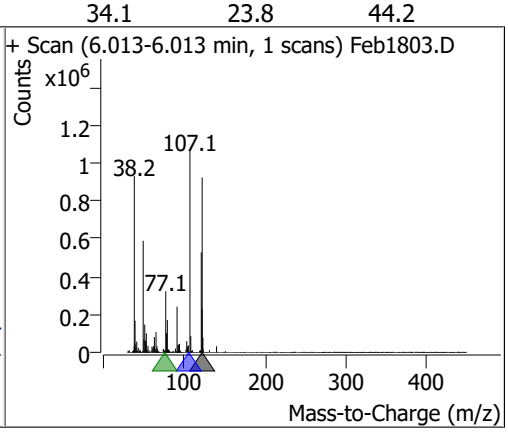

Compound	Conc.	RT	Dev(Min)	Resp.	QIon	QRatio	Lower	Upper
bis(-2-Chloroethoxy)Methane	127.3797	6.10	0.01	1115448	63.0	73.7	47.7	88.6
					95.0	31.7	22.3	41.5

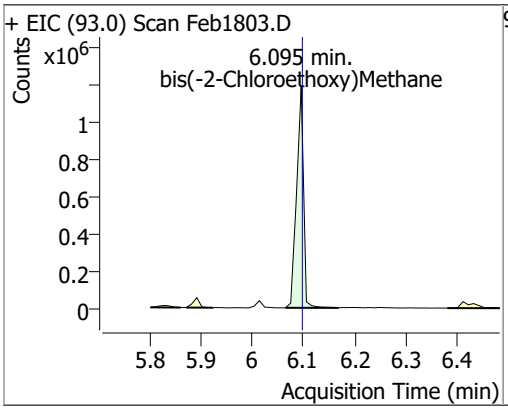

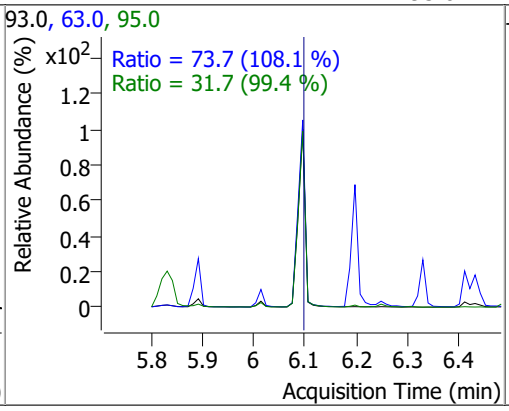

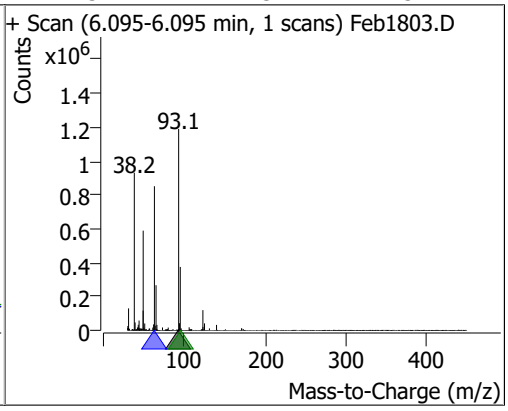

Compound	Conc.	RT	Dev(Min)	Resp.	QIon	QRatio	Lower	Upper
2,4-Dichlorophenol	126.8965	6.20	0.01	833232	164.0	63.4	45.5	84.5
					98.0	33.3	20.0	37.1

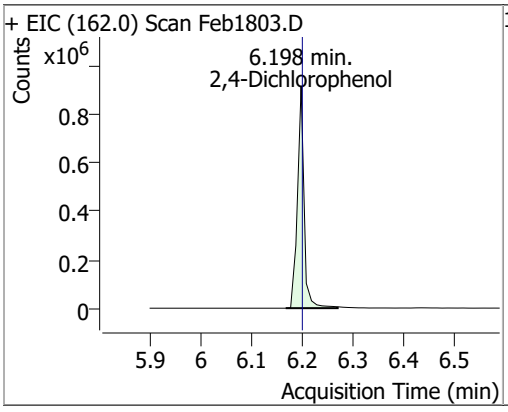

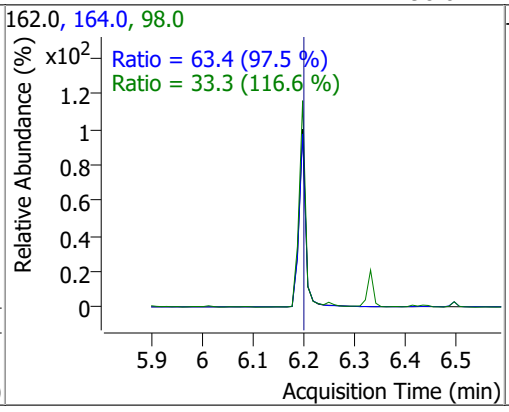

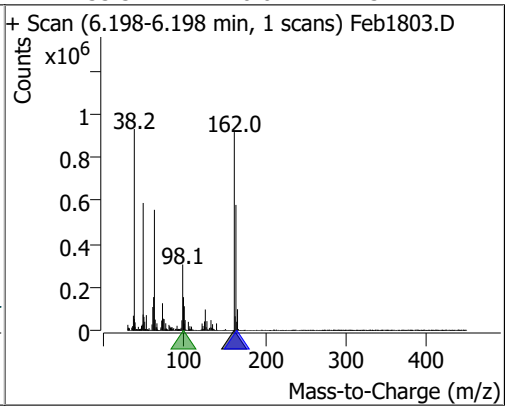

Compound	Conc.	RT	Dev(Min)	Resp.	QIon	QRatio	Lower	Upper
Benzoic Acid	128.5980	6.27	0.03	519957	122.0	82.6	59.9	111.2
					77.0	70.7	42.3	78.5

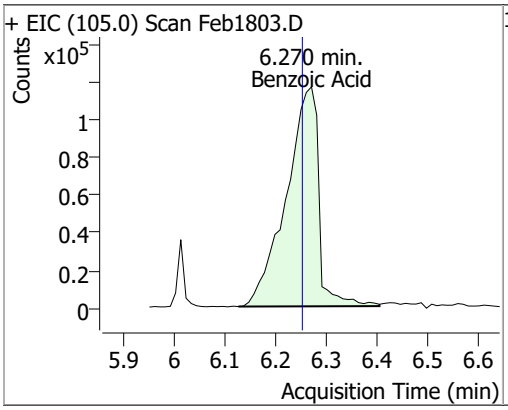

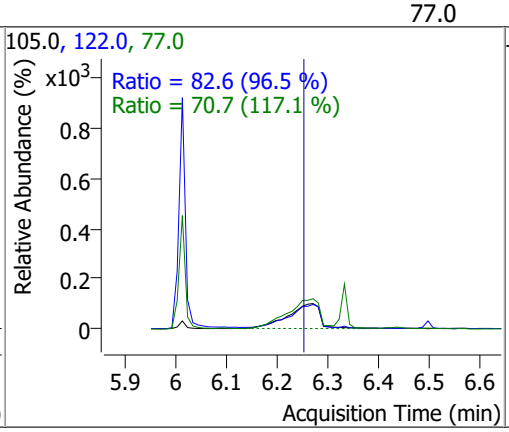

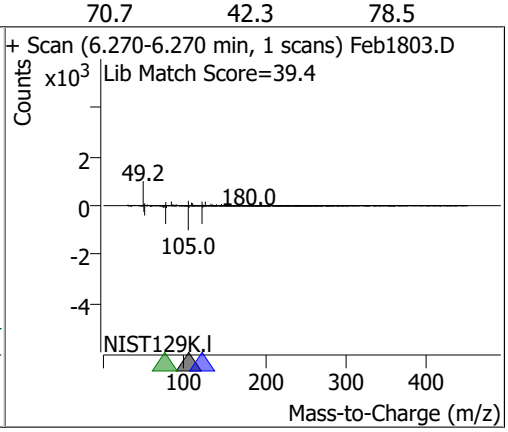

Compound	Conc.	RT	Dev(Min)	Resp.	QIon	QRatio	Lower	Upper
1,2,4-Trichlorobenzene	119.8787	6.25	0.00	897123	182.0	94.4	66.2	122.9
					145.0	29.2	20.1	37.3

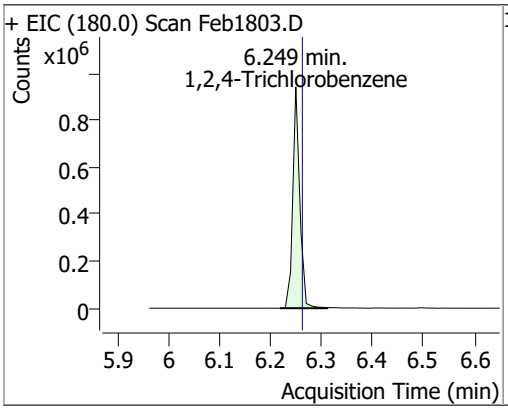

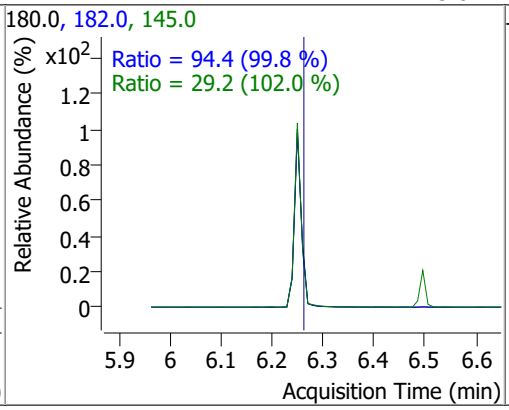

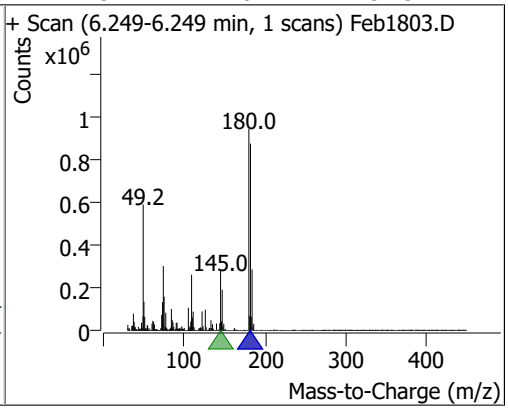

Compound	Conc.	RT	Dev(Min)	Resp.	QIon	QRatio	Lower	Upper
Naphthalene	123.6183	6.33	0.00	2702791	129.0	11.4	8.0	14.9
					102.0	10.4	6.9	12.9

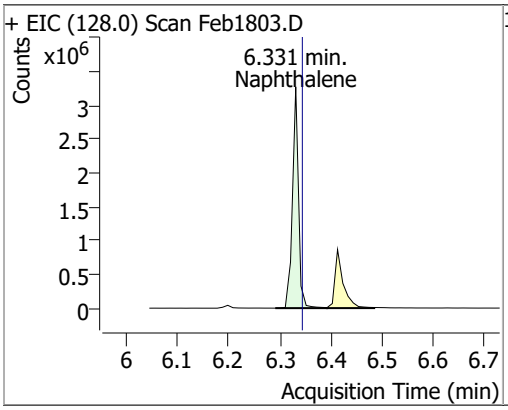

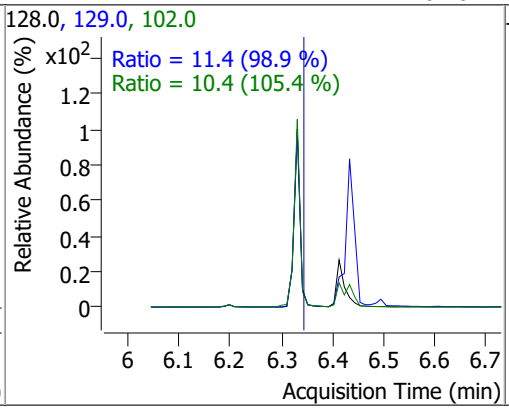

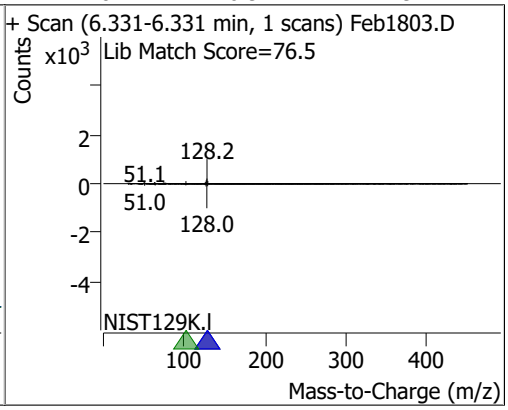

Compound	Conc.	RT	Dev(Min)	Resp.	QIon	QRatio	Lower	Upper
4-Chlorophenol	122.6373	6.41	0.00	301586	128.0	331.6	221.4	411.2

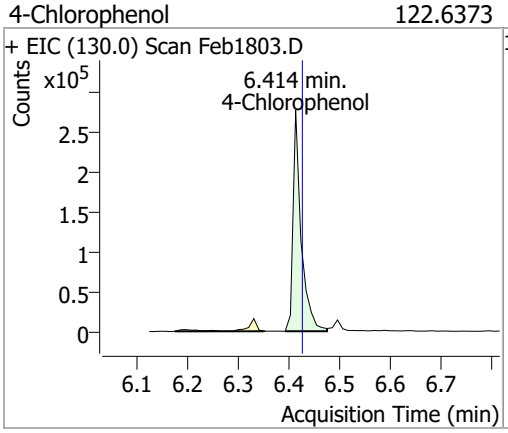

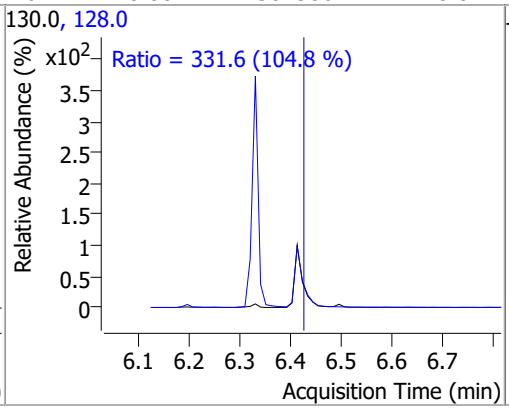

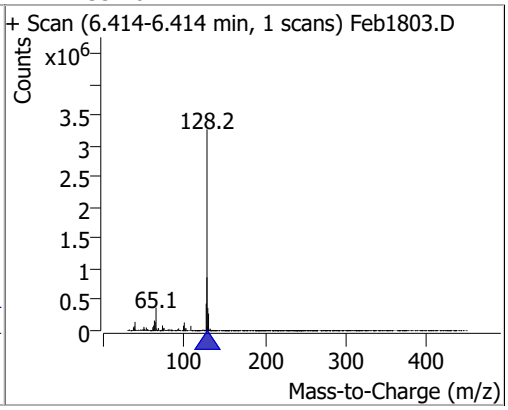

Compound	Conc.	RT	Dev(Min)	Resp.	QIon	QRatio	Lower	Upper
p-Chloroaniline	119.2044	6.43	0.00	1050839	65.0	67.3	42.1	78.2
					129.0	37.0	26.3	48.9

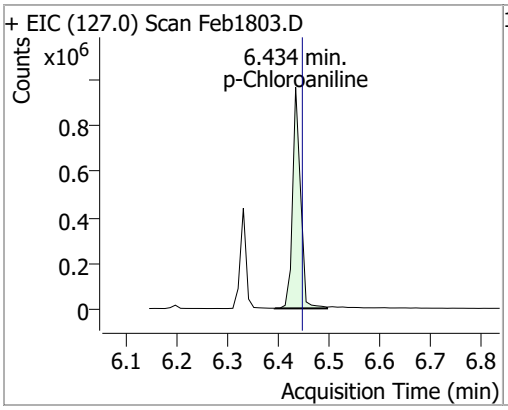

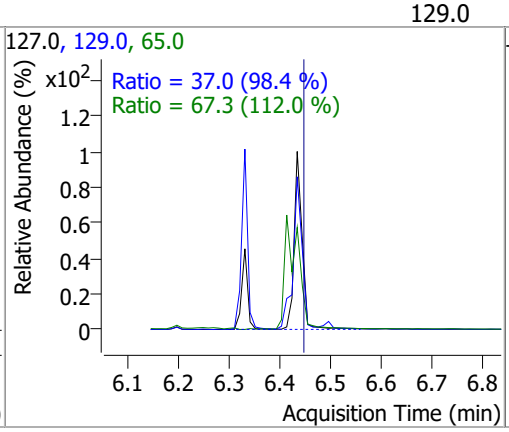

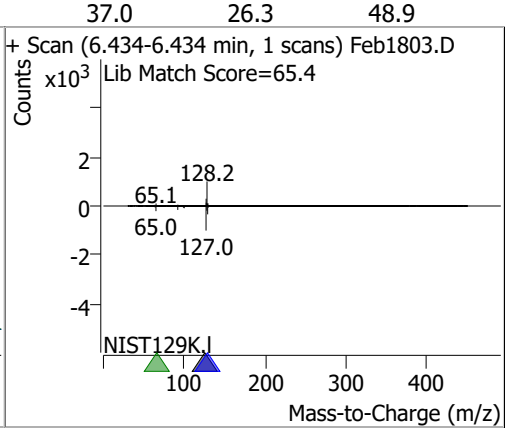

Compound	Conc.	RT	Dev(Min)	Resp.	QIon	QRatio	Lower	Upper
Hexachlorobutadiene	120.4421	6.50	0.00	492013	227.0	65.0	46.0	85.4
					223.0	62.1	45.0	83.6

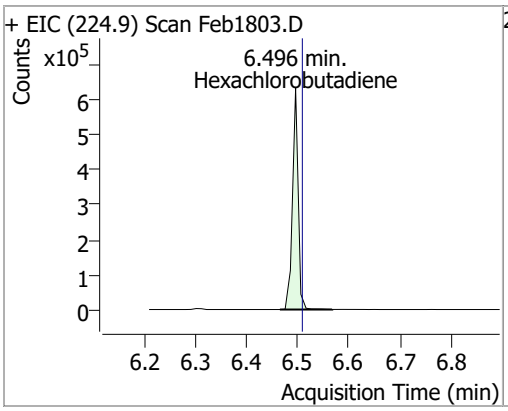

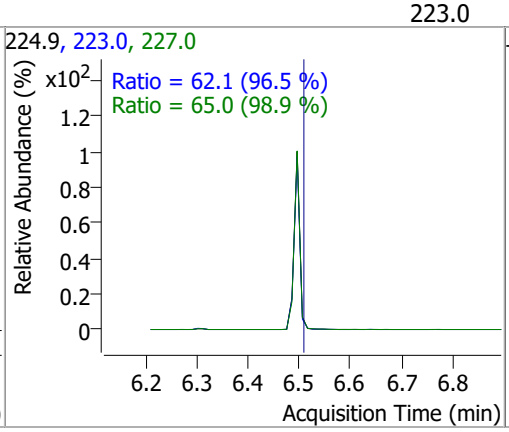

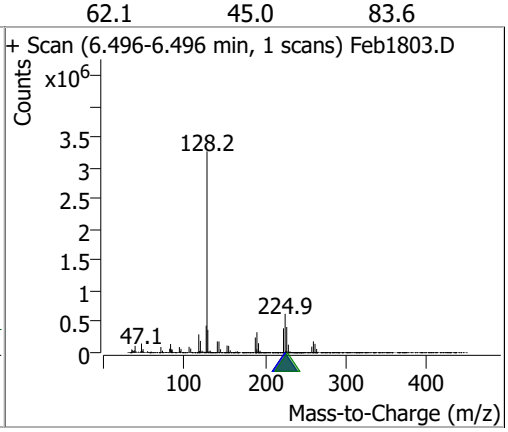

Compound	Conc.	RT	Dev(Min)	Resp.	QIon	QRatio	Lower	Upper
4-Chloro-2-Methylphenol	125.8060	6.94	0.00	740508	144.0	26.1	19.4	36.1

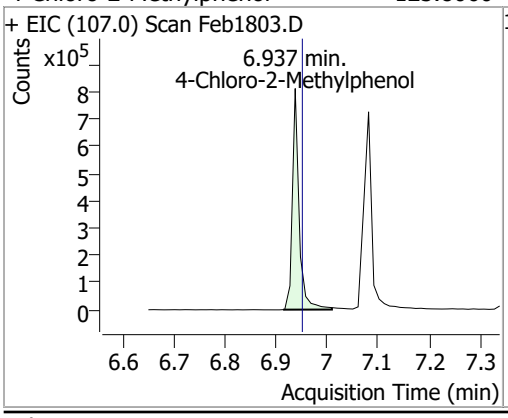

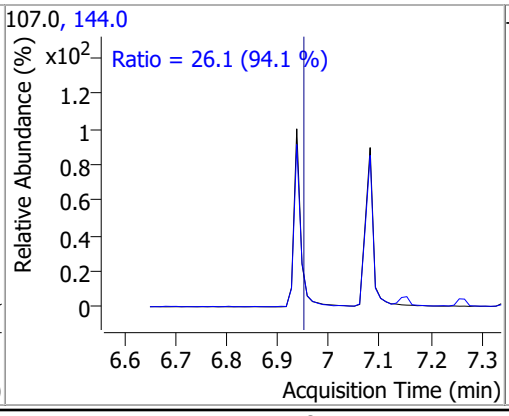

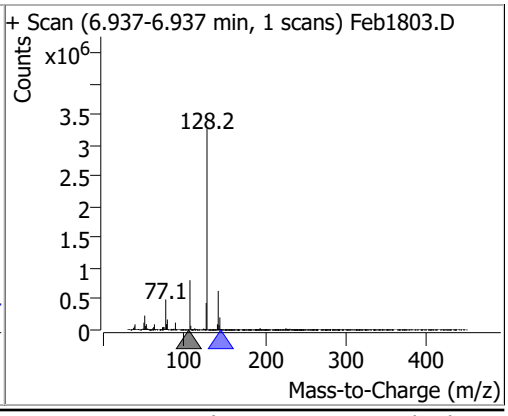

Compound	Conc.	RT	Dev(Min)	Resp.	QIon	QRatio	Lower	Upper
4-Chloro-3-Methylphenol	124.1681	7.08	0.01	782006 (m)	144.0	25.6	19.1	35.5

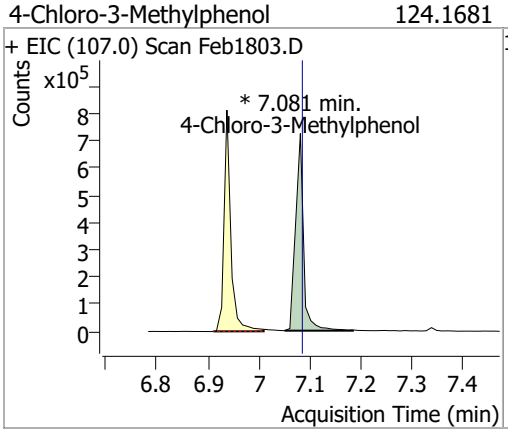

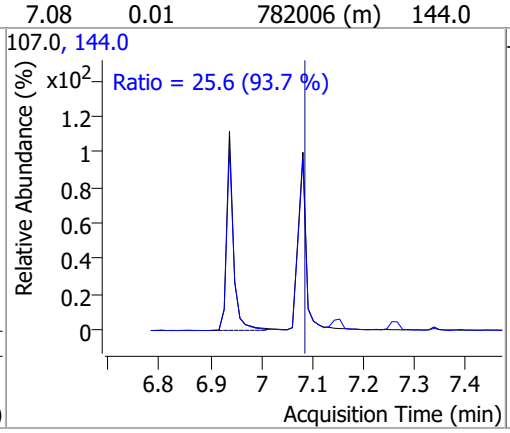

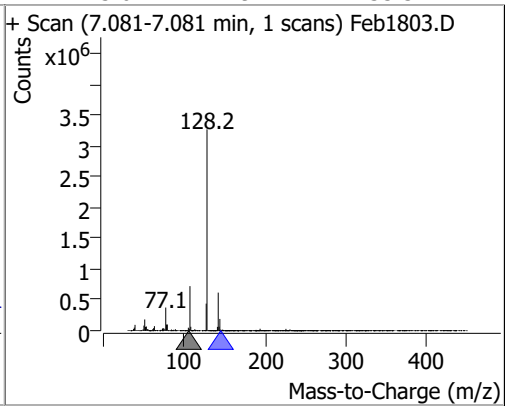

Compound	Conc.	RT	Dev(Min)	Resp.	QIon	QRatio	Lower	Upper
2-Methylnaphthalene	119.2703	7.15	0.01	1591431	142.0	118.6	83.8	155.7
					115.0	43.1	29.2	54.3

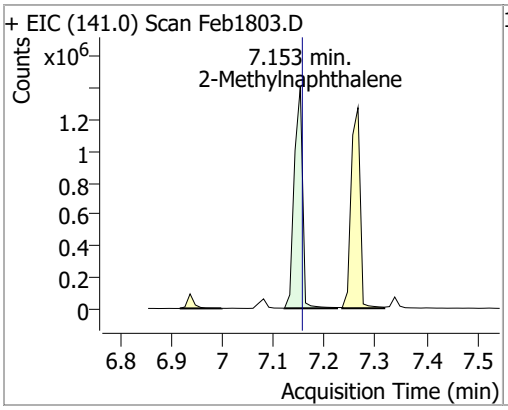

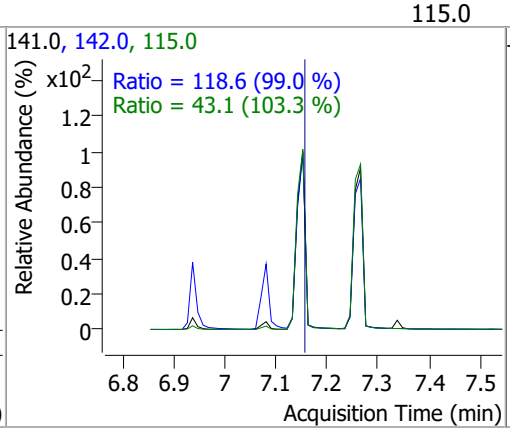

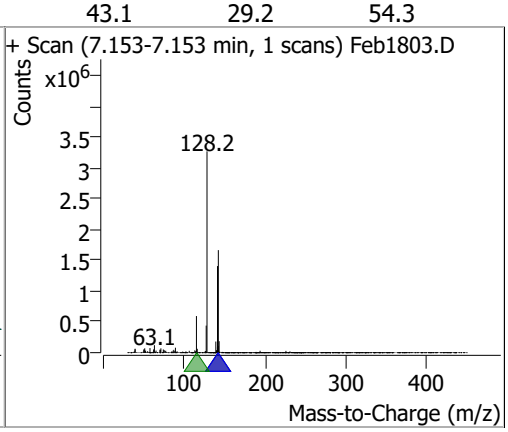

Compound	Conc.	RT	Dev(Min)	Resp.	QIon	QRatio	Lower	Upper
1-Methylnaphthalene	122.4836	7.27	0.01	1575011	142.0	114.3	79.8	148.2
					115.0	44.0	28.9	53.7

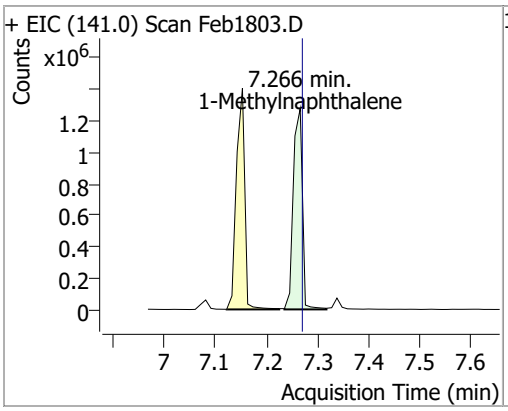

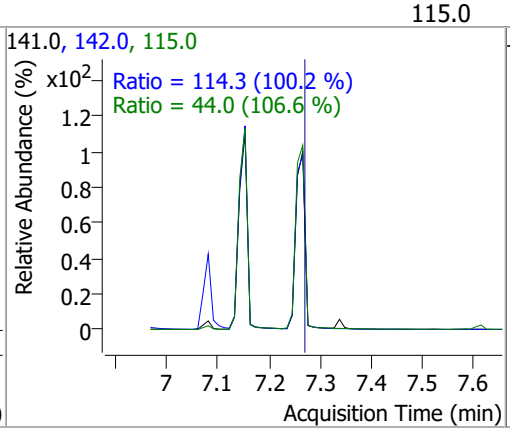

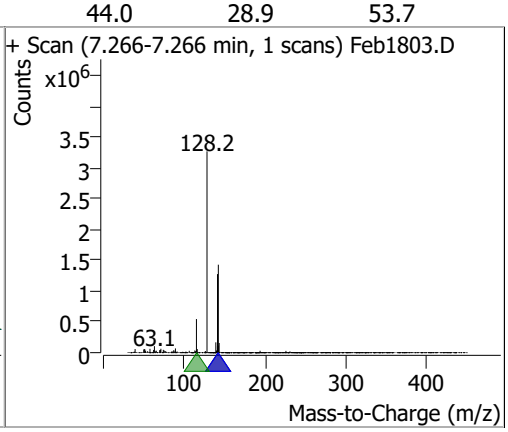

Compound	Conc.	RT	Dev(Min)	Resp.	QIon	QRatio	Lower	Upper
Hexachlorocyclopentadiene	118.7229	7.34	0.00	295198	234.9	61.6	45.2	84.0
					238.9	63.7	44.6	82.9

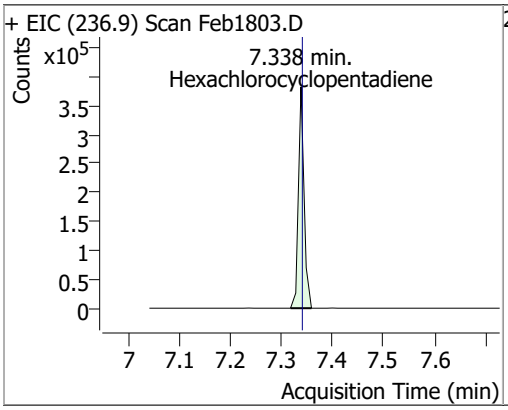

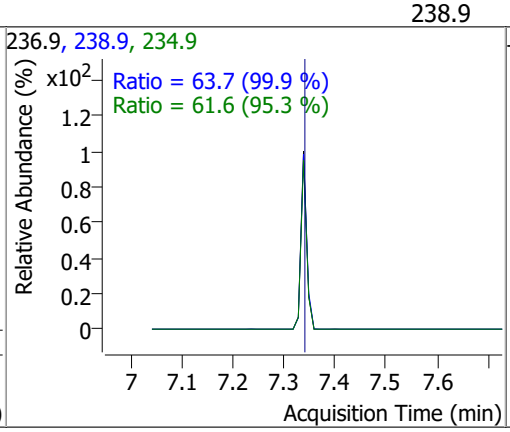

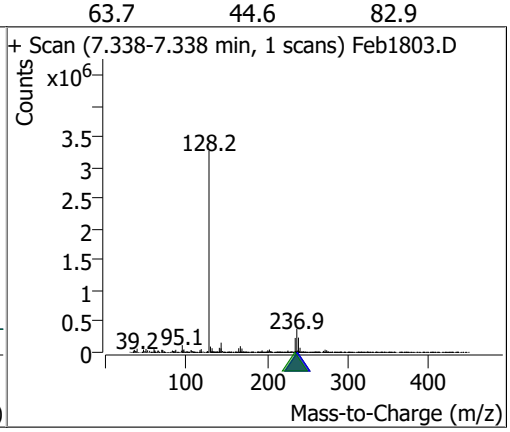

Compound	Conc.	RT	Dev(Min)	Resp.	QIon	QRatio	Lower	Upper
2,4,6-Trichlorophenol	126.4941	7.52	0.00	545615 (m)	198.0	94.5	67.6	125.5

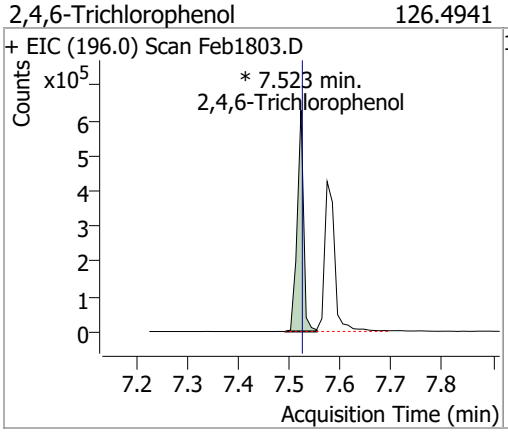

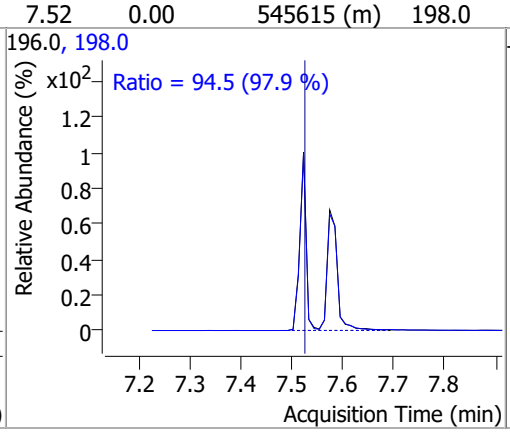

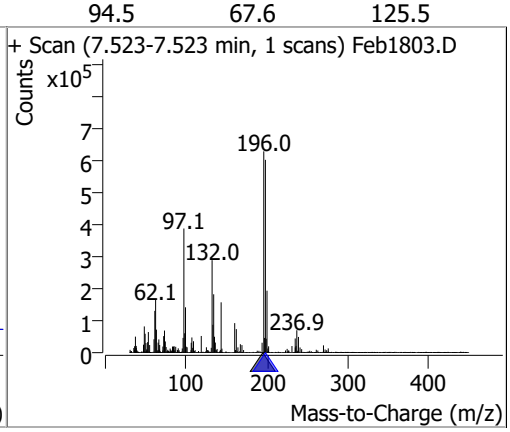

Compound	Conc.	RT	Dev(Min)	Resp.	QIon	QRatio	Lower	Upper
2,4,5-Trichlorophenol	122.6454	7.57	0.00	587533 (m)	198.0	95.0	63.2	117.3

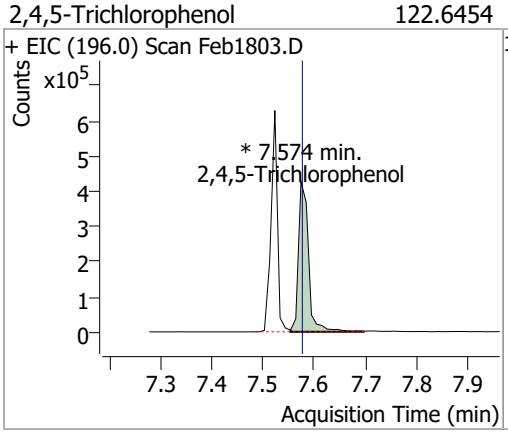

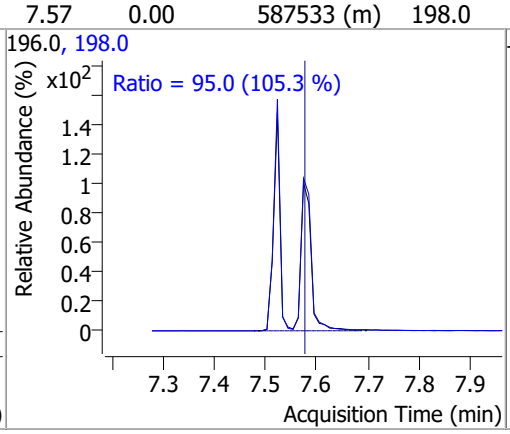

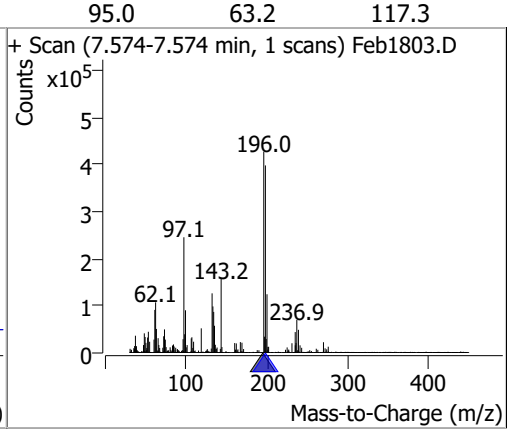

Compound	Conc.	RT	Dev(Min)	Resp.	QIon	QRatio	Lower	Upper
2-Fluorobiphenyl	120.3883	7.62	0.01	2072877	171.0	35.0	24.0	44.5

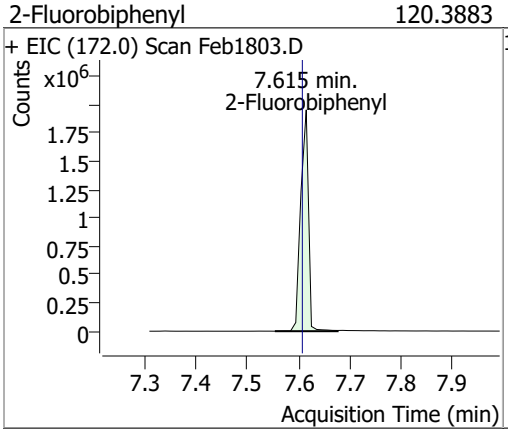

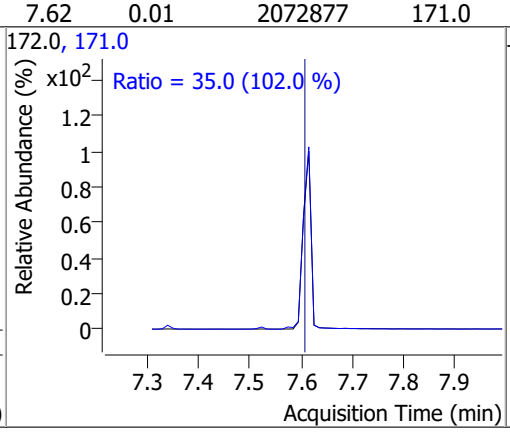

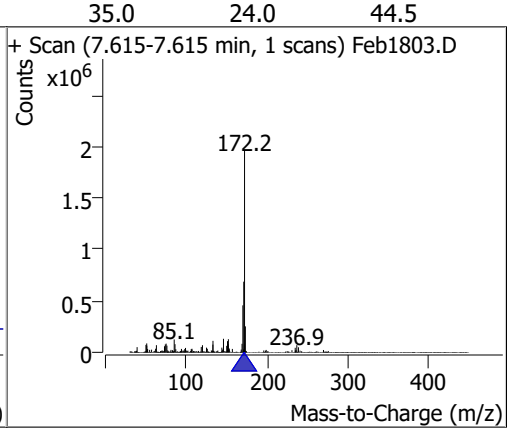

Compound	Conc.	RT	Dev(Min)	Resp.	QIon	QRatio	Lower	Upper
2-Chloronaphthalene	116.0457	7.72	0.00	1673143	127.0	37.7	25.1	46.7
					164.0	32.1	22.5	41.7

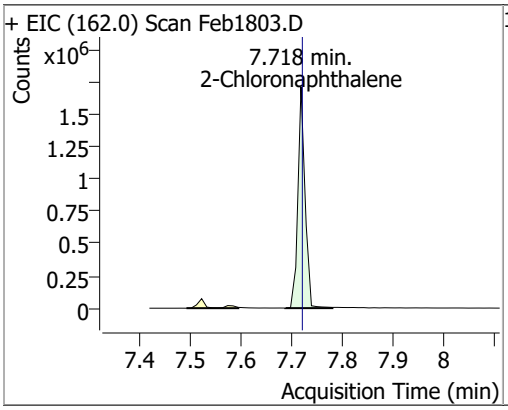

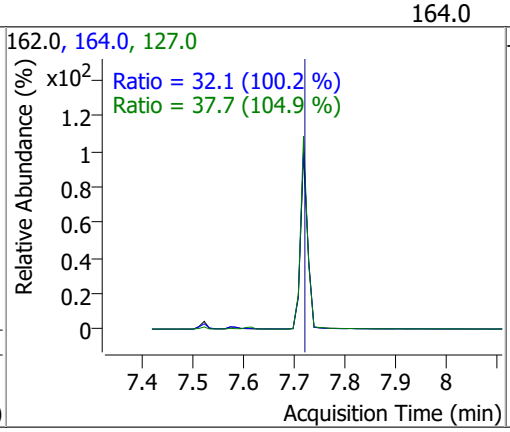

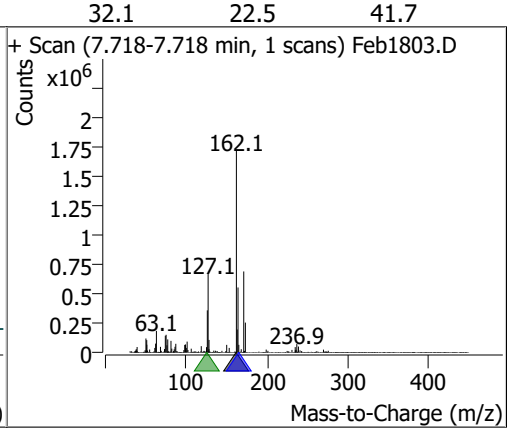

Compound	Conc.	RT	Dev(Min)	Resp.	QIon	QRatio	Lower	Upper
2-Nitroaniline	129.8078	7.89	0.01	340794	138.0	110.1	77.4	143.7

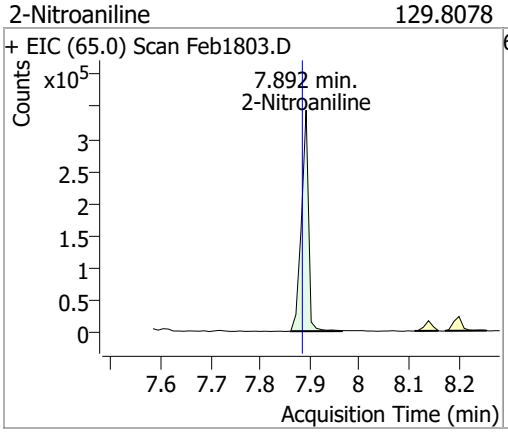

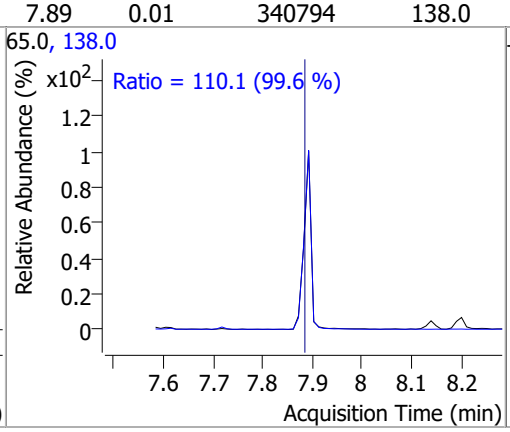

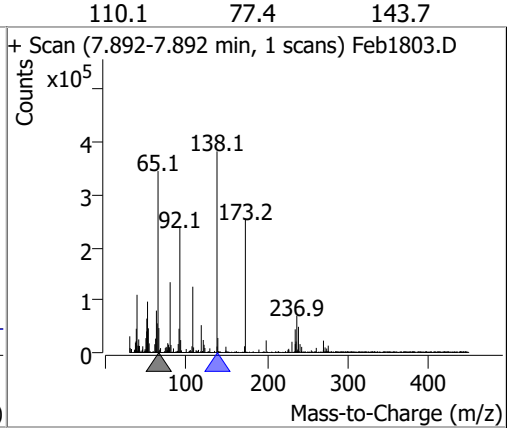

Compound	Conc.	RT	Dev(Min)	Resp.	QIon	QRatio	Lower	Upper
Dimethyl Phthalate	119.4214	8.14	0.00	1795167	77.0	20.8	13.8	25.7

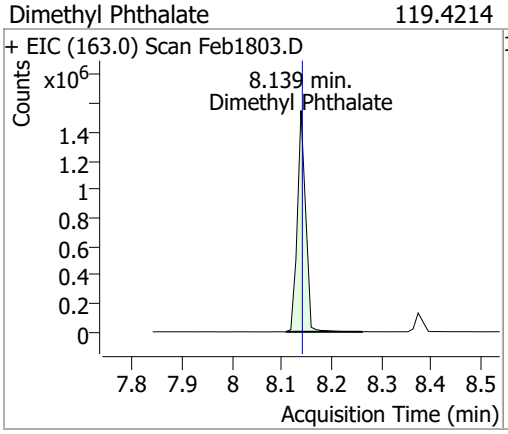

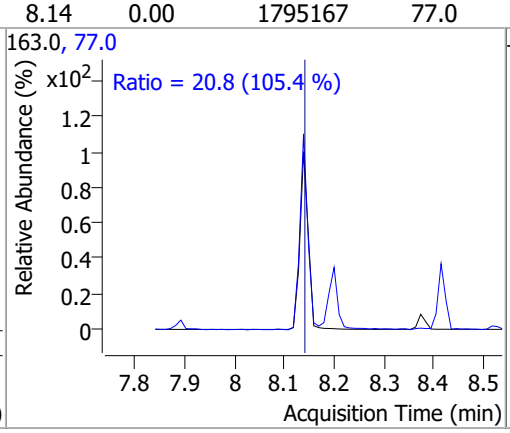

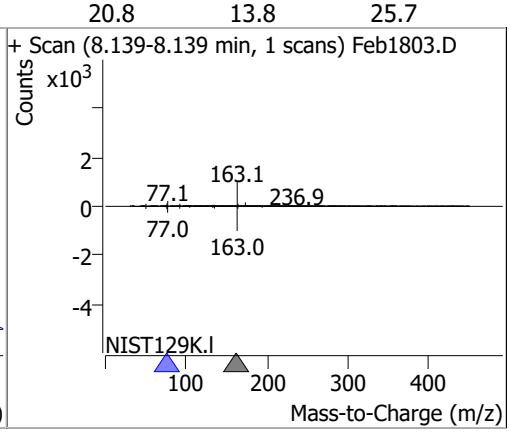

Compound	Conc.	RT	Dev(Min)	Resp.	QIon	QRatio	Lower	Upper
2,6-Dinitrotoluene	134.5088	8.20	0.01	270214	63.0	124.1	99.5	184.8
					89.0	62.0	43.3	80.3

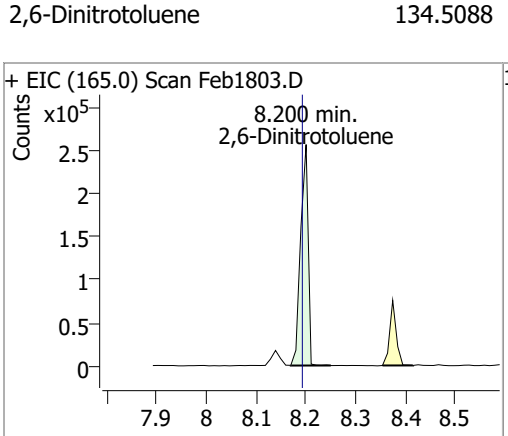

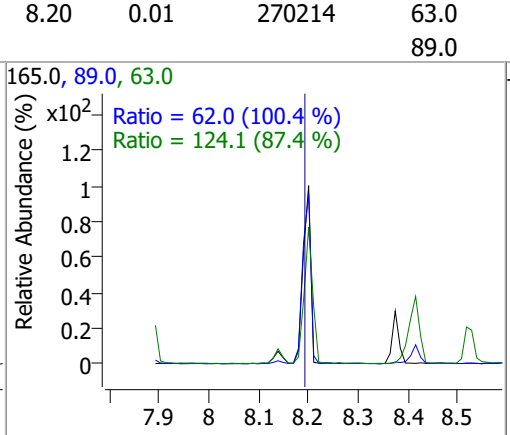

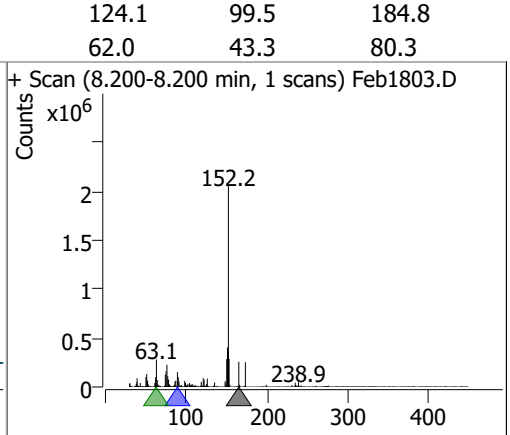

Compound	Conc.	RT	Dev(Min)	Resp.	QIon	QRatio	Lower	Upper
Acenaphthylene	121.4632	8.20	0.00	2788358	153.1	13.5	9.6	17.7

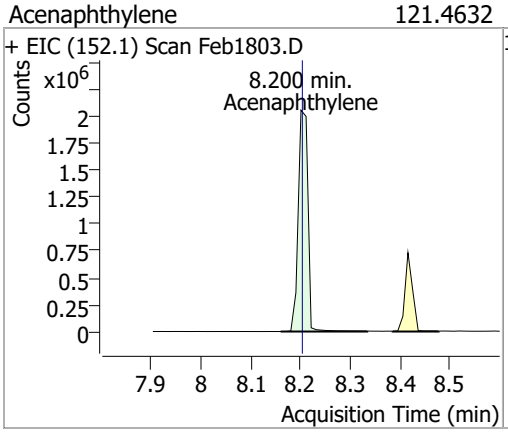

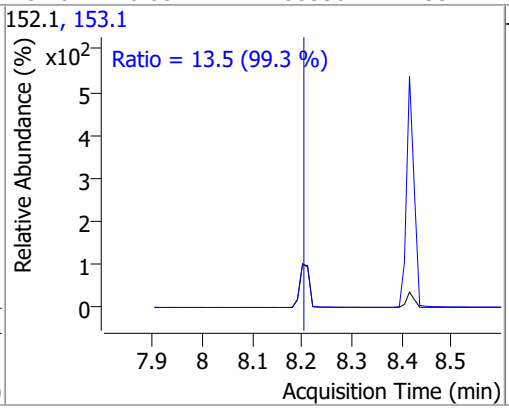

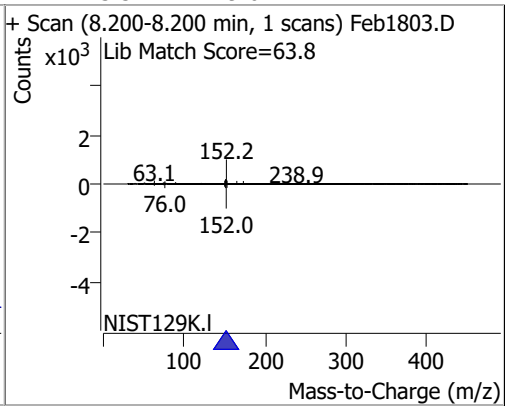

Compound	Conc.	RT	Dev(Min)	Resp.	QIon	QRatio	Lower	Upper
3-Nitroaniline	130.3972	8.40	0.01	309107	65.0	131.2	90.4	167.8
					92.0	113.0	74.7	138.7

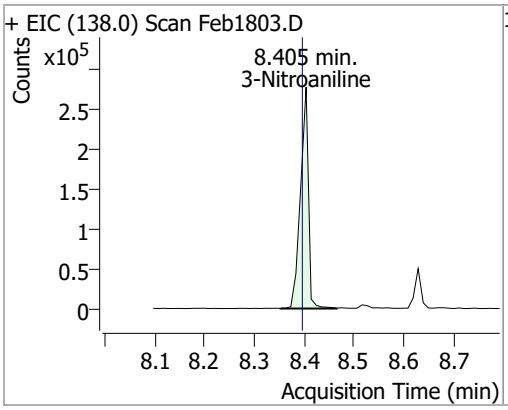

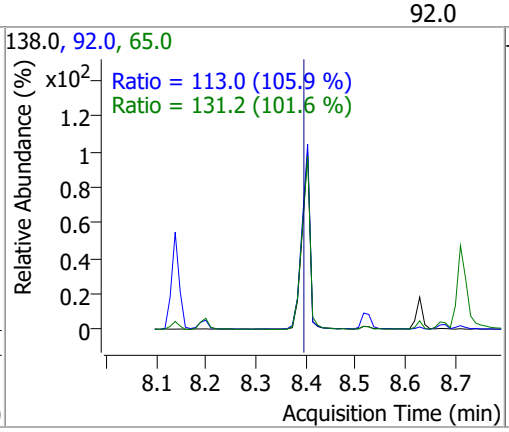

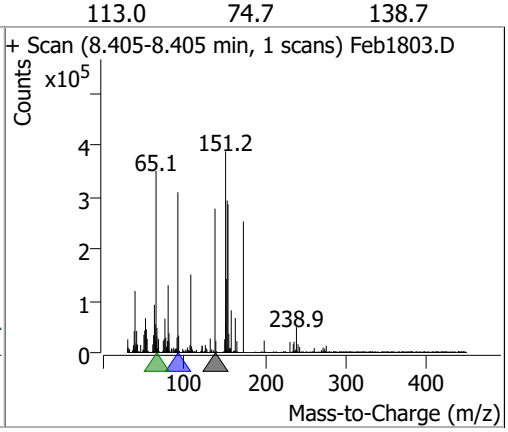

Compound	Conc.	RT	Dev(Min)	Resp.	QIon	QRatio	Lower	Upper
Acenaphthene	117.1551	8.41	0.00	1503475	153.0	105.2	74.5	138.4
					152.0	51.5	36.3	67.4

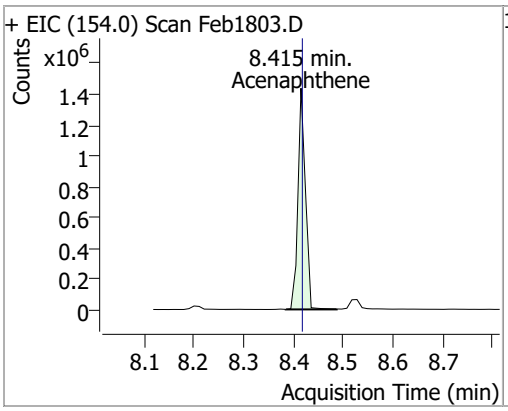

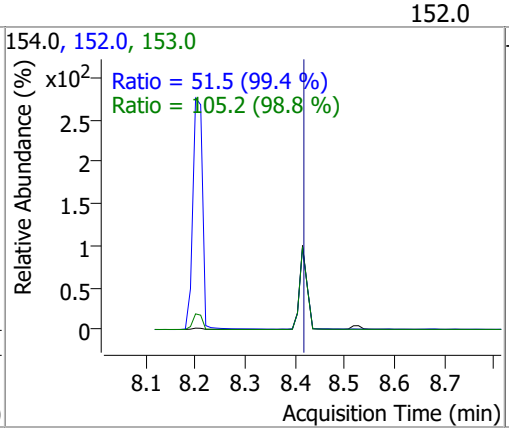

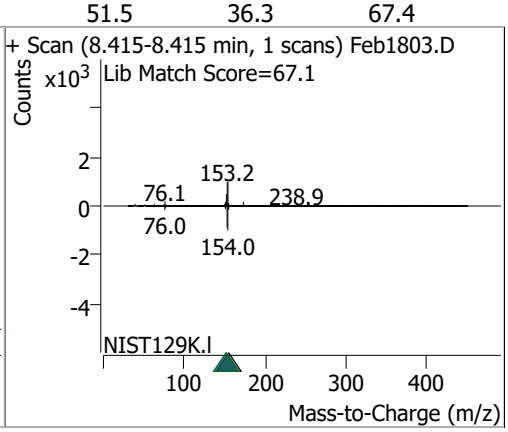

Compound	Conc.	RT	Dev(Min)	Resp.	QIon	QRatio	Lower	Upper
2,4-Dinitrophenol	121.6307	8.53	0.01	138026	154.0	63.3	43.9	81.5

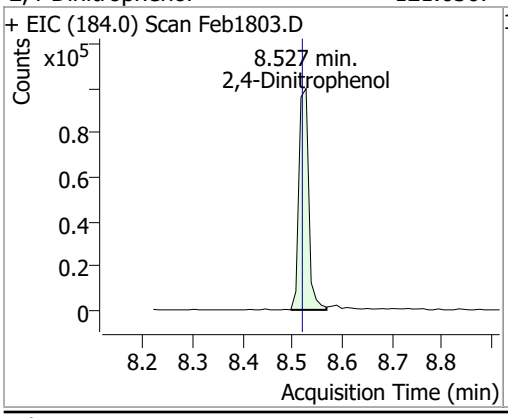

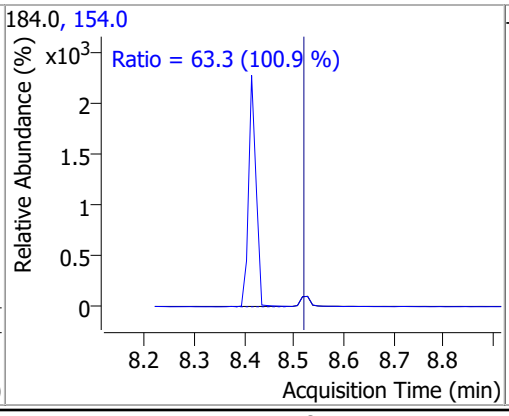

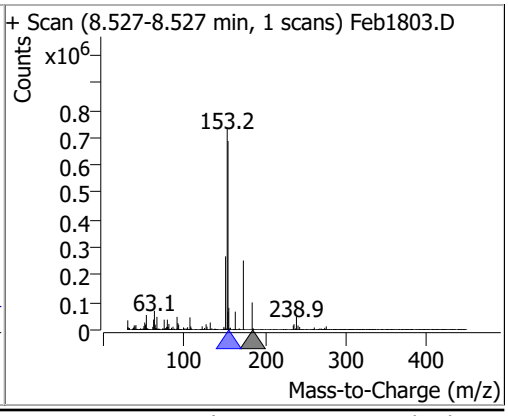

Compound	Conc.	RT	Dev(Min)	Resp.	QIon	QRatio	Lower	Upper
Dibenzofuran	118.4946	8.63	0.00	2443689	139.0	39.5	26.3	48.8

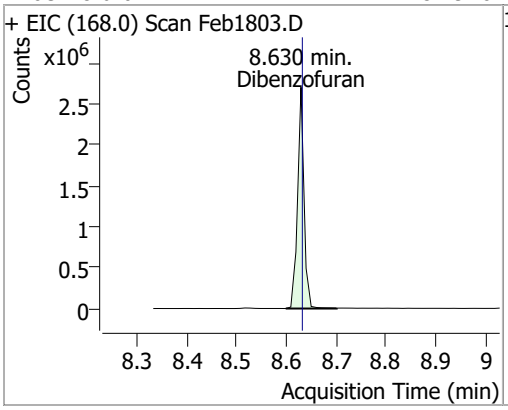

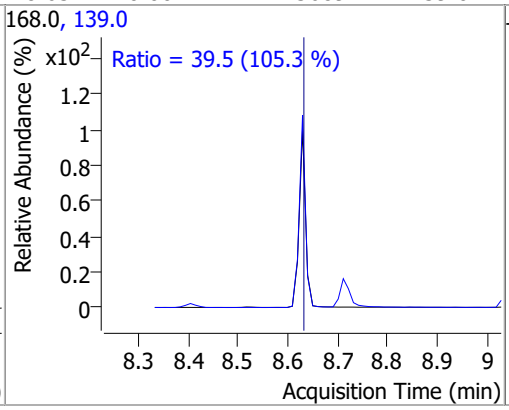

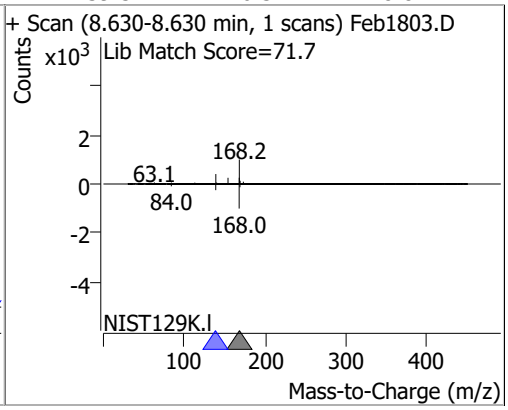

Compound	Conc.	RT	Dev(Min)	Resp.	QIon	QRatio	Lower	Upper
2,4-Dinitrotoluene	122.8060	8.68	0.01	328858	89.0	78.7	55.4	102.9
					63.0	48.2	33.9	62.9

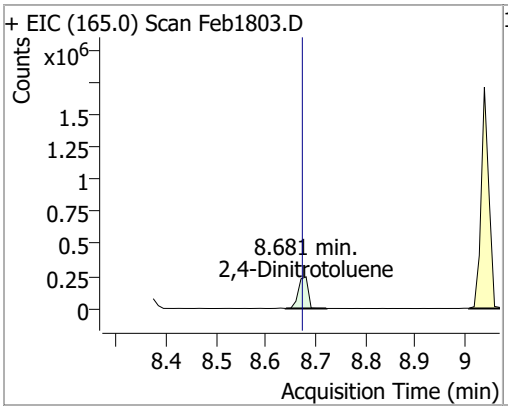

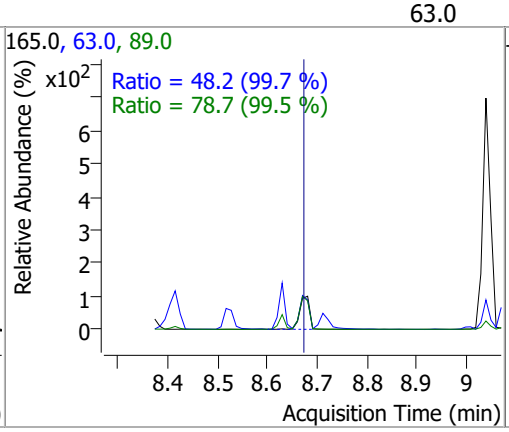

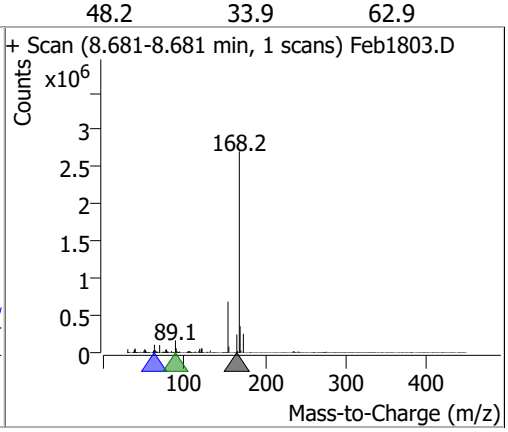

Compound	Conc.	RT	Dev(Min)	Resp.	QIon	QRatio	Lower	Upper
4-Nitrophenol	126.2944	8.71	0.01	326746	65.0	72.6	50.4	93.6
					139.0	72.3	49.8	92.5

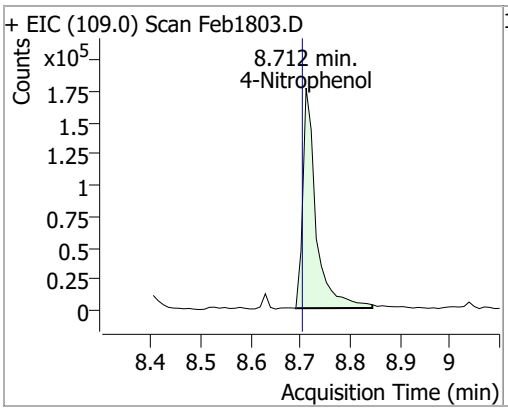

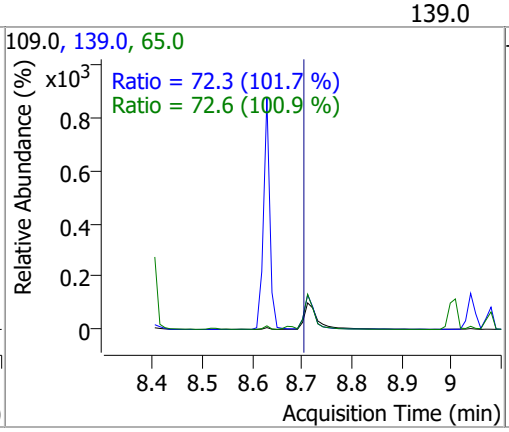

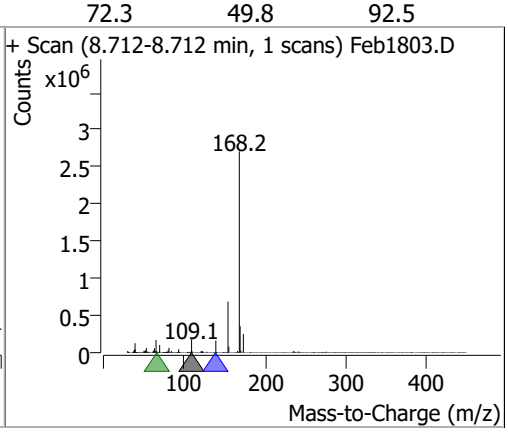

Compound	Conc.	RT	Dev(Min)	Resp.	QIon	QRatio	Lower	Upper
Diethylphthalate	125.7671	9.01	0.01	1980149	177.0	21.0	14.5	27.0
					150.0	12.7	8.7	16.2

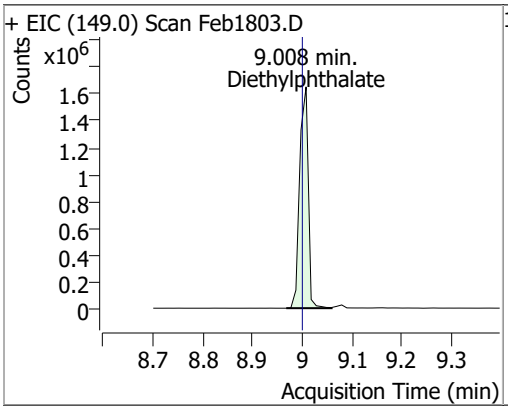

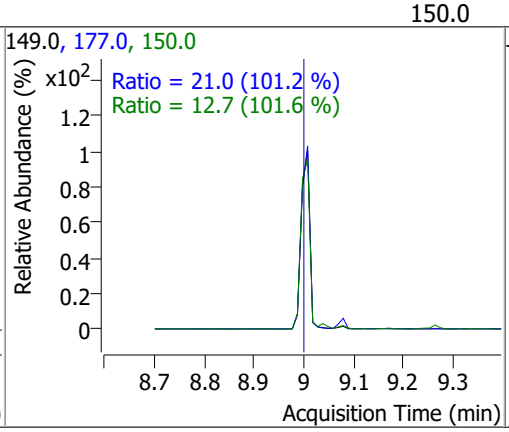

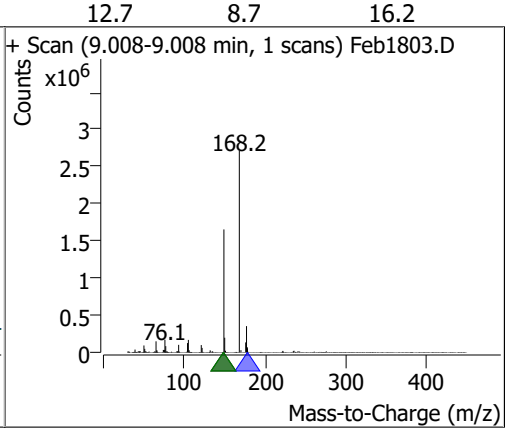

Compound	Conc.	RT	Dev(Min)	Resp.	QIon	QRatio	Lower	Upper
Fluorene	114.4523	9.04	0.00	1952030	165.0	93.8	65.4	121.4
					167.0	13.6	9.6	17.8

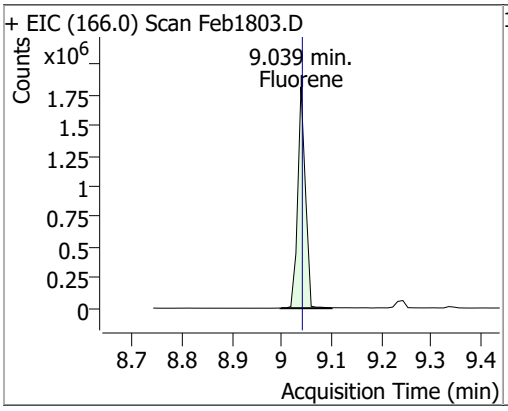

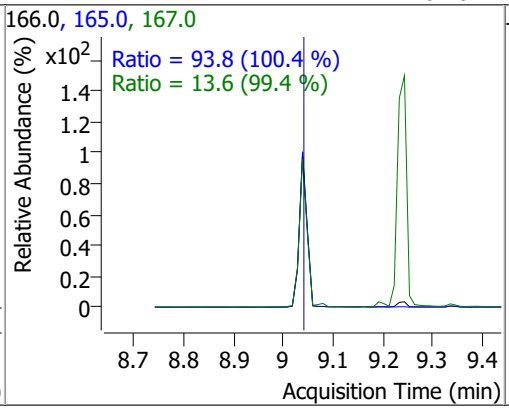

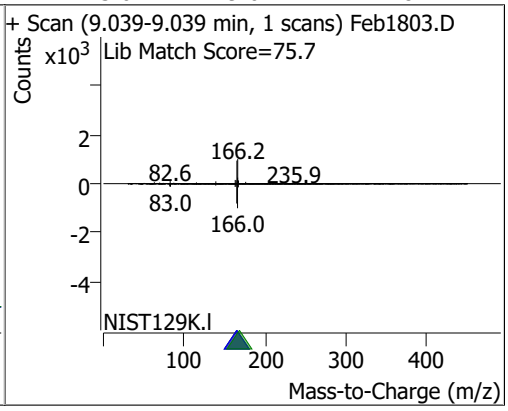

Compound	Conc.	RT	Dev(Min)	Resp.	QIon	QRatio	Lower	Upper
4-Chlorophenyl-phenylether	127.4811	9.08	0.01	1017662	141.0	65.7	42.8	79.6
					206.0	33.7	23.6	43.9

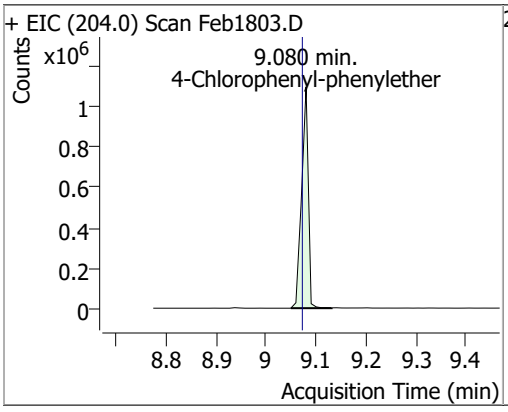

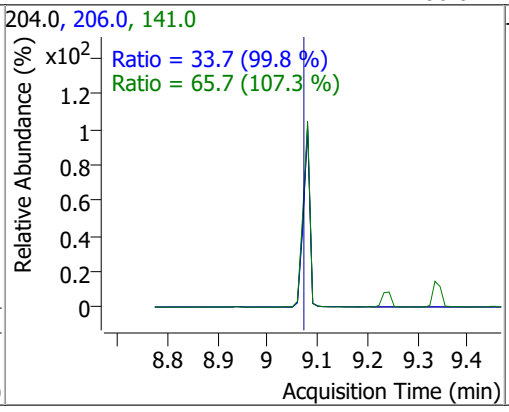

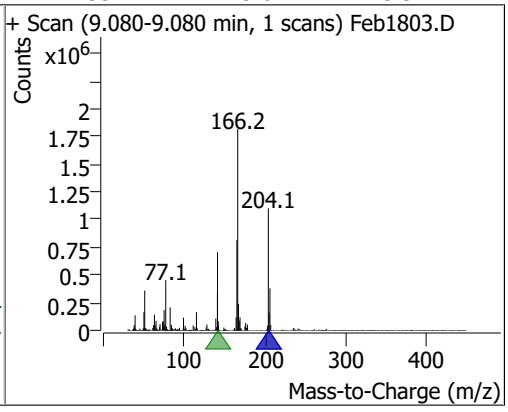

Compound	Conc.	RT	Dev(Min)	Resp.	QIon	QRatio	Lower	Upper
4-Nitroaniline	114.2027	9.15	0.01	291518	65.0	114.4	78.9	146.6
					92.0	48.9	34.5	64.1

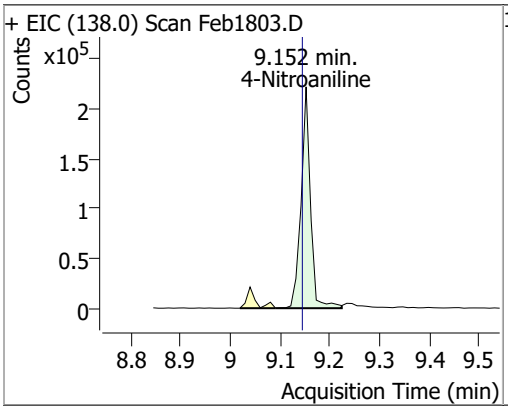

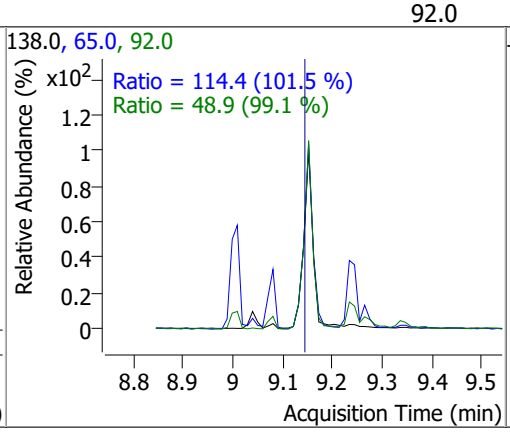

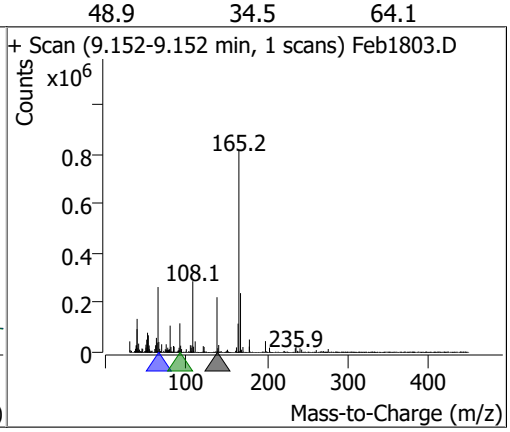

Compound	Conc.	RT	Dev(Min)	Resp.	QIon	QRatio	Lower	Upper
4,6-Dinitro-2-methylphenol	121.1232	9.16	0.01	200519	121.0	50.0	35.1	65.3

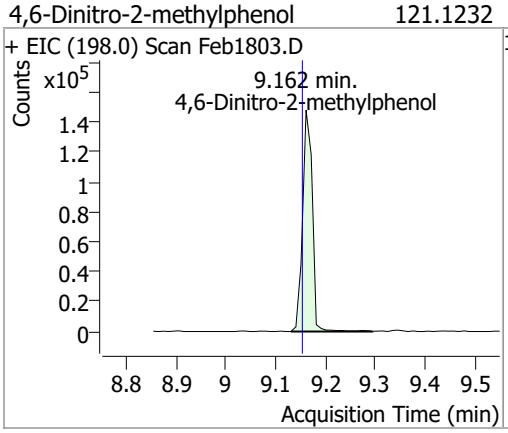

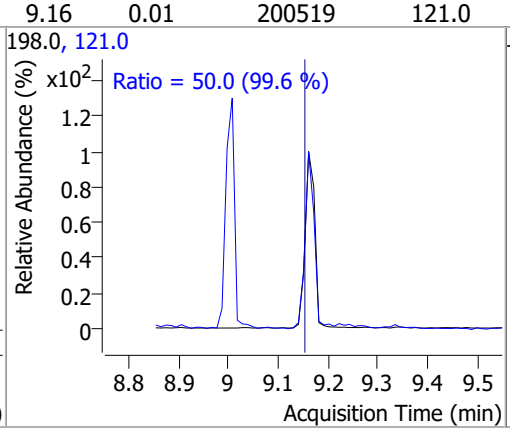

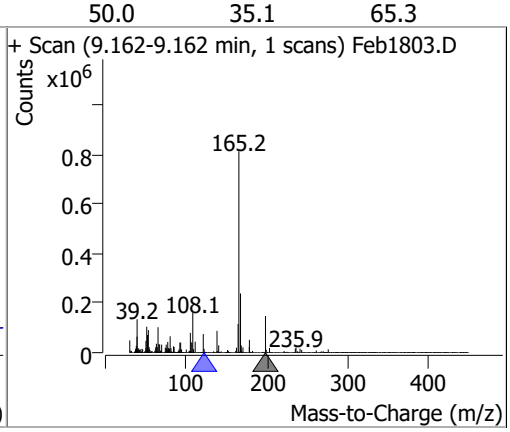

Compound	Conc.	RT	Dev(Min)	Resp.	QIon	QRatio	Lower	Upper
N-nitrosodiphenylamine	120.7344	9.24	0.01	1414366	168.0	63.6	44.0	81.7
					167.0	33.7	23.9	44.3

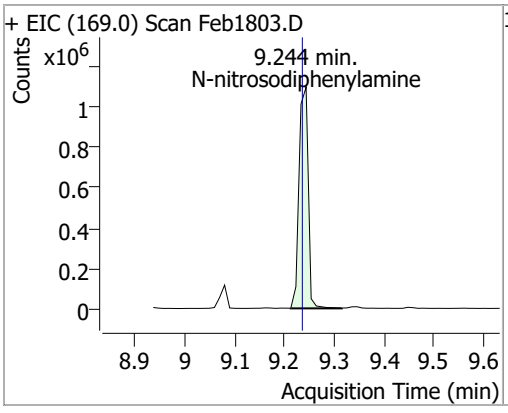

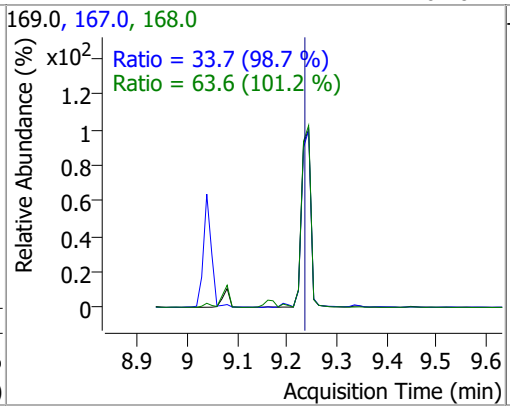

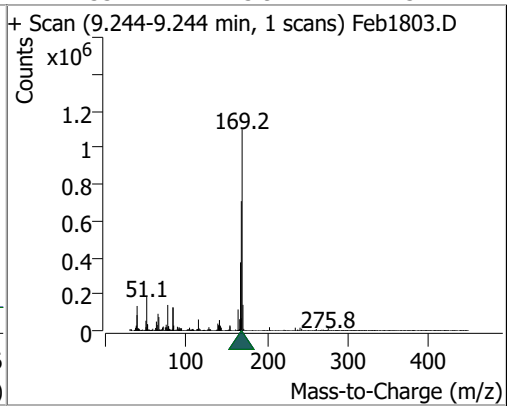

Compound	Conc.	RT	Dev(Min)	Resp.	QIon	QRatio	Lower	Upper
Azobenzene	120.2669	9.26	0.00	1932785	51.0	45.6	31.6	58.7
					182.0	22.8	16.9	31.4

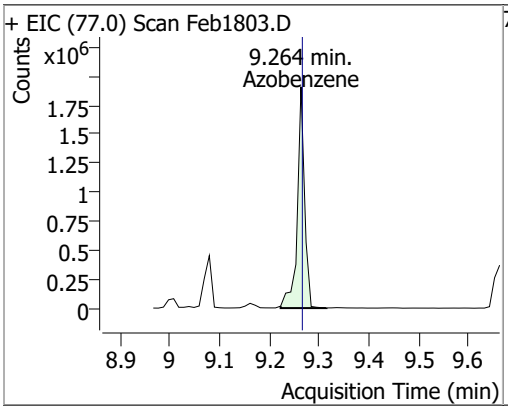

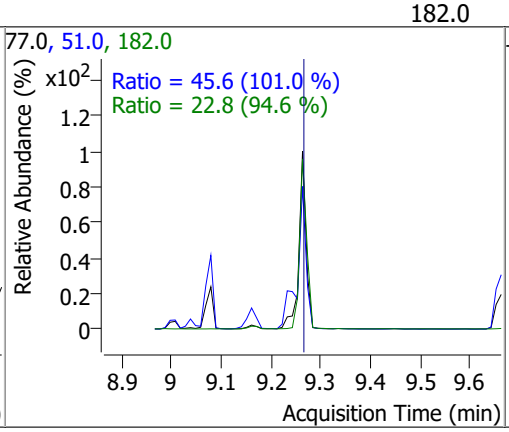

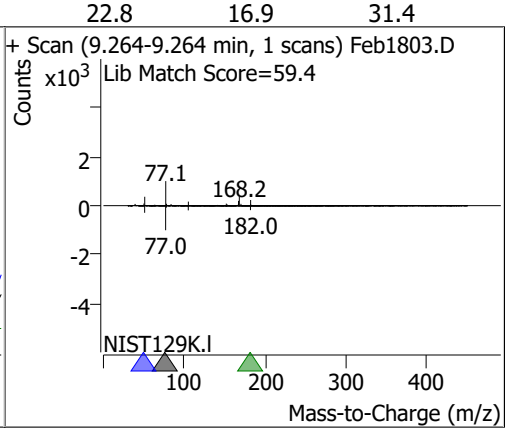

Compound	Conc.	RT	Dev(Min)	Resp.	QIon	QRatio	Lower	Upper
2,4,6-Tribromophenol	120.6291	9.35	0.01	187319	331.8	92.4	68.5	127.2

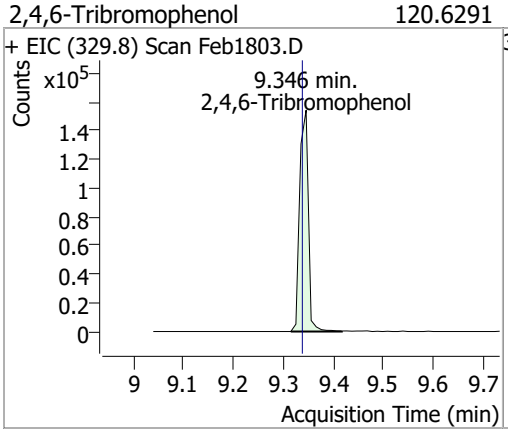

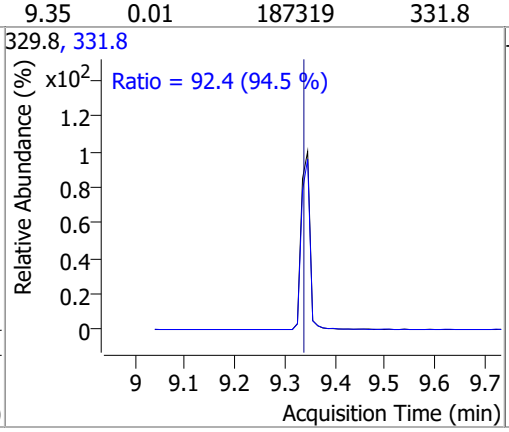

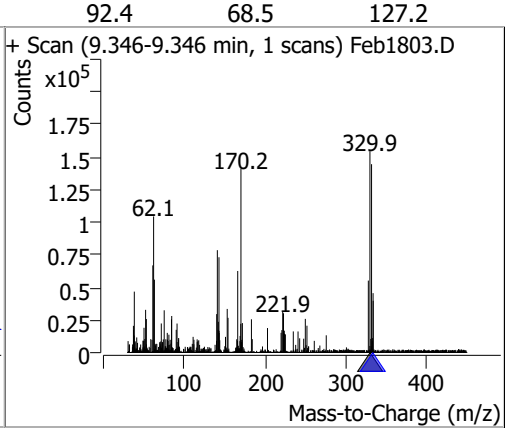

Compound	Conc.	RT	Dev(Min)	Resp.	QIon	QRatio	Lower	Upper
4-Bromophenyl-phenylether	126.1586	9.66	0.01	589591	141.0	101.1	69.1	128.4
					250.0	97.7	68.8	127.7

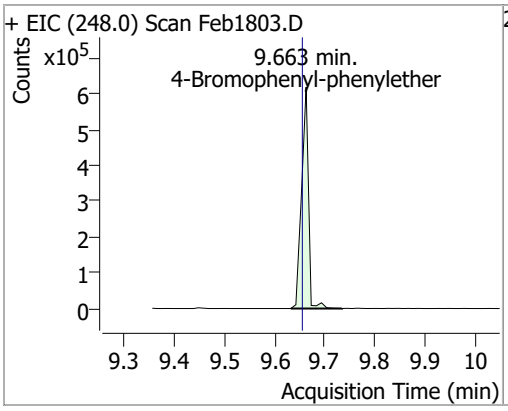

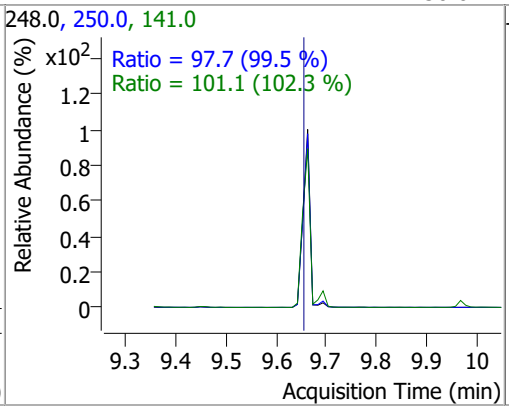

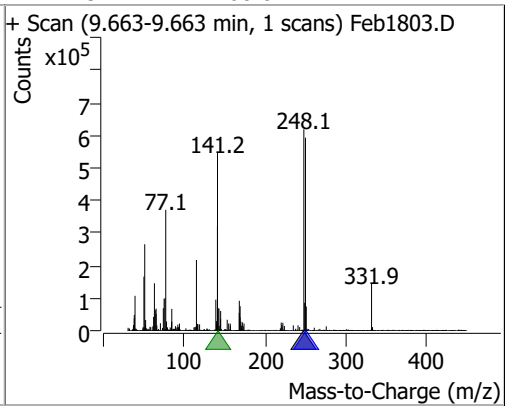

Compound	Conc.	RT	Dev(Min)	Resp.	QIon	QRatio	Lower	Upper
Hexachlorobenzene	123.9440	9.69	0.00	550809	142.0	51.6	37.7	70.0

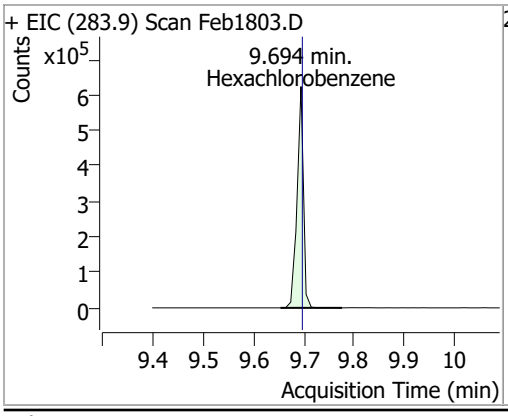

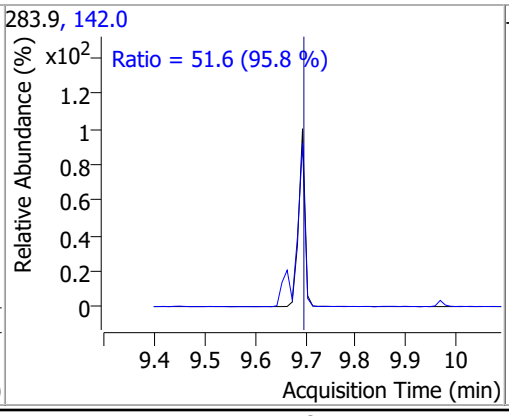

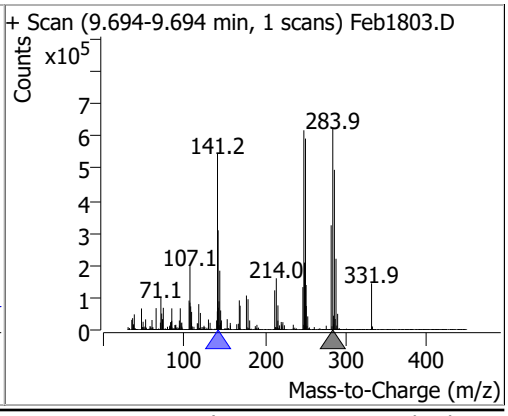

Compound	Conc.	RT	Dev(Min)	Resp.	QIon	QRatio	Lower	Upper
Pentachlorophenol	118.9229	9.97	0.00	272170	267.9	64.2	41.5	77.2
					263.9	64.0	41.2	76.6

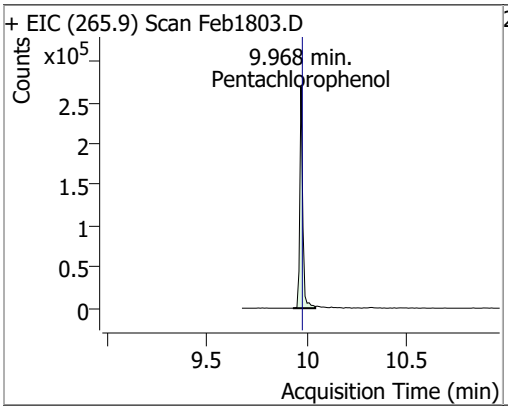

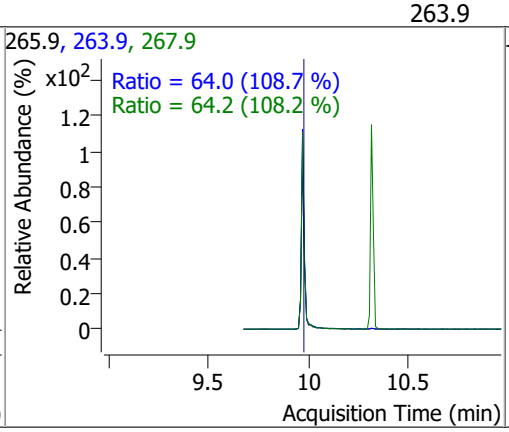

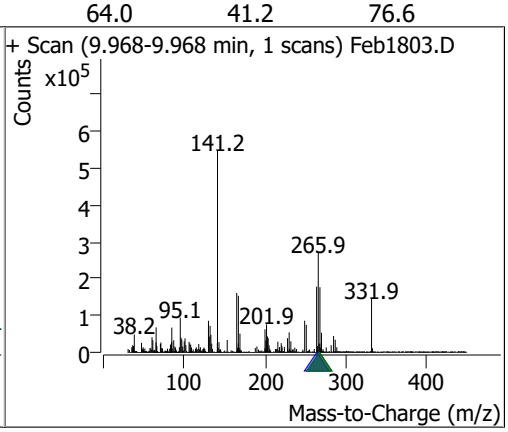

Compound	Conc.	RT	Dev(Min)	Resp.	QIon	QRatio	Lower	Upper
Phenanthrene	119.6259	10.19	0.01	2792268	176.0	19.0	13.0	24.1

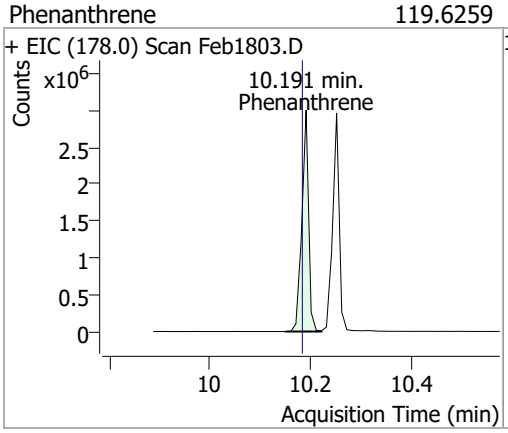

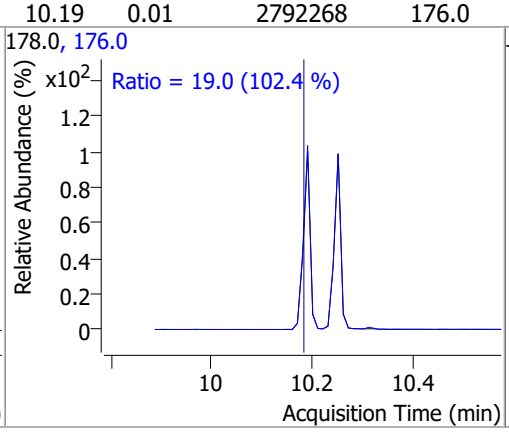

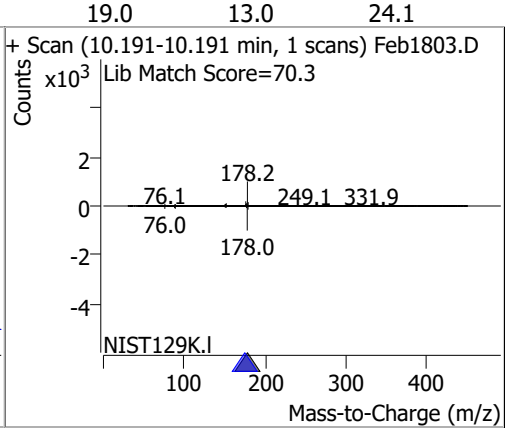

Compound	Conc.	RT	Dev(Min)	Resp.	QIon	QRatio	Lower	Upper
Anthracene	119.3027	10.25	0.00	2712966 (m)	176.0	18.1	12.9	23.9

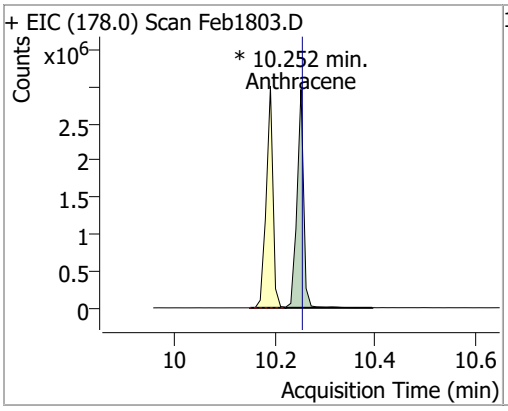

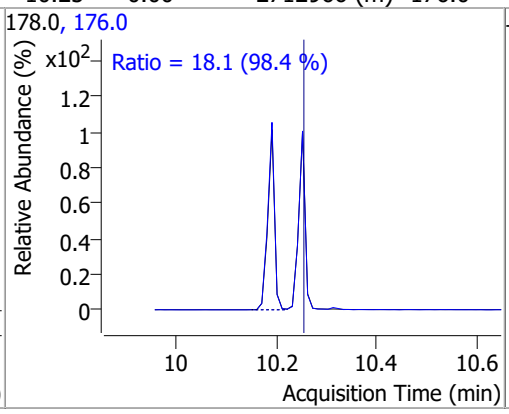

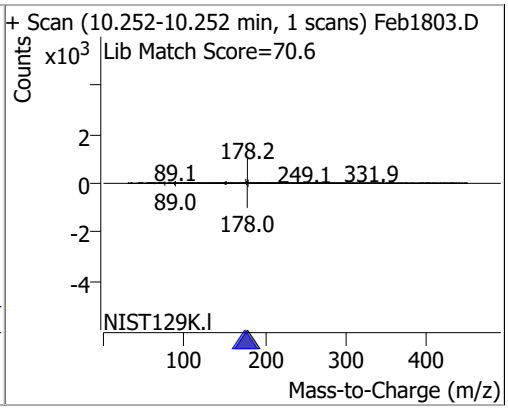

Compound	Conc.	RT	Dev(Min)	Resp.	QIon	QRatio	Lower	Upper
Triallate	120.4325	10.31	0.00	696512	268.0	24.8	16.9	31.4
					143.0	23.0	15.8	29.3

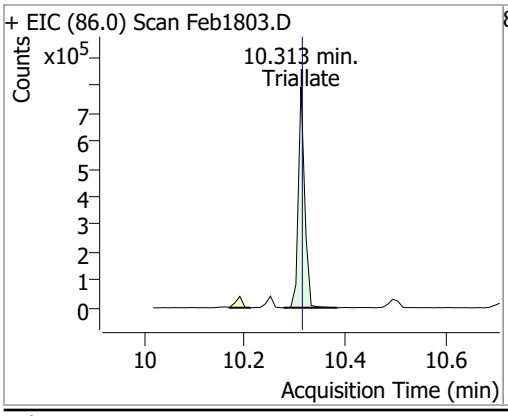

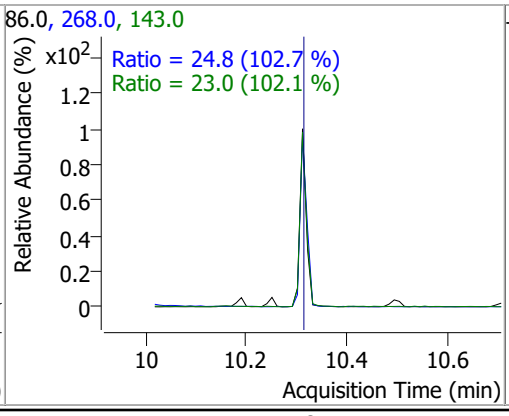

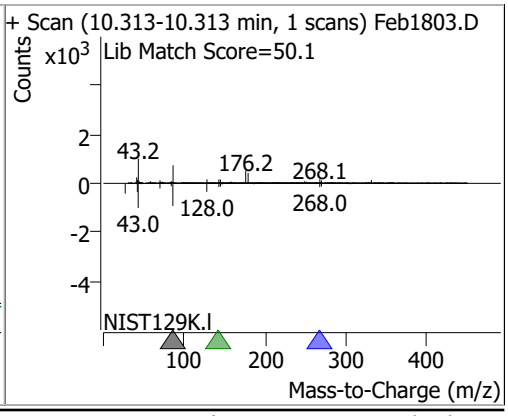

Compound	Conc.	RT	Dev(Min)	Resp.	QIon	QRatio	Lower	Upper
Carbazole	120.4732	10.50	0.00	2794889	139.0	13.6	9.0	16.7

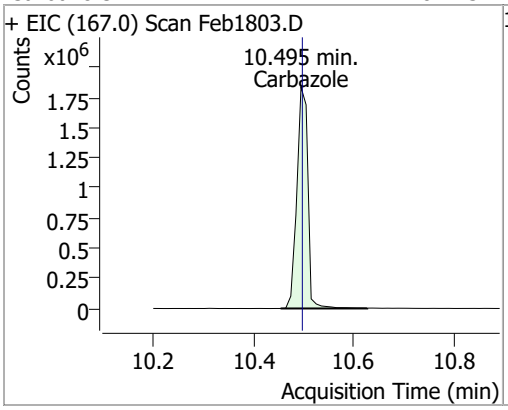

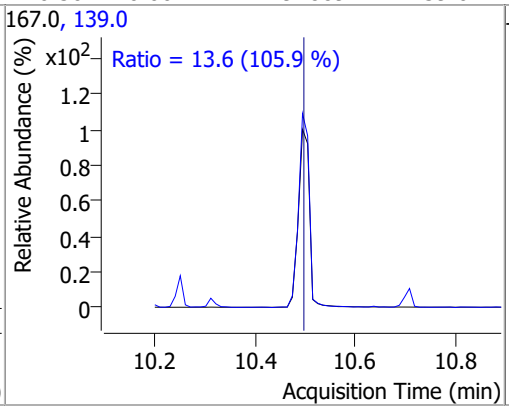

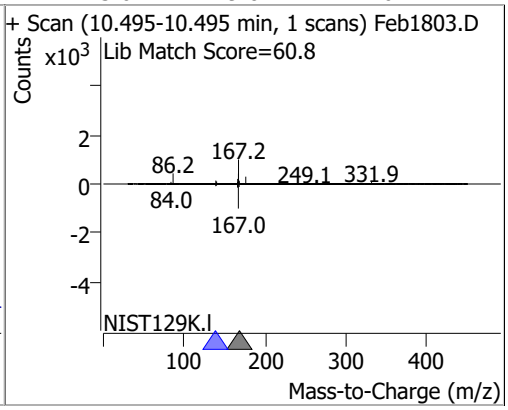

Compound	Conc.	RT	Dev(Min)	Resp.	QIon	QRatio	Lower	Upper
o-Terphenyl	125.0935	10.71	0.01	1579903	229.0	63.7	45.4	84.3
					215.0	37.7	25.9	48.1

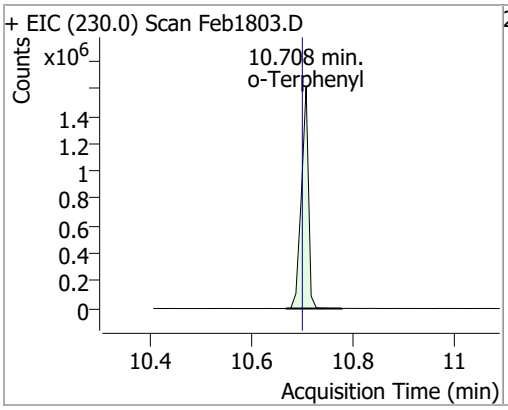

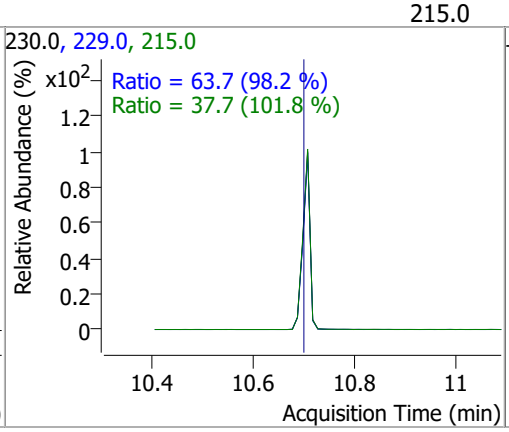

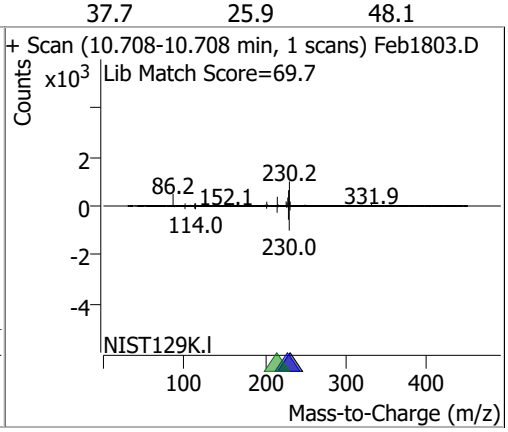

Compound	Conc.	RT	Dev(Min)	Resp.	QIon	QRatio	Lower	Upper
Di-n-Butylphthalate	121.0143	11.08	0.00	2864235	150.0	9.1	6.3	11.8
					104.0	6.2	4.5	8.3

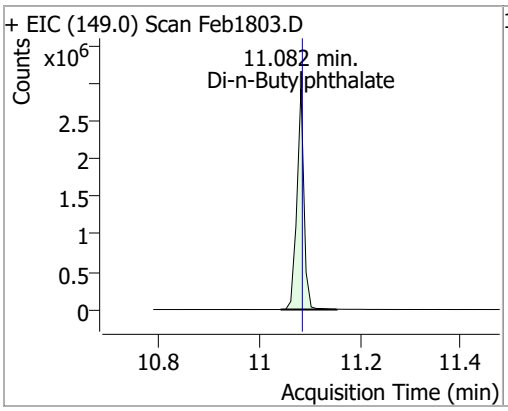

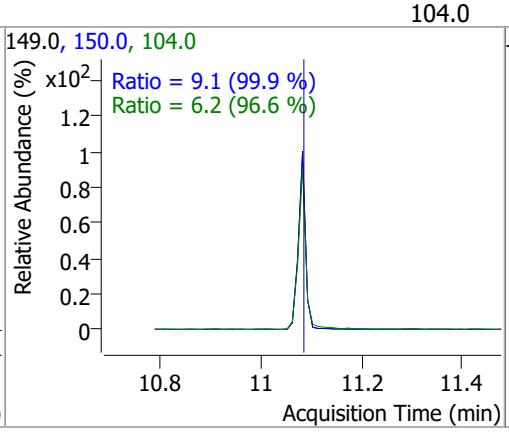

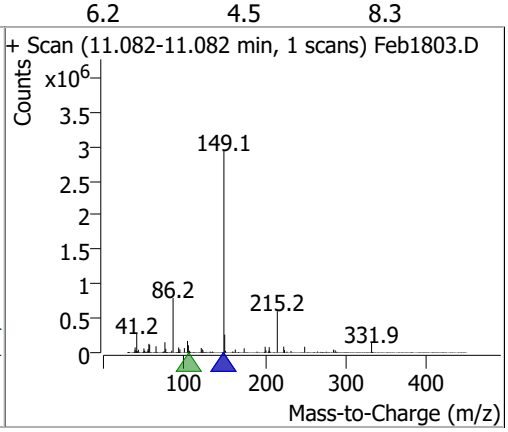

Compound	Conc.	RT	Dev(Min)	Resp.	QIon	QRatio	Lower	Upper
Fluoranthene	120.7096	11.96	0.01	2925734	101.0	13.1	9.4	17.4

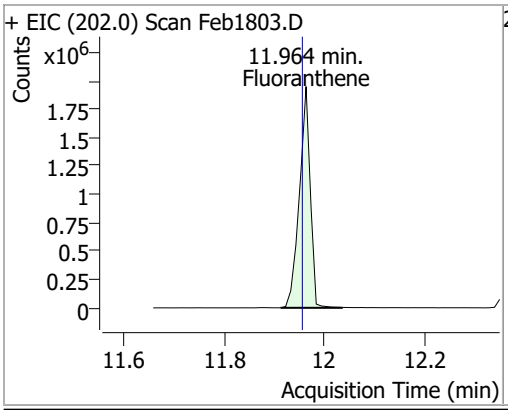

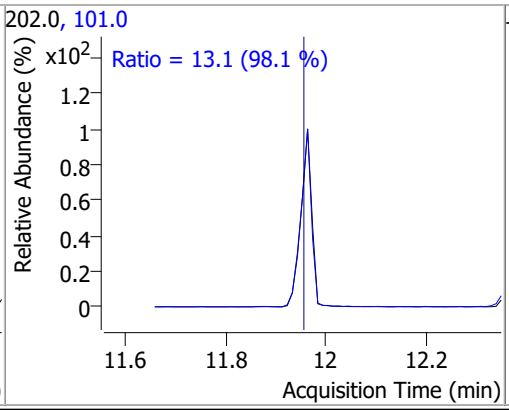

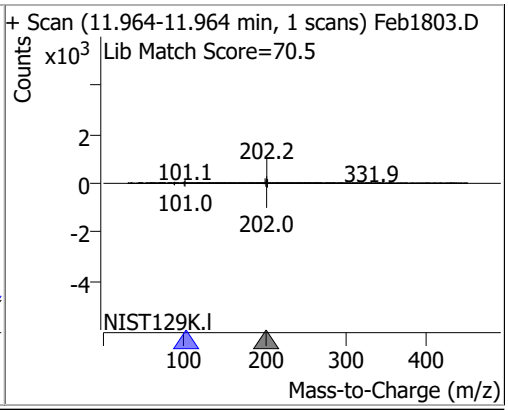

Compound	Conc.	RT	Dev(Min)	Resp.	QIon	QRatio	Lower	Upper
Benzidine	114.7160	12.35	0.00	925246	183.0	12.1	8.3	15.4
					92.0	8.4	5.8	10.8

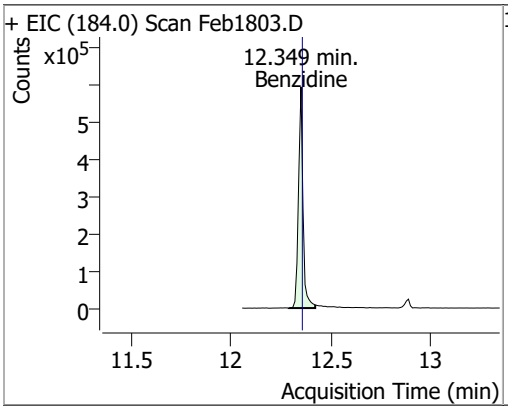

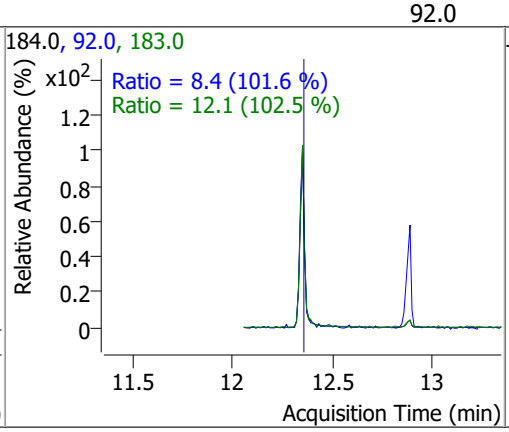

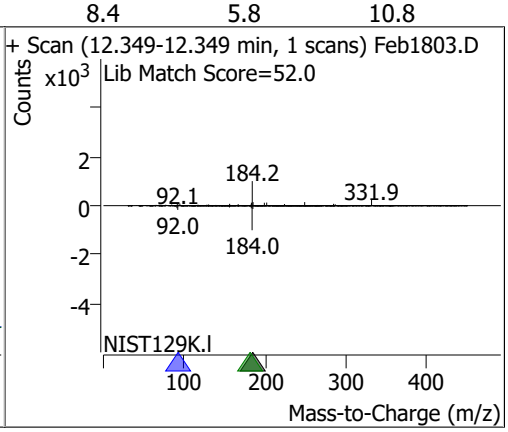

Compound	Conc.	RT	Dev(Min)	Resp.	QIon	QRatio	Lower	Upper
Pyrene	118.6872	12.39	0.01	3111401	101.0	16.2	11.1	20.6

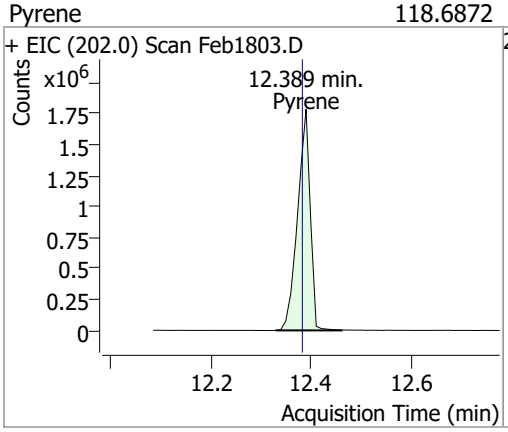

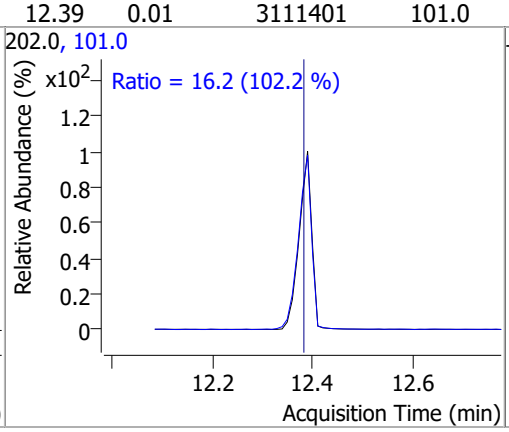

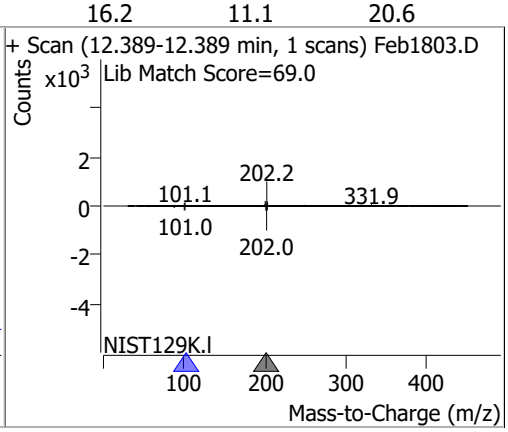

Compound	Conc.	RT	Dev(Min)	Resp.	QIon	QRatio	Lower	Upper
Terphenyl-d14	120.3656	12.89	0.01	2133936	122.0	14.0	10.1	18.7

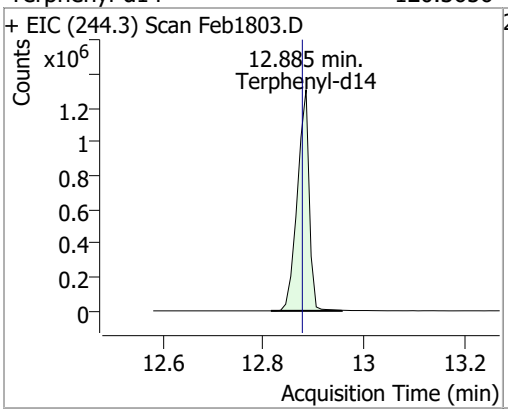

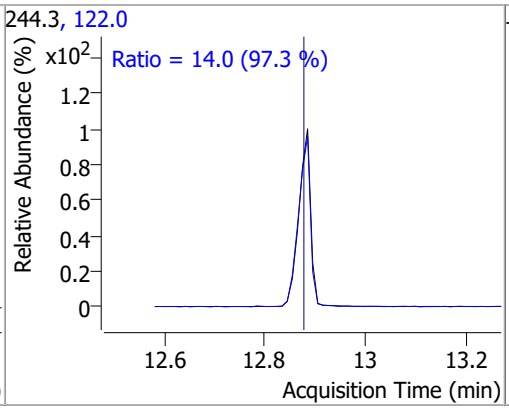

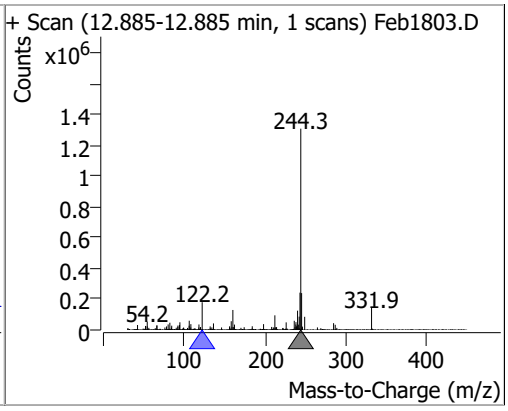

Compound	Conc.	RT	Dev(Min)	Resp.	QIon	QRatio	Lower	Upper
Butylbenzylphthalate	123.2154	14.33	0.01	1038779	91.0	78.8	59.6	110.6
					206.0	18.0	12.2	22.7

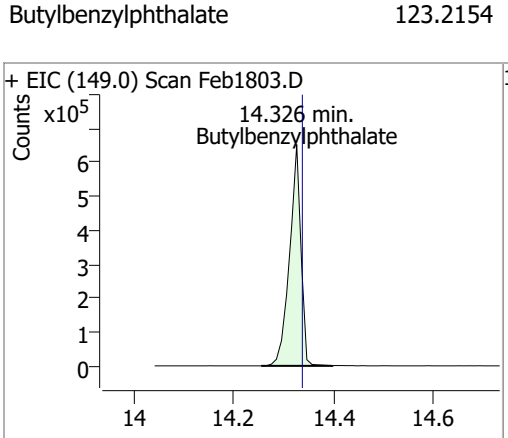

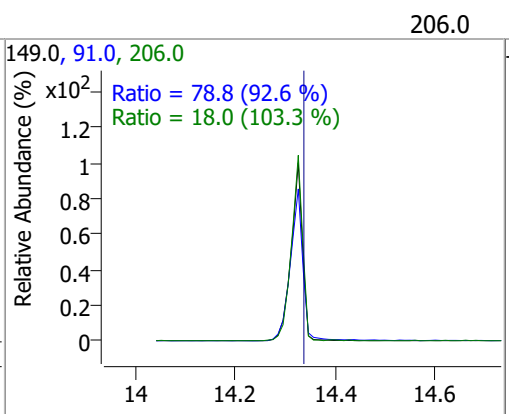

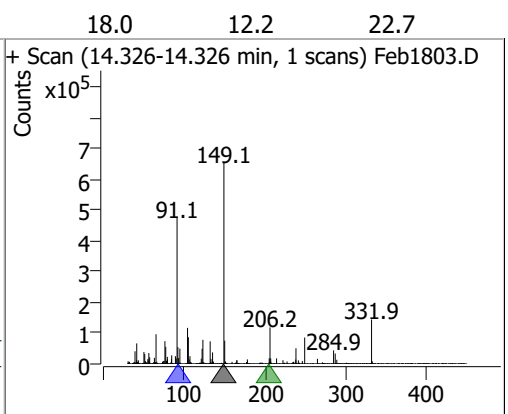

Compound	Conc.	RT	Dev(Min)	Resp.	QIon	QRatio	Lower	Upper
Benzo(a)Anthracene	123.9899	15.53	0.02	2429458	226.0	26.5	18.8	34.9
					229.0	20.6	14.7	27.4

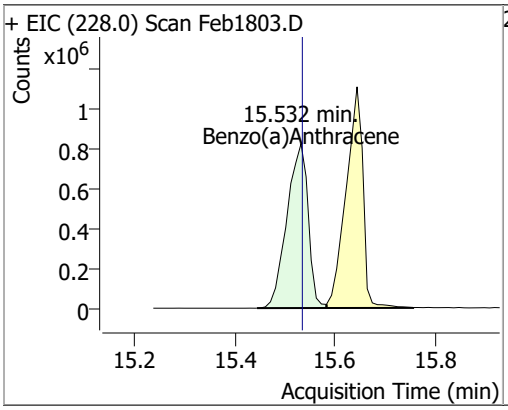

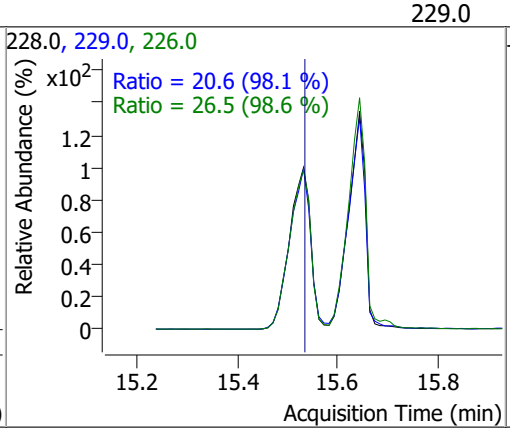

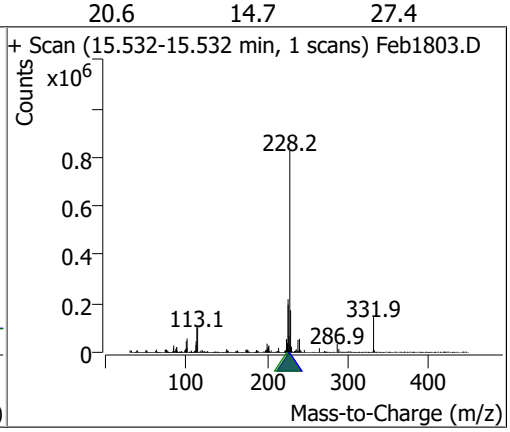

Compound	Conc.	RT	Dev(Min)	Resp.	QIon	QRatio	Lower	Upper
Chrysene	122.2787	15.64	0.02	2630114	226.0	29.5	19.9	36.9
					229.0	20.5	13.8	25.6

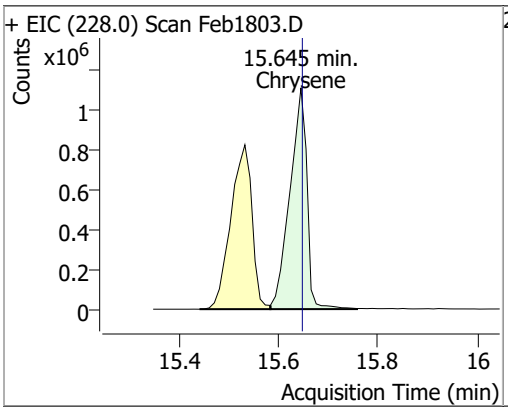

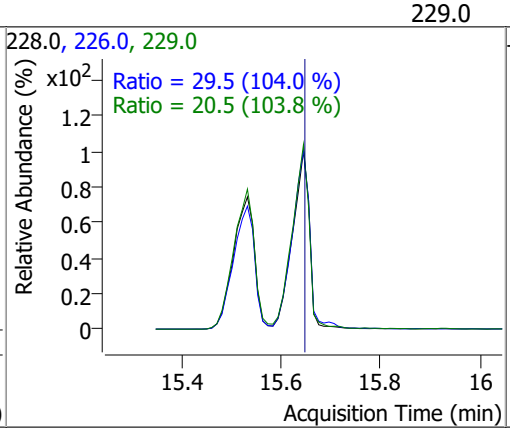

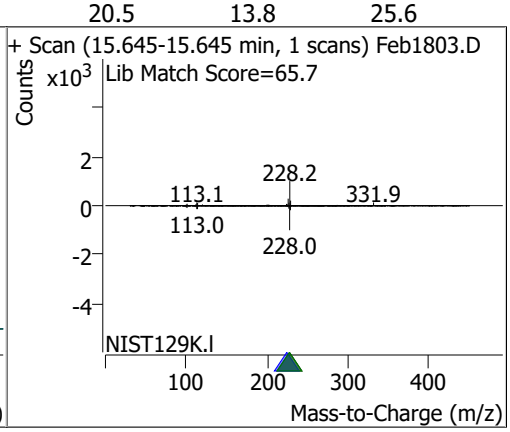

Compound	Conc.	RT	Dev(Min)	Resp.	QIon	QRatio	Lower	Upper
3,3-Dichlorobenzidine	123.4767	15.70	0.01	921207	254.0	64.2	44.9	83.4

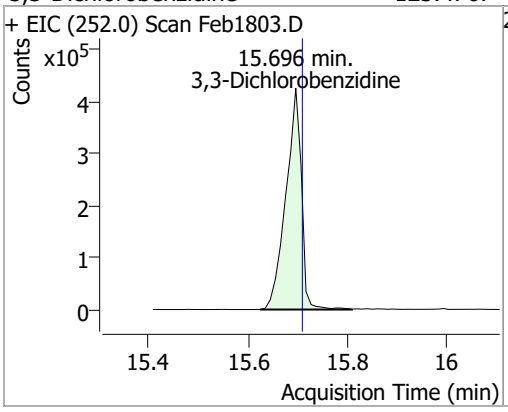

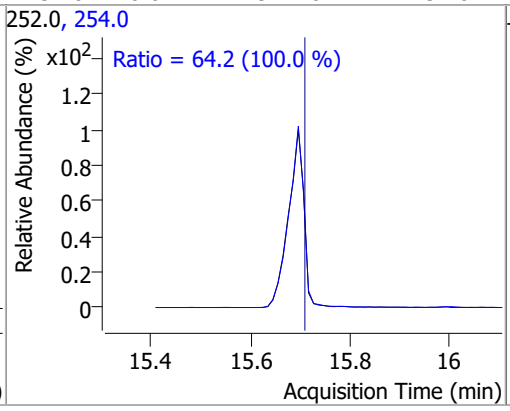

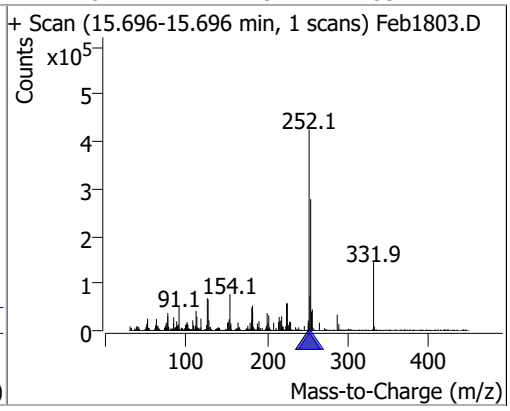

Compound	Conc.	RT	Dev(Min)	Resp.	QIon	QRatio	Lower	Upper
bis(2-ethylhexyl)Phthalate	124.1299	16.38	0.01	364319	149.0	385.2	273.6	508.0
					279.0	15.8	10.5	19.5

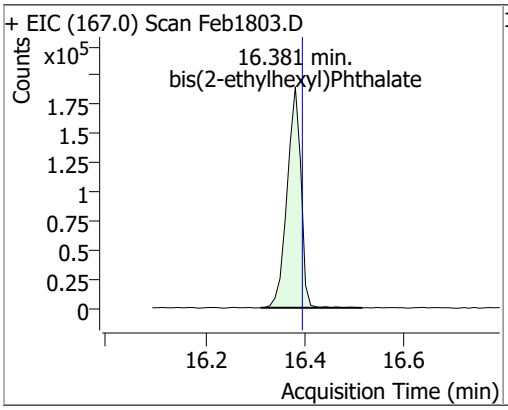

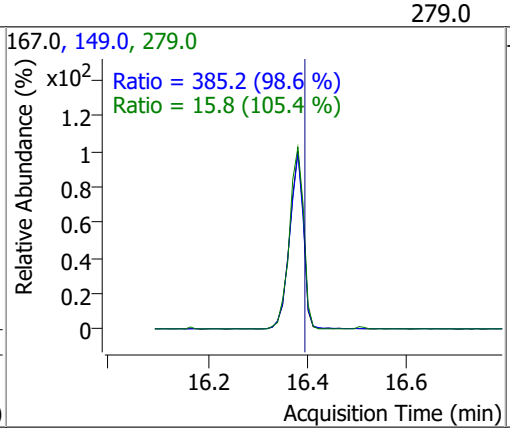

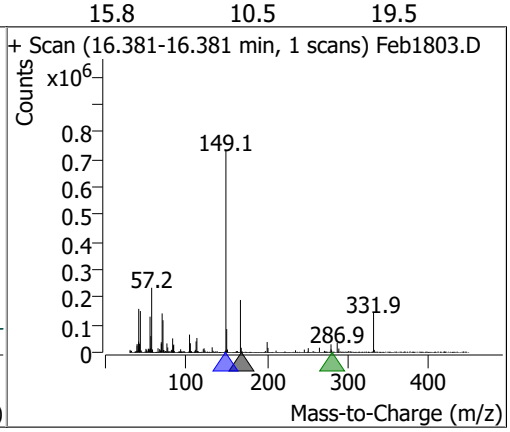

Compound	Conc.	RT	Dev(Min)	Resp.	QIon	QRatio	Lower	Upper
Di-n-octyl Phthalate	121.1100	18.14	0.01	2494942	150.0	9.5	7.0	13.0

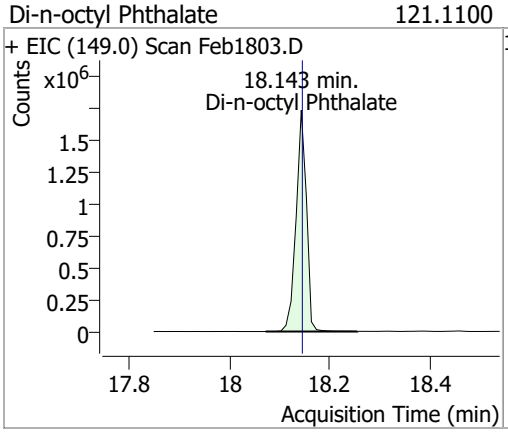

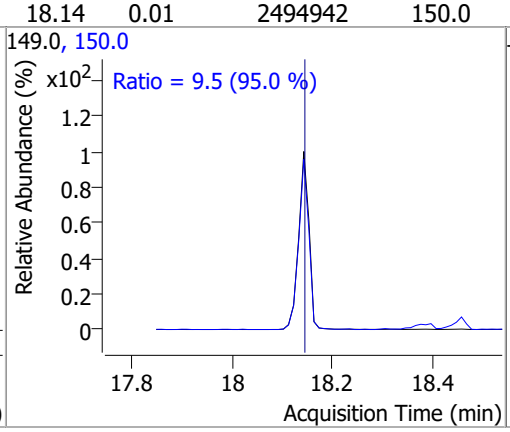

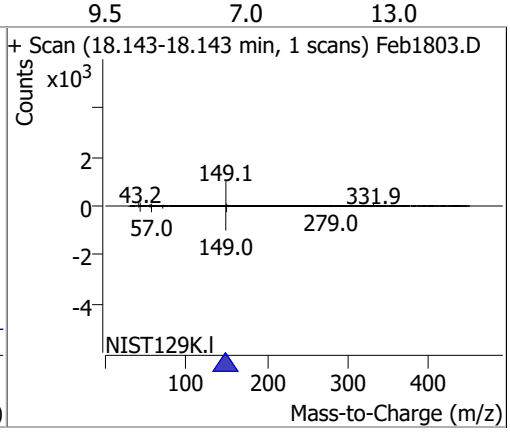

Compound	Conc.	RT	Dev(Min)	Resp.	QIon	QRatio	Lower	Upper
Benzo(b)fluoranthene	120.7133	18.39	0.01	2384843	253.0	22.3	15.6	29.0

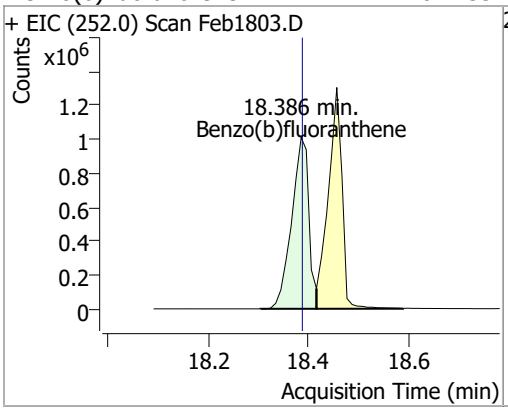

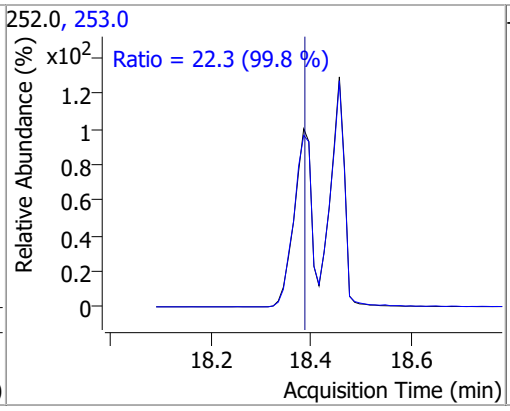

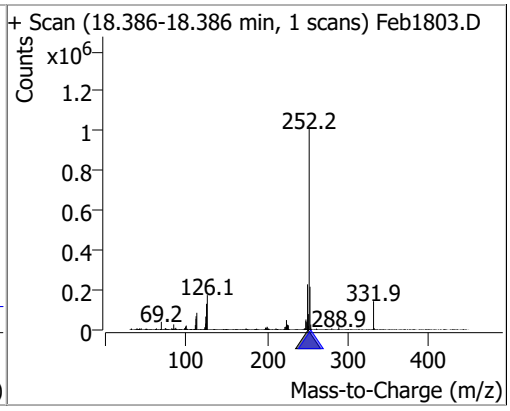

Compound	Conc.	RT	Dev(Min)	Resp.	QIon	QRatio	Lower	Upper
Benzo(k)fluoranthene	117.5947	18.46	0.01	2491030	253.0	22.1	15.4	28.6

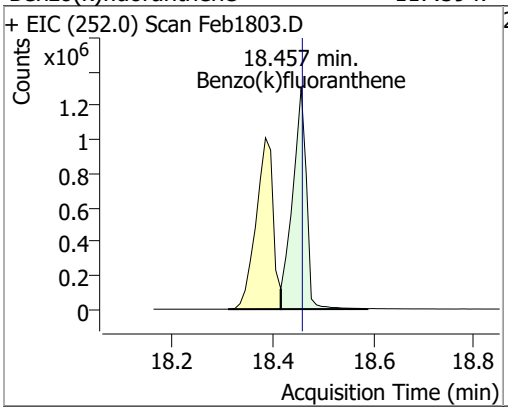

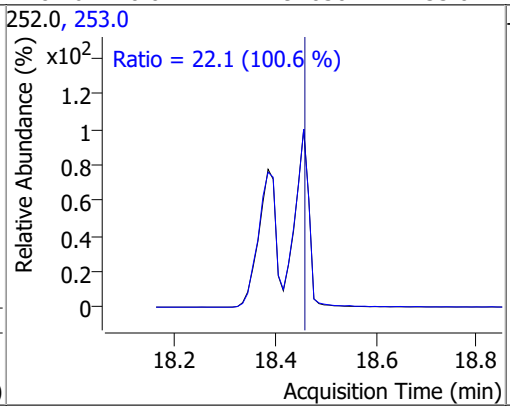

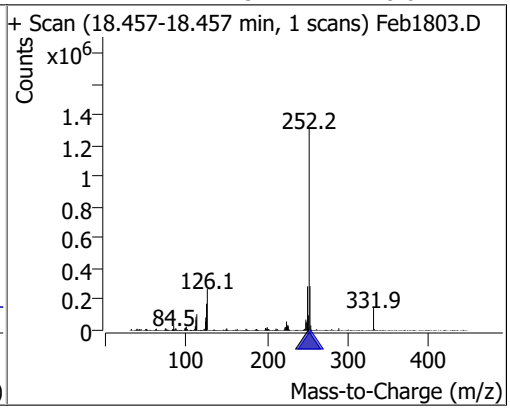

Compound	Conc.	RT	Dev(Min)	Resp.	QIon	QRatio	Lower	Upper
Benzo(a)pyrene	122.2376	18.99	0.01	2323286	253.0	22.3	15.1	28.0

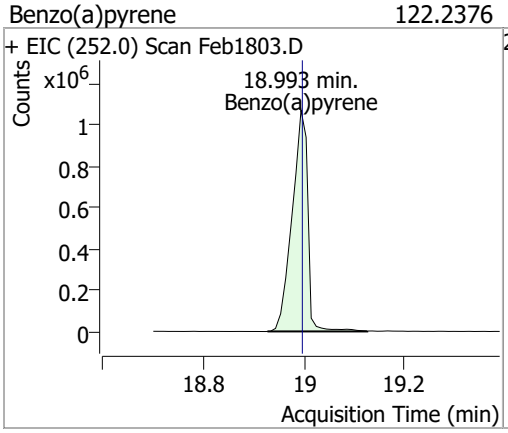

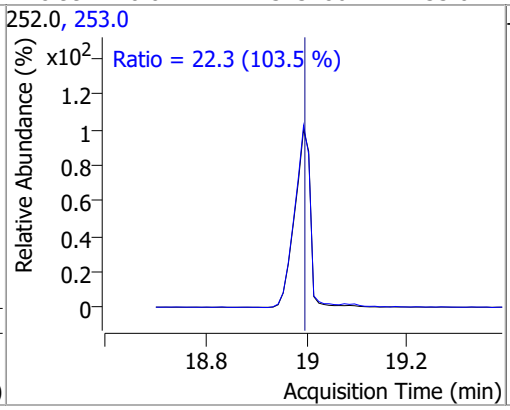

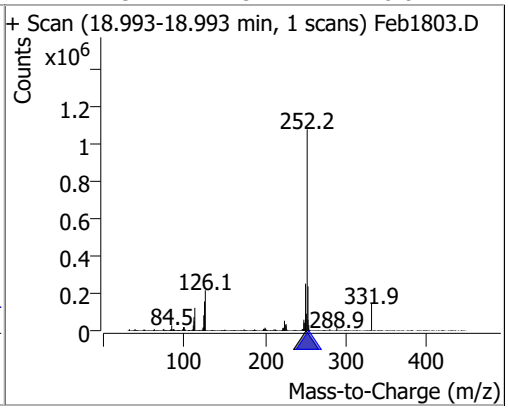

Compound	Conc.	RT	Dev(Min)	Resp.	QIon	QRatio	Lower	Upper
Indeno(1,2,3-c,d)pyrene	119.1149	20.77	0.01	1895312	138.0	29.8	20.7	38.5

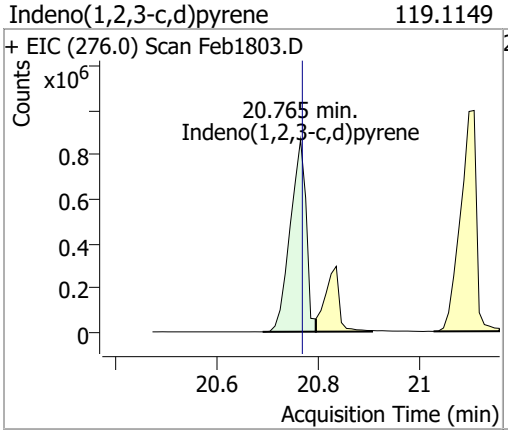

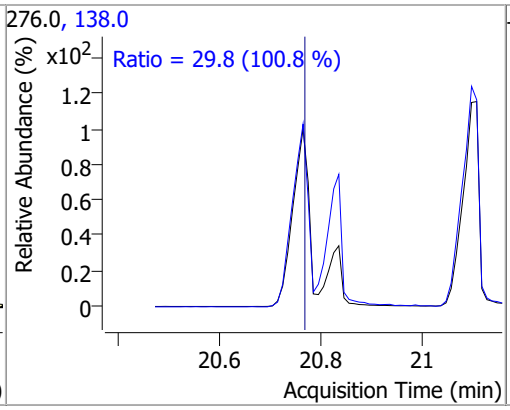

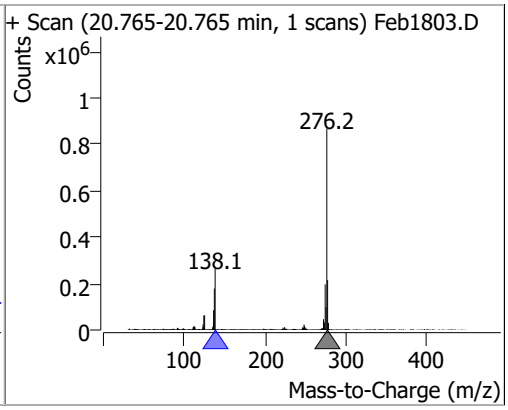

Compound	Conc.	RT	Dev(Min)	Resp.	QIon	QRatio	Lower	Upper
Dibenzo(a,h)anthracene	122.7774	20.84	0.02	2141448	139.0	23.8	17.6	32.7
					279.0	24.4	16.9	31.3

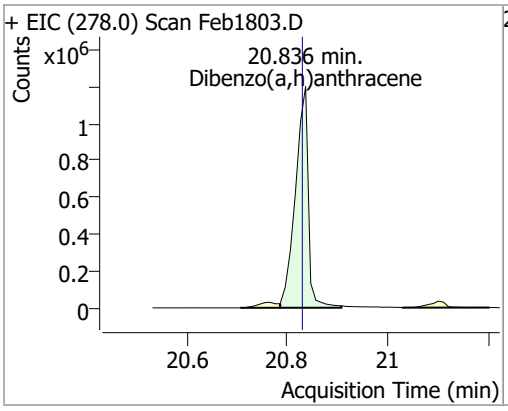

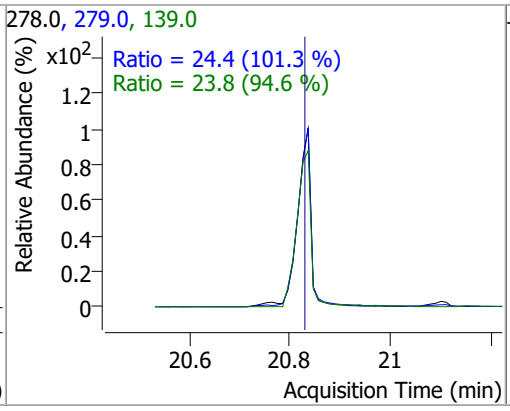

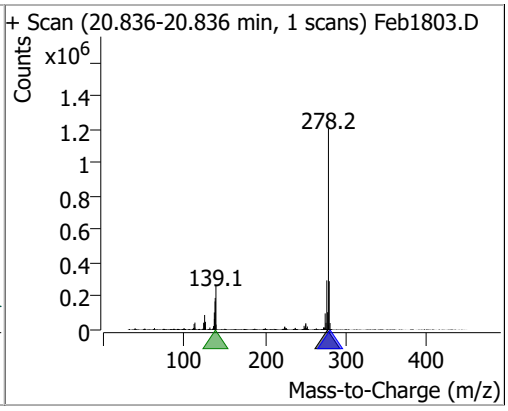

Compound	Conc.	RT	Dev(Min)	Resp.	QIon	QRatio	Lower	Upper
Benzo(g,h,i)perylene	120.9102	21.11	0.02	2227367	138.0	32.7	23.1	42.9
					277.0	24.1	16.3	30.2

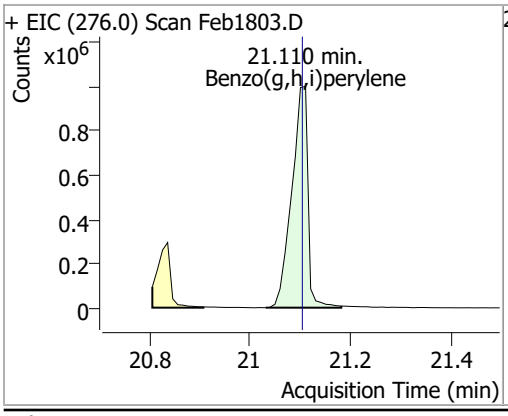

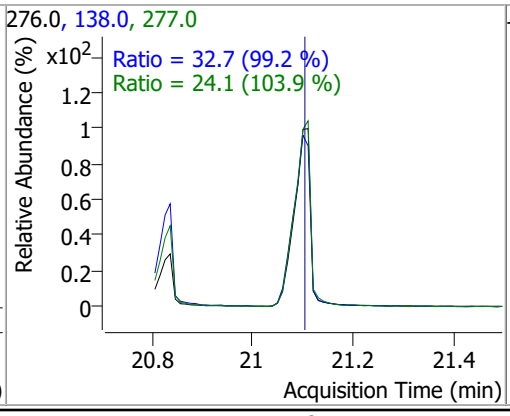

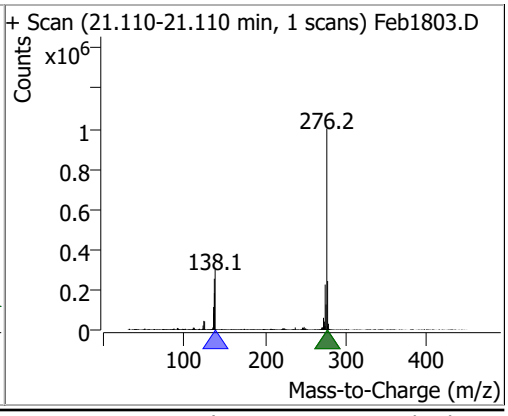

Quantitation Results Report (QT Reviewed)

Data File	Feb1804.D	Operator	LIMS import
Acq. Method	BNA+SIM.M	Acq. Date-Time	2/19/2022 9:25:44 AM
Sample Name	18-Feb-22_CAL_5	Instrument	Instrument #1
Vial	4	Multiplier	1.00
DA Method File		Comment	SVOC-8270-W-LARGO
Tune File	dftppdsm.u	Tune Date	2/18/2022 9:25:00 PM
Batch Name	021822 DoD BNA cal.batch.bin	Last Calib Update	2/19/2022 1:06:17 PM
Ref Library	D:\Org\Library\NIST129K.l		

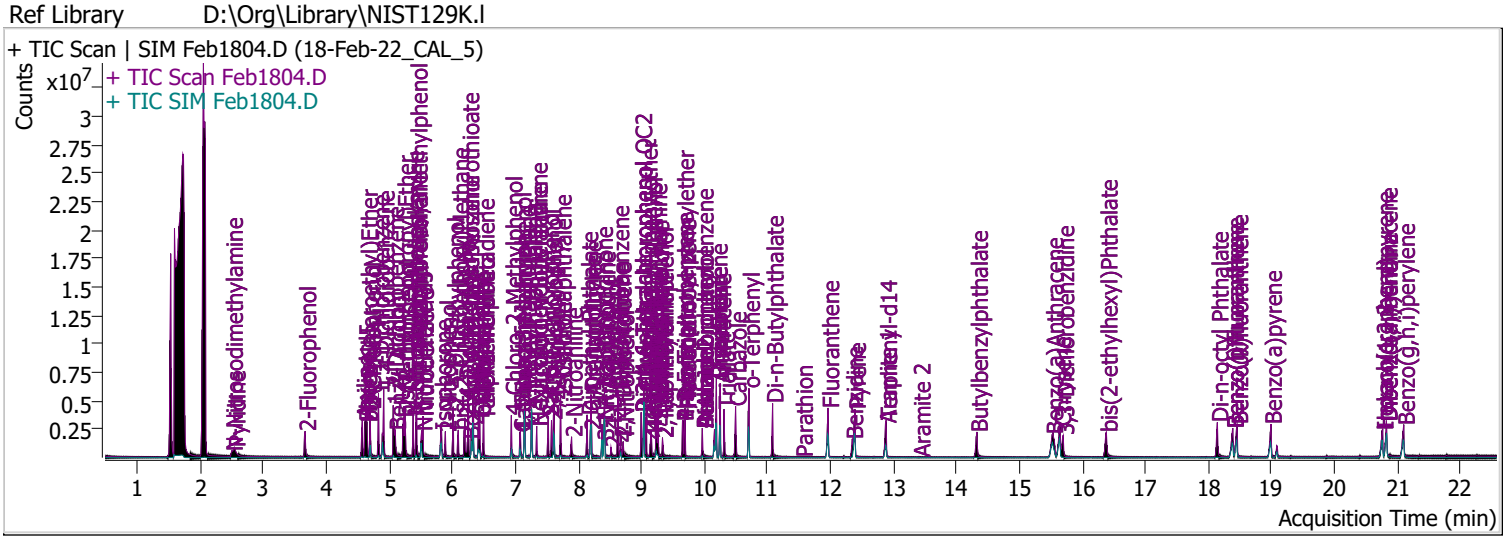

Compound	RT	QIon	Resp.	Conc.	Units		Dev(Min)
Internal Standards							
System Monitoring Compounds							
S 2-Fluorophenol	3.664	112.0	918079	103.4792	µg/L		0.010
Spiked Amount: 200.000	Range: 10.0 - 75.0%			Recovery = 51.74%			
S Phenol-d5	4.613	99.0	1136511	101.5435	µg/L	m	0.000
Spiked Amount: 200.000	Range: 10.0 - 65.0%			Recovery = 50.77%			
S Nitrobenzene-d5	5.512	82.0	649013	102.5700	µg/L		0.010
Spiked Amount: 100.000	Range: 32.0 - 94.0%			Recovery = 102.57%		*	
S 2-Fluorobiphenyl	7.615	172.0	1829747	106.1193	µg/L		0.010
Spiked Amount: 100.000	Range: 28.0 - 107.0%			Recovery = 106.12%			
S 2,4,6-Tribromophenol	9.336	329.8	152661	102.0254	µg/L		0.000
Spiked Amount: 200.000	Range: 25.0 - 140.0%			Recovery = 51.01%			
S Terphenyl-d14	12.885	244.3	1793874	100.6508	µg/L		0.010
Spiked Amount: 100.000	Range: 32.0 - 122.0%			Recovery = 100.65%			
Target Compounds							**QValue**
T N-Nitrosodimethylamine	2.499	74.0	296474	105.9360	µg/L		90
T Pyridine	2.540	79.0	702486	102.8459	µg/L		100
T Aniline	4.573	93.0	1636257	103.4379	µg/L		98
T Phenol	4.634	94.0	1261120	100.5482	µg/L		98
T bis(-2-Chloroethyl)Ether	4.644	63.0	847990	100.8038	µg/L		99
T 2-Chlorophenol	4.695	128.0	1016794	103.2600	µg/L		100
T 1,3-Dichlorobenzene	4.828	146.0	1267074	101.7787	µg/L	m	99
T 1,4-Dichlorobenzene	4.910	146.0	1270219	102.7626	µg/L	m	98
T 1,2-Dichlorobenzene	5.063	146.0	1225154	100.9285	µg/L		99
T Benzyl Alcohol	5.093	108.0	549182	103.1727	µg/L	m	97
T bis(2-chloroisopropyl)Ether	5.226	121.0	335267	101.3600	µg/L		98
T 2-Methylphenol	5.247	107.0	896431	103.7891	µg/L		100
T N-nitroso-Di-n-propylamine	5.379	70.0	603850	98.7706	µg/L		99
T 4Methylphenol/3Methylphenol	5.430	107.0	1202844	103.0919	µg/L		100
T Hexachloroethane	5.430	117.0	396362	102.7056	µg/L		98

Compound	RT	QIon	Resp.	Conc.	Units		Dev(Min)
T Nitrobenzene	5.533	123.1	341039	110.5848	µg/L		97
T Isophorone	5.818	82.0	1526319	101.0151	µg/L		99
T 2-Nitrophenol	5.890	139.0	366947	103.6254	µg/L		98
T 2,4-Dimethylphenol	6.013	122.0	752268	109.8715	µg/L		97
T bis(-2-Chloroethoxy)Methane	6.095	93.0	893144	100.6447	µg/L		97
T 2,4-Dichlorophenol	6.198	162.0	688712	102.4517	µg/L		96
T Benzoic Acid	6.260	105.0	365591	96.0972	µg/L	#	89
T 1,2,4-Trichlorobenzene	6.249	180.0	795894	101.6643	µg/L		99
T Naphthalene	6.331	128.0	2385769	103.3531	µg/L		99
T 4-Chlorophenol	6.414	130.0	254245	101.0255	µg/L		91
T p-Chloroaniline	6.434	127.0	893838	97.2096	µg/L		95
T Hexachlorobutadiene	6.496	224.9	432772	103.4520	µg/L		97
T 4-Chloro-2-Methylphenol	6.937	107.0	635015	103.7577	µg/L	m	96
T 4-Chloro-3-Methylphenol	7.081	107.0	646645	99.9334	µg/L	m	98
T 2-Methylnaphthalene	7.153	141.0	1357670	99.7838	µg/L		98
T 1-Methylnaphthalene	7.256	141.0	1279557	97.0856	µg/L	m	98
T Hexachlorocyclopentadiene	7.338	236.9	260879	105.4390	µg/L		100
T 2,4,6-Trichlorophenol	7.523	196.0	467130	108.6677	µg/L	m	96
T 2,4,5-Trichlorophenol	7.574	196.0	481776	100.8451	µg/L	m	95
T 2-Chloronaphthalene	7.718	162.0	1444367	99.9274	µg/L		98
T 2-Nitroaniline	7.892	65.0	286563	109.6150	µg/L		97
T Dimethyl Phthalate	8.139	163.0	1483564	100.1141	µg/L		96
T 2,6-Dinitrotoluene	8.190	165.0	197597	98.5084	µg/L		94
T Acenaphthylene	8.200	152.1	2278175	98.7406	µg/L		98
T 3-Nitroaniline	8.395	138.0	233884	100.9236	µg/L		99
T Acenaphthene	8.415	154.0	1278423	97.8035	µg/L		99
T 2,4-Dinitrophenol	8.517	184.0	112195	103.5995	µg/L		96
T Dibenzofuran	8.630	168.0	2138324	101.0591	µg/L		96
T 2,4-Dinitrotoluene	8.671	165.0	261377	100.9400	µg/L		99
T 4-Nitrophenol	8.712	109.0	258897	102.3911	µg/L		99
T Diethylphthalate	8.998	149.0	1525106	99.0409	µg/L		99
T Fluorene	9.039	166.0	1700560	98.6614	µg/L		99
T 4-Chlorophenyl-phenylether	9.080	204.0	840611	105.9893	µg/L		99
T 4-Nitroaniline	9.152	138.0	289316	112.8801	µg/L		99
T 4,6-Dinitro-2-methylphenol	9.162	198.0	167223	104.4162	µg/L		98
T N-nitrosodiphenylamine	9.233	169.0	1196082	102.0740	µg/L		100
T Azobenzene	9.264	77.0	1518549	96.5318	µg/L		94
T 4-Bromophenyl-phenylether	9.663	248.0	457731	100.8595	µg/L		95
T Hexachlorobenzene	9.694	283.9	488673	109.2193	µg/L		97
T Pentachlorophenol	9.968	265.9	233937	105.1758	µg/L		96
T Phenanthrene	10.191	178.0	2584992	109.2336	µg/L		99
T Anthracene	10.252	178.0	2471452	108.1091	µg/L	m	100
T Triallate	10.313	86.0	570358	101.0679	µg/L		99
T Carbazole	10.495	167.0	2334657	100.3730	µg/L		98
T o-Terphenyl	10.708	230.0	1358973	106.4761	µg/L		98
T Di-n-Butylphthalate	11.082	149.0	2379296	103.4746	µg/L		99
T Fluoranthene	11.964	202.0	2487478	102.2753	µg/L		100
T Benzidine	12.349	184.0	841681	101.7540	µg/L		99
T Pyrene	12.389	202.0	2716593	102.8837	µg/L		98
T Butylbenzylphthalate	14.326	149.0	817626	102.9690	µg/L		98
T Benzo(a)Anthracene	15.522	228.0	2034255	104.0334	µg/L		99
T Chrysene	15.645	228.0	2211531	102.0757	µg/L		98
T 3,3-Dichlorobenzidine	15.696	252.0	749360	103.7644	µg/L		99
T bis(2-ethylhexyl)Phthalate	16.381	167.0	275164	100.9022	µg/L		98
T Di-n-octyl Phthalate	18.143	149.0	1958854	104.0154	µg/L		100

Compound	RT	QIon	Resp.	Conc.	Units	Dev(Min)
T Benzo(b)fluoranthene	18.386	252.0	1951128	102.0750	µg/L	100
T Benzo(k)fluoranthene	18.457	252.0	2129075	104.8718	µg/L	99
T Benzo(a)pyrene	18.993	252.0	1849719	101.2295	µg/L	98
T Indeno(1,2,3-c,d)pyrene	20.765	276.0	1633072	106.8898	µg/L	98
T Dibenzo(a,h)anthracene	20.826	278.0	1675258	100.1029	µg/L	100
T Benzo(g,h,i)perylene	21.100	276.0	1825037	103.2475	µg/L	99

(#) = Qualifier Out of Range; (m) = Manual Integration; (+) = Area Summed; (*) = Surrogate Percent Recovery Out of Range; (d): Zeroed Peak

Compound	Conc.	RT	Dev(Min)	Resp.	QIon	QRatio	Lower	Upper
N-Nitrosodimethylamine	105.9360	2.50	0.01	296474	42.0	124.0	95.1	176.6

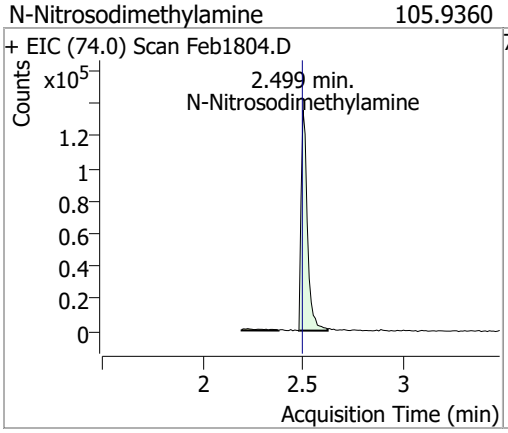

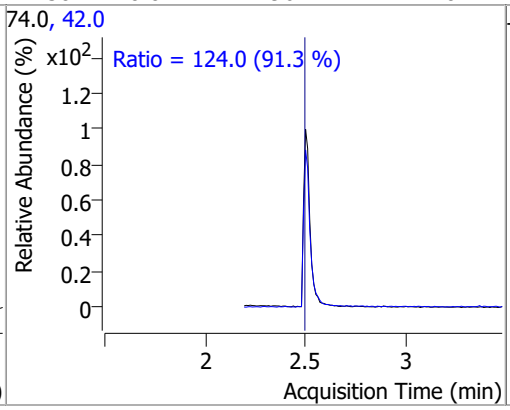

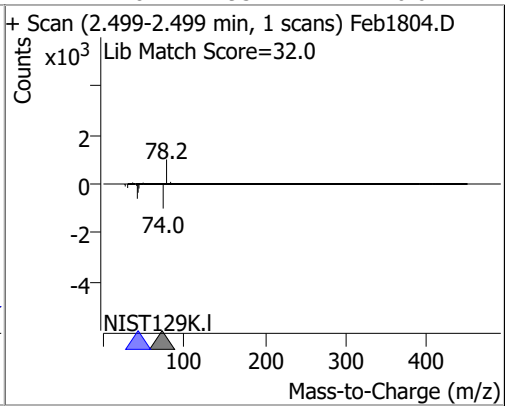

Compound	Conc.	RT	Dev(Min)	Resp.	QIon	QRatio	Lower	Upper
Pyridine	102.8459	2.54	0.01	702486	52.0	82.9	57.9	107.6

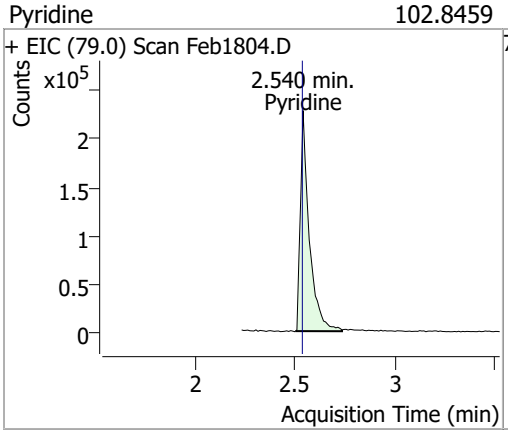

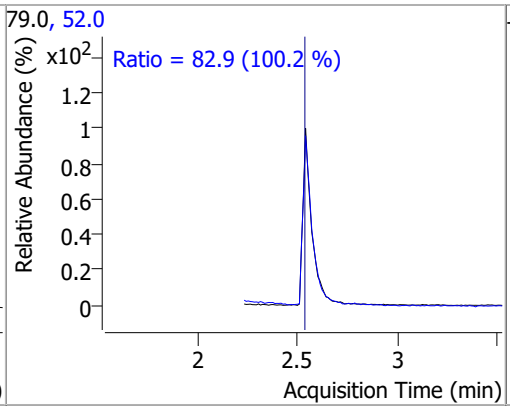

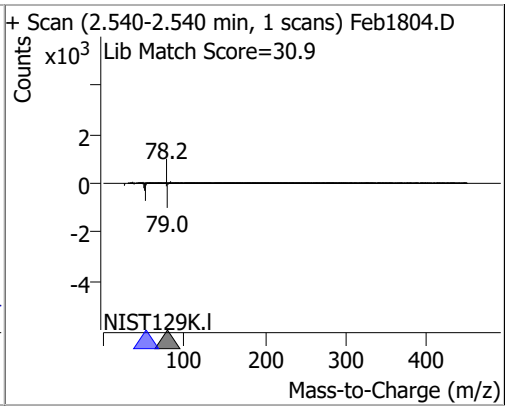

Compound	Conc.	RT	Dev(Min)	Resp.	QIon	QRatio	Lower	Upper
2-Fluorophenol	103.4792	3.66	0.01	918079	64.0	51.2	34.6	64.3
					92.0	20.7	14.2	26.5

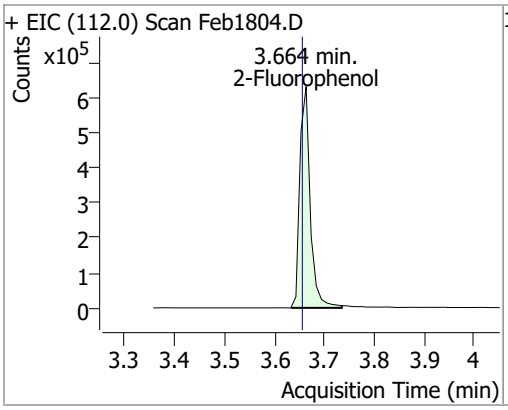

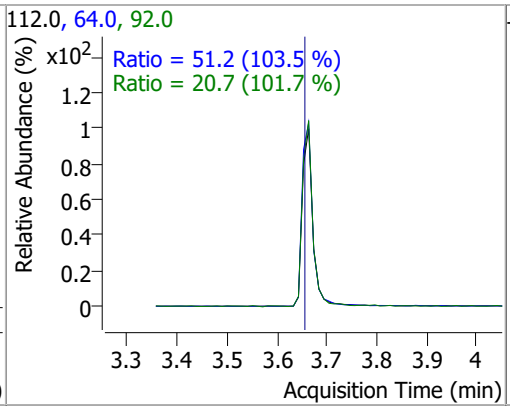

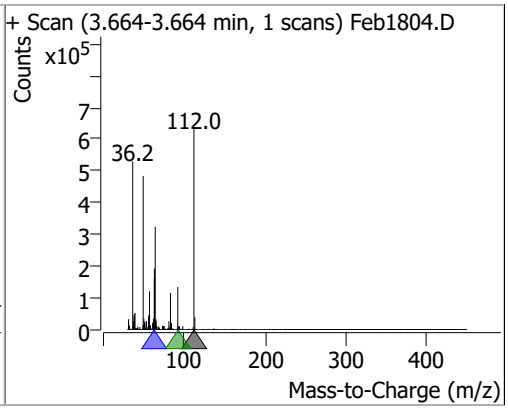

Compound	Conc.	RT	Dev(Min)	Resp.	QIon	QRatio	Lower	Upper
Aniline	103.4379	4.57	0.01	1636257	66.0	35.2	25.7	47.8
					65.0	18.8	13.1	24.4

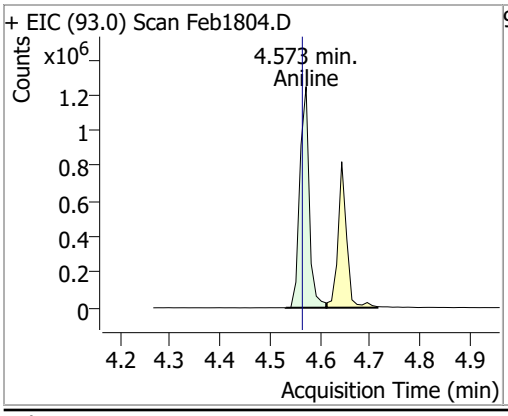

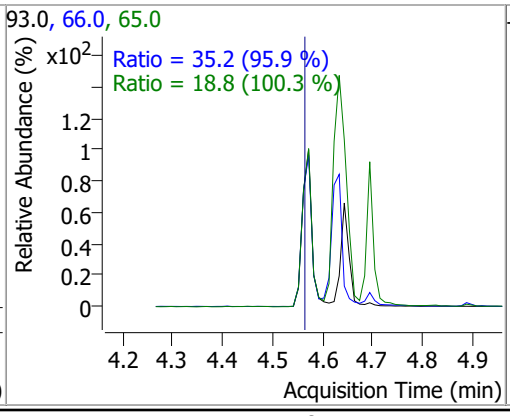

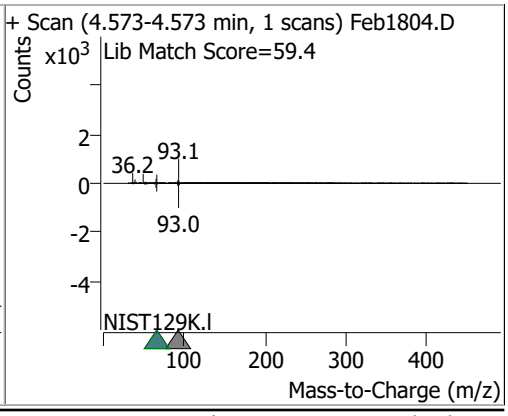

Compound	Conc.	RT	Dev(Min)	Resp.	QIon	QRatio	Lower	Upper
Phenol-d5	101.5435	4.61	0.00	1136511 (m)	71.0	36.0	25.8	47.9

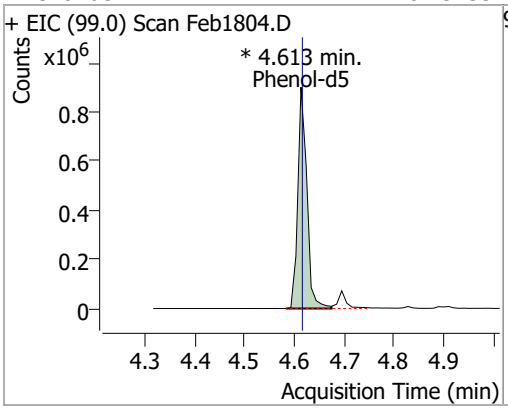

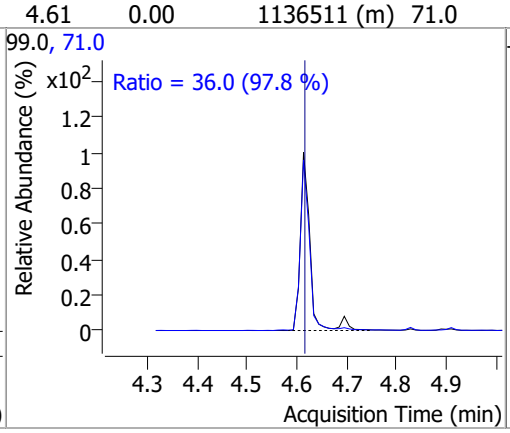

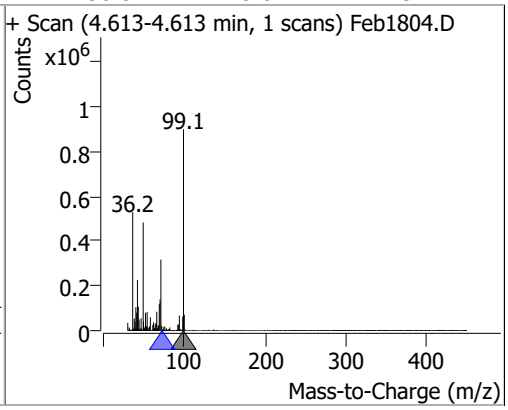

Compound	Conc.	RT	Dev(Min)	Resp.	QIon	QRatio	Lower	Upper
Phenol	100.5482	4.63	0.01	1261120	66.0	46.6	31.7	58.9

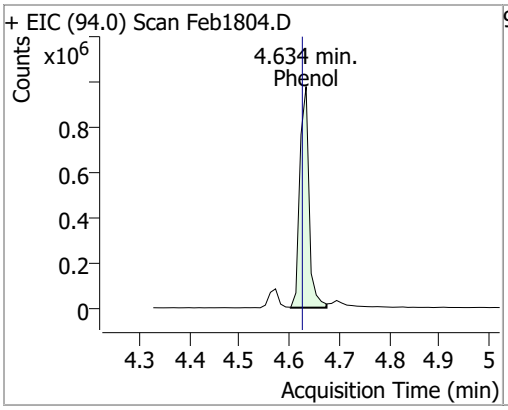

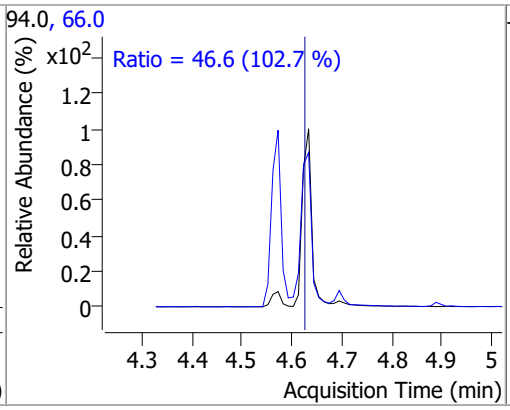

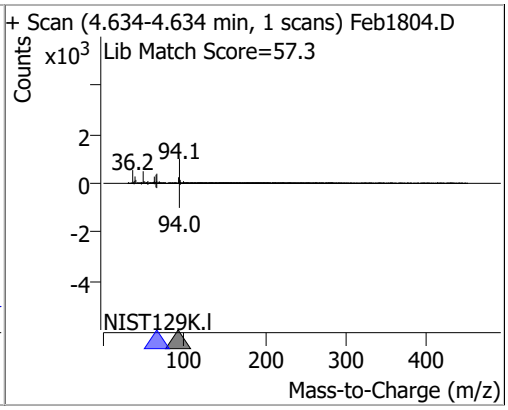

Compound	Conc.	RT	Dev(Min)	Resp.	QIon	QRatio	Lower	Upper
bis(-2-Chloroethyl)Ether	100.8038	4.64	0.00	847990	64.0	10.6	7.6	14.1

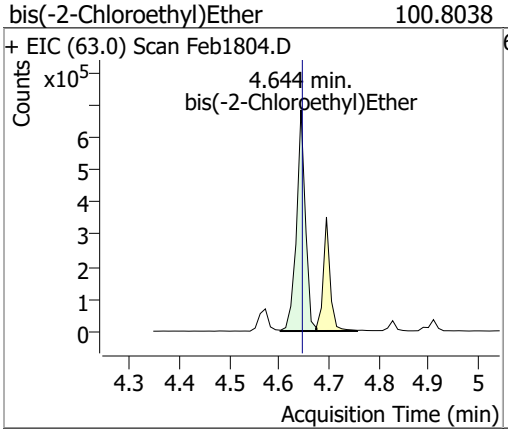

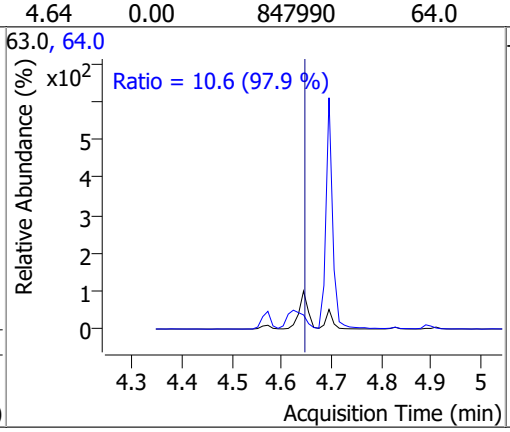

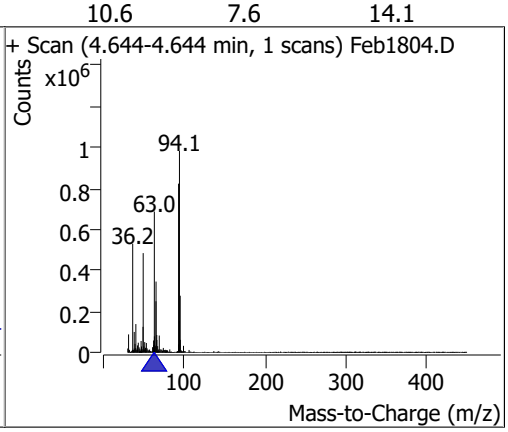

Compound	Conc.	RT	Dev(Min)	Resp.	QIon	QRatio	Lower	Upper
2-Chlorophenol	103.2600	4.70	0.00	1016794	130.0	32.5	22.7	42.2

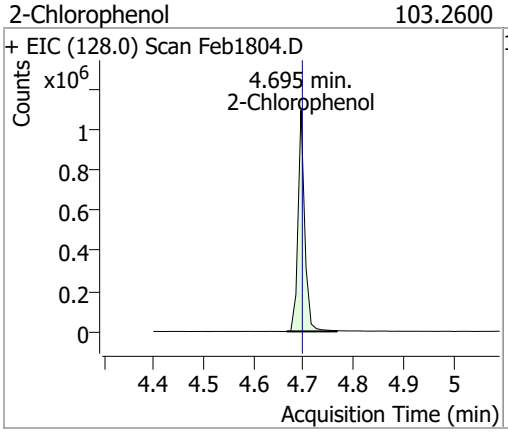

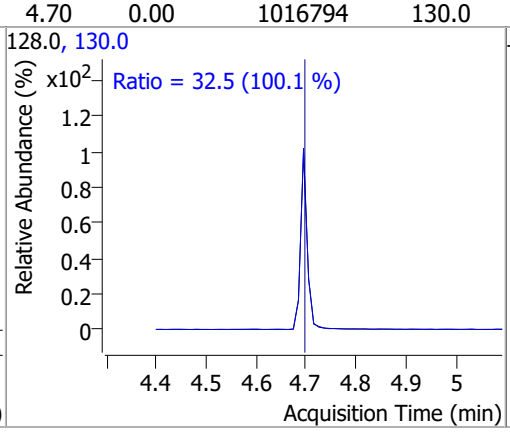

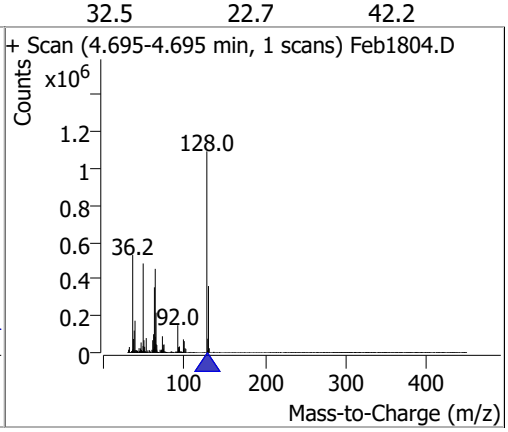

Compound	Conc.	RT	Dev(Min)	Resp.	QIon	QRatio	Lower	Upper
1,3-Dichlorobenzene	101.7787	4.83	0.00	1267074 (m)	148.0	63.5	44.6	82.8
					111.0	37.0	25.3	47.0

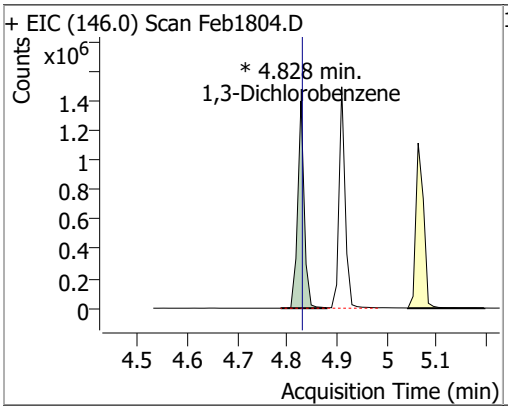

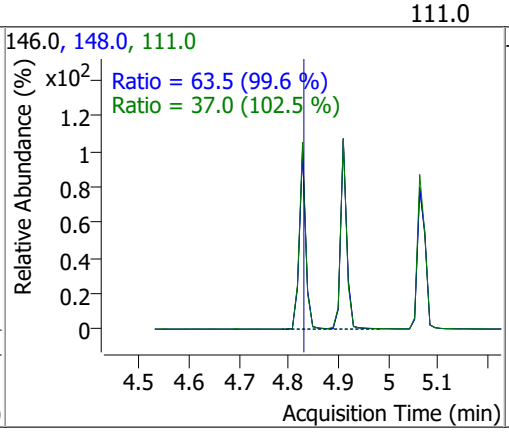

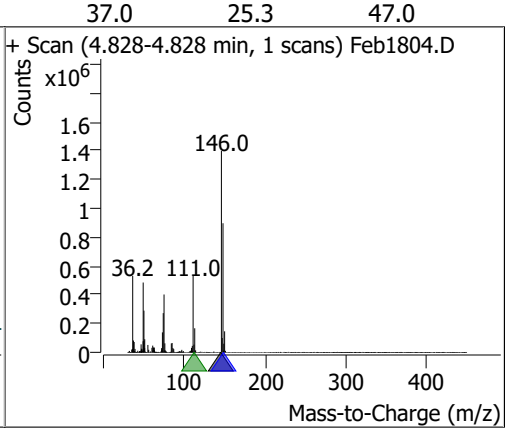

Compound	Conc.	RT	Dev(Min)	Resp.	QIon	QRatio	Lower	Upper
1,4-Dichlorobenzene	102.7626	4.91	0.00	1270219 (m)	148.0	63.5	45.6	84.8
					111.0	36.2	25.2	46.8

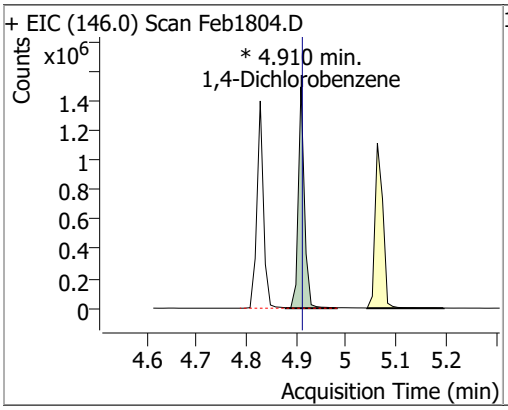

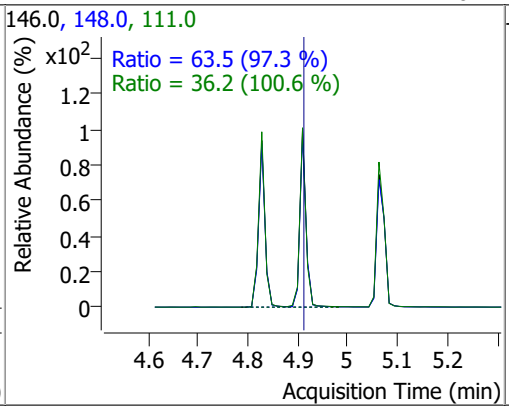

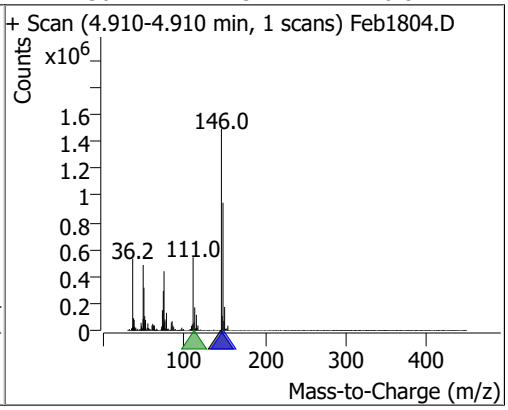

Compound	Conc.	RT	Dev(Min)	Resp.	QIon	QRatio	Lower	Upper
1,2-Dichlorobenzene	100.9285	5.06	0.00	1225154	148.0	63.8	45.1	83.8
					111.0	38.2	26.1	48.5

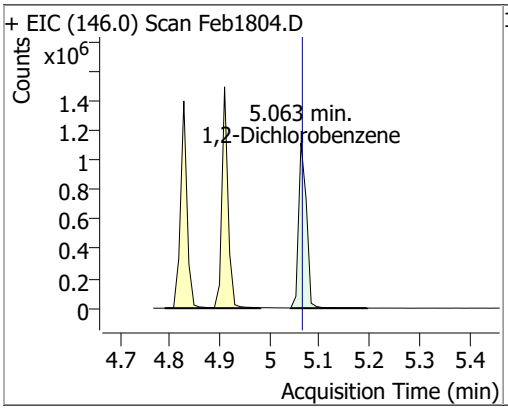

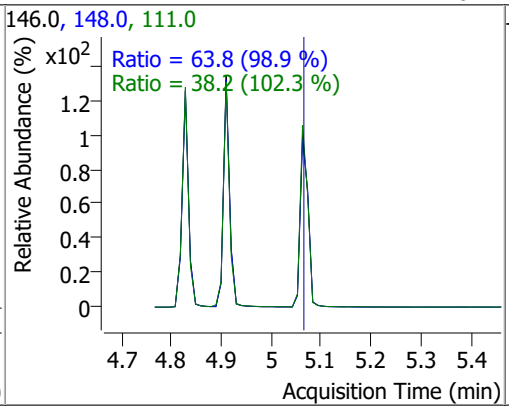

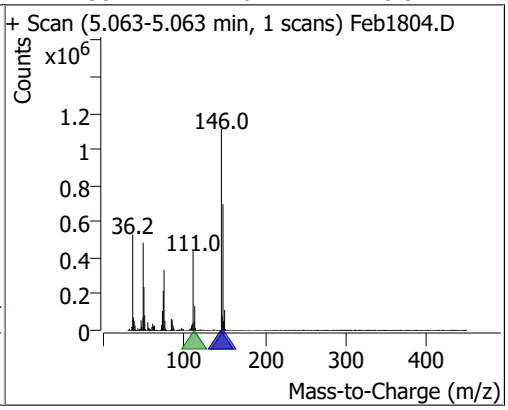

Compound	Conc.	RT	Dev(Min)	Resp.	QIon	QRatio	Lower	Upper
Benzyl Alcohol	103.1727	5.09	0.01	549182 (m)	79.0	115.2	83.5	155.1
					107.0	70.1	49.3	91.6

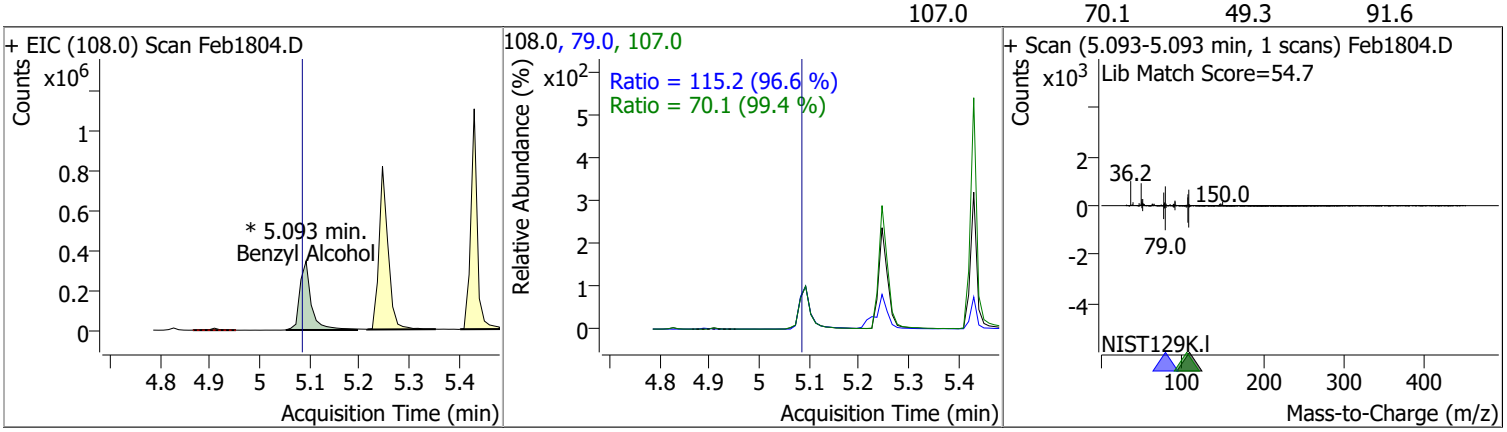

Compound	Conc.	RT	Dev(Min)	Resp.	QIon	QRatio	Lower	Upper
bis(2-chloroisopropyl)Ether	101.3600	5.23	0.00	335267	123.0	33.0	22.5	41.8

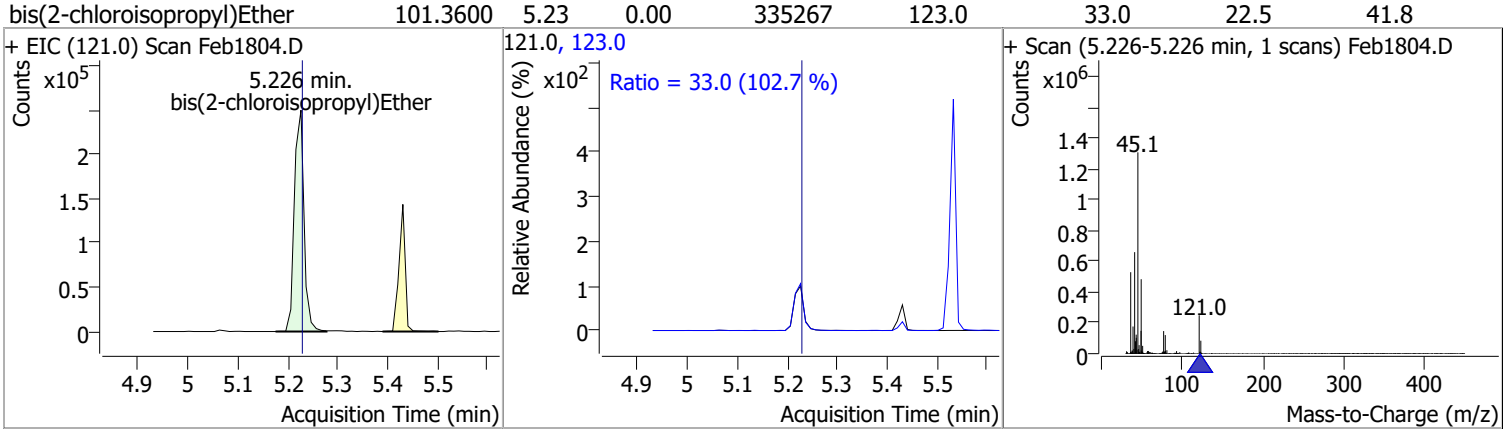

Compound	Conc.	RT	Dev(Min)	Resp.	QIon	QRatio	Lower	Upper
2-Methylphenol	103.7891	5.25	0.00	896431	108.0	116.7	81.5	151.4

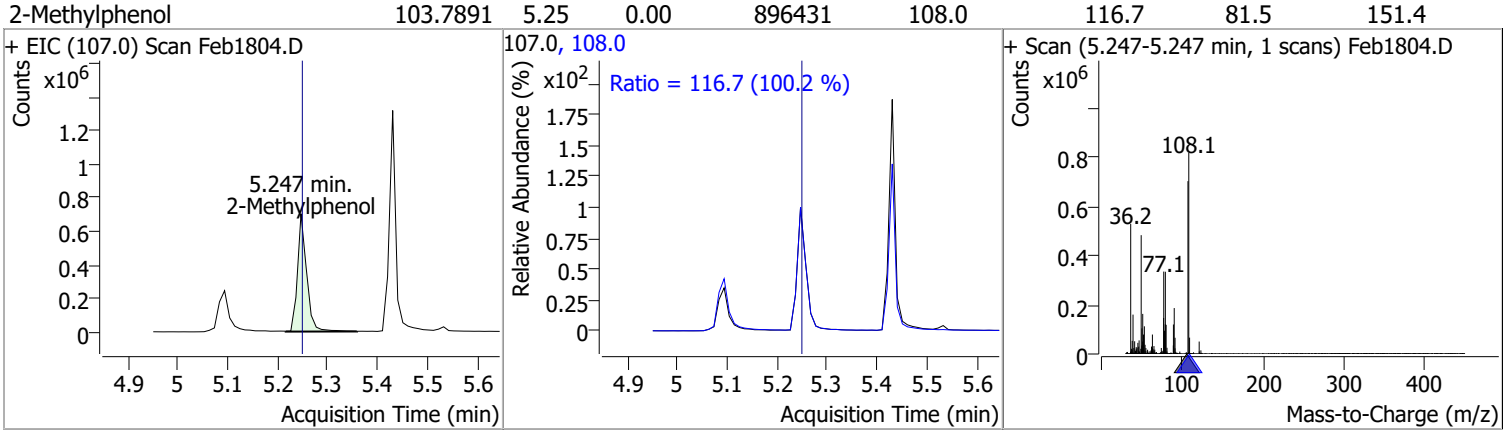

Compound	Conc.	RT	Dev(Min)	Resp.	QIon	QRatio	Lower	Upper
N-nitroso-Di-n-propylamine	98.7706	5.38	0.01	603850	130.0	19.8	0.0	38.8

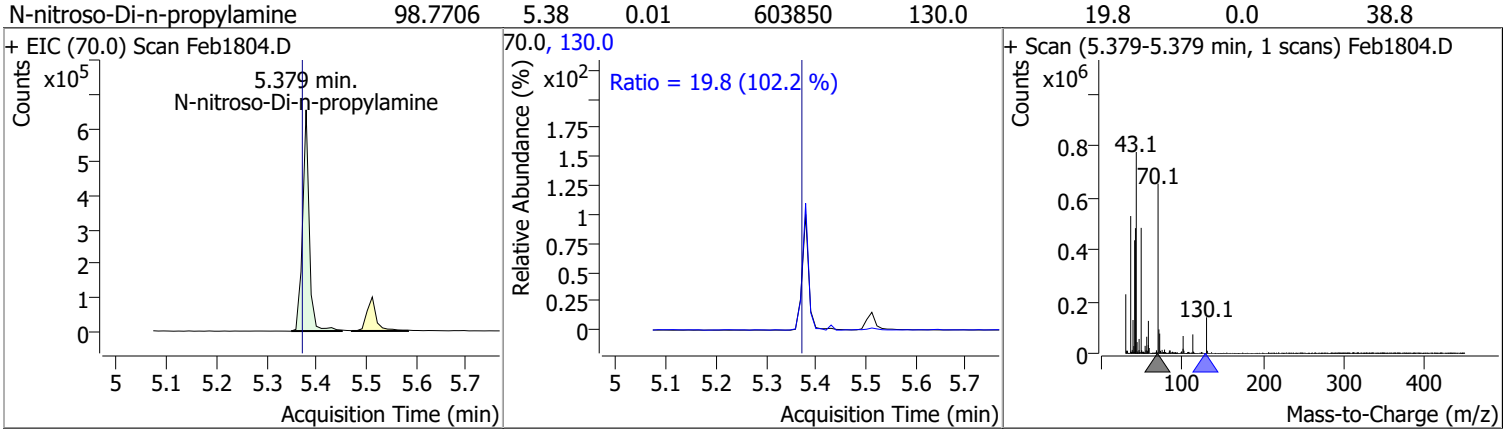

Compound	Conc.	RT	Dev(Min)	Resp.	QIon	QRatio	Lower	Upper
4Methylphenol/3Methylphenol	103.0919	5.43	0.00	1202844	108.0	83.5	58.8	109.1

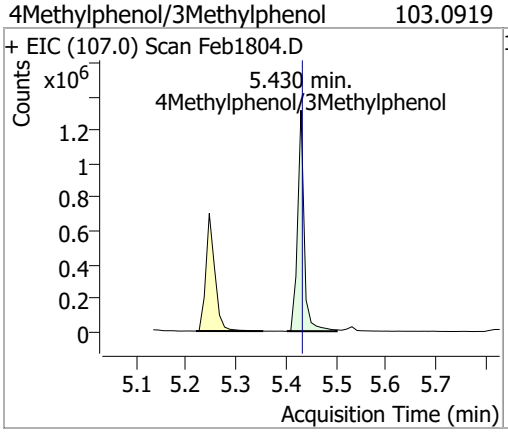

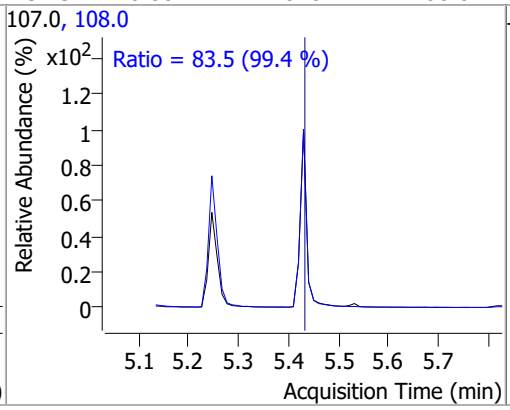

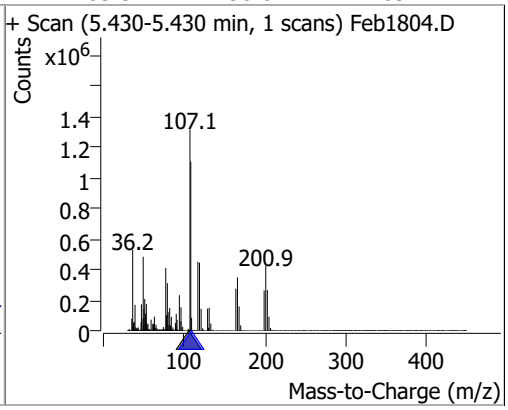

Compound	Conc.	RT	Dev(Min)	Resp.	QIon	QRatio	Lower	Upper
Hexachloroethane	102.7056	5.43	0.00	396362	201.0	88.4	63.5	118.0
					199.0	55.4	39.8	74.0

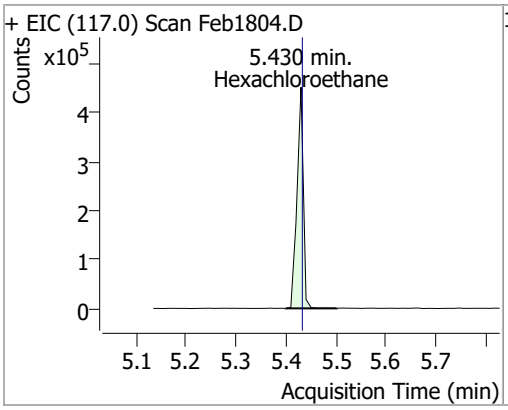

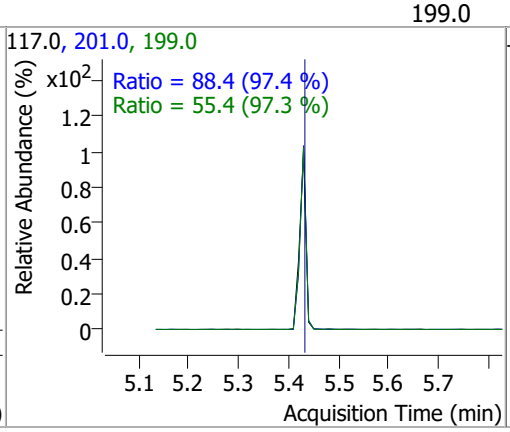

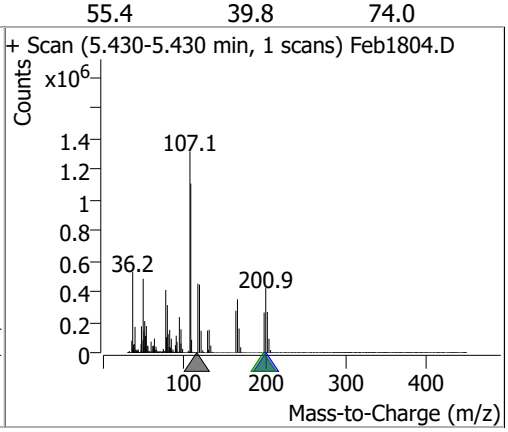

Compound	Conc.	RT	Dev(Min)	Resp.	QIon	QRatio	Lower	Upper
Nitrobenzene-d5	102.5700	5.51	0.01	649013	54.0	62.4	46.3	86.0
					128.0	46.3	34.1	63.3

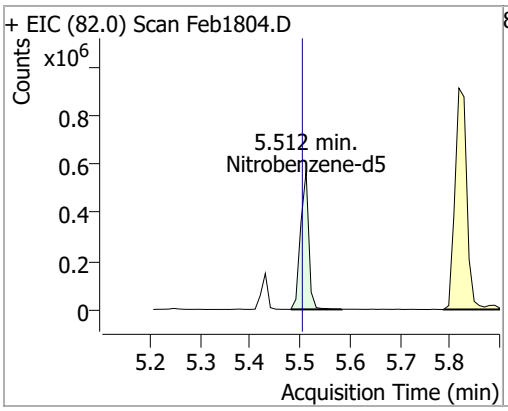

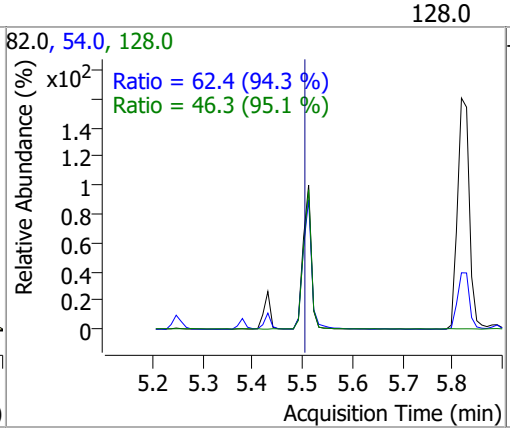

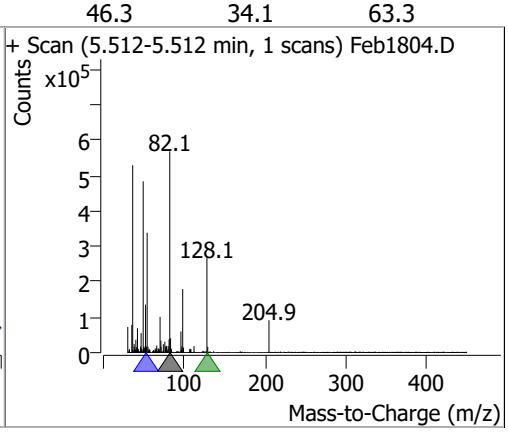

Compound	Conc.	RT	Dev(Min)	Resp.	QIon	QRatio	Lower	Upper
Nitrobenzene	110.5848	5.53	0.01	341039	77.0	215.8	148.9	276.5
					51.0	135.5	91.7	170.3

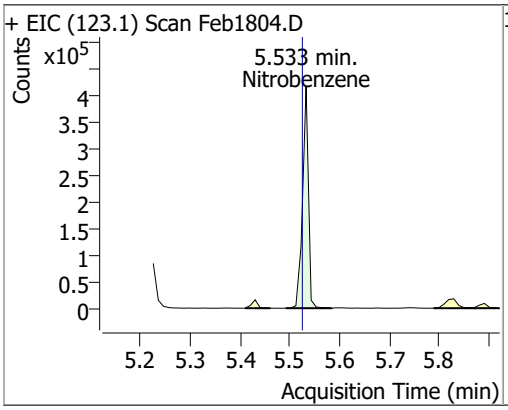

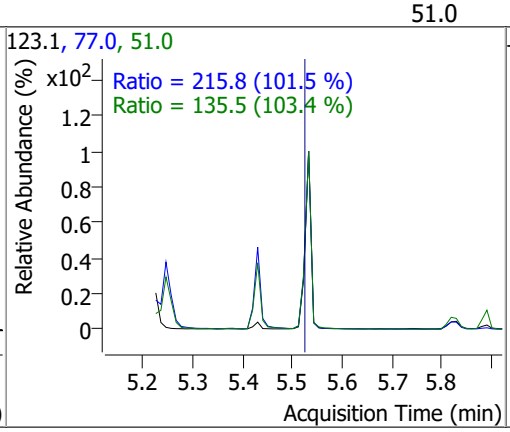

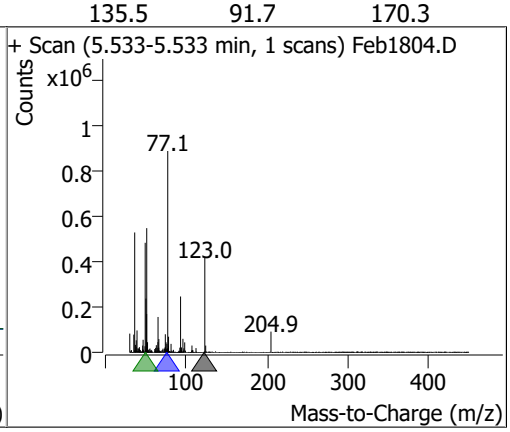

Compound	Conc.	RT	Dev(Min)	Resp.	QIon	QRatio	Lower	Upper
Isophorone	101.0151	5.82	0.00	1526319	138.0	20.8	14.8	27.5

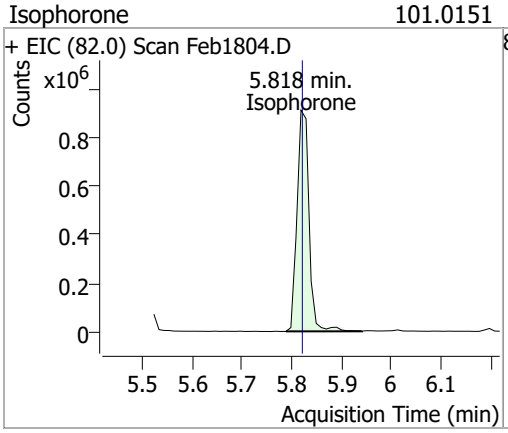

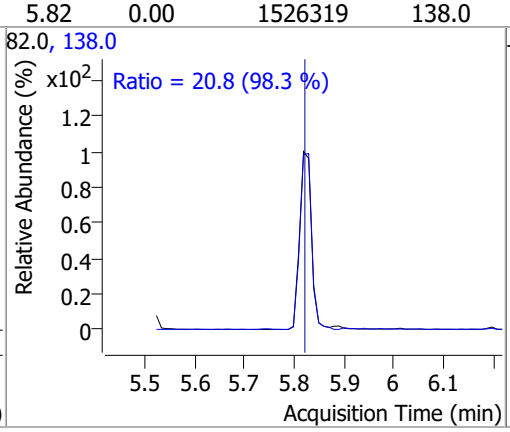

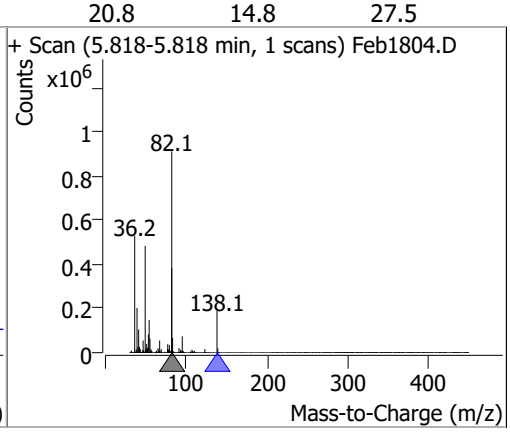

Compound	Conc.	RT	Dev(Min)	Resp.	QIon	QRatio	Lower	Upper
2-Nitrophenol	103.6254	5.89	0.01	366947	65.0	47.4	34.2	63.4
					109.0	36.7	24.6	45.8

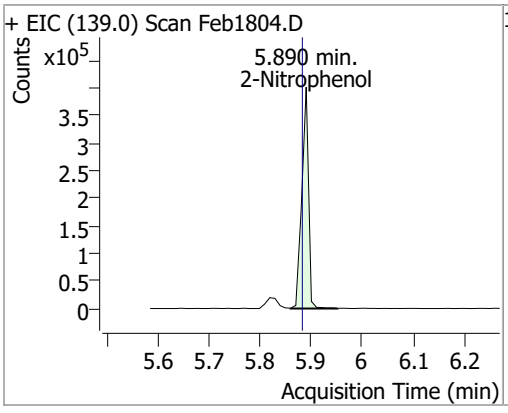

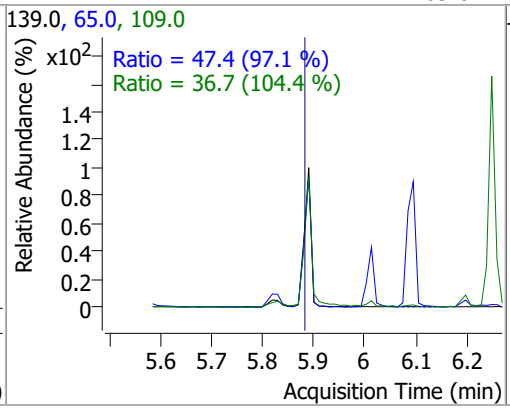

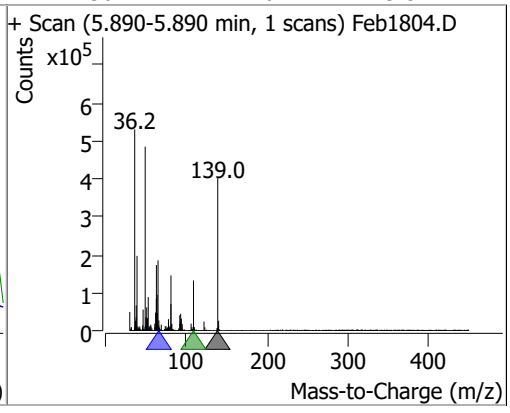

Compound	Conc.	RT	Dev(Min)	Resp.	QIon	QRatio	Lower	Upper
2,4-Dimethylphenol	109.8715	6.01	0.01	752268	107.0	113.3	76.6	142.3
					77.0	33.8	23.8	44.2

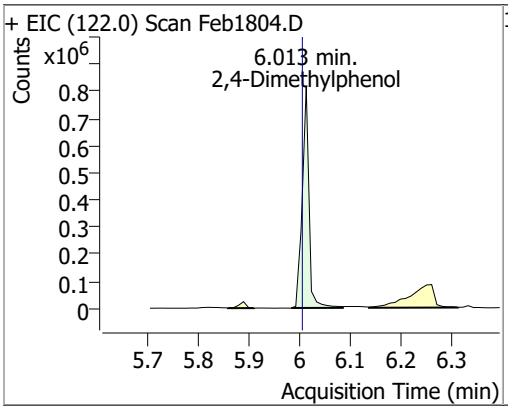

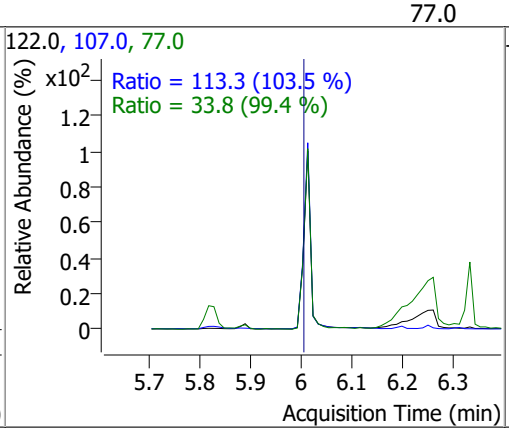

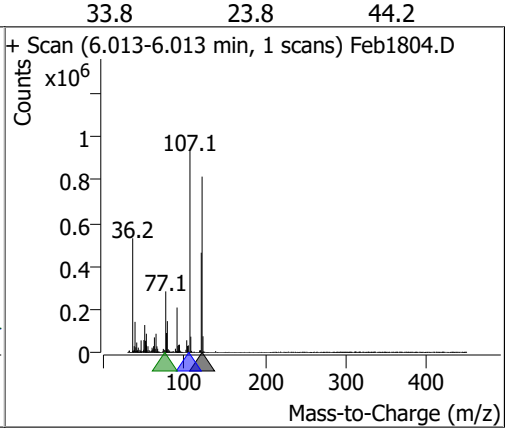

Compound	Conc.	RT	Dev(Min)	Resp.	QIon	QRatio	Lower	Upper
bis(-2-Chloroethoxy)Methane	100.6447	6.10	0.01	893144	63.0	71.5	47.7	88.6
					95.0	31.2	22.3	41.5

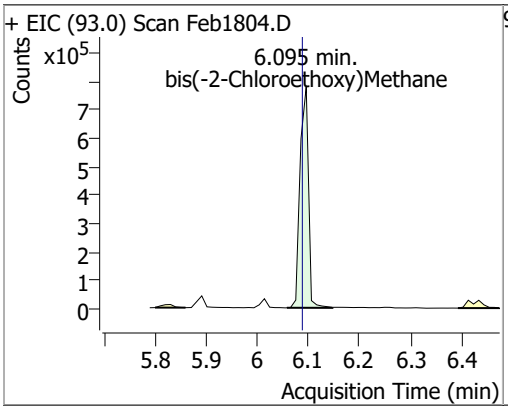

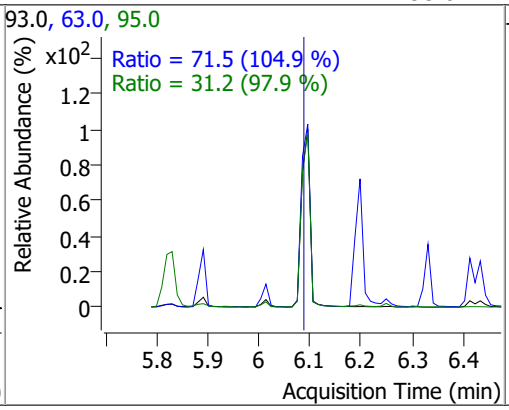

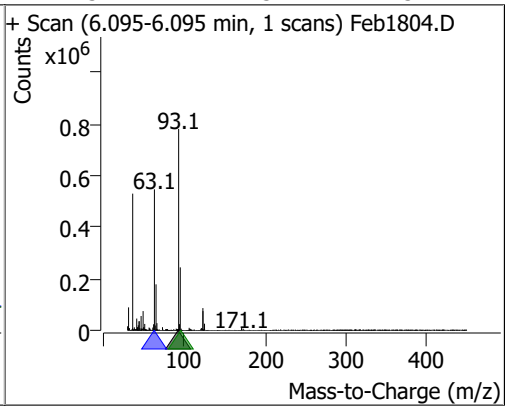

Compound	Conc.	RT	Dev(Min)	Resp.	QIon	QRatio	Lower	Upper
2,4-Dichlorophenol	102.4517	6.20	0.01	688712	164.0	64.5	45.5	84.5
					98.0	33.9	20.0	37.1

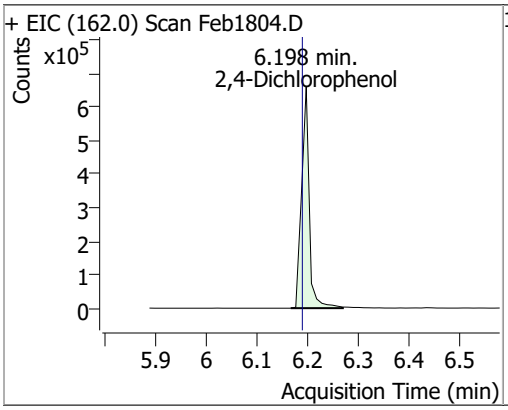

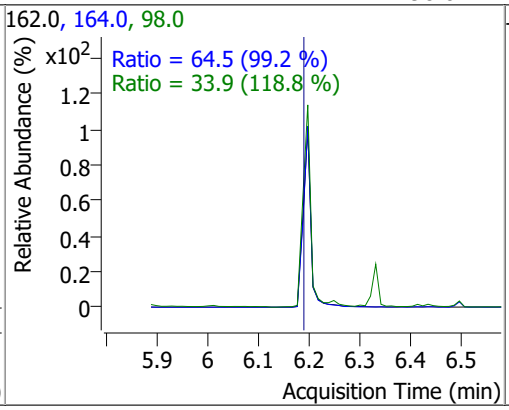

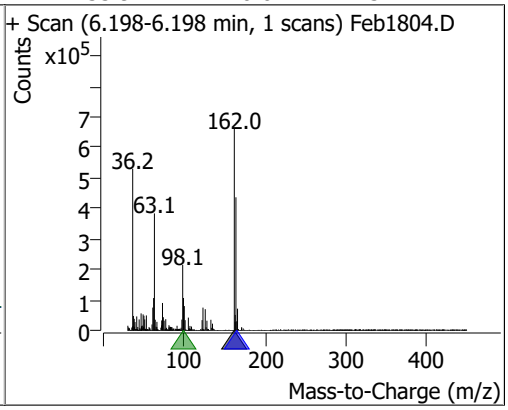

Compound	Conc.	RT	Dev(Min)	Resp.	QIon	QRatio	Lower	Upper
Benzoic Acid	96.0972	6.26	0.02	365591	122.0	85.5	59.9	111.2
					77.0	81.4	42.3	78.5

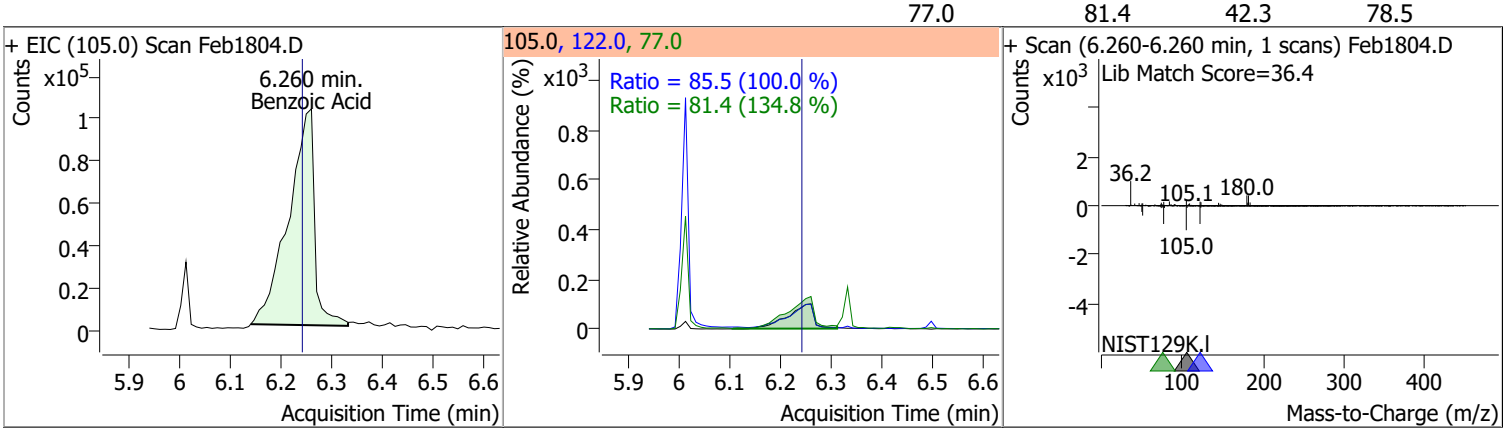

Compound	Conc.	RT	Dev(Min)	Resp.	QIon	QRatio	Lower	Upper
1,2,4-Trichlorobenzene	101.6643	6.25	0.00	795894	182.0	93.5	66.2	122.9
					145.0	28.9	20.1	37.3

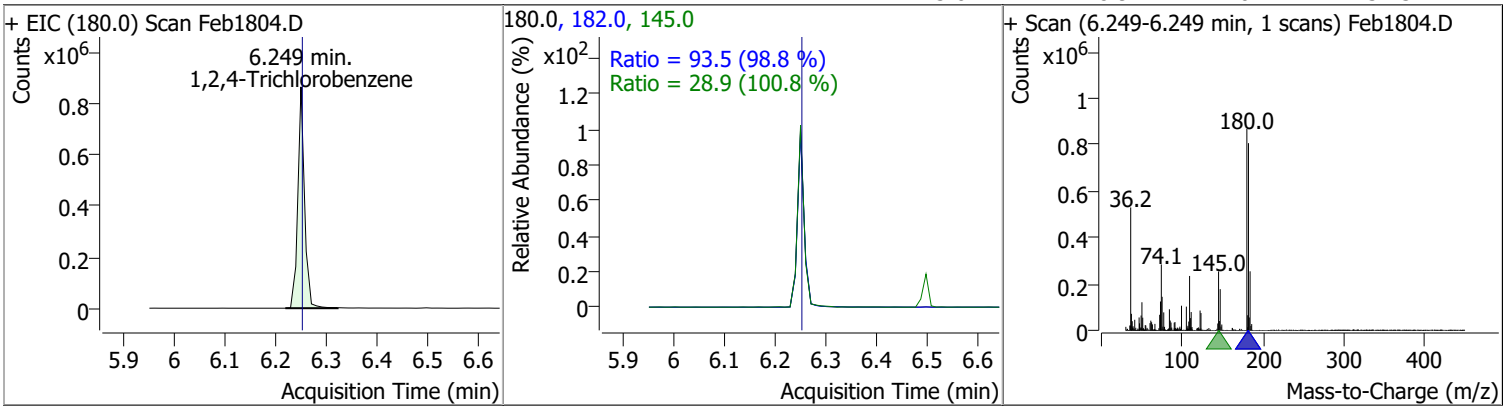

Compound	Conc.	RT	Dev(Min)	Resp.	QIon	QRatio	Lower	Upper
Naphthalene	103.3531	6.33	0.00	2385769	129.0	11.1	8.0	14.9
					102.0	10.4	6.9	12.9

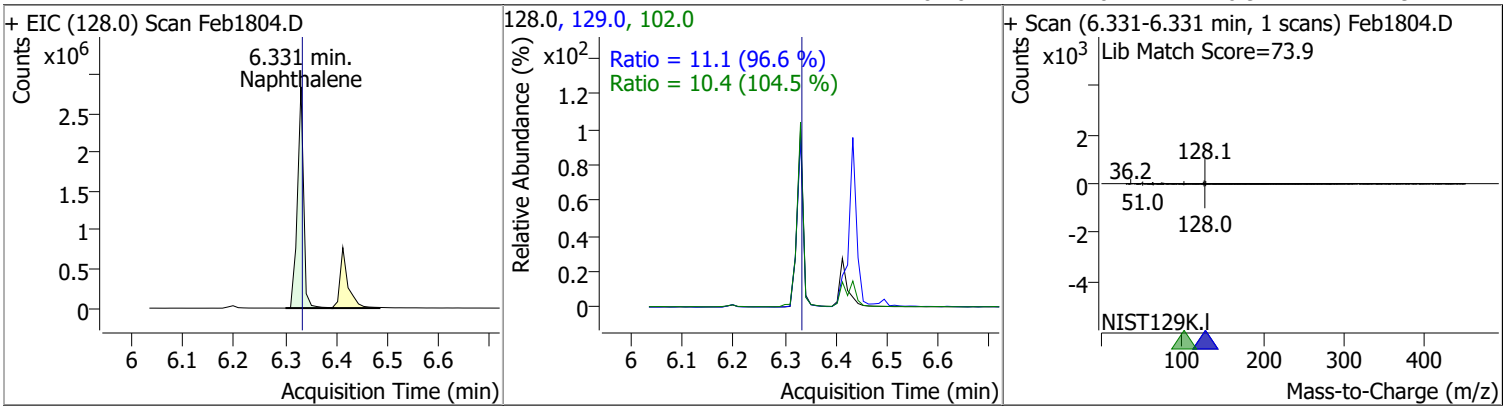

Compound	Conc.	RT	Dev(Min)	Resp.	QIon	QRatio	Lower	Upper
4-Chlorophenol	101.0255	6.41	0.00	254245	128.0	334.1	221.4	411.2

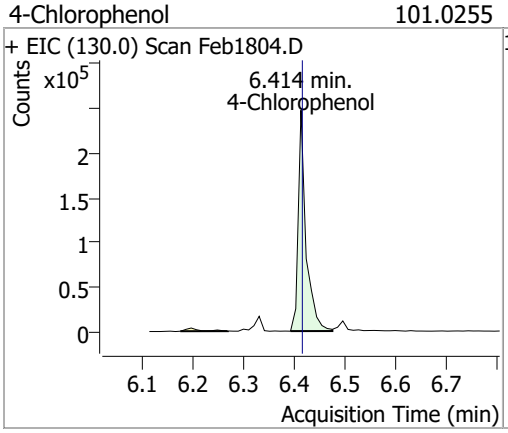

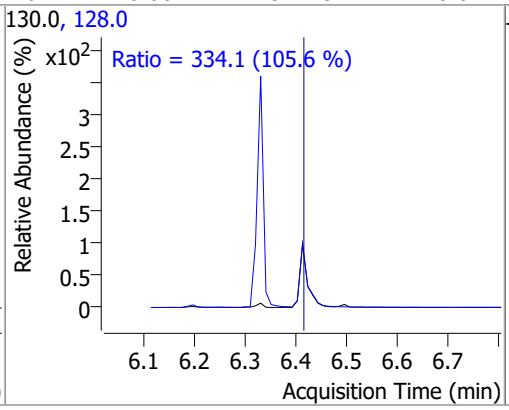

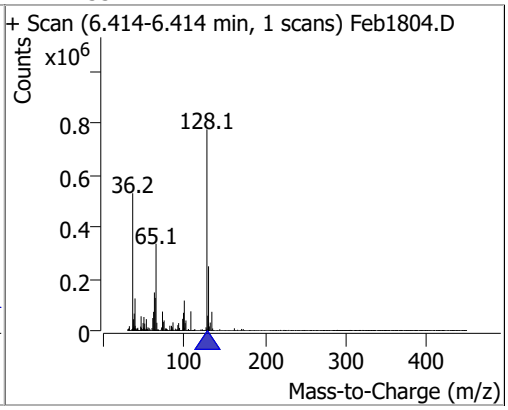

Compound	Conc.	RT	Dev(Min)	Resp.	QIon	QRatio	Lower	Upper
p-Chloroaniline	97.2096	6.43	0.00	893838	65.0	66.4	42.1	78.2
					129.0	38.2	26.3	48.9

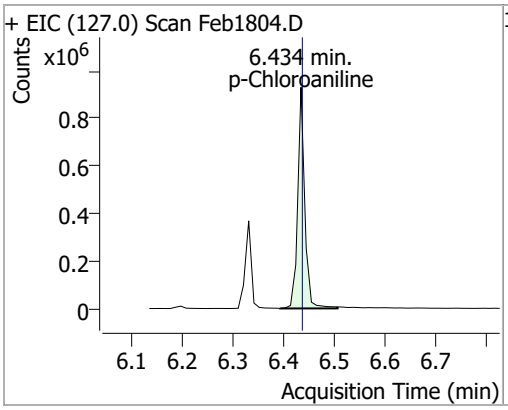

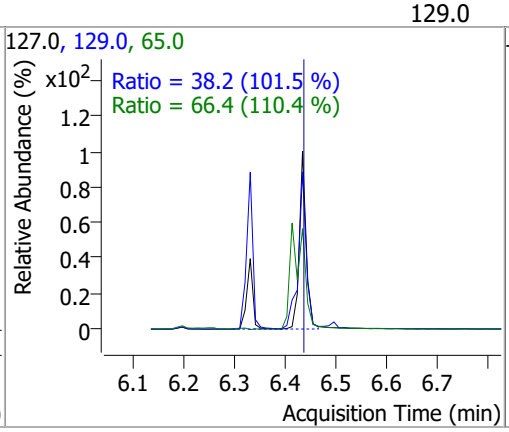

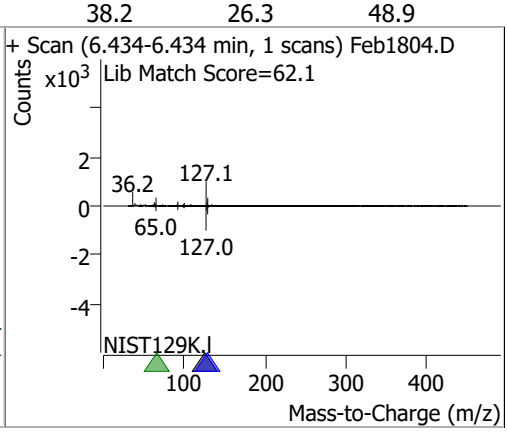

Compound	Conc.	RT	Dev(Min)	Resp.	QIon	QRatio	Lower	Upper
Hexachlorobutadiene	103.4520	6.50	0.00	432772	227.0	62.8	46.0	85.4
					223.0	61.7	45.0	83.6

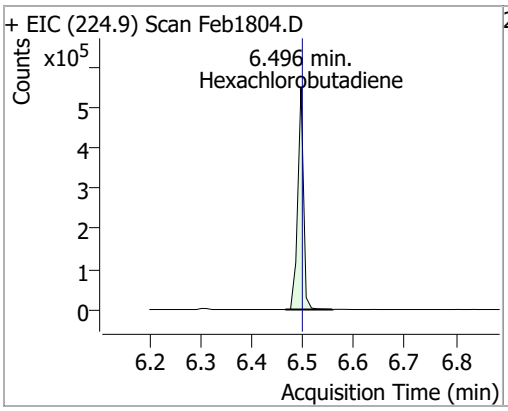

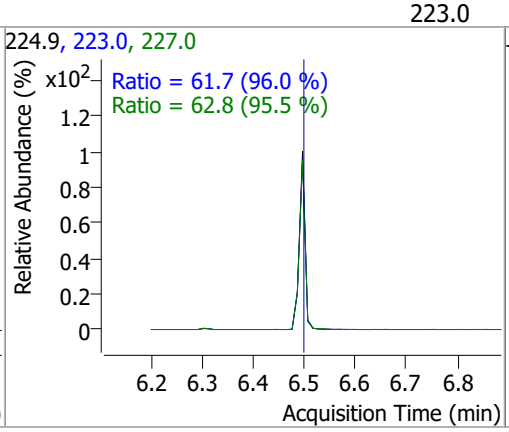

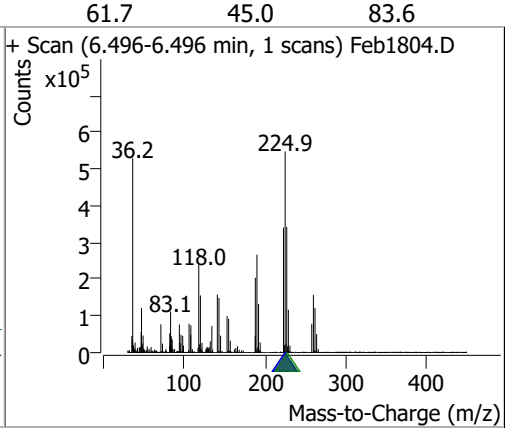

Compound	Conc.	RT	Dev(Min)	Resp.	QIon	QRatio	Lower	Upper
4-Chloro-2-Methylphenol	103.7577	6.94	0.00	635015 (m)	144.0	25.8	19.4	36.1

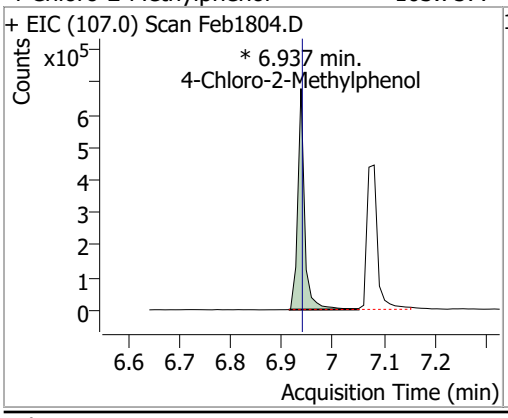

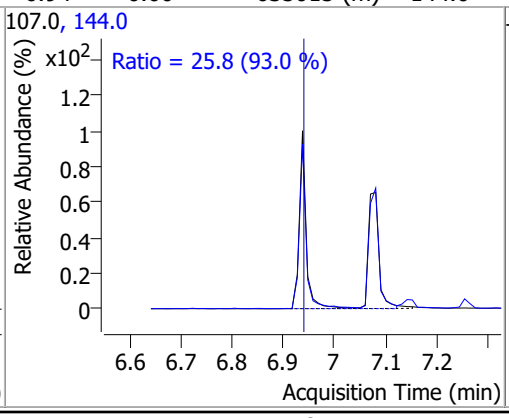

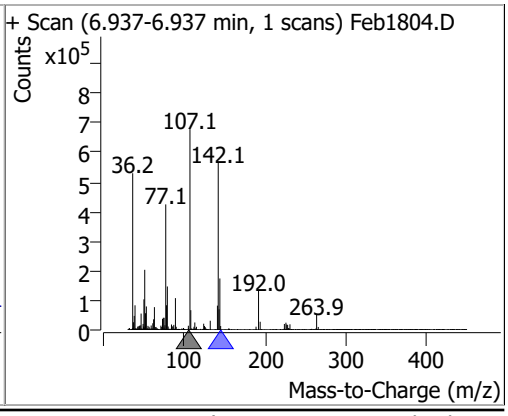

Compound	Conc.	RT	Dev(Min)	Resp.	QIon	QRatio	Lower	Upper
4-Chloro-3-Methylphenol	99.9334	7.08	0.01	646645 (m)	144.0	26.4	19.1	35.5

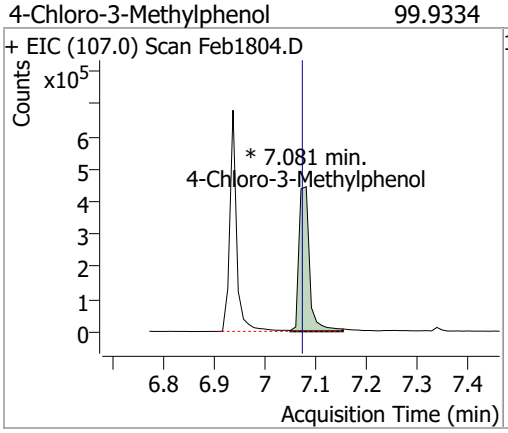

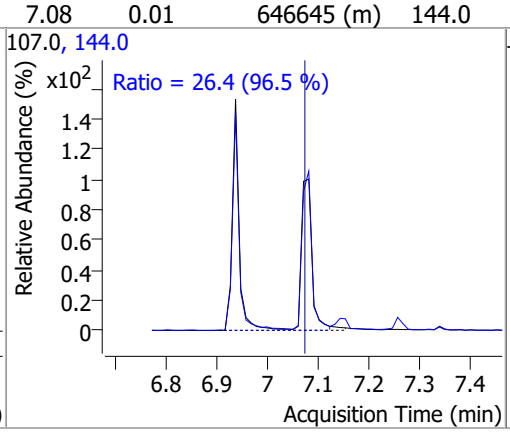

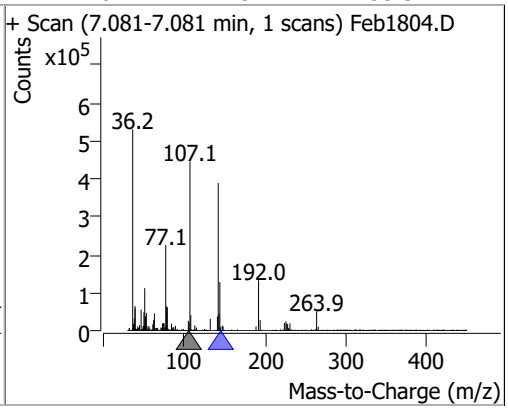

Compound	Conc.	RT	Dev(Min)	Resp.	QIon	QRatio	Lower	Upper
2-Methylnaphthalene	99.7838	7.15	0.01	1357670	142.0	117.8	83.8	155.7
					115.0	42.7	29.2	54.3

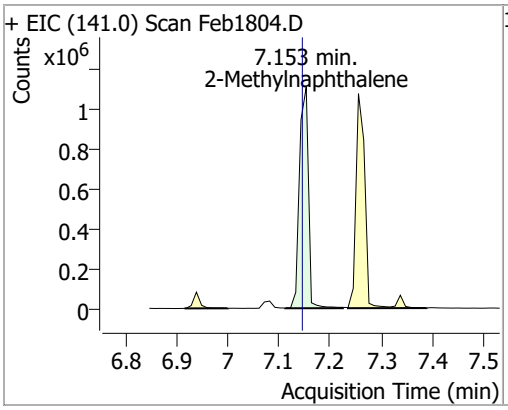

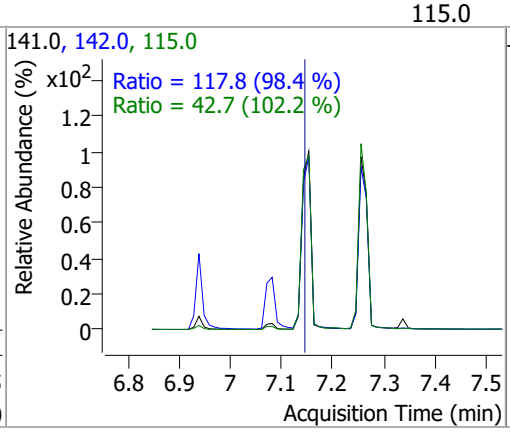

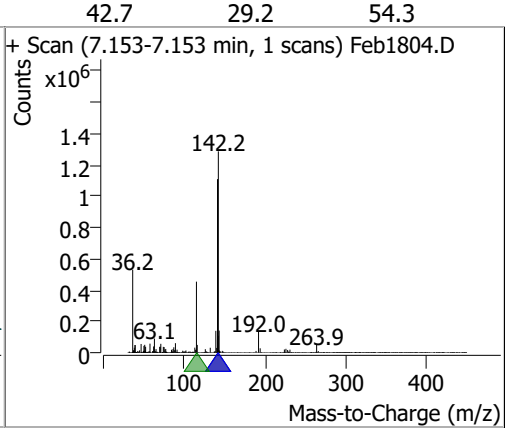

Compound	Conc.	RT	Dev(Min)	Resp.	QIon	QRatio	Lower	Upper
1-Methylnaphthalene	97.0856	7.26	0.00	1279557 (m)	142.0	115.2	79.8	148.2
					115.0	44.5	28.9	53.7

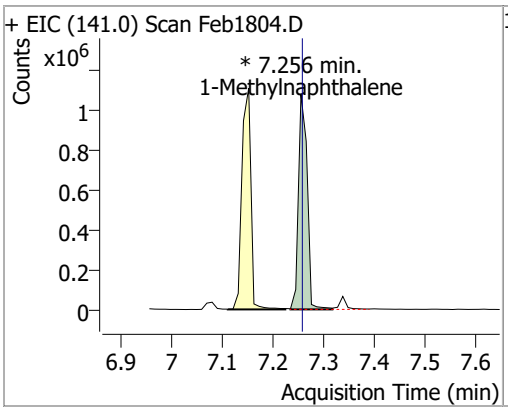

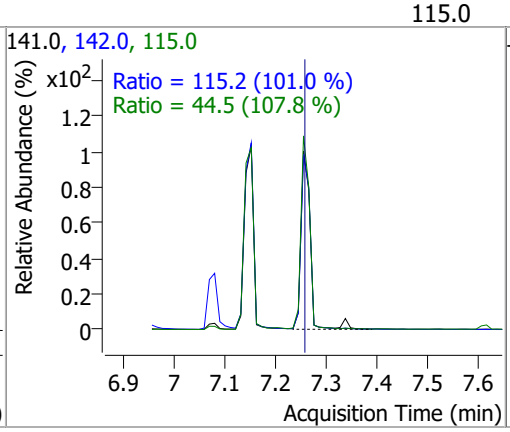

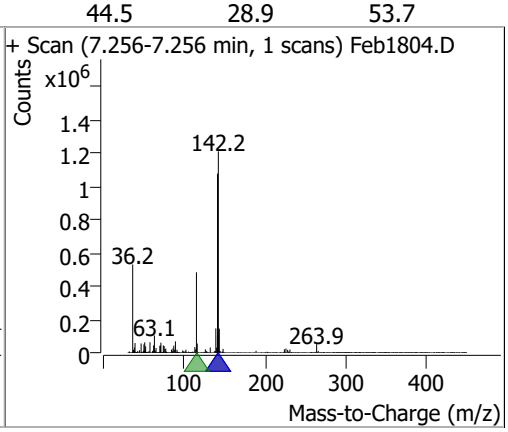

Compound	Conc.	RT	Dev(Min)	Resp.	QIon	QRatio	Lower	Upper
Hexachlorocyclopentadiene	105.4390	7.34	0.00	260879	234.9	64.0	45.2	84.0
					238.9	63.9	44.6	82.9

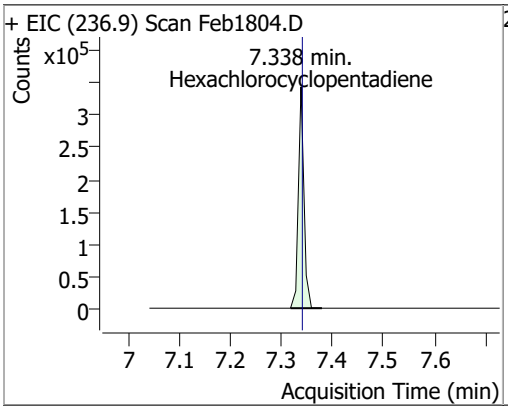

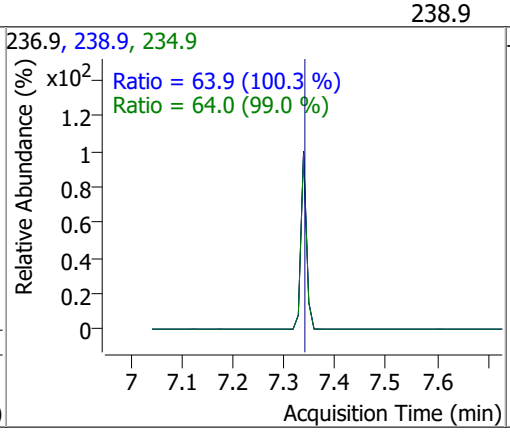

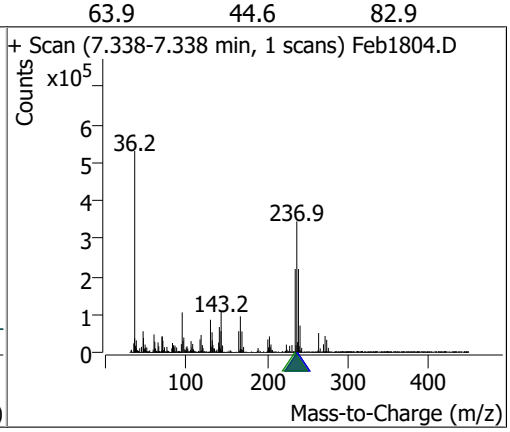

Compound	Conc.	RT	Dev(Min)	Resp.	QIon	QRatio	Lower	Upper
2,4,6-Trichlorophenol	108.6677	7.52	0.00	467130 (m)	198.0	92.9	67.6	125.5

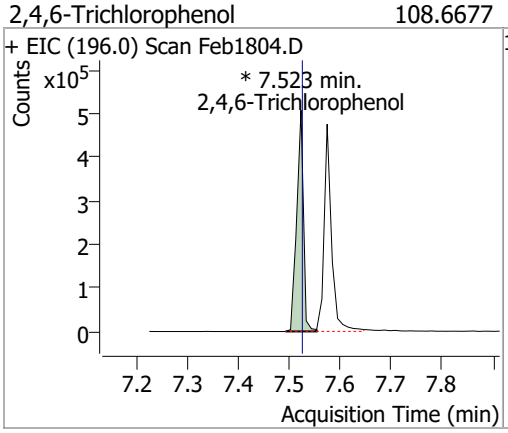

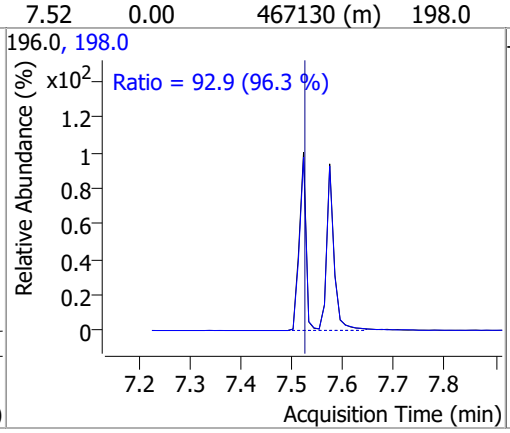

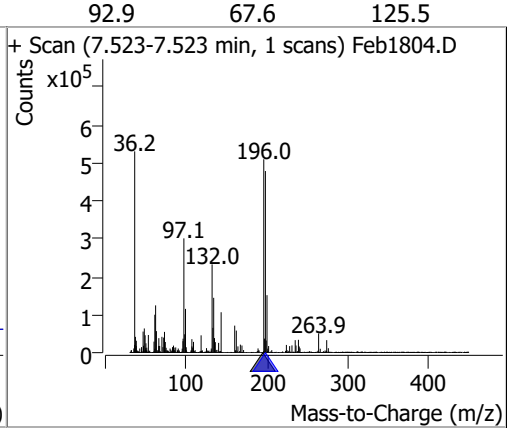

Compound	Conc.	RT	Dev(Min)	Resp.	QIon	QRatio	Lower	Upper
2,4,5-Trichlorophenol	100.8451	7.57	0.00	481776 (m)	198.0	95.1	63.2	117.3

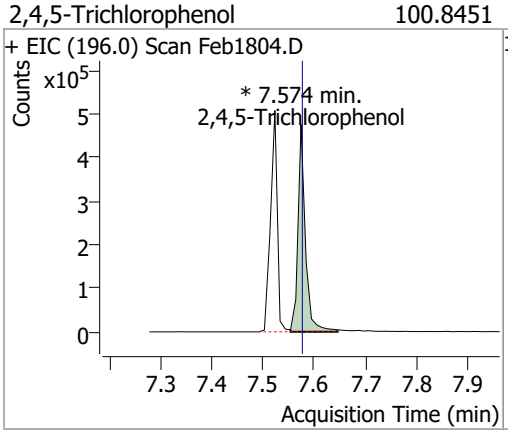

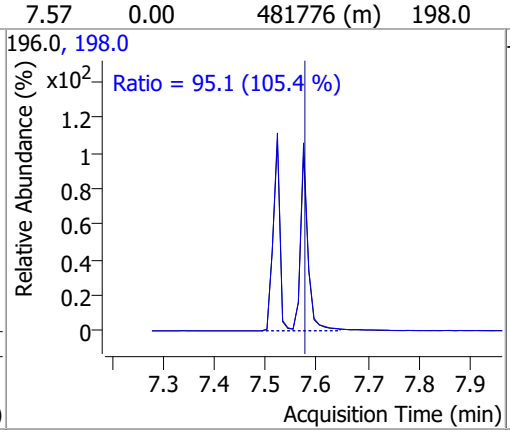

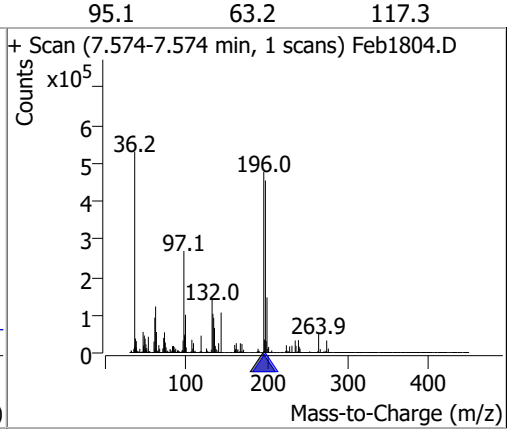

Compound	Conc.	RT	Dev(Min)	Resp.	QIon	QRatio	Lower	Upper
2-Fluorobiphenyl	106.1193	7.62	0.01	1829747	171.0	34.8	24.0	44.5

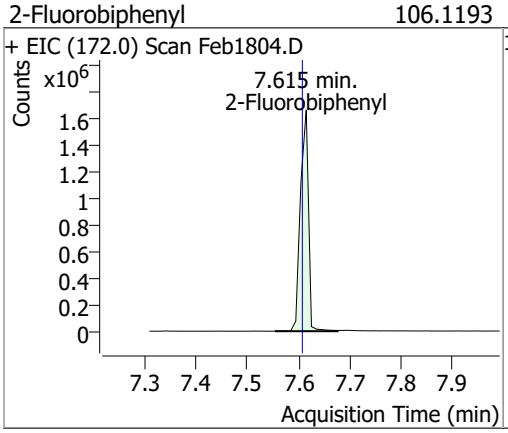

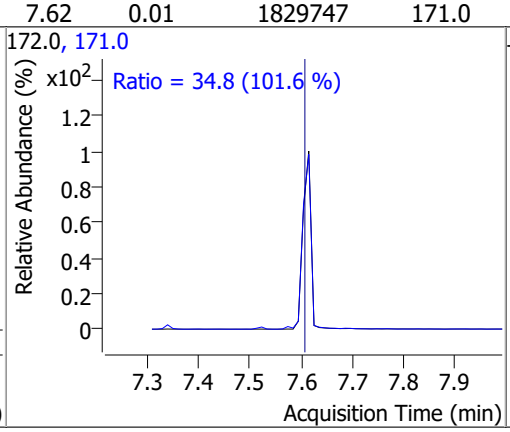

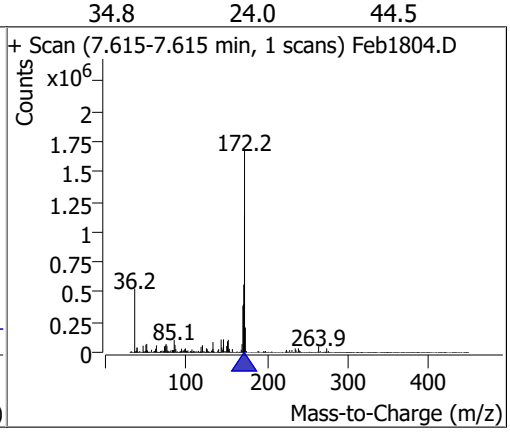

Compound	Conc.	RT	Dev(Min)	Resp.	QIon	QRatio	Lower	Upper
2-Chloronaphthalene	99.9274	7.72	0.00	1444367	127.0	38.2	25.1	46.7
					164.0	32.5	22.5	41.7

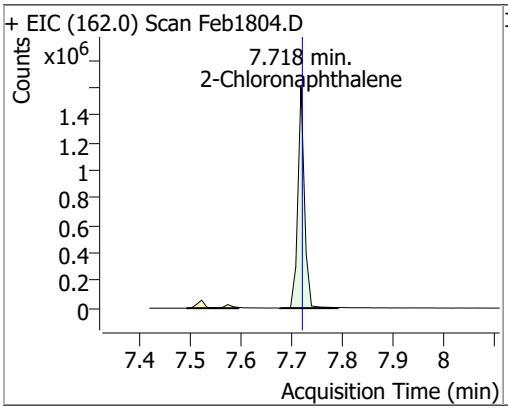

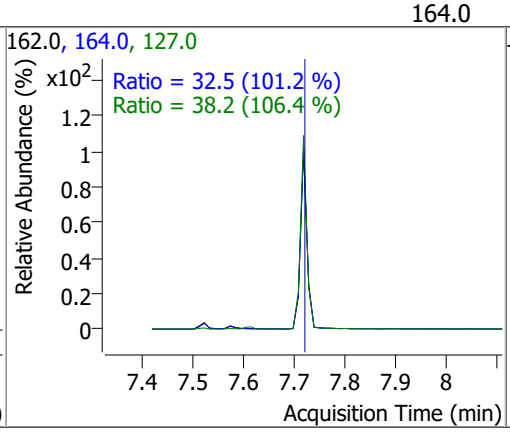

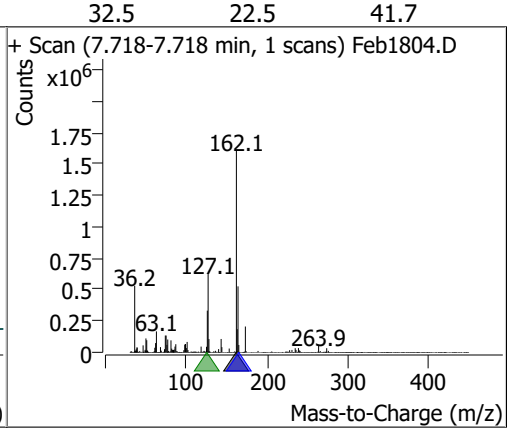

Compound	Conc.	RT	Dev(Min)	Resp.	QIon	QRatio	Lower	Upper
2-Nitroaniline	109.6150	7.89	0.01	286563	138.0	114.0	77.4	143.7

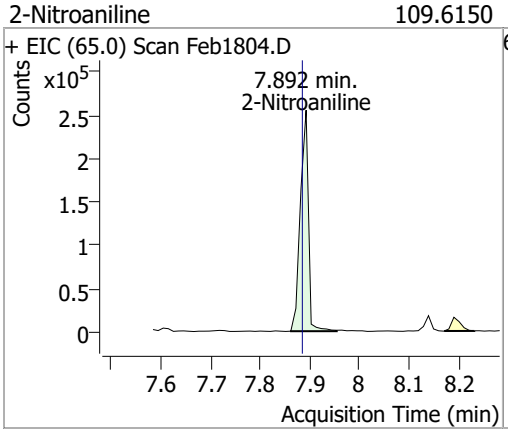

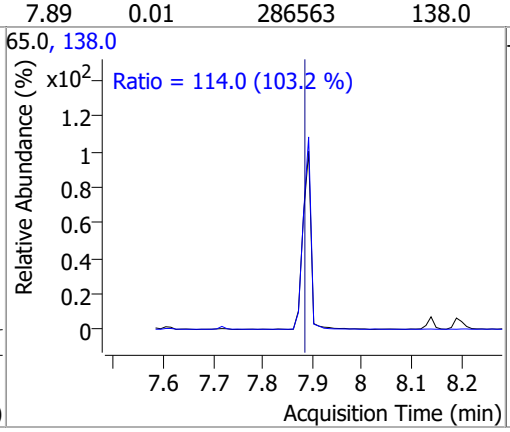

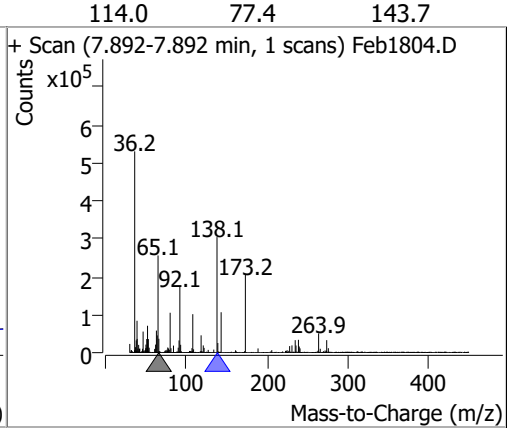

Compound	Conc.	RT	Dev(Min)	Resp.	QIon	QRatio	Lower	Upper
Dimethyl Phthalate	100.1141	8.14	0.00	1483564	77.0	21.6	13.8	25.7

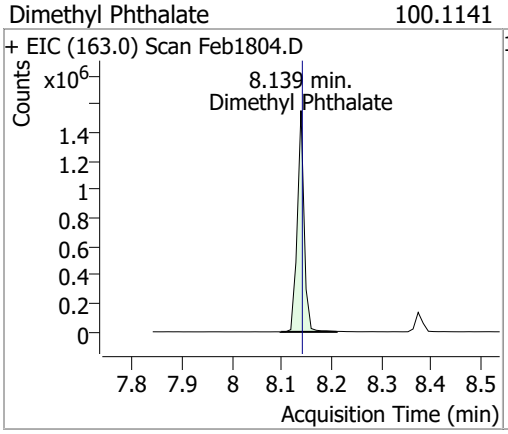

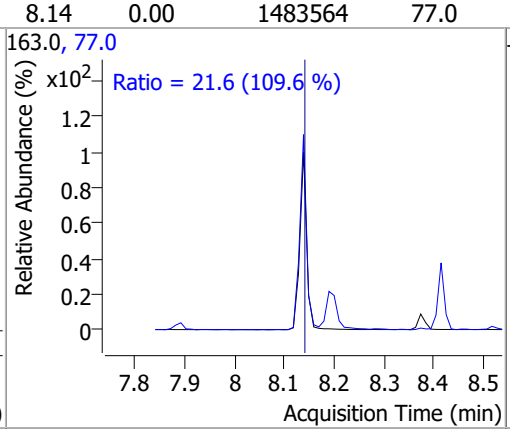

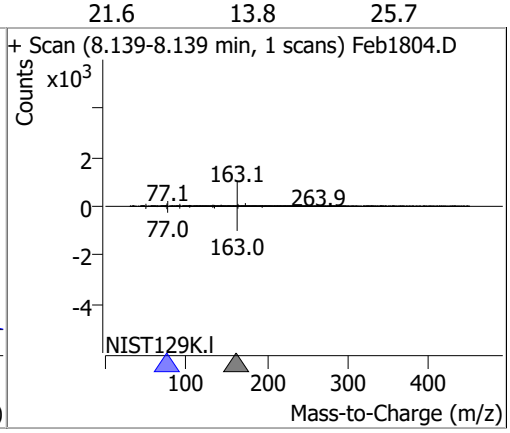

Compound	Conc.	RT	Dev(Min)	Resp.	QIon	QRatio	Lower	Upper
2,6-Dinitrotoluene	98.5084	8.19	0.00	197597	63.0	132.0	99.5	184.8
					89.0	61.5	43.3	80.3

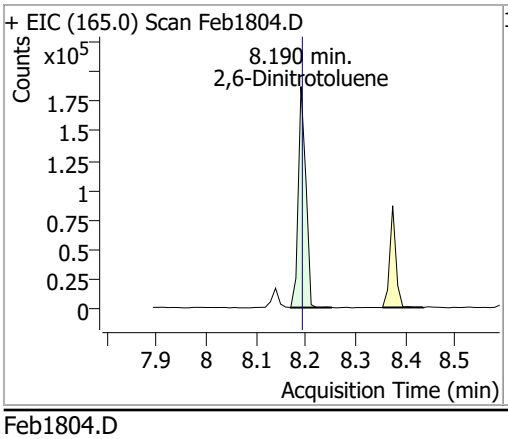

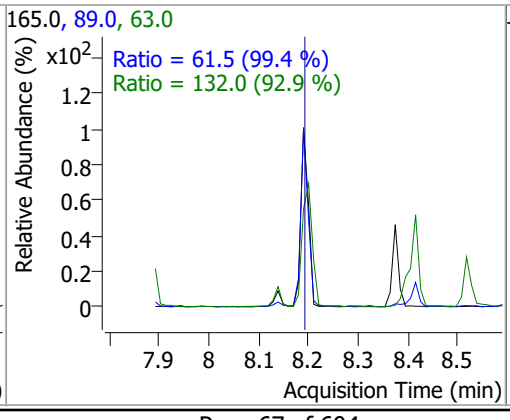

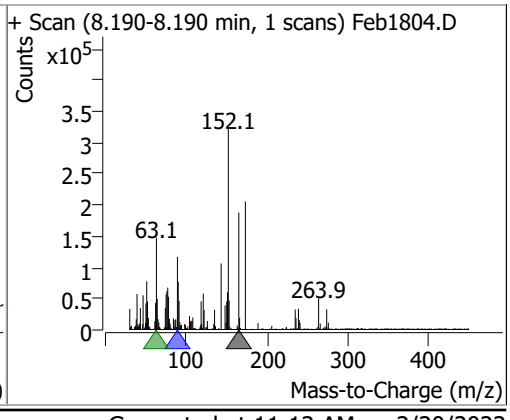

Compound	Conc.	RT	Dev(Min)	Resp.	QIon	QRatio	Lower	Upper
Acenaphthylene	98.7406	8.20	0.00	2278175	153.1	14.3	9.6	17.7

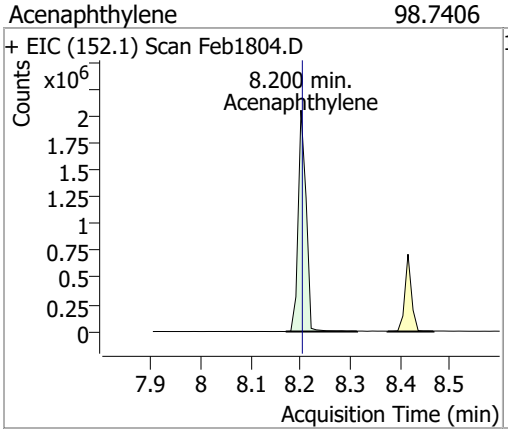

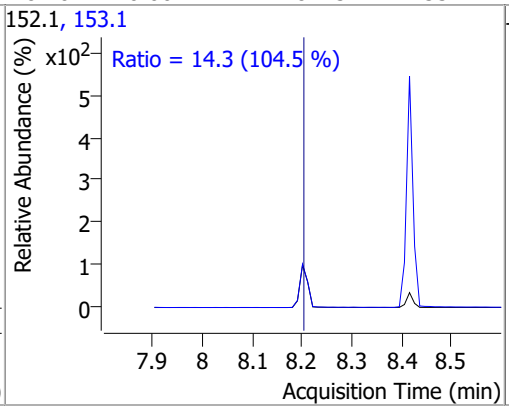

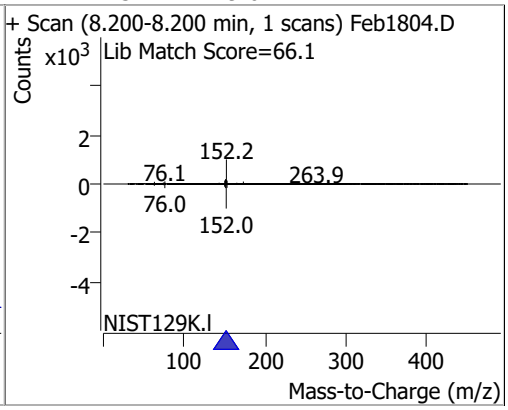

Compound	Conc.	RT	Dev(Min)	Resp.	QIon	QRatio	Lower	Upper
3-Nitroaniline	100.9236	8.39	0.00	233884	65.0	128.4	90.4	167.8
					92.0	108.8	74.7	138.7

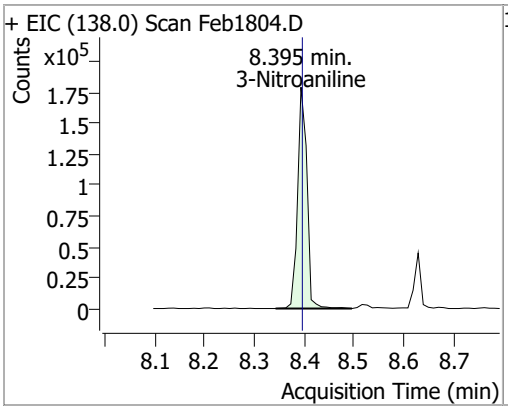

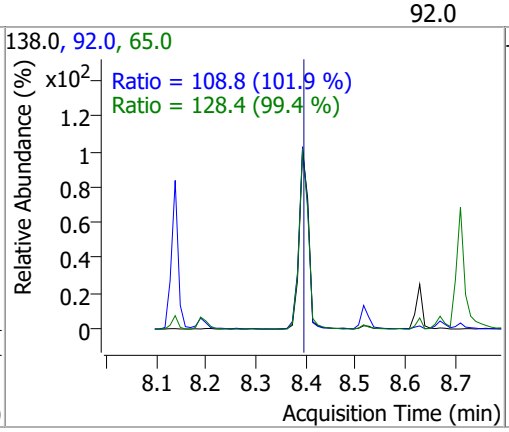

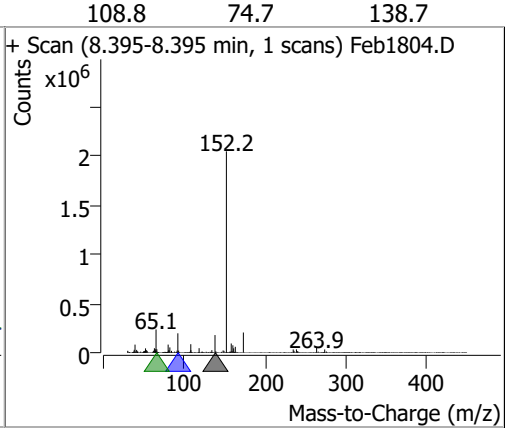

Compound	Conc.	RT	Dev(Min)	Resp.	QIon	QRatio	Lower	Upper
Acenaphthene	97.8035	8.41	0.00	1278423	153.0	107.9	74.5	138.4
					152.0	52.1	36.3	67.4

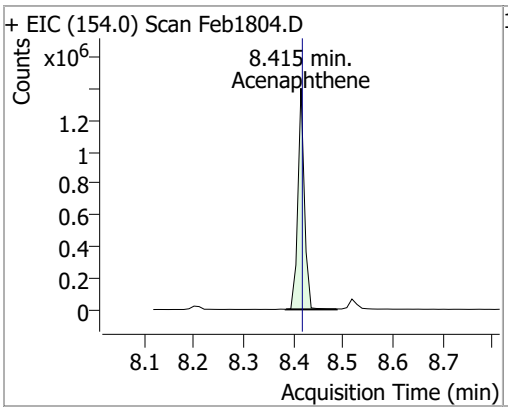

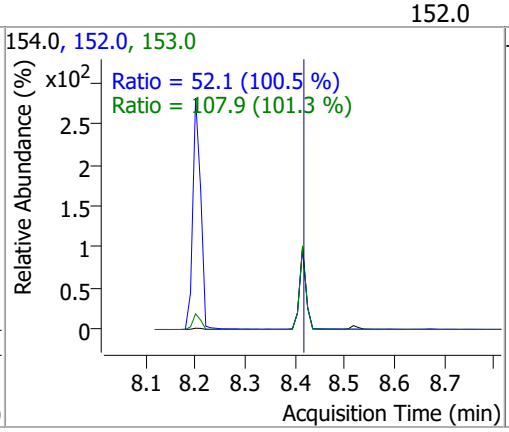

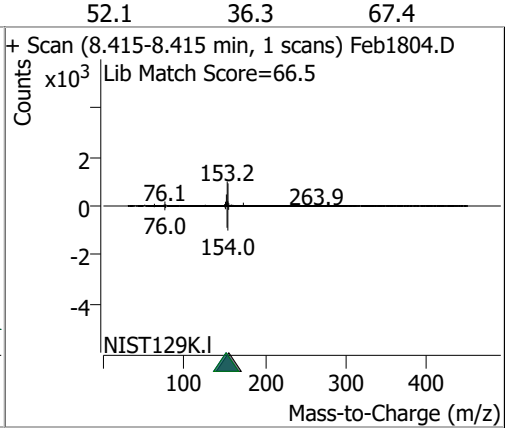

Compound	Conc.	RT	Dev(Min)	Resp.	QIon	QRatio	Lower	Upper
2,4-Dinitrophenol	103.5995	8.52	0.00	112195	154.0	65.6	43.9	81.5

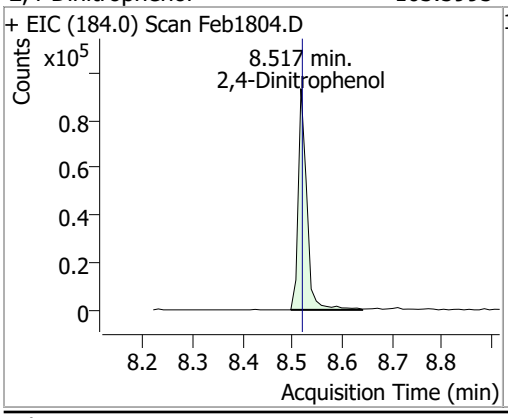

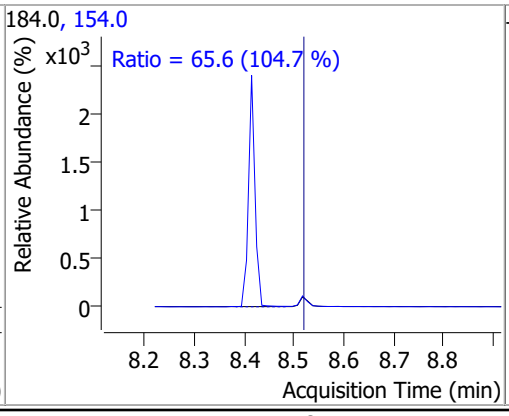

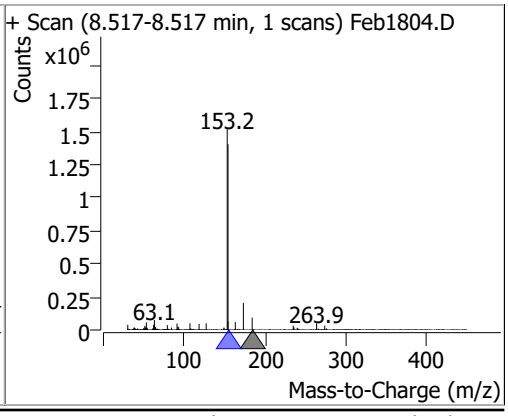

Compound	Conc.	RT	Dev(Min)	Resp.	QIon	QRatio	Lower	Upper
Dibenzofuran	101.0591	8.63	0.00	2138324	139.0	40.1	26.3	48.8

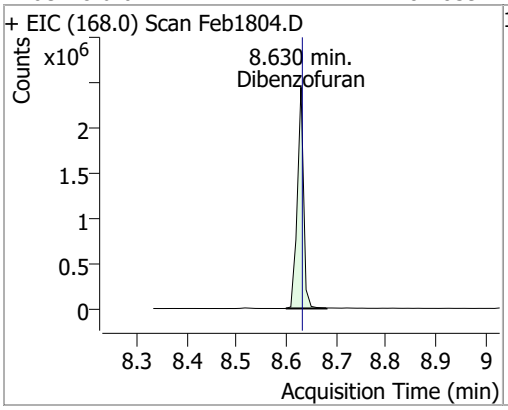

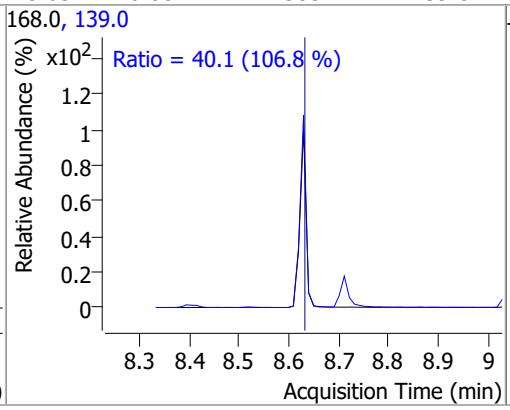

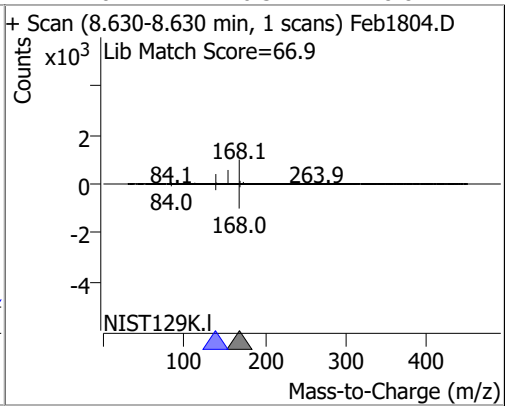

Compound	Conc.	RT	Dev(Min)	Resp.	QIon	QRatio	Lower	Upper
2,4-Dinitrotoluene	100.9400	8.67	0.00	261377	89.0	79.4	55.4	102.9
					63.0	49.0	33.9	62.9

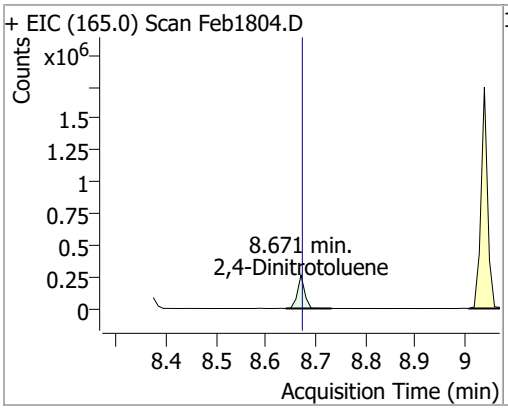

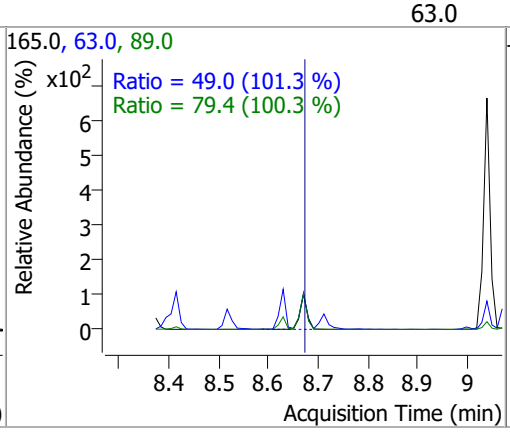

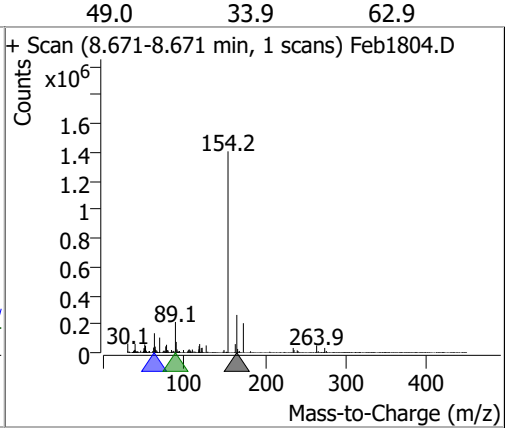

Compound	Conc.	RT	Dev(Min)	Resp.	QIon	QRatio	Lower	Upper
4-Nitrophenol	102.3911	8.71	0.01	258897	65.0	73.6	50.4	93.6
					139.0	70.9	49.8	92.5

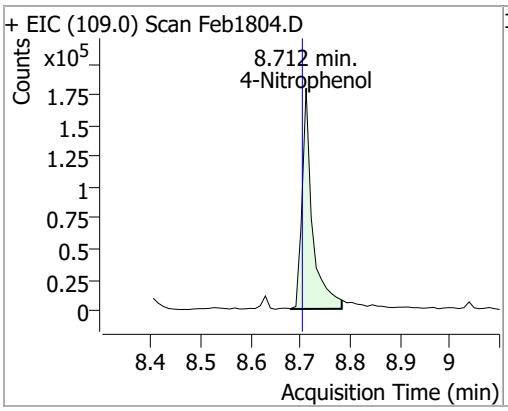

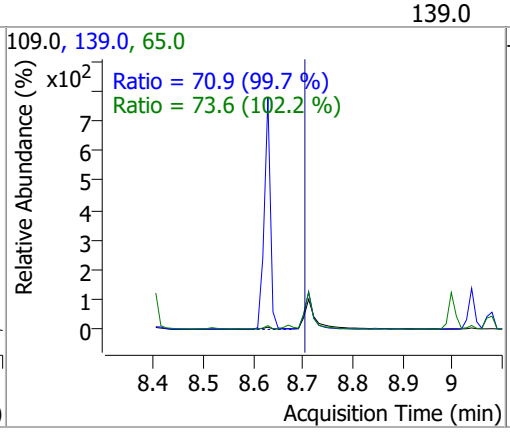

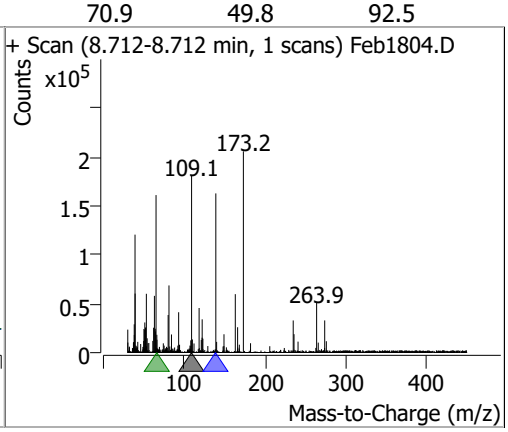

Compound	Conc.	RT	Dev(Min)	Resp.	QIon	QRatio	Lower	Upper
Diethylphthalate	99.0409	9.00	0.00	1525106	177.0	21.1	14.5	27.0
					150.0	12.2	8.7	16.2

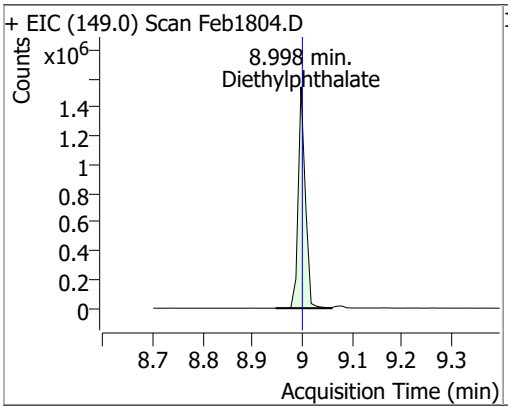

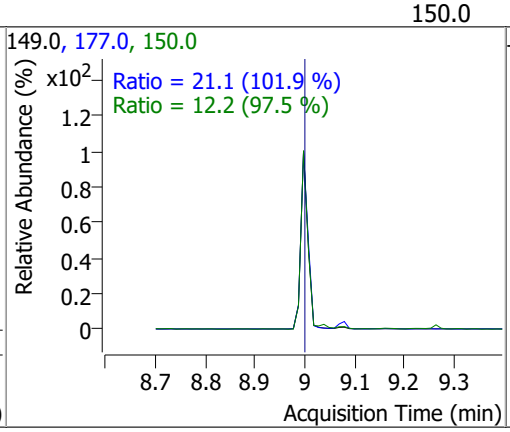

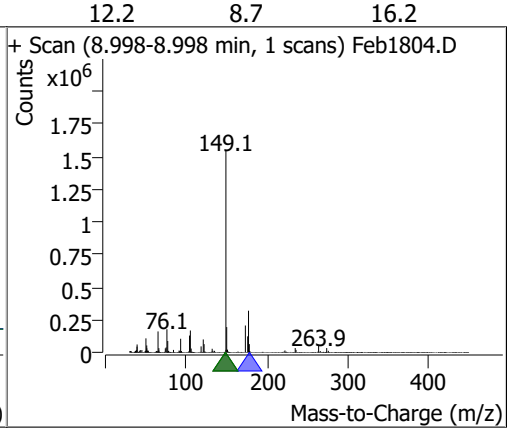

Compound	Conc.	RT	Dev(Min)	Resp.	QIon	QRatio	Lower	Upper
Fluorene	98.6614	9.04	0.00	1700560	165.0	94.0	65.4	121.4
					167.0	13.6	9.6	17.8

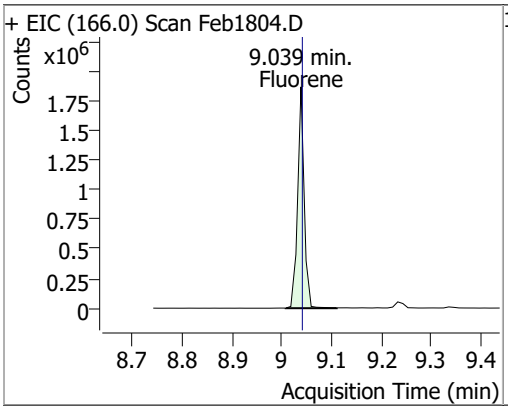

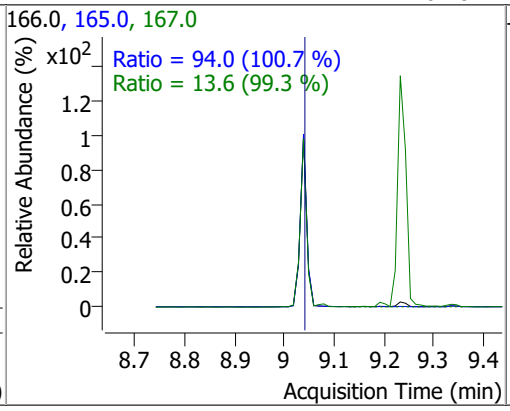

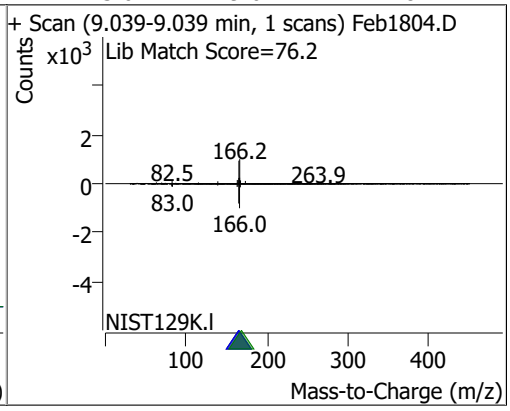

Compound	Conc.	RT	Dev(Min)	Resp.	QIon	QRatio	Lower	Upper
4-Chlorophenyl-phenylether	105.9893	9.08	0.01	840611	141.0	62.3	42.8	79.6
					206.0	34.0	23.6	43.9

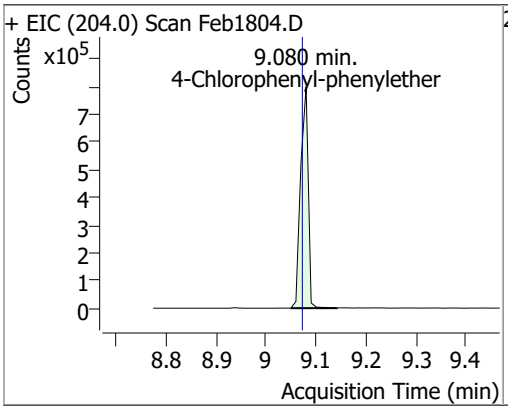

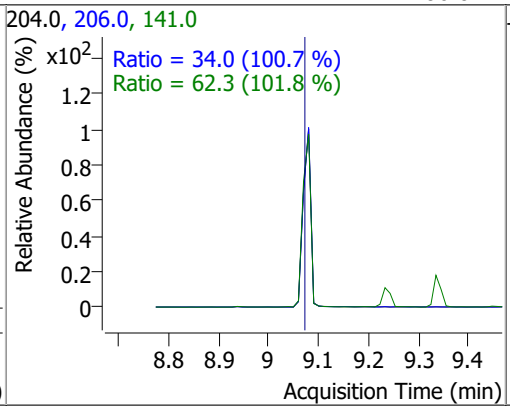

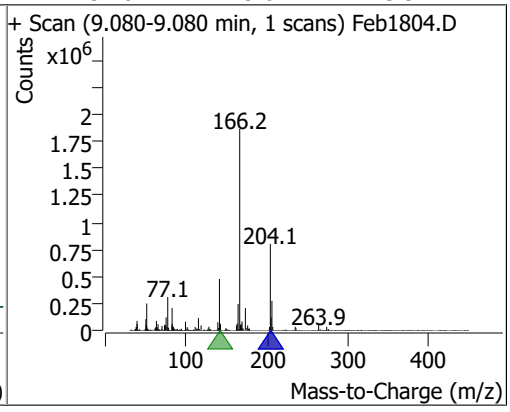

Compound	Conc.	RT	Dev(Min)	Resp.	QIon	QRatio	Lower	Upper
4-Nitroaniline	112.8801	9.15	0.01	289316	65.0	111.7	78.9	146.6
					92.0	50.3	34.5	64.1

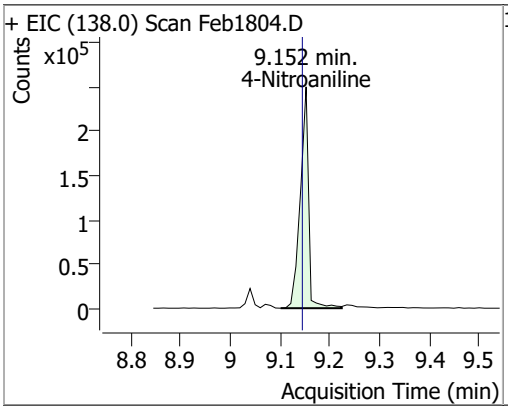

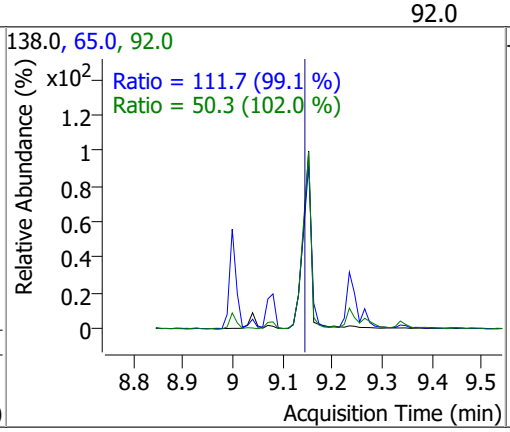

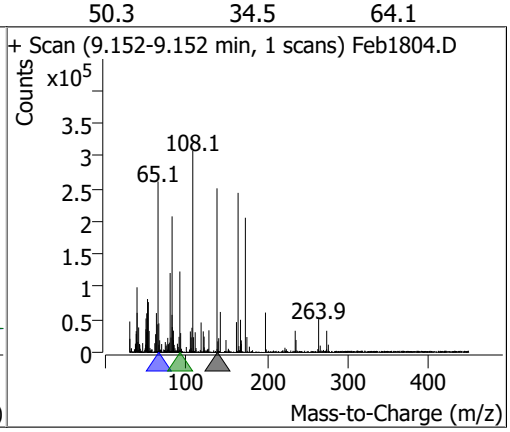

Compound	Conc.	RT	Dev(Min)	Resp.	QIon	QRatio	Lower	Upper
4,6-Dinitro-2-methylphenol	104.4162	9.16	0.01	167223	121.0	49.1	35.1	65.3

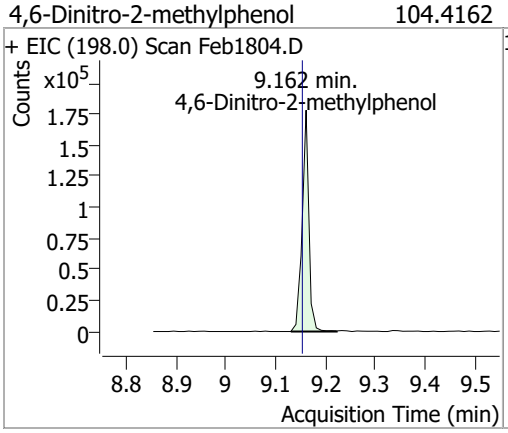

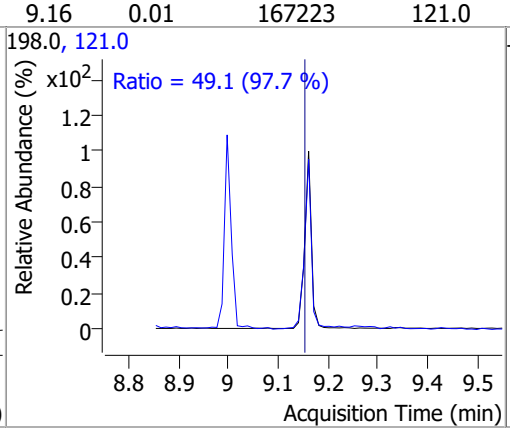

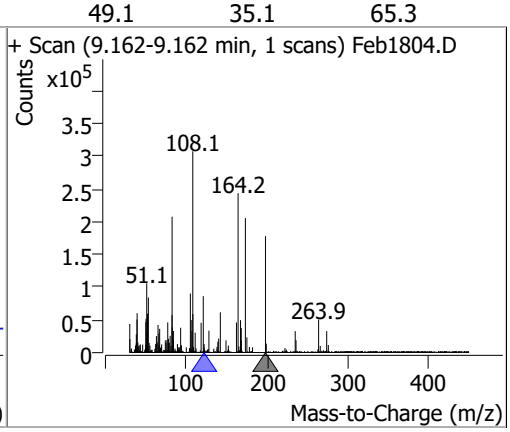

Compound	Conc.	RT	Dev(Min)	Resp.	QIon	QRatio	Lower	Upper
N-nitrosodiphenylamine	102.0740	9.23	0.00	1196082	168.0	62.6	44.0	81.7
					167.0	33.7	23.9	44.3

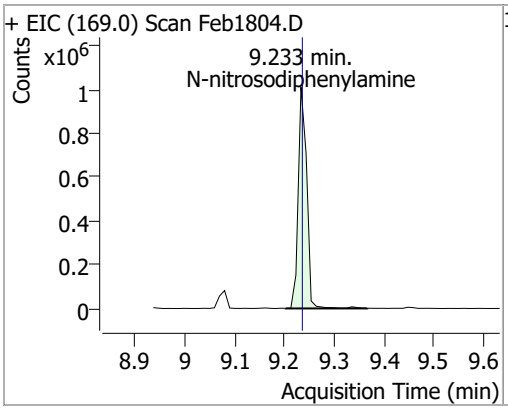

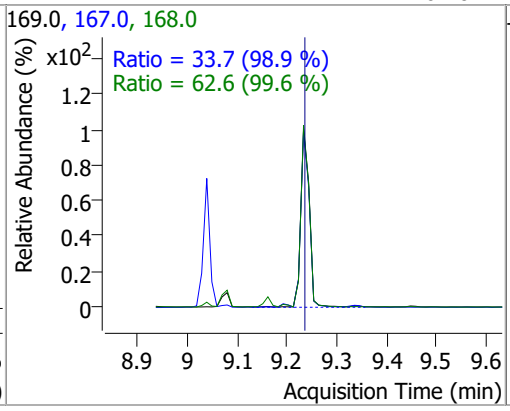

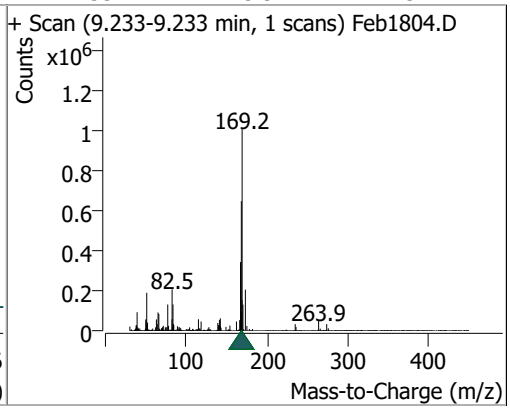

Compound	Conc.	RT	Dev(Min)	Resp.	QIon	QRatio	Lower	Upper
Azobenzene	96.5318	9.26	0.00	1518549	51.0	50.8	31.6	58.7
					182.0	23.8	16.9	31.4

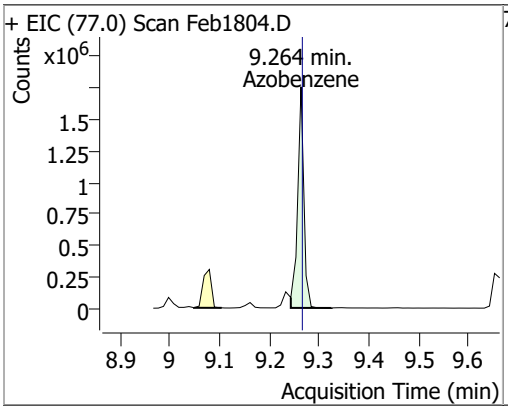

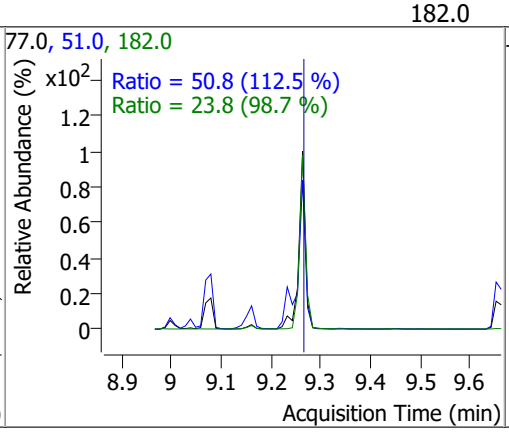

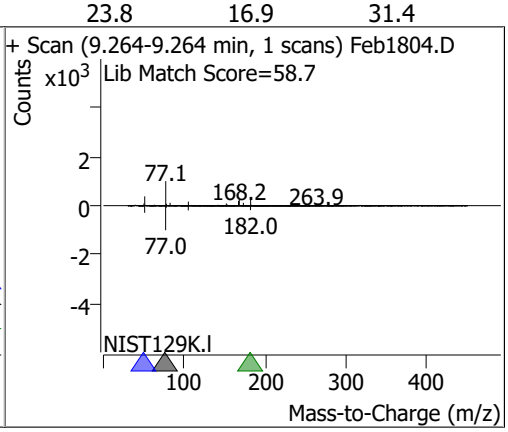

Compound	Conc.	RT	Dev(Min)	Resp.	QIon	QRatio	Lower	Upper
2,4,6-Tribromophenol	102.0254	9.34	0.00	152661	331.8	91.2	68.5	127.2

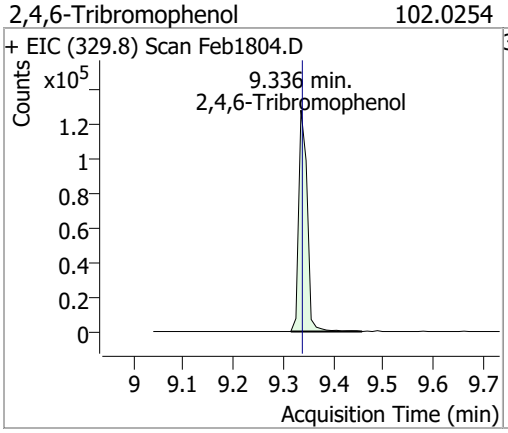

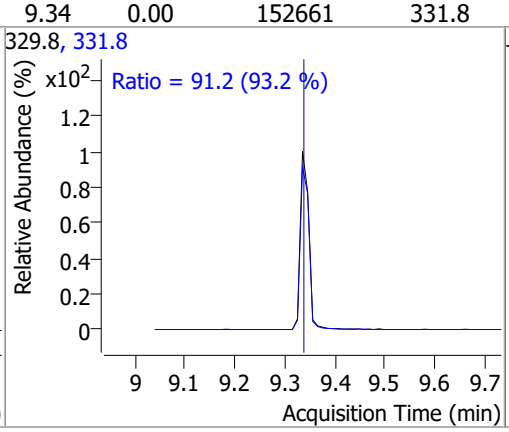

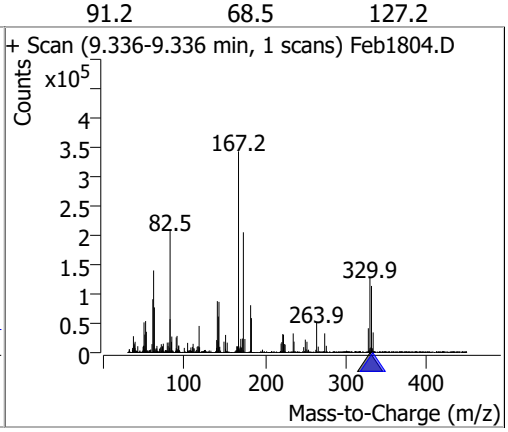

Compound	Conc.	RT	Dev(Min)	Resp.	QIon	QRatio	Lower	Upper
4-Bromophenyl-phenylether	100.8595	9.66	0.01	457731	141.0	105.0	69.1	128.4
					250.0	101.0	68.8	127.7

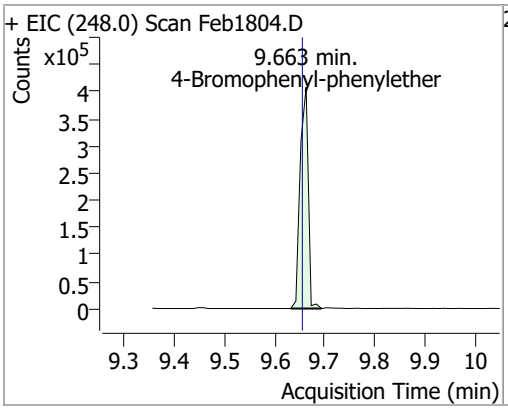

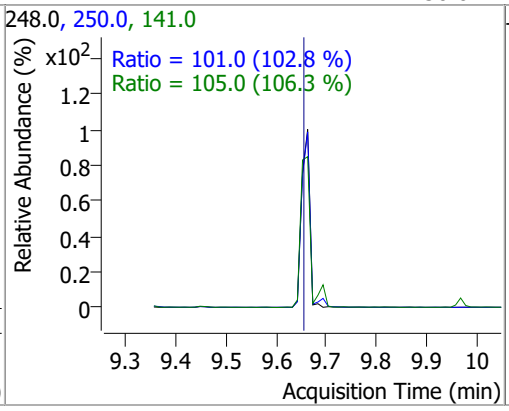

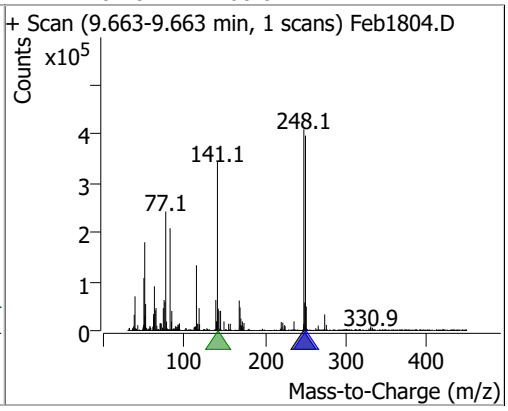

Compound	Conc.	RT	Dev(Min)	Resp.	QIon	QRatio	Lower	Upper
Hexachlorobenzene	109.2193	9.69	0.00	488673	142.0	51.3	37.7	70.0

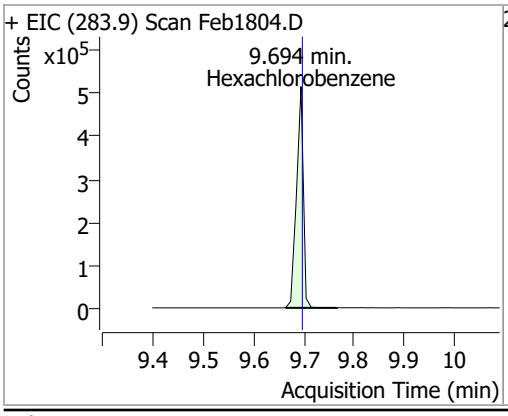

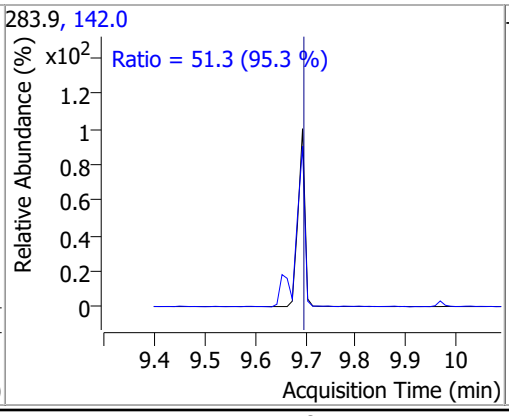

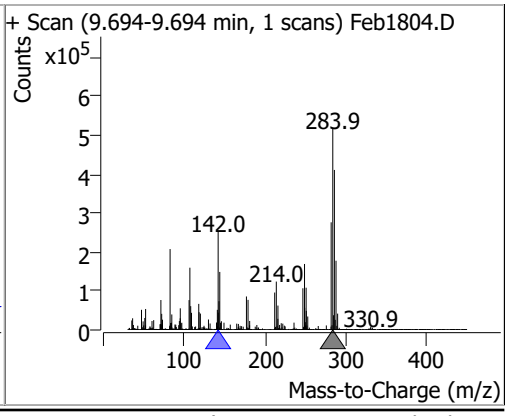

Compound	Conc.	RT	Dev(Min)	Resp.	QIon	QRatio	Lower	Upper
Pentachlorophenol	105.1758	9.97	0.00	233937	267.9	61.1	41.5	77.2
					263.9	63.7	41.2	76.6

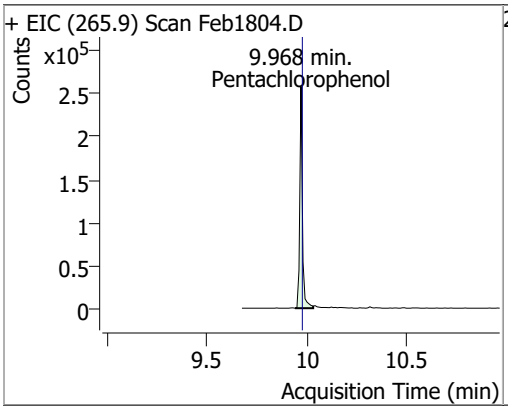

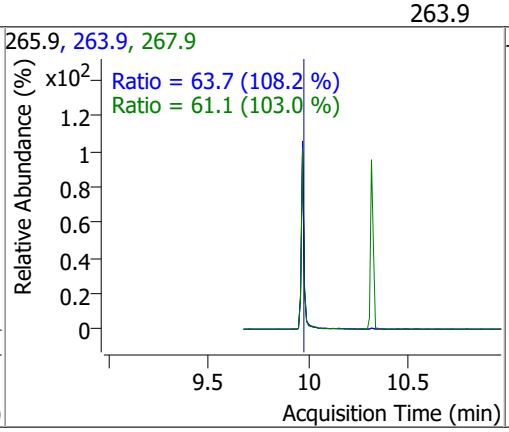

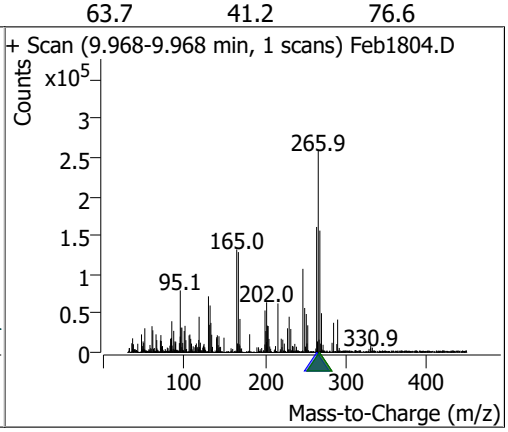

Compound	Conc.	RT	Dev(Min)	Resp.	QIon	QRatio	Lower	Upper
Phenanthrene	109.2336	10.19	0.01	2584992	176.0	18.8	13.0	24.1

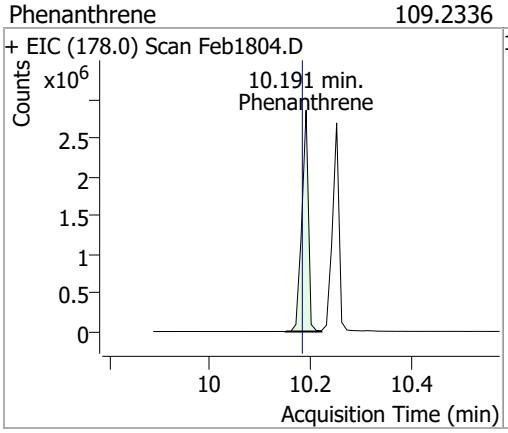

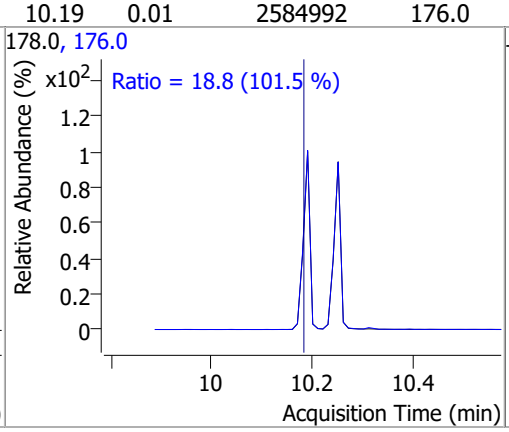

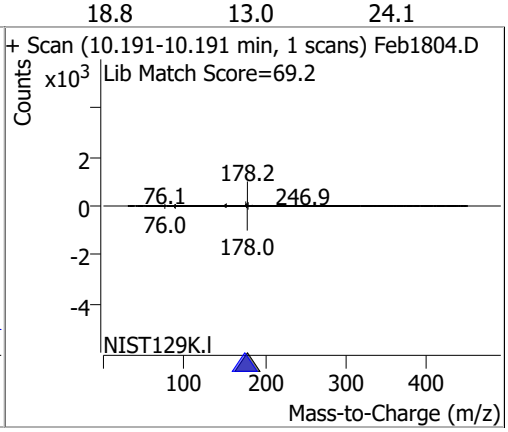

Compound	Conc.	RT	Dev(Min)	Resp.	QIon	QRatio	Lower	Upper
Anthracene	108.1091	10.25	0.00	2471452 (m)	176.0	18.4	12.9	23.9

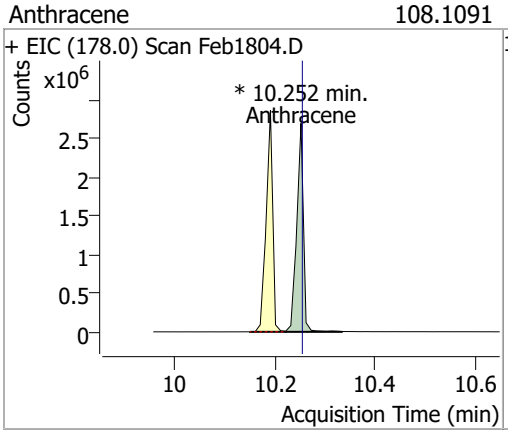

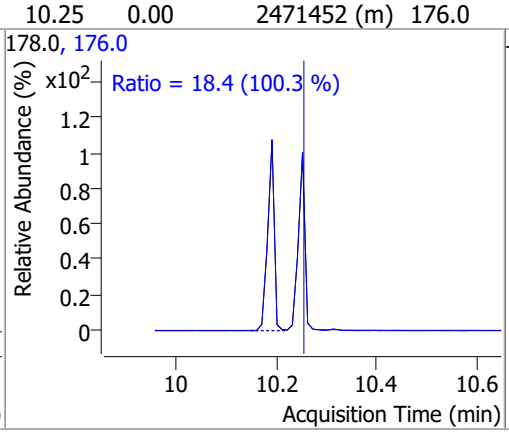

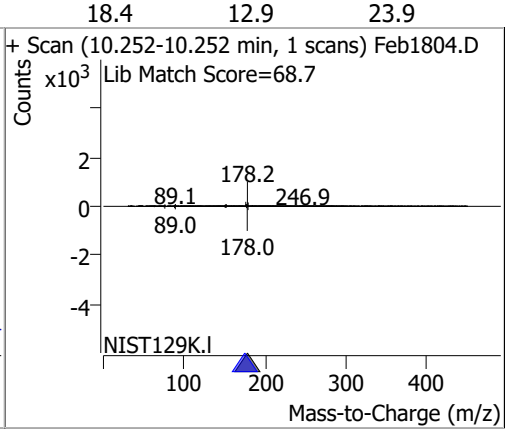

Compound	Conc.	RT	Dev(Min)	Resp.	QIon	QRatio	Lower	Upper
Triallate	101.0679	10.31	0.00	570358	268.0	24.3	16.9	31.4
					143.0	22.1	15.8	29.3

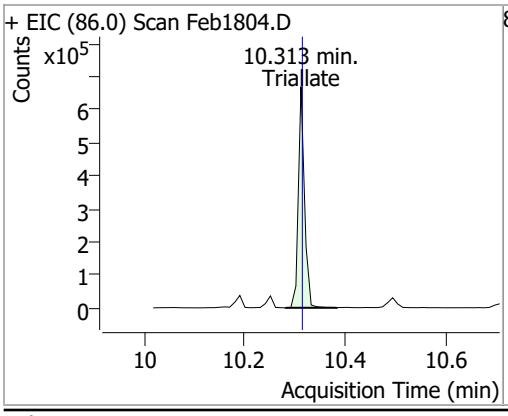

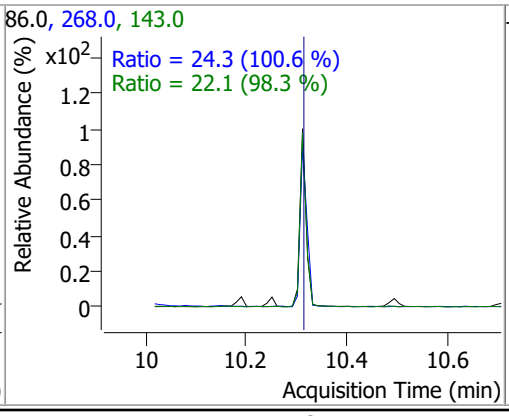

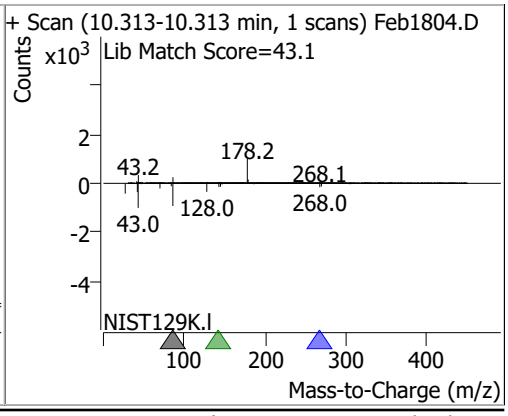

Compound	Conc.	RT	Dev(Min)	Resp.	QIon	QRatio	Lower	Upper
Carbazole	100.3730	10.50	0.00	2334657	139.0	13.6	9.0	16.7

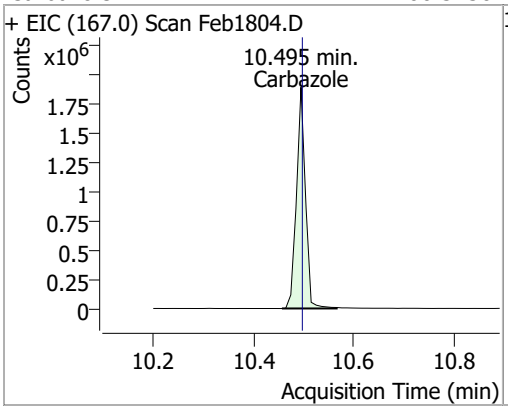

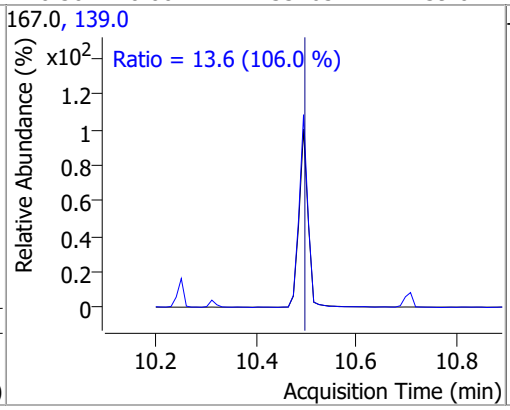

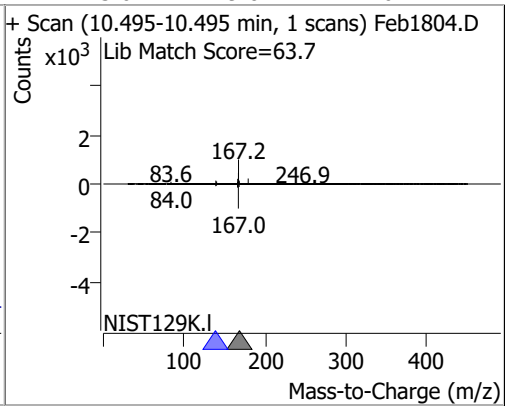

Compound	Conc.	RT	Dev(Min)	Resp.	QIon	QRatio	Lower	Upper
o-Terphenyl	106.4761	10.71	0.01	1358973	229.0	63.1	45.4	84.3
					215.0	37.9	25.9	48.1

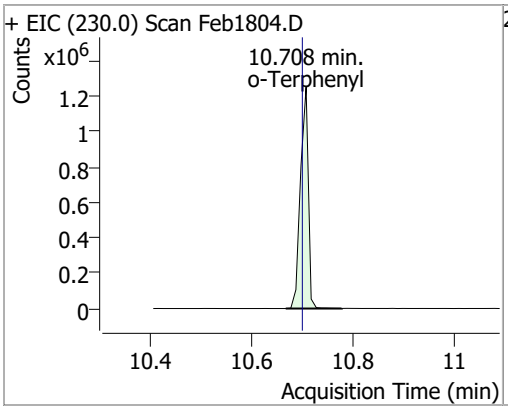

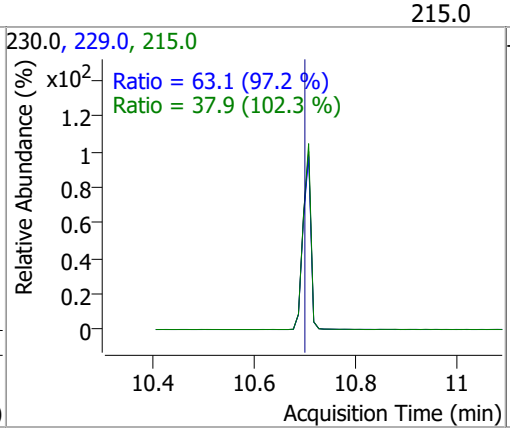

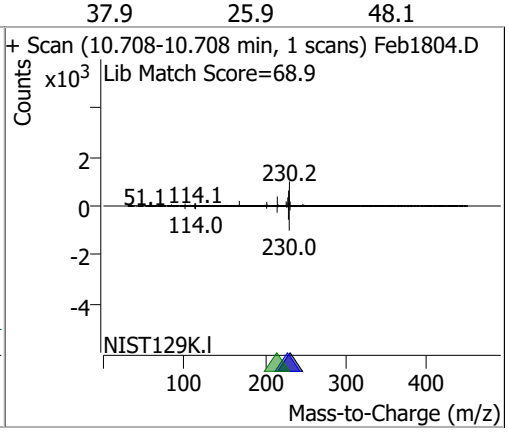

Compound	Conc.	RT	Dev(Min)	Resp.	QIon	QRatio	Lower	Upper
Di-n-Butylphthalate	103.4746	11.08	0.00	2379296	150.0	8.9	6.3	11.8
					104.0	6.2	4.5	8.3

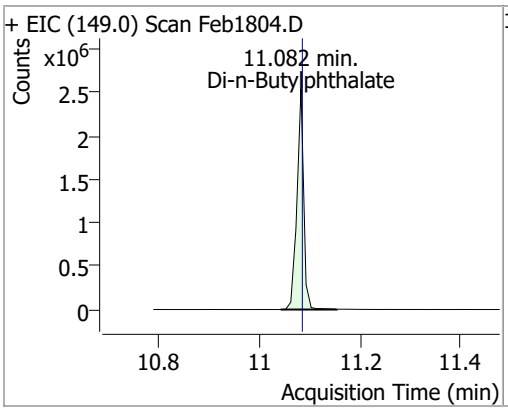

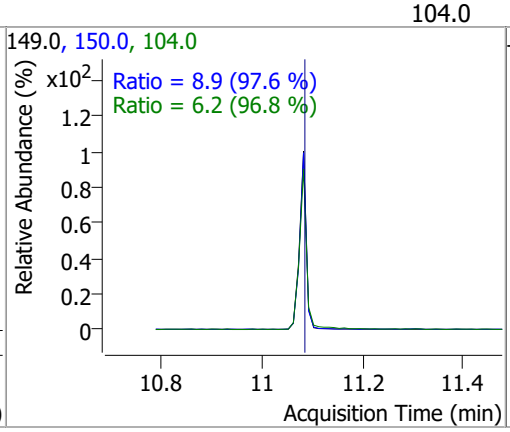

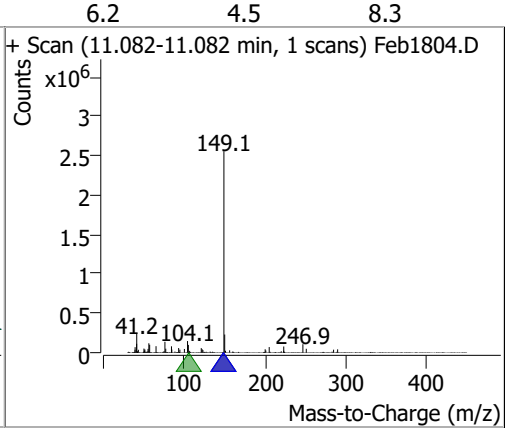

Compound	Conc.	RT	Dev(Min)	Resp.	QIon	QRatio	Lower	Upper
Fluoranthene	102.2753	11.96	0.01	2487478	101.0	13.4	9.4	17.4

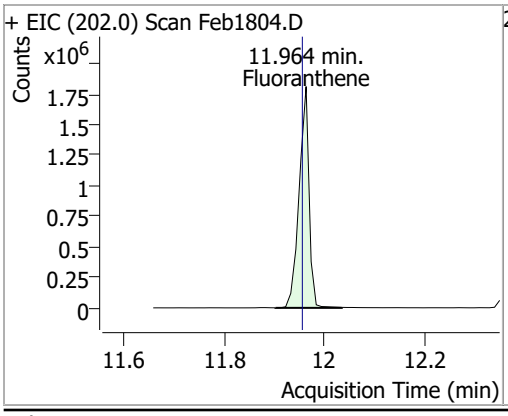

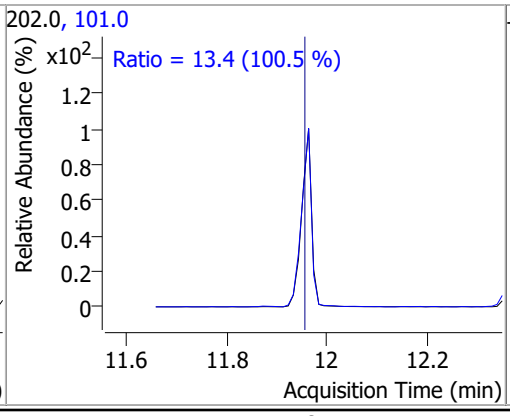

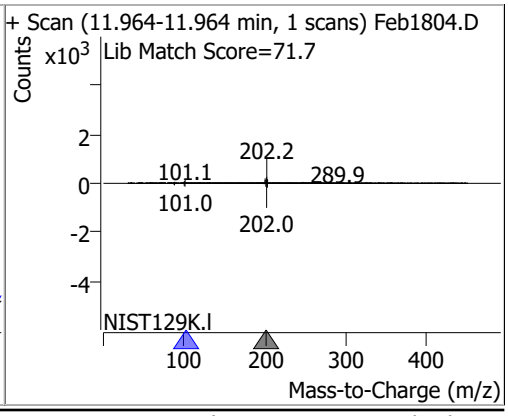

Compound	Conc.	RT	Dev(Min)	Resp.	QIon	QRatio	Lower	Upper
Benzidine	101.7540	12.35	0.00	841681	183.0	11.5	8.3	15.4
					92.0	8.8	5.8	10.8

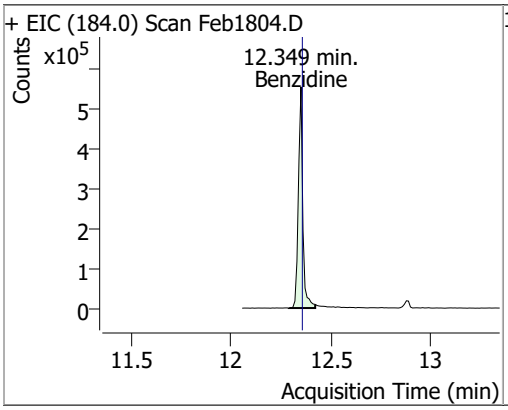

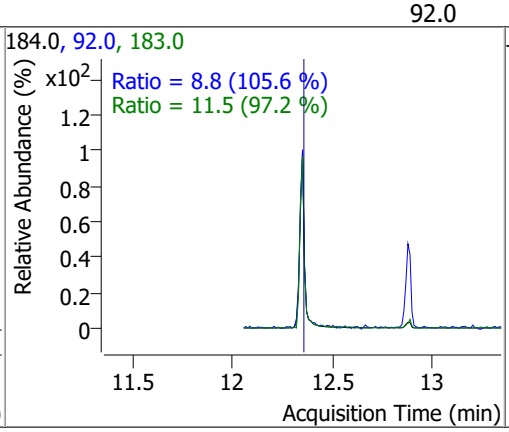

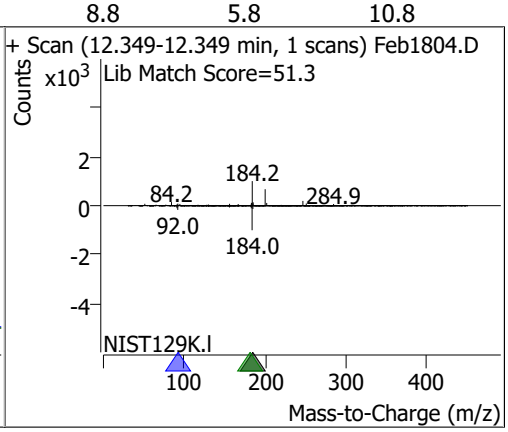

Compound	Conc.	RT	Dev(Min)	Resp.	QIon	QRatio	Lower	Upper
Pyrene	102.8837	12.39	0.01	2716593	101.0	16.6	11.1	20.6

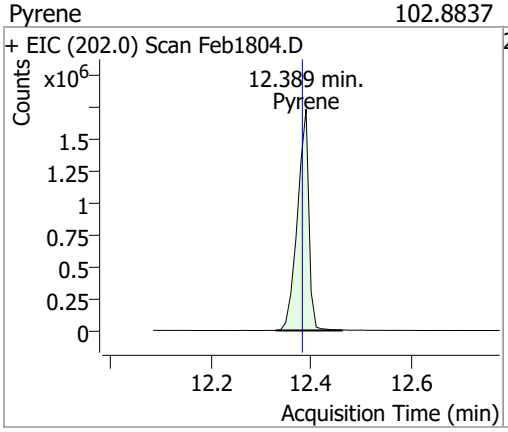

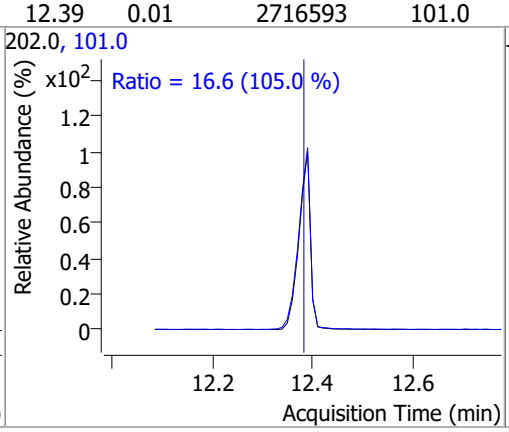

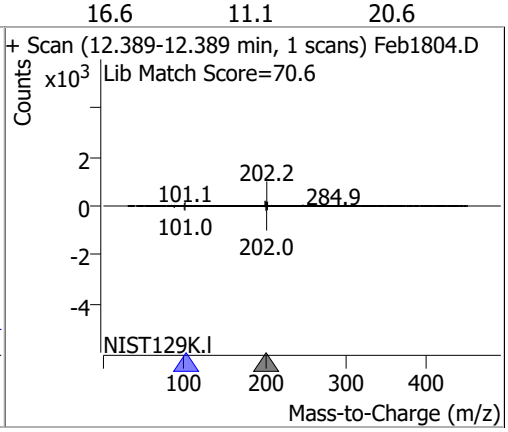

Compound	Conc.	RT	Dev(Min)	Resp.	QIon	QRatio	Lower	Upper
Terphenyl-d14	100.6508	12.89	0.01	1793874	122.0	14.5	10.1	18.7

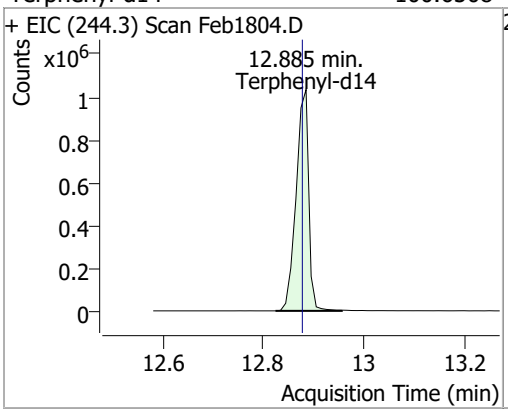

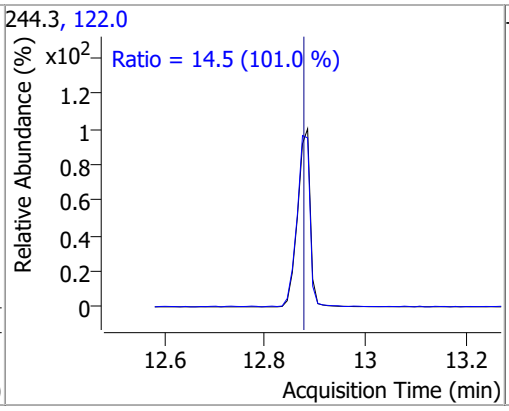

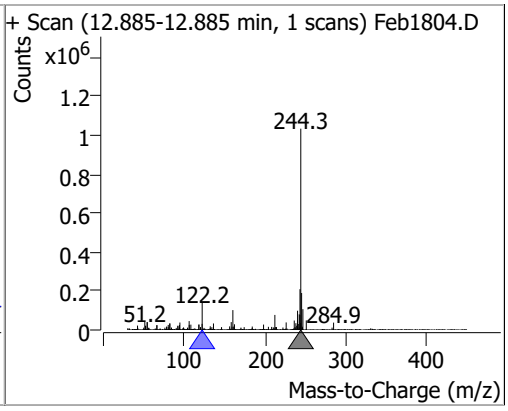

Compound	Conc.	RT	Dev(Min)	Resp.	QIon	QRatio	Lower	Upper
Butylbenzylphthalate	102.9690	14.33	0.01	817626	91.0	83.1	59.6	110.6
					206.0	17.8	12.2	22.7

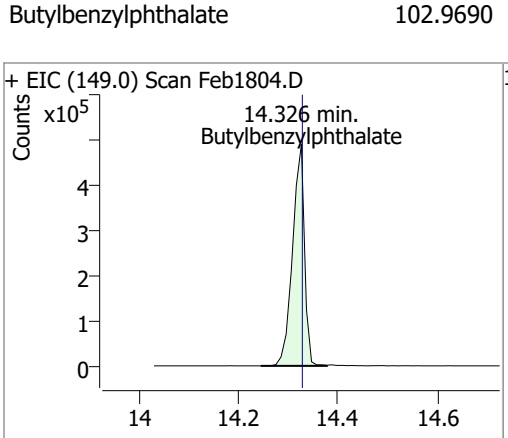

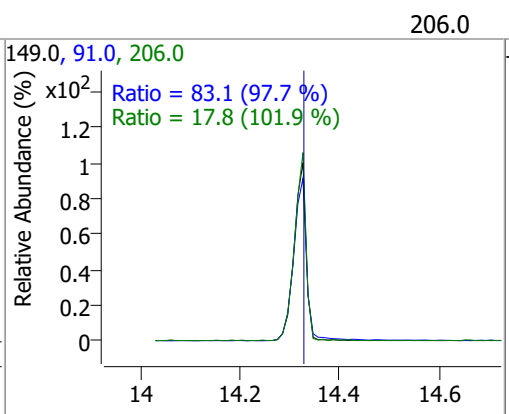

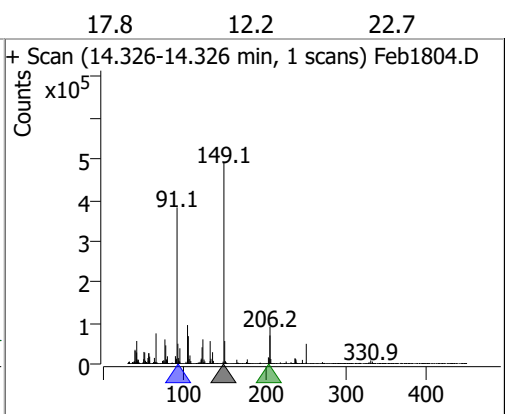

Compound	Conc.	RT	Dev(Min)	Resp.	QIon	QRatio	Lower	Upper
Benzo(a)Anthracene	104.0334	15.52	0.01	2034255	226.0	26.2	18.8	34.9
					229.0	21.1	14.7	27.4

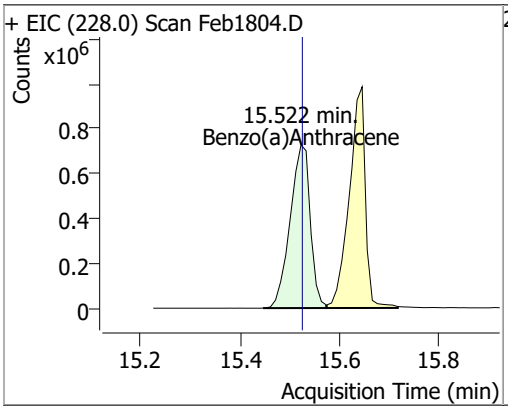

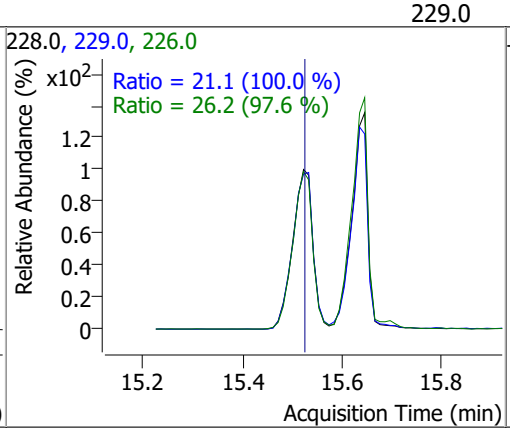

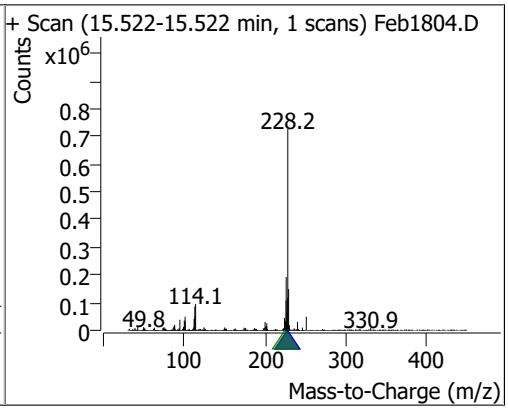

Compound	Conc.	RT	Dev(Min)	Resp.	QIon	QRatio	Lower	Upper
Chrysene	102.0757	15.64	0.02	2211531	226.0	29.4	19.9	36.9
					229.0	20.1	13.8	25.6

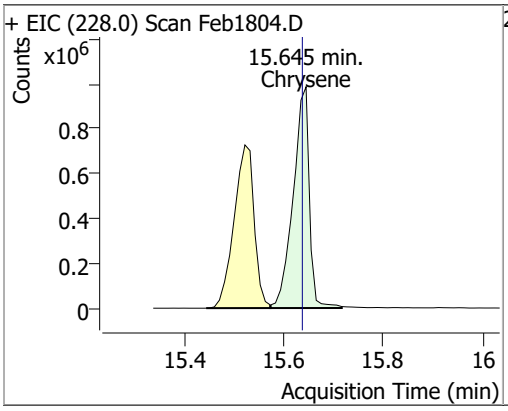

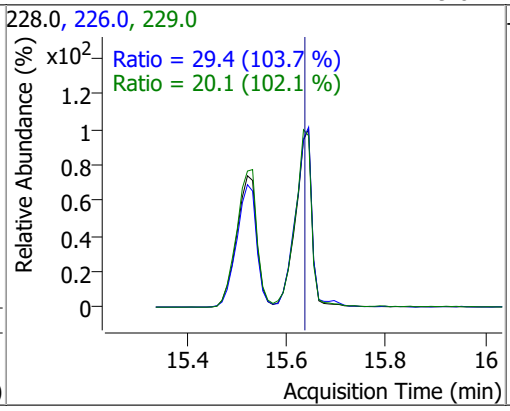

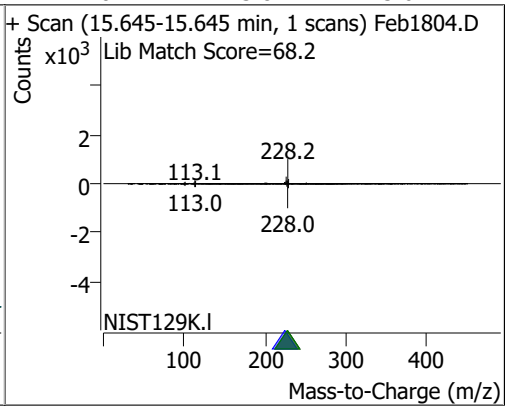

Compound	Conc.	RT	Dev(Min)	Resp.	QIon	QRatio	Lower	Upper
3,3-Dichlorobenzidine	103.7644	15.70	0.01	749360	254.0	64.7	44.9	83.4

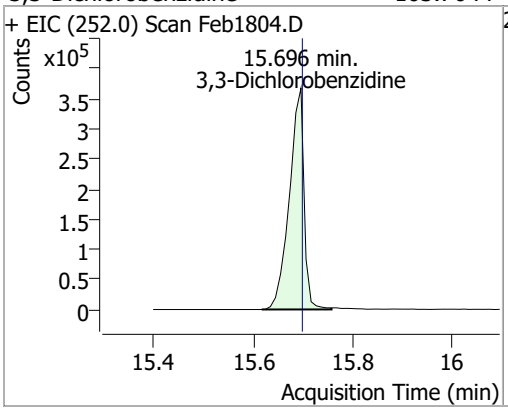

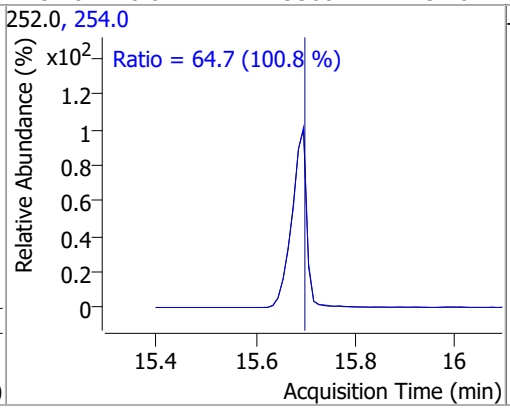

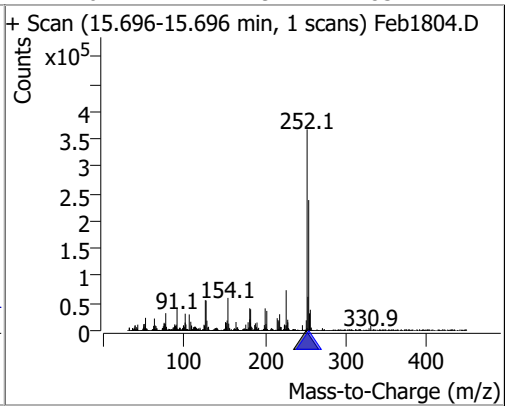

Compound	Conc.	RT	Dev(Min)	Resp.	QIon	QRatio	Lower	Upper
bis(2-ethylhexyl)Phthalate	100.9022	16.38	0.01	275164	149.0	396.2	273.6	508.0
					279.0	15.0	10.5	19.5

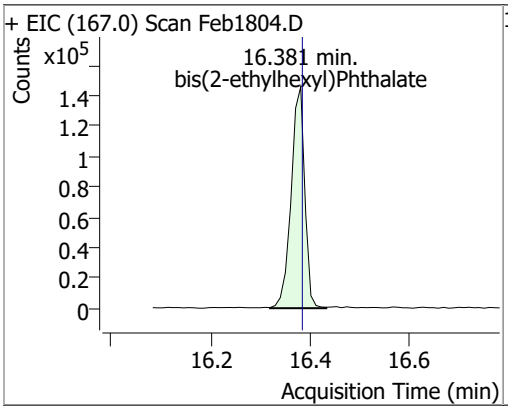

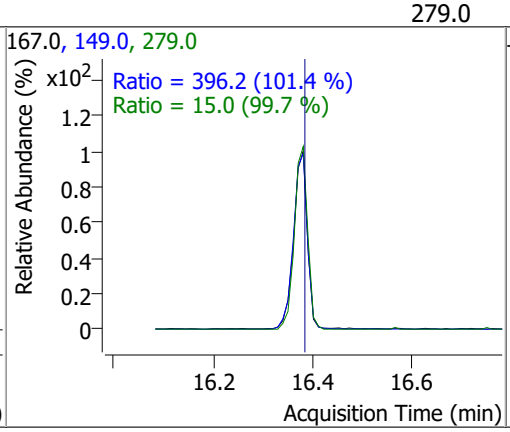

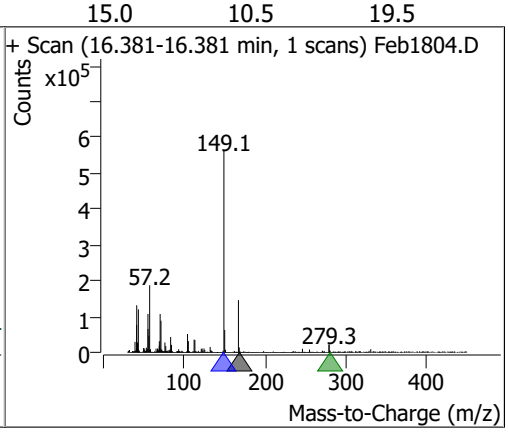

Compound	Conc.	RT	Dev(Min)	Resp.	QIon	QRatio	Lower	Upper
Di-n-octyl Phthalate	104.0154	18.14	0.01	1958854	150.0	9.8	7.0	13.0

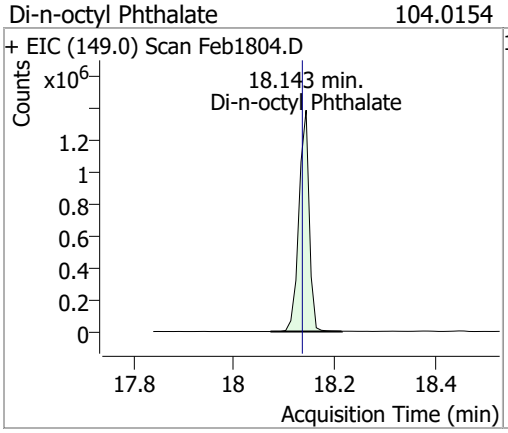

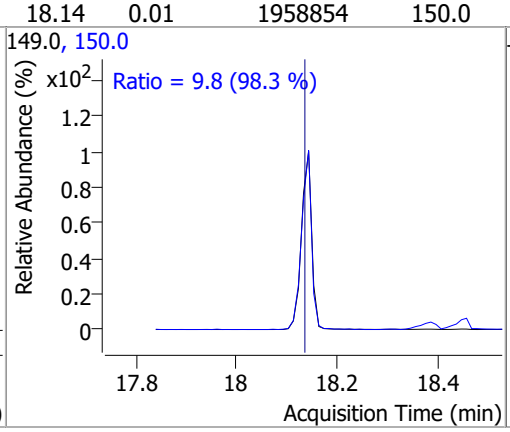

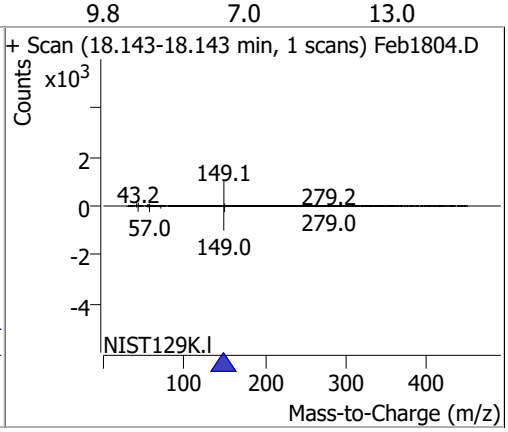

Compound	Conc.	RT	Dev(Min)	Resp.	QIon	QRatio	Lower	Upper
Benzo(b)fluoranthene	102.0750	18.39	0.01	1951128	253.0	22.3	15.6	29.0

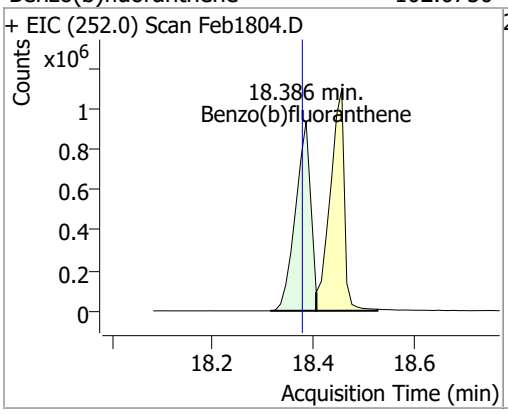

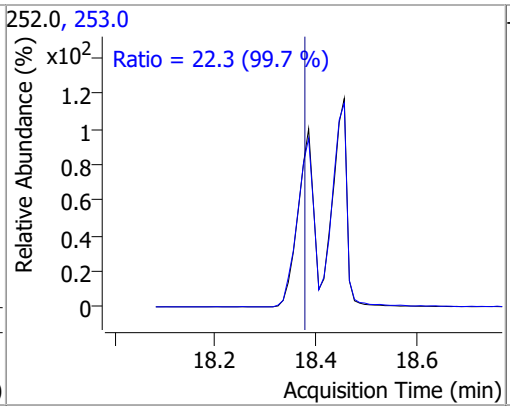

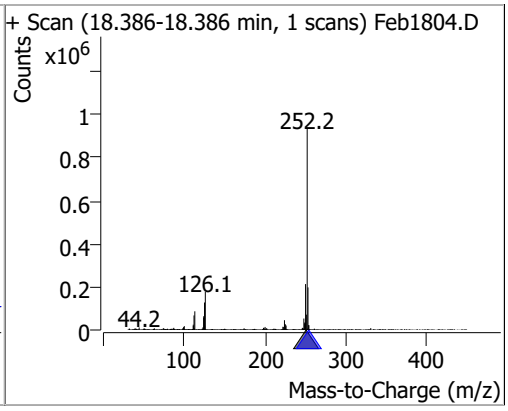

Compound	Conc.	RT	Dev(Min)	Resp.	QIon	QRatio	Lower	Upper
Benzo(k)fluoranthene	104.8718	18.46	0.01	2129075	253.0	22.4	15.4	28.6

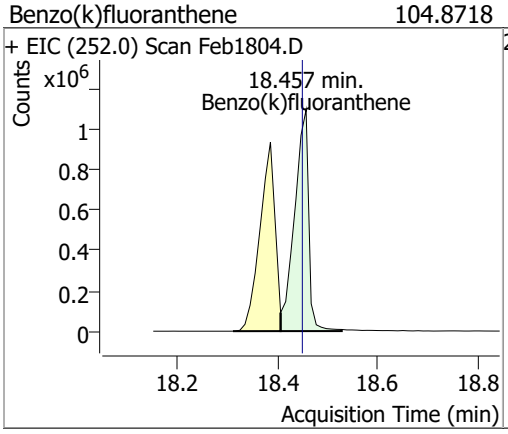

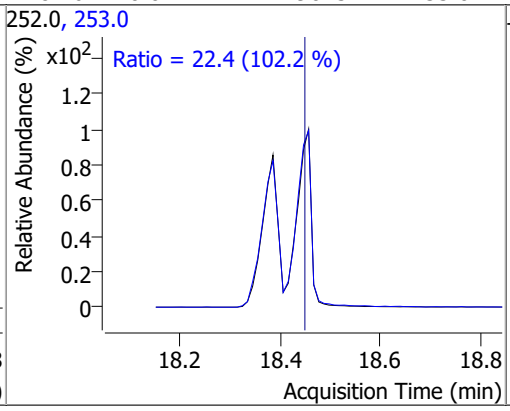

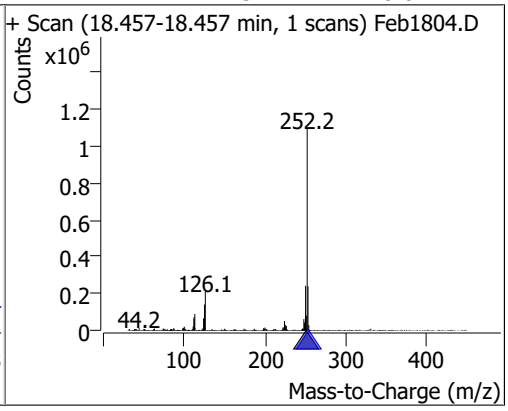

Compound	Conc.	RT	Dev(Min)	Resp.	QIon	QRatio	Lower	Upper
Benzo(a)pyrene	101.2295	18.99	0.01	1849719	253.0	22.7	15.1	28.0

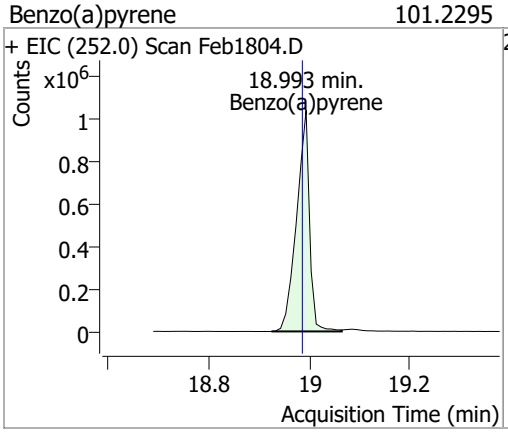

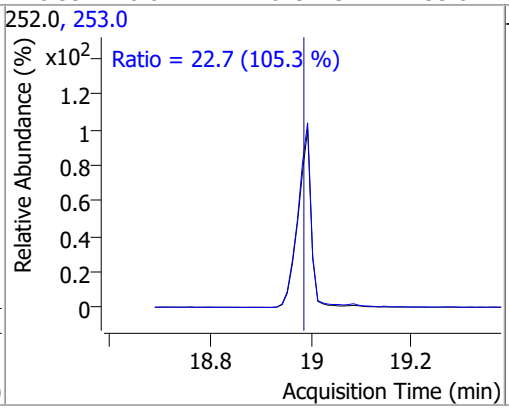

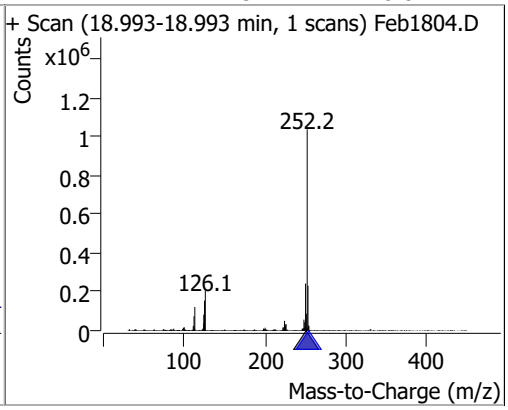

Compound	Conc.	RT	Dev(Min)	Resp.	QIon	QRatio	Lower	Upper
Indeno(1,2,3-c,d)pyrene	106.8898	20.77	0.01	1633072	138.0	30.6	20.7	38.5

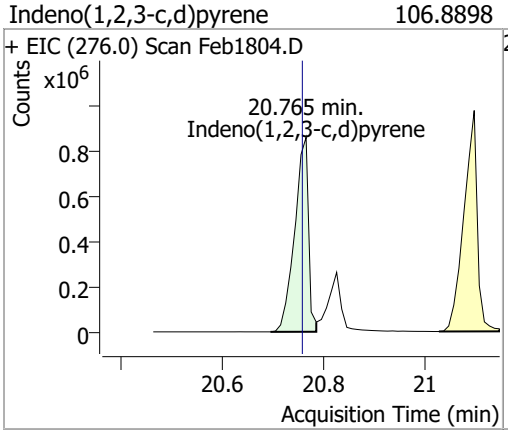

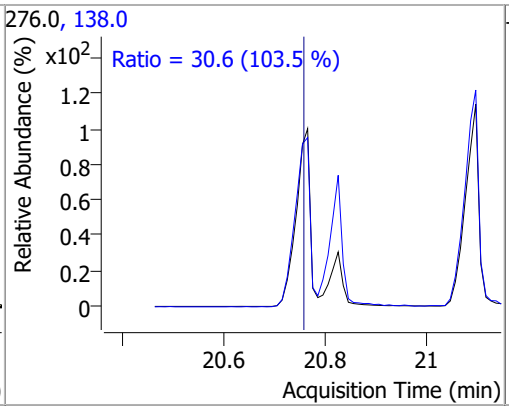

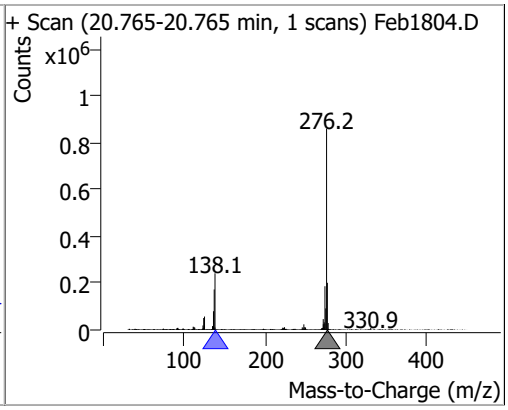

Compound	Conc.	RT	Dev(Min)	Resp.	QIon	QRatio	Lower	Upper
Dibenzo(a,h)anthracene	100.1029	20.83	0.01	1675258	139.0	24.9	17.6	32.7
					279.0	24.3	16.9	31.3

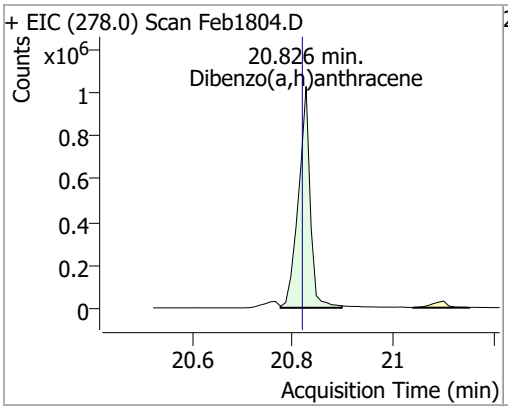

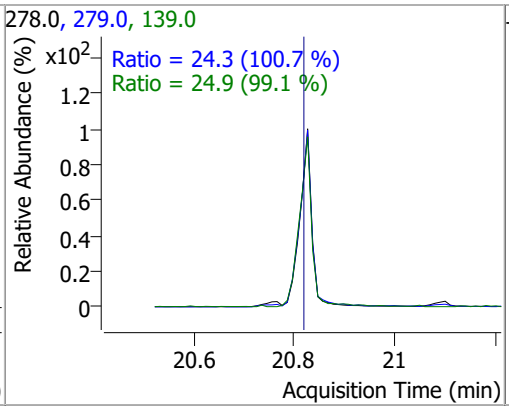

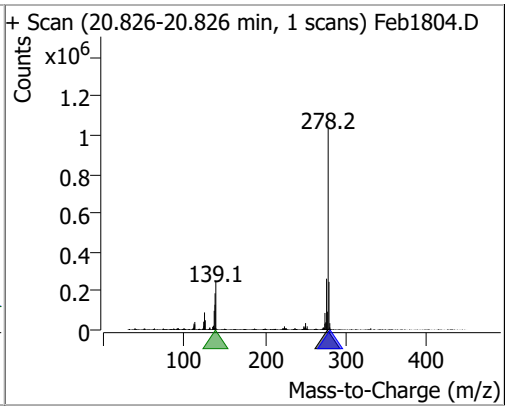

Compound	Conc.	RT	Dev(Min)	Resp.	QIon	QRatio	Lower	Upper
Benzo(g,h,i)perylene	103.2475	21.10	0.01	1825037	138.0	33.1	23.1	42.9
					277.0	23.8	16.3	30.2

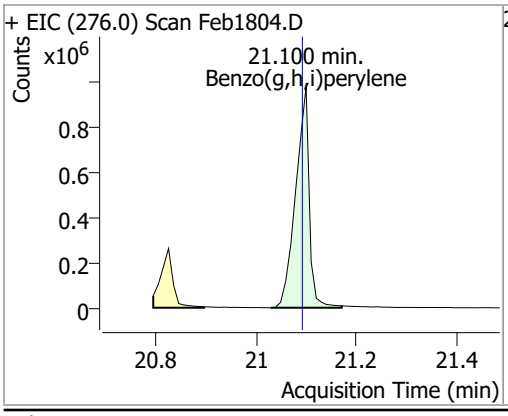

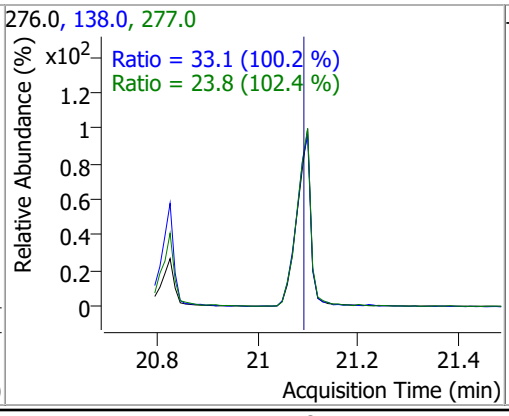

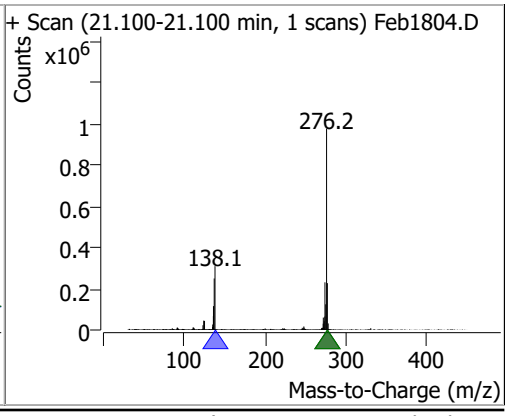

Quantitation Results Report (QT Reviewed)

Data File	Feb1805.D	Operator	LIMS import
Acq. Method	BNA+SIM.M	Acq. Date-Time	2/19/2022 9:57:53 AM
Sample Name	18-Feb-22_CAL_4	Instrument	Instrument #1
Vial	5	Multiplier	1.00
DA Method File		Comment	SVOC-8270-W-LARGO
Tune File	dftppdsm.u	Tune Date	2/18/2022 9:25:00 PM
Batch Name	021822 DoD BNA cal.batch.bin	Last Calib Update	2/19/2022 1:06:17 PM
Ref Library	D:\Org\Library\NIST129K.l		

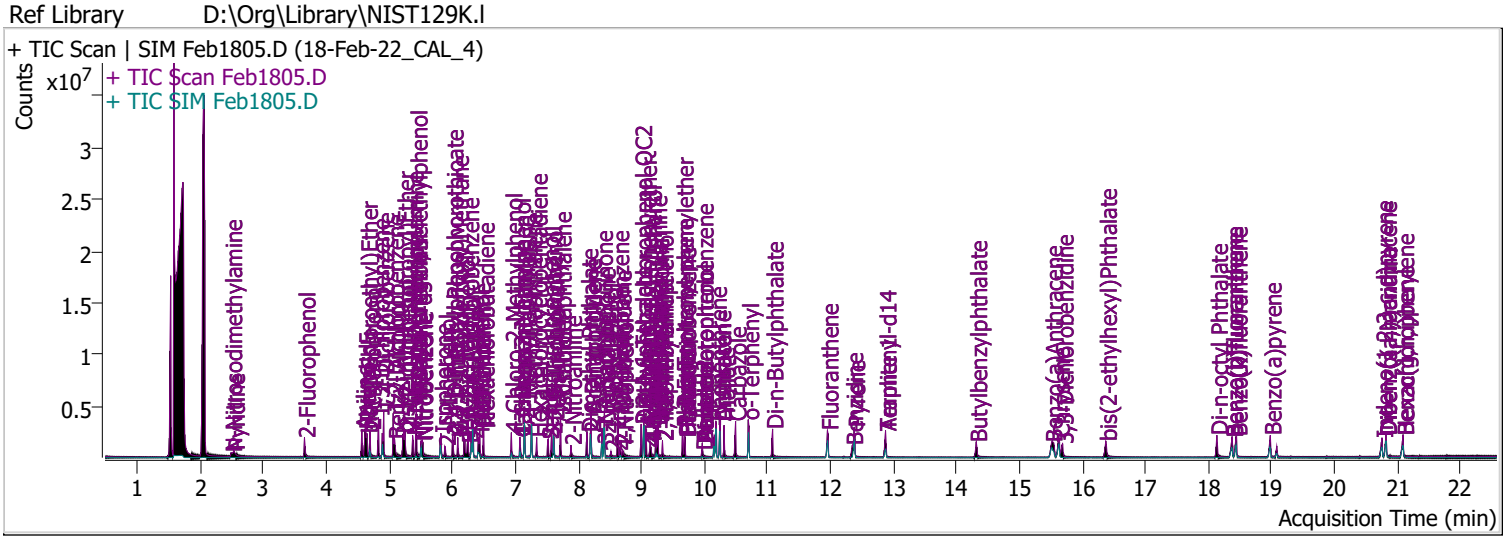

Compound	RT	QIon	Resp.	Conc.	Units		Dev(Min)
Internal Standards							
System Monitoring Compounds							
S 2-Fluorophenol	3.653	112.0	609954	74.2355	µg/L		0.000
Spiked Amount: 200.000	Range: 10.0 - 75.0%			Recovery = 37.12%			
S Phenol-d5	4.613	99.0	789735	74.5966	µg/L		0.000
Spiked Amount: 200.000	Range: 10.0 - 65.0%			Recovery = 37.30%			
S Nitrobenzene-d5	5.502	82.0	443231	75.1559	µg/L		0.000
Spiked Amount: 100.000	Range: 32.0 - 94.0%			Recovery = 75.16%			
S 2-Fluorobiphenyl	7.605	172.0	1191628	72.8806	µg/L		0.000
Spiked Amount: 100.000	Range: 28.0 - 107.0%			Recovery = 72.88%			
S 2,4,6-Tribromophenol	9.336	329.8	103422	75.3083	µg/L		0.000
Spiked Amount: 200.000	Range: 25.0 - 140.0%			Recovery = 37.65%			
S Terphenyl-d14	12.875	244.3	1286275	73.6549	µg/L		0.000
Spiked Amount: 100.000	Range: 32.0 - 122.0%			Recovery = 73.65%			
Target Compounds							**QValue**
T N-Nitrosodimethylamine	2.489	74.0	186004	74.6301	µg/L		94
T Pyridine	2.530	79.0	463669	73.7501	µg/L		99
T Aniline	4.562	93.0	1113327	73.8514	µg/L	m	97
T Phenol	4.623	94.0	880405	74.6970	µg/L		100
T bis(-2-Chloroethyl)Ether	4.644	63.0	606109	76.0889	µg/L	m	99
T 2-Chlorophenol	4.695	128.0	708157	75.2284	µg/L		99
T 1,3-Dichlorobenzene	4.828	146.0	915843	76.0831	µg/L	m	99
T 1,4-Dichlorobenzene	4.909	146.0	929421	76.8632	µg/L	m	97
T 1,2-Dichlorobenzene	5.063	146.0	888825	75.7478	µg/L	m	99
T Benzyl Alcohol	5.083	108.0	353272	74.8757	µg/L		99
T bis(2-chloroisopropyl)Ether	5.226	121.0	237128	74.8004	µg/L		98
T 2-Methylphenol	5.246	107.0	594885	72.6095	µg/L		97
T N-nitroso-Di-n-propylamine	5.369	70.0	421834	75.0645	µg/L		95
T 4Methylphenol/3Methylphenol	5.430	107.0	858705	77.0033	µg/L		100
T Hexachloroethane	5.430	117.0	268097	74.4485	µg/L		98

Compound	RT	QIon	Resp.	Conc.	Units		Dev(Min)
T Nitrobenzene	5.522	123.1	210462	70.2948	µg/L		99
T Isophorone	5.818	82.0	1066372	77.1518	µg/L		100
T 2-Nitrophenol	5.880	139.0	223037	72.8971	µg/L		97
T 2,4-Dimethylphenol	6.003	122.0	486601	75.4339	µg/L		97
T bis(-2-Chloroethoxy)Methane	6.085	93.0	572879	71.3861	µg/L		95
T 2,4-Dichlorophenol	6.187	162.0	462781	75.2295	µg/L		96
T Benzoic Acid	6.239	105.0	258415	77.8651	µg/L		89
T 1,2,4-Trichlorobenzene	6.249	180.0	573589	77.8158	µg/L		99
T Naphthalene	6.331	128.0	1714981	78.1039	µg/L		99
T 4-Chlorophenol	6.413	130.0	174790	75.7373	µg/L		86
T p-Chloroaniline	6.434	127.0	681721	79.6395	µg/L		96
T Hexachlorobutadiene	6.496	224.9	296318	77.3594	µg/L		97
T 4-Chloro-2-Methylphenol	6.937	107.0	445081	77.9697	µg/L	m	98
T 4-Chloro-3-Methylphenol	7.071	107.0	450778	75.6784	µg/L	m	98
T 2-Methylnaphthalene	7.143	141.0	914283	73.6320	µg/L		98
T 1-Methylnaphthalene	7.255	141.0	885279	73.0226	µg/L		98
T Hexachlorocyclopentadiene	7.338	236.9	175425	76.1385	µg/L		98
T 2,4,6-Trichlorophenol	7.523	196.0	298561	74.2424	µg/L	m	99
T 2,4,5-Trichlorophenol	7.574	196.0	351204	77.9211	µg/L	m	97
T 2-Chloronaphthalene	7.718	162.0	1085597	79.0504	µg/L		98
T 2-Nitroaniline	7.882	65.0	168135	69.0174	µg/L		99
T Dimethyl Phthalate	8.139	163.0	1115466	80.7167	µg/L		98
T 2,6-Dinitrotoluene	8.190	165.0	142994	75.4480	µg/L		97
T Acenaphthylene	8.200	152.1	1630309	74.2214	µg/L		100
T 3-Nitroaniline	8.394	138.0	165178	76.8514	µg/L		95
T Acenaphthene	8.415	154.0	972895	77.0251	µg/L		99
T 2,4-Dinitrophenol	8.517	184.0	69917	74.3624	µg/L		98
T Dibenzofuran	8.630	168.0	1694536	82.2814	µg/L		99
T 2,4-Dinitrotoluene	8.671	165.0	177941	75.6678	µg/L		94
T 4-Nitrophenol	8.701	109.0	176351	75.8272	µg/L		96
T Diethylphthalate	8.998	149.0	1135235	79.2375	µg/L		99
T Fluorene	9.039	166.0	1295239	78.2626	µg/L		98
T 4-Chlorophenyl-phenylether	9.070	204.0	538645	72.5483	µg/L		99
T 4-Nitroaniline	9.141	138.0	183095	75.7960	µg/L		98
T 4,6-Dinitro-2-methylphenol	9.151	198.0	103285	71.5834	µg/L		91
T N-nitrosodiphenylamine	9.233	169.0	843058	73.9708	µg/L		99
T Azobenzene	9.264	77.0	1137228	75.7023	µg/L		92
T 4-Bromophenyl-phenylether	9.653	248.0	291274	68.6730	µg/L		96
T Hexachlorobenzene	9.694	283.9	312914	71.1350	µg/L		84
T Pentachlorophenol	9.968	265.9	145556	72.8650	µg/L		95
T Phenanthrene	10.181	178.0	1733051	72.5377	µg/L		99
T Anthracene	10.252	178.0	1747621	78.0189	µg/L		99
T Triallate	10.313	86.0	391641	74.1071	µg/L		98
T Carbazole	10.495	167.0	1698426	74.7873	µg/L		99
T o-Terphenyl	10.697	230.0	906169	71.7460	µg/L		99
T Di-n-Butylphthalate	11.082	149.0	1582606	74.7048	µg/L		99
T Fluoranthene	11.953	202.0	1750781	73.6261	µg/L		98
T Benzidine	12.348	184.0	646709	77.0454	µg/L		100
T Pyrene	12.379	202.0	1900991	73.1770	µg/L		98
T Butylbenzylphthalate	14.316	149.0	511792	74.4763	µg/L		98
T Benzo(a)Anthracene	15.512	228.0	1426052	77.0979	µg/L		99
T Chrysene	15.624	228.0	1551059	74.7328	µg/L		98
T 3,3-Dichlorobenzidine	15.686	252.0	486419	74.8233	µg/L		99
T bis(2-ethylhexyl)Phthalate	16.370	167.0	177810	75.1376	µg/L		99
T Di-n-octyl Phthalate	18.132	149.0	1227671	76.2190	µg/L		98

Compound	RT	QIon	Resp.	Conc.	Units	Dev(Min)
T Benzo(b)fluoranthene	18.375	252.0	1375648	76.6560	µg/L	98
T Benzo(k)fluoranthene	18.446	252.0	1413651	74.9266	µg/L	97
T Benzo(a)pyrene	18.983	252.0	1275566	75.1028	µg/L	97
T Indeno(1,2,3-c,d)pyrene	20.755	276.0	1059042	74.2839	µg/L	97
T Dibenzo(a,h)anthracene	20.816	278.0	1205859	77.7360	µg/L	99
T Benzo(g,h,i)perylene	21.089	276.0	1242728	75.6388	µg/L	99

(#) = Qualifier Out of Range; (m) = Manual Integration; (+) = Area Summed; (*) = Surrogate Percent Recovery Out of Range; (d): Zeroed Peak

Compound	Conc.	RT	Dev(Min)	Resp.	QIon	QRatio	Lower	Upper
N-Nitrosodimethylamine	74.6301	2.49	0.00	186004	42.0	129.1	95.1	176.6

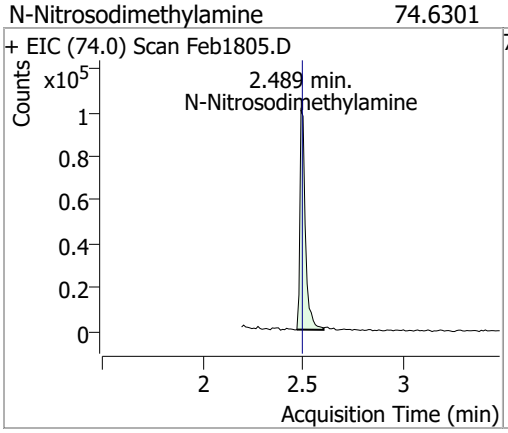

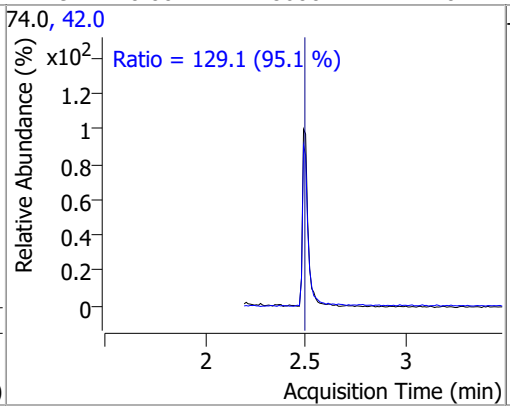

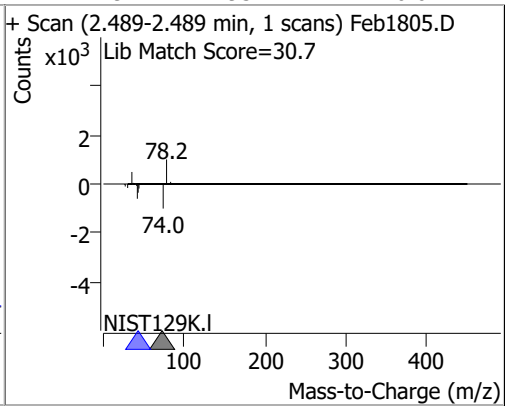

Compound	Conc.	RT	Dev(Min)	Resp.	QIon	QRatio	Lower	Upper
Pyridine	73.7501	2.53	0.00	463669	52.0	83.6	57.9	107.6

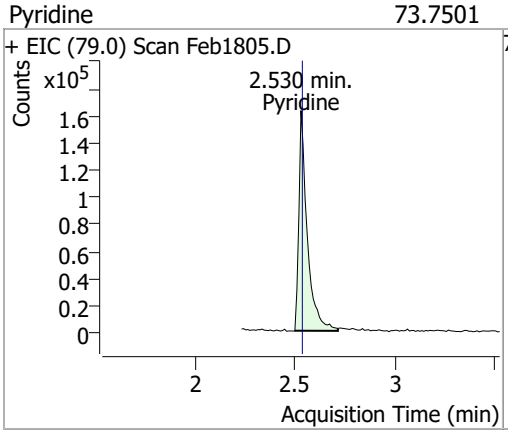

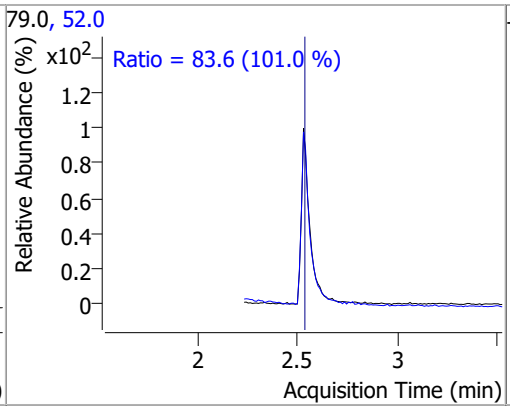

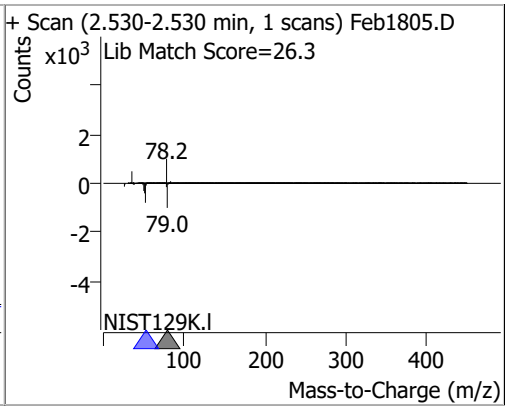

Compound	Conc.	RT	Dev(Min)	Resp.	QIon	QRatio	Lower	Upper
2-Fluorophenol	74.2355	3.65	0.00	609954	64.0	51.6	34.6	64.3
					92.0	21.7	14.2	26.5

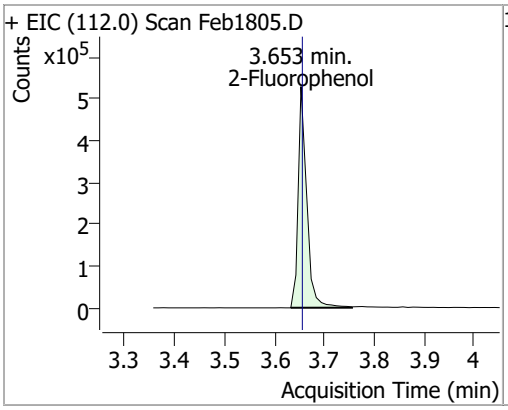

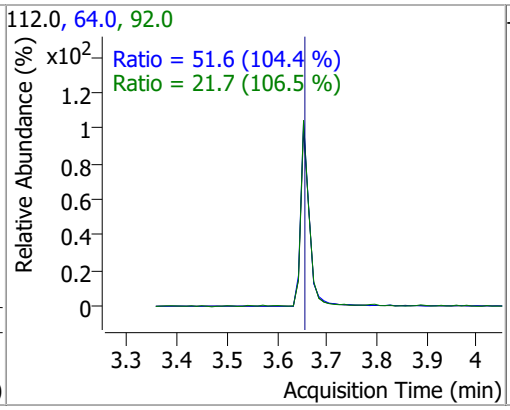

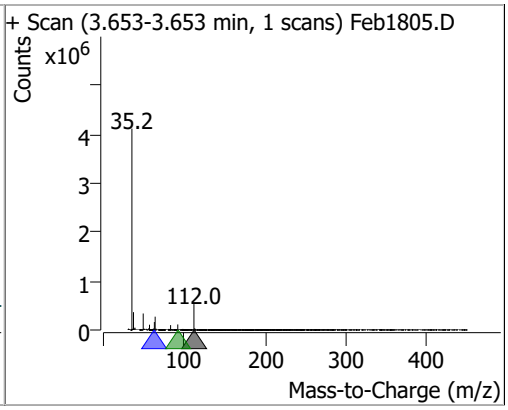

Compound	Conc.	RT	Dev(Min)	Resp.	QIon	QRatio	Lower	Upper
Aniline	73.8514	4.56	0.00	1113327 (m)	66.0	34.8	25.7	47.8
					65.0	17.1	13.1	24.4

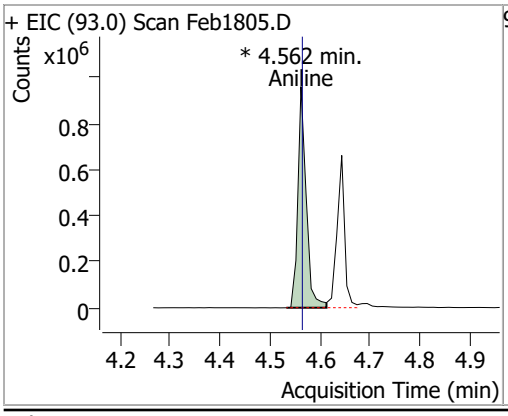

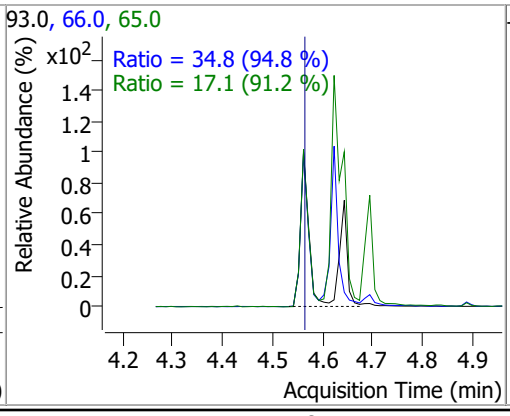

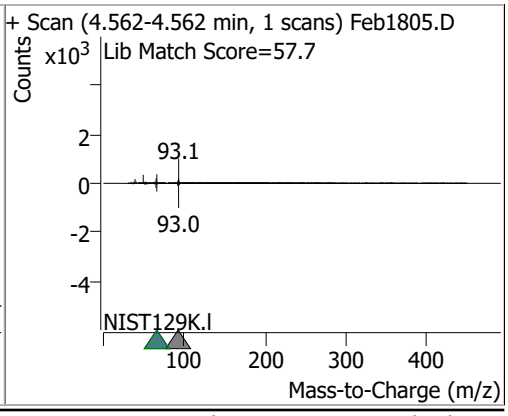

Compound	Conc.	RT	Dev(Min)	Resp.	QIon	QRatio	Lower	Upper
Phenol-d5	74.5966	4.61	0.00	789735	71.0	35.8	25.8	47.9

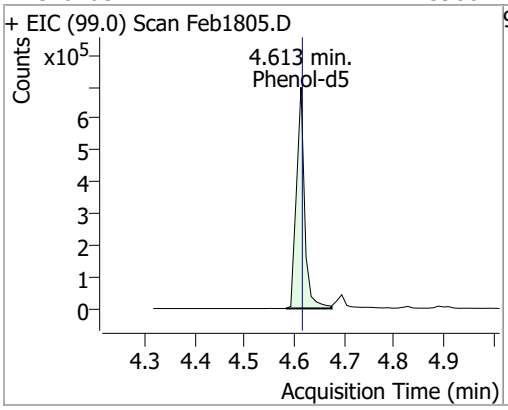

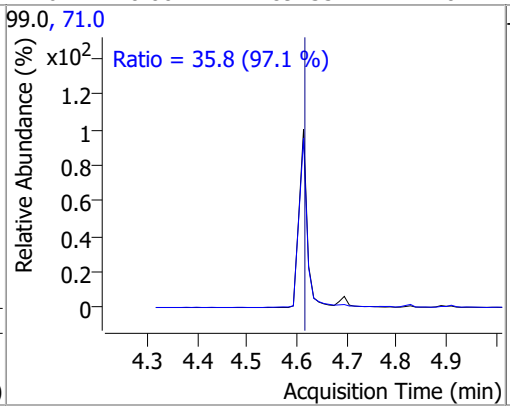

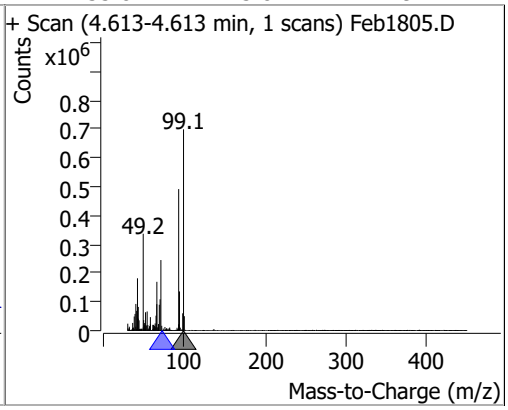

Compound	Conc.	RT	Dev(Min)	Resp.	QIon	QRatio	Lower	Upper
Phenol	74.6970	4.62	0.00	880405	66.0	45.5	31.7	58.9

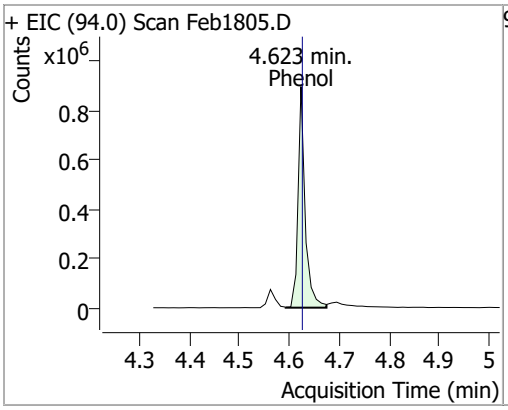

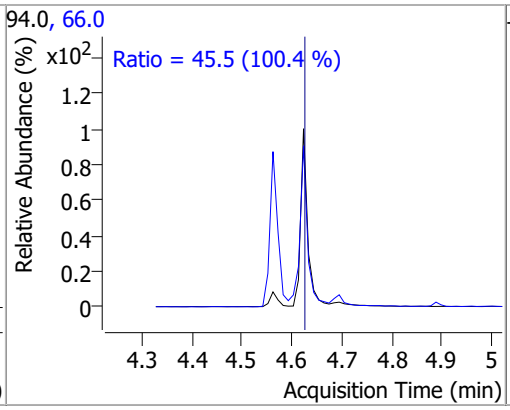

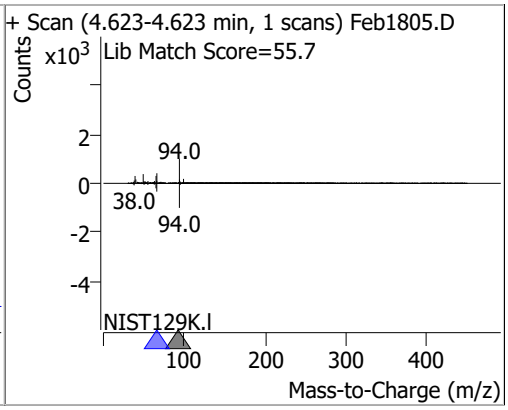

Compound	Conc.	RT	Dev(Min)	Resp.	QIon	QRatio	Lower	Upper
bis(-2-Chloroethyl)Ether	76.0889	4.64	0.00	606109 (m)	64.0	10.6	7.6	14.1

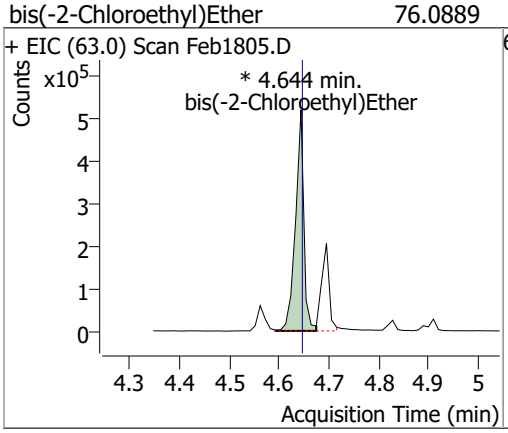

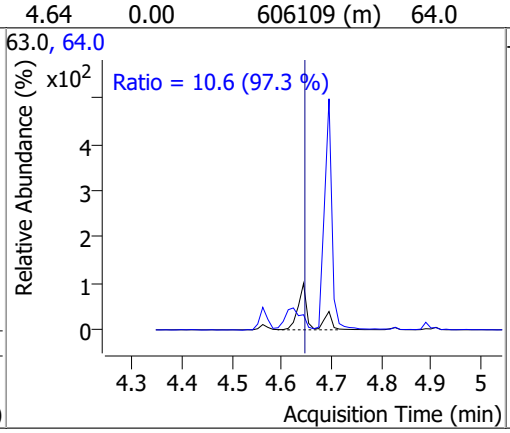

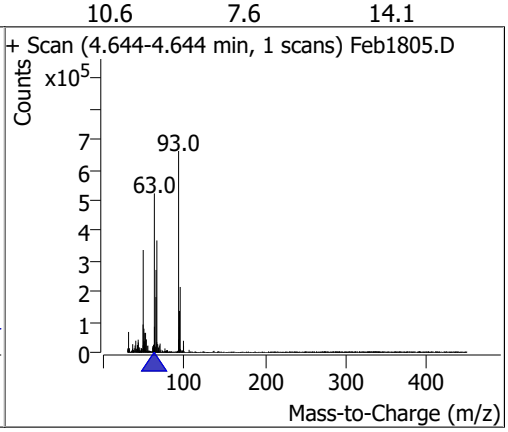

Compound	Conc.	RT	Dev(Min)	Resp.	QIon	QRatio	Lower	Upper
2-Chlorophenol	75.2284	4.69	0.00	708157	130.0	31.7	22.7	42.2

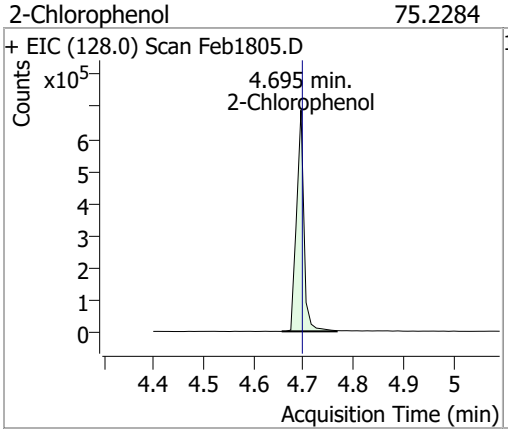

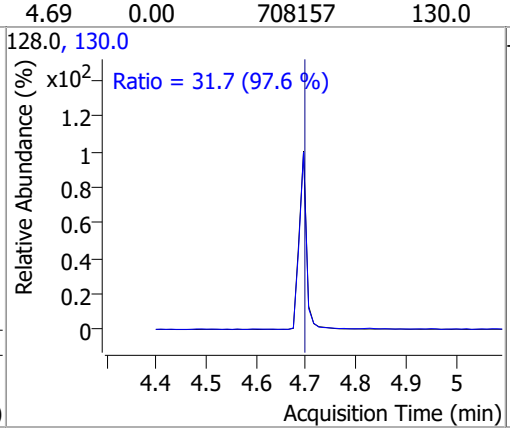

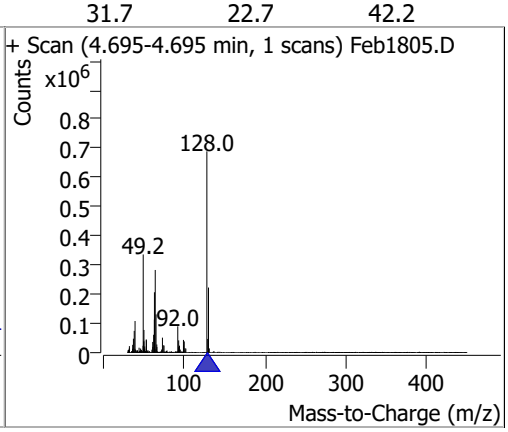

Compound	Conc.	RT	Dev(Min)	Resp.	QIon	QRatio	Lower	Upper
1,3-Dichlorobenzene	76.0831	4.83	0.00	915843 (m)	148.0	63.4	44.6	82.8
					111.0	37.2	25.3	47.0

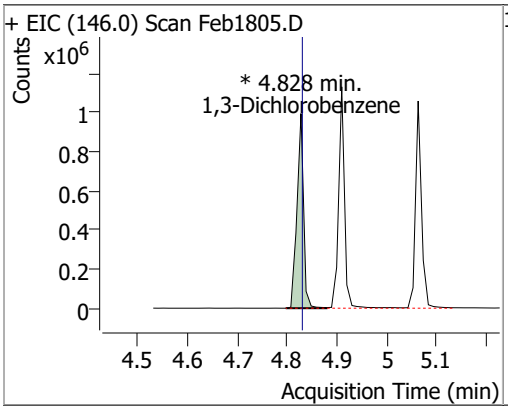

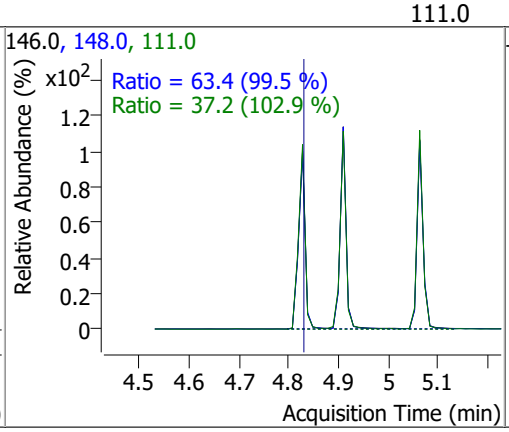

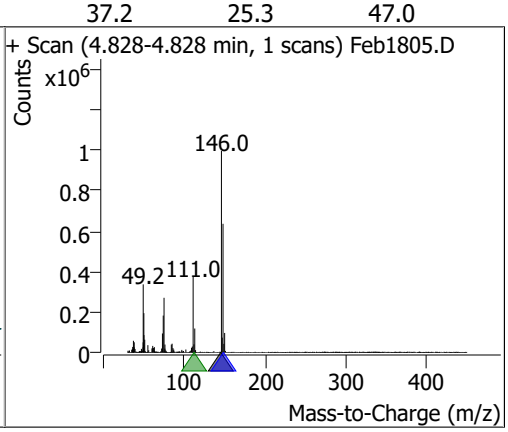

Compound	Conc.	RT	Dev(Min)	Resp.	QIon	QRatio	Lower	Upper
1,4-Dichlorobenzene	76.8632	4.91	0.00	929421 (m)	148.0	62.1	45.6	84.8
					111.0	34.6	25.2	46.8

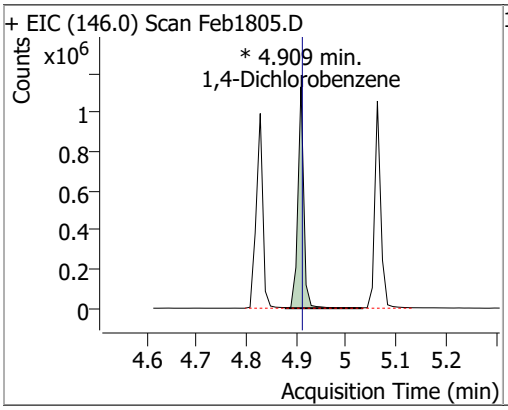

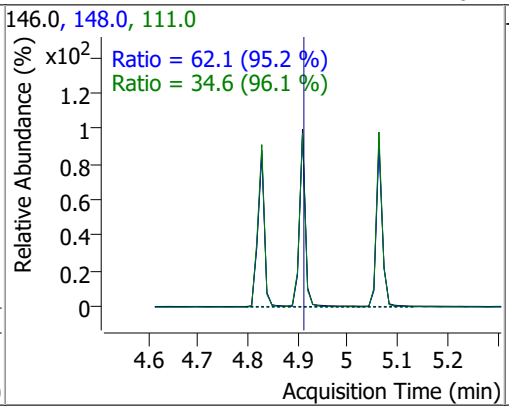

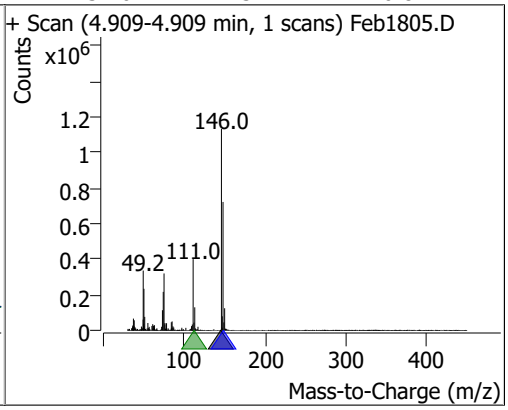

Compound	Conc.	RT	Dev(Min)	Resp.	QIon	QRatio	Lower	Upper
1,2-Dichlorobenzene	75.7478	5.06	0.00	888825 (m)	148.0	63.5	45.1	83.8
					111.0	37.7	26.1	48.5

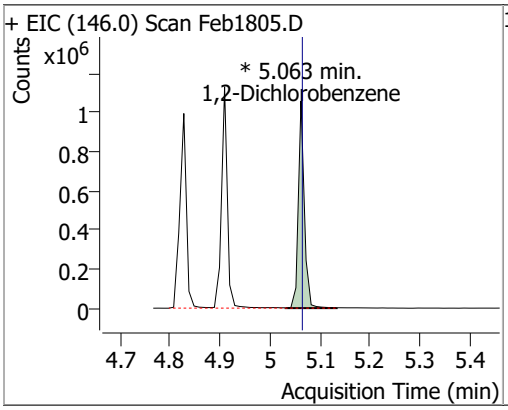

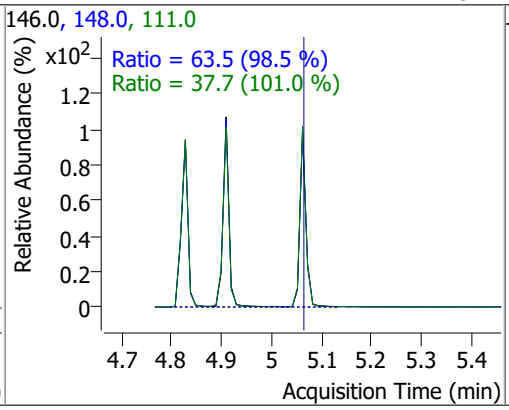

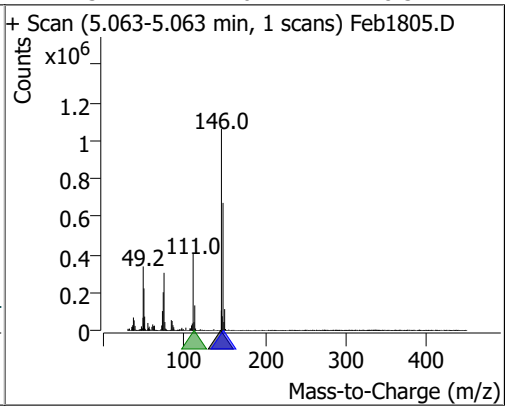

Compound	Conc.	RT	Dev(Min)	Resp.	QIon	QRatio	Lower	Upper
Benzyl Alcohol	74.8757	5.08	0.00	353272	79.0	117.8	83.5	155.1
					107.0	70.1	49.3	91.6

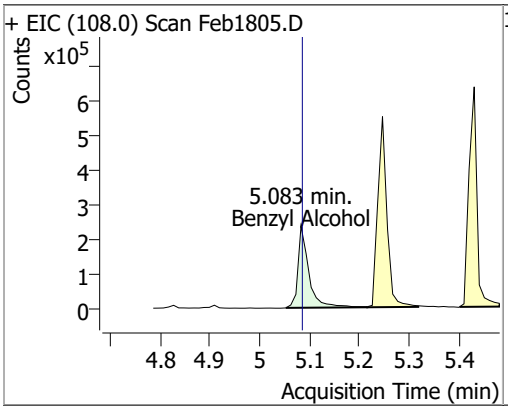

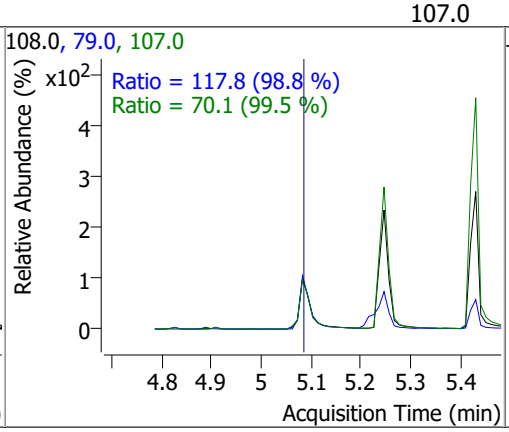

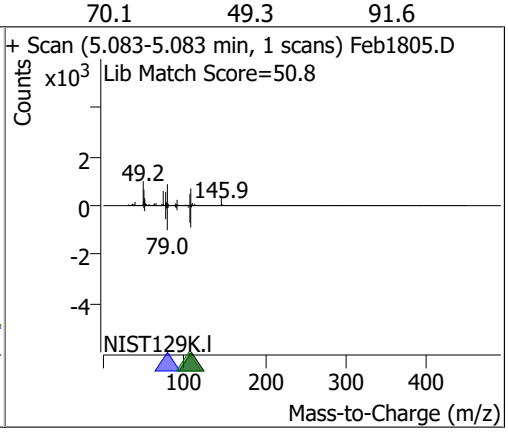

Compound	Conc.	RT	Dev(Min)	Resp.	QIon	QRatio	Lower	Upper
bis(2-chloroisopropyl)Ether	74.8004	5.23	0.00	237128	123.0	33.0	22.5	41.8

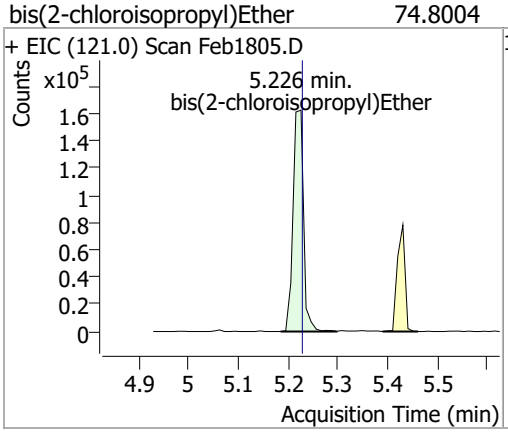

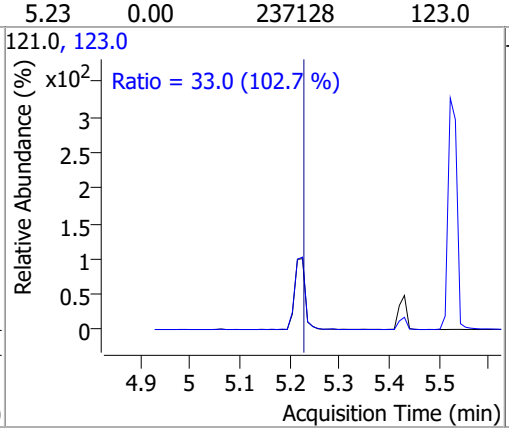

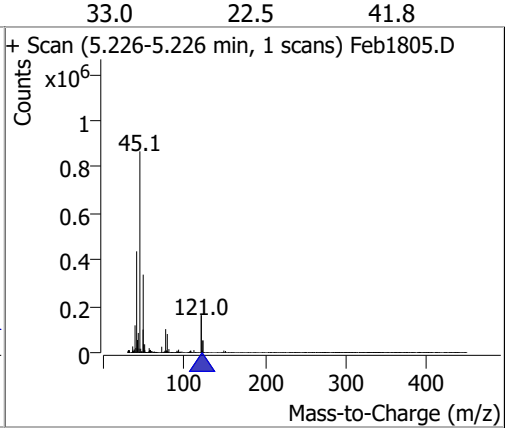

Compound	Conc.	RT	Dev(Min)	Resp.	QIon	QRatio	Lower	Upper
2-Methylphenol	72.6095	5.25	0.00	594885	108.0	119.4	81.5	151.4

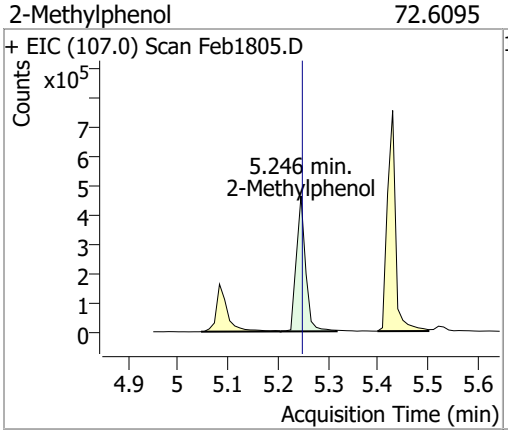

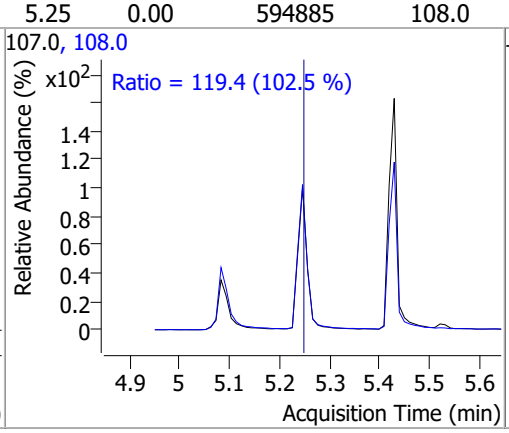

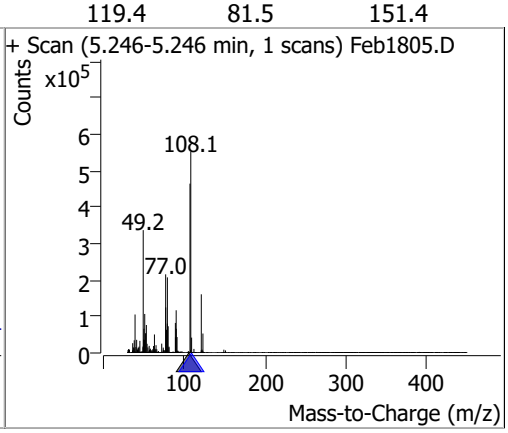

Compound	Conc.	RT	Dev(Min)	Resp.	QIon	QRatio	Lower	Upper
N-nitroso-Di-n-propylamine	75.0645	5.37	0.00	421834	130.0	21.7	0.0	38.8

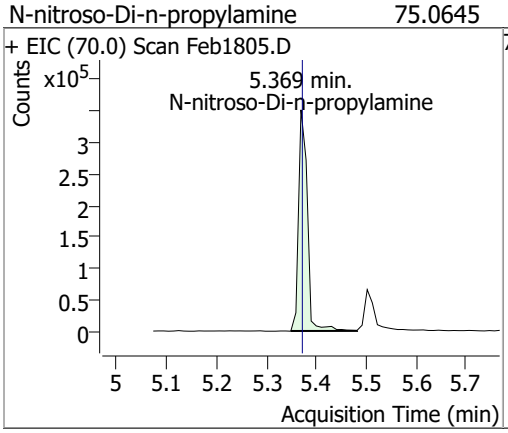

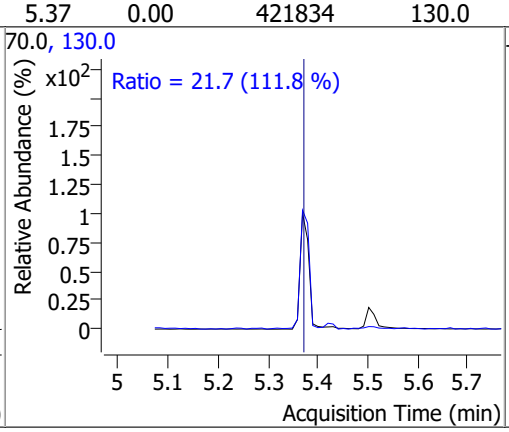

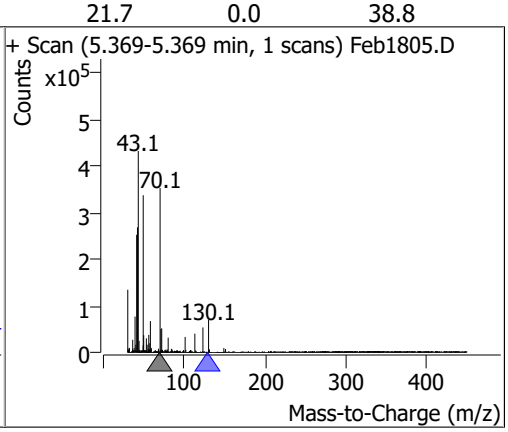

Compound	Conc.	RT	Dev(Min)	Resp.	QIon	QRatio	Lower	Upper
4Methylphenol/3Methylphenol	77.0033	5.43	0.00	858705	108.0	84.1	58.8	109.1

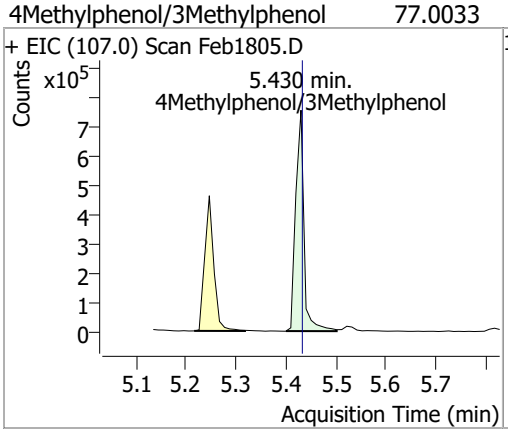

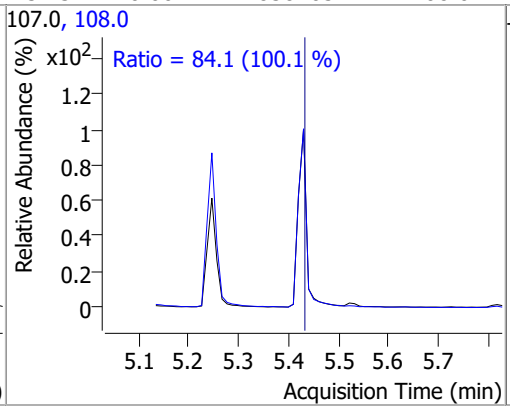

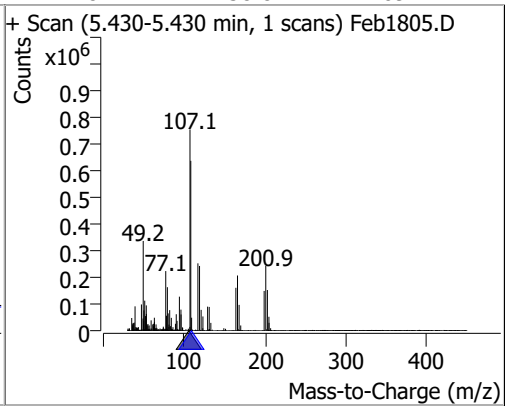

Compound	Conc.	RT	Dev(Min)	Resp.	QIon	QRatio	Lower	Upper
Hexachloroethane	74.4485	5.43	0.00	268097	201.0	89.6	63.5	118.0
					199.0	55.3	39.8	74.0

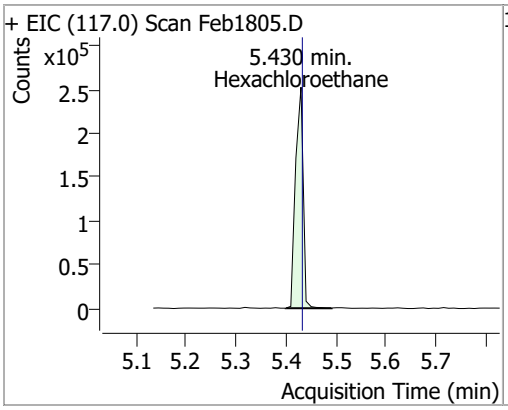

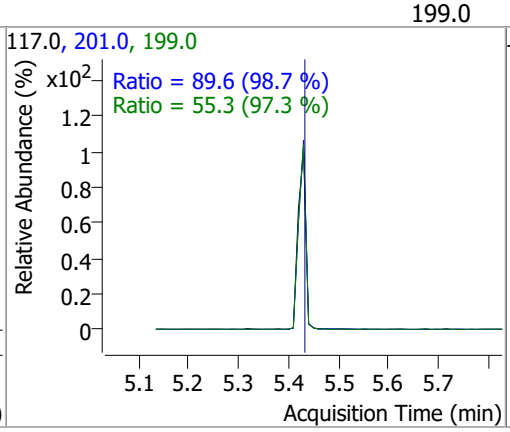

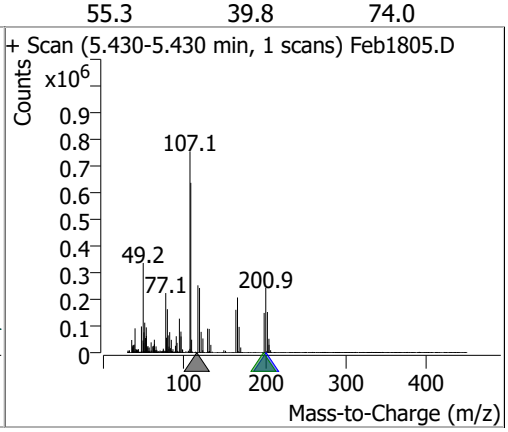

Compound	Conc.	RT	Dev(Min)	Resp.	QIon	QRatio	Lower	Upper
Nitrobenzene-d5	75.1559	5.50	0.00	443231	54.0	63.3	46.3	86.0
					128.0	43.6	34.1	63.3

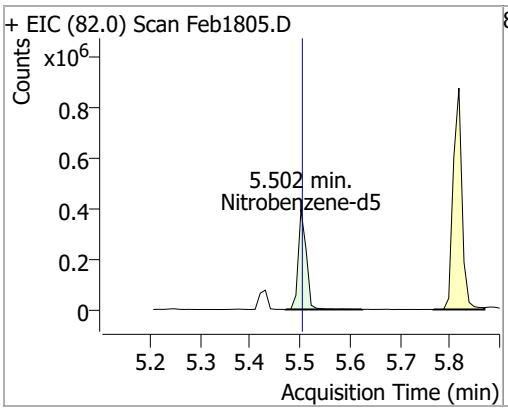

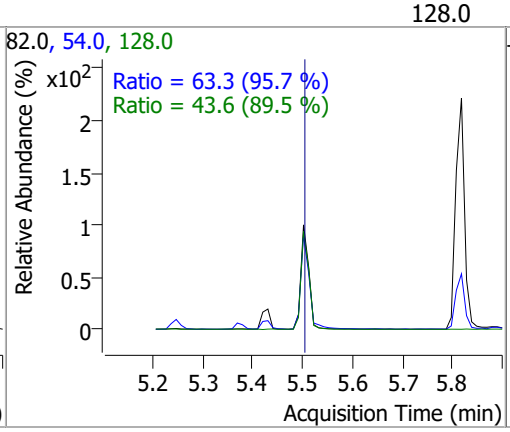

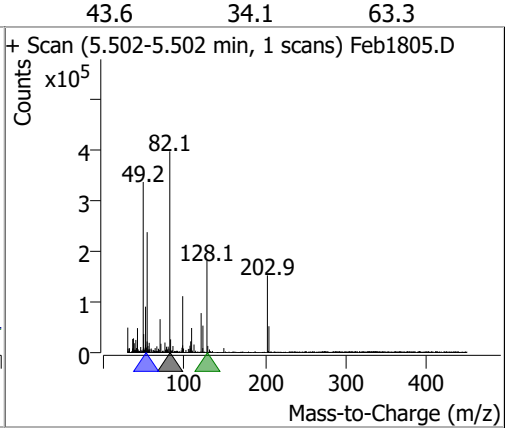

Compound	Conc.	RT	Dev(Min)	Resp.	QIon	QRatio	Lower	Upper
Nitrobenzene	70.2948	5.52	0.00	210462	77.0	212.1	148.9	276.5
					51.0	133.7	91.7	170.3

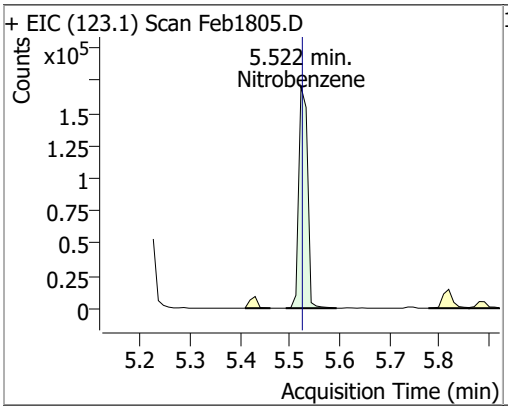

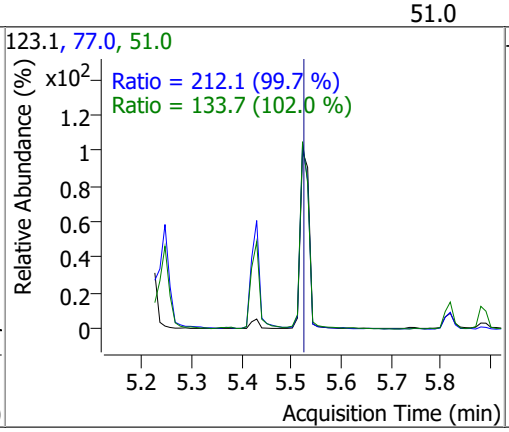

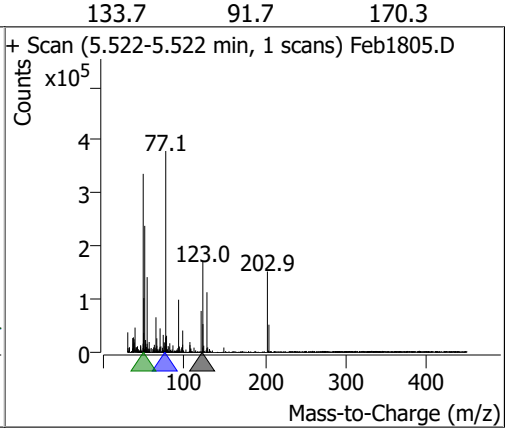

Compound	Conc.	RT	Dev(Min)	Resp.	QIon	QRatio	Lower	Upper
Isophorone	77.1518	5.82	0.00	1066372	138.0	21.3	14.8	27.5

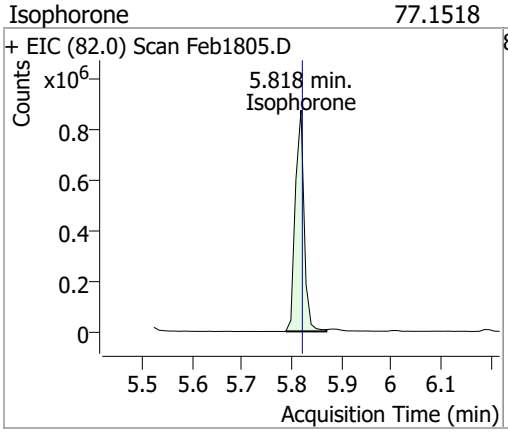

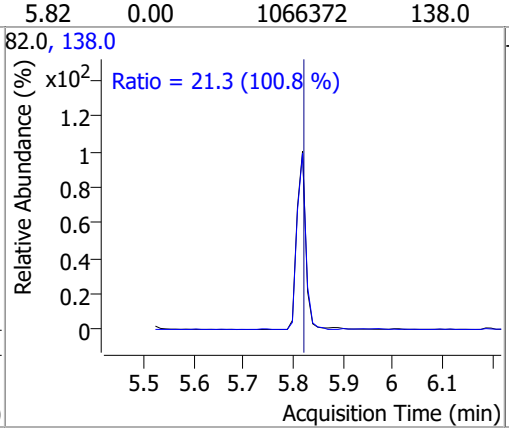

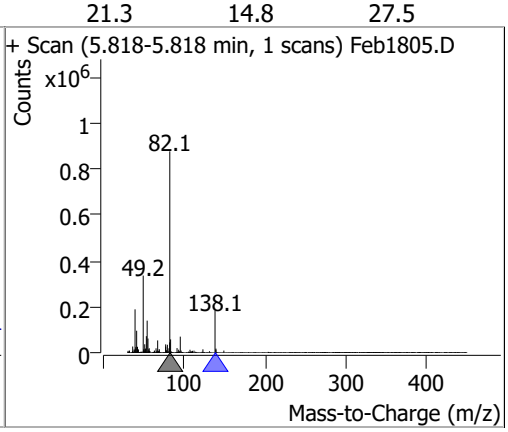

Compound	Conc.	RT	Dev(Min)	Resp.	QIon	QRatio	Lower	Upper
2-Nitrophenol	72.8971	5.88	0.00	223037	65.0	47.2	34.2	63.4
					109.0	37.2	24.6	45.8

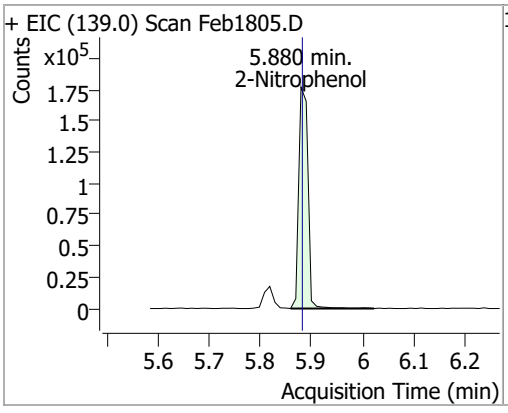

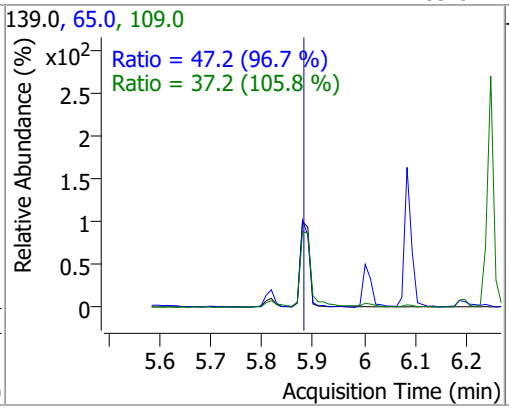

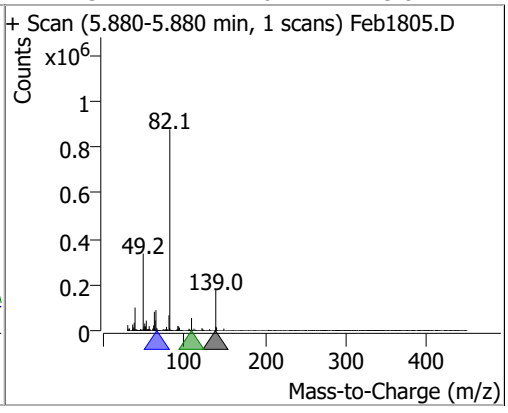

Compound	Conc.	RT	Dev(Min)	Resp.	QIon	QRatio	Lower	Upper
2,4-Dimethylphenol	75.4339	6.00	0.00	486601	107.0	112.1	76.6	142.3
					77.0	32.4	23.8	44.2

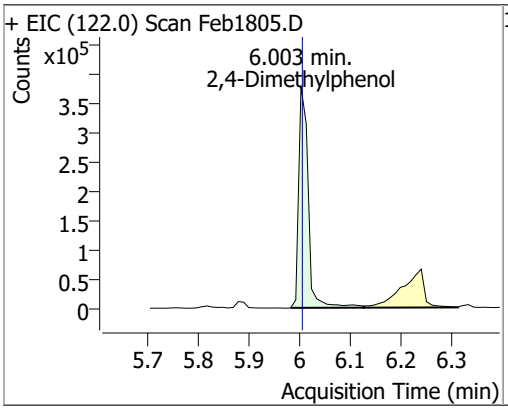

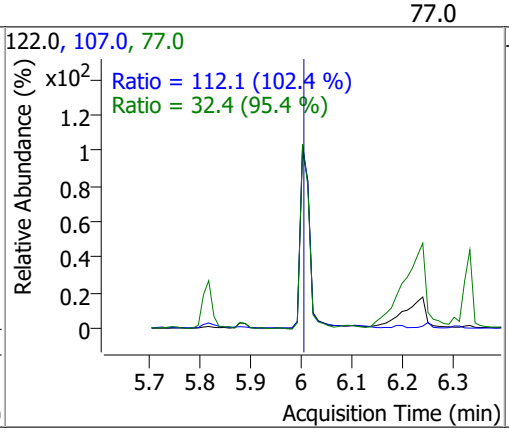

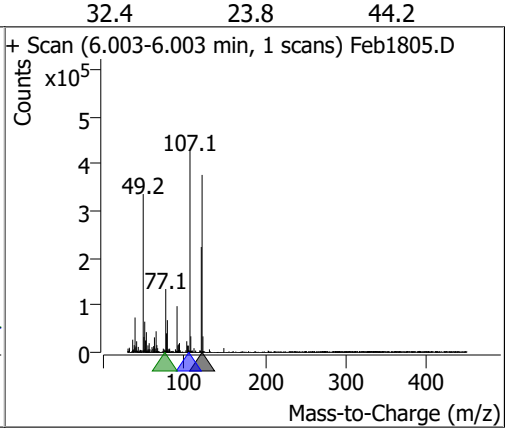

Compound	Conc.	RT	Dev(Min)	Resp.	QIon	QRatio	Lower	Upper
bis(-2-Chloroethoxy)Methane	71.3861	6.08	0.00	572879	63.0	72.8	47.7	88.6
					95.0	30.6	22.3	41.5

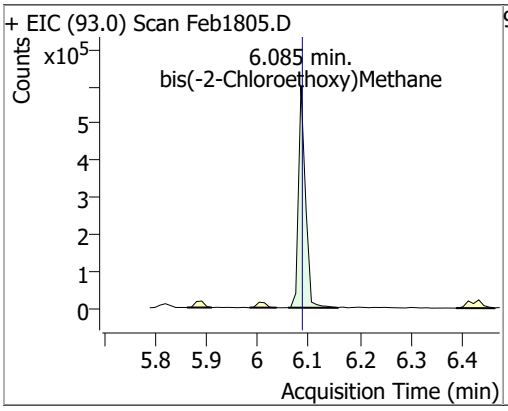

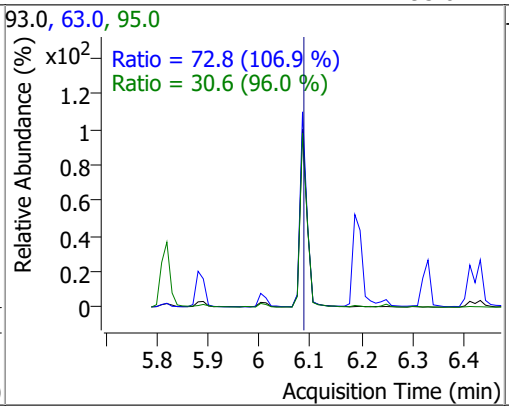

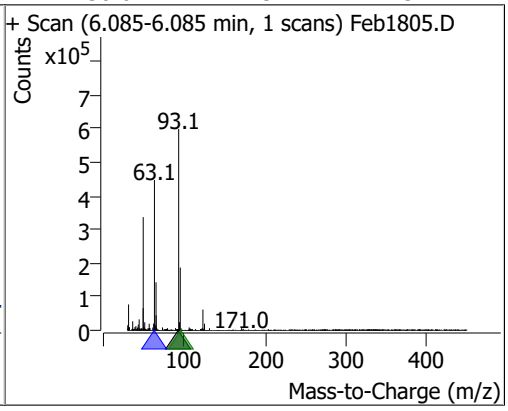

Compound	Conc.	RT	Dev(Min)	Resp.	QIon	QRatio	Lower	Upper
2,4-Dichlorophenol	75.2295	6.19	0.00	462781	164.0	63.2	45.5	84.5
					98.0	33.6	20.0	37.1

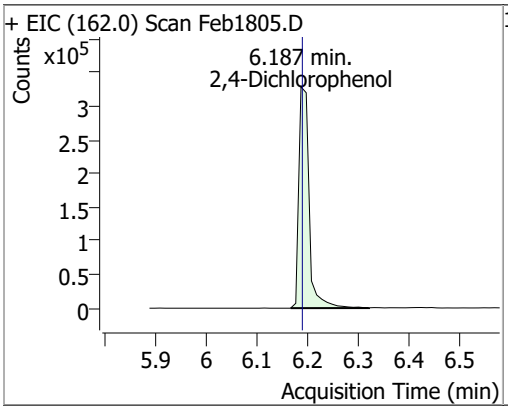

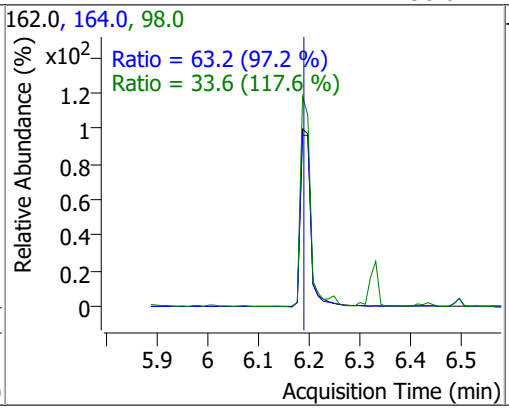

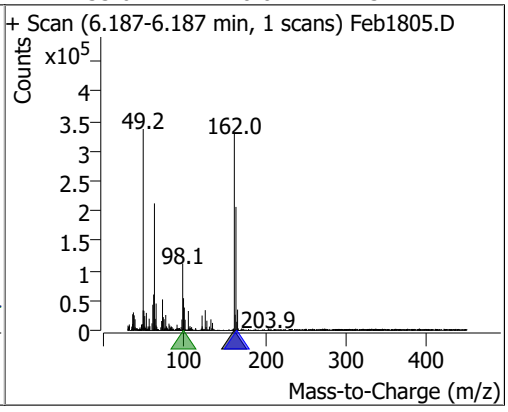

Compound	Conc.	RT	Dev(Min)	Resp.	QIon	QRatio	Lower	Upper
Benzoic Acid	77.8651	6.24	0.00	258415	122.0	80.9	59.9	111.2
					77.0	76.0	42.3	78.5

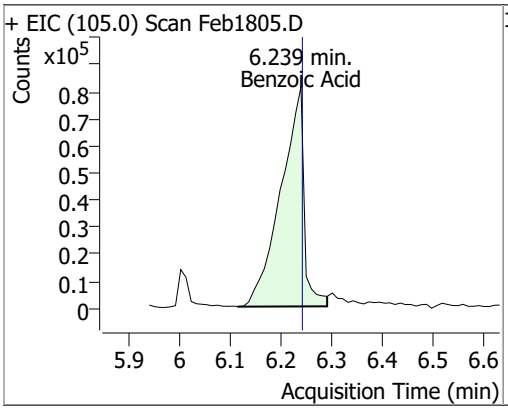

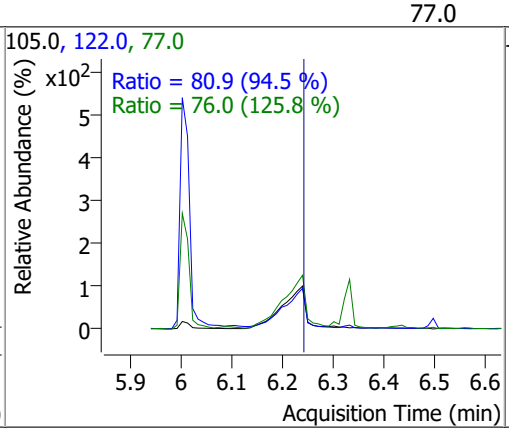

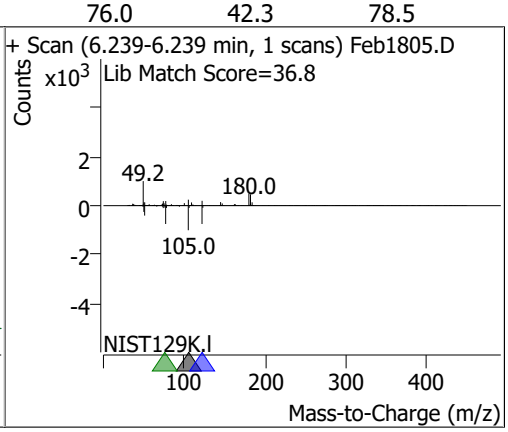

Compound	Conc.	RT	Dev(Min)	Resp.	QIon	QRatio	Lower	Upper
1,2,4-Trichlorobenzene	77.8158	6.25	0.00	573589	182.0	96.0	66.2	122.9
					145.0	28.0	20.1	37.3

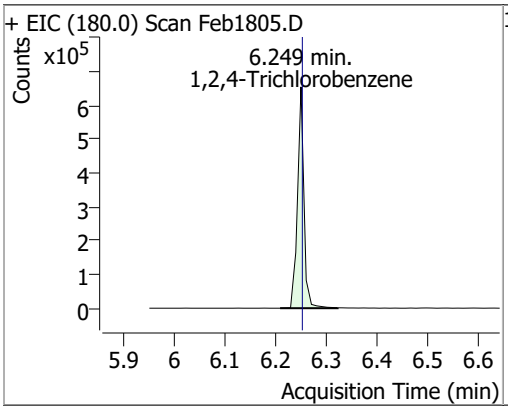

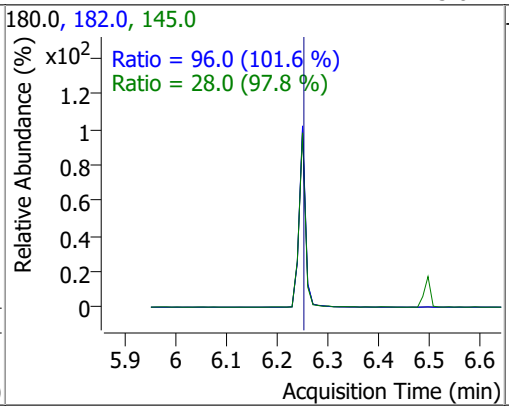

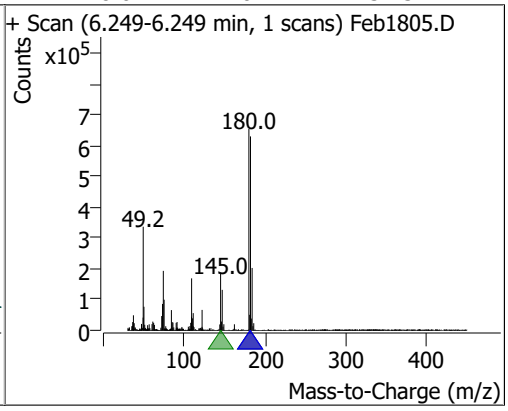

Compound	Conc.	RT	Dev(Min)	Resp.	QIon	QRatio	Lower	Upper
Naphthalene	78.1039	6.33	0.00	1714981	129.0	10.9	8.0	14.9
					102.0	9.9	6.9	12.9

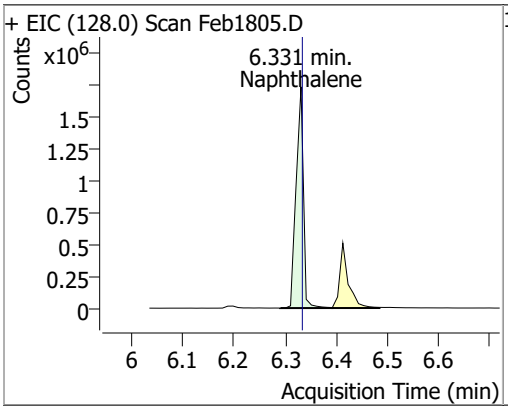

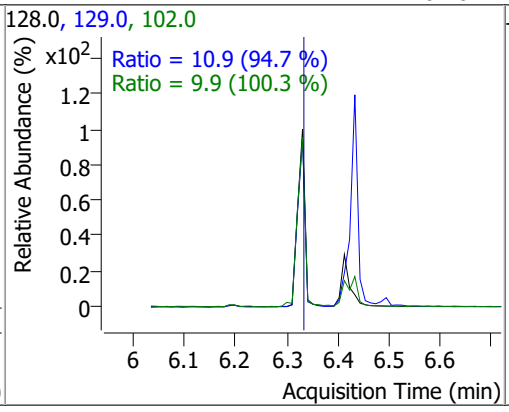

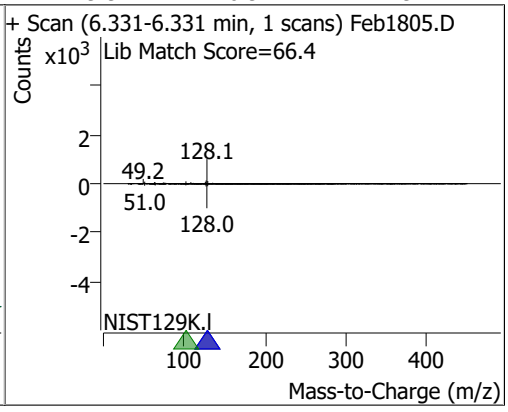

Compound	Conc.	RT	Dev(Min)	Resp.	QIon	QRatio	Lower	Upper
4-Chlorophenol	75.7373	6.41	0.00	174790	128.0	345.2	221.4	411.2

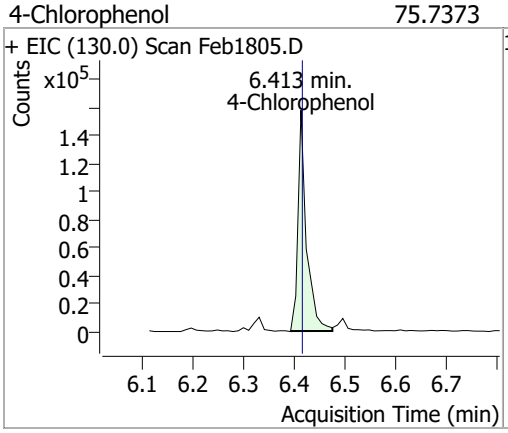

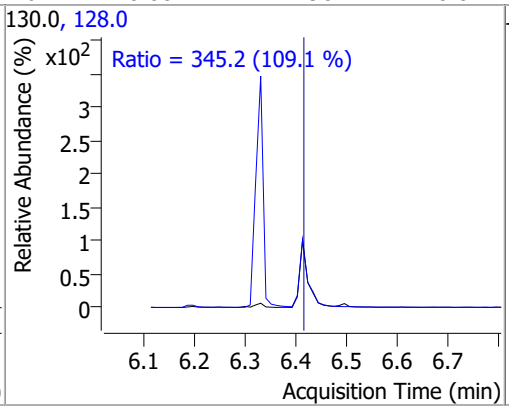

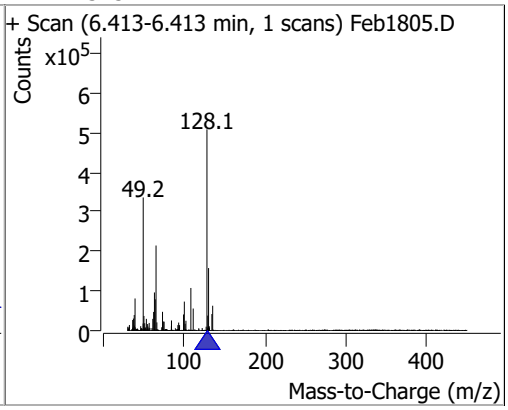

Compound	Conc.	RT	Dev(Min)	Resp.	QIon	QRatio	Lower	Upper
p-Chloroaniline	79.6395	6.43	0.00	681721	65.0	63.2	42.1	78.2
					129.0	35.6	26.3	48.9

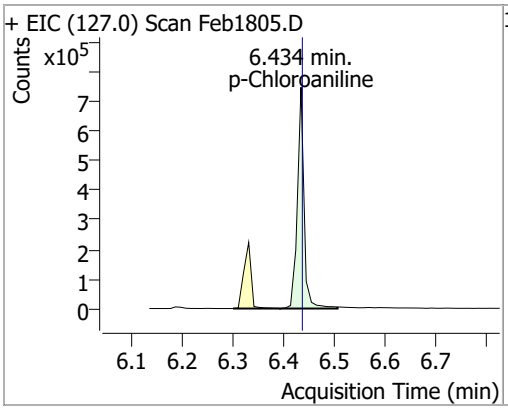

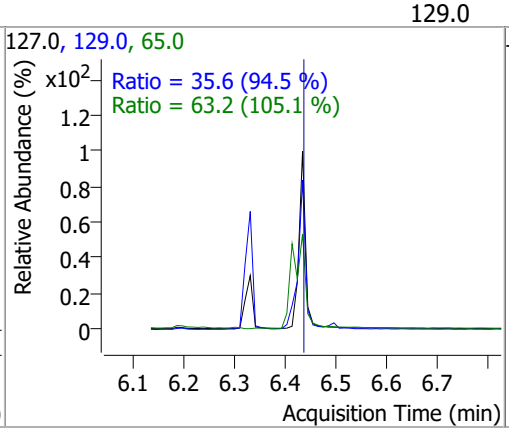

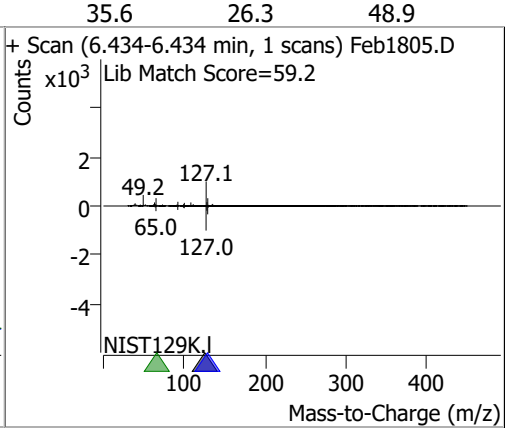

Compound	Conc.	RT	Dev(Min)	Resp.	QIon	QRatio	Lower	Upper
Hexachlorobutadiene	77.3594	6.50	0.00	296318	227.0	63.3	46.0	85.4
					223.0	61.7	45.0	83.6

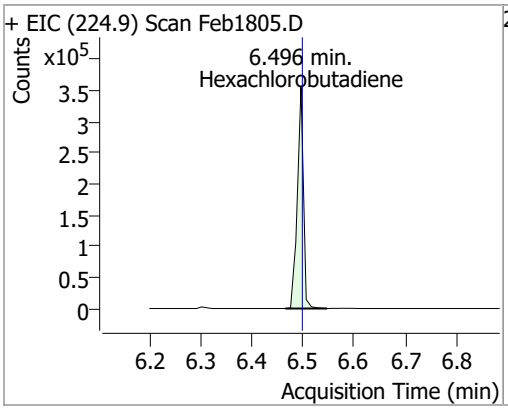

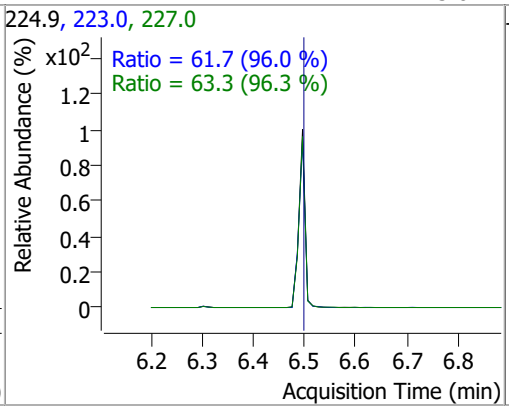

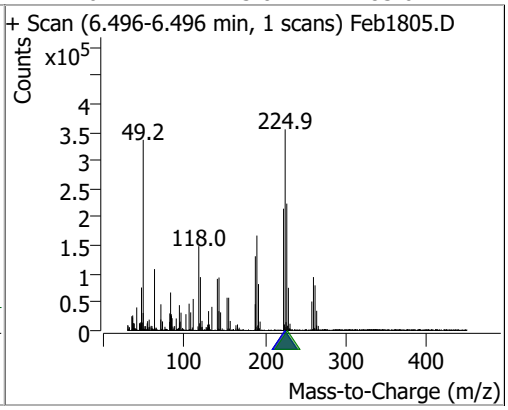

Compound	Conc.	RT	Dev(Min)	Resp.	QIon	QRatio	Lower	Upper
4-Chloro-2-Methylphenol	77.9697	6.94	0.00	445081 (m)	144.0	26.5	19.4	36.1

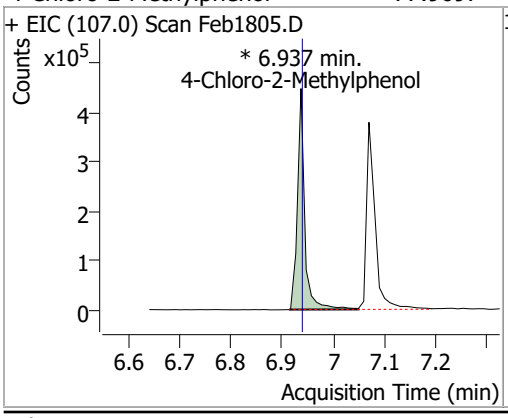

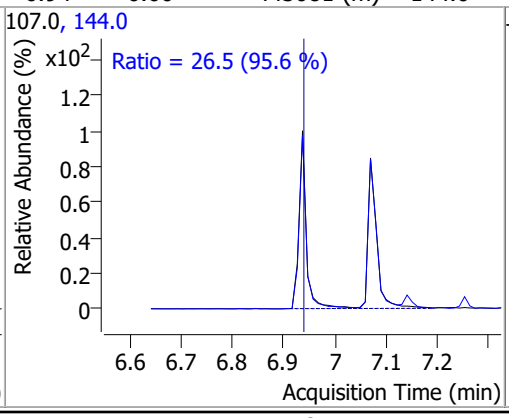

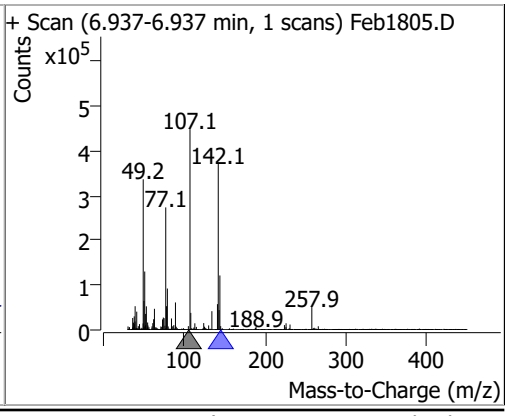

Compound	Conc.	RT	Dev(Min)	Resp.	QIon	QRatio	Lower	Upper
4-Chloro-3-Methylphenol	75.6784	7.07	0.00	450778 (m)	144.0	26.3	19.1	35.5

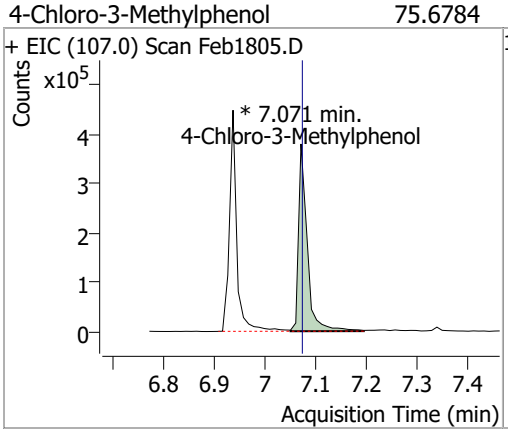

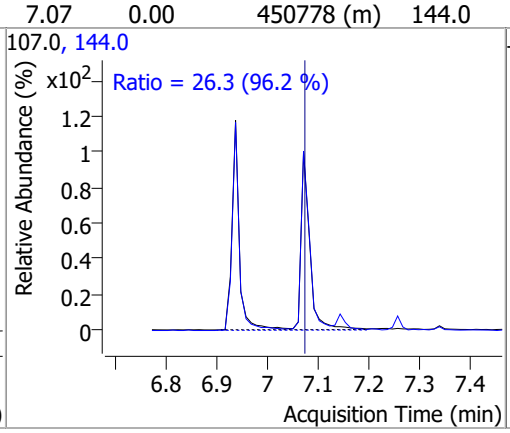

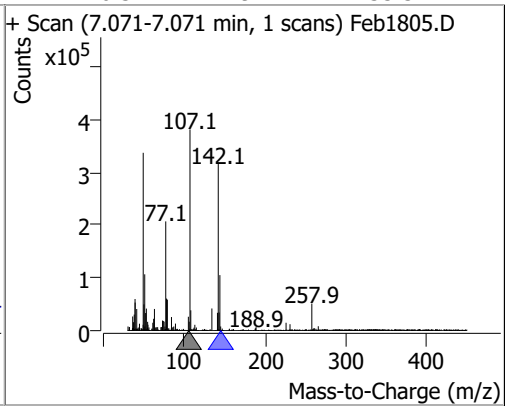

Compound	Conc.	RT	Dev(Min)	Resp.	QIon	QRatio	Lower	Upper
2-Methylnaphthalene	73.6320	7.14	0.00	914283	142.0	117.6	83.8	155.7
					115.0	40.9	29.2	54.3

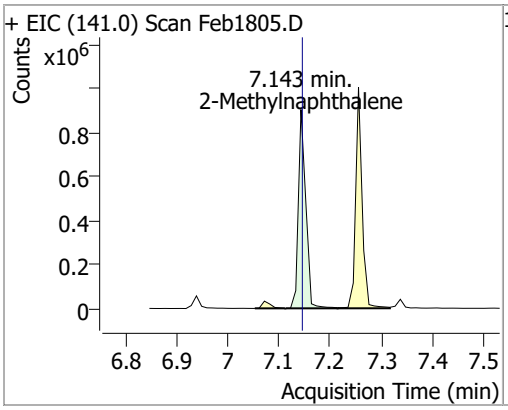

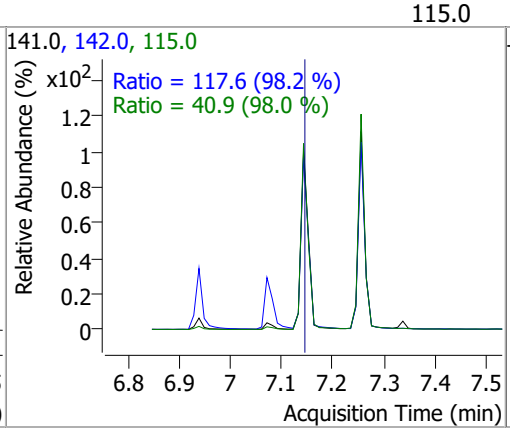

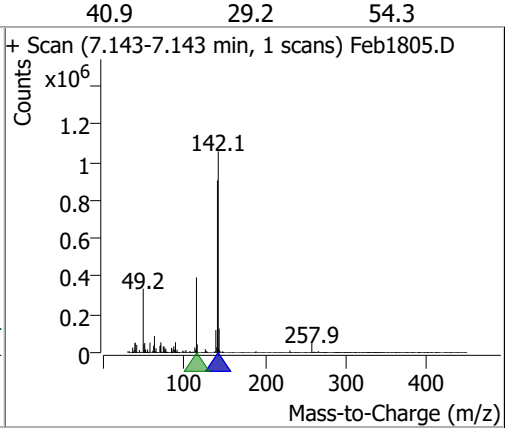

Compound	Conc.	RT	Dev(Min)	Resp.	QIon	QRatio	Lower	Upper
1-Methylnaphthalene	73.0226	7.26	0.00	885279	142.0	113.5	79.8	148.2
					115.0	44.4	28.9	53.7

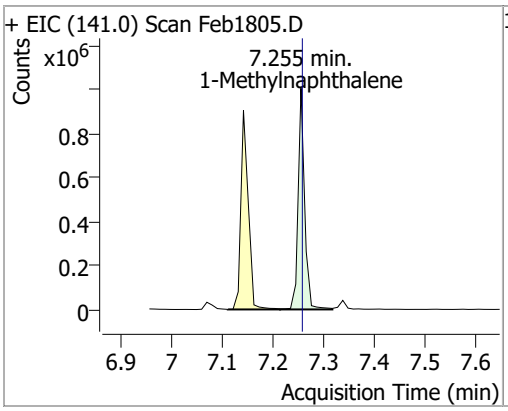

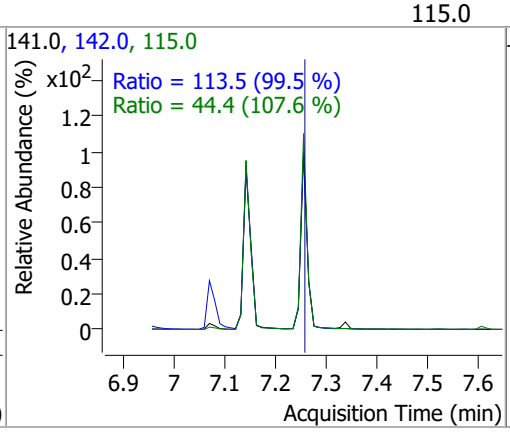

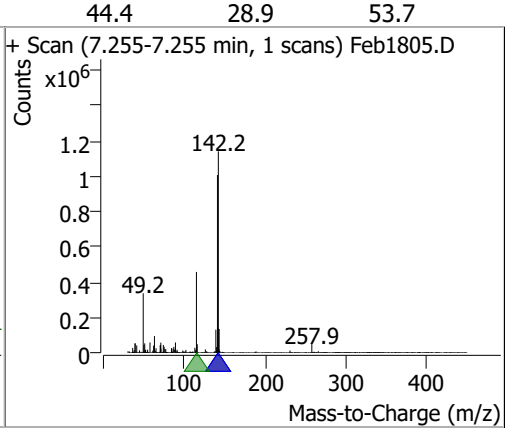

Compound	Conc.	RT	Dev(Min)	Resp.	QIon	QRatio	Lower	Upper
Hexachlorocyclopentadiene	76.1385	7.34	0.00	175425	234.9	62.7	45.2	84.0
					238.9	65.7	44.6	82.9

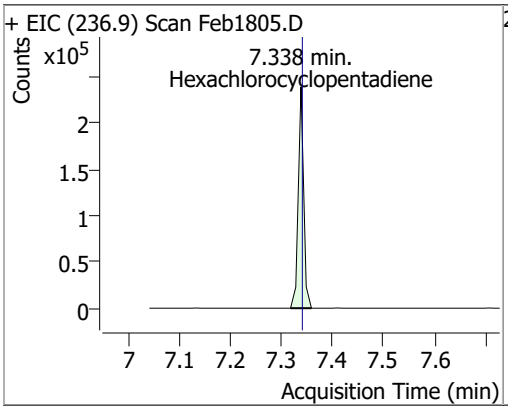

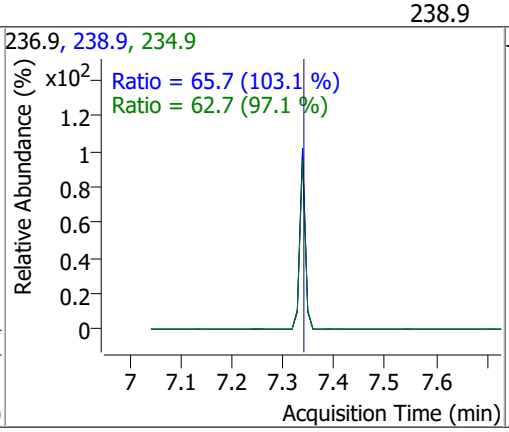

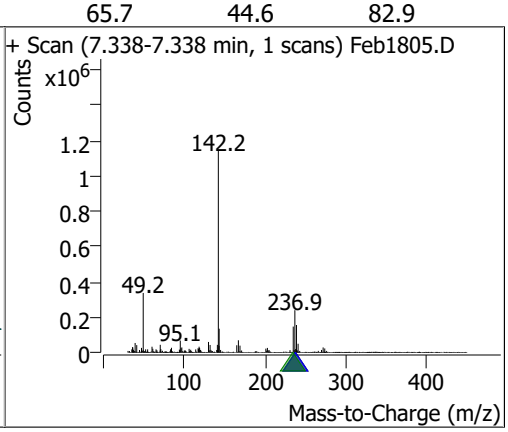

Compound	Conc.	RT	Dev(Min)	Resp.	QIon	QRatio	Lower	Upper
2,4,6-Trichlorophenol	74.2424	7.52	0.00	298561 (m)	198.0	95.2	67.6	125.5

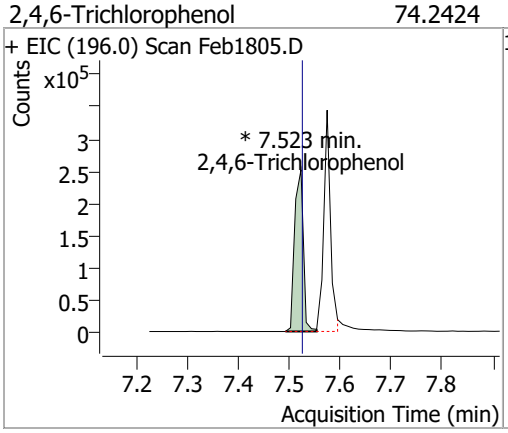

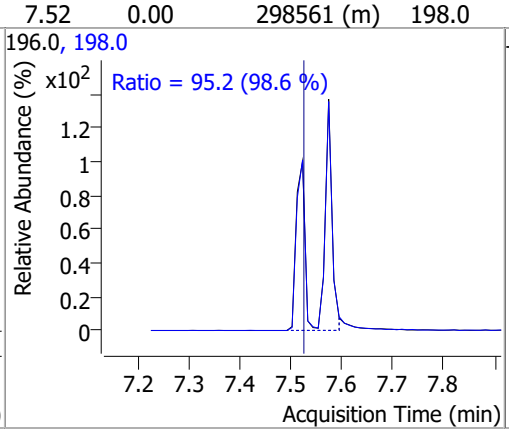

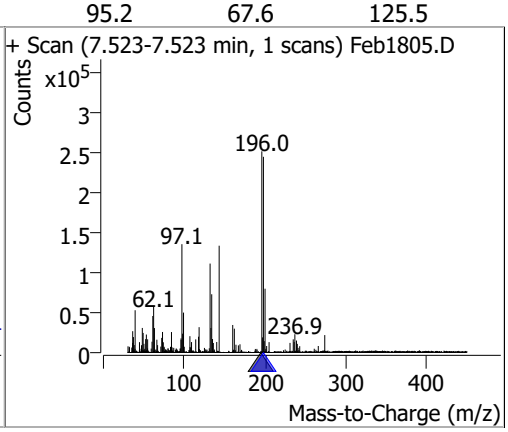

Compound	Conc.	RT	Dev(Min)	Resp.	QIon	QRatio	Lower	Upper
2,4,5-Trichlorophenol	77.9211	7.57	0.00	351204 (m)	198.0	92.9	63.2	117.3

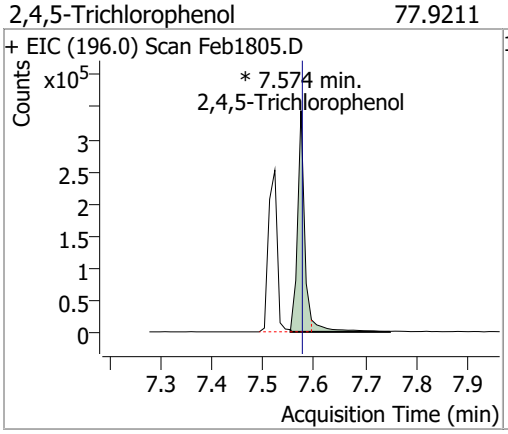

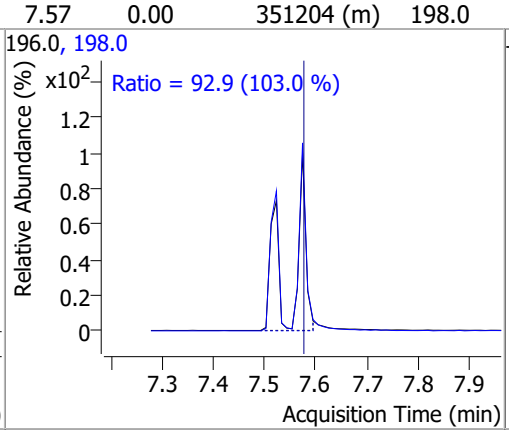

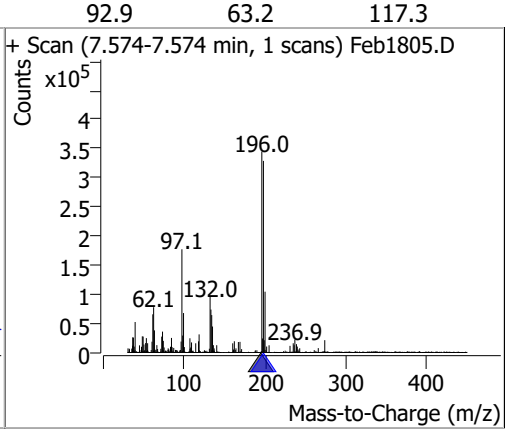

Compound	Conc.	RT	Dev(Min)	Resp.	QIon	QRatio	Lower	Upper
2-Fluorobiphenyl	72.8806	7.60	0.00	1191628	171.0	34.6	24.0	44.5

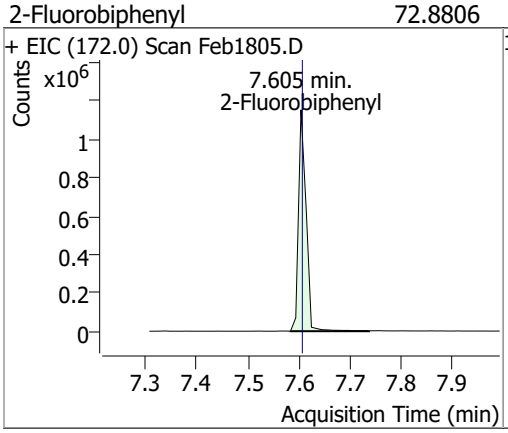

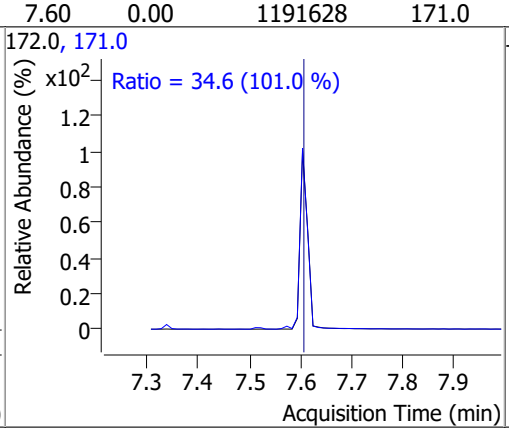

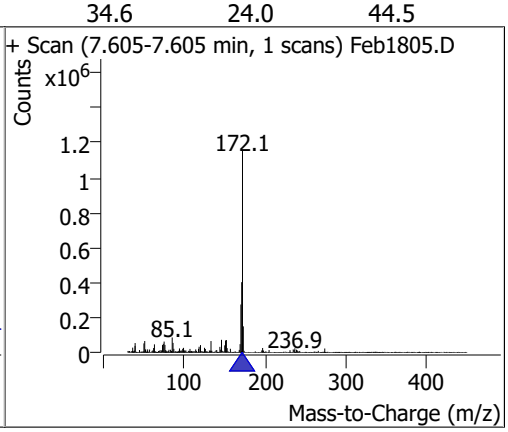

Compound	Conc.	RT	Dev(Min)	Resp.	QIon	QRatio	Lower	Upper
2-Chloronaphthalene	79.0504	7.72	0.00	1085597	127.0	37.7	25.1	46.7
					164.0	31.8	22.5	41.7

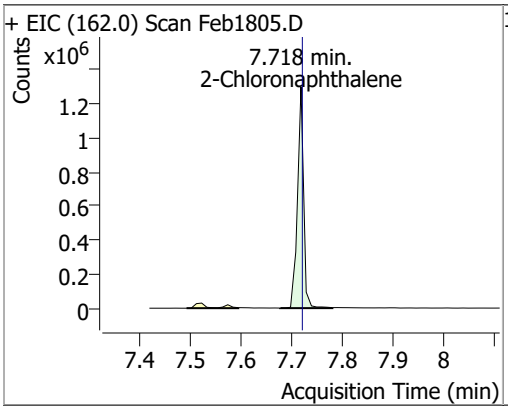

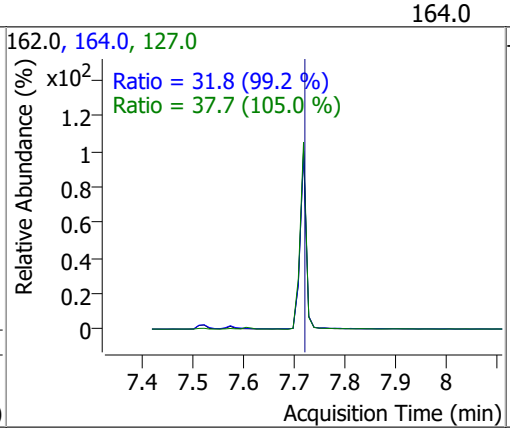

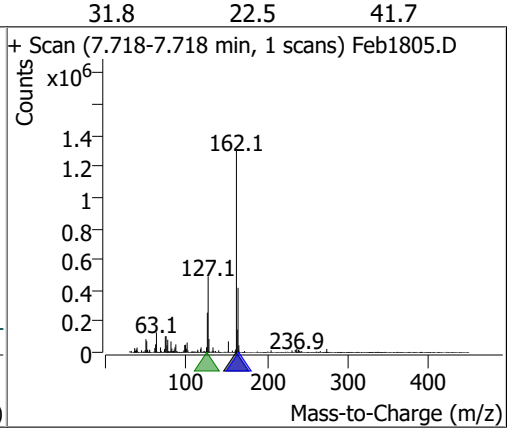

Compound	Conc.	RT	Dev(Min)	Resp.	QIon	QRatio	Lower	Upper
2-Nitroaniline	69.0174	7.88	0.00	168135	138.0	109.0	77.4	143.7

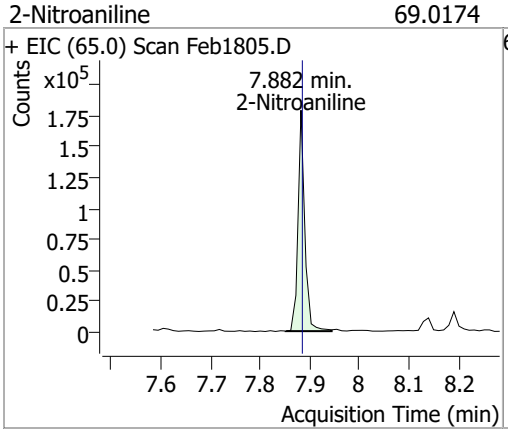

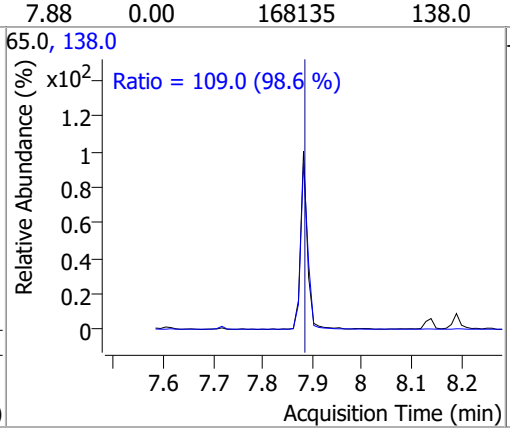

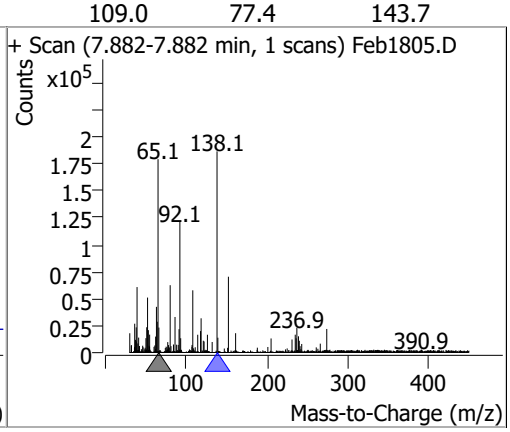

Compound	Conc.	RT	Dev(Min)	Resp.	QIon	QRatio	Lower	Upper
Dimethyl Phthalate	80.7167	8.14	0.00	1115466	77.0	20.6	13.8	25.7

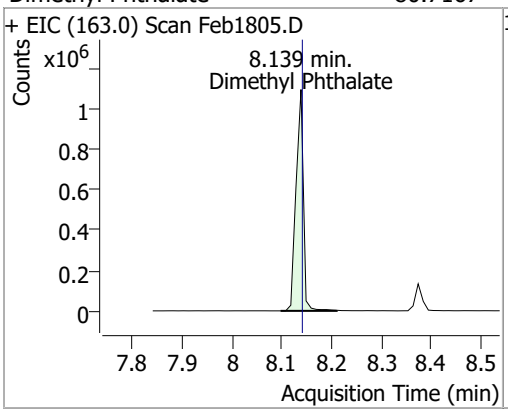

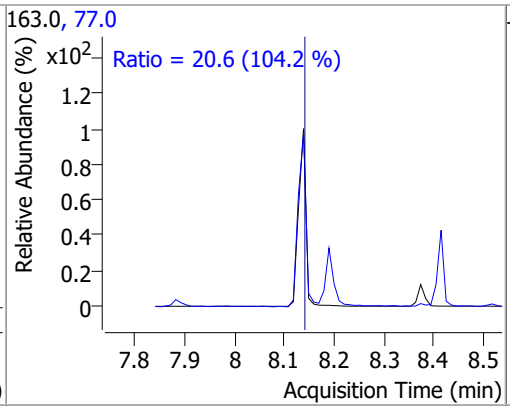

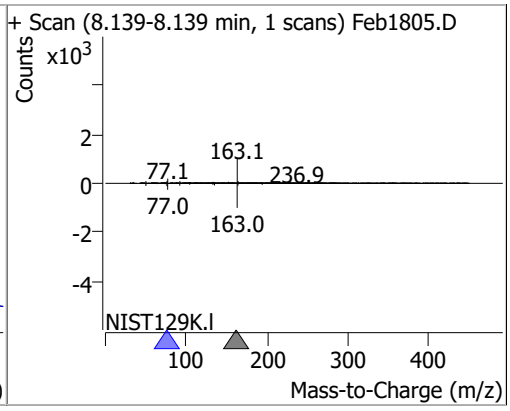

Compound	Conc.	RT	Dev(Min)	Resp.	QIon	QRatio	Lower	Upper
2,6-Dinitrotoluene	75.4480	8.19	0.00	142994	63.0	139.9	99.5	184.8
					89.0	66.8	43.3	80.3

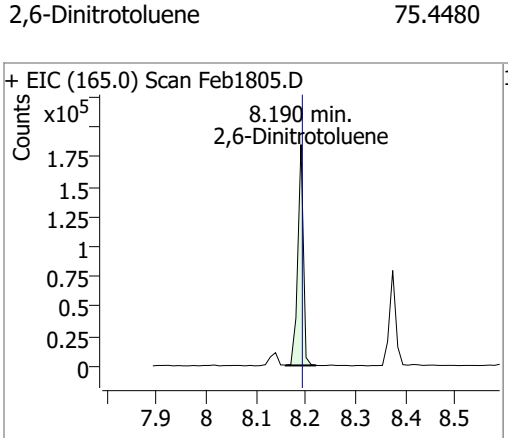

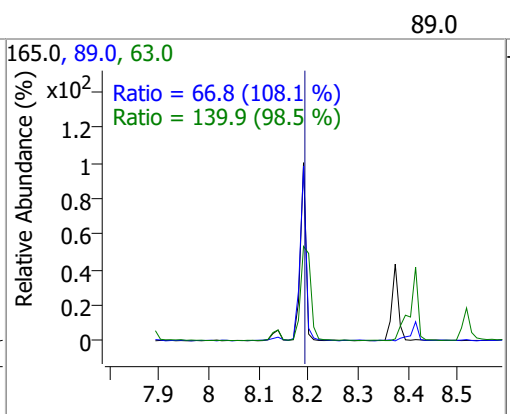

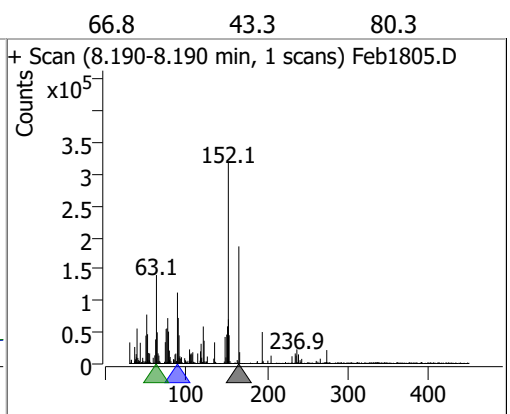

Compound	Conc.	RT	Dev(Min)	Resp.	QIon	QRatio	Lower	Upper
Acenaphthylene	74.2214	8.20	0.00	1630309	153.1	13.8	9.6	17.7

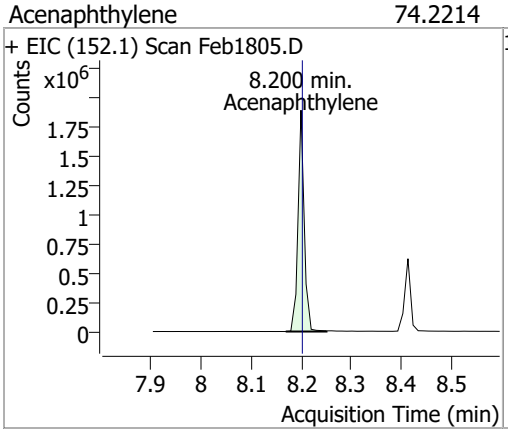

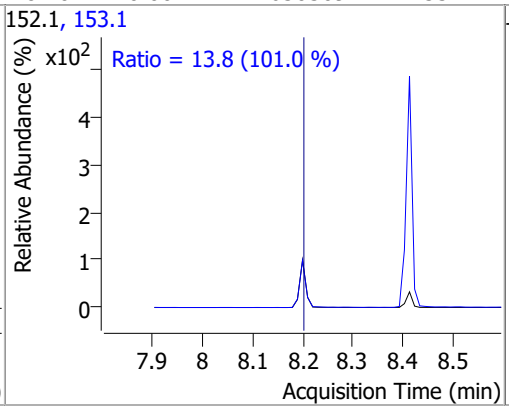

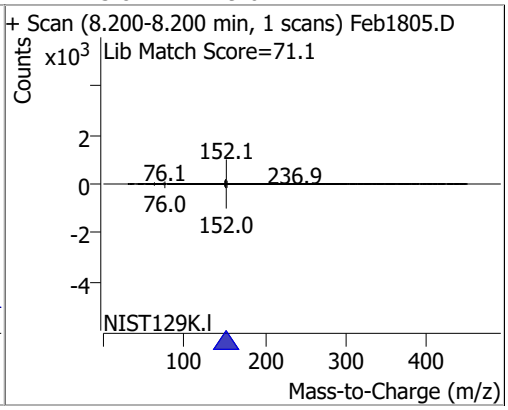

Compound	Conc.	RT	Dev(Min)	Resp.	QIon	QRatio	Lower	Upper
3-Nitroaniline	76.8514	8.39	0.00	165178	65.0	135.3	90.4	167.8
					92.0	112.4	74.7	138.7

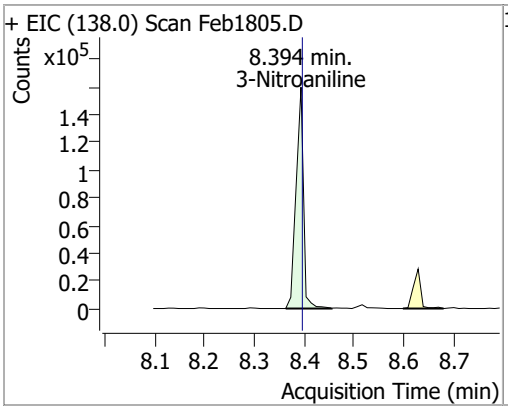

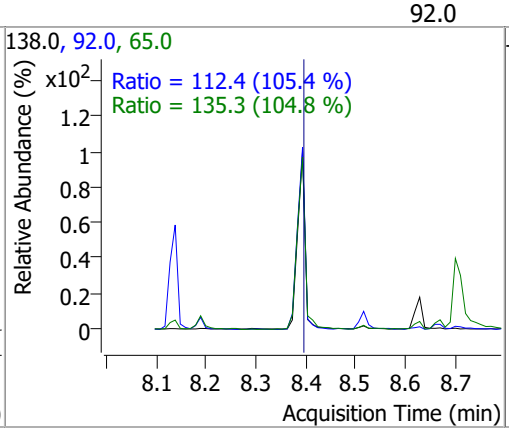

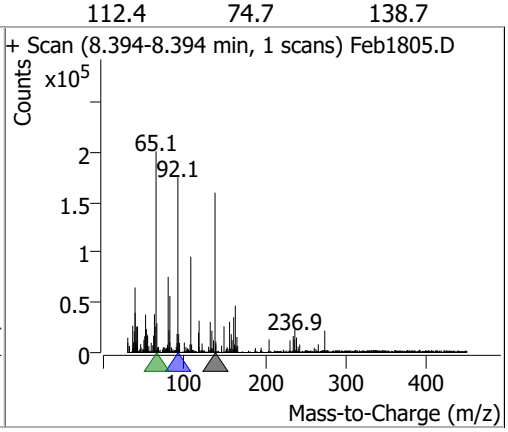

Compound	Conc.	RT	Dev(Min)	Resp.	QIon	QRatio	Lower	Upper
Acenaphthene	77.0251	8.41	0.00	972895	153.0	106.5	74.5	138.4
					152.0	53.1	36.3	67.4

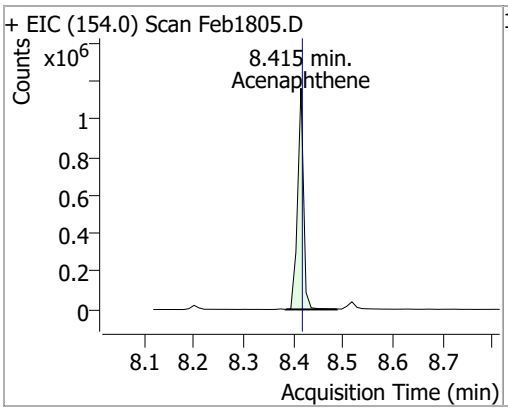

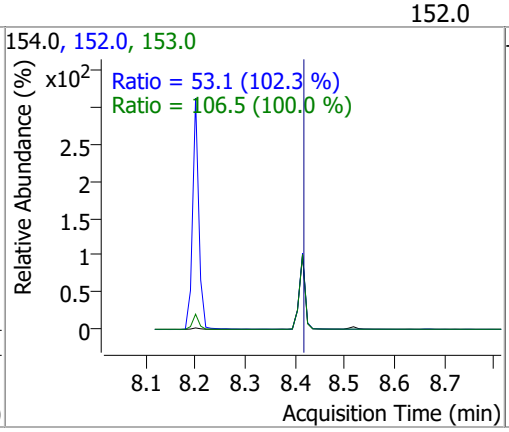

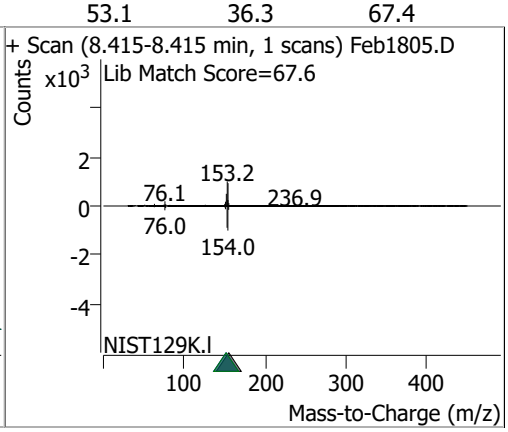

Compound	Conc.	RT	Dev(Min)	Resp.	QIon	QRatio	Lower	Upper
2,4-Dinitrophenol	74.3624	8.52	0.00	69917	154.0	61.5	43.9	81.5

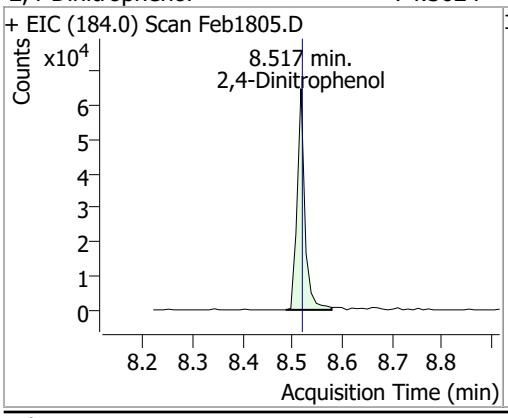

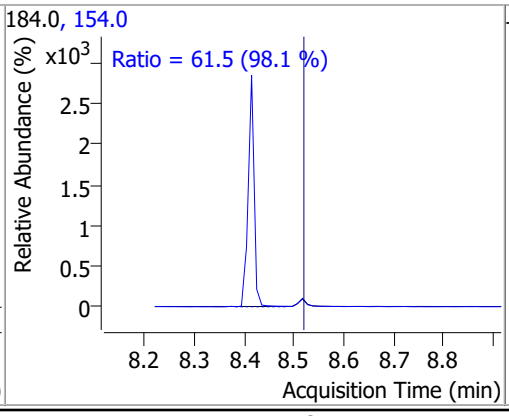

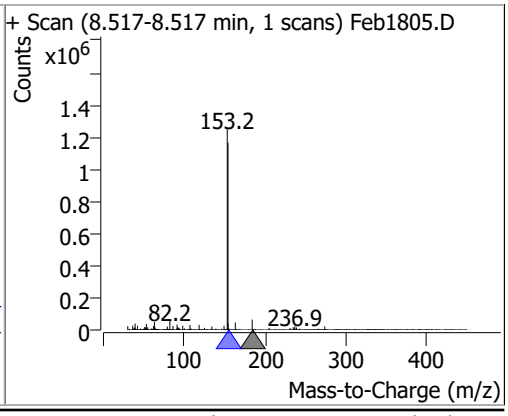

Compound	Conc.	RT	Dev(Min)	Resp.	QIon	QRatio	Lower	Upper
Dibenzofuran	82.2814	8.63	0.00	1694536	139.0	38.3	26.3	48.8

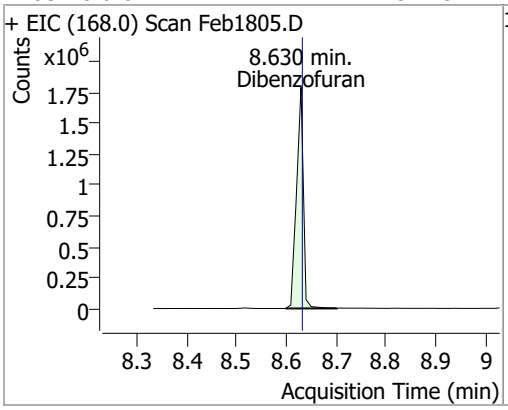

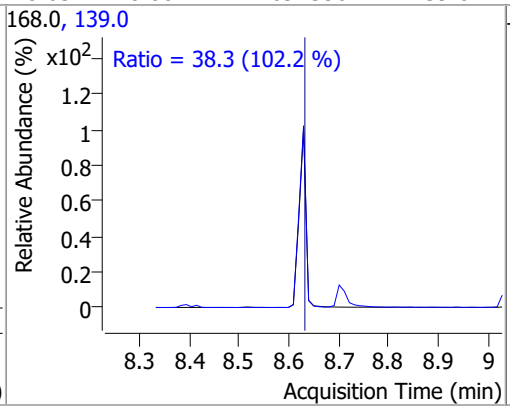

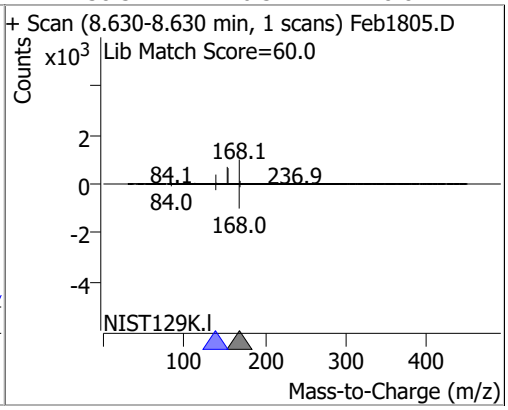

Compound	Conc.	RT	Dev(Min)	Resp.	QIon	QRatio	Lower	Upper
2,4-Dinitrotoluene	75.6678	8.67	0.00	177941	89.0	84.0	55.4	102.9
					63.0	52.8	33.9	62.9

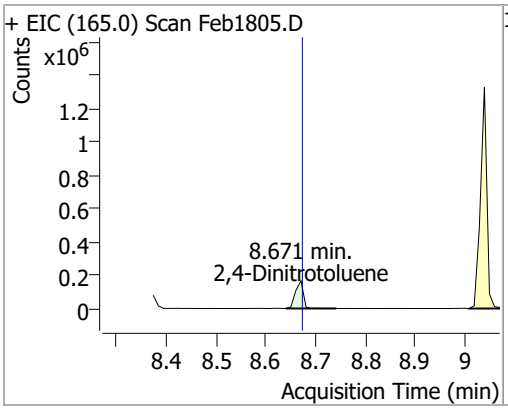

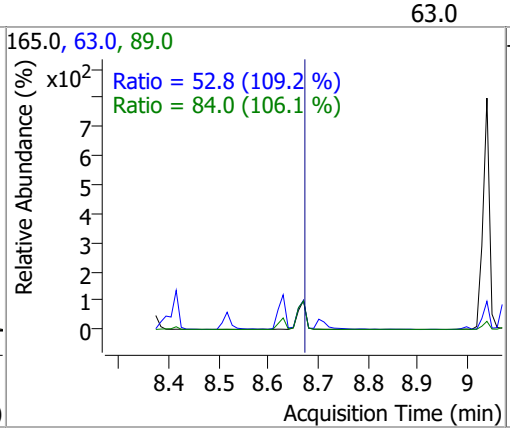

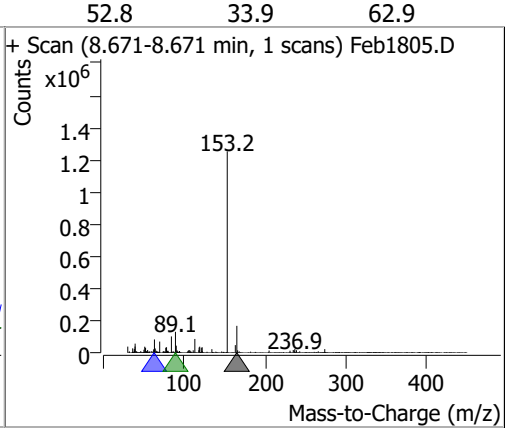

Compound	Conc.	RT	Dev(Min)	Resp.	QIon	QRatio	Lower	Upper
4-Nitrophenol	75.8272	8.70	0.00	176351	65.0	70.3	50.4	93.6
					139.0	66.7	49.8	92.5

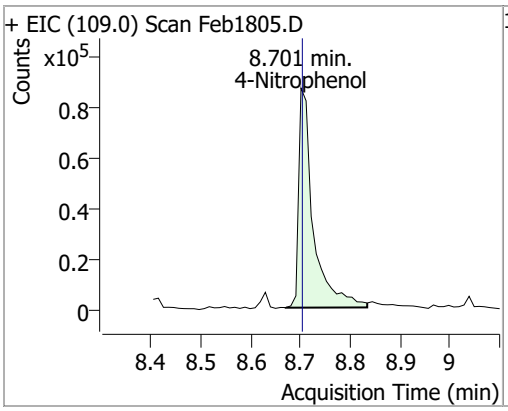

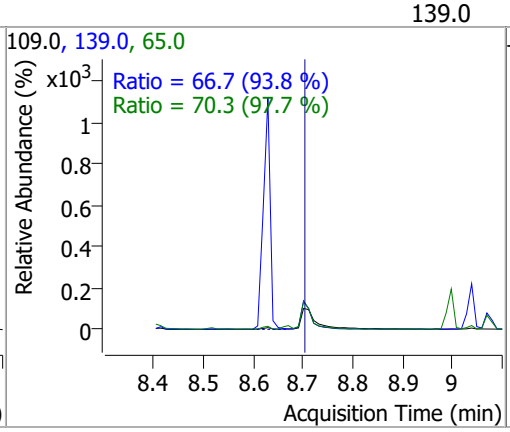

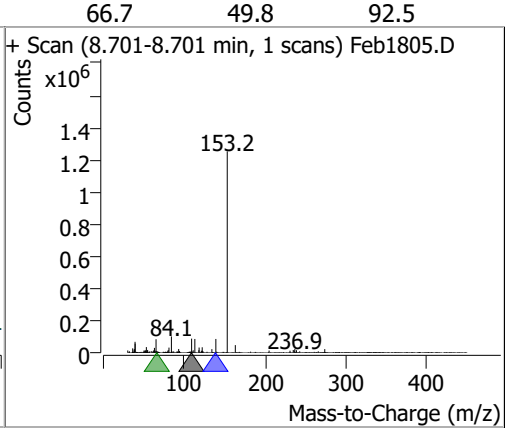

Compound	Conc.	RT	Dev(Min)	Resp.	QIon	QRatio	Lower	Upper
Diethylphthalate	79.2375	9.00	0.00	1135235	177.0	21.1	14.5	27.0
					150.0	13.1	8.7	16.2

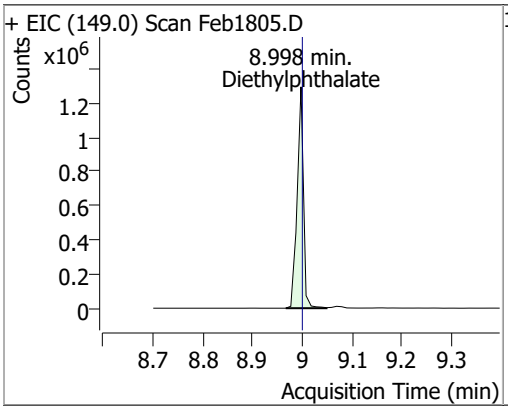

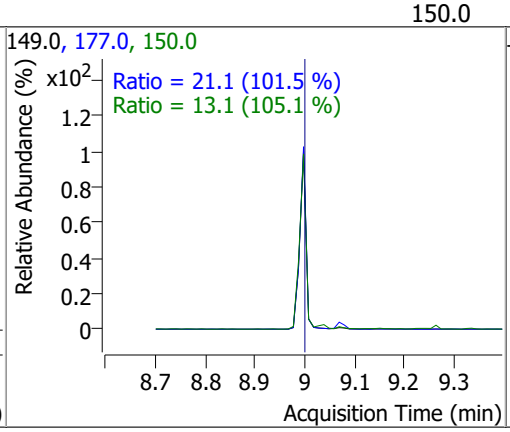

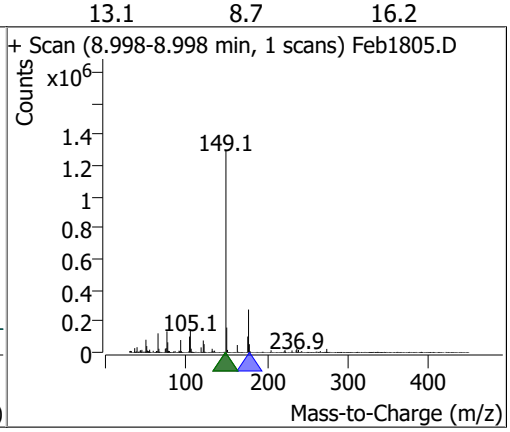

Compound	Conc.	RT	Dev(Min)	Resp.	QIon	QRatio	Lower	Upper
Fluorene	78.2626	9.04	0.00	1295239	165.0	91.4	65.4	121.4
					167.0	13.4	9.6	17.8

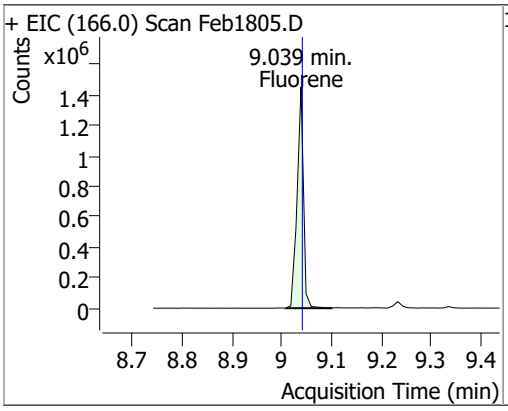

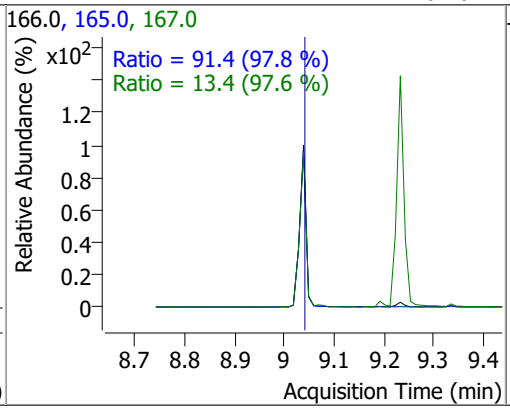

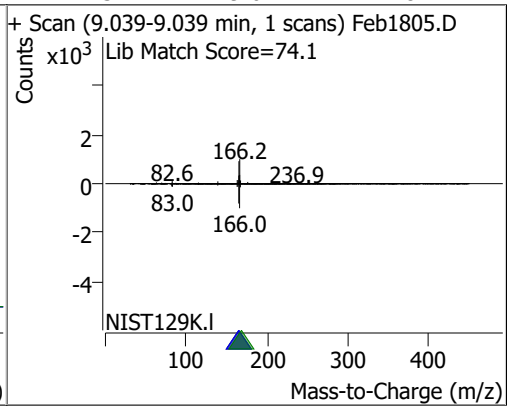

Compound	Conc.	RT	Dev(Min)	Resp.	QIon	QRatio	Lower	Upper
4-Chlorophenyl-phenylether	72.5483	9.07	0.00	538645	141.0	59.9	42.8	79.6
					206.0	33.8	23.6	43.9

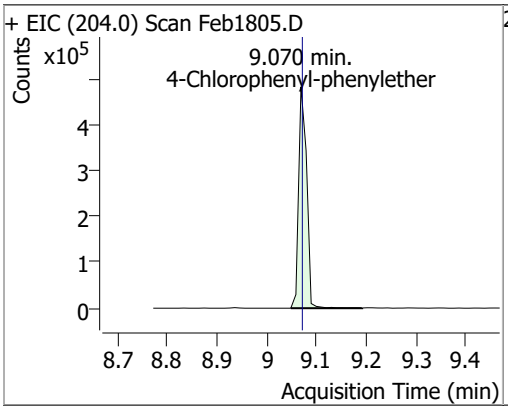

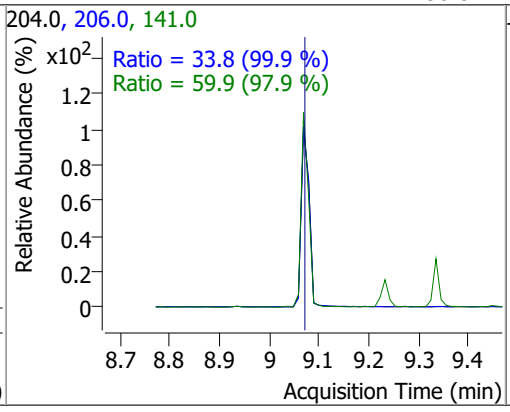

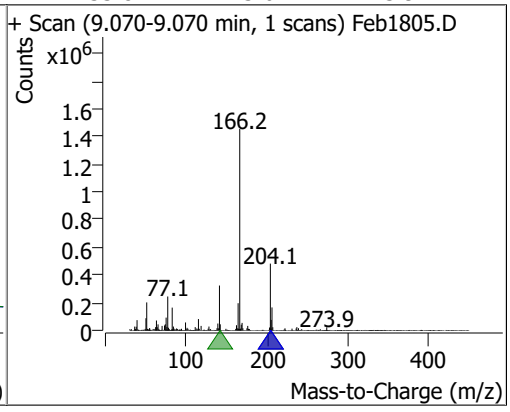

Compound	Conc.	RT	Dev(Min)	Resp.	QIon	QRatio	Lower	Upper
4-Nitroaniline	75.7960	9.14	0.00	183095	65.0	113.8	78.9	146.6
					92.0	51.4	34.5	64.1

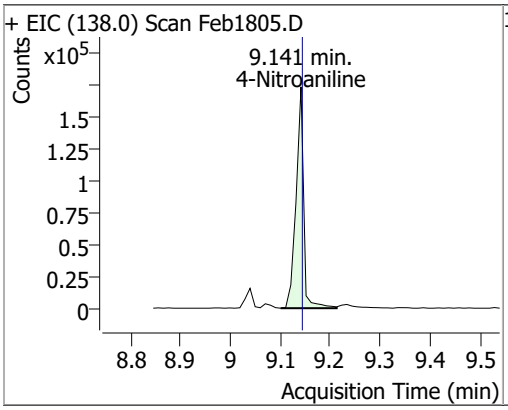

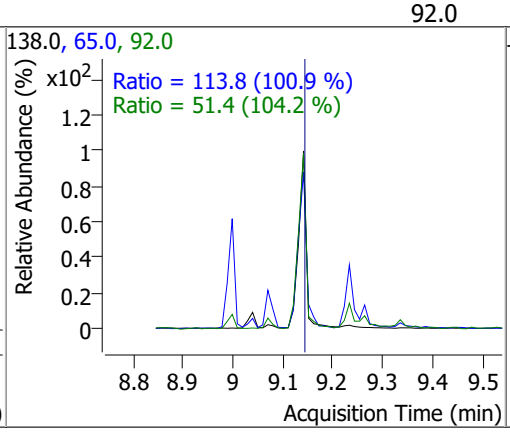

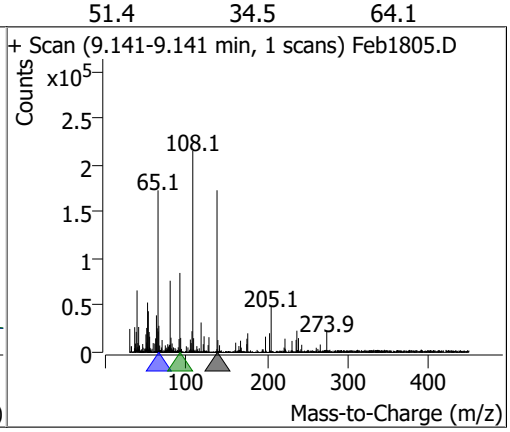

Compound	Conc.	RT	Dev(Min)	Resp.	QIon	QRatio	Lower	Upper
4,6-Dinitro-2-methylphenol	71.5834	9.15	0.00	103285	121.0	44.2	35.1	65.3

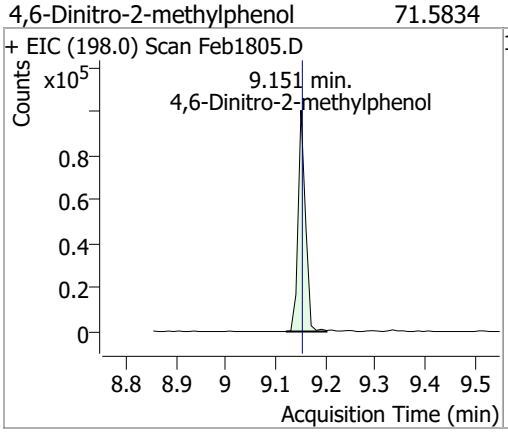

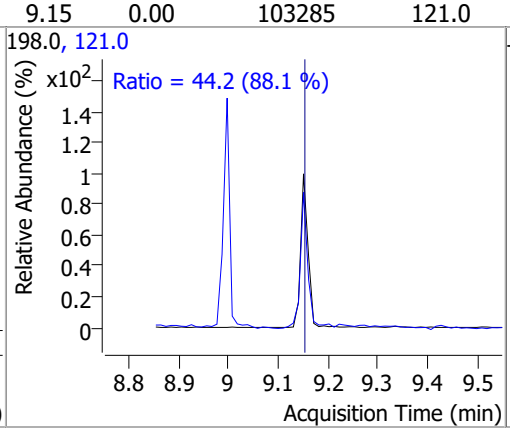

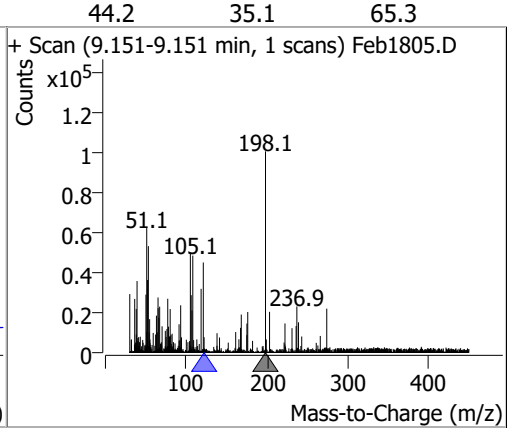

Compound	Conc.	RT	Dev(Min)	Resp.	QIon	QRatio	Lower	Upper
N-nitrosodiphenylamine	73.9708	9.23	0.00	843058	168.0	63.9	44.0	81.7
					167.0	34.9	23.9	44.3

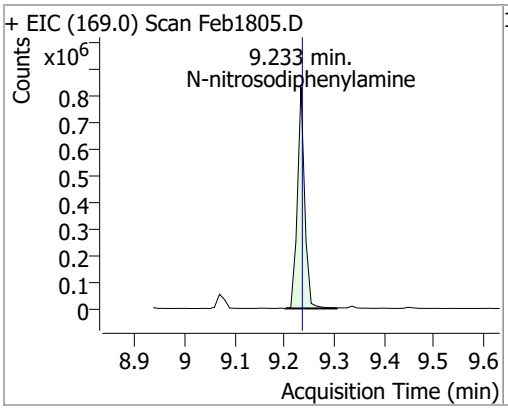

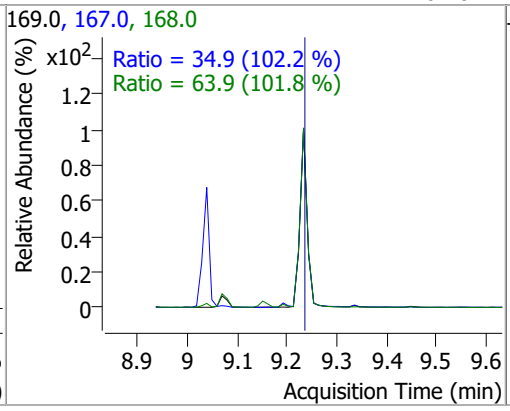

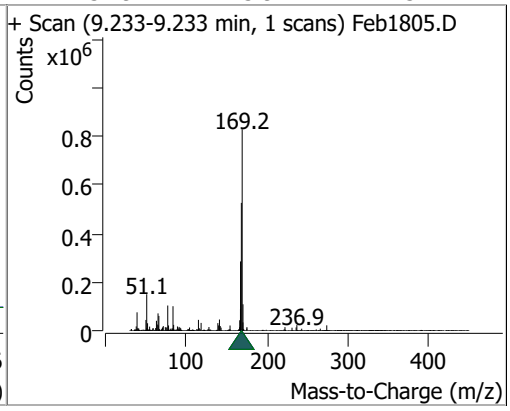

Compound	Conc.	RT	Dev(Min)	Resp.	QIon	QRatio	Lower	Upper
Azobenzene	75.7023	9.26	0.00	1137228	51.0	37.5	31.6	58.7
					182.0	25.0	16.9	31.4

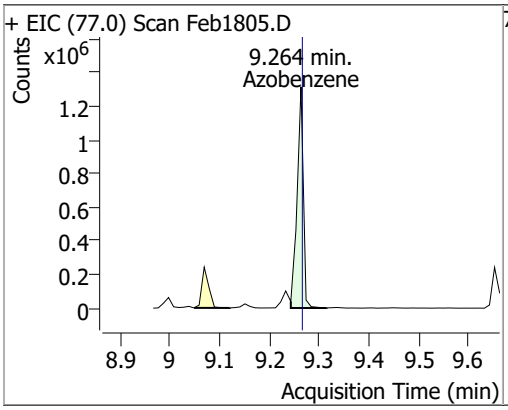

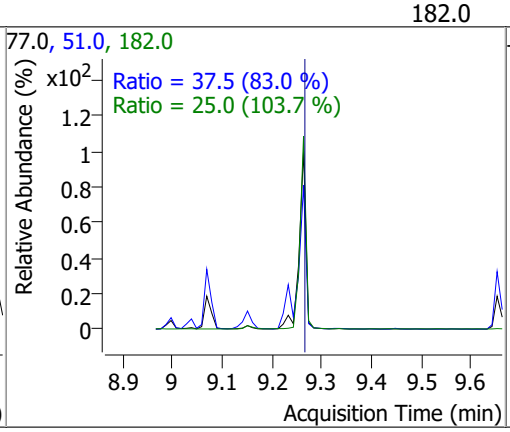

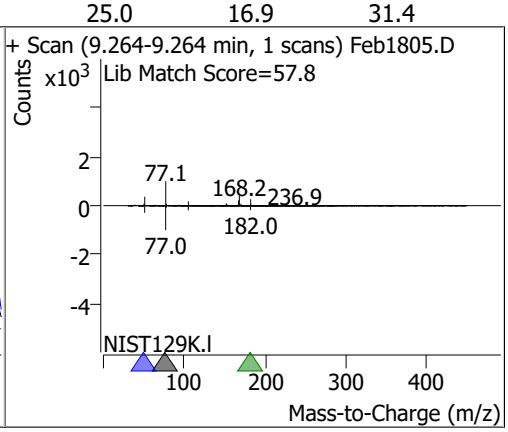

Compound	Conc.	RT	Dev(Min)	Resp.	QIon	QRatio	Lower	Upper
2,4,6-Tribromophenol	75.3083	9.34	0.00	103422	331.8	88.2	68.5	127.2

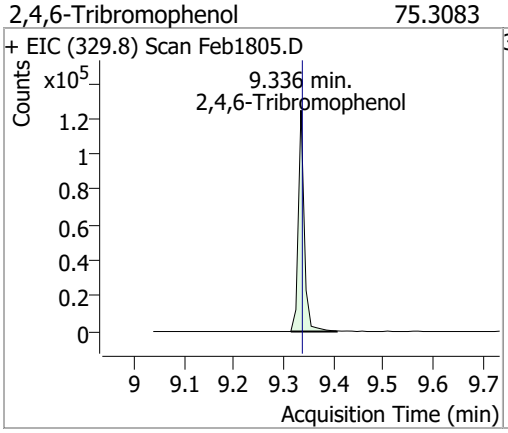

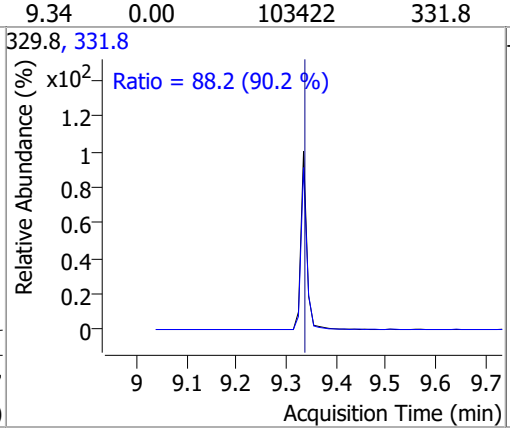

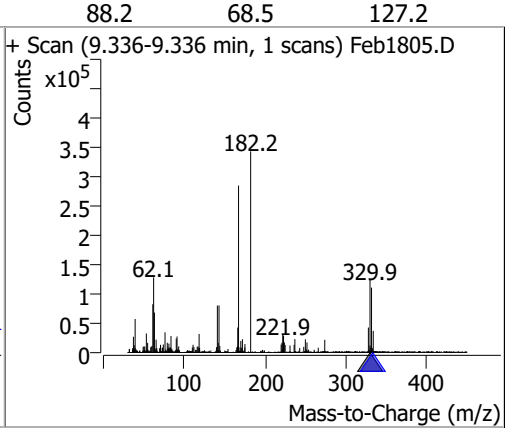

Compound	Conc.	RT	Dev(Min)	Resp.	QIon	QRatio	Lower	Upper
4-Bromophenyl-phenylether	68.6730	9.65	0.00	291274	141.0	106.2	69.1	128.4
					250.0	98.2	68.8	127.7

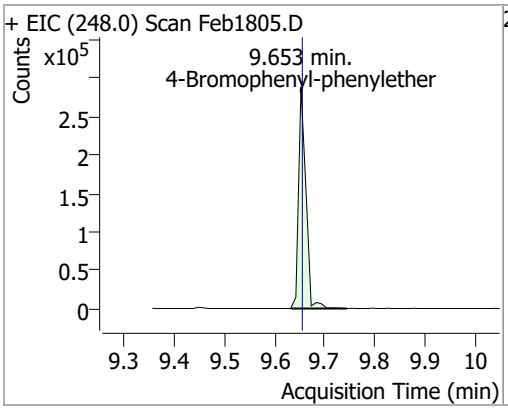

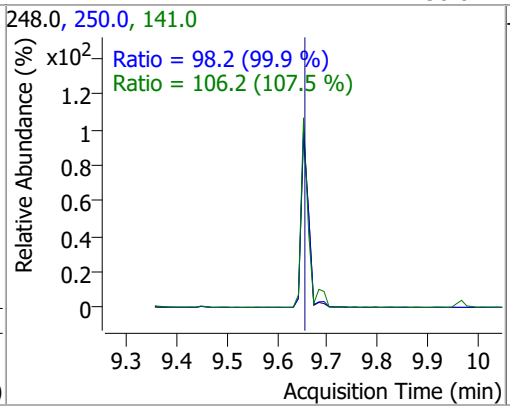

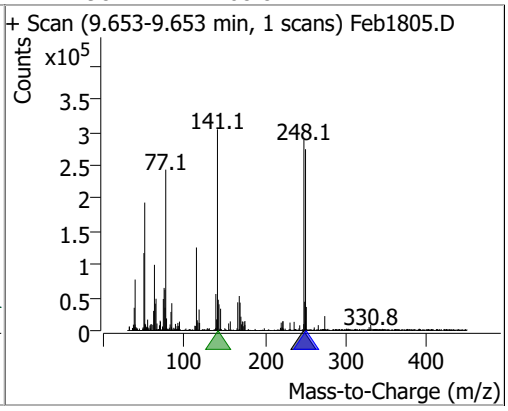

Compound	Conc.	RT	Dev(Min)	Resp.	QIon	QRatio	Lower	Upper
Hexachlorobenzene	71.1350	9.69	0.00	312914	142.0	65.2	37.7	70.0

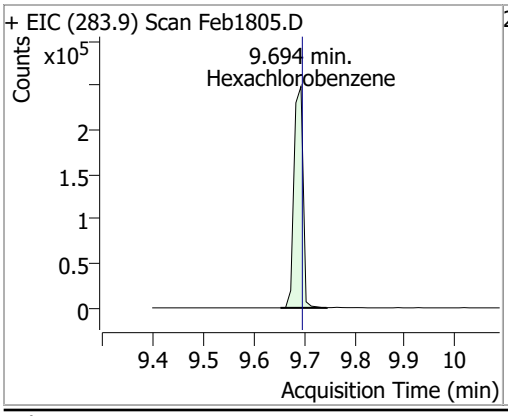

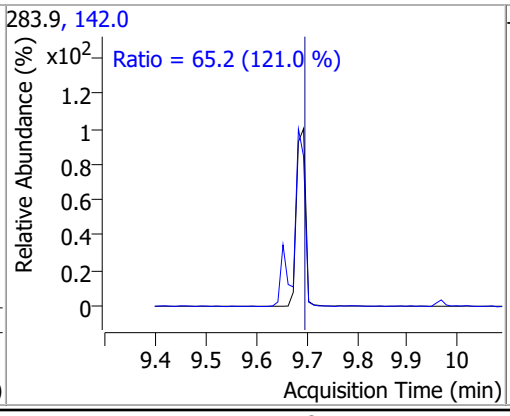

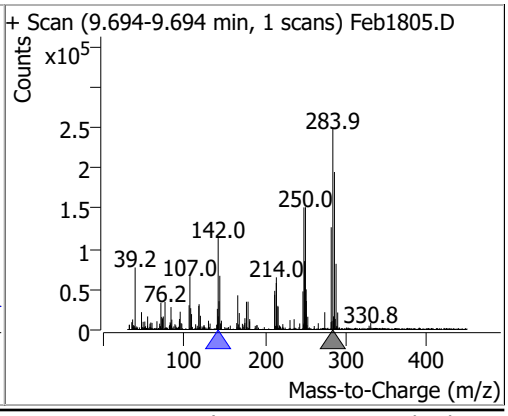

Compound	Conc.	RT	Dev(Min)	Resp.	QIon	QRatio	Lower	Upper
Pentachlorophenol	72.8650	9.97	0.00	145556	267.9	61.8	41.5	77.2
					263.9	63.6	41.2	76.6

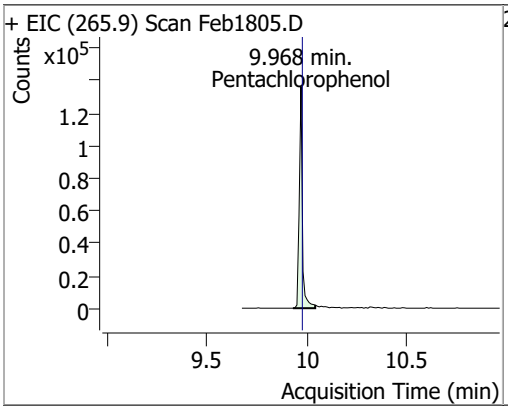

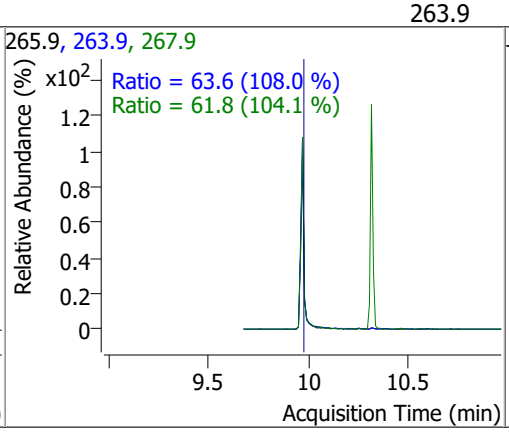

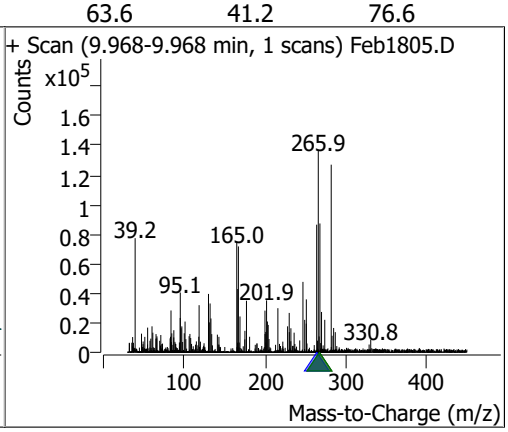

Compound	Conc.	RT	Dev(Min)	Resp.	QIon	QRatio	Lower	Upper
Phenanthrene	72.5377	10.18	0.00	1733051	176.0	18.7	13.0	24.1

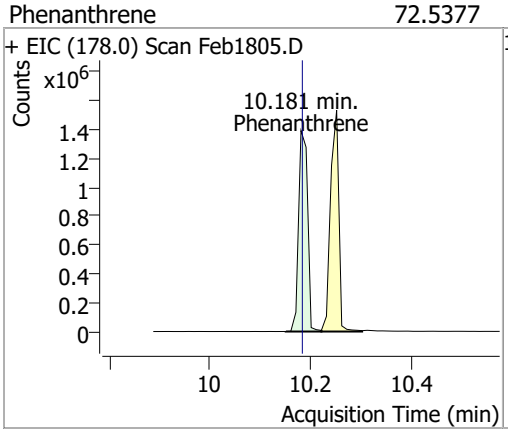

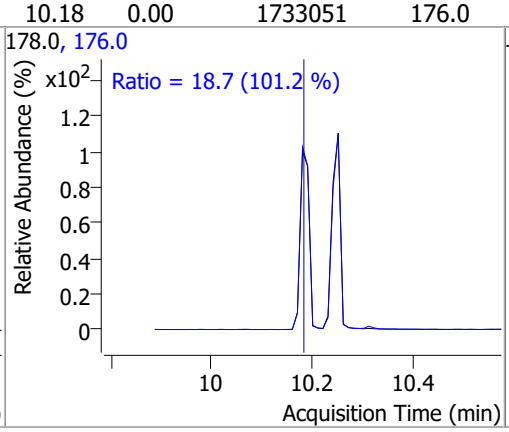

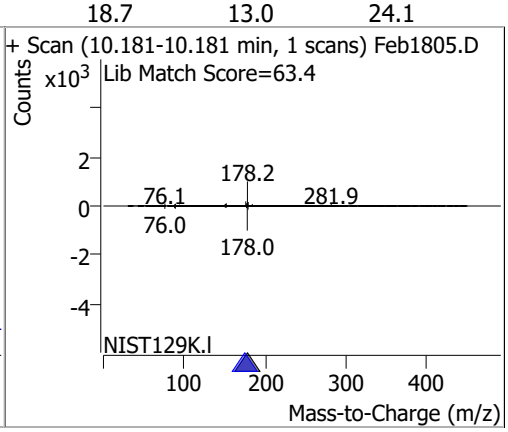

Compound	Conc.	RT	Dev(Min)	Resp.	QIon	QRatio	Lower	Upper
Anthracene	78.0189	10.25	0.00	1747621	176.0	18.0	12.9	23.9

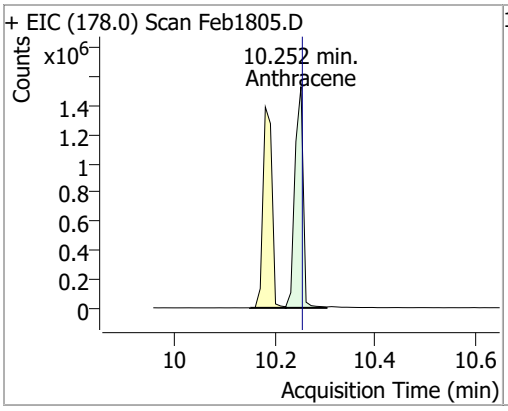

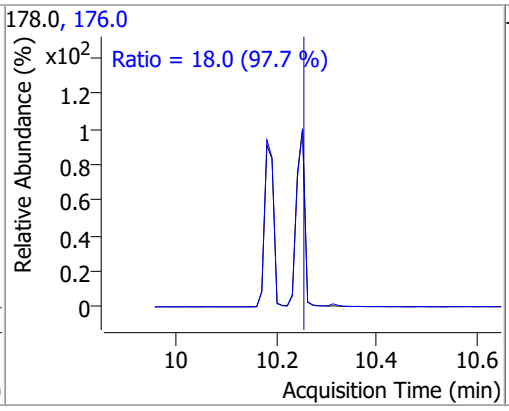

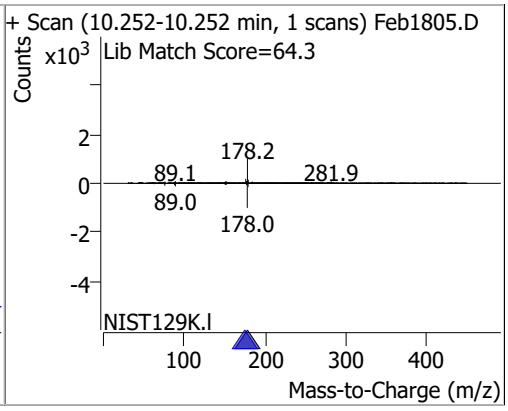

Compound	Conc.	RT	Dev(Min)	Resp.	QIon	QRatio	Lower	Upper
Triallate	74.1071	10.31	0.00	391641	268.0	22.0	16.9	31.4
					143.0	22.4	15.8	29.3

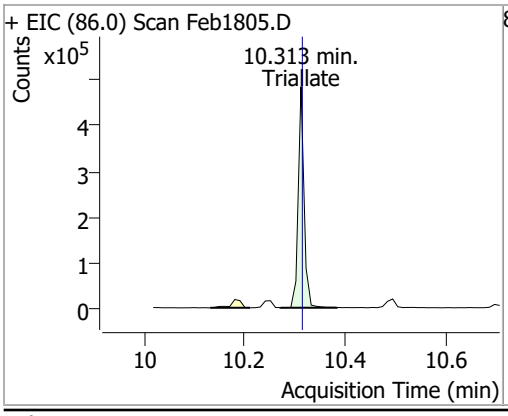

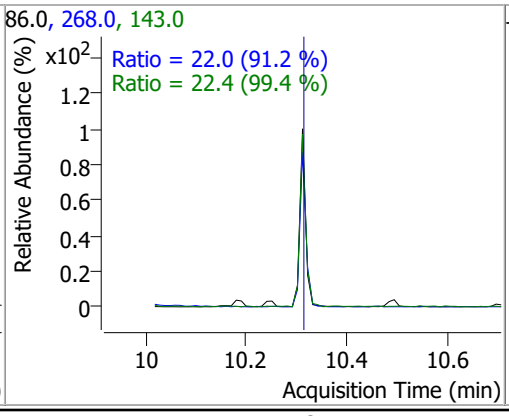

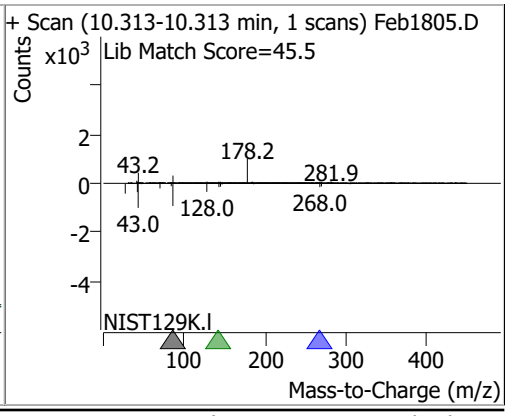

Compound	Conc.	RT	Dev(Min)	Resp.	QIon	QRatio	Lower	Upper
Carbazole	74.7873	10.49	0.00	1698426	139.0	13.2	9.0	16.7

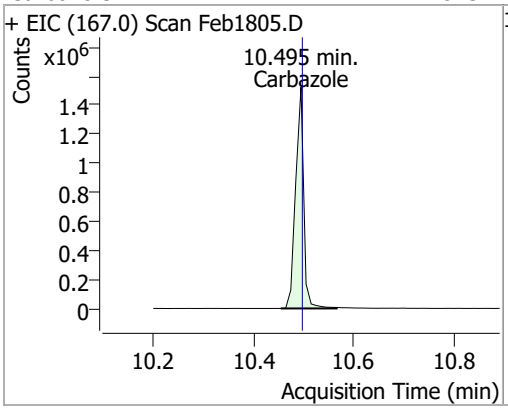

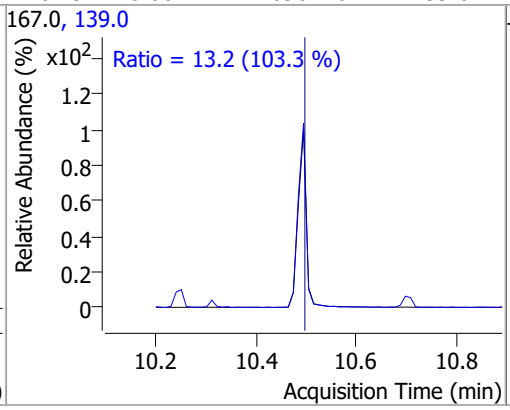

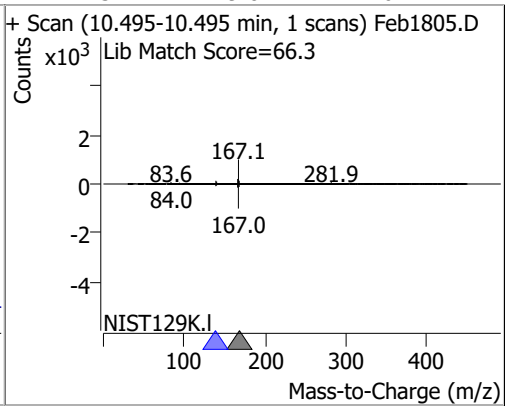

Compound	Conc.	RT	Dev(Min)	Resp.	QIon	QRatio	Lower	Upper
o-Terphenyl	71.7460	10.70	0.00	906169	229.0	64.4	45.4	84.3
					215.0	38.3	25.9	48.1

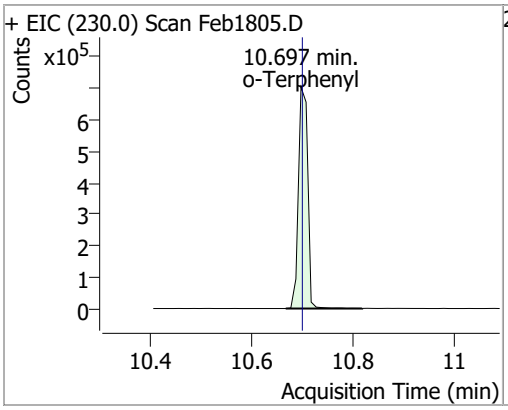

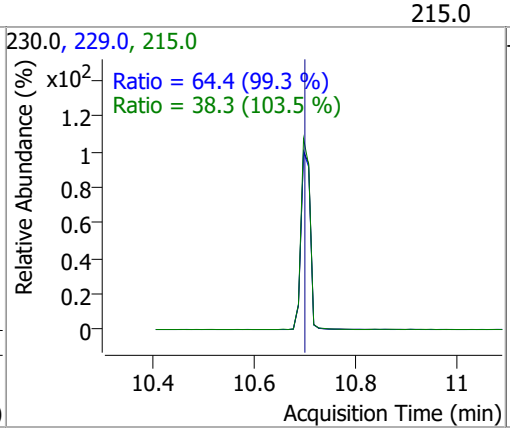

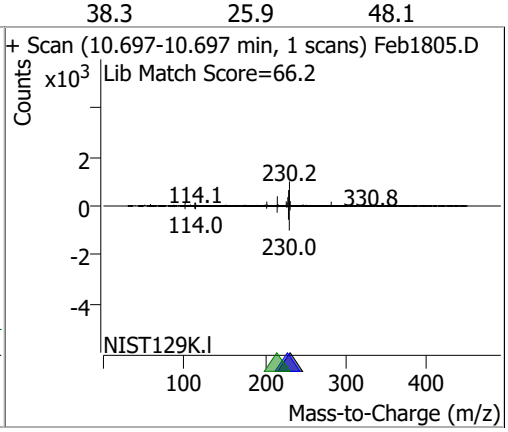

Compound	Conc.	RT	Dev(Min)	Resp.	QIon	QRatio	Lower	Upper
Di-n-Butylphthalate	74.7048	11.08	0.00	1582606	150.0	9.4	6.3	11.8
					104.0	6.3	4.5	8.3

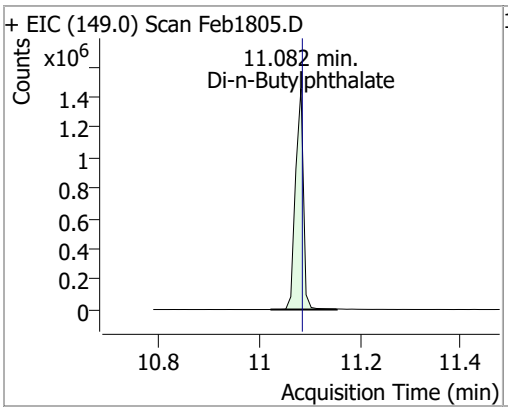

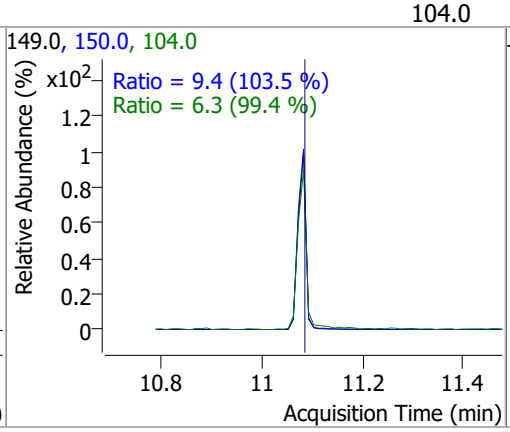

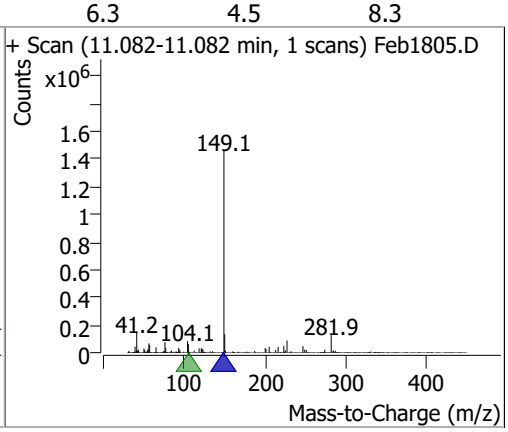

Compound	Conc.	RT	Dev(Min)	Resp.	QIon	QRatio	Lower	Upper
Fluoranthene	73.6261	11.95	0.00	1750781	101.0	14.1	9.4	17.4

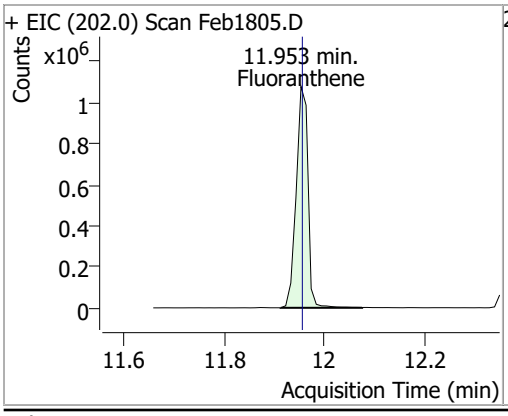

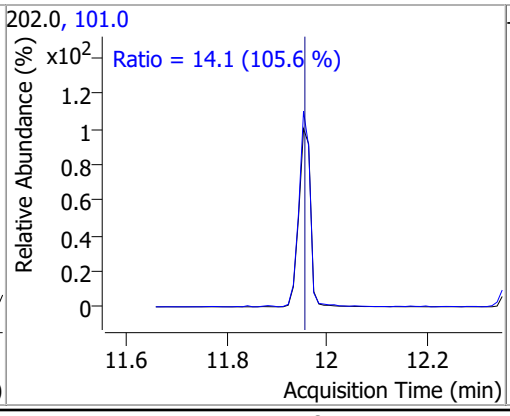

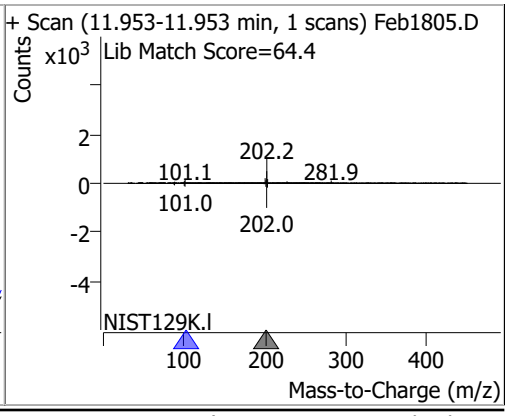

Compound	Conc.	RT	Dev(Min)	Resp.	QIon	QRatio	Lower	Upper
Benzidine	77.0454	12.35	0.00	646709	183.0	12.0	8.3	15.4
					92.0	8.4	5.8	10.8

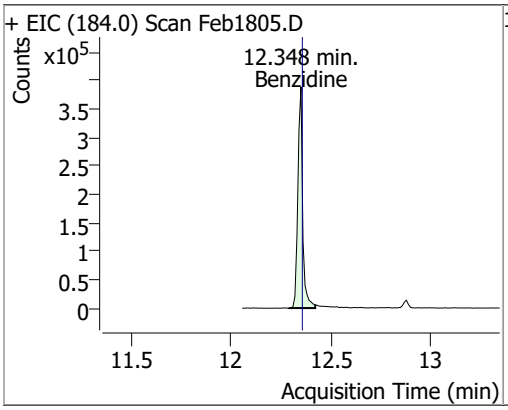

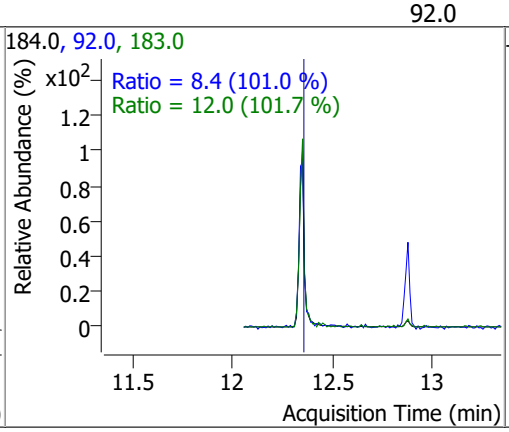

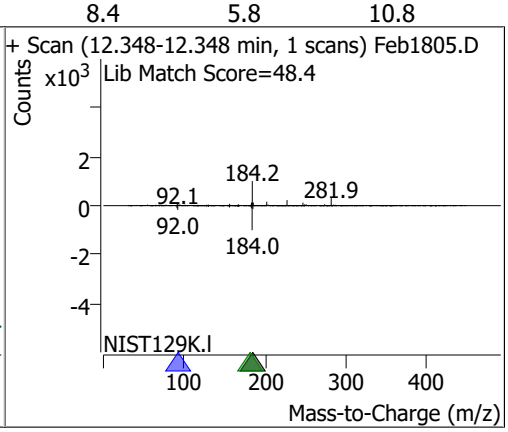

Compound	Conc.	RT	Dev(Min)	Resp.	QIon	QRatio	Lower	Upper
Pyrene	73.1770	12.38	0.00	1900991	101.0	16.8	11.1	20.6

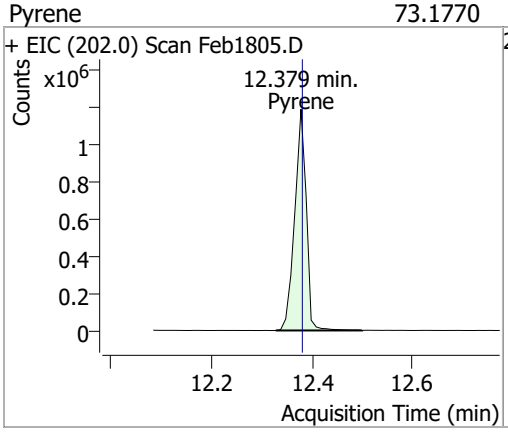

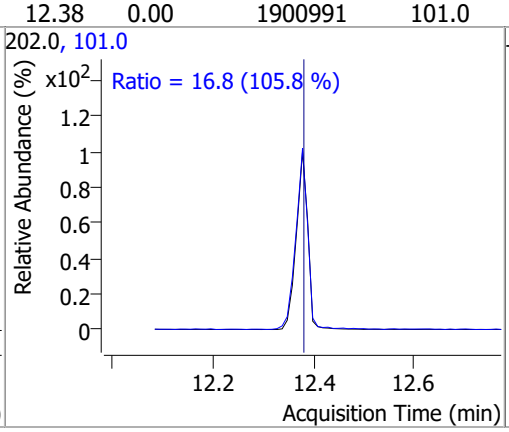

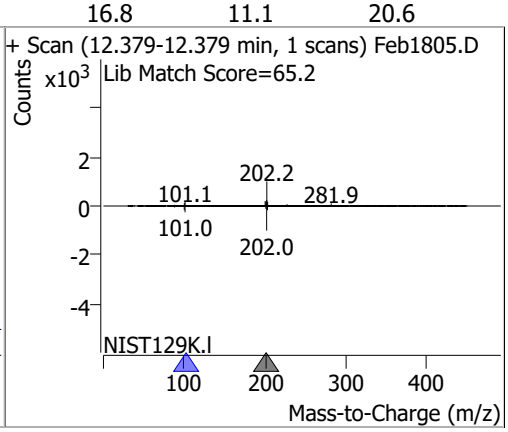

Compound	Conc.	RT	Dev(Min)	Resp.	QIon	QRatio	Lower	Upper
Terphenyl-d14	73.6549	12.88	0.00	1286275	122.0	14.7	10.1	18.7

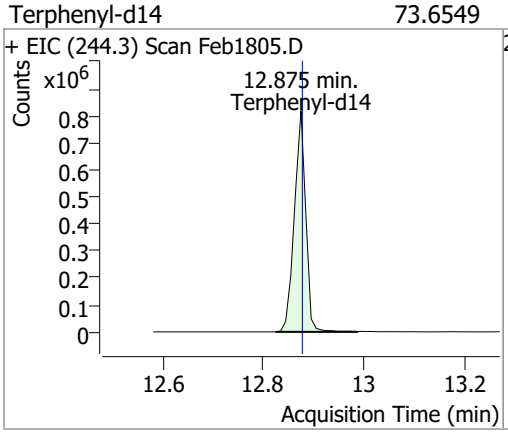

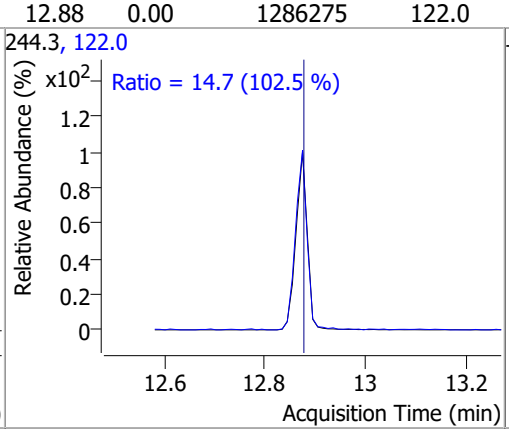

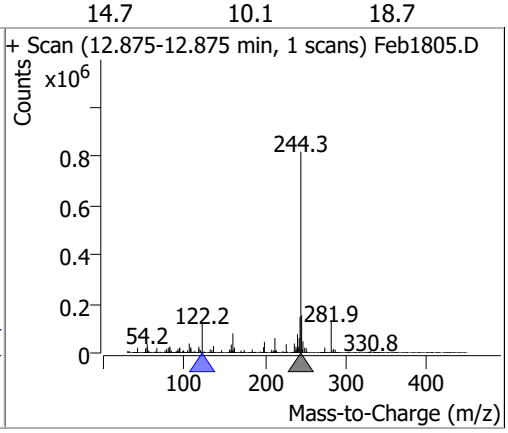

Compound	Conc.	RT	Dev(Min)	Resp.	QIon	QRatio	Lower	Upper
Butylbenzylphthalate	74.4763	14.32	0.00	511792	91.0	86.8	59.6	110.6
					206.0	17.8	12.2	22.7

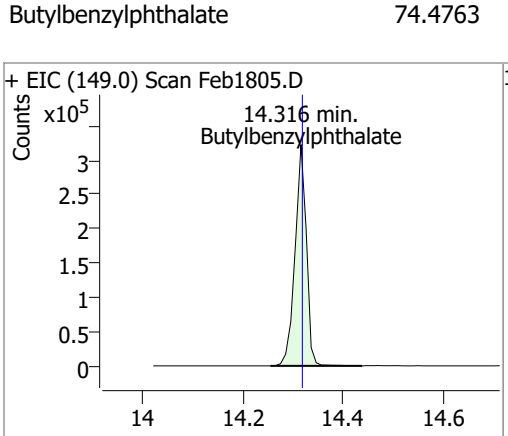

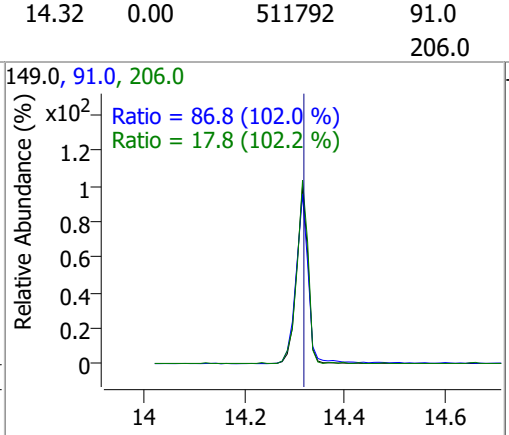

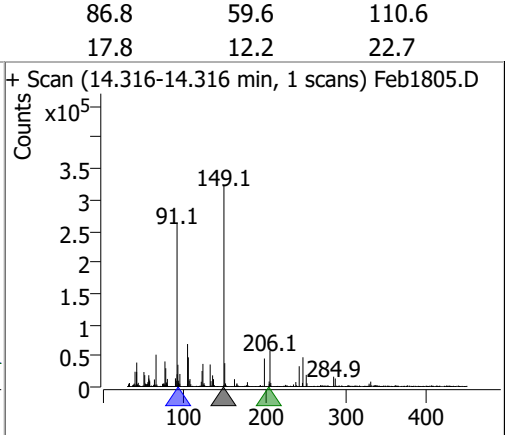

Compound	Conc.	RT	Dev(Min)	Resp.	QIon	QRatio	Lower	Upper
Benzo(a)Anthracene	77.0979	15.51	0.00	1426052	226.0	26.3	18.8	34.9
					229.0	20.8	14.7	27.4

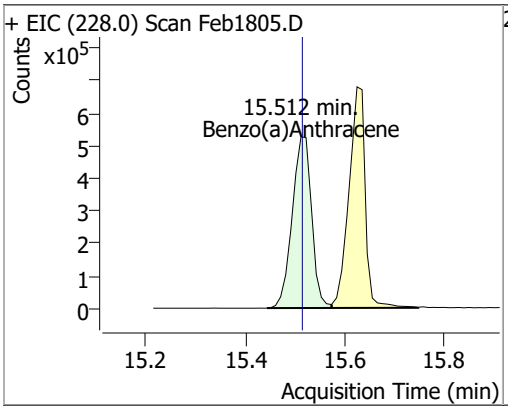

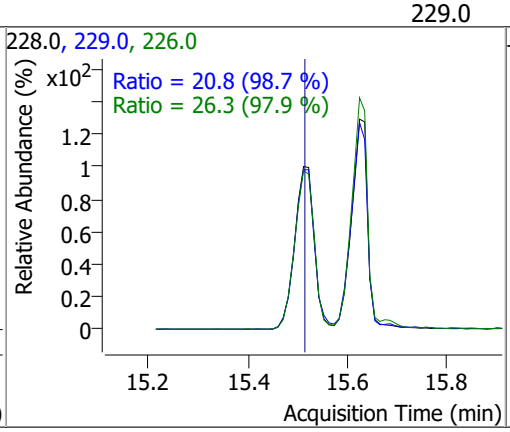

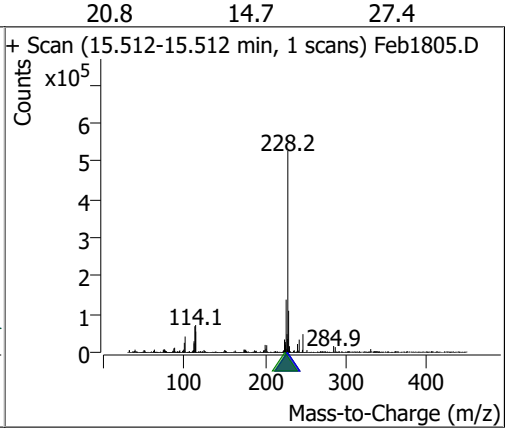

Compound	Conc.	RT	Dev(Min)	Resp.	QIon	QRatio	Lower	Upper
Chrysene	74.7328	15.62	0.00	1551059	226.0	29.6	19.9	36.9
					229.0	20.7	13.8	25.6

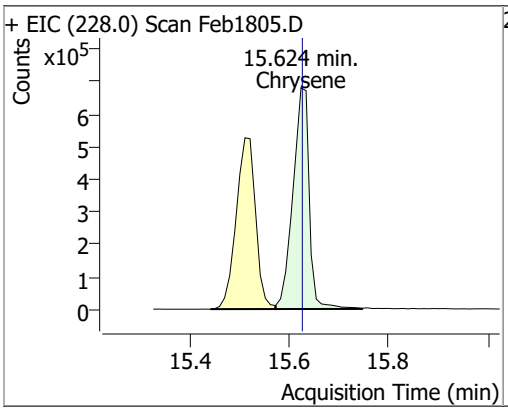

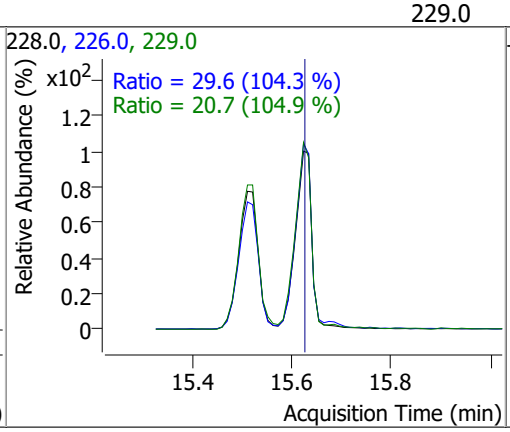

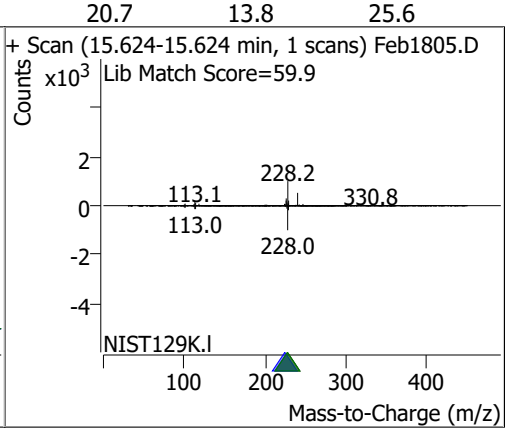

Compound	Conc.	RT	Dev(Min)	Resp.	QIon	QRatio	Lower	Upper
3,3-Dichlorobenzidine	74.8233	15.69	0.00	486419	254.0	63.5	44.9	83.4

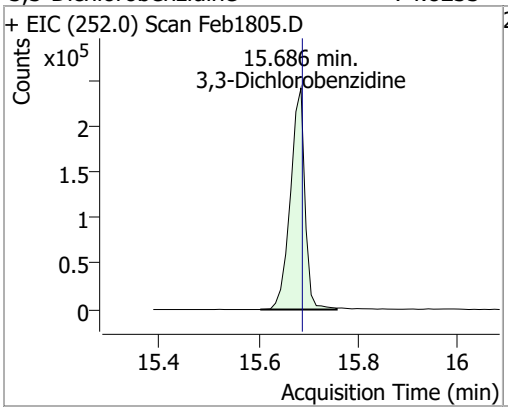

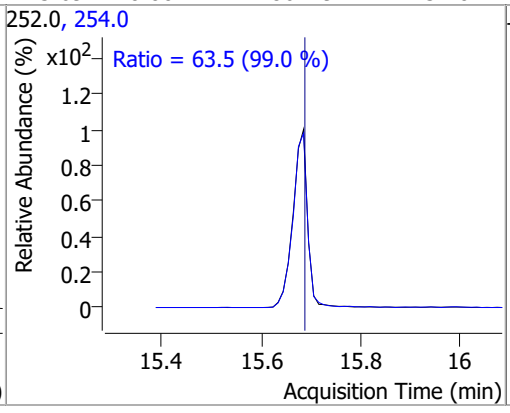

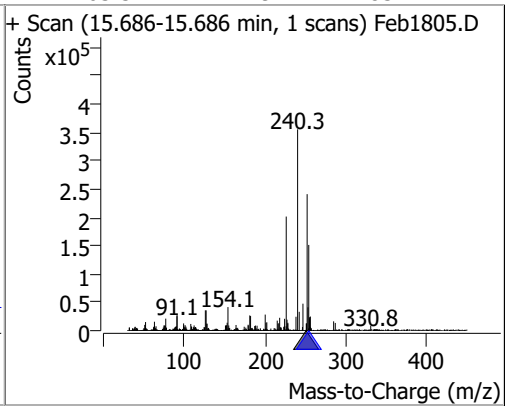

Compound	Conc.	RT	Dev(Min)	Resp.	QIon	QRatio	Lower	Upper
bis(2-ethylhexyl)Phthalate	75.1376	16.37	0.00	177810	149.0	388.1	273.6	508.0
					279.0	13.2	10.5	19.5

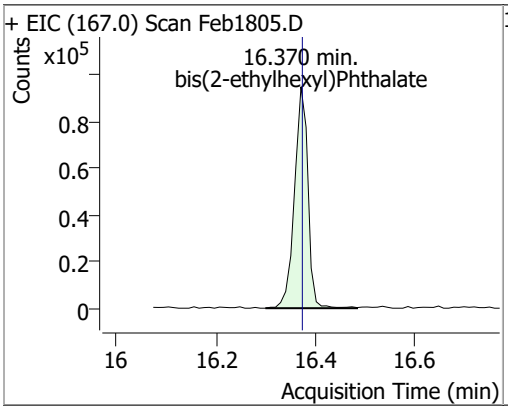

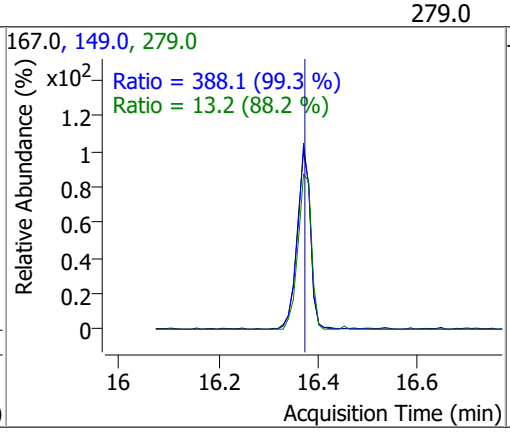

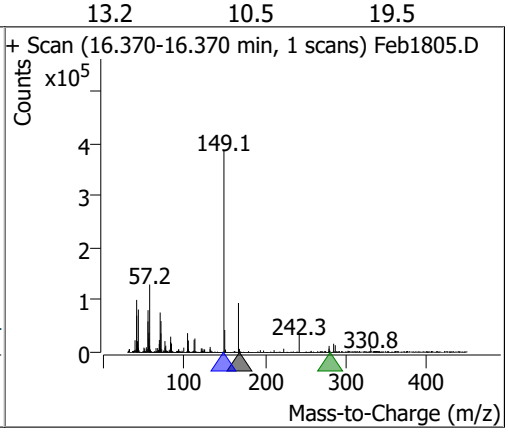

Compound	Conc.	RT	Dev(Min)	Resp.	QIon	QRatio	Lower	Upper
Di-n-octyl Phthalate	76.2190	18.13	0.00	1227671	150.0	9.2	7.0	13.0

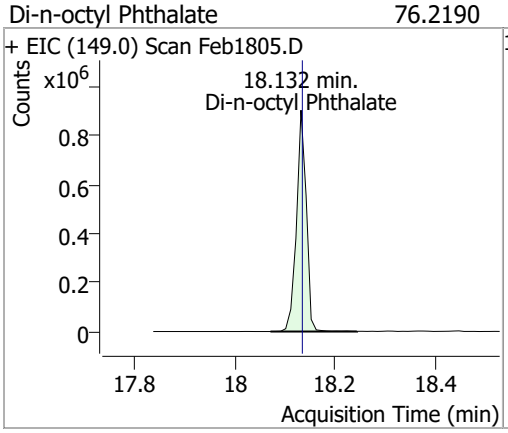

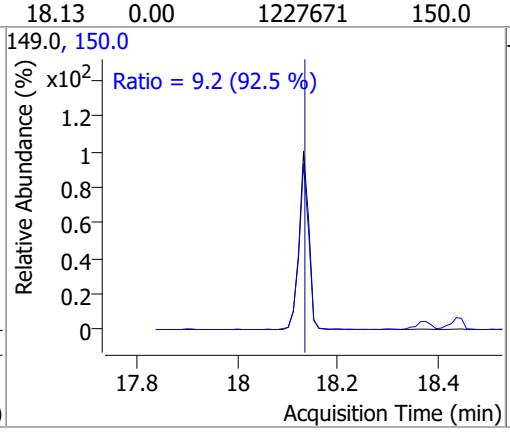

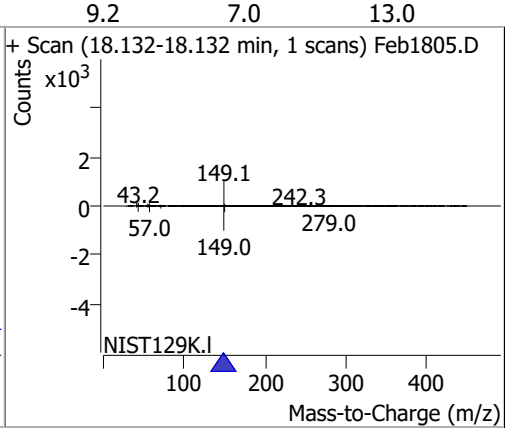

Compound	Conc.	RT	Dev(Min)	Resp.	QIon	QRatio	Lower	Upper
Benzo(b)fluoranthene	76.6560	18.38	0.00	1375648	253.0	21.4	15.6	29.0

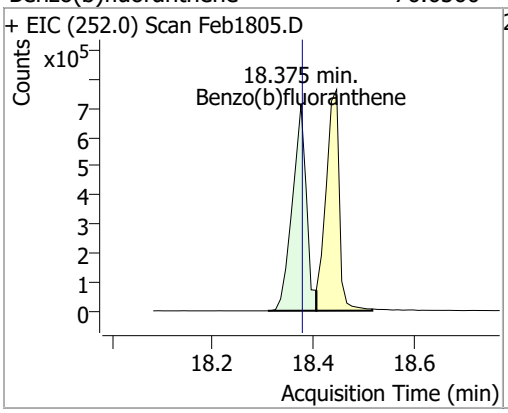

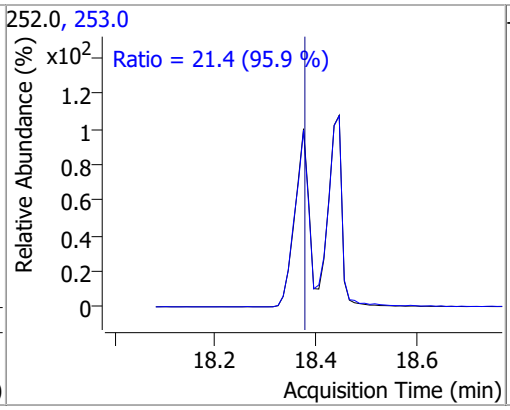

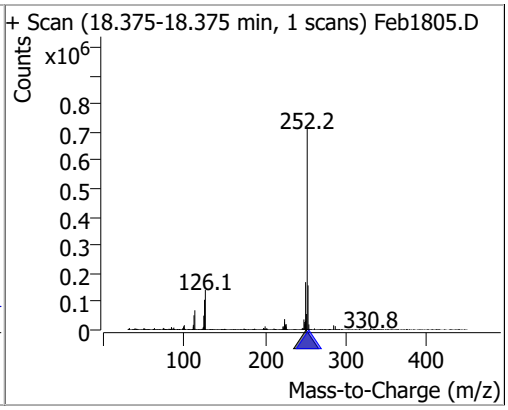

Compound	Conc.	RT	Dev(Min)	Resp.	QIon	QRatio	Lower	Upper
Benzo(k)fluoranthene	74.9266	18.45	0.00	1413651	253.0	23.3	15.4	28.6

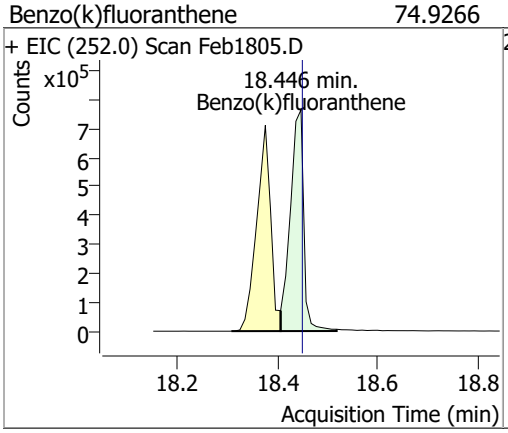

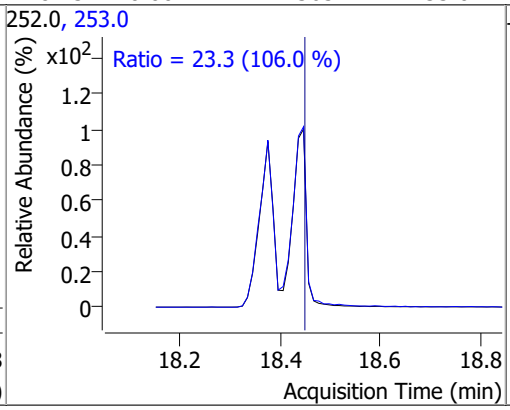

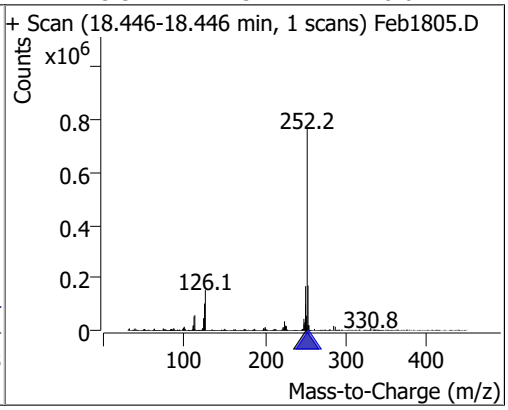

Compound	Conc.	RT	Dev(Min)	Resp.	QIon	QRatio	Lower	Upper
Benzo(a)pyrene	75.1028	18.98	0.00	1275566	253.0	22.8	15.1	28.0

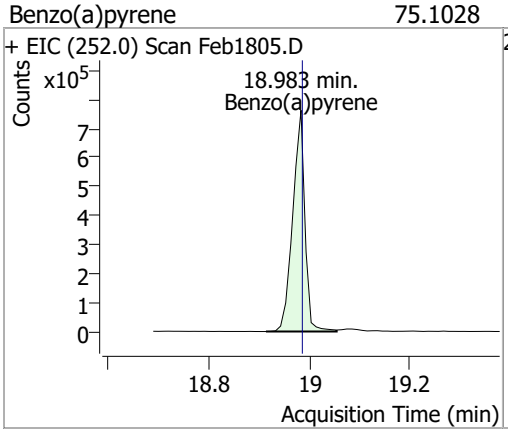

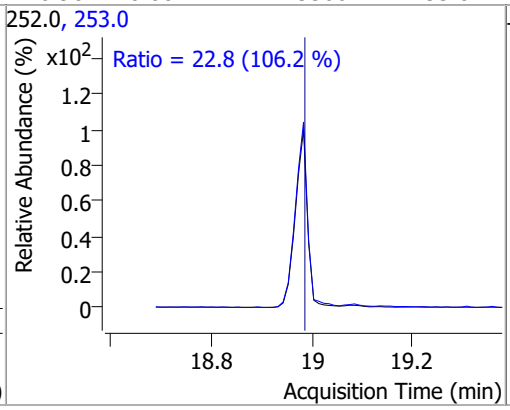

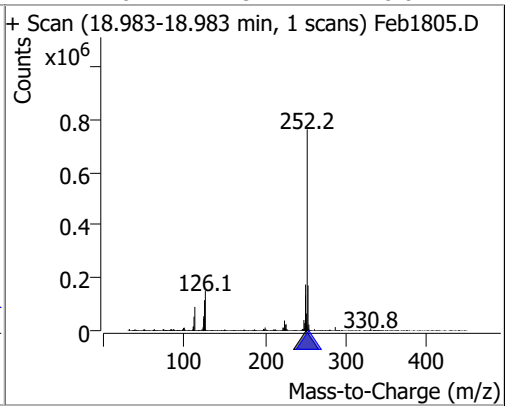

Compound	Conc.	RT	Dev(Min)	Resp.	QIon	QRatio	Lower	Upper
Indeno(1,2,3-c,d)pyrene	74.2839	20.76	0.00	1059042	138.0	31.3	20.7	38.5

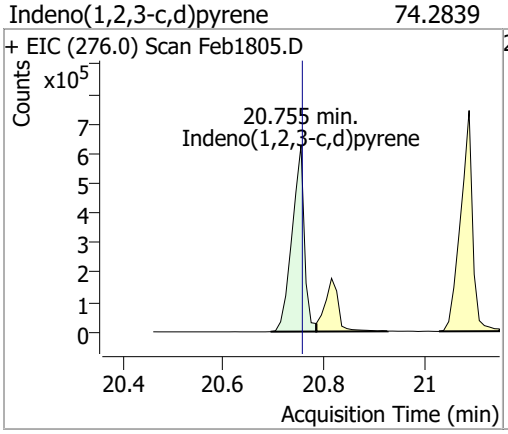

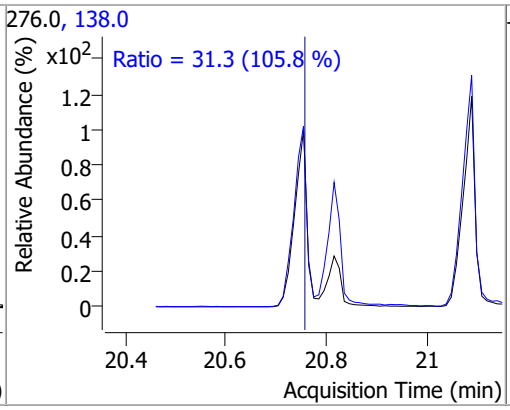

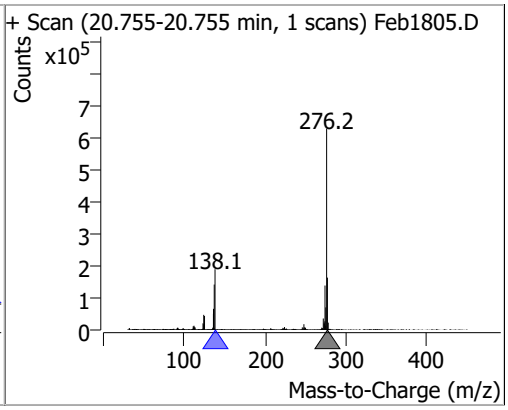

Compound	Conc.	RT	Dev(Min)	Resp.	QIon	QRatio	Lower	Upper
Dibenzo(a,h)anthracene	77.7360	20.82	0.00	1205859	139.0	24.8	17.6	32.7
					279.0	25.0	16.9	31.3

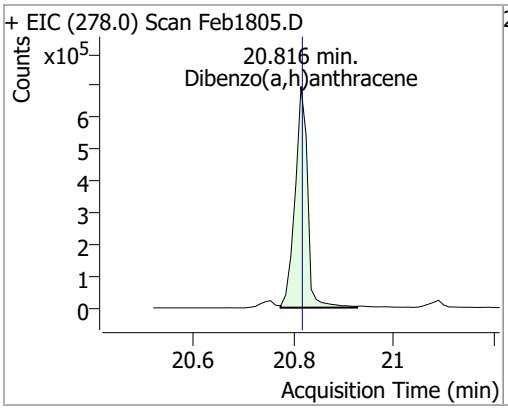

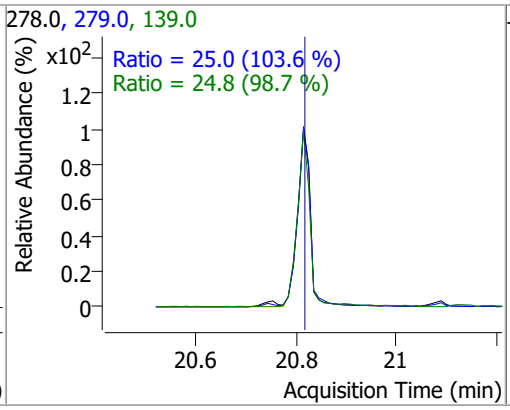

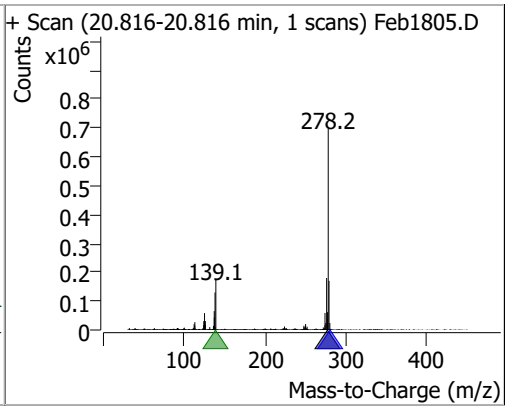

Compound	Conc.	RT	Dev(Min)	Resp.	QIon	QRatio	Lower	Upper
Benzo(g,h,i)perylene	75.6388	21.09	0.00	1242728	138.0	34.1	23.1	42.9
					277.0	23.5	16.3	30.2

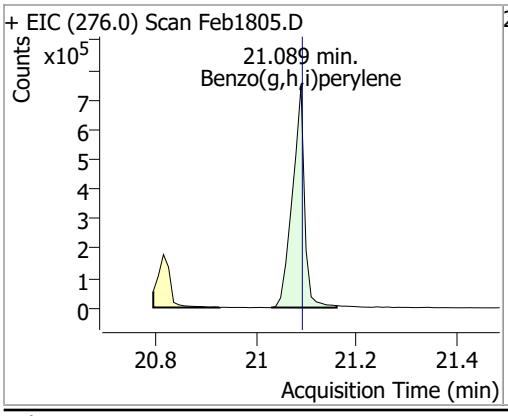

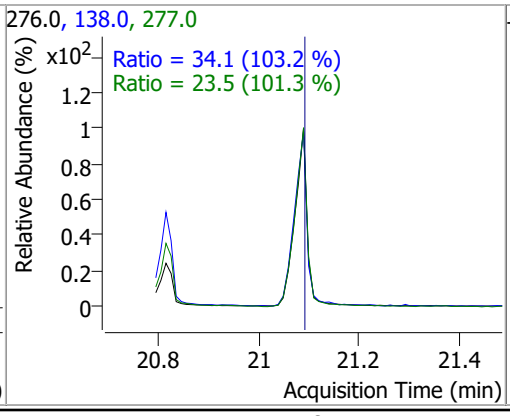

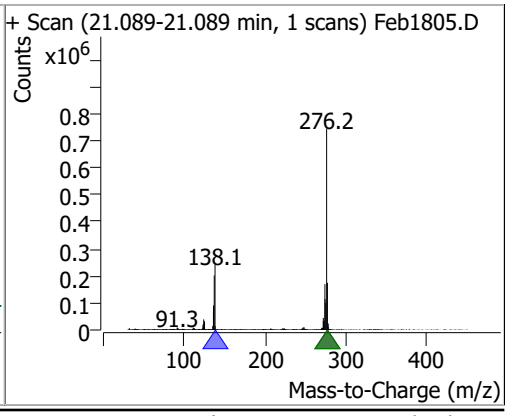

Quantitation Results Report (QT Reviewed)

Data File	Feb1806.D	Operator	LIMS import
Acq. Method	BNA+SIM.M	Acq. Date-Time	2/19/2022 10:43:35 AM
Sample Name	18-Feb-22_CAL_3	Instrument	Instrument #1
Vial	6	Multiplier	1.00
DA Method File		Comment	SVOC-8270-W-LARGO
Tune File	dftppdsm.u	Tune Date	2/18/2022 9:25:00 PM
Batch Name	021822 DoD BNA cal.batch.bin	Last Calib Update	2/19/2022 1:06:17 PM
Ref Library	D:\Org\Library\NIST129K.l		

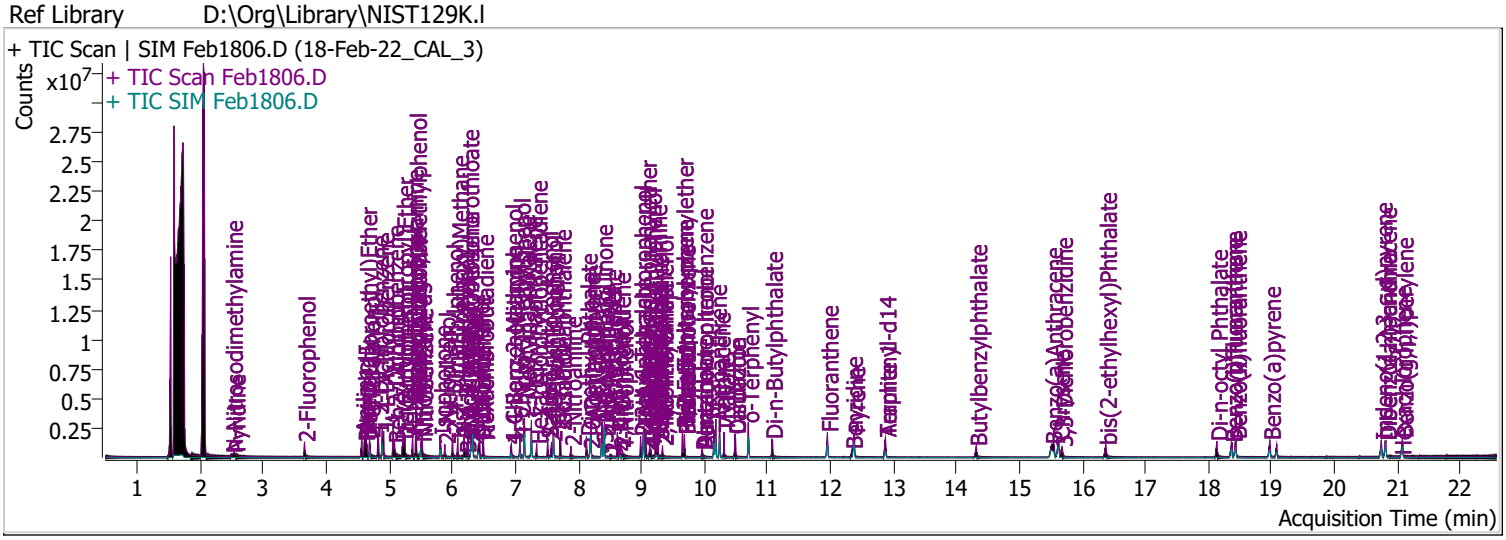

Compound	RT	QIon	Resp.	Conc.	Units		Dev(Min)
Internal Standards							
System Monitoring Compounds							
S 2-Fluorophenol	3.653	112.0	414958	49.4461	µg/L		0.000
Spiked Amount: 200.000	Range: 10.0 - 75.0%			Recovery = 24.72%			
S Phenol-d5	4.603	99.0	540696	49.1912	µg/L	m	-0.010
Spiked Amount: 200.000	Range: 10.0 - 65.0%			Recovery = 24.60%			
S Nitrobenzene-d5	5.502	82.0	289612	47.9581	µg/L		0.000
Spiked Amount: 100.000	Range: 32.0 - 94.0%			Recovery = 47.96%			
S 2-Fluorobiphenyl	7.605	172.0	840492	48.3854	µg/L		0.000
Spiked Amount: 100.000	Range: 28.0 - 107.0%			Recovery = 48.39%			
S 2,4,6-Tribromophenol	9.336	329.8	62354	48.8692	µg/L		0.000
Spiked Amount: 200.000	Range: 25.0 - 140.0%			Recovery = 24.43%		*	
S Terphenyl-d14	12.875	244.3	851147	48.7638	µg/L		0.000
Spiked Amount: 100.000	Range: 32.0 - 122.0%			Recovery = 48.76%			
Target Compounds							**QValue**
T N-Nitrosodimethylamine	2.499	74.0	117849	47.7313	µg/L		91
T Pyridine	2.540	79.0	315403	49.3173	µg/L		99
T Aniline	4.562	93.0	767112	48.7288	µg/L		99
T Phenol	4.624	94.0	590509	48.5783	µg/L		100
T bis(-2-Chloroethyl)Ether	4.634	63.0	402263	48.5252	µg/L		99
T 2-Chlorophenol	4.685	128.0	472214	47.8916	µg/L		98
T 1,3-Dichlorobenzene	4.818	146.0	613144	47.6832	µg/L		99
T 1,4-Dichlorobenzene	4.909	146.0	621874	47.5208	µg/L		98
T 1,2-Dichlorobenzene	5.063	146.0	611643	48.8945	µg/L	m	99
T Benzyl Alcohol	5.083	108.0	213122	46.5715	µg/L		97
T bis(2-chloroisopropyl)Ether	5.216	121.0	160657	48.1097	µg/L		100
T 2-Methylphenol	5.236	107.0	416195	48.8002	µg/L		100
T N-nitroso-Di-n-propylamine	5.369	70.0	295456	52.0108	µg/L		99
T 4Methylphenol/3Methylphenol	5.420	107.0	564049	48.0796	µg/L		99
T Hexachloroethane	5.420	117.0	176921	47.7941	µg/L		99

Compound	RT	QIon	Resp.	Conc.	Units		Dev(Min)
T Nitrobenzene	5.522	123.1	153327	48.9550	µg/L		98
T Isophorone	5.808	82.0	689466	47.6614	µg/L		100
T 2-Nitrophenol	5.880	139.0	145865	47.6904	µg/L		97
T 2,4-Dimethylphenol	6.003	122.0	310997	44.7058	µg/L		93
T bis(-2-Chloroethoxy)Methane	6.085	93.0	423833	50.5699	µg/L		95
T 2,4-Dichlorophenol	6.188	162.0	302701	46.8883	µg/L		97
T Benzoic Acid	6.208	105.0	150889	47.3454	µg/L		88
T 1,2,4-Trichlorobenzene	6.249	180.0	381654	47.4978	µg/L		100
T Naphthalene	6.321	128.0	1110201	45.7297	µg/L		99
T 4-Chlorophenol	6.414	130.0	116895	47.7556	µg/L		95
T p-Chloroaniline	6.434	127.0	453225	49.0478	µg/L		99
T Hexachlorobutadiene	6.485	224.9	188037	46.5537	µg/L		98
T 4-Chloro-2-Methylphenol	6.937	107.0	274008	44.5613	µg/L		98
T 4-Chloro-3-Methylphenol	7.071	107.0	311889	49.2963	µg/L		98
T 2-Methylnaphthalene	7.143	141.0	670695	51.0637	µg/L	m	98
T 1-Methylnaphthalene	7.256	141.0	672135	52.0765	µg/L	m	98
T Hexachlorocyclopentadiene	7.338	236.9	113002	47.6532	µg/L		97
T 2,4,6-Trichlorophenol	7.512	196.0	186323	44.7383	µg/L		100
T 2,4,5-Trichlorophenol	7.574	196.0	223316	47.3755	µg/L		98
T 2-Chloronaphthalene	7.718	162.0	726480	49.7944	µg/L		98
T 2-Nitroaniline	7.882	65.0	121485	47.8219	µg/L		99
T Dimethyl Phthalate	8.128	163.0	658473	46.8059	µg/L		96
T 2,6-Dinitrotoluene	8.180	165.0	92679	46.7873	µg/L		99
T Acenaphthylene	8.200	152.1	1195576	51.2174	µg/L		98
T 3-Nitroaniline	8.384	138.0	99318	45.4914	µg/L		93
T Acenaphthene	8.415	154.0	694646	50.6665	µg/L		99
T 2,4-Dinitrophenol	8.507	184.0	43823	48.5159	µg/L		98
T Dibenzofuran	8.620	168.0	1034897	45.2583	µg/L		99
T 2,4-Dinitrotoluene	8.660	165.0	115884	49.0233	µg/L		96
T 4-Nitrophenol	8.701	109.0	108704	46.2243	µg/L		96
T Diethylphthalate	8.988	149.0	670192	46.1993	µg/L		99
T Fluorene	9.039	166.0	891630	49.9319	µg/L		99
T 4-Chlorophenyl-phenylether	9.070	204.0	359843	46.2307	µg/L		98
T 4-Nitroaniline	9.131	138.0	103404	44.9787	µg/L		95
T 4,6-Dinitro-2-methylphenol	9.152	198.0	68013	50.3401	µg/L		98
T N-nitrosodiphenylamine	9.233	169.0	563505	49.7597	µg/L		99
T Azobenzene	9.264	77.0	757604	52.2283	µg/L		89
T 4-Bromophenyl-phenylether	9.653	248.0	215173	52.1333	µg/L		96
T Hexachlorobenzene	9.683	283.9	208046	47.2633	µg/L		98
T Pentachlorophenol	9.968	265.9	91759	49.5070	µg/L		97
T Phenanthrene	10.181	178.0	1161938	47.6446	µg/L		99
T Anthracene	10.242	178.0	1092607	48.8025	µg/L		99
T Triallate	10.313	86.0	255426	50.6533	µg/L		98
T Carbazole	10.485	167.0	1123980	49.7097	µg/L		98
T o-Terphenyl	10.698	230.0	609529	47.9400	µg/L		99
T Di-n-Butylphthalate	11.072	149.0	970759	48.9894	µg/L		100
T Fluoranthene	11.954	202.0	1175583	49.4749	µg/L		97
T Benzidine	12.338	184.0	430095	49.7161	µg/L		98
T Pyrene	12.379	202.0	1308067	50.1685	µg/L		98
T Butylbenzylphthalate	14.316	149.0	305113	47.6282	µg/L		95
T Benzo(a)Anthracene	15.512	228.0	944328	49.7470	µg/L		99
T Chrysene	15.624	228.0	1050170	48.6971	µg/L		98
T 3,3-Dichlorobenzidine	15.675	252.0	299783	47.6188	µg/L		98
T bis(2-ethylhexyl)Phthalate	16.370	167.0	104536	47.6952	µg/L		99
T Di-n-octyl Phthalate	18.133	149.0	706918	46.4377	µg/L		100

Compound	RT	QIon	Resp.	Conc.	Units	Dev(Min)
T Benzo(b)fluoranthene	18.365	252.0	908237	48.1054	µg/L	99
T Benzo(k)fluoranthene	18.436	252.0	956185	48.7004	µg/L	99
T Benzo(a)pyrene	18.973	252.0	873144	49.5090	µg/L	96
T Indeno(1,2,3-c,d)pyrene	20.745	276.0	711904	48.0345	µg/L	97
T Dibenzo(a,h)anthracene	20.816	278.0	767418	47.7678	µg/L	98
T Benzo(g,h,i)perylene	21.079	276.0	822853	48.0870	µg/L	96

(#) = Qualifier Out of Range; (m) = Manual Integration; (+) = Area Summed; (*) = Surrogate Percent Recovery Out of Range; (d): Zeroed Peak

Compound	Conc.	RT	Dev(Min)	Resp.	QIon	QRatio	Lower	Upper
N-Nitrosodimethylamine	47.7313	2.50	0.01	117849	42.0	124.9	95.1	176.6

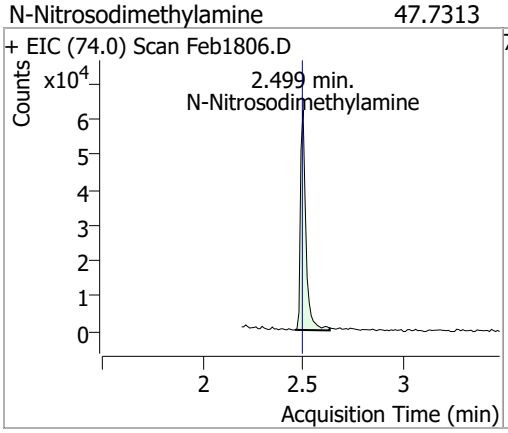

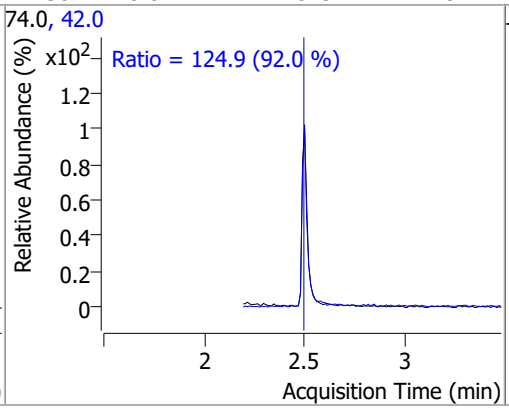

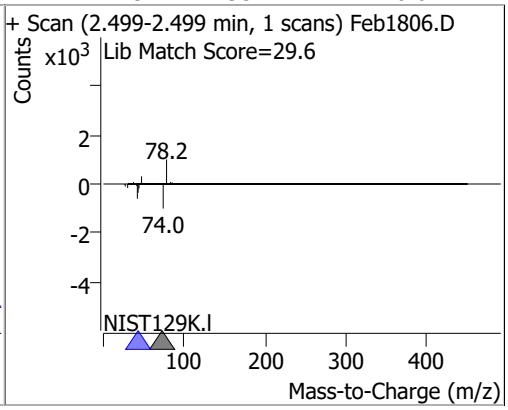

Compound	Conc.	RT	Dev(Min)	Resp.	QIon	QRatio	Lower	Upper
Pyridine	49.3173	2.54	0.01	315403	52.0	82.2	57.9	107.6

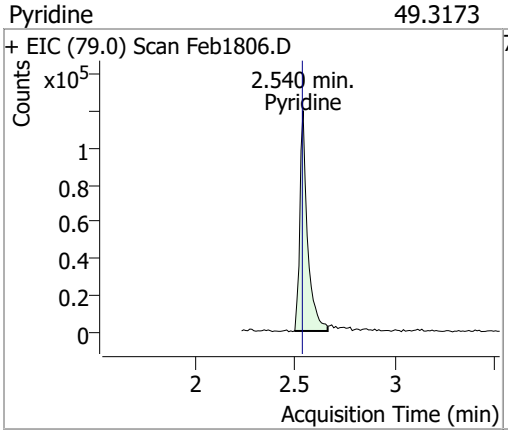

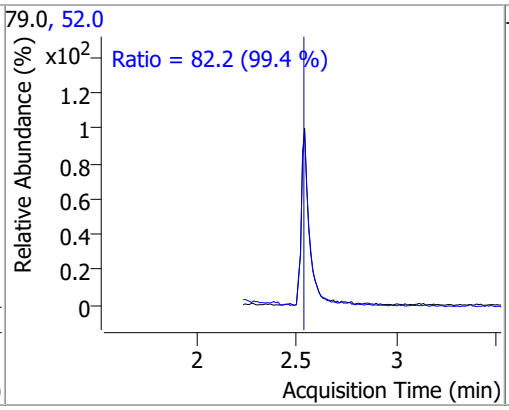

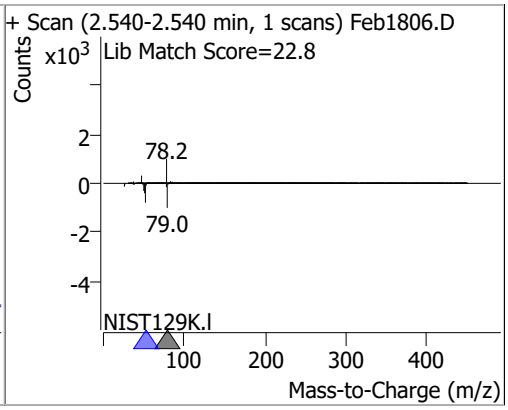

Compound	Conc.	RT	Dev(Min)	Resp.	QIon	QRatio	Lower	Upper
2-Fluorophenol	49.4461	3.65	0.00	414958	64.0	52.9	34.6	64.3
					92.0	21.5	14.2	26.5

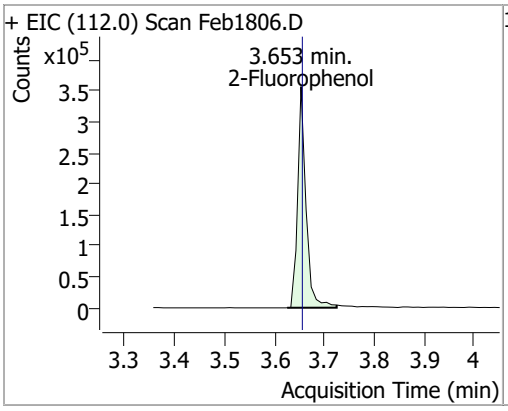

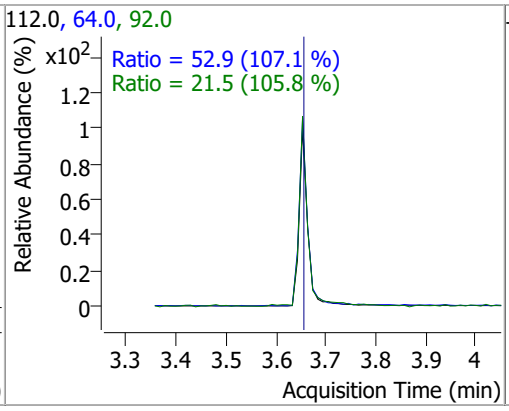

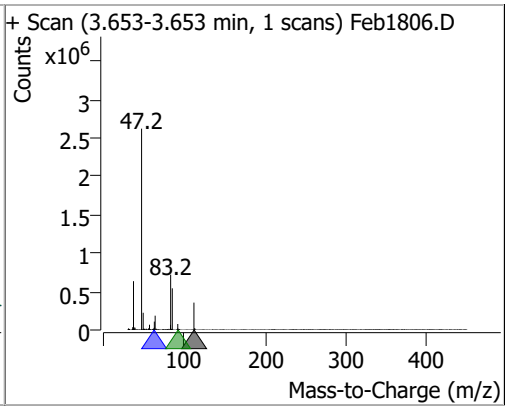

Compound	Conc.	RT	Dev(Min)	Resp.	QIon	QRatio	Lower	Upper
Aniline	48.7288	4.56	0.00	767112	66.0	36.3	25.7	47.8
					65.0	18.9	13.1	24.4

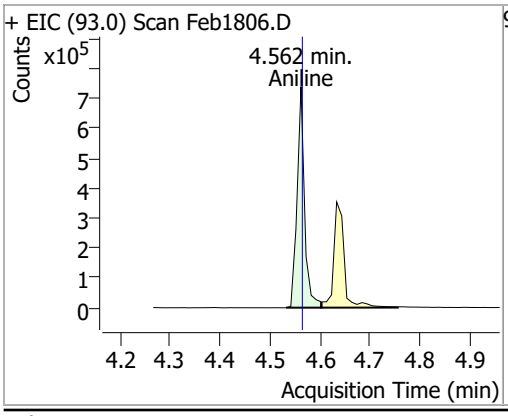

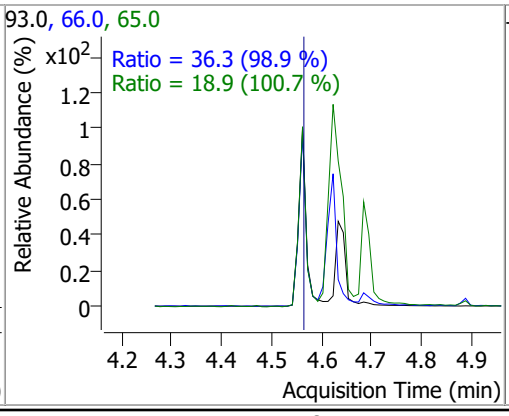

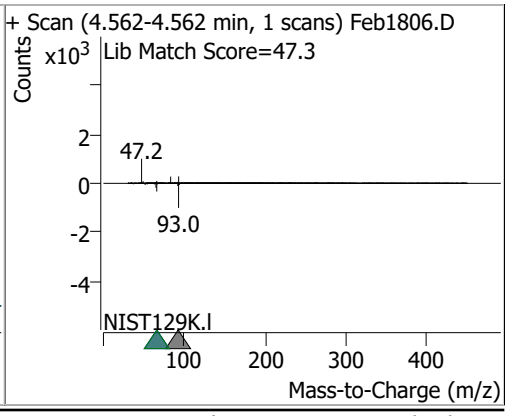

Compound	Conc.	RT	Dev(Min)	Resp.	QIon	QRatio	Lower	Upper
Phenol-d5	49.1912	4.60	-0.01	540696 (m)	71.0	36.5	25.8	47.9

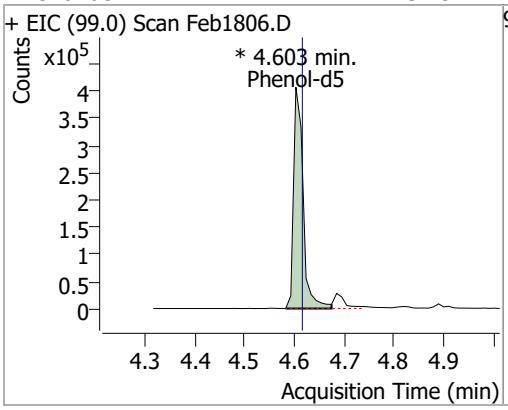

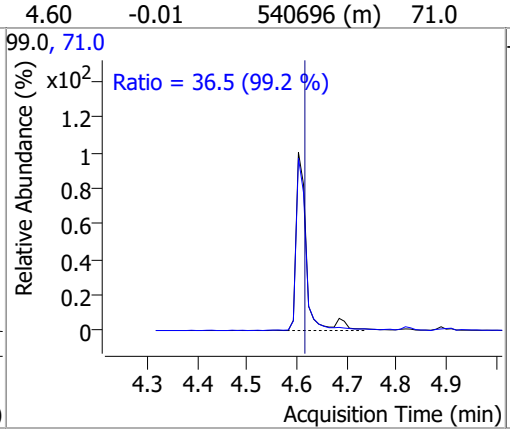

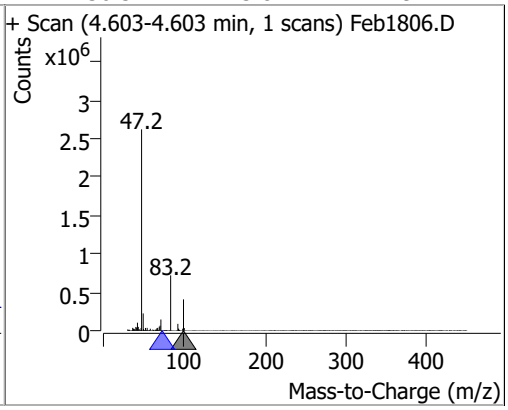

Compound	Conc.	RT	Dev(Min)	Resp.	QIon	QRatio	Lower	Upper
Phenol	48.5783	4.62	0.00	590509	66.0	45.5	31.7	58.9

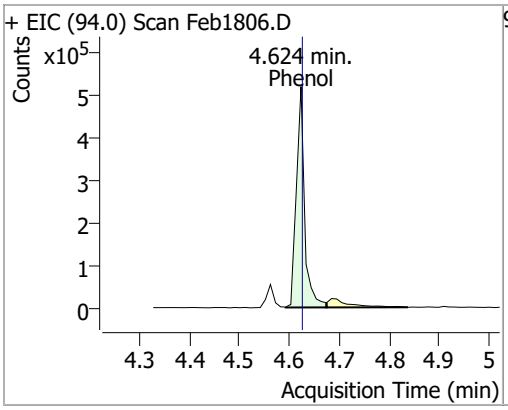

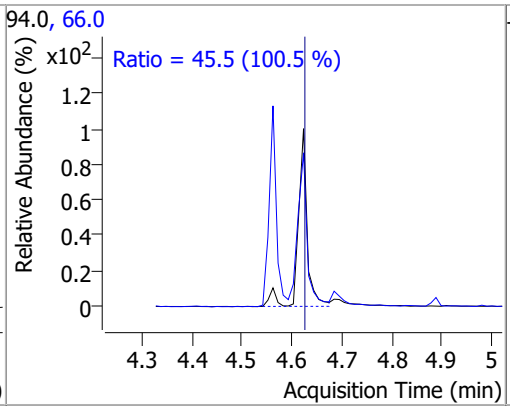

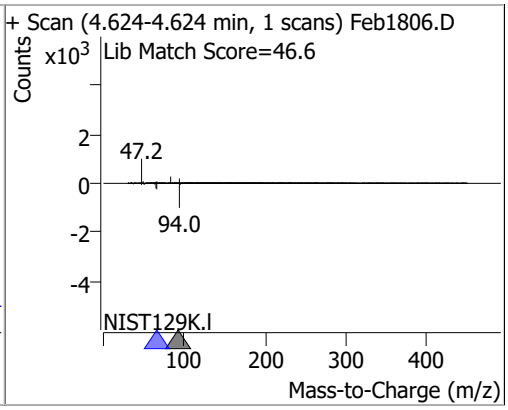

Compound	Conc.	RT	Dev(Min)	Resp.	QIon	QRatio	Lower	Upper
bis(-2-Chloroethyl)Ether	48.5252	4.63	-0.01	402263	64.0	10.5	7.6	14.1

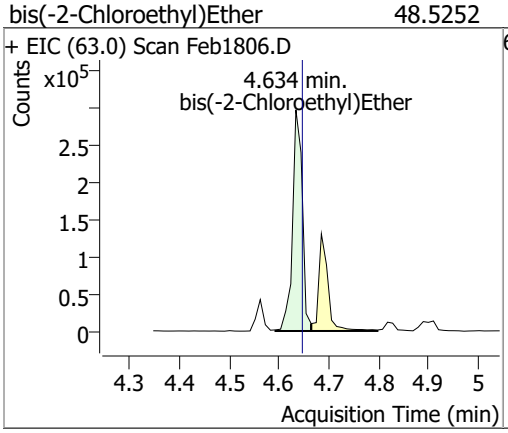

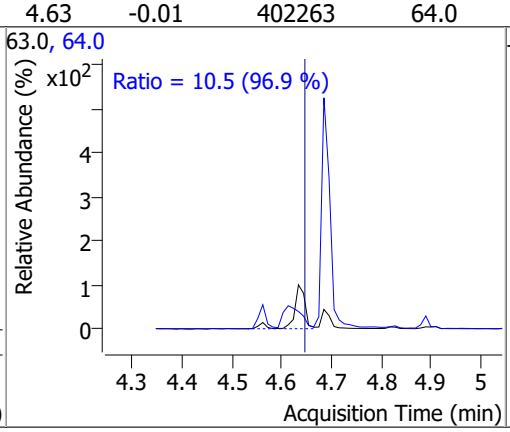

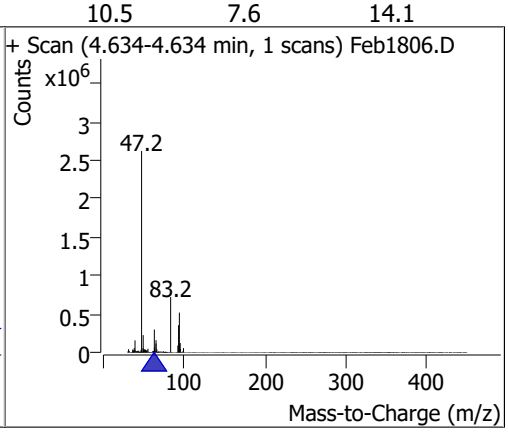

Compound	Conc.	RT	Dev(Min)	Resp.	QIon	QRatio	Lower	Upper
2-Chlorophenol	47.8916	4.68	-0.01	472214	130.0	31.5	22.7	42.2

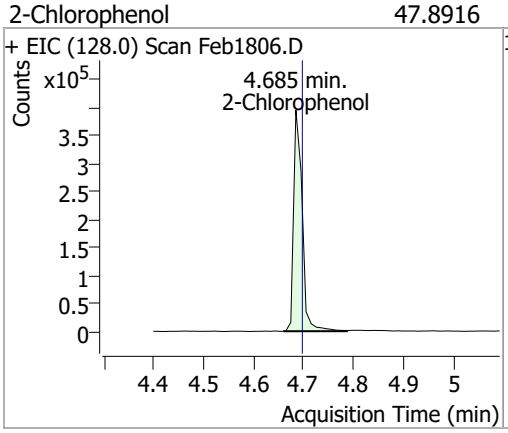

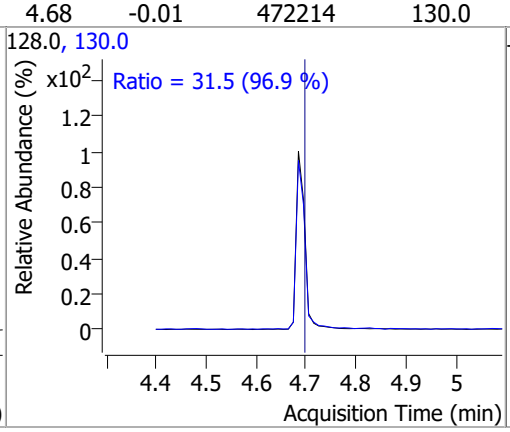

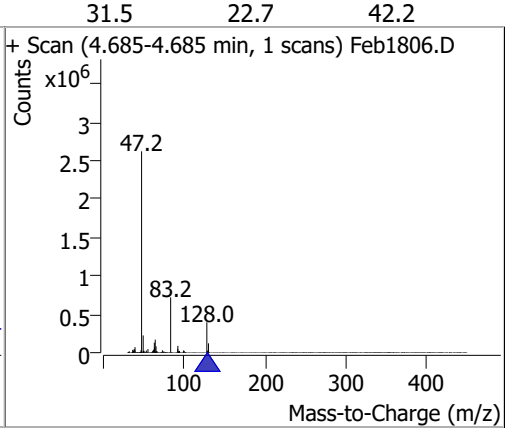

Compound	Conc.	RT	Dev(Min)	Resp.	QIon	QRatio	Lower	Upper
1,3-Dichlorobenzene	47.6832	4.82	-0.01	613144	148.0	62.7	44.6	82.8
					111.0	36.4	25.3	47.0

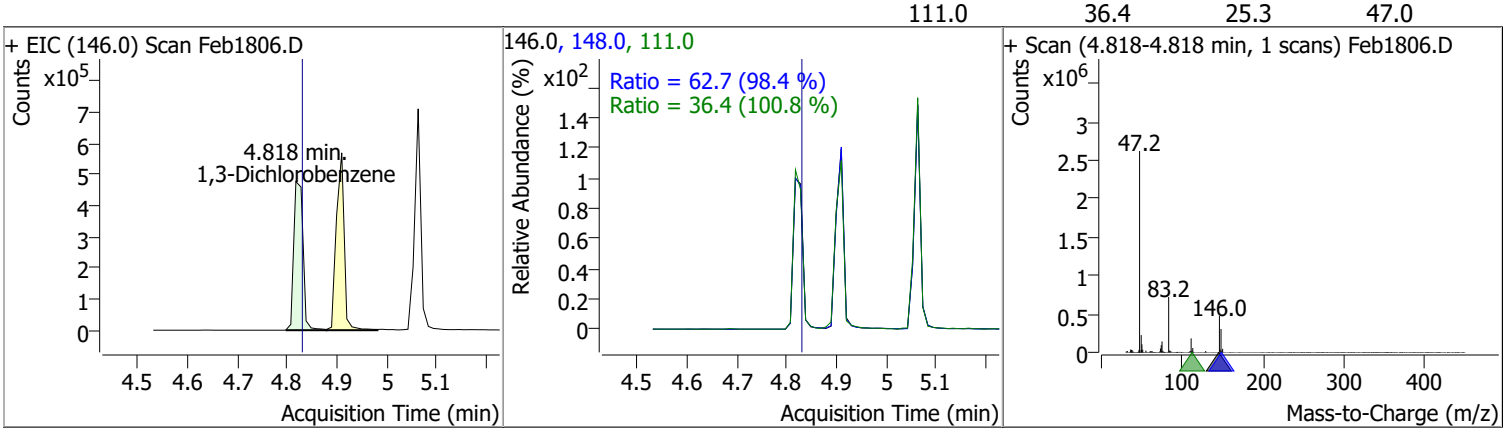

Compound	Conc.	RT	Dev(Min)	Resp.	QIon	QRatio	Lower	Upper
1,4-Dichlorobenzene	47.5208	4.91	0.00	621874	148.0	63.0	45.6	84.8
					111.0	35.5	25.2	46.8

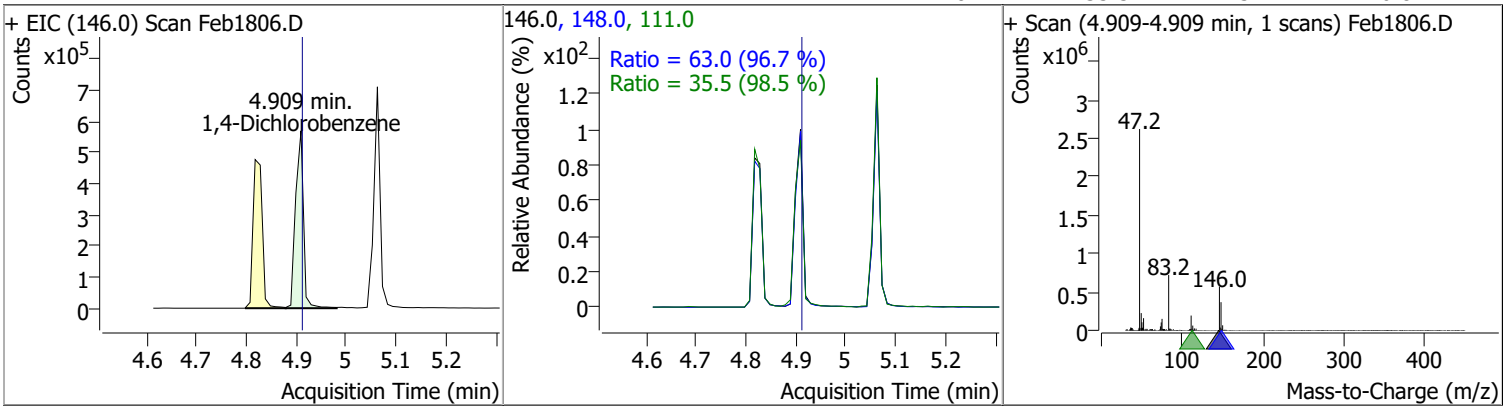

Compound	Conc.	RT	Dev(Min)	Resp.	QIon	QRatio	Lower	Upper
1,2-Dichlorobenzene	48.8945	5.06	0.00	611643 (m)	148.0	63.3	45.1	83.8
					111.0	37.8	26.1	48.5

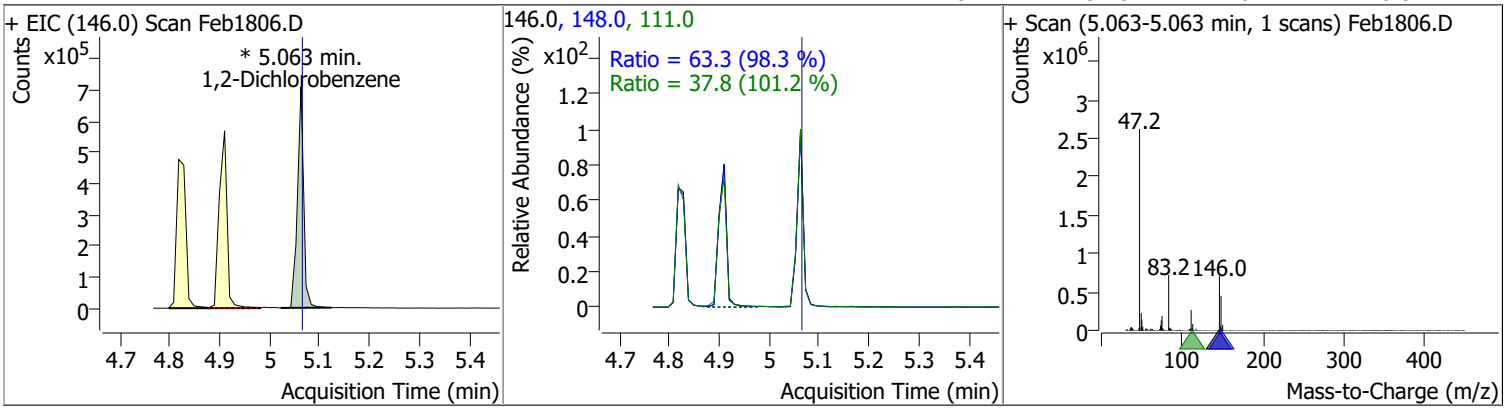

Compound	Conc.	RT	Dev(Min)	Resp.	QIon	QRatio	Lower	Upper
Benzyl Alcohol	46.5715	5.08	0.00	213122	79.0	116.7	83.5	155.1
					107.0	74.4	49.3	91.6

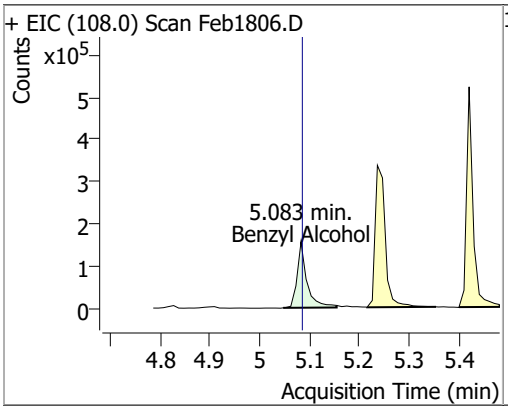

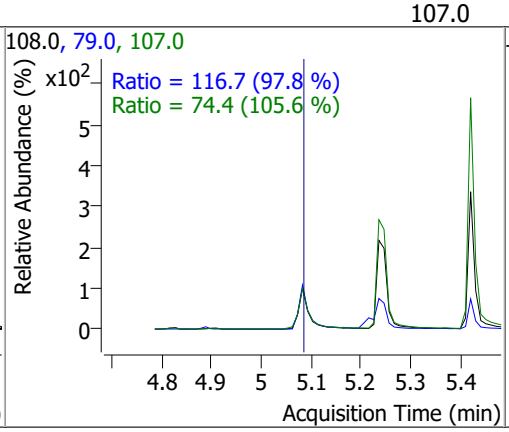

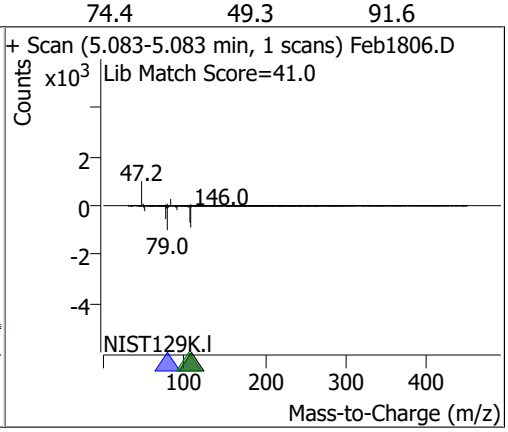

Compound	Conc.	RT	Dev(Min)	Resp.	QIon	QRatio	Lower	Upper
bis(2-chloroisopropyl)Ether	48.1097	5.22	-0.01	160657	123.0	32.4	22.5	41.8

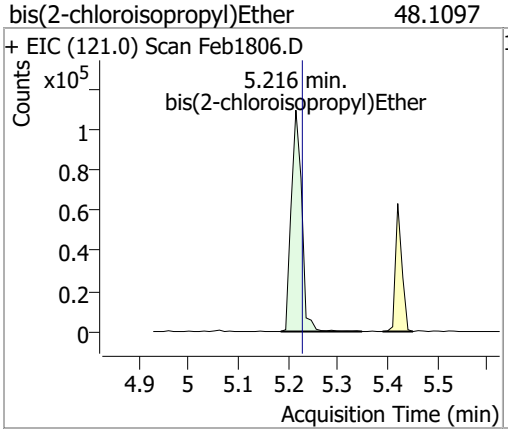

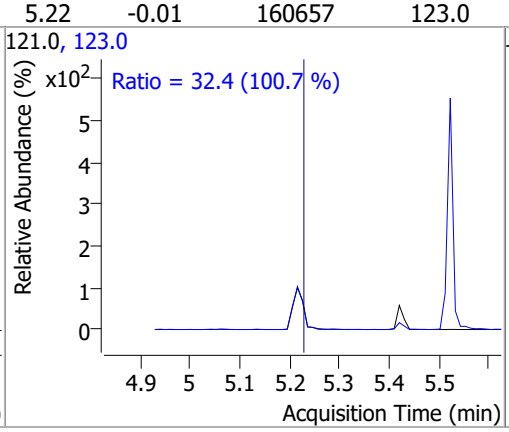

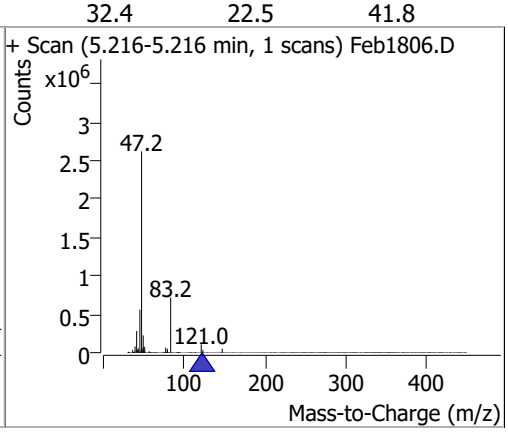

Compound	Conc.	RT	Dev(Min)	Resp.	QIon	QRatio	Lower	Upper
2-Methylphenol	48.8002	5.24	-0.01	416195	108.0	116.5	81.5	151.4

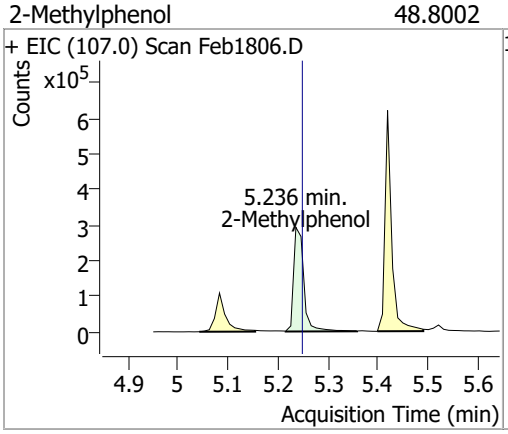

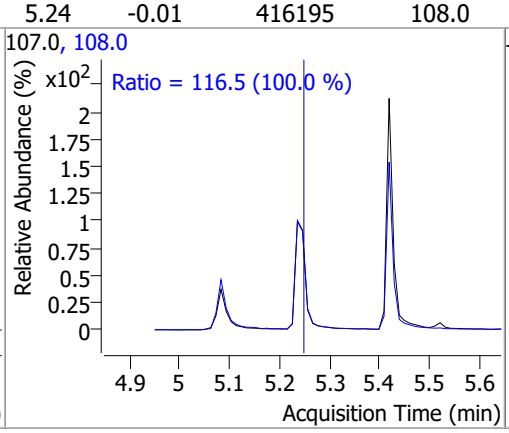

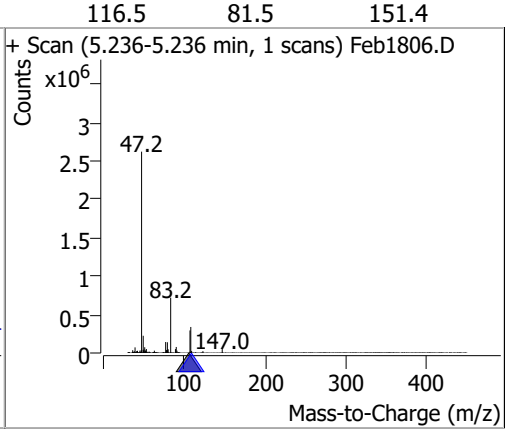

Compound	Conc.	RT	Dev(Min)	Resp.	QIon	QRatio	Lower	Upper
N-nitroso-Di-n-propylamine	52.0108	5.37	0.00	295456	130.0	19.1	0.0	38.8

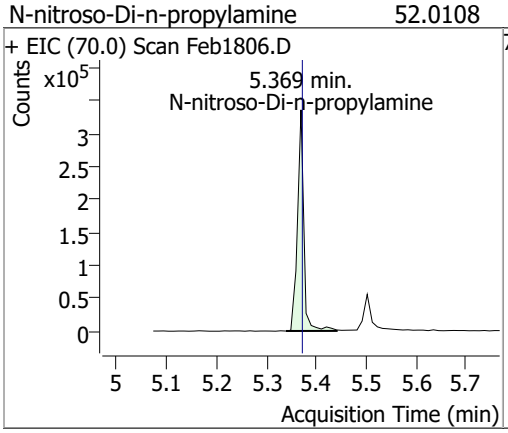

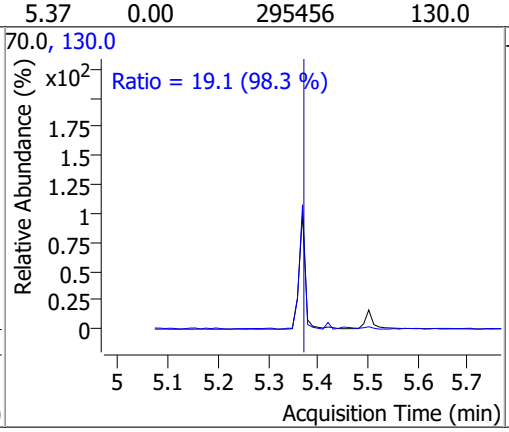

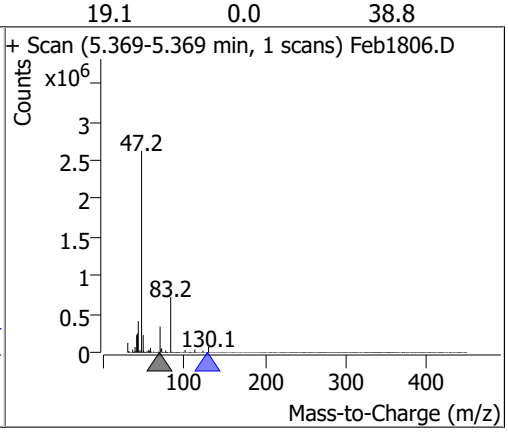

Compound	Conc.	RT	Dev(Min)	Resp.	QIon	QRatio	Lower	Upper
4Methylphenol/3Methylphenol	48.0796	5.42	-0.01	564049	108.0	83.2	58.8	109.1

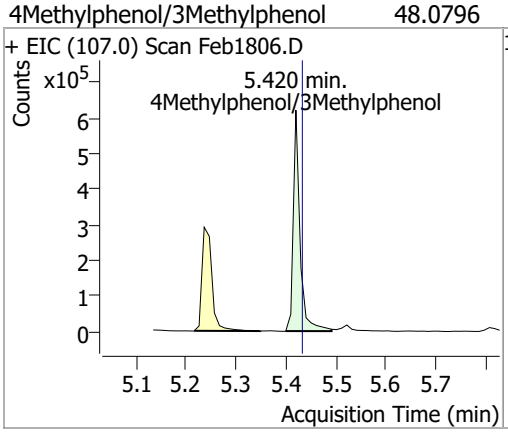

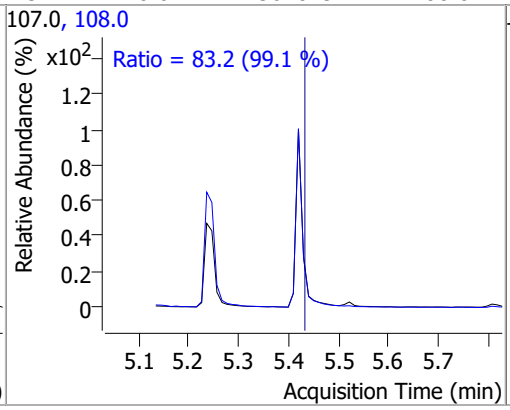

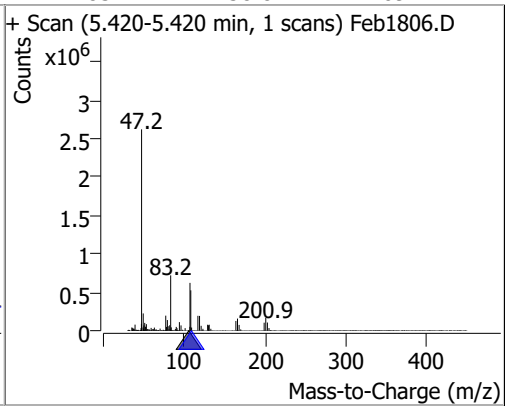

Compound	Conc.	RT	Dev(Min)	Resp.	QIon	QRatio	Lower	Upper
Hexachloroethane	47.7941	5.42	-0.01	176921	201.0	91.3	63.5	118.0
					199.0	56.3	39.8	74.0

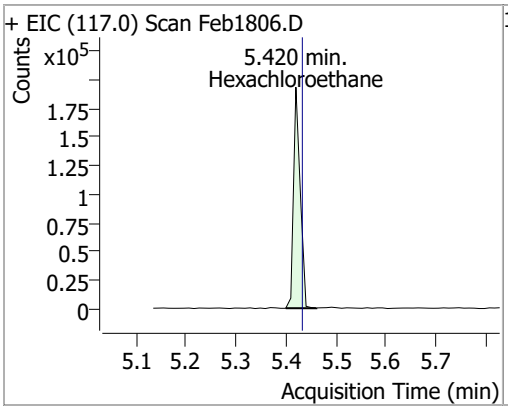

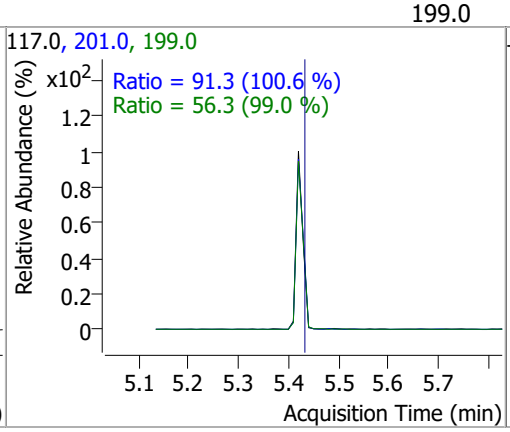

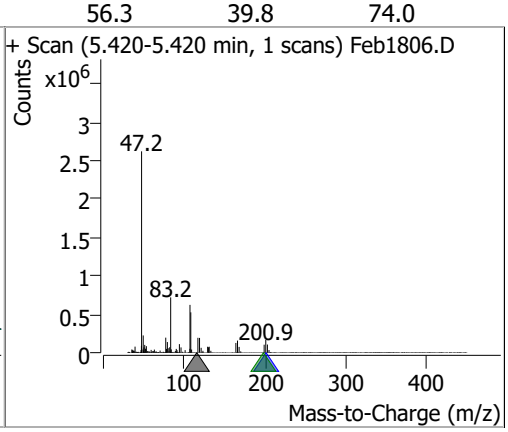

Compound	Conc.	RT	Dev(Min)	Resp.	QIon	QRatio	Lower	Upper
Nitrobenzene-d5	47.9581	5.50	0.00	289612	54.0	63.4	46.3	86.0
					128.0	44.3	34.1	63.3

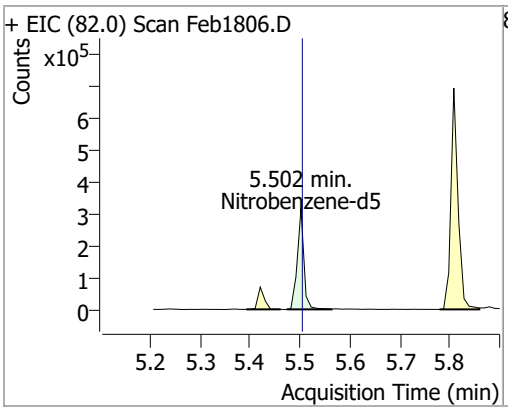

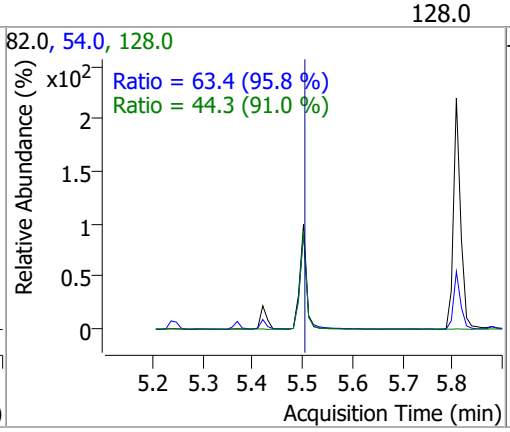

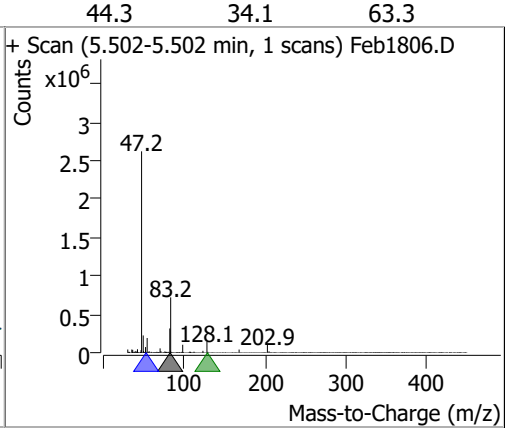

Compound	Conc.	RT	Dev(Min)	Resp.	QIon	QRatio	Lower	Upper
Nitrobenzene	48.9550	5.52	0.00	153327	77.0	207.5	148.9	276.5
					51.0	130.5	91.7	170.3

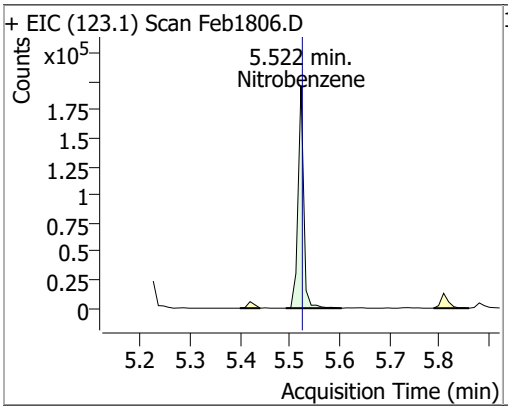

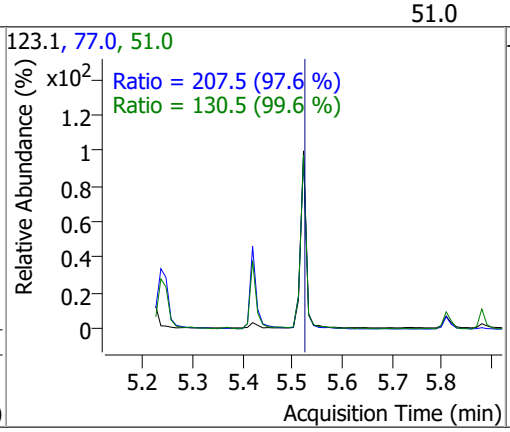

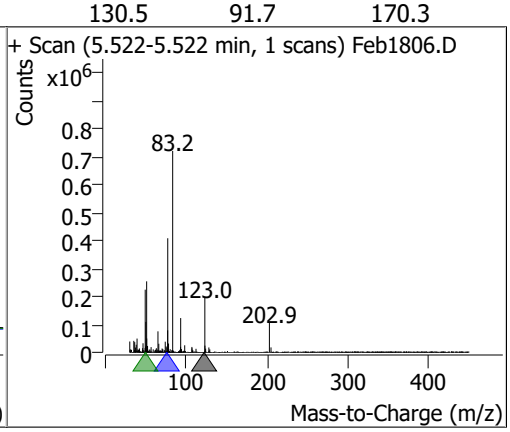

Compound	Conc.	RT	Dev(Min)	Resp.	QIon	QRatio	Lower	Upper
Isophorone	47.6614	5.81	-0.01	689466	138.0	20.9	14.8	27.5

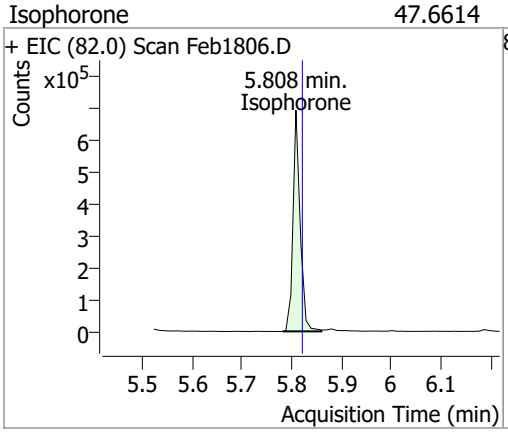

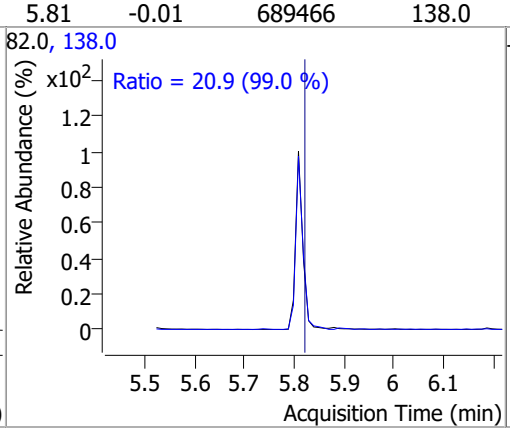

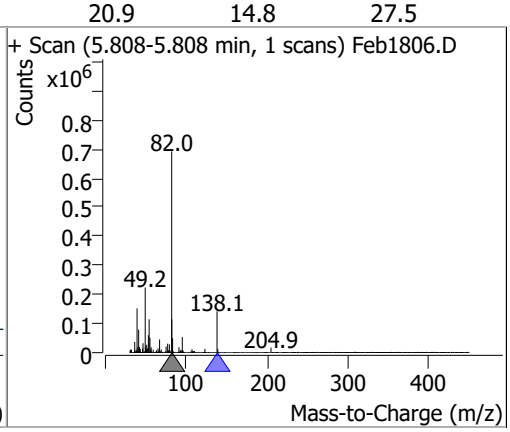

Compound	Conc.	RT	Dev(Min)	Resp.	QIon	QRatio	Lower	Upper
2-Nitrophenol	47.6904	5.88	0.00	145865	65.0	49.5	34.2	63.4
					109.0	37.9	24.6	45.8

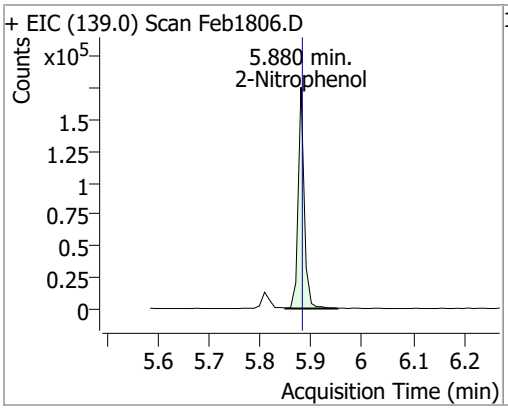

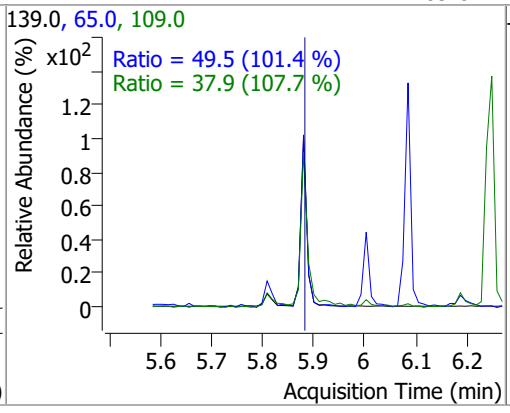

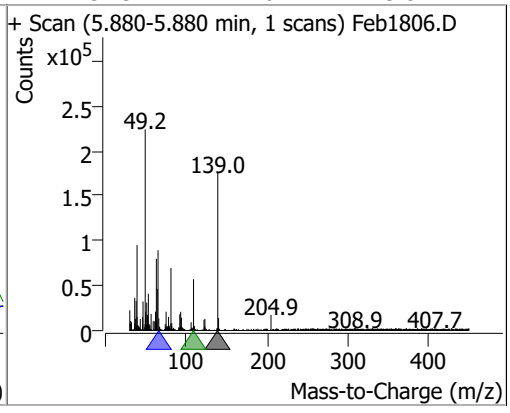

Compound	Conc.	RT	Dev(Min)	Resp.	QIon	QRatio	Lower	Upper
2,4-Dimethylphenol	44.7058	6.00	0.00	310997	107.0	118.7	76.6	142.3
					77.0	33.4	23.8	44.2

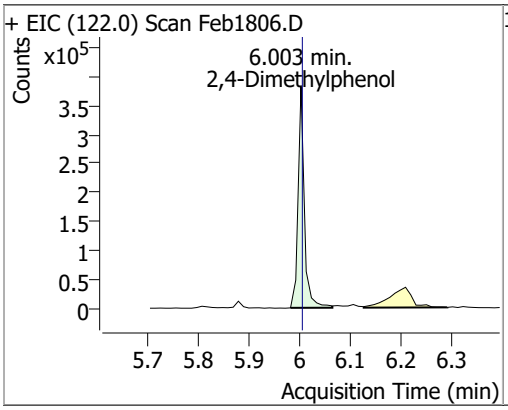

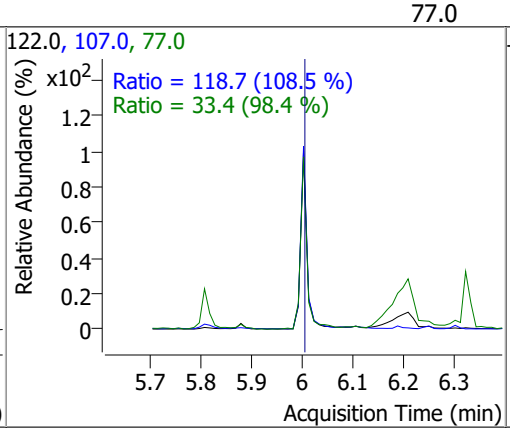

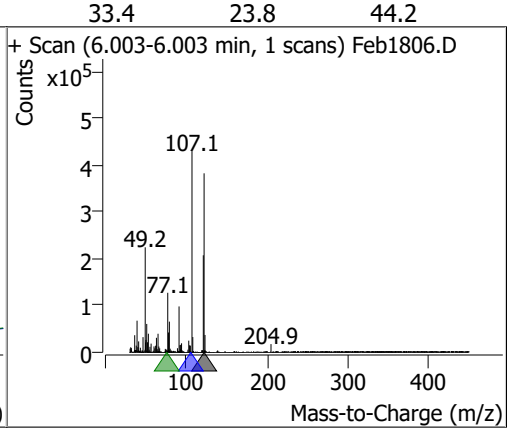

Compound	Conc.	RT	Dev(Min)	Resp.	QIon	QRatio	Lower	Upper
bis(-2-Chloroethoxy)Methane	50.5699	6.08	0.00	423833	63.0	73.7	47.7	88.6
					95.0	32.4	22.3	41.5

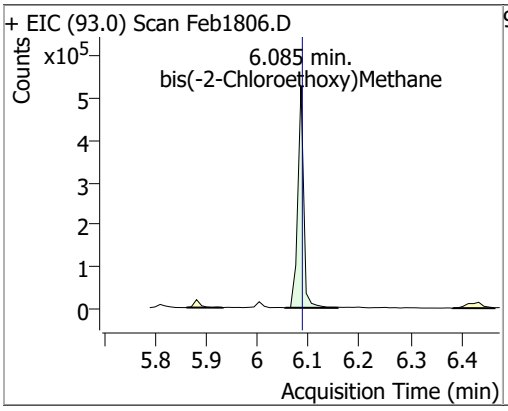

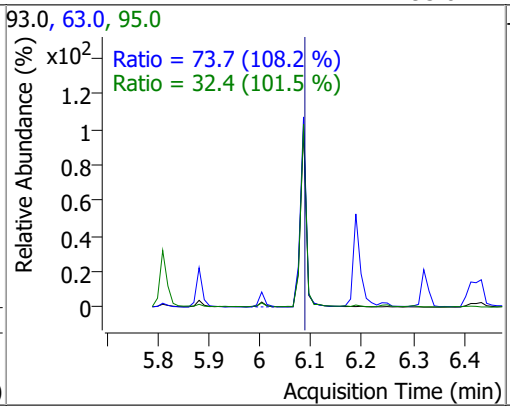

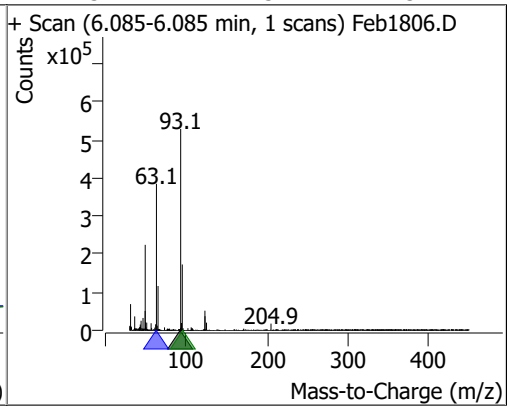

Compound	Conc.	RT	Dev(Min)	Resp.	QIon	QRatio	Lower	Upper
2,4-Dichlorophenol	46.8883	6.19	0.00	302701	164.0	64.5	45.5	84.5
					98.0	32.7	20.0	37.1

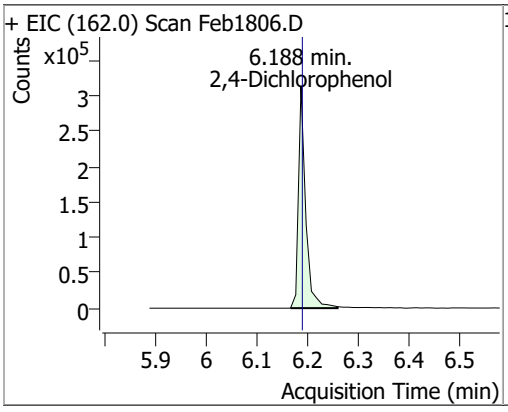

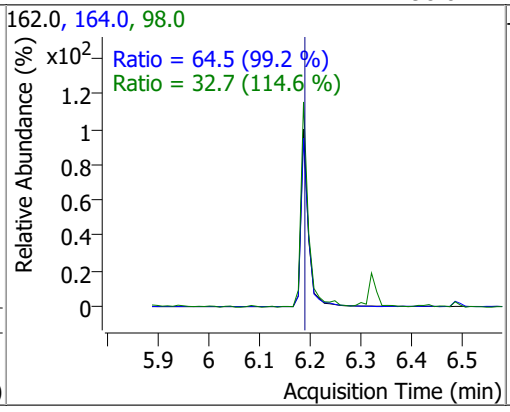

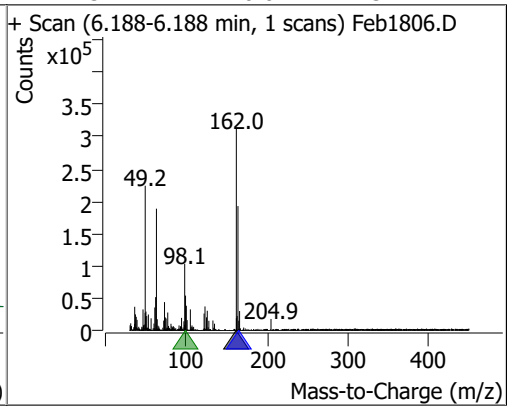

Compound	Conc.	RT	Dev(Min)	Resp.	QIon	QRatio	Lower	Upper
Benzoic Acid	47.3454	6.21	-0.03	150889	122.0	80.1	59.9	111.2
					77.0	75.4	42.3	78.5

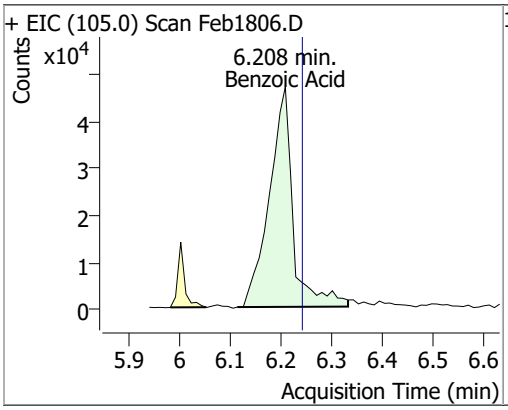

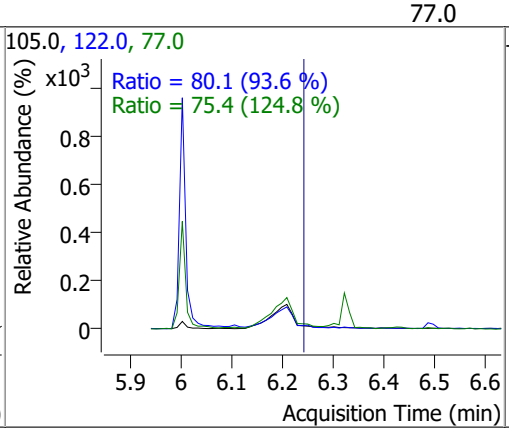

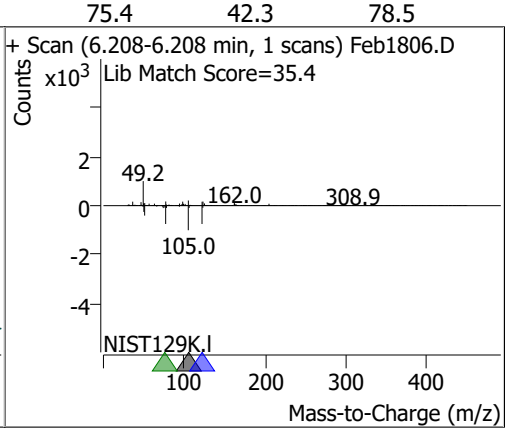

Compound	Conc.	RT	Dev(Min)	Resp.	QIon	QRatio	Lower	Upper
1,2,4-Trichlorobenzene	47.4978	6.25	0.00	381654	182.0	94.8	66.2	122.9
					145.0	28.3	20.1	37.3

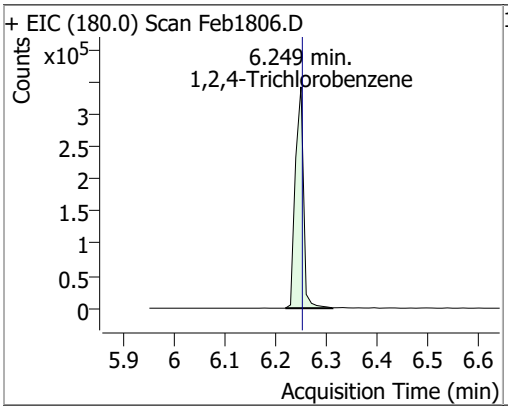

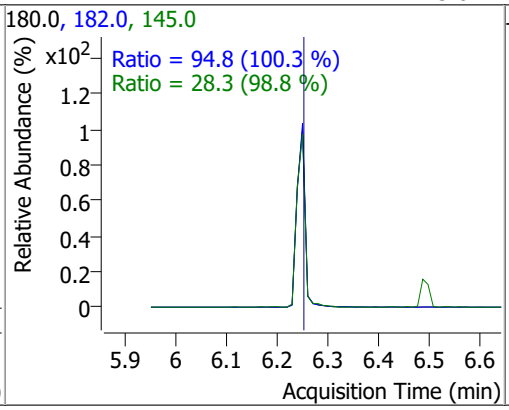

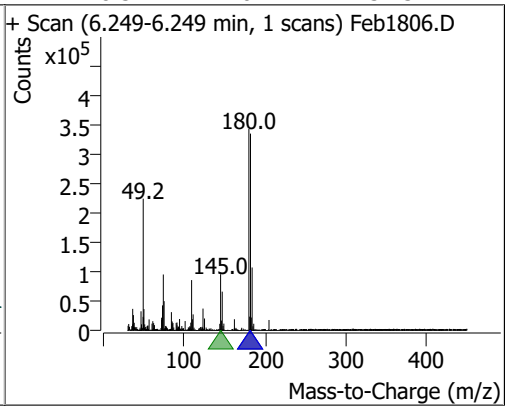

Compound	Conc.	RT	Dev(Min)	Resp.	QIon	QRatio	Lower	Upper
Naphthalene	45.7297	6.32	-0.01	1110201	129.0	11.0	8.0	14.9
					102.0	9.7	6.9	12.9

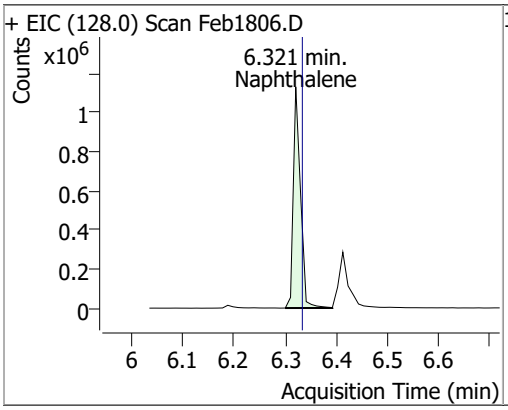

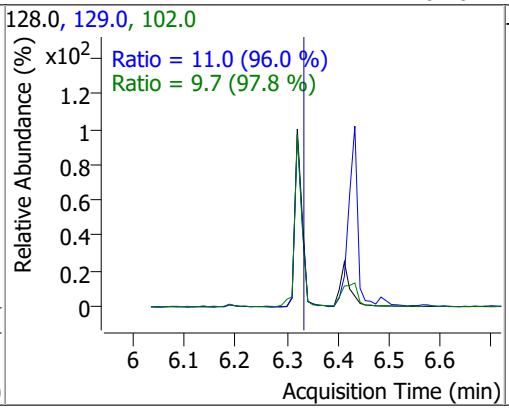

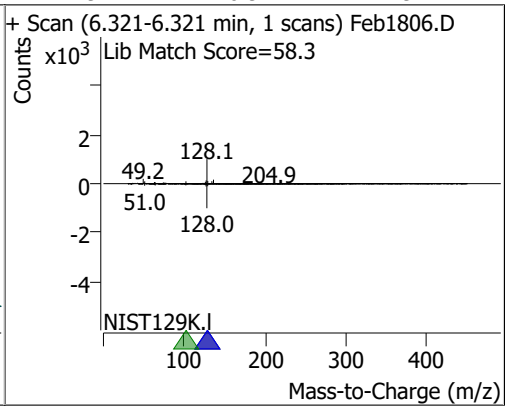

Compound	Conc.	RT	Dev(Min)	Resp.	QIon	QRatio	Lower	Upper
4-Chlorophenol	47.7556	6.41	0.00	116895	128.0	305.6	221.4	411.2

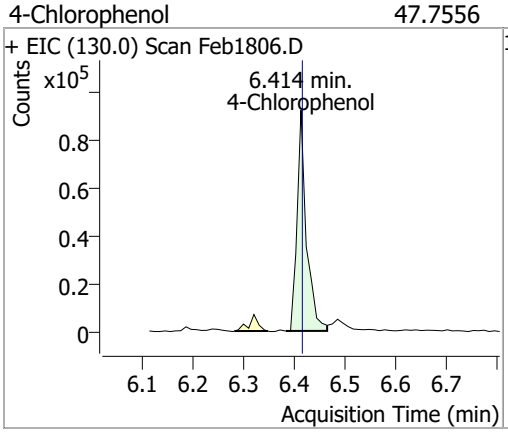

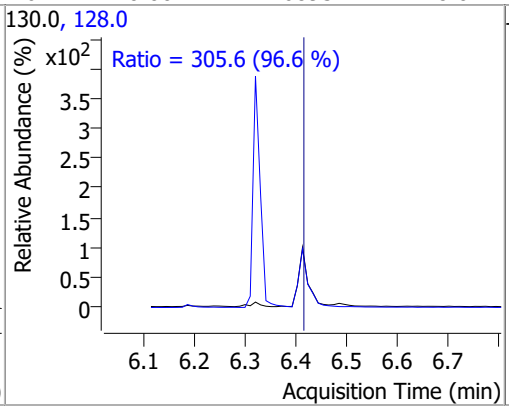

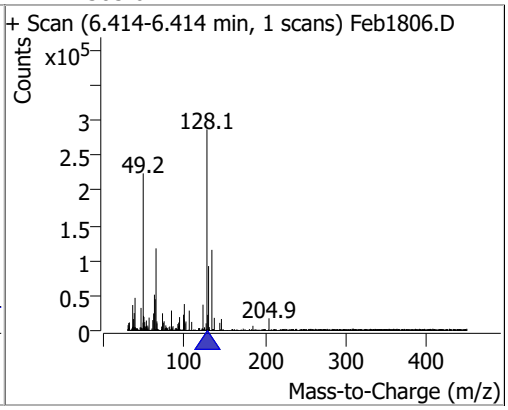

Compound	Conc.	RT	Dev(Min)	Resp.	QIon	QRatio	Lower	Upper
p-Chloroaniline	49.0478	6.43	0.00	453225	65.0	59.4	42.1	78.2
					129.0	37.7	26.3	48.9

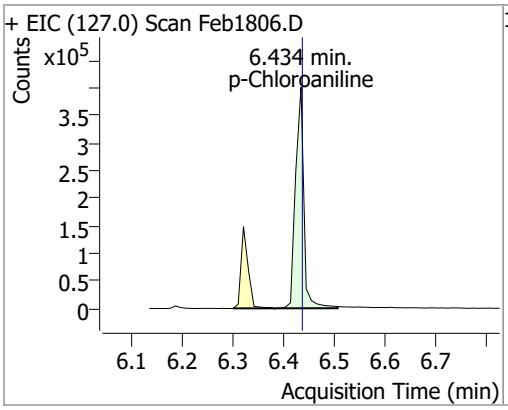

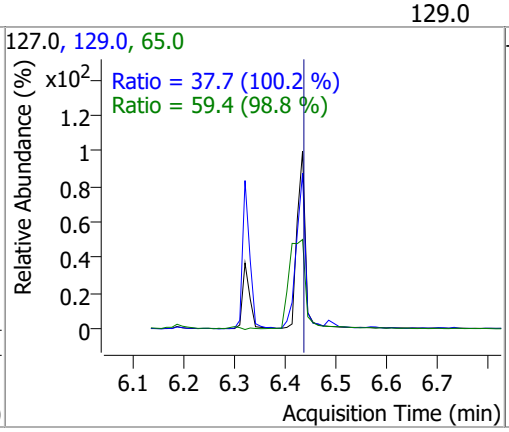

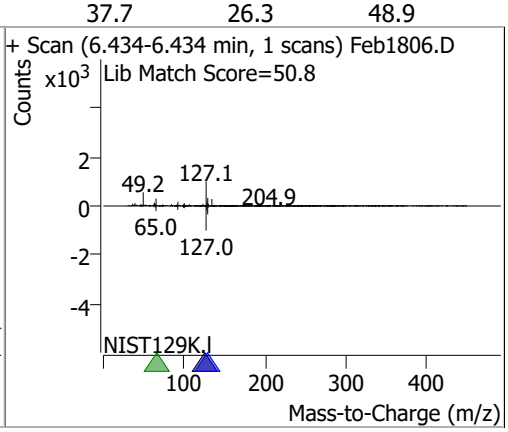

Compound	Conc.	RT	Dev(Min)	Resp.	QIon	QRatio	Lower	Upper
Hexachlorobutadiene	46.5537	6.49	-0.01	188037	227.0	64.9	46.0	85.4
					223.0	66.3	45.0	83.6

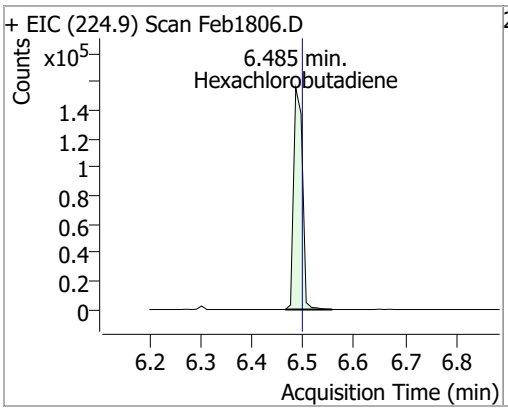

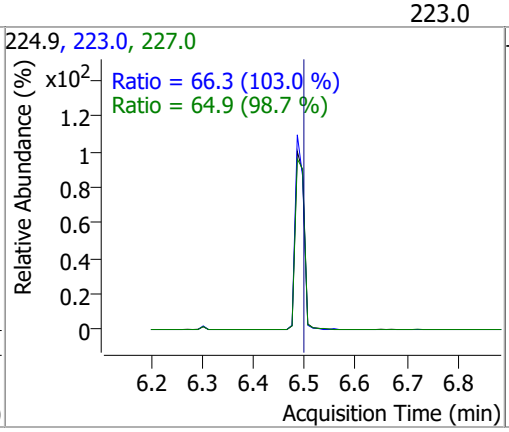

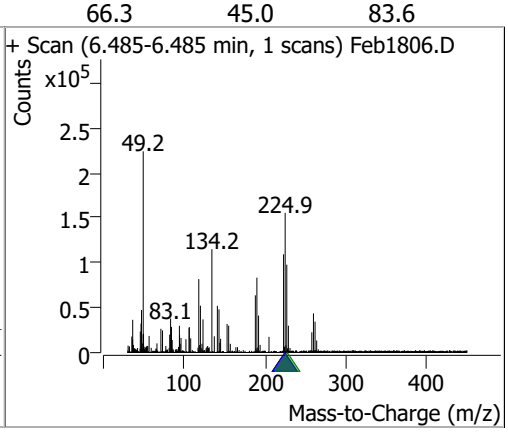

Compound	Conc.	RT	Dev(Min)	Resp.	QIon	QRatio	Lower	Upper
4-Chloro-2-Methylphenol	44.5613	6.94	0.00	274008	144.0	26.7	19.4	36.1

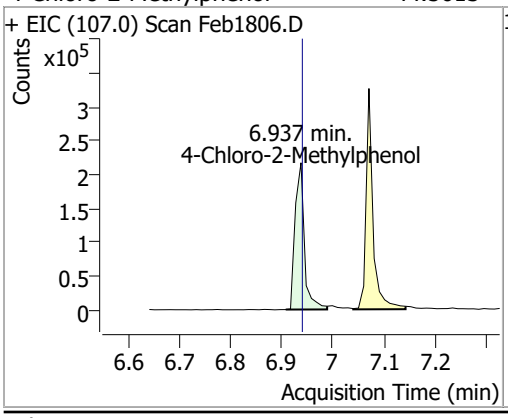

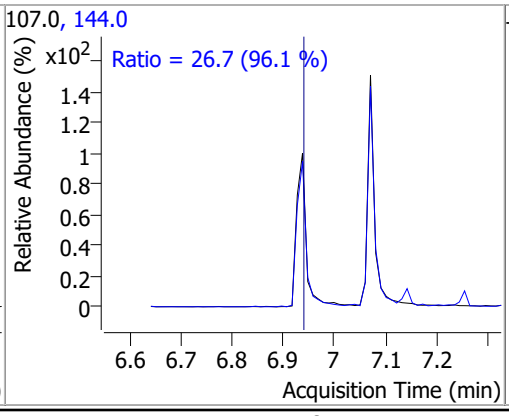

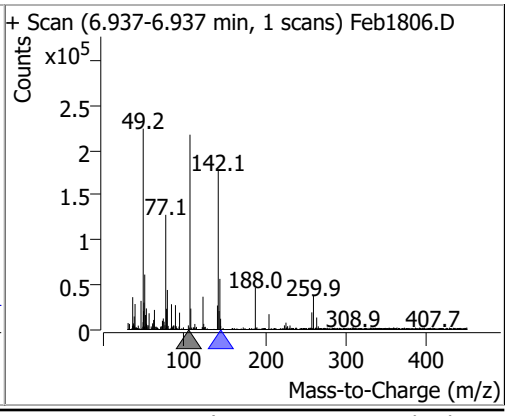

Compound	Conc.	RT	Dev(Min)	Resp.	QIon	QRatio	Lower	Upper
4-Chloro-3-Methylphenol	49.2963	7.07	0.00	311889	144.0	26.3	19.1	35.5

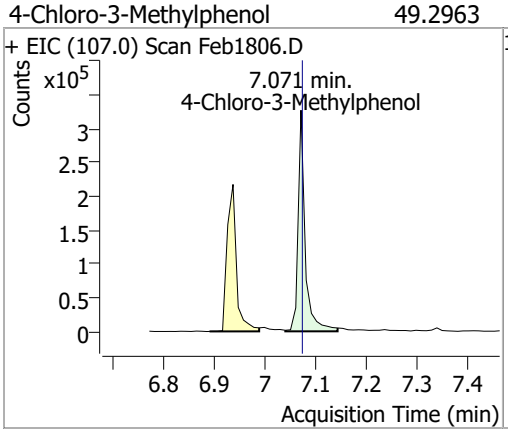

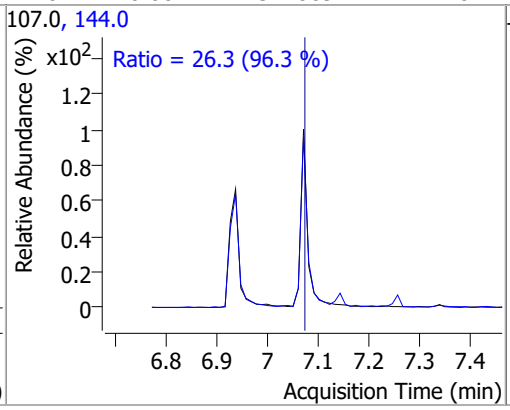

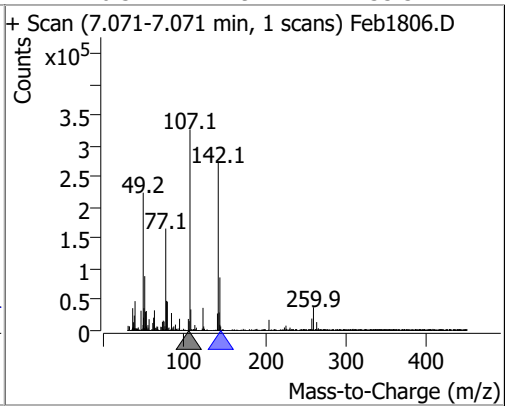

Compound	Conc.	RT	Dev(Min)	Resp.	QIon	QRatio	Lower	Upper
2-Methylnaphthalene	51.0637	7.14	0.00	670695 (m)	142.0	117.4	83.8	155.7
					115.0	42.7	29.2	54.3

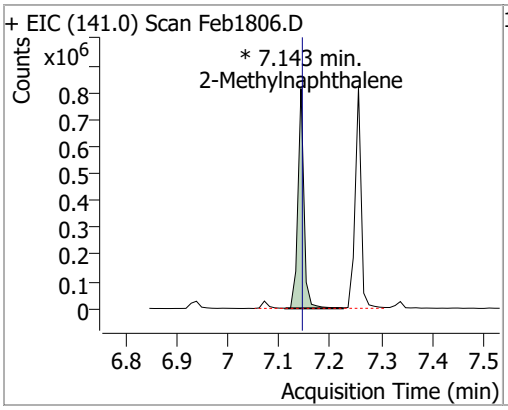

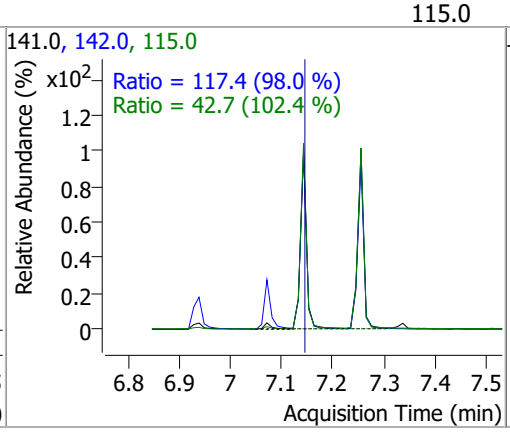

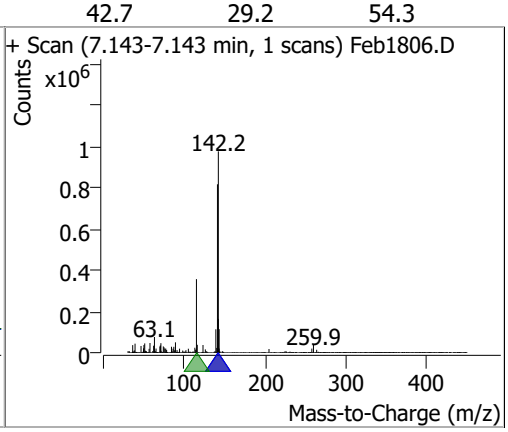

Compound	Conc.	RT	Dev(Min)	Resp.	QIon	QRatio	Lower	Upper
1-Methylnaphthalene	52.0765	7.26	0.00	672135 (m)	142.0	112.3	79.8	148.2
					115.0	42.5	28.9	53.7

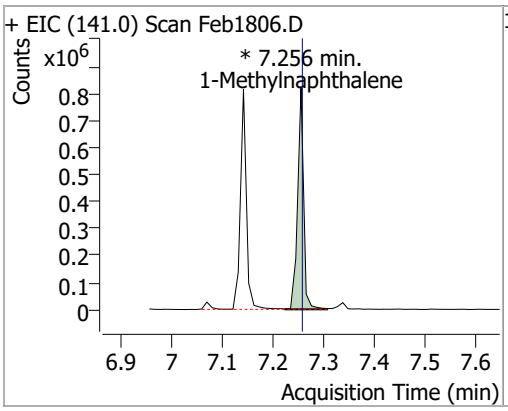

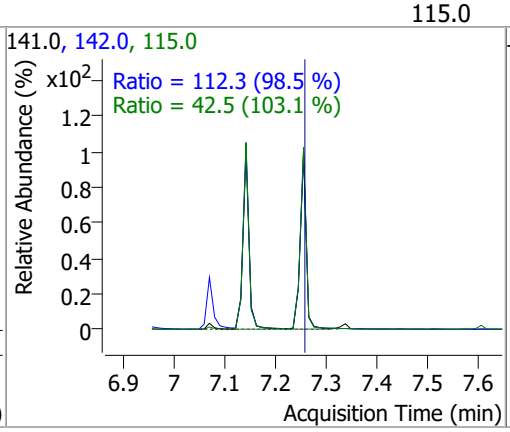

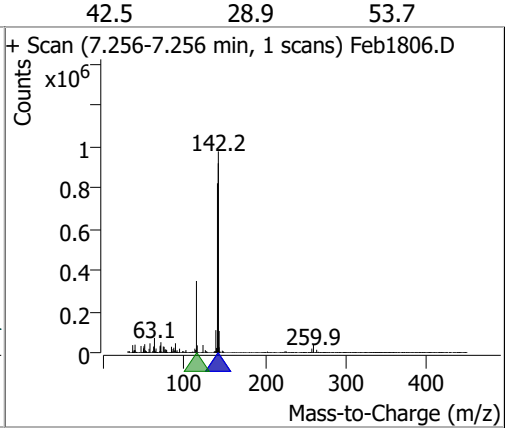

Compound	Conc.	RT	Dev(Min)	Resp.	QIon	QRatio	Lower	Upper
Hexachlorocyclopentadiene	47.6532	7.34	0.00	113002	234.9	63.1	45.2	84.0
					238.9	66.5	44.6	82.9

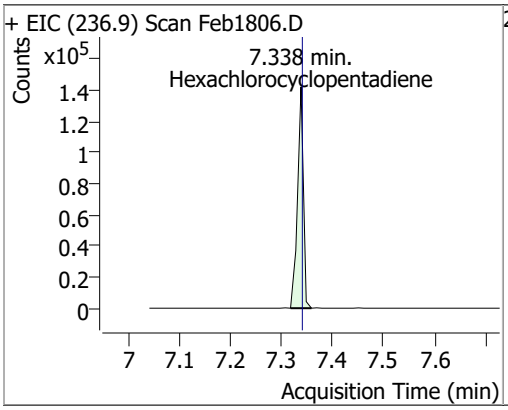

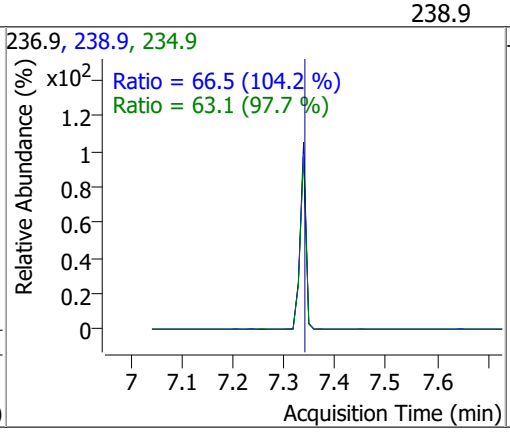

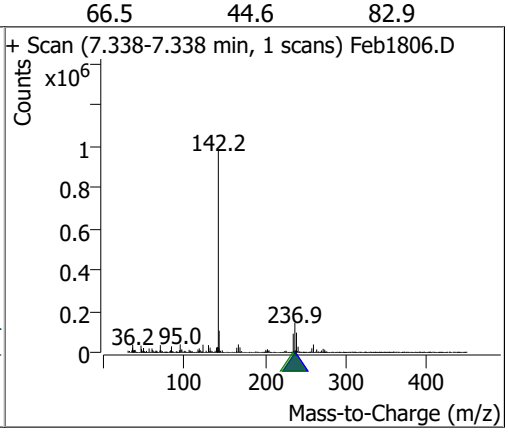

Compound	Conc.	RT	Dev(Min)	Resp.	QIon	QRatio	Lower	Upper
2,4,6-Trichlorophenol	44.7383	7.51	-0.01	186323	198.0	96.4	67.6	125.5

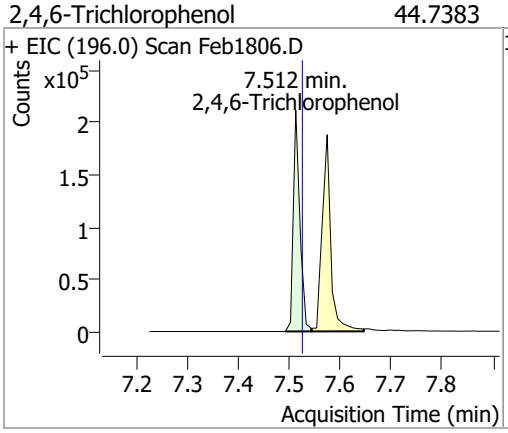

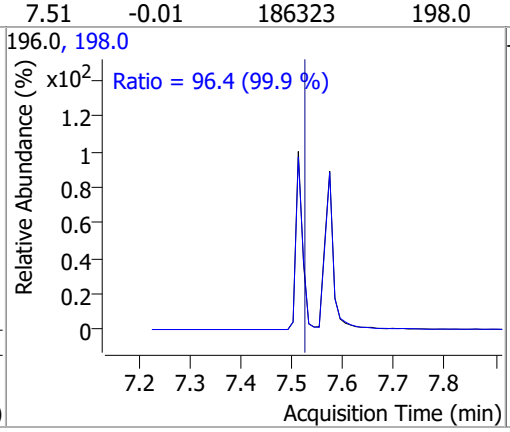

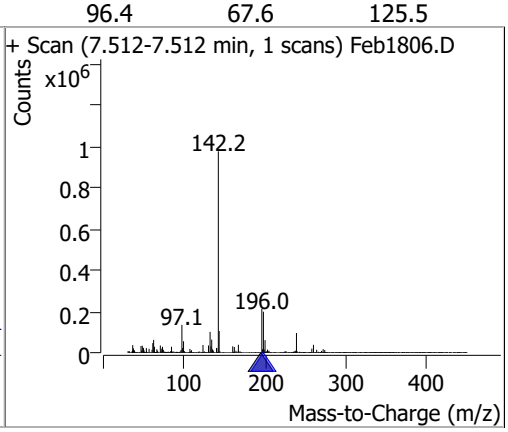

Compound	Conc.	RT	Dev(Min)	Resp.	QIon	QRatio	Lower	Upper
2,4,5-Trichlorophenol	47.3755	7.57	0.00	223316	198.0	88.5	63.2	117.3

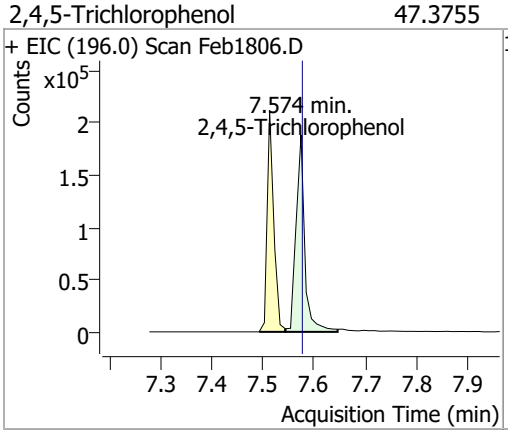

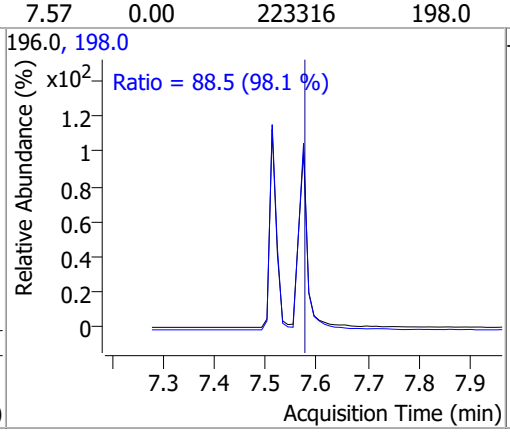

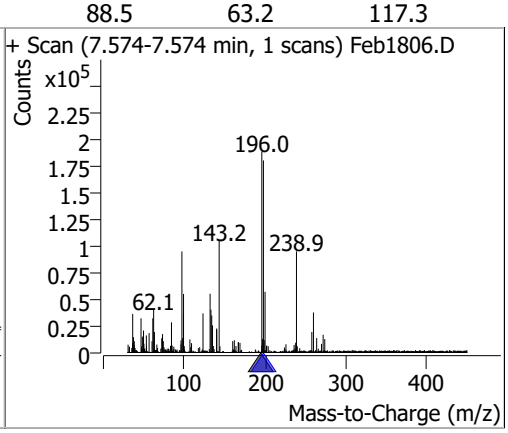

Compound	Conc.	RT	Dev(Min)	Resp.	QIon	QRatio	Lower	Upper
2-Fluorobiphenyl	48.3854	7.60	0.00	840492	171.0	35.0	24.0	44.5

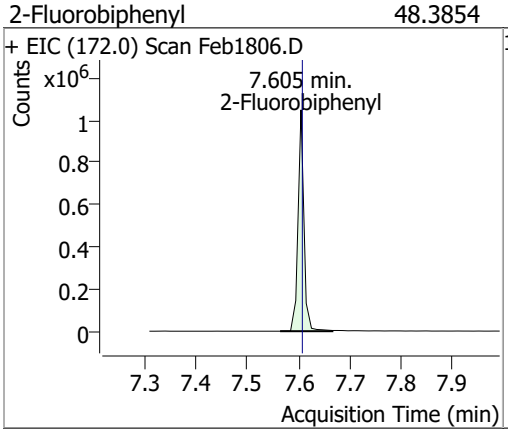

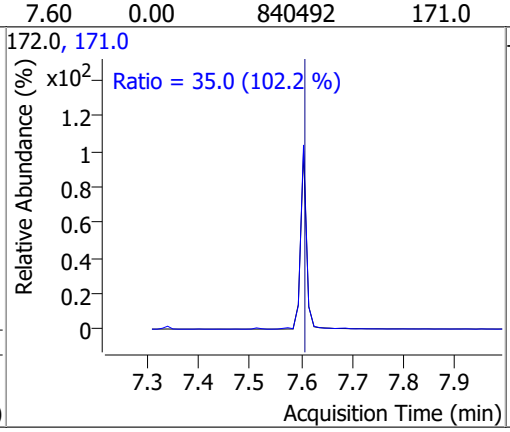

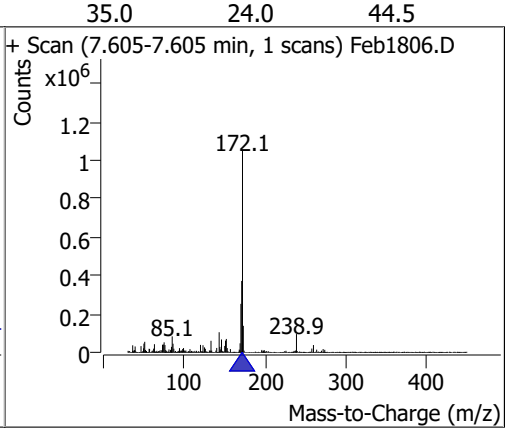

Compound	Conc.	RT	Dev(Min)	Resp.	QIon	QRatio	Lower	Upper
2-Chloronaphthalene	49.7944	7.72	0.00	726480	127.0	37.2	25.1	46.7
					164.0	32.8	22.5	41.7

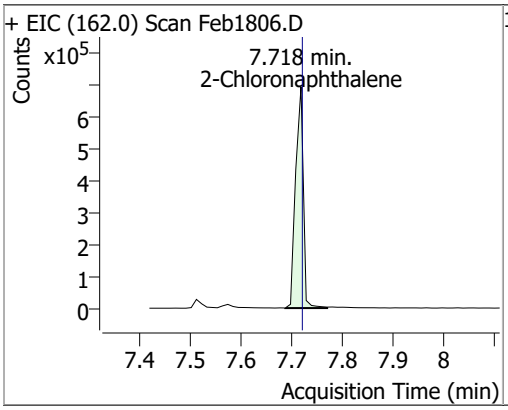

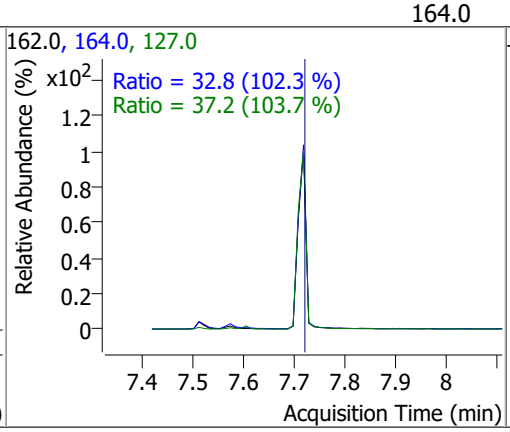

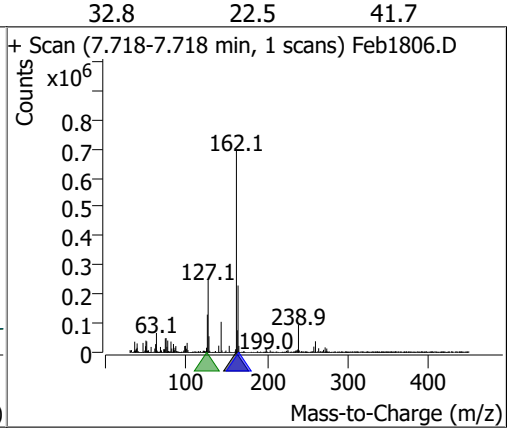

Compound	Conc.	RT	Dev(Min)	Resp.	QIon	QRatio	Lower	Upper
2-Nitroaniline	47.8219	7.88	0.00	121485	138.0	109.1	77.4	143.7

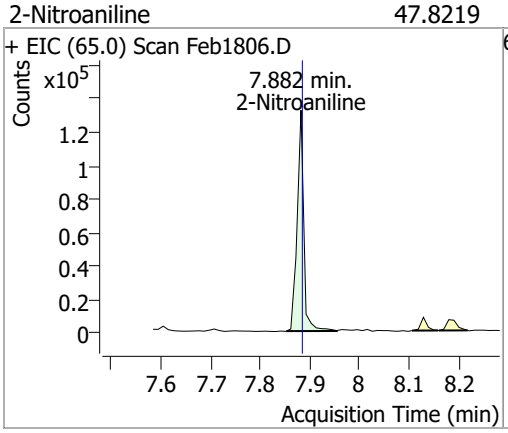

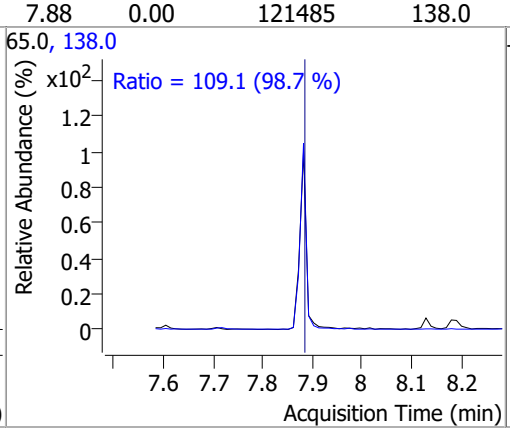

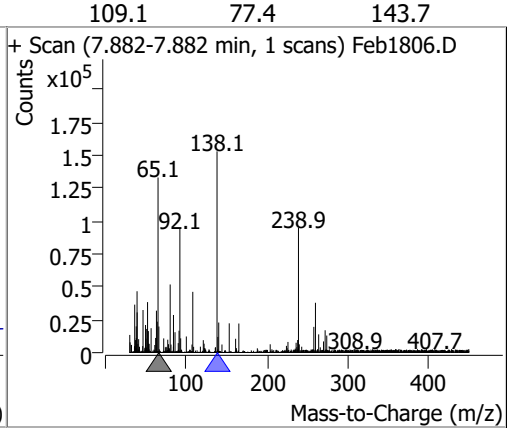

Compound	Conc.	RT	Dev(Min)	Resp.	QIon	QRatio	Lower	Upper
Dimethyl Phthalate	46.8059	8.13	-0.01	658473	77.0	21.8	13.8	25.7

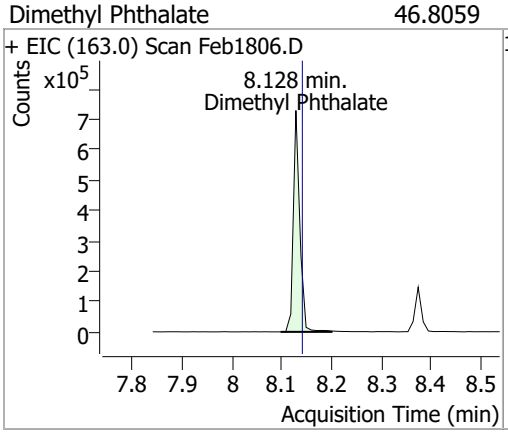

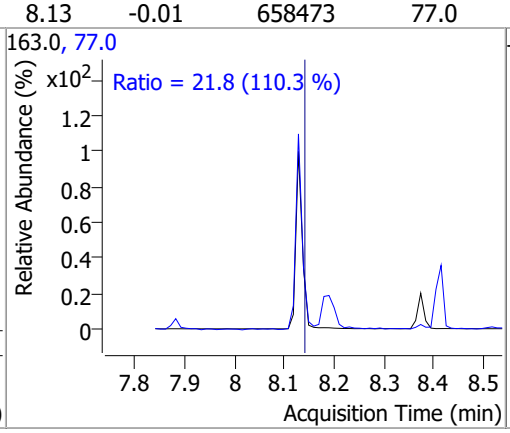

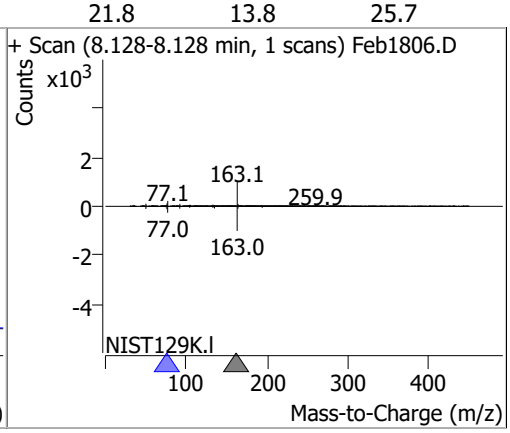

Compound	Conc.	RT	Dev(Min)	Resp.	QIon	QRatio	Lower	Upper
2,6-Dinitrotoluene	46.7873	8.18	-0.01	92679	63.0	143.0	99.5	184.8
					89.0	63.3	43.3	80.3

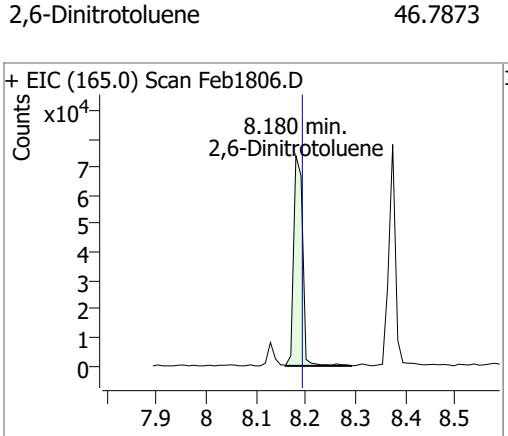

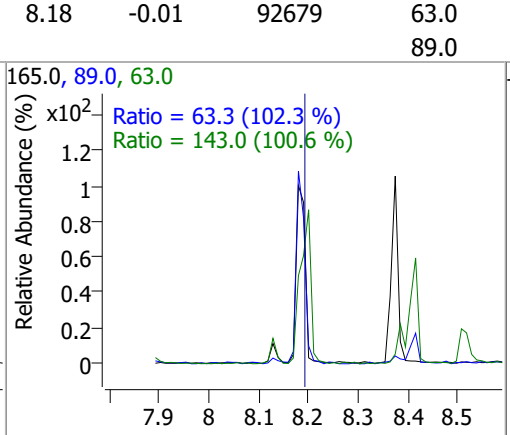

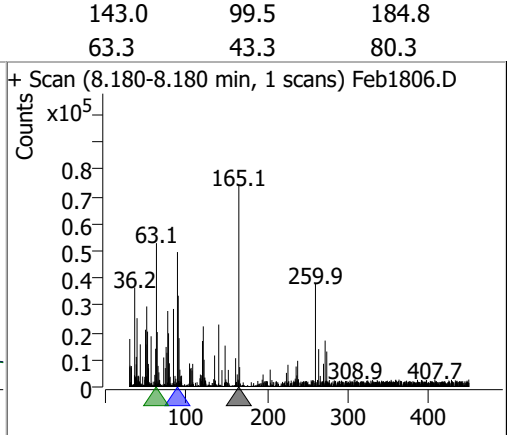

Compound	Conc.	RT	Dev(Min)	Resp.	QIon	QRatio	Lower	Upper
Acenaphthylene	51.2174	8.20	0.00	1195576	153.1	14.6	9.6	17.7

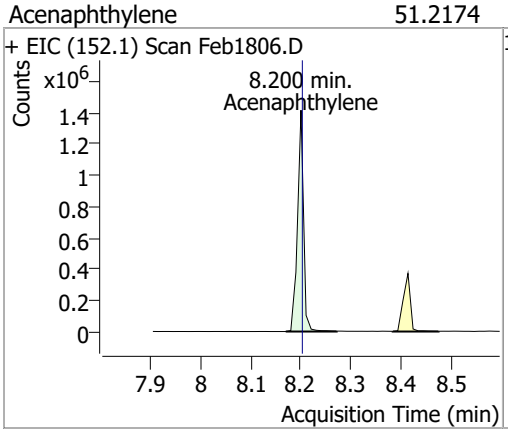

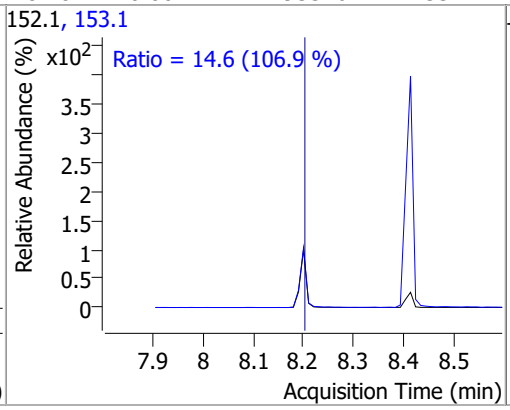

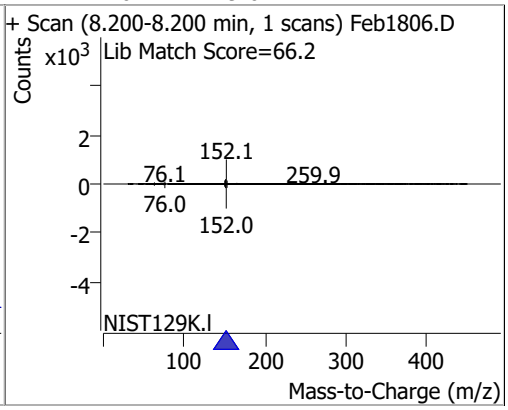

Compound	Conc.	RT	Dev(Min)	Resp.	QIon	QRatio	Lower	Upper
3-Nitroaniline	45.4914	8.38	-0.01	99318	65.0	136.6	90.4	167.8
					92.0	114.8	74.7	138.7

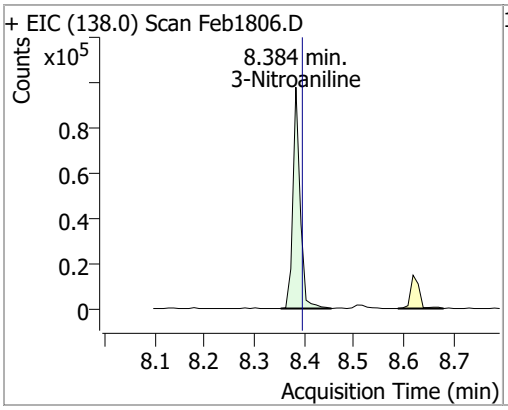

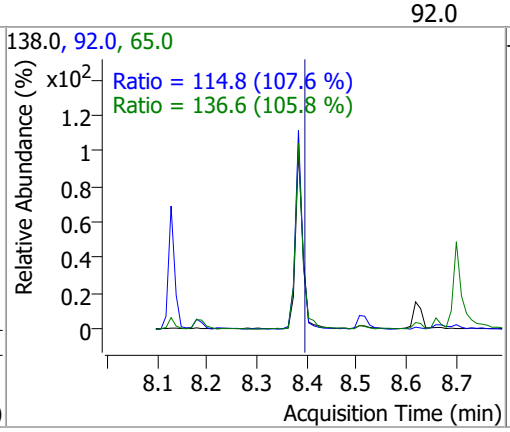

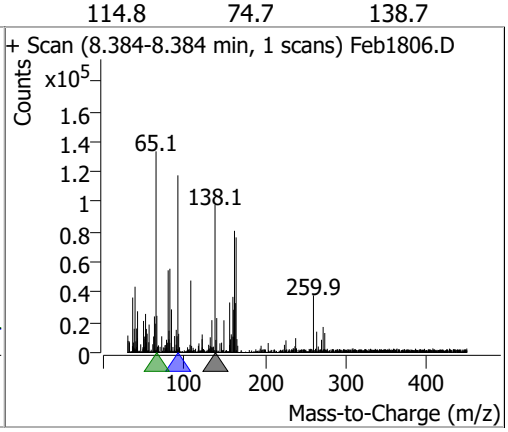

Compound	Conc.	RT	Dev(Min)	Resp.	QIon	QRatio	Lower	Upper
Acenaphthene	50.6665	8.41	0.00	694646	153.0	107.4	74.5	138.4
					152.0	53.2	36.3	67.4

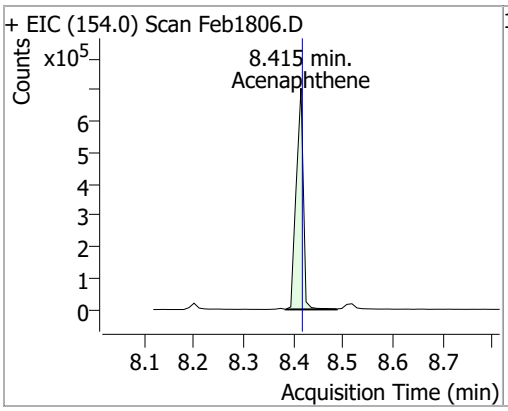

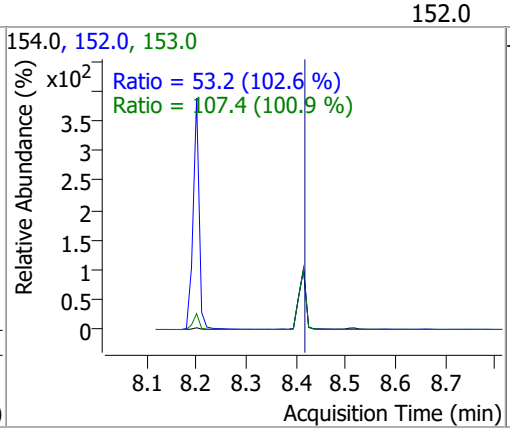

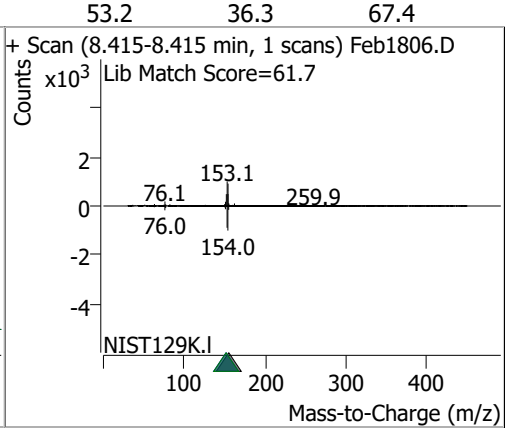

Compound	Conc.	RT	Dev(Min)	Resp.	QIon	QRatio	Lower	Upper
2,4-Dinitrophenol	48.5159	8.51	-0.01	43823	154.0	60.9	43.9	81.5

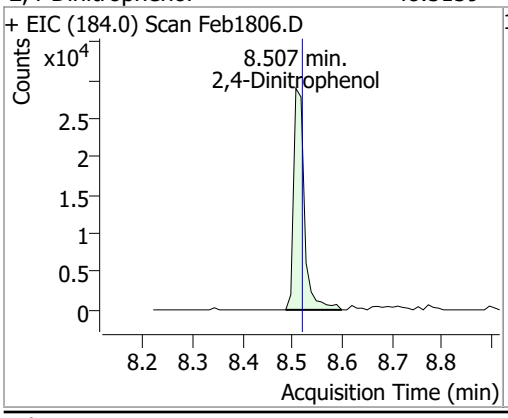

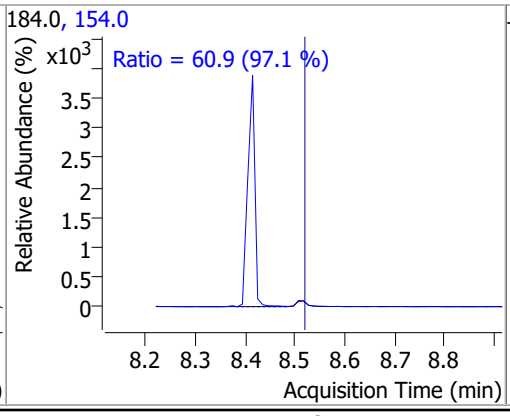

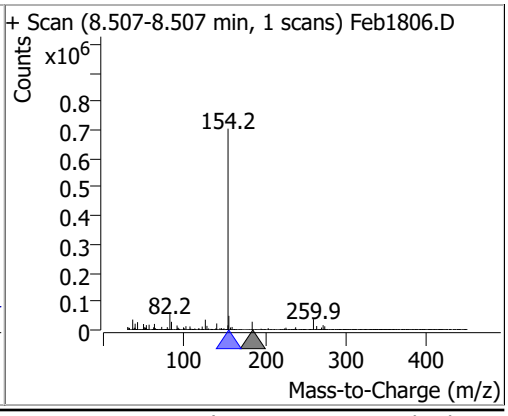

Compound	Conc.	RT	Dev(Min)	Resp.	QIon	QRatio	Lower	Upper
Dibenzofuran	45.2583	8.62	-0.01	1034897	139.0	38.0	26.3	48.8

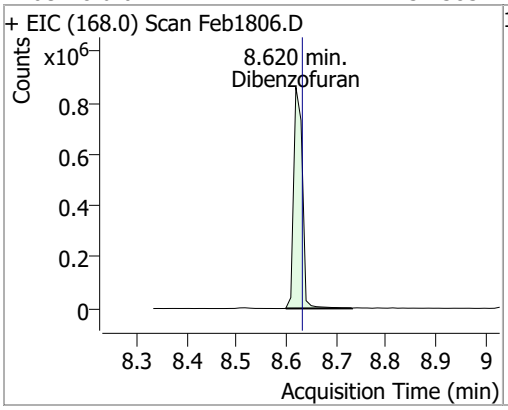

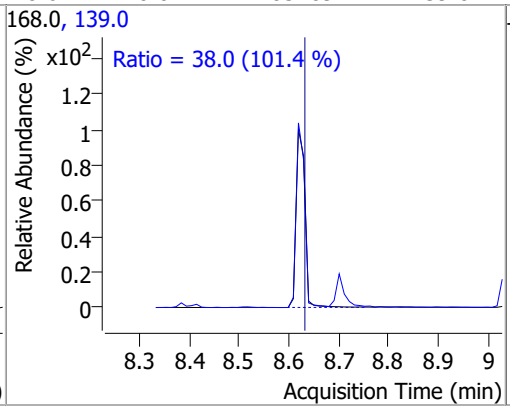

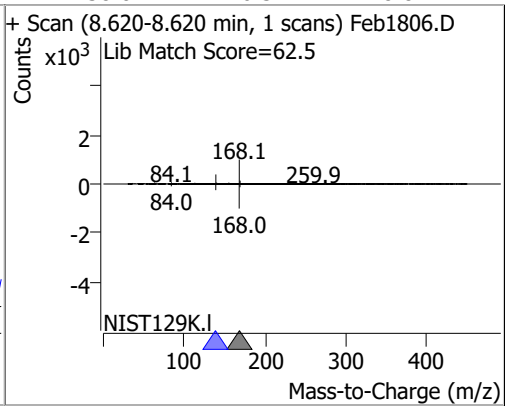

Compound	Conc.	RT	Dev(Min)	Resp.	QIon	QRatio	Lower	Upper
2,4-Dinitrotoluene	49.0233	8.66	-0.01	115884	89.0	75.7	55.4	102.9
					63.0	51.0	33.9	62.9

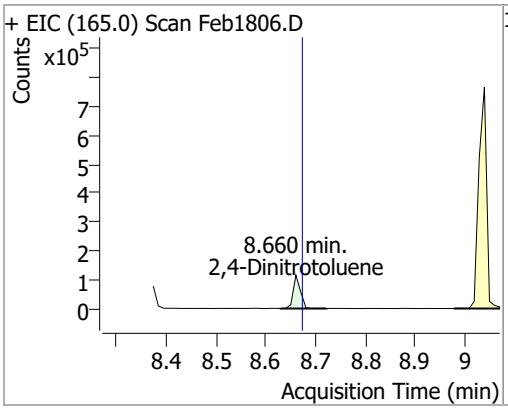

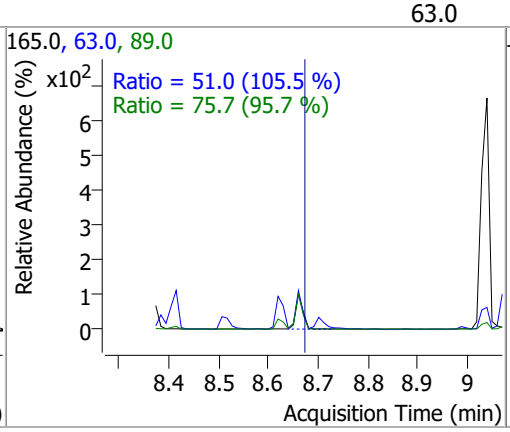

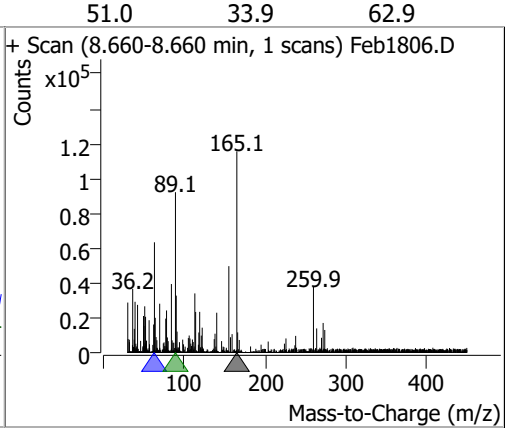

Compound	Conc.	RT	Dev(Min)	Resp.	QIon	QRatio	Lower	Upper
4-Nitrophenol	46.2243	8.70	0.00	108704	65.0	70.6	50.4	93.6
					139.0	66.4	49.8	92.5

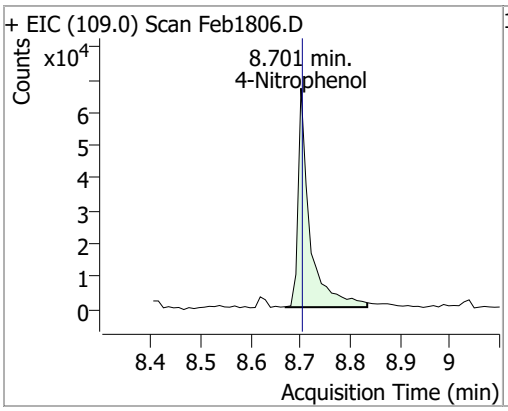

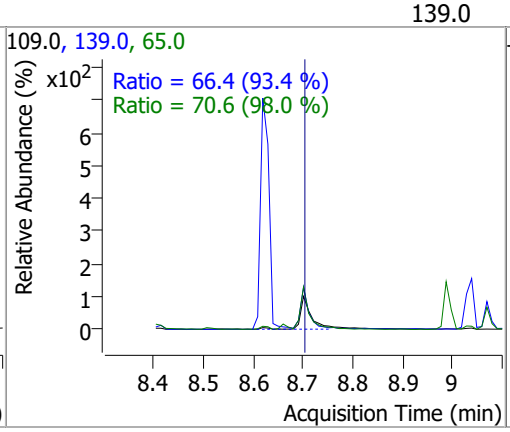

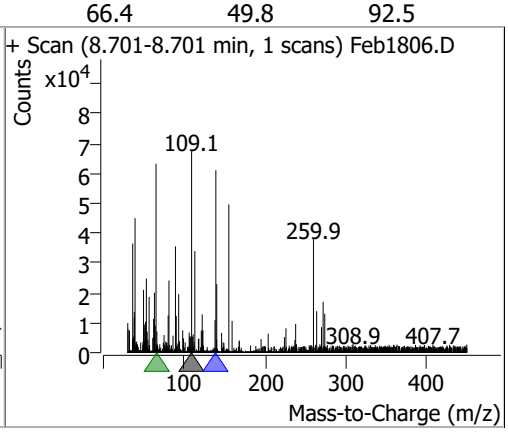

Compound	Conc.	RT	Dev(Min)	Resp.	QIon	QRatio	Lower	Upper
Diethylphthalate	46.1993	8.99	-0.01	670192	177.0	21.2	14.5	27.0
					150.0	13.0	8.7	16.2

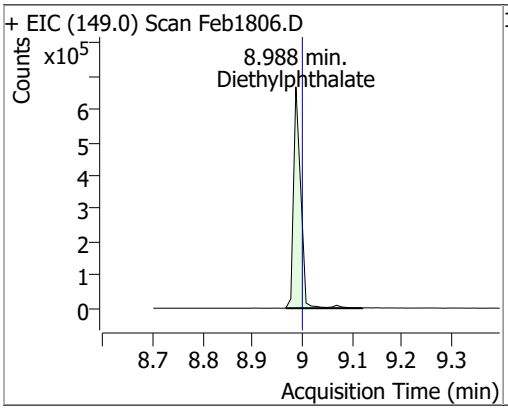

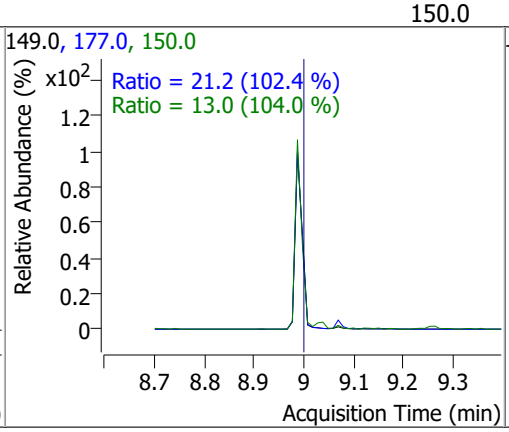

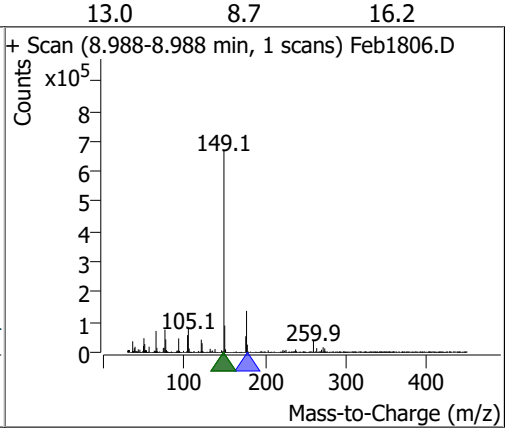

Compound	Conc.	RT	Dev(Min)	Resp.	QIon	QRatio	Lower	Upper
Fluorene	49.9319	9.04	0.00	891630	165.0	94.3	65.4	121.4
					167.0	13.7	9.6	17.8

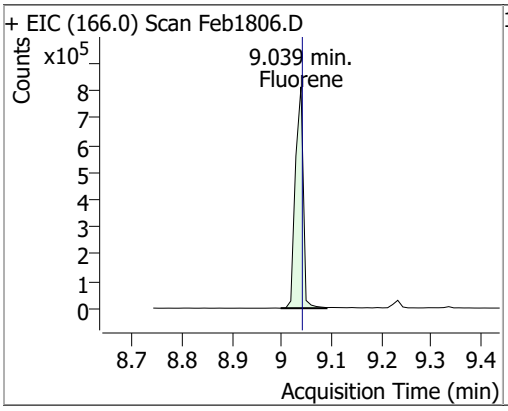

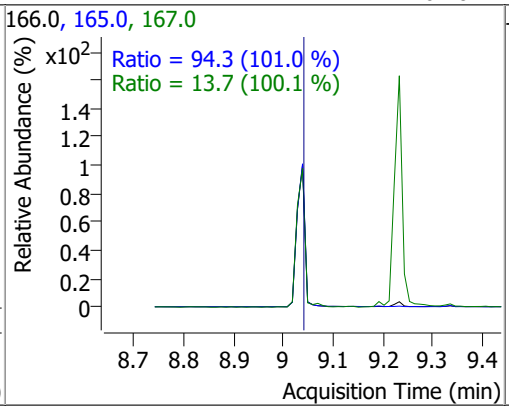

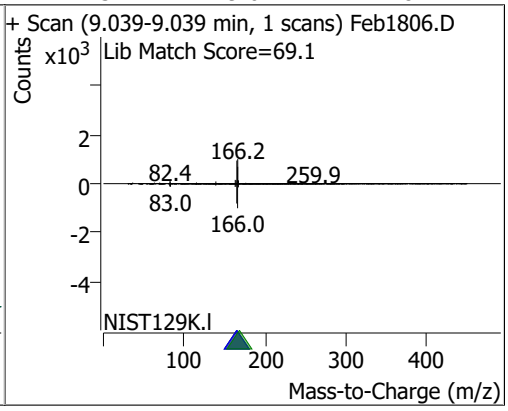

Compound	Conc.	RT	Dev(Min)	Resp.	QIon	QRatio	Lower	Upper
4-Chlorophenyl-phenylether	46.2307	9.07	0.00	359843	141.0	62.7	42.8	79.6
					206.0	32.8	23.6	43.9

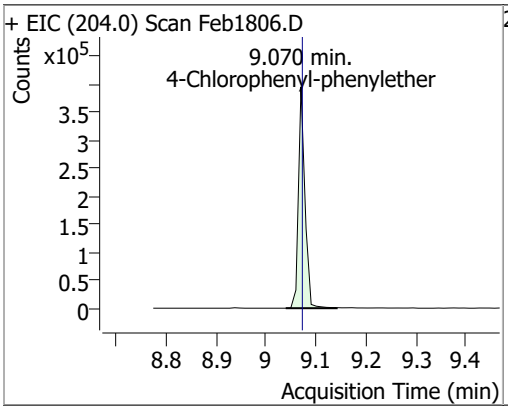

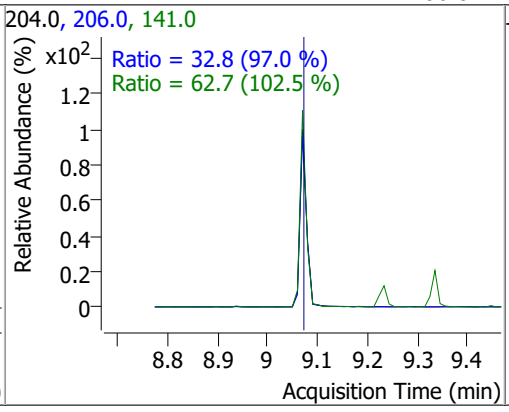

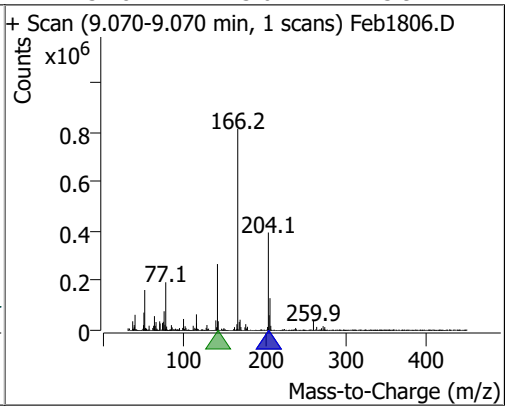

Compound	Conc.	RT	Dev(Min)	Resp.	QIon	QRatio	Lower	Upper
4-Nitroaniline	44.9787	9.13	-0.01	103404	65.0	117.8	78.9	146.6
					92.0	52.4	34.5	64.1

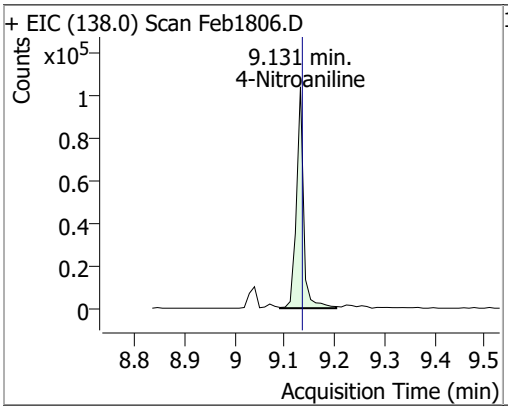

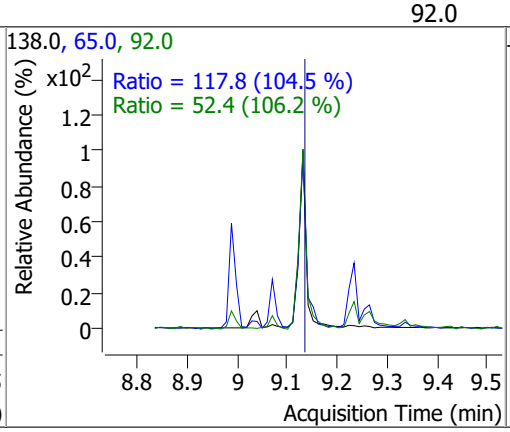

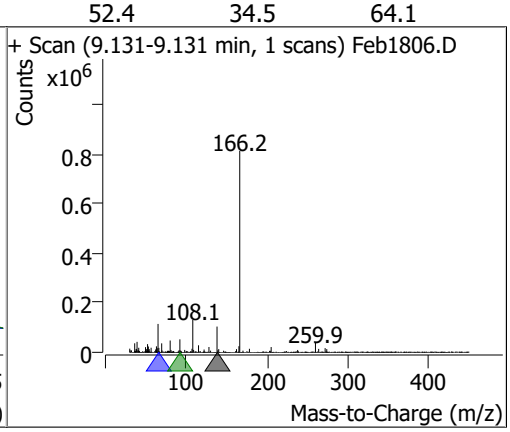

Compound	Conc.	RT	Dev(Min)	Resp.	QIon	QRatio	Lower	Upper
4,6-Dinitro-2-methylphenol	50.3401	9.15	0.00	68013	121.0	49.0	35.1	65.3

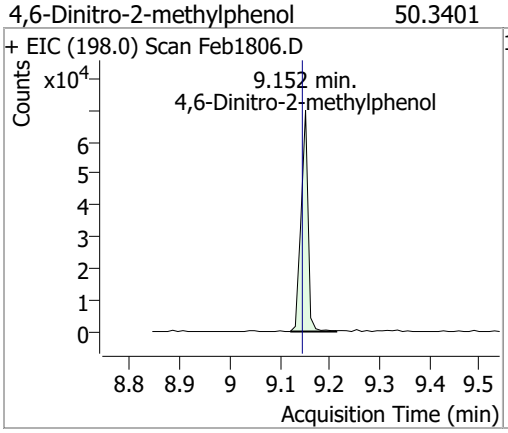

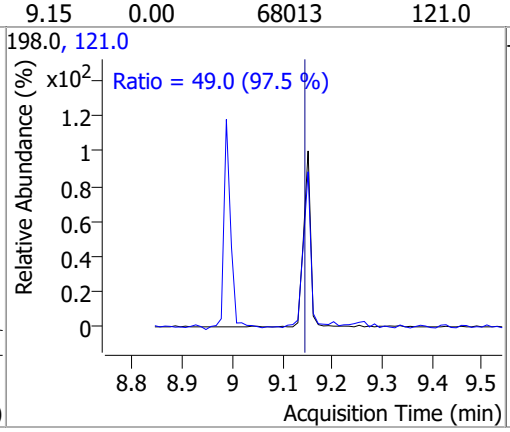

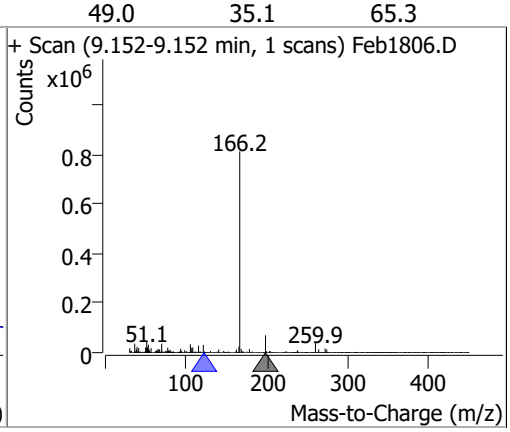

Compound	Conc.	RT	Dev(Min)	Resp.	QIon	QRatio	Lower	Upper
N-nitrosodiphenylamine	49.7597	9.23	0.00	563505	168.0	63.3	44.0	81.7
					167.0	35.0	23.9	44.3

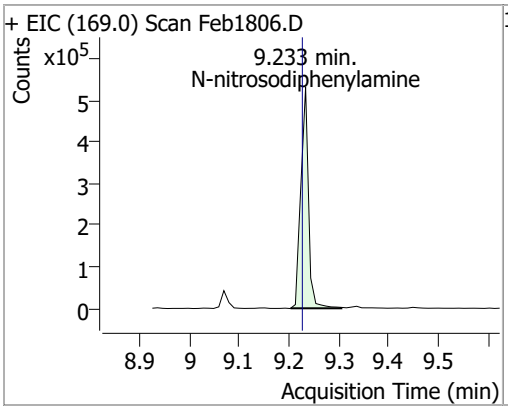

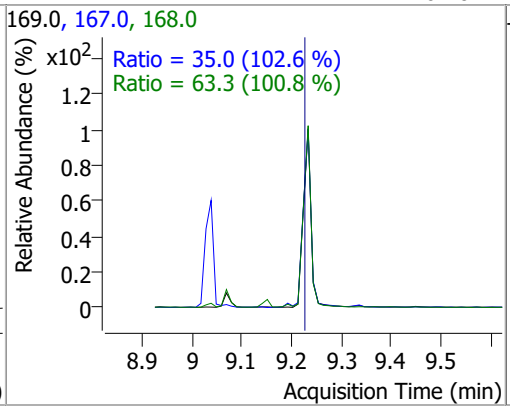

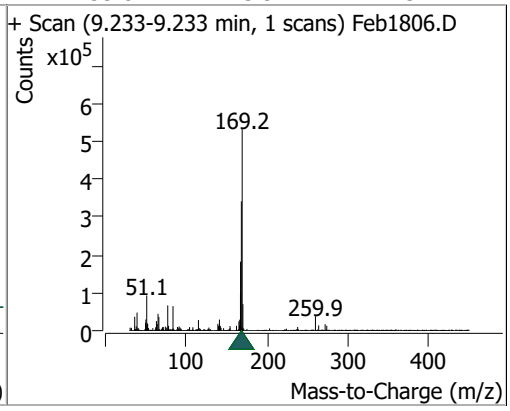

Compound	Conc.	RT	Dev(Min)	Resp.	QIon	QRatio	Lower	Upper
Azobenzene	52.2283	9.26	0.00	757604	51.0	35.3	31.6	58.7
					182.0	22.5	16.9	31.4

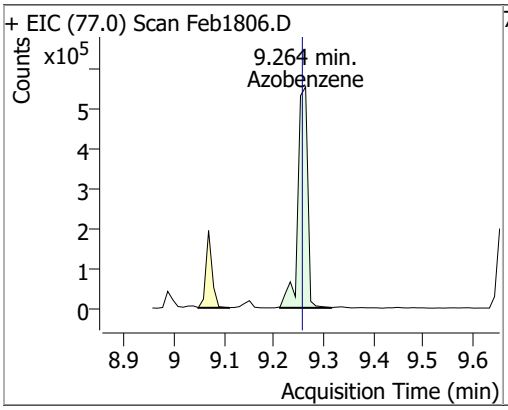

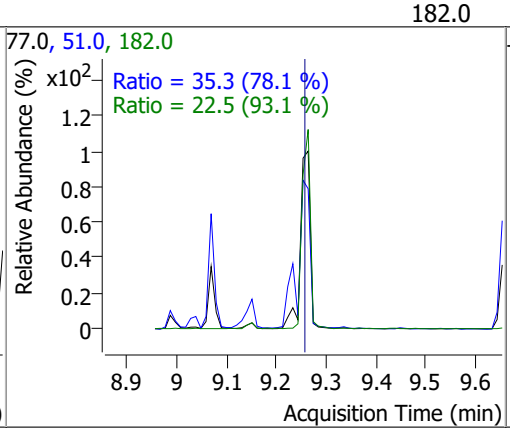

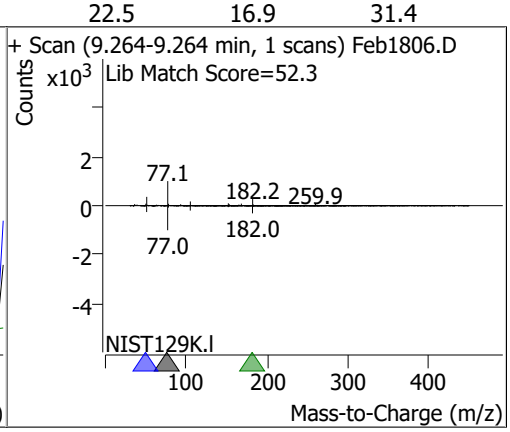

Compound	Conc.	RT	Dev(Min)	Resp.	QIon	QRatio	Lower	Upper
2,4,6-Tribromophenol	48.8692	9.34	0.00	62354	331.8	103.1	68.5	127.2

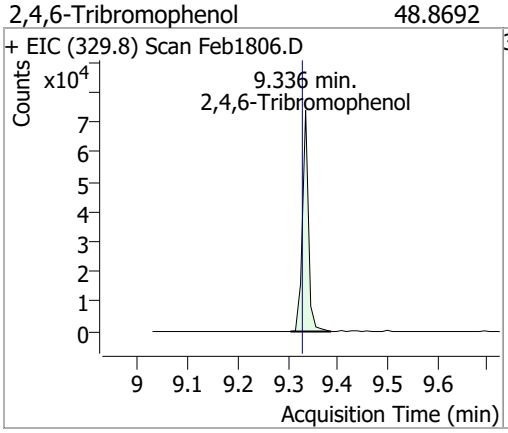

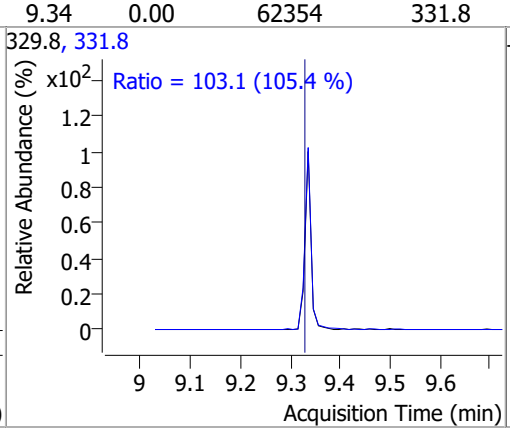

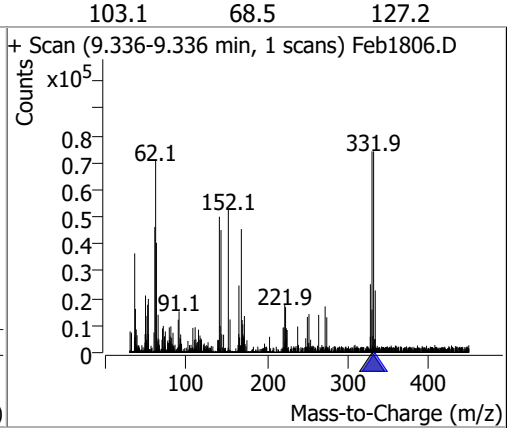

Compound	Conc.	RT	Dev(Min)	Resp.	QIon	QRatio	Lower	Upper
4-Bromophenyl-phenylether	52.1333	9.65	0.00	215173	141.0	106.2	69.1	128.4
					250.0	99.0	68.8	127.7

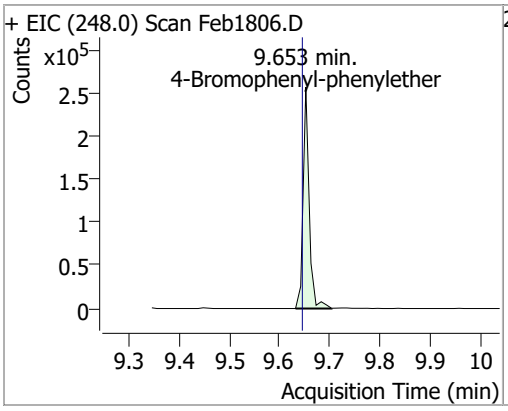

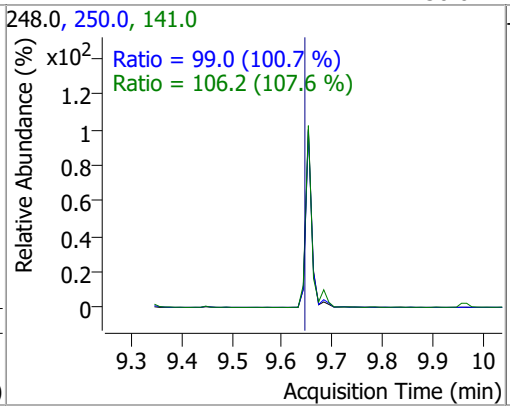

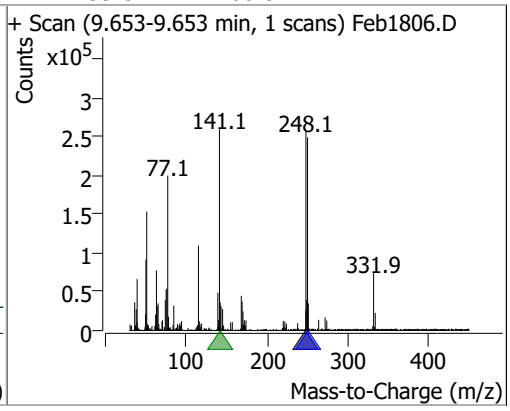

Compound	Conc.	RT	Dev(Min)	Resp.	QIon	QRatio	Lower	Upper
Hexachlorobenzene	47.2633	9.68	-0.01	208046	142.0	55.0	37.7	70.0

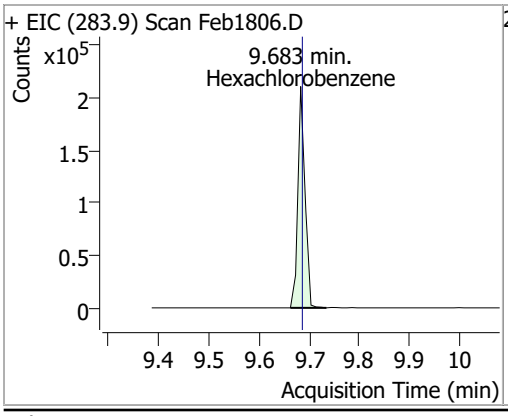

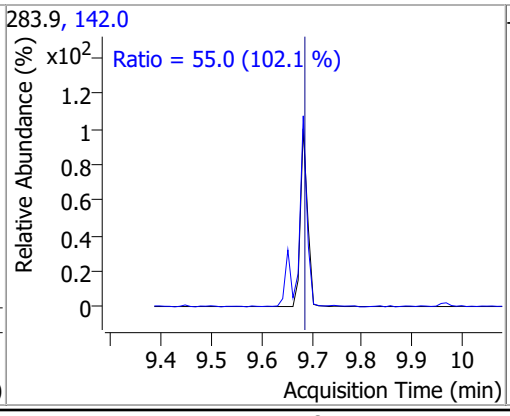

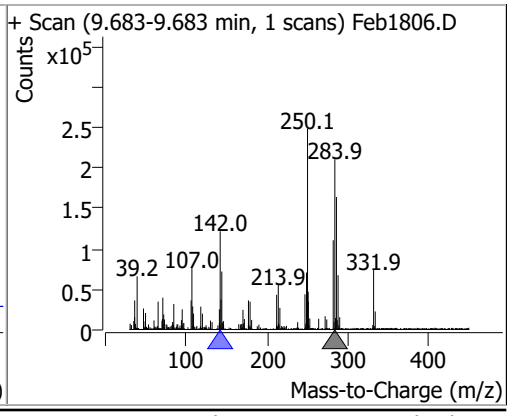

Compound	Conc.	RT	Dev(Min)	Resp.	QIon	QRatio	Lower	Upper
Pentachlorophenol	49.5070	9.97	0.00	91759	267.9	59.2	41.5	77.2
					263.9	62.8	41.2	76.6

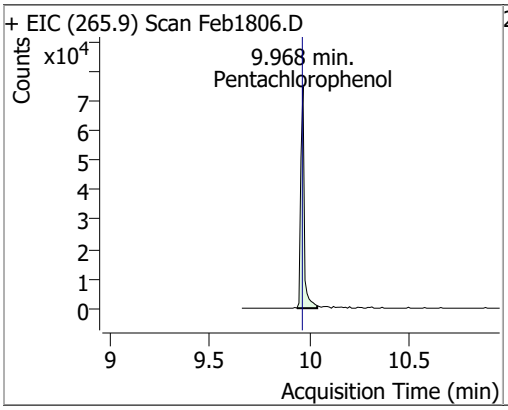

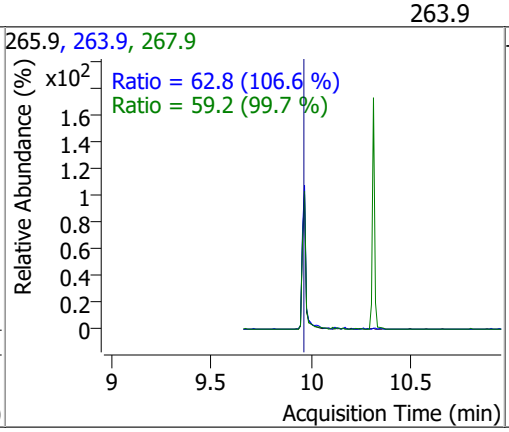

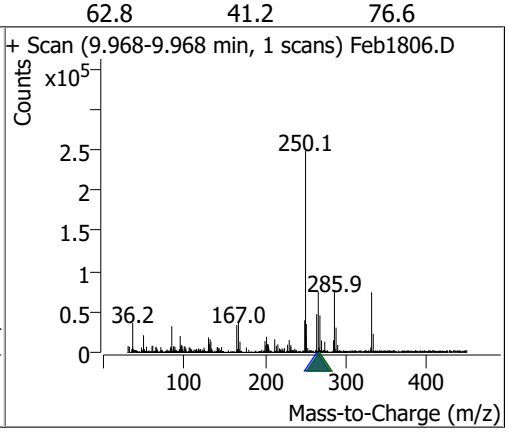

Compound	Conc.	RT	Dev(Min)	Resp.	QIon	QRatio	Lower	Upper
Phenanthrene	47.6446	10.18	0.00	1161938	176.0	19.1	13.0	24.1

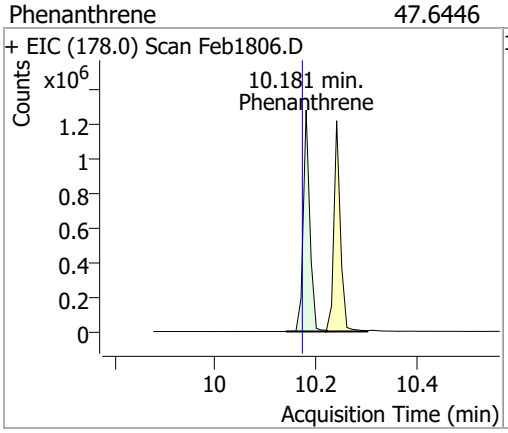

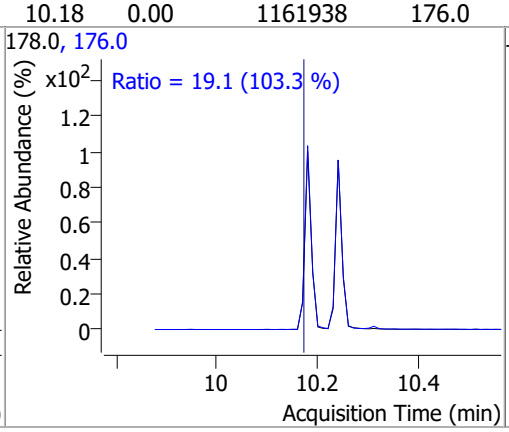

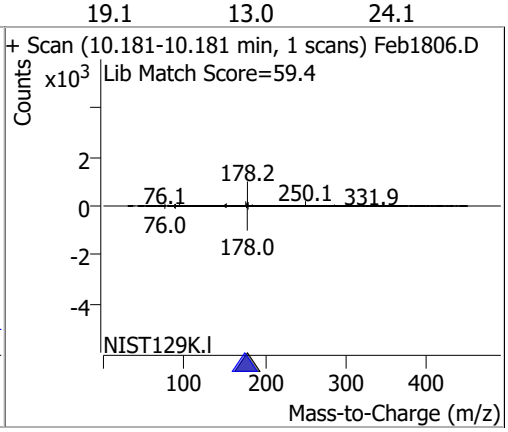

Compound	Conc.	RT	Dev(Min)	Resp.	QIon	QRatio	Lower	Upper
Anthracene	48.8025	10.24	-0.01	1092607	176.0	18.7	12.9	23.9

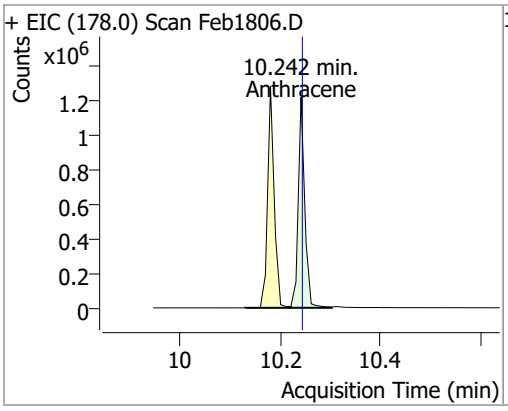

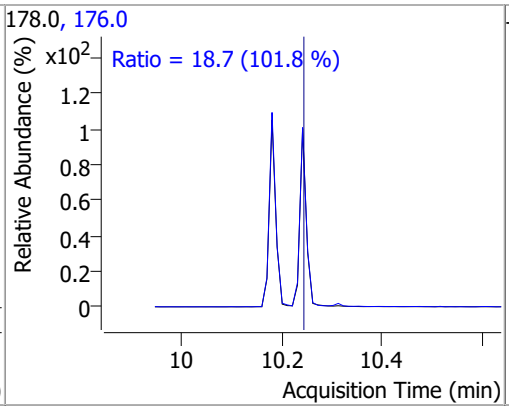

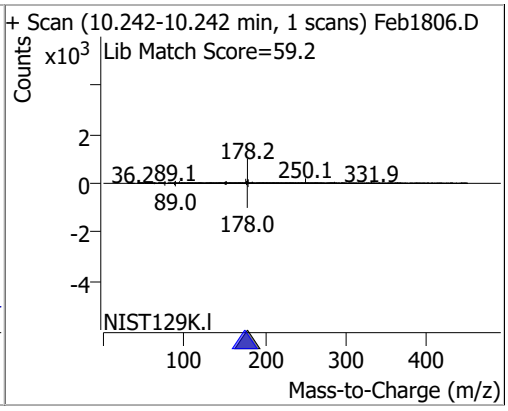

Compound	Conc.	RT	Dev(Min)	Resp.	QIon	QRatio	Lower	Upper
Triallate	50.6533	10.31	0.00	255426	268.0	22.7	16.9	31.4
					143.0	22.2	15.8	29.3

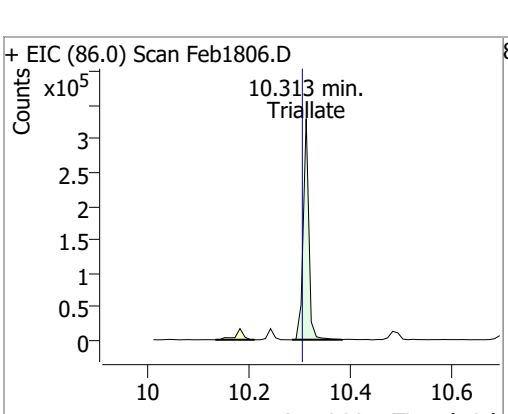

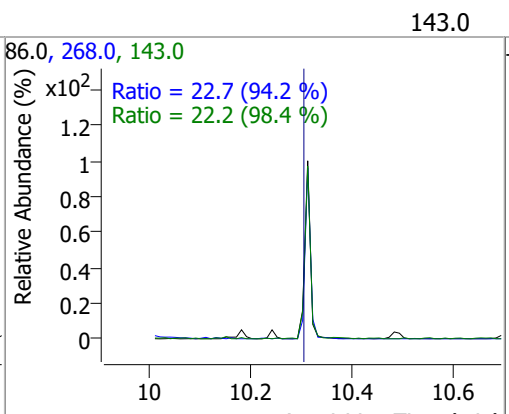

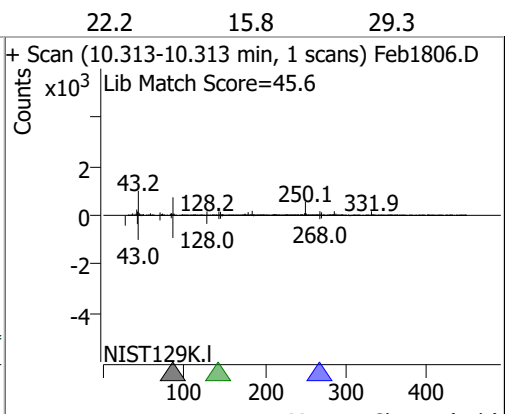

Compound	Conc.	RT	Dev(Min)	Resp.	QIon	QRatio	Lower	Upper
Carbazole	49.7097	10.48	-0.01	1123980	139.0	13.5	9.0	16.7

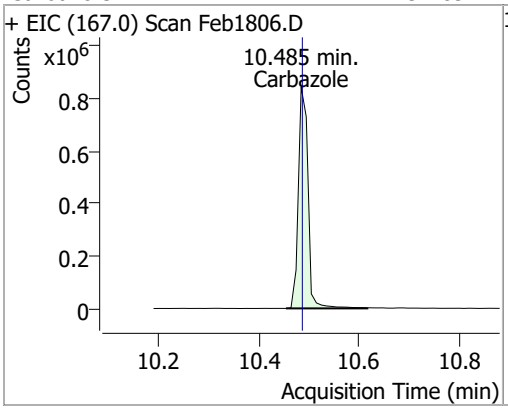

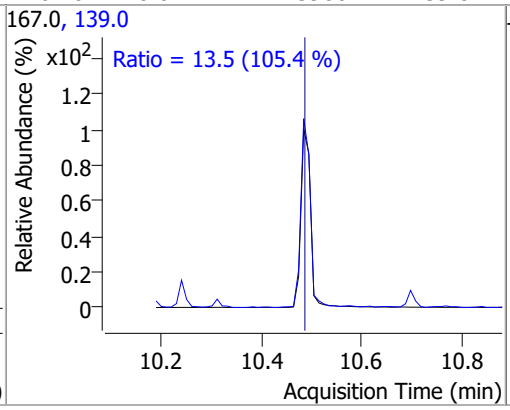

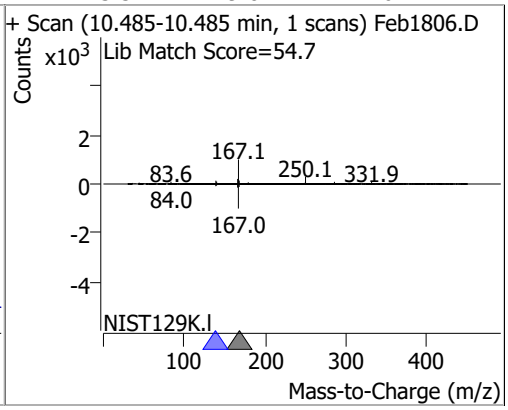

Compound	Conc.	RT	Dev(Min)	Resp.	QIon	QRatio	Lower	Upper
o-Terphenyl	47.9400	10.70	0.00	609529	229.0	64.4	45.4	84.3
					215.0	36.0	25.9	48.1

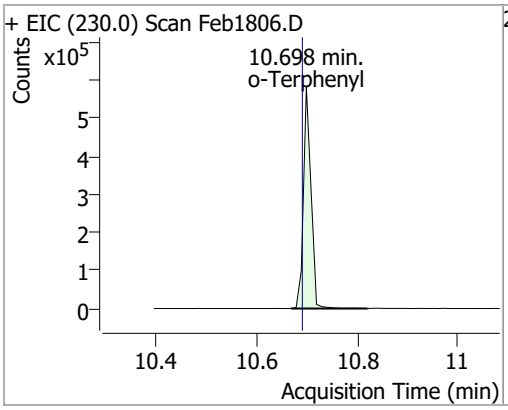

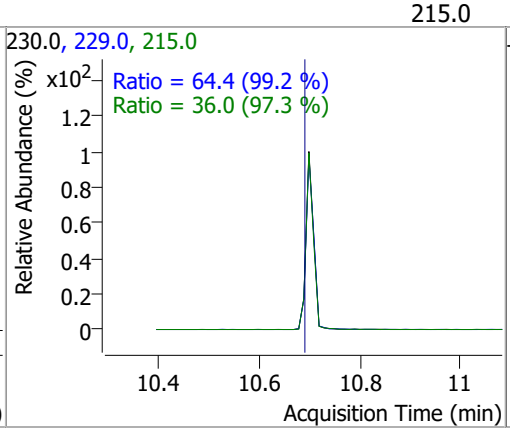

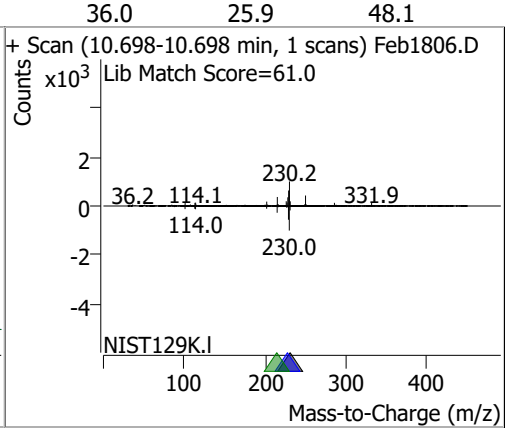

Compound	Conc.	RT	Dev(Min)	Resp.	QIon	QRatio	Lower	Upper
Di-n-Butylphthalate	48.9894	11.07	-0.01	970759	150.0	8.9	6.3	11.8
					104.0	6.5	4.5	8.3

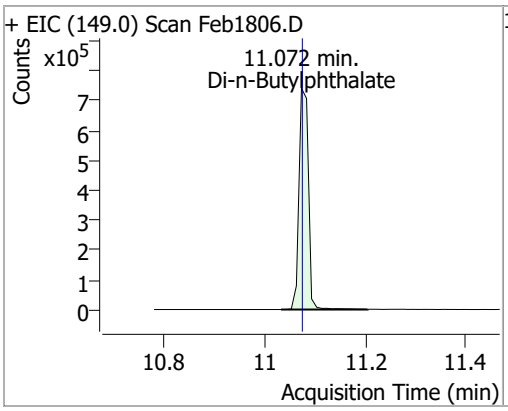

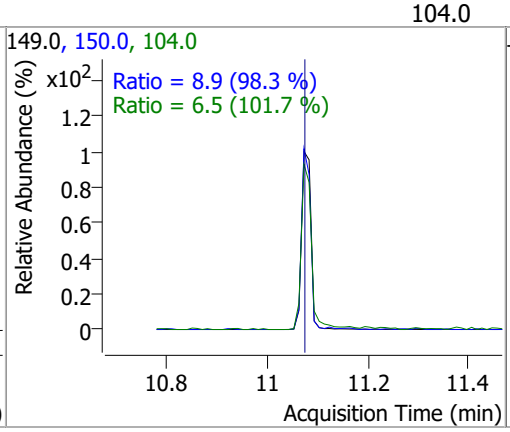

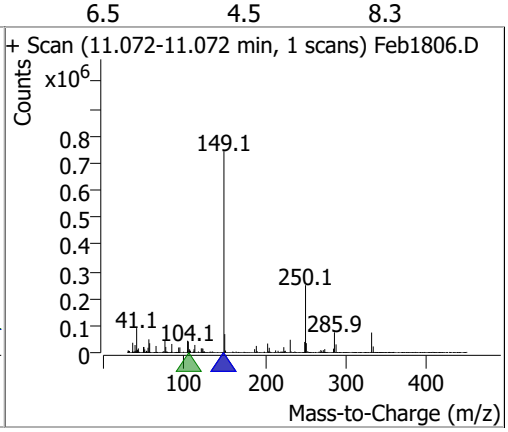

Compound	Conc.	RT	Dev(Min)	Resp.	QIon	QRatio	Lower	Upper
Fluoranthene	49.4749	11.95	0.00	1175583	101.0	14.4	9.4	17.4

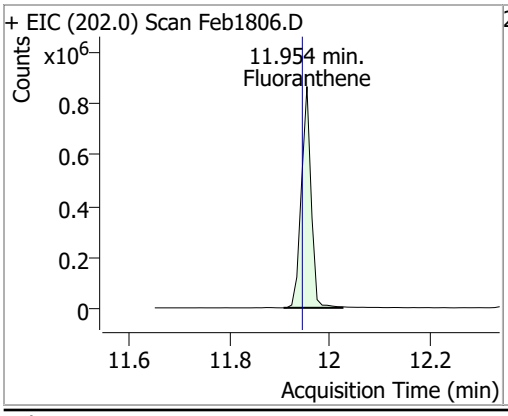

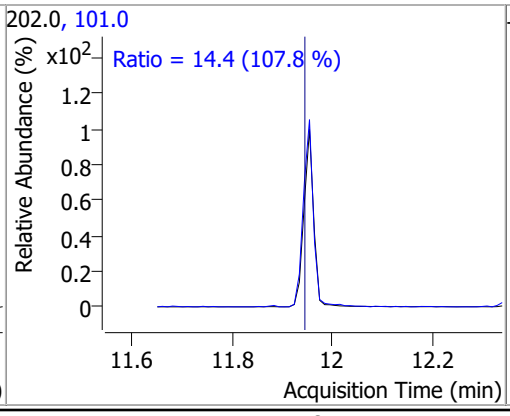

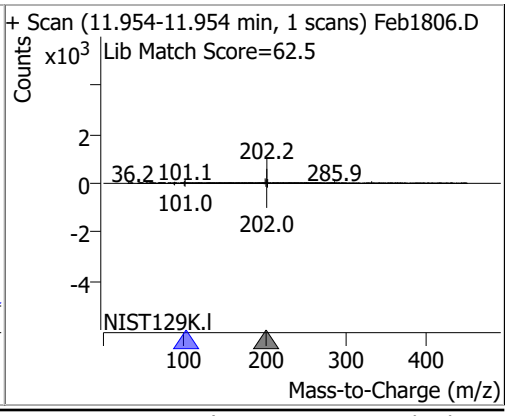

Compound	Conc.	RT	Dev(Min)	Resp.	QIon	QRatio	Lower	Upper
Benzidine	49.7161	12.34	-0.01	430095	183.0	12.1	8.3	15.4
					92.0	9.4	5.8	10.8

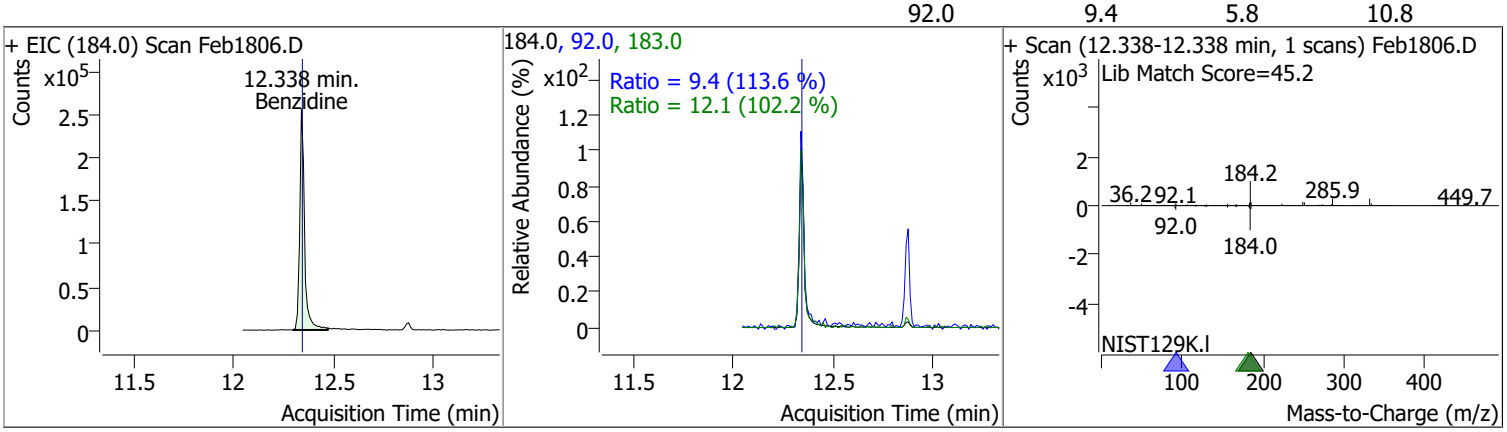

Compound	Conc.	RT	Dev(Min)	Resp.	QIon	QRatio	Lower	Upper
Pyrene	50.1685	12.38	0.00	1308067	101.0	16.7	11.1	20.6

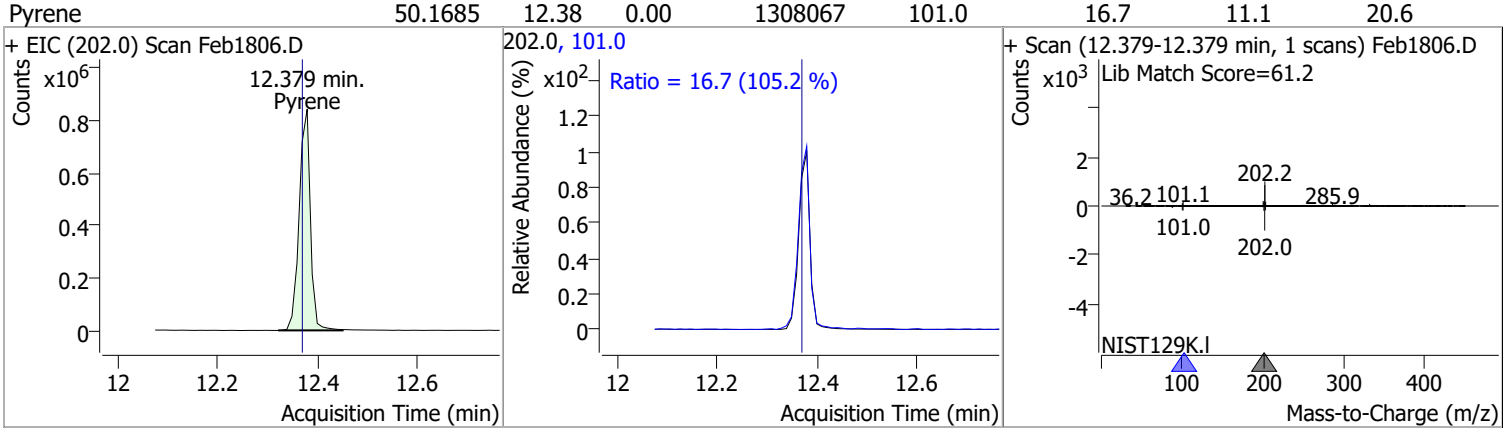

Compound	Conc.	RT	Dev(Min)	Resp.	QIon	QRatio	Lower	Upper
Terphenyl-d14	48.7638	12.88	0.00	851147	122.0	15.4	10.1	18.7

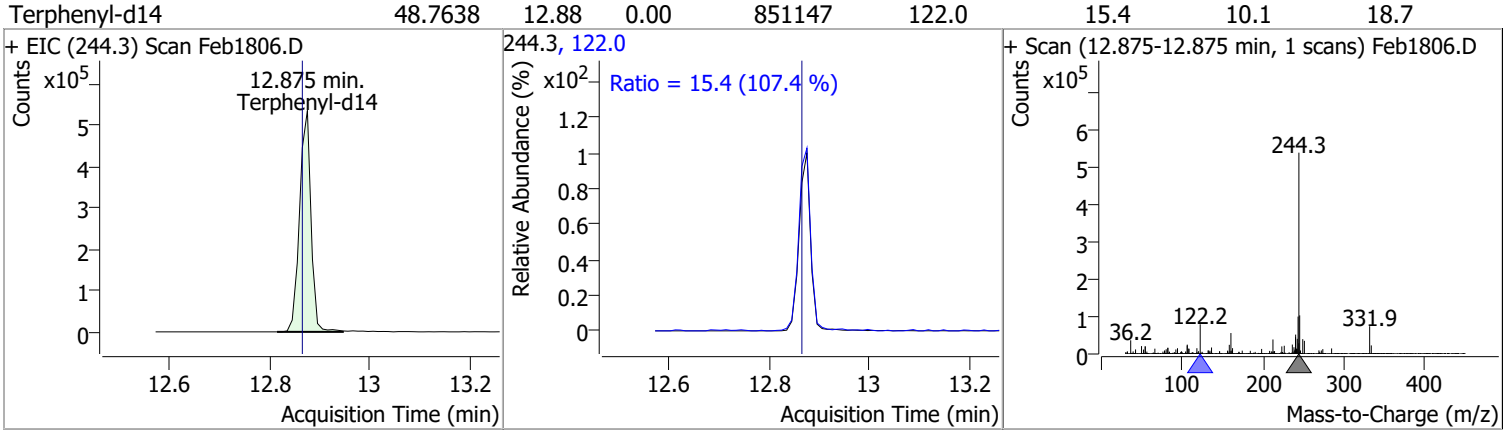

Compound	Conc.	RT	Dev(Min)	Resp.	QIon	QRatio	Lower	Upper
Butylbenzylphthalate	47.6282	14.32	0.00	305113	91.0	90.7	59.6	110.6
					206.0	16.7	12.2	22.7

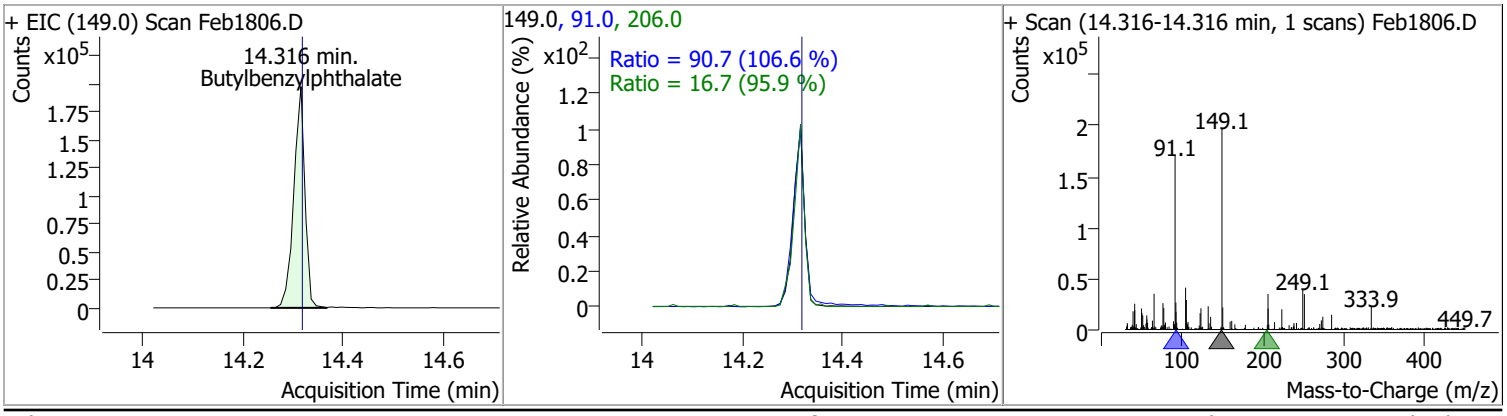

Compound	Conc.	RT	Dev(Min)	Resp.	QIon	QRatio	Lower	Upper
Benzo(a)Anthracene	49.7470	15.51	0.00	944328	226.0	26.3	18.8	34.9
					229.0	21.9	14.7	27.4

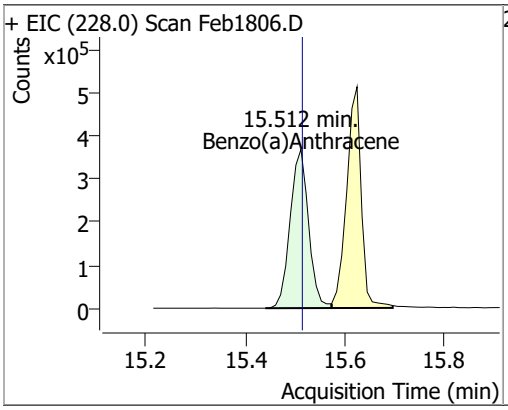

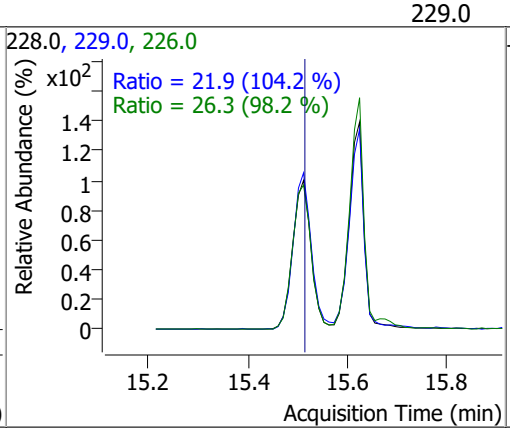

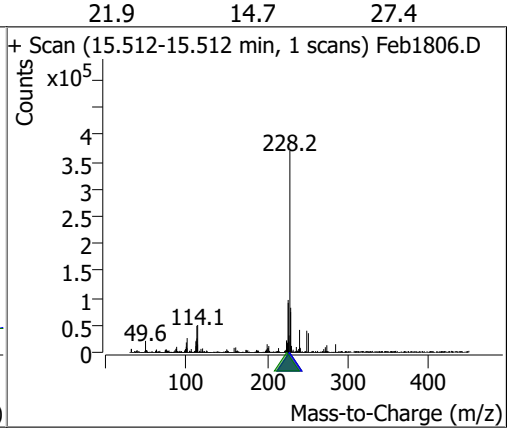

Compound	Conc.	RT	Dev(Min)	Resp.	QIon	QRatio	Lower	Upper
Chrysene	48.6971	15.62	0.00	1050170	226.0	29.9	19.9	36.9
					229.0	20.1	13.8	25.6

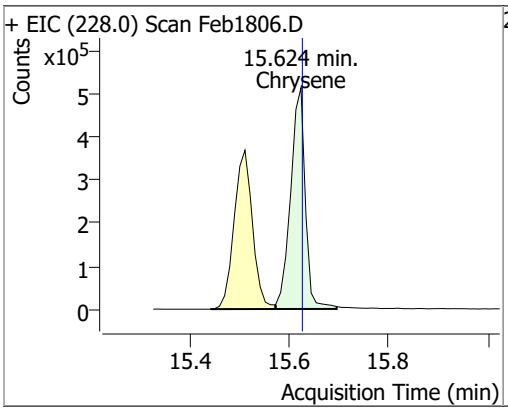

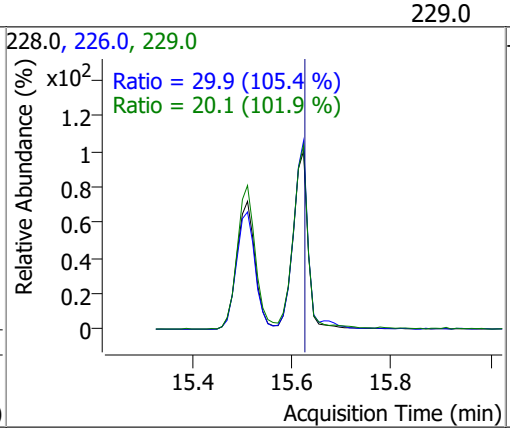

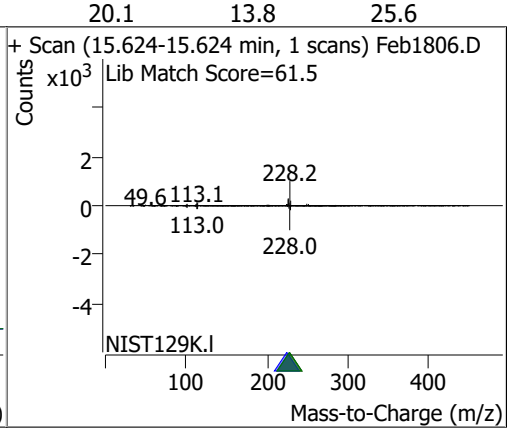

Compound	Conc.	RT	Dev(Min)	Resp.	QIon	QRatio	Lower	Upper
3,3-Dichlorobenzidine	47.6188	15.68	-0.01	299783	254.0	62.6	44.9	83.4

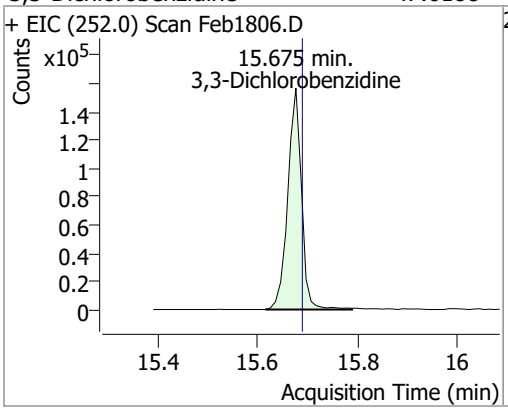

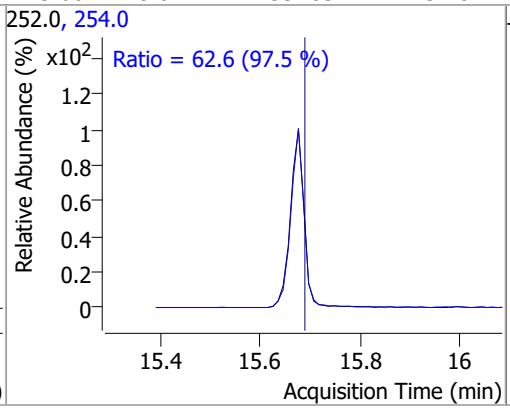

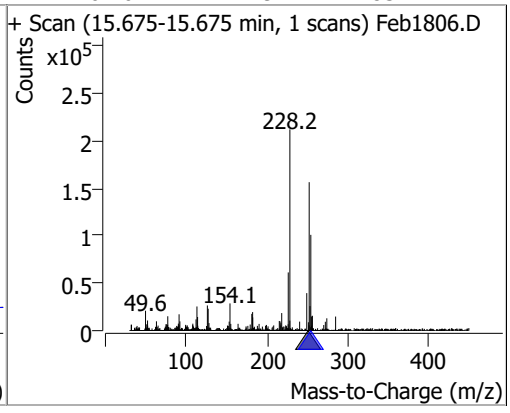

Compound	Conc.	RT	Dev(Min)	Resp.	QIon	QRatio	Lower	Upper
bis(2-ethylhexyl)Phthalate	47.6952	16.37	0.00	104536	149.0	388.1	273.6	508.0
					279.0	14.7	10.5	19.5

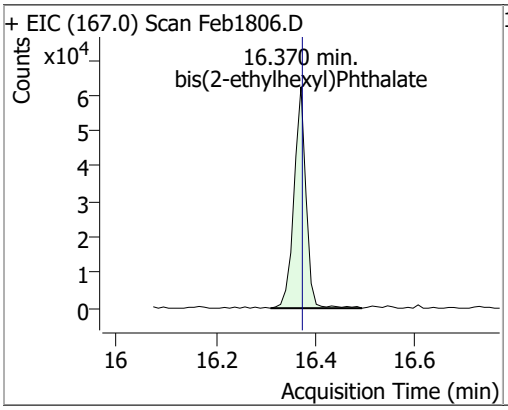

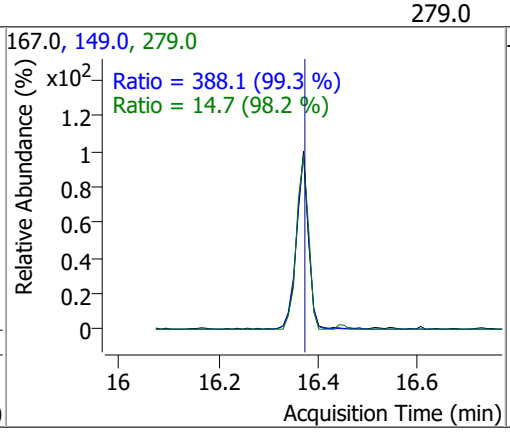

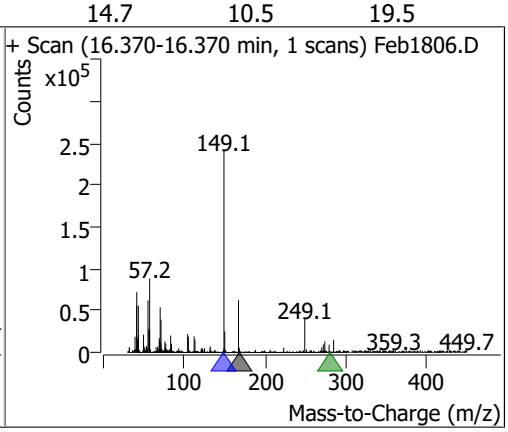

Compound	Conc.	RT	Dev(Min)	Resp.	QIon	QRatio	Lower	Upper
Di-n-octyl Phthalate	46.4377	18.13	0.00	706918	150.0	10.1	7.0	13.0

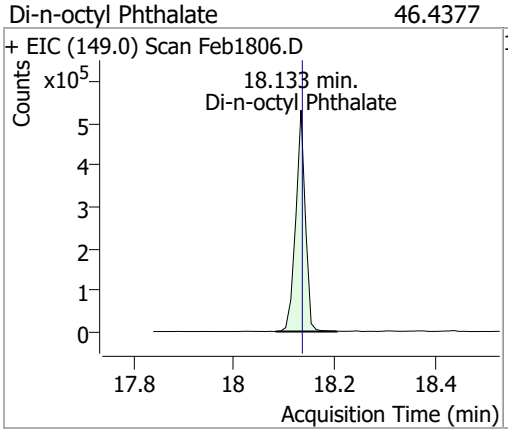

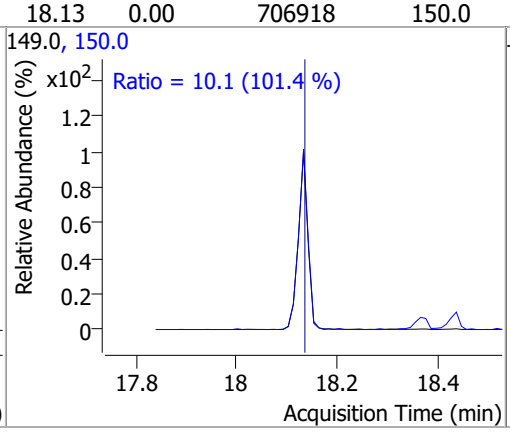

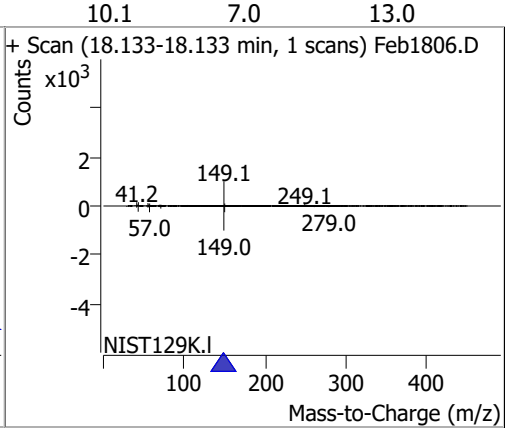

Compound	Conc.	RT	Dev(Min)	Resp.	QIon	QRatio	Lower	Upper
Benzo(b)fluoranthene	48.1054	18.37	-0.01	908237	253.0	21.9	15.6	29.0

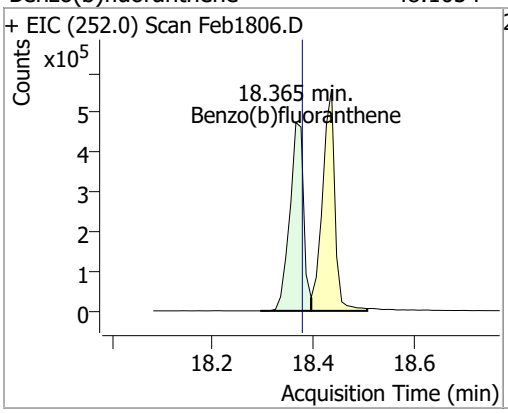

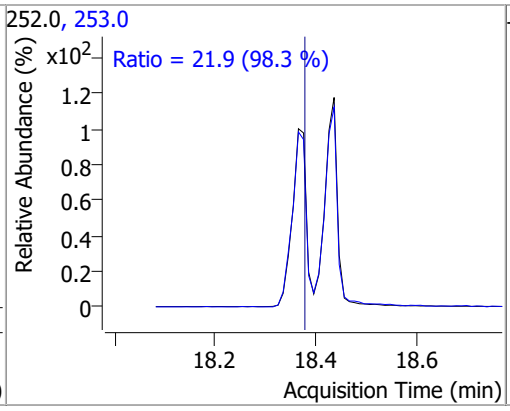

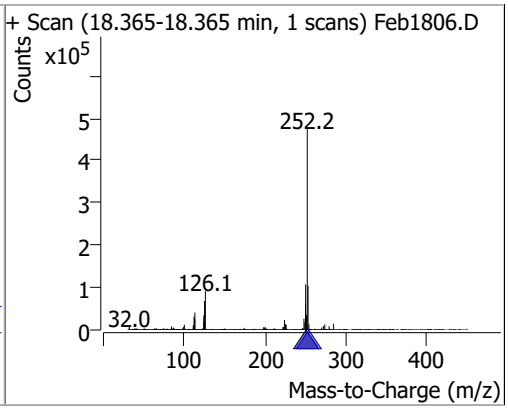

Compound	Conc.	RT	Dev(Min)	Resp.	QIon	QRatio	Lower	Upper
Benzo(k)fluoranthene	48.7004	18.44	-0.01	956185	253.0	21.6	15.4	28.6

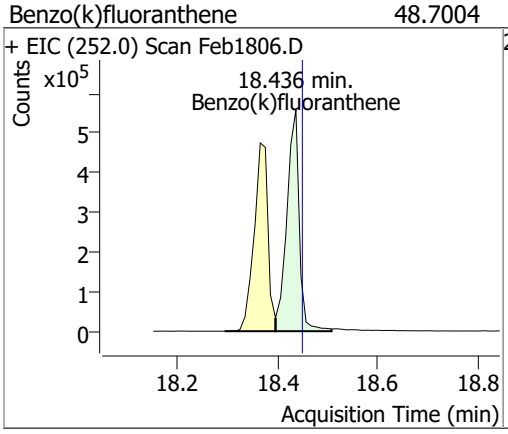

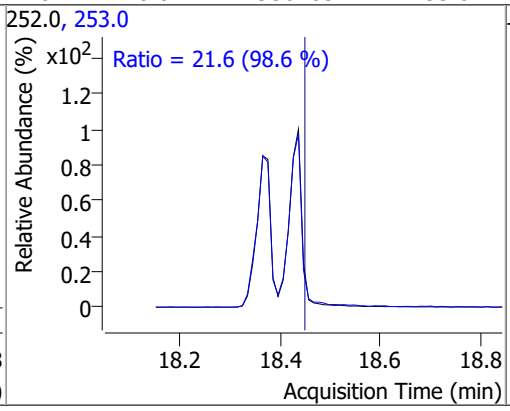

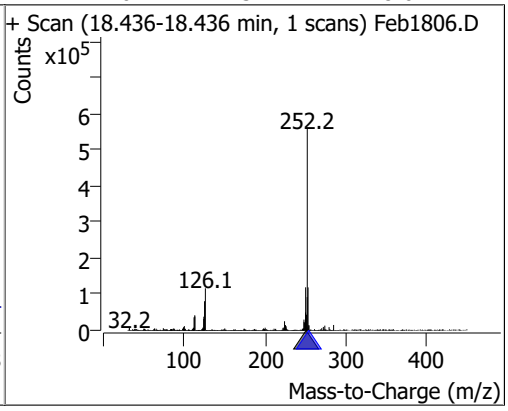

Compound	Conc.	RT	Dev(Min)	Resp.	QIon	QRatio	Lower	Upper
Benzo(a)pyrene	49.5090	18.97	-0.01	873144	253.0	23.5	15.1	28.0

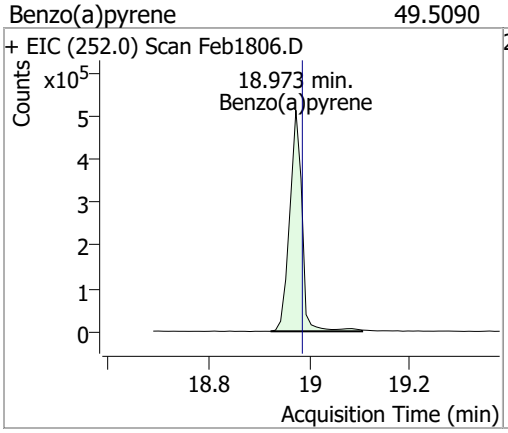

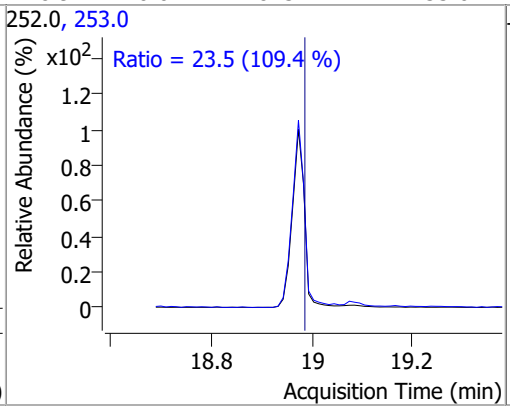

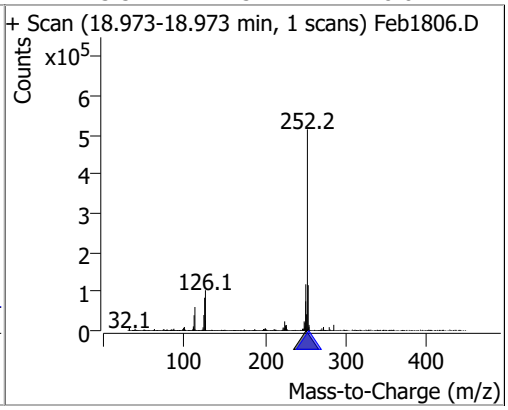

Compound	Conc.	RT	Dev(Min)	Resp.	QIon	QRatio	Lower	Upper
Indeno(1,2,3-c,d)pyrene	48.0345	20.75	-0.01	711904	138.0	31.4	20.7	38.5

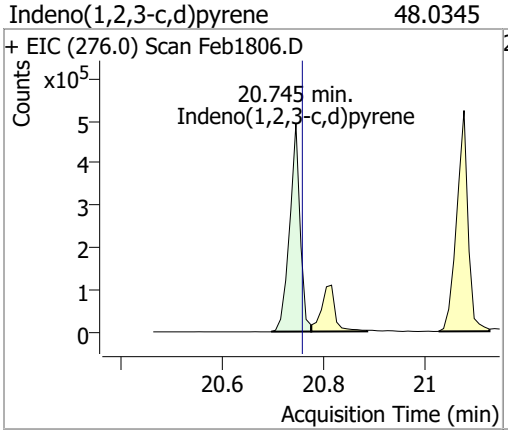

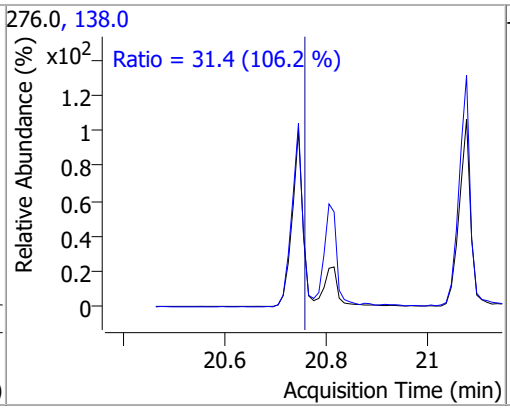

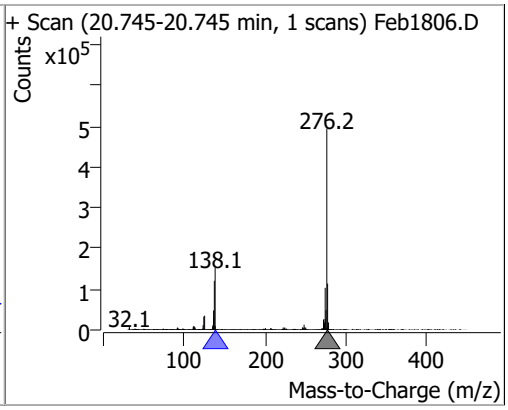

Compound	Conc.	RT	Dev(Min)	Resp.	QIon	QRatio	Lower	Upper
Dibenzo(a,h)anthracene	47.7678	20.82	0.00	767418	139.0	26.4	17.6	32.7
					279.0	24.6	16.9	31.3

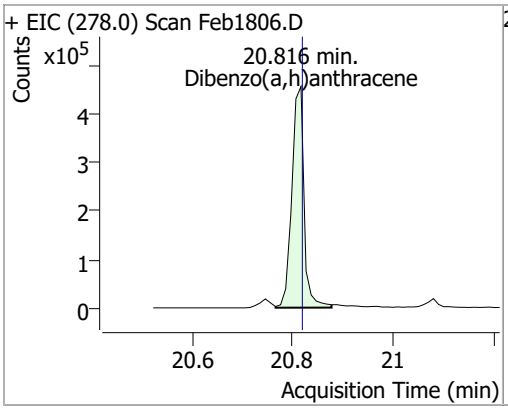

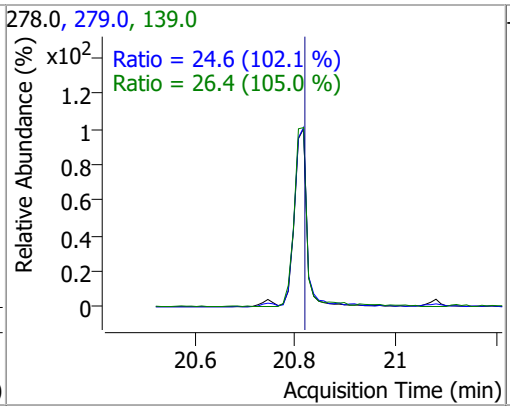

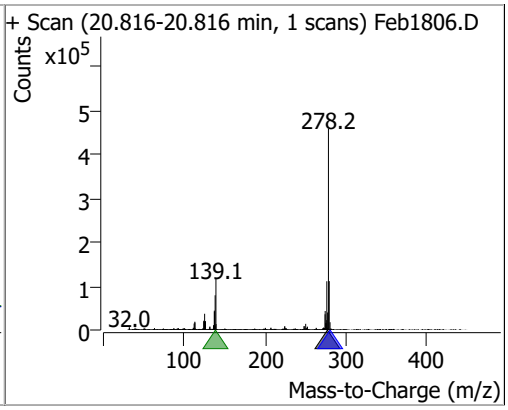

Compound	Conc.	RT	Dev(Min)	Resp.	QIon	QRatio	Lower	Upper
Benzo(g,h,i)perylene	48.0870	21.08	-0.01	822853	138.0	36.1	23.1	42.9
					277.0	24.4	16.3	30.2

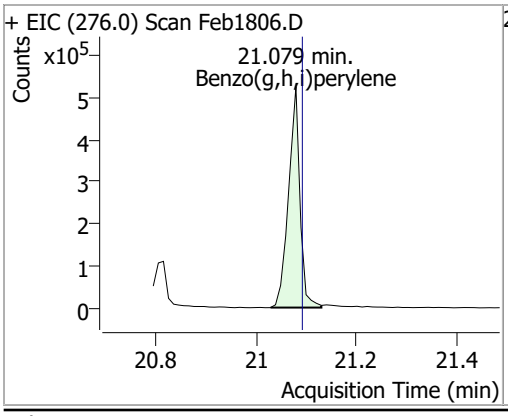

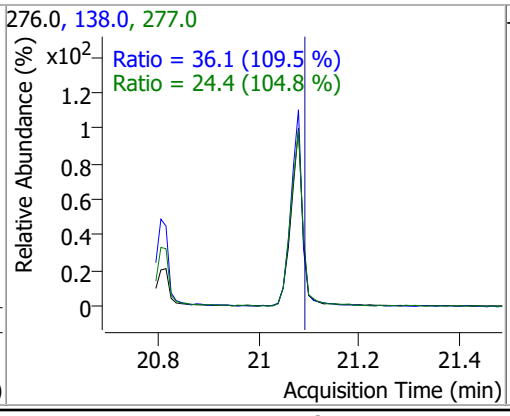

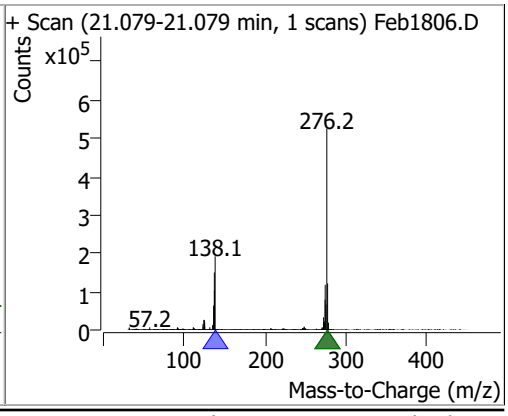

Quantitation Results Report (QT Reviewed)

Data File	Feb1807.D	Operator	LIMS import
Acq. Method	BNA+SIM.M	Acq. Date-Time	2/19/2022 11:15:42 AM
Sample Name	18-Feb-22_CAL_2	Instrument	Instrument #1
Vial	7	Multiplier	1.00
DA Method File		Comment	SVOC-8270-W-LARGO
Tune File	dftppdsm.u	Tune Date	2/18/2022 9:25:00 PM
Batch Name	021822 DoD BNA cal.batch.bin	Last Calib Update	2/19/2022 1:06:17 PM
Ref Library	D:\Org\Library\NIST129K.l		

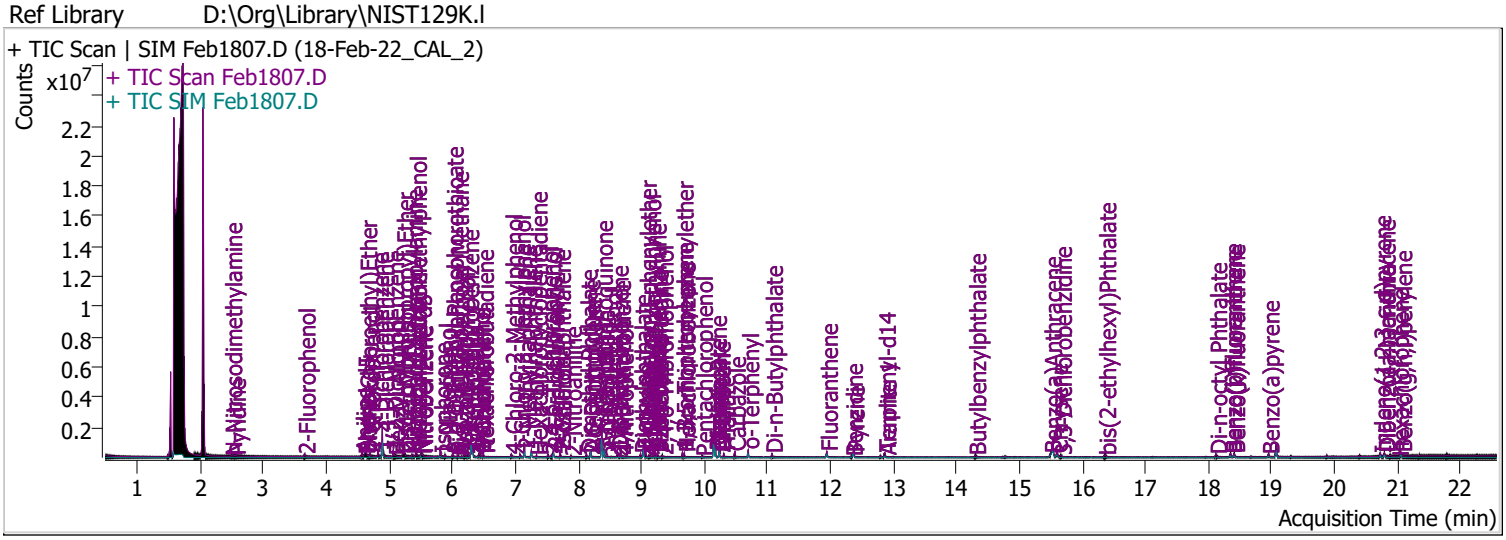

Compound	RT	QIon	Resp.	Conc.	Units		Dev(Min)
Internal Standards							
System Monitoring Compounds							
S 2-Fluorophenol	3.653	112.0	61315	9.0226	µg/L		0.000
Spiked Amount: 200.000	Range: 10.0 - 75.0%			Recovery = 4.51%		*	
S Phenol-d5	4.603	99.0	82773	9.4500	µg/L	m	-0.010
Spiked Amount: 200.000	Range: 10.0 - 65.0%			Recovery = 4.72%		*	
S Nitrobenzene-d5	5.502	82.0	45452	9.4140	µg/L		0.000
Spiked Amount: 100.000	Range: 32.0 - 94.0%			Recovery = 9.41%		*	
S 2-Fluorobiphenyl	7.605	172.0	160369	9.8948	µg/L		0.000
Spiked Amount: 100.000	Range: 28.0 - 107.0%			Recovery = 9.89%		*	
S 2,4,6-Tribromophenol	9.336	329.8	8236	9.0676	µg/L		0.000
Spiked Amount: 200.000	Range: 25.0 - 140.0%			Recovery = 4.53%		*	
S Terphenyl-d14	12.865	244.3	148383	9.6223	µg/L		-0.010
Spiked Amount: 100.000	Range: 32.0 - 122.0%			Recovery = 9.62%		*	
Target Compounds							**QValue**
T N-Nitrosodimethylamine	2.489	74.0	22053	10.2820	µg/L	m	92
T Pyridine	2.550	79.0	45229	8.5845	µg/L		99
T Aniline	4.562	93.0	117703	9.2848	µg/L		93
T Phenol	4.624	94.0	90632	9.4951	µg/L		84
T bis(-2-Chloroethyl)Ether	4.634	63.0	64413	9.5586	µg/L		99
T 2-Chlorophenol	4.685	128.0	75438	9.5978	µg/L		93
T 1,3-Dichlorobenzene	4.818	146.0	113425	9.6983	µg/L		95
T 1,4-Dichlorobenzene	4.910	146.0	113963	9.4369	µg/L		98
T 1,2-Dichlorobenzene	5.063	146.0	110443	9.8457	µg/L	m	97
T Benzyl Alcohol	5.083	108.0	31154	9.2253	µg/L	m	84
T bis(2-chloroisopropyl)Ether	5.216	121.0	26761	9.4881	µg/L		93
T 2-Methylphenol	5.236	107.0	67039	9.5156	µg/L		95
T N-nitroso-Di-n-propylamine	5.359	70.0	40378	9.3374	µg/L		97
T 4Methylphenol/3Methylphenol	5.420	107.0	88244	8.9706	µg/L		97
T Hexachloroethane	5.420	117.0	30122	9.6553	µg/L		94

Compound	RT	QIon	Resp.	Conc.	Units		Dev(Min)
T Nitrobenzene	5.522	123.1	18080	8.2519	µg/L		76
T Isophorone	5.808	82.0	97277	8.9357	µg/L		94
T 2-Nitrophenol	5.880	139.0	19297	8.9839	µg/L		92
T 2,4-Dimethylphenol	6.003	122.0	52824	9.0655	µg/L		98
T bis(-2-Chloroethoxy)Methane	6.085	93.0	59939	9.3842	µg/L		94
T 2,4-Dichlorophenol	6.188	162.0	47605	9.4074	µg/L		97
T Benzoic Acid	6.147	105.0	18665	8.4117	µg/L	m	82
T 1,2,4-Trichlorobenzene	6.249	180.0	69022	9.7020	µg/L		98
T Naphthalene	6.321	128.0	215374	9.6379	µg/L		97
T 4-Chlorophenol	6.414	130.0	23297	10.2898	µg/L		88
T p-Chloroaniline	6.434	127.0	71033	9.0638	µg/L		95
T Hexachlorobutadiene	6.485	224.9	33554	9.5879	µg/L		98
T 4-Chloro-2-Methylphenol	6.937	107.0	51791	9.6988	µg/L	m	86
T 4-Chloro-3-Methylphenol	7.071	107.0	51113	9.1080	µg/L	m	96
T 2-Methylnaphthalene	7.143	141.0	129837	10.4339	µg/L	m	97
T 1-Methylnaphthalene	7.256	141.0	126738	10.2310	µg/L	m	98
T Hexachlorocyclopentadiene	7.338	236.9	13837	8.7963	µg/L		91
T 2,4,6-Trichlorophenol	7.512	196.0	27041	9.0500	µg/L		99
T 2,4,5-Trichlorophenol	7.574	196.0	33223	8.9583	µg/L		87
T 2-Chloronaphthalene	7.708	162.0	133308	10.0555	µg/L		97
T 2-Nitroaniline	7.882	65.0	14804	8.3822	µg/L		85
T Dimethyl Phthalate	8.129	163.0	85510	8.5312	µg/L		90
T 2,6-Dinitrotoluene	8.180	165.0	13053	9.0242	µg/L		80
T Acenaphthylene	8.200	152.1	194369	9.5403	µg/L		92
T 3-Nitroaniline	8.384	138.0	12737	8.7217	µg/L		75
T Acenaphthene	8.405	154.0	125792	9.6812	µg/L		98
T 2,4-Dinitrophenol	8.517	184.0	3755	8.5763	µg/L		98
T Dibenzofuran	8.620	168.0	200815	9.4970	µg/L		99
T 2,4-Dinitrotoluene	8.661	165.0	14287	8.4581	µg/L		94
T 4-Nitrophenol	8.701	109.0	14966	9.4102	µg/L		86
T Diethylphthalate	8.988	149.0	84750	8.7379	µg/L		97
T Fluorene	9.029	166.0	167603	9.9106	µg/L		100
T 4-Chlorophenyl-phenylether	9.070	204.0	67338	9.9310	µg/L		97
T 4-Nitroaniline	9.121	138.0	13023	8.9648	µg/L		94
T 4,6-Dinitro-2-methylphenol	9.141	198.0	7435	9.0351	µg/L		83
T N-nitrosodiphenylamine	9.223	169.0	96753	9.6542	µg/L		92
T Azobenzene	9.254	77.0	90696	8.9089	µg/L		87
T 4-Bromophenyl-phenylether	9.653	248.0	33057	10.2442	µg/L		87
T Hexachlorobenzene	9.684	283.9	37231	9.7111	µg/L		97
T Pentachlorophenol	9.958	265.9	10893	9.1936	µg/L		90
T Phenanthrene	10.181	178.0	224346	9.8851	µg/L		100
T Anthracene	10.242	178.0	191750	9.6942	µg/L		100
T Triallate	10.313	86.0	31763	9.1129	µg/L		98
T Carbazole	10.485	167.0	199440	10.1180	µg/L		99
T o-Terphenyl	10.698	230.0	111061	9.6963	µg/L		99
T Di-n-Butylphthalate	11.072	149.0	102631	8.3322	µg/L		98
T Fluoranthene	11.943	202.0	220272	10.1778	µg/L		97
T Benzidine	12.338	184.0	65045	9.3957	µg/L	m	97
T Pyrene	12.369	202.0	240962	10.1636	µg/L		95
T Butylbenzylphthalate	14.296	149.0	40092	9.1160	µg/L	#	66
T Benzo(a)Anthracene	15.492	228.0	157876	9.3465	µg/L		96
T Chrysene	15.594	228.0	193047	9.7877	µg/L		97
T 3,3-Dichlorobenzidine	15.655	252.0	35676	8.7092	µg/L		95
T bis(2-ethylhexyl)Phthalate	16.360	167.0	15117	9.4865	µg/L	#	93
T Di-n-octyl Phthalate	18.123	149.0	98225	9.0329	µg/L		100

Compound	RT	QIon	Resp.	Conc.	Units		Dev(Min)
T Benzo(b)fluoranthene	18.355	252.0	146871	9.4383	µg/L		98
T Benzo(k)fluoranthene	18.406	252.0	156598	9.5815	µg/L		99
T Benzo(a)pyrene	18.953	252.0	122603	9.0742	µg/L		92
T Indeno(1,2,3-c,d)pyrene	20.725	276.0	105841	9.3155	µg/L	m	91
T Dibenzo(a,h)anthracene	20.796	278.0	114340	9.2034	µg/L		94
T Benzo(g,h,i)perylene	21.059	276.0	135480	9.4619	µg/L		98

(#) = Qualifier Out of Range; (m) = Manual Integration; (+) = Area Summed; (*) = Surrogate Percent Recovery Out of Range; (d): Zeroed Peak

Compound	Conc.	RT	Dev(Min)	Resp.	QIon	QRatio	Lower	Upper
N-Nitrosodimethylamine	10.2820	2.49	0.00	22053 (m)	42.0	126.2	95.1	176.6

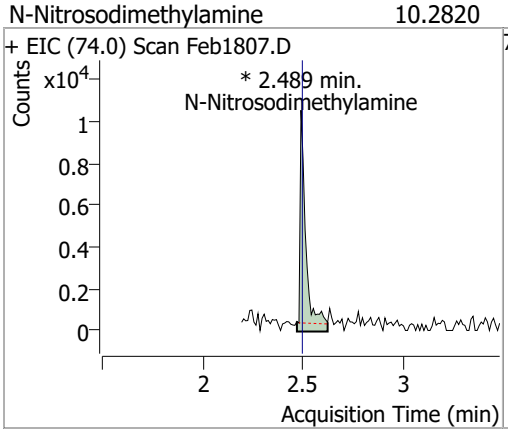

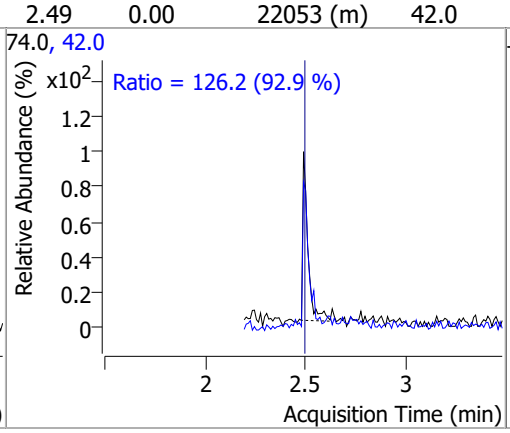

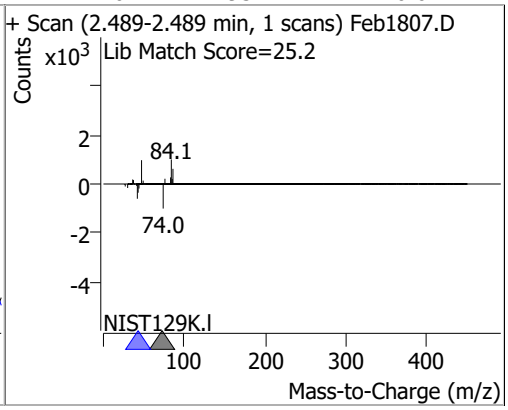

Compound	Conc.	RT	Dev(Min)	Resp.	QIon	QRatio	Lower	Upper
Pyridine	8.5845	2.55	0.02	45229	52.0	81.7	57.9	107.6

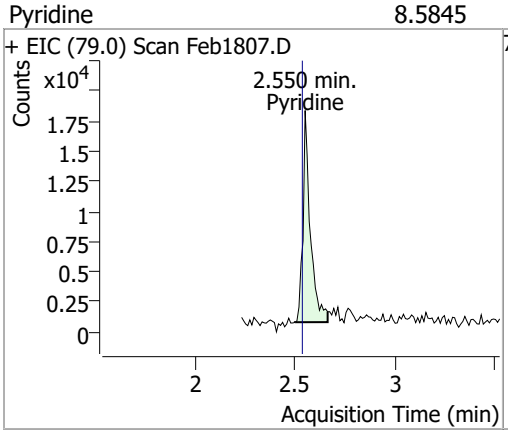

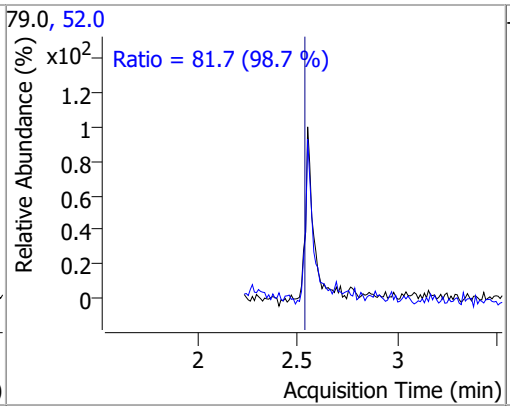

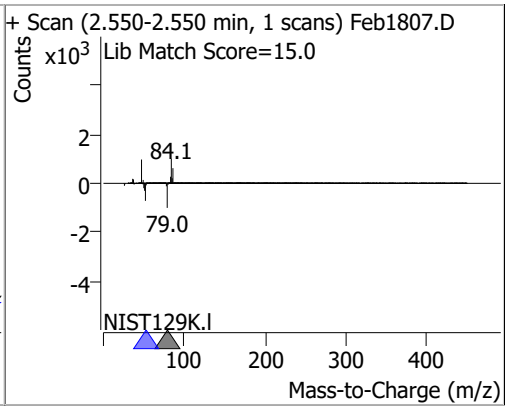

Compound	Conc.	RT	Dev(Min)	Resp.	QIon	QRatio	Lower	Upper
2-Fluorophenol	9.0226	3.65	0.00	61315	64.0	57.0	34.6	64.3
					92.0	20.1	14.2	26.5

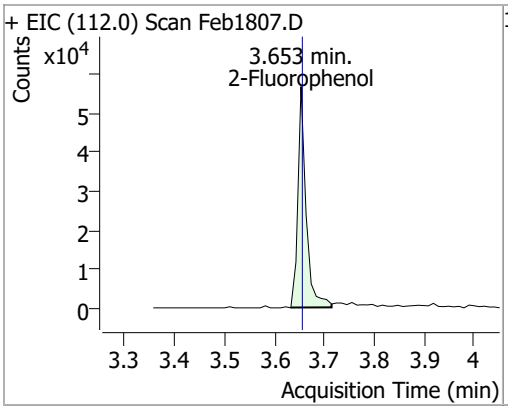

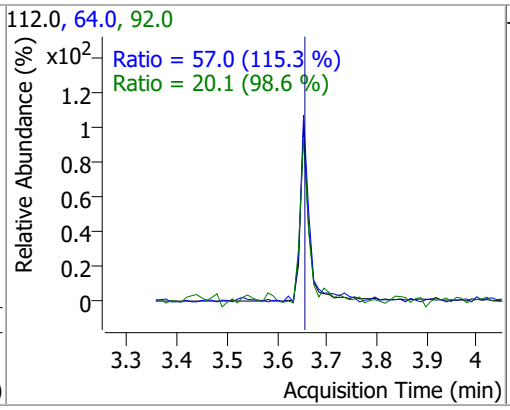

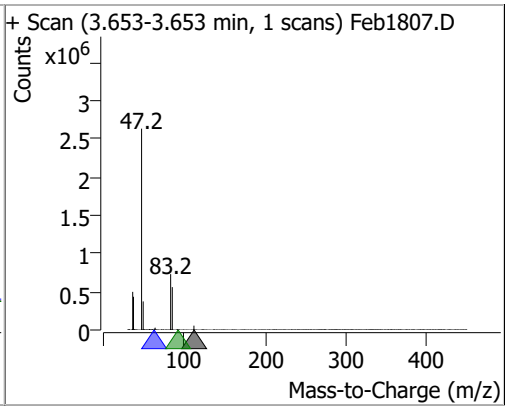

Compound	Conc.	RT	Dev(Min)	Resp.	QIon	QRatio	Lower	Upper
Aniline	9.2848	4.56	0.00	117703	66.0	33.8	25.7	47.8
					65.0	23.7	13.1	24.4

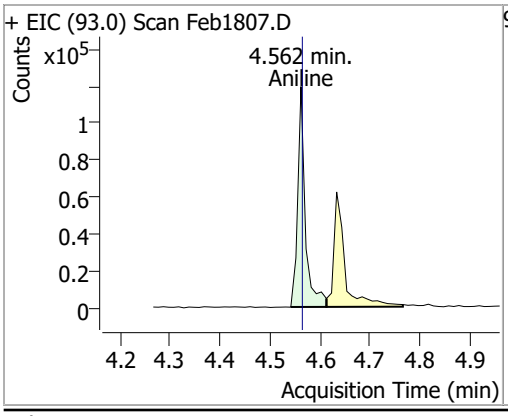

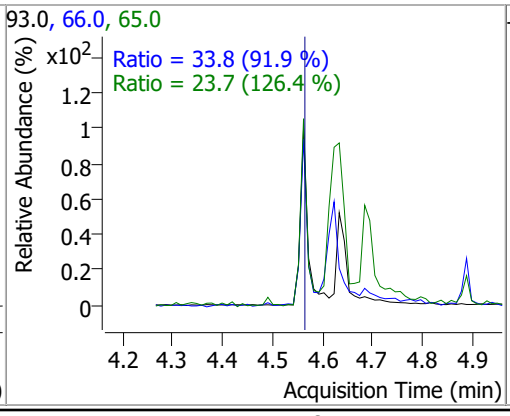

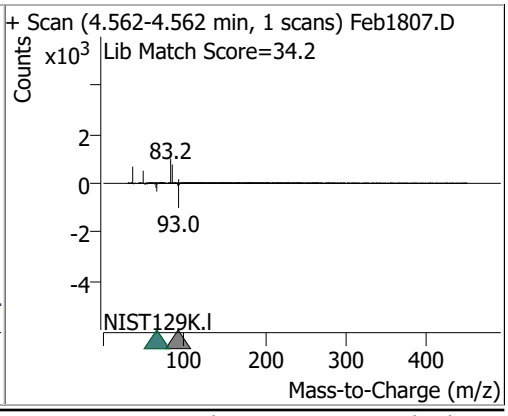

Compound	Conc.	RT	Dev(Min)	Resp.	QIon	QRatio	Lower	Upper
Phenol-d5	9.4500	4.60	-0.01	82773 (m)	71.0	37.8	25.8	47.9

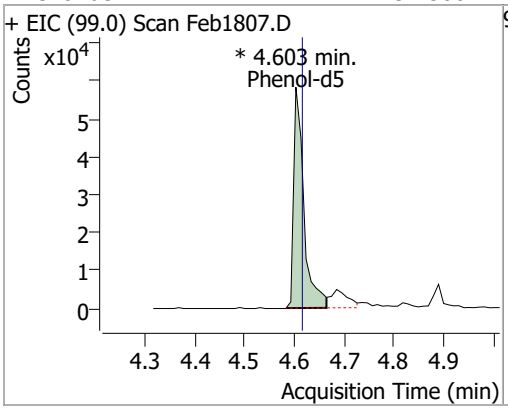

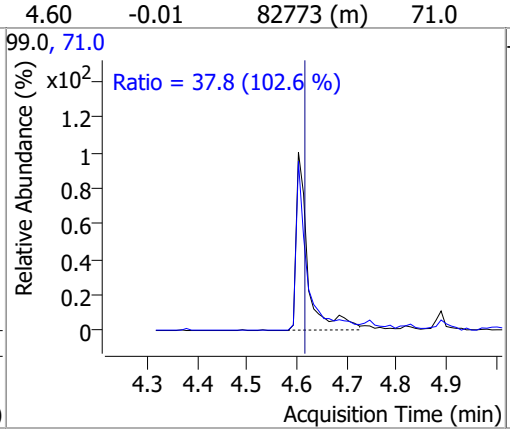

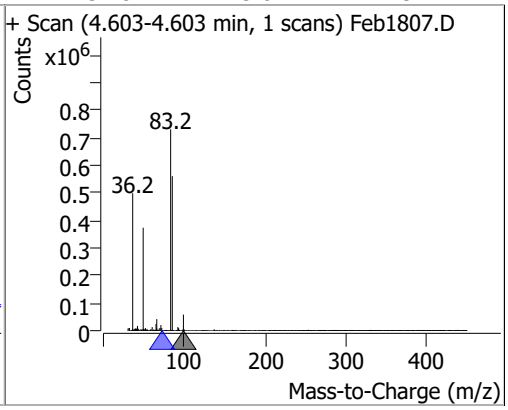

Compound	Conc.	RT	Dev(Min)	Resp.	QIon	QRatio	Lower	Upper
Phenol	9.4951	4.62	0.00	90632	66.0	55.6	31.7	58.9

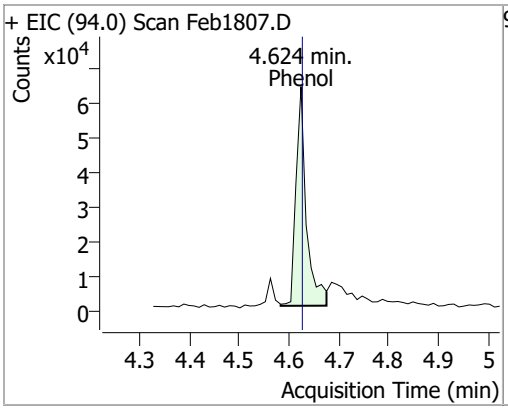

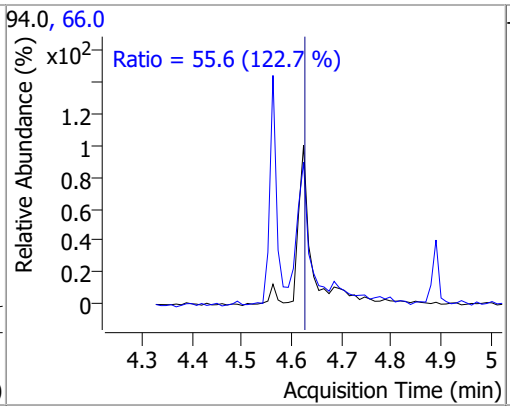

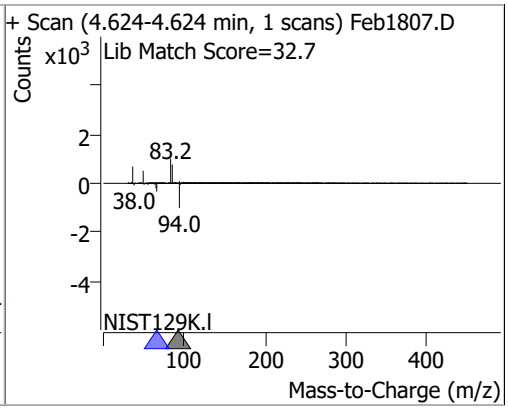

Compound	Conc.	RT	Dev(Min)	Resp.	QIon	QRatio	Lower	Upper
bis(-2-Chloroethyl)Ether	9.5586	4.63	-0.01	64413	64.0	11.4	7.6	14.1

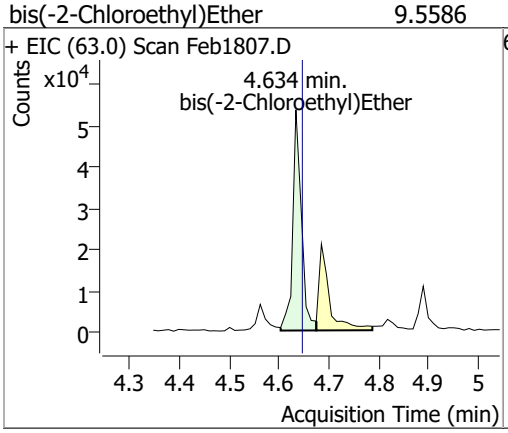

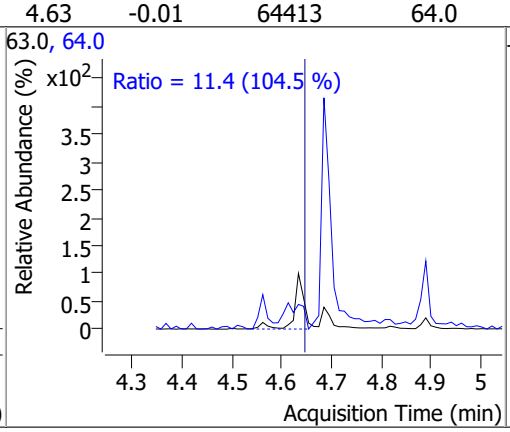

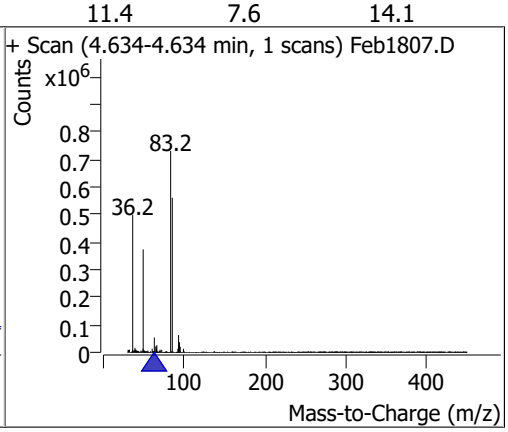

Compound	Conc.	RT	Dev(Min)	Resp.	QIon	QRatio	Lower	Upper
2-Chlorophenol	9.5978	4.68	-0.01	75438	130.0	36.6	22.7	42.2

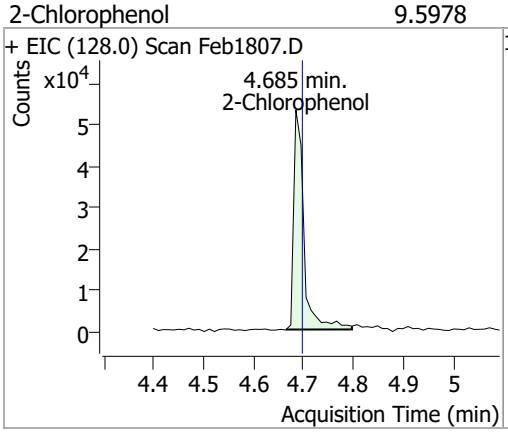

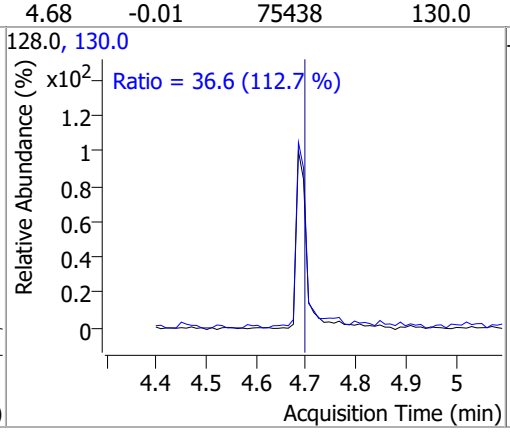

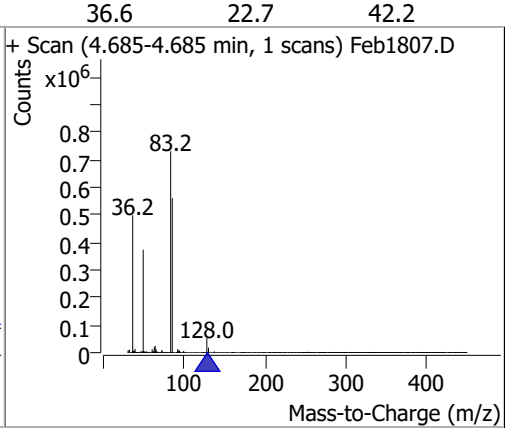

Compound	Conc.	RT	Dev(Min)	Resp.	QIon	QRatio	Lower	Upper
1,3-Dichlorobenzene	9.6983	4.82	-0.01	113425	148.0	59.6	44.6	82.8
					111.0	33.0	25.3	47.0

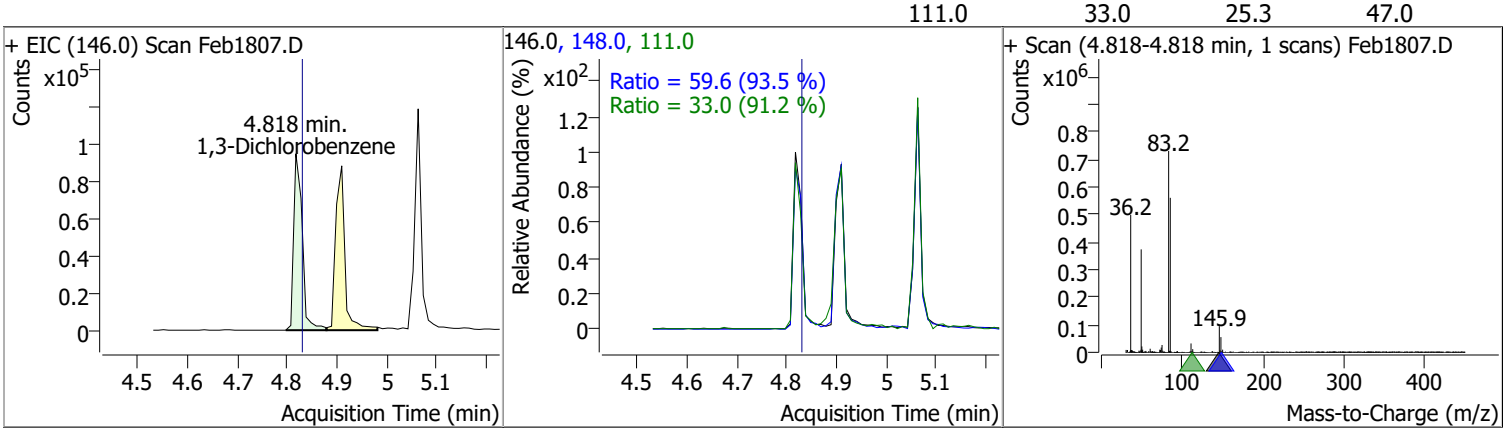

Compound	Conc.	RT	Dev(Min)	Resp.	QIon	QRatio	Lower	Upper
1,4-Dichlorobenzene	9.4369	4.91	0.00	113963	148.0	64.4	45.6	84.8
					111.0	38.4	25.2	46.8

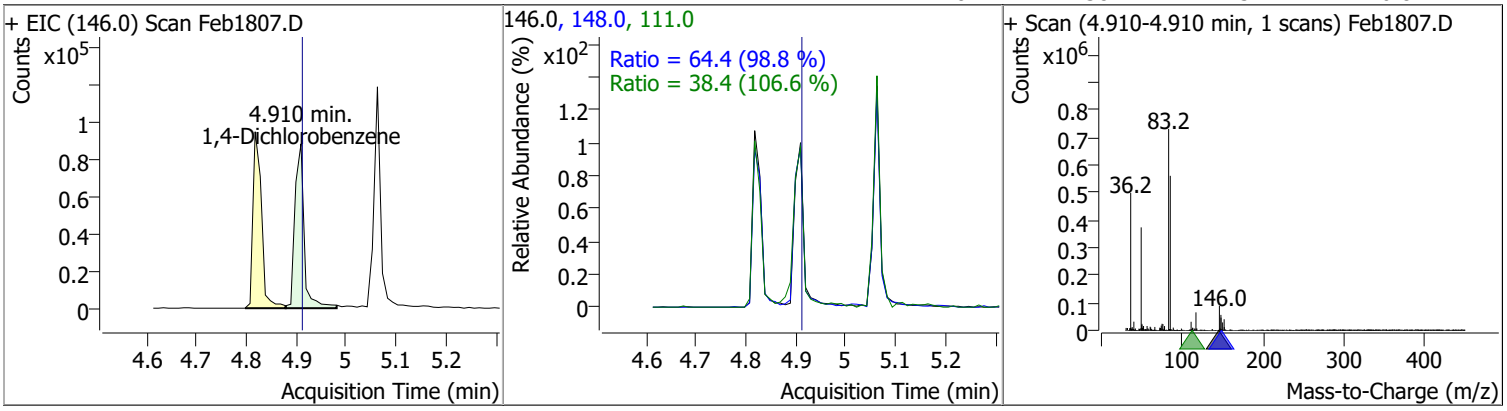

Compound	Conc.	RT	Dev(Min)	Resp.	QIon	QRatio	Lower	Upper
1,2-Dichlorobenzene	9.8457	5.06	0.00	110443 (m)	148.0	60.5	45.1	83.8
					111.0	37.6	26.1	48.5

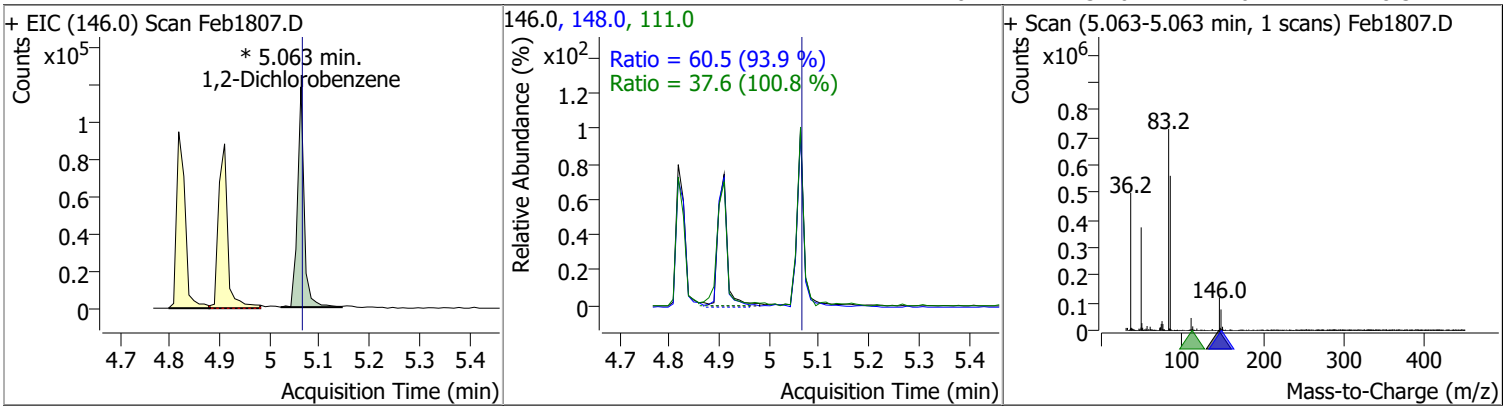

Compound	Conc.	RT	Dev(Min)	Resp.	QIon	QRatio	Lower	Upper
Benzyl Alcohol	9.2253	5.08	0.00	31154 (m)	79.0	92.4	83.5	155.1
					107.0	72.2	49.3	91.6

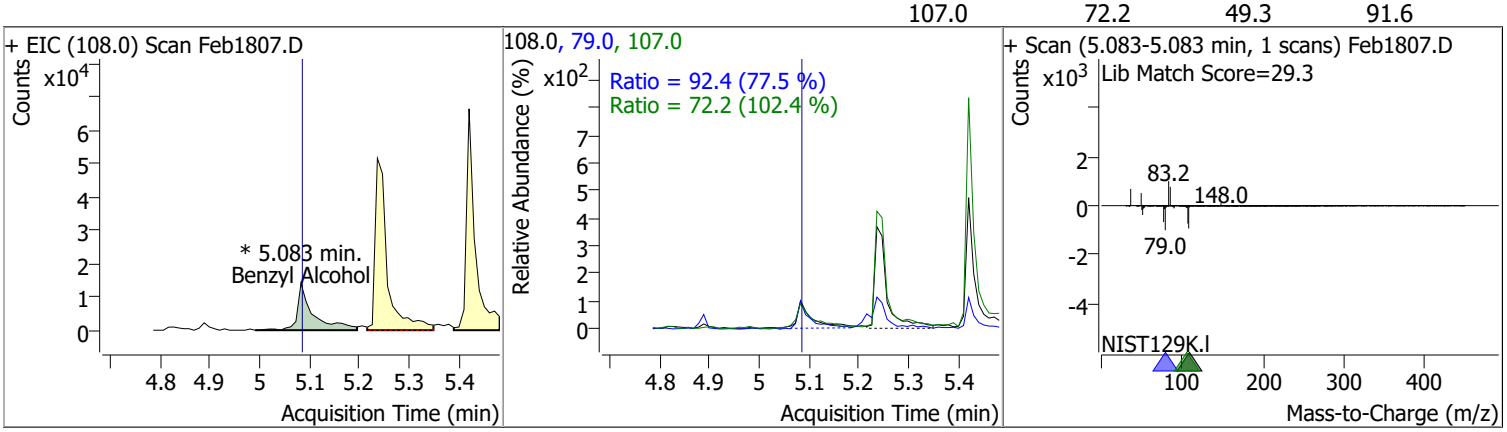

Compound	Conc.	RT	Dev(Min)	Resp.	QIon	QRatio	Lower	Upper
bis(2-chloroisopropyl)Ether	9.4881	5.22	-0.01	26761	123.0	28.1	22.5	41.8

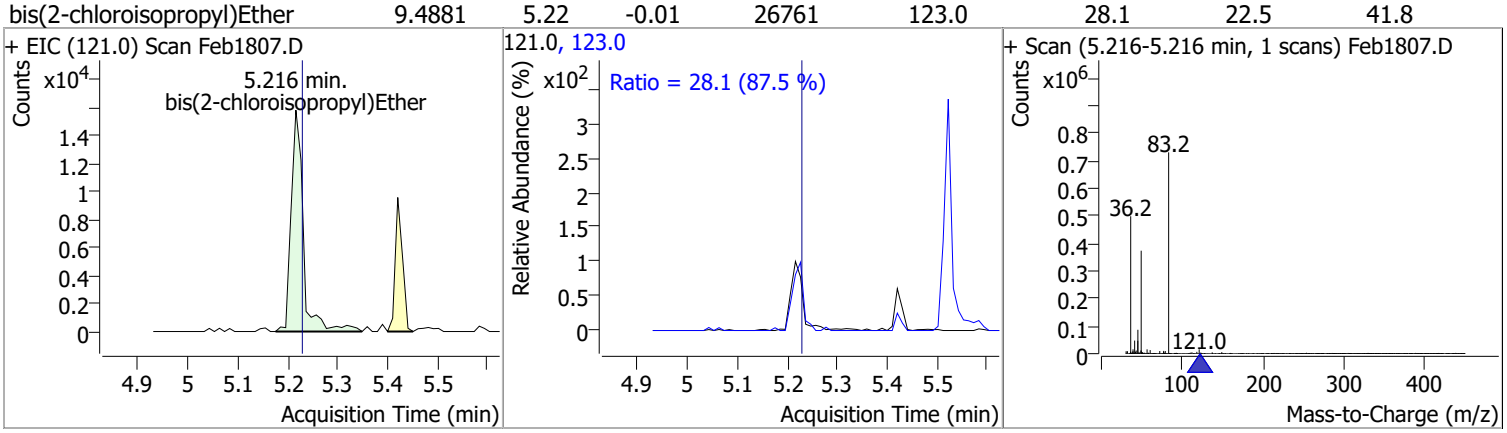

Compound	Conc.	RT	Dev(Min)	Resp.	QIon	QRatio	Lower	Upper
2-Methylphenol	9.5156	5.24	-0.01	67039	108.0	121.5	81.5	151.4

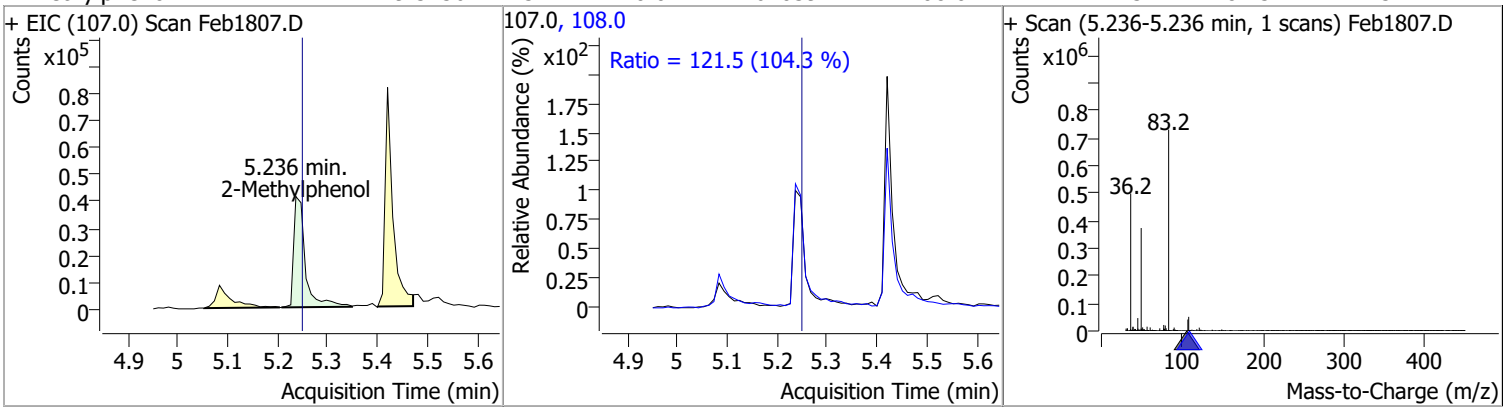

Compound	Conc.	RT	Dev(Min)	Resp.	QIon	QRatio	Lower	Upper
N-nitroso-Di-n-propylamine	9.3374	5.36	-0.01	40378	130.0	17.9	0.0	38.8

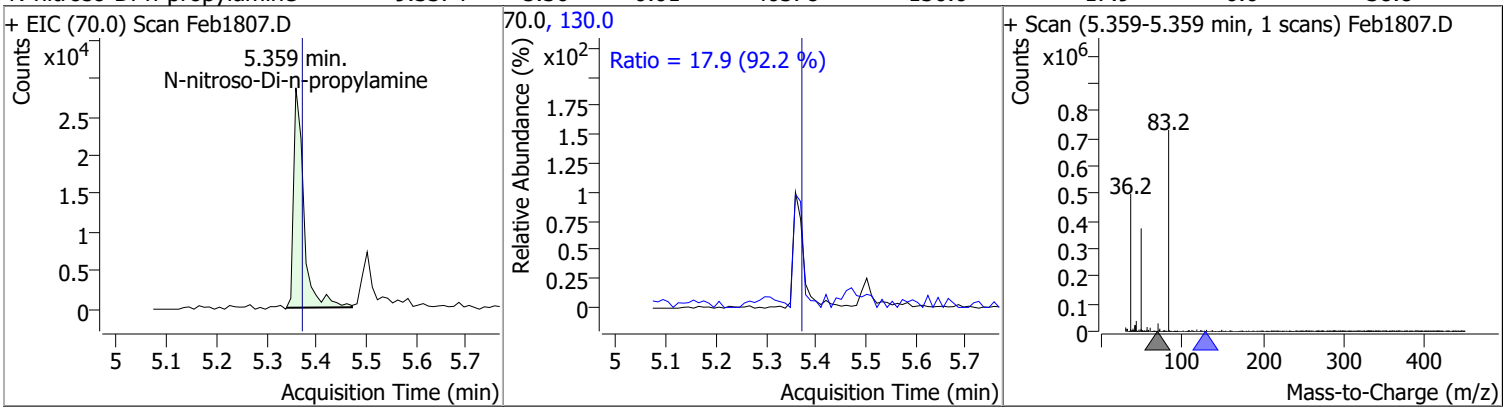

Compound	Conc.	RT	Dev(Min)	Resp.	QIon	QRatio	Lower	Upper
4Methylphenol/3Methylphenol	8.9706	5.42	-0.01	88244	108.0	86.8	58.8	109.1

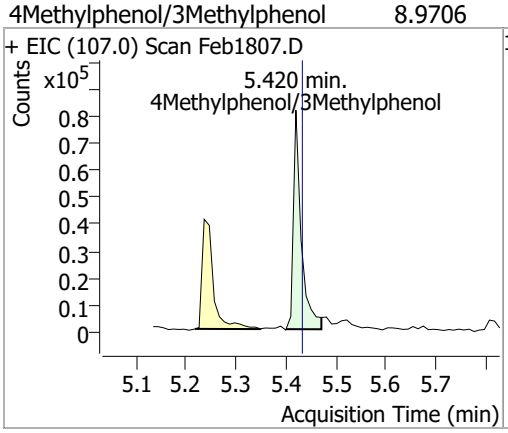

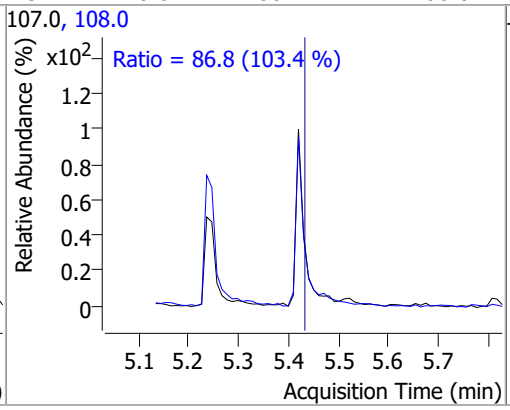

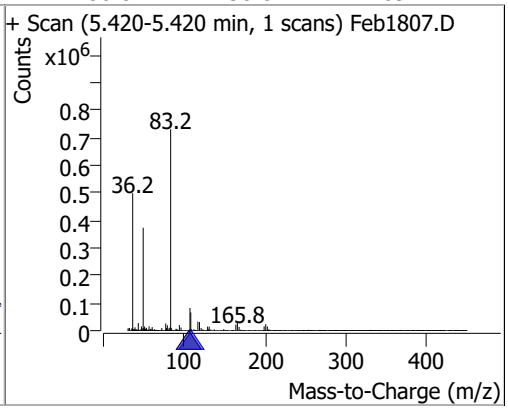

Compound	Conc.	RT	Dev(Min)	Resp.	QIon	QRatio	Lower	Upper
Hexachloroethane	9.6553	5.42	-0.01	30122	201.0	84.2	63.5	118.0
					199.0	54.2	39.8	74.0

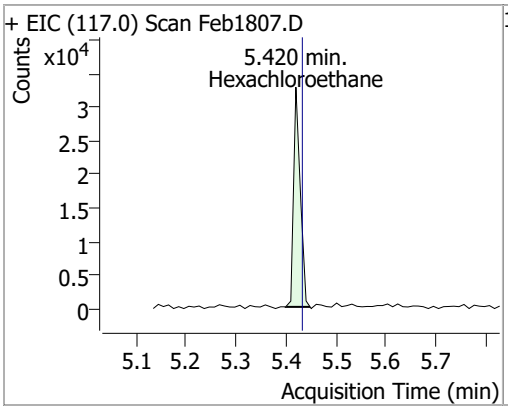

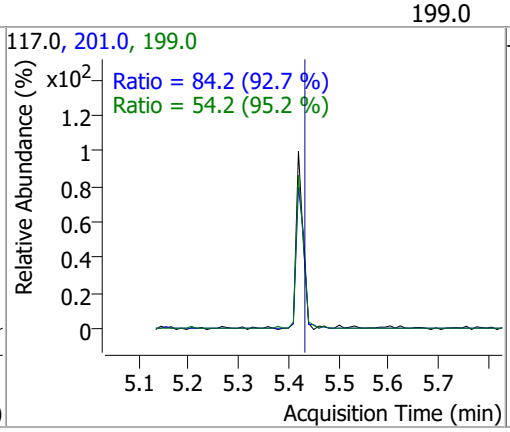

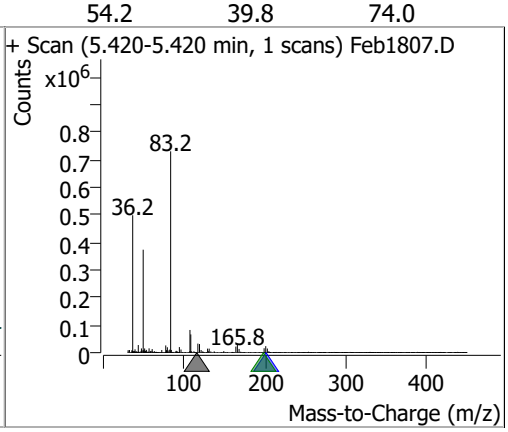

Compound	Conc.	RT	Dev(Min)	Resp.	QIon	QRatio	Lower	Upper
Nitrobenzene-d5	9.4140	5.50	0.00	45452	54.0	64.1	46.3	86.0
					128.0	43.5	34.1	63.3

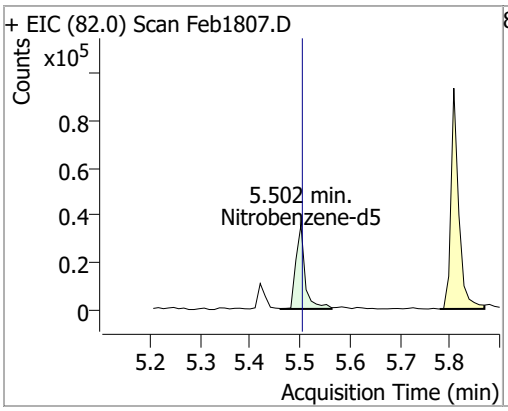

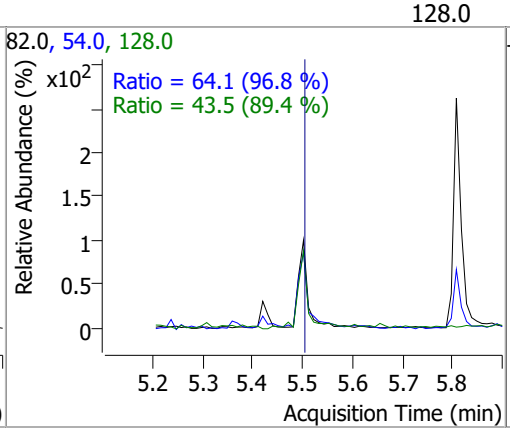

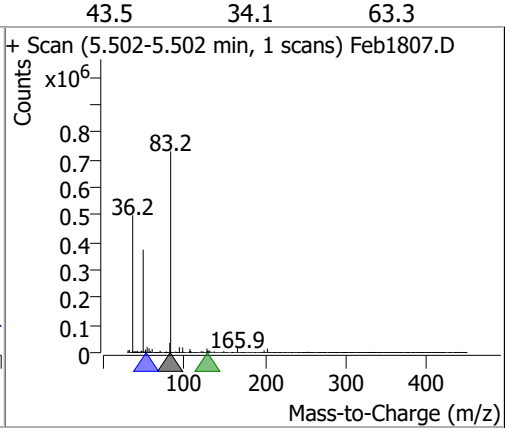

Compound	Conc.	RT	Dev(Min)	Resp.	QIon	QRatio	Lower	Upper
Nitrobenzene	8.2519	5.52	0.00	18080	77.0	255.2	148.9	276.5
					51.0	152.0	91.7	170.3

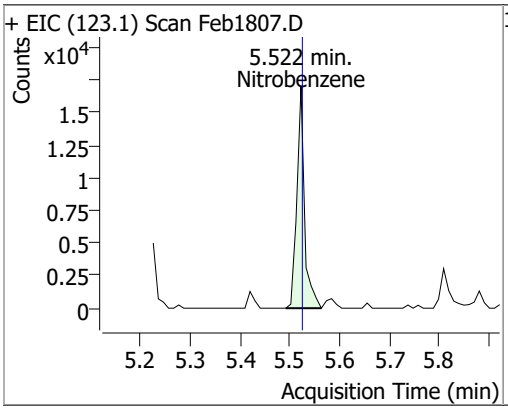

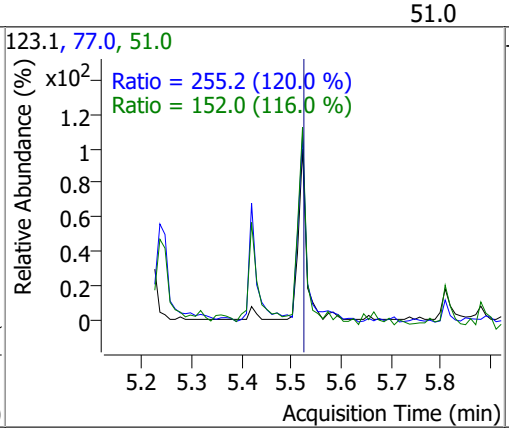

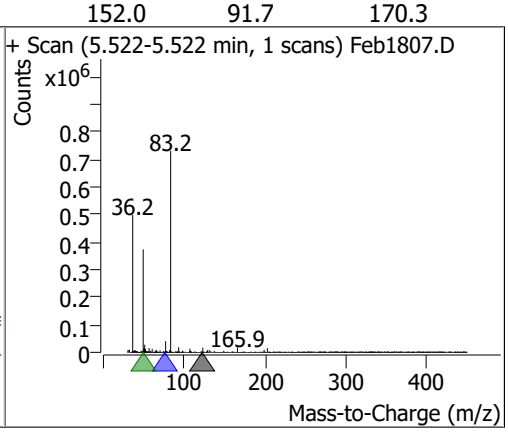

Compound	Conc.	RT	Dev(Min)	Resp.	QIon	QRatio	Lower	Upper
Isophorone	8.9357	5.81	-0.01	97277	138.0	23.7	14.8	27.5

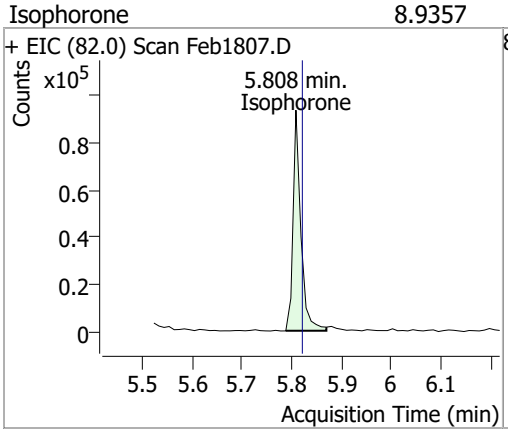

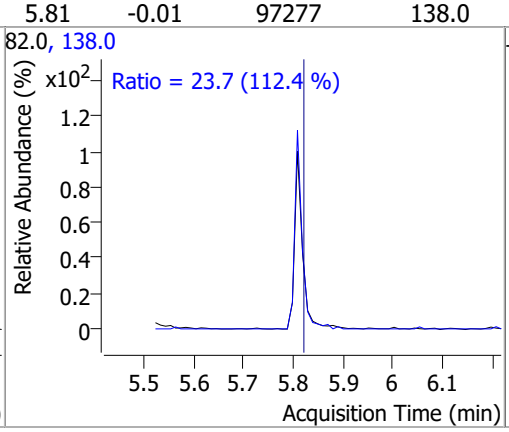

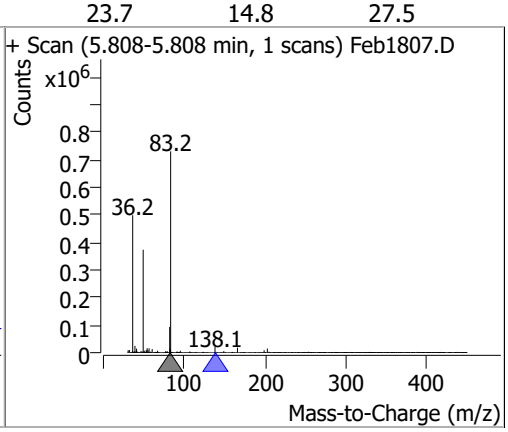

Compound	Conc.	RT	Dev(Min)	Resp.	QIon	QRatio	Lower	Upper
2-Nitrophenol	8.9839	5.88	0.00	19297	65.0	57.4	34.2	63.4
					109.0	36.0	24.6	45.8

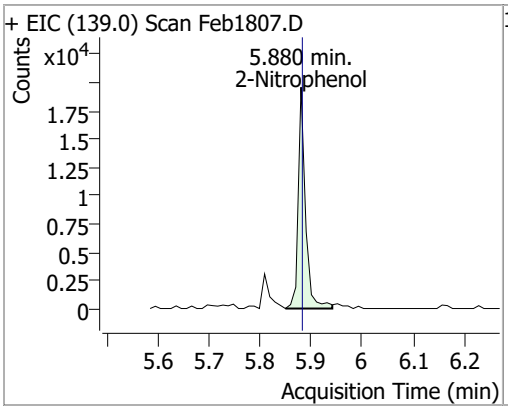

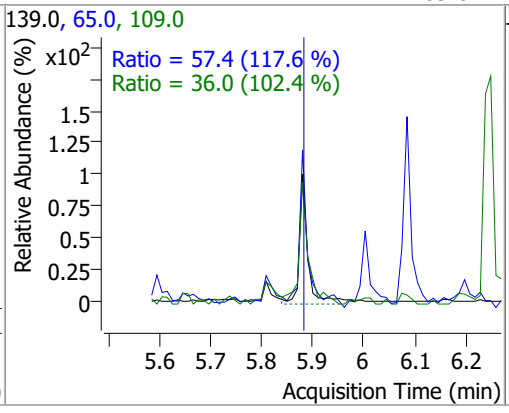

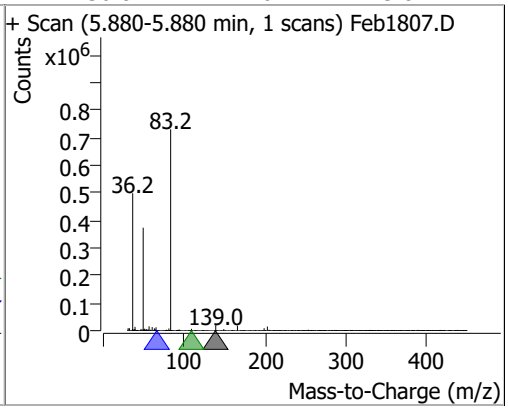

Compound	Conc.	RT	Dev(Min)	Resp.	QIon	QRatio	Lower	Upper
2,4-Dimethylphenol	9.0655	6.00	0.00	52824	107.0	111.4	76.6	142.3
					77.0	32.3	23.8	44.2

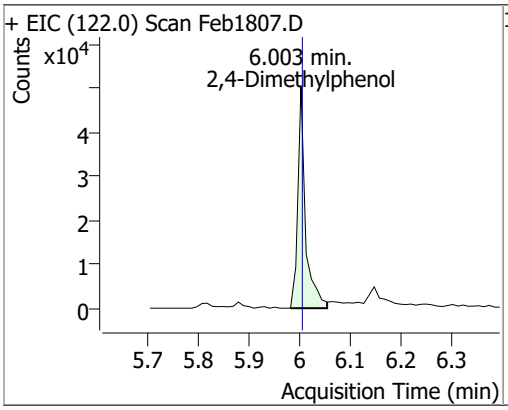

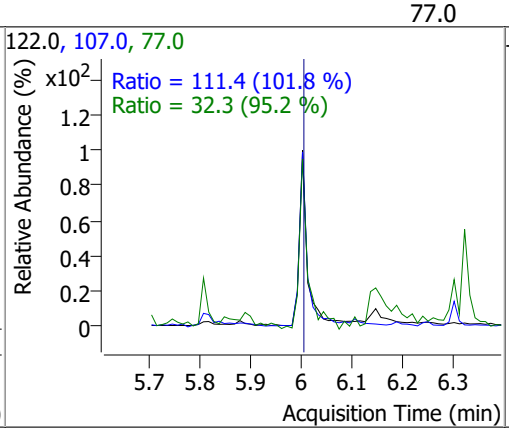

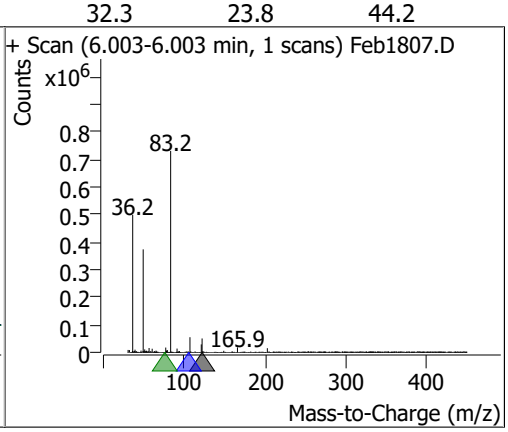

Compound	Conc.	RT	Dev(Min)	Resp.	QIon	QRatio	Lower	Upper
bis(-2-Chloroethoxy)Methane	9.3842	6.08	0.00	59939	63.0	72.2	47.7	88.6
					95.0	28.1	22.3	41.5

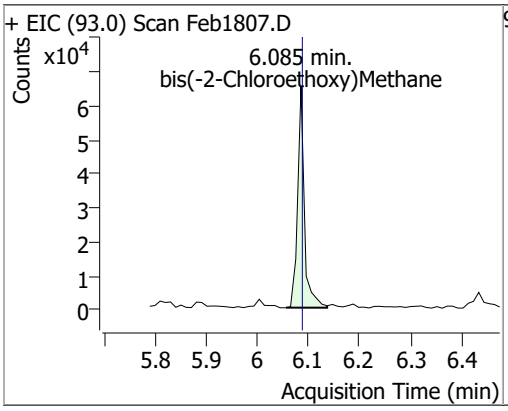

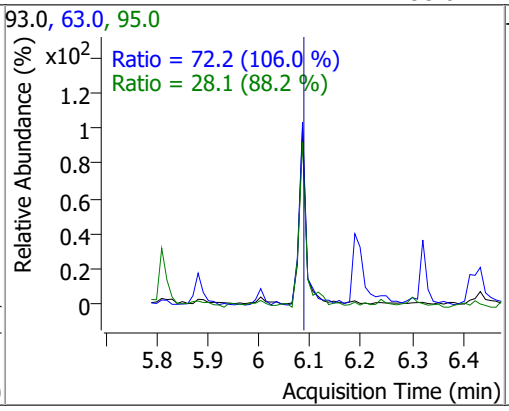

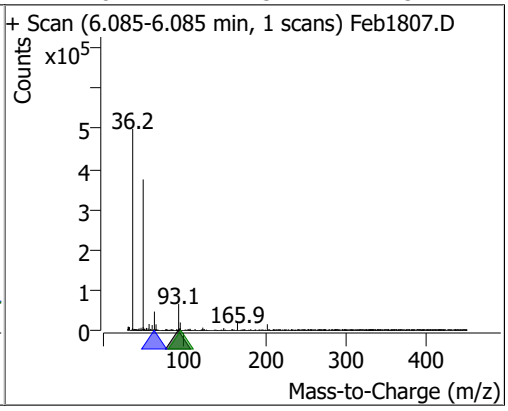

Compound	Conc.	RT	Dev(Min)	Resp.	QIon	QRatio	Lower	Upper
2,4-Dichlorophenol	9.4074	6.19	0.00	47605	164.0	65.8	45.5	84.5
					98.0	33.0	20.0	37.1

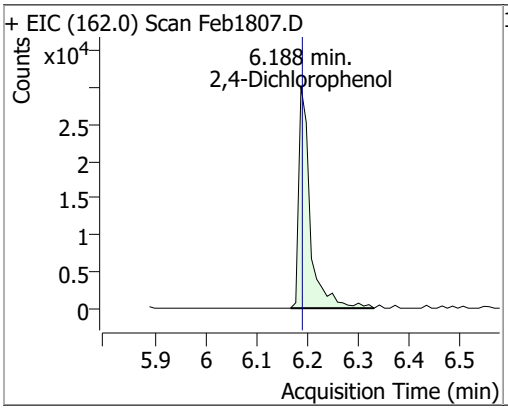

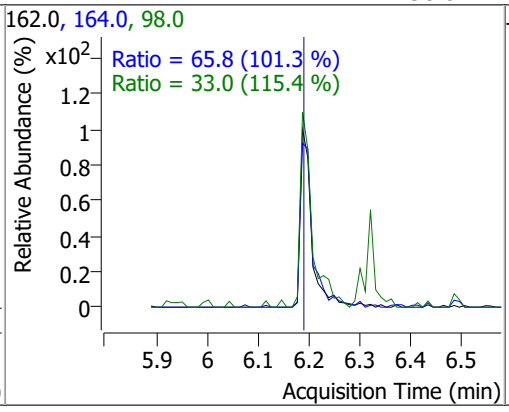

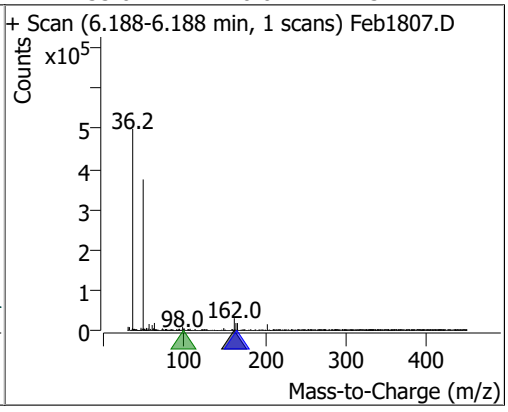

Quantitation Results Report (QT Reviewed)

Compound	Conc.	RT	Dev(Min)	Resp.	QIon	QRatio	Lower	Upper
Benzoic Acid	8.4117	6.15	-0.09	18665 (m)	122.0	60.2	59.9	111.2
					77.0	57.2	42.3	78.5

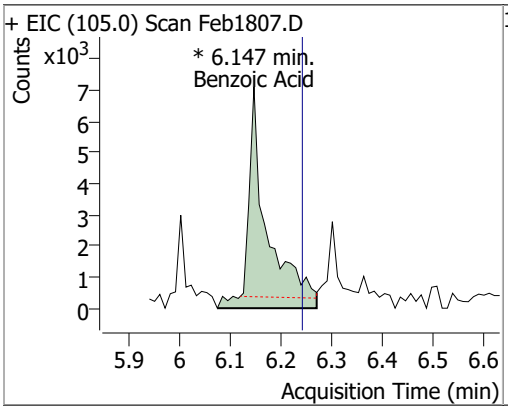

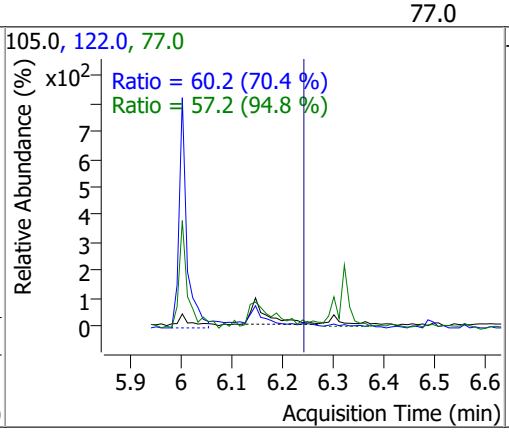

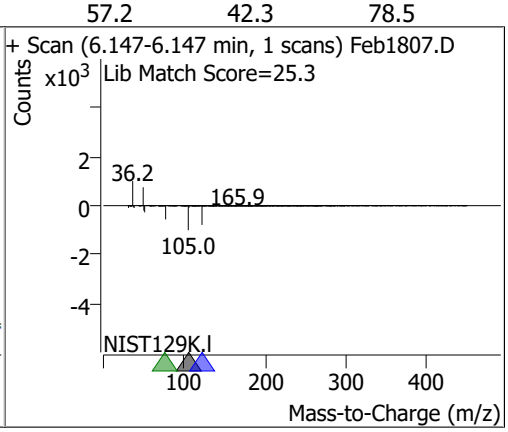

Compound	Conc.	RT	Dev(Min)	Resp.	QIon	QRatio	Lower	Upper
1,2,4-Trichlorobenzene	9.7020	6.25	0.00	69022	182.0	93.4	66.2	122.9
					145.0	30.1	20.1	37.3

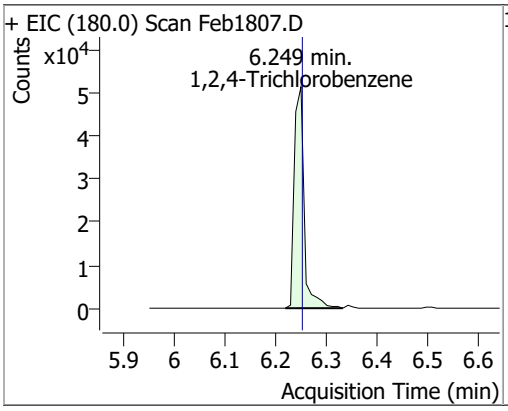

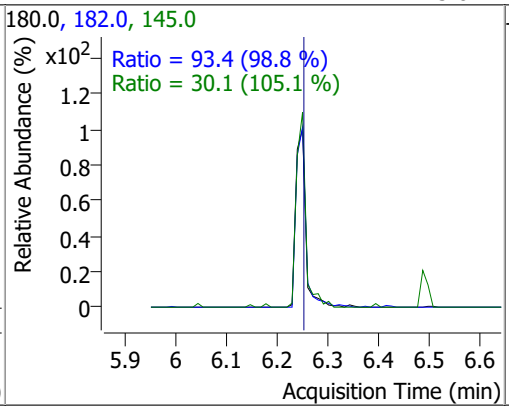

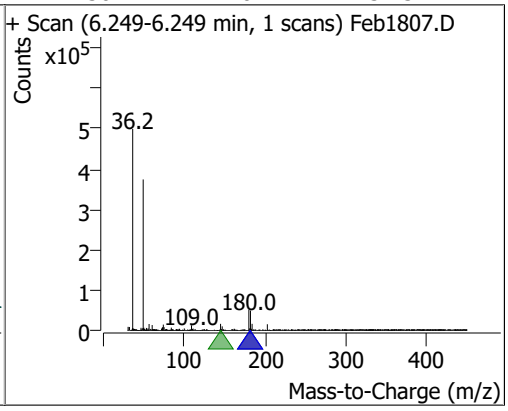

Compound	Conc.	RT	Dev(Min)	Resp.	QIon	QRatio	Lower	Upper
Naphthalene	9.6379	6.32	-0.01	215374	129.0	11.7	8.0	14.9
					102.0	11.7	6.9	12.9

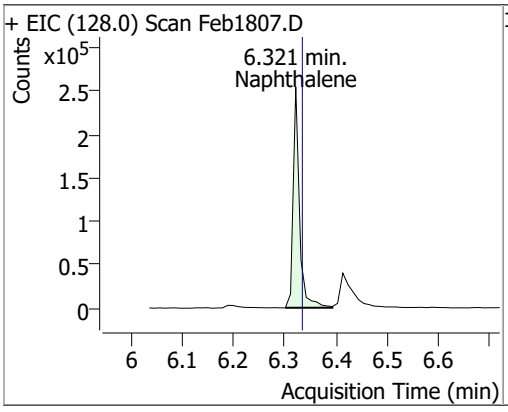

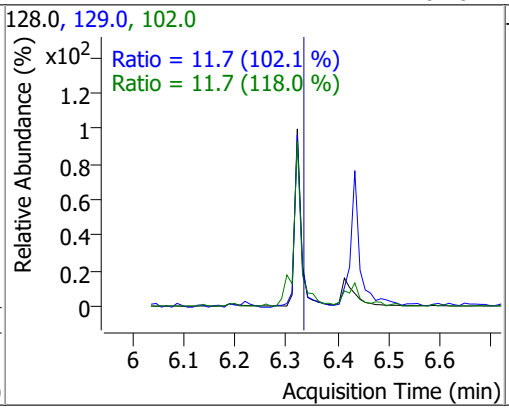

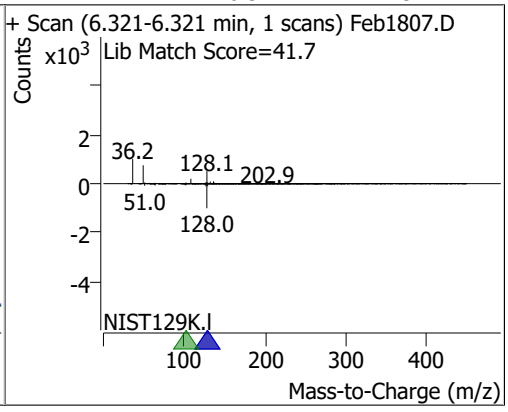

Compound	Conc.	RT	Dev(Min)	Resp.	QIon	QRatio	Lower	Upper
4-Chlorophenol	10.2898	6.41	0.00	23297	128.0	292.0	221.4	411.2

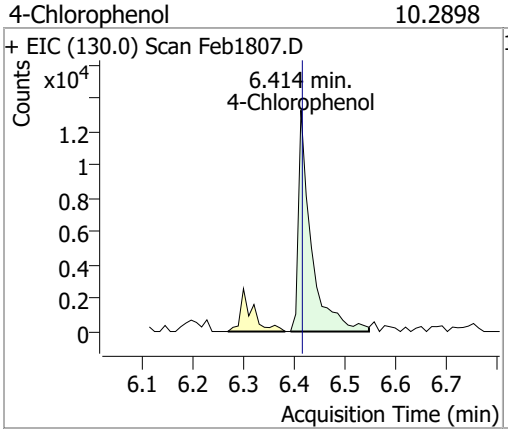

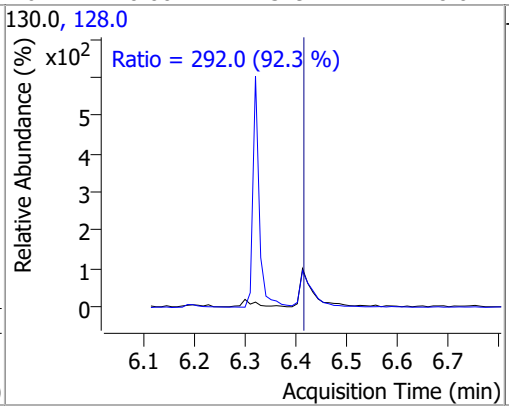

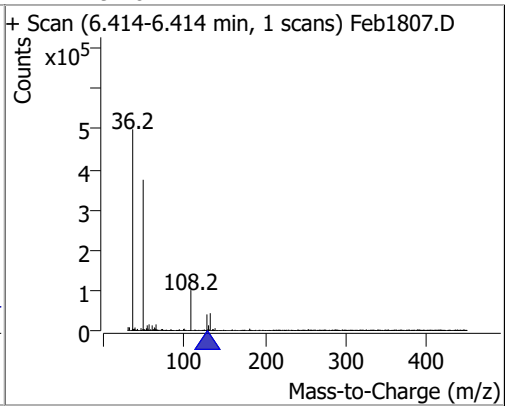

Compound	Conc.	RT	Dev(Min)	Resp.	QIon	QRatio	Lower	Upper
p-Chloroaniline	9.0638	6.43	0.00	71033	65.0	63.2	42.1	78.2
					129.0	41.9	26.3	48.9

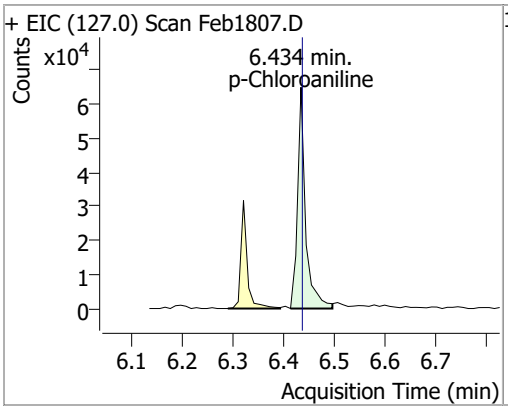

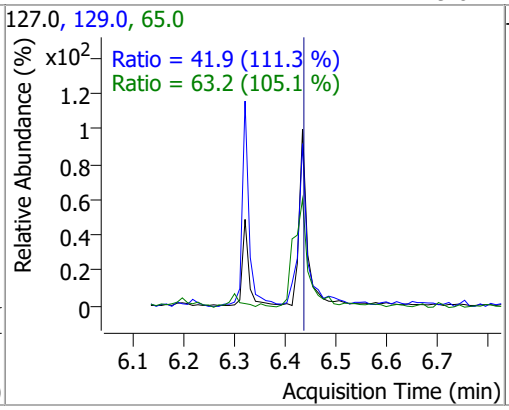

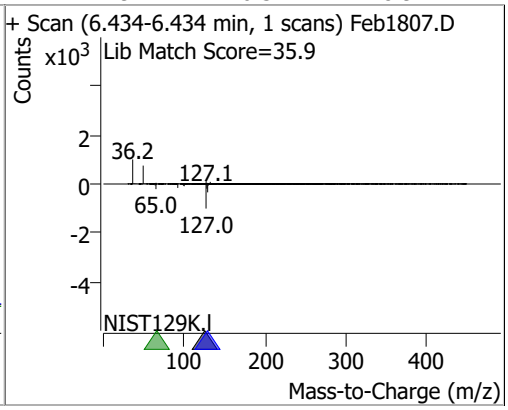

Compound	Conc.	RT	Dev(Min)	Resp.	QIon	QRatio	Lower	Upper
Hexachlorobutadiene	9.5879	6.49	-0.01	33554	227.0	63.8	46.0	85.4
					223.0	65.7	45.0	83.6

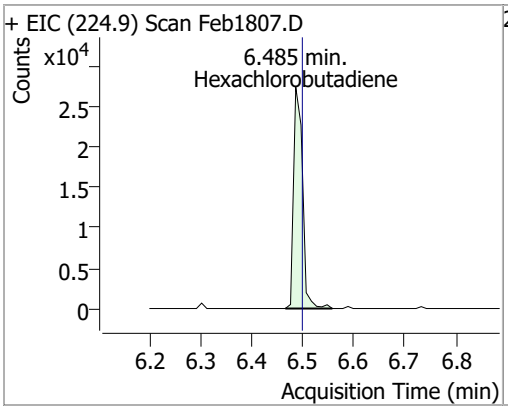

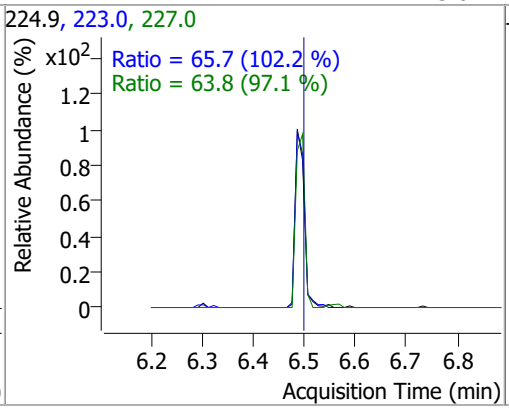

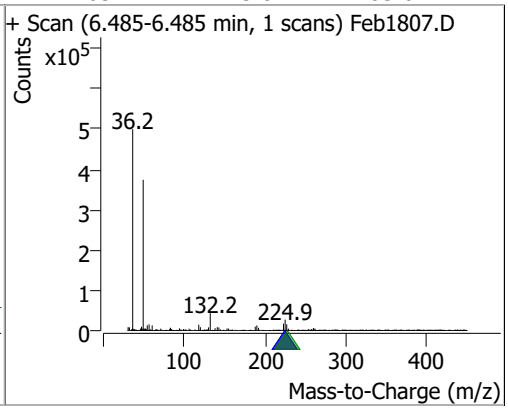

Compound	Conc.	RT	Dev(Min)	Resp.	QIon	QRatio	Lower	Upper
4-Chloro-2-Methylphenol	9.6988	6.94	0.00	51791 (m)	144.0	20.3	19.4	36.1

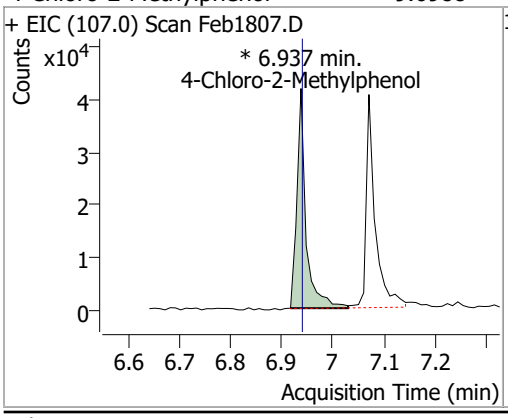

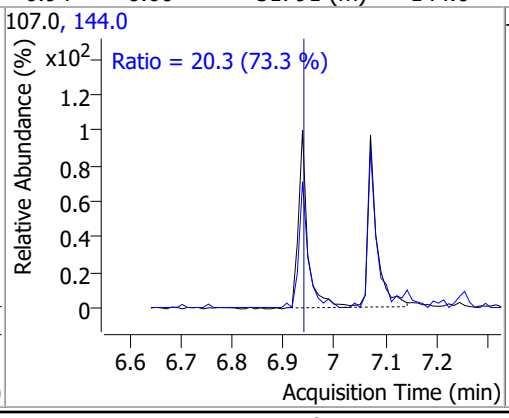

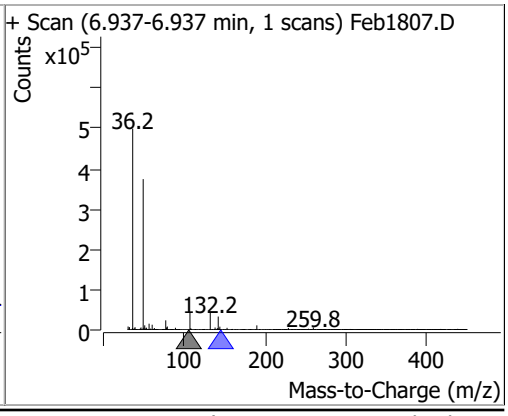

Compound	Conc.	RT	Dev(Min)	Resp.	QIon	QRatio	Lower	Upper
4-Chloro-3-Methylphenol	9.1080	7.07	0.00	51113 (m)	144.0	25.1	19.1	35.5

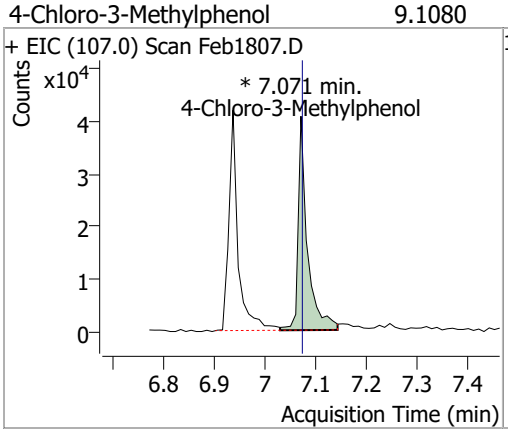

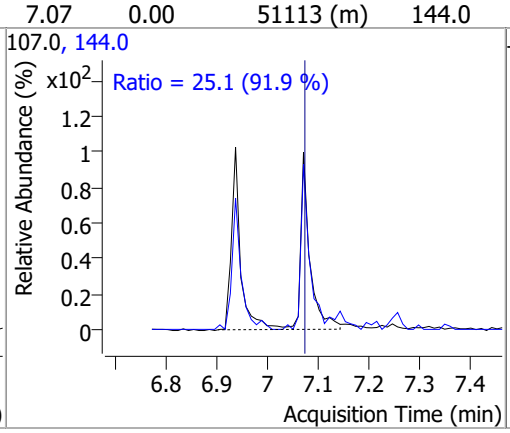

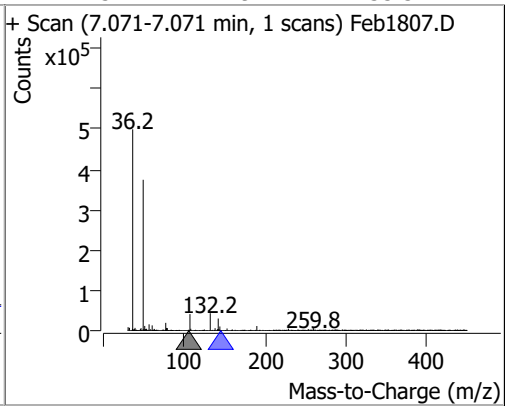

Compound	Conc.	RT	Dev(Min)	Resp.	QIon	QRatio	Lower	Upper
2-Methylnaphthalene	10.4339	7.14	0.00	129837 (m)	142.0	115.6	83.8	155.7
					115.0	40.1	29.2	54.3

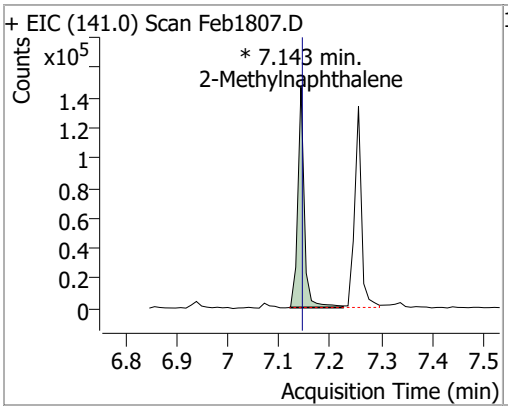

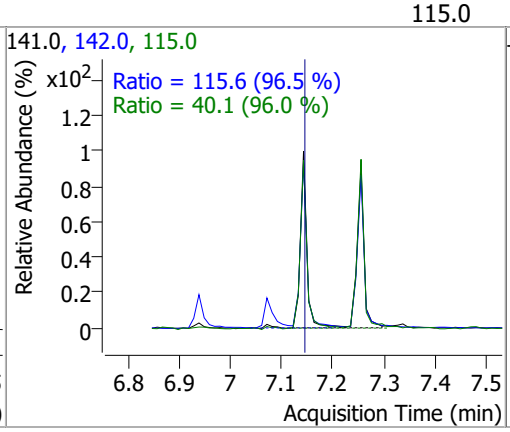

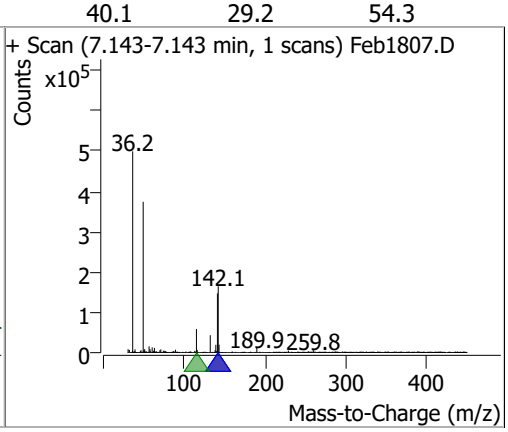

Compound	Conc.	RT	Dev(Min)	Resp.	QIon	QRatio	Lower	Upper
1-Methylnaphthalene	10.2310	7.26	0.00	126738 (m)	142.0	115.6	79.8	148.2
					115.0	43.2	28.9	53.7

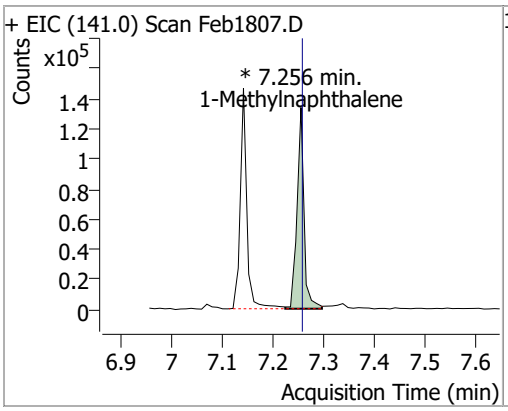

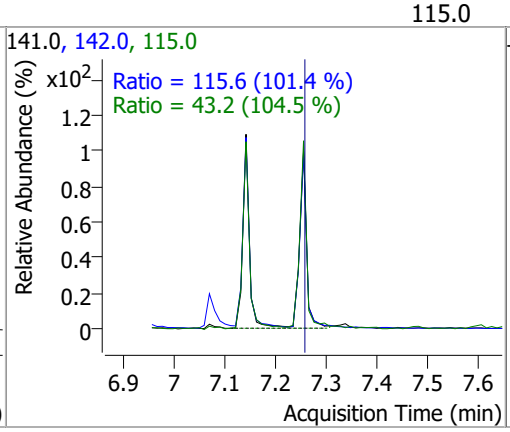

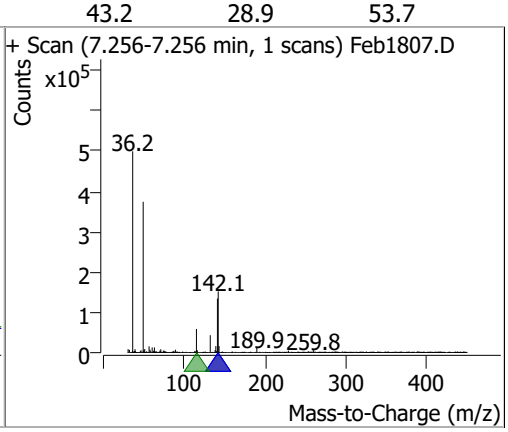

Compound	Conc.	RT	Dev(Min)	Resp.	QIon	QRatio	Lower	Upper
Hexachlorocyclopentadiene	8.7963	7.34	0.00	13837	234.9	72.2	45.2	84.0
					238.9	69.7	44.6	82.9

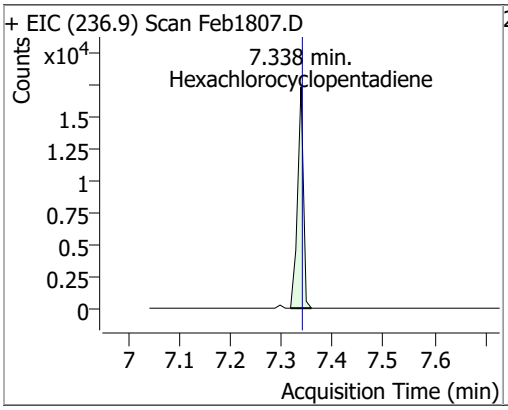

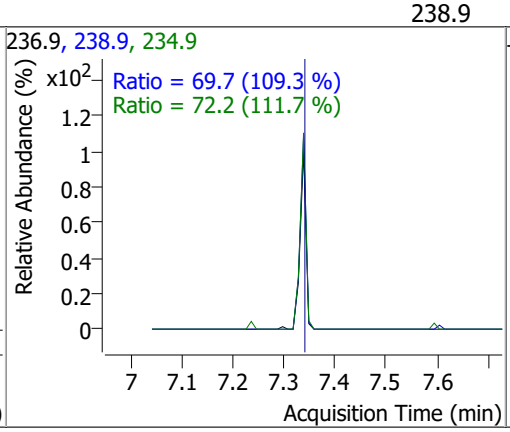

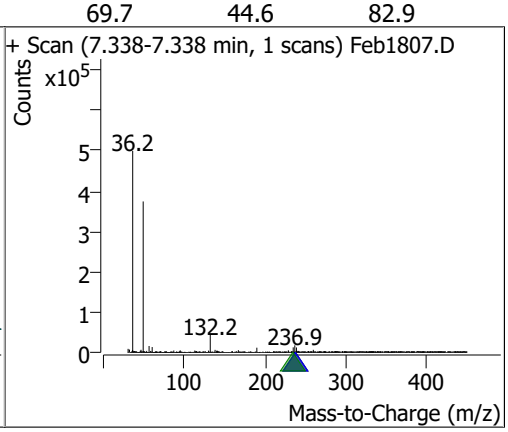

Compound	Conc.	RT	Dev(Min)	Resp.	QIon	QRatio	Lower	Upper
2,4,6-Trichlorophenol	9.0500	7.51	-0.01	27041	198.0	95.5	67.6	125.5

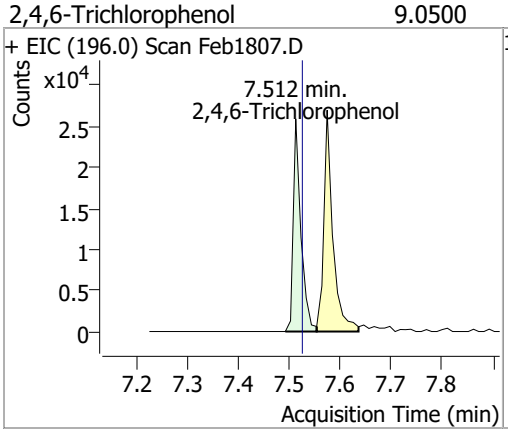

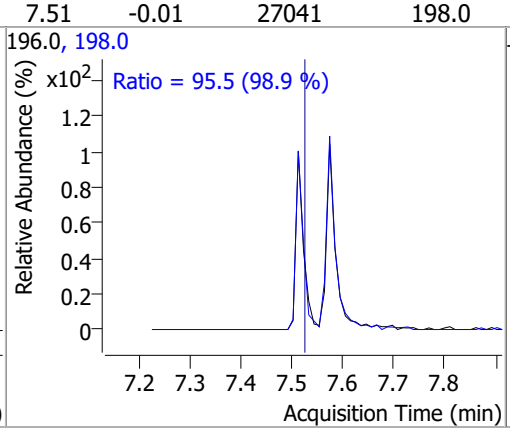

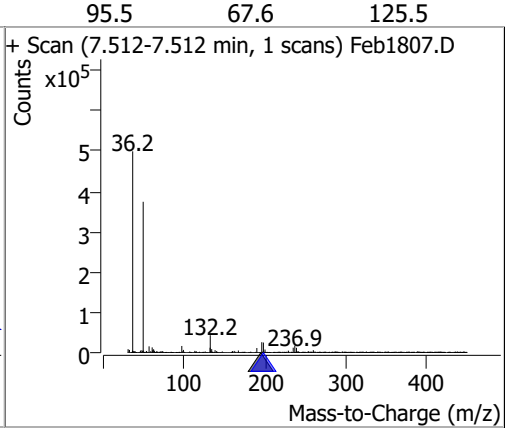

Compound	Conc.	RT	Dev(Min)	Resp.	QIon	QRatio	Lower	Upper
2,4,5-Trichlorophenol	8.9583	7.57	0.00	33223	198.0	102.2	63.2	117.3

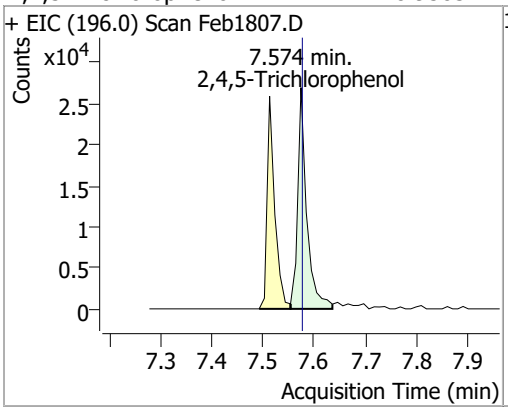

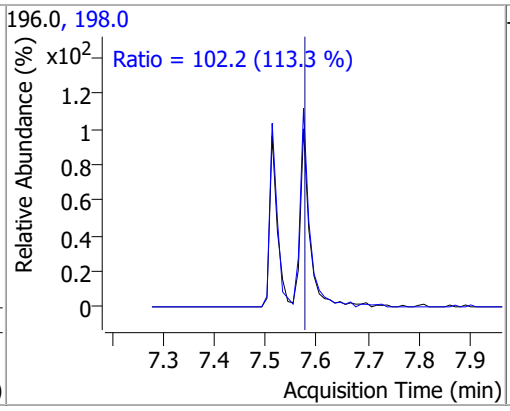

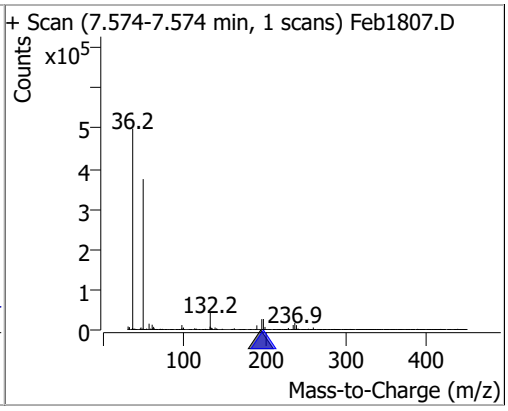

Compound	Conc.	RT	Dev(Min)	Resp.	QIon	QRatio	Lower	Upper
2-Fluorobiphenyl	9.8948	7.60	0.00	160369	171.0	35.3	24.0	44.5

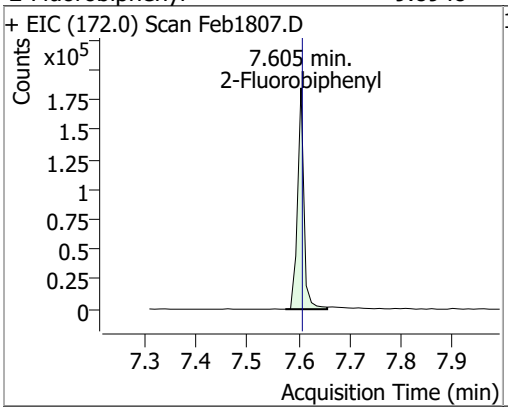

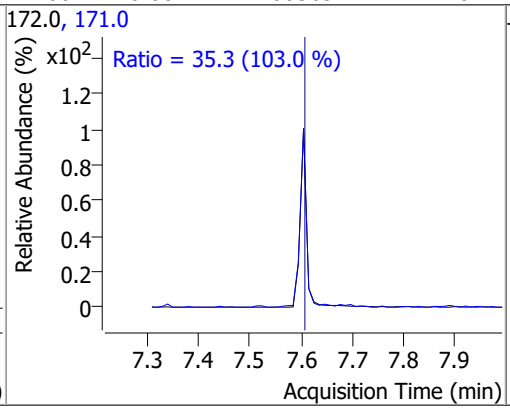

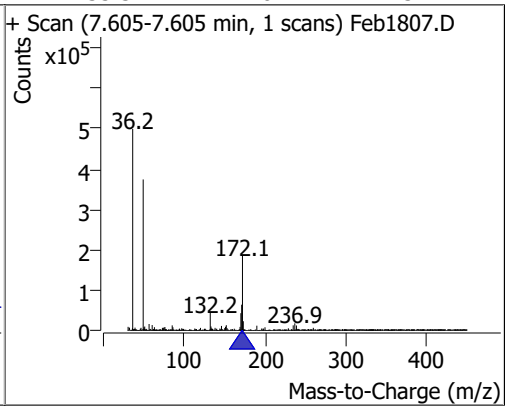

Compound	Conc.	RT	Dev(Min)	Resp.	QIon	QRatio	Lower	Upper
2-Chloronaphthalene	10.0555	7.71	-0.01	133308	127.0	37.8	25.1	46.7
					164.0	31.0	22.5	41.7

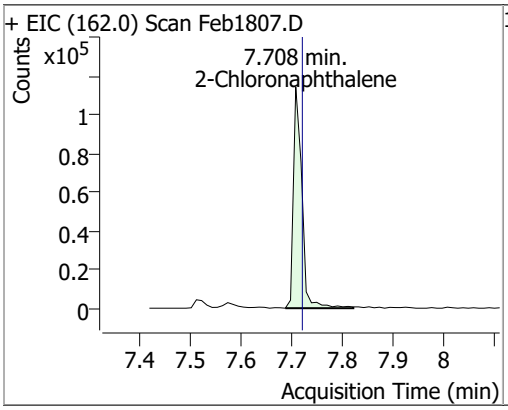

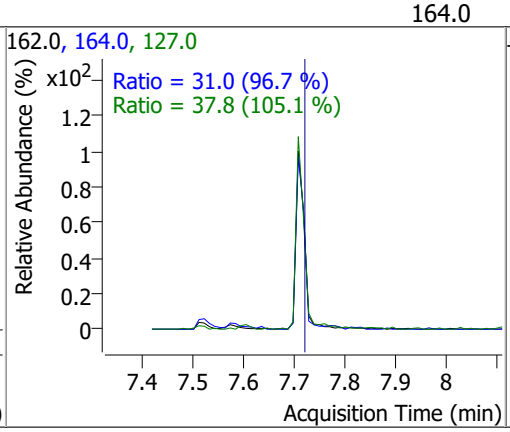

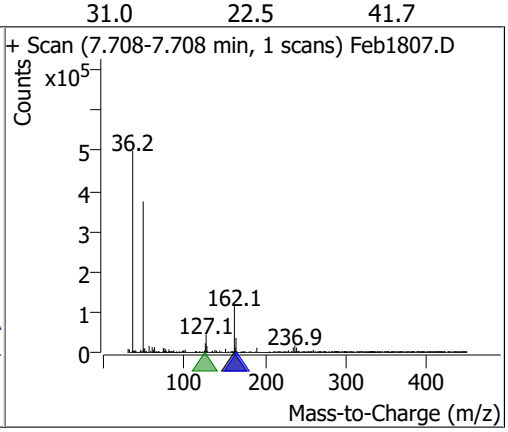

Compound	Conc.	RT	Dev(Min)	Resp.	QIon	QRatio	Lower	Upper
2-Nitroaniline	8.3822	7.88	0.00	14804	138.0	94.9	77.4	143.7

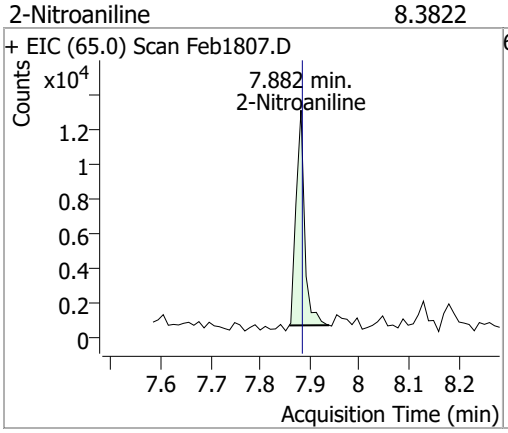

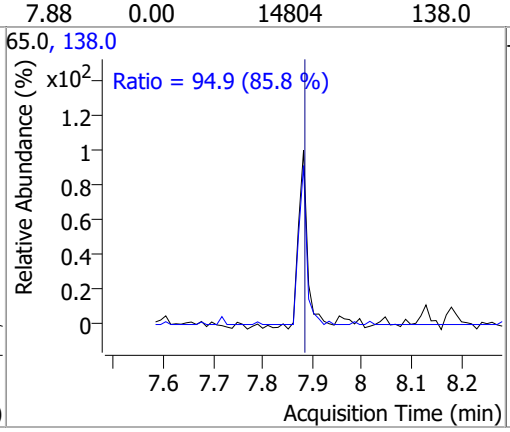

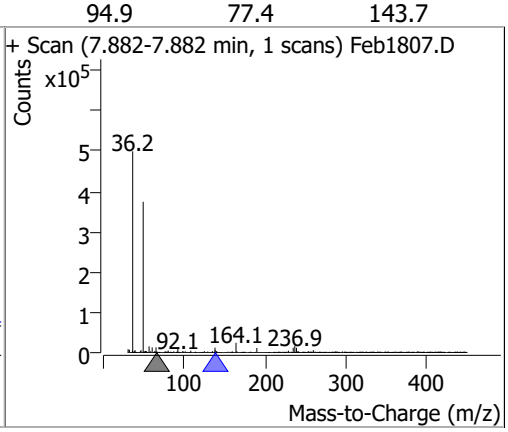

Compound	Conc.	RT	Dev(Min)	Resp.	QIon	QRatio	Lower	Upper
Dimethyl Phthalate	8.5312	8.13	-0.01	85510	77.0	24.6	13.8	25.7

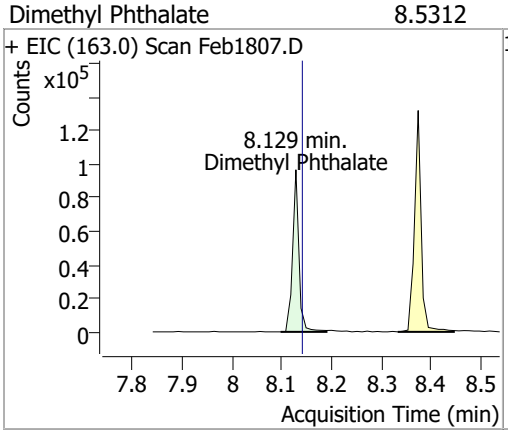

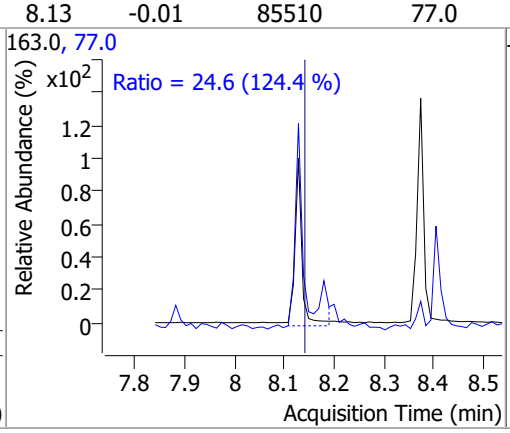

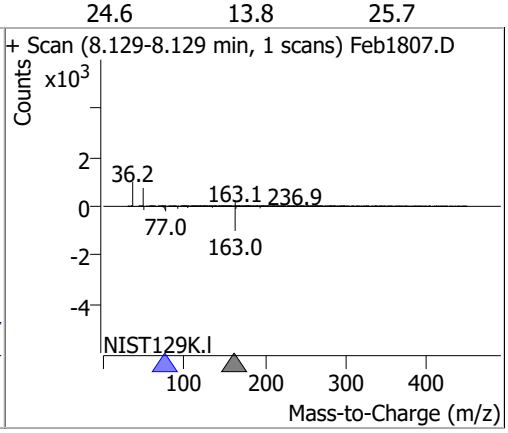

Compound	Conc.	RT	Dev(Min)	Resp.	QIon	QRatio	Lower	Upper
2,6-Dinitrotoluene	9.0242	8.18	-0.01	13053	63.0	168.9	99.5	184.8
					89.0	74.4	43.3	80.3

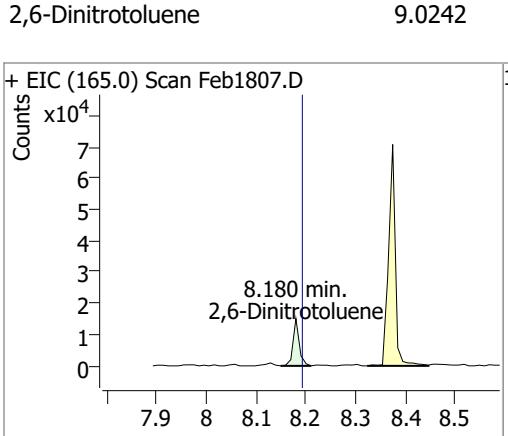

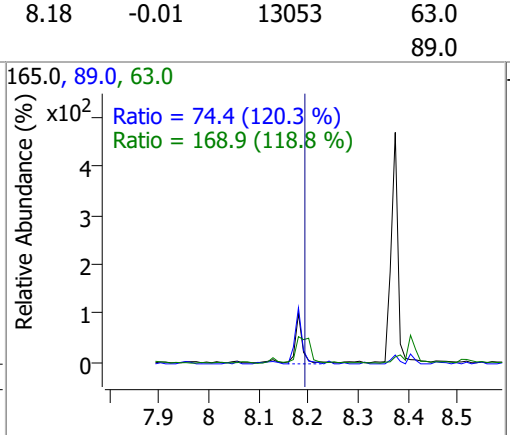

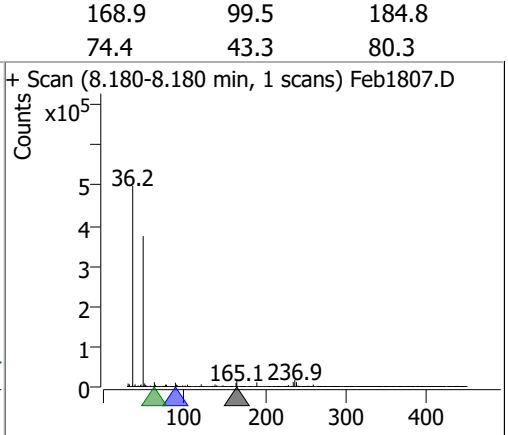

Compound	Conc.	RT	Dev(Min)	Resp.	QIon	QRatio	Lower	Upper
Acenaphthylene	9.5403	8.20	0.00	194369	153.1	16.7	9.6	17.7

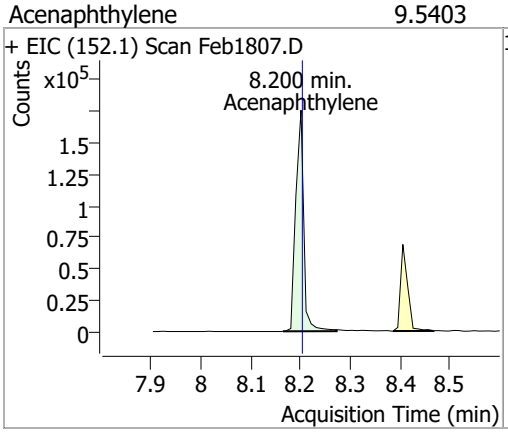

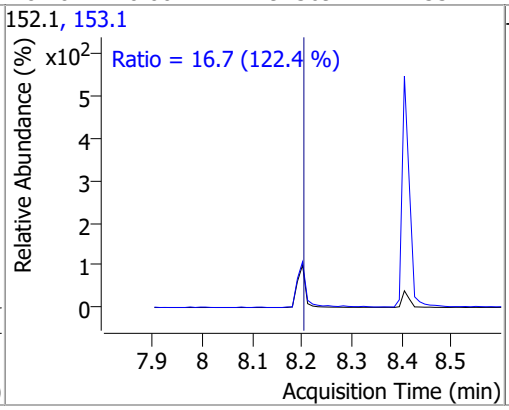

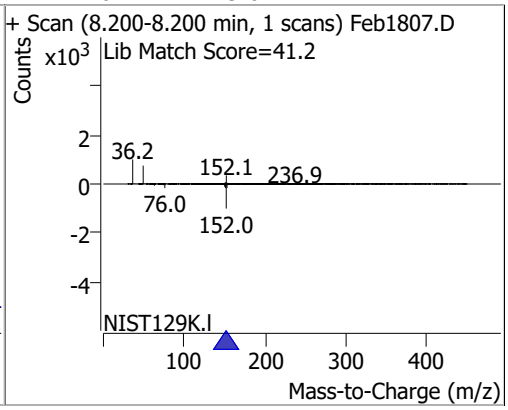

Compound	Conc.	RT	Dev(Min)	Resp.	QIon	QRatio	Lower	Upper
3-Nitroaniline	8.7217	8.38	-0.01	12737	65.0	154.1	90.4	167.8
					92.0	137.5	74.7	138.7

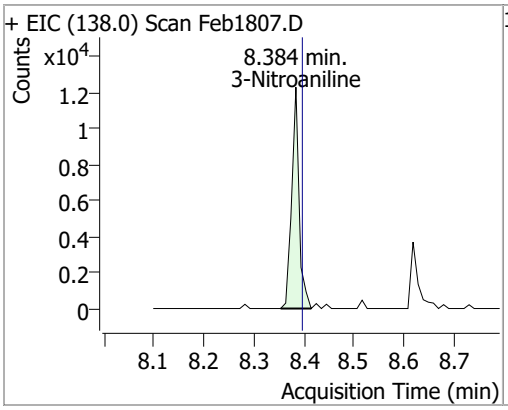

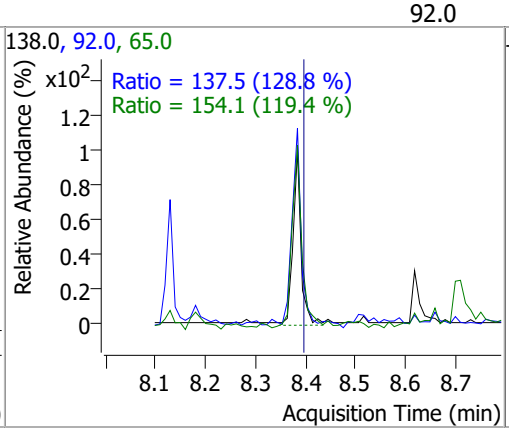

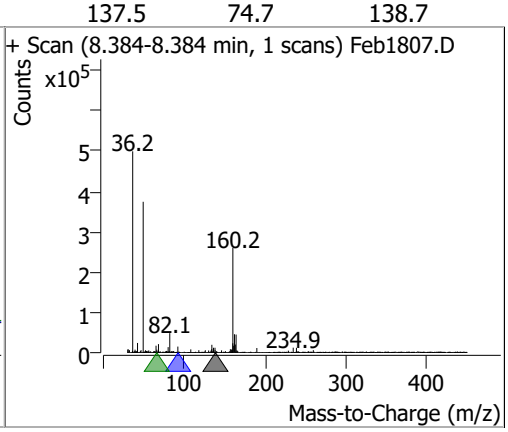

Compound	Conc.	RT	Dev(Min)	Resp.	QIon	QRatio	Lower	Upper
Acenaphthene	9.6812	8.40	-0.01	125792	153.0	105.8	74.5	138.4
					152.0	56.1	36.3	67.4

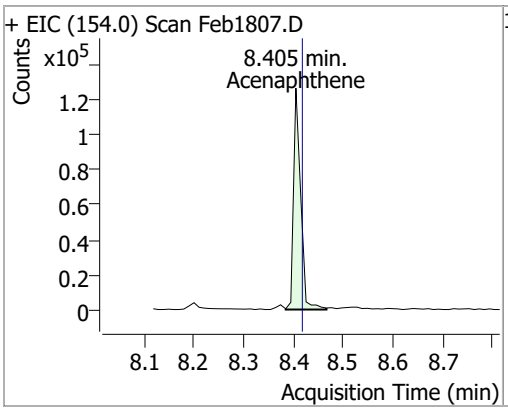

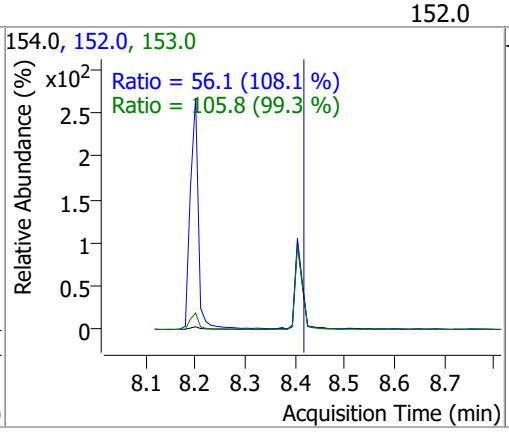

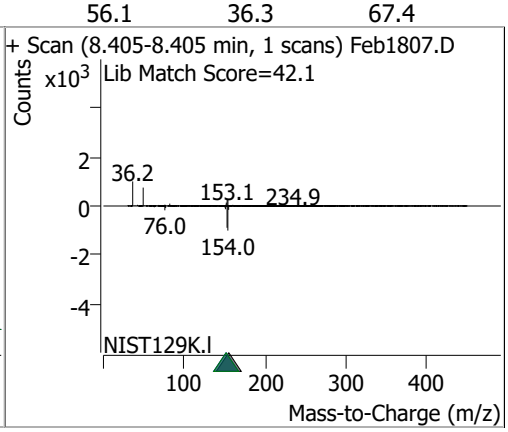

Compound	Conc.	RT	Dev(Min)	Resp.	QIon	QRatio	Lower	Upper
2,4-Dinitrophenol	8.5763	8.52	0.00	3755	154.0	64.5	43.9	81.5

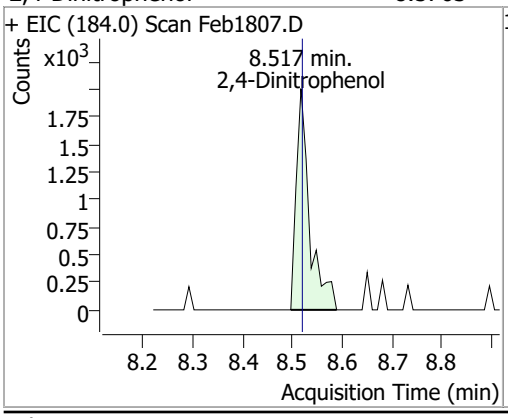

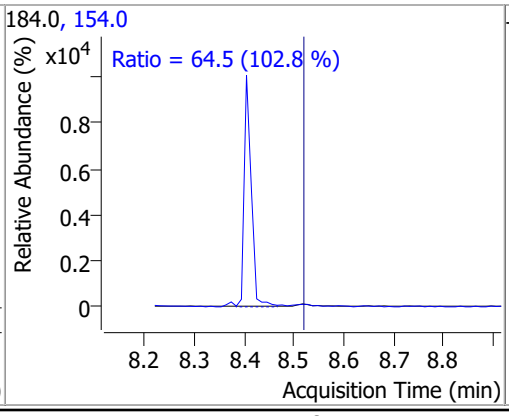

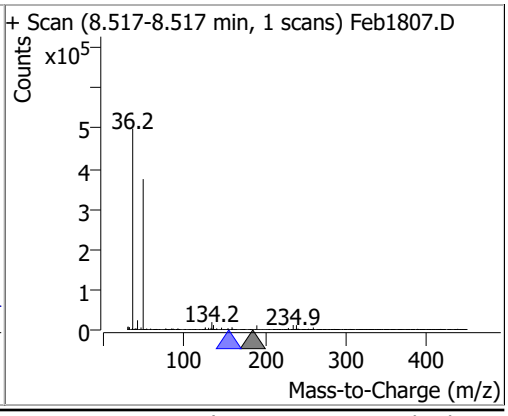

Compound	Conc.	RT	Dev(Min)	Resp.	QIon	QRatio	Lower	Upper
Dibenzofuran	9.4970	8.62	-0.01	200815	139.0	37.0	26.3	48.8

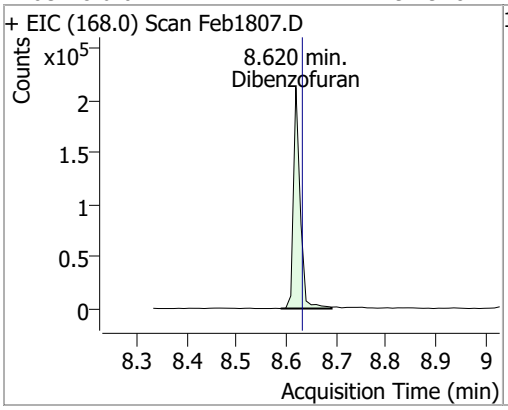

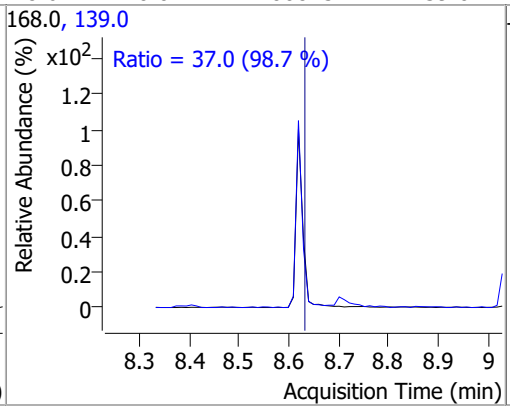

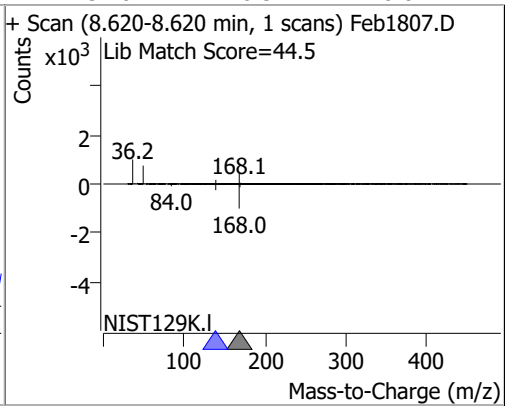

Compound	Conc.	RT	Dev(Min)	Resp.	QIon	QRatio	Lower	Upper
2,4-Dinitrotoluene	8.4581	8.66	-0.01	14287	89.0	83.7	55.4	102.9
					63.0	54.1	33.9	62.9

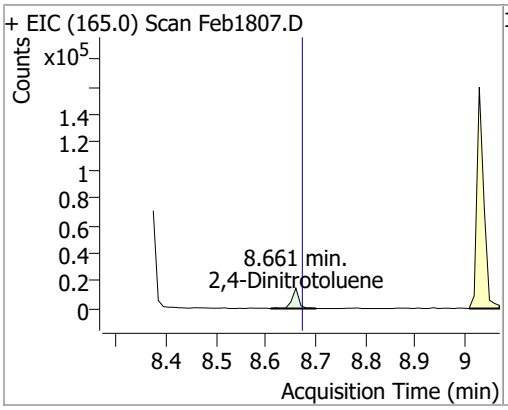

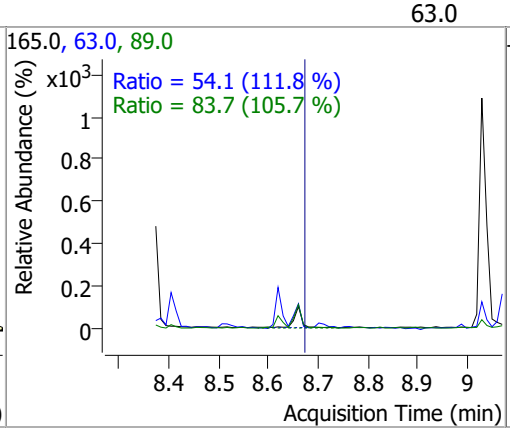

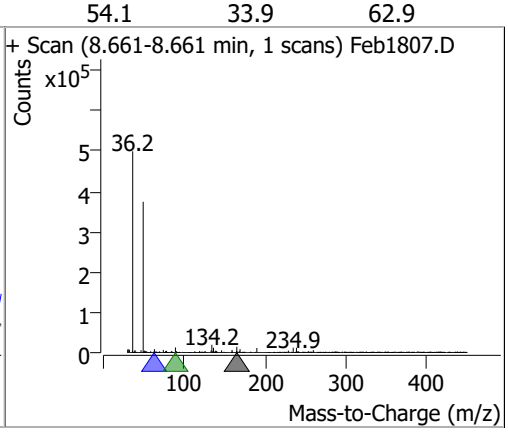

Compound	Conc.	RT	Dev(Min)	Resp.	QIon	QRatio	Lower	Upper
4-Nitrophenol	9.4102	8.70	0.00	14966	65.0	65.6	50.4	93.6
					139.0	54.2	49.8	92.5

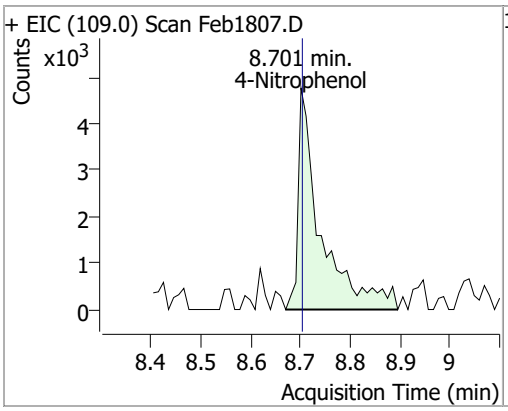

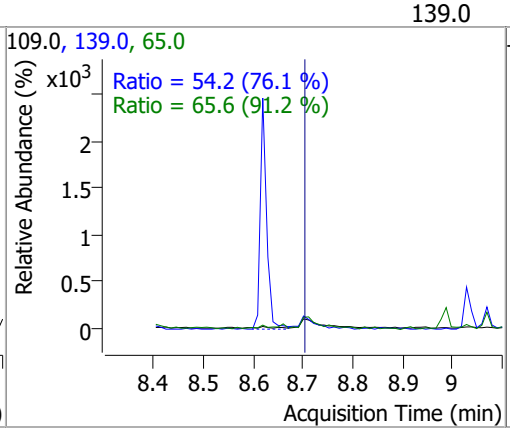

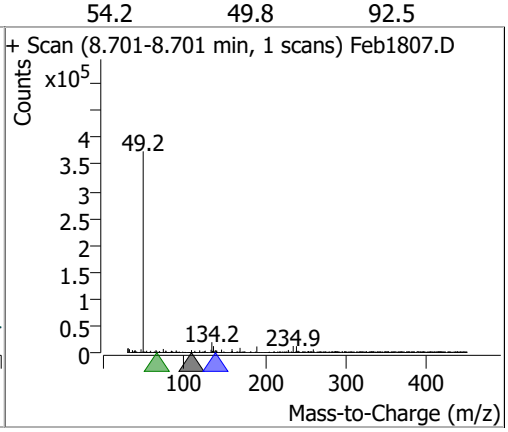

Compound	Conc.	RT	Dev(Min)	Resp.	QIon	QRatio	Lower	Upper
Diethylphthalate	8.7379	8.99	-0.01	84750	177.0	20.0	14.5	27.0
					150.0	14.9	8.7	16.2

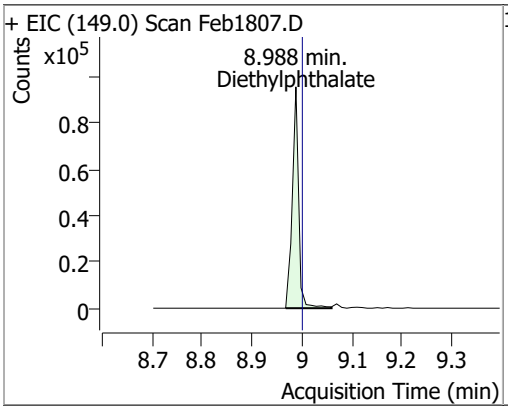

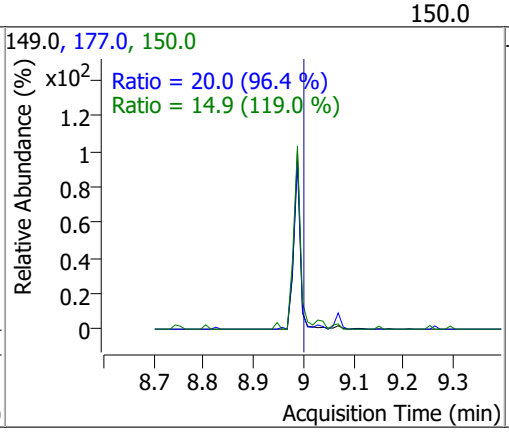

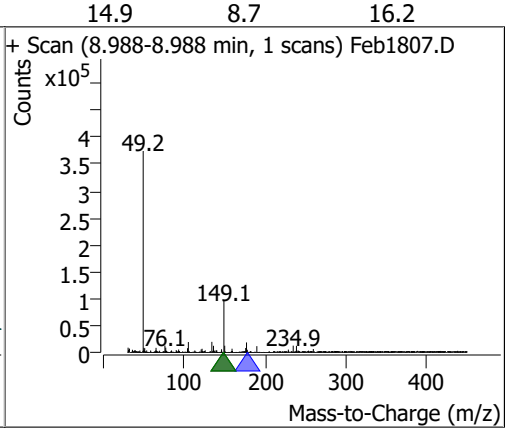

Compound	Conc.	RT	Dev(Min)	Resp.	QIon	QRatio	Lower	Upper
Fluorene	9.9106	9.03	-0.01	167603	165.0	93.8	65.4	121.4
					167.0	14.0	9.6	17.8

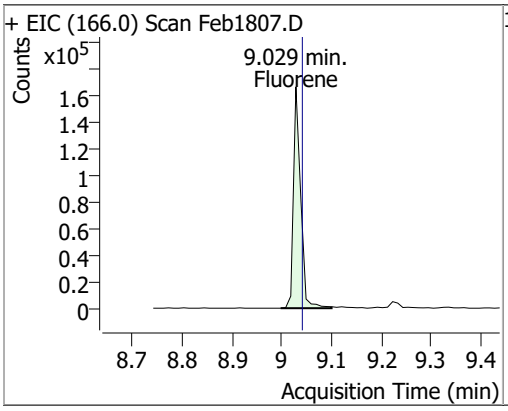

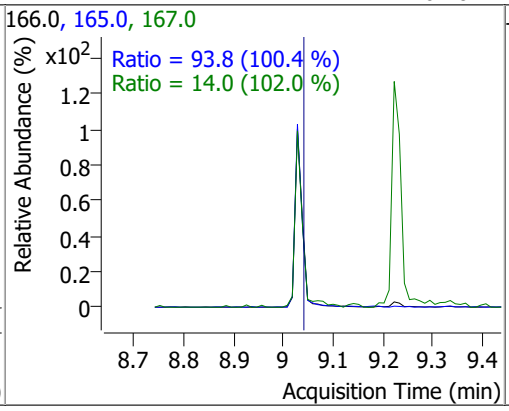

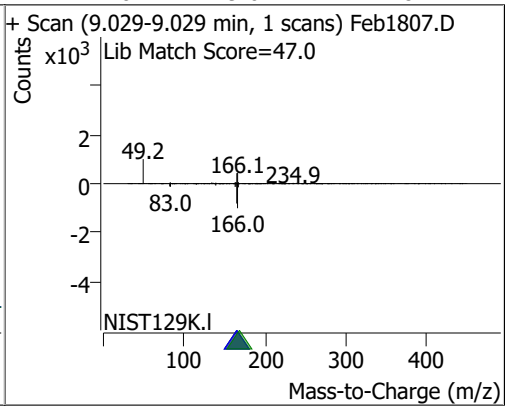

Compound	Conc.	RT	Dev(Min)	Resp.	QIon	QRatio	Lower	Upper
4-Chlorophenyl-phenylether	9.9310	9.07	0.00	67338	141.0	62.6	42.8	79.6
					206.0	30.4	23.6	43.9

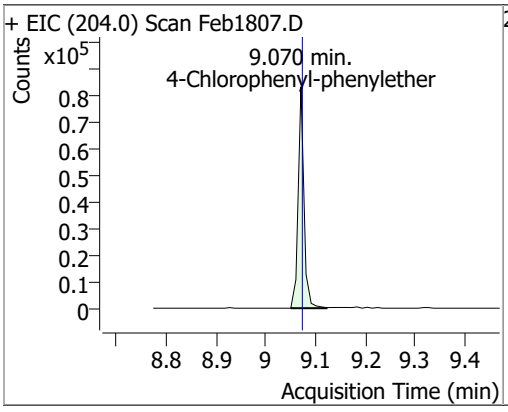

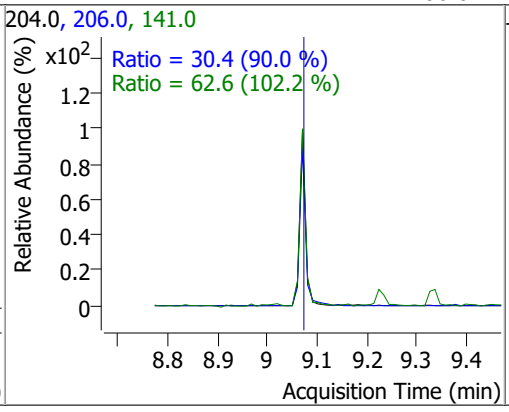

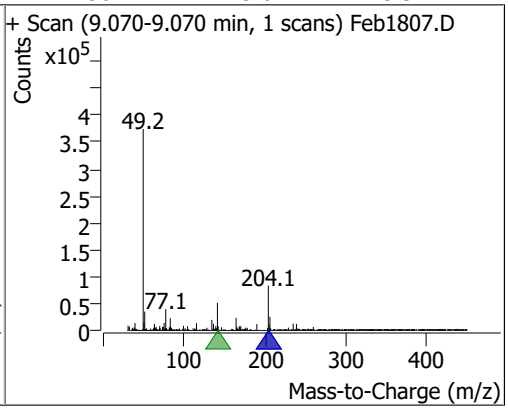

Compound	Conc.	RT	Dev(Min)	Resp.	QIon	QRatio	Lower	Upper
4-Nitroaniline	8.9648	9.12	-0.02	13023	65.0	120.1	78.9	146.6
					92.0	46.1	34.5	64.1

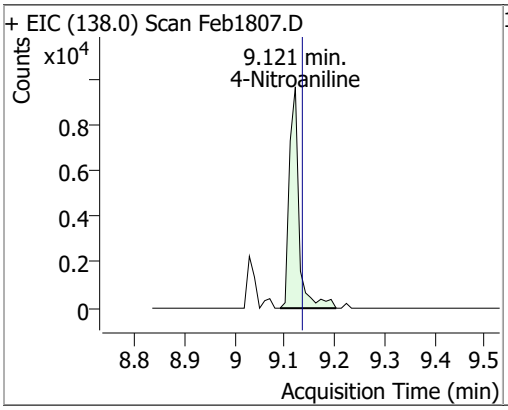

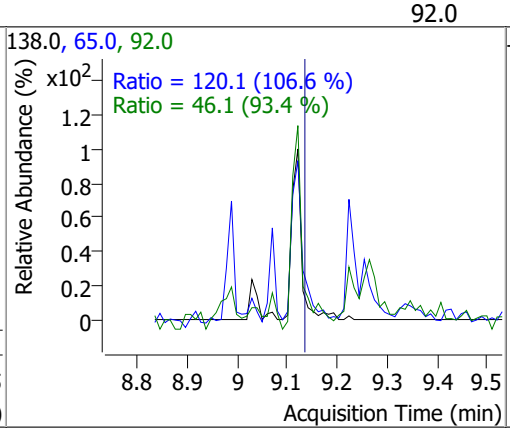

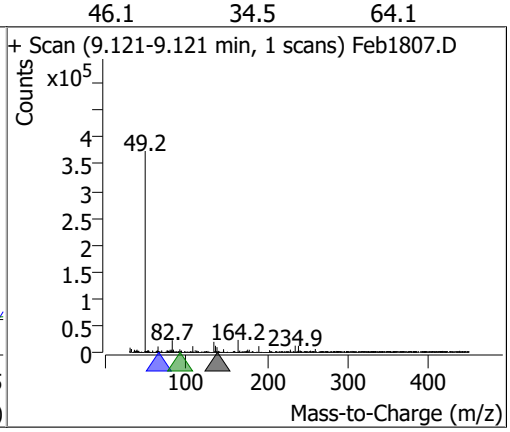

Compound	Conc.	RT	Dev(Min)	Resp.	QIon	QRatio	Lower	Upper
4,6-Dinitro-2-methylphenol	9.0351	9.14	-0.01	7435	121.0	61.9	35.1	65.3

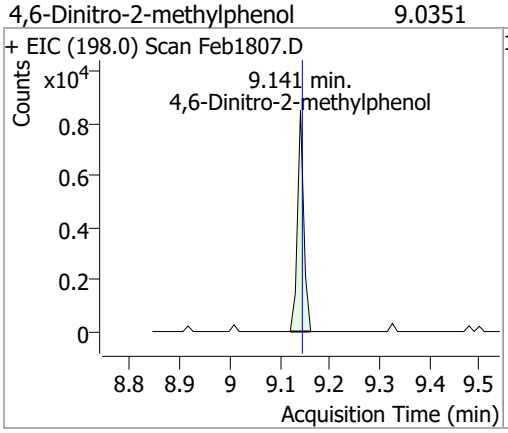

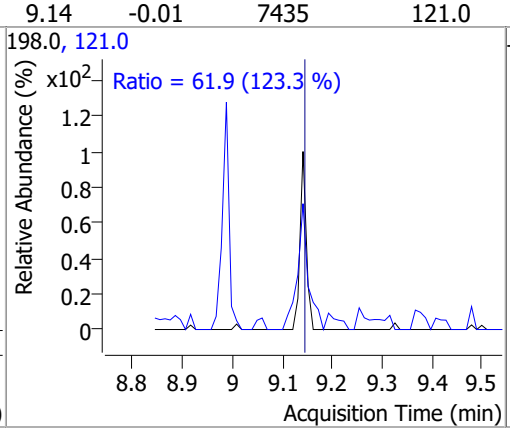

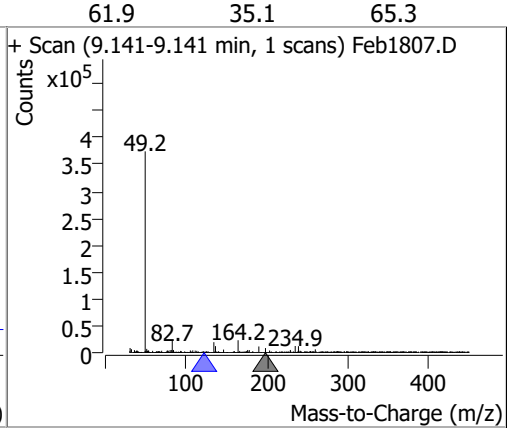

Compound	Conc.	RT	Dev(Min)	Resp.	QIon	QRatio	Lower	Upper
N-nitrosodiphenylamine	9.6542	9.22	-0.01	96753	168.0	66.7	44.0	81.7
					167.0	41.2	23.9	44.3

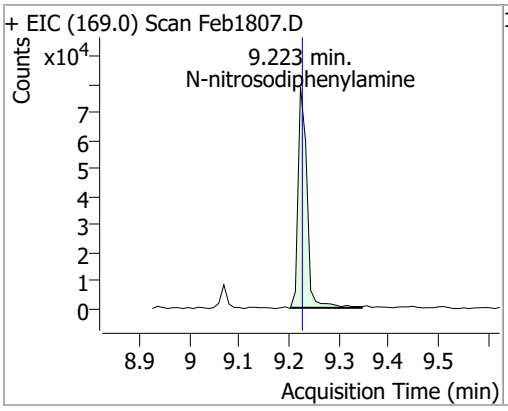

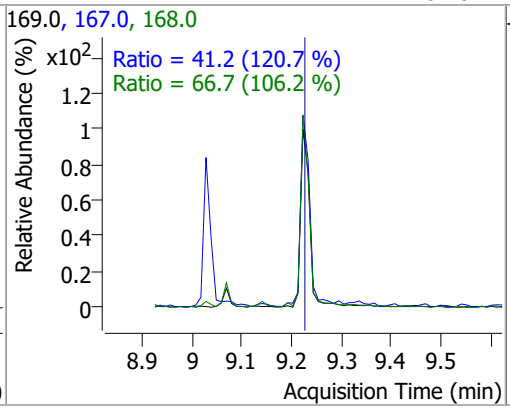

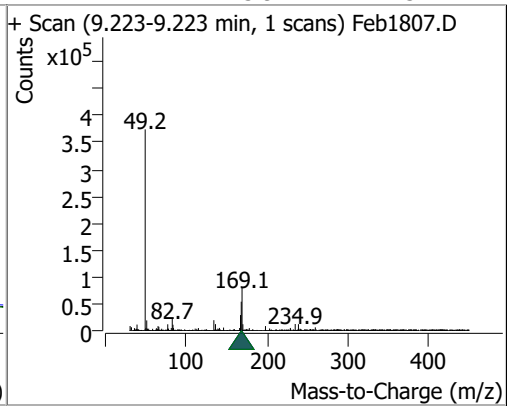

Compound	Conc.	RT	Dev(Min)	Resp.	QIon	QRatio	Lower	Upper
Azobenzene	8.9089	9.25	-0.01	90696	51.0	58.3	31.6	58.7
					182.0	24.7	16.9	31.4

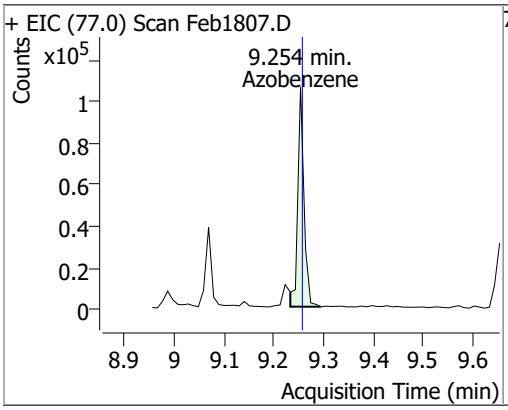

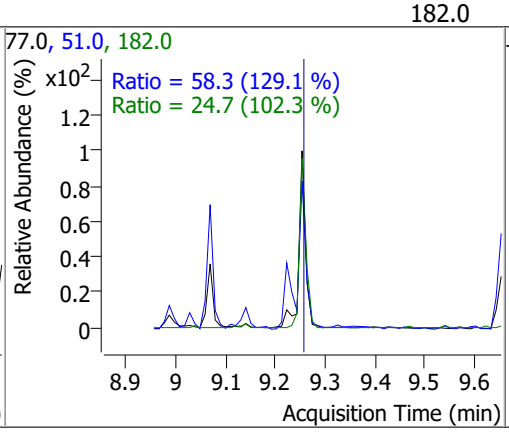

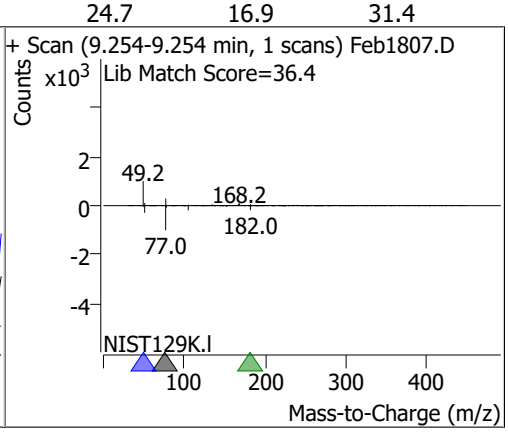

Compound	Conc.	RT	Dev(Min)	Resp.	QIon	QRatio	Lower	Upper
2,4,6-Tribromophenol	9.0676	9.34	0.00	8236	331.8	87.3	68.5	127.2

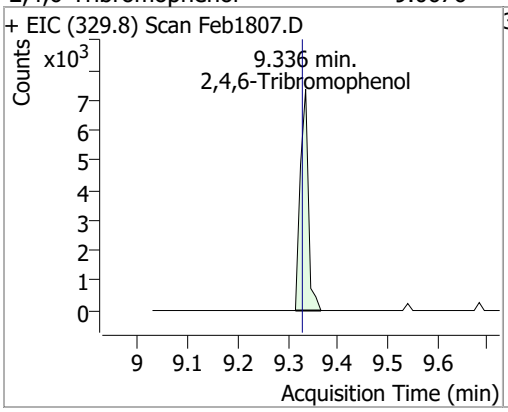

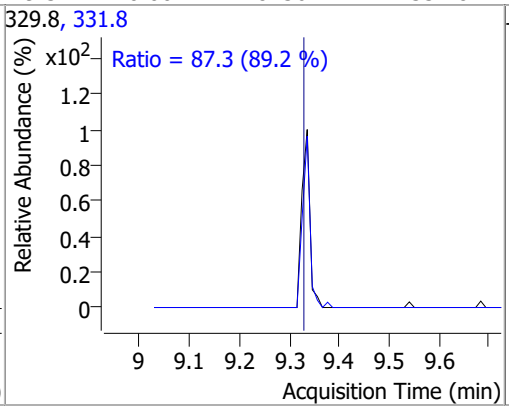

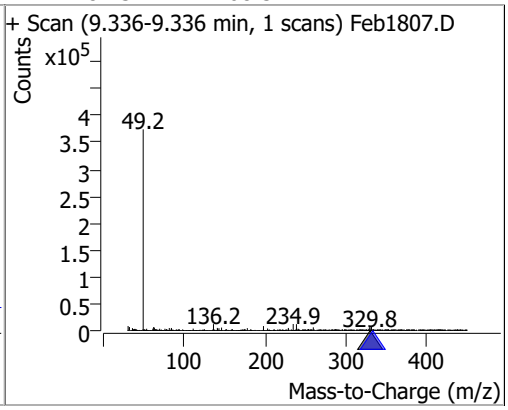

Compound	Conc.	RT	Dev(Min)	Resp.	QIon	QRatio	Lower	Upper
4-Bromophenyl-phenylether	10.2442	9.65	0.00	33057	141.0	123.1	69.1	128.4
					250.0	99.0	68.8	127.7

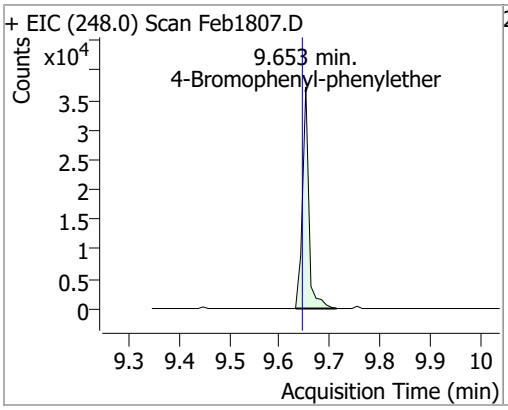

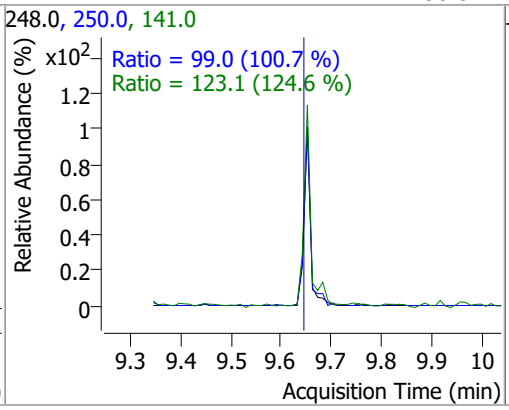

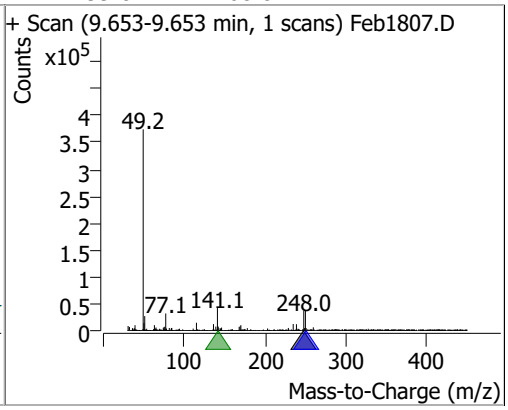

Compound	Conc.	RT	Dev(Min)	Resp.	QIon	QRatio	Lower	Upper
Hexachlorobenzene	9.7111	9.68	-0.01	37231	142.0	55.7	37.7	70.0

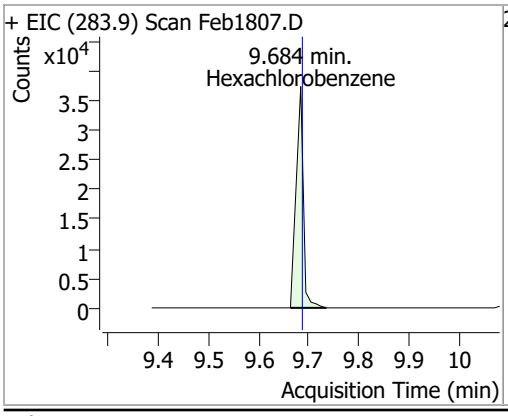

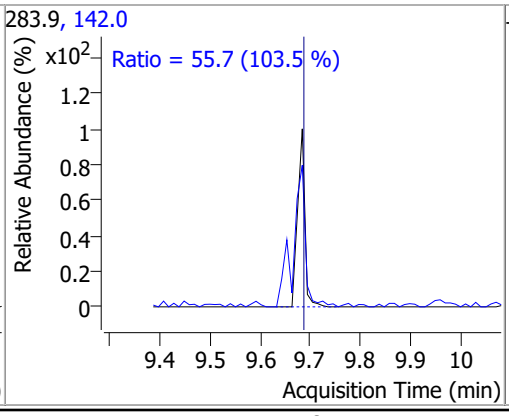

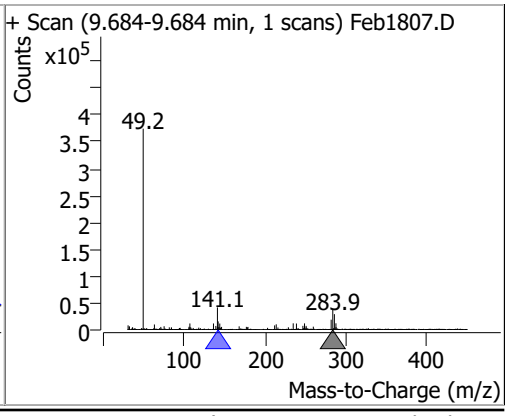

Compound	Conc.	RT	Dev(Min)	Resp.	QIon	QRatio	Lower	Upper
Pentachlorophenol	9.1936	9.96	-0.01	10893	267.9	70.5	41.5	77.2
					263.9	63.4	41.2	76.6

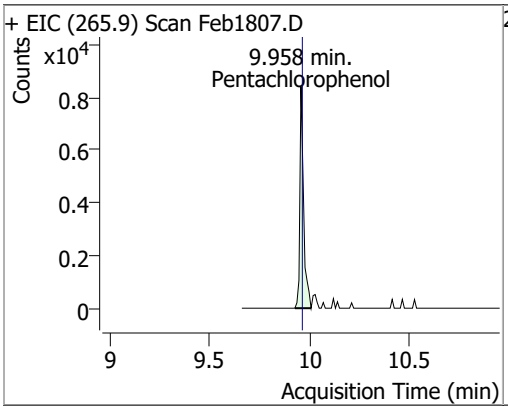

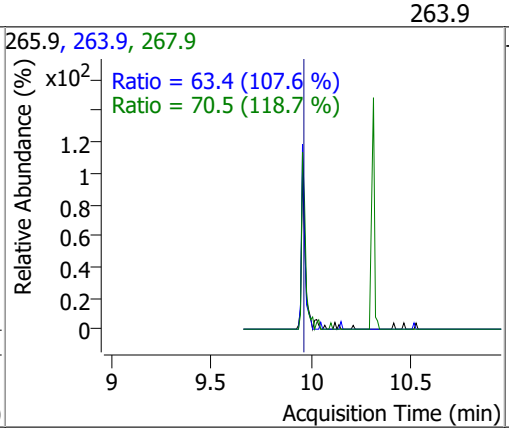

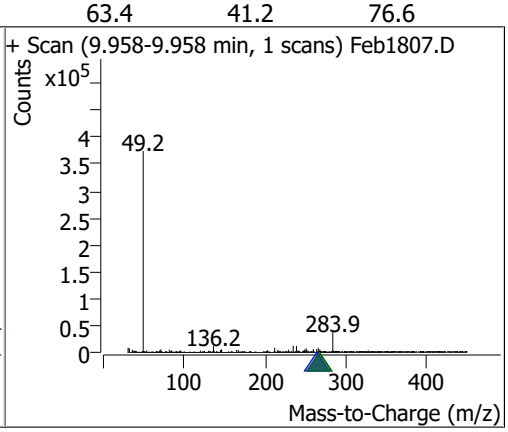

Compound	Conc.	RT	Dev(Min)	Resp.	QIon	QRatio	Lower	Upper
Phenanthrene	9.8851	10.18	0.00	224346	176.0	18.7	13.0	24.1

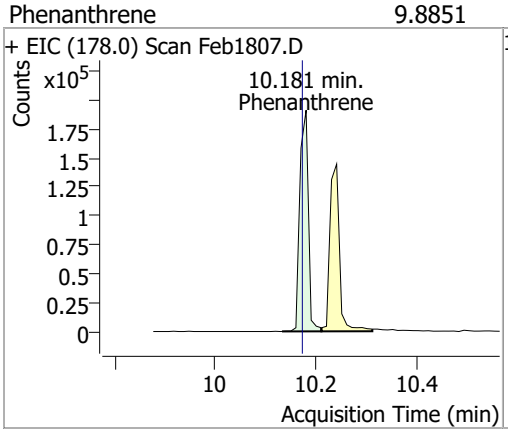

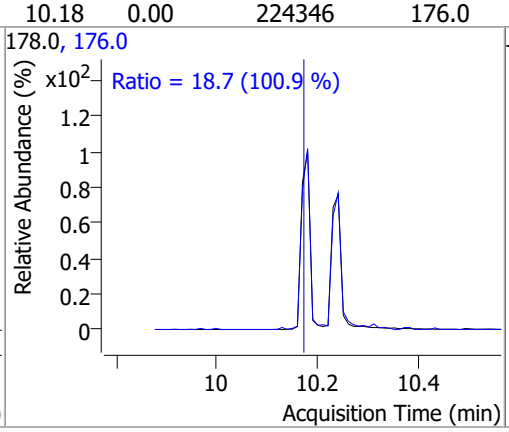

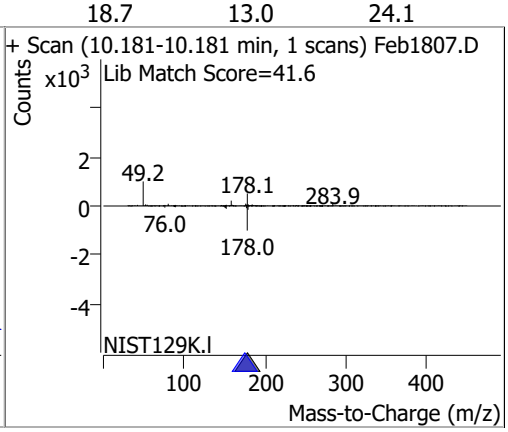

Compound	Conc.	RT	Dev(Min)	Resp.	QIon	QRatio	Lower	Upper
Anthracene	9.6942	10.24	-0.01	191750	176.0	18.3	12.9	23.9

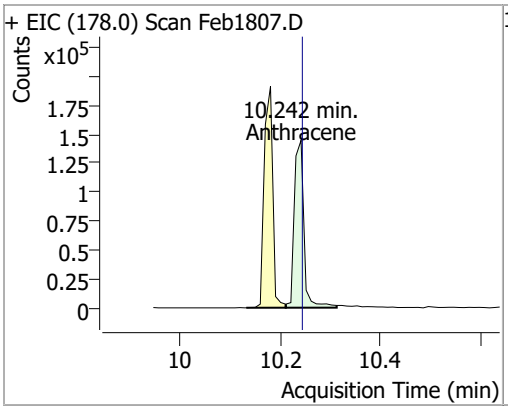

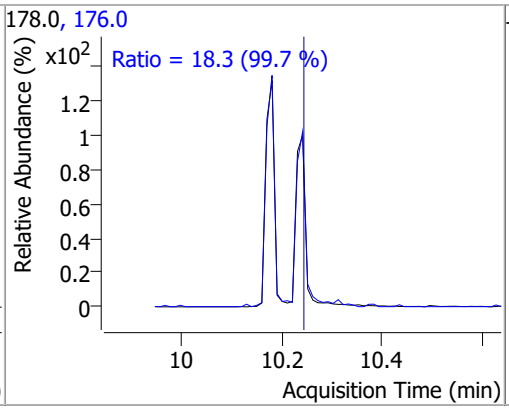

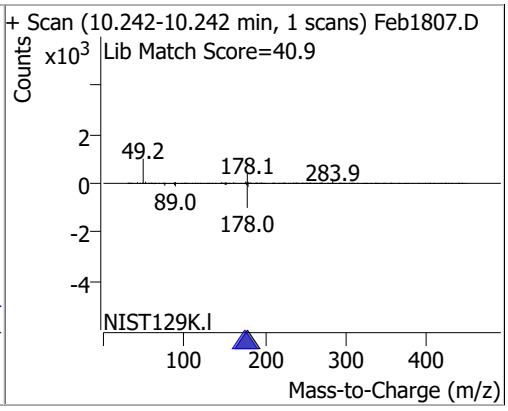

Compound	Conc.	RT	Dev(Min)	Resp.	QIon	QRatio	Lower	Upper
Triallate	9.1129	10.31	0.00	31763	268.0	22.5	16.9	31.4
					143.0	22.9	15.8	29.3

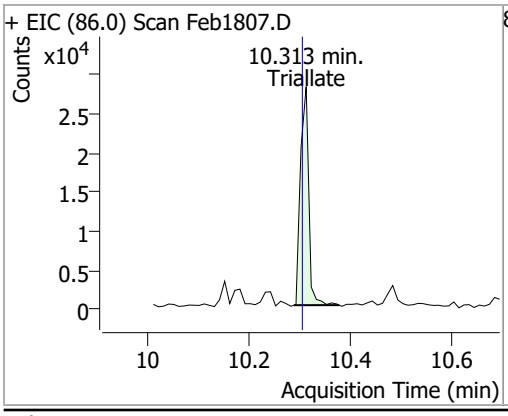

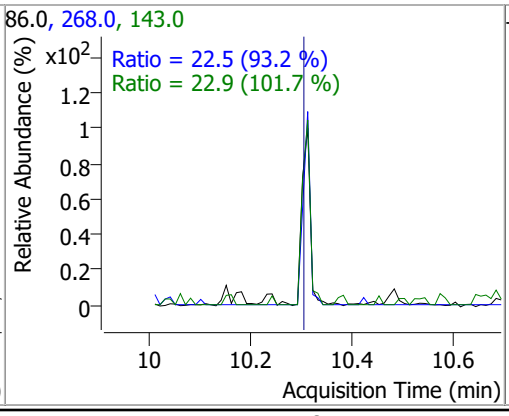

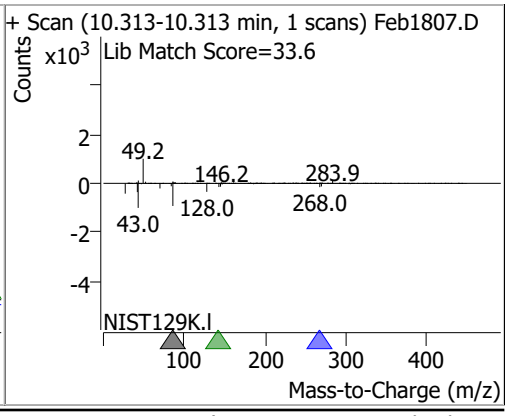

Compound	Conc.	RT	Dev(Min)	Resp.	QIon	QRatio	Lower	Upper
Carbazole	10.1180	10.48	-0.01	199440	139.0	12.5	9.0	16.7

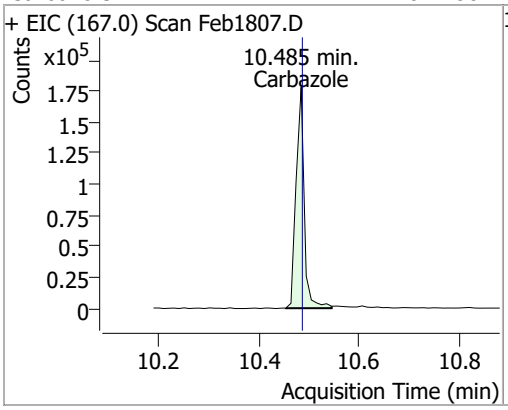

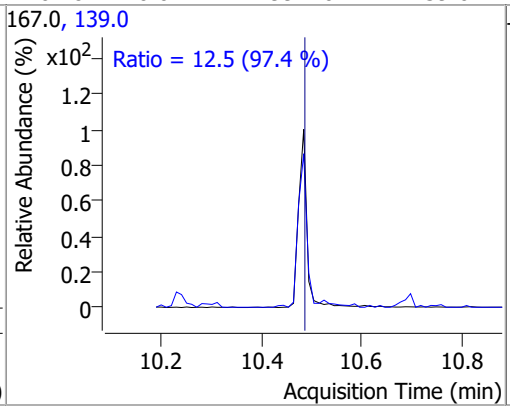

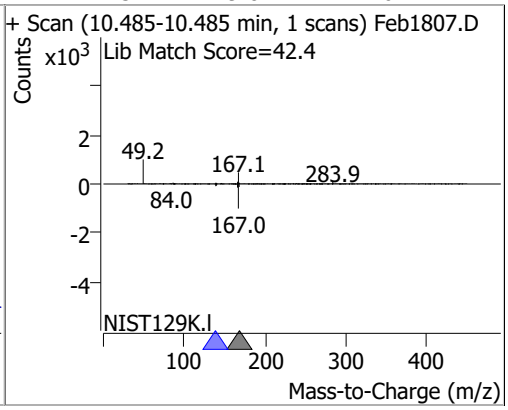

Compound	Conc.	RT	Dev(Min)	Resp.	QIon	QRatio	Lower	Upper
o-Terphenyl	9.6963	10.70	0.00	111061	229.0	65.1	45.4	84.3
					215.0	38.0	25.9	48.1

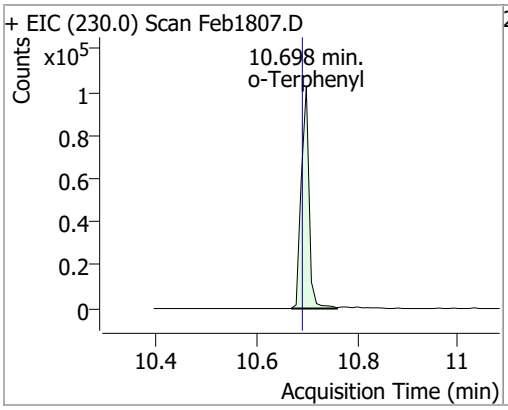

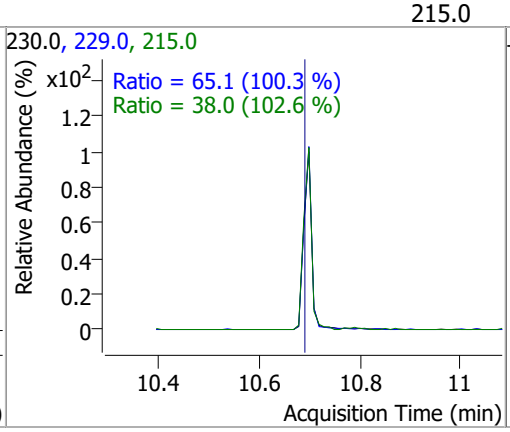

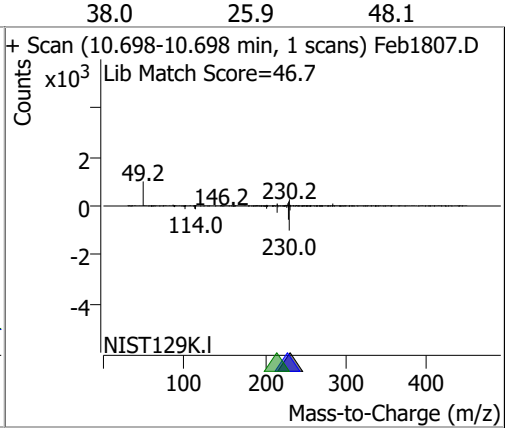

Compound	Conc.	RT	Dev(Min)	Resp.	QIon	QRatio	Lower	Upper
Di-n-Butylphthalate	8.3322	11.07	-0.01	102631	150.0	9.3	6.3	11.8
					104.0	7.8	4.5	8.3

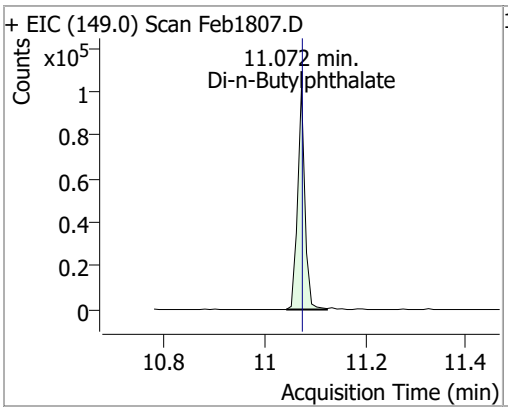

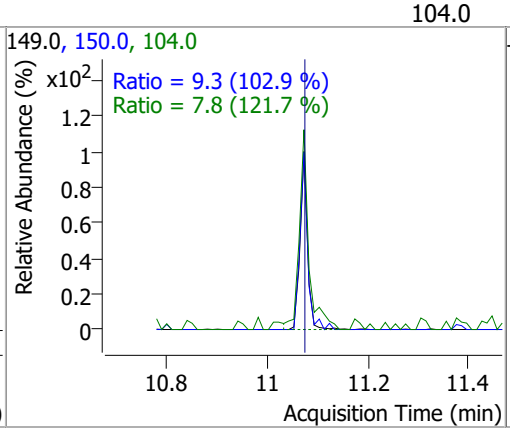

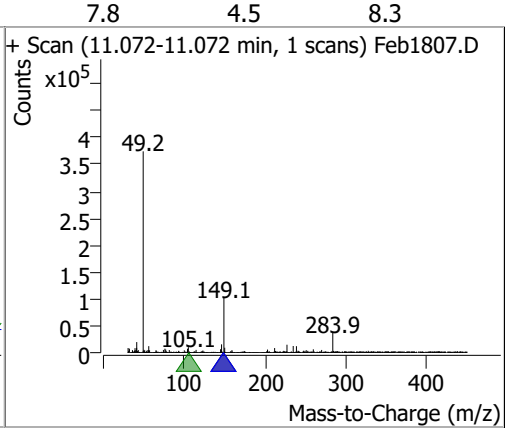

Compound	Conc.	RT	Dev(Min)	Resp.	QIon	QRatio	Lower	Upper
Fluoranthene	10.1778	11.94	-0.01	220272	101.0	14.5	9.4	17.4

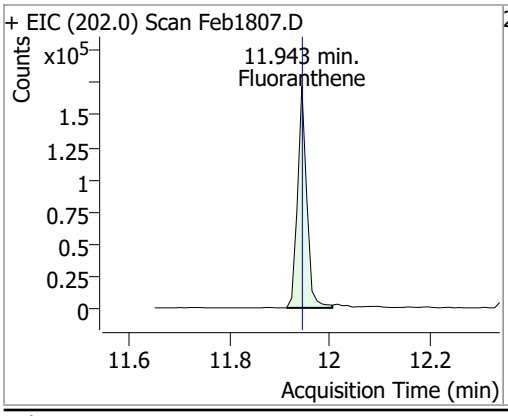

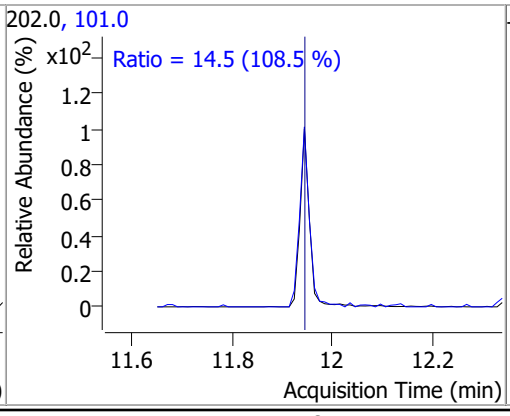

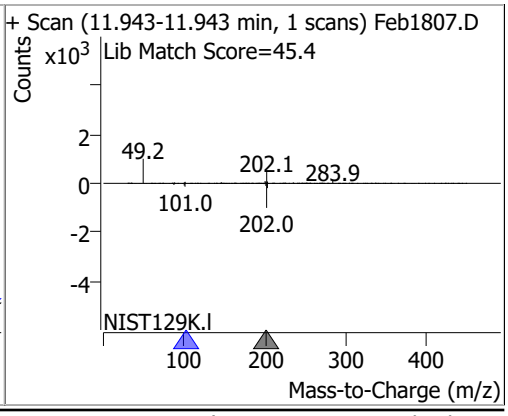

Compound	Conc.	RT	Dev(Min)	Resp.	QIon	QRatio	Lower	Upper
Benzidine	9.3957	12.34	-0.01	65045 (m)	183.0	11.0	8.3	15.4
					92.0	6.7	5.8	10.8

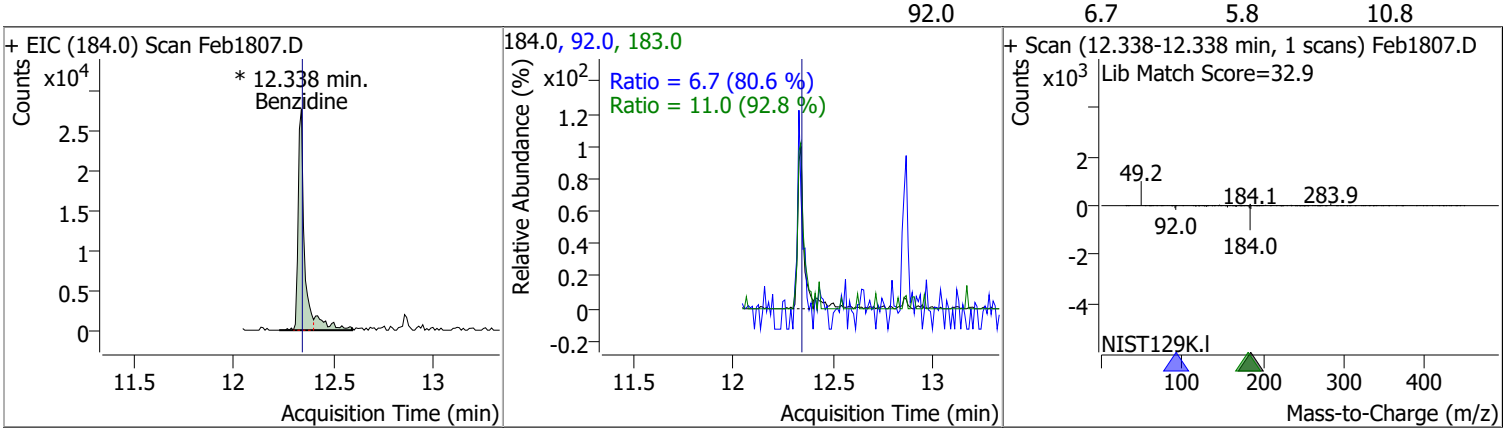

Compound	Conc.	RT	Dev(Min)	Resp.	QIon	QRatio	Lower	Upper
Pyrene	10.1636	12.37	-0.01	240962	101.0	18.0	11.1	20.6

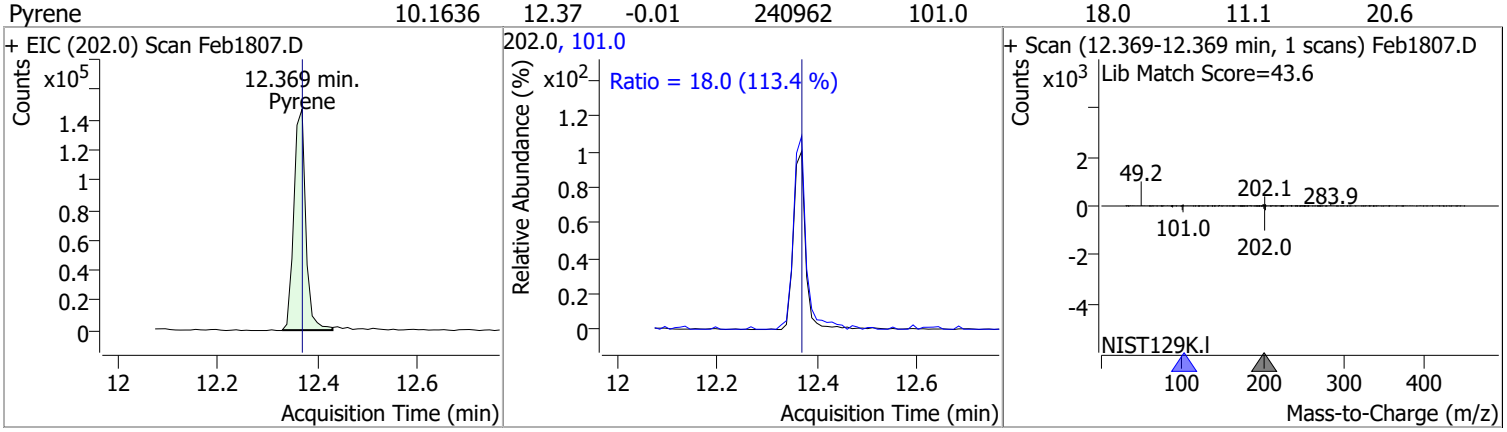

Compound	Conc.	RT	Dev(Min)	Resp.	QIon	QRatio	Lower	Upper
Terphenyl-d14	9.6223	12.87	-0.01	148383	122.0	15.6	10.1	18.7

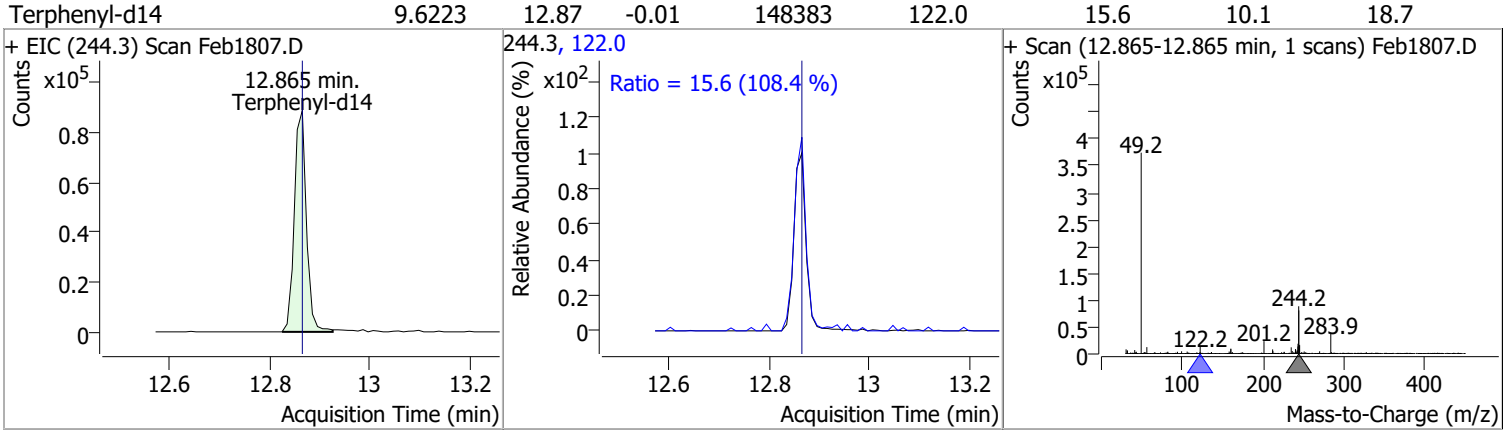

Compound	Conc.	RT	Dev(Min)	Resp.	QIon	QRatio	Lower	Upper
Butylbenzylphthalate	9.1160	14.30	-0.02	40092	91.0	121.5	59.6	110.6
					206.0	16.3	12.2	22.7

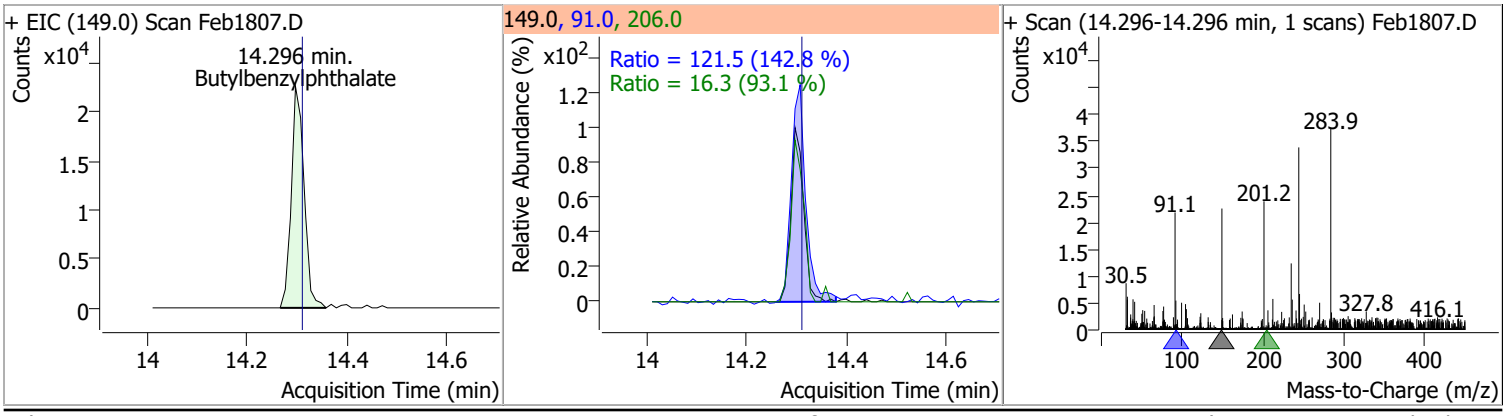

Compound	Conc.	RT	Dev(Min)	Resp.	QIon	QRatio	Lower	Upper
Benzo(a)Anthracene	9.3465	15.49	-0.02	157876	226.0	25.3	18.8	34.9
					229.0	23.3	14.7	27.4

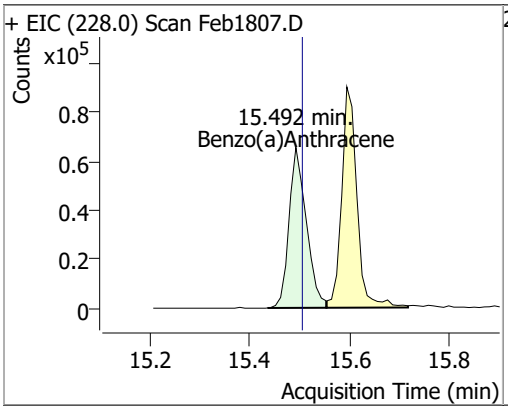

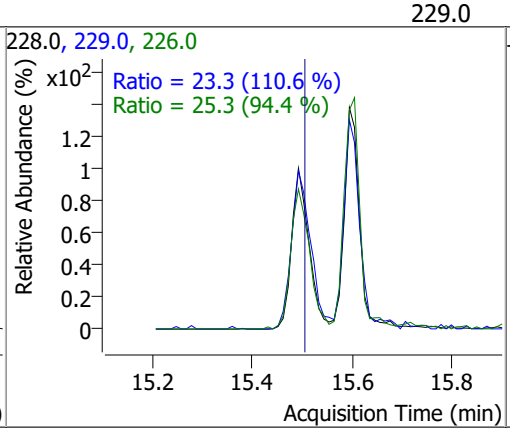

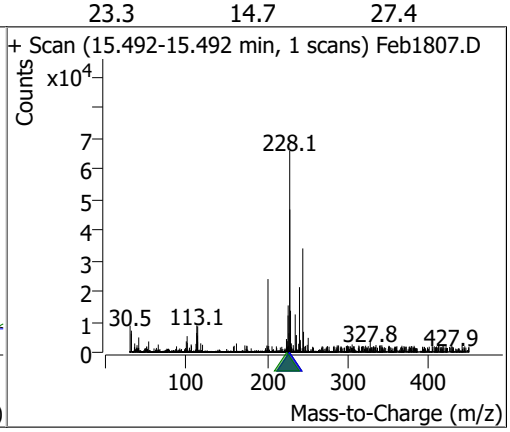

Compound	Conc.	RT	Dev(Min)	Resp.	QIon	QRatio	Lower	Upper
Chrysene	9.7877	15.59	-0.03	193047	226.0	29.9	19.9	36.9
					229.0	20.7	13.8	25.6

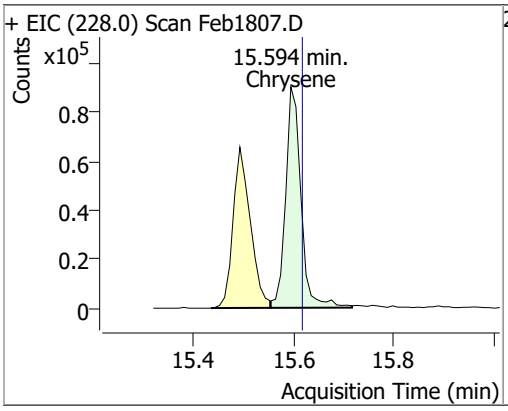

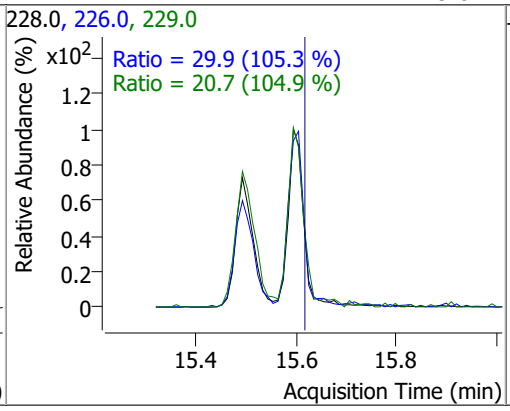

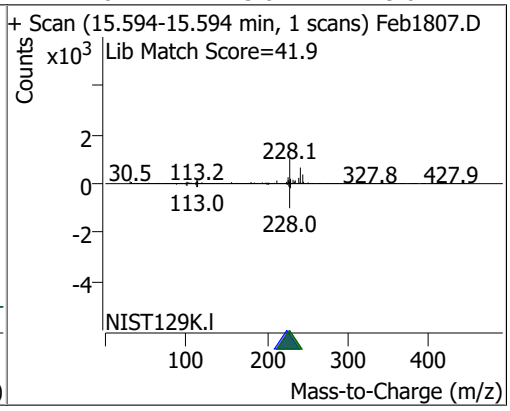

Compound	Conc.	RT	Dev(Min)	Resp.	QIon	QRatio	Lower	Upper
3,3-Dichlorobenzidine	8.7092	15.66	-0.03	35676	254.0	67.8	44.9	83.4

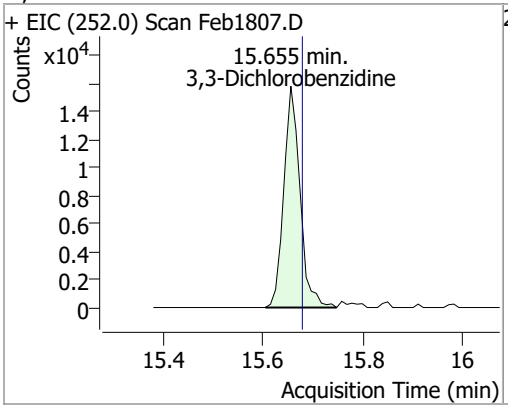

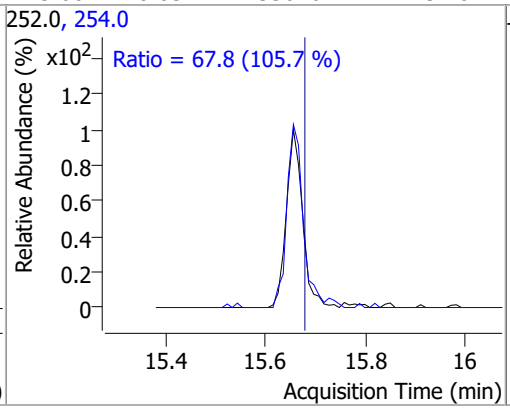

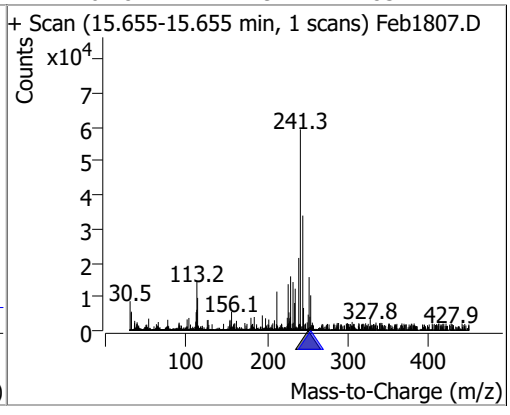

Compound	Conc.	RT	Dev(Min)	Resp.	QIon	QRatio	Lower	Upper
bis(2-ethylhexyl)Phthalate	9.4865	16.36	-0.01	15117	149.0	374.7	273.6	508.0
					279.0	10.4	10.5	19.5

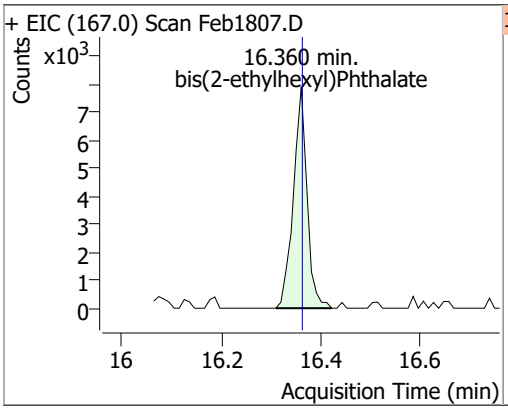

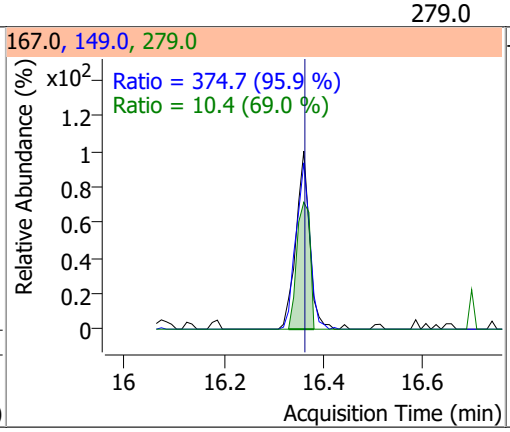

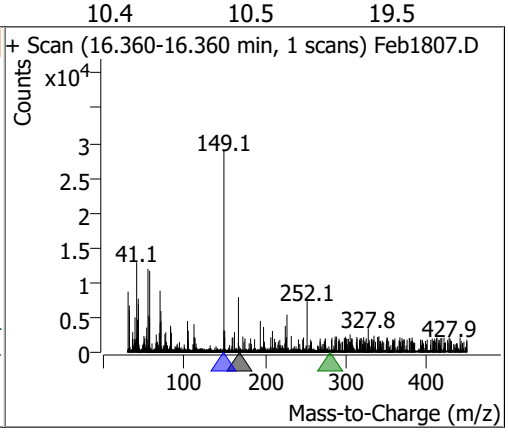

Compound	Conc.	RT	Dev(Min)	Resp.	QIon	QRatio	Lower	Upper
Di-n-octyl Phthalate	9.0329	18.12	-0.01	98225	150.0	9.8	7.0	13.0

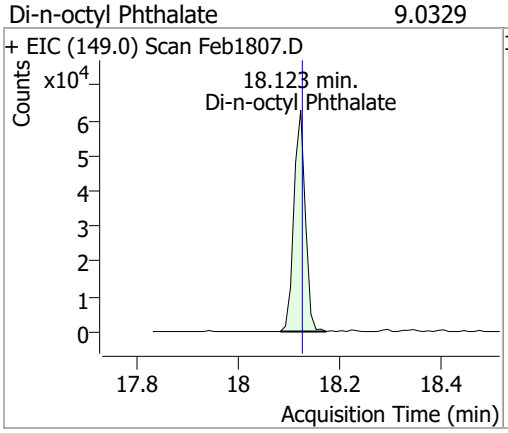

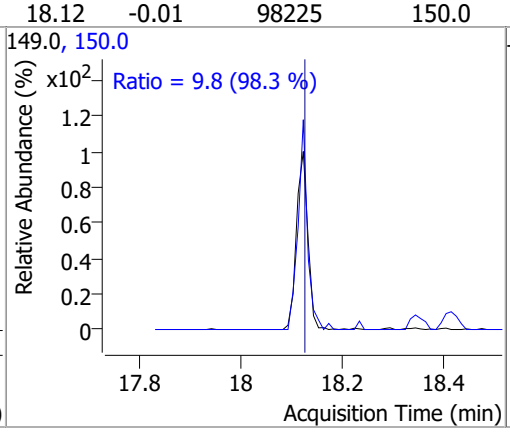

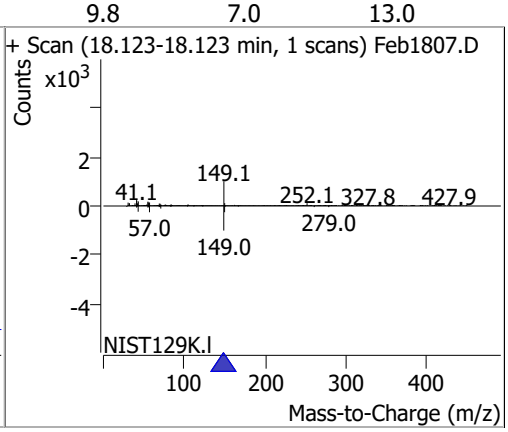

Compound	Conc.	RT	Dev(Min)	Resp.	QIon	QRatio	Lower	Upper
Benzo(b)fluoranthene	9.4383	18.36	-0.02	146871	253.0	23.3	15.6	29.0

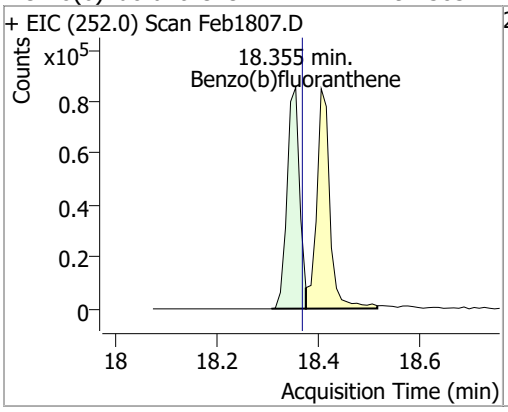

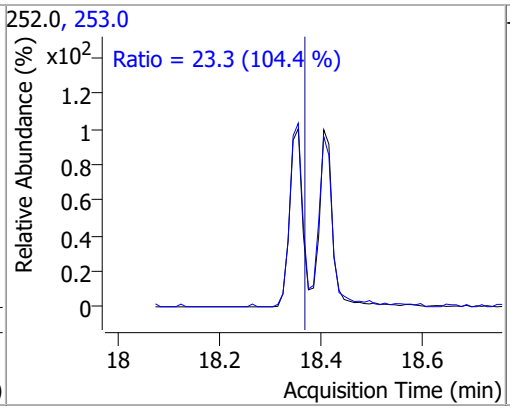

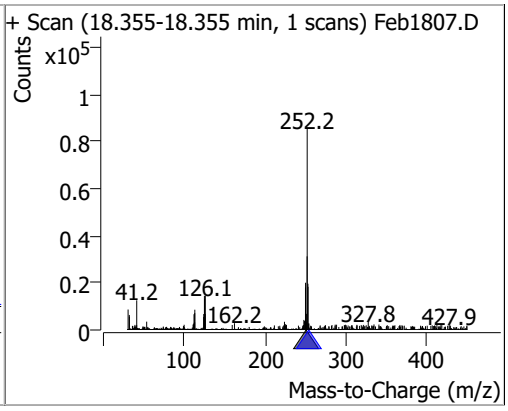

Compound	Conc.	RT	Dev(Min)	Resp.	QIon	QRatio	Lower	Upper
Benzo(k)fluoranthene	9.5815	18.41	-0.04	156598	253.0	22.7	15.4	28.6

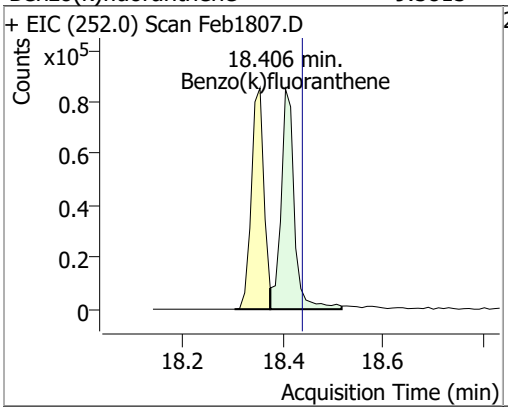

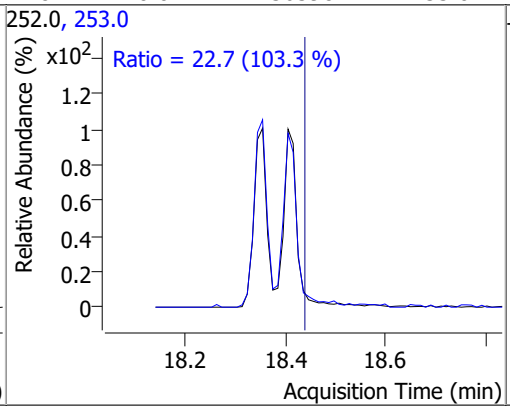

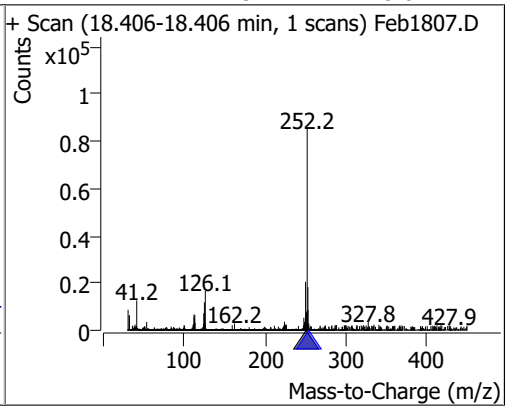

Compound	Conc.	RT	Dev(Min)	Resp.	QIon	QRatio	Lower	Upper
Benzo(a)pyrene	9.0742	18.95	-0.03	122603	253.0	25.4	15.1	28.0

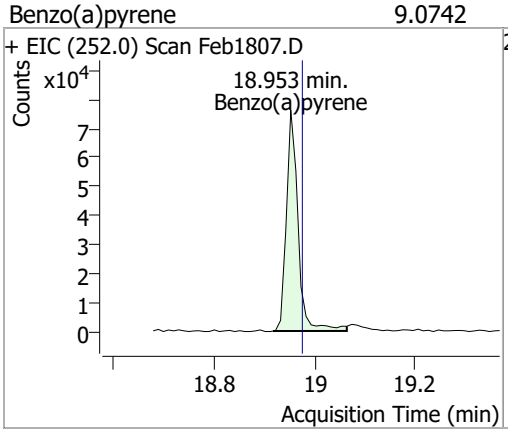

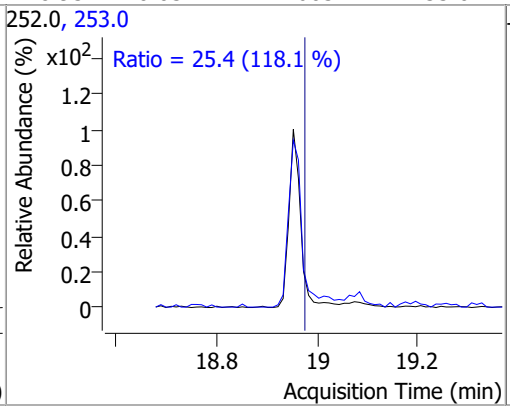

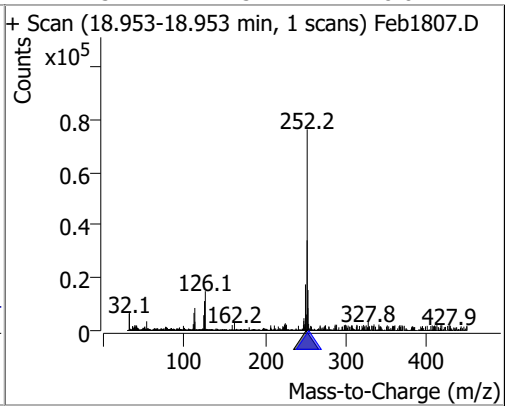

Compound	Conc.	RT	Dev(Min)	Resp.	QIon	QRatio	Lower	Upper
Indeno(1,2,3-c,d)pyrene	9.3155	20.72	-0.03	105841 (m)	138.0	34.3	20.7	38.5

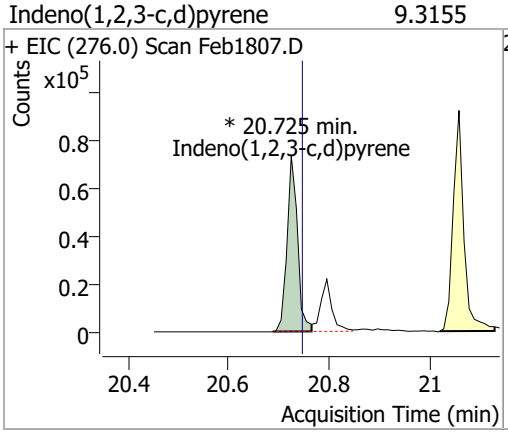

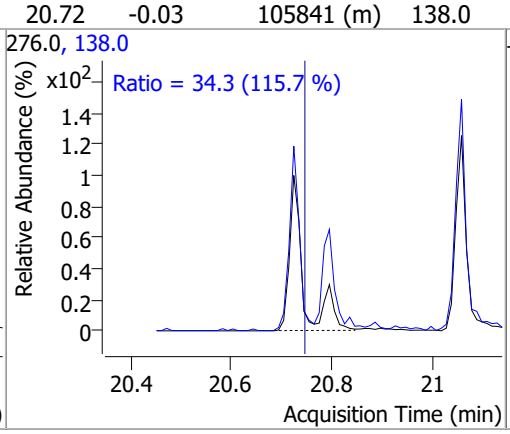

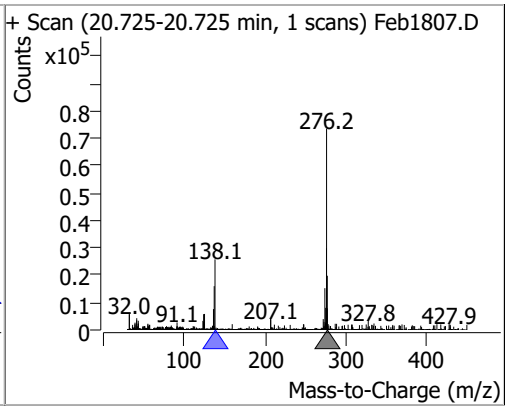

Compound	Conc.	RT	Dev(Min)	Resp.	QIon	QRatio	Lower	Upper
Dibenzo(a,h)anthracene	9.2034	20.80	-0.02	114340	139.0	27.0	17.6	32.7
					279.0	28.2	16.9	31.3

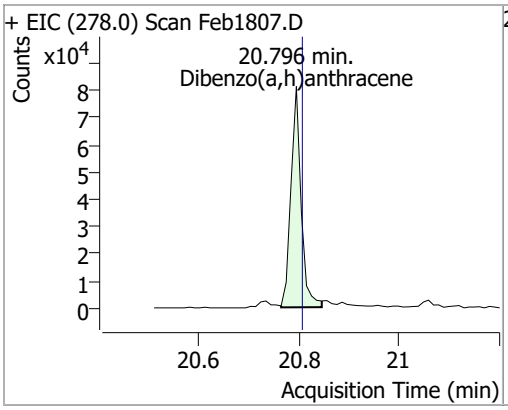

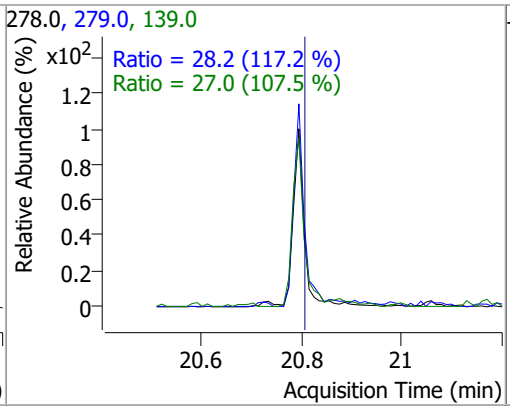

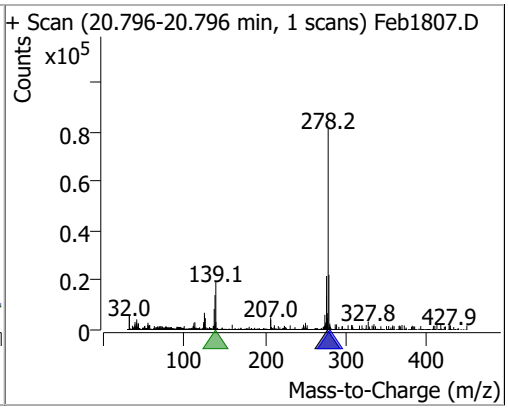

Compound	Conc.	RT	Dev(Min)	Resp.	QIon	QRatio	Lower	Upper
Benzo(g,h,i)perylene	9.4619	21.06	-0.03	135480	138.0	34.5	23.1	42.9
					277.0	23.1	16.3	30.2

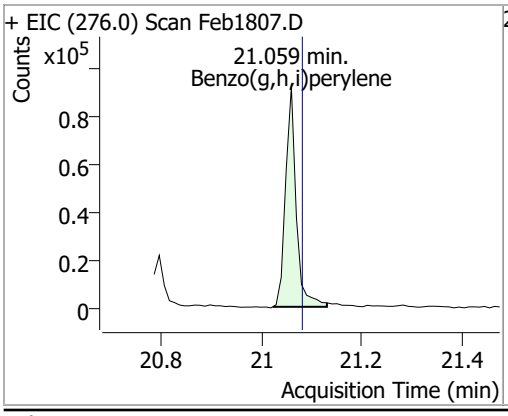

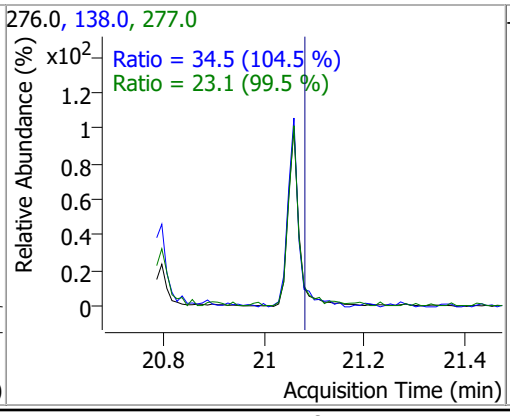

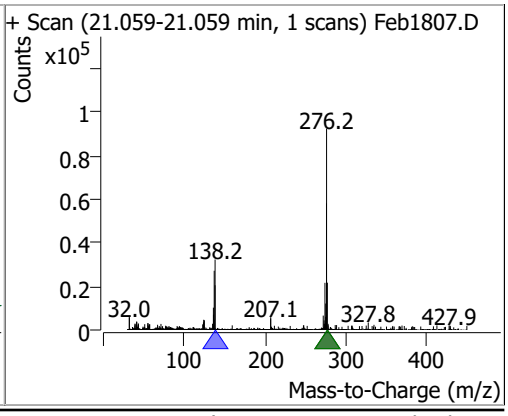

Quantitation Results Report (QT Reviewed)

Data File	Feb1808.D	Operator	LIMS import
Acq. Method	BNA+SIM.M	Acq. Date-Time	2/19/2022 11:48:03 AM
Sample Name	18-Feb-22_CAL_1	Instrument	Instrument #1
Vial	8	Multiplier	1.00
DA Method File		Comment	SVOC-8270-W-LARGO
Tune File	dftppdsm.u	Tune Date	2/18/2022 9:25:00 PM
Batch Name	021822 DoD BNA cal.batch.bin	Last Calib Update	2/19/2022 1:06:17 PM
Ref Library	D:\Org\Library\NIST129K.l		

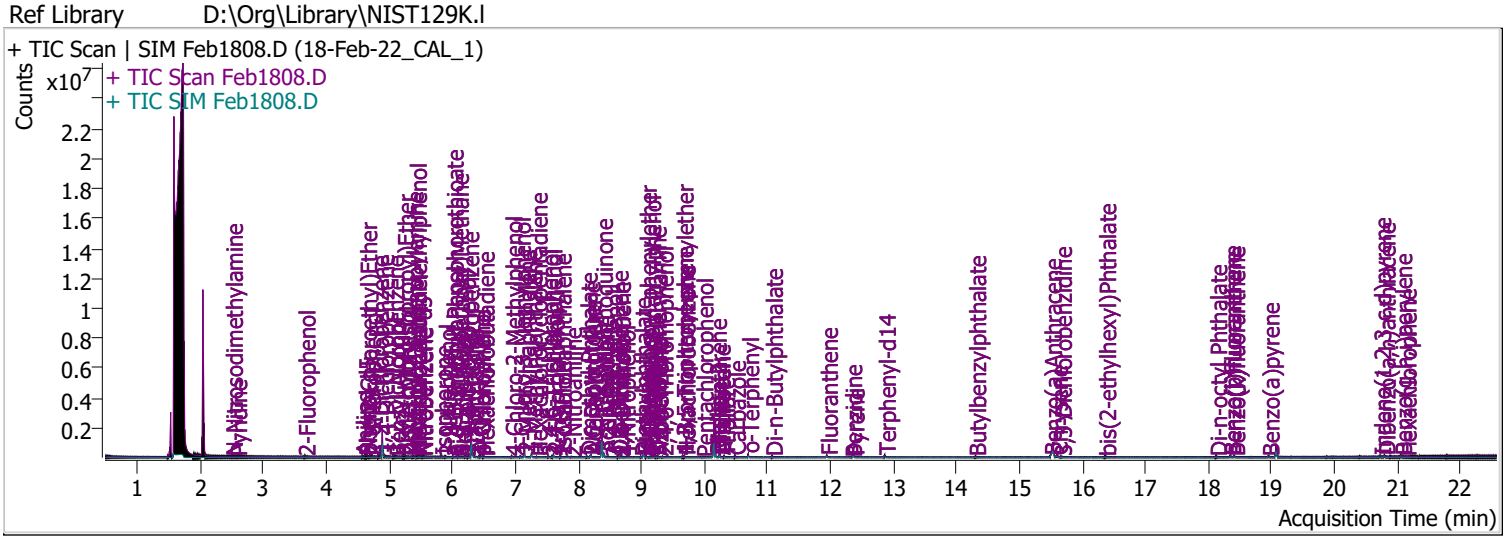

Compound	RT	QIon	Resp.	Conc.	Units		Dev(Min)
Internal Standards							
System Monitoring Compounds							
S 2-Fluorophenol	3.653	112.0	26516	4.3761	µg/L		0.000
Spiked Amount: 200.000	Range: 10.0 - 75.0%			Recovery = 2.19%		*	
S Phenol-d5	4.613	99.0	29512	4.2259	µg/L		0.000
Spiked Amount: 200.000	Range: 10.0 - 65.0%			Recovery = 2.11%		*	
S Nitrobenzene-d5	5.502	82.0	17369	4.2746	µg/L		0.000
Spiked Amount: 100.000	Range: 32.0 - 94.0%			Recovery = 4.27%		*	
S 2-Fluorobiphenyl	7.605	172.0	71272	4.1003	µg/L		0.000
Spiked Amount: 100.000	Range: 28.0 - 107.0%			Recovery = 4.10%		*	
S 2,4,6-Tribromophenol	9.336	329.8	3393	4.3844	µg/L		0.000
Spiked Amount: 200.000	Range: 25.0 - 140.0%			Recovery = 2.19%		*	
S Terphenyl-d14	12.865	244.3	66357	4.2256	µg/L		-0.010
Spiked Amount: 100.000	Range: 32.0 - 122.0%			Recovery = 4.23%		*	
Target Compounds							**QValue**
T N-Nitrosodimethylamine	2.499	74.0	9265	3.9696	µg/L	#	62
T Pyridine	2.571	79.0	22506	4.5499	µg/L	m	90
T Aniline	4.562	93.0	44383	4.3025	µg/L		93
T Phenol	4.624	94.0	31700	4.2318	µg/L	m	85
T bis(-2-Chloroethyl)Ether	4.634	63.0	23255	4.1942	µg/L		97
T 2-Chlorophenol	4.695	128.0	25287	4.2017	µg/L		86
T 1,3-Dichlorobenzene	4.818	146.0	47435	4.1651	µg/L		97
T 1,4-Dichlorobenzene	4.910	146.0	50173	4.2531	µg/L		92
T 1,2-Dichlorobenzene	5.063	146.0	43175	4.0801	µg/L	m	97
T Benzyl Alcohol	5.093	108.0	12526	4.4169	µg/L	m	90
T bis(2-chloroisopropyl)Ether	5.226	121.0	10403	4.2421	µg/L		91
T 2-Methylphenol	5.247	107.0	25470	4.2297	µg/L		98
T N-nitroso-Di-n-propylamine	5.369	70.0	14516	4.1739	µg/L		100
T 4Methylphenol/3Methylphenol	5.420	107.0	38326	4.4059	µg/L		96
T Hexachloroethane	5.420	117.0	12058	4.1997	µg/L		92

Compound	RT	QIon	Resp.	Conc.	Units		Dev(Min)
T Nitrobenzene	5.522	123.1	7200	4.6846	µg/L		82
T Isophorone	5.819	82.0	37781	4.4396	µg/L		98
T 2-Nitrophenol	5.880	139.0	7612	4.4863	µg/L	#	91
T 2,4-Dimethylphenol	6.003	122.0	23276	4.4772	µg/L		95
T bis(-2-Chloroethoxy)Methane	6.085	93.0	21296	4.2445	µg/L	#	87
T 2,4-Dichlorophenol	6.198	162.0	17657	4.3107	µg/L		96
T Benzoic Acid	6.136	105.0	9103	4.6830	µg/L	m	98
T 1,2,4-Trichlorobenzene	6.249	180.0	27847	4.1540	µg/L		96
T Naphthalene	6.321	128.0	94125	4.2231	µg/L		96
T 4-Chlorophenol	6.424	130.0	9877	3.9595	µg/L	m	70
T p-Chloroaniline	6.434	127.0	30624	4.3289	µg/L		94
T Hexachlorobutadiene	6.496	224.9	14423	4.2318	µg/L		89
T 4-Chloro-2-Methylphenol	6.937	107.0	21228	4.2432	µg/L		88
T 4-Chloro-3-Methylphenol	7.071	107.0	24488	4.3556	µg/L		97
T 2-Methylnaphthalene	7.143	141.0	56026	3.8205	µg/L		96
T 1-Methylnaphthalene	7.256	141.0	56205	3.8746	µg/L	m	94
T Hexachlorocyclopentadiene	7.338	236.9	4224	4.4930	µg/L		90
T 2,4,6-Trichlorophenol	7.512	196.0	9233	4.5098	µg/L	m	95
T 2,4,5-Trichlorophenol	7.574	196.0	13593	4.4335	µg/L		92
T 2-Chloronaphthalene	7.718	162.0	54021	4.0007	µg/L		97
T 2-Nitroaniline	7.882	65.0	6068	4.7042	µg/L		80
T Dimethyl Phthalate	8.129	163.0	34888	4.5831	µg/L	#	86
T 2,6-Dinitrotoluene	8.180	165.0	4514	4.4592	µg/L	#	69
T Acenaphthylene	8.200	152.1	79350	4.1382	µg/L		91
T 3-Nitroaniline	8.384	138.0	4377	4.6024	µg/L	#	12
T Acenaphthene	8.405	154.0	55213	4.0797	µg/L		98
T 2,4-Dinitrophenol	8.528	184.0	616	4.5942	µg/L	#m	1
T Dibenzofuran	8.620	168.0	88427	4.2555	µg/L		92
T 2,4-Dinitrotoluene	8.661	165.0	6380	4.5965	µg/L		92
T 4-Nitrophenol	8.732	109.0	3924	4.3354	µg/L	#m	78
T Diethylphthalate	8.988	149.0	28496	4.5494	µg/L		95
T Fluorene	9.029	166.0	72029	4.0050	µg/L		97
T 4-Chlorophenyl-phenylether	9.070	204.0	27305	4.1666	µg/L		95
T 4-Nitroaniline	9.121	138.0	3692	4.5119	µg/L	#	59
T 4,6-Dinitro-2-methylphenol	9.141	198.0	2191	4.3810	µg/L		93
T N-nitrosodiphenylamine	9.223	169.0	43107	4.1405	µg/L		92
T Azobenzene	9.254	77.0	33003	4.3215	µg/L		95
T 4-Bromophenyl-phenylether	9.653	248.0	11110	3.9074	µg/L	#	57
T Hexachlorobenzene	9.684	283.9	15953	4.2137	µg/L	#	50
T Pentachlorophenol	9.968	265.9	3504	4.3365	µg/L	#	82
T Phenanthrene	10.181	178.0	99605	4.1191	µg/L		96
T Anthracene	10.242	178.0	78978	3.9209	µg/L		98
T Triallate	10.313	86.0	11113	4.3118	µg/L	#	89
T Carbazole	10.485	167.0	78288	3.9681	µg/L		96
T o-Terphenyl	10.698	230.0	49755	4.1955	µg/L		98
T Di-n-Butylphthalate	11.072	149.0	40976	4.6518	µg/L	#	96
T Fluoranthene	11.943	202.0	93335	3.9622	µg/L		98
T Benzidine	12.328	184.0	22030	4.2042	µg/L	#	89
T Pyrene	12.369	202.0	100018	3.9475	µg/L		100
T Butylbenzylphthalate	14.296	149.0	16114	4.4368	µg/L	#	65
T Benzo(a)Anthracene	15.492	228.0	66223	3.8821	µg/L		97
T Chrysene	15.594	228.0	83685	4.1164	µg/L		98
T 3,3-Dichlorobenzidine	15.655	252.0	12724	4.5577	µg/L		94
T bis(2-ethylhexyl)Phthalate	16.360	167.0	6272	4.2962	µg/L		97
T Di-n-octyl Phthalate	18.123	149.0	42821	4.4834	µg/L		99

Compound	RT	QIon	Resp.	Conc.	Units		Dev(Min)
T Benzo(b)fluoranthene	18.345	252.0	57119	4.2415	µg/L		91
T Benzo(k)fluoranthene	18.406	252.0	61699	4.1837	µg/L		88
T Benzo(a)pyrene	18.953	252.0	46309	4.3474	µg/L	#	85
T Indeno(1,2,3-c,d)pyrene	20.725	276.0	37542	4.3025	µg/L		85
T Dibenzo(a,h)anthracene	20.796	278.0	43122	4.3328	µg/L	#	88
T Benzo(g,h,i)perylene	21.059	276.0	55564	4.2432	µg/L		93

(#) = Qualifier Out of Range; (m) = Manual Integration; (+) = Area Summed; (*) = Surrogate Percent Recovery Out of Range; (d): Zeroed Peak

Compound	Conc.	RT	Dev(Min)	Resp.	QIon	QRatio	Lower	Upper
N-Nitrosodimethylamine	3.9696	2.50	0.01	9265	42.0	90.9	95.1	176.6

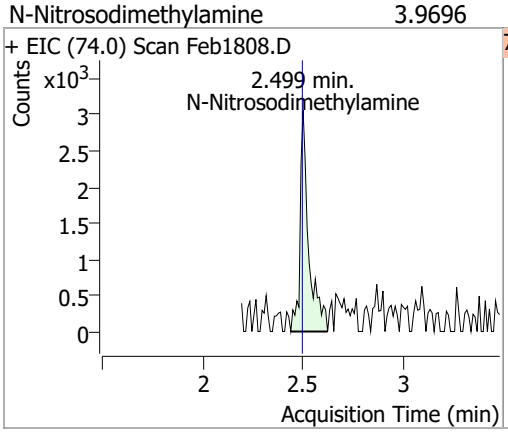

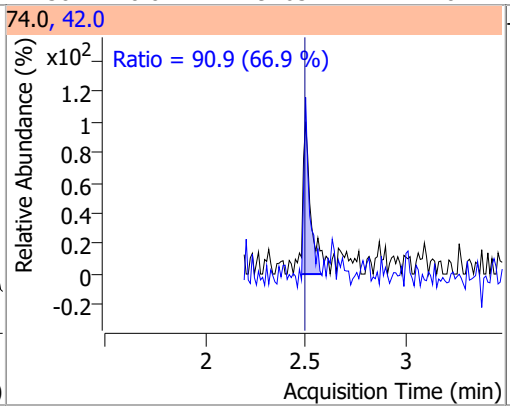

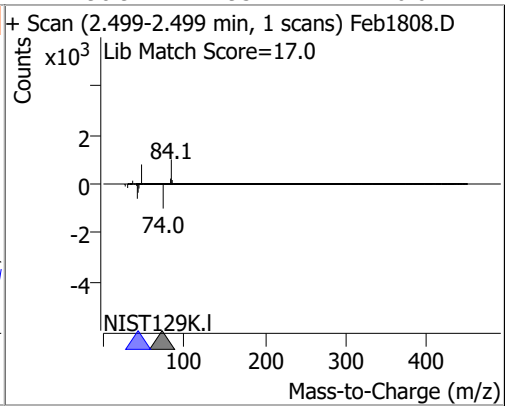

Compound	Conc.	RT	Dev(Min)	Resp.	QIon	QRatio	Lower	Upper
Pyridine	4.5499	2.57	0.04	22506 (m)	52.0	73.4	57.9	107.6

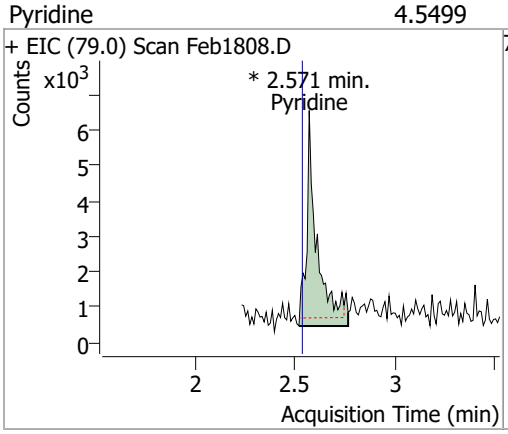

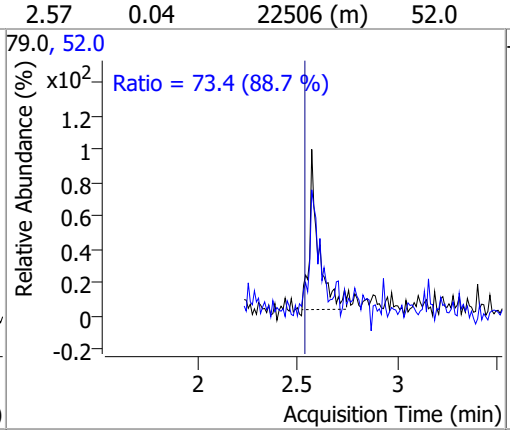

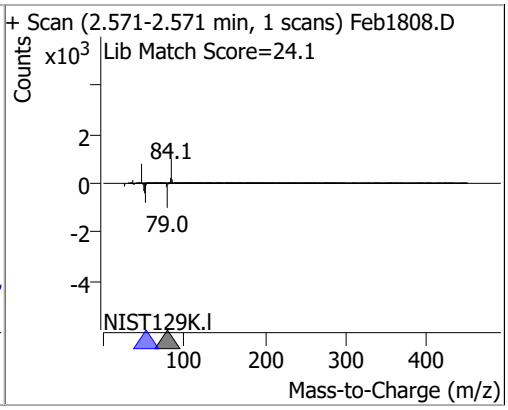

Compound	Conc.	RT	Dev(Min)	Resp.	QIon	QRatio	Lower	Upper
2-Fluorophenol	4.3761	3.65	0.00	26516	64.0	58.7	34.6	64.3
					92.0	18.0	14.2	26.5

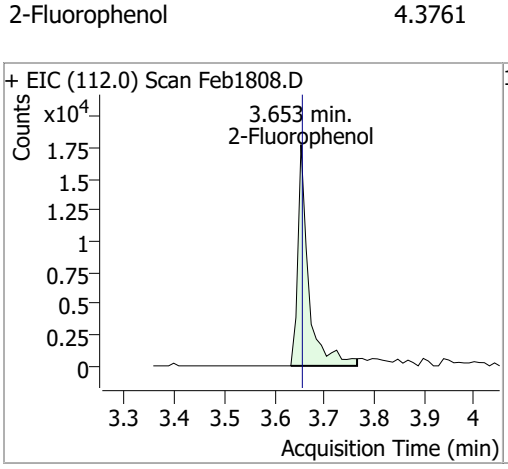

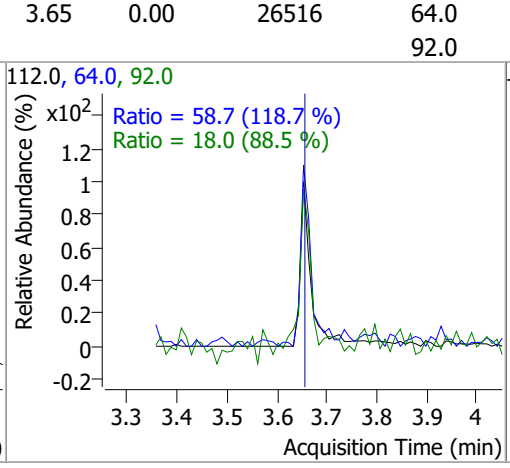

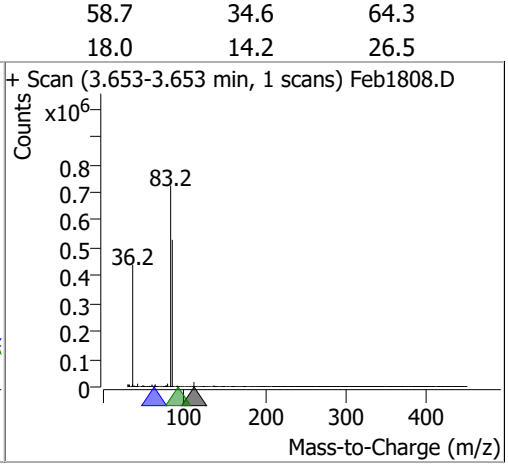

Compound	Conc.	RT	Dev(Min)	Resp.	QIon	QRatio	Lower	Upper
Aniline	4.3025	4.56	0.00	44383	66.0	31.6	25.7	47.8
					65.0	16.9	13.1	24.4

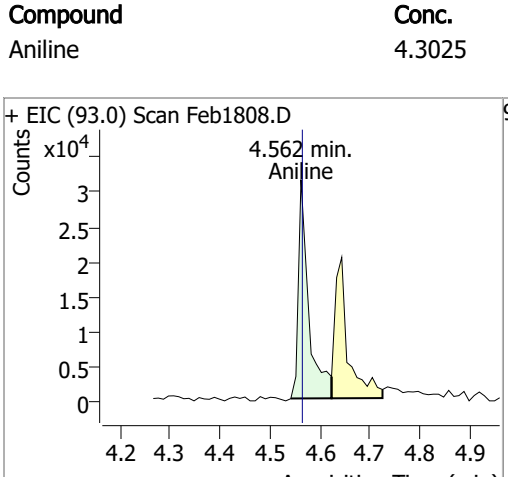

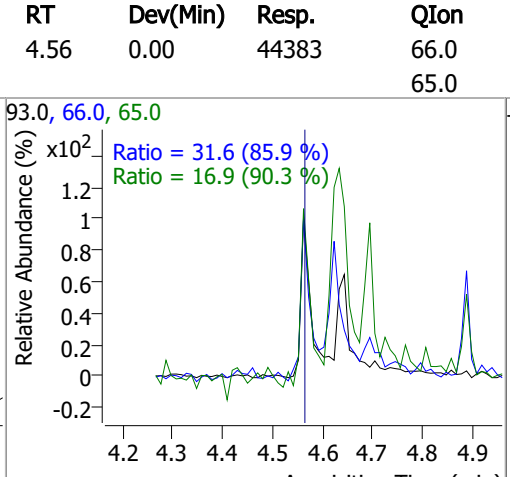

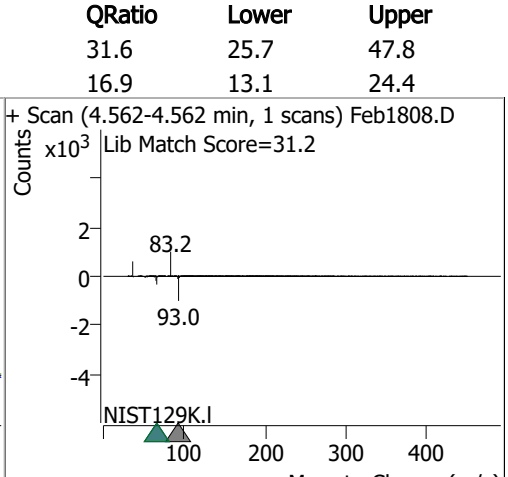

Compound	Conc.	RT	Dev(Min)	Resp.	QIon	QRatio	Lower	Upper
Phenol-d5	4.2259	4.61	0.00	29512	71.0	38.4	25.8	47.9

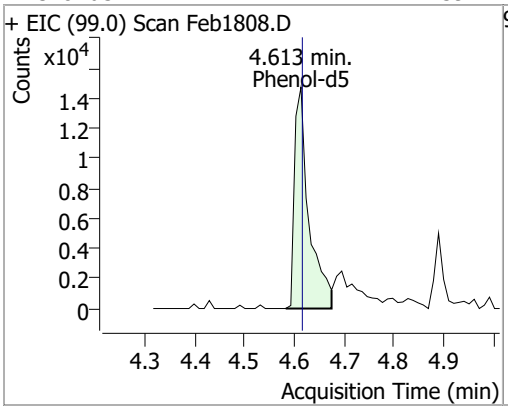

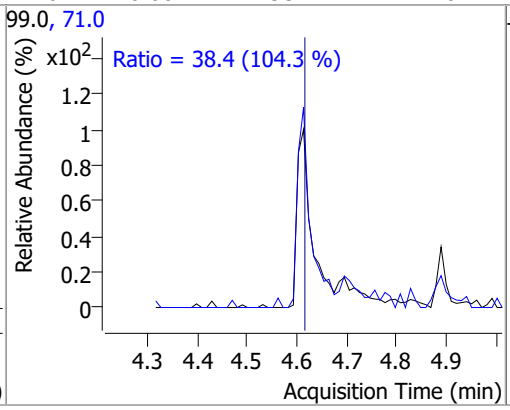

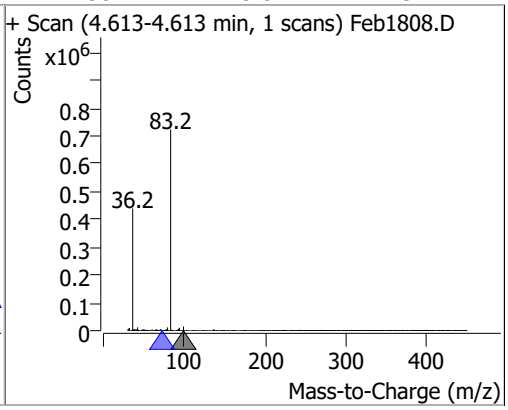

Compound	Conc.	RT	Dev(Min)	Resp.	QIon	QRatio	Lower	Upper
Phenol	4.2318	4.62	0.00	31700 (m)	66.0	54.9	31.7	58.9

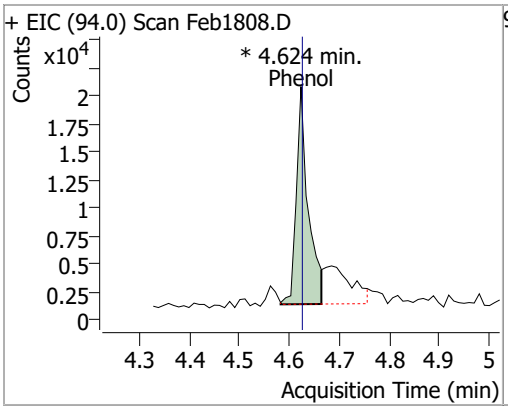

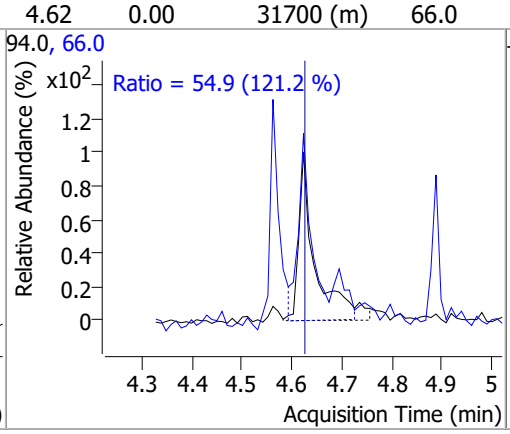

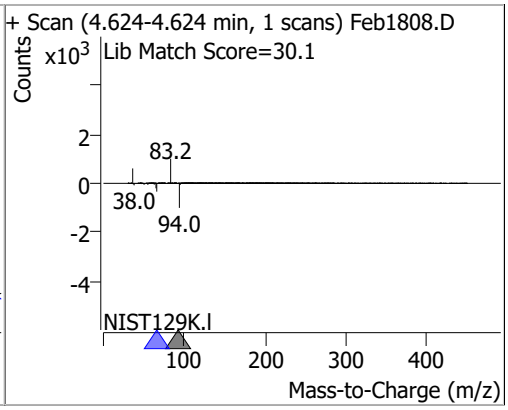

Compound	Conc.	RT	Dev(Min)	Resp.	QIon	QRatio	Lower	Upper
bis(-2-Chloroethyl)Ether	4.1942	4.63	-0.01	23255	64.0	9.6	7.6	14.1

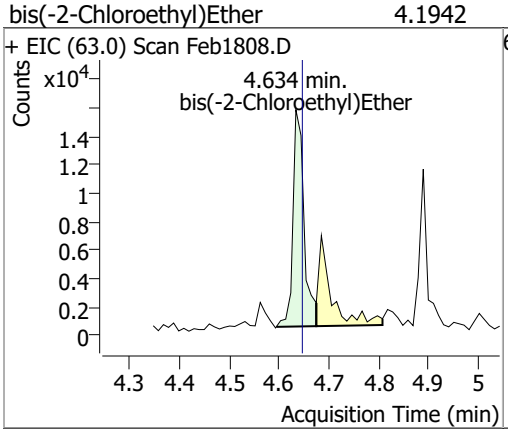

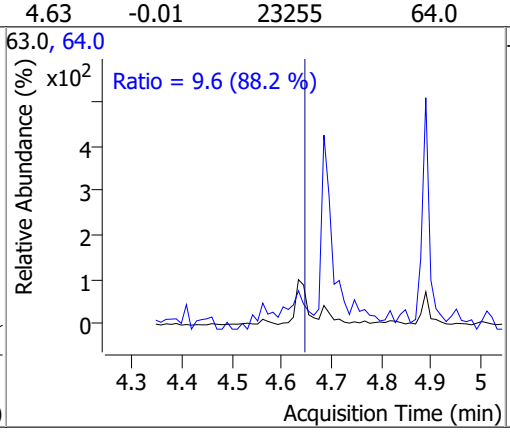

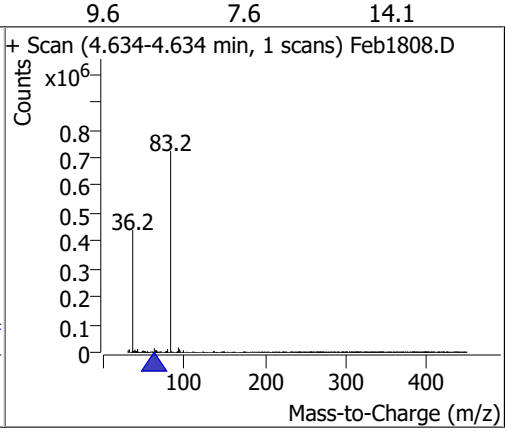

Compound	Conc.	RT	Dev(Min)	Resp.	QIon	QRatio	Lower	Upper
2-Chlorophenol	4.2017	4.70	0.00	25287	130.0	40.4	22.7	42.2

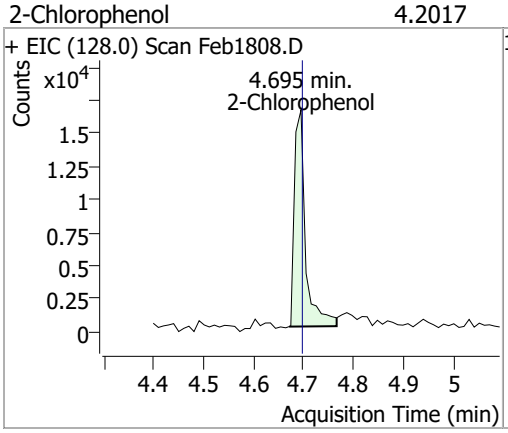

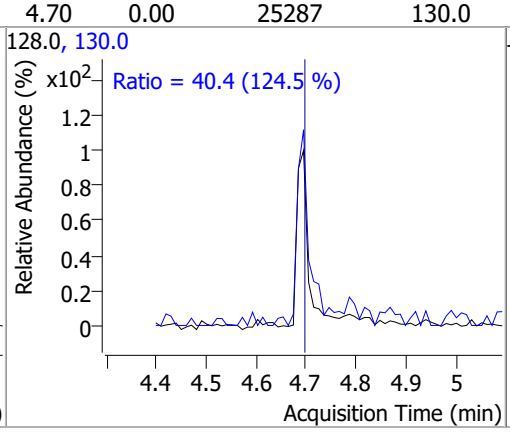

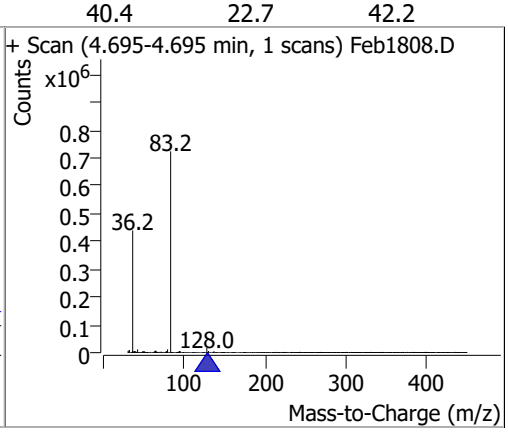

Compound	Conc.	RT	Dev(Min)	Resp.	QIon	QRatio	Lower	Upper
1,3-Dichlorobenzene	4.1651	4.82	-0.01	47435	148.0	62.6	44.6	82.8
					111.0	33.2	25.3	47.0

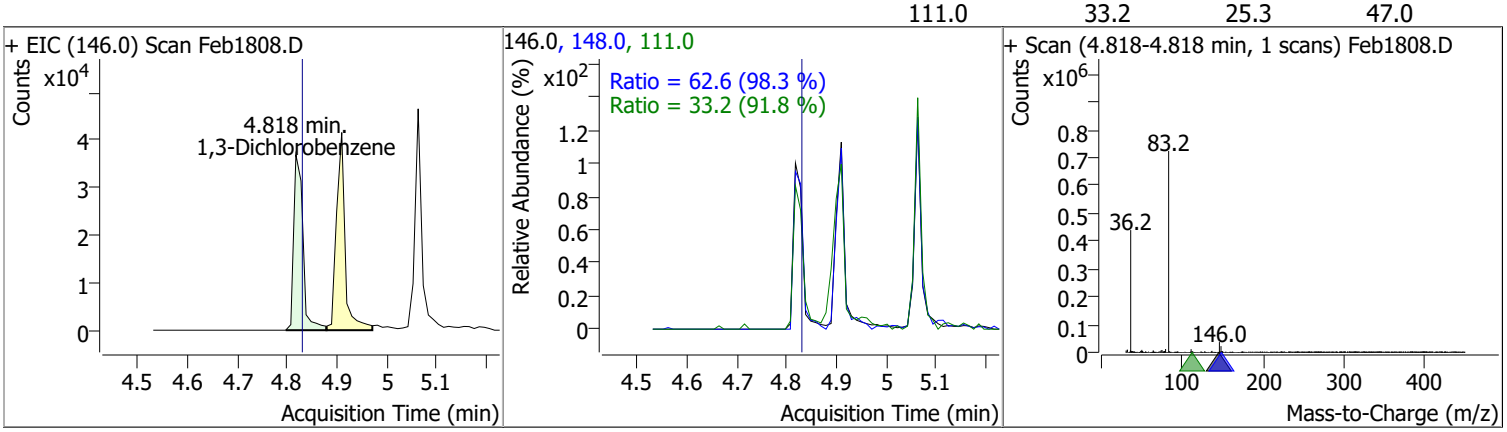

Compound	Conc.	RT	Dev(Min)	Resp.	QIon	QRatio	Lower	Upper
1,4-Dichlorobenzene	4.2531	4.91	0.00	50173	148.0	61.4	45.6	84.8
					111.0	43.9	25.2	46.8

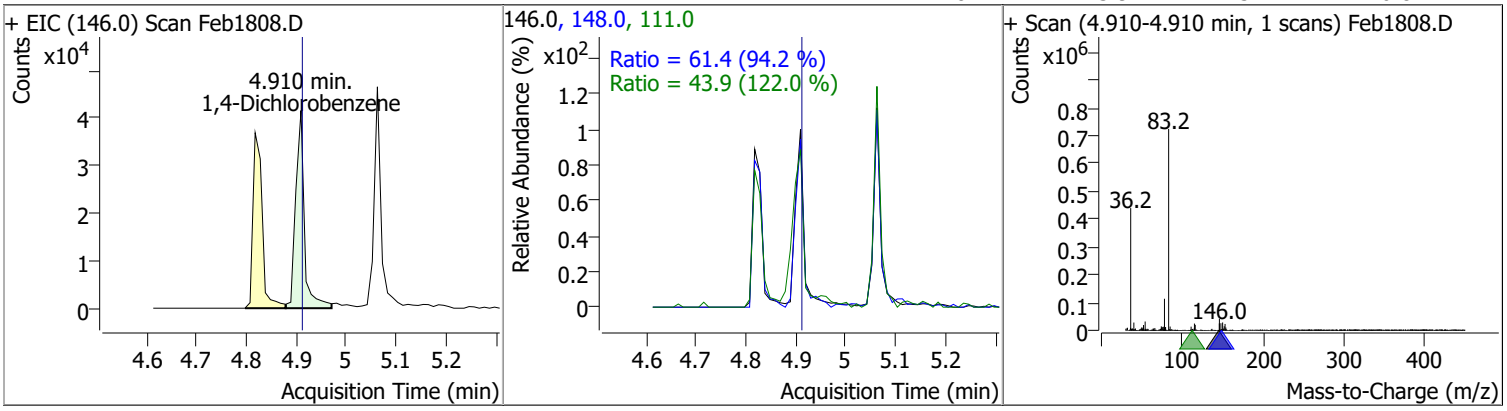

Compound	Conc.	RT	Dev(Min)	Resp.	QIon	QRatio	Lower	Upper
1,2-Dichlorobenzene	4.0801	5.06	0.00	43175 (m)	148.0	65.5	45.1	83.8
					111.0	41.5	26.1	48.5

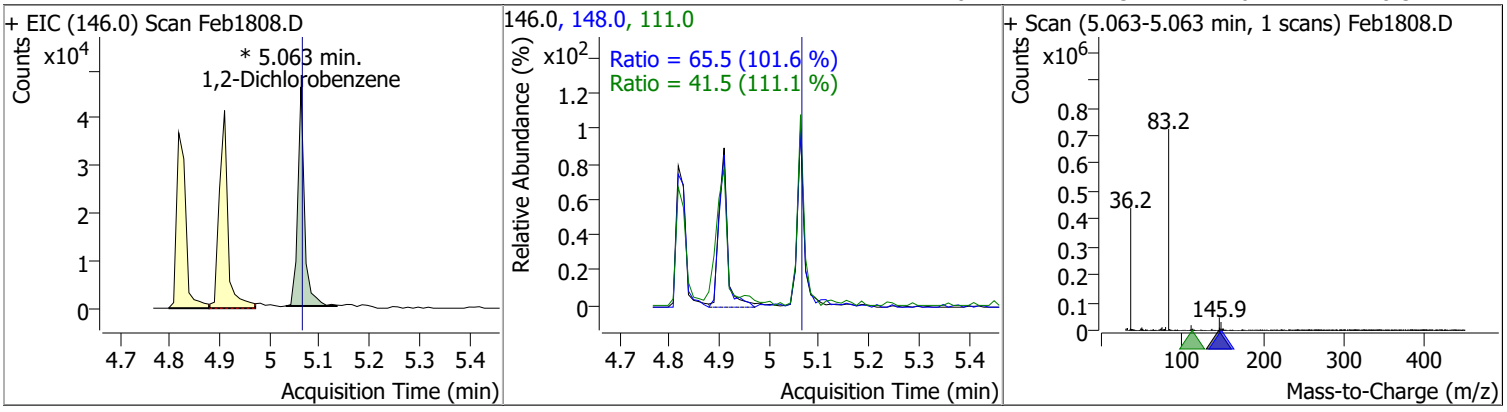

Compound	Conc.	RT	Dev(Min)	Resp.	QIon	QRatio	Lower	Upper
Benzyl Alcohol	4.4169	5.09	0.01	12526 (m)	79.0	107.9	83.5	155.1
					107.0	78.7	49.3	91.6

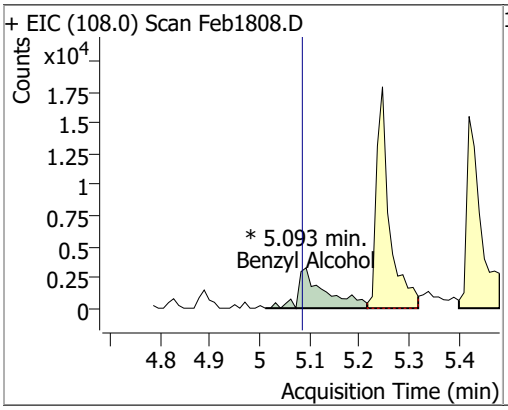

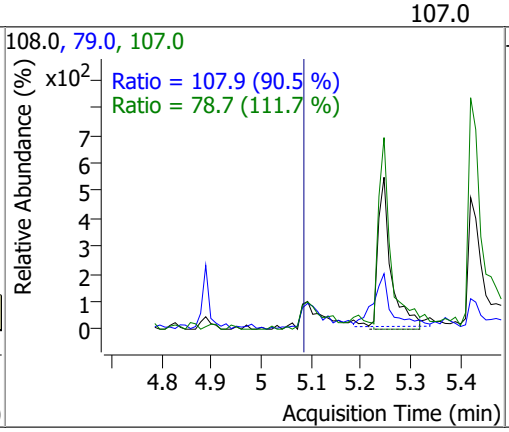

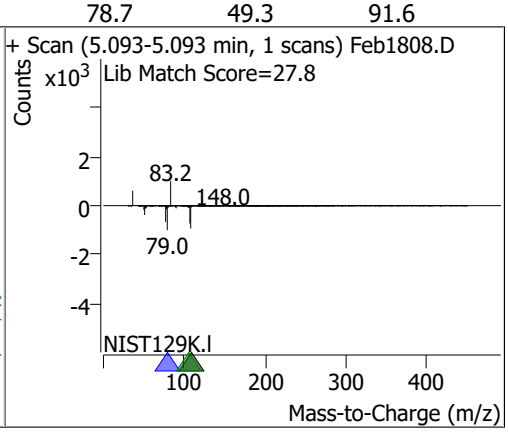

Compound	Conc.	RT	Dev(Min)	Resp.	QIon	QRatio	Lower	Upper
bis(2-chloroisopropyl)Ether	4.2421	5.23	0.00	10403	123.0	37.4	22.5	41.8

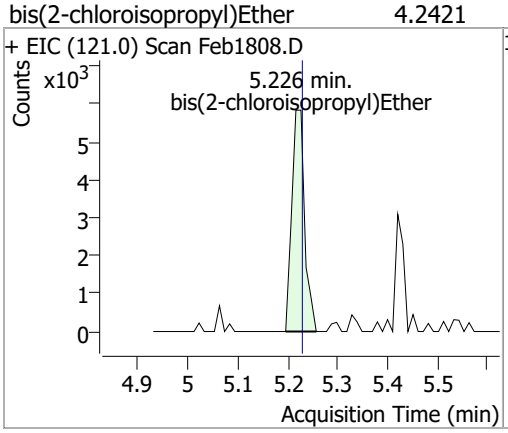

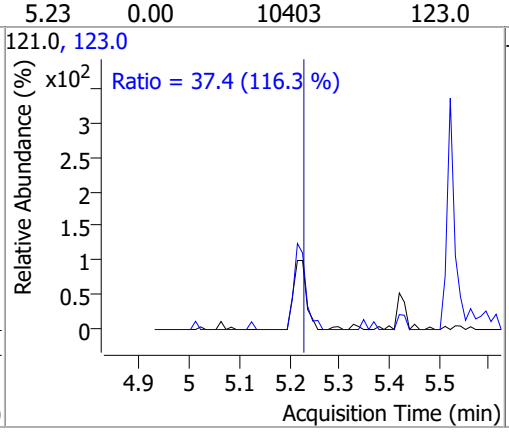

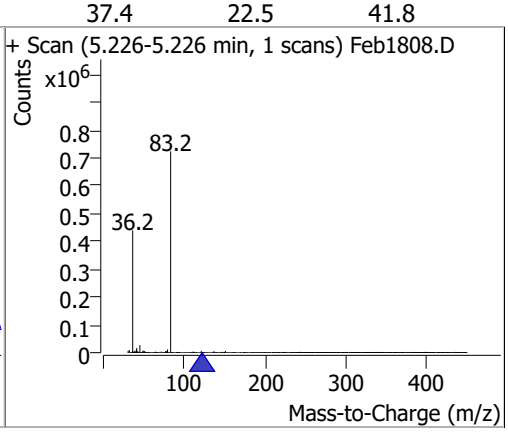

Compound	Conc.	RT	Dev(Min)	Resp.	QIon	QRatio	Lower	Upper
2-Methylphenol	4.2297	5.25	0.00	25470	108.0	118.5	81.5	151.4

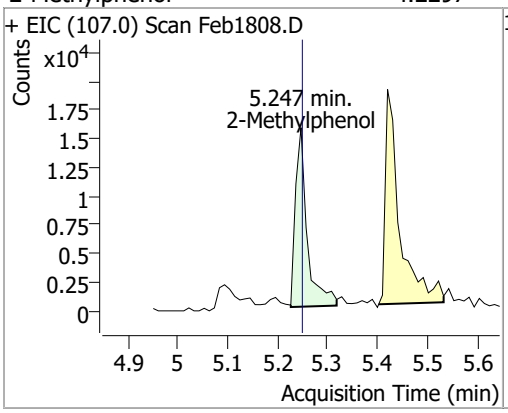

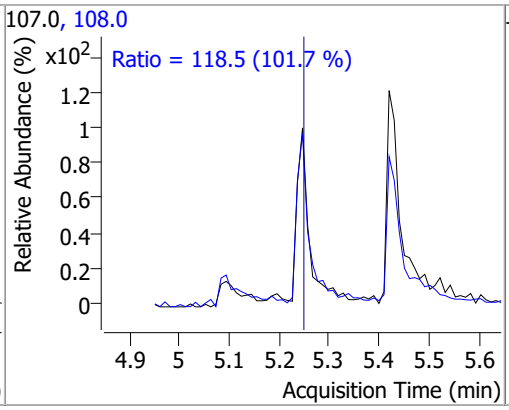

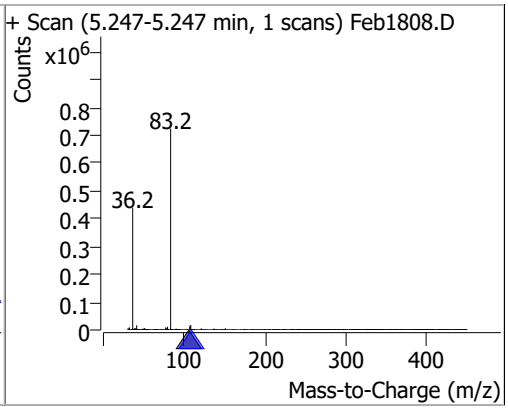

Compound	Conc.	RT	Dev(Min)	Resp.	QIon	QRatio	Lower	Upper
N-nitroso-Di-n-propylamine	4.1739	5.37	0.00	14516	130.0	19.5	0.0	38.8

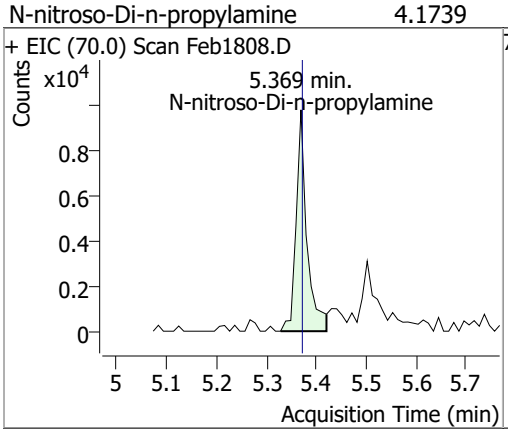

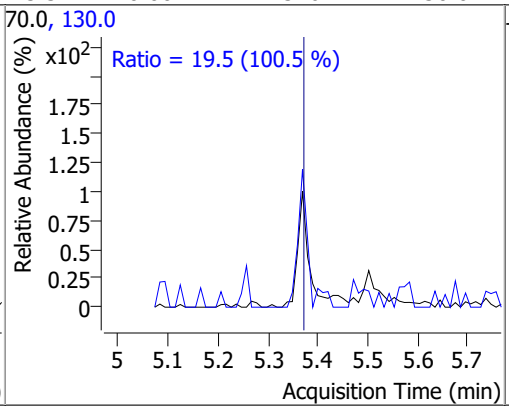

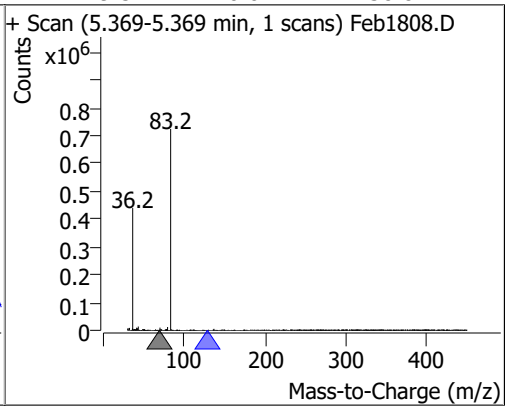

Compound	Conc.	RT	Dev(Min)	Resp.	QIon	QRatio	Lower	Upper
4Methylphenol/3Methylphenol	4.4059	5.42	-0.01	38326	108.0	80.5	58.8	109.1

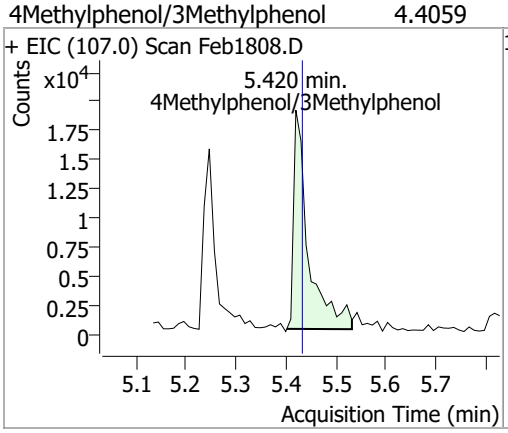

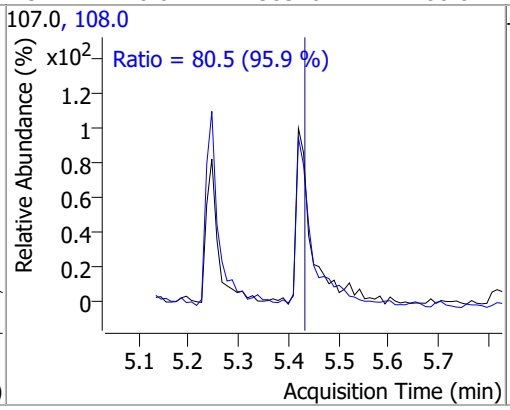

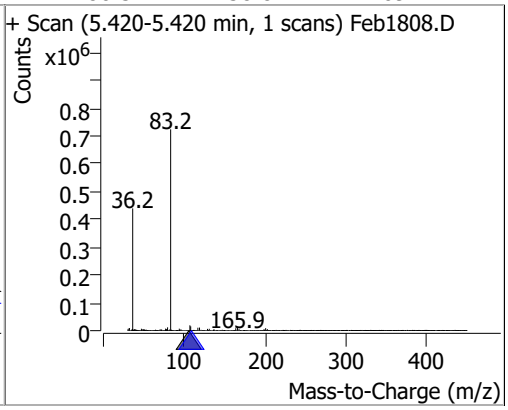

Compound	Conc.	RT	Dev(Min)	Resp.	QIon	QRatio	Lower	Upper
Hexachloroethane	4.1997	5.42	-0.01	12058	201.0	85.3	63.5	118.0
					199.0	48.4	39.8	74.0

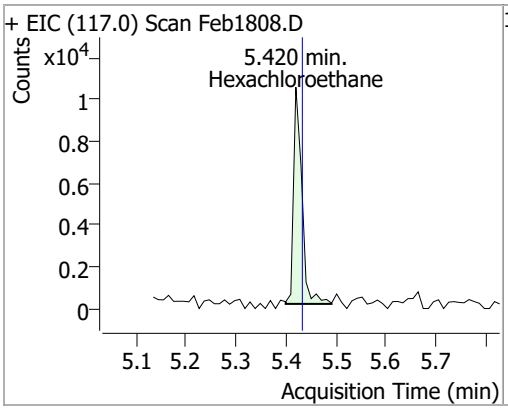

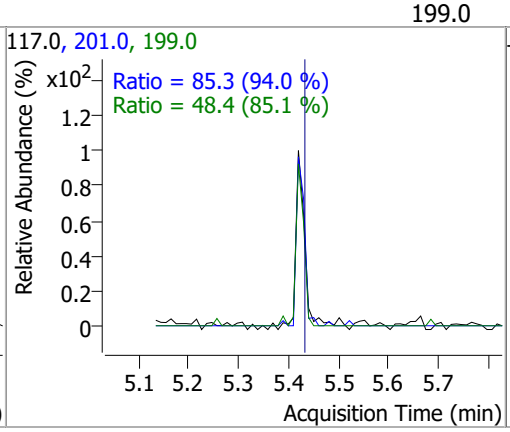

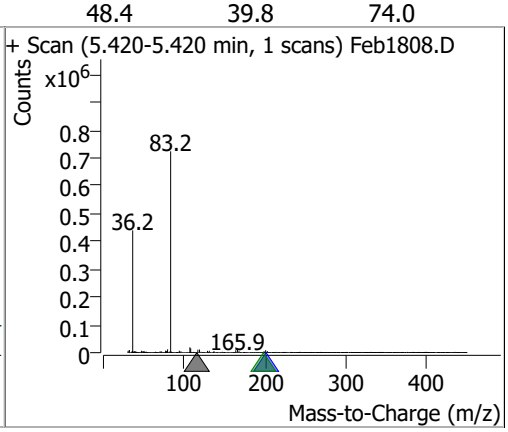

Compound	Conc.	RT	Dev(Min)	Resp.	QIon	QRatio	Lower	Upper
Nitrobenzene-d5	4.2746	5.50	0.00	17369	54.0	60.9	46.3	86.0
					128.0	43.8	34.1	63.3

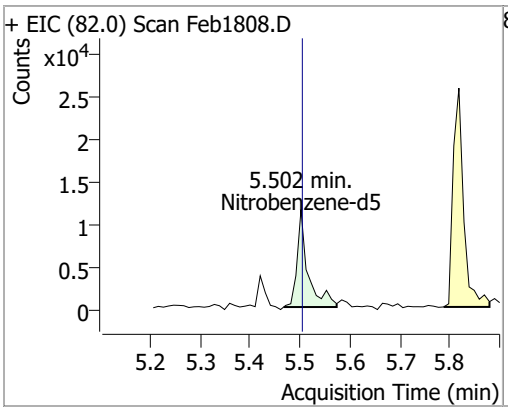

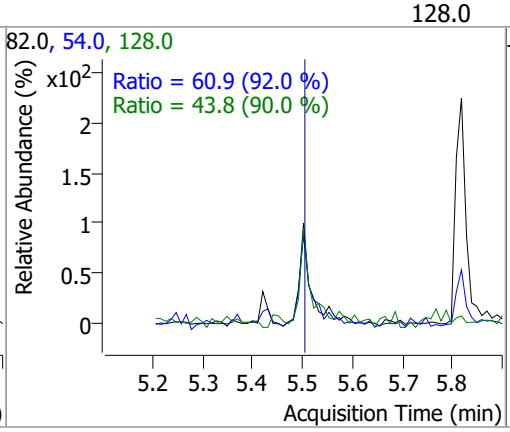

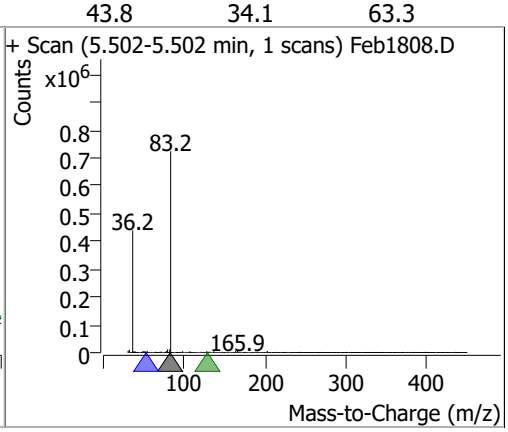

Compound	Conc.	RT	Dev(Min)	Resp.	QIon	QRatio	Lower	Upper
Nitrobenzene	4.6846	5.52	0.00	7200	77.0	248.6	148.9	276.5
					51.0	142.6	91.7	170.3

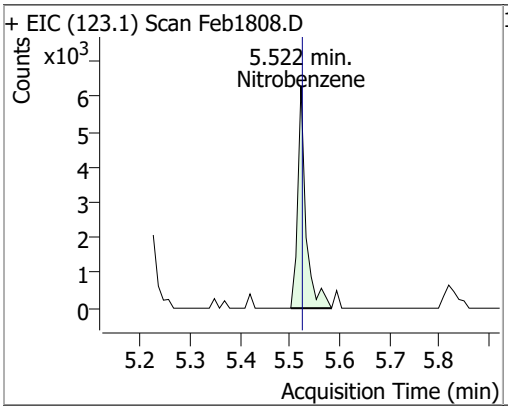

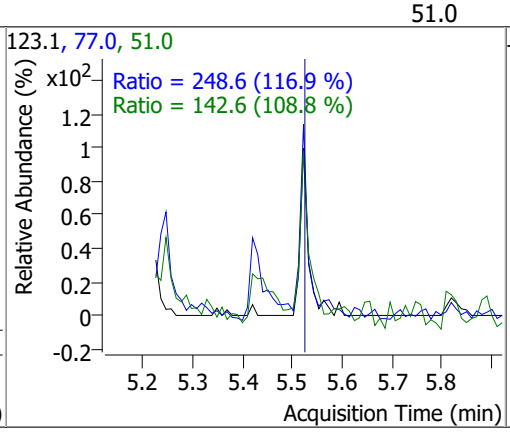

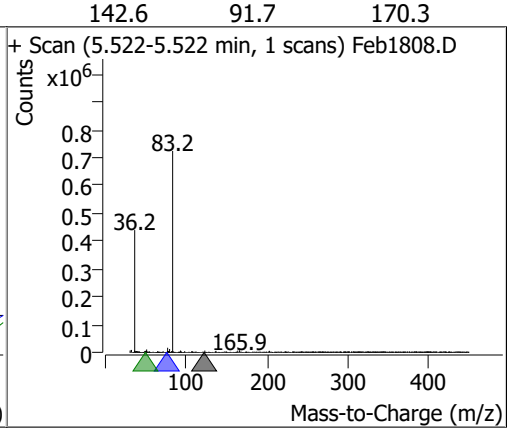

Compound	Conc.	RT	Dev(Min)	Resp.	QIon	QRatio	Lower	Upper
Isophorone	4.4396	5.82	0.00	37781	138.0	20.1	14.8	27.5

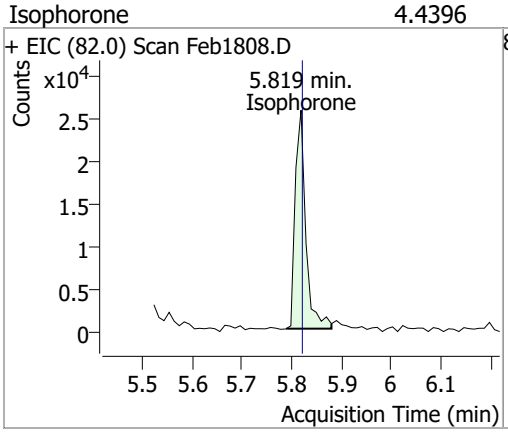

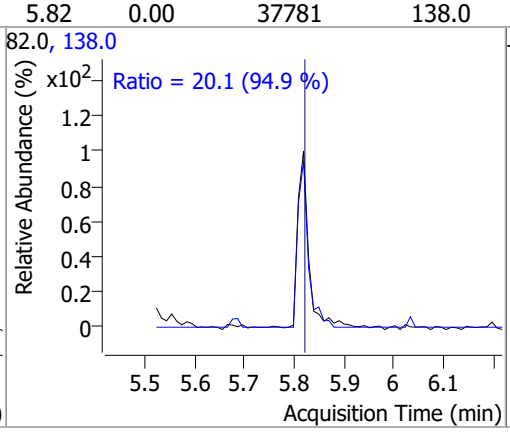

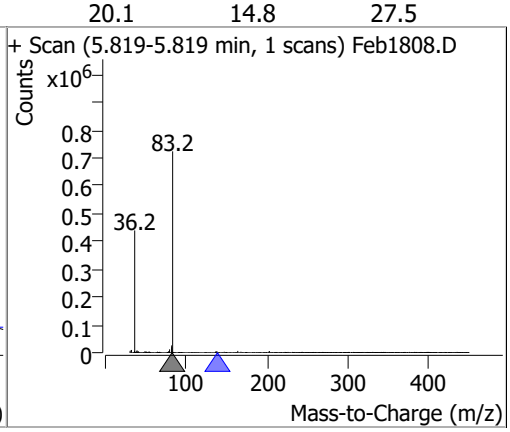

Compound	Conc.	RT	Dev(Min)	Resp.	QIon	QRatio	Lower	Upper
2-Nitrophenol	4.4863	5.88	0.00	7612	65.0	50.6	34.2	63.4
					109.0	46.2	24.6	45.8

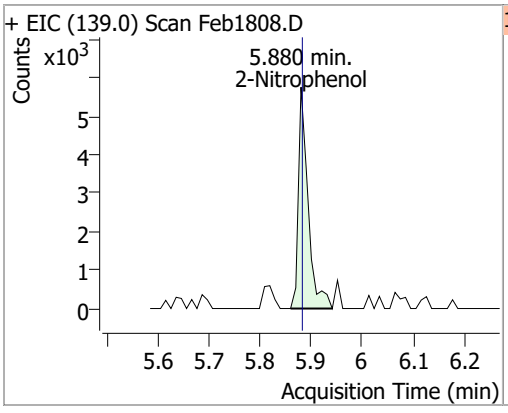

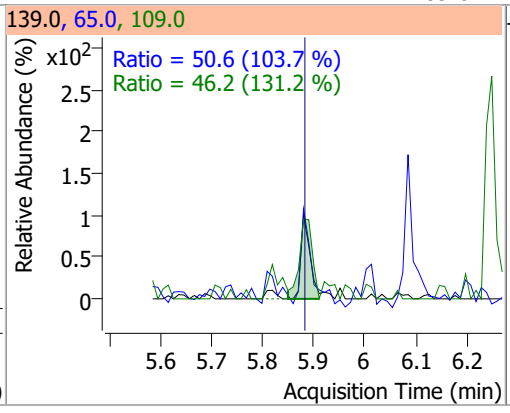

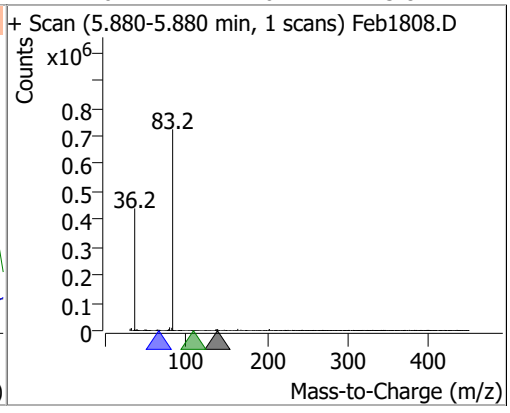

Compound	Conc.	RT	Dev(Min)	Resp.	QIon	QRatio	Lower	Upper
2,4-Dimethylphenol	4.4772	6.00	0.00	23276	107.0	104.9	76.6	142.3
					77.0	37.1	23.8	44.2

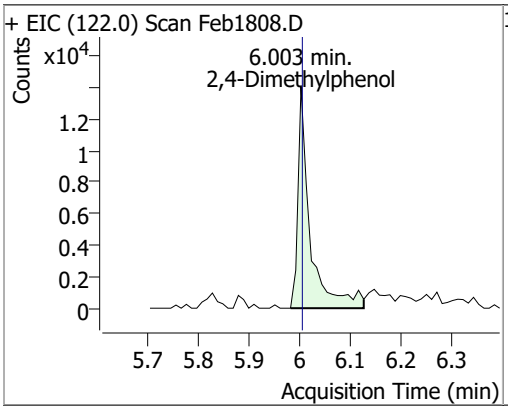

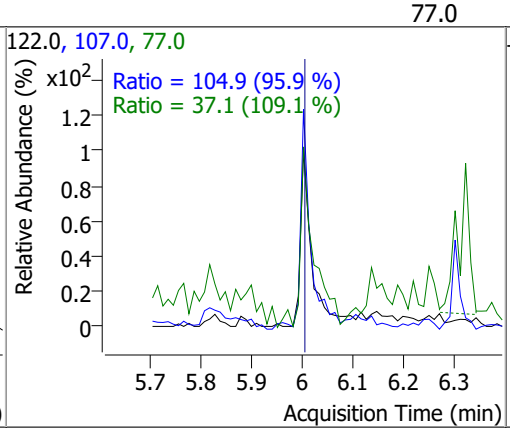

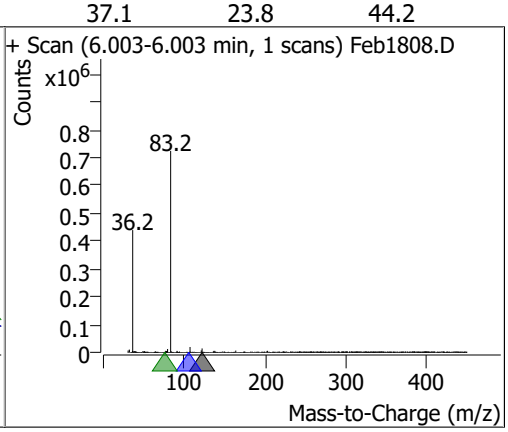

Compound	Conc.	RT	Dev(Min)	Resp.	QIon	QRatio	Lower	Upper
bis(-2-Chloroethoxy)Methane	4.2445	6.08	0.00	21296	63.0	72.5	47.7	88.6
					95.0	47.5	22.3	41.5

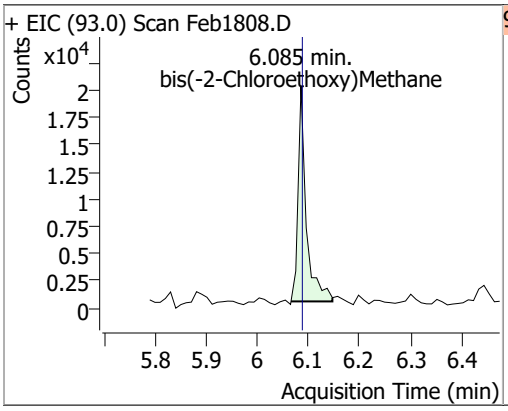

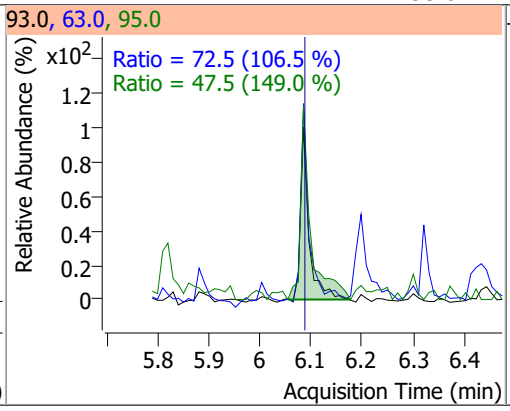

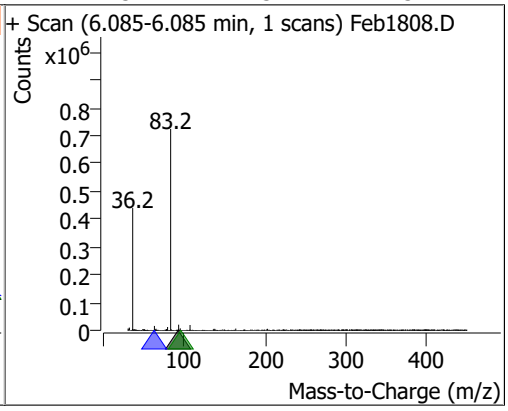

Compound	Conc.	RT	Dev(Min)	Resp.	QIon	QRatio	Lower	Upper
2,4-Dichlorophenol	4.3107	6.20	0.01	17657	164.0	63.2	45.5	84.5
					98.0	33.1	20.0	37.1

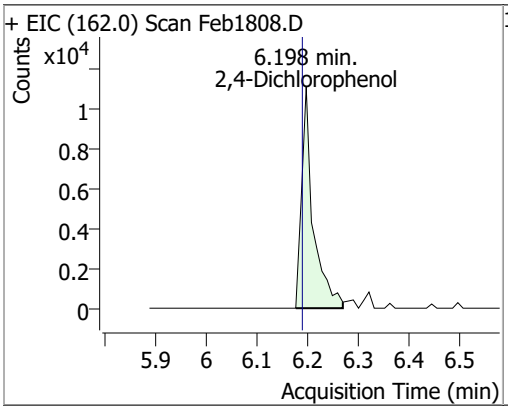

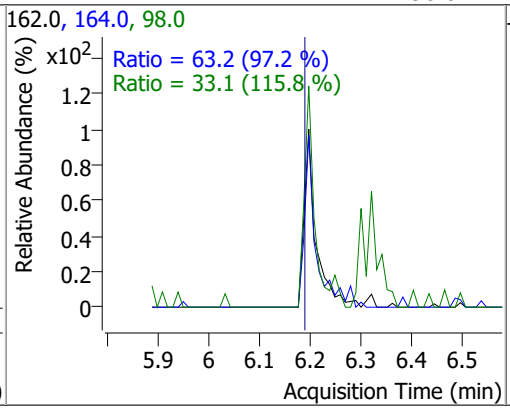

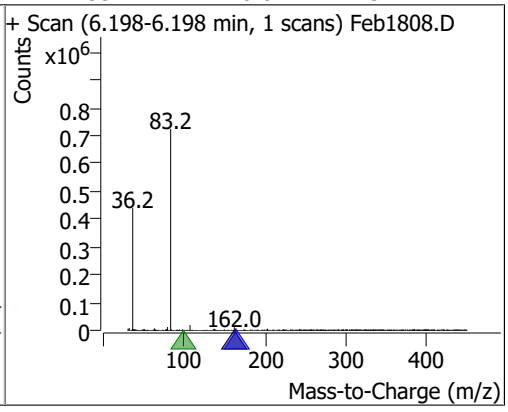

Compound	Conc.	RT	Dev(Min)	Resp.	QIon	QRatio	Lower	Upper
Benzoic Acid	4.6830	6.14	-0.10	9103 (m)	122.0	87.8	59.9	111.2
					77.0	58.9	42.3	78.5

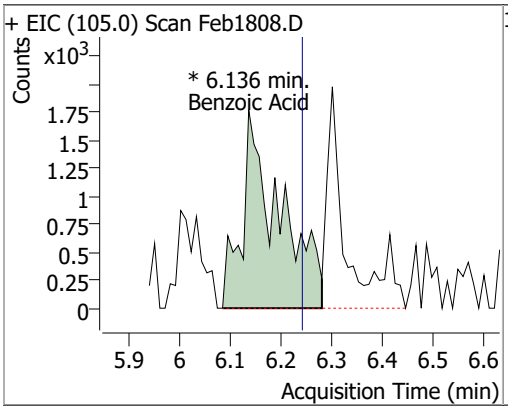

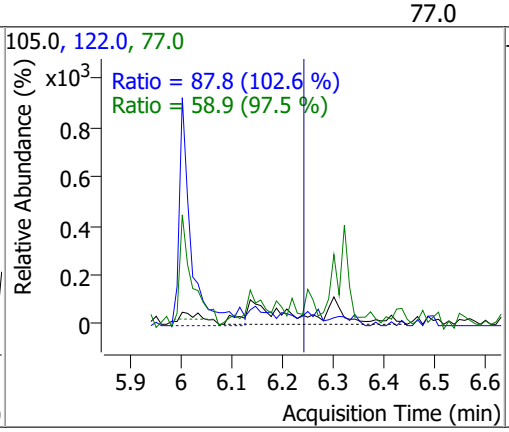

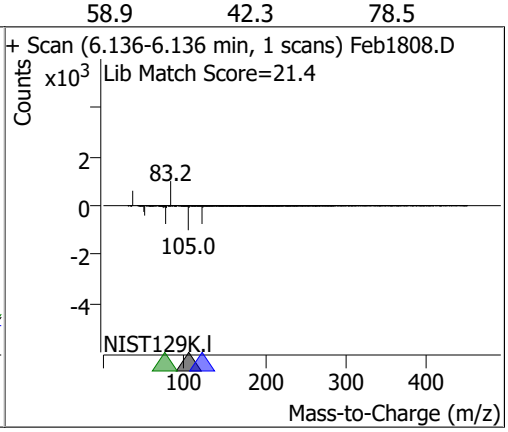

Compound	Conc.	RT	Dev(Min)	Resp.	QIon	QRatio	Lower	Upper
1,2,4-Trichlorobenzene	4.1540	6.25	0.00	27847	182.0	97.4	66.2	122.9
					145.0	25.0	20.1	37.3

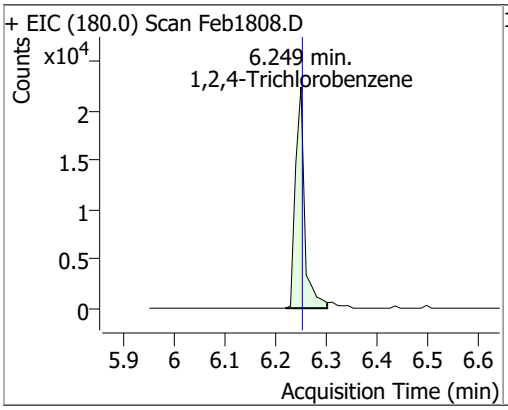

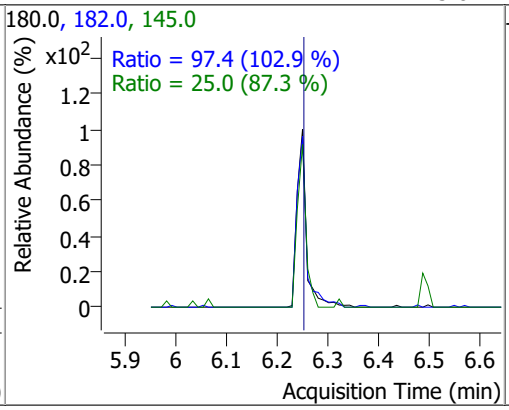

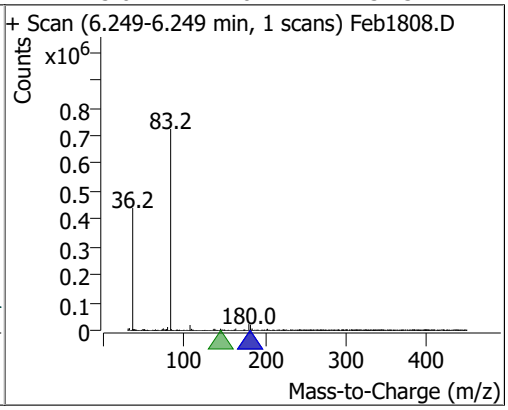

Compound	Conc.	RT	Dev(Min)	Resp.	QIon	QRatio	Lower	Upper
Naphthalene	4.2231	6.32	-0.01	94125	129.0	12.2	8.0	14.9
					102.0	12.7	6.9	12.9

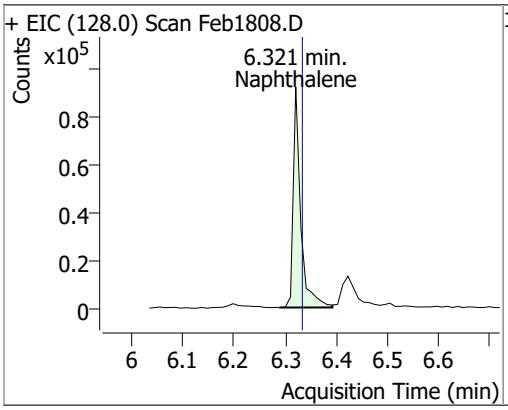

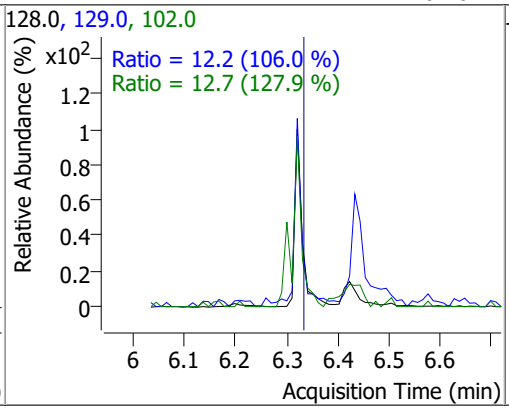

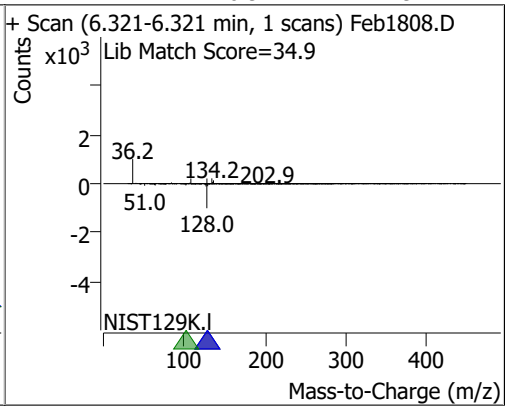

Compound	Conc.	RT	Dev(Min)	Resp.	QIon	QRatio	Lower	Upper
4-Chlorophenol	3.9595	6.42	0.01	9877 (m)	128.0	254.9	221.4	411.2

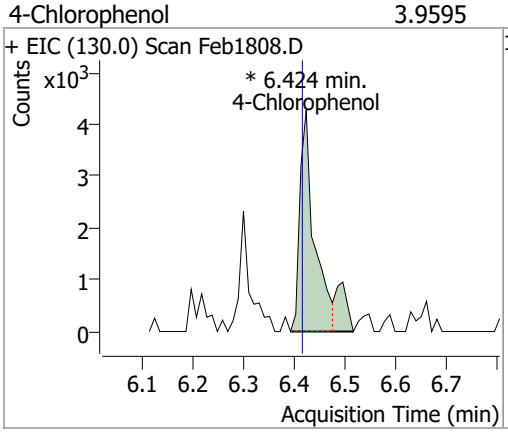

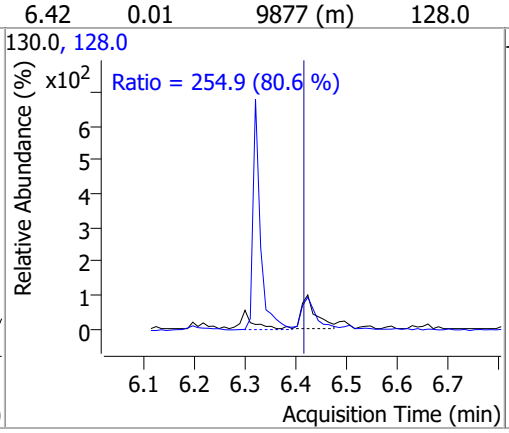

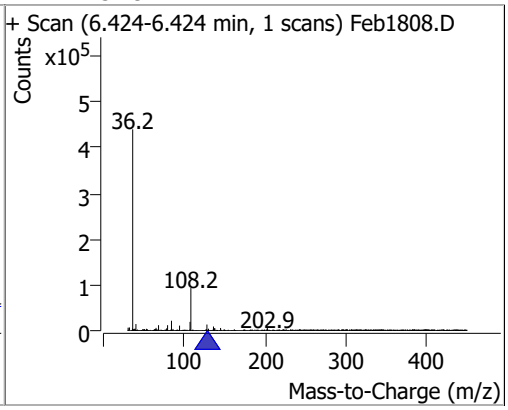

Compound	Conc.	RT	Dev(Min)	Resp.	QIon	QRatio	Lower	Upper
p-Chloroaniline	4.3289	6.43	0.00	30624	65.0	55.0	42.1	78.2
					129.0	40.0	26.3	48.9

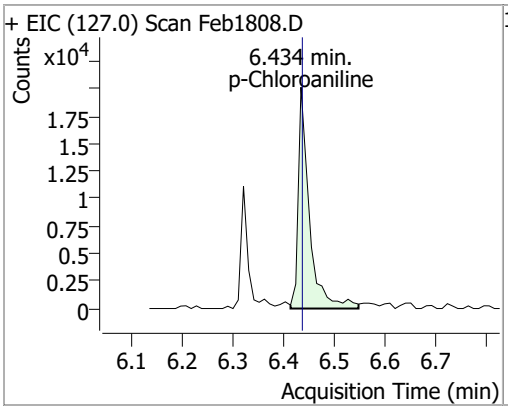

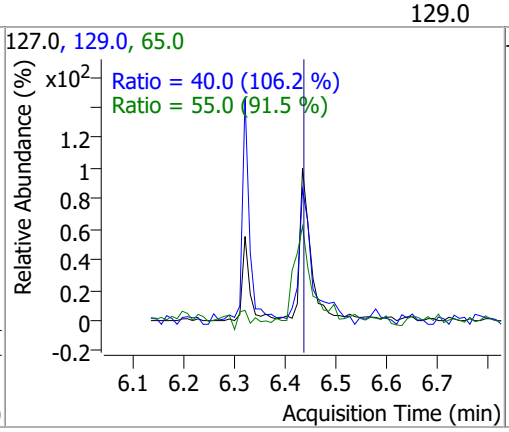

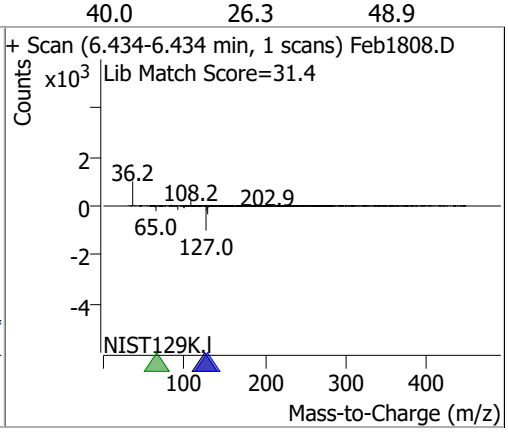

Compound	Conc.	RT	Dev(Min)	Resp.	QIon	QRatio	Lower	Upper
Hexachlorobutadiene	4.2318	6.50	0.00	14423	227.0	52.8	46.0	85.4
					223.0	59.6	45.0	83.6

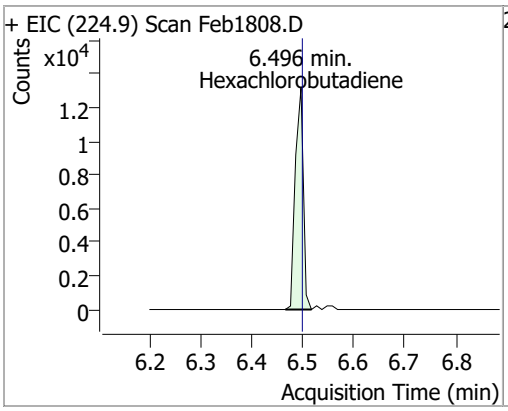

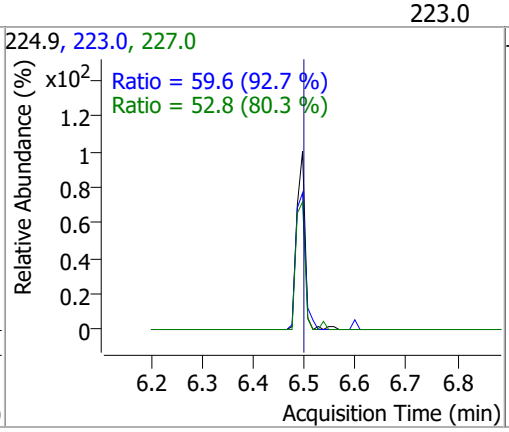

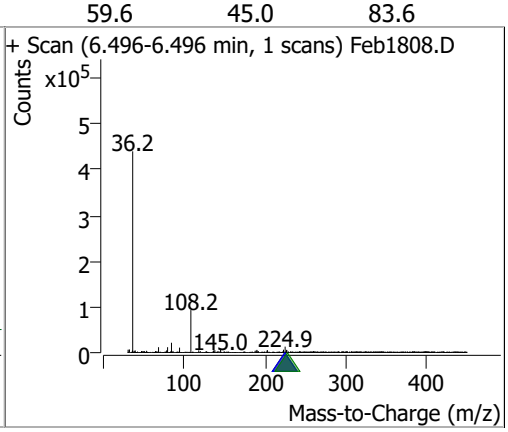

Compound	Conc.	RT	Dev(Min)	Resp.	QIon	QRatio	Lower	Upper
4-Chloro-2-Methylphenol	4.2432	6.94	0.00	21228	144.0	21.5	19.4	36.1

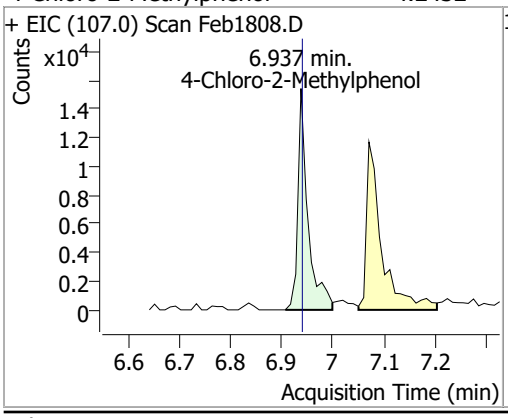

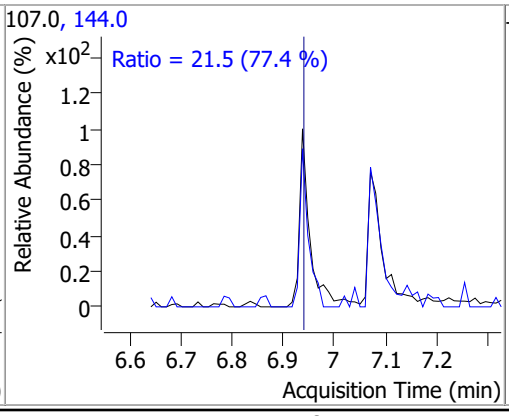

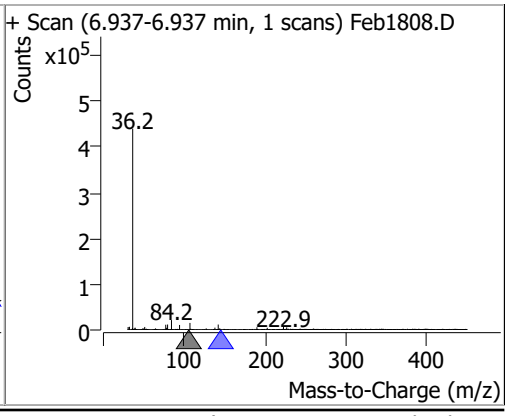

Compound	Conc.	RT	Dev(Min)	Resp.	QIon	QRatio	Lower	Upper
4-Chloro-3-Methylphenol	4.3556	7.07	0.00	24488	144.0	25.8	19.1	35.5

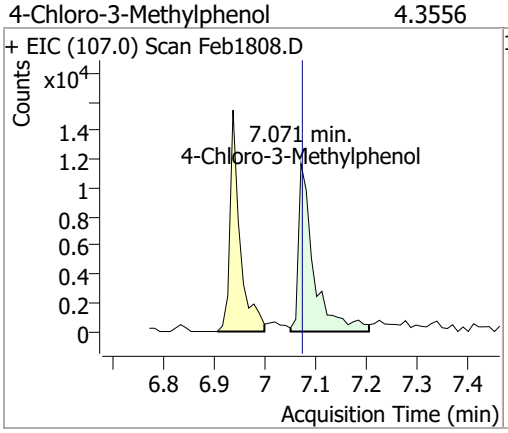

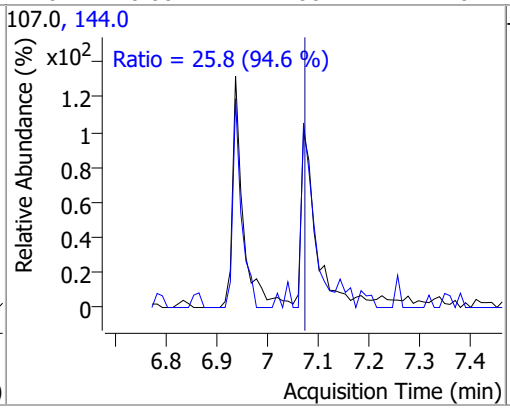

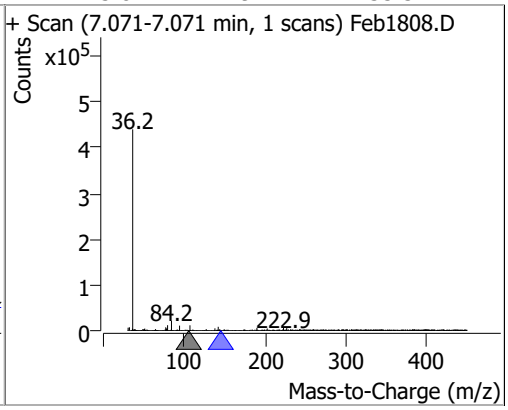

Compound	Conc.	RT	Dev(Min)	Resp.	QIon	QRatio	Lower	Upper
2-Methylnaphthalene	3.8205	7.14	0.00	56026	142.0	125.9	83.8	155.7
					115.0	41.7	29.2	54.3

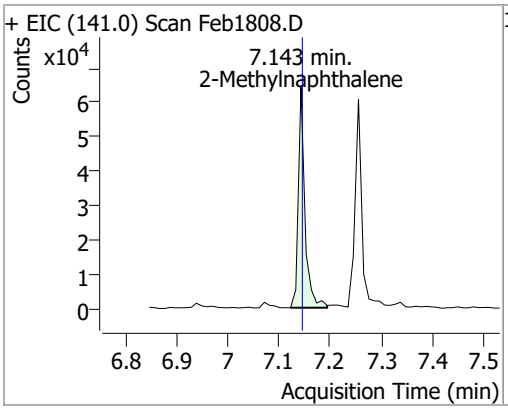

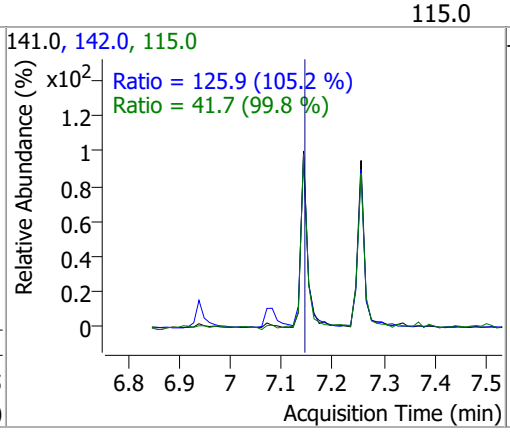

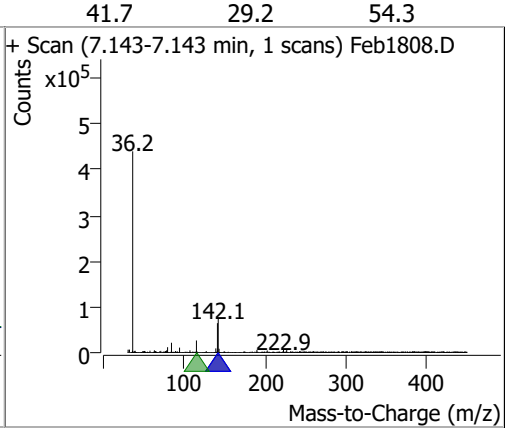

Compound	Conc.	RT	Dev(Min)	Resp.	QIon	QRatio	Lower	Upper
1-Methylnaphthalene	3.8746	7.26	0.00	56205 (m)	142.0	108.7	79.8	148.2
					115.0	36.7	28.9	53.7

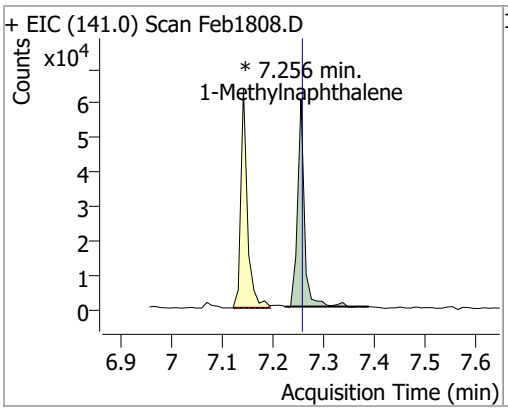

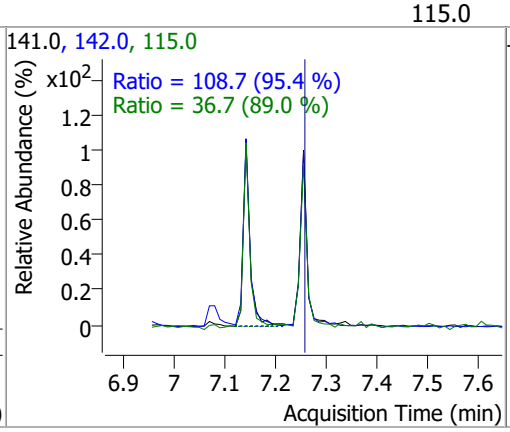

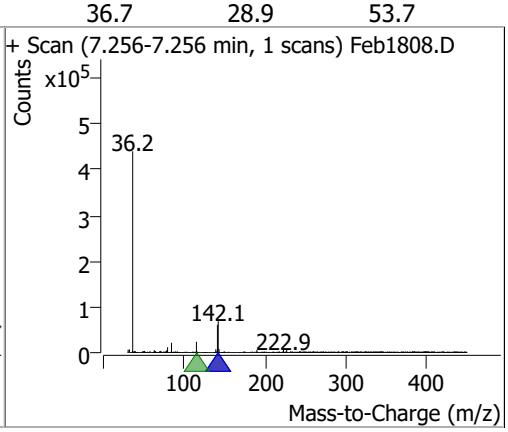

Compound	Conc.	RT	Dev(Min)	Resp.	QIon	QRatio	Lower	Upper
Hexachlorocyclopentadiene	4.4930	7.34	0.00	4224	234.9	76.1	45.2	84.0
					238.9	67.6	44.6	82.9

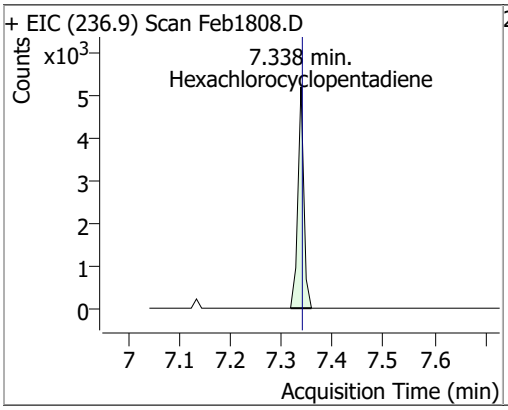

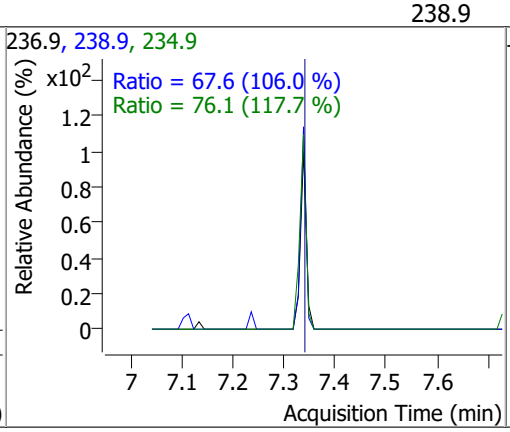

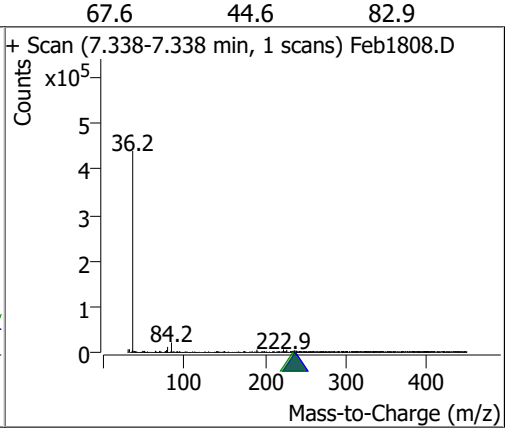

Compound	Conc.	RT	Dev(Min)	Resp.	QIon	QRatio	Lower	Upper
2,4,6-Trichlorophenol	4.5098	7.51	-0.01	9233 (m)	198.0	101.3	67.6	125.5

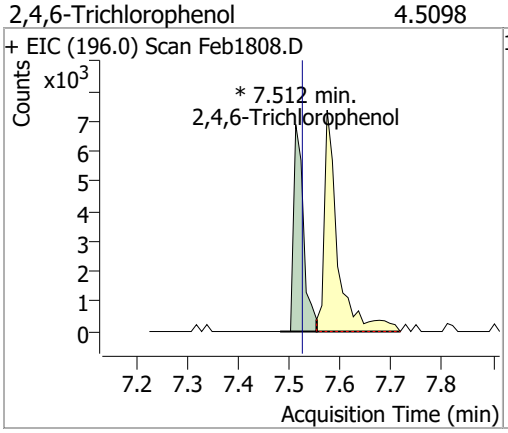

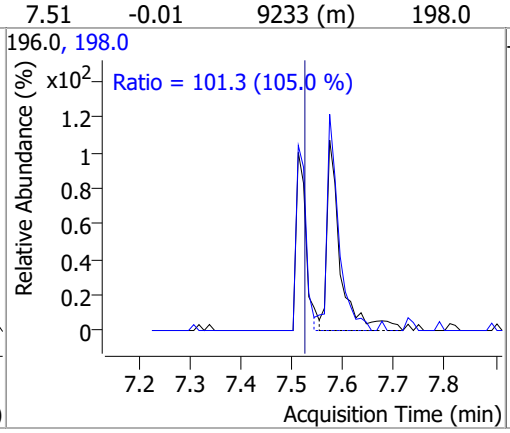

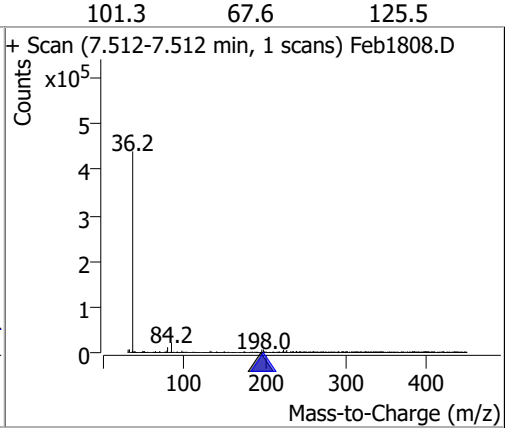

Compound	Conc.	RT	Dev(Min)	Resp.	QIon	QRatio	Lower	Upper
2,4,5-Trichlorophenol	4.4335	7.57	0.00	13593	198.0	97.7	63.2	117.3

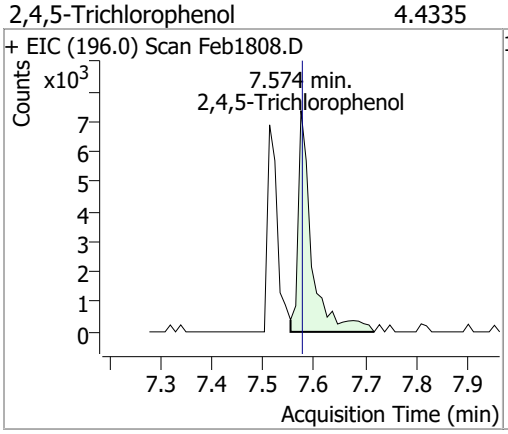

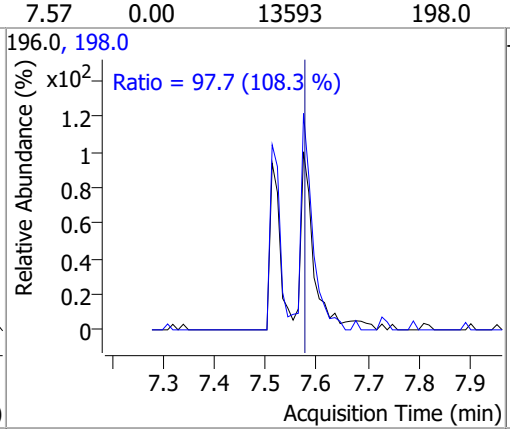

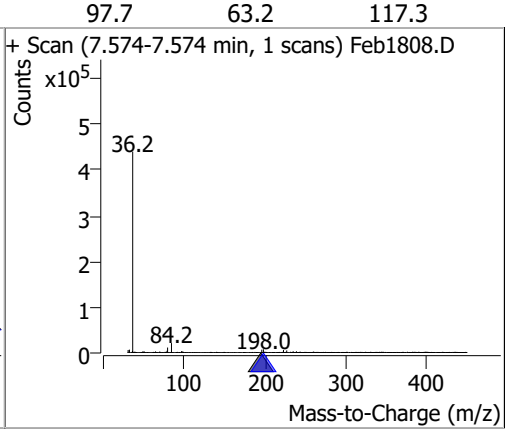

Compound	Conc.	RT	Dev(Min)	Resp.	QIon	QRatio	Lower	Upper
2-Fluorobiphenyl	4.1003	7.60	0.00	71272	171.0	35.2	24.0	44.5

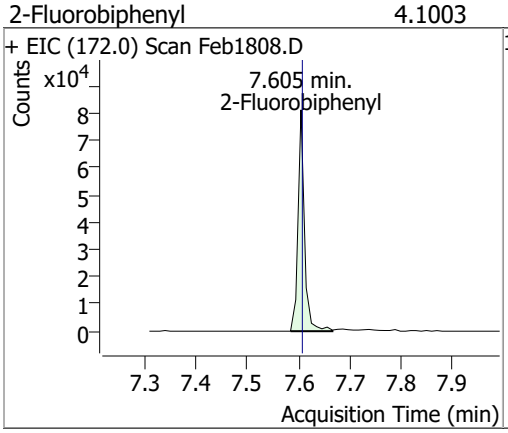

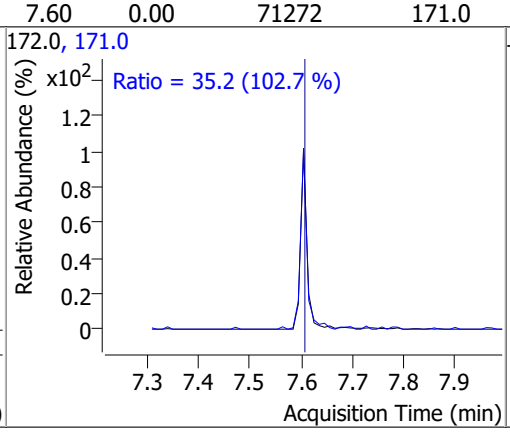

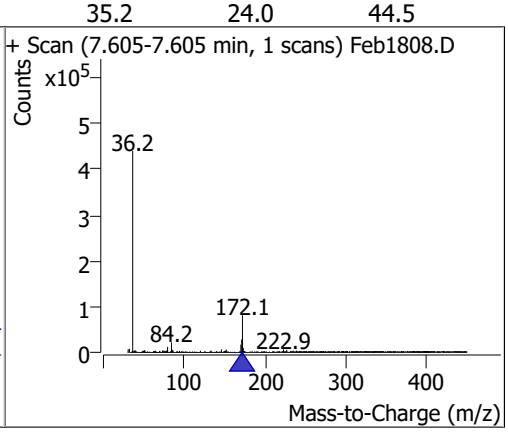

Compound	Conc.	RT	Dev(Min)	Resp.	QIon	QRatio	Lower	Upper
2-Chloronaphthalene	4.0007	7.72	0.00	54021	127.0	39.0	25.1	46.7
					164.0	32.4	22.5	41.7

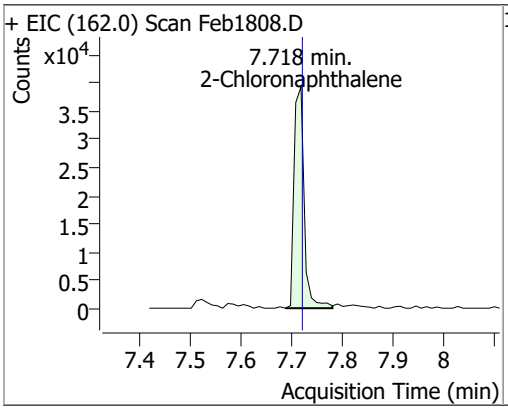

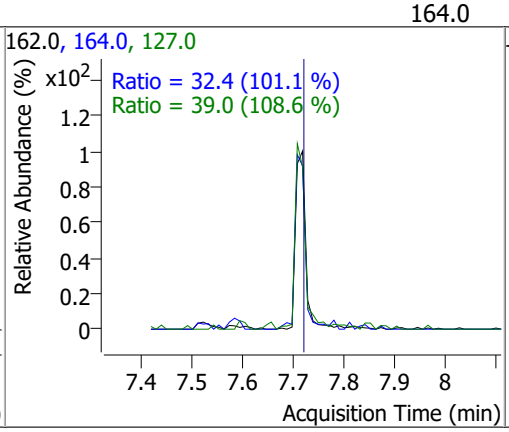

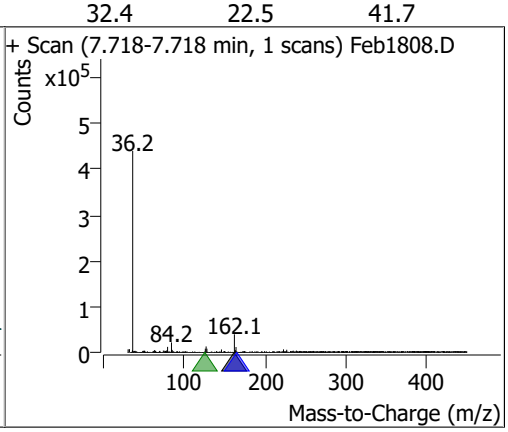

Compound	Conc.	RT	Dev(Min)	Resp.	QIon	QRatio	Lower	Upper
2-Nitroaniline	4.7042	7.88	0.00	6068	138.0	89.2	77.4	143.7

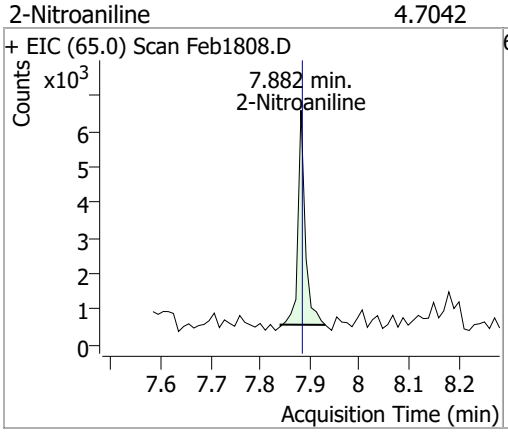

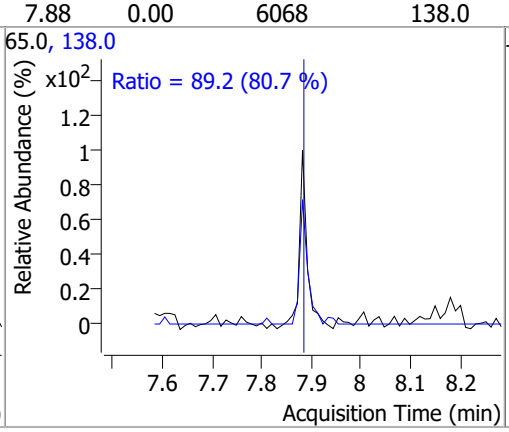

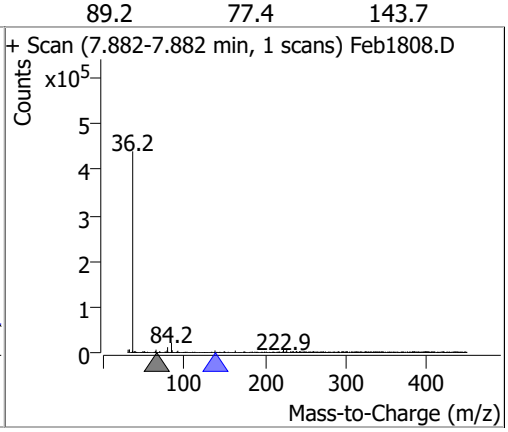

Compound	Conc.	RT	Dev(Min)	Resp.	QIon	QRatio	Lower	Upper
Dimethyl Phthalate	4.5831	8.13	-0.01	34888	77.0	26.3	13.8	25.7

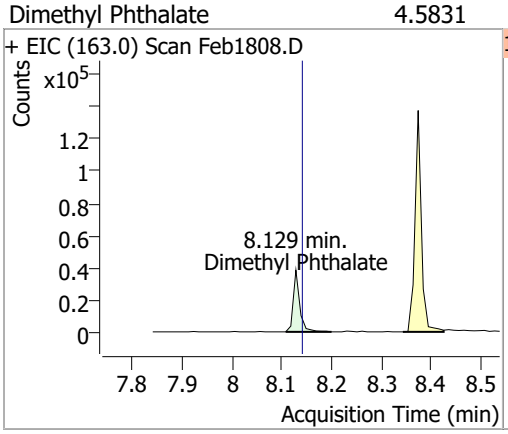

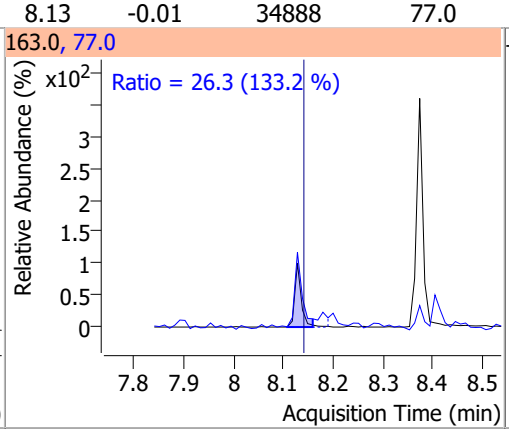

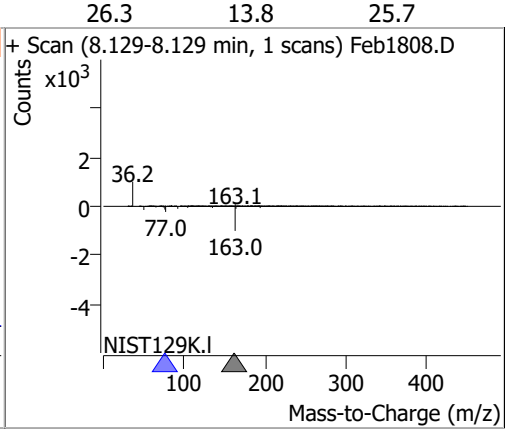

Compound	Conc.	RT	Dev(Min)	Resp.	QIon	QRatio	Lower	Upper
2,6-Dinitrotoluene	4.4592	8.18	-0.01	4514	63.0	171.0	99.5	184.8
					89.0	100.0	43.3	80.3

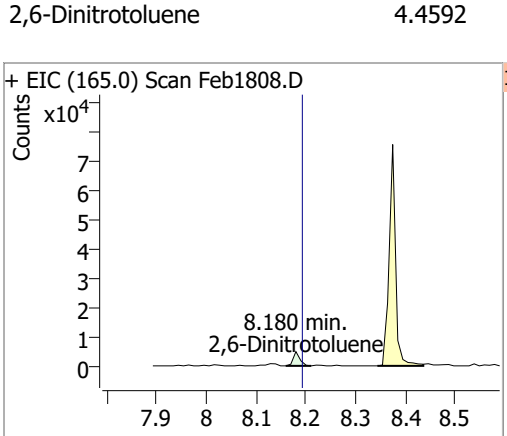

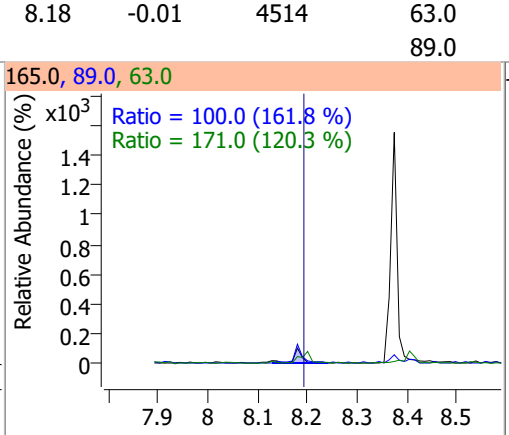

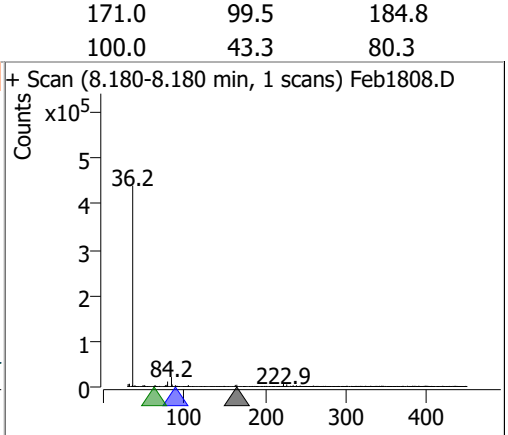

Compound	Conc.	RT	Dev(Min)	Resp.	QIon	QRatio	Lower	Upper
Acenaphthylene	4.1382	8.20	0.00	79350	153.1	17.1	9.6	17.7

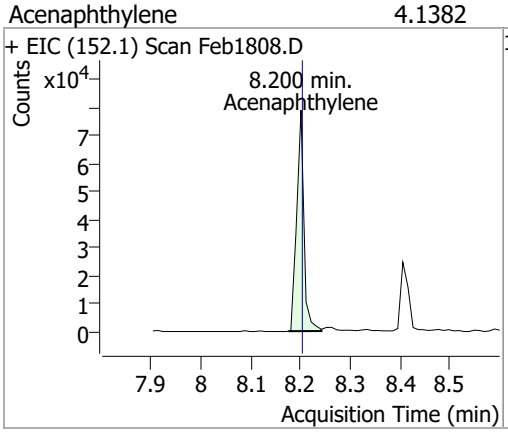

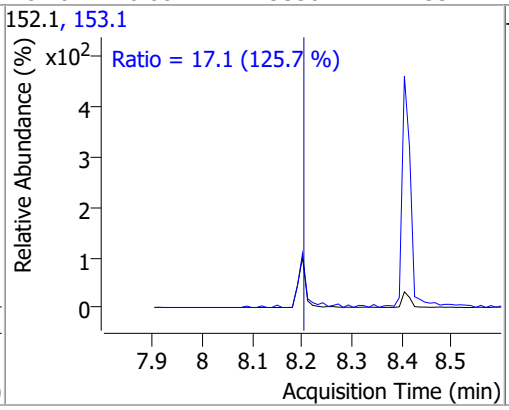

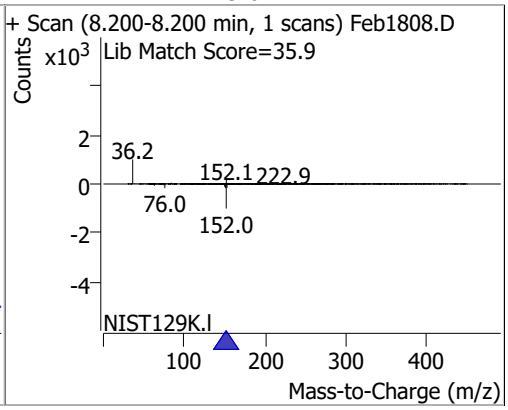

Compound	Conc.	RT	Dev(Min)	Resp.	QIon	QRatio	Lower	Upper
3-Nitroaniline	4.6024	8.38	-0.01	4377	65.0	229.8	90.4	167.8
					92.0	199.7	74.7	138.7

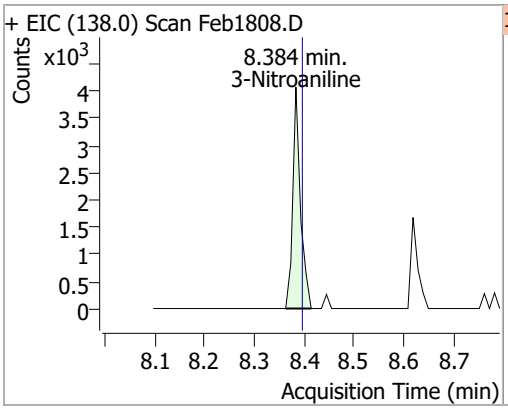

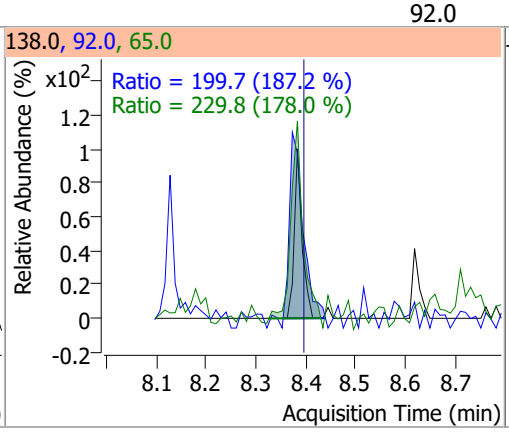

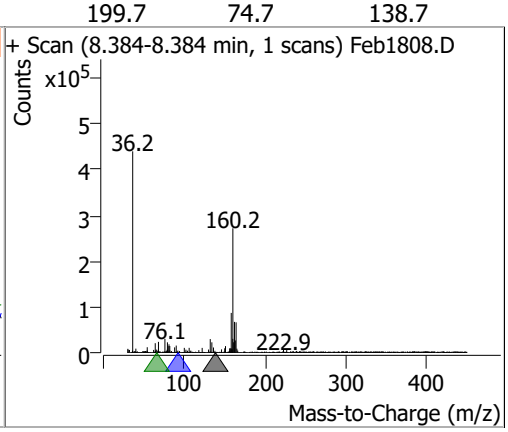

Compound	Conc.	RT	Dev(Min)	Resp.	QIon	QRatio	Lower	Upper
Acenaphthene	4.0797	8.40	-0.01	55213	153.0	108.2	74.5	138.4
					152.0	53.1	36.3	67.4

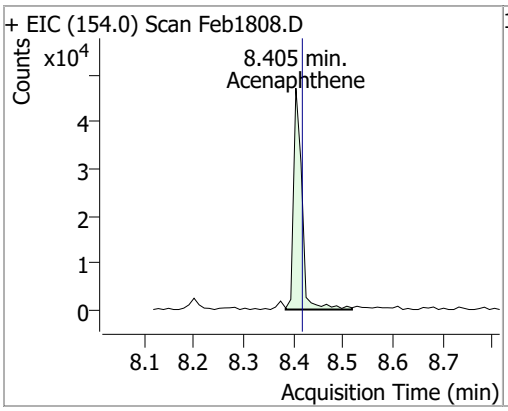

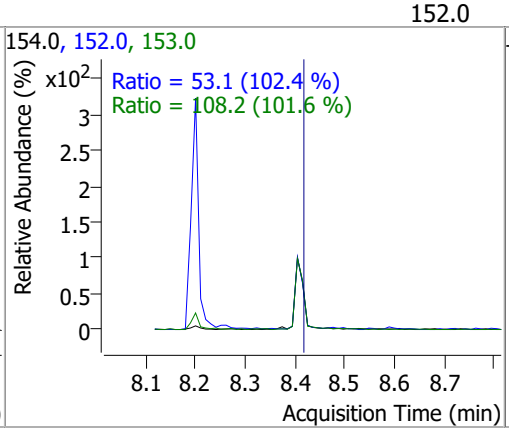

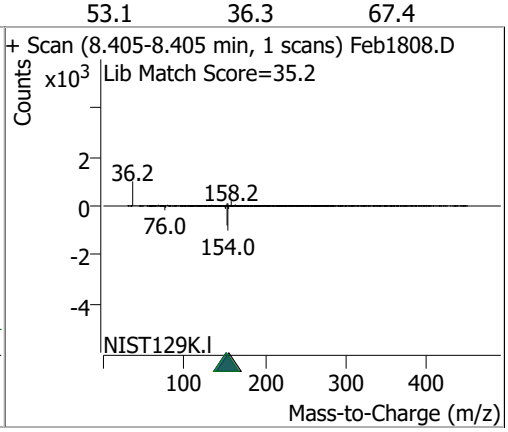

Compound	Conc.	RT	Dev(Min)	Resp.	QIon	QRatio	Lower	Upper
2,4-Dinitrophenol	4.5942	8.53	0.01	616 (m)	154.0	189.8	43.9	81.5

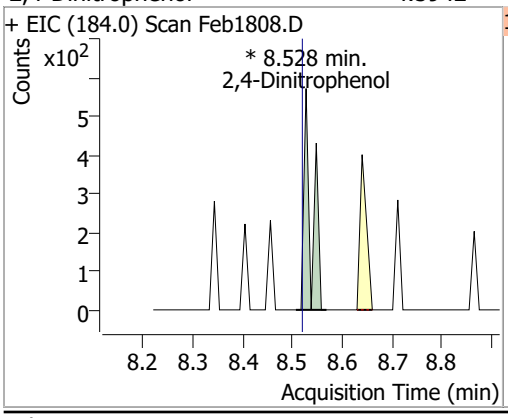

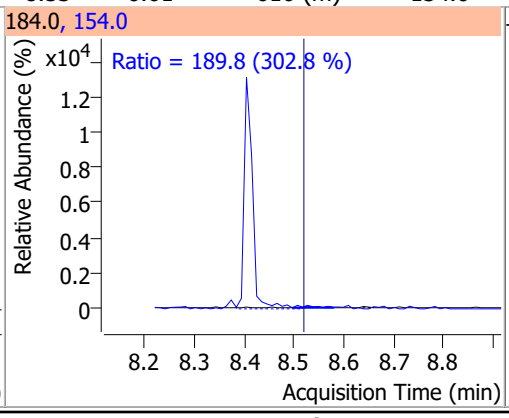

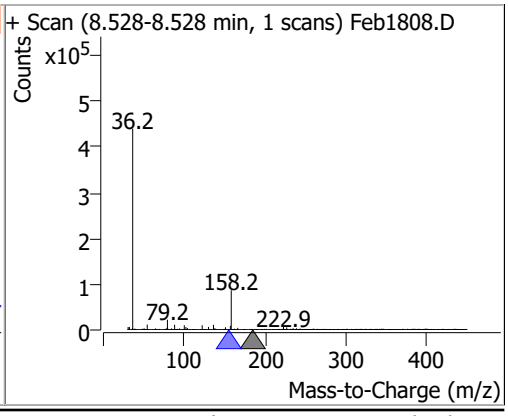

Compound	Conc.	RT	Dev(Min)	Resp.	QIon	QRatio	Lower	Upper
Dibenzofuran	4.2555	8.62	-0.01	88427	139.0	42.1	26.3	48.8

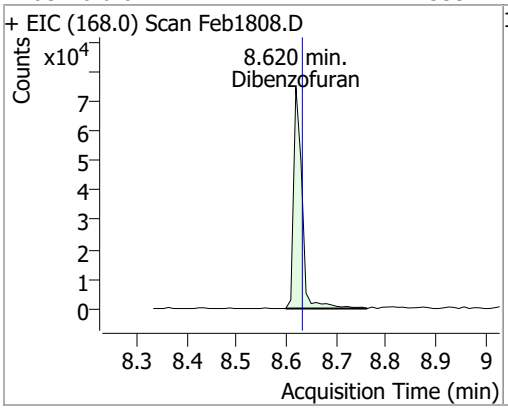

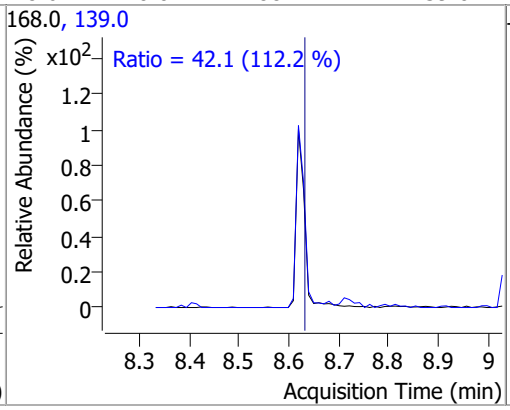

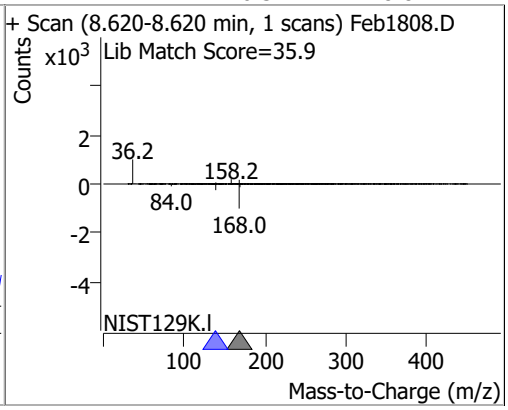

Compound	Conc.	RT	Dev(Min)	Resp.	QIon	QRatio	Lower	Upper
2,4-Dinitrotoluene	4.5965	8.66	-0.01	6380	89.0	86.7	55.4	102.9
					63.0	43.2	33.9	62.9

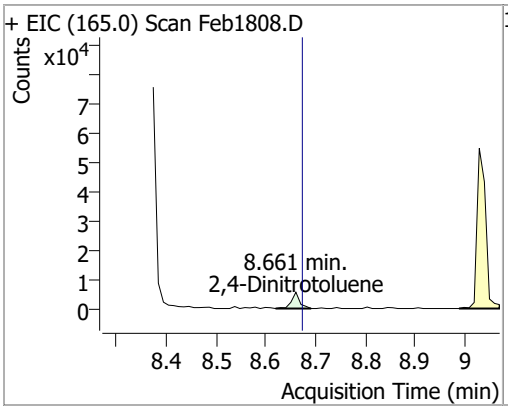

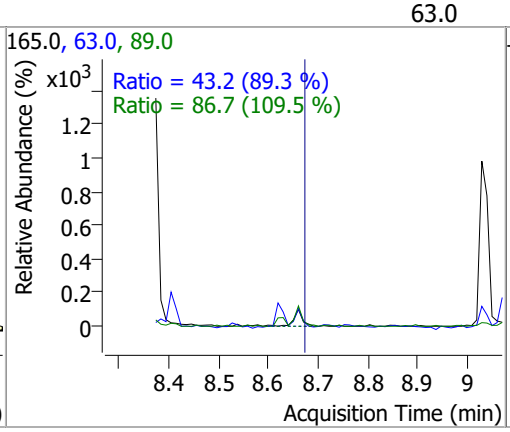

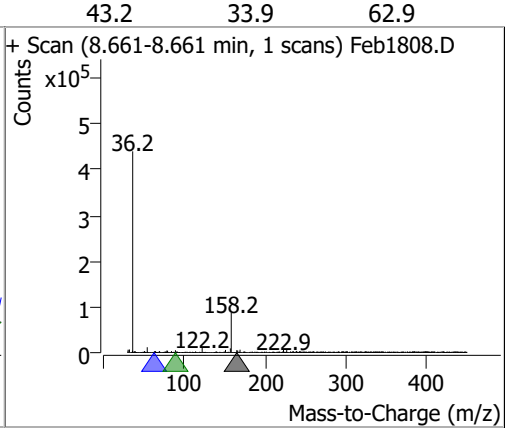

Compound	Conc.	RT	Dev(Min)	Resp.	QIon	QRatio	Lower	Upper
4-Nitrophenol	4.3354	8.73	0.03	3924 (m)	65.0	101.1	50.4	93.6
					139.0	78.0	49.8	92.5

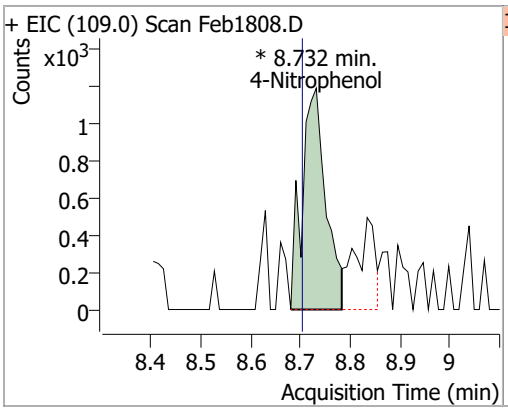

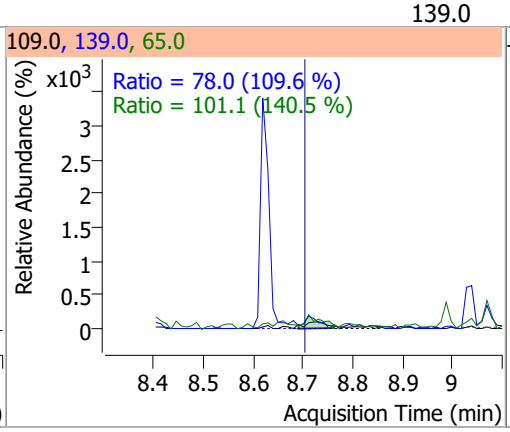

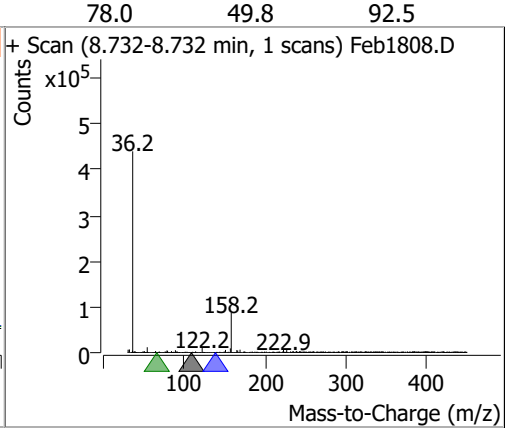

Compound	Conc.	RT	Dev(Min)	Resp.	QIon	QRatio	Lower	Upper
Diethylphthalate	4.5494	8.99	-0.01	28496	177.0	21.9	14.5	27.0
					150.0	15.6	8.7	16.2

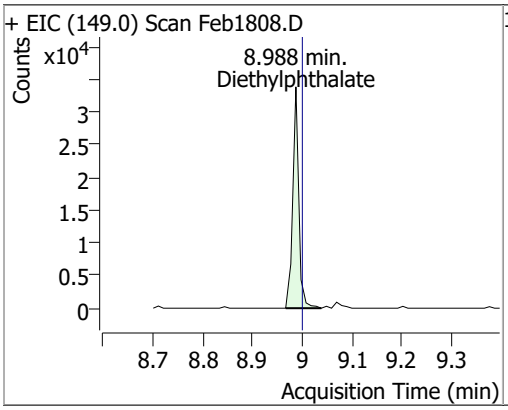

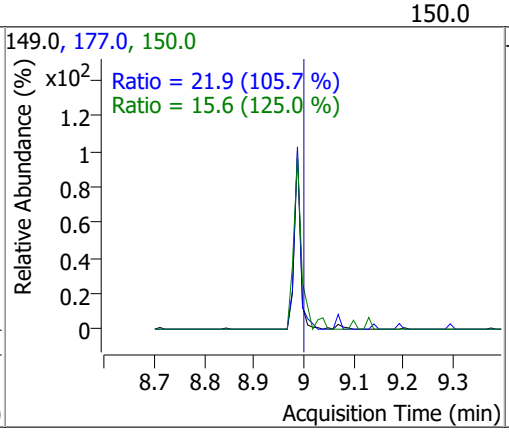

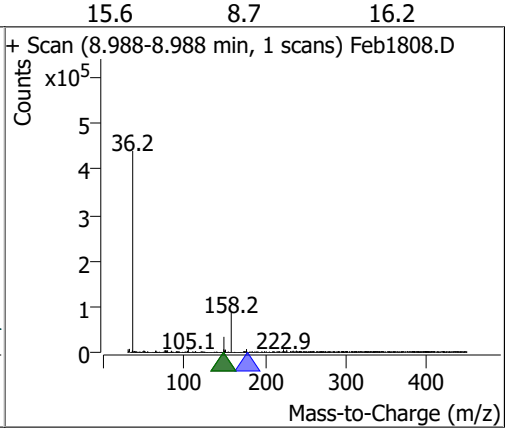

Compound	Conc.	RT	Dev(Min)	Resp.	QIon	QRatio	Lower	Upper
Fluorene	4.0050	9.03	-0.01	72029	165.0	95.9	65.4	121.4
					167.0	15.2	9.6	17.8

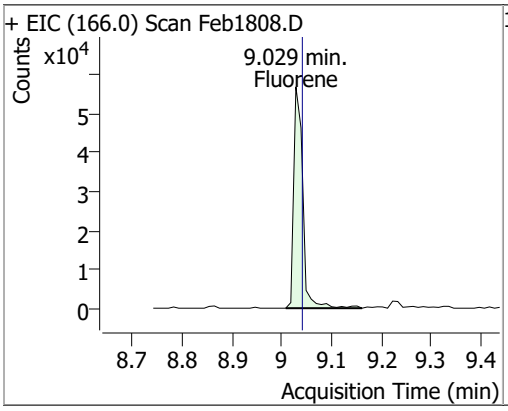

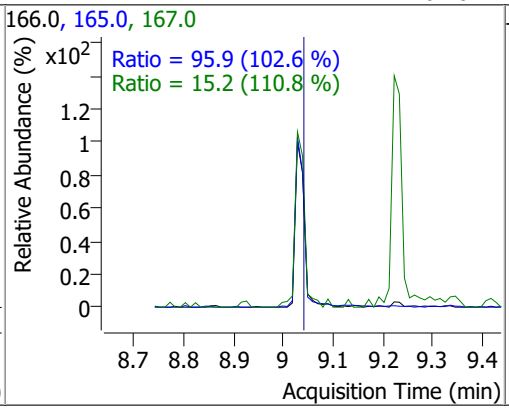

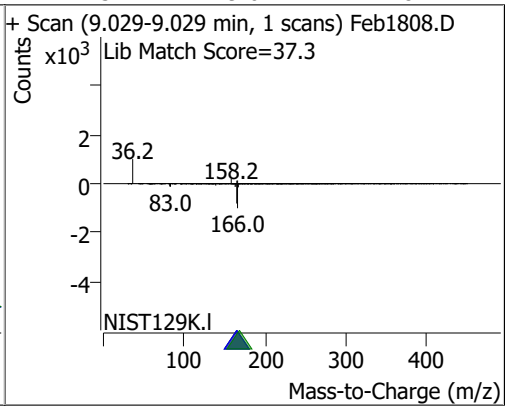

Compound	Conc.	RT	Dev(Min)	Resp.	QIon	QRatio	Lower	Upper
4-Chlorophenyl-phenylether	4.1666	9.07	0.00	27305	141.0	64.0	42.8	79.6
					206.0	29.8	23.6	43.9

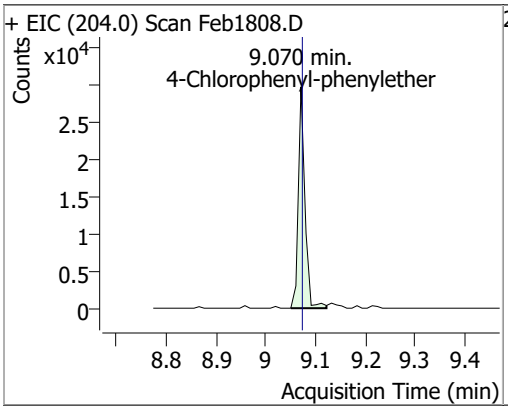

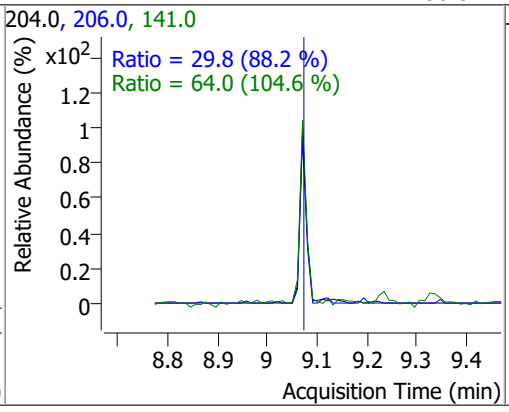

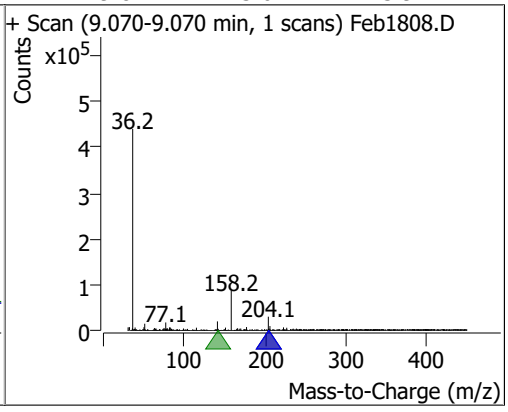

Compound	Conc.	RT	Dev(Min)	Resp.	QIon	QRatio	Lower	Upper
4-Nitroaniline	4.5119	9.12	-0.02	3692	65.0	163.7	78.9	146.6
					92.0	68.2	34.5	64.1

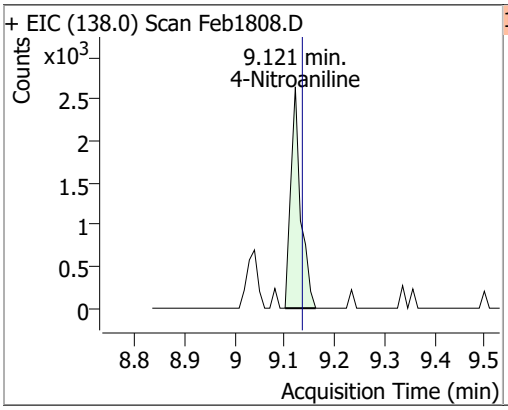

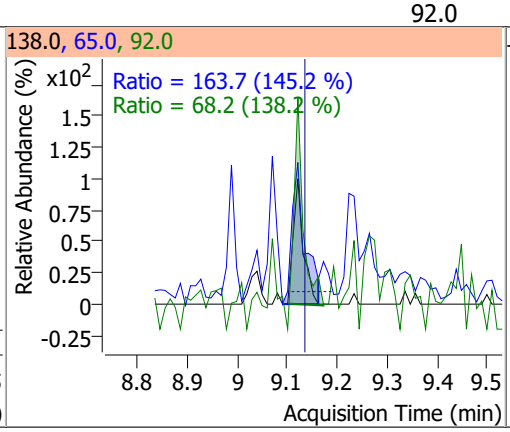

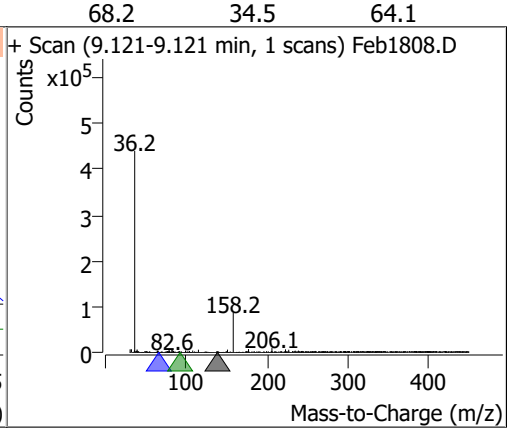

Compound	Conc.	RT	Dev(Min)	Resp.	QIon	QRatio	Lower	Upper
4,6-Dinitro-2-methylphenol	4.3810	9.14	-0.01	2191	121.0	55.0	35.1	65.3

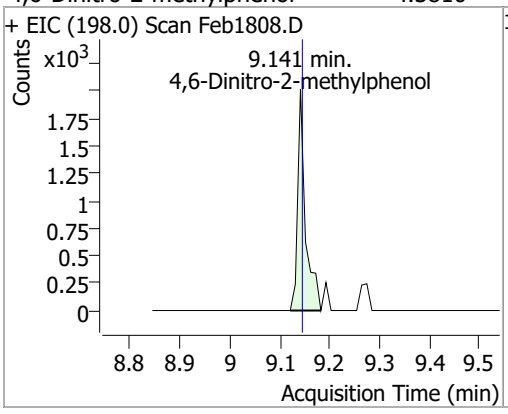

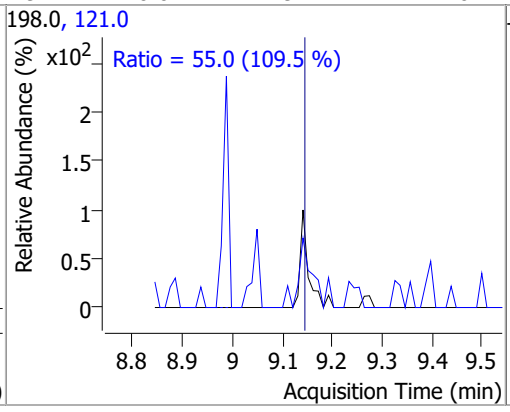

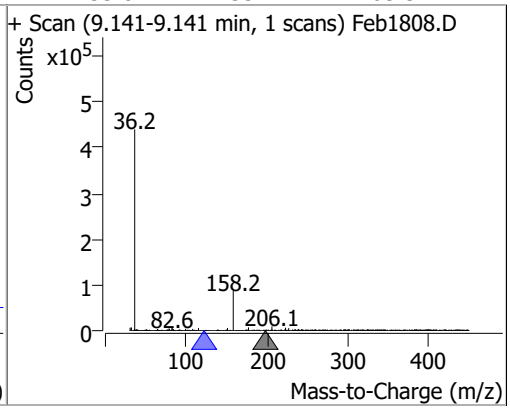

Compound	Conc.	RT	Dev(Min)	Resp.	QIon	QRatio	Lower	Upper
N-nitrosodiphenylamine	4.1405	9.22	-0.01	43107	168.0	58.2	44.0	81.7
					167.0	40.7	23.9	44.3

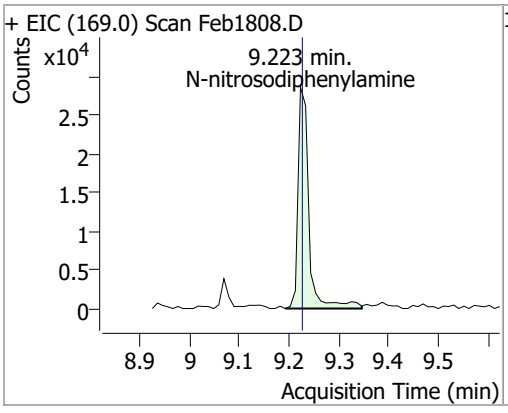

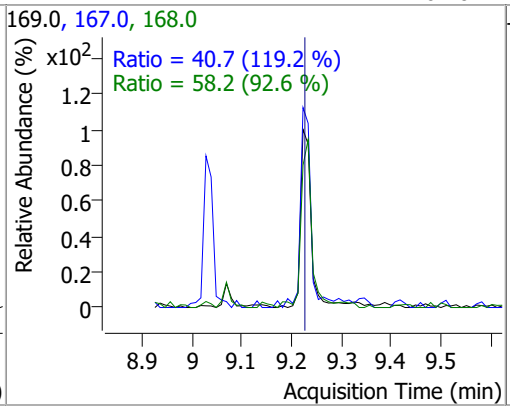

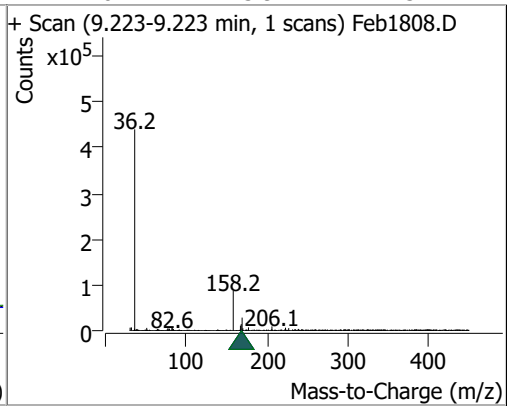

Compound	Conc.	RT	Dev(Min)	Resp.	QIon	QRatio	Lower	Upper
Azobenzene	4.3215	9.25	-0.01	33003	51.0	41.7	31.6	58.7
					182.0	26.6	16.9	31.4

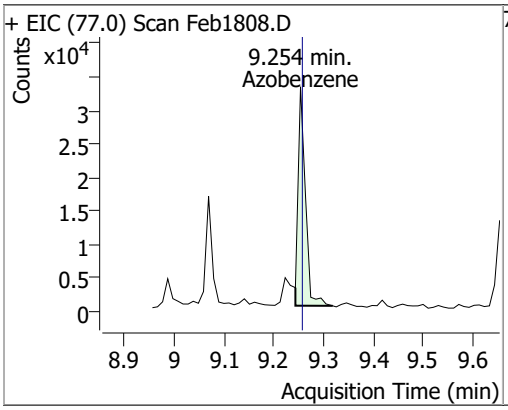

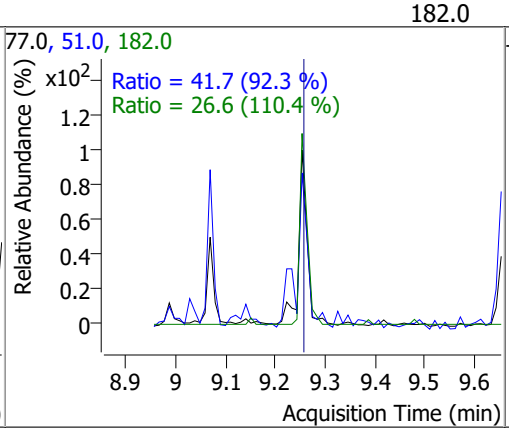

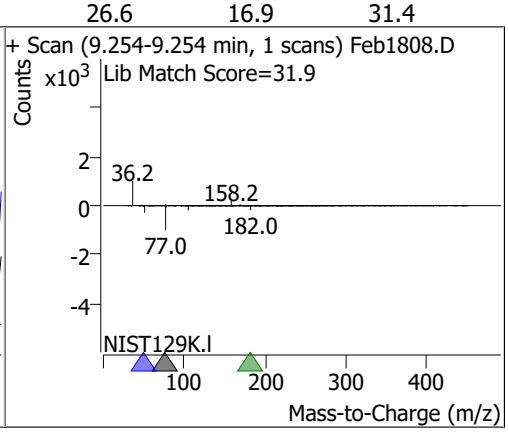

Compound	Conc.	RT	Dev(Min)	Resp.	QIon	QRatio	Lower	Upper
2,4,6-Tribromophenol	4.3844	9.34	0.00	3393	331.8	74.1	68.5	127.2

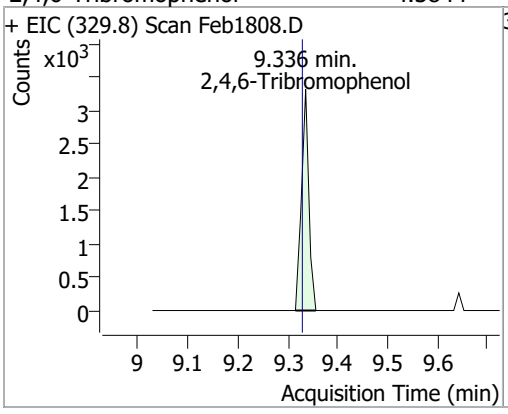

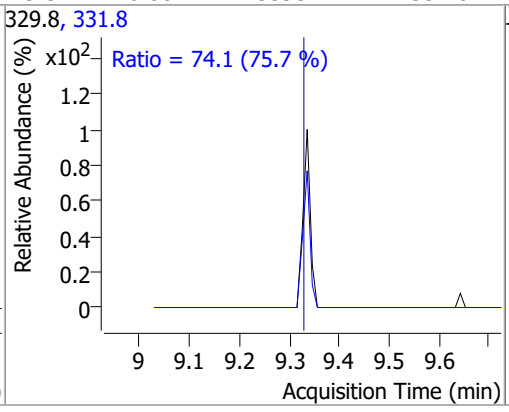

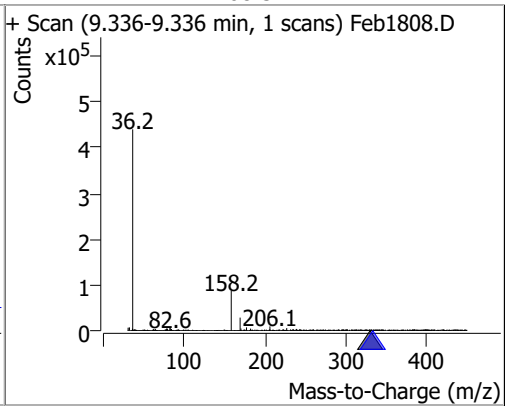

Compound	Conc.	RT	Dev(Min)	Resp.	QIon	QRatio	Lower	Upper
4-Bromophenyl-phenylether	3.9074	9.65	0.00	11110	141.0	156.1	69.1	128.4
					250.0	126.3	68.8	127.7

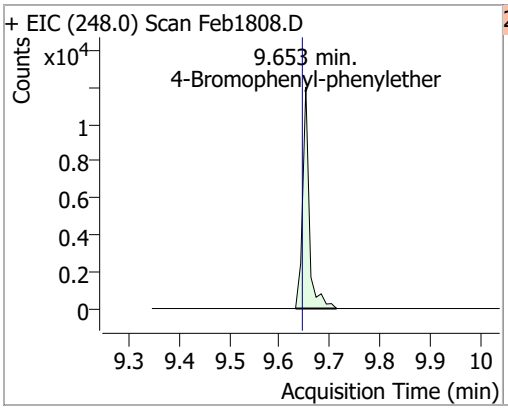

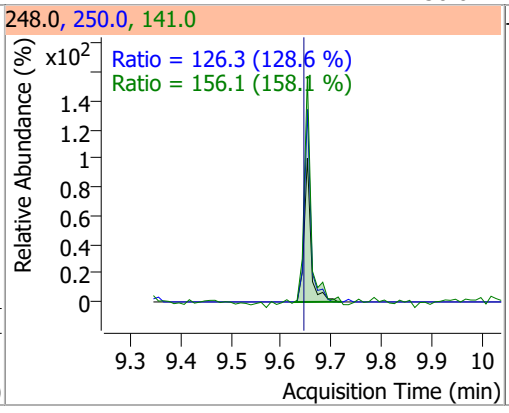

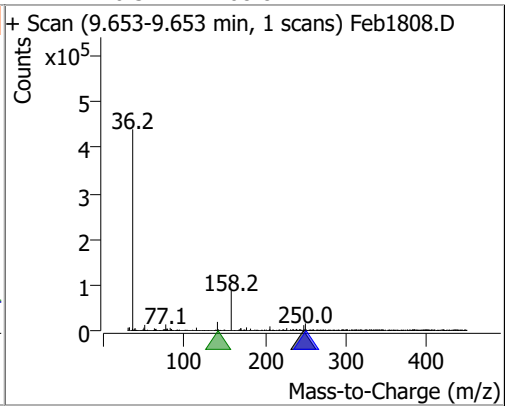

Compound	Conc.	RT	Dev(Min)	Resp.	QIon	QRatio	Lower	Upper
Hexachlorobenzene	4.2137	9.68	-0.01	15953	142.0	89.7	37.7	70.0

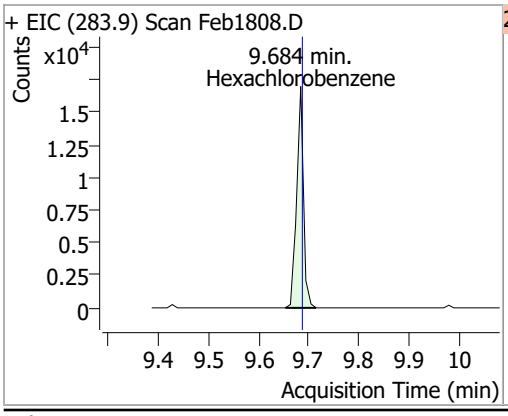

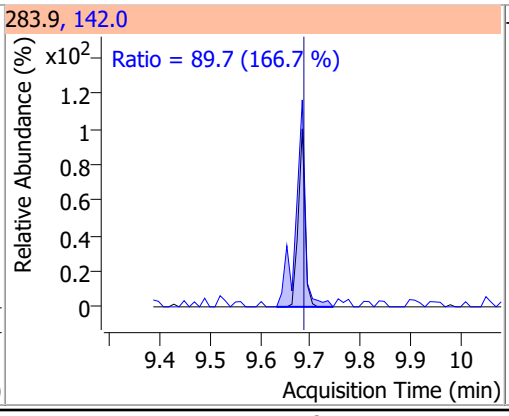

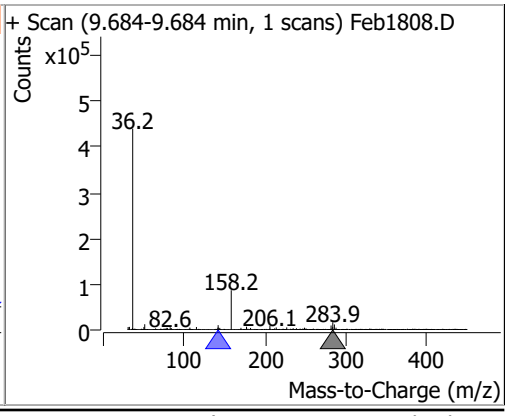

Compound	Conc.	RT	Dev(Min)	Resp.	QIon	QRatio	Lower	Upper
Pentachlorophenol	4.3365	9.97	0.00	3504	267.9	64.0	41.5	77.2
					263.9	81.4	41.2	76.6

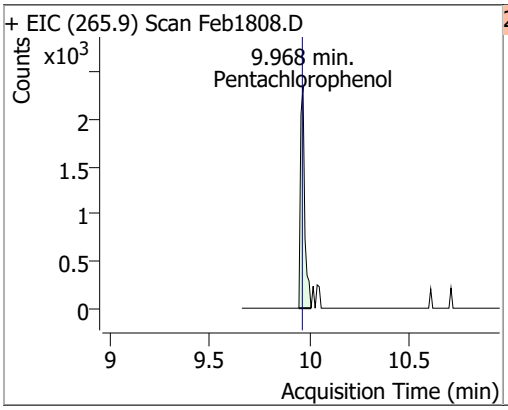

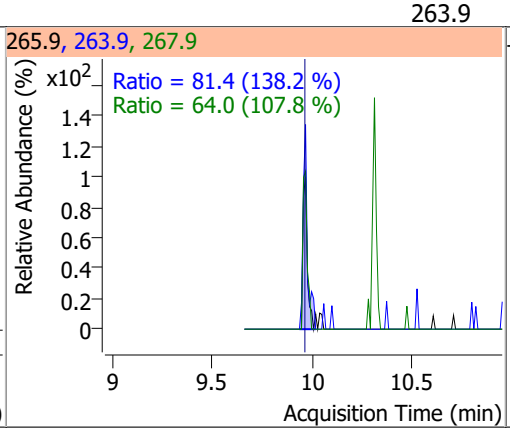

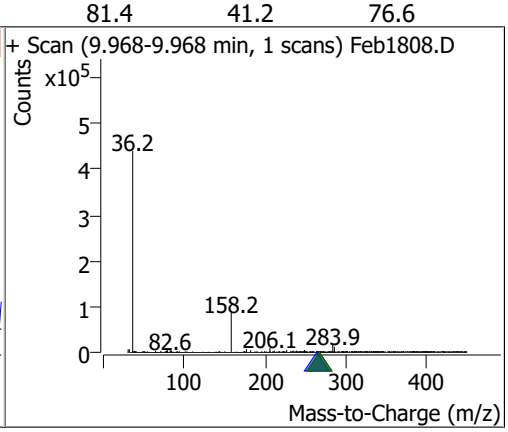

Compound	Conc.	RT	Dev(Min)	Resp.	QIon	QRatio	Lower	Upper
Phenanthrene	4.1191	10.18	0.00	99605	176.0	16.7	13.0	24.1

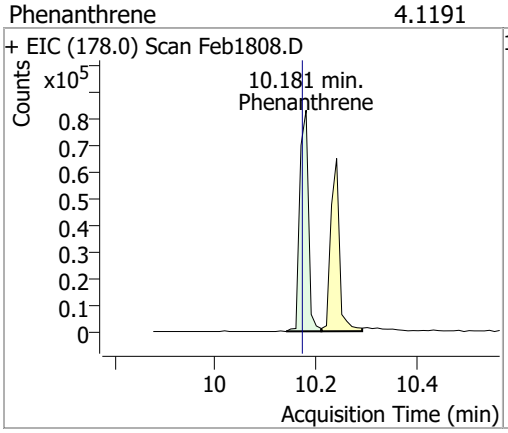

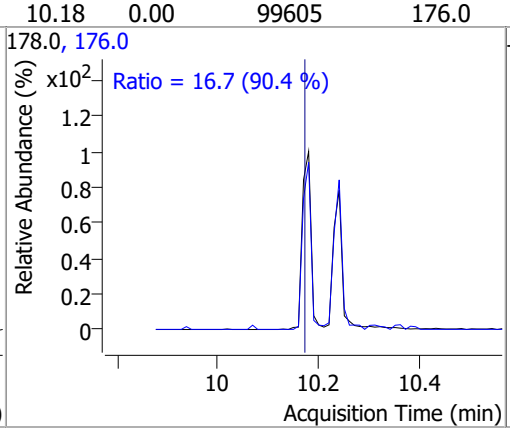

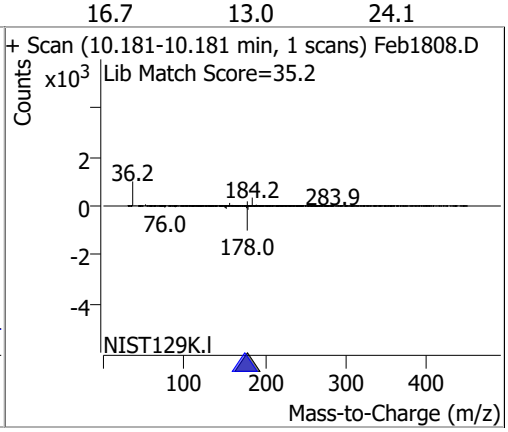

Compound	Conc.	RT	Dev(Min)	Resp.	QIon	QRatio	Lower	Upper
Anthracene	3.9209	10.24	-0.01	78978	176.0	19.2	12.9	23.9

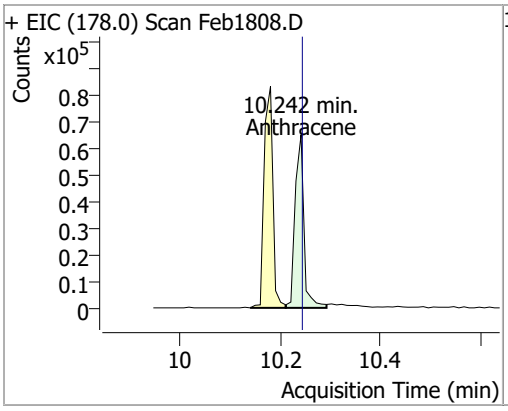

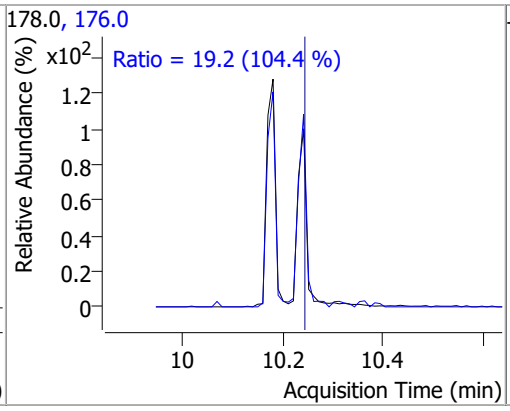

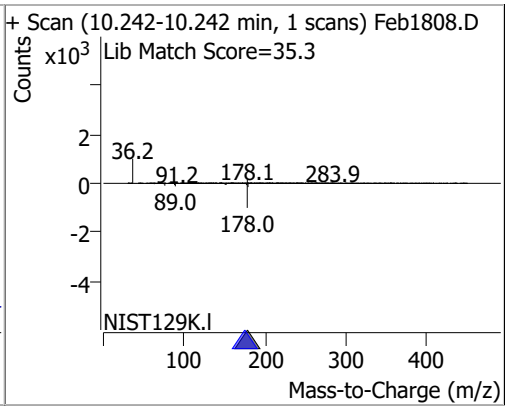

Compound	Conc.	RT	Dev(Min)	Resp.	QIon	QRatio	Lower	Upper
Triallate	4.3118	10.31	0.00	11113	268.0	23.3	16.9	31.4
					143.0	33.1	15.8	29.3

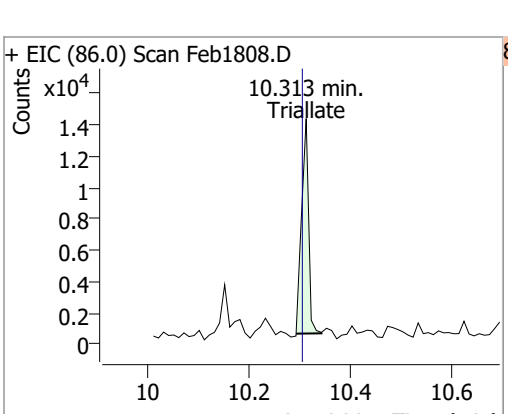

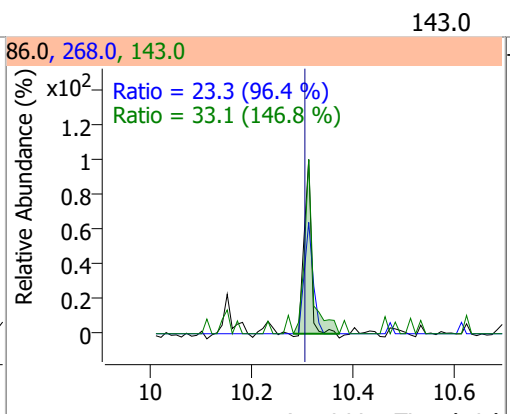

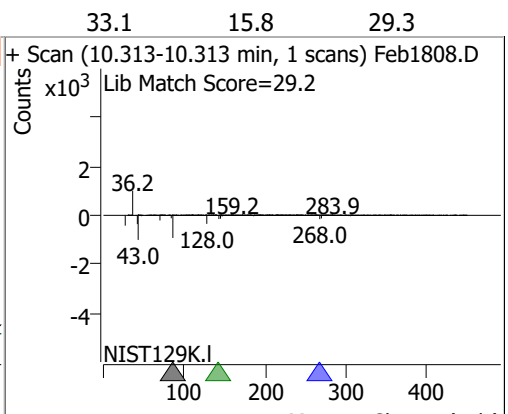

Compound	Conc.	RT	Dev(Min)	Resp.	QIon	QRatio	Lower	Upper
Carbazole	3.9681	10.48	-0.01	78288	139.0	14.3	9.0	16.7

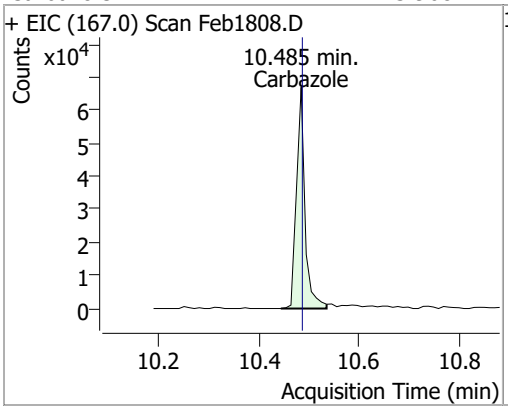

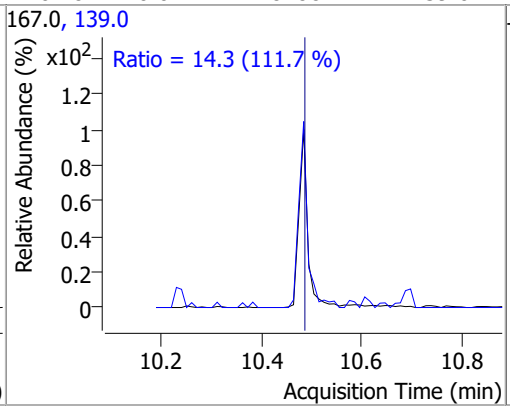

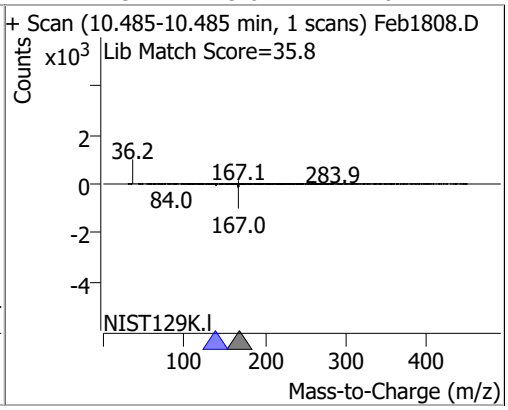

Compound	Conc.	RT	Dev(Min)	Resp.	QIon	QRatio	Lower	Upper
o-Terphenyl	4.1955	10.70	0.00	49755	229.0	62.8	45.4	84.3
					215.0	37.2	25.9	48.1

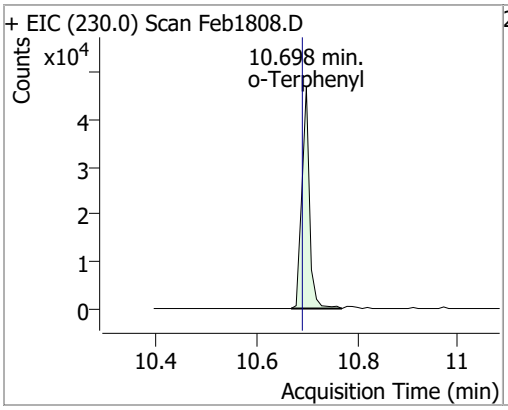

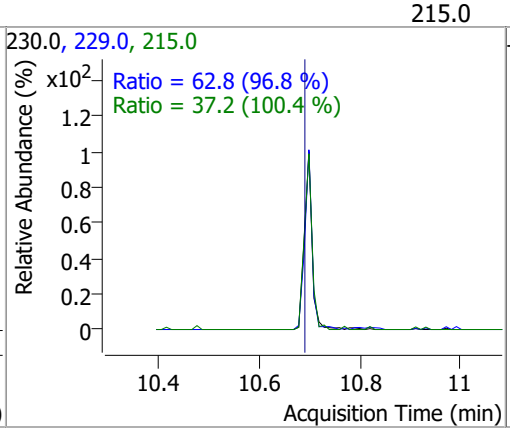

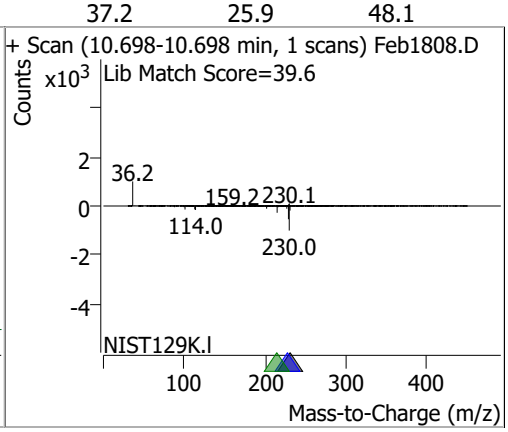

Compound	Conc.	RT	Dev(Min)	Resp.	QIon	QRatio	Lower	Upper
Di-n-Butylphthalate	4.6518	11.07	-0.01	40976	150.0	8.7	6.3	11.8
					104.0	9.2	4.5	8.3

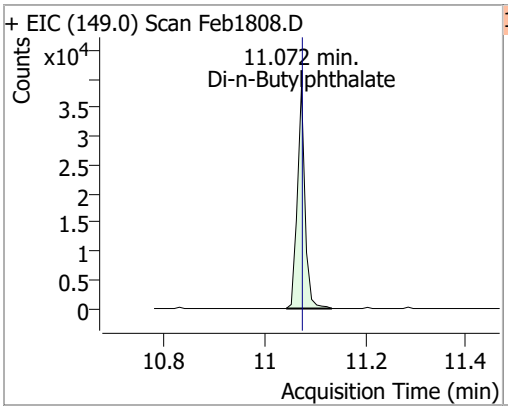

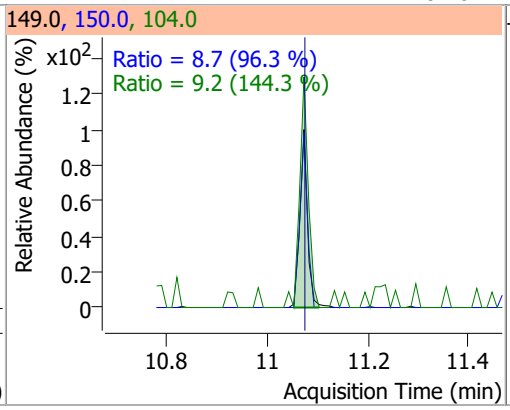

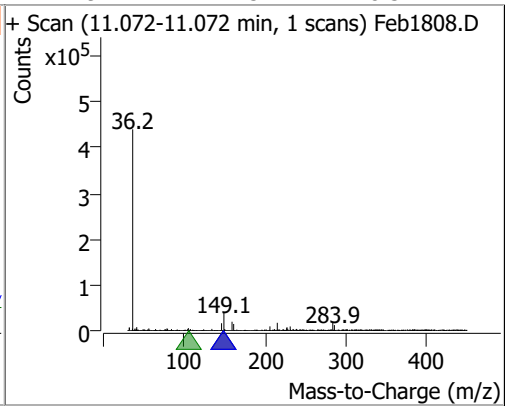

Compound	Conc.	RT	Dev(Min)	Resp.	QIon	QRatio	Lower	Upper
Fluoranthene	3.9622	11.94	-0.01	93335	101.0	14.0	9.4	17.4

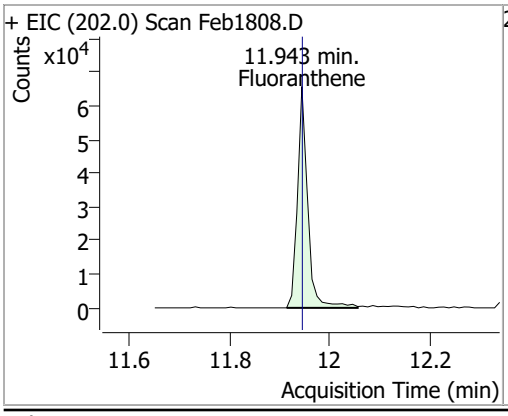

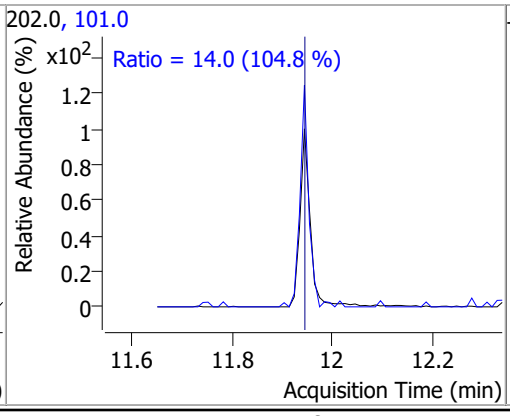

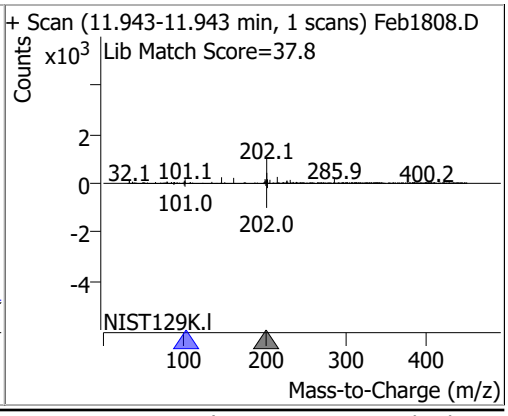

Compound	Conc.	RT	Dev(Min)	Resp.	QIon	QRatio	Lower	Upper
Benzidine	4.2042	12.33	-0.02	22030	183.0	10.8	8.3	15.4
					92.0	16.6	5.8	10.8

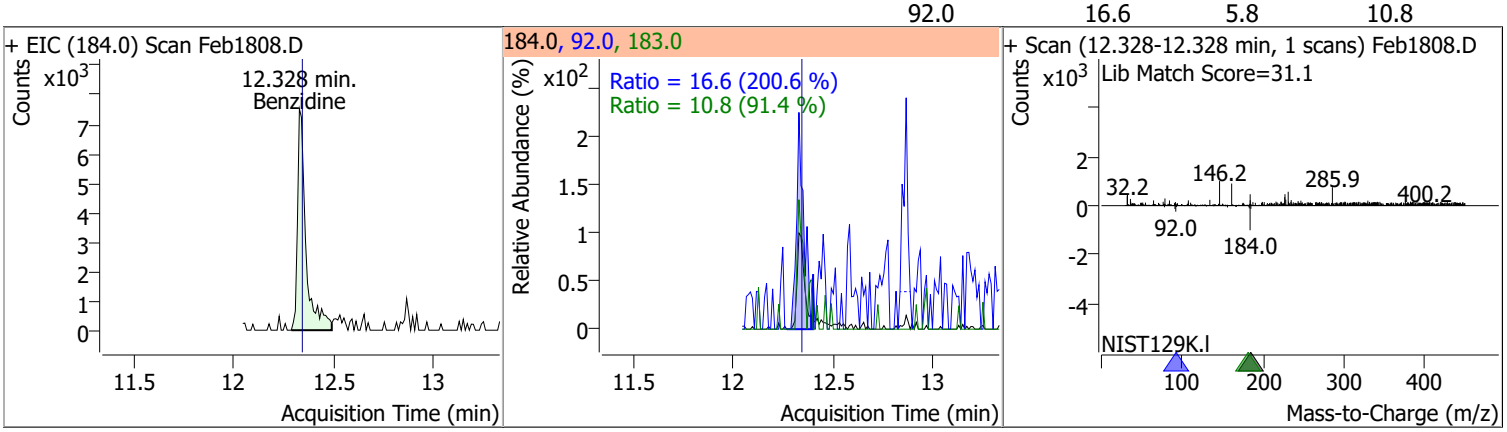

Compound	Conc.	RT	Dev(Min)	Resp.	QIon	QRatio	Lower	Upper
Pyrene	3.9475	12.37	-0.01	100018	101.0	15.9	11.1	20.6

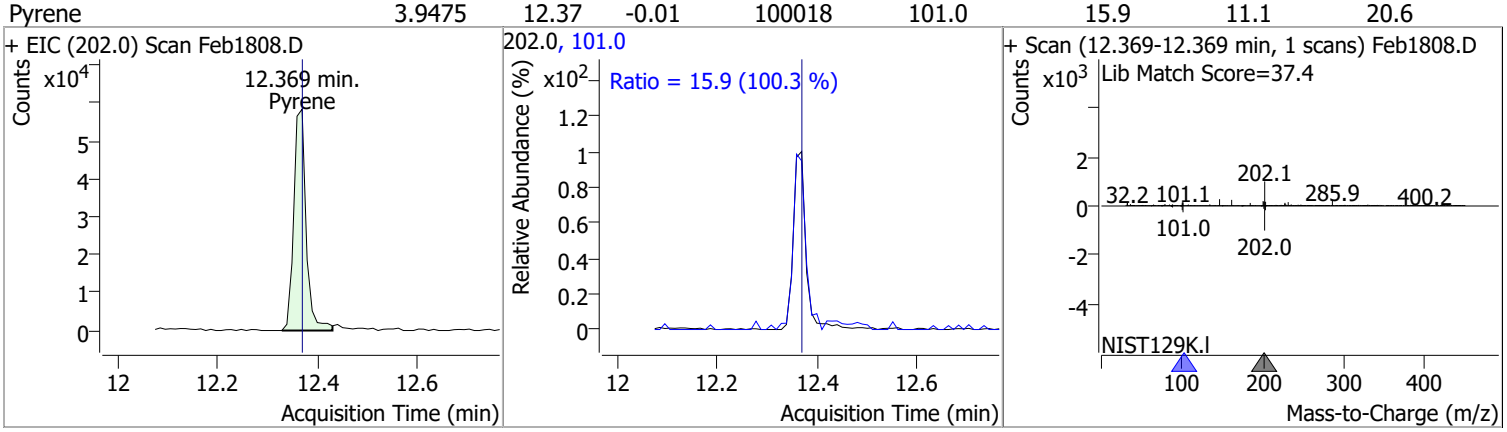

Compound	Conc.	RT	Dev(Min)	Resp.	QIon	QRatio	Lower	Upper
Terphenyl-d14	4.2256	12.87	-0.01	66357	122.0	16.4	10.1	18.7

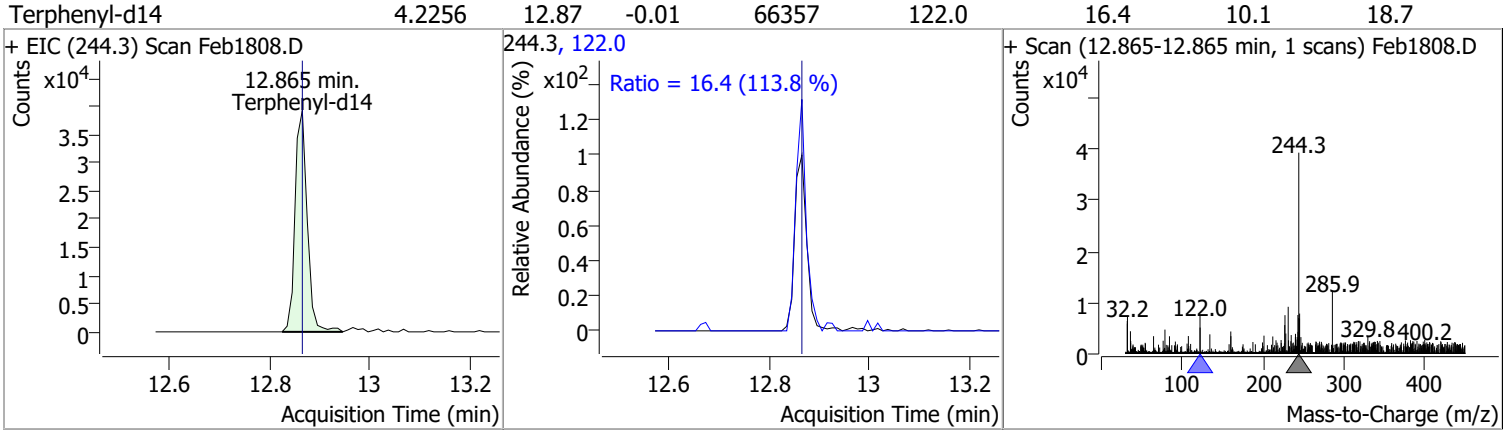

Compound	Conc.	RT	Dev(Min)	Resp.	QIon	QRatio	Lower	Upper
Butylbenzylphthalate	4.4368	14.30	-0.02	16114	91.0	121.9	59.6	110.6
					206.0	22.1	12.2	22.7

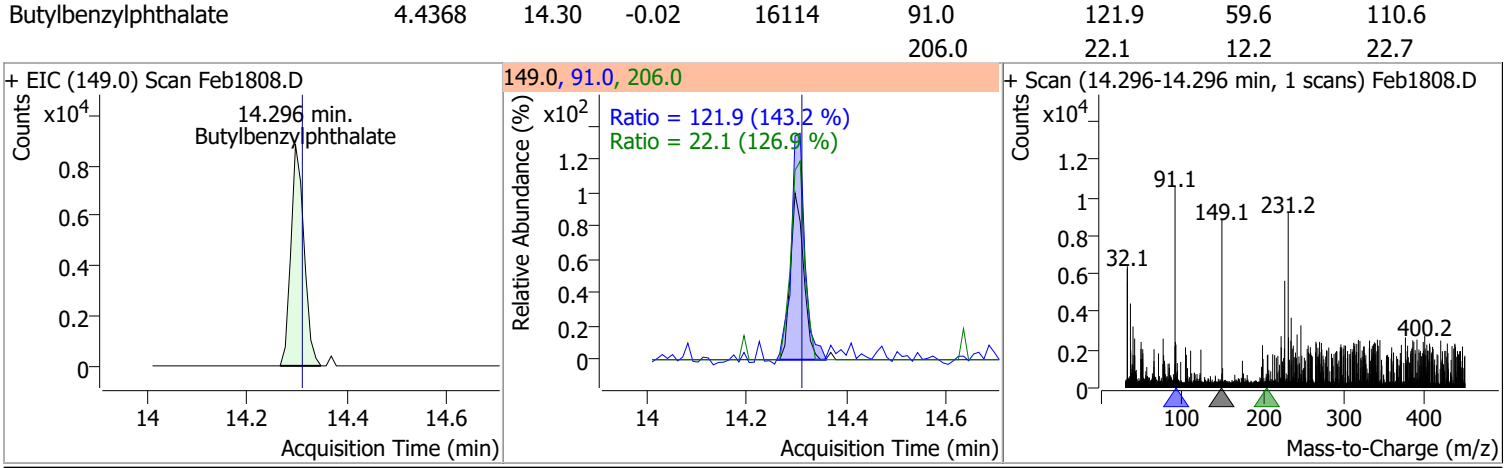

Compound	Conc.	RT	Dev(Min)	Resp.	QIon	QRatio	Lower	Upper
Benzo(a)Anthracene	3.8821	15.49	-0.02	66223	226.0	27.3	18.8	34.9
					229.0	23.5	14.7	27.4

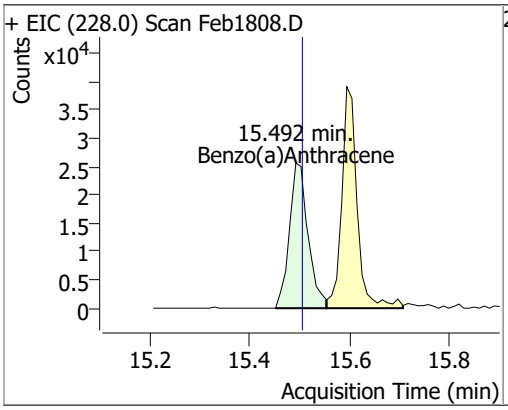

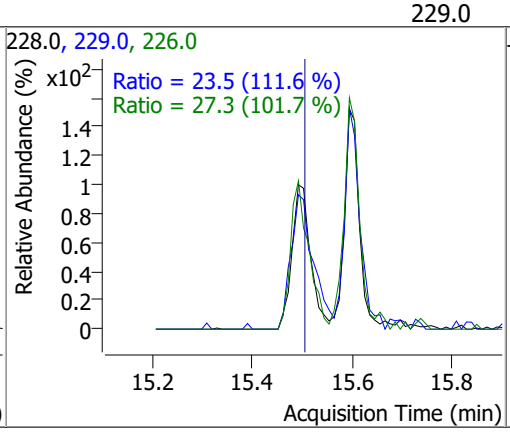

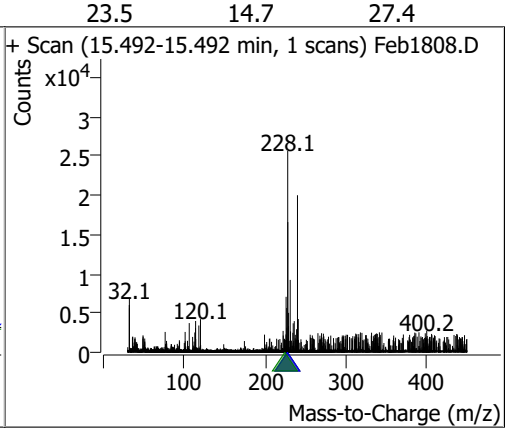

Compound	Conc.	RT	Dev(Min)	Resp.	QIon	QRatio	Lower	Upper
Chrysene	4.1164	15.59	-0.03	83685	226.0	28.9	19.9	36.9
					229.0	20.8	13.8	25.6

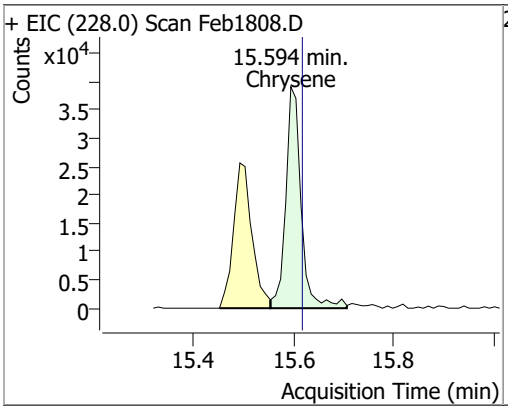

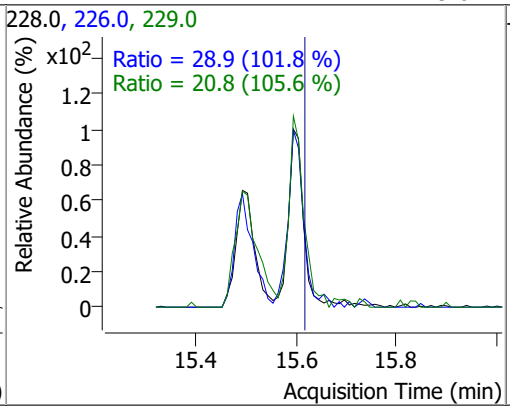

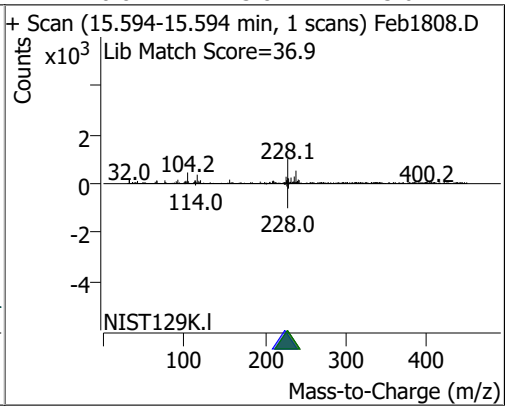

Compound	Conc.	RT	Dev(Min)	Resp.	QIon	QRatio	Lower	Upper
3,3-Dichlorobenzidine	4.5577	15.66	-0.03	12724	254.0	68.6	44.9	83.4

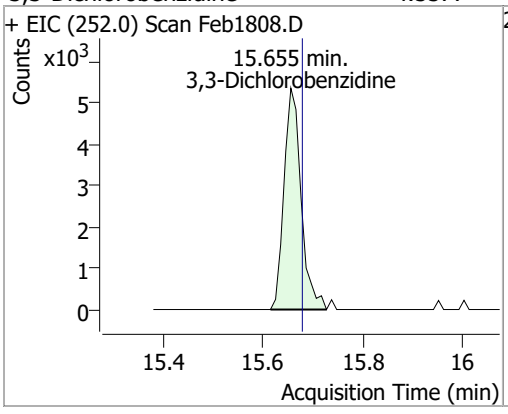

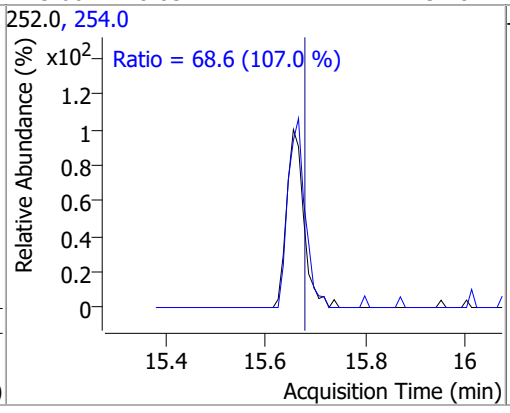

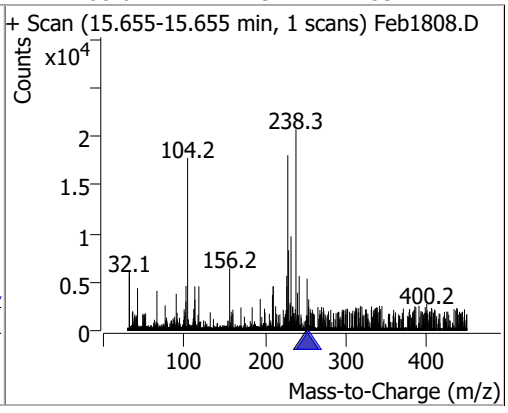

Compound	Conc.	RT	Dev(Min)	Resp.	QIon	QRatio	Lower	Upper
bis(2-ethylhexyl)Phthalate	4.2962	16.36	-0.01	6272	149.0	384.4	273.6	508.0
					279.0	12.0	10.5	19.5

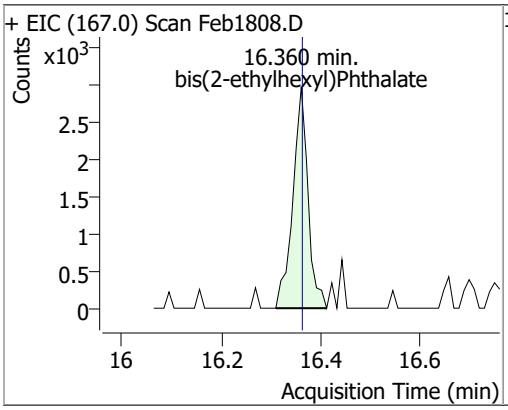

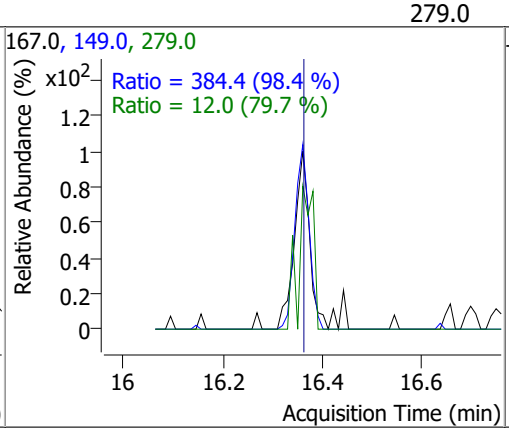

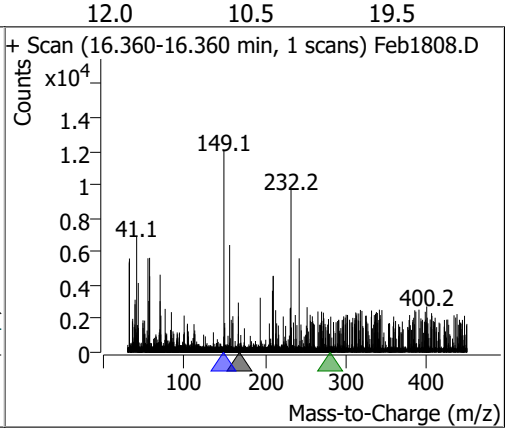

Compound	Conc.	RT	Dev(Min)	Resp.	QIon	QRatio	Lower	Upper
Di-n-octyl Phthalate	4.4834	18.12	-0.01	42821	150.0	10.4	7.0	13.0

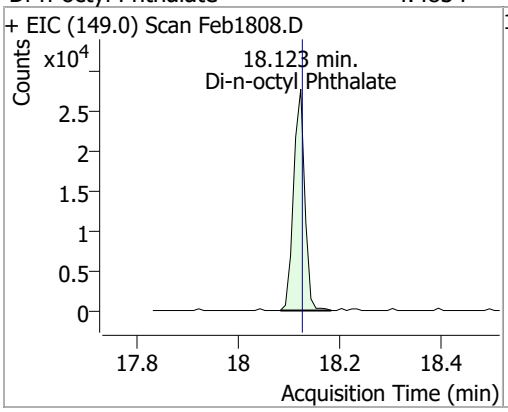

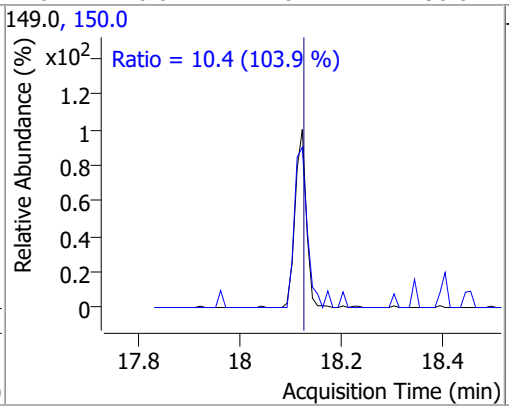

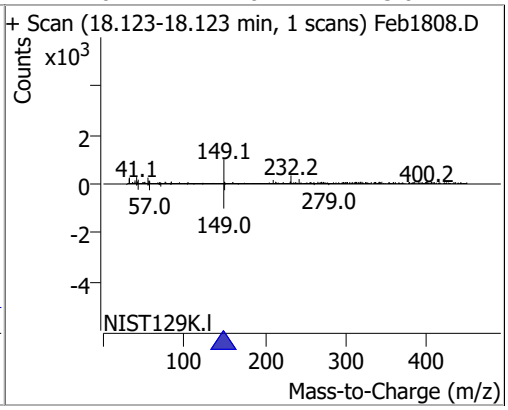

Compound	Conc.	RT	Dev(Min)	Resp.	QIon	QRatio	Lower	Upper
Benzo(b)fluoranthene	4.2415	18.35	-0.03	57119	253.0	26.8	15.6	29.0

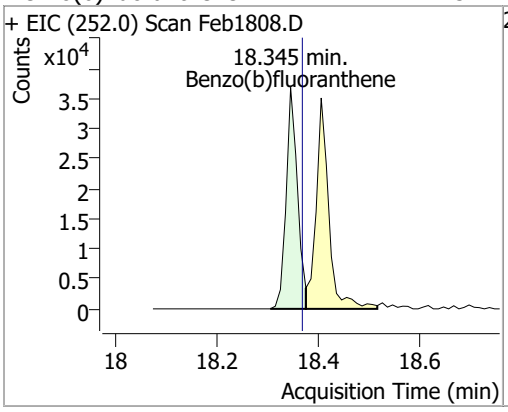

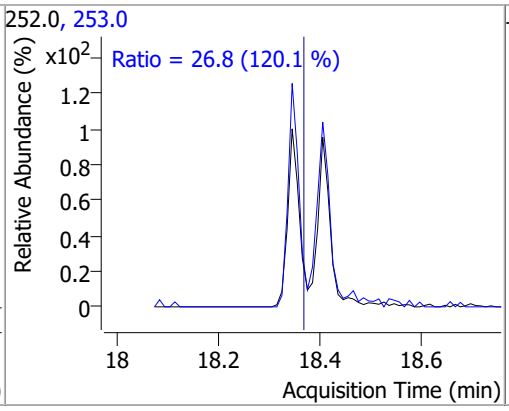

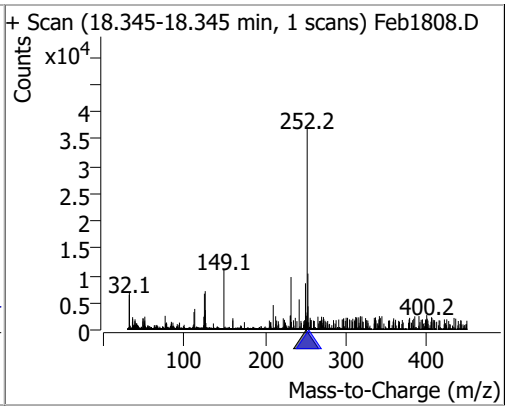

Compound	Conc.	RT	Dev(Min)	Resp.	QIon	QRatio	Lower	Upper
Benzo(k)fluoranthene	4.1837	18.41	-0.04	61699	253.0	27.5	15.4	28.6

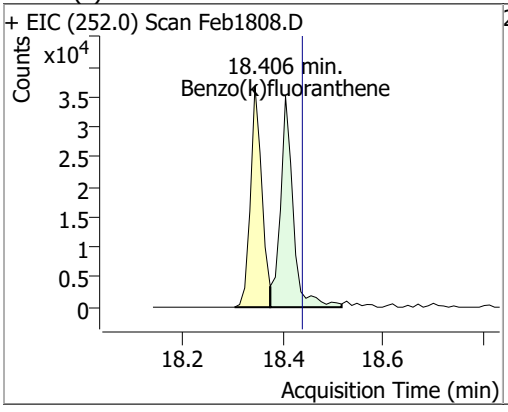

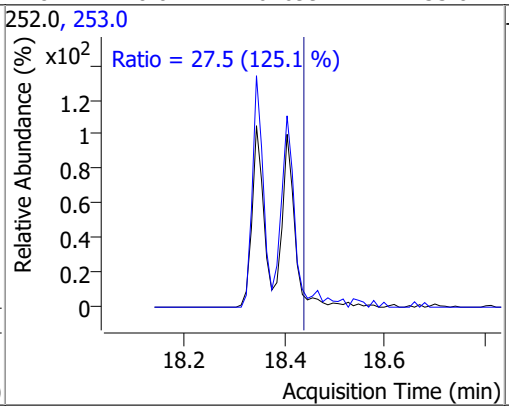

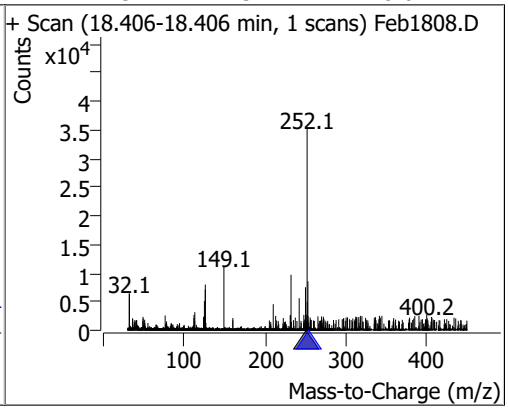

Compound	Conc.	RT	Dev(Min)	Resp.	QIon	QRatio	Lower	Upper
Benzo(a)pyrene	4.3474	18.95	-0.03	46309	253.0	28.6	15.1	28.0

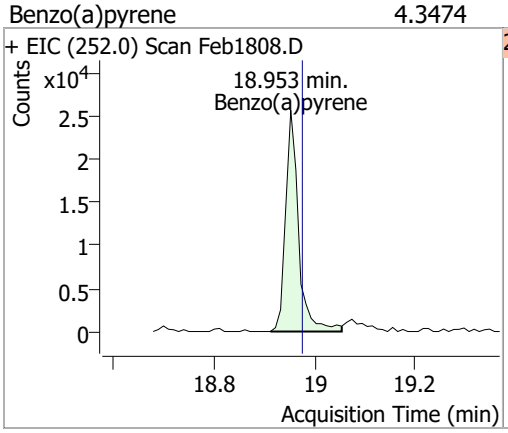

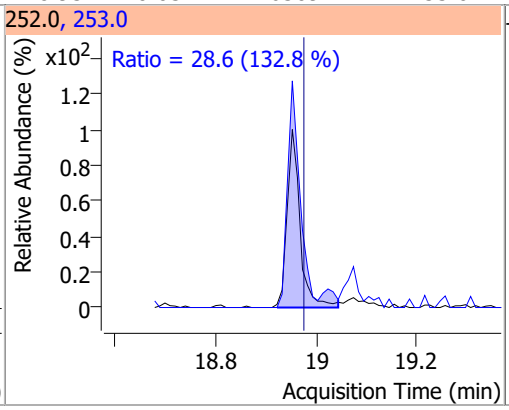

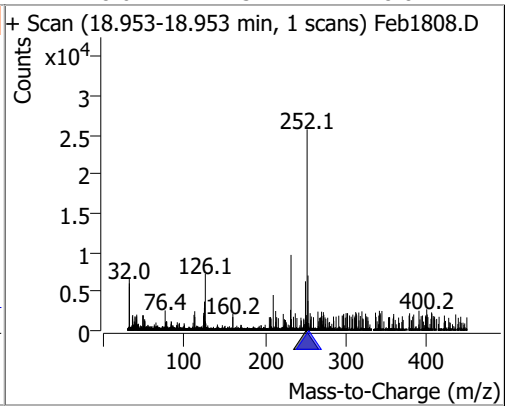

Compound	Conc.	RT	Dev(Min)	Resp.	QIon	QRatio	Lower	Upper
Indeno(1,2,3-c,d)pyrene	4.3025	20.72	-0.03	37542	138.0	37.6	20.7	38.5

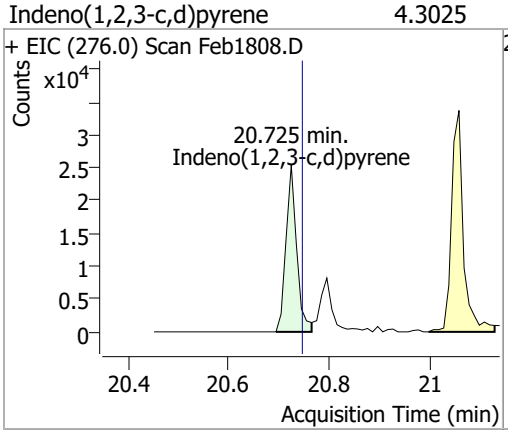

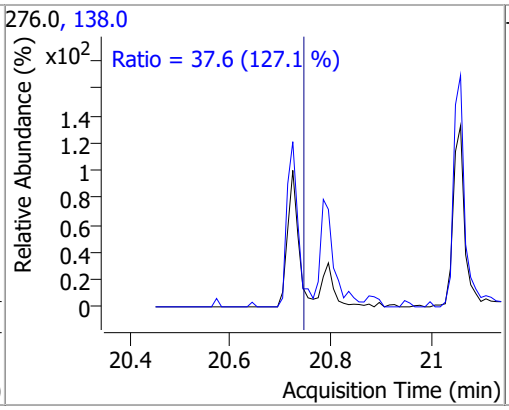

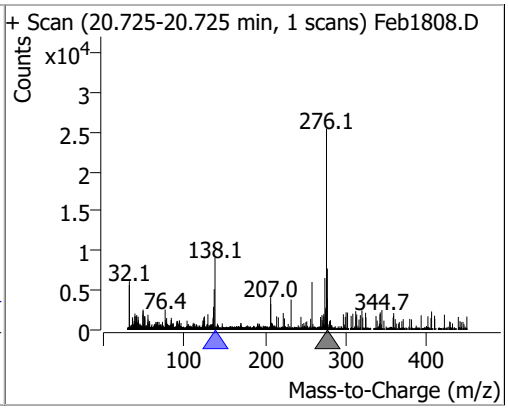

Compound	Conc.	RT	Dev(Min)	Resp.	QIon	QRatio	Lower	Upper
Dibenzo(a,h)anthracene	4.3328	20.80	-0.02	43122	139.0	33.2	17.6	32.7
					279.0	27.8	16.9	31.3

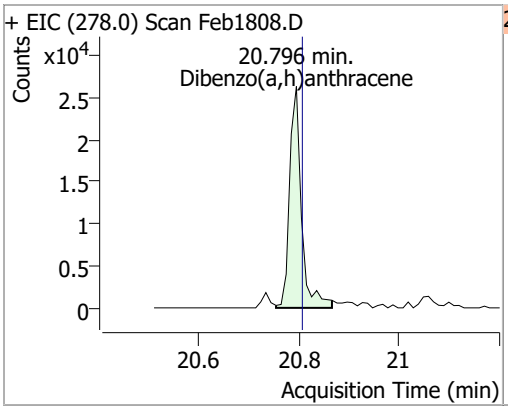

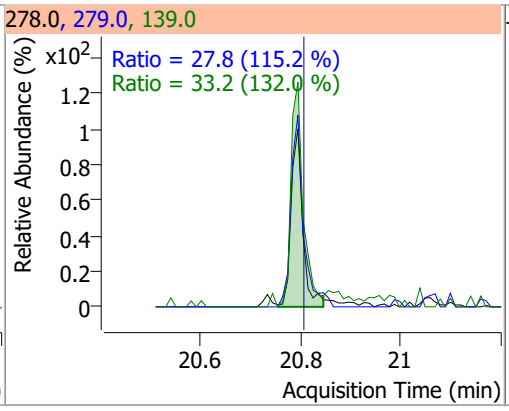

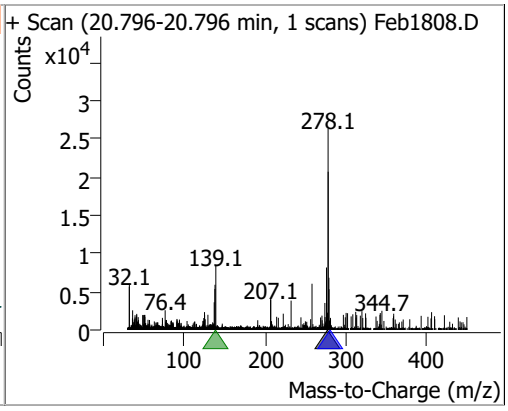

Compound	Conc.	RT	Dev(Min)	Resp.	QIon	QRatio	Lower	Upper
Benzo(g,h,i)perylene	4.2432	21.06	-0.03	55564	138.0	36.9	23.1	42.9
					277.0	26.5	16.3	30.2

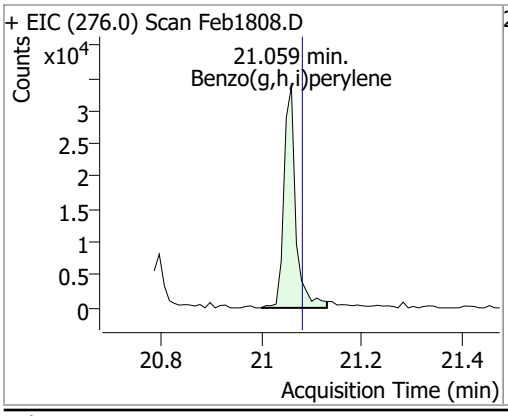

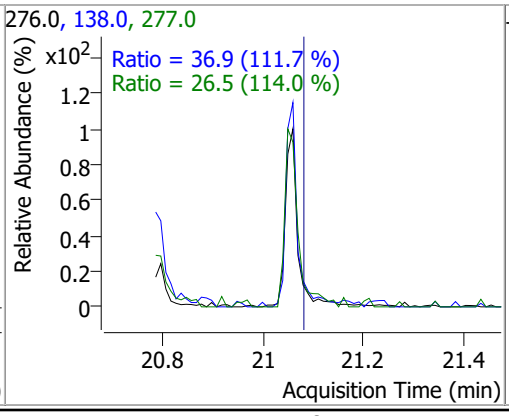

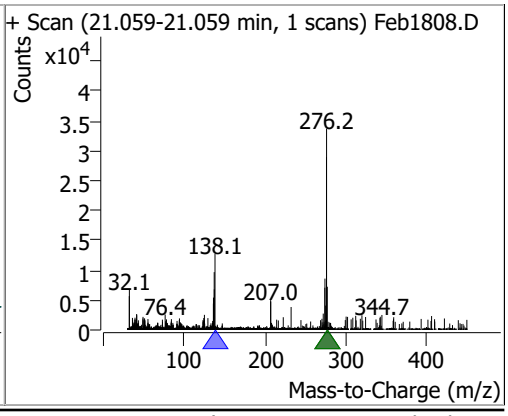

Quantitation Results Report (QT Reviewed)

Data File	Feb1809.D	Operator	LIMS import
Acq. Method	BNA+SIM.M	Acq. Date-Time	2/19/2022 12:20:05 PM
Sample Name	18-Feb-22_CCV_9	Instrument	Instrument #1
Vial	9	Multiplier	1.00
DA Method File		Comment	SVOC-8270-W-LARGO
Tune File	dftppdsm.u	Tune Date	2/18/2022 9:25:00 PM
Batch Name	021822 DoD BNA cal.batch.bin	Last Calib Update	2/19/2022 1:06:17 PM
Ref Library	D:\Org\Library\NIST129K.l		

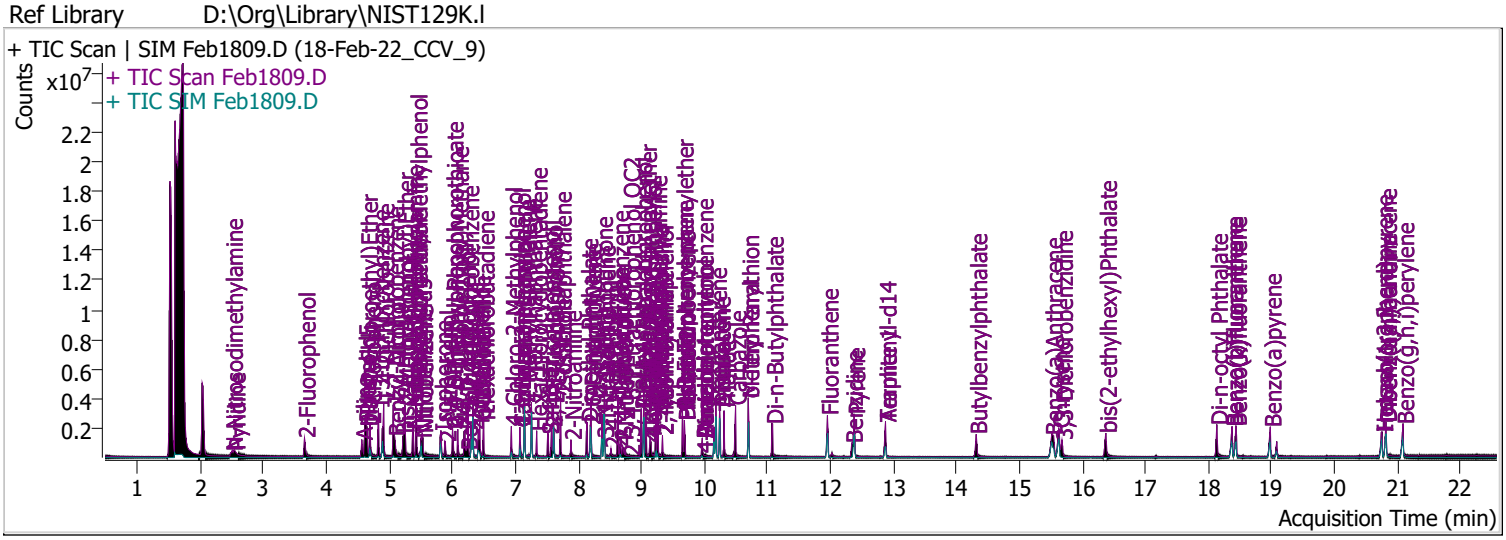

Compound	RT	QIon	Resp.	Conc.	Units		Dev(Min)
Internal Standards							
System Monitoring Compounds							
S 2-Fluorophenol	3.653	112.0	629648	81.6051	µg/L		0.000
Spiked Amount: 200.000	Range: 10.0 - 75.0%			Recovery = 40.80%			
S Phenol-d5	4.613	99.0	772410	78.0649	µg/L		0.000
Spiked Amount: 200.000	Range: 10.0 - 65.0%			Recovery = 39.03%			
S Nitrobenzene-d5	5.502	82.0	394242	71.6023	µg/L		0.000
Spiked Amount: 100.000	Range: 32.0 - 94.0%			Recovery = 71.60%			
S 2-Fluorobiphenyl	7.605	172.0	1100230	67.6979	µg/L		0.000
Spiked Amount: 100.000	Range: 28.0 - 107.0%			Recovery = 67.70%			
S 2,4,6-Tribromophenol	9.336	329.8	94811	74.0198	µg/L		0.000
Spiked Amount: 200.000	Range: 25.0 - 140.0%			Recovery = 37.01%			
S Terphenyl-d14	12.875	244.3	1184579	72.4848	µg/L		0.000
Spiked Amount: 100.000	Range: 32.0 - 122.0%			Recovery = 72.48%			
Target Compounds							**QValue**
T N-Nitrosodimethylamine	2.499	74.0	201549	84.9162	µg/L		95
T Pyridine	2.540	79.0	505592	85.2331	µg/L		100
T Aniline	4.562	93.0	659983	46.5624	µg/L		96
T Phenol	4.623	94.0	922606	83.6403	µg/L		96
T bis(-2-Chloroethyl)Ether	4.644	63.0	605585	81.3944	µg/L		97
T 2-Chlorophenol	4.695	128.0	714073	81.3755	µg/L		100
T 1,3-Dichlorobenzene	4.828	146.0	912914	81.5694	µg/L		100
T 1,4-Dichlorobenzene	4.909	146.0	910418	81.0126	µg/L	m	98
T 1,2-Dichlorobenzene	5.063	146.0	890719	81.6838	µg/L		99
T Benzyl Alcohol	5.083	108.0	349450	78.5671	µg/L		93
T bis(2-chloroisopropyl)Ether	5.226	121.0	198614	66.6763	µg/L		100
T 2-Methylphenol	5.246	107.0	612115	80.0280	µg/L	m	95
T N-nitroso-Di-n-propylamine	5.369	70.0	442003	83.3946	µg/L		99
T 4Methylphenol/3Methylphenol	5.430	107.0	816321	78.3474	µg/L		99
T Hexachloroethane	5.430	117.0	259885	77.1157	µg/L		99

Compound	RT	QIon	Resp.	Conc.	Units		Dev(Min)
T Nitrobenzene	5.522	123.1	203074	72.6407	µg/L		98
T Isophorone	5.818	82.0	952075	73.0163	µg/L		100
T 2-Nitrophenol	5.890	139.0	230240	78.6630	µg/L		98
T 2,4-Dimethylphenol	6.003	122.0	471706	77.5019	µg/L		98
T bis(-2-Chloroethoxy)Methane	6.085	93.0	542758	71.5798	µg/L		93
T 2,4-Dichlorophenol	6.198	162.0	451820	77.6923	µg/L		97
T Benzoic Acid	6.229	105.0	237375	76.1167	µg/L		90
T 1,2,4-Trichlorobenzene	6.249	180.0	556684	80.1098	µg/L		98
T Naphthalene	6.331	128.0	1701484	82.4832	µg/L		99
T 4-Chlorophenol	6.413	130.0	174820	80.1371	µg/L		88
T p-Chloroaniline	6.434	127.0	596772	73.5230	µg/L		94
T Hexachlorobutadiene	6.496	224.9	286141	79.0445	µg/L		98
T 4-Chloro-2-Methylphenol	6.937	107.0	402121	74.4384	µg/L	m	96
T 4-Chloro-3-Methylphenol	7.071	107.0	449625	79.9010	µg/L	m	99
T 2-Methylnaphthalene	7.143	141.0	934925	79.5615	µg/L		99
T 1-Methylnaphthalene	7.256	141.0	864319	75.4676	µg/L		98
T Hexachlorocyclopentadiene	7.338	236.9	167582	73.3354	µg/L		99
T 2,4,6-Trichlorophenol	7.523	196.0	289067	72.3850	µg/L	m	99
T 2,4,5-Trichlorophenol	7.574	196.0	325852	72.8614	µg/L	m	97
T 2-Chloronaphthalene	7.718	162.0	1122871	82.2466	µg/L		99
T 2-Nitroaniline	7.882	65.0	161803	66.9049	µg/L		100
T Dimethyl Phthalate	8.139	163.0	1155106	83.8145	µg/L		99
T 2,6-Dinitrotoluene	8.190	165.0	139972	74.3170	µg/L		96
T Acenaphthylene	8.200	152.1	1526451	69.8871	µg/L		99
T 3-Nitroaniline	8.394	138.0	169184	78.9929	µg/L		97
T Acenaphthene	8.415	154.0	1009554	80.6345	µg/L		99
T 2,4-Dinitrophenol	8.517	184.0	68442	73.4507	µg/L		98
T Dibenzofuran	8.630	168.0	1641005	79.9136	µg/L		98
T 2,4-Dinitrotoluene	8.671	165.0	186566	79.2675	µg/L		100
T 4-Nitrophenol	8.701	109.0	178388	77.0307	µg/L		98
T Diethylphthalate	8.998	149.0	1166621	81.6817	µg/L		100
T Fluorene	9.039	166.0	1266305	76.9108	µg/L		100
T 4-Chlorophenyl-phenylether	9.070	204.0	542729	73.4968	µg/L		98
T 4-Nitroaniline	9.141	138.0	174323	77.0022	µg/L		98
T 4,6-Dinitro-2-methylphenol	9.151	198.0	94058	69.9760	µg/L		99
T N-nitrosodiphenylamine	9.233	169.0	880335	82.3616	µg/L		99
T Azobenzene	9.264	77.0	1088752	77.2870	µg/L		91
T 4-Bromophenyl-phenylether	9.653	248.0	303382	75.6263	µg/L		96
T Hexachlorobenzene	9.683	283.9	307143	74.6326	µg/L		99
T Pentachlorophenol	9.968	265.9	154444	80.7752	µg/L		97
T Phenanthrene	10.181	178.0	1690096	75.7953	µg/L		99
T Anthracene	10.242	178.0	1595291	76.1040	µg/L		100
T Triallate	10.313	86.0	390681	78.3979	µg/L		96
T Carbazole	10.495	167.0	1718160	80.7772	µg/L		99
T o-Terphenyl	10.697	230.0	880627	74.5678	µg/L		99
T Di-n-Butylphthalate	11.082	149.0	1581866	79.0134	µg/L		100
T Fluoranthene	11.953	202.0	1727903	77.6312	µg/L		98
T Benzidine	12.338	184.0	590851	75.0213	µg/L		99
T Pyrene	12.379	202.0	1840668	75.7452	µg/L		98
T Butylbenzylphthalate	14.316	149.0	535896	80.5784	µg/L		96
T Benzo(a)Anthracene	15.512	228.0	1445216	82.3594	µg/L		99
T Chrysene	15.624	228.0	1558124	79.3013	µg/L		97
T 3,3-Dichlorobenzidine	15.675	252.0	412447	67.7817	µg/L		100
T bis(2-ethylhexyl)Phthalate	16.370	167.0	177710	78.2900	µg/L		99
T Di-n-octyl Phthalate	18.133	149.0	1235233	78.7517	µg/L		99

Compound	RT	QIon	Resp.	Conc.	Units	Dev(Min)
T Benzo(b)fluoranthene	18.376	252.0	1337400	77.1232	µg/L	99
T Benzo(k)fluoranthene	18.436	252.0	1401698	76.8826	µg/L	98
T Benzo(a)pyrene	18.983	252.0	1242141	75.6708	µg/L	99
T Indeno(1,2,3-c,d)pyrene	20.755	276.0	1059011	76.8896	µg/L	96
T Dibenzo(a,h)anthracene	20.816	278.0	1185669	79.0840	µg/L	99
T Benzo(g,h,i)perylene	21.089	276.0	1251600	78.8525	µg/L	98

(#) = Qualifier Out of Range; (m) = Manual Integration; (+) = Area Summed; (*) = Surrogate Percent Recovery Out of Range; (d): Zeroed Peak

Compound	Conc.	RT	Dev(Min)	Resp.	QIon	QRatio	Lower	Upper
N-Nitrosodimethylamine	84.9162	2.50	0.01	201549	42.0	130.0	95.1	176.6

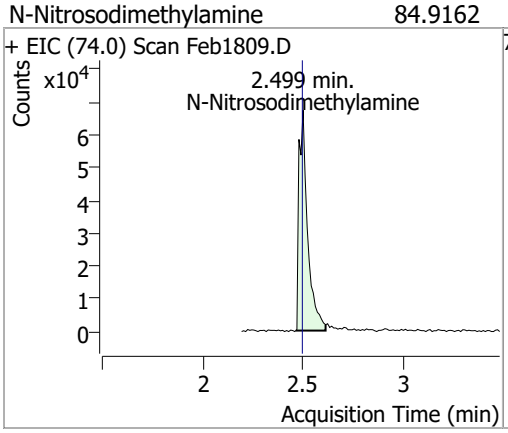

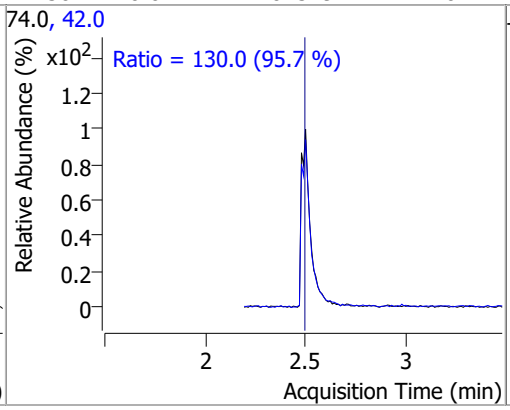

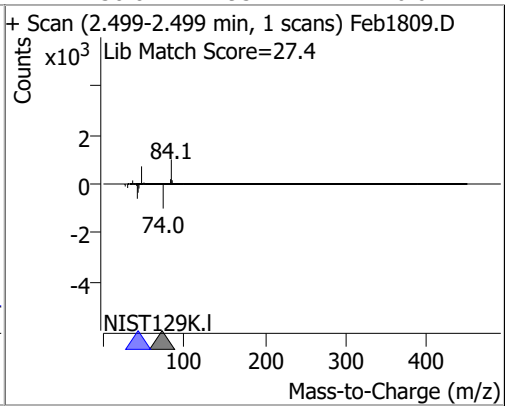

Compound	Conc.	RT	Dev(Min)	Resp.	QIon	QRatio	Lower	Upper
Pyridine	85.2331	2.54	0.01	505592	52.0	83.1	57.9	107.6

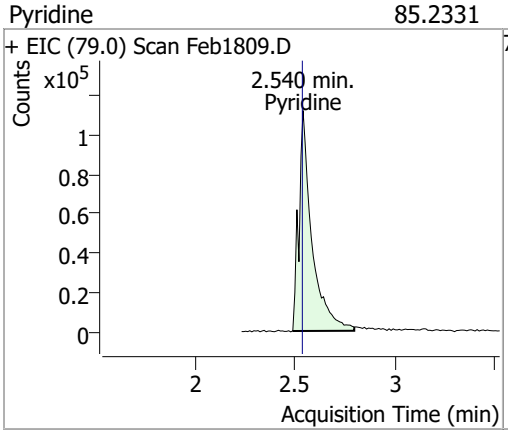

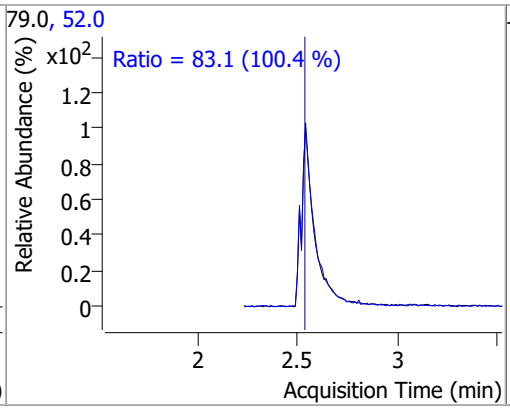

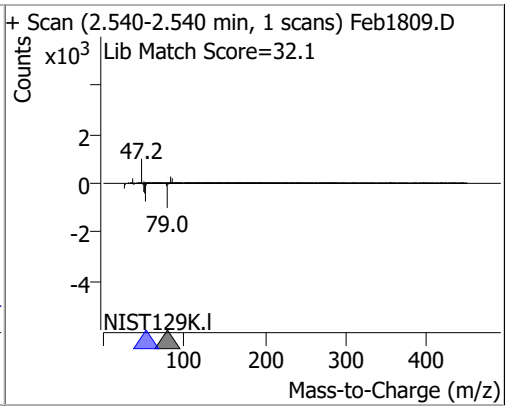

Compound	Conc.	RT	Dev(Min)	Resp.	QIon	QRatio	Lower	Upper
2-Fluorophenol	81.6051	3.65	0.00	629648	64.0	52.7	34.6	64.3
					92.0	21.3	14.2	26.5

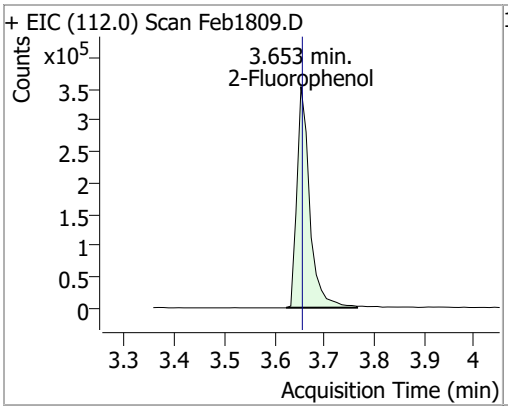

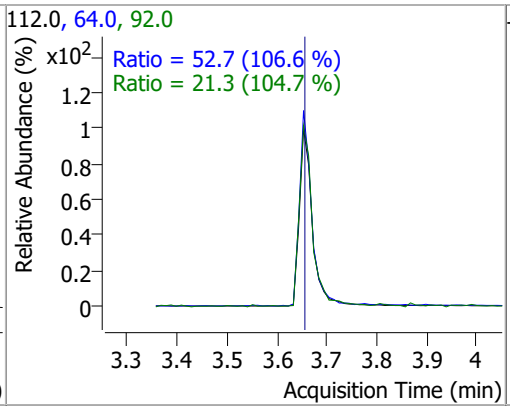

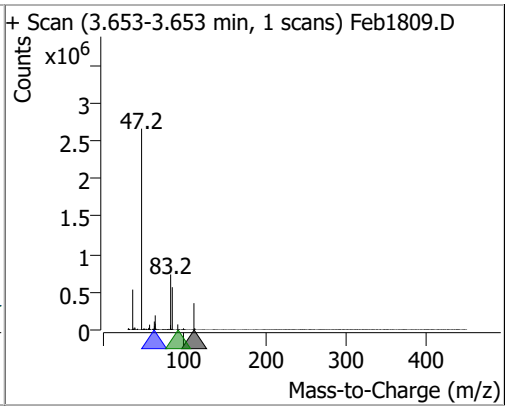

Compound	Conc.	RT	Dev(Min)	Resp.	QIon	QRatio	Lower	Upper
Aniline	46.5624	4.56	0.00	659983	66.0	33.2	25.7	47.8
					65.0	19.0	13.1	24.4

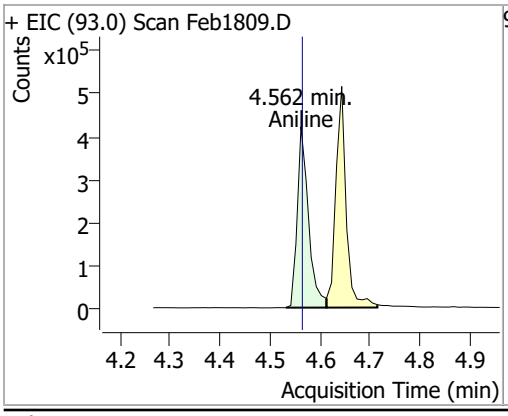

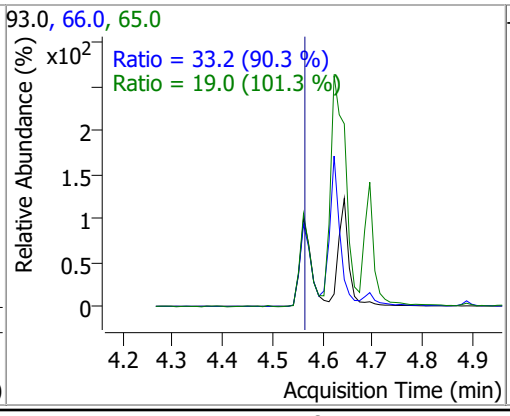

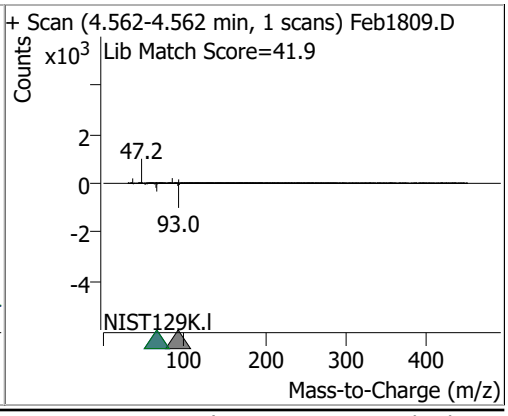

Compound	Conc.	RT	Dev(Min)	Resp.	QIon	QRatio	Lower	Upper
Phenol-d5	78.0649	4.61	0.00	772410	71.0	35.1	25.8	47.9

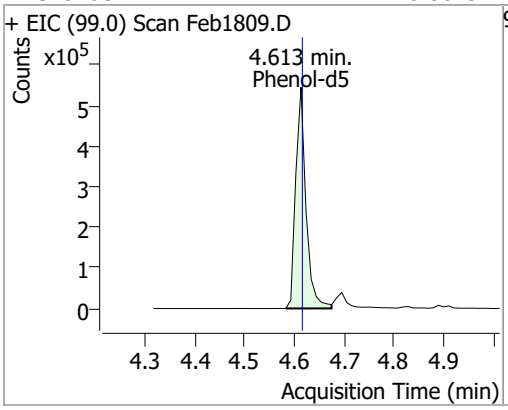

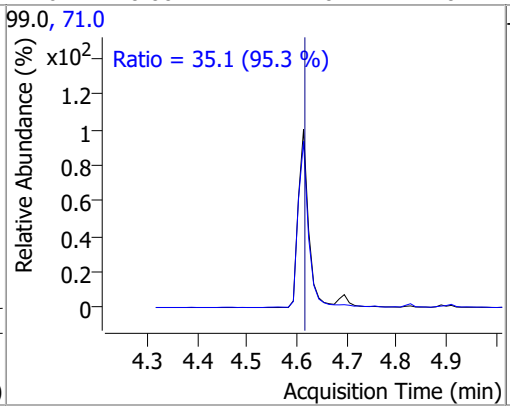

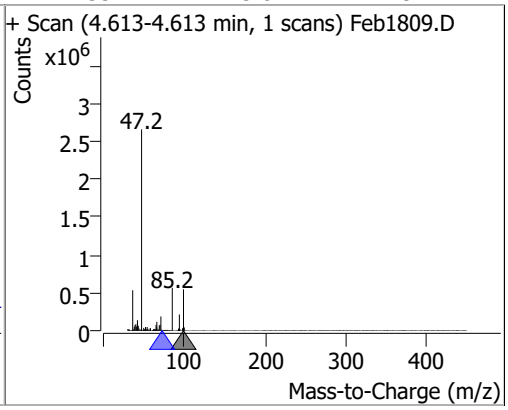

Compound	Conc.	RT	Dev(Min)	Resp.	QIon	QRatio	Lower	Upper
Phenol	83.6403	4.62	0.00	922606	66.0	42.5	31.7	58.9

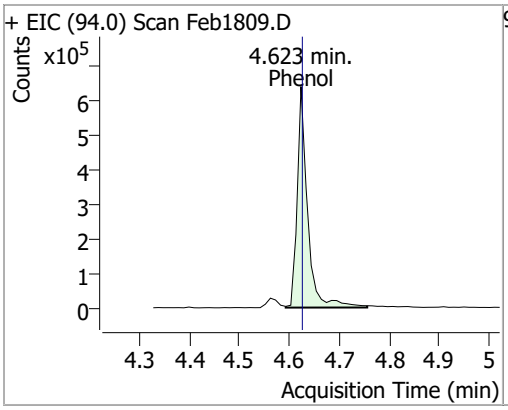

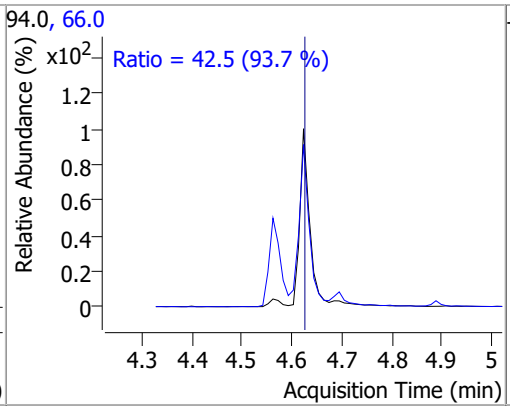

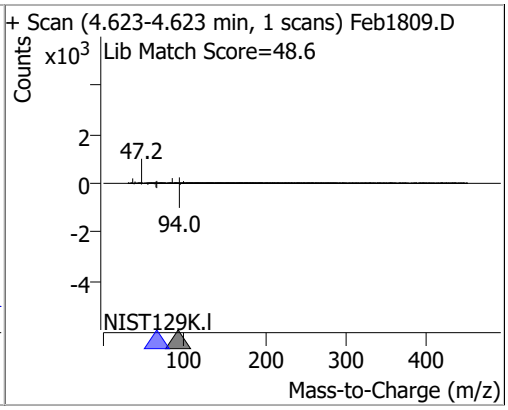

Compound	Conc.	RT	Dev(Min)	Resp.	QIon	QRatio	Lower	Upper
bis(-2-Chloroethyl)Ether	81.3944	4.64	0.00	605585	64.0	9.8	7.6	14.1

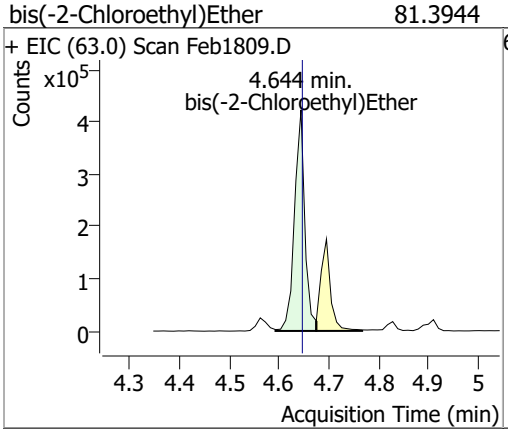

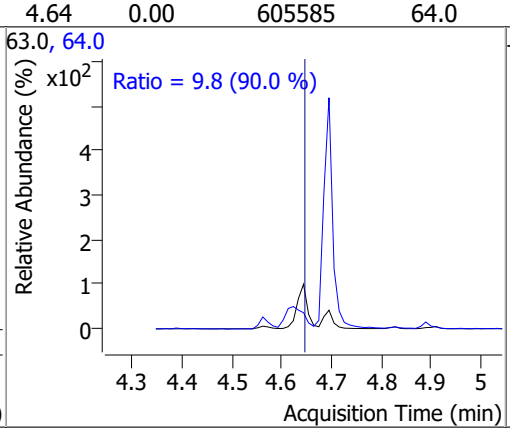

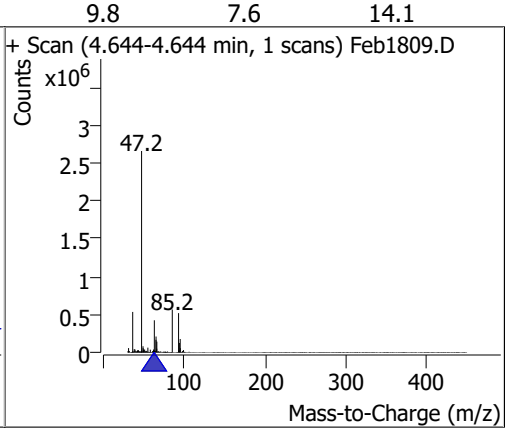

Compound	Conc.	RT	Dev(Min)	Resp.	QIon	QRatio	Lower	Upper
2-Chlorophenol	81.3755	4.69	0.00	714073	130.0	32.3	22.7	42.2

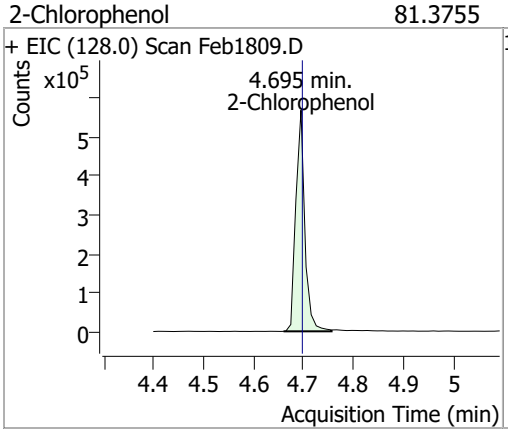

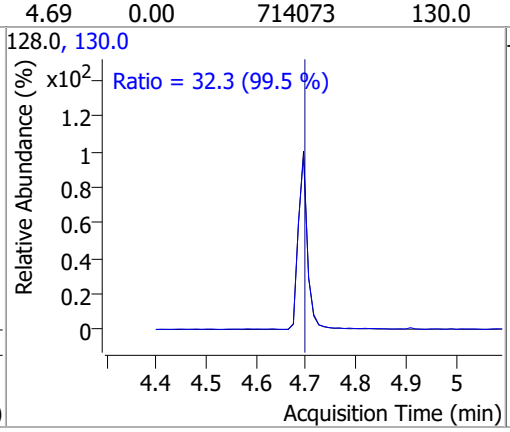

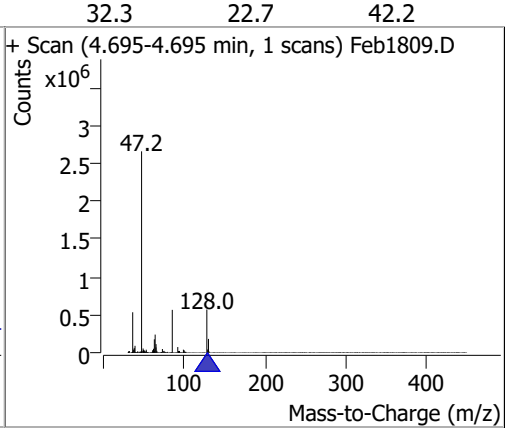

Compound	Conc.	RT	Dev(Min)	Resp.	QIon	QRatio	Lower	Upper
1,3-Dichlorobenzene	81.5694	4.83	0.00	912914	148.0	63.9	44.6	82.8
					111.0	36.5	25.3	47.0

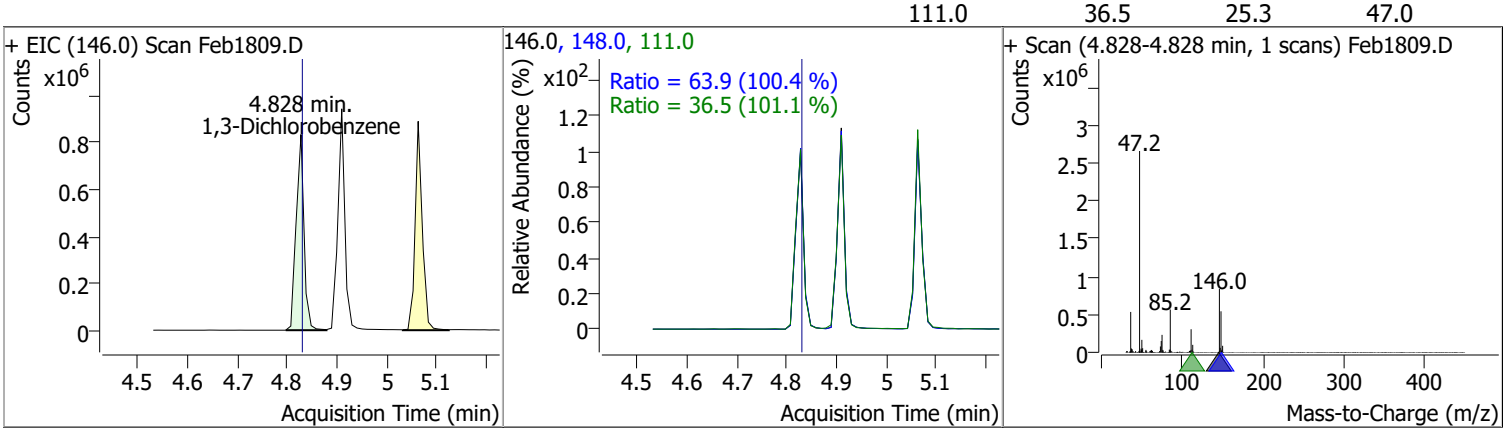

Compound	Conc.	RT	Dev(Min)	Resp.	QIon	QRatio	Lower	Upper
1,4-Dichlorobenzene	81.0126	4.91	0.00	910418 (m)	148.0	63.3	45.6	84.8
					111.0	34.9	25.2	46.8

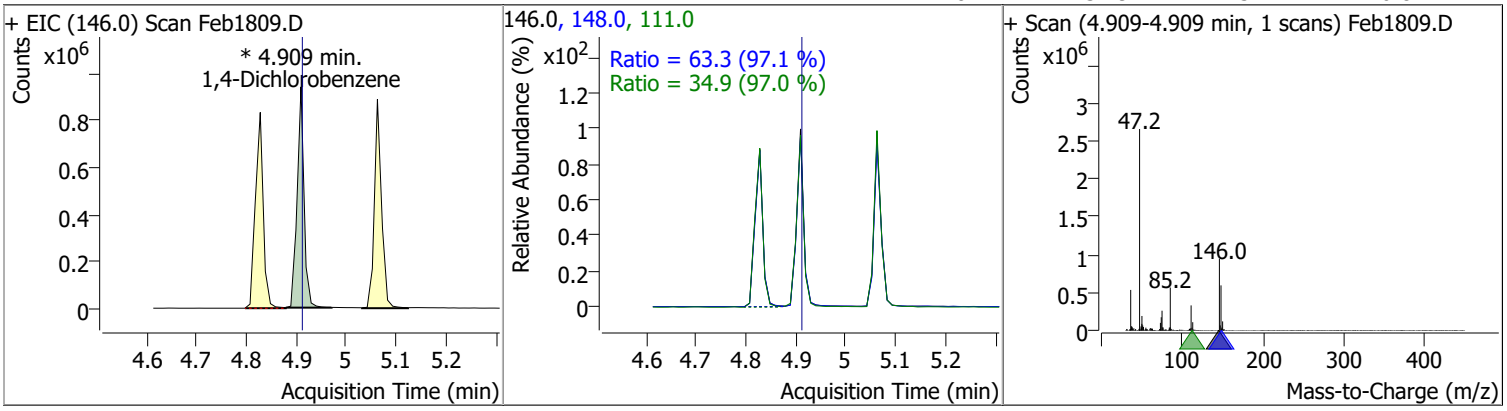

Compound	Conc.	RT	Dev(Min)	Resp.	QIon	QRatio	Lower	Upper
1,2-Dichlorobenzene	81.6838	5.06	0.00	890719	148.0	63.2	45.1	83.8
					111.0	37.6	26.1	48.5

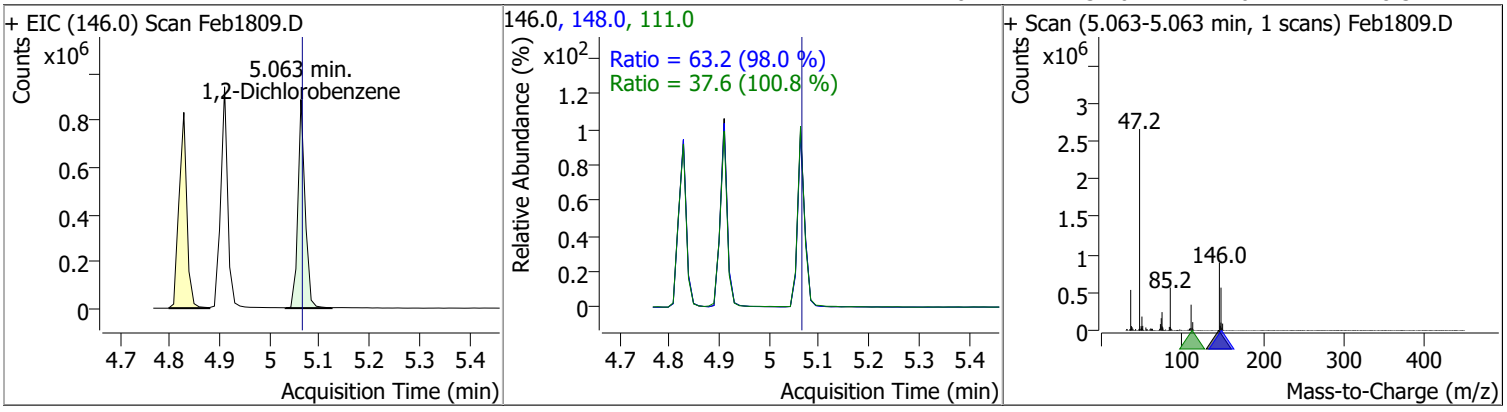

Compound	Conc.	RT	Dev(Min)	Resp.	QIon	QRatio	Lower	Upper
Benzyl Alcohol	78.5671	5.08	0.00	349450	79.0	108.2	83.5	155.1
					107.0	68.1	49.3	91.6

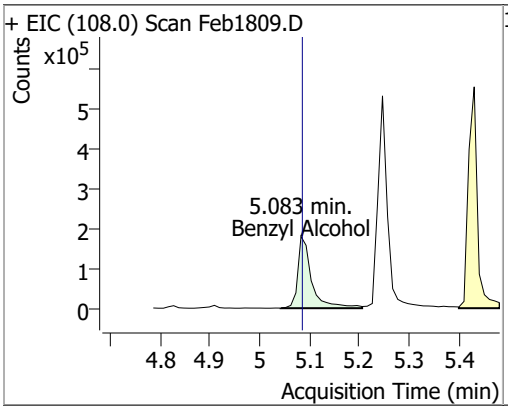

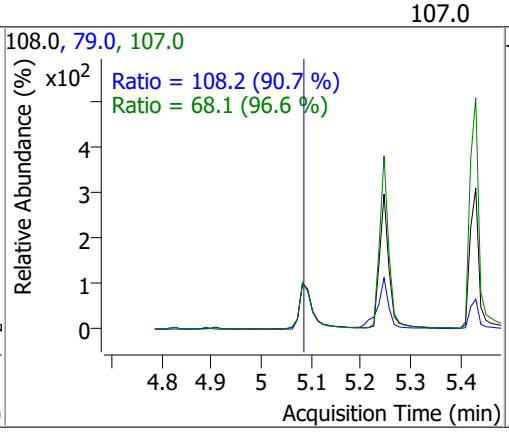

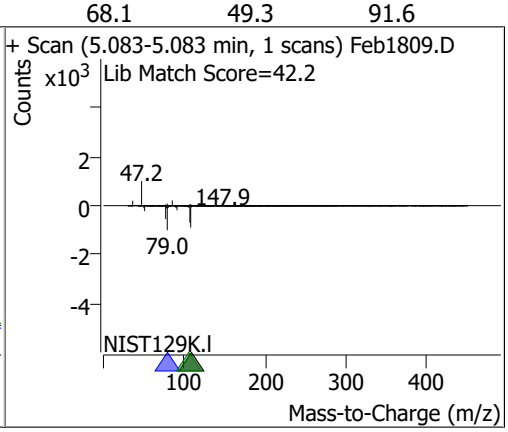

Compound	Conc.	RT	Dev(Min)	Resp.	QIon	QRatio	Lower	Upper
bis(2-chloroisopropyl)Ether	66.6763	5.23	0.00	198614	123.0	32.4	22.5	41.8

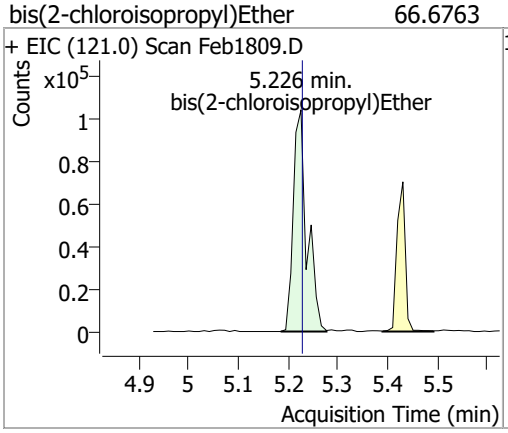

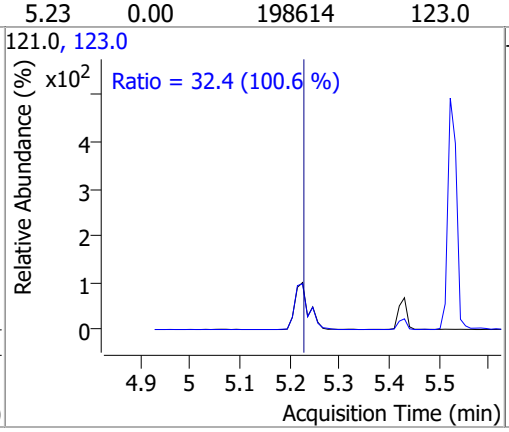

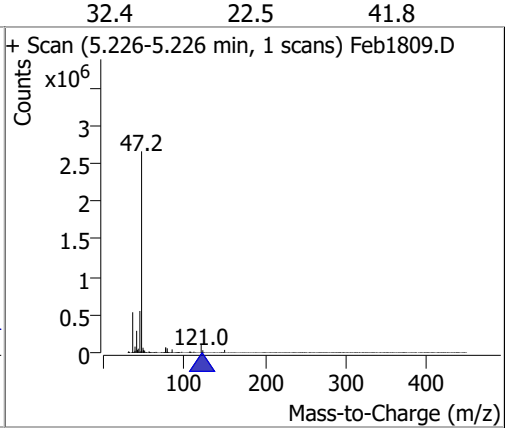

Compound	Conc.	RT	Dev(Min)	Resp.	QIon	QRatio	Lower	Upper
2-Methylphenol	80.0280	5.25	0.00	612115 (m)	108.0	111.2	81.5	151.4

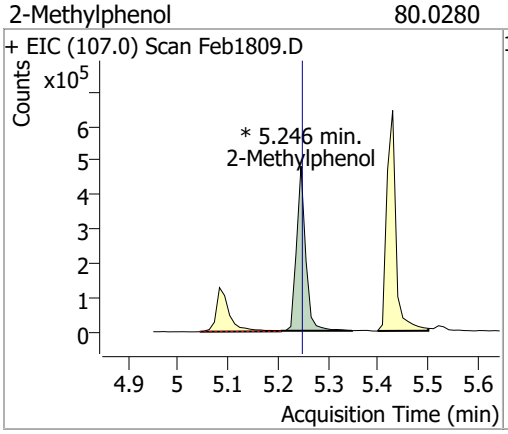

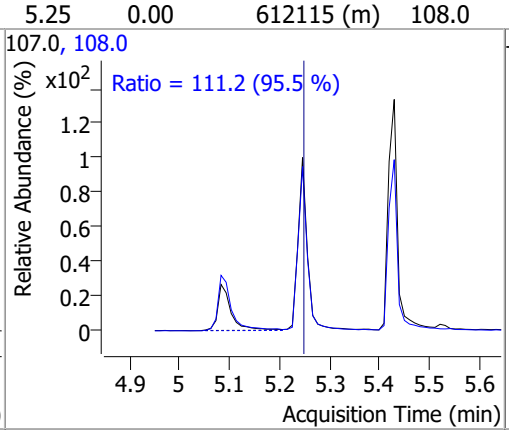

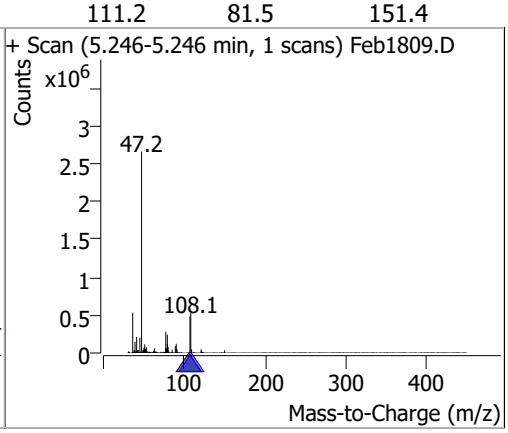

Compound	Conc.	RT	Dev(Min)	Resp.	QIon	QRatio	Lower	Upper
N-nitroso-Di-n-propylamine	83.3946	5.37	0.00	442003	130.0	19.0	0.0	38.8

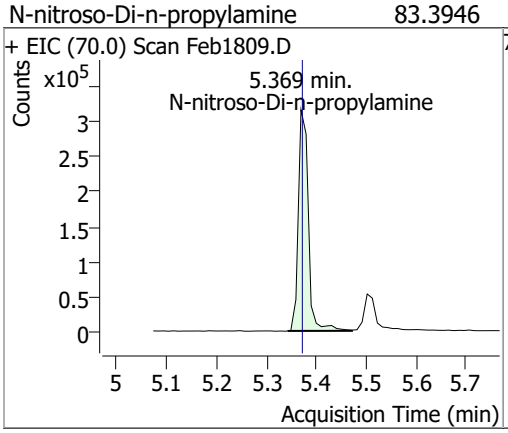

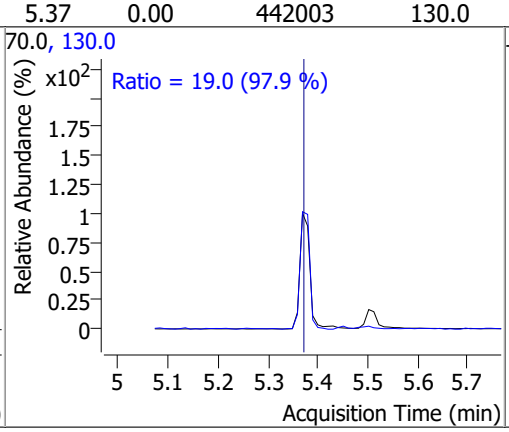

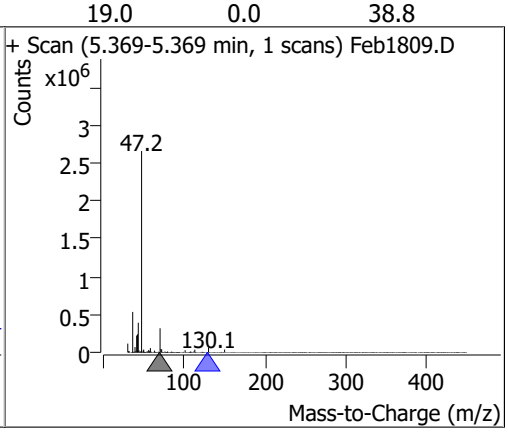

Compound	Conc.	RT	Dev(Min)	Resp.	QIon	QRatio	Lower	Upper
4Methylphenol/3Methylphenol	78.3474	5.43	0.00	816321	108.0	84.4	58.8	109.1

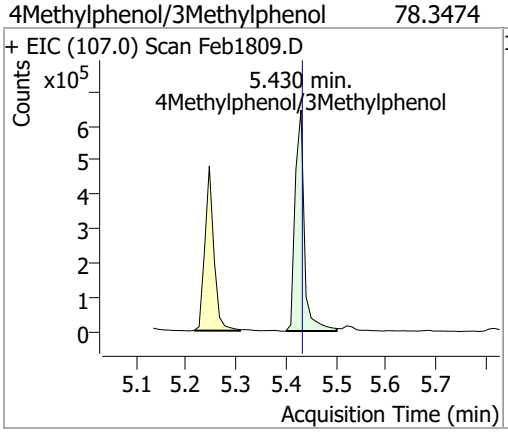

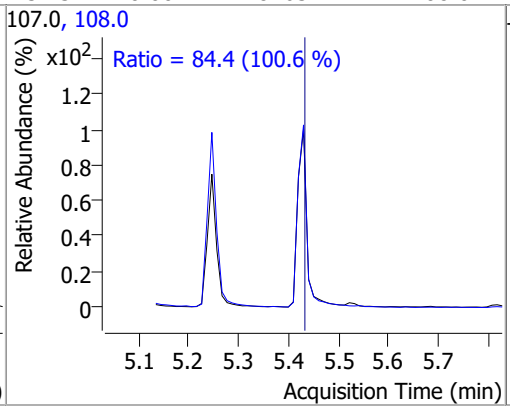

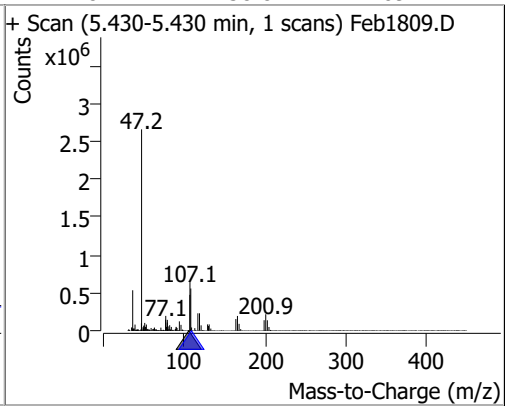

Compound	Conc.	RT	Dev(Min)	Resp.	QIon	QRatio	Lower	Upper
Hexachloroethane	77.1157	5.43	0.00	259885	201.0	89.6	63.5	118.0
					199.0	56.0	39.8	74.0

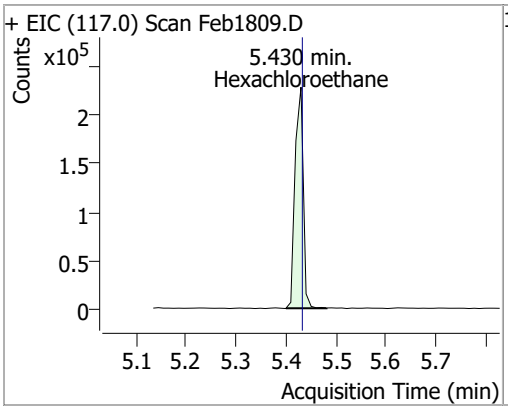

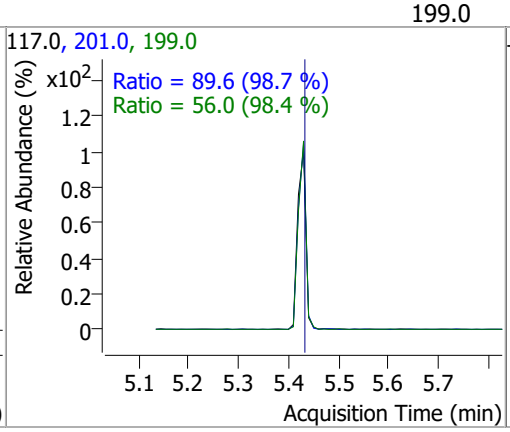

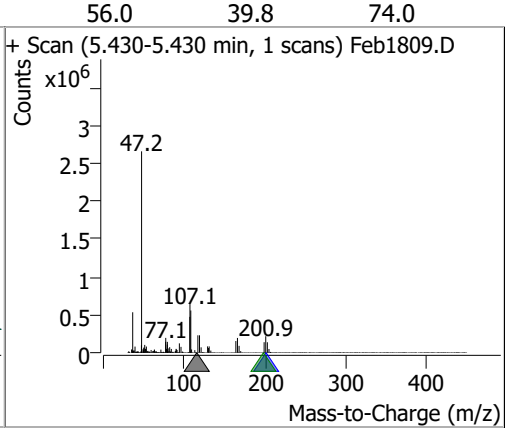

Compound	Conc.	RT	Dev(Min)	Resp.	QIon	QRatio	Lower	Upper
Nitrobenzene-d5	71.6023	5.50	0.00	394242	54.0	63.9	46.3	86.0
					128.0	46.4	34.1	63.3

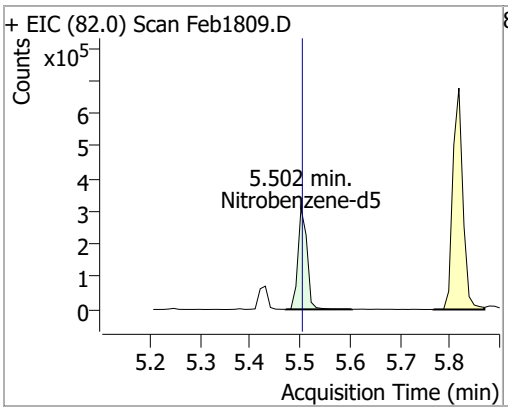

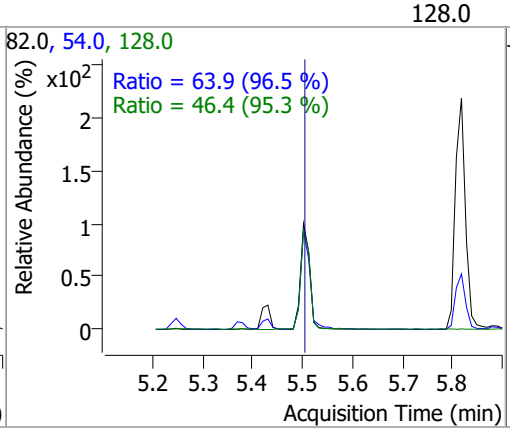

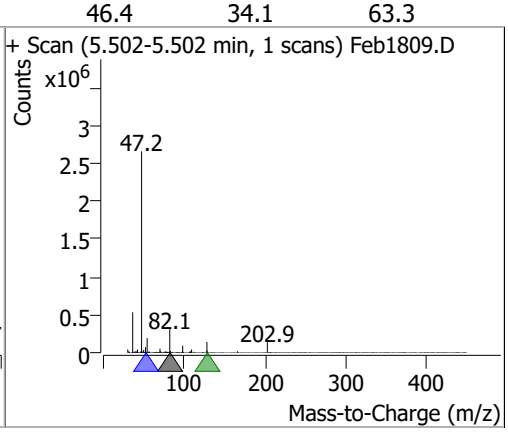

Compound	Conc.	RT	Dev(Min)	Resp.	QIon	QRatio	Lower	Upper
Nitrobenzene	72.6407	5.52	0.00	203074	77.0	210.4	148.9	276.5
					51.0	133.3	91.7	170.3

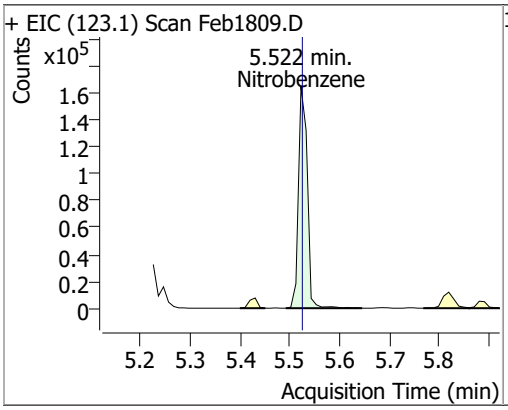

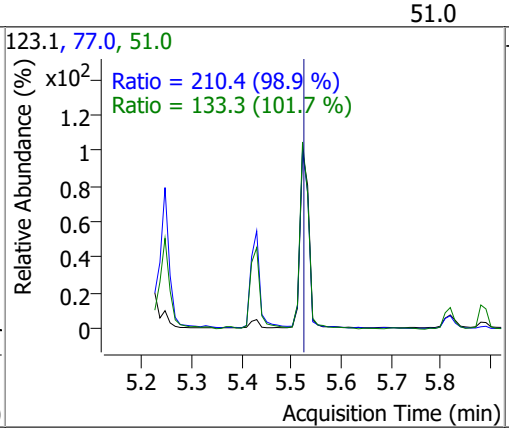

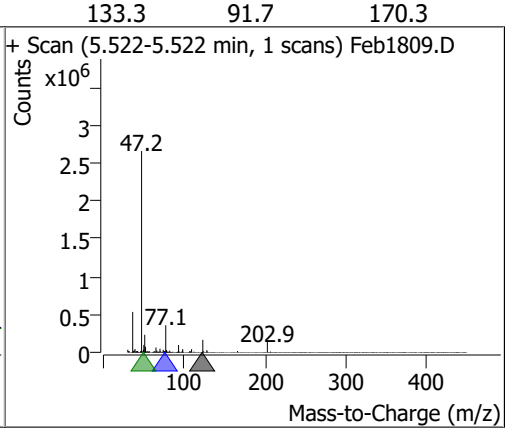

Compound	Conc.	RT	Dev(Min)	Resp.	QIon	QRatio	Lower	Upper
Isophorone	73.0163	5.82	0.00	952075	138.0	21.0	14.8	27.5

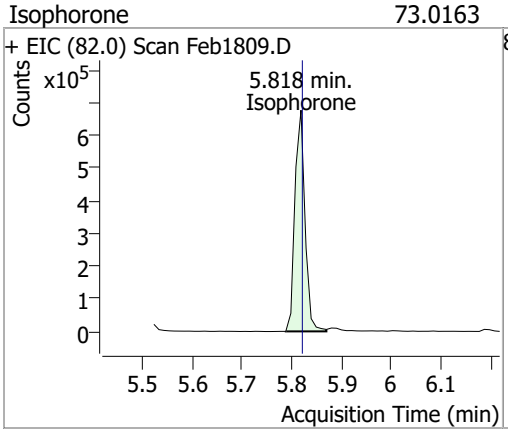

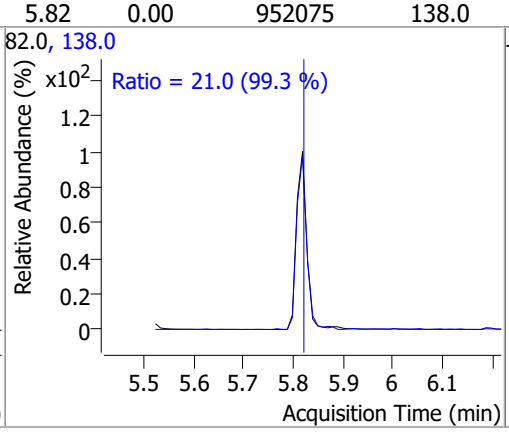

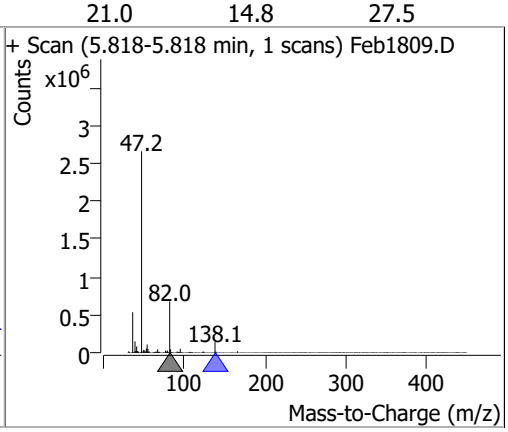

Compound	Conc.	RT	Dev(Min)	Resp.	QIon	QRatio	Lower	Upper
2-Nitrophenol	78.6630	5.89	0.01	230240	65.0	49.5	34.2	63.4
					109.0	36.6	24.6	45.8

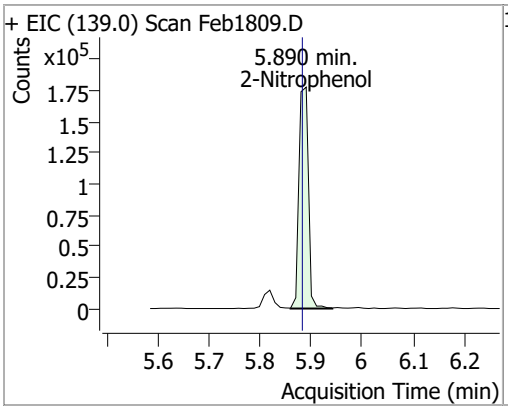

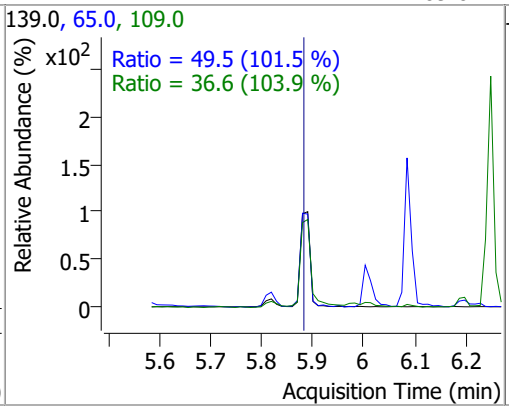

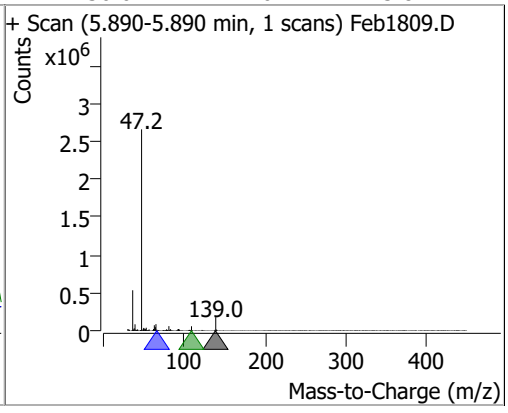

Compound	Conc.	RT	Dev(Min)	Resp.	QIon	QRatio	Lower	Upper
2,4-Dimethylphenol	77.5019	6.00	0.00	471706	107.0	110.3	76.6	142.3
					77.0	31.2	23.8	44.2

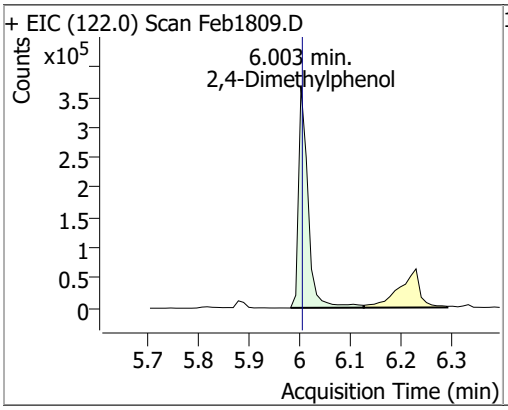

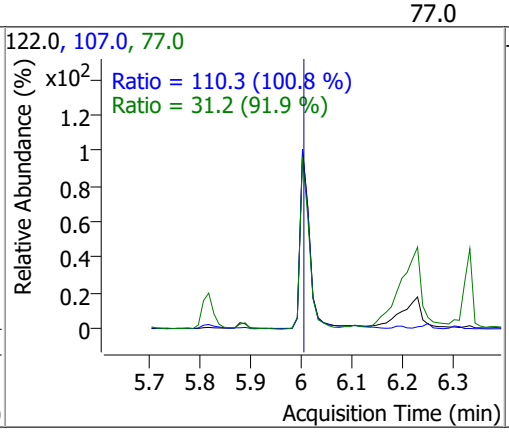

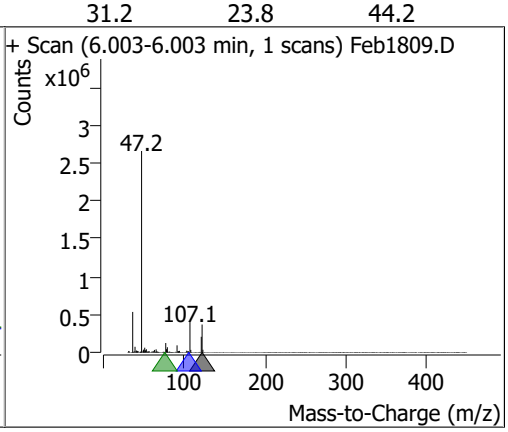

Compound	Conc.	RT	Dev(Min)	Resp.	QIon	QRatio	Lower	Upper
bis(-2-Chloroethoxy)Methane	71.5798	6.08	0.00	542758	63.0	75.9	47.7	88.6
					95.0	32.2	22.3	41.5

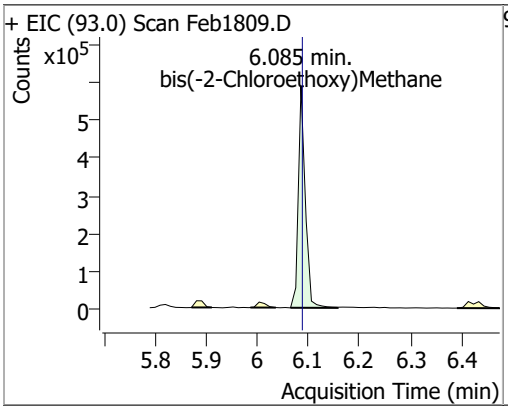

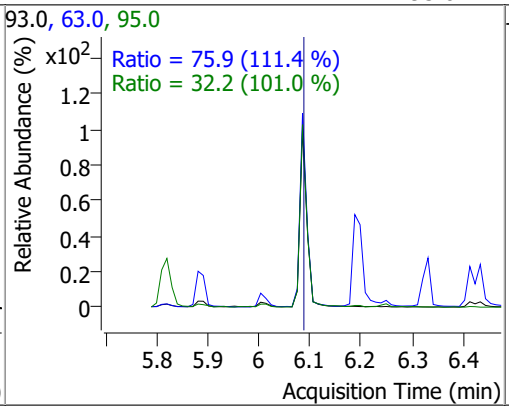

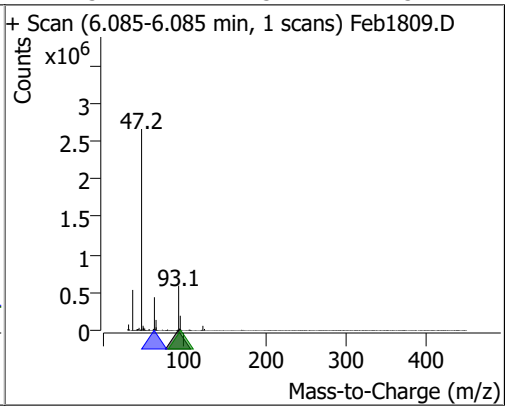

Compound	Conc.	RT	Dev(Min)	Resp.	QIon	QRatio	Lower	Upper
2,4-Dichlorophenol	77.6923	6.20	0.01	451820	164.0	65.6	45.5	84.5
					98.0	32.8	20.0	37.1

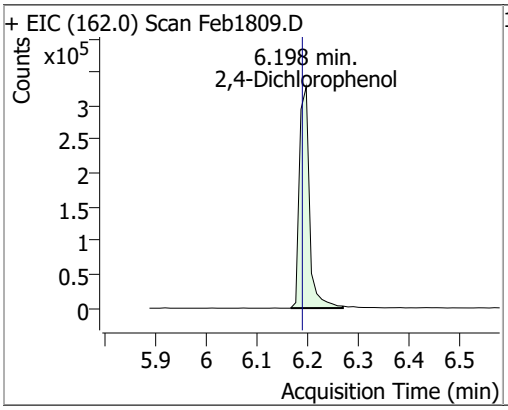

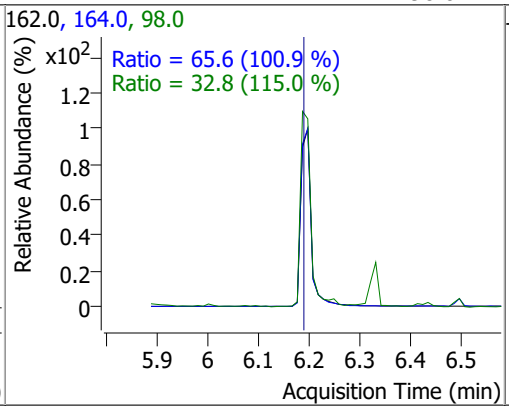

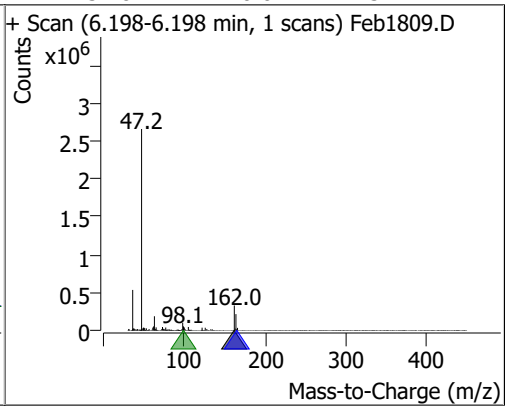

Compound	Conc.	RT	Dev(Min)	Resp.	QIon	QRatio	Lower	Upper
Benzoic Acid	76.1167	6.23	-0.01	237375	122.0	81.6	59.9	111.2
					77.0	73.3	42.3	78.5

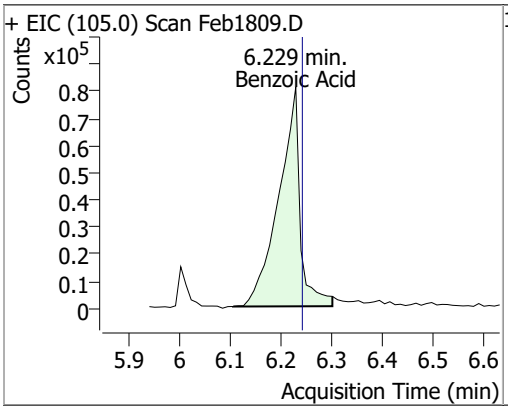

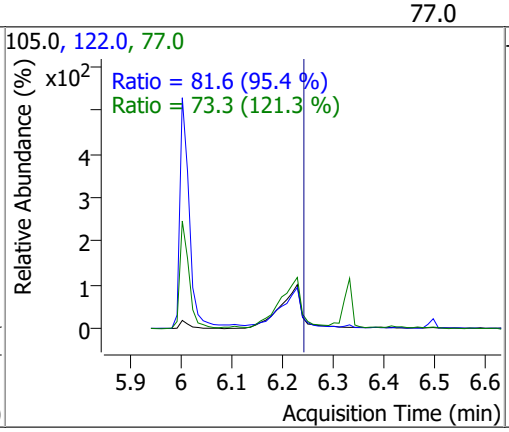

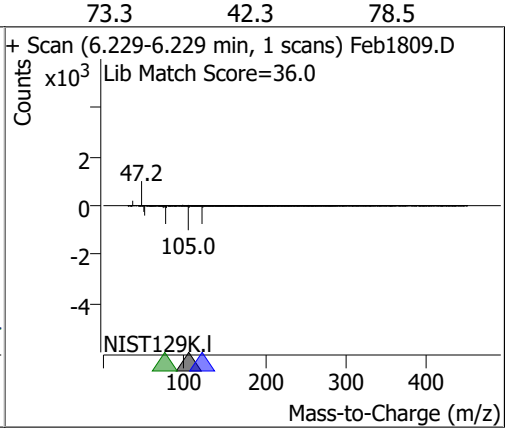

Compound	Conc.	RT	Dev(Min)	Resp.	QIon	QRatio	Lower	Upper
1,2,4-Trichlorobenzene	80.1098	6.25	0.00	556684	182.0	92.0	66.2	122.9
					145.0	28.6	20.1	37.3

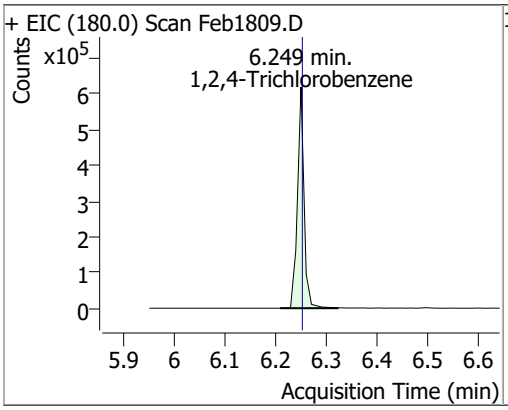

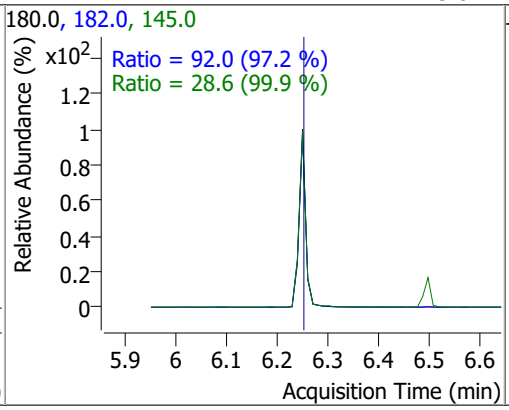

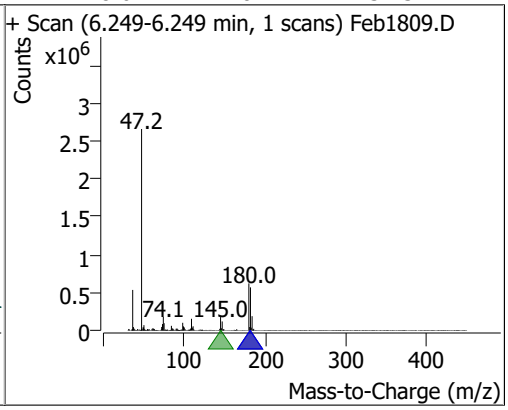

Compound	Conc.	RT	Dev(Min)	Resp.	QIon	QRatio	Lower	Upper
Naphthalene	82.4832	6.33	0.00	1701484	129.0	10.7	8.0	14.9
					102.0	9.8	6.9	12.9

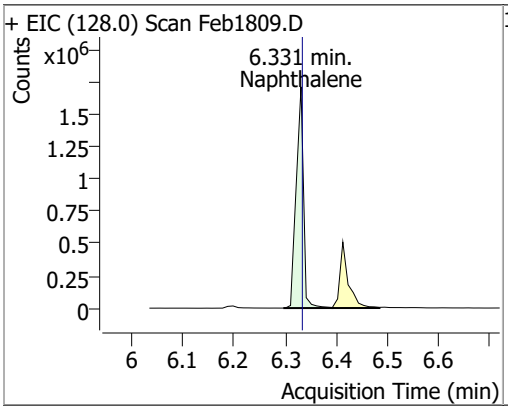

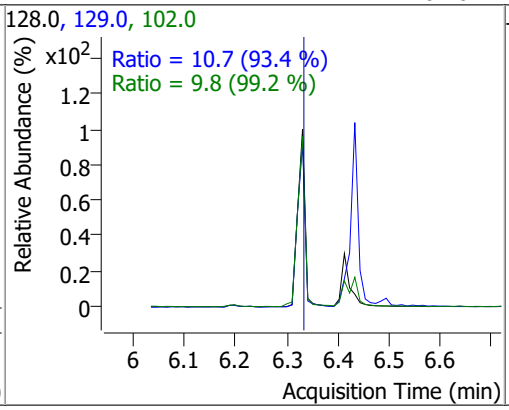

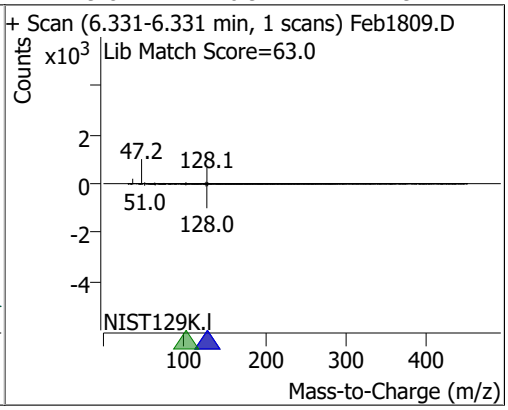

Compound	Conc.	RT	Dev(Min)	Resp.	QIon	QRatio	Lower	Upper
4-Chlorophenol	80.1371	6.41	0.00	174820	128.0	341.2	221.4	411.2

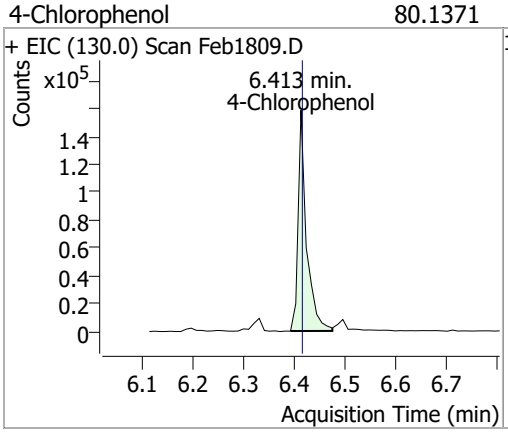

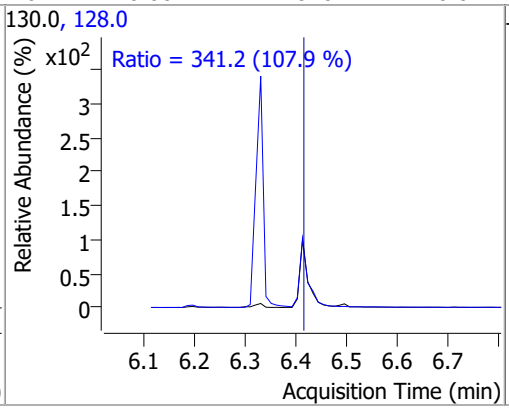

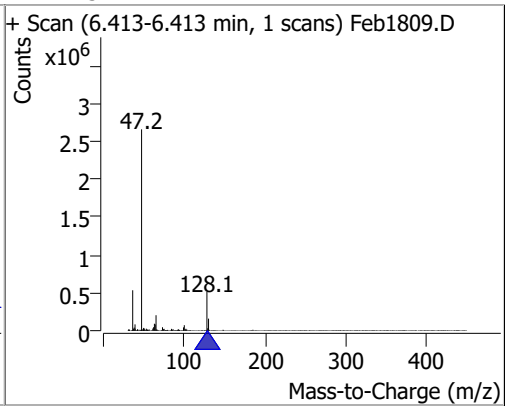

Compound	Conc.	RT	Dev(Min)	Resp.	QIon	QRatio	Lower	Upper
p-Chloroaniline	73.5230	6.43	0.00	596772	65.0	66.9	42.1	78.2
					129.0	36.4	26.3	48.9

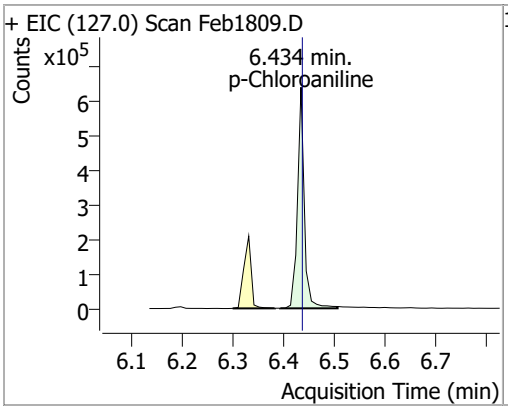

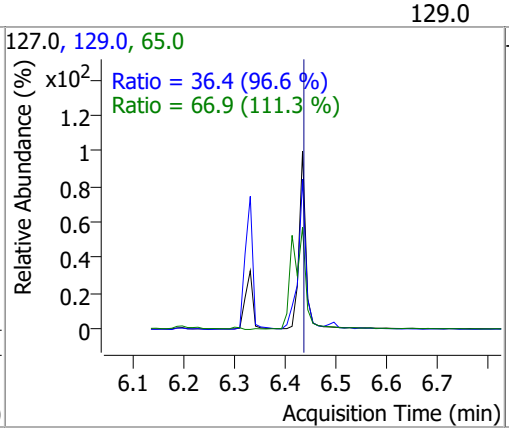

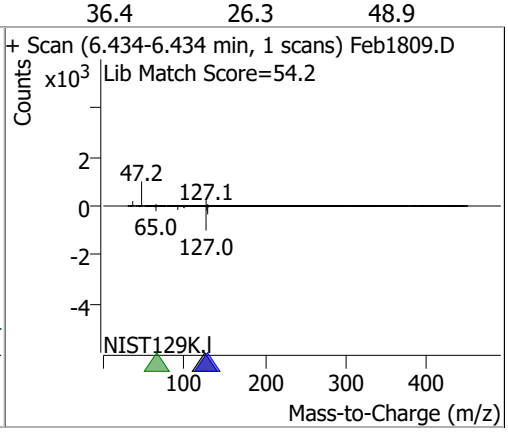

Compound	Conc.	RT	Dev(Min)	Resp.	QIon	QRatio	Lower	Upper
Hexachlorobutadiene	79.0445	6.50	0.00	286141	227.0	65.4	46.0	85.4
					223.0	62.2	45.0	83.6

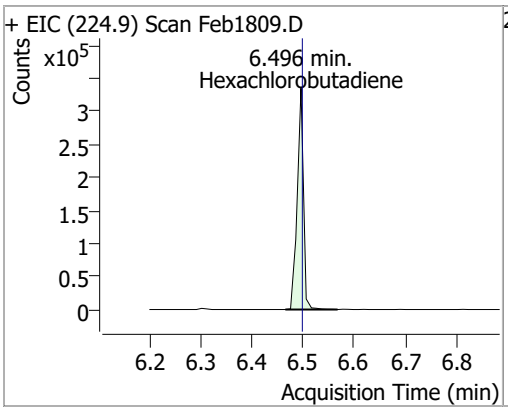

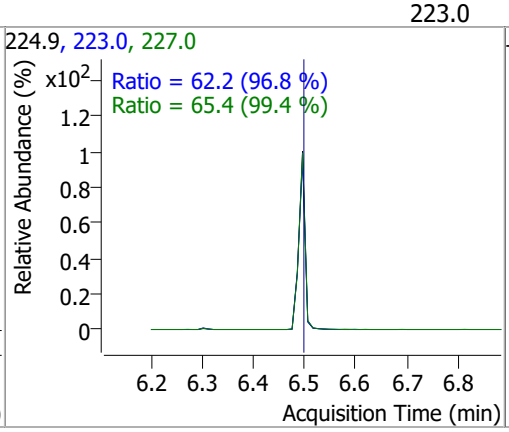

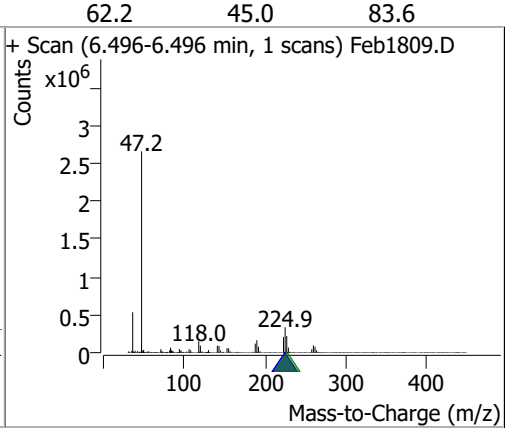

Compound	Conc.	RT	Dev(Min)	Resp.	QIon	QRatio	Lower	Upper
4-Chloro-2-Methylphenol	74.4384	6.94	0.00	402121 (m)	144.0	25.9	19.4	36.1

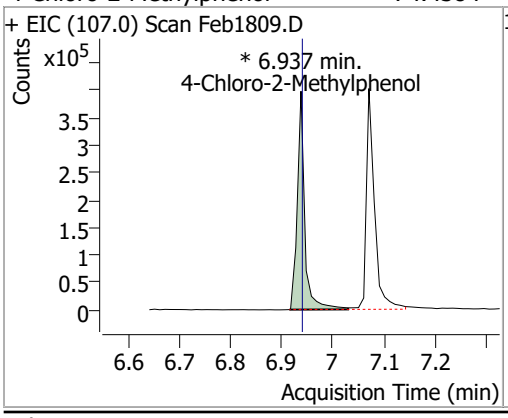

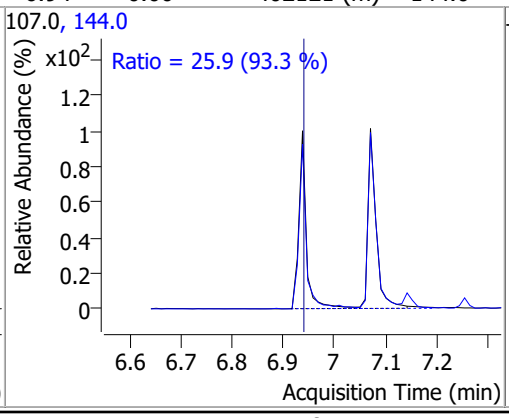

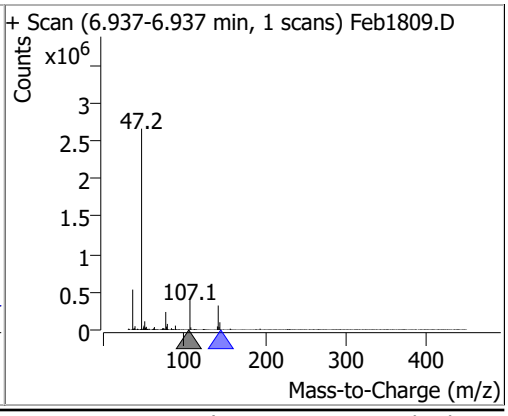

Compound	Conc.	RT	Dev(Min)	Resp.	QIon	QRatio	Lower	Upper
4-Chloro-3-Methylphenol	79.9010	7.07	0.00	449625 (m)	144.0	26.6	19.1	35.5

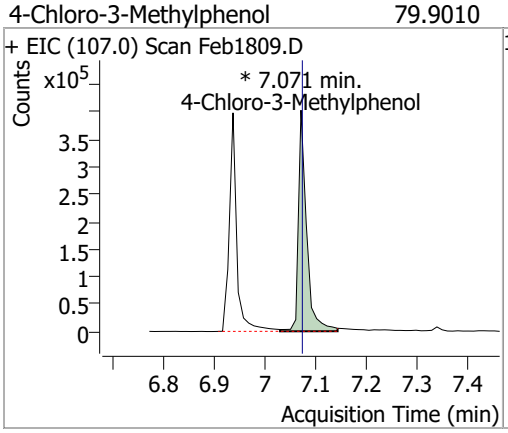

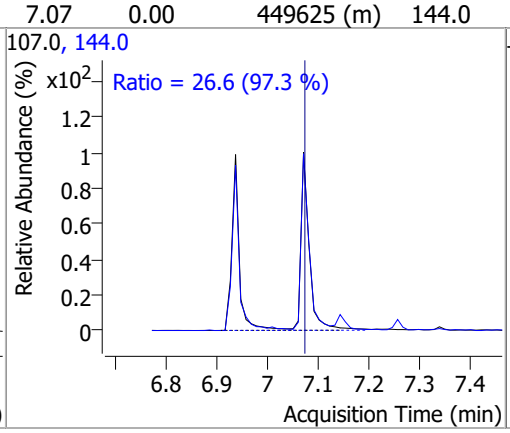

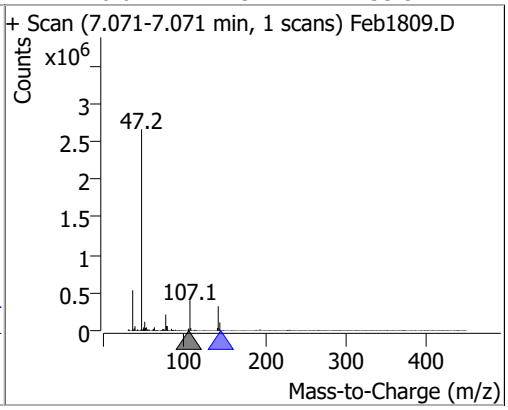

Compound	Conc.	RT	Dev(Min)	Resp.	QIon	QRatio	Lower	Upper
2-Methylnaphthalene	79.5615	7.14	0.00	934925	142.0	119.1	83.8	155.7
					115.0	40.9	29.2	54.3

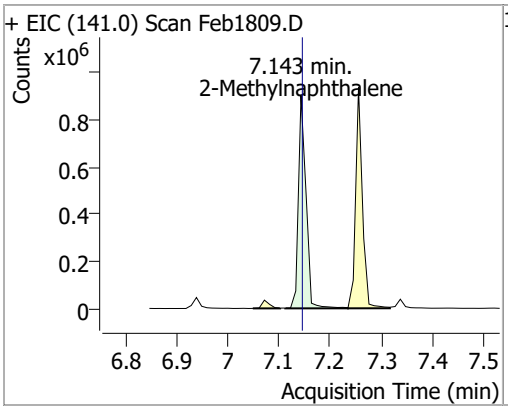

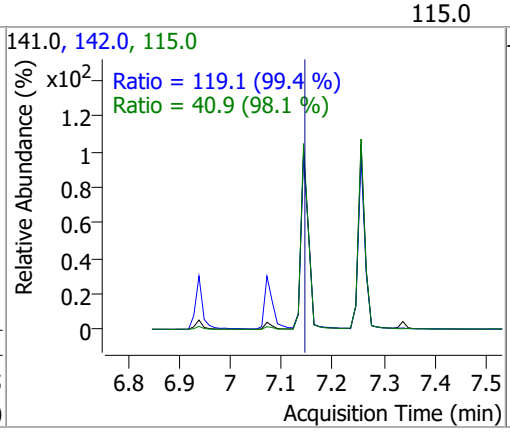

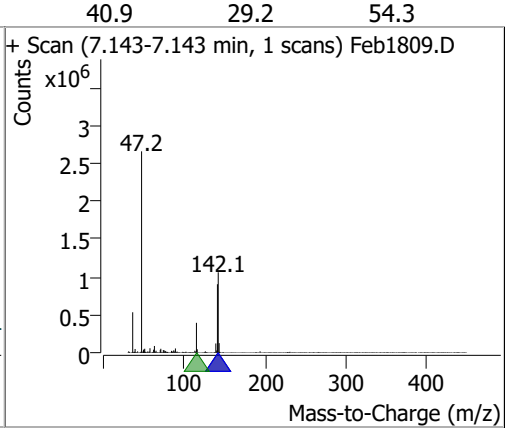

Compound	Conc.	RT	Dev(Min)	Resp.	QIon	QRatio	Lower	Upper
1-Methylnaphthalene	75.4676	7.26	0.00	864319	142.0	112.4	79.8	148.2
					115.0	43.0	28.9	53.7

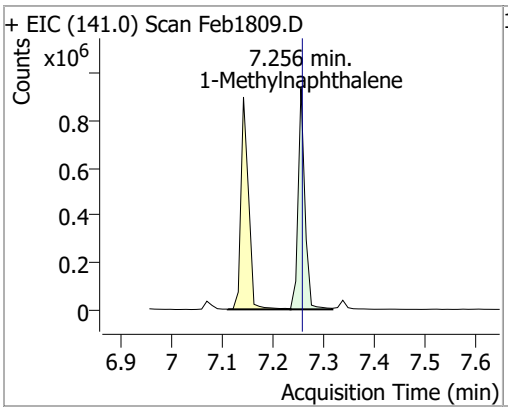

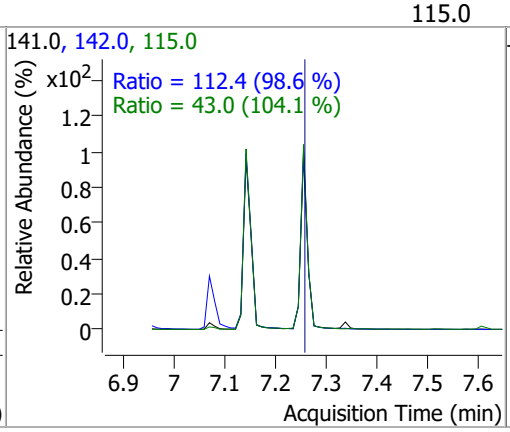

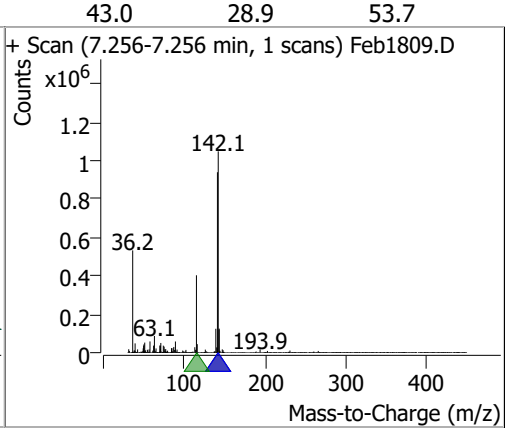

Compound	Conc.	RT	Dev(Min)	Resp.	QIon	QRatio	Lower	Upper
Hexachlorocyclopentadiene	73.3354	7.34	0.00	167582	234.9	64.7	45.2	84.0
					238.9	61.7	44.6	82.9

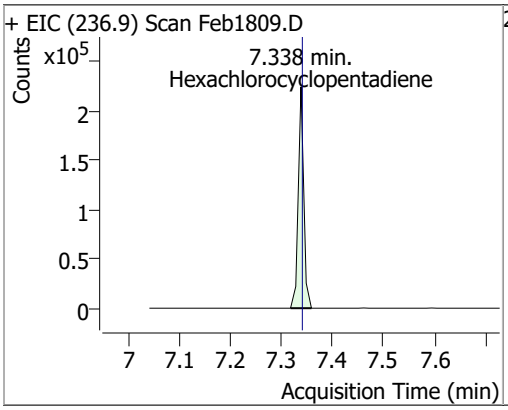

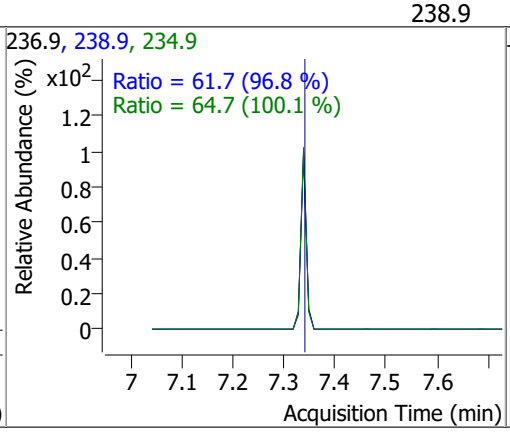

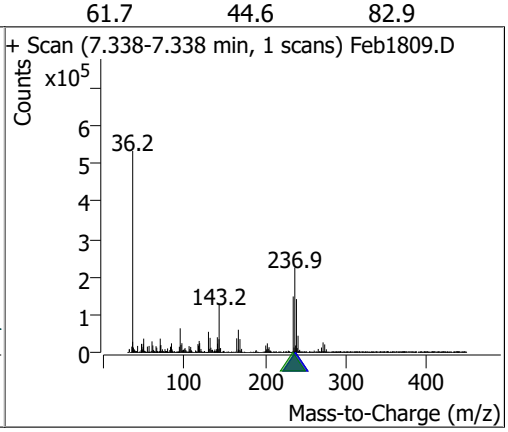

Compound	Conc.	RT	Dev(Min)	Resp.	QIon	QRatio	Lower	Upper
2,4,6-Trichlorophenol	72.3850	7.52	0.00	289067 (m)	198.0	97.3	67.6	125.5

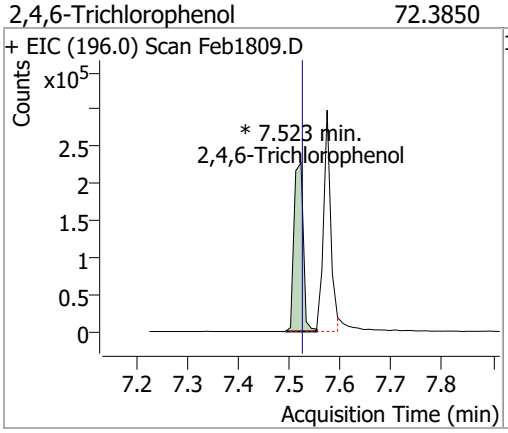

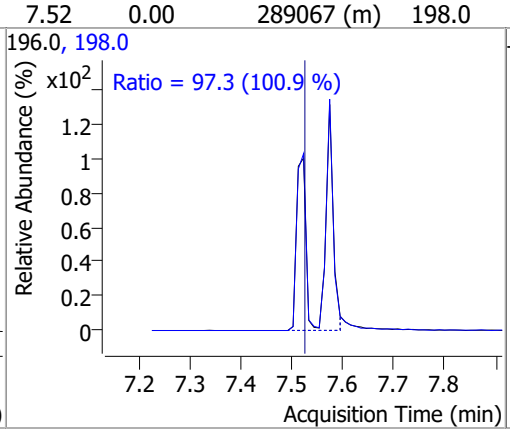

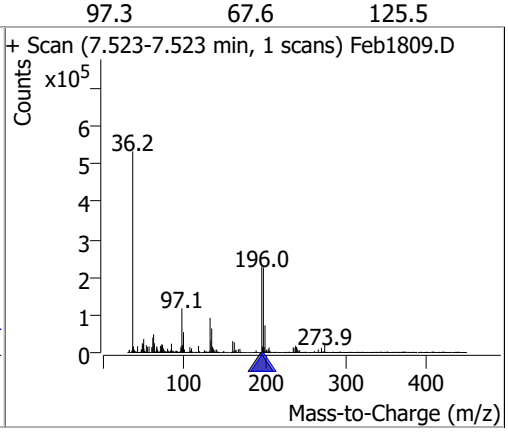

Compound	Conc.	RT	Dev(Min)	Resp.	QIon	QRatio	Lower	Upper
2,4,5-Trichlorophenol	72.8614	7.57	0.00	325852 (m)	198.0	93.4	63.2	117.3

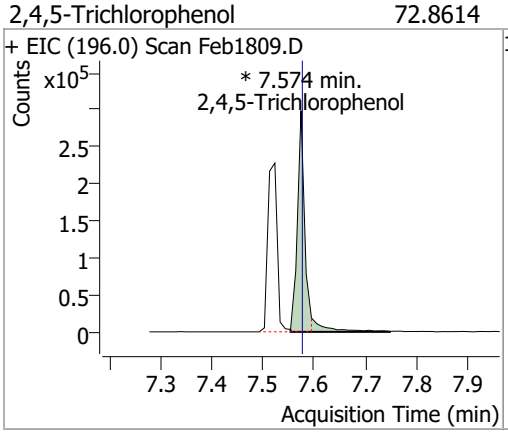

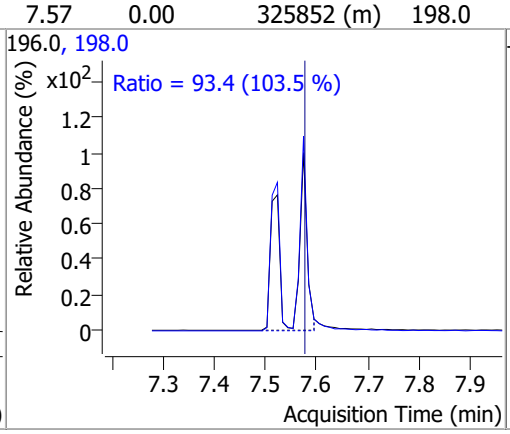

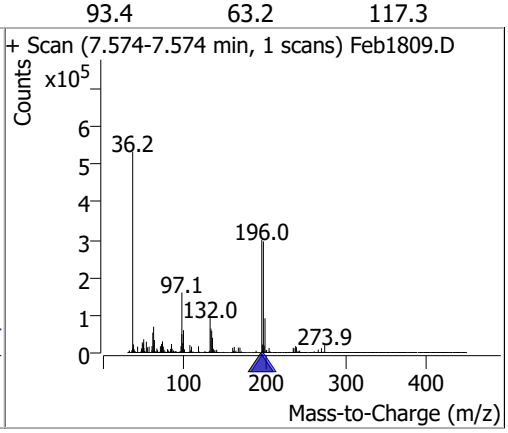

Compound	Conc.	RT	Dev(Min)	Resp.	QIon	QRatio	Lower	Upper
2-Fluorobiphenyl	67.6979	7.60	0.00	1100230	171.0	34.1	24.0	44.5

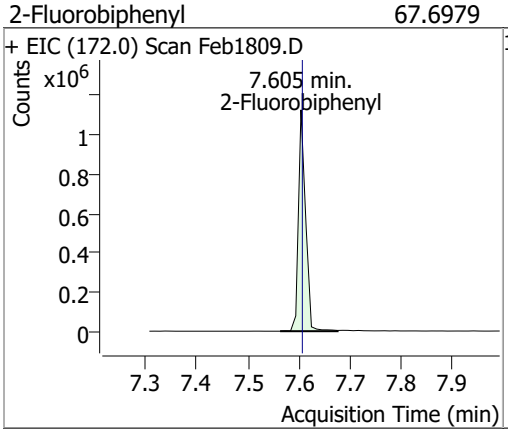

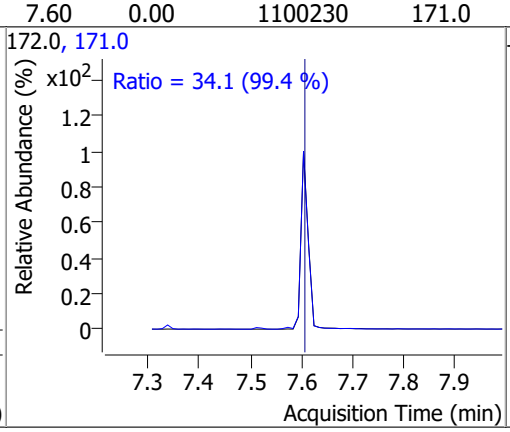

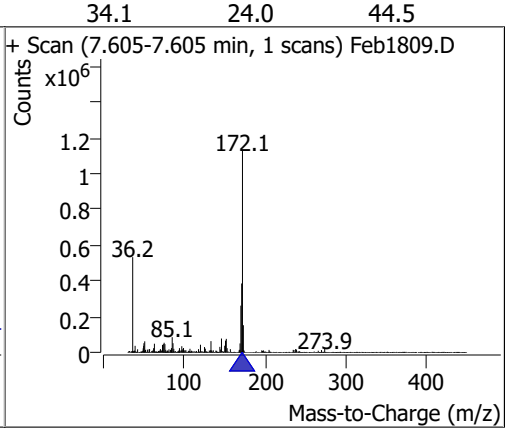

Compound	Conc.	RT	Dev(Min)	Resp.	QIon	QRatio	Lower	Upper
2-Chloronaphthalene	82.2466	7.72	0.00	1122871	127.0	37.1	25.1	46.7
					164.0	32.3	22.5	41.7

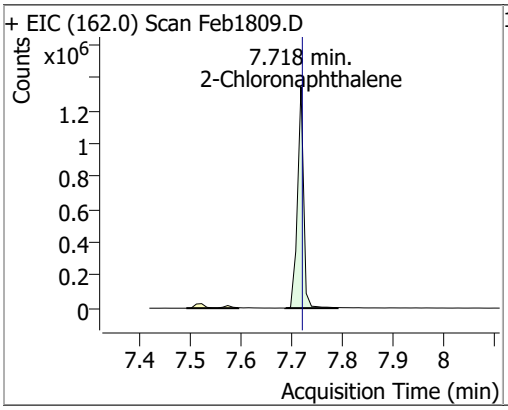

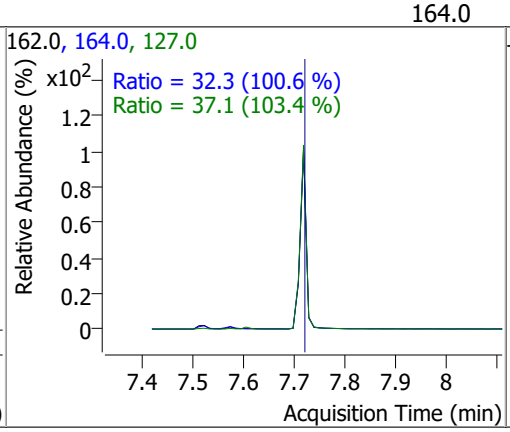

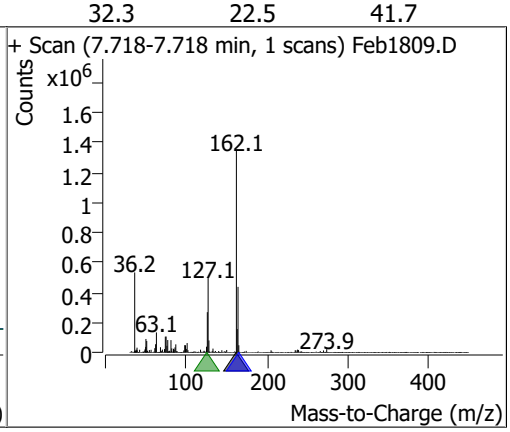

Compound	Conc.	RT	Dev(Min)	Resp.	QIon	QRatio	Lower	Upper
2-Nitroaniline	66.9049	7.88	0.00	161803	138.0	110.8	77.4	143.7

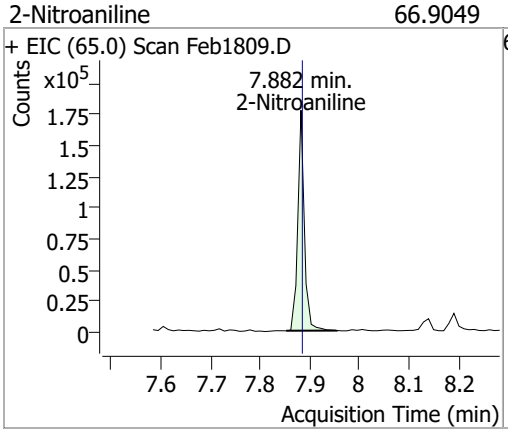

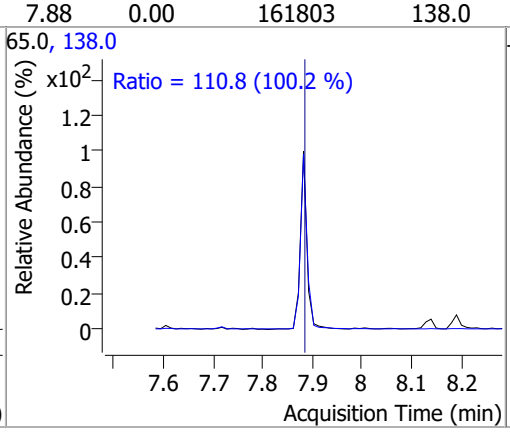

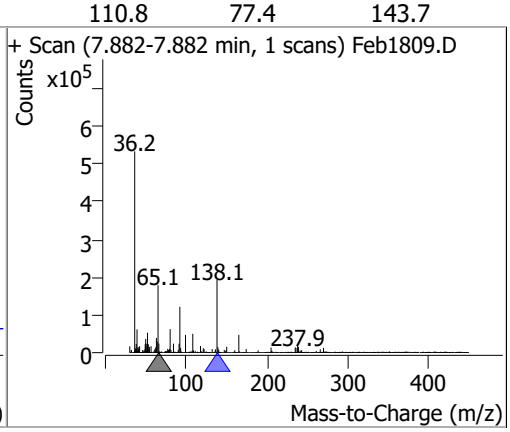

Compound	Conc.	RT	Dev(Min)	Resp.	QIon	QRatio	Lower	Upper
Dimethyl Phthalate	83.8145	8.14	0.00	1155106	77.0	20.4	13.8	25.7

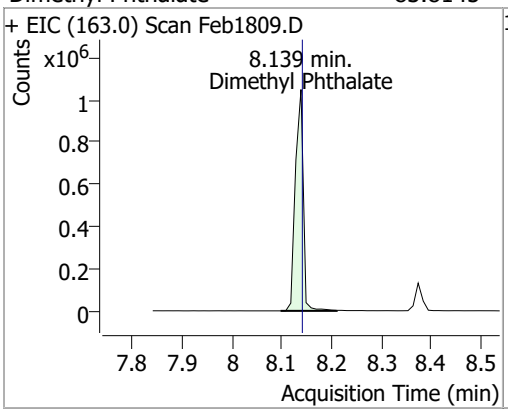

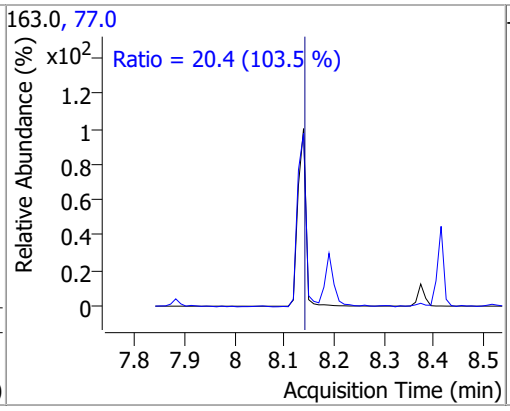

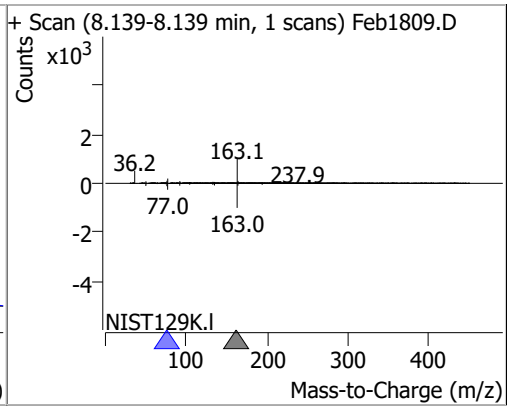

Compound	Conc.	RT	Dev(Min)	Resp.	QIon	QRatio	Lower	Upper
2,6-Dinitrotoluene	74.3170	8.19	0.00	139972	63.0	138.7	99.5	184.8
					89.0	67.5	43.3	80.3

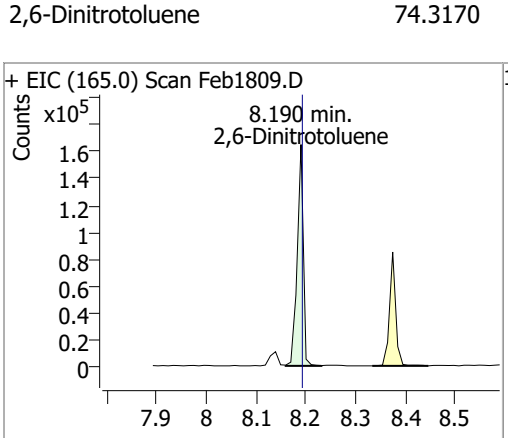

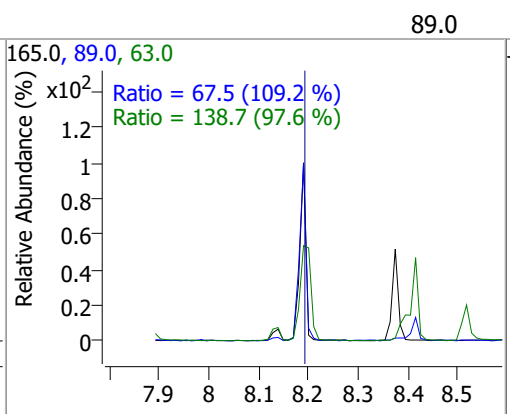

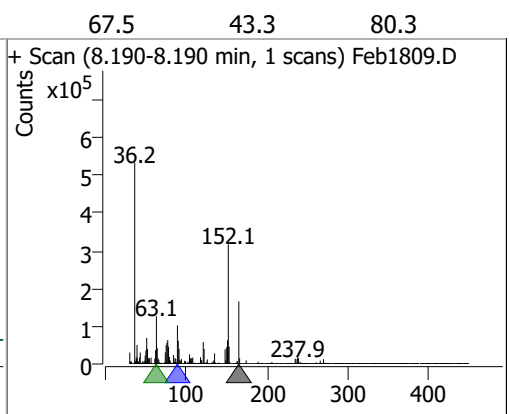

Compound	Conc.	RT	Dev(Min)	Resp.	QIon	QRatio	Lower	Upper
Acenaphthylene	69.8871	8.20	0.00	1526451	153.1	14.0	9.6	17.7

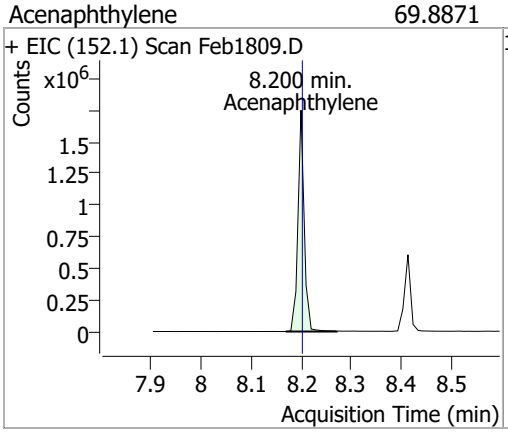

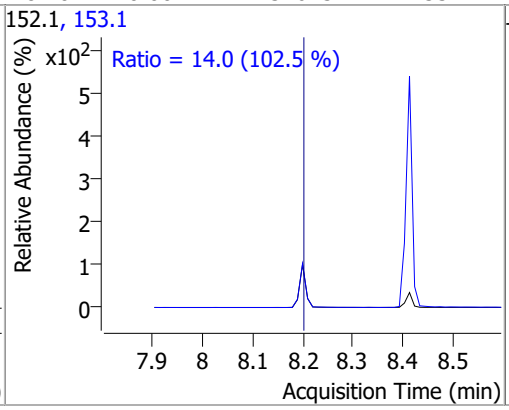

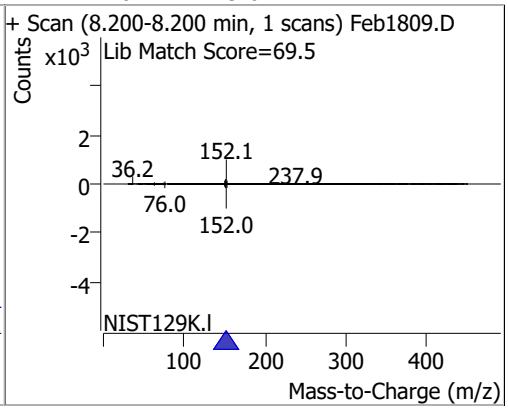

Compound	Conc.	RT	Dev(Min)	Resp.	QIon	QRatio	Lower	Upper
3-Nitroaniline	78.9929	8.39	0.00	169184	65.0	132.7	90.4	167.8
					92.0	108.8	74.7	138.7

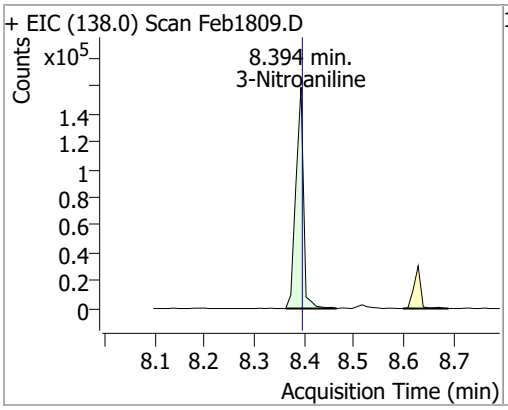

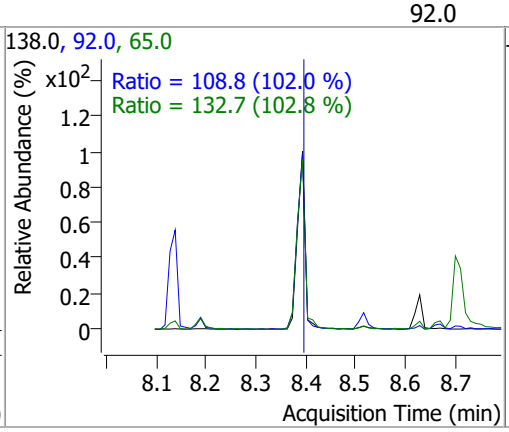

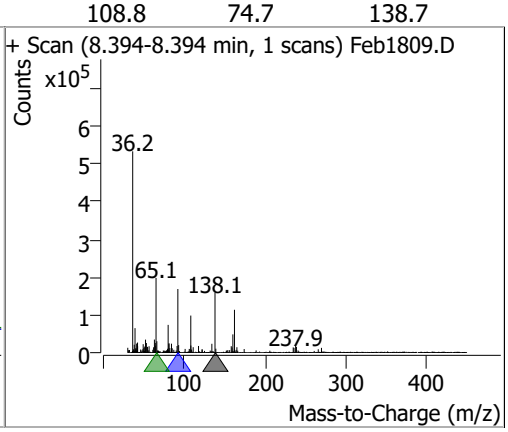

Compound	Conc.	RT	Dev(Min)	Resp.	QIon	QRatio	Lower	Upper
Acenaphthene	80.6345	8.41	0.00	1009554	153.0	108.3	74.5	138.4
					152.0	51.8	36.3	67.4

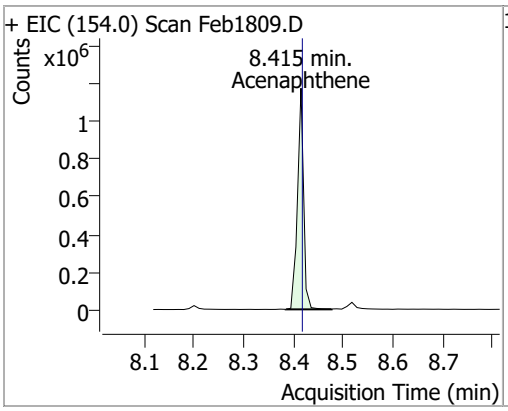

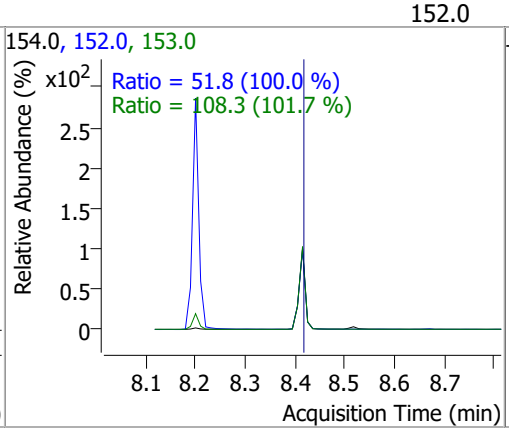

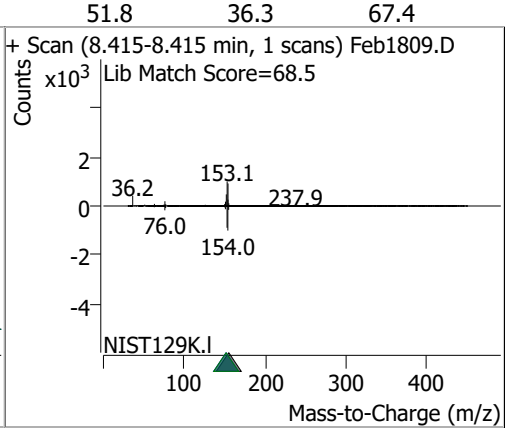

Compound	Conc.	RT	Dev(Min)	Resp.	QIon	QRatio	Lower	Upper
2,4-Dinitrophenol	73.4507	8.52	0.00	68442	154.0	60.8	43.9	81.5

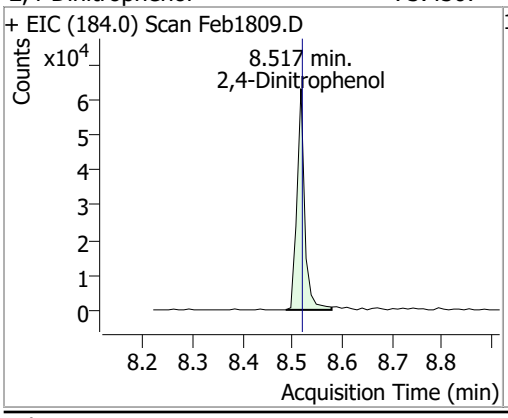

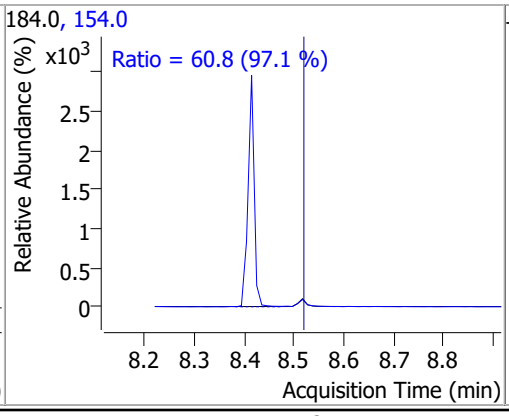

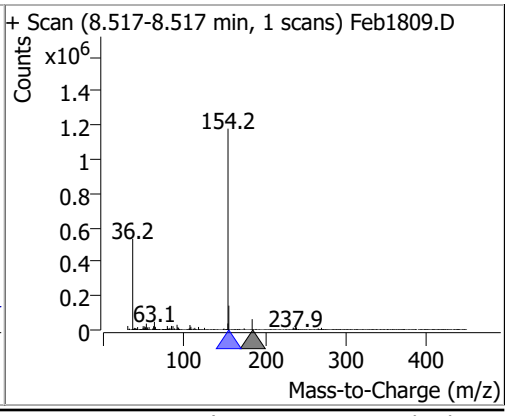

Compound	Conc.	RT	Dev(Min)	Resp.	QIon	QRatio	Lower	Upper
Dibenzofuran	79.9136	8.63	0.00	1641005	139.0	38.8	26.3	48.8

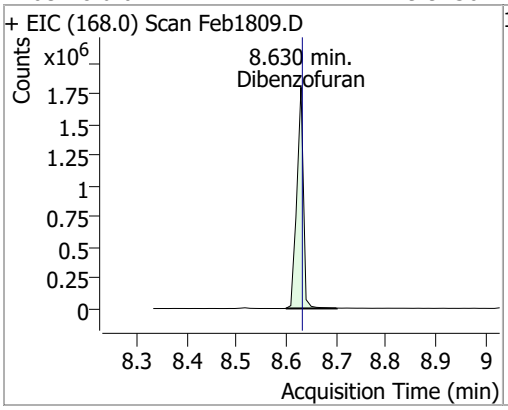

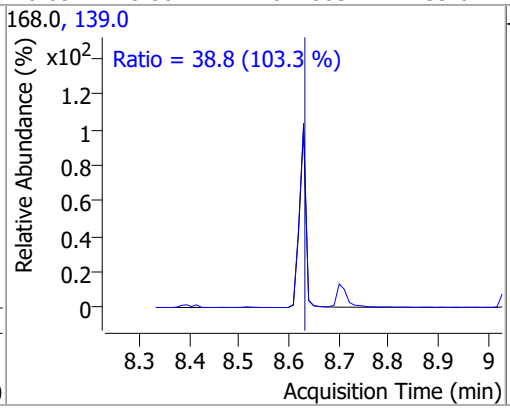

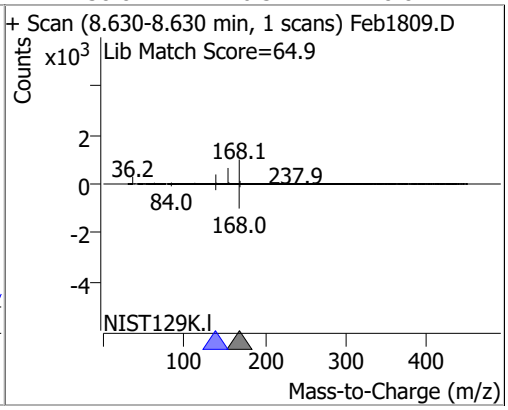

Compound	Conc.	RT	Dev(Min)	Resp.	QIon	QRatio	Lower	Upper
2,4-Dinitrotoluene	79.2675	8.67	0.00	186566	89.0	79.1	55.4	102.9
					63.0	48.7	33.9	62.9

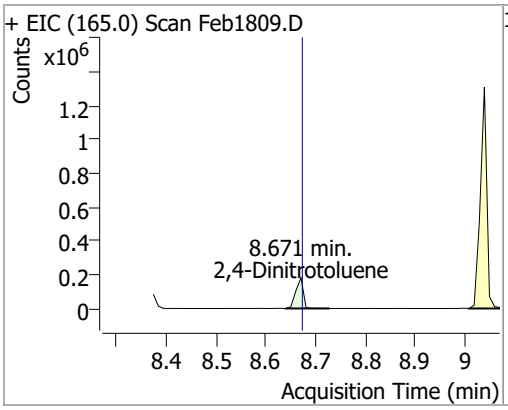

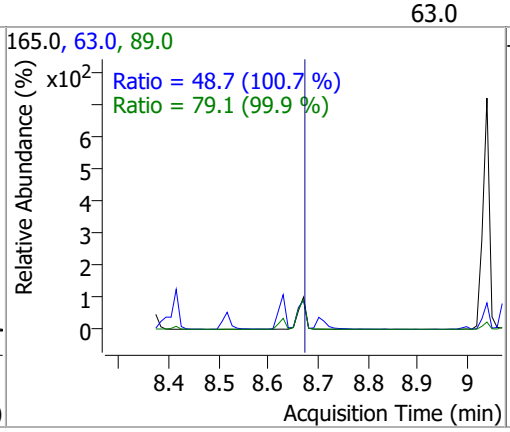

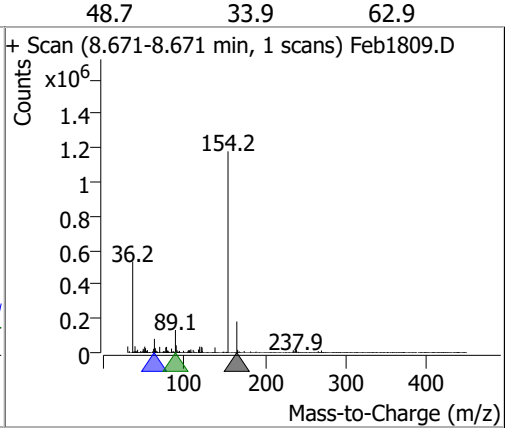

Compound	Conc.	RT	Dev(Min)	Resp.	QIon	QRatio	Lower	Upper
4-Nitrophenol	77.0307	8.70	0.00	178388	65.0	74.1	50.4	93.6
					139.0	69.6	49.8	92.5

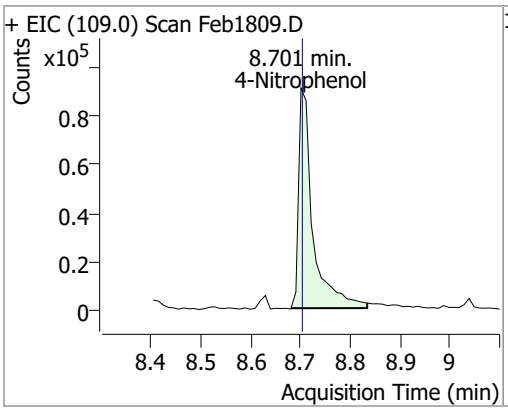

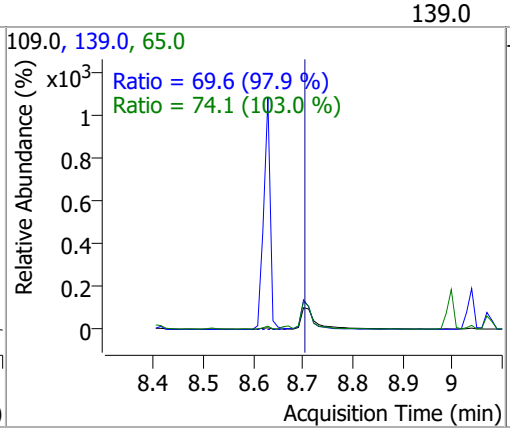

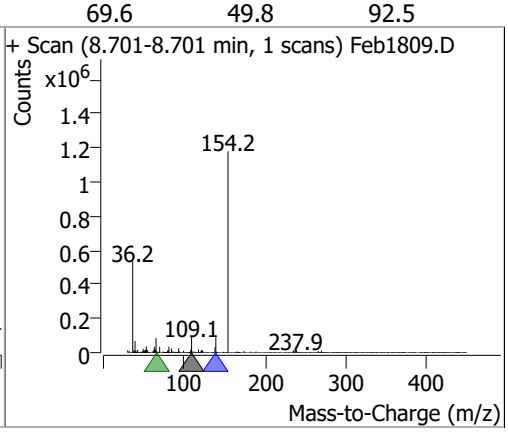

Compound	Conc.	RT	Dev(Min)	Resp.	QIon	QRatio	Lower	Upper
Diethylphthalate	81.6817	9.00	0.00	1166621	177.0	20.7	14.5	27.0
					150.0	13.0	8.7	16.2

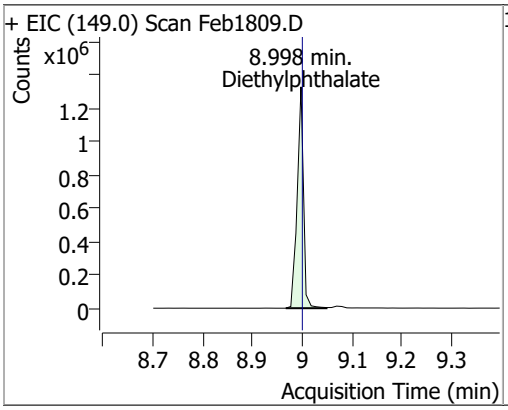

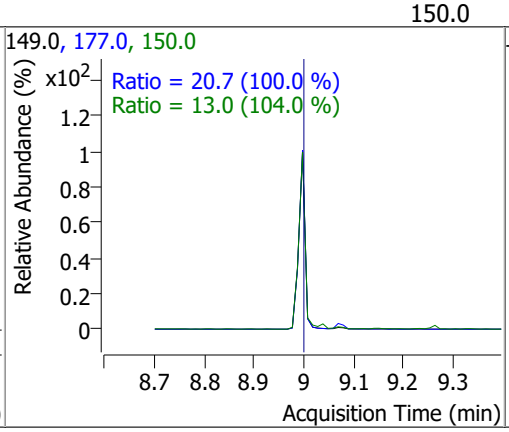

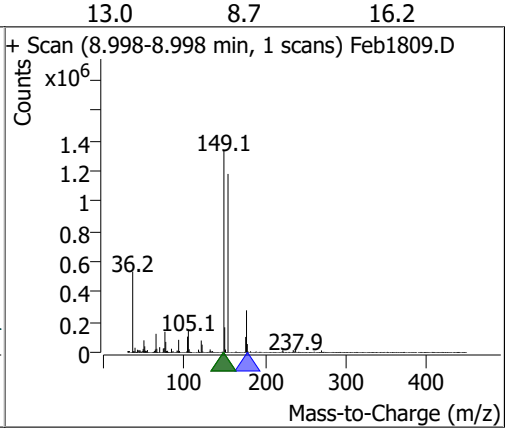

Compound	Conc.	RT	Dev(Min)	Resp.	QIon	QRatio	Lower	Upper
Fluorene	76.9108	9.04	0.00	1266305	165.0	93.7	65.4	121.4
					167.0	14.0	9.6	17.8

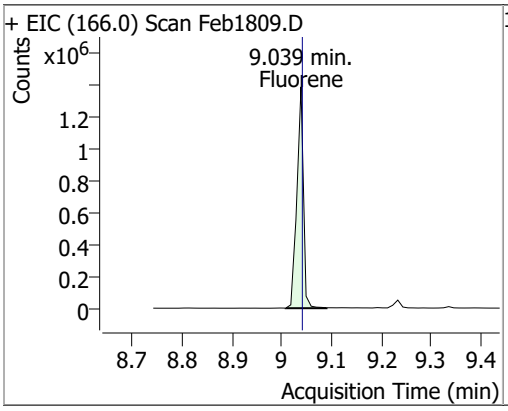

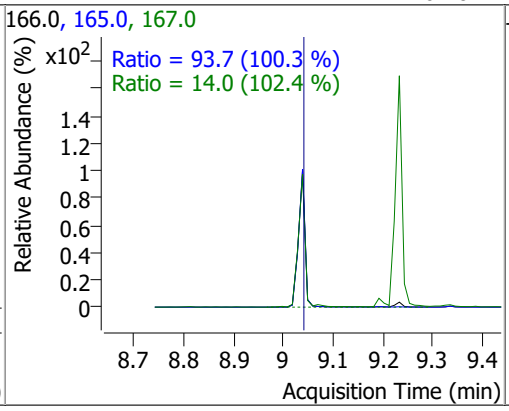

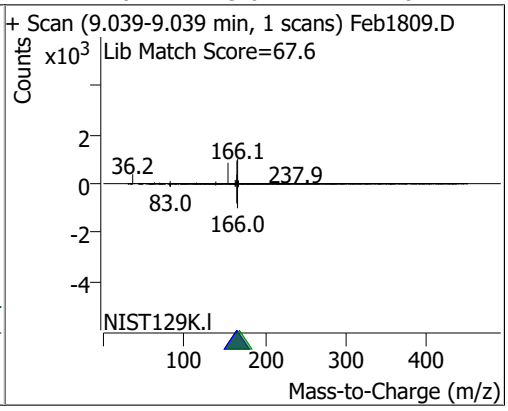

Compound	Conc.	RT	Dev(Min)	Resp.	QIon	QRatio	Lower	Upper
4-Chlorophenyl-phenylether	73.4968	9.07	0.00	542729	141.0	62.8	42.8	79.6
					206.0	33.3	23.6	43.9

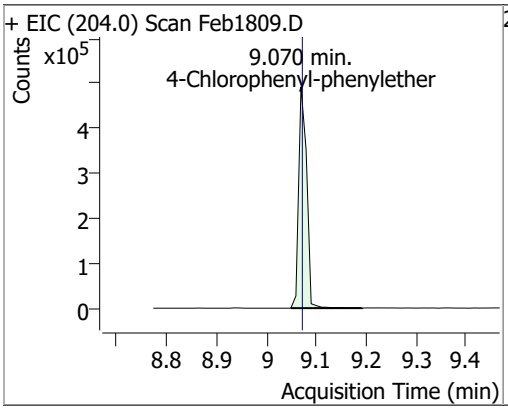

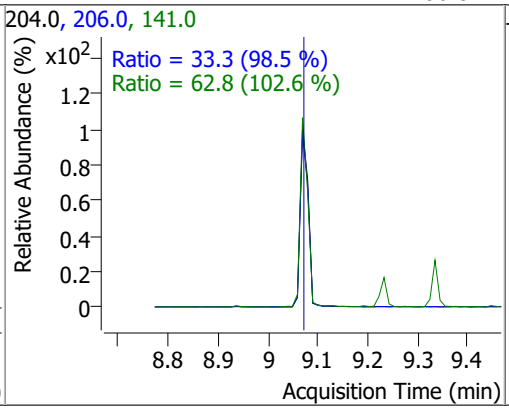

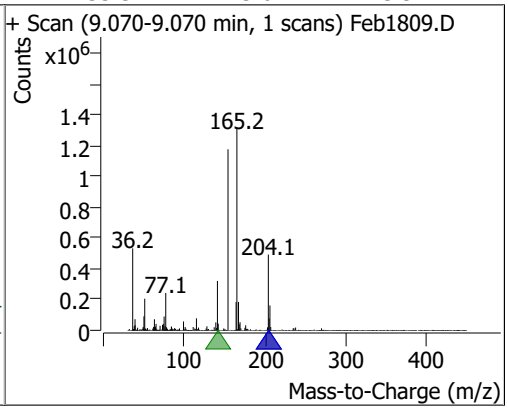

Compound	Conc.	RT	Dev(Min)	Resp.	QIon	QRatio	Lower	Upper
4-Nitroaniline	77.0022	9.14	0.00	174323	65.0	115.5	78.9	146.6
					92.0	50.7	34.5	64.1

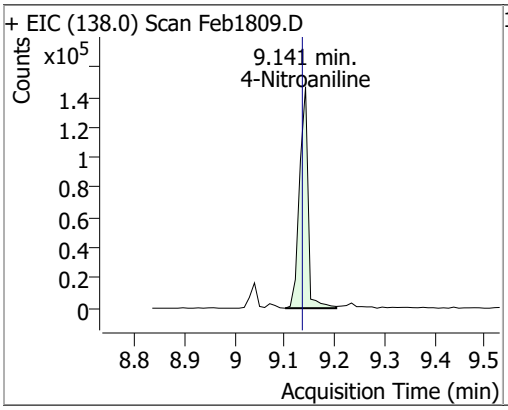

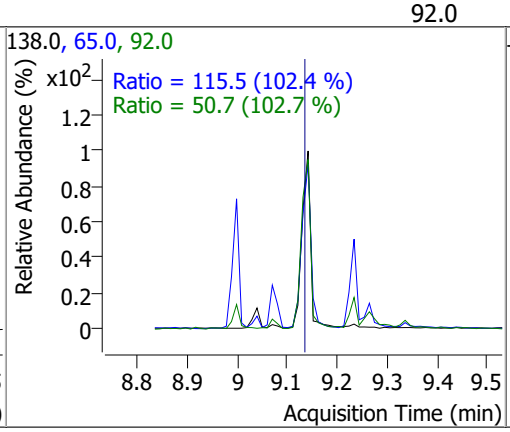

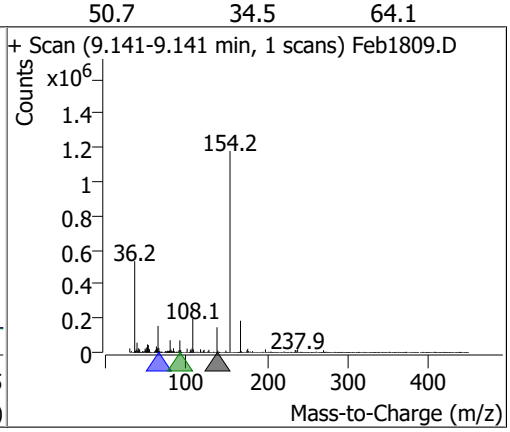

Compound	Conc.	RT	Dev(Min)	Resp.	QIon	QRatio	Lower	Upper
4,6-Dinitro-2-methylphenol	69.9760	9.15	0.00	94058	121.0	50.8	35.1	65.3

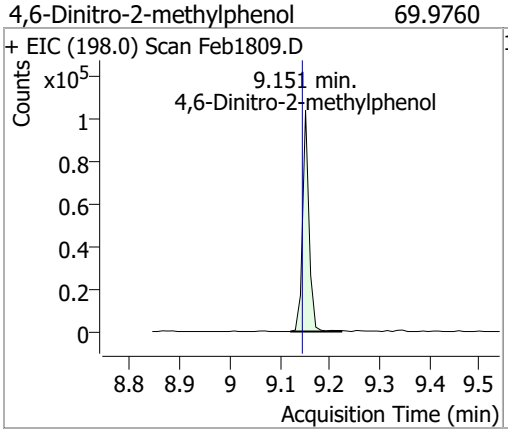

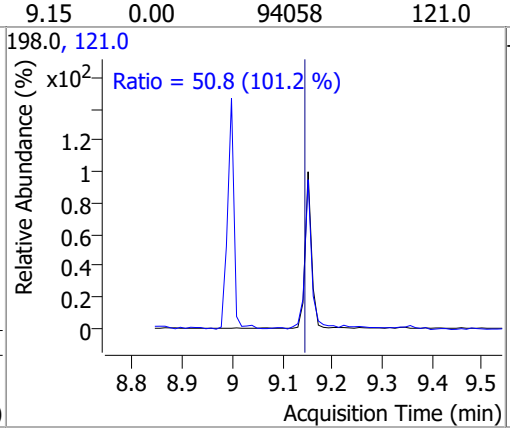

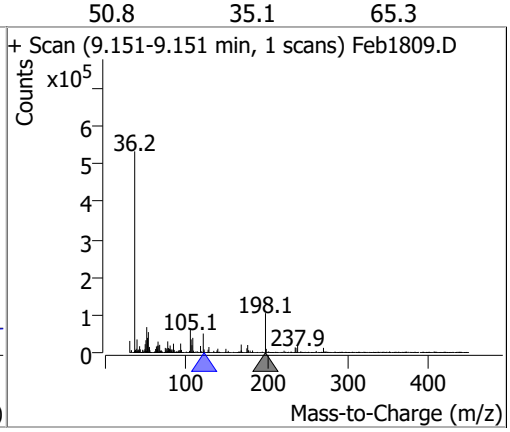

Compound	Conc.	RT	Dev(Min)	Resp.	QIon	QRatio	Lower	Upper
N-nitrosodiphenylamine	82.3616	9.23	0.00	880335	168.0	62.3	44.0	81.7
					167.0	35.2	23.9	44.3

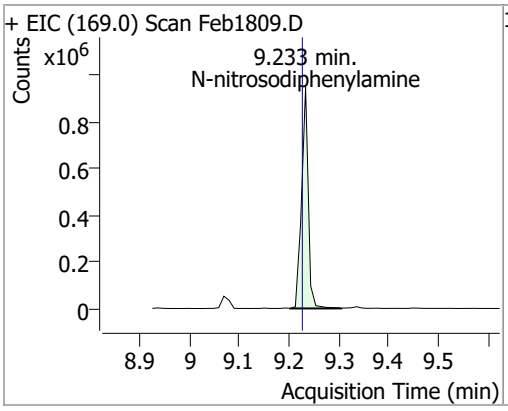

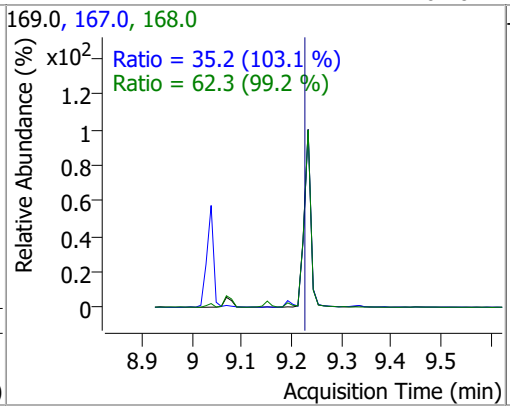

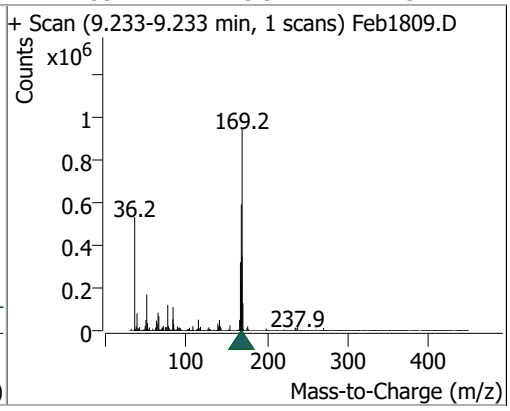

Compound	Conc.	RT	Dev(Min)	Resp.	QIon	QRatio	Lower	Upper
Azobenzene	77.2870	9.26	0.00	1088752	51.0	36.8	31.6	58.7
					182.0	24.8	16.9	31.4

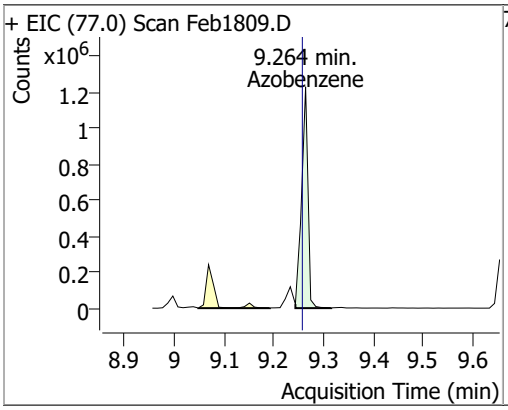

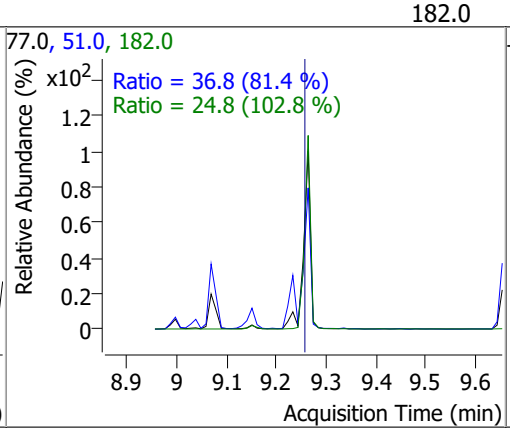

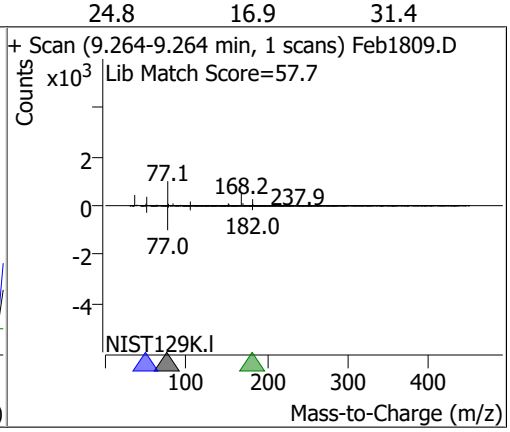

Compound	Conc.	RT	Dev(Min)	Resp.	QIon	QRatio	Lower	Upper
2,4,6-Tribromophenol	74.0198	9.34	0.00	94811	331.8	89.5	68.5	127.2

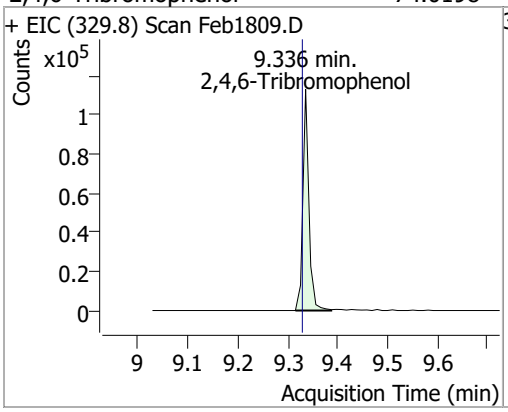

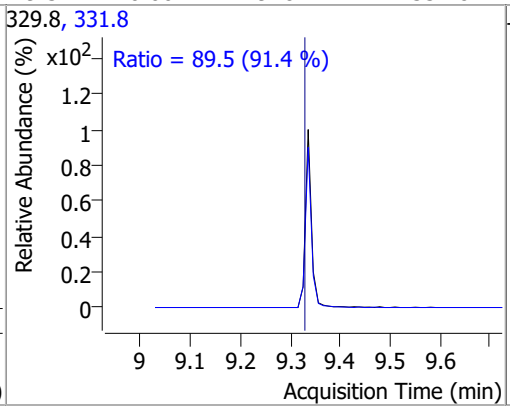

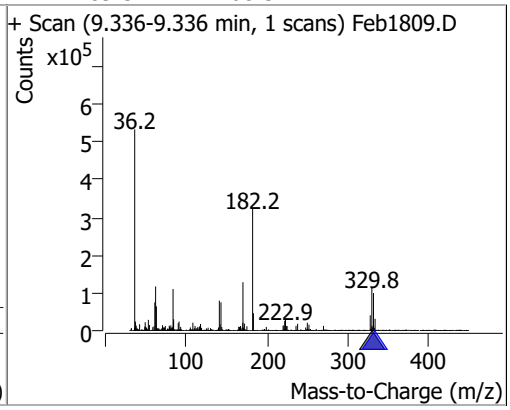

Compound	Conc.	RT	Dev(Min)	Resp.	QIon	QRatio	Lower	Upper
4-Bromophenyl-phenylether	75.6263	9.65	0.00	303382	141.0	105.1	69.1	128.4
					250.0	97.3	68.8	127.7

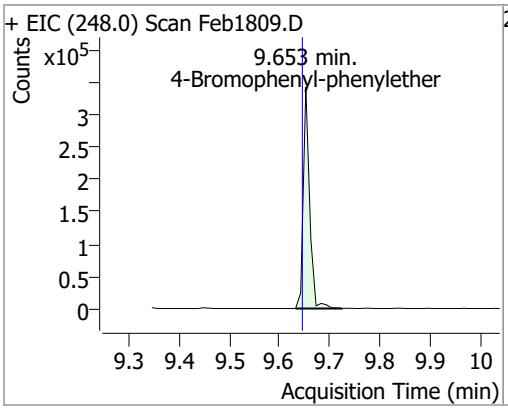

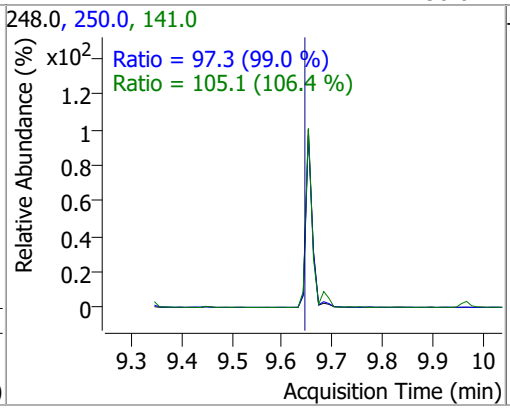

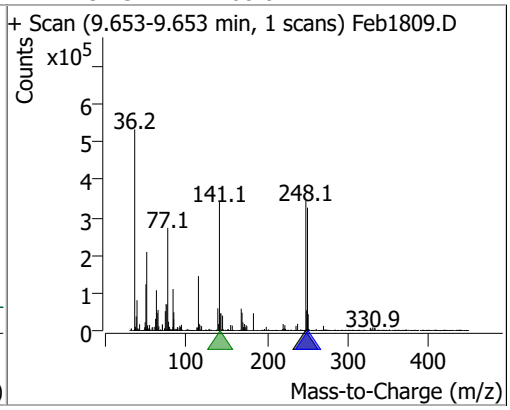

Compound	Conc.	RT	Dev(Min)	Resp.	QIon	QRatio	Lower	Upper
Hexachlorobenzene	74.6326	9.68	-0.01	307143	142.0	53.1	37.7	70.0

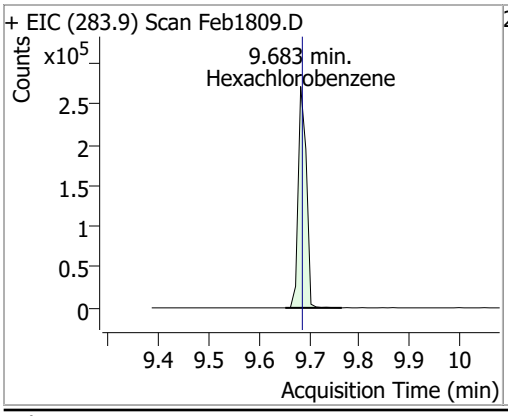

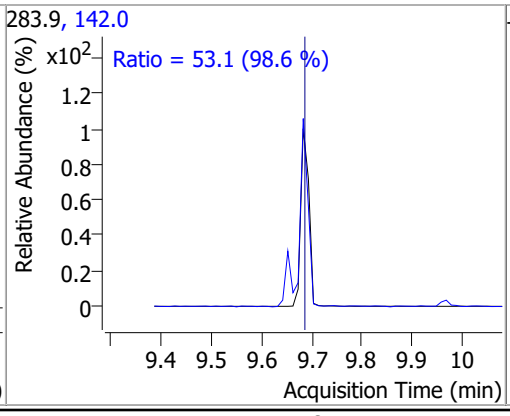

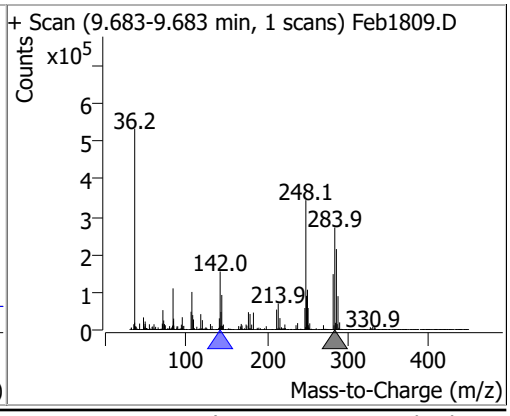

Compound	Conc.	RT	Dev(Min)	Resp.	QIon	QRatio	Lower	Upper
Pentachlorophenol	80.7752	9.97	0.00	154444	267.9	62.9	41.5	77.2
					263.9	60.6	41.2	76.6

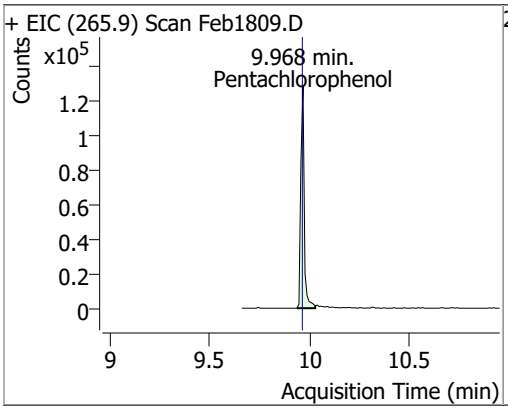

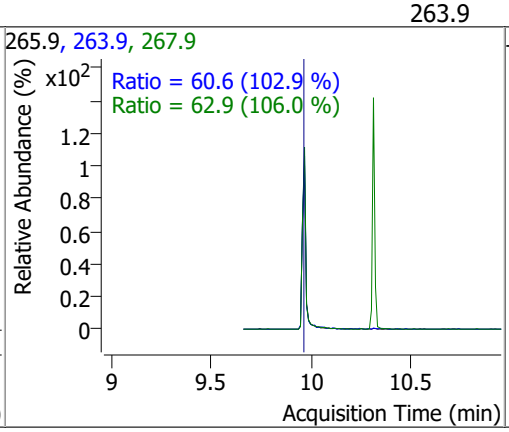

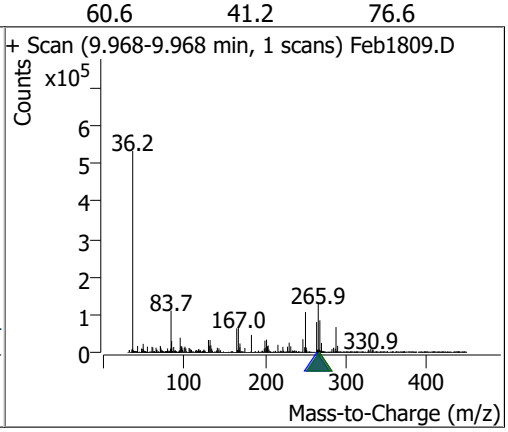

Compound	Conc.	RT	Dev(Min)	Resp.	QIon	QRatio	Lower	Upper
Phenanthrene	75.7953	10.18	0.00	1690096	176.0	19.1	13.0	24.1

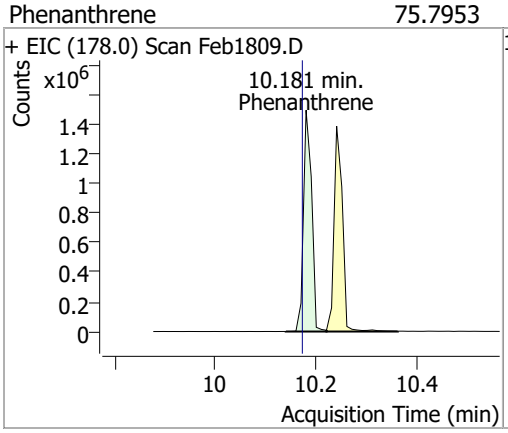

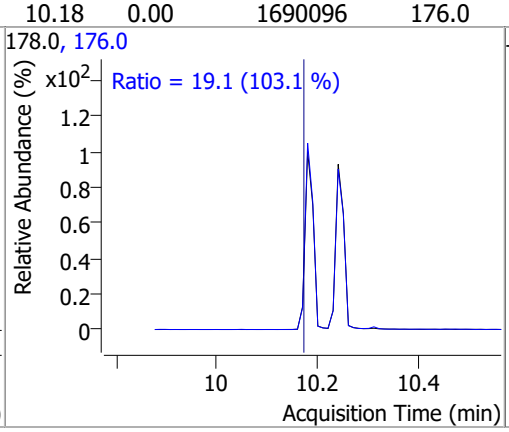

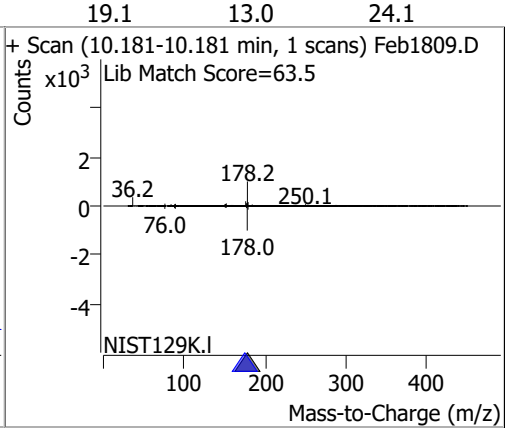

Compound	Conc.	RT	Dev(Min)	Resp.	QIon	QRatio	Lower	Upper
Anthracene	76.1040	10.24	-0.01	1595291	176.0	18.3	12.9	23.9

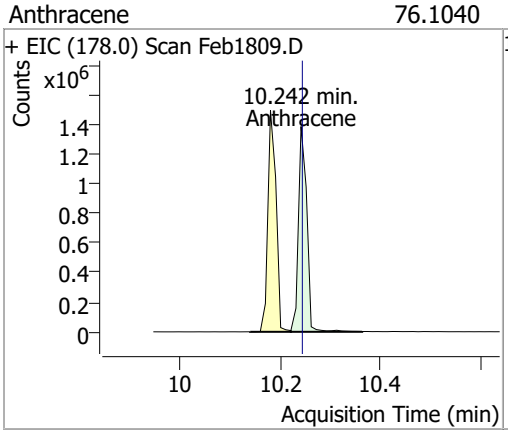

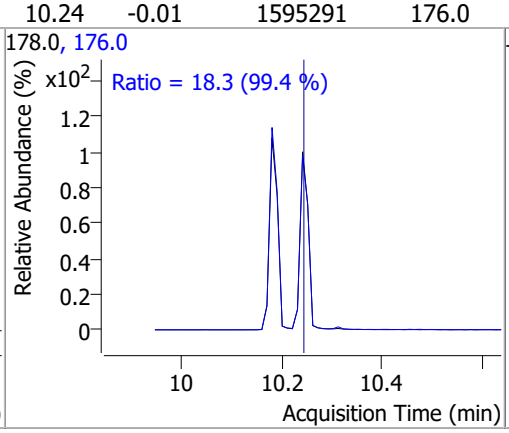

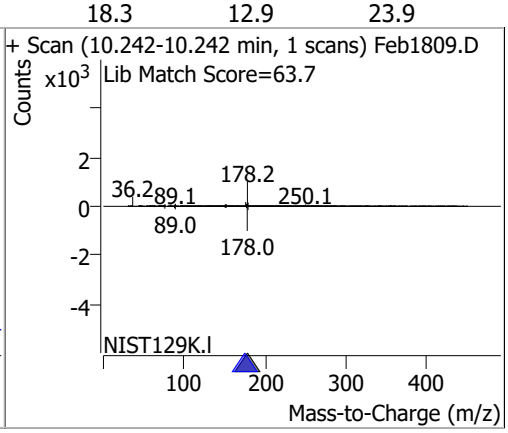

Compound	Conc.	RT	Dev(Min)	Resp.	QIon	QRatio	Lower	Upper
Triallate	78.3979	10.31	0.00	390681	268.0	21.7	16.9	31.4
					143.0	21.4	15.8	29.3

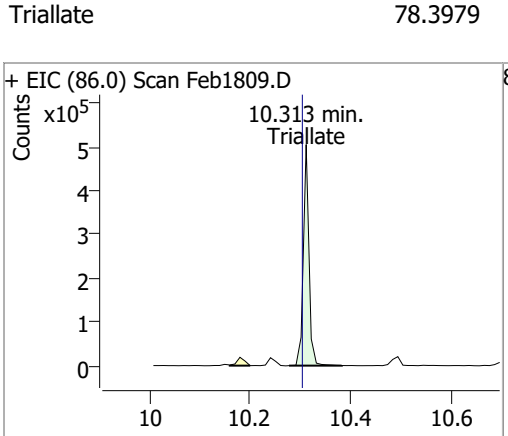

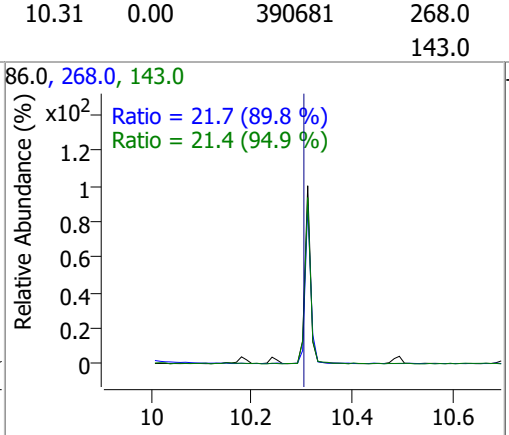

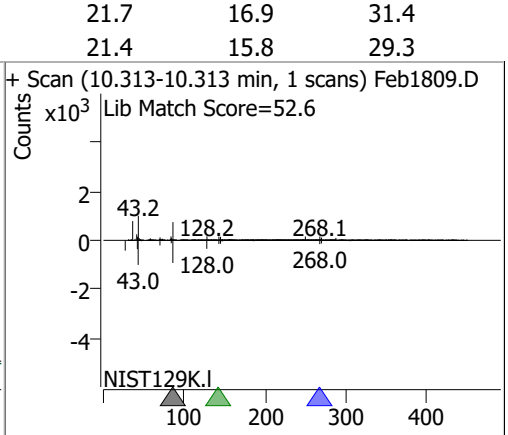

Compound	Conc.	RT	Dev(Min)	Resp.	QIon	QRatio	Lower	Upper
Carbazole	80.7772	10.49	0.00	1718160	139.0	13.2	9.0	16.7

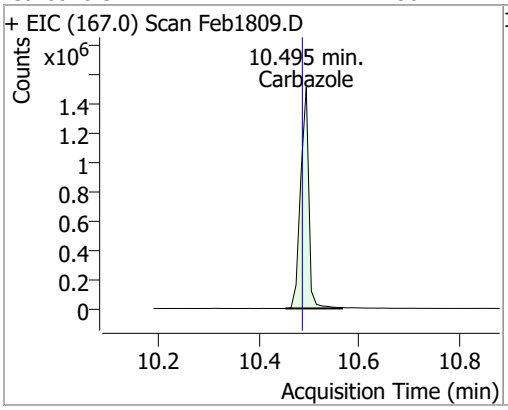

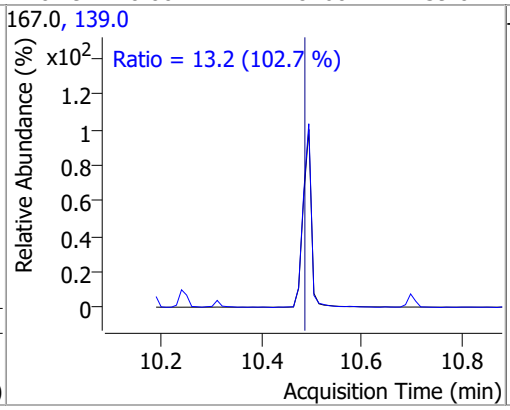

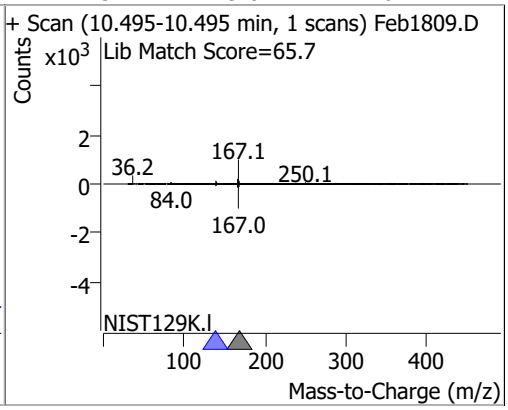

Compound	Conc.	RT	Dev(Min)	Resp.	QIon	QRatio	Lower	Upper
o-Terphenyl	74.5678	10.70	0.00	880627	229.0	64.8	45.4	84.3
					215.0	38.7	25.9	48.1

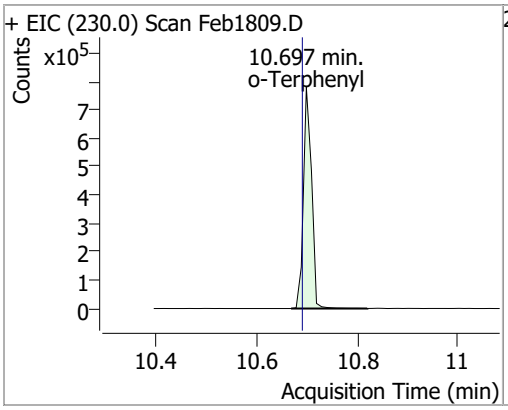

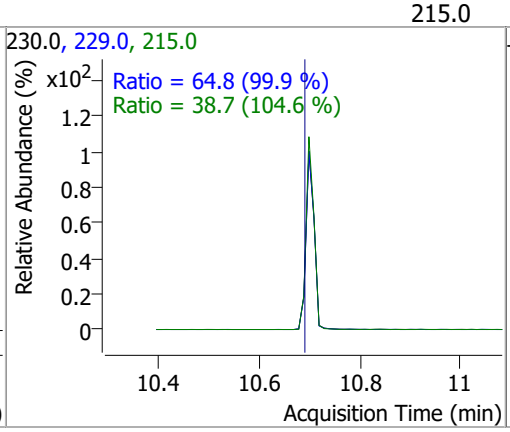

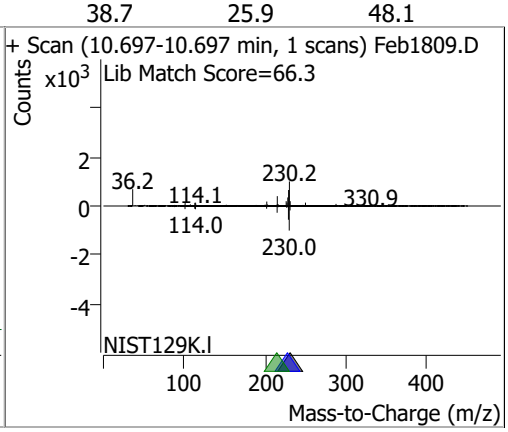

Compound	Conc.	RT	Dev(Min)	Resp.	QIon	QRatio	Lower	Upper
Di-n-Butylphthalate	79.0134	11.08	0.00	1581866	150.0	9.2	6.3	11.8
					104.0	6.4	4.5	8.3

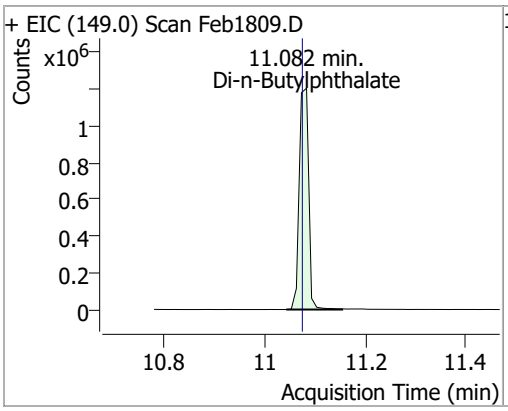

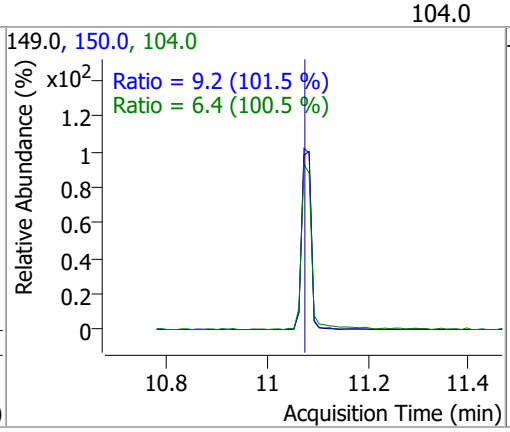

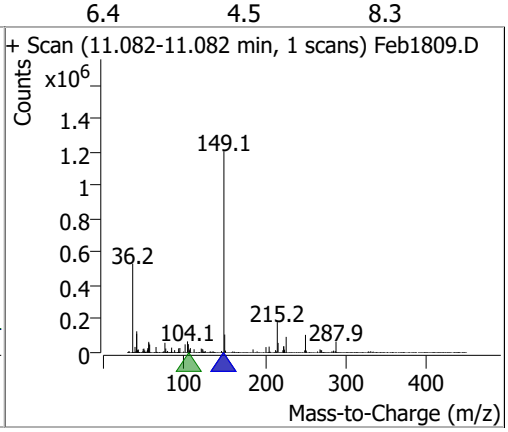

Compound	Conc.	RT	Dev(Min)	Resp.	QIon	QRatio	Lower	Upper
Fluoranthene	77.6312	11.95	0.00	1727903	101.0	14.2	9.4	17.4

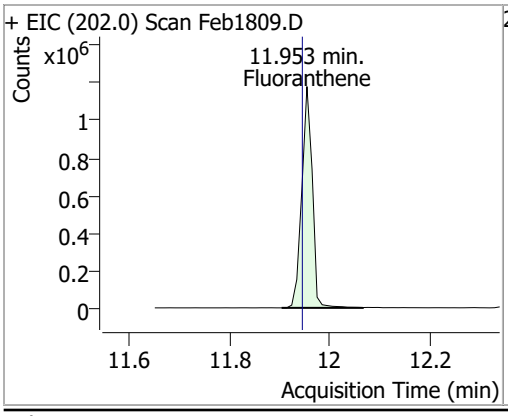

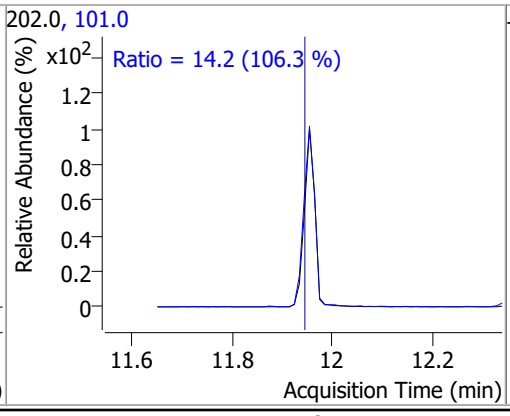

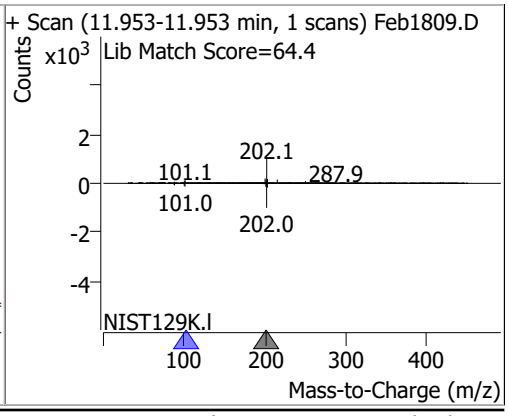

Compound	Conc.	RT	Dev(Min)	Resp.	QIon	QRatio	Lower	Upper
Benzidine	75.0213	12.34	-0.01	590851	183.0	11.9	8.3	15.4
					92.0	9.0	5.8	10.8

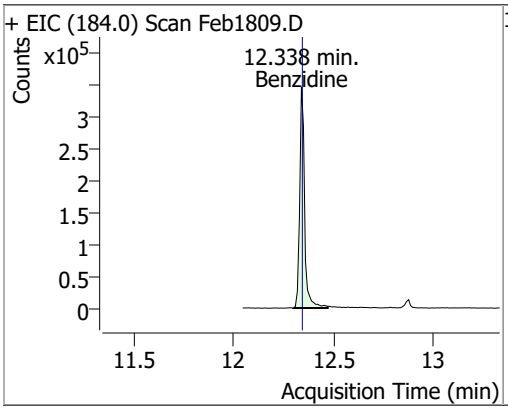

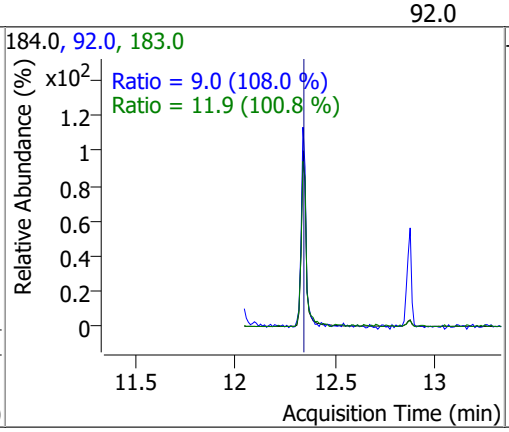

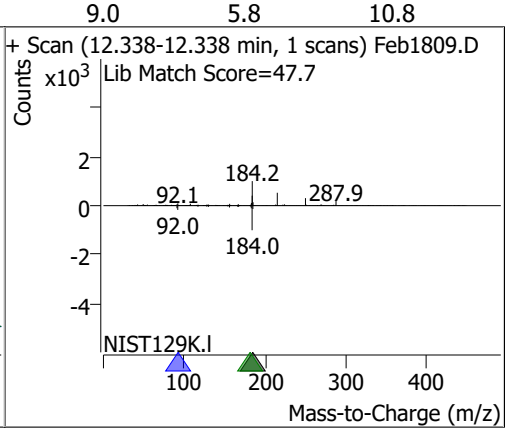

Compound	Conc.	RT	Dev(Min)	Resp.	QIon	QRatio	Lower	Upper
Pyrene	75.7452	12.38	0.00	1840668	101.0	16.9	11.1	20.6

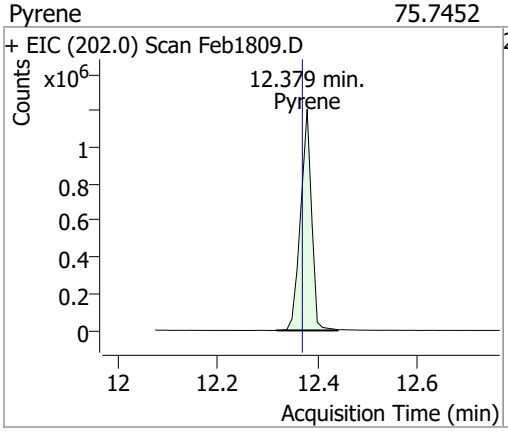

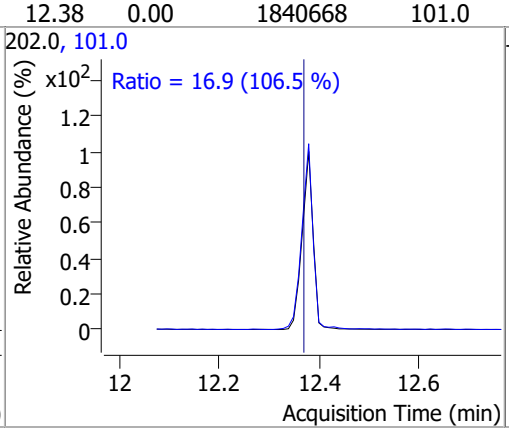

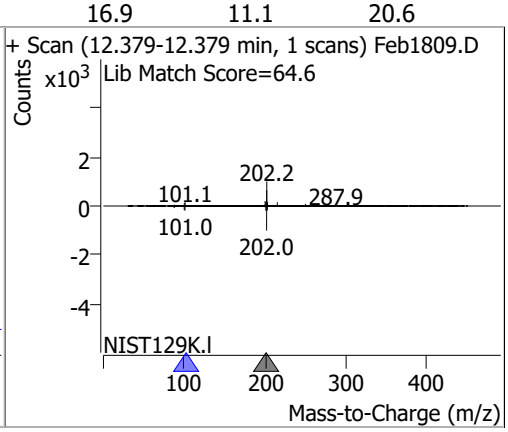

Compound	Conc.	RT	Dev(Min)	Resp.	QIon	QRatio	Lower	Upper
Terphenyl-d14	72.4848	12.88	0.00	1184579	122.0	14.8	10.1	18.7

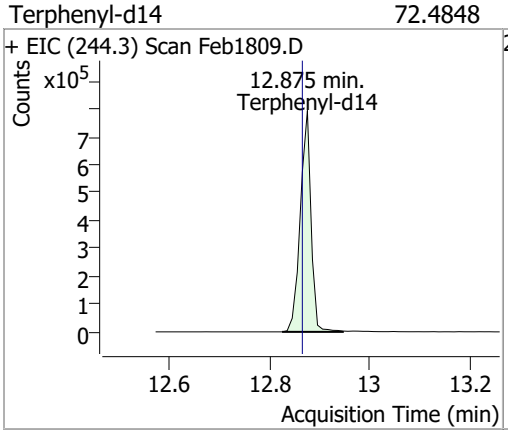

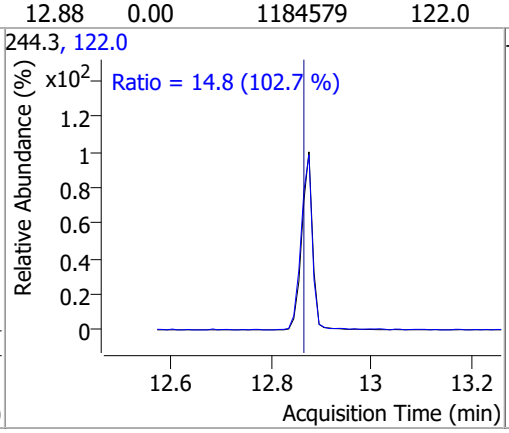

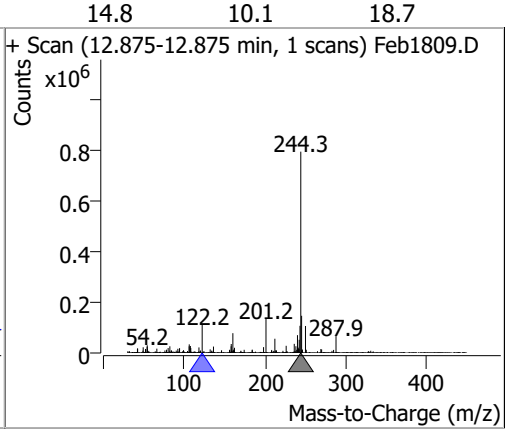

Compound	Conc.	RT	Dev(Min)	Resp.	QIon	QRatio	Lower	Upper
Butylbenzylphthalate	80.5784	14.32	0.00	535896	91.0	89.4	59.6	110.6
					206.0	17.8	12.2	22.7

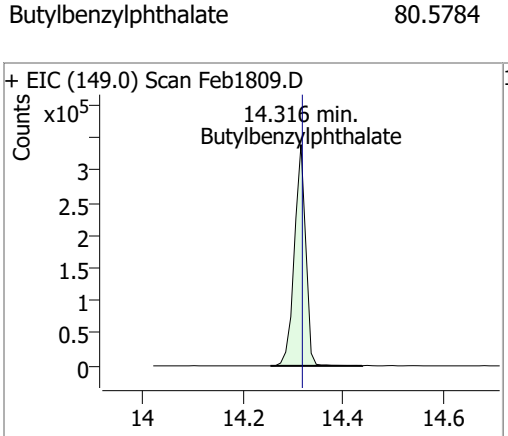

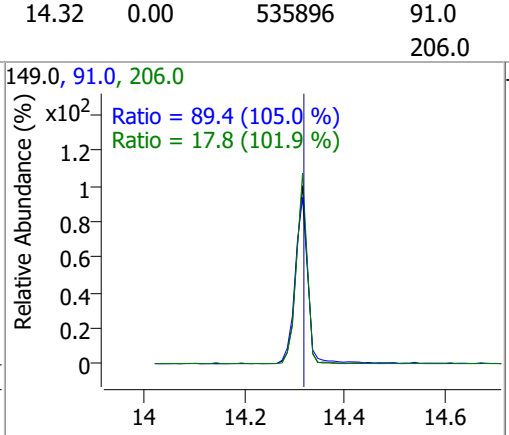

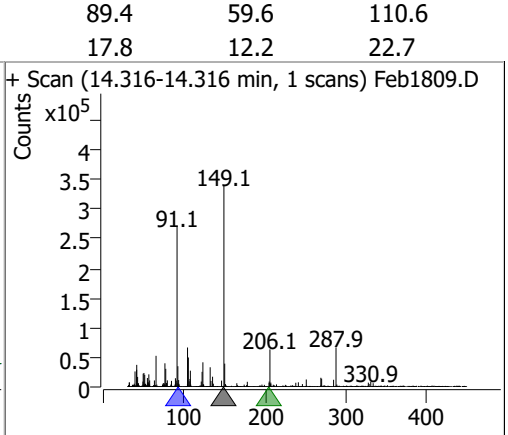

Compound	Conc.	RT	Dev(Min)	Resp.	QIon	QRatio	Lower	Upper
Benzo(a)Anthracene	82.3594	15.51	0.00	1445216	226.0	26.3	18.8	34.9
					229.0	20.8	14.7	27.4

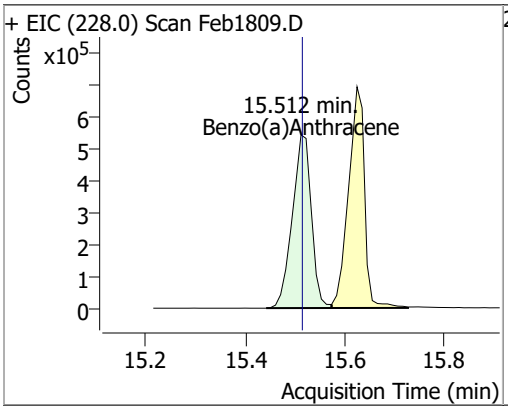

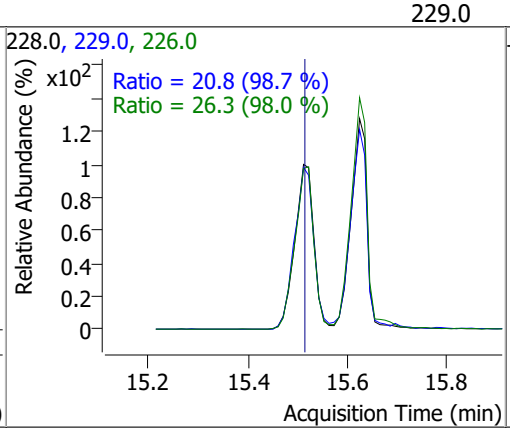

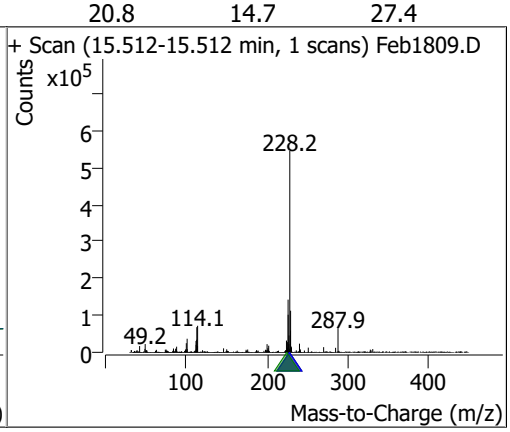

Compound	Conc.	RT	Dev(Min)	Resp.	QIon	QRatio	Lower	Upper
Chrysene	79.3013	15.62	0.00	1558124	226.0	30.1	19.9	36.9
					229.0	20.7	13.8	25.6

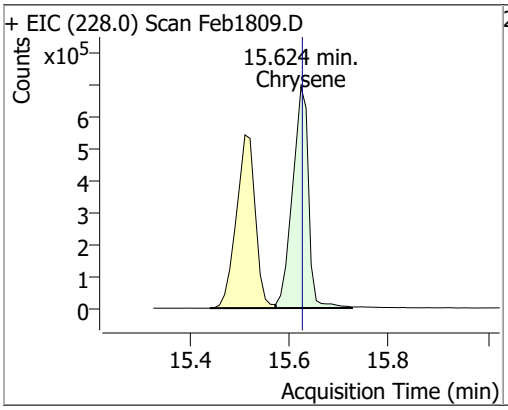

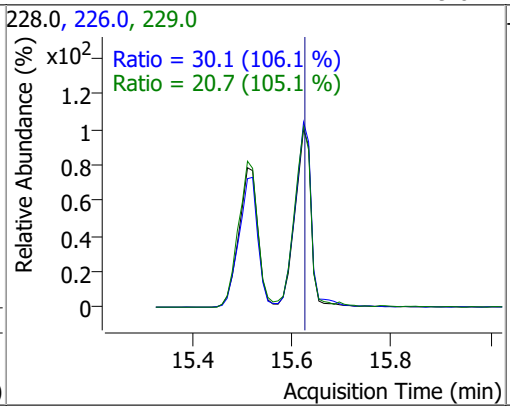

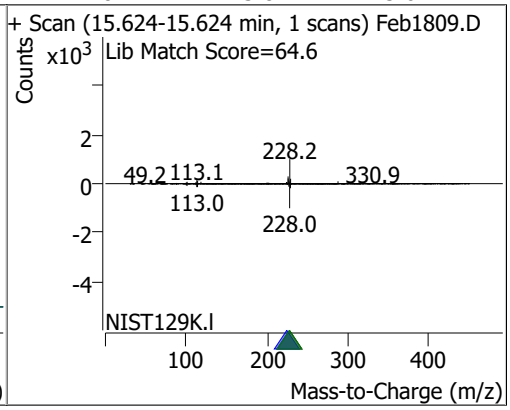

Compound	Conc.	RT	Dev(Min)	Resp.	QIon	QRatio	Lower	Upper
3,3-Dichlorobenzidine	67.7817	15.68	-0.01	412447	254.0	64.6	44.9	83.4

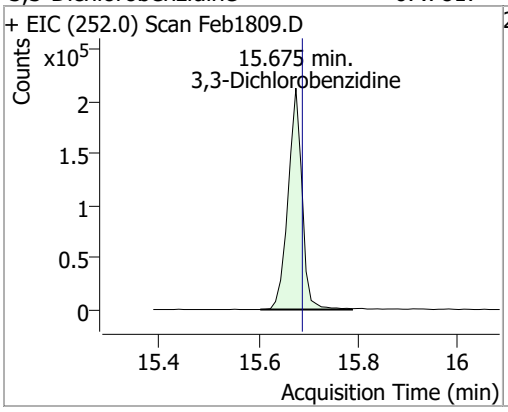

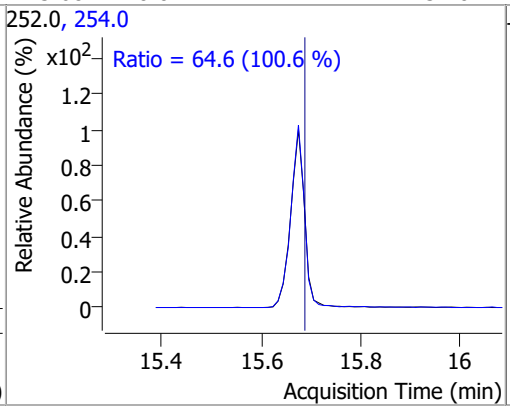

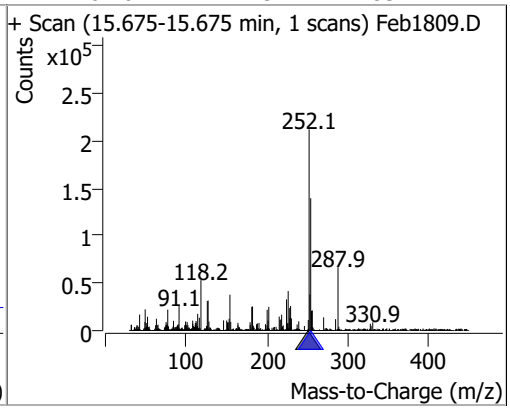

Compound	Conc.	RT	Dev(Min)	Resp.	QIon	QRatio	Lower	Upper
bis(2-ethylhexyl)Phthalate	78.2900	16.37	0.00	177710	149.0	392.9	273.6	508.0
					279.0	14.2	10.5	19.5

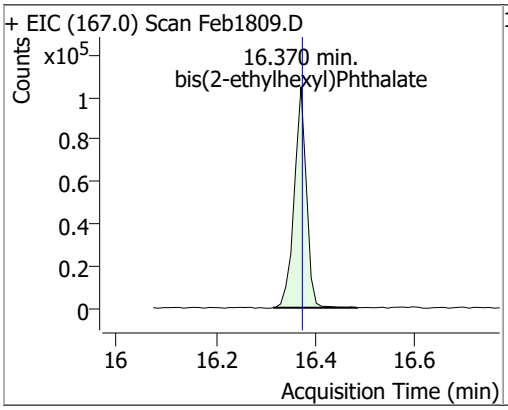

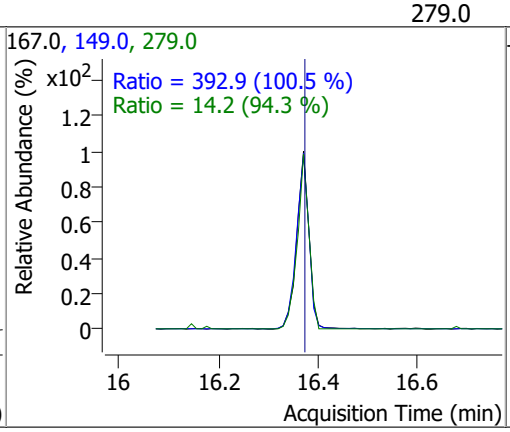

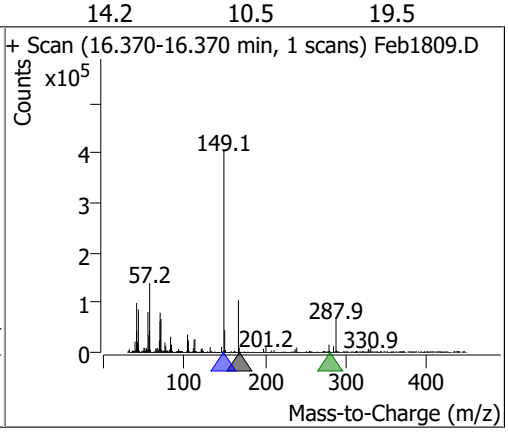

Compound	Conc.	RT	Dev(Min)	Resp.	QIon	QRatio	Lower	Upper
Di-n-octyl Phthalate	78.7517	18.13	0.00	1235233	150.0	9.7	7.0	13.0

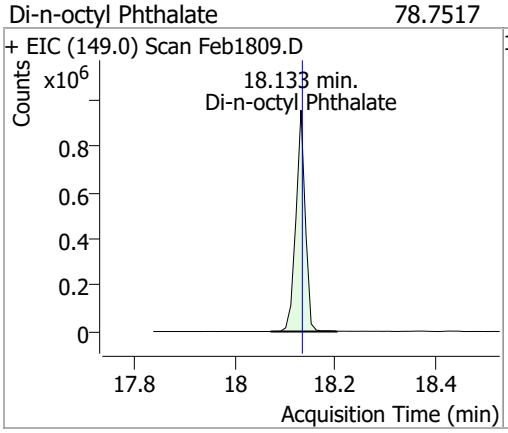

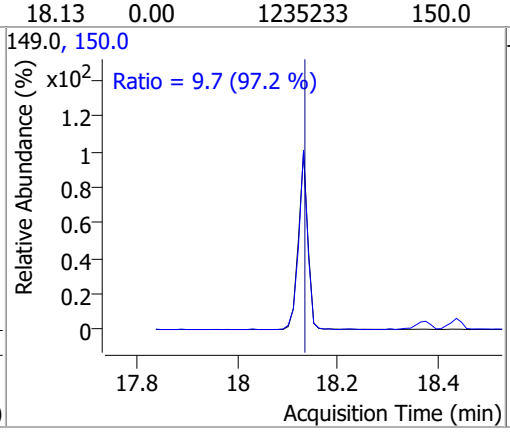

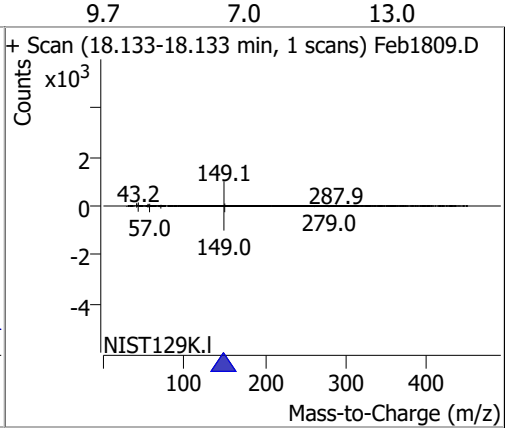

Compound	Conc.	RT	Dev(Min)	Resp.	QIon	QRatio	Lower	Upper
Benzo(b)fluoranthene	77.1232	18.38	0.00	1337400	253.0	22.7	15.6	29.0

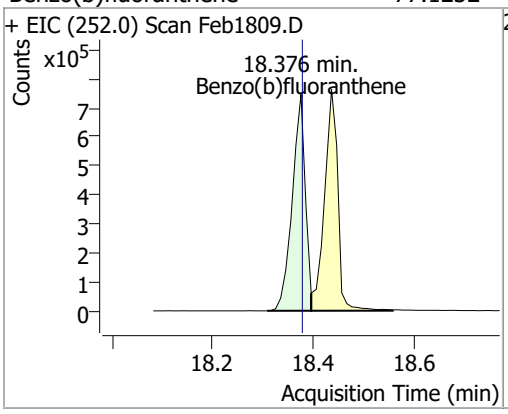

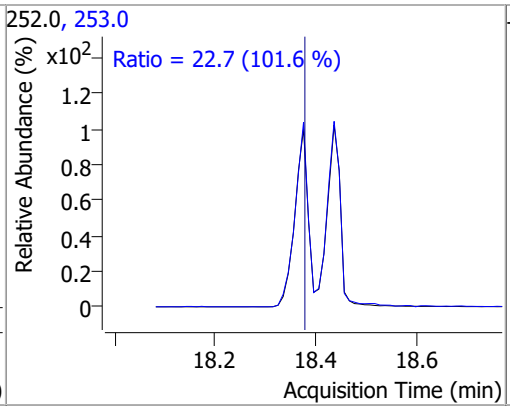

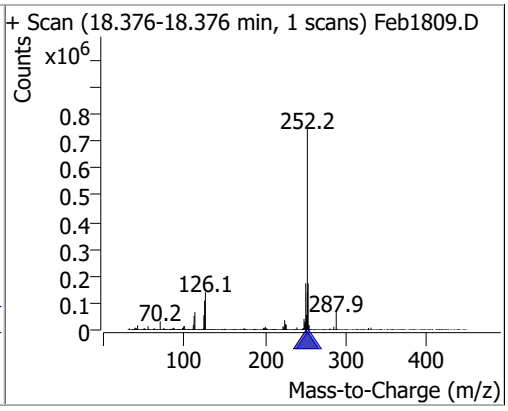

Compound	Conc.	RT	Dev(Min)	Resp.	QIon	QRatio	Lower	Upper
Benzo(k)fluoranthene	76.8826	18.44	-0.01	1401698	253.0	23.0	15.4	28.6

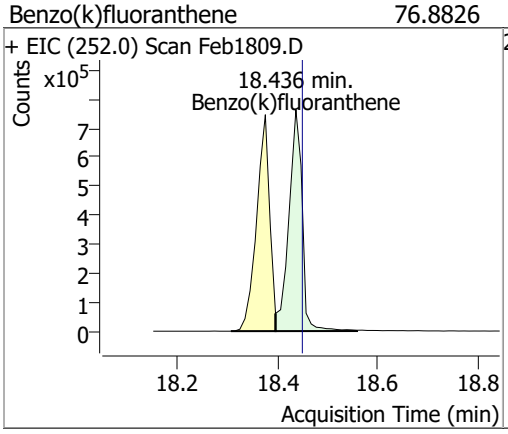

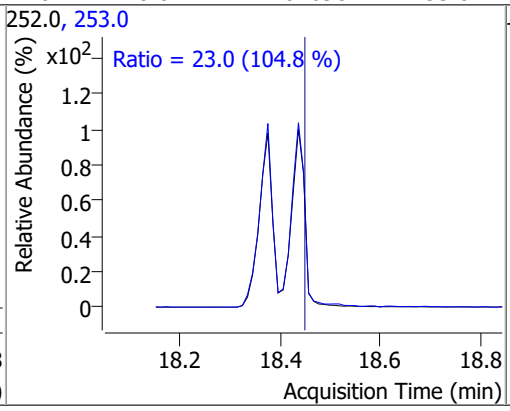

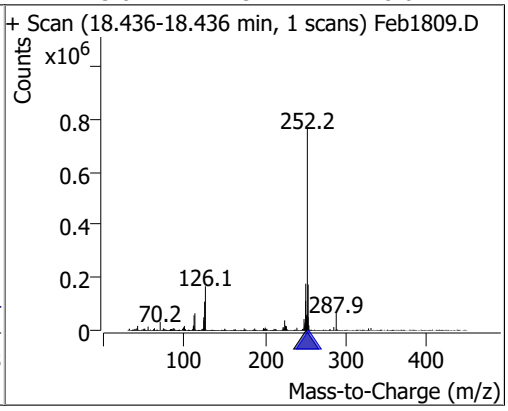

Compound	Conc.	RT	Dev(Min)	Resp.	QIon	QRatio	Lower	Upper
Benzo(a)pyrene	75.6708	18.98	0.00	1242141	253.0	22.1	15.1	28.0

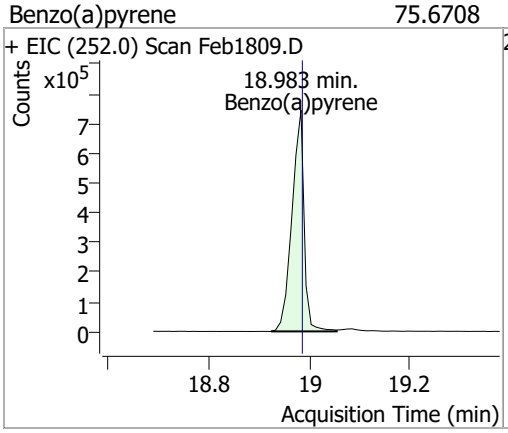

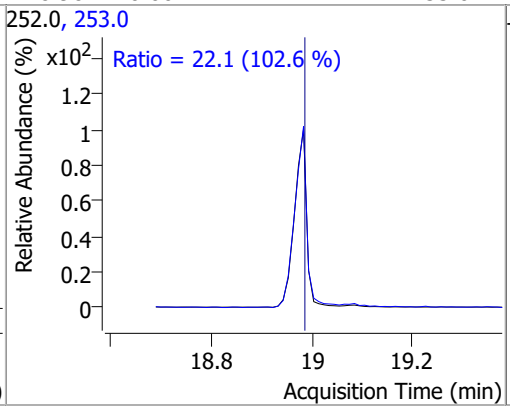

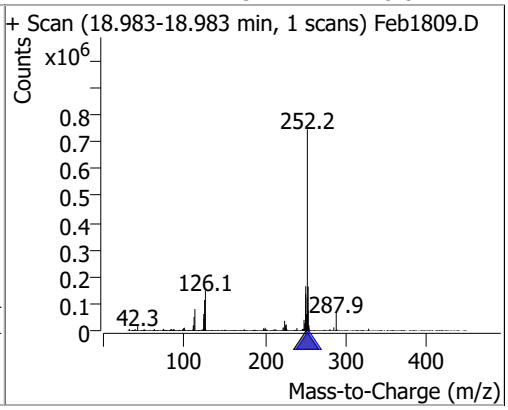

Compound	Conc.	RT	Dev(Min)	Resp.	QIon	QRatio	Lower	Upper
Indeno(1,2,3-c,d)pyrene	76.8896	20.76	0.00	1059011	138.0	31.7	20.7	38.5

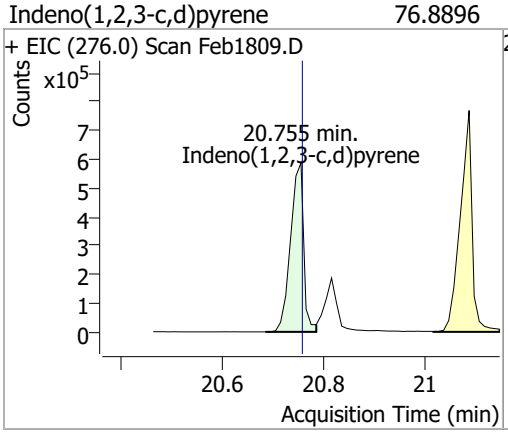

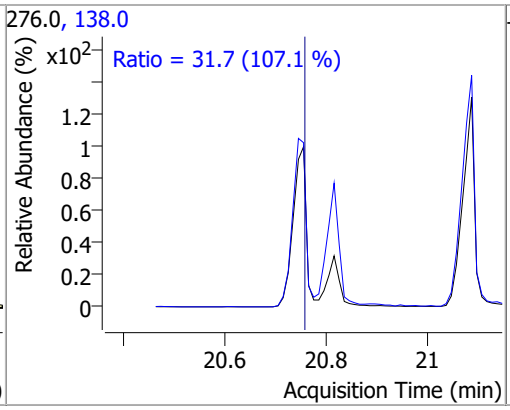

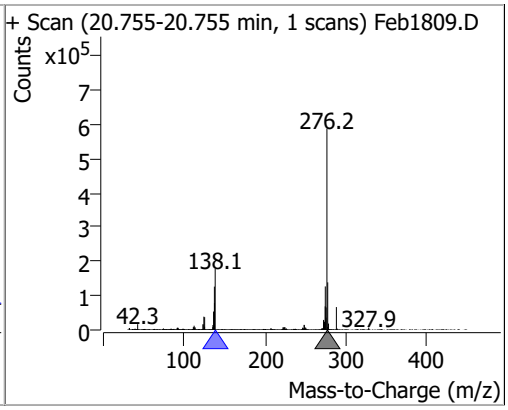

Compound	Conc.	RT	Dev(Min)	Resp.	QIon	QRatio	Lower	Upper
Dibenzo(a,h)anthracene	79.0840	20.82	0.00	1185669	139.0	25.4	17.6	32.7
					279.0	23.8	16.9	31.3

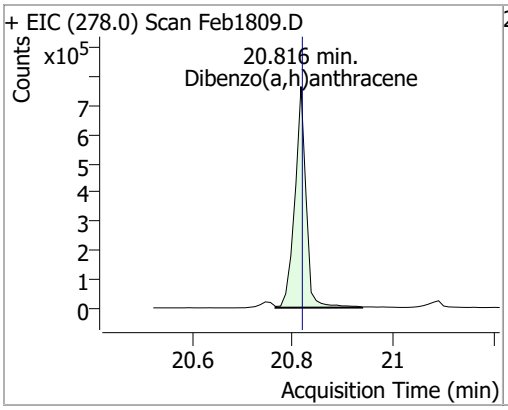

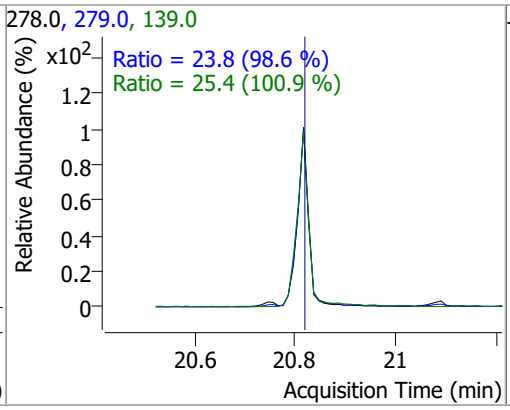

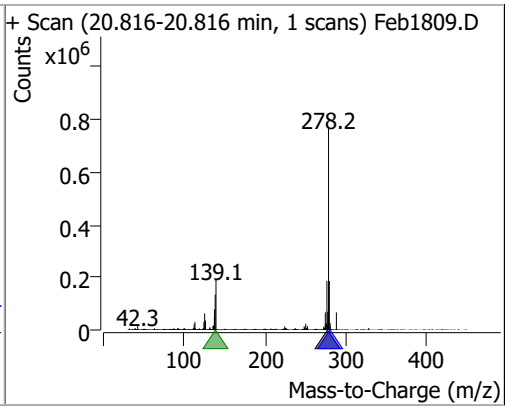

Compound	Conc.	RT	Dev(Min)	Resp.	QIon	QRatio	Lower	Upper
Benzo(g,h,i)perylene	78.8525	21.09	0.00	1251600	138.0	34.8	23.1	42.9
					277.0	23.8	16.3	30.2

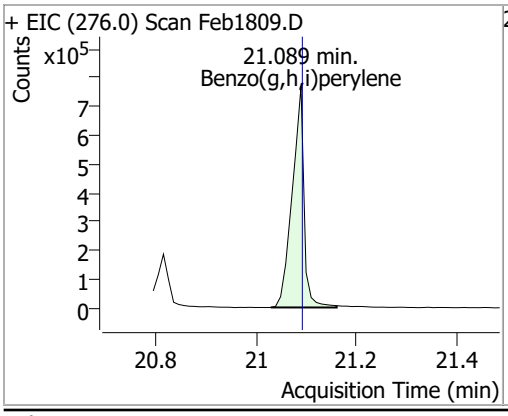

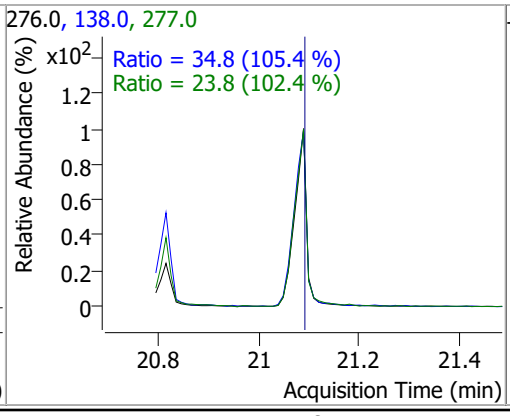

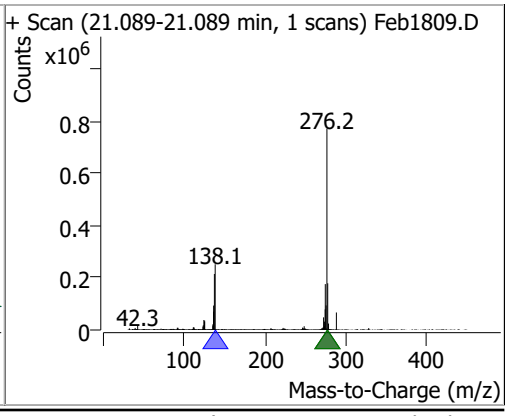

Quantitation Results Report (QT Reviewed)

Data File	Feb1810.D	Operator	LIMS import
Acq. Method	BNA+SIM.M	Acq. Date-Time	2/19/2022 12:52:18 PM
Sample Name	18-Feb-22_CCV_10	Instrument	Instrument #1
Vial	10	Multiplier	1.00
DA Method File		Comment	SVOC-8270-W-LARGO
Tune File	dftppdsm.u	Tune Date	2/18/2022 9:25:00 PM
Batch Name	021822 DoD BNA cal.batch.bin	Last Calib Update	2/19/2022 1:06:17 PM
Ref Library	D:\Org\Library\NIST129K.l		

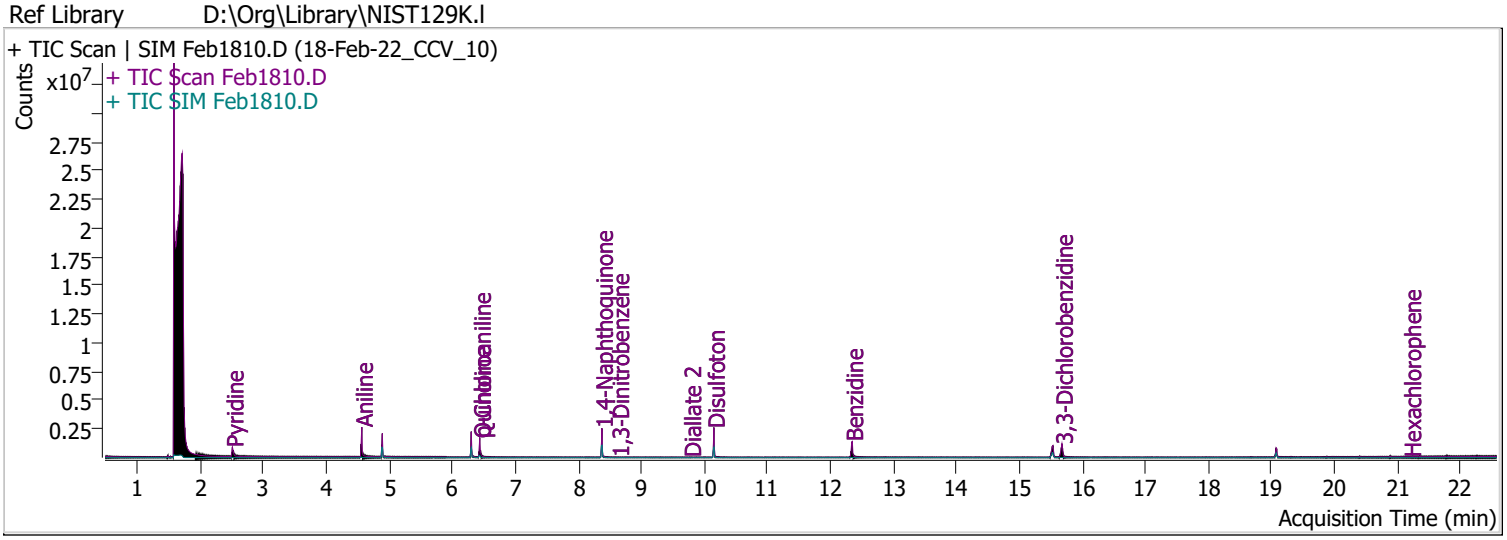

Compound	RT	QIon	Resp.	Conc.	Units		Dev(Min)
Internal Standards							
System Monitoring Compounds							
S 2-Fluorophenol	0.000		0	N.D.			
Spiked Amount: 200.000	Range: 10.0 - 75.0%			Recovery = NA%			
S Phenol-d5	0.000		0	N.D.			
Spiked Amount: 200.000	Range: 10.0 - 65.0%			Recovery = NA%			
S Nitrobenzene-d5	0.000		0	N.D.			
Spiked Amount: 100.000	Range: 32.0 - 94.0%			Recovery = NA%			
S 2-Fluorobiphenyl	0.000		0	N.D.			
Spiked Amount: 100.000	Range: 28.0 - 107.0%			Recovery = NA%			
S 2,4,6-Tribromophenol	0.000		0	N.D.			
Spiked Amount: 200.000	Range: 25.0 - 140.0%			Recovery = NA%			
S Terphenyl-d14	0.000		0	N.D.			
Spiked Amount: 100.000	Range: 32.0 - 122.0%			Recovery = NA%			
Target Compounds							QValue
T N-Nitrosodimethylamine	0.000		0	N.D.			
T Pyridine	2.509	79.0	414809	68.5148	µg/L		99
T Aniline	4.562	93.0	1035695	70.9729	µg/L		98
T Phenol	4.562	94.0	0		µg/L	md	1
T bis(-2-Chloroethyl)Ether	4.562	63.0	0		µg/L	md	1
T 2-Chlorophenol	0.000		0	N.D.			
T 1,3-Dichlorobenzene	0.000		0	N.D.			
T 1,4-Dichlorobenzene	0.000		0	N.D.			
T 1,2-Dichlorobenzene	0.000		0	N.D.			
T Benzyl Alcohol	0.000		0	N.D.			
T bis(2-chloroisopropyl)Ether	0.000		0	N.D.			
T 2-Methylphenol	0.000		0	N.D.			
T N-nitroso-Di-n-propylamine	0.000		0	N.D.			
T 4Methylphenol/3Methylphenol	0.000		0	N.D.			
T Hexachloroethane	0.000		0	N.D.			

Compound	RT	QIon	Resp.	Conc.	Units		Dev(Min)
T Nitrobenzene	0.000		0	N.D.			
T Isophorone	0.000		0	N.D.			
T 2-Nitrophenol	0.000		0	N.D.			
T 2,4-Dimethylphenol	0.000		0	N.D.			
T bis(-2-Chloroethoxy)Methane	6.434	93.0	0		µg/L	md	1
T 2,4-Dichlorophenol	0.000		0	N.D.			
T Benzoic Acid	0.000		0	N.D.			
T 1,2,4-Trichlorobenzene	0.000		0	N.D.			
T Naphthalene	6.434	128.0	0		µg/L	md	1
T 4-Chlorophenol	6.434	130.0	0		µg/L	md	1
T p-Chloroaniline	6.434	127.0	594557	71.3064	µg/L	#	70
T Hexachlorobutadiene	0.000		0	N.D.			
T 4-Chloro-2-Methylphenol	0.000		0	N.D.			
T 4-Chloro-3-Methylphenol	0.000		0	N.D.			
T 2-Methylnaphthalene	0.000		0	N.D.			
T 1-Methylnaphthalene	0.000		0	N.D.			
T Hexachlorocyclopentadiene	0.000		0	N.D.			
T 2,4,6-Trichlorophenol	0.000		0	N.D.			
T 2,4,5-Trichlorophenol	0.000		0	N.D.			
T 2-Chloronaphthalene	0.000		0	N.D.			
T 2-Nitroaniline	0.000		0	N.D.			
T Dimethyl Phthalate	8.374	163.0	0		µg/L	md	1
T 2,6-Dinitrotoluene	8.374	165.0	0		µg/L	md	1
T Acenaphthylene	0.000		0	N.D.			
T 3-Nitroaniline	0.000		0	N.D.			
T Acenaphthene	0.000		0	N.D.			
T 2,4-Dinitrophenol	0.000		0	N.D.			
T Dibenzofuran	0.000		0	N.D.			
T 2,4-Dinitrotoluene	0.000		0	N.D.			
T 4-Nitrophenol	0.000		0	N.D.			
T Diethylphthalate	0.000		0	N.D.			
T Fluorene	0.000		0	N.D.			
T 4-Chlorophenyl-phenylether	0.000		0	N.D.			
T 4-Nitroaniline	0.000		0	N.D.			
T 4,6-Dinitro-2-methylphenol	0.000		0	N.D.			
T N-nitrosodiphenylamine	0.000		0	N.D.			
T Azobenzene	0.000		0	N.D.			
T 4-Bromophenyl-phenylether	0.000		0	N.D.			
T Hexachlorobenzene	0.000		0	N.D.			
T Pentachlorophenol	0.000		0	N.D.			
T Phenanthrene	0.000		0	N.D.			
T Anthracene	0.000		0	N.D.			
T Triallate	0.000		0	N.D.			
T Carbazole	0.000		0	N.D.			
T o-Terphenyl	0.000		0	N.D.			
T Di-n-Butylphthalate	0.000		0	N.D.			
T Fluoranthene	0.000		0	N.D.			
T Benzidine	12.348	184.0	931105	131.4511	µg/L		99
T Pyrene	0.000		0	N.D.			
T Butylbenzylphthalate	0.000		0	N.D.			
T Benzo(a)Anthracene	0.000		0	N.D.			
T Chrysene	0.000		0	N.D.			
T 3,3-Dichlorobenzidine	15.675	252.0	431740	69.9955	µg/L		99
T bis(2-ethylhexyl)Phthalate	0.000		0	N.D.			
T Di-n-octyl Phthalate	0.000		0	N.D.			

Compound	RT	QIon	Resp.	Conc.	Units	Dev(Min)
T Benzo(b)fluoranthene	0.000		0	N.D.		
T Benzo(k)fluoranthene	0.000		0	N.D.		
T Benzo(a)pyrene	0.000		0	N.D.		
T Indeno(1,2,3-c,d)pyrene	0.000		0	N.D.		
T Dibenzo(a,h)anthracene	0.000		0	N.D.		
T Benzo(g,h,i)perylene	0.000		0	N.D.		

(#) = Qualifier Out of Range; (m) = Manual Integration; (+) = Area Summed; (*) = Surrogate Percent Recovery Out of Range; (d): Zeroed Peak

Compound	Conc.	Exp RT	QIon	Exp Ratio
N-Nitrosodimethylamine	N.D.	2.49	42.0	135.8

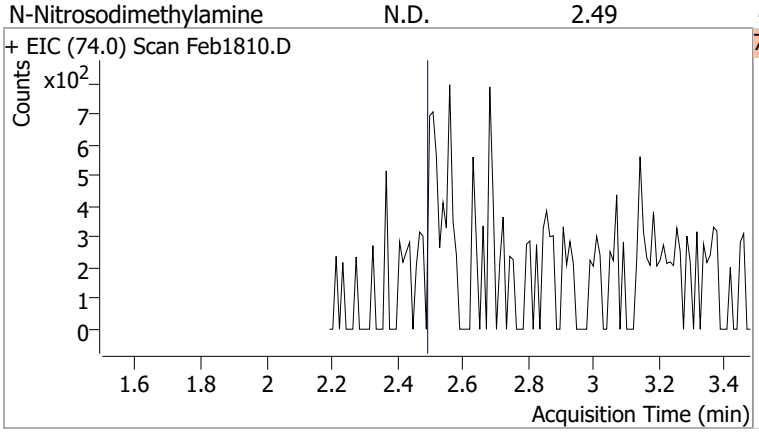

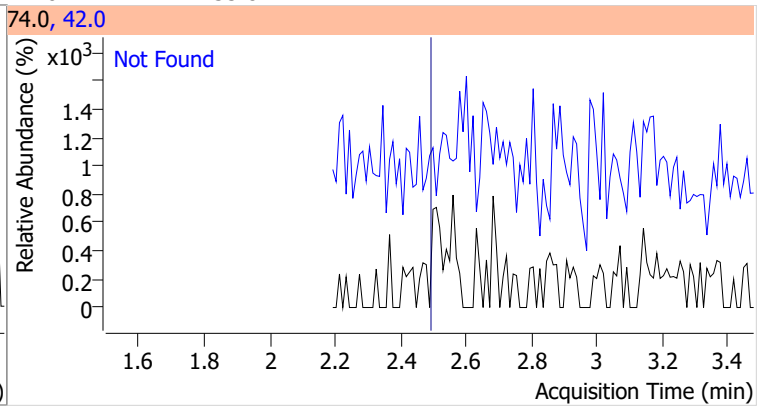

Compound	Conc.	RT	Dev(Min)	Resp.	QIon	QRatio	Lower	Upper
Pyridine	68.5148	2.51	-0.02	414809	52.0	83.3	57.9	107.6

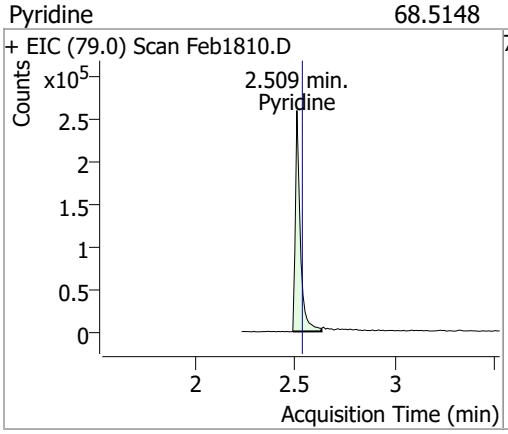

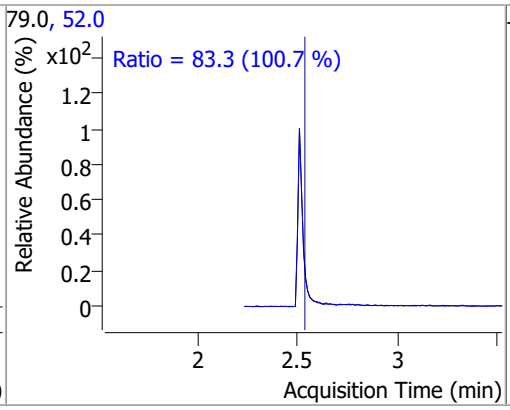

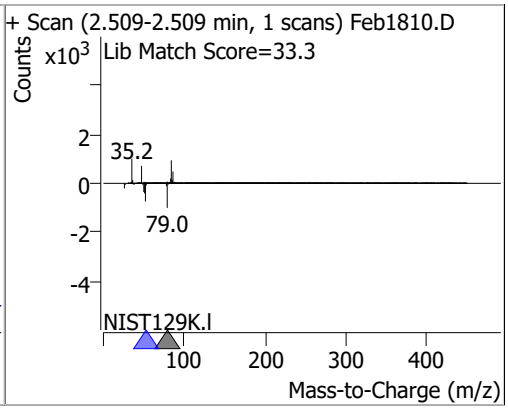

Compound	Conc.	Exp RT	QIon	Exp Ratio	QIon	Exp Ratio
2-Fluorophenol	N.D.	3.65	64.0	49.4	92.0	20.3

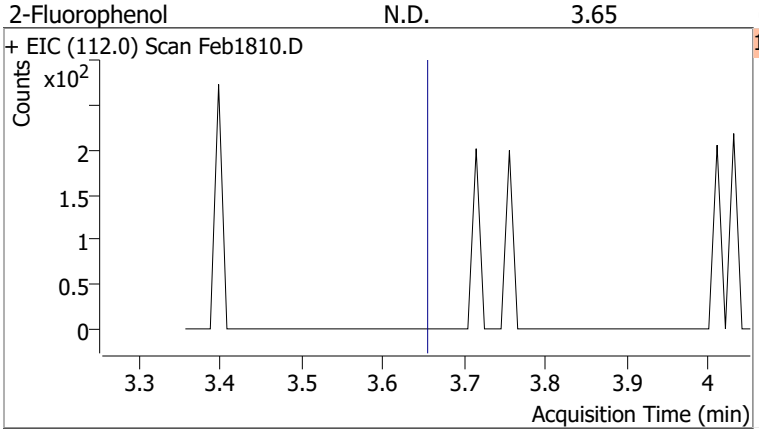

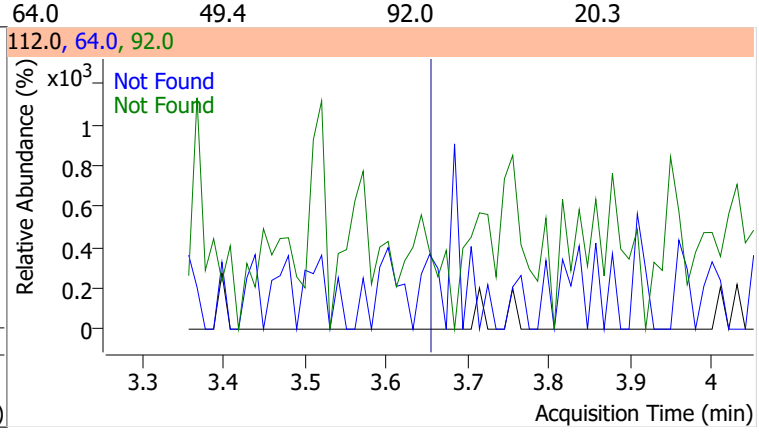

Compound	Conc.	RT	Dev(Min)	Resp.	QIon	QRatio	Lower	Upper
Aniline	70.9729	4.56	0.00	1035695	66.0	35.4	25.7	47.8
					65.0	19.5	13.1	24.4

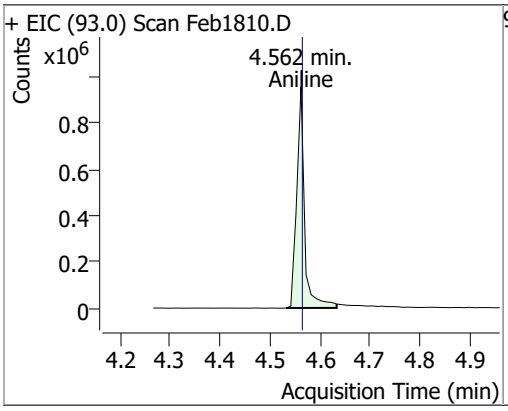

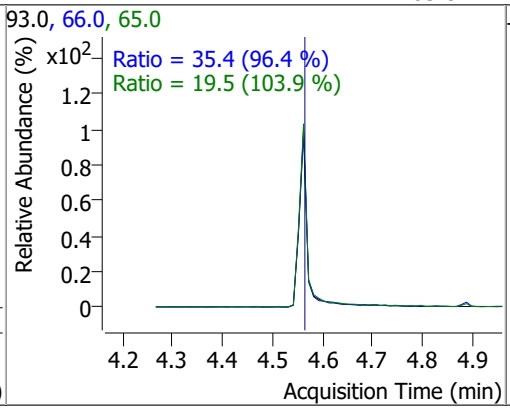

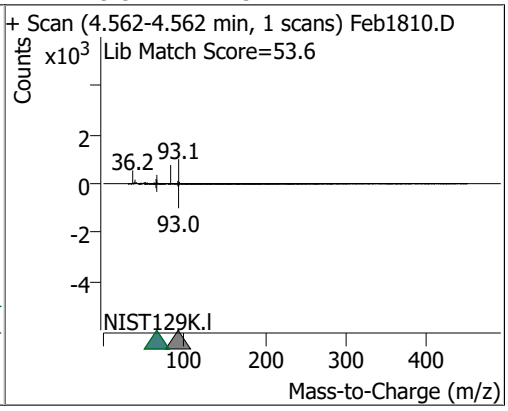

Compound	Conc.	Exp RT	QIon	Exp Ratio
Phenol-d5	N.D.	4.61	71.0	36.8

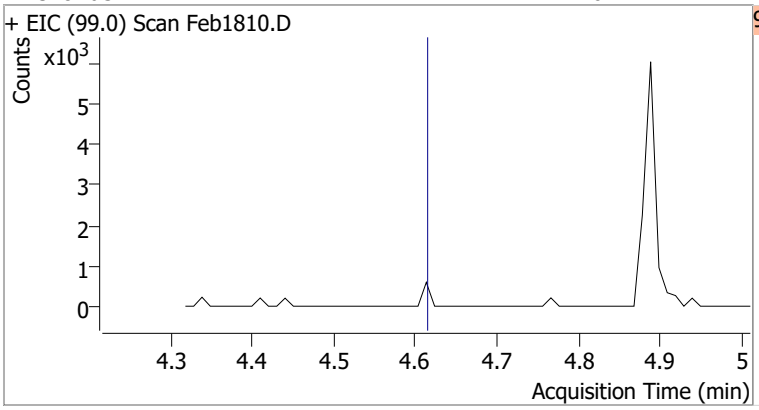

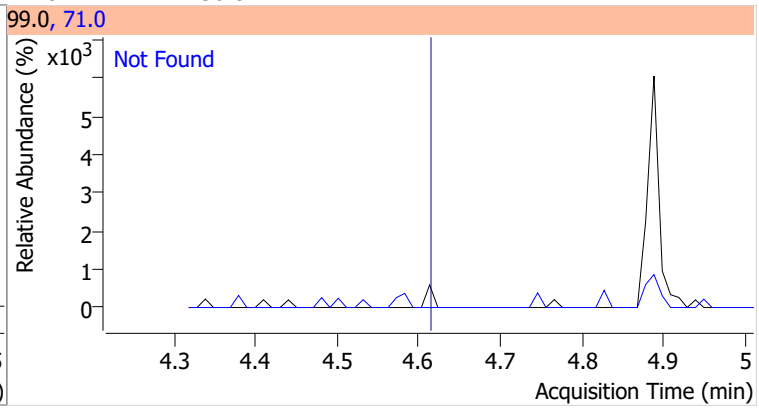

Compound	Conc.	RT	Dev(Min)	Resp.	QIon	QRatio	Lower	Upper
Phenol		0		0	66.0		31.7	58.9

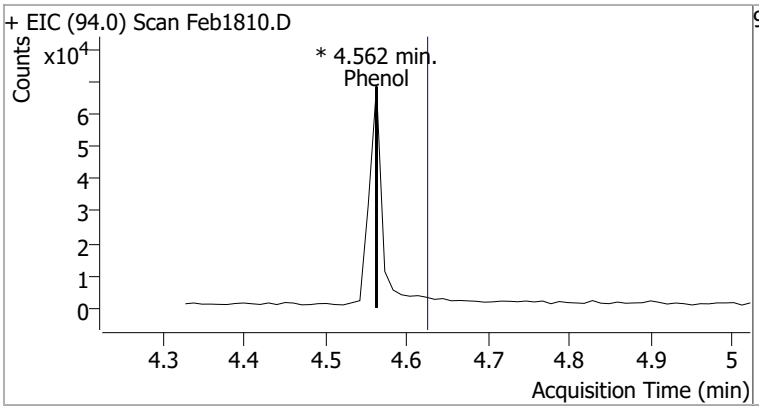

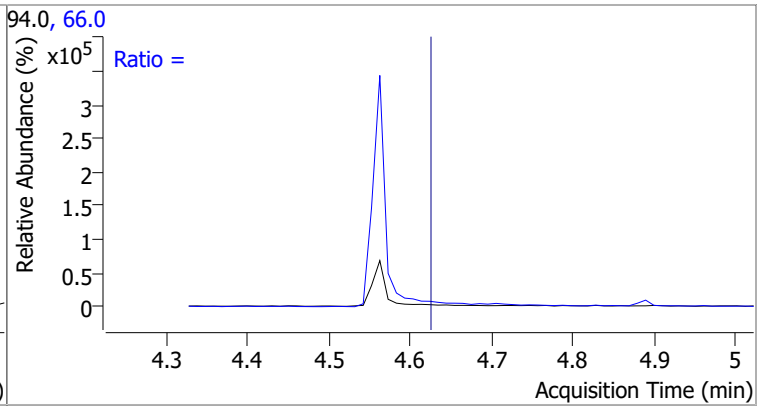

Compound	Conc.	RT	Dev(Min)	Resp.	QIon	QRatio	Lower	Upper
bis(-2-Chloroethyl)Ether		0		0	64.0		7.6	14.1

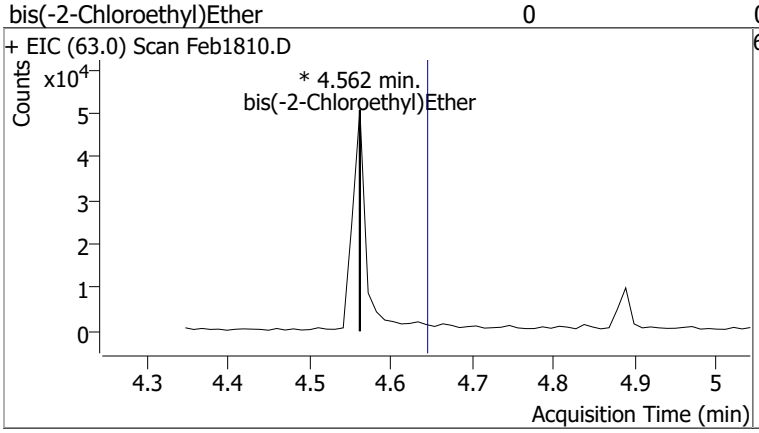

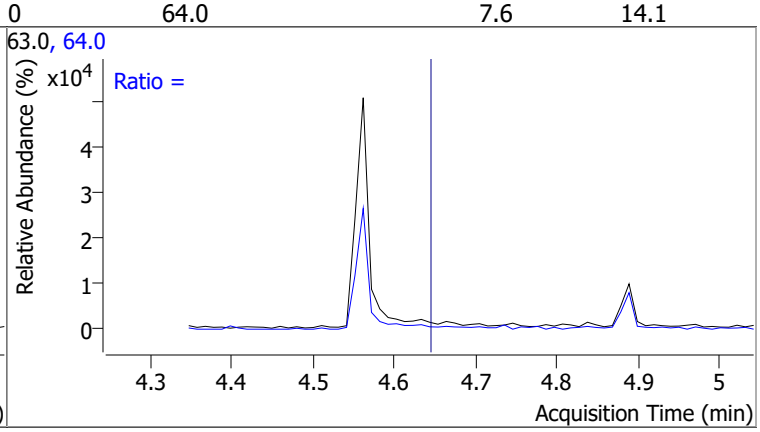

Compound	Conc.	Exp RT	QIon	Exp Ratio
2-Chlorophenol	N.D.	4.69	130.0	32.5

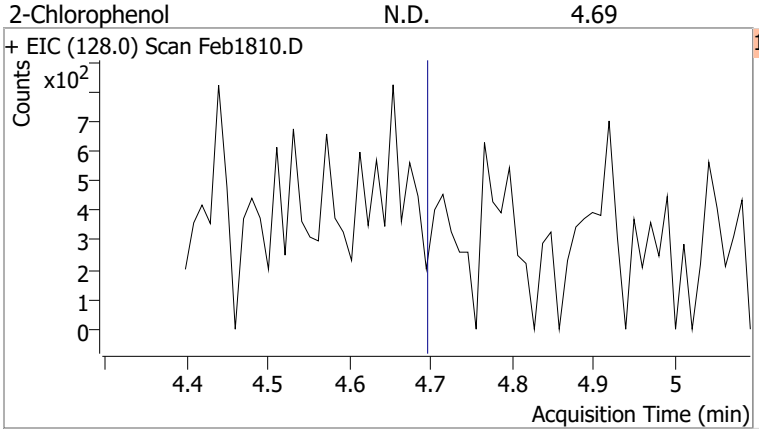

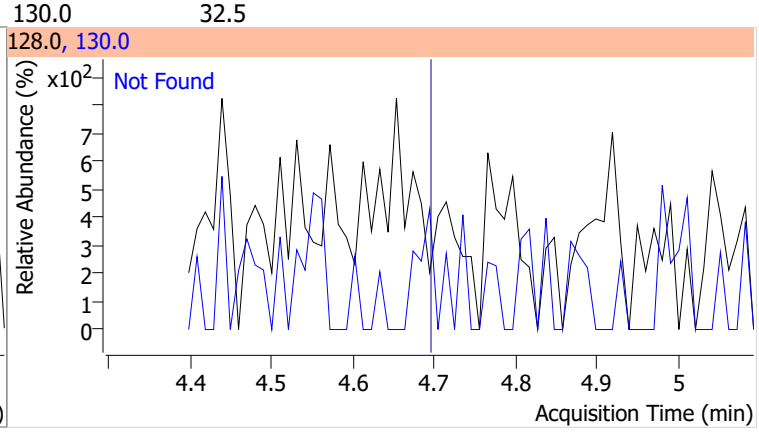

Compound	Conc.	Exp RT	QIon	Exp Ratio	QIon	Exp Ratio
1,3-Dichlorobenzene	N.D.	4.83	148.0	63.7	111.0	36.1

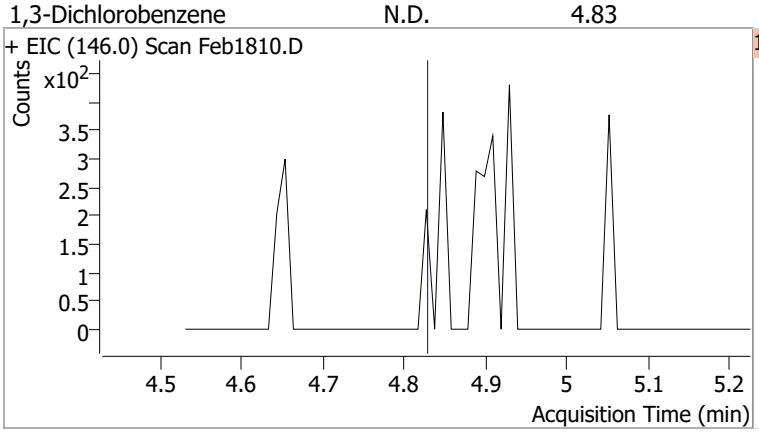

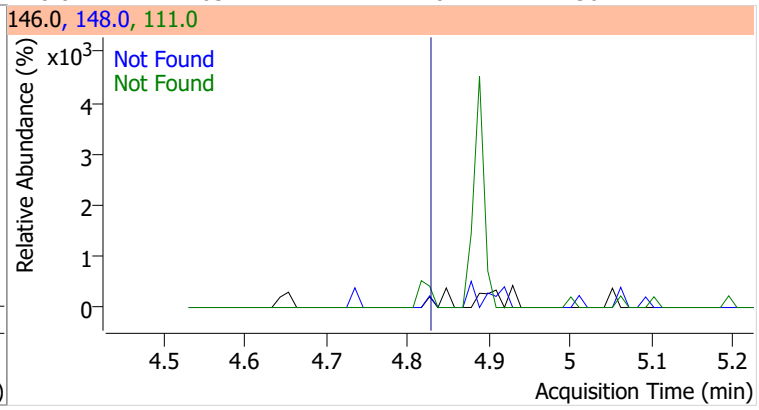

Compound	Conc.	Exp RT	QIon	Exp Ratio	QIon	Exp Ratio
1,4-Dichlorobenzene	N.D.	4.91	148.0	65.2	111.0	36.0

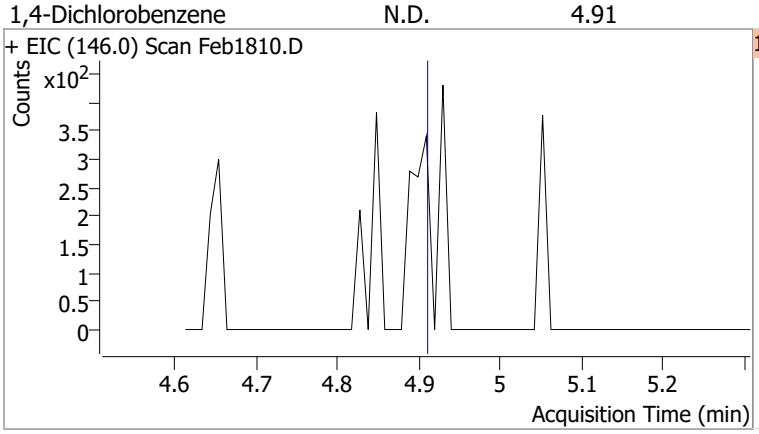

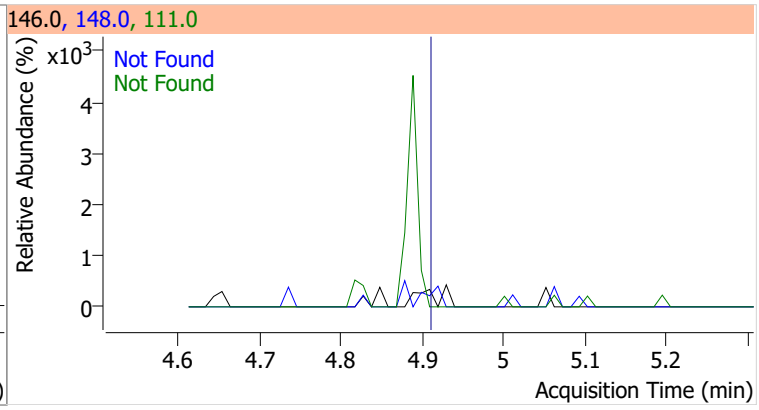

Compound	Conc.	Exp RT	QIon	Exp Ratio	QIon	Exp Ratio
1,2-Dichlorobenzene	N.D.	5.06	148.0	64.4	111.0	37.3

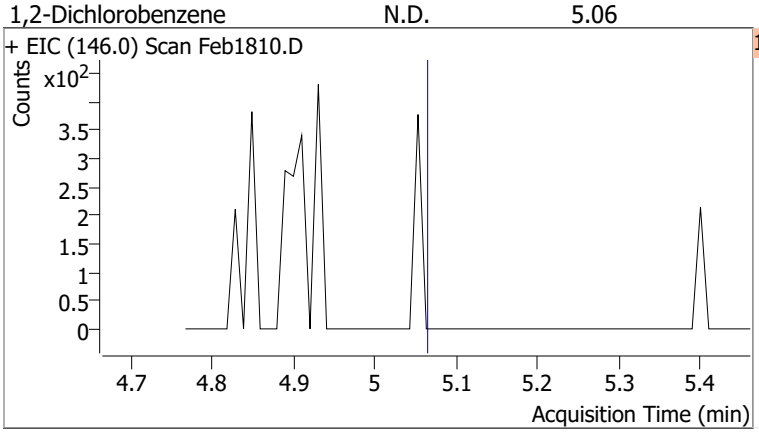

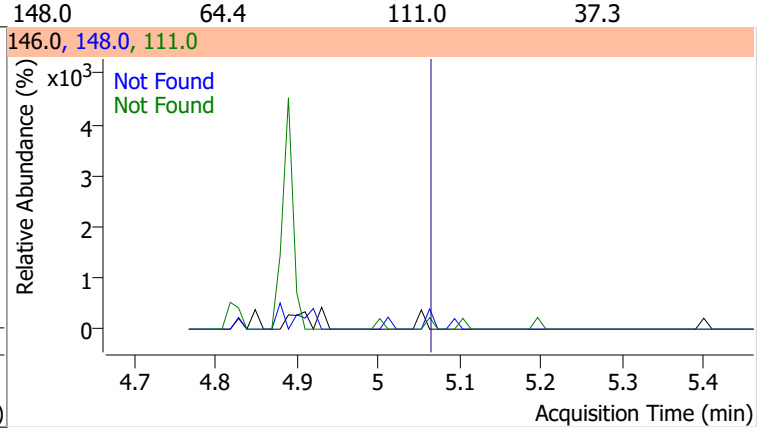

Compound	Conc.	Exp RT	QIon	Exp Ratio	QIon	Exp Ratio
Benzyl Alcohol	N.D.	5.08	79.0	119.3	107.0	70.5

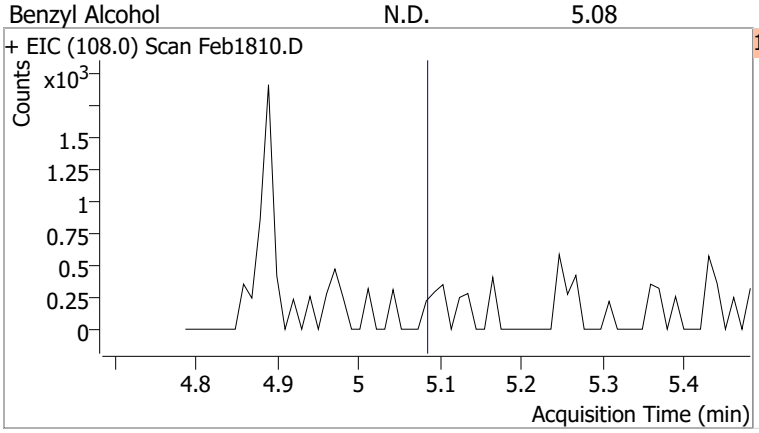

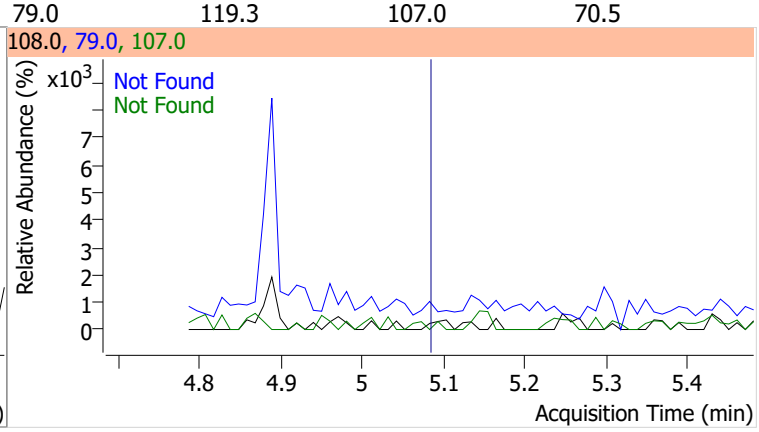

Compound	Conc.	Exp RT	QIon	Exp Ratio
bis(2-chloroisopropyl)Ether	N.D.	5.23	123.0	32.1

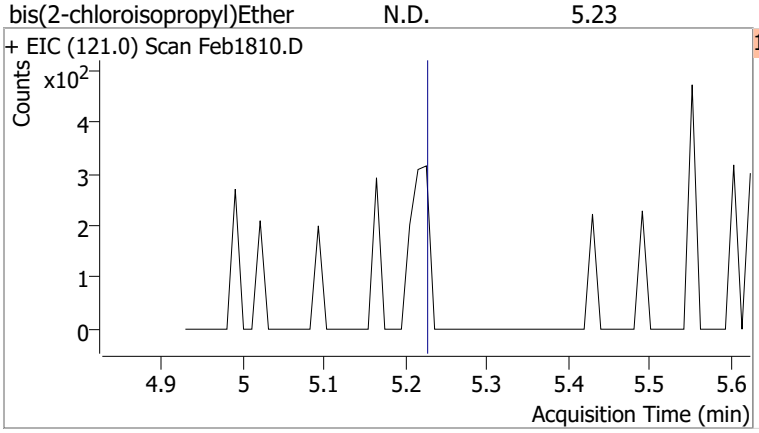

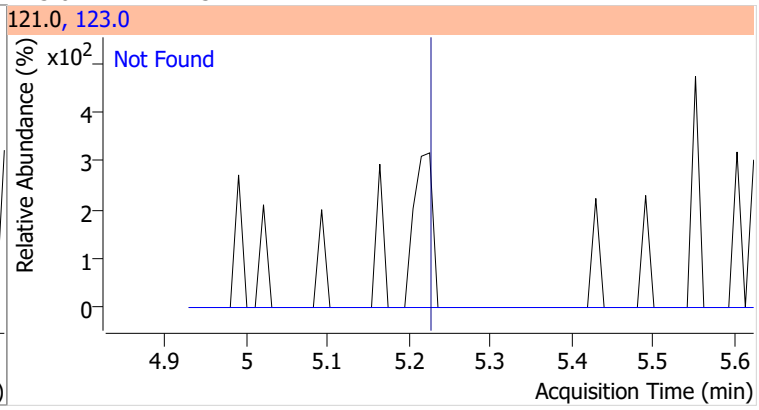

Compound	Conc.	Exp RT	QIon	Exp Ratio
2-Methylphenol	N.D.	5.25	108.0	116.5

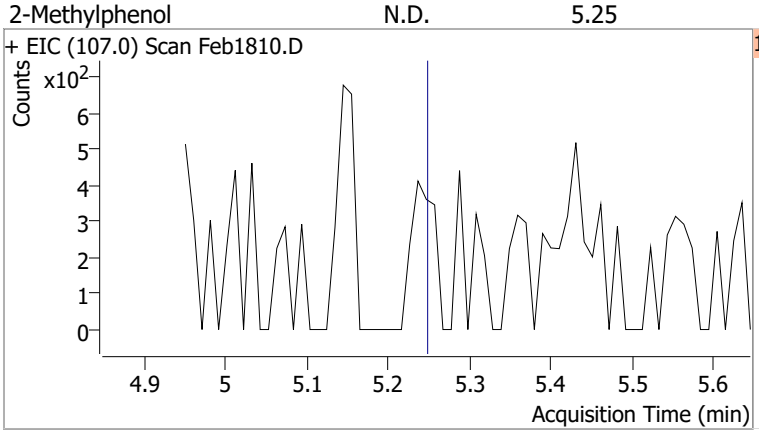

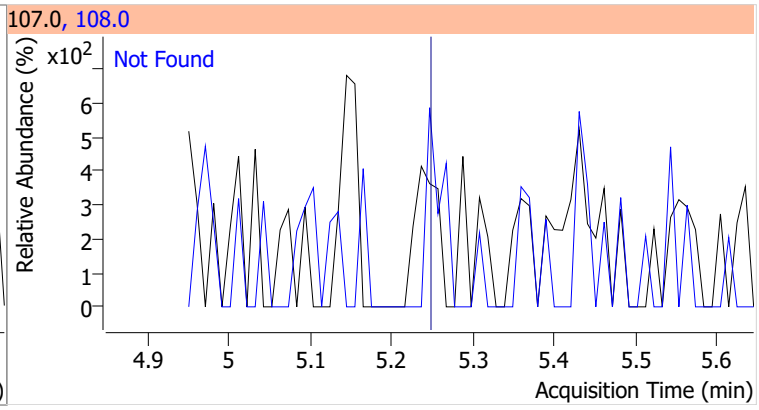

Compound	Conc.	Exp RT	QIon	Exp Ratio
N-nitroso-Di-n-propylamine	N.D.	5.37	130.0	19.4

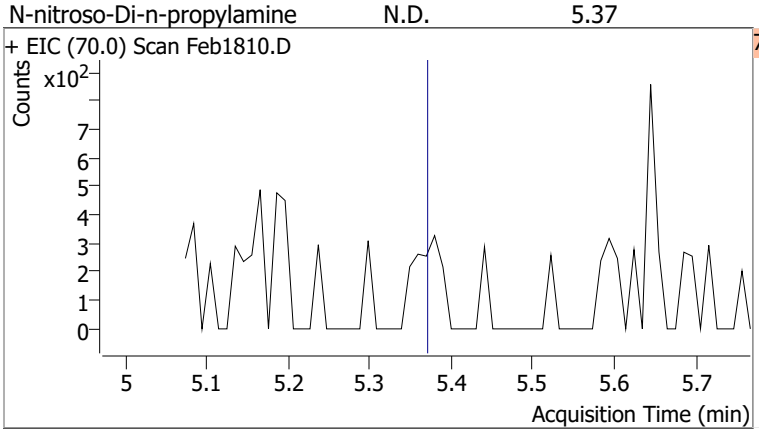

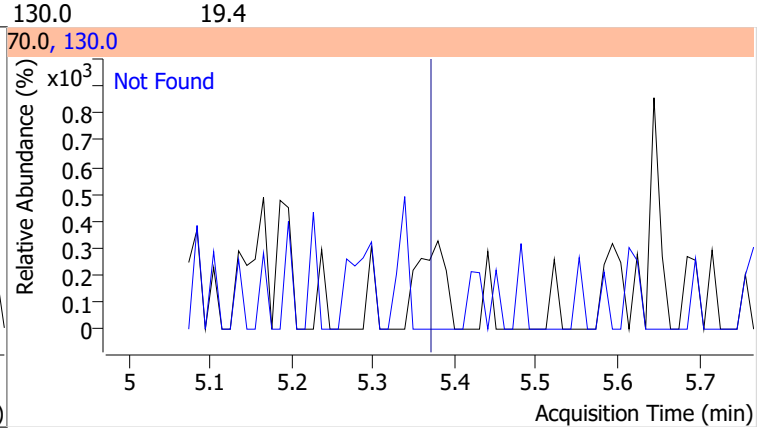

Compound	Conc.	Exp RT	QIon	Exp Ratio
4Methylphenol/3Methylphenol	N.D.	5.43	108.0	83.9

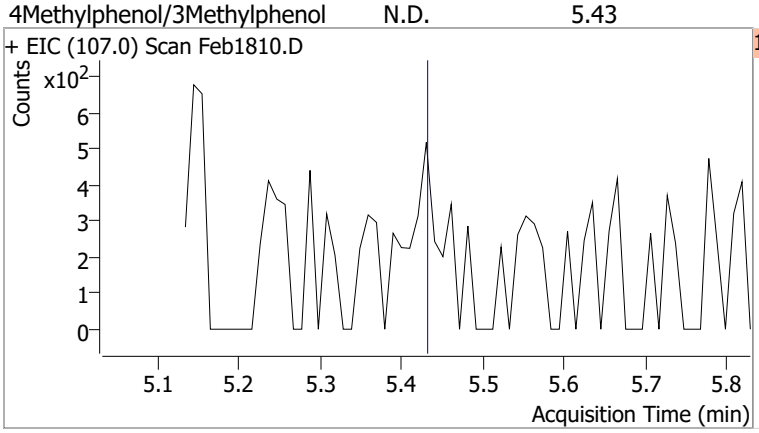

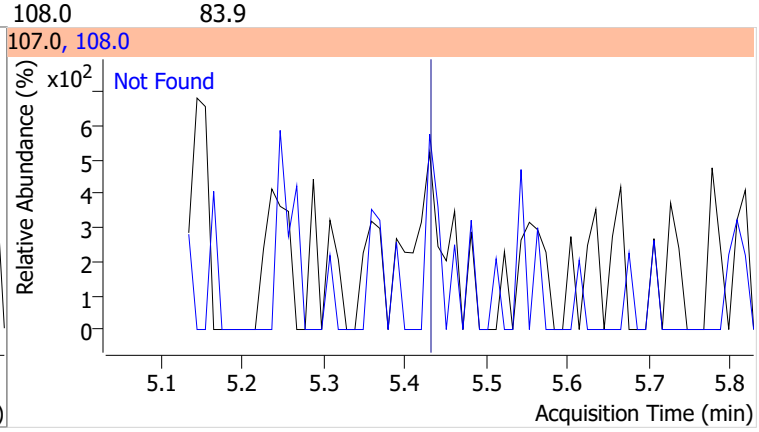

Compound	Conc.	Exp RT	QIon	Exp Ratio	QIon	Exp Ratio
Hexachloroethane	N.D.	5.43	201.0	90.8	199.0	56.9

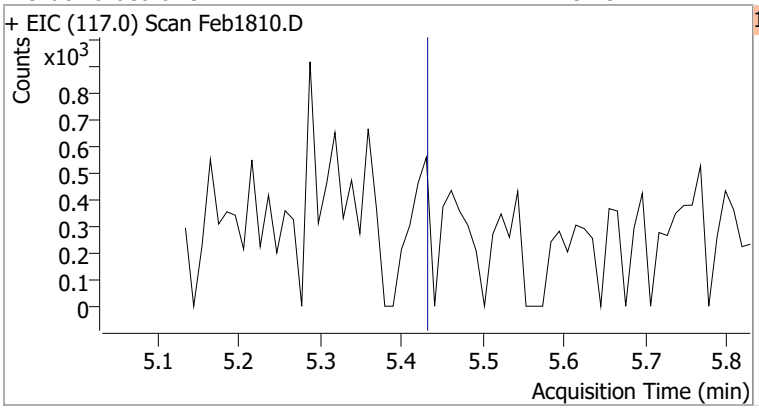

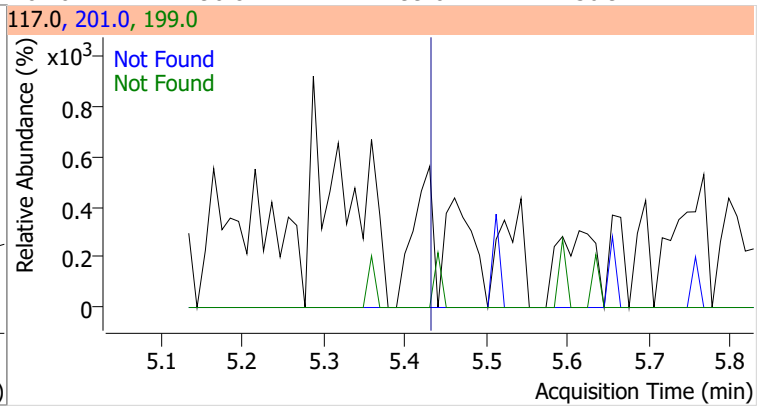

Compound	Conc.	Exp RT	QIon	Exp Ratio	QIon	Exp Ratio
Nitrobenzene-d5	N.D.	5.50	54.0	66.2	128.0	48.7

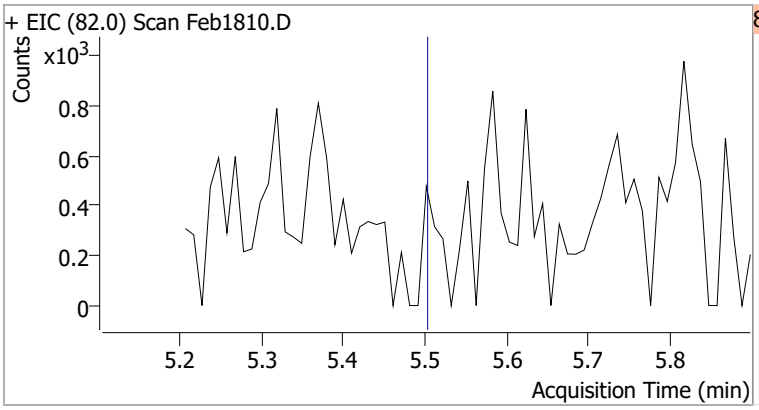

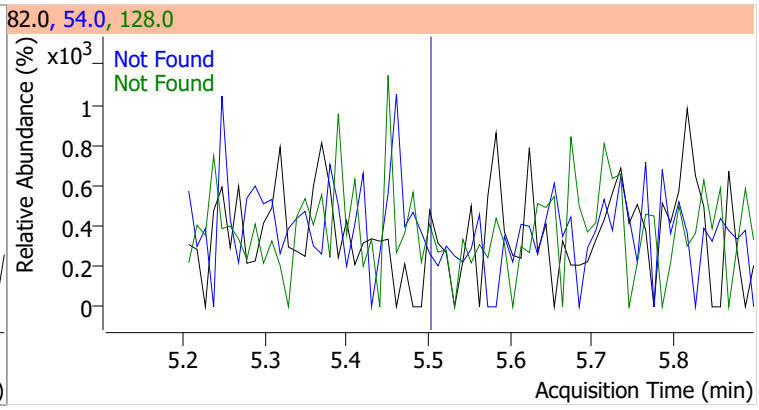

Compound	Conc.	Exp RT	QIon	Exp Ratio	QIon	Exp Ratio
Nitrobenzene	N.D.	5.52	77.0	212.7	51.0	131.0

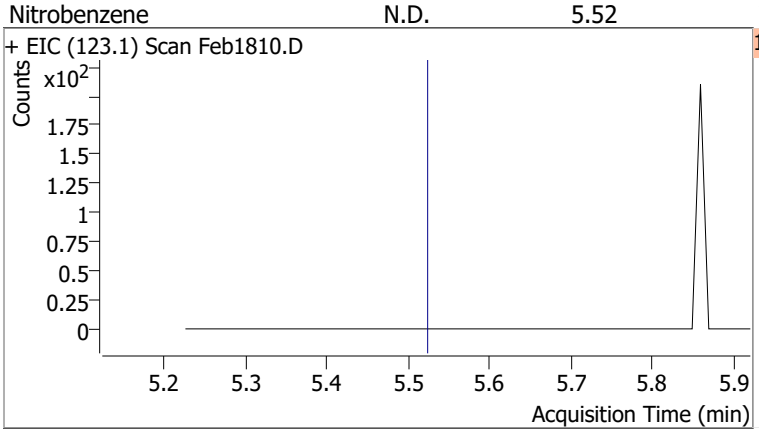

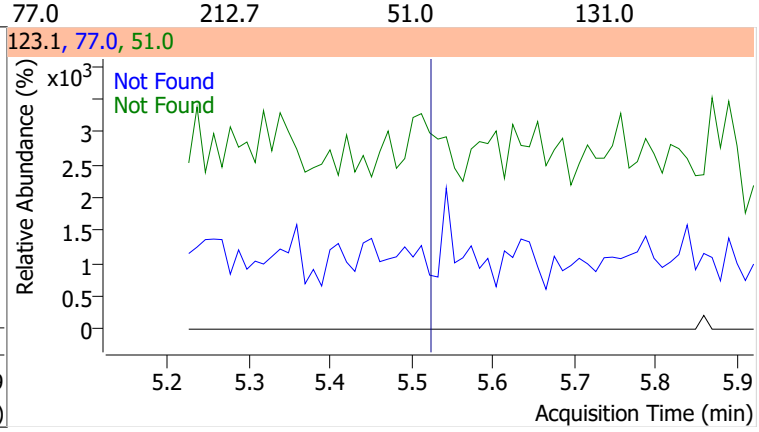

Compound	Conc.	Exp RT	QIon	Exp Ratio
Isophorone	N.D.	5.82	138.0	21.1

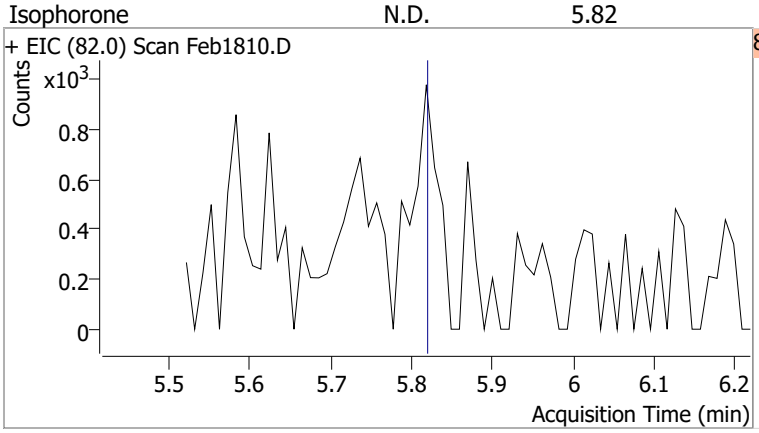

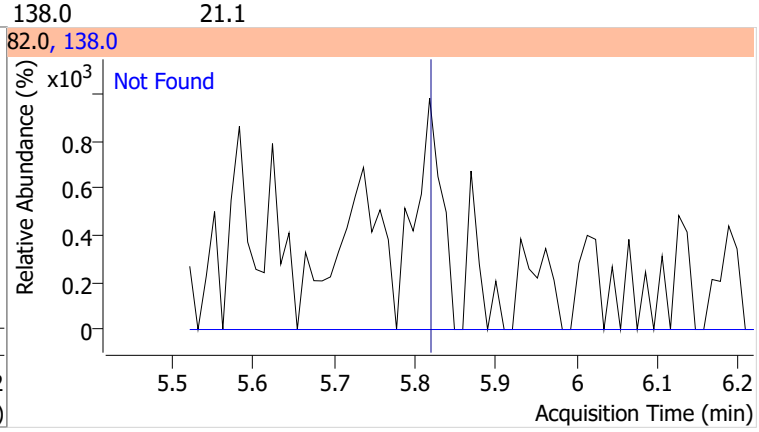

Compound	Conc.	Exp RT	QIon	Exp Ratio	QIon	Exp Ratio
2-Nitrophenol	N.D.	5.88	65.0	48.8	109.0	35.2

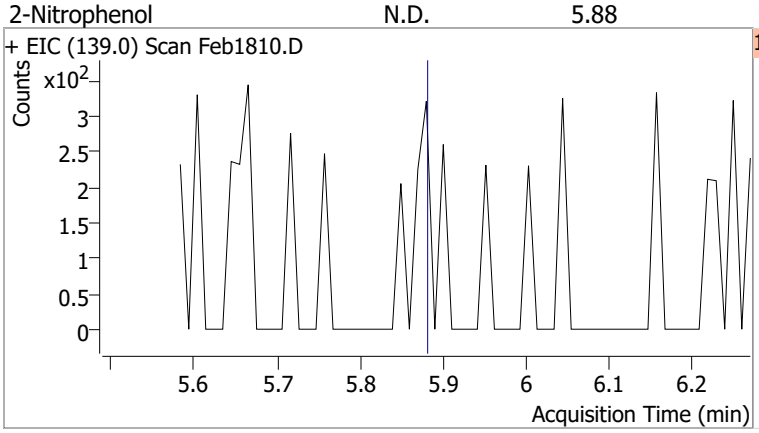

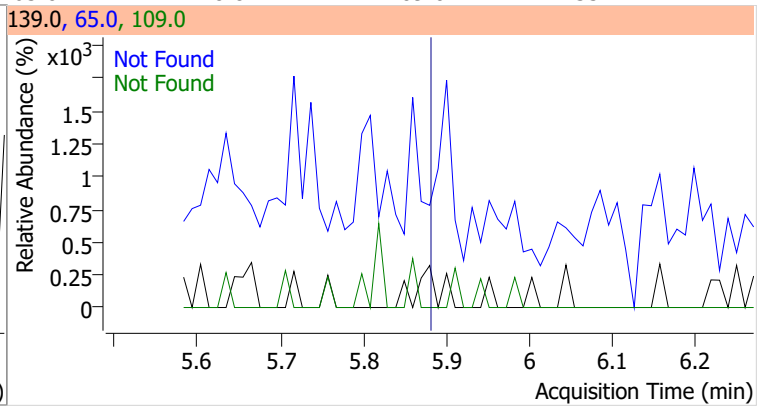

Compound	Conc.	Exp RT	QIon	Exp Ratio	QIon	Exp Ratio
2,4-Dimethylphenol	N.D.	6.00	107.0	109.4	77.0	34.0

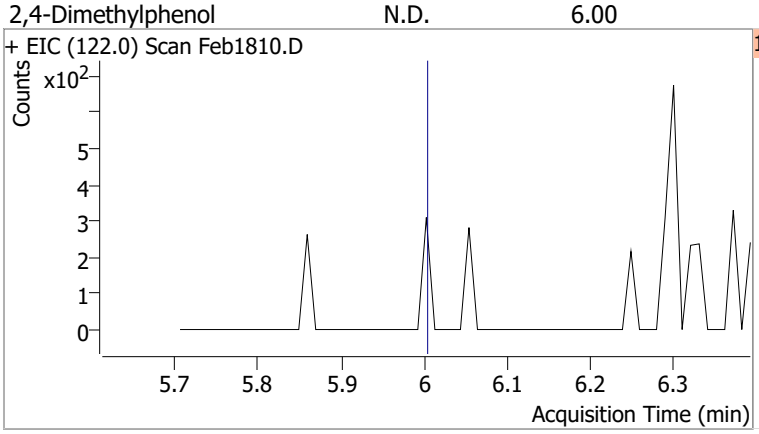

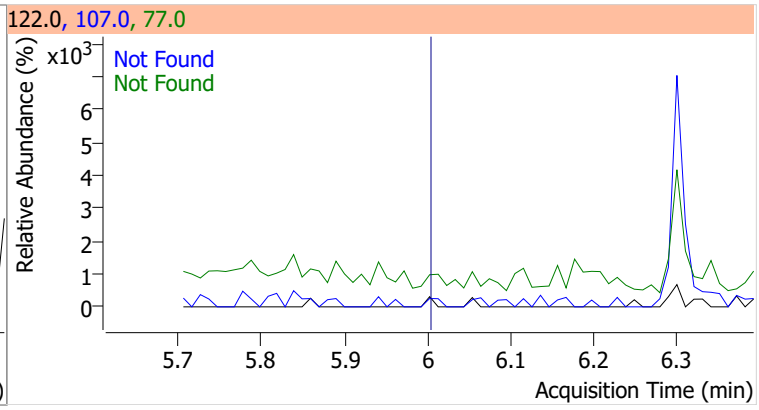

Compound	Conc.	RT	Dev(Min)	Resp.	QIon	QRatio	Lower	Upper
bis(-2-Chloroethoxy)Methane		0		0	63.0		47.7	88.6
					95.0		22.3	41.5

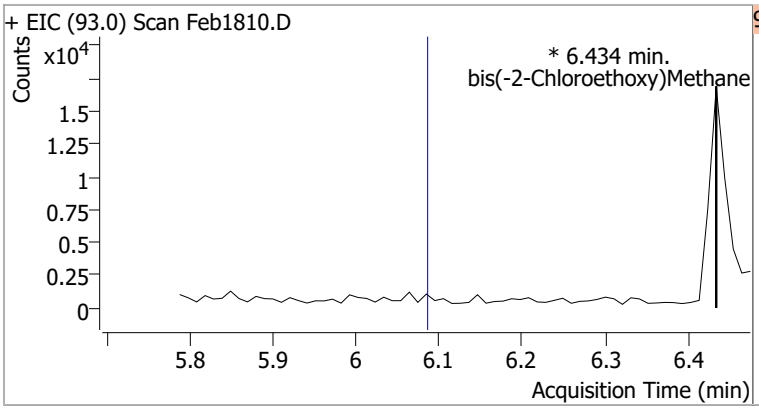

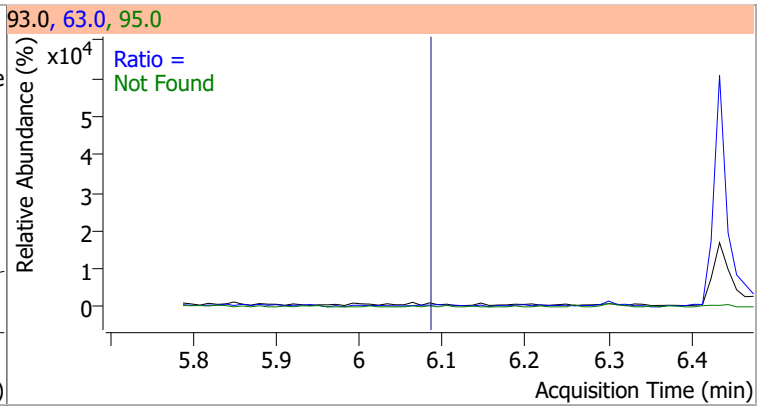

Compound	Conc.	Exp RT	QIon	Exp Ratio	QIon	Exp Ratio
2,4-Dichlorophenol	N.D.	6.19	164.0	65.0	98.0	28.6

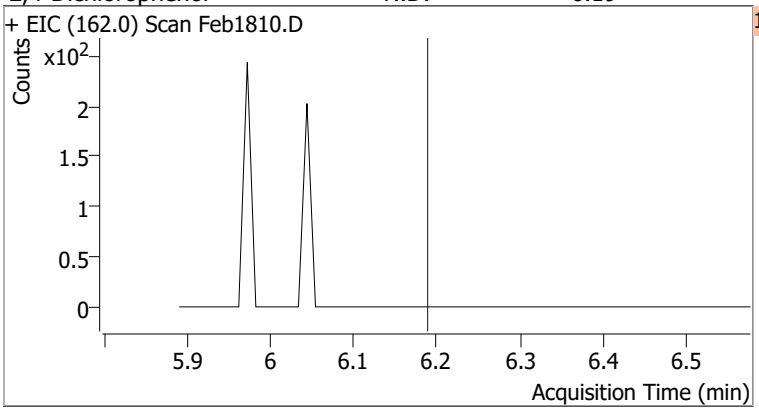

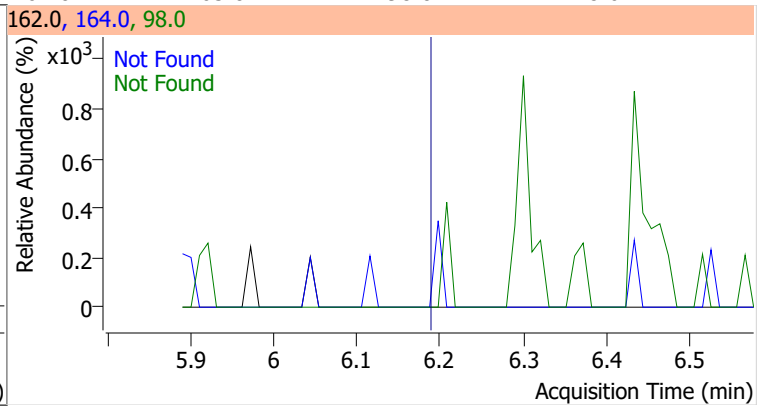

Compound	Conc.	Exp RT	QIon	Exp Ratio	QIon	Exp Ratio
Benzoic Acid	N.D.	6.24	122.0	85.5	77.0	60.4

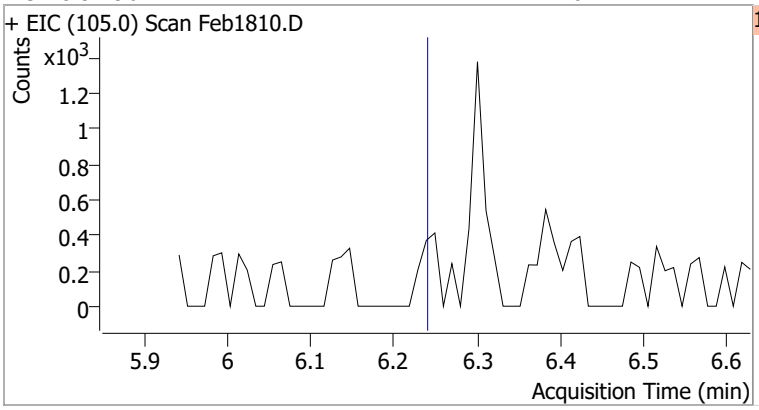

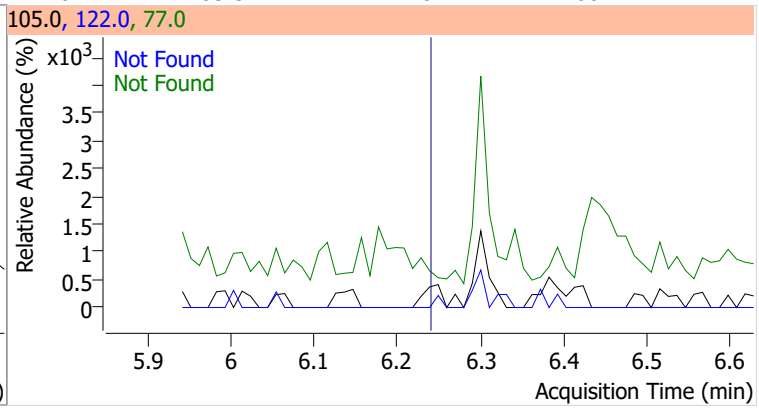

Compound	Conc.	Exp RT	QIon	Exp Ratio	QIon	Exp Ratio
1,2,4-Trichlorobenzene	N.D.	6.25	182.0	94.6	145.0	28.7

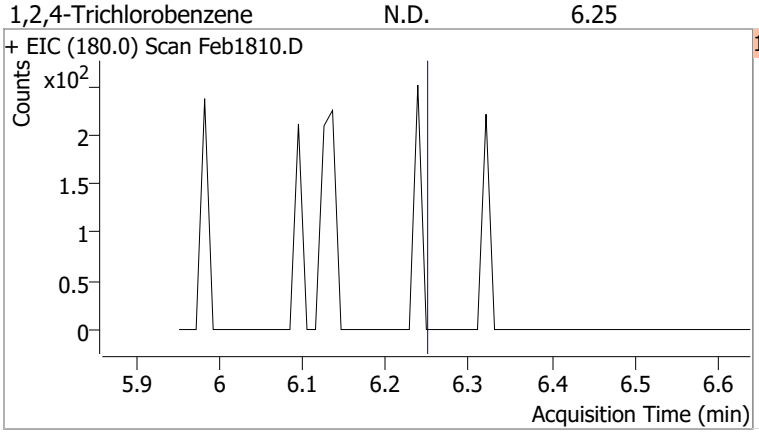

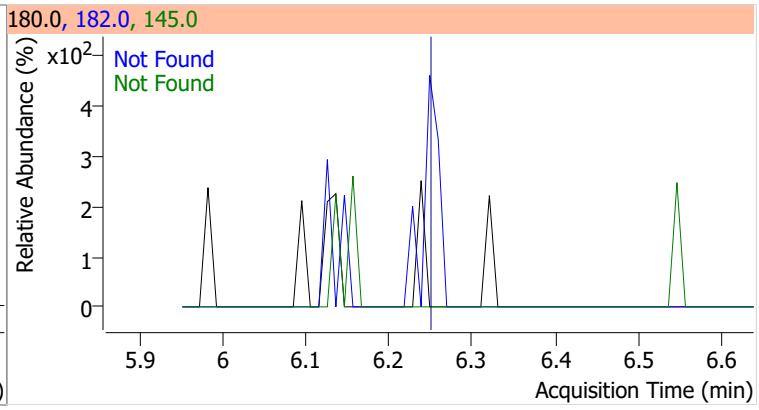

Compound	Conc.	RT	Dev(Min)	Resp.	QIon	QRatio	Lower	Upper
Naphthalene		0		0	129.0		8.0	14.9
					102.0		6.9	12.9

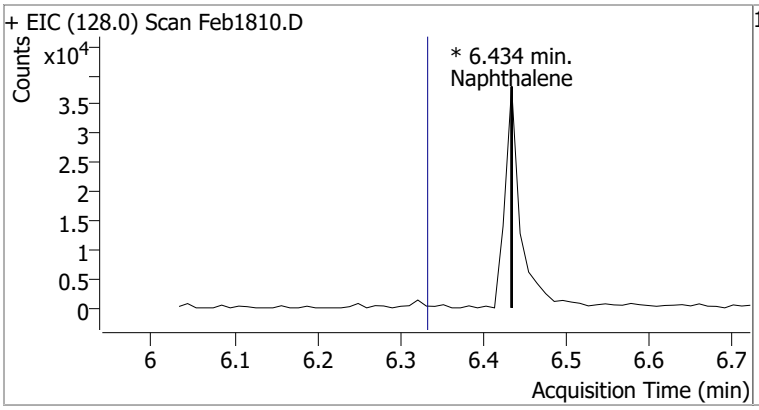

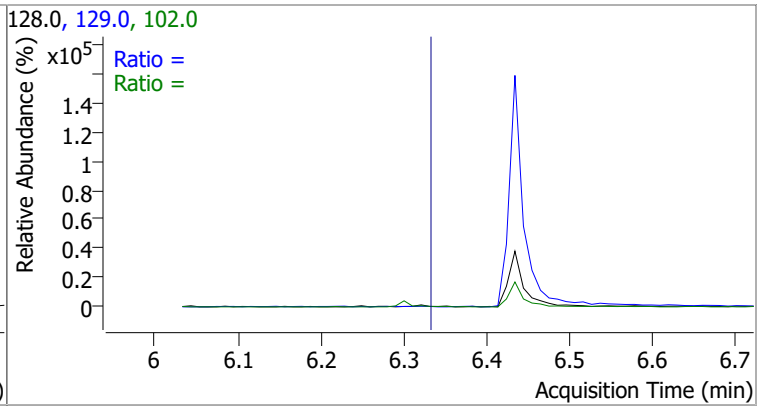

Compound	Conc.	RT	Dev(Min)	Resp.	QIon	QRatio	Lower	Upper
4-Chlorophenol		0		0	128.0		221.4	411.2

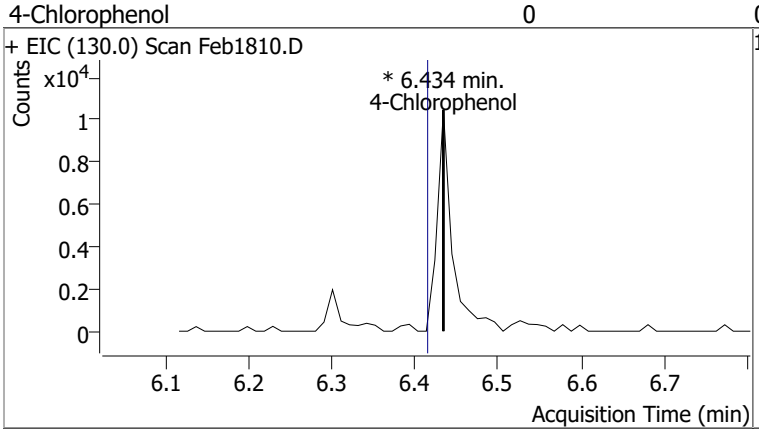

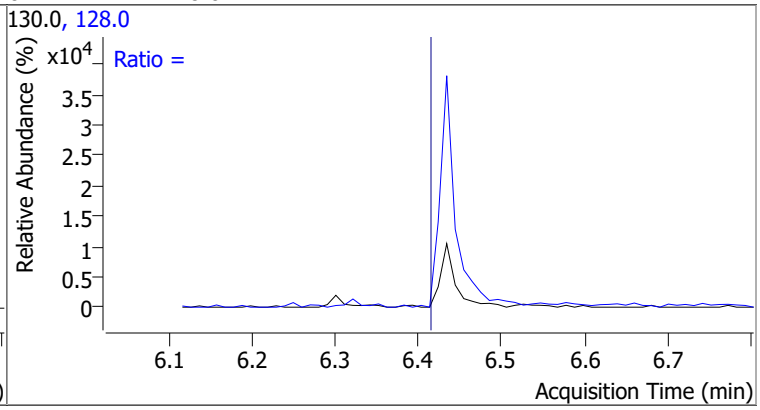

Compound	Conc.	RT	Dev(Min)	Resp.	QIon	QRatio	Lower	Upper
p-Chloroaniline	71.3064	6.43	0.00	594557	65.0	27.4	42.1	78.2
					129.0	31.8	26.3	48.9

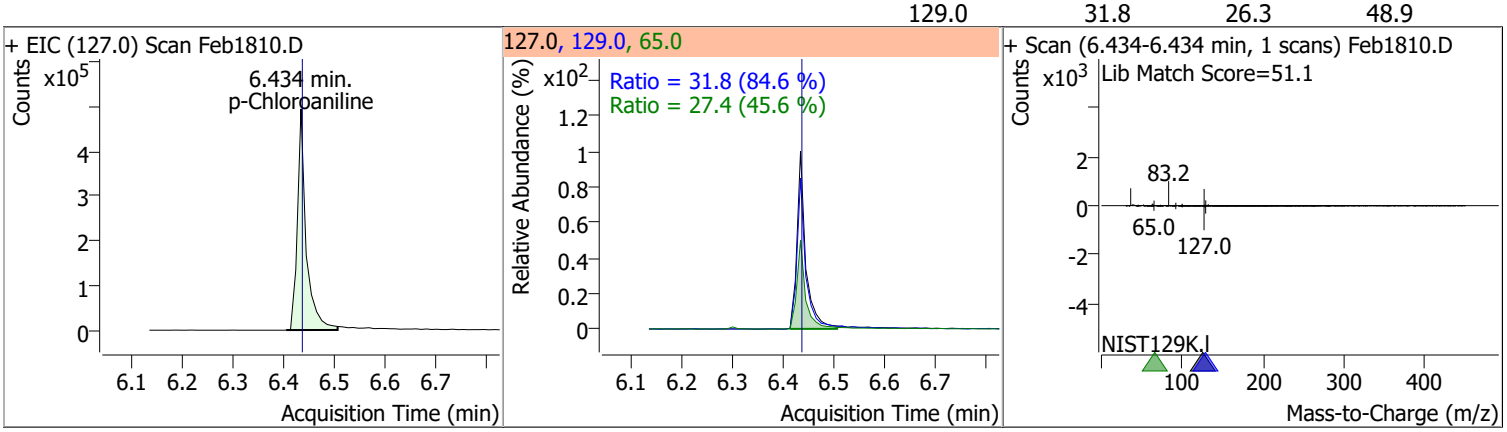

Compound	Conc.	Exp RT	QIon	Exp Ratio	QIon	Exp Ratio
Hexachlorobutadiene	N.D.	6.50	227.0	65.7	223.0	64.3

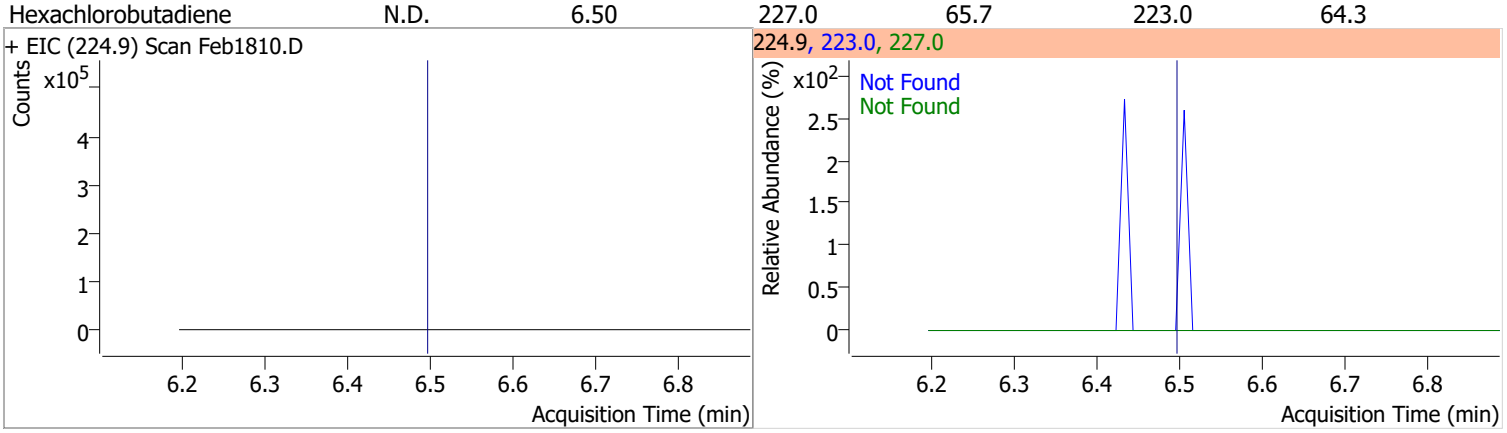

Compound	Conc.	Exp RT	QIon	Exp Ratio
4-Chloro-2-Methylphenol	N.D.	6.94	144.0	27.8

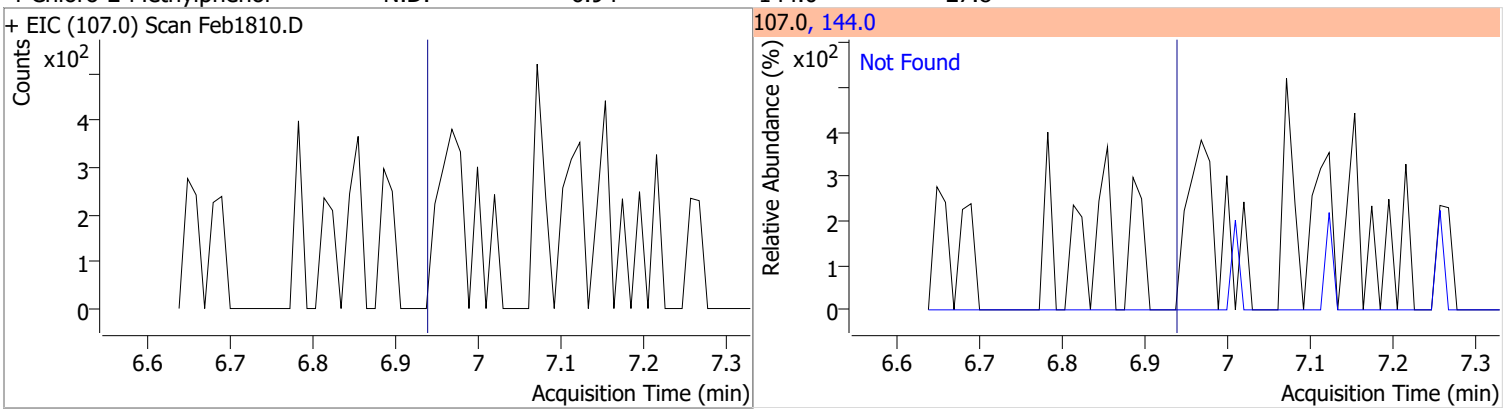

Compound	Conc.	Exp RT	QIon	Exp Ratio
4-Chloro-3-Methylphenol	N.D.	7.07	144.0	27.3

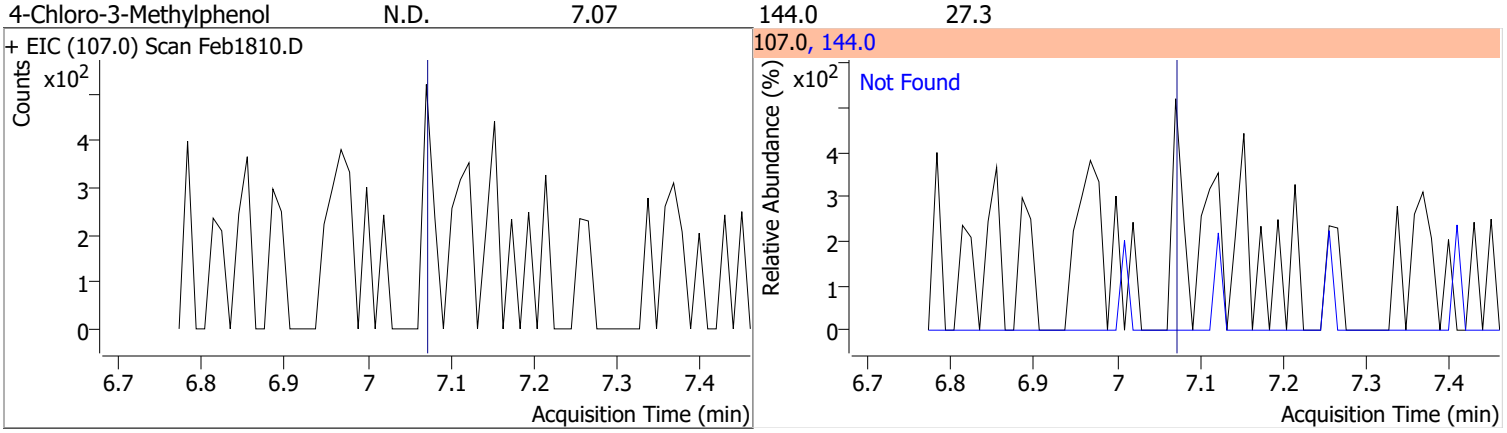

Compound	Conc.	Exp RT	QIon	Exp Ratio	QIon	Exp Ratio
2-Methylnaphthalene	N.D.	7.14	142.0	119.8	115.0	41.7

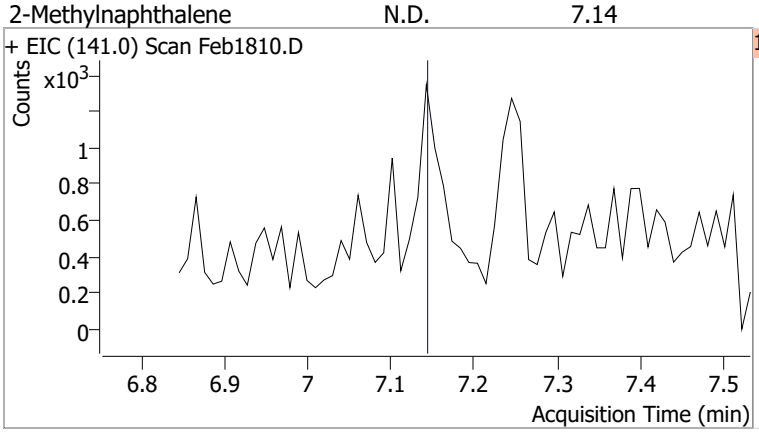

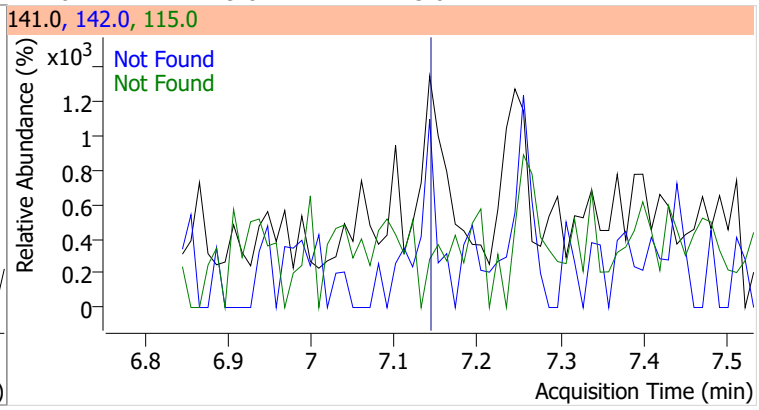

Compound	Conc.	Exp RT	QIon	Exp Ratio	QIon	Exp Ratio
1-Methylnaphthalene	N.D.	7.26	142.0	114.0	115.0	41.3

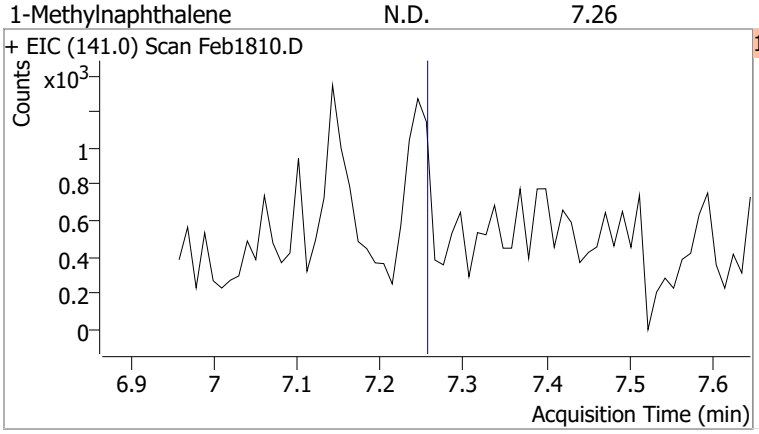

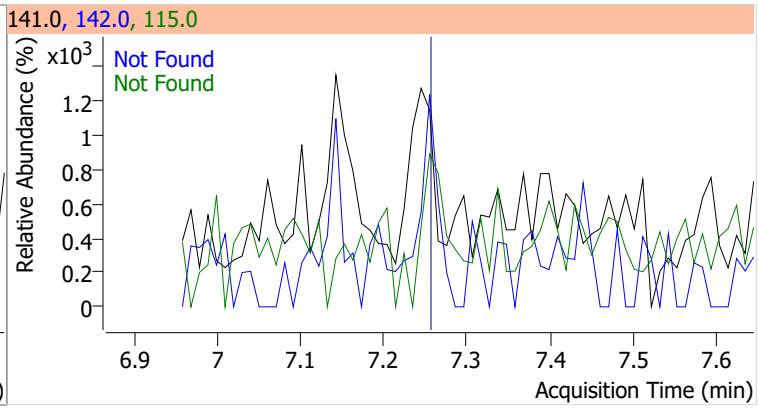

Compound	Conc.	Exp RT	QIon	Exp Ratio	QIon	Exp Ratio
Hexachlorocyclopentadiene	N.D.	7.34	234.9	64.6	238.9	63.8

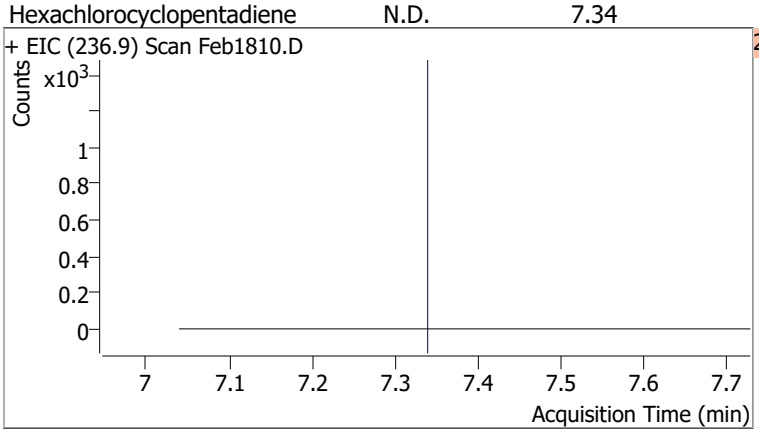

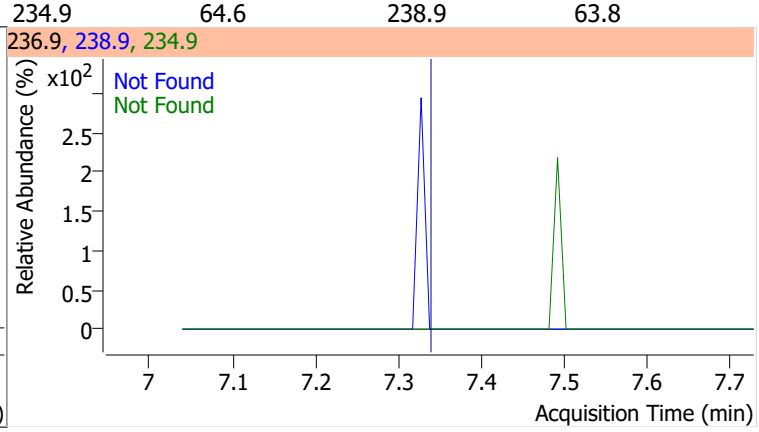

Compound	Conc.	Exp RT	QIon	Exp Ratio
2,4,6-Trichlorophenol	N.D.	7.52	198.0	96.5

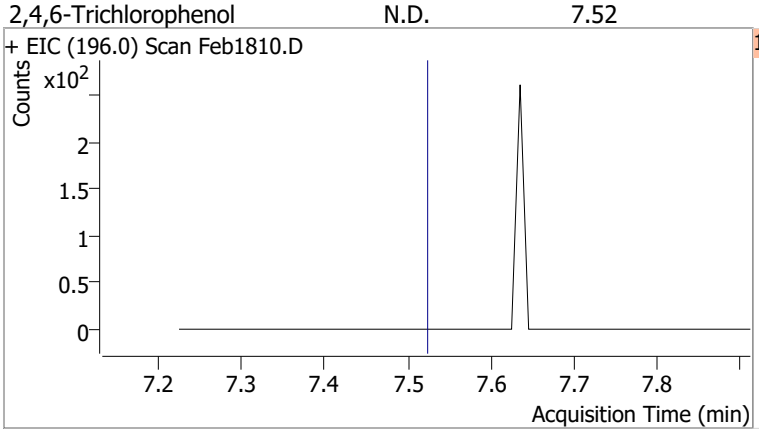

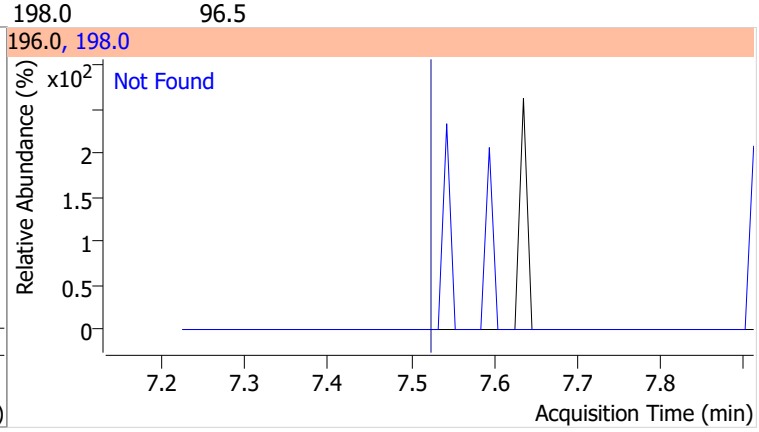

Compound	Conc.	Exp RT	QIon	Exp Ratio
2,4,5-Trichlorophenol	N.D.	7.57	198.0	90.2

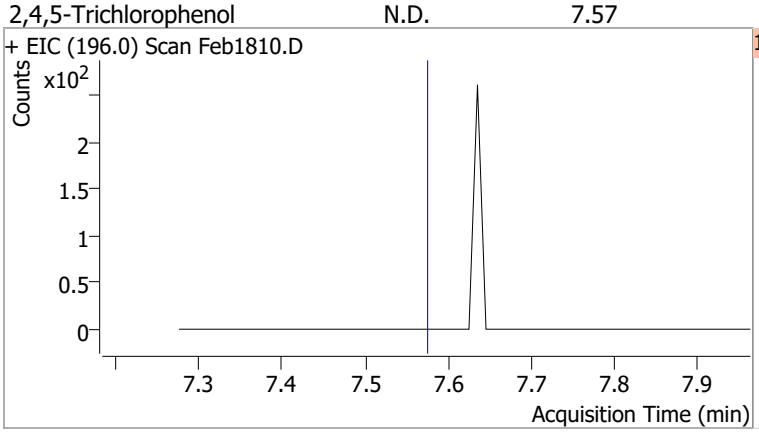

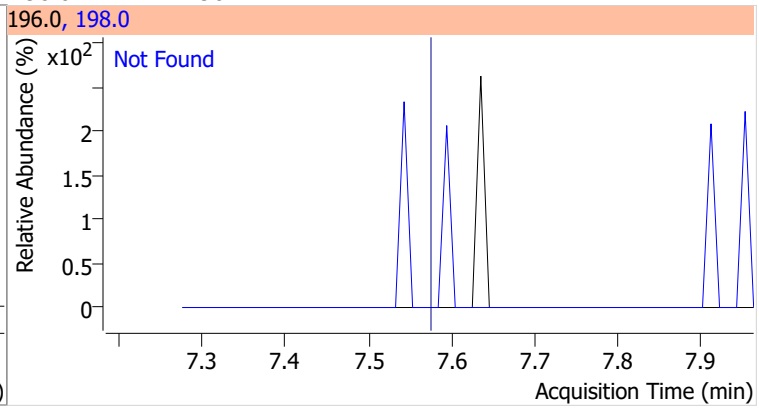

Compound	Conc.	Exp RT	QIon	Exp Ratio
2-Fluorobiphenyl	N.D.	7.60	171.0	34.3

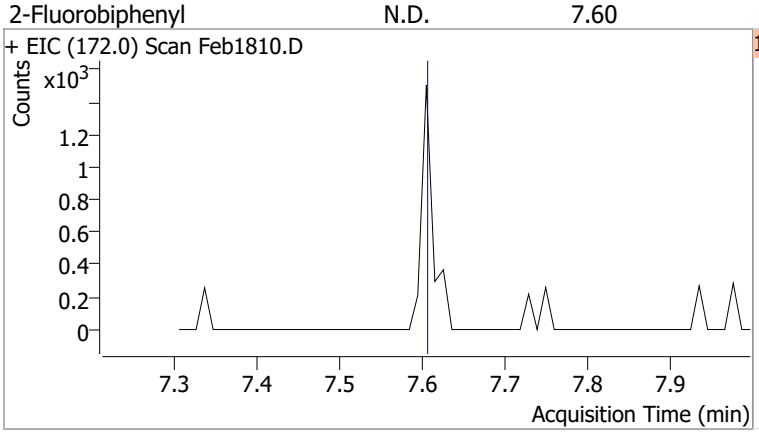

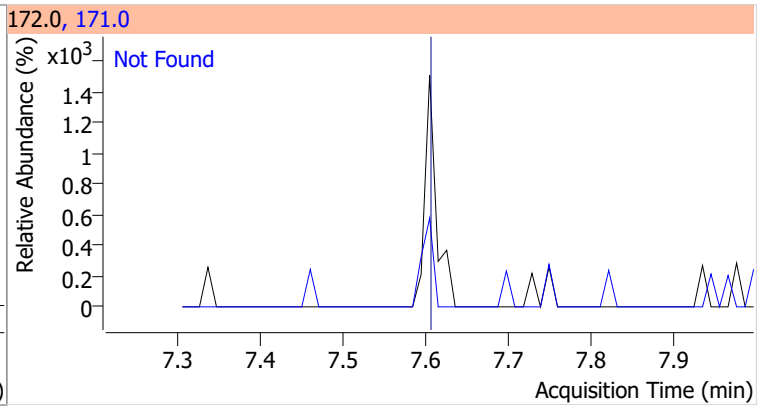

Compound	Conc.	Exp RT	QIon	Exp Ratio	QIon	Exp Ratio
2-Chloronaphthalene	N.D.	7.72	127.0	35.9	164.0	32.1

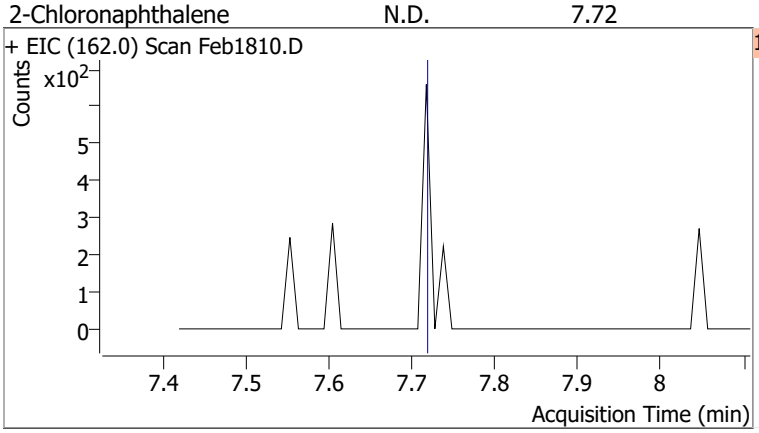

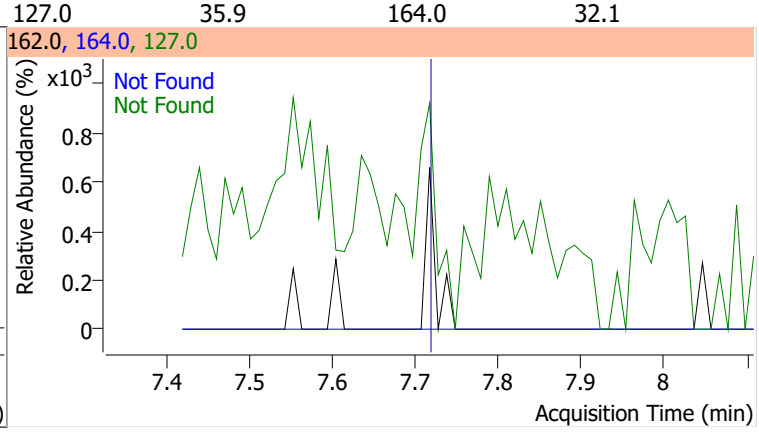

Compound	Conc.	Exp RT	QIon	Exp Ratio
2-Nitroaniline	N.D.	7.88	138.0	110.5

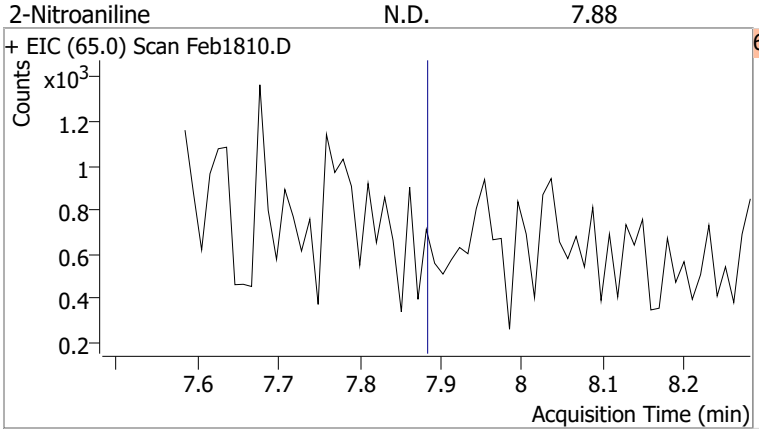

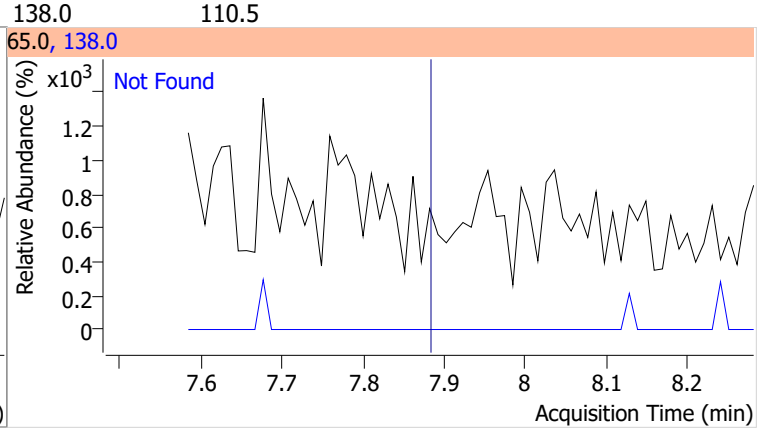

Compound	Conc.	RT	Dev(Min)	Resp.	QIon	QRatio	Lower	Upper
Dimethyl Phthalate		0		0	77.0		13.8	25.7

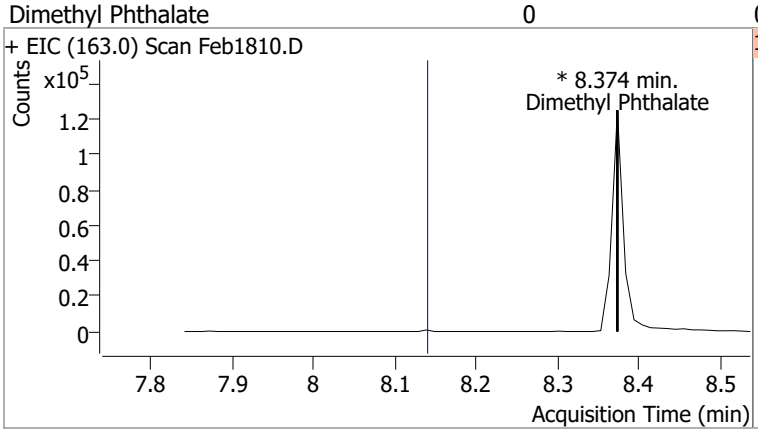

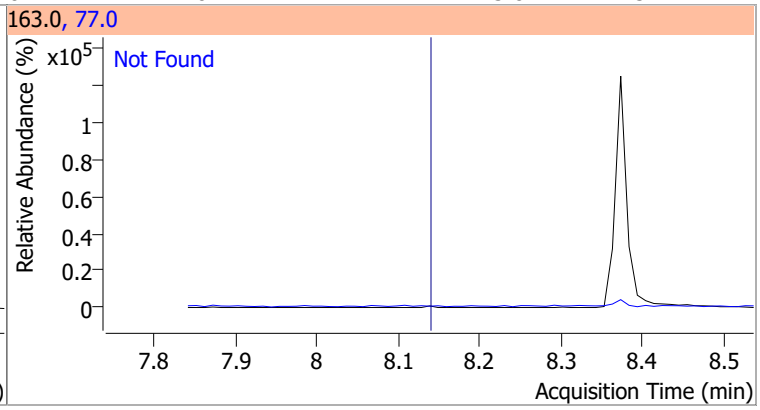

Compound	Conc.	RT	Dev(Min)	Resp.	QIon	QRatio	Lower	Upper
2,6-Dinitrotoluene		0		0	63.0		99.5	184.8
					89.0		43.3	80.3

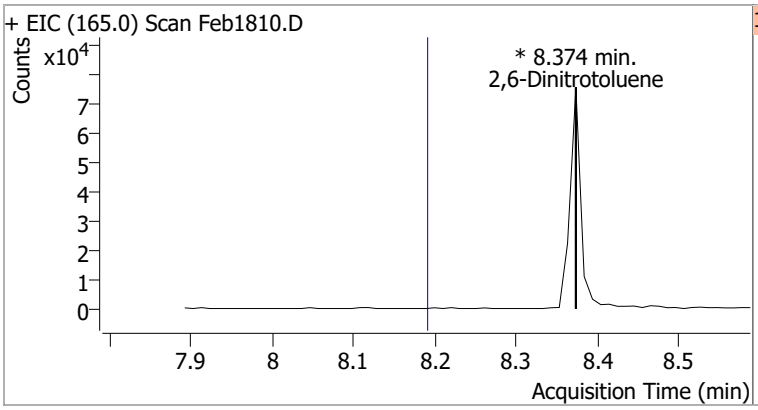

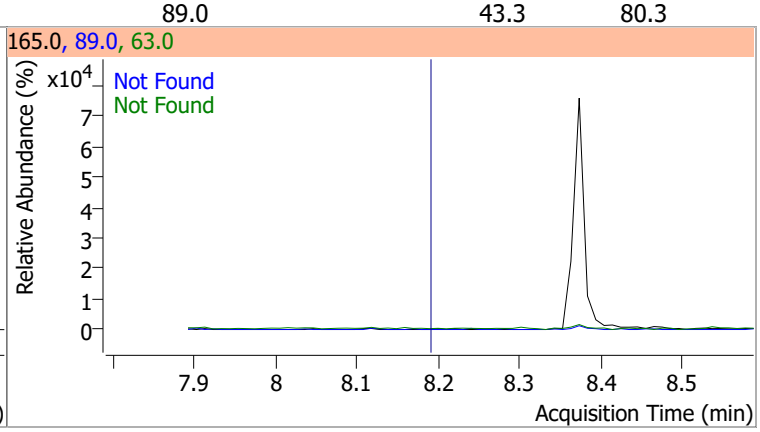

Compound	Conc.	Exp RT	QIon	Exp Ratio
Acenaphthylene	N.D.	8.20	153.1	13.6

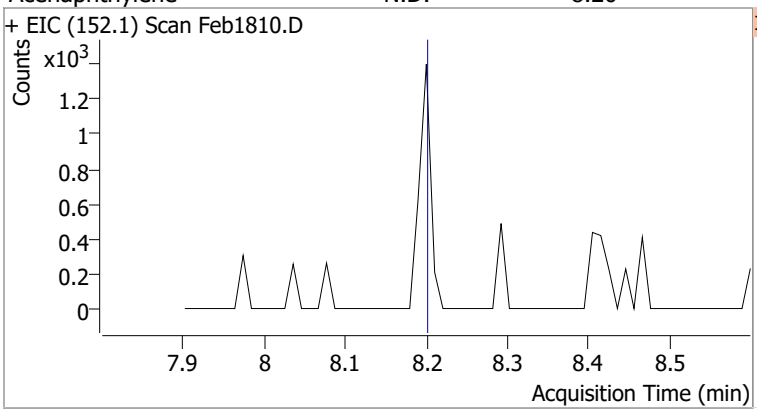

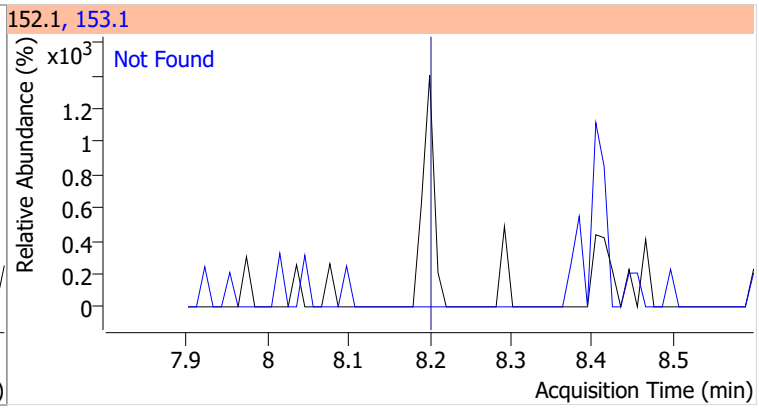

Compound	Conc.	Exp RT	QIon	Exp Ratio	QIon	Exp Ratio
3-Nitroaniline	N.D.	8.39	65.0	129.1	92.0	106.7

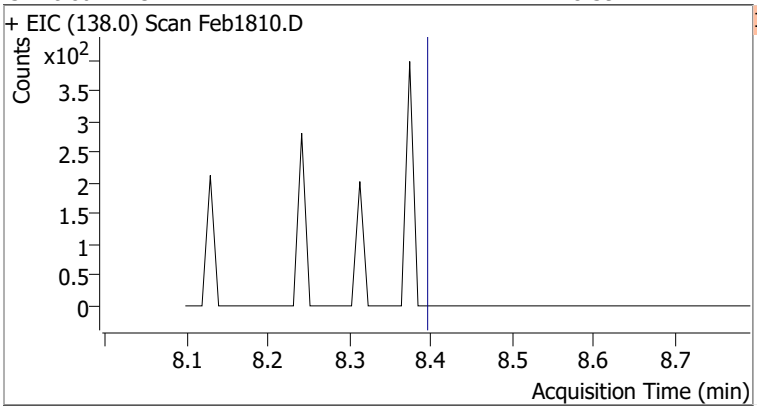

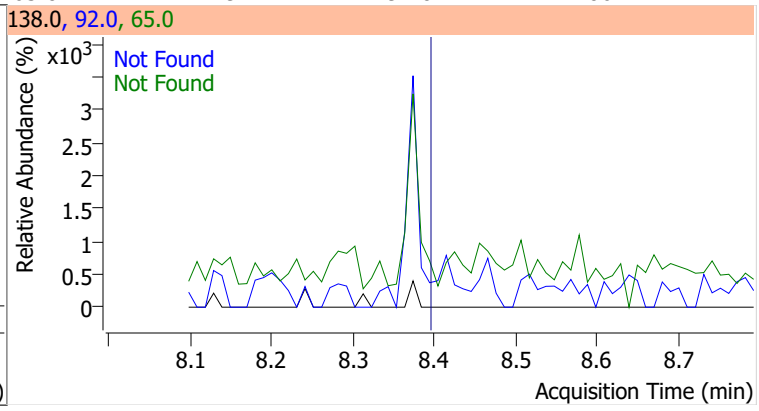

Compound	Conc.	Exp RT	QIon	Exp Ratio	QIon	Exp Ratio
Acenaphthene	N.D.	8.41	153.0	106.5	152.0	51.8

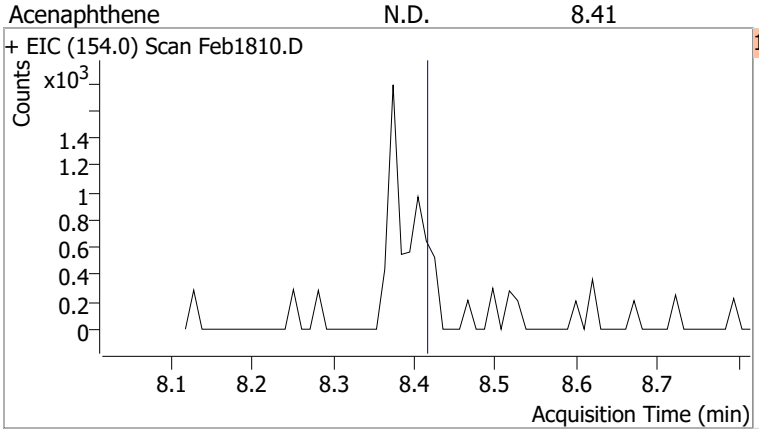

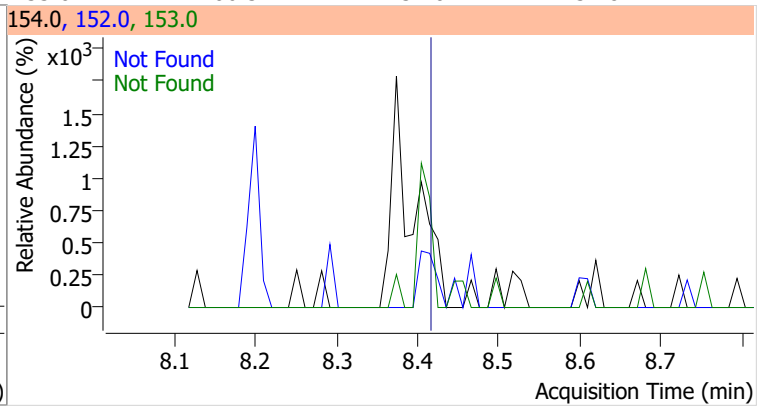

Compound	Conc.	Exp RT	QIon	Exp Ratio
2,4-Dinitrophenol	N.D.	8.52	154.0	62.7

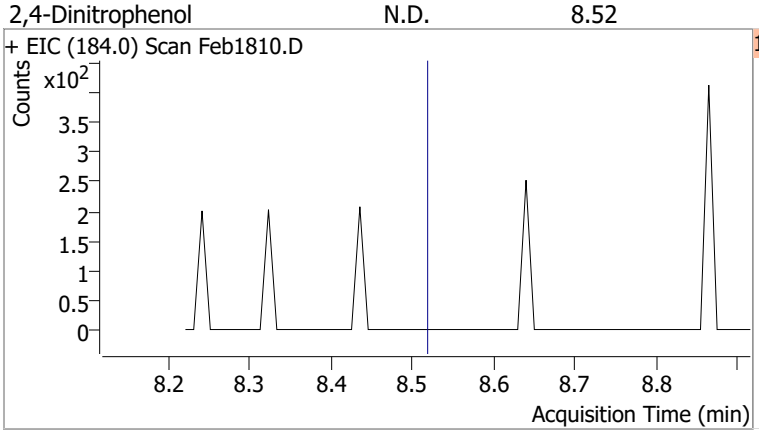

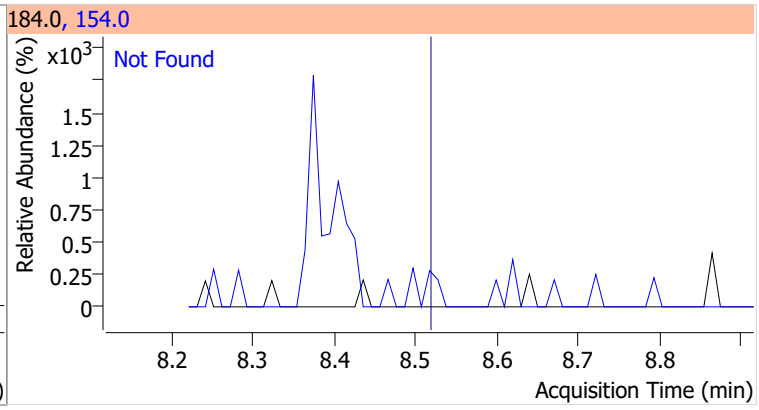

Compound	Conc.	Exp RT	QIon	Exp Ratio
Dibenzofuran	N.D.	8.63	139.0	37.5

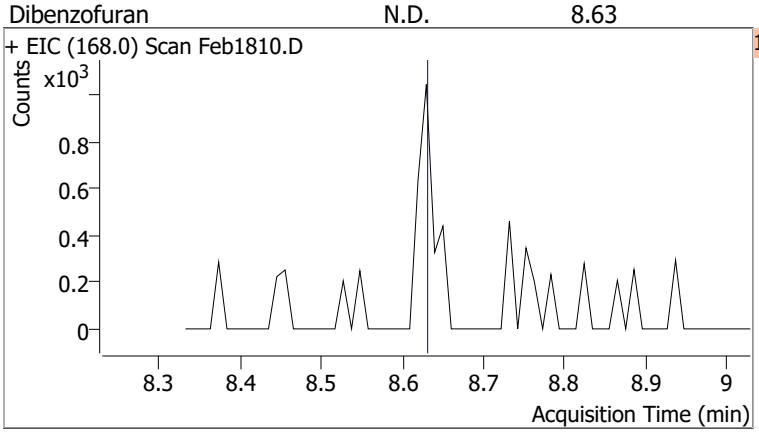

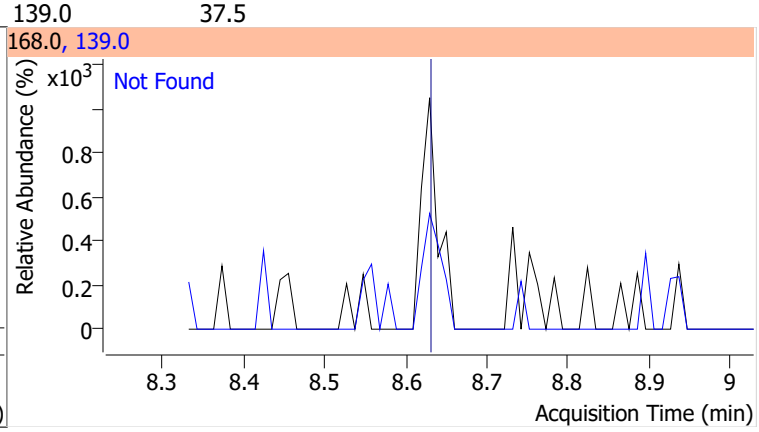

Compound	Conc.	Exp RT	QIon	Exp Ratio	QIon	Exp Ratio
2,4-Dinitrotoluene	N.D.	8.67	89.0	79.2	63.0	48.4

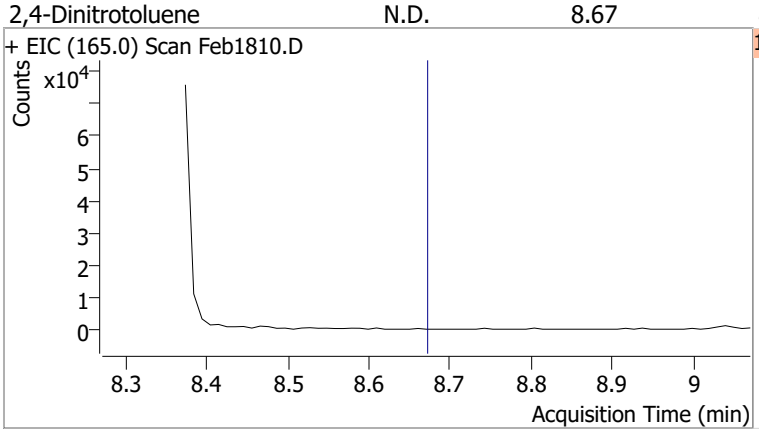

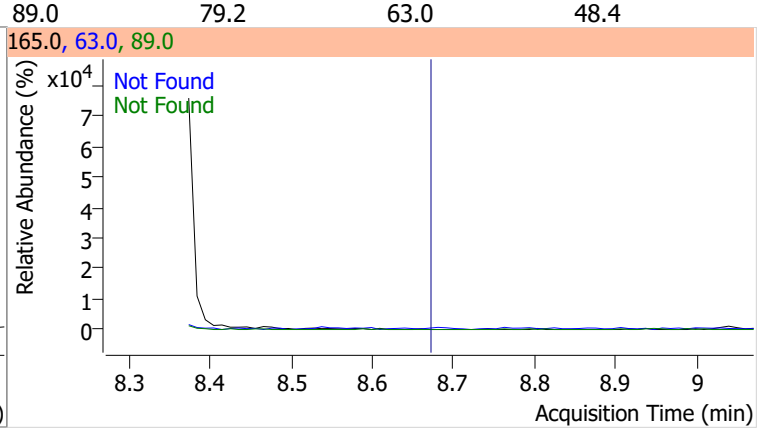

Compound	Conc.	Exp RT	QIon	Exp Ratio	QIon	Exp Ratio
4-Nitrophenol	N.D.	8.70	65.0	72.0	139.0	71.1

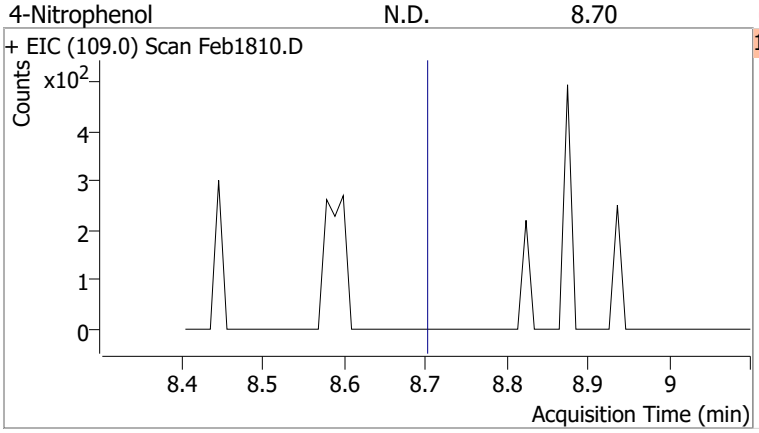

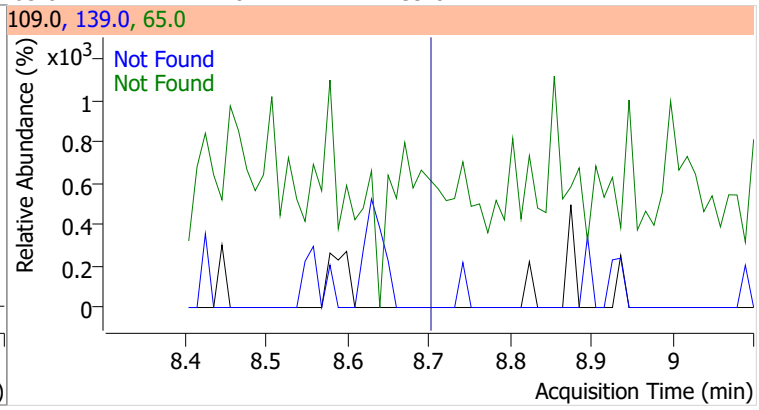

Compound	Conc.	Exp RT	QIon	Exp Ratio	QIon	Exp Ratio
Diethylphthalate	N.D.	9.00	177.0	20.7	150.0	12.5

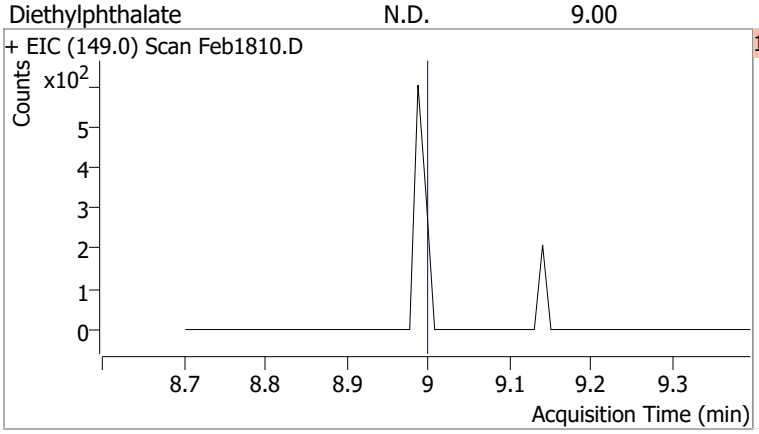

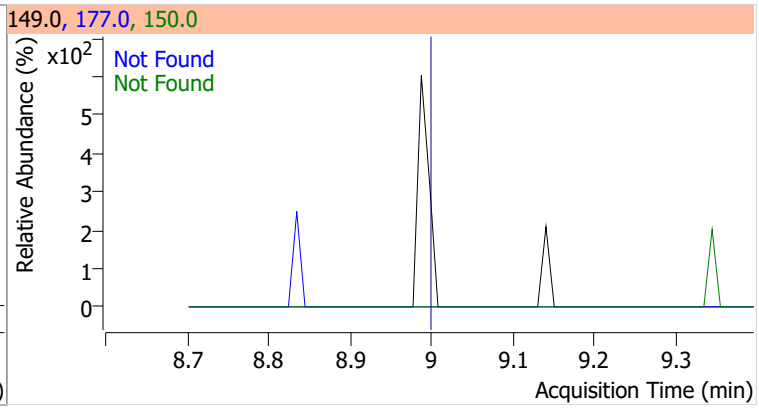

Compound	Conc.	Exp RT	QIon	Exp Ratio	QIon	Exp Ratio
Fluorene	N.D.	9.04	165.0	93.4	167.0	13.7

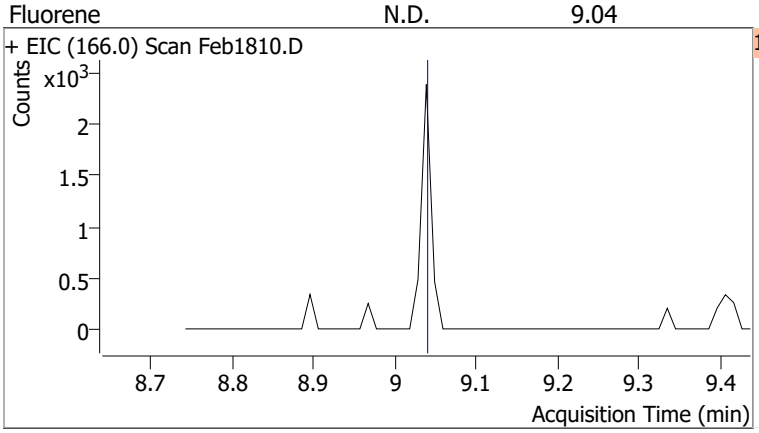

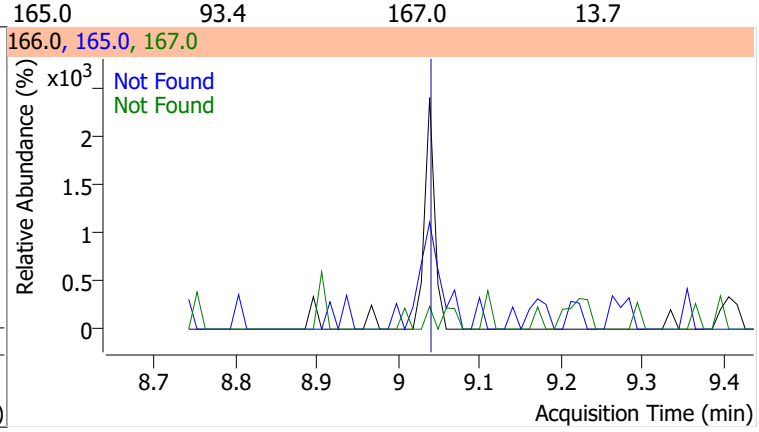

Compound	Conc.	Exp RT	QIon	Exp Ratio	QIon	Exp Ratio
4-Chlorophenyl-phenylether	N.D.	9.07	141.0	61.2	206.0	33.8

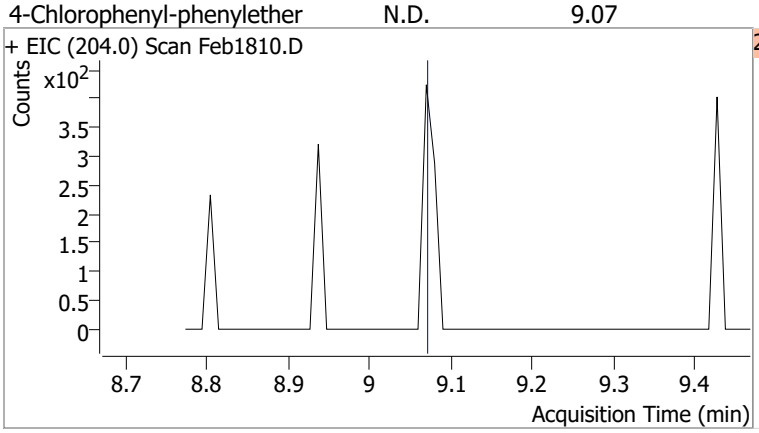

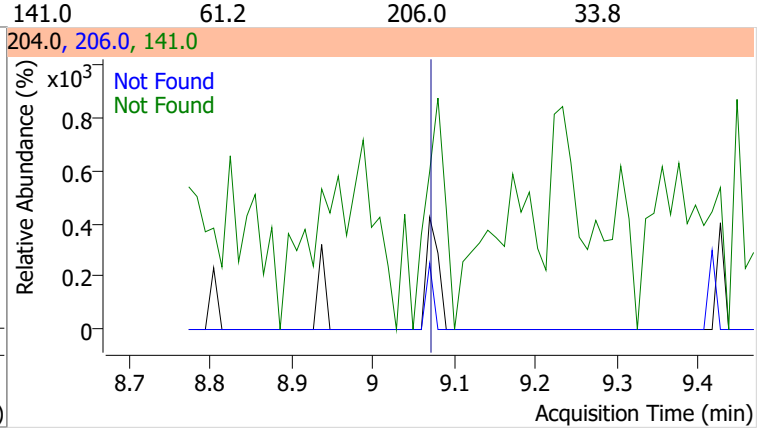

Compound	Conc.	Exp RT	QIon	Exp Ratio	QIon	Exp Ratio
4-Nitroaniline	N.D.	9.14	65.0	112.7	92.0	49.3

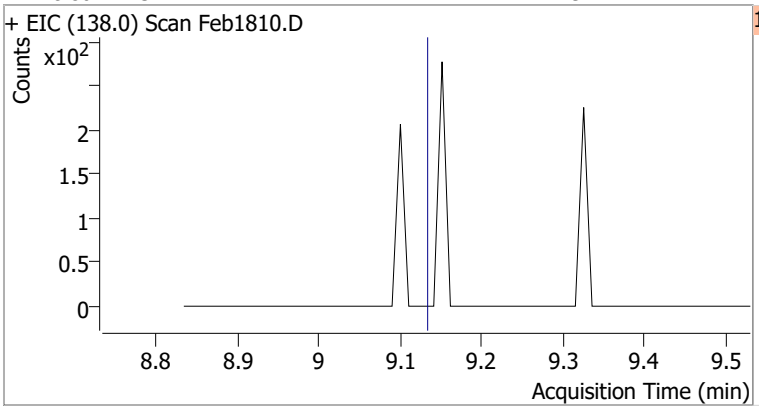

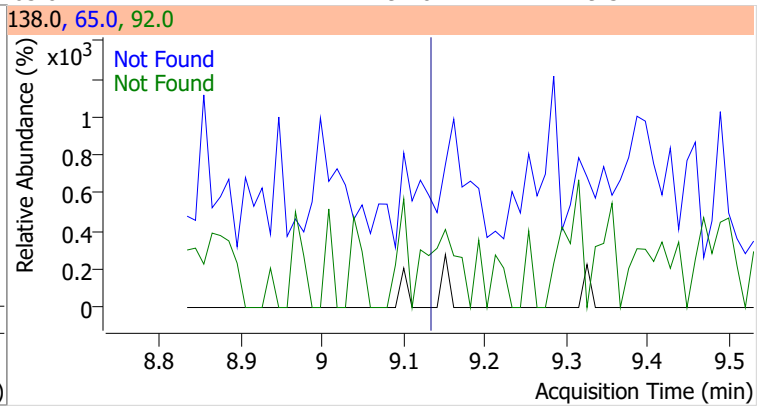

Compound	Conc.	Exp RT	QIon	Exp Ratio
4,6-Dinitro-2-methylphenol	N.D.	9.15	121.0	50.2

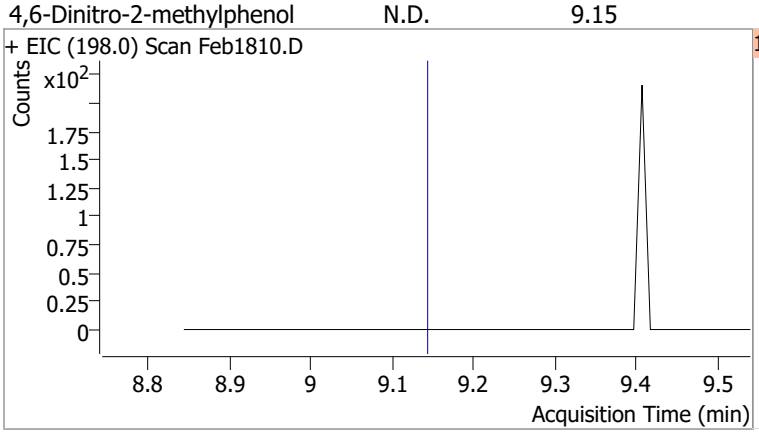

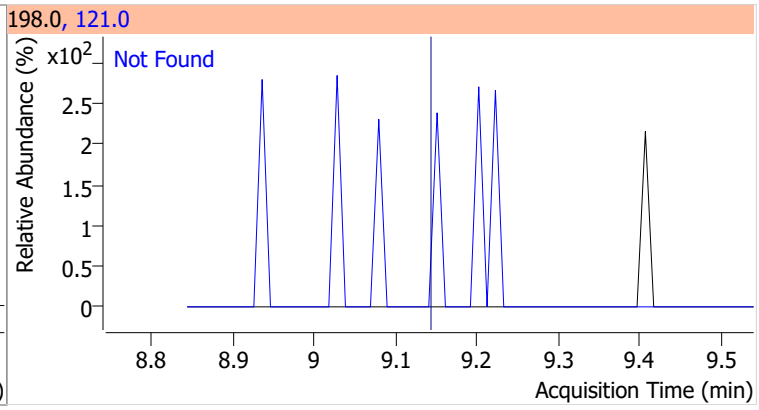

Compound	Conc.	Exp RT	QIon	Exp Ratio	QIon	Exp Ratio
N-nitrosodiphenylamine	N.D.	9.23	168.0	62.8	167.0	34.1

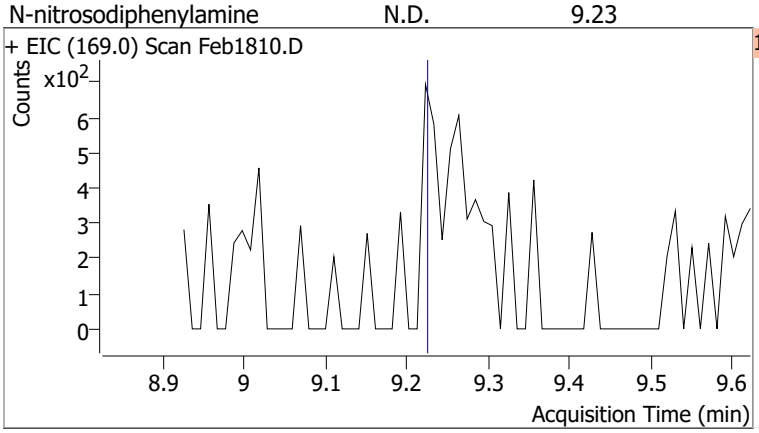

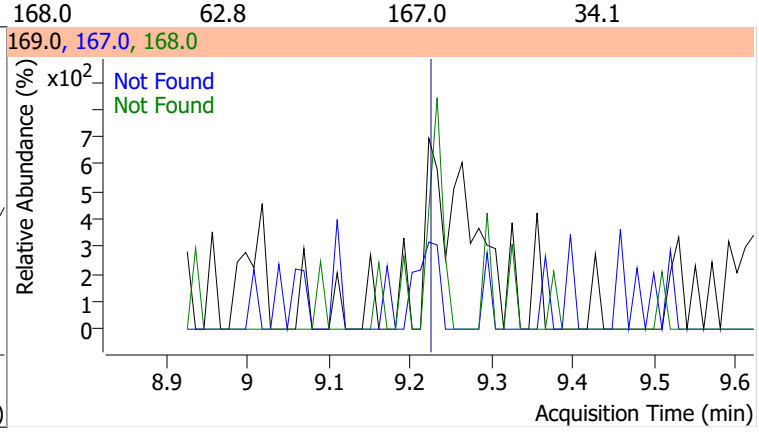

Compound	Conc.	Exp RT	QIon	Exp Ratio	QIon	Exp Ratio
Azobenzene	N.D.	9.26	51.0	45.2	182.0	24.1

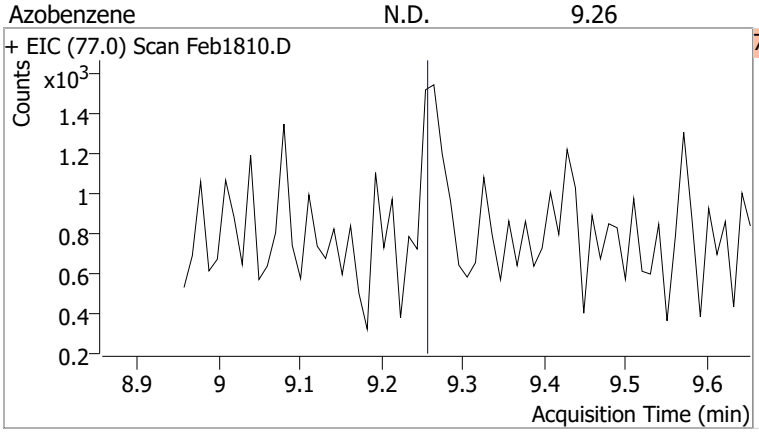

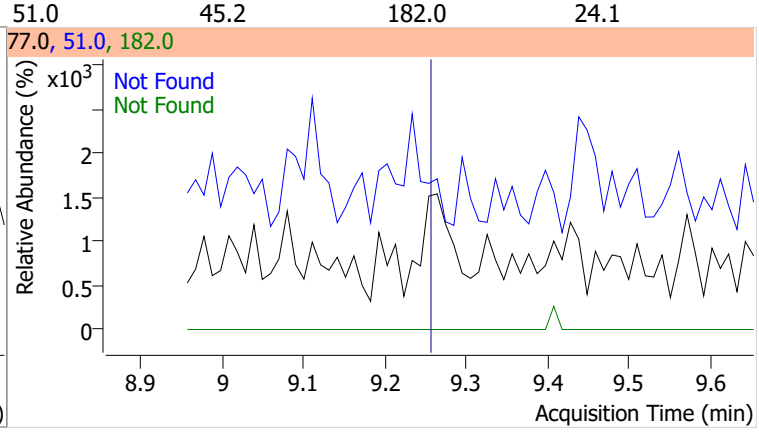

Compound	Conc.	Exp RT	QIon	Exp Ratio
2,4,6-Tribromophenol	N.D.	9.34	331.8	97.9

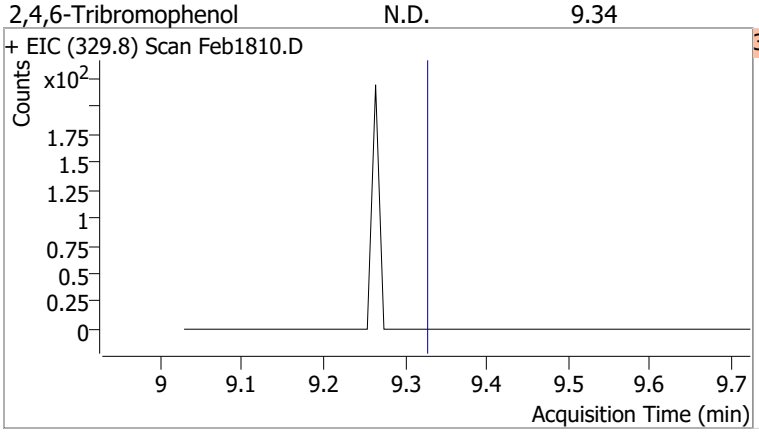

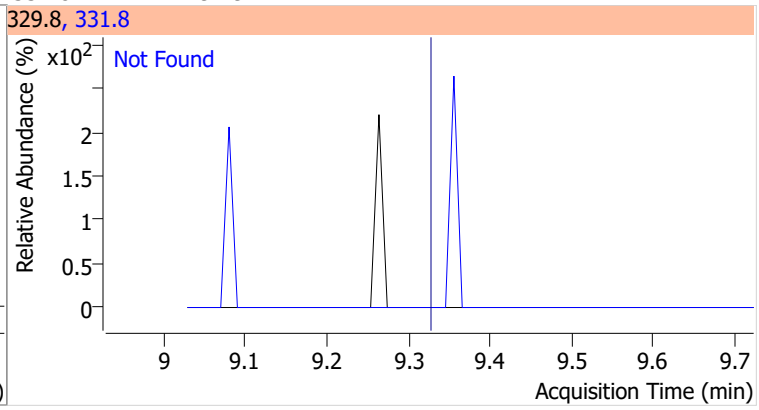

Compound	Conc.	Exp RT	QIon	Exp Ratio	QIon	Exp Ratio
4-Bromophenyl-phenylether	N.D.	9.65	141.0	98.8	250.0	98.2

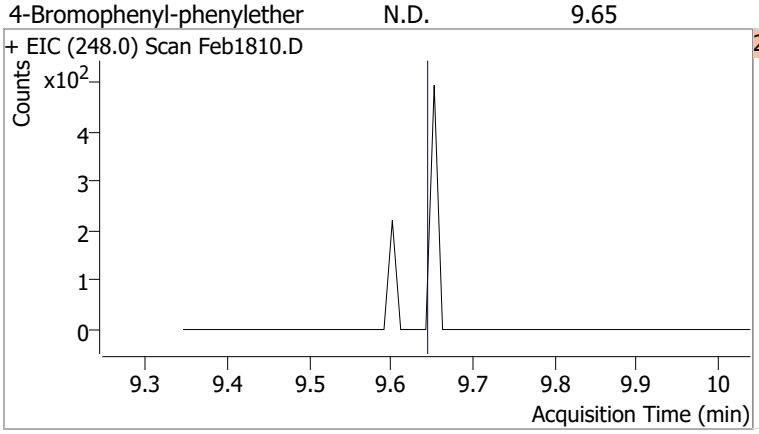

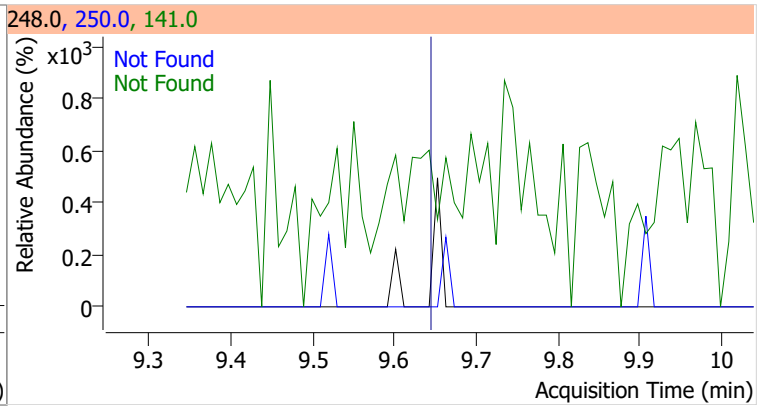

Compound	Conc.	Exp RT	QIon	Exp Ratio
Hexachlorobenzene	N.D.	9.69	142.0	53.8

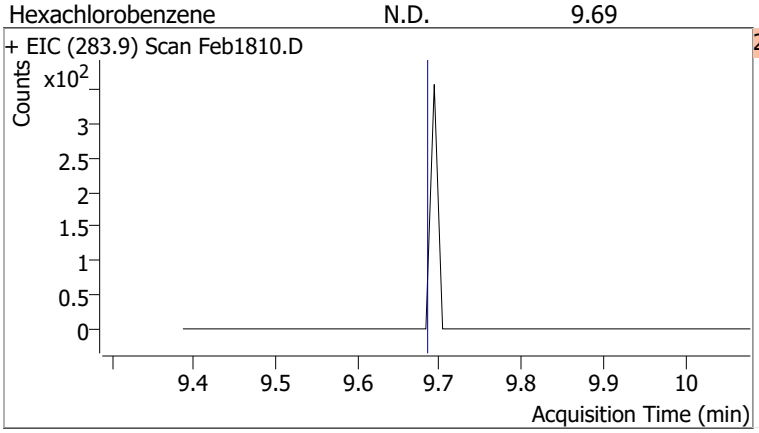

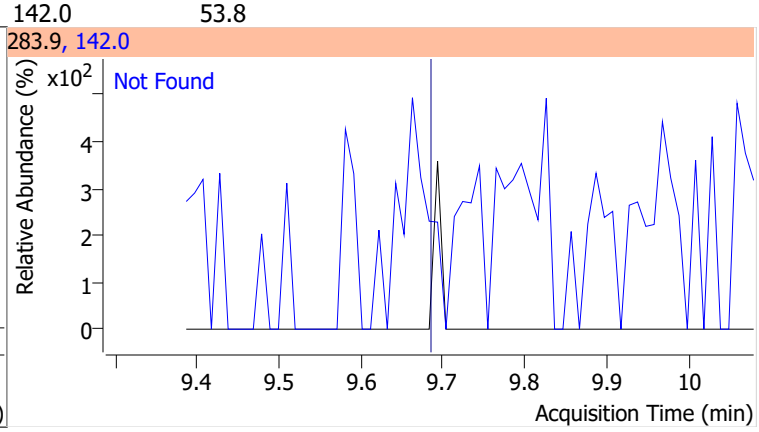

Compound	Conc.	Exp RT	QIon	Exp Ratio	QIon	Exp Ratio
Pentachlorophenol	N.D.	9.97	267.9	59.4	263.9	58.9

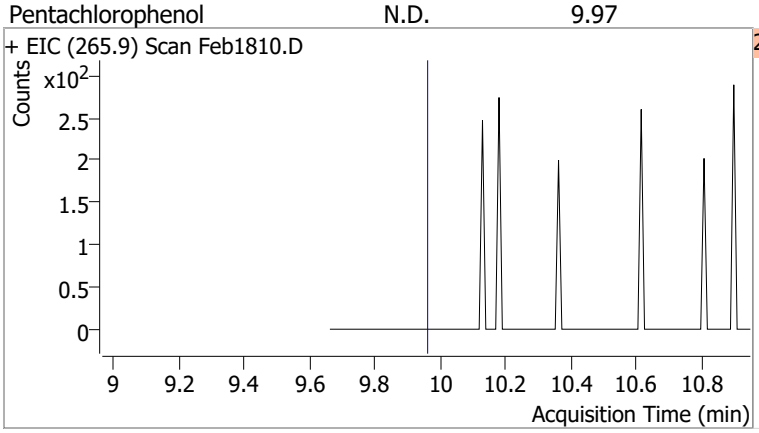

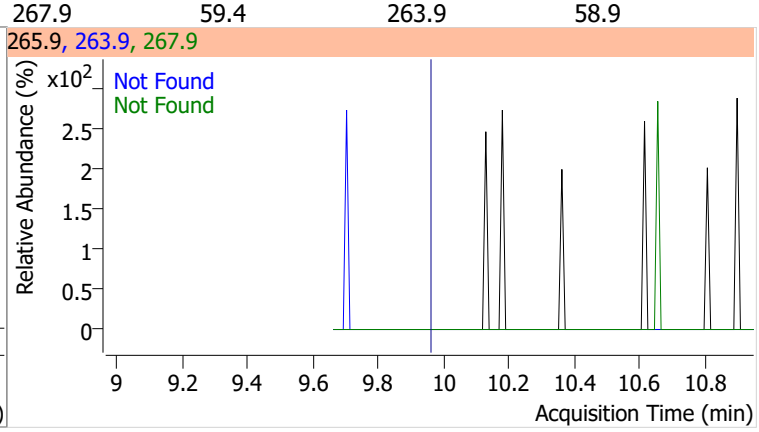

Compound	Conc.	Exp RT	QIon	Exp Ratio
Phenanthrene	N.D.	10.18	176.0	18.5

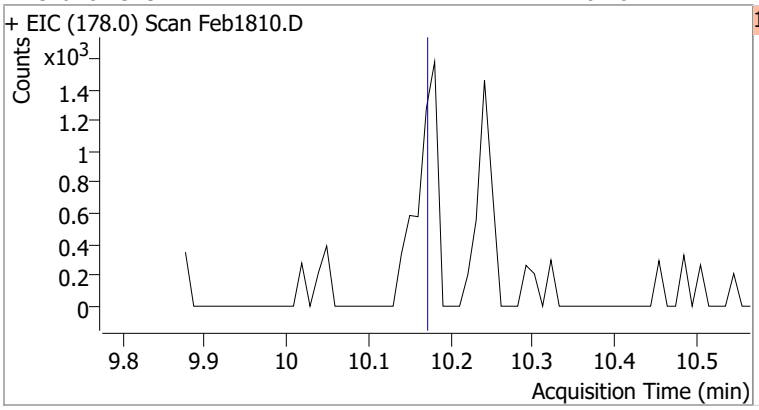

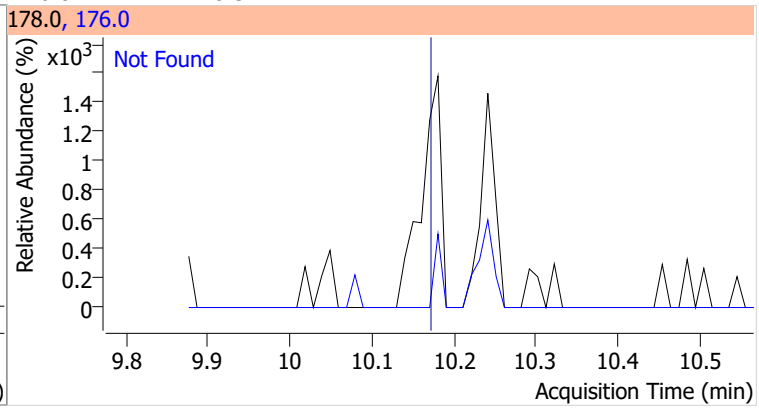

Compound	Conc.	Exp RT	QIon	Exp Ratio
Anthracene	N.D.	10.25	176.0	18.4

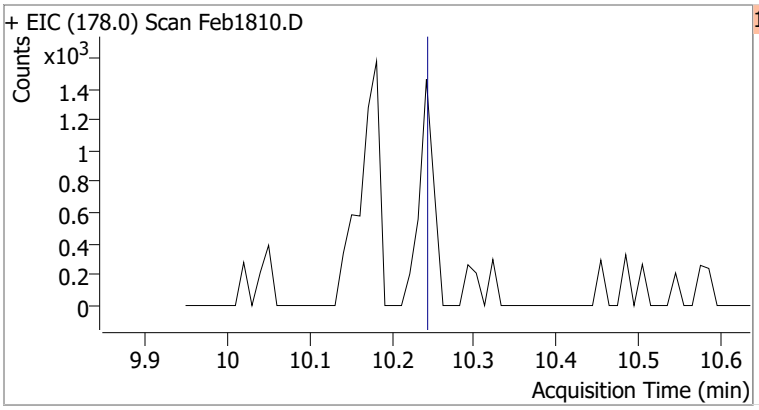

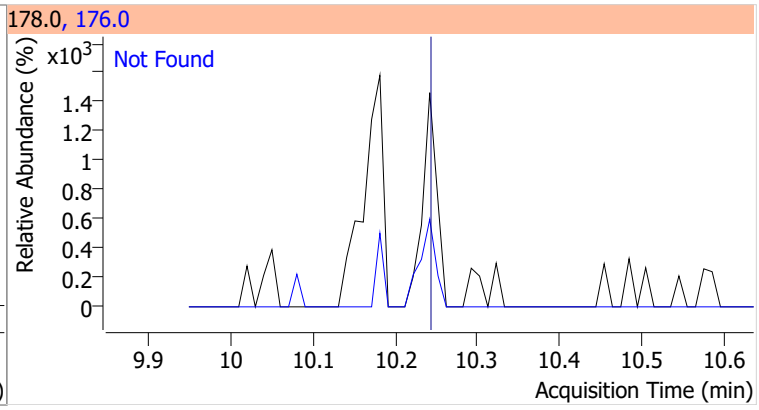

Compound	Conc.	Exp RT	QIon	Exp Ratio	QIon	Exp Ratio
Triallate	N.D.	10.31	268.0	24.1	143.0	22.5

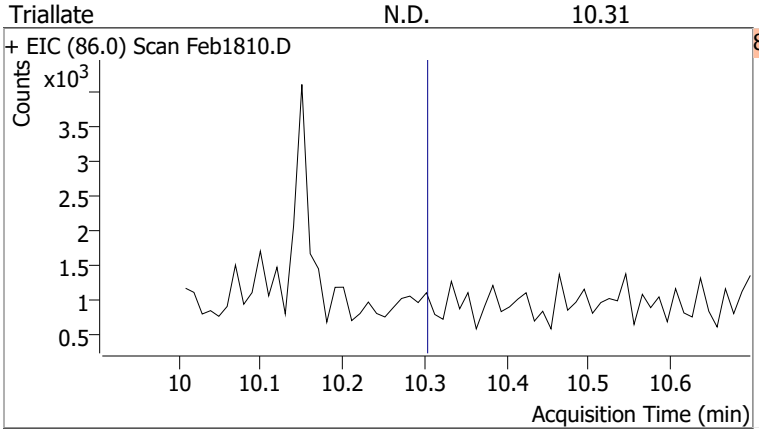

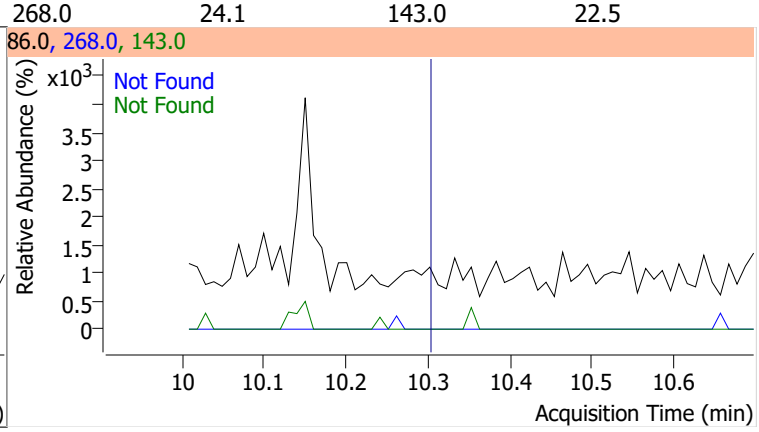

Compound	Conc.	Exp RT	QIon	Exp Ratio
Carbazole	N.D.	10.49	139.0	12.8

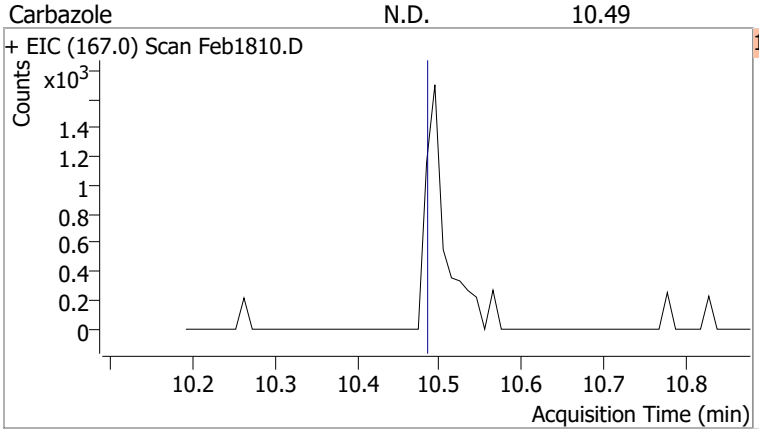

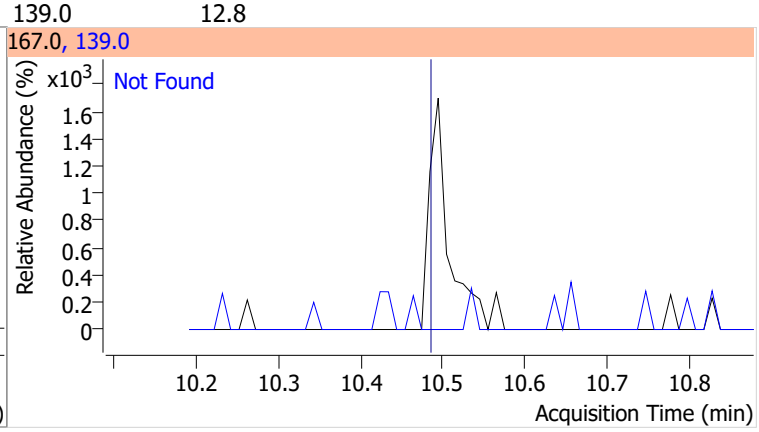

Compound	Conc.	Exp RT	QIon	Exp Ratio	QIon	Exp Ratio
o-Terphenyl	N.D.	10.70	229.0	64.9	215.0	37.0

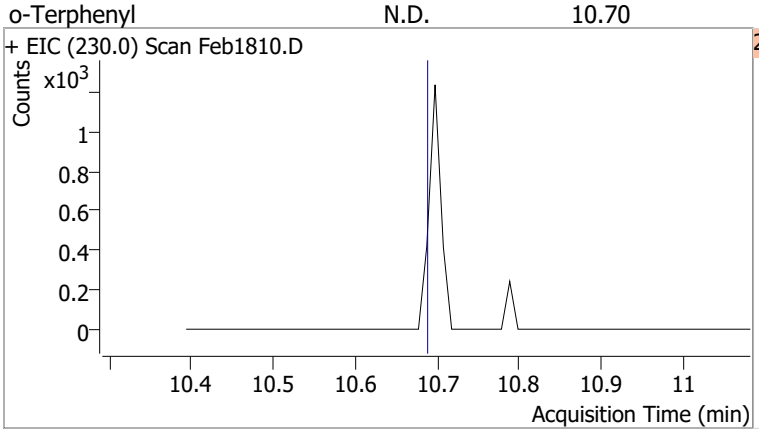

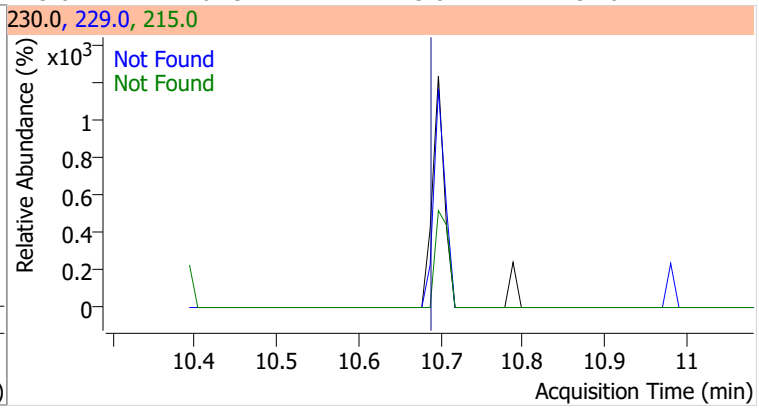

Compound	Conc.	Exp RT	QIon	Exp Ratio	QIon	Exp Ratio
Di-n-Butylphthalate	N.D.	11.08	150.0	9.1	104.0	6.4

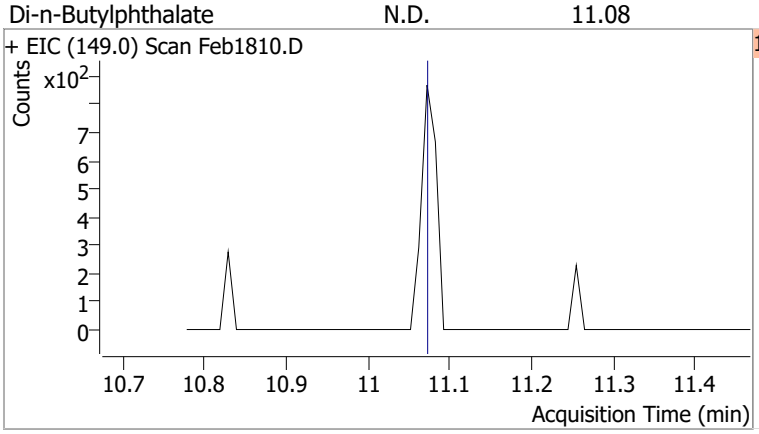

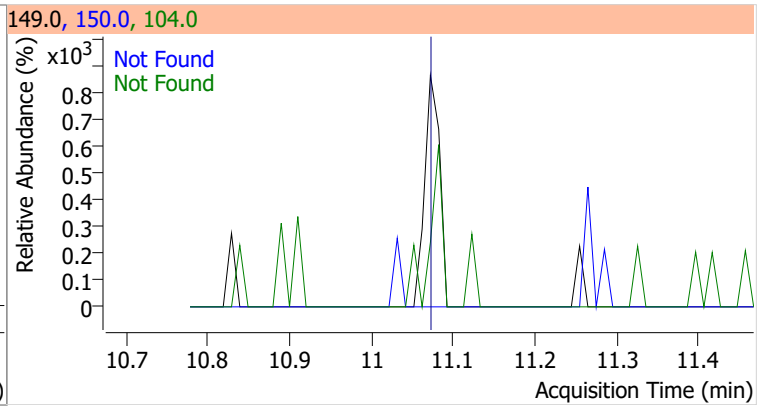

Compound	Conc.	Exp RT	QIon	Exp Ratio
Fluoranthene	N.D.	11.95	101.0	13.4

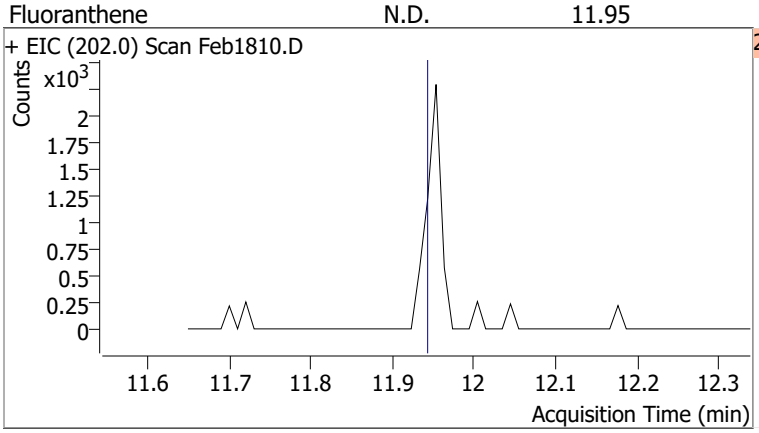

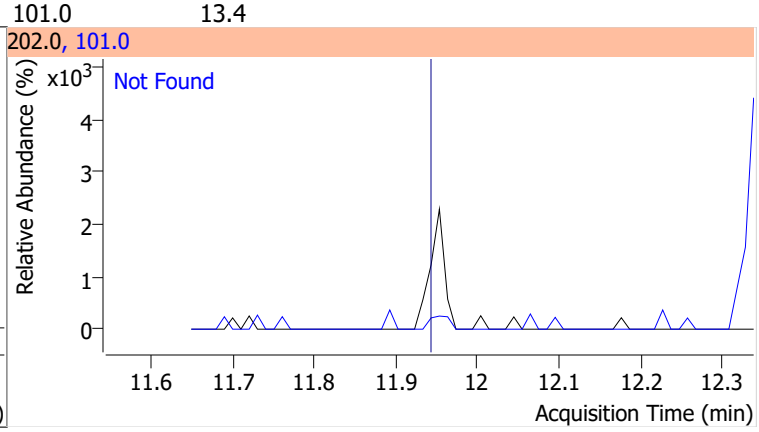

Compound	Conc.	RT	Dev(Min)	Resp.	QIon	QRatio	Lower	Upper
Benzidine	131.4511	12.35	0.00	931105	183.0	11.2	8.3	15.4
					92.0	8.8	5.8	10.8

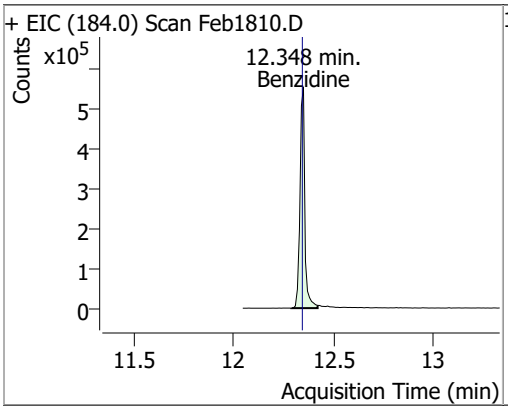

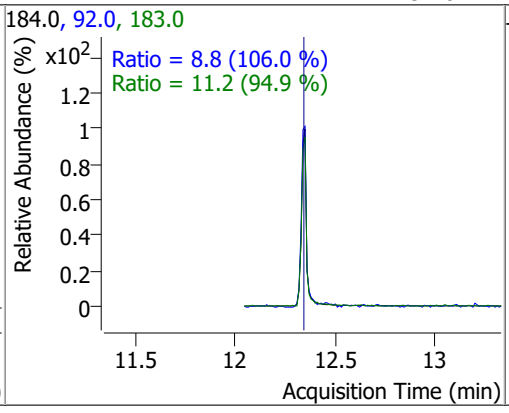

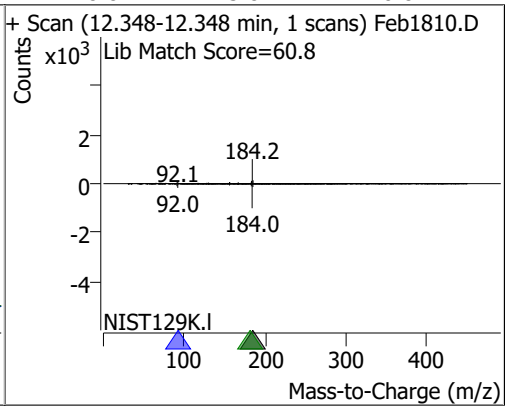

Compound	Conc.	Exp RT	QIon	Exp Ratio
Pyrene	N.D.	12.38	101.0	15.9

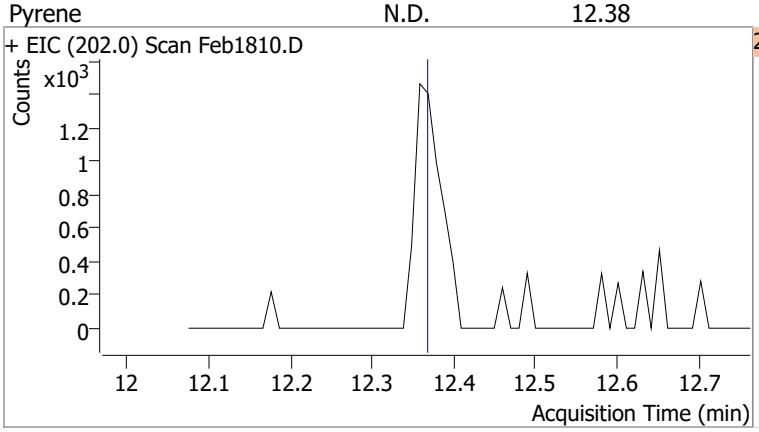

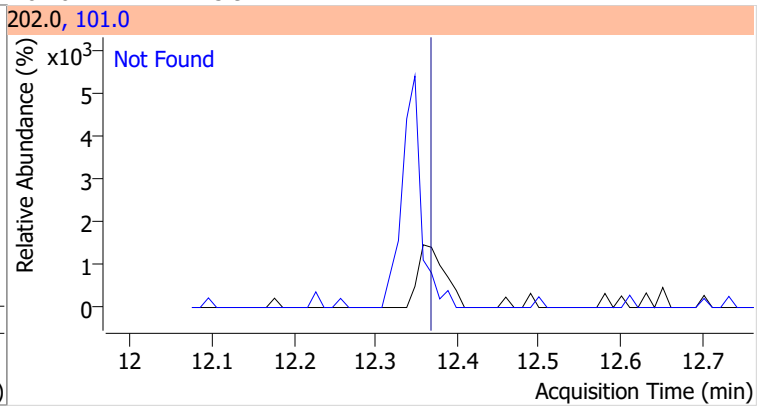

Compound	Conc.	Exp RT	QIon	Exp Ratio
Terphenyl-d14	N.D.	12.88	122.0	14.4

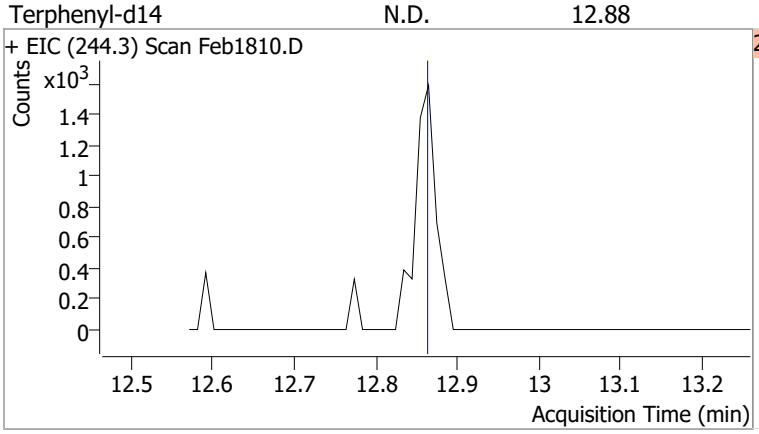

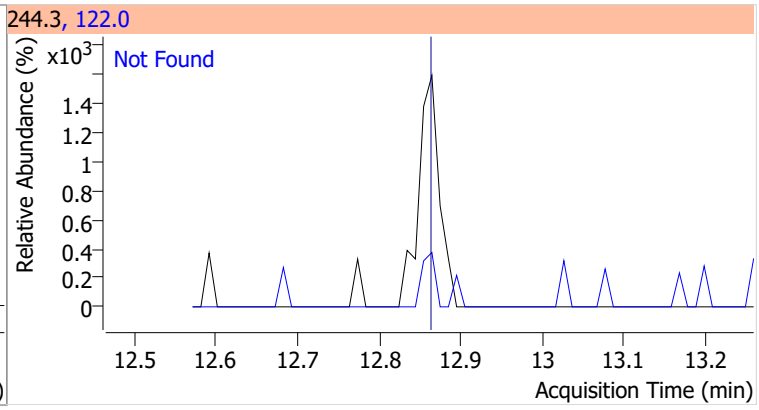

Compound	Conc.	Exp RT	QIon	Exp Ratio	QIon	Exp Ratio
Butylbenzylphthalate	N.D.	14.32	91.0	85.1	206.0	17.5

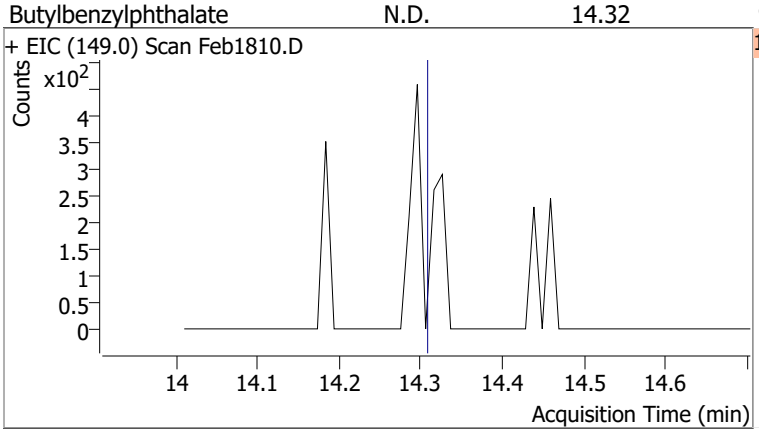

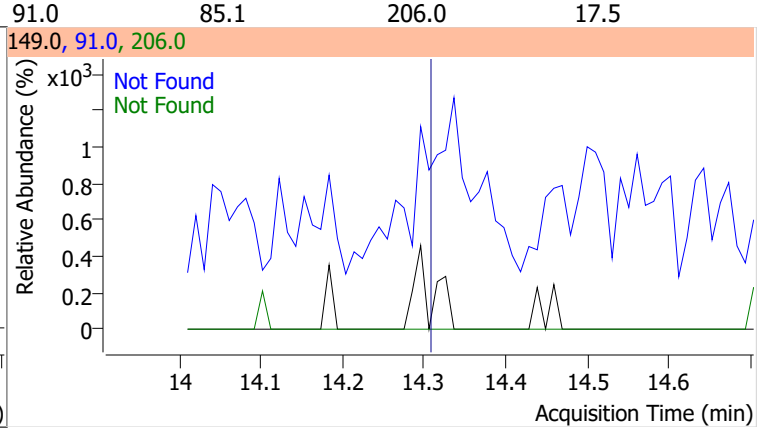

Compound	Conc.	Exp RT	QIon	Exp Ratio	QIon	Exp Ratio
Benzo(a)Anthracene	N.D.	15.51	226.0	26.8	229.0	21.1

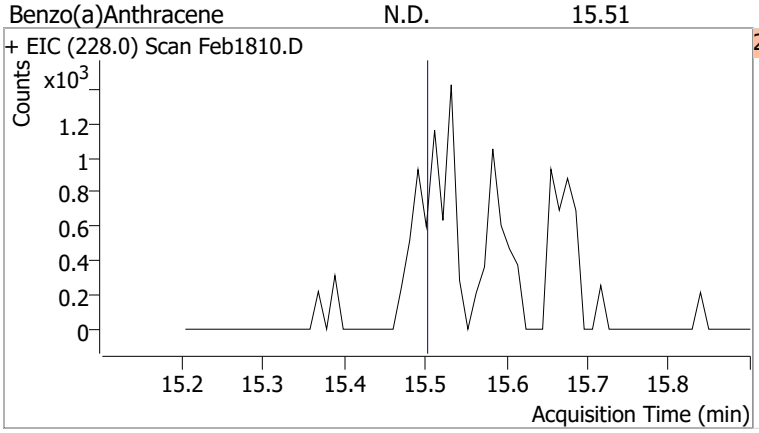

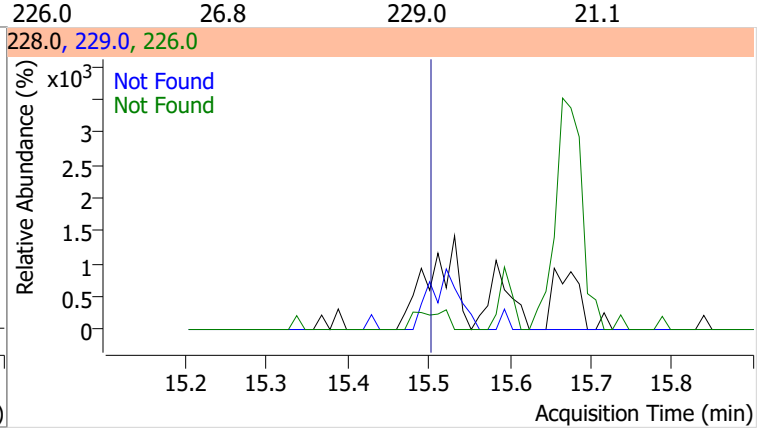

Compound	Conc.	Exp RT	QIon	Exp Ratio	QIon	Exp Ratio
Chrysene	N.D.	15.62	226.0	28.4	229.0	19.7

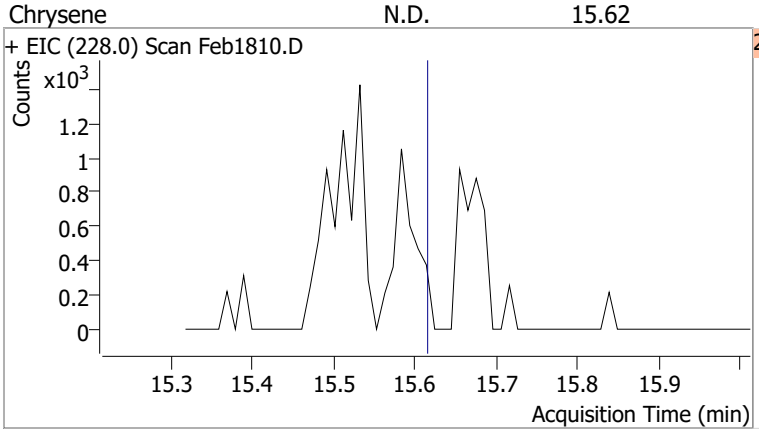

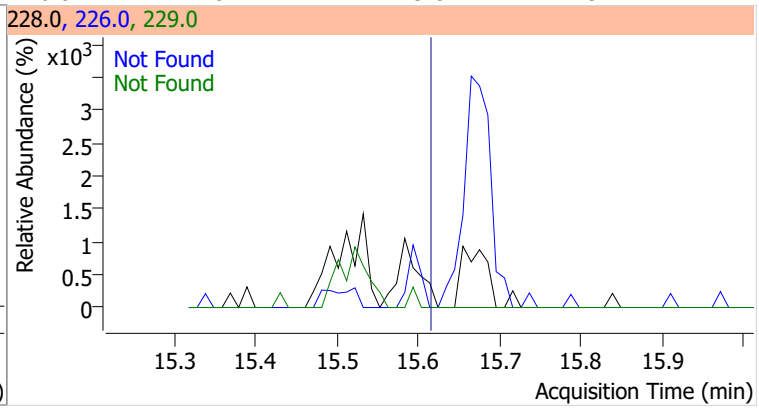

Compound	Conc.	RT	Dev(Min)	Resp.	QIon	QRatio	Lower	Upper
3,3-Dichlorobenzidine	69.9955	15.68	-0.01	431740	254.0	63.8	44.9	83.4

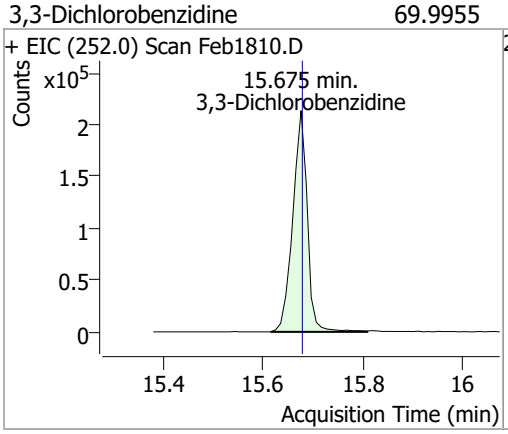

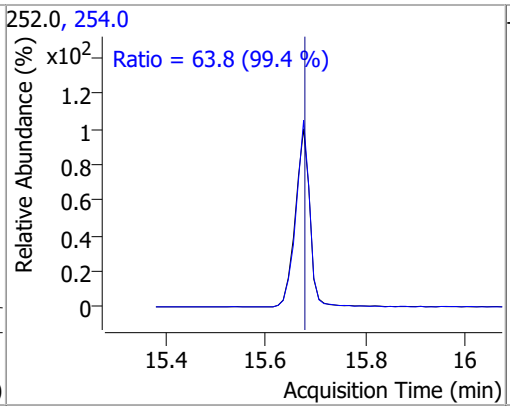

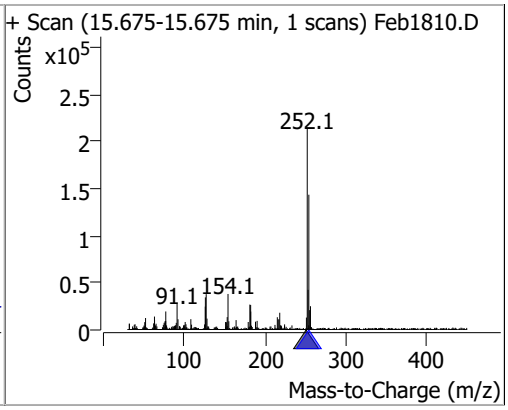

Compound	Conc.	Exp RT	QIon	Exp Ratio	QIon	Exp Ratio
bis(2-ethylhexyl)Phthalate	N.D.	16.37	149.0	390.8	279.0	15.0

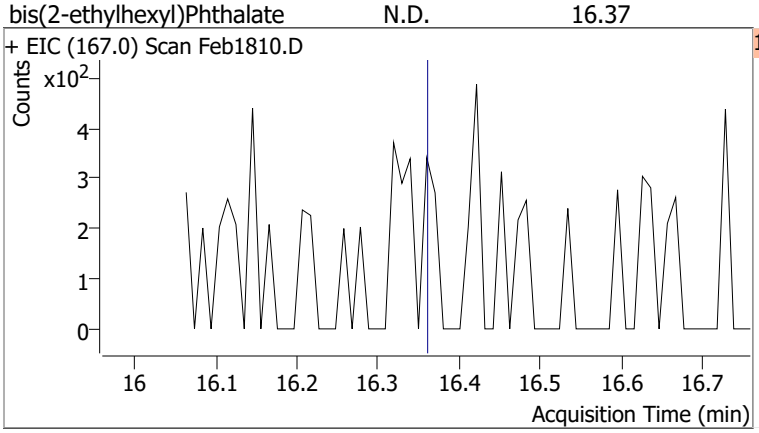

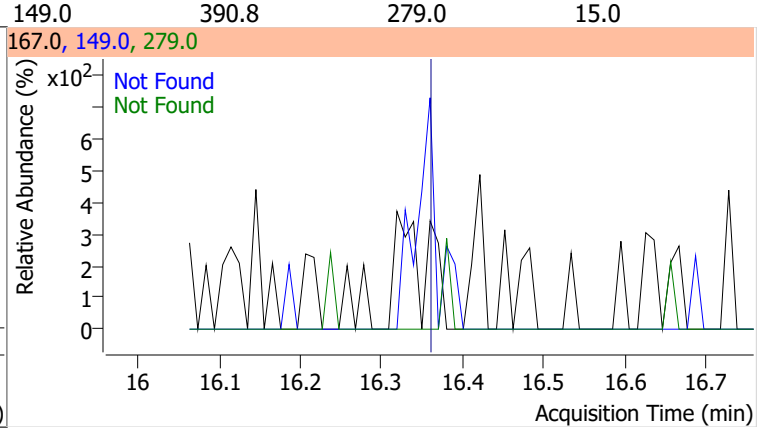

Compound	Conc.	Exp RT	QIon	Exp Ratio
Di-n-octyl Phthalate	N.D.	18.13	150.0	10.0

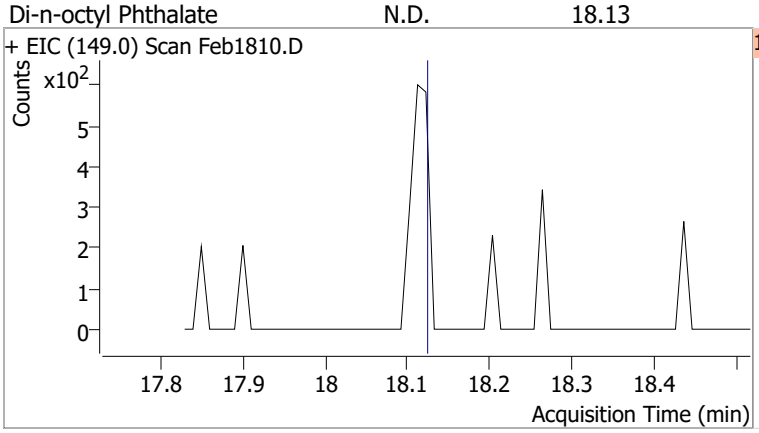

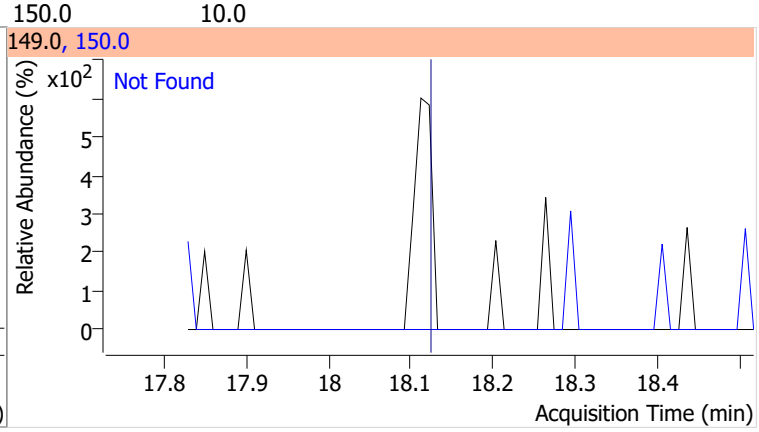

Compound	Conc.	Exp RT	QIon	Exp Ratio
Benzo(b)fluoranthene	N.D.	18.38	253.0	22.3

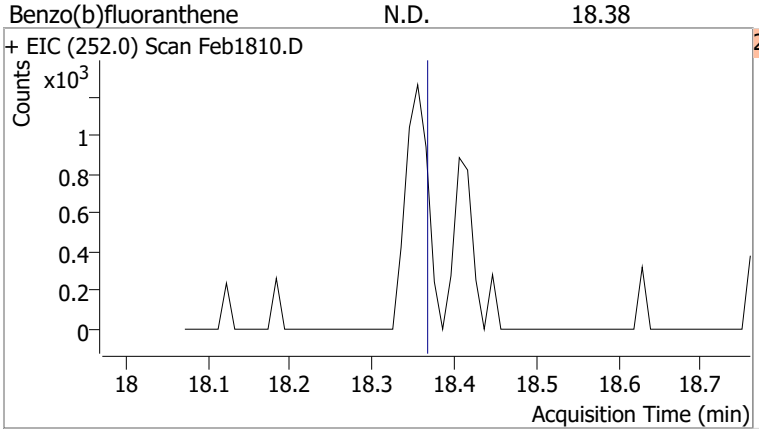

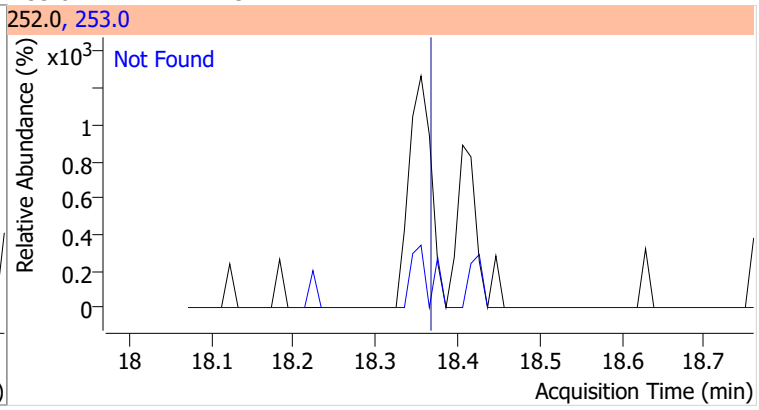

Compound	Conc.	Exp RT	QIon	Exp Ratio
Benzo(k)fluoranthene	N.D.	18.45	253.0	22.0

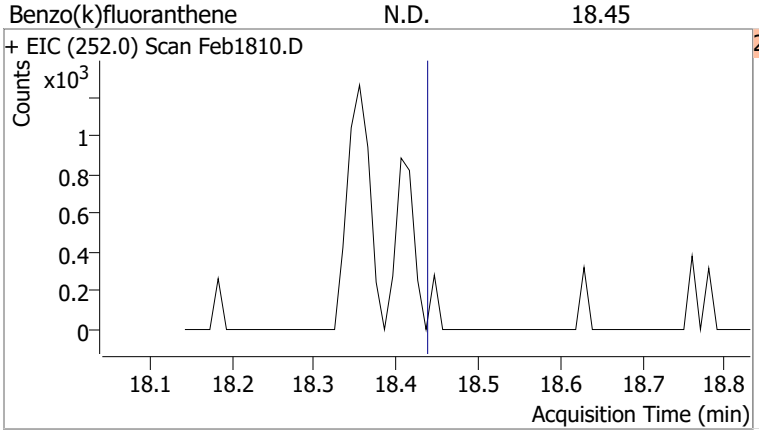

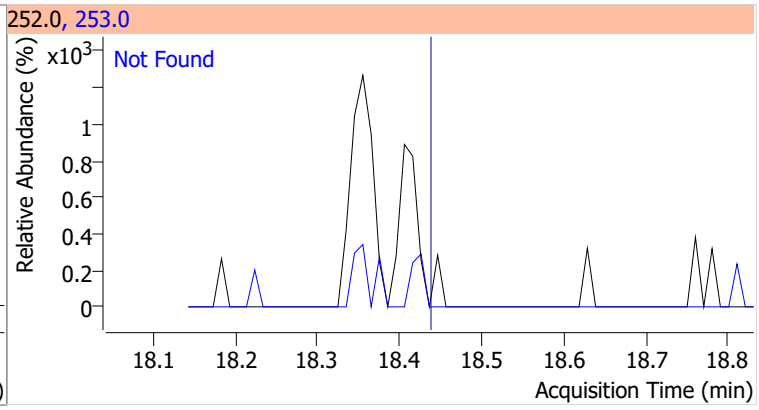

Compound	Conc.	Exp RT	QIon	Exp Ratio
Benzo(a)pyrene	N.D.	18.98	253.0	21.5

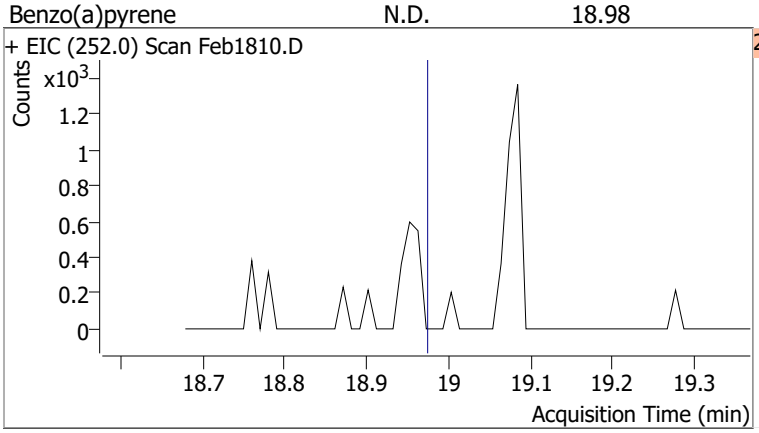

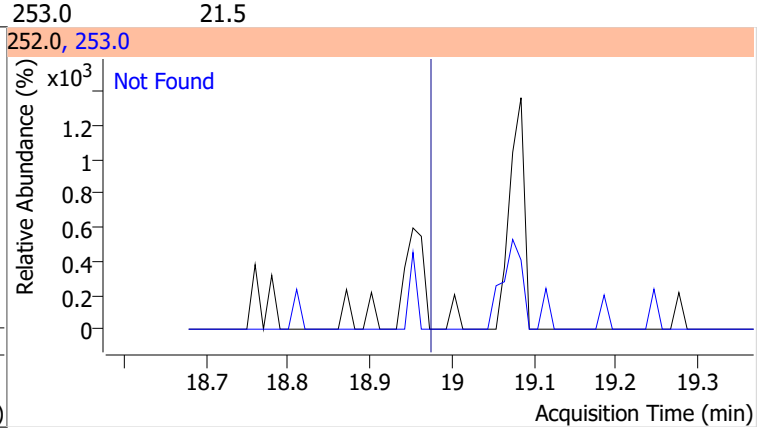

Compound	Conc.	Exp RT	QIon	Exp Ratio
Indeno(1,2,3-c,d)pyrene	N.D.	20.76	138.0	29.6

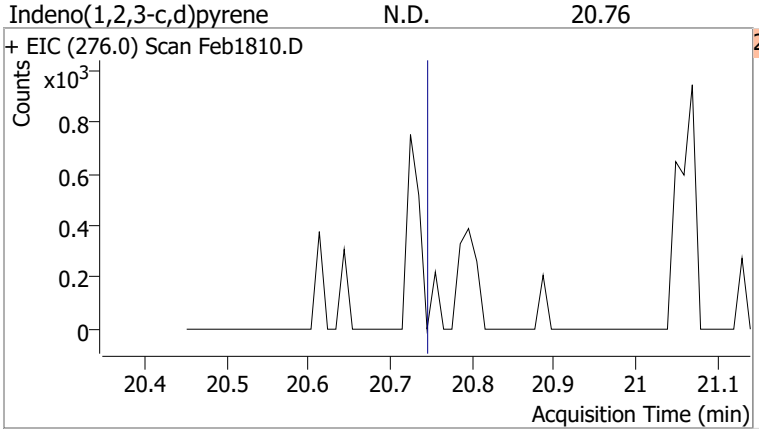

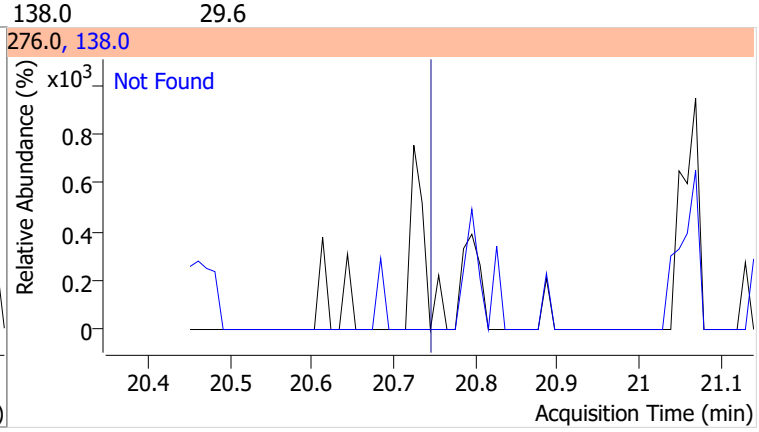

Compound	Conc.	Exp RT	QIon	Exp Ratio	QIon	Exp Ratio
Dibenzo(a,h)anthracene	N.D.	20.82	139.0	25.2	279.0	24.1

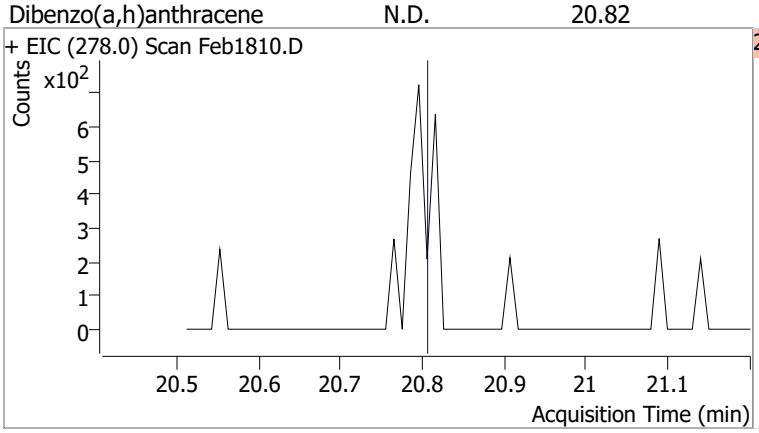

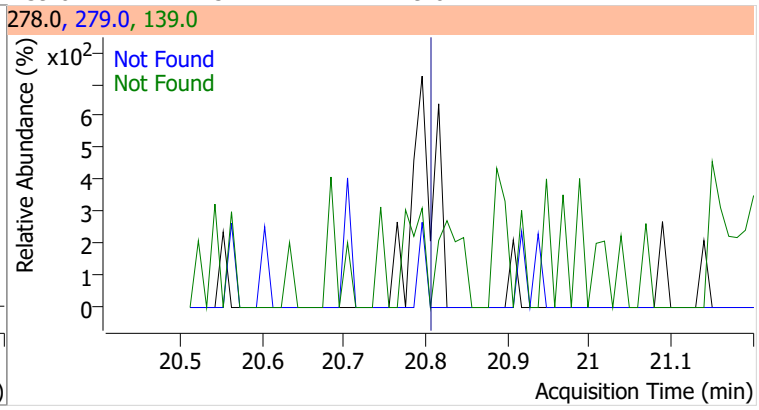

Compound	Conc.	Exp RT	QIon	Exp Ratio	QIon	Exp Ratio
Benzo(g,h,i)perylene	N.D.	21.09	138.0	33.0	277.0	23.2

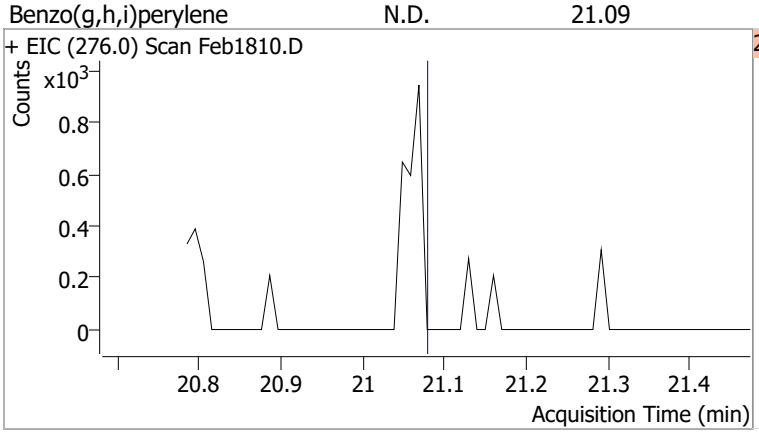

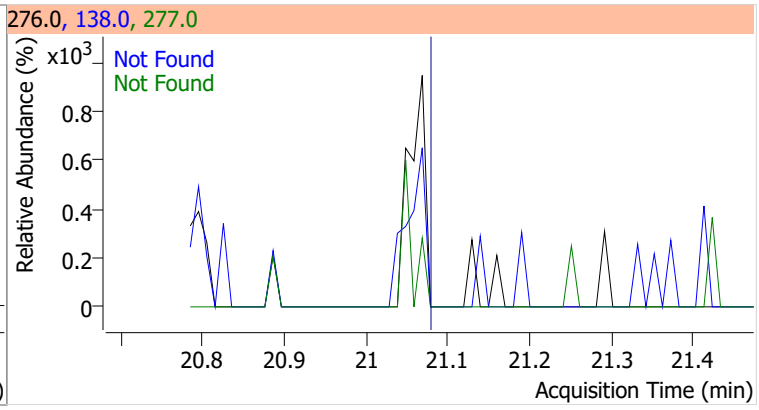

Quantitation Results Report (QT Reviewed)

Data File	Feb1811.D	Operator	LIMS import
Acq. Method	BNA+SIM.M	Acq. Date-Time	2/19/2022 1:24:22 PM
Sample Name	18-Feb-22_ISTBLK_11	Instrument	Instrument #1
Vial	11	Multiplier	1.00
DA Method File		Comment	SVOC-8270-W-LARGO
Tune File	dftppdsm.u	Tune Date	2/18/2022 9:25:00 PM
Batch Name	021822 DoD BNA cal.batch.bin	Last Calib Update	2/19/2022 1:06:17 PM
Ref Library	D:\Org\Library\NIST129K.l		

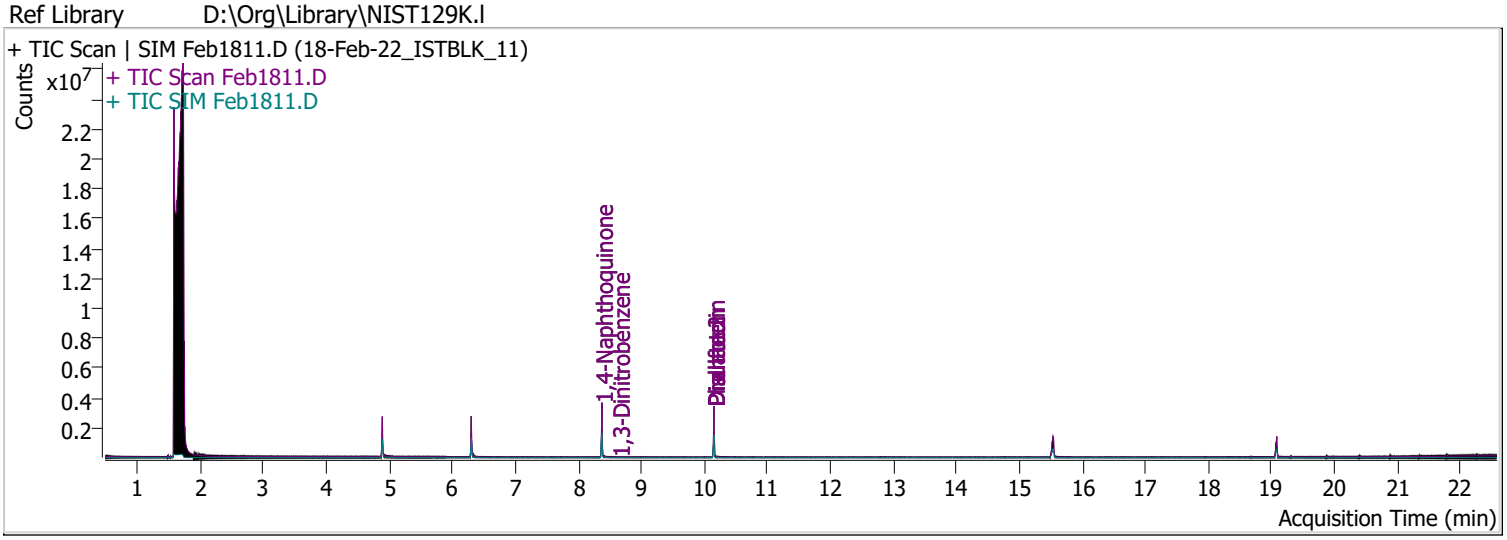

Compound	RT	QIon	Resp.	Conc.	Units	Dev(Min)
Internal Standards						
System Monitoring Compounds						
S 2-Fluorophenol	0.000		0	N.D.		
Spiked Amount: 200.000	Range: 10.0 - 75.0%			Recovery = NA%		
S Phenol-d5	0.000		0	N.D.		
Spiked Amount: 200.000	Range: 10.0 - 65.0%			Recovery = NA%		
S Nitrobenzene-d5	0.000		0	N.D.		
Spiked Amount: 100.000	Range: 32.0 - 94.0%			Recovery = NA%		
S 2-Fluorobiphenyl	0.000		0	N.D.		
Spiked Amount: 100.000	Range: 28.0 - 107.0%			Recovery = NA%		
S 2,4,6-Tribromophenol	0.000		0	N.D.		
Spiked Amount: 200.000	Range: 25.0 - 140.0%			Recovery = NA%		
S Terphenyl-d14	0.000		0	N.D.		
Spiked Amount: 100.000	Range: 32.0 - 122.0%			Recovery = NA%		
Target Compounds						QValue
T N-Nitrosodimethylamine	0.000		0	N.D.		
T Pyridine	0.000		0	N.D.		
T Aniline	0.000		0	N.D.		
T Phenol	0.000		0	N.D.		
T bis(-2-Chloroethyl)Ether	0.000		0	N.D.		
T 2-Chlorophenol	0.000		0	N.D.		
T 1,3-Dichlorobenzene	0.000		0	N.D.		
T 1,4-Dichlorobenzene	0.000		0	N.D.		
T 1,2-Dichlorobenzene	0.000		0	N.D.		
T Benzyl Alcohol	0.000		0	N.D.		
T bis(2-chloroisopropyl)Ether	0.000		0	N.D.		
T 2-Methylphenol	0.000		0	N.D.		
T N-nitroso-Di-n-propylamine	0.000		0	N.D.		
T 4Methylphenol/3Methylphenol	0.000		0	N.D.		
T Hexachloroethane	0.000		0	N.D.		

Compound	RT	QIon	Resp.	Conc.	Units		Dev(Min)
T Nitrobenzene	0.000		0	N.D.			
T Isophorone	0.000		0	N.D.			
T 2-Nitrophenol	0.000		0	N.D.			
T 2,4-Dimethylphenol	0.000		0	N.D.			
T bis(-2-Chloroethoxy)Methane	0.000		0	N.D.			
T 2,4-Dichlorophenol	0.000		0	N.D.			
T Benzoic Acid	0.000		0	N.D.			
T 1,2,4-Trichlorobenzene	0.000		0	N.D.			
T Naphthalene	0.000		0	N.D.			
T 4-Chlorophenol	6.300	130.0	0		µg/L	md	1
T p-Chloroaniline	0.000		0	N.D.			
T Hexachlorobutadiene	0.000		0	N.D.			
T 4-Chloro-2-Methylphenol	0.000		0	N.D.			
T 4-Chloro-3-Methylphenol	0.000		0	N.D.			
T 2-Methylnaphthalene	0.000		0	N.D.			
T 1-Methylnaphthalene	0.000		0	N.D.			
T Hexachlorocyclopentadiene	0.000		0	N.D.			
T 2,4,6-Trichlorophenol	0.000		0	N.D.			
T 2,4,5-Trichlorophenol	0.000		0	N.D.			
T 2-Chloronaphthalene	0.000		0	N.D.			
T 2-Nitroaniline	0.000		0	N.D.			
T Dimethyl Phthalate	8.374	163.0	0		µg/L	md	1
T 2,6-Dinitrotoluene	8.374	165.0	0		µg/L	md	1
T Acenaphthylene	0.000		0	N.D.			
T 3-Nitroaniline	0.000		0	N.D.			
T Acenaphthene	0.000		0	N.D.			
T 2,4-Dinitrophenol	0.000		0	N.D.			
T Dibenzofuran	0.000		0	N.D.			
T 2,4-Dinitrotoluene	0.000		0	N.D.			
T 4-Nitrophenol	0.000		0	N.D.			
T Diethylphthalate	0.000		0	N.D.			
T Fluorene	0.000		0	N.D.			
T 4-Chlorophenyl-phenylether	0.000		0	N.D.			
T 4-Nitroaniline	0.000		0	N.D.			
T 4,6-Dinitro-2-methylphenol	0.000		0	N.D.			
T N-nitrosodiphenylamine	0.000		0	N.D.			
T Azobenzene	0.000		0	N.D.			
T 4-Bromophenyl-phenylether	0.000		0	N.D.			
T Hexachlorobenzene	0.000		0	N.D.			
T Pentachlorophenol	0.000		0	N.D.			
T Phenanthrene	0.000		0	N.D.			
T Anthracene	0.000		0	N.D.			
T Triallate	0.000		0	N.D.			
T Carbazole	0.000		0	N.D.			
T o-Terphenyl	0.000		0	N.D.			
T Di-n-Butylphthalate	0.000		0	N.D.			
T Fluoranthene	0.000		0	N.D.			
T Benzidine	0.000		0	N.D.			
T Pyrene	0.000		0	N.D.			
T Butylbenzylphthalate	0.000		0	N.D.			
T Benzo(a)Anthracene	0.000		0	N.D.			
T Chrysene	0.000		0	N.D.			
T 3,3-Dichlorobenzidine	0.000		0	N.D.			
T bis(2-ethylhexyl)Phthalate	0.000		0	N.D.			
T Di-n-octyl Phthalate	0.000		0	N.D.			

Compound	RT	QIon	Resp.	Conc.	Units	Dev(Min)
T Benzo(b)fluoranthene	0.000		0	N.D.		
T Benzo(k)fluoranthene	0.000		0	N.D.		
T Benzo(a)pyrene	0.000		0	N.D.		
T Indeno(1,2,3-c,d)pyrene	0.000		0	N.D.		
T Dibenzo(a,h)anthracene	0.000		0	N.D.		
T Benzo(g,h,i)perylene	0.000		0	N.D.		

(#) = Qualifier Out of Range; (m) = Manual Integration; (+) = Area Summed; (*) = Surrogate Percent Recovery Out of Range; (d): Zeroed Peak

Compound	Conc.	Exp RT	QIon	Exp Ratio
N-Nitrosodimethylamine	N.D.	2.49	42.0	135.8

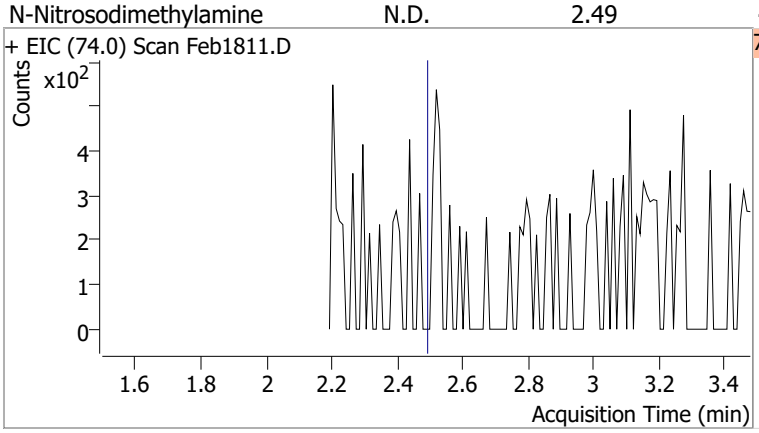

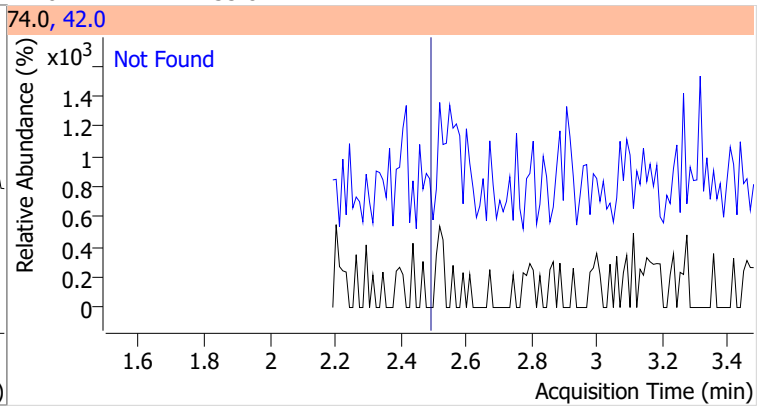

Compound	Conc.	Exp RT	QIon	Exp Ratio
Pyridine	N.D.	2.53	52.0	82.7

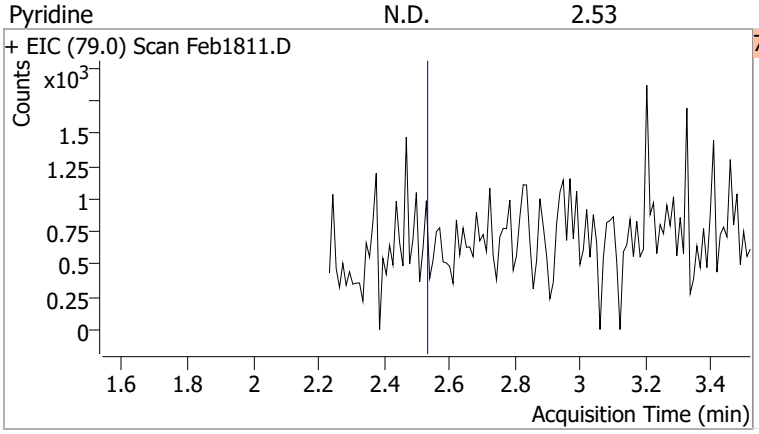

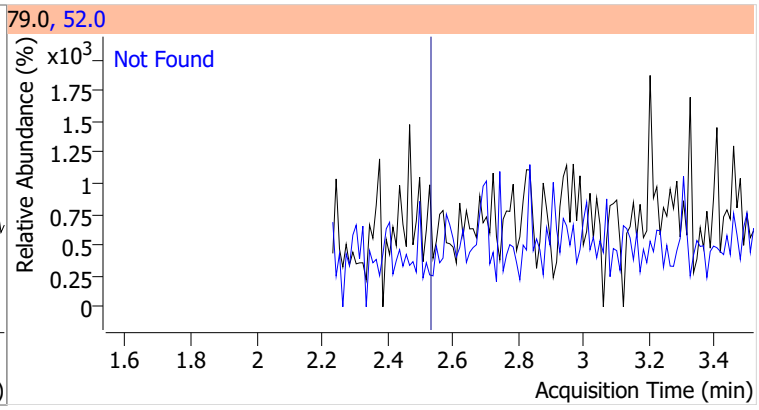

Compound	Conc.	Exp RT	QIon	Exp Ratio	QIon	Exp Ratio
2-Fluorophenol	N.D.	3.65	64.0	49.4	92.0	20.3

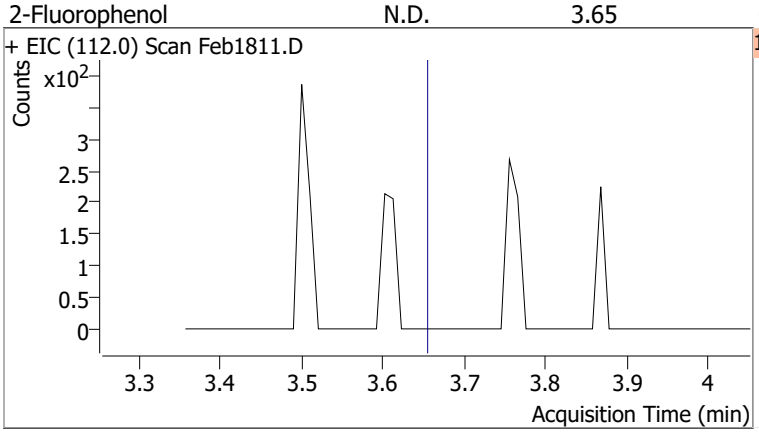

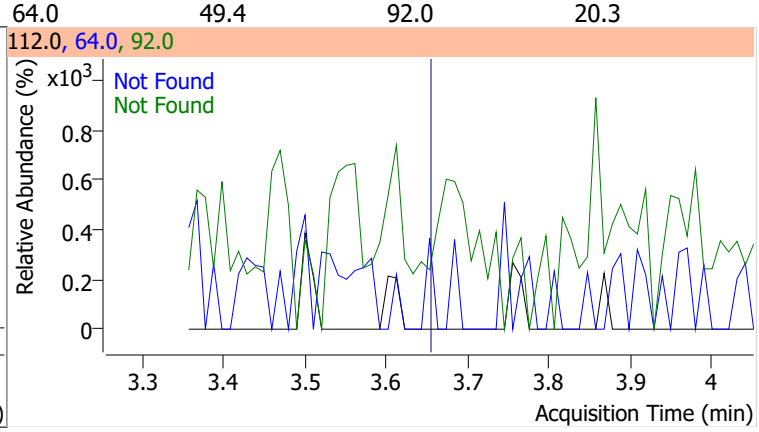

Compound	Conc.	Exp RT	QIon	Exp Ratio	QIon	Exp Ratio
Aniline	N.D.	4.56	66.0	36.7	65.0	18.7

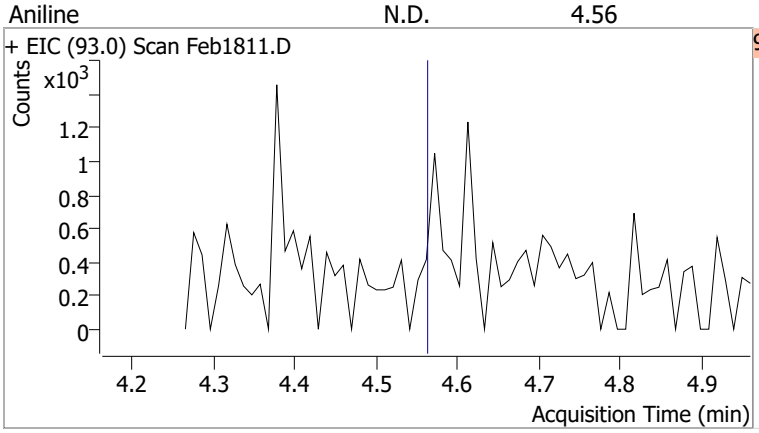

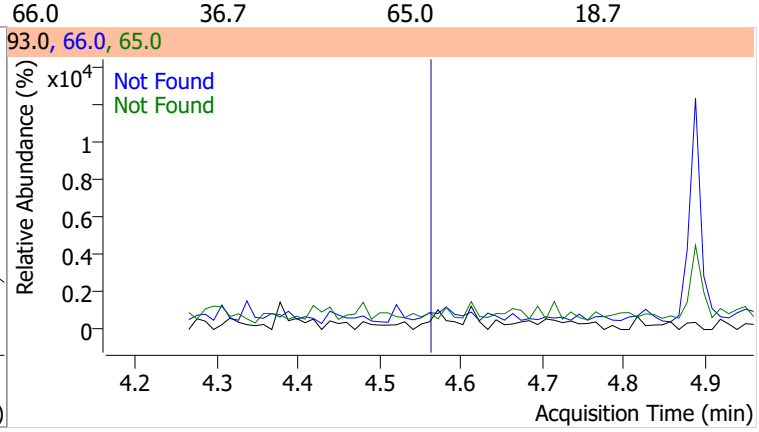

Compound	Conc.	Exp RT	QIon	Exp Ratio
Phenol-d5	N.D.	4.61	71.0	36.8

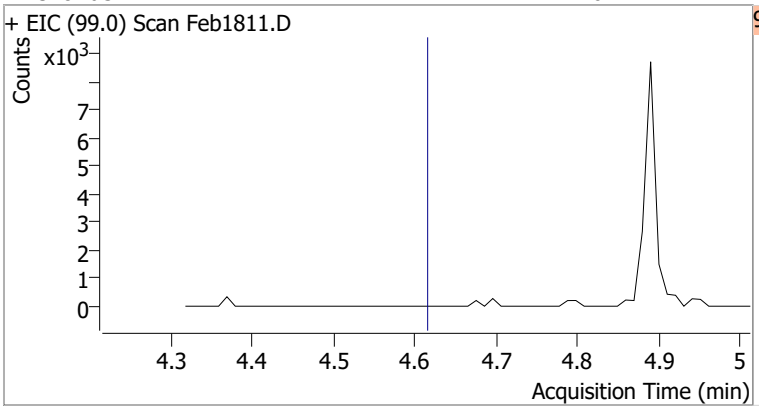

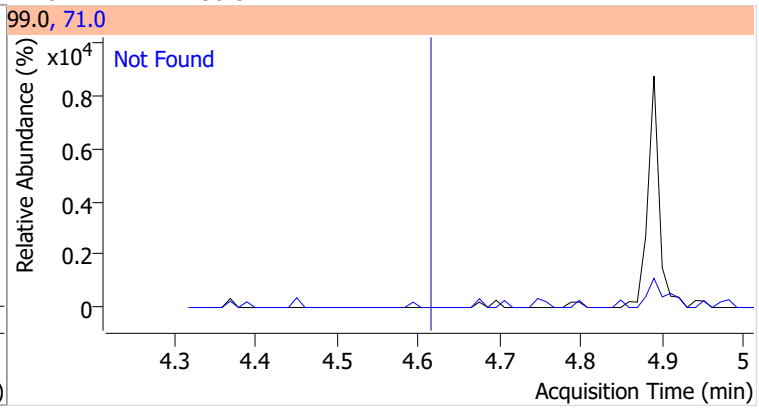

Compound	Conc.	Exp RT	QIon	Exp Ratio
Phenol	N.D.	4.62	66.0	45.3

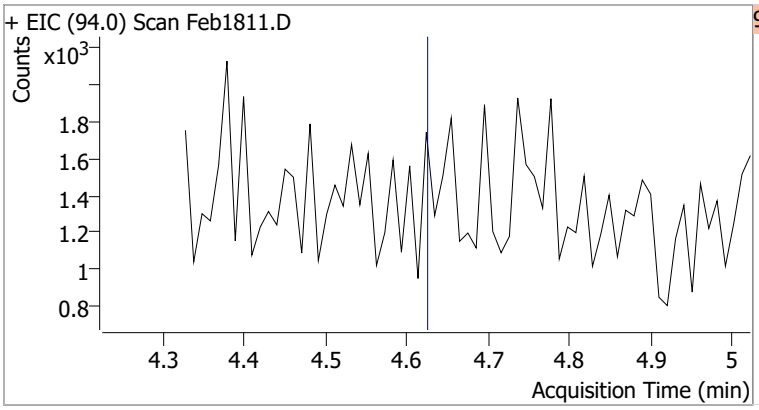

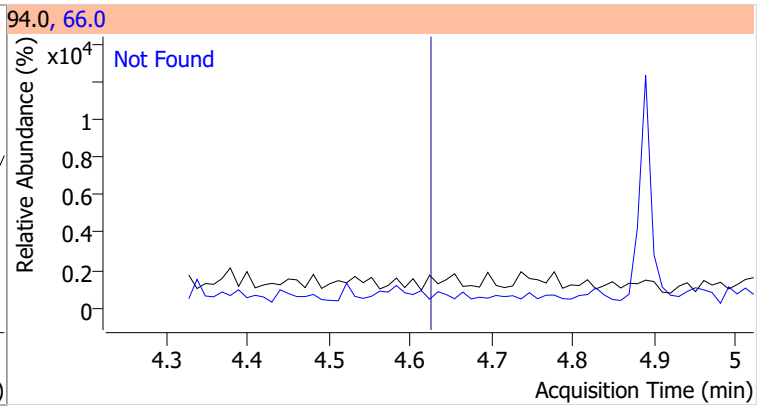

Compound	Conc.	Exp RT	QIon	Exp Ratio
bis(-2-Chloroethyl)Ether	N.D.	4.64	64.0	10.9

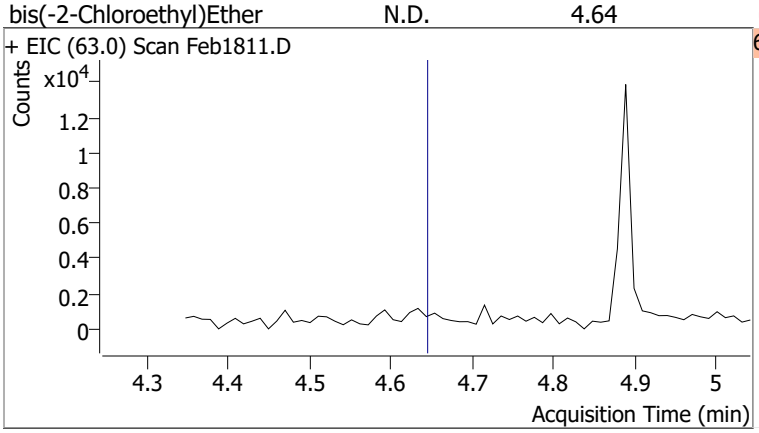

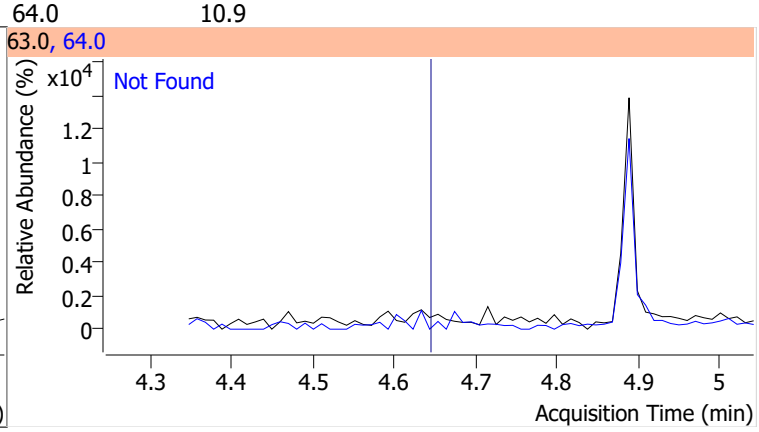

Compound	Conc.	Exp RT	QIon	Exp Ratio
2-Chlorophenol	N.D.	4.69	130.0	32.5

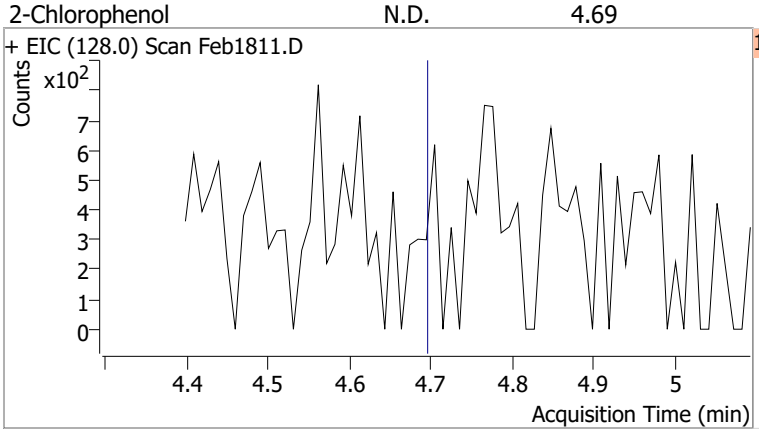

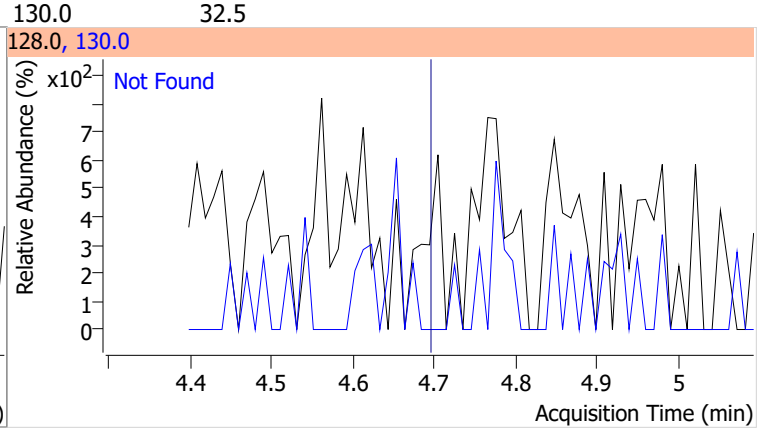

Compound	Conc.	Exp RT	QIon	Exp Ratio	QIon	Exp Ratio
1,3-Dichlorobenzene	N.D.	4.83	148.0	63.7	111.0	36.1

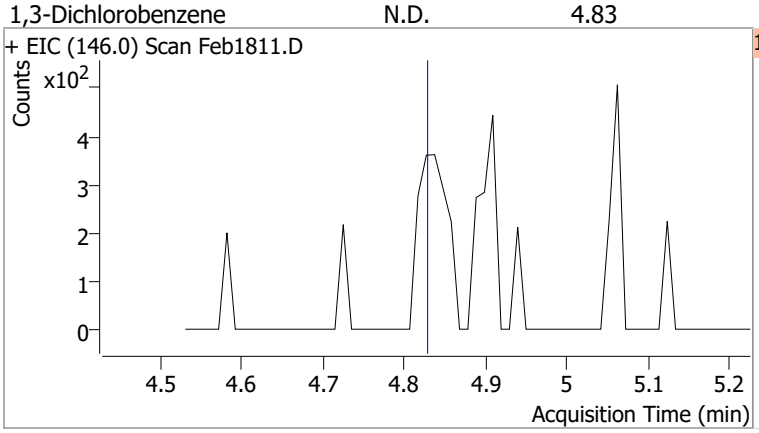

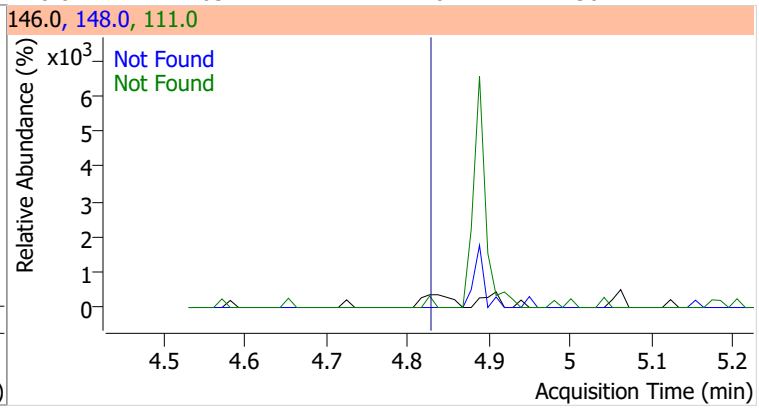

Compound	Conc.	Exp RT	QIon	Exp Ratio	QIon	Exp Ratio
1,4-Dichlorobenzene	N.D.	4.91	148.0	65.2	111.0	36.0

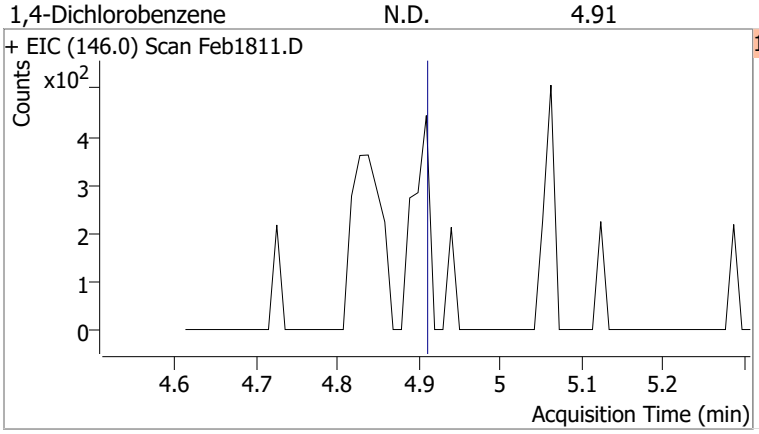

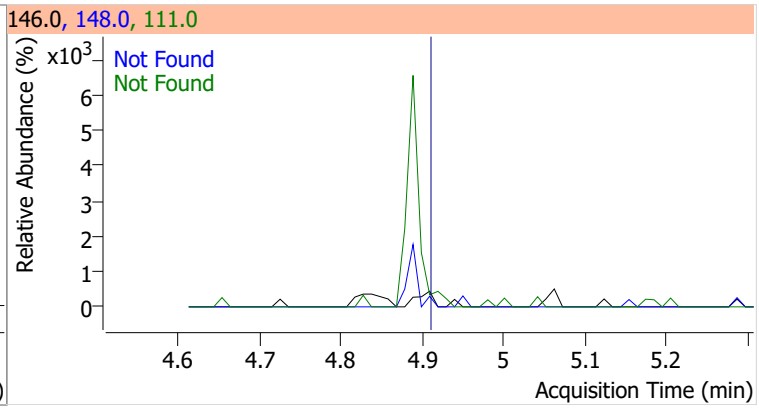

Compound	Conc.	Exp RT	QIon	Exp Ratio	QIon	Exp Ratio
1,2-Dichlorobenzene	N.D.	5.06	148.0	64.4	111.0	37.3

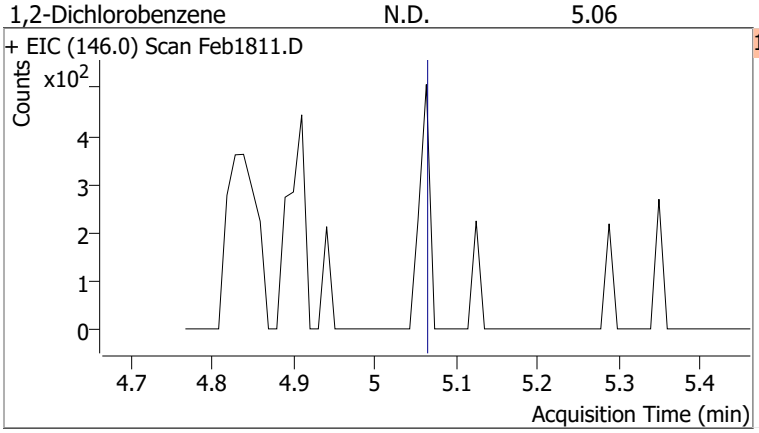

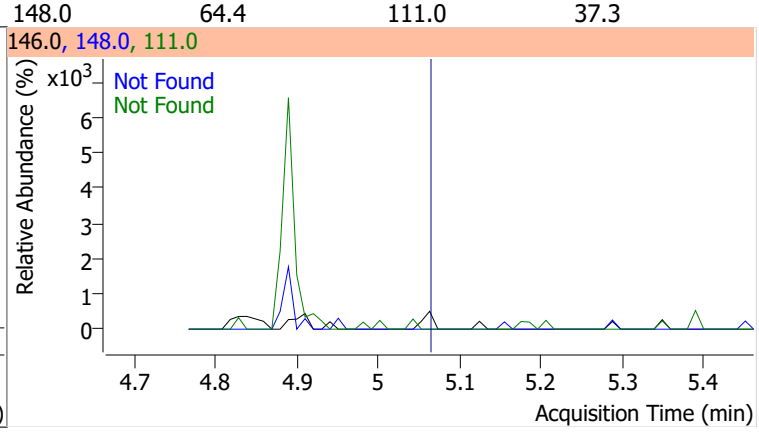

Compound	Conc.	Exp RT	QIon	Exp Ratio	QIon	Exp Ratio
Benzyl Alcohol	N.D.	5.08	79.0	119.3	107.0	70.5

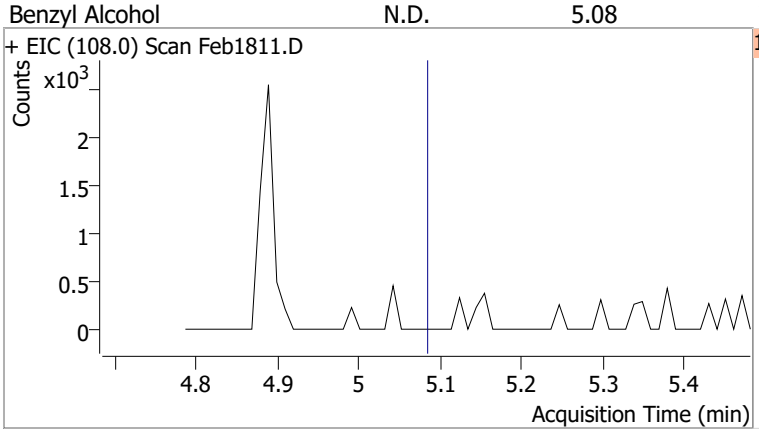

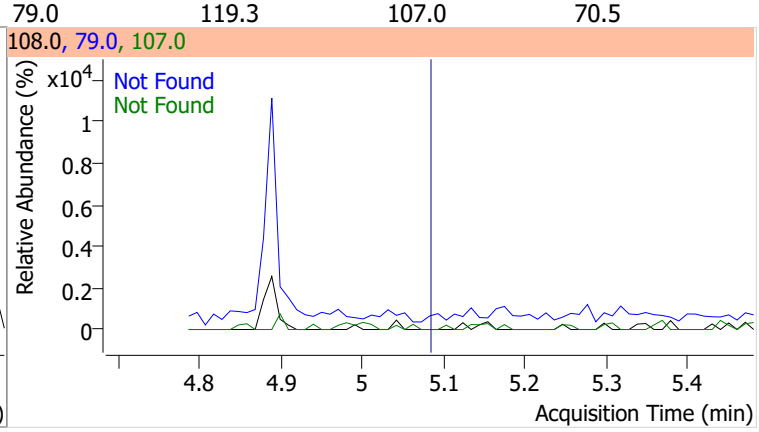

Compound	Conc.	Exp RT	QIon	Exp Ratio
bis(2-chloroisopropyl)Ether	N.D.	5.23	123.0	32.1

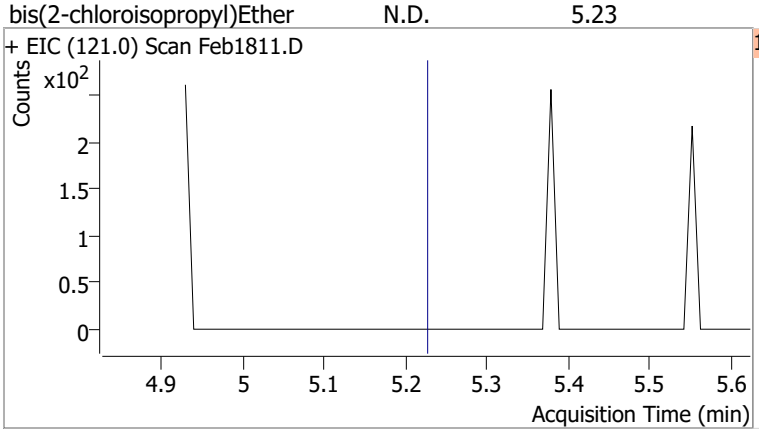

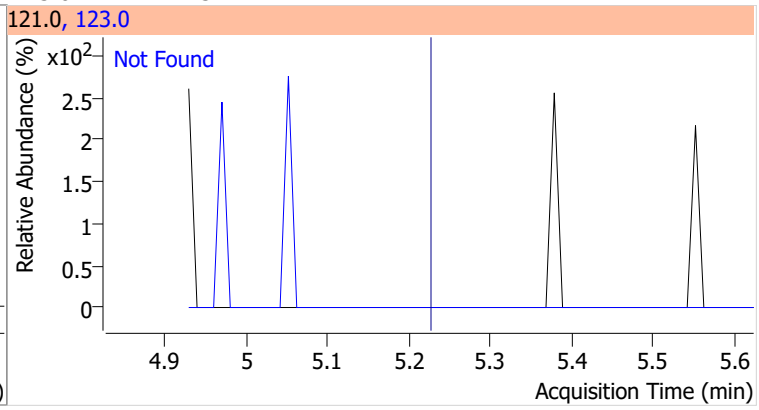

Compound	Conc.	Exp RT	QIon	Exp Ratio
2-Methylphenol	N.D.	5.25	108.0	116.5

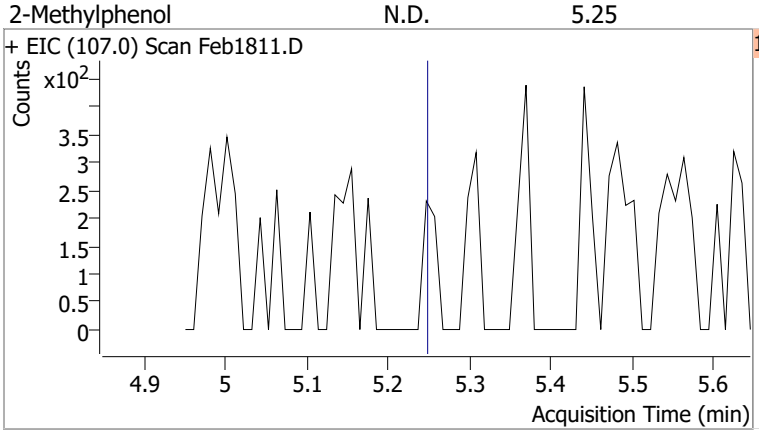

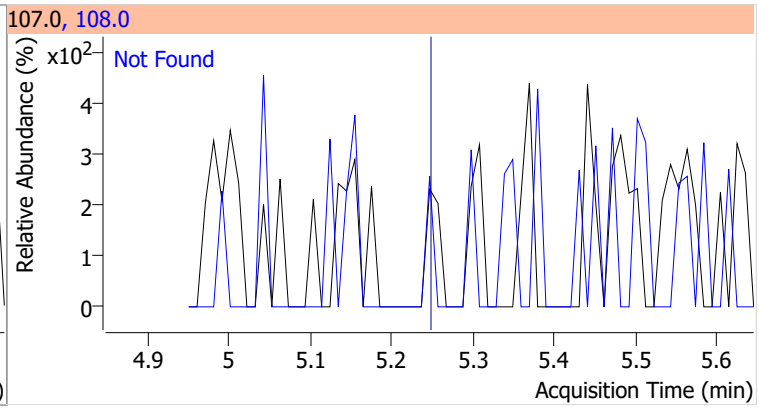

Compound	Conc.	Exp RT	QIon	Exp Ratio
N-nitroso-Di-n-propylamine	N.D.	5.37	130.0	19.4

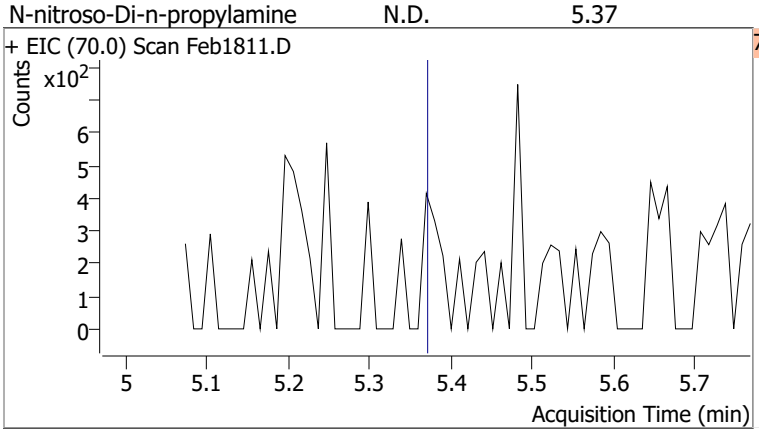

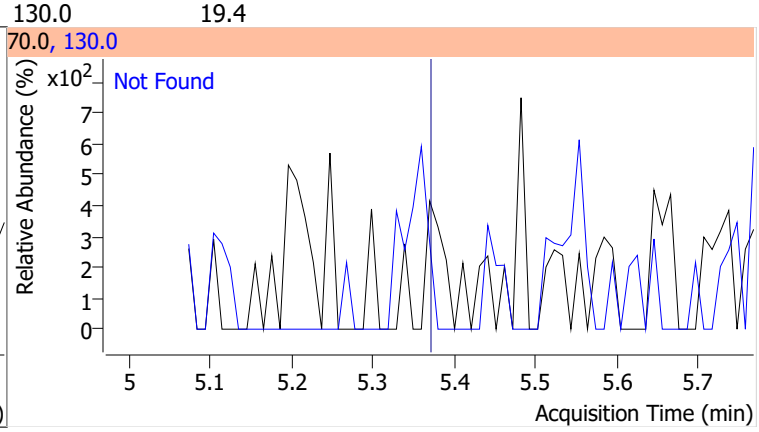

Compound	Conc.	Exp RT	QIon	Exp Ratio
4Methylphenol/3Methylphenol	N.D.	5.43	108.0	83.9

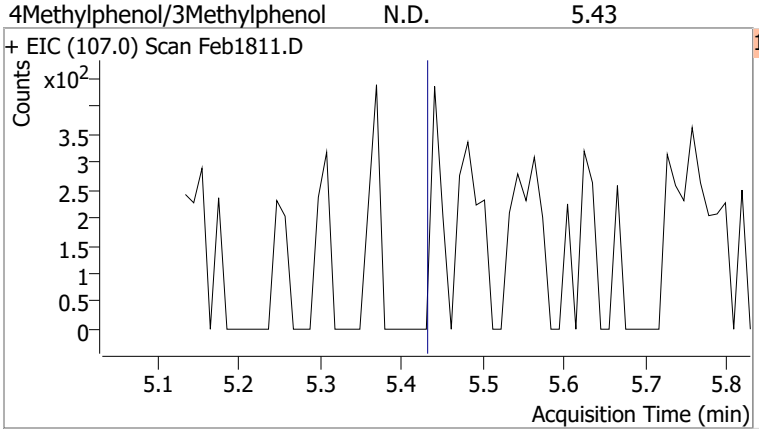

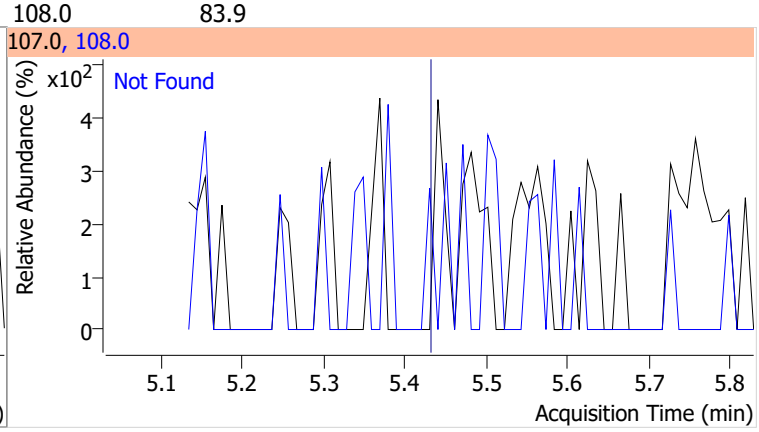

Compound	Conc.	Exp RT	QIon	Exp Ratio	QIon	Exp Ratio
Hexachloroethane	N.D.	5.43	201.0	90.8	199.0	56.9

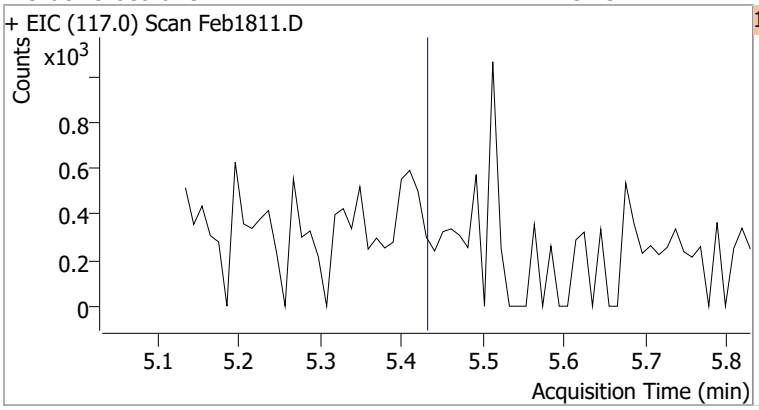

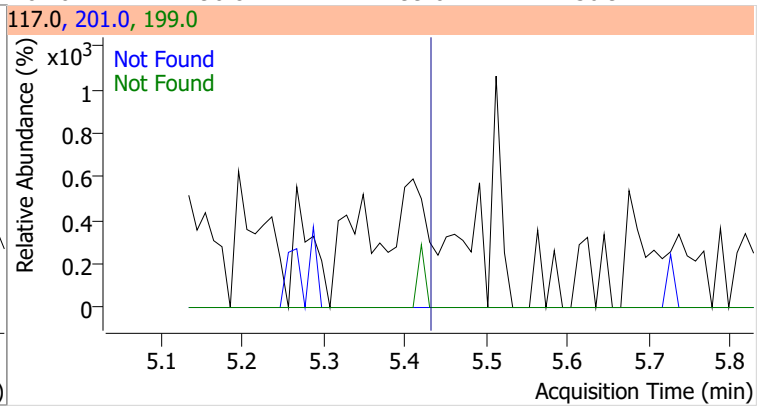

Compound	Conc.	Exp RT	QIon	Exp Ratio	QIon	Exp Ratio
Nitrobenzene-d5	N.D.	5.50	54.0	66.2	128.0	48.7

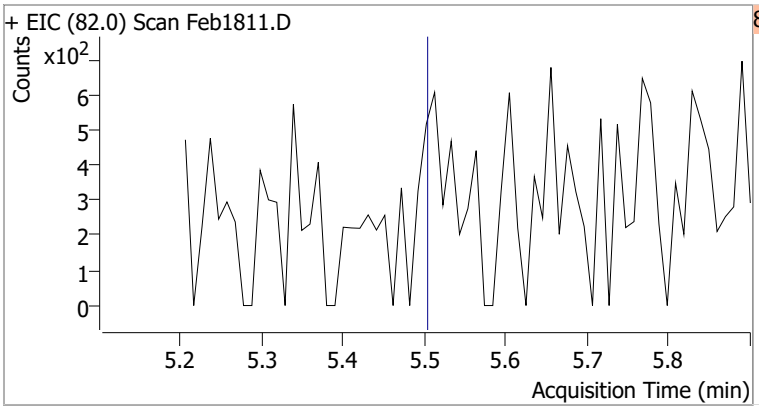

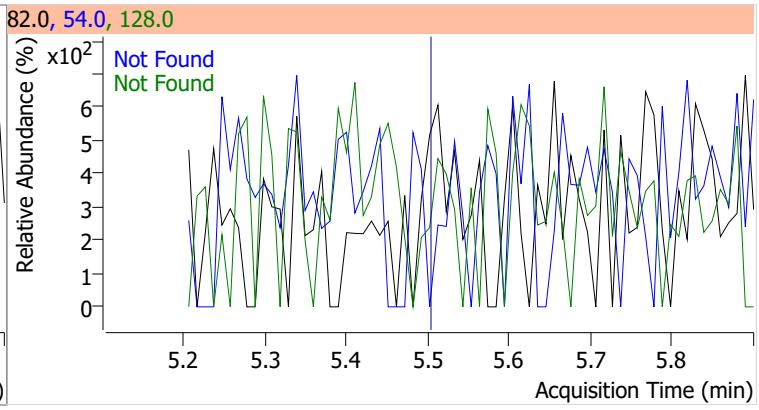

Compound	Conc.	Exp RT	QIon	Exp Ratio	QIon	Exp Ratio
Nitrobenzene	N.D.	5.52	77.0	212.7	51.0	131.0

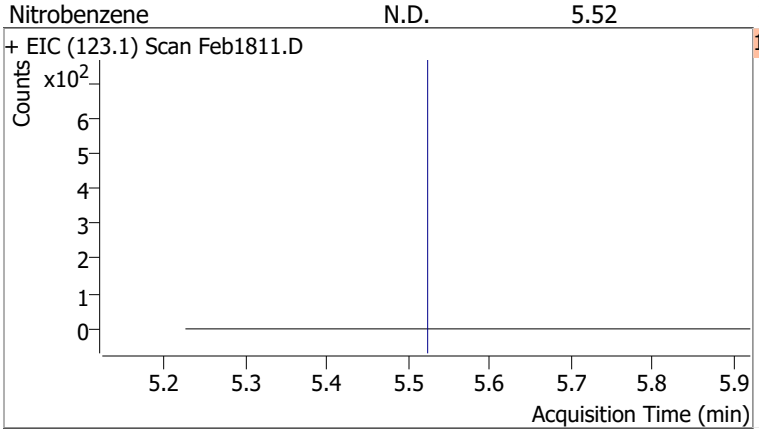

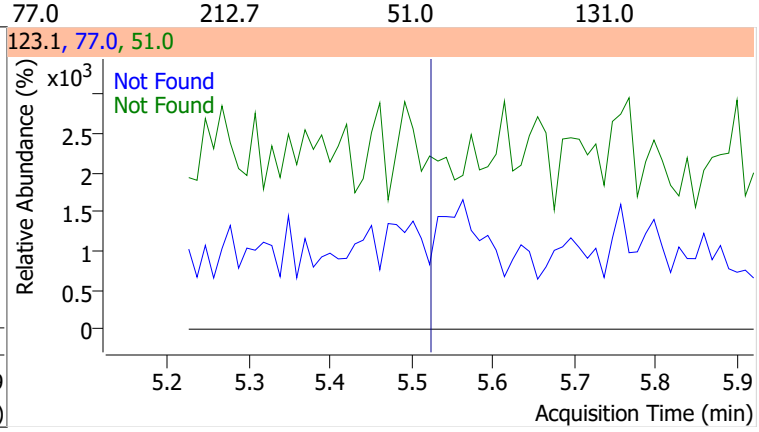

Compound	Conc.	Exp RT	QIon	Exp Ratio
Isophorone	N.D.	5.82	138.0	21.1

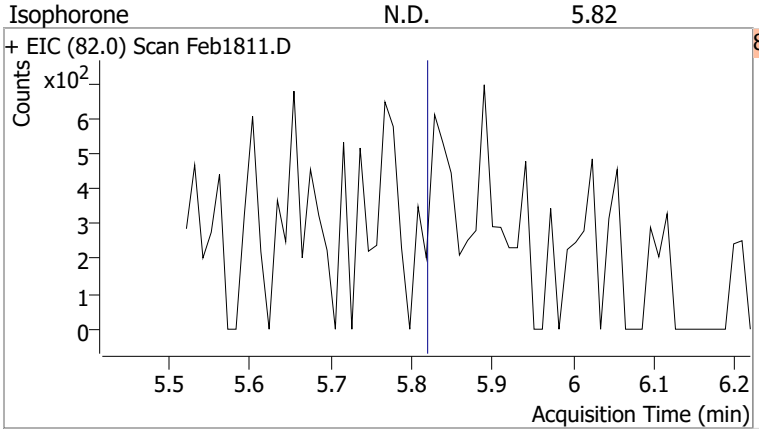

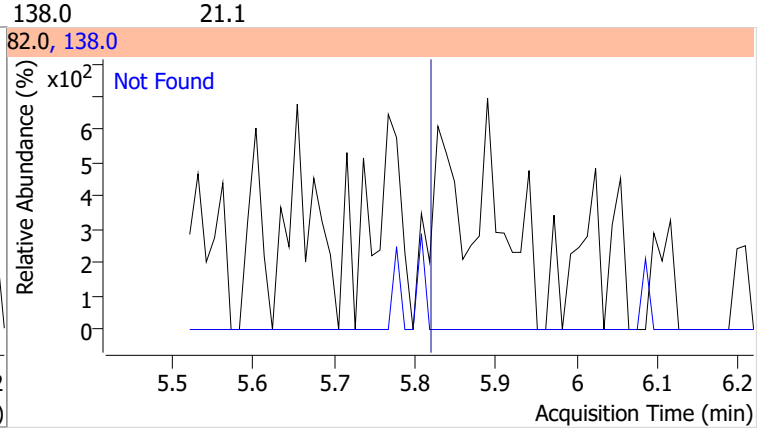

Compound	Conc.	Exp RT	QIon	Exp Ratio	QIon	Exp Ratio
2-Nitrophenol	N.D.	5.88	65.0	48.8	109.0	35.2

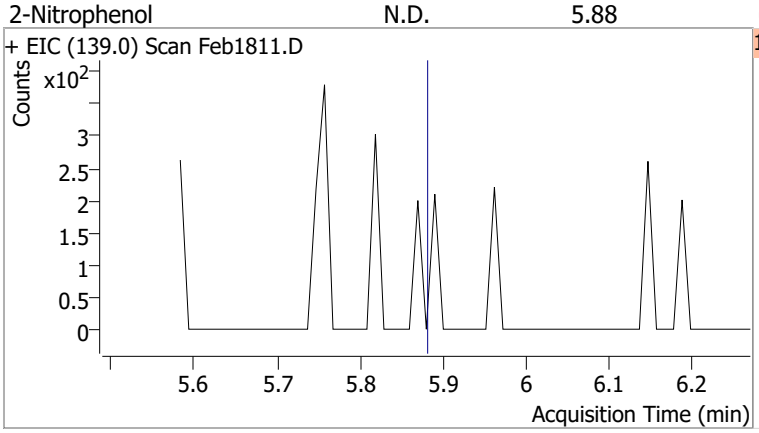

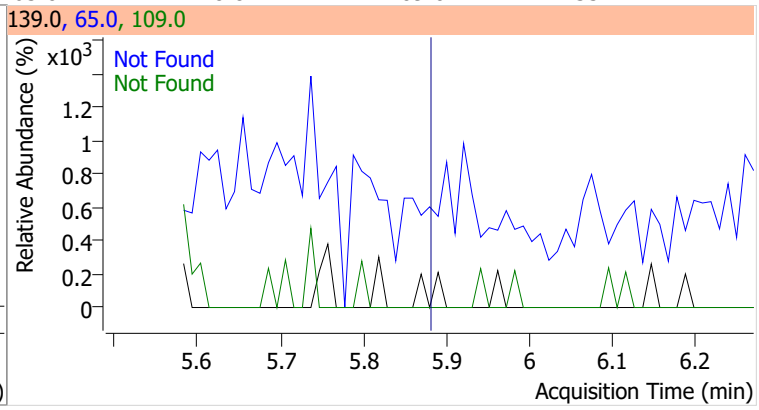

Compound	Conc.	Exp RT	QIon	Exp Ratio	QIon	Exp Ratio
2,4-Dimethylphenol	N.D.	6.00	107.0	109.4	77.0	34.0

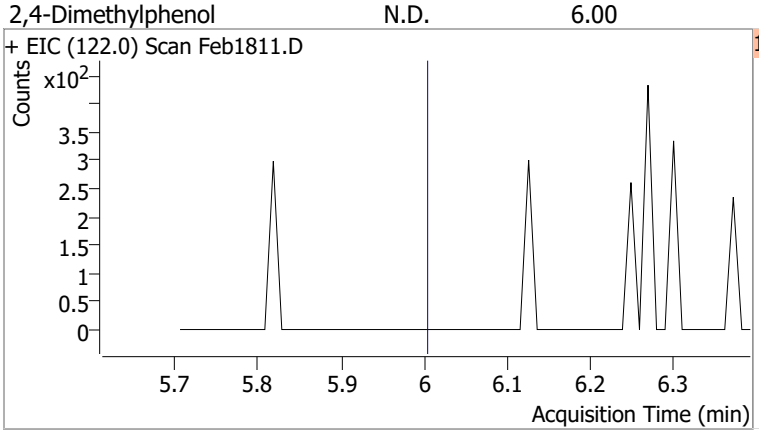

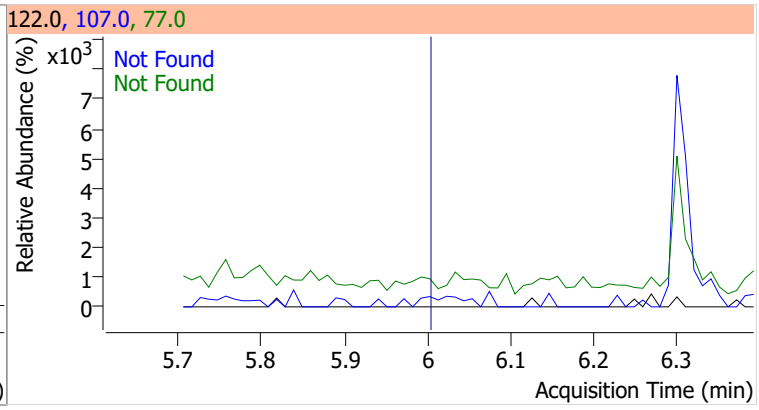

Compound	Conc.	Exp RT	QIon	Exp Ratio	QIon	Exp Ratio
bis(-2-Chloroethoxy)Methane	N.D.	6.08	63.0	68.1	95.0	31.9

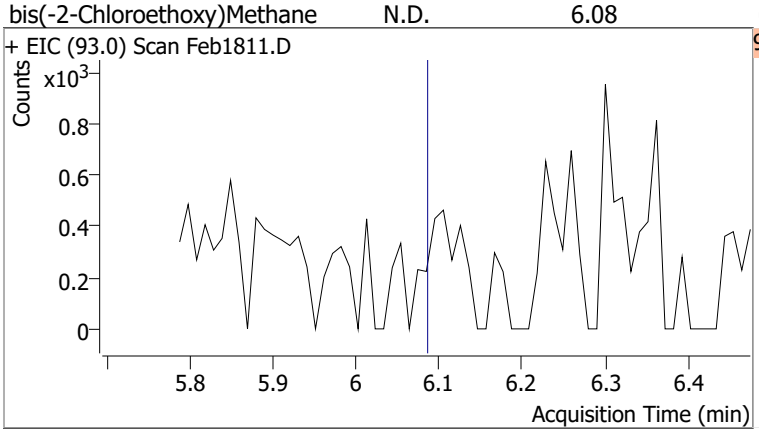

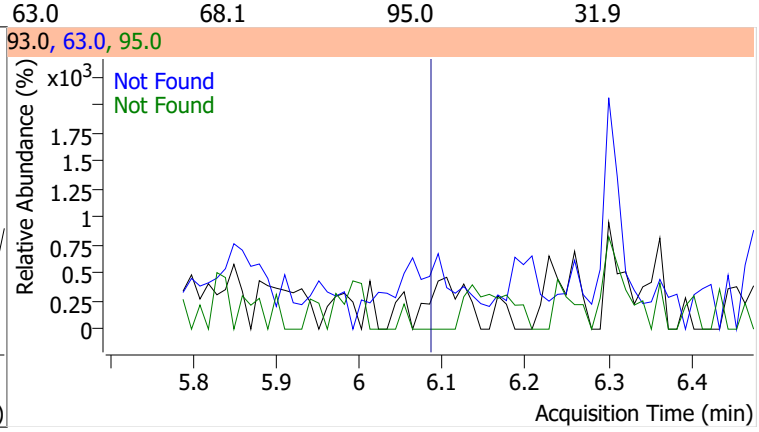

Compound	Conc.	Exp RT	QIon	Exp Ratio	QIon	Exp Ratio
2,4-Dichlorophenol	N.D.	6.19	164.0	65.0	98.0	28.6

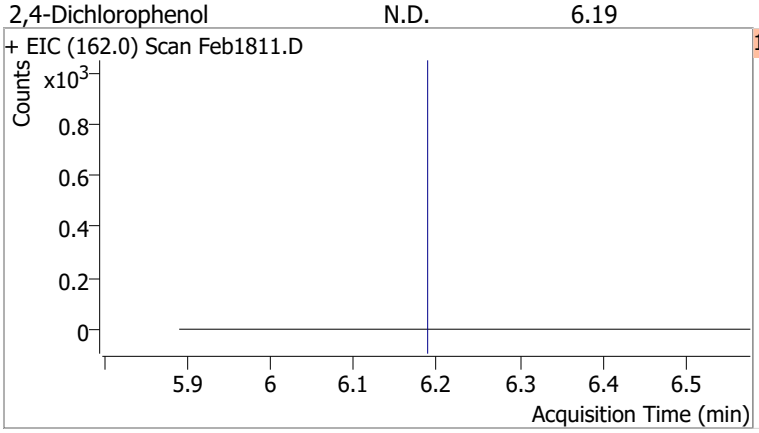

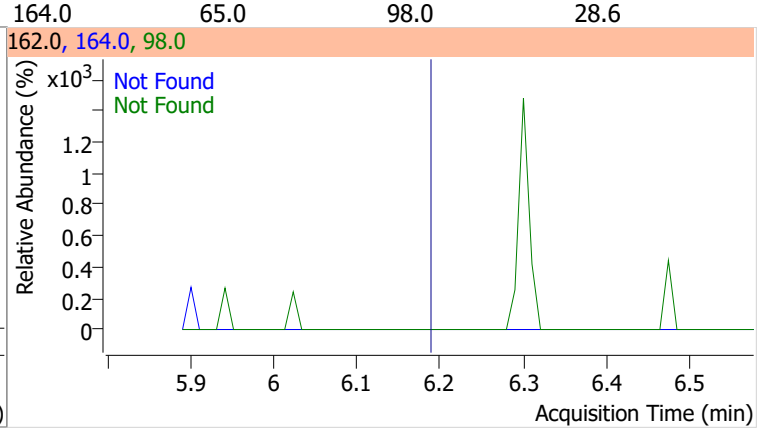

Compound	Conc.	Exp RT	QIon	Exp Ratio	QIon	Exp Ratio
Benzoic Acid	N.D.	6.24	122.0	85.5	77.0	60.4

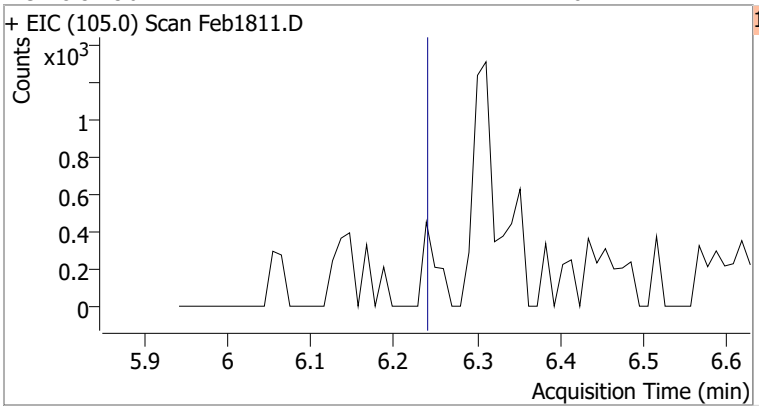

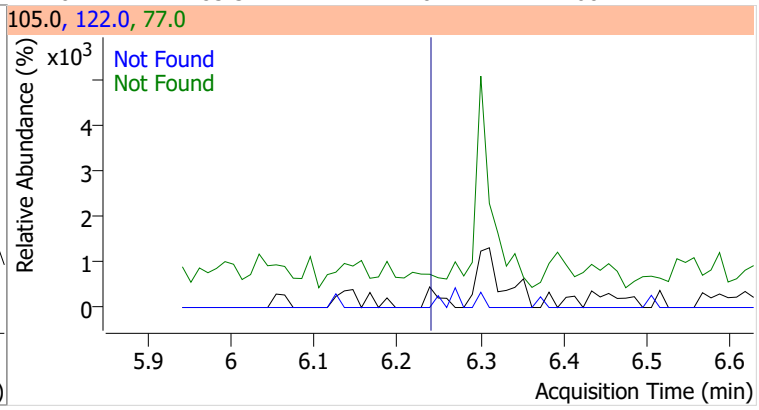

Compound	Conc.	Exp RT	QIon	Exp Ratio	QIon	Exp Ratio
1,2,4-Trichlorobenzene	N.D.	6.25	182.0	94.6	145.0	28.7

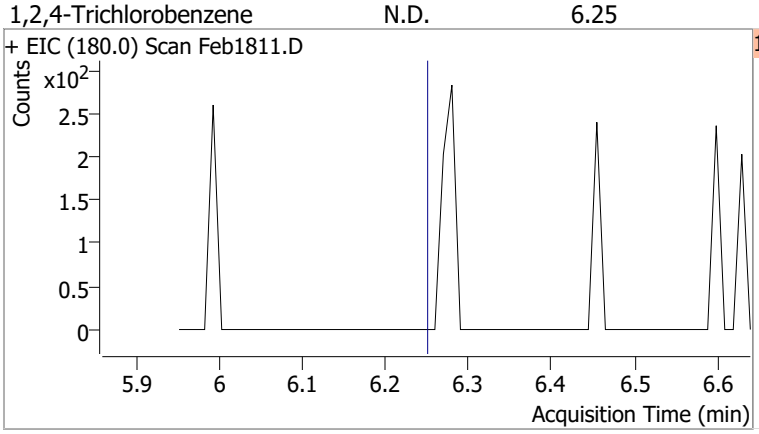

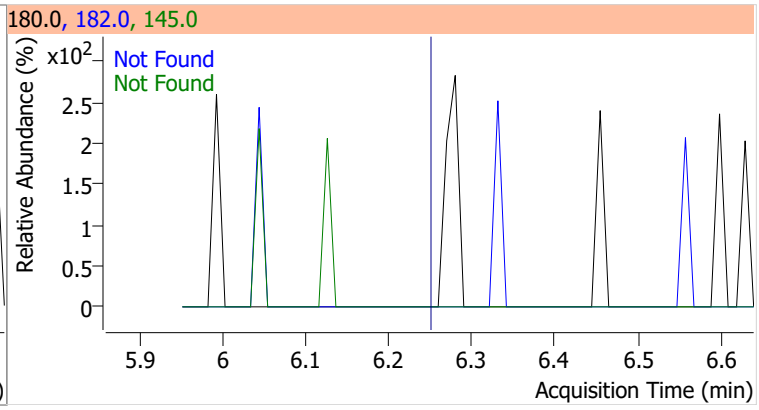

Compound	Conc.	Exp RT	QIon	Exp Ratio	QIon	Exp Ratio
Naphthalene	N.D.	6.33	129.0	11.5	102.0	9.9

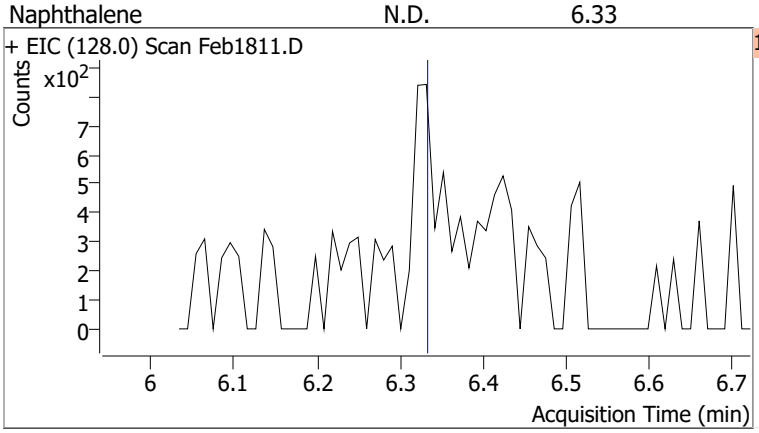

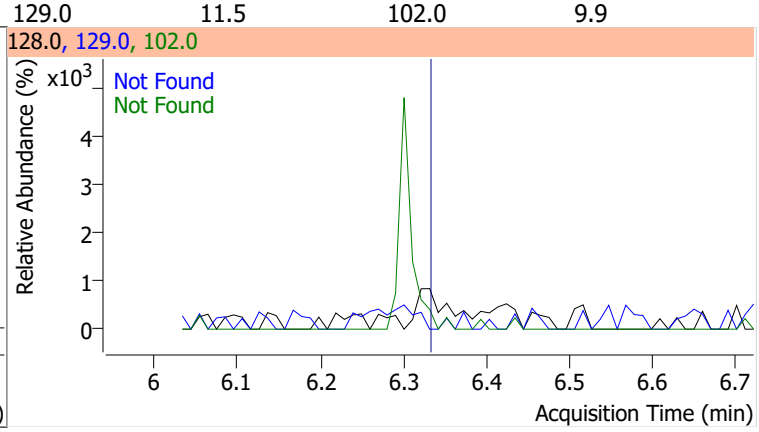

Compound	Conc.	RT	Dev(Min)	Resp.	QIon	QRatio	Lower	Upper
4-Chlorophenol		0		0	128.0		221.4	411.2

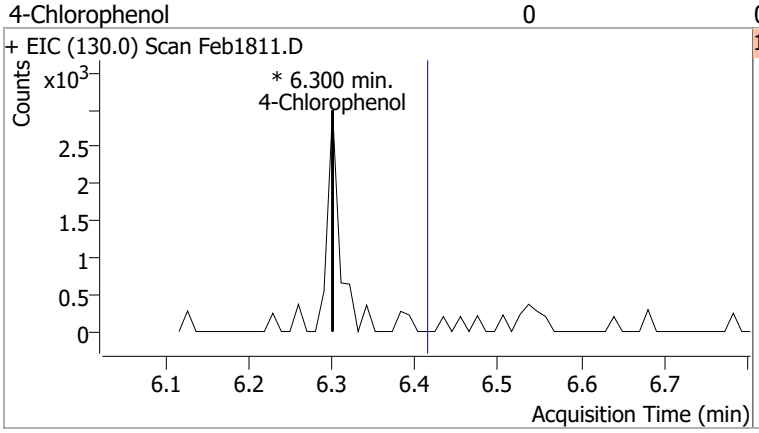

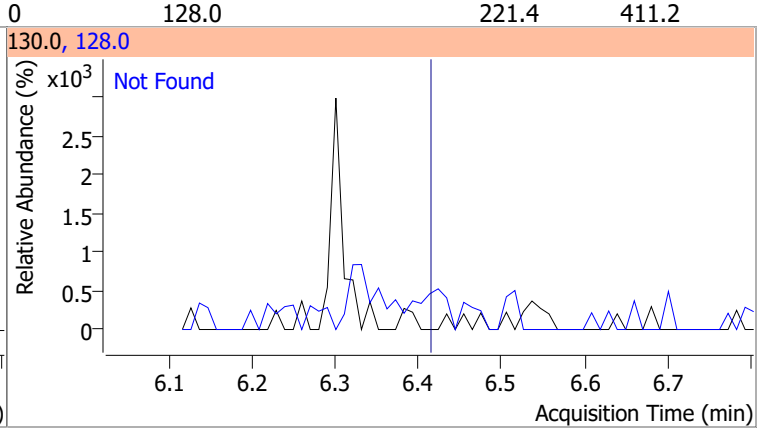

Compound	Conc.	Exp RT	QIon	Exp Ratio	QIon	Exp Ratio
p-Chloroaniline	N.D.	6.43	65.0	60.1	129.0	37.6

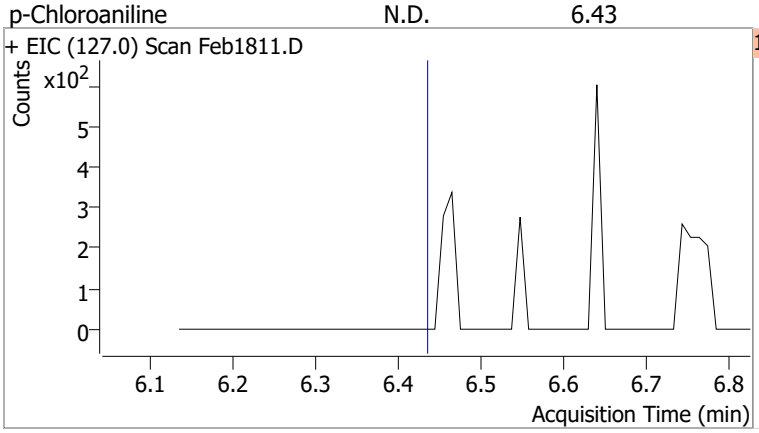

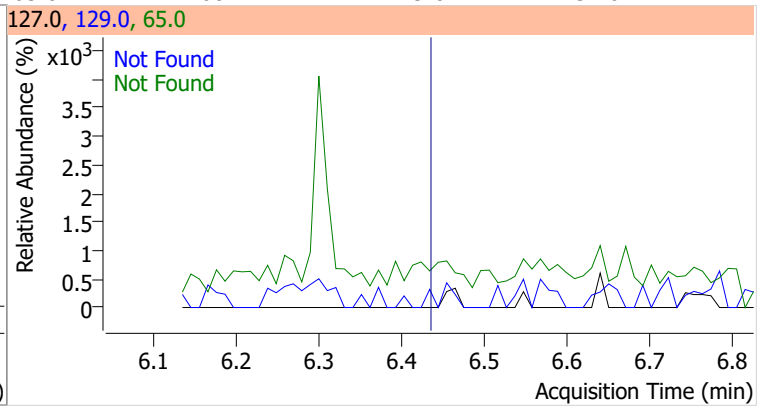

Compound	Conc.	Exp RT	QIon	Exp Ratio	QIon	Exp Ratio
Hexachlorobutadiene	N.D.	6.50	227.0	65.7	223.0	64.3

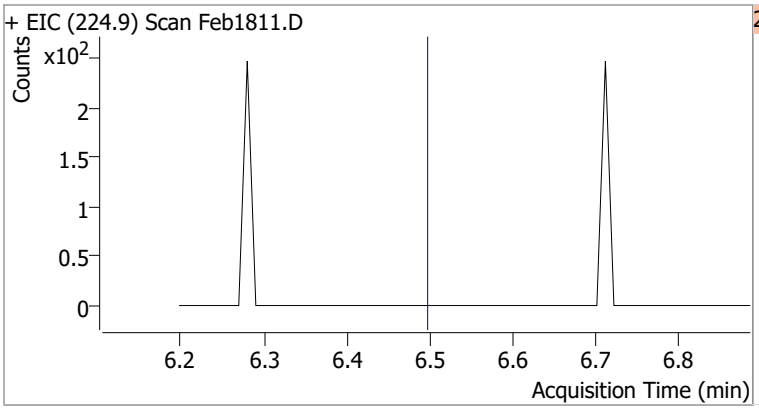

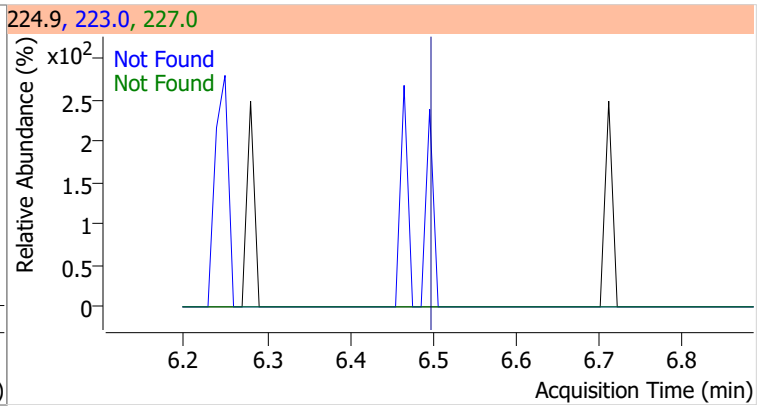

Compound	Conc.	Exp RT	QIon	Exp Ratio
4-Chloro-2-Methylphenol	N.D.	6.94	144.0	27.8

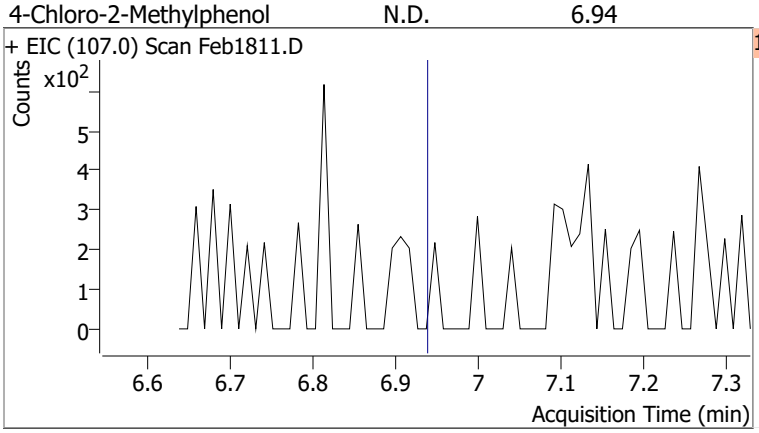

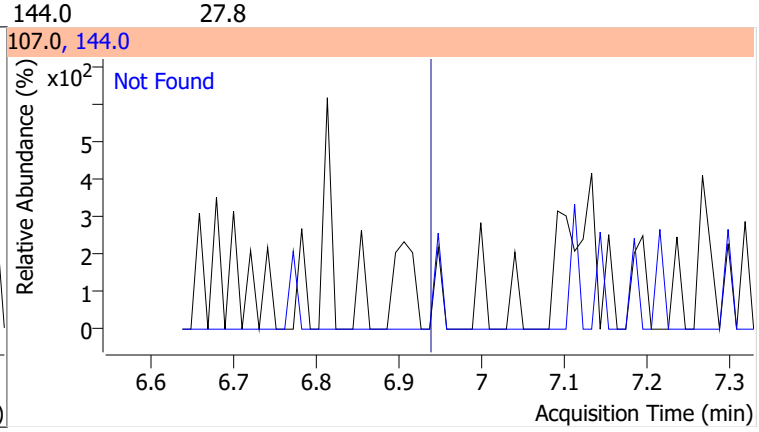

Compound	Conc.	Exp RT	QIon	Exp Ratio
4-Chloro-3-Methylphenol	N.D.	7.07	144.0	27.3

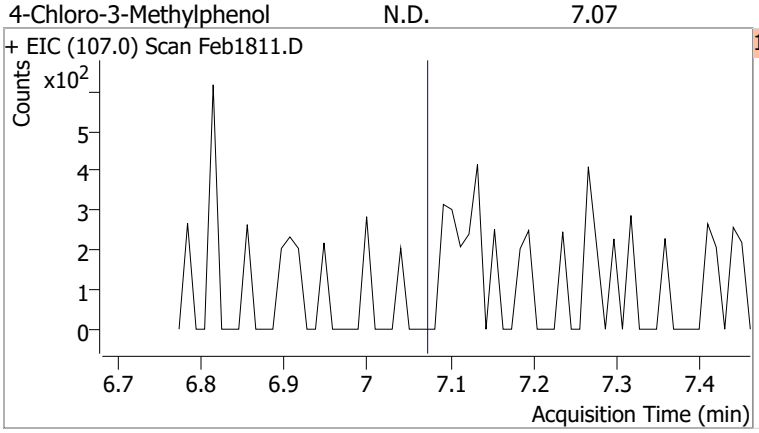

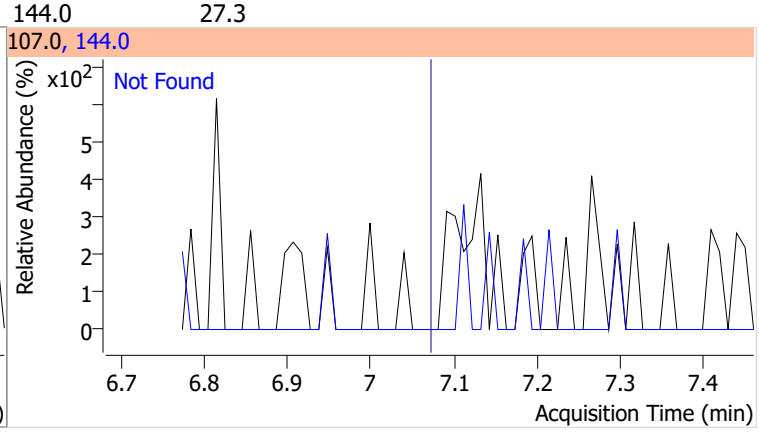

Compound	Conc.	Exp RT	QIon	Exp Ratio	QIon	Exp Ratio
2-Methylnaphthalene	N.D.	7.14	142.0	119.8	115.0	41.7

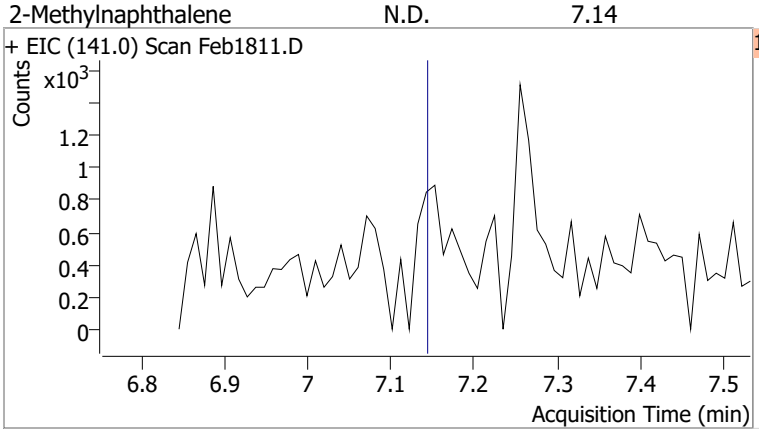

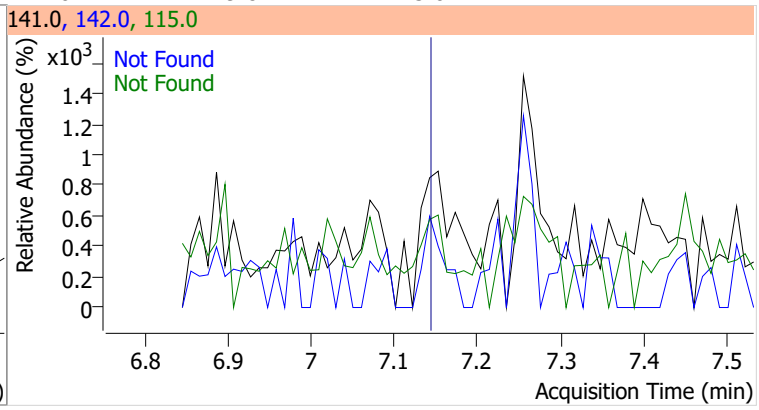

Compound	Conc.	Exp RT	QIon	Exp Ratio	QIon	Exp Ratio
1-Methylnaphthalene	N.D.	7.26	142.0	114.0	115.0	41.3

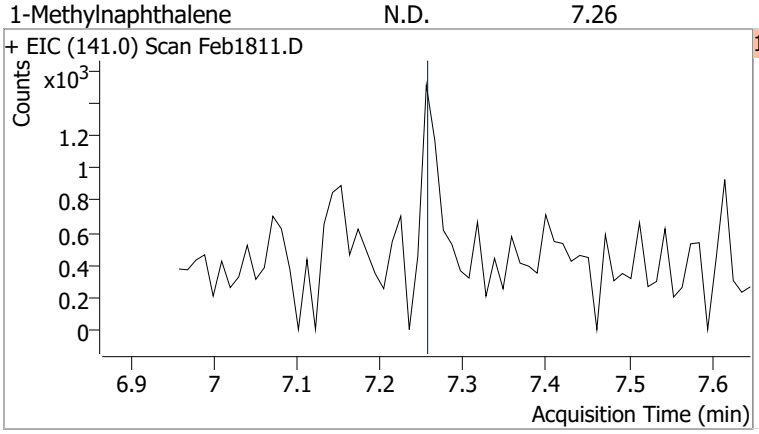

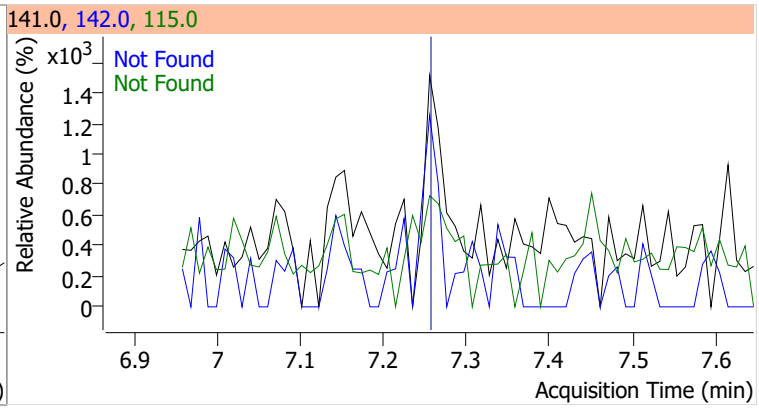

Compound	Conc.	Exp RT	QIon	Exp Ratio	QIon	Exp Ratio
Hexachlorocyclopentadiene	N.D.	7.34	234.9	64.6	238.9	63.8

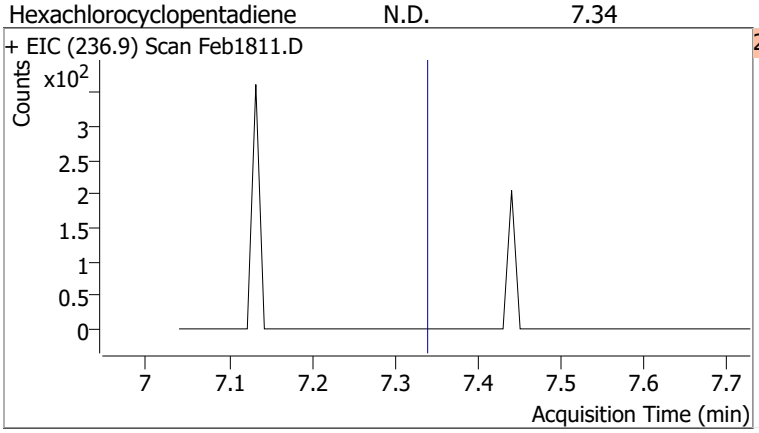

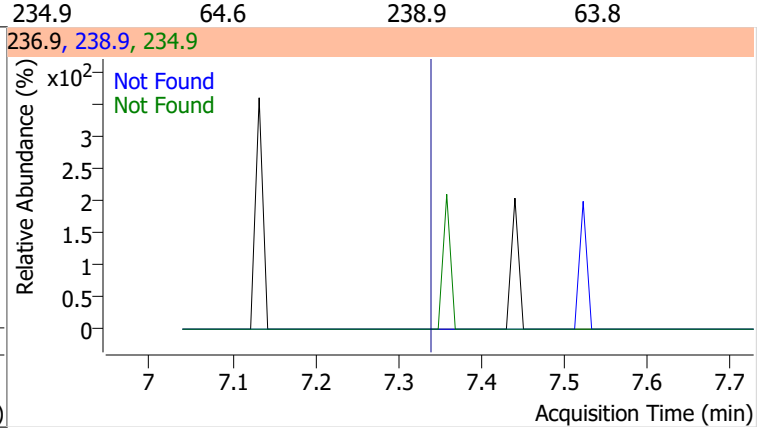

Compound	Conc.	Exp RT	QIon	Exp Ratio
2,4,6-Trichlorophenol	N.D.	7.52	198.0	96.5

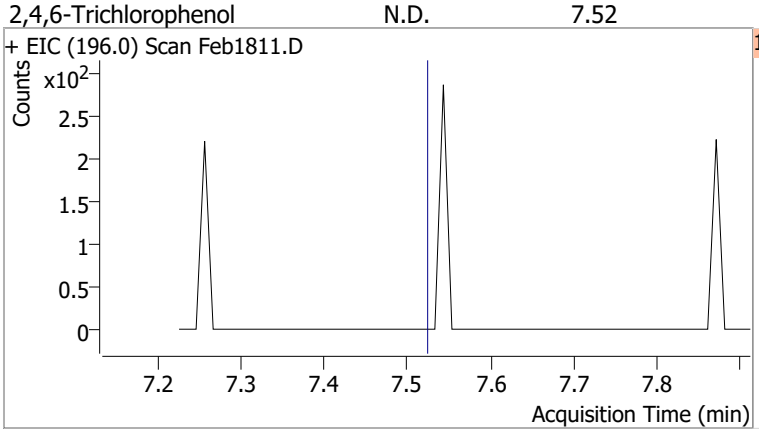

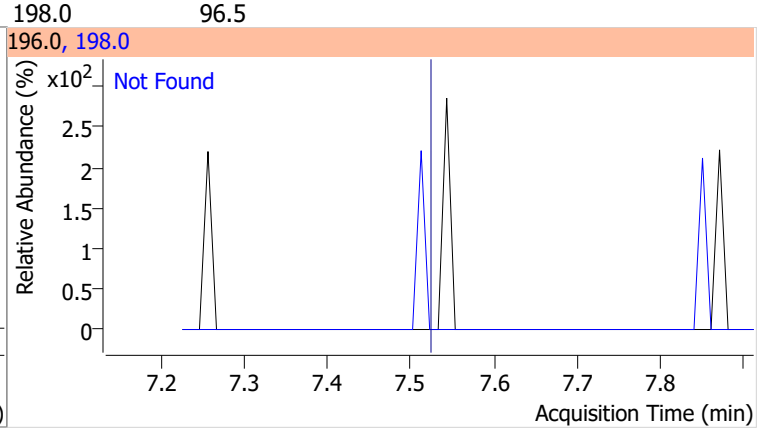

Compound	Conc.	Exp RT	QIon	Exp Ratio
2,4,5-Trichlorophenol	N.D.	7.57	198.0	90.2

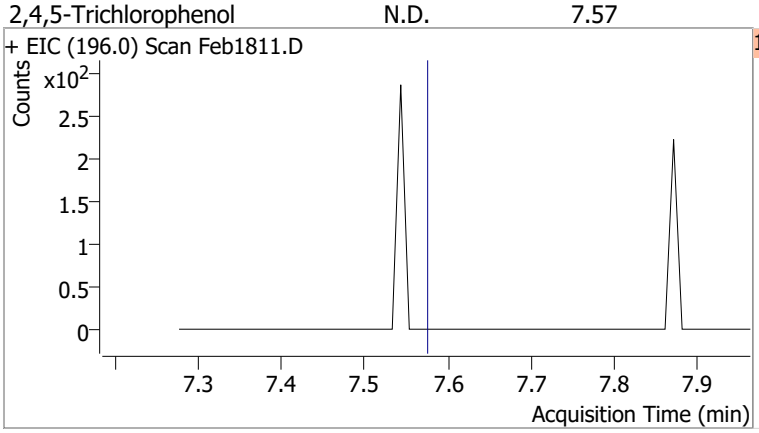

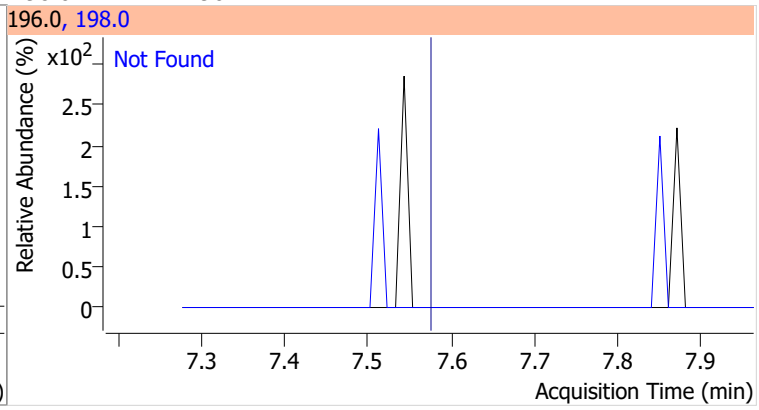

Compound	Conc.	Exp RT	QIon	Exp Ratio
2-Fluorobiphenyl	N.D.	7.60	171.0	34.3

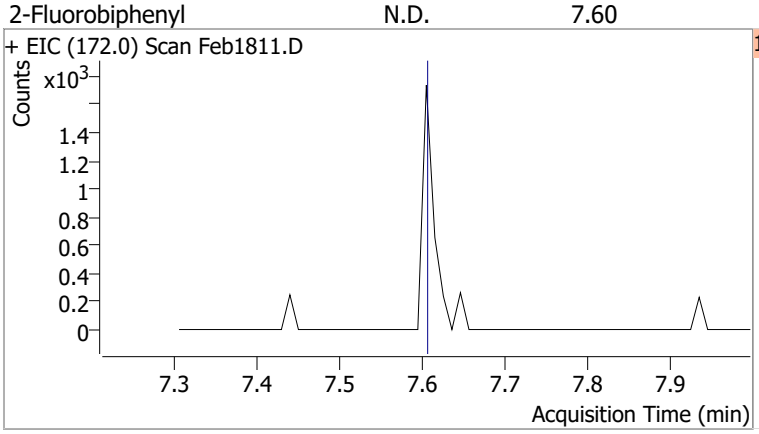

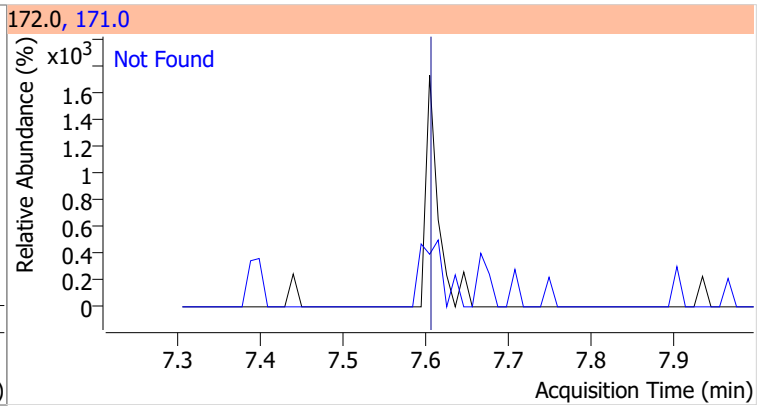

Compound	Conc.	Exp RT	QIon	Exp Ratio	QIon	Exp Ratio
2-Chloronaphthalene	N.D.	7.72	127.0	35.9	164.0	32.1

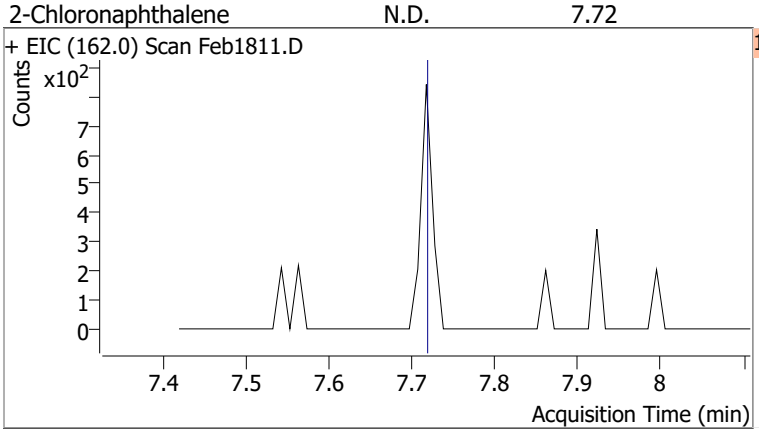

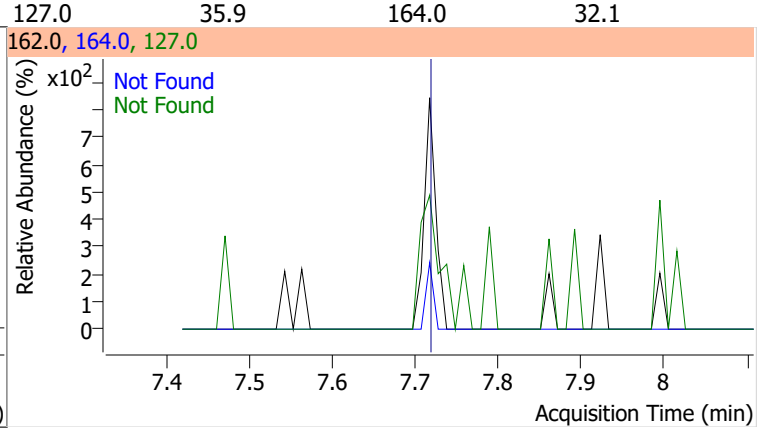

Compound	Conc.	Exp RT	QIon	Exp Ratio
2-Nitroaniline	N.D.	7.88	138.0	110.5

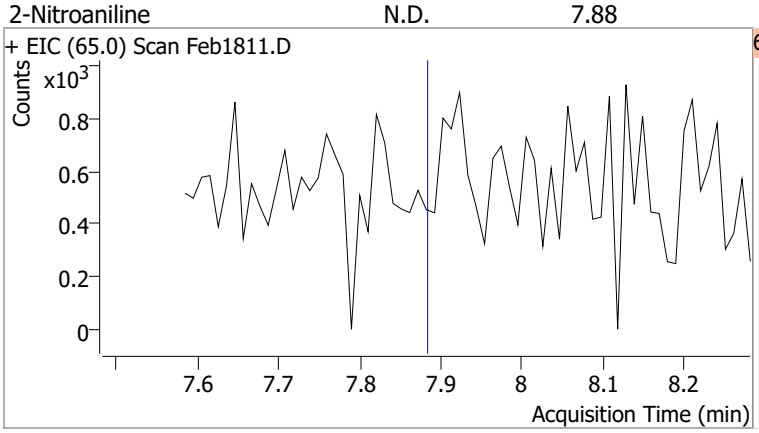

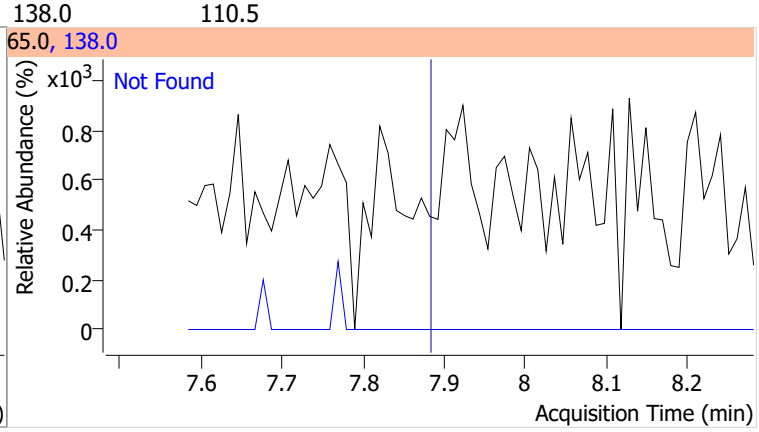

Compound	Conc.	RT	Dev(Min)	Resp.	QIon	QRatio	Lower	Upper
Dimethyl Phthalate		0		0	77.0		13.8	25.7

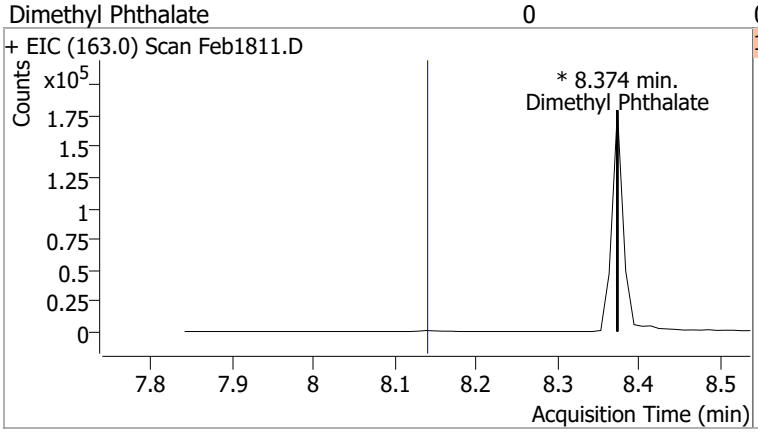

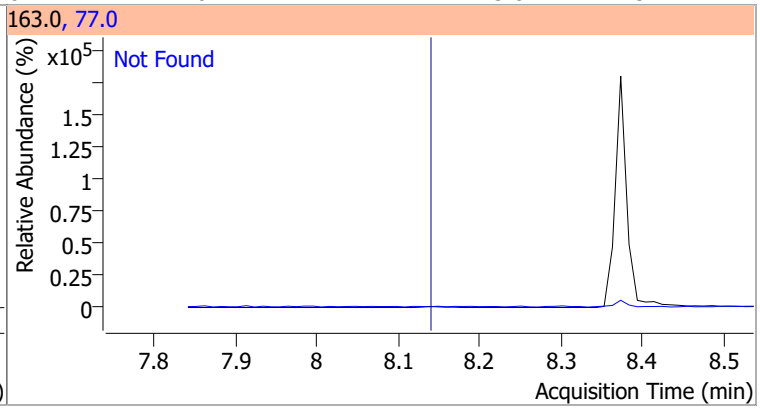

Compound	Conc.	RT	Dev(Min)	Resp.	QIon	QRatio	Lower	Upper
2,6-Dinitrotoluene		0		0	63.0		99.5	184.8
					89.0		43.3	80.3

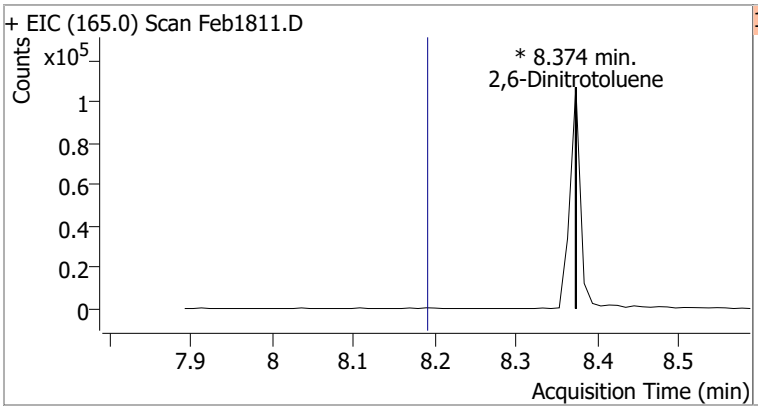

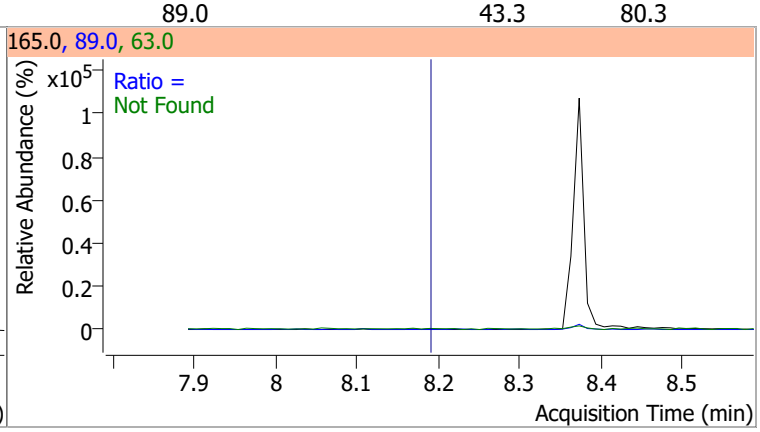

Compound	Conc.	Exp RT	QIon	Exp Ratio
Acenaphthylene	N.D.	8.20	153.1	13.6

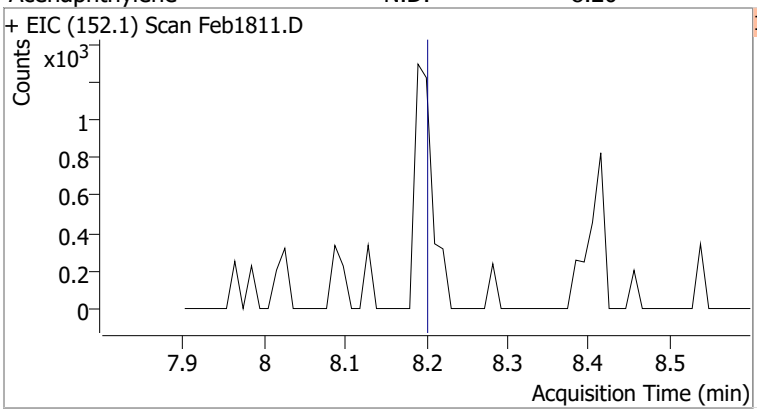

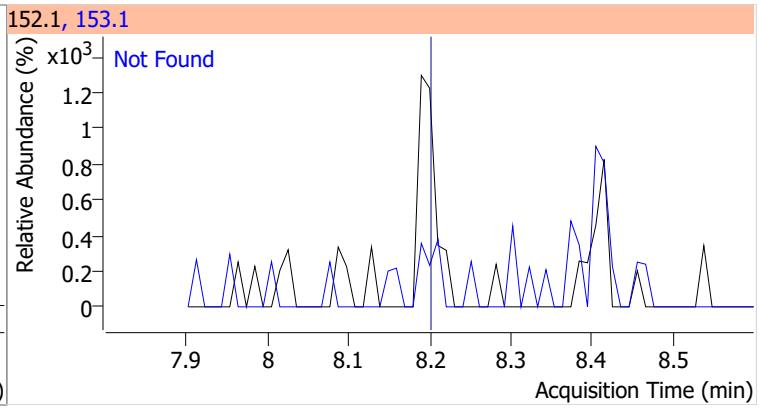

Compound	Conc.	Exp RT	QIon	Exp Ratio	QIon	Exp Ratio
3-Nitroaniline	N.D.	8.39	65.0	129.1	92.0	106.7

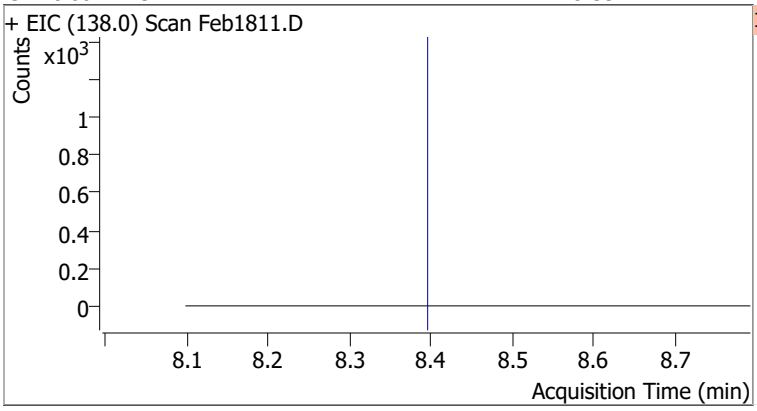

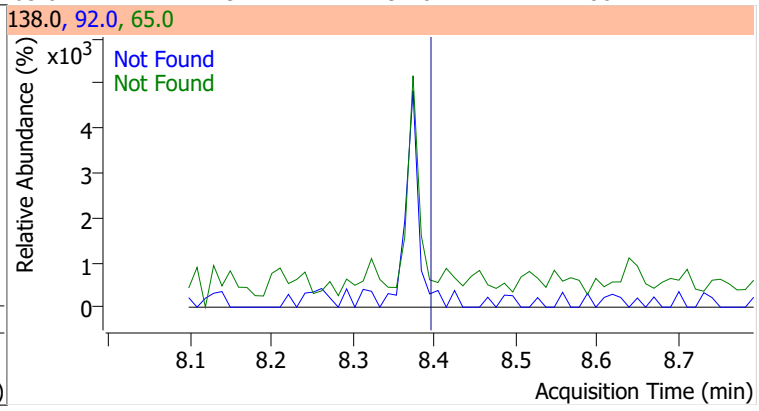

Compound	Conc.	Exp RT	QIon	Exp Ratio	QIon	Exp Ratio
Acenaphthene	N.D.	8.41	153.0	106.5	152.0	51.8

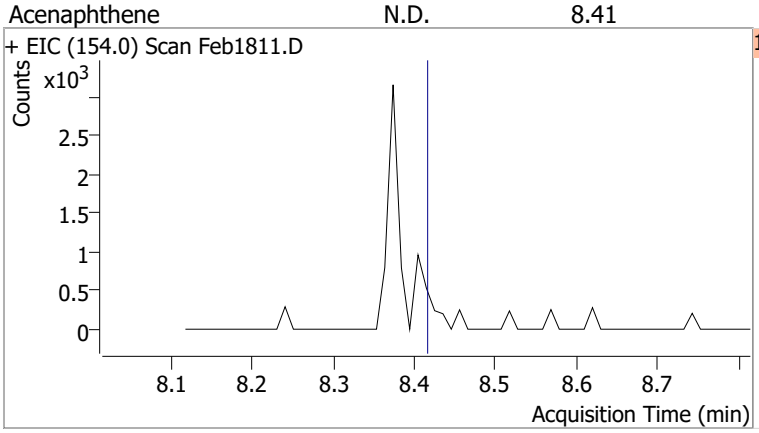

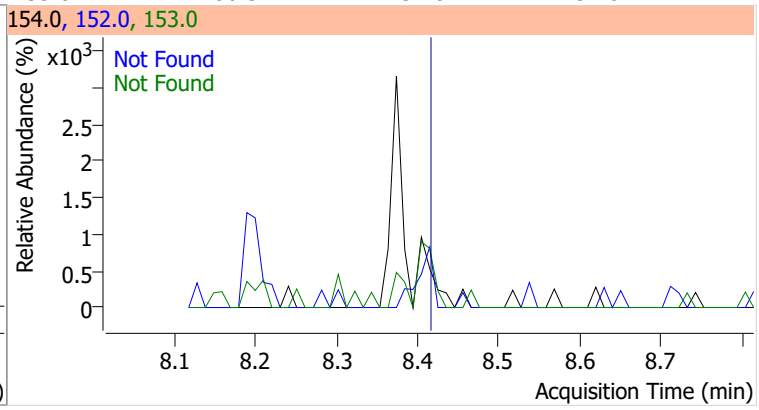

Compound	Conc.	Exp RT	QIon	Exp Ratio
2,4-Dinitrophenol	N.D.	8.52	154.0	62.7

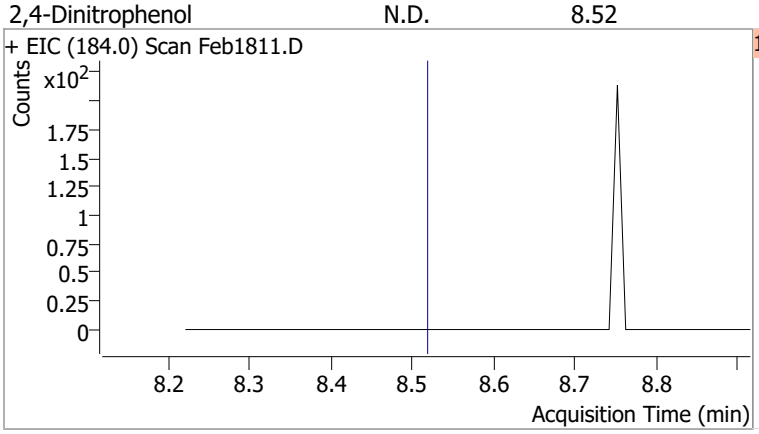

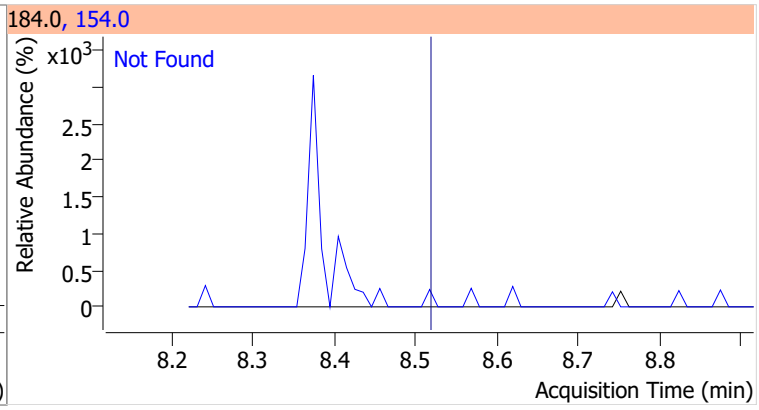

Compound	Conc.	Exp RT	QIon	Exp Ratio
Dibenzofuran	N.D.	8.63	139.0	37.5

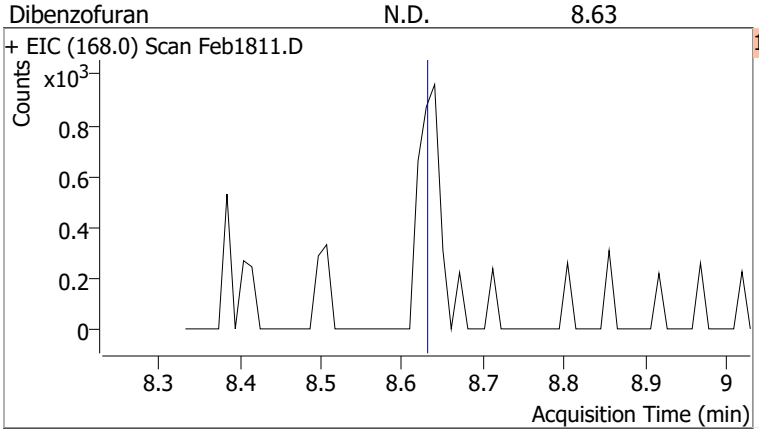

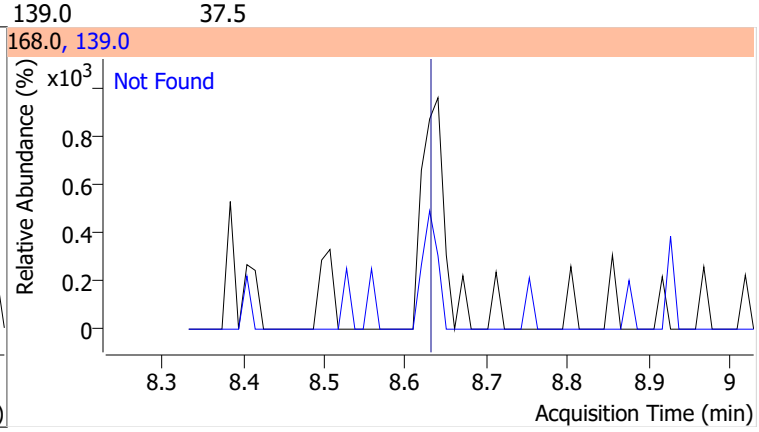

Compound	Conc.	Exp RT	QIon	Exp Ratio	QIon	Exp Ratio
2,4-Dinitrotoluene	N.D.	8.67	89.0	79.2	63.0	48.4

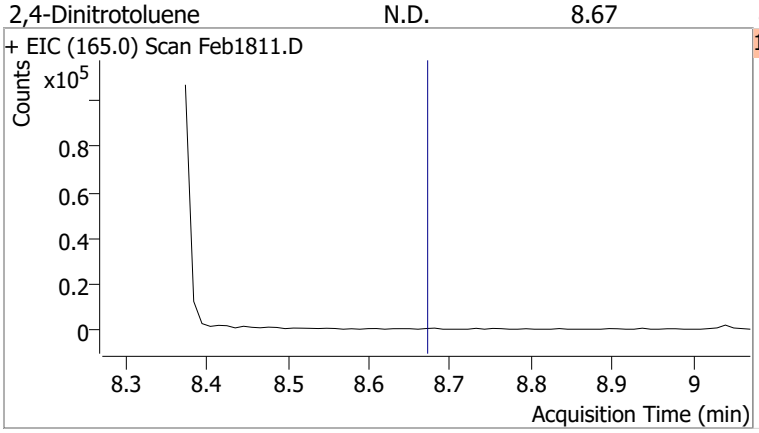

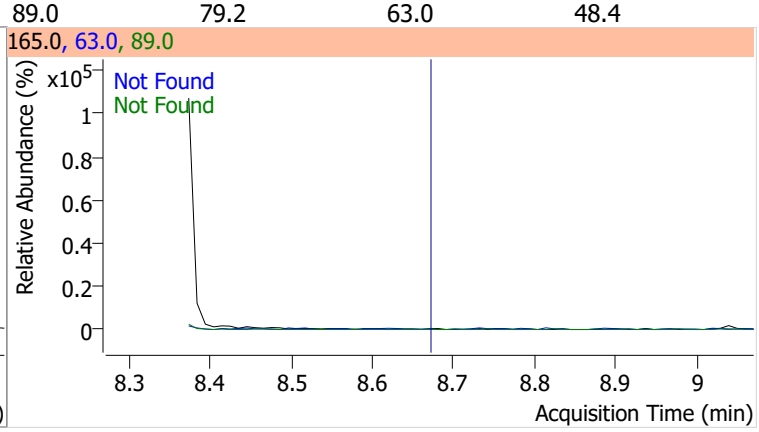

Compound	Conc.	Exp RT	QIon	Exp Ratio	QIon	Exp Ratio
4-Nitrophenol	N.D.	8.70	65.0	72.0	139.0	71.1

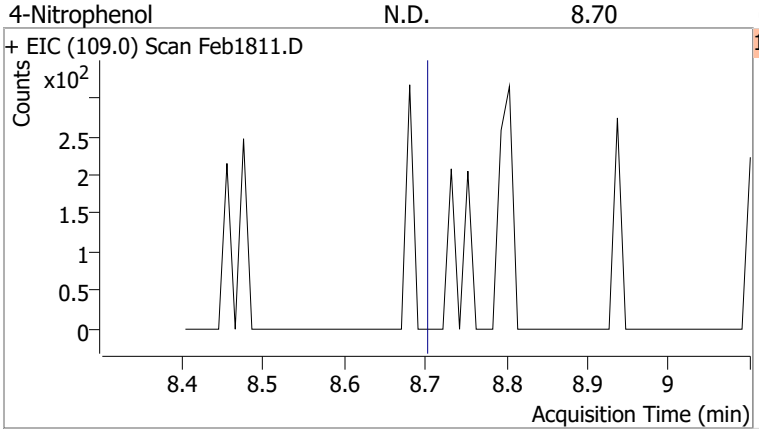

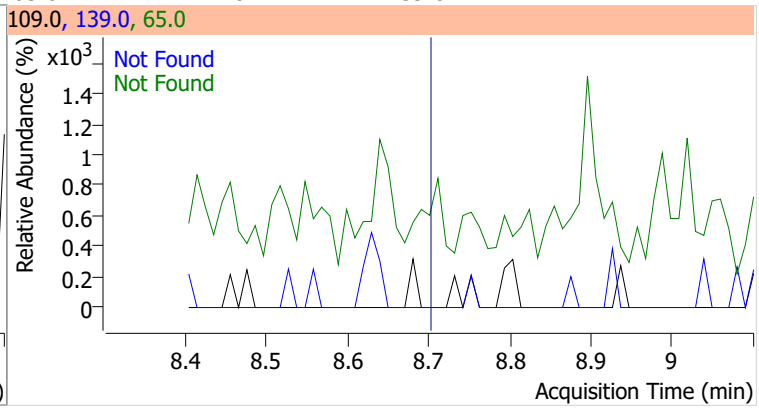

Compound	Conc.	Exp RT	QIon	Exp Ratio	QIon	Exp Ratio
Diethylphthalate	N.D.	9.00	177.0	20.7	150.0	12.5

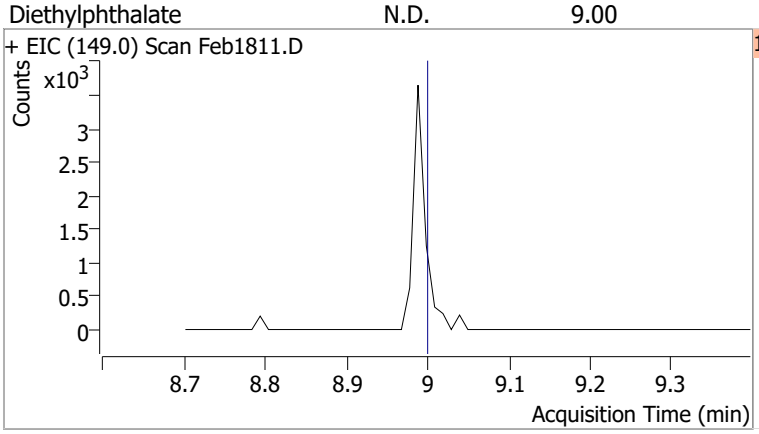

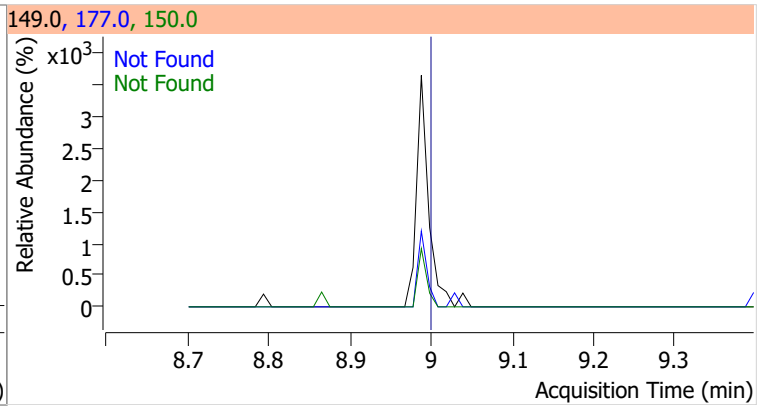

Compound	Conc.	Exp RT	QIon	Exp Ratio	QIon	Exp Ratio
Fluorene	N.D.	9.04	165.0	93.4	167.0	13.7

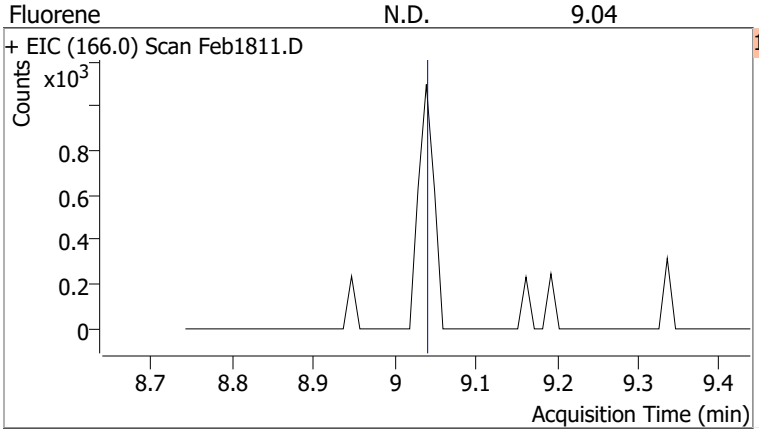

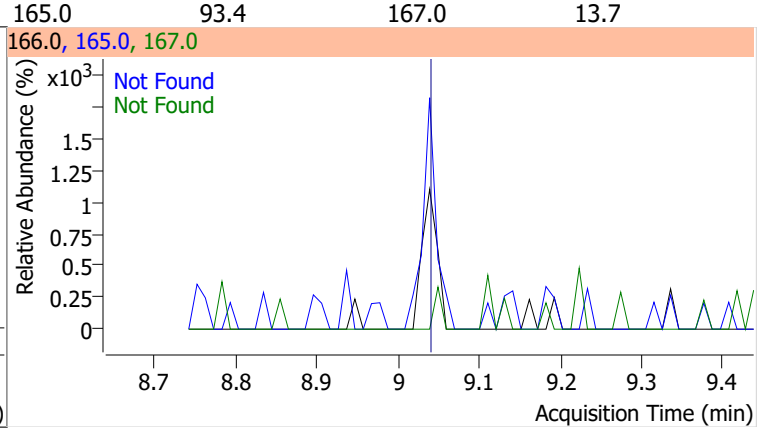

Compound	Conc.	Exp RT	QIon	Exp Ratio	QIon	Exp Ratio
4-Chlorophenyl-phenylether	N.D.	9.07	141.0	61.2	206.0	33.8

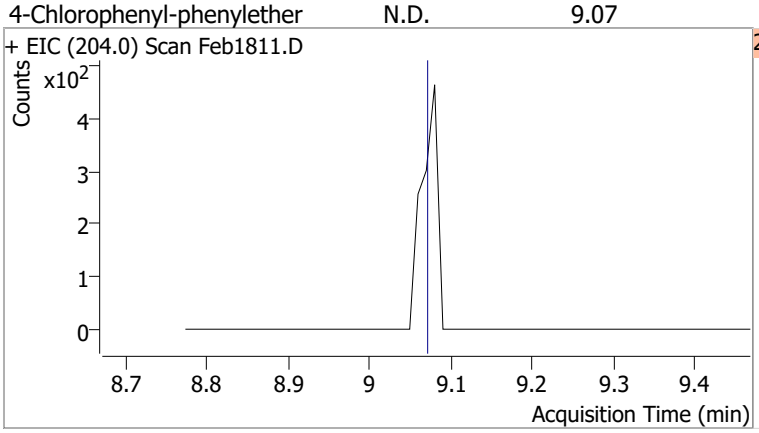

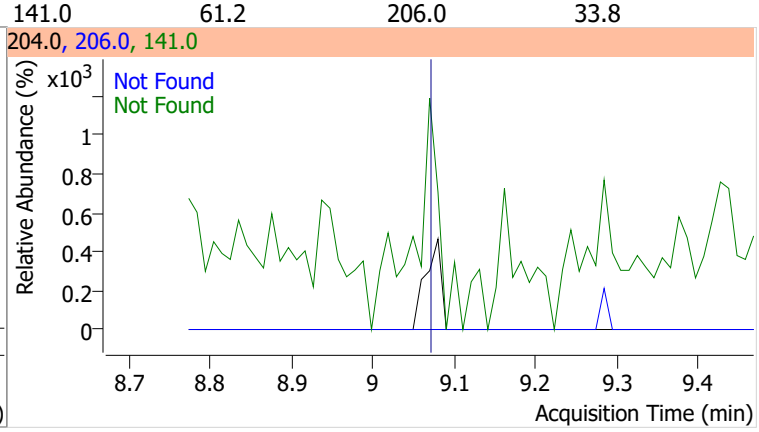

Compound	Conc.	Exp RT	QIon	Exp Ratio	QIon	Exp Ratio
4-Nitroaniline	N.D.	9.14	65.0	112.7	92.0	49.3

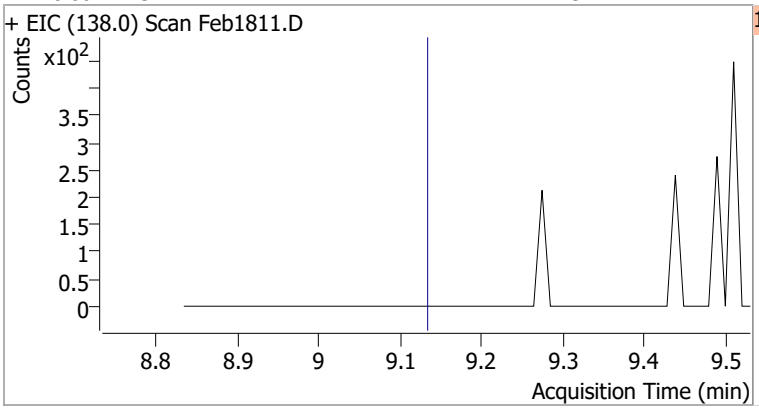

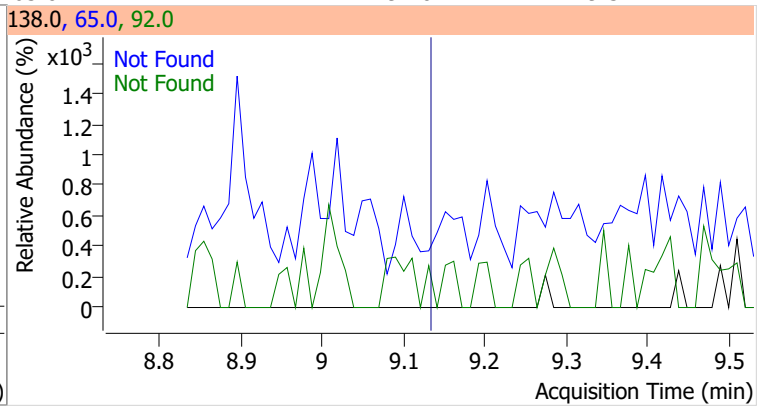

Compound	Conc.	Exp RT	QIon	Exp Ratio
4,6-Dinitro-2-methylphenol	N.D.	9.15	121.0	50.2

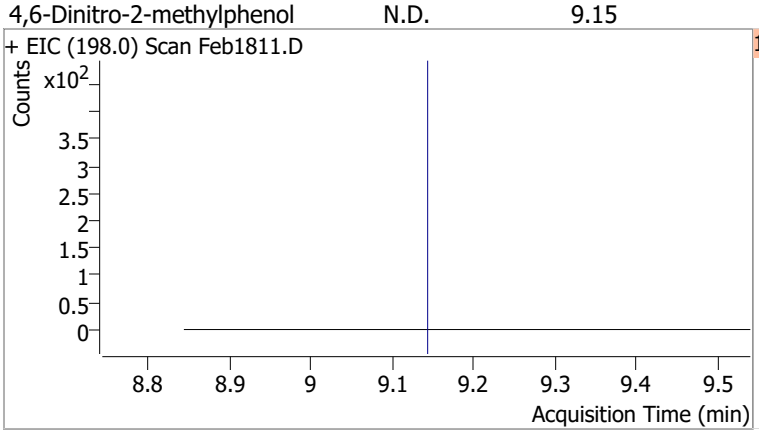

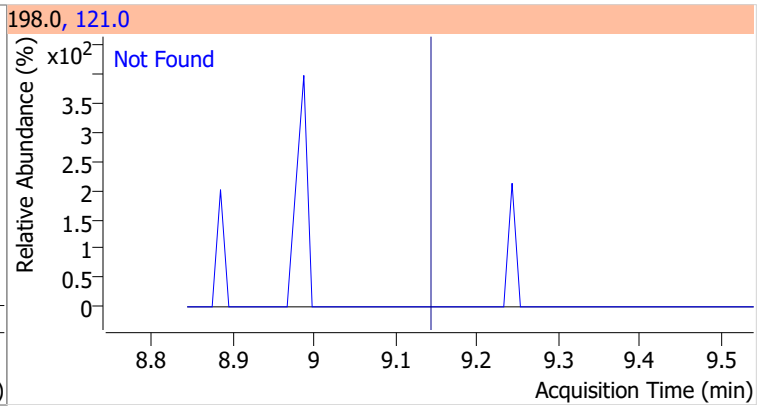

Compound	Conc.	Exp RT	QIon	Exp Ratio	QIon	Exp Ratio
N-nitrosodiphenylamine	N.D.	9.23	168.0	62.8	167.0	34.1

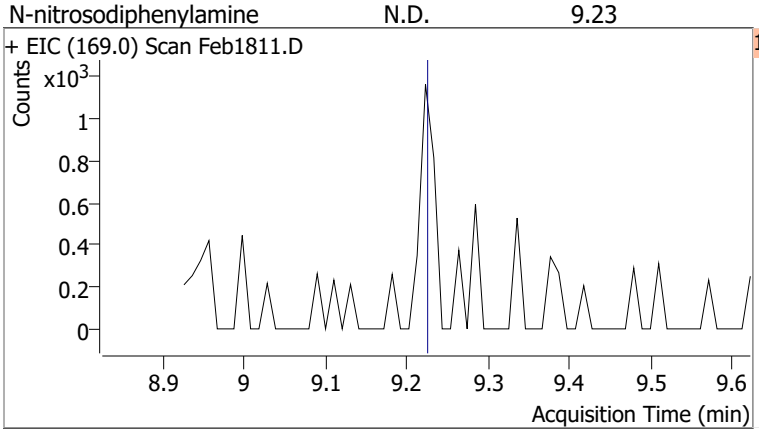

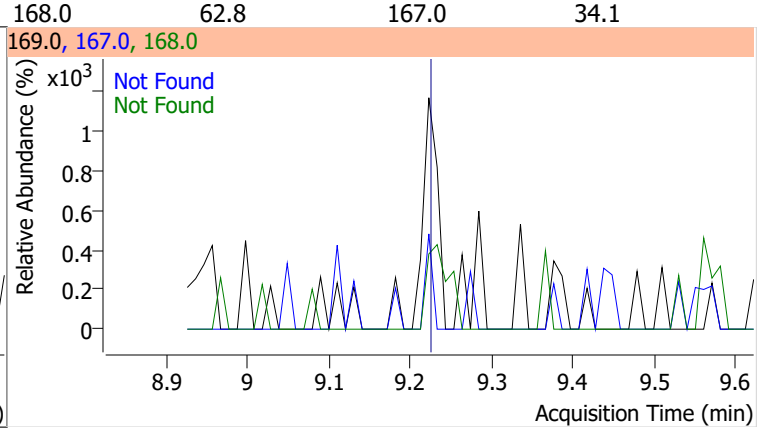

Compound	Conc.	Exp RT	QIon	Exp Ratio	QIon	Exp Ratio
Azobenzene	N.D.	9.26	51.0	45.2	182.0	24.1

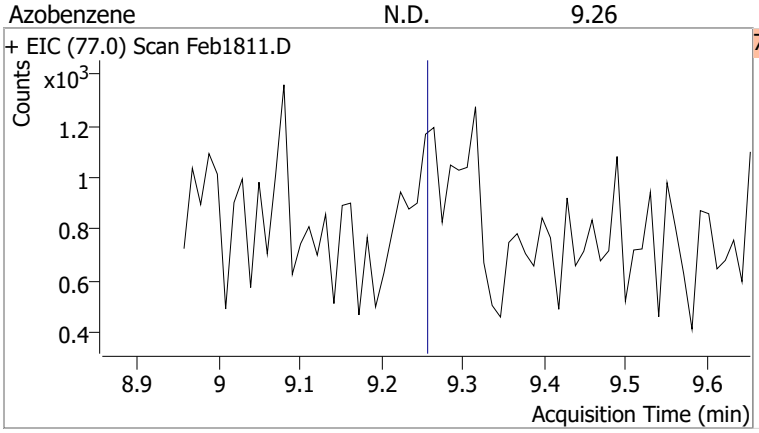

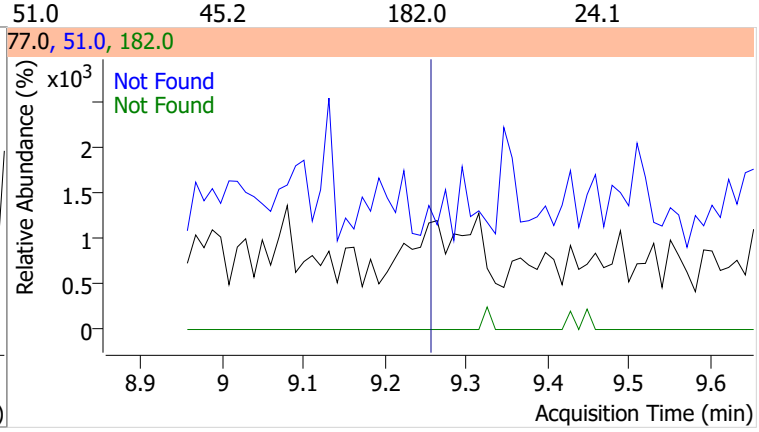

Compound	Conc.	Exp RT	QIon	Exp Ratio
2,4,6-Tribromophenol	N.D.	9.34	331.8	97.9

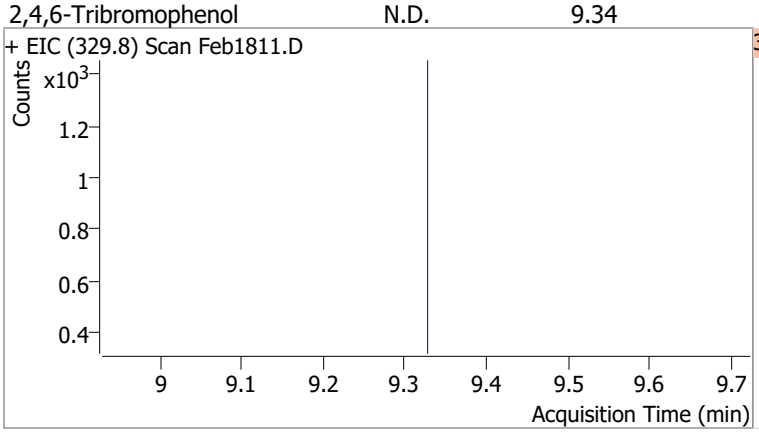

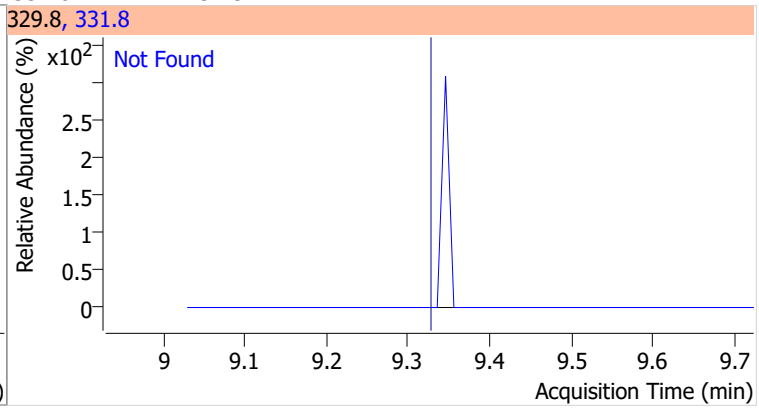

Compound	Conc.	Exp RT	QIon	Exp Ratio	QIon	Exp Ratio
4-Bromophenyl-phenylether	N.D.	9.65	141.0	98.8	250.0	98.2

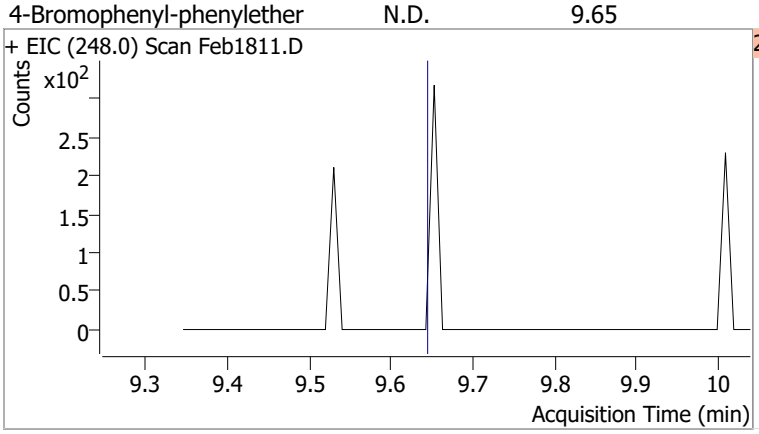

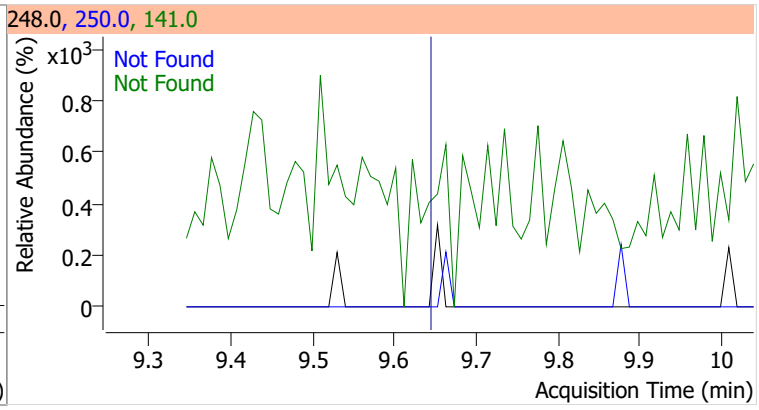

Compound	Conc.	Exp RT	QIon	Exp Ratio
Hexachlorobenzene	N.D.	9.69	142.0	53.8

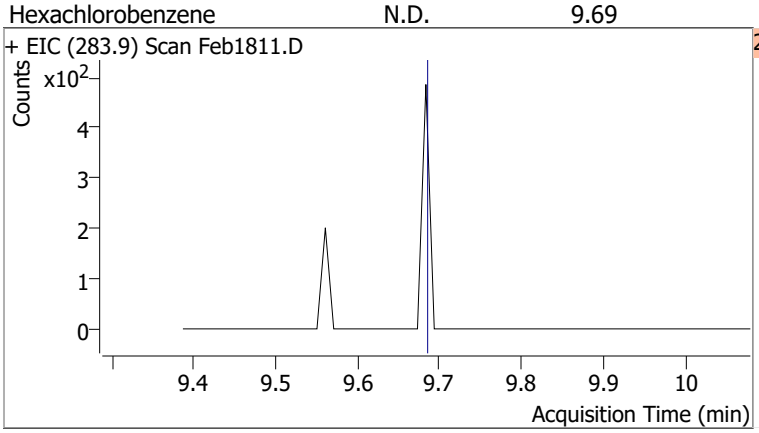

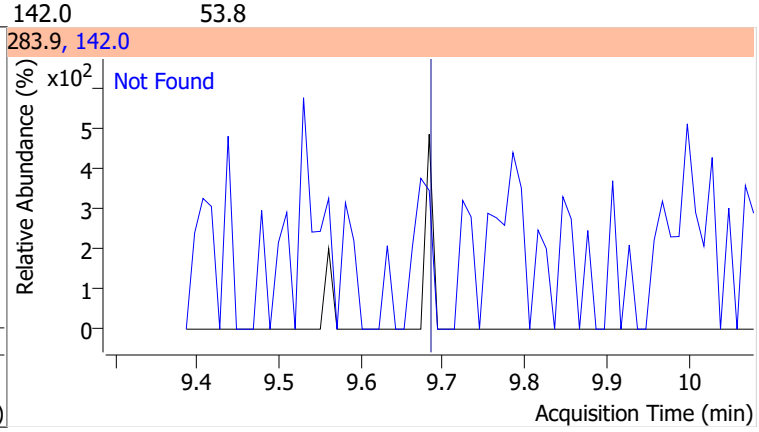

Compound	Conc.	Exp RT	QIon	Exp Ratio	QIon	Exp Ratio
Pentachlorophenol	N.D.	9.97	267.9	59.4	263.9	58.9

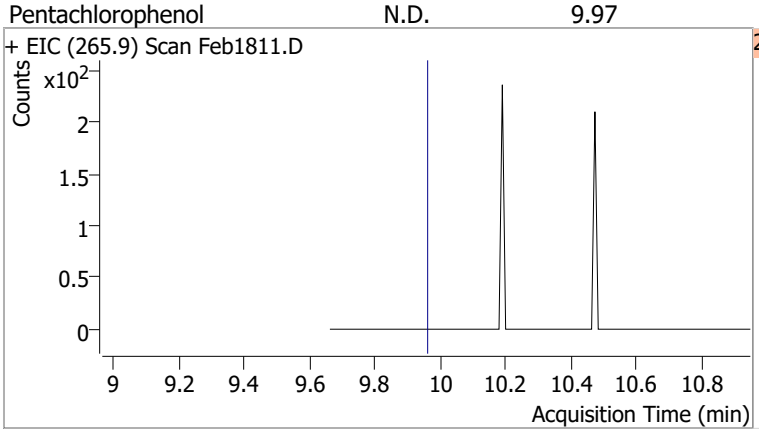

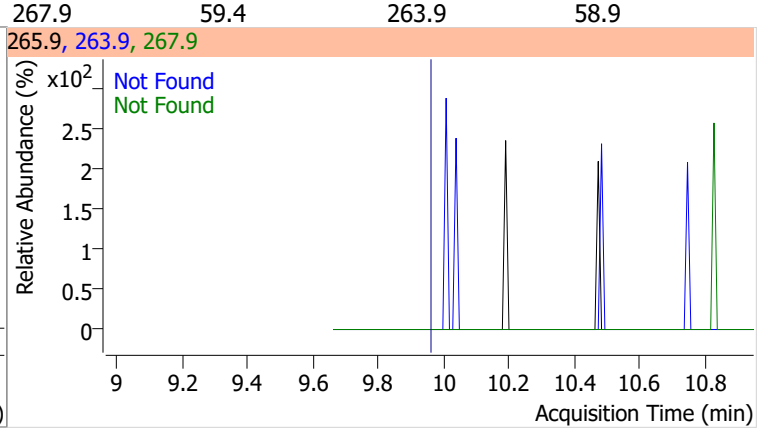

Compound	Conc.	Exp RT	QIon	Exp Ratio
Phenanthrene	N.D.	10.18	176.0	18.5

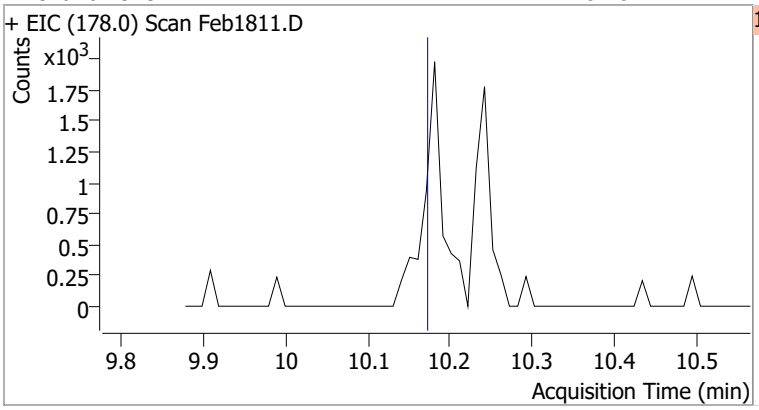

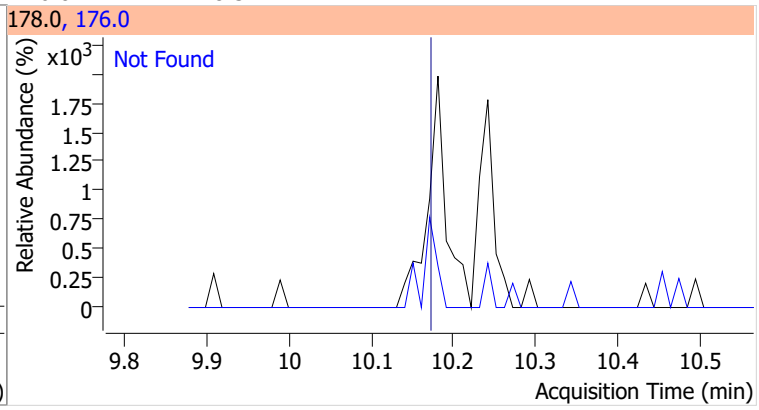

Compound	Conc.	Exp RT	QIon	Exp Ratio
Anthracene	N.D.	10.25	176.0	18.4

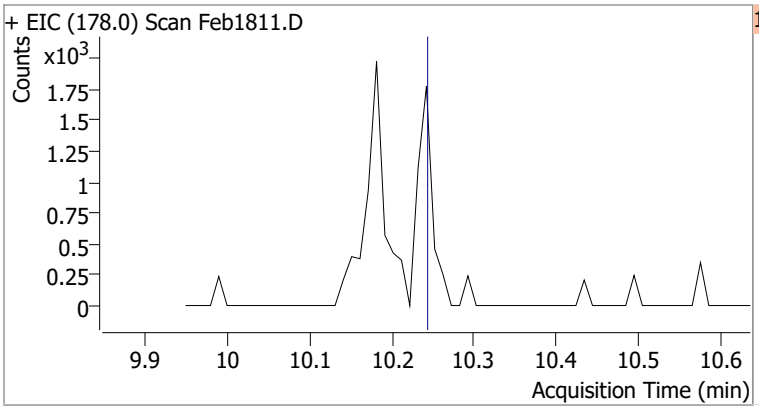

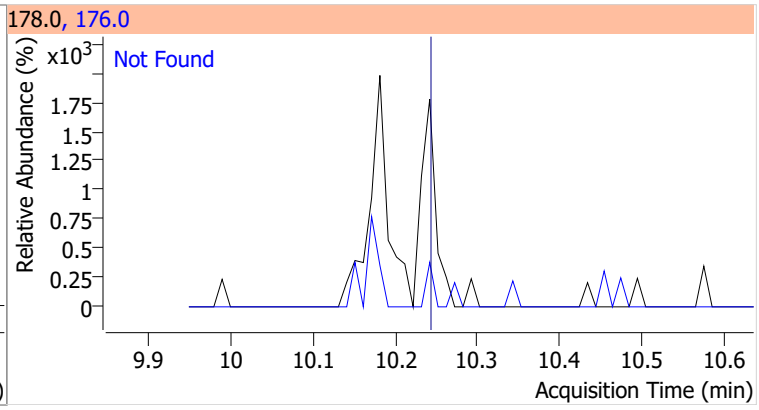

Compound	Conc.	Exp RT	QIon	Exp Ratio	QIon	Exp Ratio
Triallate	N.D.	10.31	268.0	24.1	143.0	22.5

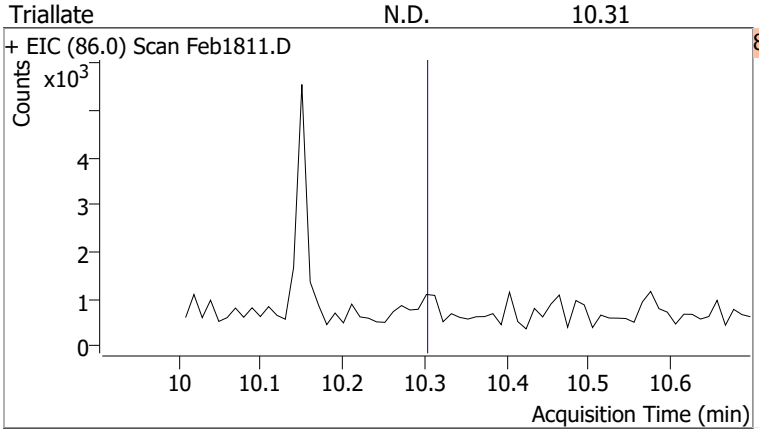

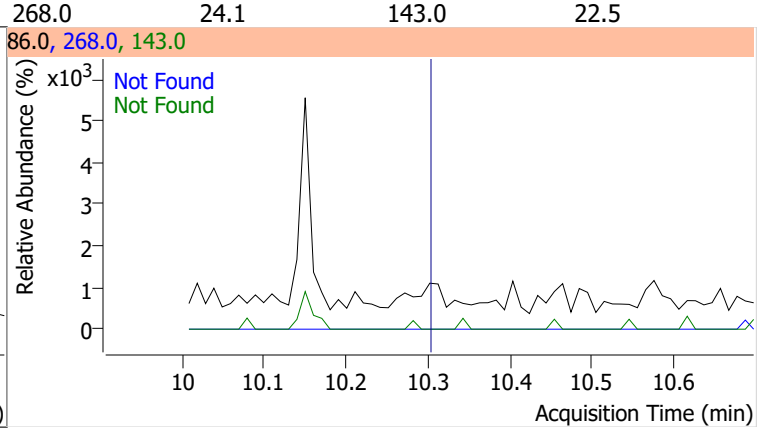

Compound	Conc.	Exp RT	QIon	Exp Ratio
Carbazole	N.D.	10.49	139.0	12.8

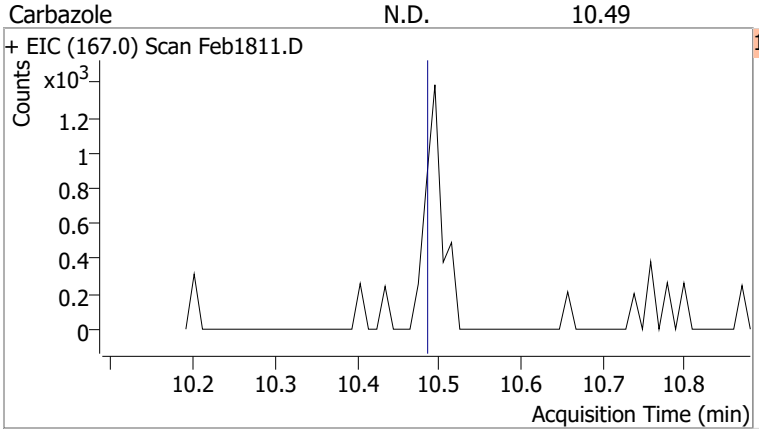

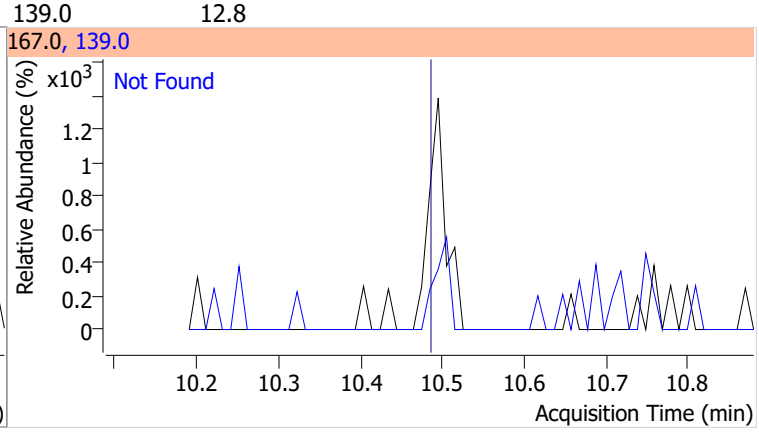

Compound	Conc.	Exp RT	QIon	Exp Ratio	QIon	Exp Ratio
o-Terphenyl	N.D.	10.70	229.0	64.9	215.0	37.0

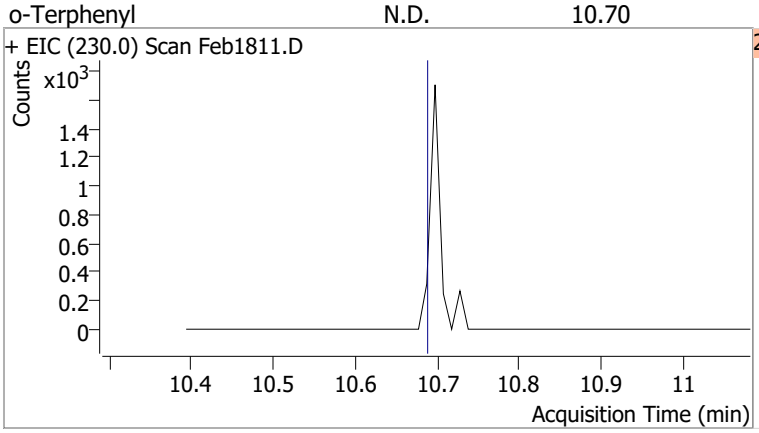

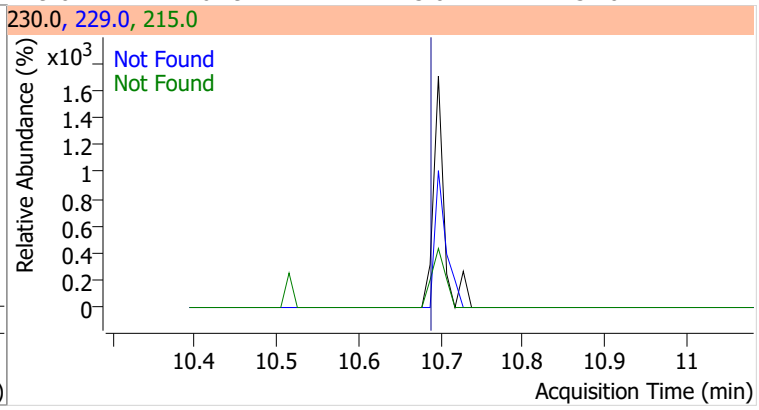

Compound	Conc.	Exp RT	QIon	Exp Ratio	QIon	Exp Ratio
Di-n-Butylphthalate	N.D.	11.08	150.0	9.1	104.0	6.4

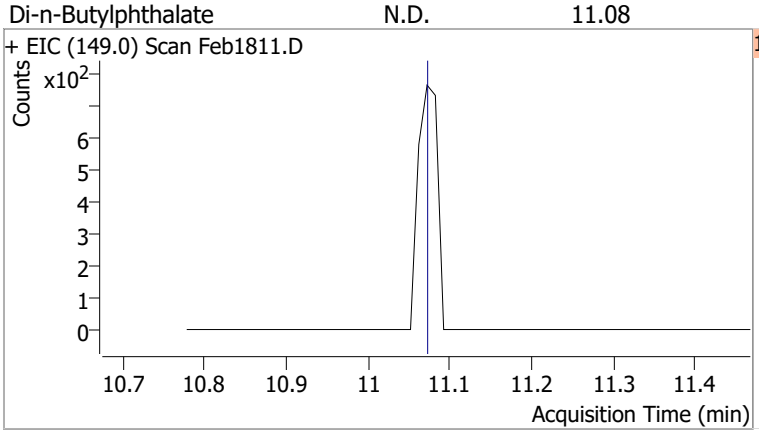

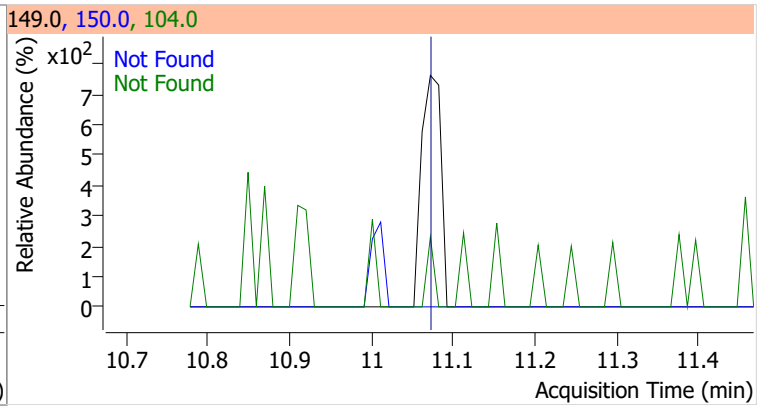

Compound	Conc.	Exp RT	QIon	Exp Ratio
Fluoranthene	N.D.	11.95	101.0	13.4

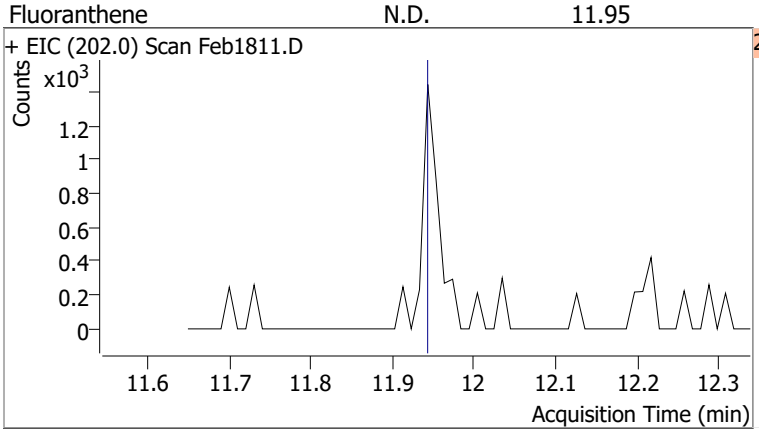

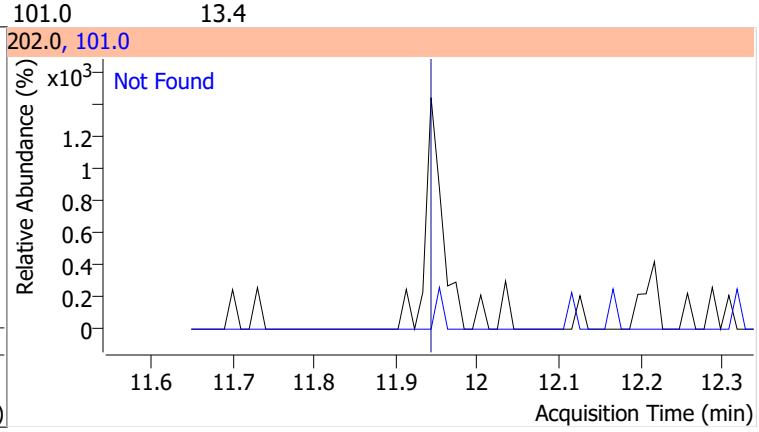

Compound	Conc.	Exp RT	QIon	Exp Ratio	QIon	Exp Ratio
Benzidine	N.D.	12.35	183.0	11.8	92.0	8.3

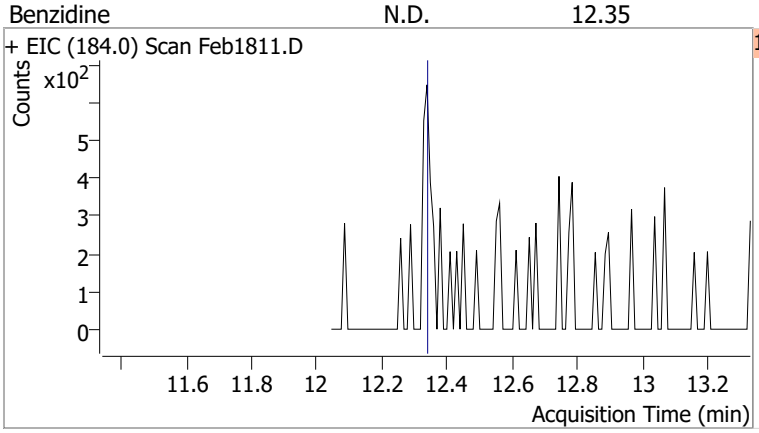

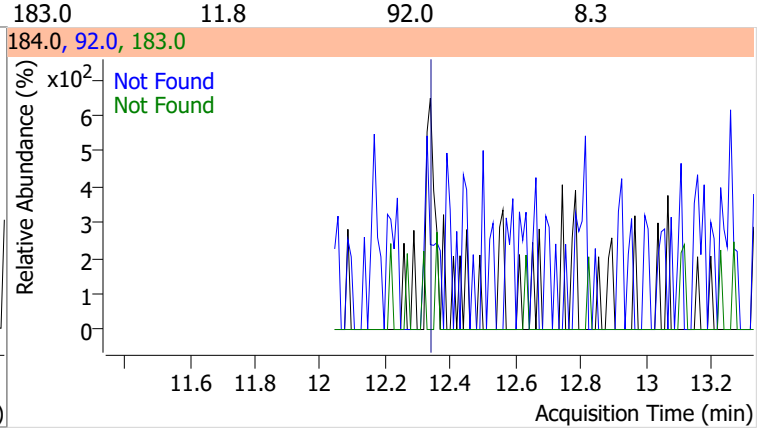

Compound	Conc.	Exp RT	QIon	Exp Ratio
Pyrene	N.D.	12.38	101.0	15.9

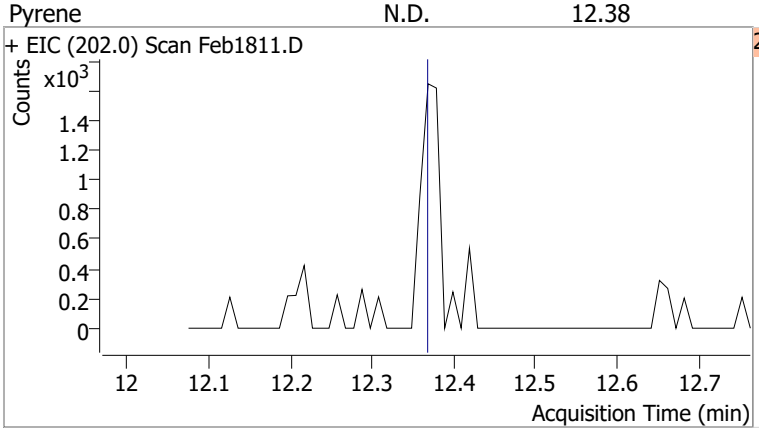

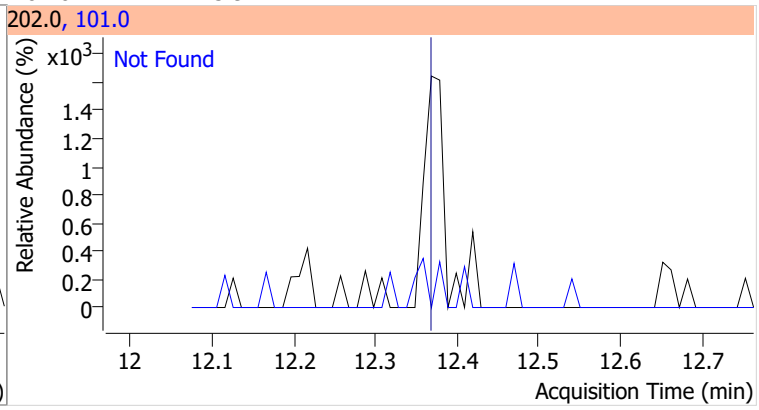

Compound	Conc.	Exp RT	QIon	Exp Ratio
Terphenyl-d14	N.D.	12.88	122.0	14.4

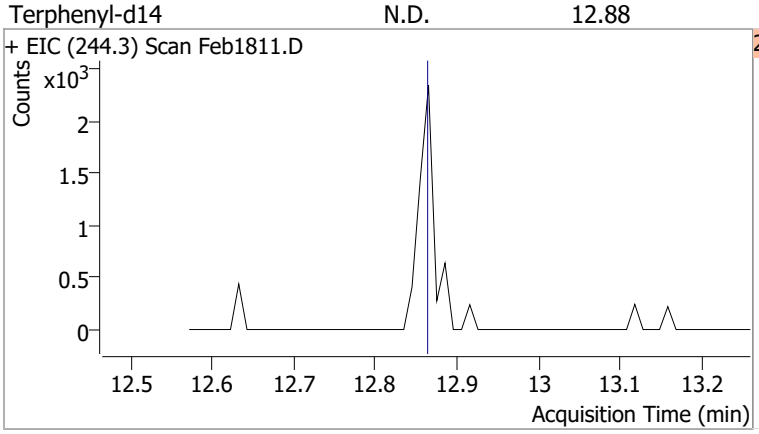

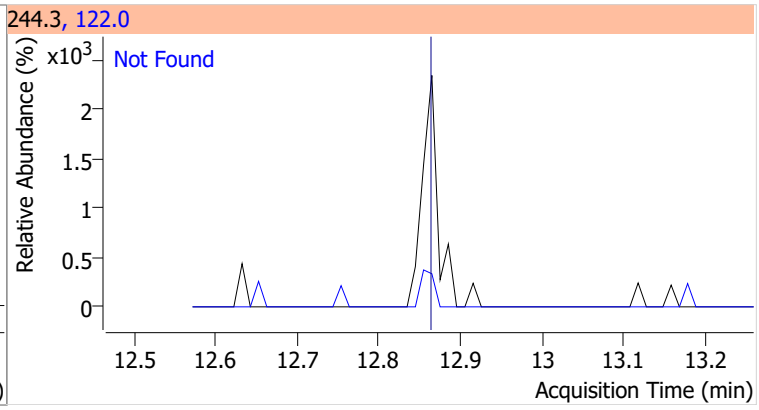

Compound	Conc.	Exp RT	QIon	Exp Ratio	QIon	Exp Ratio
Butylbenzylphthalate	N.D.	14.32	91.0	85.1	206.0	17.5

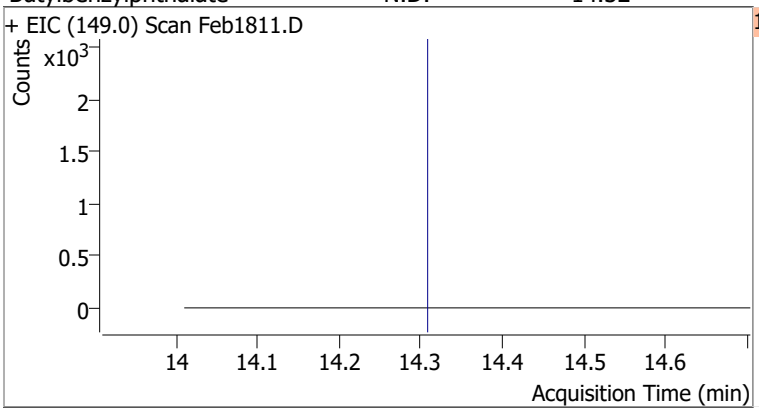

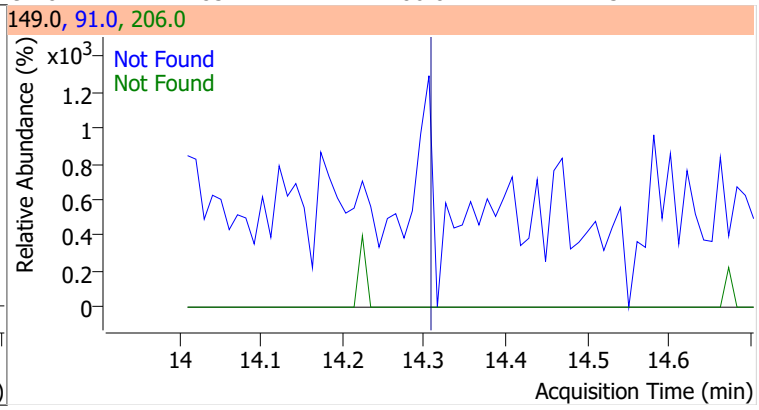

Compound	Conc.	Exp RT	QIon	Exp Ratio	QIon	Exp Ratio
Benzo(a)Anthracene	N.D.	15.51	226.0	26.8	229.0	21.1

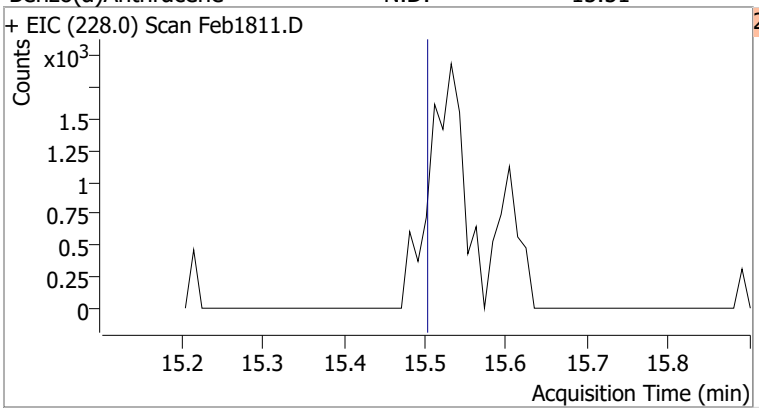

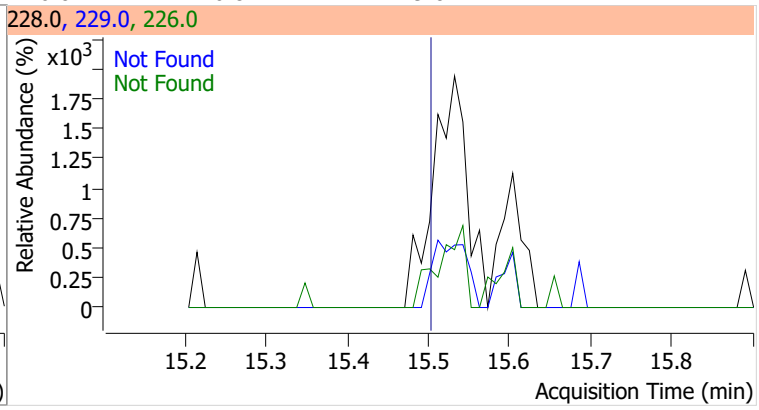

Compound	Conc.	Exp RT	QIon	Exp Ratio	QIon	Exp Ratio
Chrysene	N.D.	15.62	226.0	28.4	229.0	19.7

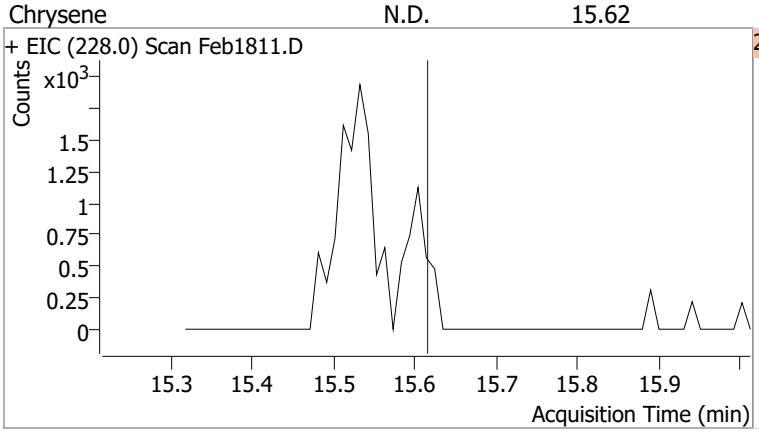

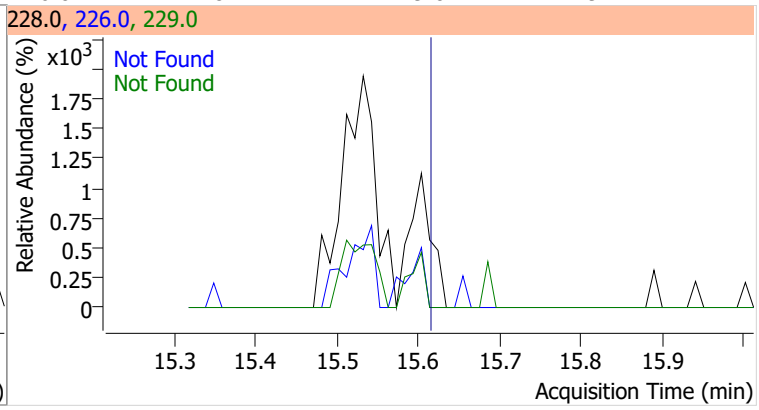

Compound	Conc.	Exp RT	QIon	Exp Ratio
3,3-Dichlorobenzidine	N.D.	15.69	254.0	64.2

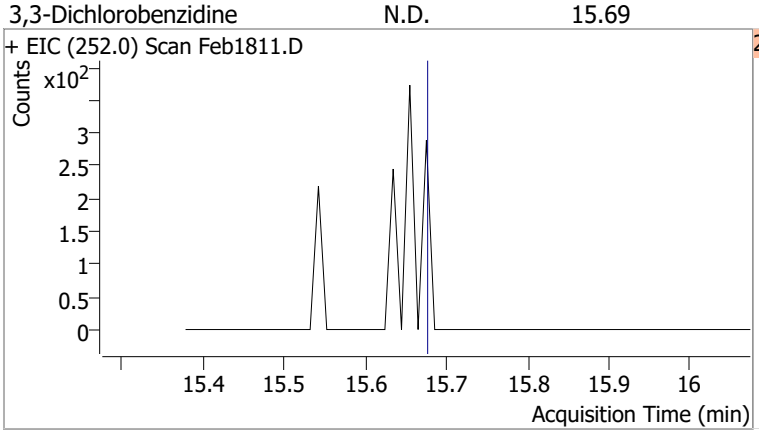

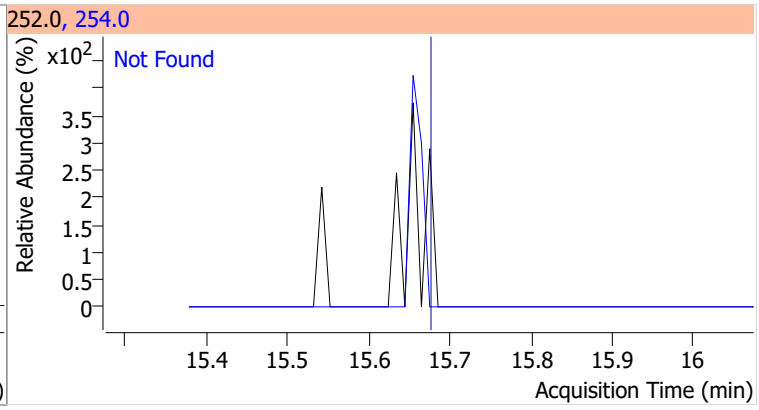

Compound	Conc.	Exp RT	QIon	Exp Ratio	QIon	Exp Ratio
bis(2-ethylhexyl)Phthalate	N.D.	16.37	149.0	390.8	279.0	15.0

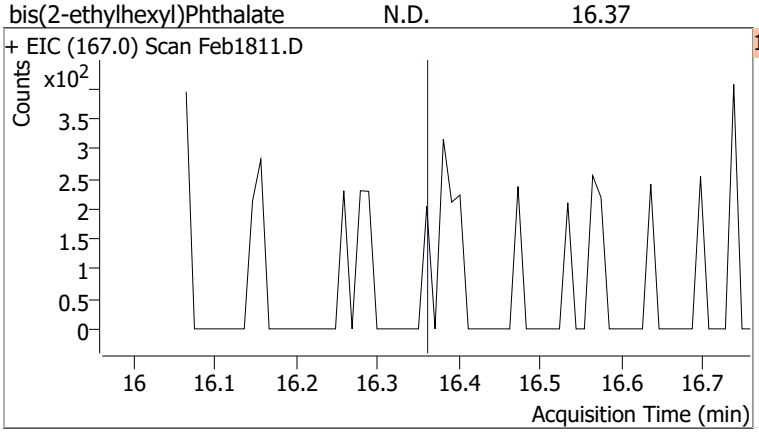

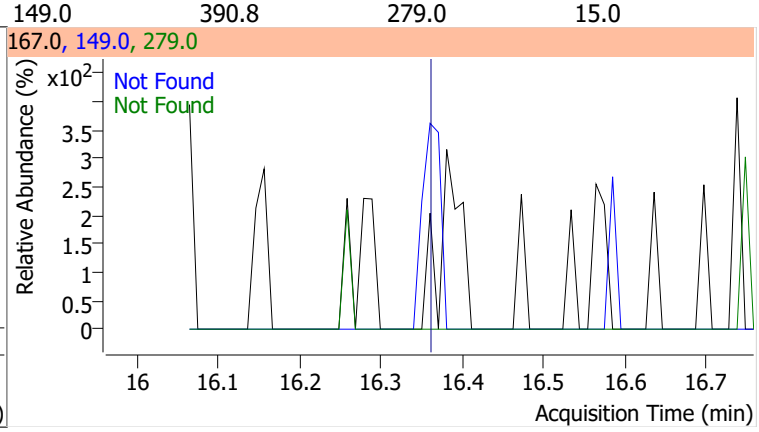

Compound	Conc.	Exp RT	QIon	Exp Ratio
Di-n-octyl Phthalate	N.D.	18.13	150.0	10.0

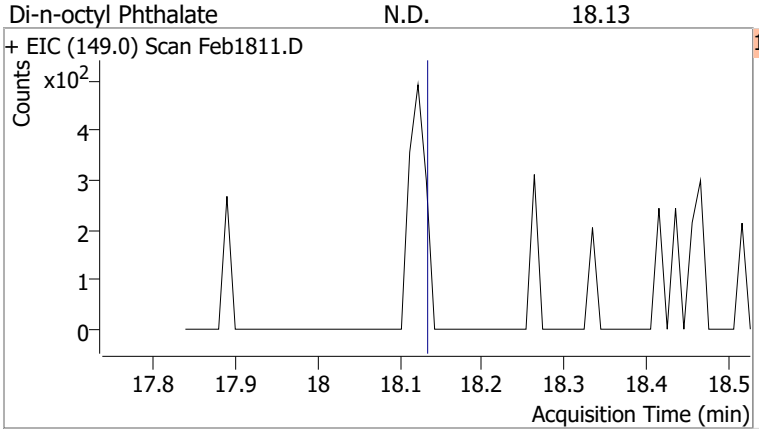

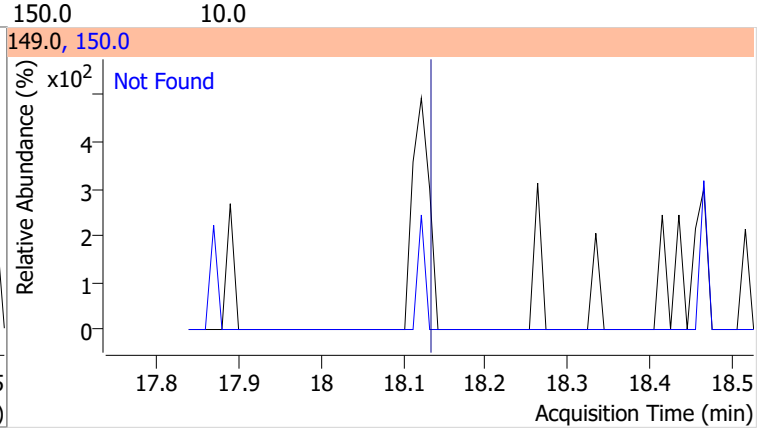

Compound	Conc.	Exp RT	QIon	Exp Ratio
Benzo(b)fluoranthene	N.D.	18.38	253.0	22.3

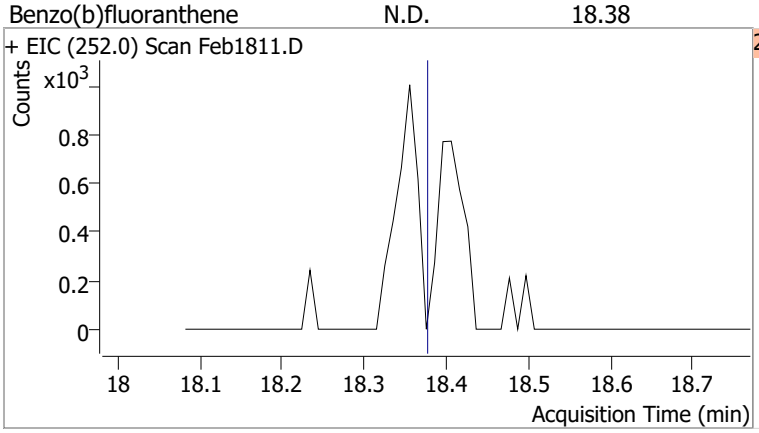

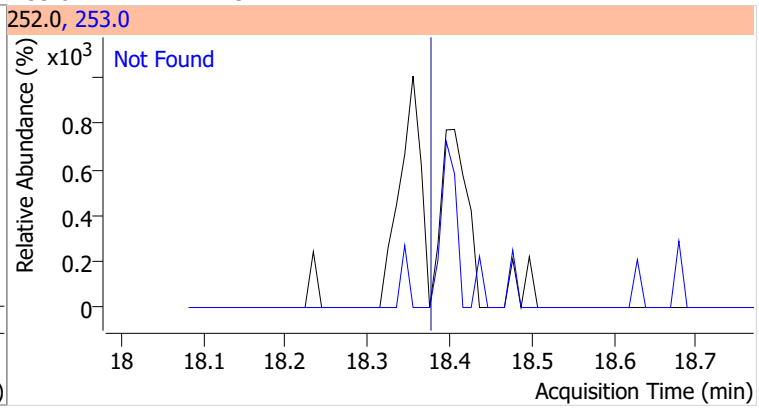

Compound	Conc.	Exp RT	QIon	Exp Ratio
Benzo(k)fluoranthene	N.D.	18.45	253.0	22.0

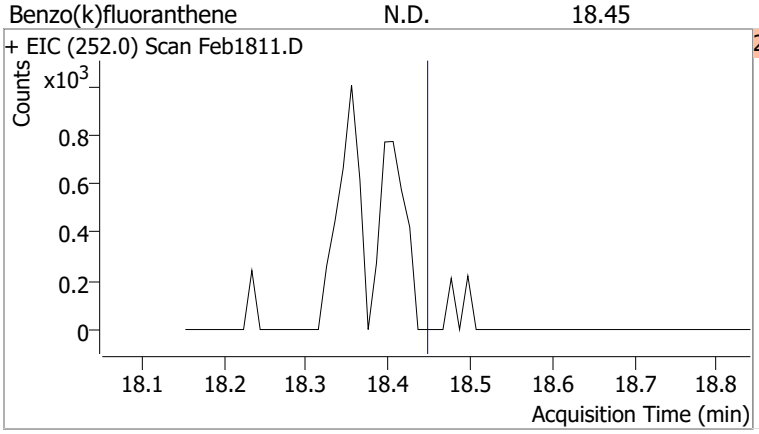

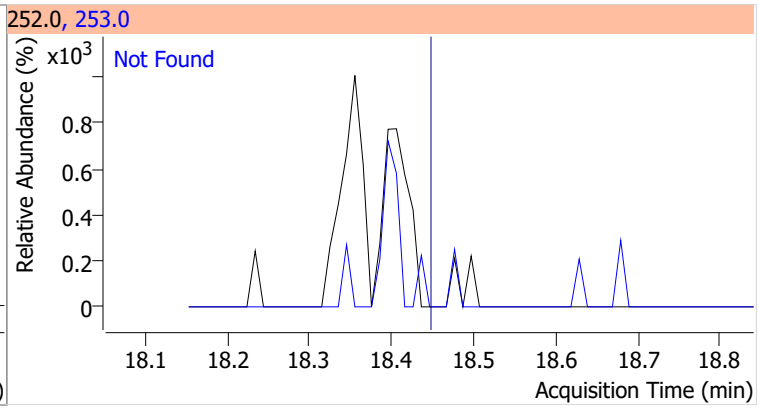

Compound	Conc.	Exp RT	QIon	Exp Ratio
Benzo(a)pyrene	N.D.	18.98	253.0	21.5

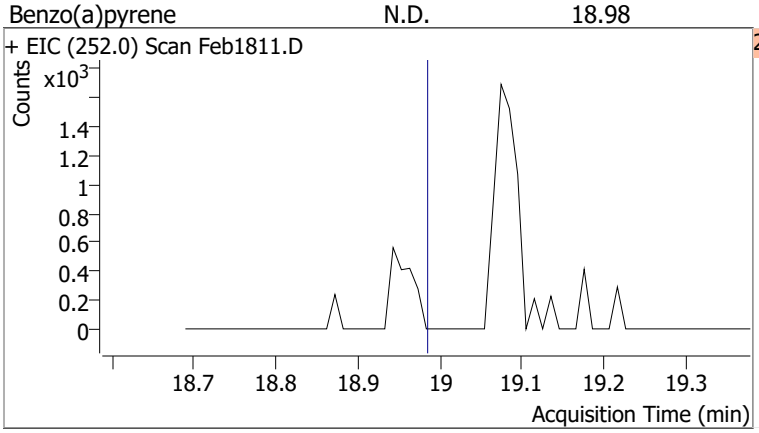

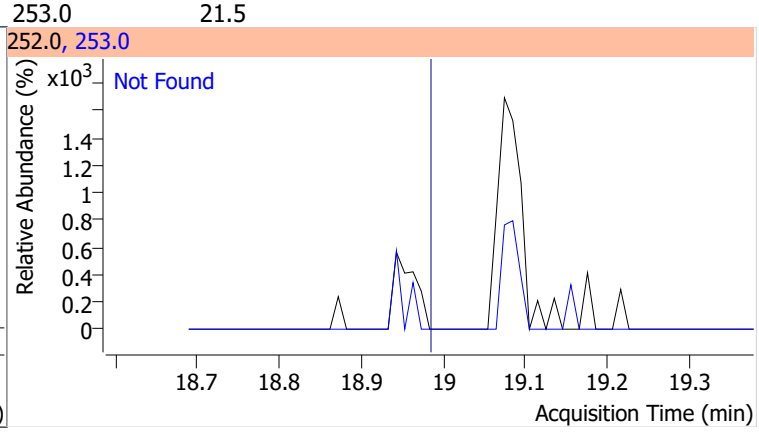

Compound	Conc.	Exp RT	QIon	Exp Ratio
Indeno(1,2,3-c,d)pyrene	N.D.	20.76	138.0	29.6

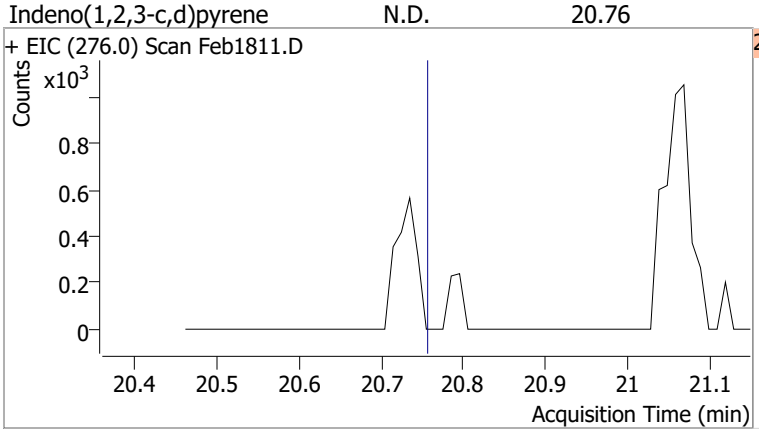

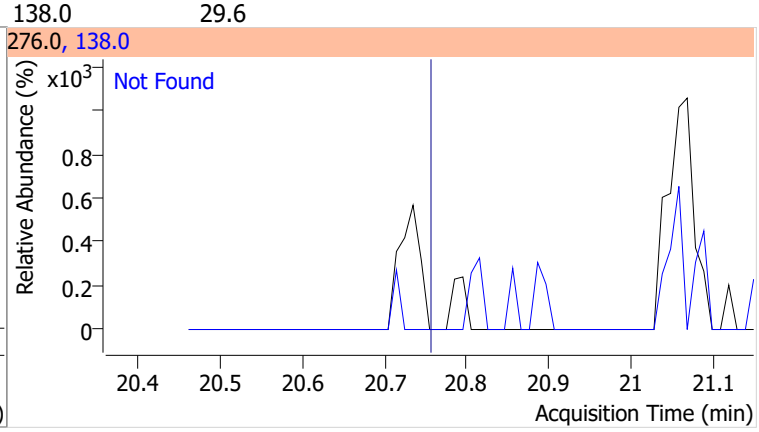

Compound	Conc.	Exp RT	QIon	Exp Ratio	QIon	Exp Ratio
Dibenzo(a,h)anthracene	N.D.	20.82	139.0	25.2	279.0	24.1

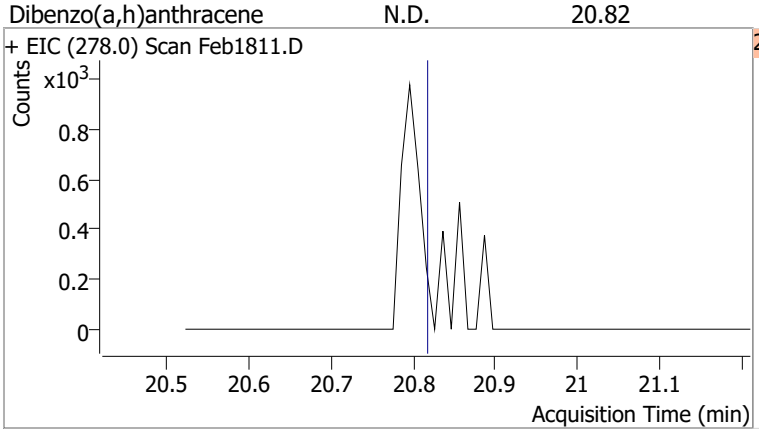

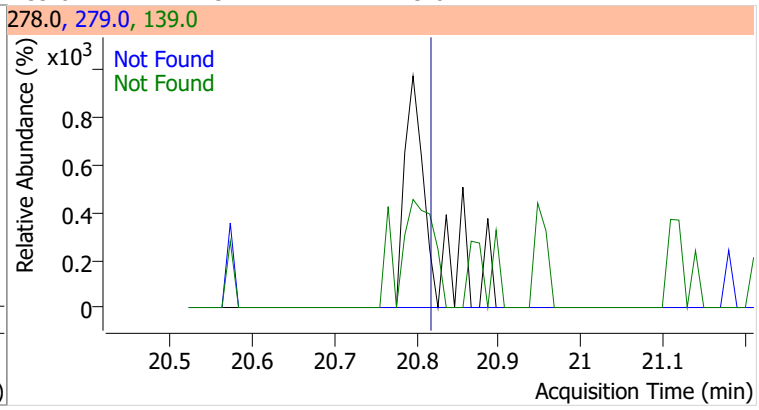

Compound	Conc.	Exp RT	QIon	Exp Ratio	QIon	Exp Ratio
Benzo(g,h,i)perylene	N.D.	21.09	138.0	33.0	277.0	23.2

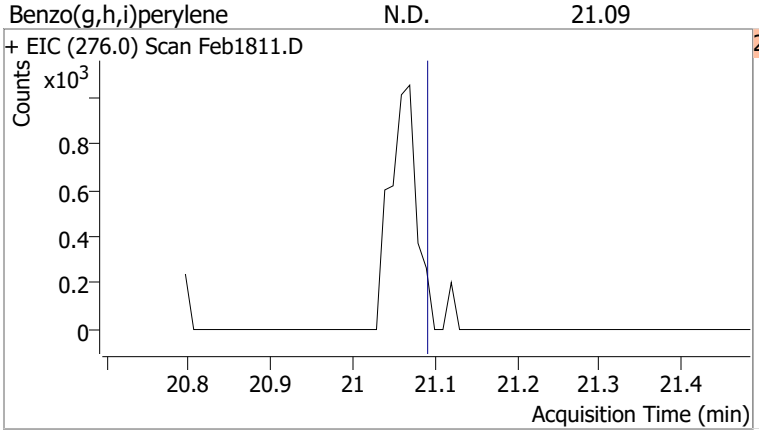

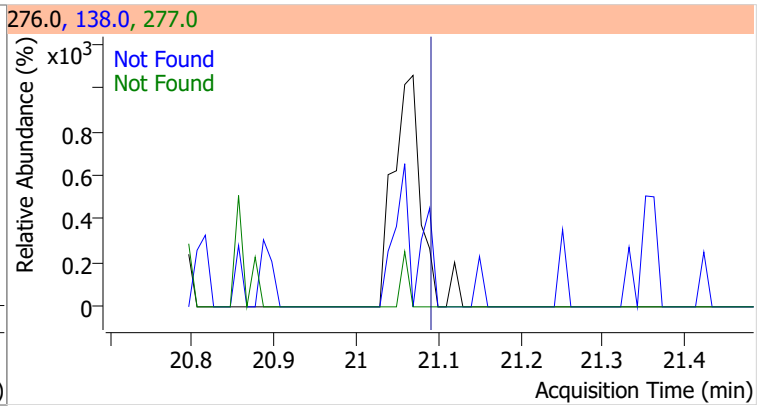

Quantitation Results Report (QT Reviewed)

Data File	Feb1812.D	Operator	LIMS import
Acq. Method	BNA+SIM.M	Acq. Date-Time	2/19/2022 1:56:32 PM
Sample Name	MB-163621	Instrument	Instrument #1
Vial	12	Multiplier	1.00
DA Method File		Comment	SVOC-8270-W-LARGO
Tune File	dftppdsm.u	Tune Date	2/18/2022 9:25:00 PM
Batch Name	021822 DoD BNA cal.batch.bin	Last Calib Update	2/19/2022 1:06:17 PM
Ref Library	D:\Org\Library\NIST129K.l		

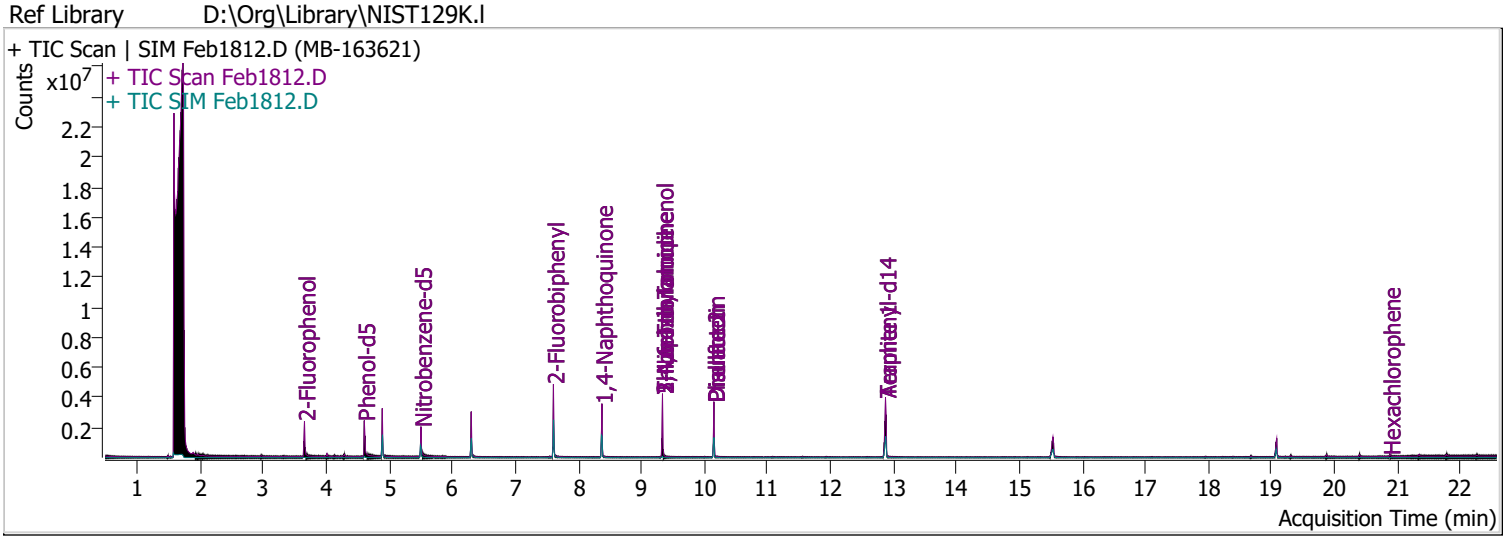

Compound	RT	QIon	Resp.	Conc.	Units		Dev(Min)
Internal Standards							
System Monitoring Compounds							
S 2-Fluorophenol	3.653	112.0	746200	67.9329	µg/L		0.000
Spiked Amount: 200.000	Range: 10.0 - 75.0%			Recovery = 33.97%			
S Phenol-d5	4.603	99.0	951261	66.9083	µg/L		-0.010
Spiked Amount: 200.000	Range: 10.0 - 65.0%			Recovery = 33.45%			
S Nitrobenzene-d5	5.502	82.0	485840	61.7579	µg/L		0.000
Spiked Amount: 100.000	Range: 32.0 - 94.0%			Recovery = 61.76%			
S 2-Fluorobiphenyl	7.605	172.0	1382362	62.2096	µg/L		0.000
Spiked Amount: 100.000	Range: 28.0 - 107.0%			Recovery = 62.21%			
S 2,4,6-Tribromophenol	9.336	329.8	321583	157.2199	µg/L		0.000
Spiked Amount: 200.000	Range: 25.0 - 140.0%			Recovery = 78.61%			
S Terphenyl-d14	12.875	244.3	2209315	102.2438	µg/L		0.000
Spiked Amount: 100.000	Range: 32.0 - 122.0%			Recovery = 102.24%			
Target Compounds							**QValue**
T N-Nitrosodimethylamine	0.000		0	N.D.			
T Pyridine	0.000		0	N.D.			
T Aniline	0.000		0	N.D.			
T Phenol	0.000		0	N.D.			
T bis(-2-Chloroethyl)Ether	4.889	63.0	0		µg/L	md	1
T 2-Chlorophenol	0.000		0	N.D.			
T 1,3-Dichlorobenzene	0.000		0	N.D.			
T 1,4-Dichlorobenzene	0.000		0	N.D.			
T 1,2-Dichlorobenzene	0.000		0	N.D.			
T Benzyl Alcohol	0.000		0	N.D.			
T bis(2-chloroisopropyl)Ether	0.000		0	N.D.			
T 2-Methylphenol	0.000		0	N.D.			
T N-nitroso-Di-n-propylamine	5.502	70.0	0		µg/L	md	1
T 4Methylphenol/3Methylphenol	0.000		0	N.D.			
T Hexachloroethane	0.000		0	N.D.			

Compound	RT	QIon	Resp.	Conc.	Units		Dev(Min)
T Nitrobenzene	0.000		0	N.D.			
T Isophorone	0.000		0	N.D.			
T 2-Nitrophenol	0.000		0	N.D.			
T 2,4-Dimethylphenol	0.000		0	N.D.			
T bis(-2-Chloroethoxy)Methane	0.000		0	N.D.			
T 2,4-Dichlorophenol	0.000		0	N.D.			
T Benzoic Acid	0.000		0	N.D.			
T 1,2,4-Trichlorobenzene	0.000		0	N.D.			
T Naphthalene	0.000		0	N.D.			
T 4-Chlorophenol	6.301	130.0	0		µg/L	md	1
T p-Chloroaniline	0.000		0	N.D.			
T Hexachlorobutadiene	0.000		0	N.D.			
T 4-Chloro-2-Methylphenol	0.000		0	N.D.			
T 4-Chloro-3-Methylphenol	0.000		0	N.D.			
T 2-Methylnaphthalene	0.000		0	N.D.			
T 1-Methylnaphthalene	0.000		0	N.D.			
T Hexachlorocyclopentadiene	0.000		0	N.D.			
T 2,4,6-Trichlorophenol	0.000		0	N.D.			
T 2,4,5-Trichlorophenol	0.000		0	N.D.			
T 2-Chloronaphthalene	0.000		0	N.D.			
T 2-Nitroaniline	0.000		0	N.D.			
T Dimethyl Phthalate	8.374	163.0	0		µg/L	md	1
T 2,6-Dinitrotoluene	8.374	165.0	0		µg/L	md	1
T Acenaphthylene	0.000		0	N.D.			
T 3-Nitroaniline	0.000		0	N.D.			
T Acenaphthene	0.000		0	N.D.			
T 2,4-Dinitrophenol	0.000		0	N.D.			
T Dibenzofuran	0.000		0	N.D.			
T 2,4-Dinitrotoluene	0.000		0	N.D.			
T 4-Nitrophenol	0.000		0	N.D.			
T Diethylphthalate	0.000		0	N.D.			
T Fluorene	0.000		0	N.D.			
T 4-Chlorophenyl-phenylether	0.000		0	N.D.			
T 4-Nitroaniline	0.000		0	N.D.			
T 4,6-Dinitro-2-methylphenol	9.336	198.0	0		µg/L	md	1
T N-nitrosodiphenylamine	0.000		0	N.D.			
T Azobenzene	0.000		0	N.D.			
T 4-Bromophenyl-phenylether	0.000		0	N.D.			
T Hexachlorobenzene	0.000		0	N.D.			
T Pentachlorophenol	0.000		0	N.D.			
T Phenanthrene	0.000		0	N.D.			
T Anthracene	0.000		0	N.D.			
T Triallate	0.000		0	N.D.			
T Carbazole	0.000		0	N.D.			
T o-Terphenyl	0.000		0	N.D.			
T Di-n-Butylphthalate	0.000		0	N.D.			
T Fluoranthene	0.000		0	N.D.			
T Benzidine	12.875	184.0	0		µg/L	md	1
T Pyrene	0.000		0	N.D.			
T Butylbenzylphthalate	0.000		0	N.D.			
T Benzo(a)Anthracene	0.000		0	N.D.			
T Chrysene	0.000		0	N.D.			
T 3,3-Dichlorobenzidine	0.000		0	N.D.			
T bis(2-ethylhexyl)Phthalate	0.000		0	N.D.			
T Di-n-octyl Phthalate	0.000		0	N.D.			

Compound	RT	QIon	Resp.	Conc.	Units	Dev(Min)
T Benzo(b)fluoranthene	0.000		0	N.D.		
T Benzo(k)fluoranthene	0.000		0	N.D.		
T Benzo(a)pyrene	0.000		0	N.D.		
T Indeno(1,2,3-c,d)pyrene	0.000		0	N.D.		
T Dibenzo(a,h)anthracene	0.000		0	N.D.		
T Benzo(g,h,i)perylene	0.000		0	N.D.		

(#) = Qualifier Out of Range; (m) = Manual Integration; (+) = Area Summed; (*) = Surrogate Percent Recovery Out of Range; (d): Zeroed Peak

Compound	Conc.	Exp RT	QIon	Exp Ratio
N-Nitrosodimethylamine	N.D.	2.49	42.0	135.8

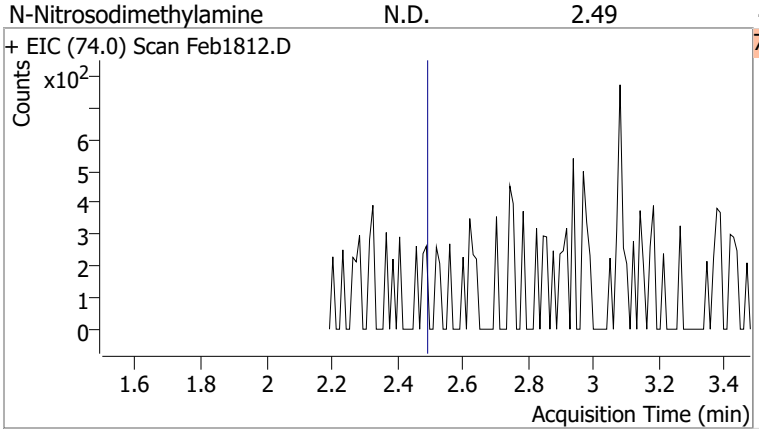

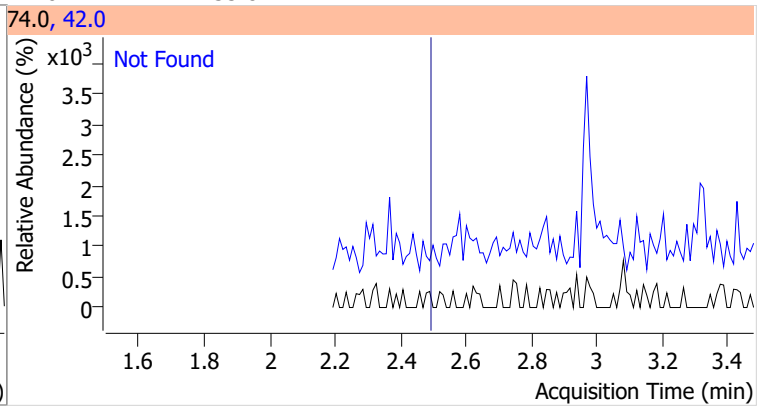

Compound	Conc.	Exp RT	QIon	Exp Ratio
Pyridine	N.D.	2.53	52.0	82.7

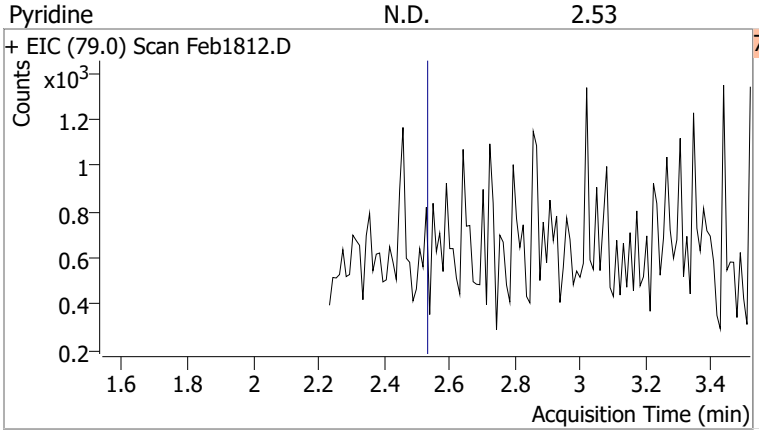

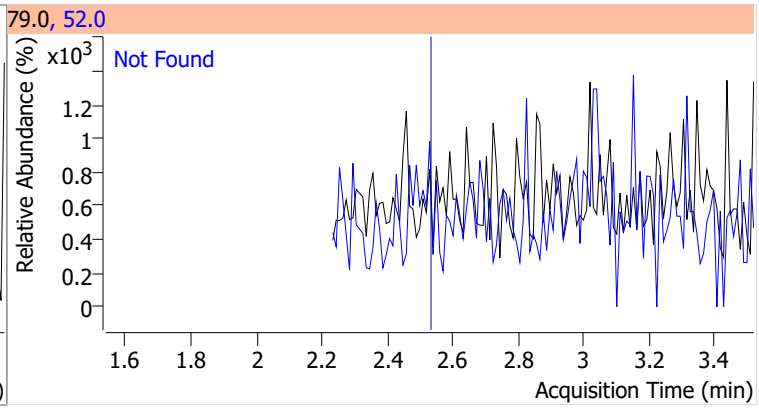

Compound	Conc.	RT	Dev(Min)	Resp.	QIon	QRatio	Lower	Upper
2-Fluorophenol	67.9329	3.65	0.00	746200	64.0	51.9	34.6	64.3
					92.0	21.3	14.2	26.5

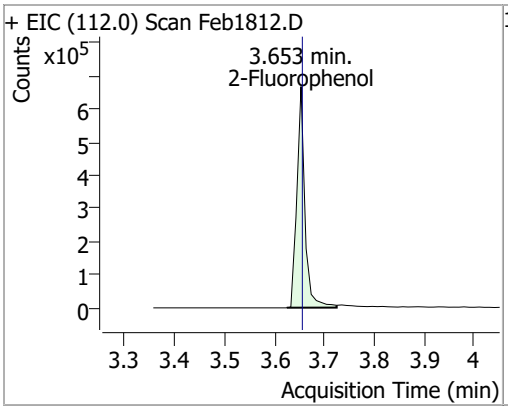

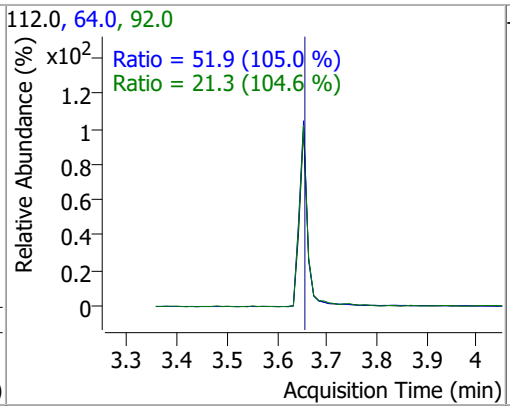

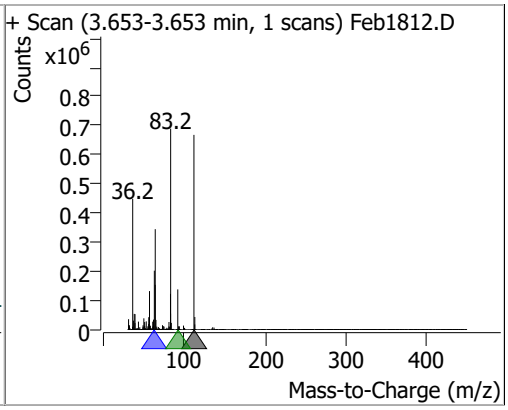

Compound	Conc.	Exp RT	QIon	Exp Ratio	QIon	Exp Ratio
Aniline	N.D.	4.56	66.0	36.7	65.0	18.7

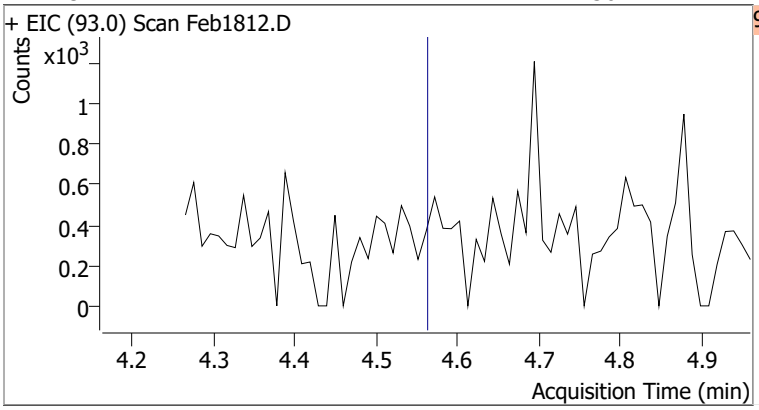

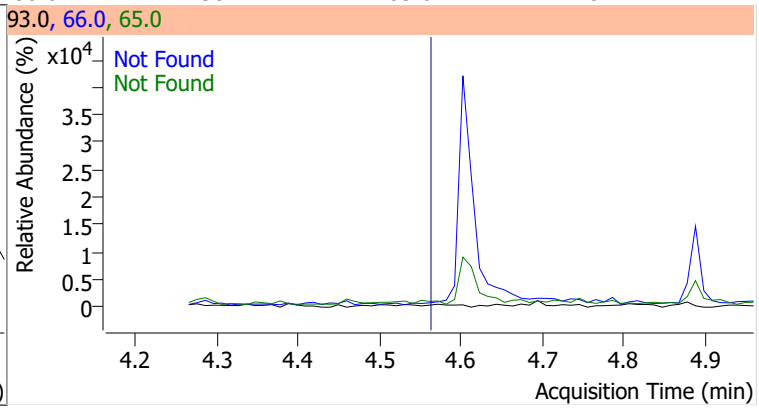

Compound	Conc.	RT	Dev(Min)	Resp.	QIon	QRatio	Lower	Upper
Phenol-d5	66.9083	4.60	-0.01	951261	71.0	34.6	25.8	47.9

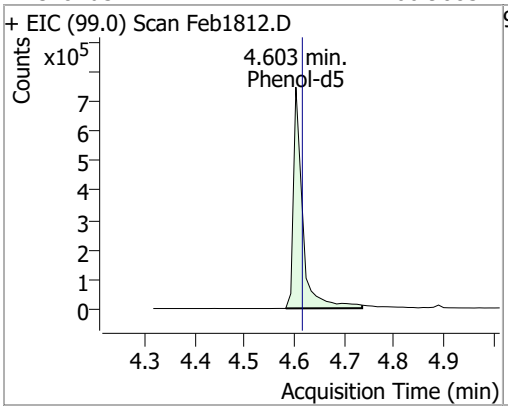

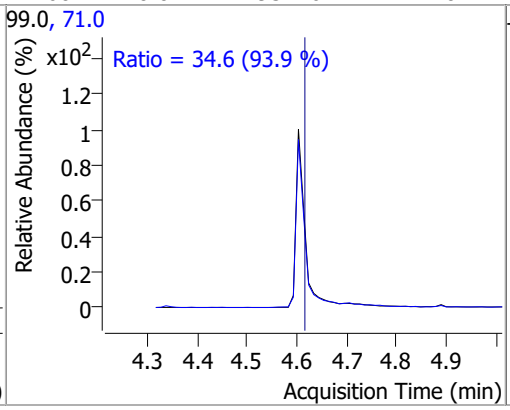

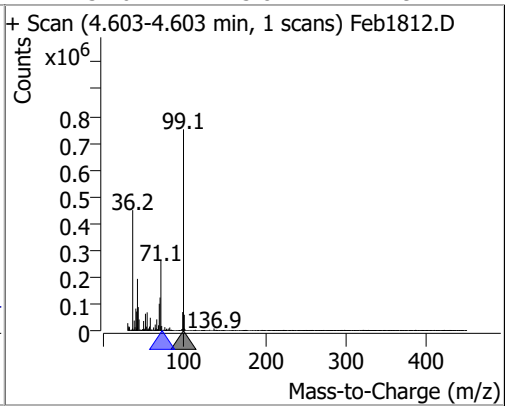

Compound	Conc.	Exp RT	QIon	Exp Ratio
Phenol	N.D.	4.62	66.0	45.3

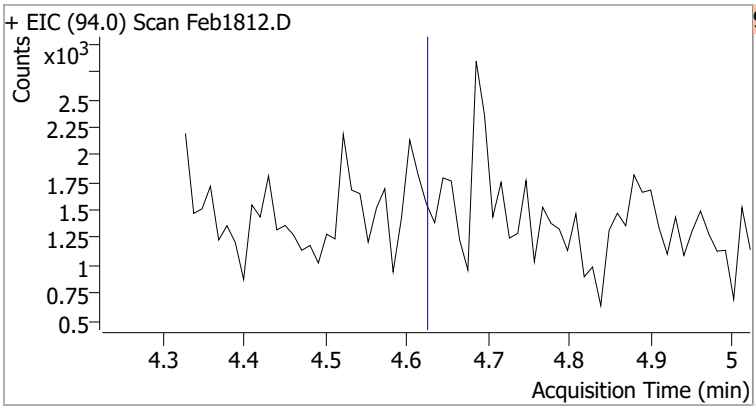

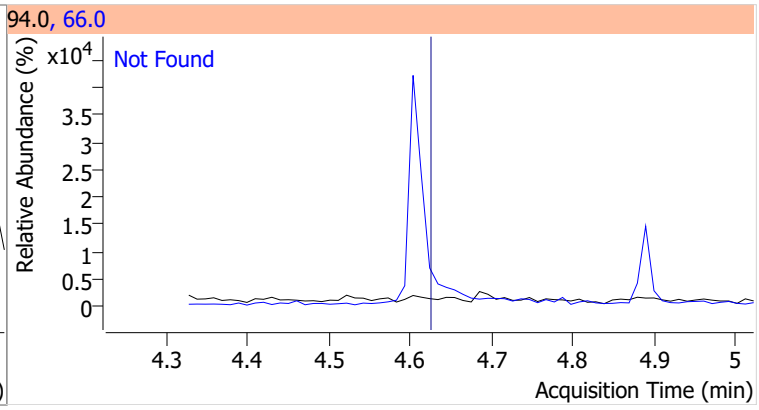

Compound	Conc.	RT	Dev(Min)	Resp.	QIon	QRatio	Lower	Upper
bis(-2-Chloroethyl)Ether		0		0	64.0		7.6	14.1

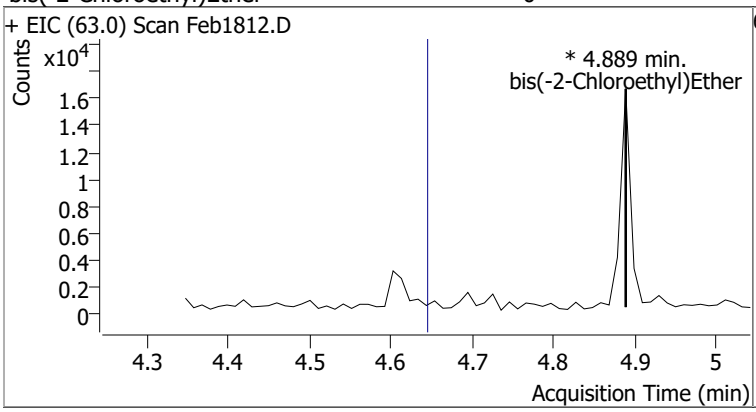

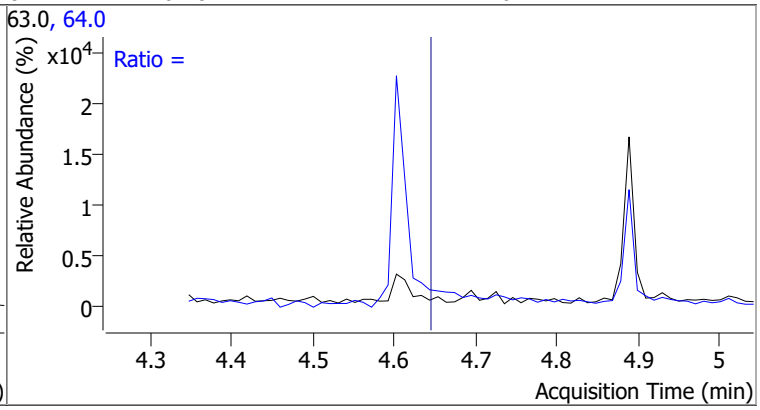

Compound	Conc.	Exp RT	QIon	Exp Ratio
2-Chlorophenol	N.D.	4.69	130.0	32.5

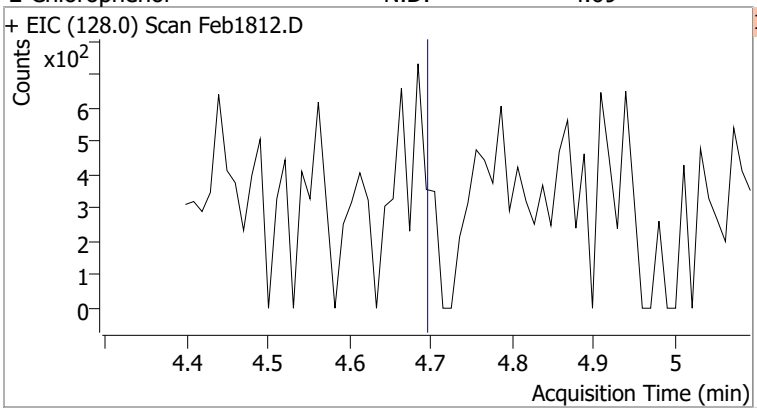

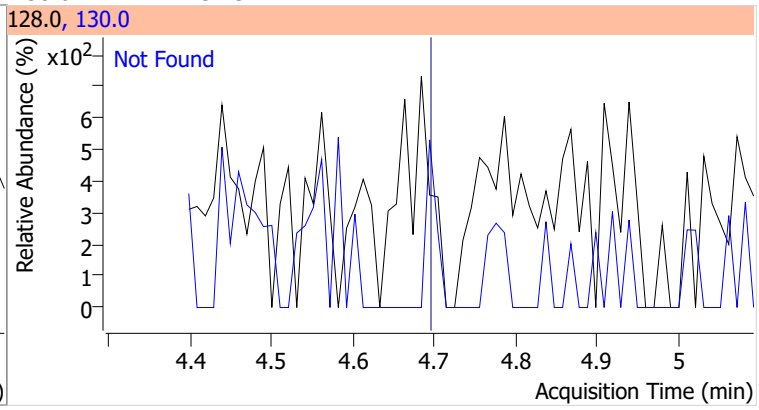

Compound	Conc.	Exp RT	QIon	Exp Ratio	QIon	Exp Ratio
1,3-Dichlorobenzene	N.D.	4.83	148.0	63.7	111.0	36.1

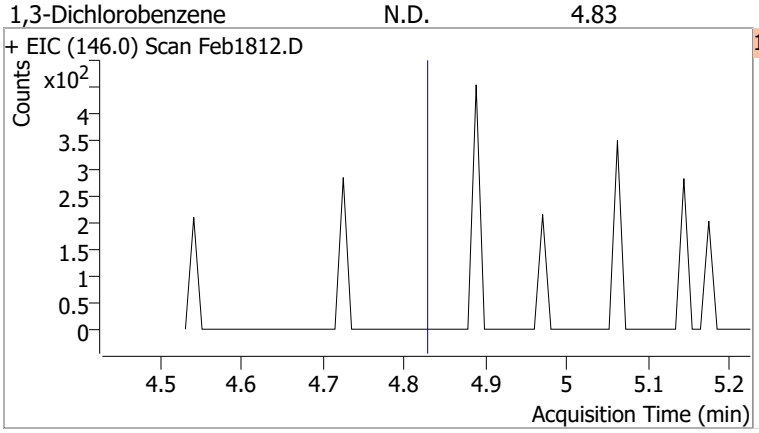

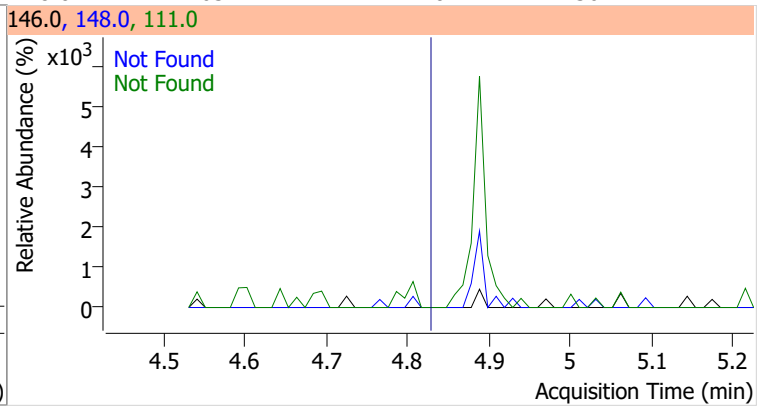

Compound	Conc.	Exp RT	QIon	Exp Ratio	QIon	Exp Ratio
1,4-Dichlorobenzene	N.D.	4.91	148.0	65.2	111.0	36.0

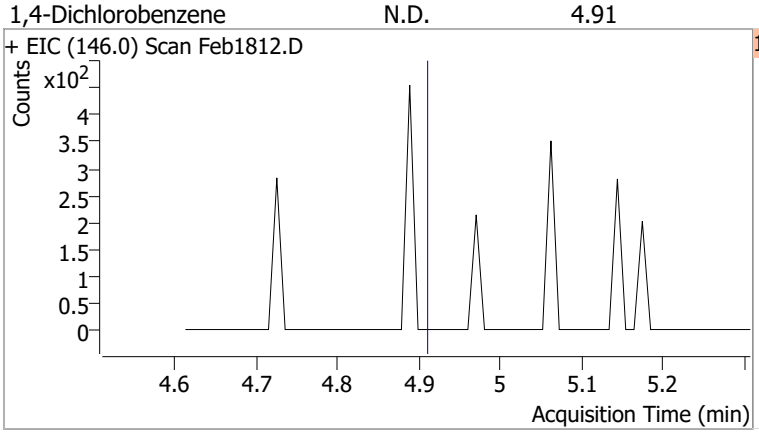

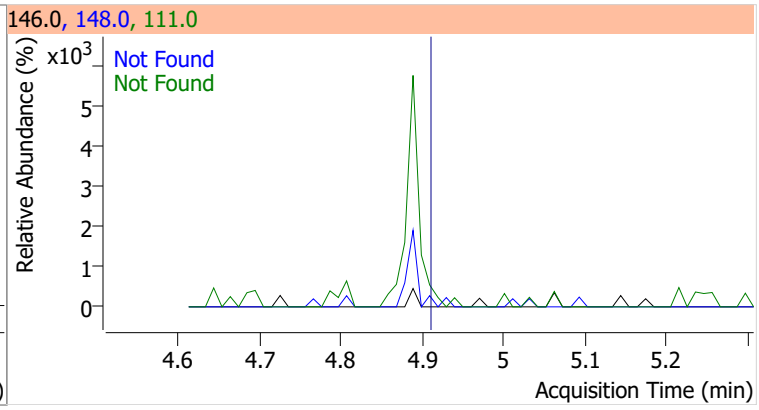

Compound	Conc.	Exp RT	QIon	Exp Ratio	QIon	Exp Ratio
1,2-Dichlorobenzene	N.D.	5.06	148.0	64.4	111.0	37.3

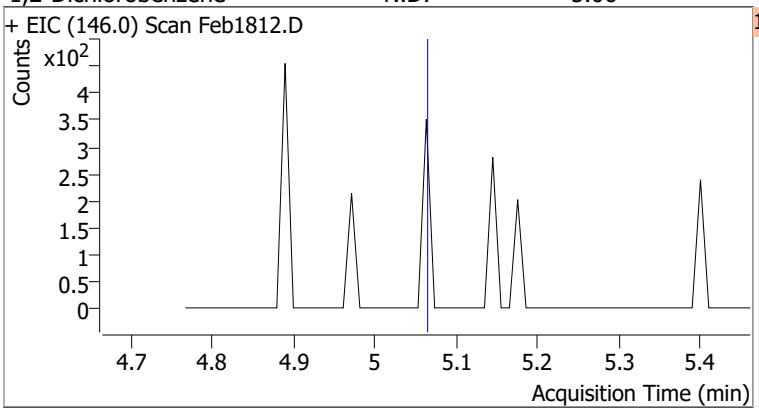

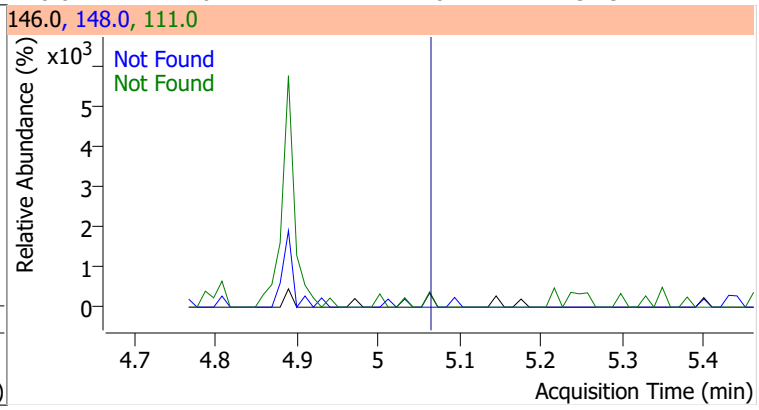

Compound	Conc.	Exp RT	QIon	Exp Ratio	QIon	Exp Ratio
Benzyl Alcohol	N.D.	5.08	79.0	119.3	107.0	70.5

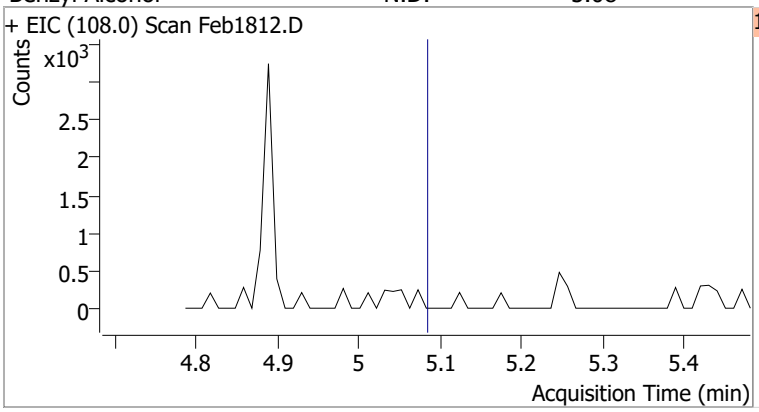

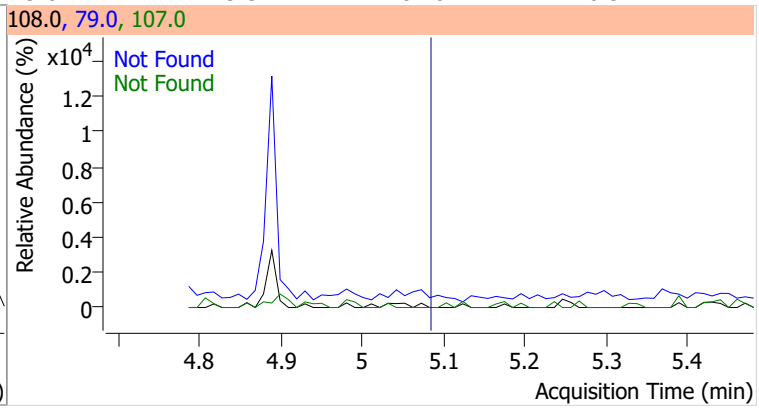

Compound	Conc.	Exp RT	QIon	Exp Ratio
bis(2-chloroisopropyl)Ether	N.D.	5.23	123.0	32.1

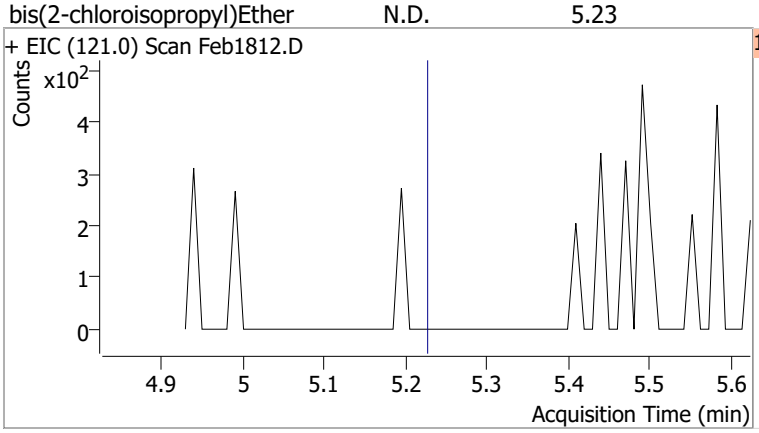

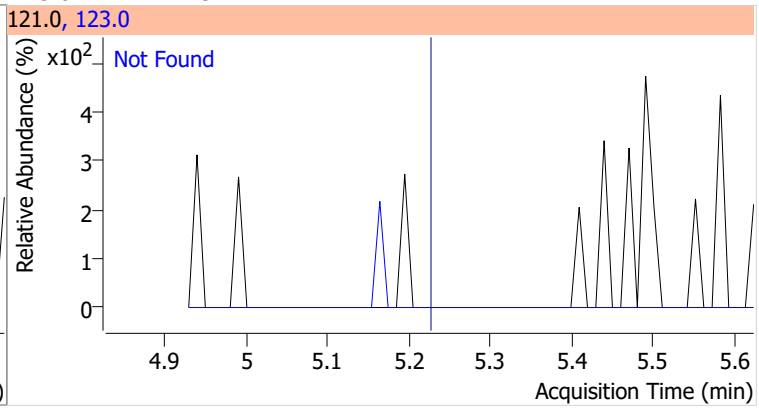

Compound	Conc.	Exp RT	QIon	Exp Ratio
2-Methylphenol	N.D.	5.25	108.0	116.5

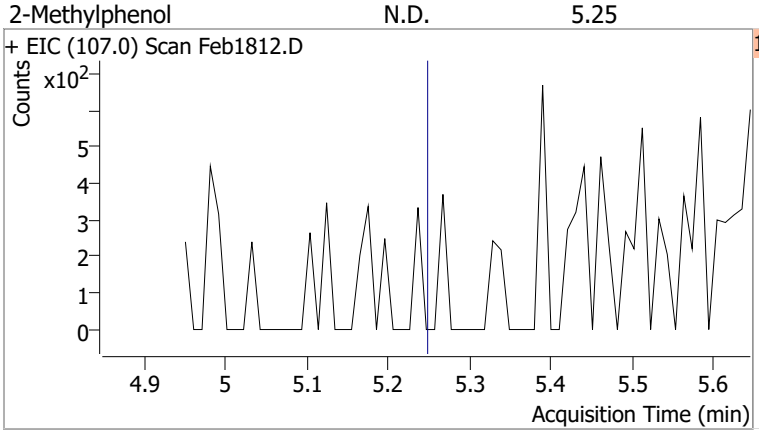

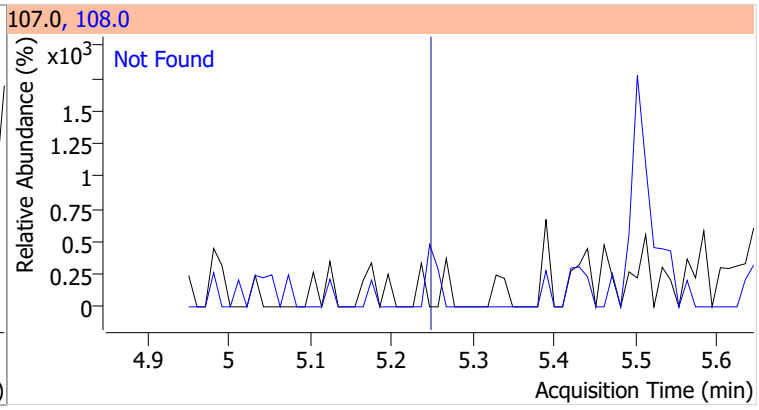

Compound	Conc.	RT	Dev(Min)	Resp.	QIon	QRatio	Lower	Upper
N-nitroso-Di-n-propylamine		0		0	130.0		0.0	38.8

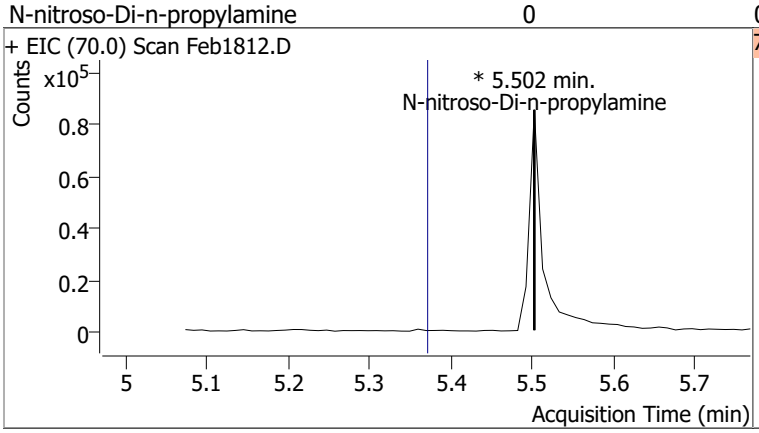

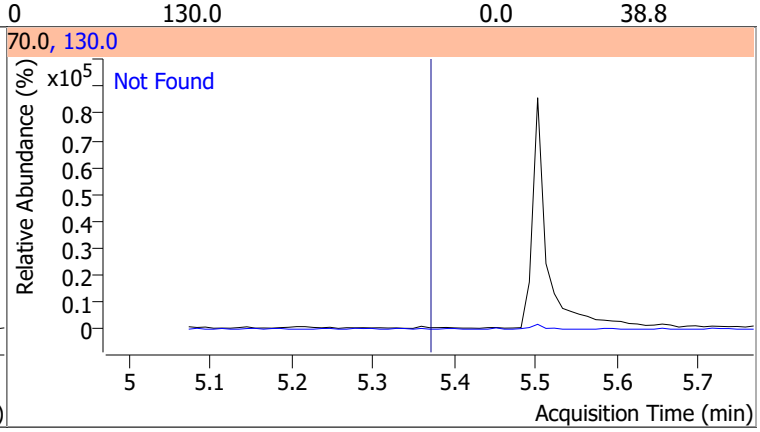

Compound	Conc.	Exp RT	QIon	Exp Ratio
4Methylphenol/3Methylphenol	N.D.	5.43	108.0	83.9

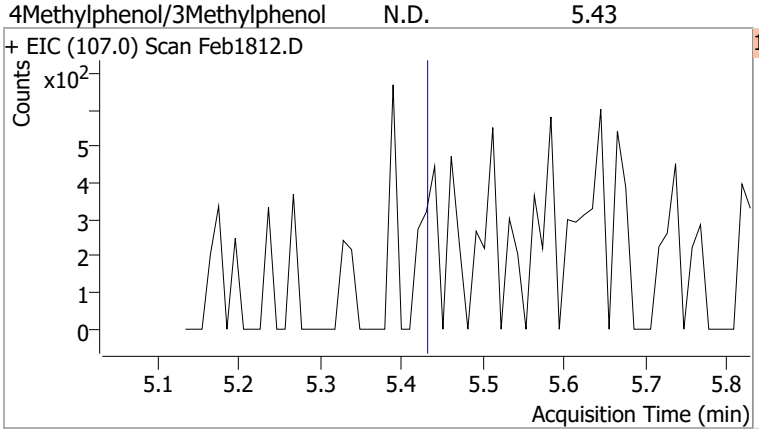

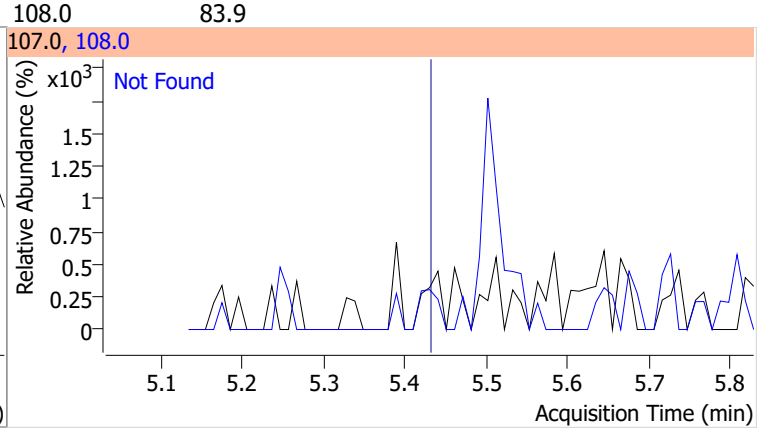

Compound	Conc.	Exp RT	QIon	Exp Ratio	QIon	Exp Ratio
Hexachloroethane	N.D.	5.43	201.0	90.8	199.0	56.9

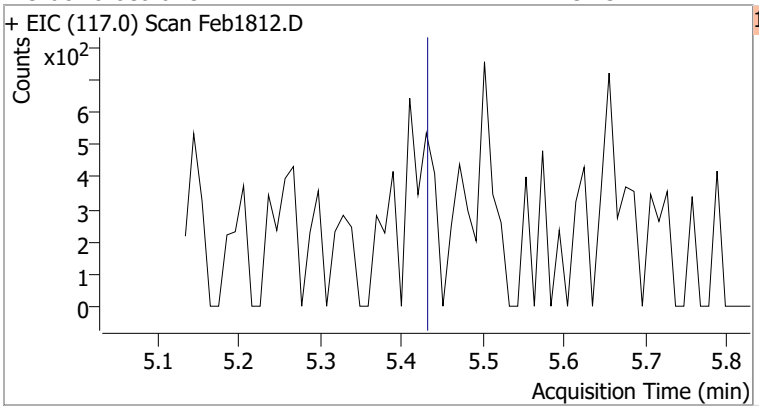

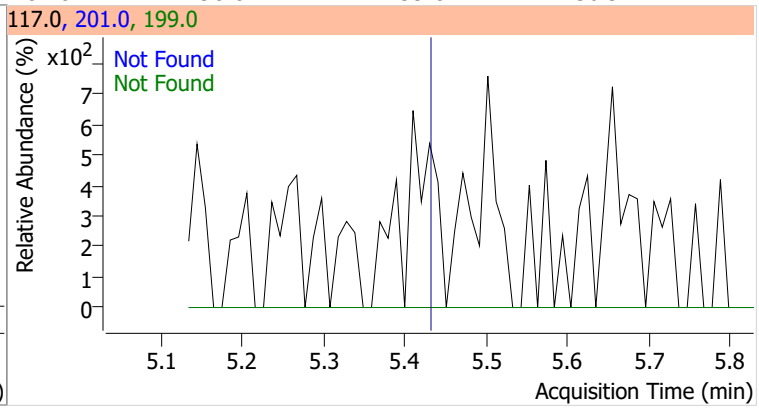

Compound	Conc.	RT	Dev(Min)	Resp.	QIon	QRatio	Lower	Upper
Nitrobenzene-d5	61.7579	5.50	0.00	485840	54.0	62.1	46.3	86.0
					128.0	44.9	34.1	63.3

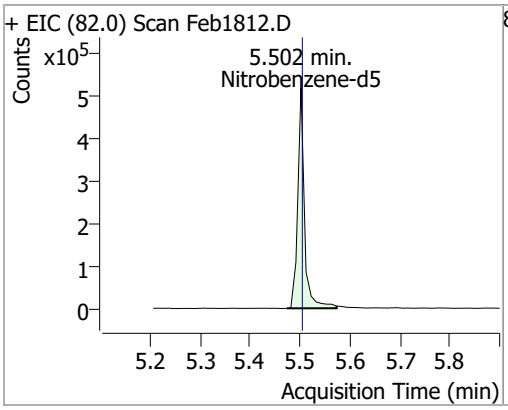

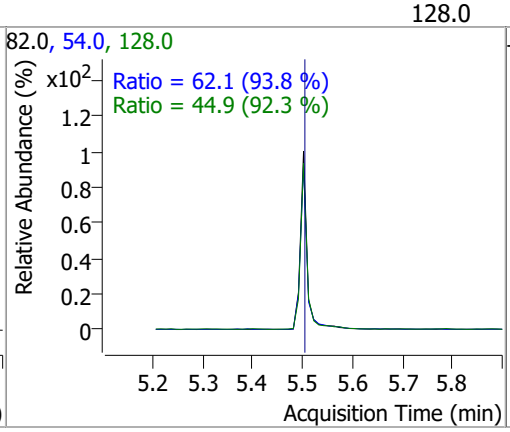

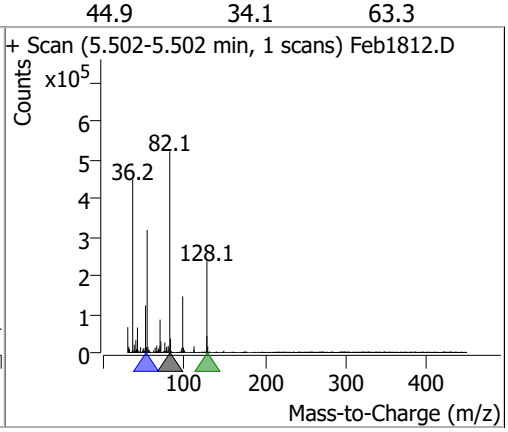

Compound	Conc.	Exp RT	QIon	Exp Ratio	QIon	Exp Ratio
Nitrobenzene	N.D.	5.52	77.0	212.7	51.0	131.0

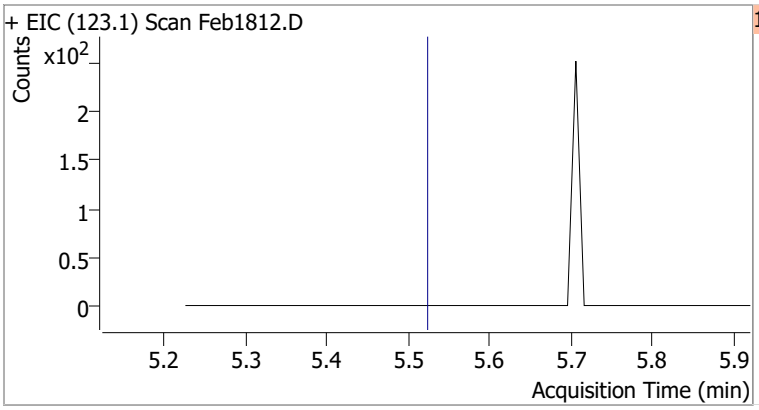

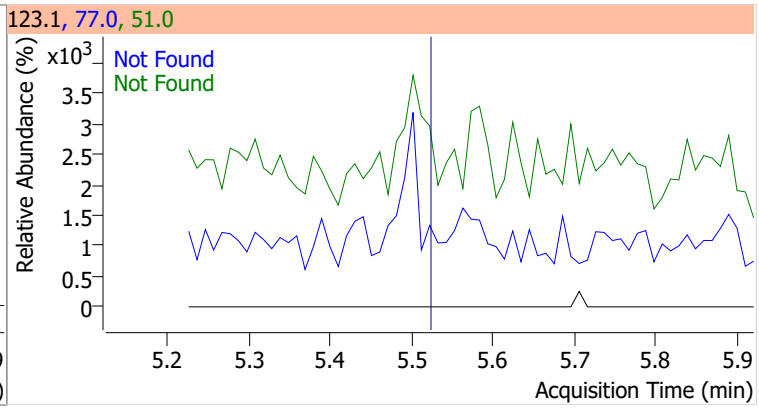

Compound	Conc.	Exp RT	QIon	Exp Ratio
Isophorone	N.D.	5.82	138.0	21.1

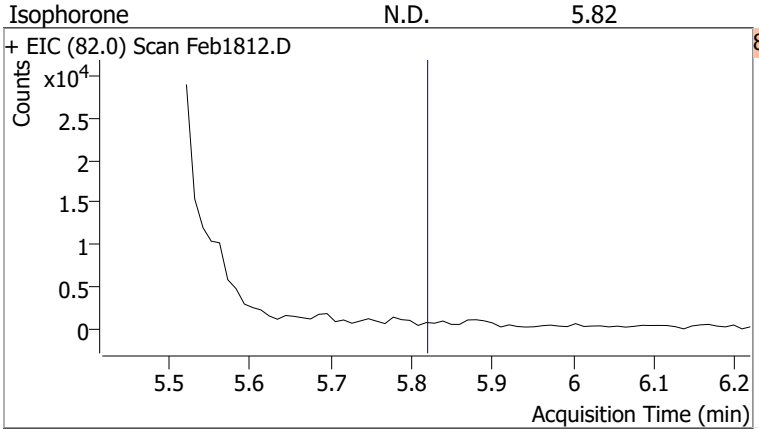

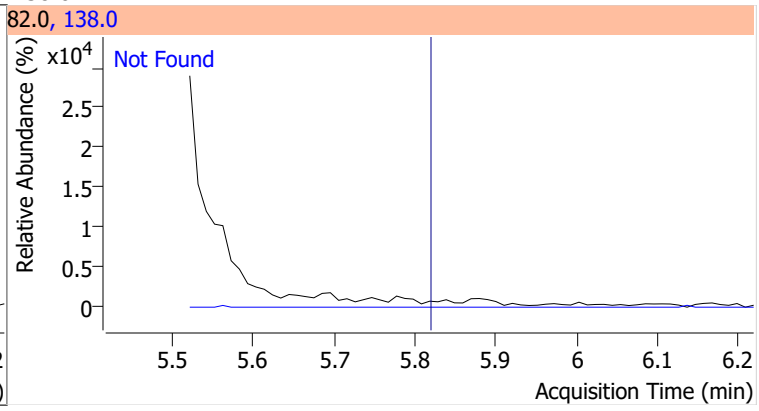

Compound	Conc.	Exp RT	QIon	Exp Ratio	QIon	Exp Ratio
2-Nitrophenol	N.D.	5.88	65.0	48.8	109.0	35.2

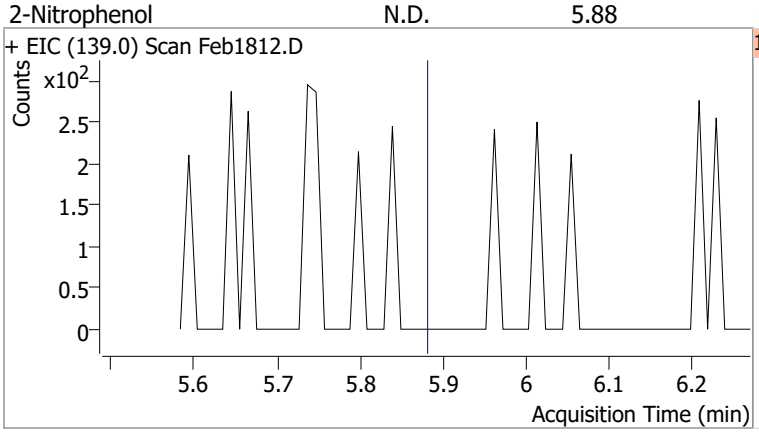

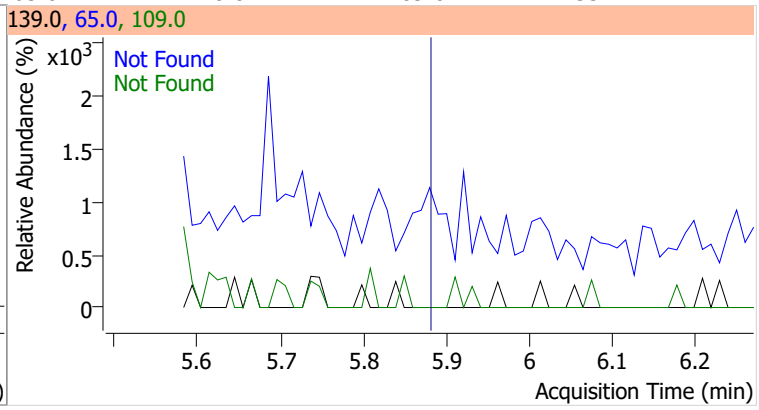

Compound	Conc.	Exp RT	QIon	Exp Ratio	QIon	Exp Ratio
2,4-Dimethylphenol	N.D.	6.00	107.0	109.4	77.0	34.0

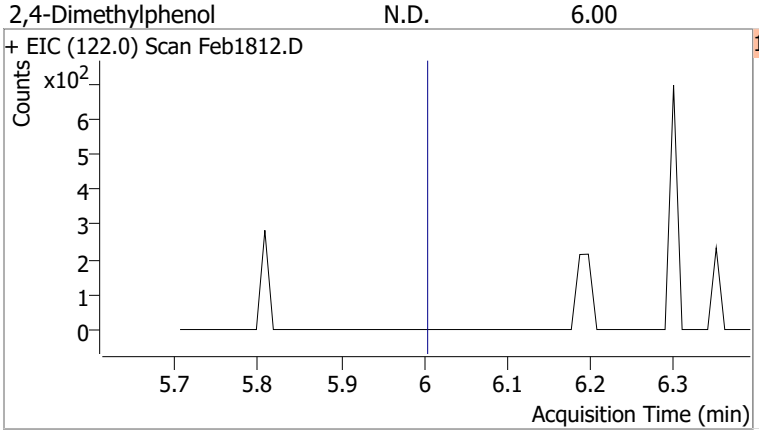

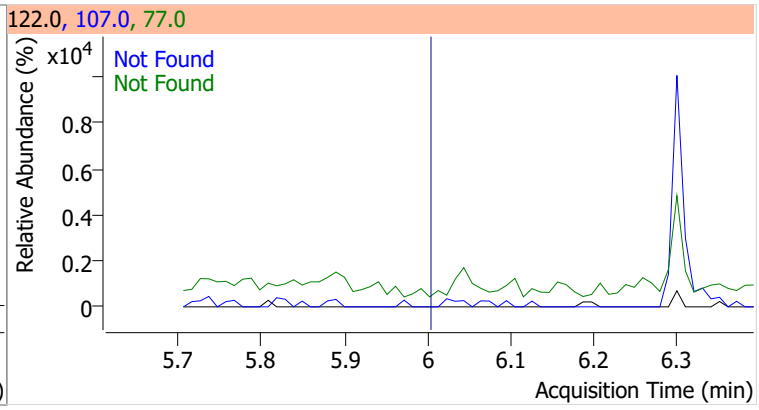

Compound	Conc.	Exp RT	QIon	Exp Ratio	QIon	Exp Ratio
bis(-2-Chloroethoxy)Methane	N.D.	6.08	63.0	68.1	95.0	31.9

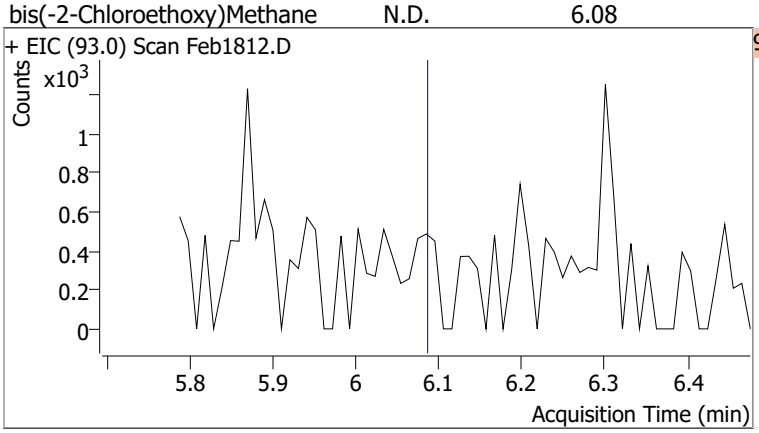

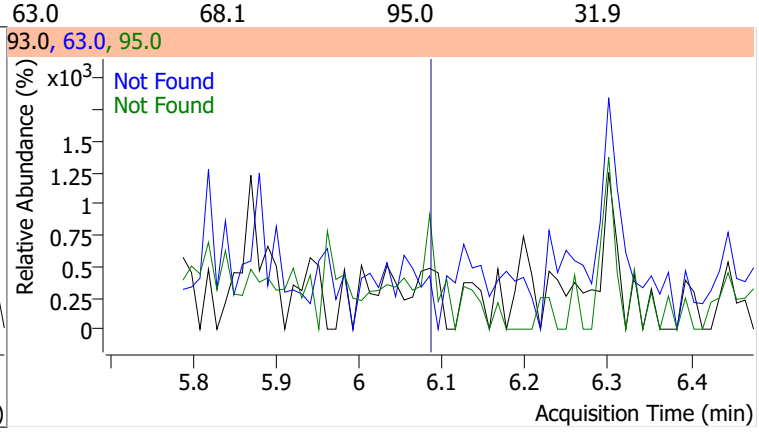

Compound	Conc.	Exp RT	QIon	Exp Ratio	QIon	Exp Ratio
2,4-Dichlorophenol	N.D.	6.19	164.0	65.0	98.0	28.6

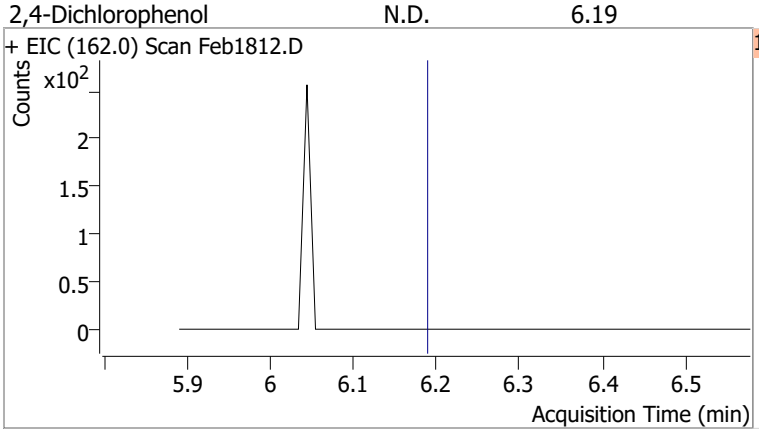

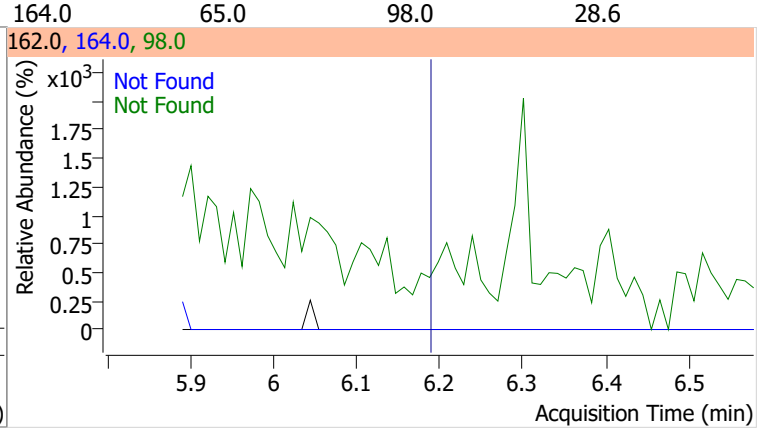

Compound	Conc.	Exp RT	QIon	Exp Ratio	QIon	Exp Ratio
Benzoic Acid	N.D.	6.24	122.0	85.5	77.0	60.4

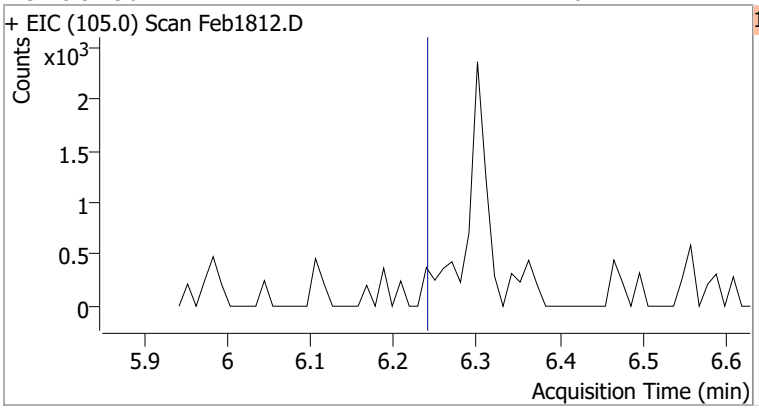

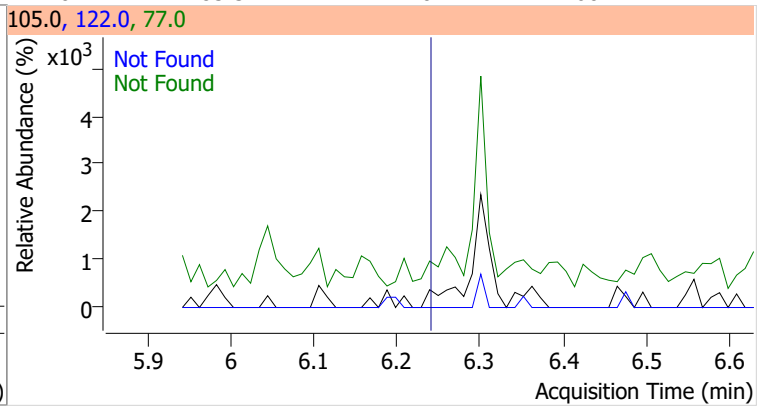

Compound	Conc.	Exp RT	QIon	Exp Ratio	QIon	Exp Ratio
1,2,4-Trichlorobenzene	N.D.	6.25	182.0	94.6	145.0	28.7

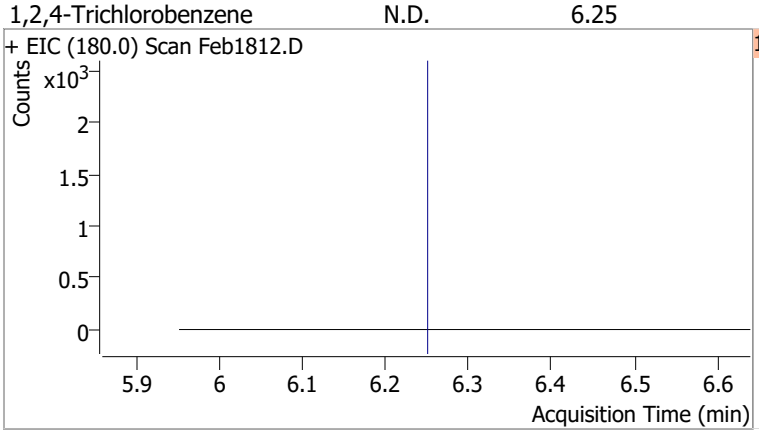

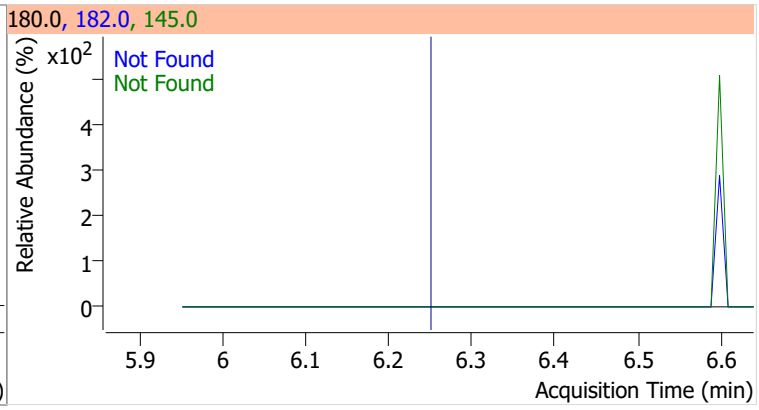

Compound	Conc.	Exp RT	QIon	Exp Ratio	QIon	Exp Ratio
Naphthalene	N.D.	6.33	129.0	11.5	102.0	9.9

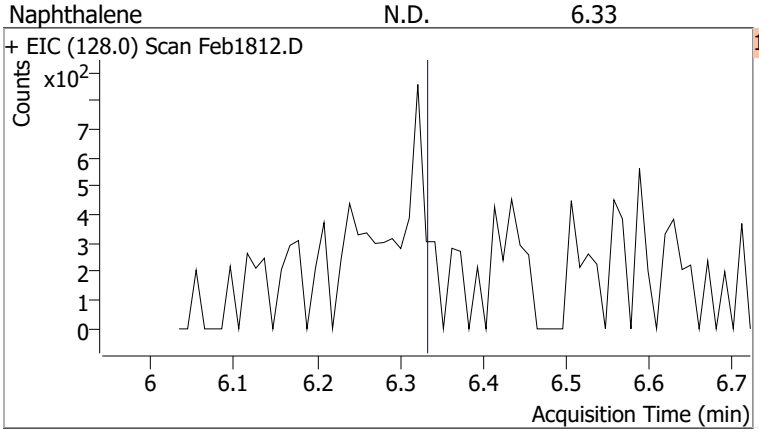

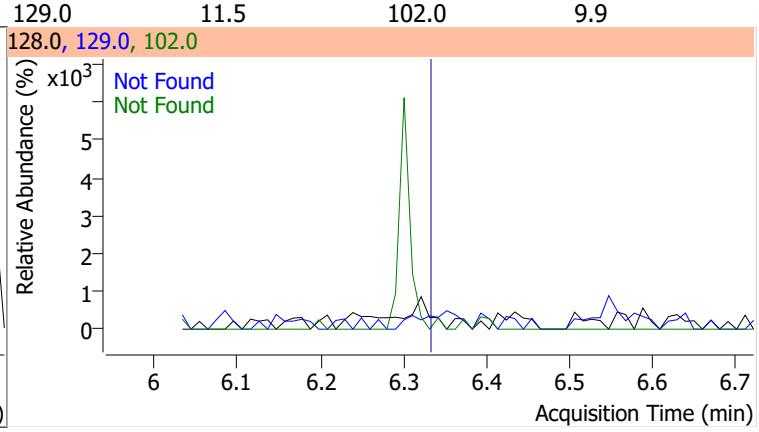

Compound	Conc.	RT	Dev(Min)	Resp.	QIon	QRatio	Lower	Upper
4-Chlorophenol		0		0	128.0		221.4	411.2

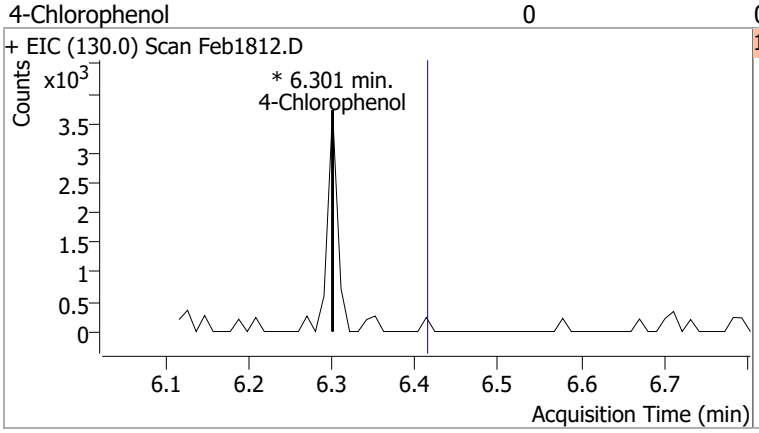

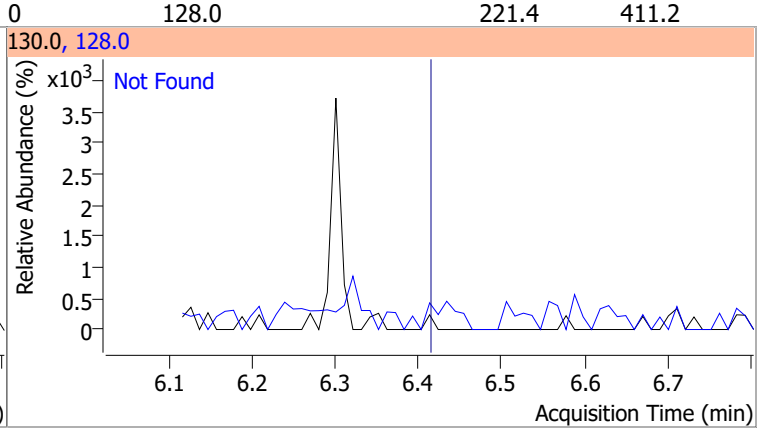

Compound	Conc.	Exp RT	QIon	Exp Ratio	QIon	Exp Ratio
p-Chloroaniline	N.D.	6.43	65.0	60.1	129.0	37.6

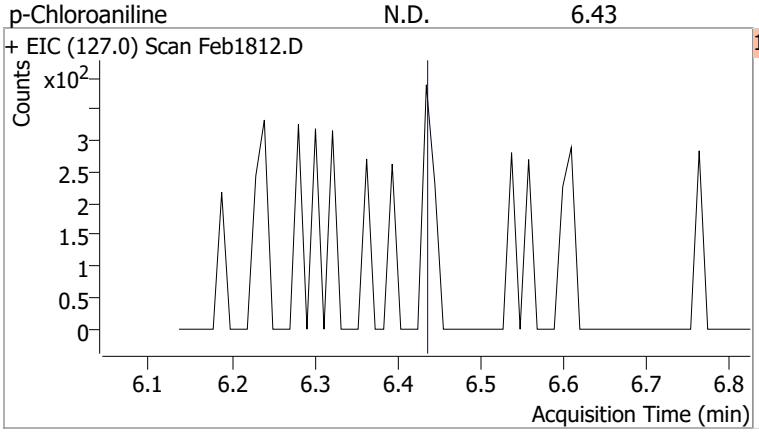

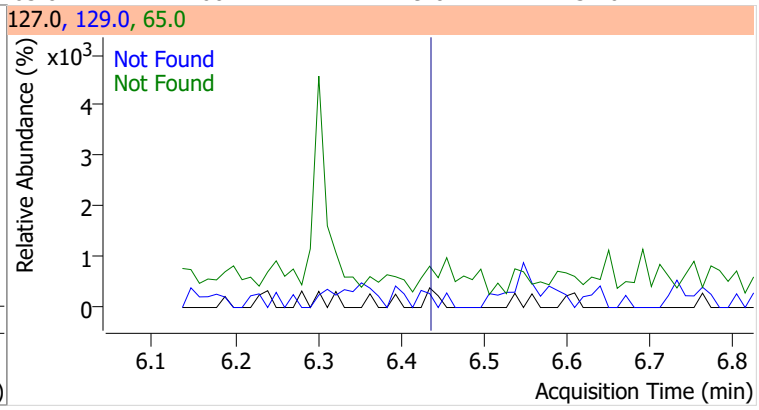

Compound	Conc.	Exp RT	QIon	Exp Ratio	QIon	Exp Ratio
Hexachlorobutadiene	N.D.	6.50	227.0	65.7	223.0	64.3

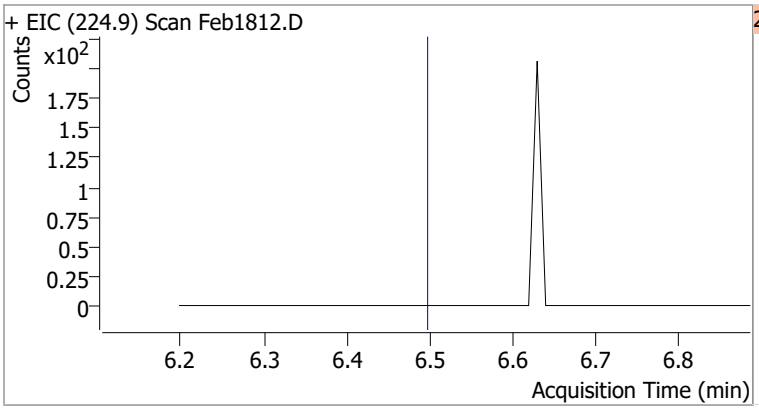

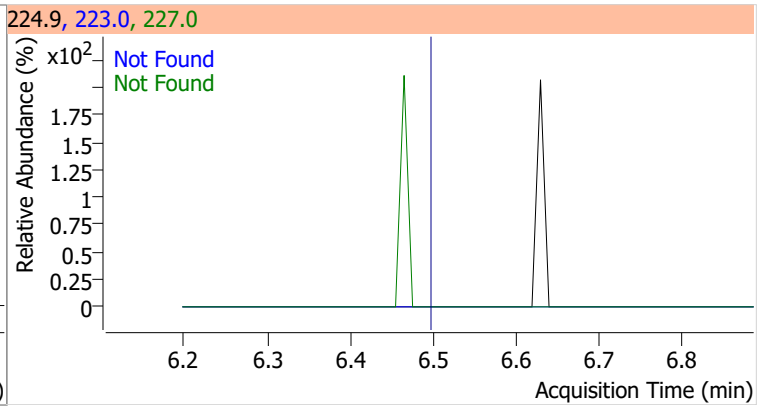

Compound	Conc.	Exp RT	QIon	Exp Ratio
4-Chloro-2-Methylphenol	N.D.	6.94	144.0	27.8

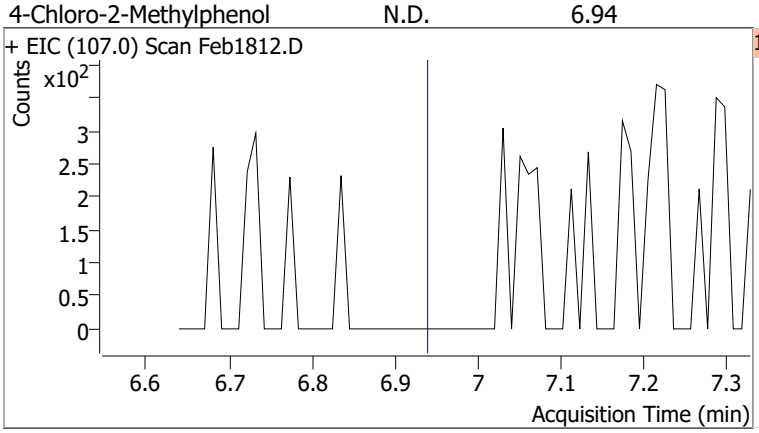

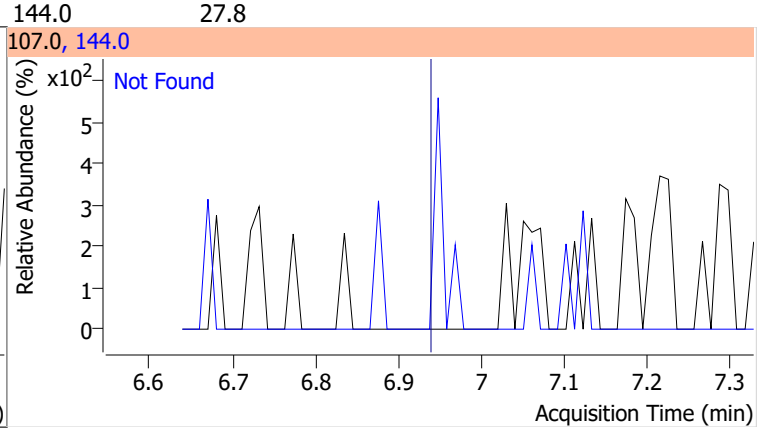

Compound	Conc.	Exp RT	QIon	Exp Ratio
4-Chloro-3-Methylphenol	N.D.	7.07	144.0	27.3

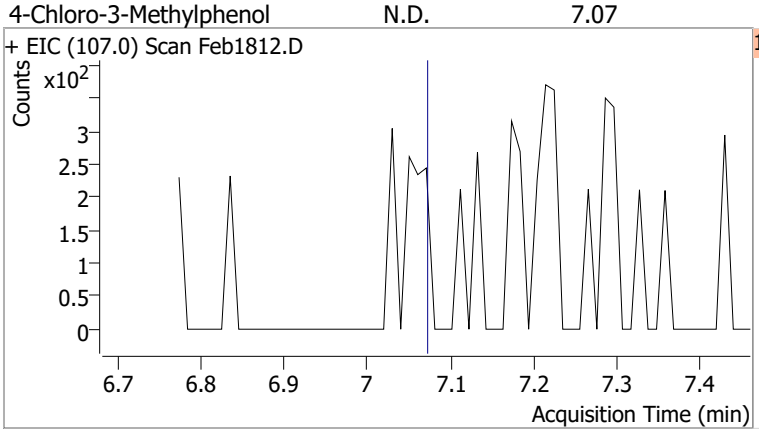

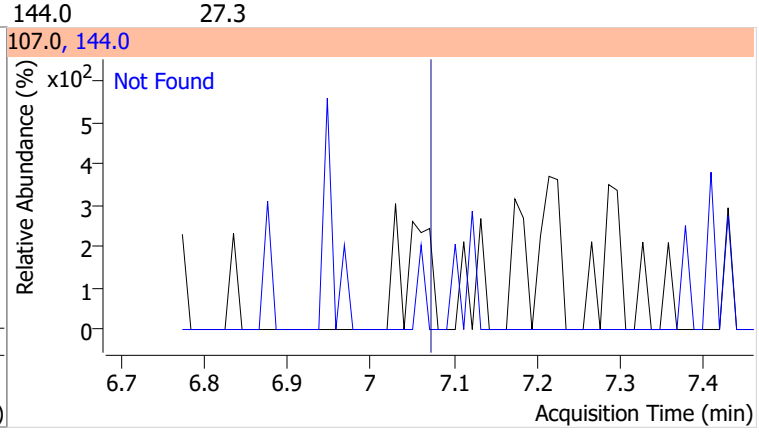

Compound	Conc.	Exp RT	QIon	Exp Ratio	QIon	Exp Ratio
2-Methylnaphthalene	N.D.	7.14	142.0	119.8	115.0	41.7

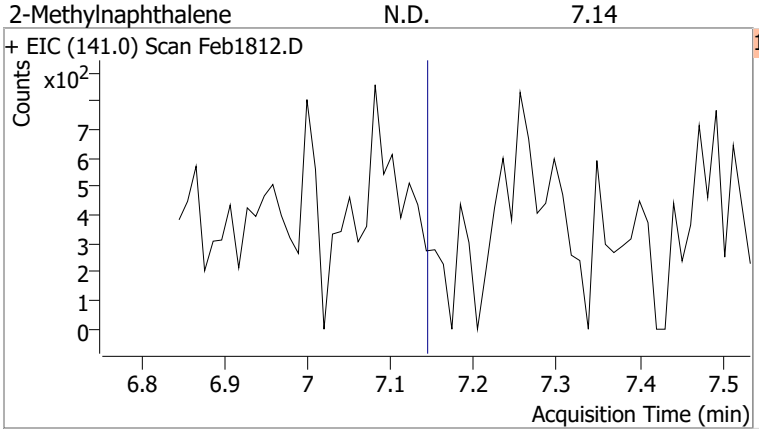

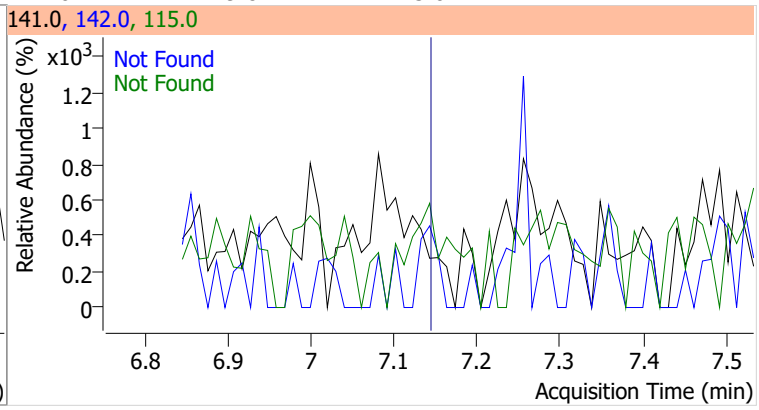

Compound	Conc.	Exp RT	QIon	Exp Ratio	QIon	Exp Ratio
1-Methylnaphthalene	N.D.	7.26	142.0	114.0	115.0	41.3

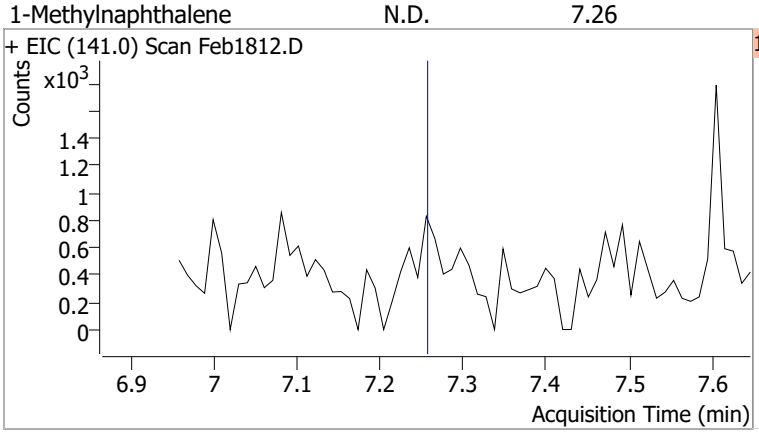

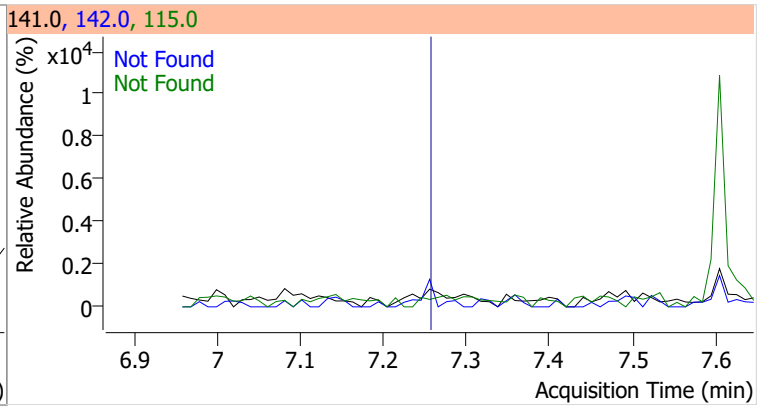

Compound	Conc.	Exp RT	QIon	Exp Ratio	QIon	Exp Ratio
Hexachlorocyclopentadiene	N.D.	7.34	234.9	64.6	238.9	63.8

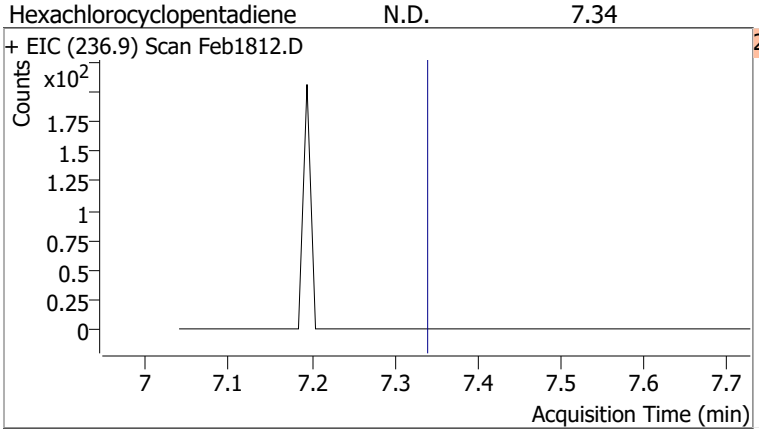

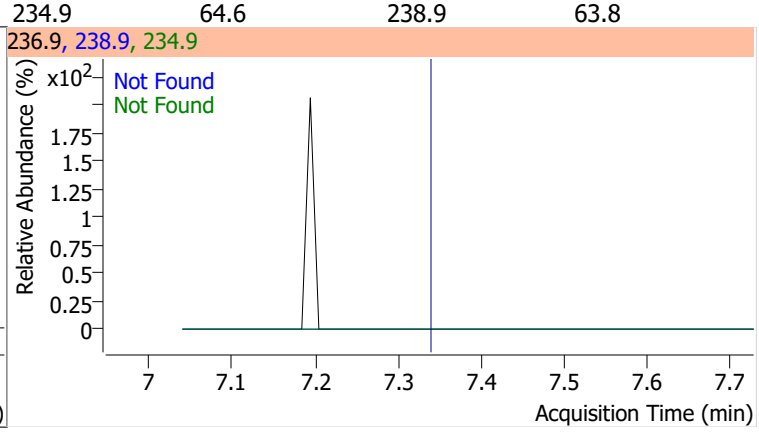

Compound	Conc.	Exp RT	QIon	Exp Ratio
2,4,6-Trichlorophenol	N.D.	7.52	198.0	96.5

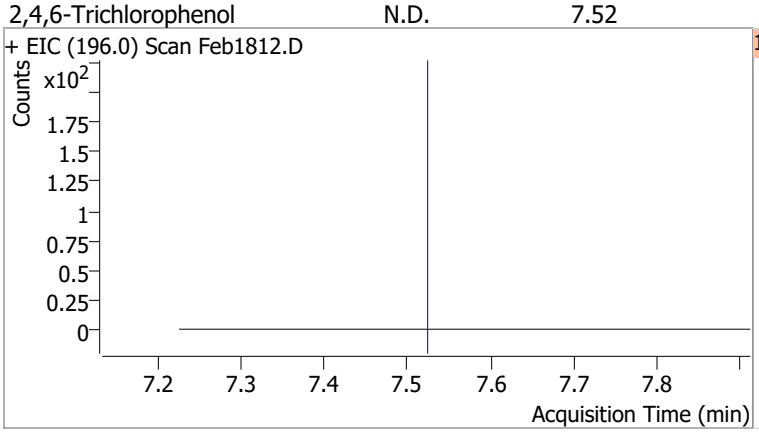

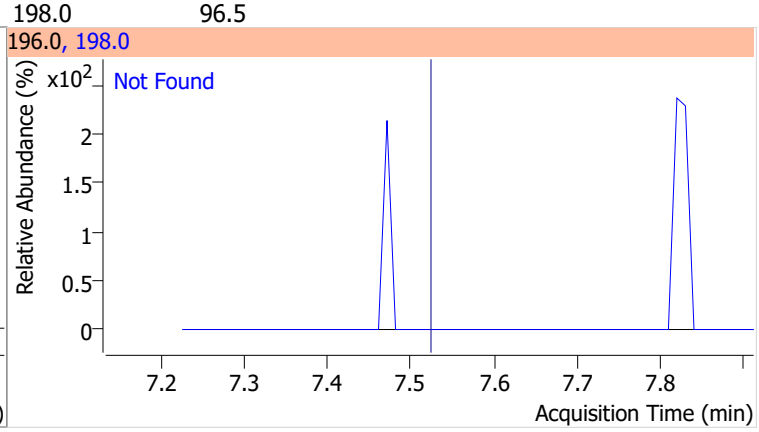

Compound	Conc.	Exp RT	QIon	Exp Ratio
2,4,5-Trichlorophenol	N.D.	7.57	198.0	90.2

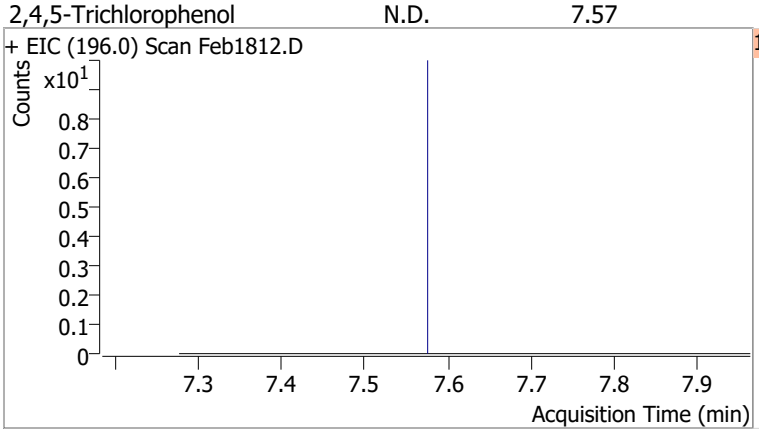

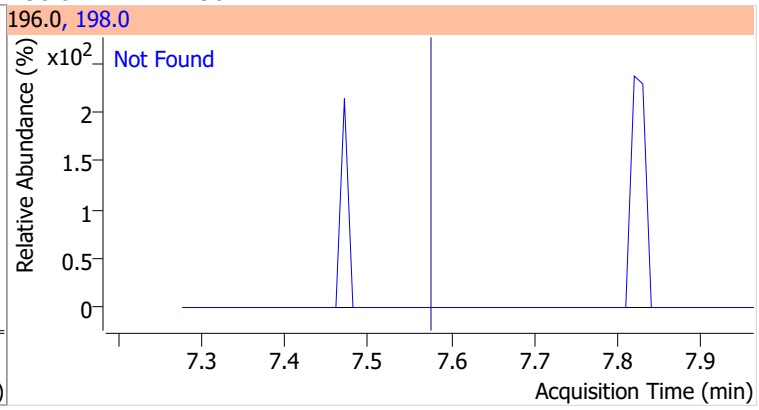

Compound	Conc.	RT	Dev(Min)	Resp.	QIon	QRatio	Lower	Upper
2-Fluorobiphenyl	62.2096	7.60	0.00	1382362	171.0	34.8	24.0	44.5

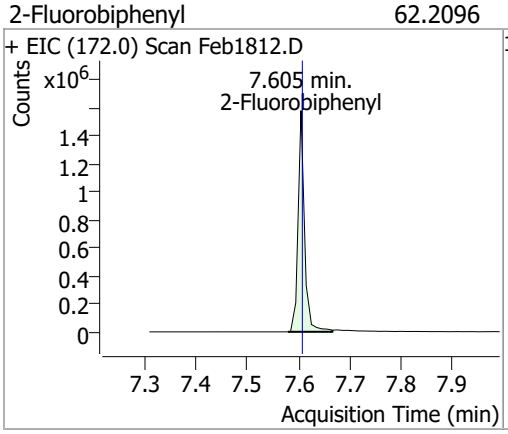

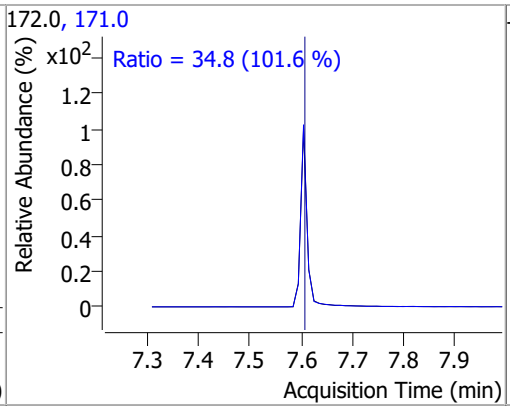

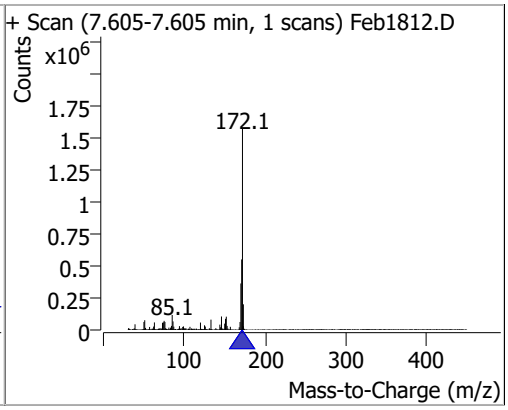

Compound	Conc.	Exp RT	QIon	Exp Ratio	QIon	Exp Ratio
2-Chloronaphthalene	N.D.	7.72	127.0	35.9	164.0	32.1

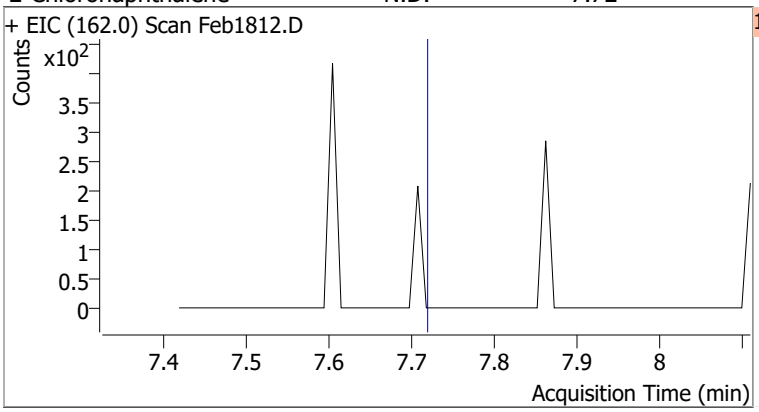

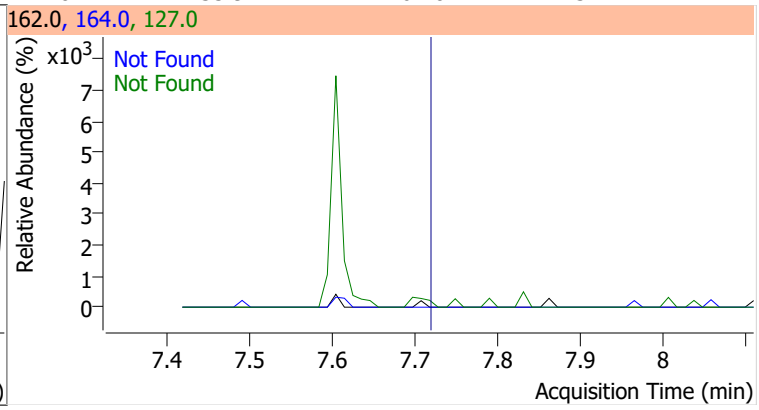

Compound	Conc.	Exp RT	QIon	Exp Ratio
2-Nitroaniline	N.D.	7.88	138.0	110.5

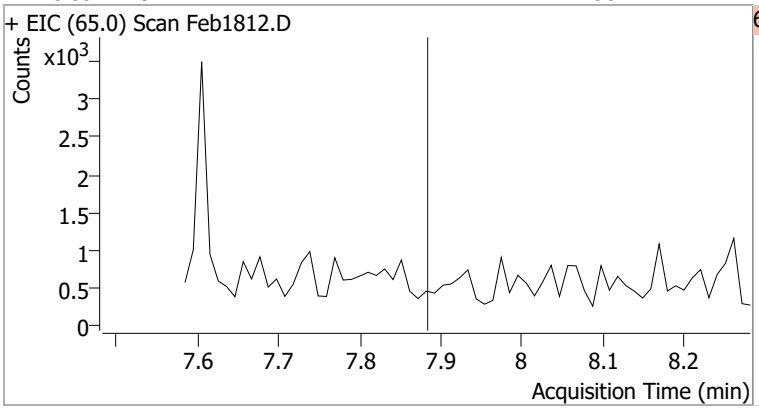

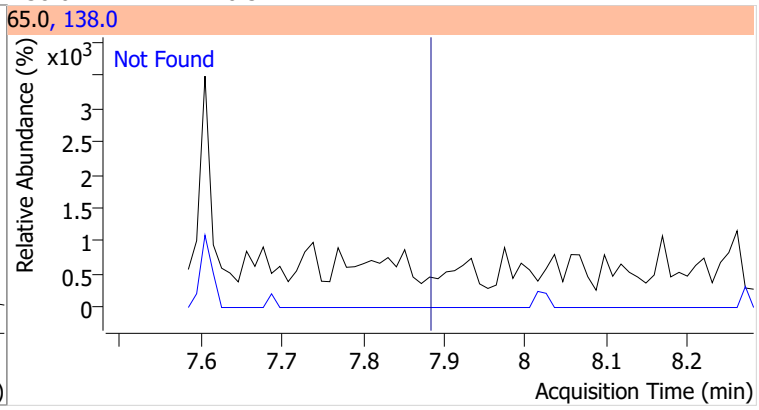

Compound	Conc.	RT	Dev(Min)	Resp.	QIon	QRatio	Lower	Upper
Dimethyl Phthalate		0		0	77.0		13.8	25.7

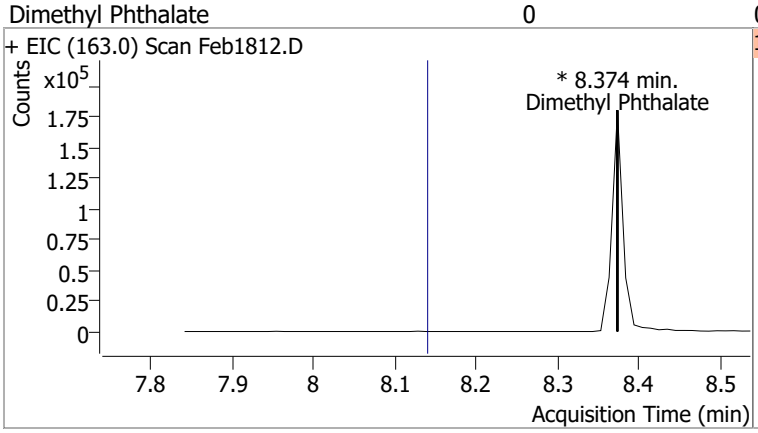

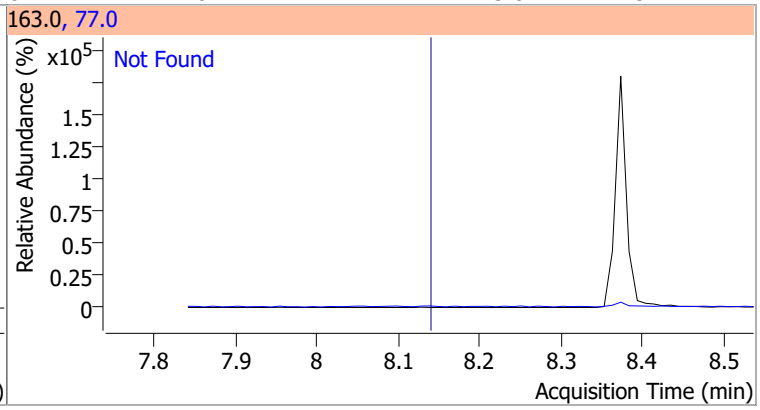

Compound	Conc.	RT	Dev(Min)	Resp.	QIon	QRatio	Lower	Upper
2,6-Dinitrotoluene		0		0	63.0		99.5	184.8
					89.0		43.3	80.3

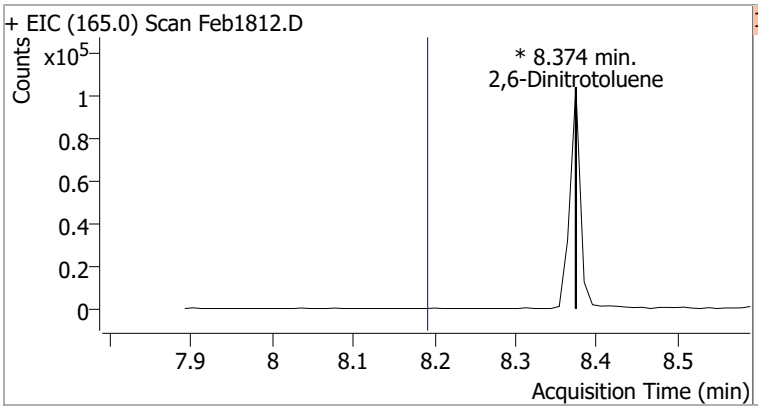

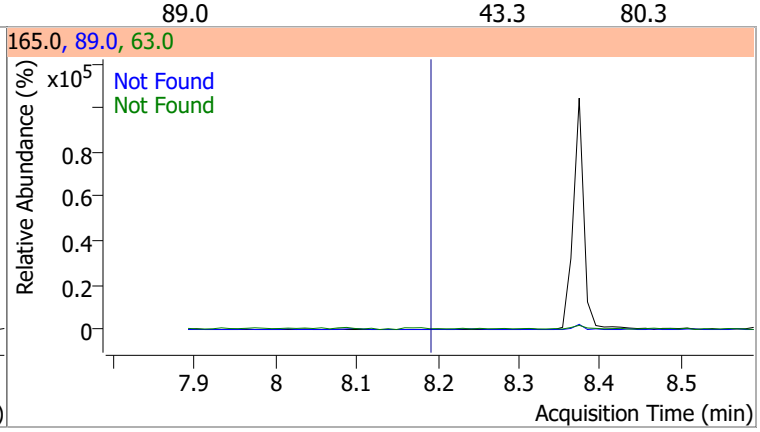

Compound	Conc.	Exp RT	QIon	Exp Ratio
Acenaphthylene	N.D.	8.20	153.1	13.6

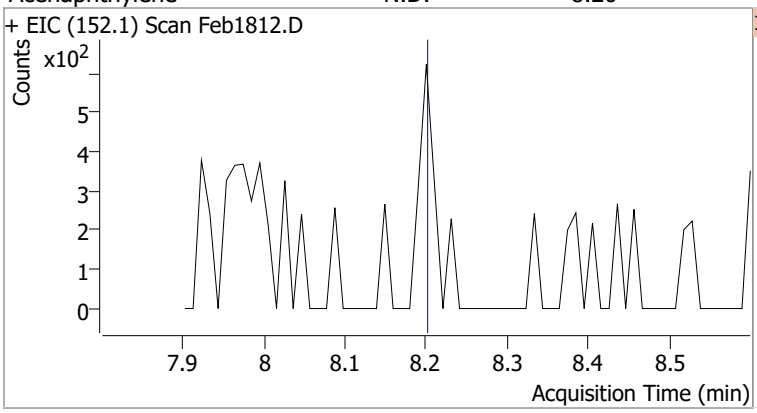

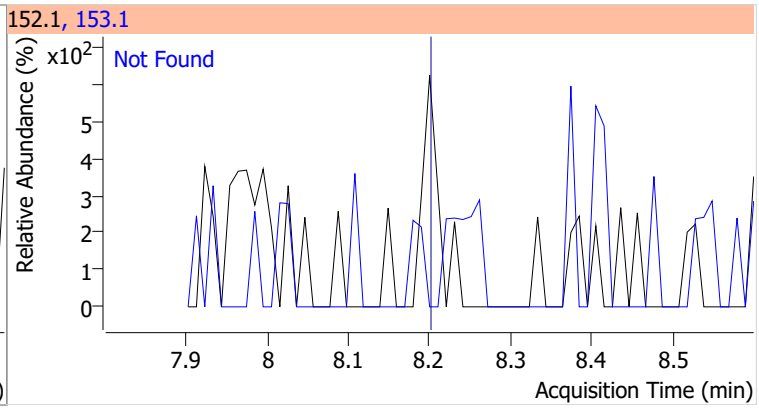

Compound	Conc.	Exp RT	QIon	Exp Ratio	QIon	Exp Ratio
3-Nitroaniline	N.D.	8.39	65.0	129.1	92.0	106.7

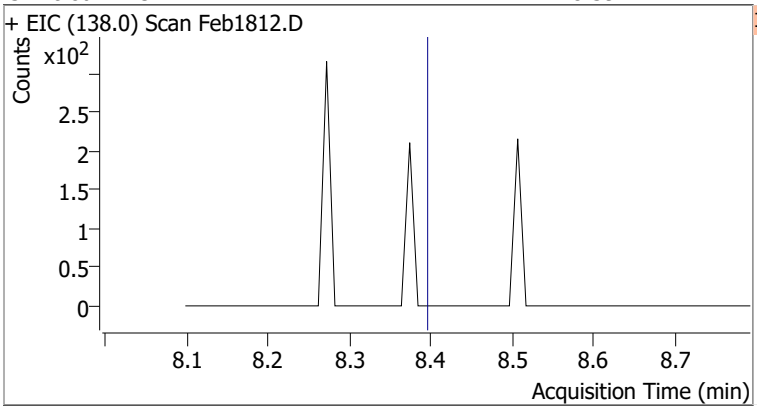

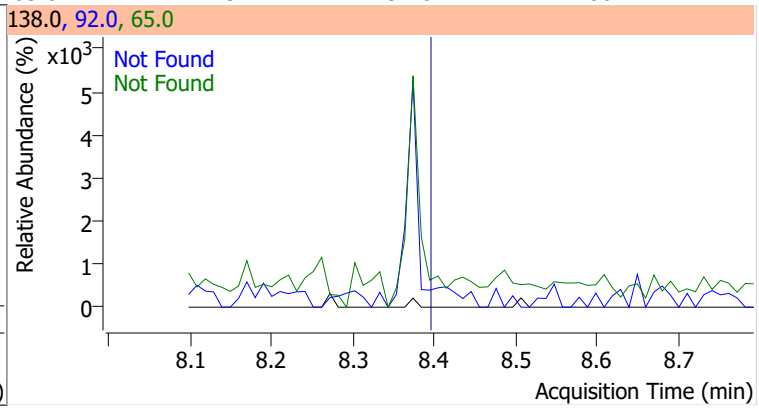

Compound	Conc.	Exp RT	QIon	Exp Ratio	QIon	Exp Ratio
Acenaphthene	N.D.	8.41	153.0	106.5	152.0	51.8

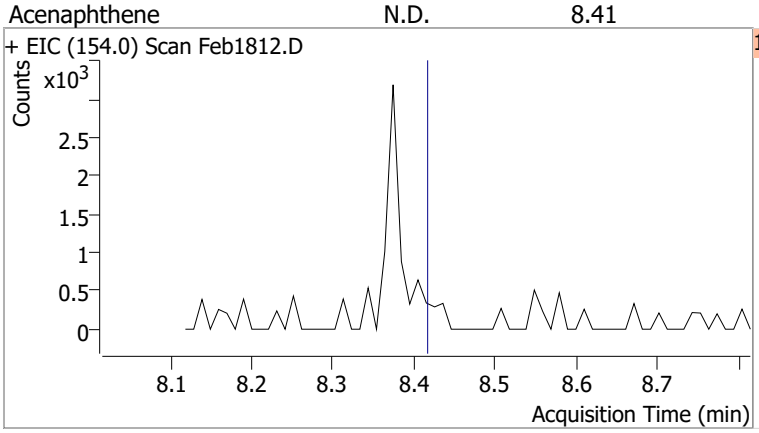

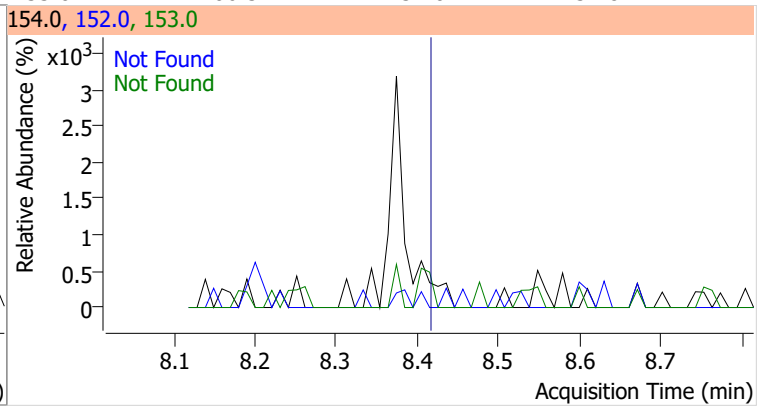

Compound	Conc.	Exp RT	QIon	Exp Ratio
2,4-Dinitrophenol	N.D.	8.52	154.0	62.7

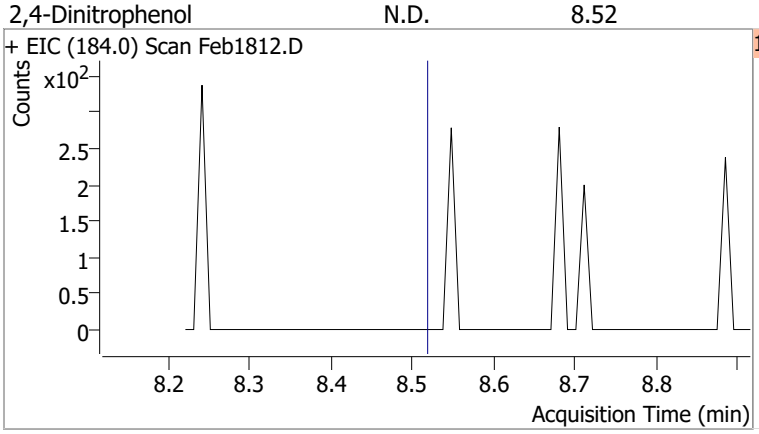

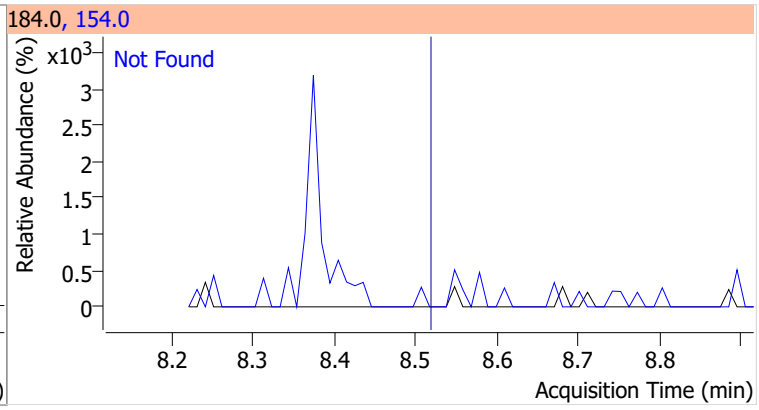

Compound	Conc.	Exp RT	QIon	Exp Ratio
Dibenzofuran	N.D.	8.63	139.0	37.5

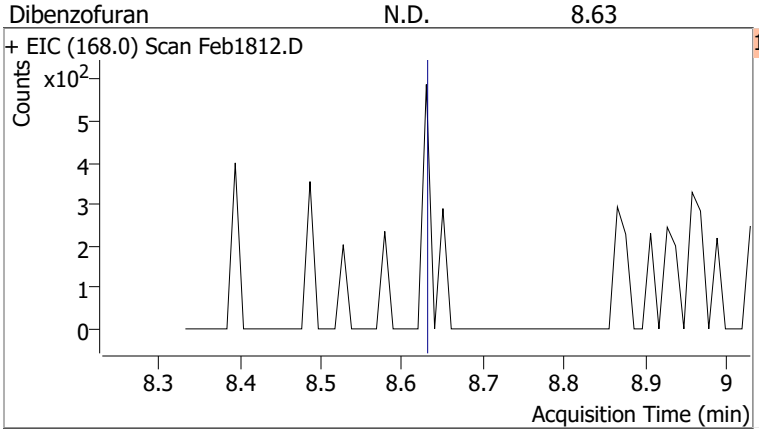

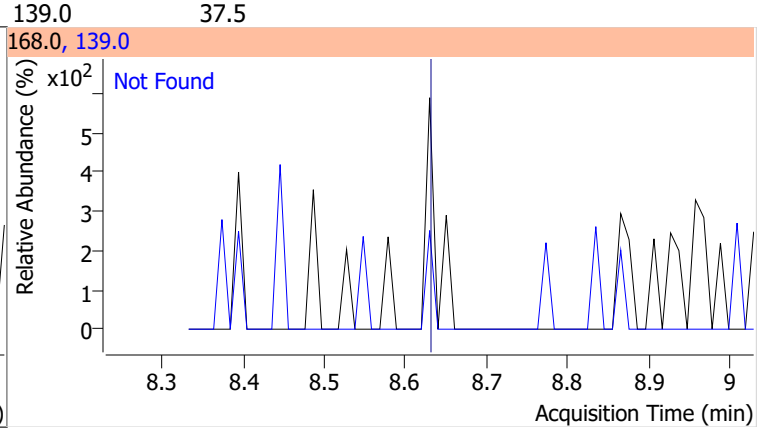

Compound	Conc.	Exp RT	QIon	Exp Ratio	QIon	Exp Ratio
2,4-Dinitrotoluene	N.D.	8.67	89.0	79.2	63.0	48.4

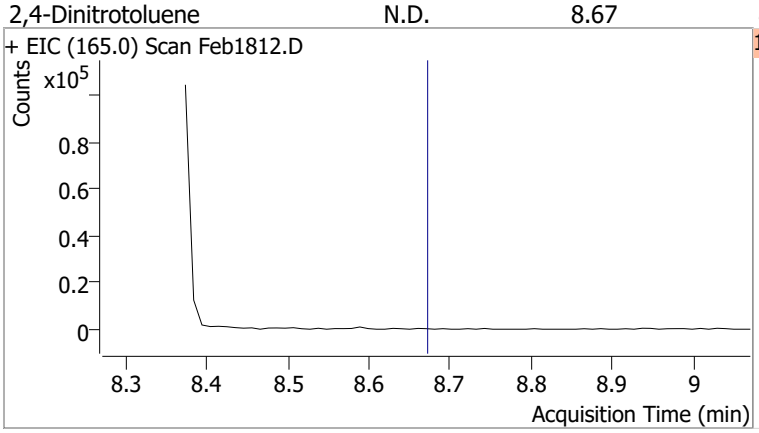

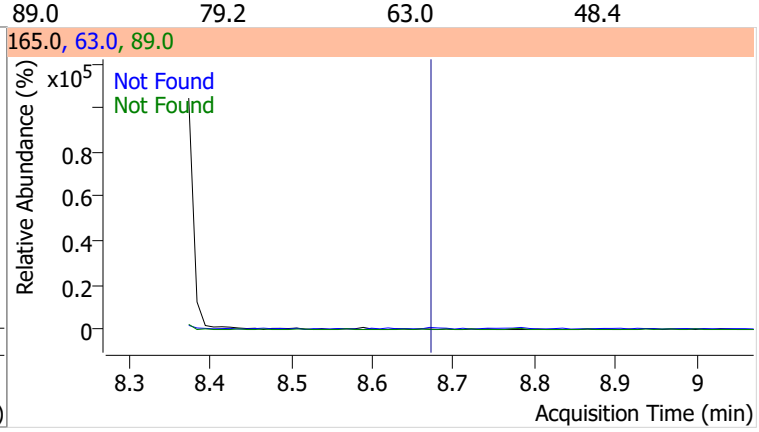

Compound	Conc.	Exp RT	QIon	Exp Ratio	QIon	Exp Ratio
4-Nitrophenol	N.D.	8.70	65.0	72.0	139.0	71.1

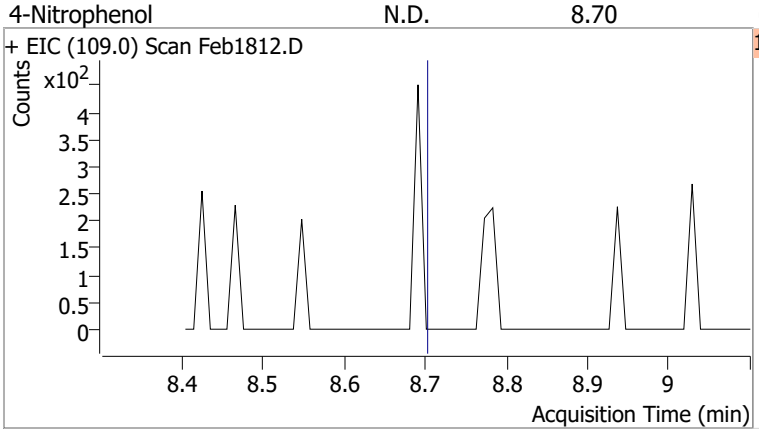

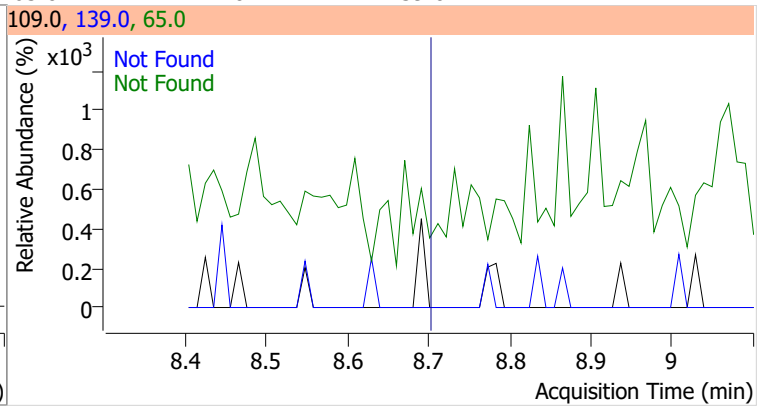

Compound	Conc.	Exp RT	QIon	Exp Ratio	QIon	Exp Ratio
Diethylphthalate	N.D.	9.00	177.0	20.7	150.0	12.5

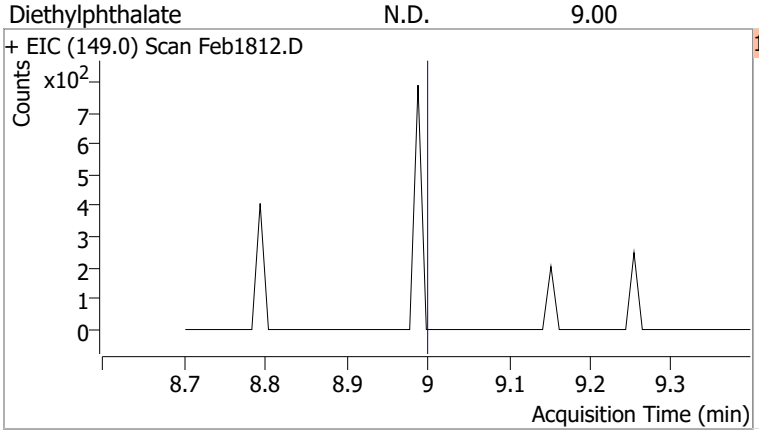

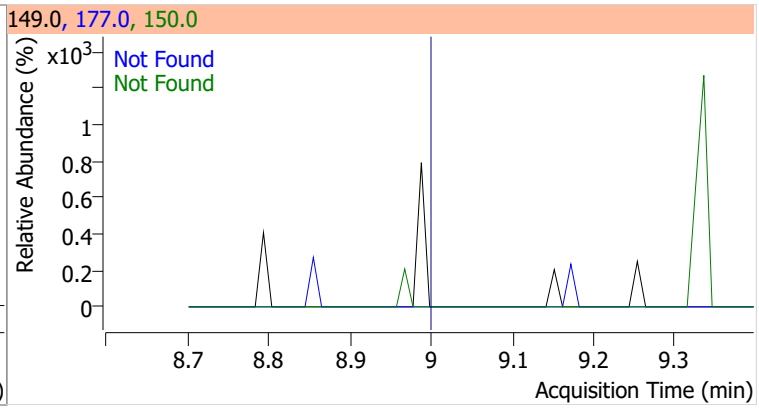

Compound	Conc.	Exp RT	QIon	Exp Ratio	QIon	Exp Ratio
Fluorene	N.D.	9.04	165.0	93.4	167.0	13.7

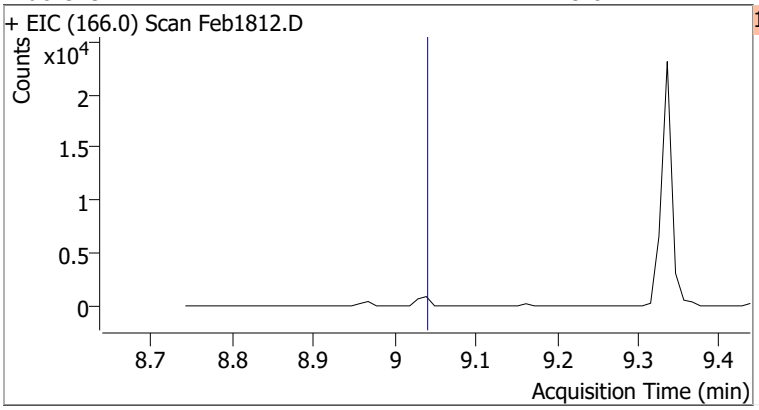

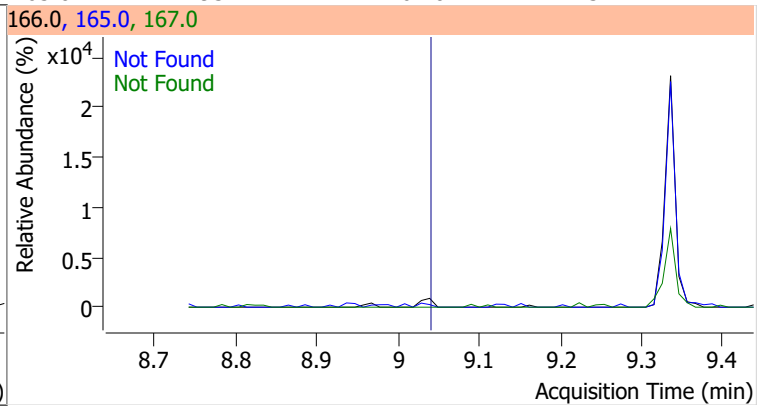

Compound	Conc.	Exp RT	QIon	Exp Ratio	QIon	Exp Ratio
4-Chlorophenyl-phenylether	N.D.	9.07	141.0	61.2	206.0	33.8

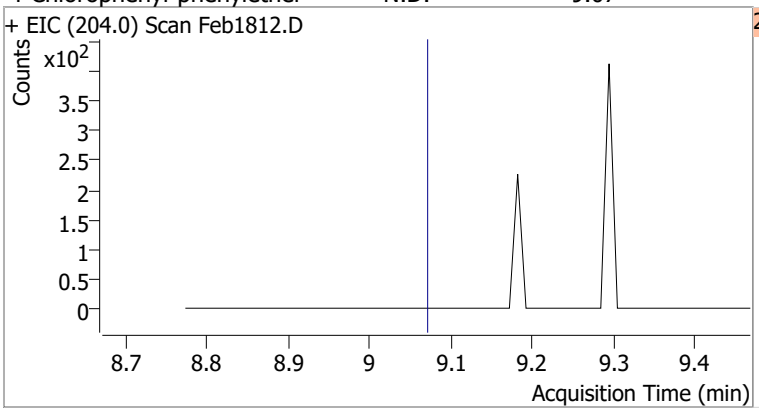

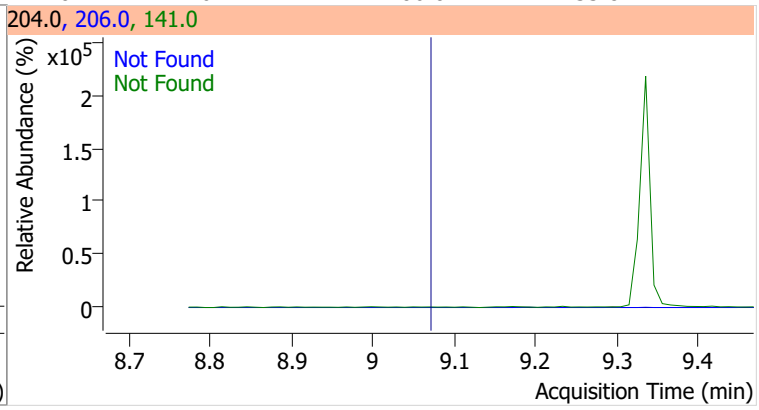

Compound	Conc.	Exp RT	QIon	Exp Ratio	QIon	Exp Ratio
4-Nitroaniline	N.D.	9.14	65.0	112.7	92.0	49.3

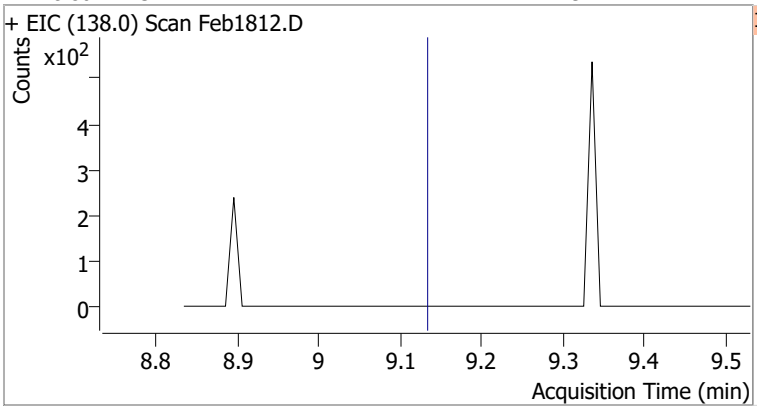

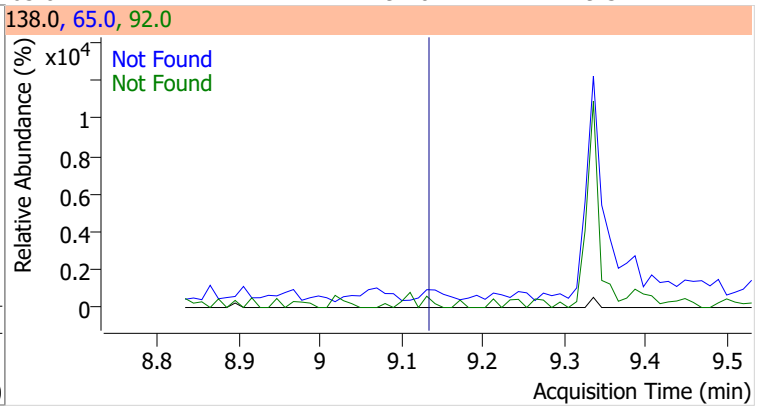

Compound	Conc.	RT	Dev(Min)	Resp.	QIon	QRatio	Lower	Upper
4,6-Dinitro-2-methylphenol		0		0	121.0		35.1	65.3

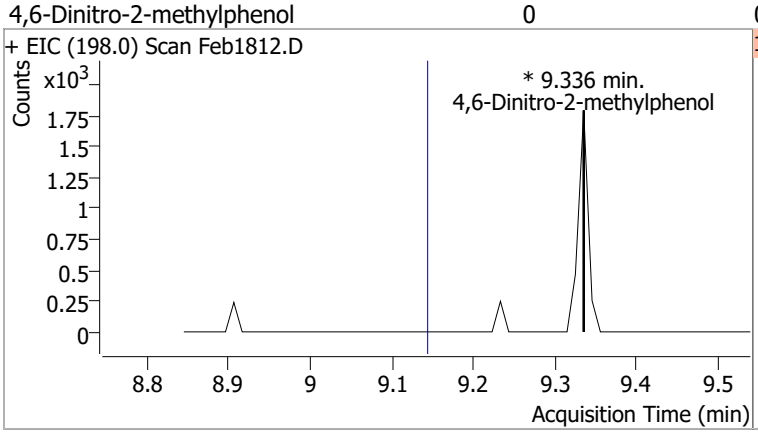

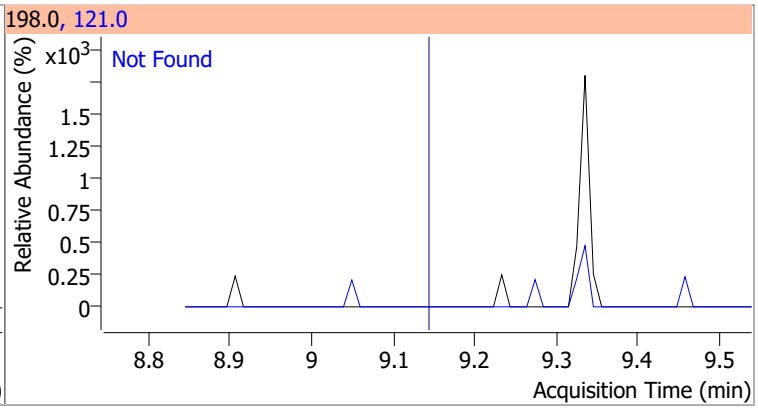

Compound	Conc.	Exp RT	QIon	Exp Ratio	QIon	Exp Ratio
N-nitrosodiphenylamine	N.D.	9.23	168.0	62.8	167.0	34.1

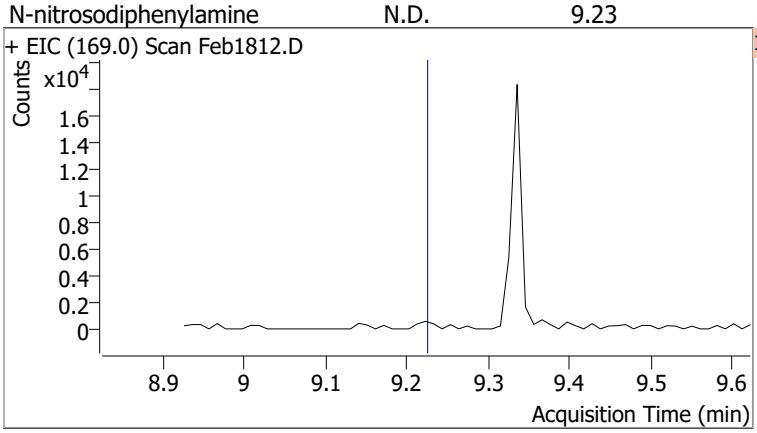

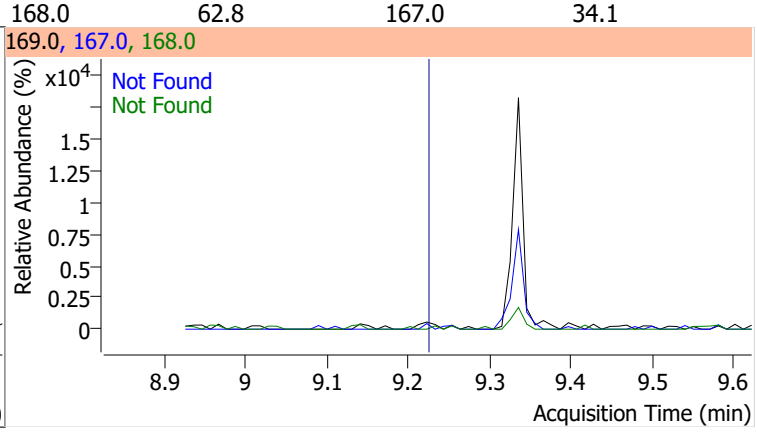

Compound	Conc.	Exp RT	QIon	Exp Ratio	QIon	Exp Ratio
Azobenzene	N.D.	9.26	51.0	45.2	182.0	24.1

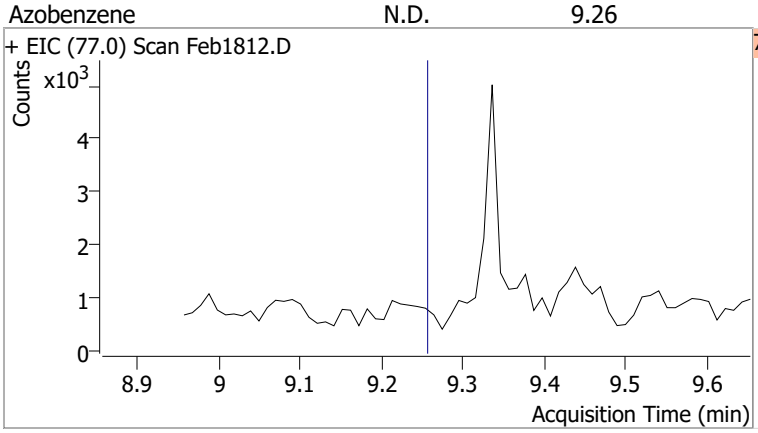

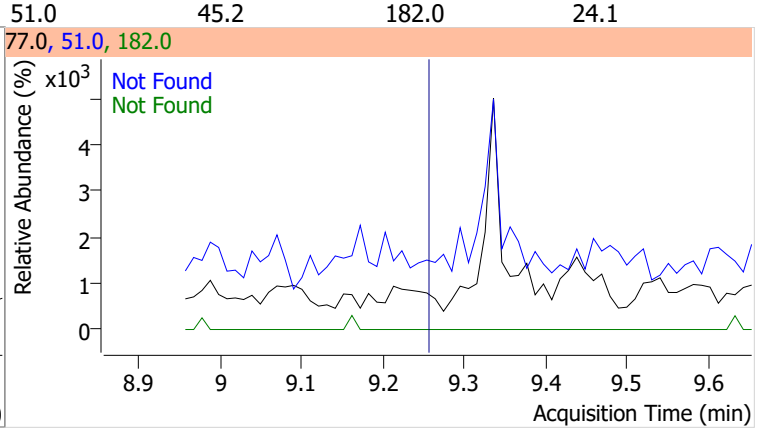

Compound	Conc.	RT	Dev(Min)	Resp.	QIon	QRatio	Lower	Upper
2,4,6-Tribromophenol	157.2199	9.34	0.00	321583	331.8	89.2	68.5	127.2

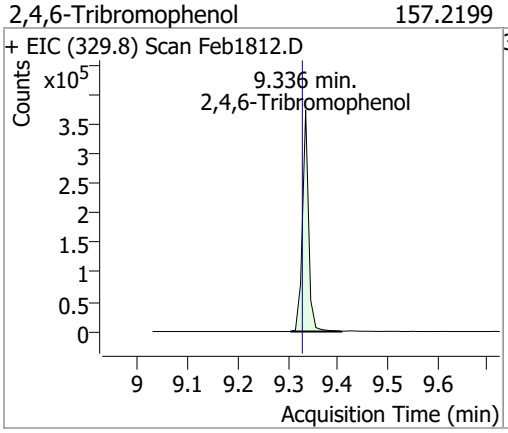

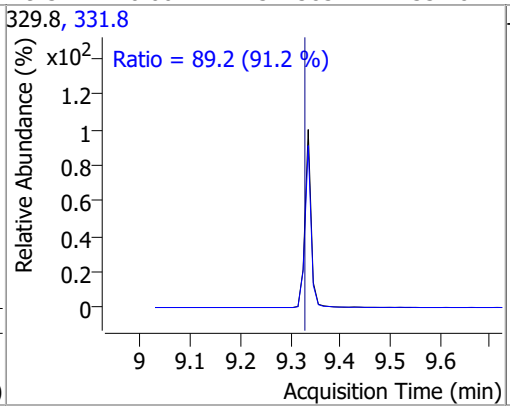

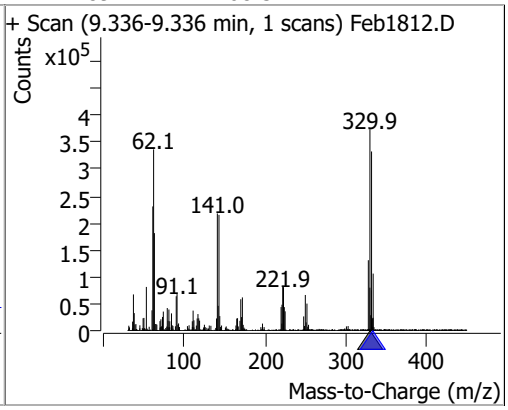

Compound	Conc.	Exp RT	QIon	Exp Ratio	QIon	Exp Ratio
4-Bromophenyl-phenylether	N.D.	9.65	141.0	98.8	250.0	98.2

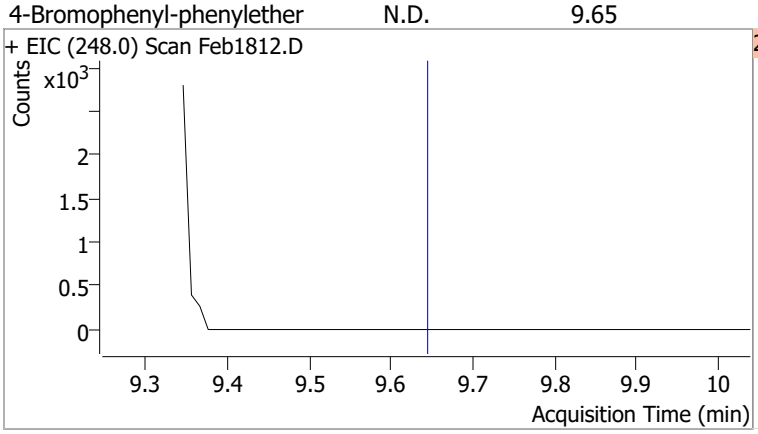

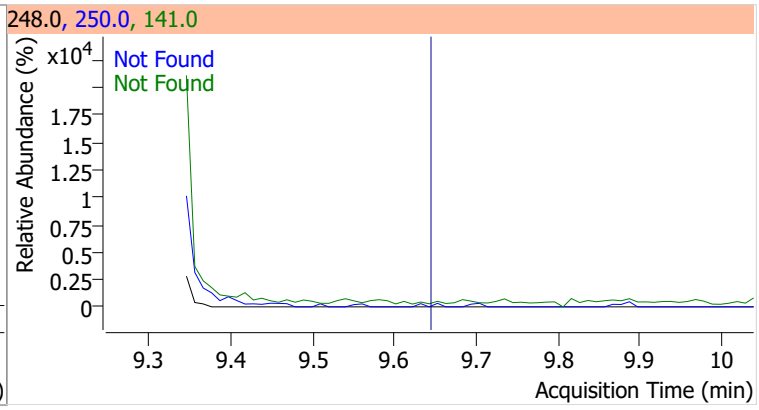

Compound	Conc.	Exp RT	QIon	Exp Ratio
Hexachlorobenzene	N.D.	9.69	142.0	53.8

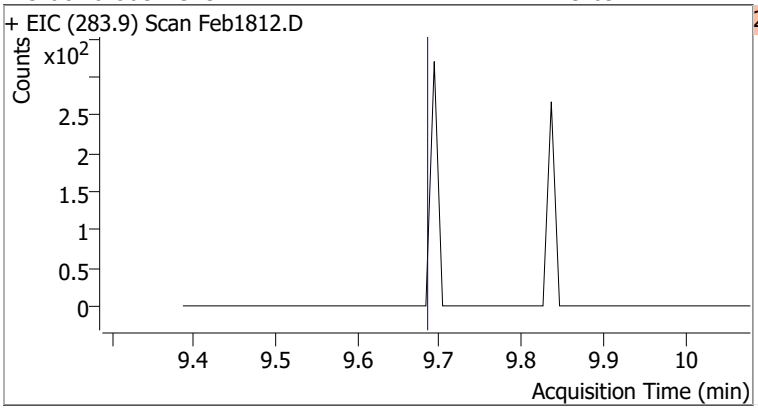

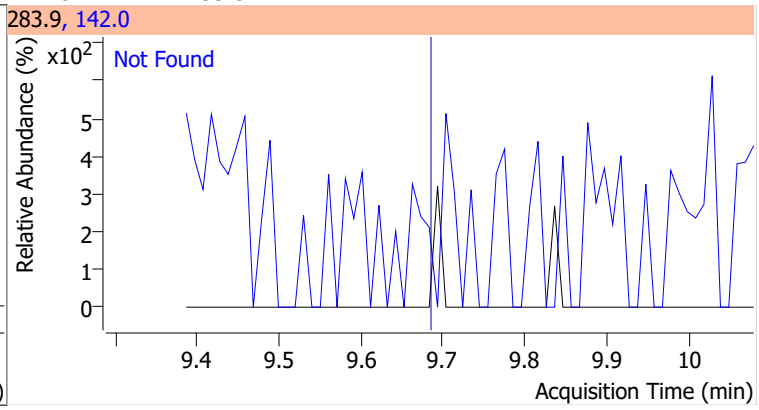

Compound	Conc.	Exp RT	QIon	Exp Ratio	QIon	Exp Ratio
Pentachlorophenol	N.D.	9.97	267.9	59.4	263.9	58.9

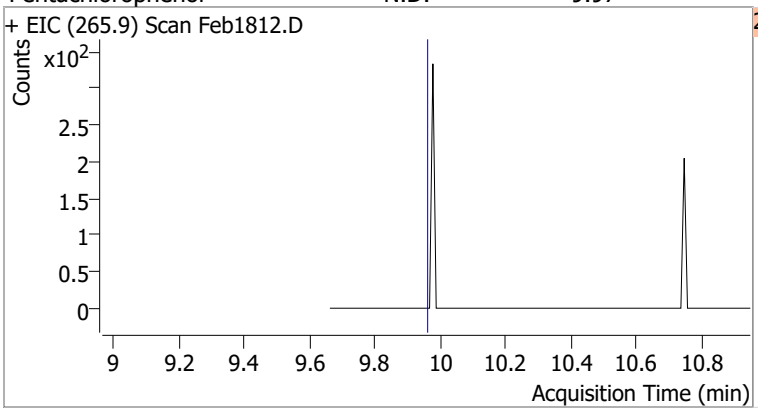

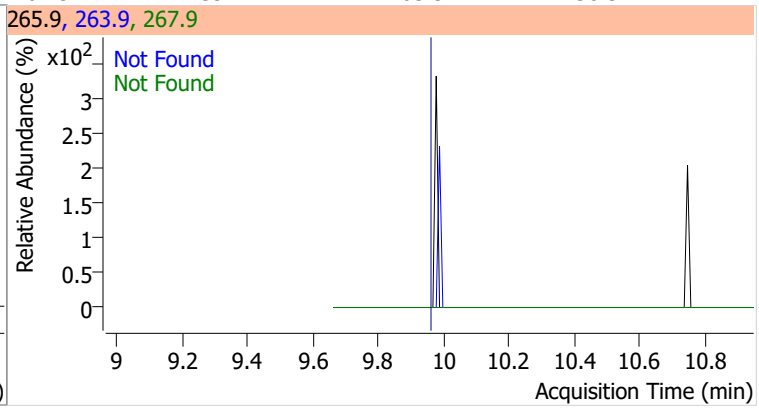

Compound	Conc.	Exp RT	QIon	Exp Ratio
Phenanthrene	N.D.	10.18	176.0	18.5

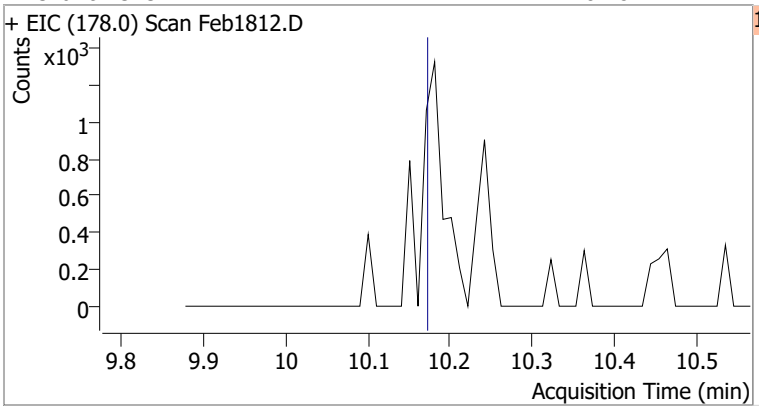

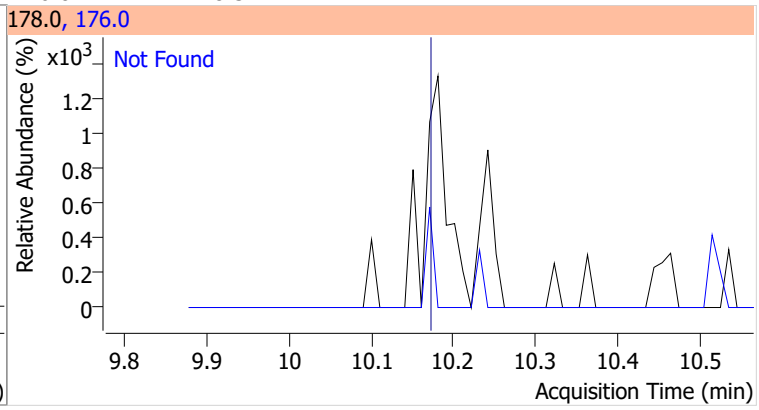

Compound	Conc.	Exp RT	QIon	Exp Ratio
Anthracene	N.D.	10.25	176.0	18.4

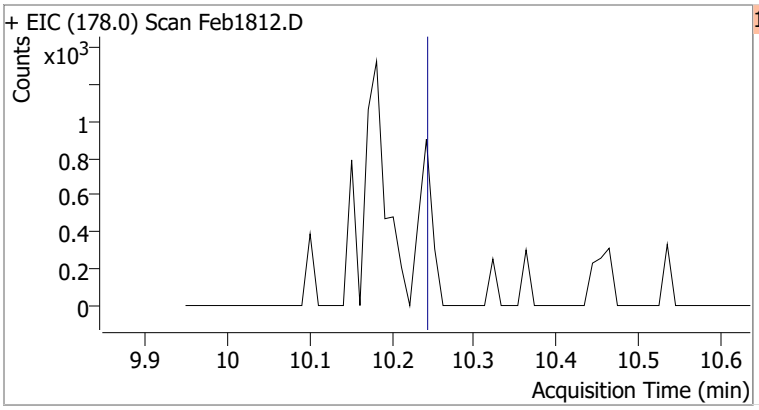

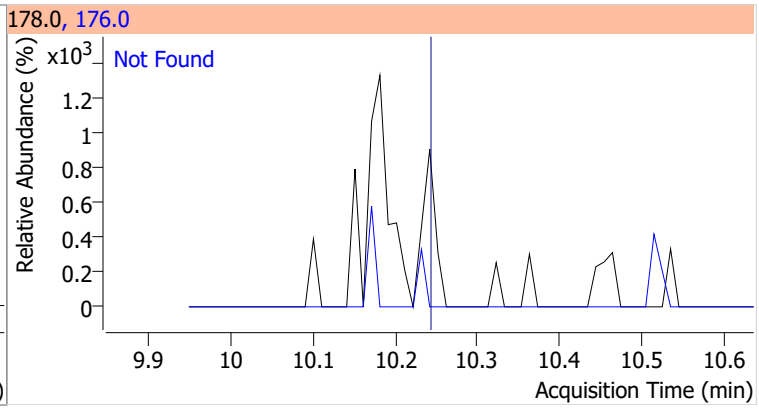

Compound	Conc.	Exp RT	QIon	Exp Ratio	QIon	Exp Ratio
Triallate	N.D.	10.31	268.0	24.1	143.0	22.5

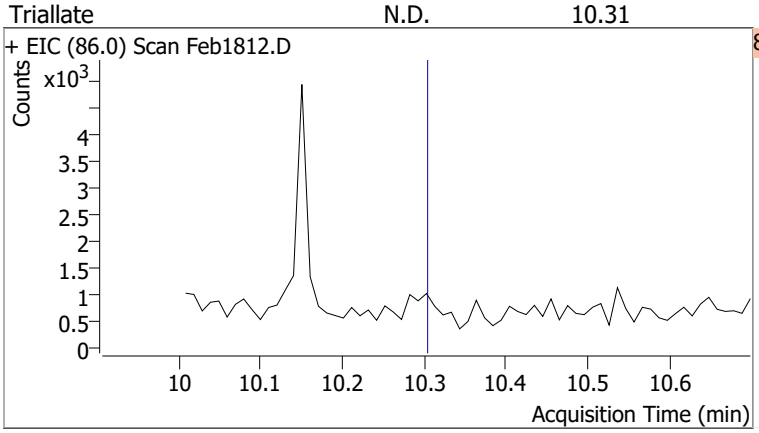

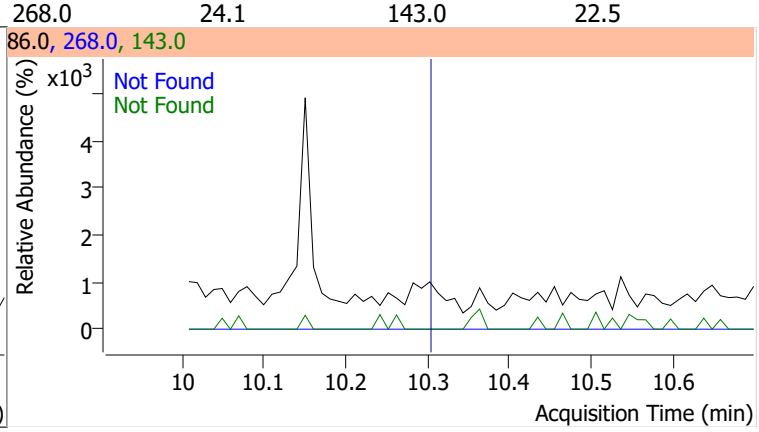

Compound	Conc.	Exp RT	QIon	Exp Ratio
Carbazole	N.D.	10.49	139.0	12.8

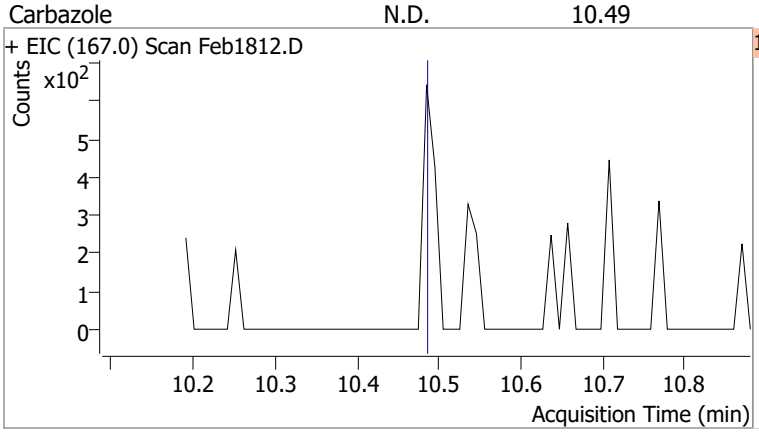

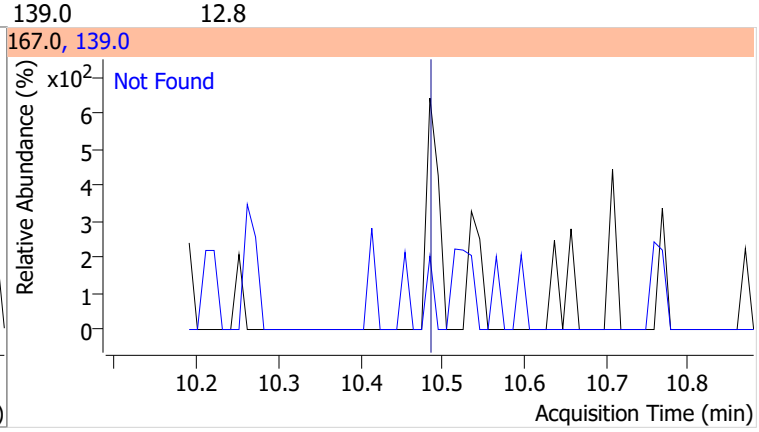

Compound	Conc.	Exp RT	QIon	Exp Ratio	QIon	Exp Ratio
o-Terphenyl	N.D.	10.70	229.0	64.9	215.0	37.0

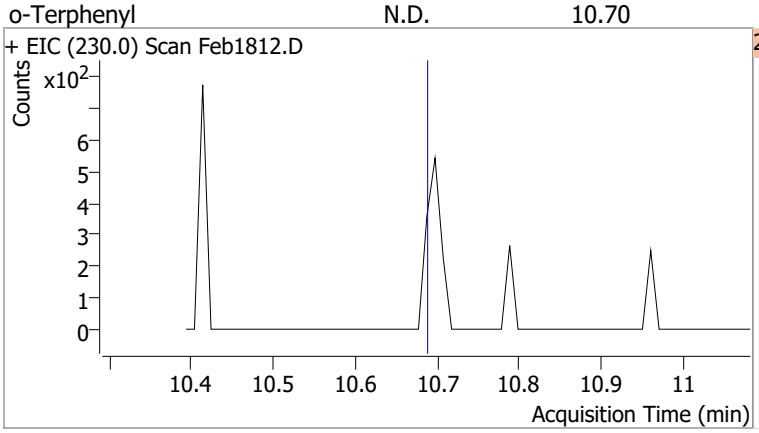

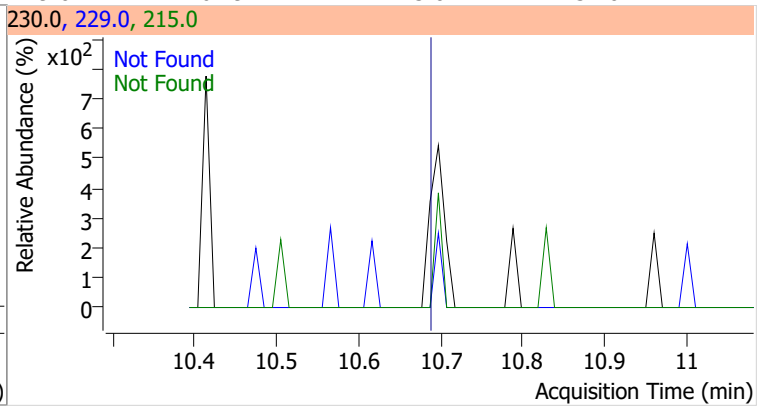

Compound	Conc.	Exp RT	QIon	Exp Ratio	QIon	Exp Ratio
Di-n-Butylphthalate	N.D.	11.08	150.0	9.1	104.0	6.4

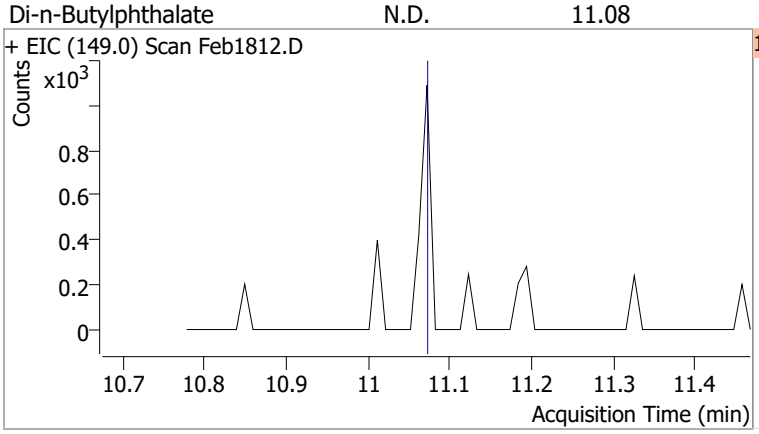

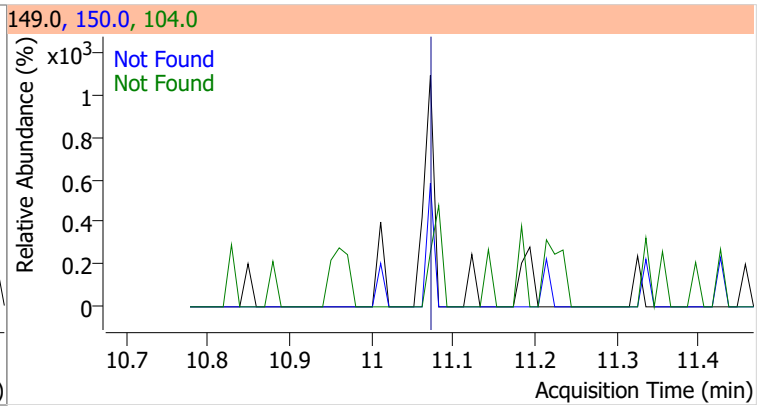

Compound	Conc.	Exp RT	QIon	Exp Ratio
Fluoranthene	N.D.	11.95	101.0	13.4

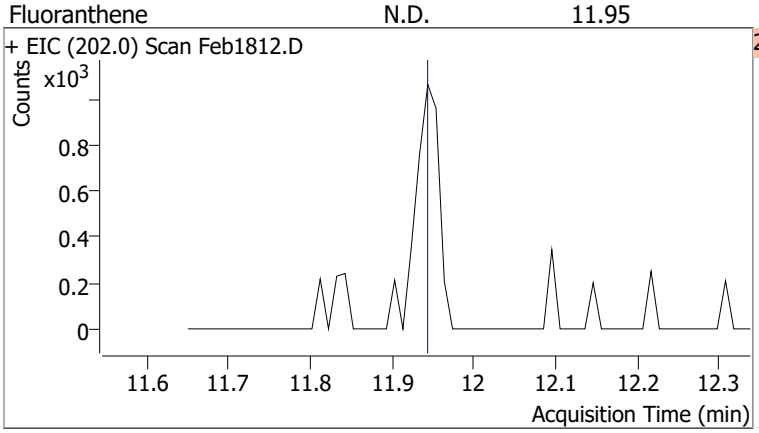

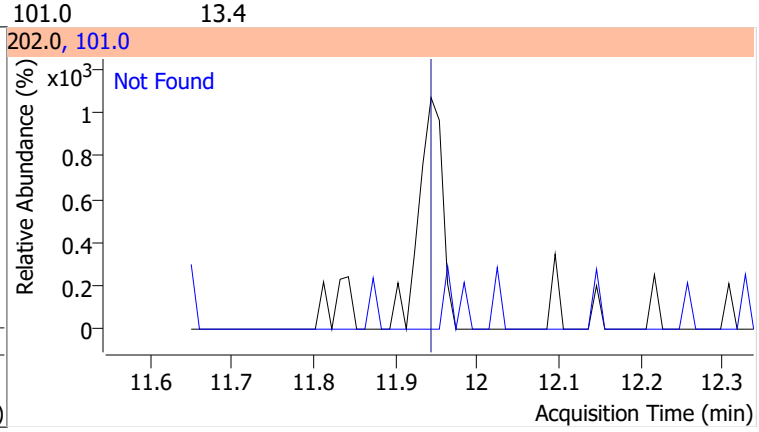

Compound	Conc.	RT	Dev(Min)	Resp.	QIon	QRatio	Lower	Upper
Benzidine		0		0	183.0		8.3	15.4
					92.0		5.8	10.8

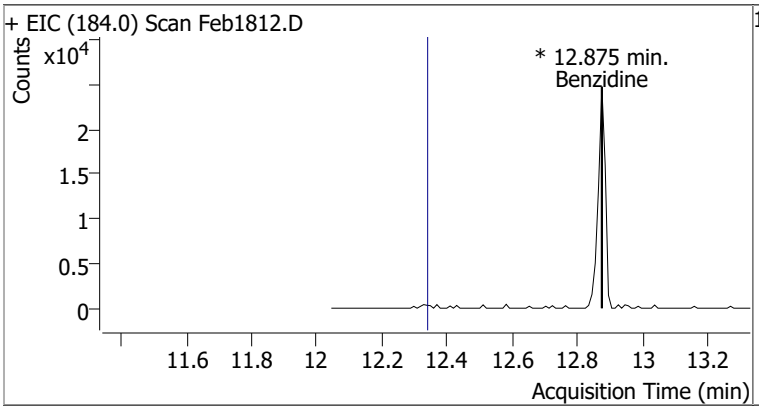

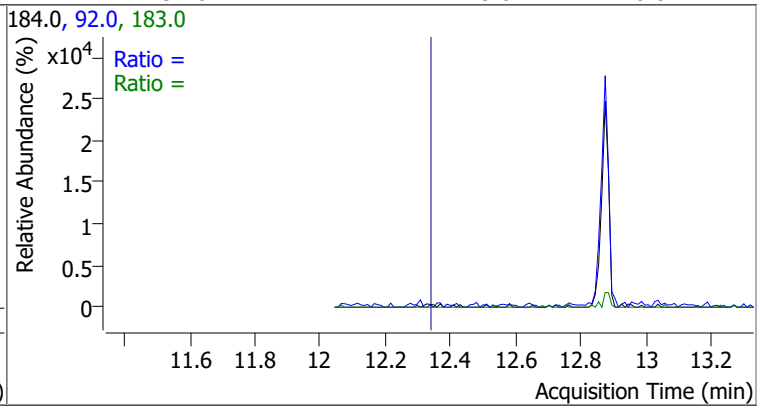

Compound	Conc.	Exp RT	QIon	Exp Ratio
Pyrene	N.D.	12.38	101.0	15.9

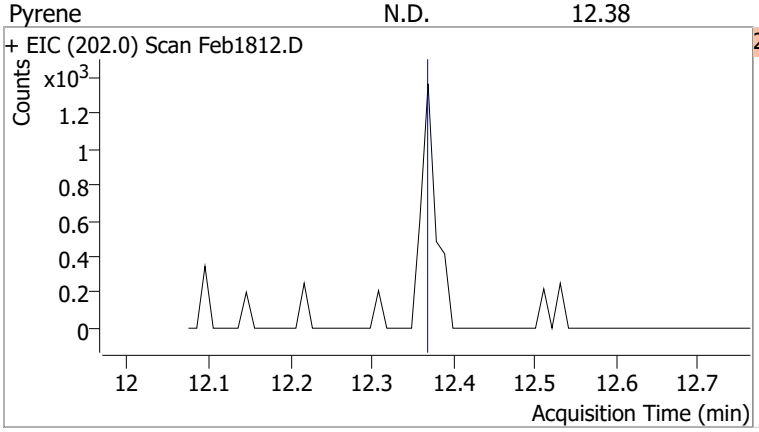

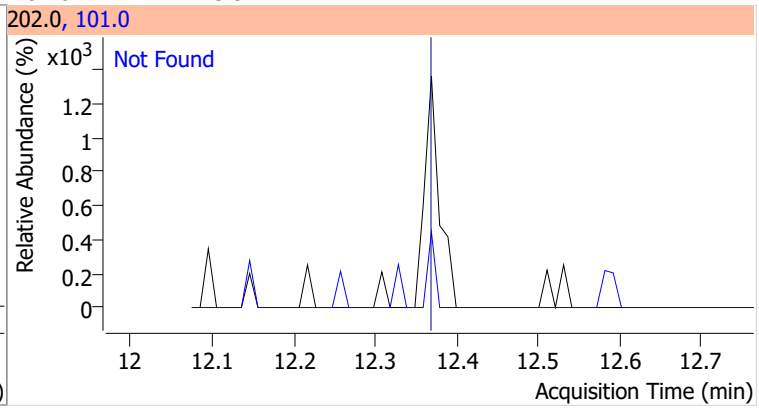

Compound	Conc.	RT	Dev(Min)	Resp.	QIon	QRatio	Lower	Upper
Terphenyl-d14	102.2438	12.88	0.00	2209315	122.0	14.6	10.1	18.7

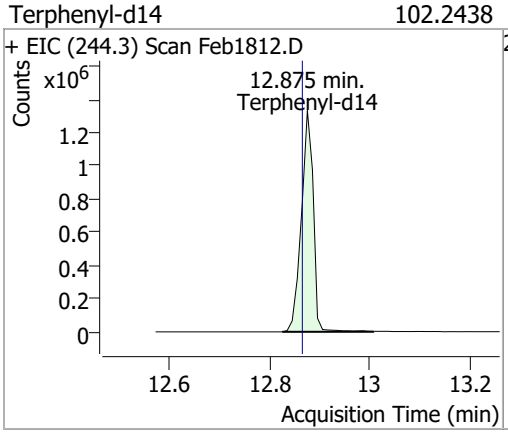

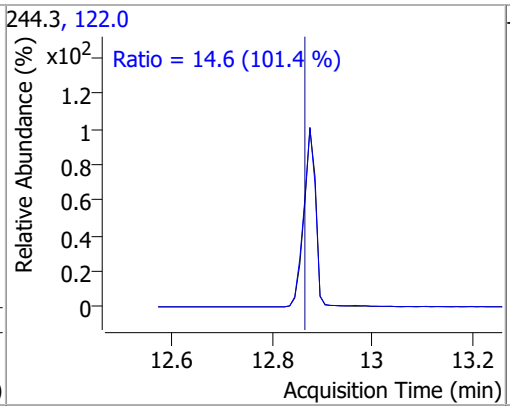

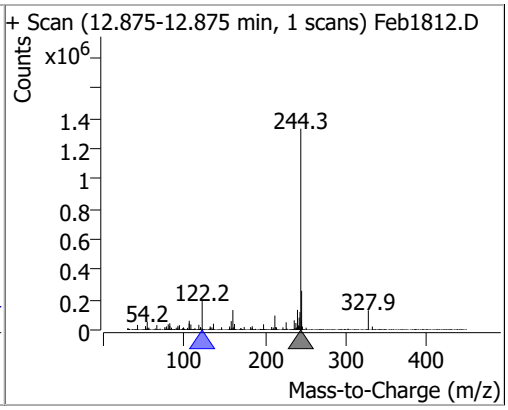

Compound	Conc.	Exp RT	QIon	Exp Ratio	QIon	Exp Ratio
Butylbenzylphthalate	N.D.	14.32	91.0	85.1	206.0	17.5

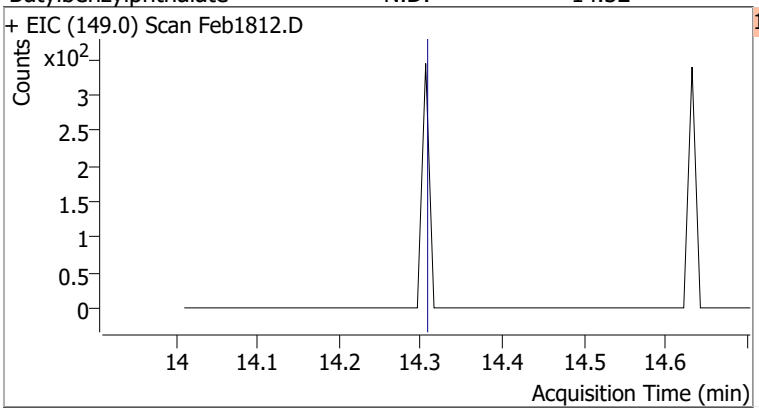

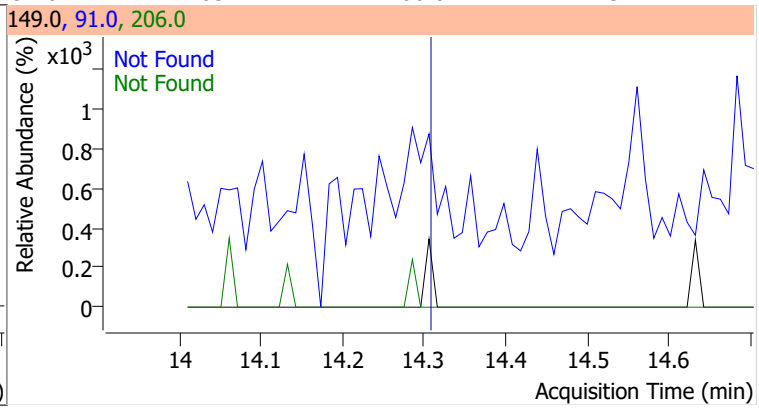

Compound	Conc.	Exp RT	QIon	Exp Ratio	QIon	Exp Ratio
Benzo(a)Anthracene	N.D.	15.51	226.0	26.8	229.0	21.1

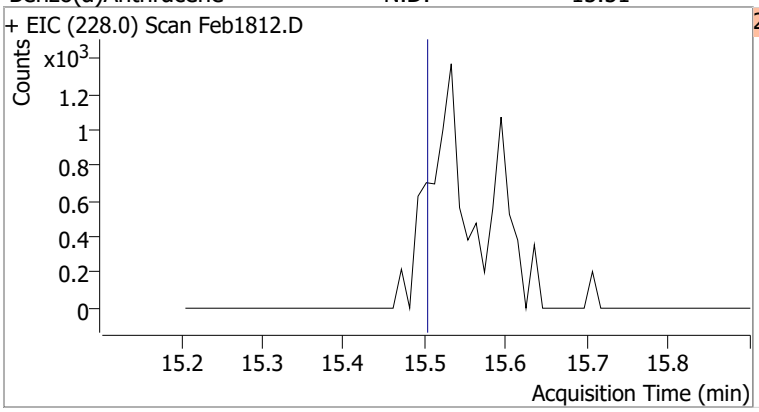

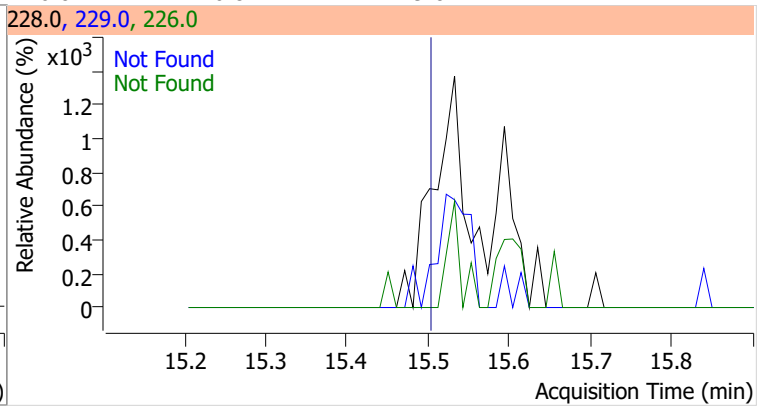

Compound	Conc.	Exp RT	QIon	Exp Ratio	QIon	Exp Ratio
Chrysene	N.D.	15.62	226.0	28.4	229.0	19.7

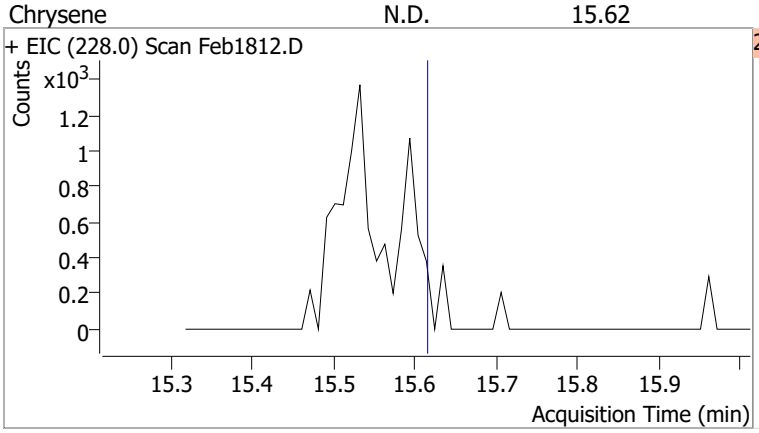

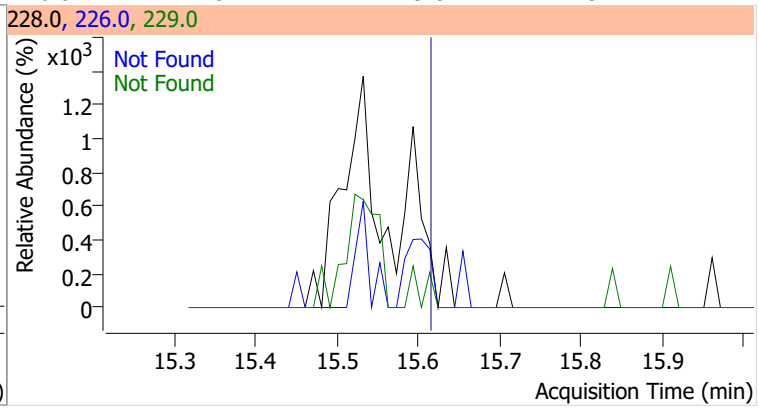

Compound	Conc.	Exp RT	QIon	Exp Ratio
3,3-Dichlorobenzidine	N.D.	15.69	254.0	64.2

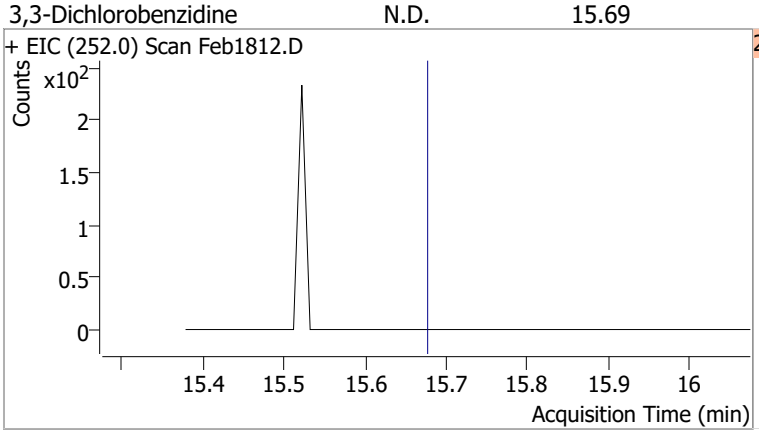

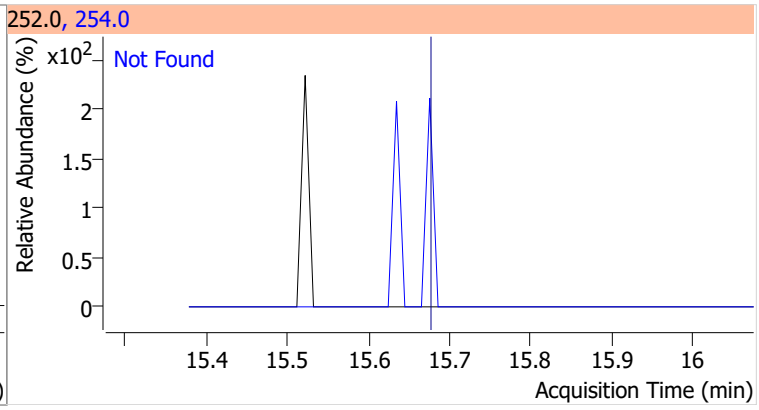

Compound	Conc.	Exp RT	QIon	Exp Ratio	QIon	Exp Ratio
bis(2-ethylhexyl)Phthalate	N.D.	16.37	149.0	390.8	279.0	15.0

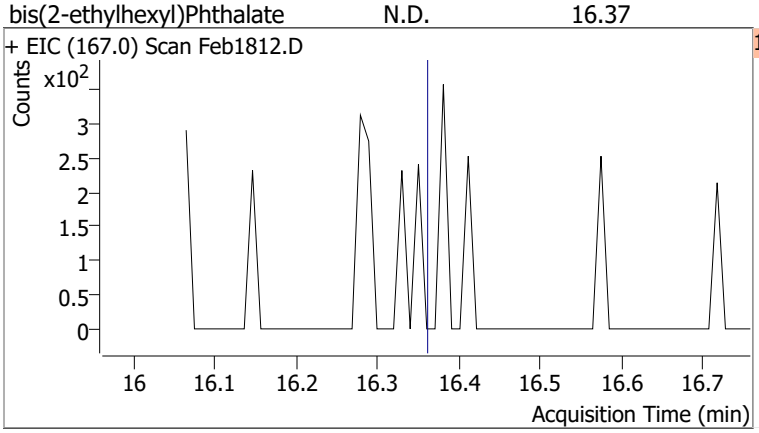

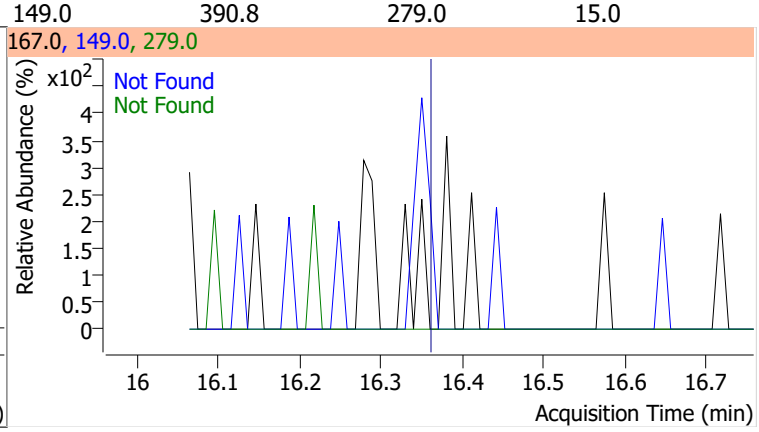

Compound	Conc.	Exp RT	QIon	Exp Ratio
Di-n-octyl Phthalate	N.D.	18.13	150.0	10.0

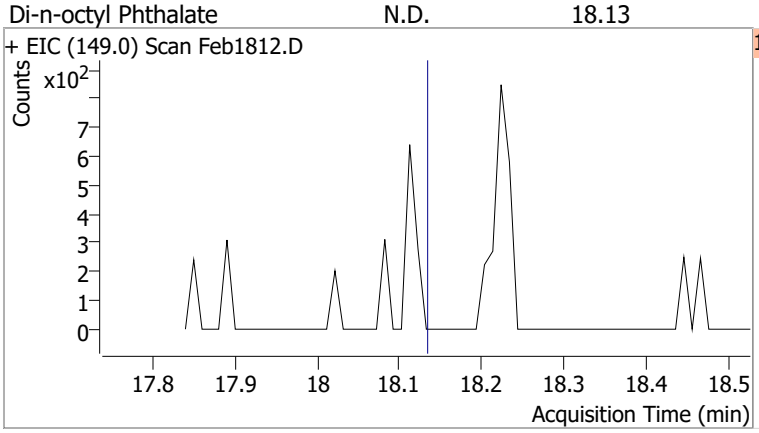

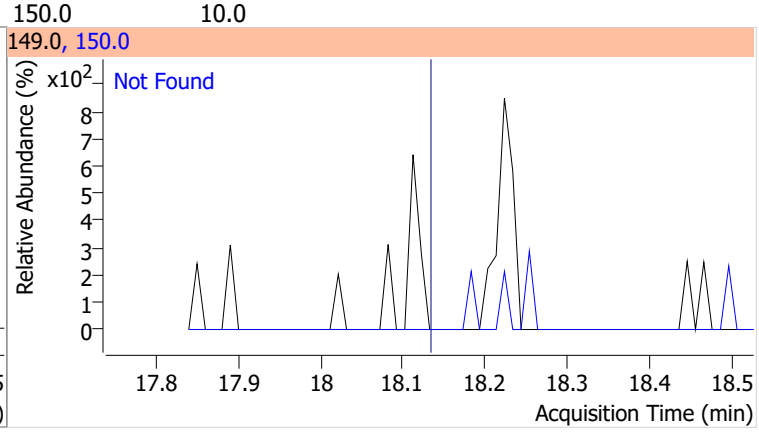

Compound	Conc.	Exp RT	QIon	Exp Ratio
Benzo(b)fluoranthene	N.D.	18.38	253.0	22.3

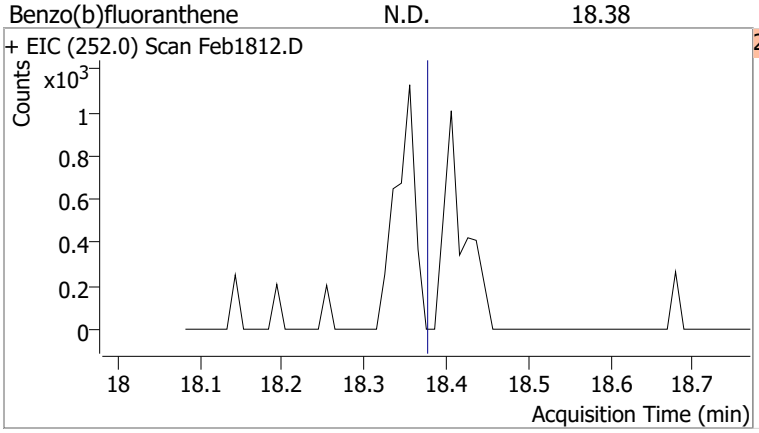

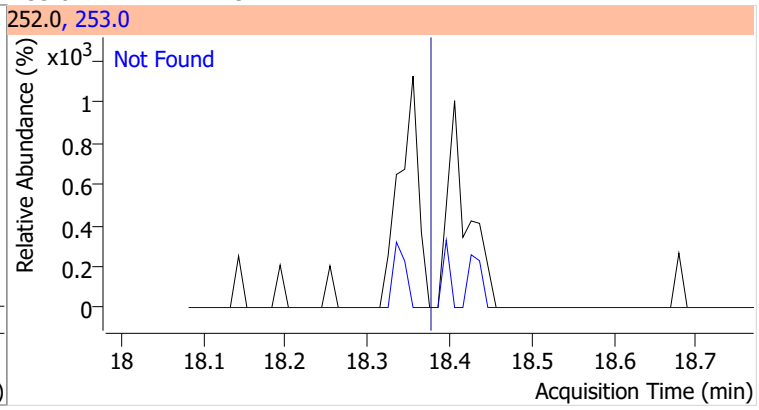

Compound	Conc.	Exp RT	QIon	Exp Ratio
Benzo(k)fluoranthene	N.D.	18.45	253.0	22.0

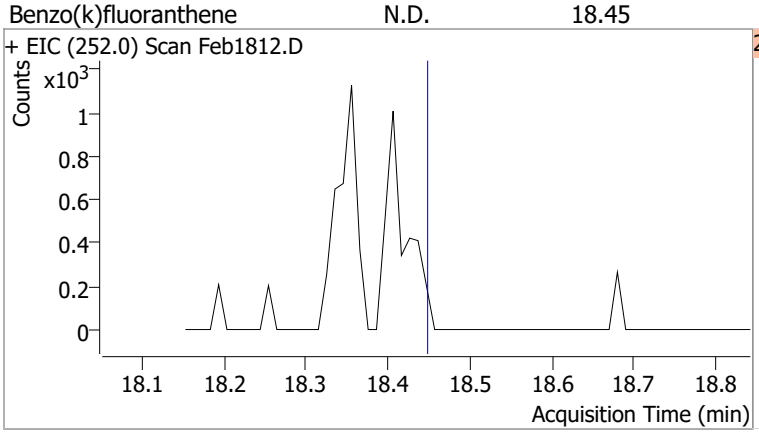

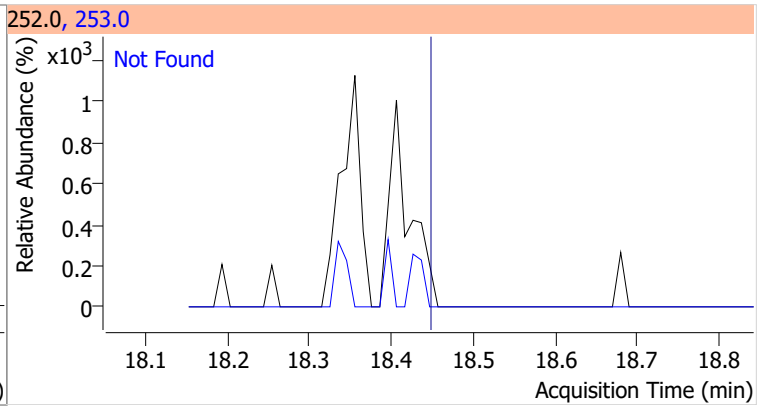

Compound	Conc.	Exp RT	QIon	Exp Ratio
Benzo(a)pyrene	N.D.	18.98	253.0	21.5

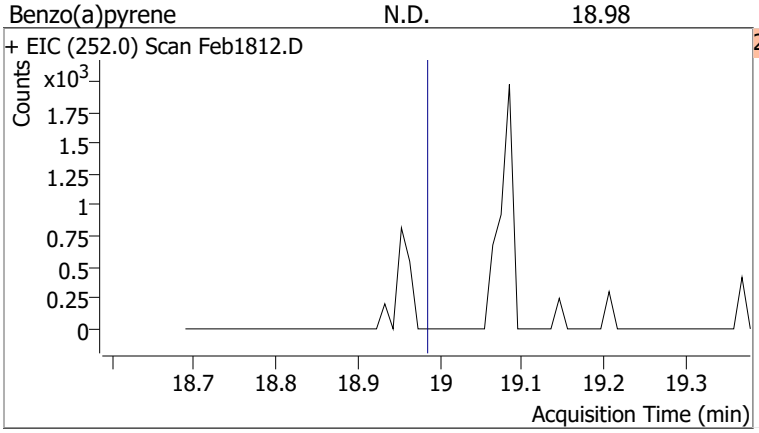

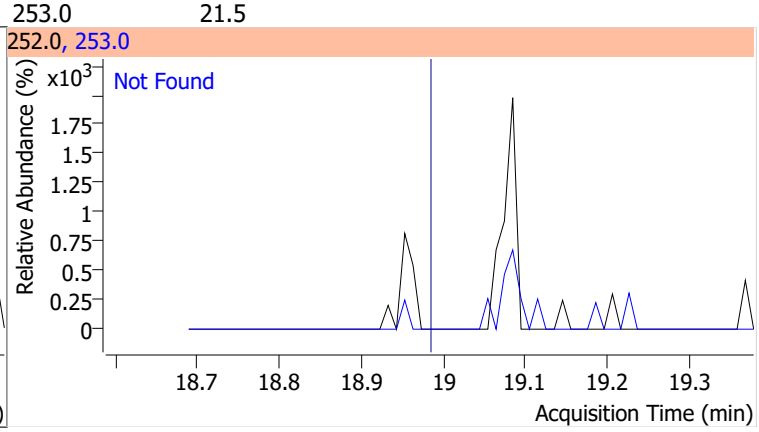

Compound	Conc.	Exp RT	QIon	Exp Ratio
Indeno(1,2,3-c,d)pyrene	N.D.	20.76	138.0	29.6

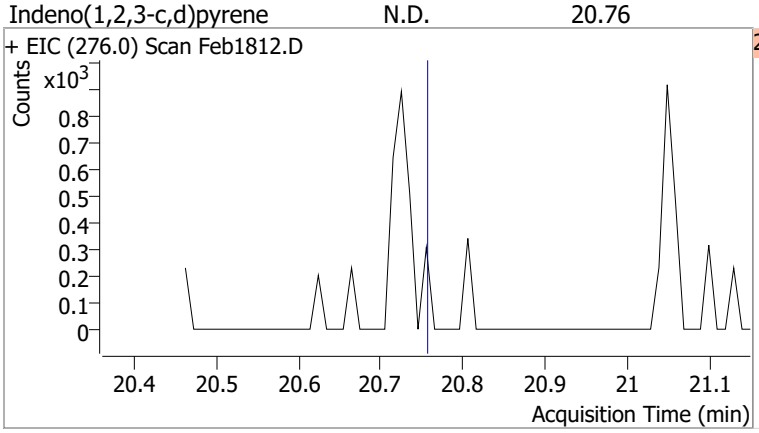

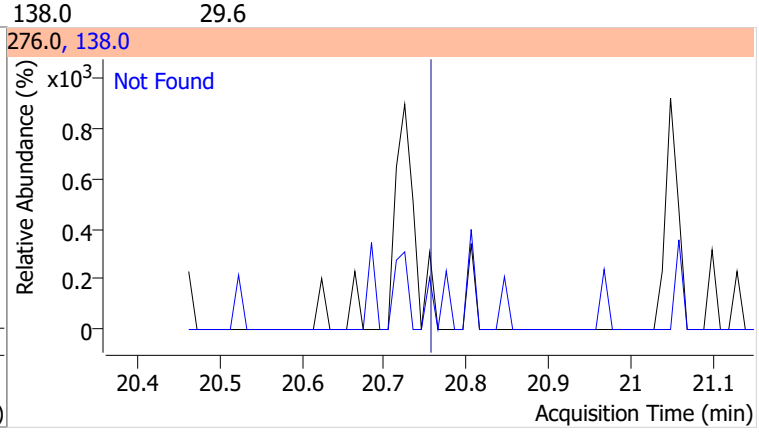

Compound	Conc.	Exp RT	QIon	Exp Ratio	QIon	Exp Ratio
Dibenzo(a,h)anthracene	N.D.	20.82	139.0	25.2	279.0	24.1

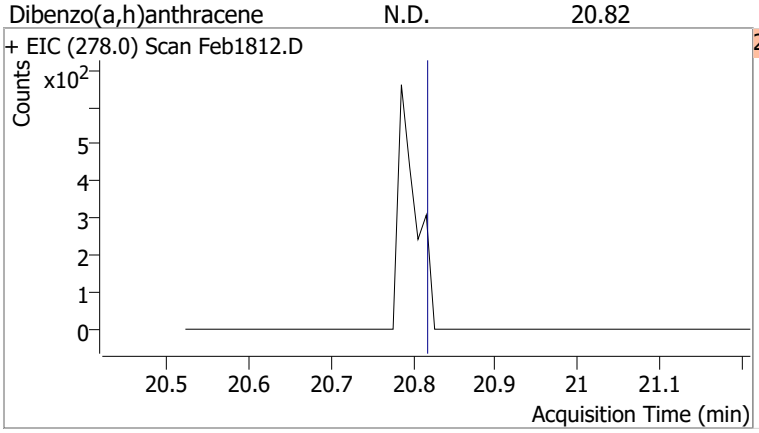

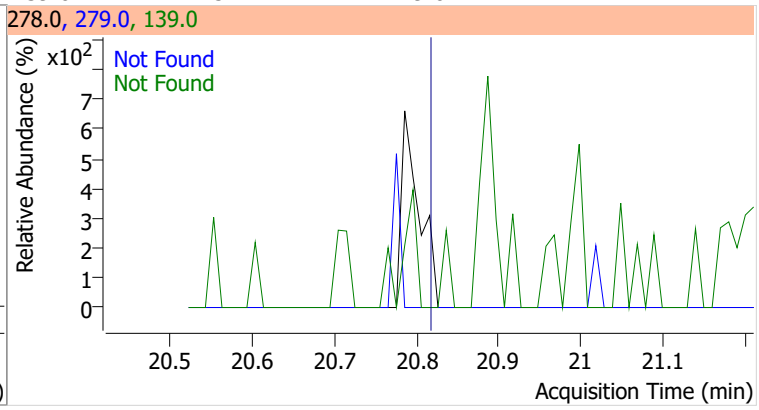

Compound	Conc.	Exp RT	QIon	Exp Ratio	QIon	Exp Ratio
Benzo(g,h,i)perylene	N.D.	21.09	138.0	33.0	277.0	23.2

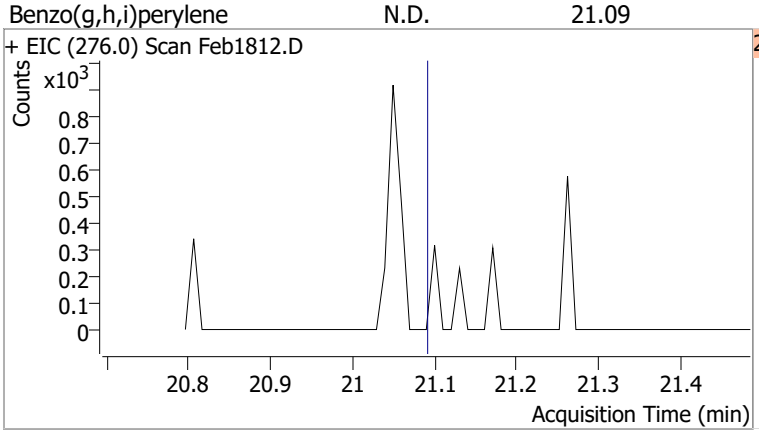

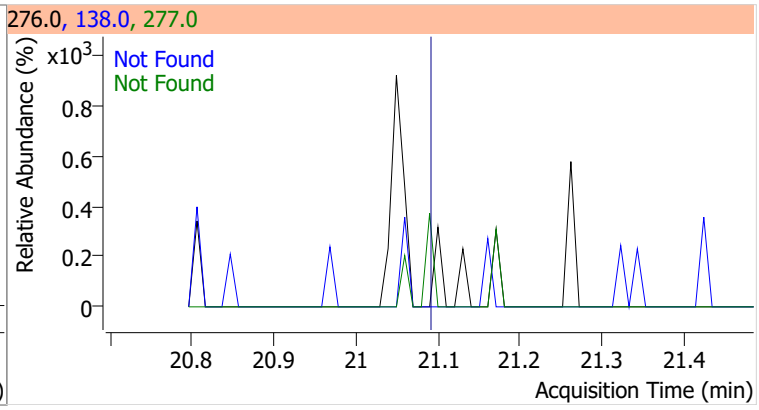

Quantitation Results Report (QT Reviewed)

Data File	Feb1813.D	Operator	LIMS import
Acq. Method	BNA+SIM.M	Acq. Date-Time	2/19/2022 2:28:36 PM
Sample Name	LCS-163621	Instrument	Instrument #1
Vial	13	Multiplier	1.00
DA Method File		Comment	SVOC-8270-W-LARGO
Tune File	dftppdsm.u	Tune Date	2/18/2022 9:25:00 PM
Batch Name	021822 DoD BNA cal.batch.bin	Last Calib Update	2/19/2022 1:06:17 PM
Ref Library	D:\Org\Library\NIST129K.l		

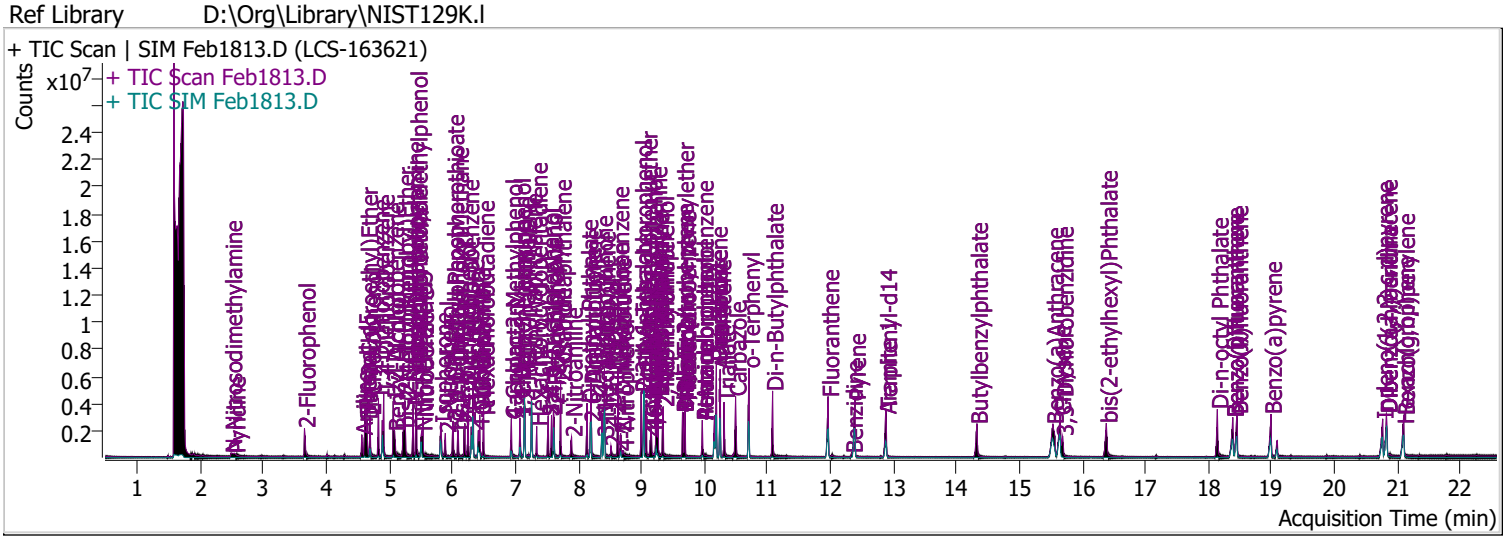

Compound	RT	QIon	Resp.	Conc.	Units		Dev(Min)
Internal Standards							
System Monitoring Compounds							
S 2-Fluorophenol	3.653	112.0	790090	79.1398	µg/L		0.000
Spiked Amount: 200.000	Range: 10.0 - 75.0%			Recovery = 39.57%			
S Phenol-d5	4.613	99.0	1067912	83.3622	µg/L		0.000
Spiked Amount: 200.000	Range: 10.0 - 65.0%			Recovery = 41.68%			
S Nitrobenzene-d5	5.512	82.0	554820	77.5747	µg/L		0.010
Spiked Amount: 100.000	Range: 32.0 - 94.0%			Recovery = 77.57%			
S 2-Fluorobiphenyl	7.605	172.0	1446095	72.7922	µg/L		0.000
Spiked Amount: 100.000	Range: 28.0 - 107.0%			Recovery = 72.79%			
S 2,4,6-Tribromophenol	9.346	329.8	371807	173.9696	µg/L		0.010
Spiked Amount: 200.000	Range: 25.0 - 140.0%			Recovery = 86.98%			
S Terphenyl-d14	12.885	244.3	2059362	94.3116	µg/L		0.010
Spiked Amount: 100.000	Range: 32.0 - 122.0%			Recovery = 94.31%			
Target Compounds							**QValue**
T N-Nitrosodimethylamine	2.489	74.0	144643	50.0214	µg/L		91
T Pyridine	2.540	79.0	264147	35.8730	µg/L		96
T Aniline	4.562	93.0	801104	43.6262	µg/L	m	96
T Phenol	4.623	94.0	693974	48.9273	µg/L		90
T bis(-2-Chloroethyl)Ether	4.644	63.0	724305	75.0357	µg/L	m	95
T 2-Chlorophenol	4.695	128.0	790134	69.0913	µg/L		100
T 1,3-Dichlorobenzene	4.828	146.0	1007455	68.5535	µg/L	m	100
T 1,4-Dichlorobenzene	4.909	146.0	995784	67.0173	µg/L	m	98
T 1,2-Dichlorobenzene	5.063	146.0	968181	67.5402	µg/L	m	99
T Benzyl Alcohol	5.083	108.0	403698	71.2093	µg/L		93
T bis(2-chloroisopropyl)Ether	5.226	121.0	260037	67.4003	µg/L		99
T 2-Methylphenol	5.246	107.0	766017	77.2440	µg/L		95
T N-nitroso-Di-n-propylamine	5.379	70.0	663299	95.4374	µg/L		98
T 4Methylphenol/3Methylphenol	5.430	107.0	1082432	80.2605	µg/L		99
T Hexachloroethane	5.430	117.0	285014	65.5290	µg/L		99

Compound	RT	QIon	Resp.	Conc.	Units		Dev(Min)
T Nitrobenzene	5.532	123.1	317767	88.7032	µg/L		97
T Isophorone	5.818	82.0	1346169	78.3656	µg/L		99
T 2-Nitrophenol	5.890	139.0	332539	85.2121	µg/L		99
T 2,4-Dimethylphenol	6.013	122.0	635814	79.5415	µg/L		99
T bis(-2-Chloroethoxy)Methane	6.085	93.0	817087	81.4176	µg/L		97
T 2,4-Dichlorophenol	6.198	162.0	587103	76.7890	µg/L		96
T Benzoic Acid	6.198	105.0	95620	27.7844	µg/L	#	75
T 1,2,4-Trichlorobenzene	6.249	180.0	663788	72.1113	µg/L		99
T Naphthalene	6.331	128.0	2245379	82.8087	µg/L		100
T 4-Chlorophenol	6.413	130.0	201518	70.3282	µg/L		96
T p-Chloroaniline	6.434	127.0	755095	70.6236	µg/L		97
T Hexachlorobutadiene	6.496	224.9	356289	74.9108	µg/L		97
T 4-Chloro-2-Methylphenol	6.937	107.0	585421	82.7433	µg/L	m	95
T 4-Chloro-3-Methylphenol	7.071	107.0	603491	81.5528	µg/L	m	99
T 2-Methylnaphthalene	7.142	141.0	1326679	85.6861	µg/L		98
T 1-Methylnaphthalene	7.255	141.0	1135357	75.3851	µg/L	m	98
T Hexachlorocyclopentadiene	7.338	236.9	220873	78.7344	µg/L		98
T 2,4,6-Trichlorophenol	7.522	196.0	447151	90.7519	µg/L		100
T 2,4,5-Trichlorophenol	7.574	196.0	467011	85.0706	µg/L		97
T 2-Chloronaphthalene	7.718	162.0	1438268	86.1967	µg/L		98
T 2-Nitroaniline	7.892	65.0	268073	89.5558	µg/L		94
T Dimethyl Phthalate	8.139	163.0	1634258	95.9027	µg/L		97
T 2,6-Dinitrotoluene	8.190	165.0	184533	80.0211	µg/L		98
T Acenaphthylene	8.200	152.1	2154312	80.7552	µg/L		99
T 3-Nitroaniline	8.394	138.0	204584	78.2222	µg/L		94
T Acenaphthene	8.415	154.0	1377071	90.7354	µg/L		99
T 2,4-Dinitrophenol	8.517	184.0	112924	93.1272	µg/L		95
T Dibenzofuran	8.630	168.0	2268050	91.7375	µg/L		96
T 2,4-Dinitrotoluene	8.671	165.0	260018	88.8357	µg/L		98
T 4-Nitrophenol	8.711	109.0	107931	40.6616	µg/L		94
T Diethylphthalate	8.998	149.0	1599342	90.7313	µg/L		99
T Fluorene	9.039	166.0	1770427	88.5141	µg/L		100
T 4-Chlorophenyl-phenylether	9.080	204.0	876155	96.1031	µg/L		99
T 4-Nitroaniline	9.151	138.0	265892	86.9077	µg/L		98
T 4,6-Dinitro-2-methylphenol	9.162	198.0	160008	85.4547	µg/L		99
T N-nitrosodiphenylamine	9.233	169.0	1244447	87.0305	µg/L		99
T Azobenzene	9.264	77.0	1510014	79.9499	µg/L		94
T 4-Bromophenyl-phenylether	9.663	248.0	484616	88.6852	µg/L		97
T Hexachlorobenzene	9.694	283.9	466964	84.9942	µg/L		99
T Pentachlorophenol	9.968	265.9	254951	95.8269	µg/L		94
T Phenanthrene	10.191	178.0	2693403	91.5742	µg/L		100
T Anthracene	10.252	178.0	2437792	87.0390	µg/L	m	99
T Triallate	10.313	86.0	565732	84.1294	µg/L		98
T Carbazole	10.495	167.0	2473107	86.9447	µg/L		99
T o-Terphenyl	10.708	230.0	1364509	86.7773	µg/L		99
T Di-n-Butylphthalate	11.082	149.0	2614560	94.5230	µg/L		99
T Fluoranthene	11.963	202.0	2611915	87.7646	µg/L		99
T Benzidine	12.338	184.0	186195	17.4983	µg/L		98
T Pyrene	12.389	202.0	2770024	85.4318	µg/L		99
T Butylbenzylphthalate	14.326	149.0	894803	95.1521	µg/L		98
T Benzo(a)Anthracene	15.532	228.0	2291235	96.6502	µg/L		99
T Chrysene	15.645	228.0	2454212	93.0468	µg/L		99
T 3,3-Dichlorobenzidine	15.685	252.0	594442	71.7573	µg/L		99
T bis(2-ethylhexyl)Phthalate	16.380	167.0	314217	96.4207	µg/L		96
T Di-n-octyl Phthalate	18.143	149.0	2071905	91.3142	µg/L		99

Compound	RT	QIon	Resp.	Conc.	Units	Dev(Min)
T Benzo(b)fluoranthene	18.386	252.0	2128073	88.5109	µg/L	99
T Benzo(k)fluoranthene	18.456	252.0	2224032	87.5537	µg/L	99
T Benzo(a)pyrene	18.993	252.0	1978488	86.5188	µg/L	98
T Indeno(1,2,3-c,d)pyrene	20.765	276.0	1679669	87.6141	µg/L	96
T Dibenzo(a,h)anthracene	20.826	278.0	1949155	93.2754	µg/L	99
T Benzo(g,h,i)perylene	21.099	276.0	1909358	86.3123	µg/L	98

(#) = Qualifier Out of Range; (m) = Manual Integration; (+) = Area Summed; (*) = Surrogate Percent Recovery Out of Range; (d): Zeroed Peak

Compound	Conc.	RT	Dev(Min)	Resp.	QIon	QRatio	Lower	Upper
N-Nitrosodimethylamine	50.0214	2.49	0.00	144643	42.0	125.1	95.1	176.6

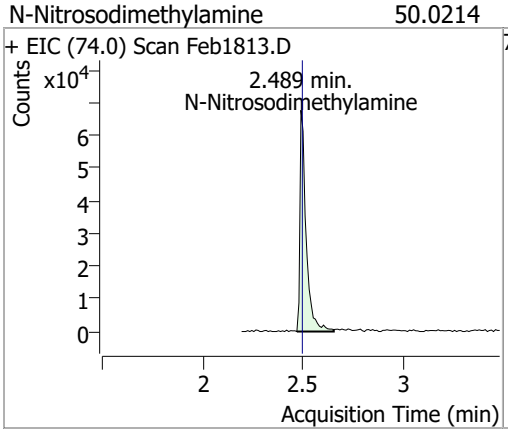

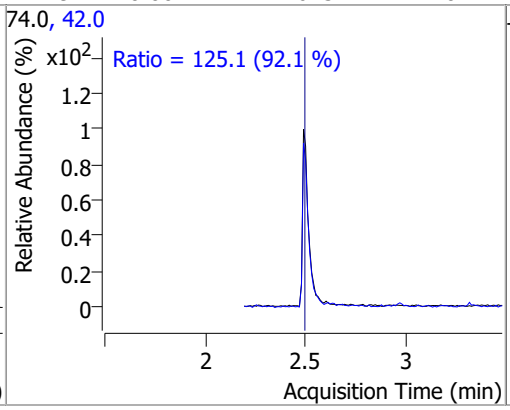

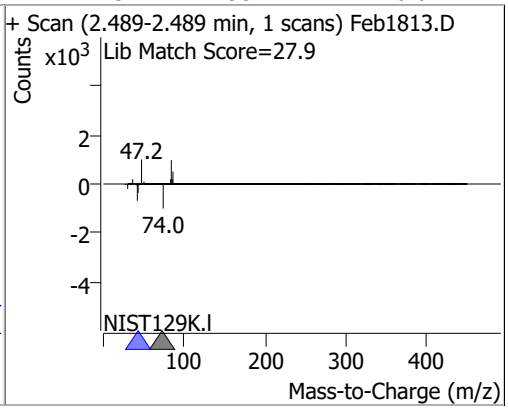

Compound	Conc.	RT	Dev(Min)	Resp.	QIon	QRatio	Lower	Upper
Pyridine	35.8730	2.54	0.01	264147	52.0	79.5	57.9	107.6

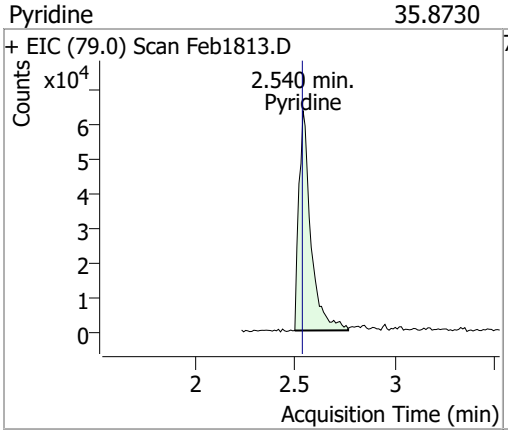

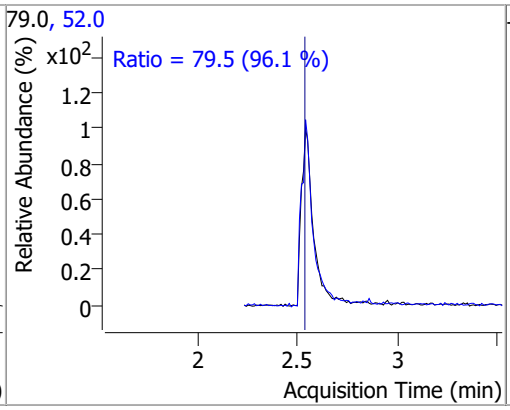

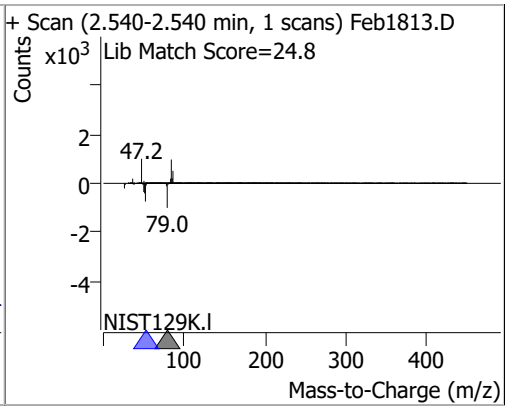

Compound	Conc.	RT	Dev(Min)	Resp.	QIon	QRatio	Lower	Upper
2-Fluorophenol	79.1398	3.65	0.00	790090	64.0	53.4	34.6	64.3
					92.0	21.0	14.2	26.5

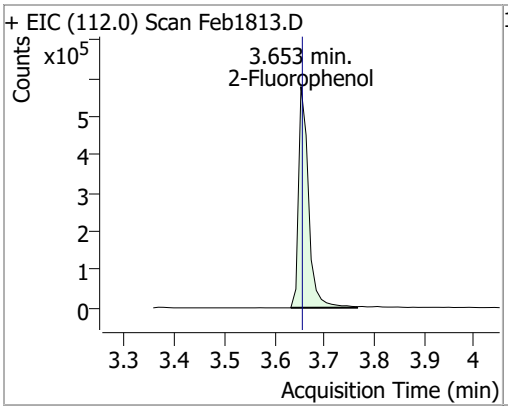

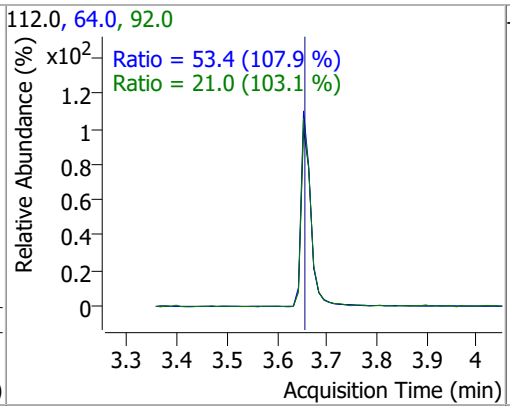

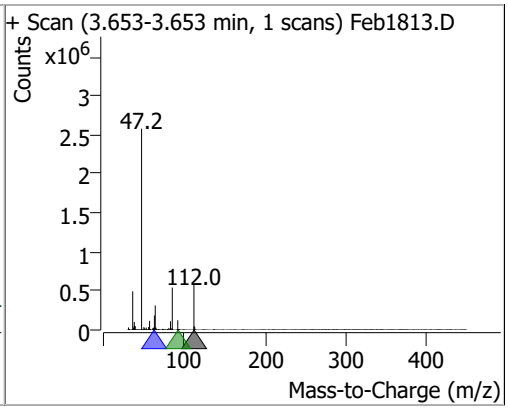

Compound	Conc.	RT	Dev(Min)	Resp.	QIon	QRatio	Lower	Upper
Aniline	43.6262	4.56	0.00	801104 (m)	66.0	34.1	25.7	47.8
					65.0	17.0	13.1	24.4

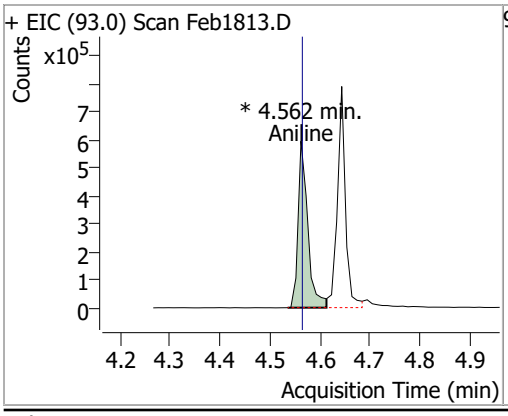

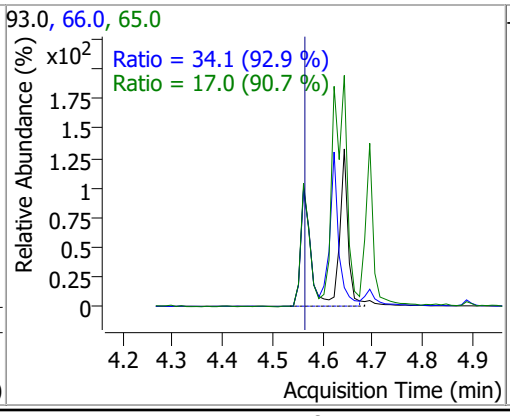

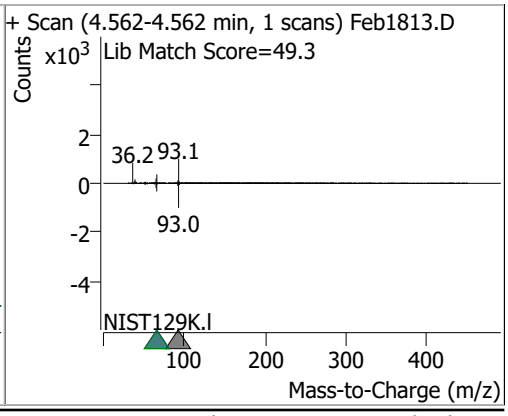

Compound	Conc.	RT	Dev(Min)	Resp.	QIon	QRatio	Lower	Upper
Phenol-d5	83.3622	4.61	0.00	1067912	71.0	35.4	25.8	47.9

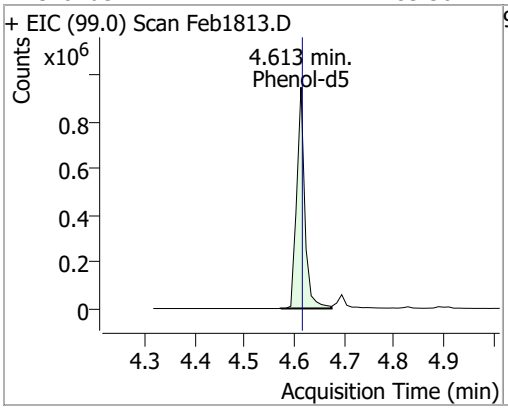

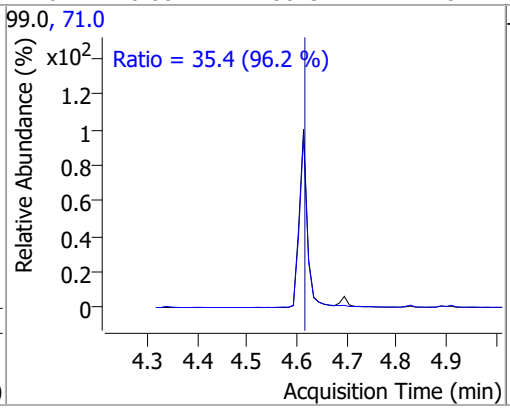

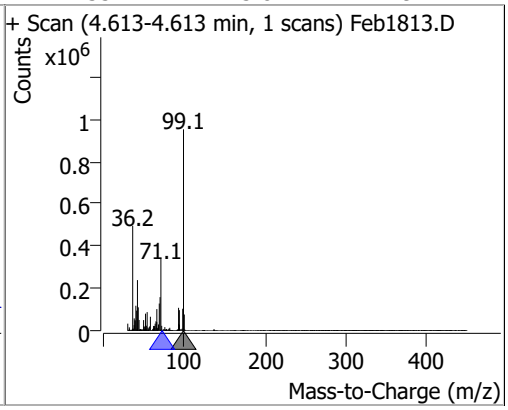

Compound	Conc.	RT	Dev(Min)	Resp.	QIon	QRatio	Lower	Upper
Phenol	48.9273	4.62	0.00	693974	66.0	52.1	31.7	58.9

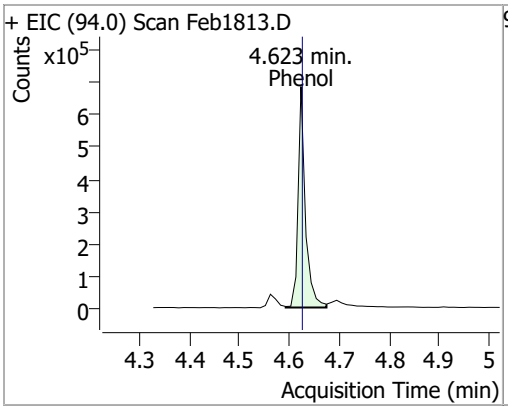

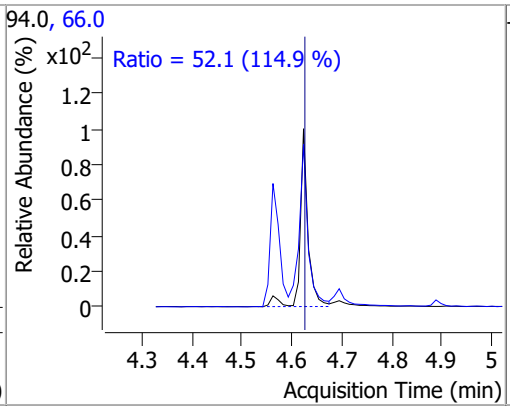

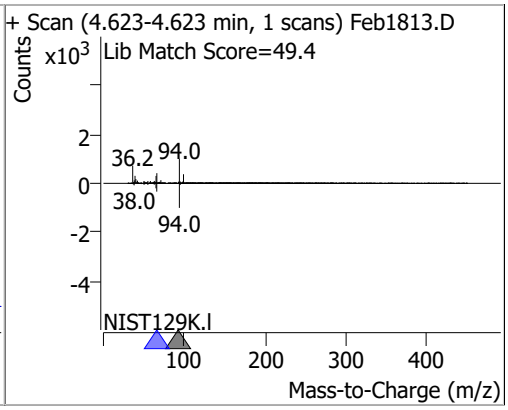

Compound	Conc.	RT	Dev(Min)	Resp.	QIon	QRatio	Lower	Upper
bis(-2-Chloroethyl)Ether	75.0357	4.64	0.00	724305 (m)	64.0	9.2	7.6	14.1

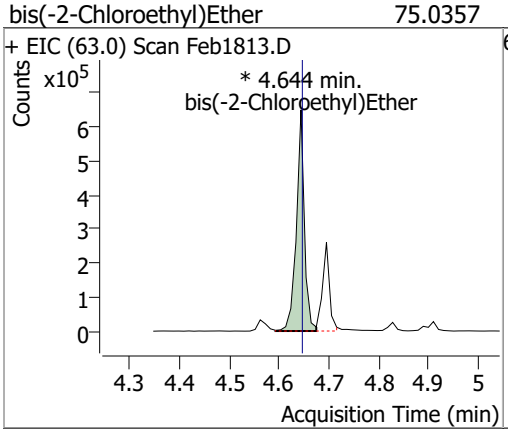

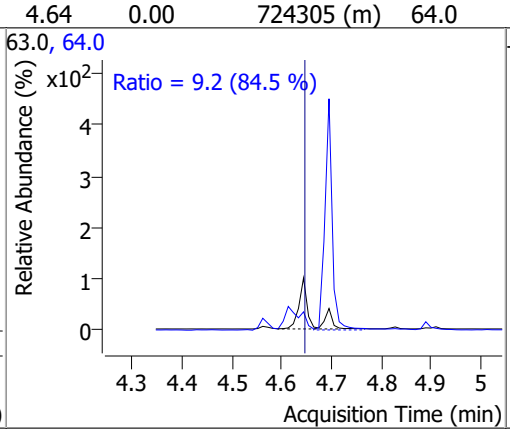

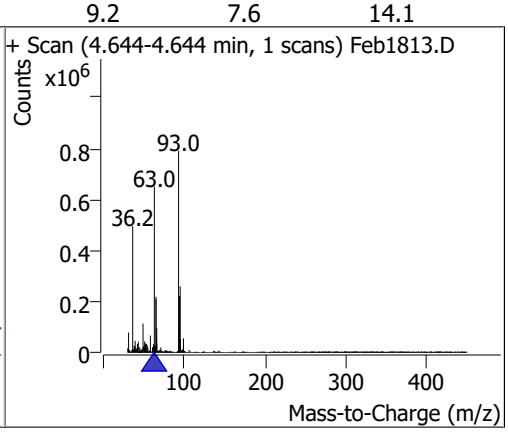

Compound	Conc.	RT	Dev(Min)	Resp.	QIon	QRatio	Lower	Upper
2-Chlorophenol	69.0913	4.69	0.00	790134	130.0	32.5	22.7	42.2

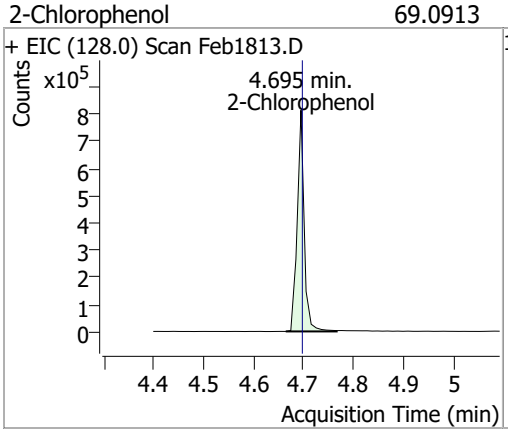

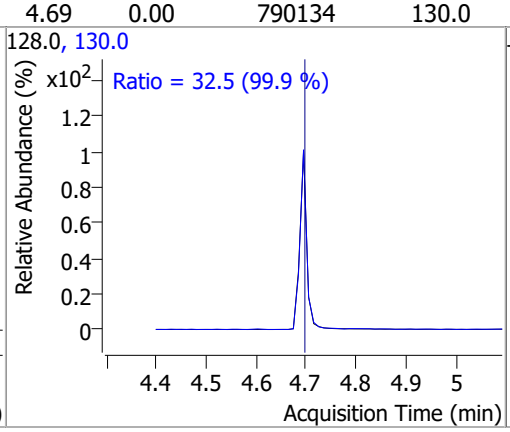

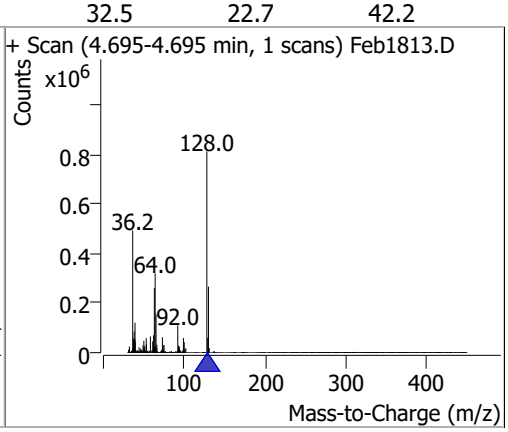

Compound	Conc.	RT	Dev(Min)	Resp.	QIon	QRatio	Lower	Upper
1,3-Dichlorobenzene	68.5535	4.83	0.00	1007455 (m)	148.0	63.4	44.6	82.8
					111.0	36.2	25.3	47.0

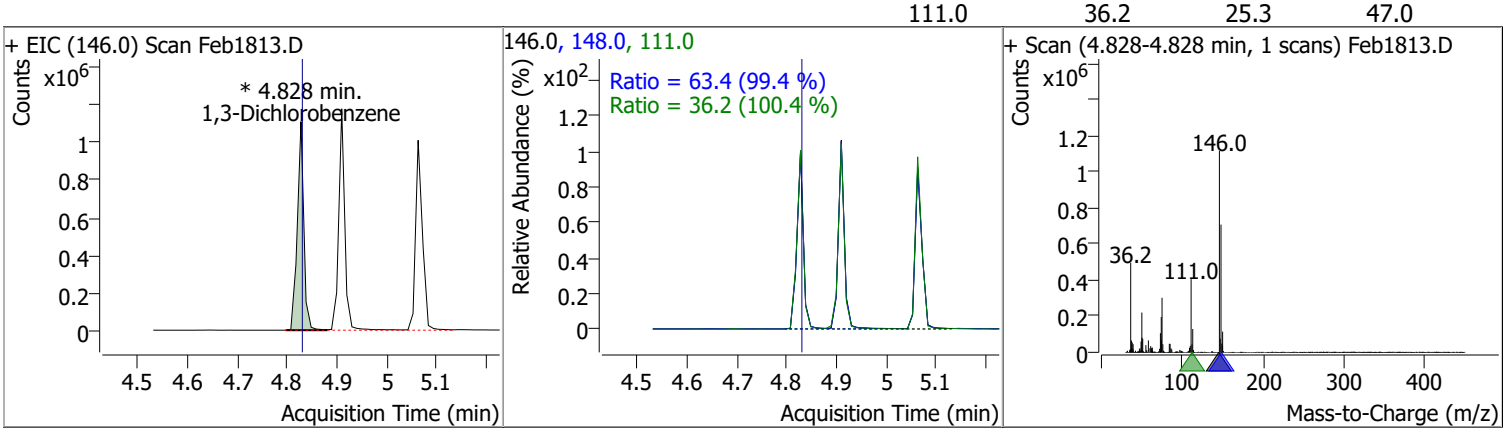

Compound	Conc.	RT	Dev(Min)	Resp.	QIon	QRatio	Lower	Upper
1,4-Dichlorobenzene	67.0173	4.91	0.00	995784 (m)	148.0	63.5	45.6	84.8
					111.0	35.1	25.2	46.8

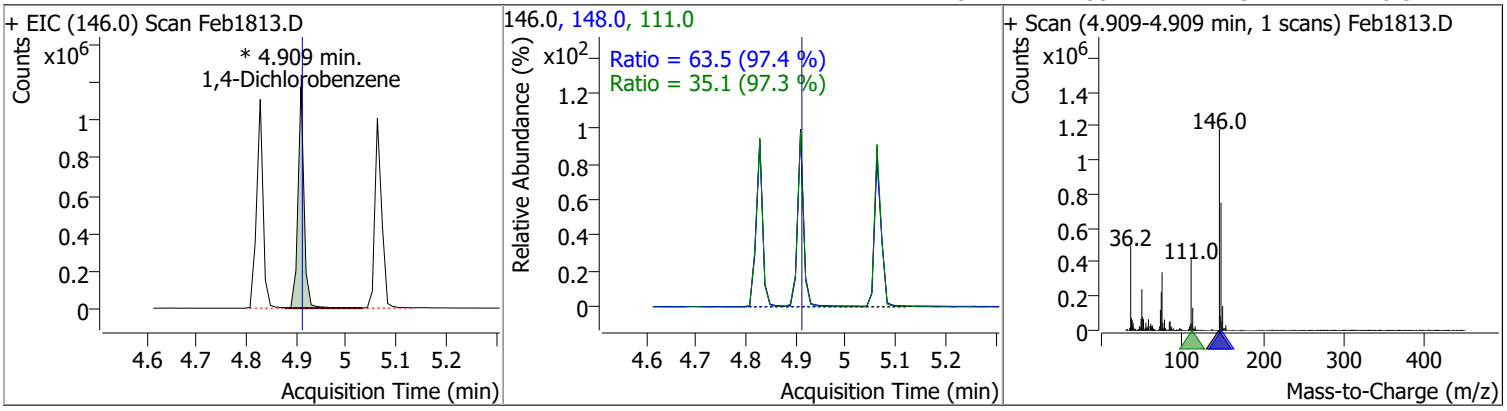

Compound	Conc.	RT	Dev(Min)	Resp.	QIon	QRatio	Lower	Upper
1,2-Dichlorobenzene	67.5402	5.06	0.00	968181 (m)	148.0	63.0	45.1	83.8
					111.0	37.4	26.1	48.5

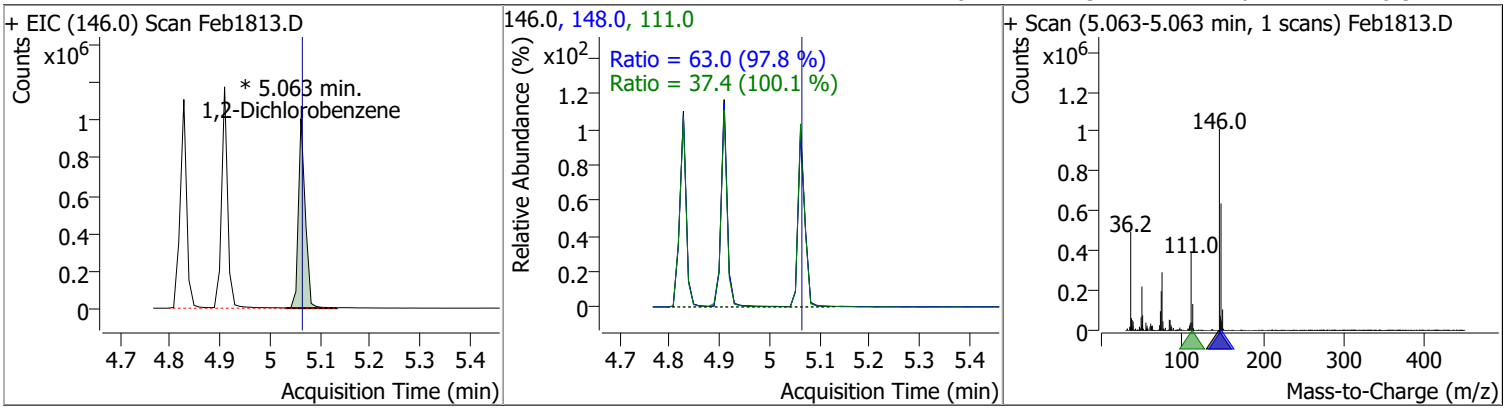

Compound	Conc.	RT	Dev(Min)	Resp.	QIon	QRatio	Lower	Upper
Benzyl Alcohol	71.2093	5.08	0.00	403698	79.0	108.7	83.5	155.1
					107.0	68.0	49.3	91.6

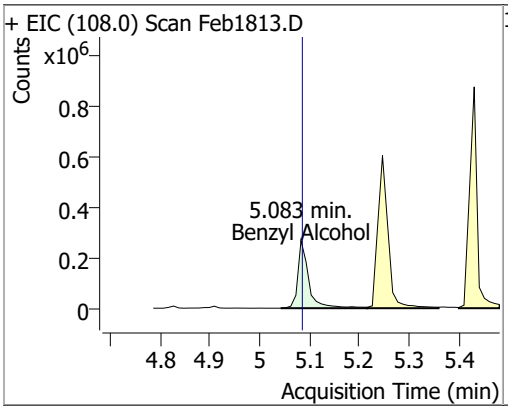

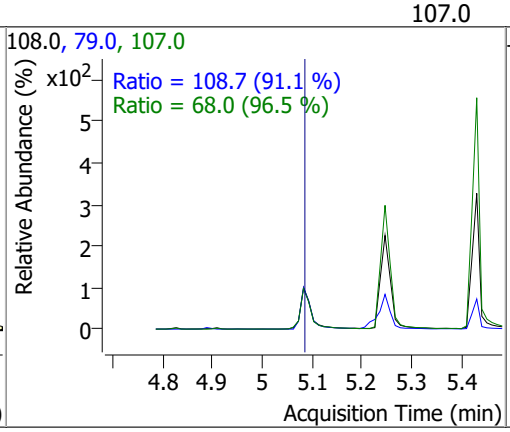

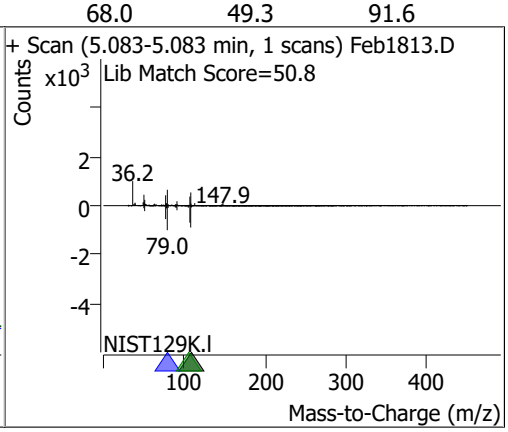

Compound	Conc.	RT	Dev(Min)	Resp.	QIon	QRatio	Lower	Upper
bis(2-chloroisopropyl)Ether	67.4003	5.23	0.00	260037	123.0	31.7	22.5	41.8

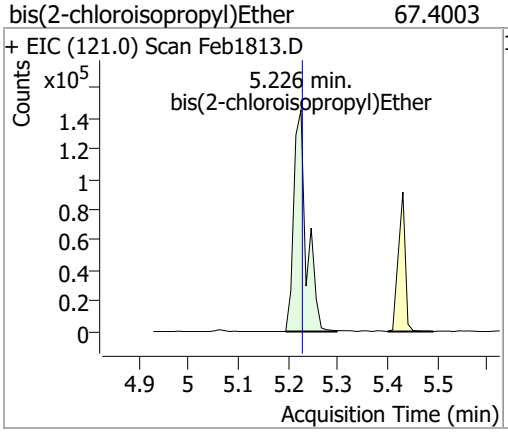

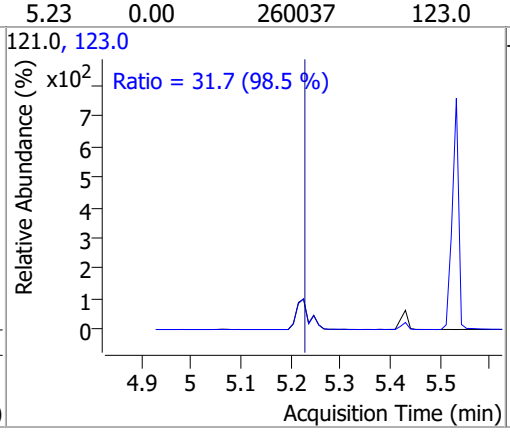

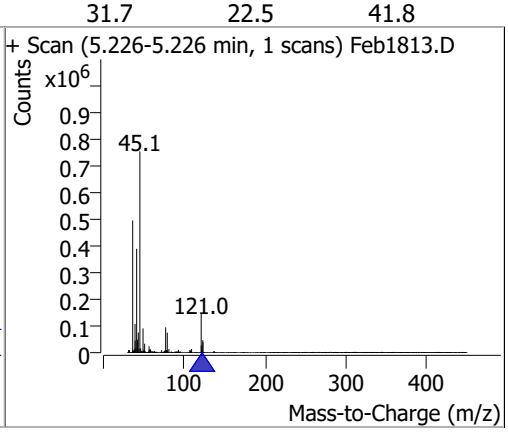

Compound	Conc.	RT	Dev(Min)	Resp.	QIon	QRatio	Lower	Upper
2-Methylphenol	77.2440	5.25	0.00	766017	108.0	110.7	81.5	151.4

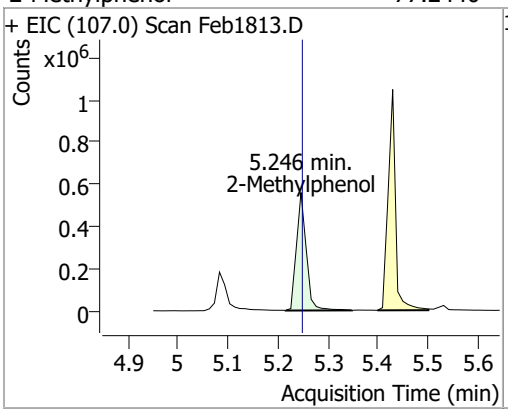

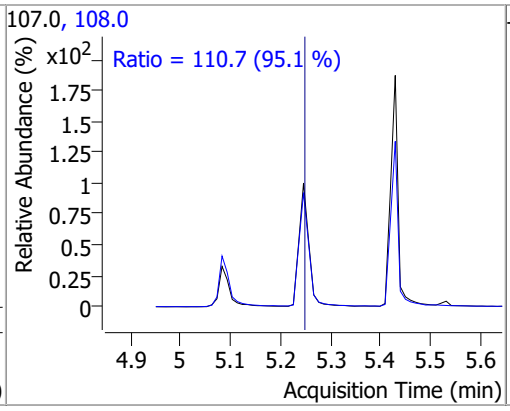

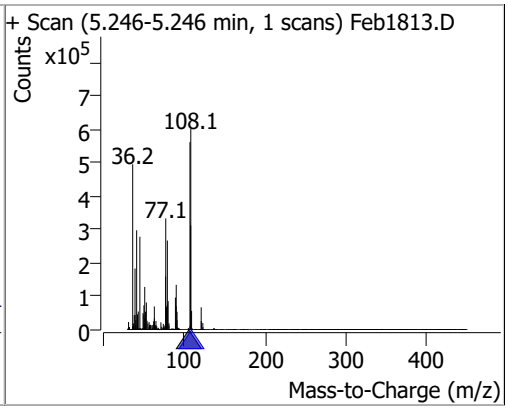

Compound	Conc.	RT	Dev(Min)	Resp.	QIon	QRatio	Lower	Upper
N-nitroso-Di-n-propylamine	95.4374	5.38	0.01	663299	130.0	20.1	0.0	38.8

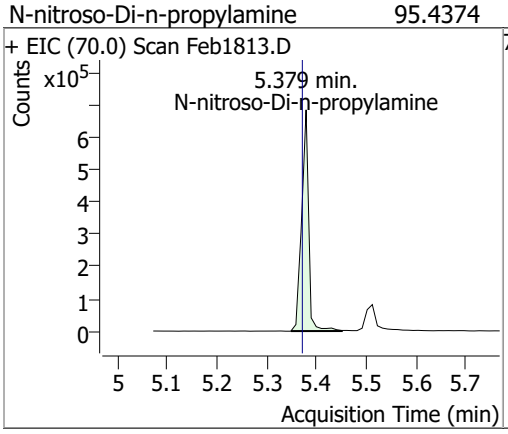

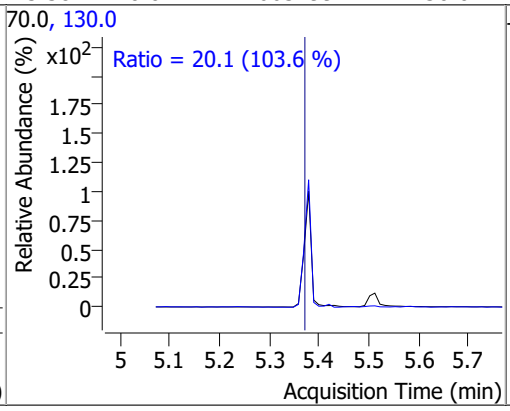

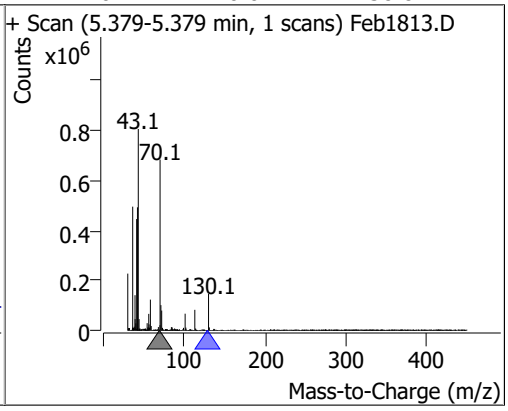

Compound	Conc.	RT	Dev(Min)	Resp.	QIon	QRatio	Lower	Upper
4Methylphenol/3Methylphenol	80.2605	5.43	0.00	1082432	108.0	83.2	58.8	109.1

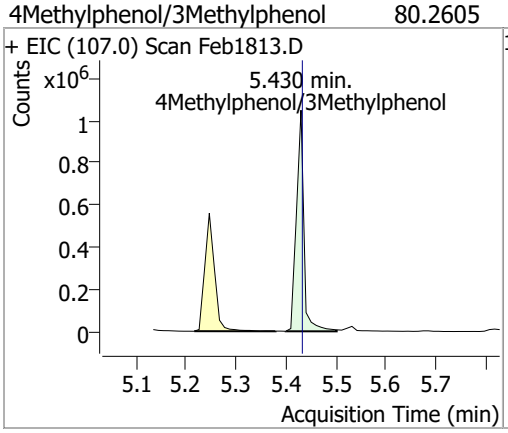

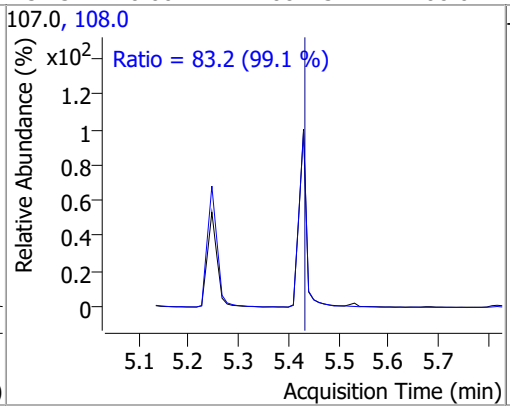

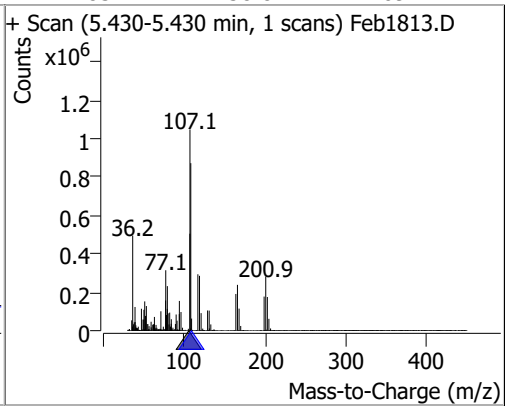

Compound	Conc.	RT	Dev(Min)	Resp.	QIon	QRatio	Lower	Upper
Hexachloroethane	65.5290	5.43	0.00	285014	201.0	90.0	63.5	118.0
					199.0	56.4	39.8	74.0

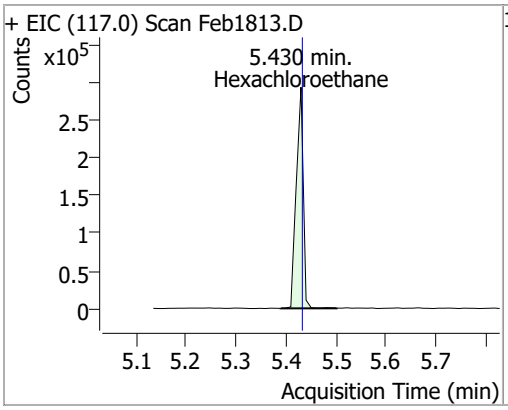

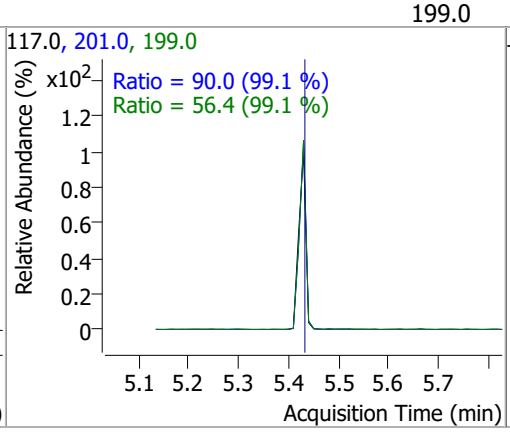

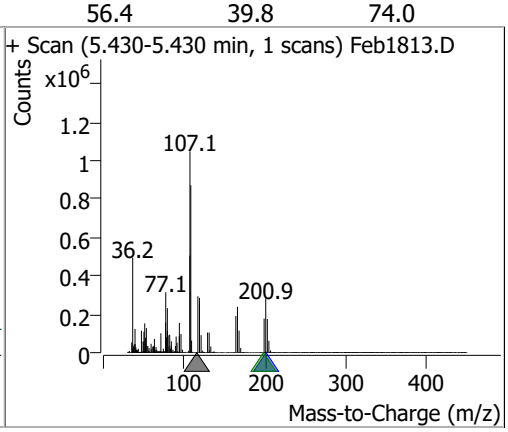

Compound	Conc.	RT	Dev(Min)	Resp.	QIon	QRatio	Lower	Upper
Nitrobenzene-d5	77.5747	5.51	0.01	554820	54.0	62.9	46.3	86.0
					128.0	45.5	34.1	63.3

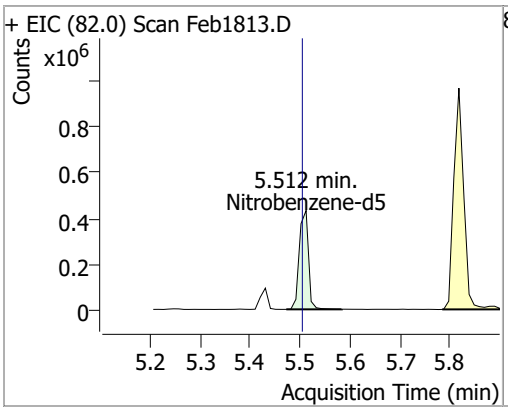

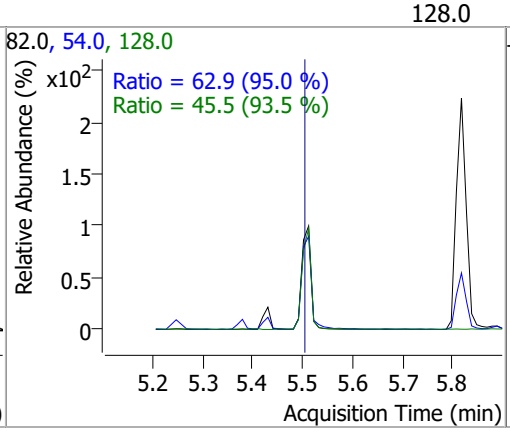

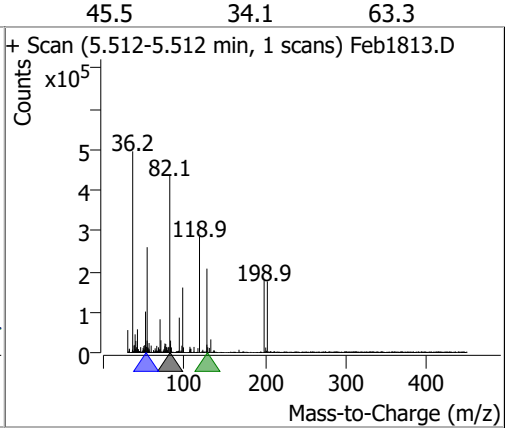

Compound	Conc.	RT	Dev(Min)	Resp.	QIon	QRatio	Lower	Upper
Nitrobenzene	88.7032	5.53	0.01	317767	77.0	209.0	148.9	276.5
					51.0	127.2	91.7	170.3

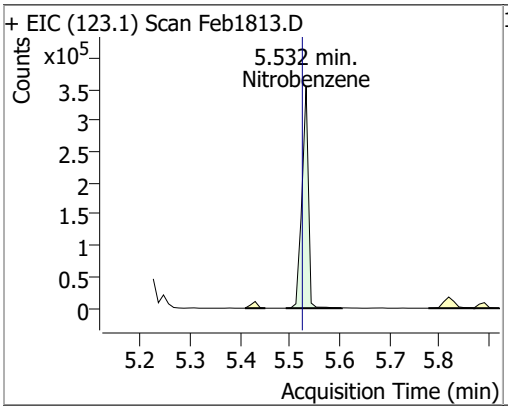

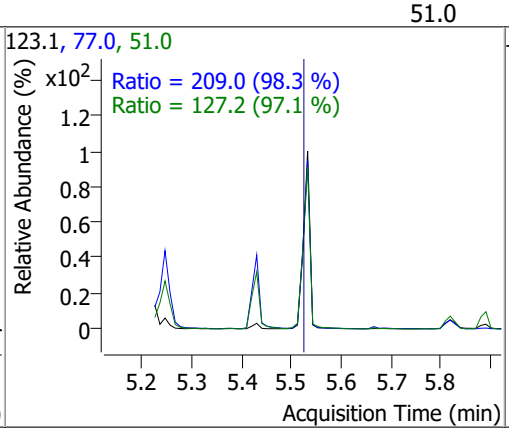

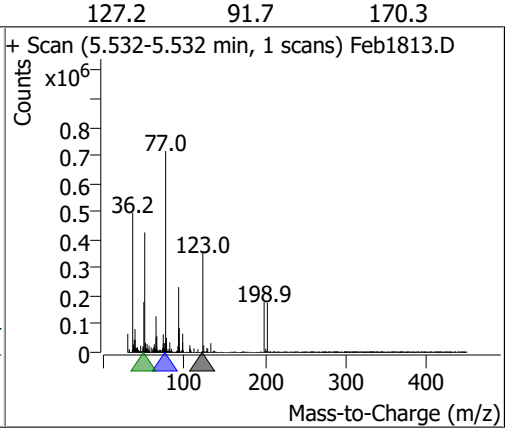

Compound	Conc.	RT	Dev(Min)	Resp.	QIon	QRatio	Lower	Upper
Isophorone	78.3656	5.82	0.00	1346169	138.0	20.8	14.8	27.5

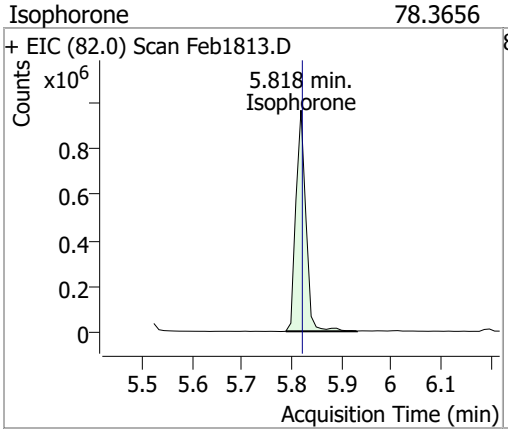

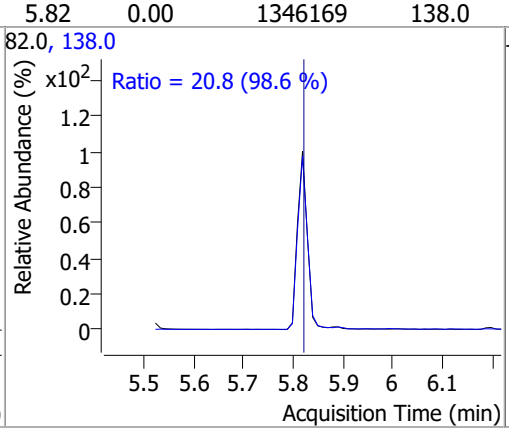

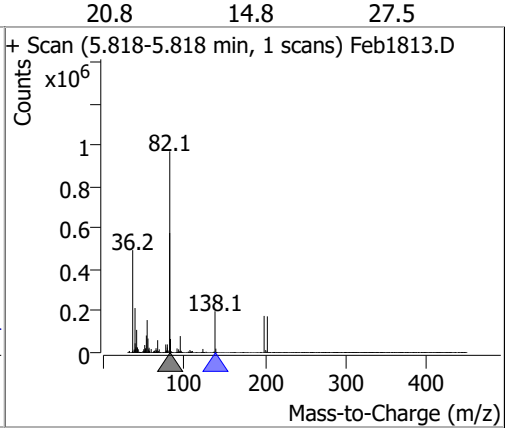

Compound	Conc.	RT	Dev(Min)	Resp.	QIon	QRatio	Lower	Upper
2-Nitrophenol	85.2121	5.89	0.01	332539	65.0	48.0	34.2	63.4
					109.0	34.9	24.6	45.8

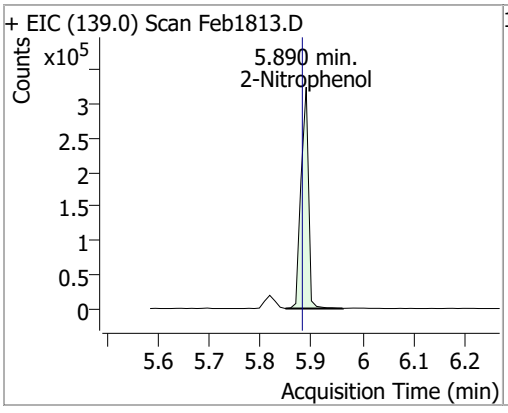

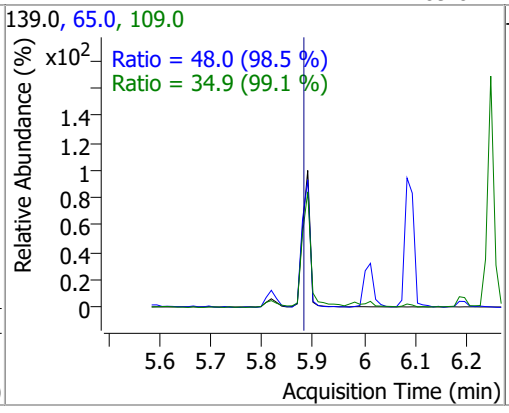

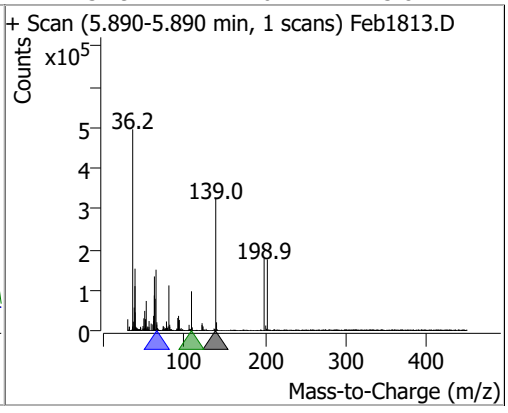

Compound	Conc.	RT	Dev(Min)	Resp.	QIon	QRatio	Lower	Upper
2,4-Dimethylphenol	79.5415	6.01	0.01	635814	107.0	110.1	76.6	142.3
					77.0	32.7	23.8	44.2

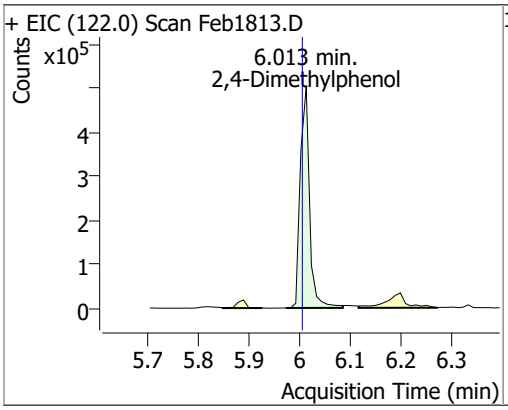

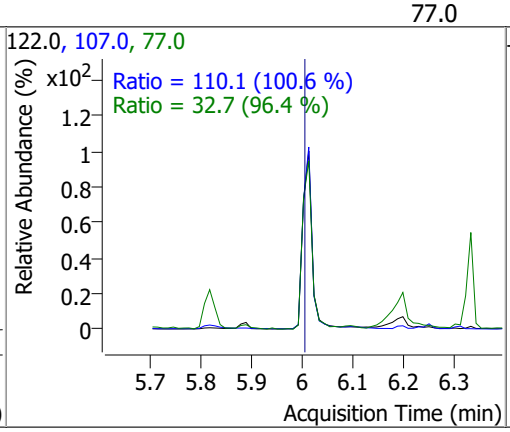

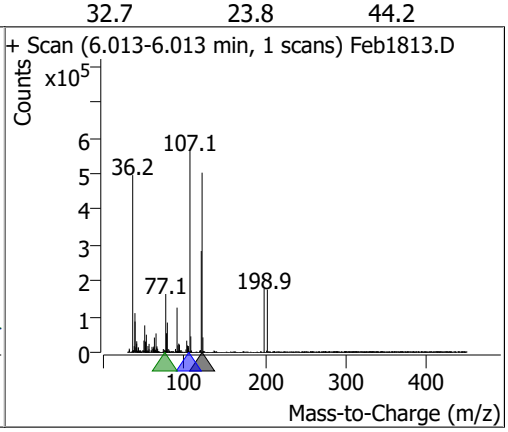

Compound	Conc.	RT	Dev(Min)	Resp.	QIon	QRatio	Lower	Upper
bis(-2-Chloroethoxy)Methane	81.4176	6.08	0.00	817087	63.0	71.3	47.7	88.6
					95.0	32.7	22.3	41.5

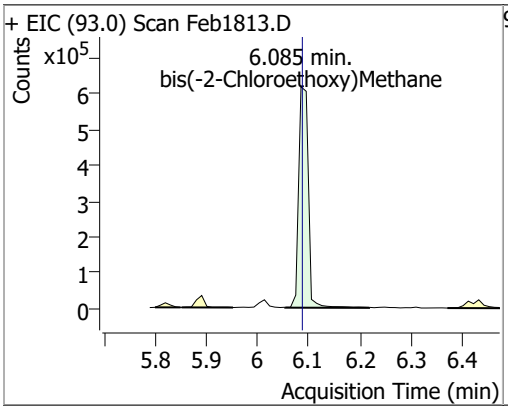

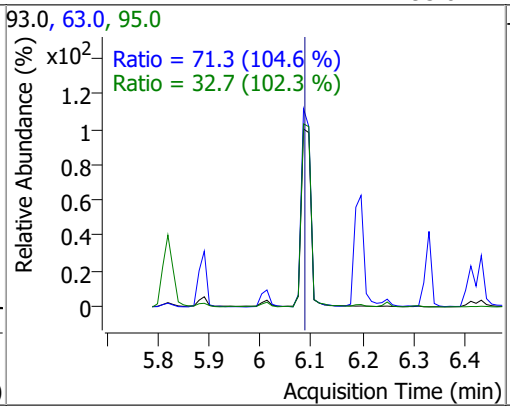

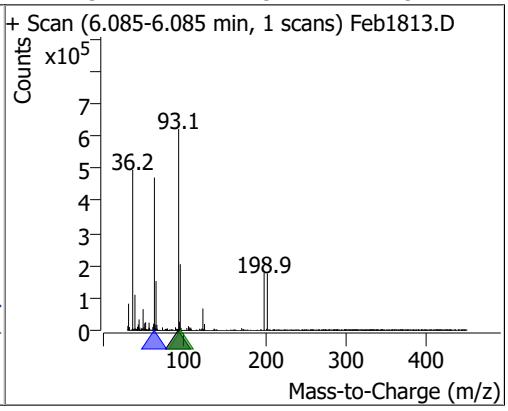

Compound	Conc.	RT	Dev(Min)	Resp.	QIon	QRatio	Lower	Upper
2,4-Dichlorophenol	76.7890	6.20	0.01	587103	164.0	63.4	45.5	84.5
					98.0	32.6	20.0	37.1

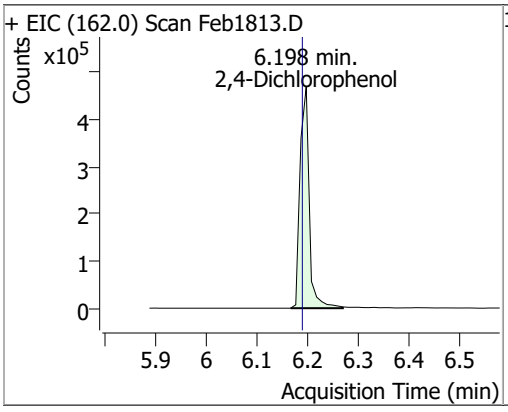

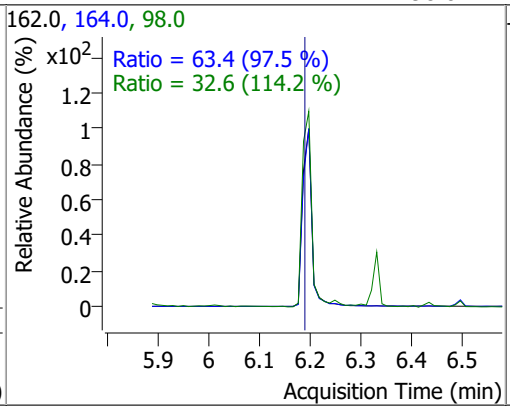

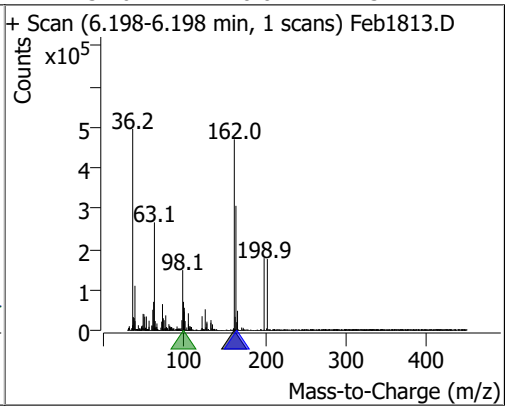

Compound	Conc.	RT	Dev(Min)	Resp.	QIon	QRatio	Lower	Upper
Benzoic Acid	27.7844	6.20	-0.04	95620	122.0	100.2	59.9	111.2
					77.0	89.5	42.3	78.5

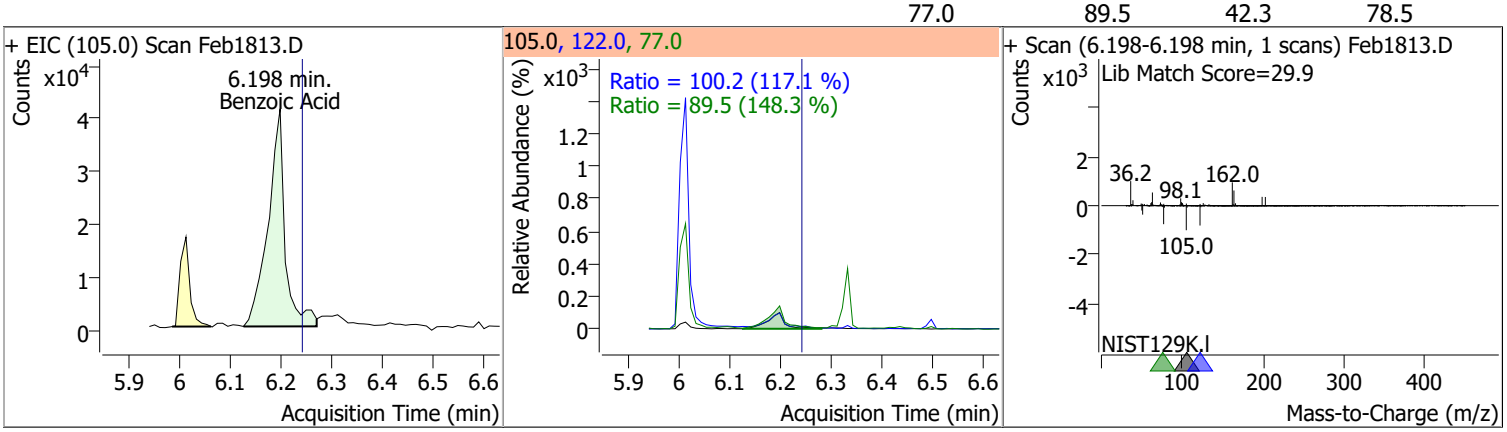

Compound	Conc.	RT	Dev(Min)	Resp.	QIon	QRatio	Lower	Upper
1,2,4-Trichlorobenzene	72.1113	6.25	0.00	663788	182.0	95.2	66.2	122.9
					145.0	28.2	20.1	37.3

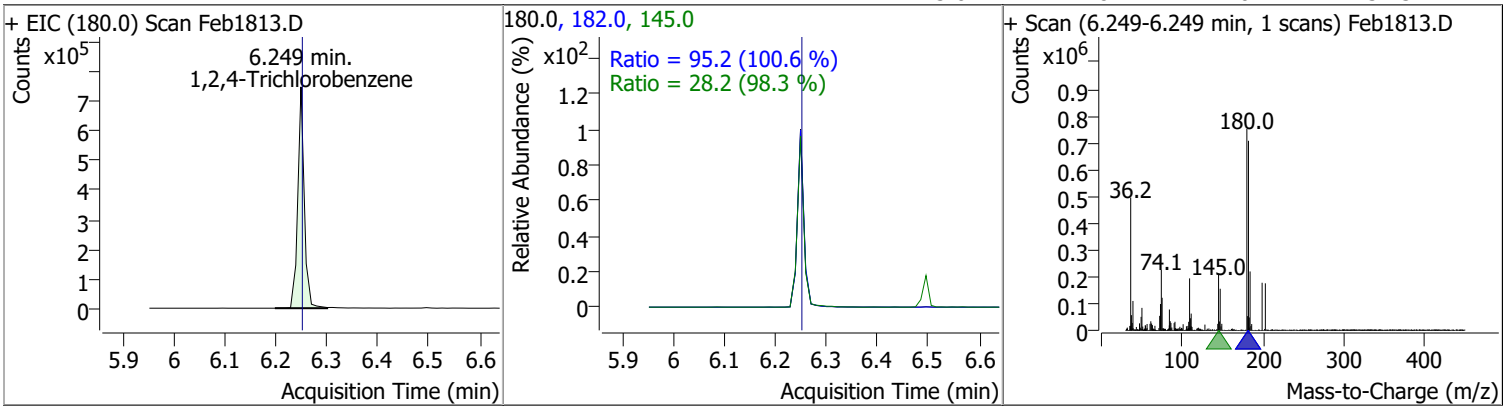

Compound	Conc.	RT	Dev(Min)	Resp.	QIon	QRatio	Lower	Upper
Naphthalene	82.8087	6.33	0.00	2245379	129.0	11.3	8.0	14.9
					102.0	9.9	6.9	12.9

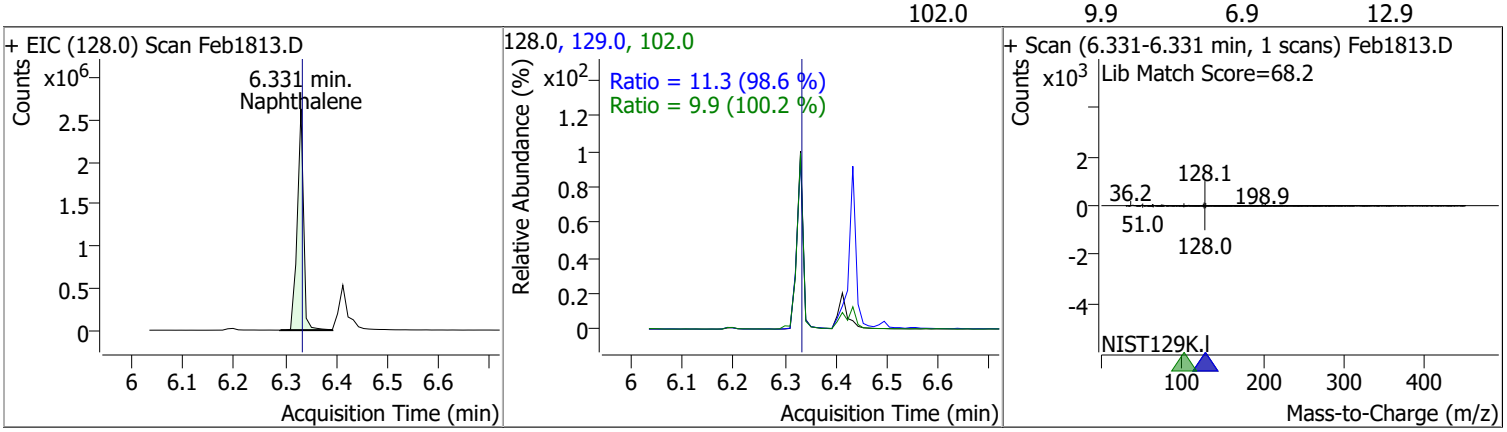

Compound	Conc.	RT	Dev(Min)	Resp.	QIon	QRatio	Lower	Upper
4-Chlorophenol	70.3282	6.41	0.00	201518	128.0	308.4	221.4	411.2

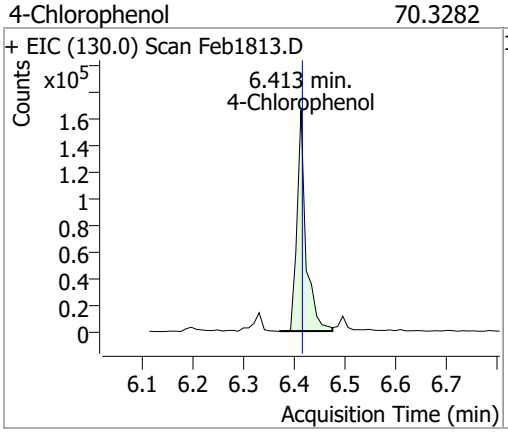

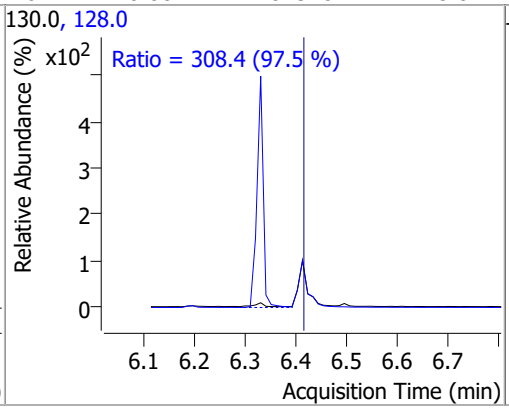

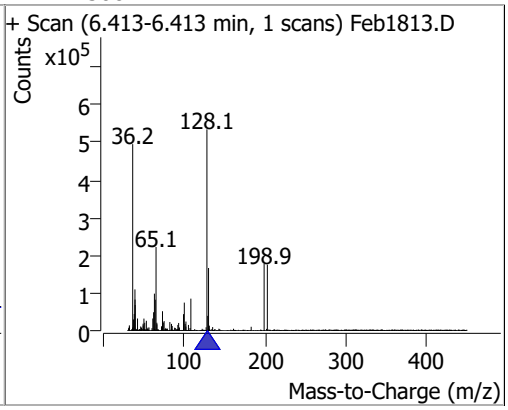

Compound	Conc.	RT	Dev(Min)	Resp.	QIon	QRatio	Lower	Upper
p-Chloroaniline	70.6236	6.43	0.00	755095	65.0	63.5	42.1	78.2
					129.0	38.5	26.3	48.9

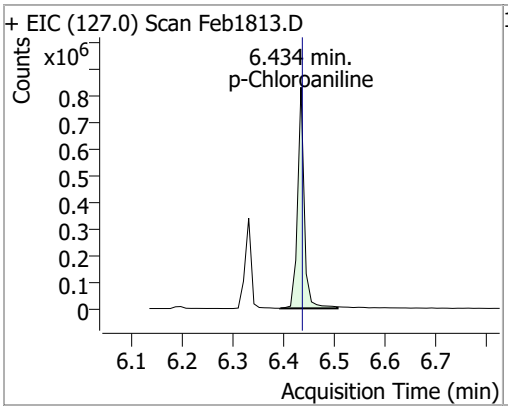

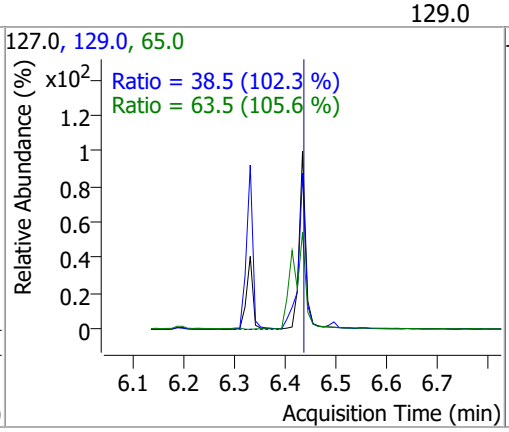

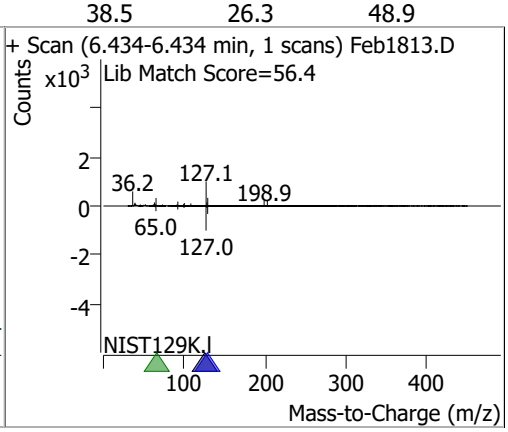

Compound	Conc.	RT	Dev(Min)	Resp.	QIon	QRatio	Lower	Upper
Hexachlorobutadiene	74.9108	6.50	0.00	356289	227.0	62.1	46.0	85.4
					223.0	62.9	45.0	83.6

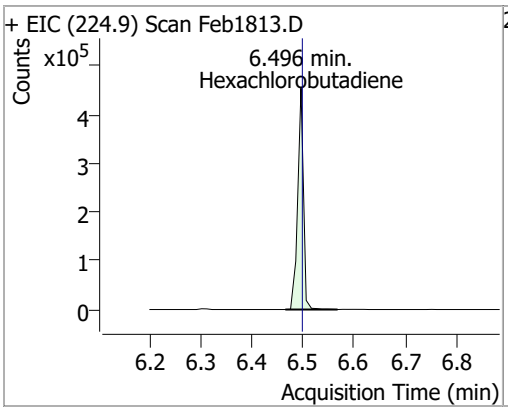

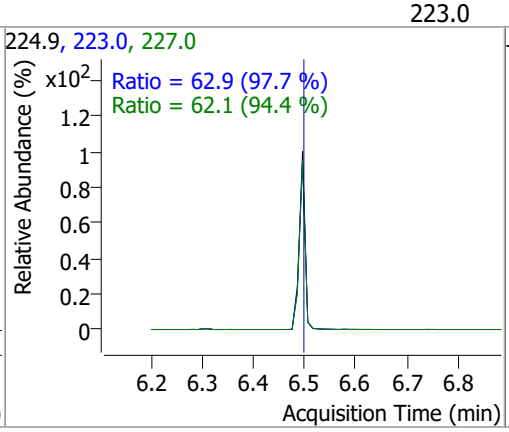

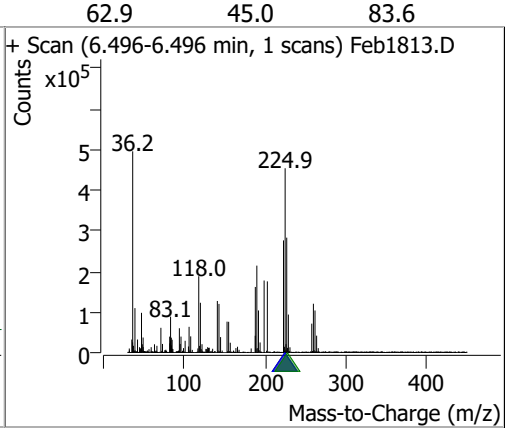

Compound	Conc.	RT	Dev(Min)	Resp.	QIon	QRatio	Lower	Upper
4-Chloro-2-Methylphenol	82.7433	6.94	0.00	585421 (m)	144.0	25.4	19.4	36.1

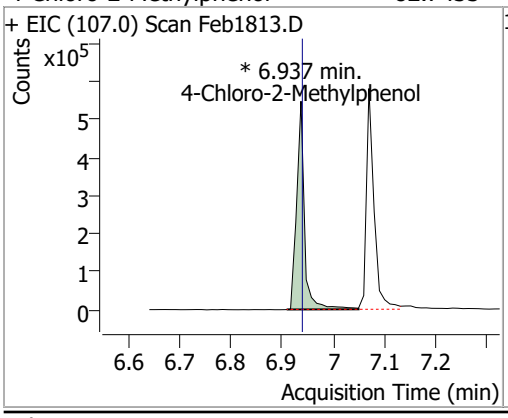

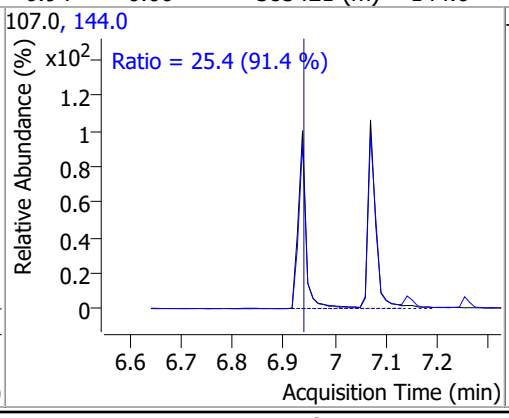

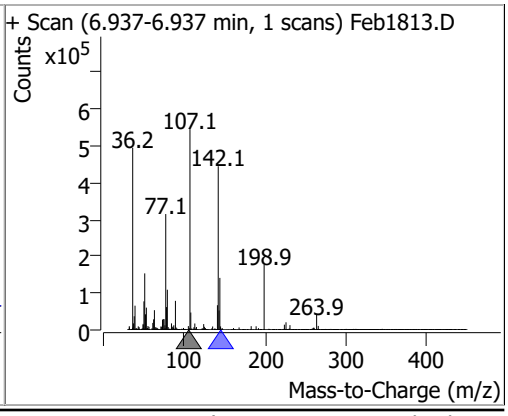

Compound	Conc.	RT	Dev(Min)	Resp.	QIon	QRatio	Lower	Upper
4-Chloro-3-Methylphenol	81.5528	7.07	0.00	603491 (m)	144.0	26.7	19.1	35.5

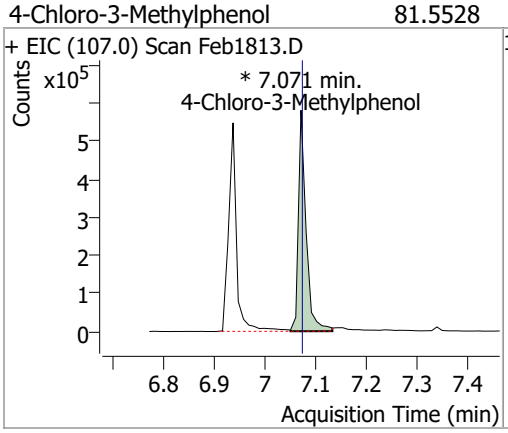

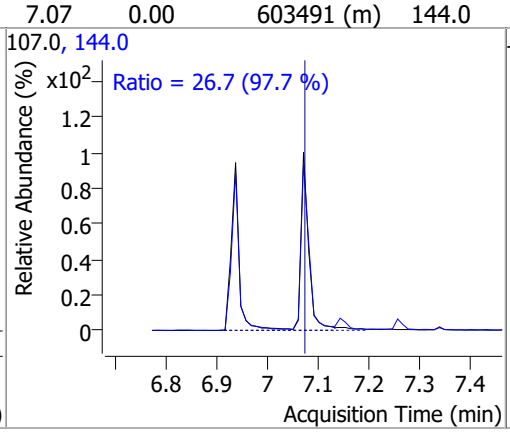

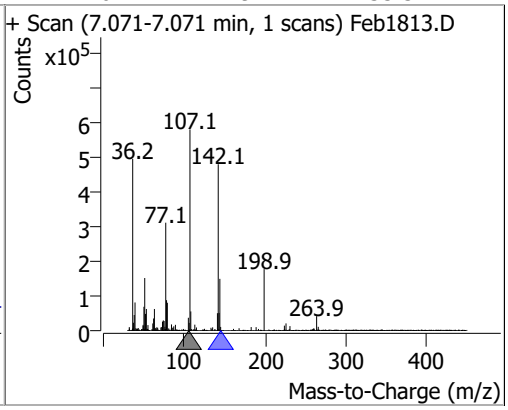

Compound	Conc.	RT	Dev(Min)	Resp.	QIon	QRatio	Lower	Upper
2-Methylnaphthalene	85.6861	7.14	0.00	1326679	142.0	117.9	83.8	155.7
					115.0	40.8	29.2	54.3

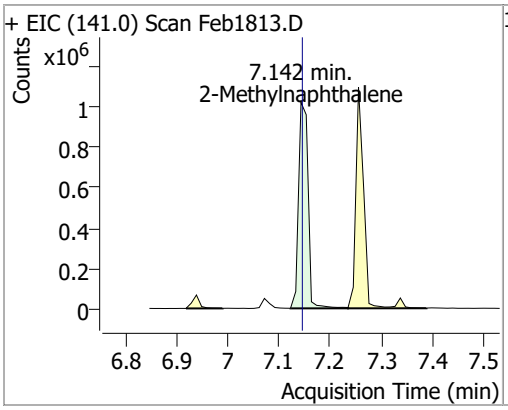

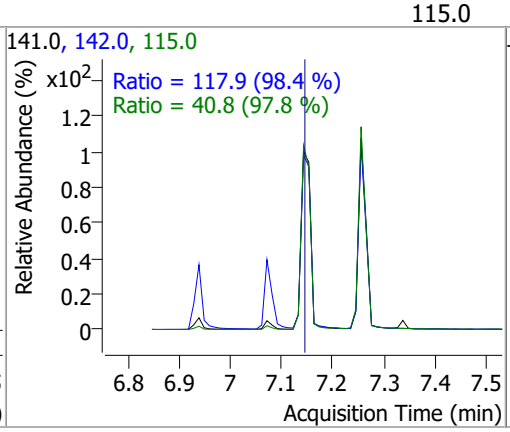

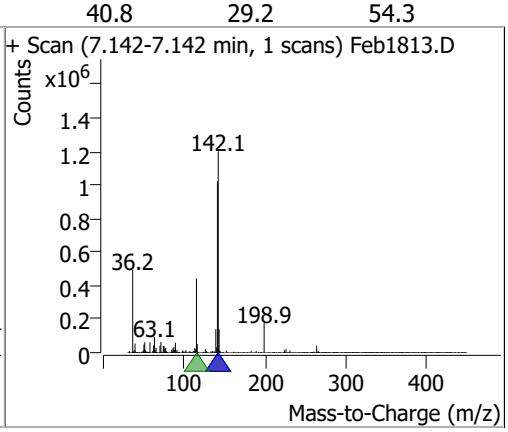

Compound	Conc.	RT	Dev(Min)	Resp.	QIon	QRatio	Lower	Upper
1-Methylnaphthalene	75.3851	7.26	0.00	1135357 (m)	142.0	115.8	79.8	148.2
					115.0	43.4	28.9	53.7

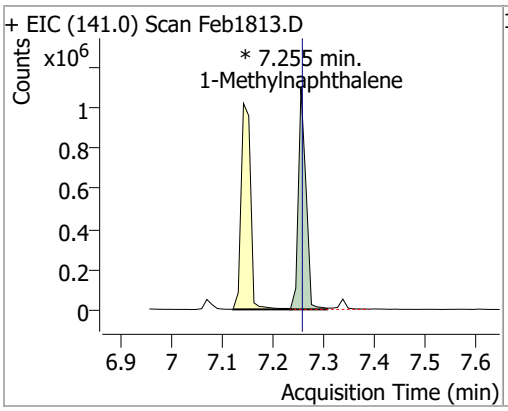

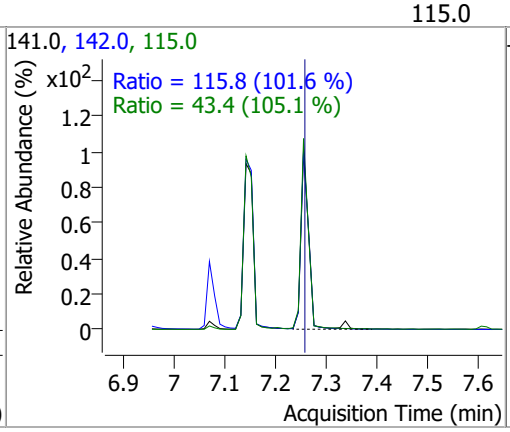

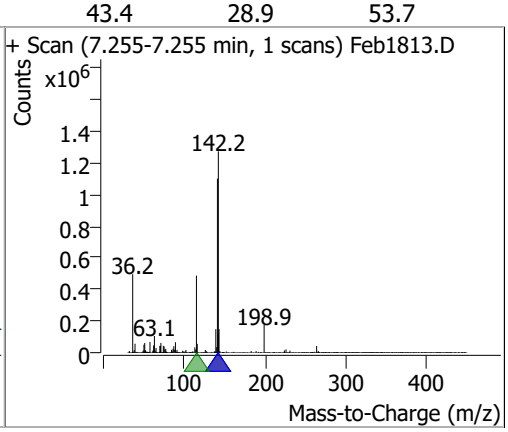

Compound	Conc.	RT	Dev(Min)	Resp.	QIon	QRatio	Lower	Upper
Hexachlorocyclopentadiene	78.7344	7.34	0.00	220873	234.9	62.7	45.2	84.0
					238.9	62.1	44.6	82.9

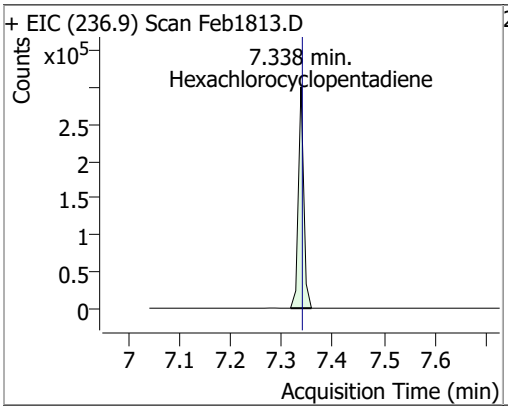

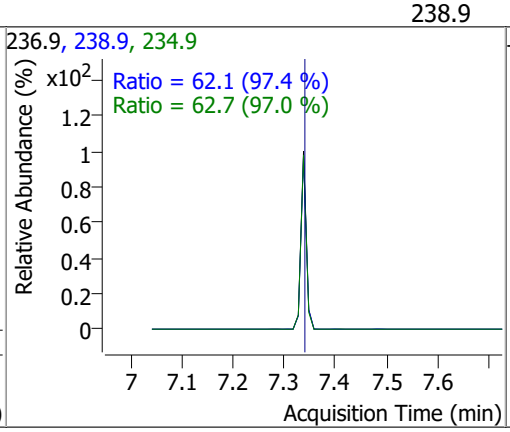

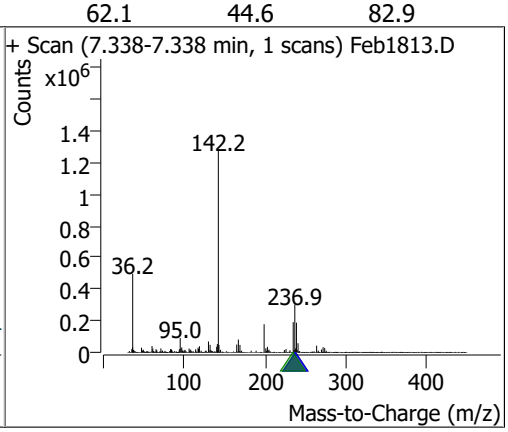

Compound	Conc.	RT	Dev(Min)	Resp.	QIon	QRatio	Lower	Upper
2,4,6-Trichlorophenol	90.7519	7.52	0.00	447151	198.0	96.1	67.6	125.5

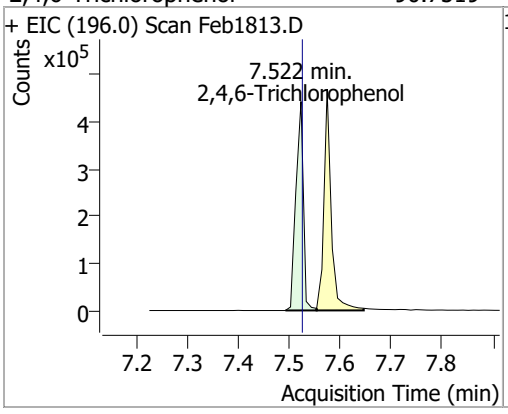

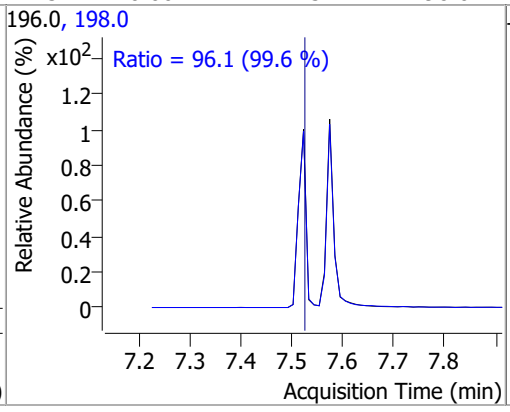

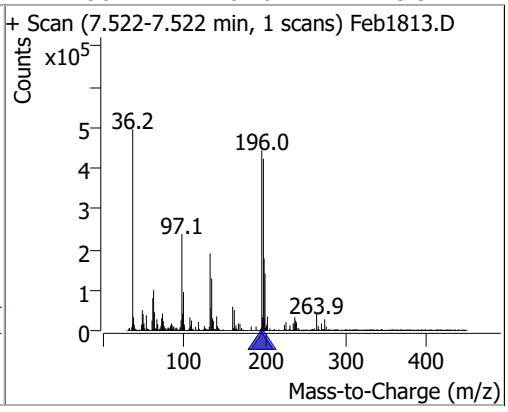

Compound	Conc.	RT	Dev(Min)	Resp.	QIon	QRatio	Lower	Upper
2,4,5-Trichlorophenol	85.0706	7.57	0.00	467011	198.0	93.2	63.2	117.3

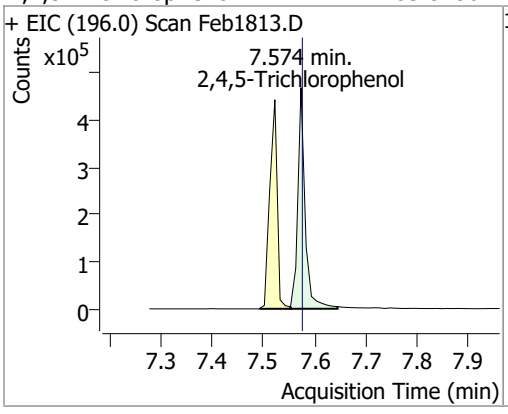

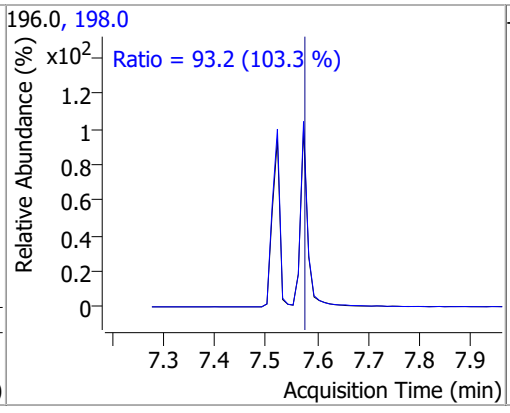

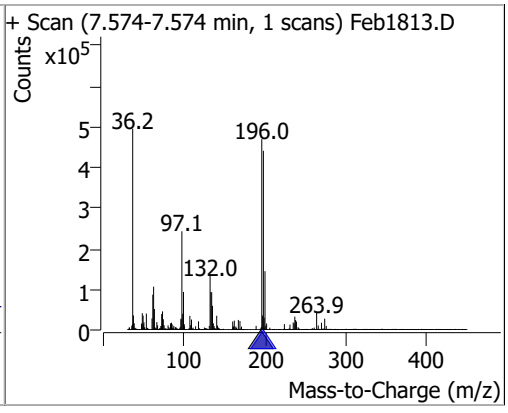

Compound	Conc.	RT	Dev(Min)	Resp.	QIon	QRatio	Lower	Upper
2-Fluorobiphenyl	72.7922	7.60	0.00	1446095	171.0	34.2	24.0	44.5

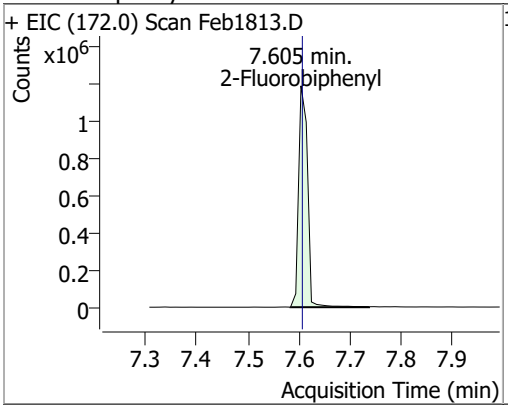

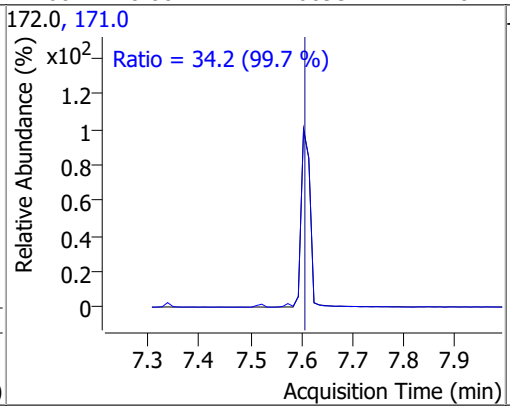

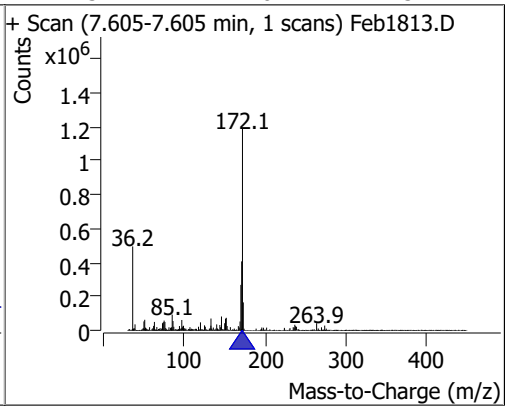

Compound	Conc.	RT	Dev(Min)	Resp.	QIon	QRatio	Lower	Upper
2-Chloronaphthalene	86.1967	7.72	0.00	1438268	127.0	37.8	25.1	46.7
					164.0	32.5	22.5	41.7

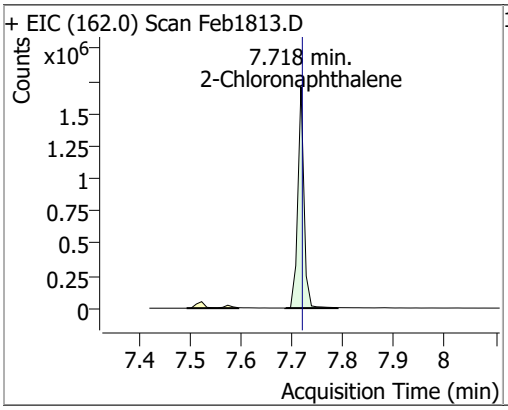

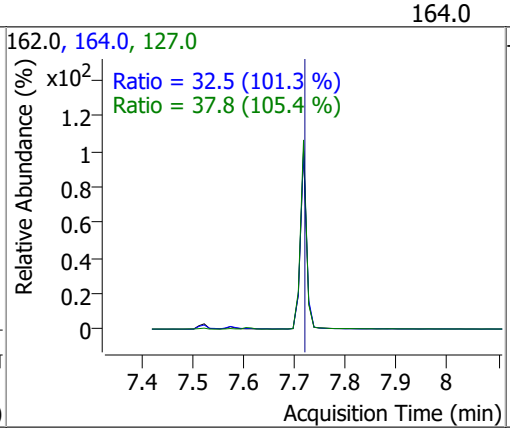

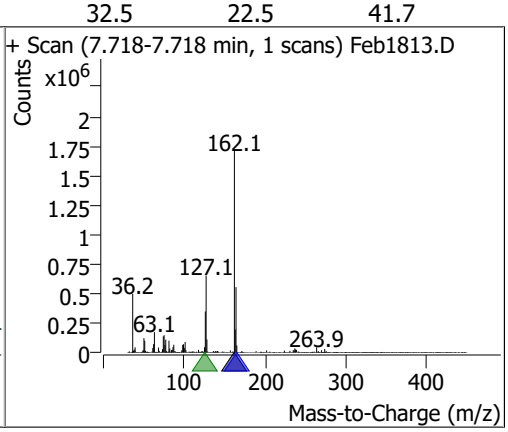

Compound	Conc.	RT	Dev(Min)	Resp.	QIon	QRatio	Lower	Upper
2-Nitroaniline	89.5558	7.89	0.01	268073	138.0	116.5	77.4	143.7

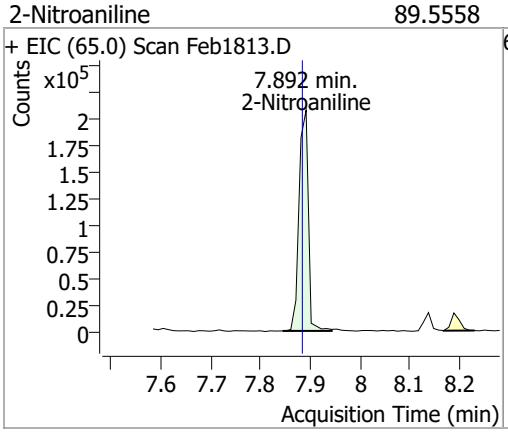

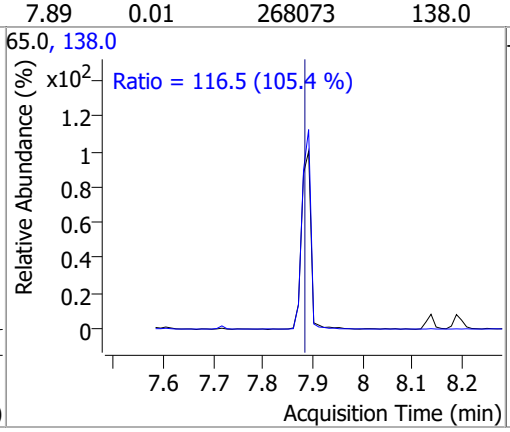

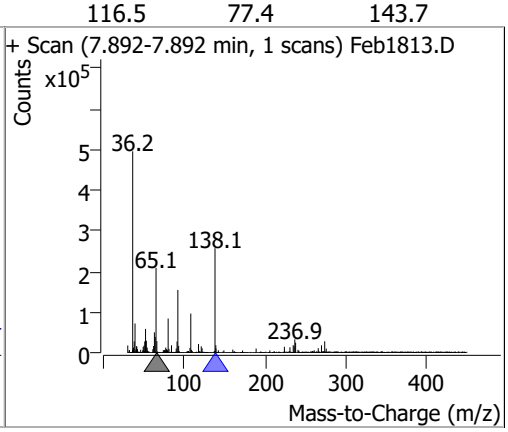

Compound	Conc.	RT	Dev(Min)	Resp.	QIon	QRatio	Lower	Upper
Dimethyl Phthalate	95.9027	8.14	0.00	1634258	77.0	21.0	13.8	25.7

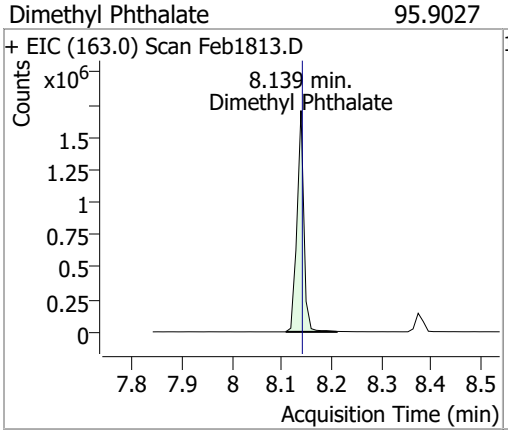

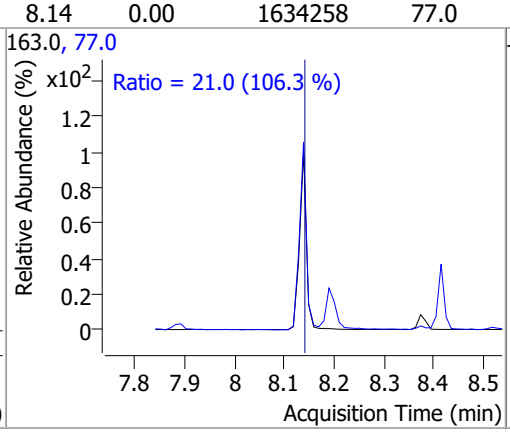

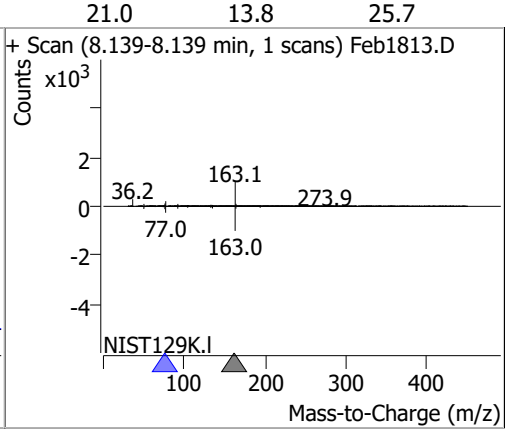

Compound	Conc.	RT	Dev(Min)	Resp.	QIon	QRatio	Lower	Upper
2,6-Dinitrotoluene	80.0211	8.19	0.00	184533	63.0	139.7	99.5	184.8
					89.0	63.6	43.3	80.3

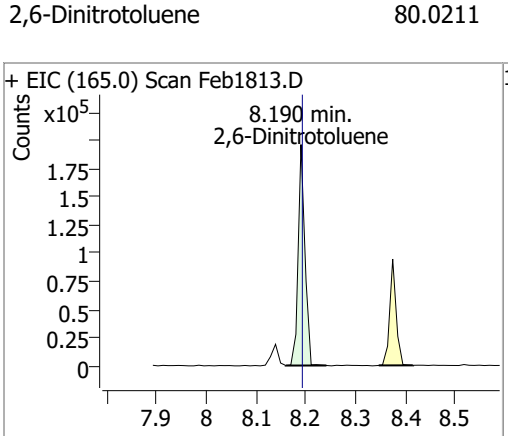

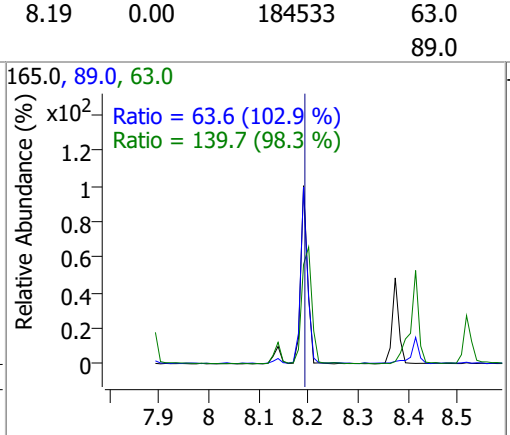

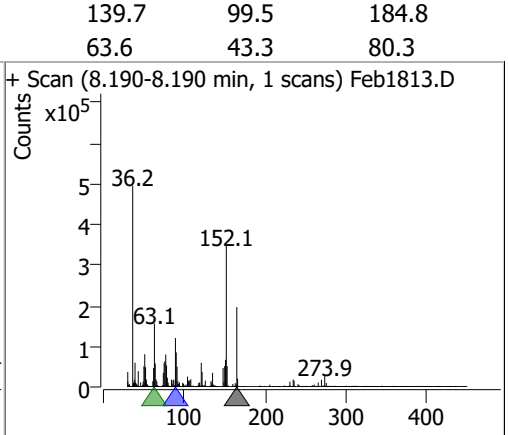

Compound	Conc.	RT	Dev(Min)	Resp.	QIon	QRatio	Lower	Upper
Acenaphthylene	80.7552	8.20	0.00	2154312	153.1	14.0	9.6	17.7

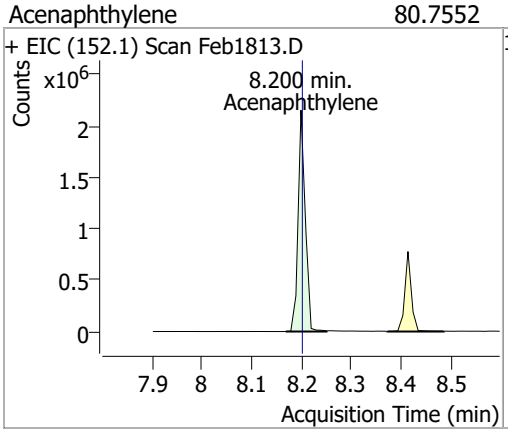

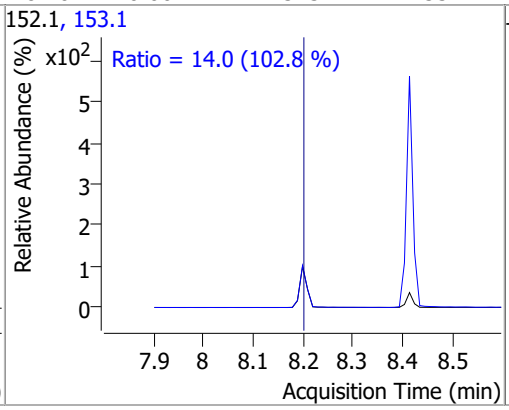

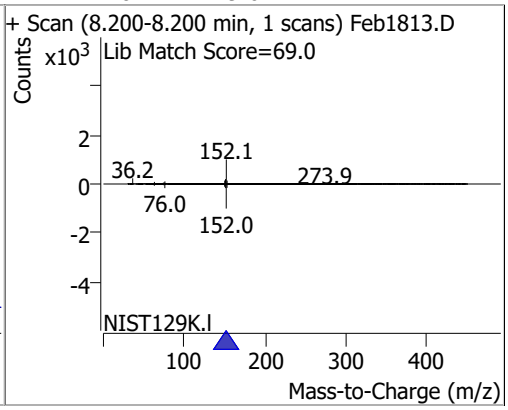

Compound	Conc.	RT	Dev(Min)	Resp.	QIon	QRatio	Lower	Upper
3-Nitroaniline	78.2222	8.39	0.00	204584	65.0	134.6	90.4	167.8
					92.0	115.1	74.7	138.7

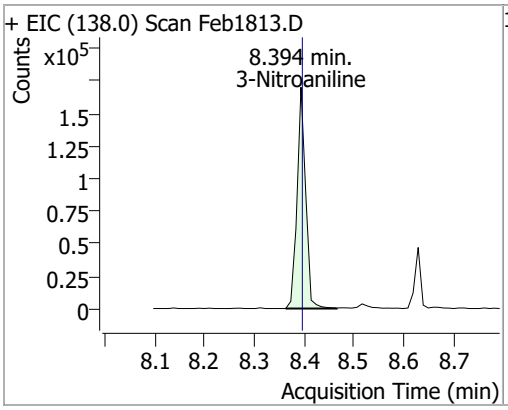

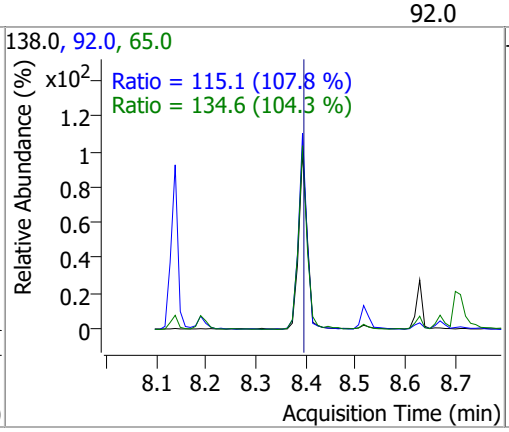

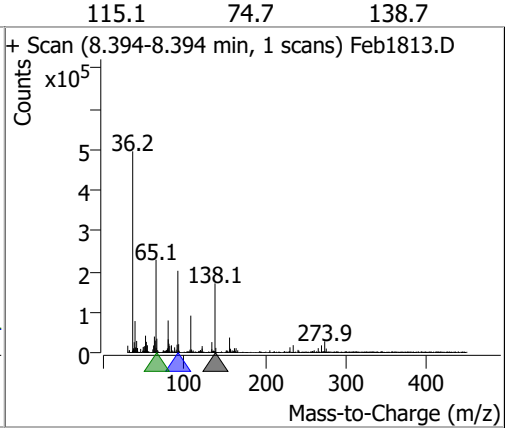

Compound	Conc.	RT	Dev(Min)	Resp.	QIon	QRatio	Lower	Upper
Acenaphthene	90.7354	8.41	0.00	1377071	153.0	107.4	74.5	138.4
					152.0	51.6	36.3	67.4

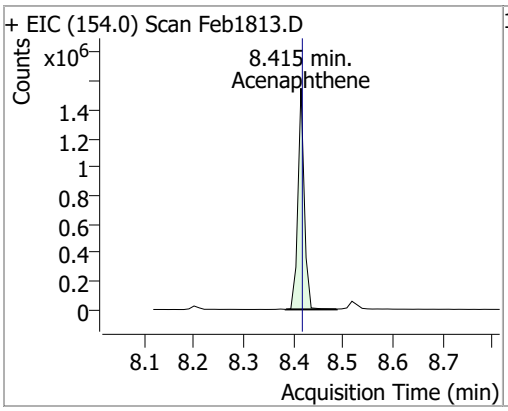

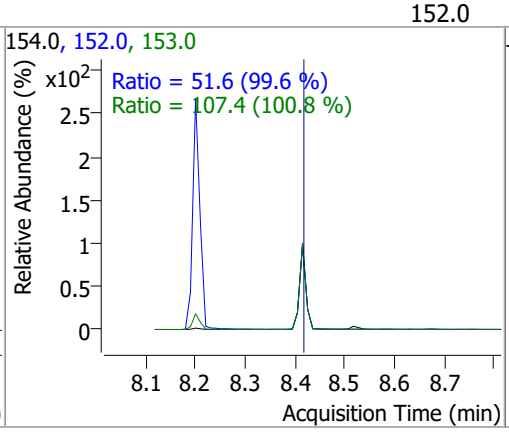

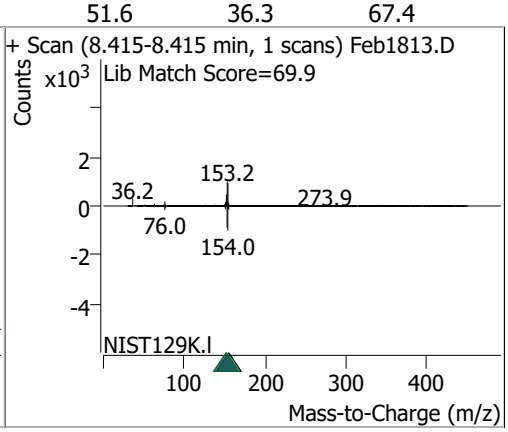

Compound	Conc.	RT	Dev(Min)	Resp.	QIon	QRatio	Lower	Upper
2,4-Dinitrophenol	93.1272	8.52	0.00	112924	154.0	59.1	43.9	81.5

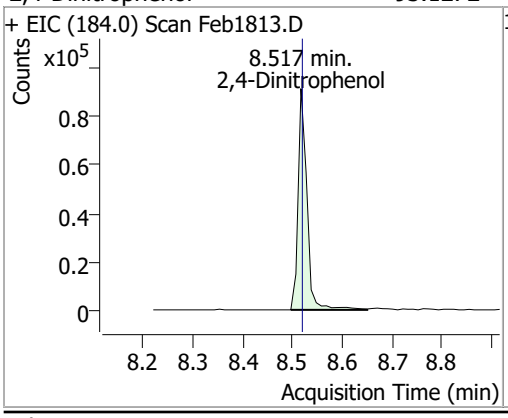

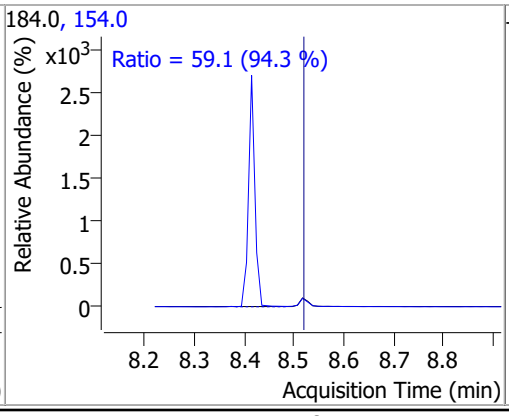

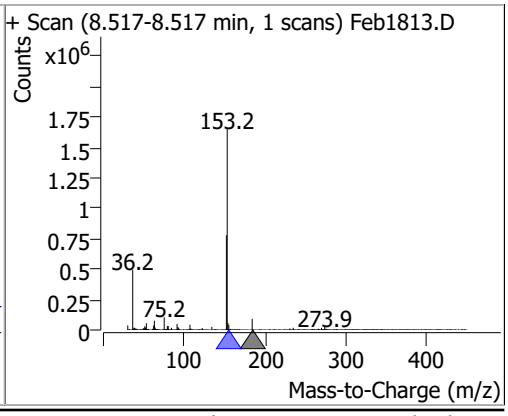

Compound	Conc.	RT	Dev(Min)	Resp.	QIon	QRatio	Lower	Upper
Dibenzofuran	91.7375	8.63	0.00	2268050	139.0	39.6	26.3	48.8

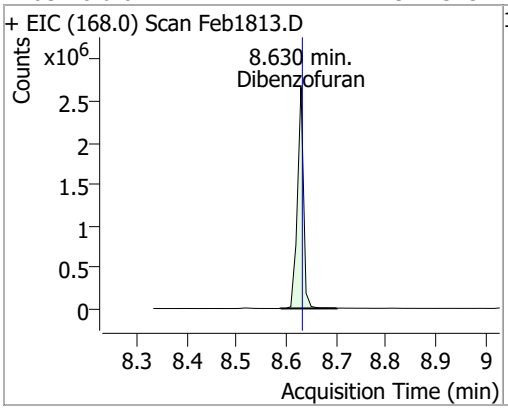

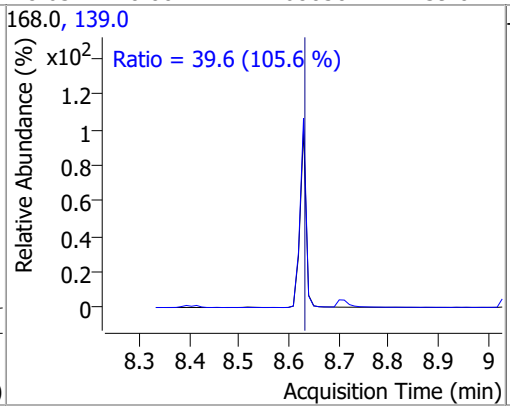

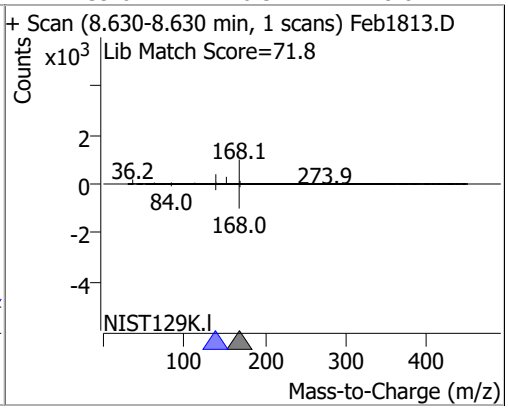

Compound	Conc.	RT	Dev(Min)	Resp.	QIon	QRatio	Lower	Upper
2,4-Dinitrotoluene	88.8357	8.67	0.00	260018	89.0	78.5	55.4	102.9
					63.0	50.3	33.9	62.9

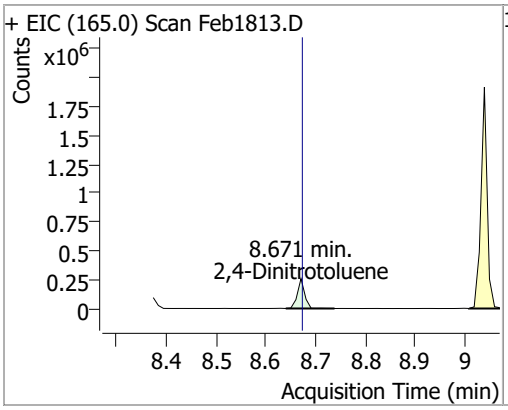

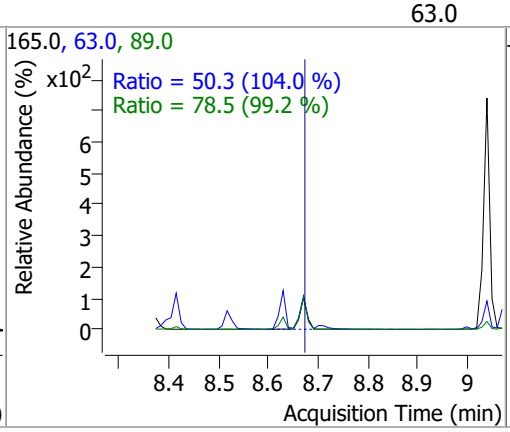

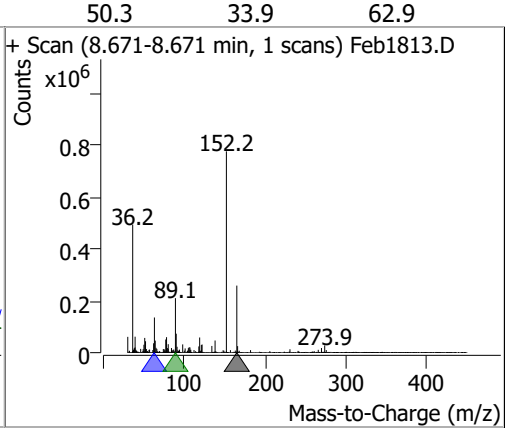

Compound	Conc.	RT	Dev(Min)	Resp.	QIon	QRatio	Lower	Upper
4-Nitrophenol	40.6616	8.71	0.01	107931	65.0	67.9	50.4	93.6
					139.0	65.2	49.8	92.5

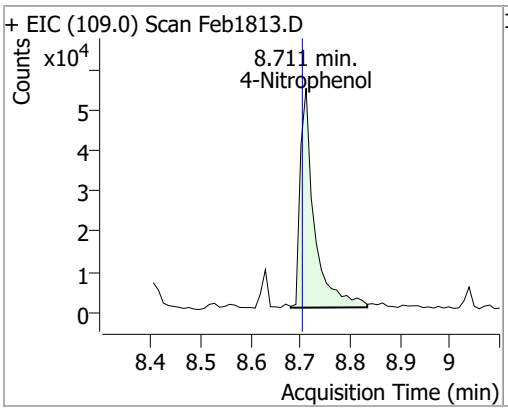

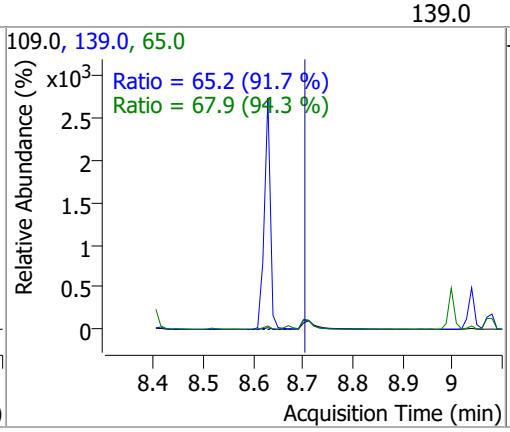

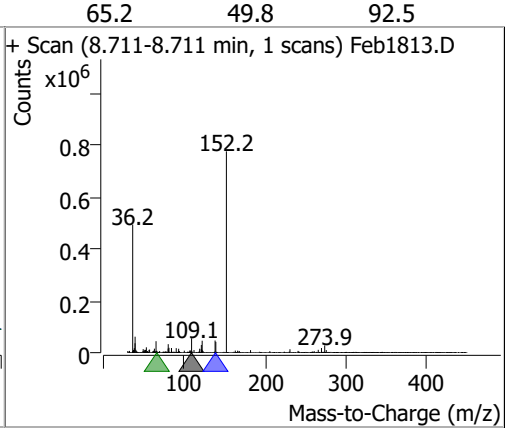

Compound	Conc.	RT	Dev(Min)	Resp.	QIon	QRatio	Lower	Upper
Diethylphthalate	90.7313	9.00	0.00	1599342	177.0	21.0	14.5	27.0
					150.0	12.9	8.7	16.2

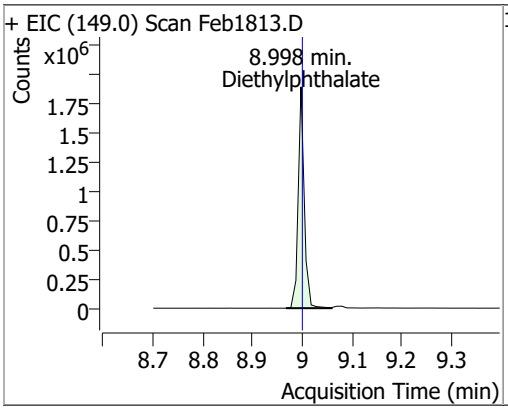

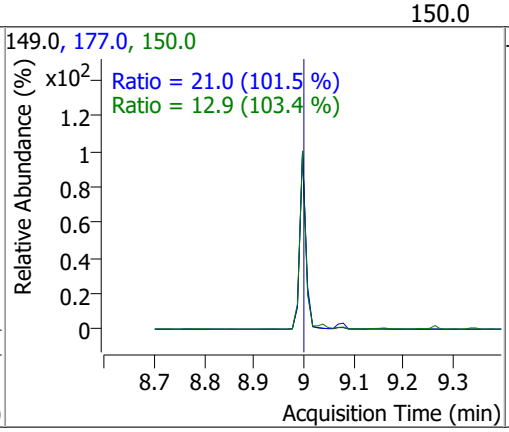

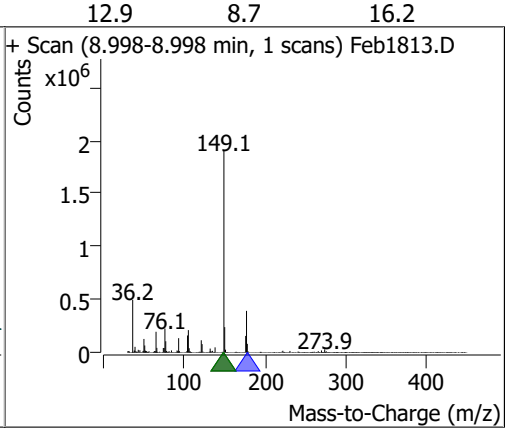

Compound	Conc.	RT	Dev(Min)	Resp.	QIon	QRatio	Lower	Upper
Fluorene	88.5141	9.04	0.00	1770427	165.0	93.8	65.4	121.4
					167.0	13.6	9.6	17.8

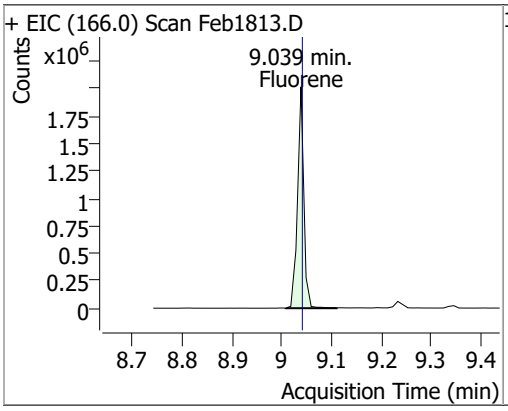

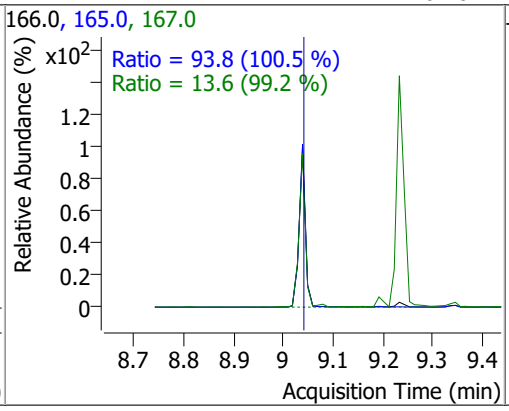

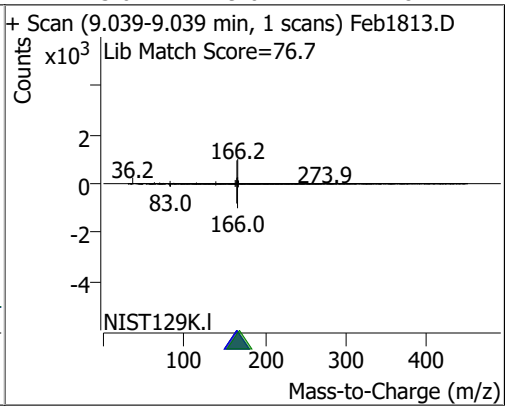

Compound	Conc.	RT	Dev(Min)	Resp.	QIon	QRatio	Lower	Upper
4-Chlorophenyl-phenylether	96.1031	9.08	0.01	876155	141.0	62.5	42.8	79.6
					206.0	33.2	23.6	43.9

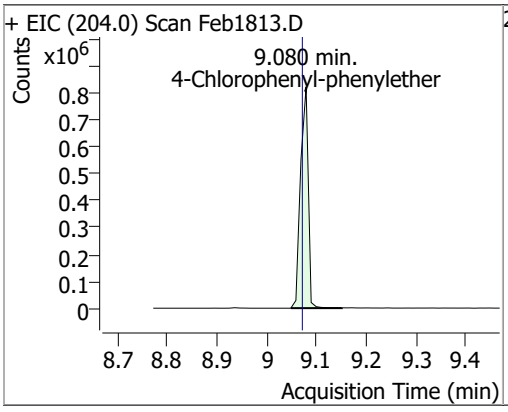

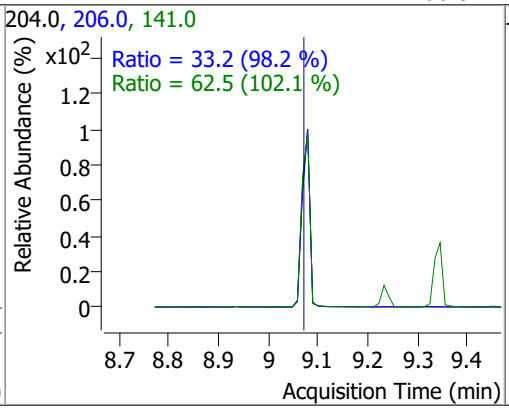

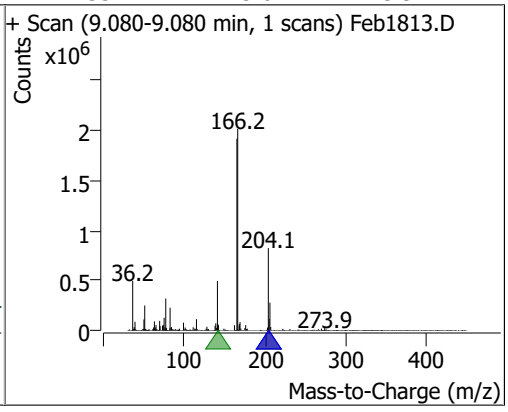

Compound	Conc.	RT	Dev(Min)	Resp.	QIon	QRatio	Lower	Upper
4-Nitroaniline	86.9077	9.15	0.01	265892	65.0	114.0	78.9	146.6
					92.0	51.9	34.5	64.1

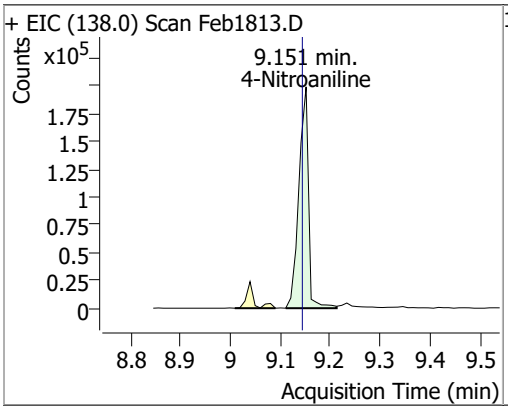

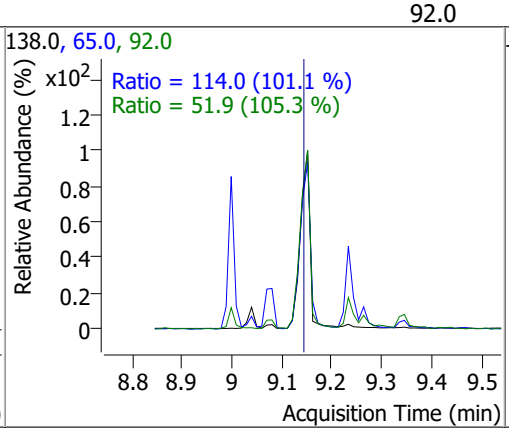

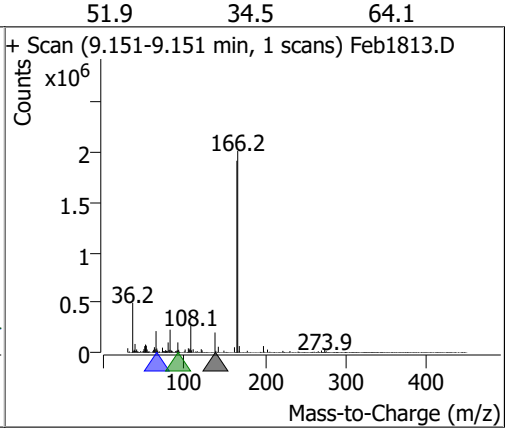

Compound	Conc.	RT	Dev(Min)	Resp.	QIon	QRatio	Lower	Upper
4,6-Dinitro-2-methylphenol	85.4547	9.16	0.01	160008	121.0	49.6	35.1	65.3

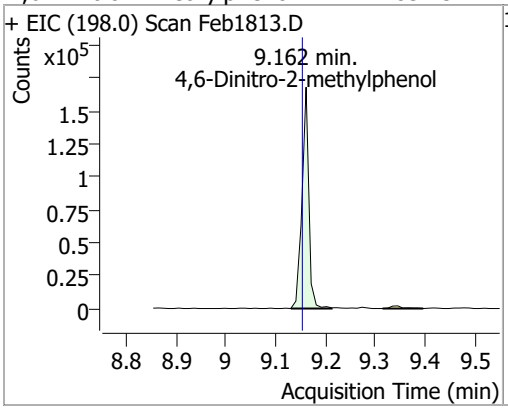

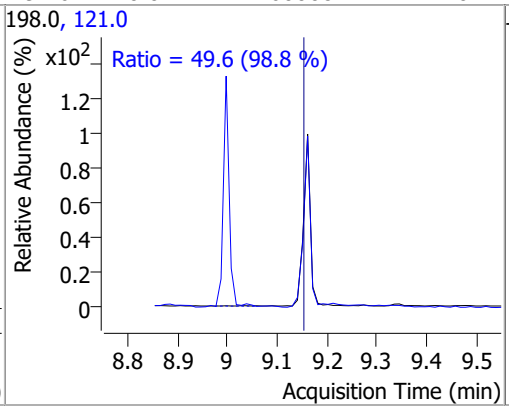

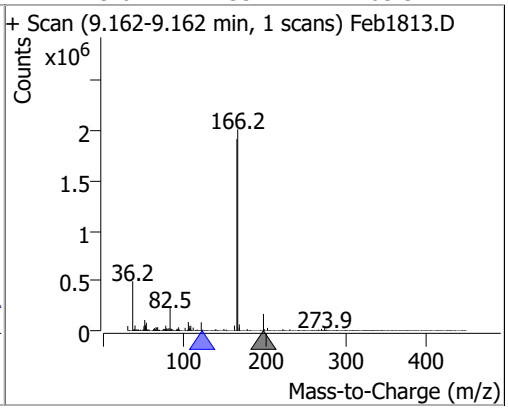

Compound	Conc.	RT	Dev(Min)	Resp.	QIon	QRatio	Lower	Upper
N-nitrosodiphenylamine	87.0305	9.23	0.00	1244447	168.0	62.2	44.0	81.7
					167.0	33.5	23.9	44.3

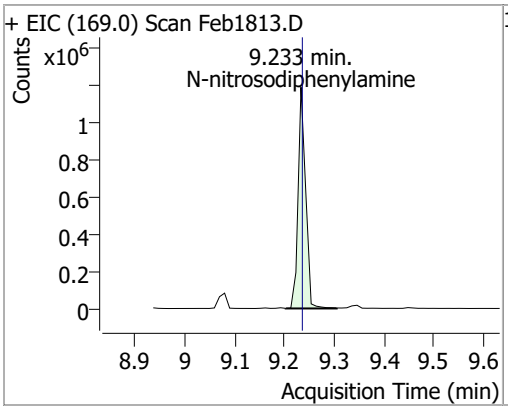

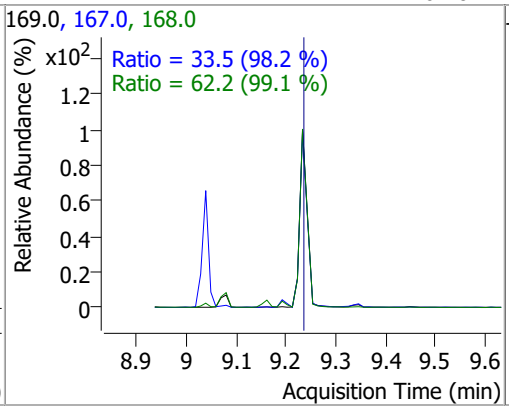

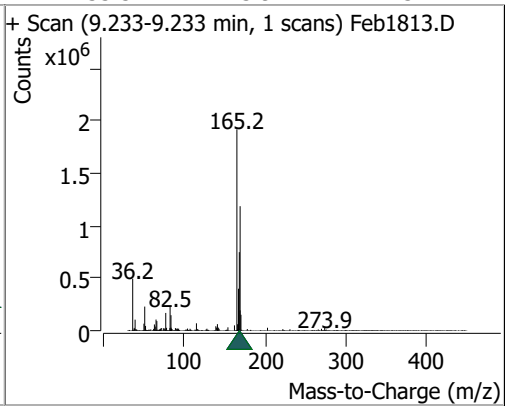

Compound	Conc.	RT	Dev(Min)	Resp.	QIon	QRatio	Lower	Upper
Azobenzene	79.9499	9.26	0.00	1510014	51.0	51.2	31.6	58.7
					182.0	24.6	16.9	31.4

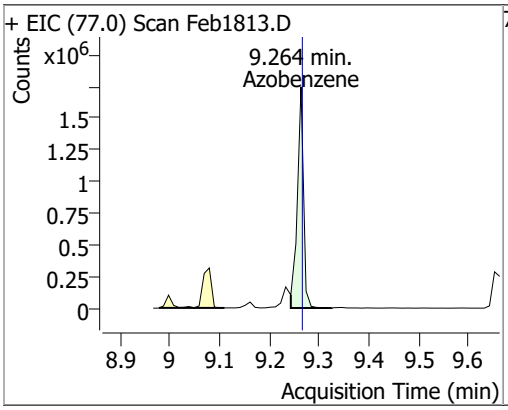

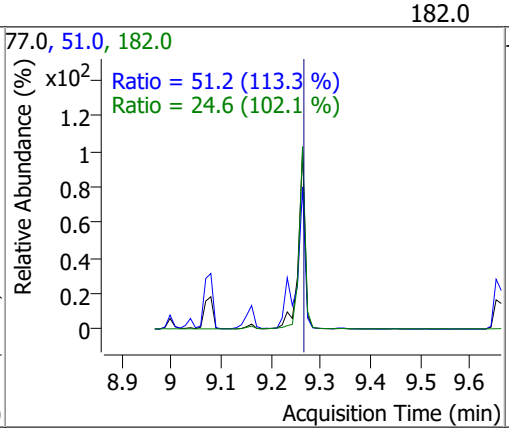

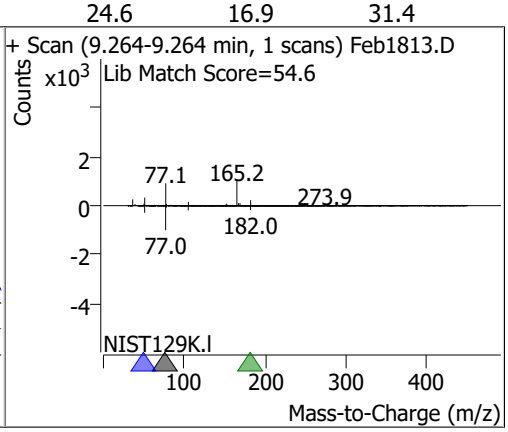

Compound	Conc.	RT	Dev(Min)	Resp.	QIon	QRatio	Lower	Upper
2,4,6-Tribromophenol	173.9696	9.35	0.01	371807	331.8	91.3	68.5	127.2

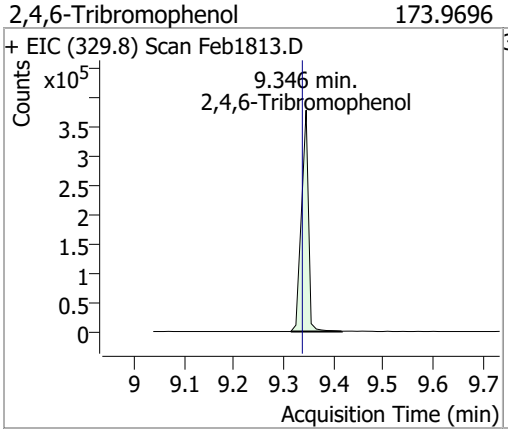

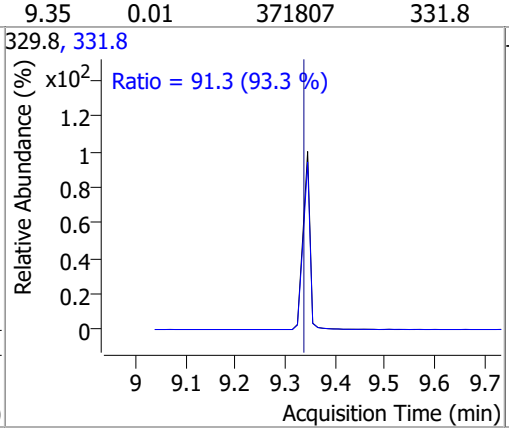

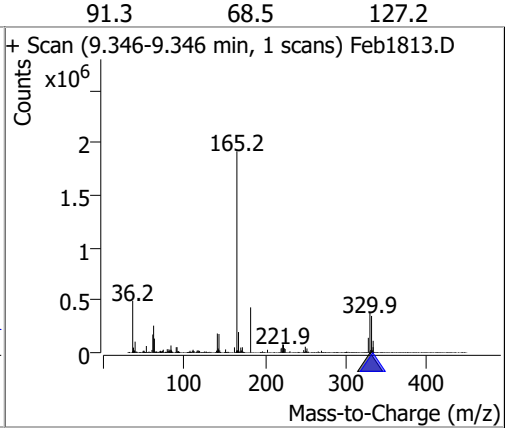

Compound	Conc.	RT	Dev(Min)	Resp.	QIon	QRatio	Lower	Upper
4-Bromophenyl-phenylether	88.6852	9.66	0.01	484616	141.0	102.1	69.1	128.4
					250.0	96.2	68.8	127.7

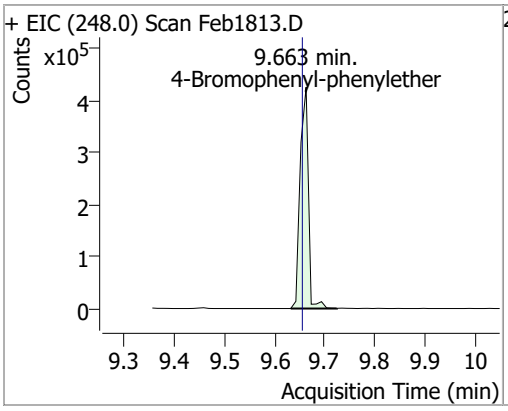

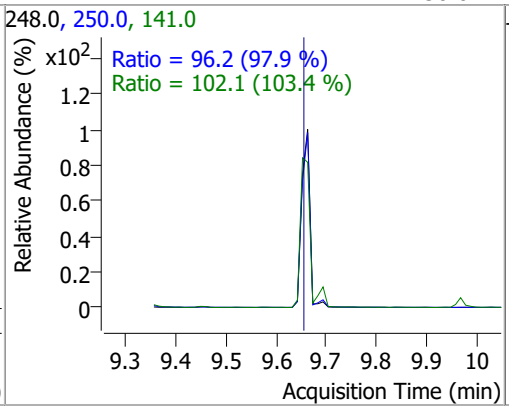

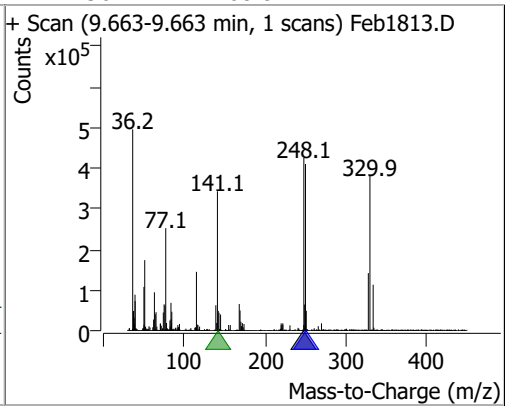

Compound	Conc.	RT	Dev(Min)	Resp.	QIon	QRatio	Lower	Upper
Hexachlorobenzene	84.9942	9.69	0.00	466964	142.0	53.0	37.7	70.0

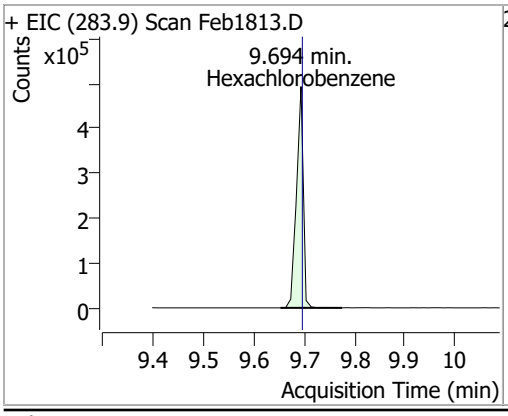

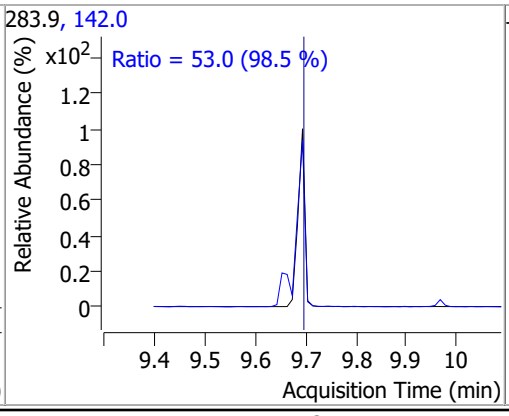

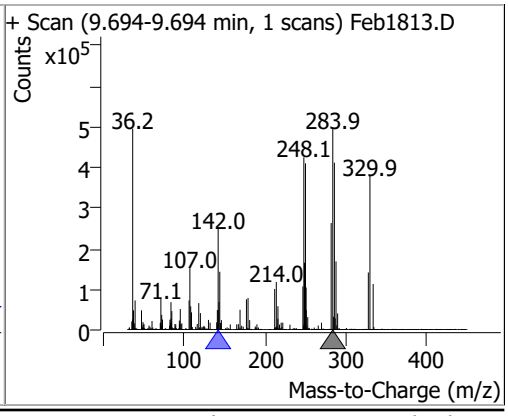

Compound	Conc.	RT	Dev(Min)	Resp.	QIon	QRatio	Lower	Upper
Pentachlorophenol	95.8269	9.97	0.00	254951	267.9	63.7	41.5	77.2
					263.9	63.7	41.2	76.6

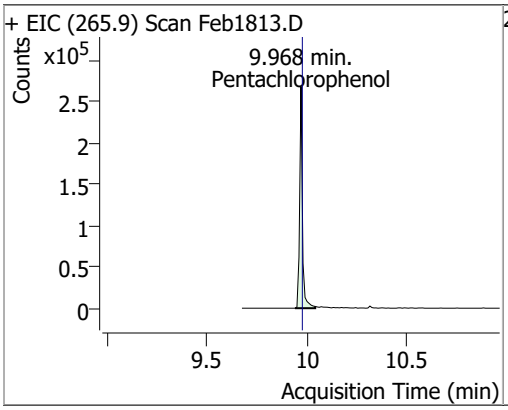

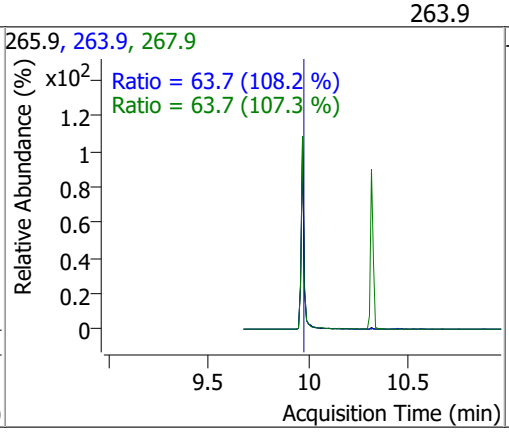

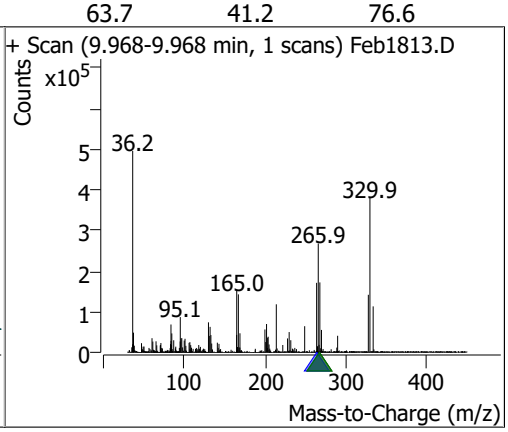

Compound	Conc.	RT	Dev(Min)	Resp.	QIon	QRatio	Lower	Upper
Phenanthrene	91.5742	10.19	0.01	2693403	176.0	18.5	13.0	24.1

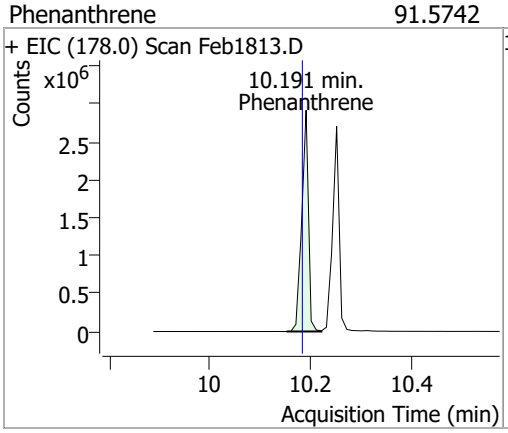

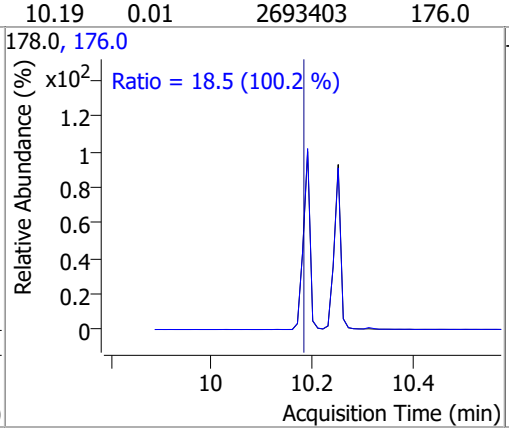

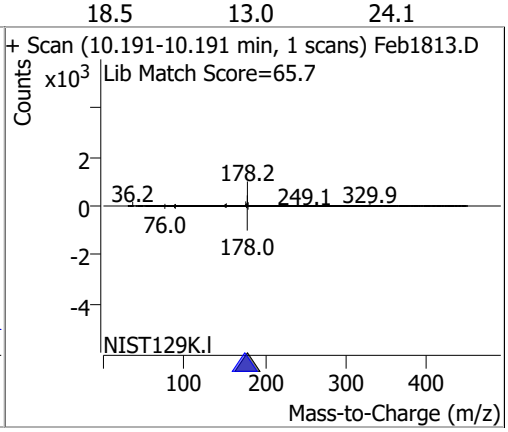

Compound	Conc.	RT	Dev(Min)	Resp.	QIon	QRatio	Lower	Upper
Anthracene	87.0390	10.25	0.00	2437792 (m)	176.0	18.0	12.9	23.9

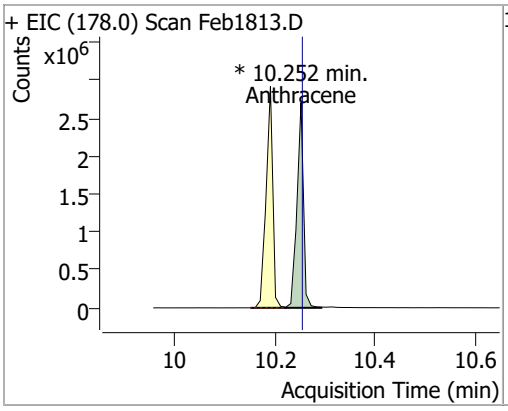

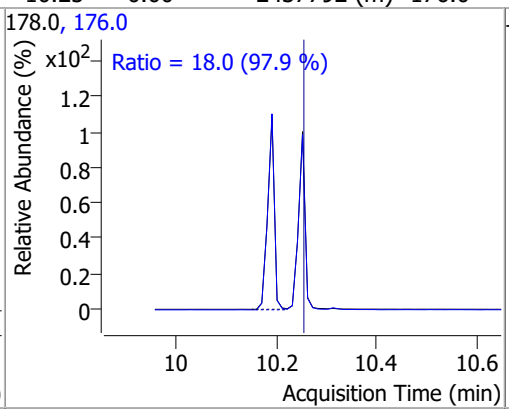

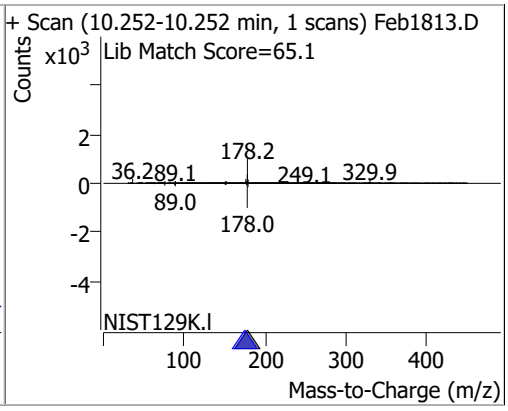

Compound	Conc.	RT	Dev(Min)	Resp.	QIon	QRatio	Lower	Upper
Triallate	84.1294	10.31	0.00	565732	268.0	23.3	16.9	31.4
					143.0	21.5	15.8	29.3

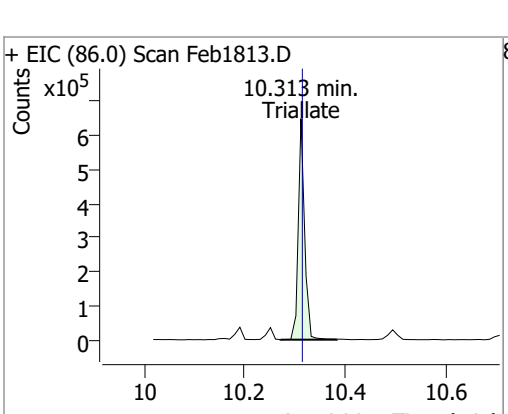

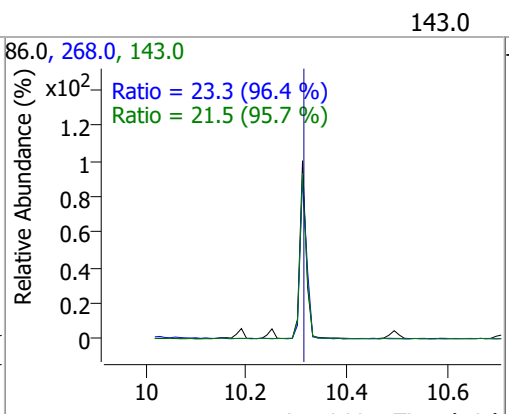

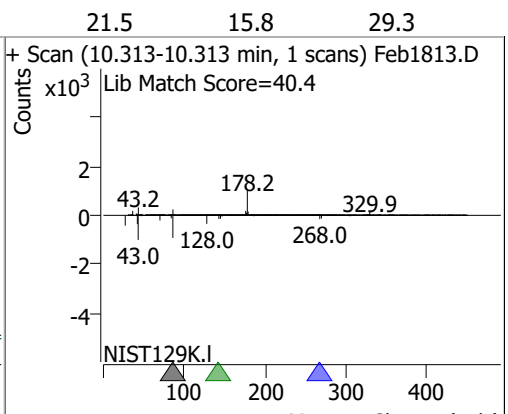

Compound	Conc.	RT	Dev(Min)	Resp.	QIon	QRatio	Lower	Upper
Carbazole	86.9447	10.49	0.00	2473107	139.0	13.2	9.0	16.7

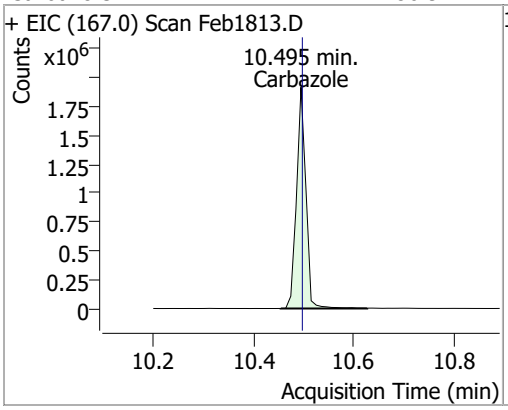

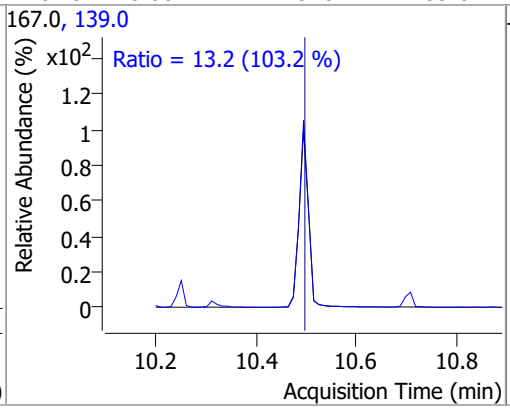

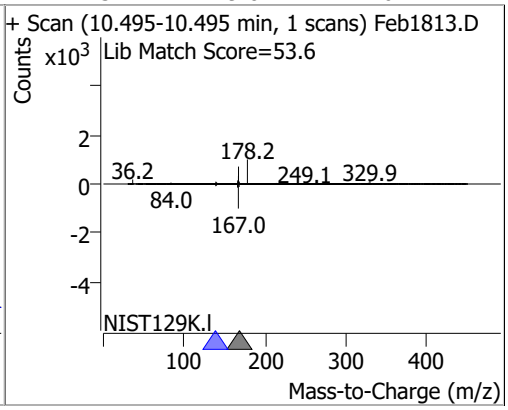

Compound	Conc.	RT	Dev(Min)	Resp.	QIon	QRatio	Lower	Upper
o-Terphenyl	86.7773	10.71	0.01	1364509	229.0	64.8	45.4	84.3
					215.0	39.2	25.9	48.1

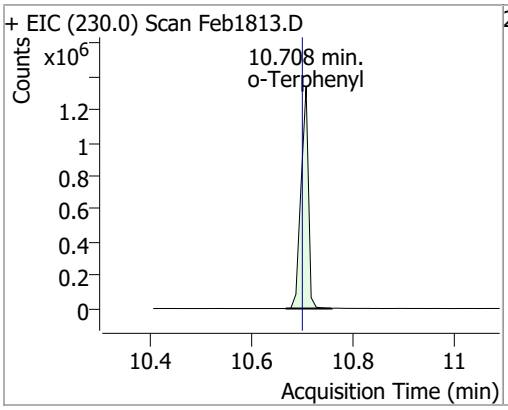

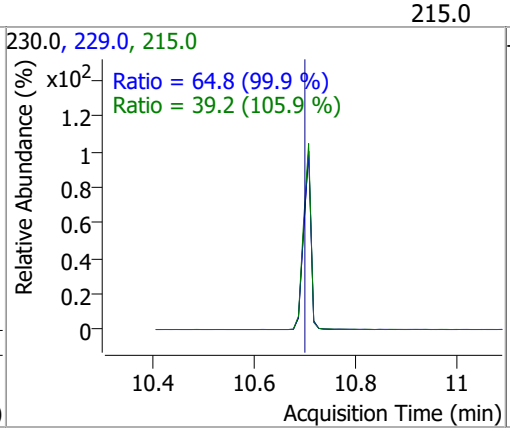

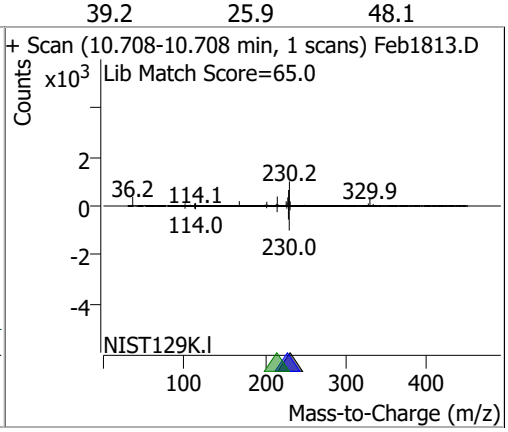

Compound	Conc.	RT	Dev(Min)	Resp.	QIon	QRatio	Lower	Upper
Di-n-Butylphthalate	94.5230	11.08	0.00	2614560	150.0	9.3	6.3	11.8
					104.0	5.9	4.5	8.3

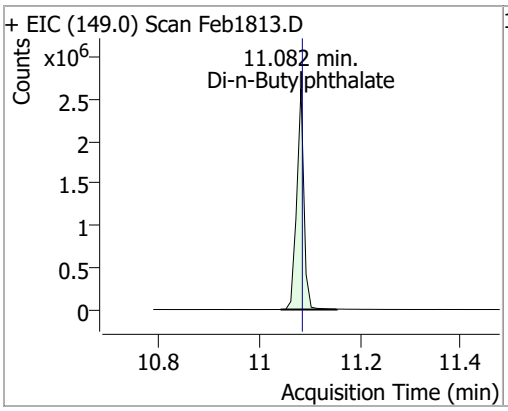

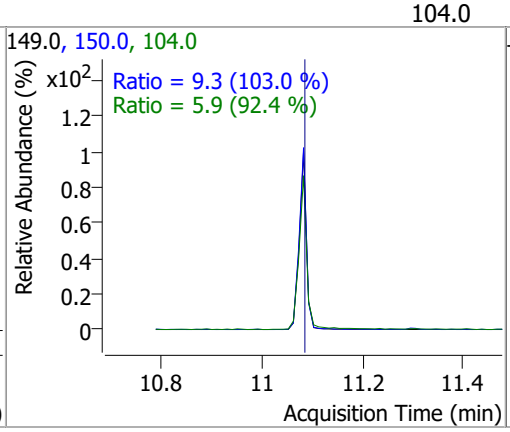

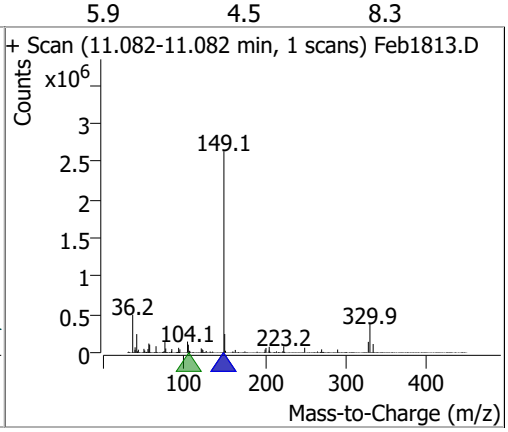

Compound	Conc.	RT	Dev(Min)	Resp.	QIon	QRatio	Lower	Upper
Fluoranthene	87.7646	11.96	0.01	2611915	101.0	13.9	9.4	17.4

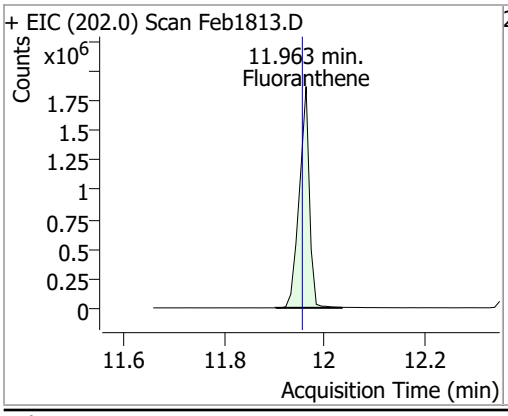

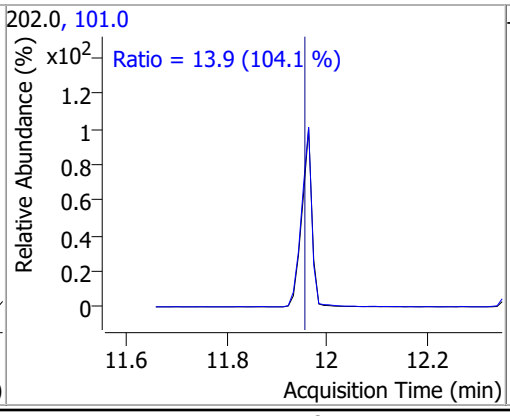

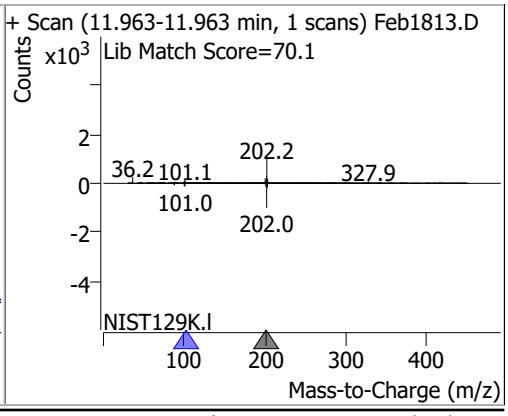

Compound	Conc.	RT	Dev(Min)	Resp.	QIon	QRatio	Lower	Upper
Benzidine	17.4983	12.34	-0.01	186195	183.0	12.6	8.3	15.4
					92.0	8.8	5.8	10.8

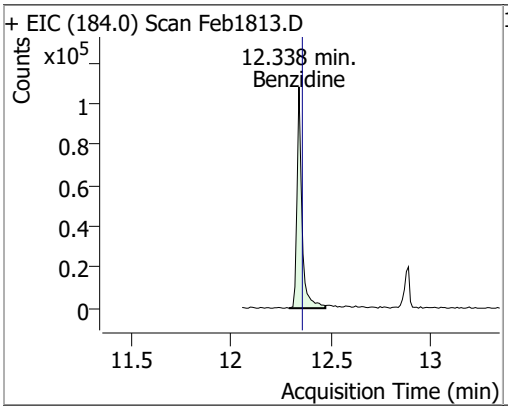

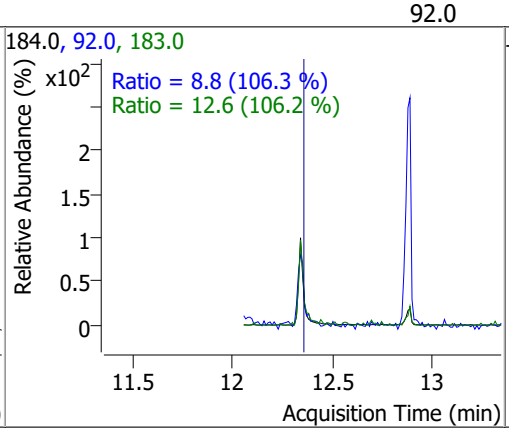

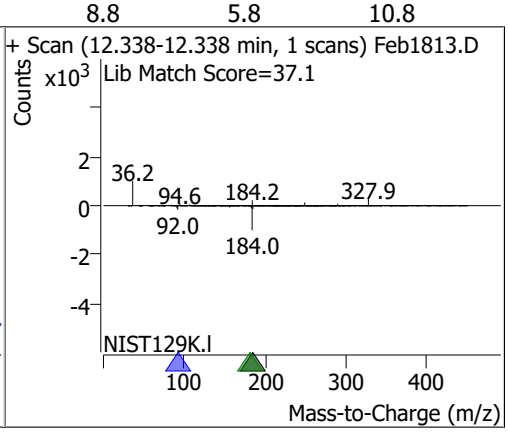

Compound	Conc.	RT	Dev(Min)	Resp.	QIon	QRatio	Lower	Upper
Pyrene	85.4318	12.39	0.01	2770024	101.0	16.5	11.1	20.6

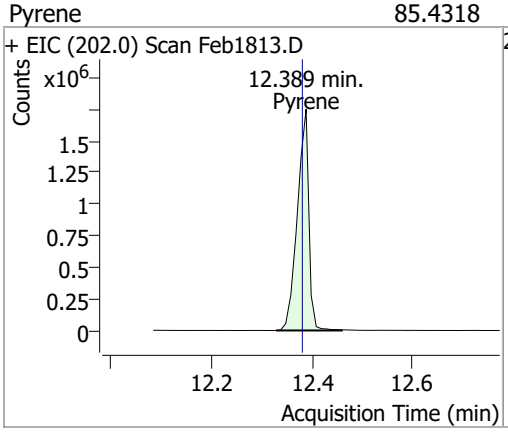

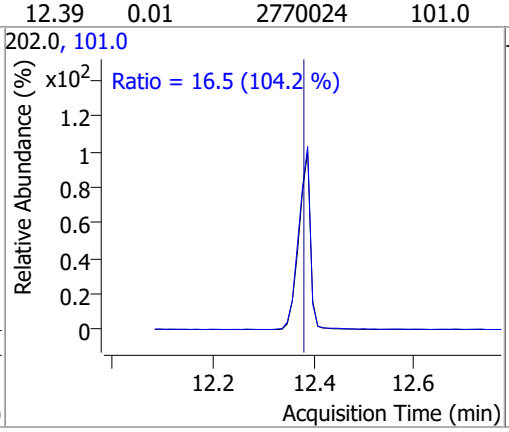

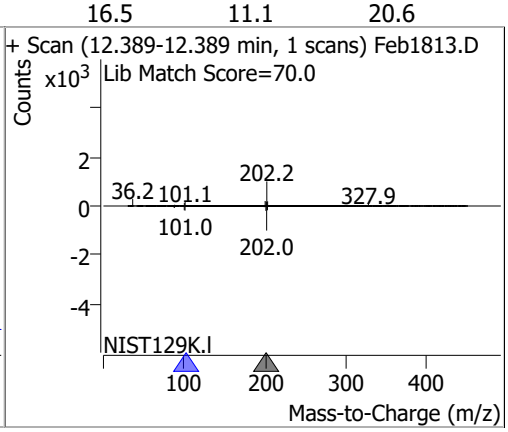

Compound	Conc.	RT	Dev(Min)	Resp.	QIon	QRatio	Lower	Upper
Terphenyl-d14	94.3116	12.89	0.01	2059362	122.0	14.3	10.1	18.7

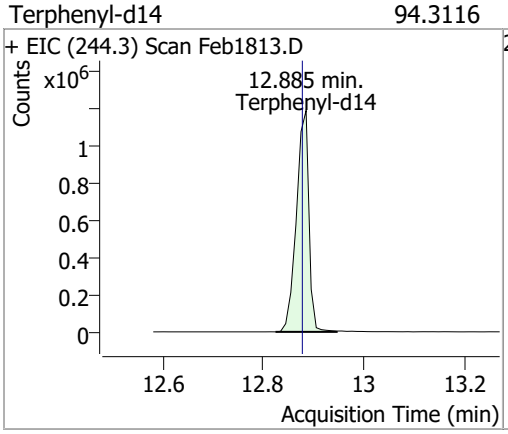

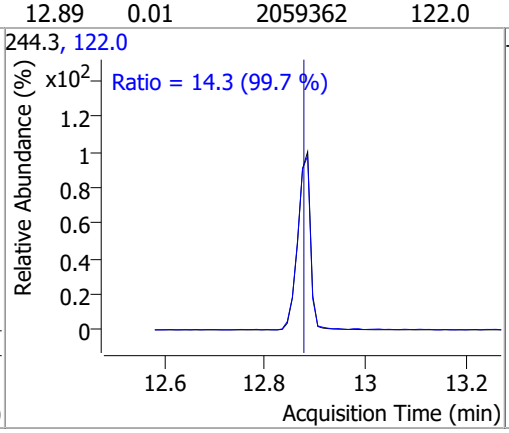

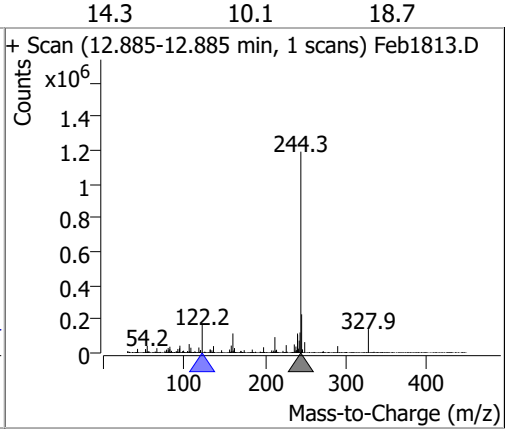

Compound	Conc.	RT	Dev(Min)	Resp.	QIon	QRatio	Lower	Upper
Butylbenzylphthalate	95.1521	14.33	0.01	894803	91.0	83.4	59.6	110.6
					206.0	17.9	12.2	22.7

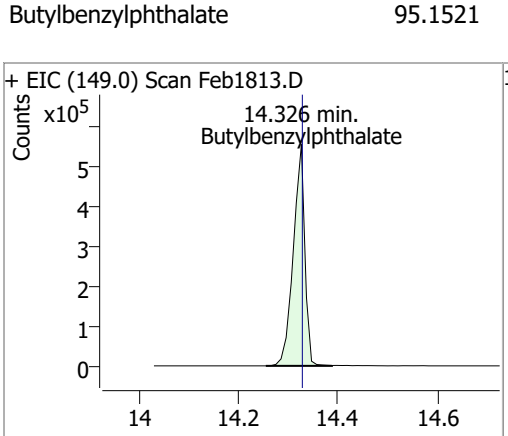

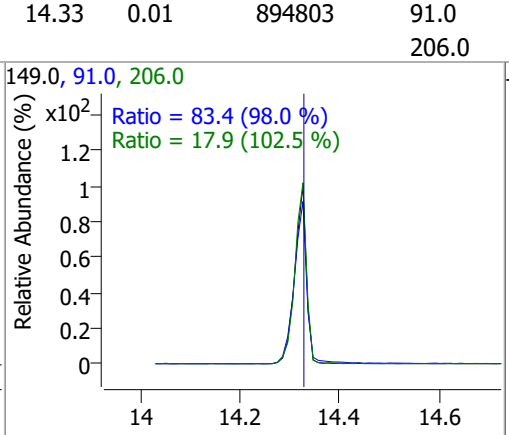

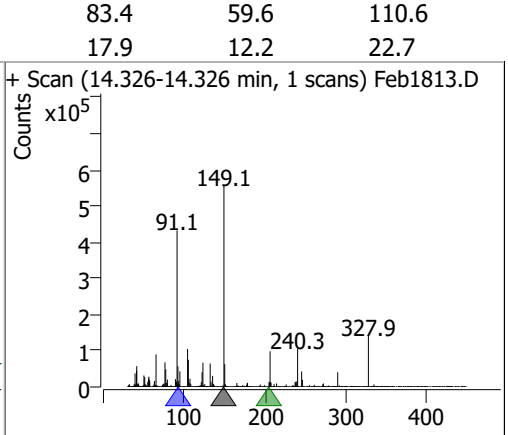

Compound	Conc.	RT	Dev(Min)	Resp.	QIon	QRatio	Lower	Upper
Benzo(a)Anthracene	96.6502	15.53	0.02	2291235	226.0	26.3	18.8	34.9
					229.0	21.1	14.7	27.4

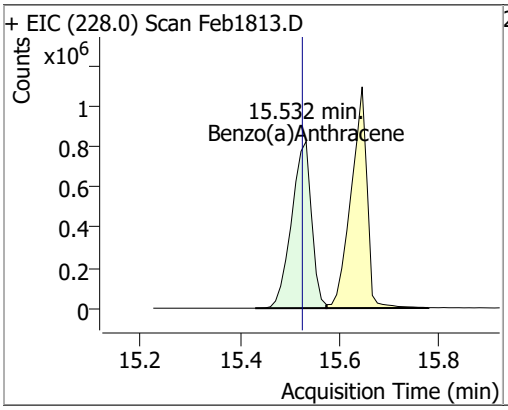

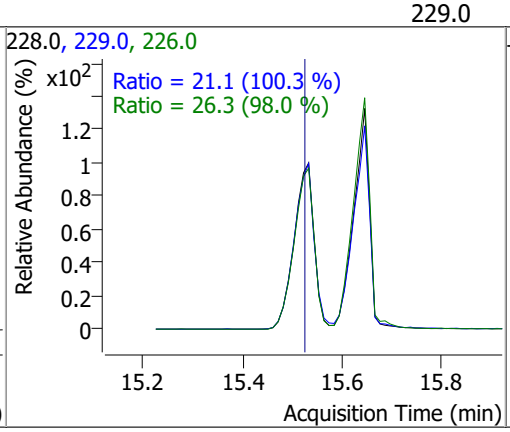

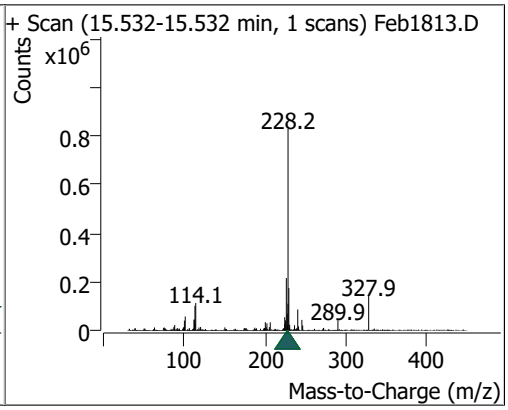

Compound	Conc.	RT	Dev(Min)	Resp.	QIon	QRatio	Lower	Upper
Chrysene	93.0468	15.64	0.02	2454212	226.0	29.3	19.9	36.9
					229.0	19.9	13.8	25.6

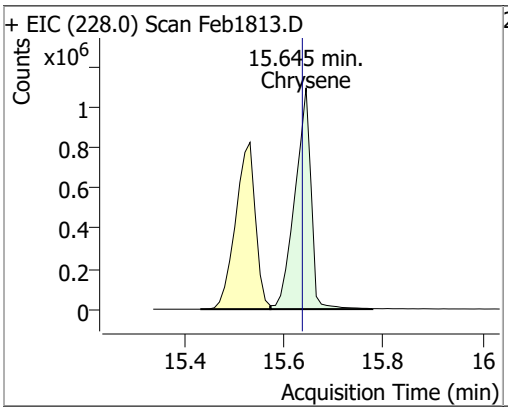

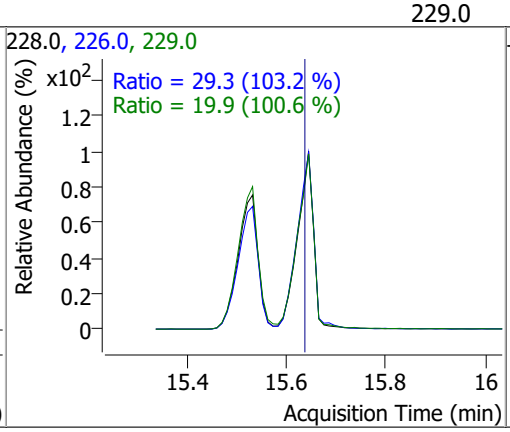

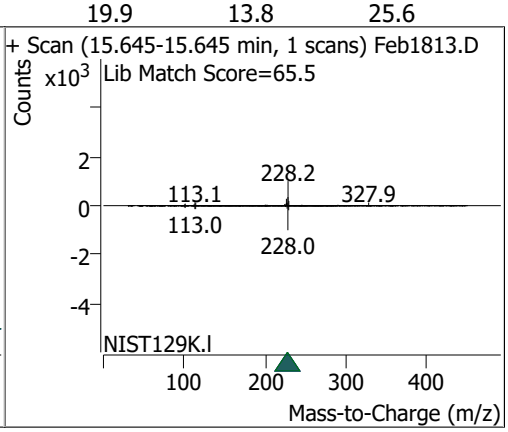

Compound	Conc.	RT	Dev(Min)	Resp.	QIon	QRatio	Lower	Upper
3,3-Dichlorobenzidine	71.7573	15.69	0.00	594442	254.0	65.0	44.9	83.4

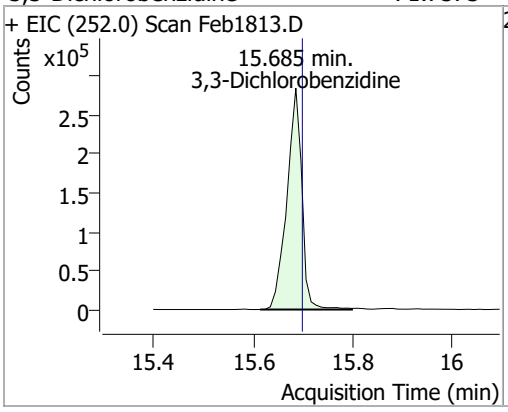

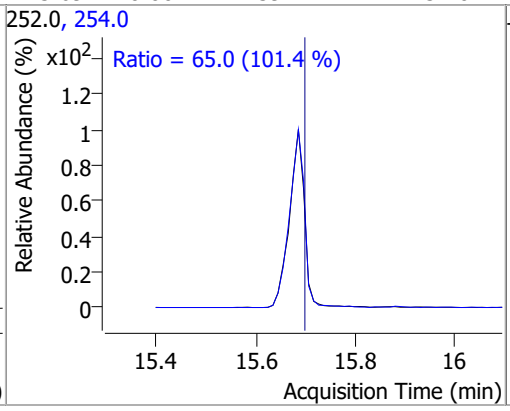

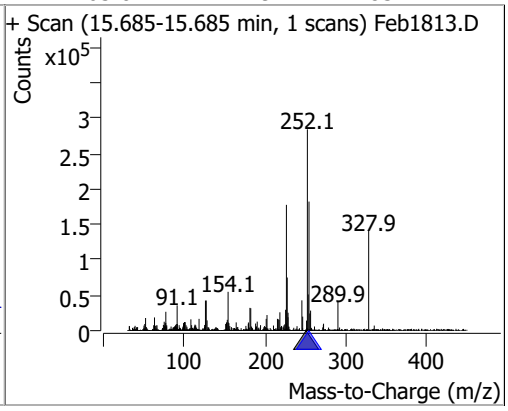

Compound	Conc.	RT	Dev(Min)	Resp.	QIon	QRatio	Lower	Upper
bis(2-ethylhexyl)Phthalate	96.4207	16.38	0.01	314217	149.0	382.3	273.6	508.0
					279.0	14.8	10.5	19.5

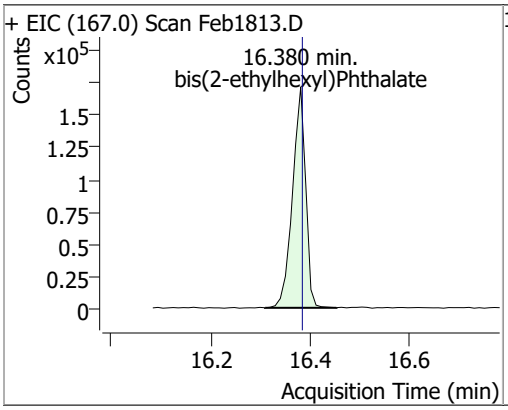

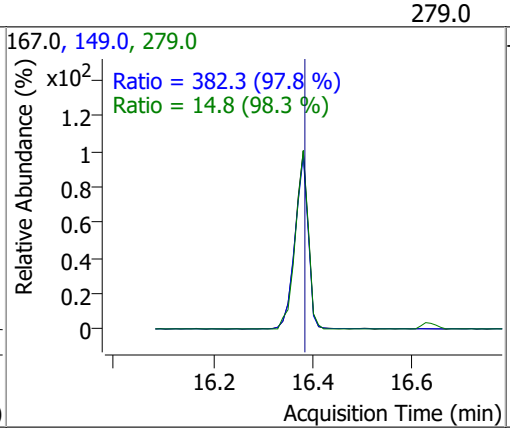

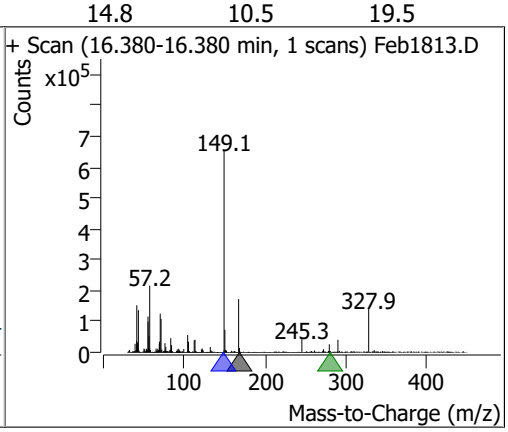

Compound	Conc.	RT	Dev(Min)	Resp.	QIon	QRatio	Lower	Upper
Di-n-octyl Phthalate	91.3142	18.14	0.01	2071905	150.0	9.6	7.0	13.0

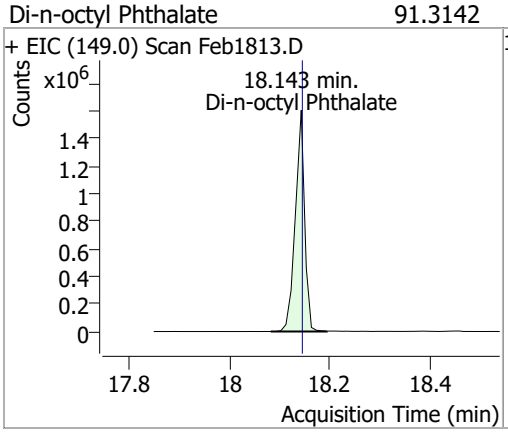

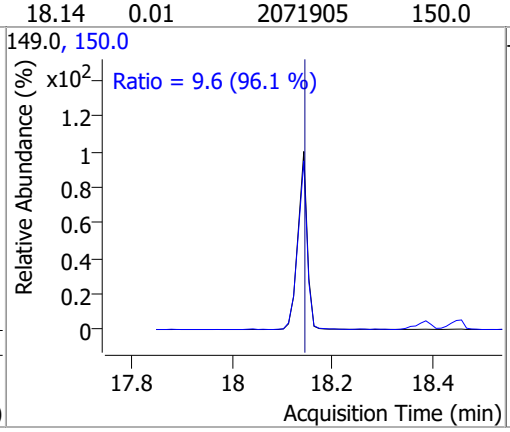

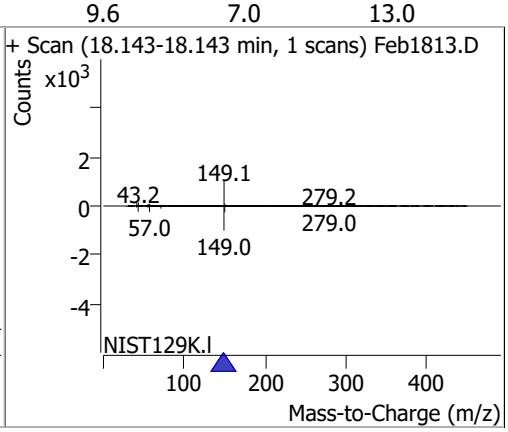

Compound	Conc.	RT	Dev(Min)	Resp.	QIon	QRatio	Lower	Upper
Benzo(b)fluoranthene	88.5109	18.39	0.01	2128073	253.0	22.0	15.6	29.0

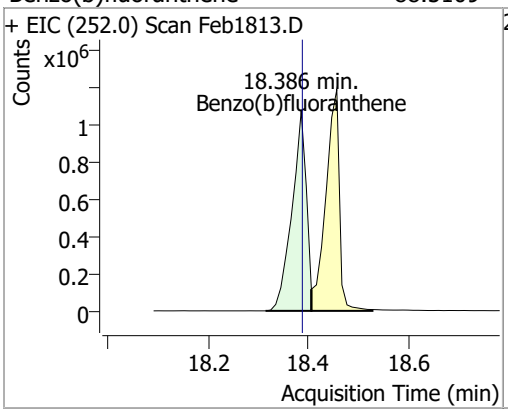

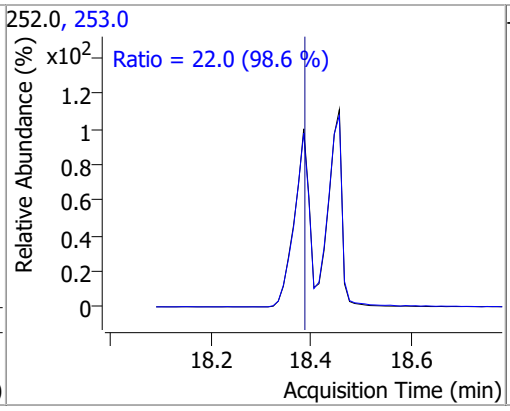

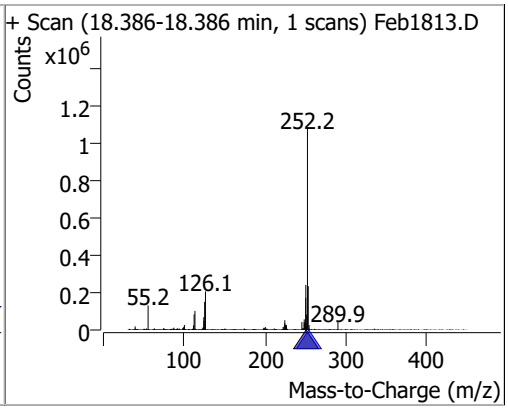

Compound	Conc.	RT	Dev(Min)	Resp.	QIon	QRatio	Lower	Upper
Benzo(k)fluoranthene	87.5537	18.46	0.01	2224032	253.0	22.6	15.4	28.6

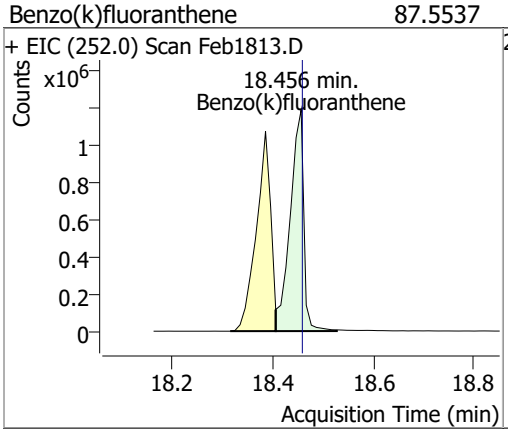

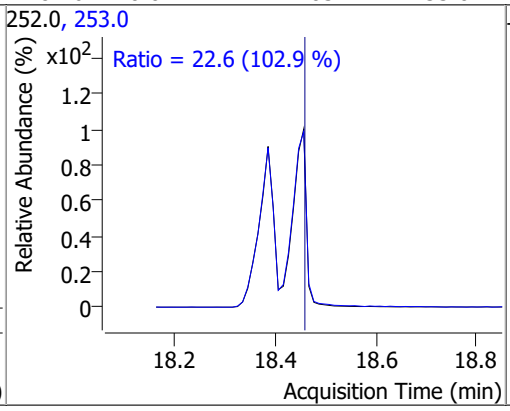

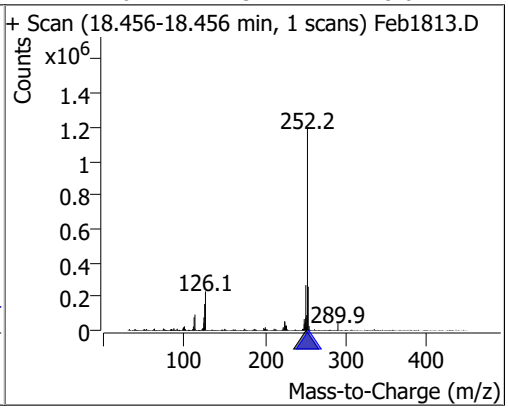

Compound	Conc.	RT	Dev(Min)	Resp.	QIon	QRatio	Lower	Upper
Benzo(a)pyrene	86.5188	18.99	0.01	1978488	253.0	22.5	15.1	28.0

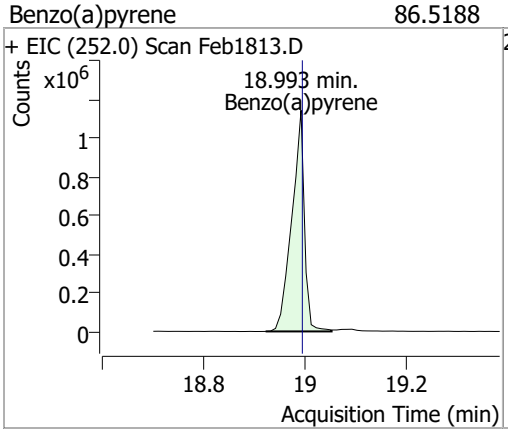

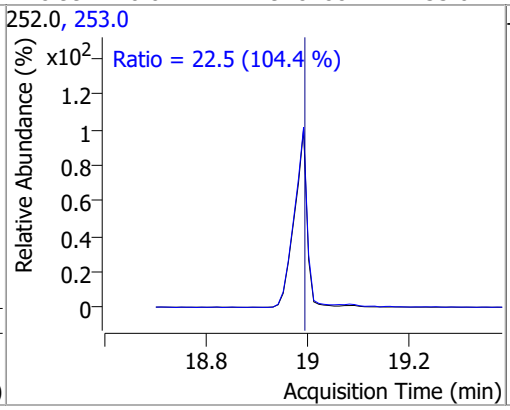

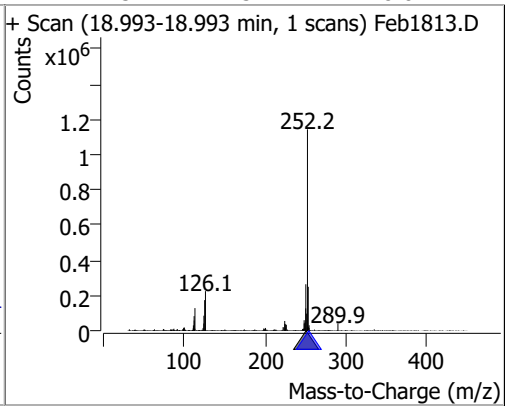

Compound	Conc.	RT	Dev(Min)	Resp.	QIon	QRatio	Lower	Upper
Indeno(1,2,3-c,d)pyrene	87.6141	20.77	0.01	1679669	138.0	31.6	20.7	38.5

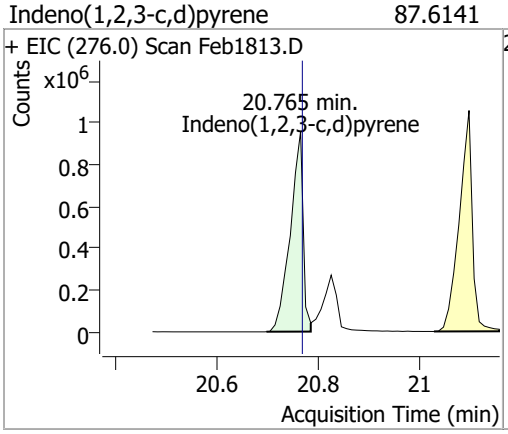

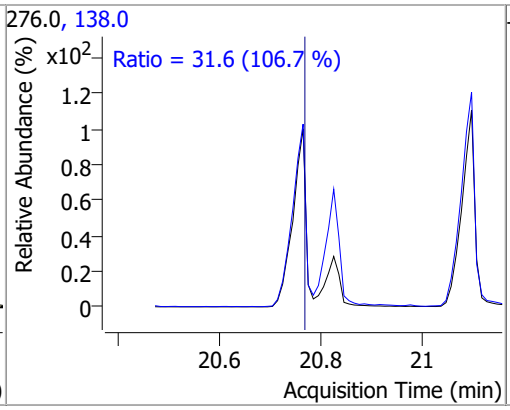

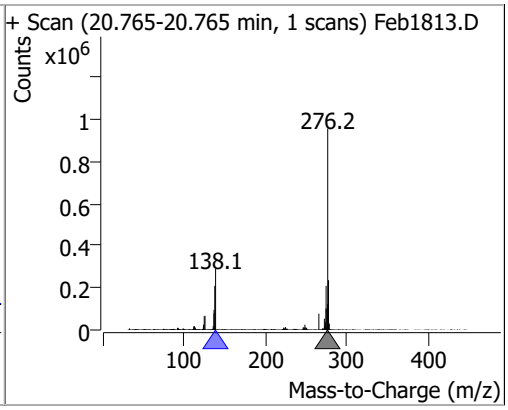

Compound	Conc.	RT	Dev(Min)	Resp.	QIon	QRatio	Lower	Upper
Dibenzo(a,h)anthracene	93.2754	20.83	0.01	1949155	139.0	24.5	17.6	32.7
					279.0	24.4	16.9	31.3

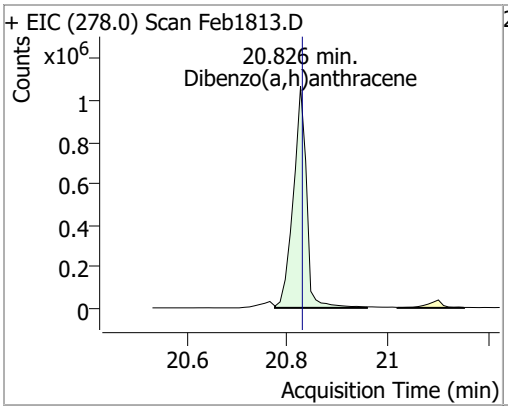

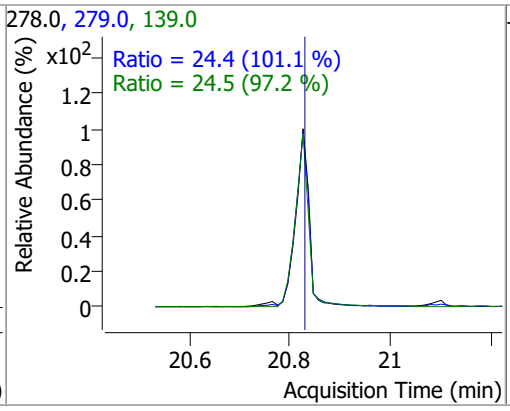

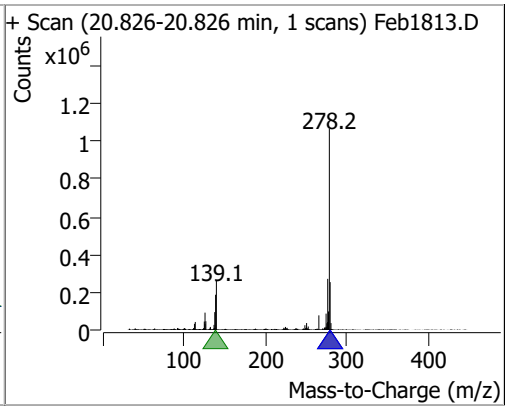

Compound	Conc.	RT	Dev(Min)	Resp.	QIon	QRatio	Lower	Upper
Benzo(g,h,i)perylene	86.3123	21.10	0.01	1909358	138.0	33.8	23.1	42.9
					277.0	24.6	16.3	30.2

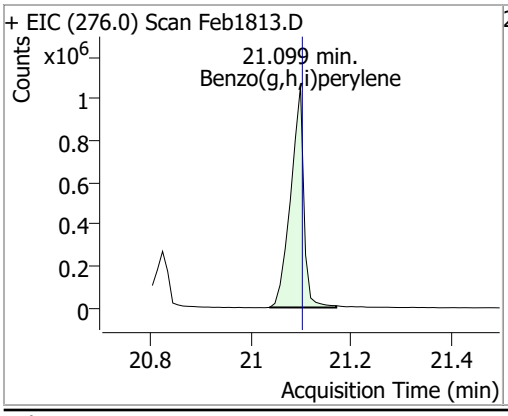

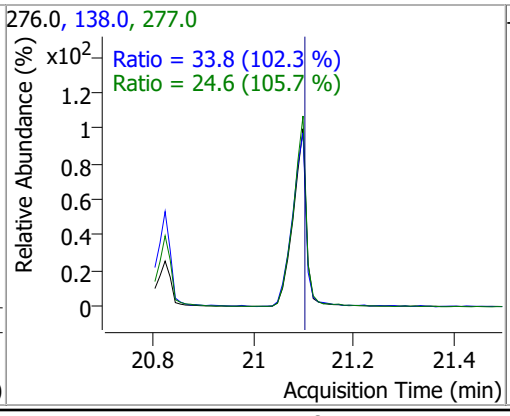

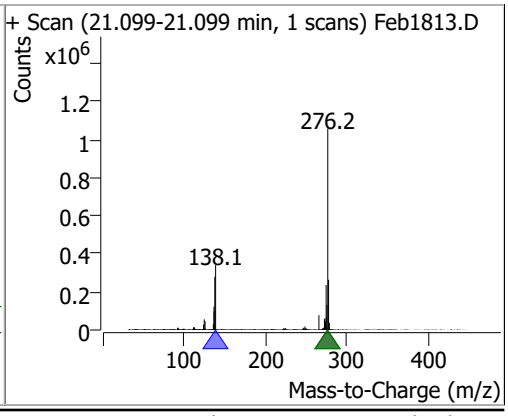

Quantitation Results Report (QT Reviewed)

Data File	Feb1814.D	Operator	LIMS import
Acq. Method	BNA+SIM.M	Acq. Date-Time	2/19/2022 3:01:02 PM
Sample Name	LCSD-163621	Instrument	Instrument #1
Vial	14	Multiplier	1.00
DA Method File		Comment	SVOC-8270-W-LARGO
Tune File	dftppdsm.u	Tune Date	2/18/2022 9:25:00 PM
Batch Name	021822 DoD BNA cal.batch.bin	Last Calib Update	2/19/2022 1:06:17 PM
Ref Library	D:\Org\Library\NIST129K.l		

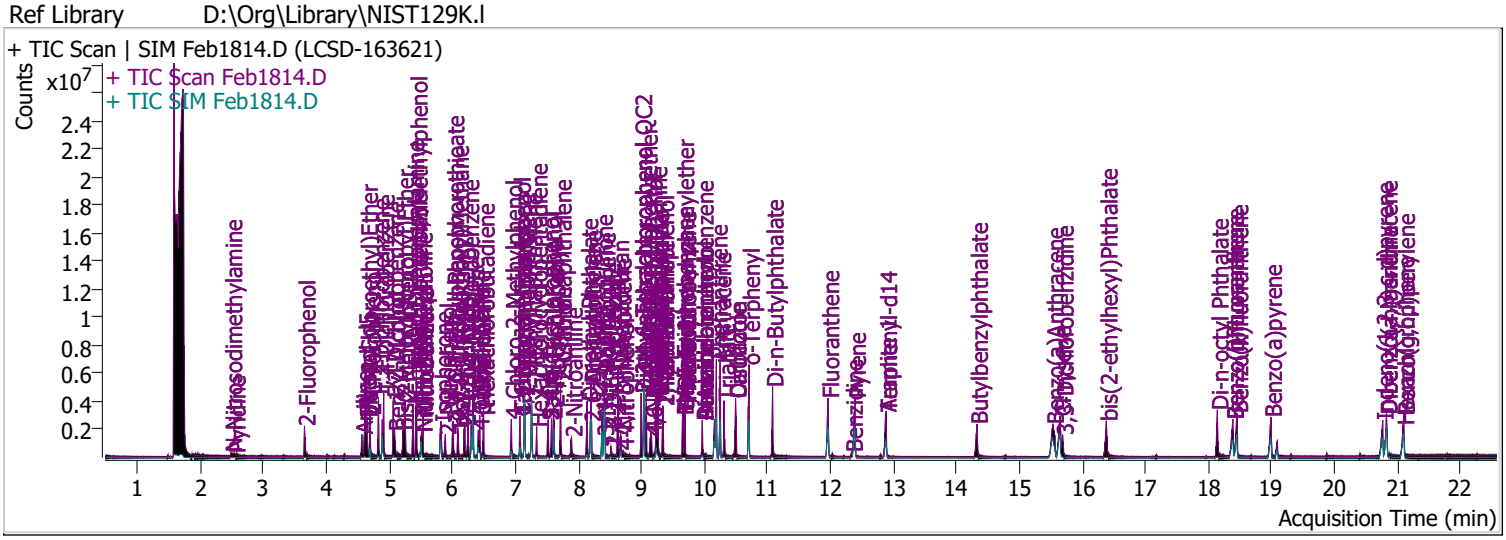

Compound	RT	QIon	Resp.	Conc.	Units		Dev(Min)
Internal Standards							
System Monitoring Compounds							
S 2-Fluorophenol	3.653	112.0	753164	78.7486	µg/L		0.000
Spiked Amount: 200.000	Range: 10.0 - 75.0%			Recovery = 39.37%			
S Phenol-d5	4.613	99.0	1054575	85.9482	µg/L		0.000
Spiked Amount: 200.000	Range: 10.0 - 65.0%			Recovery = 42.97%			
S Nitrobenzene-d5	5.512	82.0	527777	77.0282	µg/L		0.010
Spiked Amount: 100.000	Range: 32.0 - 94.0%			Recovery = 77.03%			
S 2-Fluorobiphenyl	7.605	172.0	1329358	68.8547	µg/L		0.000
Spiked Amount: 100.000	Range: 28.0 - 107.0%			Recovery = 68.85%			
S 2,4,6-Tribromophenol	9.346	329.8	352272	182.9218	µg/L		0.010
Spiked Amount: 200.000	Range: 25.0 - 140.0%			Recovery = 91.46%			
S Terphenyl-d14	12.885	244.3	1952631	100.9791	µg/L		0.010
Spiked Amount: 100.000	Range: 32.0 - 122.0%			Recovery = 100.98%			
Target Compounds							**QValue**
T N-Nitrosodimethylamine	2.489	74.0	145519	52.3132	µg/L		91
T Pyridine	2.540	79.0	262723	37.1836	µg/L		100
T Aniline	4.562	93.0	742767	42.2205	µg/L	m	95
T Phenol	4.623	94.0	689170	50.6682	µg/L		91
T bis(-2-Chloroethyl)Ether	4.644	63.0	716277	77.4757	µg/L	m	96
T 2-Chlorophenol	4.695	128.0	757375	69.1152	µg/L		99
T 1,3-Dichlorobenzene	4.828	146.0	931738	65.9956	µg/L	m	99
T 1,4-Dichlorobenzene	4.909	146.0	942538	66.1149	µg/L	m	95
T 1,2-Dichlorobenzene	5.063	146.0	897260	65.1680	µg/L	m	99
T Benzyl Alcohol	5.083	108.0	368069	68.2201	µg/L		97
T bis(2-chloroisopropyl)Ether	5.216	121.0	253395	68.5908	µg/L		97
T 2-Methylphenol	5.246	107.0	726935	76.4873	µg/L		95
T N-nitroso-Di-n-propylamine	5.379	70.0	668297	99.9187	µg/L		97
T 4Methylphenol/3Methylphenol	5.430	107.0	1024398	79.2241	µg/L		99
T Hexachloroethane	5.430	117.0	265810	63.8181	µg/L		98

Compound	RT	QIon	Resp.	Conc.	Units		Dev(Min)
T Nitrobenzene	5.532	123.1	309899	90.3974	µg/L		97
T Isophorone	5.818	82.0	1313688	79.3881	µg/L		100
T 2-Nitrophenol	5.890	139.0	299552	80.5018	µg/L		98
T 2,4-Dimethylphenol	6.013	122.0	622756	80.9759	µg/L		99
T bis(-2-Chloroethoxy)Methane	6.085	93.0	784700	81.2062	µg/L		96
T 2,4-Dichlorophenol	6.198	162.0	548763	74.5786	µg/L		96
T Benzoic Acid	6.198	105.0	98504	29.4863	µg/L		90
T 1,2,4-Trichlorobenzene	6.249	180.0	642341	72.4878	µg/L		99
T Naphthalene	6.331	128.0	2237227	86.0356	µg/L		99
T 4-Chlorophenol	6.413	130.0	184351	66.8320	µg/L		88
T p-Chloroaniline	6.434	127.0	729582	70.8699	µg/L		99
T Hexachlorobutadiene	6.496	224.9	336450	73.4809	µg/L		97
T 4-Chloro-2-Methylphenol	6.937	107.0	545135	79.8982	µg/L	m	97
T 4-Chloro-3-Methylphenol	7.071	107.0	605670	84.9928	µg/L	m	98
T 2-Methylnaphthalene	7.143	141.0	1288999	86.4306	µg/L		100
T 1-Methylnaphthalene	7.256	141.0	1101778	75.9674	µg/L		98
T Hexachlorocyclopentadiene	7.338	236.9	214251	78.5859	µg/L		97
T 2,4,6-Trichlorophenol	7.523	196.0	405593	84.9210	µg/L		98
T 2,4,5-Trichlorophenol	7.574	196.0	416733	78.2821	µg/L		96
T 2-Chloronaphthalene	7.718	162.0	1418958	87.4924	µg/L		98
T 2-Nitroaniline	7.892	65.0	269584	92.5341	µg/L		98
T Dimethyl Phthalate	8.139	163.0	1602526	96.6834	µg/L		97
T 2,6-Dinitrotoluene	8.190	165.0	187457	83.5532	µg/L		96
T Acenaphthylene	8.200	152.1	2177506	83.9999	µg/L		99
T 3-Nitroaniline	8.394	138.0	205556	80.6483	µg/L		97
T Acenaphthene	8.415	154.0	1359092	92.2475	µg/L		99
T 2,4-Dinitrophenol	8.517	184.0	91113	80.4246	µg/L		92
T Dibenzofuran	8.630	168.0	2202853	91.6616	µg/L		96
T 2,4-Dinitrotoluene	8.671	165.0	258295	90.5214	µg/L		99
T 4-Nitrophenol	8.712	109.0	96914	37.8509	µg/L		92
T Diethylphthalate	8.998	149.0	1545601	90.2565	µg/L		99
T Fluorene	9.039	166.0	1675369	86.0688	µg/L		99
T 4-Chlorophenyl-phenylether	9.080	204.0	840884	94.9428	µg/L		97
T 4-Nitroaniline	9.151	138.0	253680	93.0200	µg/L		99
T 4,6-Dinitro-2-methylphenol	9.162	198.0	156161	92.5096	µg/L		98
T N-nitrosodiphenylamine	9.233	169.0	1261362	99.2895	µg/L		99
T Azobenzene	9.264	77.0	1476102	87.4325	µg/L		93
T 4-Bromophenyl-phenylether	9.663	248.0	467808	95.7030	µg/L		98
T Hexachlorobenzene	9.694	283.9	468646	96.4221	µg/L		84
T Pentachlorophenol	9.968	265.9	246256	102.6887	µg/L		94
T Phenanthrene	10.191	178.0	2571221	99.3417	µg/L		100
T Anthracene	10.252	178.0	2509281	101.1685	µg/L	m	100
T Triallate	10.313	86.0	548502	91.0470	µg/L		99
T Carbazole	10.495	167.0	2522042	99.9442	µg/L		99
T o-Terphenyl	10.708	230.0	1339598	96.4666	µg/L		99
T Di-n-Butylphthalate	11.082	149.0	2563247	102.8703	µg/L		99
T Fluoranthene	11.964	202.0	2547135	96.5770	µg/L		99
T Benzidine	12.338	184.0	234871	24.4583	µg/L		100
T Pyrene	12.389	202.0	2729126	95.1711	µg/L		99
T Butylbenzylphthalate	14.326	149.0	847978	95.5621	µg/L		100
T Benzo(a)Anthracene	15.532	228.0	2194895	98.2422	µg/L		99
T Chrysene	15.645	228.0	2365548	95.2611	µg/L		99
T 3,3-Dichlorobenzidine	15.686	252.0	601724	76.4062	µg/L		99
T bis(2-ethylhexyl)Phthalate	16.381	167.0	302100	97.8966	µg/L		98
T Di-n-octyl Phthalate	18.143	149.0	2055503	97.7716	µg/L		99

Compound	RT	QIon	Resp.	Conc.	Units	Dev(Min)
T Benzo(b)fluoranthene	18.386	252.0	2066351	94.7841	µg/L	99
T Benzo(k)fluoranthene	18.457	252.0	2157428	93.4074	µg/L	99
T Benzo(a)pyrene	18.993	252.0	1905570	91.6517	µg/L	97
T Indeno(1,2,3-c,d)pyrene	20.765	276.0	1582783	90.7933	µg/L	96
T Dibenzo(a,h)anthracene	20.826	278.0	1868827	98.3235	µg/L	100
T Benzo(g,h,i)perylene	21.100	276.0	1894237	94.2176	µg/L	98

(#) = Qualifier Out of Range; (m) = Manual Integration; (+) = Area Summed; (*) = Surrogate Percent Recovery Out of Range; (d): Zeroed Peak

Compound	Conc.	RT	Dev(Min)	Resp.	QIon	QRatio	Lower	Upper
N-Nitrosodimethylamine	52.3132	2.49	0.00	145519	42.0	124.6	95.1	176.6

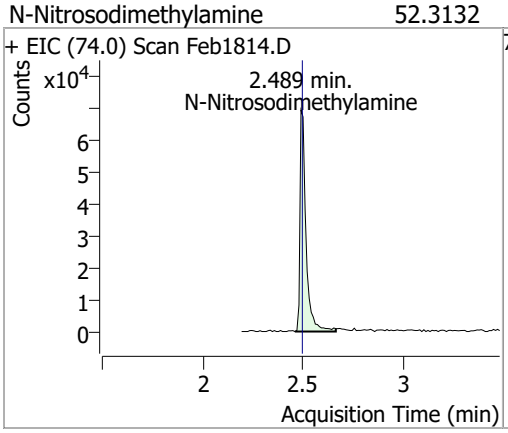

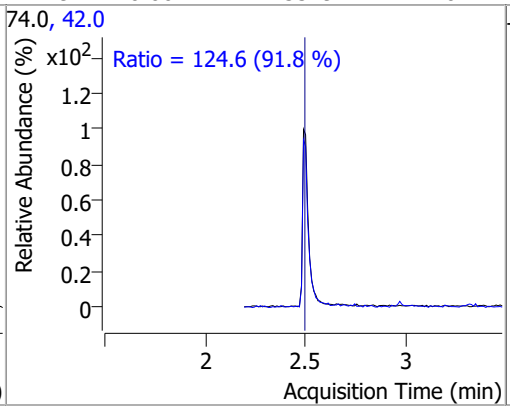

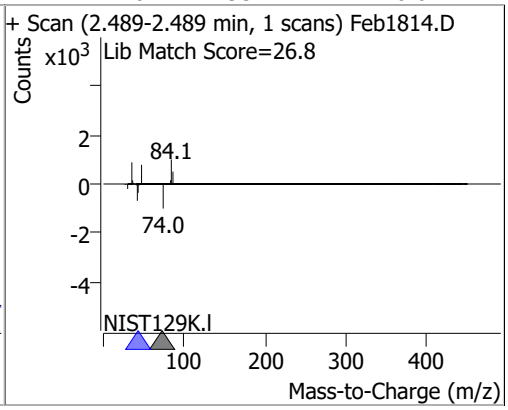

Compound	Conc.	RT	Dev(Min)	Resp.	QIon	QRatio	Lower	Upper
Pyridine	37.1836	2.54	0.01	262723	52.0	82.9	57.9	107.6

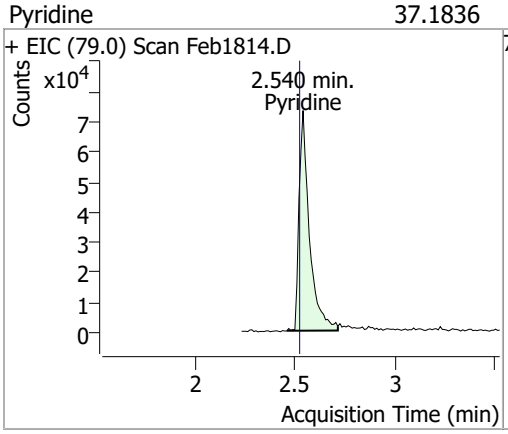

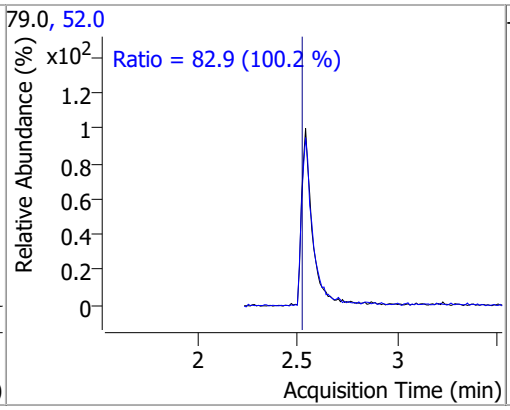

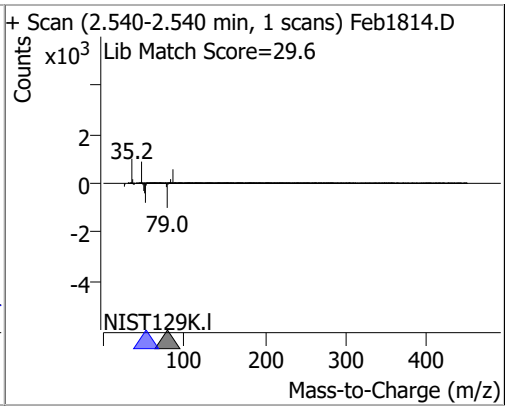

Compound	Conc.	RT	Dev(Min)	Resp.	QIon	QRatio	Lower	Upper
2-Fluorophenol	78.7486	3.65	0.00	753164	64.0	51.8	34.6	64.3
					92.0	20.8	14.2	26.5

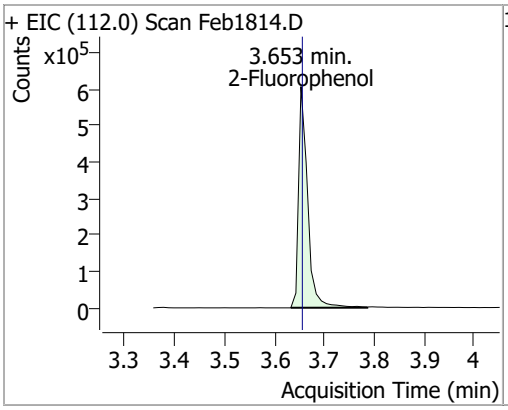

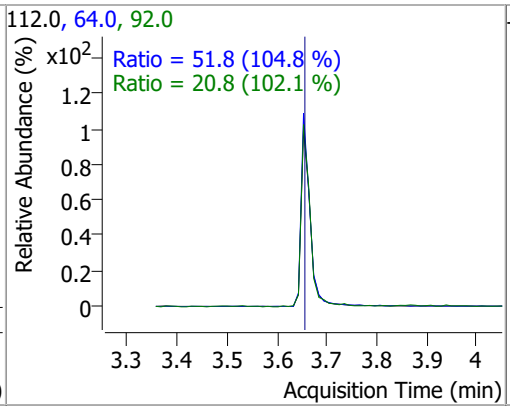

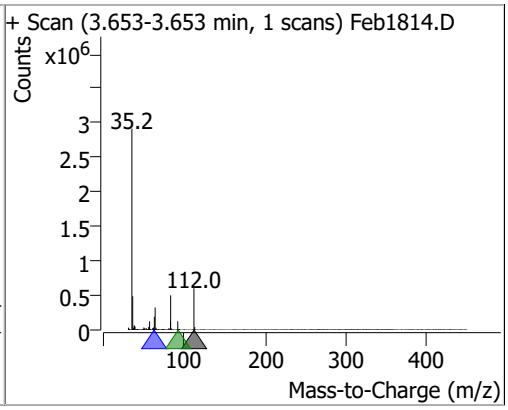

Compound	Conc.	RT	Dev(Min)	Resp.	QIon	QRatio	Lower	Upper
Aniline	42.2205	4.56	0.00	742767 (m)	66.0	33.0	25.7	47.8
					65.0	17.0	13.1	24.4

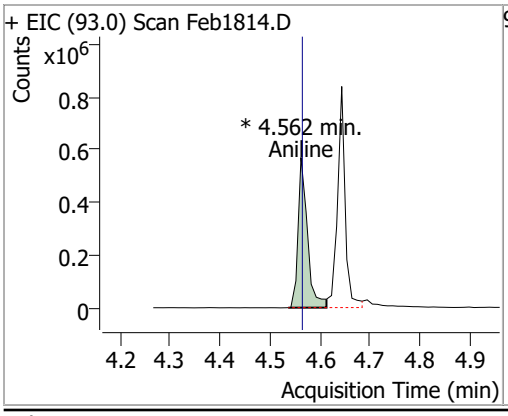

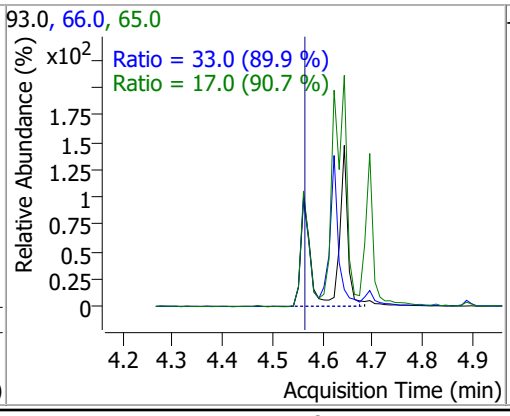

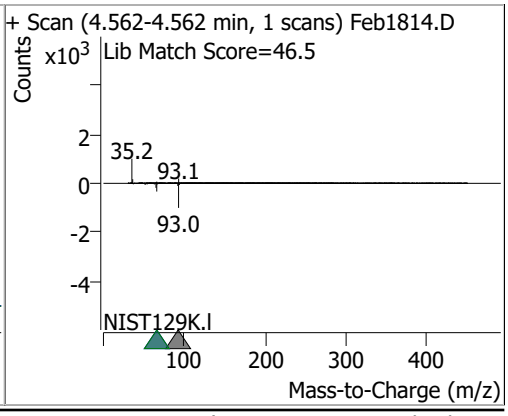

Compound	Conc.	RT	Dev(Min)	Resp.	QIon	QRatio	Lower	Upper
Phenol-d5	85.9482	4.61	0.00	1054575	71.0	34.7	25.8	47.9

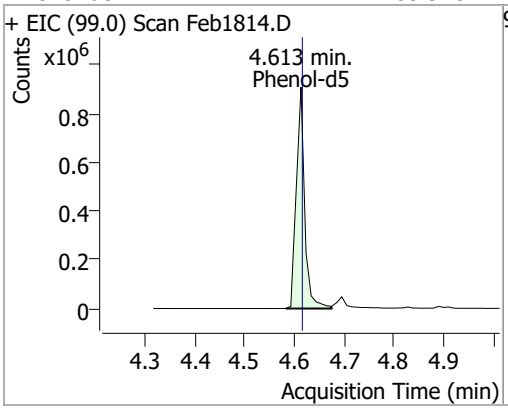

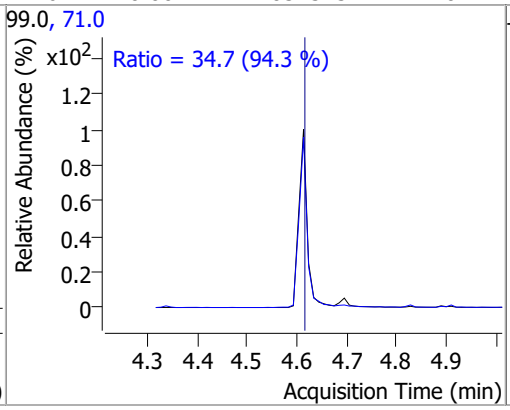

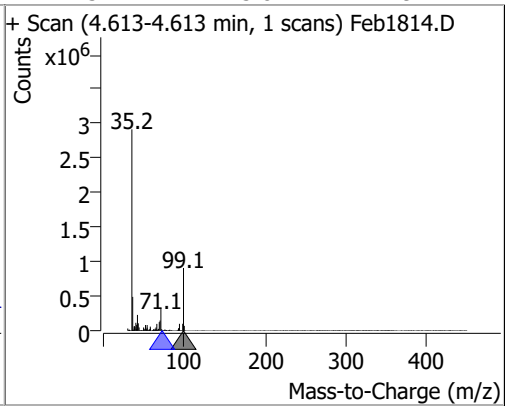

Compound	Conc.	RT	Dev(Min)	Resp.	QIon	QRatio	Lower	Upper
Phenol	50.6682	4.62	0.00	689170	66.0	51.5	31.7	58.9

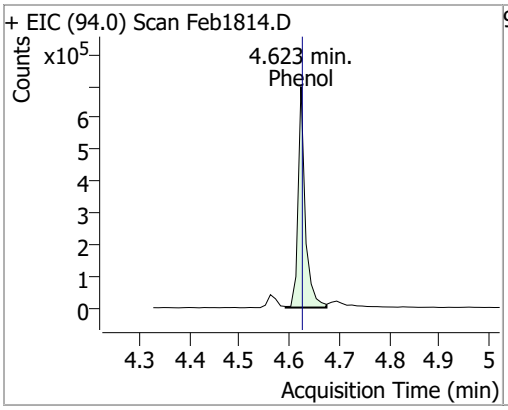

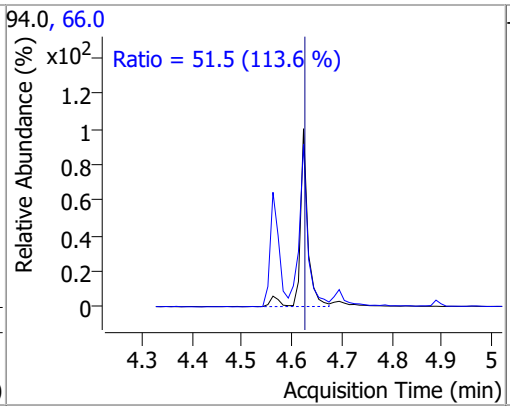

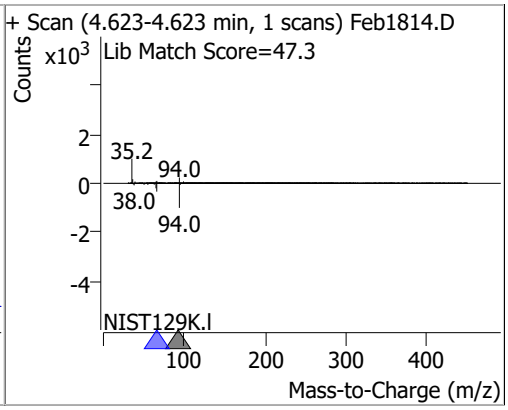

Compound	Conc.	RT	Dev(Min)	Resp.	QIon	QRatio	Lower	Upper
bis(-2-Chloroethyl)Ether	77.4757	4.64	0.00	716277 (m)	64.0	9.4	7.6	14.1

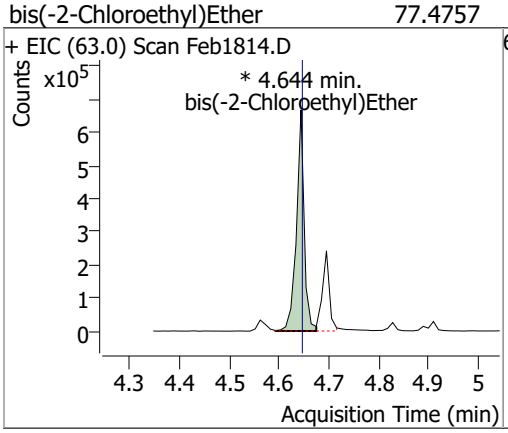

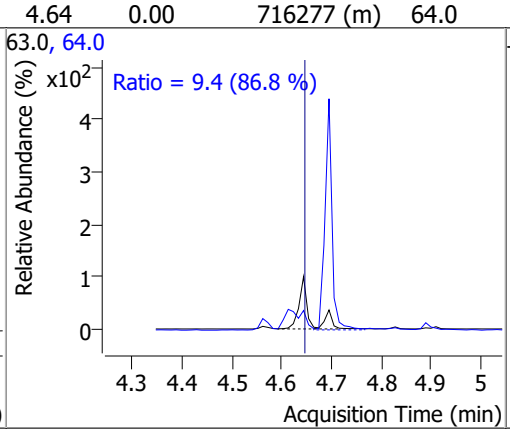

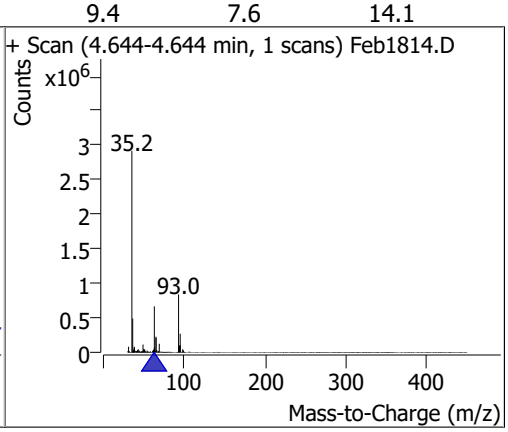

Compound	Conc.	RT	Dev(Min)	Resp.	QIon	QRatio	Lower	Upper
2-Chlorophenol	69.1152	4.69	0.00	757375	130.0	31.8	22.7	42.2

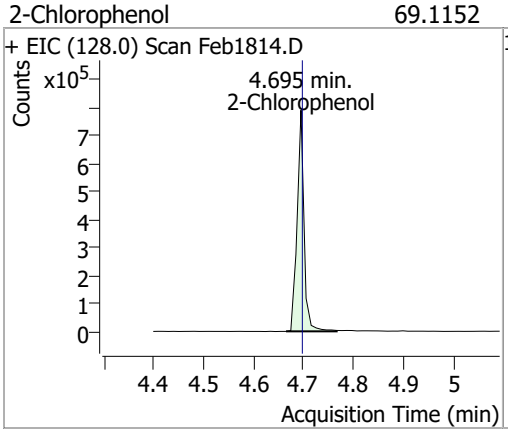

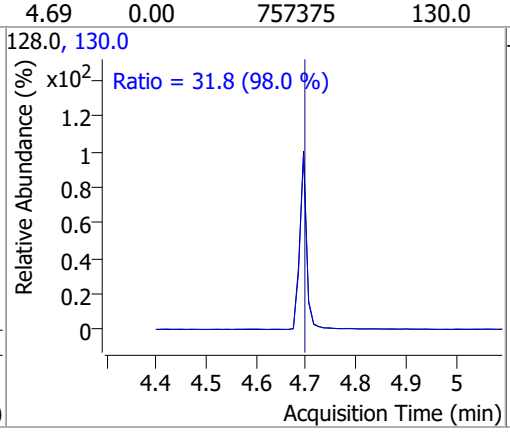

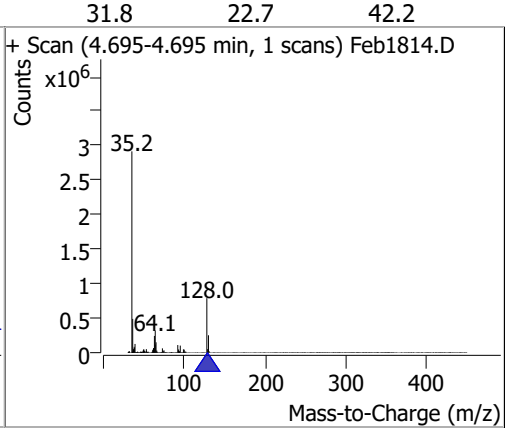

Compound	Conc.	RT	Dev(Min)	Resp.	QIon	QRatio	Lower	Upper
1,3-Dichlorobenzene	65.9956	4.83	0.00	931738 (m)	148.0	62.9	44.6	82.8
					111.0	34.8	25.3	47.0

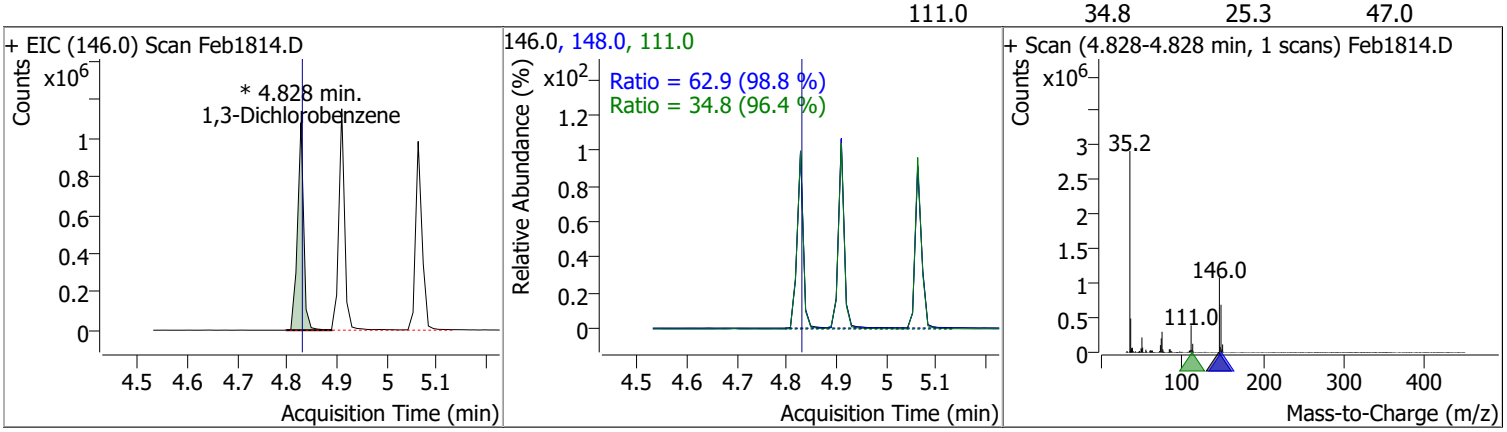

Compound	Conc.	RT	Dev(Min)	Resp.	QIon	QRatio	Lower	Upper
1,4-Dichlorobenzene	66.1149	4.91	0.00	942538 (m)	148.0	61.6	45.6	84.8
					111.0	32.1	25.2	46.8

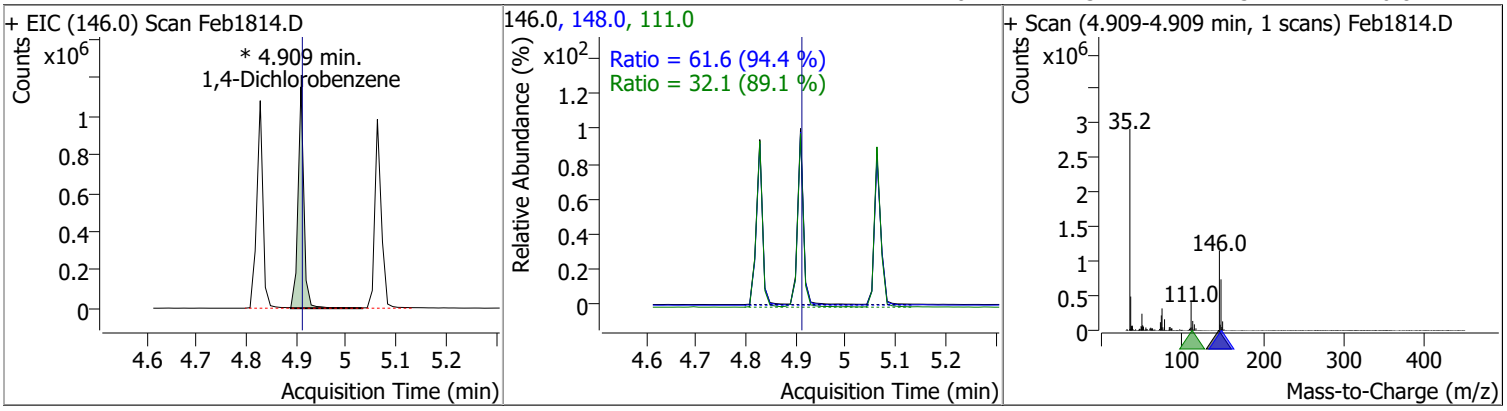

Compound	Conc.	RT	Dev(Min)	Resp.	QIon	QRatio	Lower	Upper
1,2-Dichlorobenzene	65.1680	5.06	0.00	897260 (m)	148.0	63.5	45.1	83.8
					111.0	37.2	26.1	48.5

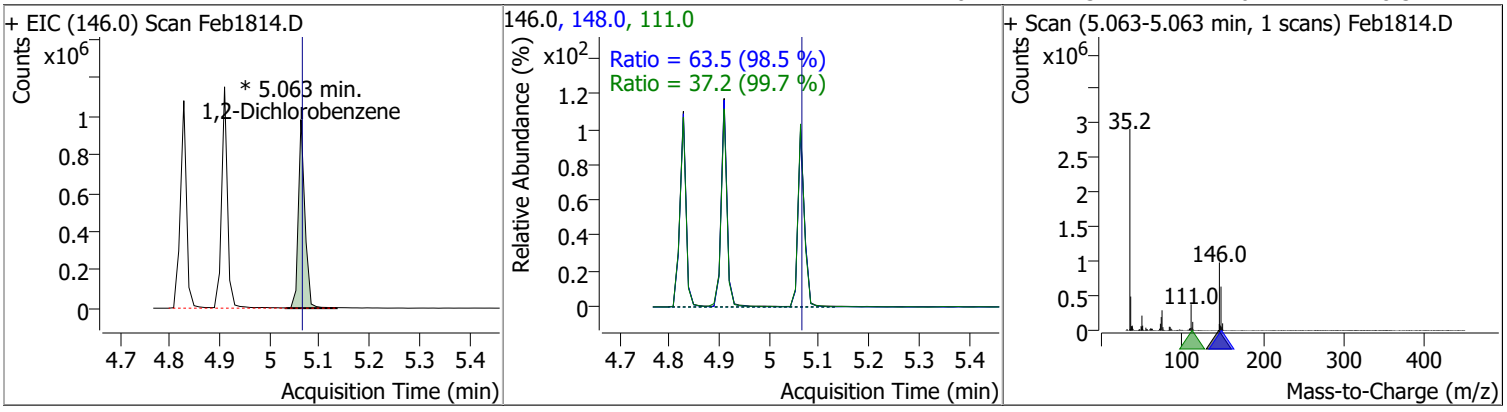

Compound	Conc.	RT	Dev(Min)	Resp.	QIon	QRatio	Lower	Upper
Benzyl Alcohol	68.2201	5.08	0.00	368069	79.0	121.2	83.5	155.1
					107.0	66.6	49.3	91.6

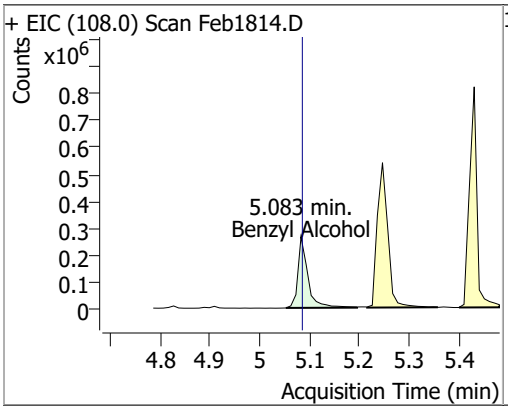

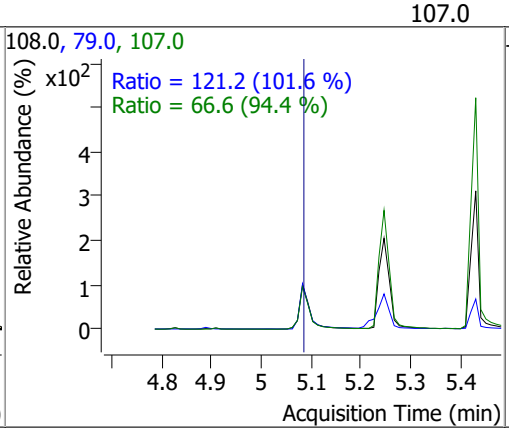

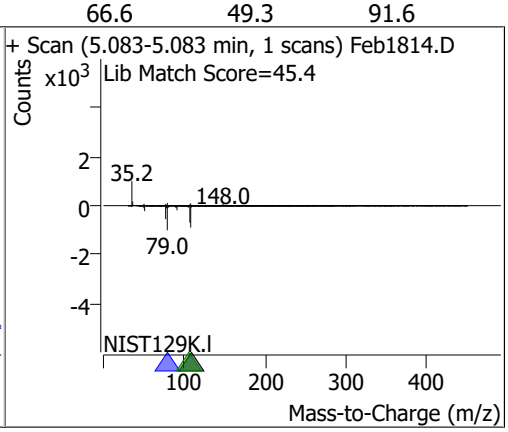

Compound	Conc.	RT	Dev(Min)	Resp.	QIon	QRatio	Lower	Upper
bis(2-chloroisopropyl)Ether	68.5908	5.22	-0.01	253395	123.0	30.7	22.5	41.8

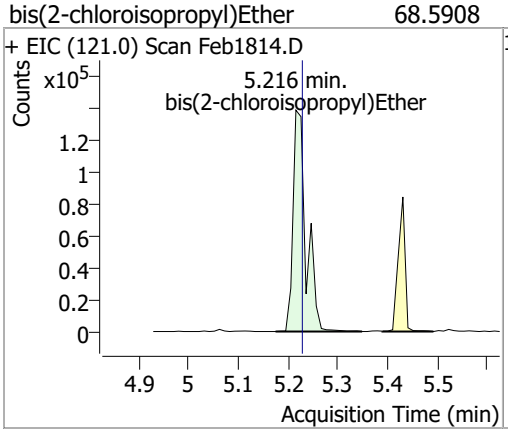

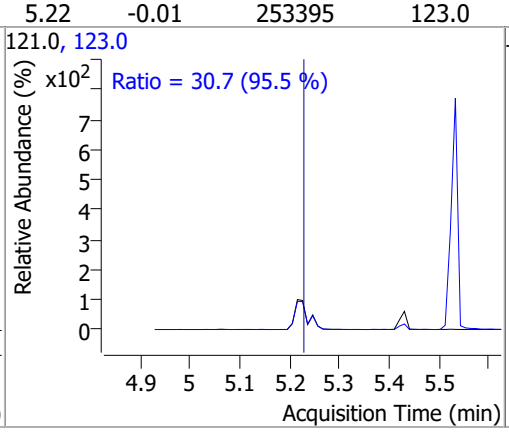

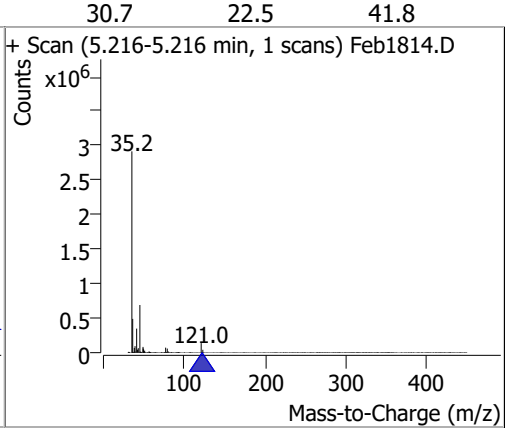

Compound	Conc.	RT	Dev(Min)	Resp.	QIon	QRatio	Lower	Upper
2-Methylphenol	76.4873	5.25	0.00	726935	108.0	111.0	81.5	151.4

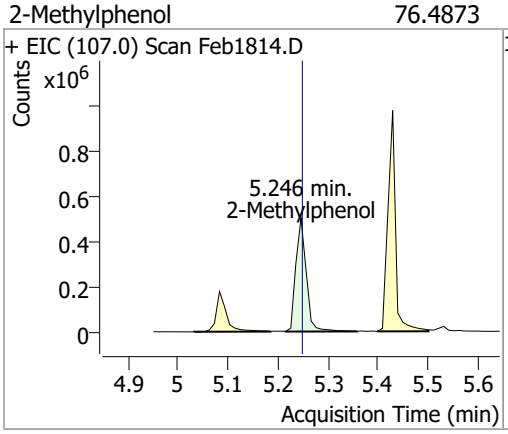

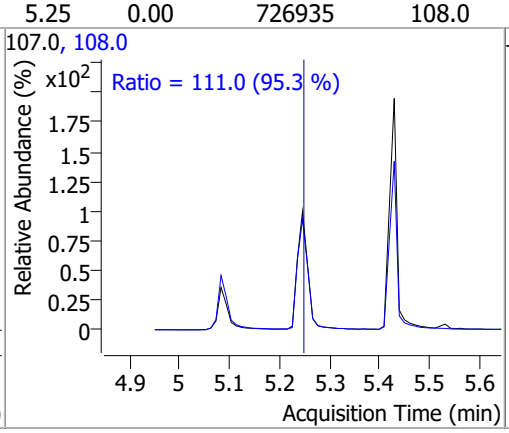

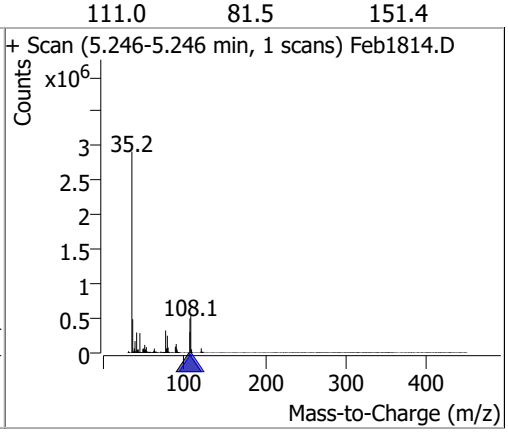

Compound	Conc.	RT	Dev(Min)	Resp.	QIon	QRatio	Lower	Upper
N-nitroso-Di-n-propylamine	99.9187	5.38	0.01	668297	130.0	20.8	0.0	38.8

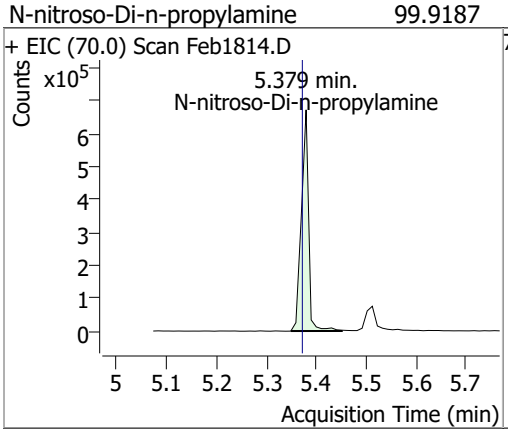

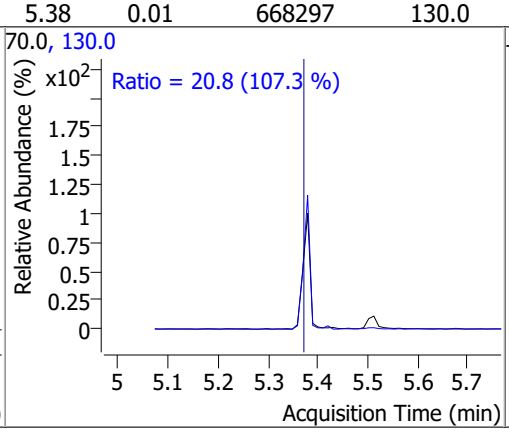

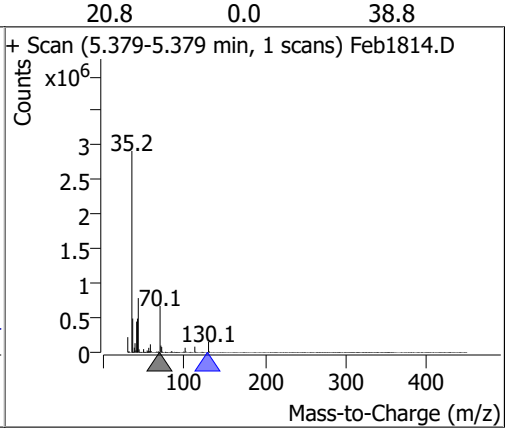

Compound	Conc.	RT	Dev(Min)	Resp.	QIon	QRatio	Lower	Upper
4Methylphenol/3Methylphenol	79.2241	5.43	0.00	1024398	108.0	84.6	58.8	109.1

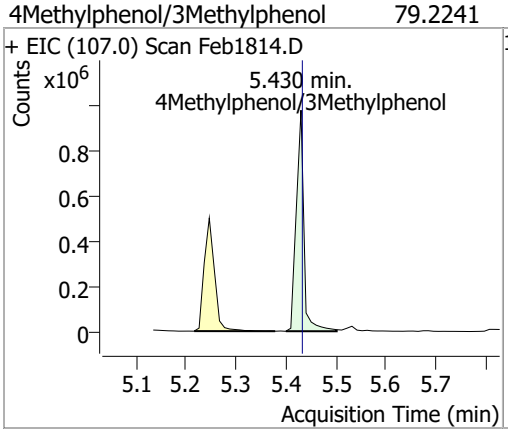

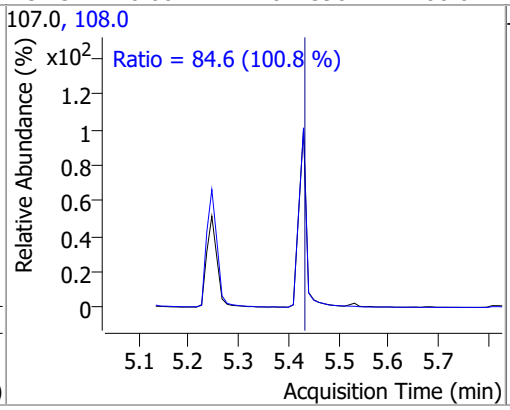

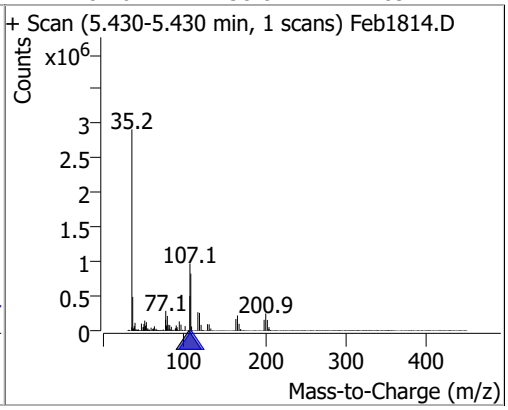

Compound	Conc.	RT	Dev(Min)	Resp.	QIon	QRatio	Lower	Upper
Hexachloroethane	63.8181	5.43	0.00	265810	201.0	87.4	63.5	118.0
					199.0	56.4	39.8	74.0

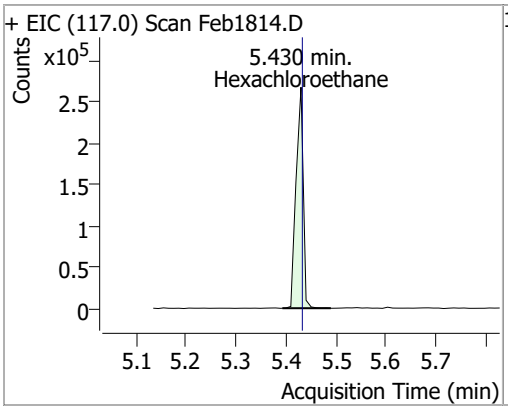

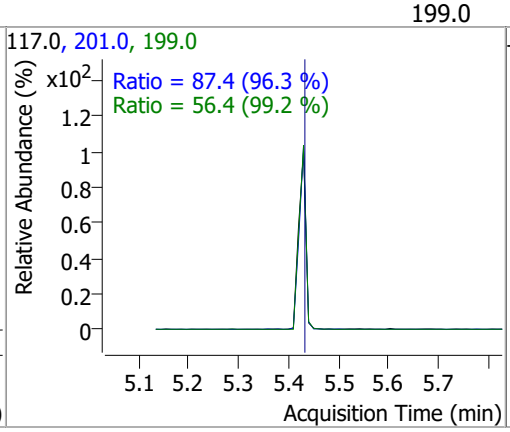

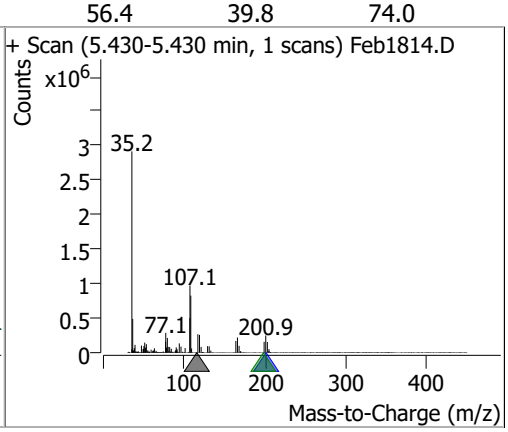

Compound	Conc.	RT	Dev(Min)	Resp.	QIon	QRatio	Lower	Upper
Nitrobenzene-d5	77.0282	5.51	0.01	527777	54.0	62.3	46.3	86.0
					128.0	45.9	34.1	63.3

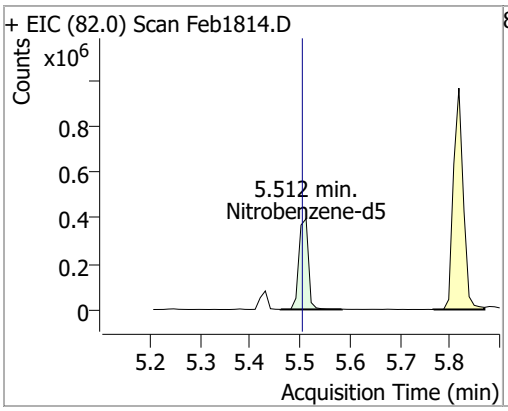

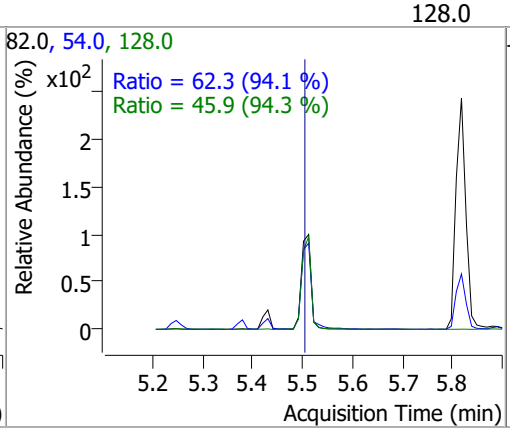

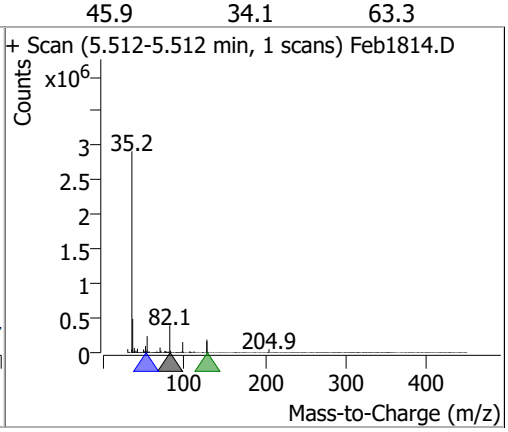

Compound	Conc.	RT	Dev(Min)	Resp.	QIon	QRatio	Lower	Upper
Nitrobenzene	90.3974	5.53	0.01	309899	77.0	207.3	148.9	276.5
					51.0	127.9	91.7	170.3

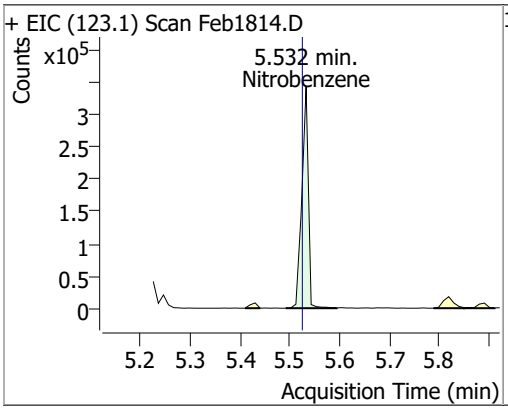

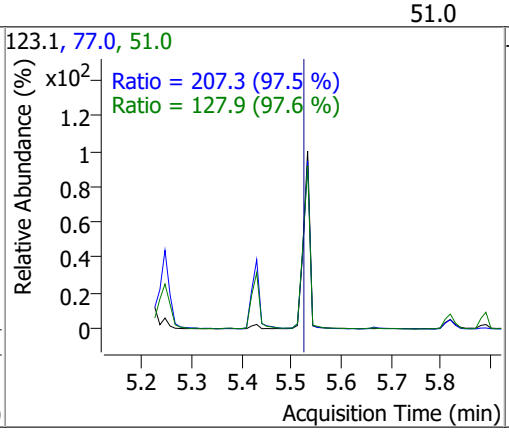

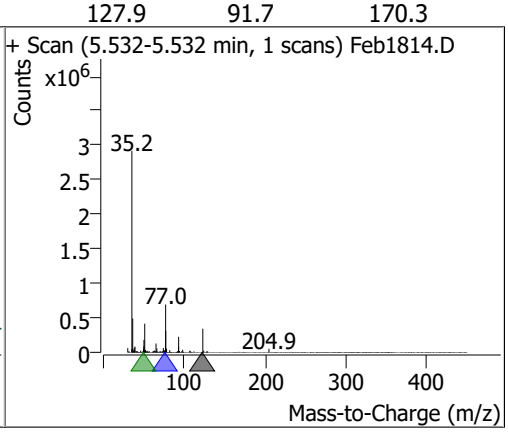

Compound	Conc.	RT	Dev(Min)	Resp.	QIon	QRatio	Lower	Upper
Isophorone	79.3881	5.82	0.00	1313688	138.0	21.3	14.8	27.5

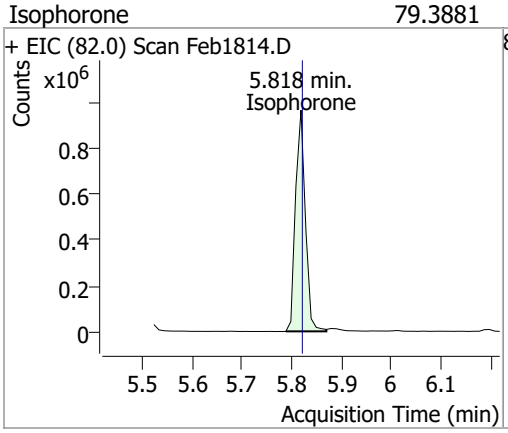

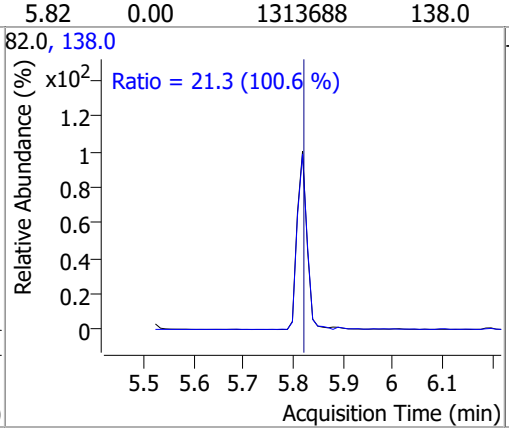

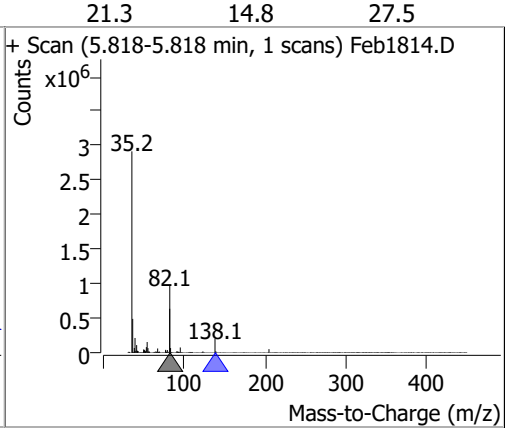

Compound	Conc.	RT	Dev(Min)	Resp.	QIon	QRatio	Lower	Upper
2-Nitrophenol	80.5018	5.89	0.01	299552	65.0	47.2	34.2	63.4
					109.0	35.7	24.6	45.8

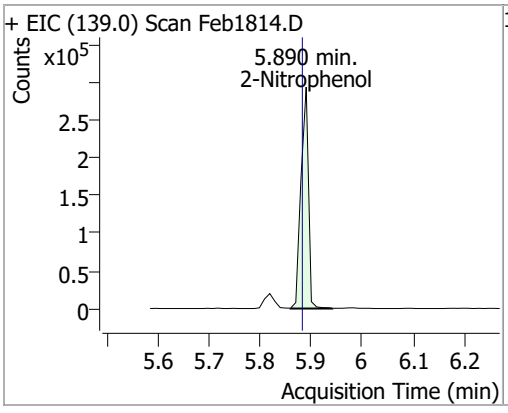

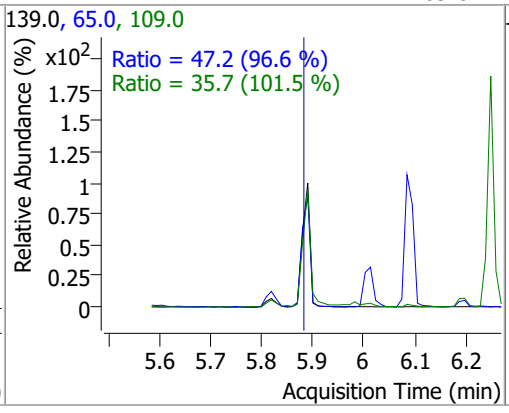

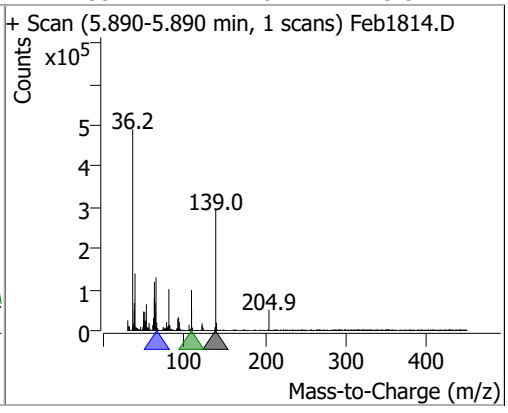

Compound	Conc.	RT	Dev(Min)	Resp.	QIon	QRatio	Lower	Upper
2,4-Dimethylphenol	80.9759	6.01	0.01	622756	107.0	111.0	76.6	142.3
					77.0	33.5	23.8	44.2

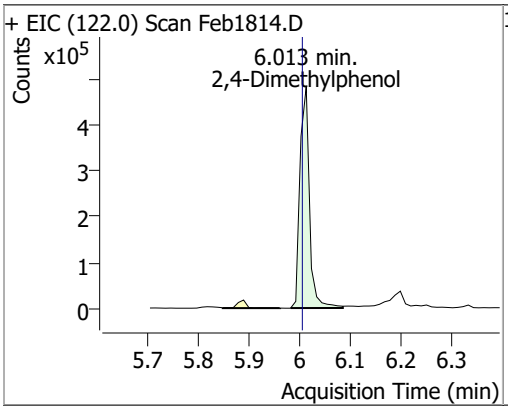

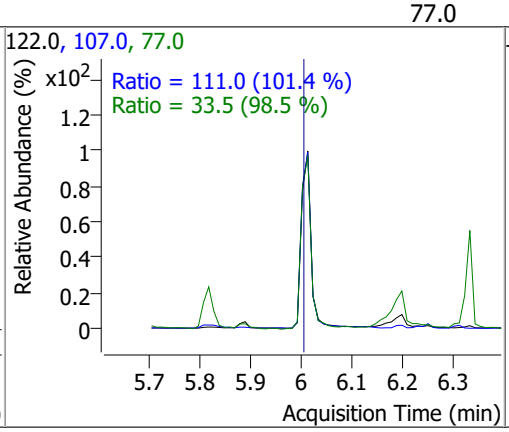

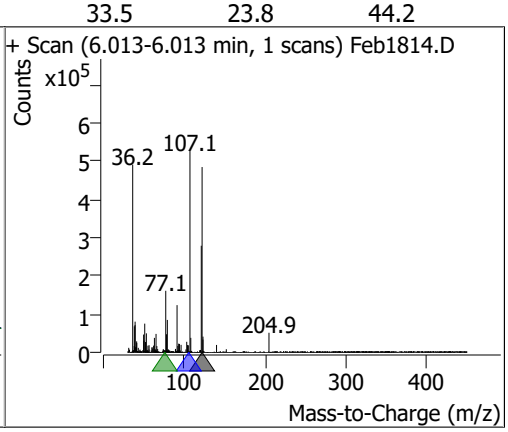

Compound	Conc.	RT	Dev(Min)	Resp.	QIon	QRatio	Lower	Upper
bis(-2-Chloroethoxy)Methane	81.2062	6.08	0.00	784700	63.0	72.8	47.7	88.6
					95.0	31.9	22.3	41.5

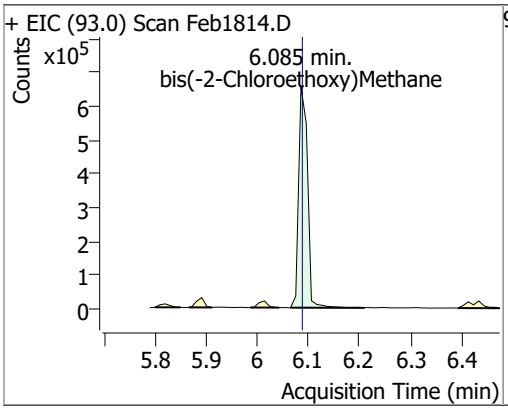

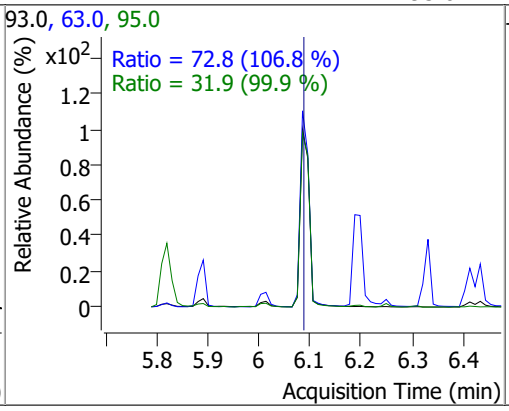

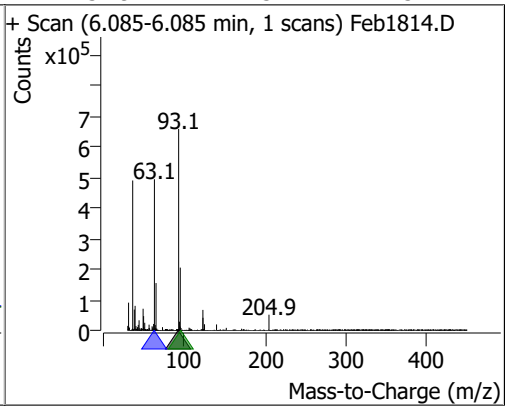

Compound	Conc.	RT	Dev(Min)	Resp.	QIon	QRatio	Lower	Upper
2,4-Dichlorophenol	74.5786	6.20	0.01	548763	164.0	63.3	45.5	84.5
					98.0	32.3	20.0	37.1

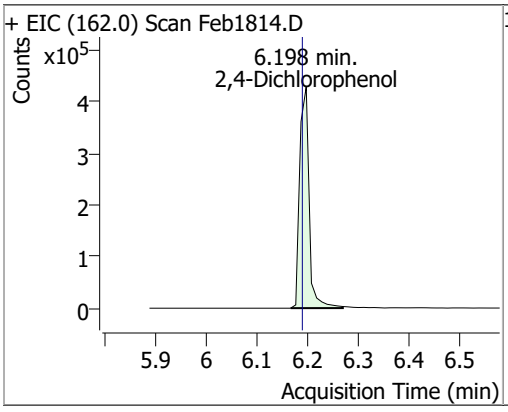

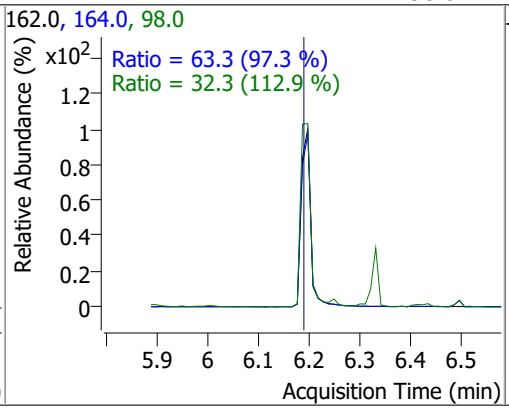

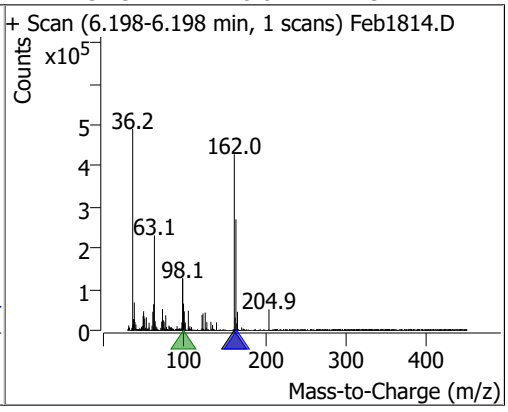

Compound	Conc.	RT	Dev(Min)	Resp.	QIon	QRatio	Lower	Upper
Benzoic Acid	29.4863	6.20	-0.04	98504	122.0	79.0	59.9	111.2
					77.0	70.6	42.3	78.5

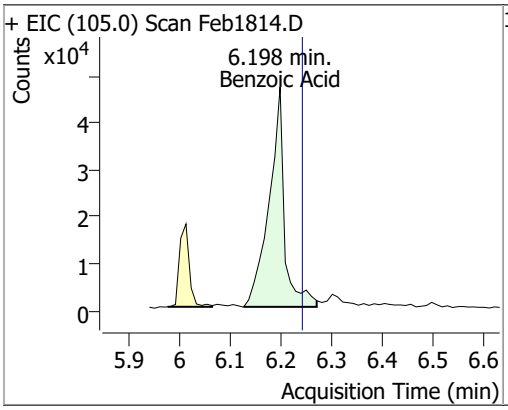

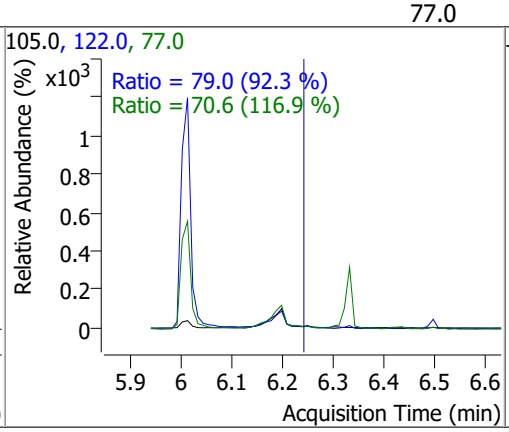

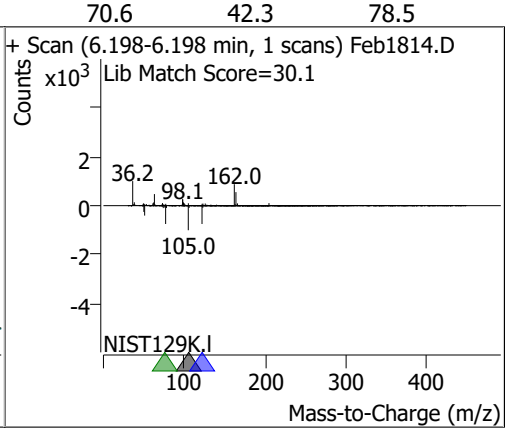

Compound	Conc.	RT	Dev(Min)	Resp.	QIon	QRatio	Lower	Upper
1,2,4-Trichlorobenzene	72.4878	6.25	0.00	642341	182.0	95.6	66.2	122.9
					145.0	29.5	20.1	37.3

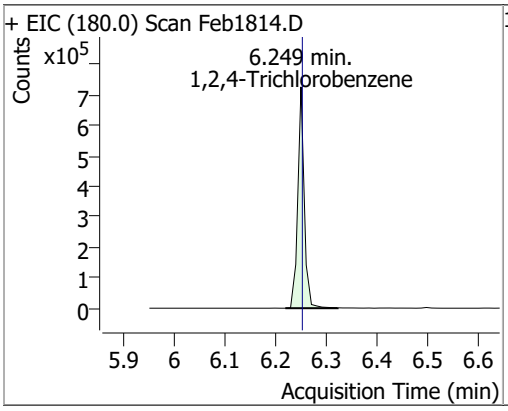

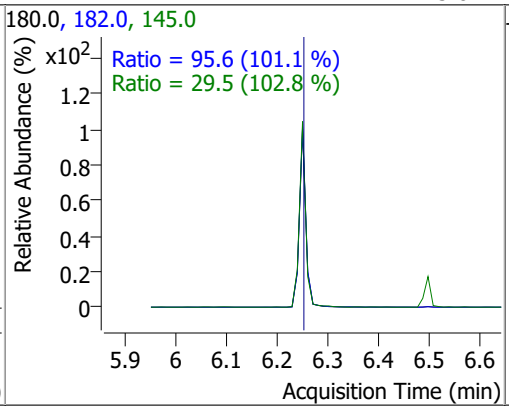

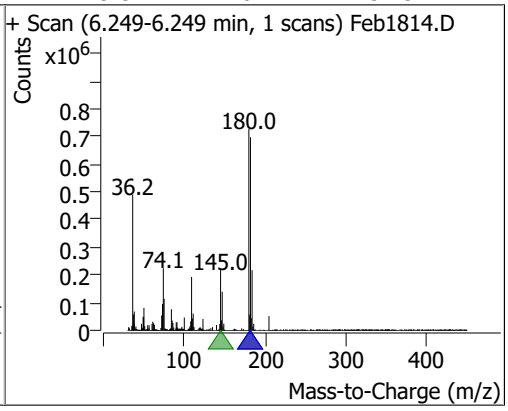

Compound	Conc.	RT	Dev(Min)	Resp.	QIon	QRatio	Lower	Upper
Naphthalene	86.0356	6.33	0.00	2237227	129.0	11.2	8.0	14.9
					102.0	10.0	6.9	12.9

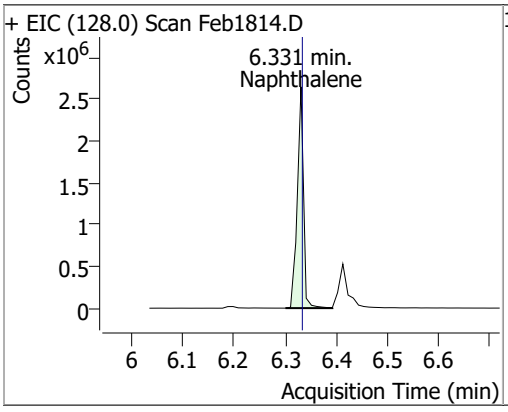

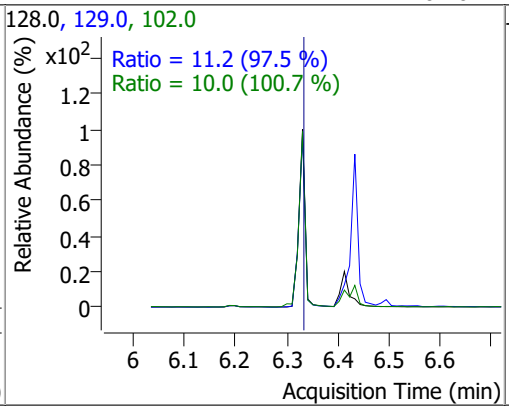

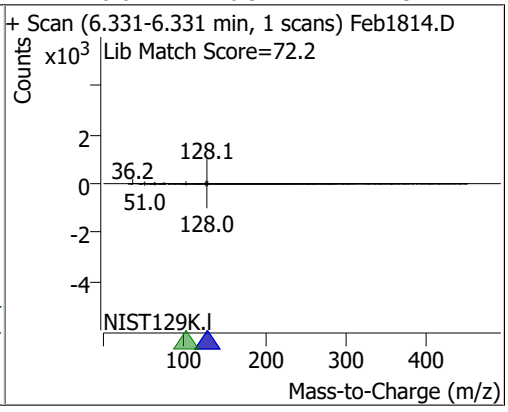

Compound	Conc.	RT	Dev(Min)	Resp.	QIon	QRatio	Lower	Upper
4-Chlorophenol	66.8320	6.41	0.00	184351	128.0	340.5	221.4	411.2

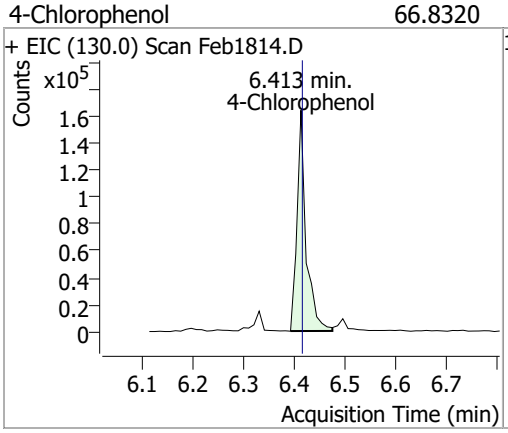

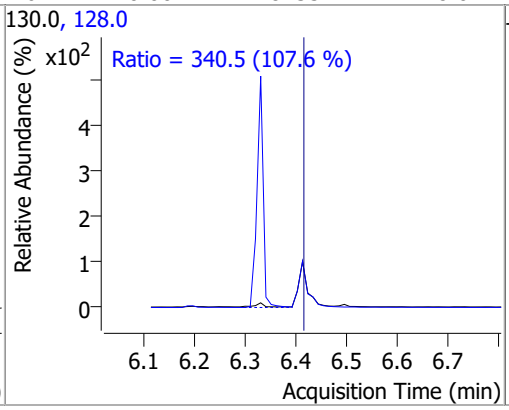

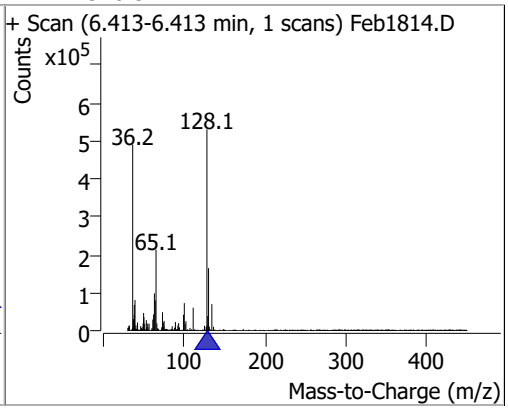

Compound	Conc.	RT	Dev(Min)	Resp.	QIon	QRatio	Lower	Upper
p-Chloroaniline	70.8699	6.43	0.00	729582	65.0	60.6	42.1	78.2
					129.0	38.5	26.3	48.9

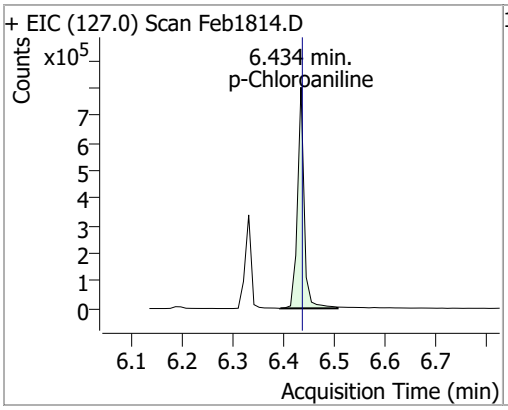

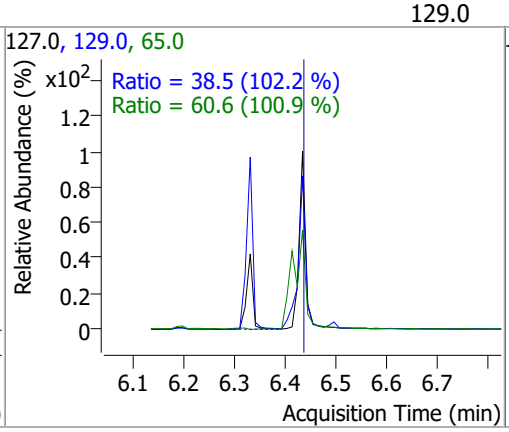

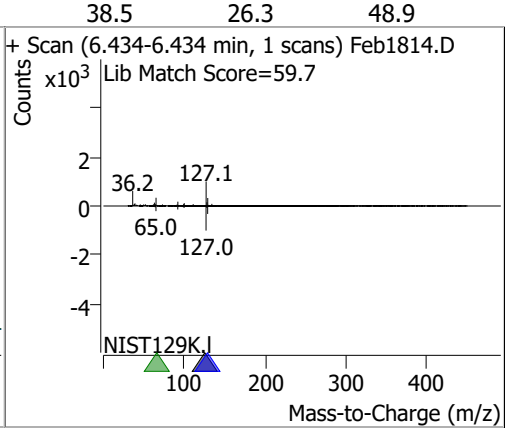

Compound	Conc.	RT	Dev(Min)	Resp.	QIon	QRatio	Lower	Upper
Hexachlorobutadiene	73.4809	6.50	0.00	336450	227.0	62.4	46.0	85.4
					223.0	62.1	45.0	83.6

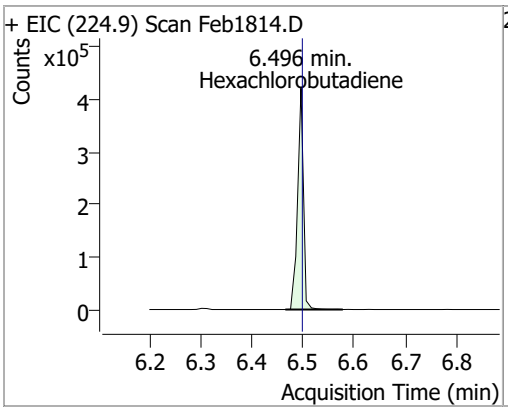

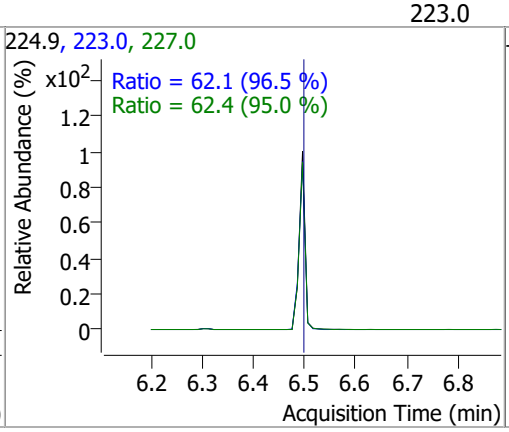

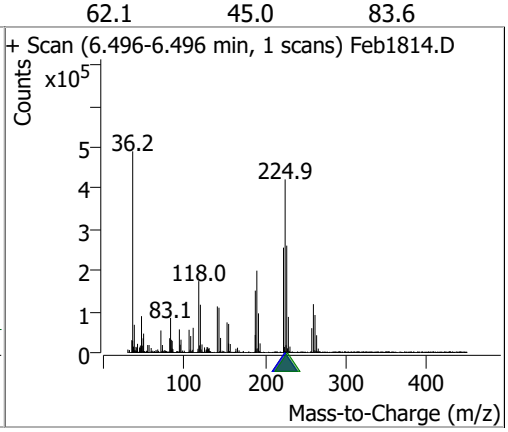

Compound	Conc.	RT	Dev(Min)	Resp.	QIon	QRatio	Lower	Upper
4-Chloro-2-Methylphenol	79.8982	6.94	0.00	545135 (m)	144.0	26.3	19.4	36.1

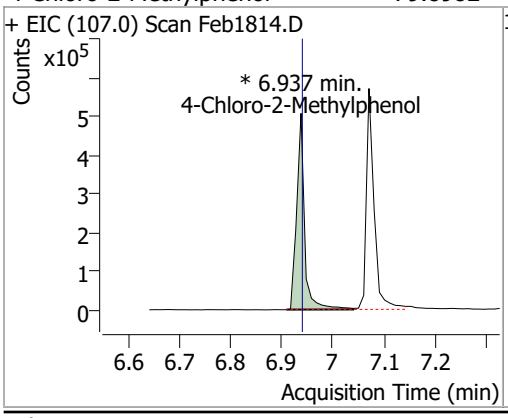

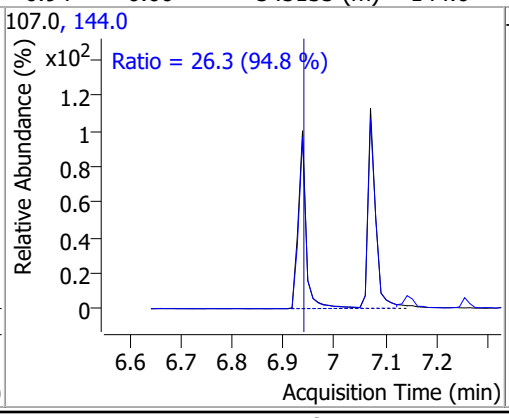

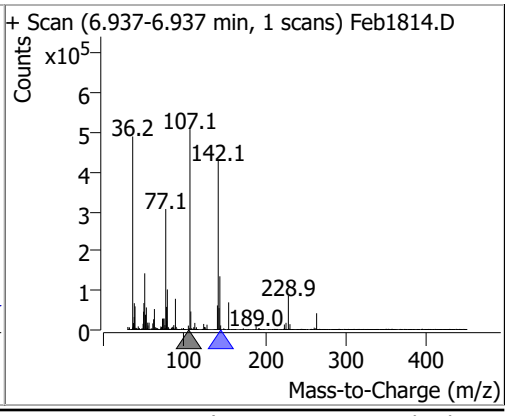

Compound	Conc.	RT	Dev(Min)	Resp.	QIon	QRatio	Lower	Upper
4-Chloro-3-Methylphenol	84.9928	7.07	0.00	605670 (m)	144.0	26.2	19.1	35.5

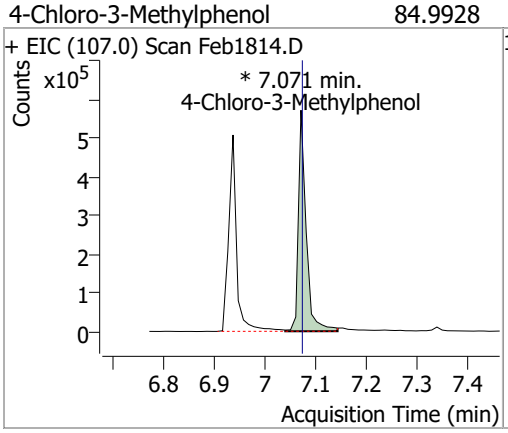

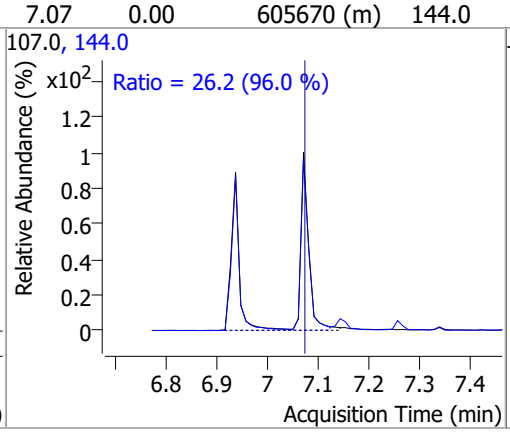

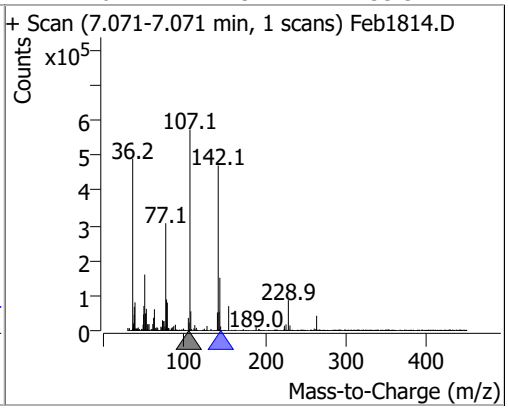

Compound	Conc.	RT	Dev(Min)	Resp.	QIon	QRatio	Lower	Upper
2-Methylnaphthalene	86.4306	7.14	0.00	1288999	142.0	119.8	83.8	155.7
					115.0	42.3	29.2	54.3

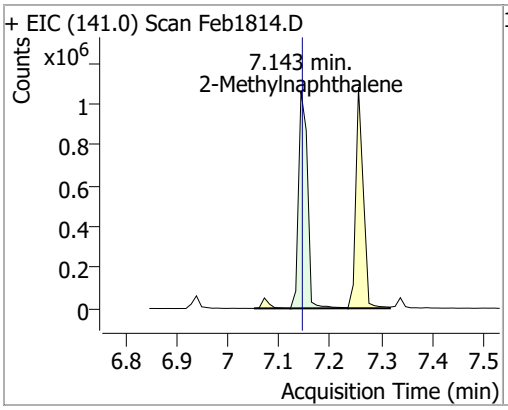

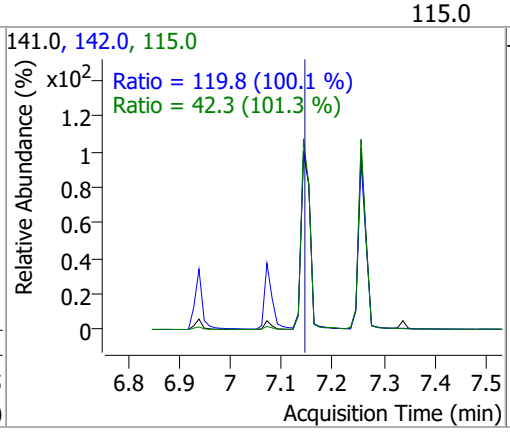

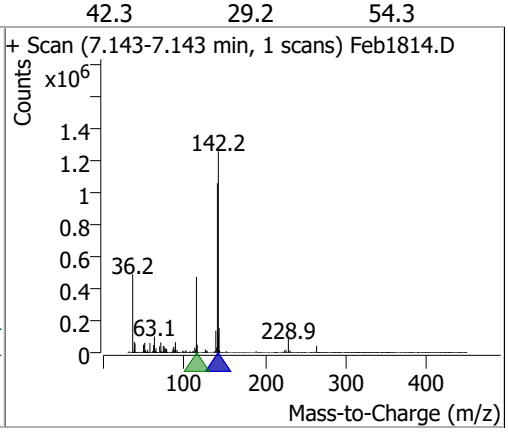

Compound	Conc.	RT	Dev(Min)	Resp.	QIon	QRatio	Lower	Upper
1-Methylnaphthalene	75.9674	7.26	0.00	1101778	142.0	112.5	79.8	148.2
					115.0	42.8	28.9	53.7

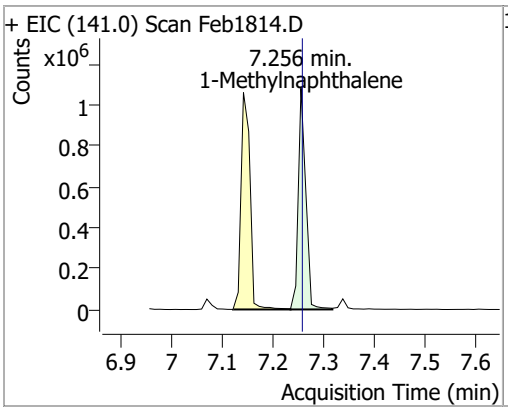

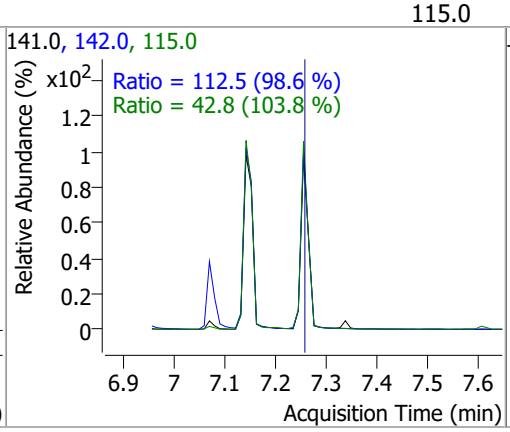

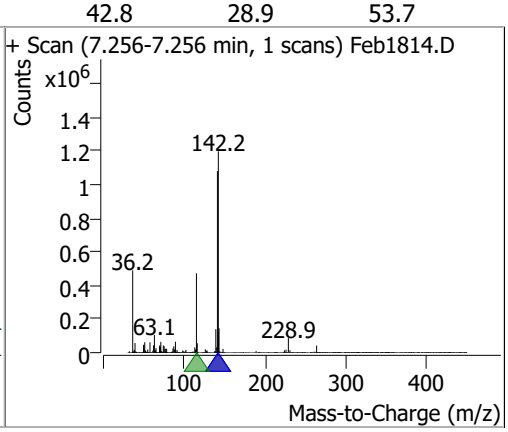

Compound	Conc.	RT	Dev(Min)	Resp.	QIon	QRatio	Lower	Upper
Hexachlorocyclopentadiene	78.5859	7.34	0.00	214251	234.9	61.1	45.2	84.0
					238.9	62.6	44.6	82.9

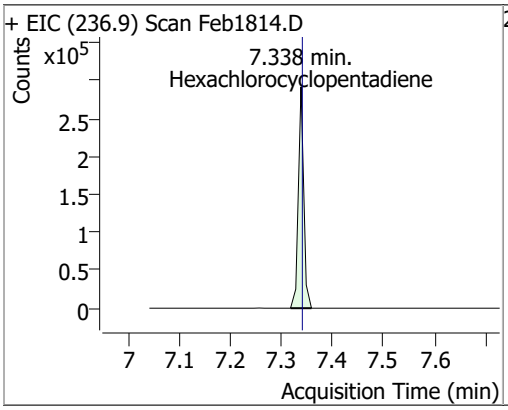

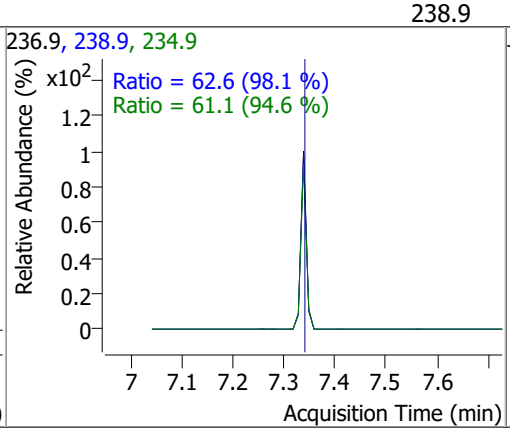

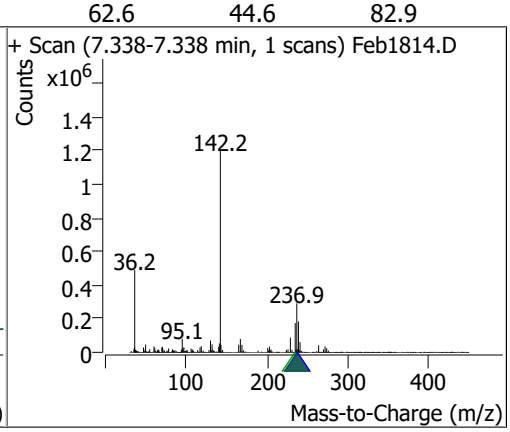

Compound	Conc.	RT	Dev(Min)	Resp.	QIon	QRatio	Lower	Upper
2,4,6-Trichlorophenol	84.9210	7.52	0.00	405593	198.0	95.0	67.6	125.5

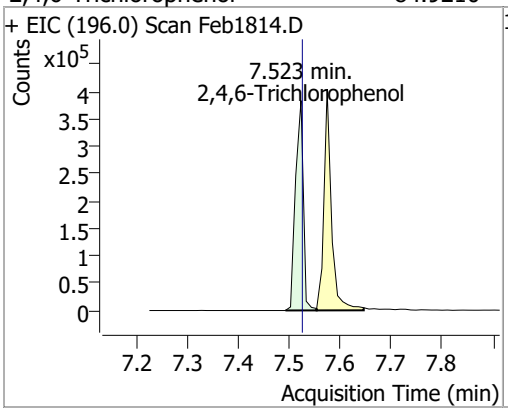

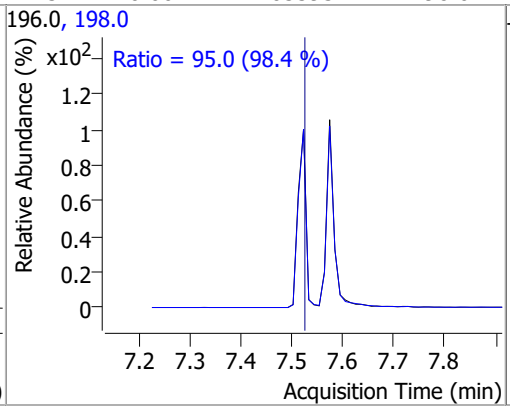

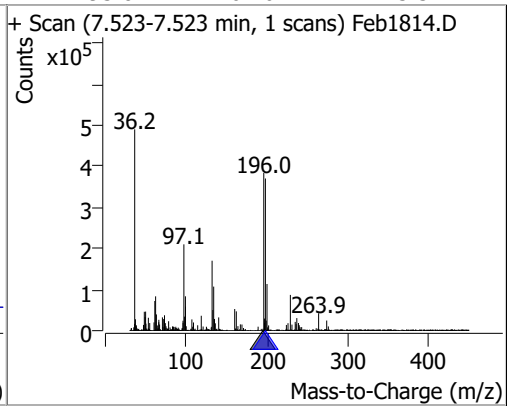

Compound	Conc.	RT	Dev(Min)	Resp.	QIon	QRatio	Lower	Upper
2,4,5-Trichlorophenol	78.2821	7.57	0.00	416733	198.0	94.2	63.2	117.3

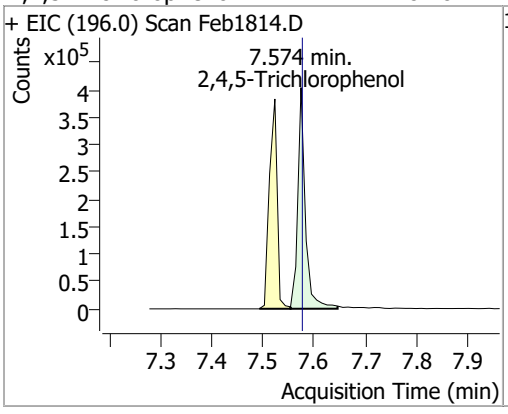

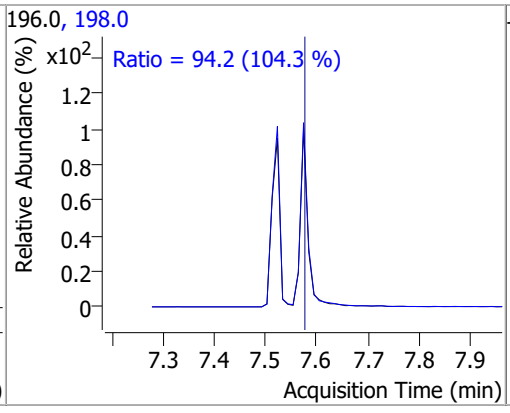

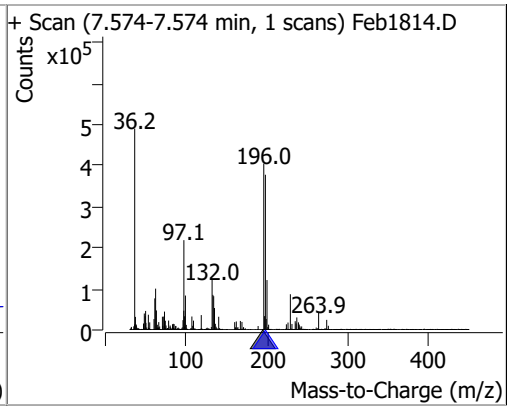

Compound	Conc.	RT	Dev(Min)	Resp.	QIon	QRatio	Lower	Upper
2-Fluorobiphenyl	68.8547	7.60	0.00	1329358	171.0	34.4	24.0	44.5

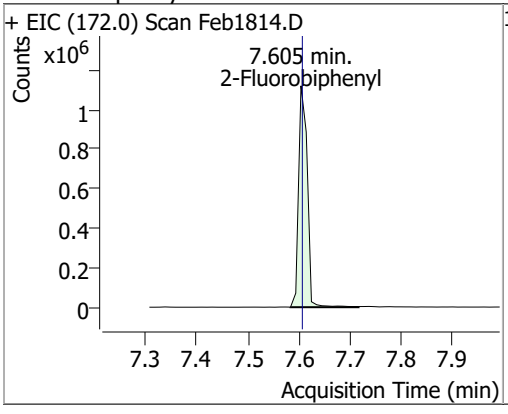

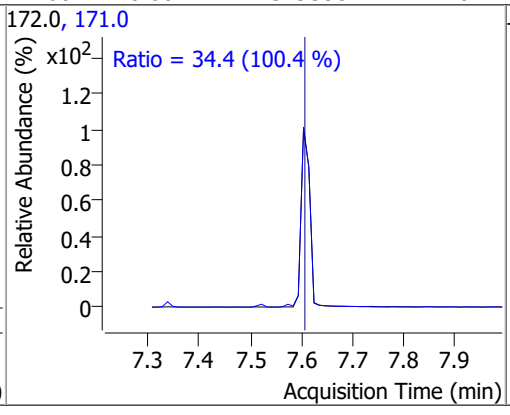

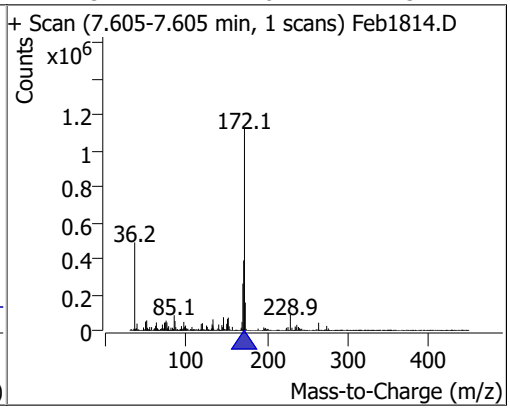

Compound	Conc.	RT	Dev(Min)	Resp.	QIon	QRatio	Lower	Upper
2-Chloronaphthalene	87.4924	7.72	0.00	1418958	127.0	37.9	25.1	46.7
					164.0	32.2	22.5	41.7

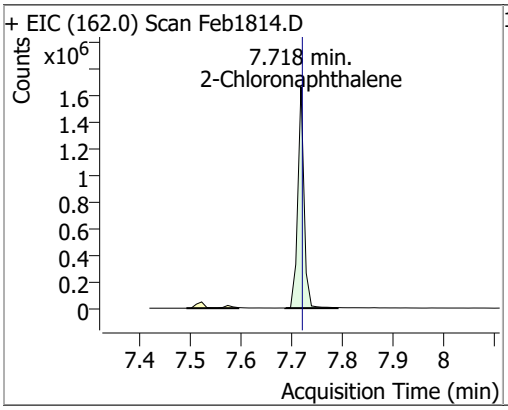

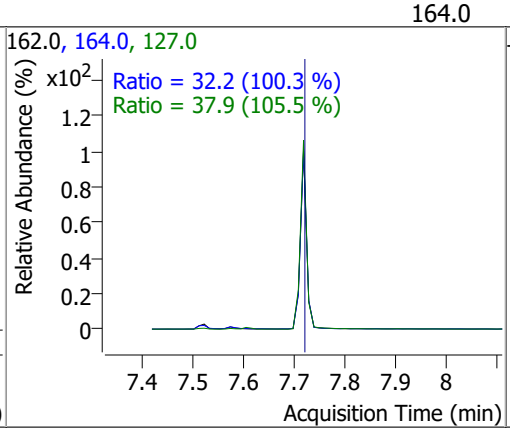

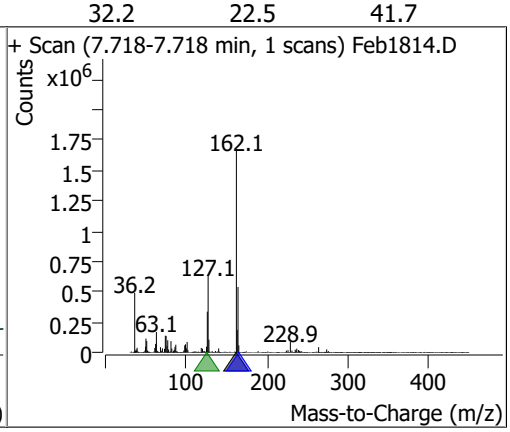

Compound	Conc.	RT	Dev(Min)	Resp.	QIon	QRatio	Lower	Upper
2-Nitroaniline	92.5341	7.89	0.01	269584	138.0	112.7	77.4	143.7

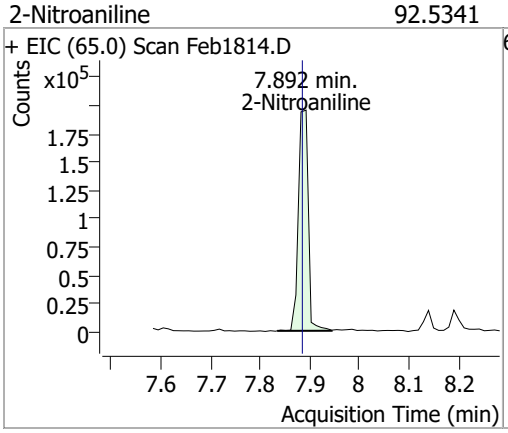

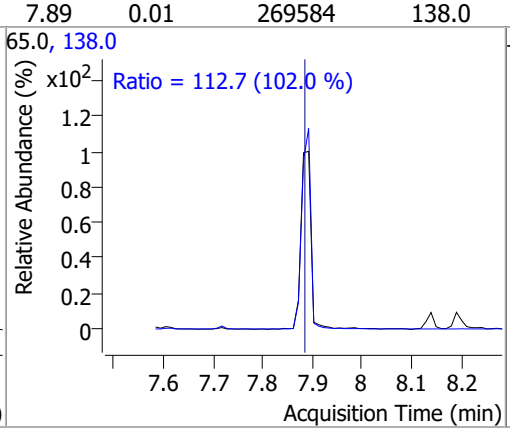

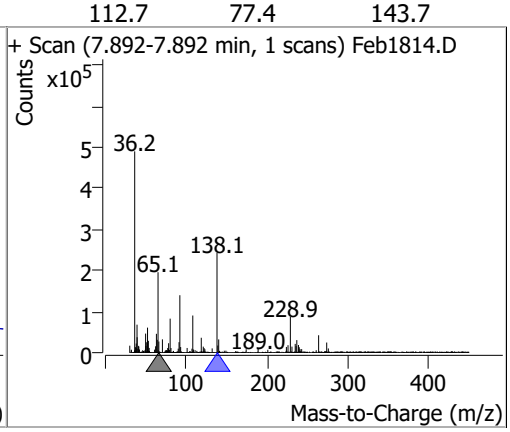

Compound	Conc.	RT	Dev(Min)	Resp.	QIon	QRatio	Lower	Upper
Dimethyl Phthalate	96.6834	8.14	0.00	1602526	77.0	21.2	13.8	25.7

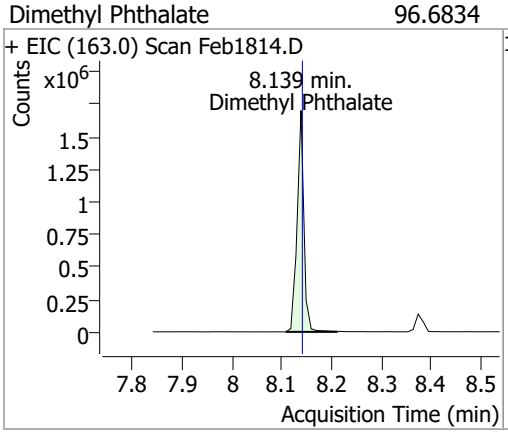

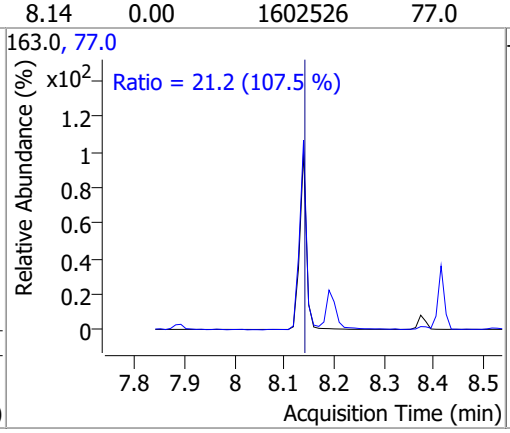

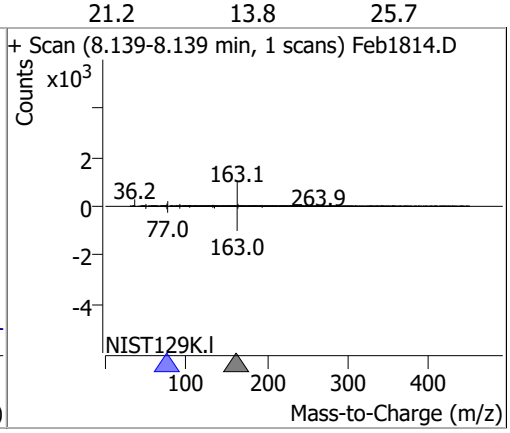

Compound	Conc.	RT	Dev(Min)	Resp.	QIon	QRatio	Lower	Upper
2,6-Dinitrotoluene	83.5532	8.19	0.00	187457	63.0	137.3	99.5	184.8
					89.0	64.4	43.3	80.3

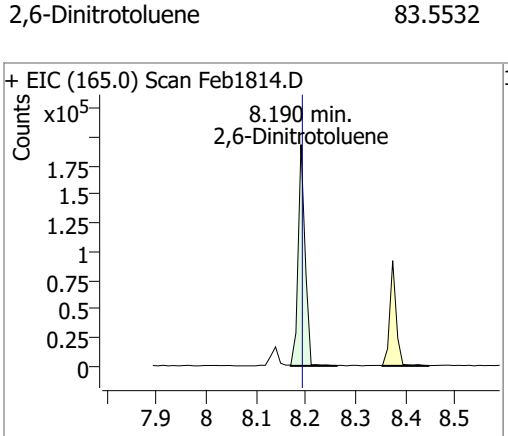

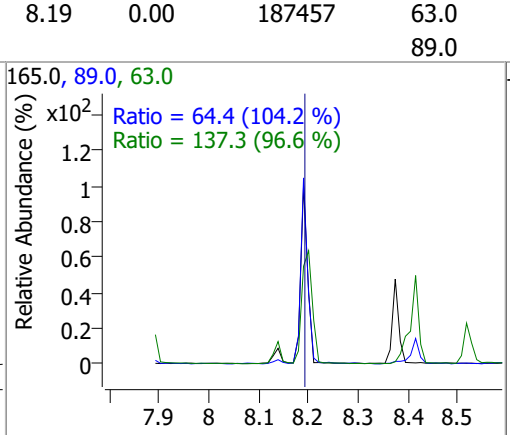

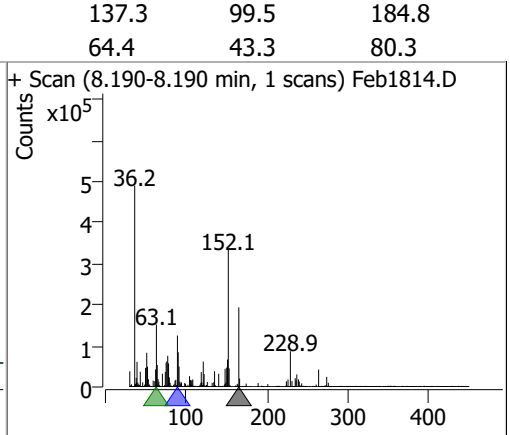

Compound	Conc.	RT	Dev(Min)	Resp.	QIon	QRatio	Lower	Upper
Acenaphthylene	83.9999	8.20	0.00	2177506	153.1	14.0	9.6	17.7

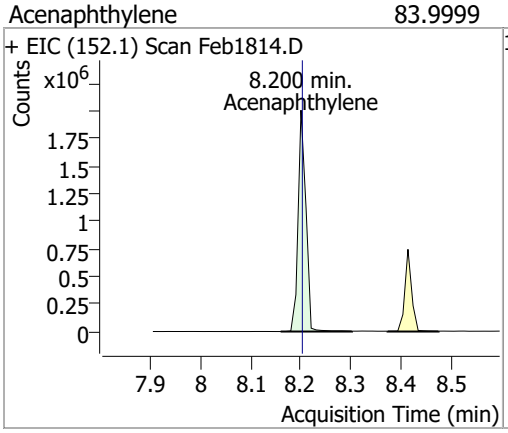

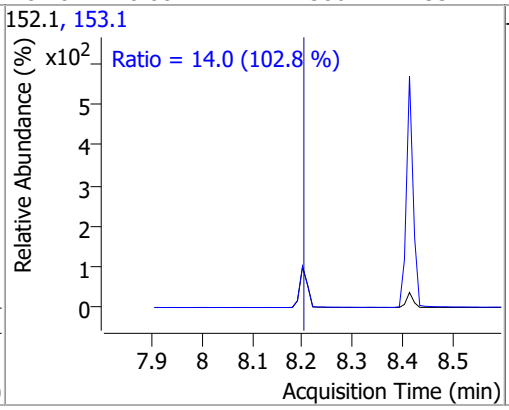

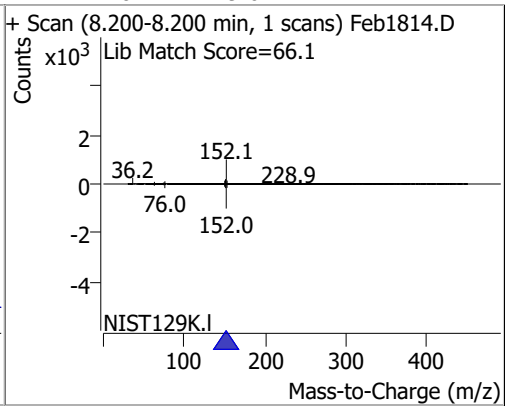

Compound	Conc.	RT	Dev(Min)	Resp.	QIon	QRatio	Lower	Upper
3-Nitroaniline	80.6483	8.39	0.00	205556	65.0	132.4	90.4	167.8
					92.0	109.7	74.7	138.7

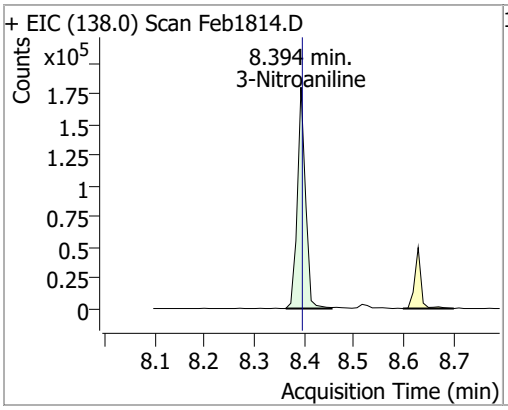

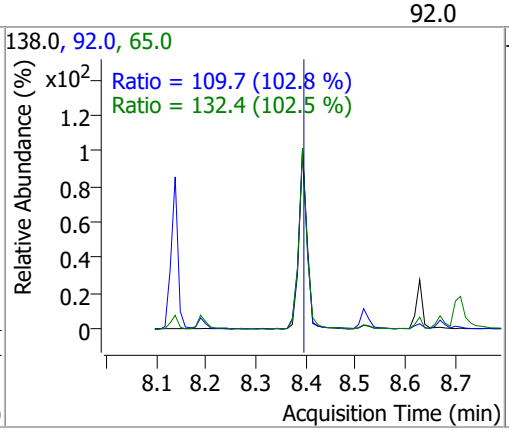

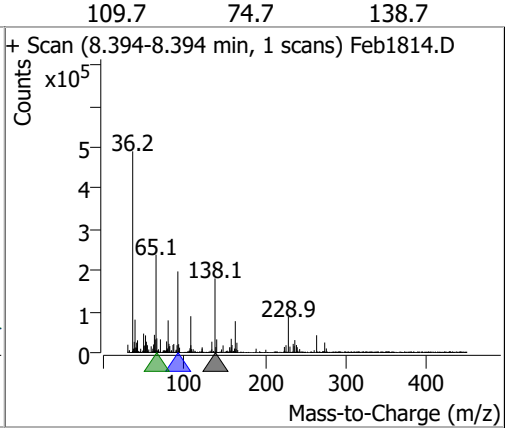

Compound	Conc.	RT	Dev(Min)	Resp.	QIon	QRatio	Lower	Upper
Acenaphthene	92.2475	8.41	0.00	1359092	153.0	107.7	74.5	138.4
					152.0	52.4	36.3	67.4

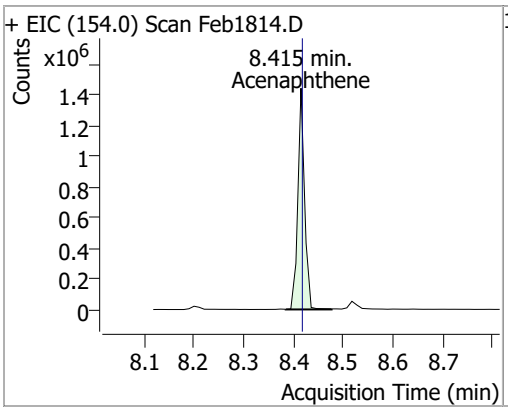

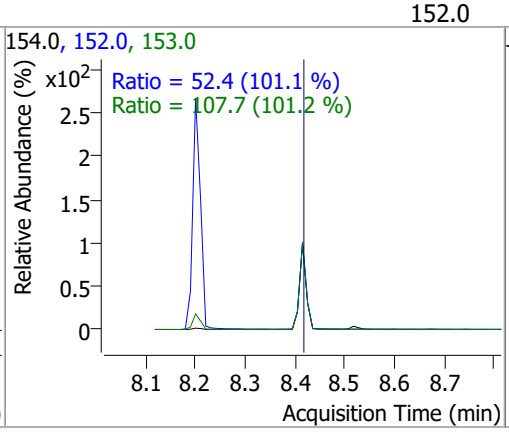

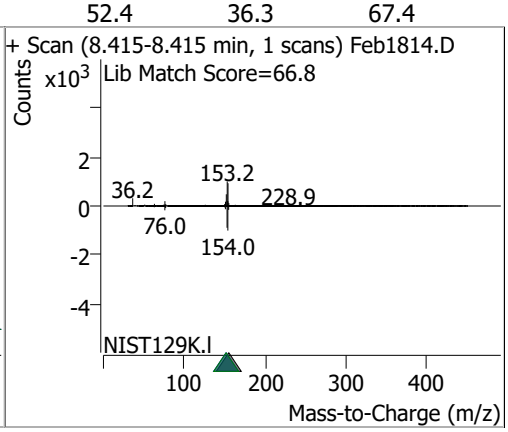

Compound	Conc.	RT	Dev(Min)	Resp.	QIon	QRatio	Lower	Upper
2,4-Dinitrophenol	80.4246	8.52	0.00	91113	154.0	68.7	43.9	81.5

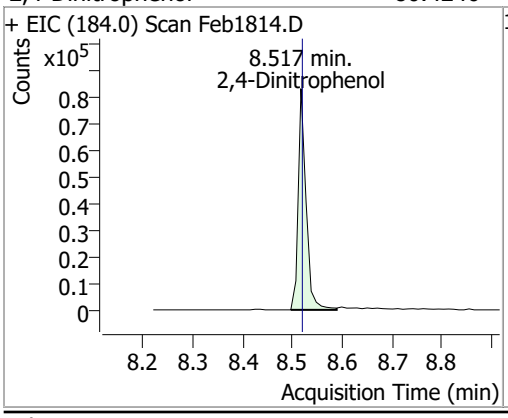

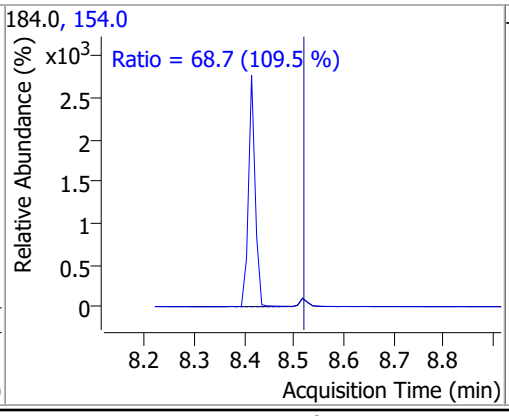

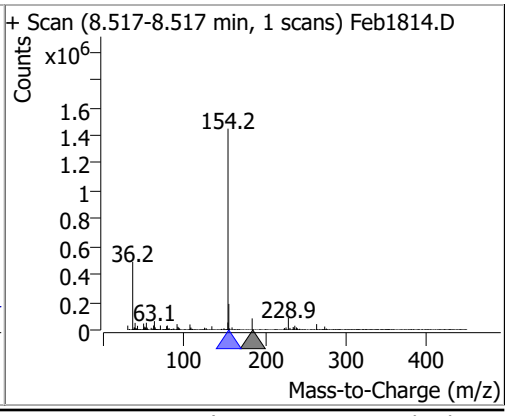

Compound	Conc.	RT	Dev(Min)	Resp.	QIon	QRatio	Lower	Upper
Dibenzofuran	91.6616	8.63	0.00	2202853	139.0	40.0	26.3	48.8

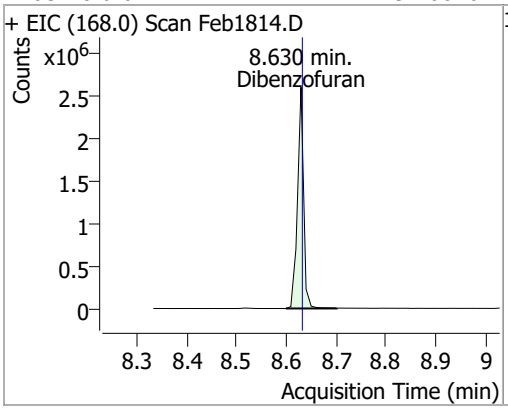

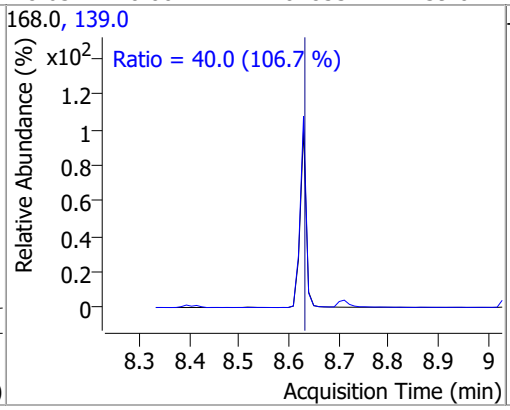

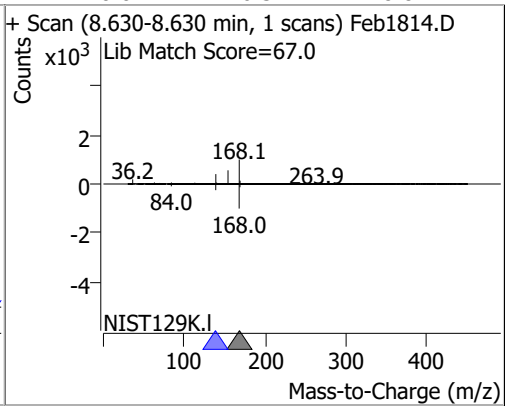

Compound	Conc.	RT	Dev(Min)	Resp.	QIon	QRatio	Lower	Upper
2,4-Dinitrotoluene	90.5214	8.67	0.00	258295	89.0	78.2	55.4	102.9
					63.0	48.1	33.9	62.9

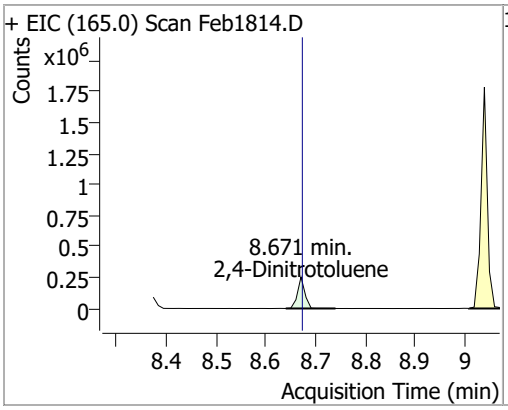

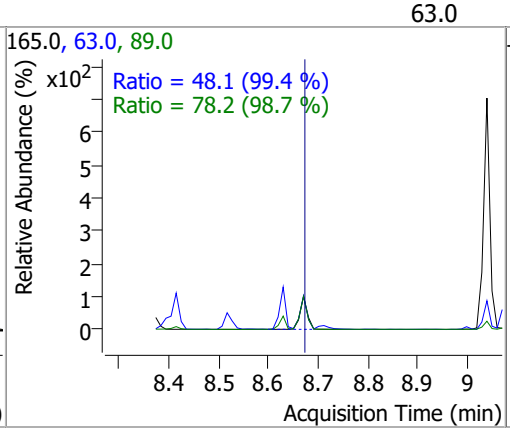

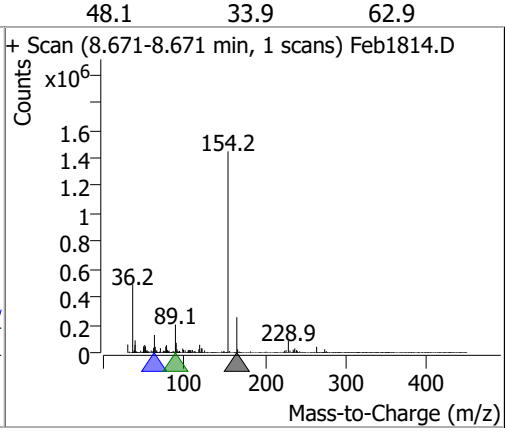

Compound	Conc.	RT	Dev(Min)	Resp.	QIon	QRatio	Lower	Upper
4-Nitrophenol	37.8509	8.71	0.01	96914	65.0	71.2	50.4	93.6
					139.0	59.4	49.8	92.5

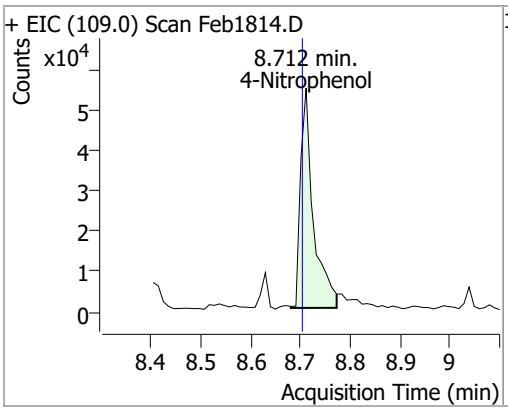

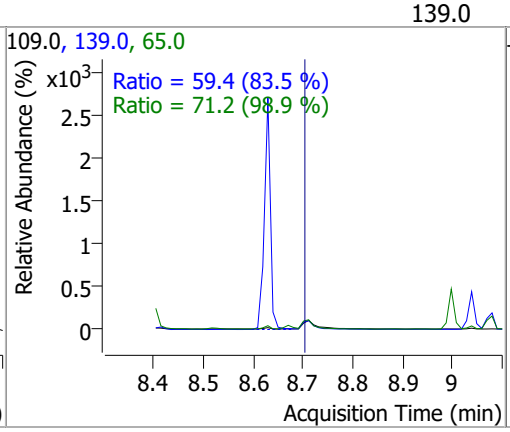

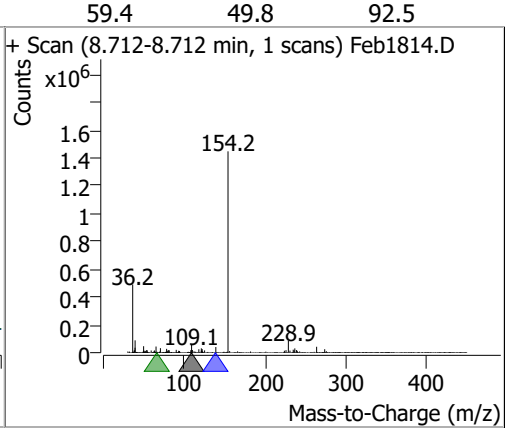

Compound	Conc.	RT	Dev(Min)	Resp.	QIon	QRatio	Lower	Upper
Diethylphthalate	90.2565	9.00	0.00	1545601	177.0	21.3	14.5	27.0
					150.0	12.6	8.7	16.2

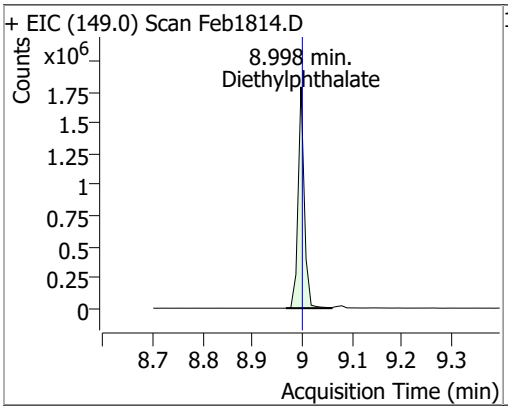

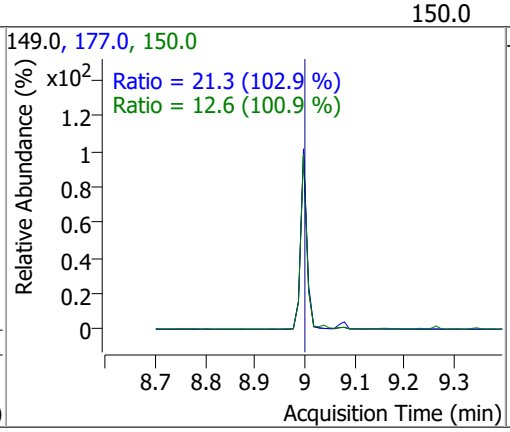

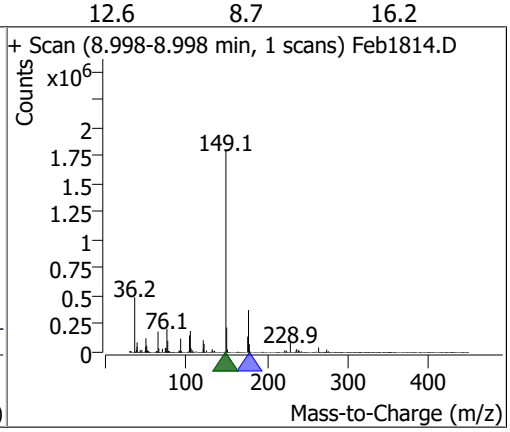

Compound	Conc.	RT	Dev(Min)	Resp.	QIon	QRatio	Lower	Upper
Fluorene	86.0688	9.04	0.00	1675369	165.0	94.2	65.4	121.4
					167.0	13.8	9.6	17.8

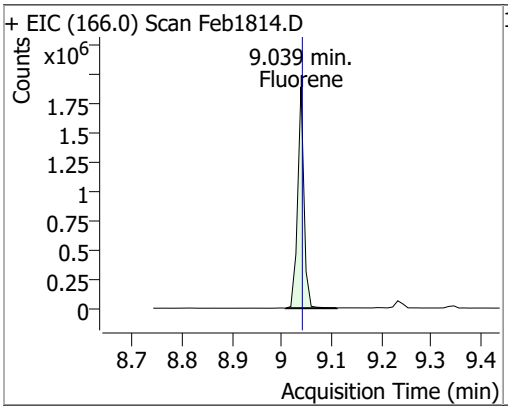

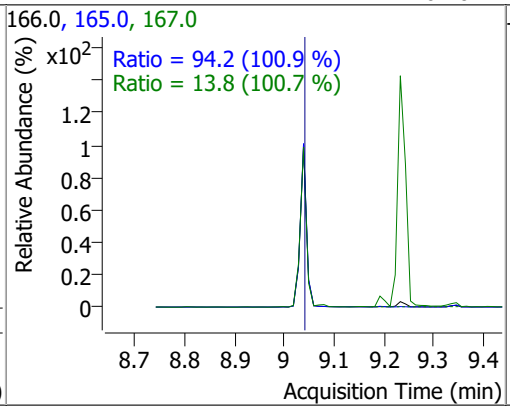

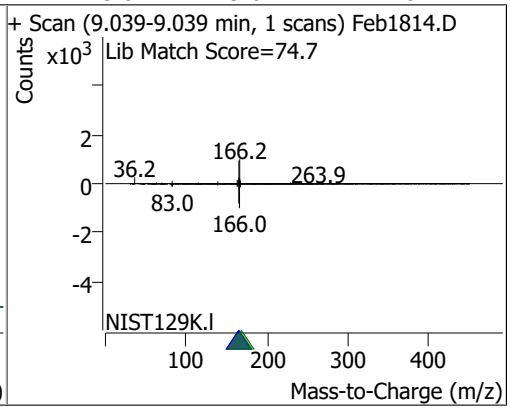

Compound	Conc.	RT	Dev(Min)	Resp.	QIon	QRatio	Lower	Upper
4-Chlorophenyl-phenylether	94.9428	9.08	0.01	840884	141.0	63.4	42.8	79.6
					206.0	35.1	23.6	43.9

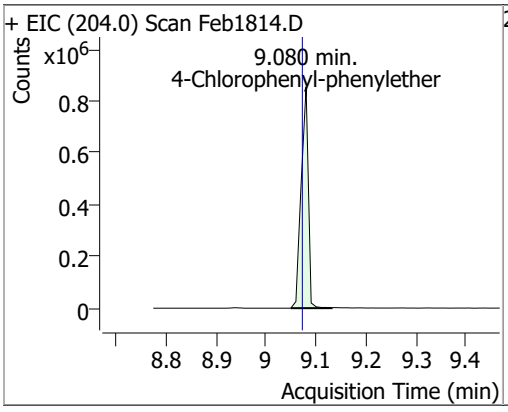

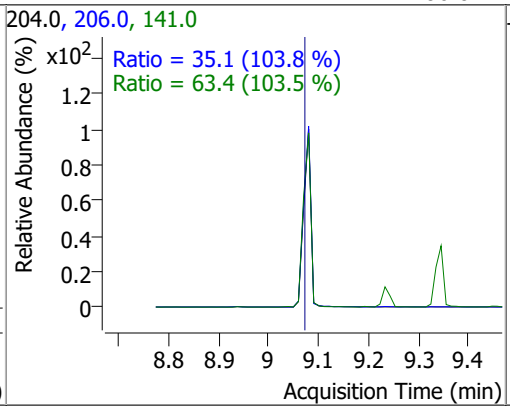

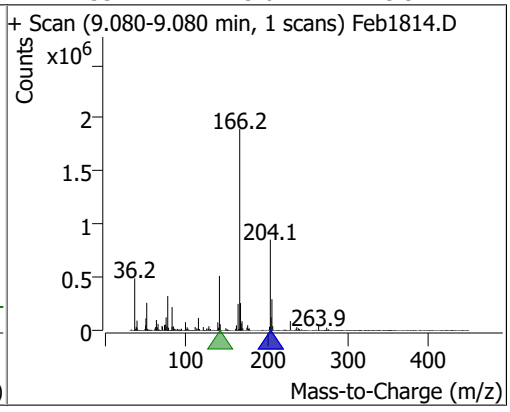

Compound	Conc.	RT	Dev(Min)	Resp.	QIon	QRatio	Lower	Upper
4-Nitroaniline	93.0200	9.15	0.01	253680	65.0	113.8	78.9	146.6
					92.0	49.6	34.5	64.1

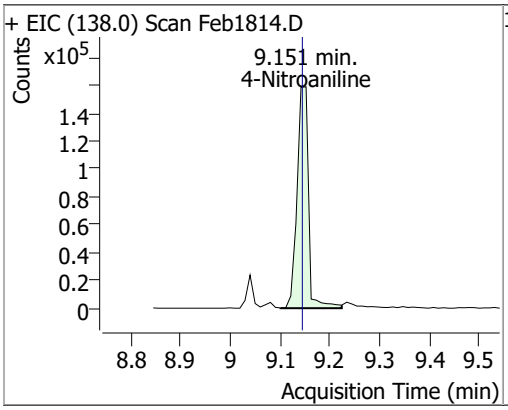

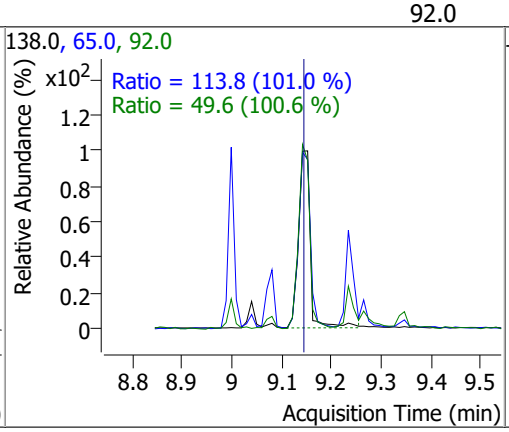

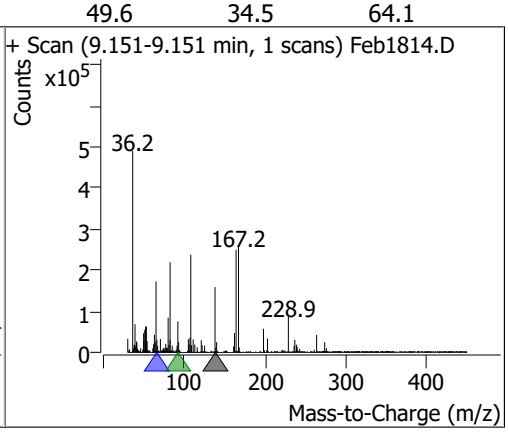

Compound	Conc.	RT	Dev(Min)	Resp.	QIon	QRatio	Lower	Upper
4,6-Dinitro-2-methylphenol	92.5096	9.16	0.01	156161	121.0	49.0	35.1	65.3

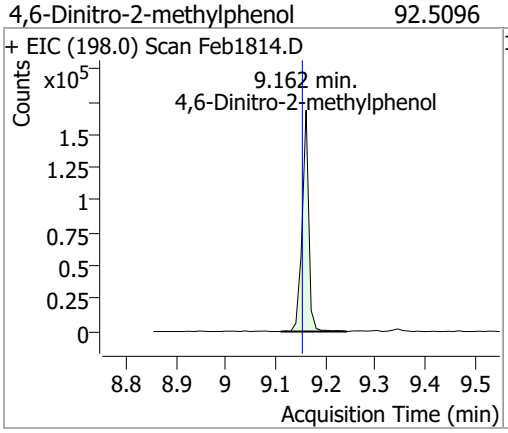

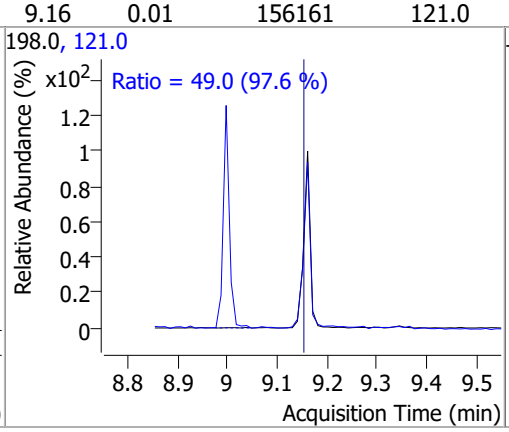

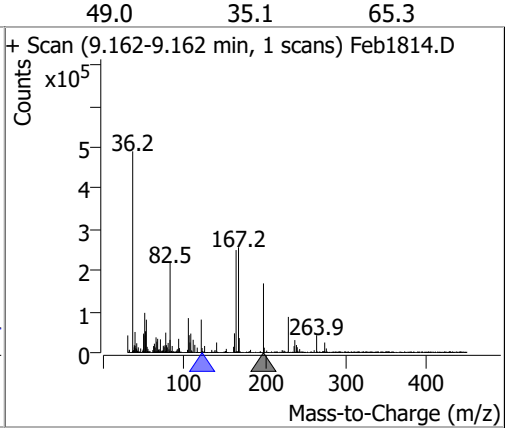

Compound	Conc.	RT	Dev(Min)	Resp.	QIon	QRatio	Lower	Upper
N-nitrosodiphenylamine	99.2895	9.23	0.00	1261362	168.0	62.8	44.0	81.7
					167.0	34.9	23.9	44.3

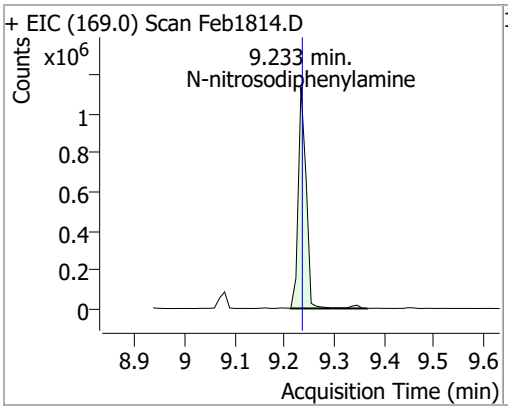

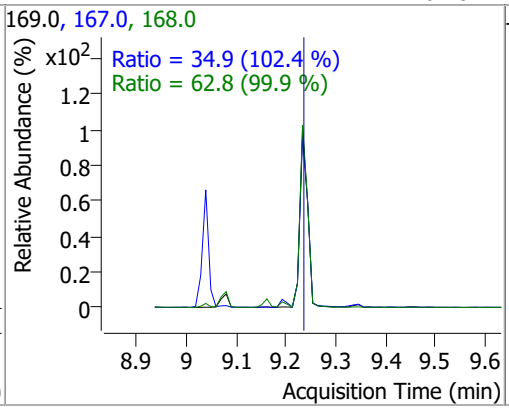

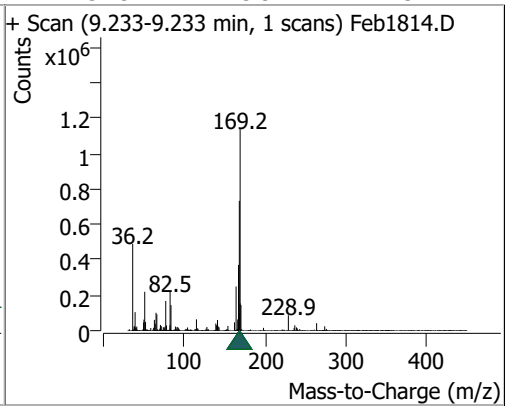

Compound	Conc.	RT	Dev(Min)	Resp.	QIon	QRatio	Lower	Upper
Azobenzene	87.4325	9.26	0.00	1476102	51.0	51.6	31.6	58.7
					182.0	25.0	16.9	31.4

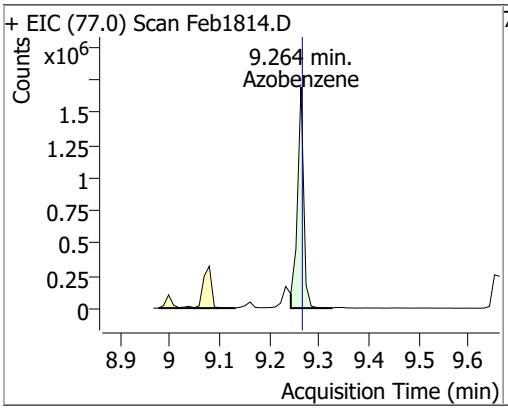

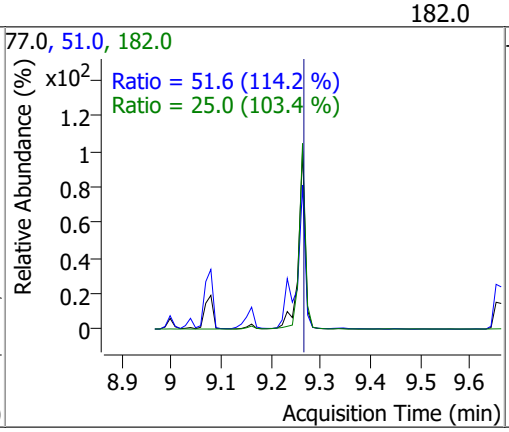

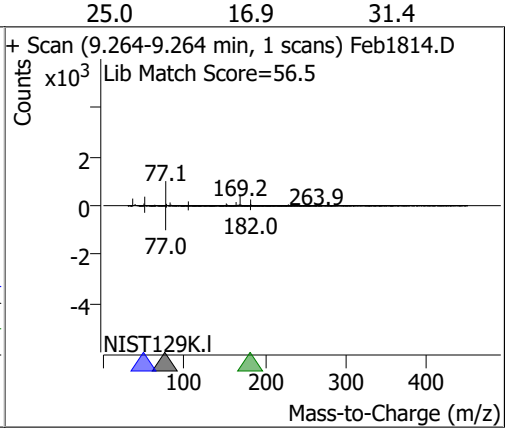

Compound	Conc.	RT	Dev(Min)	Resp.	QIon	QRatio	Lower	Upper
2,4,6-Tribromophenol	182.9218	9.35	0.01	352272	331.8	89.3	68.5	127.2

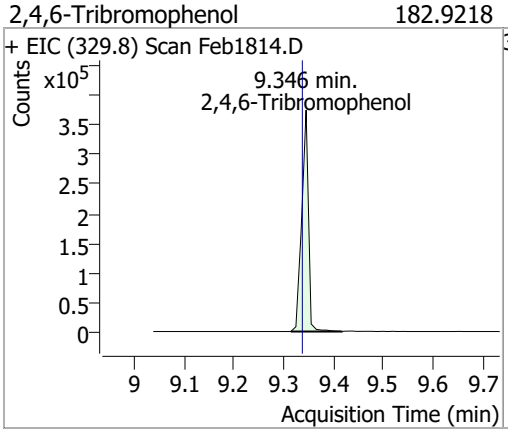

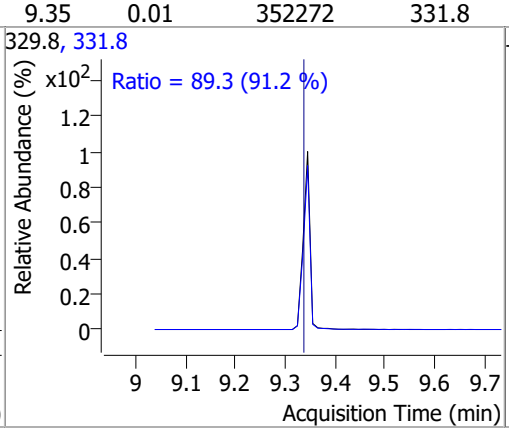

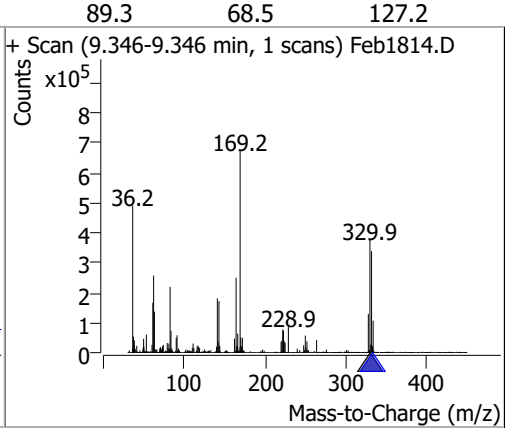

Compound	Conc.	RT	Dev(Min)	Resp.	QIon	QRatio	Lower	Upper
4-Bromophenyl-phenylether	95.7030	9.66	0.01	467808	141.0	99.1	69.1	128.4
					250.0	100.9	68.8	127.7

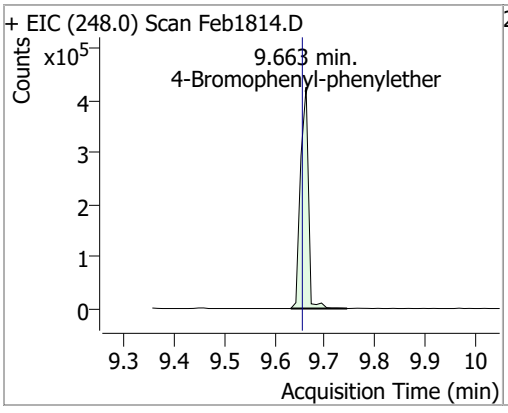

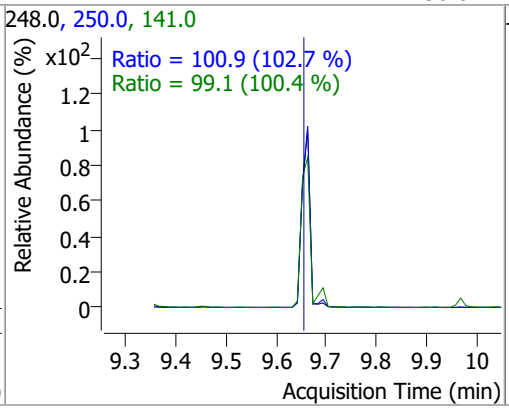

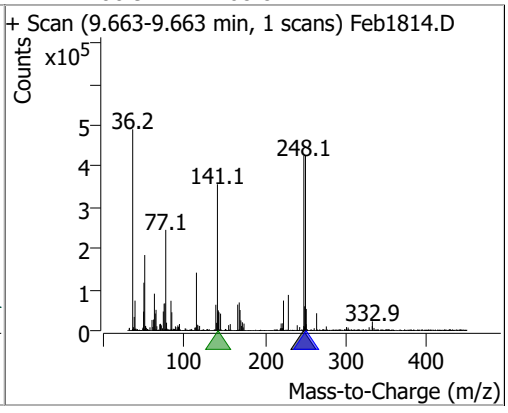

Compound	Conc.	RT	Dev(Min)	Resp.	QIon	QRatio	Lower	Upper
Hexachlorobenzene	96.4221	9.69	0.00	468646	142.0	65.1	37.7	70.0

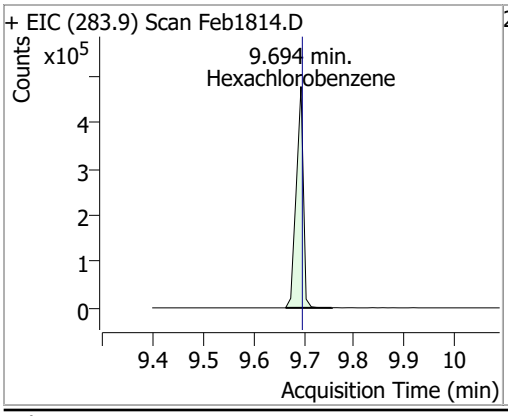

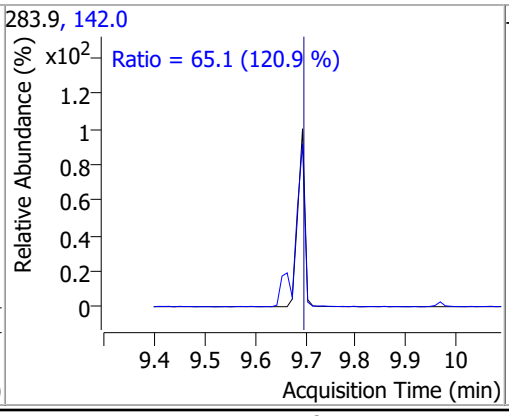

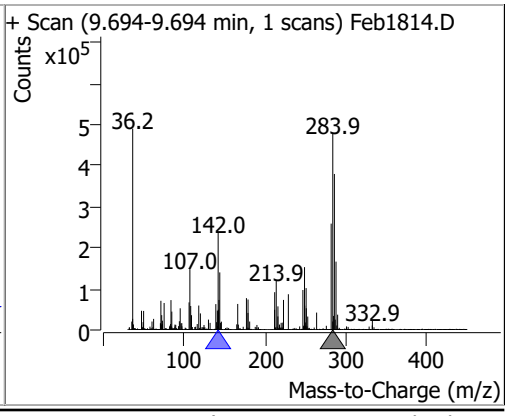

Compound	Conc.	RT	Dev(Min)	Resp.	QIon	QRatio	Lower	Upper
Pentachlorophenol	102.6887	9.97	0.00	246256	267.9	64.2	41.5	77.2
					263.9	62.7	41.2	76.6

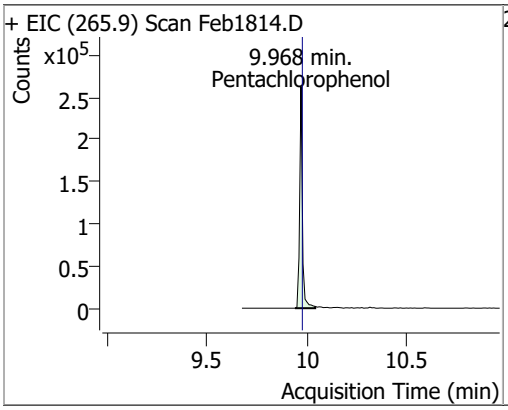

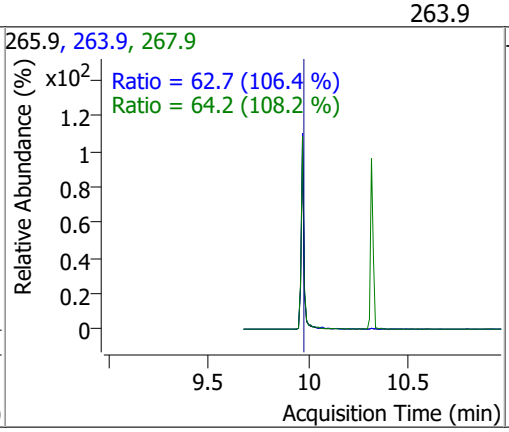

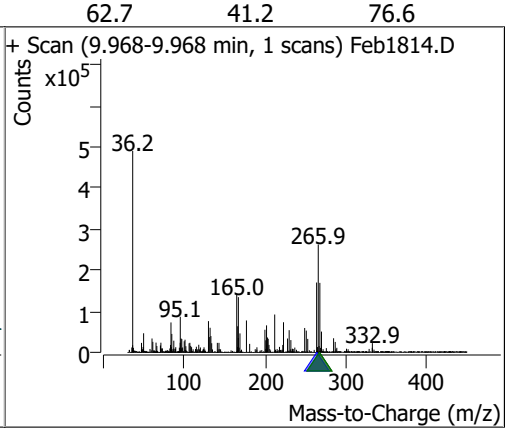

Compound	Conc.	RT	Dev(Min)	Resp.	QIon	QRatio	Lower	Upper
Phenanthrene	99.3417	10.19	0.01	2571221	176.0	18.6	13.0	24.1

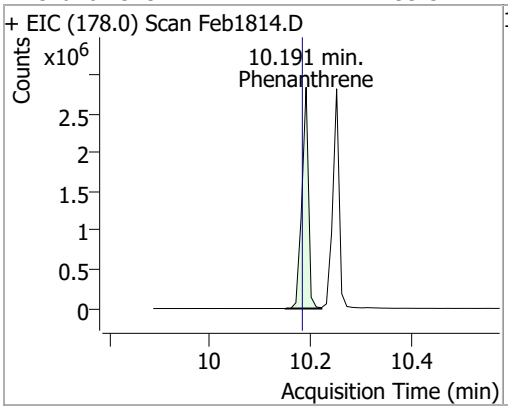

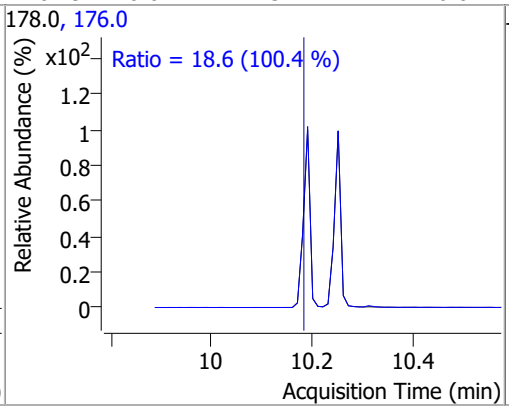

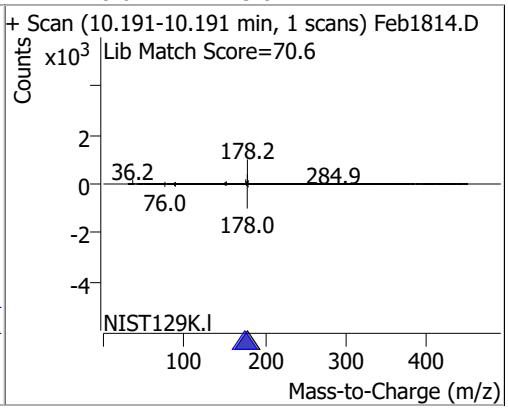

Compound	Conc.	RT	Dev(Min)	Resp.	QIon	QRatio	Lower	Upper
Anthracene	101.1685	10.25	0.00	2509281 (m)	176.0	18.3	12.9	23.9

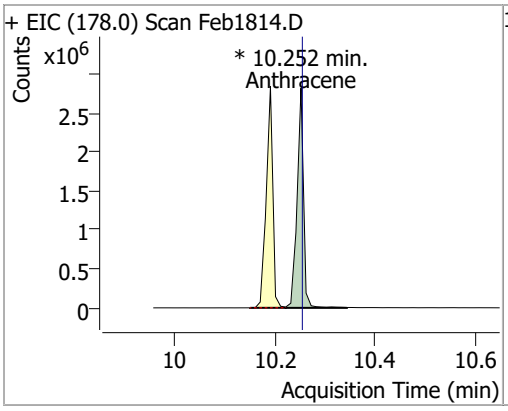

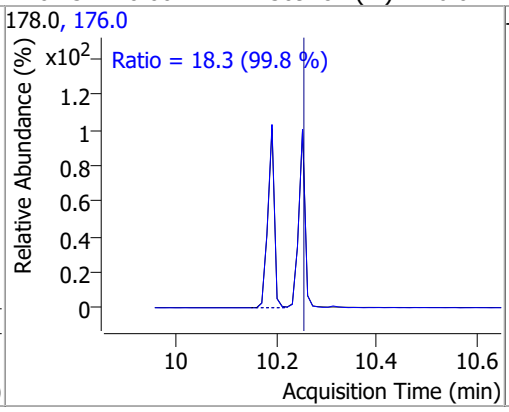

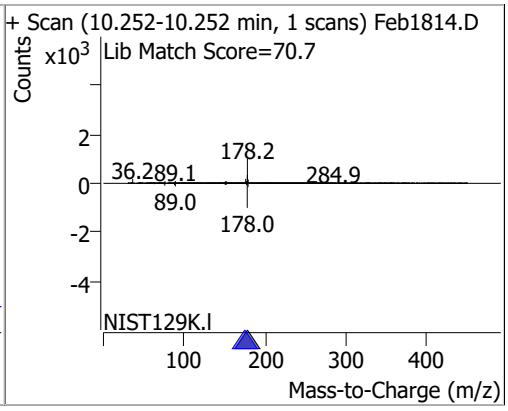

Compound	Conc.	RT	Dev(Min)	Resp.	QIon	QRatio	Lower	Upper
Triallate	91.0470	10.31	0.00	548502	268.0	24.7	16.9	31.4
					143.0	22.0	15.8	29.3

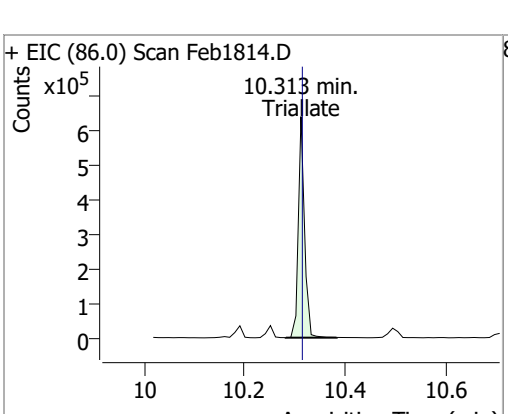

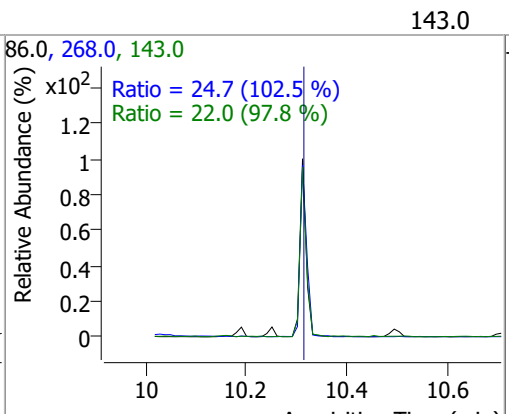

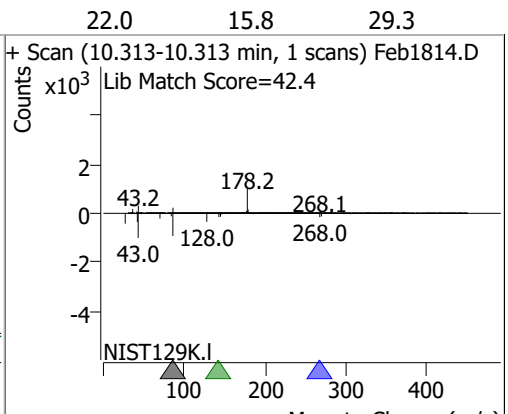

Compound	Conc.	RT	Dev(Min)	Resp.	QIon	QRatio	Lower	Upper
Carbazole	99.9442	10.49	0.00	2522042	139.0	13.2	9.0	16.7

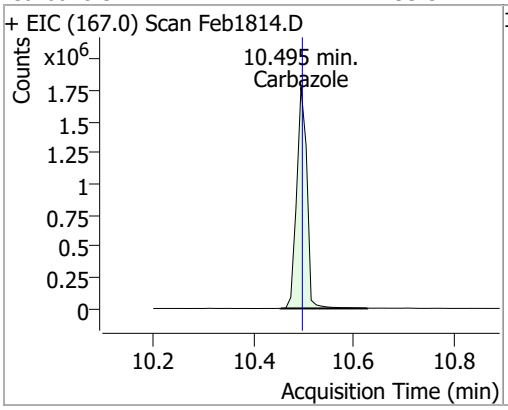

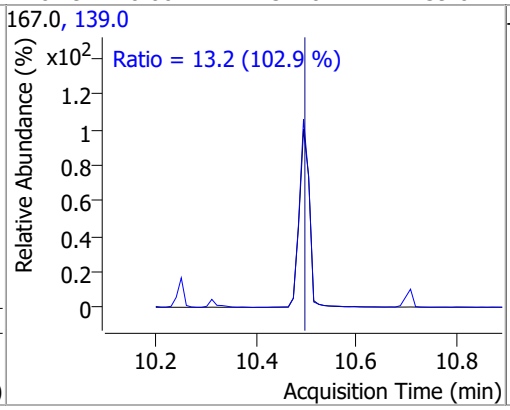

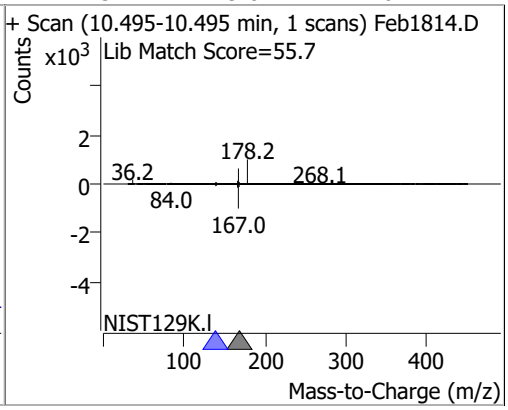

Compound	Conc.	RT	Dev(Min)	Resp.	QIon	QRatio	Lower	Upper
o-Terphenyl	96.4666	10.71	0.01	1339598	229.0	64.9	45.4	84.3
					215.0	38.5	25.9	48.1

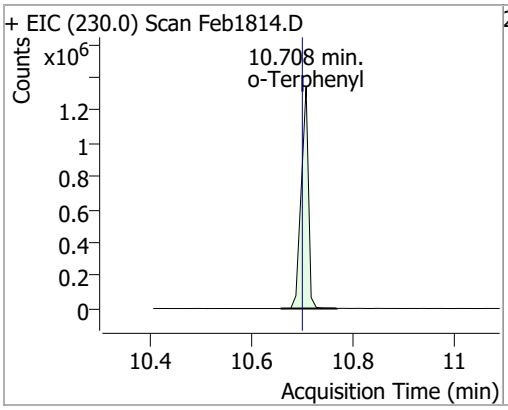

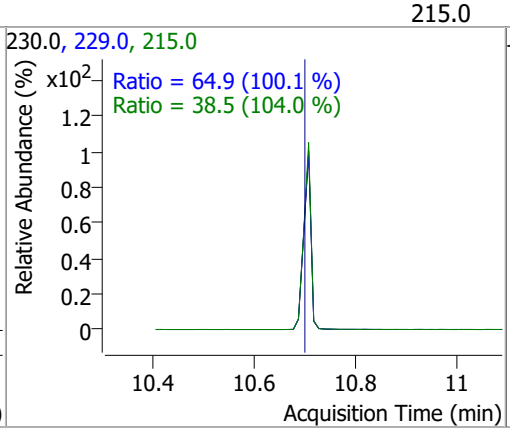

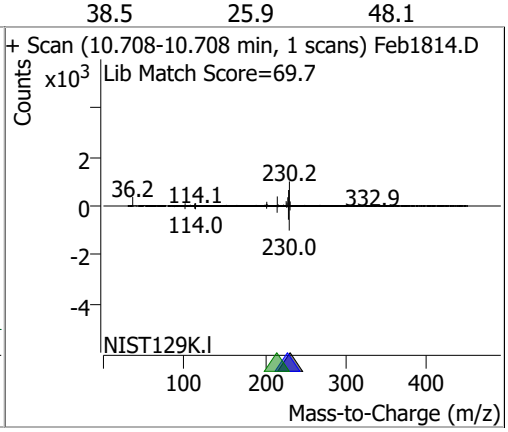

Compound	Conc.	RT	Dev(Min)	Resp.	QIon	QRatio	Lower	Upper
Di-n-Butylphthalate	102.8703	11.08	0.00	2563247	150.0	9.2	6.3	11.8
					104.0	6.1	4.5	8.3

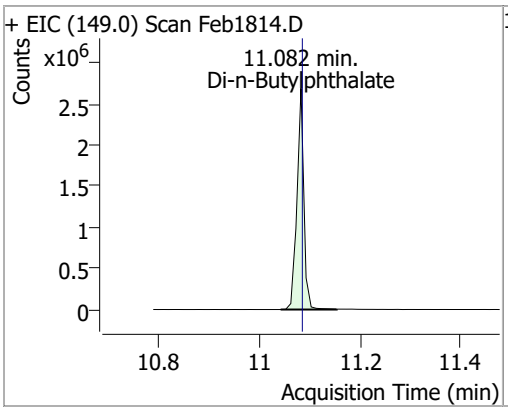

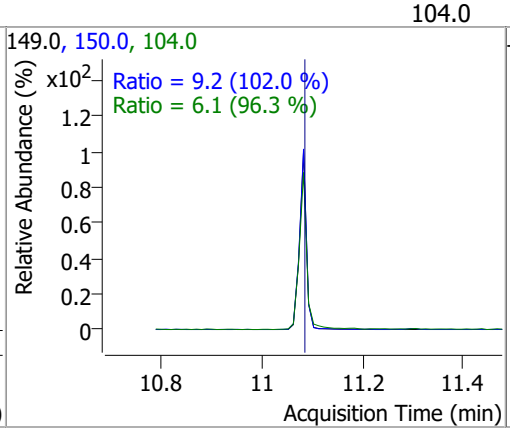

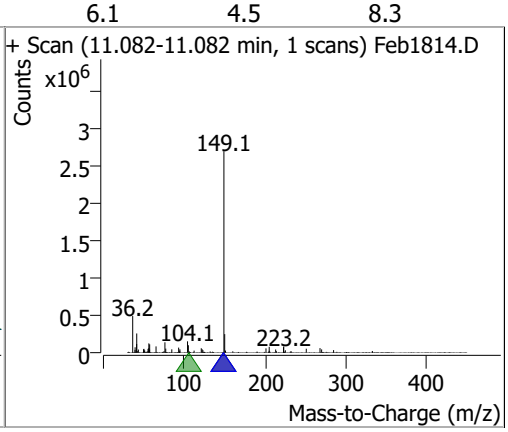

Compound	Conc.	RT	Dev(Min)	Resp.	QIon	QRatio	Lower	Upper
Fluoranthene	96.5770	11.96	0.01	2547135	101.0	13.9	9.4	17.4

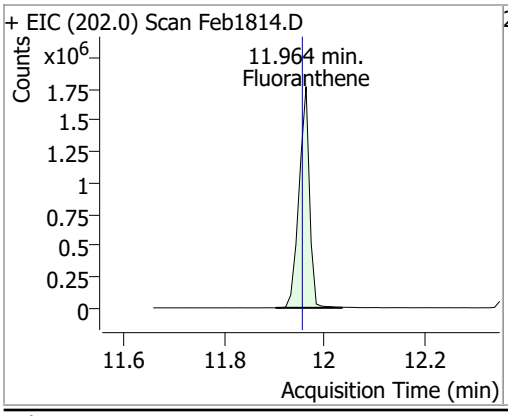

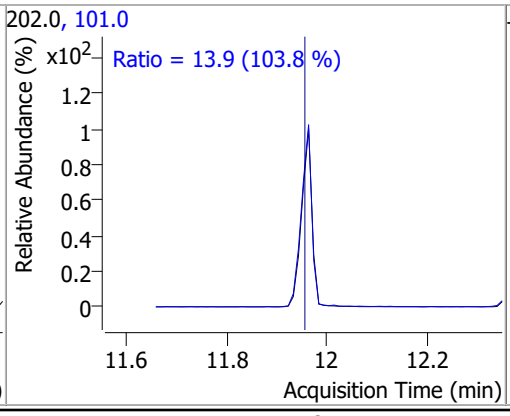

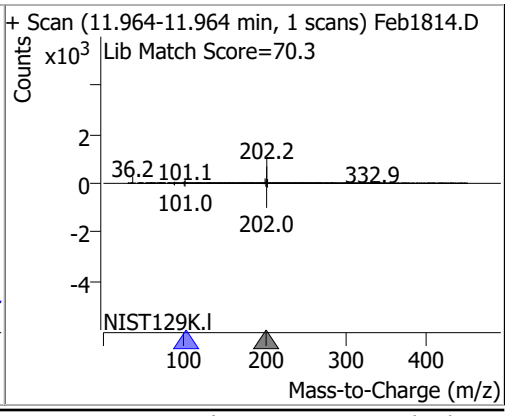

Compound	Conc.	RT	Dev(Min)	Resp.	QIon	QRatio	Lower	Upper
Benzidine	24.4583	12.34	-0.01	234871	183.0	11.9	8.3	15.4
					92.0	8.6	5.8	10.8

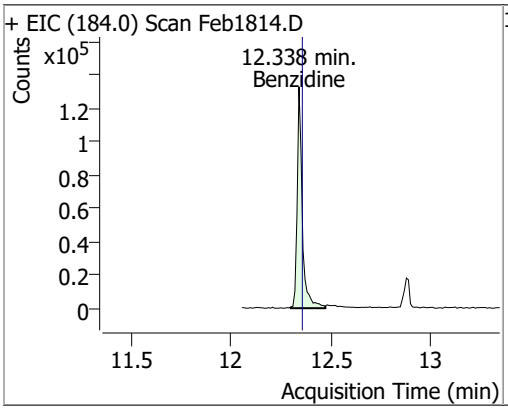

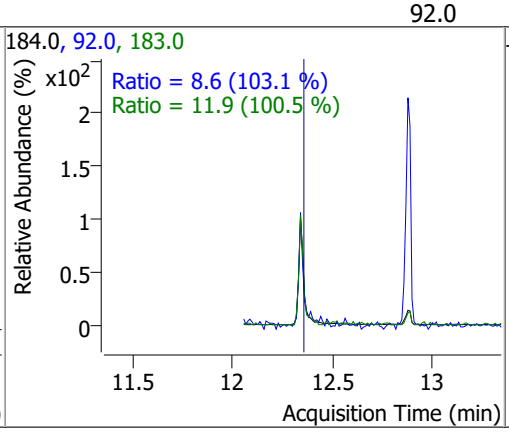

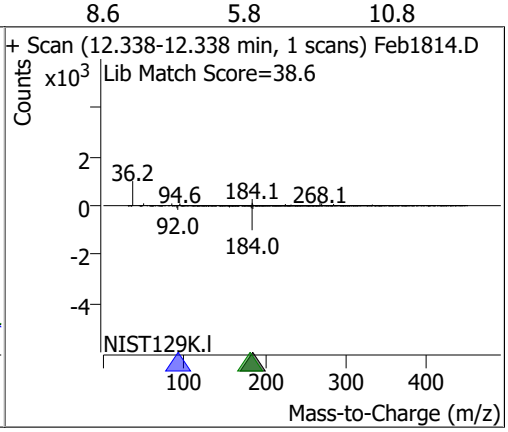

Compound	Conc.	RT	Dev(Min)	Resp.	QIon	QRatio	Lower	Upper
Pyrene	95.1711	12.39	0.01	2729126	101.0	16.3	11.1	20.6

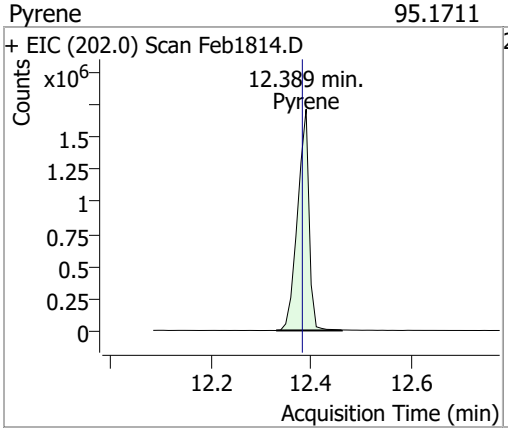

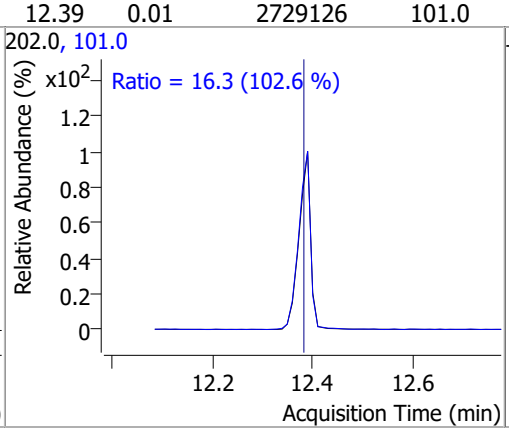

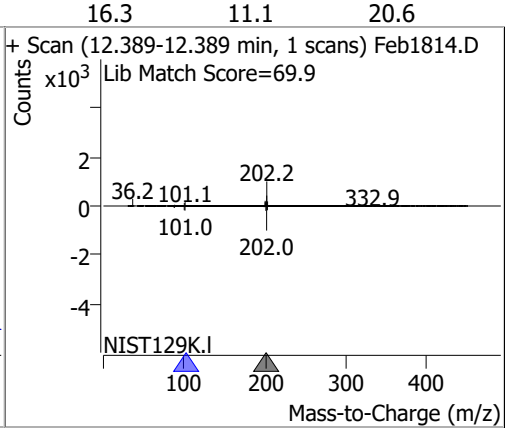

Compound	Conc.	RT	Dev(Min)	Resp.	QIon	QRatio	Lower	Upper
Terphenyl-d14	100.9791	12.89	0.01	1952631	122.0	14.4	10.1	18.7

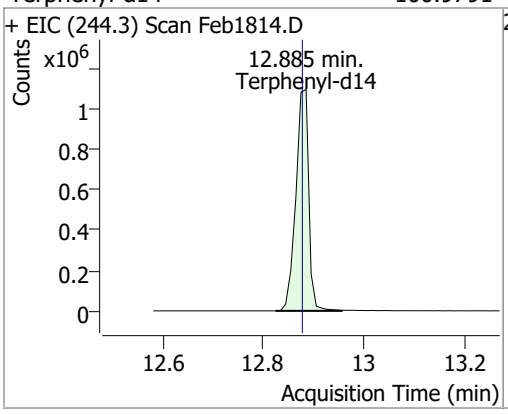

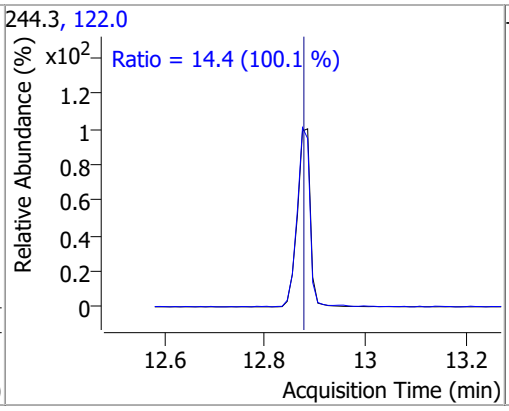

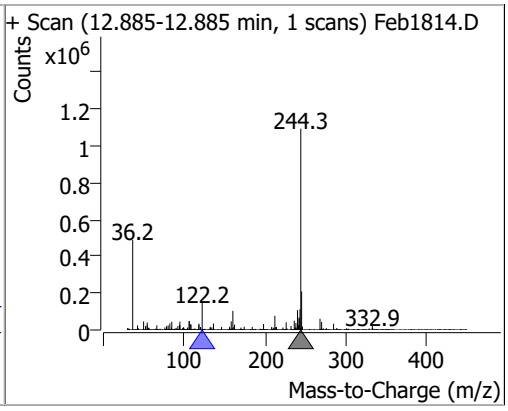

Compound	Conc.	RT	Dev(Min)	Resp.	QIon	QRatio	Lower	Upper
Butylbenzylphthalate	95.5621	14.33	0.01	847978	91.0	85.3	59.6	110.6
					206.0	17.4	12.2	22.7

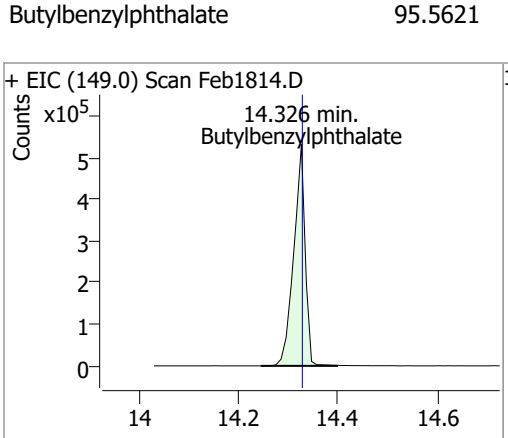

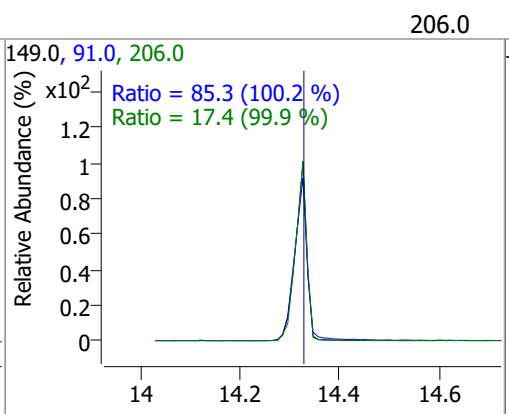

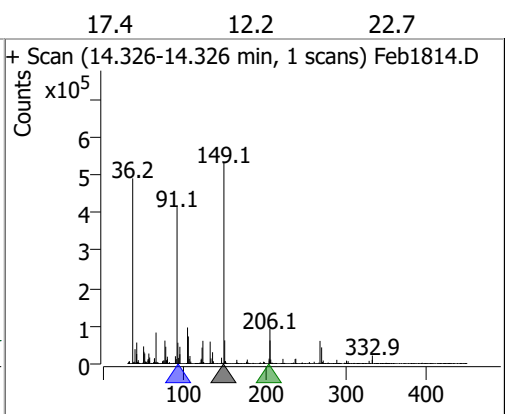

Compound	Conc.	RT	Dev(Min)	Resp.	QIon	QRatio	Lower	Upper
Benzo(a)Anthracene	98.2422	15.53	0.02	2194895	226.0	26.3	18.8	34.9
					229.0	21.1	14.7	27.4

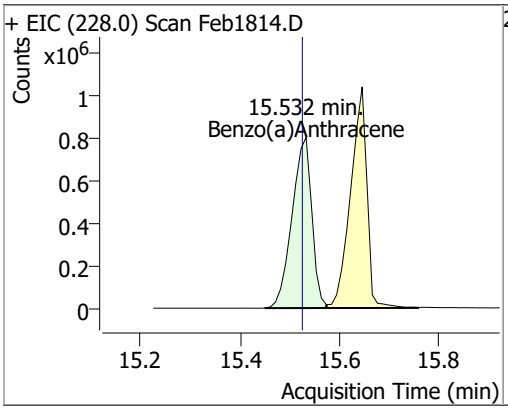

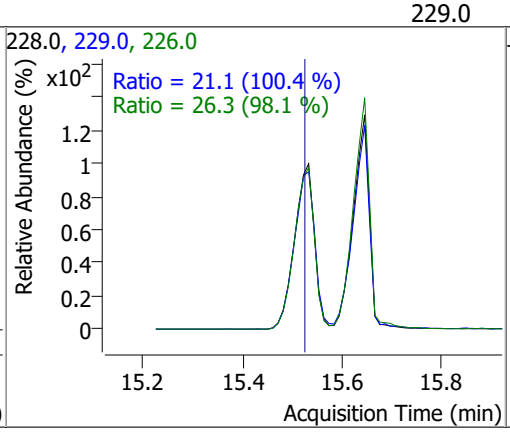

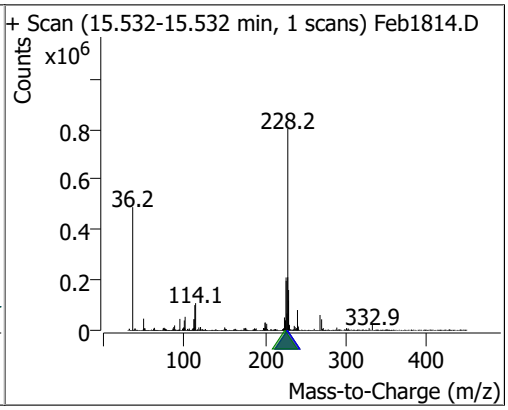

Compound	Conc.	RT	Dev(Min)	Resp.	QIon	QRatio	Lower	Upper
Chrysene	95.2611	15.64	0.02	2365548	226.0	29.1	19.9	36.9
					229.0	20.0	13.8	25.6

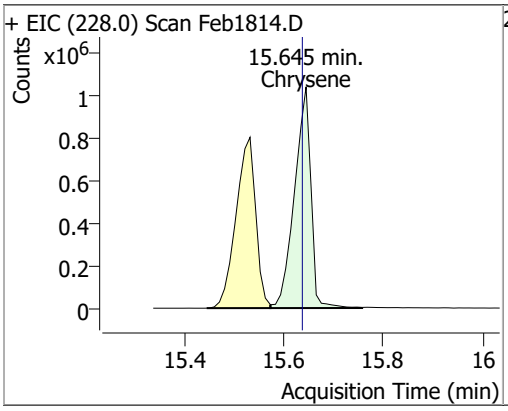

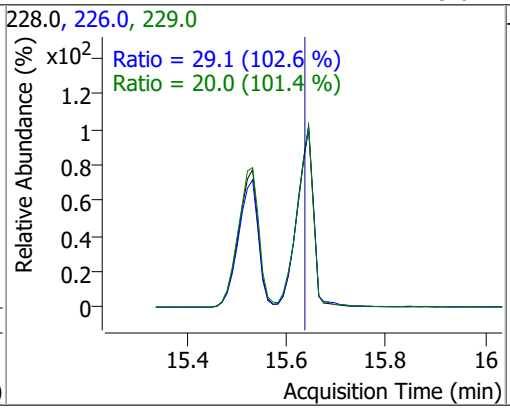

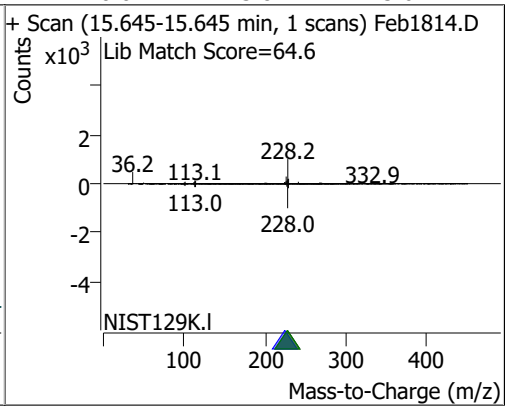

Compound	Conc.	RT	Dev(Min)	Resp.	QIon	QRatio	Lower	Upper
3,3-Dichlorobenzidine	76.4062	15.69	0.00	601724	254.0	63.1	44.9	83.4

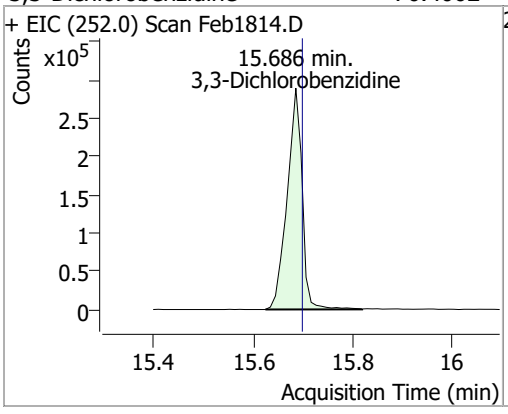

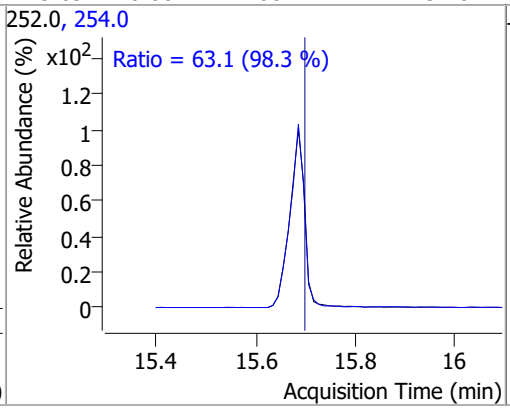

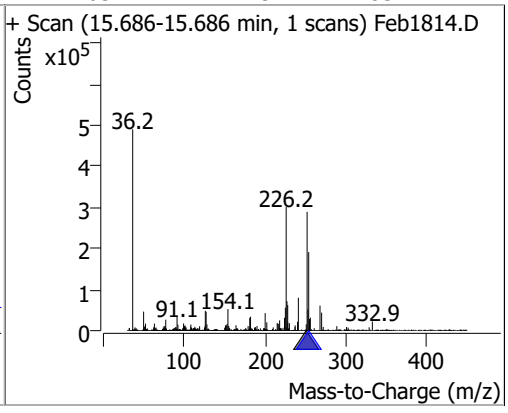

Compound	Conc.	RT	Dev(Min)	Resp.	QIon	QRatio	Lower	Upper
bis(2-ethylhexyl)Phthalate	97.8966	16.38	0.01	302100	149.0	395.7	273.6	508.0
					279.0	14.7	10.5	19.5

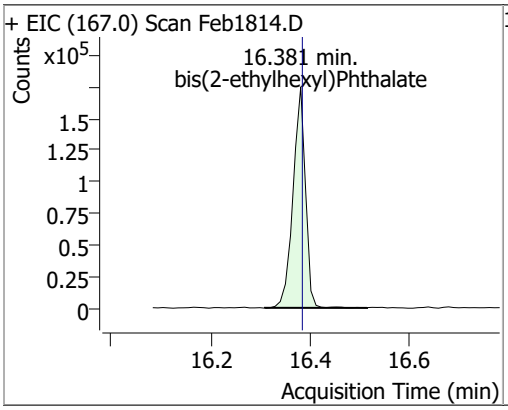

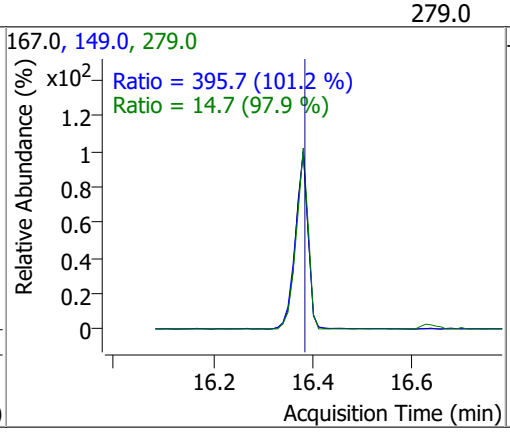

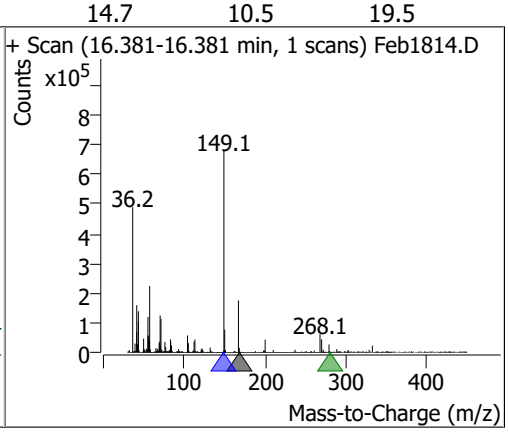

Compound	Conc.	RT	Dev(Min)	Resp.	QIon	QRatio	Lower	Upper
Di-n-octyl Phthalate	97.7716	18.14	0.01	2055503	150.0	9.7	7.0	13.0

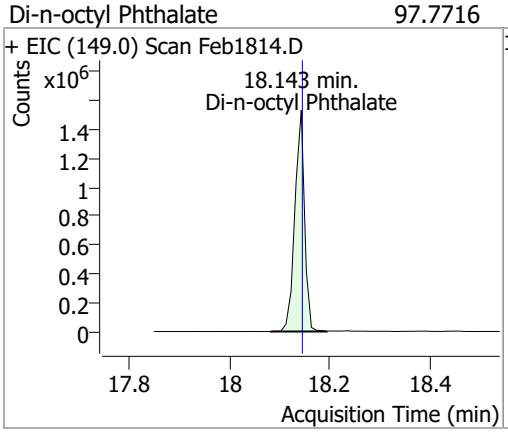

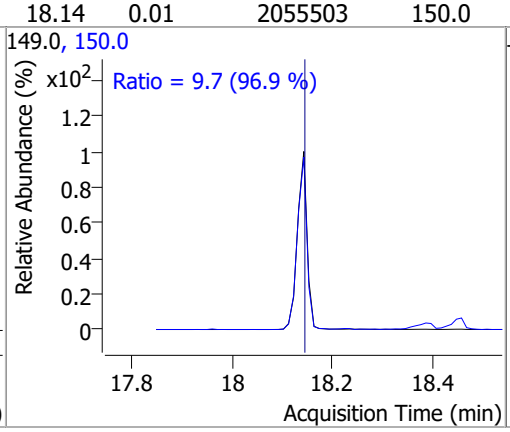

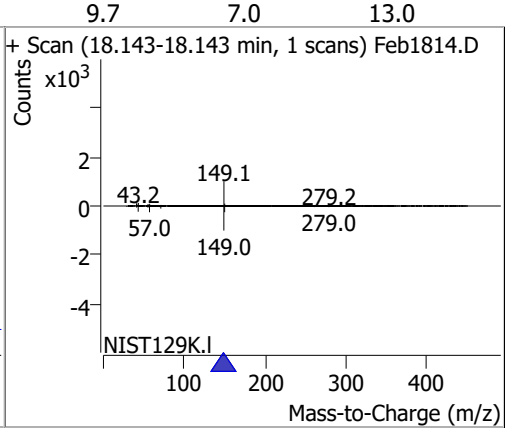

Compound	Conc.	RT	Dev(Min)	Resp.	QIon	QRatio	Lower	Upper
Benzo(b)fluoranthene	94.7841	18.39	0.01	2066351	253.0	21.9	15.6	29.0

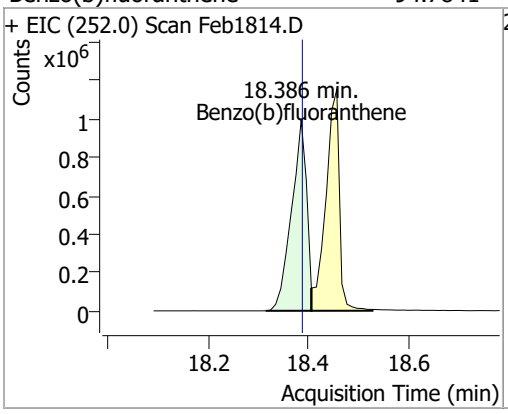

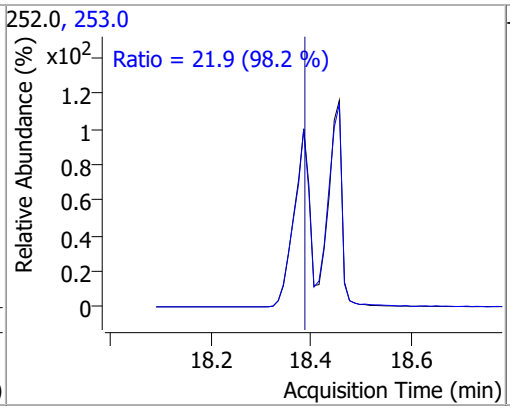

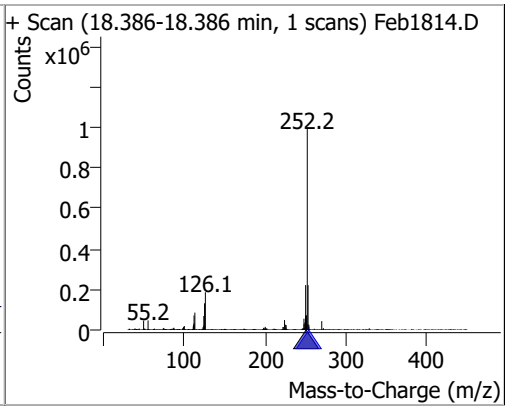

Compound	Conc.	RT	Dev(Min)	Resp.	QIon	QRatio	Lower	Upper
Benzo(k)fluoranthene	93.4074	18.46	0.01	2157428	253.0	22.5	15.4	28.6

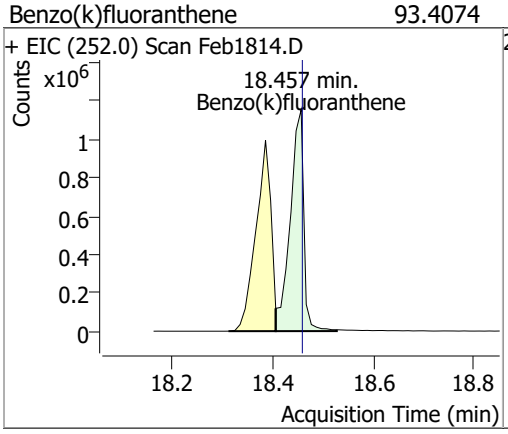

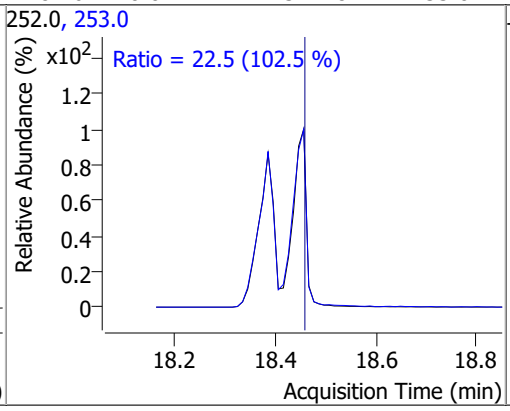

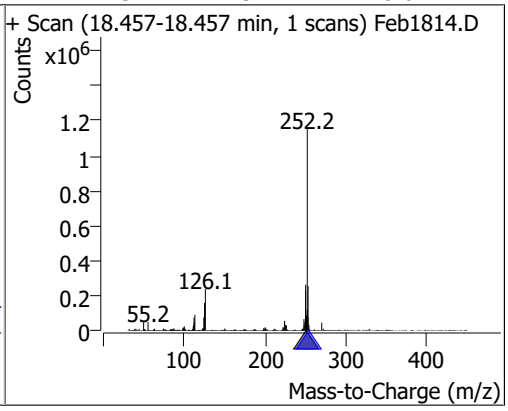

Compound	Conc.	RT	Dev(Min)	Resp.	QIon	QRatio	Lower	Upper
Benzo(a)pyrene	91.6517	18.99	0.01	1905570	253.0	23.1	15.1	28.0

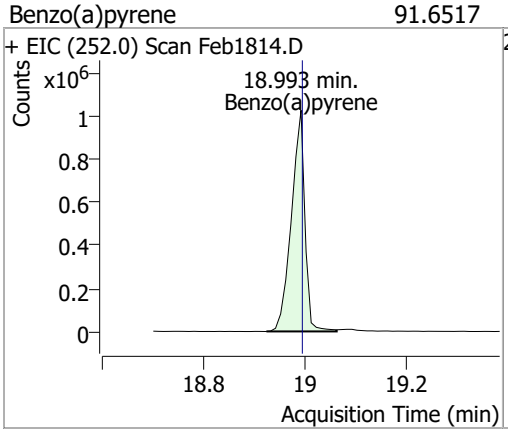

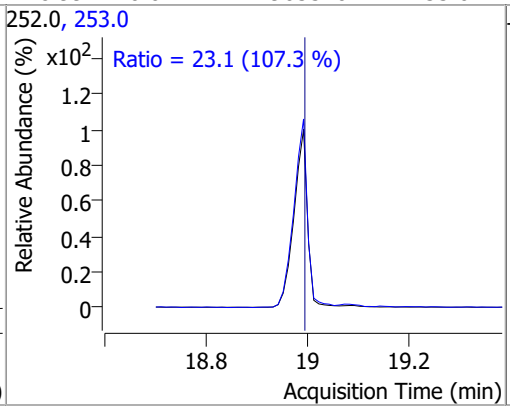

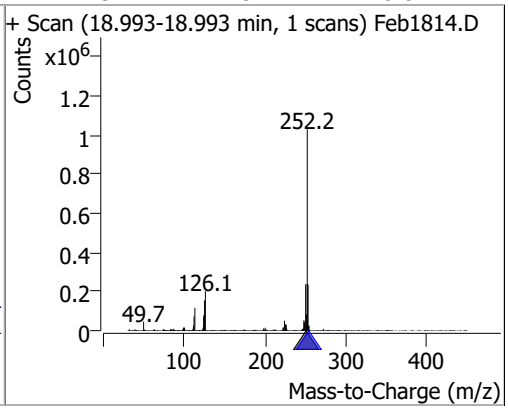

Compound	Conc.	RT	Dev(Min)	Resp.	QIon	QRatio	Lower	Upper
Indeno(1,2,3-c,d)pyrene	90.7933	20.77	0.01	1582783	138.0	31.5	20.7	38.5

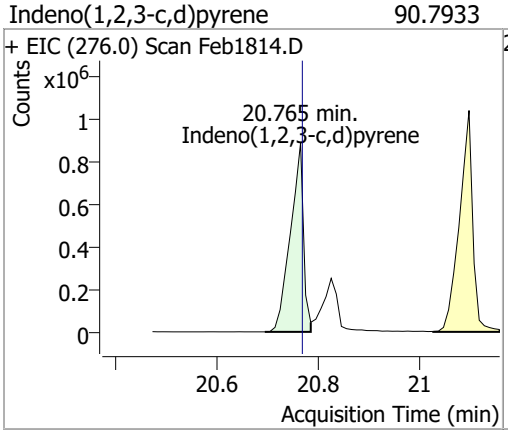

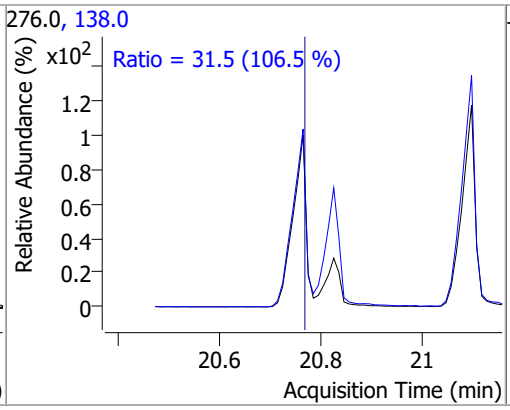

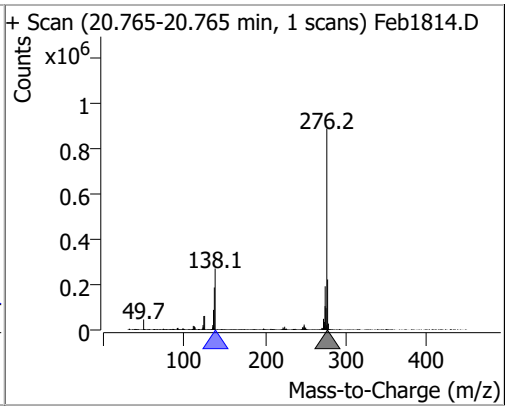

Compound	Conc.	RT	Dev(Min)	Resp.	QIon	QRatio	Lower	Upper
Dibenzo(a,h)anthracene	98.3235	20.83	0.01	1868827	139.0	25.1	17.6	32.7
					279.0	24.5	16.9	31.3

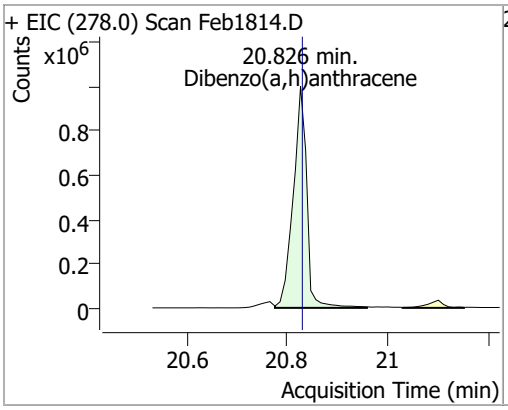

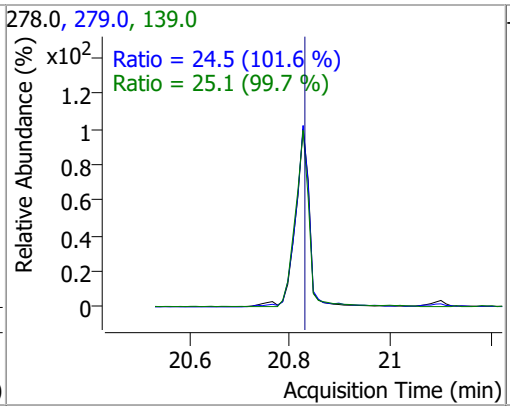

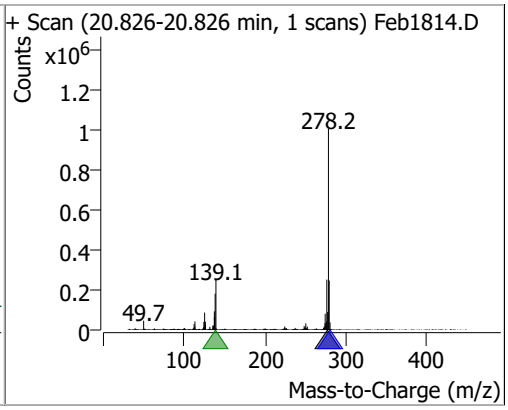

Compound	Conc.	RT	Dev(Min)	Resp.	QIon	QRatio	Lower	Upper
Benzo(g,h,i)perylene	94.2176	21.10	0.01	1894237	138.0	34.1	23.1	42.9
					277.0	23.7	16.3	30.2

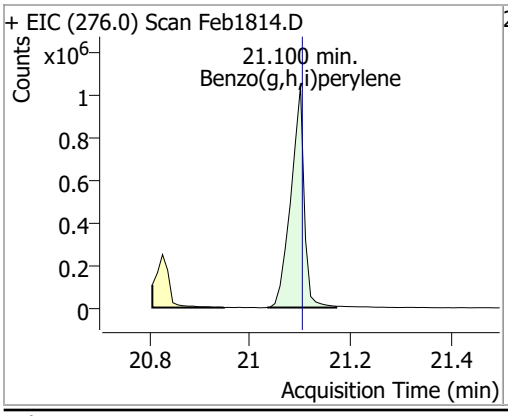

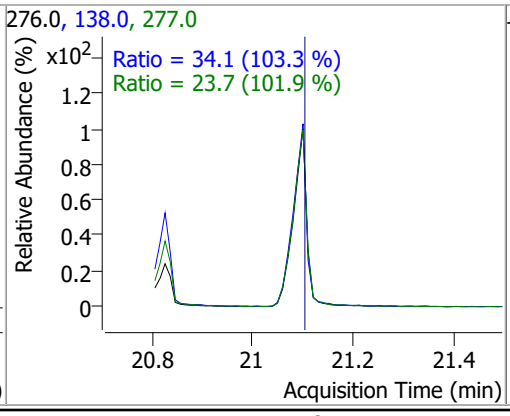

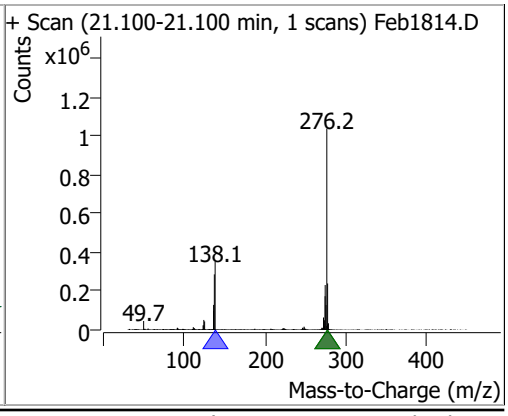

Quantitation Results Report (QT Reviewed)

Data File	Feb1815.D	Operator	LIMS import
Acq. Method	BNA+SIM.M	Acq. Date-Time	2/19/2022 3:33:22 PM
Sample Name	MB-163724	Instrument	Instrument #1
Vial	15	Multiplier	1.00
DA Method File		Comment	SVOC-8270-W-LARGO
Tune File	dftppdsm.u	Tune Date	2/18/2022 9:25:00 PM
Batch Name	021822 DoD BNA cal.batch.bin	Last Calib Update	2/19/2022 1:06:17 PM
Ref Library	D:\Org\Library\NIST129K.l		

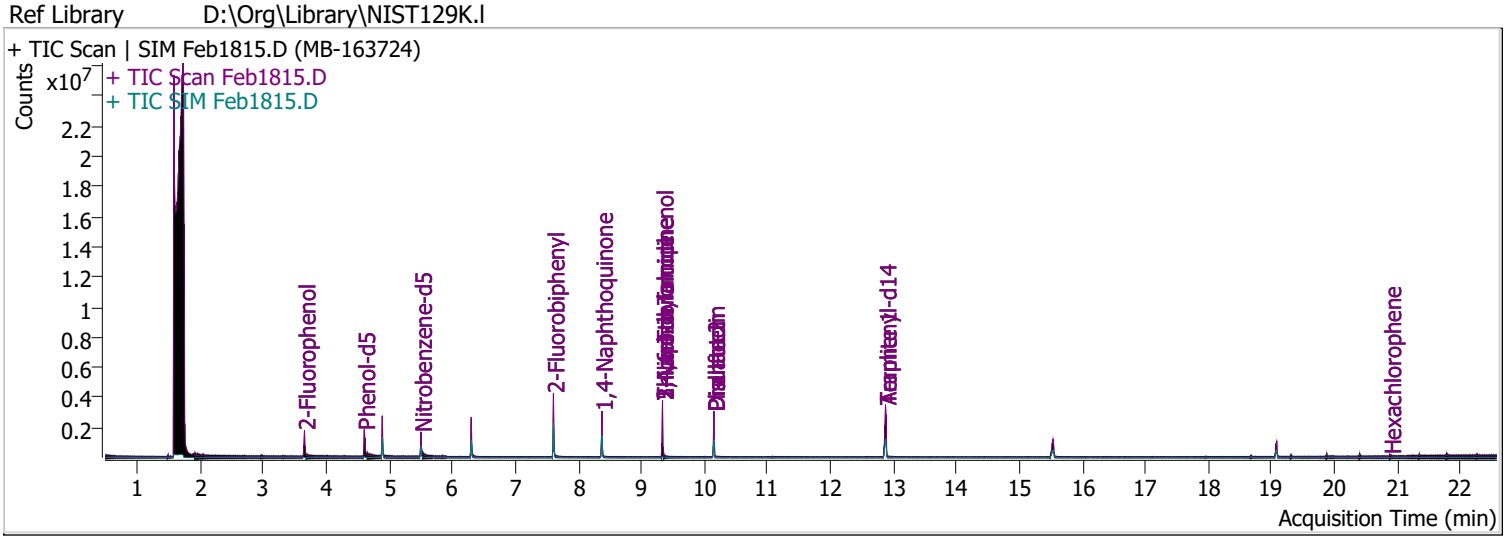

Compound	RT	QIon	Resp.	Conc.	Units		Dev(Min)
Internal Standards							
System Monitoring Compounds							
S 2-Fluorophenol	3.653	112.0	609667	64.6773	µg/L		0.000
Spiked Amount: 200.000	Range: 10.0 - 75.0%			Recovery = 32.34%			
S Phenol-d5	4.603	99.0	778814	63.6930	µg/L		-0.010
Spiked Amount: 200.000	Range: 10.0 - 65.0%			Recovery = 31.85%			
S Nitrobenzene-d5	5.502	82.0	418262	61.8257	µg/L		0.000
Spiked Amount: 100.000	Range: 32.0 - 94.0%			Recovery = 61.83%			
S 2-Fluorobiphenyl	7.605	172.0	1277952	66.7563	µg/L		0.000
Spiked Amount: 100.000	Range: 28.0 - 107.0%			Recovery = 66.76%			
S 2,4,6-Tribromophenol	9.336	329.8	279834	160.5017	µg/L		0.000
Spiked Amount: 200.000	Range: 25.0 - 140.0%			Recovery = 80.25%			
S Terphenyl-d14	12.875	244.3	2007009	109.6928	µg/L		0.000
Spiked Amount: 100.000	Range: 32.0 - 122.0%			Recovery = 109.69%			
Target Compounds							**QValue**
T N-Nitrosodimethylamine	0.000		0	N.D.			
T Pyridine	0.000		0	N.D.			
T Aniline	0.000		0	N.D.			
T Phenol	0.000		0	N.D.			
T bis(-2-Chloroethyl)Ether	0.000		0	N.D.			
T 2-Chlorophenol	0.000		0	N.D.			
T 1,3-Dichlorobenzene	0.000		0	N.D.			
T 1,4-Dichlorobenzene	0.000		0	N.D.			
T 1,2-Dichlorobenzene	0.000		0	N.D.			
T Benzyl Alcohol	0.000		0	N.D.			
T bis(2-chloroisopropyl)Ether	0.000		0	N.D.			
T 2-Methylphenol	0.000		0	N.D.			
T N-nitroso-Di-n-propylamine	5.502	70.0	0		µg/L	md	1
T 4Methylphenol/3Methylphenol	0.000		0	N.D.			
T Hexachloroethane	0.000		0	N.D.			

Compound	RT	QIon	Resp.	Conc.	Units		Dev(Min)
T Nitrobenzene	0.000		0	N.D.			
T Isophorone	0.000		0	N.D.			
T 2-Nitrophenol	0.000		0	N.D.			
T 2,4-Dimethylphenol	0.000		0	N.D.			
T bis(-2-Chloroethoxy)Methane	0.000		0	N.D.			
T 2,4-Dichlorophenol	0.000		0	N.D.			
T Benzoic Acid	0.000		0	N.D.			
T 1,2,4-Trichlorobenzene	0.000		0	N.D.			
T Naphthalene	0.000		0	N.D.			
T 4-Chlorophenol	6.301	130.0	0		µg/L	md	1
T p-Chloroaniline	0.000		0	N.D.			
T Hexachlorobutadiene	0.000		0	N.D.			
T 4-Chloro-2-Methylphenol	0.000		0	N.D.			
T 4-Chloro-3-Methylphenol	0.000		0	N.D.			
T 2-Methylnaphthalene	0.000		0	N.D.			
T 1-Methylnaphthalene	0.000		0	N.D.			
T Hexachlorocyclopentadiene	0.000		0	N.D.			
T 2,4,6-Trichlorophenol	0.000		0	N.D.			
T 2,4,5-Trichlorophenol	0.000		0	N.D.			
T 2-Chloronaphthalene	0.000		0	N.D.			
T 2-Nitroaniline	0.000		0	N.D.			
T Dimethyl Phthalate	8.374	163.0	0		µg/L	md	1
T 2,6-Dinitrotoluene	8.374	165.0	0		µg/L	md	1
T Acenaphthylene	0.000		0	N.D.			
T 3-Nitroaniline	0.000		0	N.D.			
T Acenaphthene	0.000		0	N.D.			
T 2,4-Dinitrophenol	0.000		0	N.D.			
T Dibenzofuran	0.000		0	N.D.			
T 2,4-Dinitrotoluene	0.000		0	N.D.			
T 4-Nitrophenol	0.000		0	N.D.			
T Diethylphthalate	0.000		0	N.D.			
T Fluorene	0.000		0	N.D.			
T 4-Chlorophenyl-phenylether	0.000		0	N.D.			
T 4-Nitroaniline	0.000		0	N.D.			
T 4,6-Dinitro-2-methylphenol	9.336	198.0	0		µg/L	md	1
T N-nitrosodiphenylamine	0.000		0	N.D.			
T Azobenzene	0.000		0	N.D.			
T 4-Bromophenyl-phenylether	0.000		0	N.D.			
T Hexachlorobenzene	0.000		0	N.D.			
T Pentachlorophenol	0.000		0	N.D.			
T Phenanthrene	0.000		0	N.D.			
T Anthracene	0.000		0	N.D.			
T Triallate	0.000		0	N.D.			
T Carbazole	0.000		0	N.D.			
T o-Terphenyl	0.000		0	N.D.			
T Di-n-Butylphthalate	0.000		0	N.D.			
T Fluoranthene	0.000		0	N.D.			
T Benzidine	12.875	184.0	0		µg/L	md	1
T Pyrene	0.000		0	N.D.			
T Butylbenzylphthalate	0.000		0	N.D.			
T Benzo(a)Anthracene	0.000		0	N.D.			
T Chrysene	0.000		0	N.D.			
T 3,3-Dichlorobenzidine	0.000		0	N.D.			
T bis(2-ethylhexyl)Phthalate	0.000		0	N.D.			
T Di-n-octyl Phthalate	0.000		0	N.D.			

Compound	RT	QIon	Resp.	Conc.	Units	Dev(Min)
T Benzo(b)fluoranthene	0.000		0	N.D.		
T Benzo(k)fluoranthene	0.000		0	N.D.		
T Benzo(a)pyrene	0.000		0	N.D.		
T Indeno(1,2,3-c,d)pyrene	0.000		0	N.D.		
T Dibenzo(a,h)anthracene	0.000		0	N.D.		
T Benzo(g,h,i)perylene	0.000		0	N.D.		

(#) = Qualifier Out of Range; (m) = Manual Integration; (+) = Area Summed; (*) = Surrogate Percent Recovery Out of Range; (d): Zeroed Peak

Compound	Conc.	Exp RT	QIon	Exp Ratio
N-Nitrosodimethylamine	N.D.	2.49	42.0	135.8

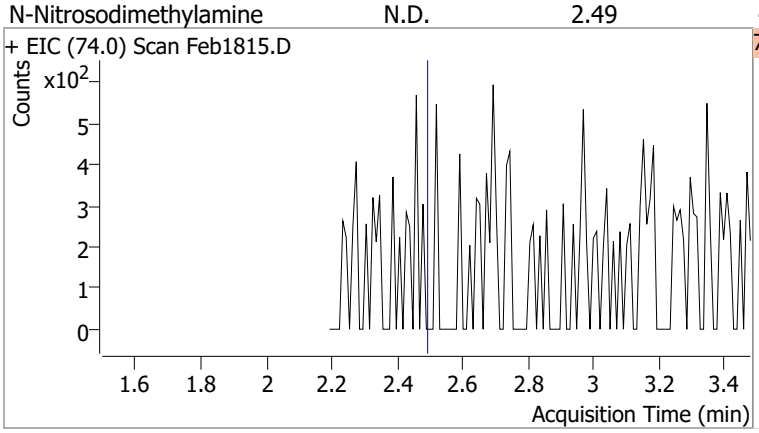

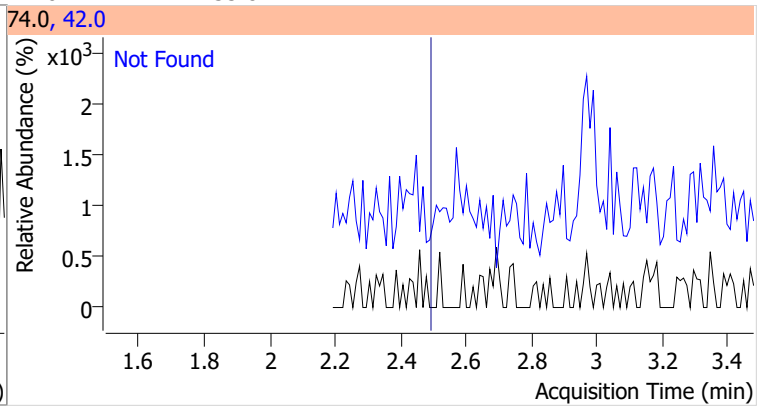

Compound	Conc.	Exp RT	QIon	Exp Ratio
Pyridine	N.D.	2.53	52.0	82.7

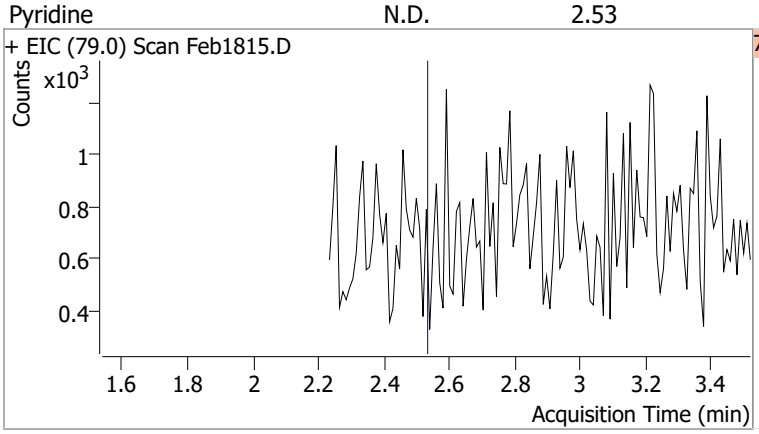

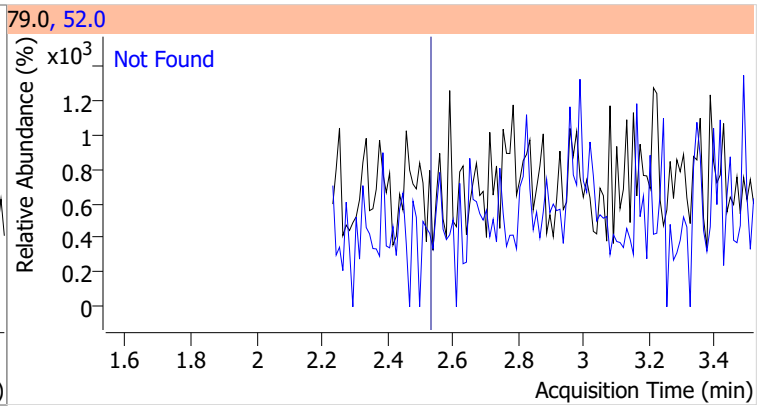

Compound	Conc.	RT	Dev(Min)	Resp.	QIon	QRatio	Lower	Upper
2-Fluorophenol	64.6773	3.65	0.00	609667	64.0	51.1	34.6	64.3
					92.0	20.0	14.2	26.5

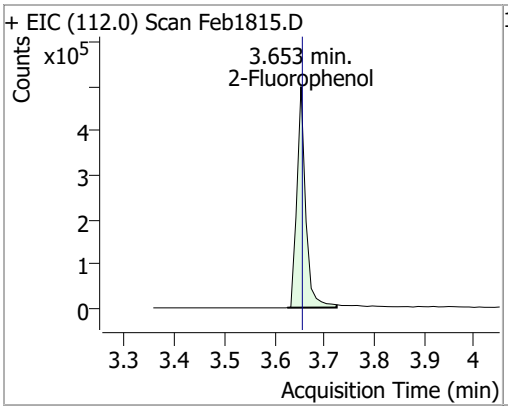

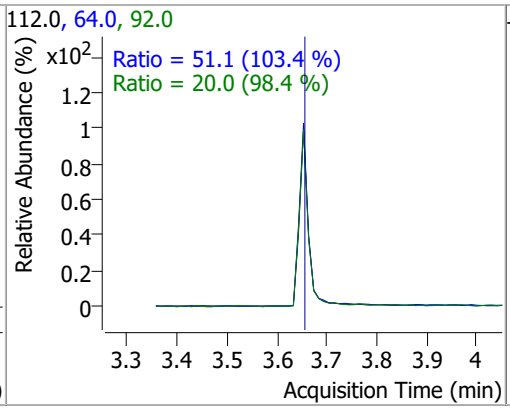

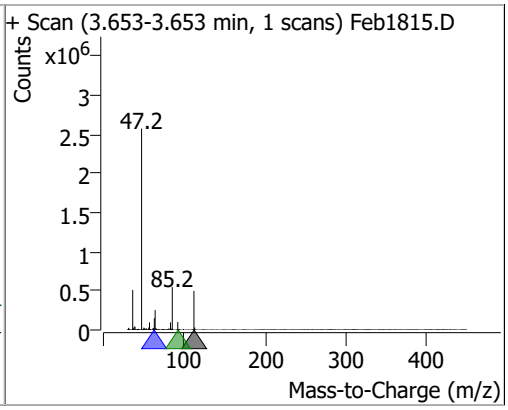

Compound	Conc.	Exp RT	QIon	Exp Ratio	QIon	Exp Ratio
Aniline	N.D.	4.56	66.0	36.7	65.0	18.7

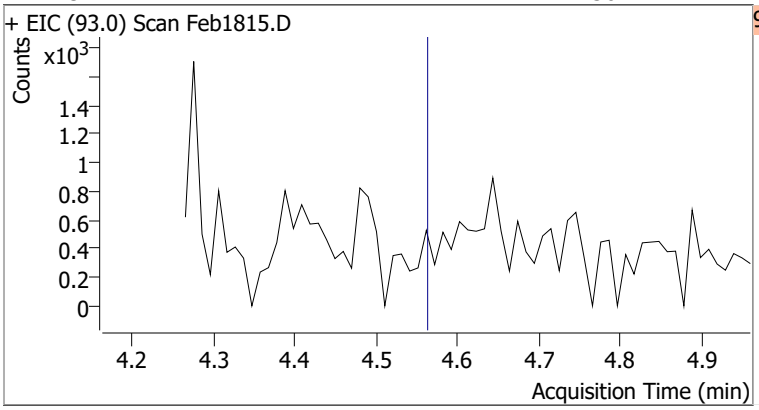

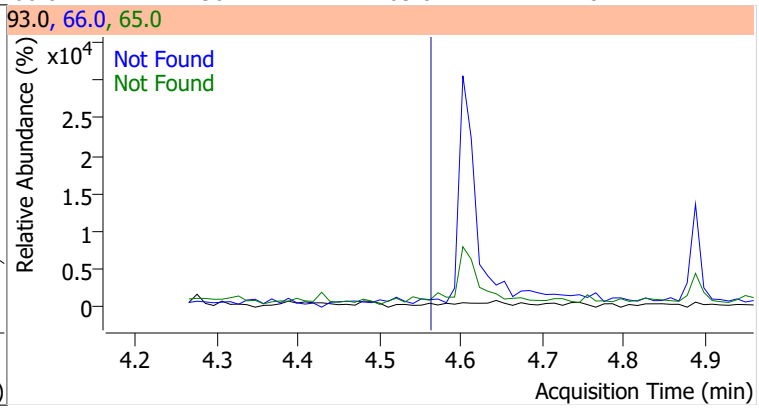

Quantitation Results Report (QT Reviewed)

Compound	Conc.	RT	Dev(Min)	Resp.	QIon	QRatio	Lower	Upper
Phenol-d5	63.6930	4.60	-0.01	778814	71.0	35.8	25.8	47.9

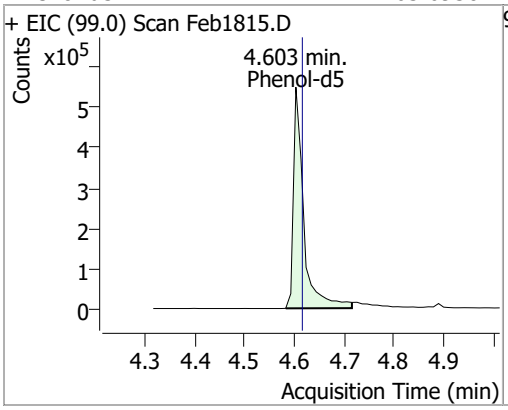

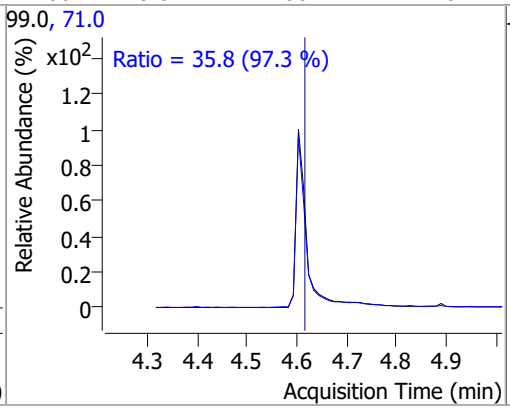

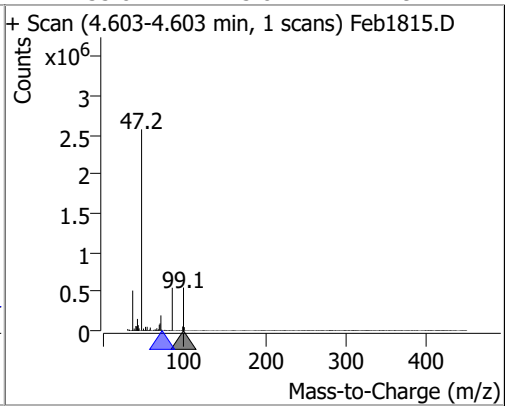

Compound	Conc.	Exp RT	QIon	Exp Ratio
Phenol	N.D.	4.62	66.0	45.3

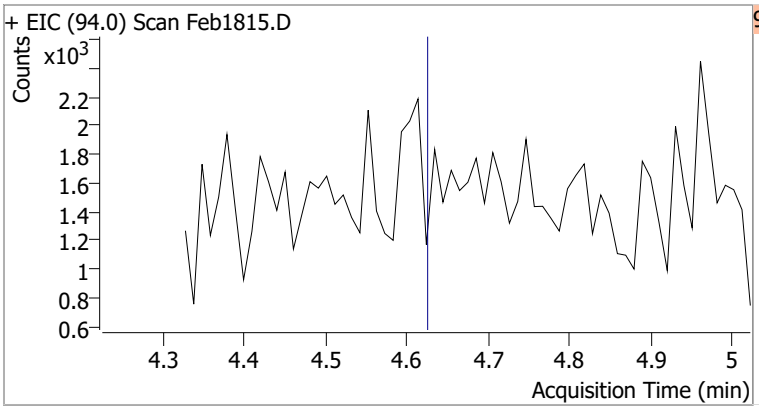

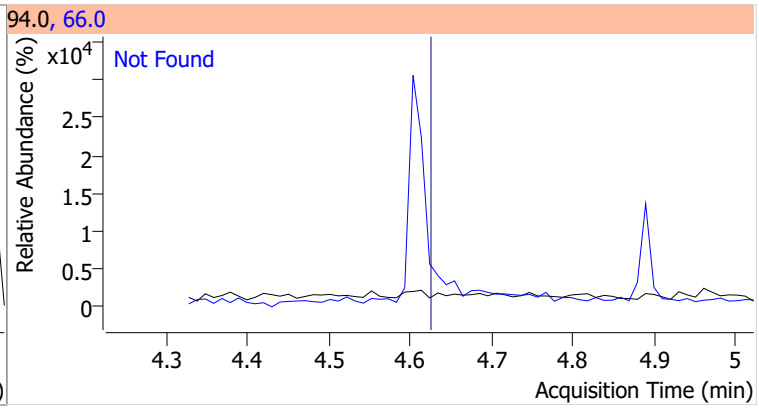

Compound	Conc.	Exp RT	QIon	Exp Ratio
bis(-2-Chloroethyl)Ether	N.D.	4.64	64.0	10.9

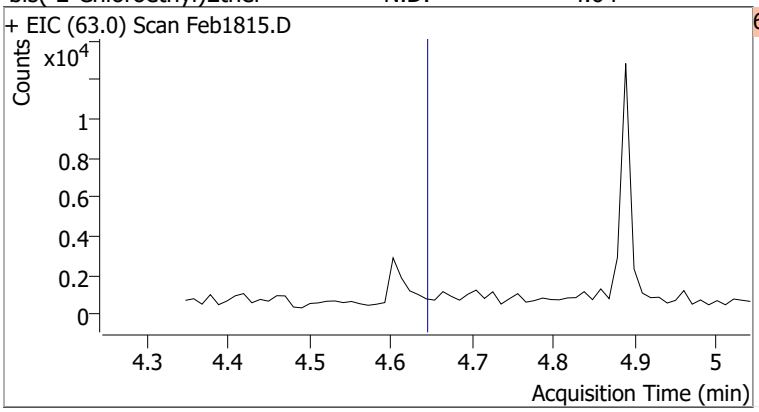

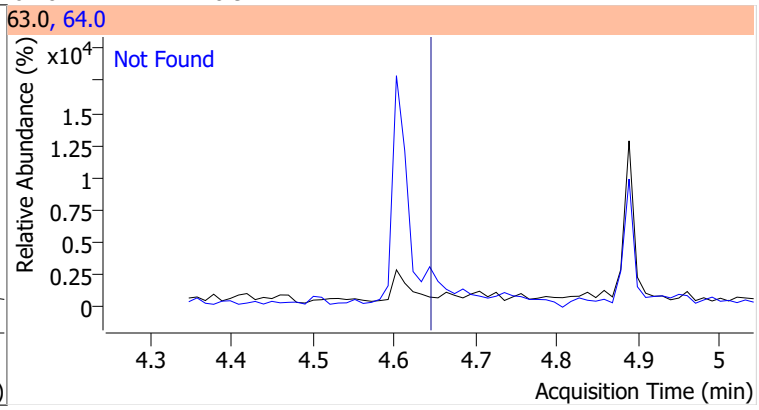

Compound	Conc.	Exp RT	QIon	Exp Ratio
2-Chlorophenol	N.D.	4.69	130.0	32.5

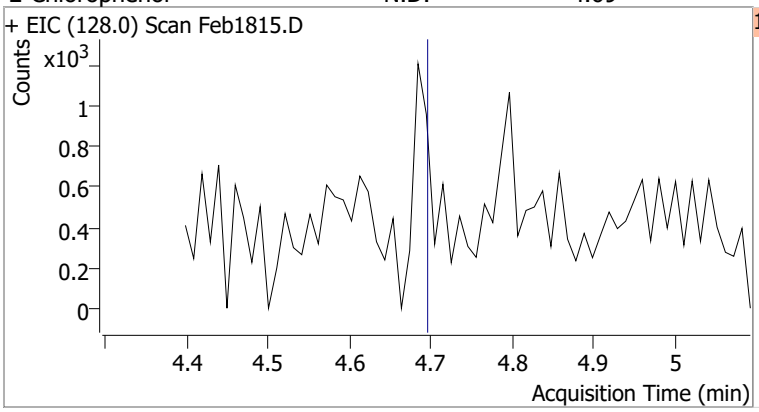

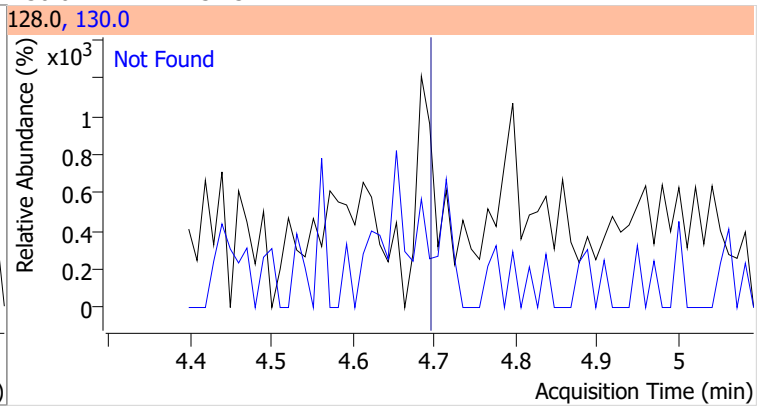

Compound	Conc.	Exp RT	QIon	Exp Ratio	QIon	Exp Ratio
1,3-Dichlorobenzene	N.D.	4.83	148.0	63.7	111.0	36.1

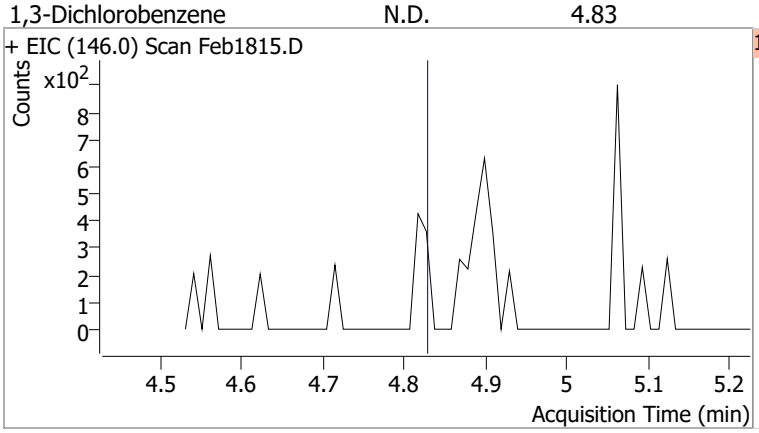

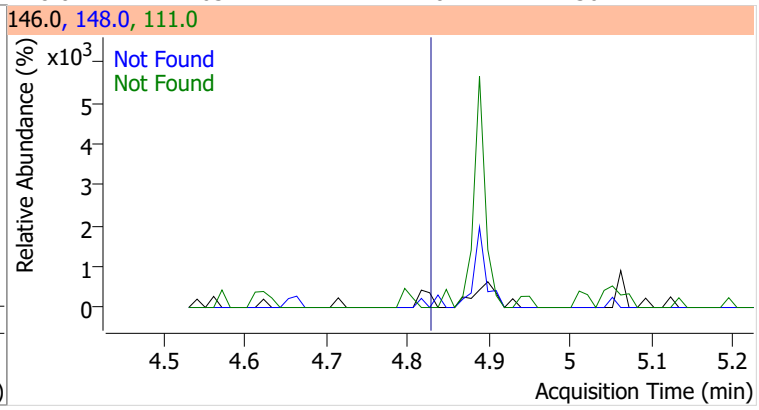

Compound	Conc.	Exp RT	QIon	Exp Ratio	QIon	Exp Ratio
1,4-Dichlorobenzene	N.D.	4.91	148.0	65.2	111.0	36.0

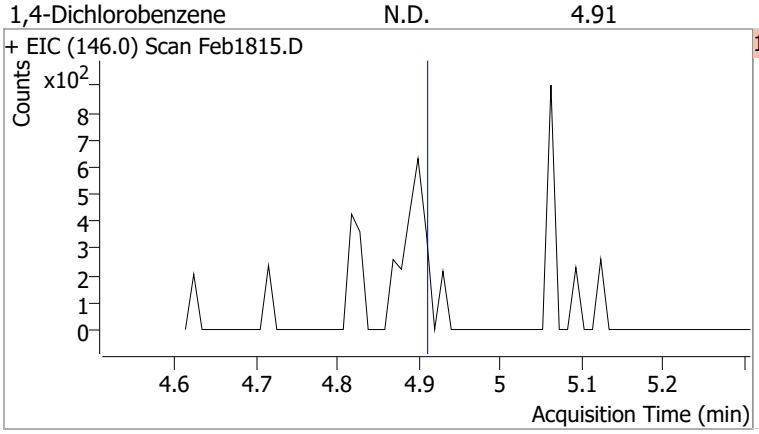

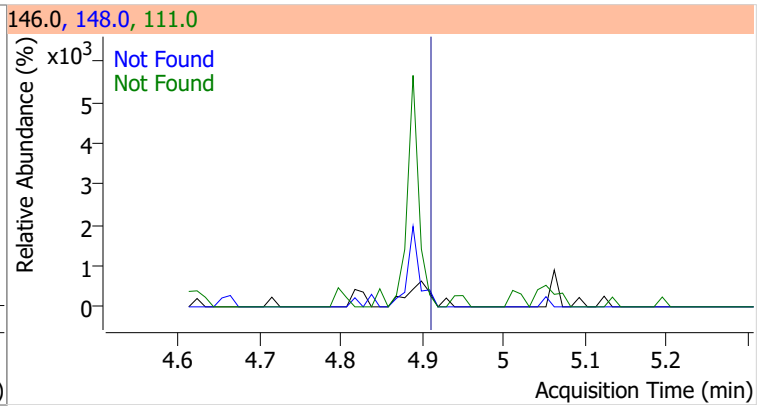

Compound	Conc.	Exp RT	QIon	Exp Ratio	QIon	Exp Ratio
1,2-Dichlorobenzene	N.D.	5.06	148.0	64.4	111.0	37.3

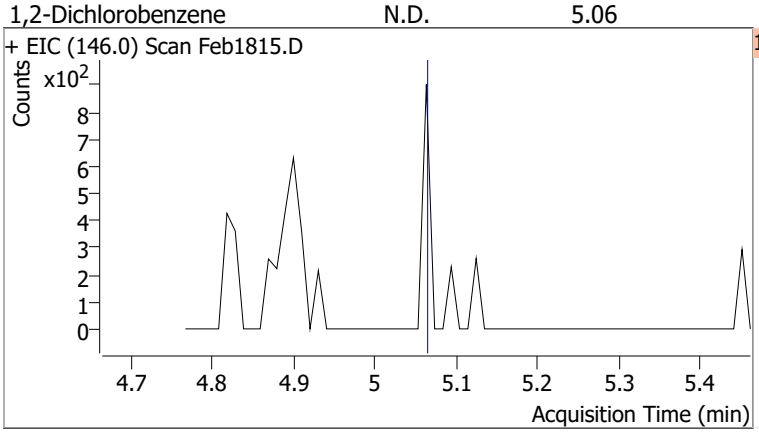

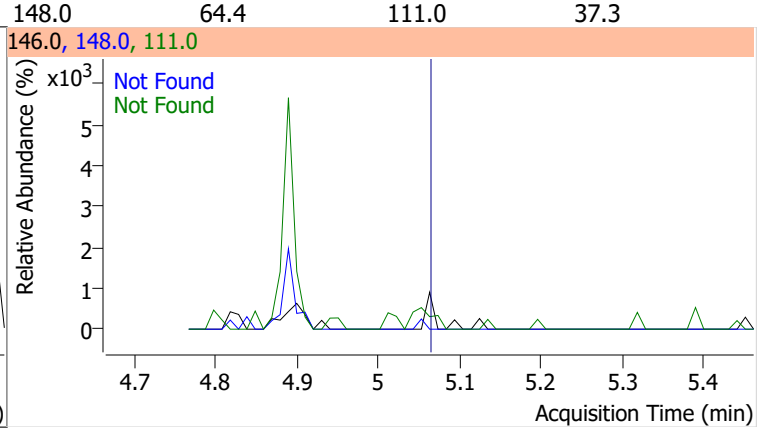

Compound	Conc.	Exp RT	QIon	Exp Ratio	QIon	Exp Ratio
Benzyl Alcohol	N.D.	5.08	79.0	119.3	107.0	70.5

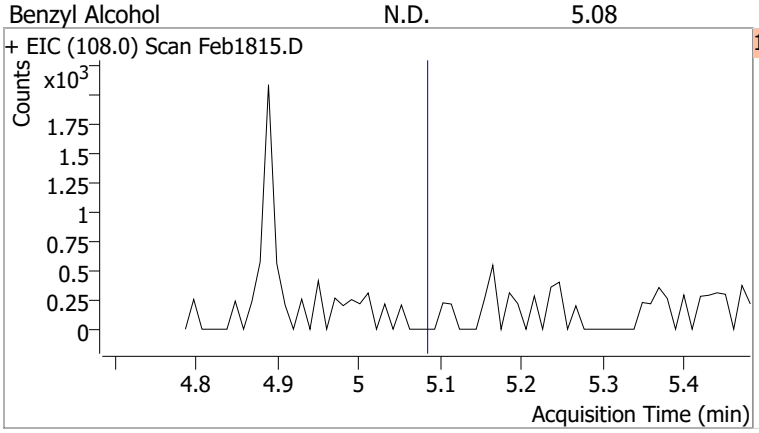

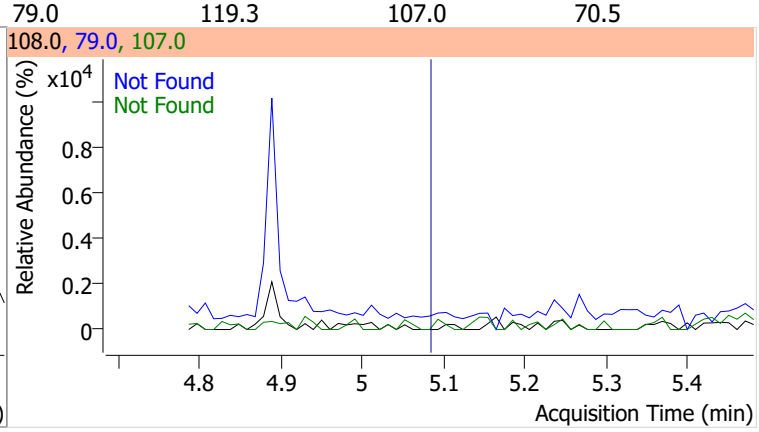

Compound	Conc.	Exp RT	QIon	Exp Ratio
bis(2-chloroisopropyl)Ether	N.D.	5.23	123.0	32.1

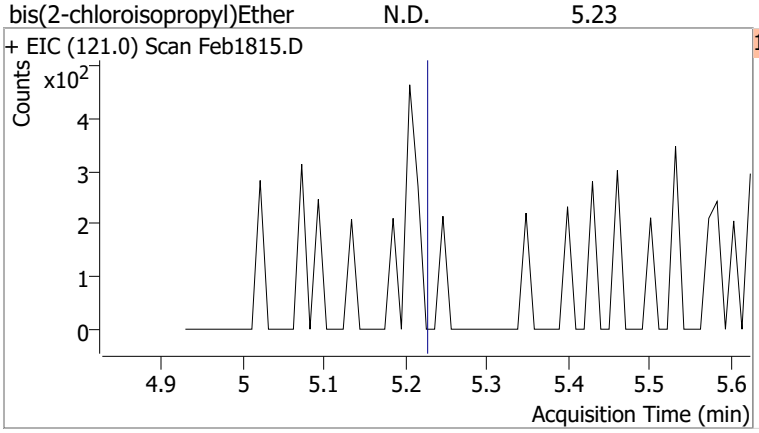

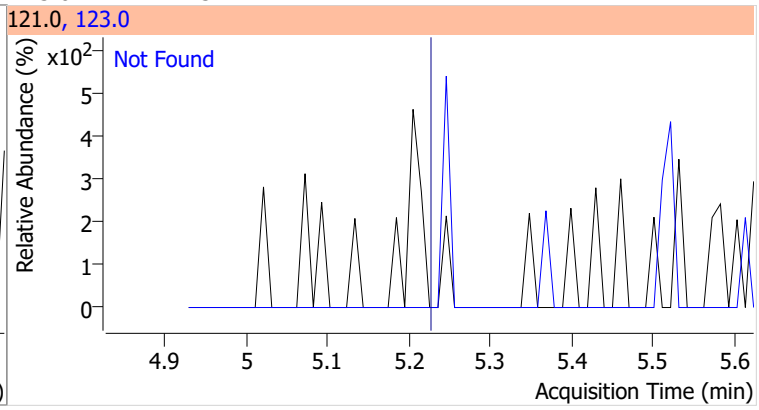

Compound	Conc.	Exp RT	QIon	Exp Ratio
2-Methylphenol	N.D.	5.25	108.0	116.5

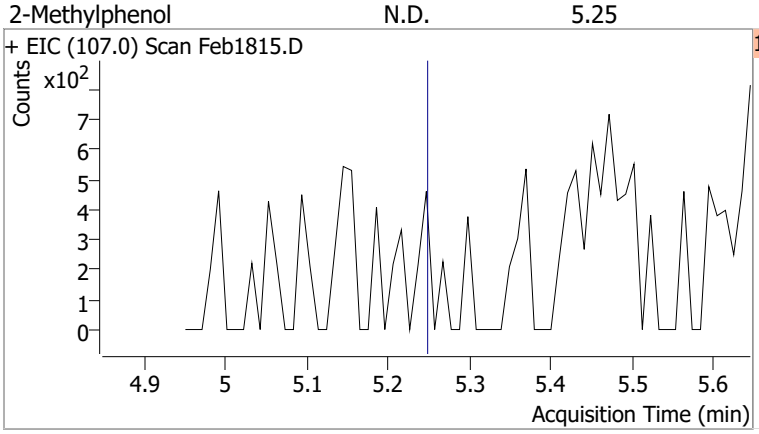

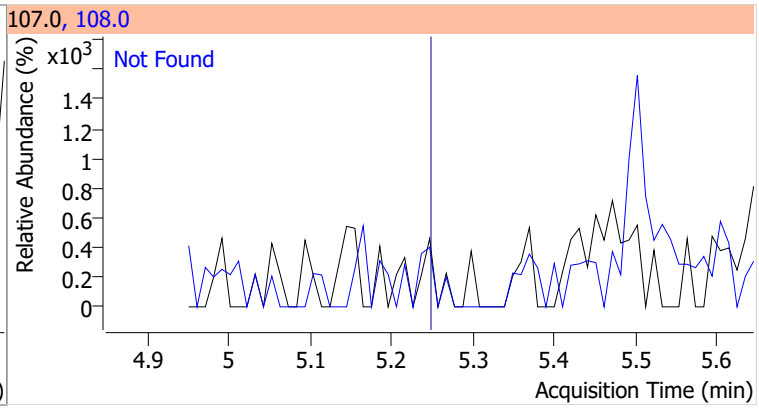

Compound	Conc.	RT	Dev(Min)	Resp.	QIon	QRatio	Lower	Upper
N-nitroso-Di-n-propylamine		0		0	130.0		0.0	38.8

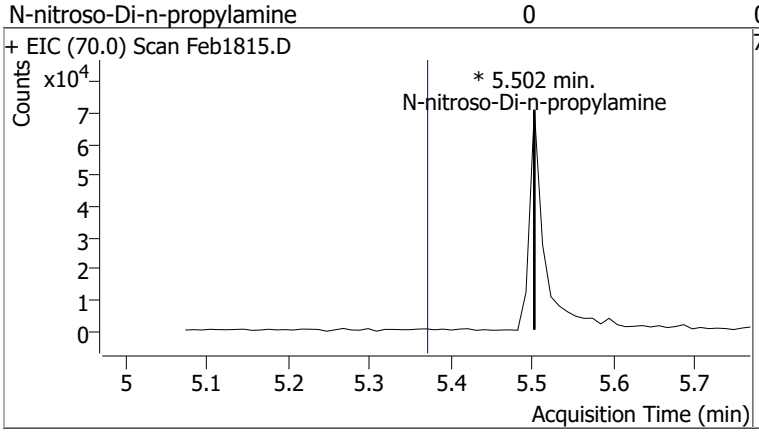

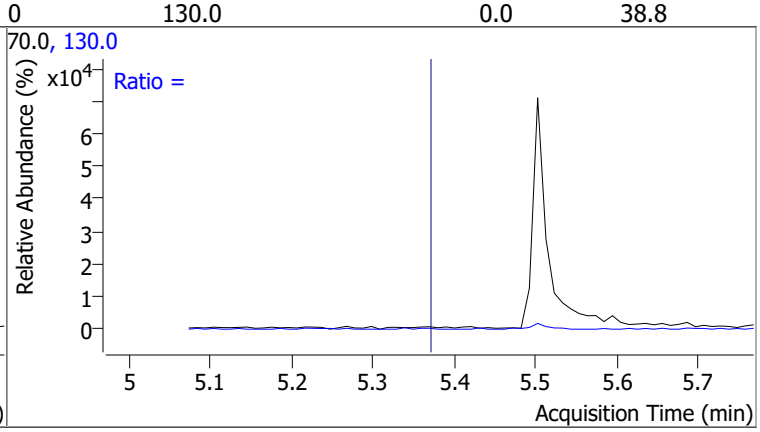

Compound	Conc.	Exp RT	QIon	Exp Ratio
4Methylphenol/3Methylphenol	N.D.	5.43	108.0	83.9

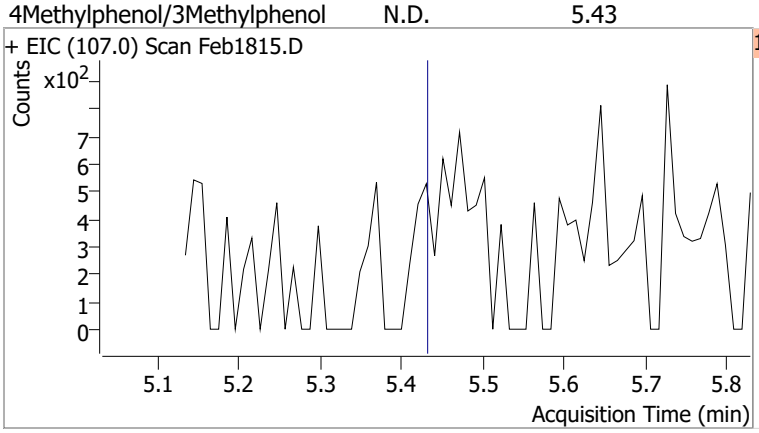

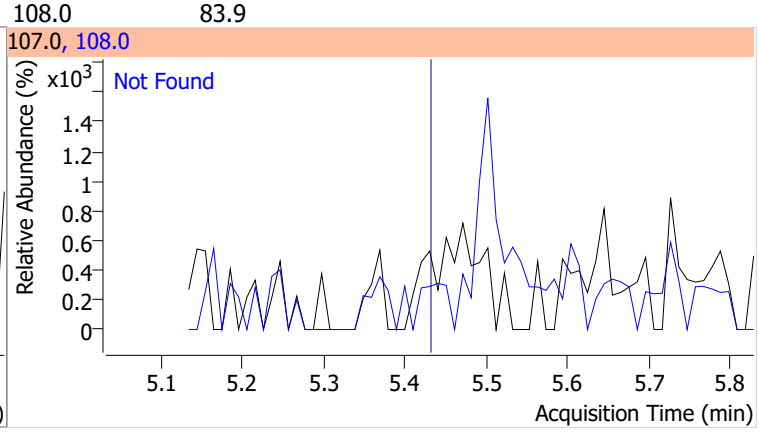

Compound	Conc.	Exp RT	QIon	Exp Ratio	QIon	Exp Ratio
Hexachloroethane	N.D.	5.43	201.0	90.8	199.0	56.9

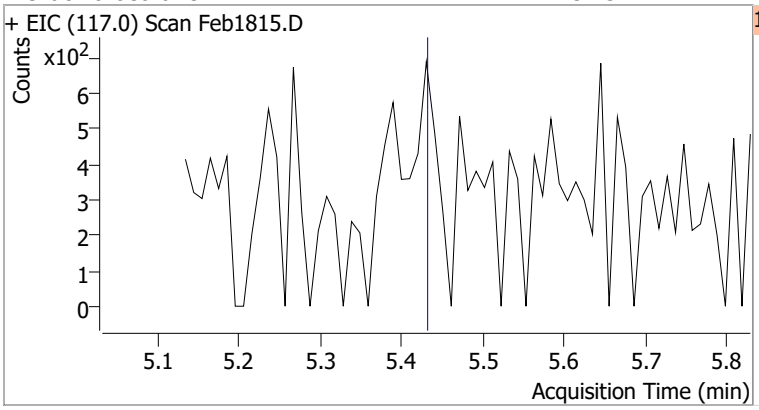

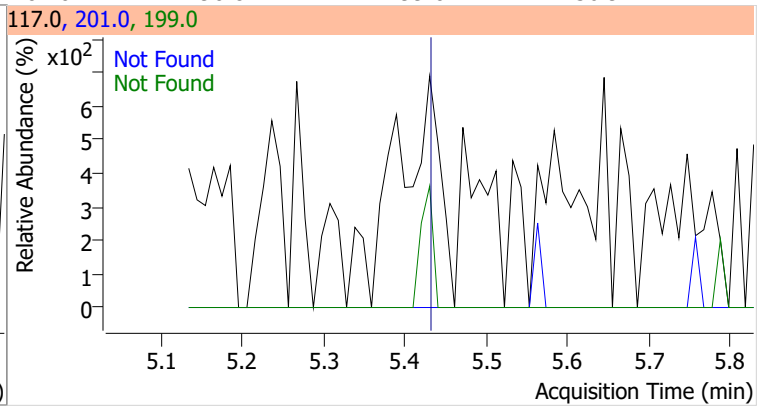

Compound	Conc.	RT	Dev(Min)	Resp.	QIon	QRatio	Lower	Upper
Nitrobenzene-d5	61.8257	5.50	0.00	418262	54.0	63.7	46.3	86.0
					128.0	47.4	34.1	63.3

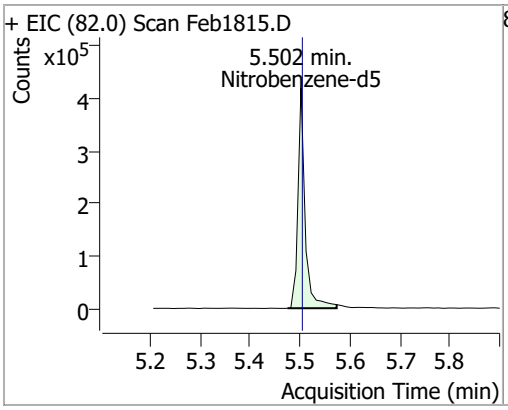

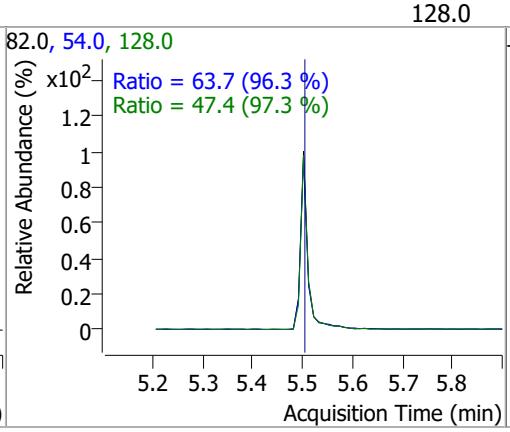

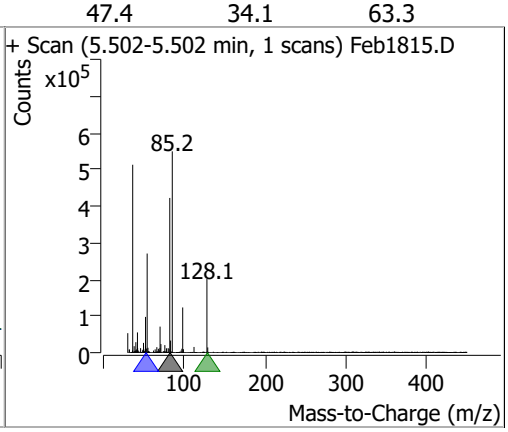

Compound	Conc.	Exp RT	QIon	Exp Ratio	QIon	Exp Ratio
Nitrobenzene	N.D.	5.52	77.0	212.7	51.0	131.0

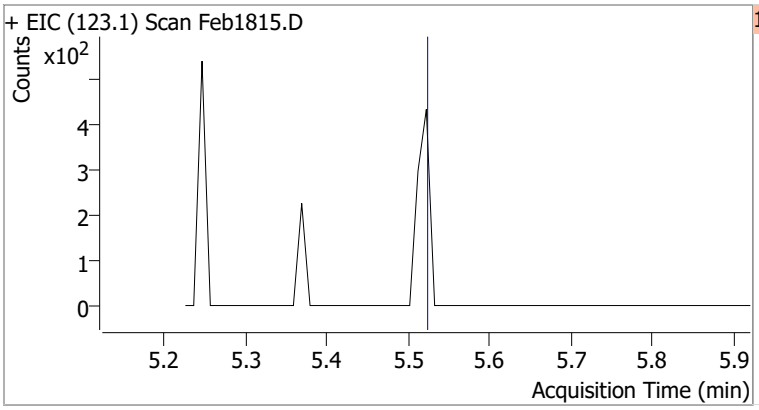

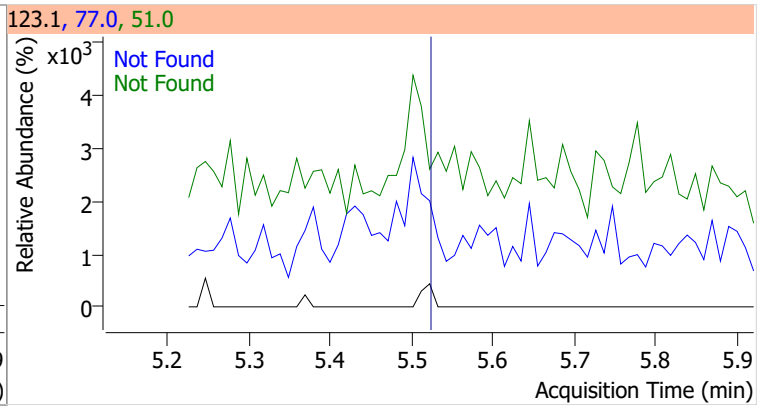

Compound	Conc.	Exp RT	QIon	Exp Ratio
Isophorone	N.D.	5.82	138.0	21.1

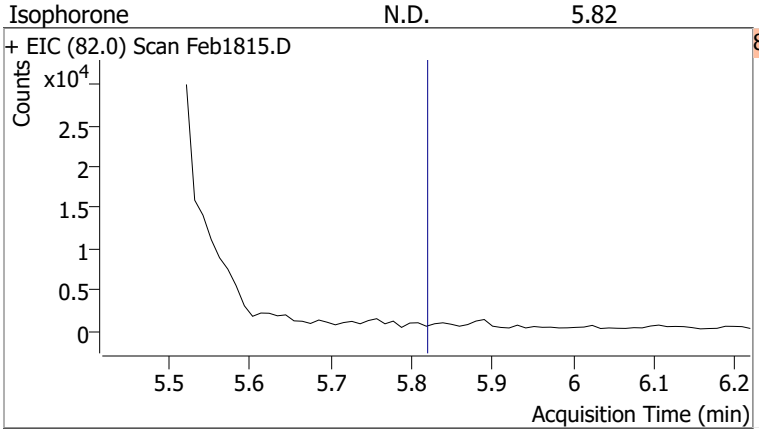

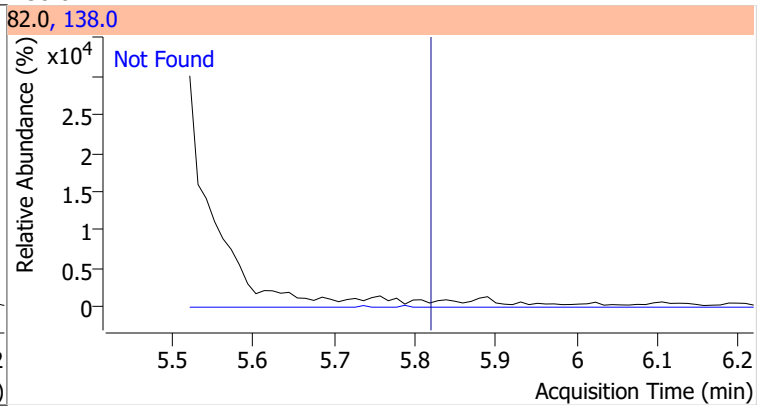

Compound	Conc.	Exp RT	QIon	Exp Ratio	QIon	Exp Ratio
2-Nitrophenol	N.D.	5.88	65.0	48.8	109.0	35.2

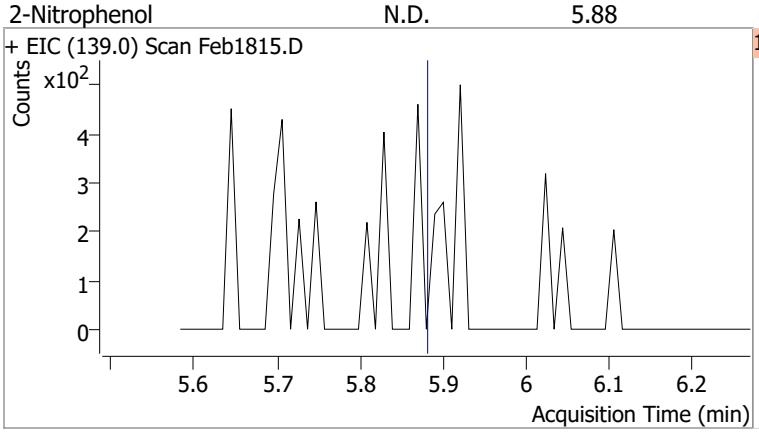

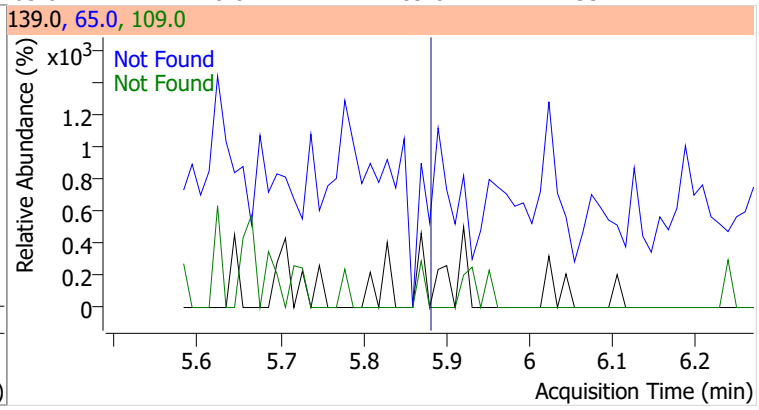

Compound	Conc.	Exp RT	QIon	Exp Ratio	QIon	Exp Ratio
2,4-Dimethylphenol	N.D.	6.00	107.0	109.4	77.0	34.0

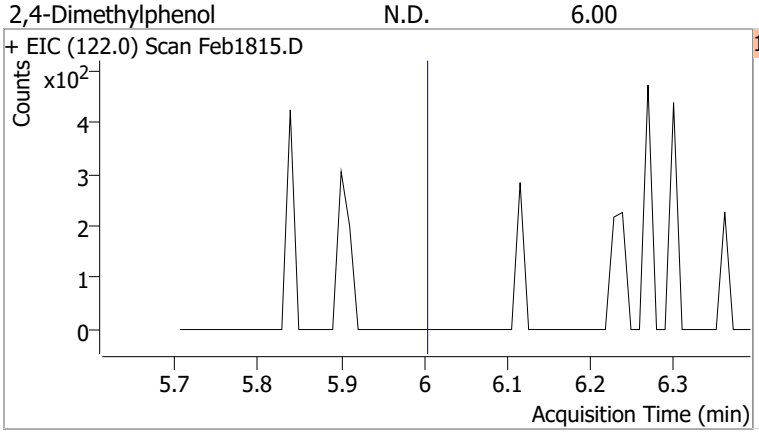

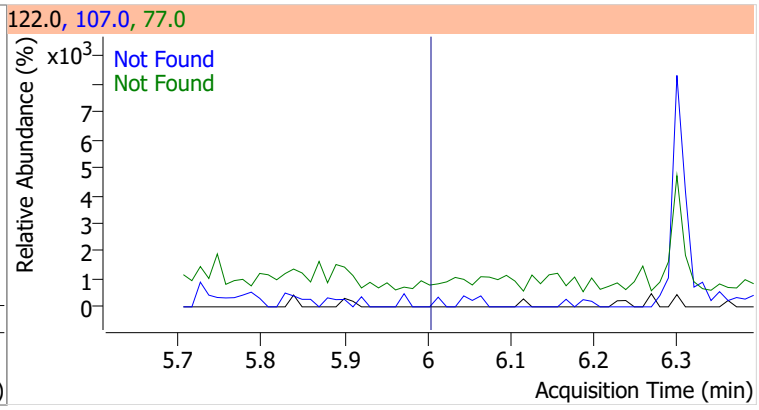

Compound	Conc.	Exp RT	QIon	Exp Ratio	QIon	Exp Ratio
bis(-2-Chloroethoxy)Methane	N.D.	6.08	63.0	68.1	95.0	31.9

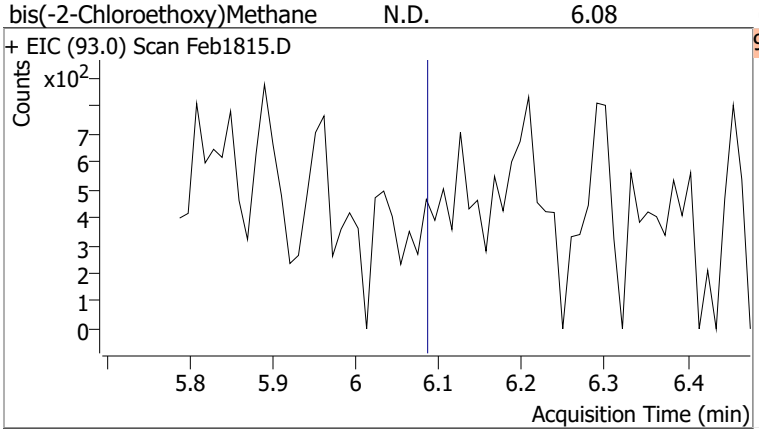

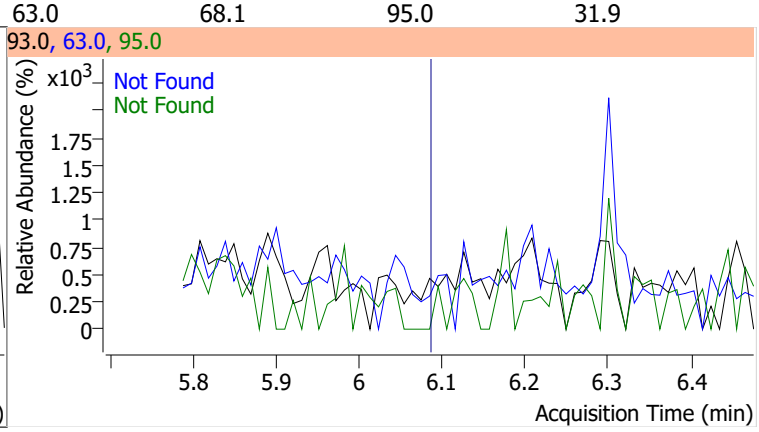

Compound	Conc.	Exp RT	QIon	Exp Ratio	QIon	Exp Ratio
2,4-Dichlorophenol	N.D.	6.19	164.0	65.0	98.0	28.6

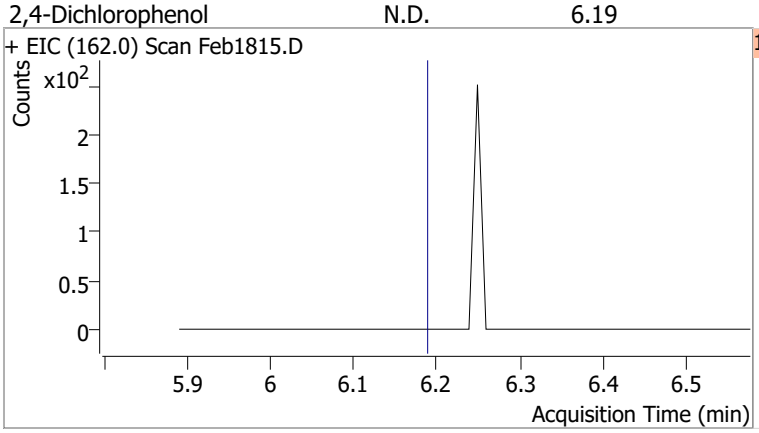

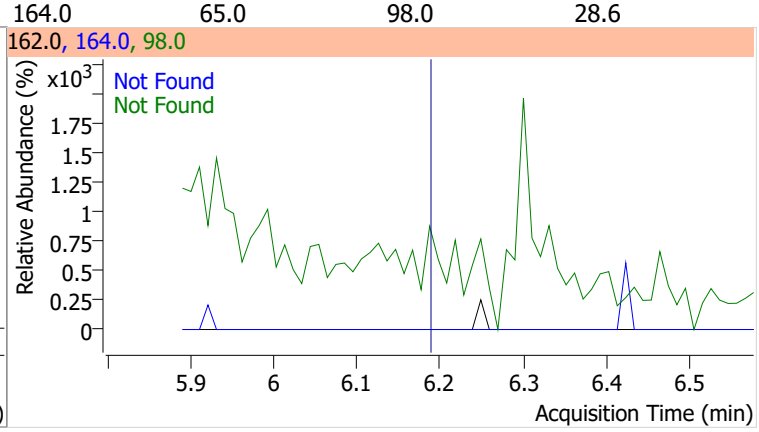

Compound	Conc.	Exp RT	QIon	Exp Ratio	QIon	Exp Ratio
Benzoic Acid	N.D.	6.24	122.0	85.5	77.0	60.4

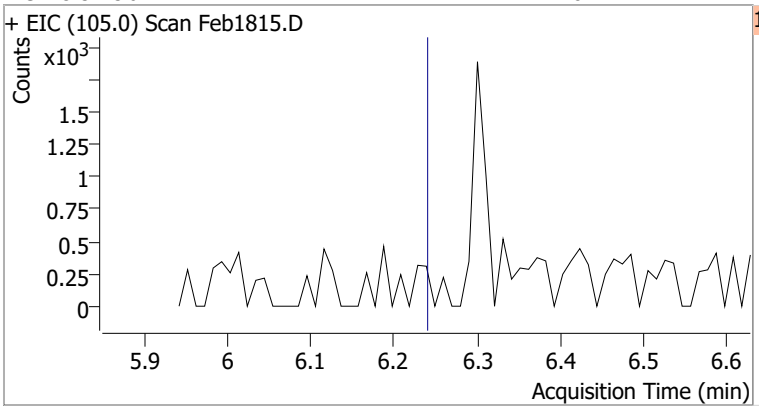

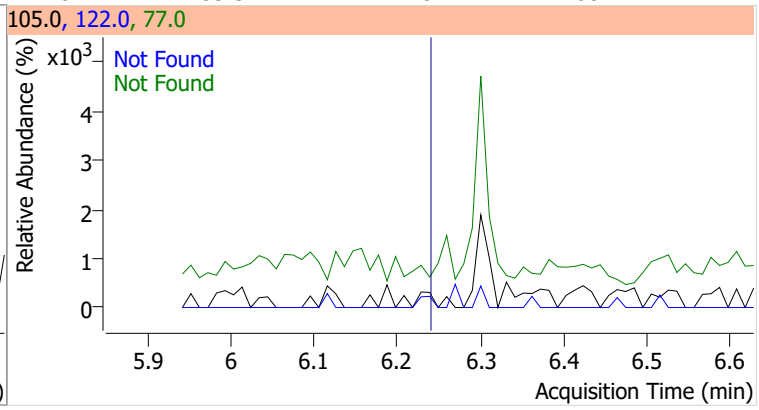

Compound	Conc.	Exp RT	QIon	Exp Ratio	QIon	Exp Ratio
1,2,4-Trichlorobenzene	N.D.	6.25	182.0	94.6	145.0	28.7

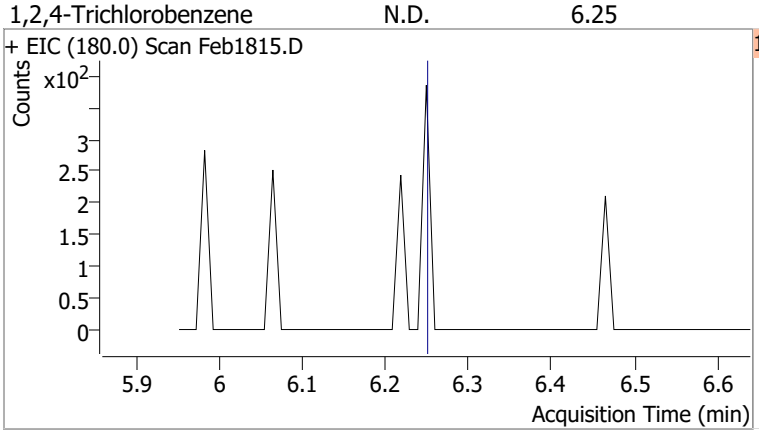

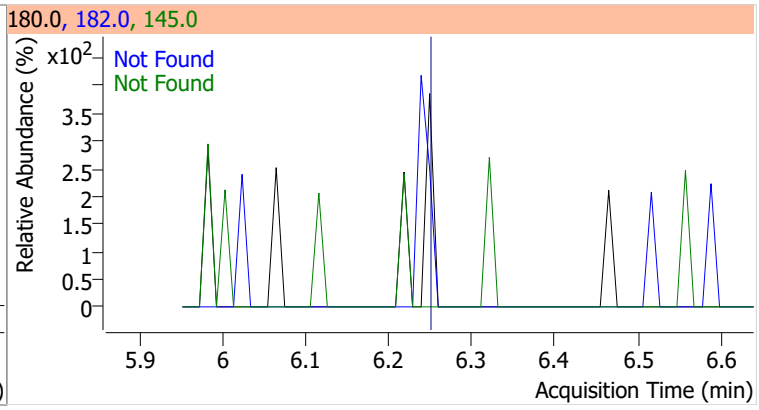

Compound	Conc.	Exp RT	QIon	Exp Ratio	QIon	Exp Ratio
Naphthalene	N.D.	6.33	129.0	11.5	102.0	9.9

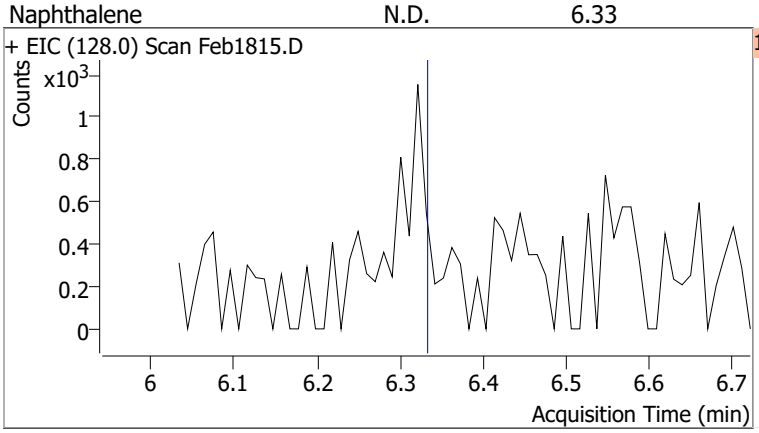

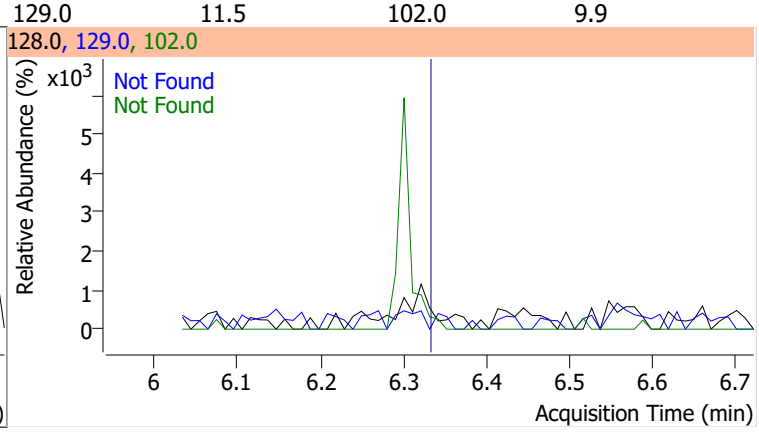

Compound	Conc.	RT	Dev(Min)	Resp.	QIon	QRatio	Lower	Upper
4-Chlorophenol		0		0	128.0		221.4	411.2

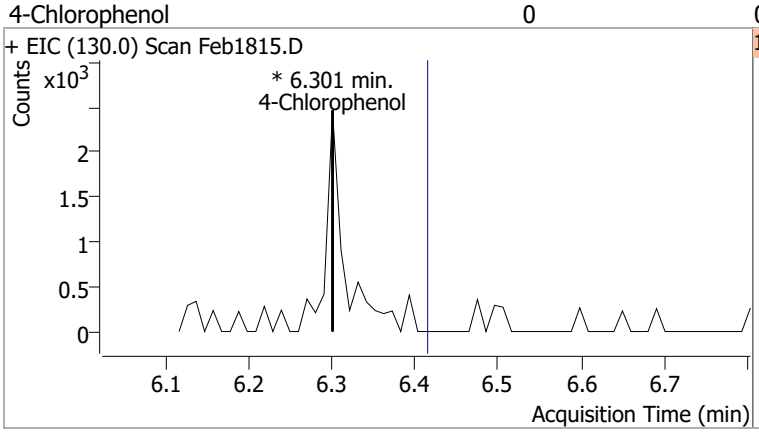

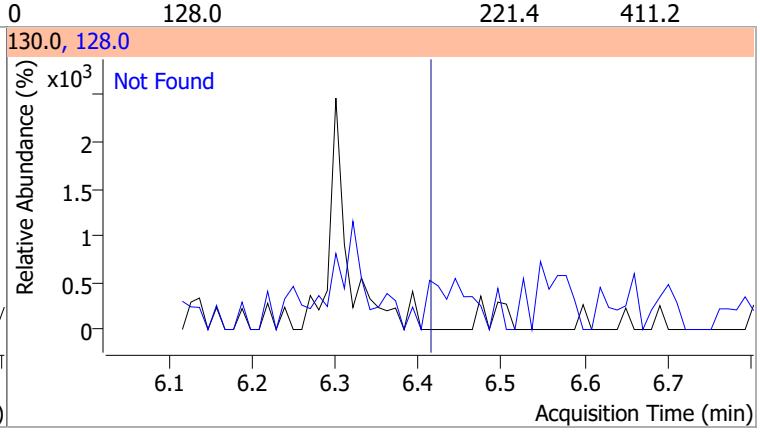

Compound	Conc.	Exp RT	QIon	Exp Ratio	QIon	Exp Ratio
p-Chloroaniline	N.D.	6.43	65.0	60.1	129.0	37.6

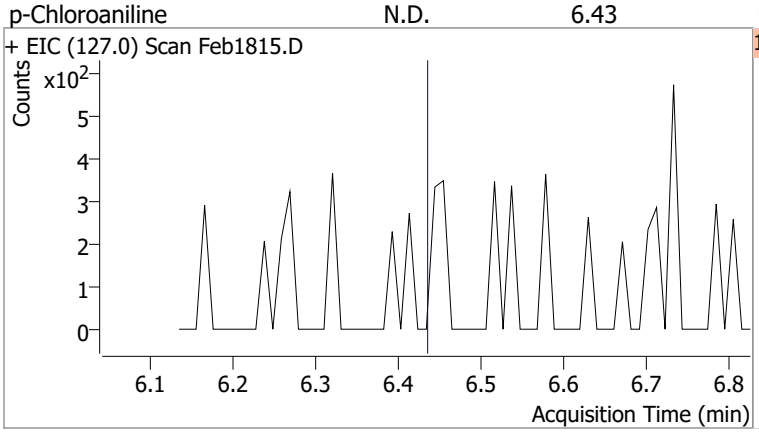

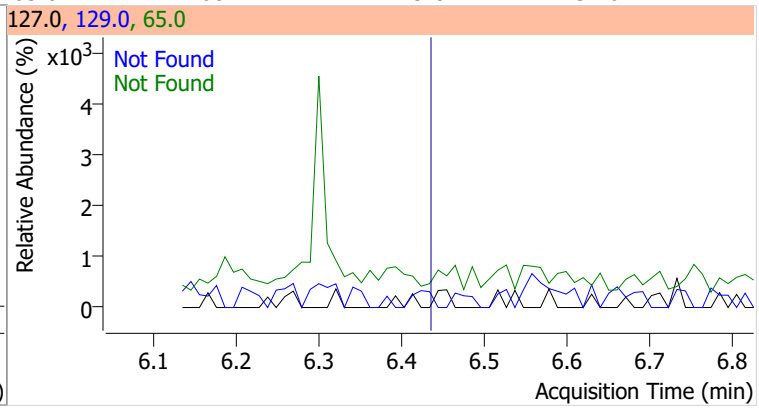

Compound	Conc.	Exp RT	QIon	Exp Ratio	QIon	Exp Ratio
Hexachlorobutadiene	N.D.	6.50	227.0	65.7	223.0	64.3

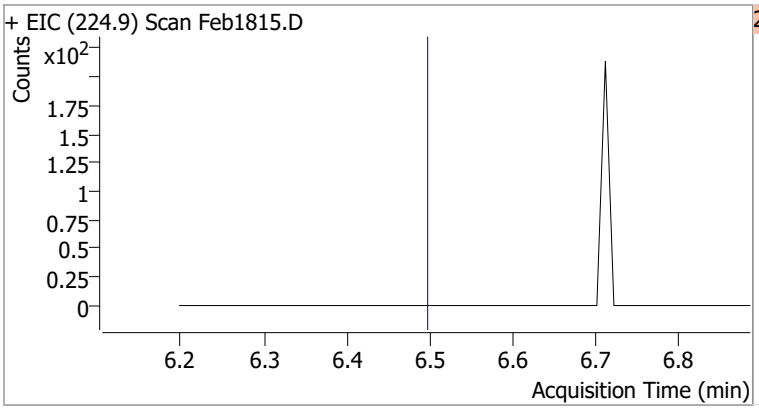

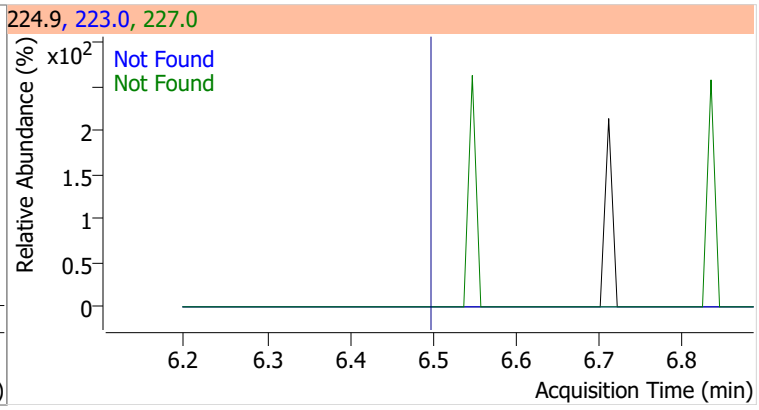

Compound	Conc.	Exp RT	QIon	Exp Ratio
4-Chloro-2-Methylphenol	N.D.	6.94	144.0	27.8

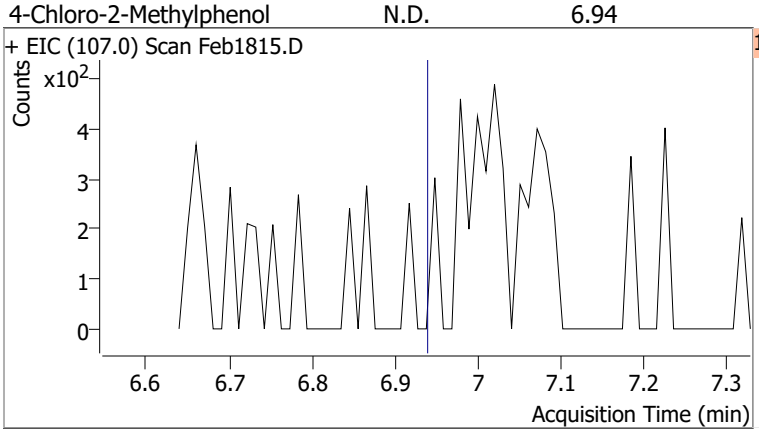

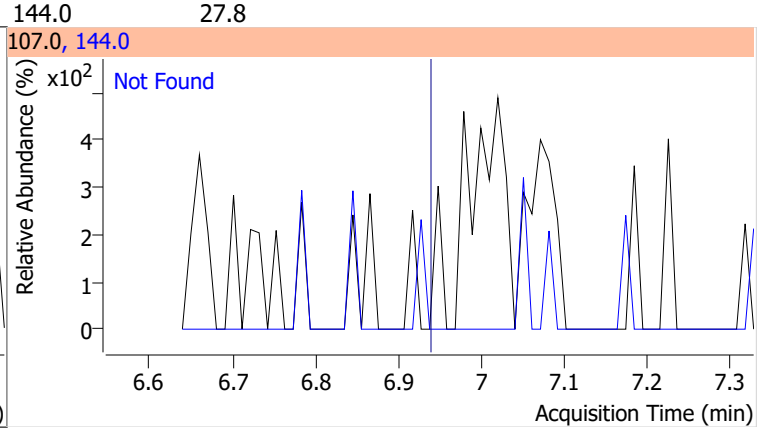

Compound	Conc.	Exp RT	QIon	Exp Ratio
4-Chloro-3-Methylphenol	N.D.	7.07	144.0	27.3

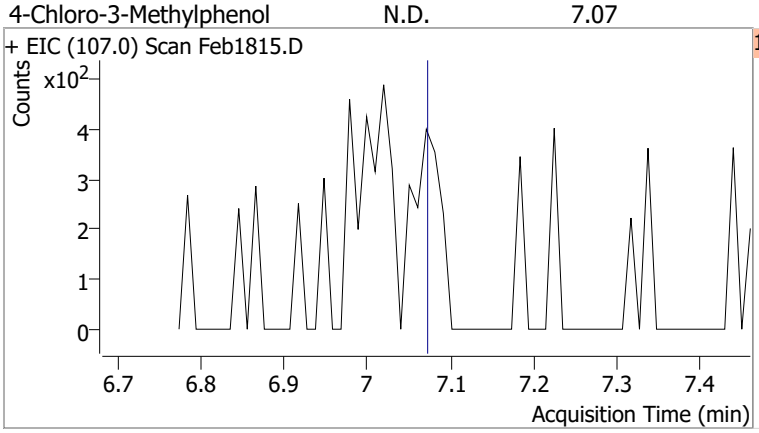

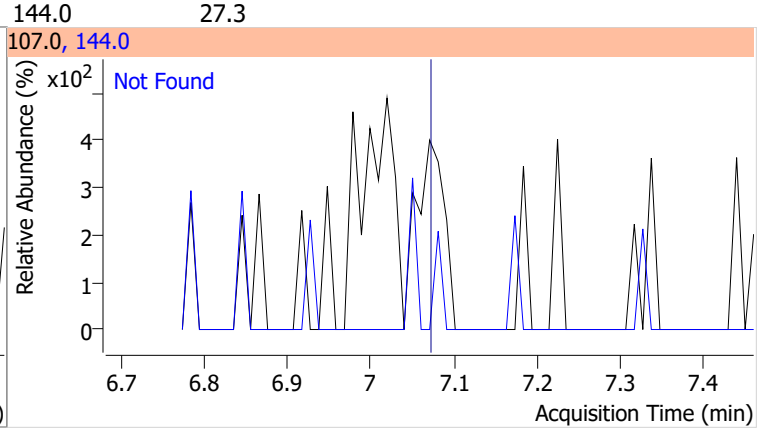

Compound	Conc.	Exp RT	QIon	Exp Ratio	QIon	Exp Ratio
2-Methylnaphthalene	N.D.	7.14	142.0	119.8	115.0	41.7

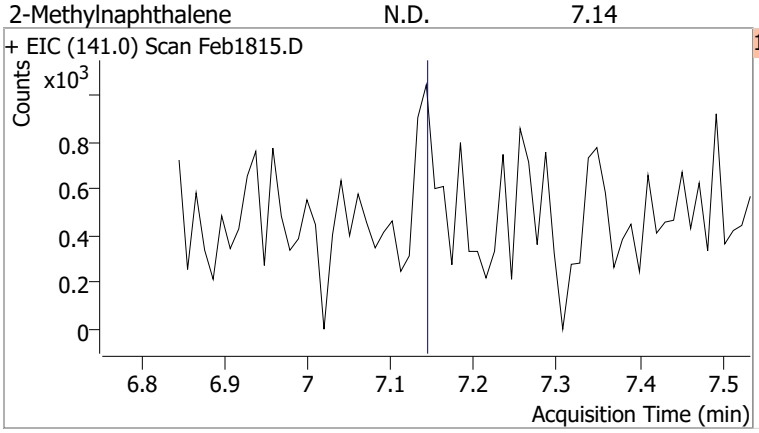

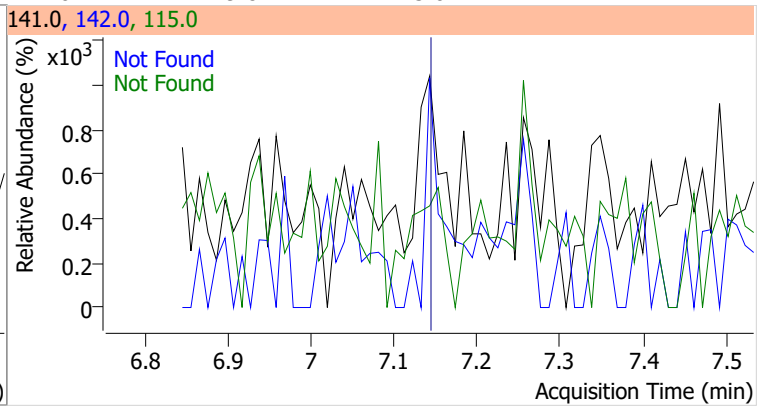

Compound	Conc.	Exp RT	QIon	Exp Ratio	QIon	Exp Ratio
1-Methylnaphthalene	N.D.	7.26	142.0	114.0	115.0	41.3

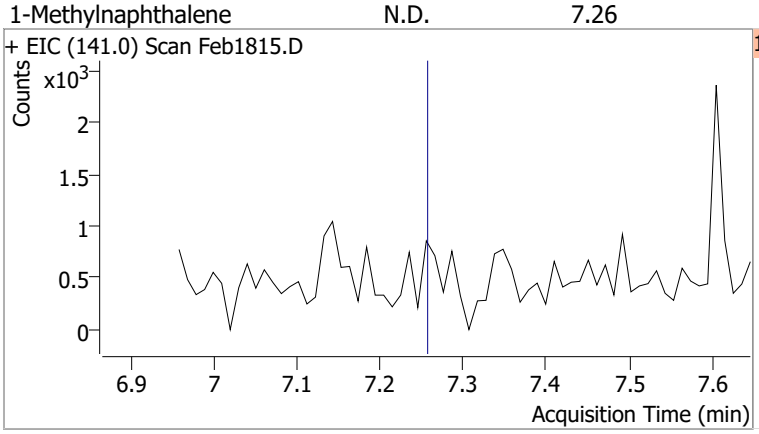

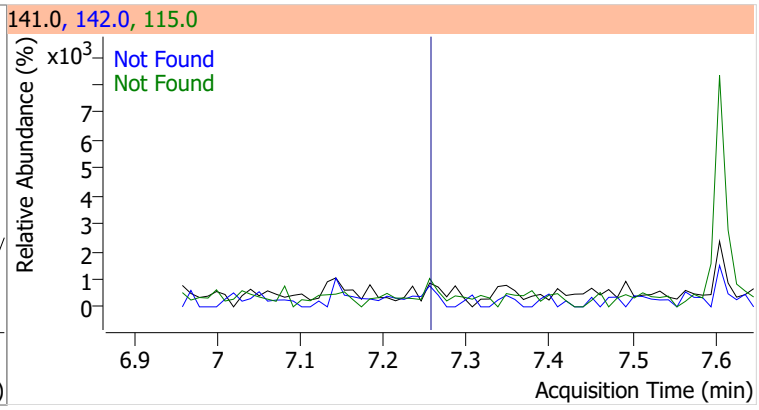

Compound	Conc.	Exp RT	QIon	Exp Ratio	QIon	Exp Ratio
Hexachlorocyclopentadiene	N.D.	7.34	234.9	64.6	238.9	63.8

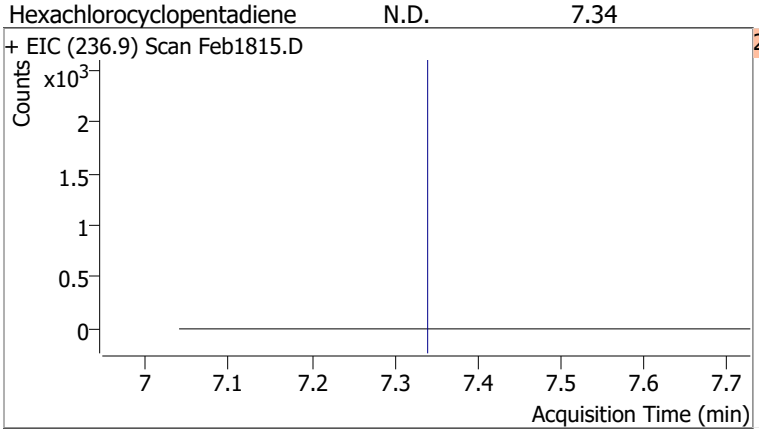

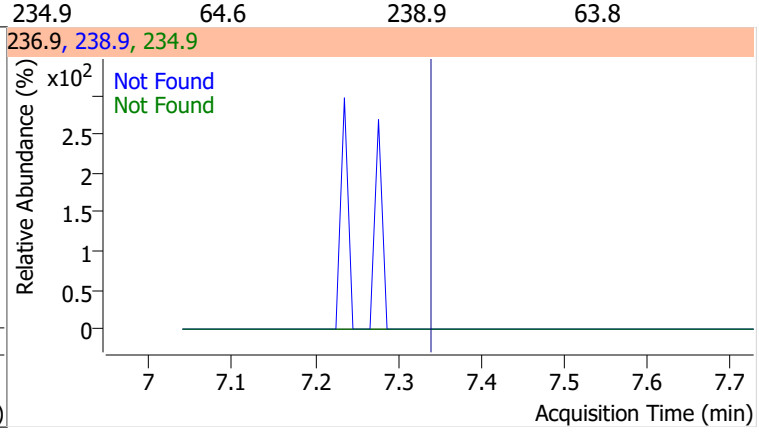

Compound	Conc.	Exp RT	QIon	Exp Ratio
2,4,6-Trichlorophenol	N.D.	7.52	198.0	96.5

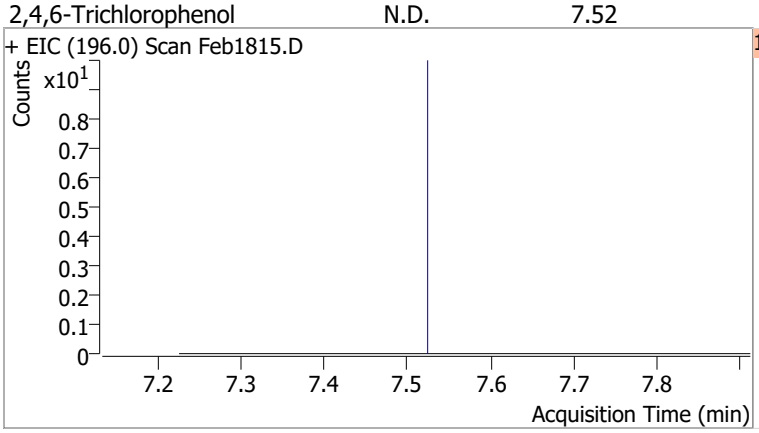

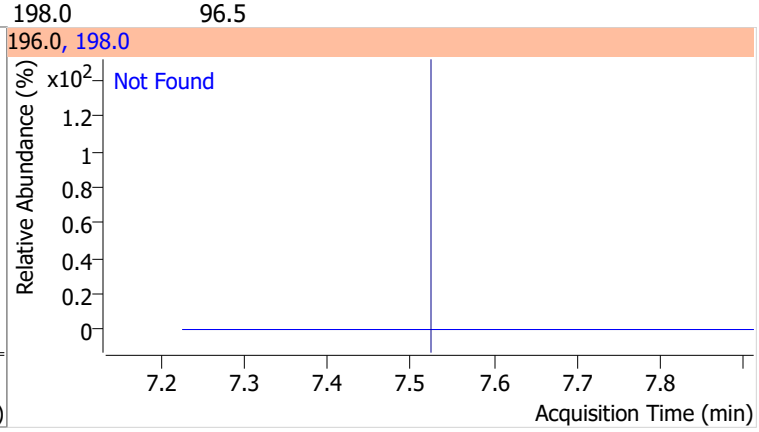

Compound	Conc.	Exp RT	QIon	Exp Ratio
2,4,5-Trichlorophenol	N.D.	7.57	198.0	90.2

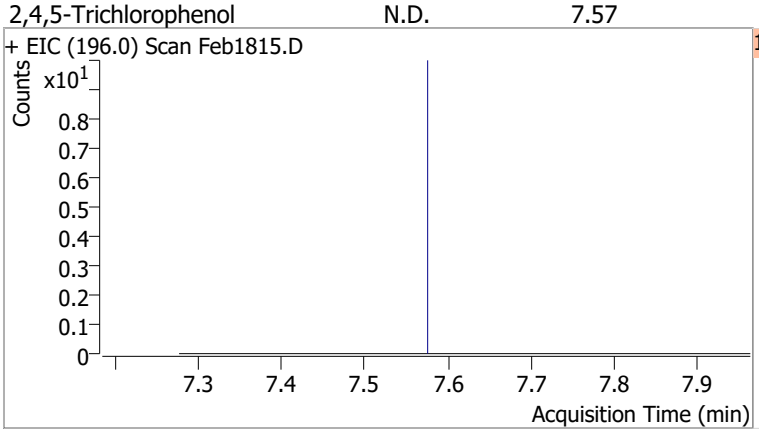

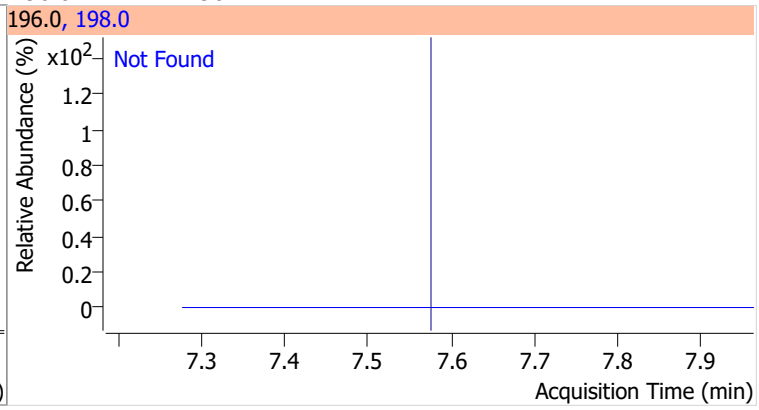

Compound	Conc.	RT	Dev(Min)	Resp.	QIon	QRatio	Lower	Upper
2-Fluorobiphenyl	66.7563	7.60	0.00	1277952	171.0	33.5	24.0	44.5

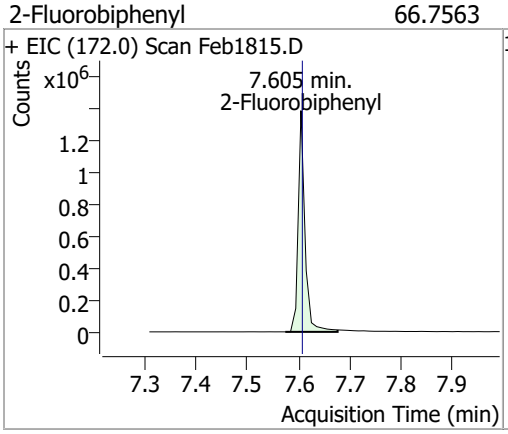

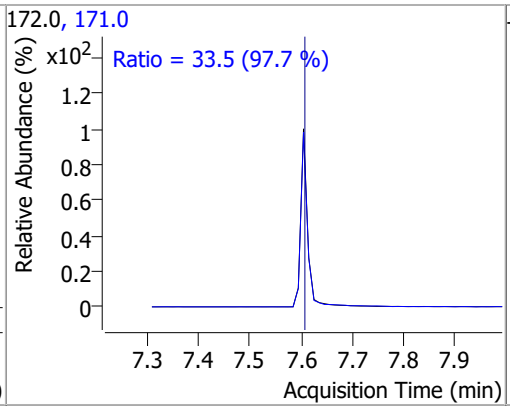

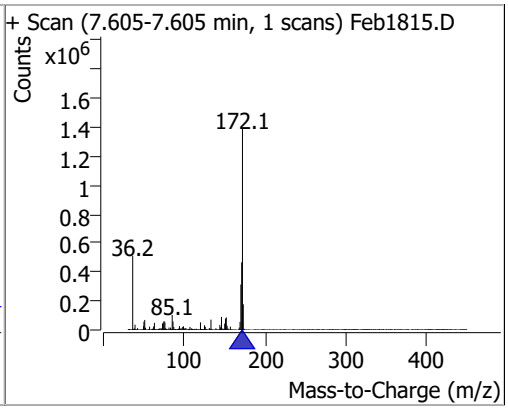

Compound	Conc.	Exp RT	QIon	Exp Ratio	QIon	Exp Ratio
2-Chloronaphthalene	N.D.	7.72	127.0	35.9	164.0	32.1

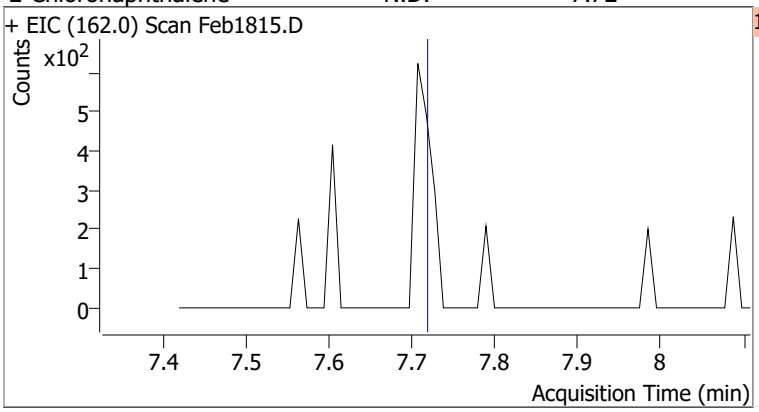

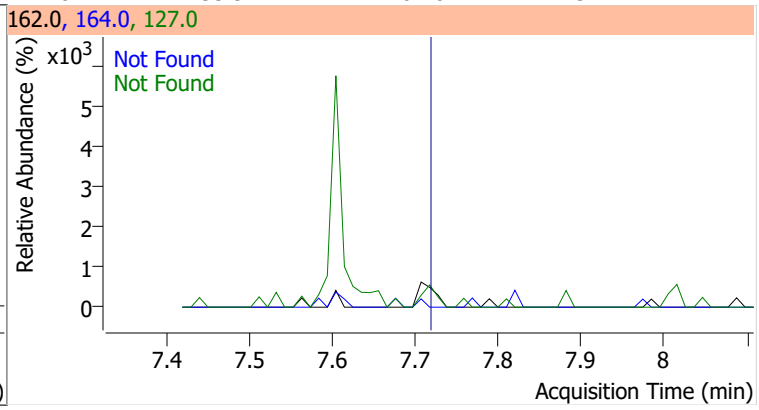

Compound	Conc.	Exp RT	QIon	Exp Ratio
2-Nitroaniline	N.D.	7.88	138.0	110.5

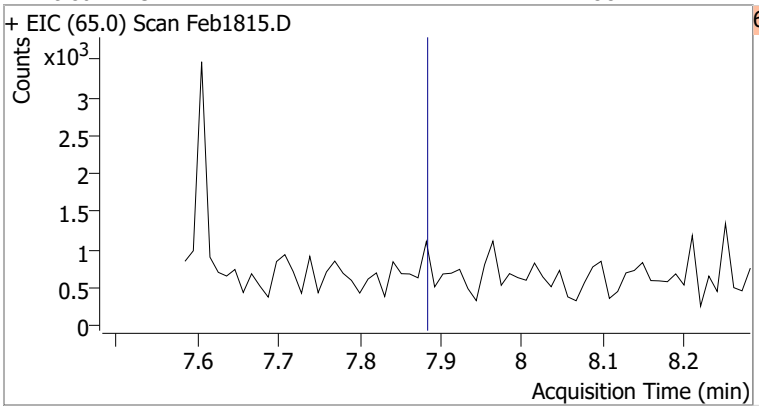

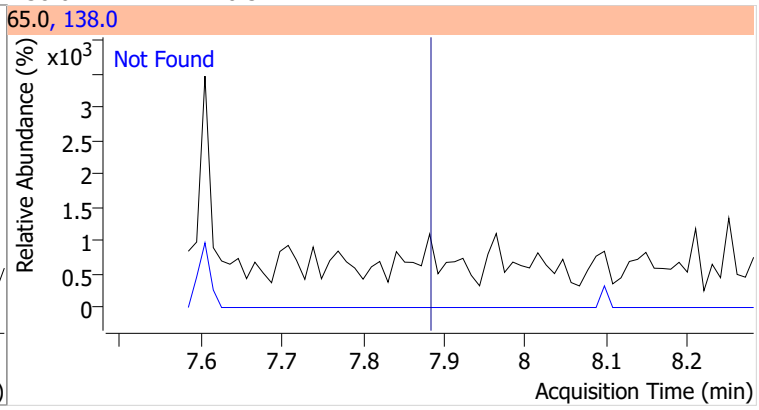

Compound	Conc.	RT	Dev(Min)	Resp.	QIon	QRatio	Lower	Upper
Dimethyl Phthalate		0		0	77.0		13.8	25.7

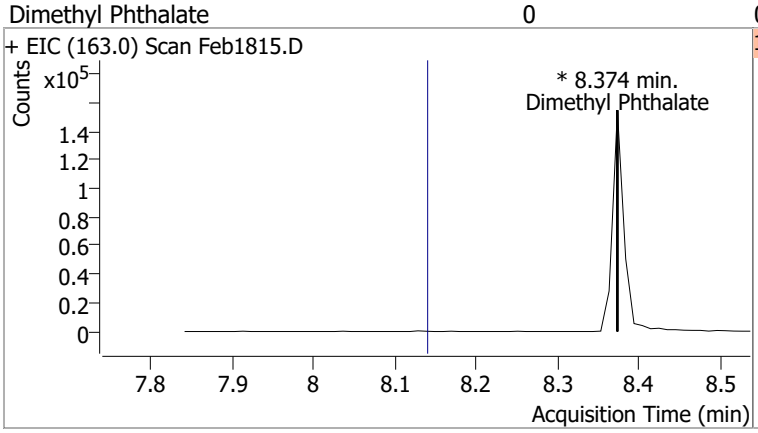

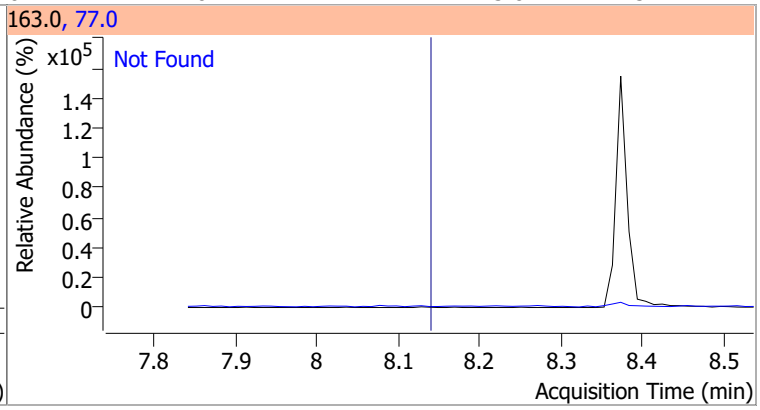

Compound	Conc.	RT	Dev(Min)	Resp.	QIon	QRatio	Lower	Upper
2,6-Dinitrotoluene		0		0	63.0		99.5	184.8
					89.0		43.3	80.3

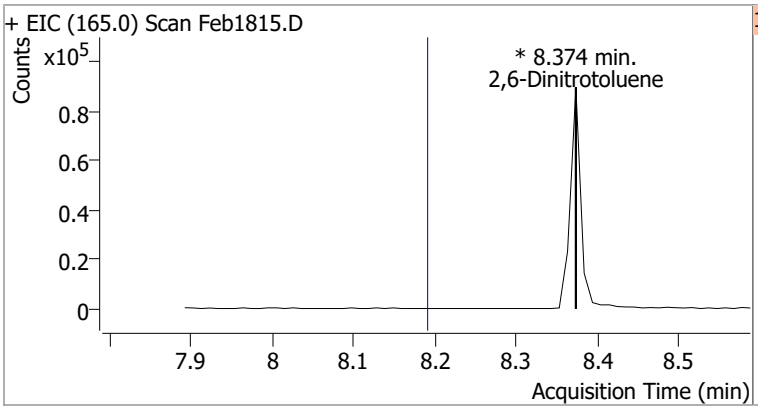

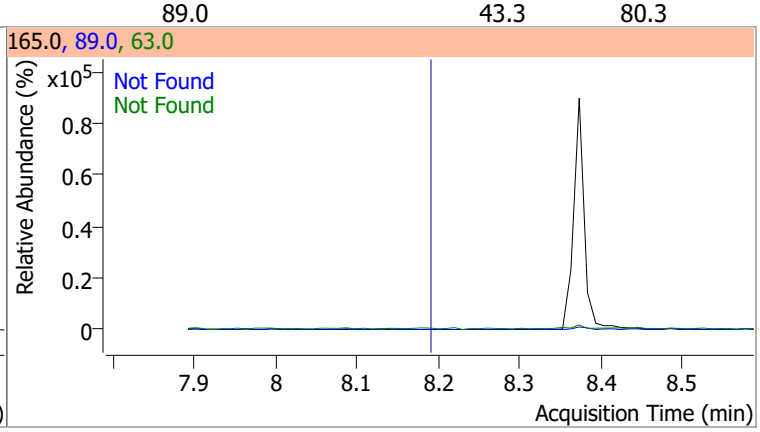

Compound	Conc.	Exp RT	QIon	Exp Ratio
Acenaphthylene	N.D.	8.20	153.1	13.6

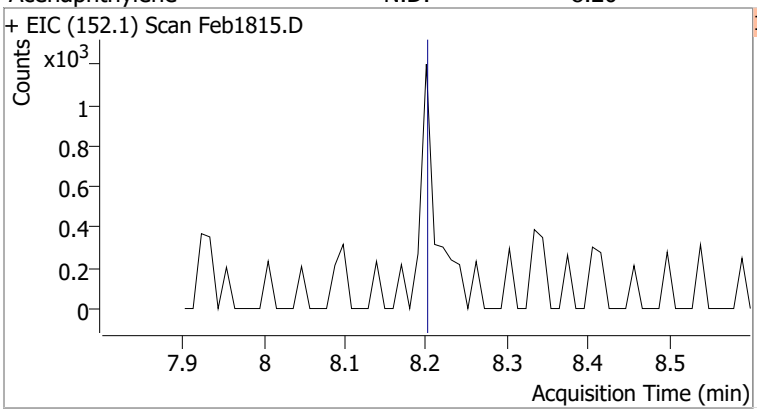

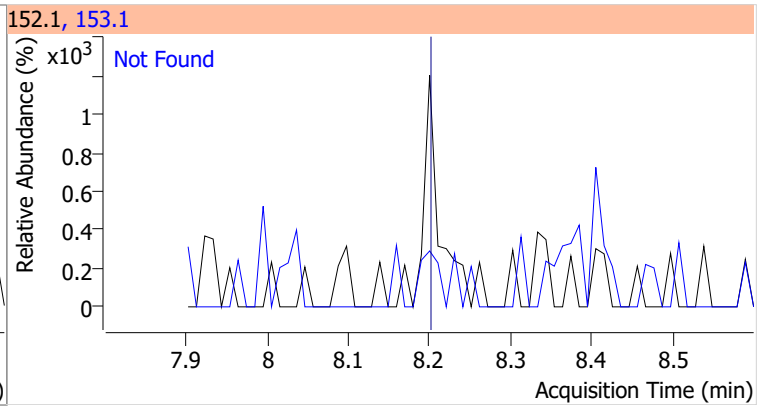

Compound	Conc.	Exp RT	QIon	Exp Ratio	QIon	Exp Ratio
3-Nitroaniline	N.D.	8.39	65.0	129.1	92.0	106.7

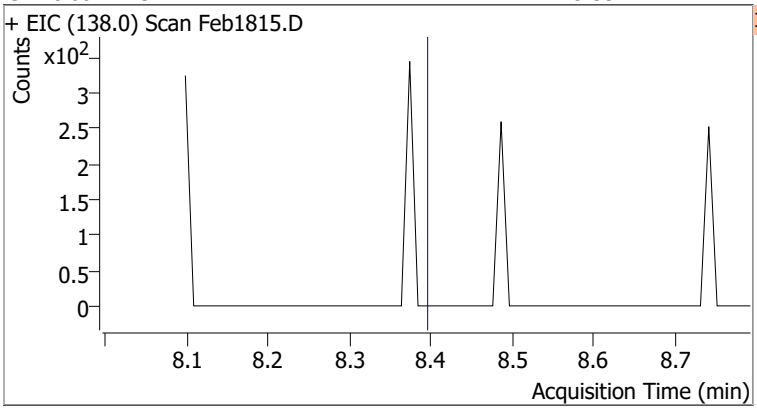

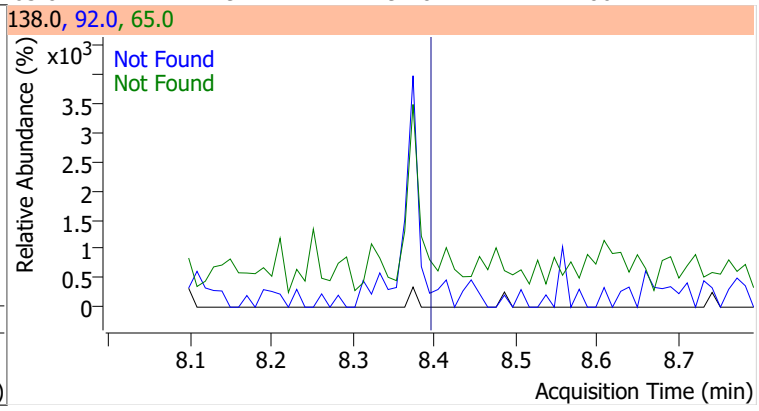

Compound	Conc.	Exp RT	QIon	Exp Ratio	QIon	Exp Ratio
Acenaphthene	N.D.	8.41	153.0	106.5	152.0	51.8

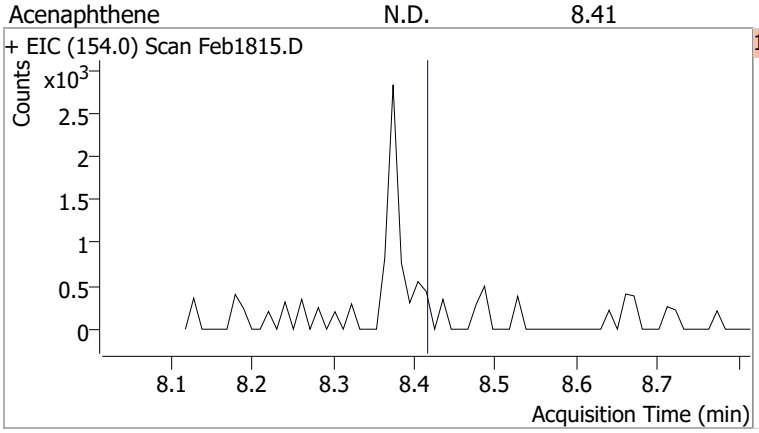

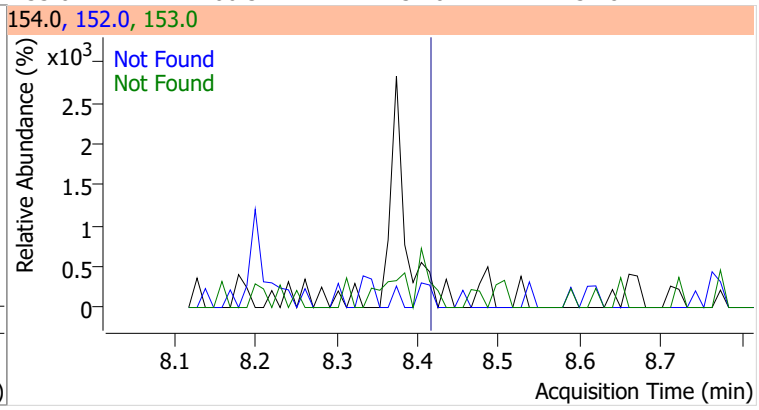

Compound	Conc.	Exp RT	QIon	Exp Ratio
2,4-Dinitrophenol	N.D.	8.52	154.0	62.7

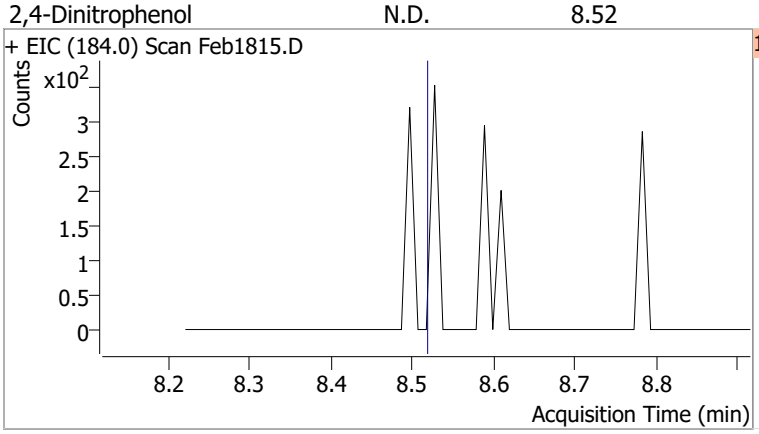

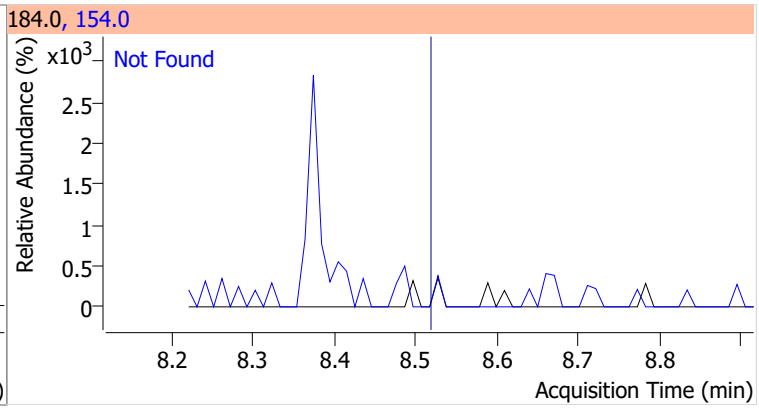

Compound	Conc.	Exp RT	QIon	Exp Ratio
Dibenzofuran	N.D.	8.63	139.0	37.5

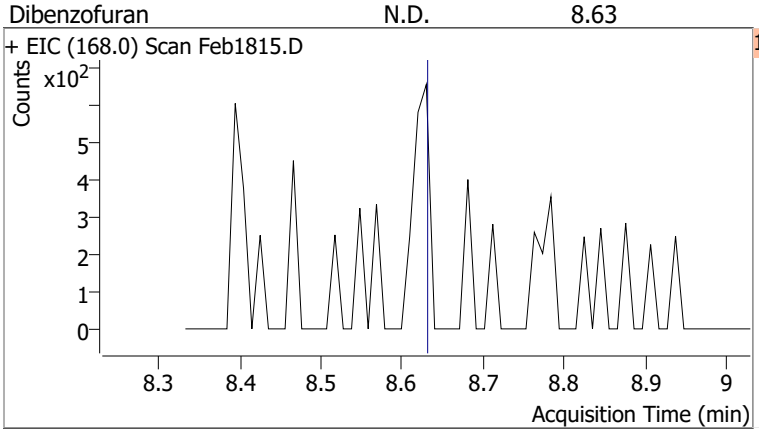

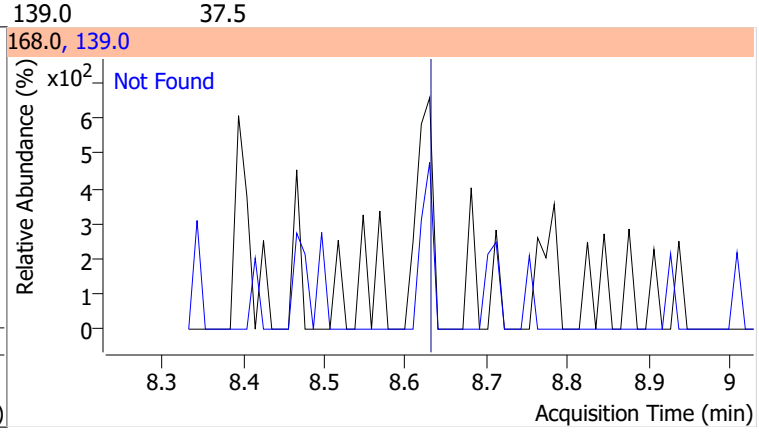

Compound	Conc.	Exp RT	QIon	Exp Ratio	QIon	Exp Ratio
2,4-Dinitrotoluene	N.D.	8.67	89.0	79.2	63.0	48.4

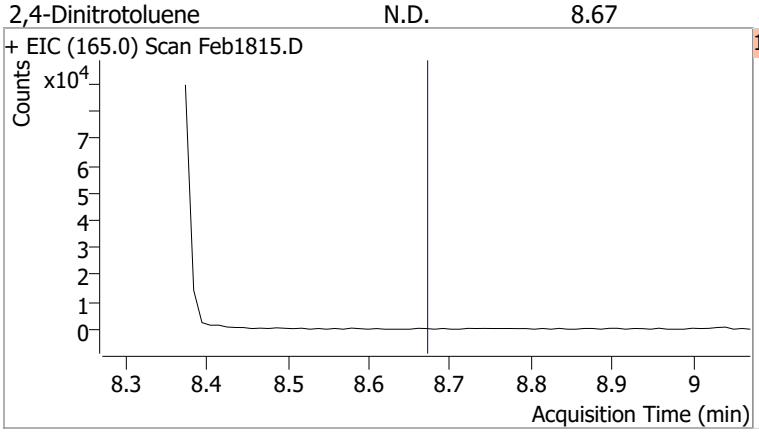

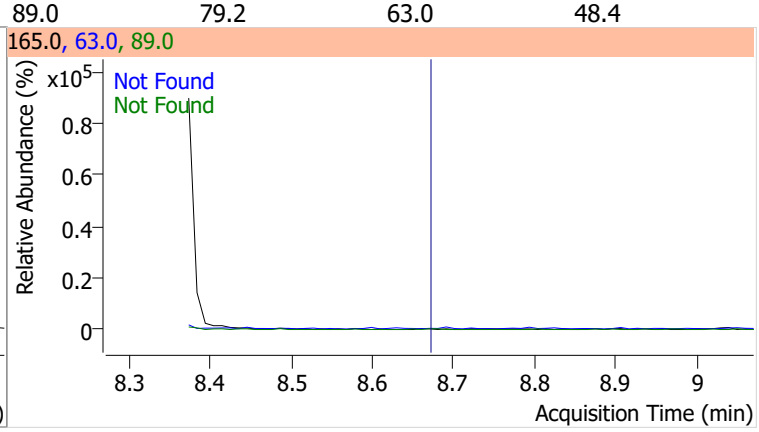

Compound	Conc.	Exp RT	QIon	Exp Ratio	QIon	Exp Ratio
4-Nitrophenol	N.D.	8.70	65.0	72.0	139.0	71.1

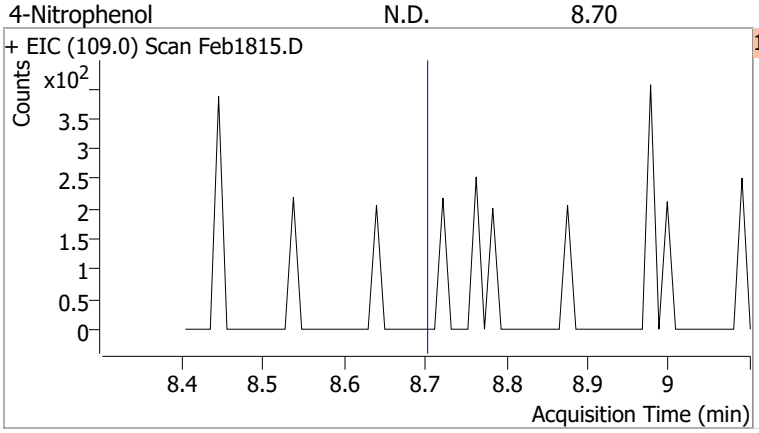

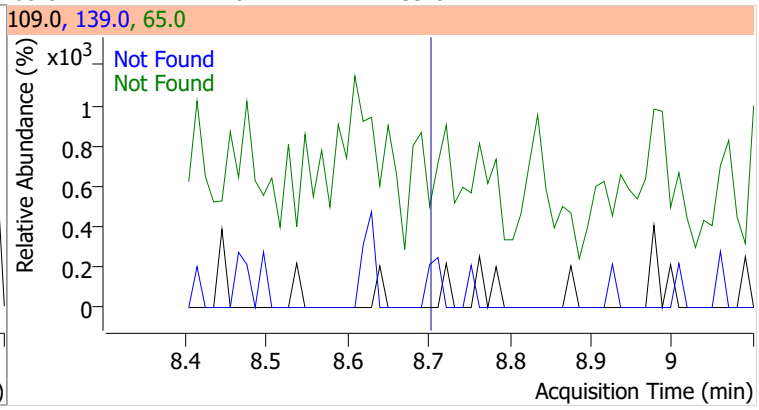

Compound	Conc.	Exp RT	QIon	Exp Ratio	QIon	Exp Ratio
Diethylphthalate	N.D.	9.00	177.0	20.7	150.0	12.5

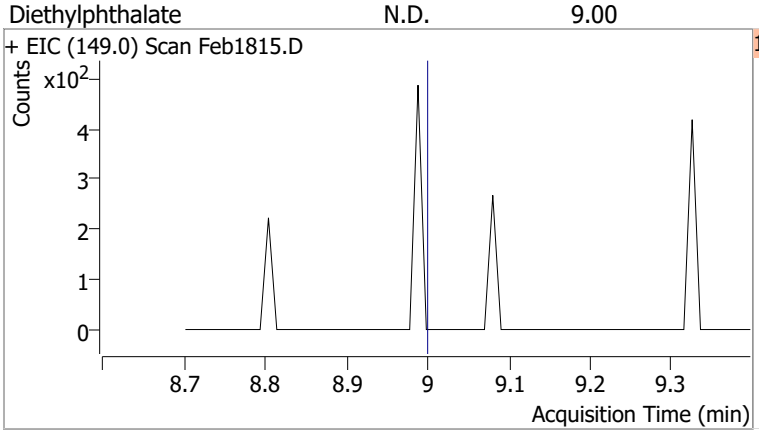

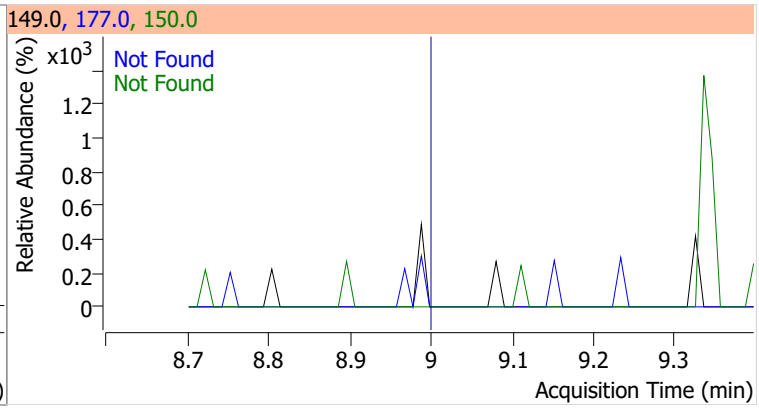

Compound	Conc.	Exp RT	QIon	Exp Ratio	QIon	Exp Ratio
Fluorene	N.D.	9.04	165.0	93.4	167.0	13.7

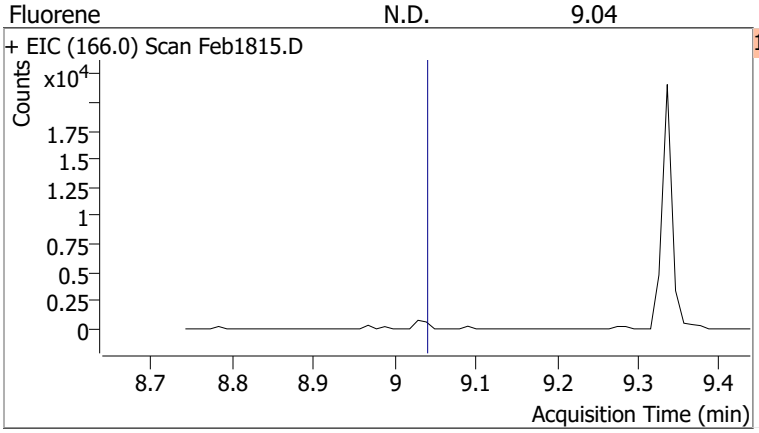

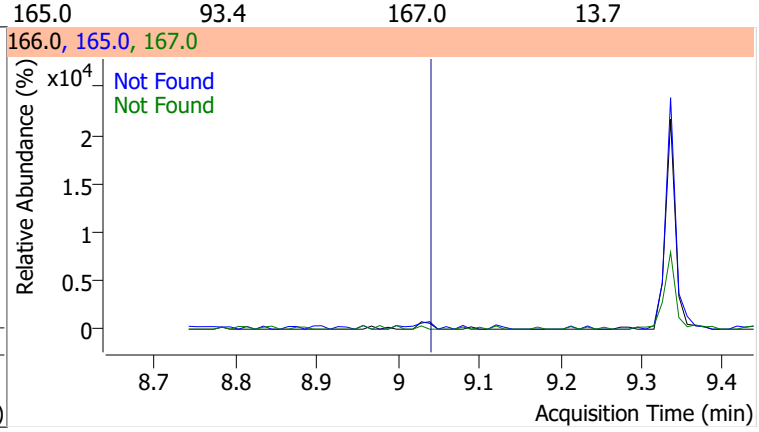

Compound	Conc.	Exp RT	QIon	Exp Ratio	QIon	Exp Ratio
4-Chlorophenyl-phenylether	N.D.	9.07	141.0	61.2	206.0	33.8

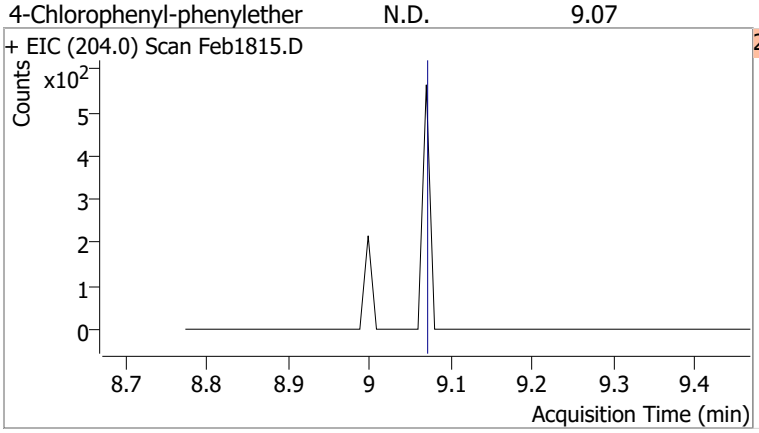

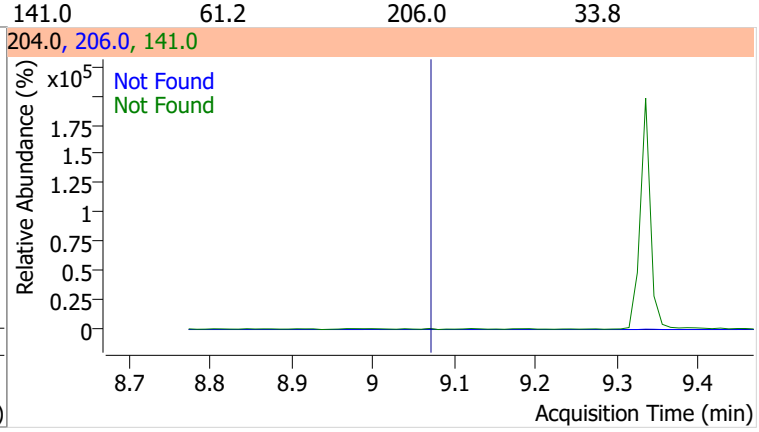

Compound	Conc.	Exp RT	QIon	Exp Ratio	QIon	Exp Ratio
4-Nitroaniline	N.D.	9.14	65.0	112.7	92.0	49.3

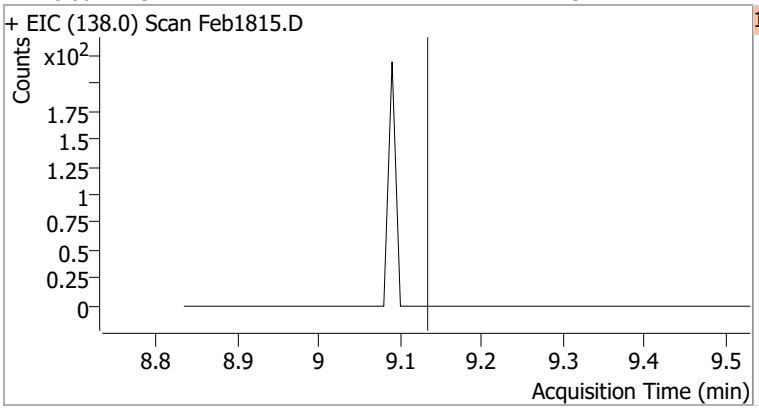

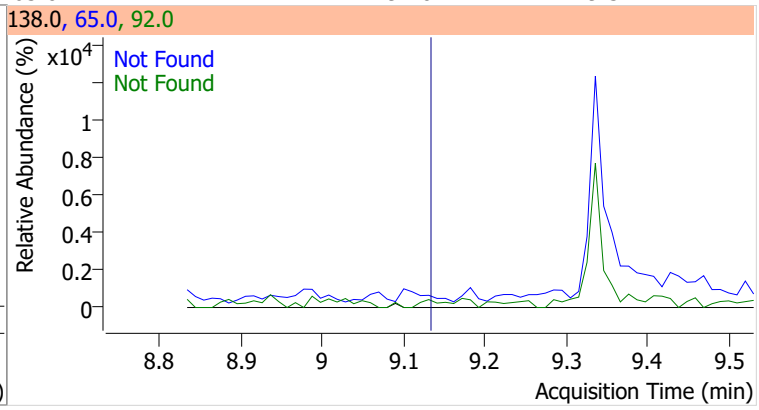

Compound	Conc.	RT	Dev(Min)	Resp.	QIon	QRatio	Lower	Upper
4,6-Dinitro-2-methylphenol		0		0	121.0		35.1	65.3

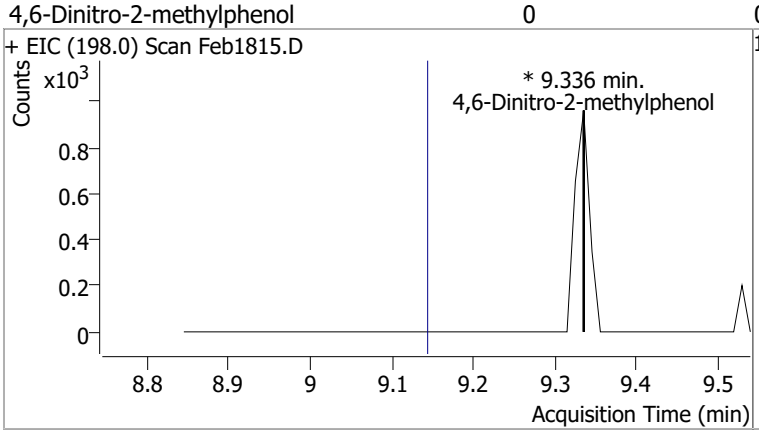

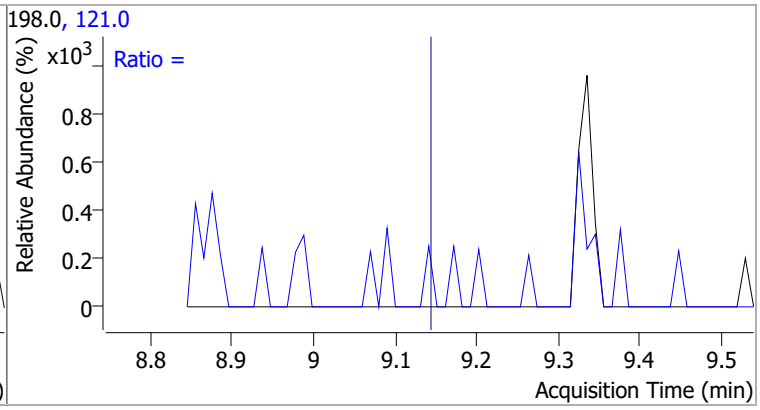

Compound	Conc.	Exp RT	QIon	Exp Ratio	QIon	Exp Ratio
N-nitrosodiphenylamine	N.D.	9.23	168.0	62.8	167.0	34.1

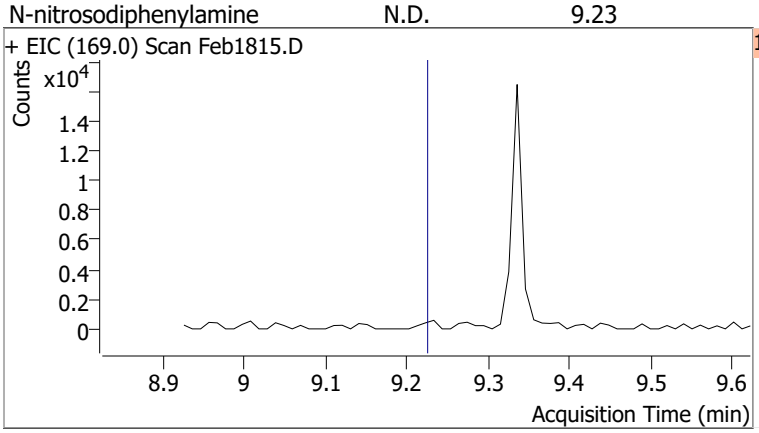

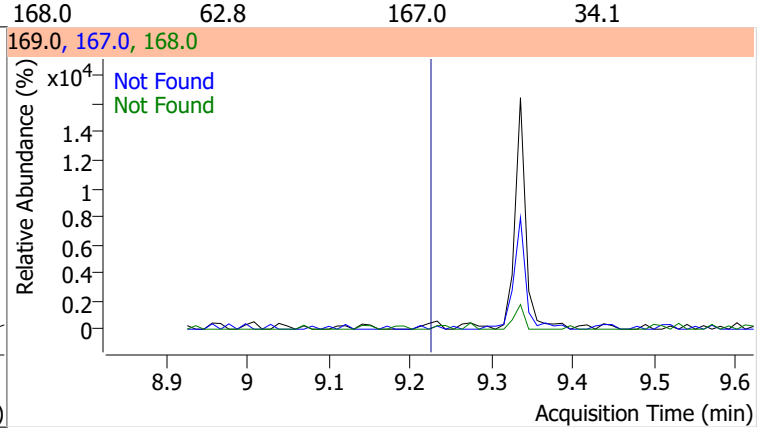

Compound	Conc.	Exp RT	QIon	Exp Ratio	QIon	Exp Ratio
Azobenzene	N.D.	9.26	51.0	45.2	182.0	24.1

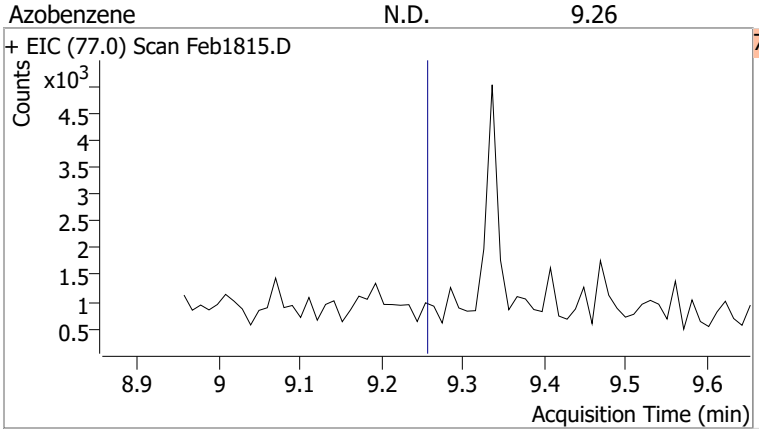

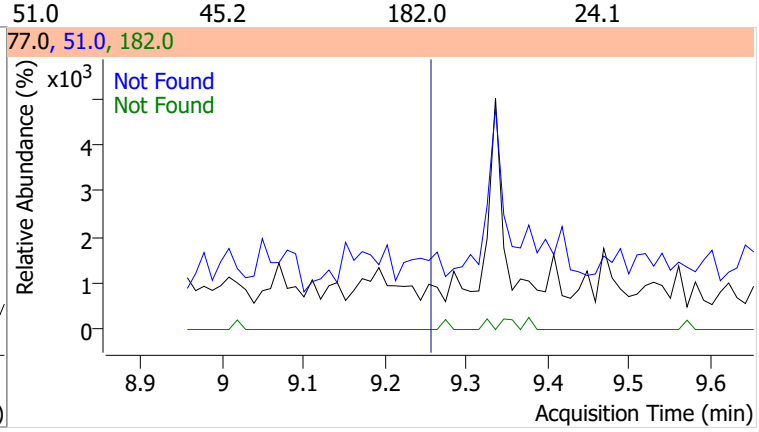

Compound	Conc.	RT	Dev(Min)	Resp.	QIon	QRatio	Lower	Upper
2,4,6-Tribromophenol	160.5017	9.34	0.00	279834	331.8	91.5	68.5	127.2

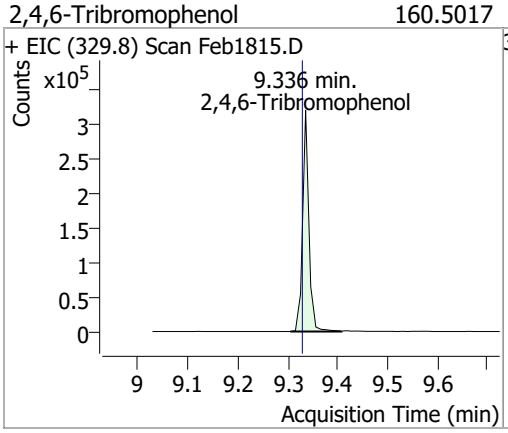

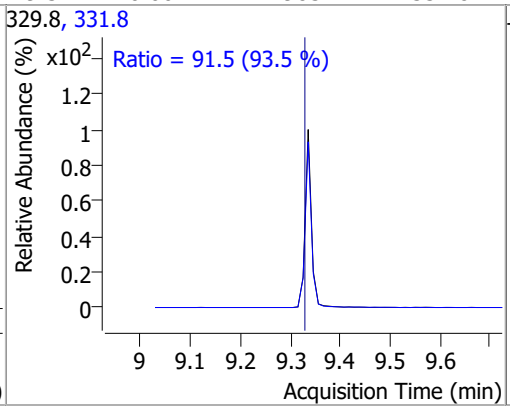

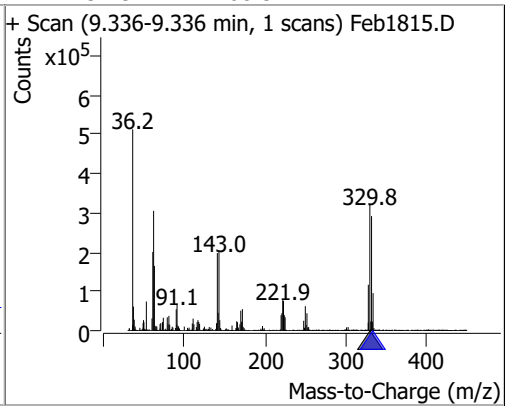

Compound	Conc.	Exp RT	QIon	Exp Ratio	QIon	Exp Ratio
4-Bromophenyl-phenylether	N.D.	9.65	141.0	98.8	250.0	98.2

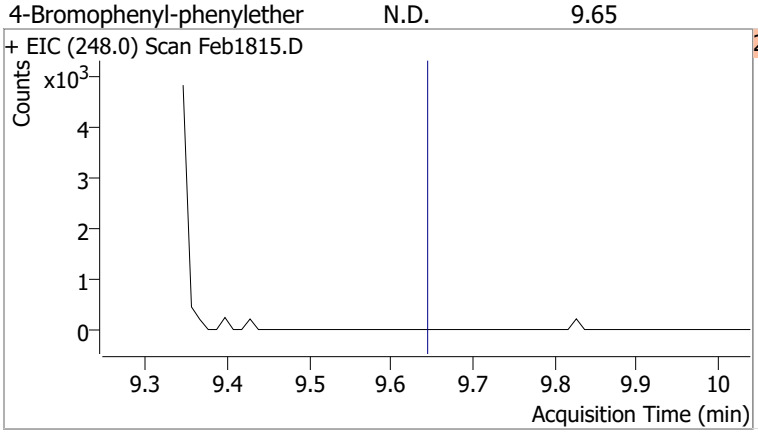

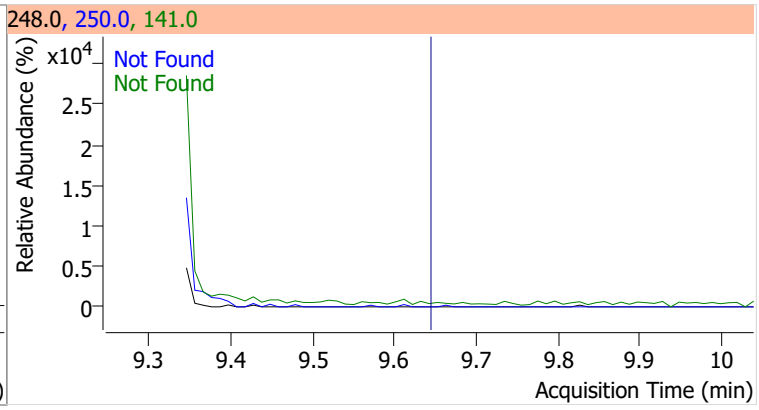

Compound	Conc.	Exp RT	QIon	Exp Ratio
Hexachlorobenzene	N.D.	9.69	142.0	53.8

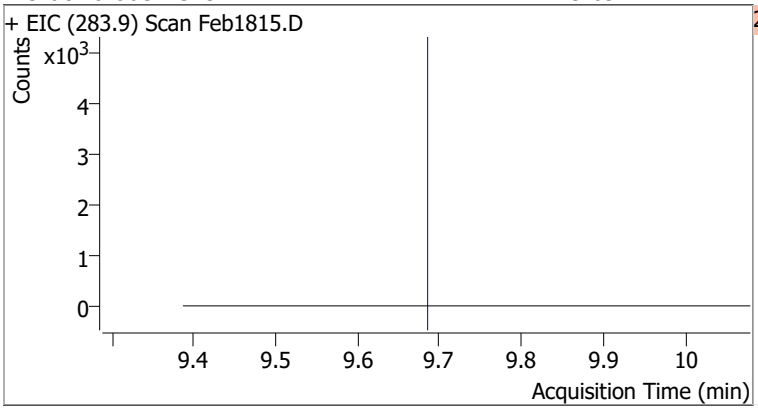

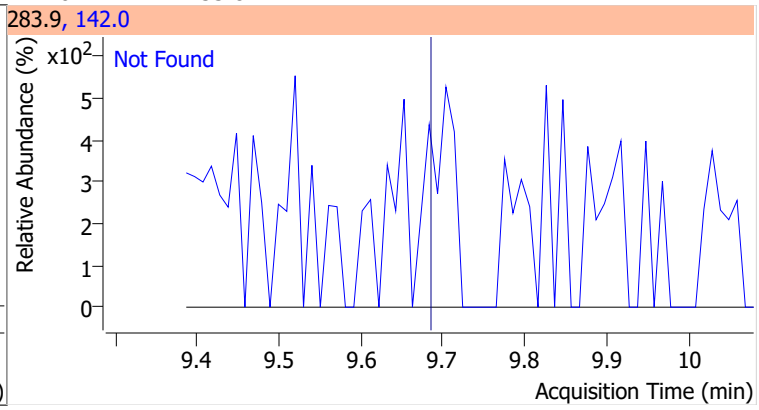

Compound	Conc.	Exp RT	QIon	Exp Ratio	QIon	Exp Ratio
Pentachlorophenol	N.D.	9.97	267.9	59.4	263.9	58.9

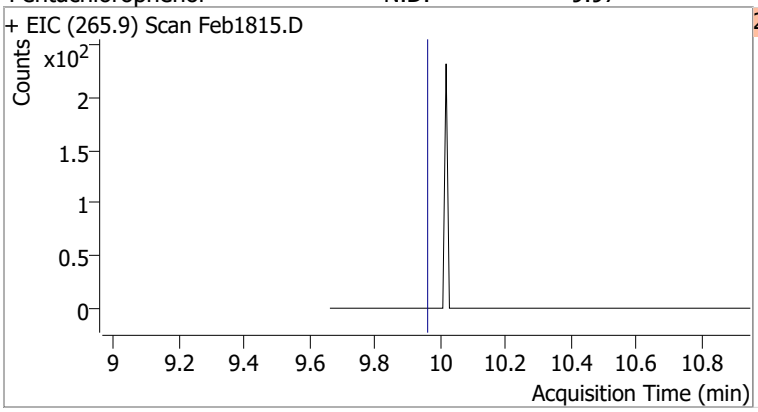

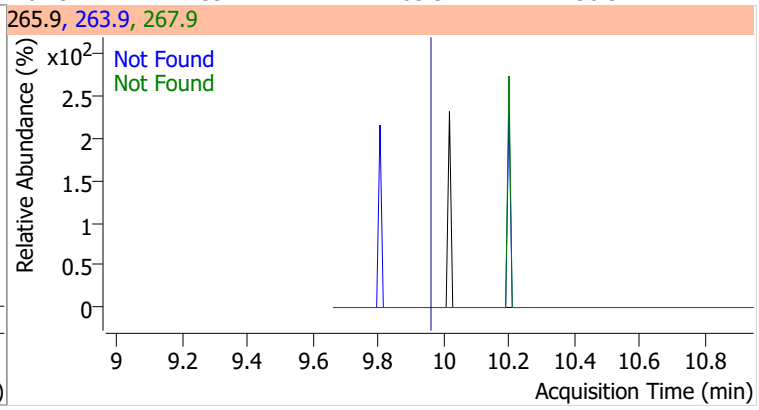

Compound	Conc.	Exp RT	QIon	Exp Ratio
Phenanthrene	N.D.	10.18	176.0	18.5

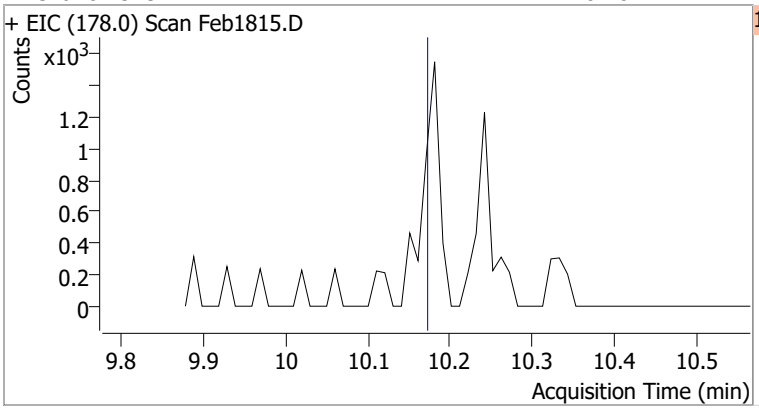

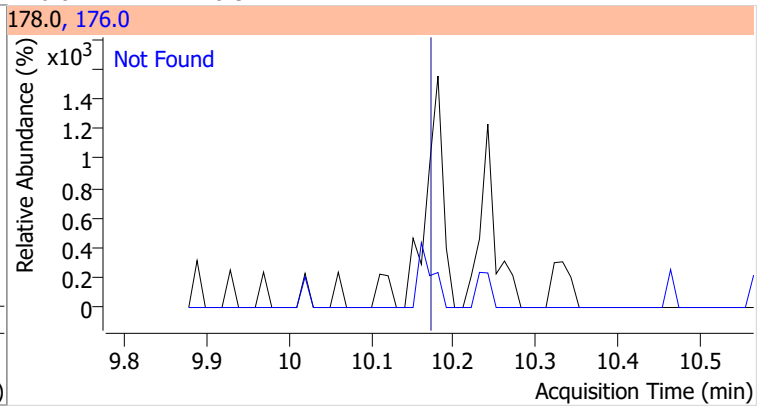

Compound	Conc.	Exp RT	QIon	Exp Ratio
Anthracene	N.D.	10.25	176.0	18.4

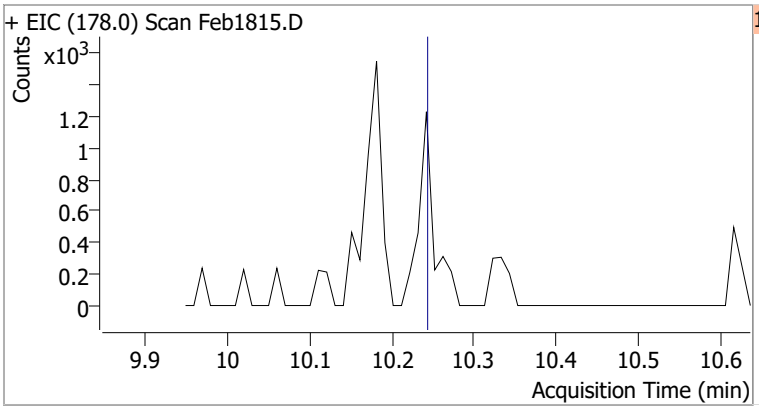

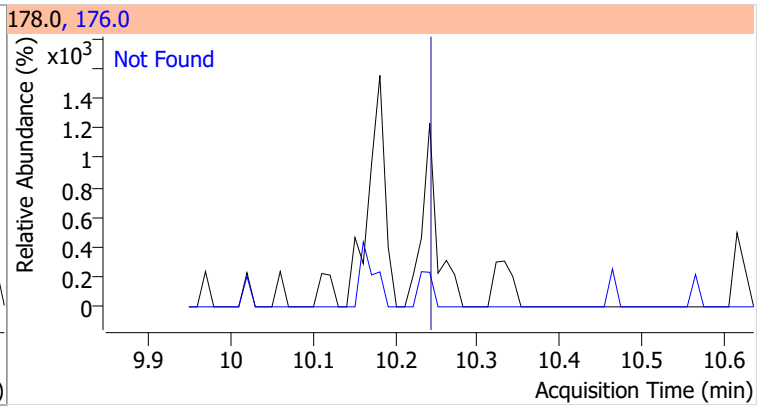

Compound	Conc.	Exp RT	QIon	Exp Ratio	QIon	Exp Ratio
Triallate	N.D.	10.31	268.0	24.1	143.0	22.5

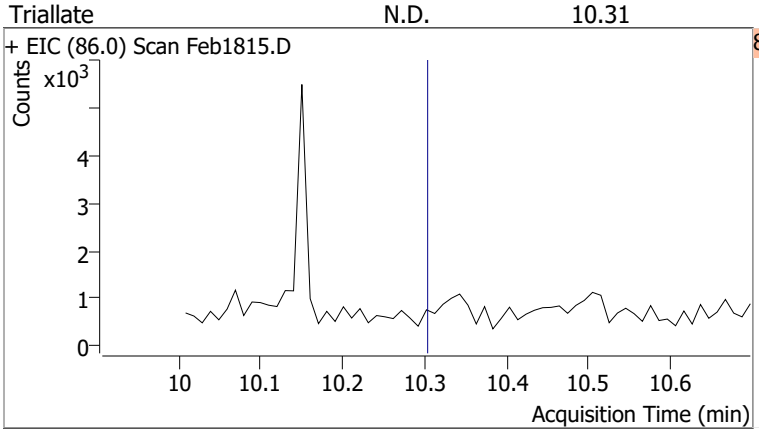

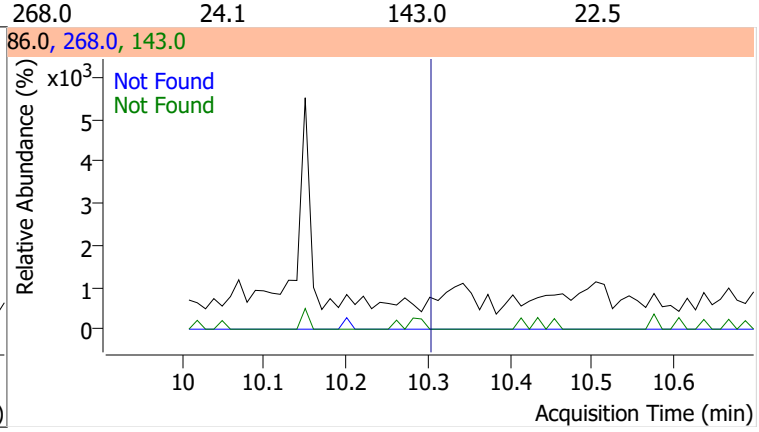

Compound	Conc.	Exp RT	QIon	Exp Ratio
Carbazole	N.D.	10.49	139.0	12.8

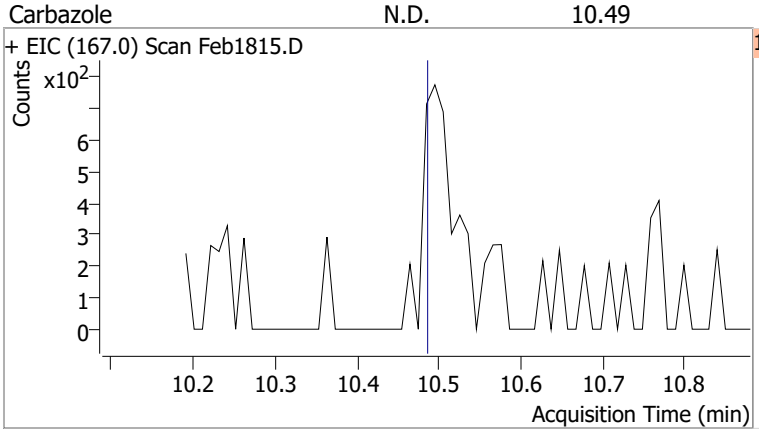

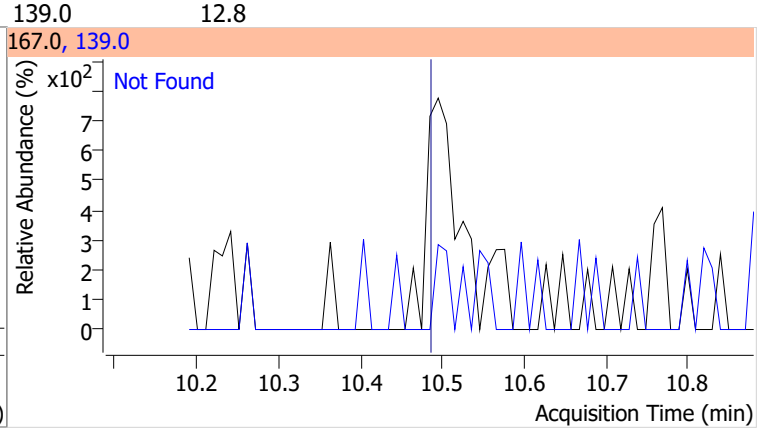

Compound	Conc.	Exp RT	QIon	Exp Ratio	QIon	Exp Ratio
o-Terphenyl	N.D.	10.70	229.0	64.9	215.0	37.0

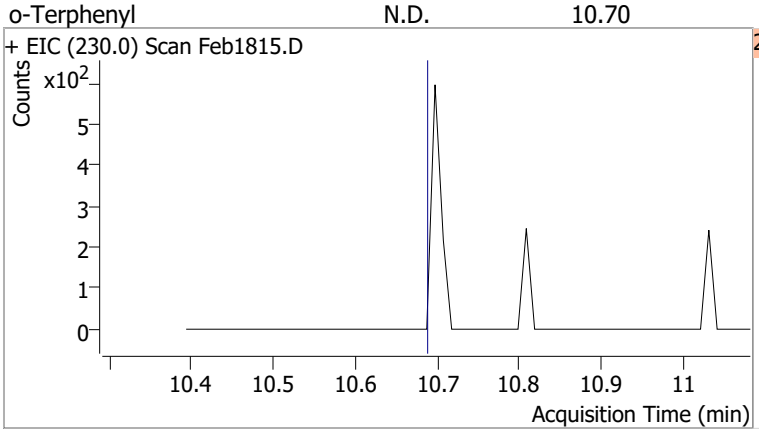

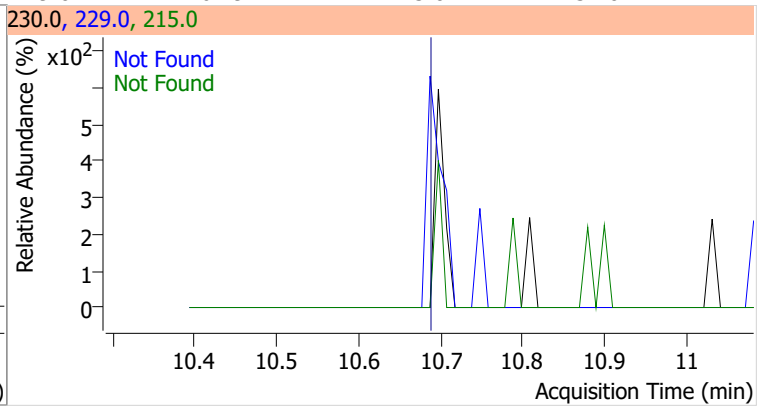

Compound	Conc.	Exp RT	QIon	Exp Ratio	QIon	Exp Ratio
Di-n-Butylphthalate	N.D.	11.08	150.0	9.1	104.0	6.4

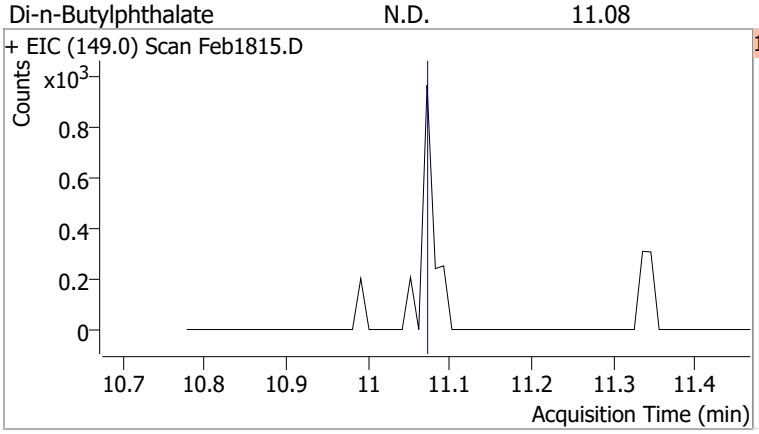

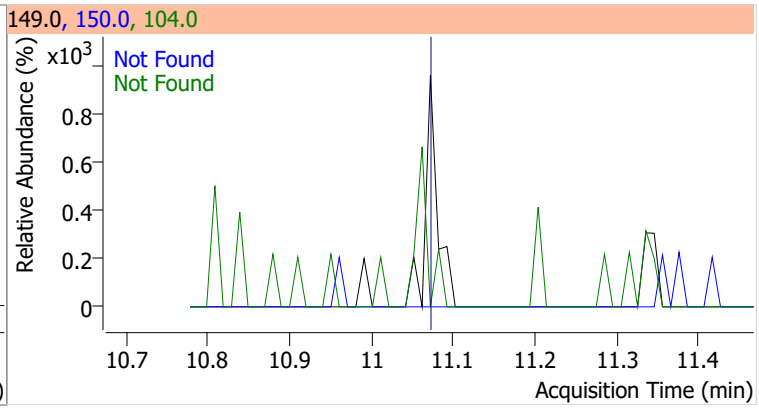

Compound	Conc.	Exp RT	QIon	Exp Ratio
Fluoranthene	N.D.	11.95	101.0	13.4

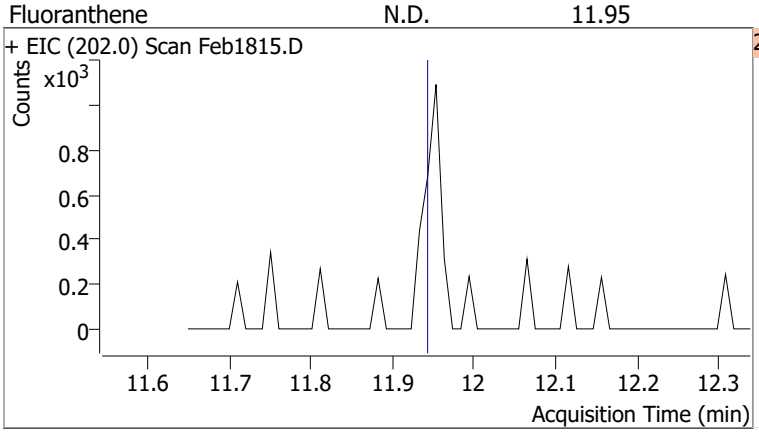

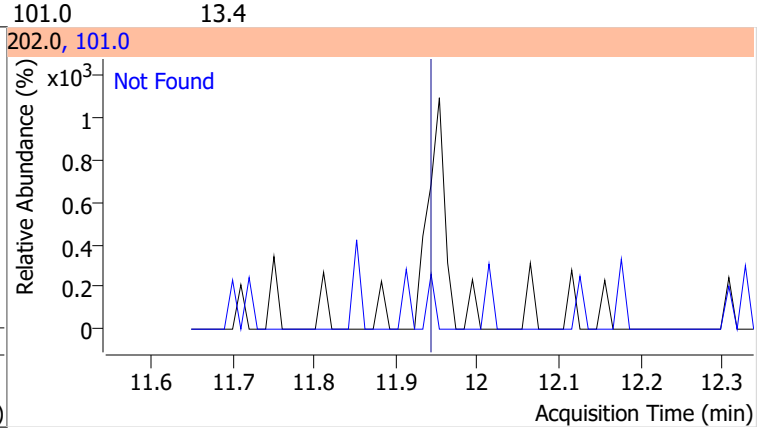

Compound	Conc.	RT	Dev(Min)	Resp.	QIon	QRatio	Lower	Upper
Benzidine		0		0	183.0		8.3	15.4
					92.0		5.8	10.8

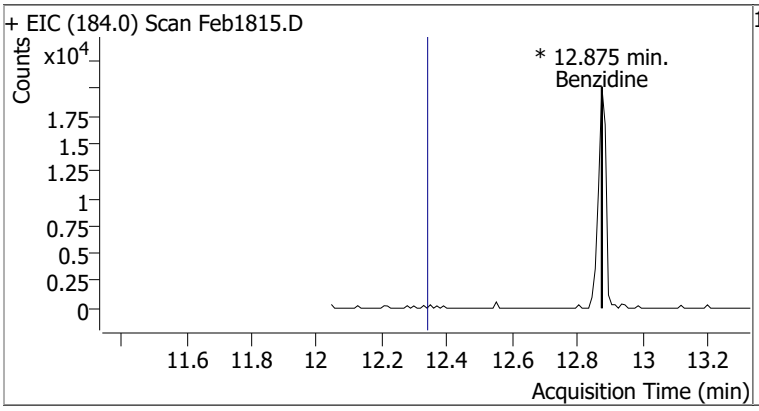

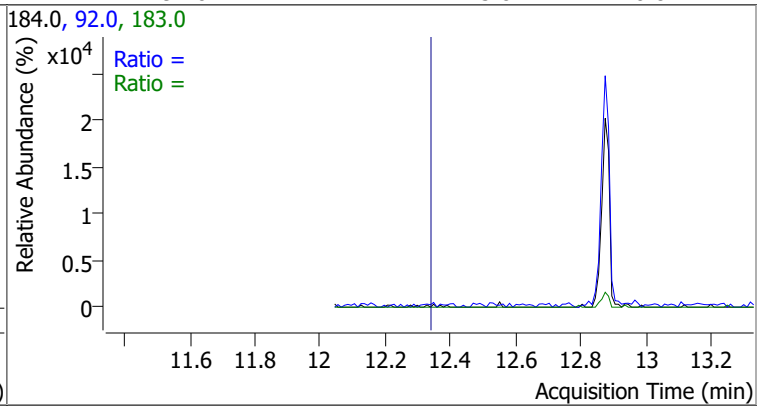

Compound	Conc.	Exp RT	QIon	Exp Ratio
Pyrene	N.D.	12.38	101.0	15.9

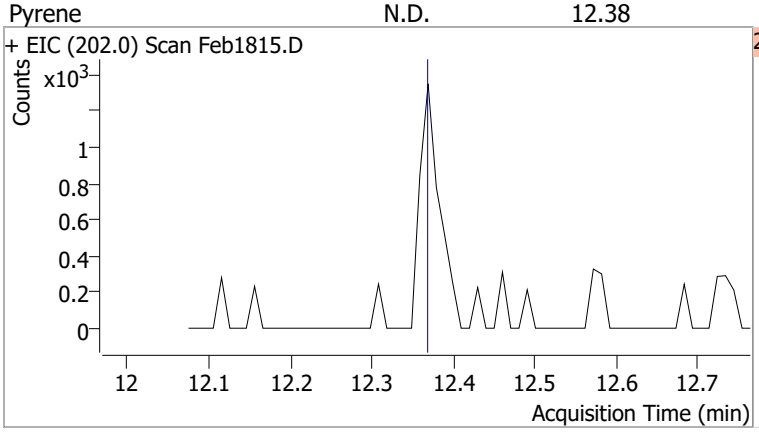

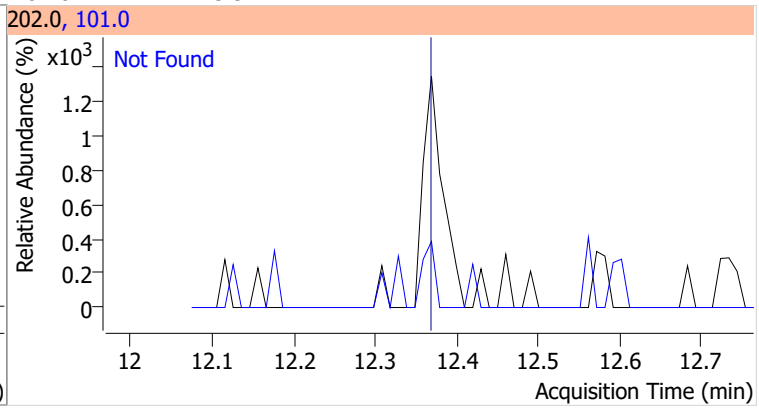

Compound	Conc.	RT	Dev(Min)	Resp.	QIon	QRatio	Lower	Upper
Terphenyl-d14	109.6928	12.88	0.00	2007009	122.0	14.1	10.1	18.7

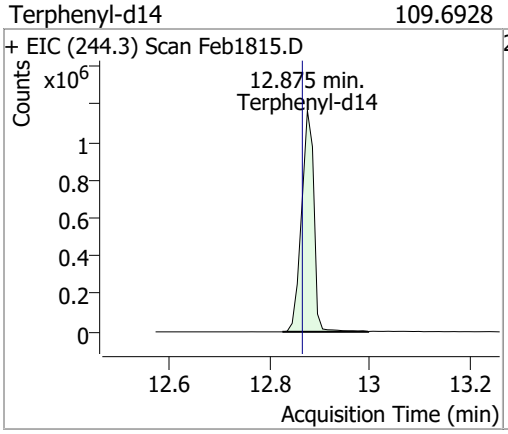

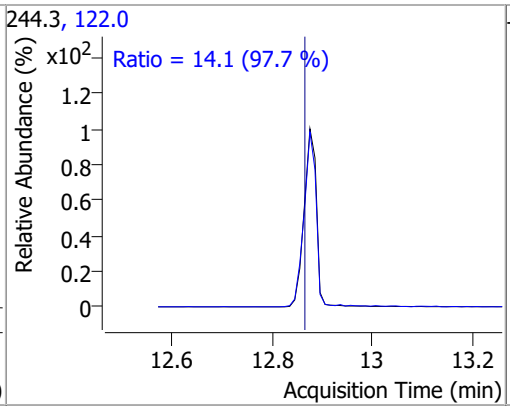

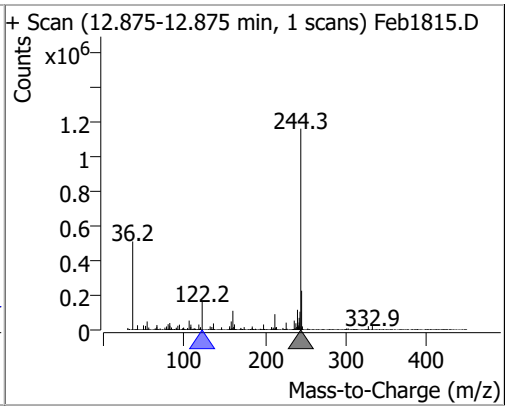

Compound	Conc.	Exp RT	QIon	Exp Ratio	QIon	Exp Ratio
Butylbenzylphthalate	N.D.	14.32	91.0	85.1	206.0	17.5

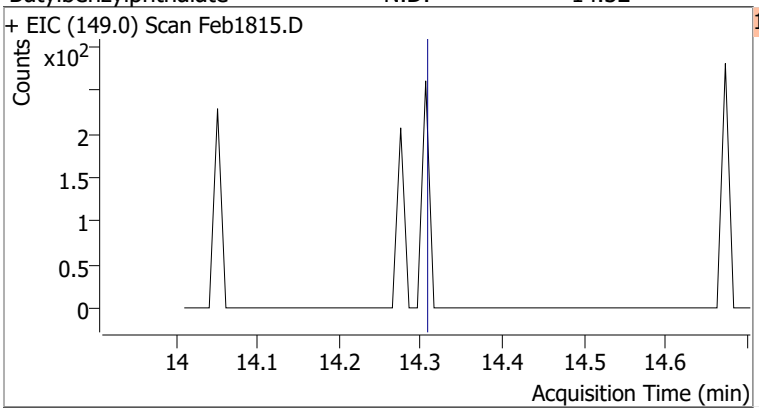

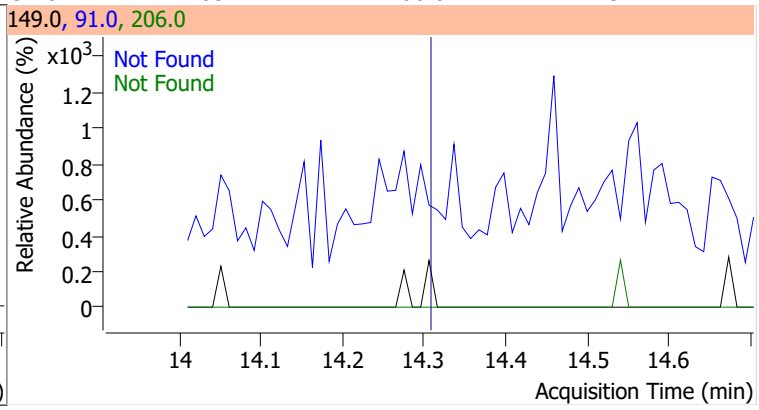

Compound	Conc.	Exp RT	QIon	Exp Ratio	QIon	Exp Ratio
Benzo(a)Anthracene	N.D.	15.51	226.0	26.8	229.0	21.1

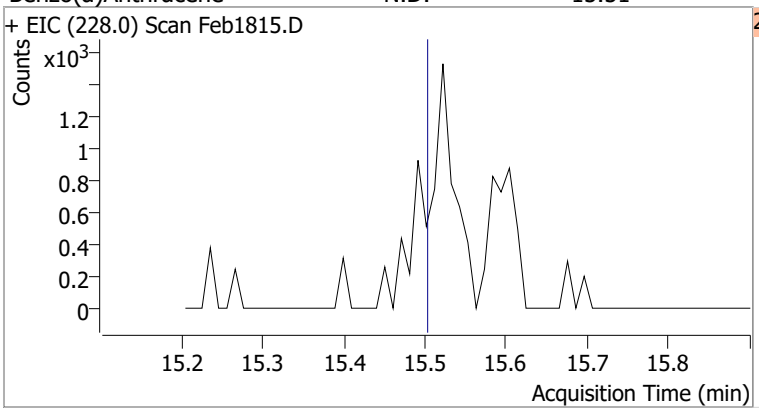

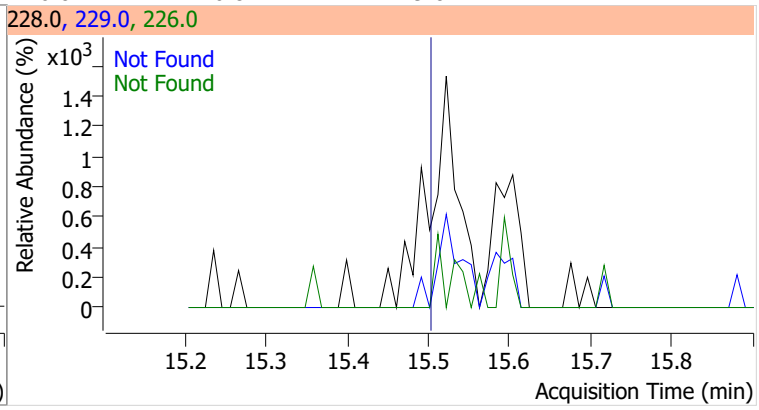

Compound	Conc.	Exp RT	QIon	Exp Ratio	QIon	Exp Ratio
Chrysene	N.D.	15.62	226.0	28.4	229.0	19.7

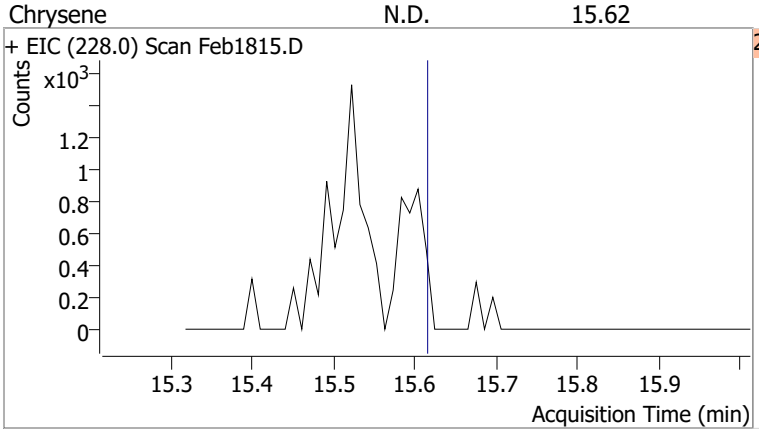

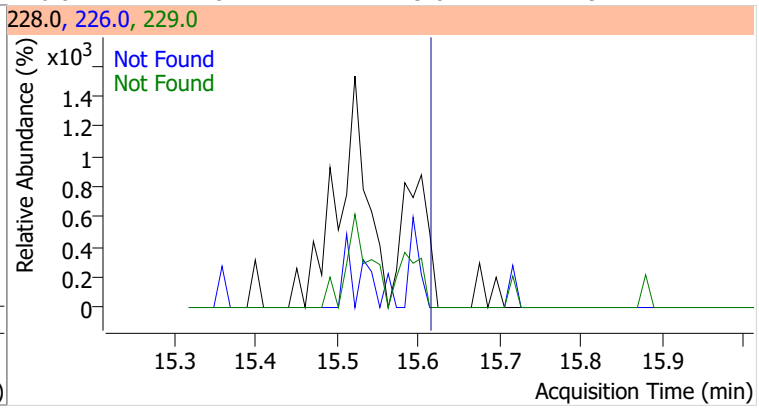

Compound	Conc.	Exp RT	QIon	Exp Ratio
3,3-Dichlorobenzidine	N.D.	15.69	254.0	64.2

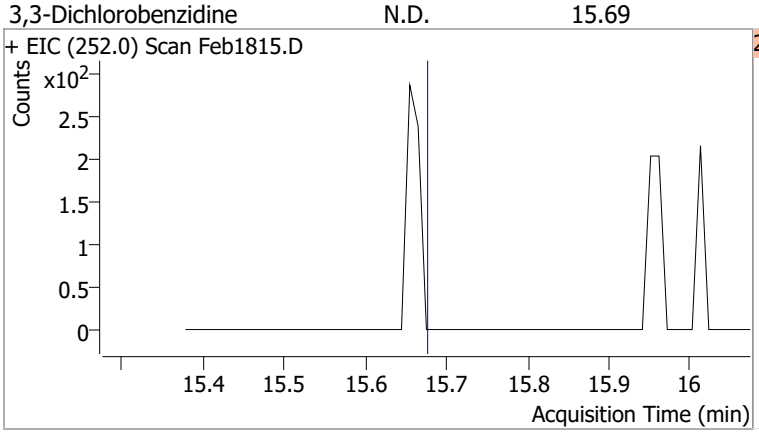

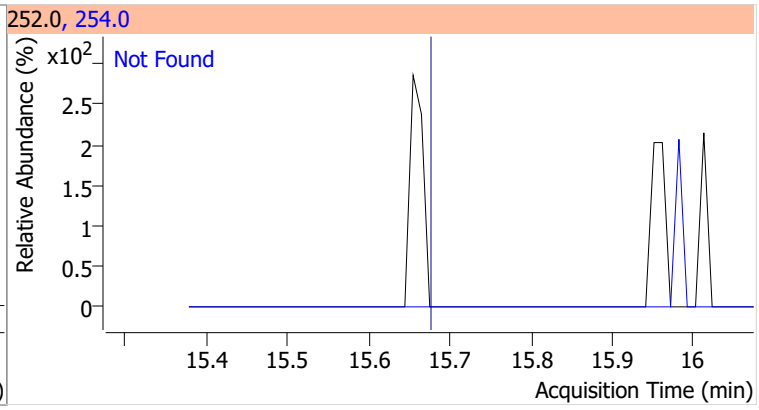

Compound	Conc.	Exp RT	QIon	Exp Ratio	QIon	Exp Ratio
bis(2-ethylhexyl)Phthalate	N.D.	16.37	149.0	390.8	279.0	15.0

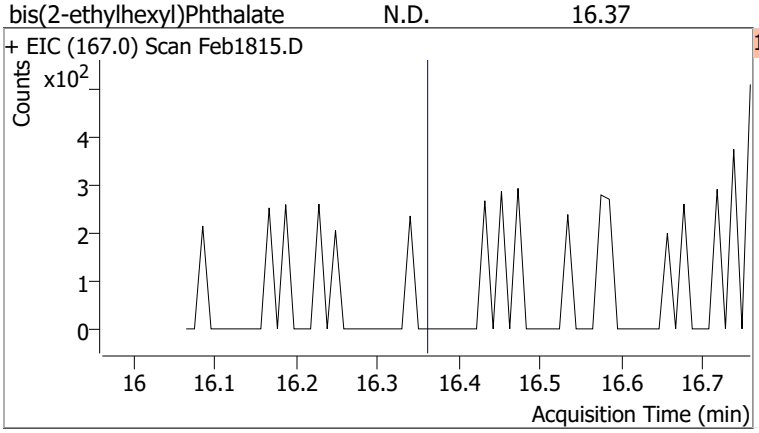

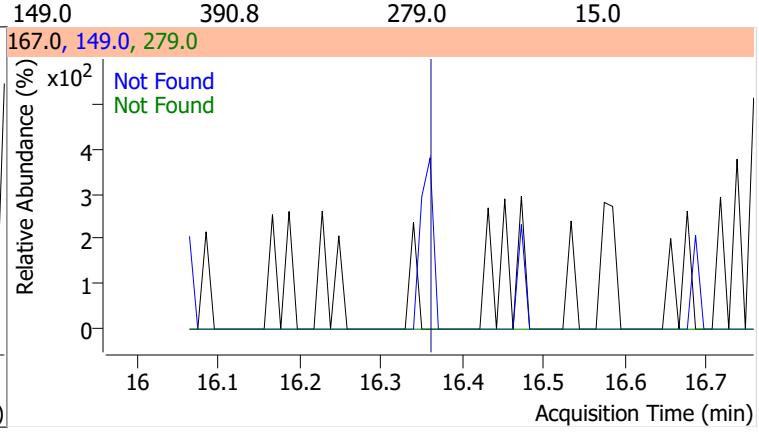

Compound	Conc.	Exp RT	QIon	Exp Ratio
Di-n-octyl Phthalate	N.D.	18.13	150.0	10.0

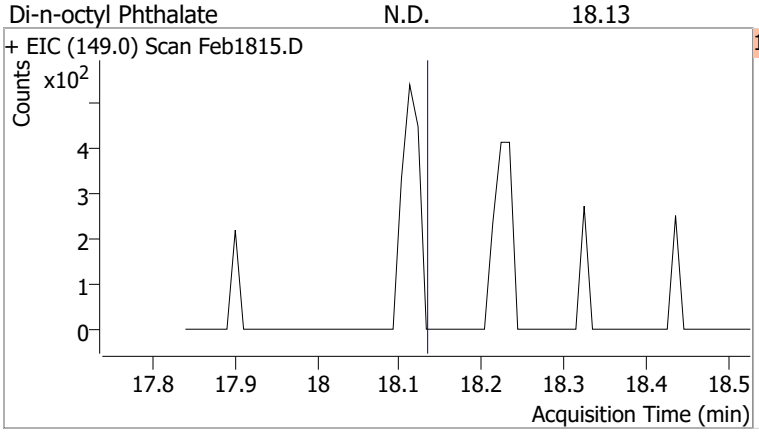

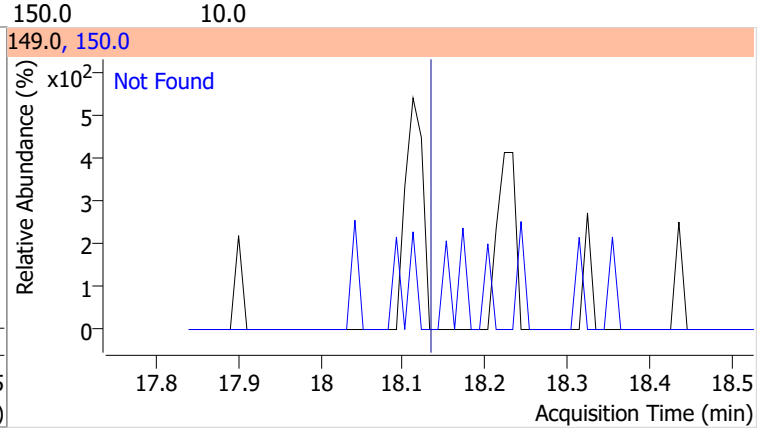

Compound	Conc.	Exp RT	QIon	Exp Ratio
Benzo(b)fluoranthene	N.D.	18.38	253.0	22.3

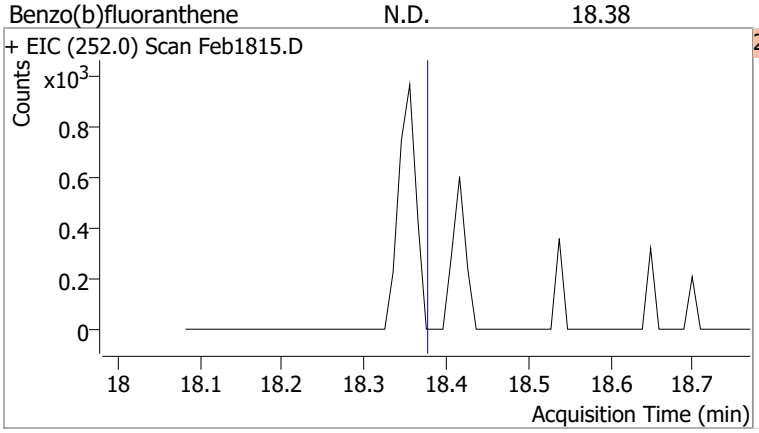

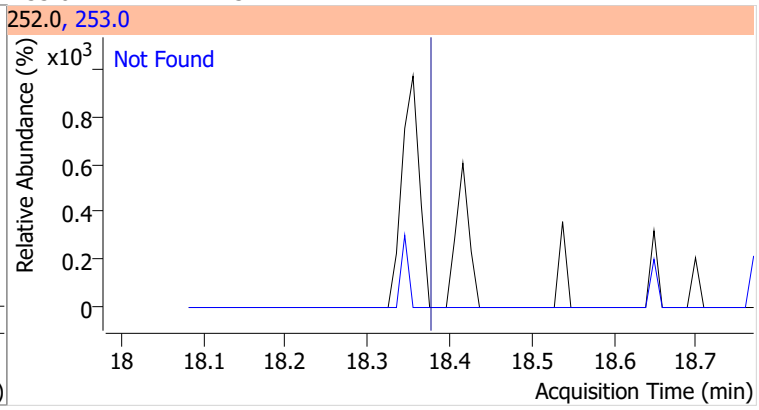

Compound	Conc.	Exp RT	QIon	Exp Ratio
Benzo(k)fluoranthene	N.D.	18.45	253.0	22.0

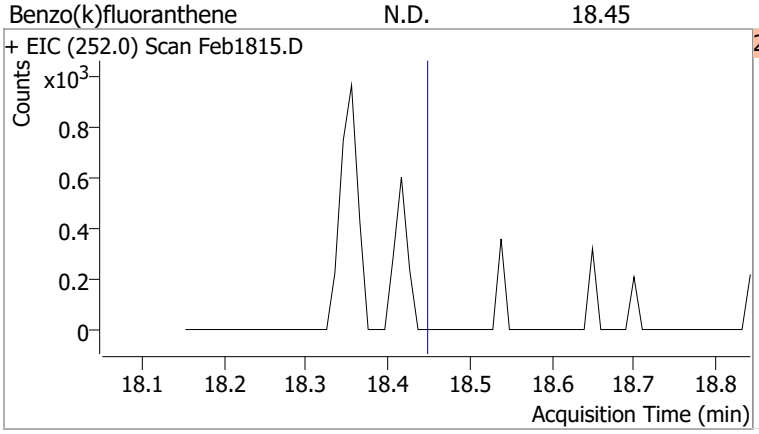

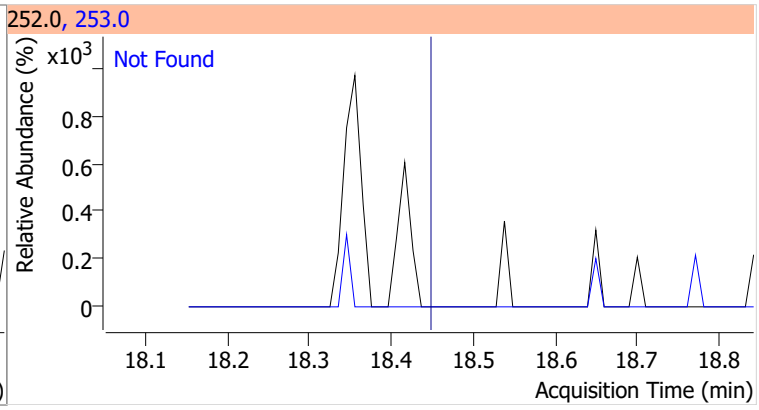

Compound	Conc.	Exp RT	QIon	Exp Ratio
Benzo(a)pyrene	N.D.	18.98	253.0	21.5

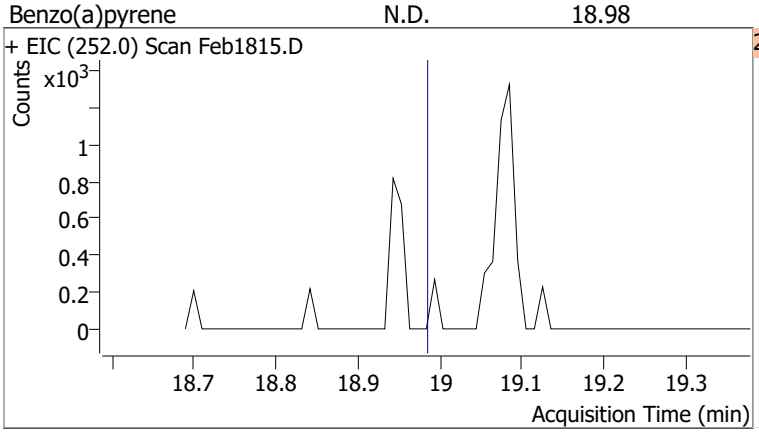

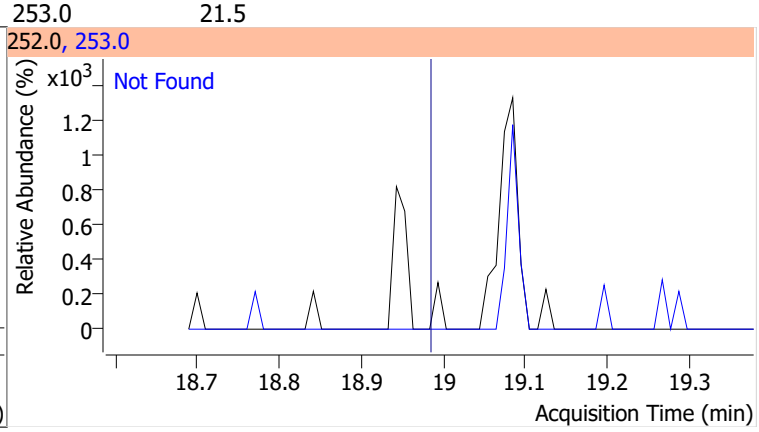

Compound	Conc.	Exp RT	QIon	Exp Ratio
Indeno(1,2,3-c,d)pyrene	N.D.	20.76	138.0	29.6

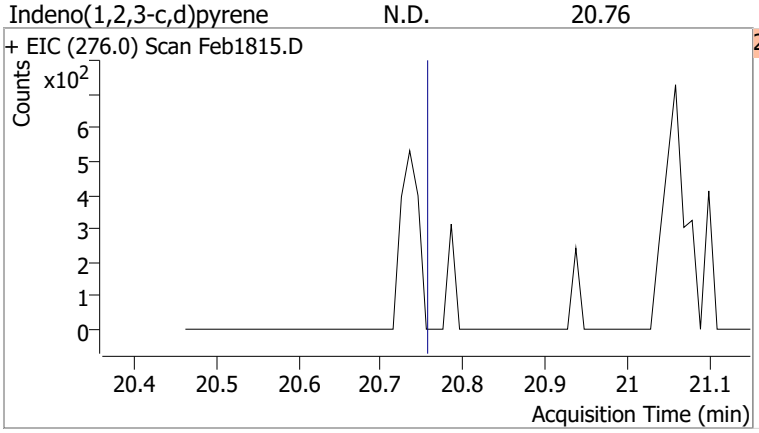

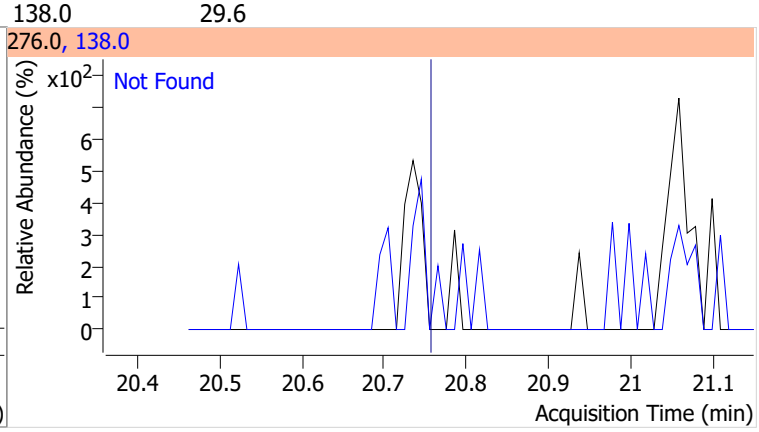

Compound	Conc.	Exp RT	QIon	Exp Ratio	QIon	Exp Ratio
Dibenzo(a,h)anthracene	N.D.	20.82	139.0	25.2	279.0	24.1

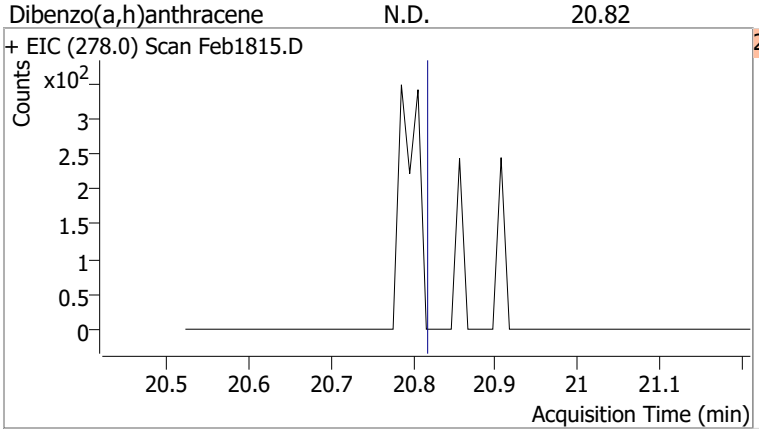

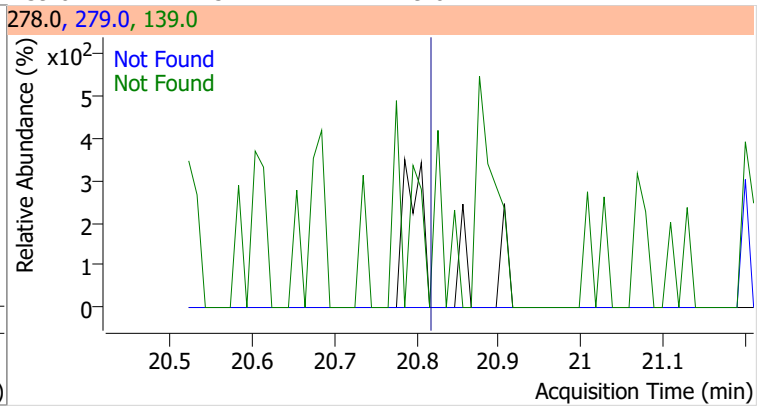

Compound	Conc.	Exp RT	QIon	Exp Ratio	QIon	Exp Ratio
Benzo(g,h,i)perylene	N.D.	21.09	138.0	33.0	277.0	23.2

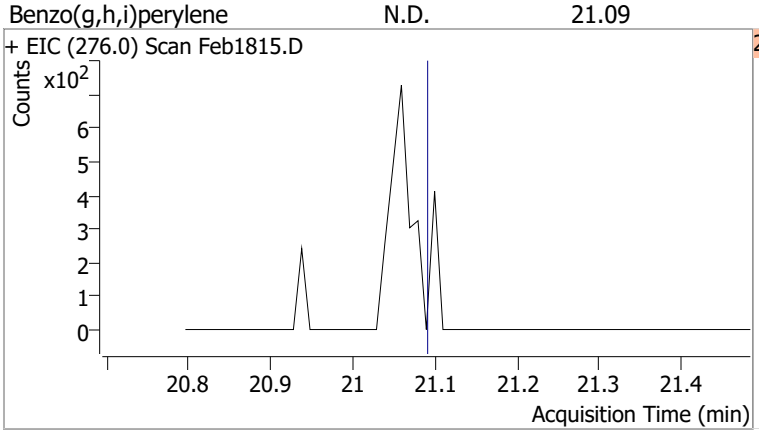

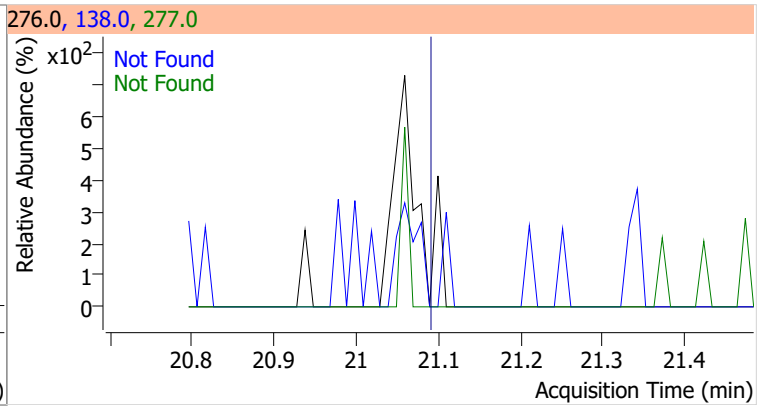

Quantitation Results Report (QT Reviewed)

Data File	Feb1816.D	Operator	LIMS import
Acq. Method	BNA+SIM.M	Acq. Date-Time	2/19/2022 4:05:47 PM
Sample Name	LCS-163724	Instrument	Instrument #1
Vial	16	Multiplier	1.00
DA Method File		Comment	SVOC-8270-W-LARGO
Tune File	dftppdsm.u	Tune Date	2/18/2022 9:25:00 PM
Batch Name	021822 DoD BNA cal.batch.bin	Last Calib Update	2/19/2022 1:06:17 PM
Ref Library	D:\Org\Library\NIST129K.l		

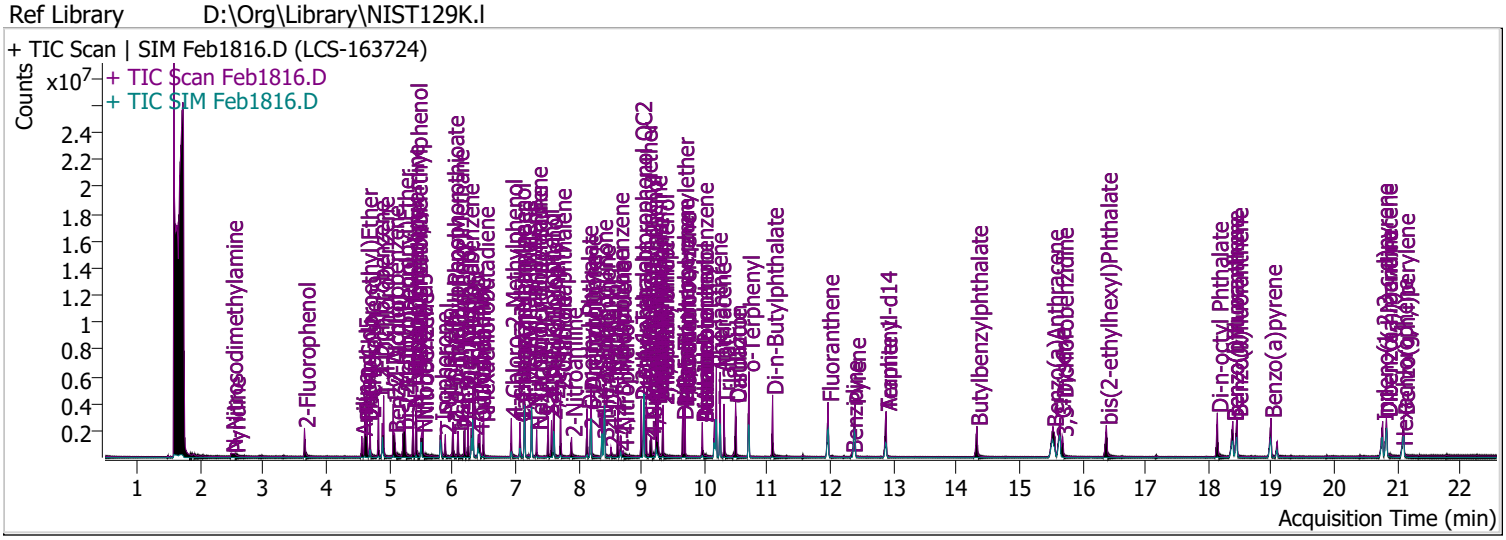

Compound	RT	QIon	Resp.	Conc.	Units		Dev(Min)
Internal Standards							
System Monitoring Compounds							
S 2-Fluorophenol	3.653	112.0	721287	78.2897	µg/L		0.000
Spiked Amount: 200.000	Range: 10.0 - 75.0%			Recovery = 39.14%			
S Phenol-d5	4.613	99.0	959303	81.0766	µg/L		0.000
Spiked Amount: 200.000	Range: 10.0 - 65.0%			Recovery = 40.54%			
S Nitrobenzene-d5	5.512	82.0	496809	75.3044	µg/L		0.010
Spiked Amount: 100.000	Range: 32.0 - 94.0%			Recovery = 75.30%			
S 2-Fluorobiphenyl	7.615	172.0	1606095	86.6113	µg/L		0.010
Spiked Amount: 100.000	Range: 28.0 - 107.0%			Recovery = 86.61%			
S 2,4,6-Tribromophenol	9.346	329.8	344581	182.7258	µg/L		0.010
Spiked Amount: 200.000	Range: 25.0 - 140.0%			Recovery = 91.36%			
S Terphenyl-d14	12.885	244.3	1890224	99.7889	µg/L		0.010
Spiked Amount: 100.000	Range: 32.0 - 122.0%			Recovery = 99.79%			
Target Compounds							**QValue**
T N-Nitrosodimethylamine	2.499	74.0	132233	49.5675	µg/L		97
T Pyridine	2.540	79.0	236191	34.7825	µg/L		98
T Aniline	4.562	93.0	718666	42.3950	µg/L	m	96
T Phenol	4.623	94.0	628400	48.0061	µg/L		91
T bis(-2-Chloroethyl)Ether	4.644	63.0	673446	75.5709	µg/L	m	96
T 2-Chlorophenol	4.695	128.0	710050	67.1948	µg/L		99
T 1,3-Dichlorobenzene	4.828	146.0	950762	70.1869	µg/L	m	98
T 1,4-Dichlorobenzene	4.909	146.0	924293	67.4122	µg/L	m	99
T 1,2-Dichlorobenzene	5.063	146.0	889485	67.1819	µg/L		97
T Benzyl Alcohol	5.083	108.0	334545	64.8569	µg/L		97
T bis(2-chloroisopropyl)Ether	5.226	121.0	230930	64.7289	µg/L		100
T 2-Methylphenol	5.246	107.0	689854	75.3135	µg/L		94
T N-nitroso-Di-n-propylamine	5.379	70.0	648358	100.5449	µg/L		98
T 4Methylphenol/3Methylphenol	5.430	107.0	944879	75.6937	µg/L		98
T Hexachloroethane	5.430	117.0	259597	64.6644	µg/L		98

Compound	RT	QIon	Resp.	Conc.	Units		Dev(Min)
T Nitrobenzene	5.532	123.1	293453	88.7235	µg/L		98
T Isophorone	5.818	82.0	1289009	81.3276	µg/L		99
T 2-Nitrophenol	5.890	139.0	293902	82.2133	µg/L		98
T 2,4-Dimethylphenol	6.013	122.0	589838	80.0755	µg/L		98
T bis(-2-Chloroethoxy)Methane	6.095	93.0	788755	85.0692	µg/L		97
T 2,4-Dichlorophenol	6.198	162.0	528068	74.9634	µg/L		97
T Benzoic Acid	6.198	105.0	91311	28.6632	µg/L		86
T 1,2,4-Trichlorobenzene	6.249	180.0	619571	73.0803	µg/L		100
T Naphthalene	6.331	128.0	2090973	83.7566	µg/L		99
T 4-Chlorophenol	6.413	130.0	175506	66.4694	µg/L		99
T p-Chloroaniline	6.434	127.0	631810	63.8638	µg/L		97
T Hexachlorobutadiene	6.496	224.9	309403	70.6360	µg/L		99
T 4-Chloro-2-Methylphenol	6.937	107.0	541291	83.0057	µg/L	m	96
T 4-Chloro-3-Methylphenol	7.071	107.0	585346	85.8097	µg/L	m	97
T 2-Methylnaphthalene	7.153	141.0	1247204	87.3370	µg/L		98
T 1-Methylnaphthalene	7.256	141.0	1067616	76.9002	µg/L	m	98
T Hexachlorocyclopentadiene	7.338	236.9	203656	77.8774	µg/L		96
T 2,4,6-Trichlorophenol	7.523	196.0	416677	90.6601	µg/L	m	96
T 2,4,5-Trichlorophenol	7.574	196.0	423746	82.8088	µg/L	m	95
T 2-Chloronaphthalene	7.718	162.0	1288800	82.8006	µg/L		97
T 2-Nitroaniline	7.892	65.0	258428	92.4304	µg/L		97
T Dimethyl Phthalate	8.139	163.0	1523524	95.8472	µg/L		96
T 2,6-Dinitrotoluene	8.190	165.0	182491	84.7267	µg/L		94
T Acenaphthylene	8.200	152.1	2135675	85.8553	µg/L		99
T 3-Nitroaniline	8.394	138.0	182072	74.9042	µg/L		98
T Acenaphthene	8.415	154.0	1283172	90.6285	µg/L		100
T 2,4-Dinitrophenol	8.517	184.0	97120	87.3775	µg/L		96
T Dibenzofuran	8.630	168.0	2089603	90.4568	µg/L		97
T 2,4-Dinitrotoluene	8.671	165.0	251542	91.6677	µg/L		97
T 4-Nitrophenol	8.712	109.0	87507	35.8244	µg/L		97
T Diethylphthalate	8.998	149.0	1511372	91.8115	µg/L		99
T Fluorene	9.039	166.0	1614179	86.4198	µg/L		99
T 4-Chlorophenyl-phenylether	9.080	204.0	842337	98.9256	µg/L		96
T 4-Nitroaniline	9.141	138.0	231827	87.3097	µg/L		95
T 4,6-Dinitro-2-methylphenol	9.162	198.0	148340	90.2228	µg/L		99
T N-nitrosodiphenylamine	9.233	169.0	1205943	96.9653	µg/L		99
T Azobenzene	9.264	77.0	1390559	84.3975	µg/L		93
T 4-Bromophenyl-phenylether	9.663	248.0	467477	97.3942	µg/L		99
T Hexachlorobenzene	9.694	283.9	443718	93.1678	µg/L		100
T Pentachlorophenol	9.968	265.9	238505	101.7675	µg/L		94
T Phenanthrene	10.191	178.0	2456282	96.6684	µg/L		100
T Anthracene	10.252	178.0	2343786	96.4654	µg/L	m	98
T Triallate	10.313	86.0	557371	93.9925	µg/L		100
T Carbazole	10.495	167.0	2380539	96.3496	µg/L		99
T o-Terphenyl	10.708	230.0	1265554	92.9410	µg/L		99
T Di-n-Butylphthalate	11.082	149.0	2425933	99.9731	µg/L		100
T Fluoranthene	11.964	202.0	2439462	94.4396	µg/L		100
T Benzidine	12.338	184.0	188674	20.2375	µg/L		98
T Pyrene	12.389	202.0	2592219	92.2453	µg/L		99
T Butylbenzylphthalate	14.326	149.0	822113	95.5304	µg/L		98
T Benzo(a)Anthracene	15.532	228.0	2173145	100.2859	µg/L		99
T Chrysene	15.645	228.0	2297117	95.3801	µg/L		98
T 3,3-Dichlorobenzidine	15.686	252.0	566118	74.3920	µg/L		98
T bis(2-ethylhexyl)Phthalate	16.381	167.0	291197	97.4358	µg/L		99
T Di-n-octyl Phthalate	18.143	149.0	2030132	97.2895	µg/L		99

Compound	RT	QIon	Resp.	Conc.	Units	Dev(Min)
T Benzo(b)fluoranthene	18.386	252.0	1997422	92.0372	µg/L	100
T Benzo(k)fluoranthene	18.457	252.0	2081903	90.6541	µg/L	99
T Benzo(a)pyrene	18.993	252.0	1829561	88.4845	µg/L	98
T Indeno(1,2,3-c,d)pyrene	20.765	276.0	1578527	91.1159	µg/L	97
T Dibenzo(a,h)anthracene	20.826	278.0	1757287	92.9687	µg/L	99
T Benzo(g,h,i)perylene	21.100	276.0	1834971	91.7932	µg/L	97

(#) = Qualifier Out of Range; (m) = Manual Integration; (+) = Area Summed; (*) = Surrogate Percent Recovery Out of Range; (d): Zeroed Peak

Compound	Conc.	RT	Dev(Min)	Resp.	QIon	QRatio	Lower	Upper
N-Nitrosodimethylamine	49.5675	2.50	0.01	132233	42.0	131.8	95.1	176.6

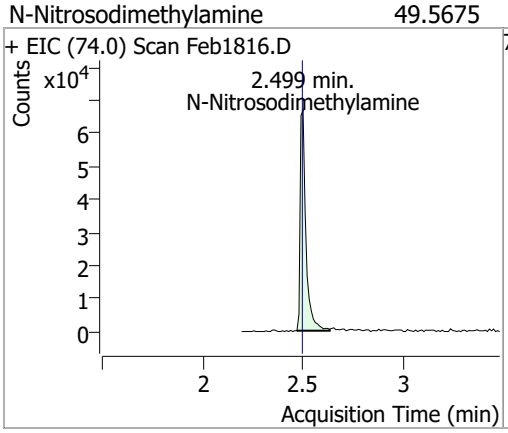

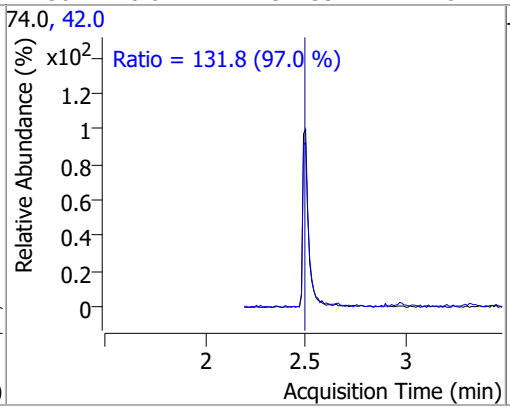

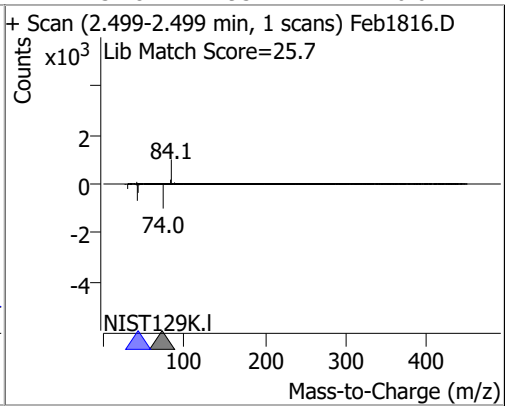

Compound	Conc.	RT	Dev(Min)	Resp.	QIon	QRatio	Lower	Upper
Pyridine	34.7825	2.54	0.01	236191	52.0	81.2	57.9	107.6

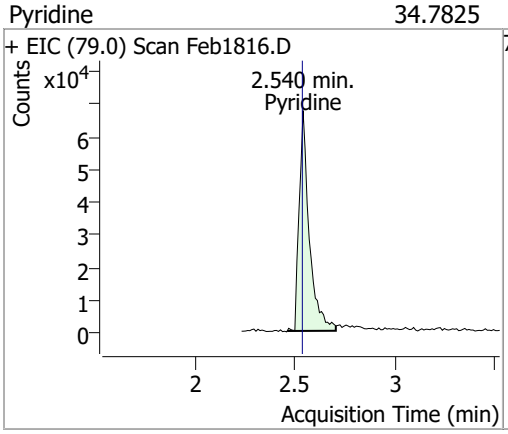

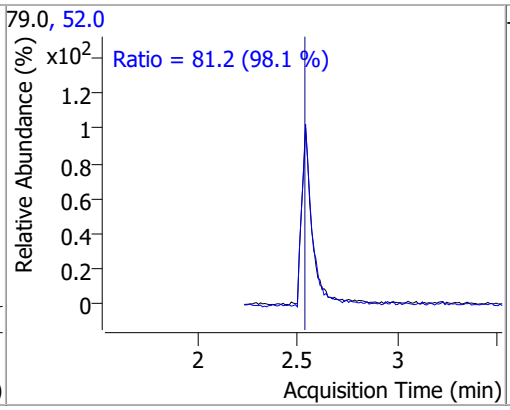

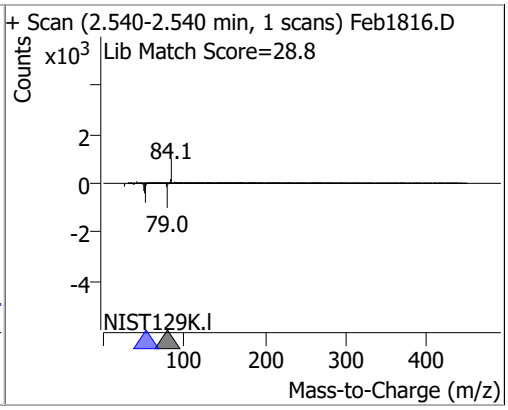

Compound	Conc.	RT	Dev(Min)	Resp.	QIon	QRatio	Lower	Upper
2-Fluorophenol	78.2897	3.65	0.00	721287	64.0	51.7	34.6	64.3
					92.0	20.8	14.2	26.5

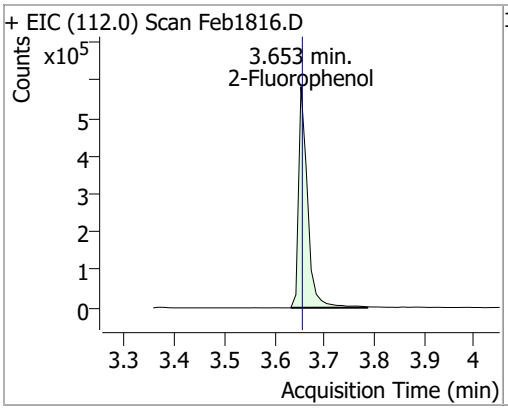

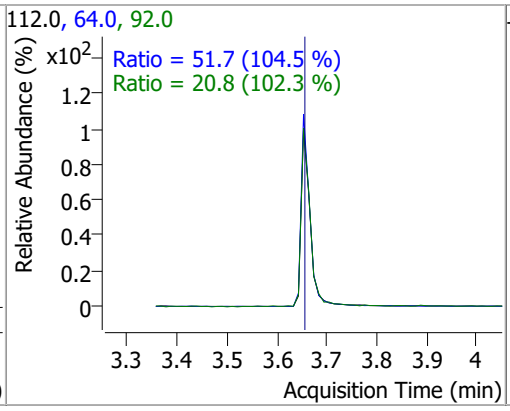

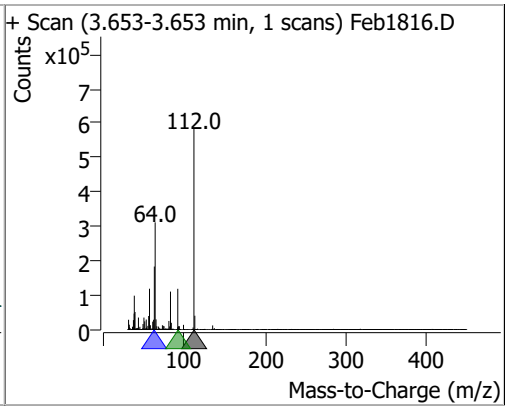

Compound	Conc.	RT	Dev(Min)	Resp.	QIon	QRatio	Lower	Upper
Aniline	42.3950	4.56	0.00	718666 (m)	66.0	33.7	25.7	47.8
					65.0	18.2	13.1	24.4

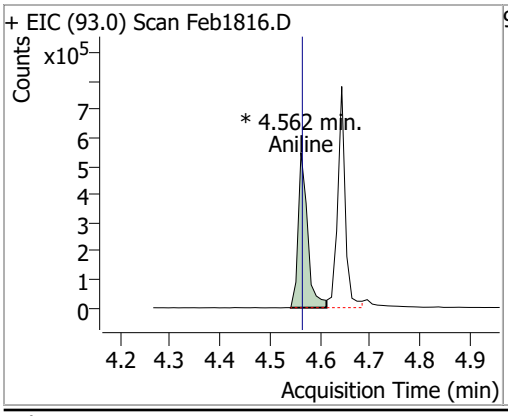

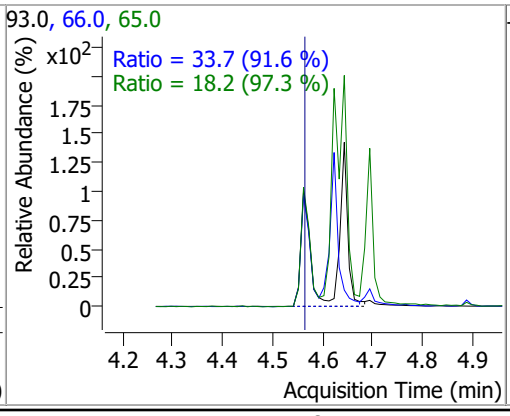

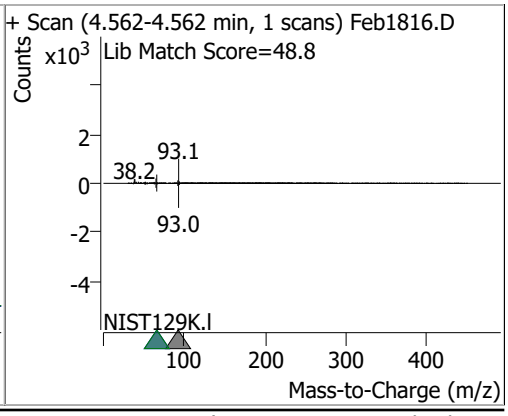

Compound	Conc.	RT	Dev(Min)	Resp.	QIon	QRatio	Lower	Upper
Phenol-d5	81.0766	4.61	0.00	959303	71.0	36.0	25.8	47.9

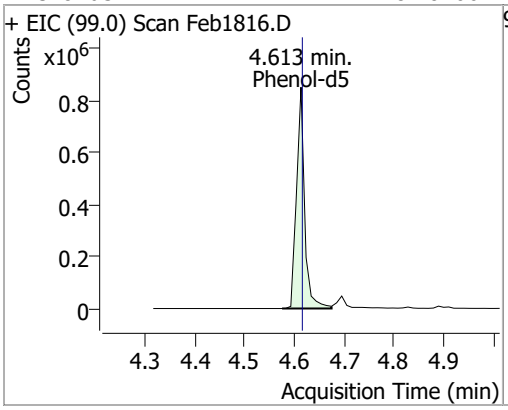

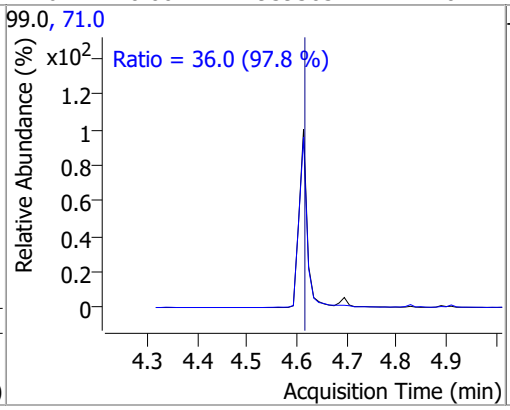

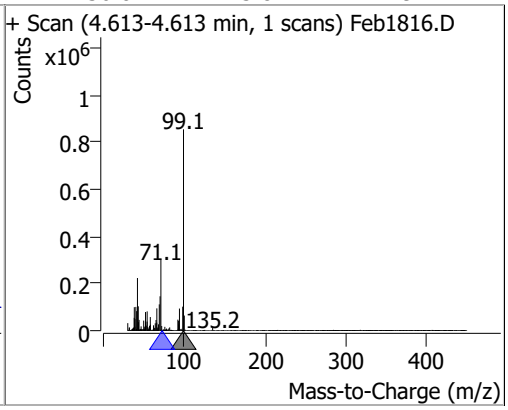

Compound	Conc.	RT	Dev(Min)	Resp.	QIon	QRatio	Lower	Upper
Phenol	48.0061	4.62	0.00	628400	66.0	51.4	31.7	58.9

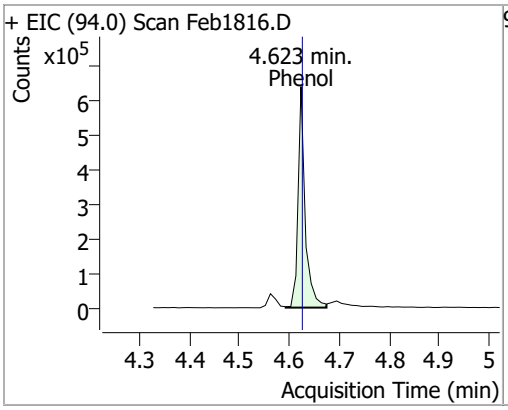

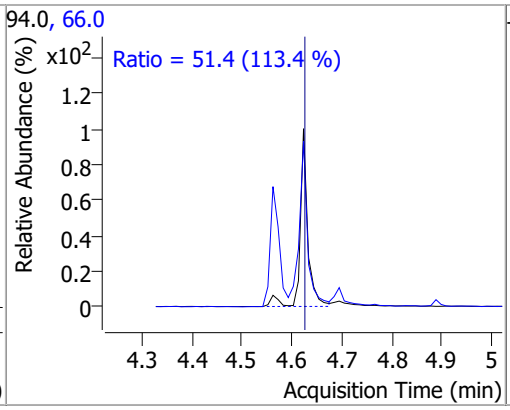

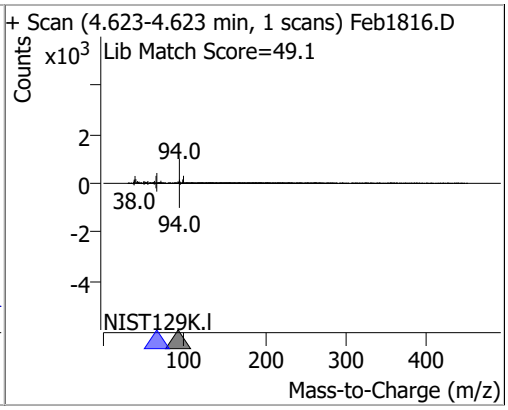

Compound	Conc.	RT	Dev(Min)	Resp.	QIon	QRatio	Lower	Upper
bis(-2-Chloroethyl)Ether	75.5709	4.64	0.00	673446 (m)	64.0	9.4	7.6	14.1

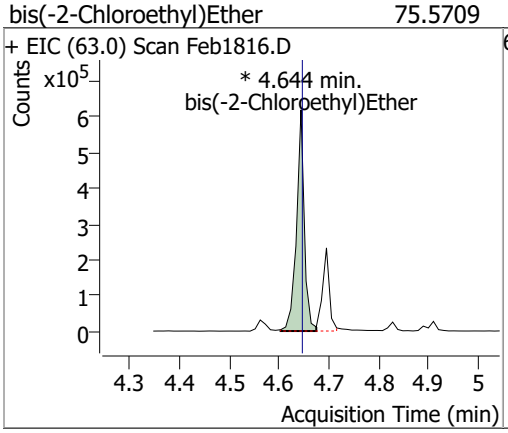

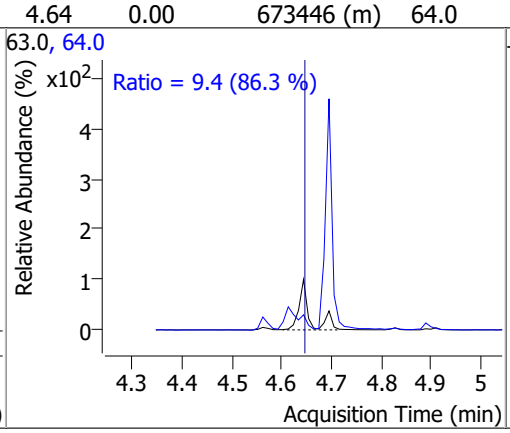

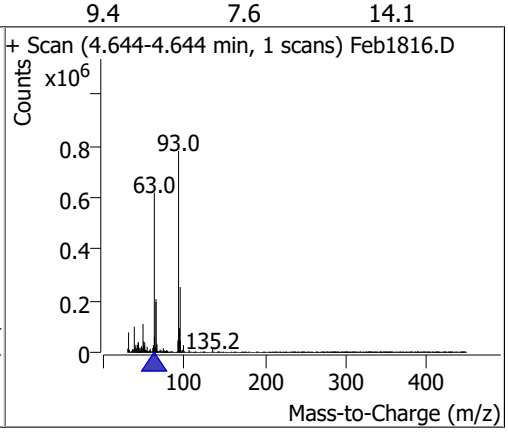

Compound	Conc.	RT	Dev(Min)	Resp.	QIon	QRatio	Lower	Upper
2-Chlorophenol	67.1948	4.69	0.00	710050	130.0	32.0	22.7	42.2

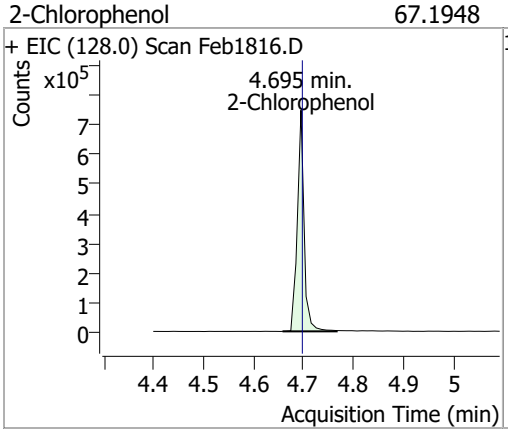

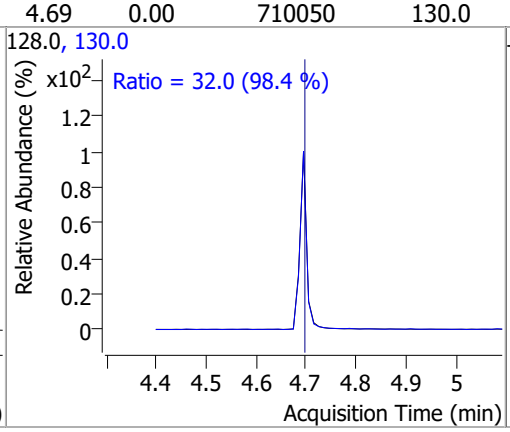

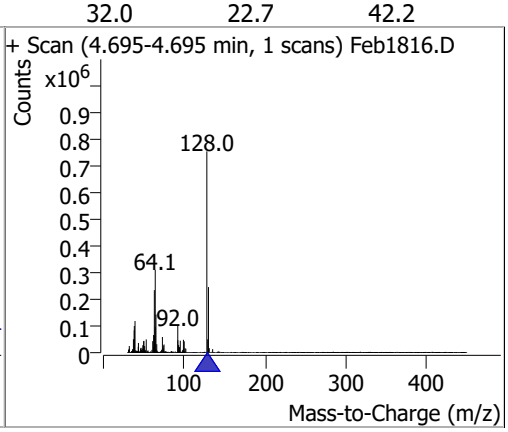

Compound	Conc.	RT	Dev(Min)	Resp.	QIon	QRatio	Lower	Upper
1,3-Dichlorobenzene	70.1869	4.83	0.00	950762 (m)	148.0	62.3	44.6	82.8
					111.0	36.9	25.3	47.0

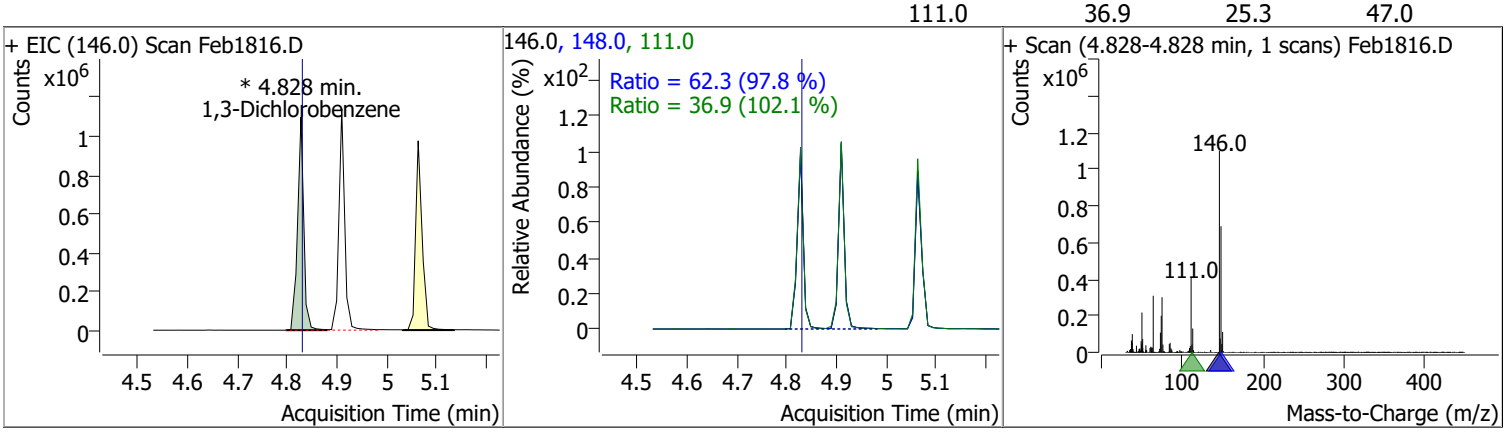

Compound	Conc.	RT	Dev(Min)	Resp.	QIon	QRatio	Lower	Upper
1,4-Dichlorobenzene	67.4122	4.91	0.00	924293 (m)	148.0	63.6	45.6	84.8
					111.0	36.2	25.2	46.8

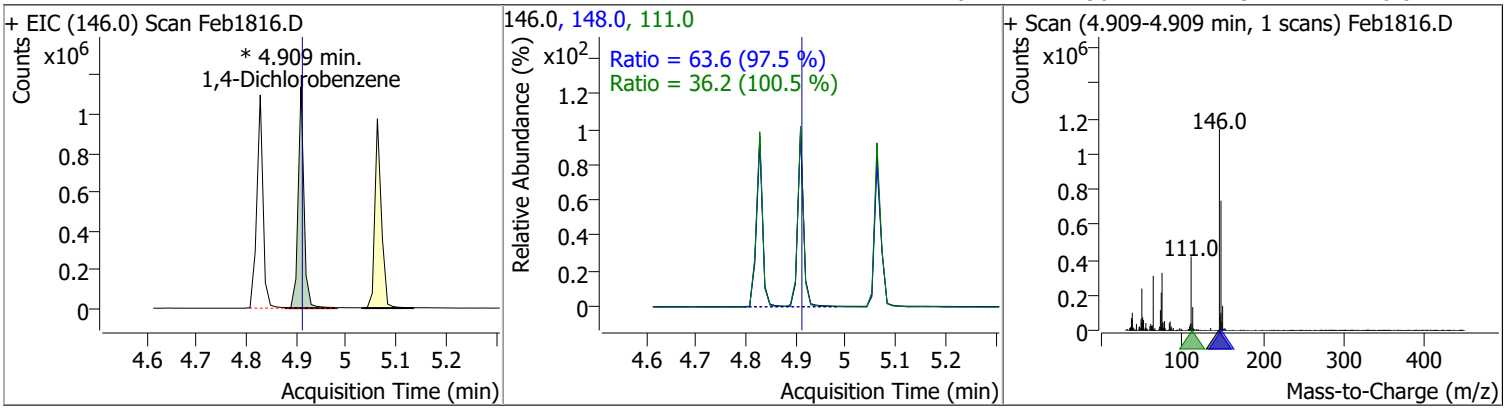

Compound	Conc.	RT	Dev(Min)	Resp.	QIon	QRatio	Lower	Upper
1,2-Dichlorobenzene	67.1819	5.06	0.00	889485	148.0	62.0	45.1	83.8
					111.0	38.6	26.1	48.5

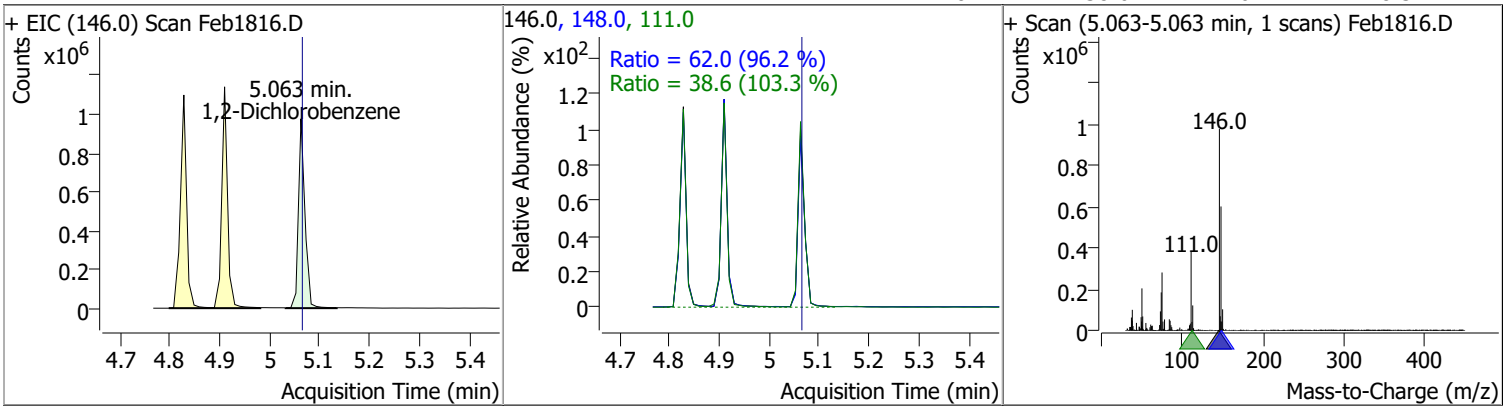

Compound	Conc.	RT	Dev(Min)	Resp.	QIon	QRatio	Lower	Upper
Benzyl Alcohol	64.8569	5.08	0.00	334545	79.0	115.0	83.5	155.1
					107.0	72.3	49.3	91.6

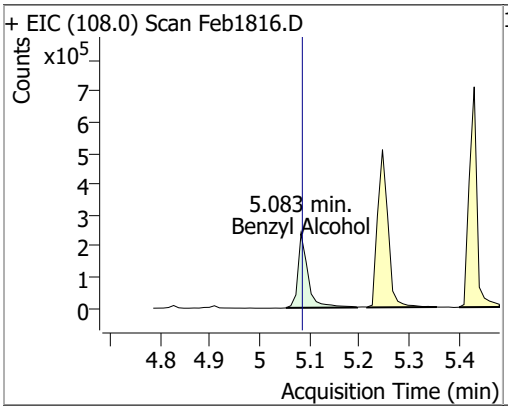

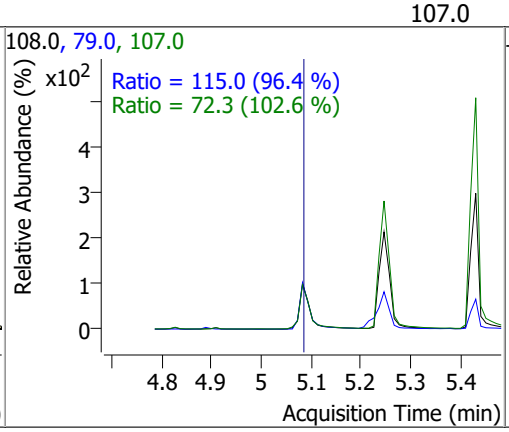

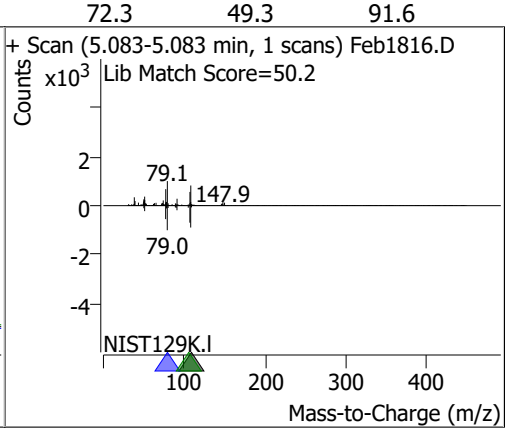

Compound	Conc.	RT	Dev(Min)	Resp.	QIon	QRatio	Lower	Upper
bis(2-chloroisopropyl)Ether	64.7289	5.23	0.00	230930	123.0	32.0	22.5	41.8

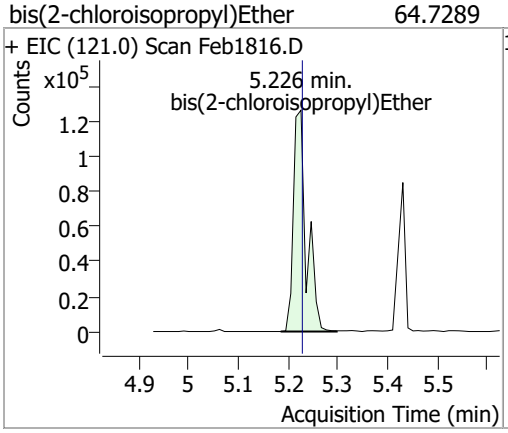

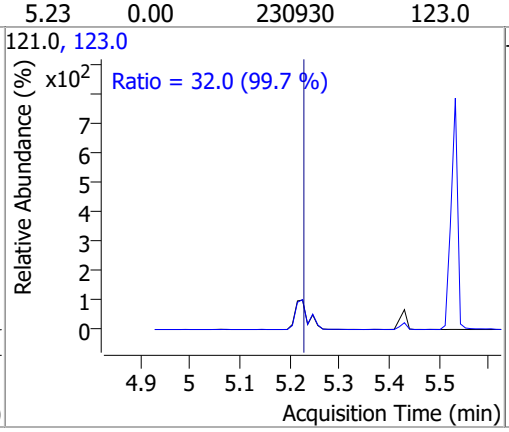

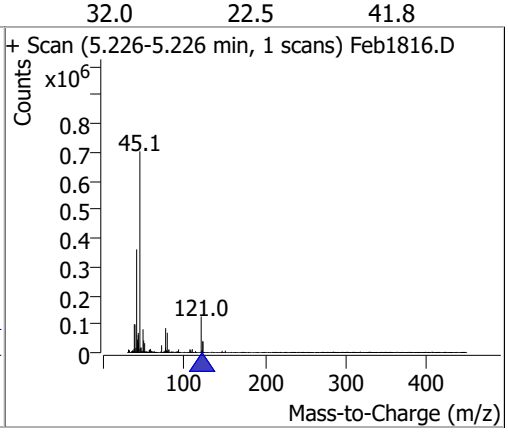

Compound	Conc.	RT	Dev(Min)	Resp.	QIon	QRatio	Lower	Upper
2-Methylphenol	75.3135	5.25	0.00	689854	108.0	109.7	81.5	151.4

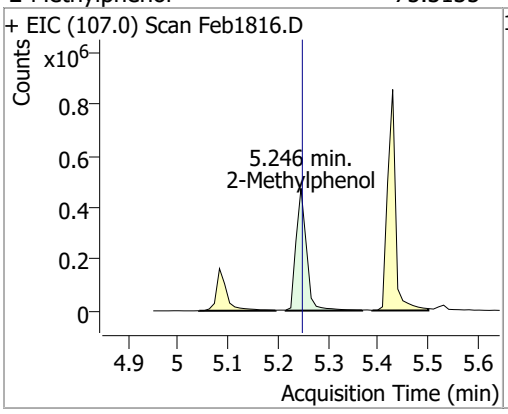

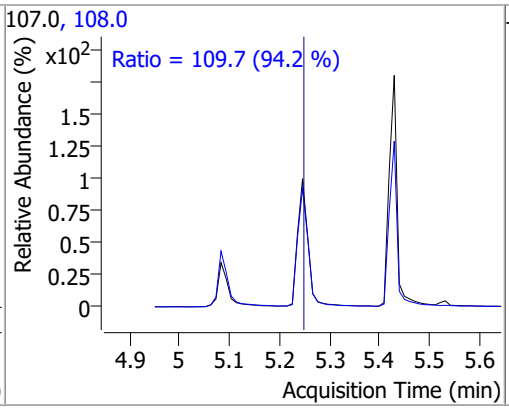

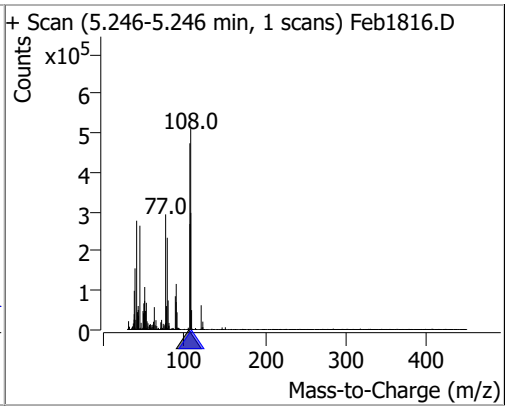

Compound	Conc.	RT	Dev(Min)	Resp.	QIon	QRatio	Lower	Upper
N-nitroso-Di-n-propylamine	100.5449	5.38	0.01	648358	130.0	20.2	0.0	38.8

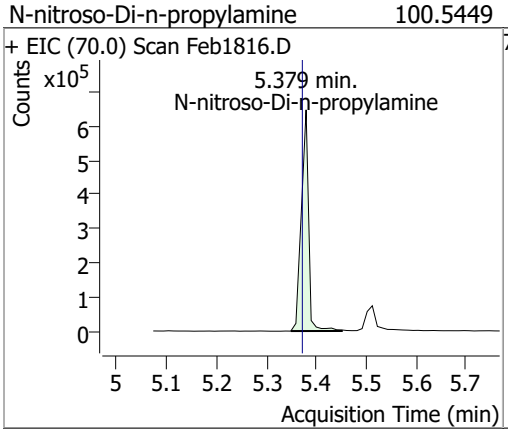

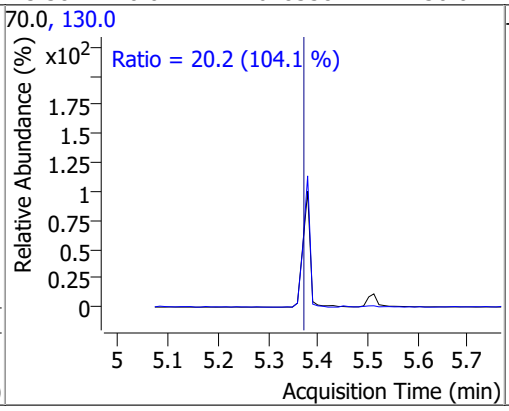

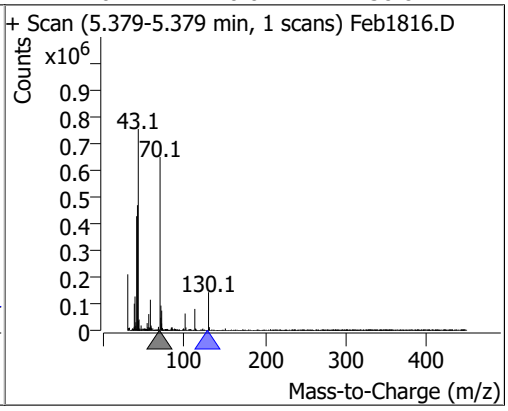

Compound	Conc.	RT	Dev(Min)	Resp.	QIon	QRatio	Lower	Upper
4Methylphenol/3Methylphenol	75.6937	5.43	0.00	944879	108.0	82.4	58.8	109.1

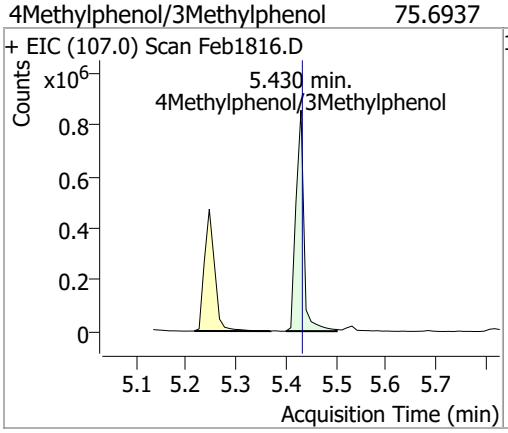

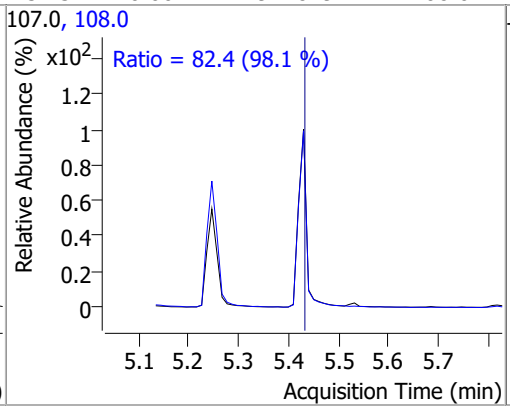

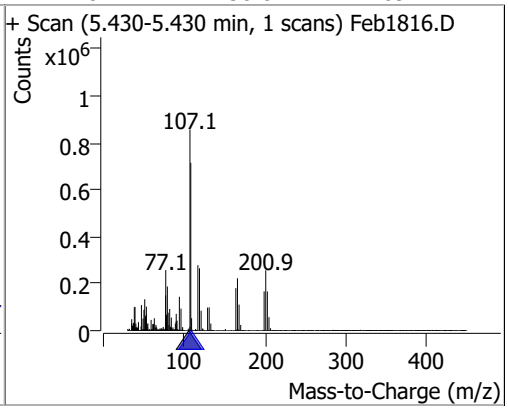

Compound	Conc.	RT	Dev(Min)	Resp.	QIon	QRatio	Lower	Upper
Hexachloroethane	64.6644	5.43	0.00	259597	201.0	88.1	63.5	118.0
					199.0	57.8	39.8	74.0

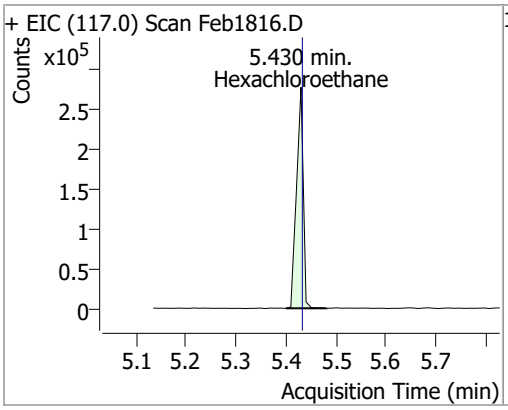

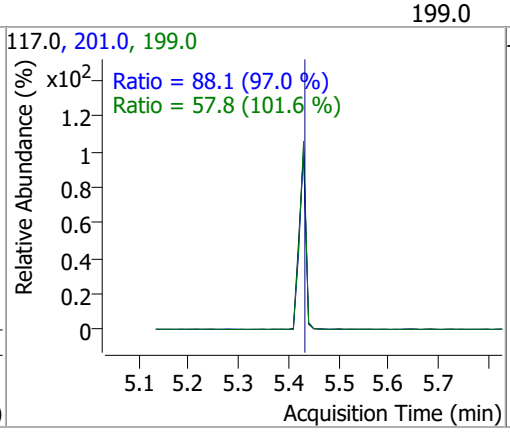

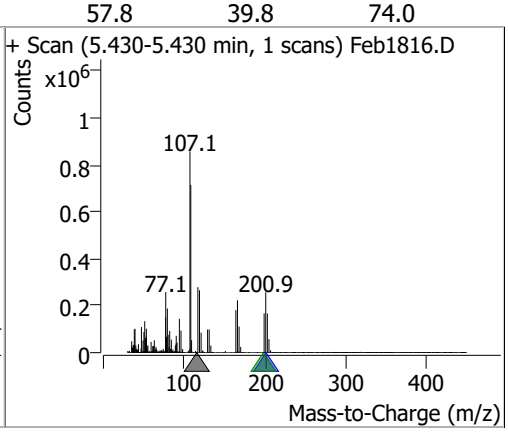

Compound	Conc.	RT	Dev(Min)	Resp.	QIon	QRatio	Lower	Upper
Nitrobenzene-d5	75.3044	5.51	0.01	496809	54.0	65.1	46.3	86.0
					128.0	47.2	34.1	63.3

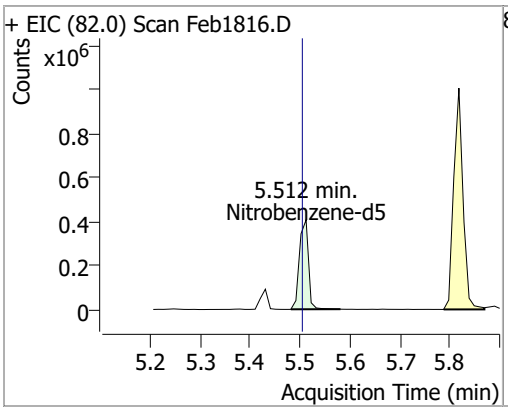

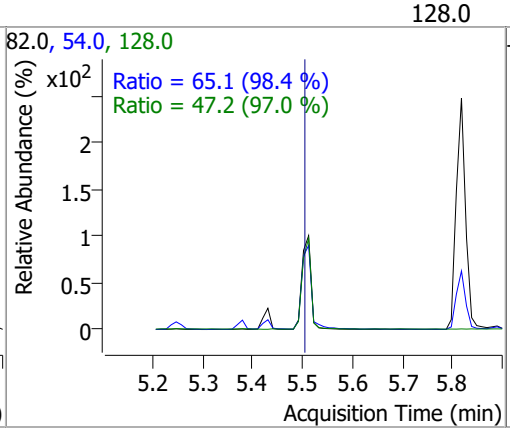

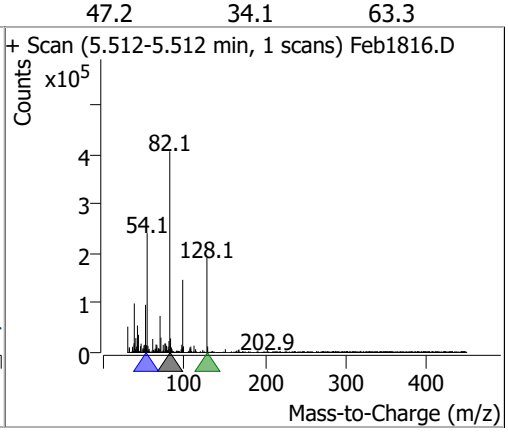

Compound	Conc.	RT	Dev(Min)	Resp.	QIon	QRatio	Lower	Upper
Nitrobenzene	88.7235	5.53	0.01	293453	77.0	209.4	148.9	276.5
					51.0	129.8	91.7	170.3

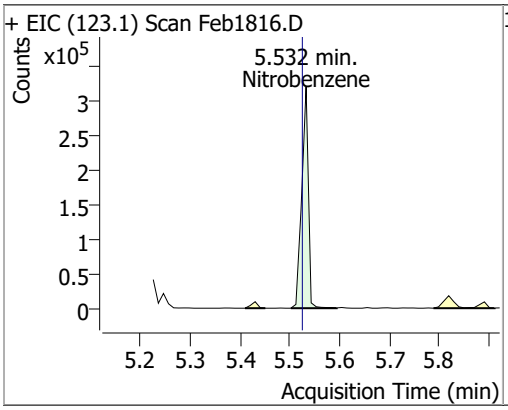

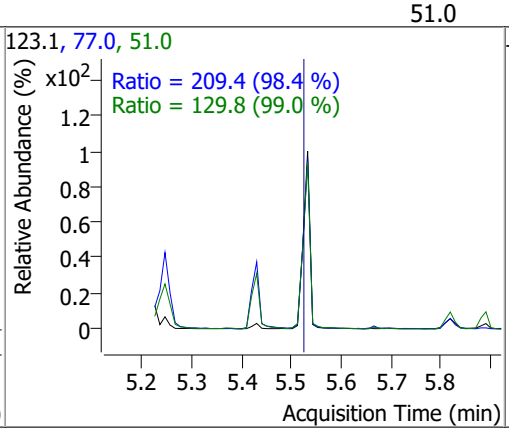

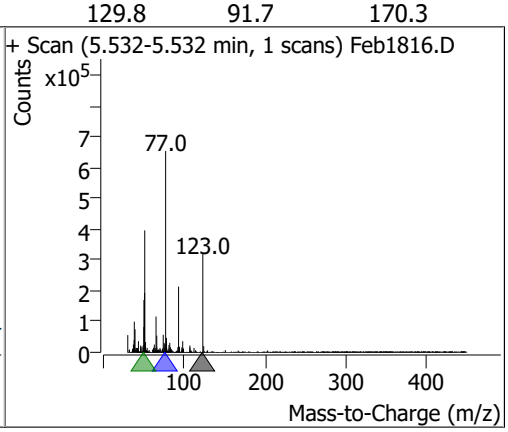

Compound	Conc.	RT	Dev(Min)	Resp.	QIon	QRatio	Lower	Upper
Isophorone	81.3276	5.82	0.00	1289009	138.0	21.5	14.8	27.5

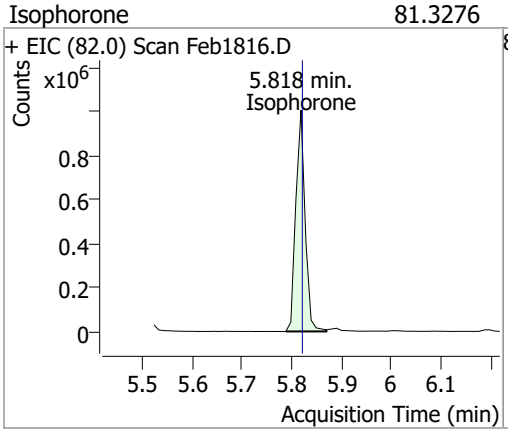

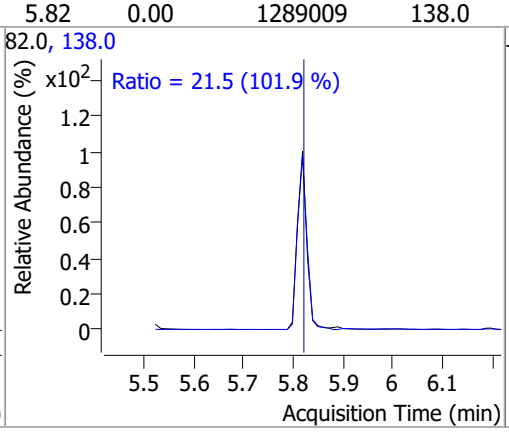

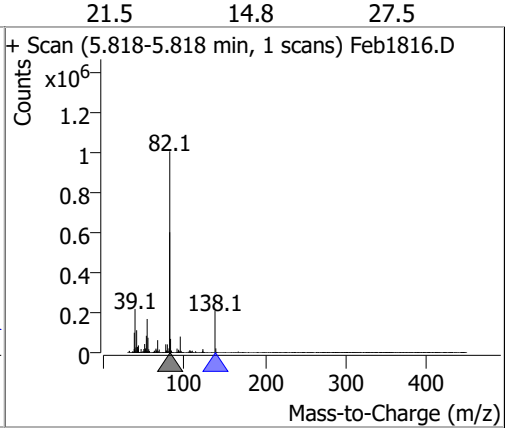

Compound	Conc.	RT	Dev(Min)	Resp.	QIon	QRatio	Lower	Upper
2-Nitrophenol	82.2133	5.89	0.01	293902	65.0	48.3	34.2	63.4
					109.0	37.4	24.6	45.8

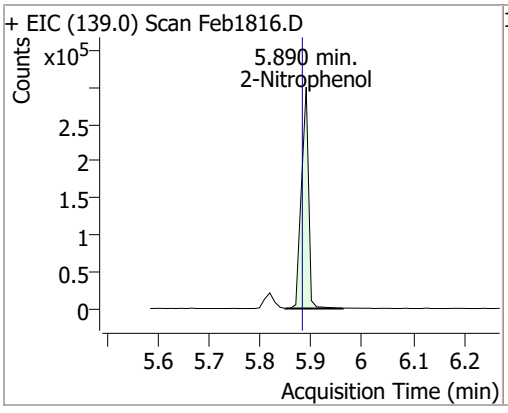

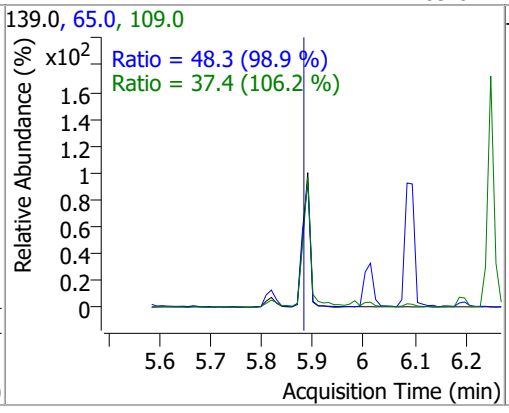

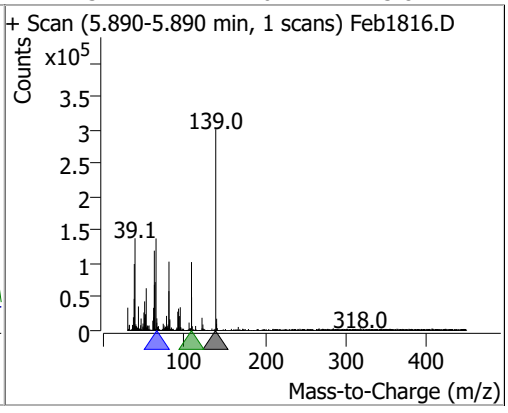

Compound	Conc.	RT	Dev(Min)	Resp.	QIon	QRatio	Lower	Upper
2,4-Dimethylphenol	80.0755	6.01	0.01	589838	107.0	111.7	76.6	142.3
					77.0	32.5	23.8	44.2

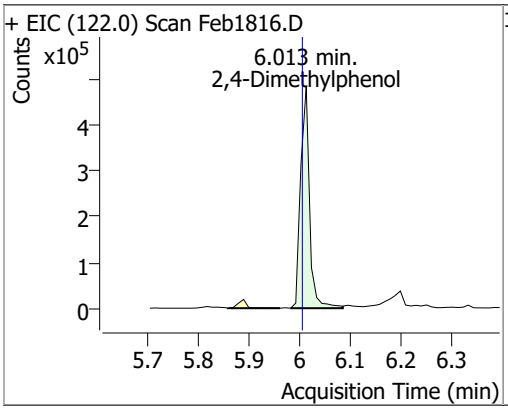

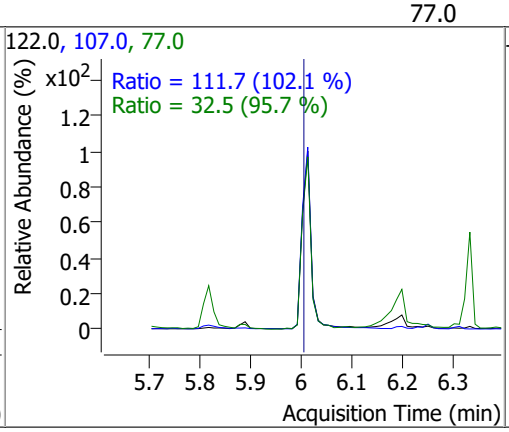

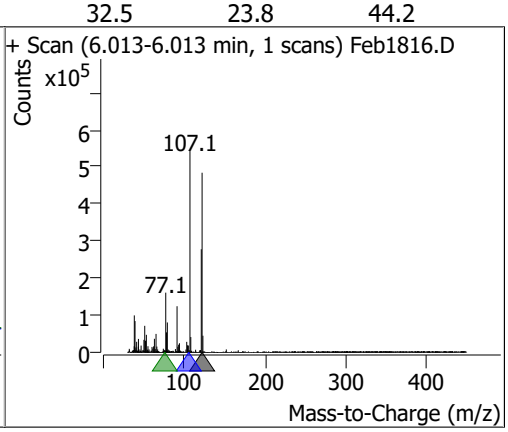

Compound	Conc.	RT	Dev(Min)	Resp.	QIon	QRatio	Lower	Upper
bis(-2-Chloroethoxy)Methane	85.0692	6.10	0.01	788755	63.0	70.9	47.7	88.6
					95.0	32.2	22.3	41.5

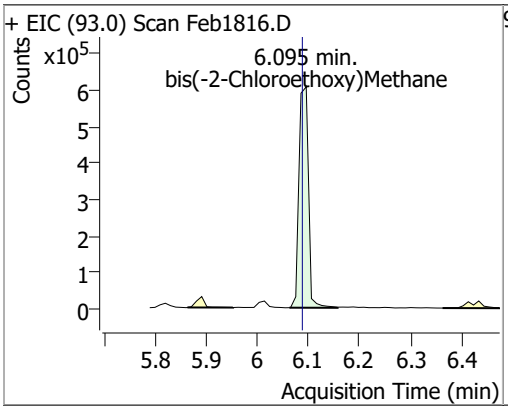

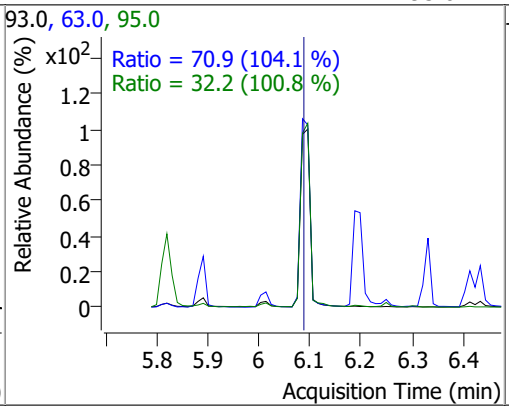

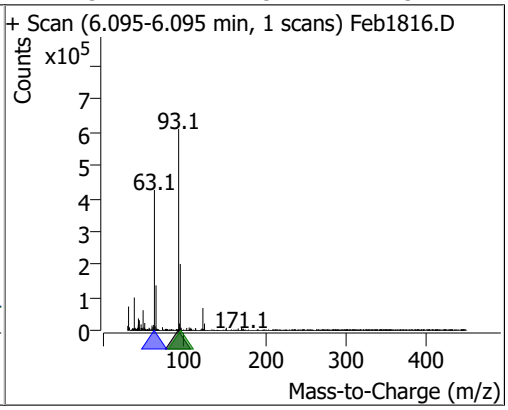

Compound	Conc.	RT	Dev(Min)	Resp.	QIon	QRatio	Lower	Upper
2,4-Dichlorophenol	74.9634	6.20	0.01	528068	164.0	64.3	45.5	84.5
					98.0	32.8	20.0	37.1

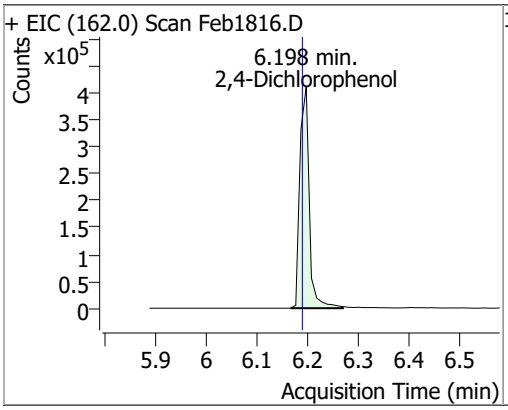

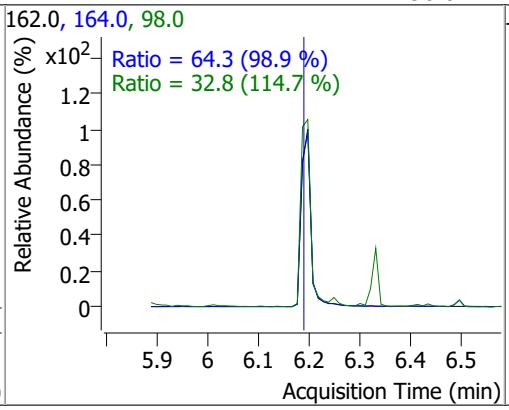

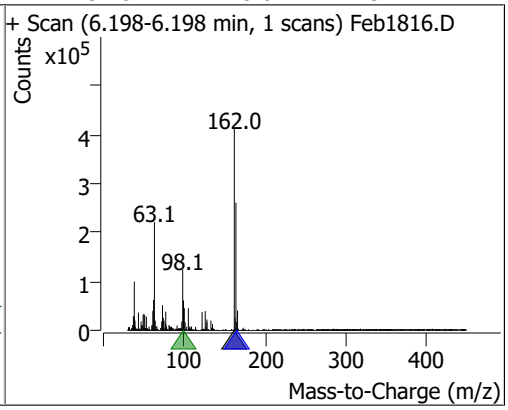

Compound	Conc.	RT	Dev(Min)	Resp.	QIon	QRatio	Lower	Upper
Benzoic Acid	28.6632	6.20	-0.04	91311	122.0	77.1	59.9	111.2
					77.0	76.2	42.3	78.5

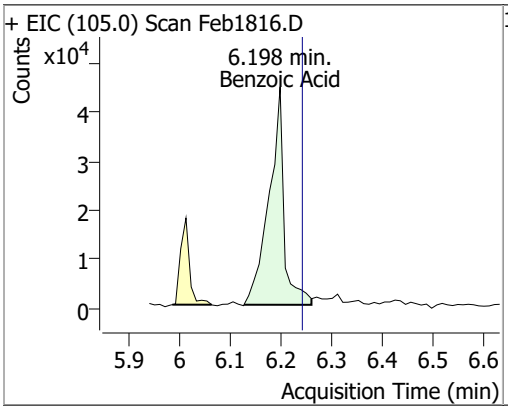

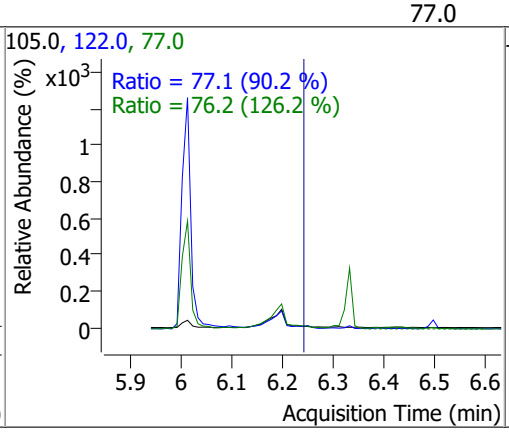

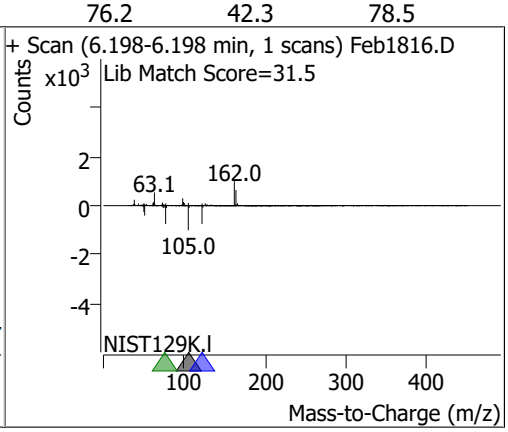

Compound	Conc.	RT	Dev(Min)	Resp.	QIon	QRatio	Lower	Upper
1,2,4-Trichlorobenzene	73.0803	6.25	0.00	619571	182.0	94.9	66.2	122.9
					145.0	28.9	20.1	37.3

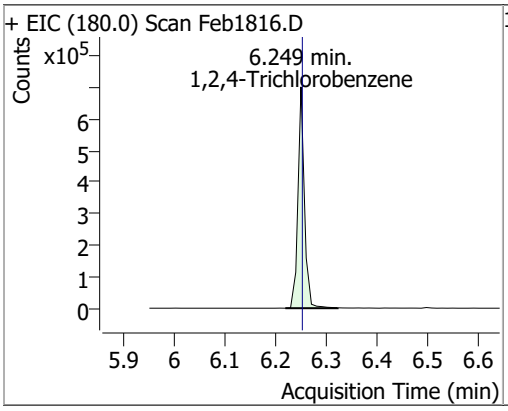

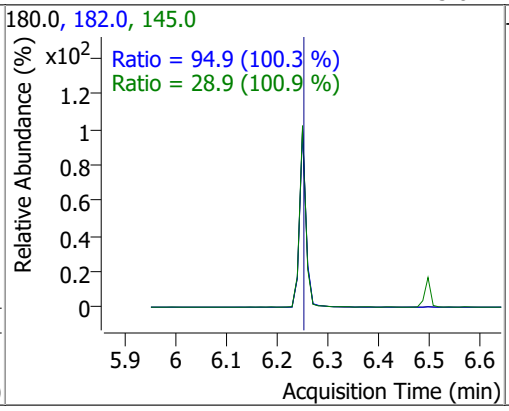

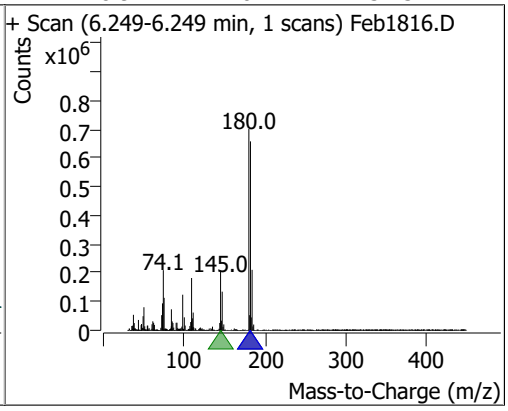

Compound	Conc.	RT	Dev(Min)	Resp.	QIon	QRatio	Lower	Upper
Naphthalene	83.7566	6.33	0.00	2090973	129.0	11.0	8.0	14.9
					102.0	10.2	6.9	12.9

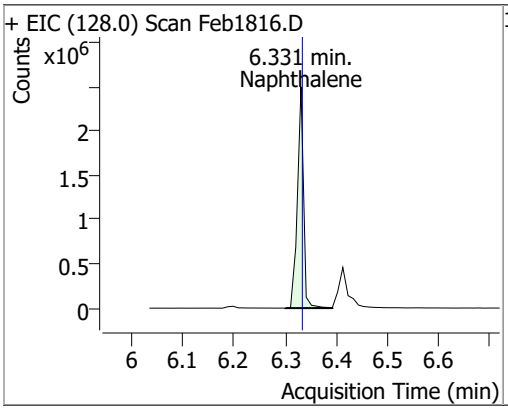

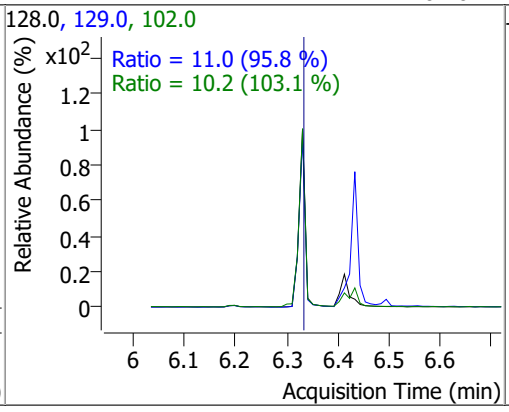

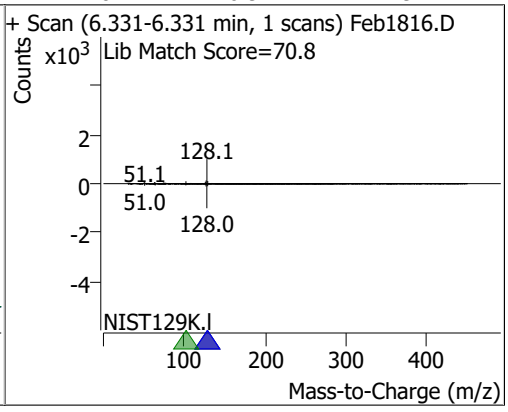

Compound	Conc.	RT	Dev(Min)	Resp.	QIon	QRatio	Lower	Upper
4-Chlorophenol	66.4694	6.41	0.00	175506	128.0	313.8	221.4	411.2

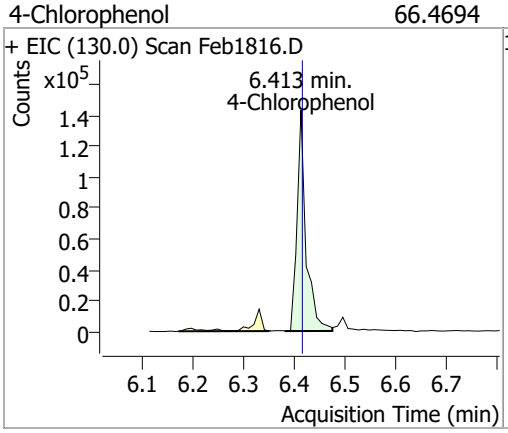

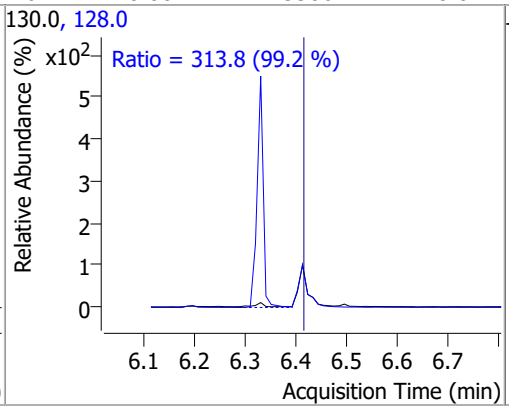

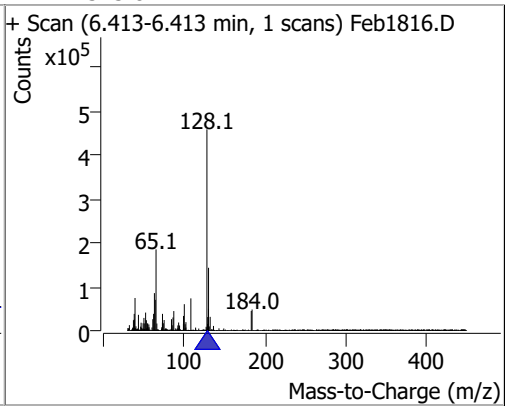

Compound	Conc.	RT	Dev(Min)	Resp.	QIon	QRatio	Lower	Upper
p-Chloroaniline	63.8638	6.43	0.00	631810	65.0	63.8	42.1	78.2
					129.0	37.1	26.3	48.9

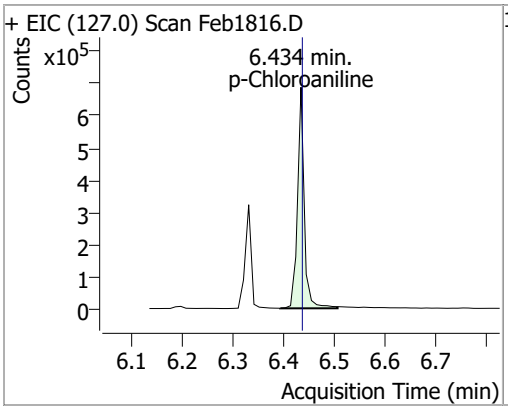

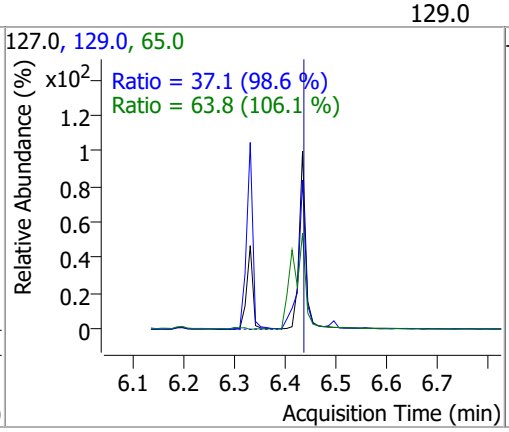

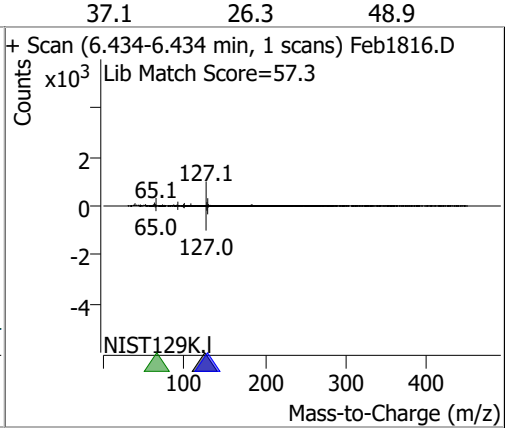

Compound	Conc.	RT	Dev(Min)	Resp.	QIon	QRatio	Lower	Upper
Hexachlorobutadiene	70.6360	6.50	0.00	309403	227.0	64.2	46.0	85.4
					223.0	64.2	45.0	83.6

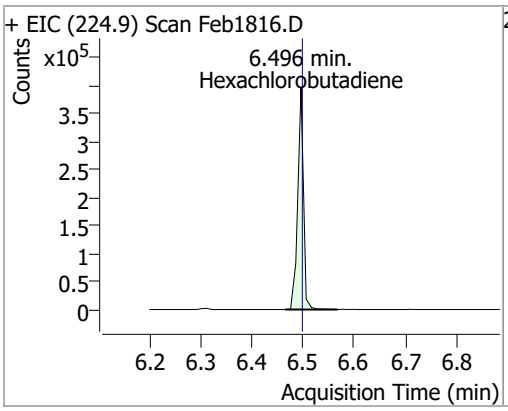

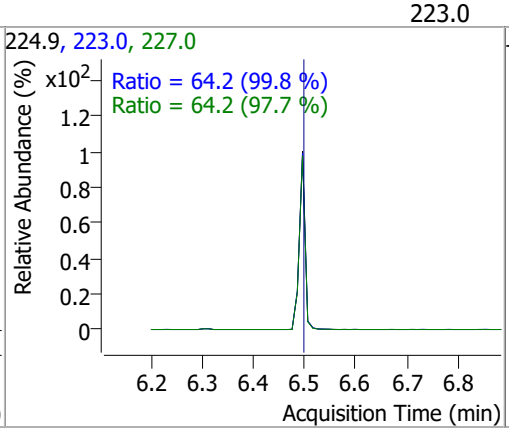

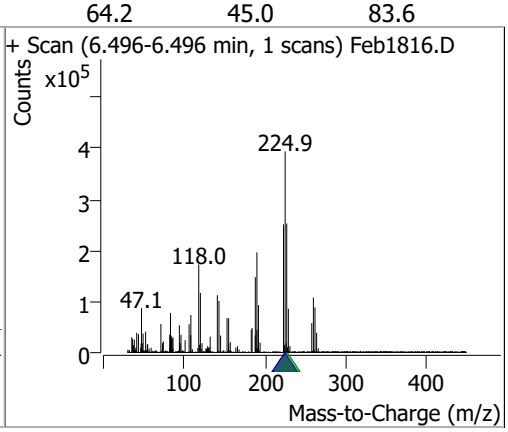

Compound	Conc.	RT	Dev(Min)	Resp.	QIon	QRatio	Lower	Upper
4-Chloro-2-Methylphenol	83.0057	6.94	0.00	541291 (m)	144.0	25.8	19.4	36.1

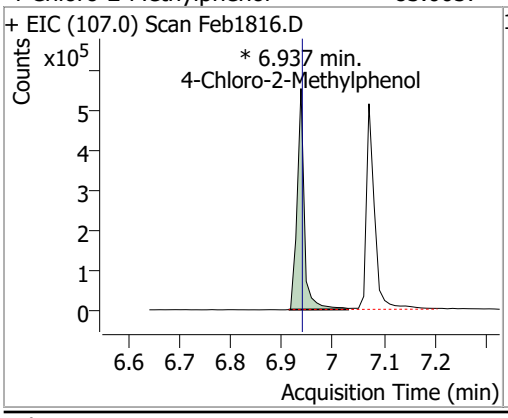

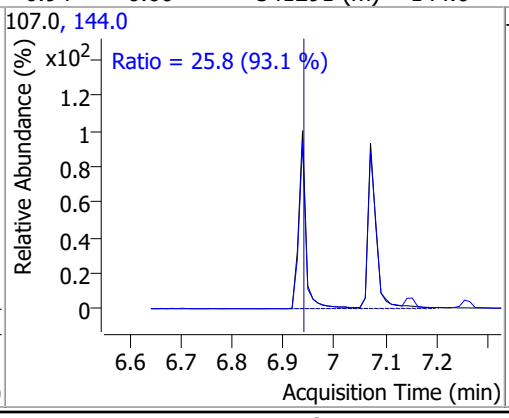

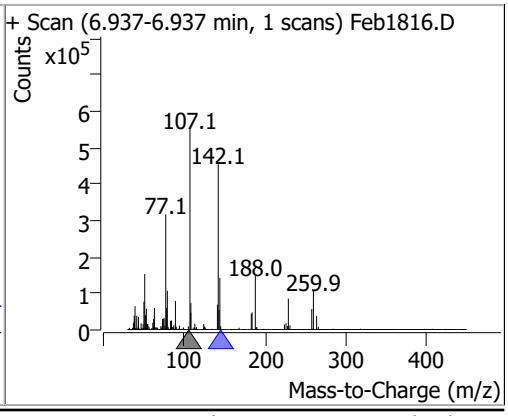

Compound	Conc.	RT	Dev(Min)	Resp.	QIon	QRatio	Lower	Upper
4-Chloro-3-Methylphenol	85.8097	7.07	0.00	585346 (m)	144.0	25.5	19.1	35.5

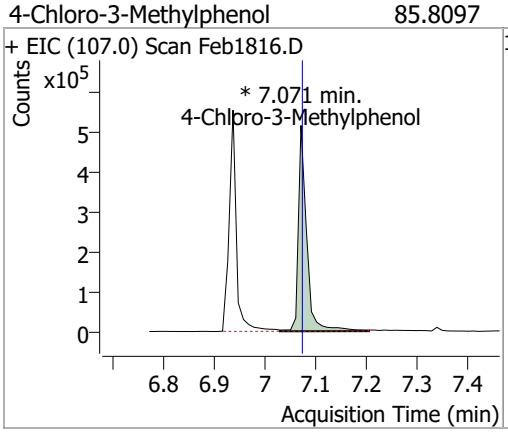

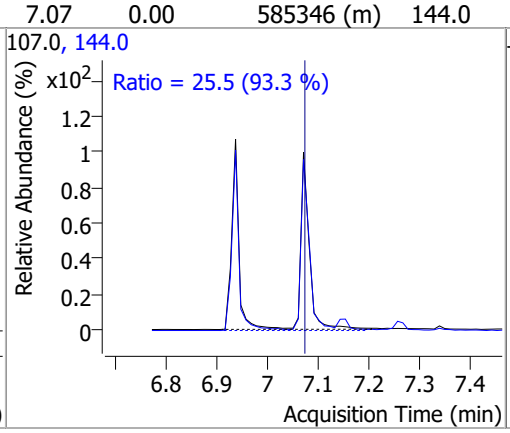

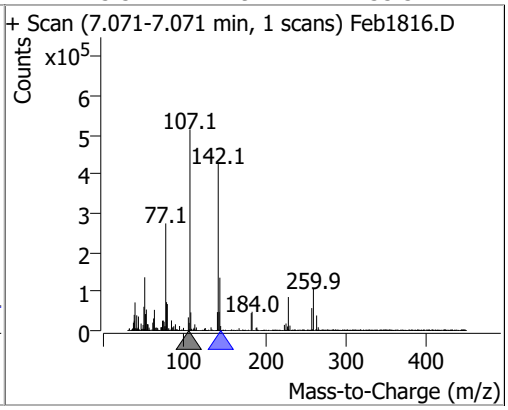

Compound	Conc.	RT	Dev(Min)	Resp.	QIon	QRatio	Lower	Upper
2-Methylnaphthalene	87.3370	7.15	0.01	1247204	142.0	117.8	83.8	155.7
					115.0	43.0	29.2	54.3

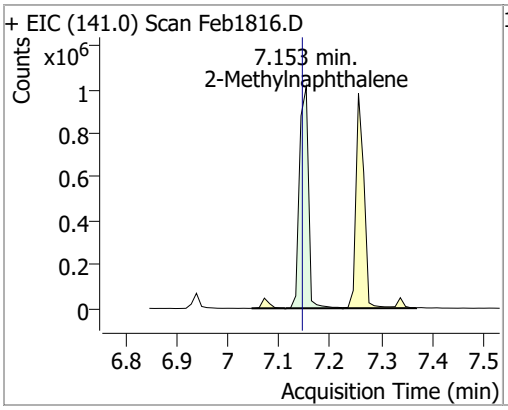

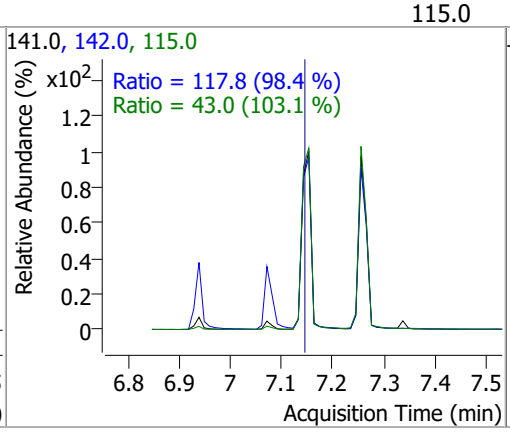

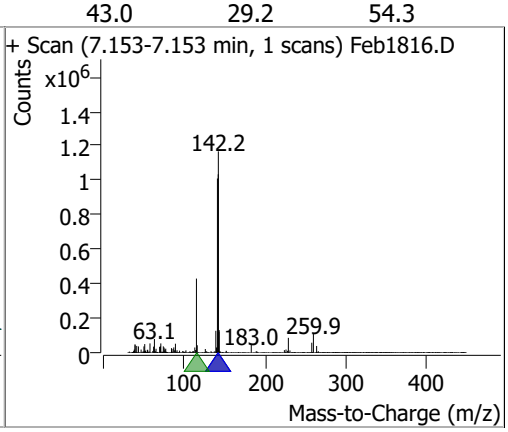

Compound	Conc.	RT	Dev(Min)	Resp.	QIon	QRatio	Lower	Upper
1-Methylnaphthalene	76.9002	7.26	0.00	1067616 (m)	142.0	113.5	79.8	148.2
					115.0	44.7	28.9	53.7

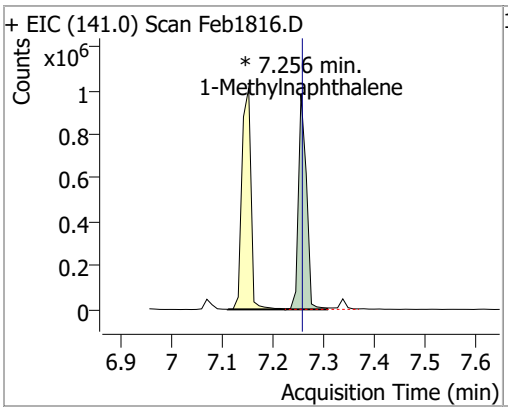

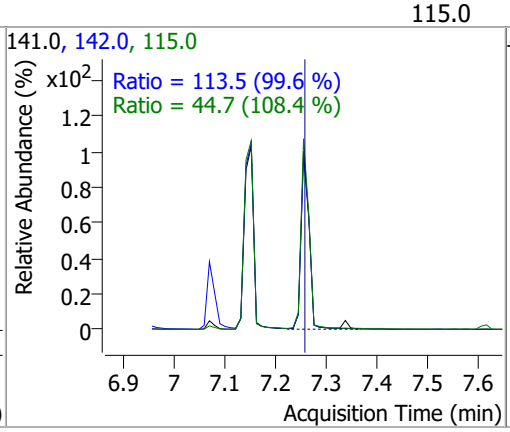

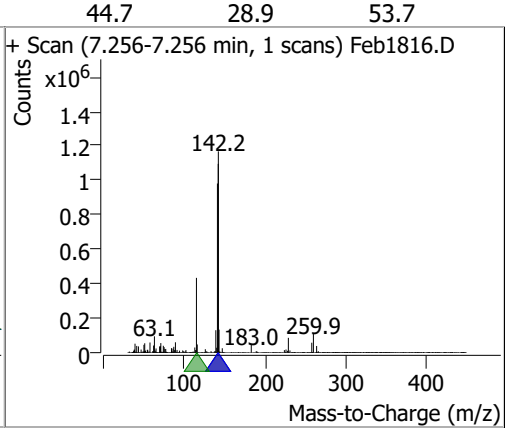

Compound	Conc.	RT	Dev(Min)	Resp.	QIon	QRatio	Lower	Upper
Hexachlorocyclopentadiene	77.8774	7.34	0.00	203656	234.9	62.0	45.2	84.0
					238.9	60.1	44.6	82.9

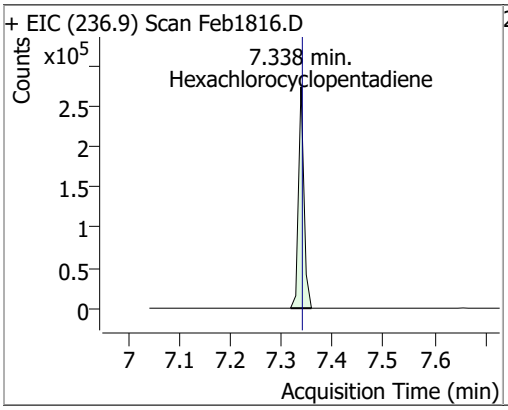

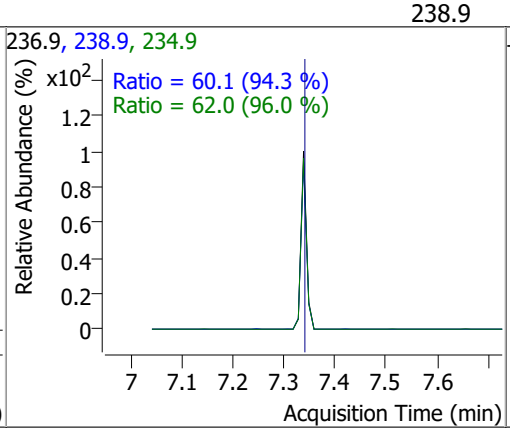

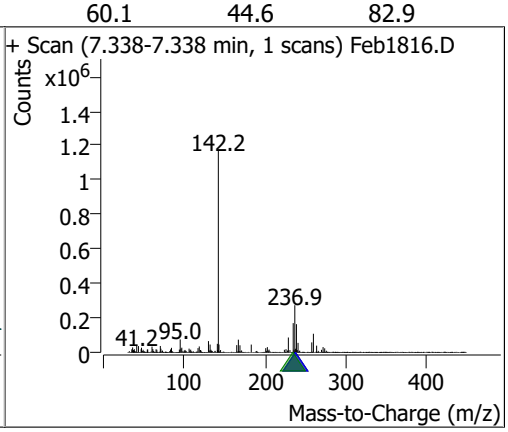

Compound	Conc.	RT	Dev(Min)	Resp.	QIon	QRatio	Lower	Upper
2,4,6-Trichlorophenol	90.6601	7.52	0.00	416677 (m)	198.0	93.0	67.6	125.5

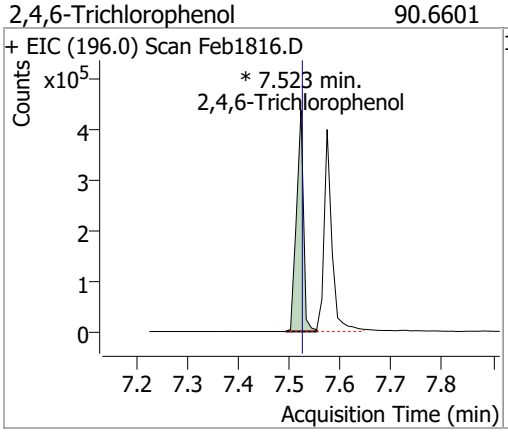

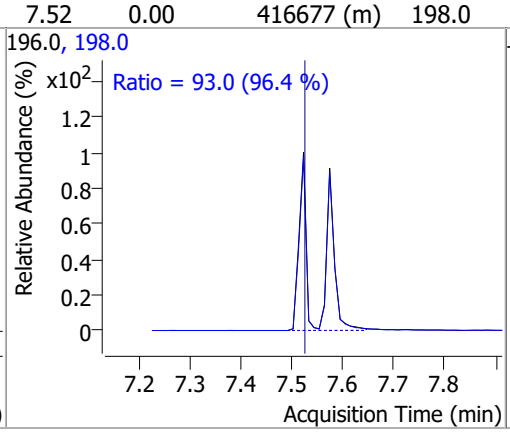

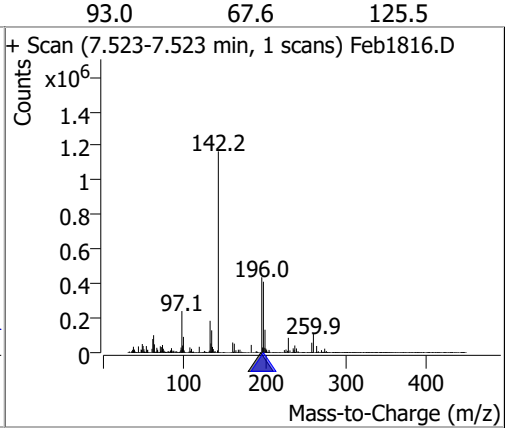

Compound	Conc.	RT	Dev(Min)	Resp.	QIon	QRatio	Lower	Upper
2,4,5-Trichlorophenol	82.8088	7.57	0.00	423746 (m)	198.0	94.6	63.2	117.3

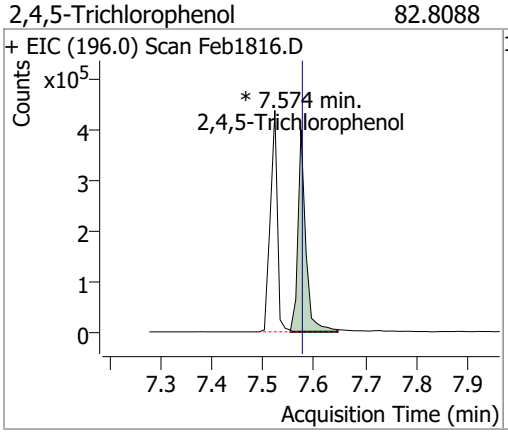

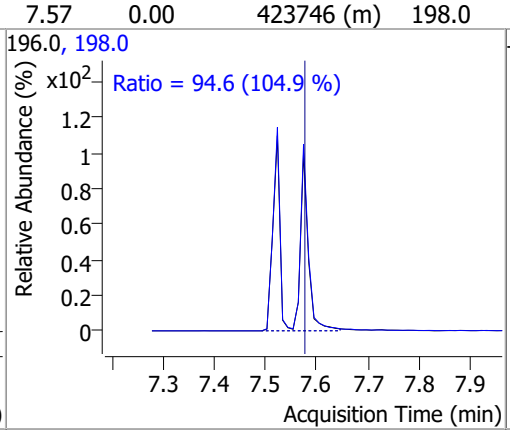

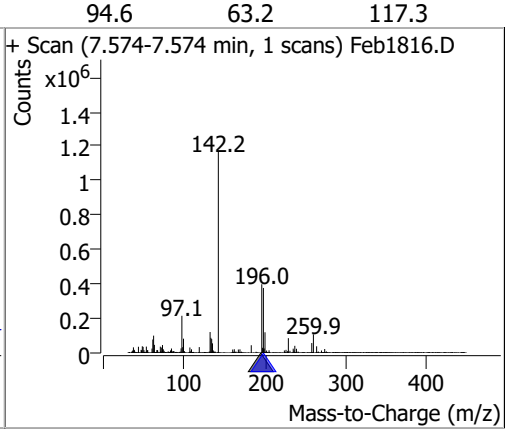

Compound	Conc.	RT	Dev(Min)	Resp.	QIon	QRatio	Lower	Upper
2-Fluorobiphenyl	86.6113	7.62	0.01	1606095	171.0	34.0	24.0	44.5

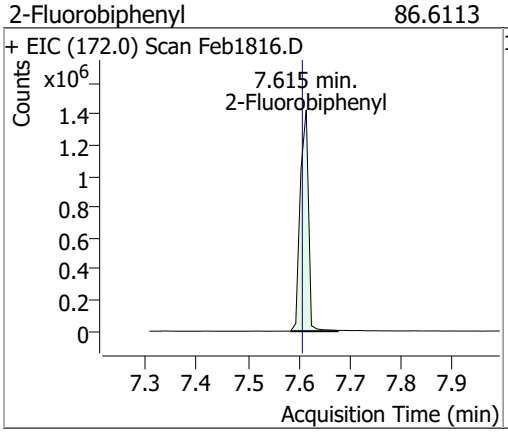

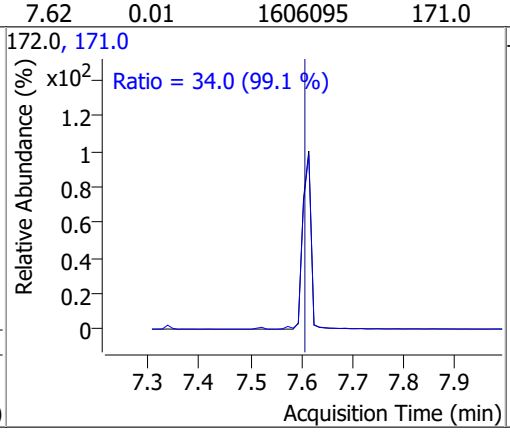

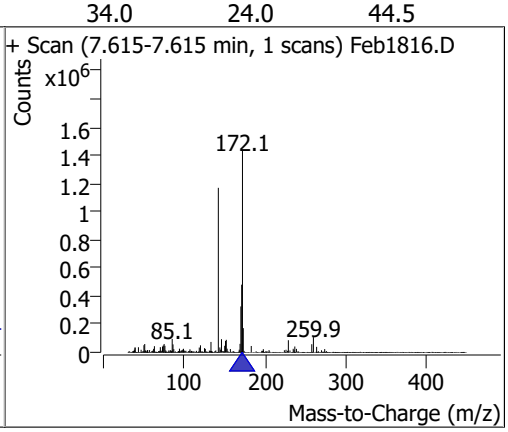

Compound	Conc.	RT	Dev(Min)	Resp.	QIon	QRatio	Lower	Upper
2-Chloronaphthalene	82.8006	7.72	0.00	1288800	127.0	38.2	25.1	46.7
					164.0	33.2	22.5	41.7

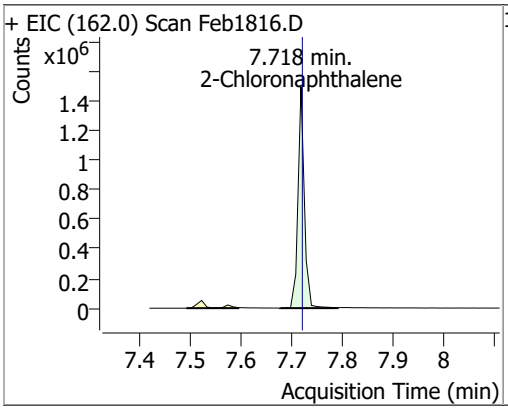

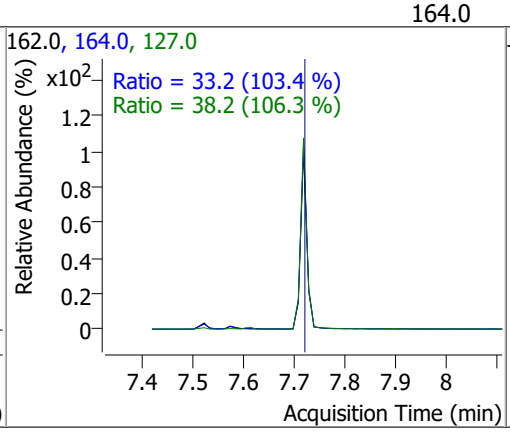

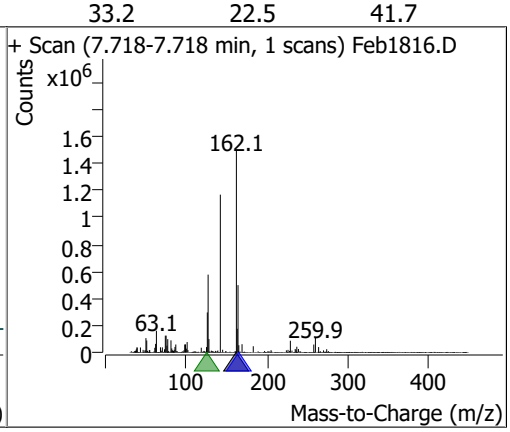

Compound	Conc.	RT	Dev(Min)	Resp.	QIon	QRatio	Lower	Upper
2-Nitroaniline	92.4304	7.89	0.01	258428	138.0	113.7	77.4	143.7

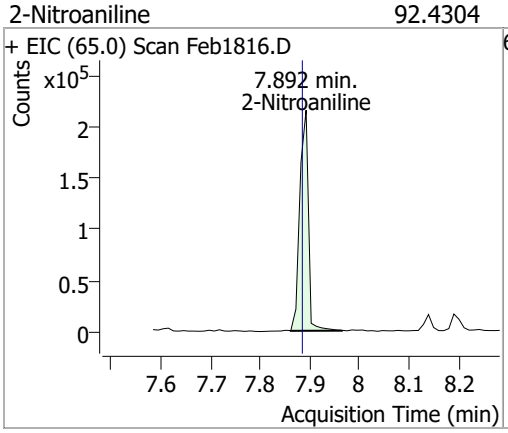

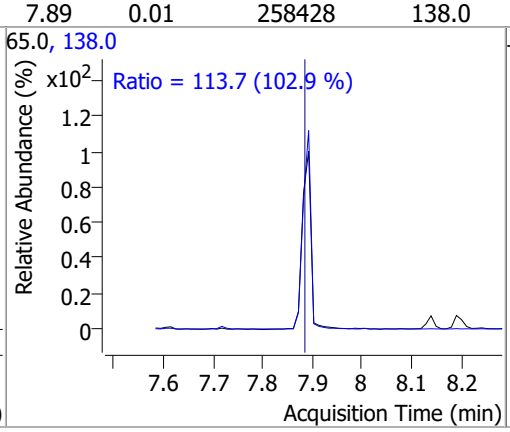

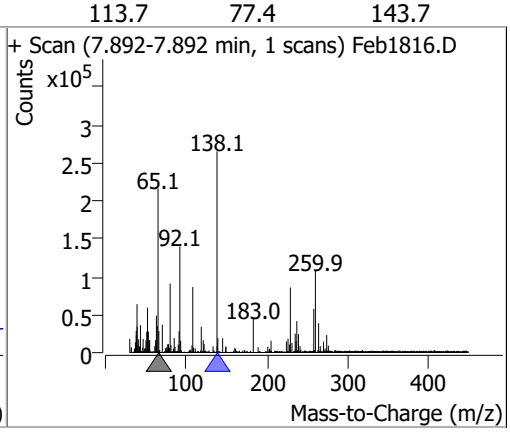

Compound	Conc.	RT	Dev(Min)	Resp.	QIon	QRatio	Lower	Upper
Dimethyl Phthalate	95.8472	8.14	0.00	1523524	77.0	21.6	13.8	25.7

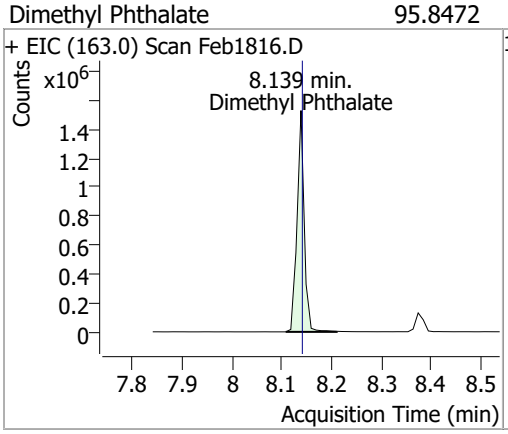

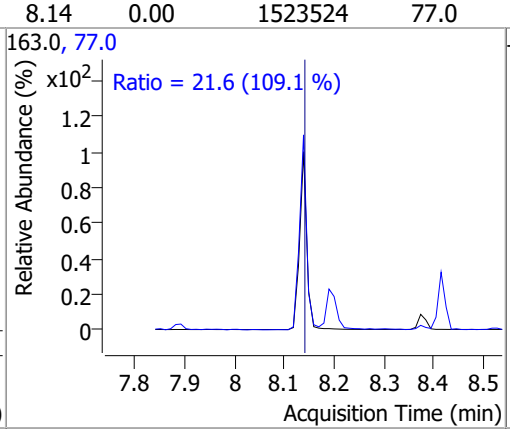

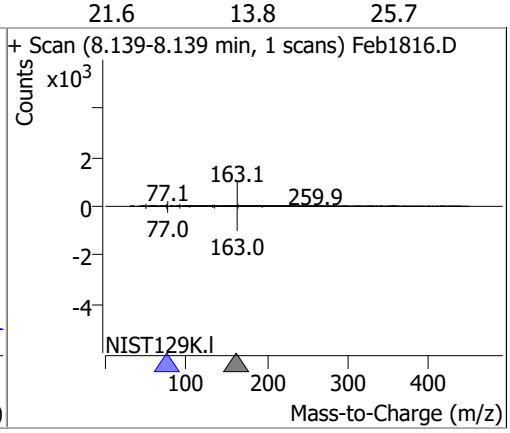

Compound	Conc.	RT	Dev(Min)	Resp.	QIon	QRatio	Lower	Upper
2,6-Dinitrotoluene	84.7267	8.19	0.00	182491	63.0	134.0	99.5	184.8
					89.0	65.4	43.3	80.3

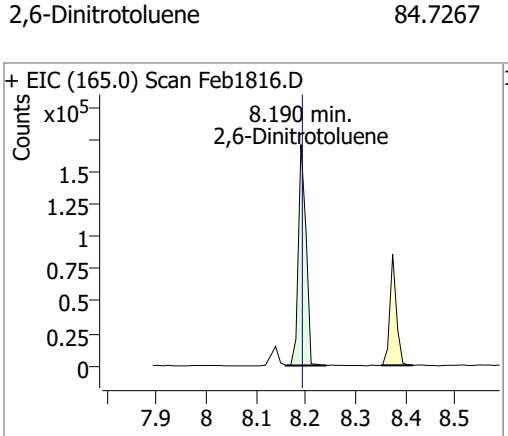

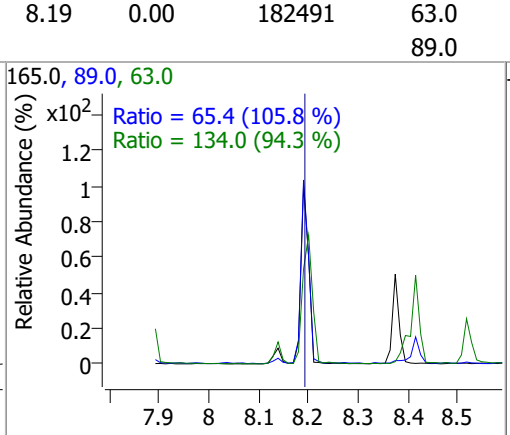

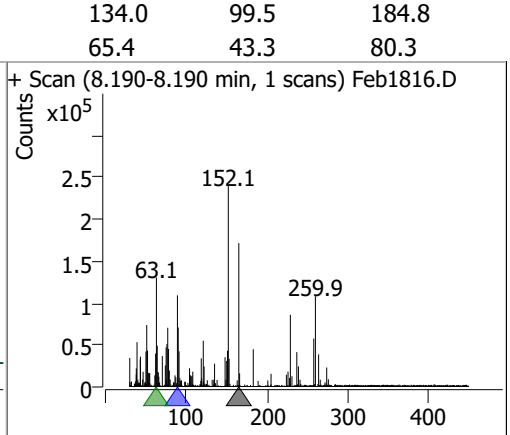

Compound	Conc.	RT	Dev(Min)	Resp.	QIon	QRatio	Lower	Upper
Acenaphthylene	85.8553	8.20	0.00	2135675	153.1	14.0	9.6	17.7

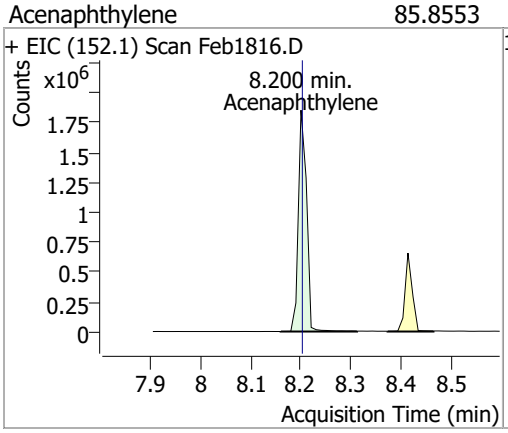

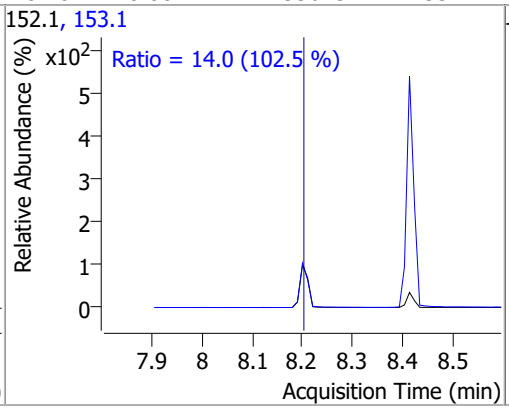

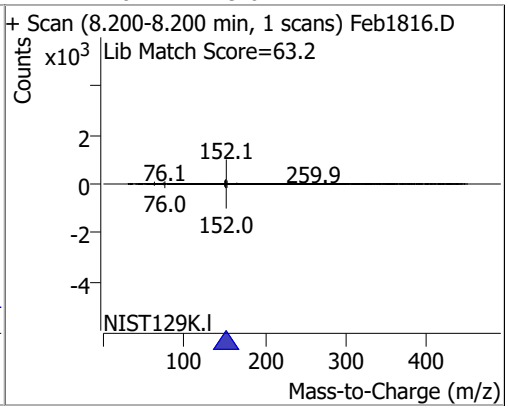

Compound	Conc.	RT	Dev(Min)	Resp.	QIon	QRatio	Lower	Upper
3-Nitroaniline	74.9042	8.39	0.00	182072	65.0	131.3	90.4	167.8
					92.0	107.9	74.7	138.7

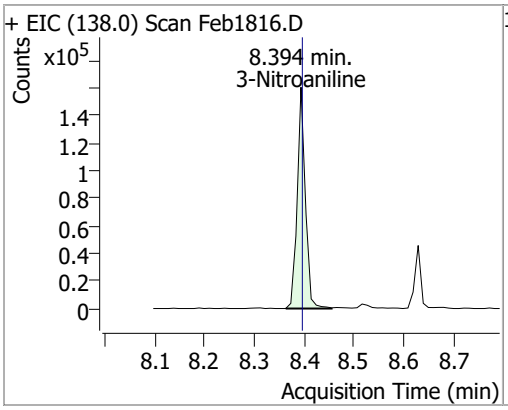

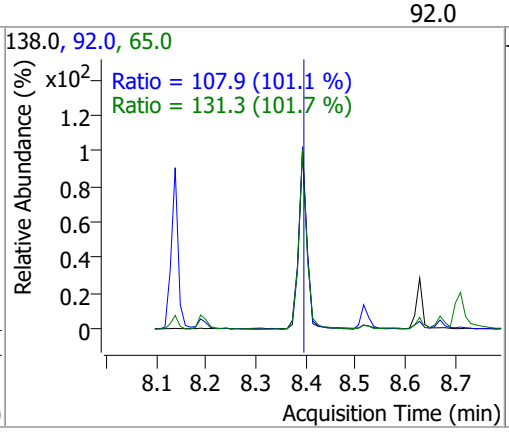

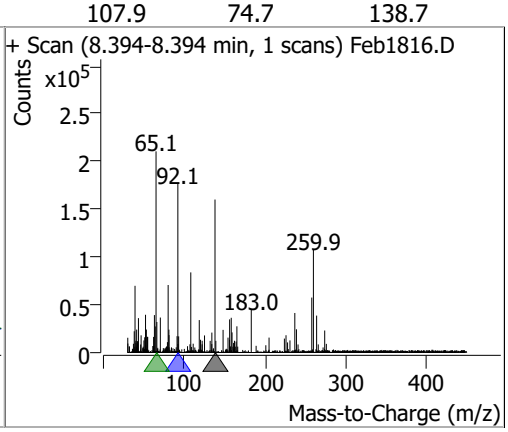

Compound	Conc.	RT	Dev(Min)	Resp.	QIon	QRatio	Lower	Upper
Acenaphthene	90.6285	8.41	0.00	1283172	153.0	107.2	74.5	138.4
					152.0	51.7	36.3	67.4

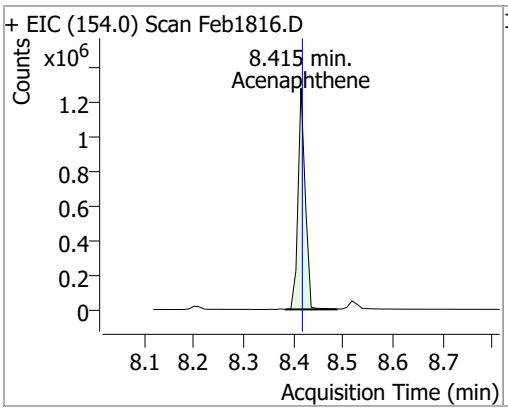

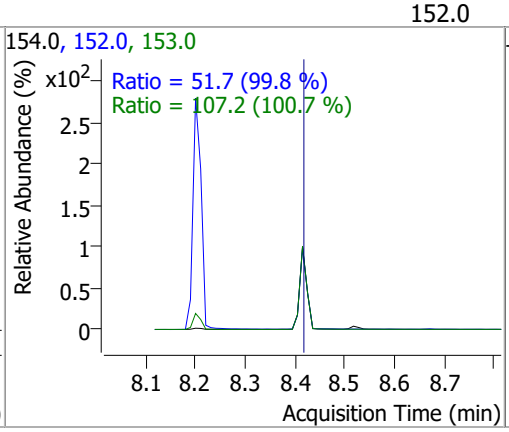

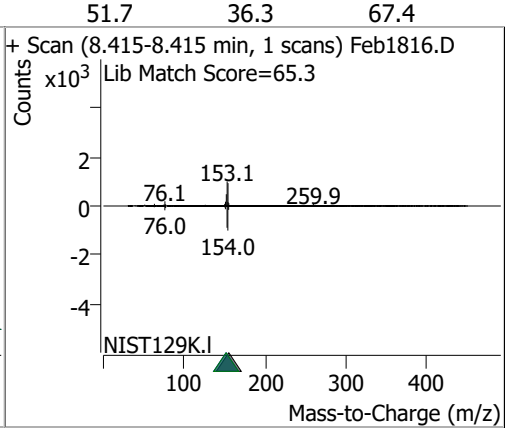

Compound	Conc.	RT	Dev(Min)	Resp.	QIon	QRatio	Lower	Upper
2,4-Dinitrophenol	87.3775	8.52	0.00	97120	154.0	66.2	43.9	81.5

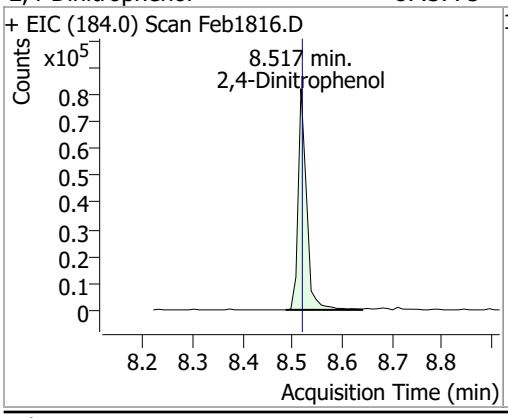

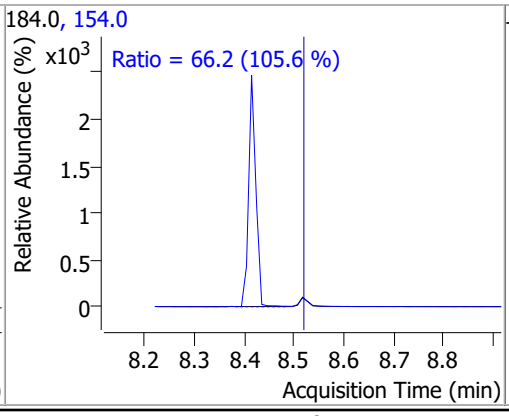

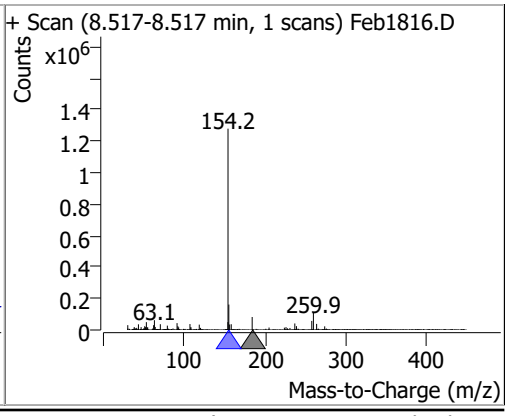

Compound	Conc.	RT	Dev(Min)	Resp.	QIon	QRatio	Lower	Upper
Dibenzofuran	90.4568	8.63	0.00	2089603	139.0	39.6	26.3	48.8

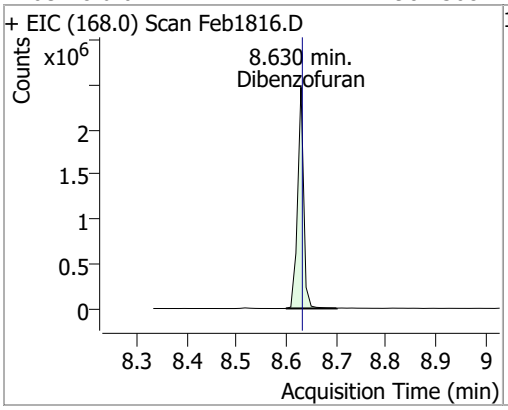

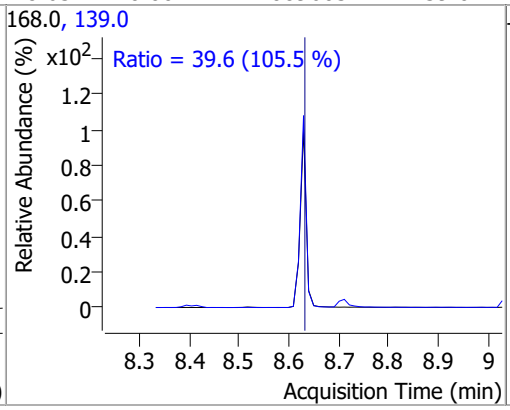

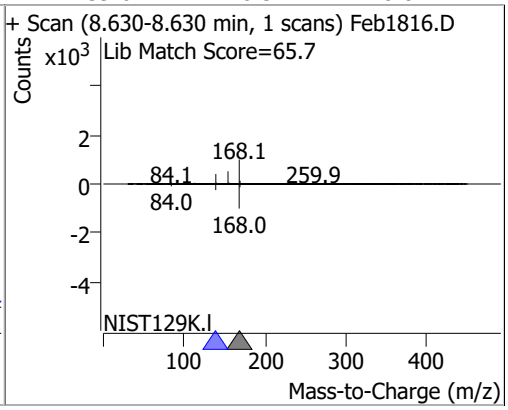

Compound	Conc.	RT	Dev(Min)	Resp.	QIon	QRatio	Lower	Upper
2,4-Dinitrotoluene	91.6677	8.67	0.00	251542	89.0	76.2	55.4	102.9
					63.0	46.1	33.9	62.9

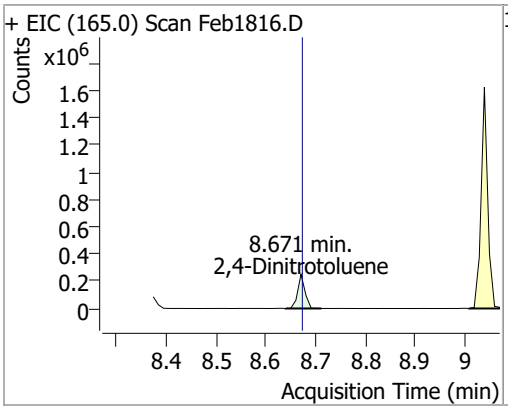

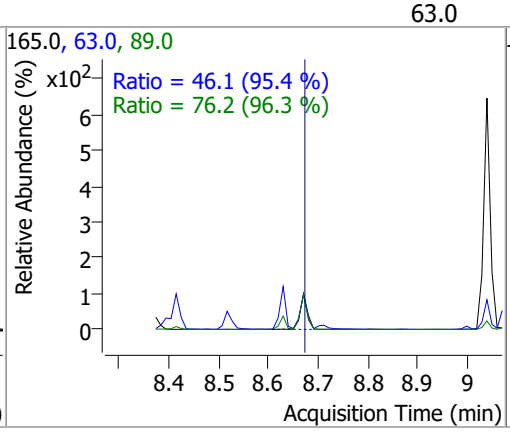

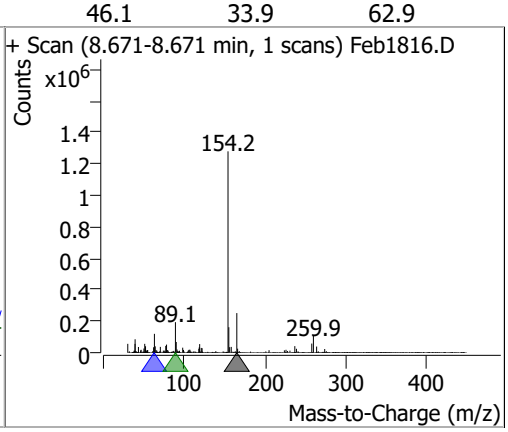

Compound	Conc.	RT	Dev(Min)	Resp.	QIon	QRatio	Lower	Upper
4-Nitrophenol	35.8244	8.71	0.01	87507	65.0	73.6	50.4	93.6
					139.0	68.1	49.8	92.5

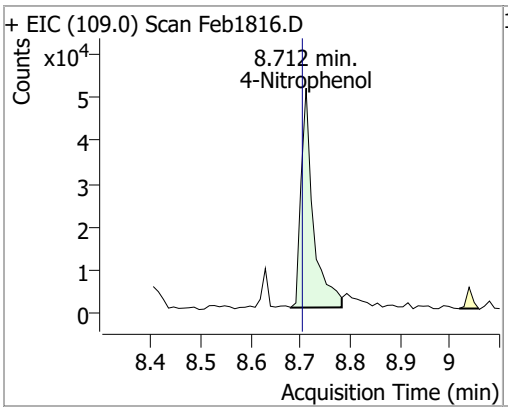

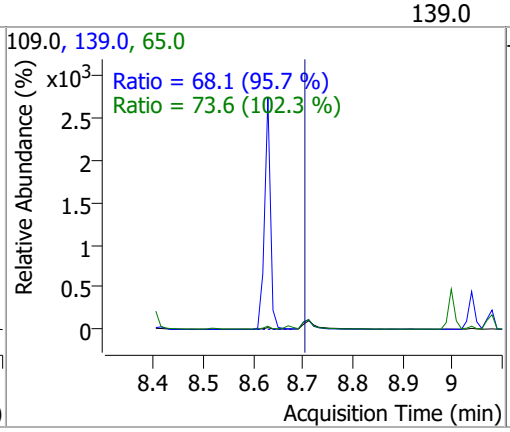

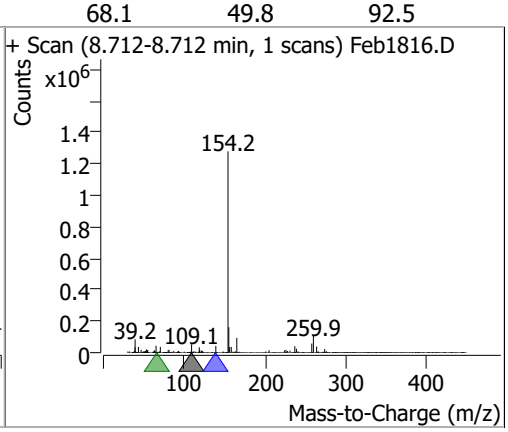

Compound	Conc.	RT	Dev(Min)	Resp.	QIon	QRatio	Lower	Upper
Diethylphthalate	91.8115	9.00	0.00	1511372	177.0	21.1	14.5	27.0
					150.0	13.0	8.7	16.2

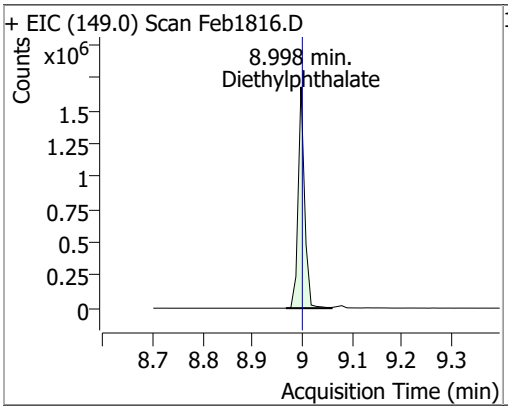

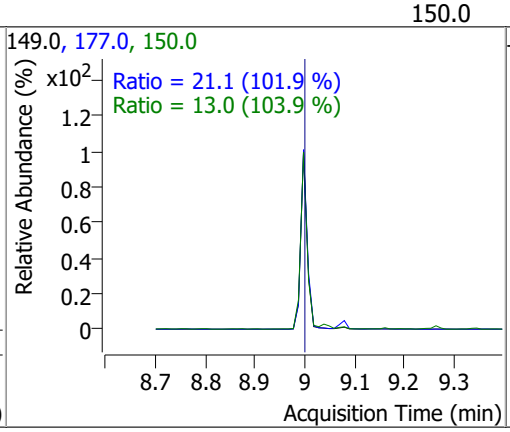

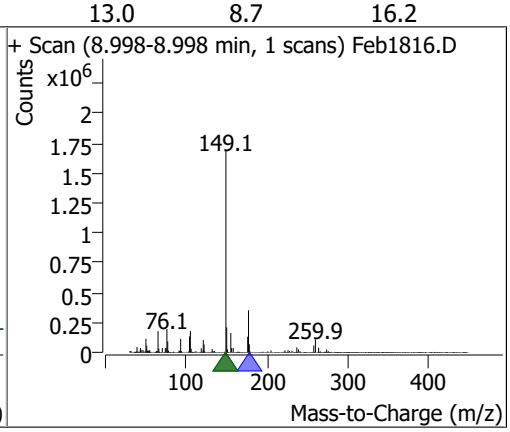

Compound	Conc.	RT	Dev(Min)	Resp.	QIon	QRatio	Lower	Upper
Fluorene	86.4198	9.04	0.00	1614179	165.0	92.9	65.4	121.4
					167.0	13.5	9.6	17.8

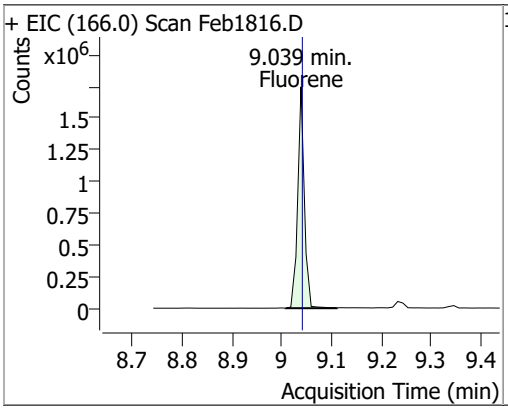

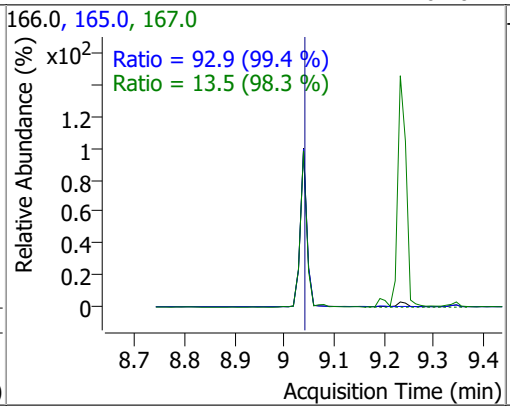

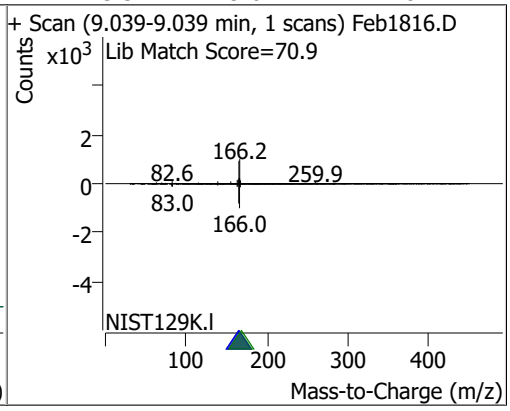

Compound	Conc.	RT	Dev(Min)	Resp.	QIon	QRatio	Lower	Upper
4-Chlorophenyl-phenylether	98.9256	9.08	0.01	842337	141.0	64.5	42.8	79.6
					206.0	35.0	23.6	43.9

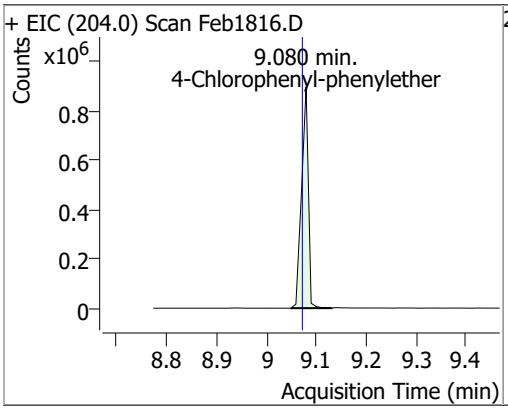

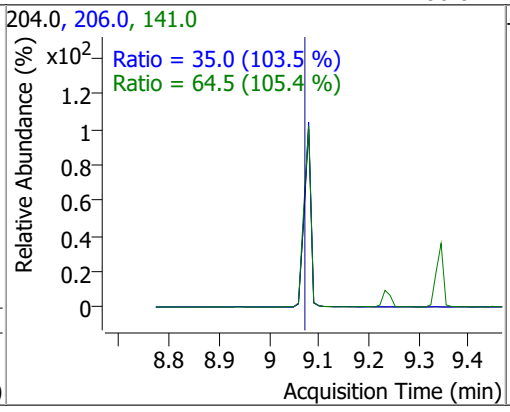

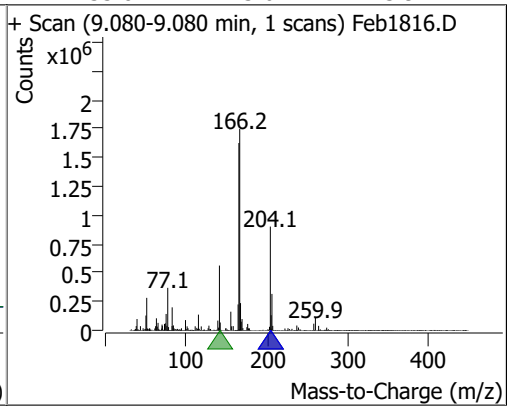

Compound	Conc.	RT	Dev(Min)	Resp.	QIon	QRatio	Lower	Upper
4-Nitroaniline	87.3097	9.14	0.00	231827	65.0	107.2	78.9	146.6
					92.0	46.2	34.5	64.1

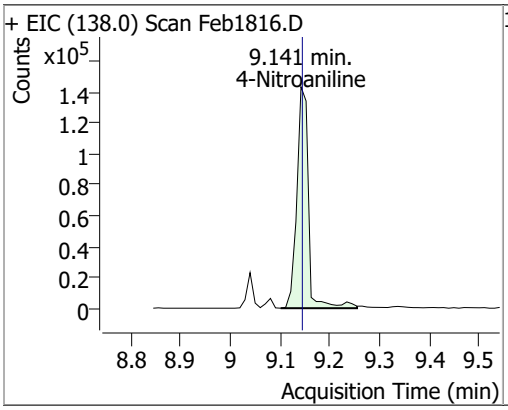

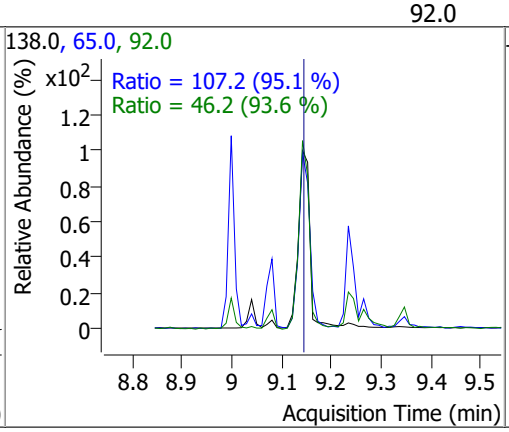

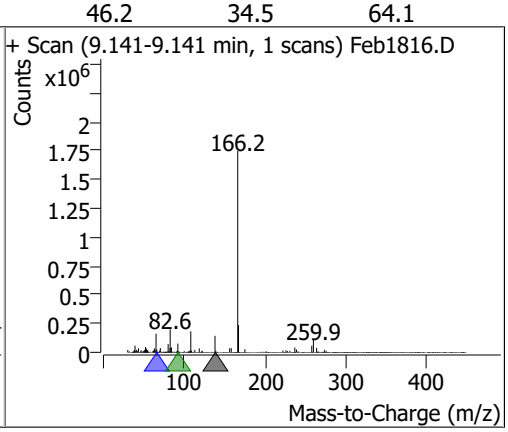

Compound	Conc.	RT	Dev(Min)	Resp.	QIon	QRatio	Lower	Upper
4,6-Dinitro-2-methylphenol	90.2228	9.16	0.01	148340	121.0	50.8	35.1	65.3

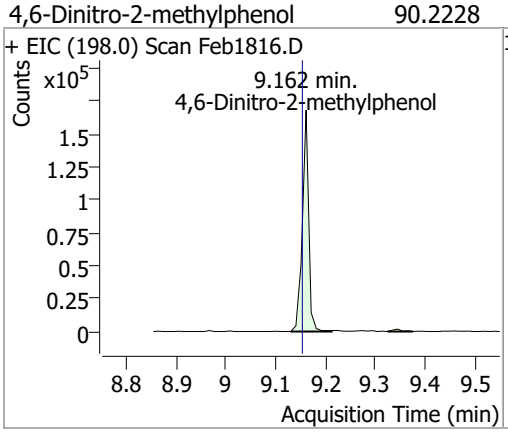

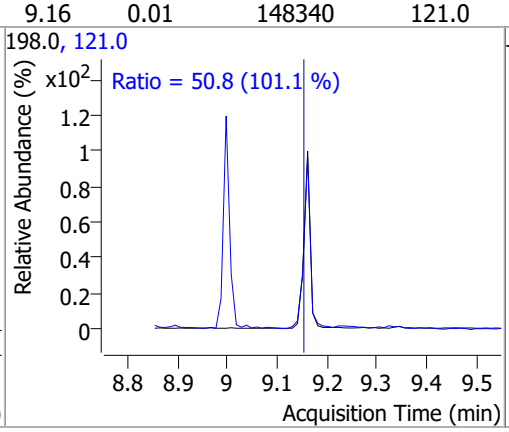

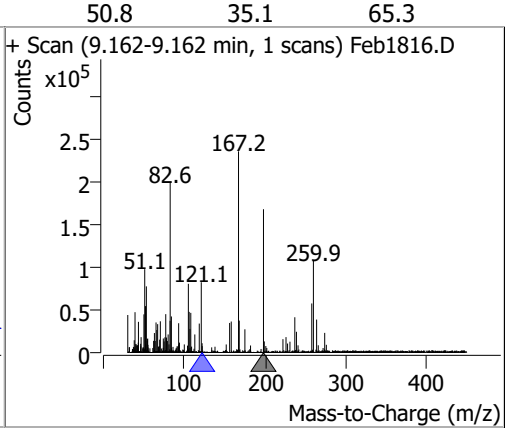

Compound	Conc.	RT	Dev(Min)	Resp.	QIon	QRatio	Lower	Upper
N-nitrosodiphenylamine	96.9653	9.23	0.00	1205943	168.0	62.5	44.0	81.7
					167.0	35.7	23.9	44.3

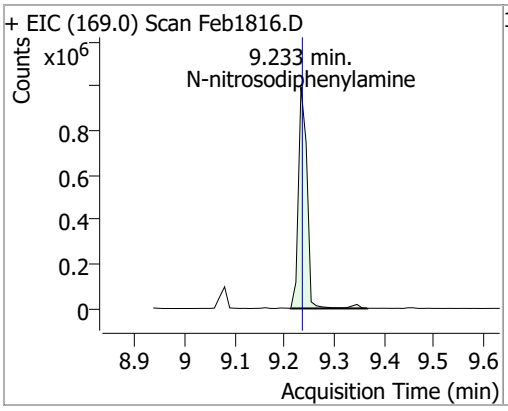

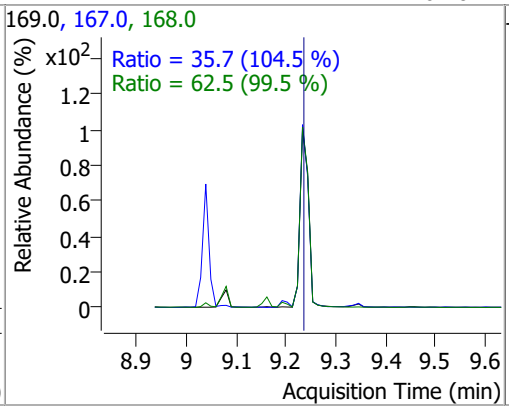

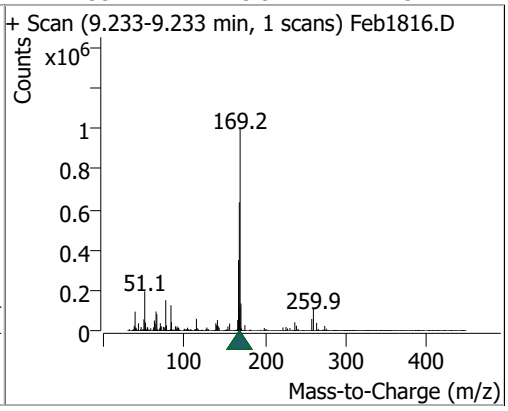

Compound	Conc.	RT	Dev(Min)	Resp.	QIon	QRatio	Lower	Upper
Azobenzene	84.3975	9.26	0.00	1390559	51.0	38.3	31.6	58.7
					182.0	24.6	16.9	31.4

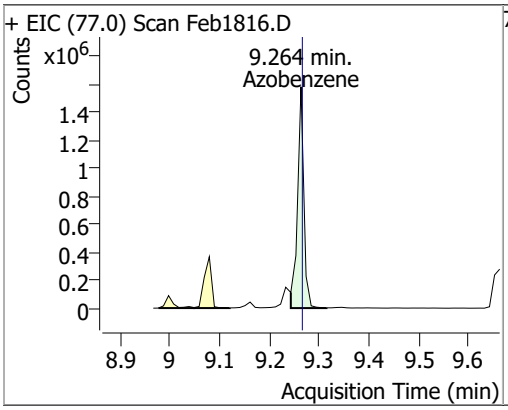

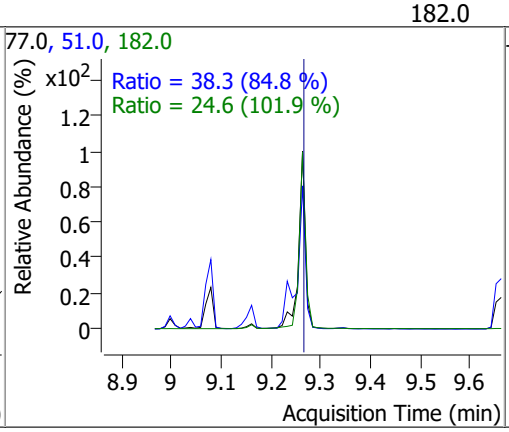

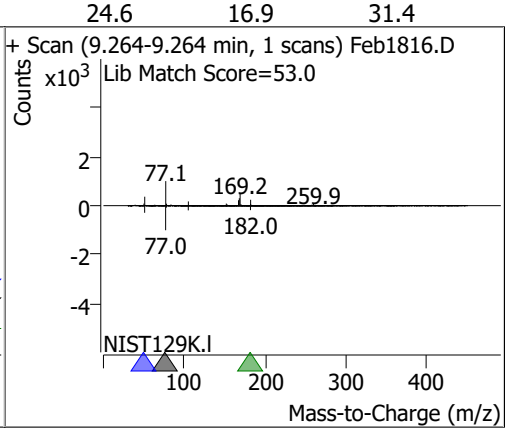

Compound	Conc.	RT	Dev(Min)	Resp.	QIon	QRatio	Lower	Upper
2,4,6-Tribromophenol	182.7258	9.35	0.01	344581	331.8	88.5	68.5	127.2

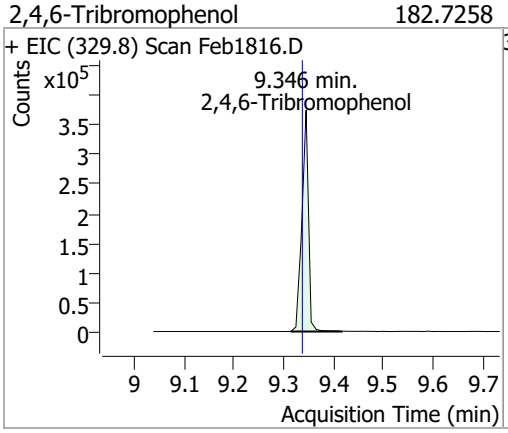

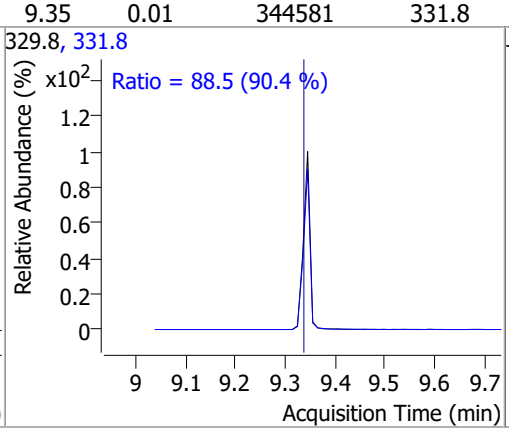

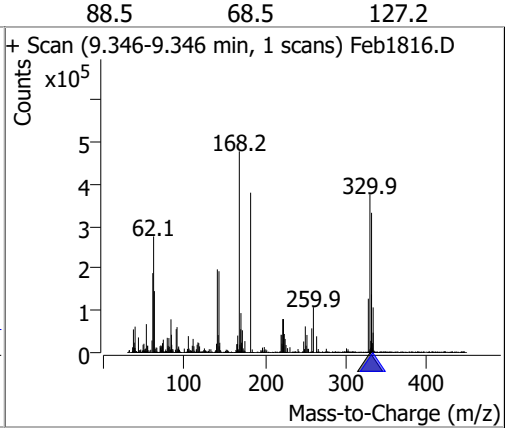

Compound	Conc.	RT	Dev(Min)	Resp.	QIon	QRatio	Lower	Upper
4-Bromophenyl-phenylether	97.3942	9.66	0.01	467477	141.0	101.0	69.1	128.4
					250.0	97.4	68.8	127.7

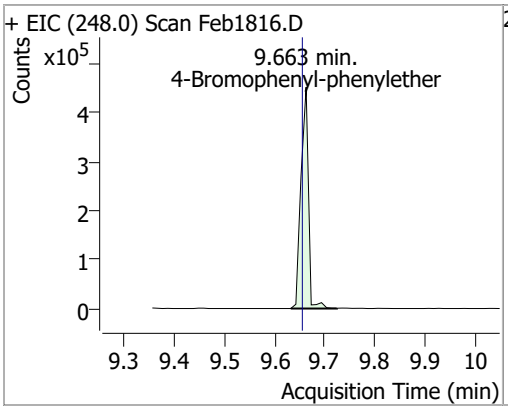

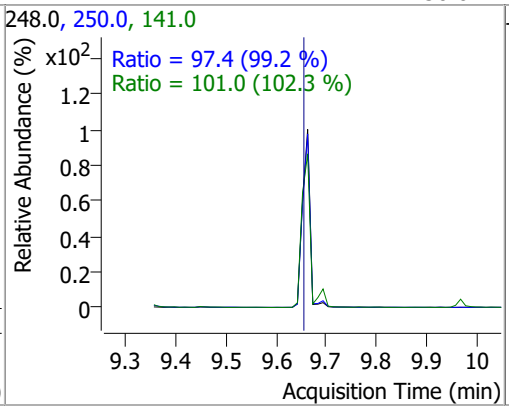

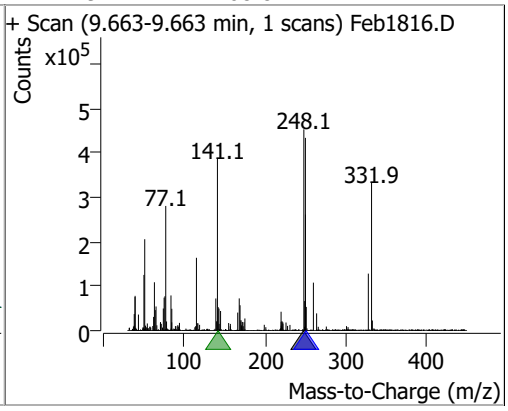

Compound	Conc.	RT	Dev(Min)	Resp.	QIon	QRatio	Lower	Upper
Hexachlorobenzene	93.1678	9.69	0.00	443718	142.0	53.5	37.7	70.0

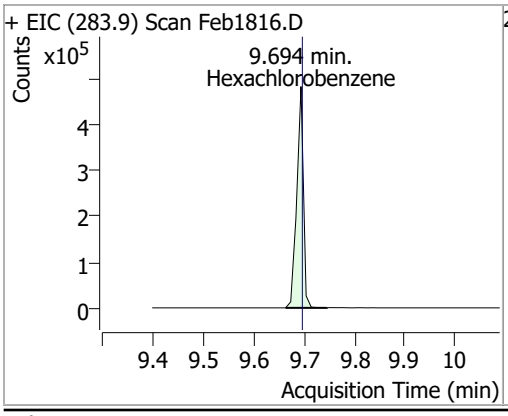

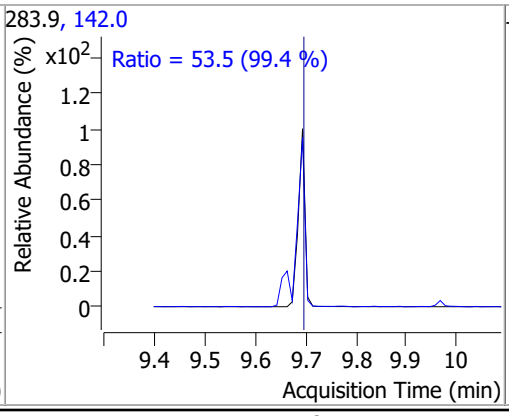

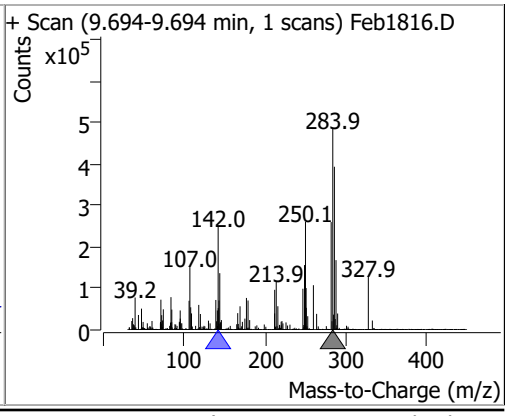

Compound	Conc.	RT	Dev(Min)	Resp.	QIon	QRatio	Lower	Upper
Pentachlorophenol	101.7675	9.97	0.00	238505	267.9	63.6	41.5	77.2
					263.9	63.4	41.2	76.6

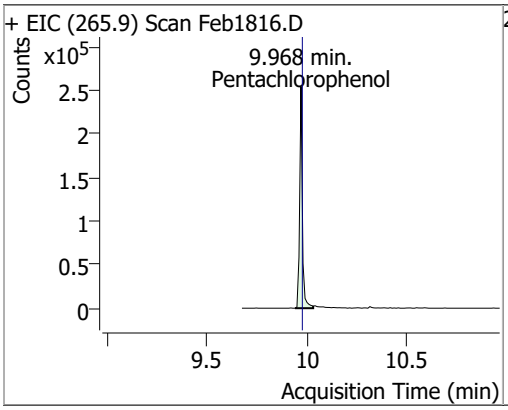

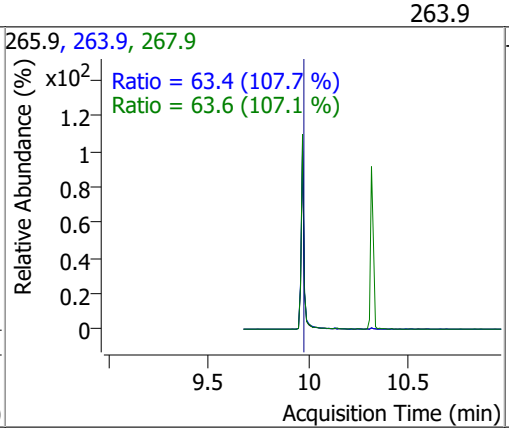

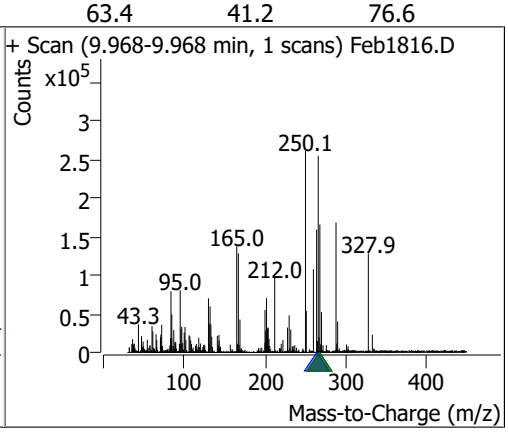

Compound	Conc.	RT	Dev(Min)	Resp.	QIon	QRatio	Lower	Upper
Phenanthrene	96.6684	10.19	0.01	2456282	176.0	18.7	13.0	24.1

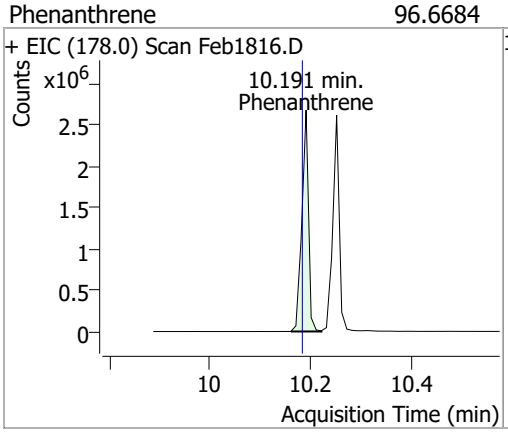

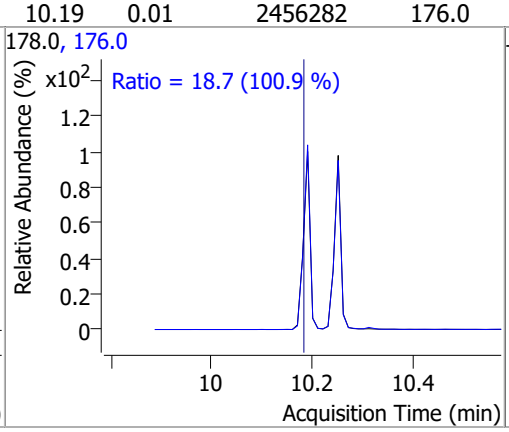

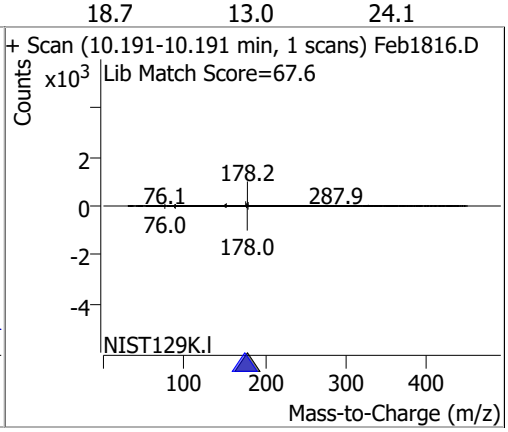

Compound	Conc.	RT	Dev(Min)	Resp.	QIon	QRatio	Lower	Upper
Anthracene	96.4654	10.25	0.00	2343786 (m)	176.0	17.7	12.9	23.9

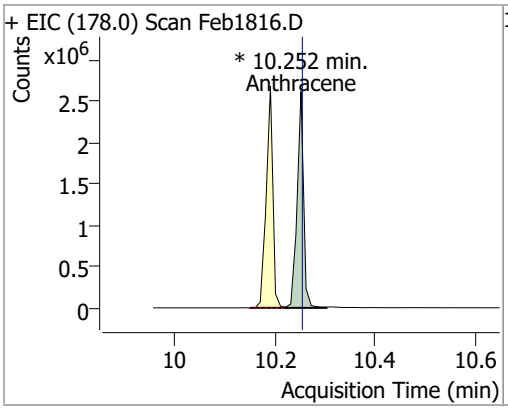

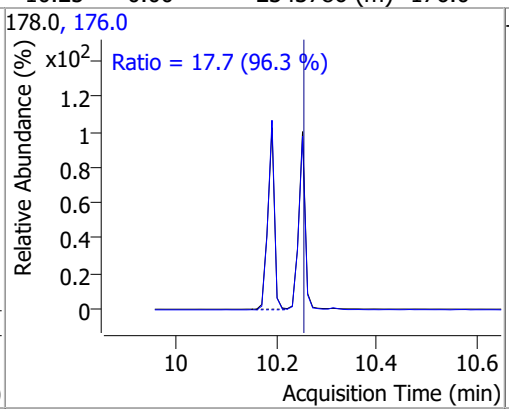

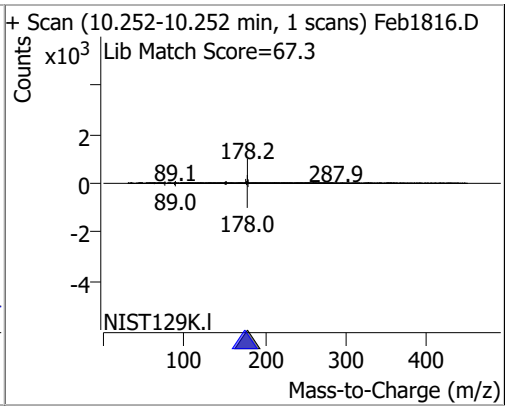

Compound	Conc.	RT	Dev(Min)	Resp.	QIon	QRatio	Lower	Upper
Triallate	93.9925	10.31	0.00	557371	268.0	24.3	16.9	31.4
					143.0	22.2	15.8	29.3

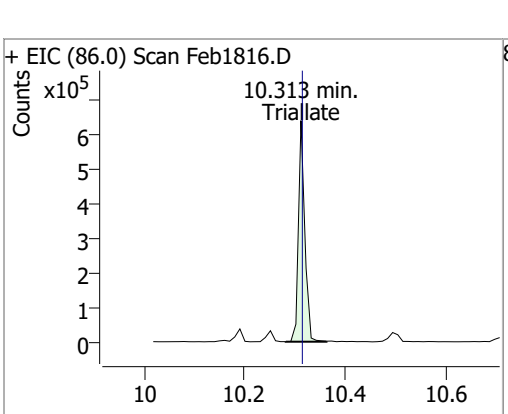

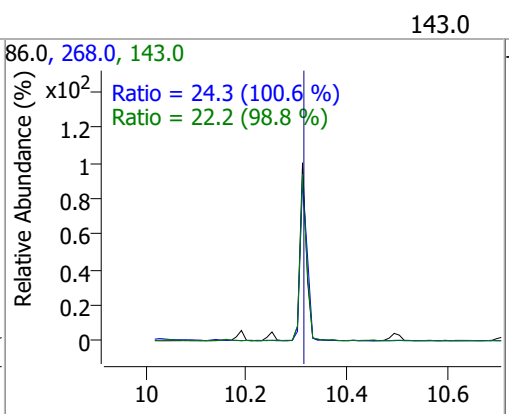

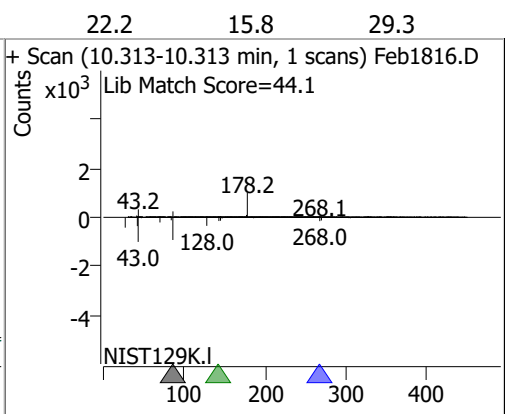

Compound	Conc.	RT	Dev(Min)	Resp.	QIon	QRatio	Lower	Upper
Carbazole	96.3496	10.49	0.00	2380539	139.0	13.3	9.0	16.7

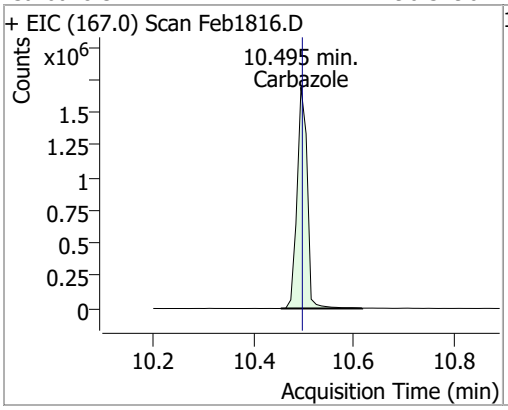

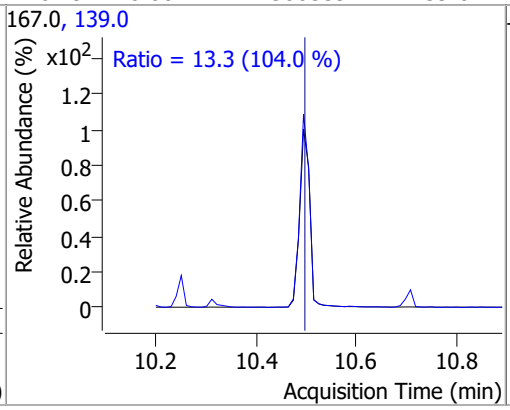

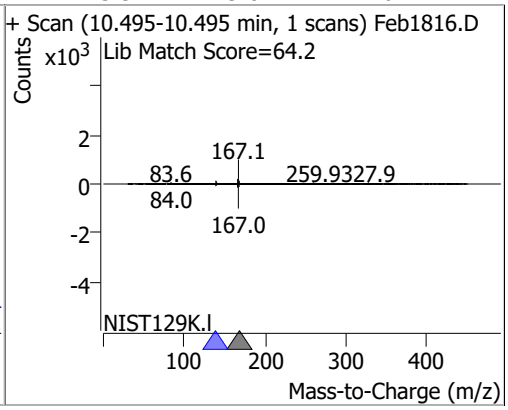

Compound	Conc.	RT	Dev(Min)	Resp.	QIon	QRatio	Lower	Upper
o-Terphenyl	92.9410	10.71	0.01	1265554	229.0	65.1	45.4	84.3
					215.0	38.2	25.9	48.1

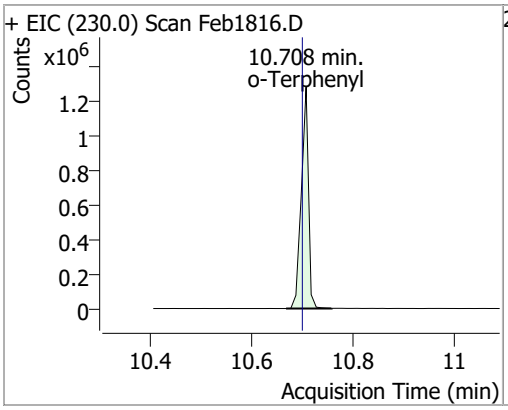

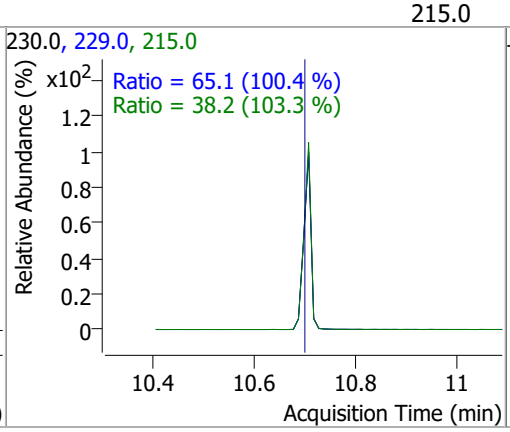

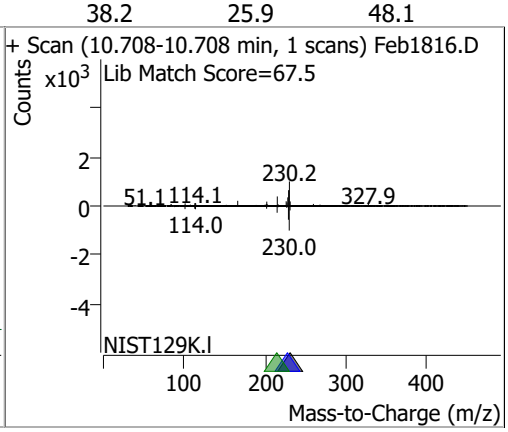

Compound	Conc.	RT	Dev(Min)	Resp.	QIon	QRatio	Lower	Upper
Di-n-Butylphthalate	99.9731	11.08	0.00	2425933	150.0	9.0	6.3	11.8
					104.0	6.1	4.5	8.3

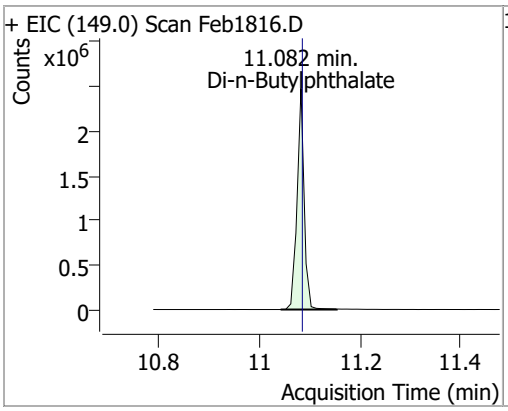

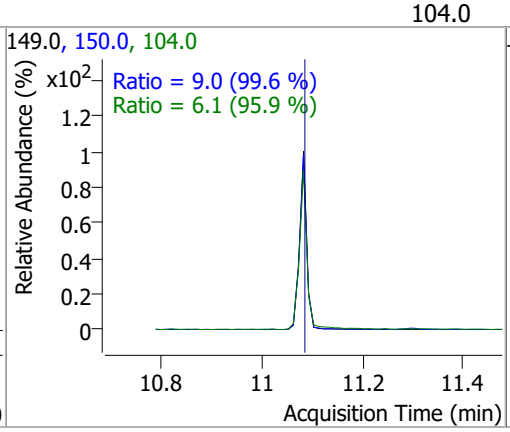

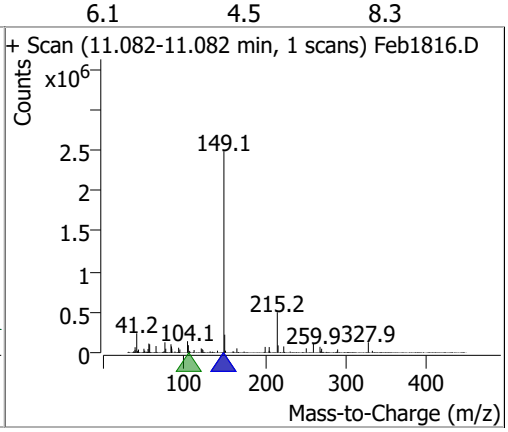

Compound	Conc.	RT	Dev(Min)	Resp.	QIon	QRatio	Lower	Upper
Fluoranthene	94.4396	11.96	0.01	2439462	101.0	13.2	9.4	17.4

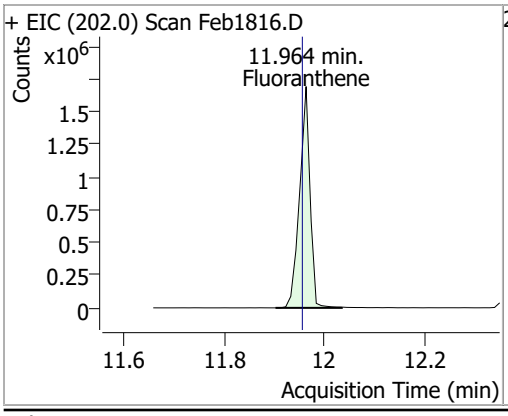

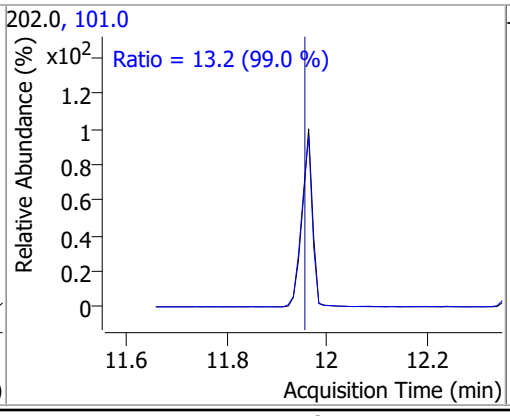

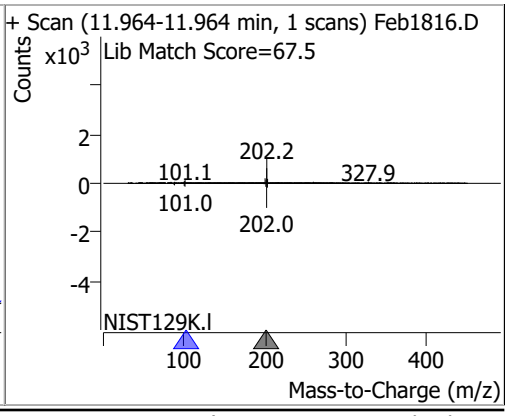

Compound	Conc.	RT	Dev(Min)	Resp.	QIon	QRatio	Lower	Upper
Benzidine	20.2375	12.34	-0.01	188674	183.0	12.4	8.3	15.4
					92.0	9.7	5.8	10.8

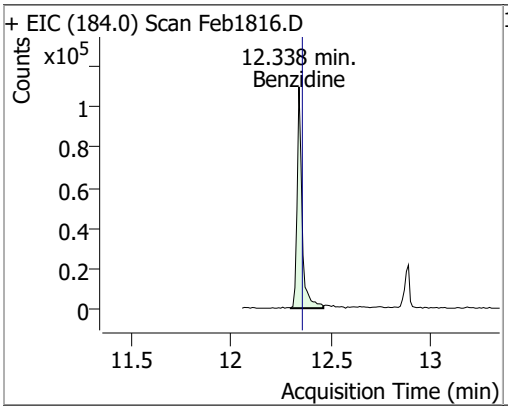

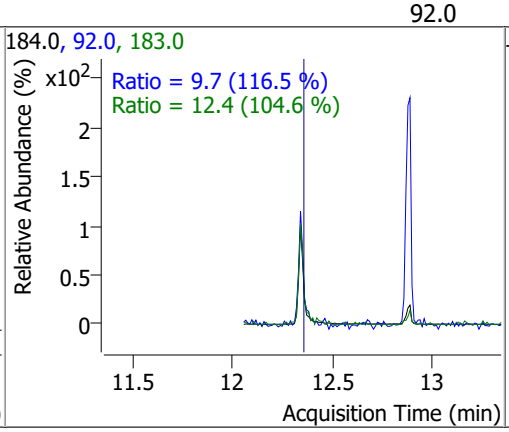

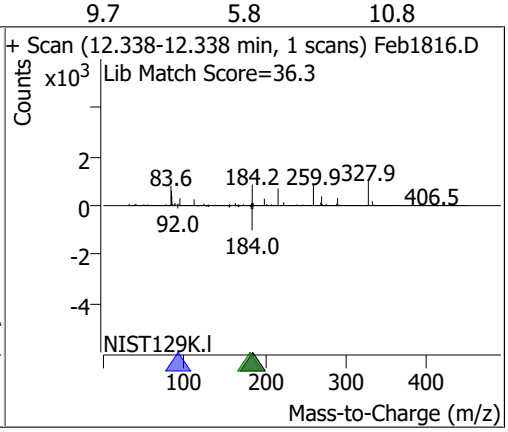

Compound	Conc.	RT	Dev(Min)	Resp.	QIon	QRatio	Lower	Upper
Pyrene	92.2453	12.39	0.01	2592219	101.0	16.2	11.1	20.6

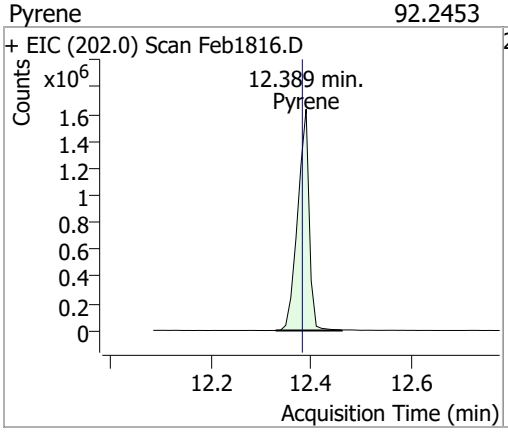

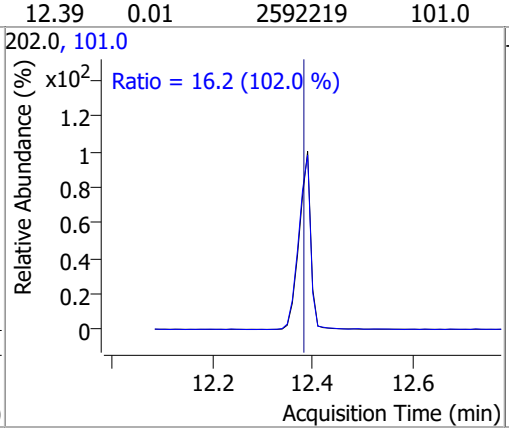

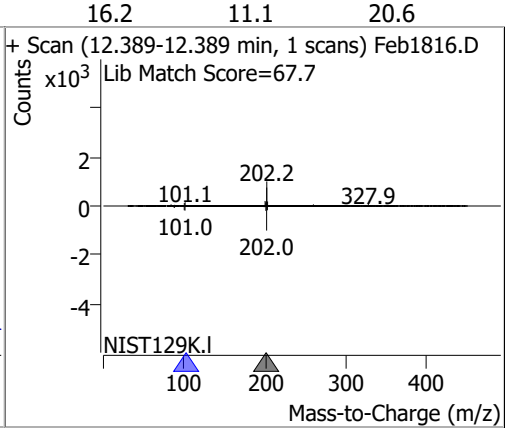

Compound	Conc.	RT	Dev(Min)	Resp.	QIon	QRatio	Lower	Upper
Terphenyl-d14	99.7889	12.89	0.01	1890224	122.0	14.3	10.1	18.7

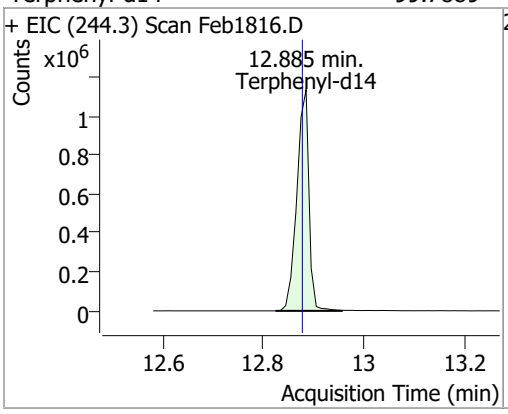

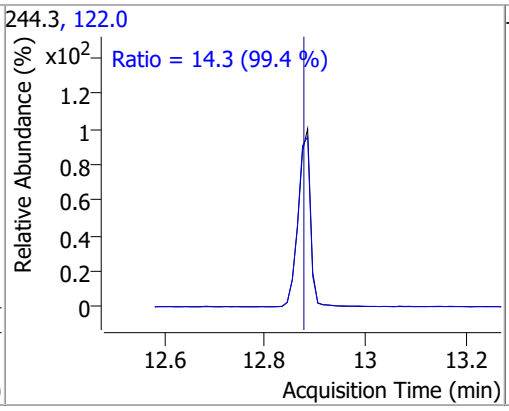

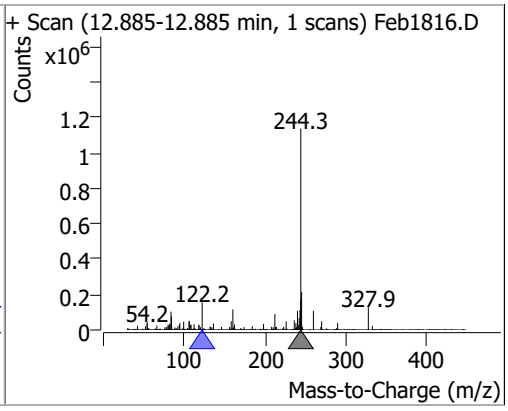

Compound	Conc.	RT	Dev(Min)	Resp.	QIon	QRatio	Lower	Upper
Butylbenzylphthalate	95.5304	14.33	0.01	822113	91.0	83.2	59.6	110.6
					206.0	18.1	12.2	22.7

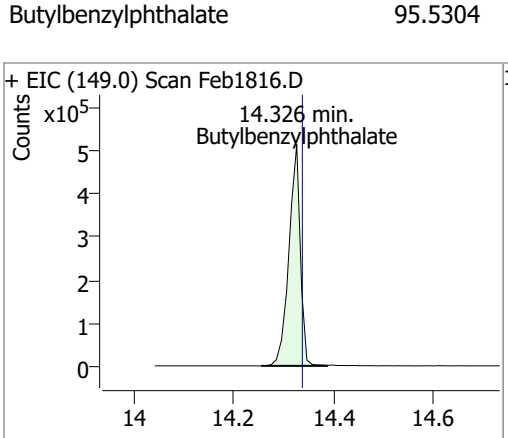

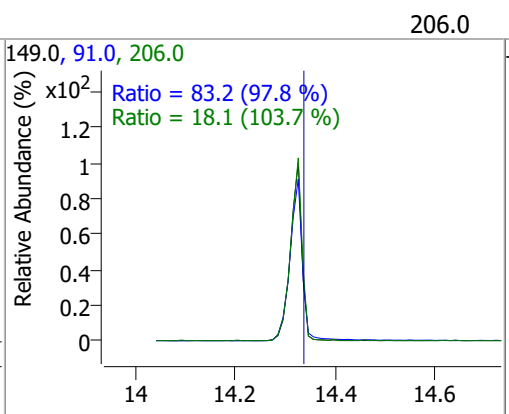

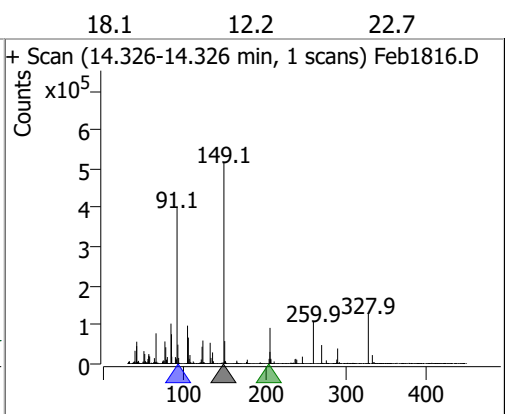

Compound	Conc.	RT	Dev(Min)	Resp.	QIon	QRatio	Lower	Upper
Benzo(a)Anthracene	100.2859	15.53	0.02	2173145	226.0	25.9	18.8	34.9
					229.0	20.6	14.7	27.4

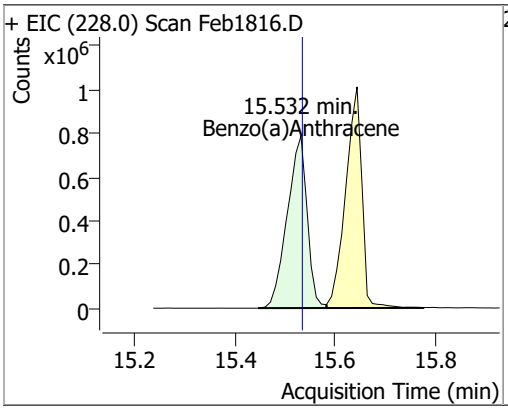

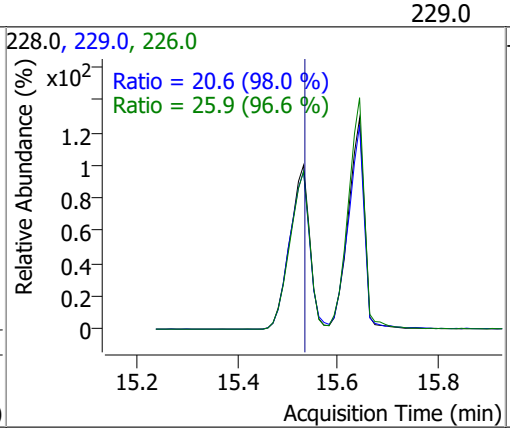

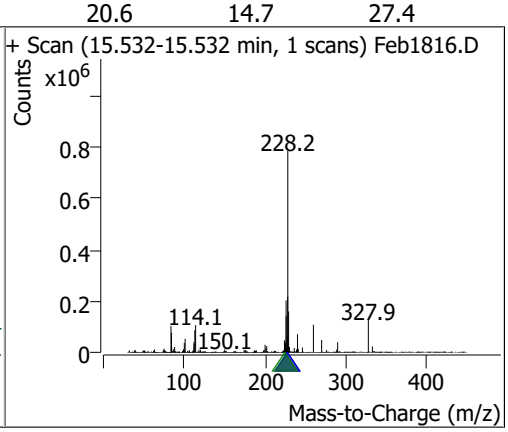

Compound	Conc.	RT	Dev(Min)	Resp.	QIon	QRatio	Lower	Upper
Chrysene	95.3801	15.64	0.02	2297117	226.0	29.5	19.9	36.9
					229.0	20.3	13.8	25.6

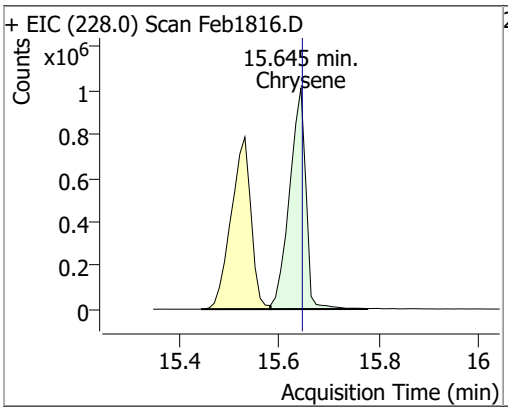

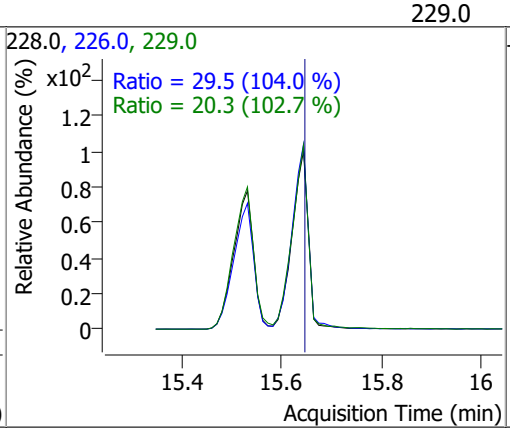

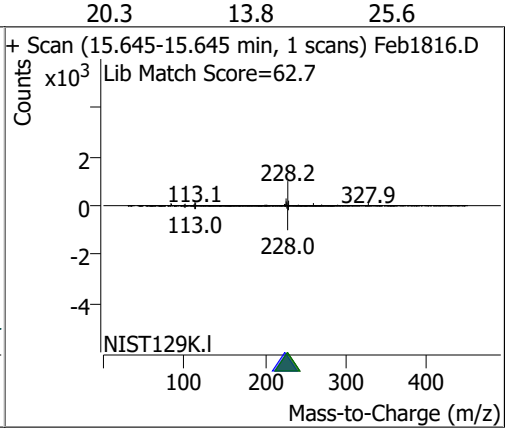

Compound	Conc.	RT	Dev(Min)	Resp.	QIon	QRatio	Lower	Upper
3,3-Dichlorobenzidine	74.3920	15.69	0.00	566118	254.0	62.6	44.9	83.4

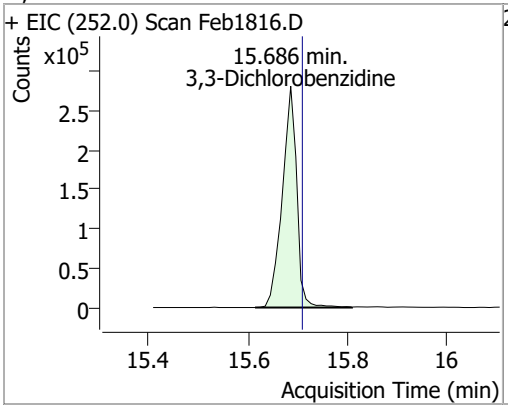

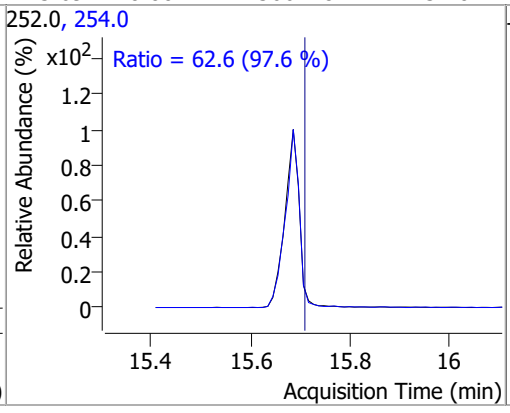

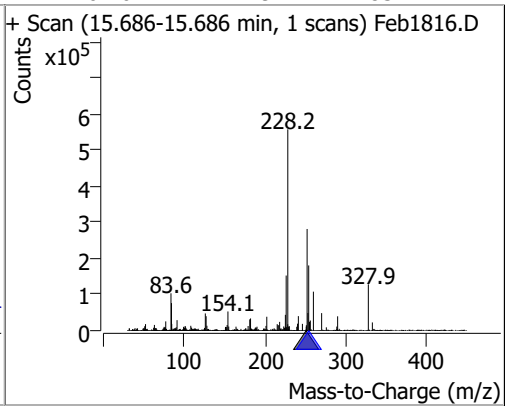

Compound	Conc.	RT	Dev(Min)	Resp.	QIon	QRatio	Lower	Upper
bis(2-ethylhexyl)Phthalate	97.4358	16.38	0.01	291197	149.0	388.8	273.6	508.0
					279.0	13.8	10.5	19.5

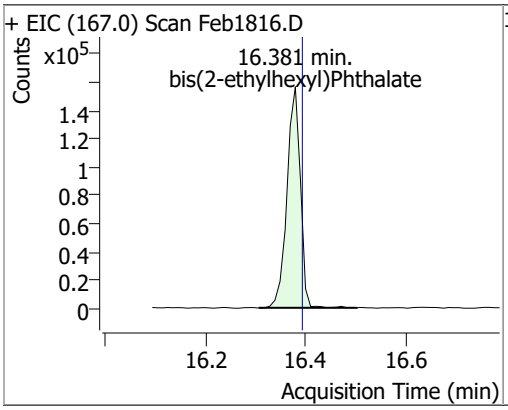

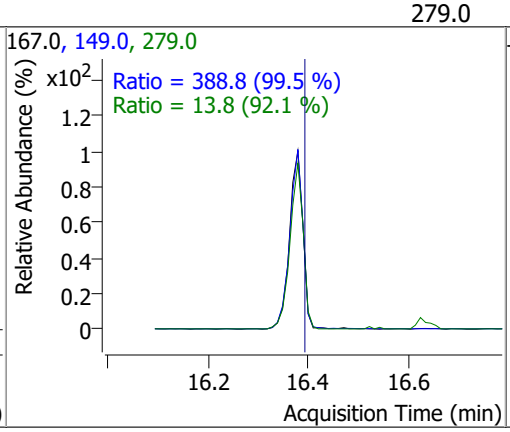

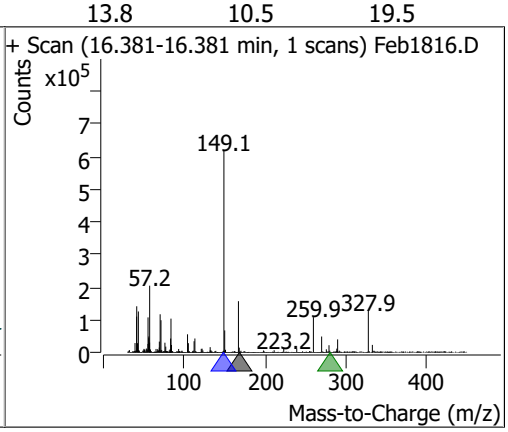

Compound	Conc.	RT	Dev(Min)	Resp.	QIon	QRatio	Lower	Upper
Di-n-octyl Phthalate	97.2895	18.14	0.01	2030132	150.0	9.7	7.0	13.0

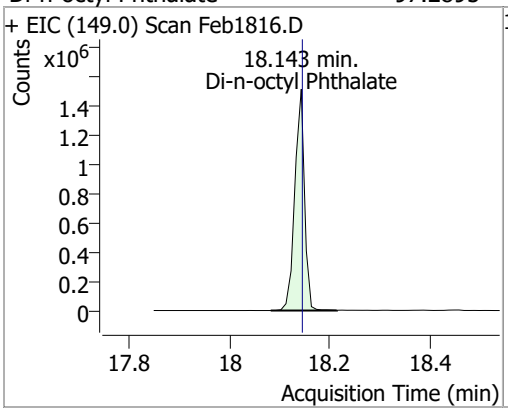

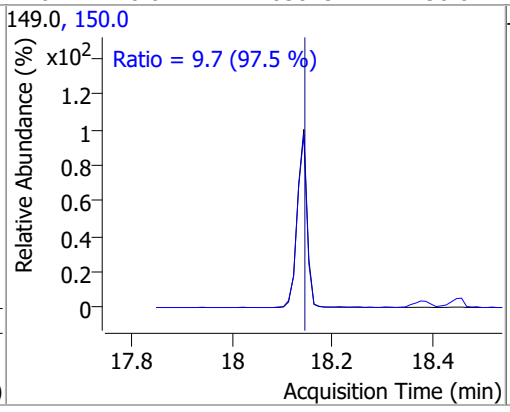

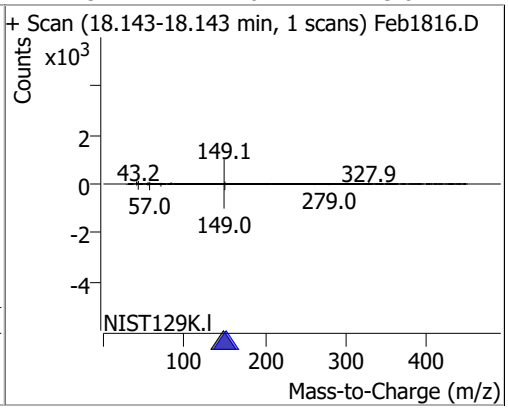

Compound	Conc.	RT	Dev(Min)	Resp.	QIon	QRatio	Lower	Upper
Benzo(b)fluoranthene	92.0372	18.39	0.01	1997422	253.0	22.5	15.6	29.0

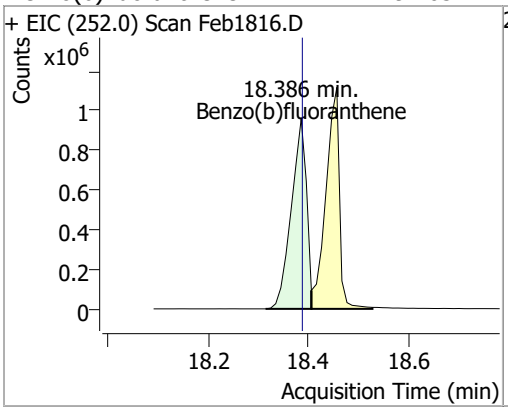

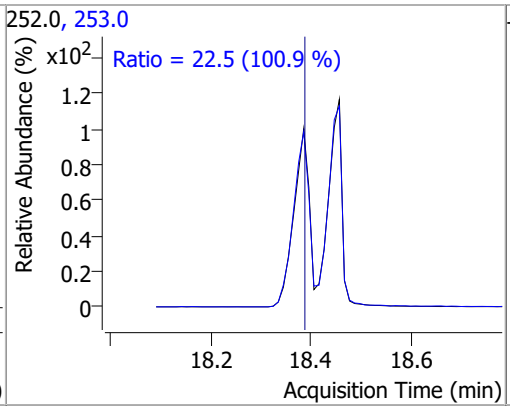

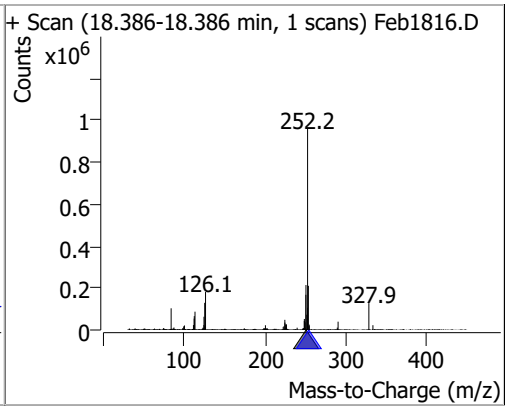

Compound	Conc.	RT	Dev(Min)	Resp.	QIon	QRatio	Lower	Upper
Benzo(k)fluoranthene	90.6541	18.46	0.01	2081903	253.0	22.3	15.4	28.6

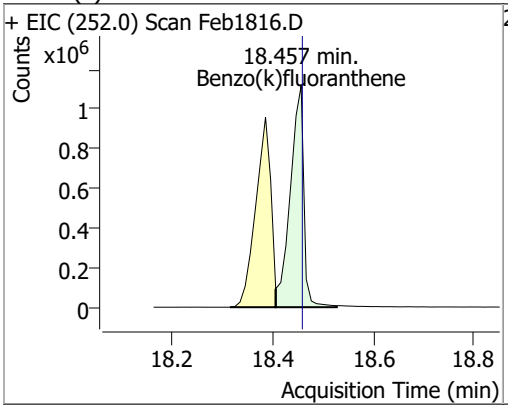

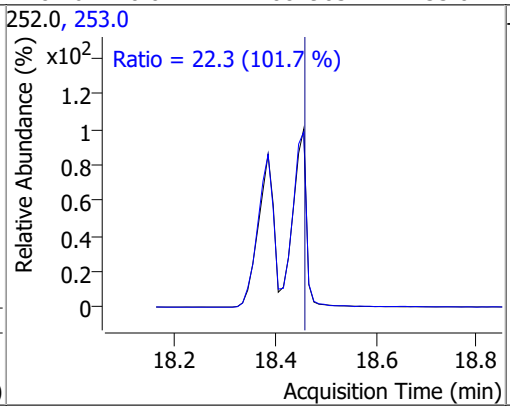

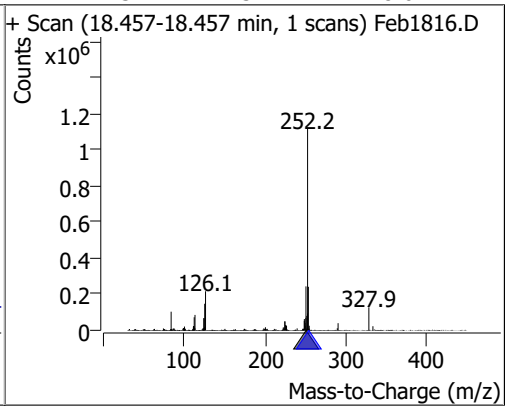

Compound	Conc.	RT	Dev(Min)	Resp.	QIon	QRatio	Lower	Upper
Benzo(a)pyrene	88.4845	18.99	0.01	1829561	253.0	22.5	15.1	28.0

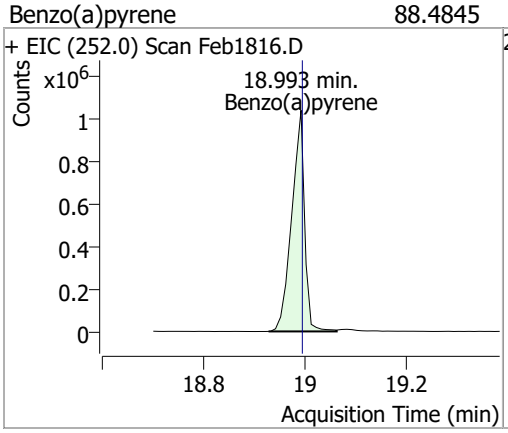

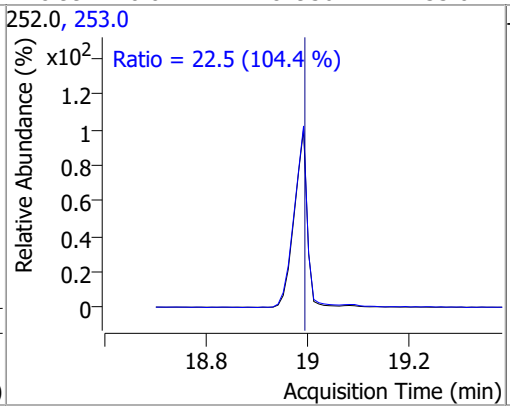

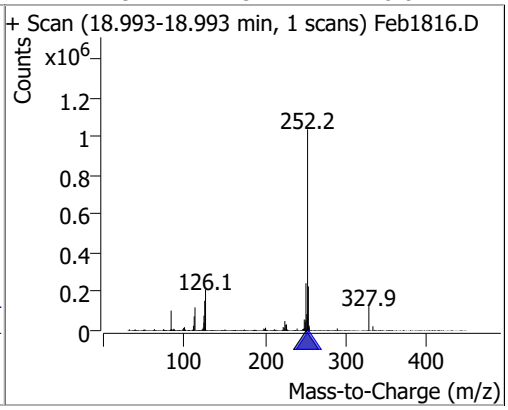

Compound	Conc.	RT	Dev(Min)	Resp.	QIon	QRatio	Lower	Upper
Indeno(1,2,3-c,d)pyrene	91.1159	20.77	0.01	1578527	138.0	31.4	20.7	38.5

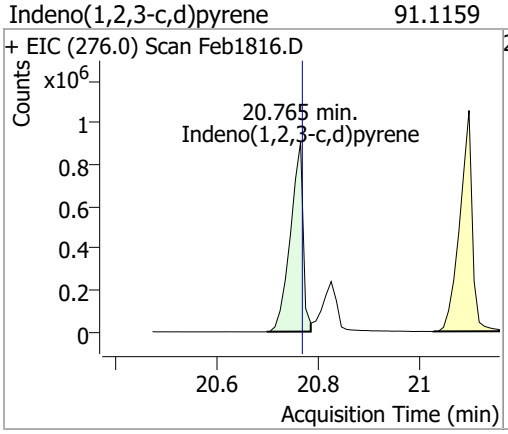

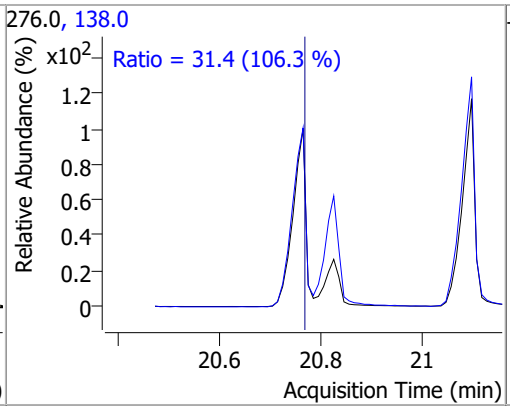

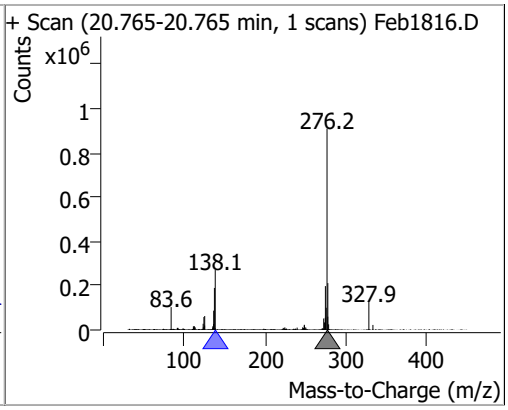

Compound	Conc.	RT	Dev(Min)	Resp.	QIon	QRatio	Lower	Upper
Dibenzo(a,h)anthracene	92.9687	20.83	0.01	1757287	139.0	25.2	17.6	32.7
					279.0	24.9	16.9	31.3

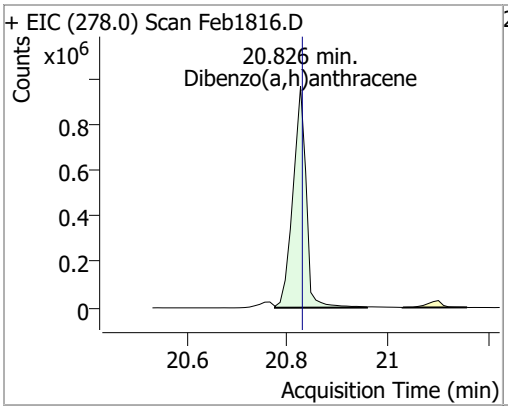

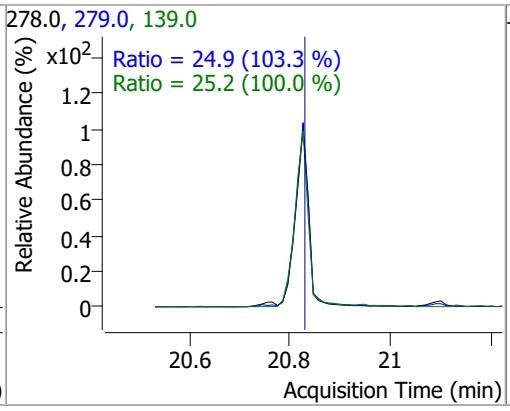

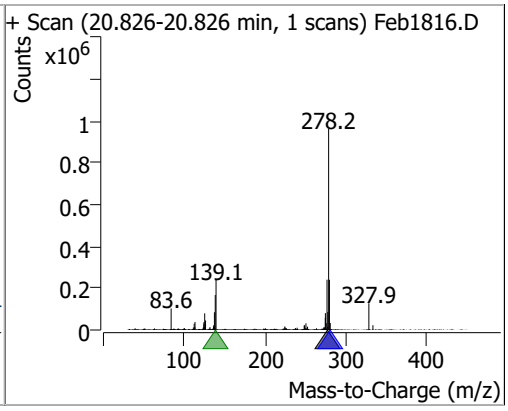

Compound	Conc.	RT	Dev(Min)	Resp.	QIon	QRatio	Lower	Upper
Benzo(g,h,i)perylene	91.7932	21.10	0.01	1834971	138.0	34.6	23.1	42.9
					277.0	24.2	16.3	30.2

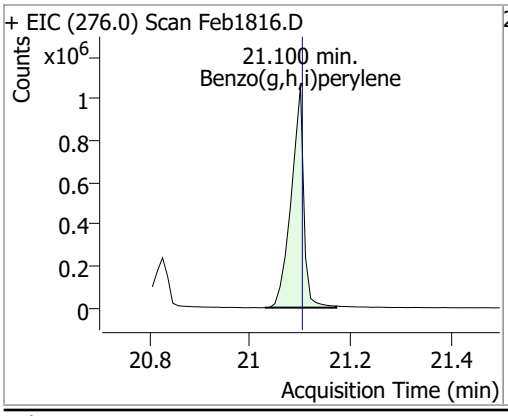

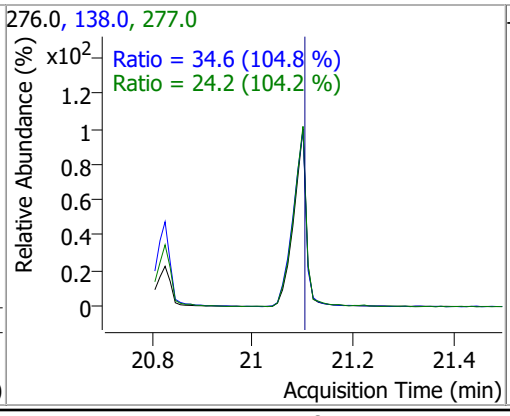

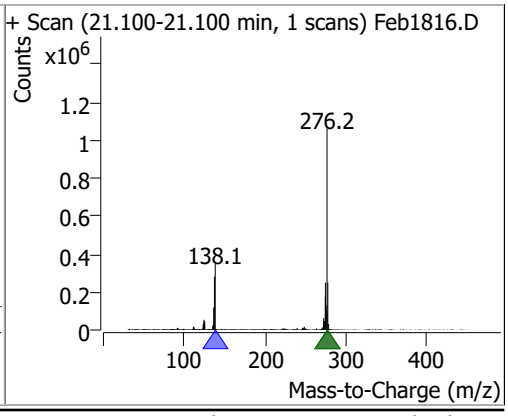

Quantitation Results Report (QT Reviewed)

Data File	Feb1817.D	Operator	LIMS import
Acq. Method	BNA+SIM.M	Acq. Date-Time	2/19/2022 4:38:11 PM
Sample Name	LCSD-163724	Instrument	Instrument #1
Vial	17	Multiplier	1.00
DA Method File		Comment	SVOC-8270-W-LARGO
Tune File	dftppdsm.u	Tune Date	2/18/2022 9:25:00 PM
Batch Name	021822 DoD BNA cal.batch.bin	Last Calib Update	2/19/2022 1:06:17 PM
Ref Library	D:\Org\Library\NIST129K.l		

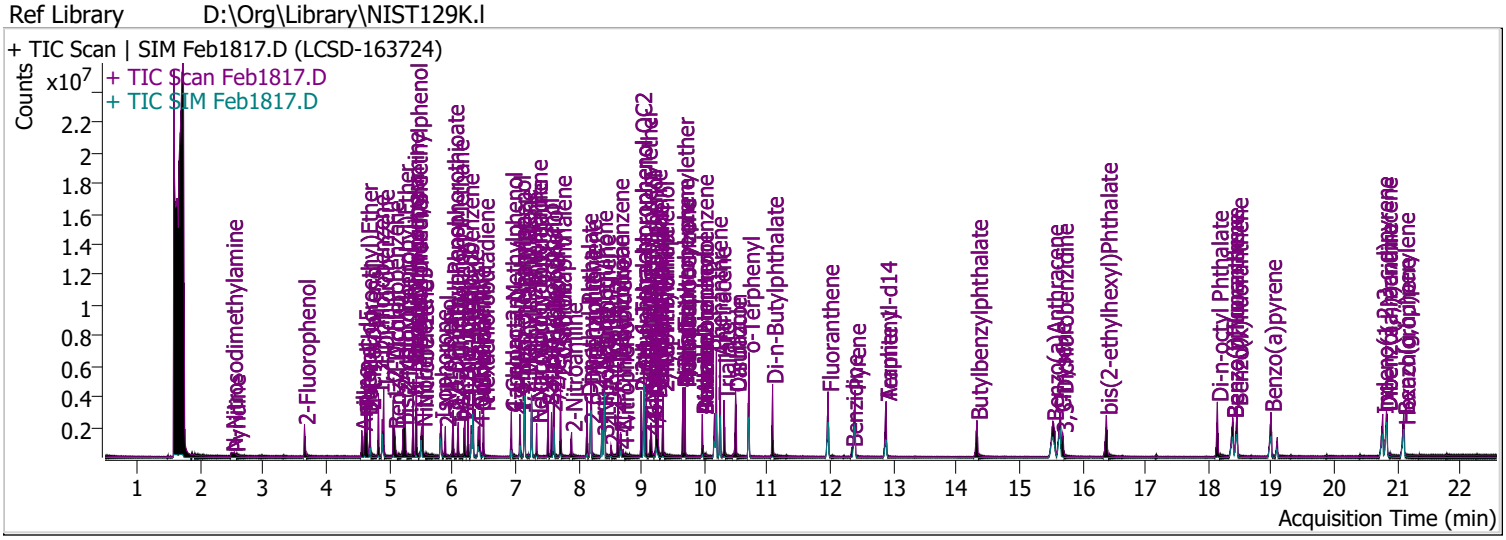

Compound	RT	QIon	Resp.	Conc.	Units		Dev(Min)
Internal Standards							
System Monitoring Compounds							
S 2-Fluorophenol	3.653	112.0	731491	78.3066	µg/L		0.000
Spiked Amount: 200.000	Range: 10.0 - 75.0%			Recovery = 39.15%			
S Phenol-d5	4.613	99.0	1020514	85.1217	µg/L		0.000
Spiked Amount: 200.000	Range: 10.0 - 65.0%			Recovery = 42.56%			
S Nitrobenzene-d5	5.512	82.0	548705	81.8175	µg/L		0.010
Spiked Amount: 100.000	Range: 32.0 - 94.0%			Recovery = 81.82%			
S 2-Fluorobiphenyl	7.615	172.0	1661623	85.7735	µg/L		0.010
Spiked Amount: 100.000	Range: 28.0 - 107.0%			Recovery = 85.77%			
S 2,4,6-Tribromophenol	9.346	329.8	367875	182.5204	µg/L		0.010
Spiked Amount: 200.000	Range: 25.0 - 140.0%			Recovery = 91.26%			
S Terphenyl-d14	12.885	244.3	2067821	102.0971	µg/L		0.010
Spiked Amount: 100.000	Range: 32.0 - 122.0%			Recovery = 102.10%			
Target Compounds							**QValue**
T N-Nitrosodimethylamine	2.499	74.0	146742	53.8536	µg/L		91
T Pyridine	2.540	79.0	266643	38.5727	µg/L		98
T Aniline	4.562	93.0	856490	49.8189	µg/L	m	97
T Phenol	4.623	94.0	663834	49.9716	µg/L		89
T bis(-2-Chloroethyl)Ether	4.644	63.0	706215	78.2003	µg/L	m	97
T 2-Chlorophenol	4.695	128.0	757195	70.7789	µg/L		99
T 1,3-Dichlorobenzene	4.828	146.0	921522	66.8702	µg/L	m	99
T 1,4-Dichlorobenzene	4.909	146.0	931046	66.9263	µg/L	m	99
T 1,2-Dichlorobenzene	5.063	146.0	905959	67.5089	µg/L		99
T Benzyl Alcohol	5.083	108.0	379572	71.4775	µg/L		97
T bis(2-chloroisopropyl)Ether	5.226	121.0	246182	68.1941	µg/L		97
T 2-Methylphenol	5.246	107.0	749921	80.8434	µg/L		95
T N-nitroso-Di-n-propylamine	5.379	70.0	664837	101.5848	µg/L		97
T 4Methylphenol/3Methylphenol	5.430	107.0	1068634	84.8619	µg/L		99
T Hexachloroethane	5.430	117.0	227105	55.9791	µg/L		84

Compound	RT	QIon	Resp.	Conc.	Units		Dev(Min)
T Nitrobenzene	5.532	123.1	320629	96.1775	µg/L		100
T Isophorone	5.818	82.0	1394842	85.8817	µg/L		99
T 2-Nitrophenol	5.890	139.0	329542	88.8447	µg/L		98
T 2,4-Dimethylphenol	6.013	122.0	656449	87.5029	µg/L		100
T bis(-2-Chloroethoxy)Methane	6.095	93.0	864099	90.7592	µg/L		97
T 2,4-Dichlorophenol	6.198	162.0	567267	78.6105	µg/L		97
T Benzoic Acid	6.198	105.0	105225	31.8182	µg/L	#	83
T 1,2,4-Trichlorobenzene	6.249	180.0	639500	73.7524	µg/L		100
T Naphthalene	6.331	128.0	2188991	85.9185	µg/L		99
T 4-Chlorophenol	6.413	130.0	202982	75.0525	µg/L		97
T p-Chloroaniline	6.434	127.0	740594	73.5508	µg/L		99
T Hexachlorobutadiene	6.496	224.9	325291	72.5363	µg/L		99
T 4-Chloro-2-Methylphenol	6.937	107.0	596161	89.6296	µg/L	m	95
T 4-Chloro-3-Methylphenol	7.071	107.0	636364	91.1575	µg/L	m	97
T 2-Methylnaphthalene	7.153	141.0	1348720	92.1358	µg/L		98
T 1-Methylnaphthalene	7.255	141.0	1169318	82.2967	µg/L	m	97
T Hexachlorocyclopentadiene	7.338	236.9	218680	79.9142	µg/L		97
T 2,4,6-Trichlorophenol	7.522	196.0	452699	94.1385	µg/L	m	100
T 2,4,5-Trichlorophenol	7.574	196.0	446352	83.4736	µg/L	m	94
T 2-Chloronaphthalene	7.718	162.0	1420664	87.3647	µg/L		98
T 2-Nitroaniline	7.892	65.0	287797	98.2821	µg/L		99
T Dimethyl Phthalate	8.139	163.0	1658944	99.5583	µg/L		98
T 2,6-Dinitrotoluene	8.190	165.0	213503	94.6751	µg/L		90
T Acenaphthylene	8.200	152.1	2307362	88.8083	µg/L		99
T 3-Nitroaniline	8.394	138.0	220827	85.9335	µg/L		95
T Acenaphthene	8.415	154.0	1443838	98.2159	µg/L		98
T 2,4-Dinitrophenol	8.517	184.0	109510	92.7690	µg/L		91
T Dibenzofuran	8.630	168.0	2194616	90.9985	µg/L		97
T 2,4-Dinitrotoluene	8.671	165.0	272504	94.5728	µg/L		97
T 4-Nitrophenol	8.711	109.0	100807	39.1277	µg/L		99
T Diethylphthalate	8.998	149.0	1643005	95.2040	µg/L		99
T Fluorene	9.039	166.0	1722341	88.3509	µg/L		100
T 4-Chlorophenyl-phenylether	9.080	204.0	933069	104.6332	µg/L		99
T 4-Nitroaniline	9.151	138.0	276941	96.5971	µg/L		99
T 4,6-Dinitro-2-methylphenol	9.162	198.0	153887	88.0254	µg/L		96
T N-nitrosodiphenylamine	9.233	169.0	1323156	99.4366	µg/L		98
T Azobenzene	9.264	77.0	1523922	86.3002	µg/L		94
T 4-Bromophenyl-phenylether	9.663	248.0	518024	100.4969	µg/L		98
T Hexachlorobenzene	9.694	283.9	474881	93.2563	µg/L		100
T Pentachlorophenol	9.968	265.9	261837	103.9201	µg/L		96
T Phenanthrene	10.191	178.0	2554166	93.7934	µg/L		99
T Anthracene	10.252	178.0	2466442	94.9415	µg/L	m	99
T Triallate	10.313	86.0	582930	92.2071	µg/L		99
T Carbazole	10.495	167.0	2612382	98.8542	µg/L		99
T o-Terphenyl	10.708	230.0	1384295	95.1386	µg/L		99
T Di-n-Butylphthalate	11.082	149.0	2648677	101.7237	µg/L		99
T Fluoranthene	11.963	202.0	2654095	96.0829	µg/L		100
T Benzidine	12.338	184.0	399463	39.5313	µg/L		99
T Pyrene	12.389	202.0	2820024	93.8750	µg/L		99
T Butylbenzylphthalate	14.326	149.0	919992	102.1230	µg/L		98
T Benzo(a)Anthracene	15.532	228.0	2336100	105.0410	µg/L		99
T Chrysene	15.645	228.0	2488700	100.9429	µg/L		99
T 3,3-Dichlorobenzidine	15.686	252.0	631463	80.0220	µg/L		100
T bis(2-ethylhexyl)Phthalate	16.380	167.0	335192	106.2539	µg/L		96
T Di-n-octyl Phthalate	18.143	149.0	2225726	102.4781	µg/L		99

Compound	RT	QIon	Resp.	Conc.	Units	Dev(Min)
T Benzo(b)fluoranthene	18.386	252.0	2246056	101.4242	µg/L	100
T Benzo(k)fluoranthene	18.456	252.0	2136394	90.6520	µg/L	99
T Benzo(a)pyrene	18.993	252.0	2046889	96.6283	µg/L	98
T Indeno(1,2,3-c,d)pyrene	20.765	276.0	1660169	93.4428	µg/L	96
T Dibenzo(a,h)anthracene	20.826	278.0	1995247	102.9883	µg/L	98
T Benzo(g,h,i)perylene	21.099	276.0	2064319	100.7959	µg/L	99

(#) = Qualifier Out of Range; (m) = Manual Integration; (+) = Area Summed; (*) = Surrogate Percent Recovery Out of Range; (d): Zeroed Peak

Compound	Conc.	RT	Dev(Min)	Resp.	QIon	QRatio	Lower	Upper
N-Nitrosodimethylamine	53.8536	2.50	0.01	146742	42.0	125.4	95.1	176.6

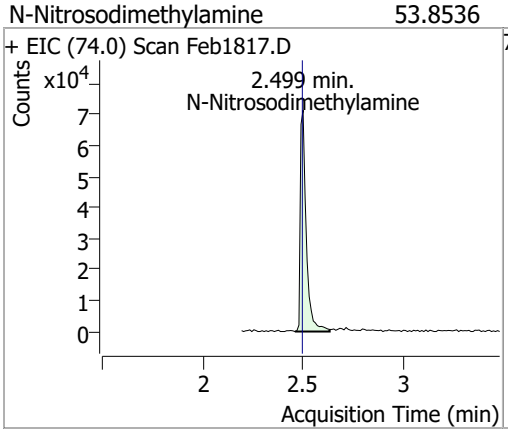

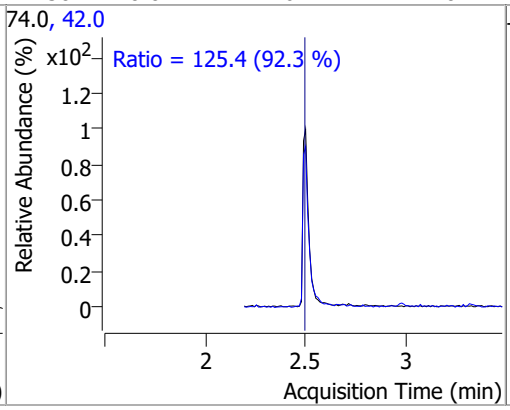

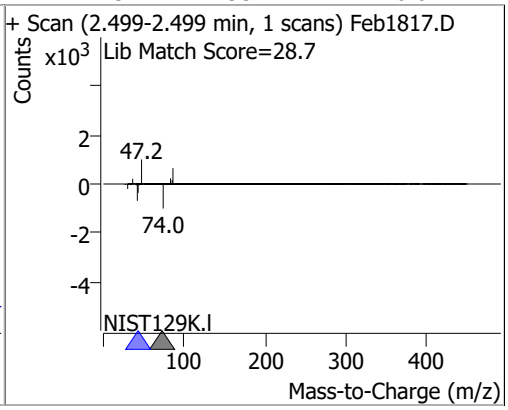

Compound	Conc.	RT	Dev(Min)	Resp.	QIon	QRatio	Lower	Upper
Pyridine	38.5727	2.54	0.01	266643	52.0	80.5	57.9	107.6

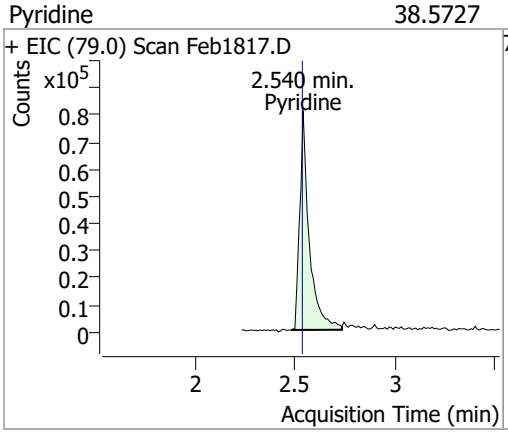

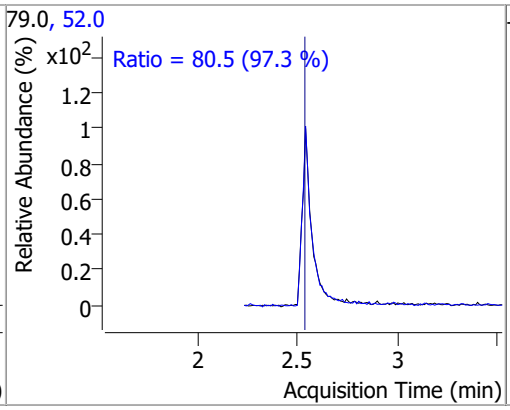

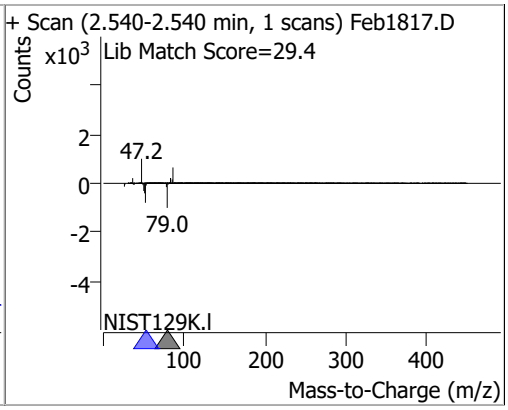

Compound	Conc.	RT	Dev(Min)	Resp.	QIon	QRatio	Lower	Upper
2-Fluorophenol	78.3066	3.65	0.00	731491	64.0	53.4	34.6	64.3
					92.0	21.7	14.2	26.5

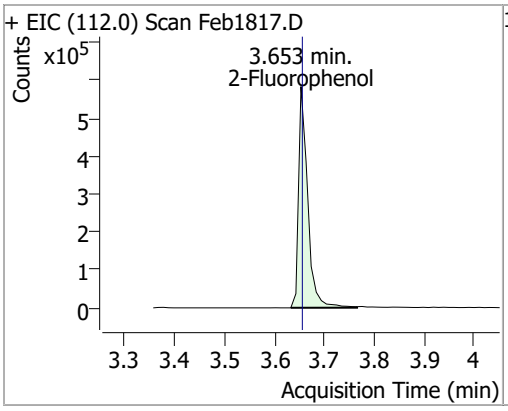

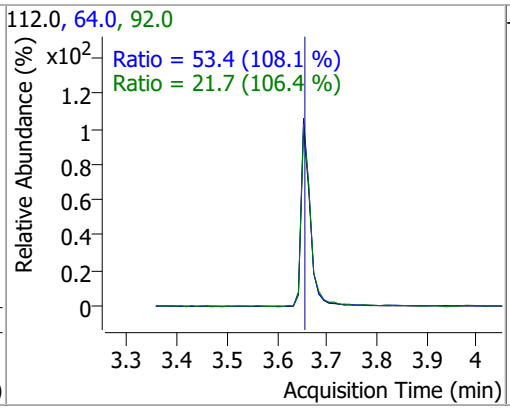

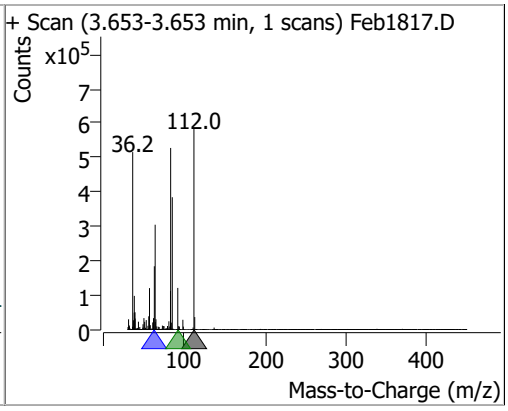

Compound	Conc.	RT	Dev(Min)	Resp.	QIon	QRatio	Lower	Upper
Aniline	49.8189	4.56	0.00	856490 (m)	66.0	34.5	25.7	47.8
					65.0	17.6	13.1	24.4

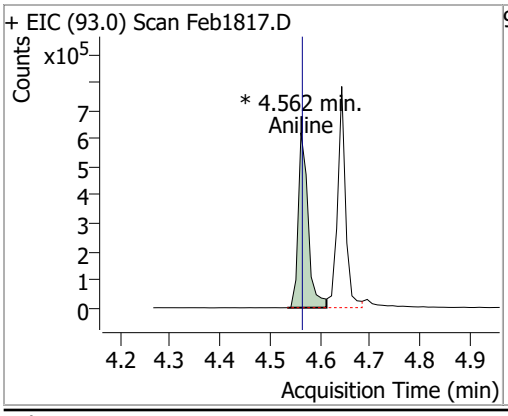

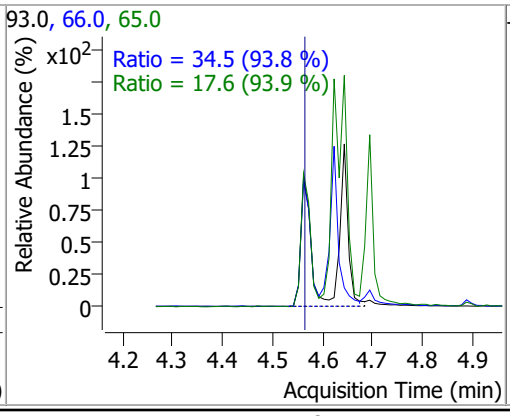

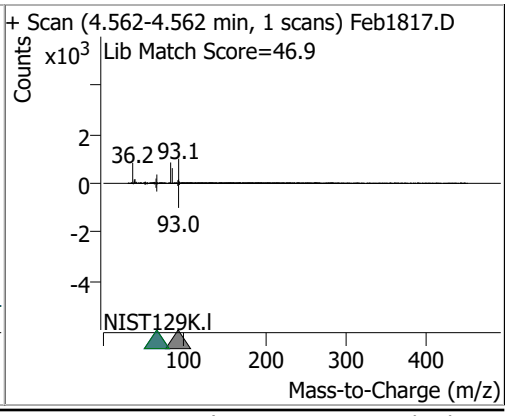

Compound	Conc.	RT	Dev(Min)	Resp.	QIon	QRatio	Lower	Upper
Phenol-d5	85.1217	4.61	0.00	1020514	71.0	35.0	25.8	47.9

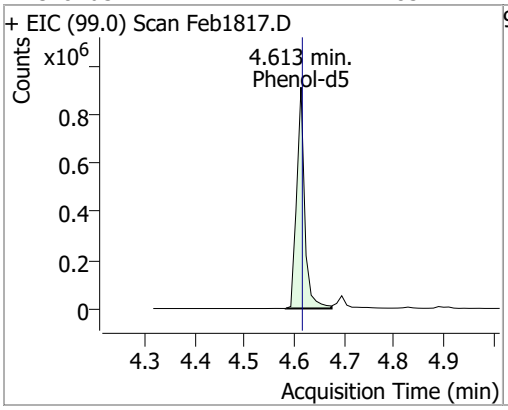

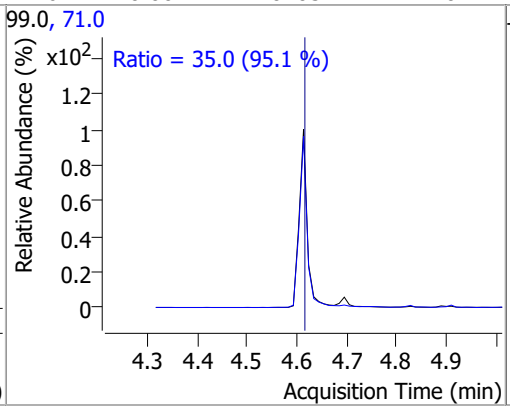

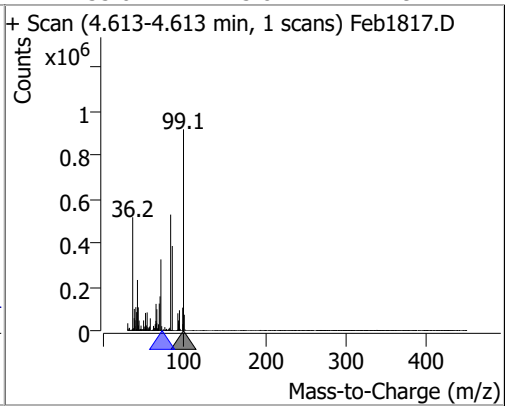

Compound	Conc.	RT	Dev(Min)	Resp.	QIon	QRatio	Lower	Upper
Phenol	49.9716	4.62	0.00	663834	66.0	52.4	31.7	58.9

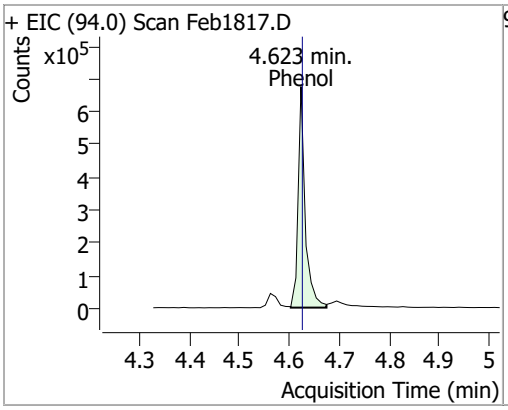

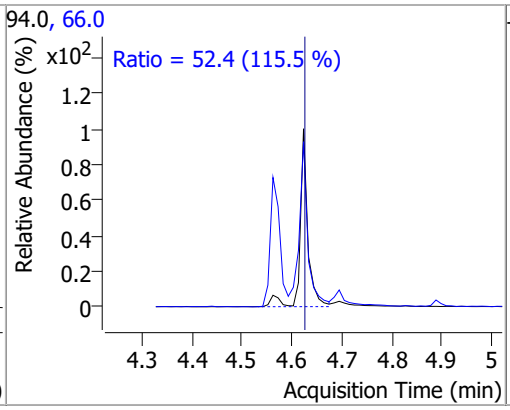

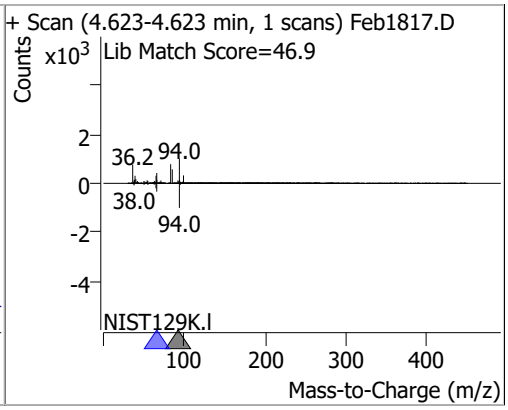

Compound	Conc.	RT	Dev(Min)	Resp.	QIon	QRatio	Lower	Upper
bis(-2-Chloroethyl)Ether	78.2003	4.64	0.00	706215 (m)	64.0	9.8	7.6	14.1

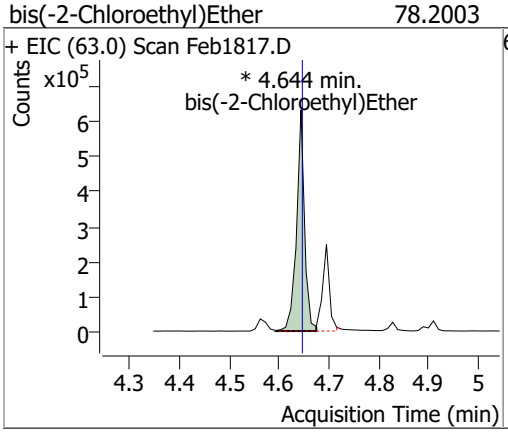

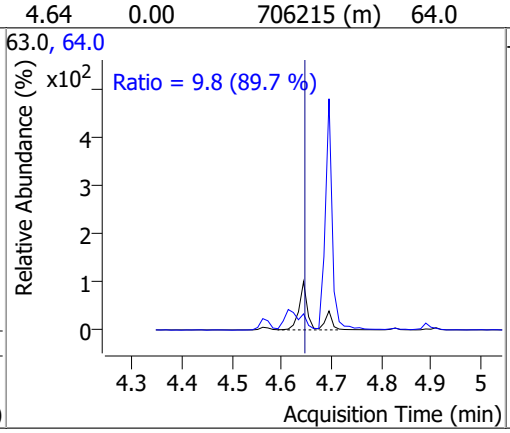

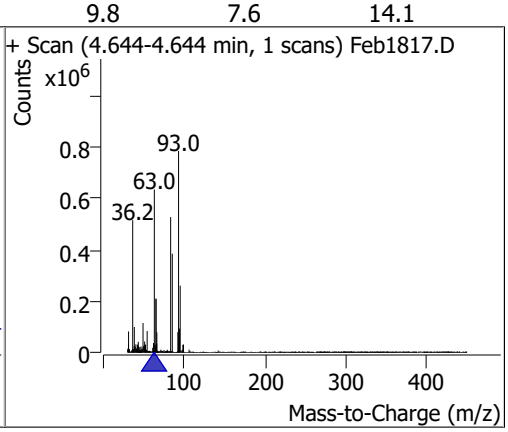

Compound	Conc.	RT	Dev(Min)	Resp.	QIon	QRatio	Lower	Upper
2-Chlorophenol	70.7789	4.69	0.00	757195	130.0	31.9	22.7	42.2

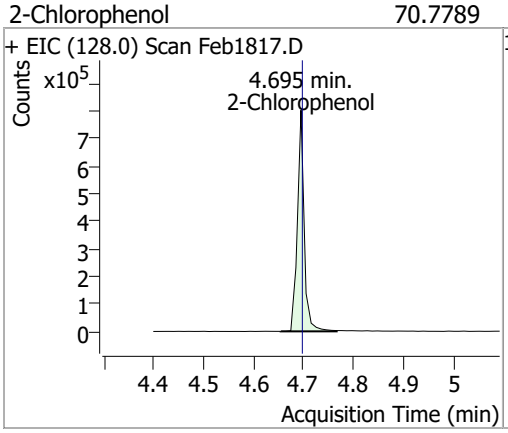

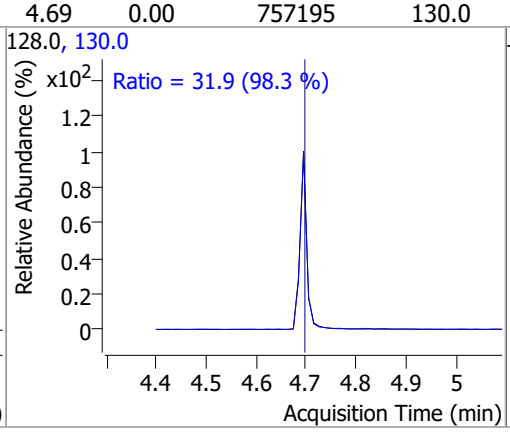

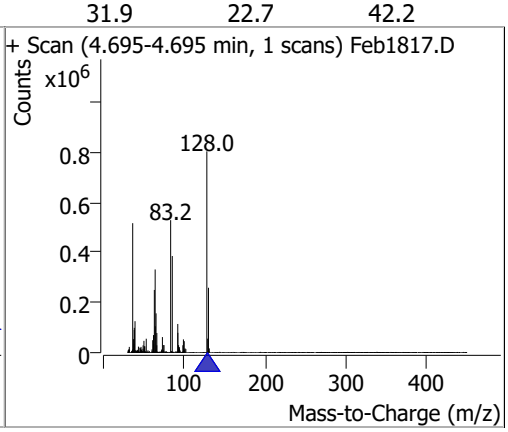

Compound	Conc.	RT	Dev(Min)	Resp.	QIon	QRatio	Lower	Upper
1,3-Dichlorobenzene	66.8702	4.83	0.00	921522 (m)	148.0	64.1	44.6	82.8
					111.0	36.6	25.3	47.0

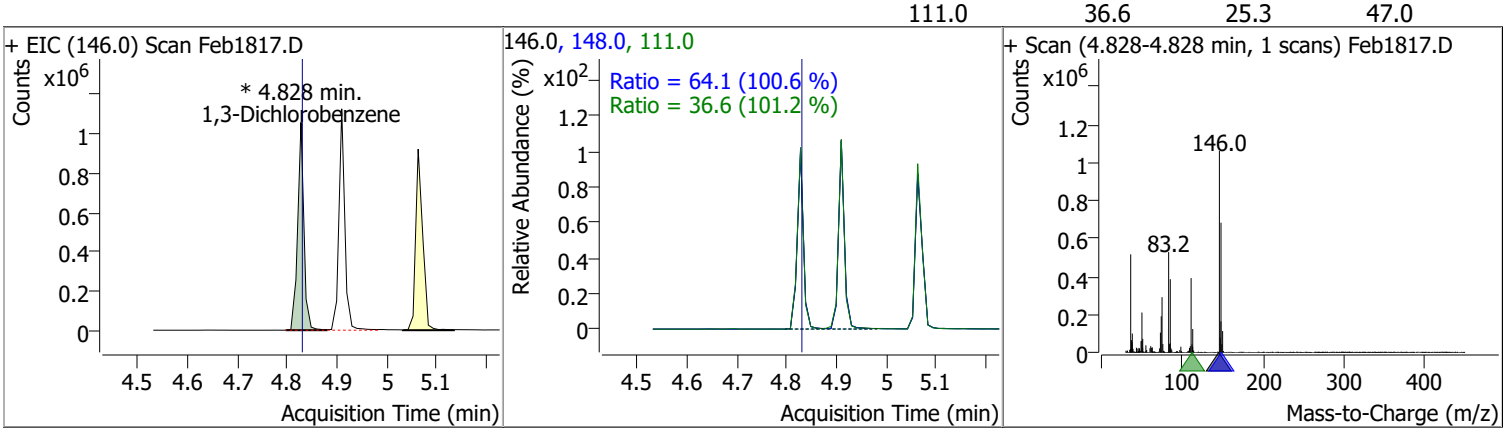

Compound	Conc.	RT	Dev(Min)	Resp.	QIon	QRatio	Lower	Upper
1,4-Dichlorobenzene	66.9263	4.91	0.00	931046 (m)	148.0	63.4	45.6	84.8
					111.0	35.9	25.2	46.8

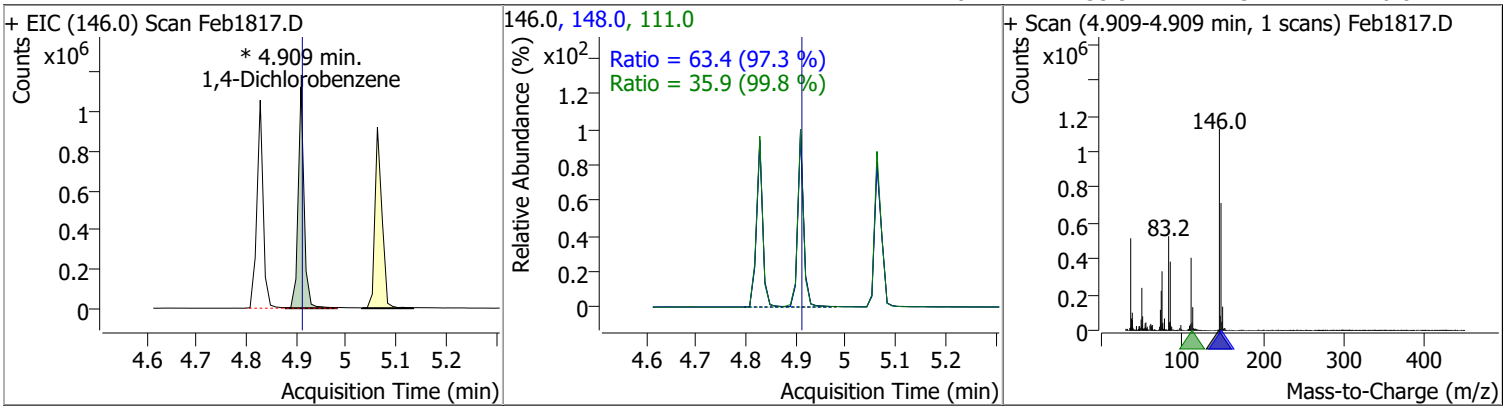

Compound	Conc.	RT	Dev(Min)	Resp.	QIon	QRatio	Lower	Upper
1,2-Dichlorobenzene	67.5089	5.06	0.00	905959	148.0	63.9	45.1	83.8
					111.0	37.6	26.1	48.5

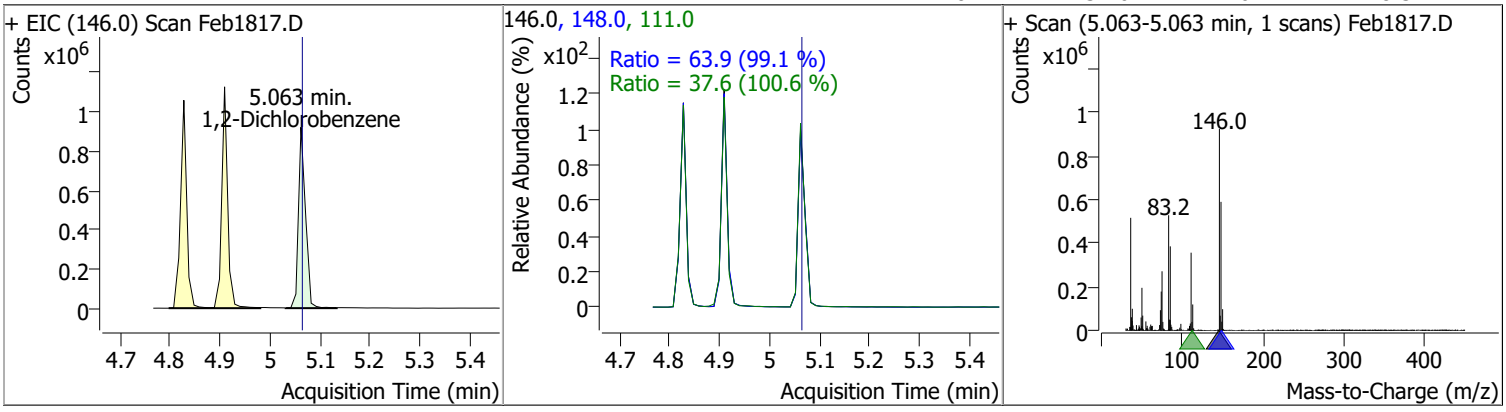

Compound	Conc.	RT	Dev(Min)	Resp.	QIon	QRatio	Lower	Upper
Benzyl Alcohol	71.4775	5.08	0.00	379572	79.0	114.5	83.5	155.1
					107.0	68.9	49.3	91.6

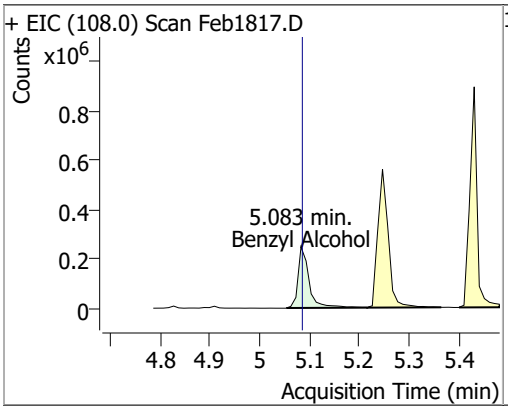

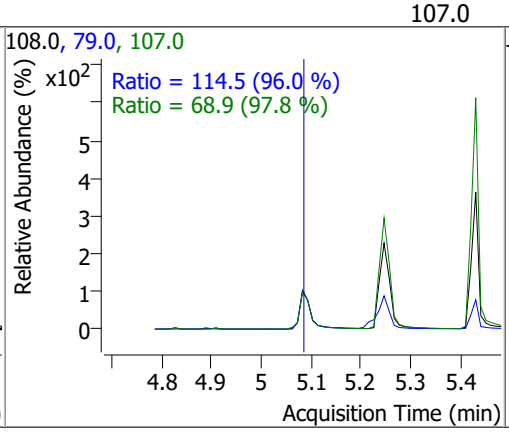

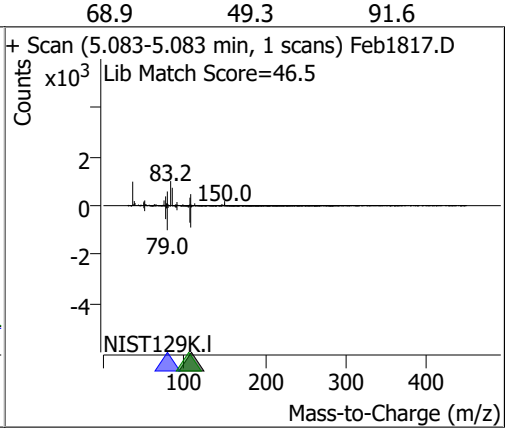

Compound	Conc.	RT	Dev(Min)	Resp.	QIon	QRatio	Lower	Upper
bis(2-chloroisopropyl)Ether	68.1941	5.23	0.00	246182	123.0	30.3	22.5	41.8

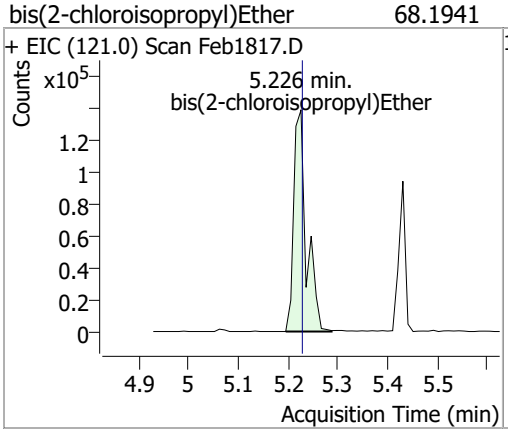

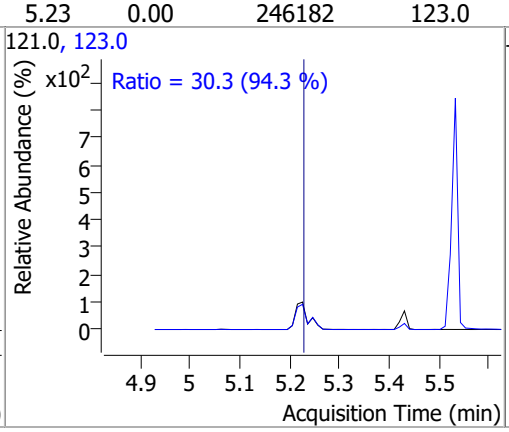

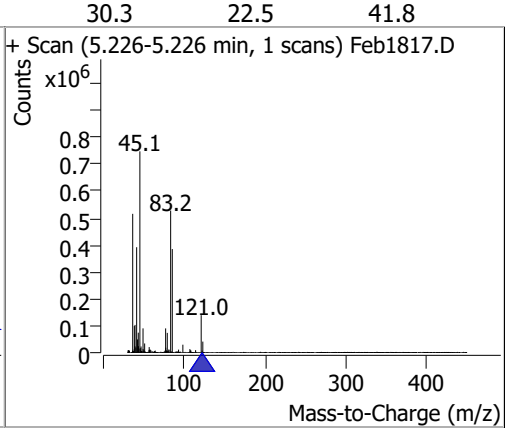

Compound	Conc.	RT	Dev(Min)	Resp.	QIon	QRatio	Lower	Upper
2-Methylphenol	80.8434	5.25	0.00	749921	108.0	110.6	81.5	151.4

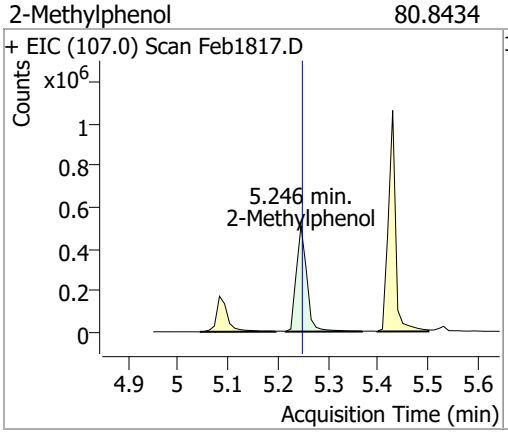

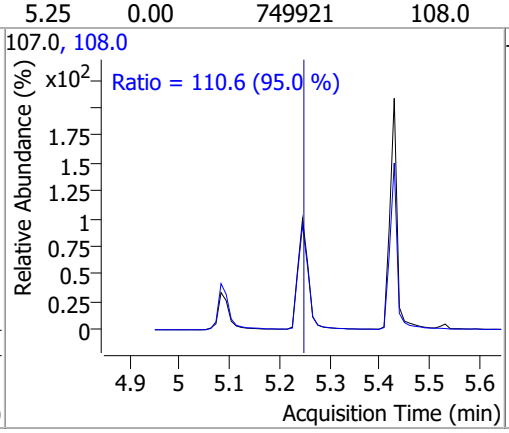

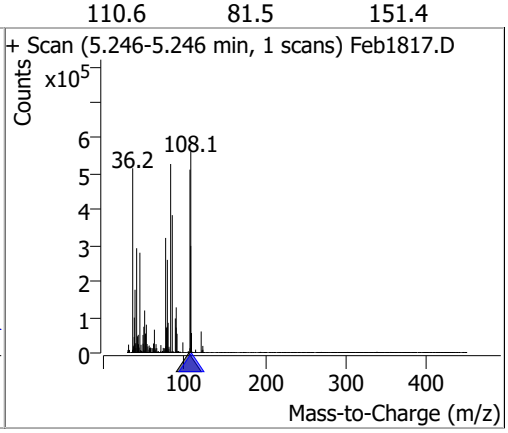

Compound	Conc.	RT	Dev(Min)	Resp.	QIon	QRatio	Lower	Upper
N-nitroso-Di-n-propylamine	101.5848	5.38	0.01	664837	130.0	20.9	0.0	38.8

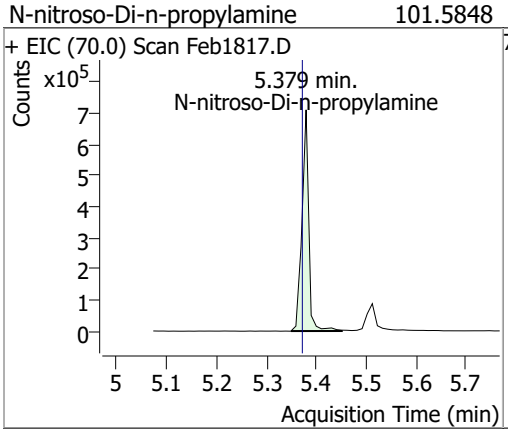

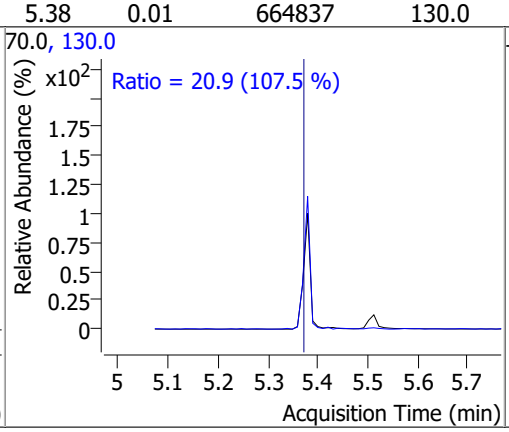

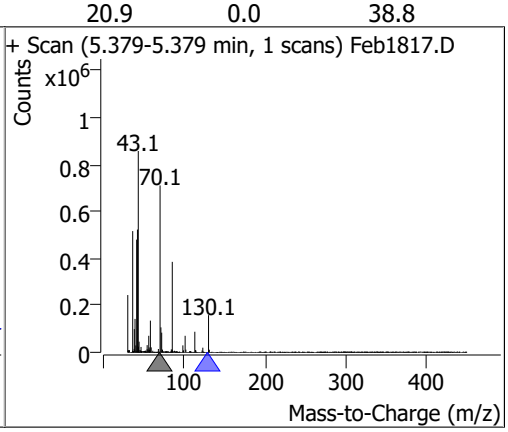

Compound	Conc.	RT	Dev(Min)	Resp.	QIon	QRatio	Lower	Upper
4Methylphenol/3Methylphenol	84.8619	5.43	0.00	1068634	108.0	84.4	58.8	109.1

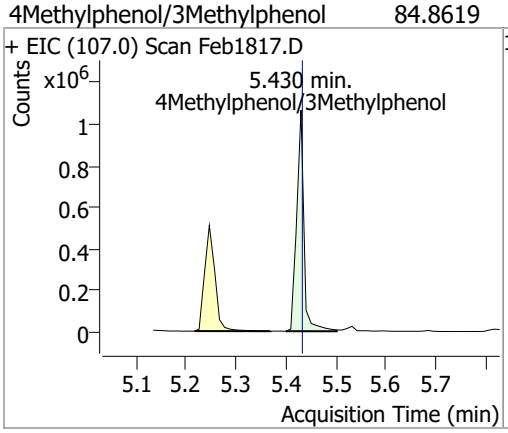

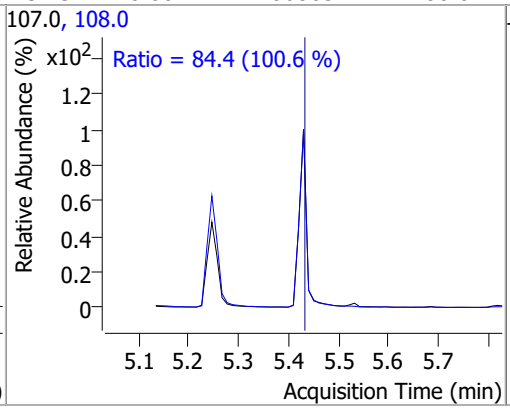

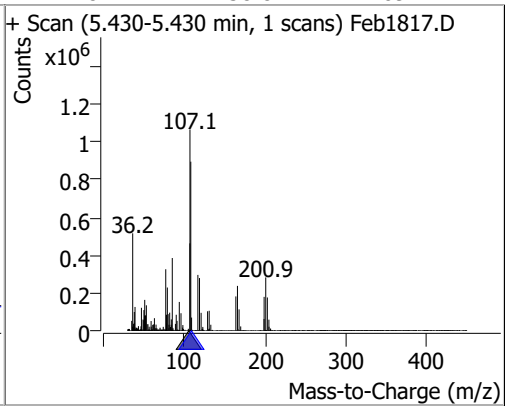

Compound	Conc.	RT	Dev(Min)	Resp.	QIon	QRatio	Lower	Upper
Hexachloroethane	55.9791	5.43	0.00	227105	201.0	106.8	63.5	118.0
					199.0	68.0	39.8	74.0

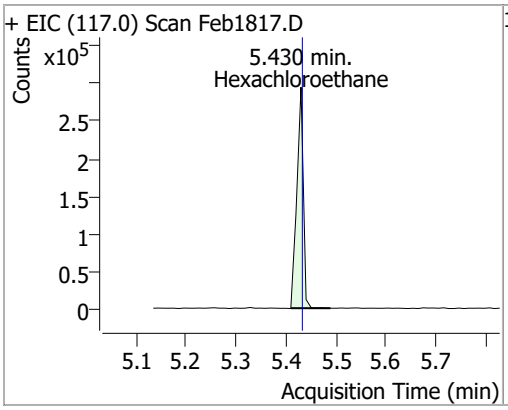

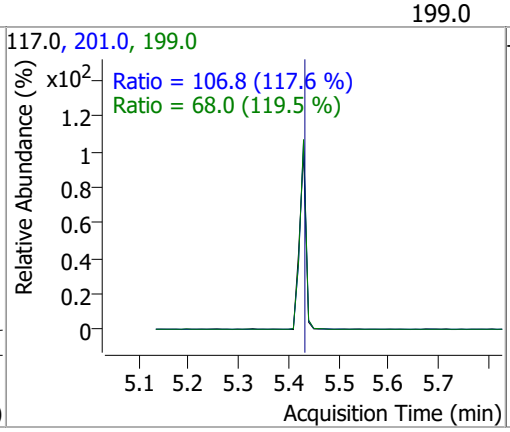

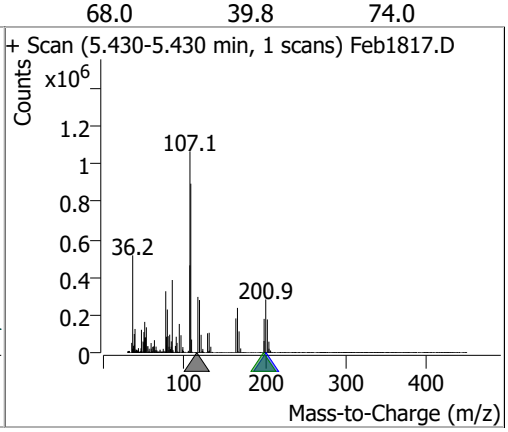

Compound	Conc.	RT	Dev(Min)	Resp.	QIon	QRatio	Lower	Upper
Nitrobenzene-d5	81.8175	5.51	0.01	548705	54.0	64.2	46.3	86.0
					128.0	45.8	34.1	63.3

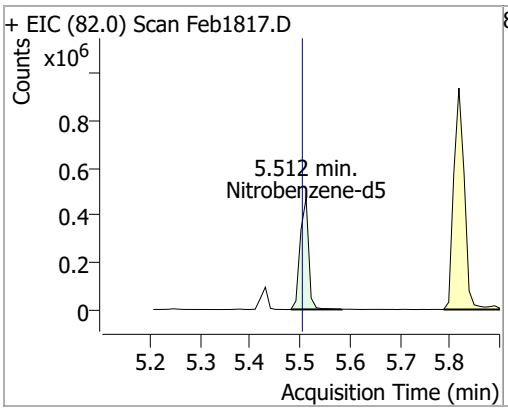

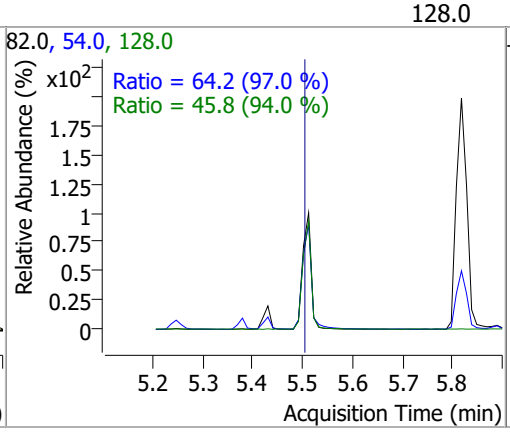

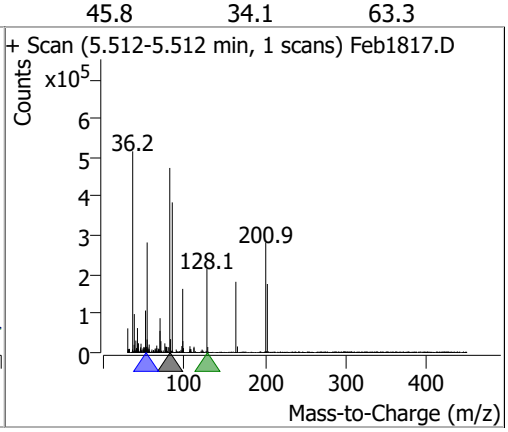

Compound	Conc.	RT	Dev(Min)	Resp.	QIon	QRatio	Lower	Upper
Nitrobenzene	96.1775	5.53	0.01	320629	77.0	212.4	148.9	276.5
					51.0	130.9	91.7	170.3

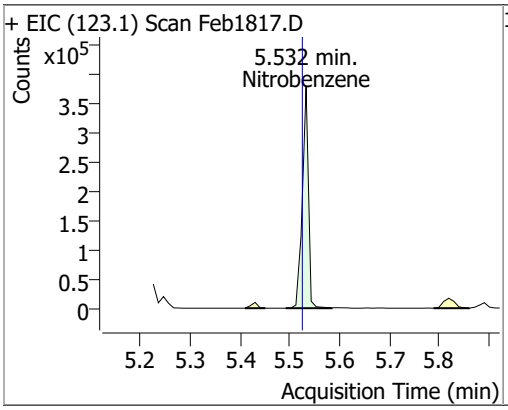

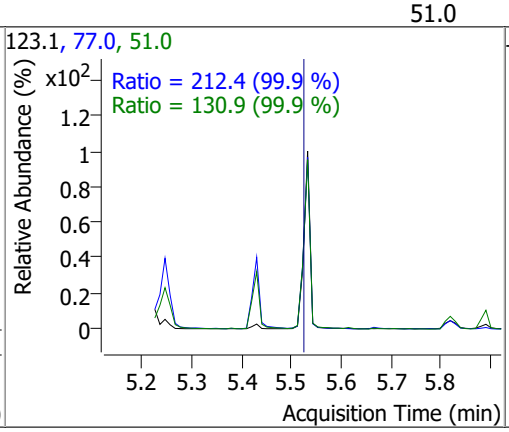

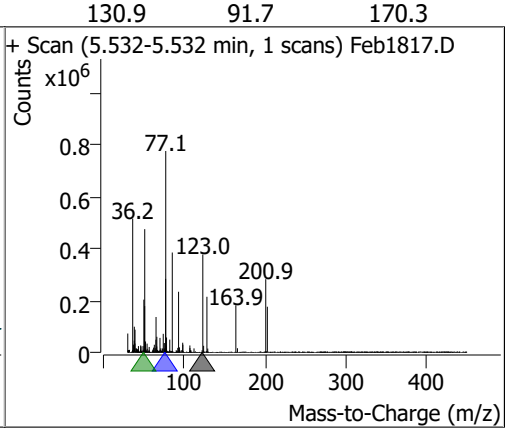

Compound	Conc.	RT	Dev(Min)	Resp.	QIon	QRatio	Lower	Upper
Isophorone	85.8817	5.82	0.00	1394842	138.0	20.8	14.8	27.5

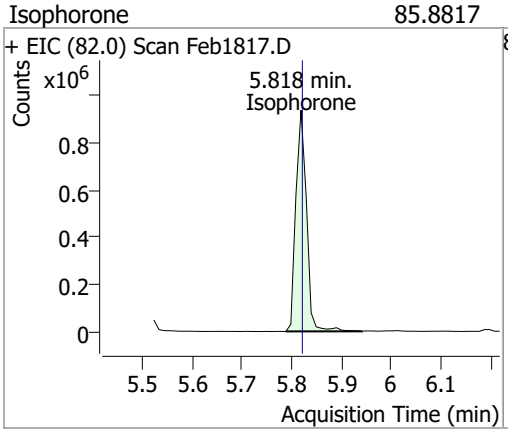

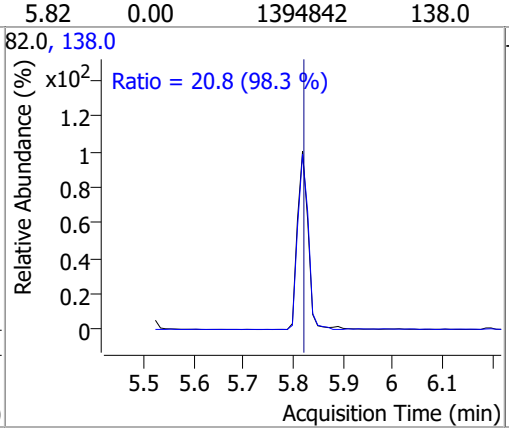

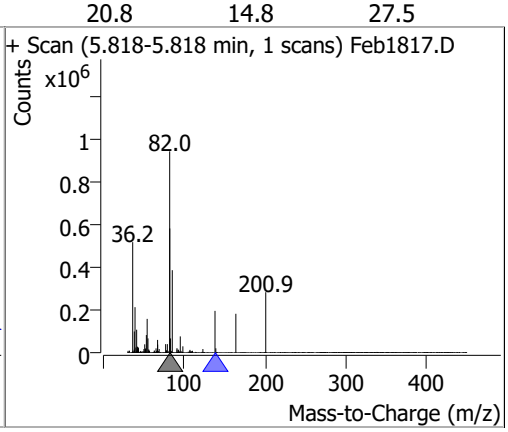

Compound	Conc.	RT	Dev(Min)	Resp.	QIon	QRatio	Lower	Upper
2-Nitrophenol	88.8447	5.89	0.01	329542	65.0	48.6	34.2	63.4
					109.0	37.1	24.6	45.8

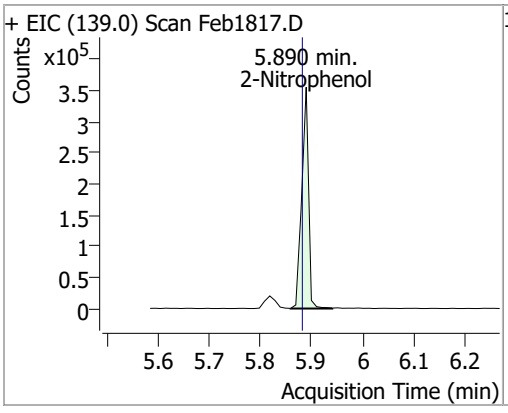

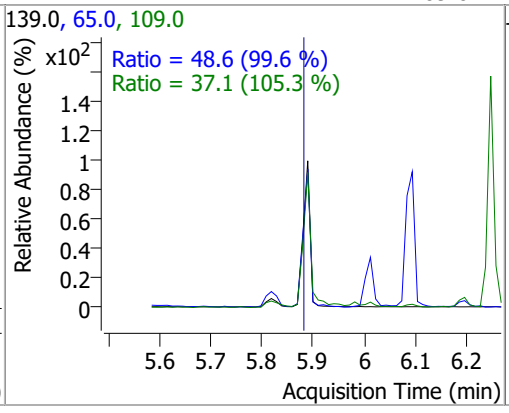

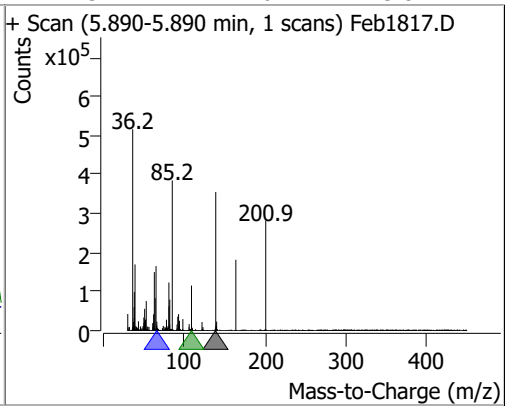

Compound	Conc.	RT	Dev(Min)	Resp.	QIon	QRatio	Lower	Upper
2,4-Dimethylphenol	87.5029	6.01	0.01	656449	107.0	109.5	76.6	142.3
					77.0	34.0	23.8	44.2

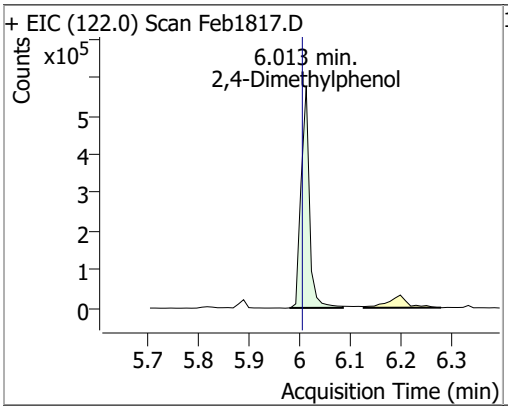

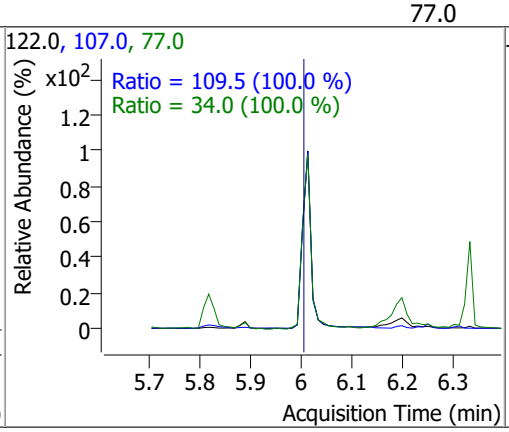

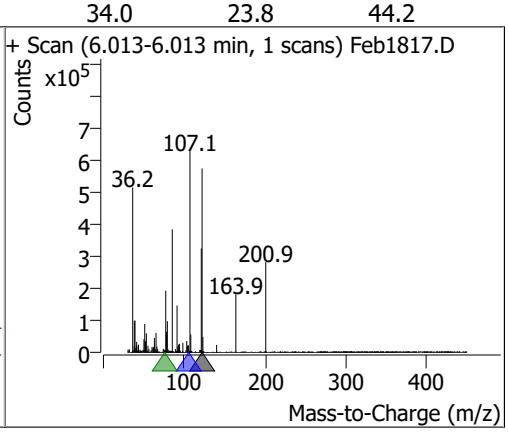

Compound	Conc.	RT	Dev(Min)	Resp.	QIon	QRatio	Lower	Upper
bis(-2-Chloroethoxy)Methane	90.7592	6.10	0.01	864099	63.0	71.3	47.7	88.6
					95.0	32.7	22.3	41.5

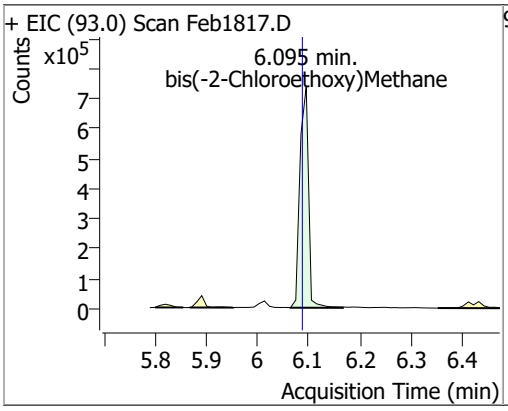

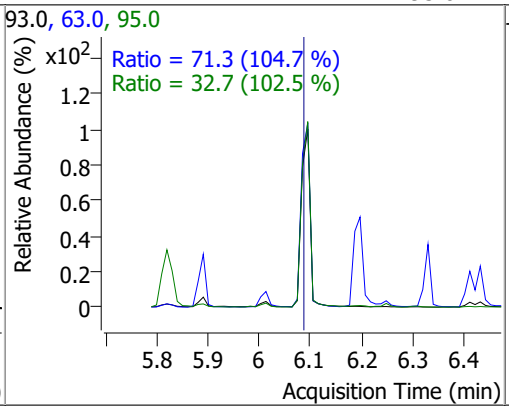

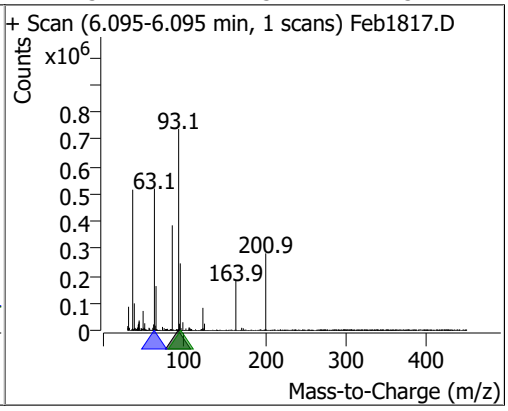

Compound	Conc.	RT	Dev(Min)	Resp.	QIon	QRatio	Lower	Upper
2,4-Dichlorophenol	78.6105	6.20	0.01	567267	164.0	65.1	45.5	84.5
					98.0	33.2	20.0	37.1

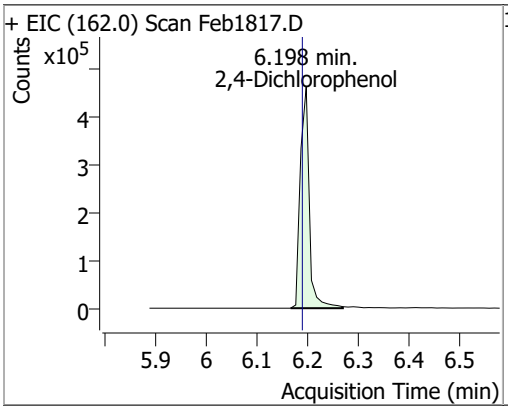

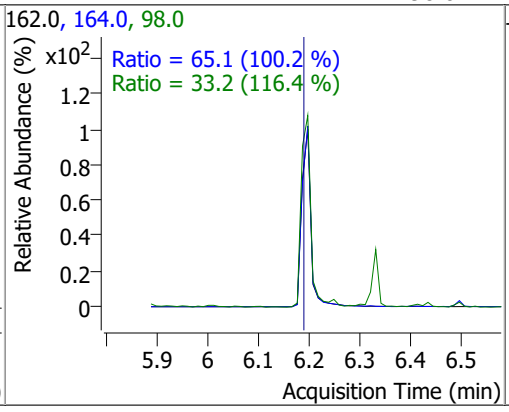

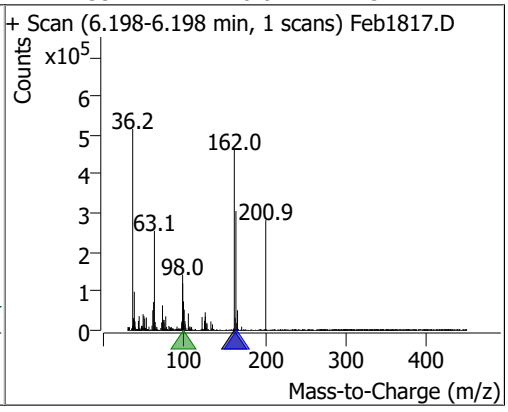

Compound	Conc.	RT	Dev(Min)	Resp.	QIon	QRatio	Lower	Upper
Benzoic Acid	31.8182	6.20	-0.04	105225	122.0	93.1	59.9	111.2
					77.0	83.1	42.3	78.5

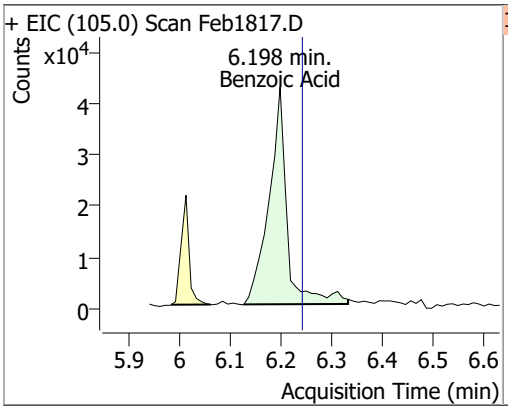

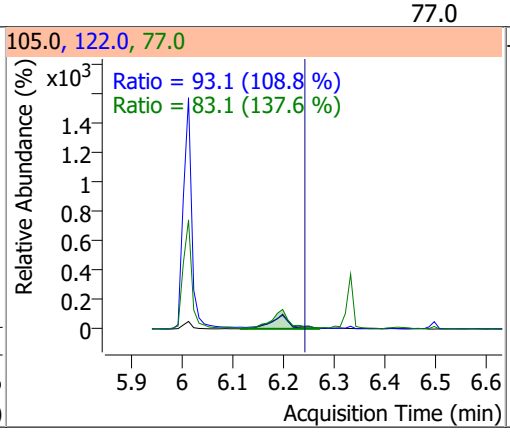

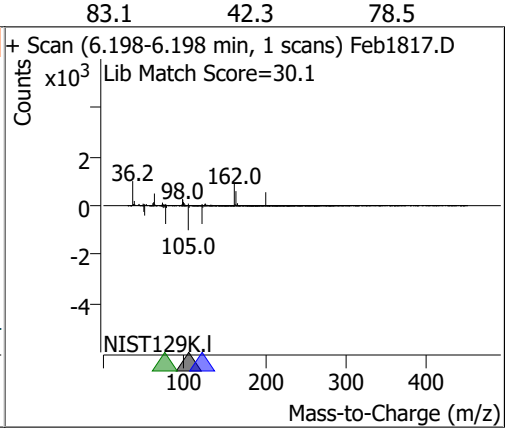

Compound	Conc.	RT	Dev(Min)	Resp.	QIon	QRatio	Lower	Upper
1,2,4-Trichlorobenzene	73.7524	6.25	0.00	639500	182.0	94.8	66.2	122.9
					145.0	29.2	20.1	37.3

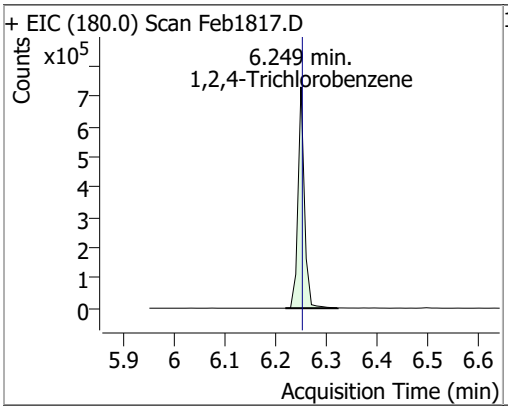

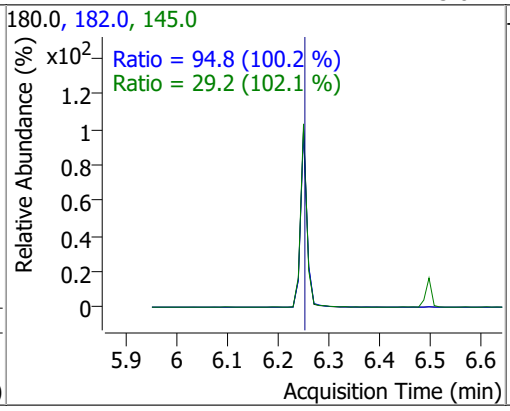

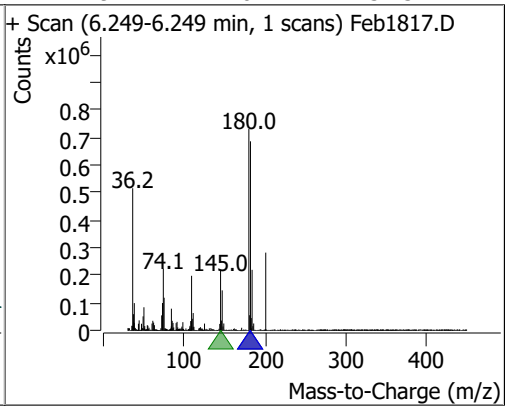

Compound	Conc.	RT	Dev(Min)	Resp.	QIon	QRatio	Lower	Upper
Naphthalene	85.9185	6.33	0.00	2188991	129.0	11.0	8.0	14.9
					102.0	10.2	6.9	12.9

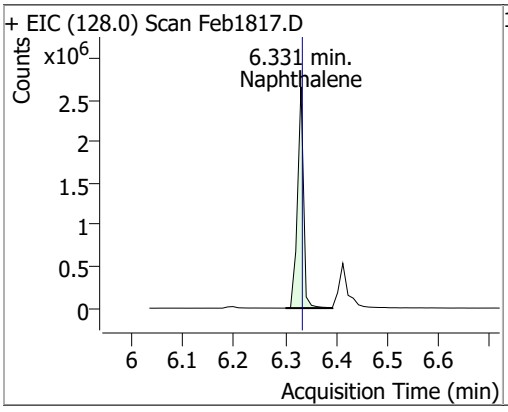

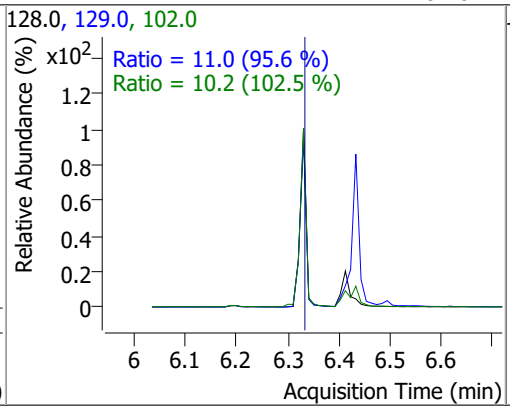

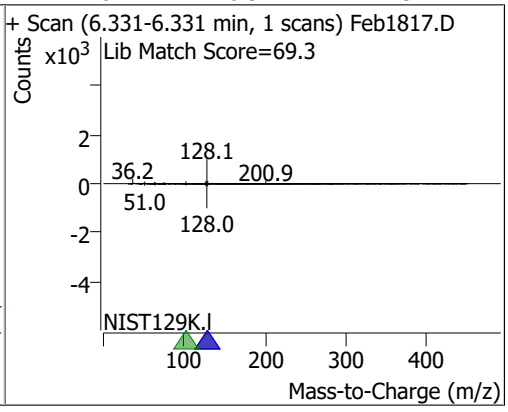

Compound	Conc.	RT	Dev(Min)	Resp.	QIon	QRatio	Lower	Upper
4-Chlorophenol	75.0525	6.41	0.00	202982	128.0	310.6	221.4	411.2

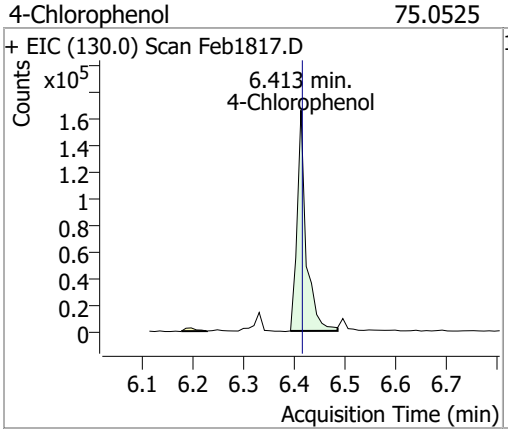

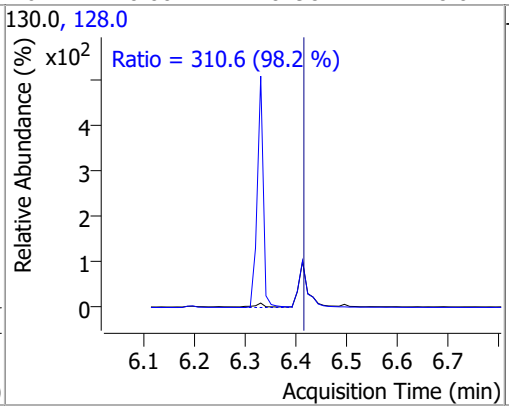

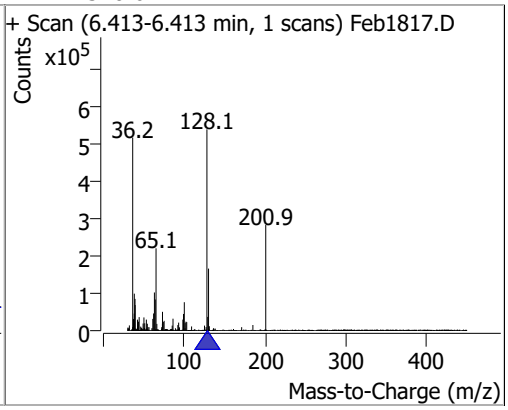

Compound	Conc.	RT	Dev(Min)	Resp.	QIon	QRatio	Lower	Upper
p-Chloroaniline	73.5508	6.43	0.00	740594	65.0	59.6	42.1	78.2
					129.0	37.0	26.3	48.9

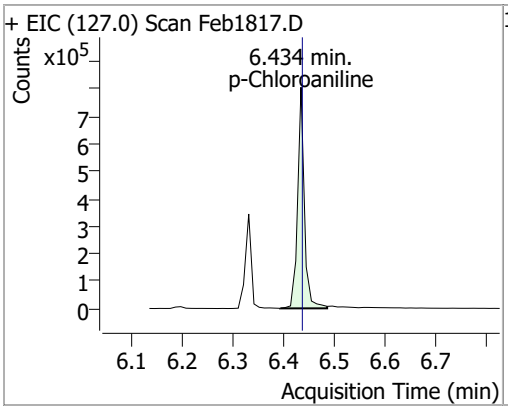

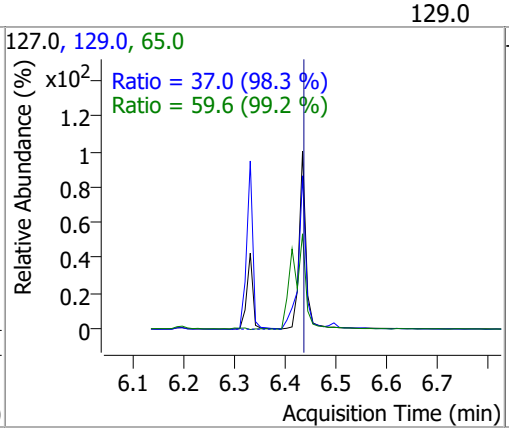

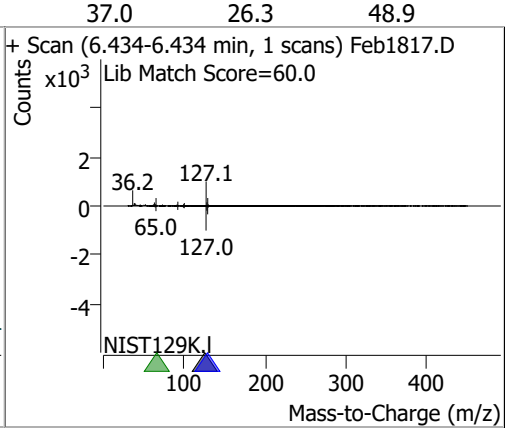

Compound	Conc.	RT	Dev(Min)	Resp.	QIon	QRatio	Lower	Upper
Hexachlorobutadiene	72.5363	6.50	0.00	325291	227.0	64.7	46.0	85.4
					223.0	63.1	45.0	83.6

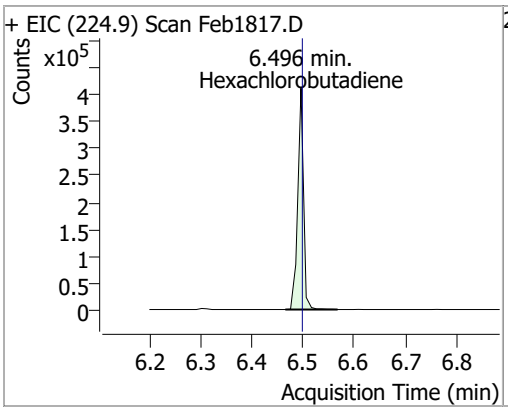

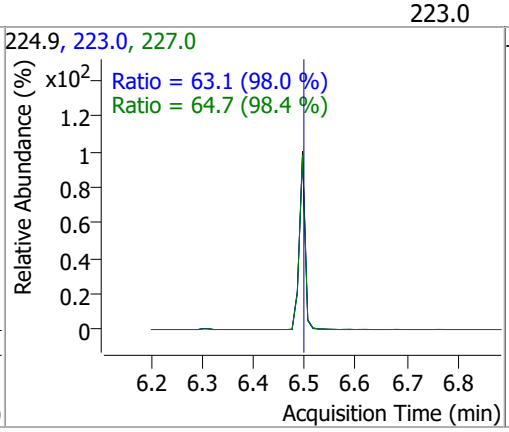

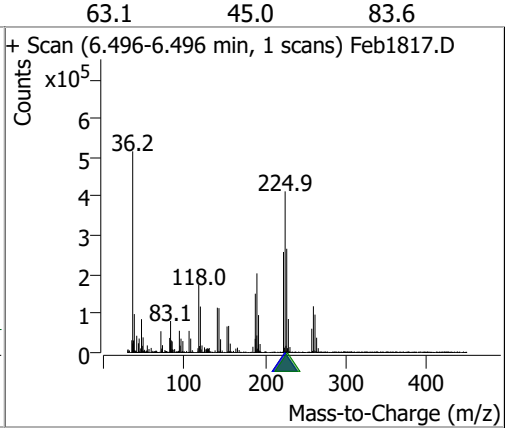

Compound	Conc.	RT	Dev(Min)	Resp.	QIon	QRatio	Lower	Upper
4-Chloro-2-Methylphenol	89.6296	6.94	0.00	596161 (m)	144.0	25.2	19.4	36.1

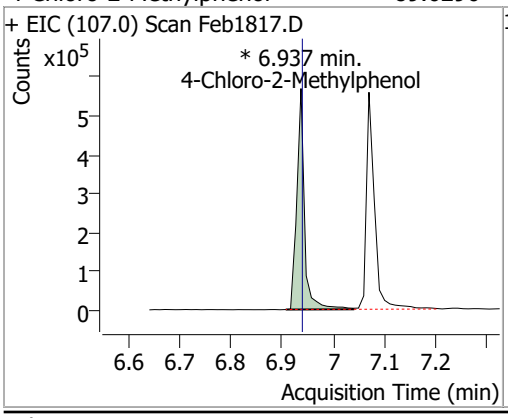

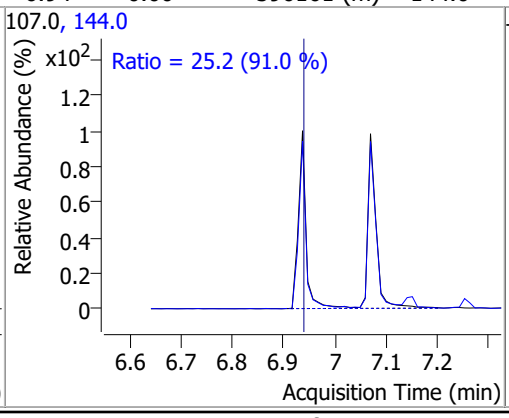

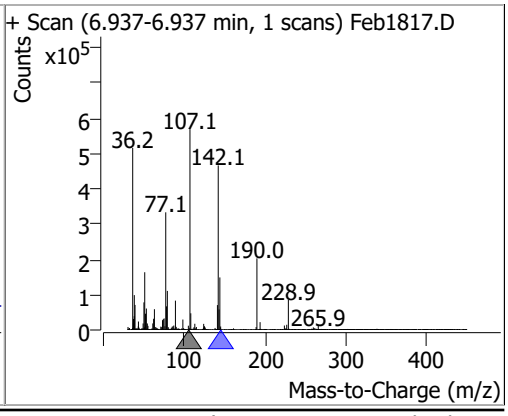

Compound	Conc.	RT	Dev(Min)	Resp.	QIon	QRatio	Lower	Upper
4-Chloro-3-Methylphenol	91.1575	7.07	0.00	636364 (m)	144.0	25.5	19.1	35.5

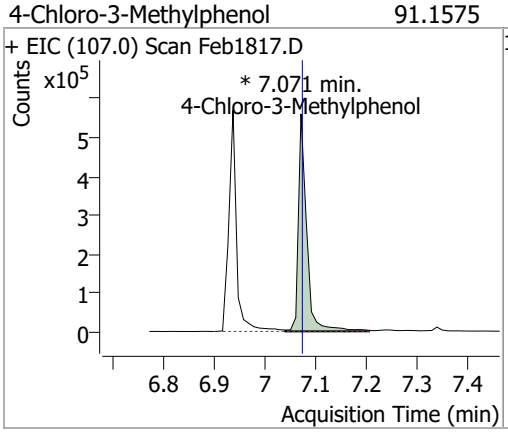

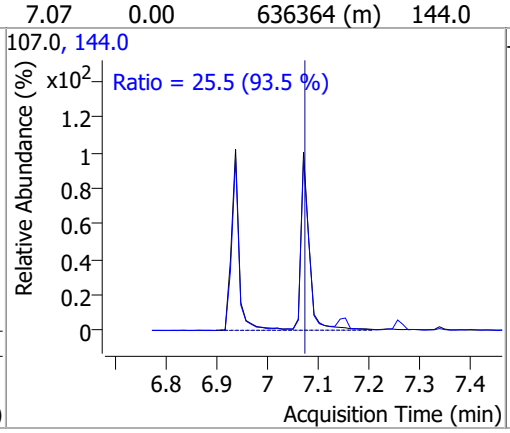

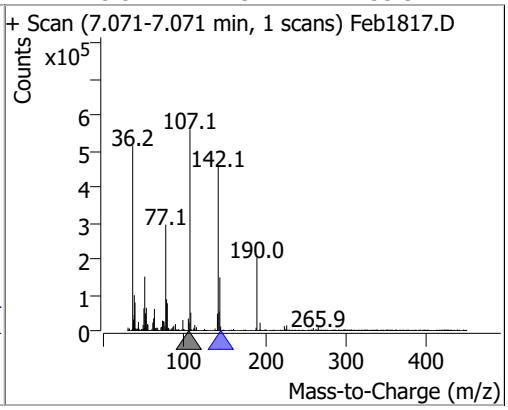

Compound	Conc.	RT	Dev(Min)	Resp.	QIon	QRatio	Lower	Upper
2-Methylnaphthalene	92.1358	7.15	0.01	1348720	142.0	117.1	83.8	155.7
					115.0	42.9	29.2	54.3

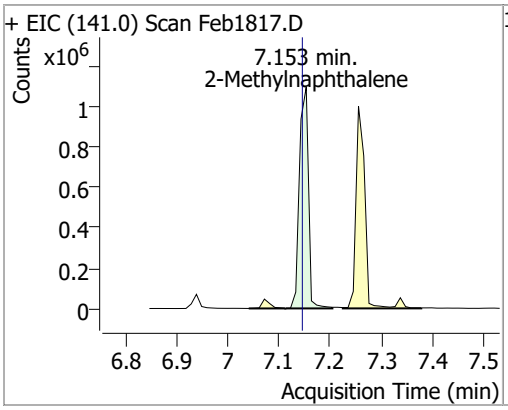

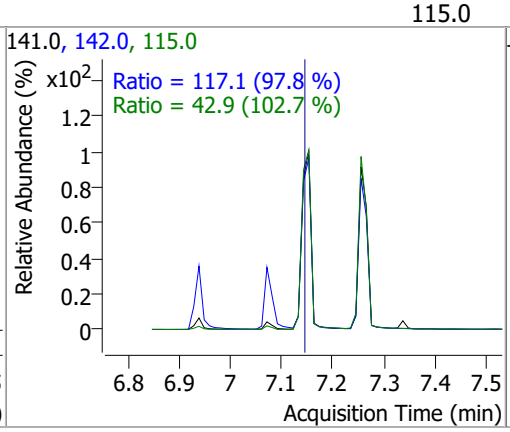

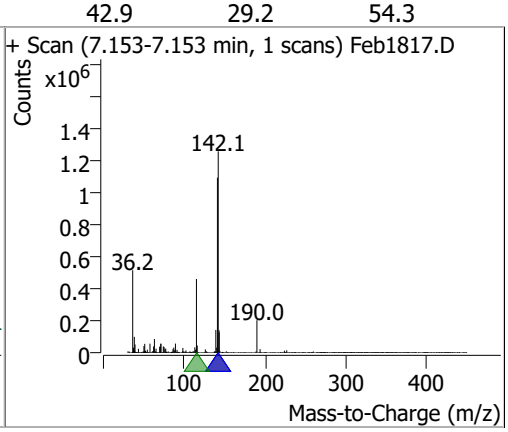

Compound	Conc.	RT	Dev(Min)	Resp.	QIon	QRatio	Lower	Upper
1-Methylnaphthalene	82.2967	7.26	0.00	1169318 (m)	142.0	111.8	79.8	148.2
					115.0	44.0	28.9	53.7

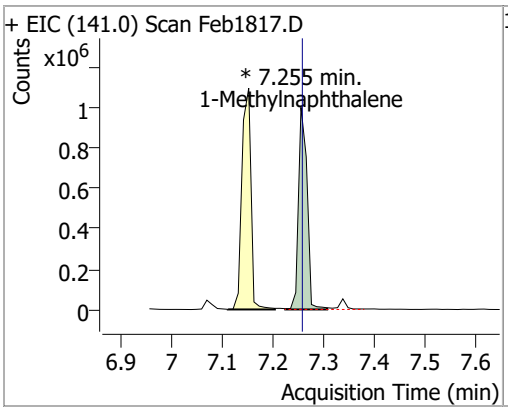

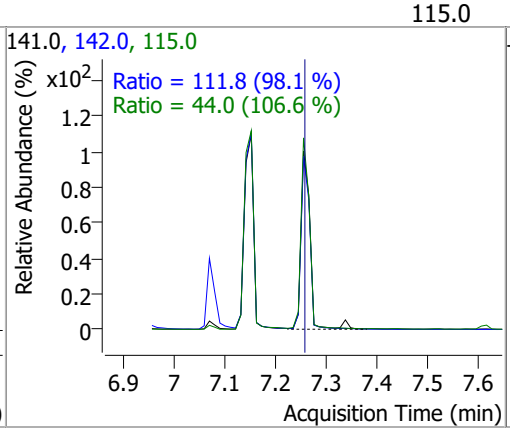

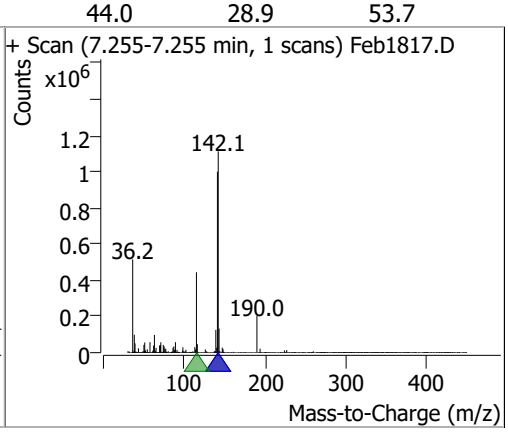

Compound	Conc.	RT	Dev(Min)	Resp.	QIon	QRatio	Lower	Upper
Hexachlorocyclopentadiene	79.9142	7.34	0.00	218680	234.9	60.8	45.2	84.0
					238.9	62.6	44.6	82.9

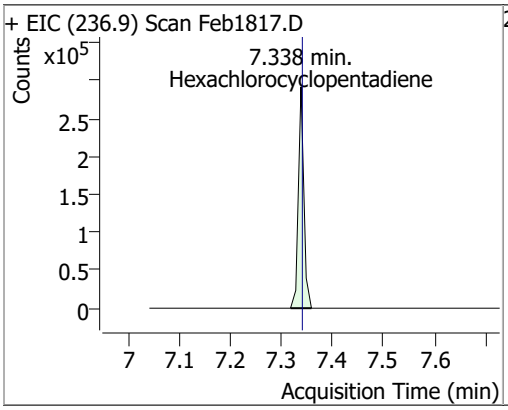

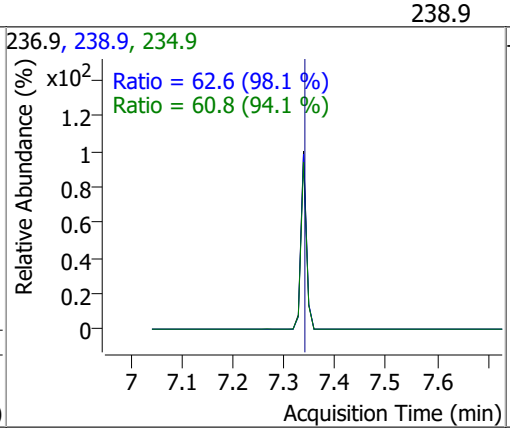

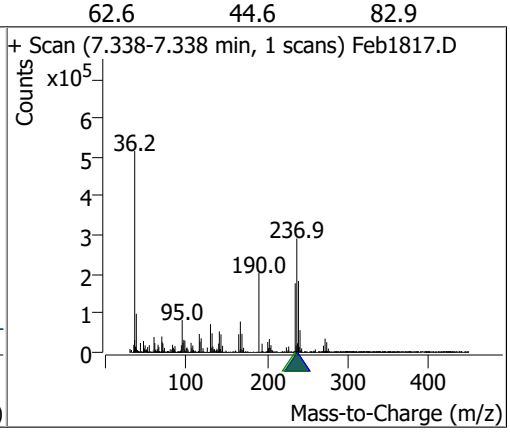

Compound	Conc.	RT	Dev(Min)	Resp.	QIon	QRatio	Lower	Upper
2,4,6-Trichlorophenol	94.1385	7.52	0.00	452699 (m)	198.0	96.4	67.6	125.5

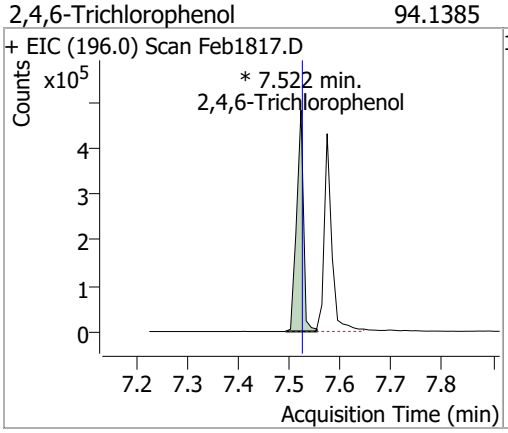

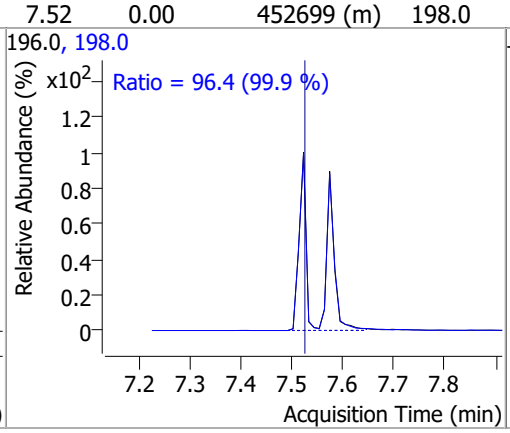

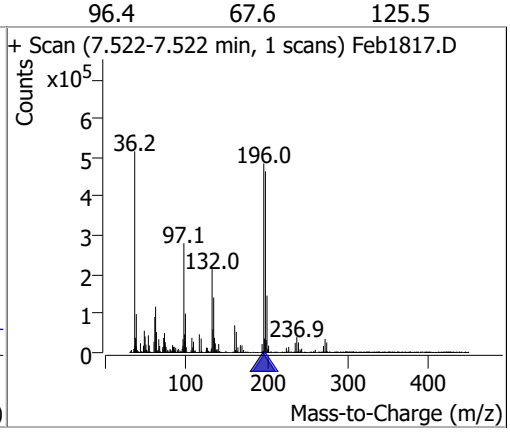

Compound	Conc.	RT	Dev(Min)	Resp.	QIon	QRatio	Lower	Upper
2,4,5-Trichlorophenol	83.4736	7.57	0.00	446352 (m)	198.0	96.1	63.2	117.3

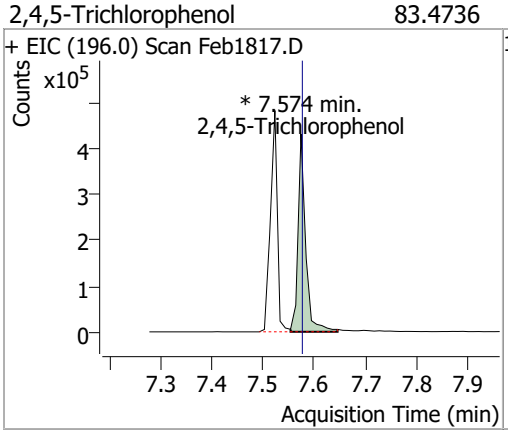

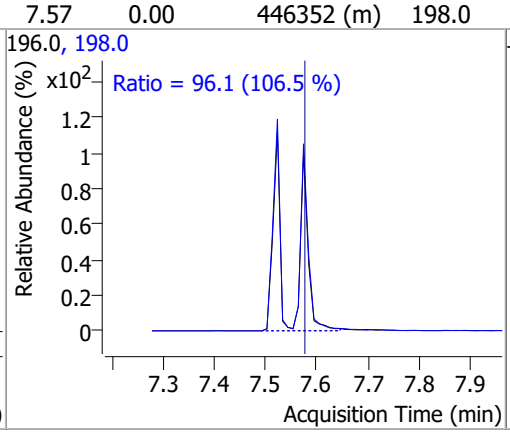

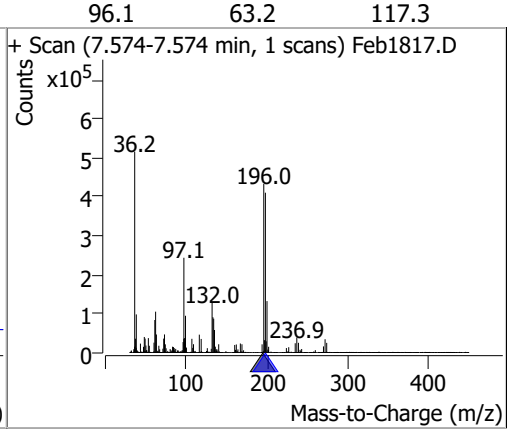

Compound	Conc.	RT	Dev(Min)	Resp.	QIon	QRatio	Lower	Upper
2-Fluorobiphenyl	85.7735	7.61	0.01	1661623	171.0	34.6	24.0	44.5

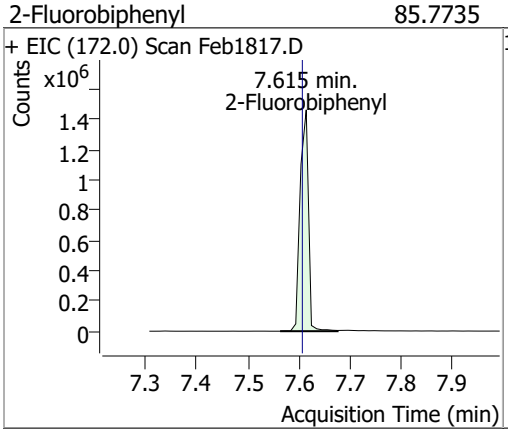

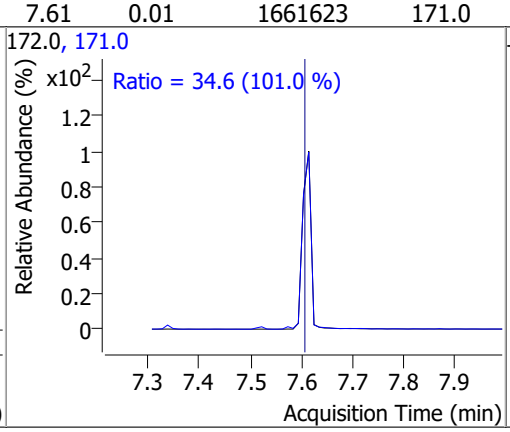

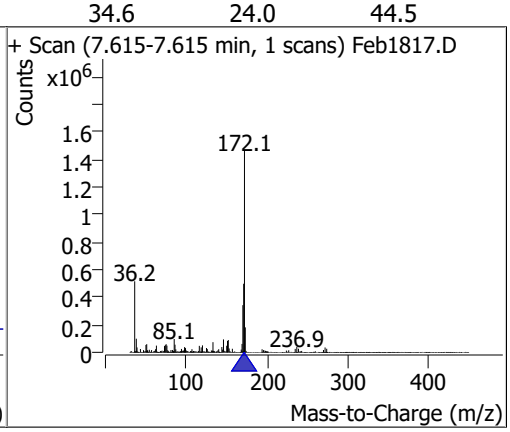

Compound	Conc.	RT	Dev(Min)	Resp.	QIon	QRatio	Lower	Upper
2-Chloronaphthalene	87.3647	7.72	0.00	1420664	127.0	37.8	25.1	46.7
					164.0	33.0	22.5	41.7

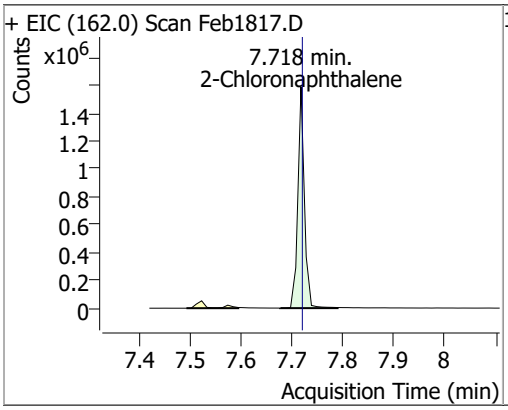

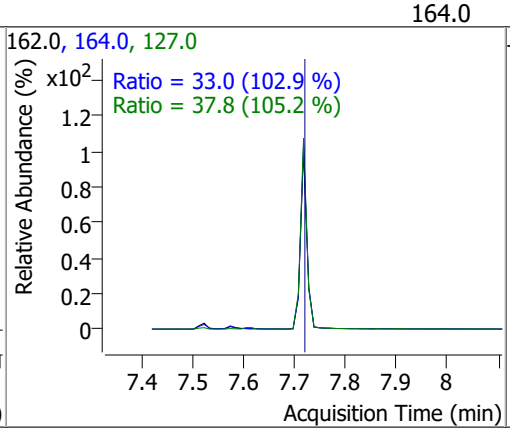

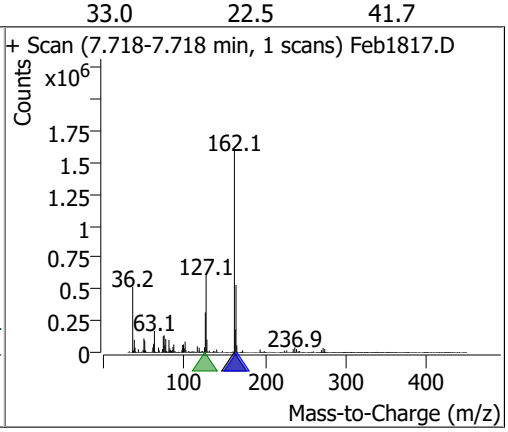

Compound	Conc.	RT	Dev(Min)	Resp.	QIon	QRatio	Lower	Upper
2-Nitroaniline	98.2821	7.89	0.01	287797	138.0	111.6	77.4	143.7

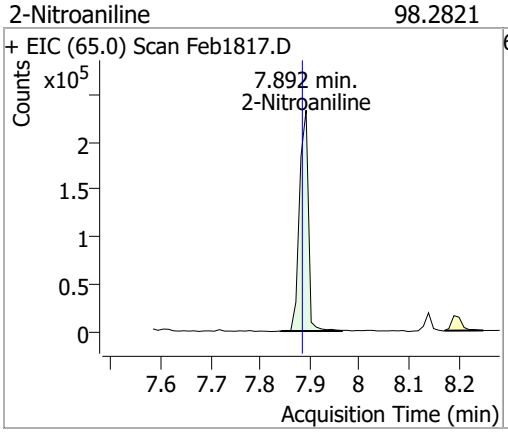

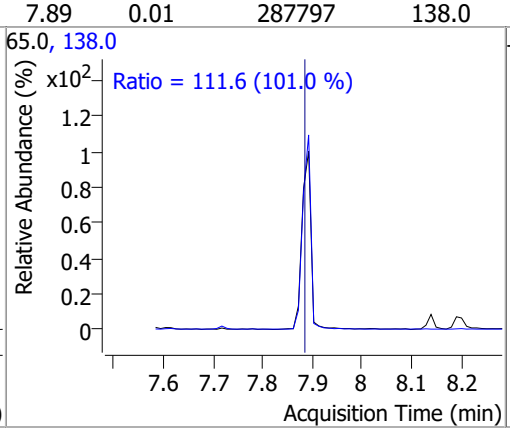

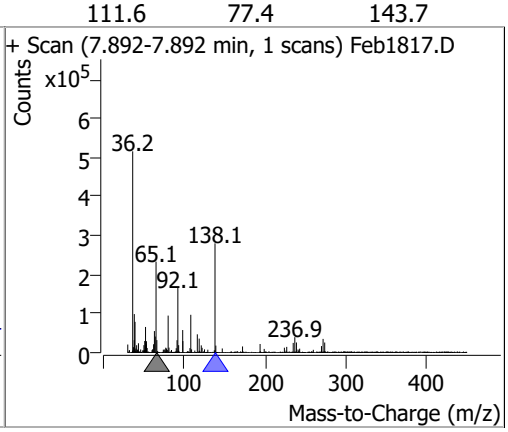

Compound	Conc.	RT	Dev(Min)	Resp.	QIon	QRatio	Lower	Upper
Dimethyl Phthalate	99.5583	8.14	0.00	1658944	77.0	20.8	13.8	25.7

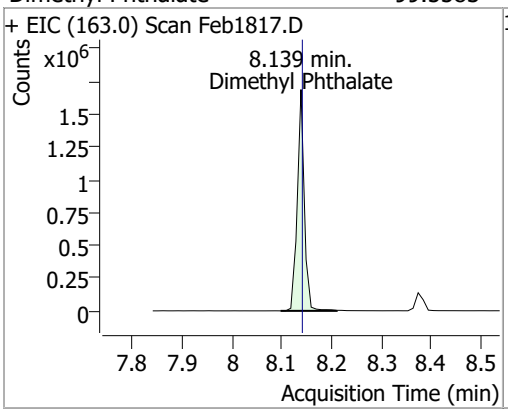

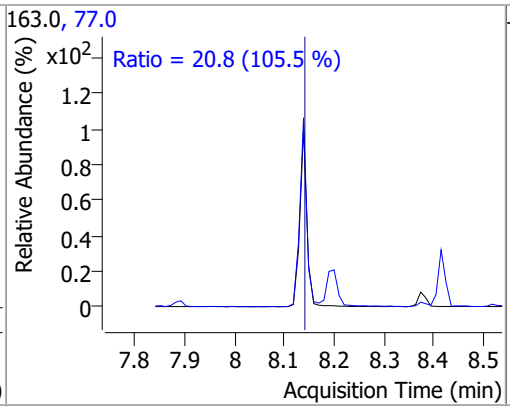

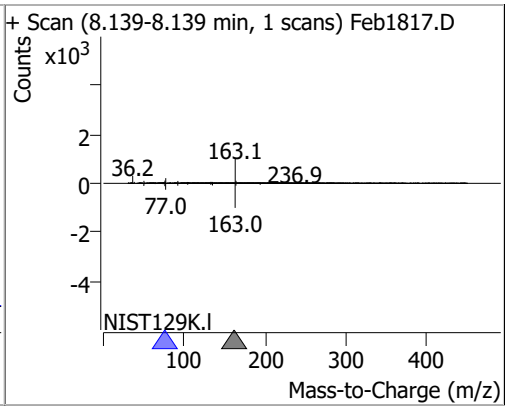

Compound	Conc.	RT	Dev(Min)	Resp.	QIon	QRatio	Lower	Upper
2,6-Dinitrotoluene	94.6751	8.19	0.00	213503	63.0	126.8	99.5	184.8
					89.0	59.2	43.3	80.3

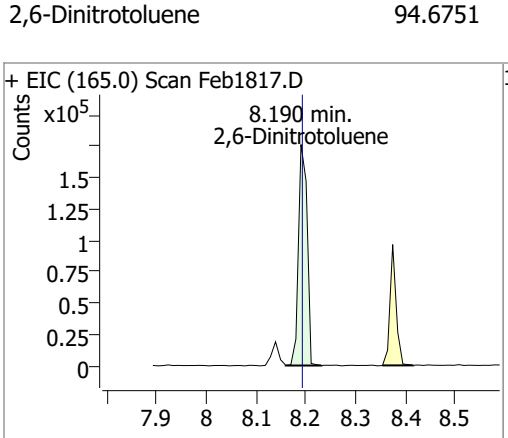

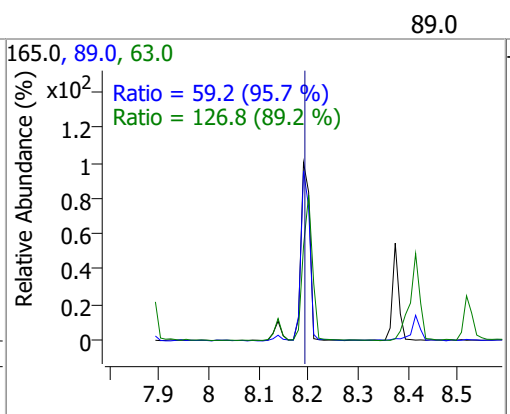

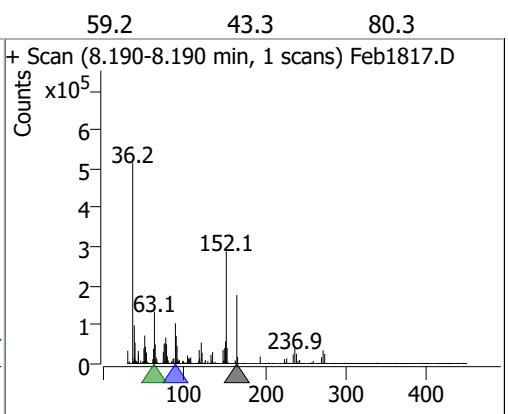

Compound	Conc.	RT	Dev(Min)	Resp.	QIon	QRatio	Lower	Upper
Acenaphthylene	88.8083	8.20	0.00	2307362	153.1	14.1	9.6	17.7

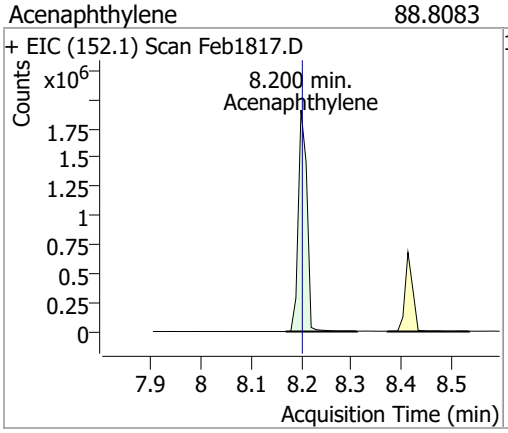

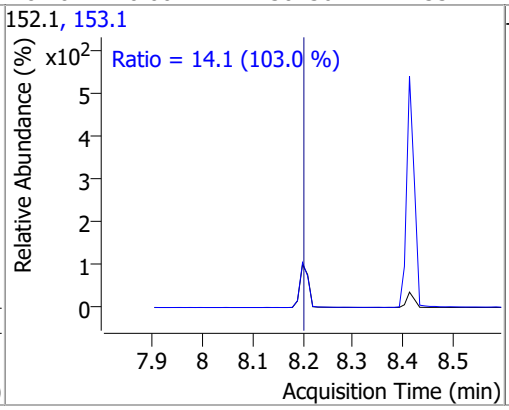

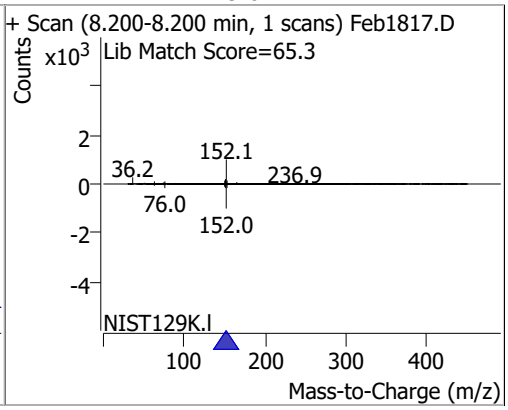

Compound	Conc.	RT	Dev(Min)	Resp.	QIon	QRatio	Lower	Upper
3-Nitroaniline	85.9335	8.39	0.00	220827	65.0	135.0	90.4	167.8
					92.0	112.5	74.7	138.7

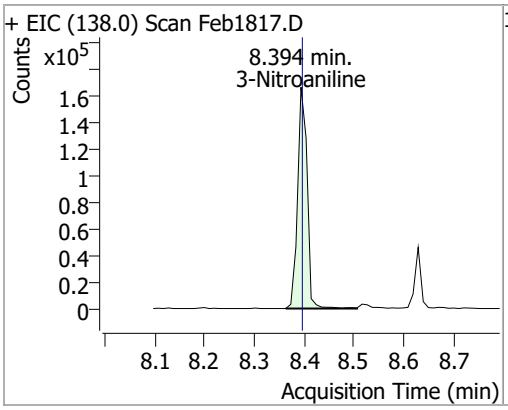

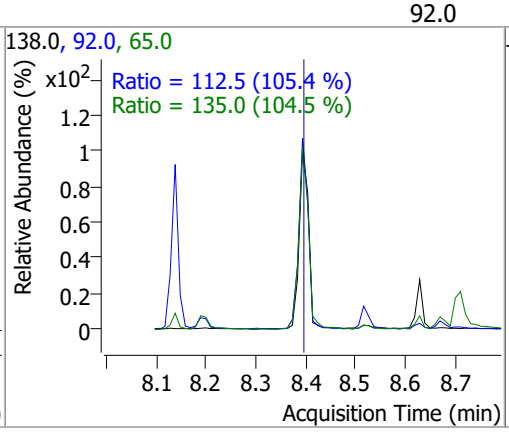

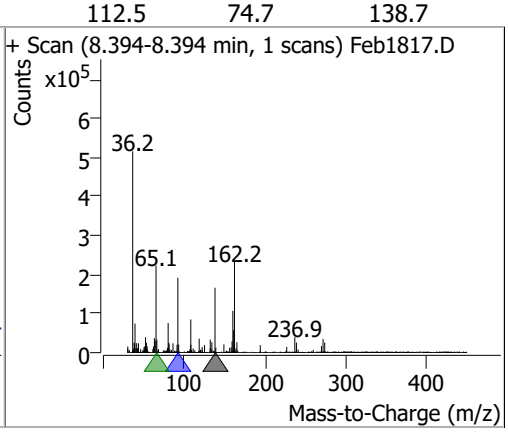

Compound	Conc.	RT	Dev(Min)	Resp.	QIon	QRatio	Lower	Upper
Acenaphthene	98.2159	8.41	0.00	1443838	153.0	103.3	74.5	138.4
					152.0	51.2	36.3	67.4

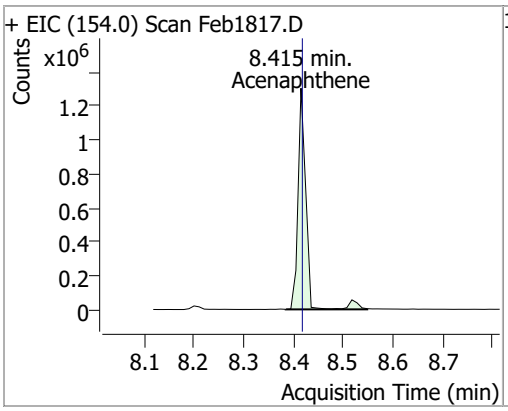

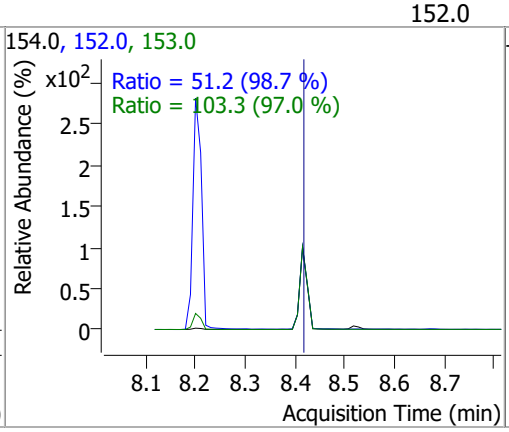

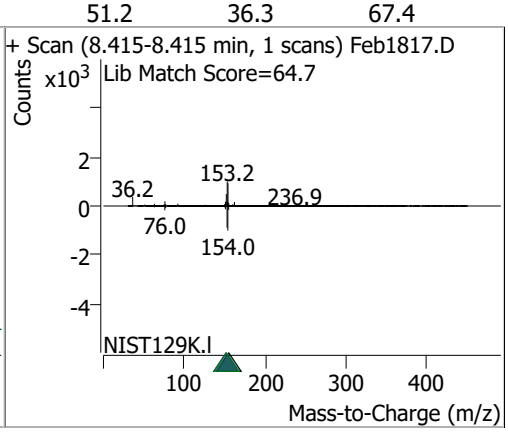

Compound	Conc.	RT	Dev(Min)	Resp.	QIon	QRatio	Lower	Upper
2,4-Dinitrophenol	92.7690	8.52	0.00	109510	154.0	69.6	43.9	81.5

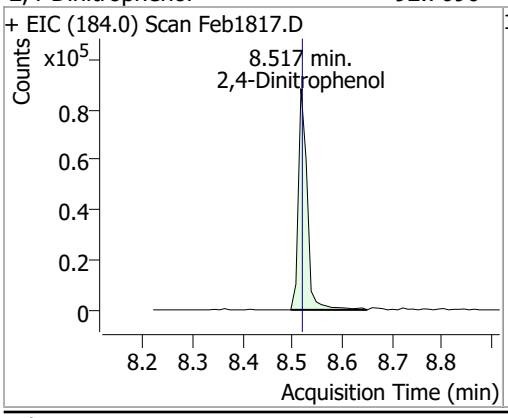

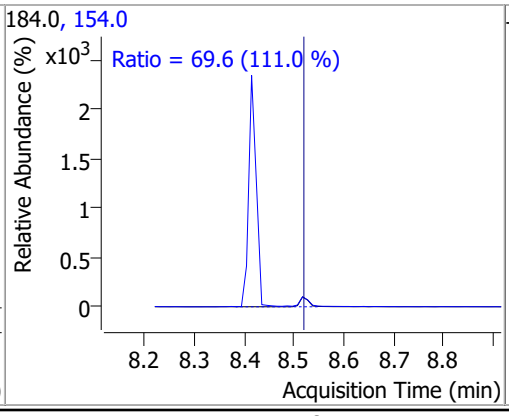

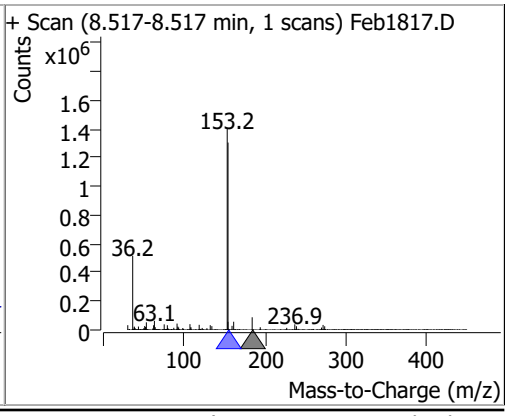

Compound	Conc.	RT	Dev(Min)	Resp.	QIon	QRatio	Lower	Upper
Dibenzofuran	90.9985	8.63	0.00	2194616	139.0	39.5	26.3	48.8

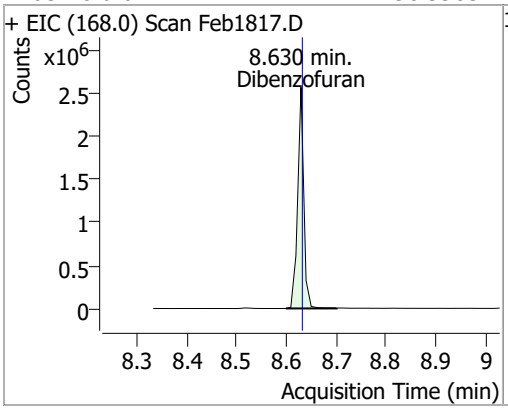

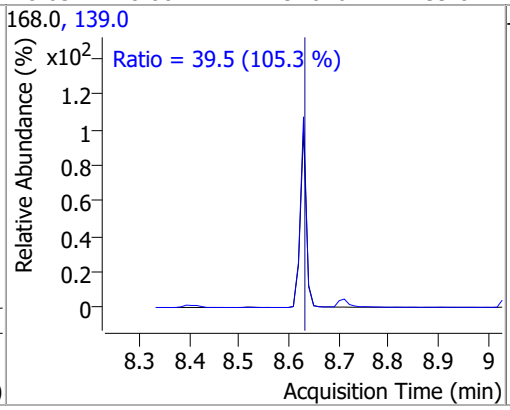

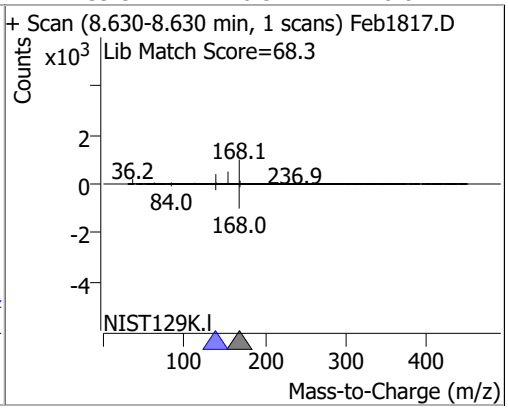

Compound	Conc.	RT	Dev(Min)	Resp.	QIon	QRatio	Lower	Upper
2,4-Dinitrotoluene	94.5728	8.67	0.00	272504	89.0	77.1	55.4	102.9
					63.0	46.3	33.9	62.9

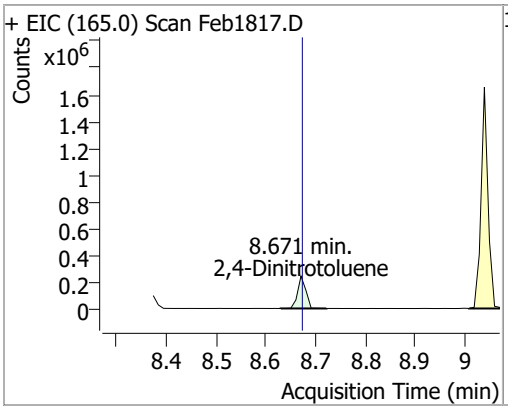

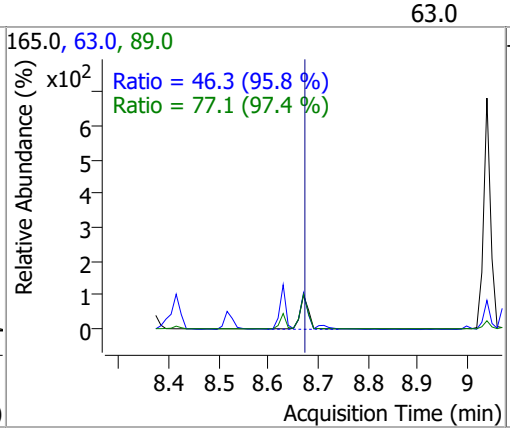

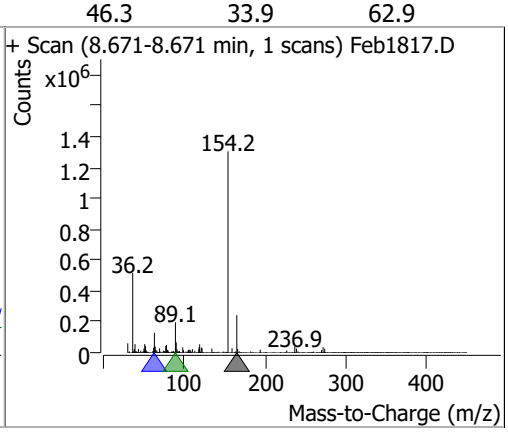

Compound	Conc.	RT	Dev(Min)	Resp.	QIon	QRatio	Lower	Upper
4-Nitrophenol	39.1277	8.71	0.01	100807	65.0	73.2	50.4	93.6
					139.0	70.0	49.8	92.5

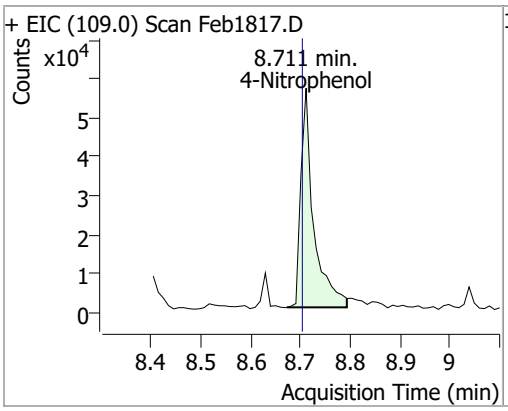

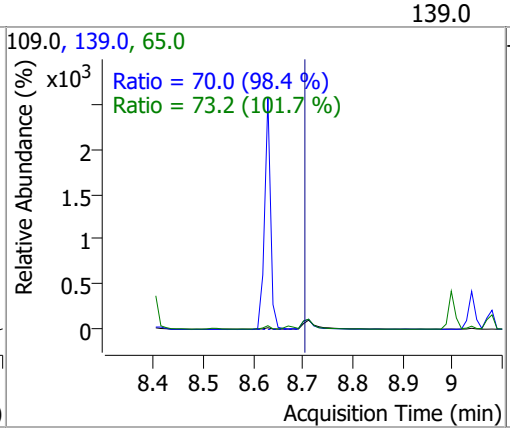

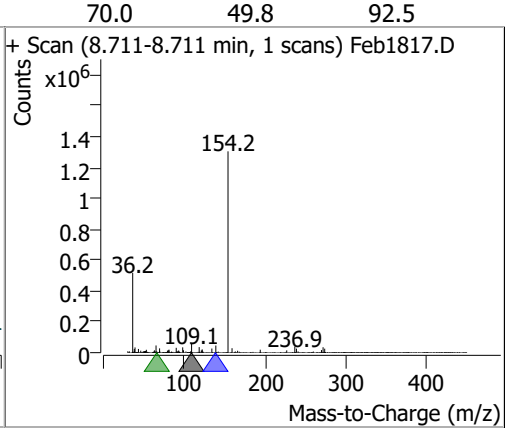

Compound	Conc.	RT	Dev(Min)	Resp.	QIon	QRatio	Lower	Upper
Diethylphthalate	95.2040	9.00	0.00	1643005	177.0	21.2	14.5	27.0
					150.0	12.6	8.7	16.2

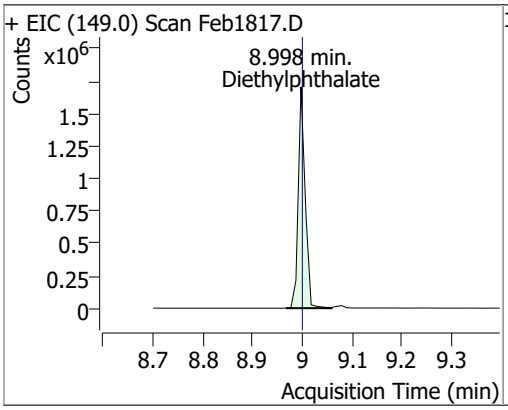

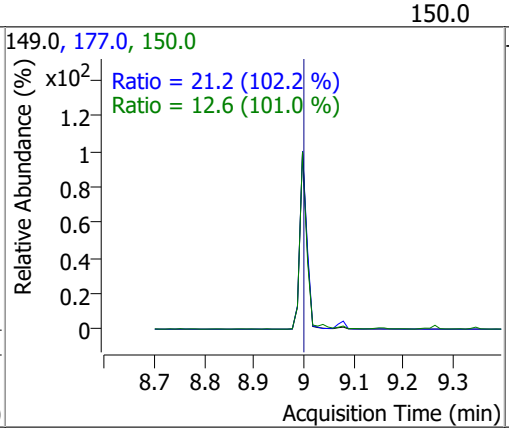

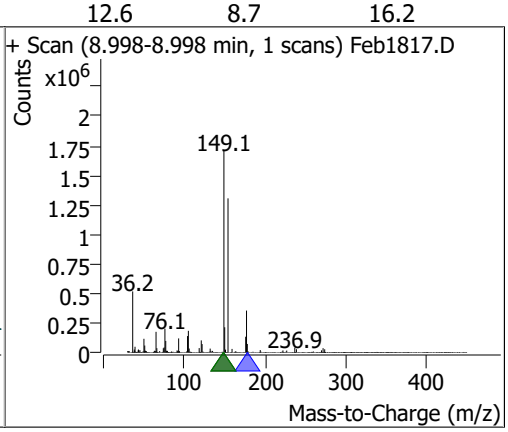

Compound	Conc.	RT	Dev(Min)	Resp.	QIon	QRatio	Lower	Upper
Fluorene	88.3509	9.04	0.00	1722341	165.0	93.1	65.4	121.4
					167.0	13.7	9.6	17.8

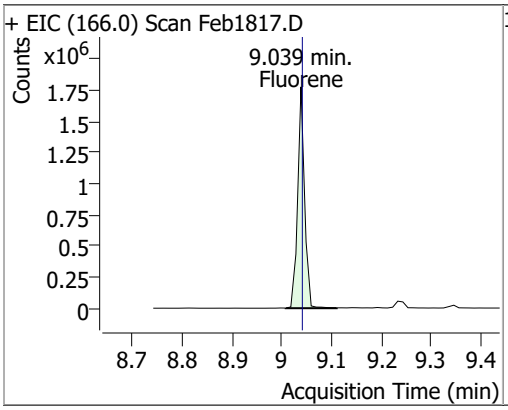

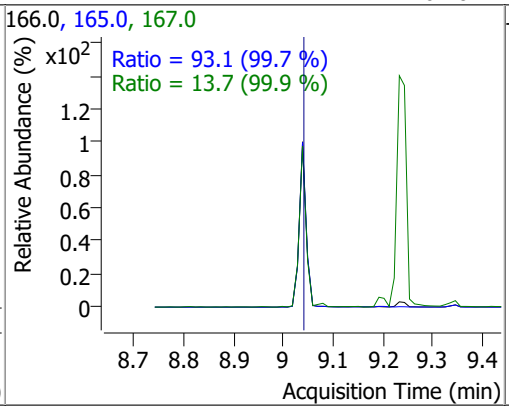

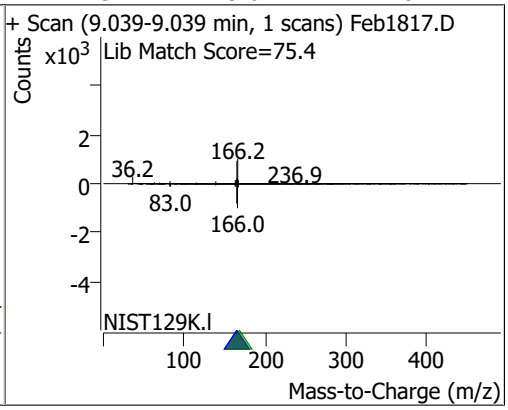

Compound	Conc.	RT	Dev(Min)	Resp.	QIon	QRatio	Lower	Upper
4-Chlorophenyl-phenylether	104.6332	9.08	0.01	933069	141.0	62.9	42.8	79.6
					206.0	33.9	23.6	43.9

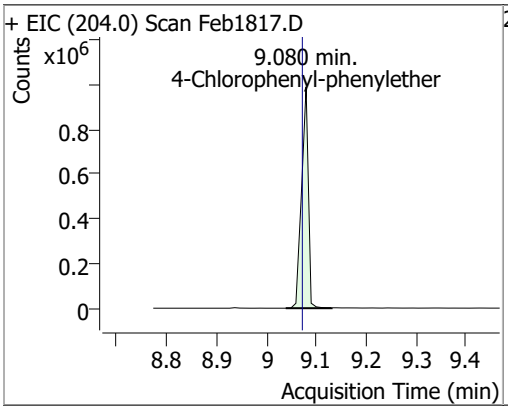

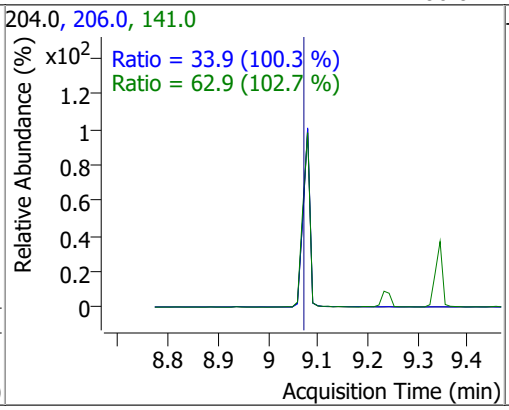

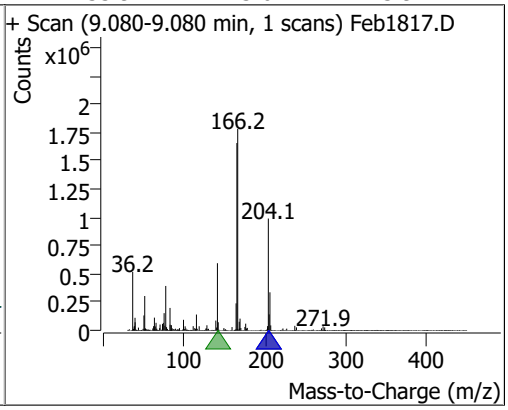

Compound	Conc.	RT	Dev(Min)	Resp.	QIon	QRatio	Lower	Upper
4-Nitroaniline	96.5971	9.15	0.01	276941	65.0	113.8	78.9	146.6
					92.0	49.4	34.5	64.1

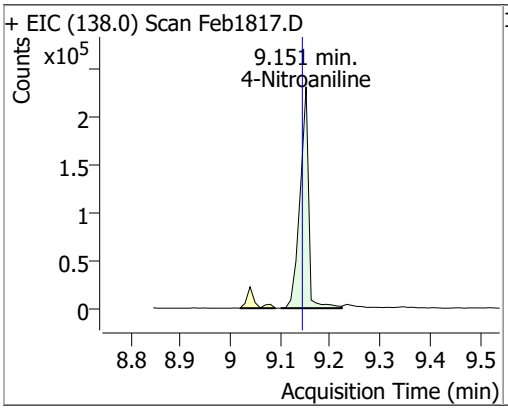

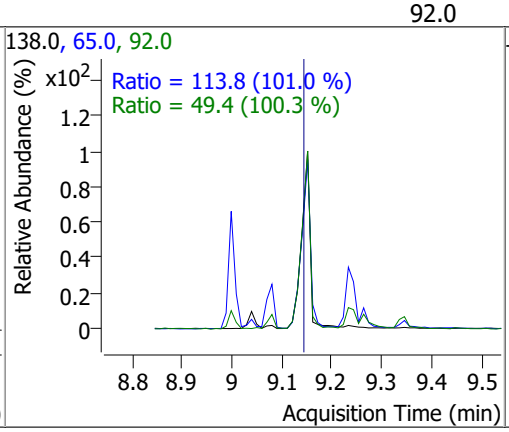

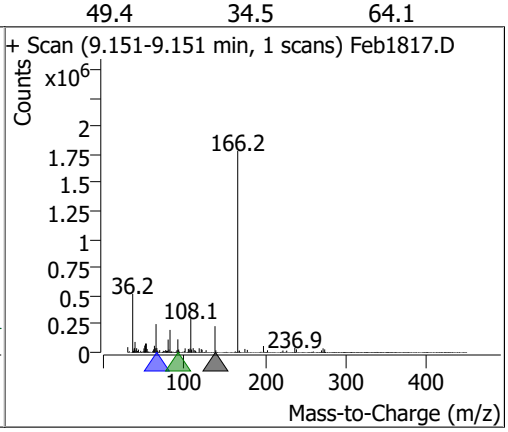

Compound	Conc.	RT	Dev(Min)	Resp.	QIon	QRatio	Lower	Upper
4,6-Dinitro-2-methylphenol	88.0254	9.16	0.01	153887	121.0	47.6	35.1	65.3

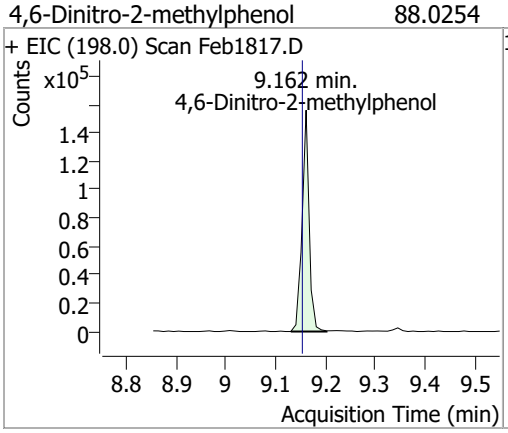

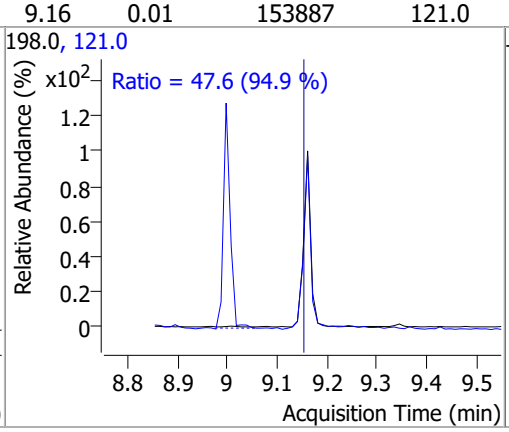

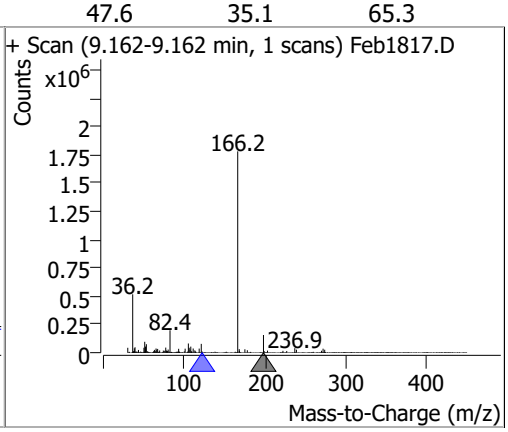

Compound	Conc.	RT	Dev(Min)	Resp.	QIon	QRatio	Lower	Upper
N-nitrosodiphenylamine	99.4366	9.23	0.00	1323156	168.0	61.2	44.0	81.7
					167.0	35.1	23.9	44.3

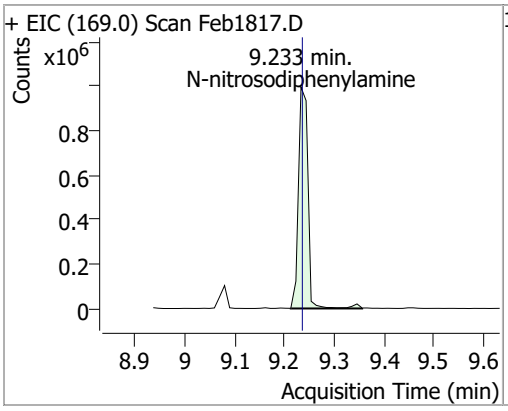

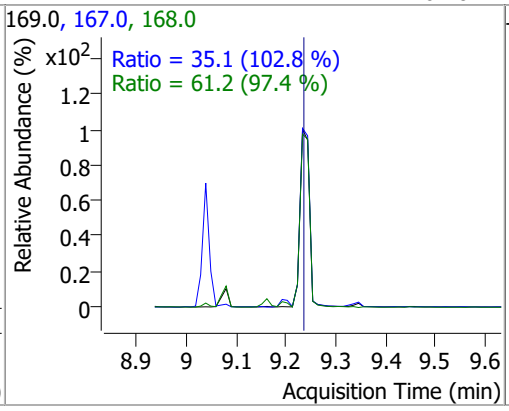

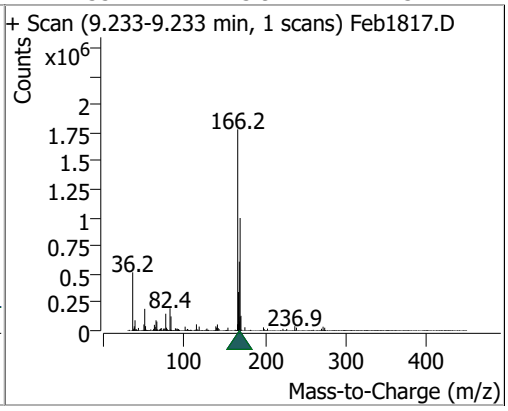

Compound	Conc.	RT	Dev(Min)	Resp.	QIon	QRatio	Lower	Upper
Azobenzene	86.3002	9.26	0.00	1523922	51.0	51.3	31.6	58.7
					182.0	24.4	16.9	31.4

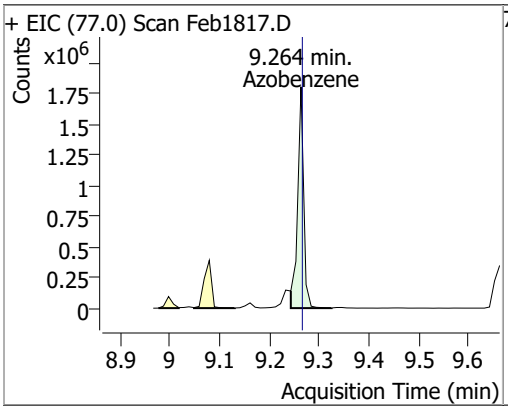

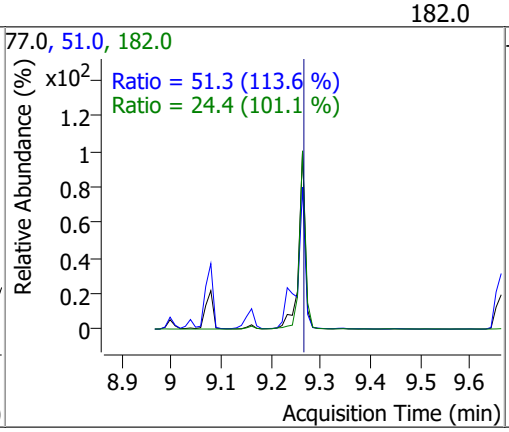

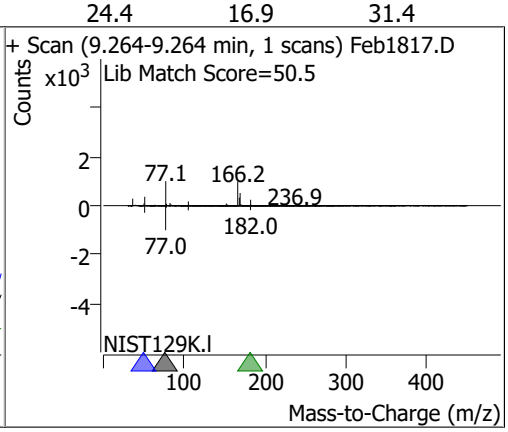

Compound	Conc.	RT	Dev(Min)	Resp.	QIon	QRatio	Lower	Upper
2,4,6-Tribromophenol	182.5204	9.35	0.01	367875	331.8	90.3	68.5	127.2

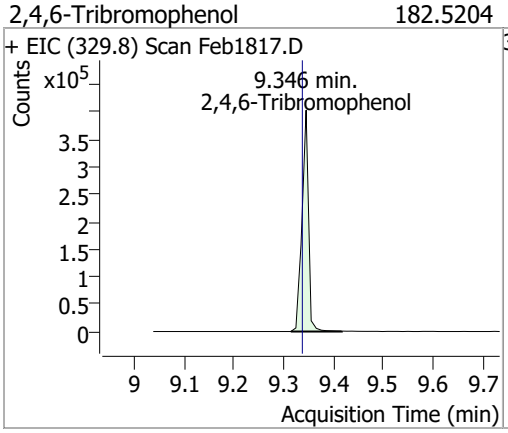

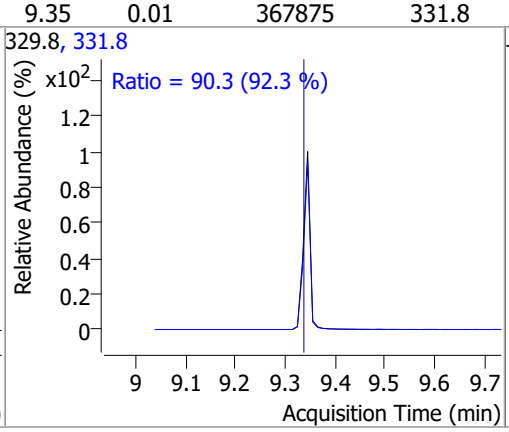

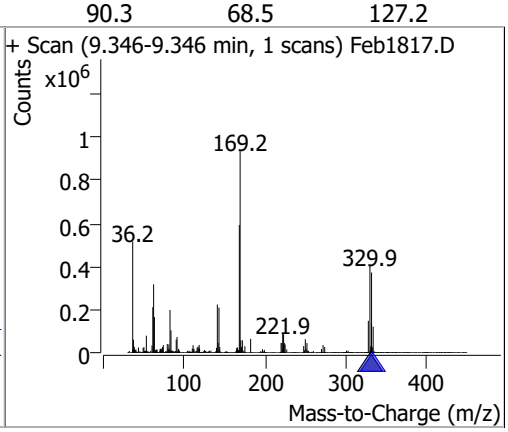

Compound	Conc.	RT	Dev(Min)	Resp.	QIon	QRatio	Lower	Upper
4-Bromophenyl-phenylether	100.4969	9.66	0.01	518024	141.0	101.2	69.1	128.4
					250.0	99.2	68.8	127.7

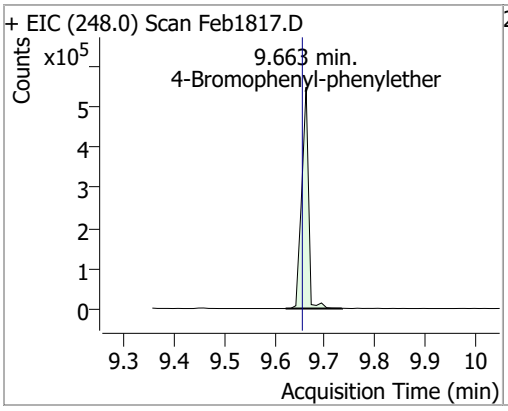

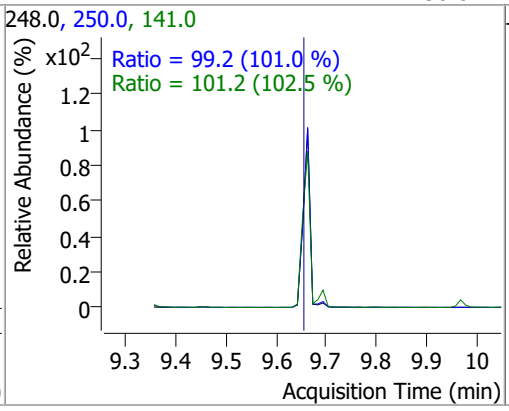

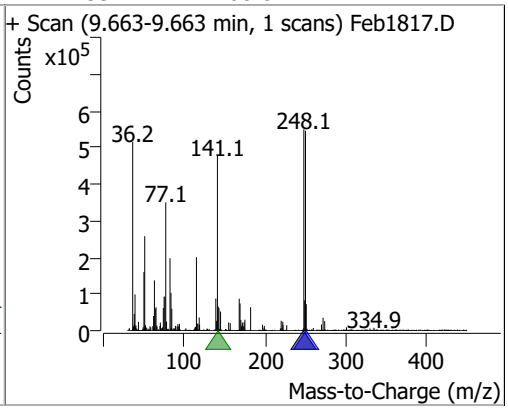

Compound	Conc.	RT	Dev(Min)	Resp.	QIon	QRatio	Lower	Upper
Hexachlorobenzene	93.2563	9.69	0.00	474881	142.0	53.7	37.7	70.0

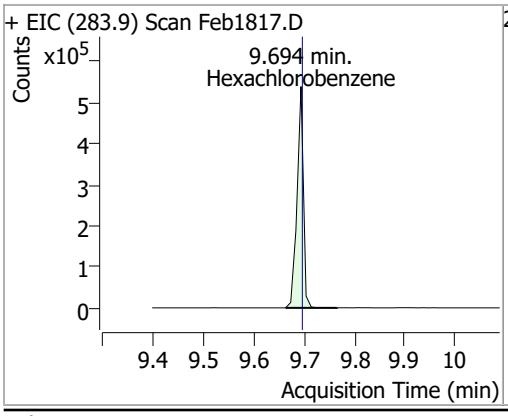

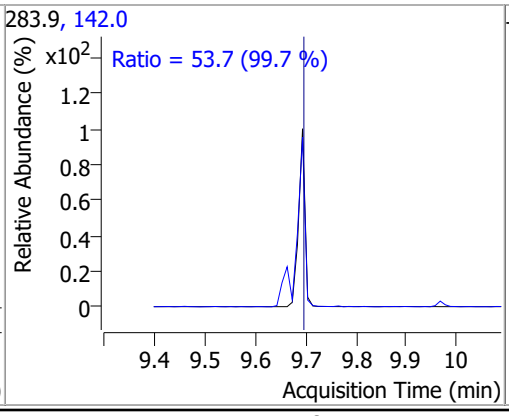

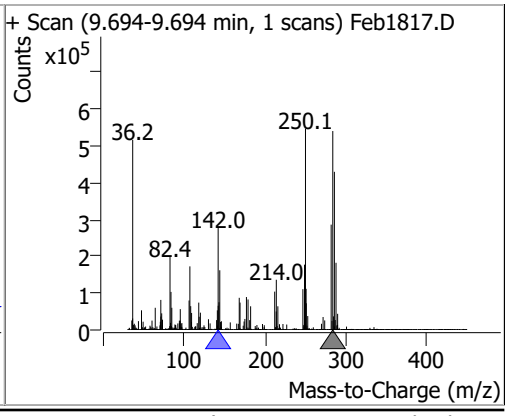

Compound	Conc.	RT	Dev(Min)	Resp.	QIon	QRatio	Lower	Upper
Pentachlorophenol	103.9201	9.97	0.00	261837	267.9	62.0	41.5	77.2
					263.9	62.2	41.2	76.6

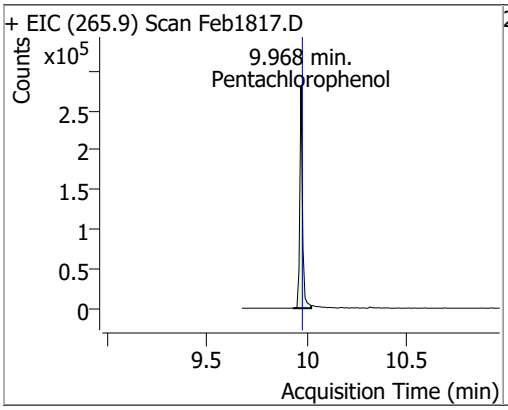

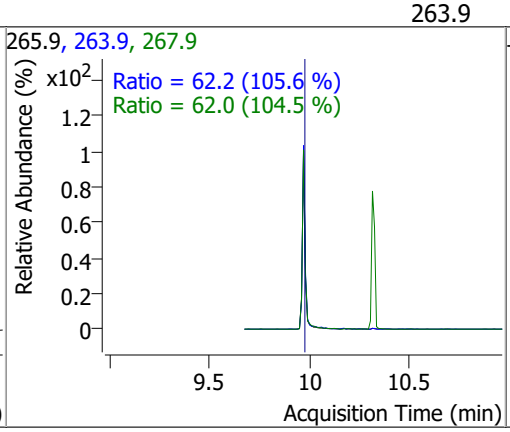

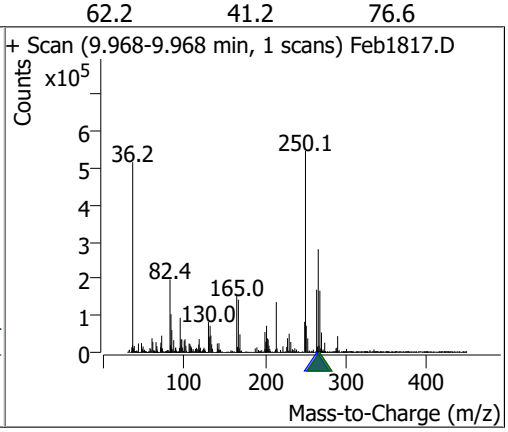

Compound	Conc.	RT	Dev(Min)	Resp.	QIon	QRatio	Lower	Upper
Phenanthrene	93.7934	10.19	0.01	2554166	176.0	19.0	13.0	24.1

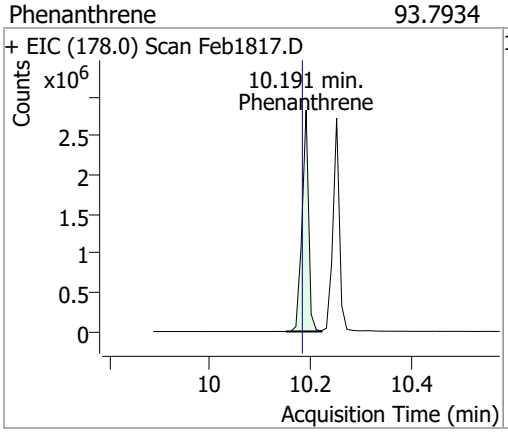

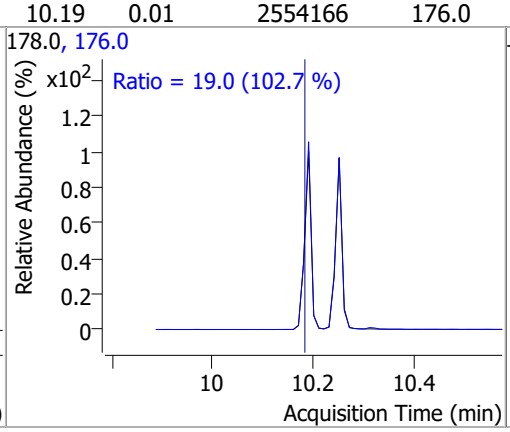

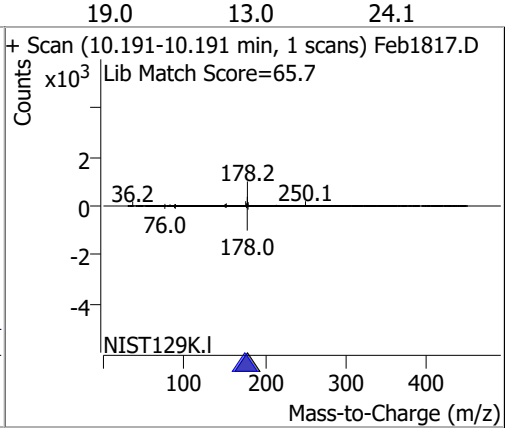

Compound	Conc.	RT	Dev(Min)	Resp.	QIon	QRatio	Lower	Upper
Anthracene	94.9415	10.25	0.00	2466442 (m)	176.0	18.0	12.9	23.9

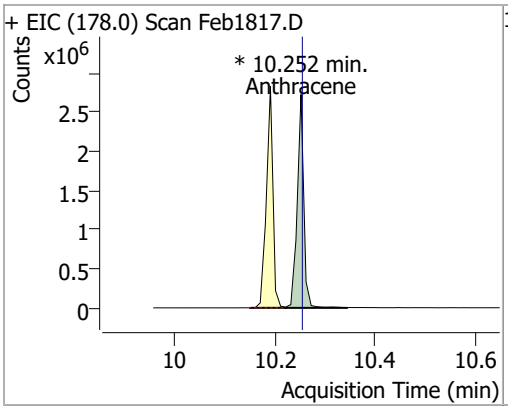

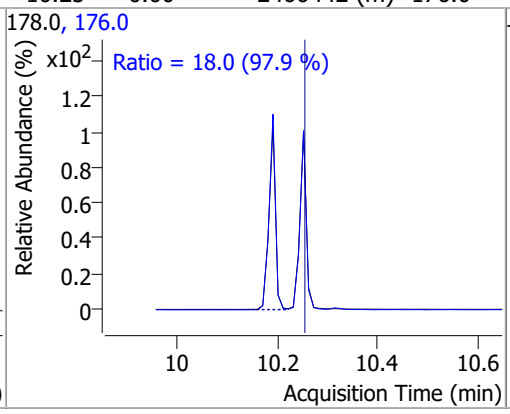

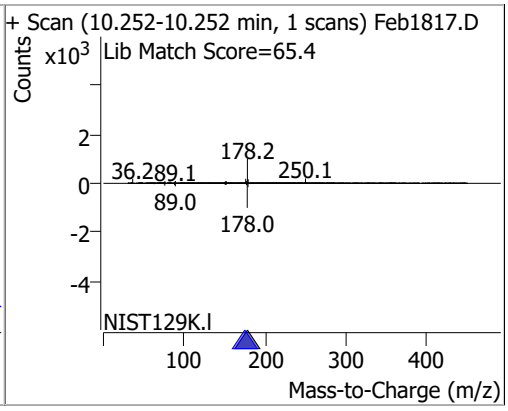

Compound	Conc.	RT	Dev(Min)	Resp.	QIon	QRatio	Lower	Upper
Triallate	92.2071	10.31	0.00	582930	268.0	24.6	16.9	31.4
					143.0	22.9	15.8	29.3

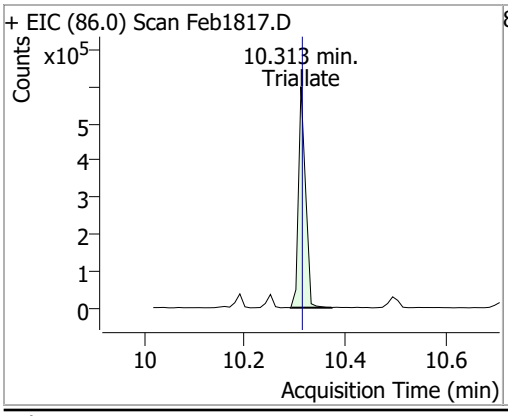

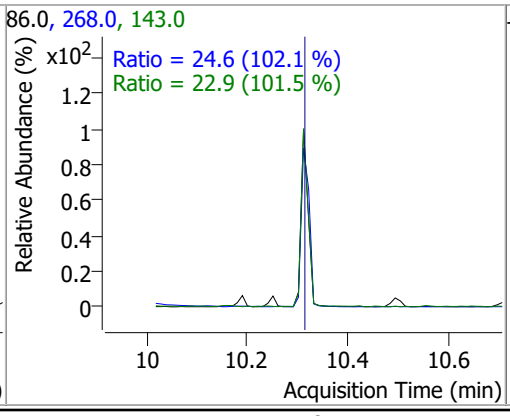

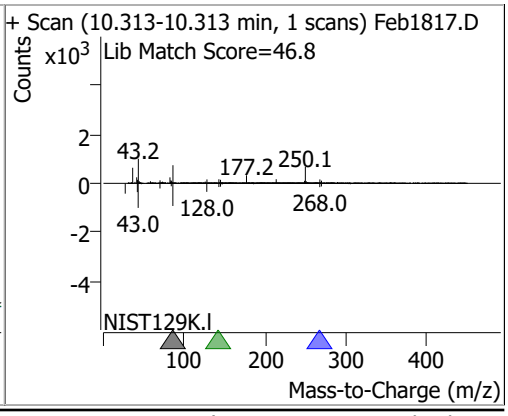

Compound	Conc.	RT	Dev(Min)	Resp.	QIon	QRatio	Lower	Upper
Carbazole	98.8542	10.49	0.00	2612382	139.0	13.2	9.0	16.7

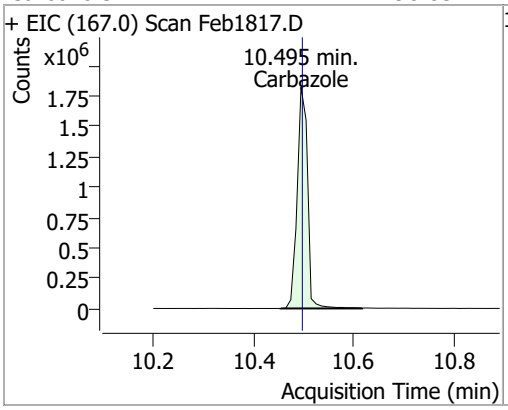

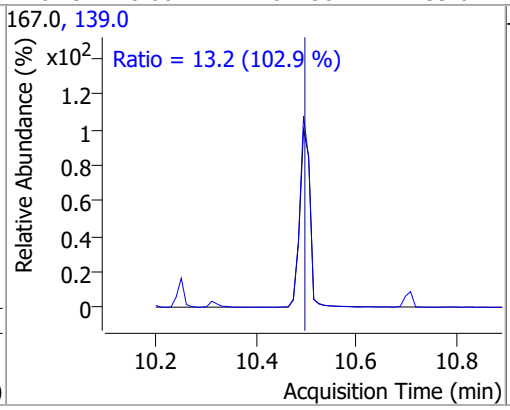

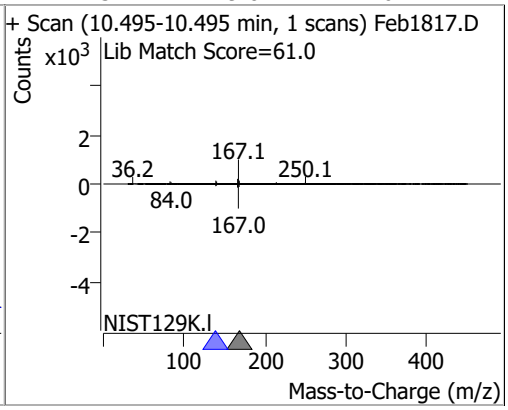

Compound	Conc.	RT	Dev(Min)	Resp.	QIon	QRatio	Lower	Upper
o-Terphenyl	95.1386	10.71	0.01	1384295	229.0	64.6	45.4	84.3
					215.0	38.3	25.9	48.1

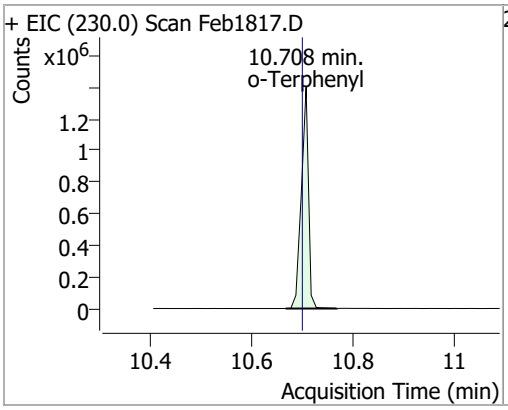

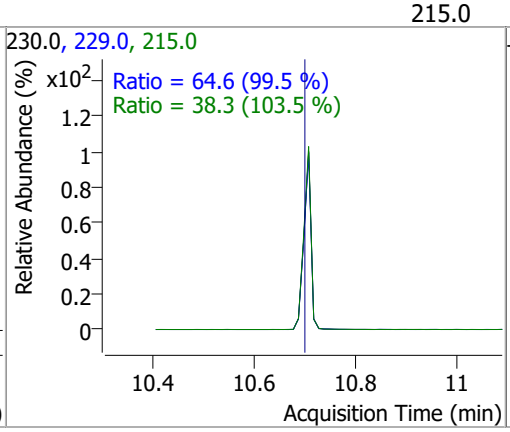

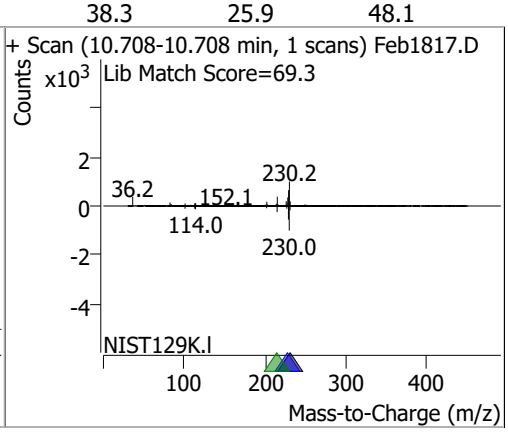

Compound	Conc.	RT	Dev(Min)	Resp.	QIon	QRatio	Lower	Upper
Di-n-Butylphthalate	101.7237	11.08	0.00	2648677	150.0	9.3	6.3	11.8
					104.0	5.8	4.5	8.3

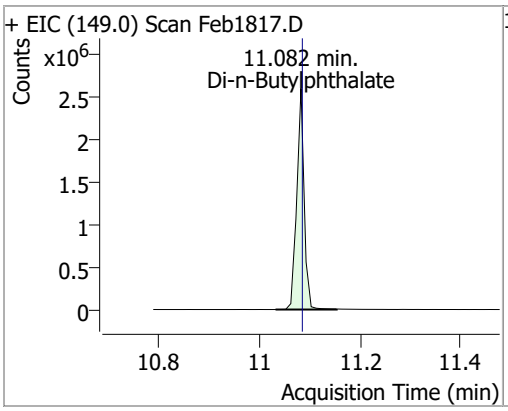

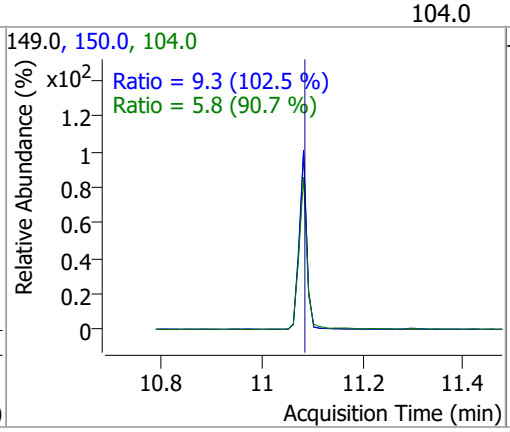

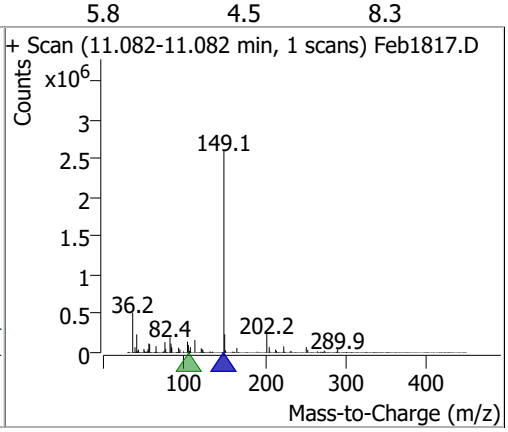

Compound	Conc.	RT	Dev(Min)	Resp.	QIon	QRatio	Lower	Upper
Fluoranthene	96.0829	11.96	0.01	2654095	101.0	13.4	9.4	17.4

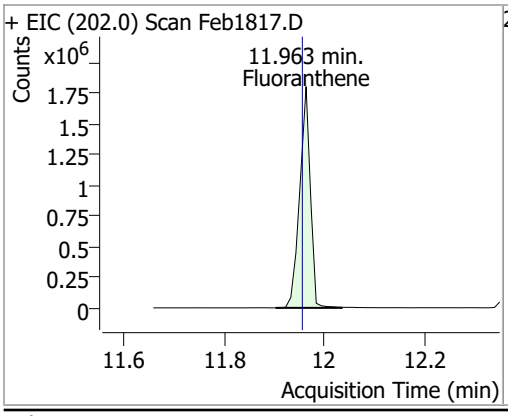

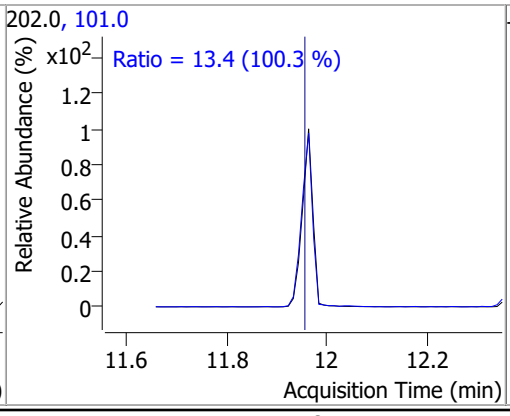

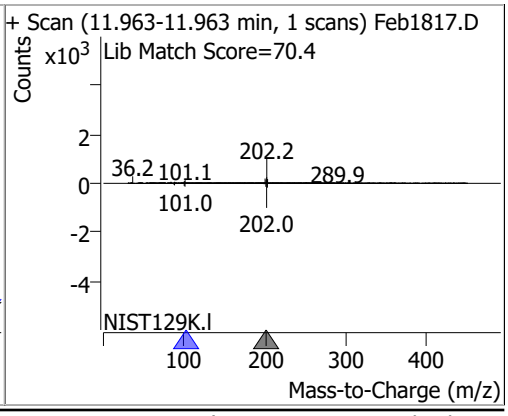

Compound	Conc.	RT	Dev(Min)	Resp.	QIon	QRatio	Lower	Upper
Benzidine	39.5313	12.34	-0.01	399463	183.0	12.1	8.3	15.4
					92.0	9.1	5.8	10.8

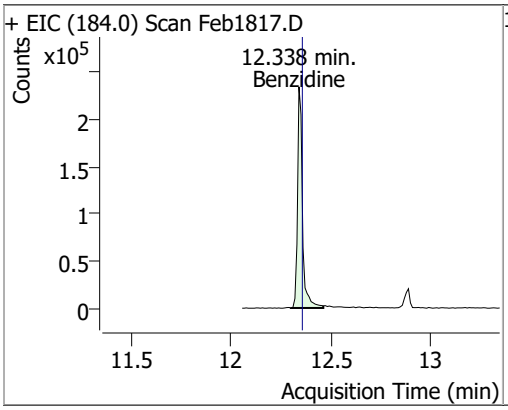

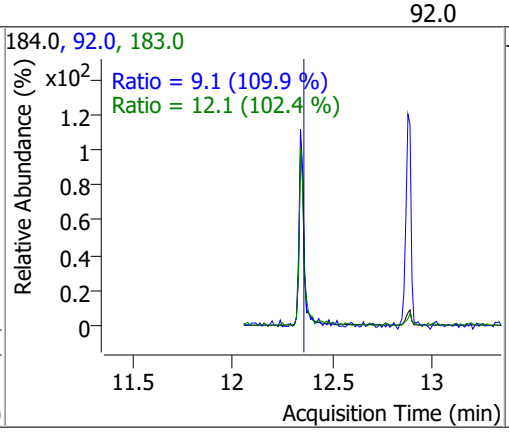

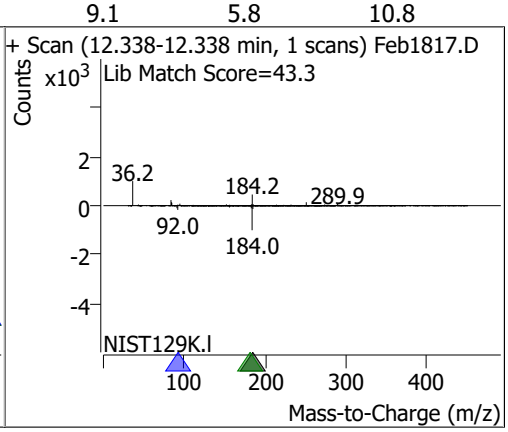

Compound	Conc.	RT	Dev(Min)	Resp.	QIon	QRatio	Lower	Upper
Pyrene	93.8750	12.39	0.01	2820024	101.0	16.3	11.1	20.6

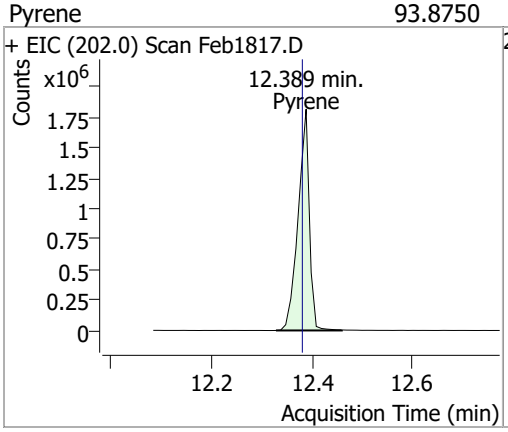

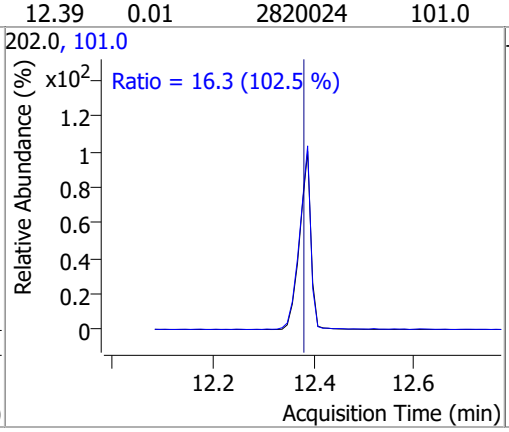

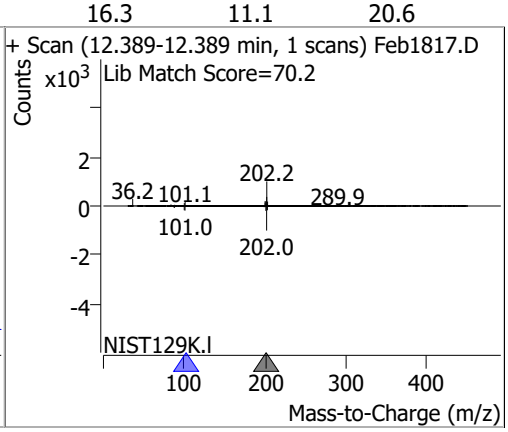

Compound	Conc.	RT	Dev(Min)	Resp.	QIon	QRatio	Lower	Upper
Terphenyl-d14	102.0971	12.89	0.01	2067821	122.0	14.0	10.1	18.7

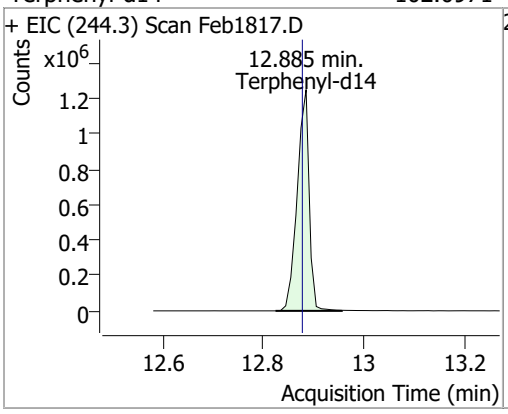

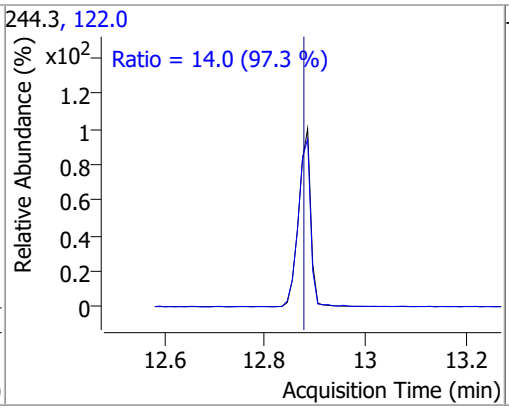

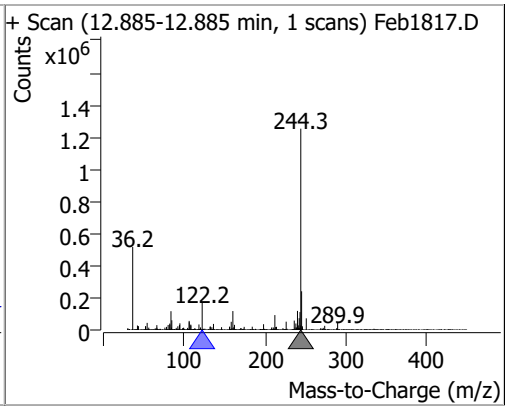

Compound	Conc.	RT	Dev(Min)	Resp.	QIon	QRatio	Lower	Upper
Butylbenzylphthalate	102.1230	14.33	0.01	919992	91.0	83.5	59.6	110.6
					206.0	18.1	12.2	22.7

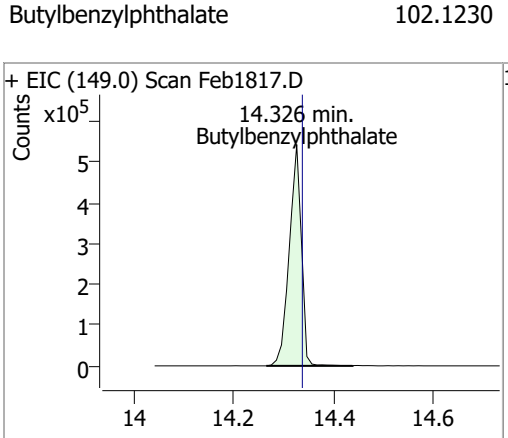

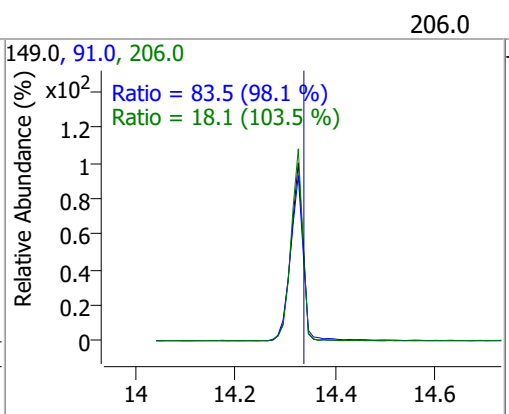

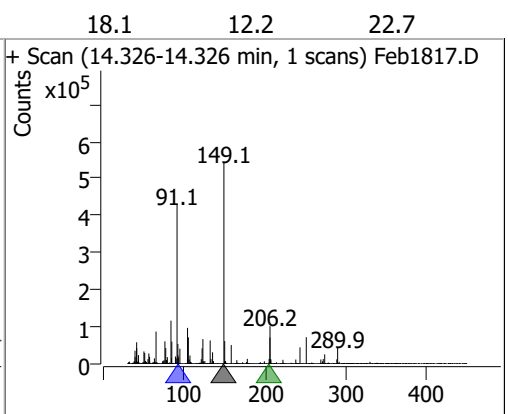

Compound	Conc.	RT	Dev(Min)	Resp.	QIon	QRatio	Lower	Upper
Benzo(a)Anthracene	105.0410	15.53	0.02	2336100	226.0	26.6	18.8	34.9
					229.0	20.7	14.7	27.4

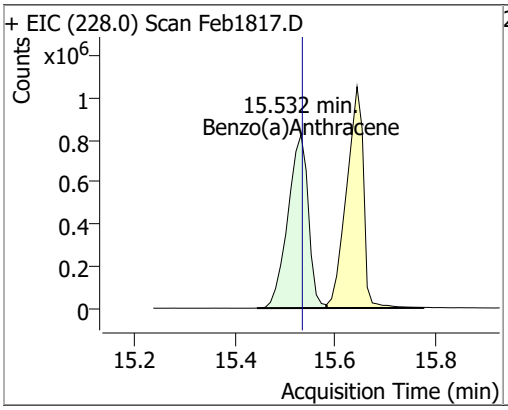

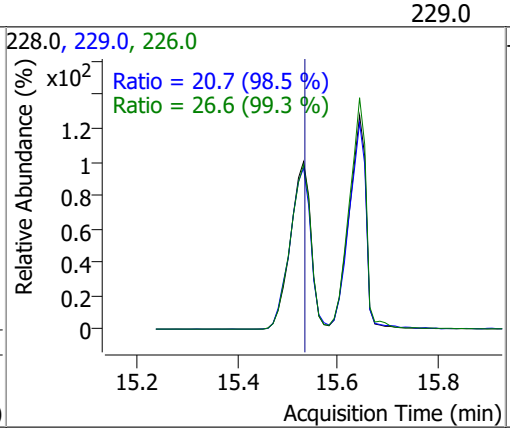

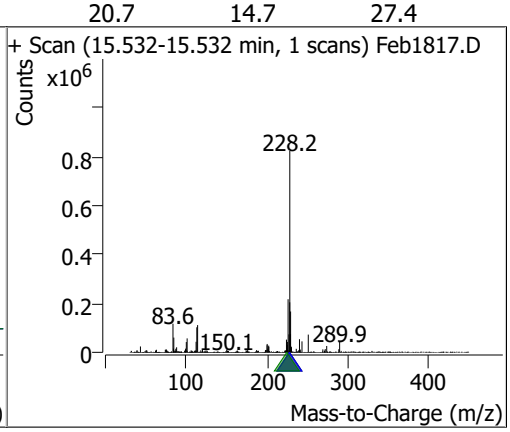

Compound	Conc.	RT	Dev(Min)	Resp.	QIon	QRatio	Lower	Upper
Chrysene	100.9429	15.64	0.02	2488700	226.0	29.0	19.9	36.9
					229.0	20.5	13.8	25.6

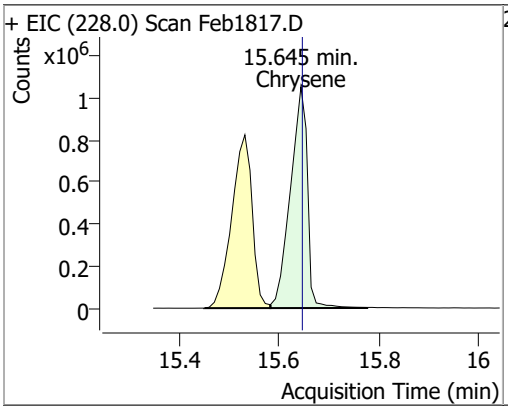

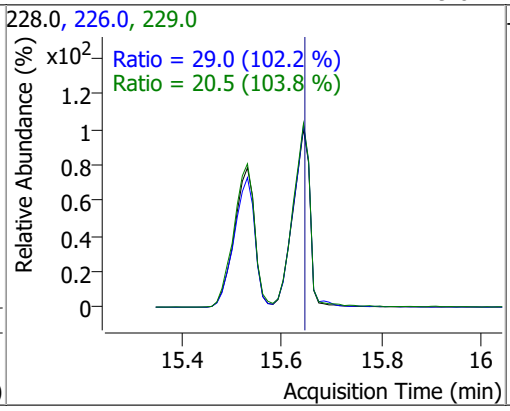

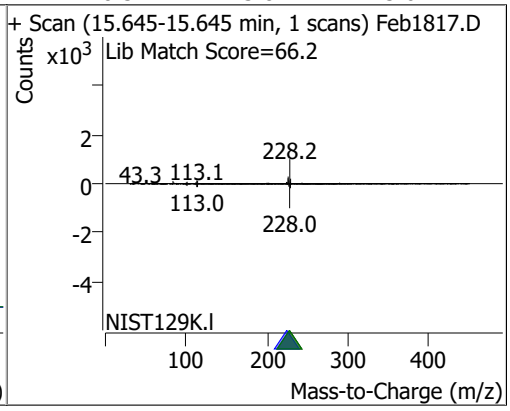

Compound	Conc.	RT	Dev(Min)	Resp.	QIon	QRatio	Lower	Upper
3,3-Dichlorobenzidine	80.0220	15.69	0.00	631463	254.0	64.0	44.9	83.4

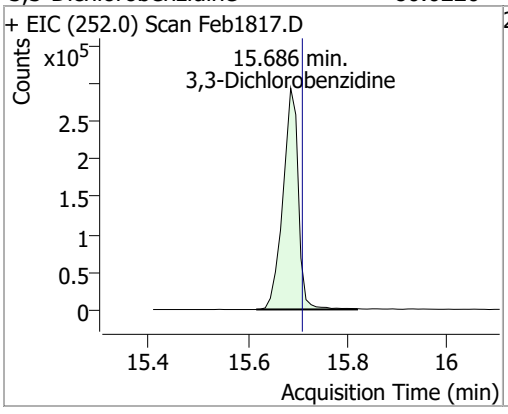

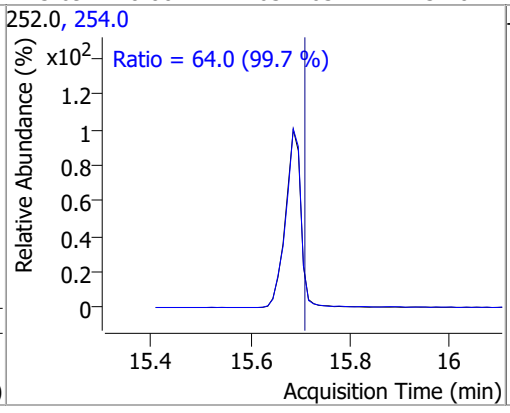

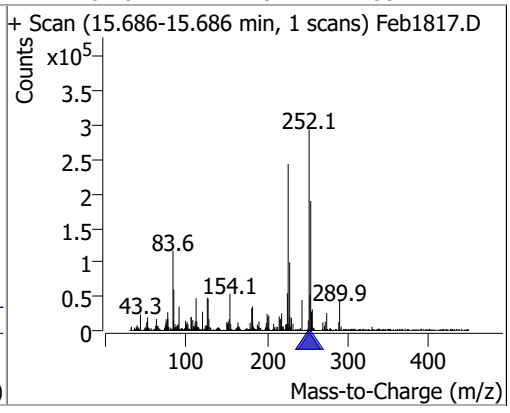

Compound	Conc.	RT	Dev(Min)	Resp.	QIon	QRatio	Lower	Upper
bis(2-ethylhexyl)Phthalate	106.2539	16.38	0.01	335192	149.0	382.2	273.6	508.0
					279.0	14.9	10.5	19.5

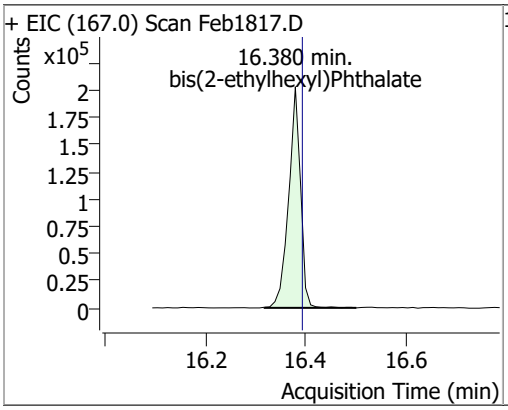

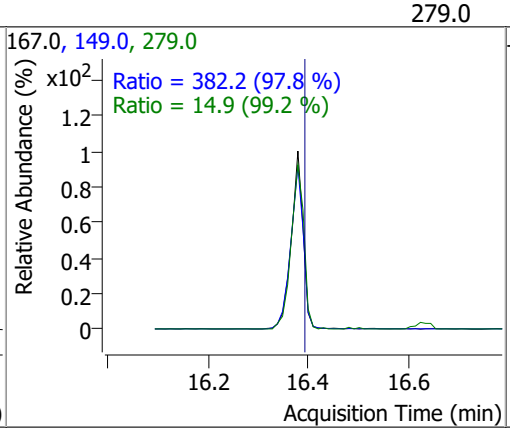

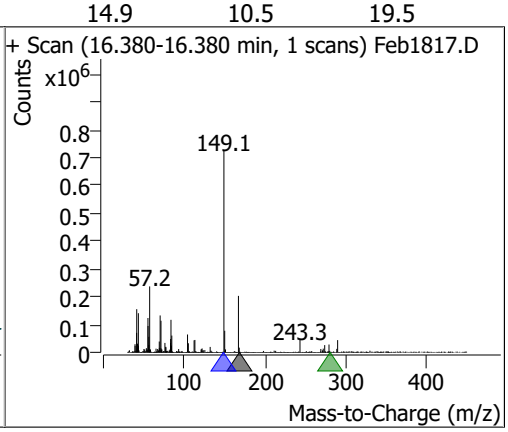

Compound	Conc.	RT	Dev(Min)	Resp.	QIon	QRatio	Lower	Upper
Di-n-octyl Phthalate	102.4781	18.14	0.01	2225726	150.0	9.7	7.0	13.0

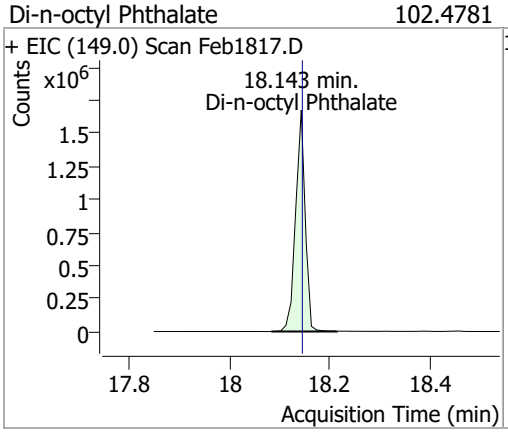

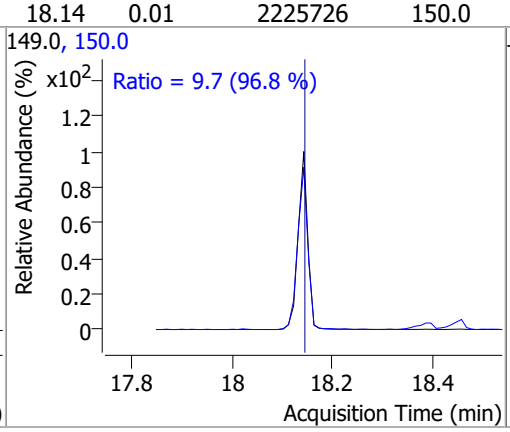

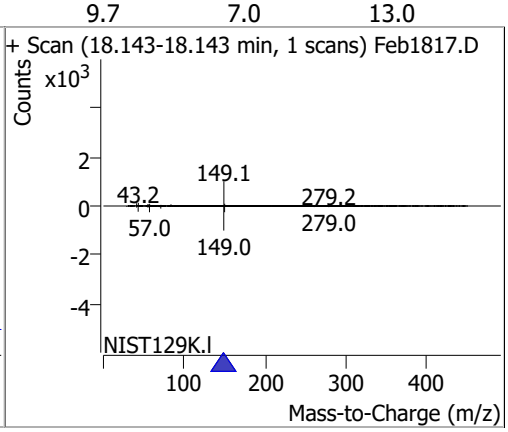

Compound	Conc.	RT	Dev(Min)	Resp.	QIon	QRatio	Lower	Upper
Benzo(b)fluoranthene	101.4242	18.39	0.01	2246056	253.0	22.3	15.6	29.0

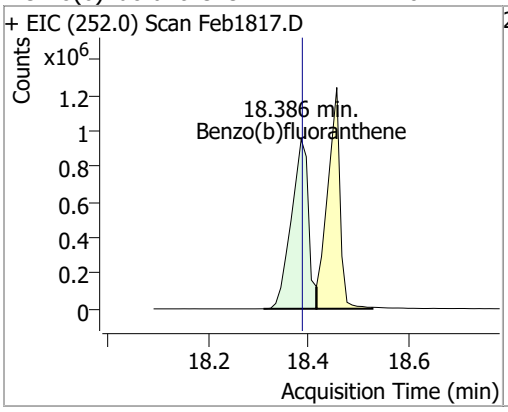

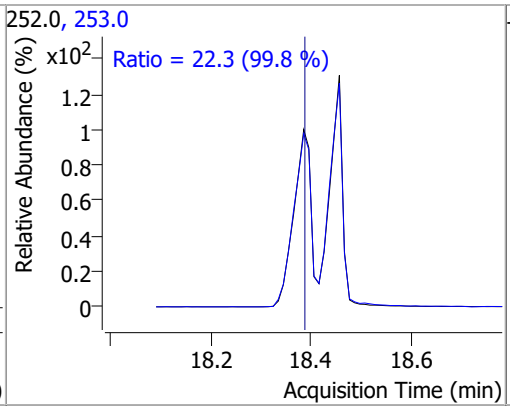

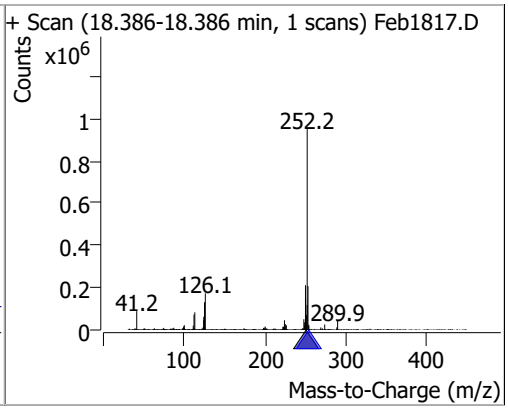

Compound	Conc.	RT	Dev(Min)	Resp.	QIon	QRatio	Lower	Upper
Benzo(k)fluoranthene	90.6520	18.46	0.01	2136394	253.0	22.5	15.4	28.6

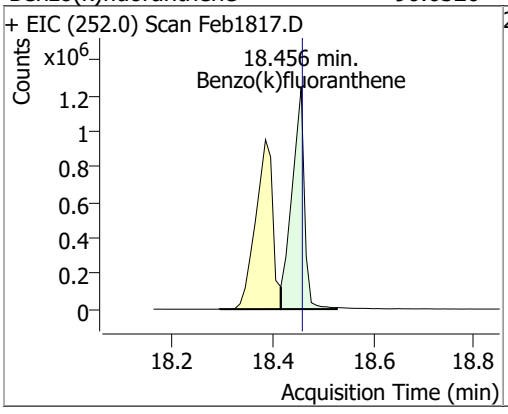

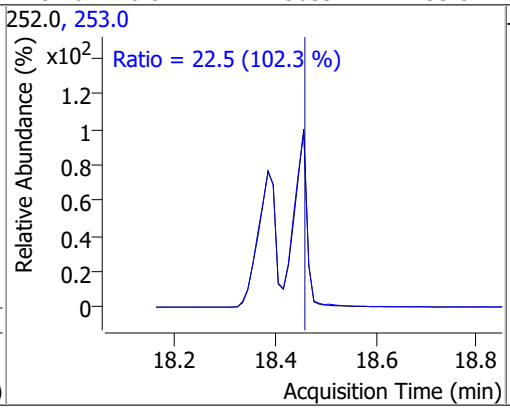

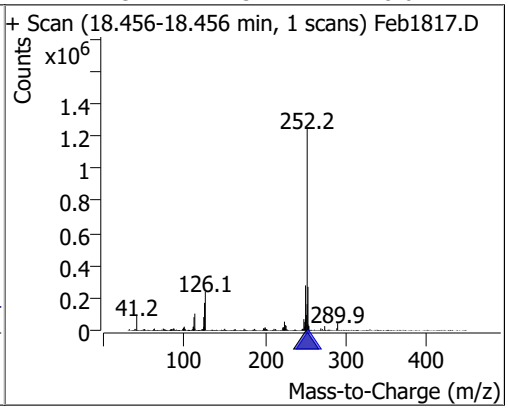

Compound	Conc.	RT	Dev(Min)	Resp.	QIon	QRatio	Lower	Upper
Benzo(a)pyrene	96.6283	18.99	0.01	2046889	253.0	22.3	15.1	28.0

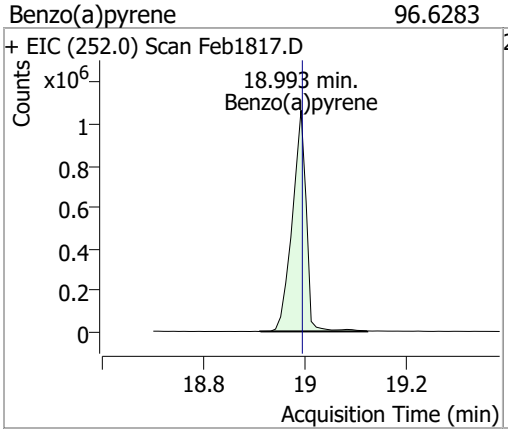

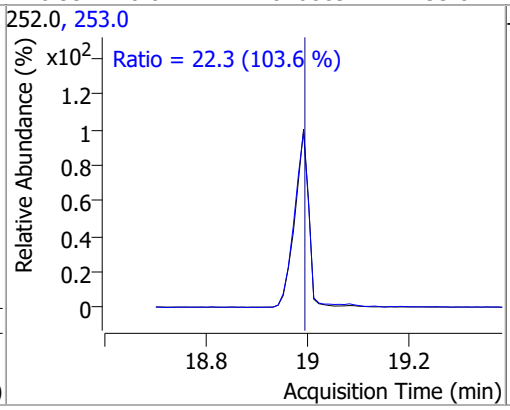

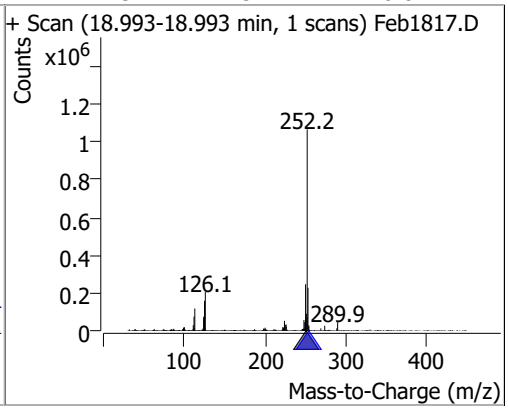

Compound	Conc.	RT	Dev(Min)	Resp.	QIon	QRatio	Lower	Upper
Indeno(1,2,3-c,d)pyrene	93.4428	20.77	0.01	1660169	138.0	31.6	20.7	38.5

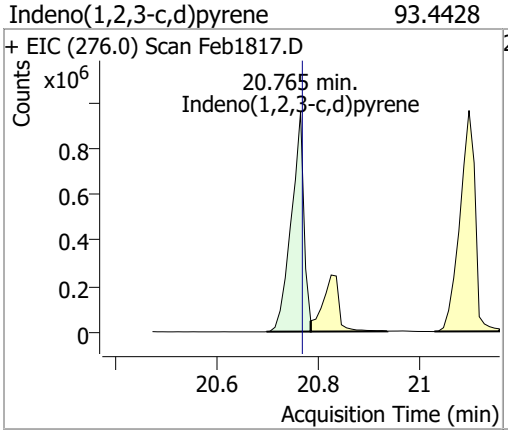

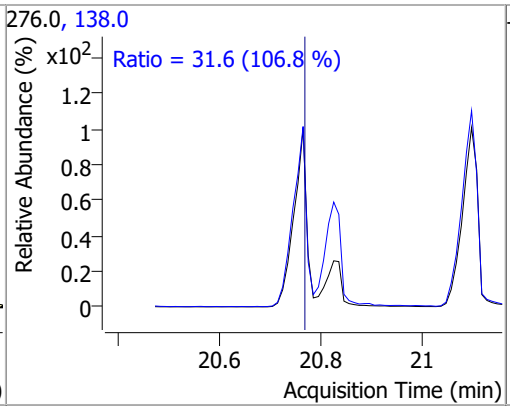

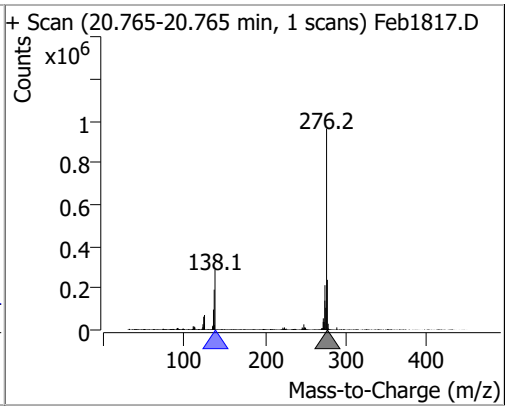

Compound	Conc.	RT	Dev(Min)	Resp.	QIon	QRatio	Lower	Upper
Dibenzo(a,h)anthracene	102.9883	20.83	0.01	1995247	139.0	24.4	17.6	32.7
					279.0	25.1	16.9	31.3

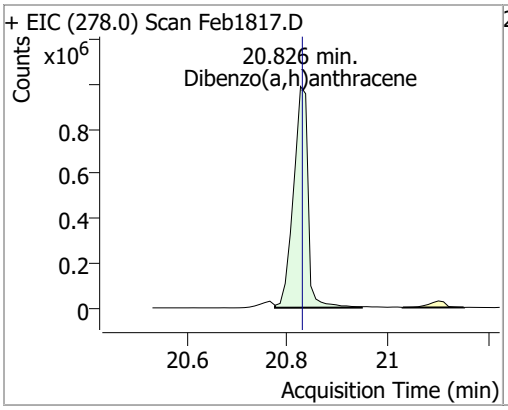

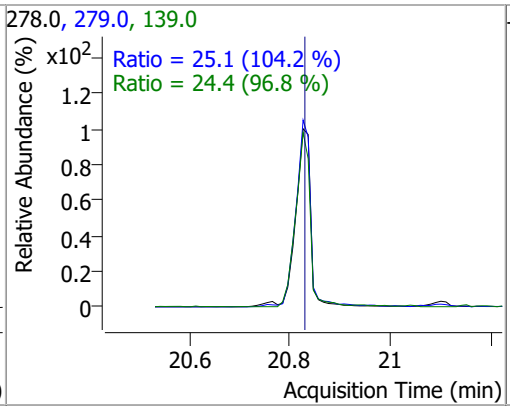

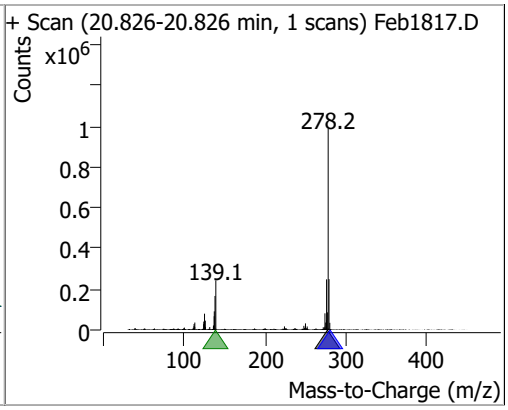

Compound	Conc.	RT	Dev(Min)	Resp.	QIon	QRatio	Lower	Upper
Benzo(g,h,i)perylene	100.7959	21.10	0.01	2064319	138.0	32.4	23.1	42.9
					277.0	23.4	16.3	30.2

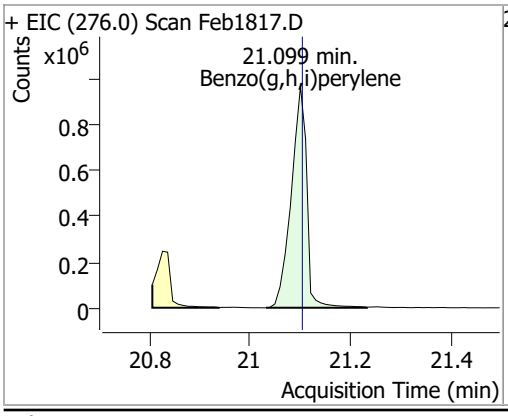

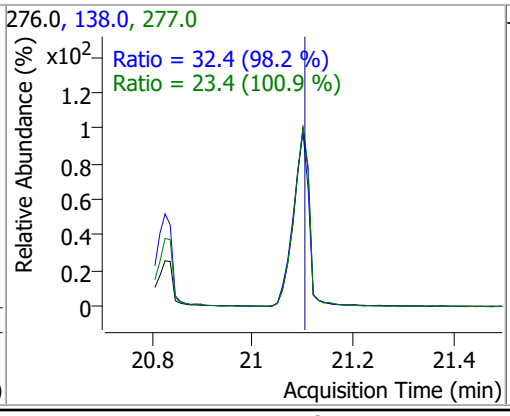

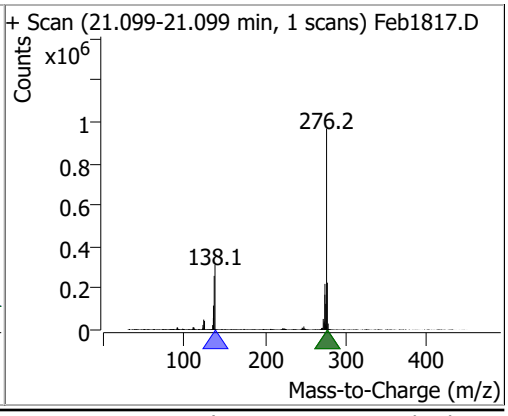

Quantitation Results Report (QT Reviewed)

Data File	Feb1818.D	Operator	LIMS import
Acq. Method	BNA+SIM.M	Acq. Date-Time	2/19/2022 5:10:38 PM
Sample Name	B22020415-001C	Instrument	Instrument #1
Vial	18	Multiplier	1.00
DA Method File		Comment	SVOC-8270-W-LARGO
Tune File	dftppdsm.u	Tune Date	2/18/2022 9:25:00 PM
Batch Name	021822 DoD BNA cal.batch.bin	Last Calib Update	2/19/2022 1:06:17 PM
Ref Library	D:\Org\Library\NIST129K.l		

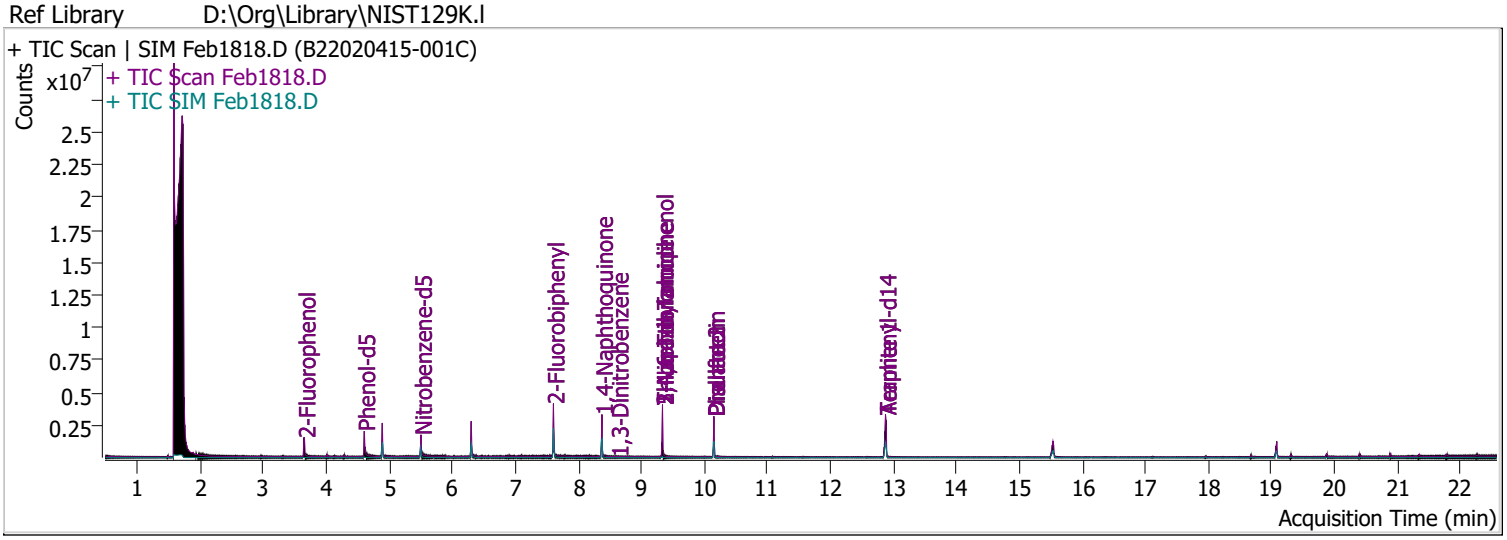

Compound	RT	QIon	Resp.	Conc.	Units		Dev(Min)
Internal Standards							
System Monitoring Compounds							
S 2-Fluorophenol	3.653	112.0	595917	65.2404	µg/L		0.000
Spiked Amount: 200.000	Range: 10.0 - 75.0%			Recovery = 32.62%			
S Phenol-d5	4.603	99.0	678511	57.2893	µg/L		-0.010
Spiked Amount: 200.000	Range: 10.0 - 65.0%			Recovery = 28.64%			
S Nitrobenzene-d5	5.502	82.0	430965	65.6428	µg/L		0.000
Spiked Amount: 100.000	Range: 32.0 - 94.0%			Recovery = 65.64%			
S 2-Fluorobiphenyl	7.605	172.0	1234757	62.8314	µg/L		0.000
Spiked Amount: 100.000	Range: 28.0 - 107.0%			Recovery = 62.83%			
S 2,4,6-Tribromophenol	9.336	329.8	304704	167.4576	µg/L		0.000
Spiked Amount: 200.000	Range: 25.0 - 140.0%			Recovery = 83.73%			
S Terphenyl-d14	12.875	244.3	1945113	103.2925	µg/L		0.000
Spiked Amount: 100.000	Range: 32.0 - 122.0%			Recovery = 103.29%			
Target Compounds							**QValue**
T N-Nitrosodimethylamine	0.000		0	N.D.			
T Pyridine	0.000		0	N.D.			
T Aniline	0.000		0	N.D.			
T Phenol	0.000		0	N.D.			
T bis(-2-Chloroethyl)Ether	4.889	63.0	0		µg/L	md	1
T 2-Chlorophenol	0.000		0	N.D.			
T 1,3-Dichlorobenzene	0.000		0	N.D.			
T 1,4-Dichlorobenzene	0.000		0	N.D.			
T 1,2-Dichlorobenzene	0.000		0	N.D.			
T Benzyl Alcohol	0.000		0	N.D.			
T bis(2-chloroisopropyl)Ether	0.000		0	N.D.			
T 2-Methylphenol	0.000		0	N.D.			
T N-nitroso-Di-n-propylamine	5.502	70.0	0		µg/L	md	1
T 4Methylphenol/3Methylphenol	0.000		0	N.D.			
T Hexachloroethane	0.000		0	N.D.			

Compound	RT	QIon	Resp.	Conc.	Units		Dev(Min)
T Nitrobenzene	0.000		0	N.D.			
T Isophorone	0.000		0	N.D.			
T 2-Nitrophenol	0.000		0	N.D.			
T 2,4-Dimethylphenol	0.000		0	N.D.			
T bis(-2-Chloroethoxy)Methane	0.000		0	N.D.			
T 2,4-Dichlorophenol	0.000		0	N.D.			
T Benzoic Acid	0.000		0	N.D.			
T 1,2,4-Trichlorobenzene	0.000		0	N.D.			
T Naphthalene	0.000		0	N.D.			
T 4-Chlorophenol	6.300	130.0	0		µg/L	md	1
T p-Chloroaniline	0.000		0	N.D.			
T Hexachlorobutadiene	0.000		0	N.D.			
T 4-Chloro-2-Methylphenol	0.000		0	N.D.			
T 4-Chloro-3-Methylphenol	0.000		0	N.D.			
T 2-Methylnaphthalene	0.000		0	N.D.			
T 1-Methylnaphthalene	0.000		0	N.D.			
T Hexachlorocyclopentadiene	0.000		0	N.D.			
T 2,4,6-Trichlorophenol	0.000		0	N.D.			
T 2,4,5-Trichlorophenol	0.000		0	N.D.			
T 2-Chloronaphthalene	0.000		0	N.D.			
T 2-Nitroaniline	7.605	65.0	0		µg/L	md	1
T Dimethyl Phthalate	8.374	163.0	0		µg/L	md	1
T 2,6-Dinitrotoluene	8.374	165.0	0		µg/L	md	1
T Acenaphthylene	0.000		0	N.D.			
T 3-Nitroaniline	0.000		0	N.D.			
T Acenaphthene	0.000		0	N.D.			
T 2,4-Dinitrophenol	8.527	184.0	0		µg/L	md	1
T Dibenzofuran	0.000		0	N.D.			
T 2,4-Dinitrotoluene	0.000		0	N.D.			
T 4-Nitrophenol	0.000		0	N.D.			
T Diethylphthalate	0.000		0	N.D.			
T Fluorene	0.000		0	N.D.			
T 4-Chlorophenyl-phenylether	0.000		0	N.D.			
T 4-Nitroaniline	0.000		0	N.D.			
T 4,6-Dinitro-2-methylphenol	9.336	198.0	0		µg/L	md	1
T N-nitrosodiphenylamine	0.000		0	N.D.			
T Azobenzene	0.000		0	N.D.			
T 4-Bromophenyl-phenylether	0.000		0	N.D.			
T Hexachlorobenzene	0.000		0	N.D.			
T Pentachlorophenol	0.000		0	N.D.			
T Phenanthrene	0.000		0	N.D.			
T Anthracene	0.000		0	N.D.			
T Triallate	0.000		0	N.D.			
T Carbazole	0.000		0	N.D.			
T o-Terphenyl	0.000		0	N.D.			
T Di-n-Butylphthalate	0.000		0	N.D.			
T Fluoranthene	0.000		0	N.D.			
T Benzidine	12.875	184.0	0		µg/L	md	1
T Pyrene	0.000		0	N.D.			
T Butylbenzylphthalate	0.000		0	N.D.			
T Benzo(a)Anthracene	0.000		0	N.D.			
T Chrysene	0.000		0	N.D.			
T 3,3-Dichlorobenzidine	0.000		0	N.D.			
T bis(2-ethylhexyl)Phthalate	0.000		0	N.D.			
T Di-n-octyl Phthalate	0.000		0	N.D.			

Compound	RT	QIon	Resp.	Conc.	Units	Dev(Min)
T Benzo(b)fluoranthene	0.000		0	N.D.		
T Benzo(k)fluoranthene	0.000		0	N.D.		
T Benzo(a)pyrene	0.000		0	N.D.		
T Indeno(1,2,3-c,d)pyrene	0.000		0	N.D.		
T Dibenzo(a,h)anthracene	0.000		0	N.D.		
T Benzo(g,h,i)perylene	0.000		0	N.D.		

(#) = Qualifier Out of Range; (m) = Manual Integration; (+) = Area Summed; (*) = Surrogate Percent Recovery Out of Range; (d): Zeroed Peak

Compound	Conc.	Exp RT	QIon	Exp Ratio
N-Nitrosodimethylamine	N.D.	2.49	42.0	135.8

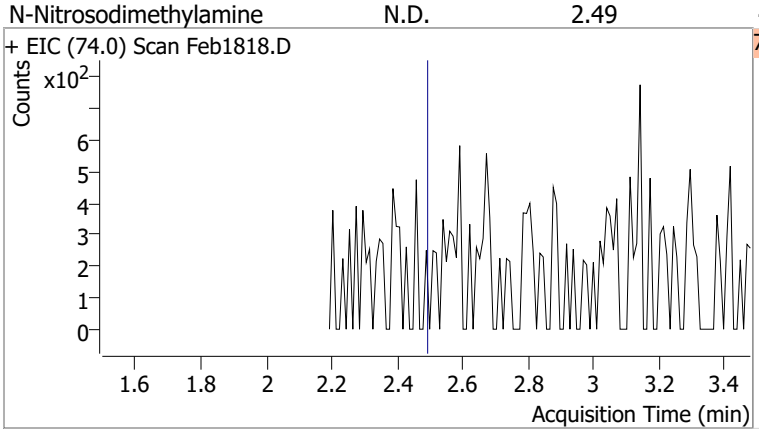

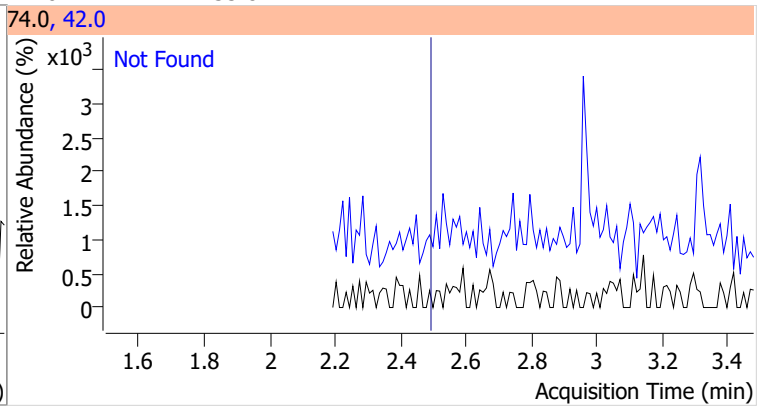

Compound	Conc.	Exp RT	QIon	Exp Ratio
Pyridine	N.D.	2.53	52.0	82.7

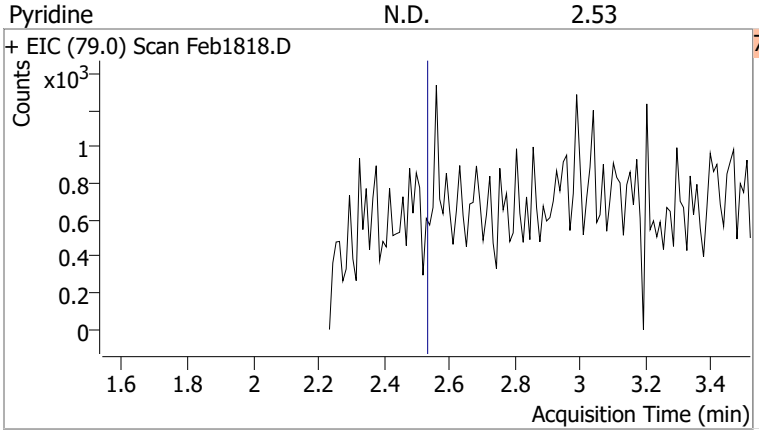

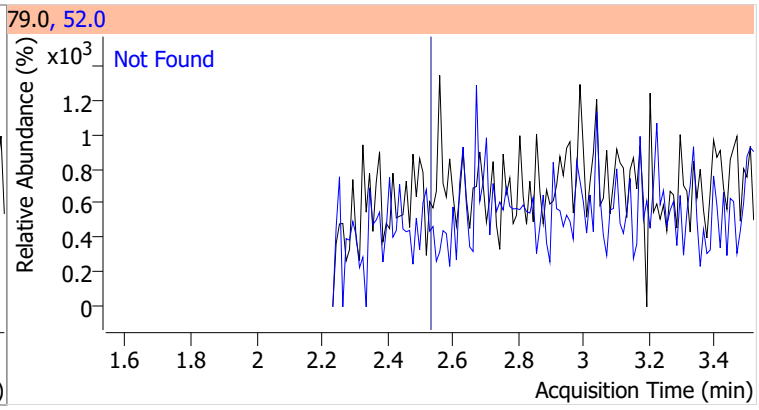

Compound	Conc.	RT	Dev(Min)	Resp.	QIon	QRatio	Lower	Upper
2-Fluorophenol	65.2404	3.65	0.00	595917	64.0	54.2	34.6	64.3
					92.0	21.4	14.2	26.5

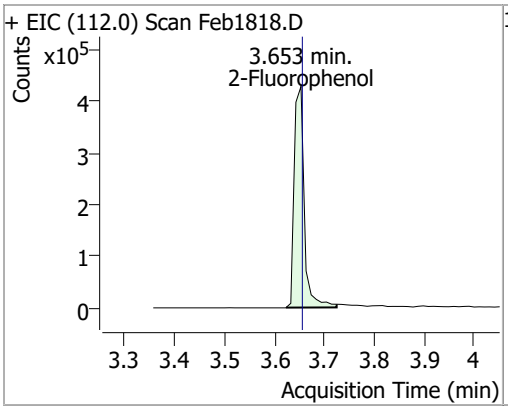

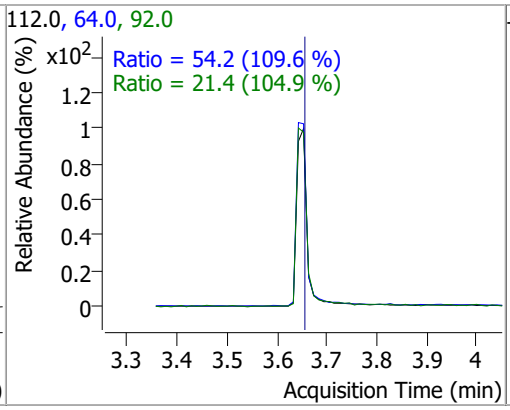

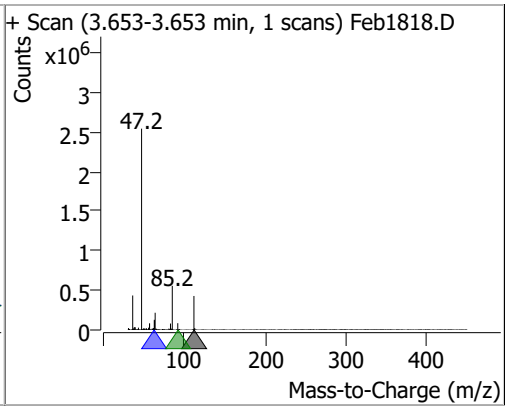

Compound	Conc.	Exp RT	QIon	Exp Ratio	QIon	Exp Ratio
Aniline	N.D.	4.56	66.0	36.7	65.0	18.7

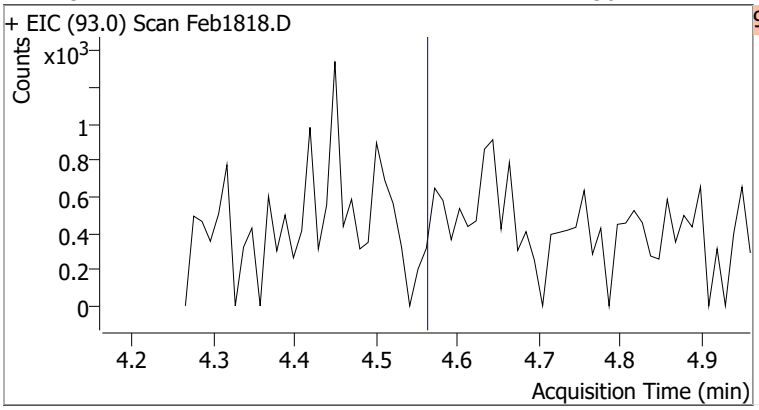

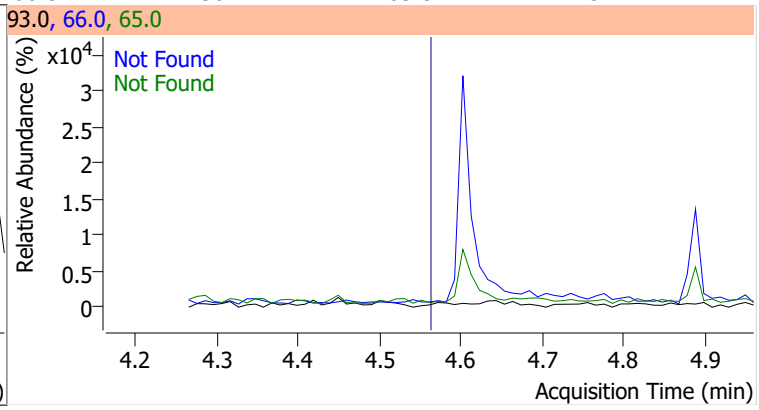

Compound	Conc.	RT	Dev(Min)	Resp.	QIon	QRatio	Lower	Upper
Phenol-d5	57.2893	4.60	-0.01	678511	71.0	36.2	25.8	47.9

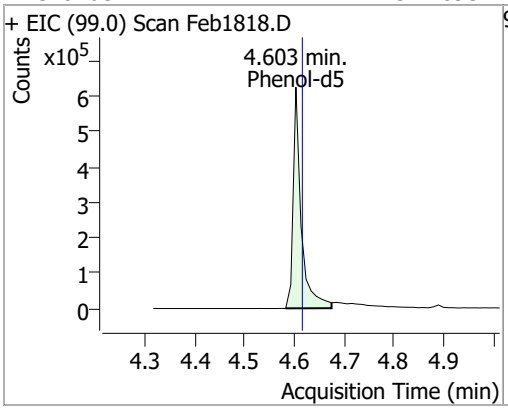

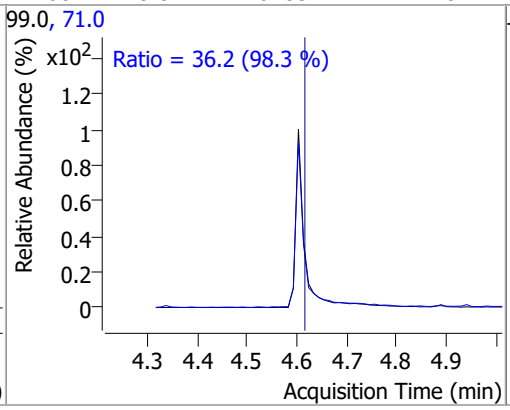

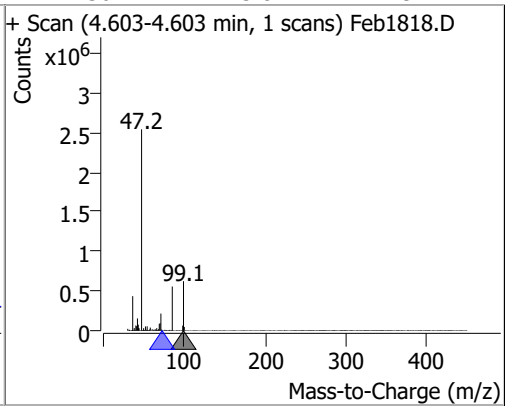

Compound	Conc.	Exp RT	QIon	Exp Ratio
Phenol	N.D.	4.62	66.0	45.3

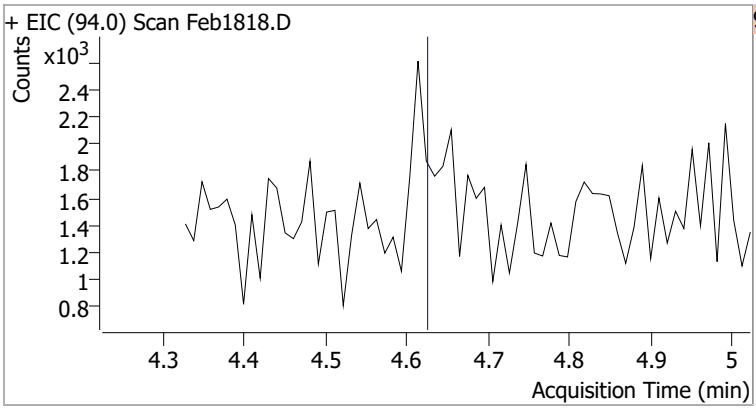

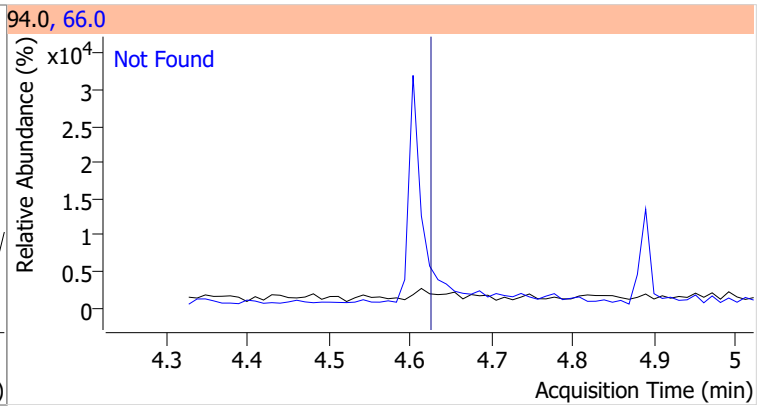

Compound	Conc.	RT	Dev(Min)	Resp.	QIon	QRatio	Lower	Upper
bis(-2-Chloroethyl)Ether		0		0	64.0		7.6	14.1

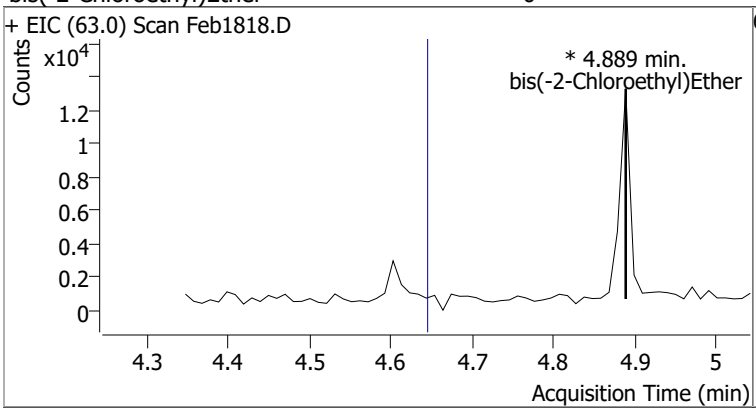

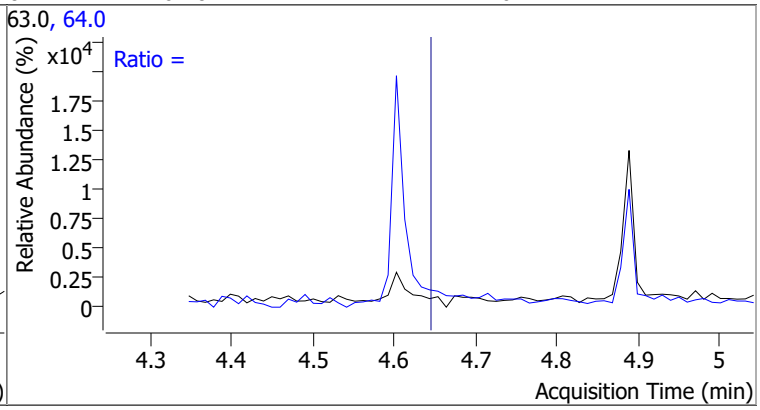

Compound	Conc.	Exp RT	QIon	Exp Ratio
2-Chlorophenol	N.D.	4.69	130.0	32.5

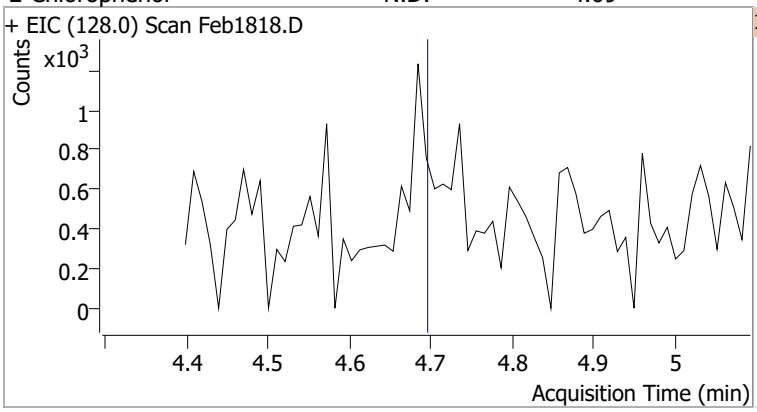

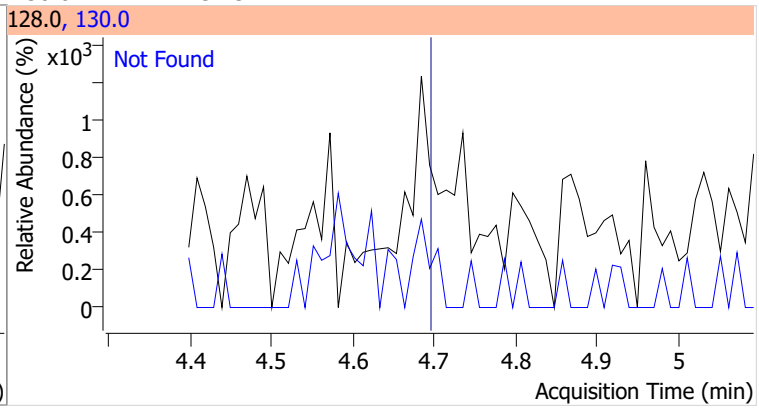

Compound	Conc.	Exp RT	QIon	Exp Ratio	QIon	Exp Ratio
1,3-Dichlorobenzene	N.D.	4.83	148.0	63.7	111.0	36.1

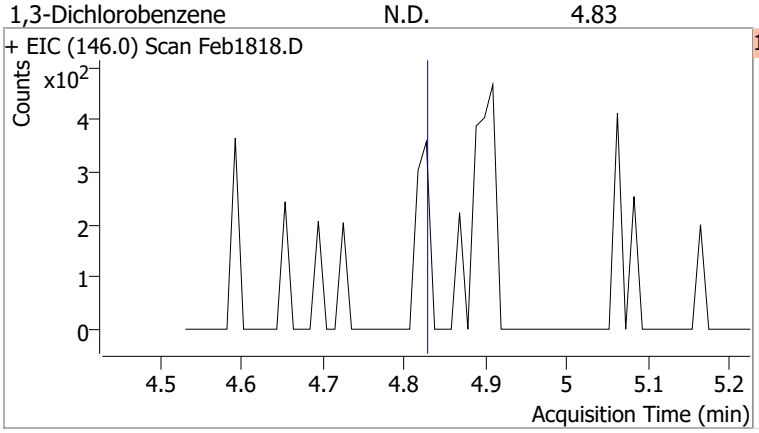

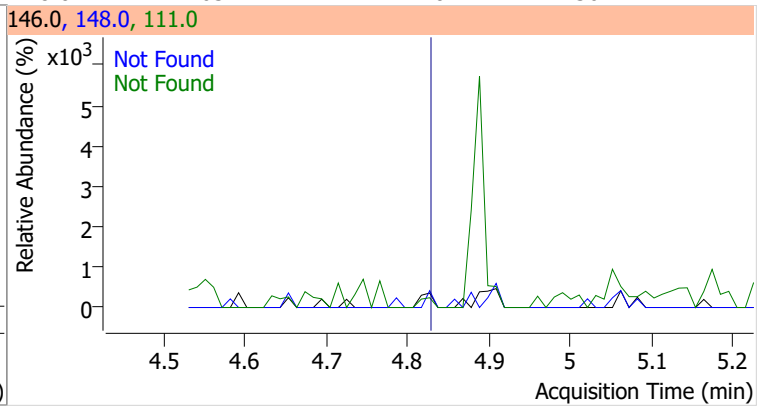

Compound	Conc.	Exp RT	QIon	Exp Ratio	QIon	Exp Ratio
1,4-Dichlorobenzene	N.D.	4.91	148.0	65.2	111.0	36.0

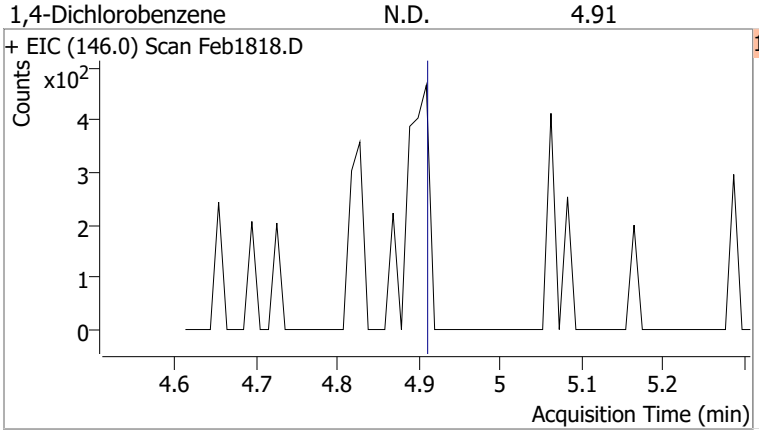

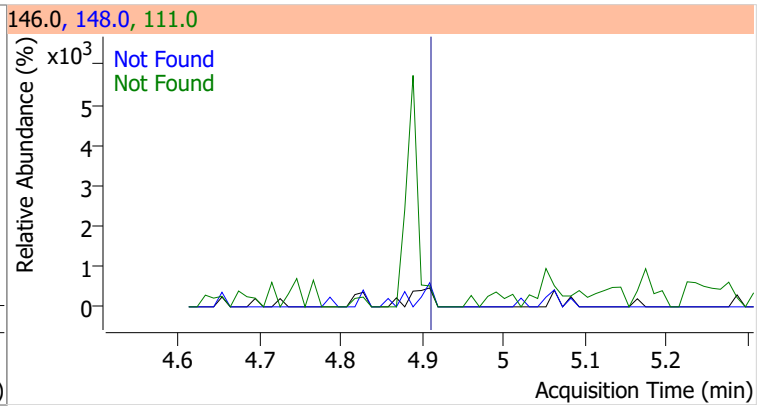

Compound	Conc.	Exp RT	QIon	Exp Ratio	QIon	Exp Ratio
1,2-Dichlorobenzene	N.D.	5.06	148.0	64.4	111.0	37.3

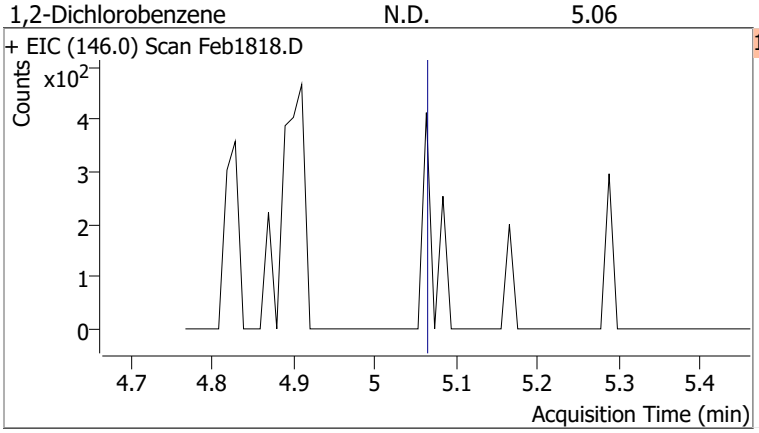

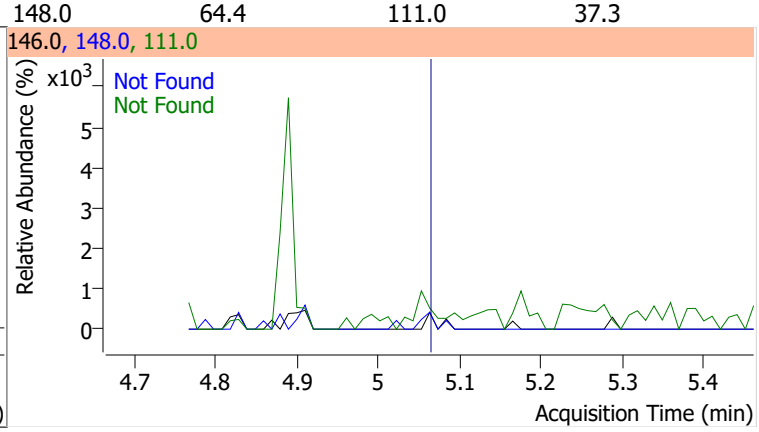

Compound	Conc.	Exp RT	QIon	Exp Ratio	QIon	Exp Ratio
Benzyl Alcohol	N.D.	5.08	79.0	119.3	107.0	70.5

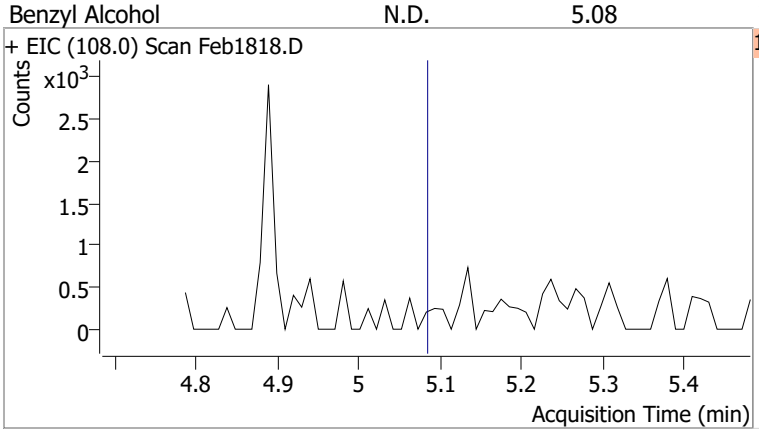

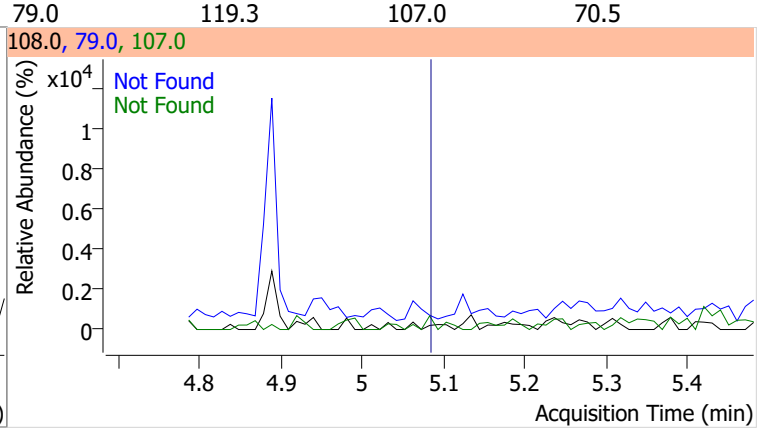

Compound	Conc.	Exp RT	QIon	Exp Ratio
bis(2-chloroisopropyl)Ether	N.D.	5.23	123.0	32.1

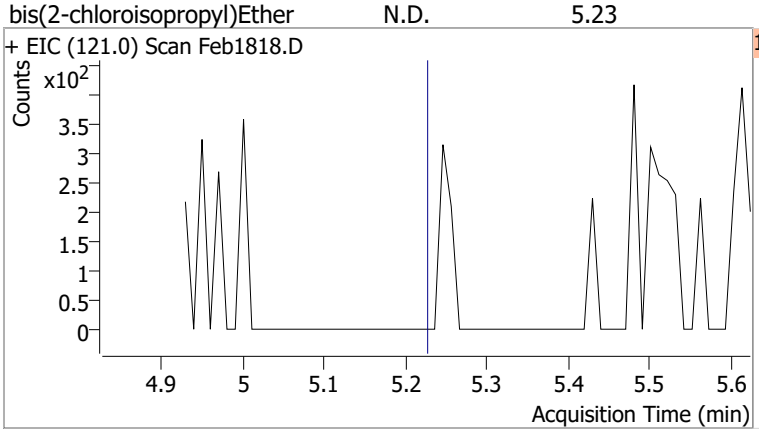

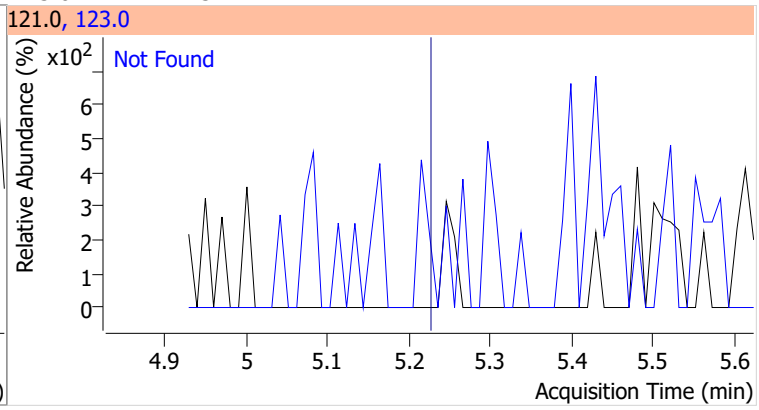

Compound	Conc.	Exp RT	QIon	Exp Ratio
2-Methylphenol	N.D.	5.25	108.0	116.5

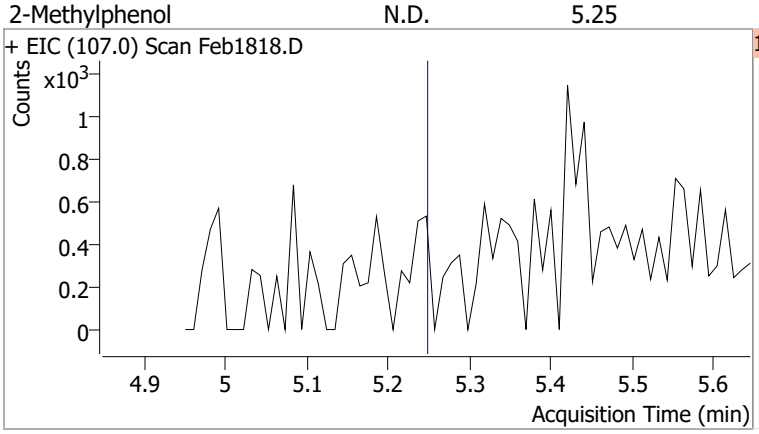

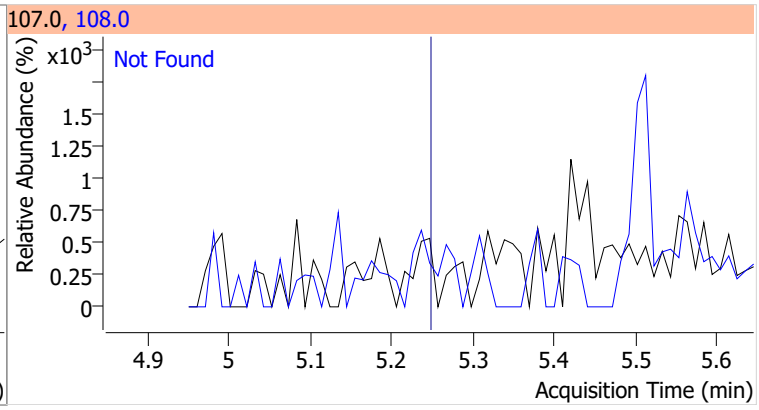

Compound	Conc.	RT	Dev(Min)	Resp.	QIon	QRatio	Lower	Upper
N-nitroso-Di-n-propylamine		0		0	130.0		0.0	38.8

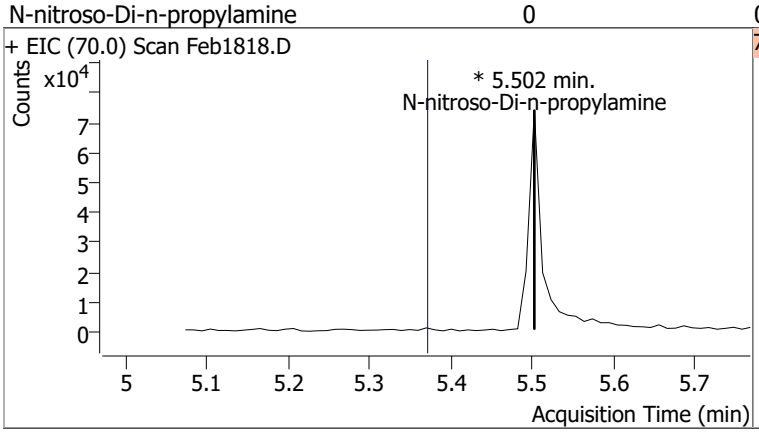

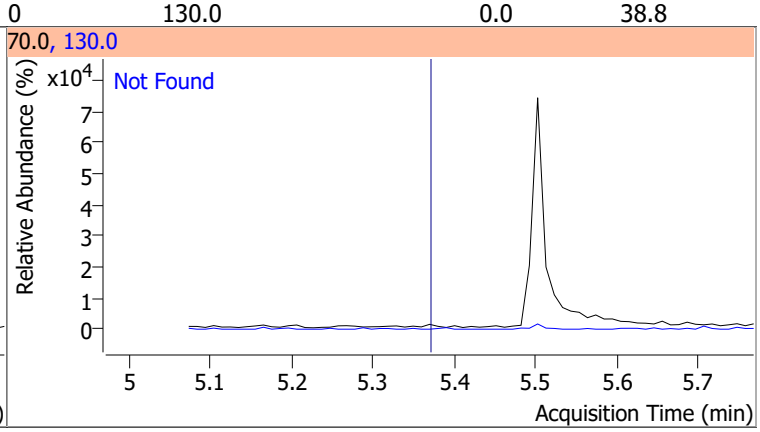

Compound	Conc.	Exp RT	QIon	Exp Ratio
4Methylphenol/3Methylphenol	N.D.	5.43	108.0	83.9

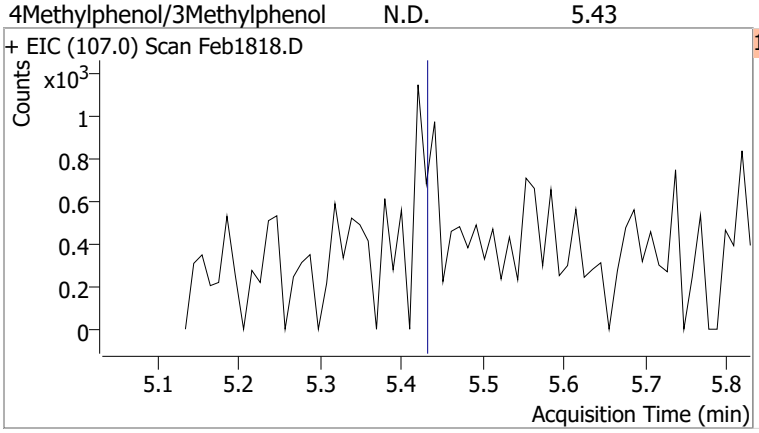

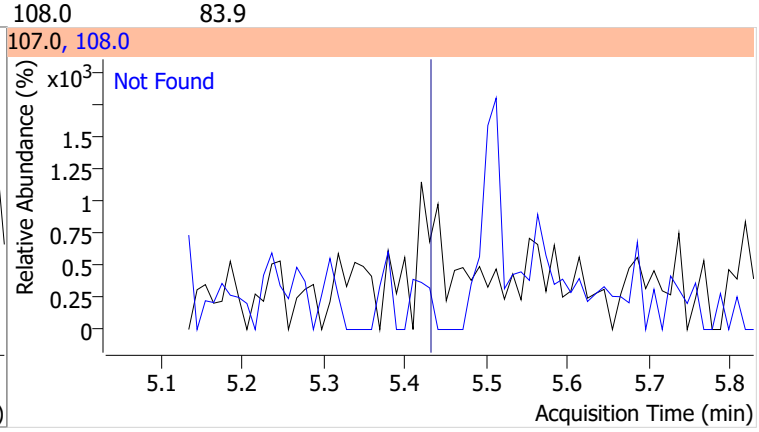

Compound	Conc.	Exp RT	QIon	Exp Ratio	QIon	Exp Ratio
Hexachloroethane	N.D.	5.43	201.0	90.8	199.0	56.9

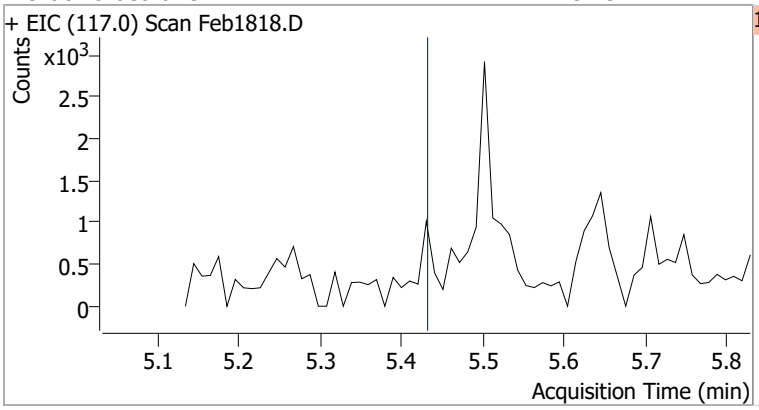

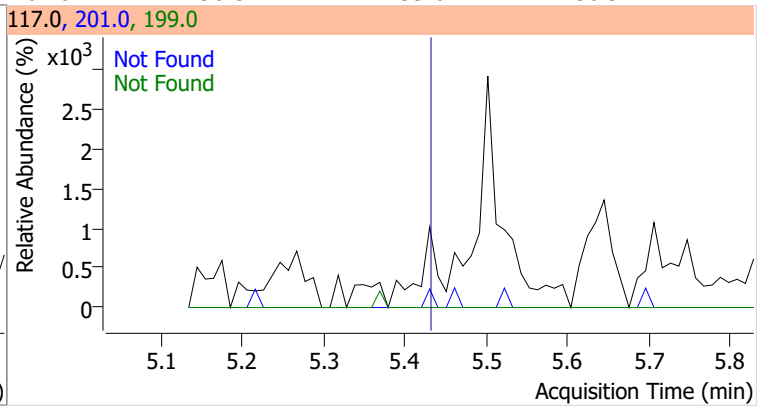

Compound	Conc.	RT	Dev(Min)	Resp.	QIon	QRatio	Lower	Upper
Nitrobenzene-d5	65.6428	5.50	0.00	430965	54.0	62.1	46.3	86.0
					128.0	46.1	34.1	63.3

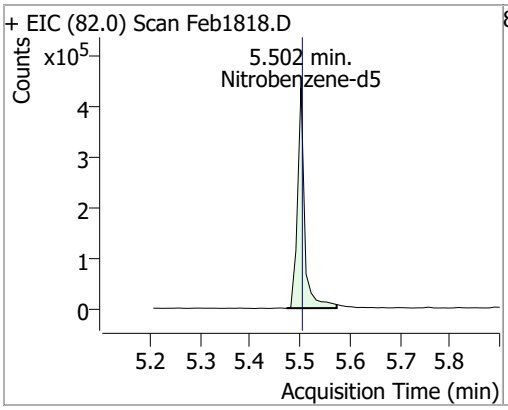

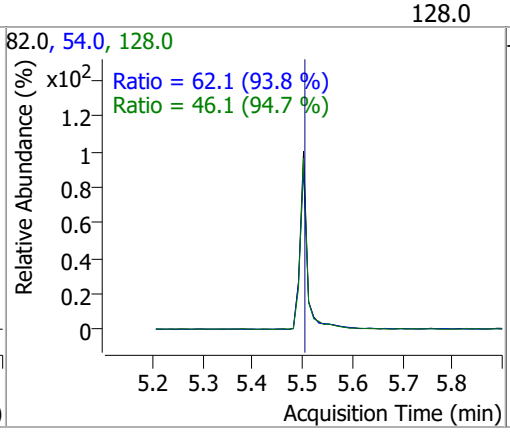

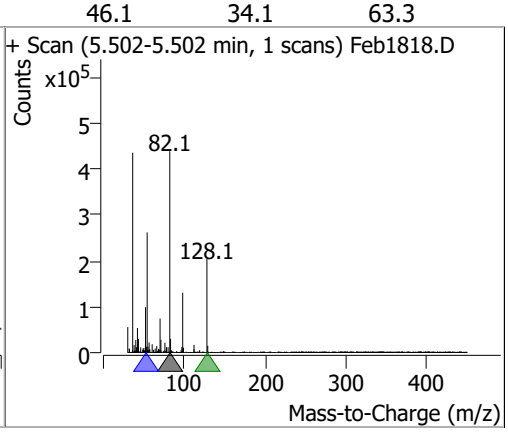

Compound	Conc.	Exp RT	QIon	Exp Ratio	QIon	Exp Ratio
Nitrobenzene	N.D.	5.52	77.0	212.7	51.0	131.0

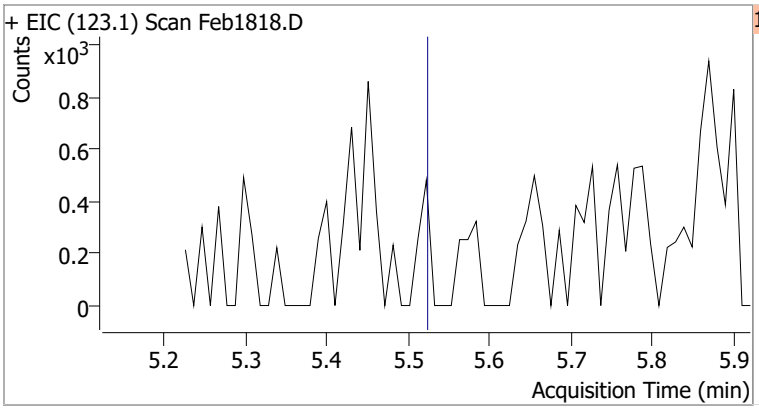

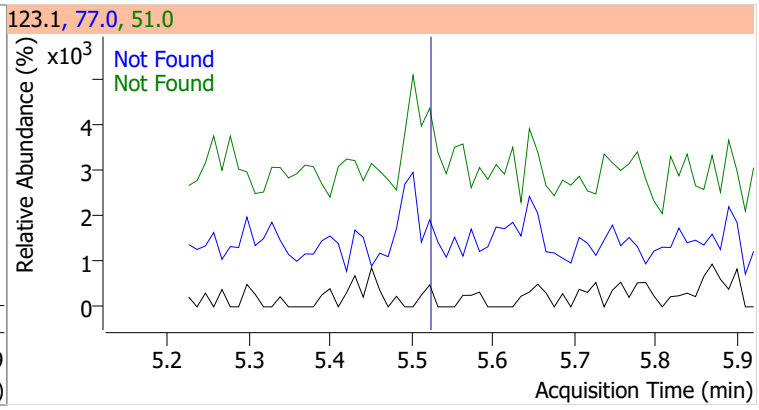

Compound	Conc.	Exp RT	QIon	Exp Ratio
Isophorone	N.D.	5.82	138.0	21.1

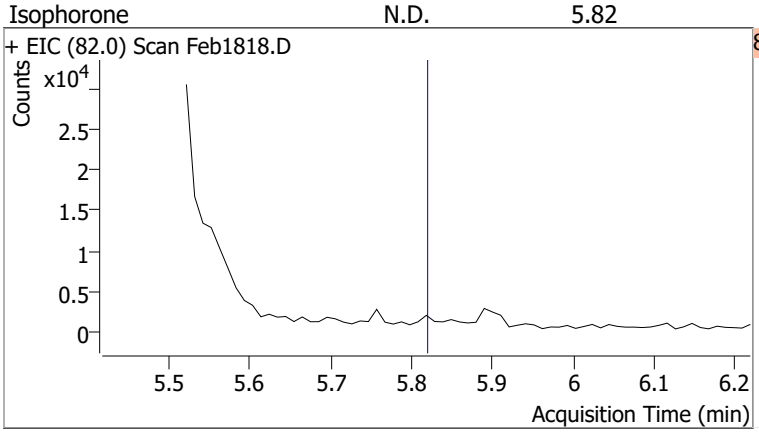

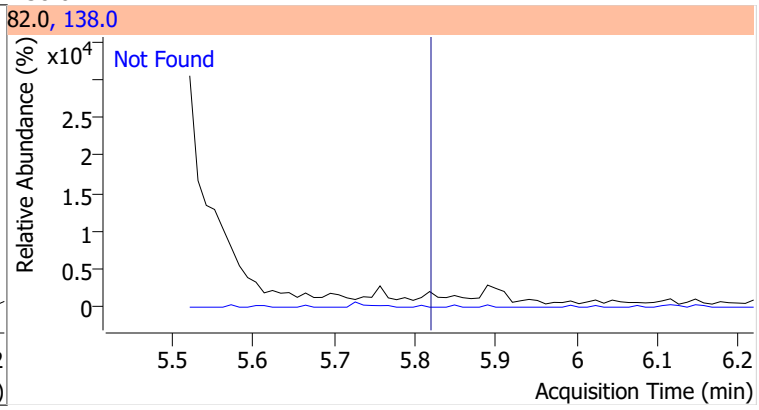

Compound	Conc.	Exp RT	QIon	Exp Ratio	QIon	Exp Ratio
2-Nitrophenol	N.D.	5.88	65.0	48.8	109.0	35.2

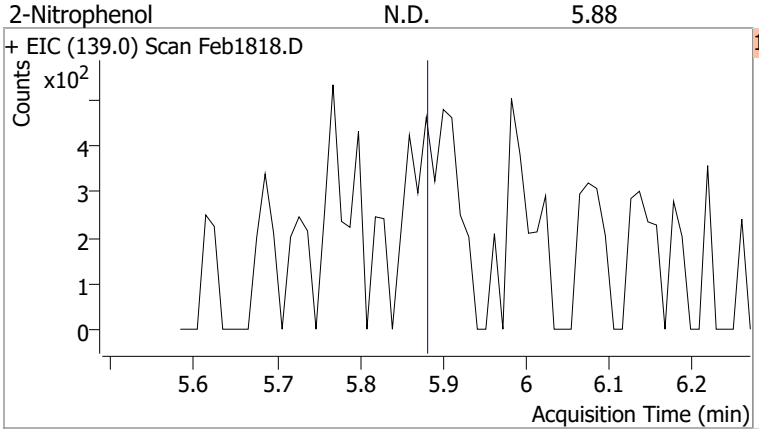

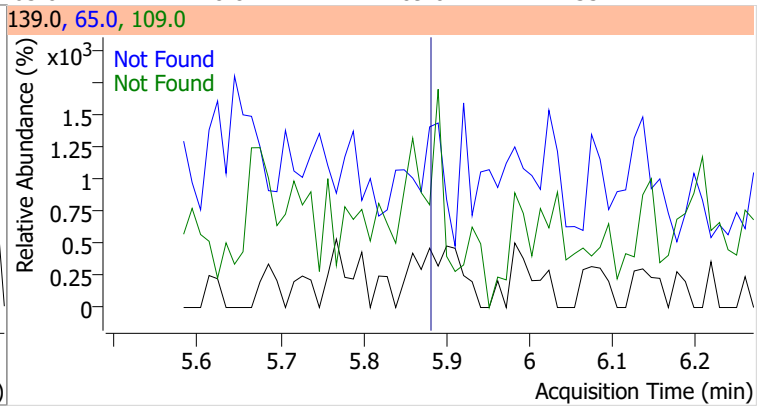

Compound	Conc.	Exp RT	QIon	Exp Ratio	QIon	Exp Ratio
2,4-Dimethylphenol	N.D.	6.00	107.0	109.4	77.0	34.0

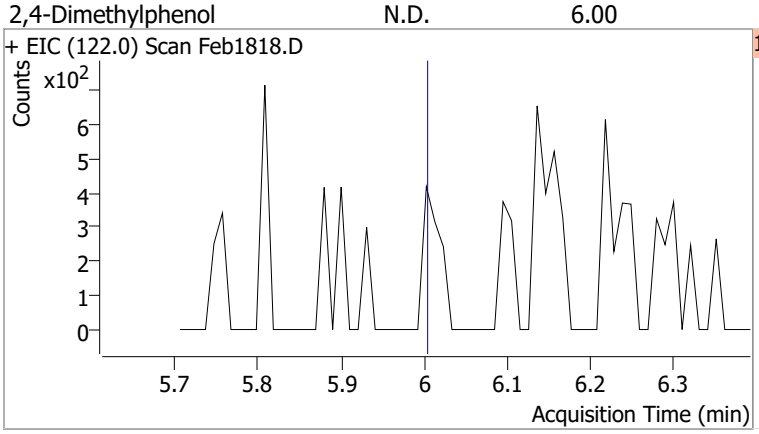

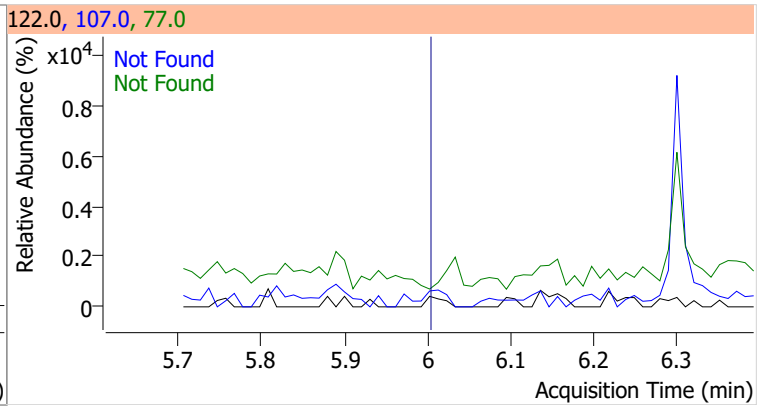

Compound	Conc.	Exp RT	QIon	Exp Ratio	QIon	Exp Ratio
bis(-2-Chloroethoxy)Methane	N.D.	6.08	63.0	68.1	95.0	31.9

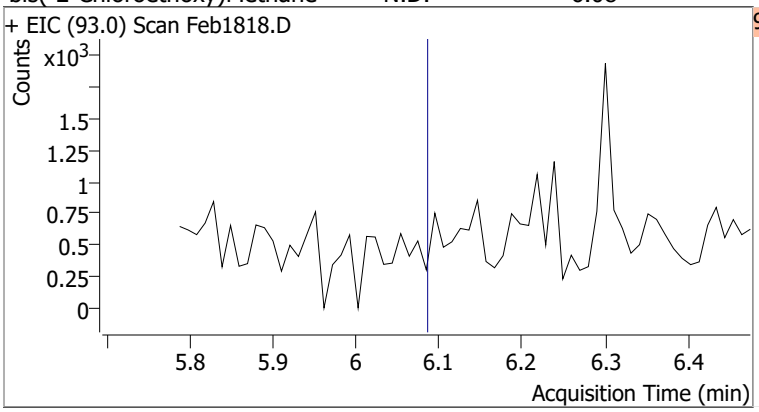

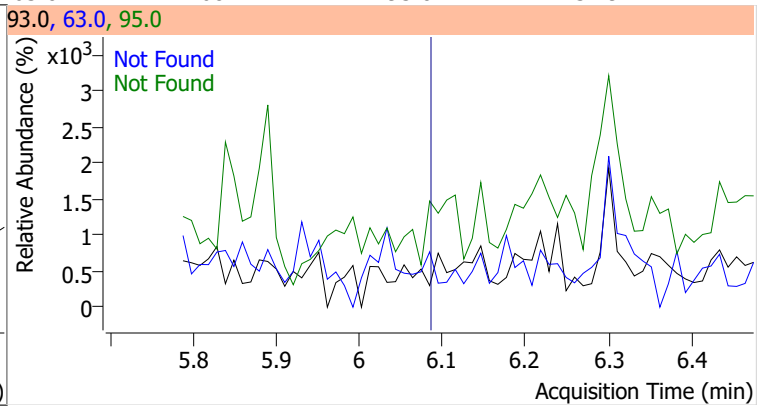

Compound	Conc.	Exp RT	QIon	Exp Ratio	QIon	Exp Ratio
2,4-Dichlorophenol	N.D.	6.19	164.0	65.0	98.0	28.6

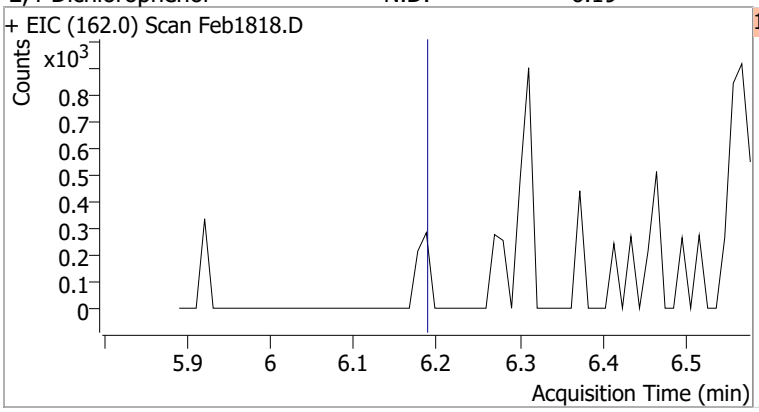

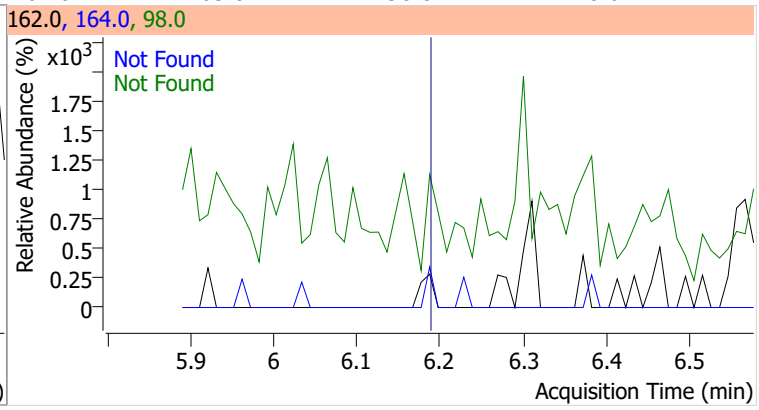

Compound	Conc.	Exp RT	QIon	Exp Ratio	QIon	Exp Ratio
Benzoic Acid	N.D.	6.24	122.0	85.5	77.0	60.4

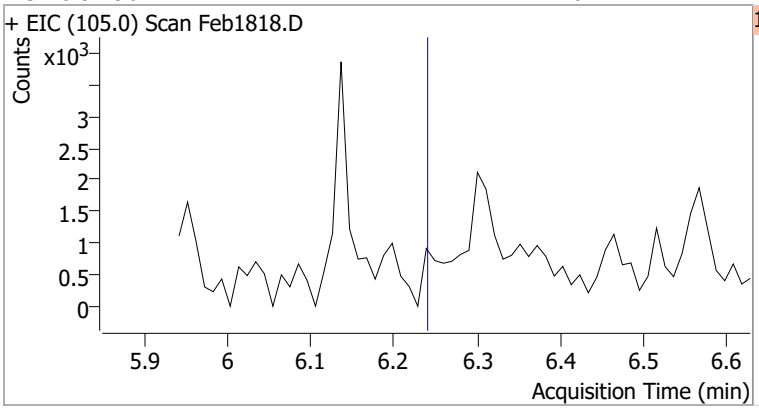

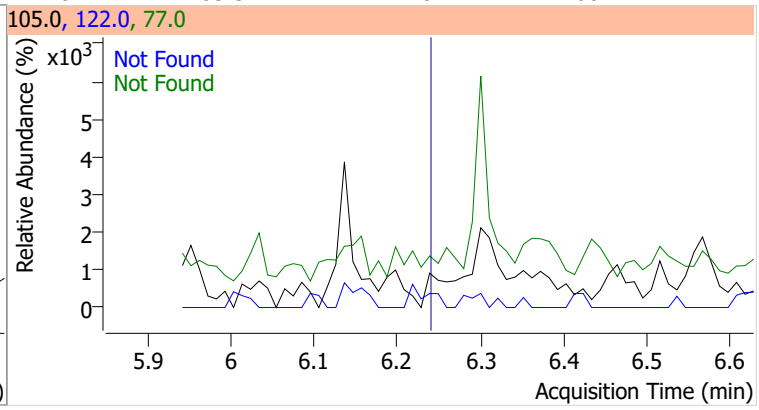

Compound	Conc.	Exp RT	QIon	Exp Ratio	QIon	Exp Ratio
1,2,4-Trichlorobenzene	N.D.	6.25	182.0	94.6	145.0	28.7

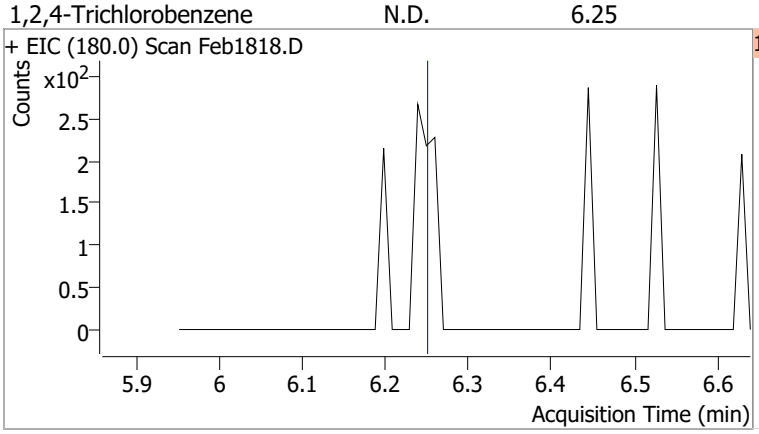

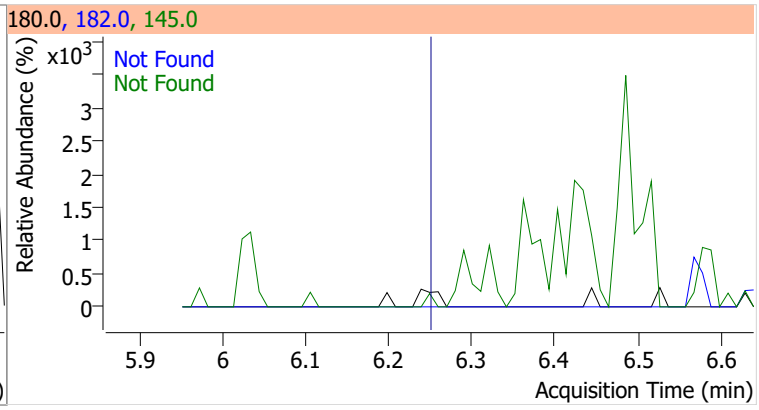

Compound	Conc.	Exp RT	QIon	Exp Ratio	QIon	Exp Ratio
Naphthalene	N.D.	6.33	129.0	11.5	102.0	9.9

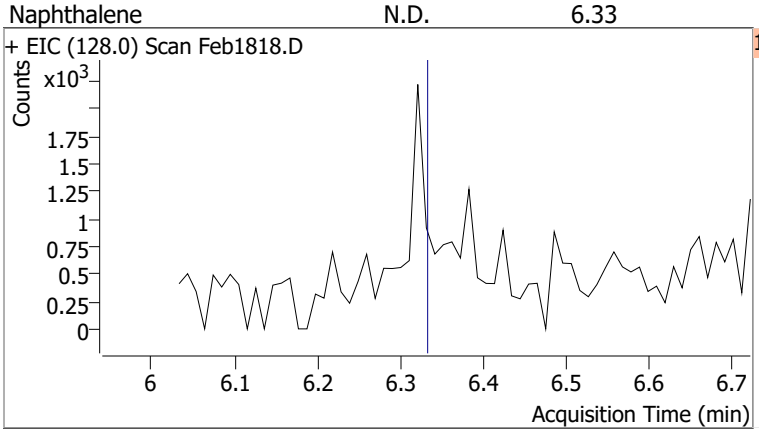

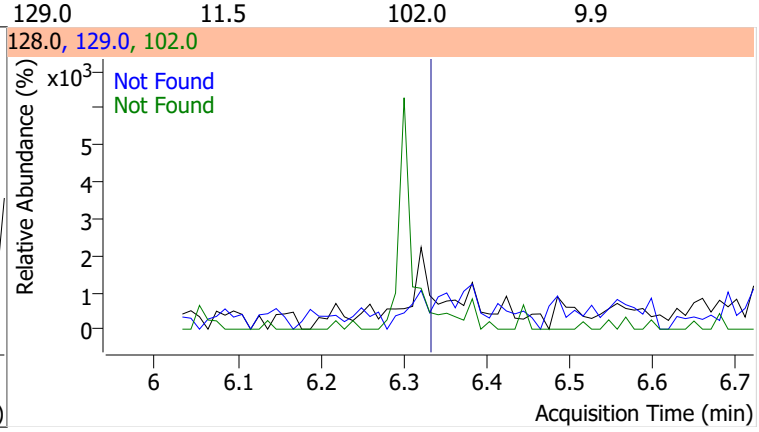

Compound	Conc.	RT	Dev(Min)	Resp.	QIon	QRatio	Lower	Upper
4-Chlorophenol		0		0	128.0		221.4	411.2

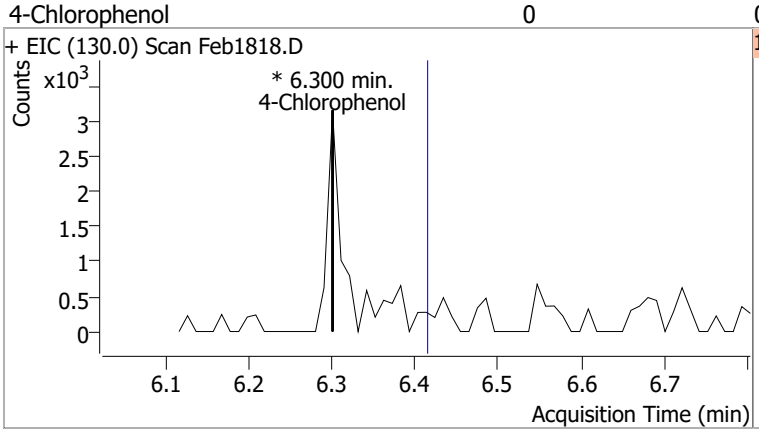

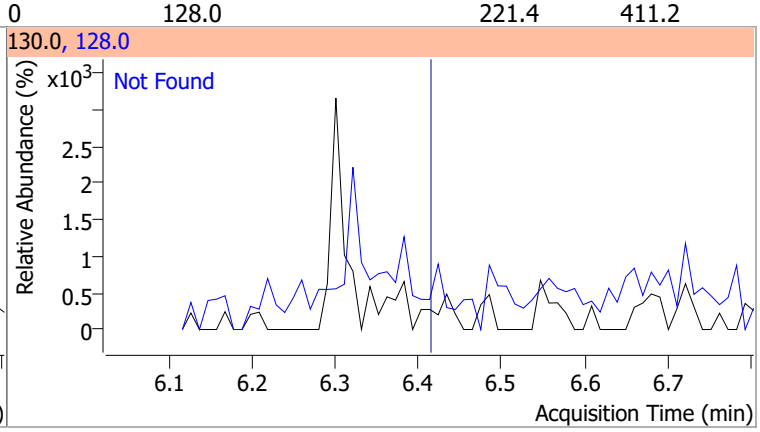

Compound	Conc.	Exp RT	QIon	Exp Ratio	QIon	Exp Ratio
p-Chloroaniline	N.D.	6.43	65.0	60.1	129.0	37.6

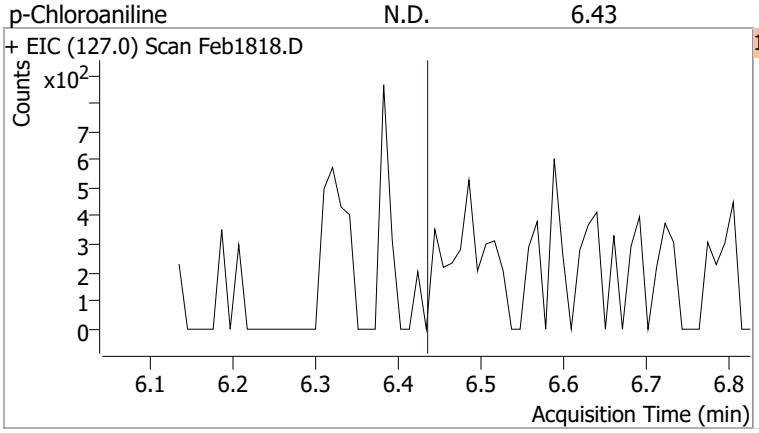

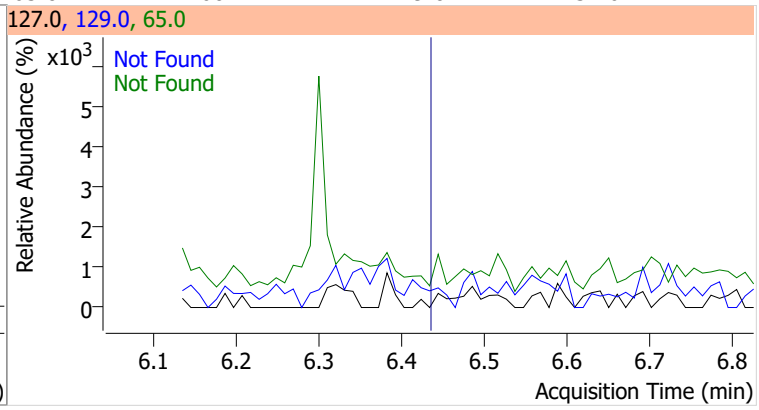

Compound	Conc.	Exp RT	QIon	Exp Ratio	QIon	Exp Ratio
Hexachlorobutadiene	N.D.	6.50	227.0	65.7	223.0	64.3

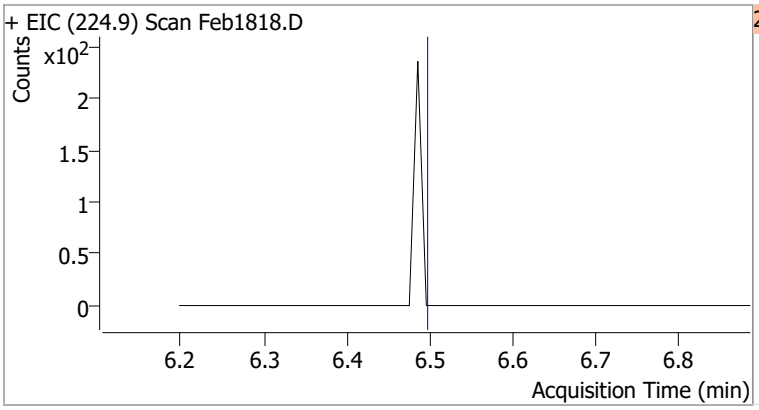

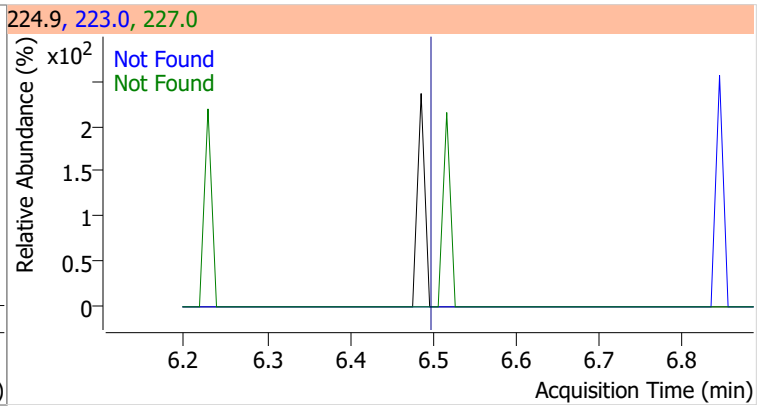

Compound	Conc.	Exp RT	QIon	Exp Ratio
4-Chloro-2-Methylphenol	N.D.	6.94	144.0	27.8

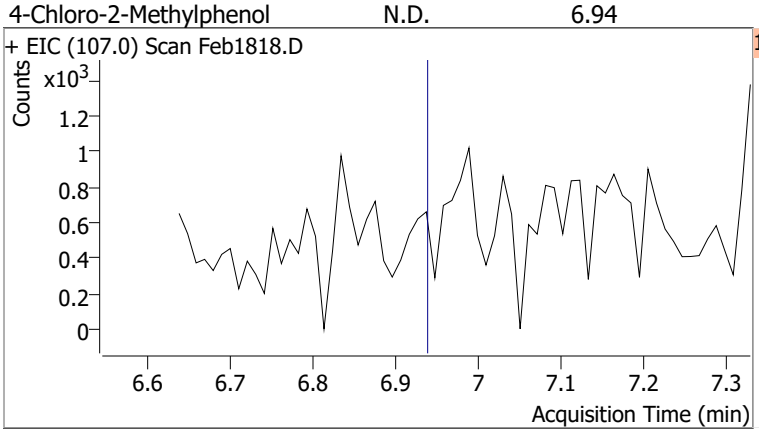

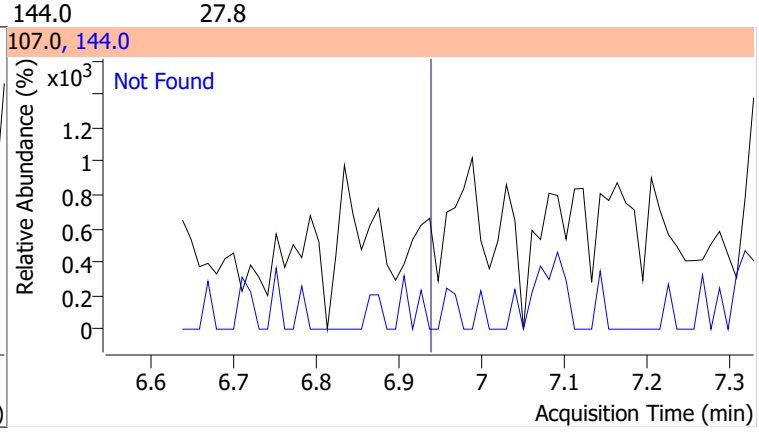

Compound	Conc.	Exp RT	QIon	Exp Ratio
4-Chloro-3-Methylphenol	N.D.	7.07	144.0	27.3

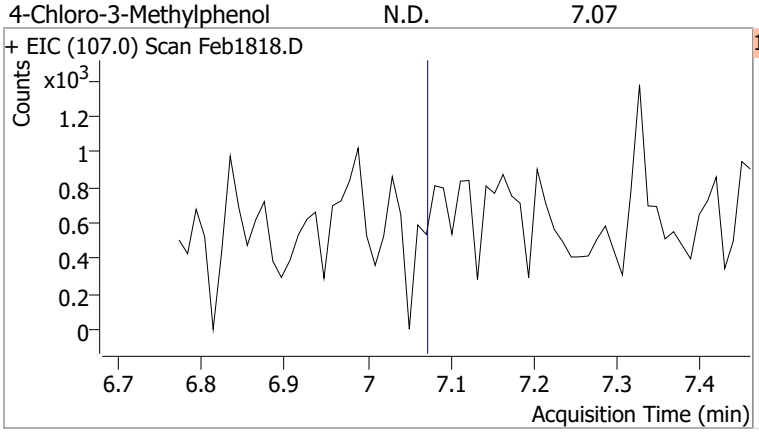

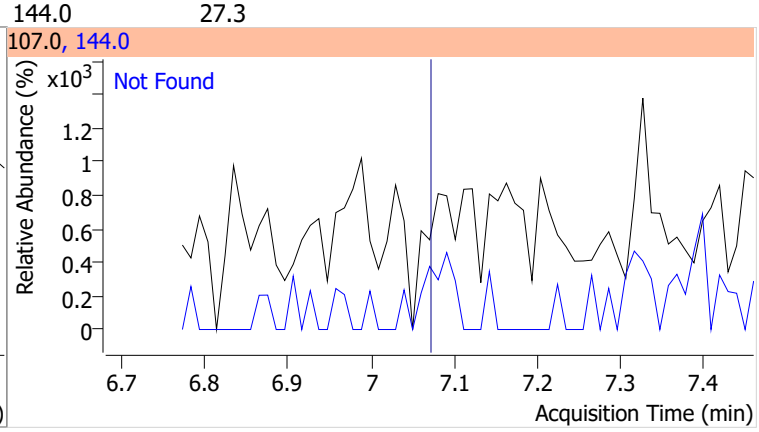

Compound	Conc.	Exp RT	QIon	Exp Ratio	QIon	Exp Ratio
2-Methylnaphthalene	N.D.	7.14	142.0	119.8	115.0	41.7

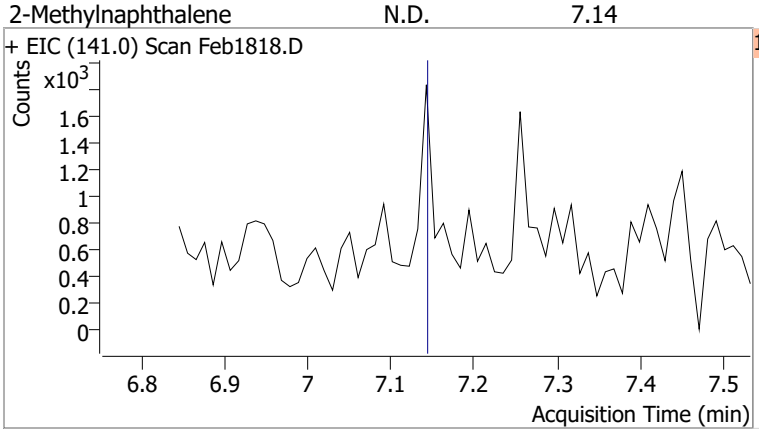

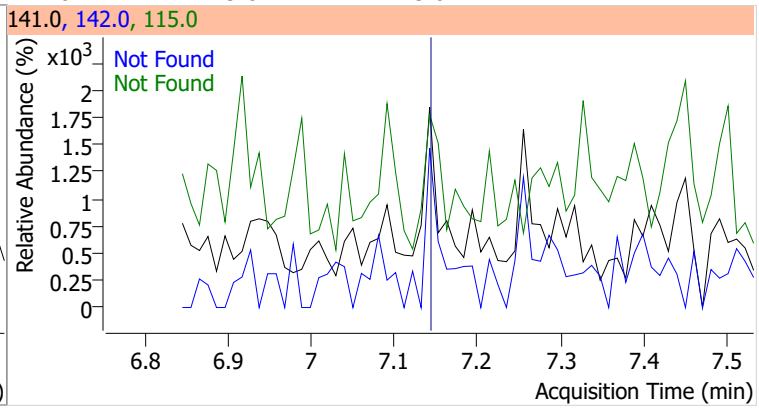

Compound	Conc.	Exp RT	QIon	Exp Ratio	QIon	Exp Ratio
1-Methylnaphthalene	N.D.	7.26	142.0	114.0	115.0	41.3

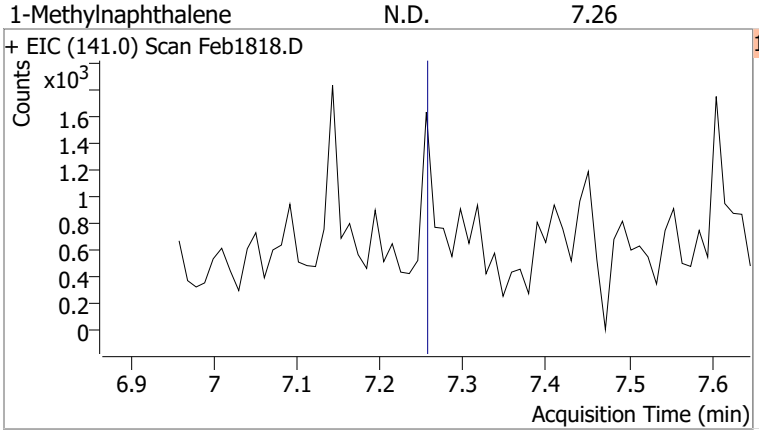

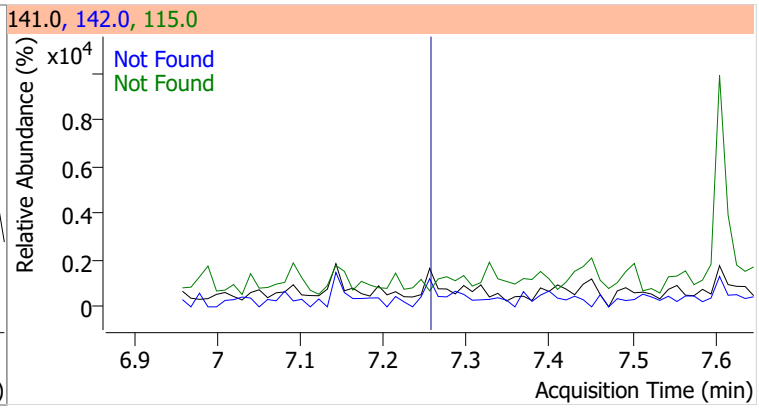

Compound	Conc.	Exp RT	QIon	Exp Ratio	QIon	Exp Ratio
Hexachlorocyclopentadiene	N.D.	7.34	234.9	64.6	238.9	63.8

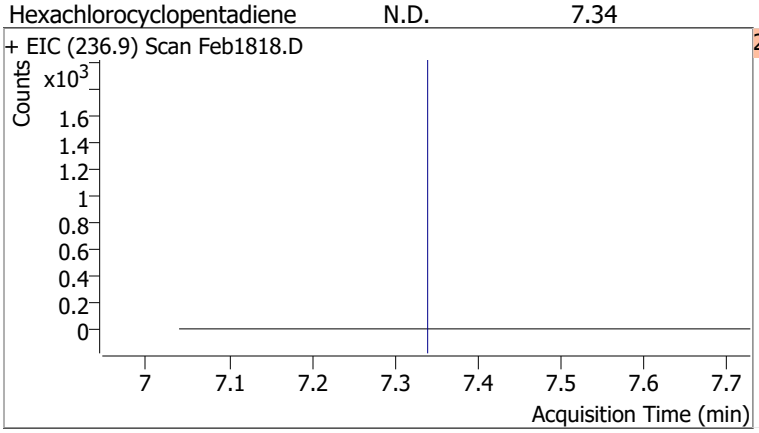

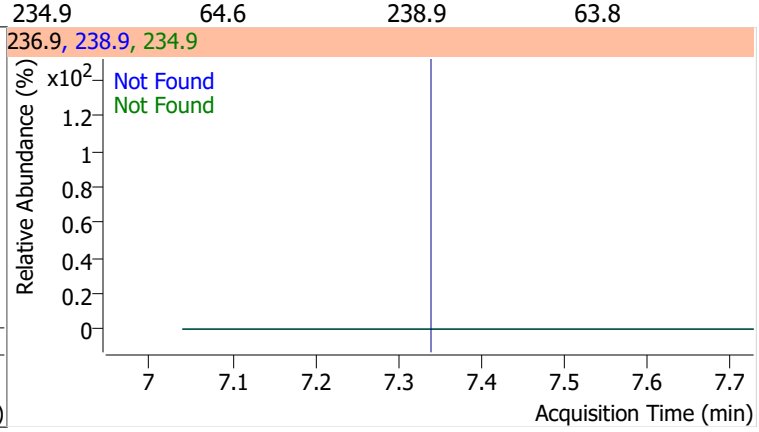

Compound	Conc.	Exp RT	QIon	Exp Ratio
2,4,6-Trichlorophenol	N.D.	7.52	198.0	96.5

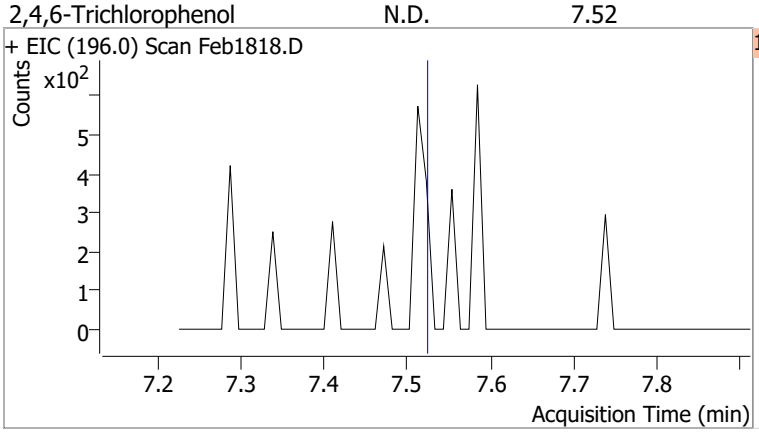

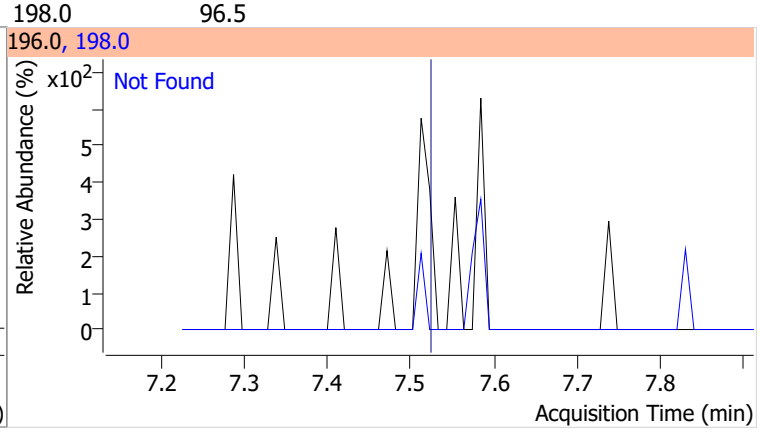

Compound	Conc.	Exp RT	QIon	Exp Ratio
2,4,5-Trichlorophenol	N.D.	7.57	198.0	90.2

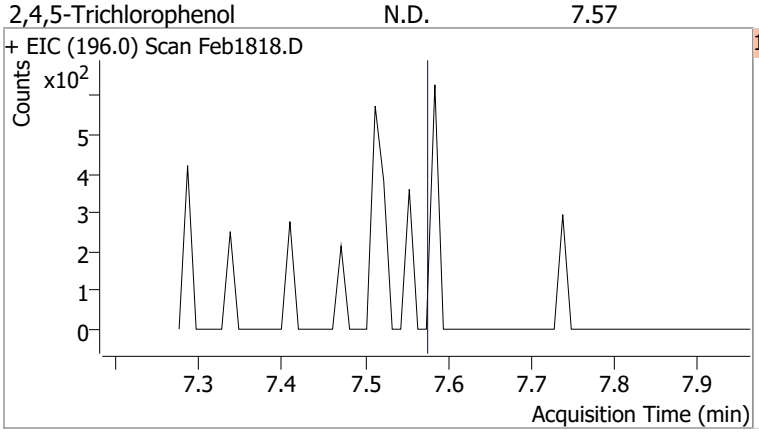

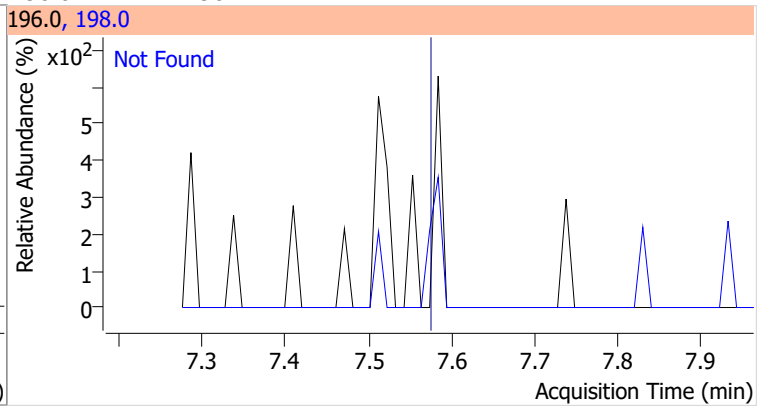

Compound	Conc.	RT	Dev(Min)	Resp.	QIon	QRatio	Lower	Upper
2-Fluorobiphenyl	62.8314	7.60	0.00	1234757	171.0	33.9	24.0	44.5

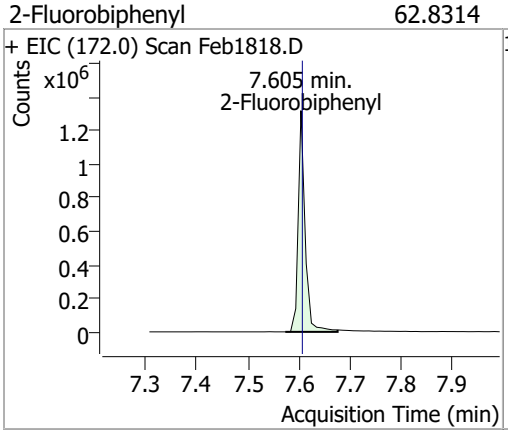

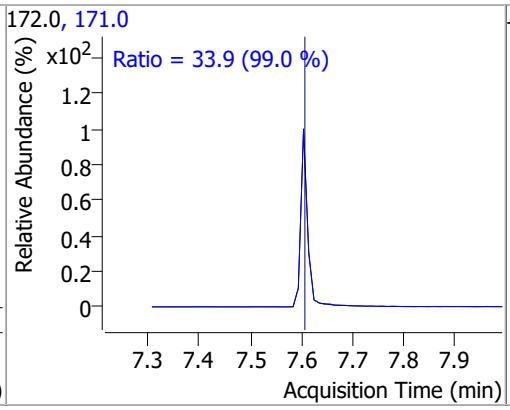

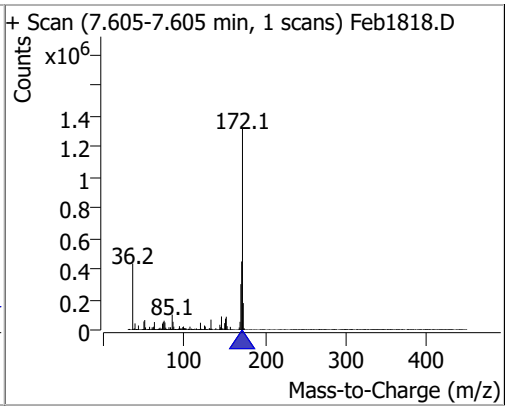

Compound	Conc.	Exp RT	QIon	Exp Ratio	QIon	Exp Ratio
2-Chloronaphthalene	N.D.	7.72	127.0	35.9	164.0	32.1

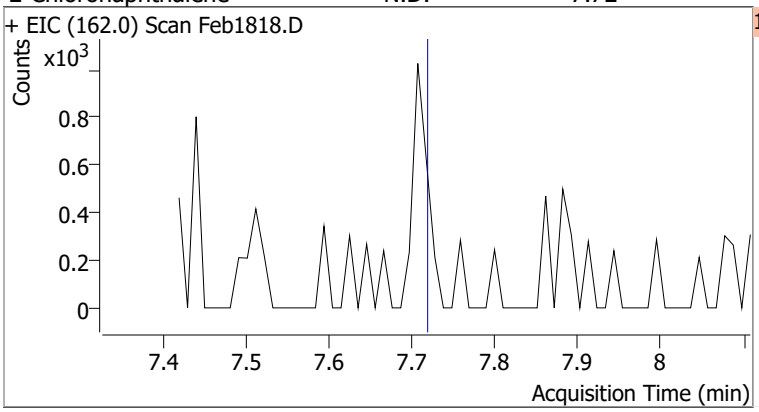

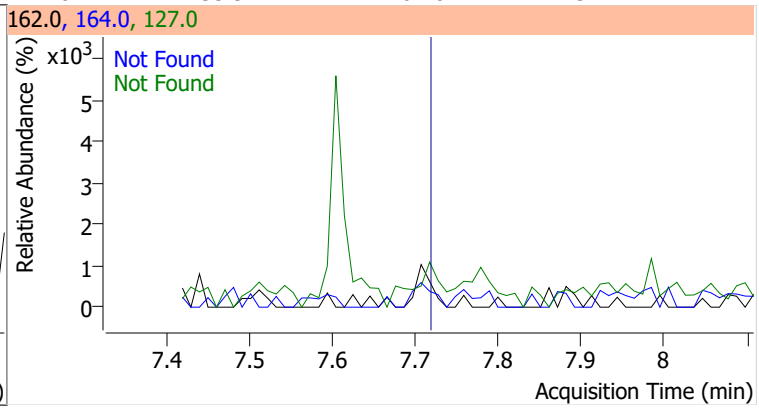

Compound	Conc.	RT	Dev(Min)	Resp.	QIon	QRatio	Lower	Upper
2-Nitroaniline		0		0	138.0		77.4	143.7

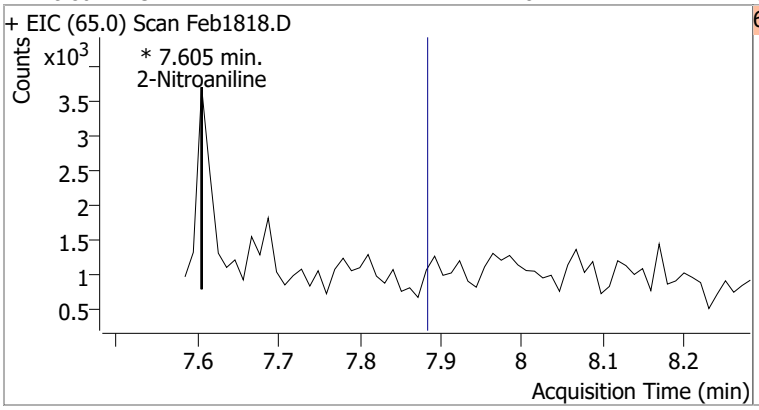

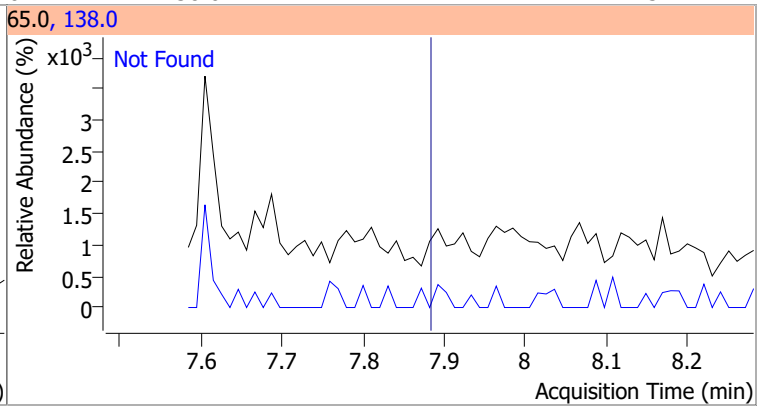

Compound	Conc.	RT	Dev(Min)	Resp.	QIon	QRatio	Lower	Upper
Dimethyl Phthalate		0		0	77.0		13.8	25.7

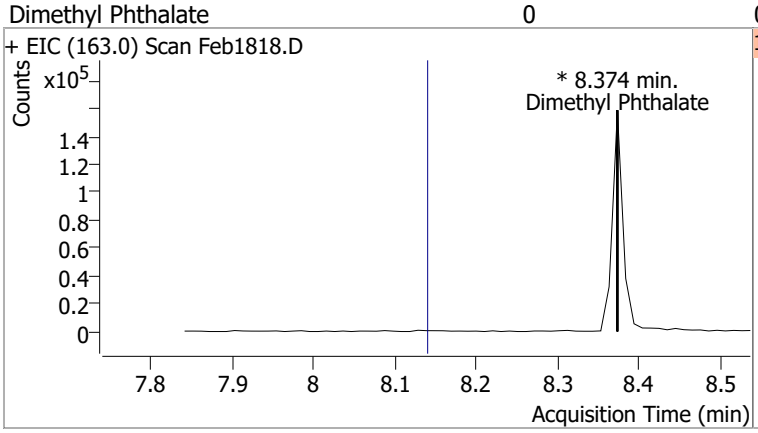

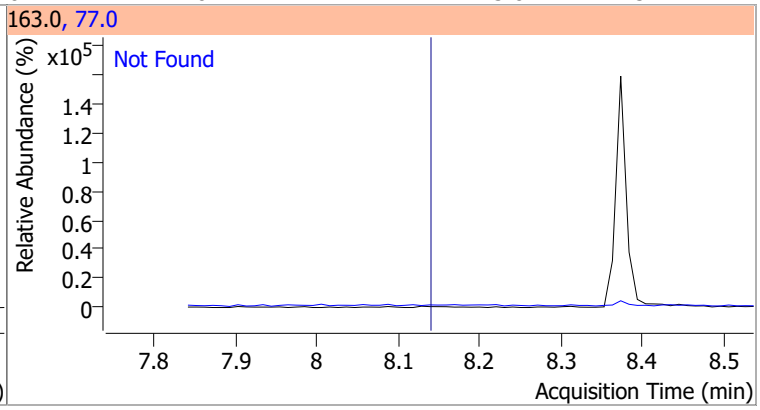

Compound	Conc.	RT	Dev(Min)	Resp.	QIon	QRatio	Lower	Upper
2,6-Dinitrotoluene		0		0	63.0		99.5	184.8
					89.0		43.3	80.3

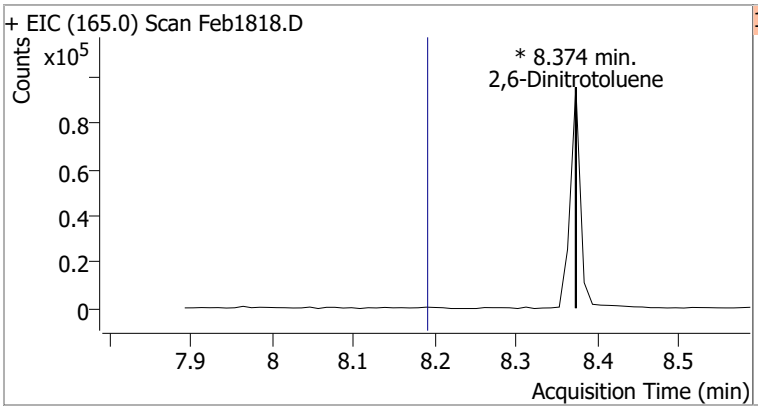

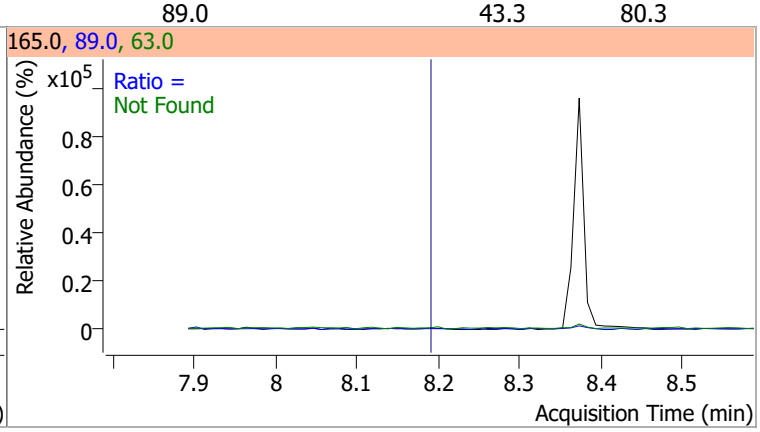

Compound	Conc.	Exp RT	QIon	Exp Ratio
Acenaphthylene	N.D.	8.20	153.1	13.6

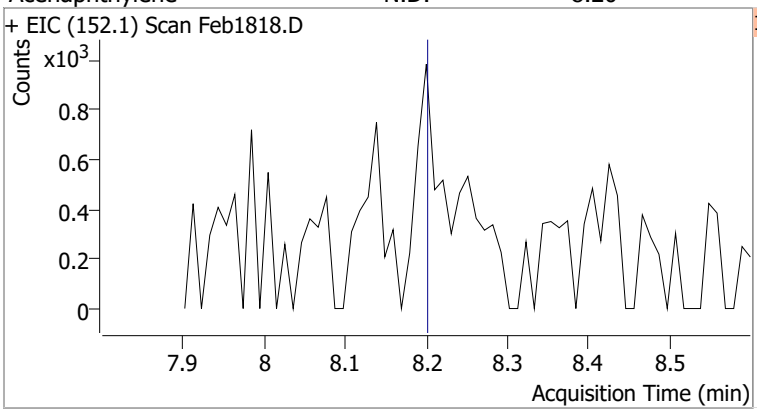

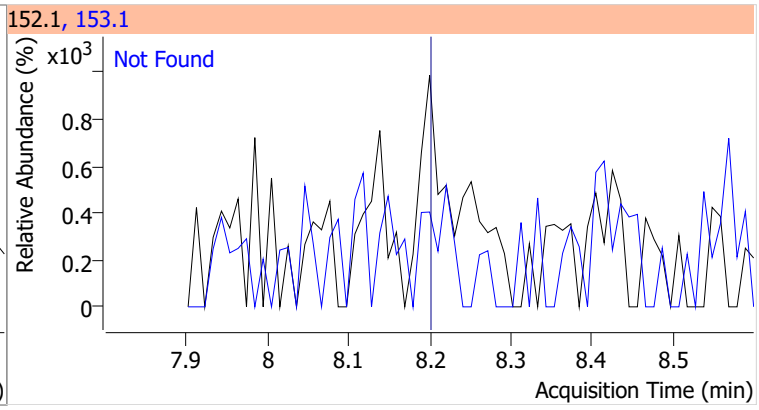

Compound	Conc.	Exp RT	QIon	Exp Ratio	QIon	Exp Ratio
3-Nitroaniline	N.D.	8.39	65.0	129.1	92.0	106.7

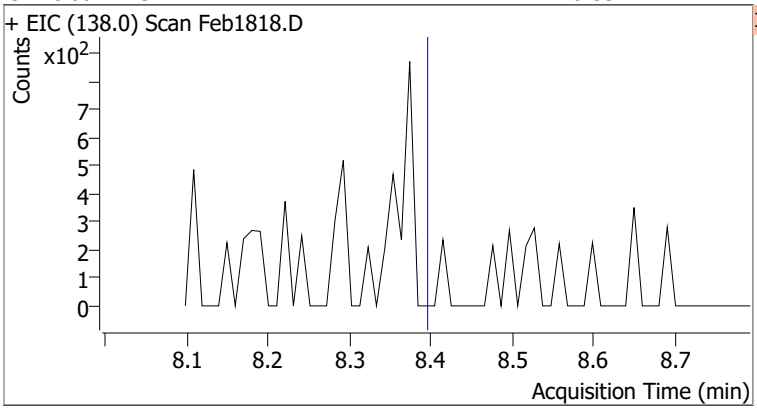

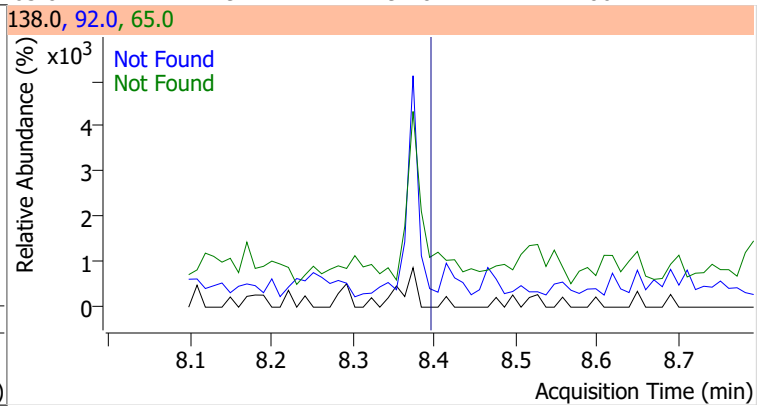

Compound	Conc.	Exp RT	QIon	Exp Ratio	QIon	Exp Ratio
Acenaphthene	N.D.	8.41	153.0	106.5	152.0	51.8

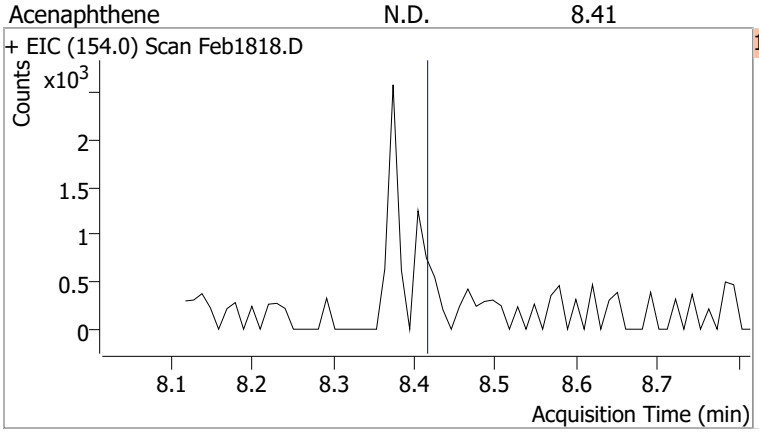

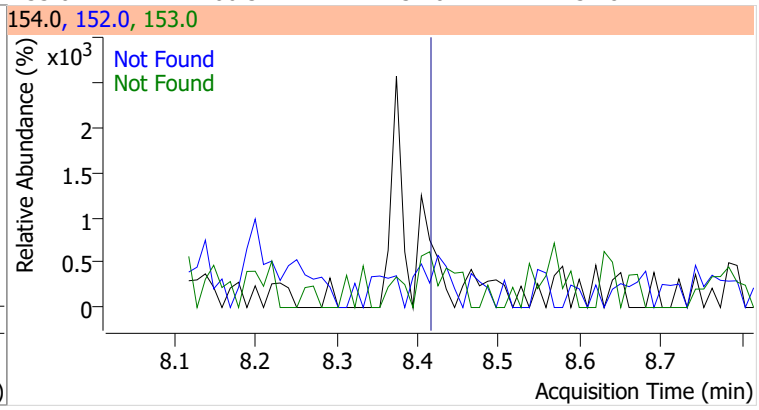

Compound	Conc.	RT	Dev(Min)	Resp.	QIon	QRatio	Lower	Upper
2,4-Dinitrophenol		0		0	154.0		43.9	81.5

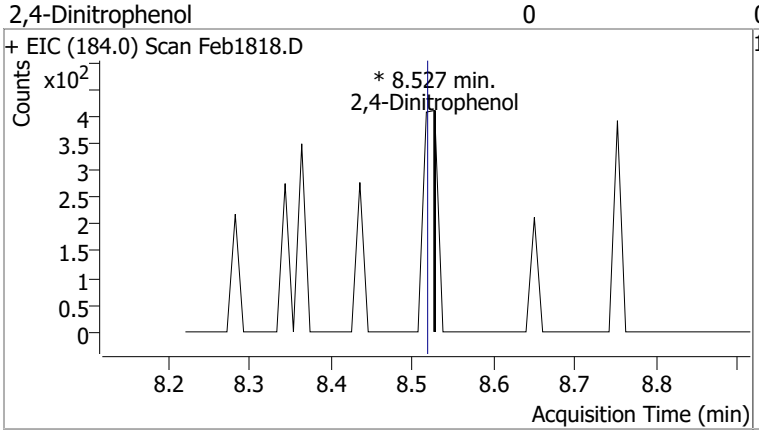

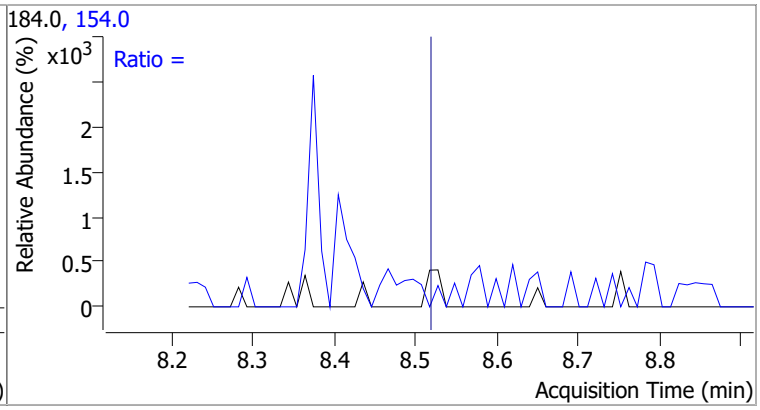

Compound	Conc.	Exp RT	QIon	Exp Ratio
Dibenzofuran	N.D.	8.63	139.0	37.5

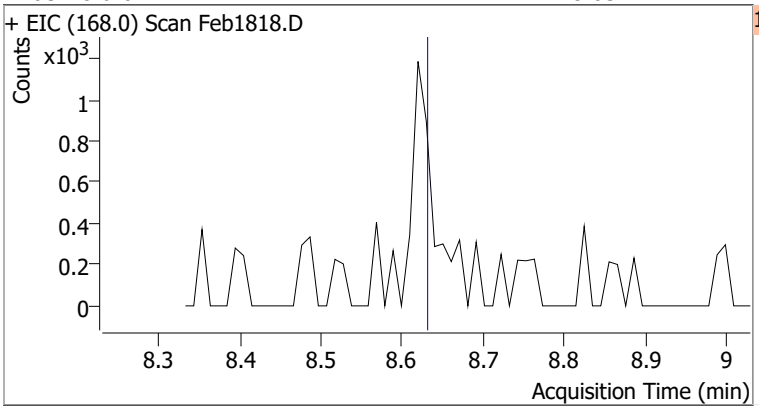

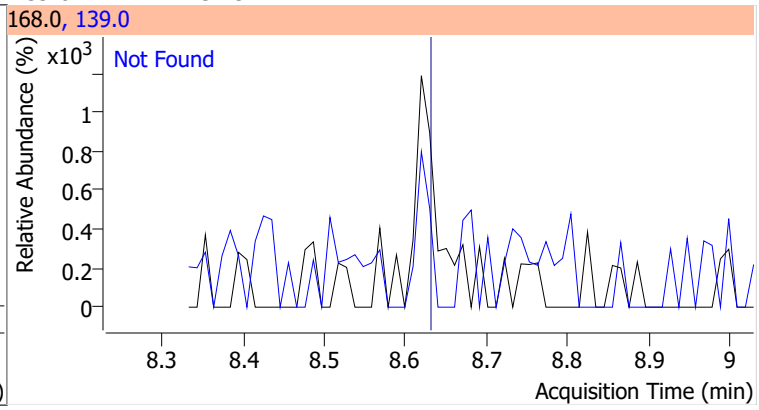

Compound	Conc.	Exp RT	QIon	Exp Ratio	QIon	Exp Ratio
2,4-Dinitrotoluene	N.D.	8.67	89.0	79.2	63.0	48.4

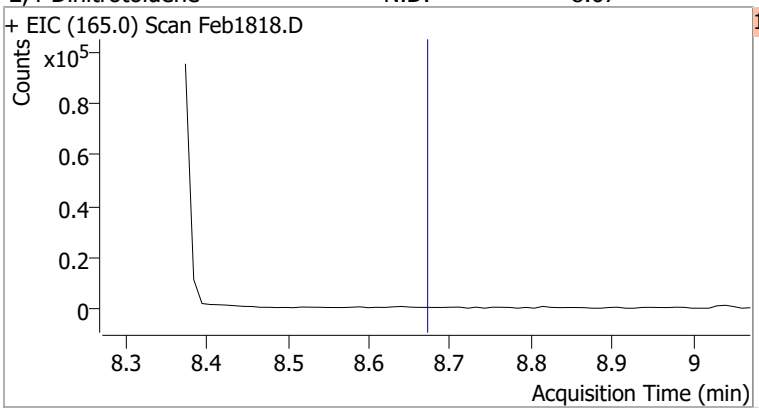

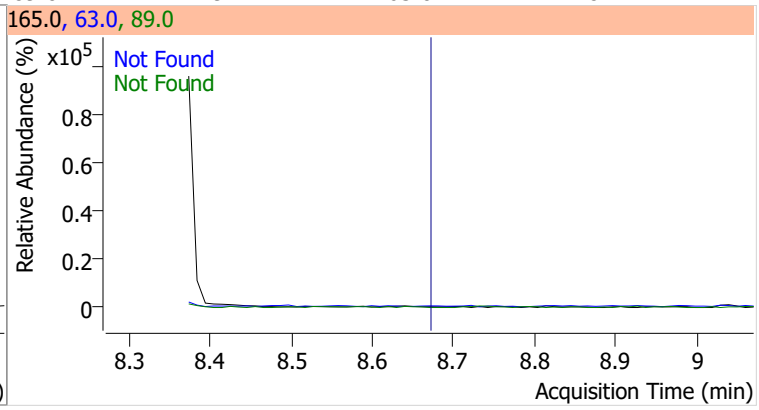

Compound	Conc.	Exp RT	QIon	Exp Ratio	QIon	Exp Ratio
4-Nitrophenol	N.D.	8.70	65.0	72.0	139.0	71.1

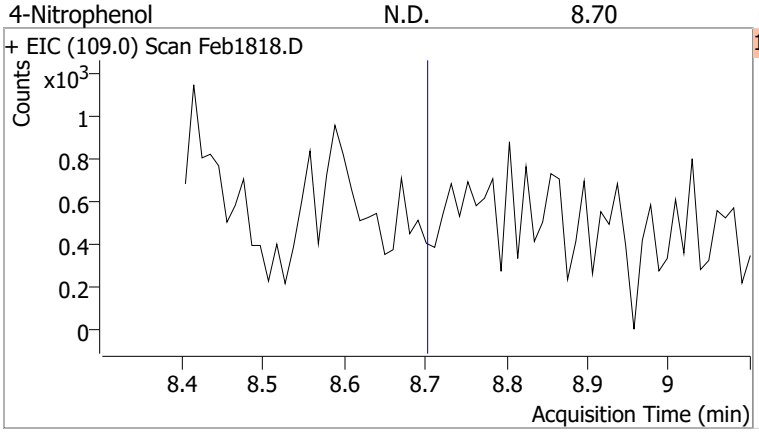

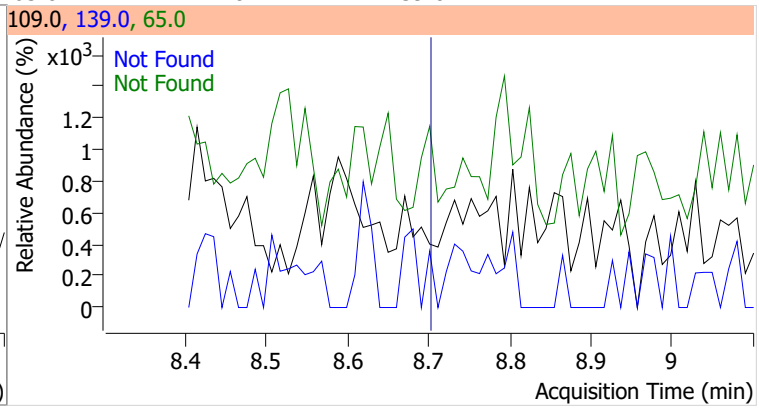

Compound	Conc.	Exp RT	QIon	Exp Ratio	QIon	Exp Ratio
Diethylphthalate	N.D.	9.00	177.0	20.7	150.0	12.5

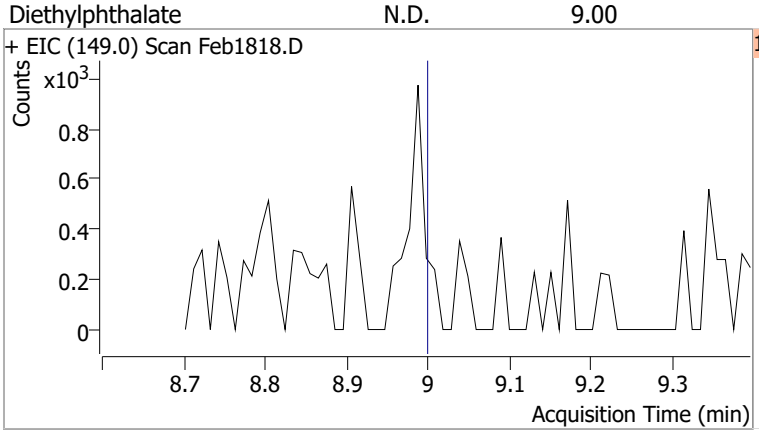

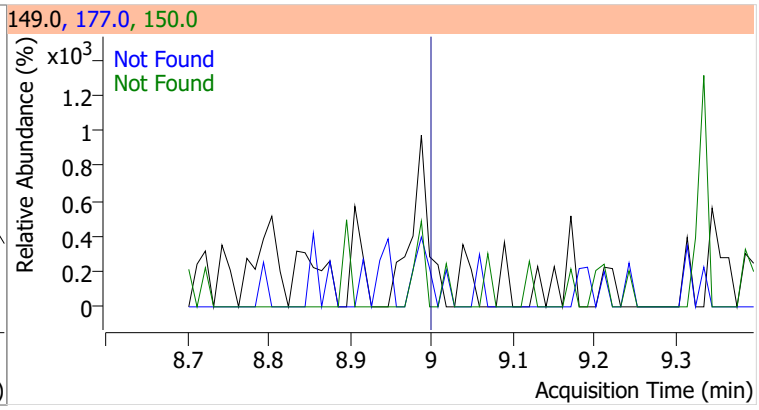

Compound	Conc.	Exp RT	QIon	Exp Ratio	QIon	Exp Ratio
Fluorene	N.D.	9.04	165.0	93.4	167.0	13.7

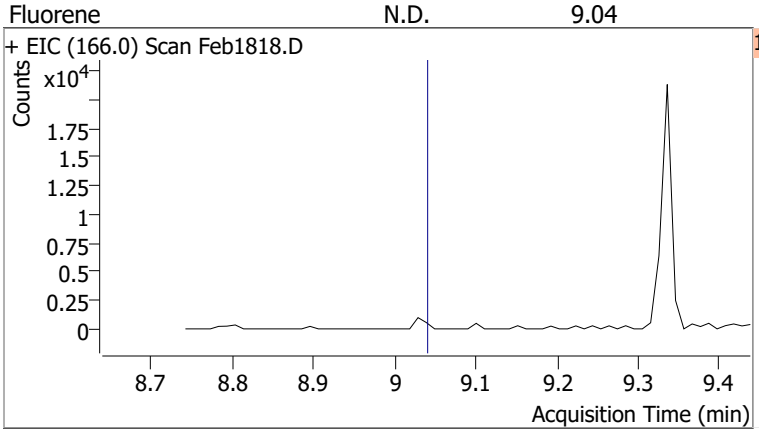

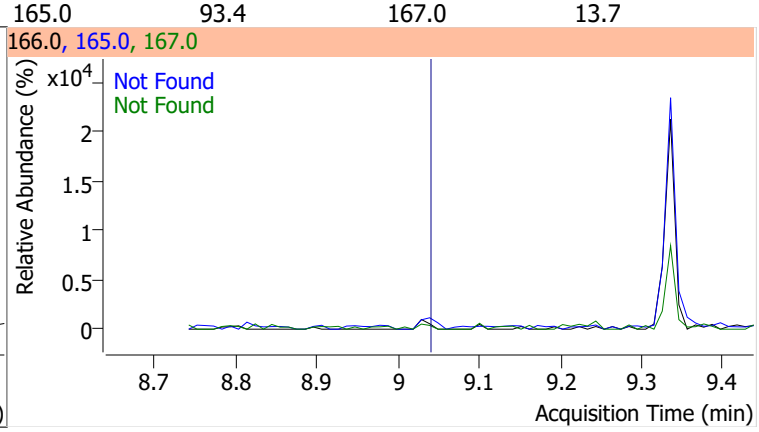

Compound	Conc.	Exp RT	QIon	Exp Ratio	QIon	Exp Ratio
4-Chlorophenyl-phenylether	N.D.	9.07	141.0	61.2	206.0	33.8

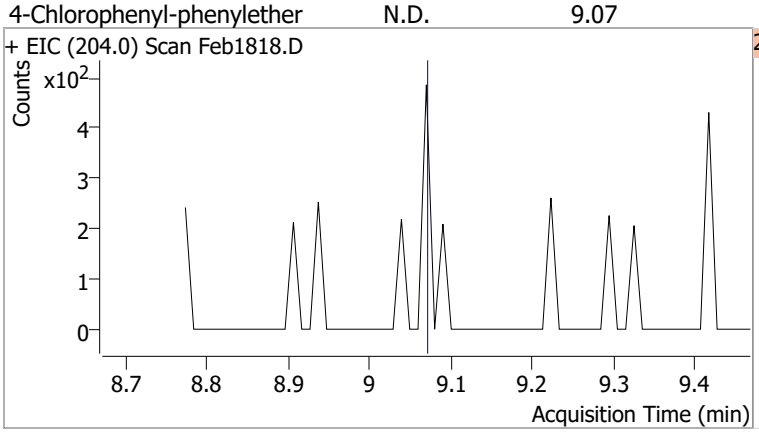

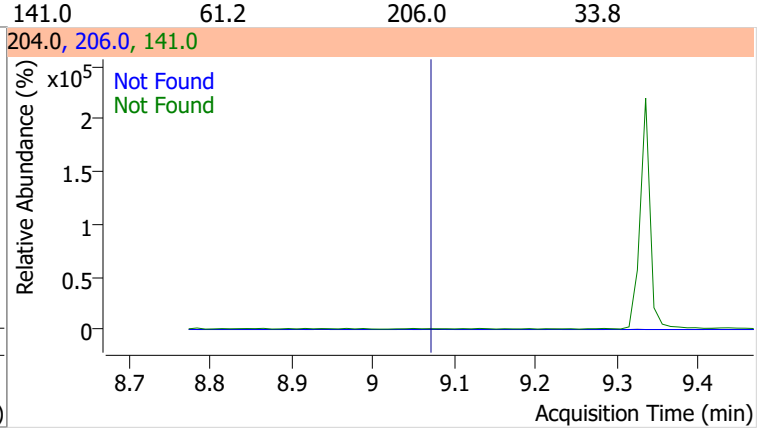

Compound	Conc.	Exp RT	QIon	Exp Ratio	QIon	Exp Ratio
4-Nitroaniline	N.D.	9.14	65.0	112.7	92.0	49.3

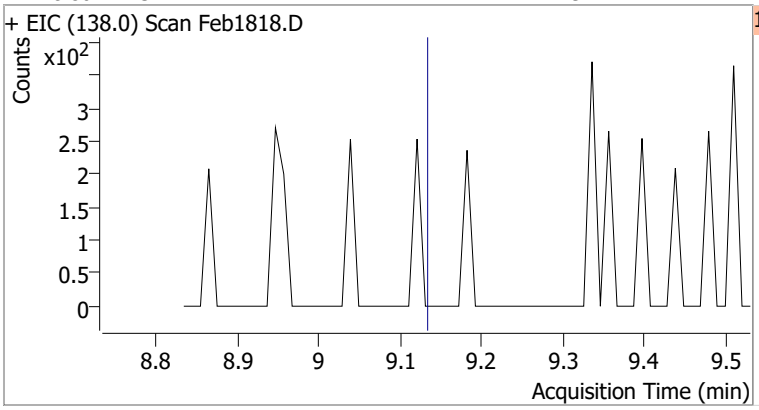

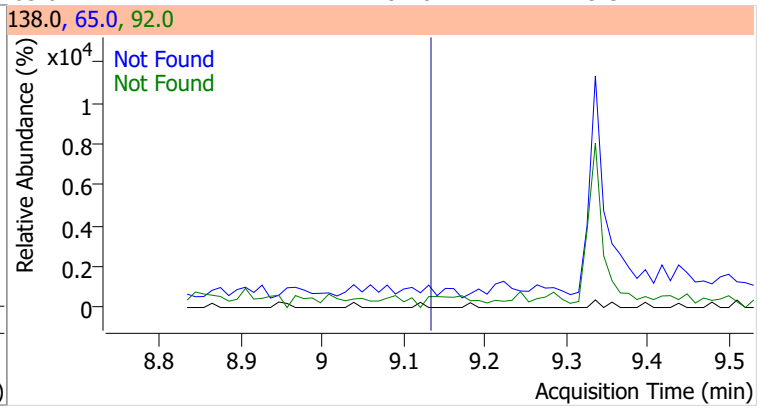

Compound	Conc.	RT	Dev(Min)	Resp.	QIon	QRatio	Lower	Upper
4,6-Dinitro-2-methylphenol		0		0	121.0		35.1	65.3

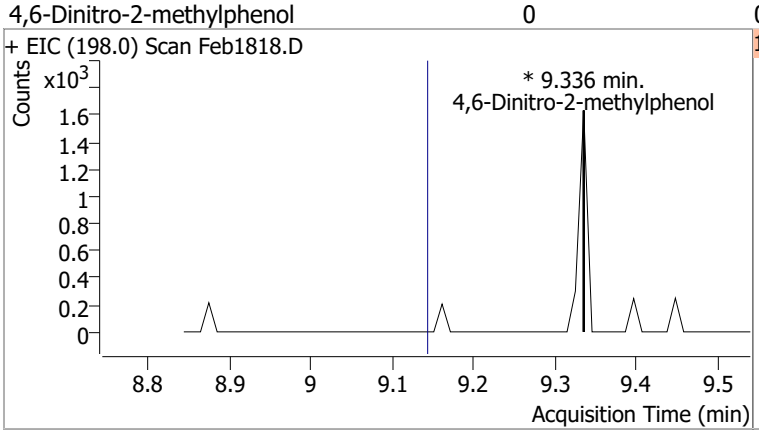

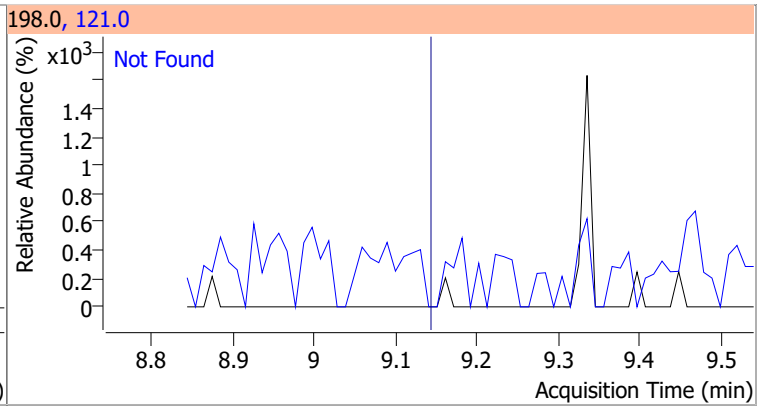

Compound	Conc.	Exp RT	QIon	Exp Ratio	QIon	Exp Ratio
N-nitrosodiphenylamine	N.D.	9.23	168.0	62.8	167.0	34.1

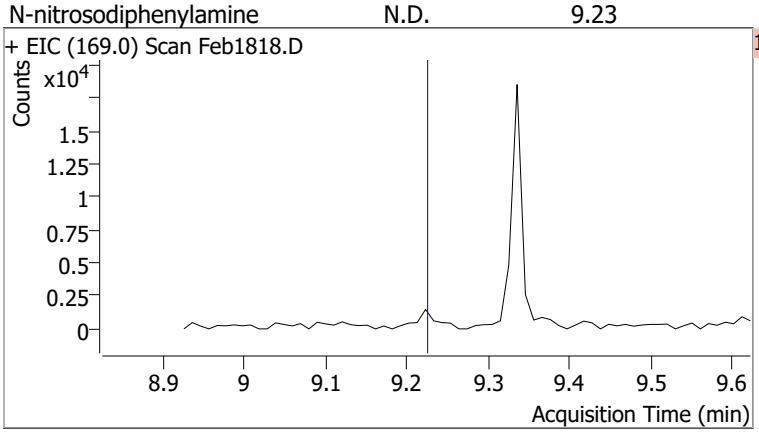

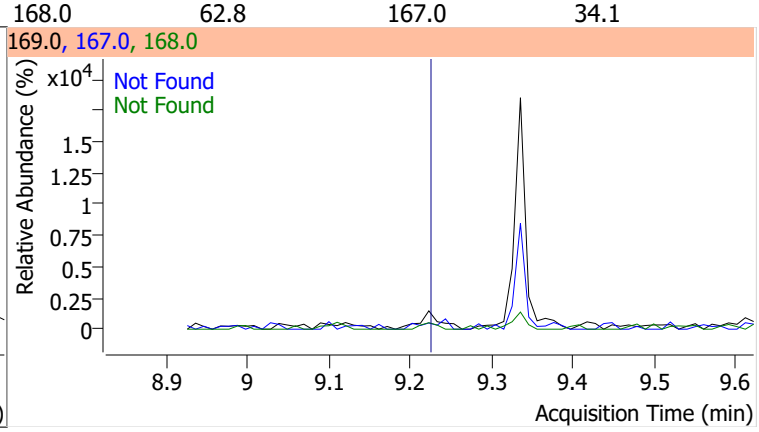

Compound	Conc.	Exp RT	QIon	Exp Ratio	QIon	Exp Ratio
Azobenzene	N.D.	9.26	51.0	45.2	182.0	24.1

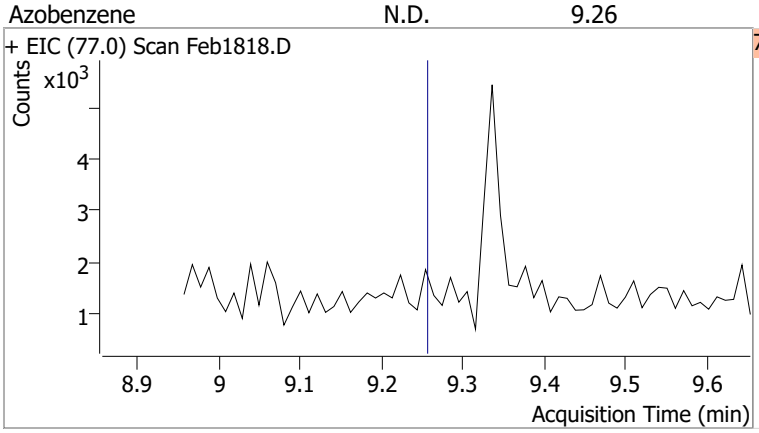

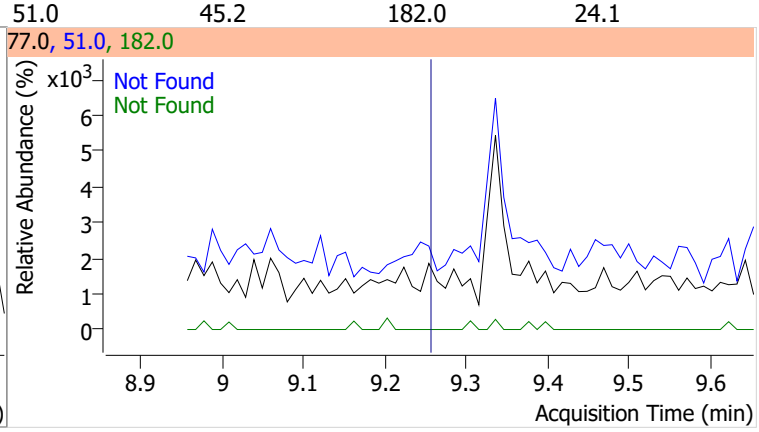

Compound	Conc.	RT	Dev(Min)	Resp.	QIon	QRatio	Lower	Upper
2,4,6-Tribromophenol	167.4576	9.34	0.00	304704	331.8	87.2	68.5	127.2

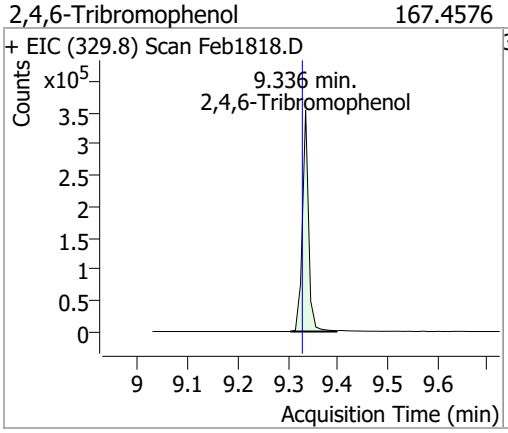

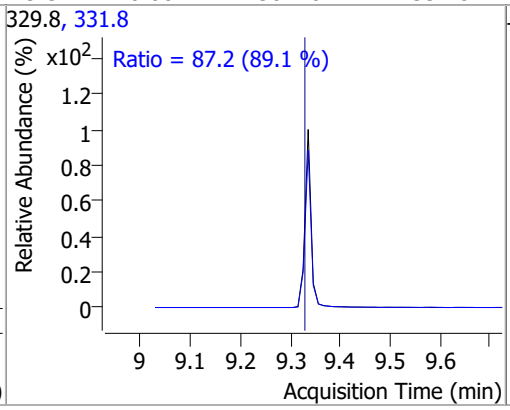

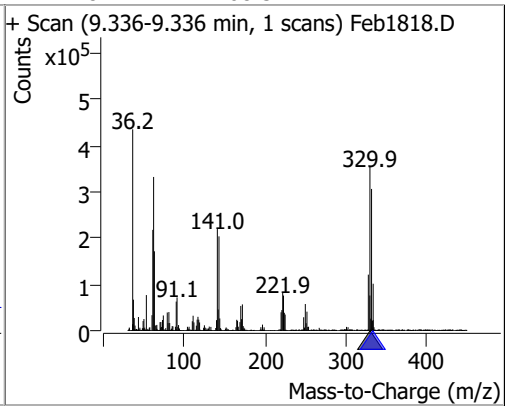

Compound	Conc.	Exp RT	QIon	Exp Ratio	QIon	Exp Ratio
4-Bromophenyl-phenylether	N.D.	9.65	141.0	98.8	250.0	98.2

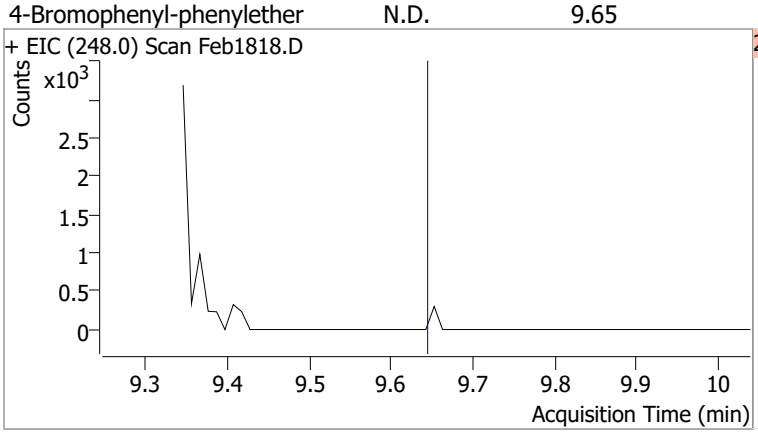

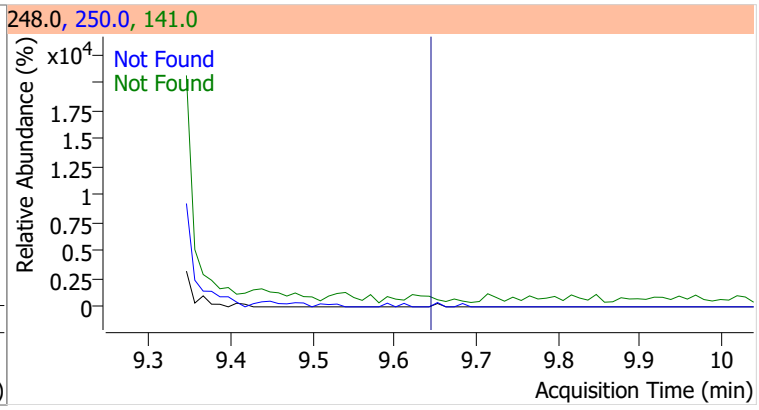

Compound	Conc.	Exp RT	QIon	Exp Ratio
Hexachlorobenzene	N.D.	9.69	142.0	53.8

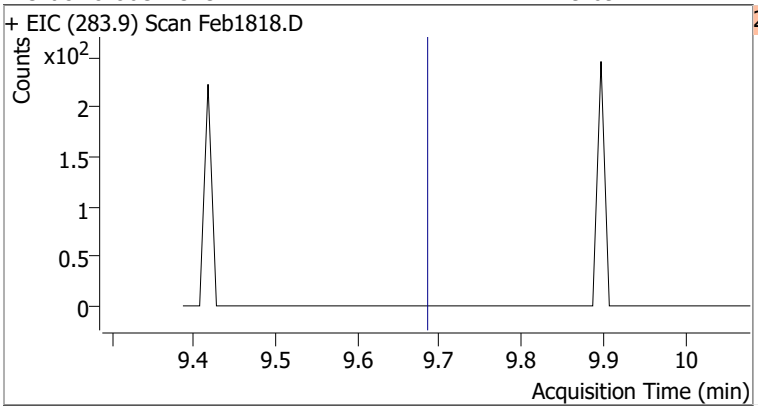

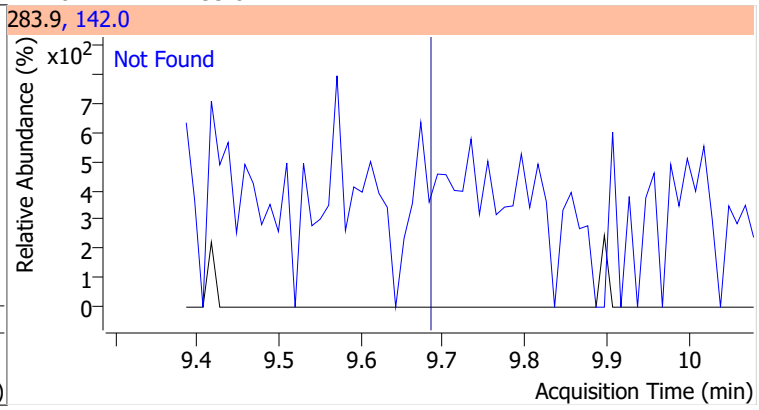

Compound	Conc.	Exp RT	QIon	Exp Ratio	QIon	Exp Ratio
Pentachlorophenol	N.D.	9.97	267.9	59.4	263.9	58.9

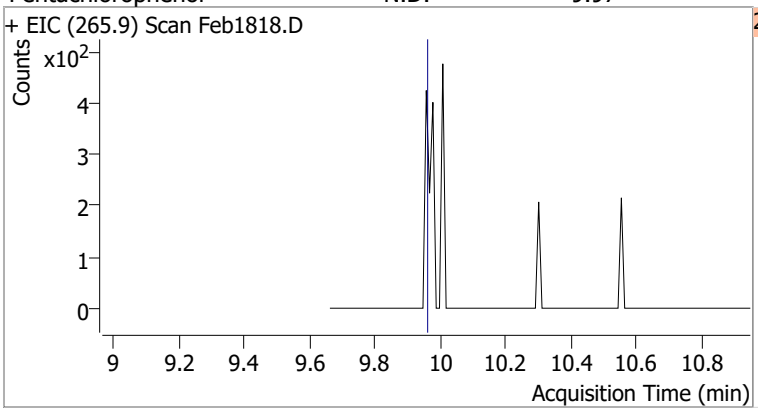

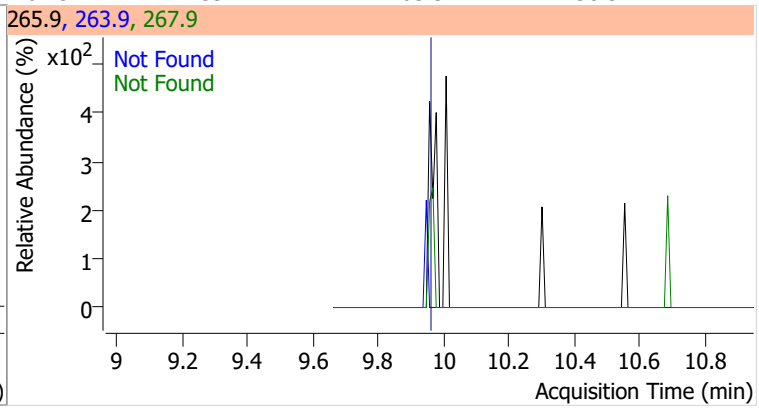

Compound	Conc.	Exp RT	QIon	Exp Ratio
Phenanthrene	N.D.	10.18	176.0	18.5

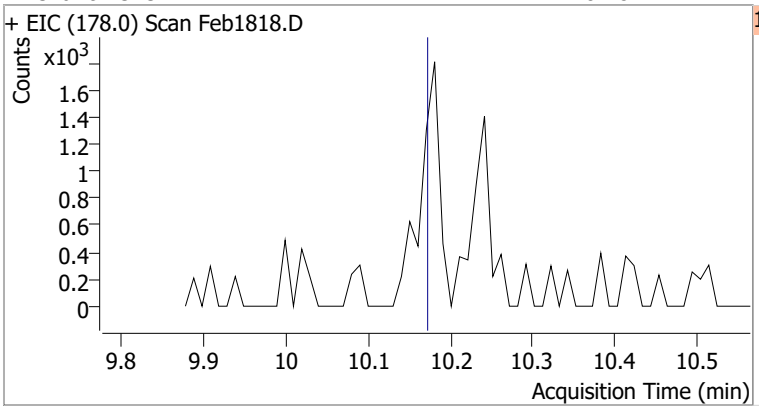

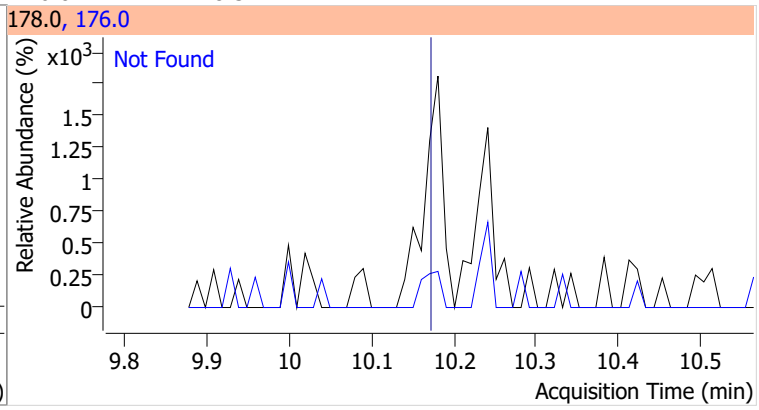

Compound	Conc.	Exp RT	QIon	Exp Ratio
Anthracene	N.D.	10.25	176.0	18.4

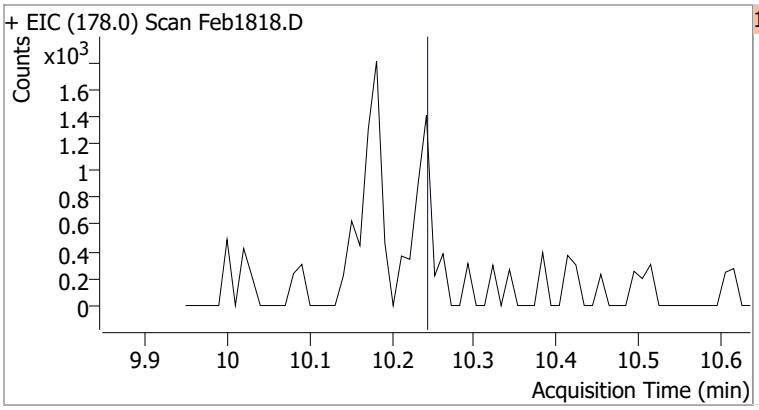

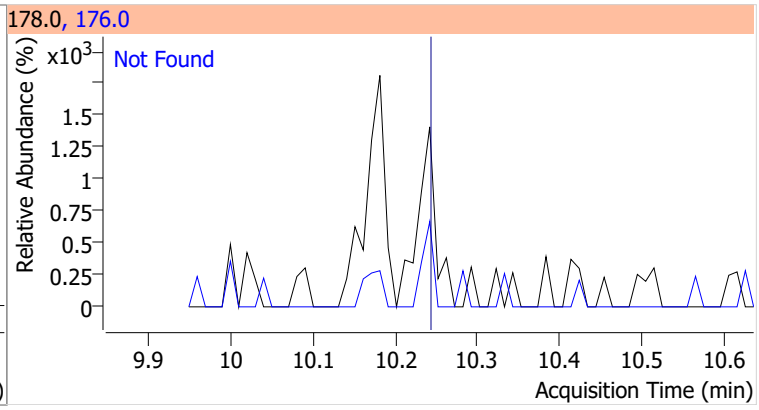

Compound	Conc.	Exp RT	QIon	Exp Ratio	QIon	Exp Ratio
Triallate	N.D.	10.31	268.0	24.1	143.0	22.5

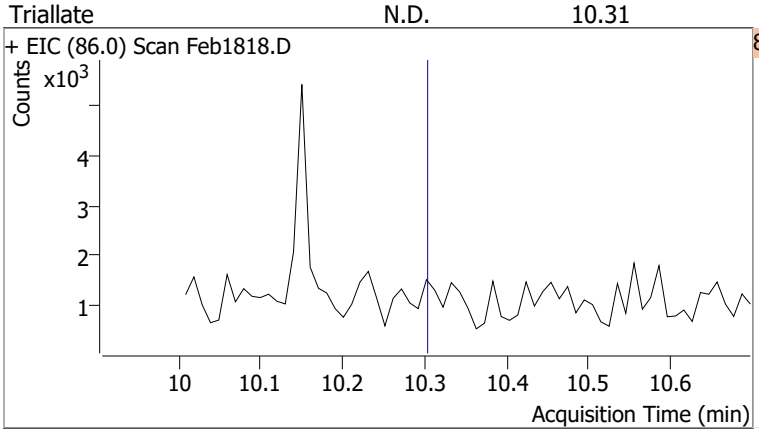

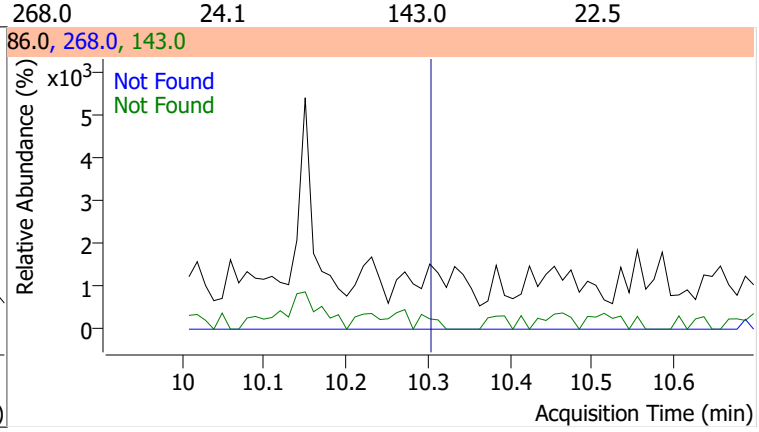

Compound	Conc.	Exp RT	QIon	Exp Ratio
Carbazole	N.D.	10.49	139.0	12.8

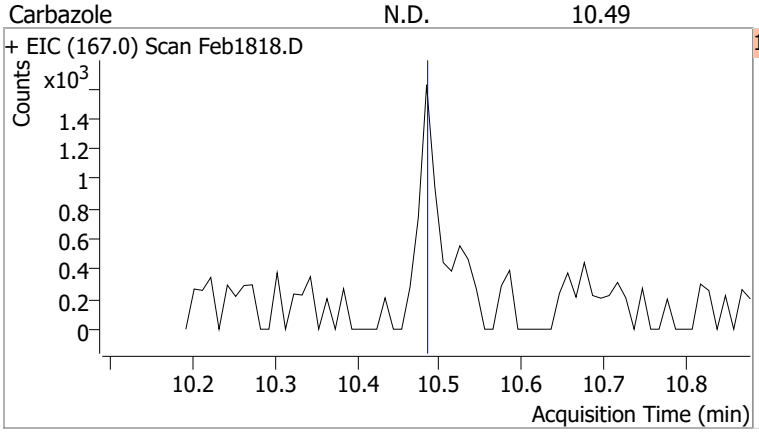

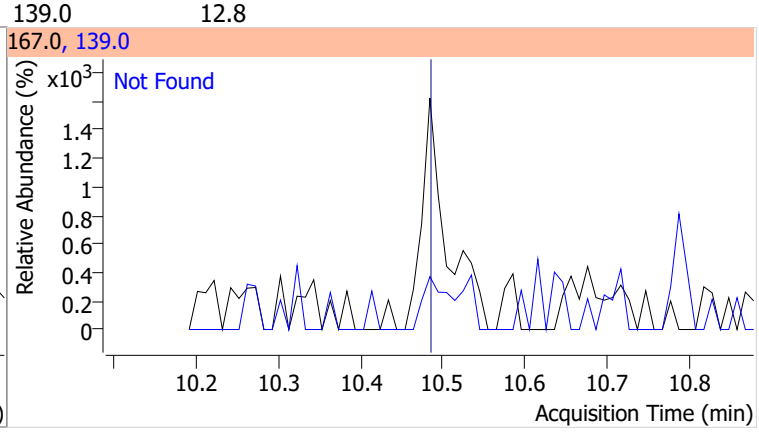

Compound	Conc.	Exp RT	QIon	Exp Ratio	QIon	Exp Ratio
o-Terphenyl	N.D.	10.70	229.0	64.9	215.0	37.0

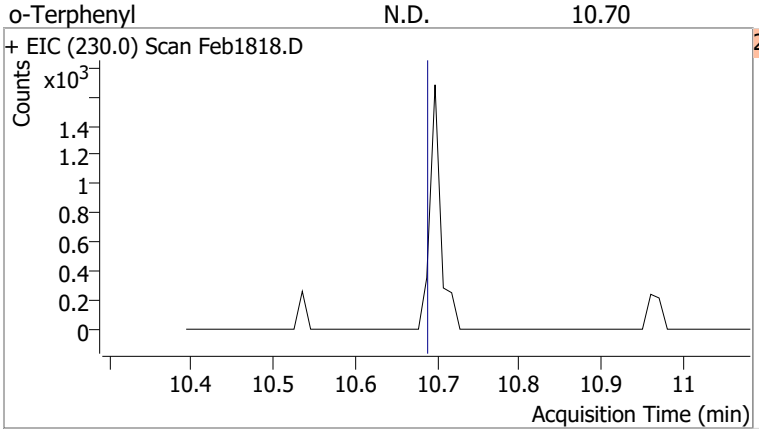

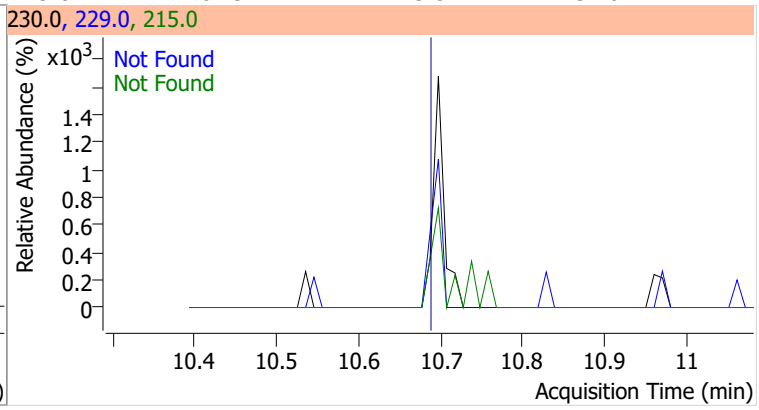

Compound	Conc.	Exp RT	QIon	Exp Ratio	QIon	Exp Ratio
Di-n-Butylphthalate	N.D.	11.08	150.0	9.1	104.0	6.4

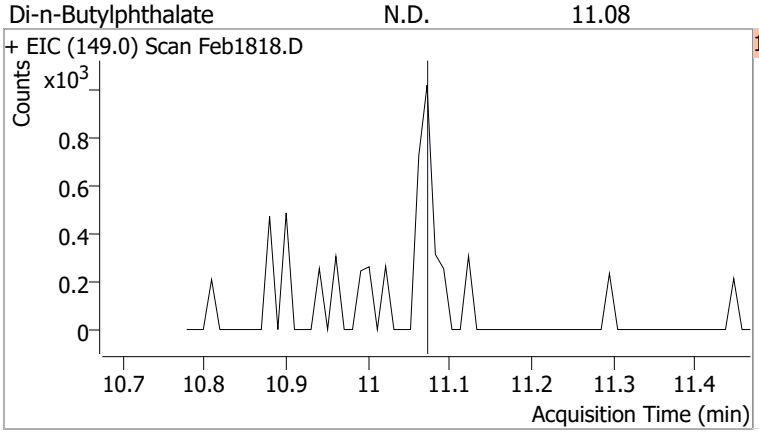

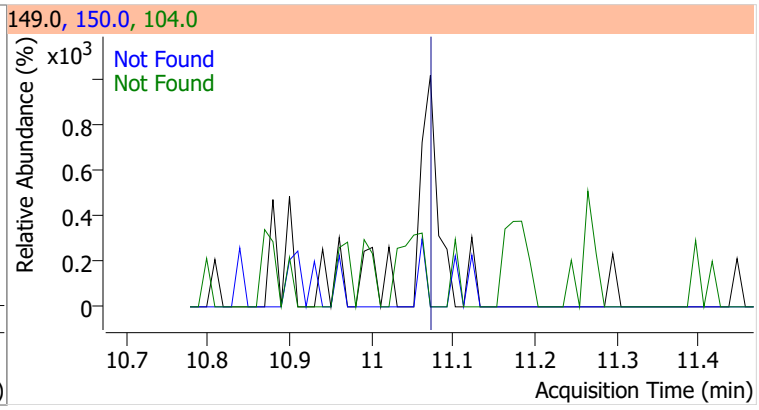

Compound	Conc.	Exp RT	QIon	Exp Ratio
Fluoranthene	N.D.	11.95	101.0	13.4

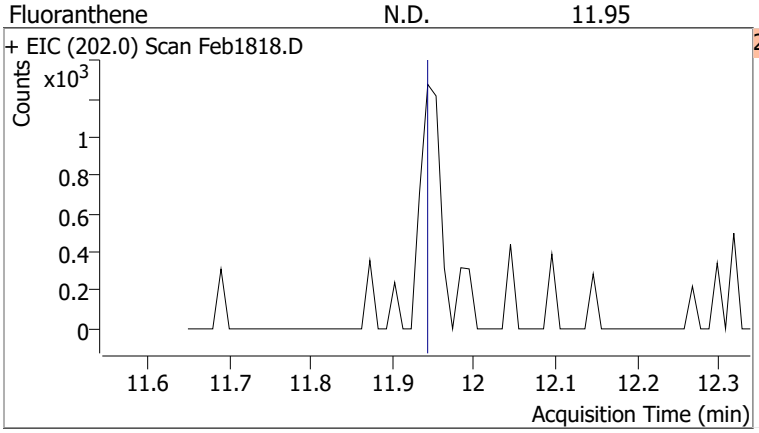

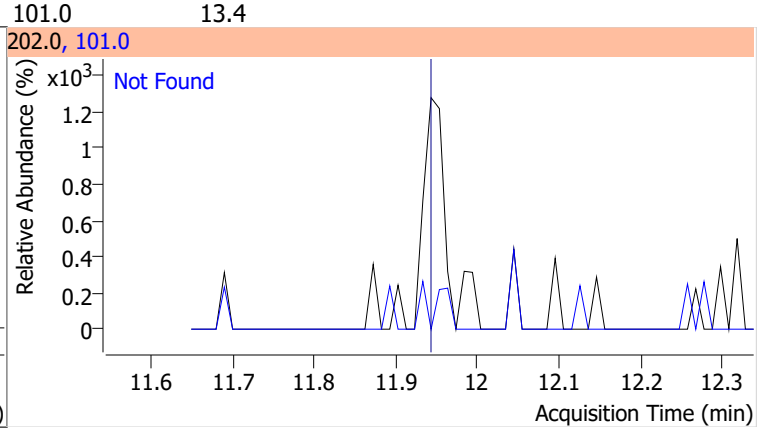

Compound	Conc.	RT	Dev(Min)	Resp.	QIon	QRatio	Lower	Upper
Benzidine		0		0	183.0		8.3	15.4
					92.0		5.8	10.8

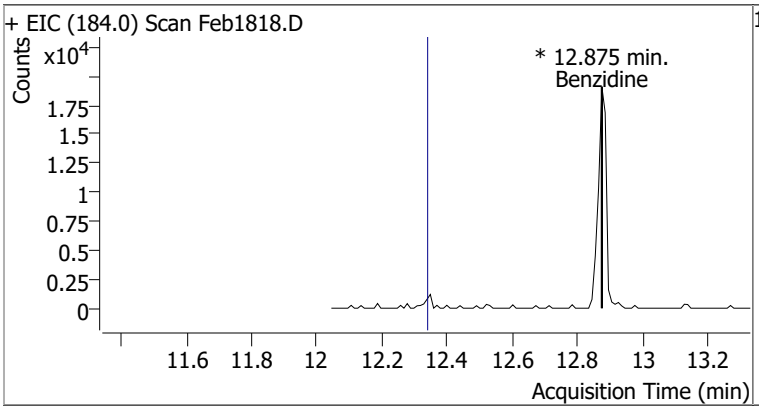

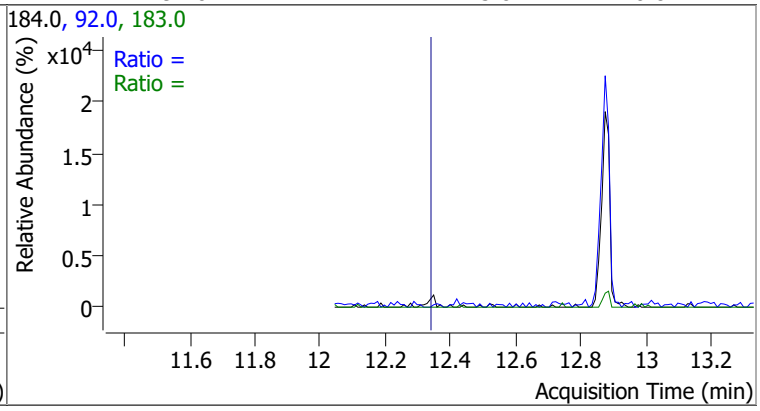

Compound	Conc.	Exp RT	QIon	Exp Ratio
Pyrene	N.D.	12.38	101.0	15.9

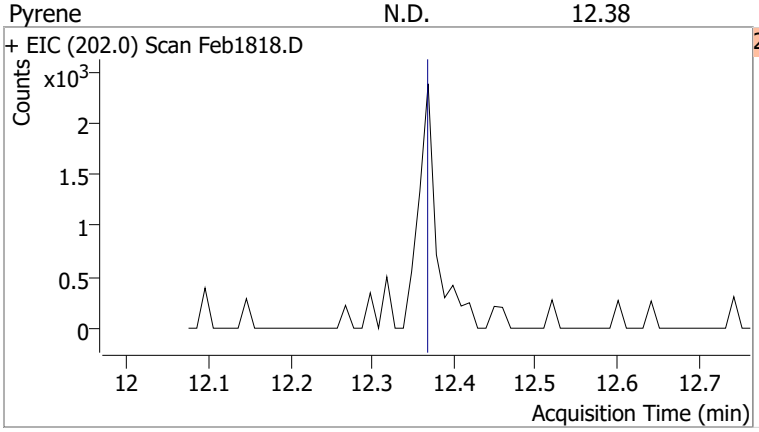

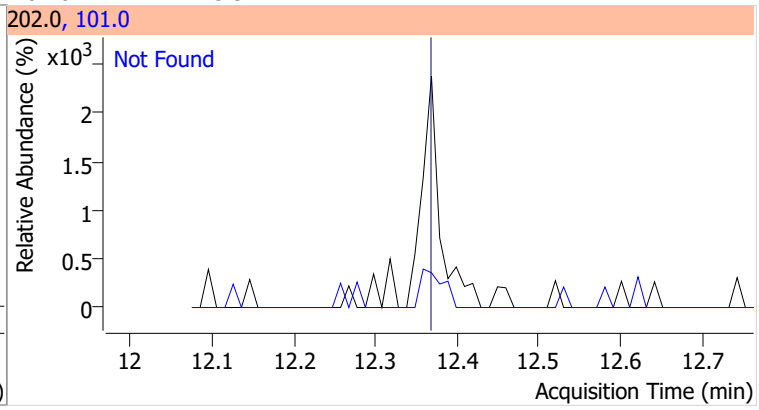

Compound	Conc.	RT	Dev(Min)	Resp.	QIon	QRatio	Lower	Upper
Terphenyl-d14	103.2925	12.88	0.00	1945113	122.0	14.4	10.1	18.7

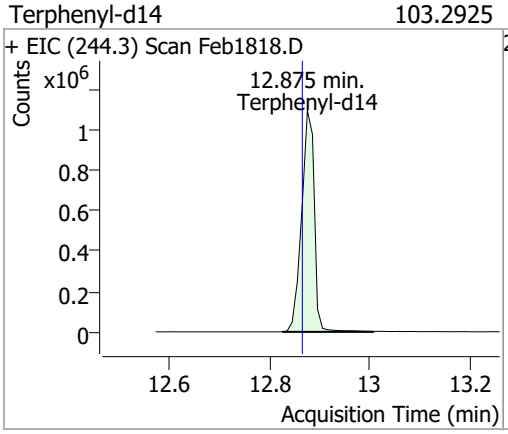

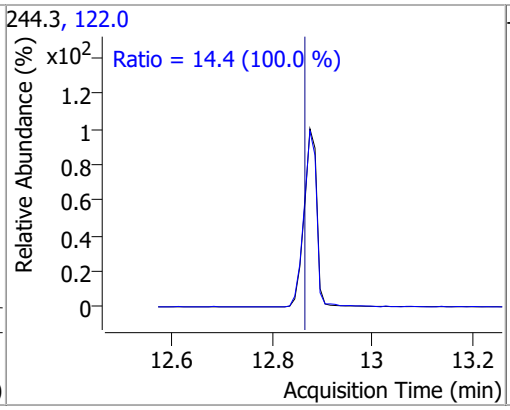

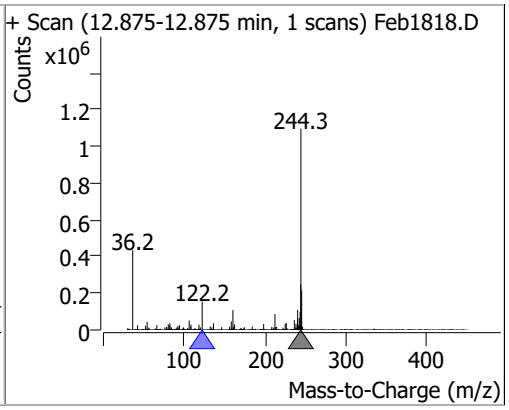

Compound	Conc.	Exp RT	QIon	Exp Ratio	QIon	Exp Ratio
Butylbenzylphthalate	N.D.	14.32	91.0	85.1	206.0	17.5

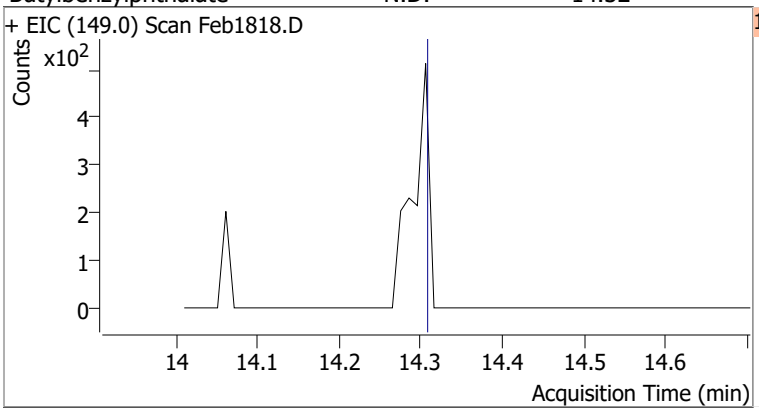

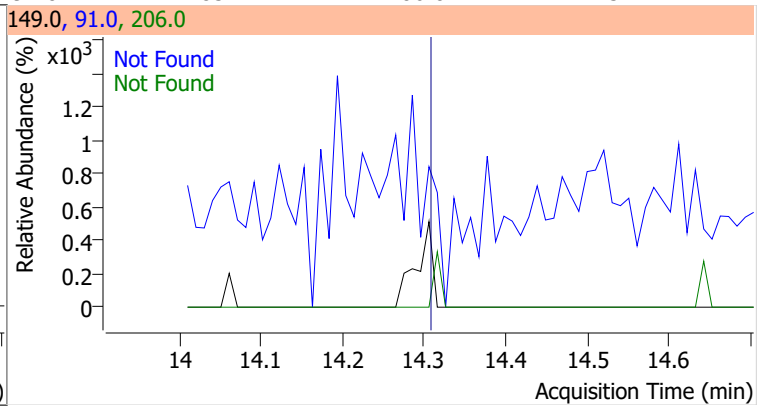

Compound	Conc.	Exp RT	QIon	Exp Ratio	QIon	Exp Ratio
Benzo(a)Anthracene	N.D.	15.51	226.0	26.8	229.0	21.1

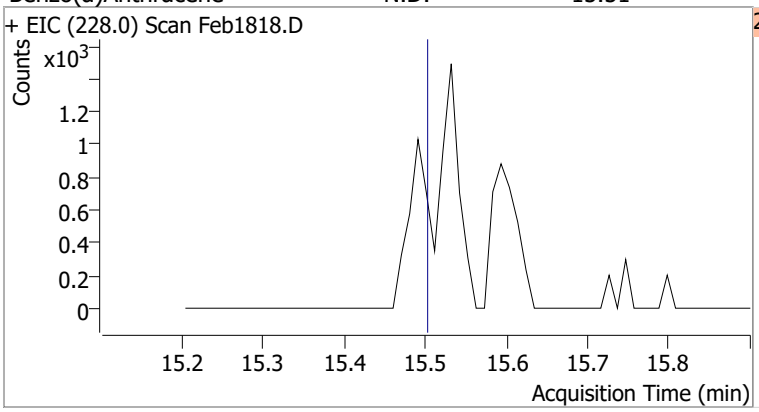

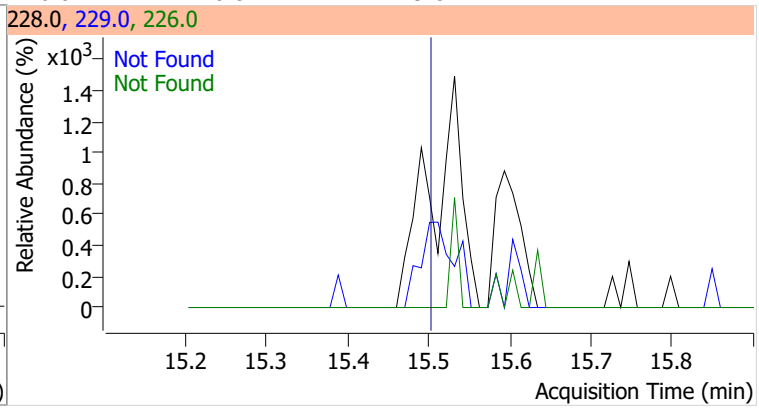

Compound	Conc.	Exp RT	QIon	Exp Ratio	QIon	Exp Ratio
Chrysene	N.D.	15.62	226.0	28.4	229.0	19.7

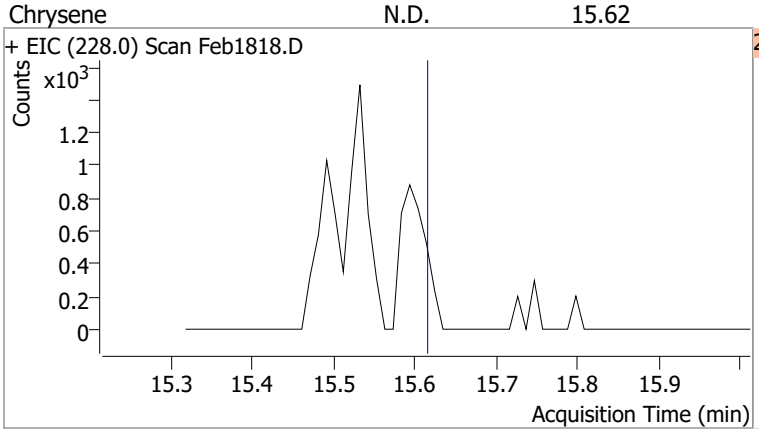

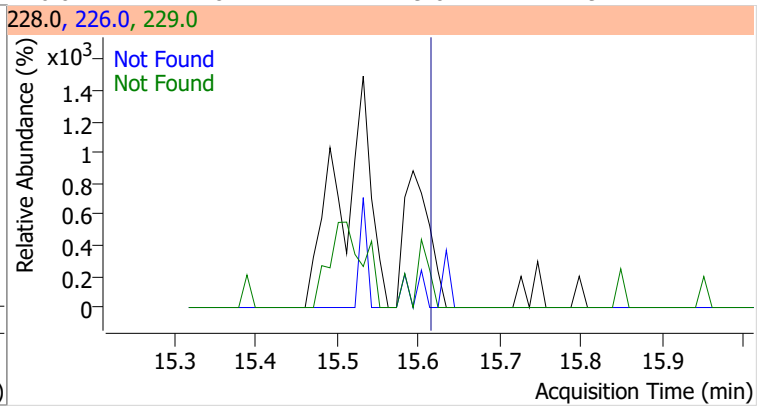

Compound	Conc.	Exp RT	QIon	Exp Ratio
3,3-Dichlorobenzidine	N.D.	15.69	254.0	64.2

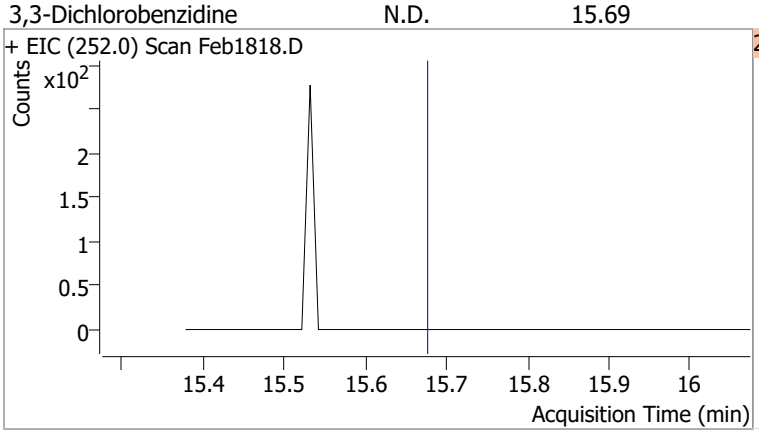

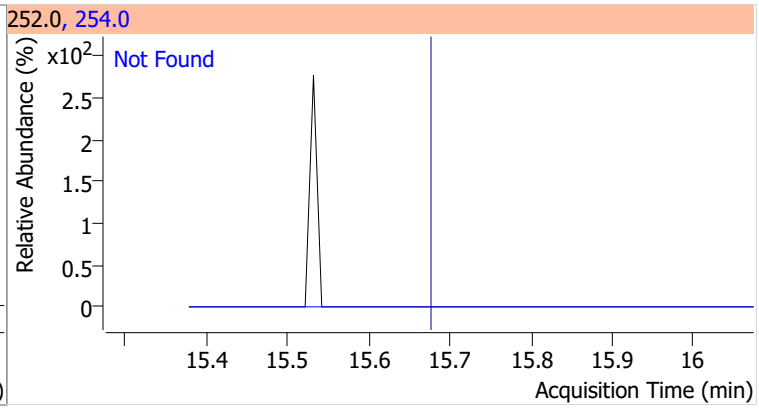

Compound	Conc.	Exp RT	QIon	Exp Ratio	QIon	Exp Ratio
bis(2-ethylhexyl)Phthalate	N.D.	16.37	149.0	390.8	279.0	15.0

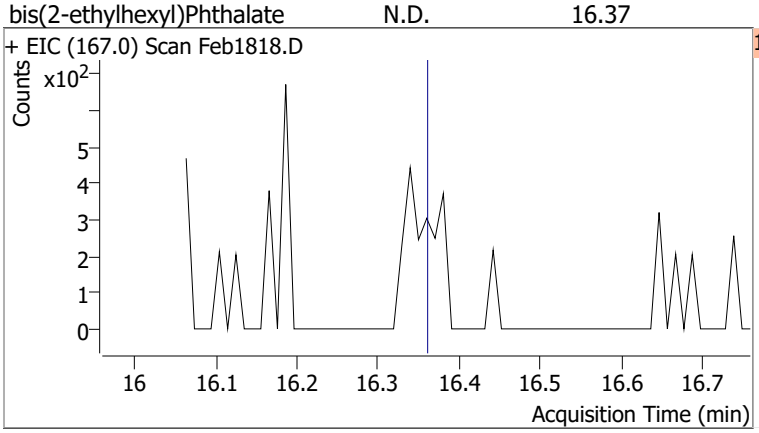

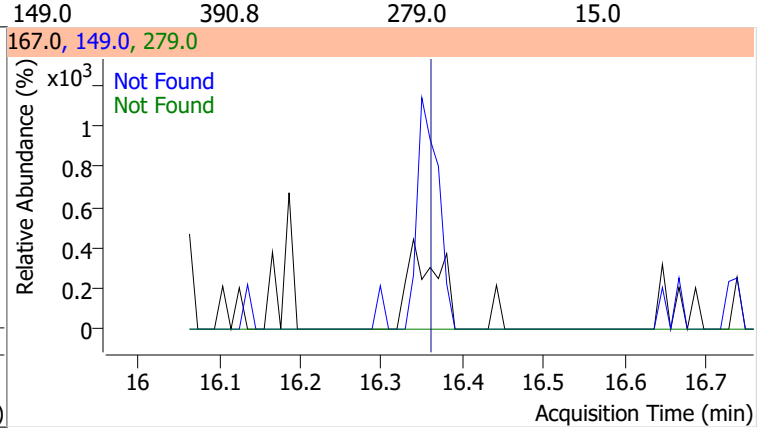

Compound	Conc.	Exp RT	QIon	Exp Ratio
Di-n-octyl Phthalate	N.D.	18.13	150.0	10.0

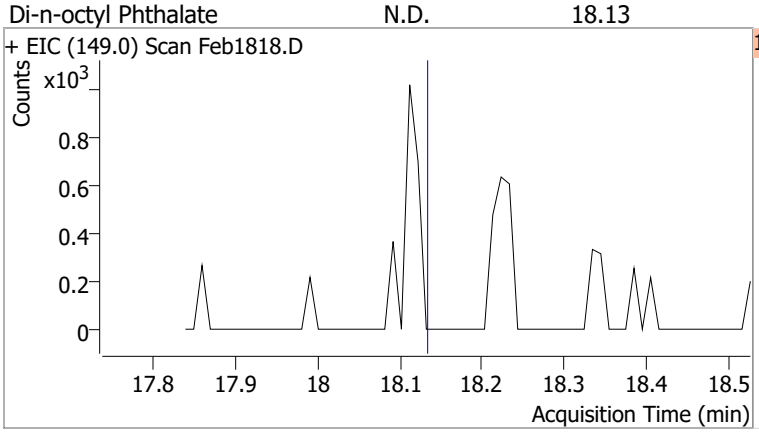

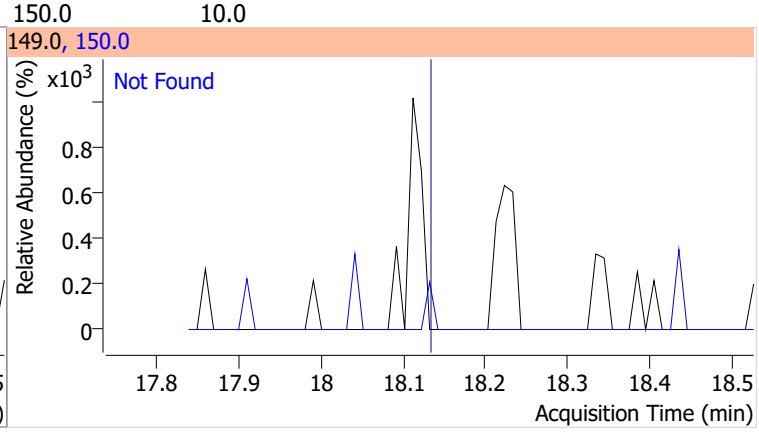

Compound	Conc.	Exp RT	QIon	Exp Ratio
Benzo(b)fluoranthene	N.D.	18.38	253.0	22.3

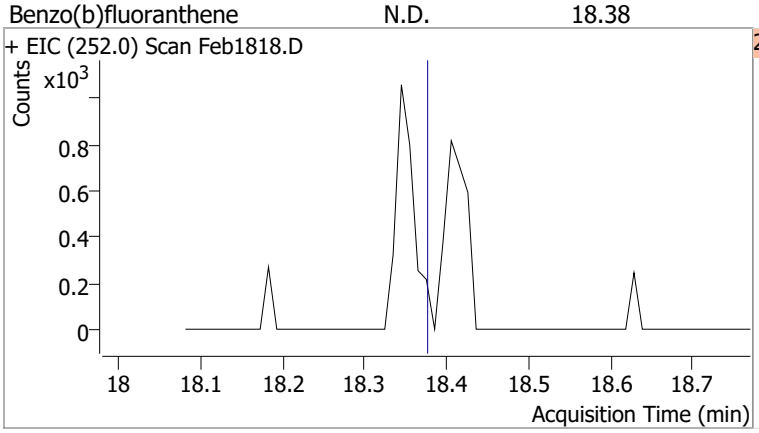

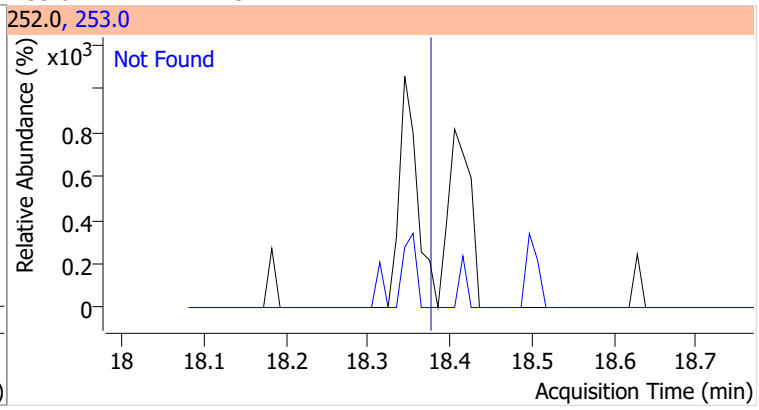

Compound	Conc.	Exp RT	QIon	Exp Ratio
Benzo(k)fluoranthene	N.D.	18.45	253.0	22.0

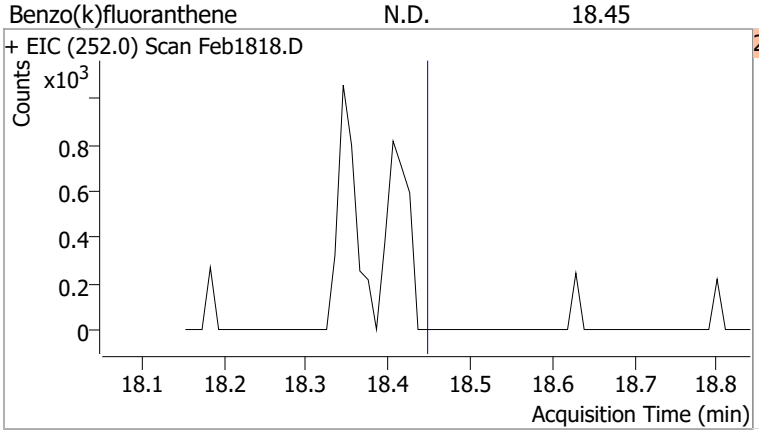

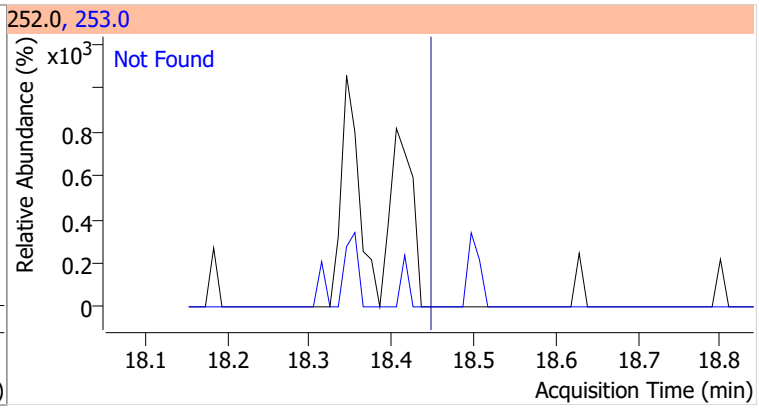

Compound	Conc.	Exp RT	QIon	Exp Ratio
Benzo(a)pyrene	N.D.	18.98	253.0	21.5

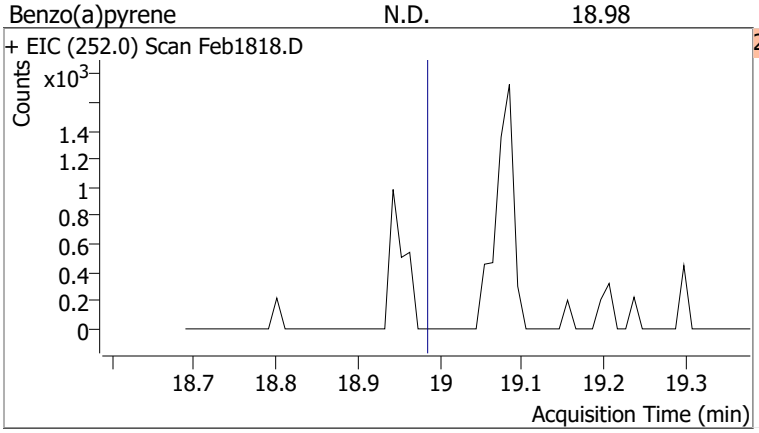

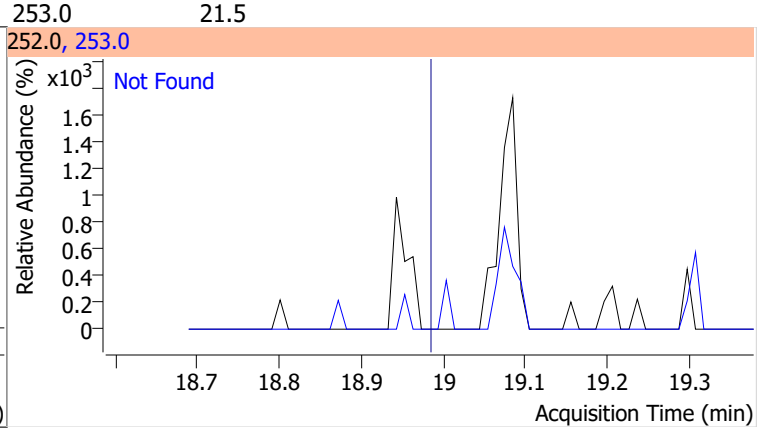

Compound	Conc.	Exp RT	QIon	Exp Ratio
Indeno(1,2,3-c,d)pyrene	N.D.	20.76	138.0	29.6

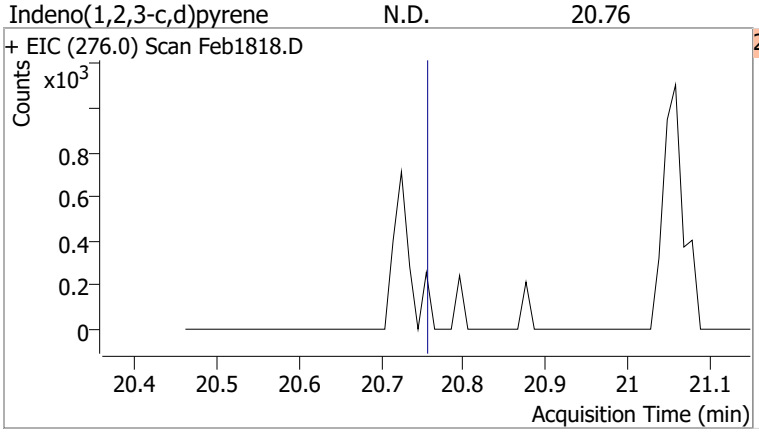

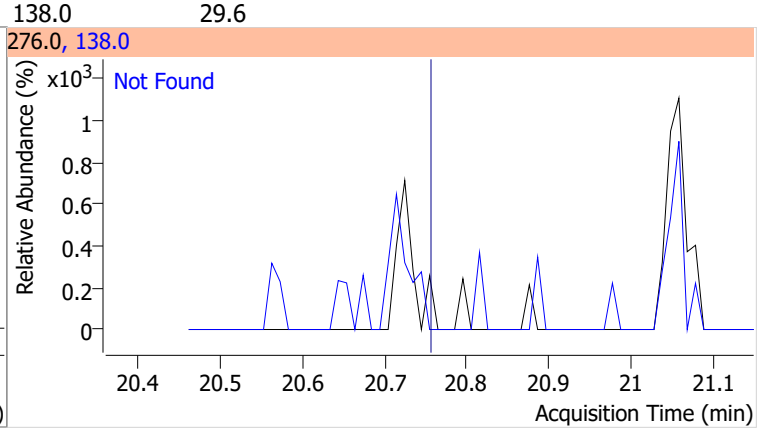

Compound	Conc.	Exp RT	QIon	Exp Ratio	QIon	Exp Ratio
Dibenzo(a,h)anthracene	N.D.	20.82	139.0	25.2	279.0	24.1

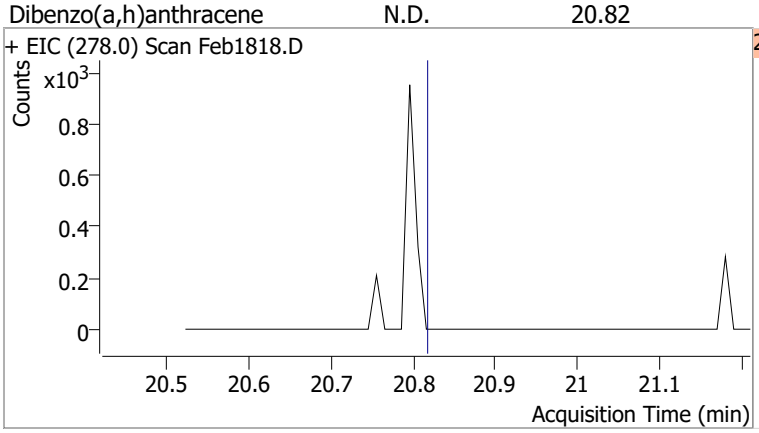

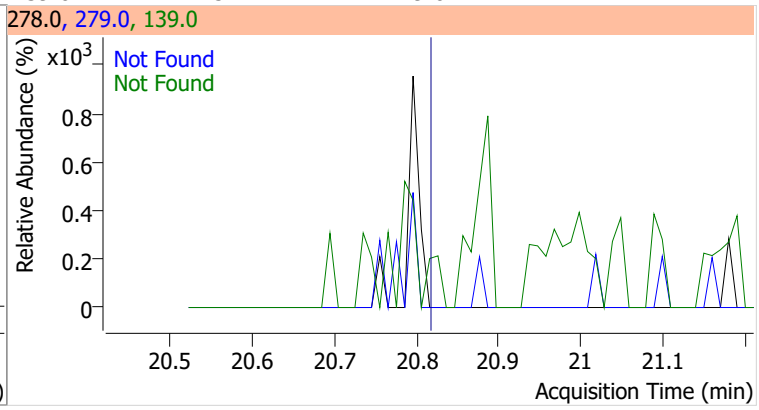

Compound	Conc.	Exp RT	QIon	Exp Ratio	QIon	Exp Ratio
Benzo(g,h,i)perylene	N.D.	21.09	138.0	33.0	277.0	23.2

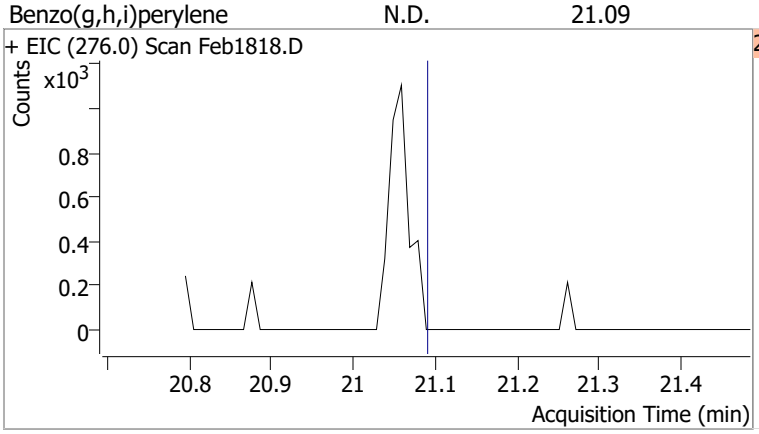

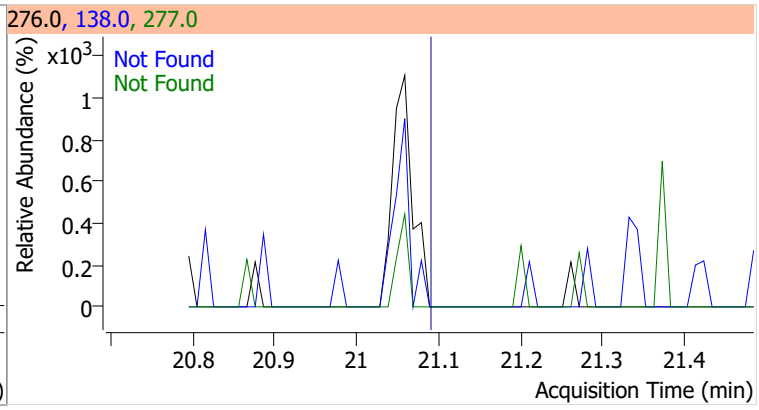

Quantitation Results Report (QT Reviewed)

Data File	Feb1819.D	Operator	LIMS import
Acq. Method	BNA+SIM.M	Acq. Date-Time	2/19/2022 5:42:55 PM
Sample Name	B22020415-006C	Instrument	Instrument #1
Vial	19	Multiplier	1.00
DA Method File		Comment	SVOC-8270-W-LARGO
Tune File	dftppdsm.u	Tune Date	2/18/2022 9:25:00 PM
Batch Name	021822 DoD BNA cal.batch.bin	Last Calib Update	2/19/2022 1:06:17 PM
Ref Library	D:\Org\Library\NIST129K.l		

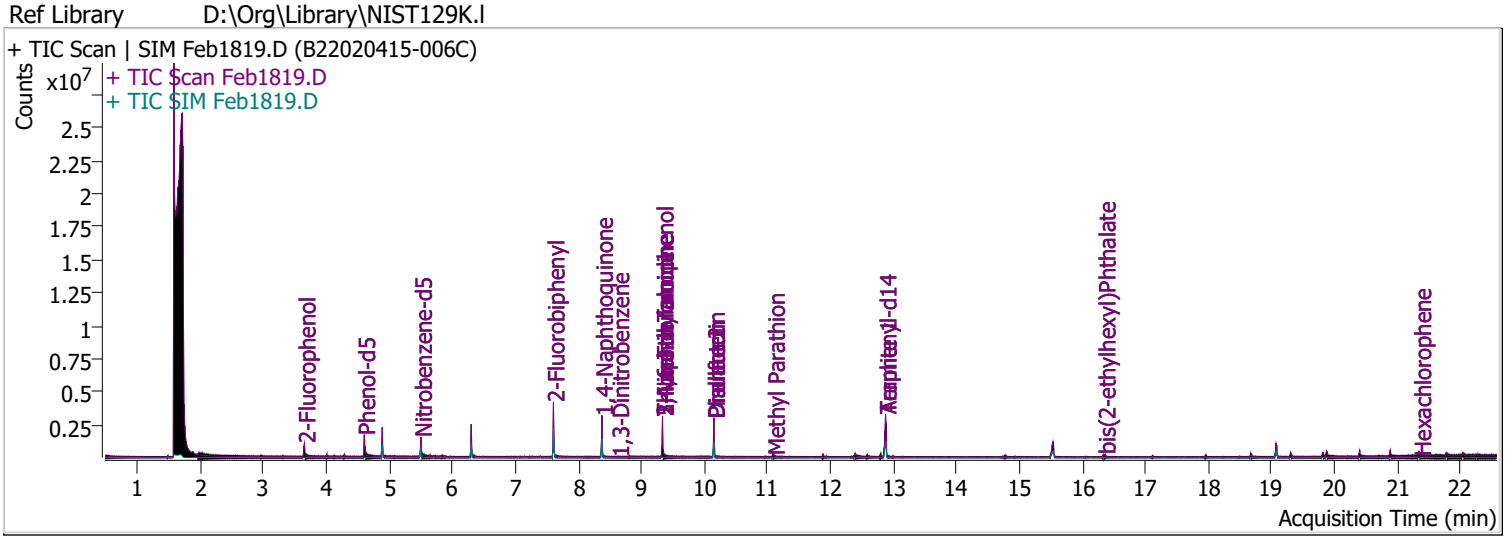

Compound	RT	QIon	Resp.	Conc.	Units		Dev(Min)
Internal Standards							
System Monitoring Compounds							
S 2-Fluorophenol	3.653	112.0	403711	48.3128	µg/L		0.000
Spiked Amount: 200.000	Range: 10.0 - 75.0%			Recovery = 24.16%			
S Phenol-d5	4.603	99.0	603318	55.0310	µg/L		-0.010
Spiked Amount: 200.000	Range: 10.0 - 65.0%			Recovery = 27.52%			
S Nitrobenzene-d5	5.502	82.0	377384	62.1913	µg/L		0.000
Spiked Amount: 100.000	Range: 32.0 - 94.0%			Recovery = 62.19%			
S 2-Fluorobiphenyl	7.605	172.0	1263545	68.5601	µg/L		0.000
Spiked Amount: 100.000	Range: 28.0 - 107.0%			Recovery = 68.56%			
S 2,4,6-Tribromophenol	9.336	329.8	238751	141.9139	µg/L		0.000
Spiked Amount: 200.000	Range: 25.0 - 140.0%			Recovery = 70.96%			
S Terphenyl-d14	12.875	244.3	1862114	101.5098	µg/L		0.000
Spiked Amount: 100.000	Range: 32.0 - 122.0%			Recovery = 101.51%			
Target Compounds							**QValue**
T N-Nitrosodimethylamine	0.000		0	N.D.			
T Pyridine	0.000		0	N.D.			
T Aniline	0.000		0	N.D.			
T Phenol	0.000		0	N.D.			
T bis(-2-Chloroethyl)Ether	0.000		0	N.D.			
T 2-Chlorophenol	0.000		0	N.D.			
T 1,3-Dichlorobenzene	0.000		0	N.D.			
T 1,4-Dichlorobenzene	0.000		0	N.D.			
T 1,2-Dichlorobenzene	0.000		0	N.D.			
T Benzyl Alcohol	0.000		0	N.D.			
T bis(2-chloroisopropyl)Ether	0.000		0	N.D.			
T 2-Methylphenol	0.000		0	N.D.			
T N-nitroso-Di-n-propylamine	5.502	70.0	0		µg/L	md	1
T 4Methylphenol/3Methylphenol	0.000		0	N.D.			
T Hexachloroethane	0.000		0	N.D.			

Compound	RT	QIon	Resp.	Conc.	Units		Dev(Min)
T Nitrobenzene	0.000		0	N.D.			
T Isophorone	0.000		0	N.D.			
T 2-Nitrophenol	0.000		0	N.D.			
T 2,4-Dimethylphenol	0.000		0	N.D.			
T bis(-2-Chloroethoxy)Methane	0.000		0	N.D.			
T 2,4-Dichlorophenol	0.000		0	N.D.			
T Benzoic Acid	0.000		0	N.D.			
T 1,2,4-Trichlorobenzene	0.000		0	N.D.			
T Naphthalene	0.000		0	N.D.			
T 4-Chlorophenol	6.301	130.0	0		µg/L	md	1
T p-Chloroaniline	0.000		0	N.D.			
T Hexachlorobutadiene	0.000		0	N.D.			
T 4-Chloro-2-Methylphenol	0.000		0	N.D.			
T 4-Chloro-3-Methylphenol	0.000		0	N.D.			
T 2-Methylnaphthalene	0.000		0	N.D.			
T 1-Methylnaphthalene	0.000		0	N.D.			
T Hexachlorocyclopentadiene	0.000		0	N.D.			
T 2,4,6-Trichlorophenol	0.000		0	N.D.			
T 2,4,5-Trichlorophenol	0.000		0	N.D.			
T 2-Chloronaphthalene	0.000		0	N.D.			
T 2-Nitroaniline	0.000		0	N.D.			
T Dimethyl Phthalate	8.374	163.0	0		µg/L	md	1
T 2,6-Dinitrotoluene	8.374	165.0	0		µg/L	md	1
T Acenaphthylene	0.000		0	N.D.			
T 3-Nitroaniline	0.000		0	N.D.			
T Acenaphthene	0.000		0	N.D.			
T 2,4-Dinitrophenol	0.000		0	N.D.			
T Dibenzofuran	0.000		0	N.D.			
T 2,4-Dinitrotoluene	9.029	165.0	0		µg/L	md	1
T 4-Nitrophenol	0.000		0	N.D.			
T Diethylphthalate	0.000		0	N.D.			
T Fluorene	0.000		0	N.D.			
T 4-Chlorophenyl-phenylether	0.000		0	N.D.			
T 4-Nitroaniline	0.000		0	N.D.			
T 4,6-Dinitro-2-methylphenol	9.336	198.0	0		µg/L	md	1
T N-nitrosodiphenylamine	0.000		0	N.D.			
T Azobenzene	0.000		0	N.D.			
T 4-Bromophenyl-phenylether	0.000		0	N.D.			
T Hexachlorobenzene	0.000		0	N.D.			
T Pentachlorophenol	0.000		0	N.D.			
T Phenanthrene	0.000		0	N.D.			
T Anthracene	0.000		0	N.D.			
T Triallate	0.000		0	N.D.			
T Carbazole	0.000		0	N.D.			
T o-Terphenyl	0.000		0	N.D.			
T Di-n-Butylphthalate	0.000		0	N.D.			
T Fluoranthene	0.000		0	N.D.			
T Benzidine	12.875	184.0	0		µg/L	md	1
T Pyrene	0.000		0	N.D.			
T Butylbenzylphthalate	0.000		0	N.D.			
T Benzo(a)Anthracene	0.000		0	N.D.			
T Chrysene	0.000		0	N.D.			
T 3,3-Dichlorobenzidine	0.000		0	N.D.			
T bis(2-ethylhexyl)Phthalate	16.350	167.0	5389	3.2424	µg/L	#	84
T Di-n-octyl Phthalate	0.000		0	N.D.			

Compound	RT	QIon	Resp.	Conc.	Units	Dev(Min)
T Benzo(b)fluoranthene	0.000		0	N.D.		
T Benzo(k)fluoranthene	0.000		0	N.D.		
T Benzo(a)pyrene	0.000		0	N.D.		
T Indeno(1,2,3-c,d)pyrene	0.000		0	N.D.		
T Dibenzo(a,h)anthracene	0.000		0	N.D.		
T Benzo(g,h,i)perylene	0.000		0	N.D.		

(#) = Qualifier Out of Range; (m) = Manual Integration; (+) = Area Summed; (*) = Surrogate Percent Recovery Out of Range; (d): Zeroed Peak

Compound	Conc.	Exp RT	QIon	Exp Ratio
N-Nitrosodimethylamine	N.D.	2.49	42.0	135.8

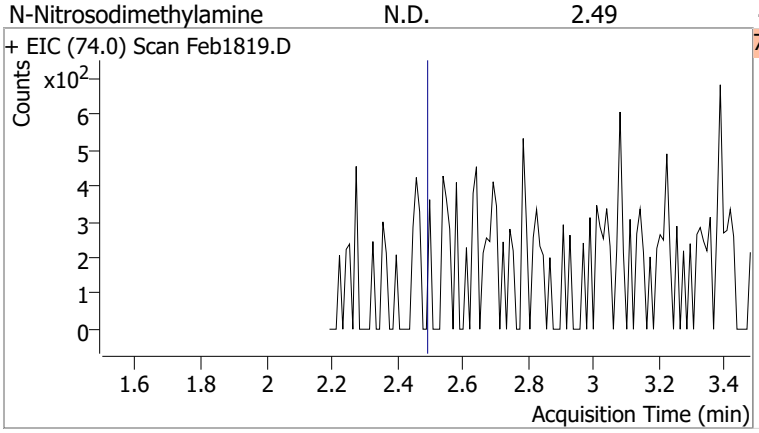

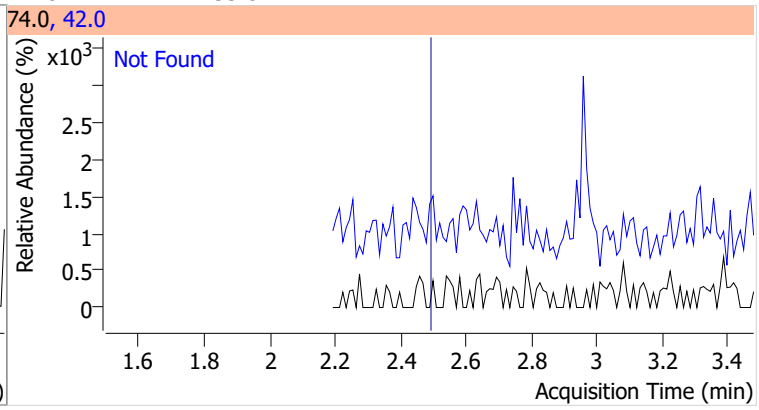

Compound	Conc.	Exp RT	QIon	Exp Ratio
Pyridine	N.D.	2.53	52.0	82.7

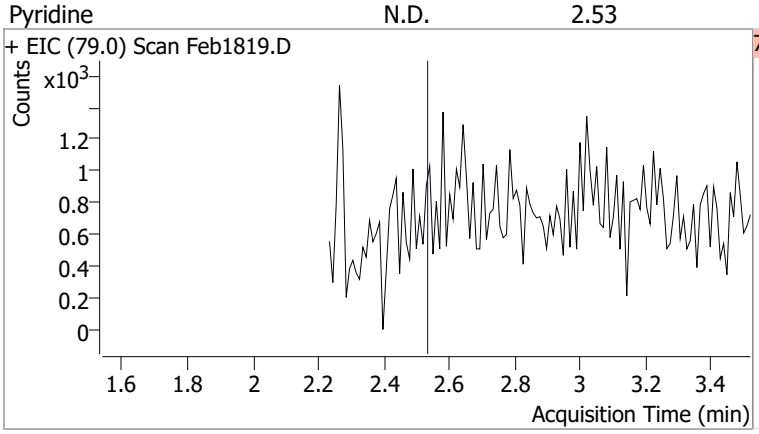

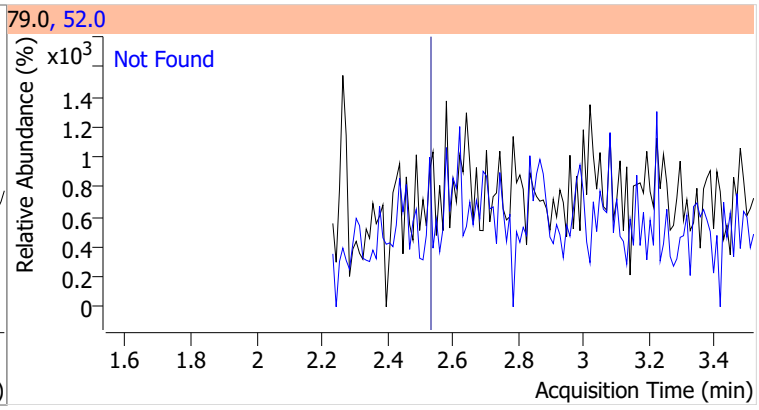

Compound	Conc.	RT	Dev(Min)	Resp.	QIon	QRatio	Lower	Upper
2-Fluorophenol	48.3128	3.65	0.00	403711	64.0	49.8	34.6	64.3
					92.0	20.4	14.2	26.5

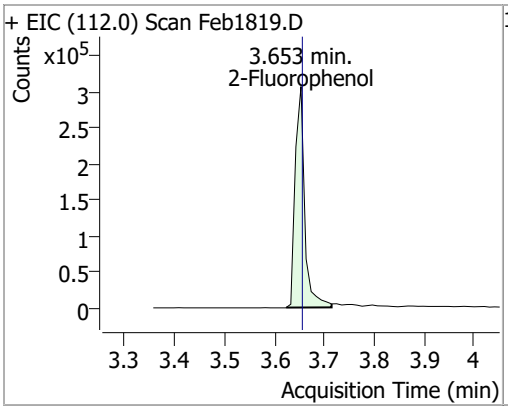

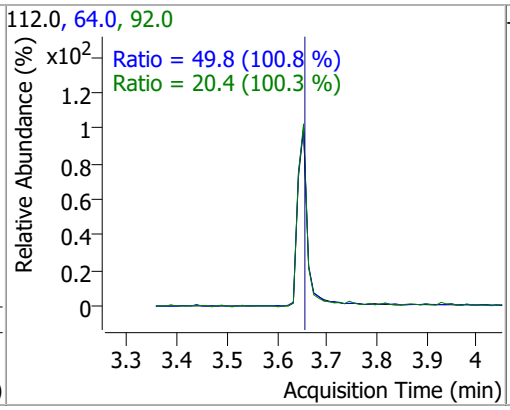

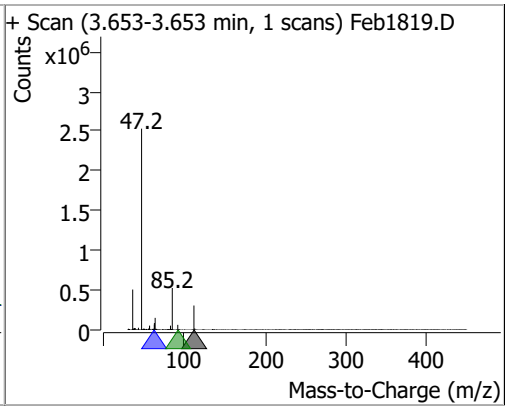

Compound	Conc.	Exp RT	QIon	Exp Ratio	QIon	Exp Ratio
Aniline	N.D.	4.56	66.0	36.7	65.0	18.7

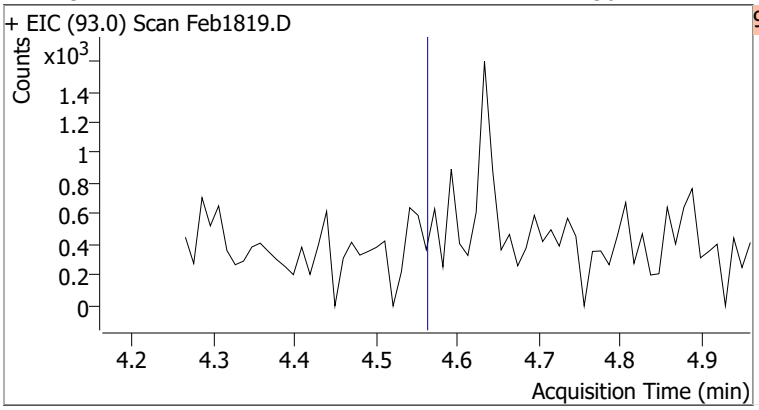

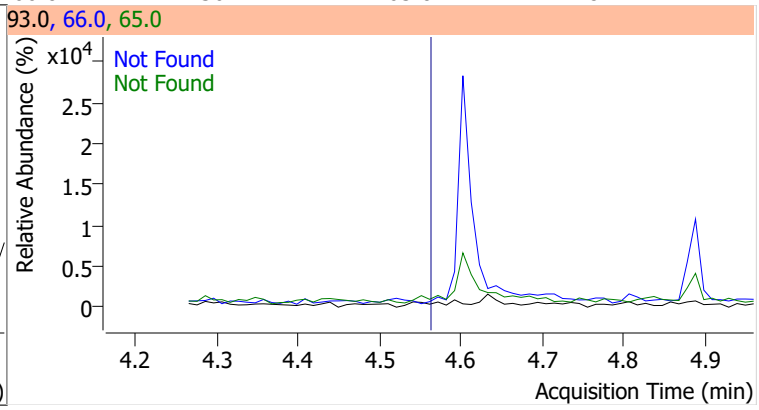

Quantitation Results Report (QT Reviewed)

Compound	Conc.	RT	Dev(Min)	Resp.	QIon	QRatio	Lower	Upper
Phenol-d5	55.0310	4.60	-0.01	603318	71.0	36.0	25.8	47.9

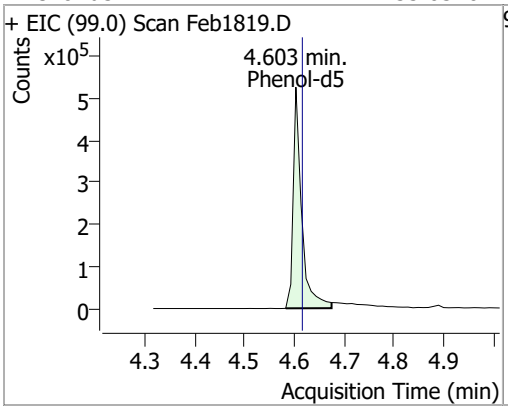

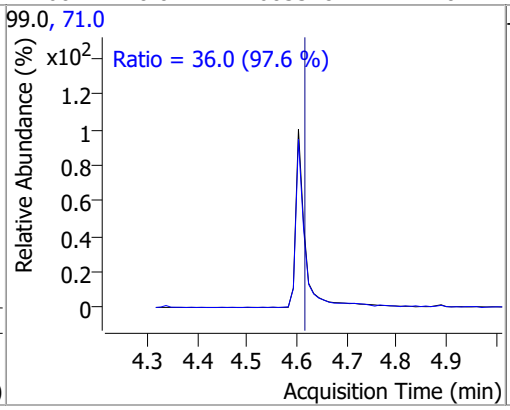

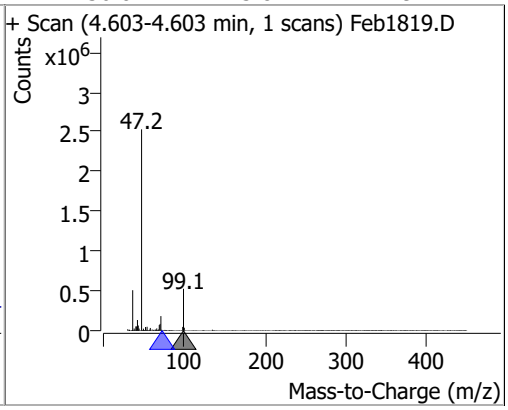

Compound	Conc.	Exp RT	QIon	Exp Ratio
Phenol	N.D.	4.62	66.0	45.3

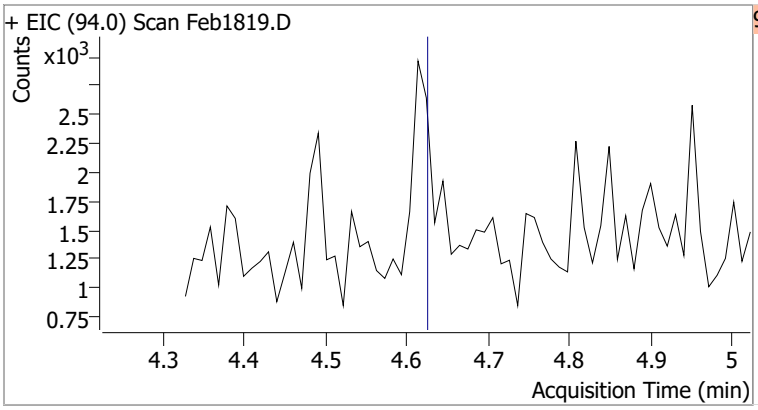

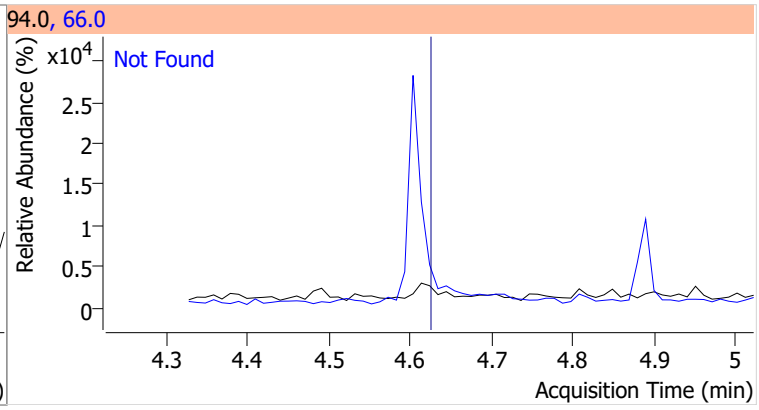

Compound	Conc.	Exp RT	QIon	Exp Ratio
bis(-2-Chloroethyl)Ether	N.D.	4.64	64.0	10.9

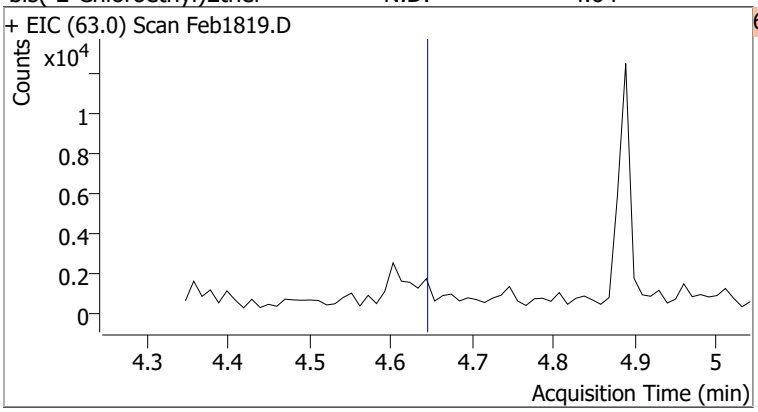

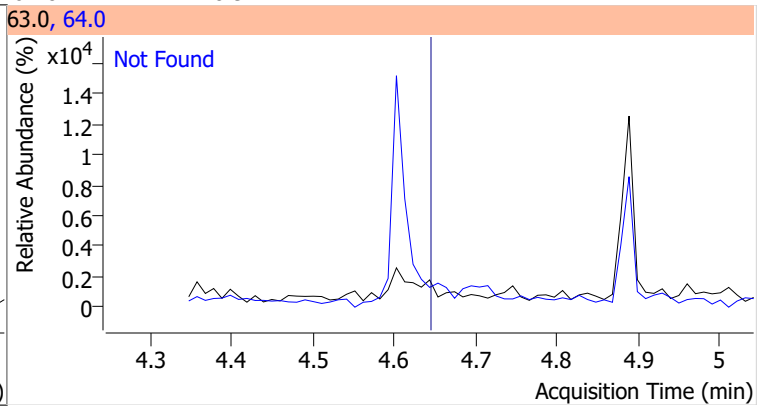

Compound	Conc.	Exp RT	QIon	Exp Ratio
2-Chlorophenol	N.D.	4.69	130.0	32.5

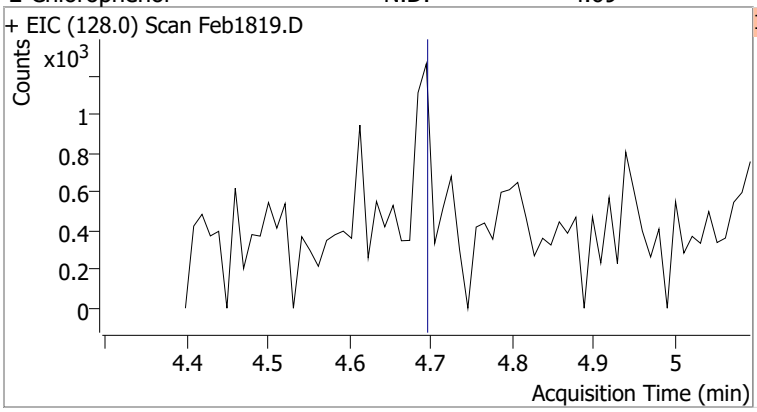

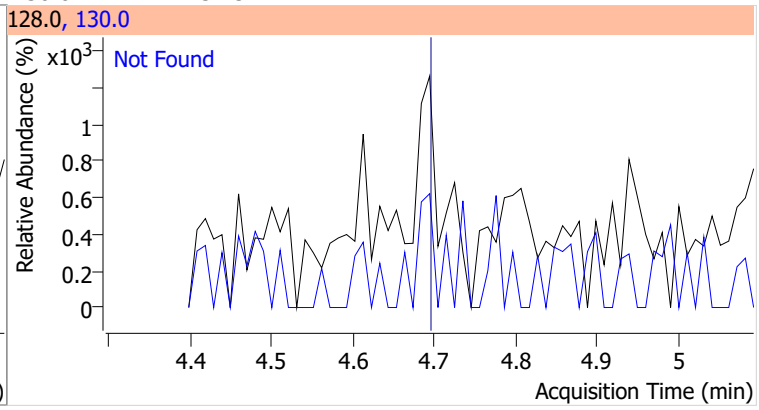

Compound	Conc.	Exp RT	QIon	Exp Ratio	QIon	Exp Ratio
1,3-Dichlorobenzene	N.D.	4.83	148.0	63.7	111.0	36.1

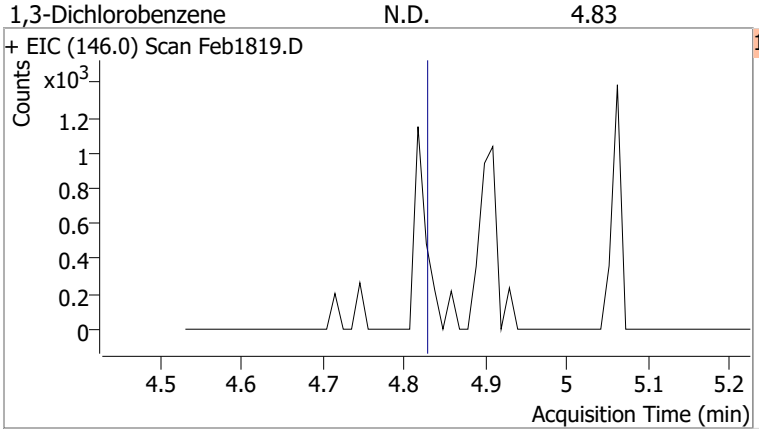

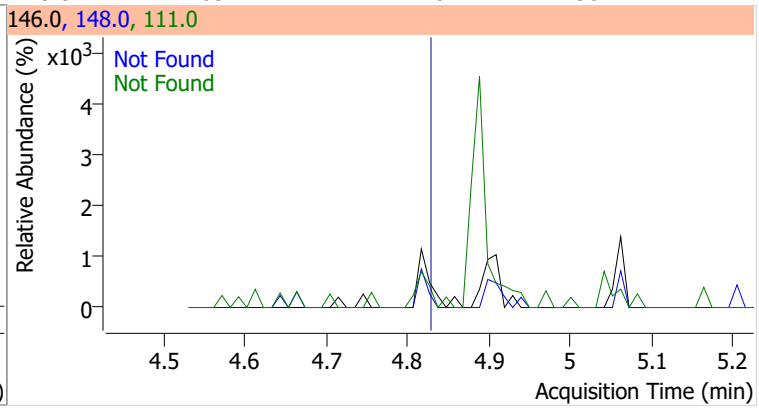

Compound	Conc.	Exp RT	QIon	Exp Ratio	QIon	Exp Ratio
1,4-Dichlorobenzene	N.D.	4.91	148.0	65.2	111.0	36.0

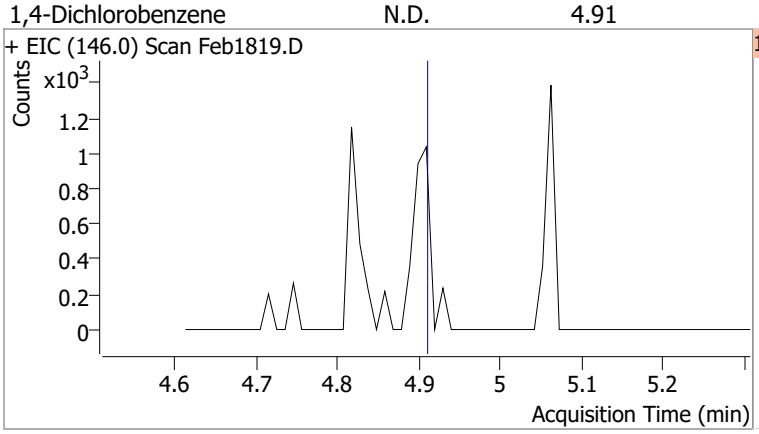

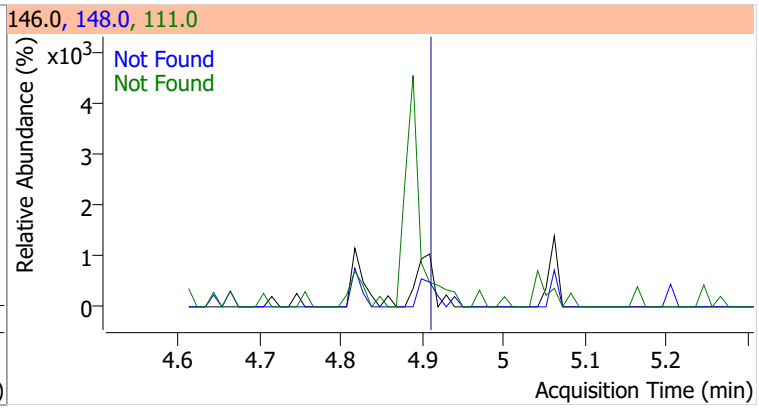

Compound	Conc.	Exp RT	QIon	Exp Ratio	QIon	Exp Ratio
1,2-Dichlorobenzene	N.D.	5.06	148.0	64.4	111.0	37.3

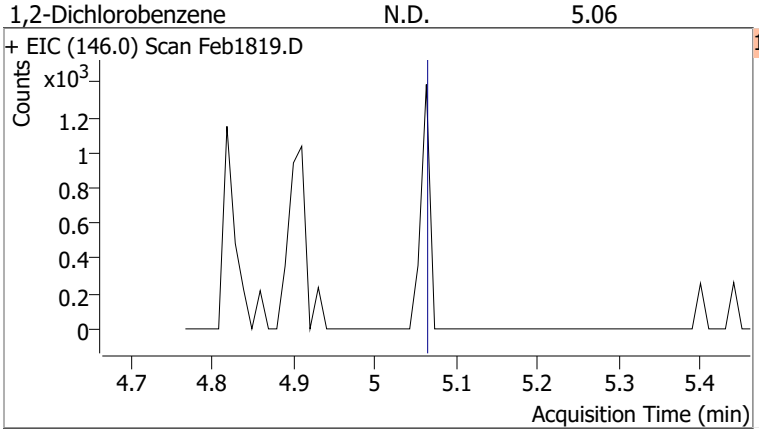

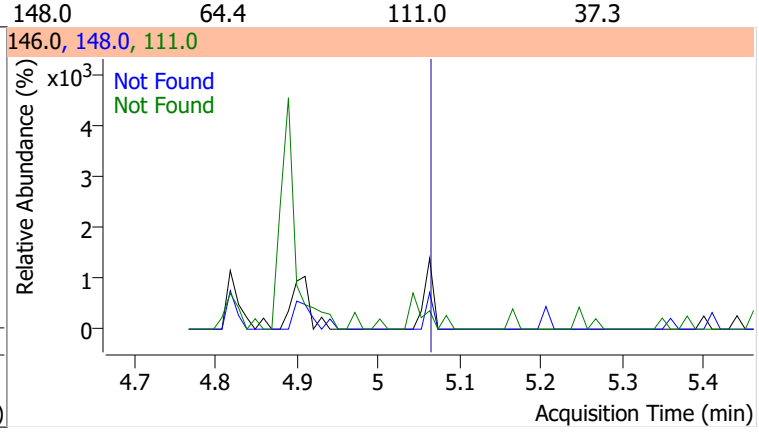

Compound	Conc.	Exp RT	QIon	Exp Ratio	QIon	Exp Ratio
Benzyl Alcohol	N.D.	5.08	79.0	119.3	107.0	70.5

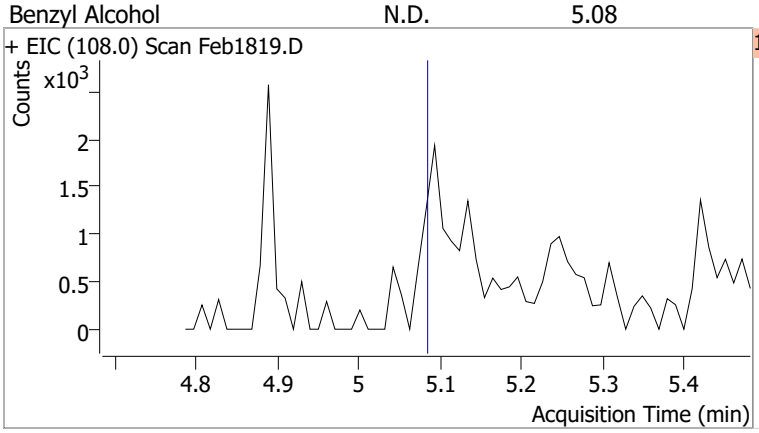

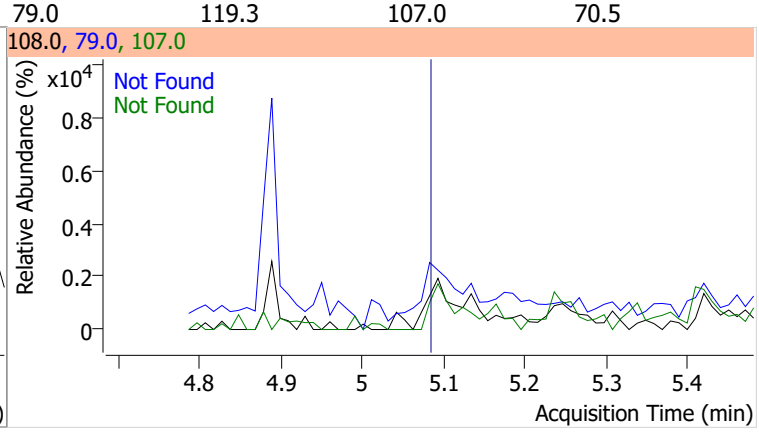

Compound	Conc.	Exp RT	QIon	Exp Ratio
bis(2-chloroisopropyl)Ether	N.D.	5.23	123.0	32.1

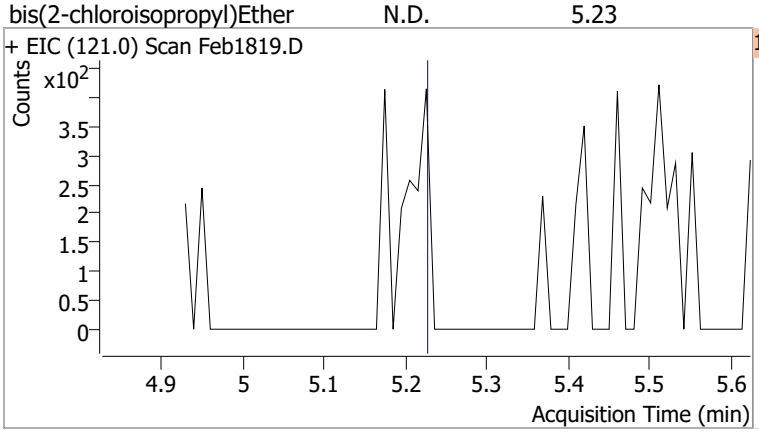

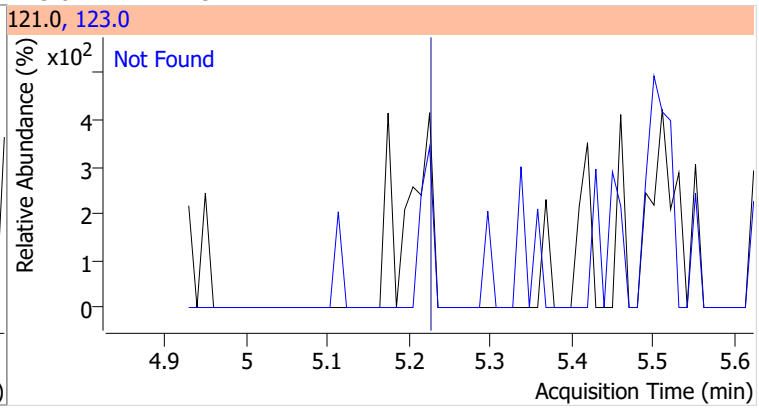

Compound	Conc.	Exp RT	QIon	Exp Ratio
2-Methylphenol	N.D.	5.25	108.0	116.5

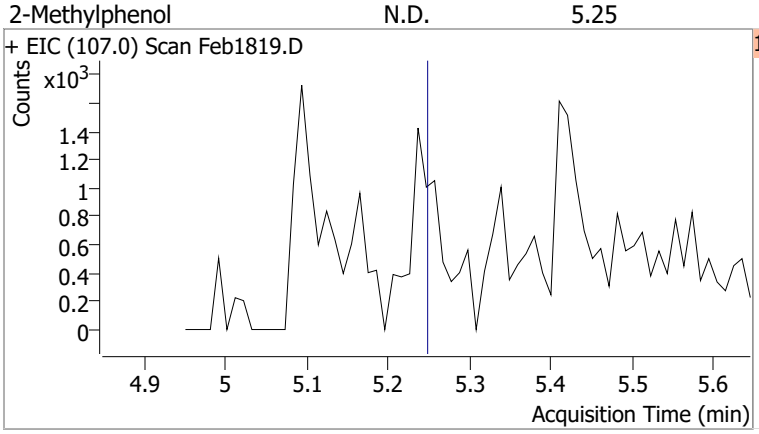

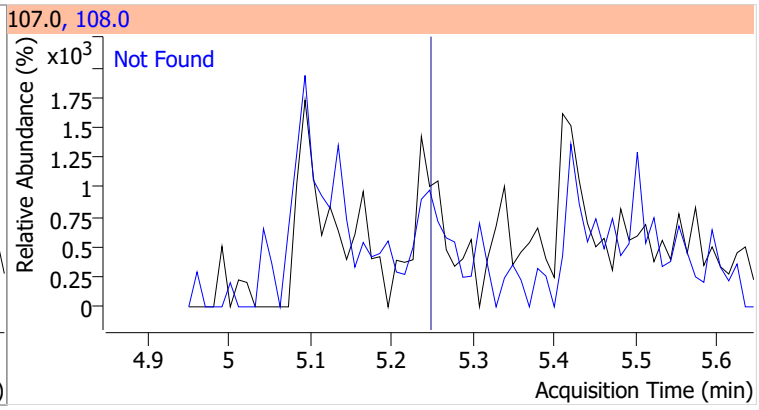

Compound	Conc.	RT	Dev(Min)	Resp.	QIon	QRatio	Lower	Upper
N-nitroso-Di-n-propylamine		0		0	130.0		0.0	38.8

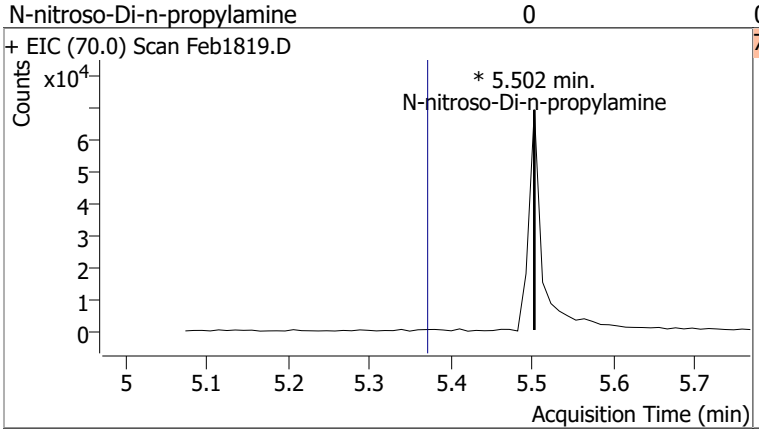

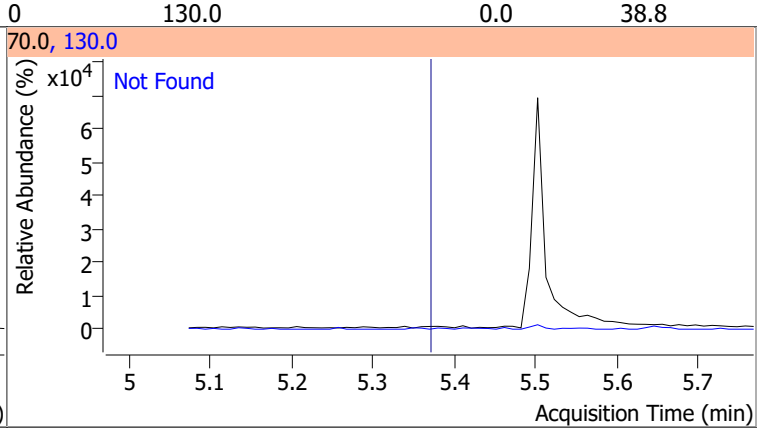

Compound	Conc.	Exp RT	QIon	Exp Ratio
4Methylphenol/3Methylphenol	N.D.	5.43	108.0	83.9

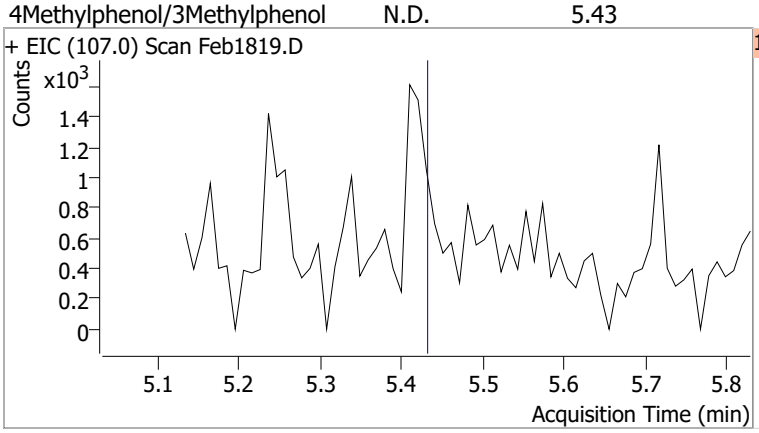

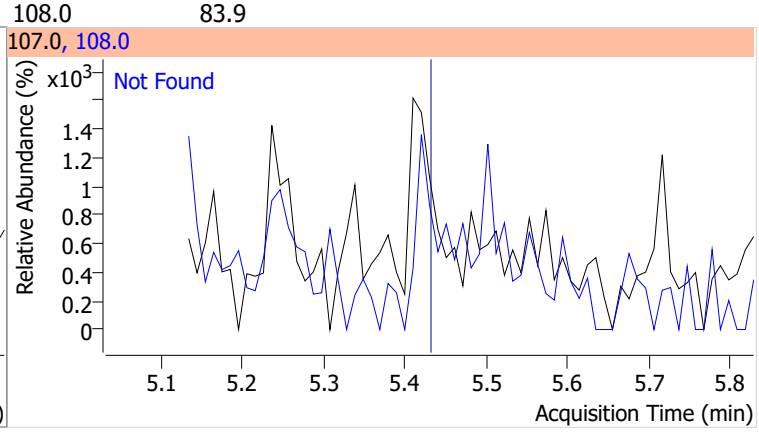

Compound	Conc.	Exp RT	QIon	Exp Ratio	QIon	Exp Ratio
Hexachloroethane	N.D.	5.43	201.0	90.8	199.0	56.9

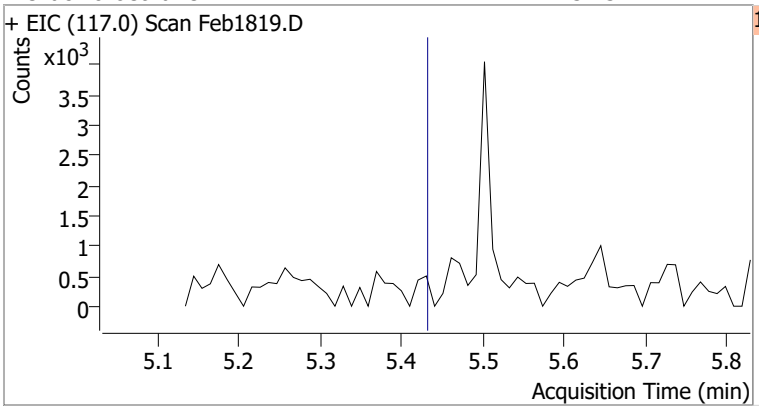

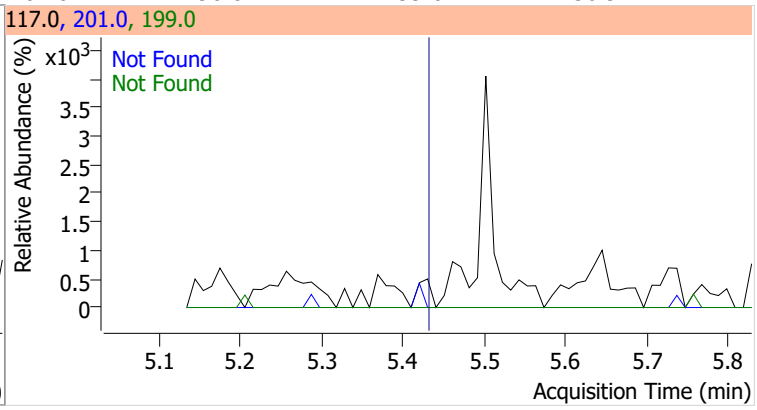

Compound	Conc.	RT	Dev(Min)	Resp.	QIon	QRatio	Lower	Upper
Nitrobenzene-d5	62.1913	5.50	0.00	377384	54.0	62.7	46.3	86.0
					128.0	45.5	34.1	63.3

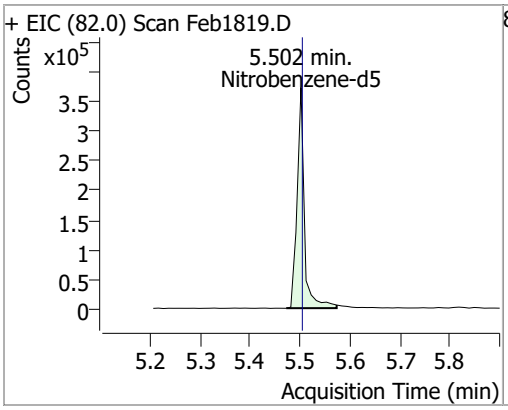

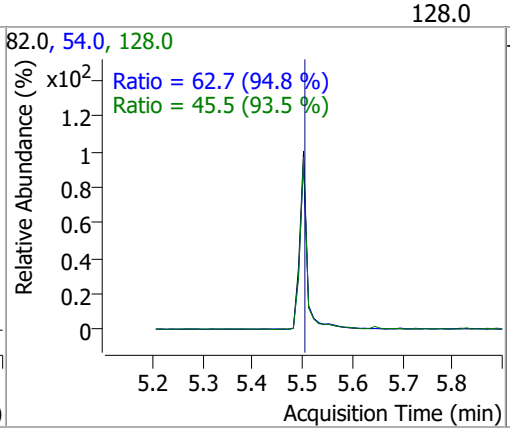

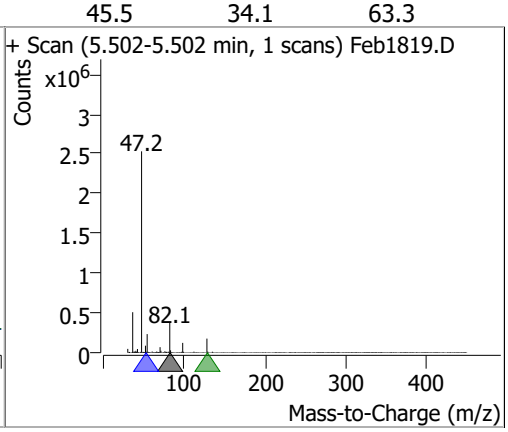

Compound	Conc.	Exp RT	QIon	Exp Ratio	QIon	Exp Ratio
Nitrobenzene	N.D.	5.52	77.0	212.7	51.0	131.0

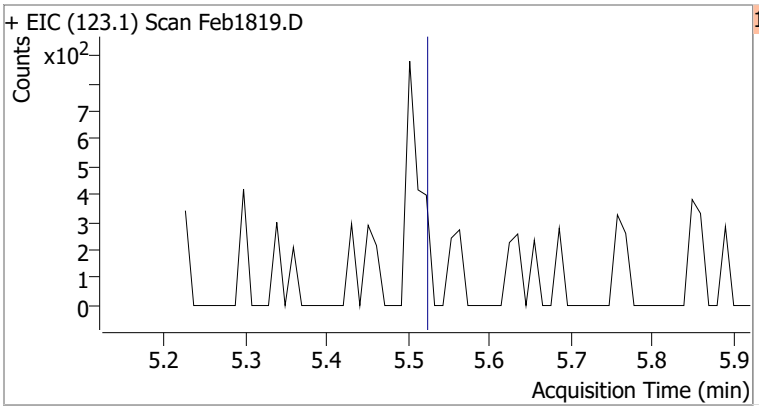

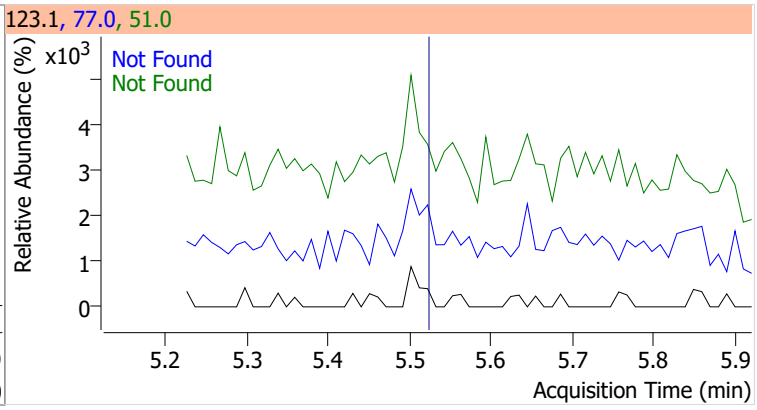

Compound	Conc.	Exp RT	QIon	Exp Ratio
Isophorone	N.D.	5.82	138.0	21.1

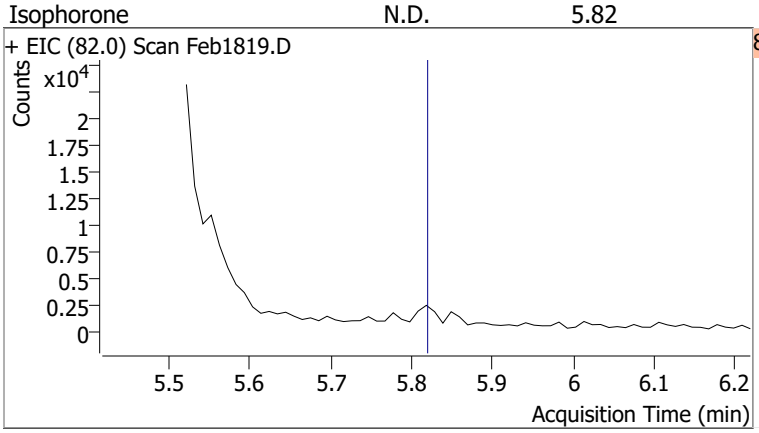

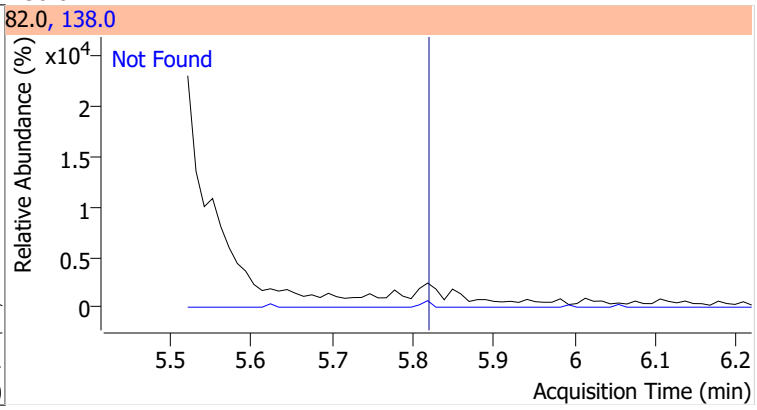

Compound	Conc.	Exp RT	QIon	Exp Ratio	QIon	Exp Ratio
2-Nitrophenol	N.D.	5.88	65.0	48.8	109.0	35.2

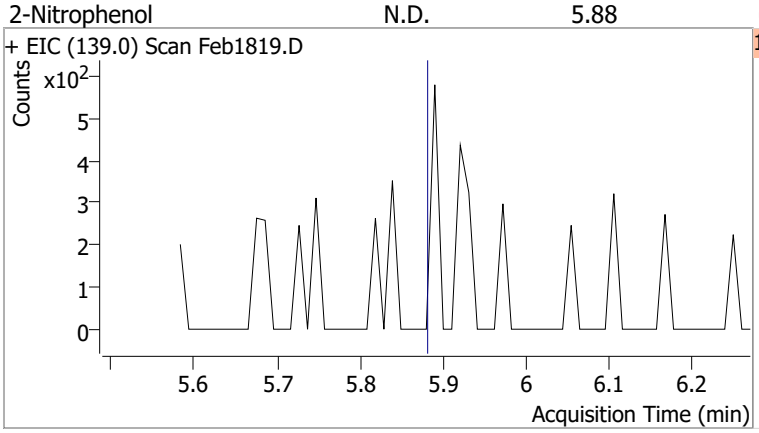

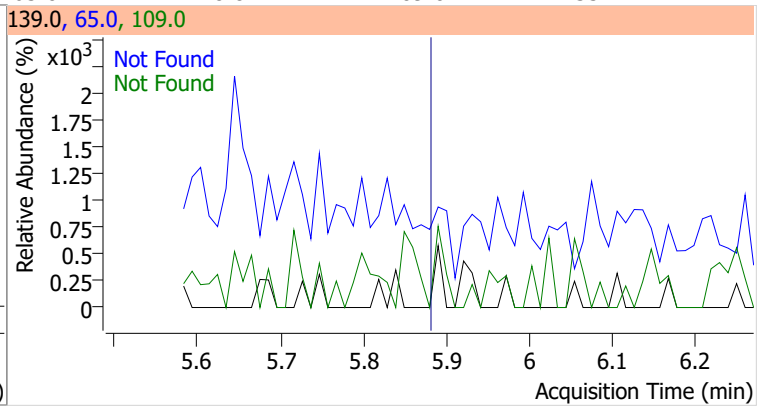

Compound	Conc.	Exp RT	QIon	Exp Ratio	QIon	Exp Ratio
2,4-Dimethylphenol	N.D.	6.00	107.0	109.4	77.0	34.0

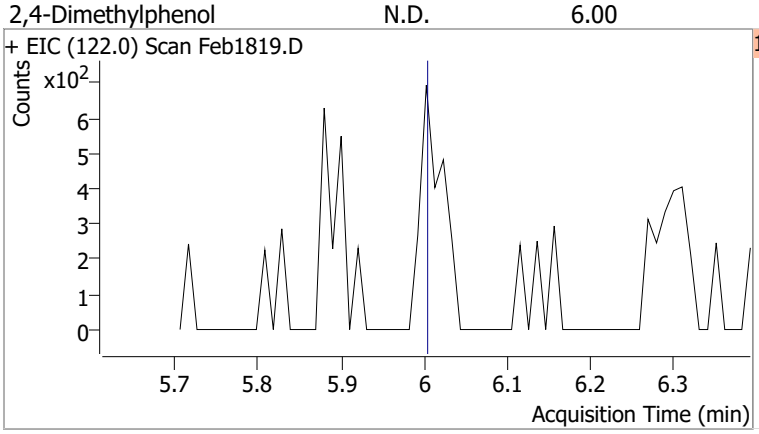

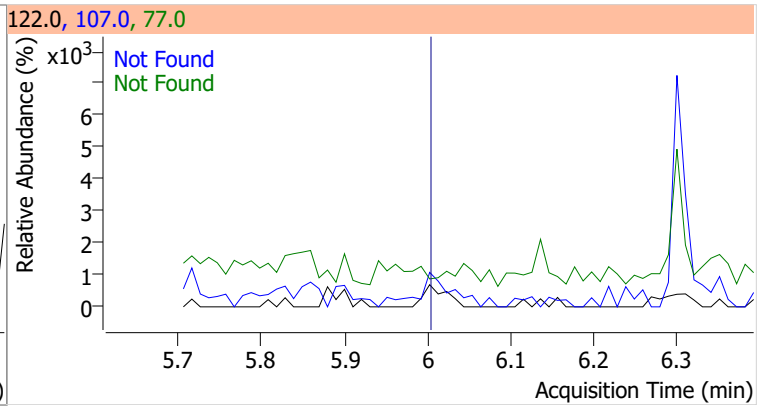

Compound	Conc.	Exp RT	QIon	Exp Ratio	QIon	Exp Ratio
bis(-2-Chloroethoxy)Methane	N.D.	6.08	63.0	68.1	95.0	31.9

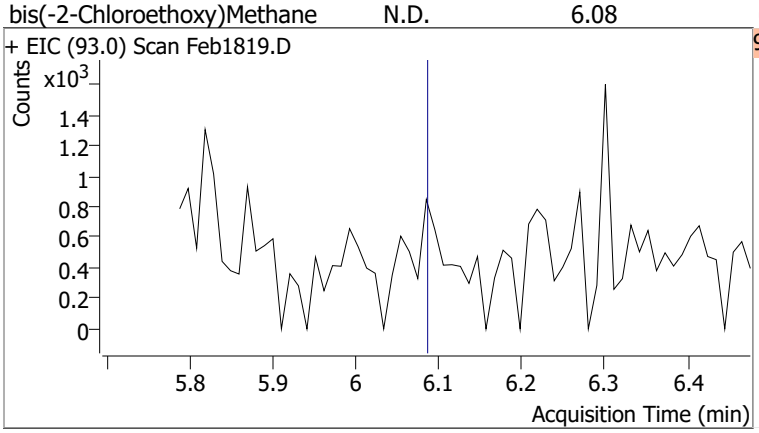

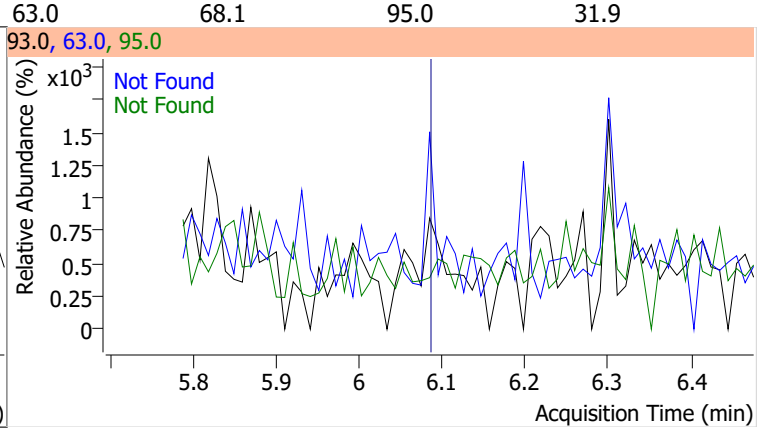

Compound	Conc.	Exp RT	QIon	Exp Ratio	QIon	Exp Ratio
2,4-Dichlorophenol	N.D.	6.19	164.0	65.0	98.0	28.6

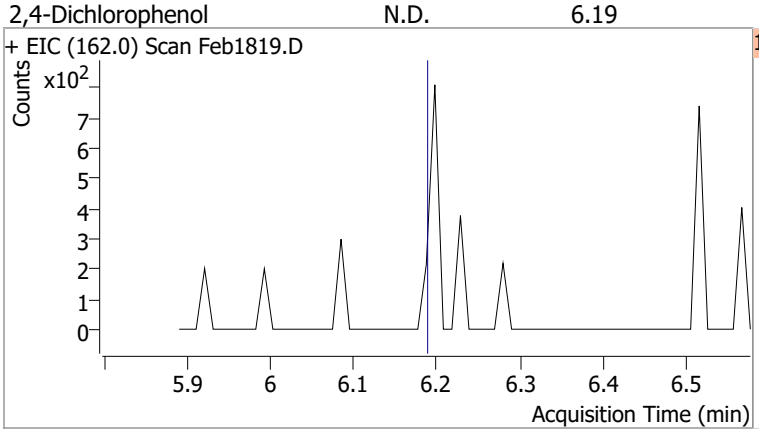

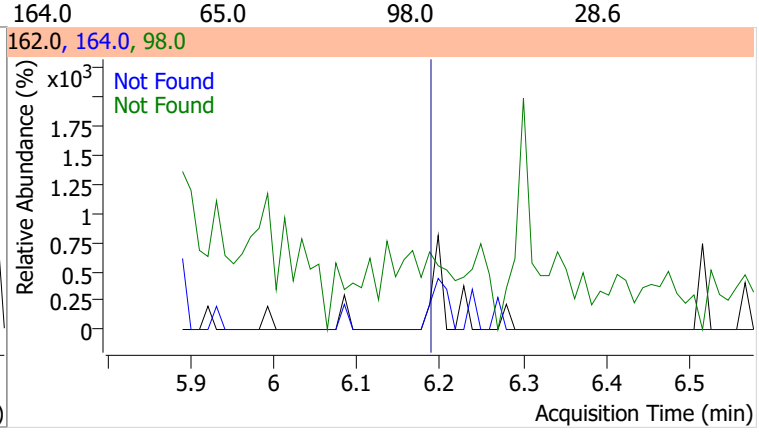

Compound	Conc.	Exp RT	QIon	Exp Ratio	QIon	Exp Ratio
Benzoic Acid	N.D.	6.24	122.0	85.5	77.0	60.4

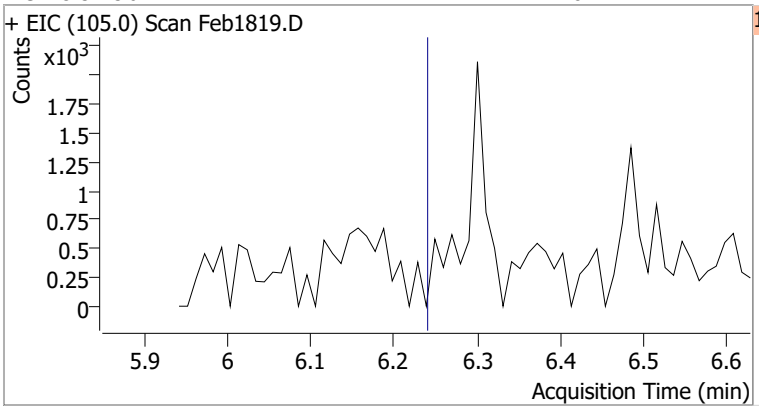

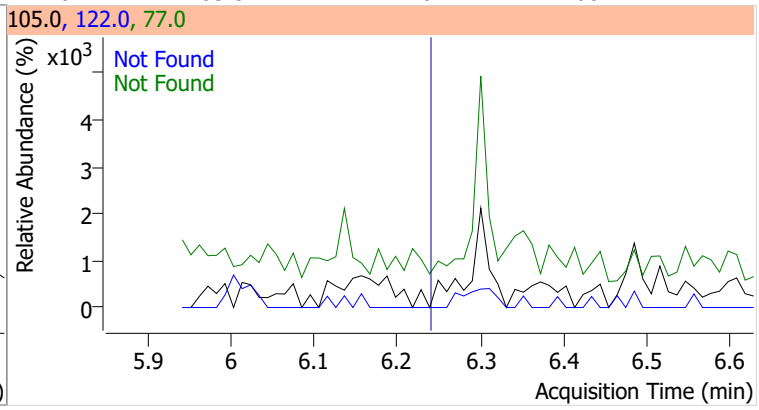

Compound	Conc.	Exp RT	QIon	Exp Ratio	QIon	Exp Ratio
1,2,4-Trichlorobenzene	N.D.	6.25	182.0	94.6	145.0	28.7

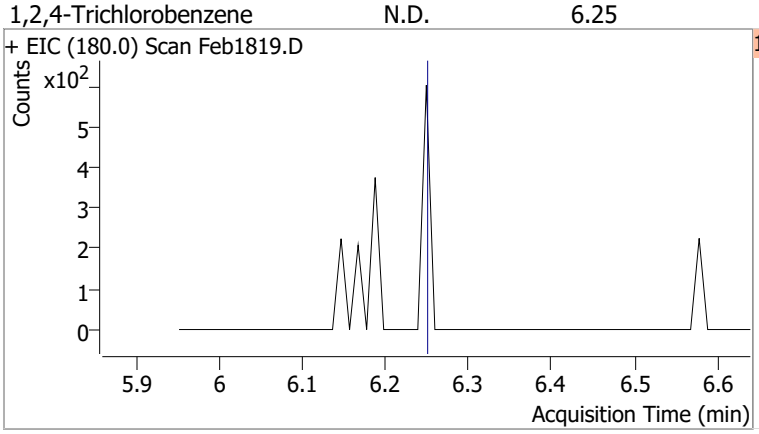

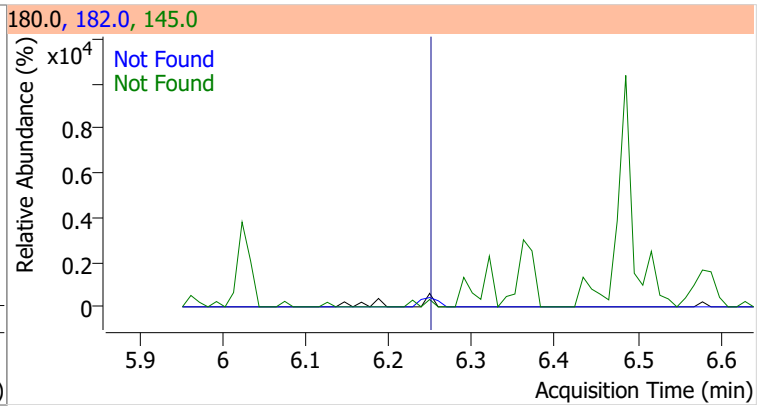

Compound	Conc.	Exp RT	QIon	Exp Ratio	QIon	Exp Ratio
Naphthalene	N.D.	6.33	129.0	11.5	102.0	9.9

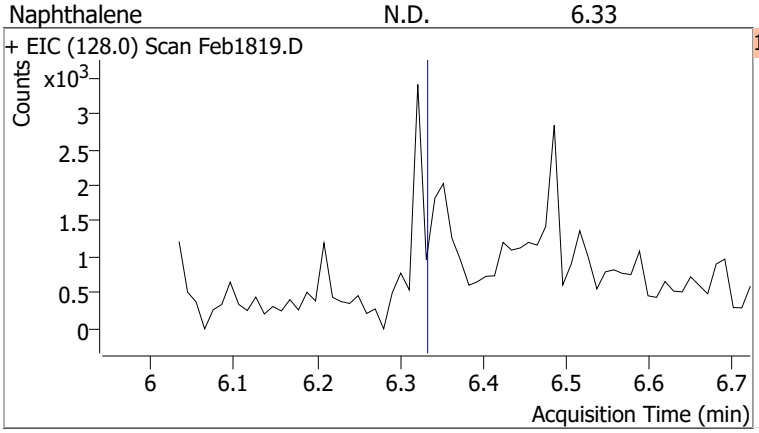

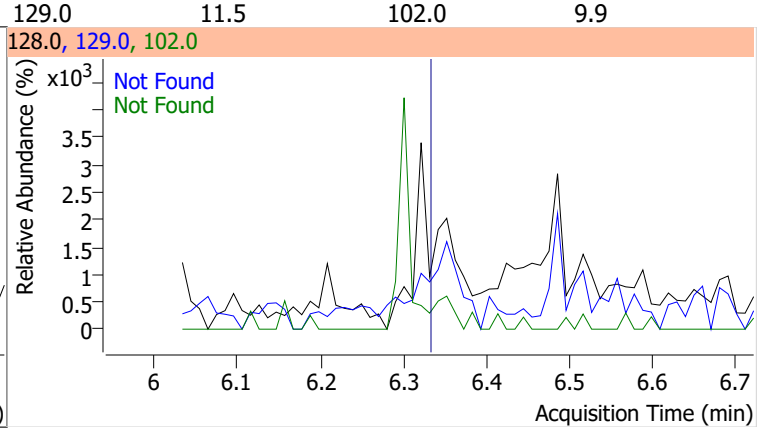

Compound	Conc.	RT	Dev(Min)	Resp.	QIon	QRatio	Lower	Upper
4-Chlorophenol		0		0	128.0		221.4	411.2

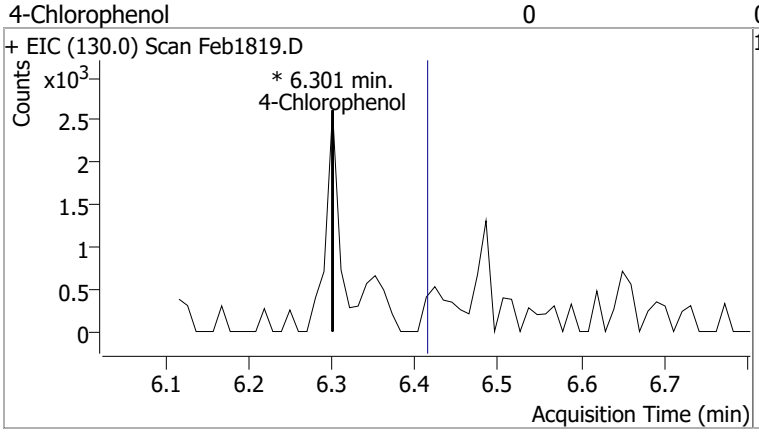

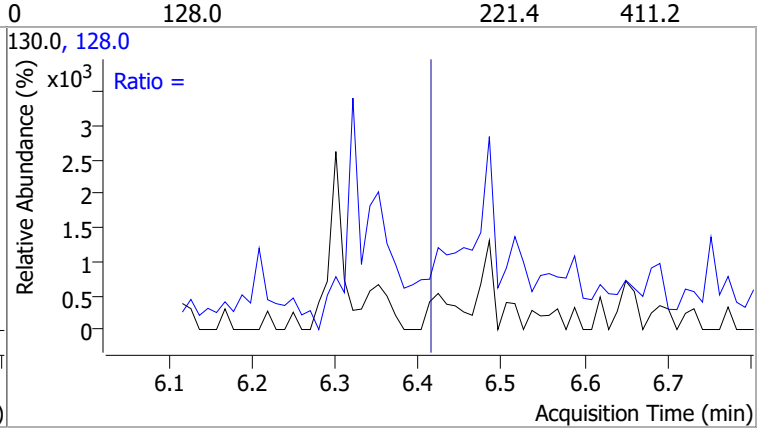

Compound	Conc.	Exp RT	QIon	Exp Ratio	QIon	Exp Ratio
p-Chloroaniline	N.D.	6.43	65.0	60.1	129.0	37.6

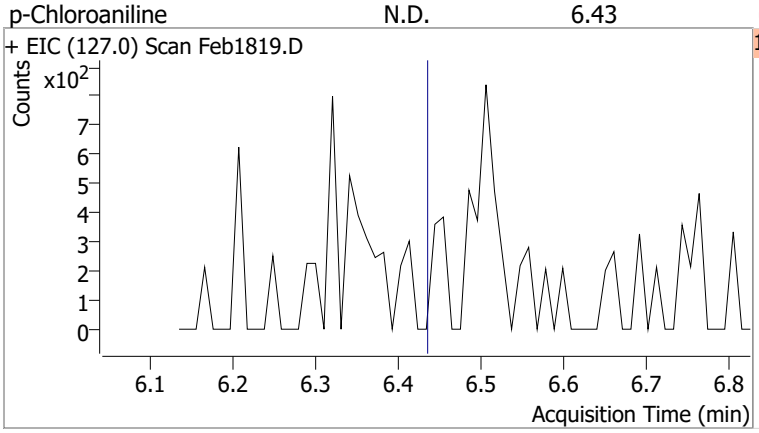

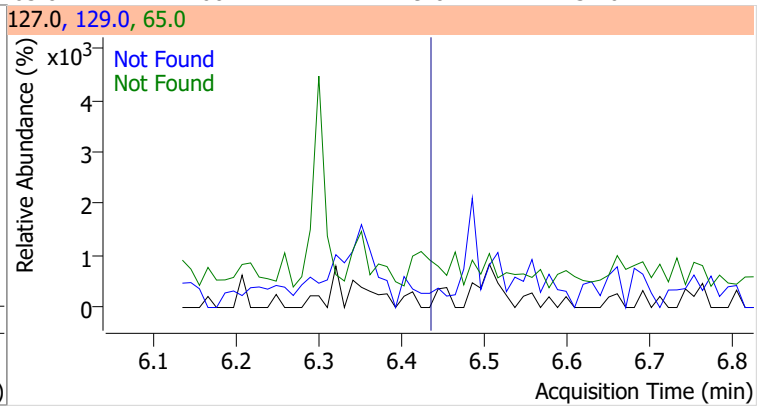

Compound	Conc.	Exp RT	QIon	Exp Ratio	QIon	Exp Ratio
Hexachlorobutadiene	N.D.	6.50	227.0	65.7	223.0	64.3

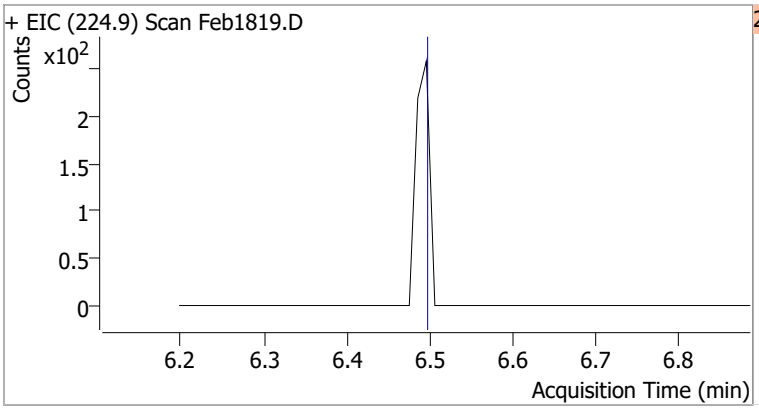

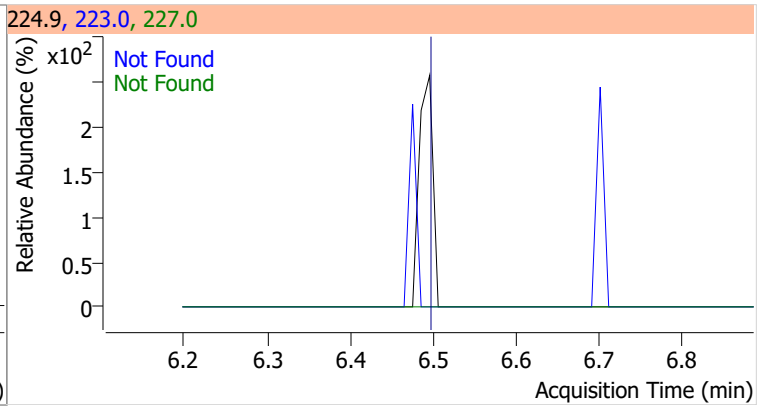

Compound	Conc.	Exp RT	QIon	Exp Ratio
4-Chloro-2-Methylphenol	N.D.	6.94	144.0	27.8

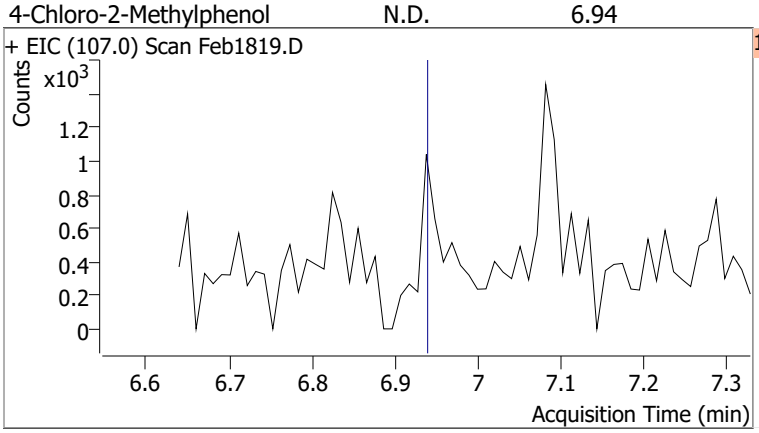

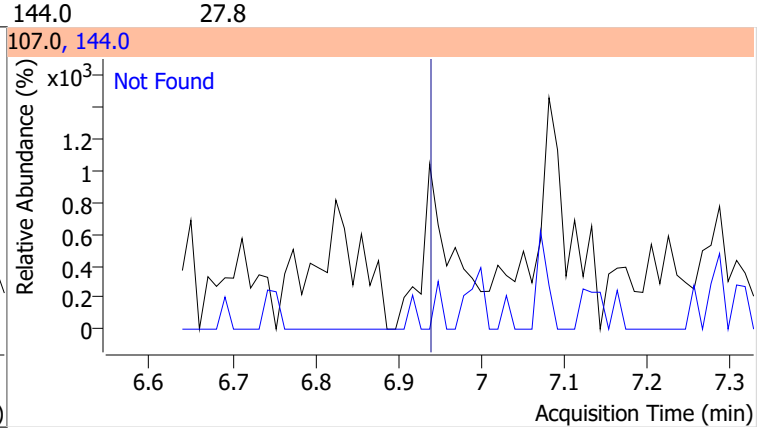

Compound	Conc.	Exp RT	QIon	Exp Ratio
4-Chloro-3-Methylphenol	N.D.	7.07	144.0	27.3

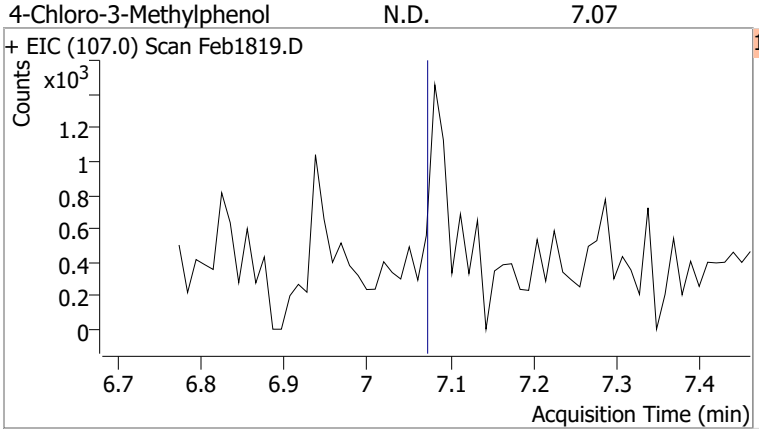

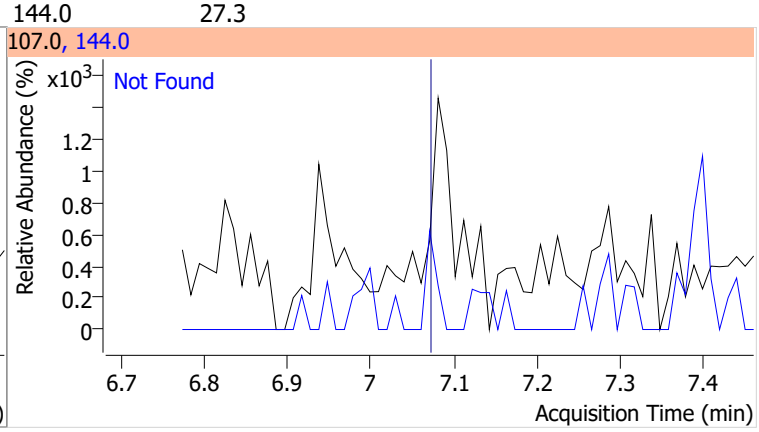

Compound	Conc.	Exp RT	QIon	Exp Ratio	QIon	Exp Ratio
2-Methylnaphthalene	N.D.	7.14	142.0	119.8	115.0	41.7

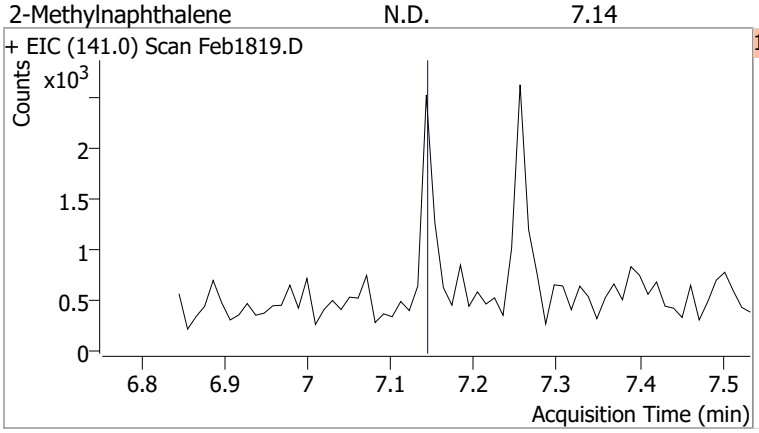

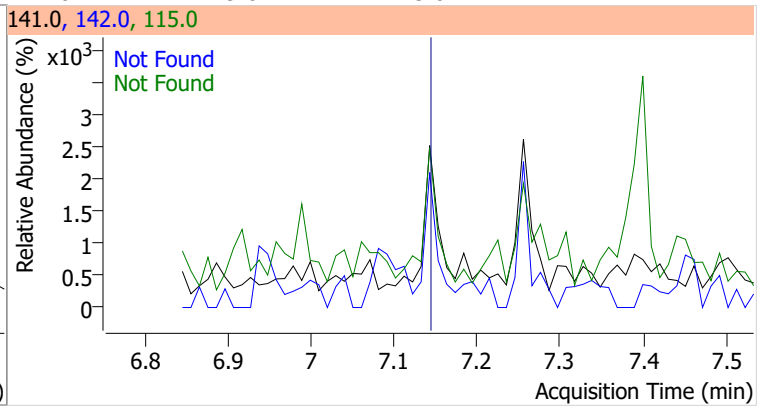

Compound	Conc.	Exp RT	QIon	Exp Ratio	QIon	Exp Ratio
1-Methylnaphthalene	N.D.	7.26	142.0	114.0	115.0	41.3

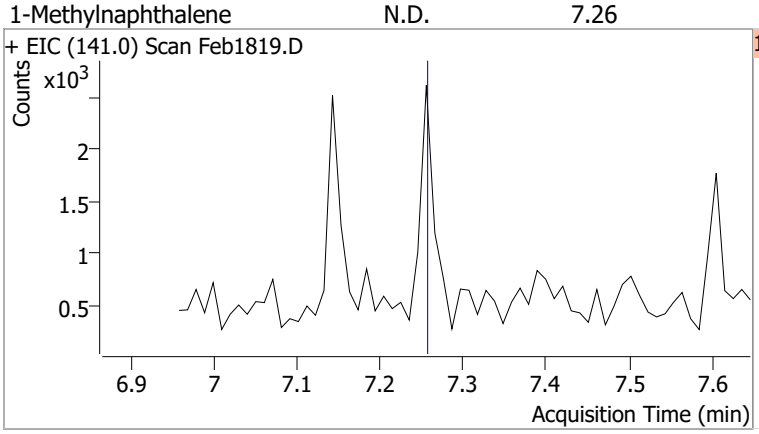

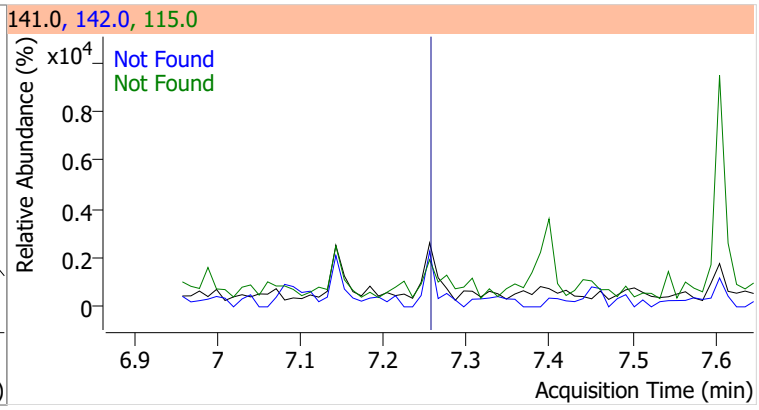

Compound	Conc.	Exp RT	QIon	Exp Ratio	QIon	Exp Ratio
Hexachlorocyclopentadiene	N.D.	7.34	234.9	64.6	238.9	63.8

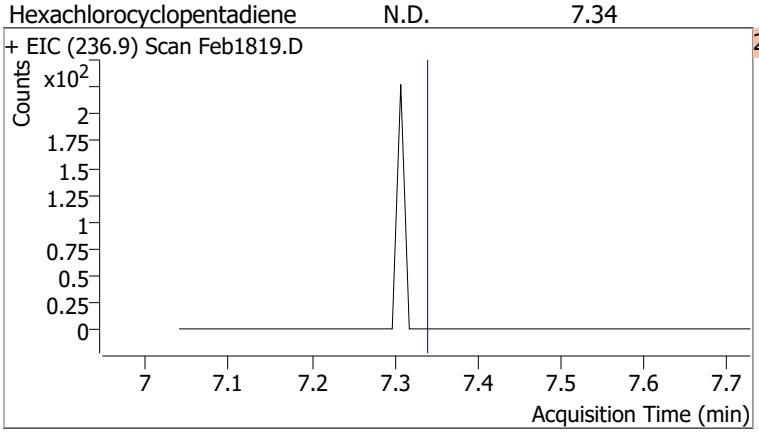

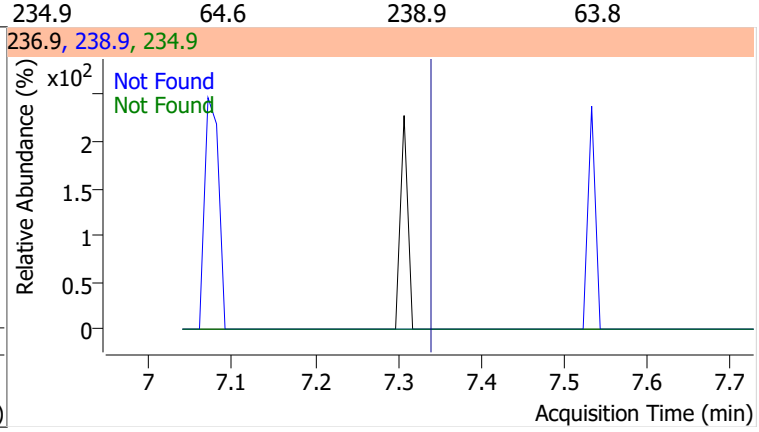

Compound	Conc.	Exp RT	QIon	Exp Ratio
2,4,6-Trichlorophenol	N.D.	7.52	198.0	96.5

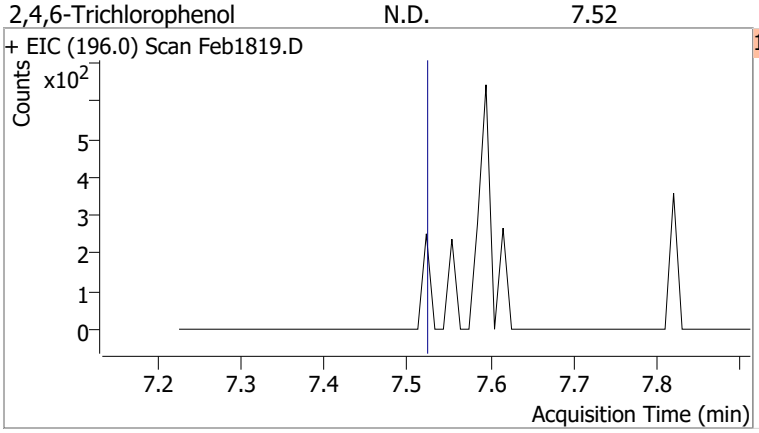

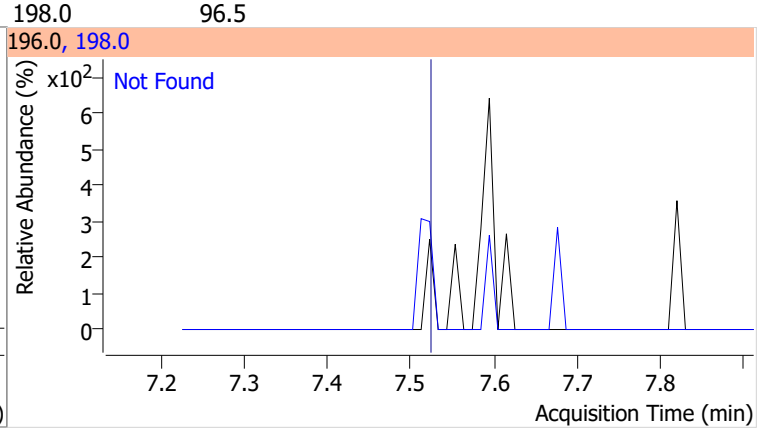

Compound	Conc.	Exp RT	QIon	Exp Ratio
2,4,5-Trichlorophenol	N.D.	7.57	198.0	90.2

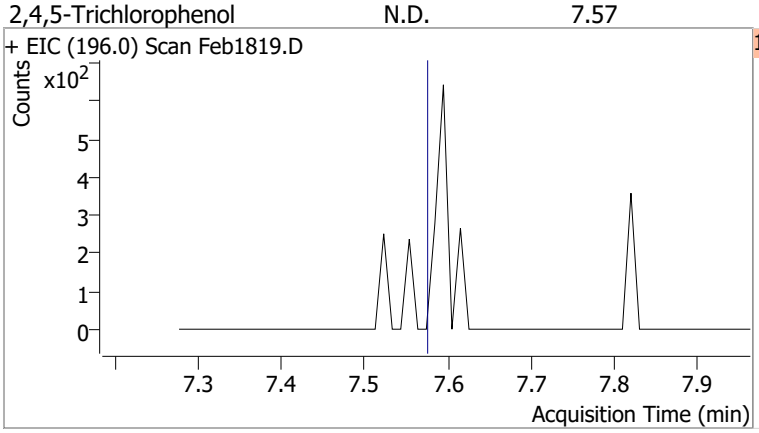

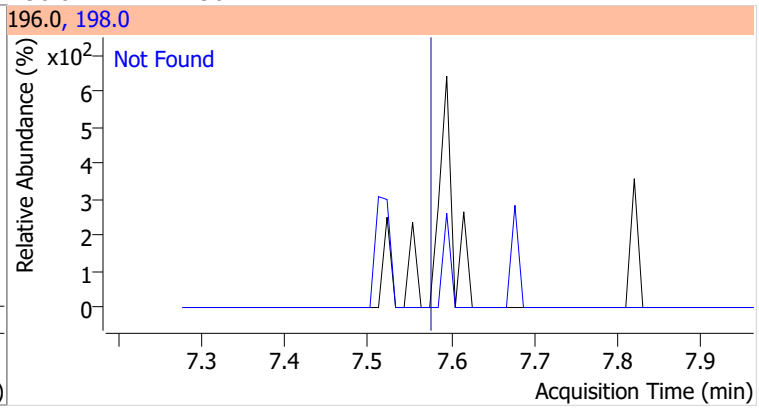

Compound	Conc.	RT	Dev(Min)	Resp.	QIon	QRatio	Lower	Upper
2-Fluorobiphenyl	68.5601	7.60	0.00	1263545	171.0	32.3	24.0	44.5

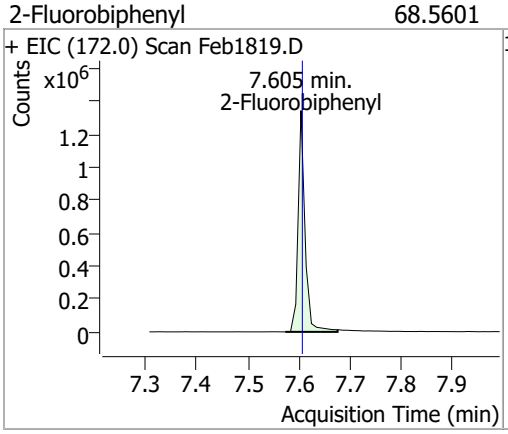

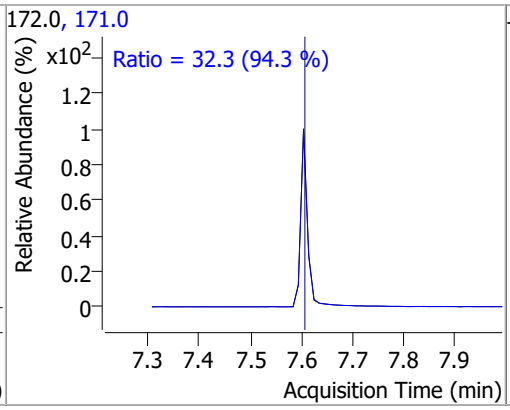

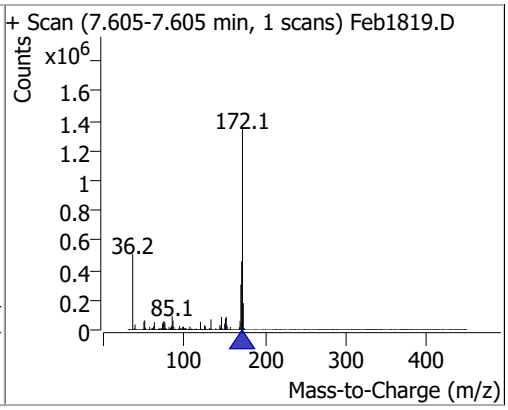

Compound	Conc.	Exp RT	QIon	Exp Ratio	QIon	Exp Ratio
2-Chloronaphthalene	N.D.	7.72	127.0	35.9	164.0	32.1

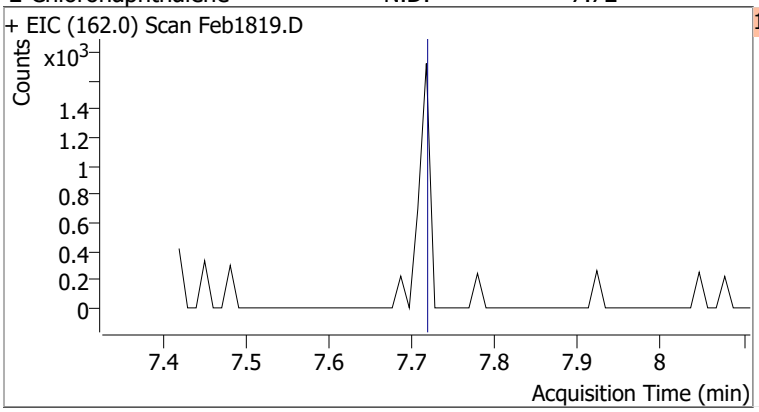

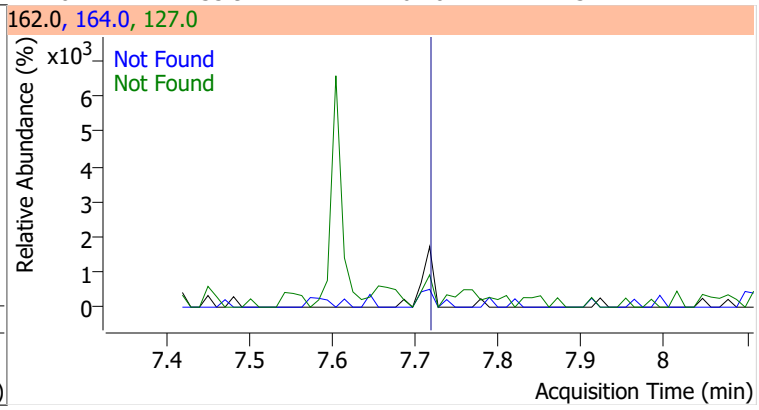

Compound	Conc.	Exp RT	QIon	Exp Ratio
2-Nitroaniline	N.D.	7.88	138.0	110.5

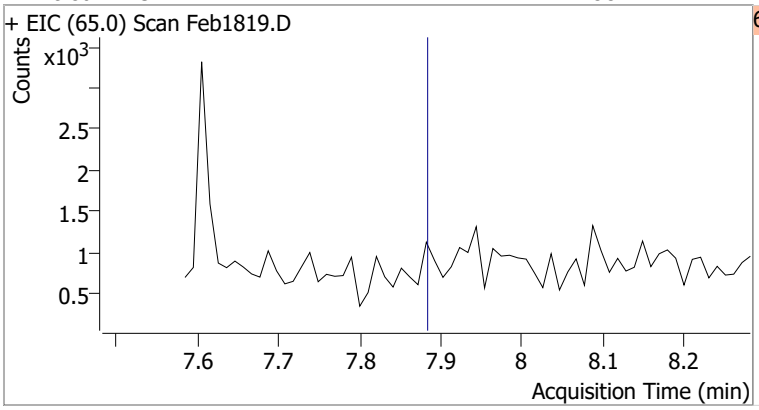

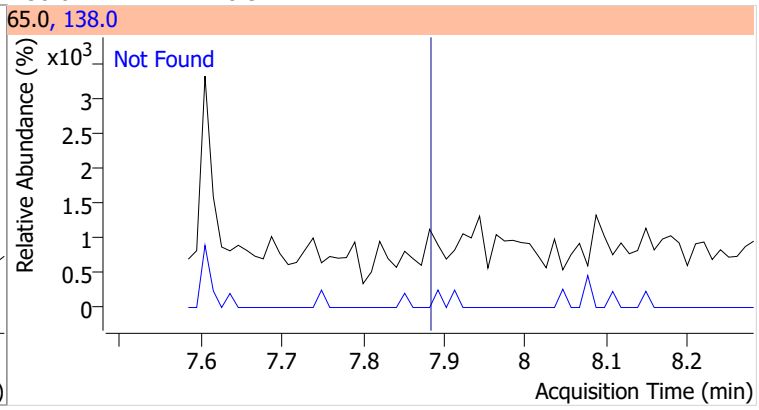

Compound	Conc.	RT	Dev(Min)	Resp.	QIon	QRatio	Lower	Upper
Dimethyl Phthalate		0		0	77.0		13.8	25.7

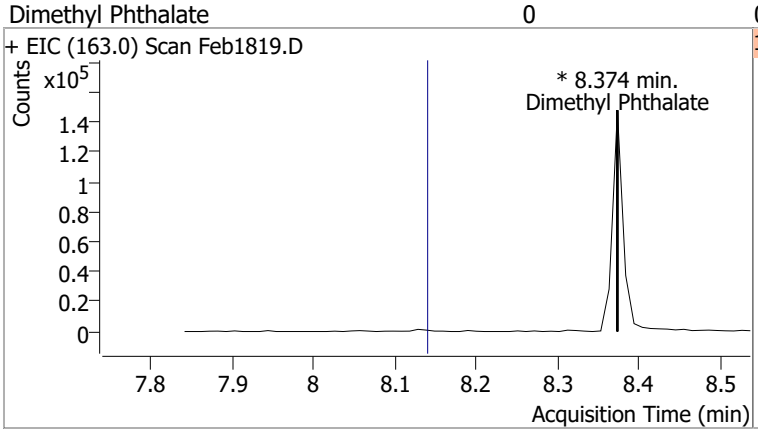

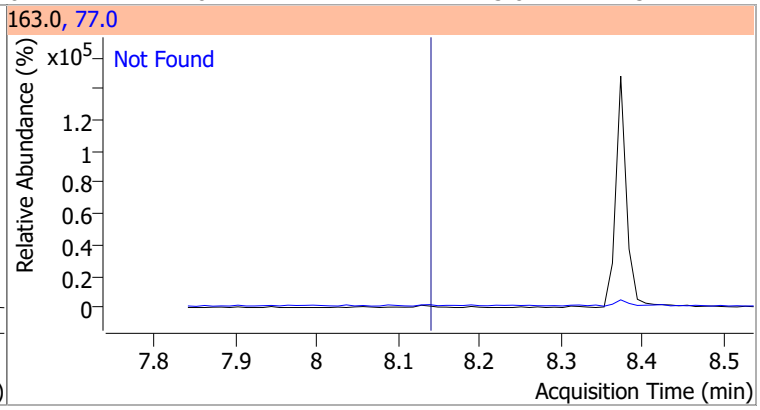

Compound	Conc.	RT	Dev(Min)	Resp.	QIon	QRatio	Lower	Upper
2,6-Dinitrotoluene		0		0	63.0		99.5	184.8
					89.0		43.3	80.3

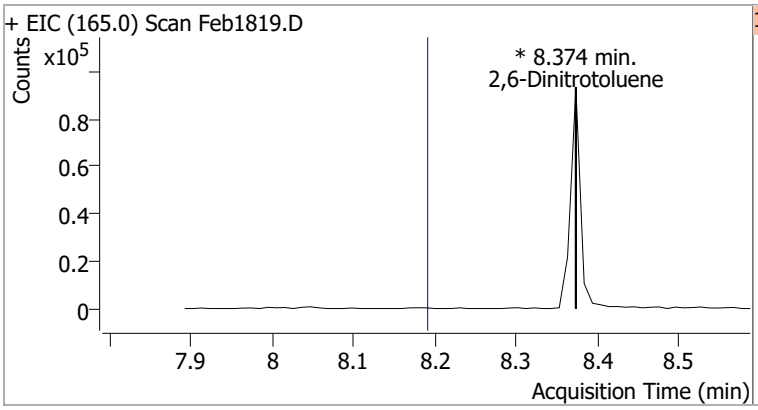

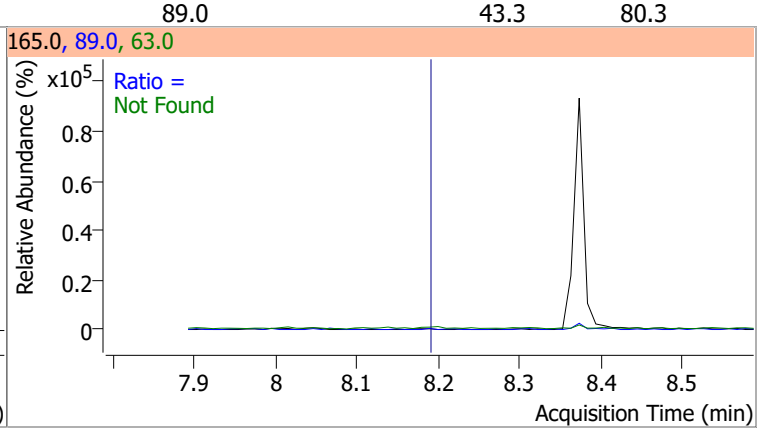

Compound	Conc.	Exp RT	QIon	Exp Ratio
Acenaphthylene	N.D.	8.20	153.1	13.6

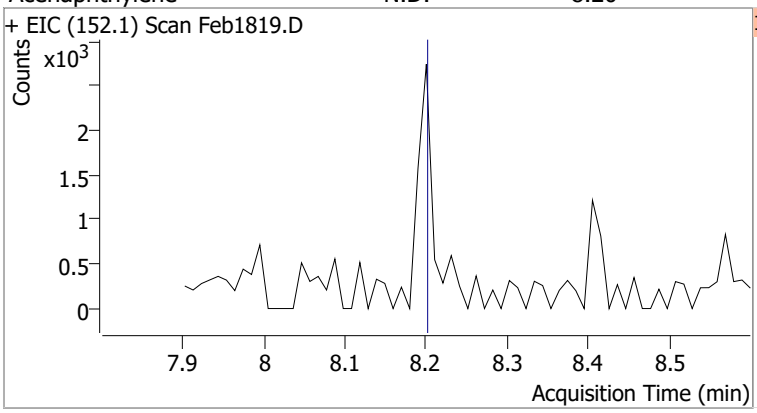

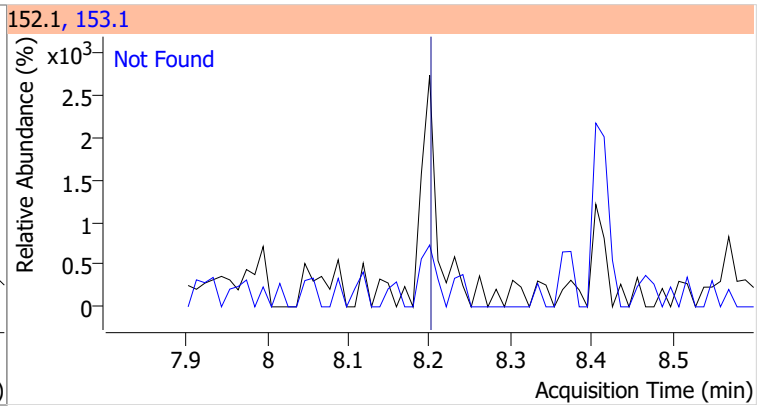

Compound	Conc.	Exp RT	QIon	Exp Ratio	QIon	Exp Ratio
3-Nitroaniline	N.D.	8.39	65.0	129.1	92.0	106.7

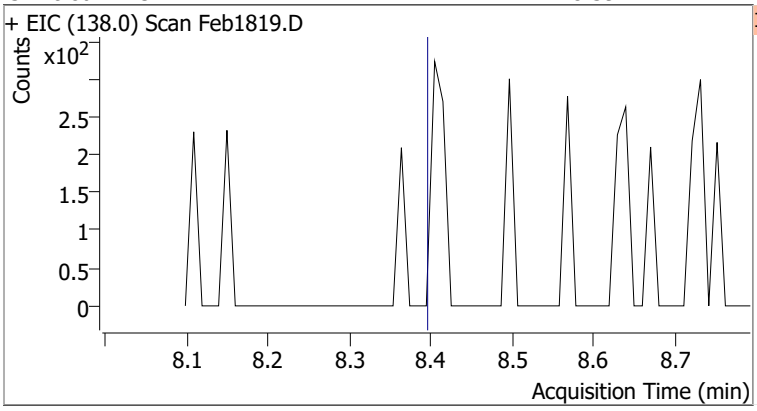

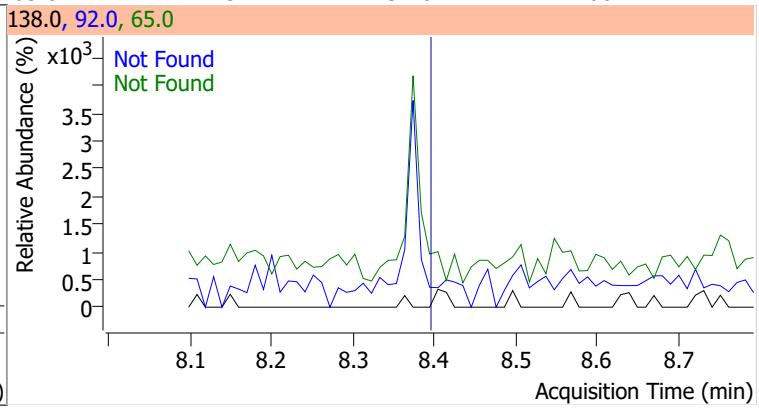

Compound	Conc.	Exp RT	QIon	Exp Ratio	QIon	Exp Ratio
Acenaphthene	N.D.	8.41	153.0	106.5	152.0	51.8

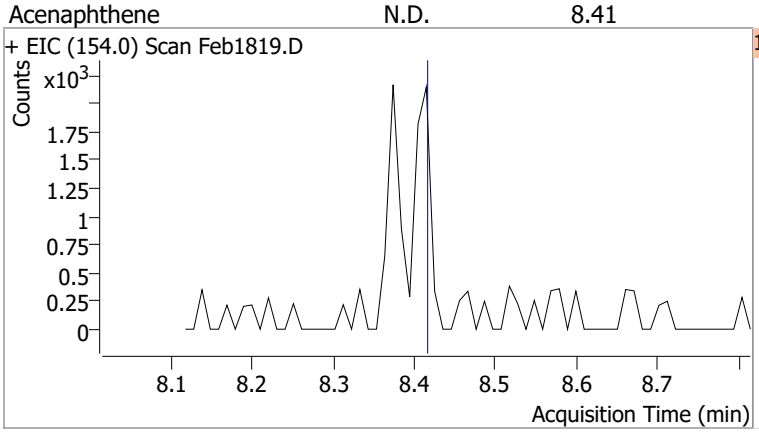

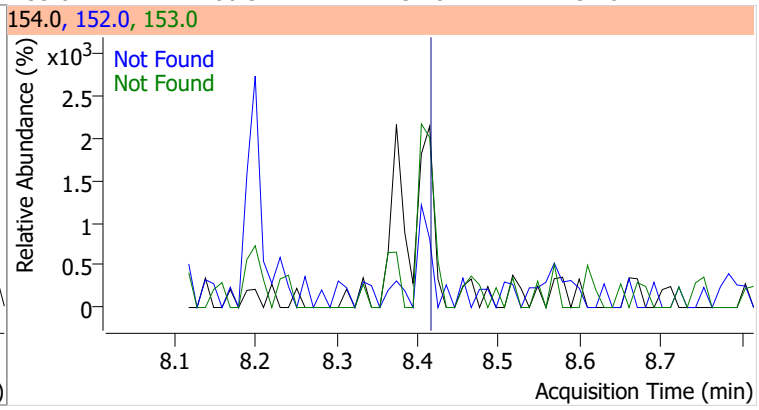

Compound	Conc.	Exp RT	QIon	Exp Ratio
2,4-Dinitrophenol	N.D.	8.52	154.0	62.7

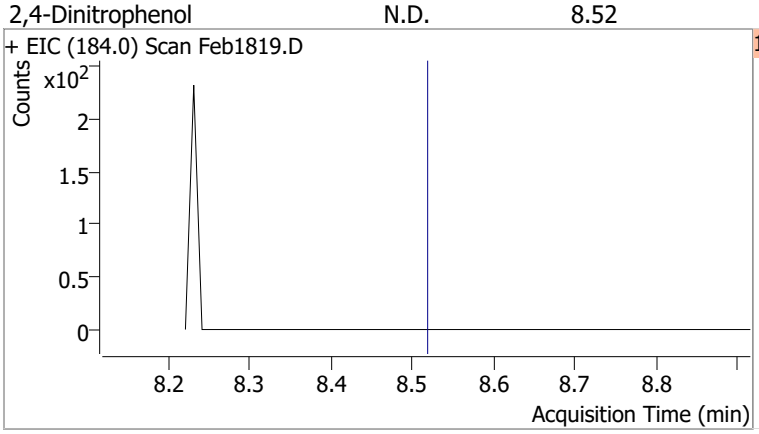

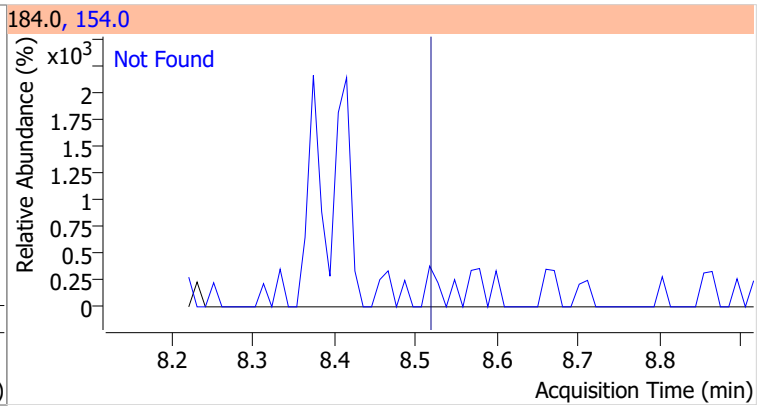

Compound	Conc.	Exp RT	QIon	Exp Ratio
Dibenzofuran	N.D.	8.63	139.0	37.5

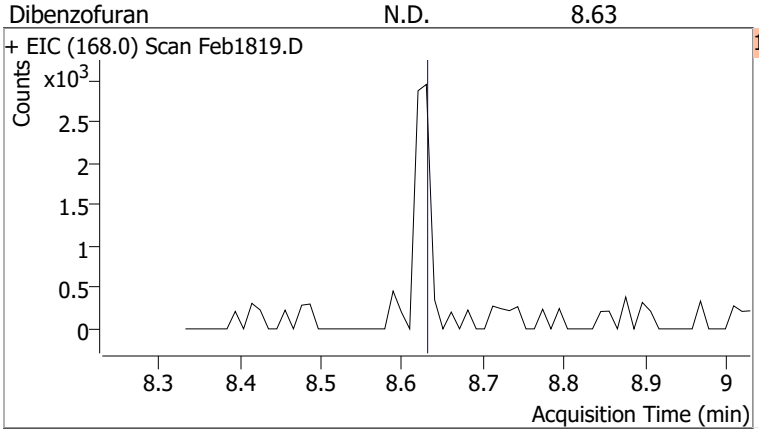

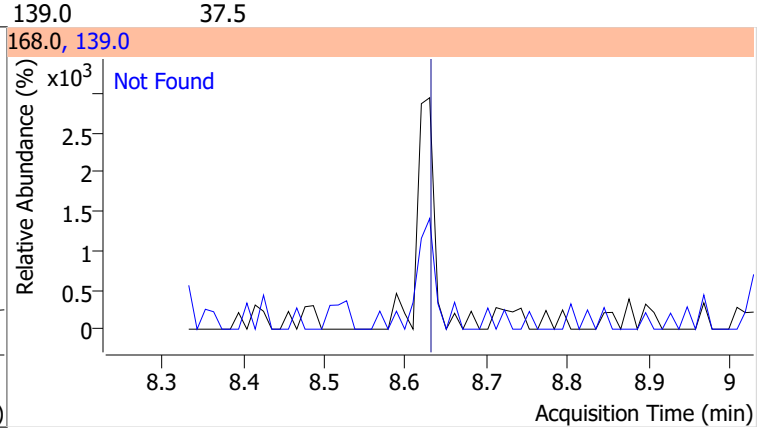

Compound	Conc.	RT	Dev(Min)	Resp.	QIon	QRatio	Lower	Upper
2,4-Dinitrotoluene		0		0	89.0		55.4	102.9
					63.0		33.9	62.9

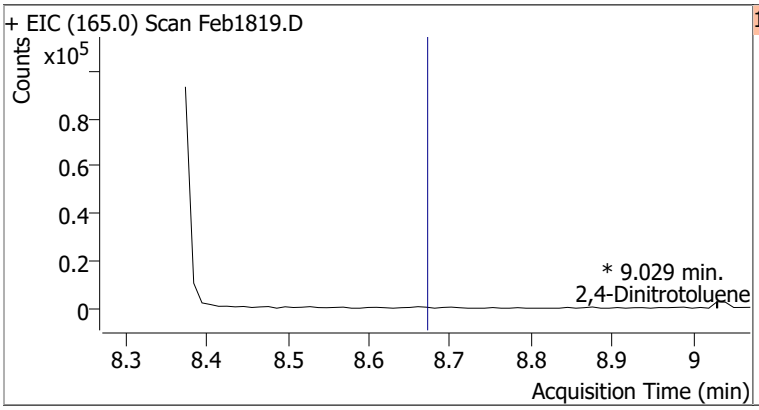

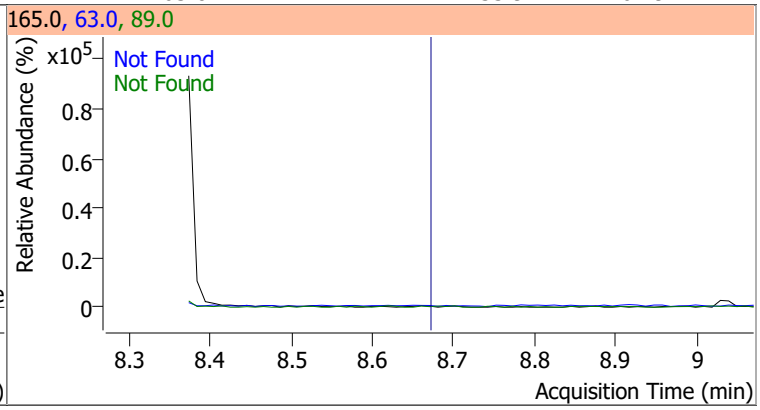

Compound	Conc.	Exp RT	QIon	Exp Ratio	QIon	Exp Ratio
4-Nitrophenol	N.D.	8.70	65.0	72.0	139.0	71.1

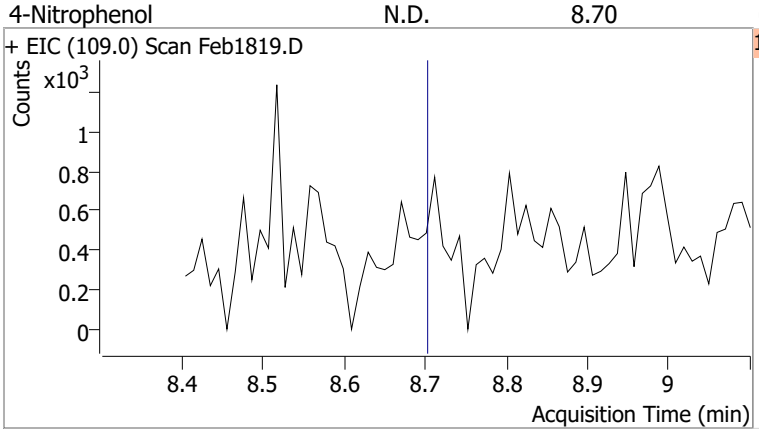

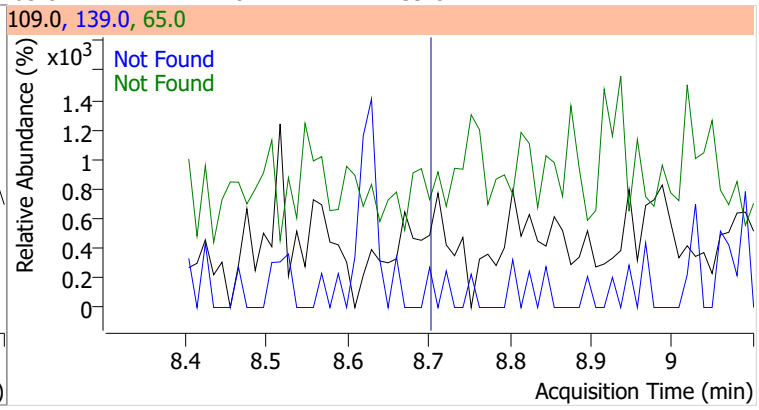

Compound	Conc.	Exp RT	QIon	Exp Ratio	QIon	Exp Ratio
Diethylphthalate	N.D.	9.00	177.0	20.7	150.0	12.5

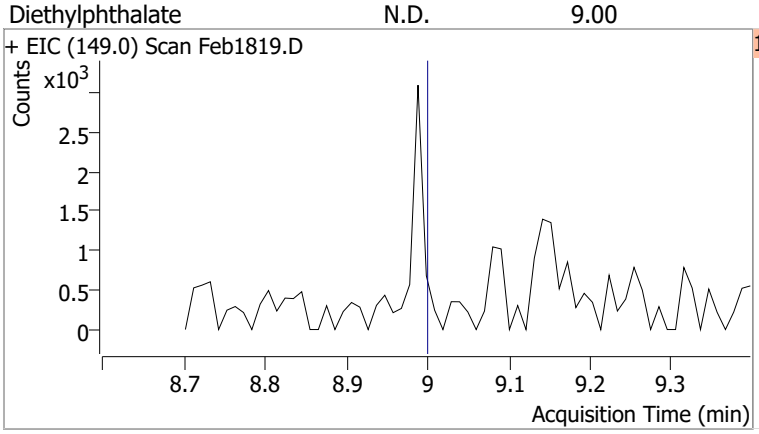

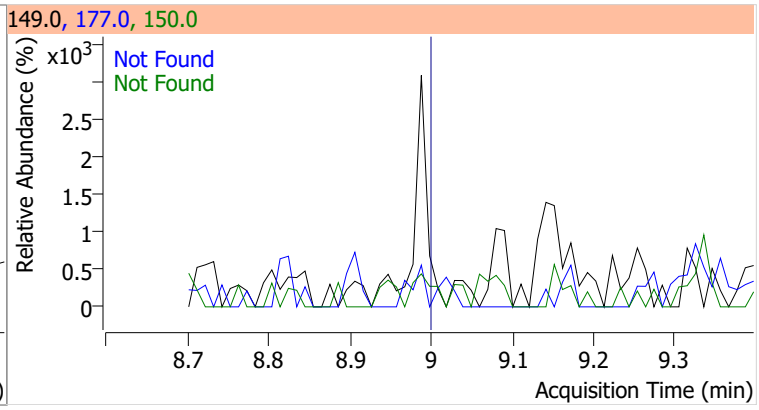

Compound	Conc.	Exp RT	QIon	Exp Ratio	QIon	Exp Ratio
Fluorene	N.D.	9.04	165.0	93.4	167.0	13.7

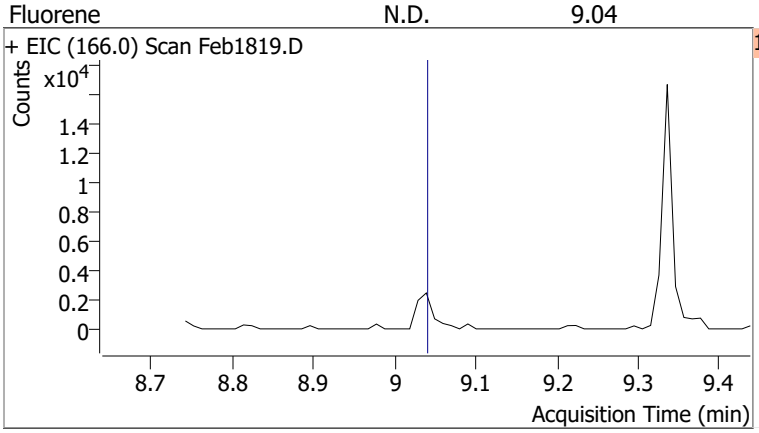

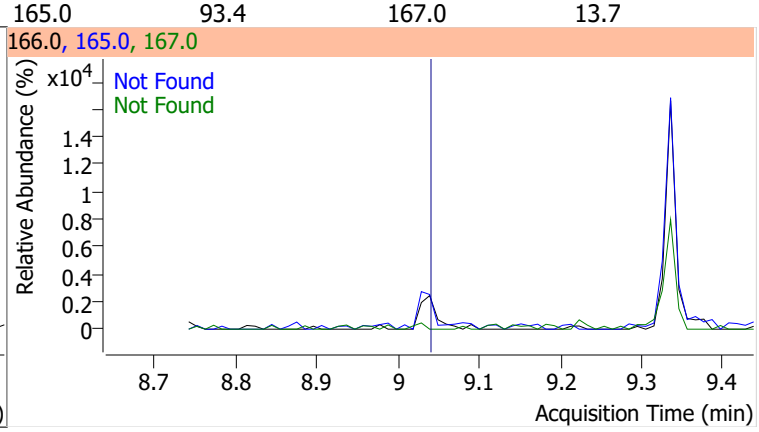

Compound	Conc.	Exp RT	QIon	Exp Ratio	QIon	Exp Ratio
4-Chlorophenyl-phenylether	N.D.	9.07	141.0	61.2	206.0	33.8

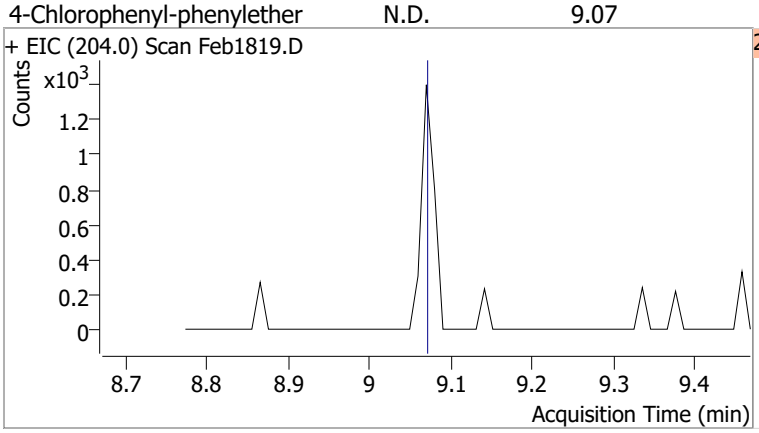

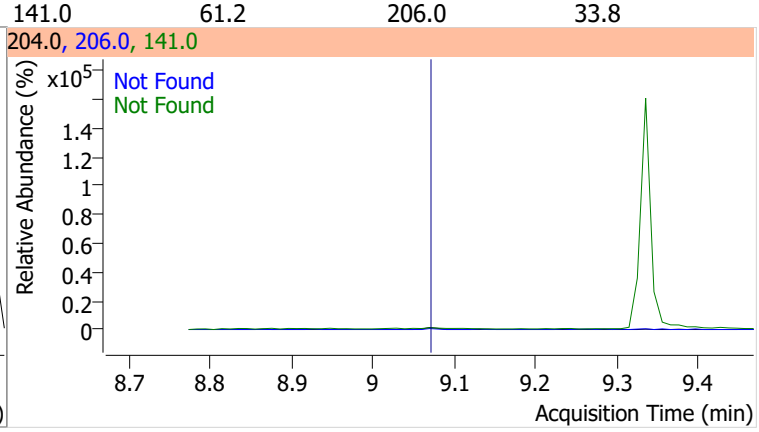

Compound	Conc.	Exp RT	QIon	Exp Ratio	QIon	Exp Ratio
4-Nitroaniline	N.D.	9.14	65.0	112.7	92.0	49.3

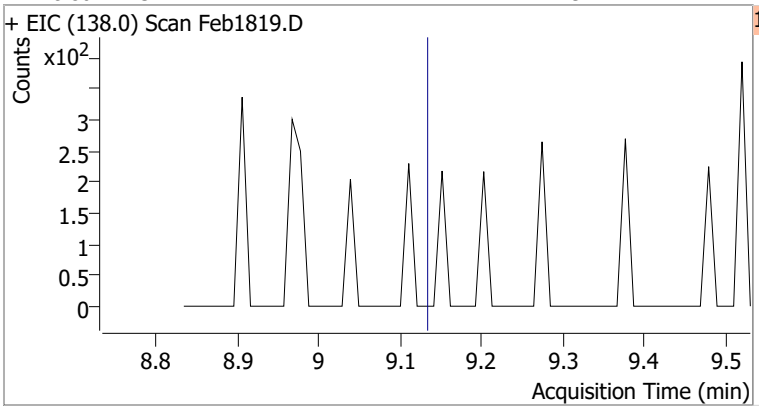

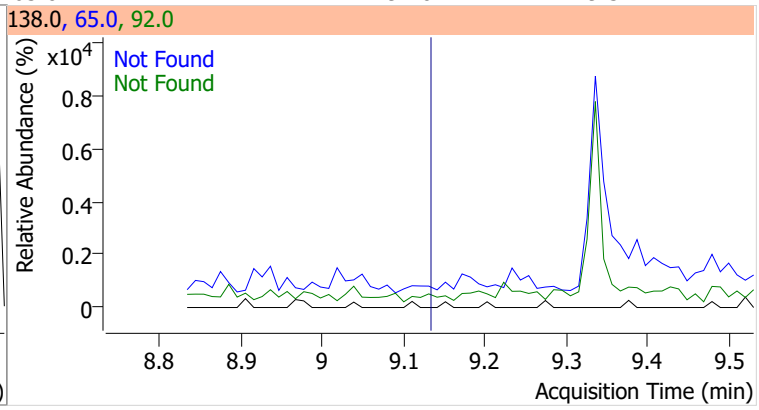

Compound	Conc.	RT	Dev(Min)	Resp.	QIon	QRatio	Lower	Upper
4,6-Dinitro-2-methylphenol		0		0	121.0		35.1	65.3

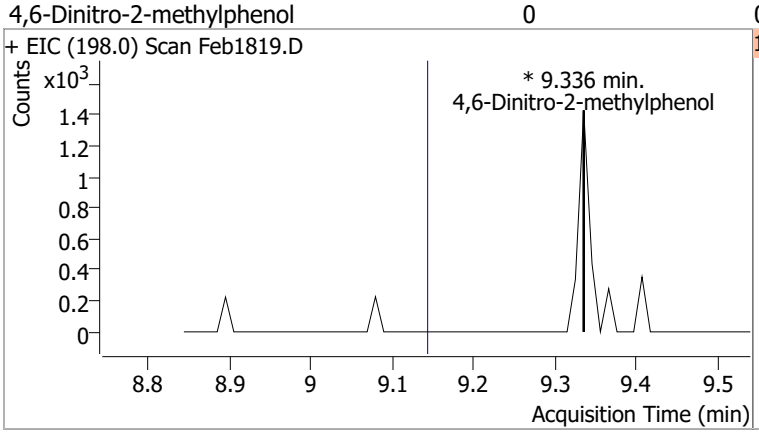

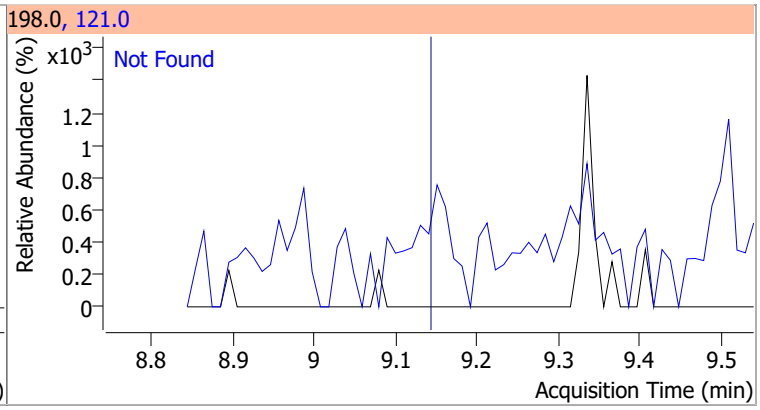

Compound	Conc.	Exp RT	QIon	Exp Ratio	QIon	Exp Ratio
N-nitrosodiphenylamine	N.D.	9.23	168.0	62.8	167.0	34.1

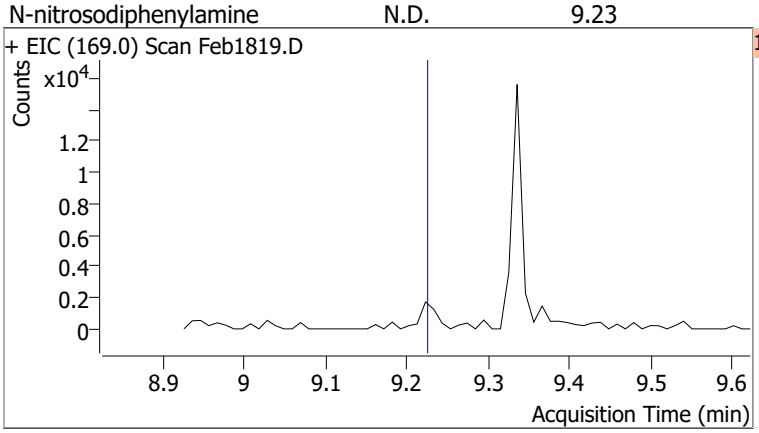

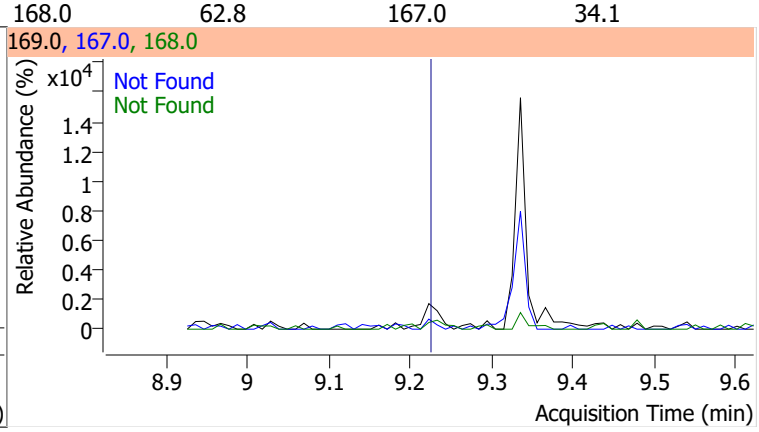

Compound	Conc.	Exp RT	QIon	Exp Ratio	QIon	Exp Ratio
Azobenzene	N.D.	9.26	51.0	45.2	182.0	24.1

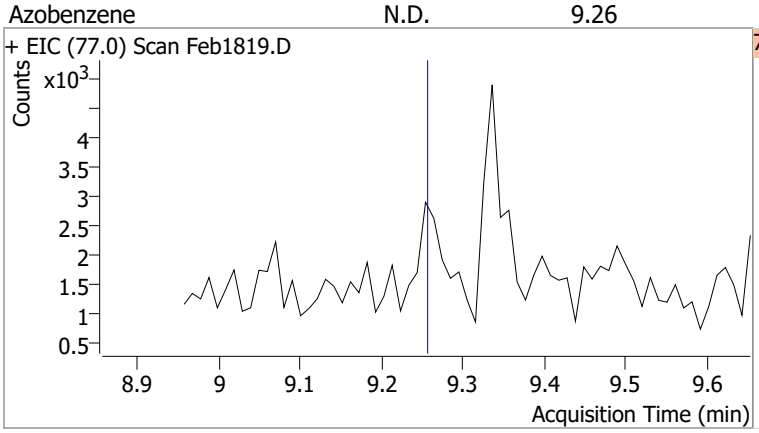

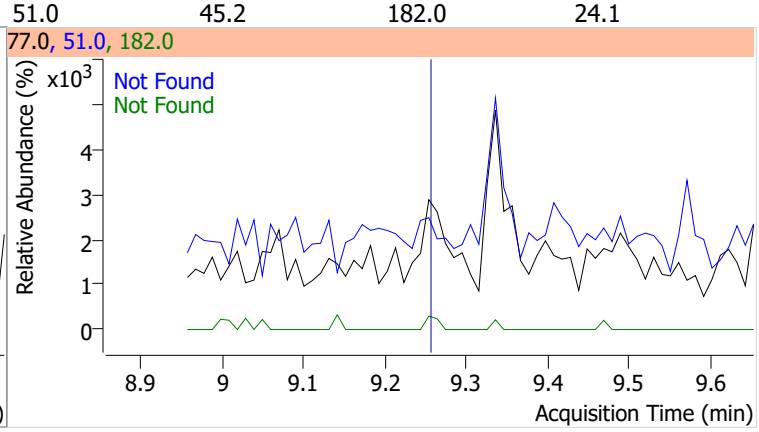

Compound	Conc.	RT	Dev(Min)	Resp.	QIon	QRatio	Lower	Upper
2,4,6-Tribromophenol	141.9139	9.34	0.00	238751	331.8	90.5	68.5	127.2

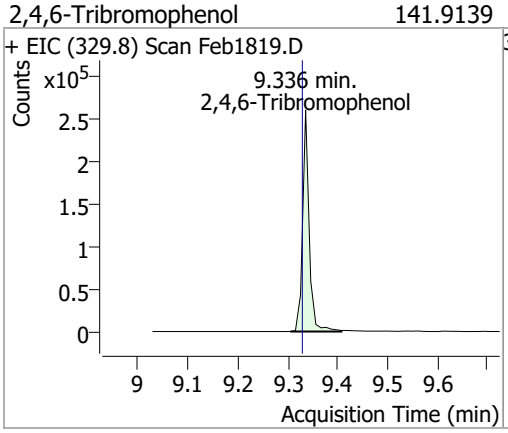

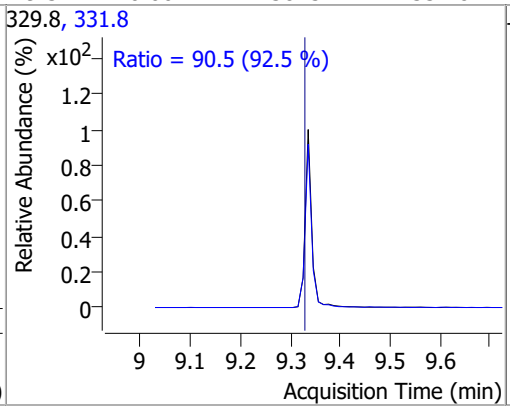

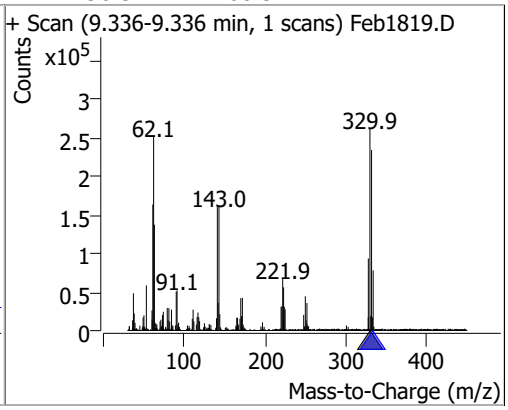

Compound	Conc.	Exp RT	QIon	Exp Ratio	QIon	Exp Ratio
4-Bromophenyl-phenylether	N.D.	9.65	141.0	98.8	250.0	98.2

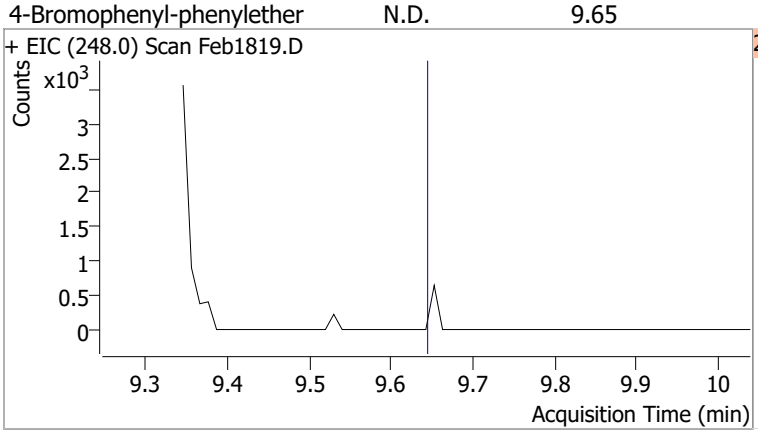

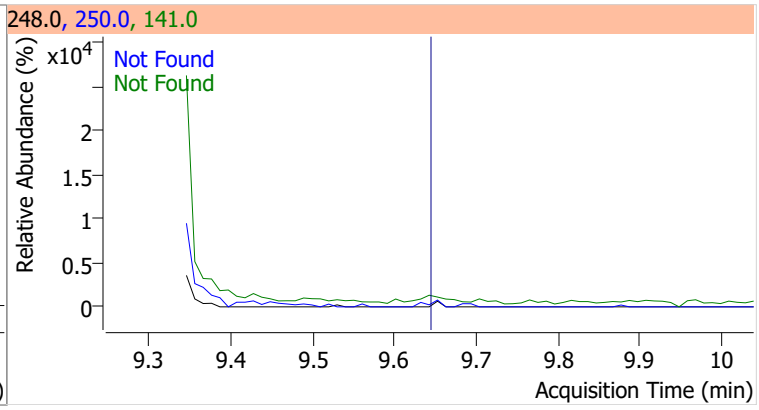

Compound	Conc.	Exp RT	QIon	Exp Ratio
Hexachlorobenzene	N.D.	9.69	142.0	53.8

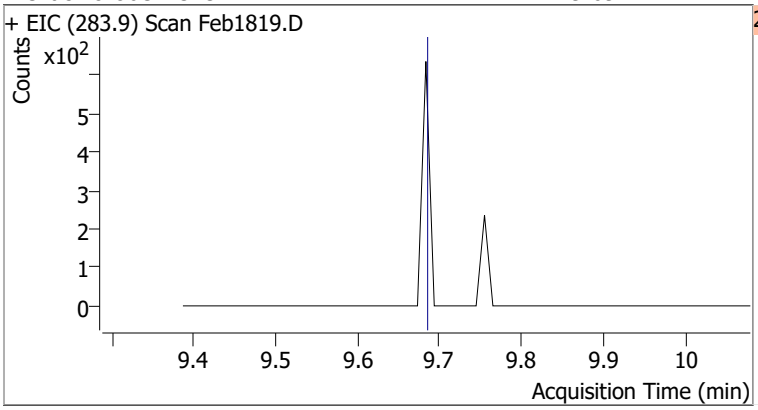

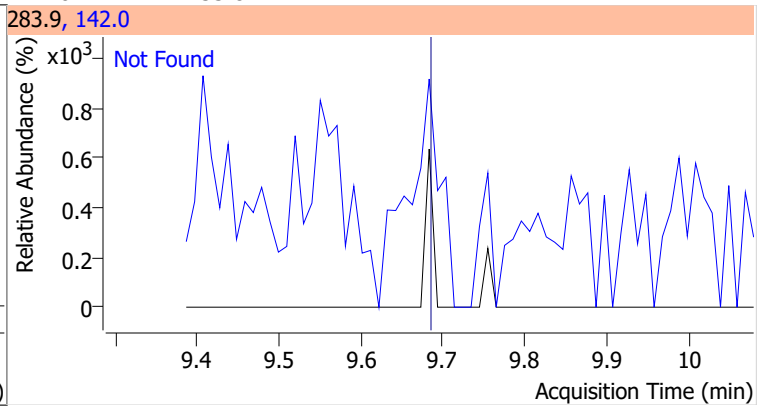

Compound	Conc.	Exp RT	QIon	Exp Ratio	QIon	Exp Ratio
Pentachlorophenol	N.D.	9.97	267.9	59.4	263.9	58.9

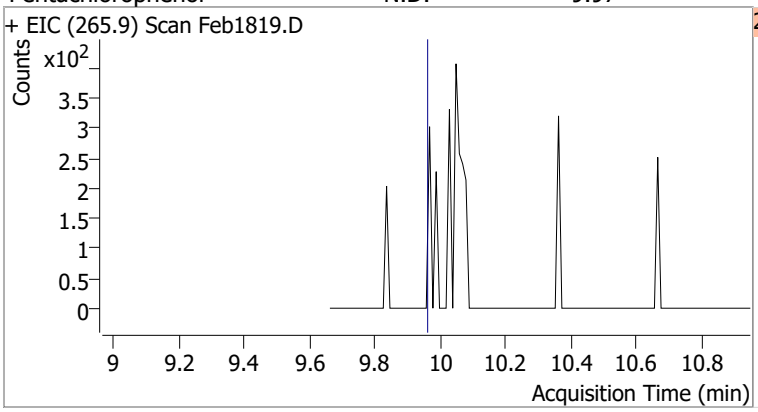

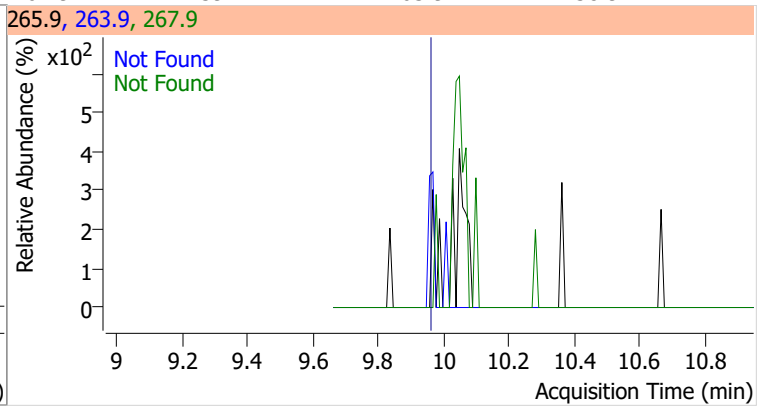

Compound	Conc.	Exp RT	QIon	Exp Ratio
Phenanthrene	N.D.	10.18	176.0	18.5

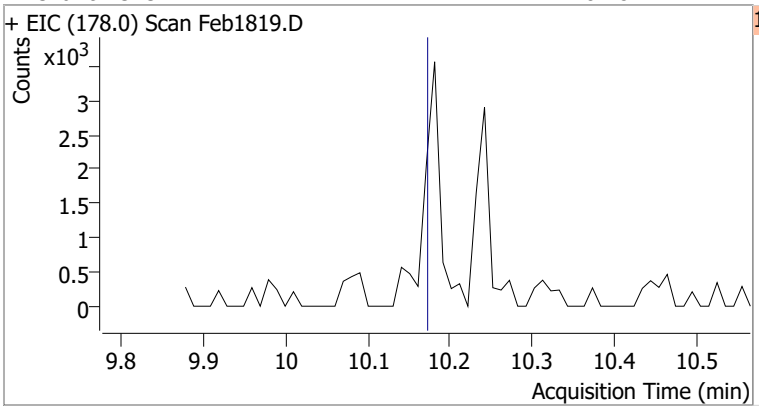

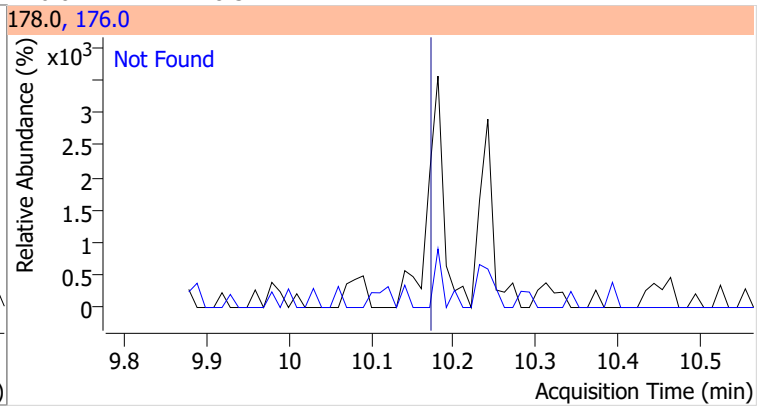

Compound	Conc.	Exp RT	QIon	Exp Ratio
Anthracene	N.D.	10.25	176.0	18.4

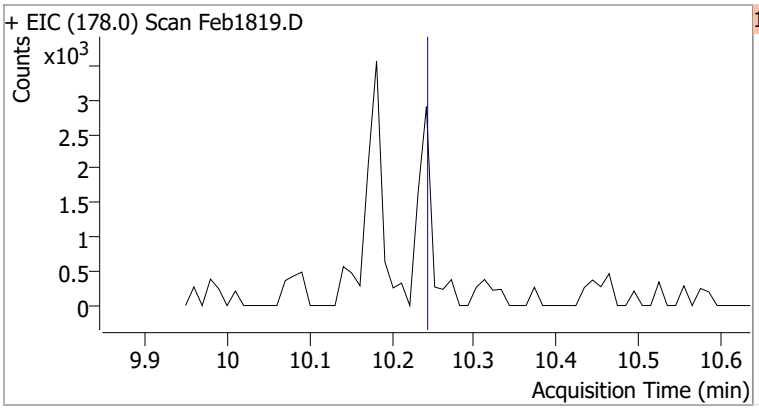

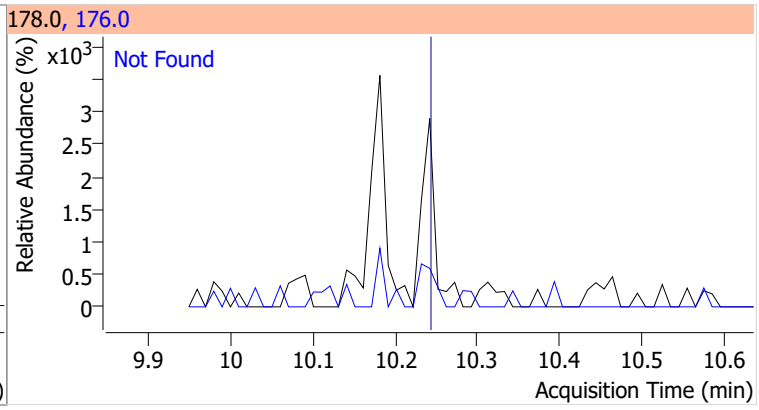

Compound	Conc.	Exp RT	QIon	Exp Ratio	QIon	Exp Ratio
Triallate	N.D.	10.31	268.0	24.1	143.0	22.5

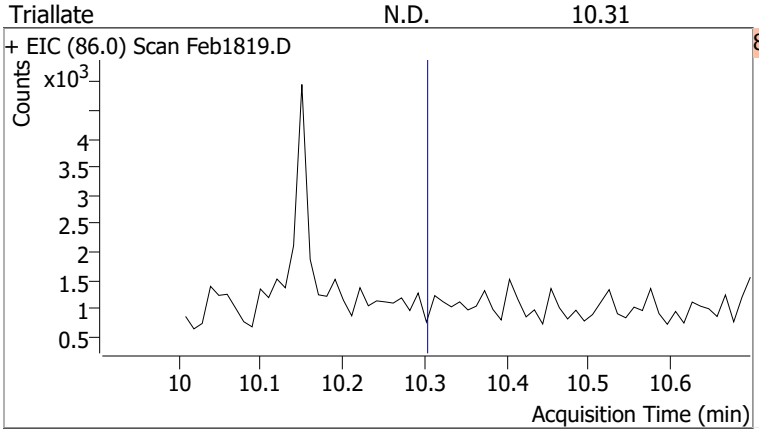

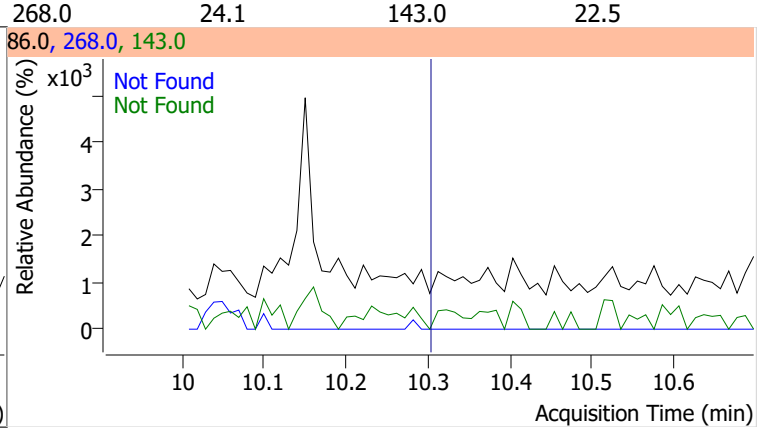

Compound	Conc.	Exp RT	QIon	Exp Ratio
Carbazole	N.D.	10.49	139.0	12.8

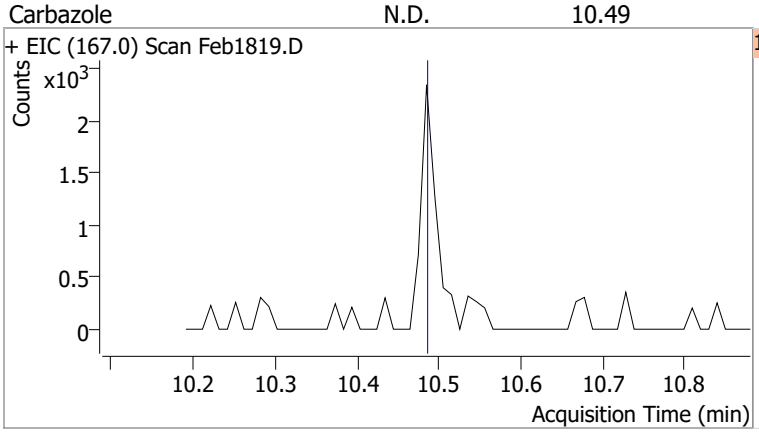

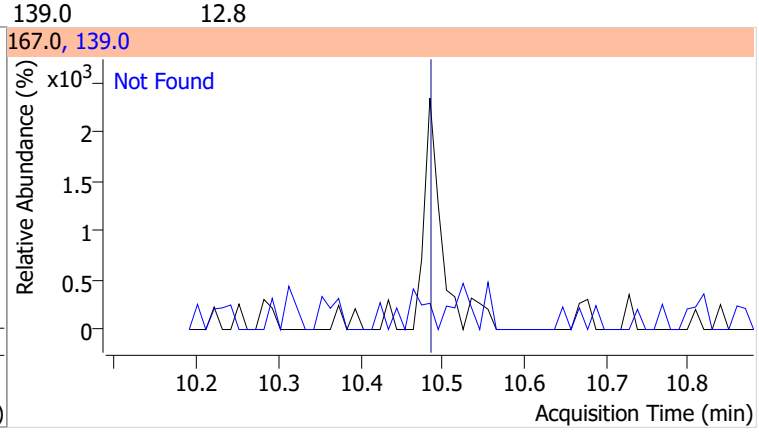

Compound	Conc.	Exp RT	QIon	Exp Ratio	QIon	Exp Ratio
o-Terphenyl	N.D.	10.70	229.0	64.9	215.0	37.0

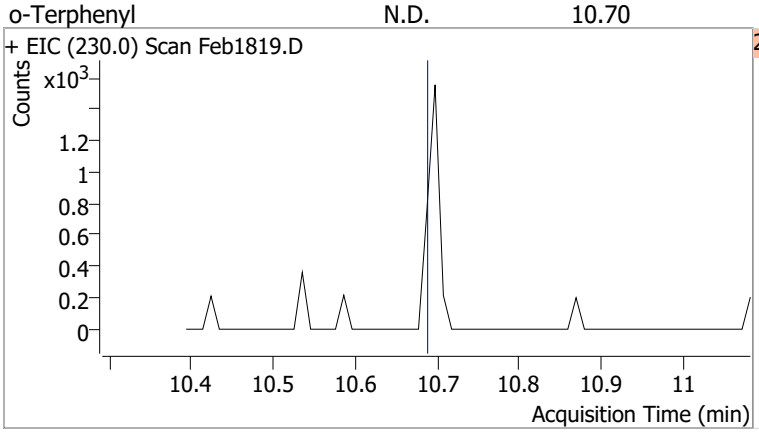

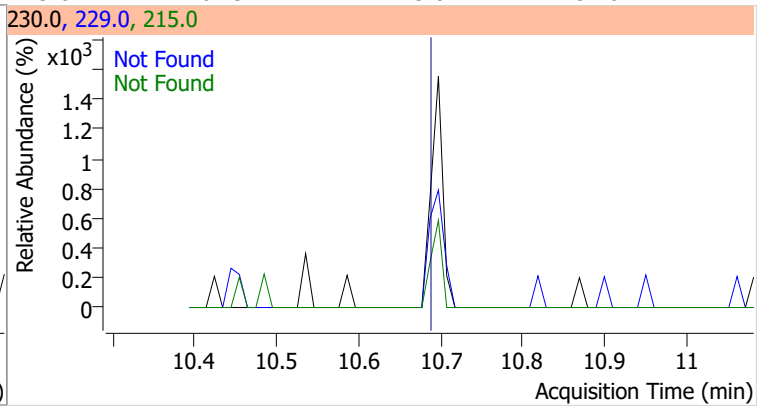

Compound	Conc.	Exp RT	QIon	Exp Ratio	QIon	Exp Ratio
Di-n-Butylphthalate	N.D.	11.08	150.0	9.1	104.0	6.4

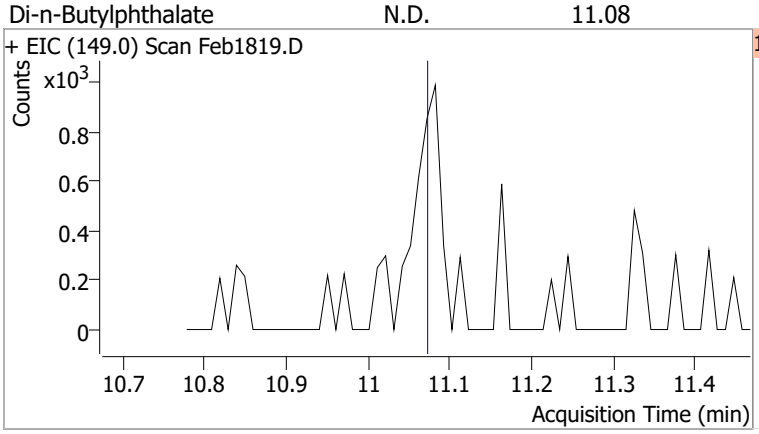

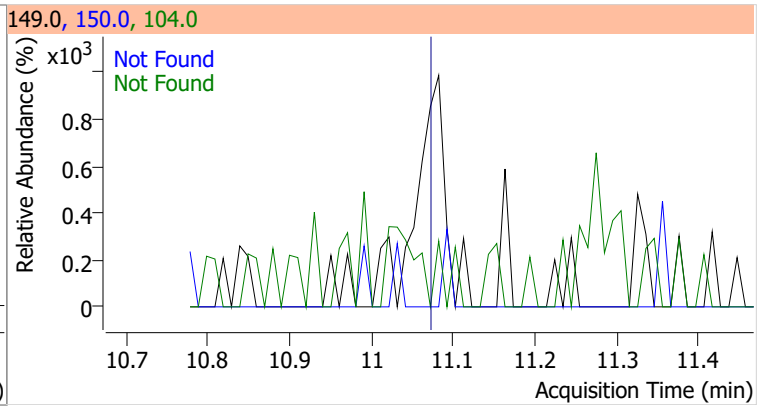

Compound	Conc.	Exp RT	QIon	Exp Ratio
Fluoranthene	N.D.	11.95	101.0	13.4

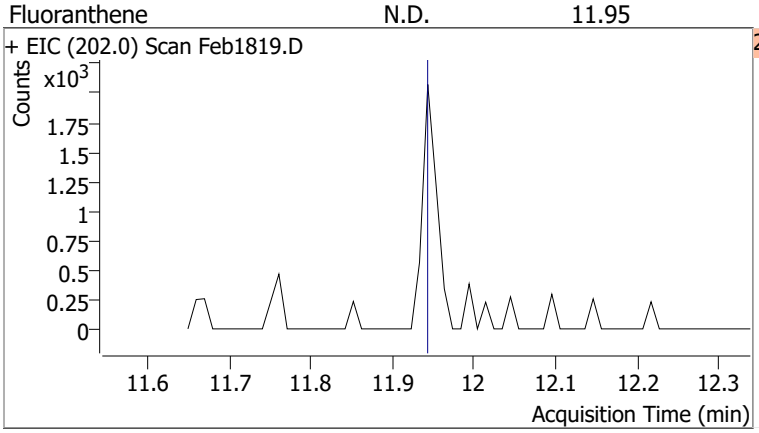

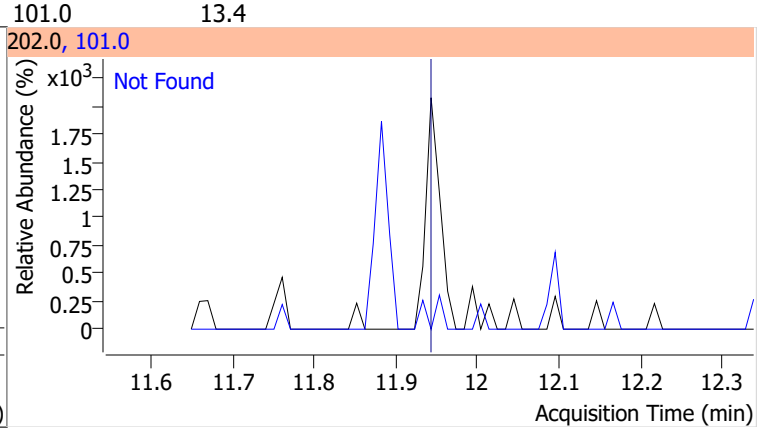

Compound	Conc.	RT	Dev(Min)	Resp.	QIon	QRatio	Lower	Upper
Benzidine		0		0	183.0		8.3	15.4
					92.0		5.8	10.8

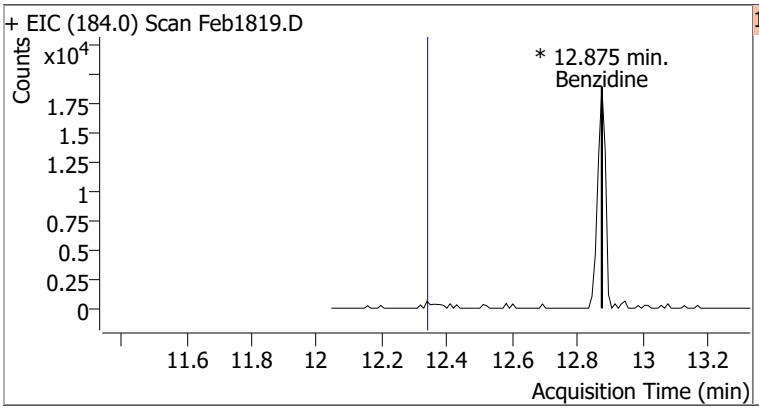

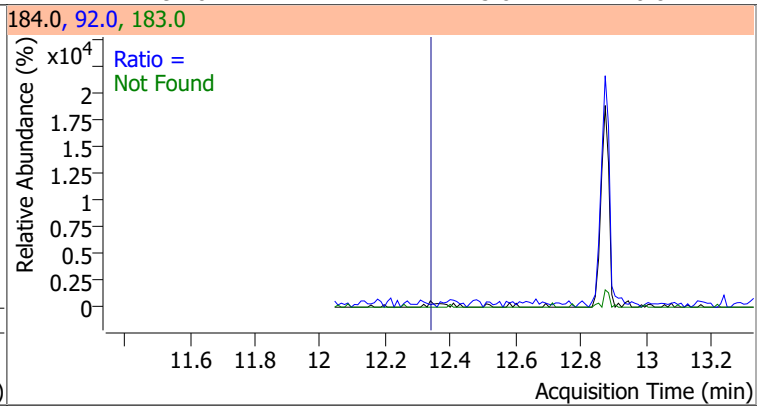

Compound	Conc.	Exp RT	QIon	Exp Ratio
Pyrene	N.D.	12.38	101.0	15.9

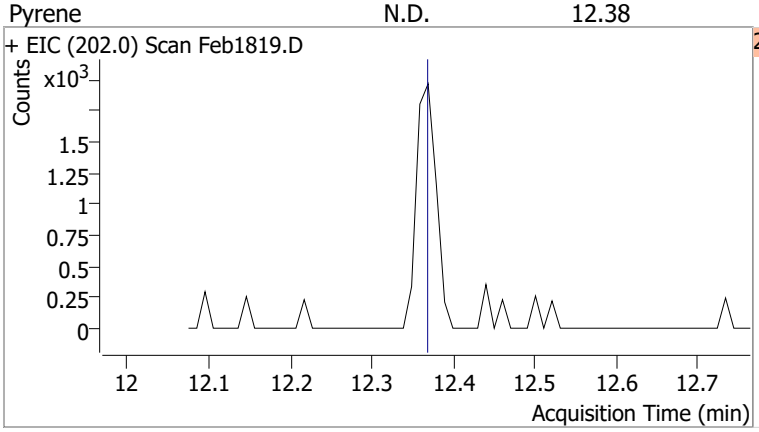

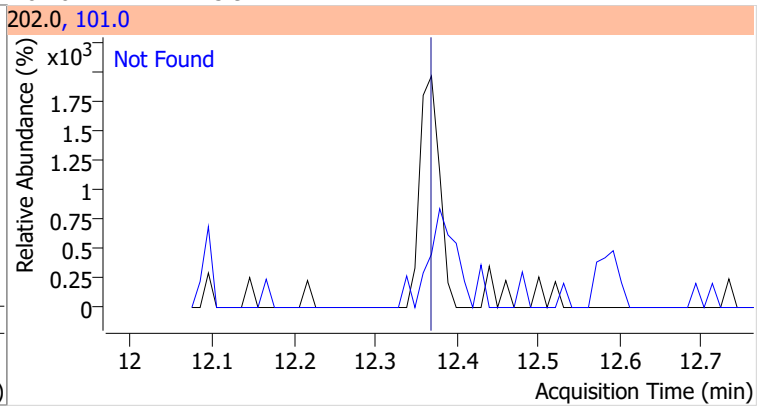

Compound	Conc.	RT	Dev(Min)	Resp.	QIon	QRatio	Lower	Upper
Terphenyl-d14	101.5098	12.88	0.00	1862114	122.0	14.5	10.1	18.7

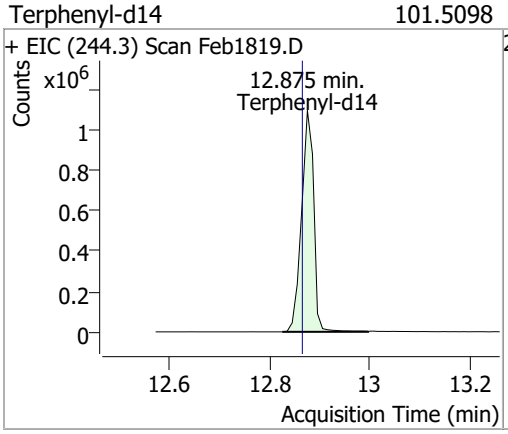

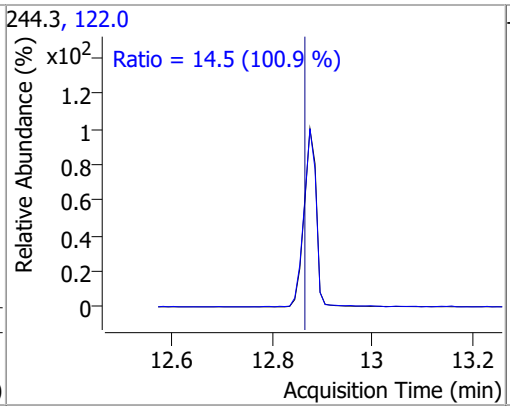

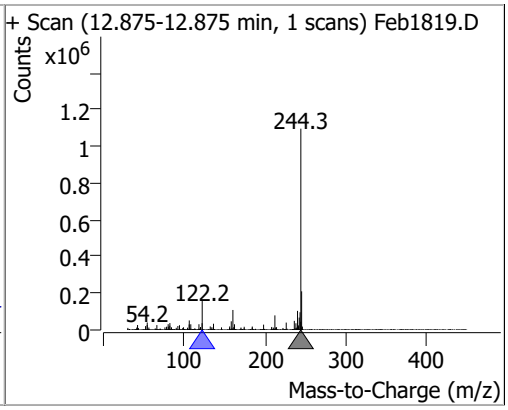

Compound	Conc.	Exp RT	QIon	Exp Ratio	QIon	Exp Ratio
Butylbenzylphthalate	N.D.	14.32	91.0	85.1	206.0	17.5

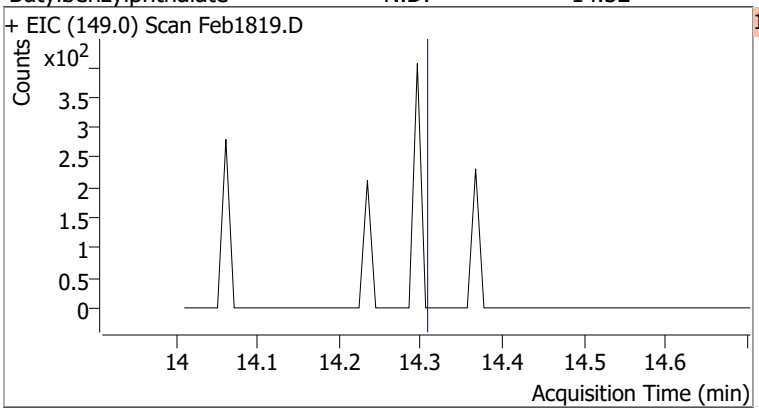

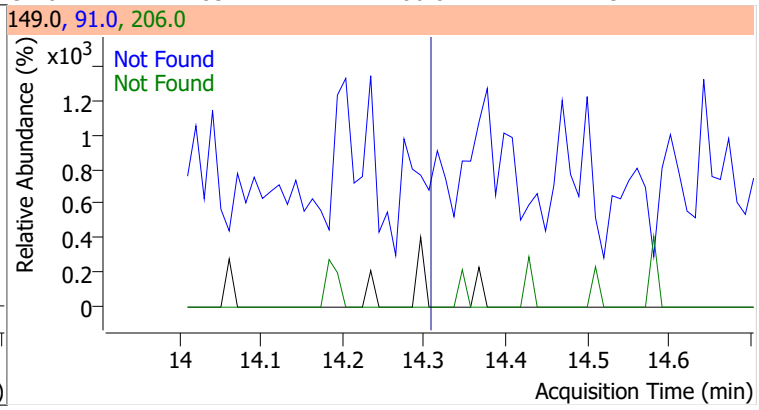

Compound	Conc.	Exp RT	QIon	Exp Ratio	QIon	Exp Ratio
Benzo(a)Anthracene	N.D.	15.51	226.0	26.8	229.0	21.1

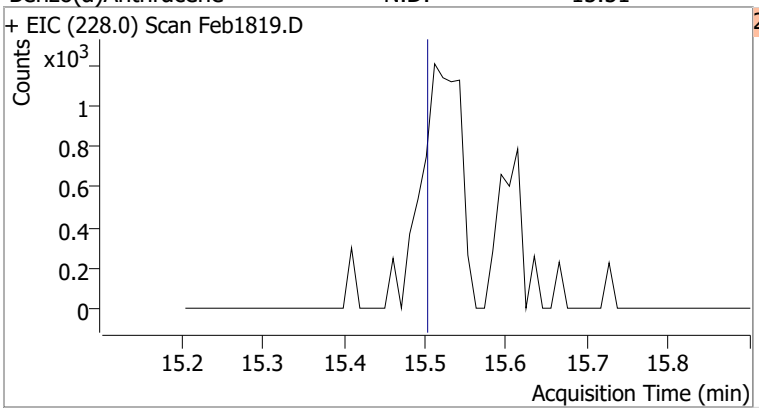

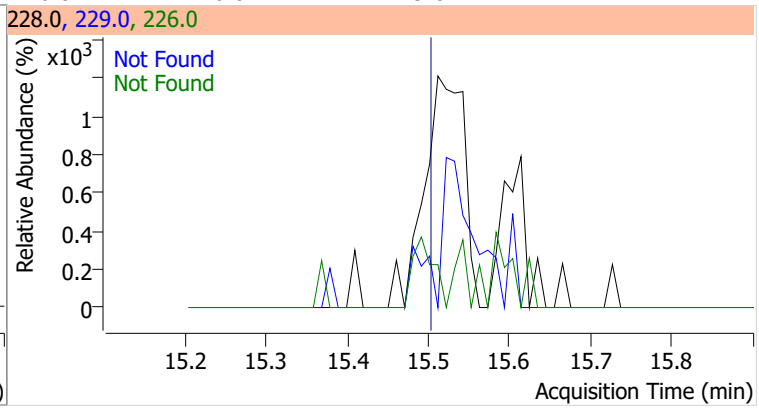

Compound	Conc.	Exp RT	QIon	Exp Ratio	QIon	Exp Ratio
Chrysene	N.D.	15.62	226.0	28.4	229.0	19.7

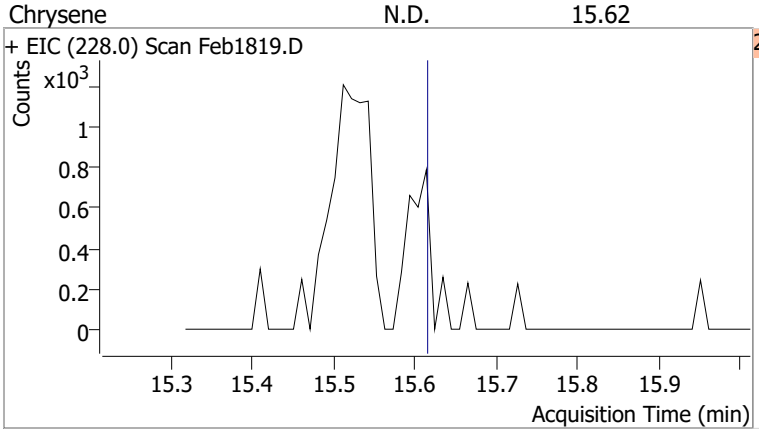

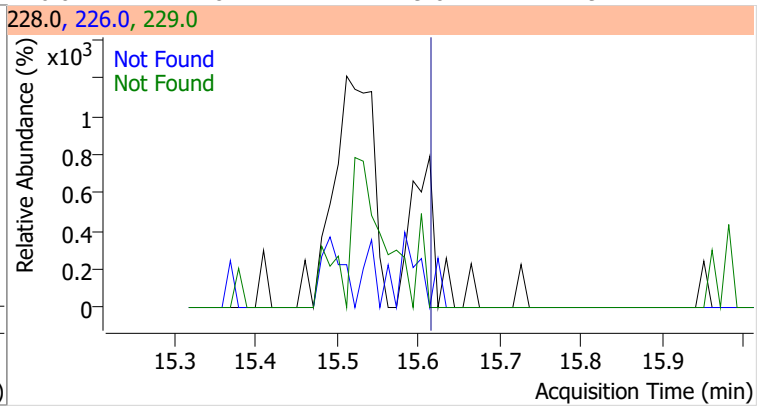

Compound	Conc.	Exp RT	QIon	Exp Ratio
3,3-Dichlorobenzidine	N.D.	15.69	254.0	64.2

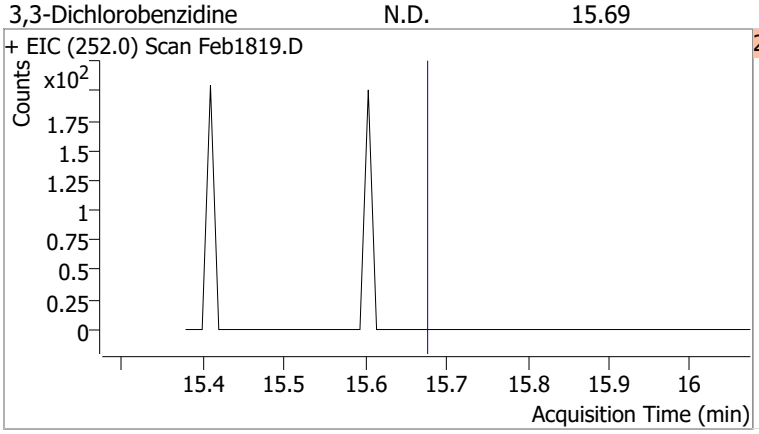

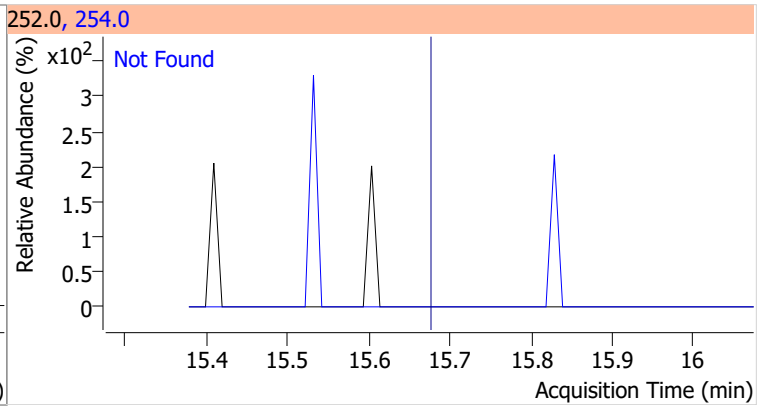

Compound	Conc.	RT	Dev(Min)	Resp.	QIon	QRatio	Lower	Upper
bis(2-ethylhexyl)Phthalate	3.2424	16.35	-0.02	5389	149.0	352.8	273.6	508.0
					279.0	9.7	10.5	19.5

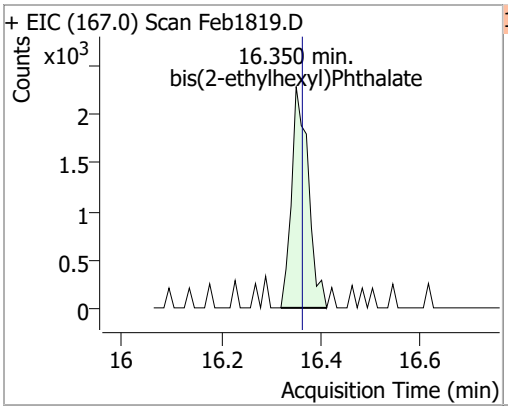

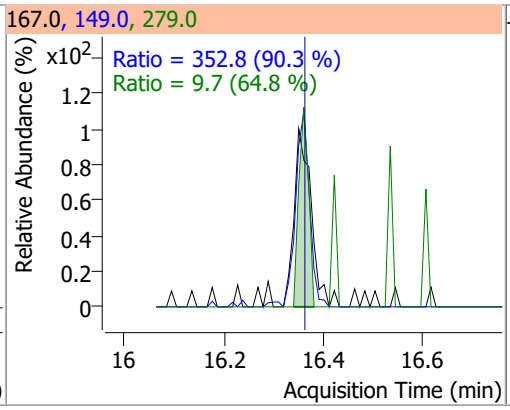

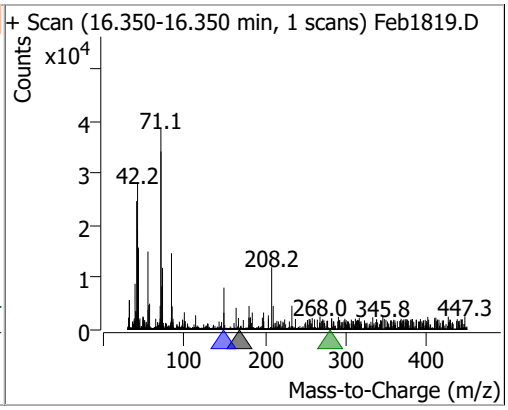

Compound	Conc.	Exp RT	QIon	Exp Ratio
Di-n-octyl Phthalate	N.D.	18.13	150.0	10.0

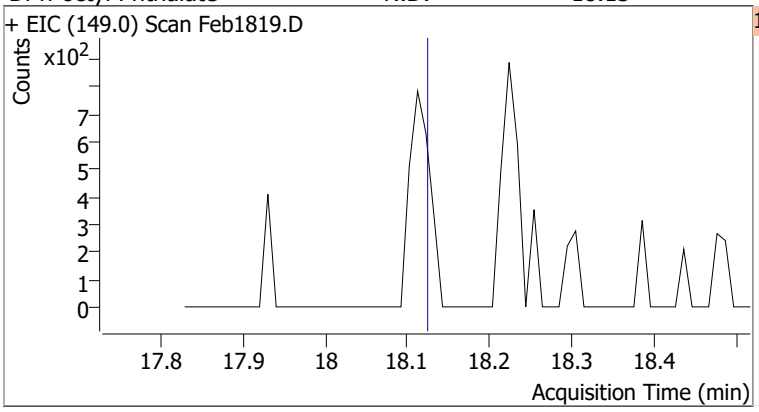

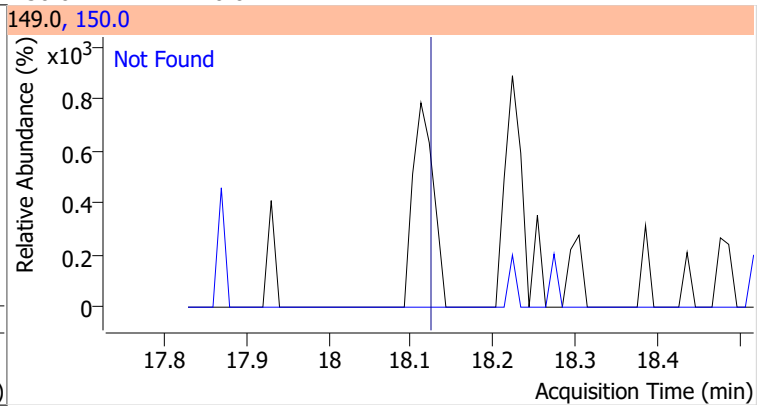

Compound	Conc.	Exp RT	QIon	Exp Ratio
Benzo(b)fluoranthene	N.D.	18.38	253.0	22.3

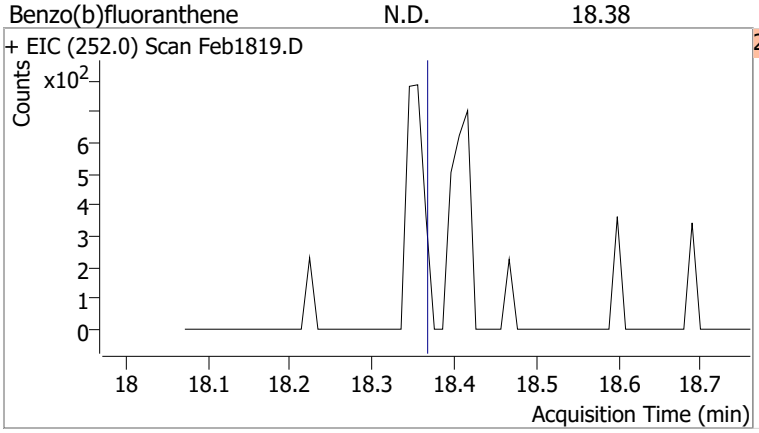

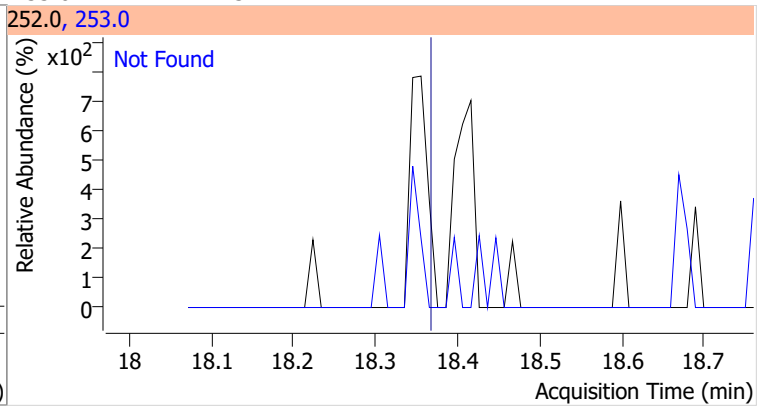

Compound	Conc.	Exp RT	QIon	Exp Ratio
Benzo(k)fluoranthene	N.D.	18.45	253.0	22.0

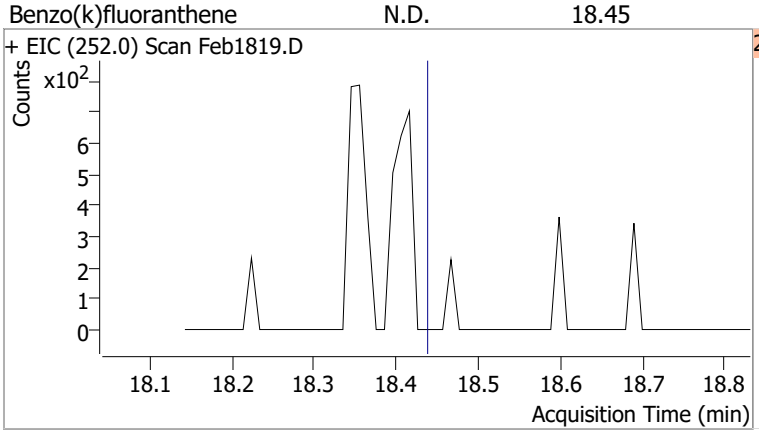

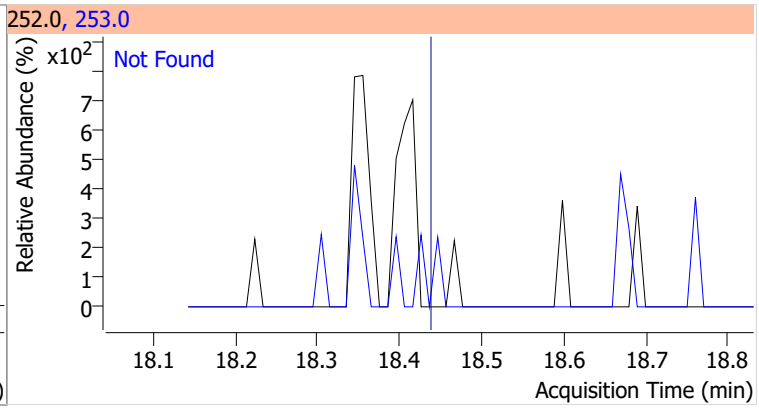

Compound	Conc.	Exp RT	QIon	Exp Ratio
Benzo(a)pyrene	N.D.	18.98	253.0	21.5

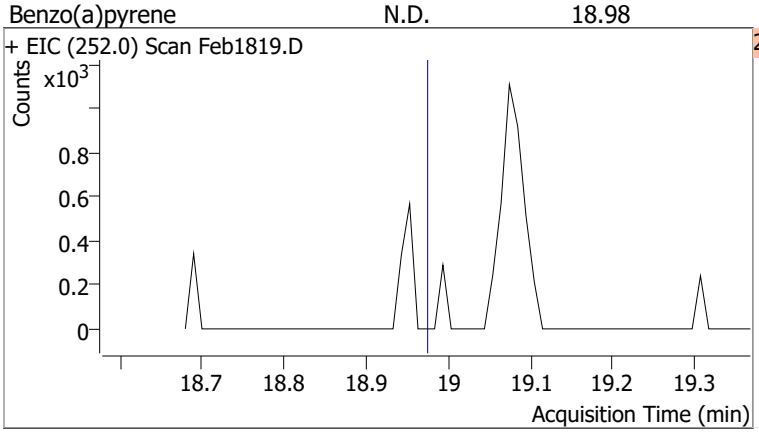

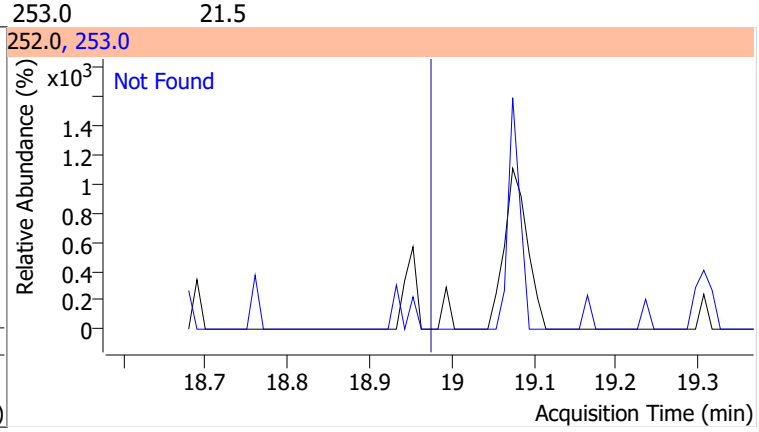

Compound	Conc.	Exp RT	QIon	Exp Ratio
Indeno(1,2,3-c,d)pyrene	N.D.	20.76	138.0	29.6

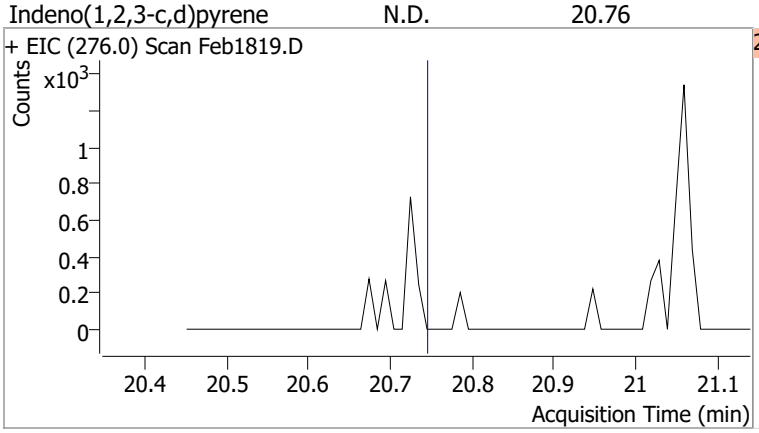

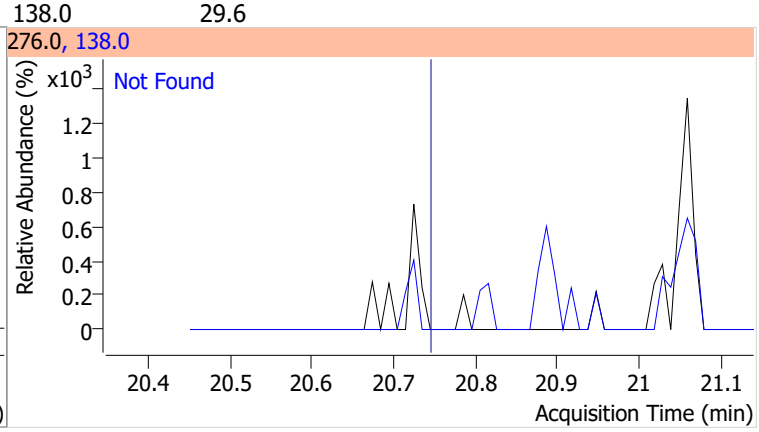

Compound	Conc.	Exp RT	QIon	Exp Ratio	QIon	Exp Ratio
Dibenzo(a,h)anthracene	N.D.	20.82	139.0	25.2	279.0	24.1

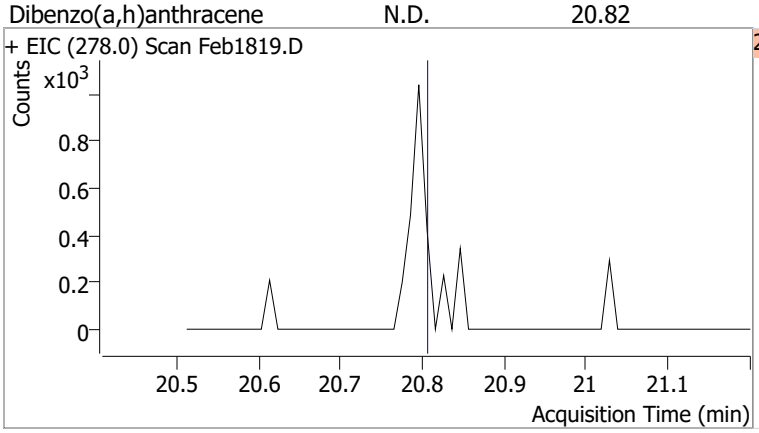

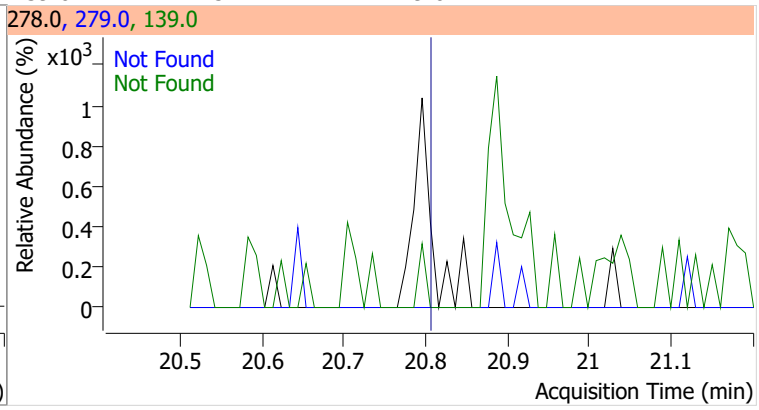

Compound	Conc.	Exp RT	QIon	Exp Ratio	QIon	Exp Ratio
Benzo(g,h,i)perylene	N.D.	21.09	138.0	33.0	277.0	23.2

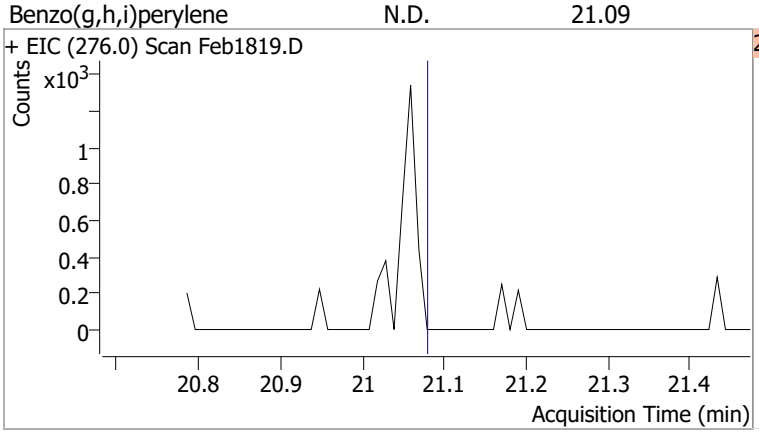

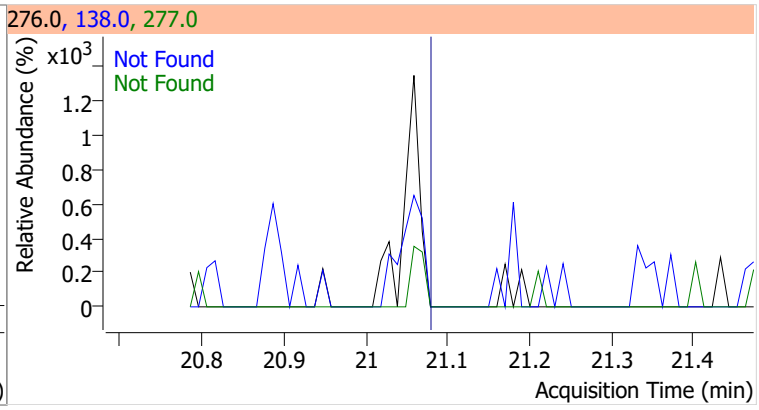

Quantitation Results Report (QT Reviewed)

Data File	Feb1820.D	Operator	LIMS import
Acq. Method	BNA+SIM.M	Acq. Date-Time	2/19/2022 6:15:23 PM
Sample Name	B22020415-011C	Instrument	Instrument #1
Vial	20	Multiplier	1.00
DA Method File		Comment	SVOC-8270-W-LARGO
Tune File	dftppdsm.u	Tune Date	2/18/2022 9:25:00 PM
Batch Name	021822 DoD BNA cal.batch.bin	Last Calib Update	2/19/2022 1:06:17 PM
Ref Library	D:\Org\Library\NIST129K.l		

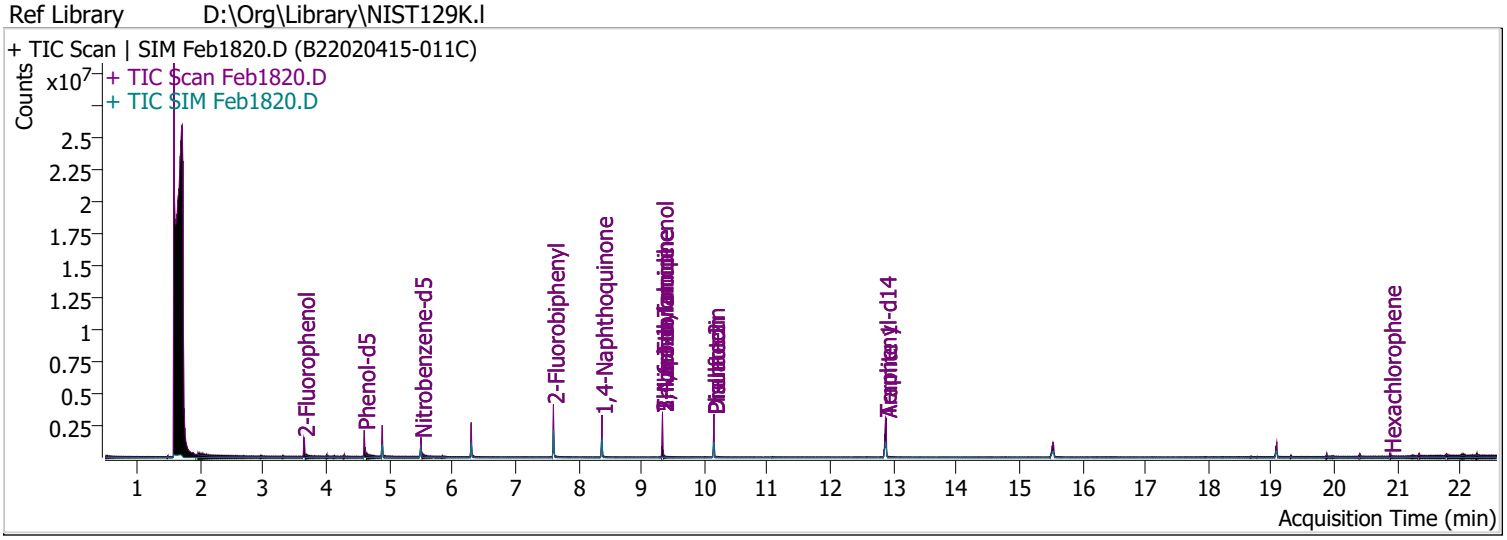

Compound	RT	QIon	Resp.	Conc.	Units		Dev(Min)
Internal Standards							
System Monitoring Compounds							
S 2-Fluorophenol	3.643	112.0	575814	61.7869	µg/L		-0.010
Spiked Amount: 200.000	Range: 10.0 - 75.0%			Recovery = 30.89%			
S Phenol-d5	4.603	99.0	708556	58.5025	µg/L		-0.010
Spiked Amount: 200.000	Range: 10.0 - 65.0%			Recovery = 29.25%			
S Nitrobenzene-d5	5.502	82.0	399430	59.6724	µg/L		0.000
Spiked Amount: 100.000	Range: 32.0 - 94.0%			Recovery = 59.67%			
S 2-Fluorobiphenyl	7.605	172.0	1165516	58.8061	µg/L		0.000
Spiked Amount: 100.000	Range: 28.0 - 107.0%			Recovery = 58.81%			
S 2,4,6-Tribromophenol	9.336	329.8	265856	147.8680	µg/L		0.000
Spiked Amount: 200.000	Range: 25.0 - 140.0%			Recovery = 73.93%			
S Terphenyl-d14	12.875	244.3	1939019	100.1463	µg/L		0.000
Spiked Amount: 100.000	Range: 32.0 - 122.0%			Recovery = 100.15%			
Target Compounds							**QValue**
T N-Nitrosodimethylamine	0.000		0	N.D.			
T Pyridine	0.000		0	N.D.			
T Aniline	0.000		0	N.D.			
T Phenol	0.000		0	N.D.			
T bis(-2-Chloroethyl)Ether	4.889	63.0	0		µg/L	md	1
T 2-Chlorophenol	0.000		0	N.D.			
T 1,3-Dichlorobenzene	0.000		0	N.D.			
T 1,4-Dichlorobenzene	0.000		0	N.D.			
T 1,2-Dichlorobenzene	0.000		0	N.D.			
T Benzyl Alcohol	0.000		0	N.D.			
T bis(2-chloroisopropyl)Ether	0.000		0	N.D.			
T 2-Methylphenol	0.000		0	N.D.			
T N-nitroso-Di-n-propylamine	5.502	70.0	0		µg/L	md	1
T 4Methylphenol/3Methylphenol	0.000		0	N.D.			
T Hexachloroethane	0.000		0	N.D.			

Compound	RT	QIon	Resp.	Conc.	Units		Dev(Min)
T Nitrobenzene	0.000		0	N.D.			
T Isophorone	0.000		0	N.D.			
T 2-Nitrophenol	0.000		0	N.D.			
T 2,4-Dimethylphenol	0.000		0	N.D.			
T bis(-2-Chloroethoxy)Methane	0.000		0	N.D.			
T 2,4-Dichlorophenol	0.000		0	N.D.			
T Benzoic Acid	0.000		0	N.D.			
T 1,2,4-Trichlorobenzene	0.000		0	N.D.			
T Naphthalene	0.000		0	N.D.			
T 4-Chlorophenol	6.301	130.0	0		µg/L	md	1
T p-Chloroaniline	0.000		0	N.D.			
T Hexachlorobutadiene	0.000		0	N.D.			
T 4-Chloro-2-Methylphenol	0.000		0	N.D.			
T 4-Chloro-3-Methylphenol	0.000		0	N.D.			
T 2-Methylnaphthalene	0.000		0	N.D.			
T 1-Methylnaphthalene	0.000		0	N.D.			
T Hexachlorocyclopentadiene	0.000		0	N.D.			
T 2,4,6-Trichlorophenol	0.000		0	N.D.			
T 2,4,5-Trichlorophenol	0.000		0	N.D.			
T 2-Chloronaphthalene	0.000		0	N.D.			
T 2-Nitroaniline	0.000		0	N.D.			
T Dimethyl Phthalate	8.374	163.0	0		µg/L	md	1
T 2,6-Dinitrotoluene	8.374	165.0	0		µg/L	md	1
T Acenaphthylene	0.000		0	N.D.			
T 3-Nitroaniline	0.000		0	N.D.			
T Acenaphthene	0.000		0	N.D.			
T 2,4-Dinitrophenol	0.000		0	N.D.			
T Dibenzofuran	0.000		0	N.D.			
T 2,4-Dinitrotoluene	0.000		0	N.D.			
T 4-Nitrophenol	0.000		0	N.D.			
T Diethylphthalate	0.000		0	N.D.			
T Fluorene	0.000		0	N.D.			
T 4-Chlorophenyl-phenylether	0.000		0	N.D.			
T 4-Nitroaniline	0.000		0	N.D.			
T 4,6-Dinitro-2-methylphenol	9.336	198.0	0		µg/L	md	1
T N-nitrosodiphenylamine	0.000		0	N.D.			
T Azobenzene	0.000		0	N.D.			
T 4-Bromophenyl-phenylether	0.000		0	N.D.			
T Hexachlorobenzene	0.000		0	N.D.			
T Pentachlorophenol	0.000		0	N.D.			
T Phenanthrene	0.000		0	N.D.			
T Anthracene	0.000		0	N.D.			
T Triallate	0.000		0	N.D.			
T Carbazole	0.000		0	N.D.			
T o-Terphenyl	0.000		0	N.D.			
T Di-n-Butylphthalate	0.000		0	N.D.			
T Fluoranthene	0.000		0	N.D.			
T Benzidine	12.885	184.0	0		µg/L	md	1
T Pyrene	0.000		0	N.D.			
T Butylbenzylphthalate	0.000		0	N.D.			
T Benzo(a)Anthracene	0.000		0	N.D.			
T Chrysene	0.000		0	N.D.			
T 3,3-Dichlorobenzidine	0.000		0	N.D.			
T bis(2-ethylhexyl)Phthalate	0.000		0	N.D.			
T Di-n-octyl Phthalate	0.000		0	N.D.			

Compound	RT	QIon	Resp.	Conc.	Units	Dev(Min)
T Benzo(b)fluoranthene	0.000		0	N.D.		
T Benzo(k)fluoranthene	0.000		0	N.D.		
T Benzo(a)pyrene	0.000		0	N.D.		
T Indeno(1,2,3-c,d)pyrene	0.000		0	N.D.		
T Dibenzo(a,h)anthracene	0.000		0	N.D.		
T Benzo(g,h,i)perylene	0.000		0	N.D.		

(#) = Qualifier Out of Range; (m) = Manual Integration; (+) = Area Summed; (*) = Surrogate Percent Recovery Out of Range; (d): Zeroed Peak

Compound	Conc.	Exp RT	QIon	Exp Ratio
N-Nitrosodimethylamine	N.D.	2.49	42.0	135.8

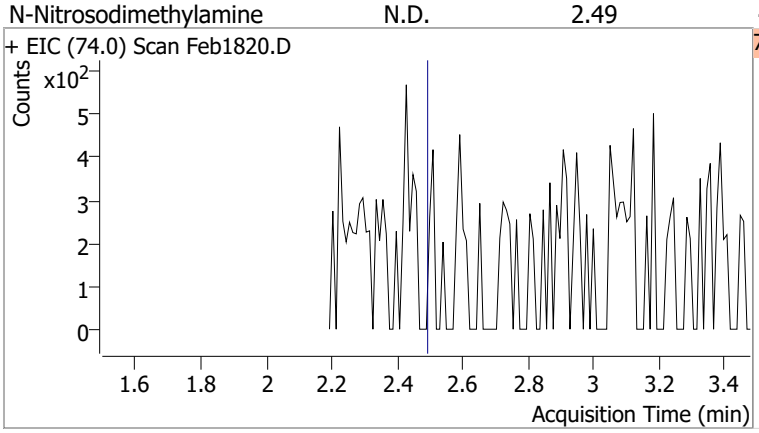

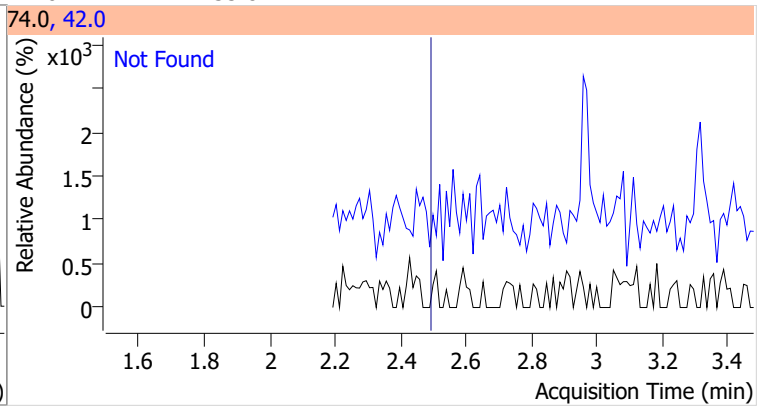

Compound	Conc.	Exp RT	QIon	Exp Ratio
Pyridine	N.D.	2.53	52.0	82.7

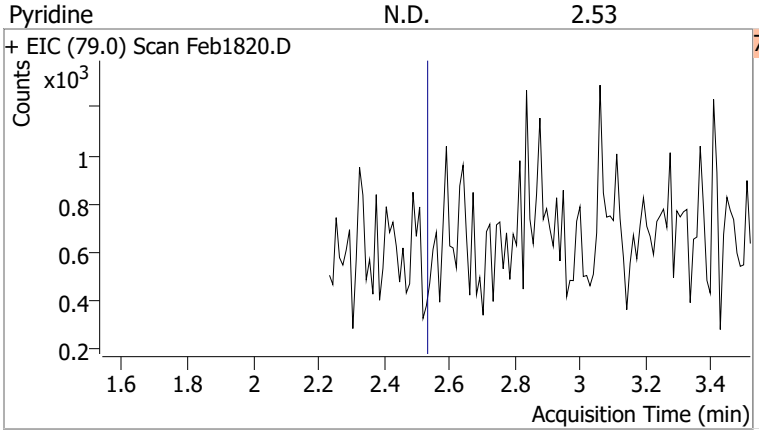

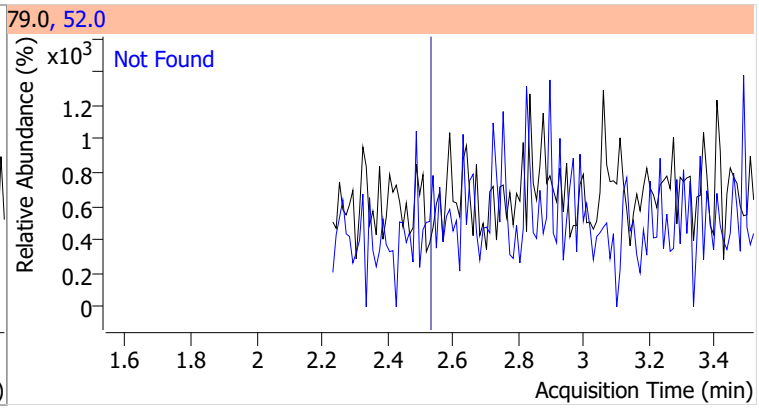

Compound	Conc.	RT	Dev(Min)	Resp.	QIon	QRatio	Lower	Upper
2-Fluorophenol	61.7869	3.64	-0.01	575814	64.0	52.1	34.6	64.3
					92.0	21.4	14.2	26.5

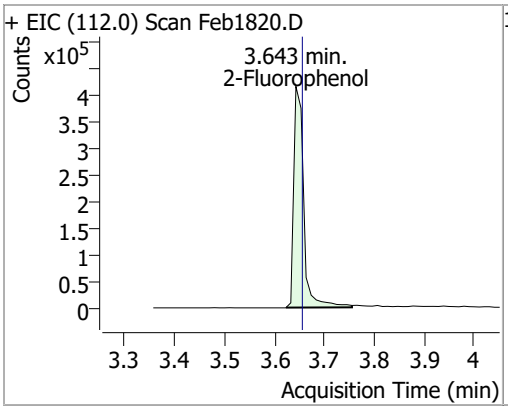

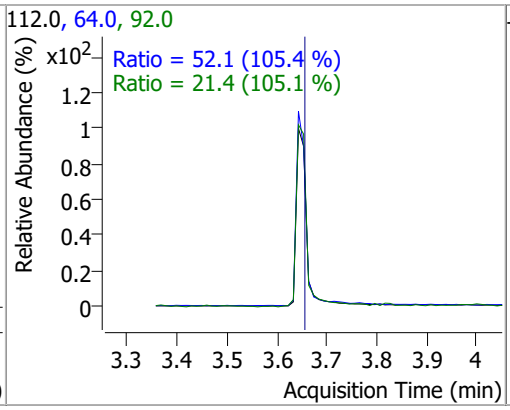

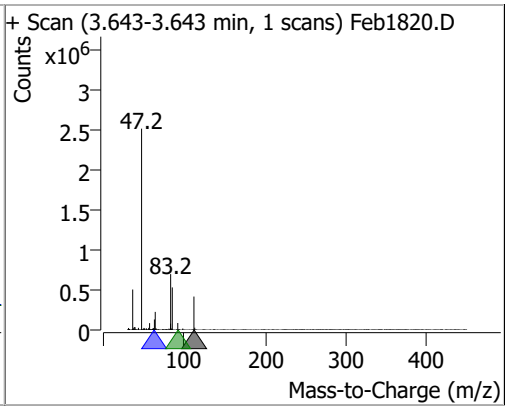

Compound	Conc.	Exp RT	QIon	Exp Ratio	QIon	Exp Ratio
Aniline	N.D.	4.56	66.0	36.7	65.0	18.7

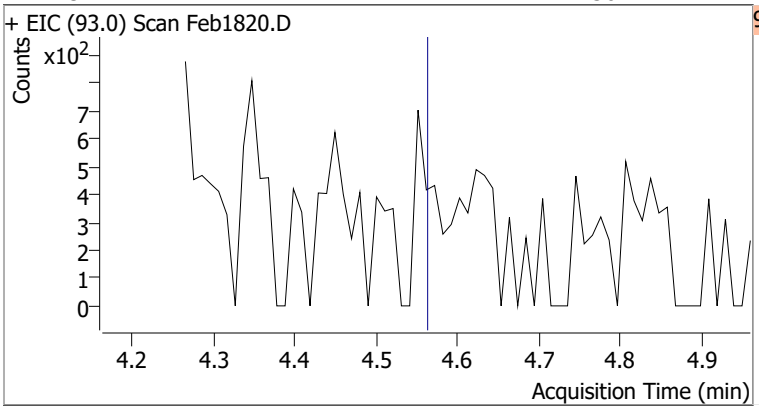

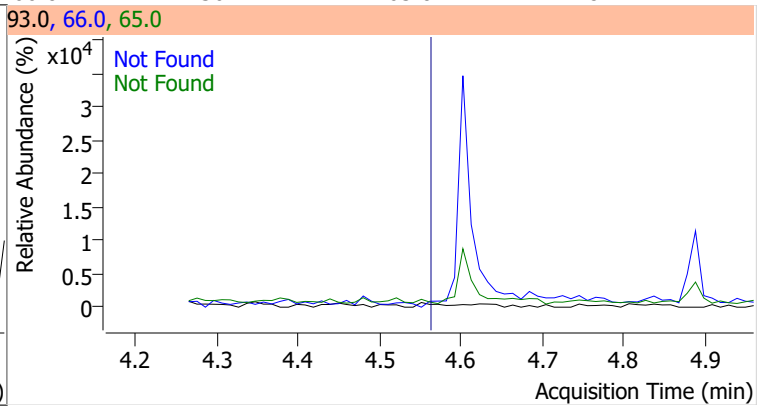

Compound	Conc.	RT	Dev(Min)	Resp.	QIon	QRatio	Lower	Upper
Phenol-d5	58.5025	4.60	-0.01	708556	71.0	35.8	25.8	47.9

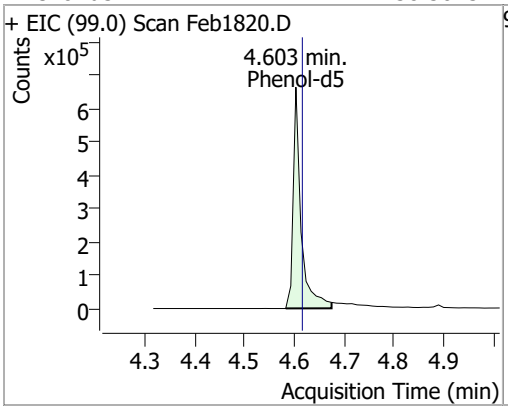

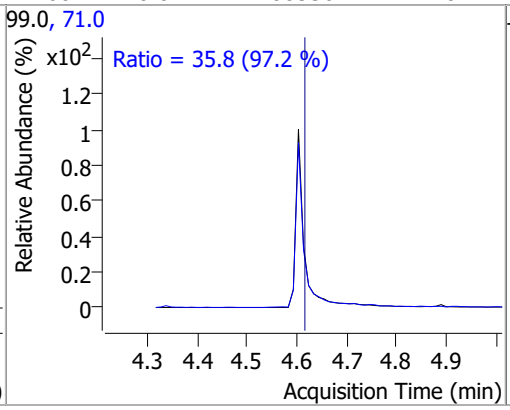

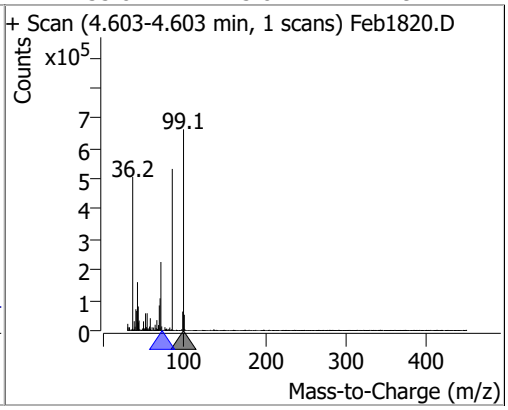

Compound	Conc.	Exp RT	QIon	Exp Ratio
Phenol	N.D.	4.62	66.0	45.3

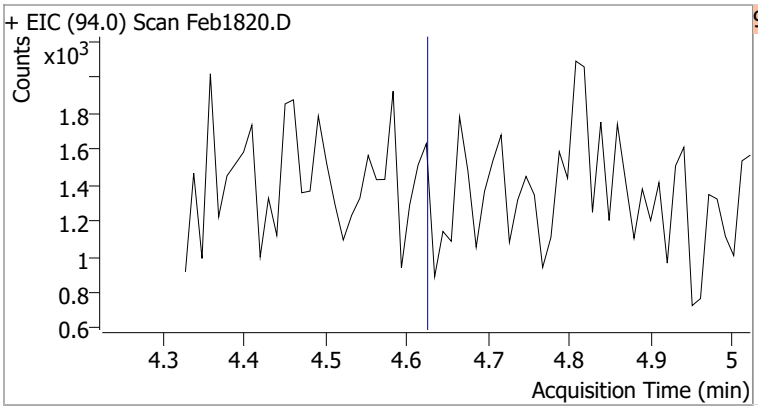

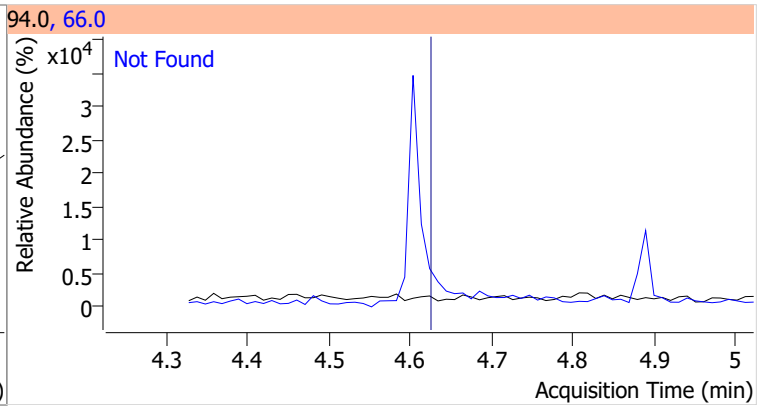

Compound	Conc.	RT	Dev(Min)	Resp.	QIon	QRatio	Lower	Upper
bis(-2-Chloroethyl)Ether		0		0	64.0		7.6	14.1

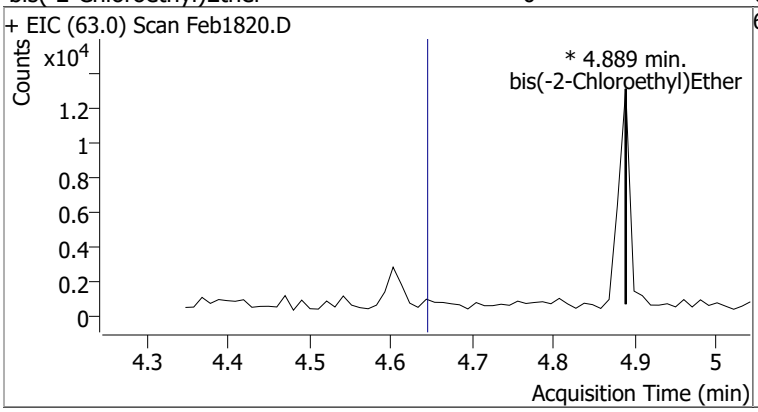

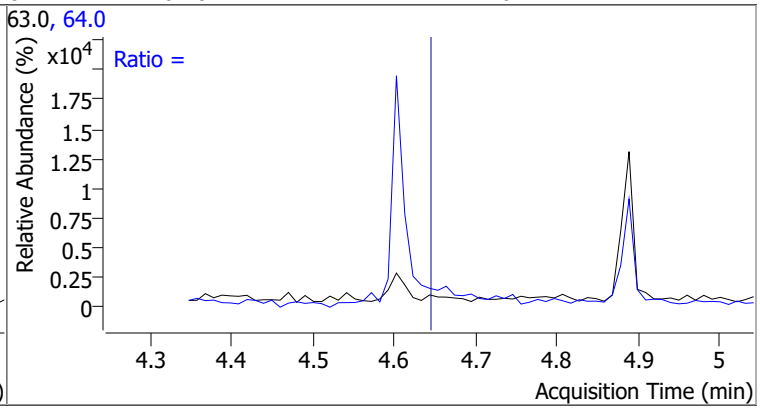

Compound	Conc.	Exp RT	QIon	Exp Ratio
2-Chlorophenol	N.D.	4.69	130.0	32.5

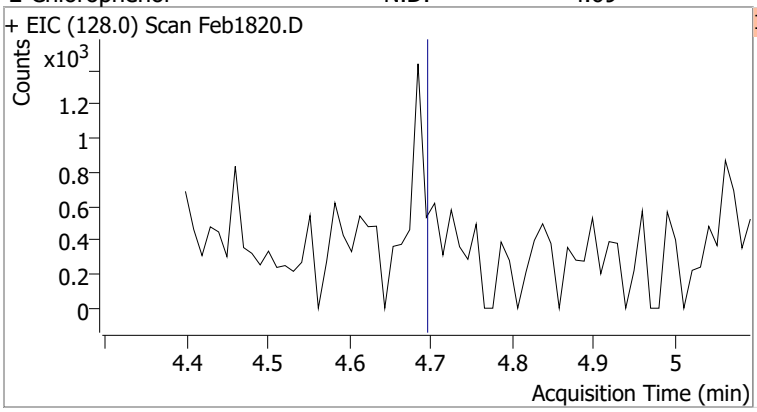

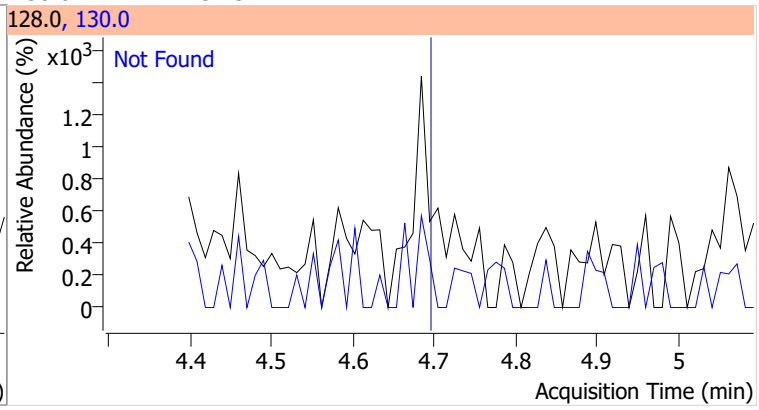

Compound	Conc.	Exp RT	QIon	Exp Ratio	QIon	Exp Ratio
1,3-Dichlorobenzene	N.D.	4.83	148.0	63.7	111.0	36.1

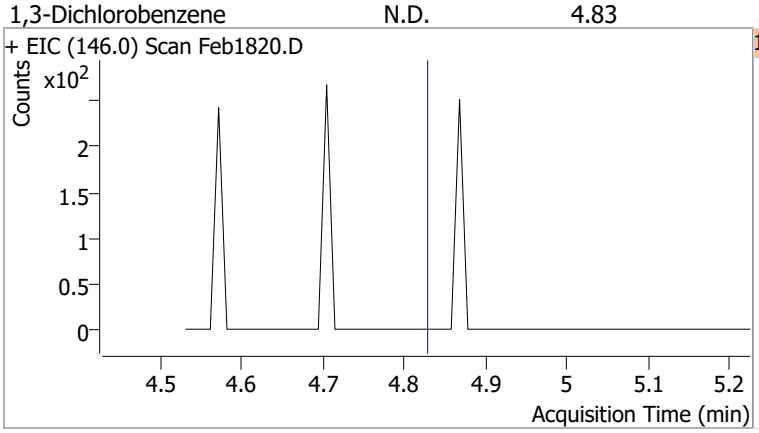

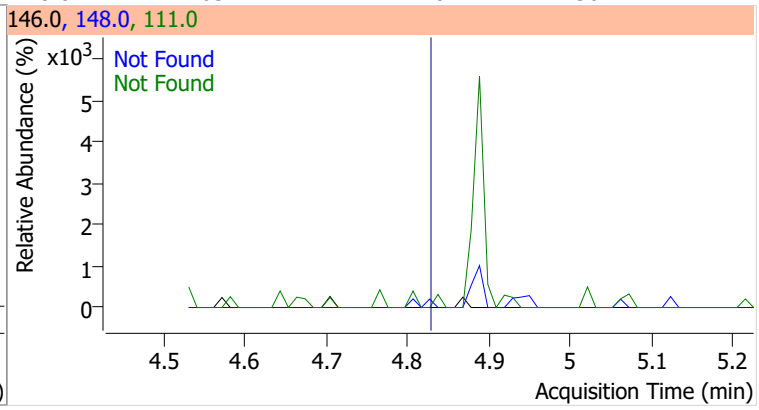

Compound	Conc.	Exp RT	QIon	Exp Ratio	QIon	Exp Ratio
1,4-Dichlorobenzene	N.D.	4.91	148.0	65.2	111.0	36.0

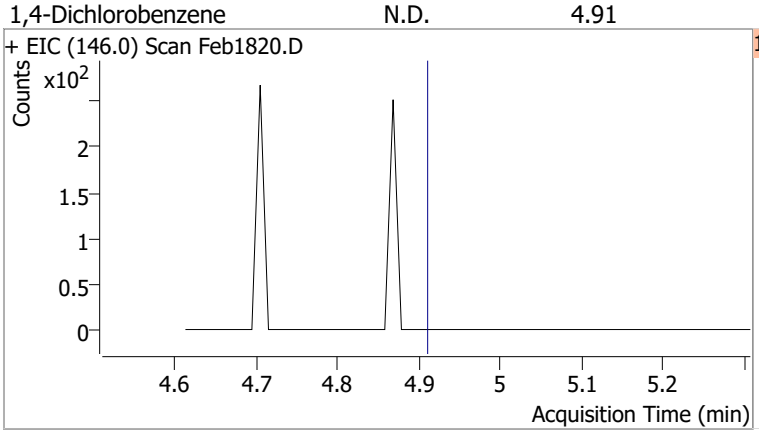

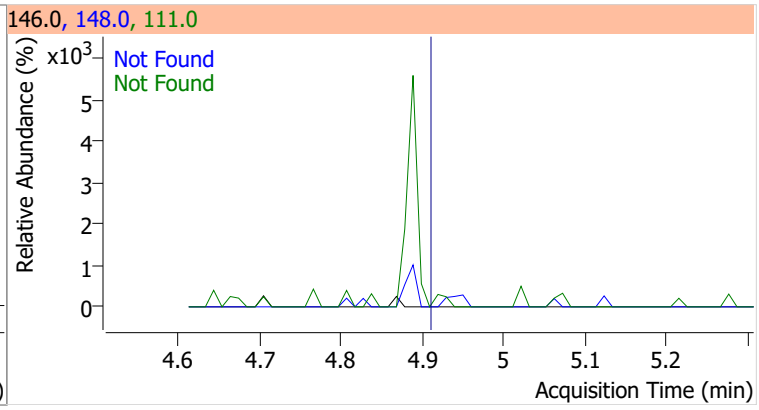

Compound	Conc.	Exp RT	QIon	Exp Ratio	QIon	Exp Ratio
1,2-Dichlorobenzene	N.D.	5.06	148.0	64.4	111.0	37.3

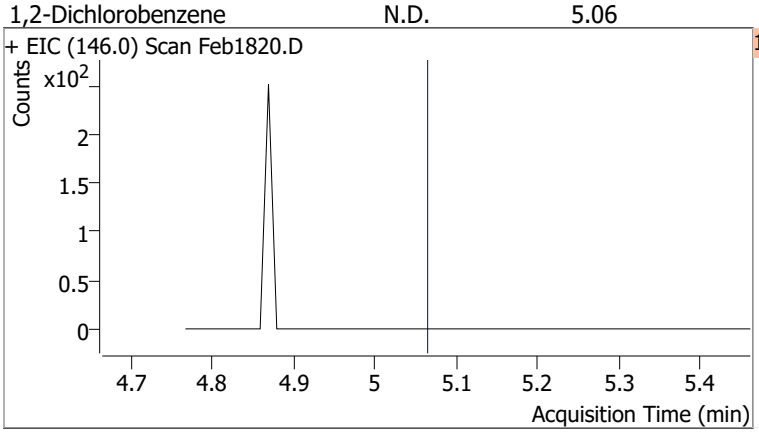

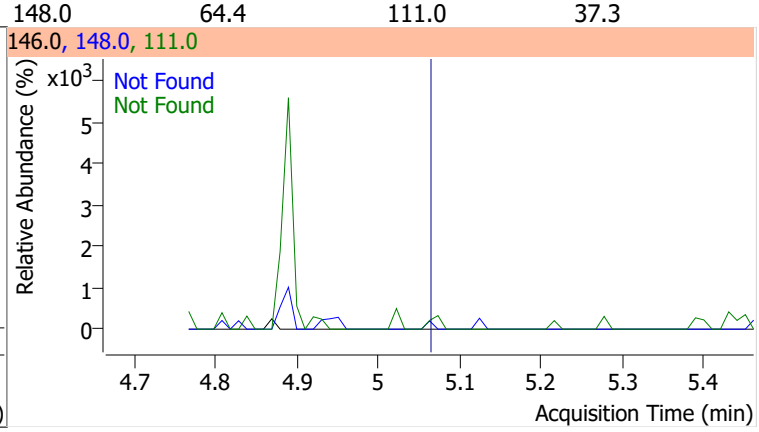

Compound	Conc.	Exp RT	QIon	Exp Ratio	QIon	Exp Ratio
Benzyl Alcohol	N.D.	5.08	79.0	119.3	107.0	70.5

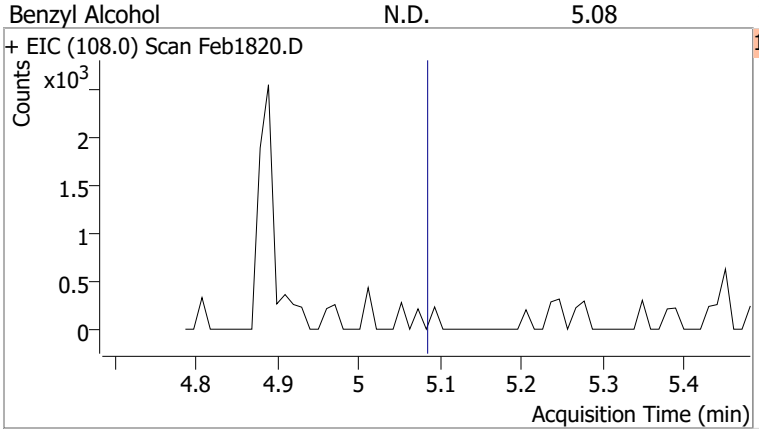

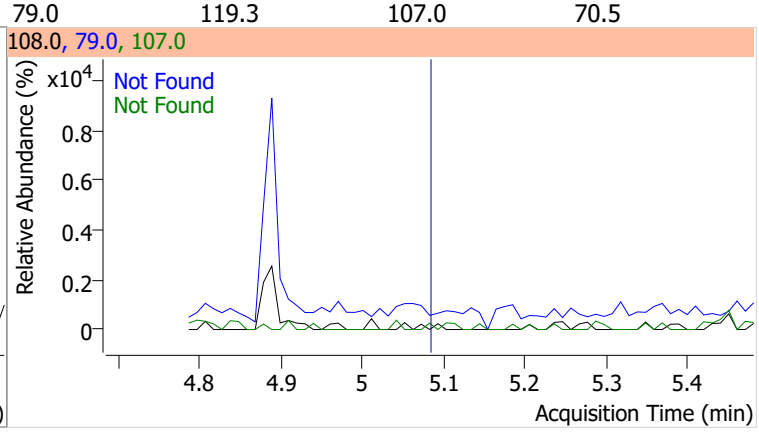

Compound	Conc.	Exp RT	QIon	Exp Ratio
bis(2-chloroisopropyl)Ether	N.D.	5.23	123.0	32.1

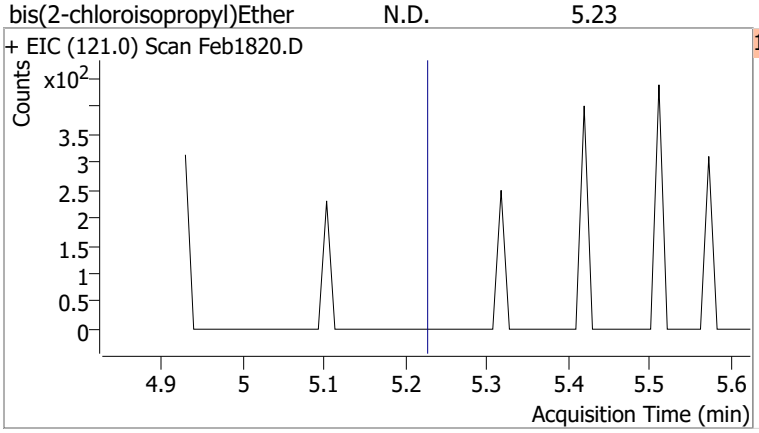

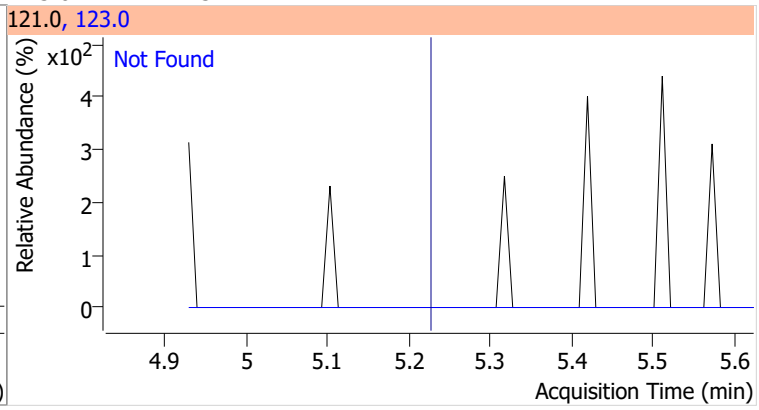

Compound	Conc.	Exp RT	QIon	Exp Ratio
2-Methylphenol	N.D.	5.25	108.0	116.5

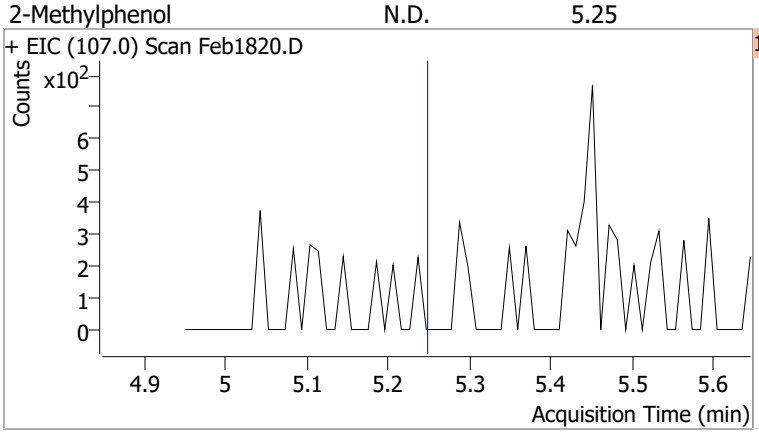

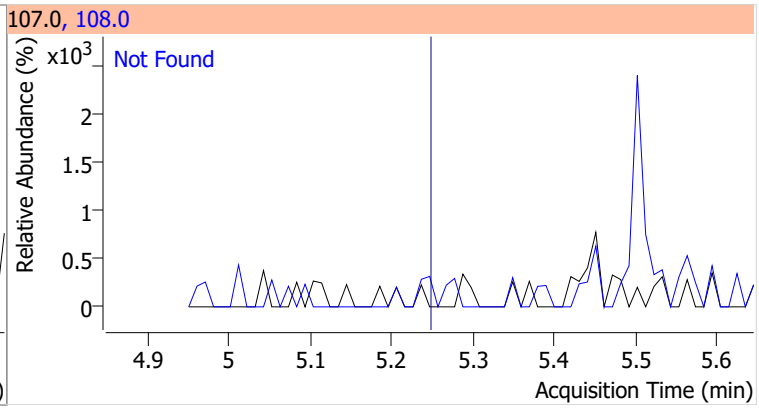

Compound	Conc.	RT	Dev(Min)	Resp.	QIon	QRatio	Lower	Upper
N-nitroso-Di-n-propylamine		0		0	130.0		0.0	38.8

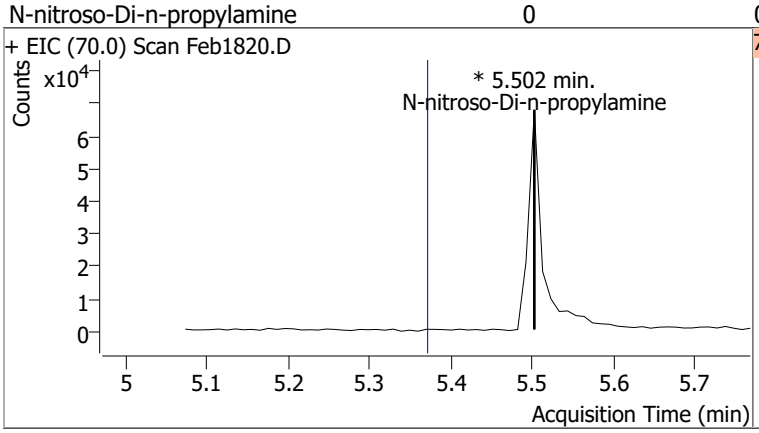

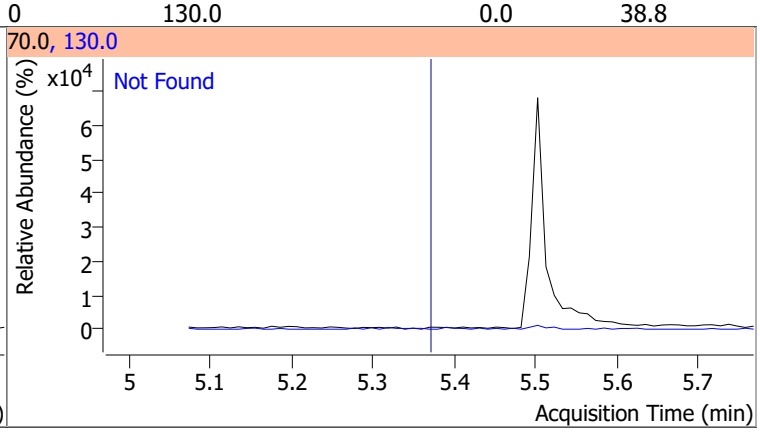

Compound	Conc.	Exp RT	QIon	Exp Ratio
4Methylphenol/3Methylphenol	N.D.	5.43	108.0	83.9

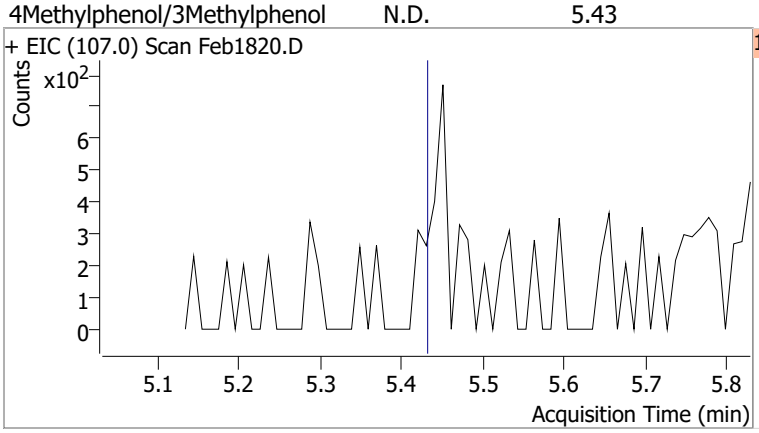

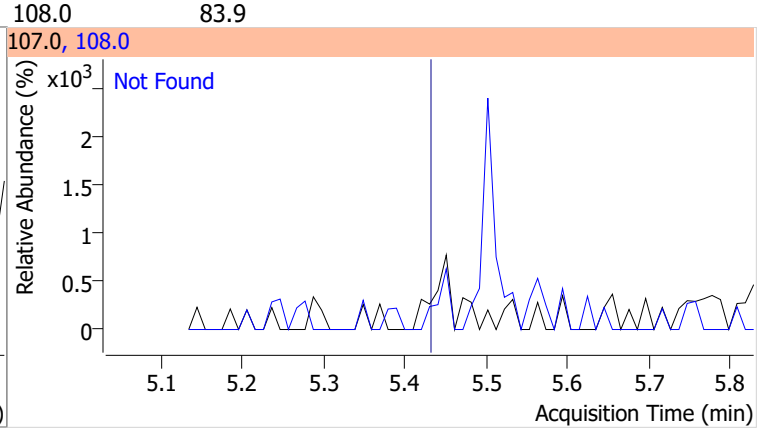

Compound	Conc.	Exp RT	QIon	Exp Ratio	QIon	Exp Ratio
Hexachloroethane	N.D.	5.43	201.0	90.8	199.0	56.9

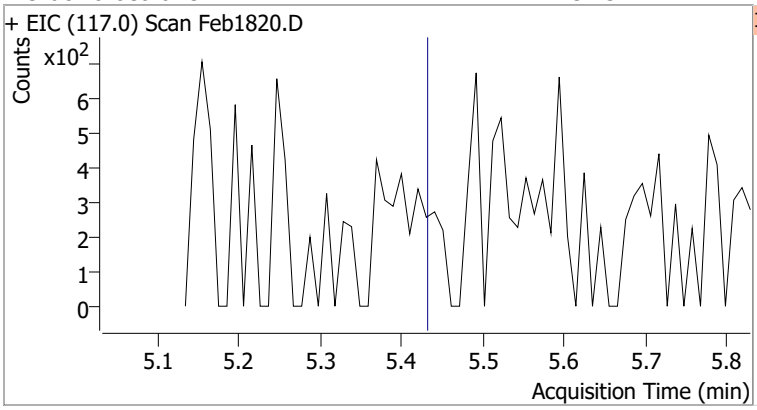

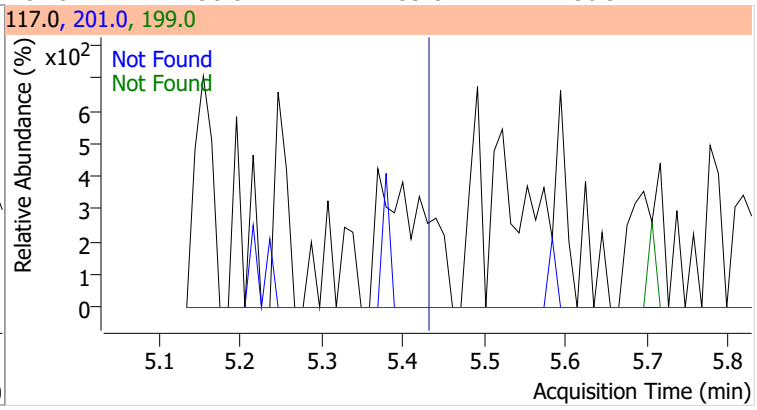

Compound	Conc.	RT	Dev(Min)	Resp.	QIon	QRatio	Lower	Upper
Nitrobenzene-d5	59.6724	5.50	0.00	399430	54.0	63.6	46.3	86.0
					128.0	45.6	34.1	63.3

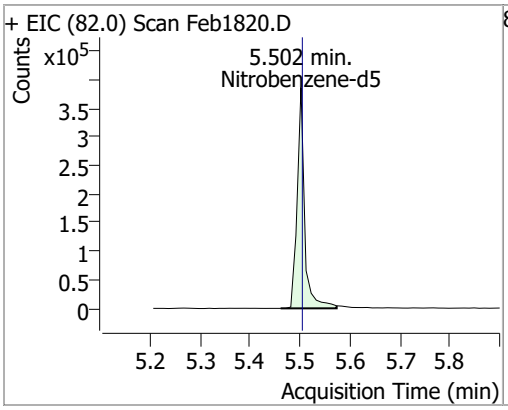

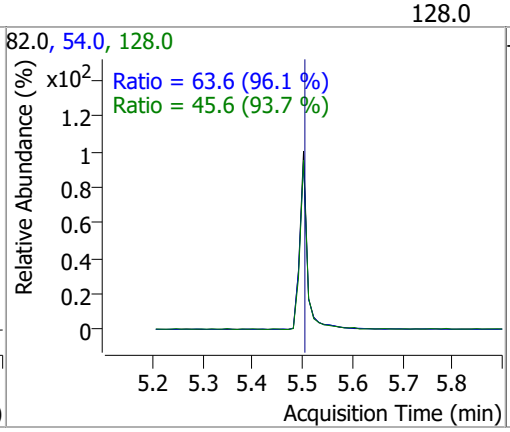

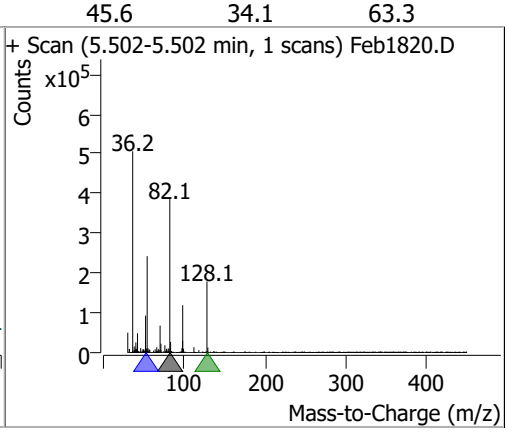

Compound	Conc.	Exp RT	QIon	Exp Ratio	QIon	Exp Ratio
Nitrobenzene	N.D.	5.52	77.0	212.7	51.0	131.0

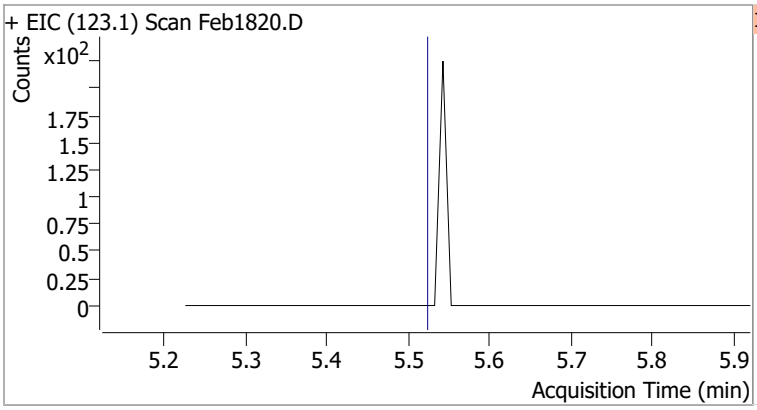

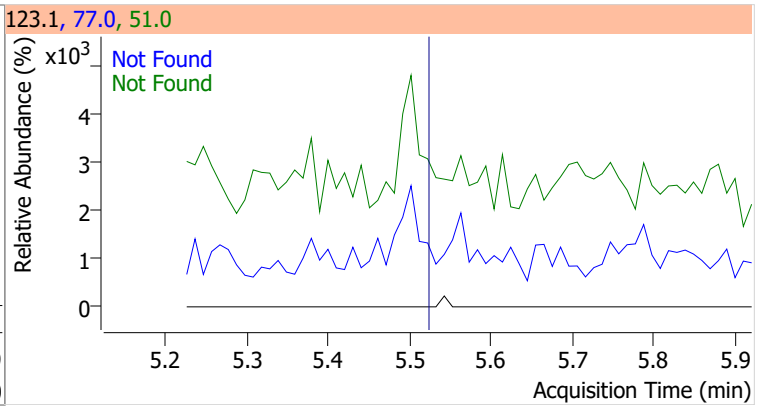

Compound	Conc.	Exp RT	QIon	Exp Ratio
Isophorone	N.D.	5.82	138.0	21.1

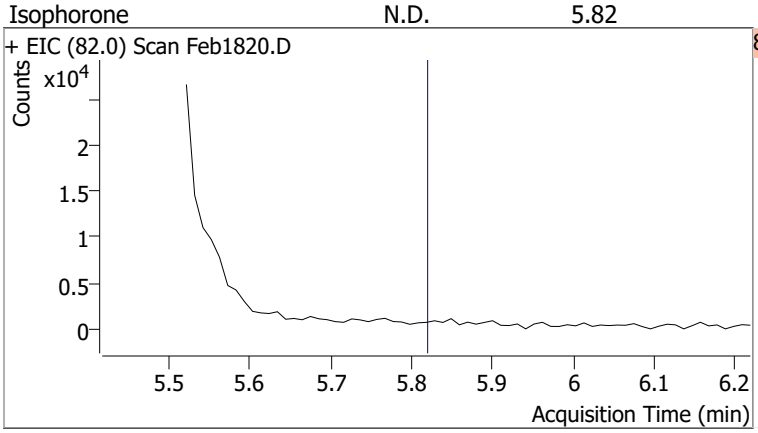

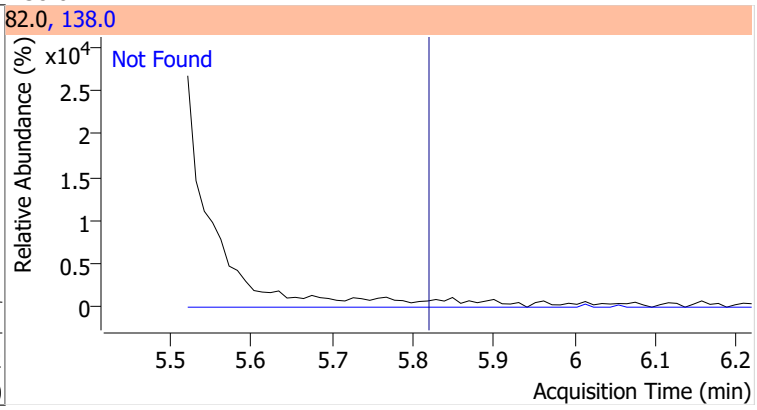

Compound	Conc.	Exp RT	QIon	Exp Ratio	QIon	Exp Ratio
2-Nitrophenol	N.D.	5.88	65.0	48.8	109.0	35.2

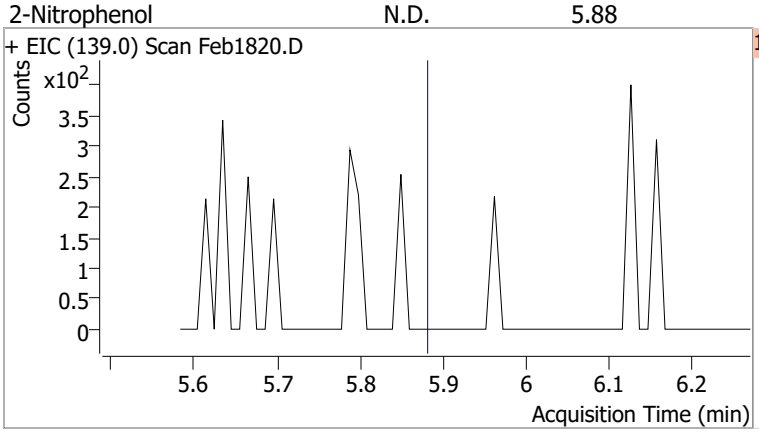

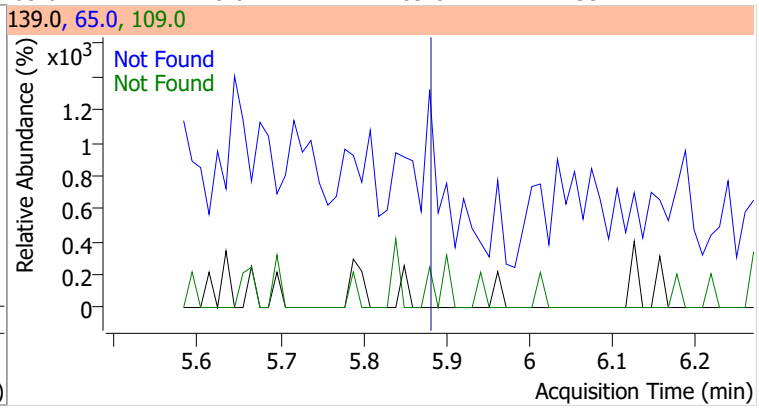

Compound	Conc.	Exp RT	QIon	Exp Ratio	QIon	Exp Ratio
2,4-Dimethylphenol	N.D.	6.00	107.0	109.4	77.0	34.0

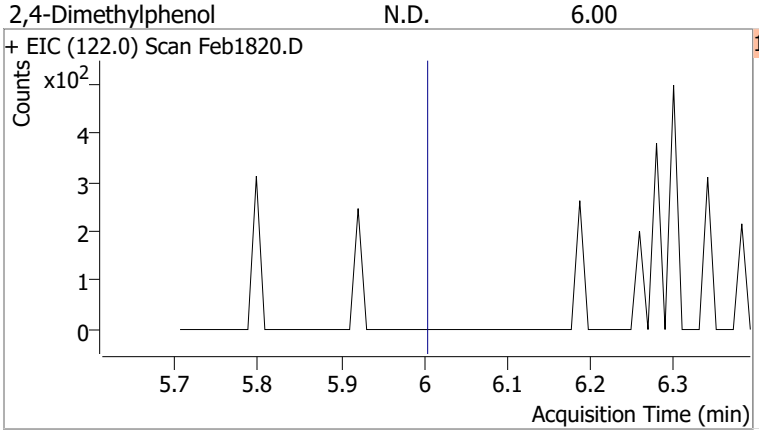

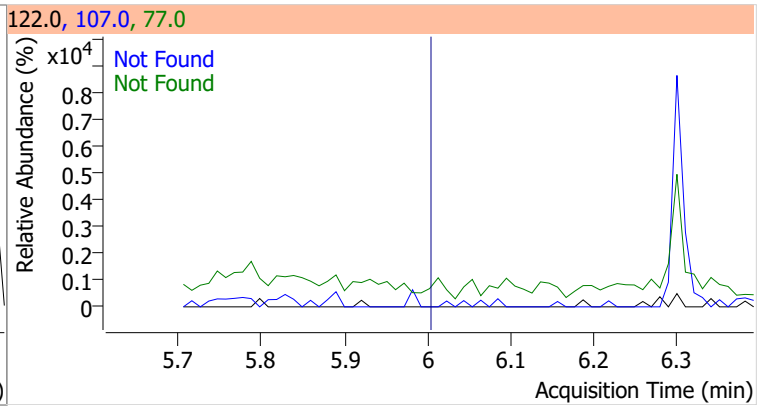

Compound	Conc.	Exp RT	QIon	Exp Ratio	QIon	Exp Ratio
bis(-2-Chloroethoxy)Methane	N.D.	6.08	63.0	68.1	95.0	31.9

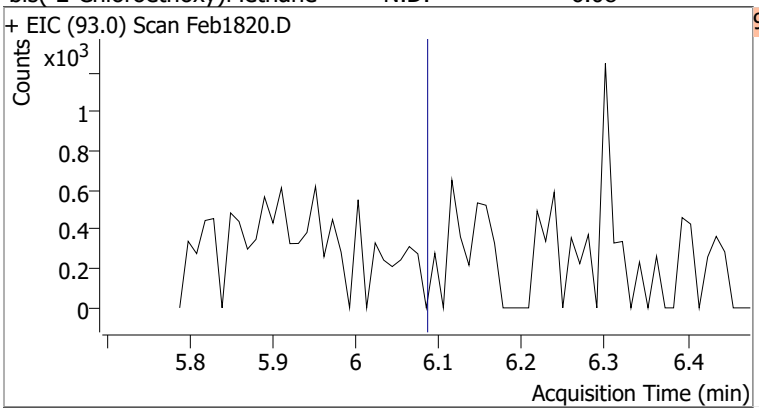

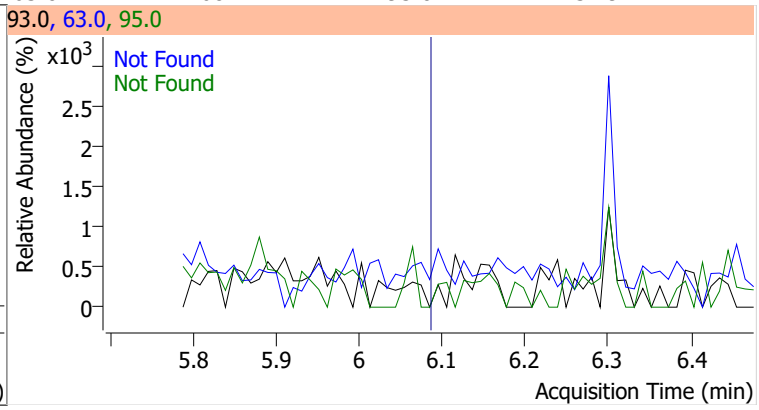

Compound	Conc.	Exp RT	QIon	Exp Ratio	QIon	Exp Ratio
2,4-Dichlorophenol	N.D.	6.19	164.0	65.0	98.0	28.6

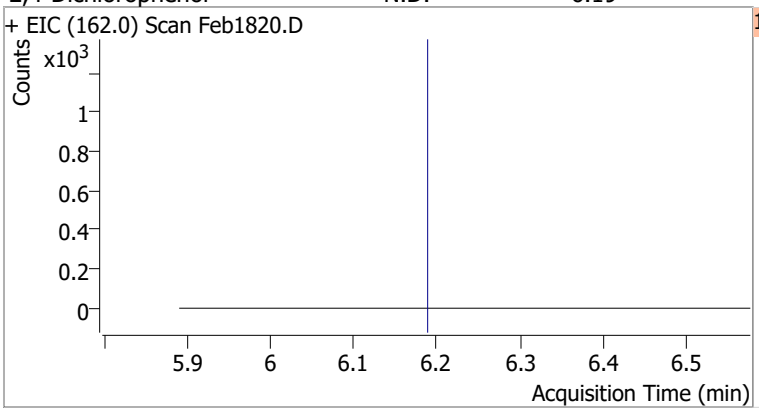

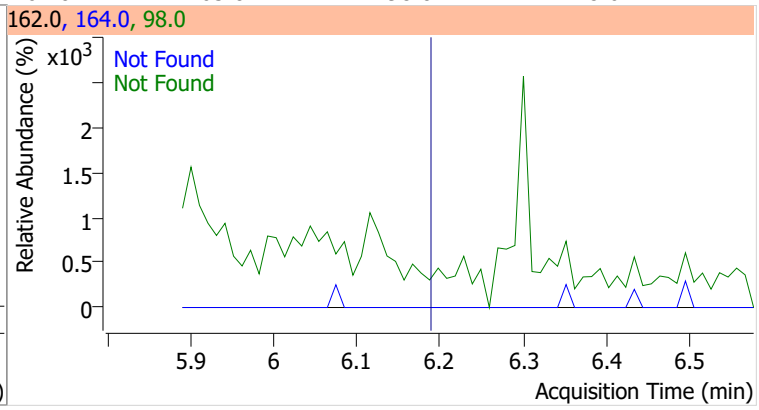

Compound	Conc.	Exp RT	QIon	Exp Ratio	QIon	Exp Ratio
Benzoic Acid	N.D.	6.24	122.0	85.5	77.0	60.4

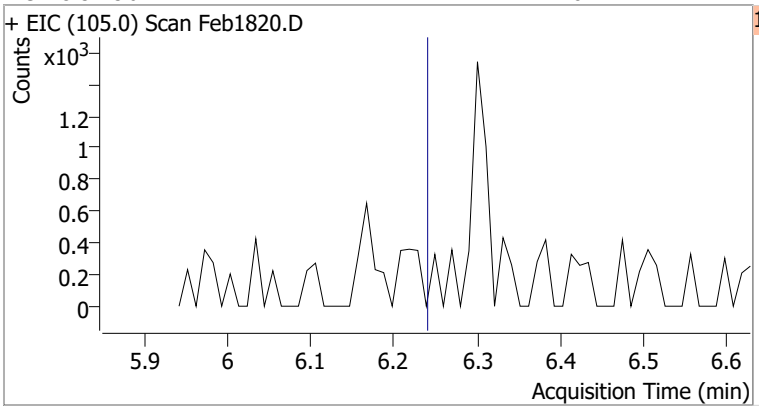

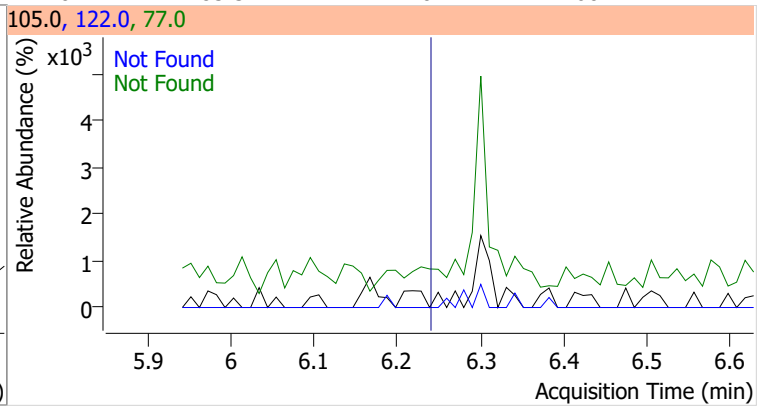

Compound	Conc.	Exp RT	QIon	Exp Ratio	QIon	Exp Ratio
1,2,4-Trichlorobenzene	N.D.	6.25	182.0	94.6	145.0	28.7

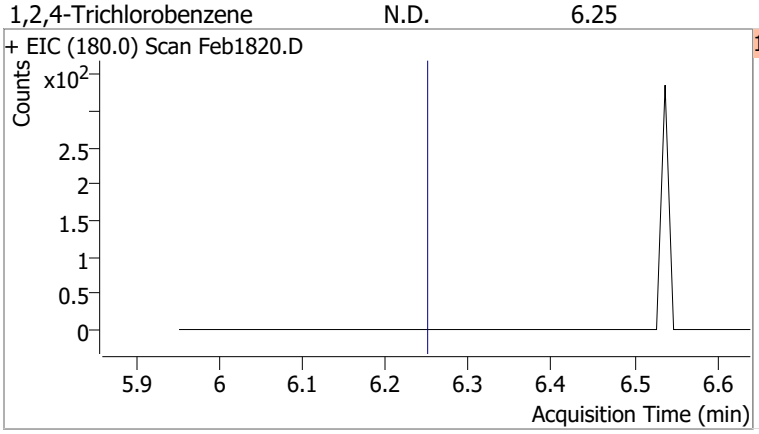

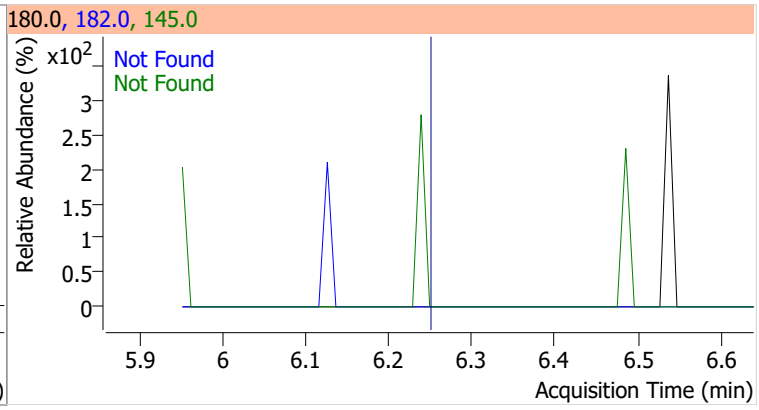

Compound	Conc.	Exp RT	QIon	Exp Ratio	QIon	Exp Ratio
Naphthalene	N.D.	6.33	129.0	11.5	102.0	9.9

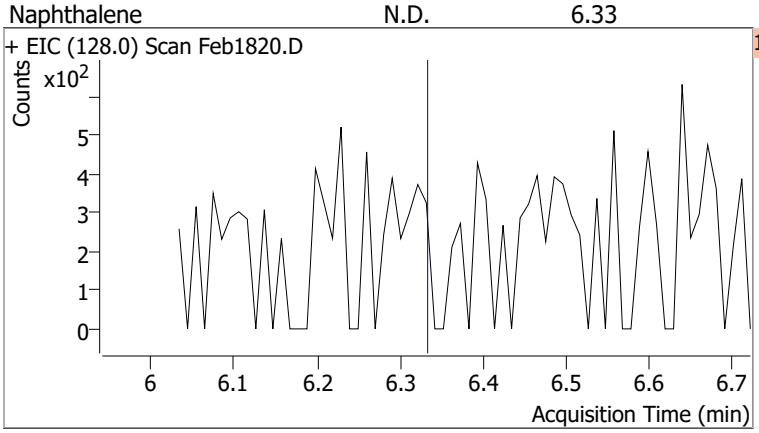

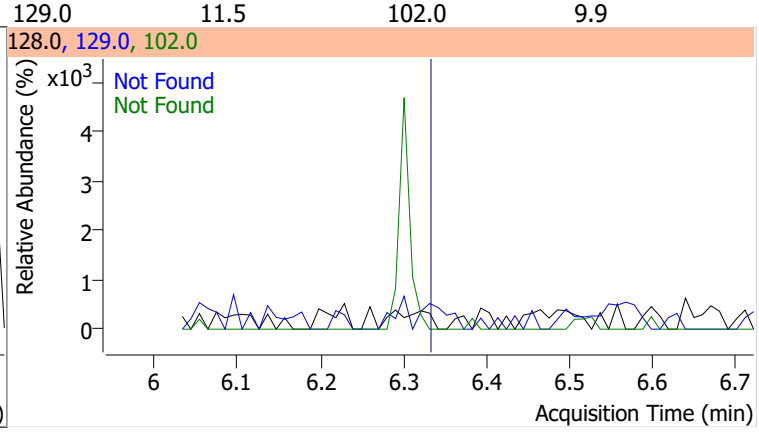

Compound	Conc.	RT	Dev(Min)	Resp.	QIon	QRatio	Lower	Upper
4-Chlorophenol		0		0	128.0		221.4	411.2

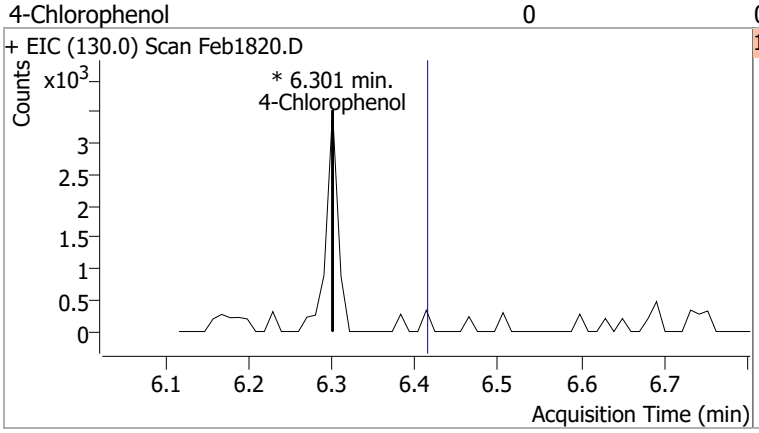

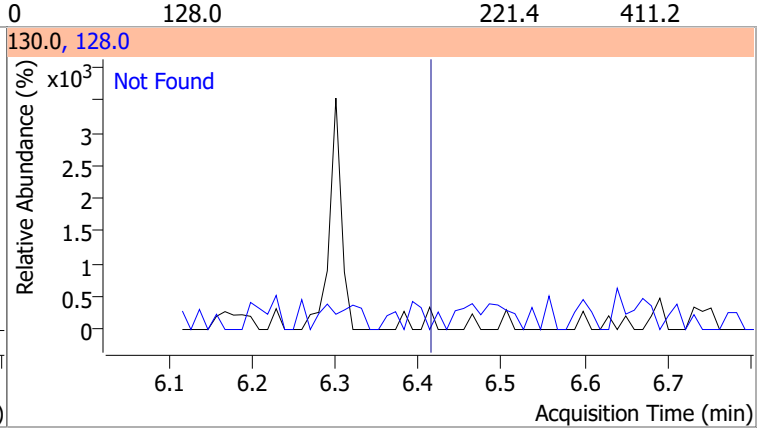

Compound	Conc.	Exp RT	QIon	Exp Ratio	QIon	Exp Ratio
p-Chloroaniline	N.D.	6.43	65.0	60.1	129.0	37.6

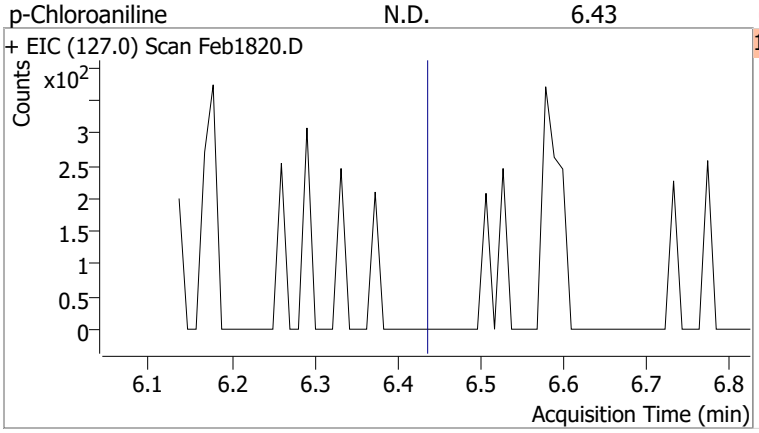

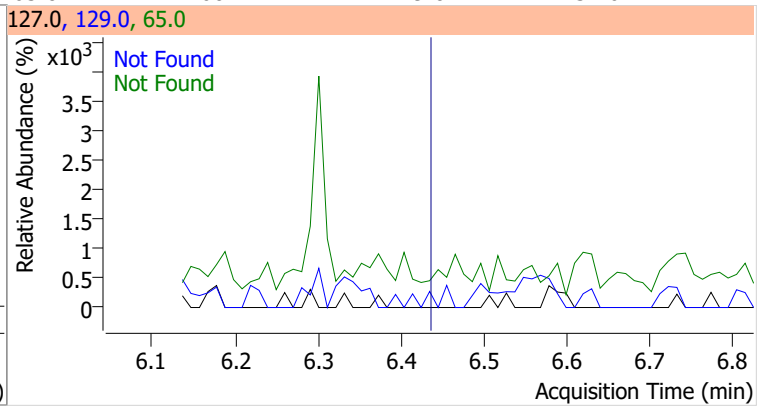

Compound	Conc.	Exp RT	QIon	Exp Ratio	QIon	Exp Ratio
Hexachlorobutadiene	N.D.	6.50	227.0	65.7	223.0	64.3

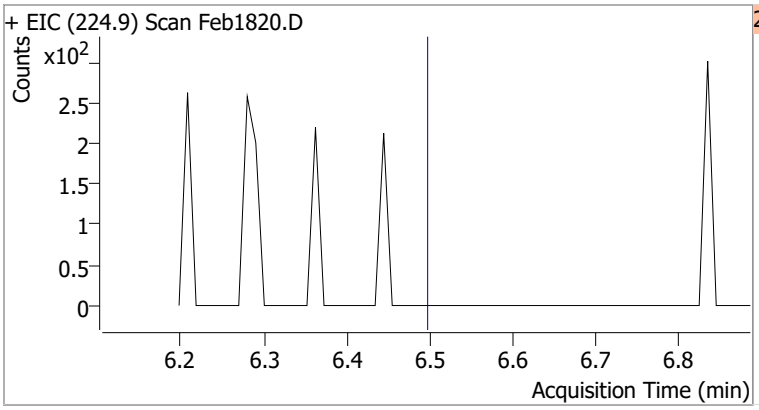

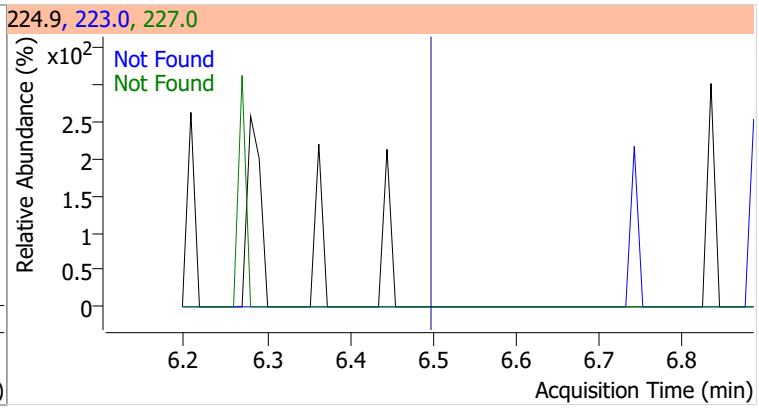

Compound	Conc.	Exp RT	QIon	Exp Ratio
4-Chloro-2-Methylphenol	N.D.	6.94	144.0	27.8

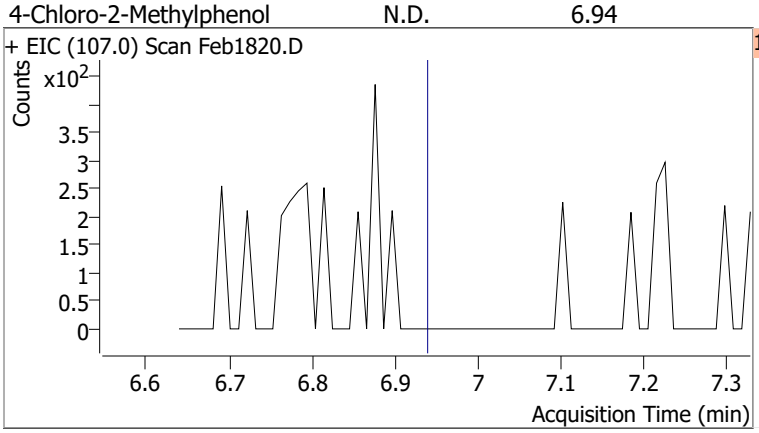

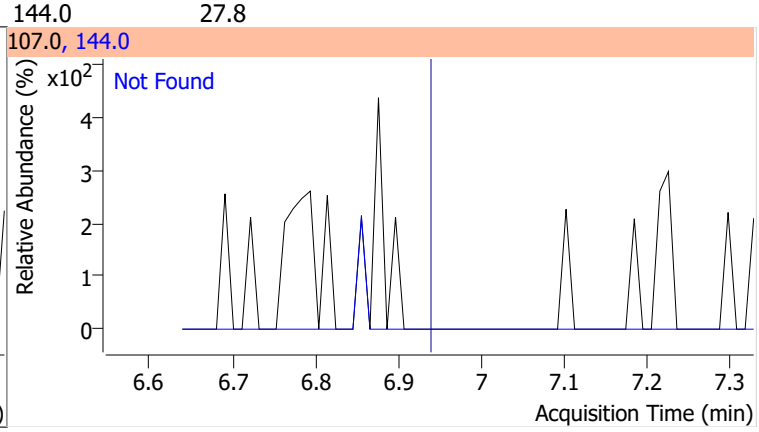

Compound	Conc.	Exp RT	QIon	Exp Ratio
4-Chloro-3-Methylphenol	N.D.	7.07	144.0	27.3

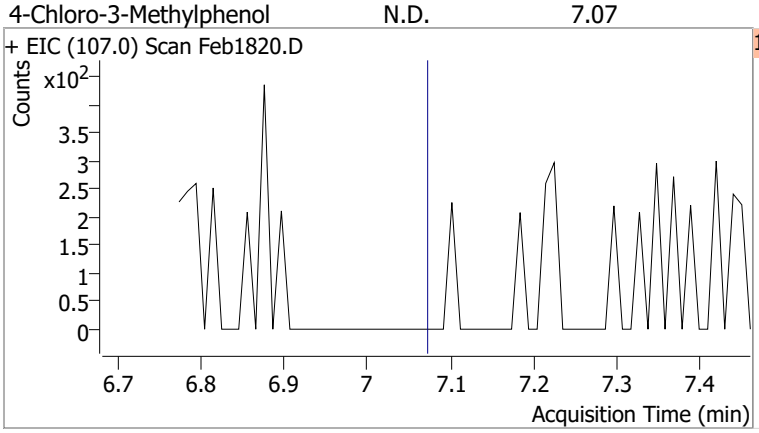

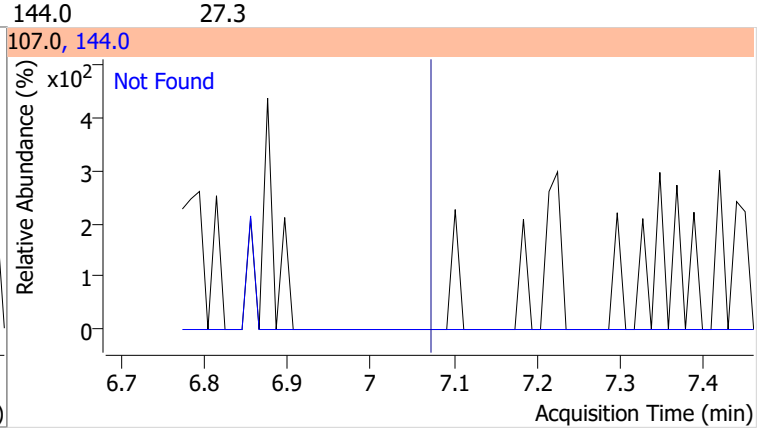

Compound	Conc.	Exp RT	QIon	Exp Ratio	QIon	Exp Ratio
2-Methylnaphthalene	N.D.	7.14	142.0	119.8	115.0	41.7

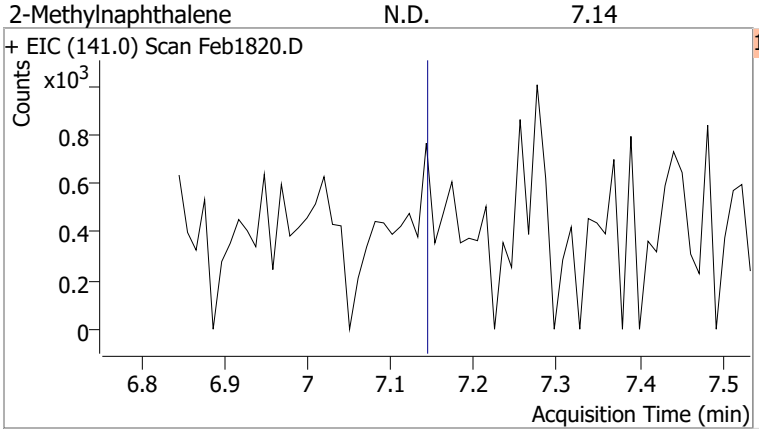

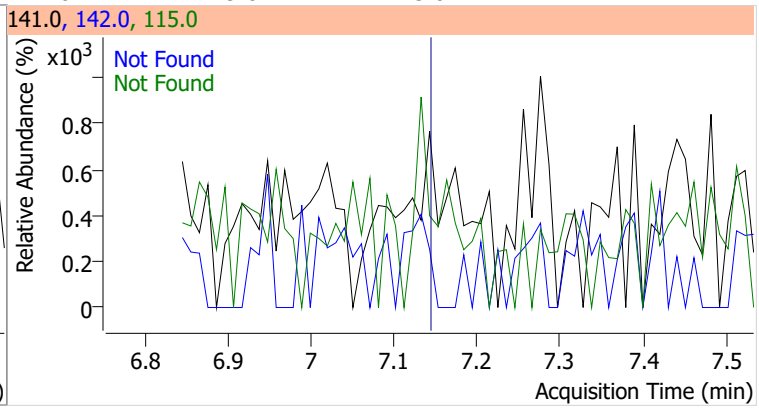

Compound	Conc.	Exp RT	QIon	Exp Ratio	QIon	Exp Ratio
1-Methylnaphthalene	N.D.	7.26	142.0	114.0	115.0	41.3

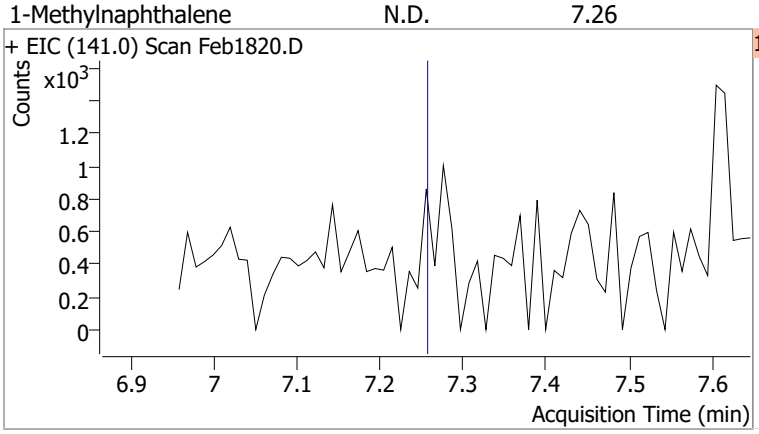

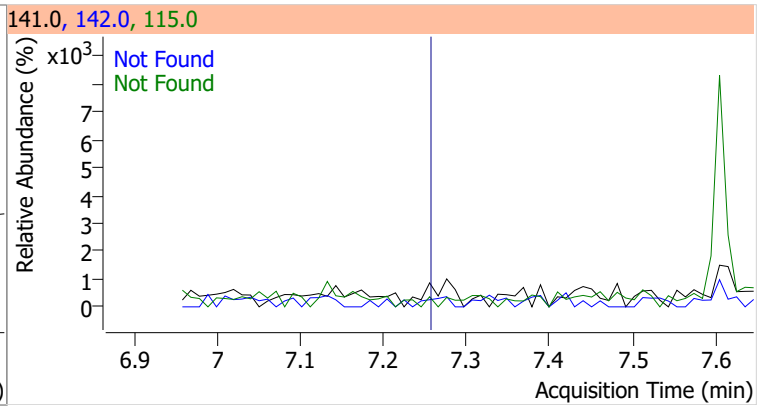

Compound	Conc.	Exp RT	QIon	Exp Ratio	QIon	Exp Ratio
Hexachlorocyclopentadiene	N.D.	7.34	234.9	64.6	238.9	63.8

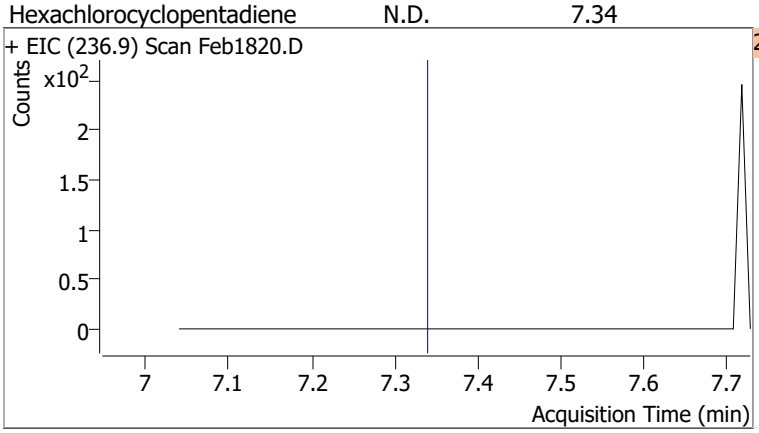

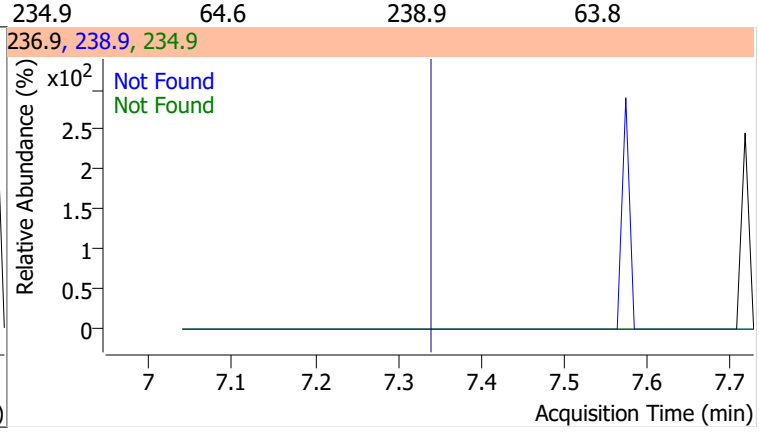

Compound	Conc.	Exp RT	QIon	Exp Ratio
2,4,6-Trichlorophenol	N.D.	7.52	198.0	96.5

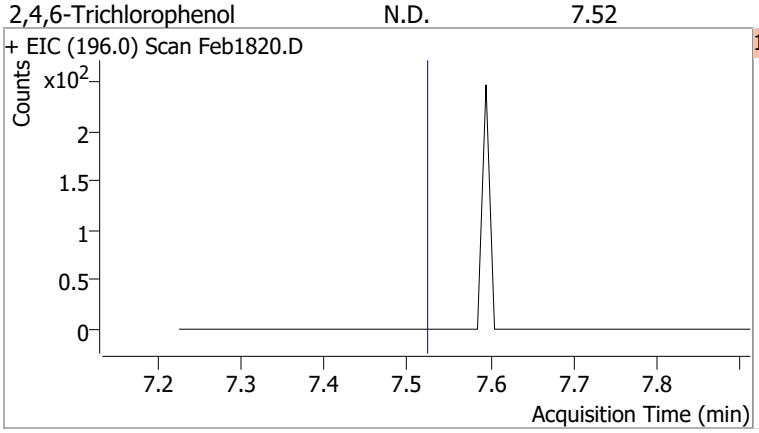

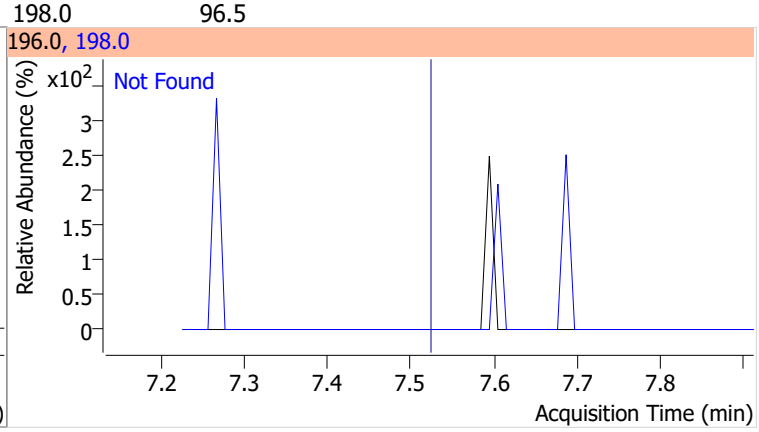

Compound	Conc.	Exp RT	QIon	Exp Ratio
2,4,5-Trichlorophenol	N.D.	7.57	198.0	90.2

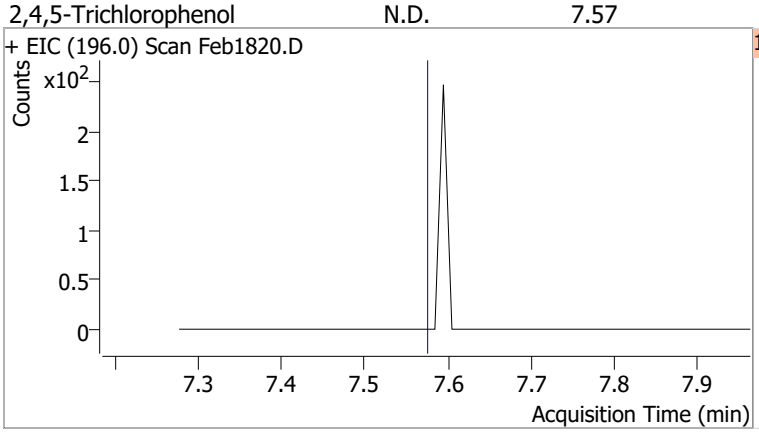

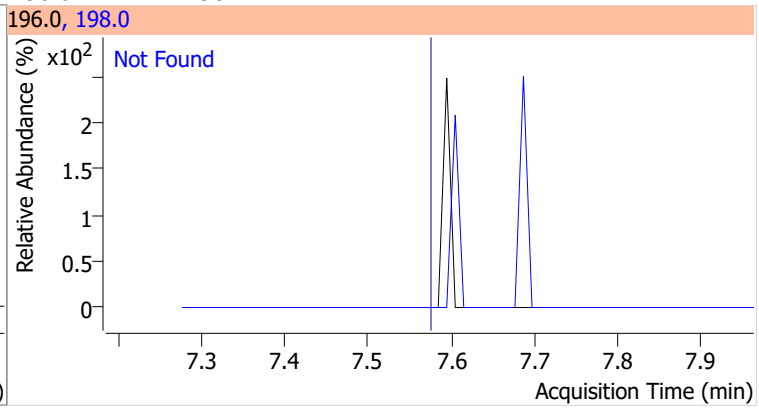

Compound	Conc.	RT	Dev(Min)	Resp.	QIon	QRatio	Lower	Upper
2-Fluorobiphenyl	58.8061	7.60	0.00	1165516	171.0	33.9	24.0	44.5

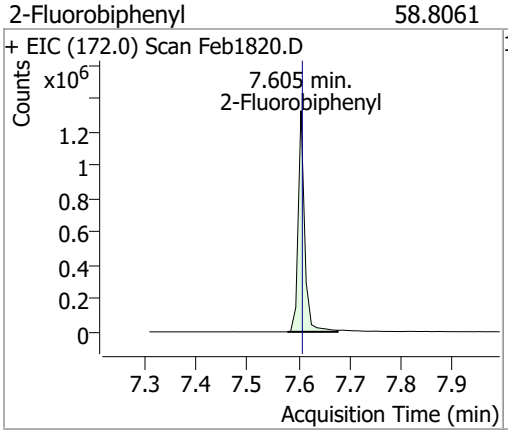

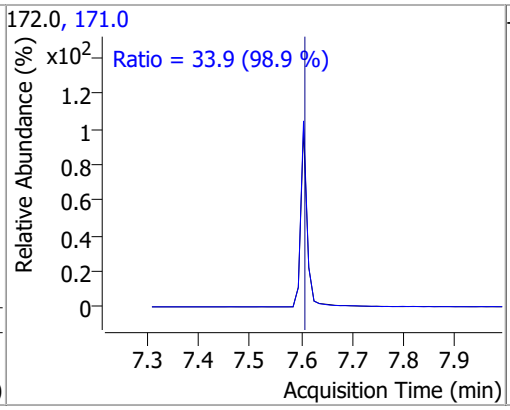

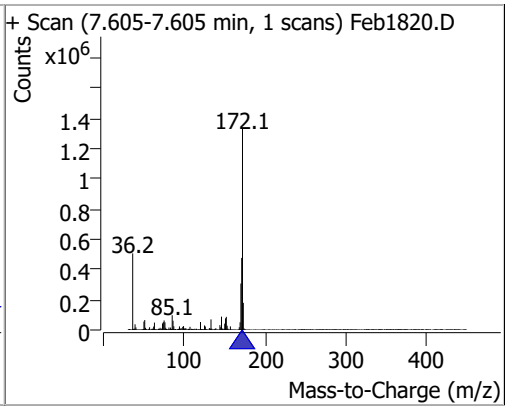

Compound	Conc.	Exp RT	QIon	Exp Ratio	QIon	Exp Ratio
2-Chloronaphthalene	N.D.	7.72	127.0	35.9	164.0	32.1

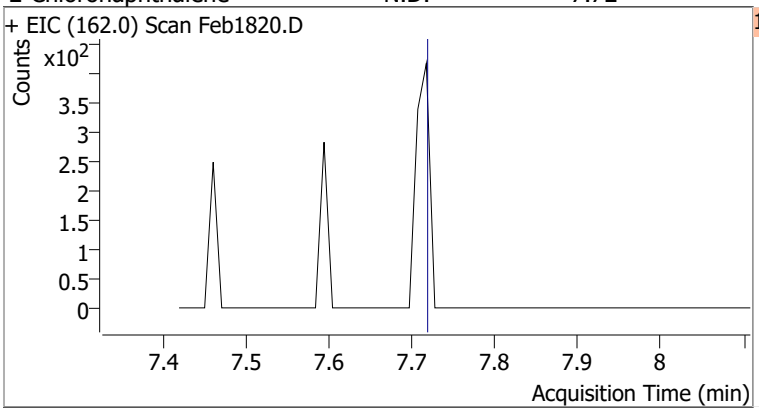

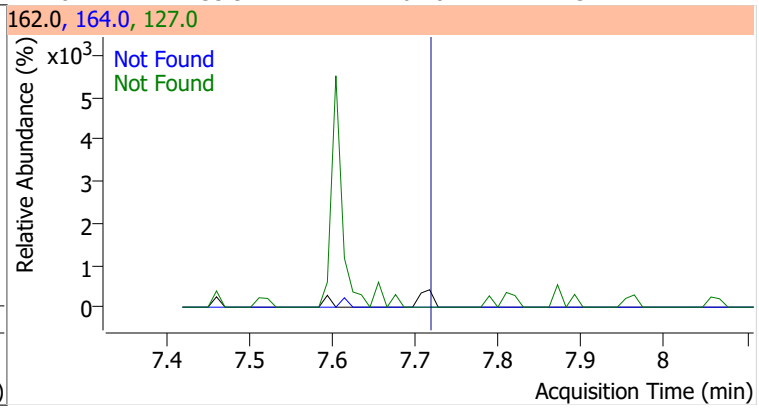

Compound	Conc.	Exp RT	QIon	Exp Ratio
2-Nitroaniline	N.D.	7.88	138.0	110.5

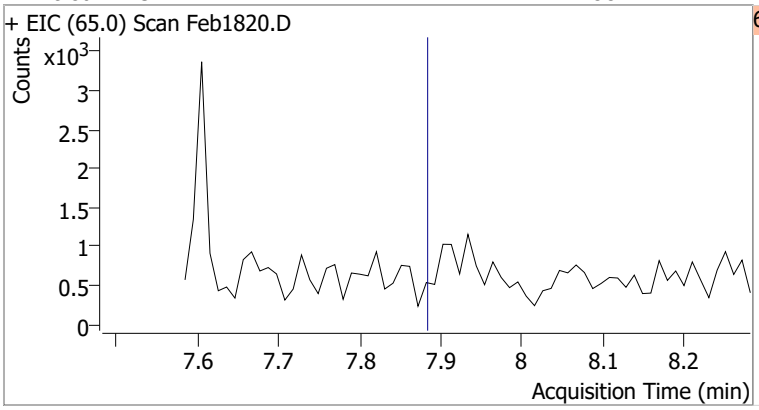

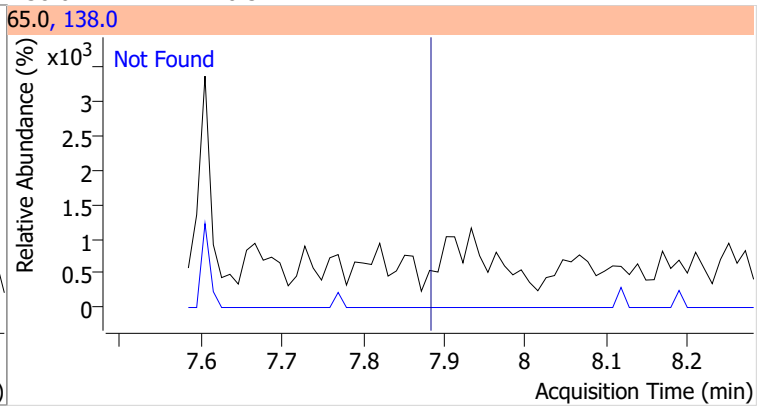

Compound	Conc.	RT	Dev(Min)	Resp.	QIon	QRatio	Lower	Upper
Dimethyl Phthalate		0		0	77.0		13.8	25.7

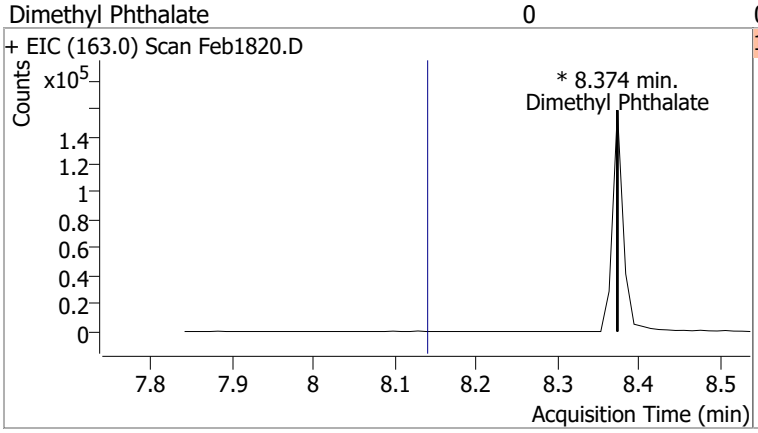

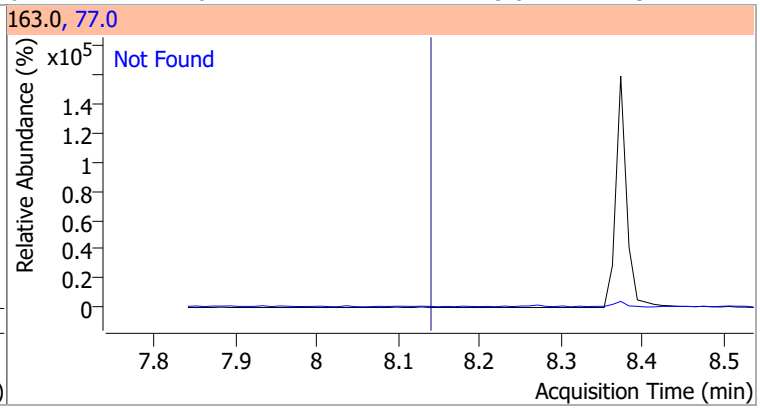

Compound	Conc.	RT	Dev(Min)	Resp.	QIon	QRatio	Lower	Upper
2,6-Dinitrotoluene		0		0	63.0		99.5	184.8
					89.0		43.3	80.3

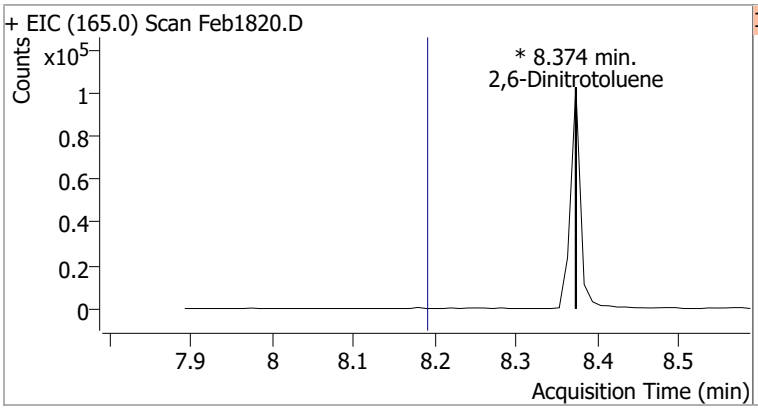

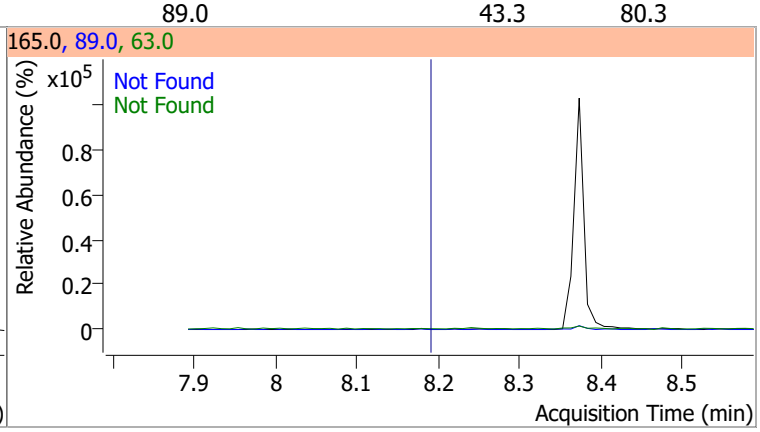

Compound	Conc.	Exp RT	QIon	Exp Ratio
Acenaphthylene	N.D.	8.20	153.1	13.6

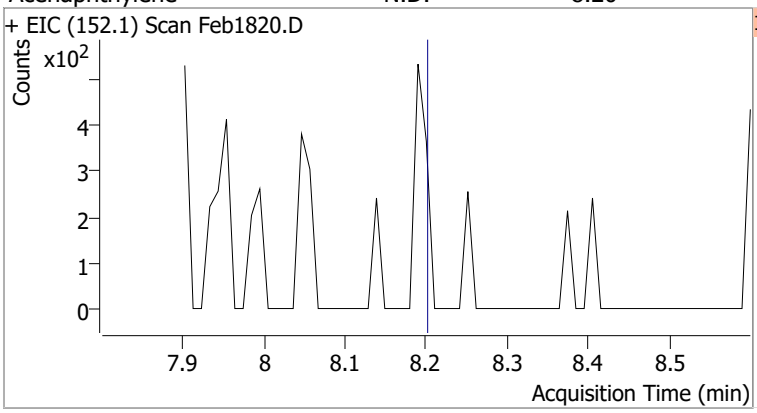

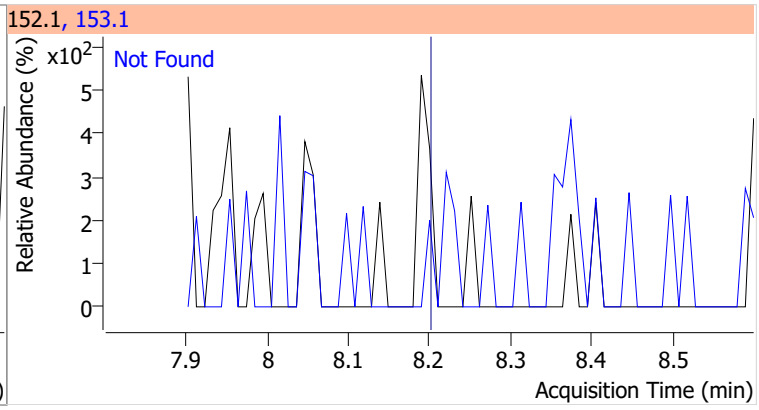

Compound	Conc.	Exp RT	QIon	Exp Ratio	QIon	Exp Ratio
3-Nitroaniline	N.D.	8.39	65.0	129.1	92.0	106.7

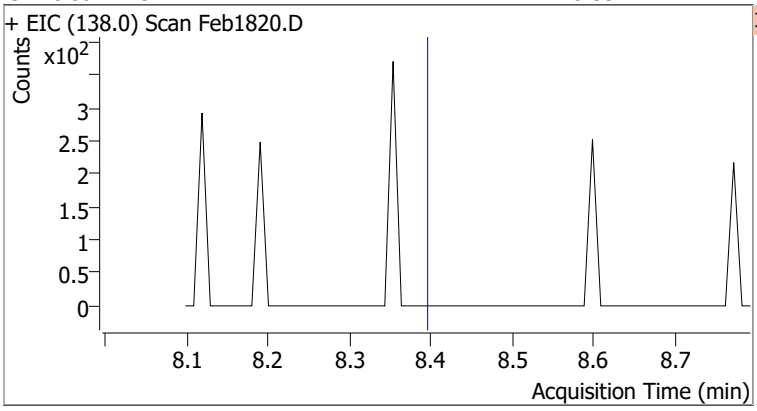

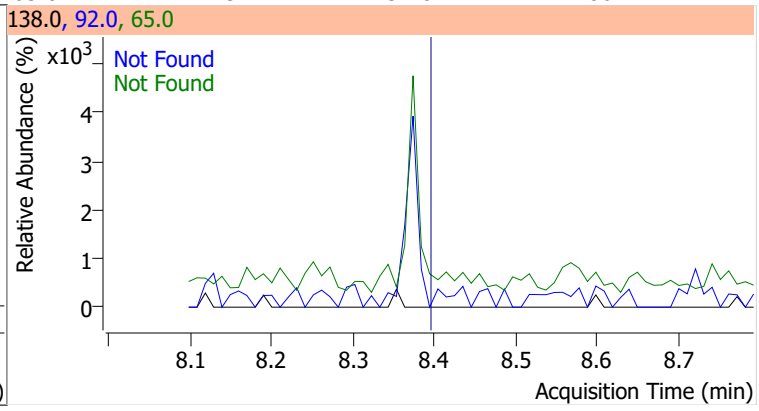

Compound	Conc.	Exp RT	QIon	Exp Ratio	QIon	Exp Ratio
Acenaphthene	N.D.	8.41	153.0	106.5	152.0	51.8

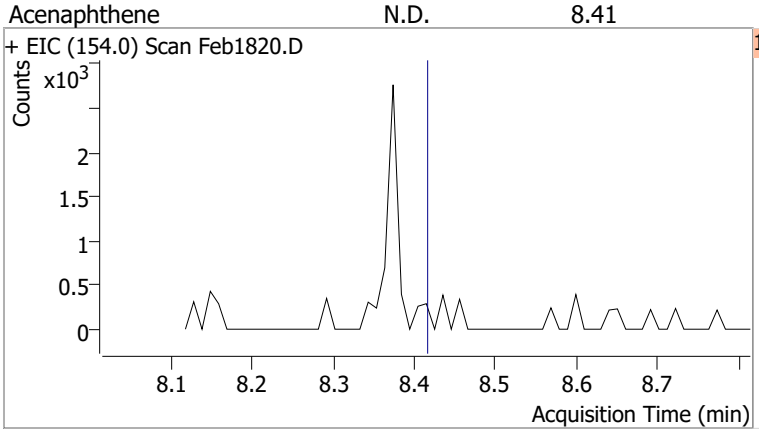

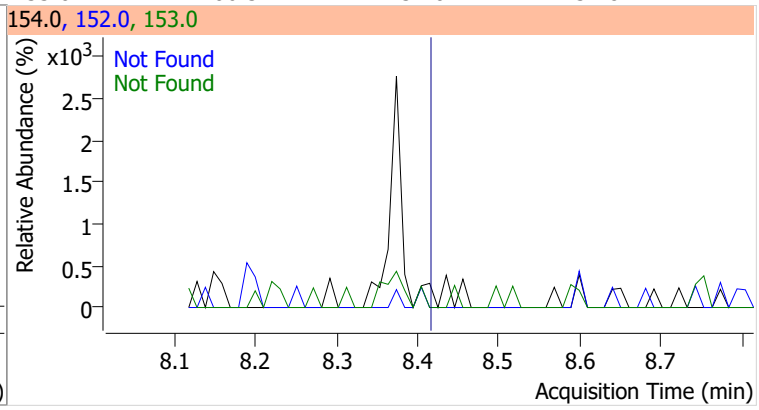

Compound	Conc.	Exp RT	QIon	Exp Ratio
2,4-Dinitrophenol	N.D.	8.52	154.0	62.7

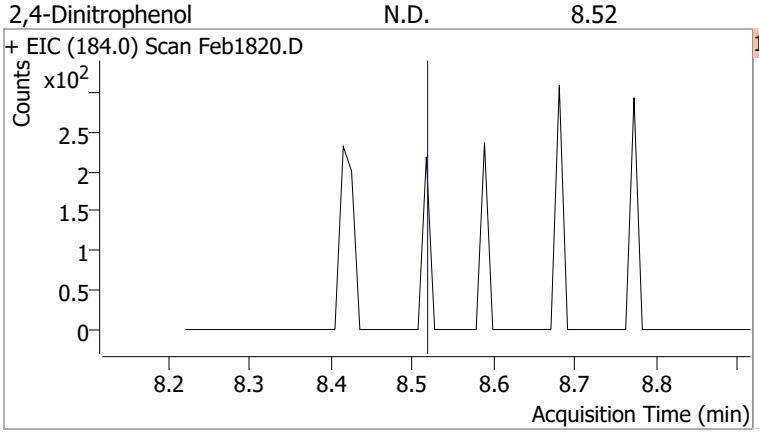

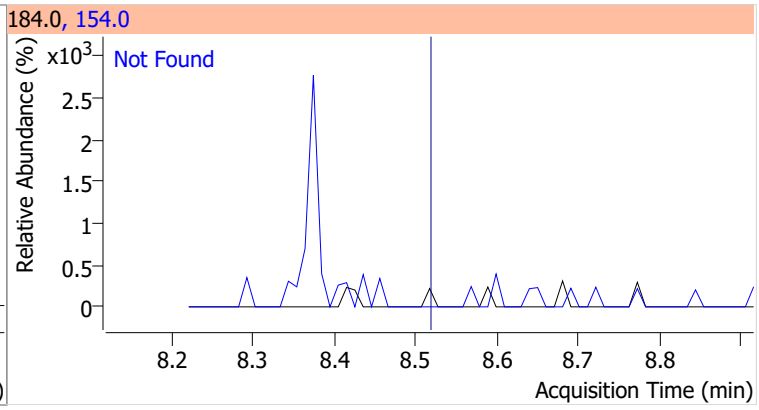

Compound	Conc.	Exp RT	QIon	Exp Ratio
Dibenzofuran	N.D.	8.63	139.0	37.5

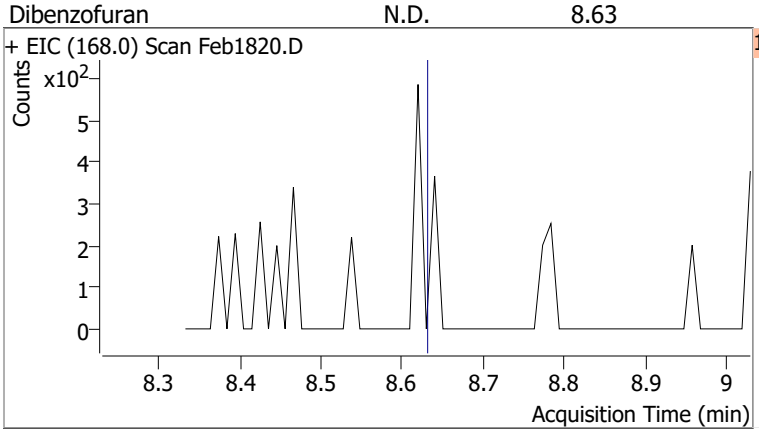

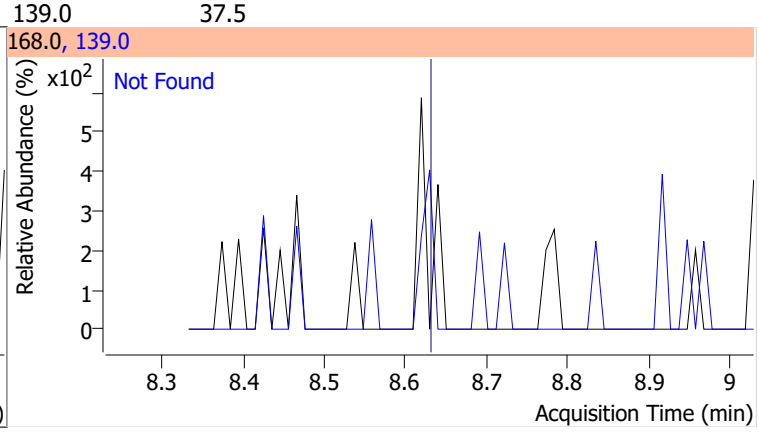

Compound	Conc.	Exp RT	QIon	Exp Ratio	QIon	Exp Ratio
2,4-Dinitrotoluene	N.D.	8.67	89.0	79.2	63.0	48.4

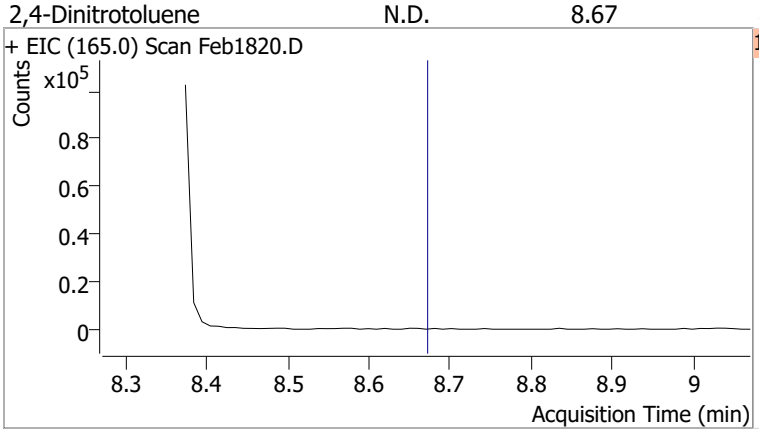

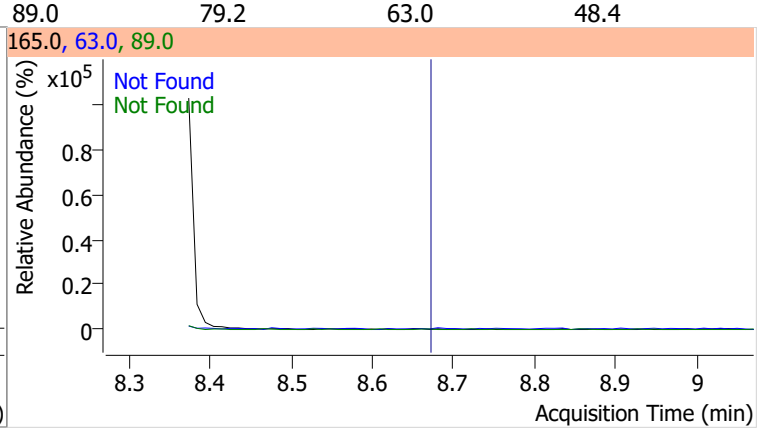

Compound	Conc.	Exp RT	QIon	Exp Ratio	QIon	Exp Ratio
4-Nitrophenol	N.D.	8.70	65.0	72.0	139.0	71.1

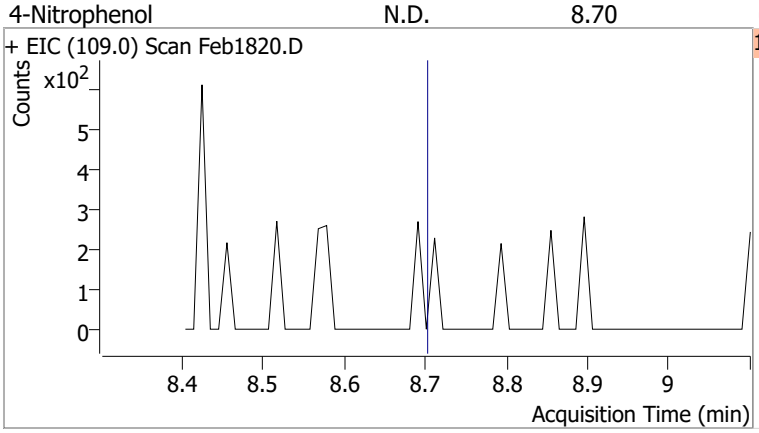

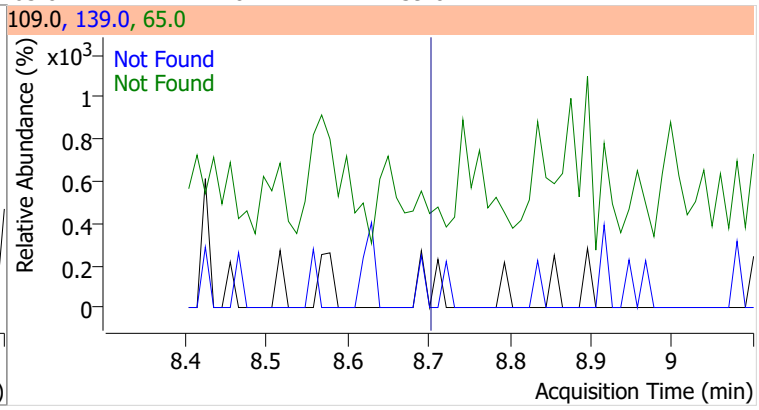

Compound	Conc.	Exp RT	QIon	Exp Ratio	QIon	Exp Ratio
Diethylphthalate	N.D.	9.00	177.0	20.7	150.0	12.5

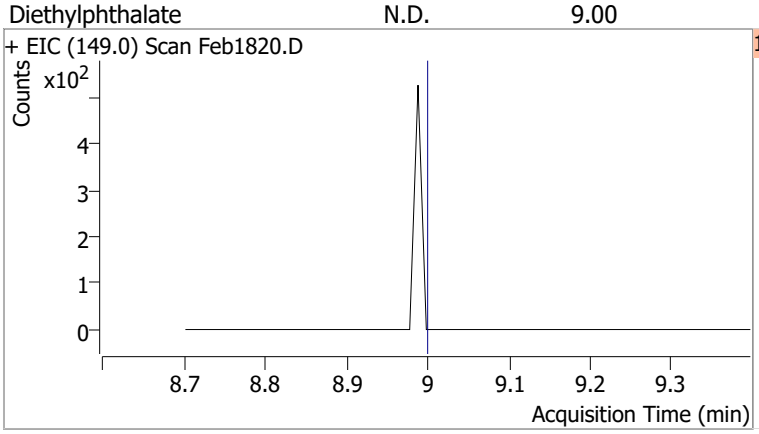

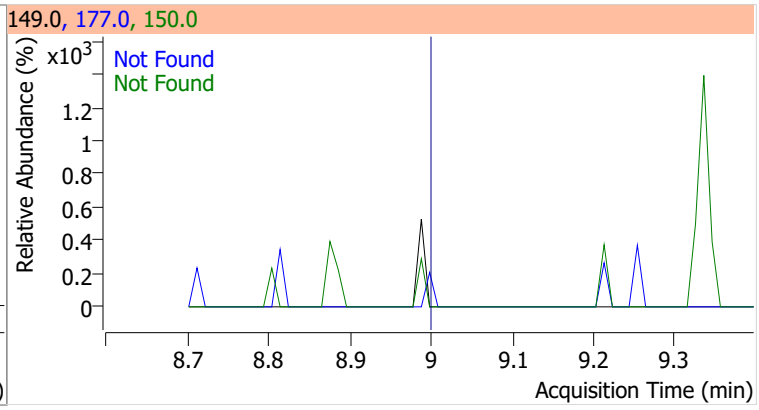

Compound	Conc.	Exp RT	QIon	Exp Ratio	QIon	Exp Ratio
Fluorene	N.D.	9.04	165.0	93.4	167.0	13.7

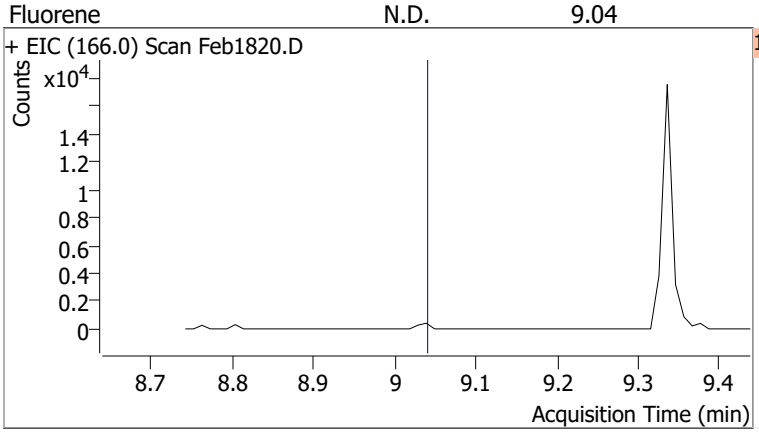

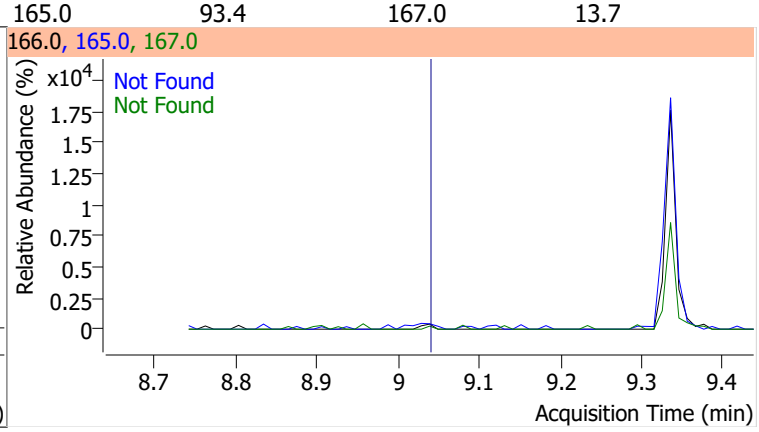

Compound	Conc.	Exp RT	QIon	Exp Ratio	QIon	Exp Ratio
4-Chlorophenyl-phenylether	N.D.	9.07	141.0	61.2	206.0	33.8

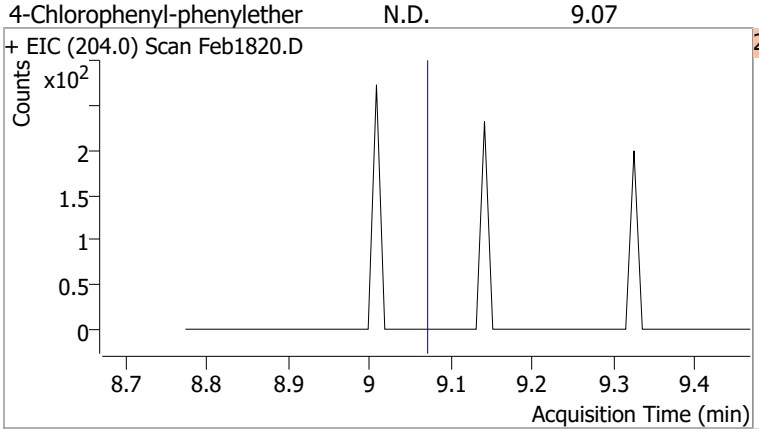

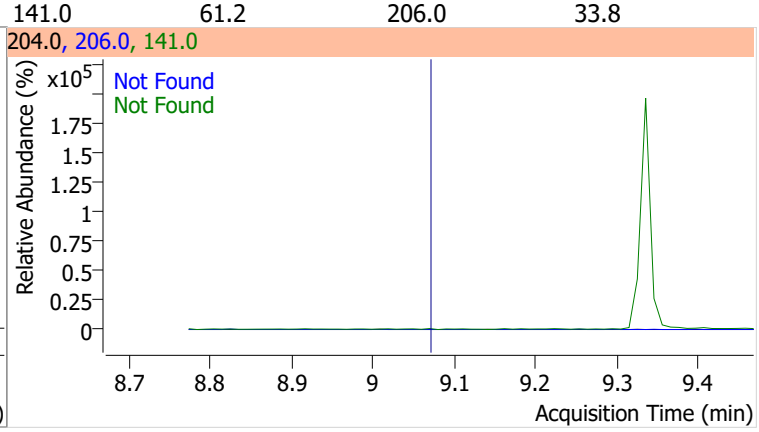

Compound	Conc.	Exp RT	QIon	Exp Ratio	QIon	Exp Ratio
4-Nitroaniline	N.D.	9.14	65.0	112.7	92.0	49.3

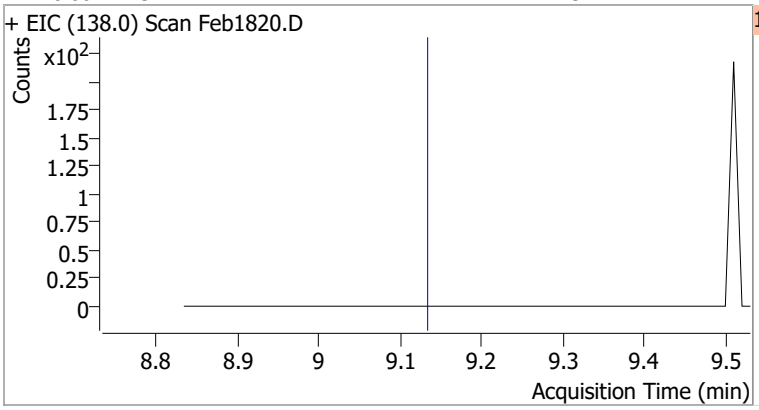

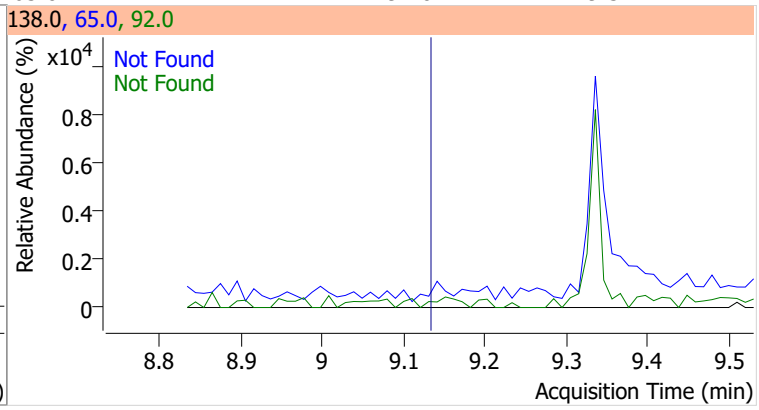

Compound	Conc.	RT	Dev(Min)	Resp.	QIon	QRatio	Lower	Upper
4,6-Dinitro-2-methylphenol		0		0	121.0		35.1	65.3

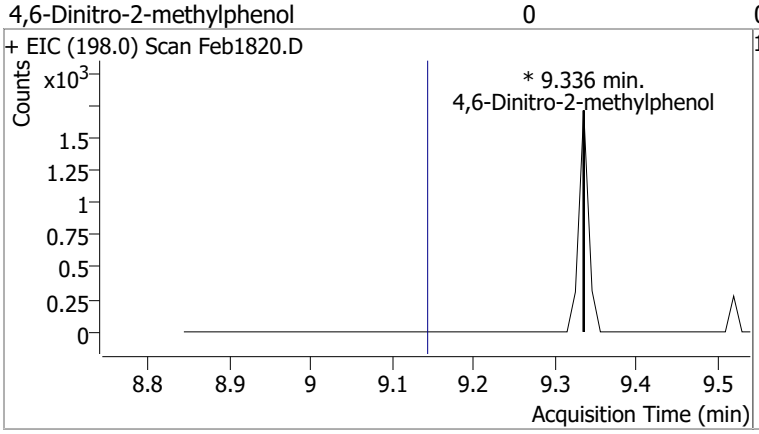

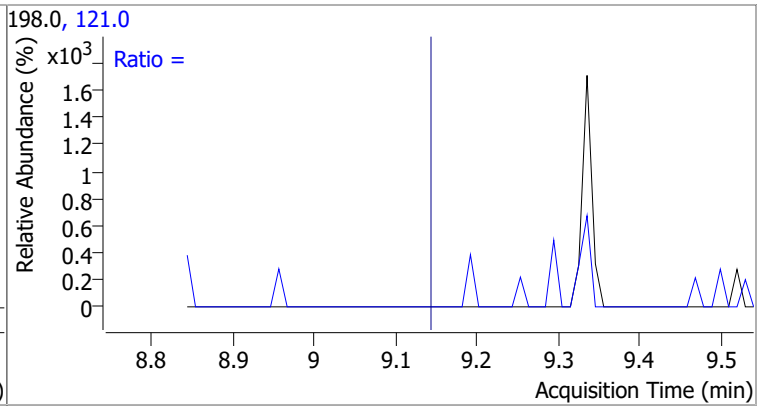

Compound	Conc.	Exp RT	QIon	Exp Ratio	QIon	Exp Ratio
N-nitrosodiphenylamine	N.D.	9.23	168.0	62.8	167.0	34.1

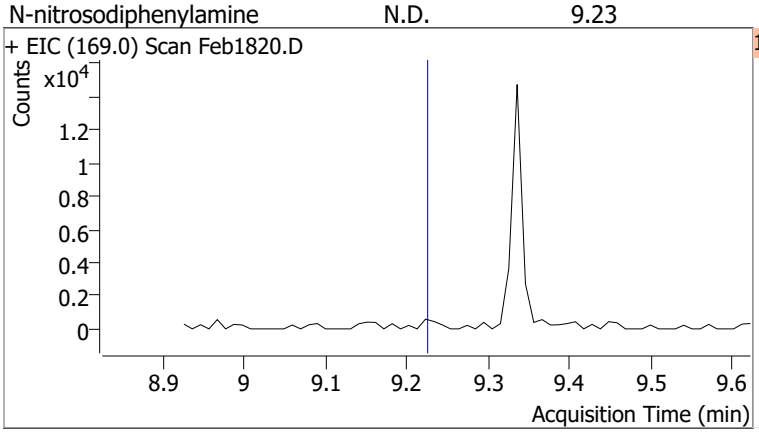

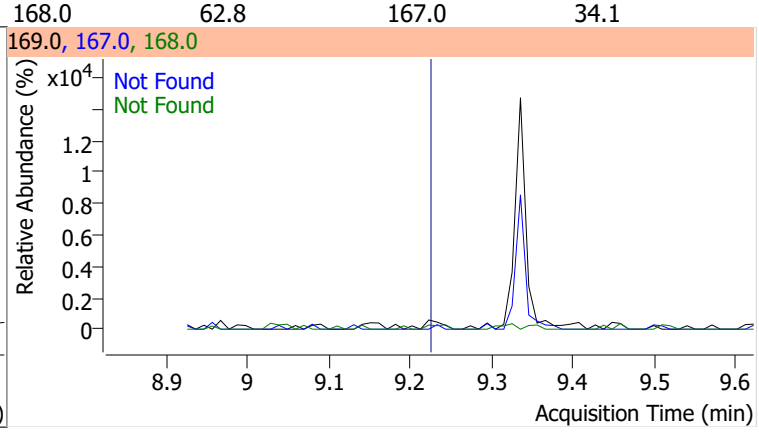

Compound	Conc.	Exp RT	QIon	Exp Ratio	QIon	Exp Ratio
Azobenzene	N.D.	9.26	51.0	45.2	182.0	24.1

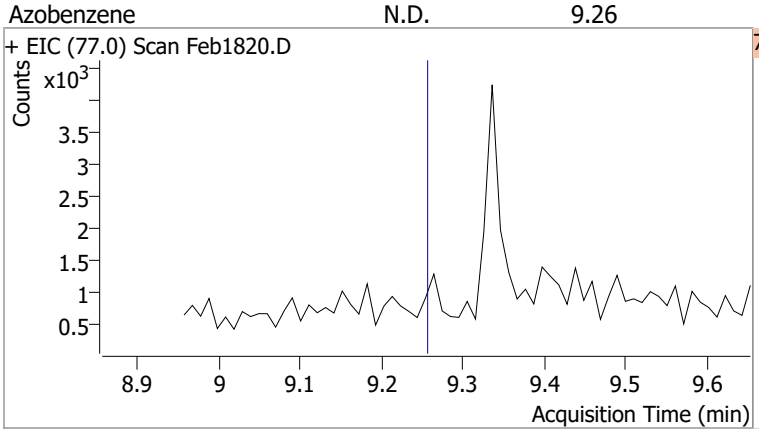

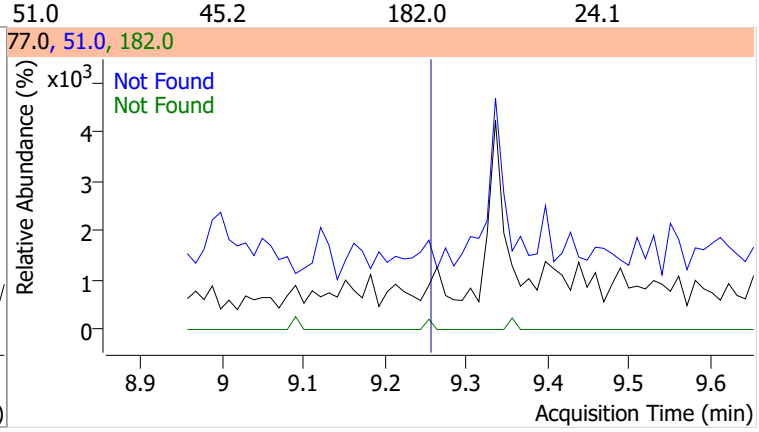

Compound	Conc.	RT	Dev(Min)	Resp.	QIon	QRatio	Lower	Upper
2,4,6-Tribromophenol	147.8680	9.34	0.00	265856	331.8	91.2	68.5	127.2

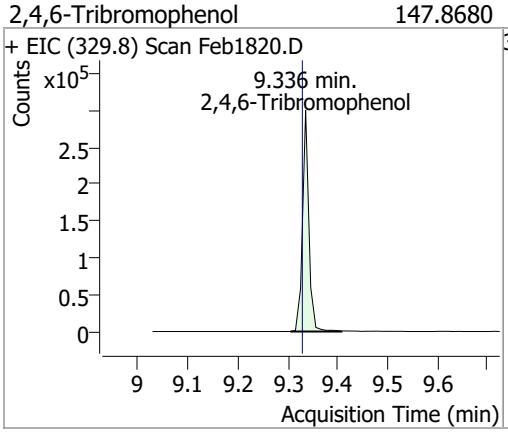

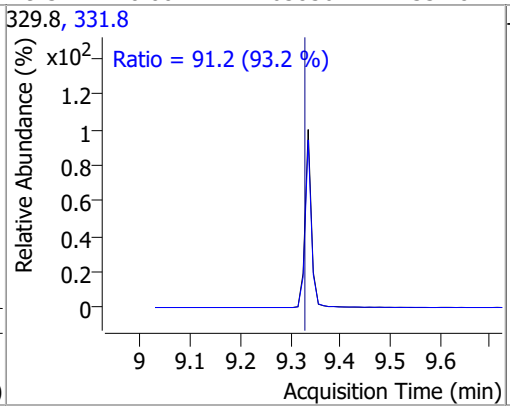

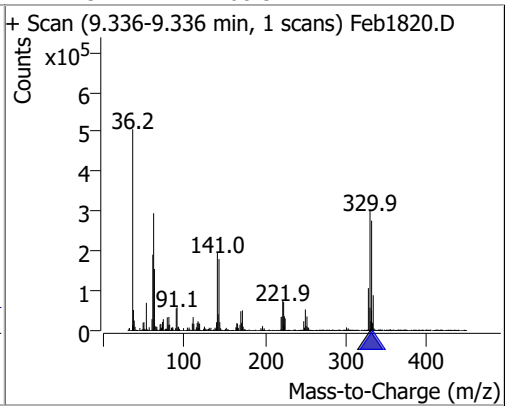

Compound	Conc.	Exp RT	QIon	Exp Ratio	QIon	Exp Ratio
4-Bromophenyl-phenylether	N.D.	9.65	141.0	98.8	250.0	98.2

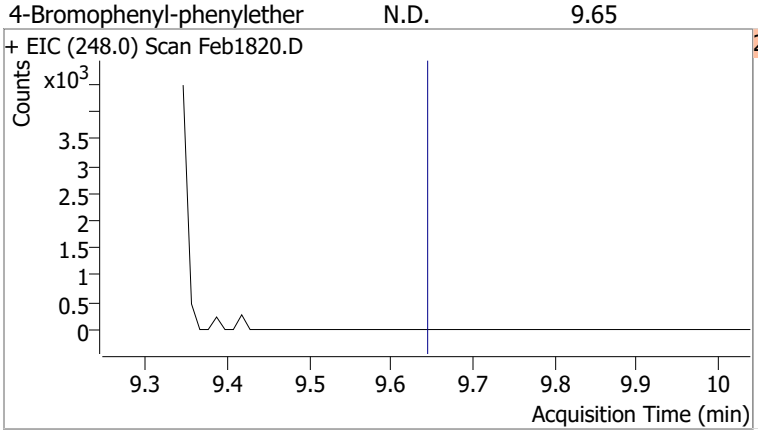

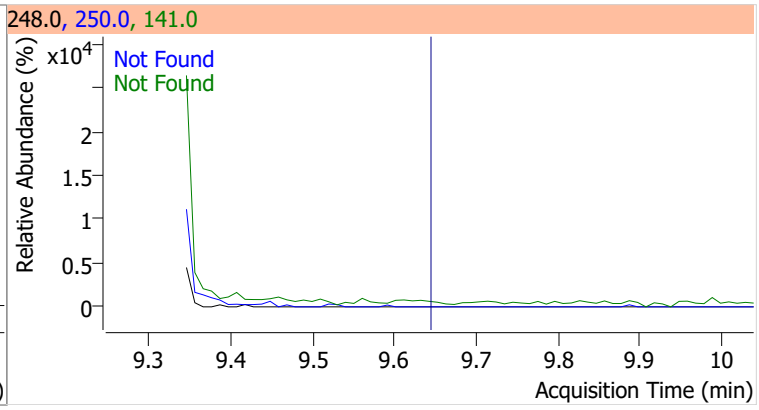

Compound	Conc.	Exp RT	QIon	Exp Ratio
Hexachlorobenzene	N.D.	9.69	142.0	53.8

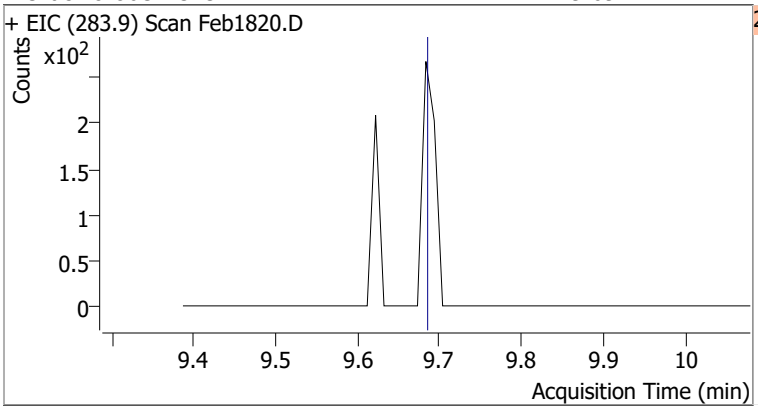

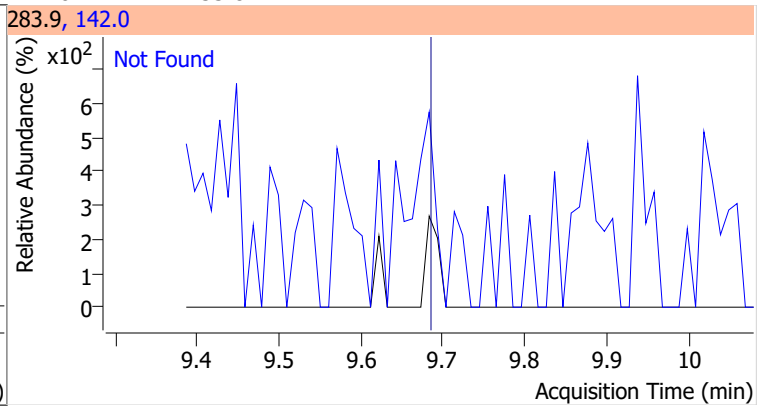

Compound	Conc.	Exp RT	QIon	Exp Ratio	QIon	Exp Ratio
Pentachlorophenol	N.D.	9.97	267.9	59.4	263.9	58.9

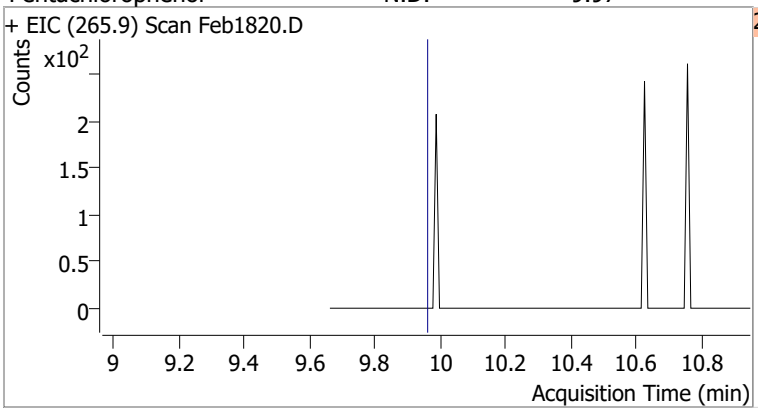

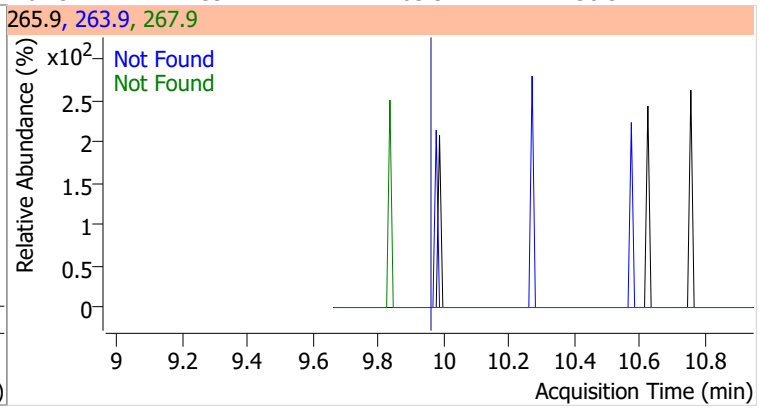

Compound	Conc.	Exp RT	QIon	Exp Ratio
Phenanthrene	N.D.	10.18	176.0	18.5

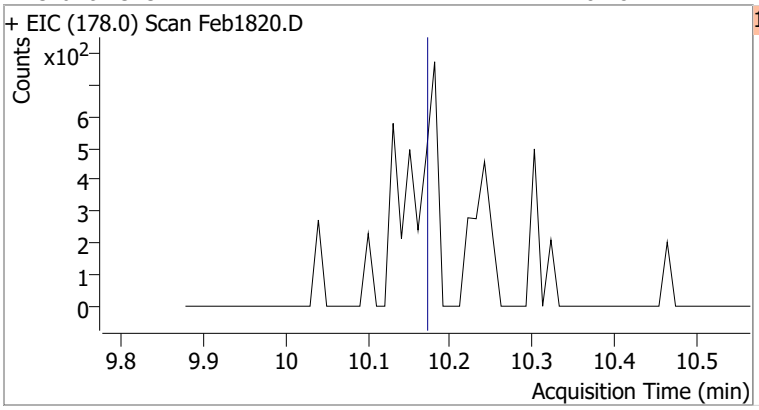

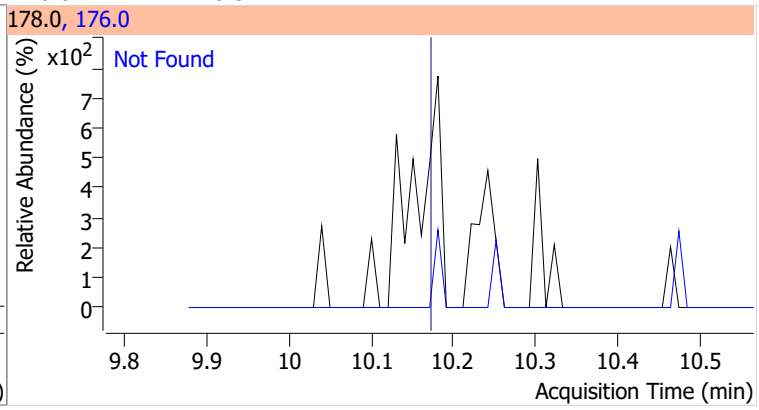

Compound	Conc.	Exp RT	QIon	Exp Ratio
Anthracene	N.D.	10.25	176.0	18.4

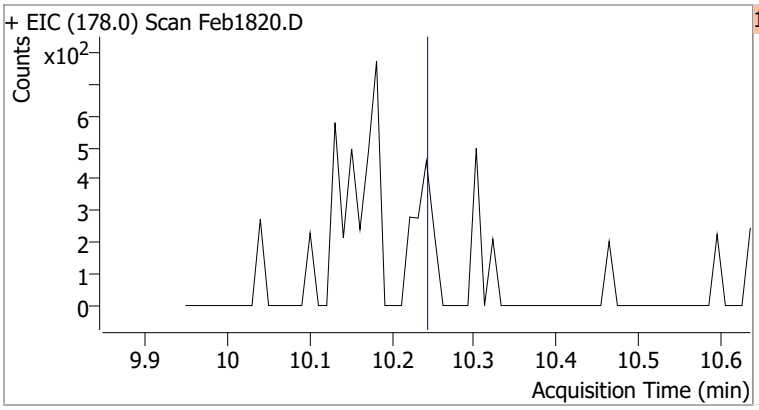

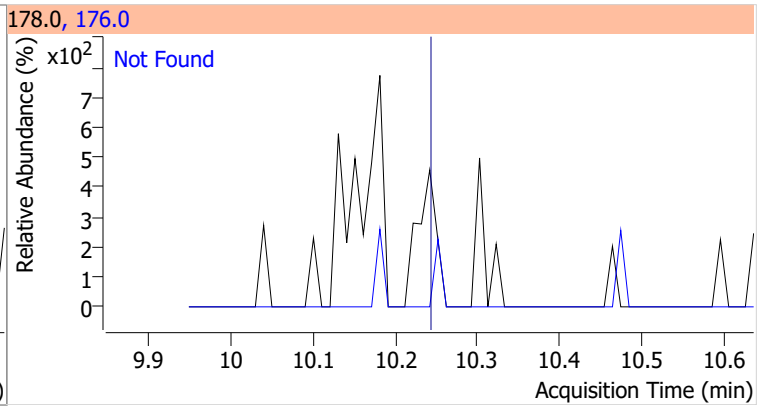

Compound	Conc.	Exp RT	QIon	Exp Ratio	QIon	Exp Ratio
Triallate	N.D.	10.31	268.0	24.1	143.0	22.5

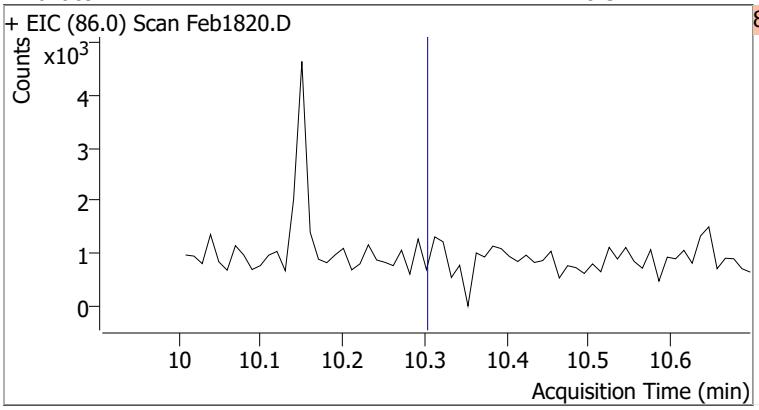

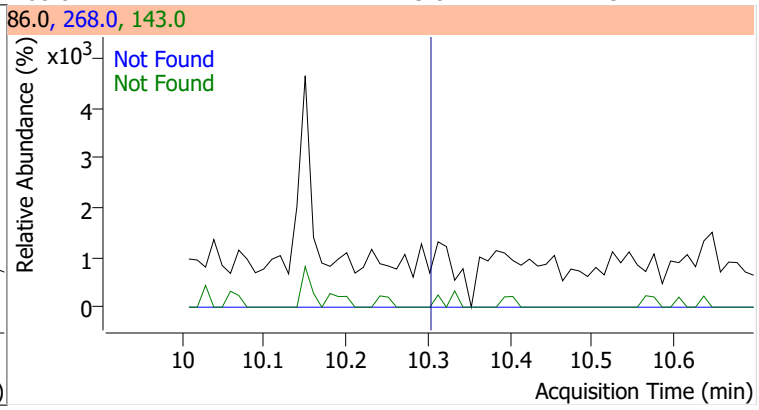

Compound	Conc.	Exp RT	QIon	Exp Ratio
Carbazole	N.D.	10.49	139.0	12.8

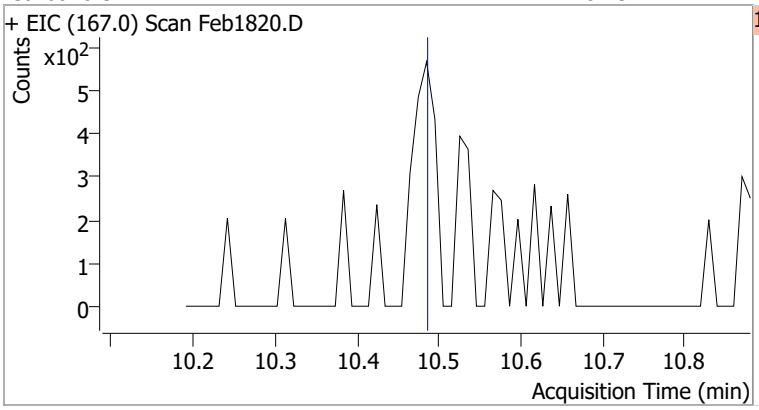

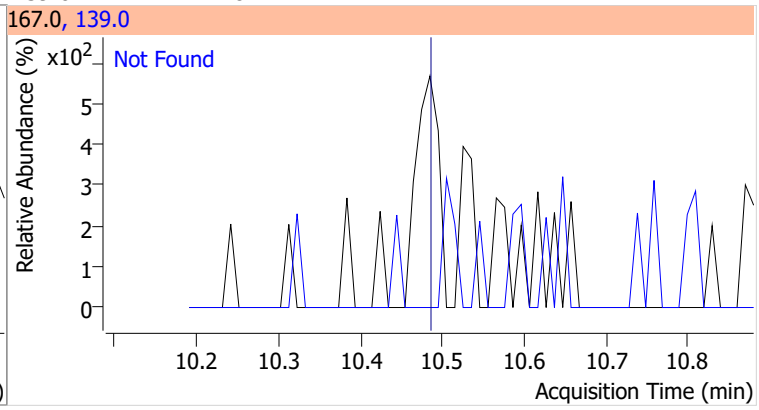

Compound	Conc.	Exp RT	QIon	Exp Ratio	QIon	Exp Ratio
o-Terphenyl	N.D.	10.70	229.0	64.9	215.0	37.0

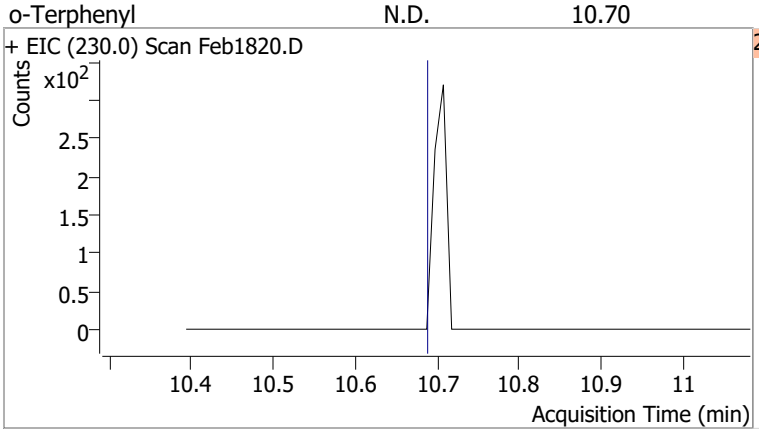

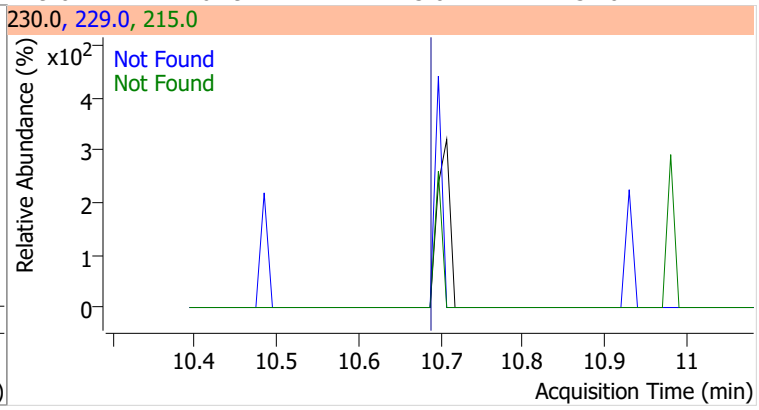

Compound	Conc.	Exp RT	QIon	Exp Ratio	QIon	Exp Ratio
Di-n-Butylphthalate	N.D.	11.08	150.0	9.1	104.0	6.4

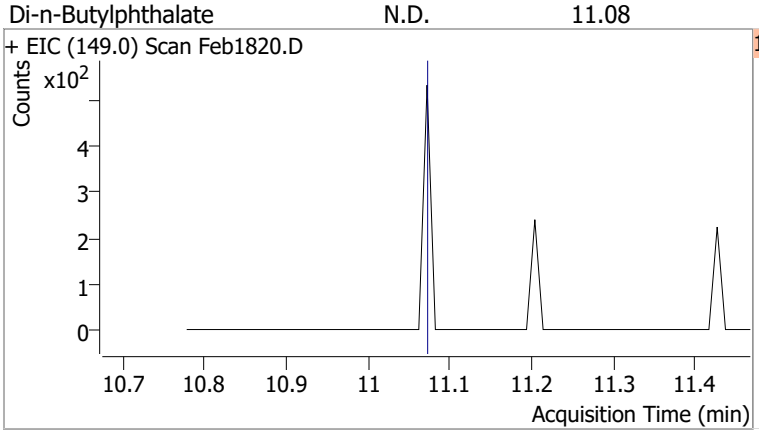

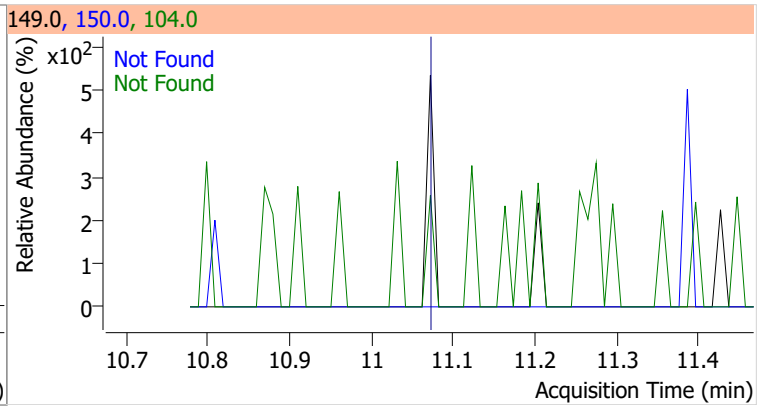

Compound	Conc.	Exp RT	QIon	Exp Ratio
Fluoranthene	N.D.	11.95	101.0	13.4

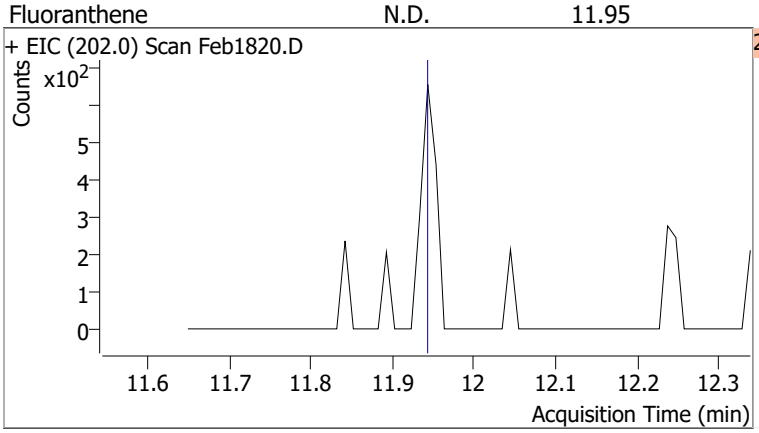

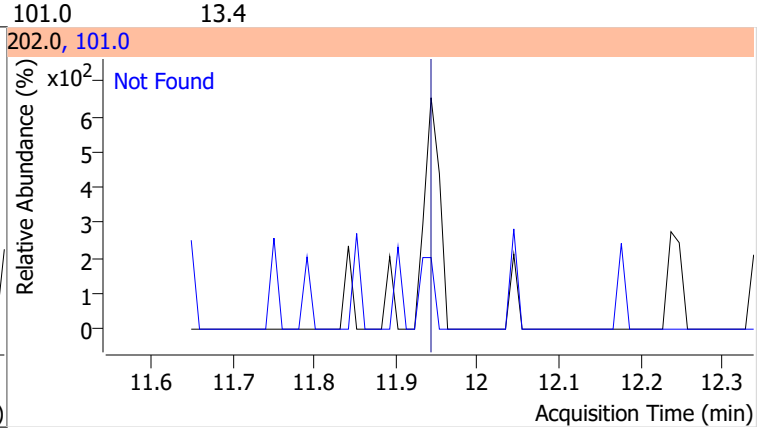

Compound	Conc.	RT	Dev(Min)	Resp.	QIon	QRatio	Lower	Upper
Benzidine		0		0	183.0		8.3	15.4
					92.0		5.8	10.8

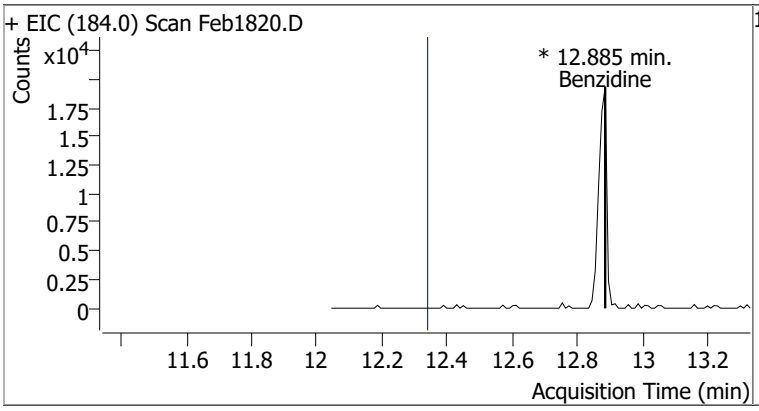

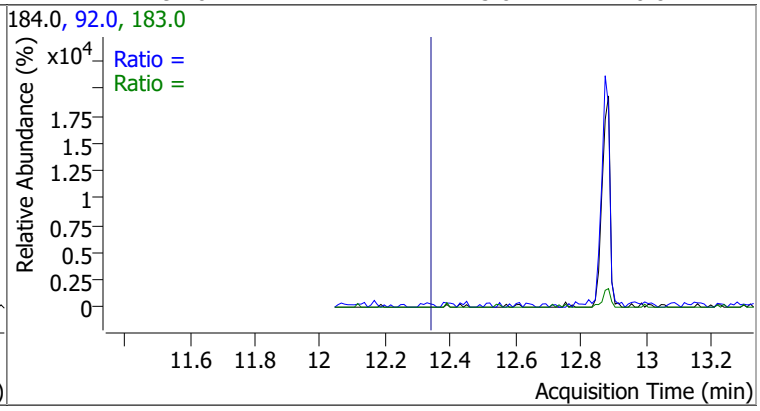

Compound	Conc.	Exp RT	QIon	Exp Ratio
Pyrene	N.D.	12.38	101.0	15.9

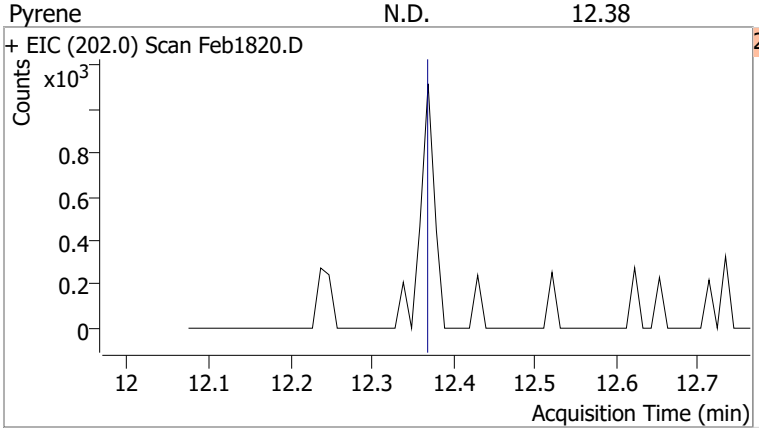

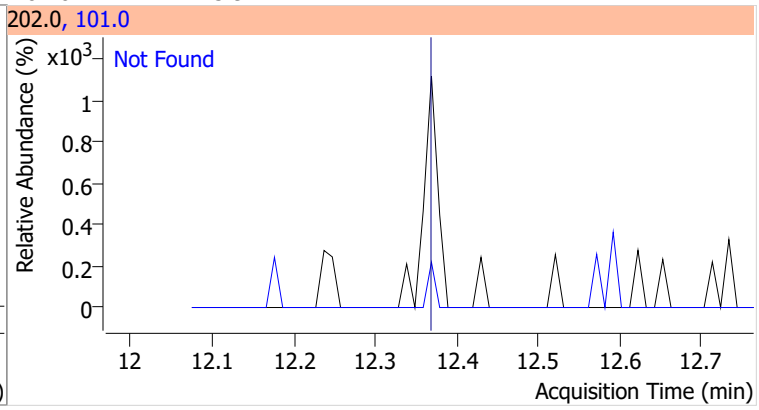

Compound	Conc.	RT	Dev(Min)	Resp.	QIon	QRatio	Lower	Upper
Terphenyl-d14	100.1463	12.88	0.00	1939019	122.0	14.3	10.1	18.7

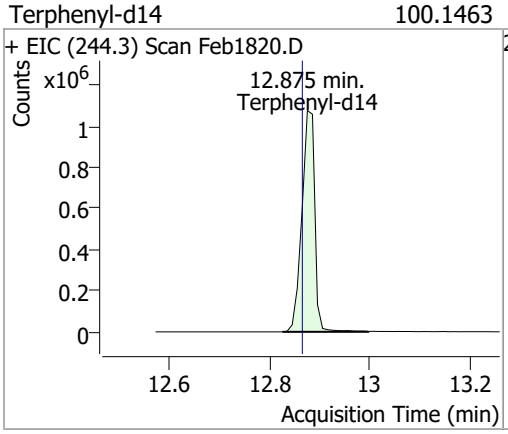

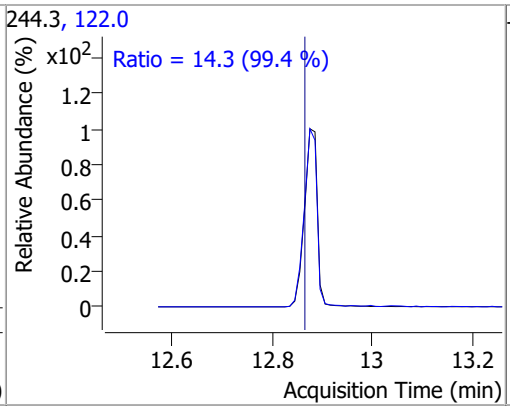

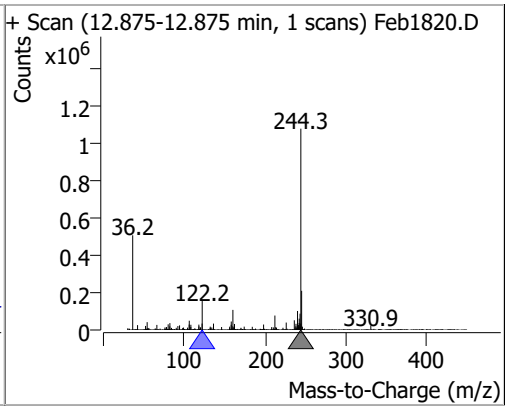

Compound	Conc.	Exp RT	QIon	Exp Ratio	QIon	Exp Ratio
Butylbenzylphthalate	N.D.	14.32	91.0	85.1	206.0	17.5

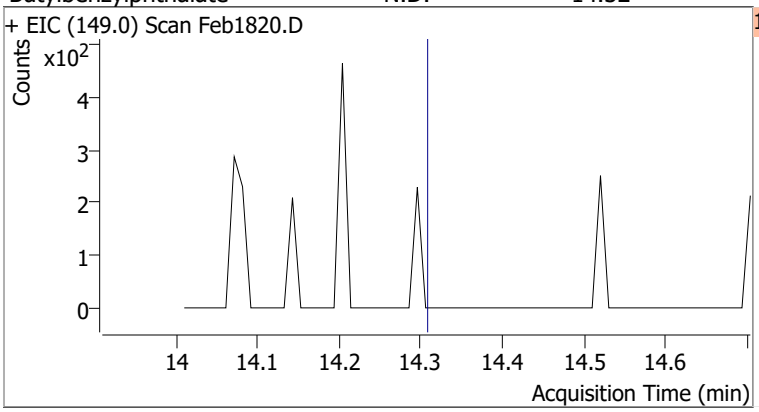

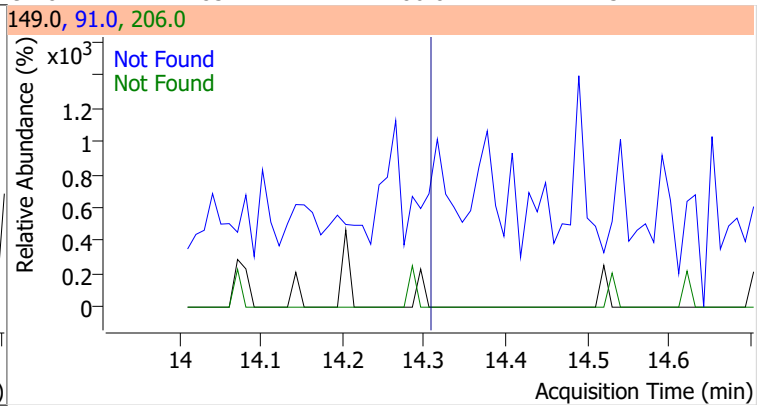

Compound	Conc.	Exp RT	QIon	Exp Ratio	QIon	Exp Ratio
Benzo(a)Anthracene	N.D.	15.51	226.0	26.8	229.0	21.1

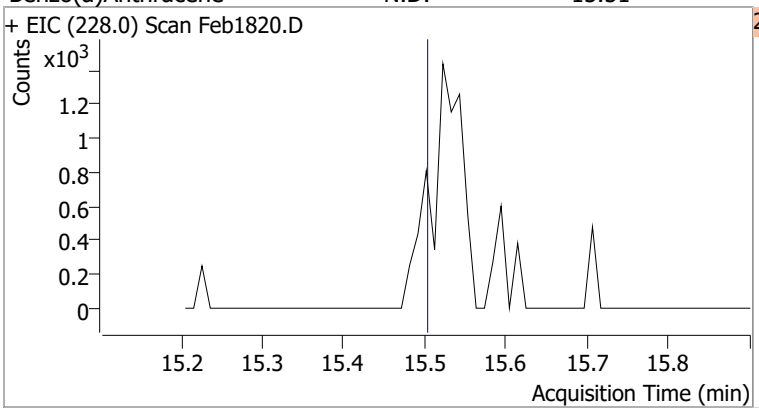

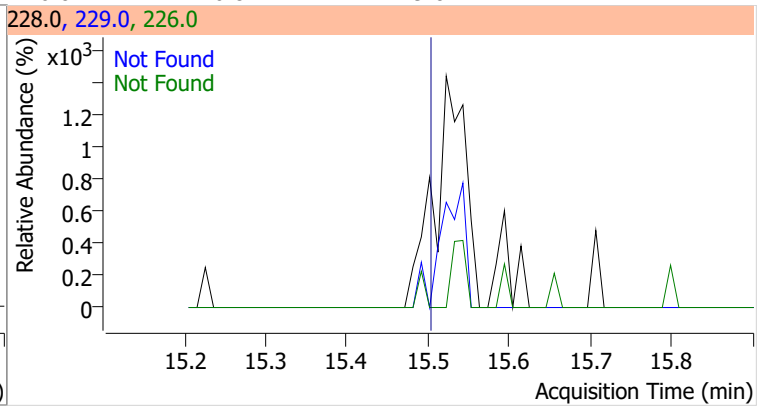

Compound	Conc.	Exp RT	QIon	Exp Ratio	QIon	Exp Ratio
Chrysene	N.D.	15.62	226.0	28.4	229.0	19.7

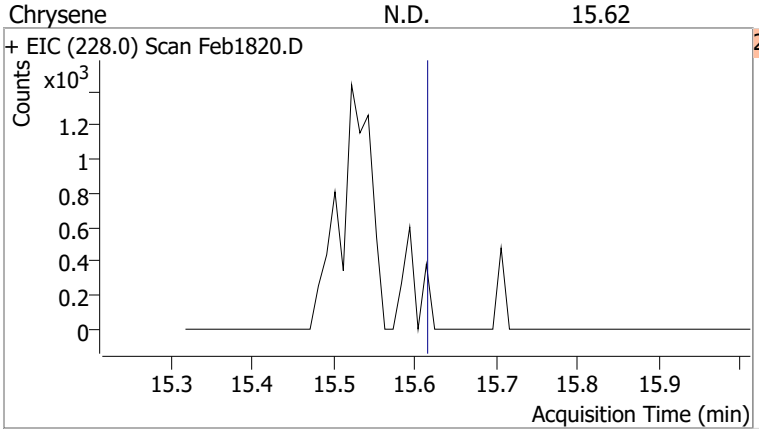

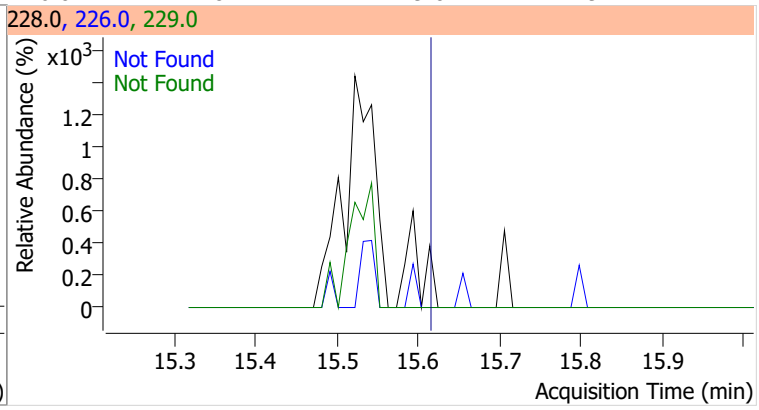

Compound	Conc.	Exp RT	QIon	Exp Ratio
3,3-Dichlorobenzidine	N.D.	15.69	254.0	64.2

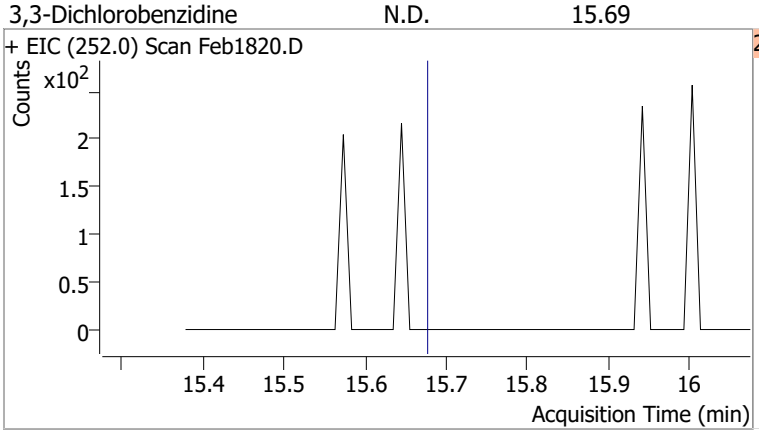

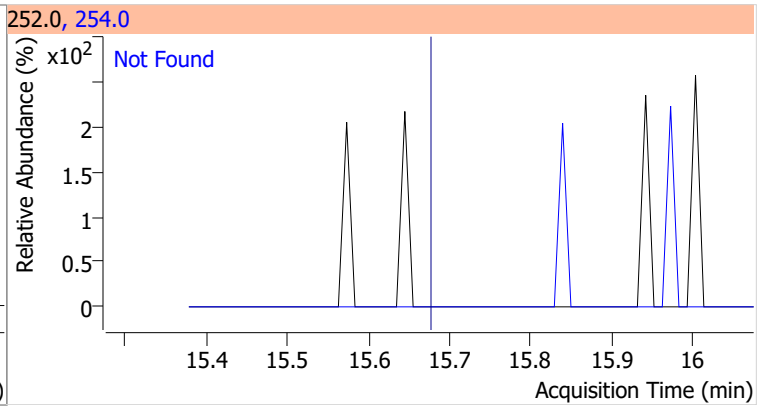

Compound	Conc.	Exp RT	QIon	Exp Ratio	QIon	Exp Ratio
bis(2-ethylhexyl)Phthalate	N.D.	16.37	149.0	390.8	279.0	15.0

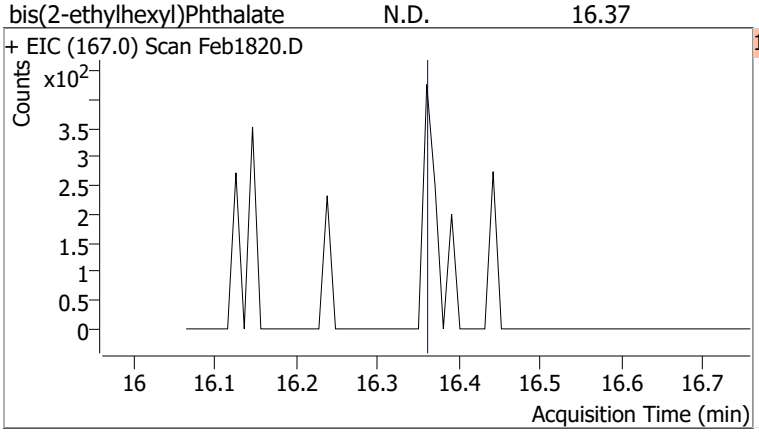

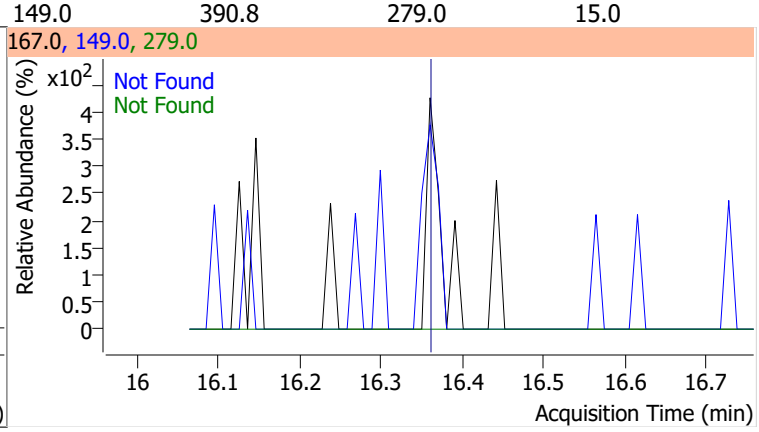

Compound	Conc.	Exp RT	QIon	Exp Ratio
Di-n-octyl Phthalate	N.D.	18.13	150.0	10.0

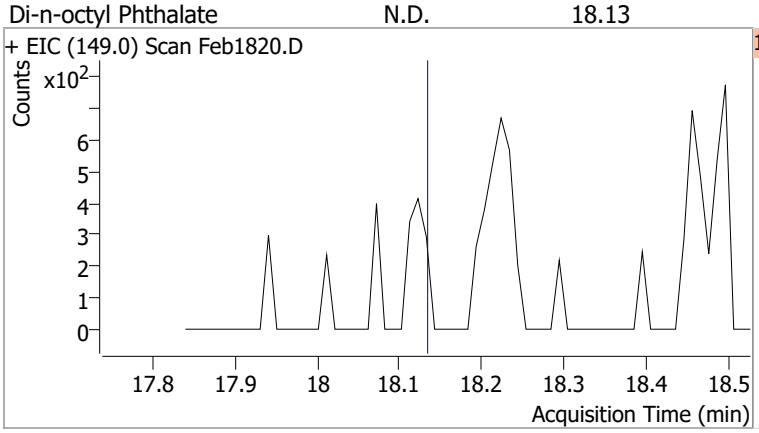

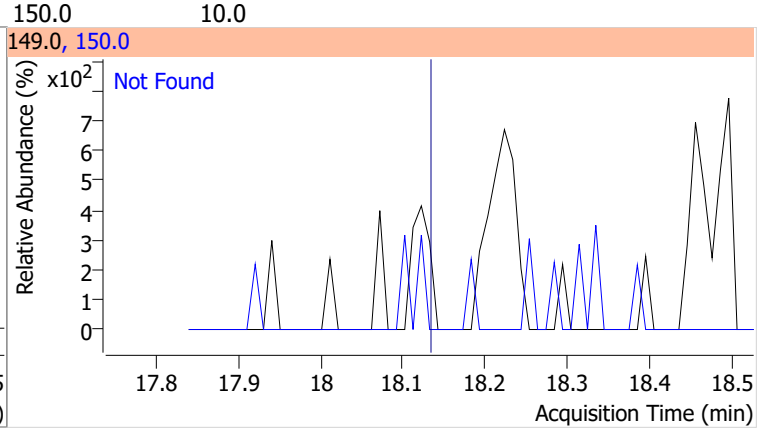

Compound	Conc.	Exp RT	QIon	Exp Ratio
Benzo(b)fluoranthene	N.D.	18.38	253.0	22.3

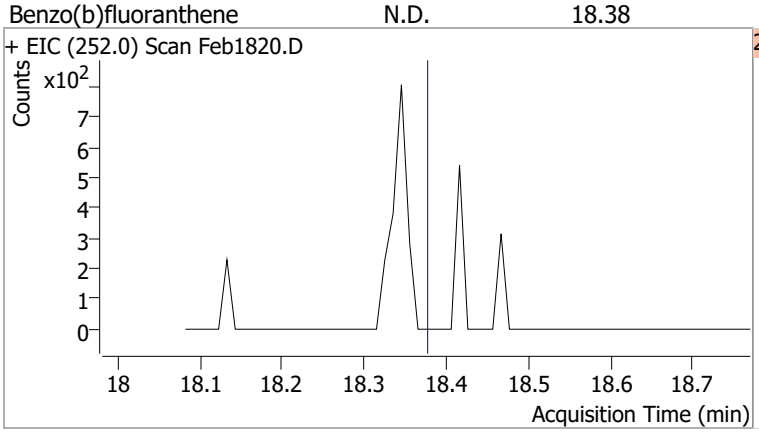

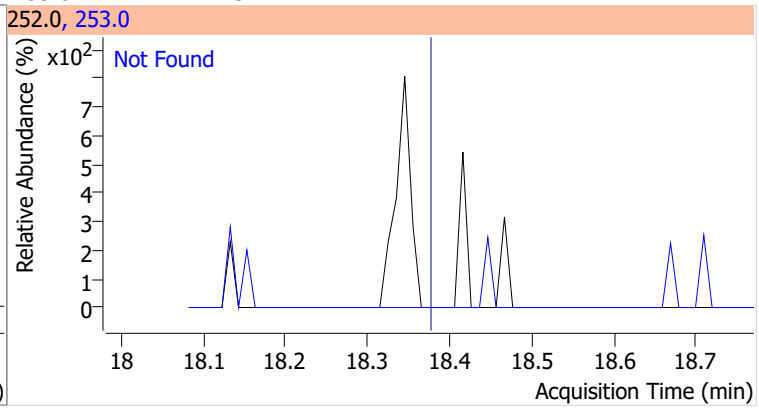

Compound	Conc.	Exp RT	QIon	Exp Ratio
Benzo(k)fluoranthene	N.D.	18.45	253.0	22.0

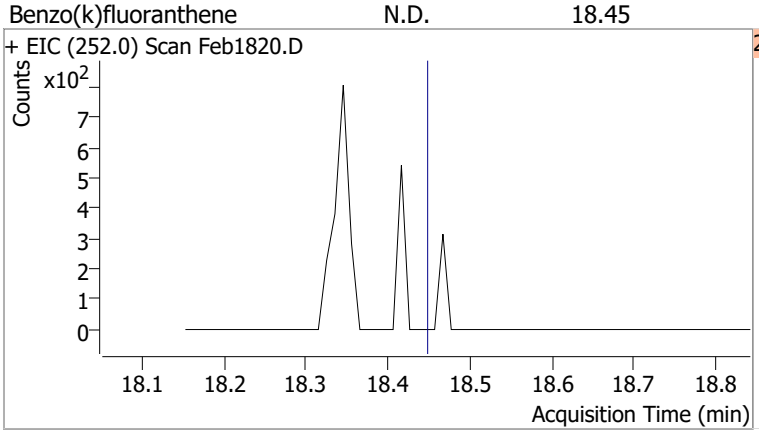

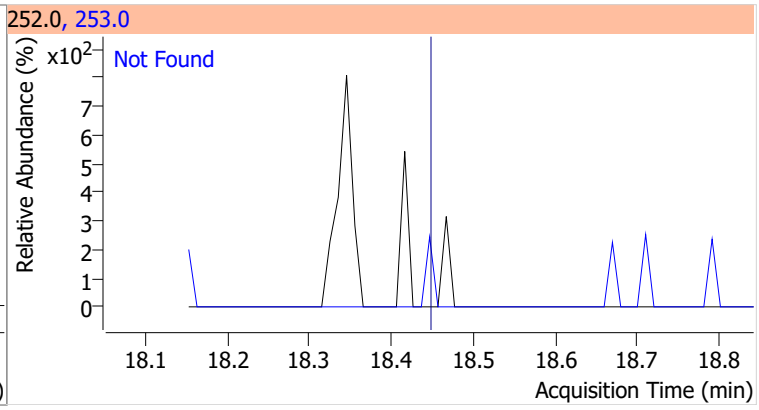

Compound	Conc.	Exp RT	QIon	Exp Ratio
Benzo(a)pyrene	N.D.	18.98	253.0	21.5

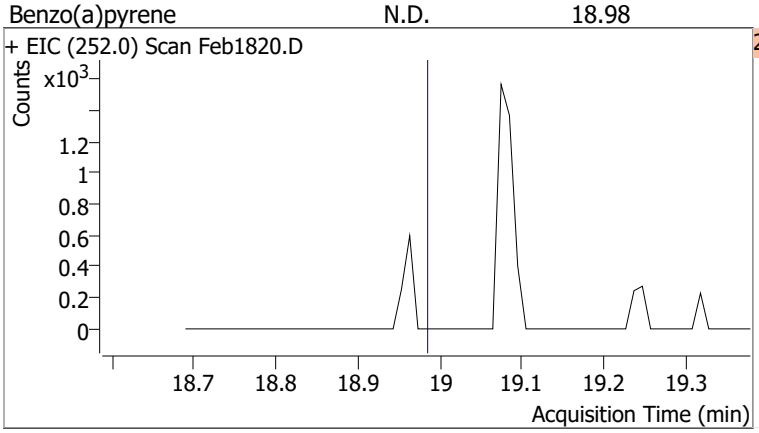

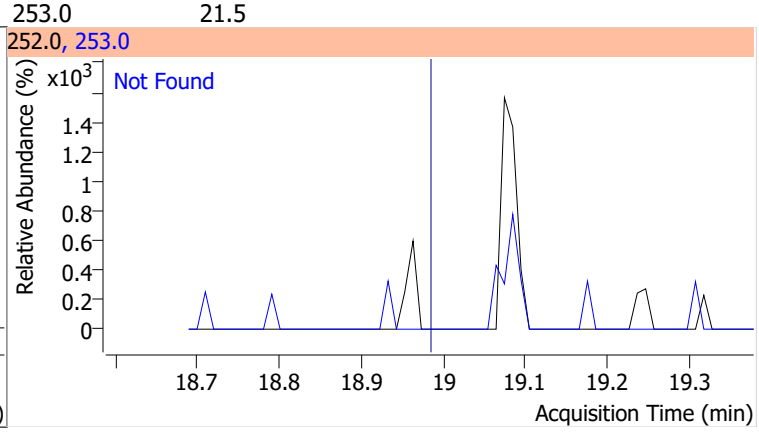

Compound	Conc.	Exp RT	QIon	Exp Ratio
Indeno(1,2,3-c,d)pyrene	N.D.	20.76	138.0	29.6

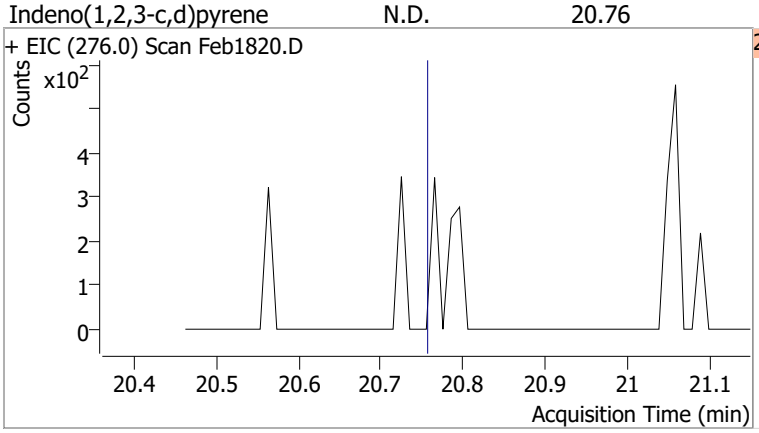

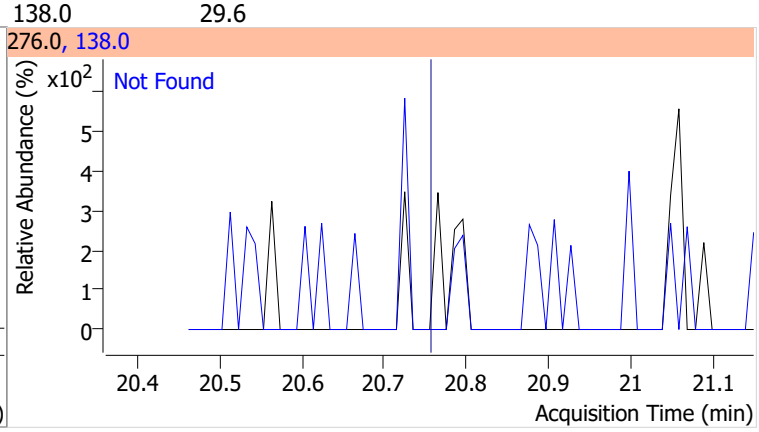

Compound	Conc.	Exp RT	QIon	Exp Ratio	QIon	Exp Ratio
Dibenzo(a,h)anthracene	N.D.	20.82	139.0	25.2	279.0	24.1

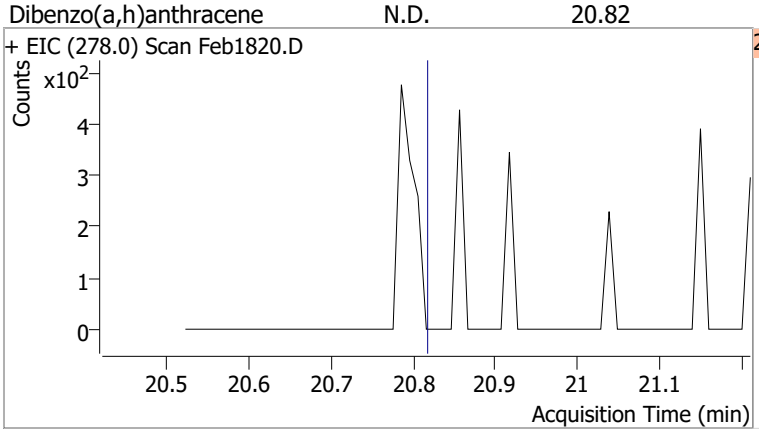

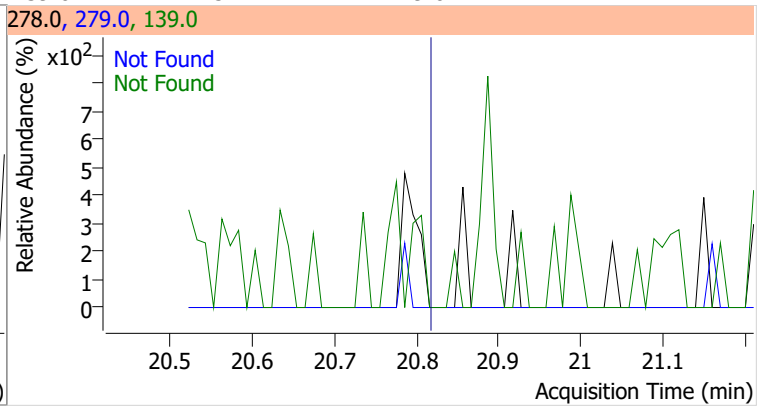

Compound	Conc.	Exp RT	QIon	Exp Ratio	QIon	Exp Ratio
Benzo(g,h,i)perylene	N.D.	21.09	138.0	33.0	277.0	23.2

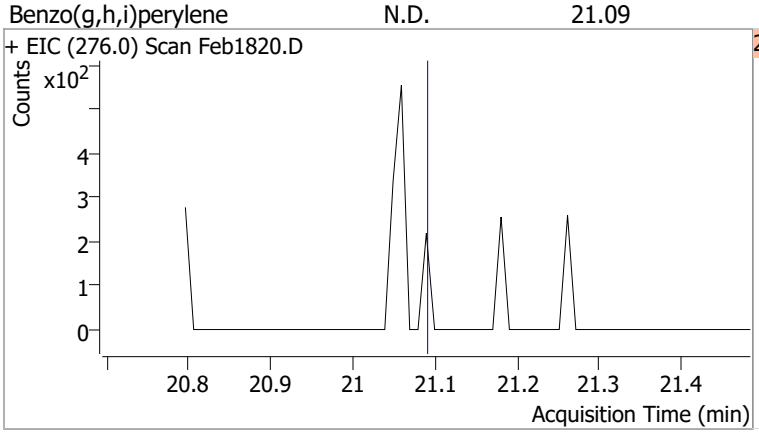

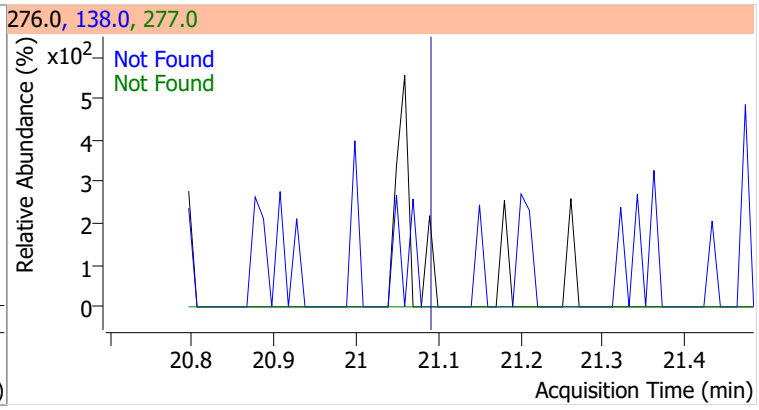

Quantitation Results Report (QT Reviewed)

Data File	Feb1821.D	Operator	LIMS import
Acq. Method	BNA+SIM.M	Acq. Date-Time	2/19/2022 6:47:44 PM
Sample Name	B22020415-016A	Instrument	Instrument #1
Vial	21	Multiplier	1.00
DA Method File		Comment	SVOC-8270-W-LARGO
Tune File	dftppdsm.u	Tune Date	2/18/2022 9:25:00 PM
Batch Name	021822 DoD BNA cal.batch.bin	Last Calib Update	2/19/2022 1:06:17 PM
Ref Library	D:\Org\Library\NIST129K.l		

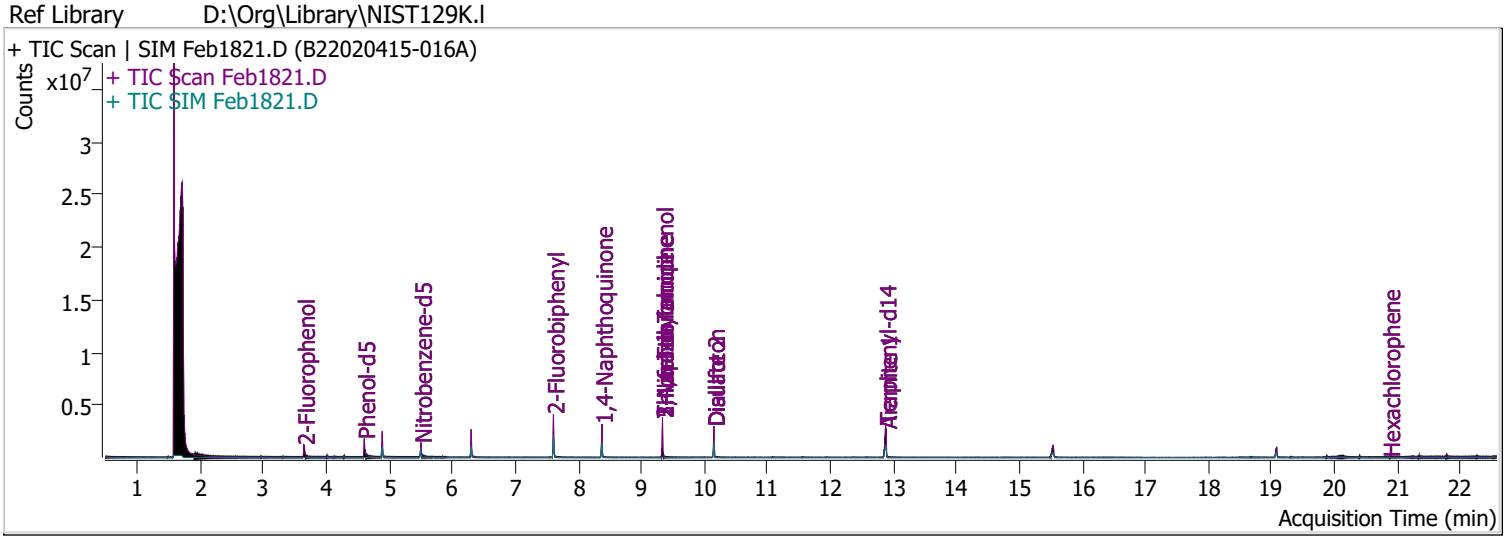

Compound	RT	QIon	Resp.	Conc.	Units		Dev(Min)
Internal Standards							
System Monitoring Compounds							
S 2-Fluorophenol	3.643	112.0	470810	51.4928	µg/L		-0.010
Spiked Amount: 200.000	Range: 10.0 - 75.0%			Recovery = 25.75%			
S Phenol-d5	4.603	99.0	621352	51.9424	µg/L		-0.010
Spiked Amount: 200.000	Range: 10.0 - 65.0%			Recovery = 25.97%			
S Nitrobenzene-d5	5.502	82.0	367102	55.6184	µg/L		0.000
Spiked Amount: 100.000	Range: 32.0 - 94.0%			Recovery = 55.62%			
S 2-Fluorobiphenyl	7.605	172.0	1196424	62.0074	µg/L		0.000
Spiked Amount: 100.000	Range: 28.0 - 107.0%			Recovery = 62.01%			
S 2,4,6-Tribromophenol	9.336	329.8	280413	162.6494	µg/L		0.000
Spiked Amount: 200.000	Range: 25.0 - 140.0%			Recovery = 81.32%			
S Terphenyl-d14	12.875	244.3	1865090	103.5335	µg/L		0.000
Spiked Amount: 100.000	Range: 32.0 - 122.0%			Recovery = 103.53%			
Target Compounds							**QValue**
T N-Nitrosodimethylamine	0.000		0	N.D.			
T Pyridine	0.000		0	N.D.			
T Aniline	0.000		0	N.D.			
T Phenol	0.000		0	N.D.			
T bis(-2-Chloroethyl)Ether	0.000		0	N.D.			
T 2-Chlorophenol	0.000		0	N.D.			
T 1,3-Dichlorobenzene	0.000		0	N.D.			
T 1,4-Dichlorobenzene	0.000		0	N.D.			
T 1,2-Dichlorobenzene	0.000		0	N.D.			
T Benzyl Alcohol	0.000		0	N.D.			
T bis(2-chloroisopropyl)Ether	0.000		0	N.D.			
T 2-Methylphenol	0.000		0	N.D.			
T N-nitroso-Di-n-propylamine	5.502	70.0	0		µg/L	md	1
T 4Methylphenol/3Methylphenol	0.000		0	N.D.			
T Hexachloroethane	0.000		0	N.D.			

Compound	RT	QIon	Resp.	Conc.	Units		Dev(Min)
T Nitrobenzene	0.000		0	N.D.			
T Isophorone	0.000		0	N.D.			
T 2-Nitrophenol	0.000		0	N.D.			
T 2,4-Dimethylphenol	0.000		0	N.D.			
T bis(-2-Chloroethoxy)Methane	0.000		0	N.D.			
T 2,4-Dichlorophenol	0.000		0	N.D.			
T Benzoic Acid	0.000		0	N.D.			
T 1,2,4-Trichlorobenzene	0.000		0	N.D.			
T Naphthalene	0.000		0	N.D.			
T 4-Chlorophenol	6.300	130.0	0		µg/L	md	1
T p-Chloroaniline	0.000		0	N.D.			
T Hexachlorobutadiene	0.000		0	N.D.			
T 4-Chloro-2-Methylphenol	0.000		0	N.D.			
T 4-Chloro-3-Methylphenol	0.000		0	N.D.			
T 2-Methylnaphthalene	0.000		0	N.D.			
T 1-Methylnaphthalene	0.000		0	N.D.			
T Hexachlorocyclopentadiene	0.000		0	N.D.			
T 2,4,6-Trichlorophenol	0.000		0	N.D.			
T 2,4,5-Trichlorophenol	0.000		0	N.D.			
T 2-Chloronaphthalene	0.000		0	N.D.			
T 2-Nitroaniline	0.000		0	N.D.			
T Dimethyl Phthalate	8.374	163.0	0		µg/L	md	1
T 2,6-Dinitrotoluene	8.374	165.0	0		µg/L	md	1
T Acenaphthylene	0.000		0	N.D.			
T 3-Nitroaniline	0.000		0	N.D.			
T Acenaphthene	0.000		0	N.D.			
T 2,4-Dinitrophenol	0.000		0	N.D.			
T Dibenzofuran	0.000		0	N.D.			
T 2,4-Dinitrotoluene	0.000		0	N.D.			
T 4-Nitrophenol	0.000		0	N.D.			
T Diethylphthalate	0.000		0	N.D.			
T Fluorene	0.000		0	N.D.			
T 4-Chlorophenyl-phenylether	0.000		0	N.D.			
T 4-Nitroaniline	0.000		0	N.D.			
T 4,6-Dinitro-2-methylphenol	9.336	198.0	0		µg/L	md	1
T N-nitrosodiphenylamine	0.000		0	N.D.			
T Azobenzene	0.000		0	N.D.			
T 4-Bromophenyl-phenylether	0.000		0	N.D.			
T Hexachlorobenzene	0.000		0	N.D.			
T Pentachlorophenol	0.000		0	N.D.			
T Phenanthrene	0.000		0	N.D.			
T Anthracene	0.000		0	N.D.			
T Triallate	0.000		0	N.D.			
T Carbazole	0.000		0	N.D.			
T o-Terphenyl	0.000		0	N.D.			
T Di-n-Butylphthalate	0.000		0	N.D.			
T Fluoranthene	0.000		0	N.D.			
T Benzidine	12.875	184.0	0		µg/L	md	1
T Pyrene	0.000		0	N.D.			
T Butylbenzylphthalate	0.000		0	N.D.			
T Benzo(a)Anthracene	0.000		0	N.D.			
T Chrysene	0.000		0	N.D.			
T 3,3-Dichlorobenzidine	0.000		0	N.D.			
T bis(2-ethylhexyl)Phthalate	0.000		0	N.D.			
T Di-n-octyl Phthalate	0.000		0	N.D.			

Compound	RT	QIon	Resp.	Conc.	Units	Dev(Min)
T Benzo(b)fluoranthene	0.000		0	N.D.		
T Benzo(k)fluoranthene	0.000		0	N.D.		
T Benzo(a)pyrene	0.000		0	N.D.		
T Indeno(1,2,3-c,d)pyrene	0.000		0	N.D.		
T Dibenzo(a,h)anthracene	0.000		0	N.D.		
T Benzo(g,h,i)perylene	0.000		0	N.D.		

(#) = Qualifier Out of Range; (m) = Manual Integration; (+) = Area Summed; (*) = Surrogate Percent Recovery Out of Range; (d): Zeroed Peak

Compound	Conc.	Exp RT	QIon	Exp Ratio
N-Nitrosodimethylamine	N.D.	2.49	42.0	135.8

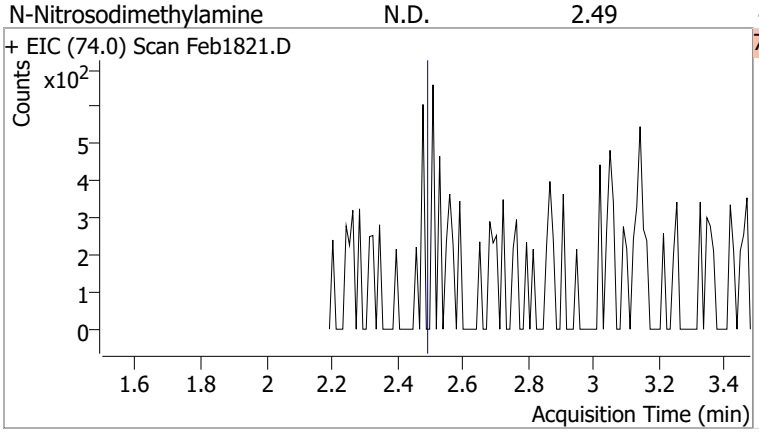

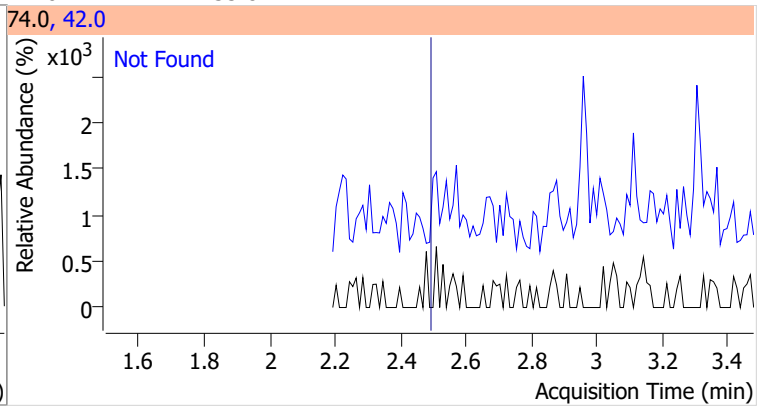

Compound	Conc.	Exp RT	QIon	Exp Ratio
Pyridine	N.D.	2.53	52.0	82.7

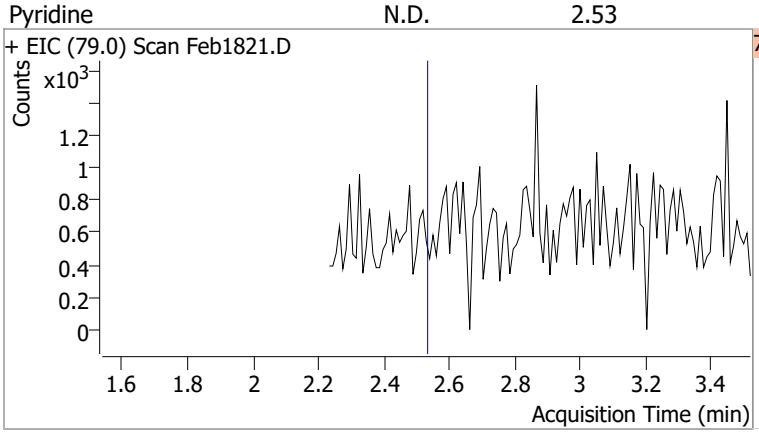

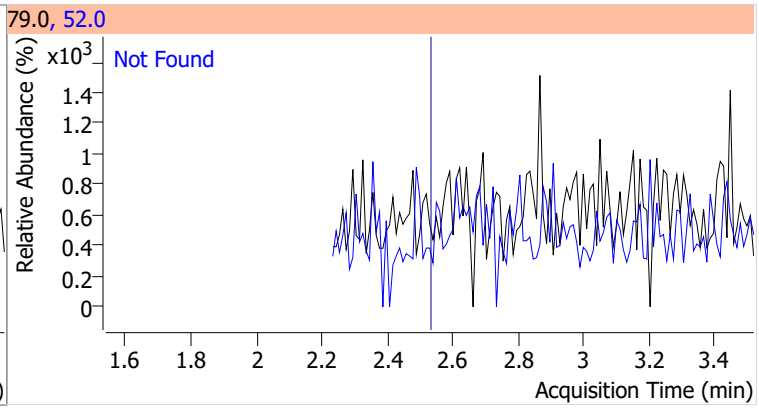

Compound	Conc.	RT	Dev(Min)	Resp.	QIon	QRatio	Lower	Upper
2-Fluorophenol	51.4928	3.64	-0.01	470810	64.0	51.4	34.6	64.3
					92.0	20.4	14.2	26.5

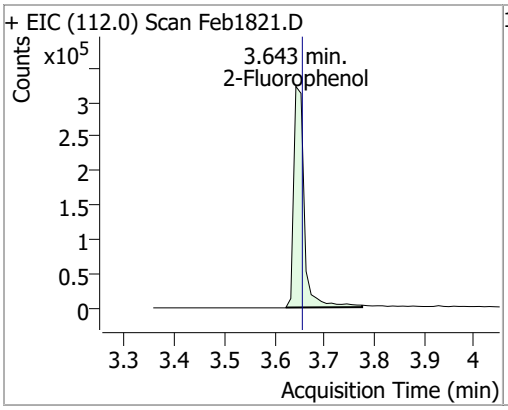

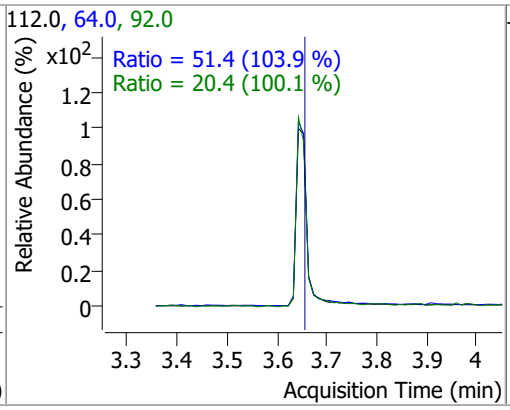

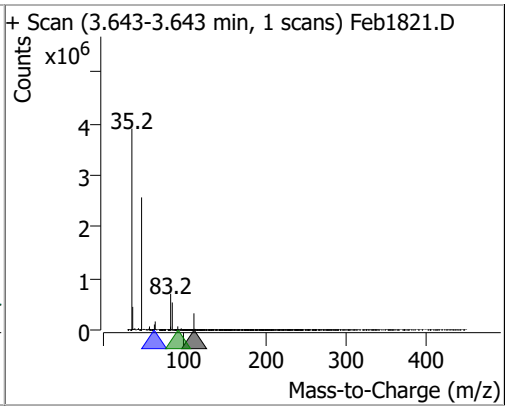

Compound	Conc.	Exp RT	QIon	Exp Ratio	QIon	Exp Ratio
Aniline	N.D.	4.56	66.0	36.7	65.0	18.7

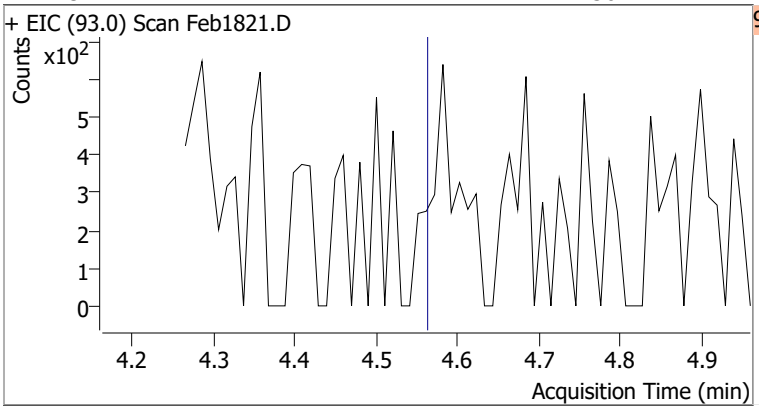

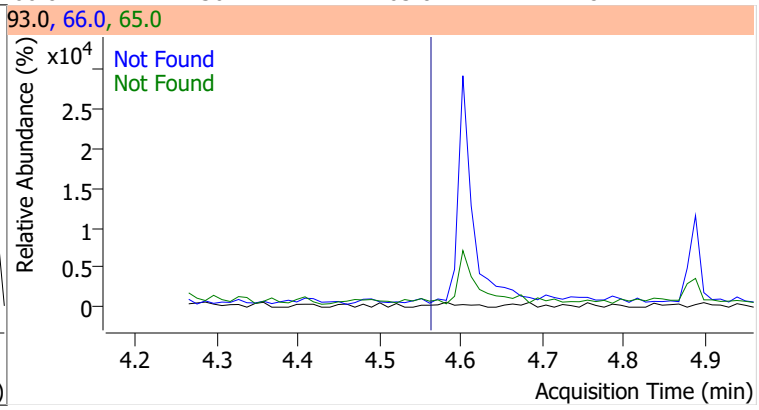

Compound	Conc.	RT	Dev(Min)	Resp.	QIon	QRatio	Lower	Upper
Phenol-d5	51.9424	4.60	-0.01	621352	71.0	36.0	25.8	47.9

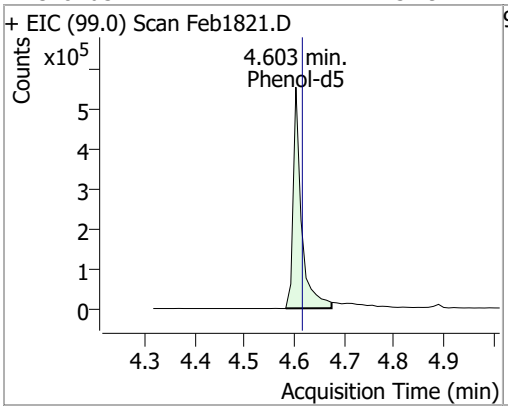

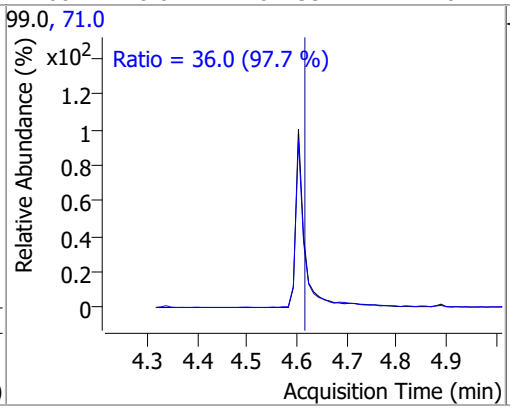

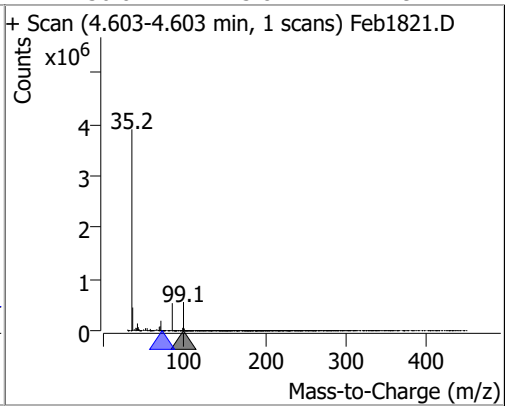

Compound	Conc.	Exp RT	QIon	Exp Ratio
Phenol	N.D.	4.62	66.0	45.3

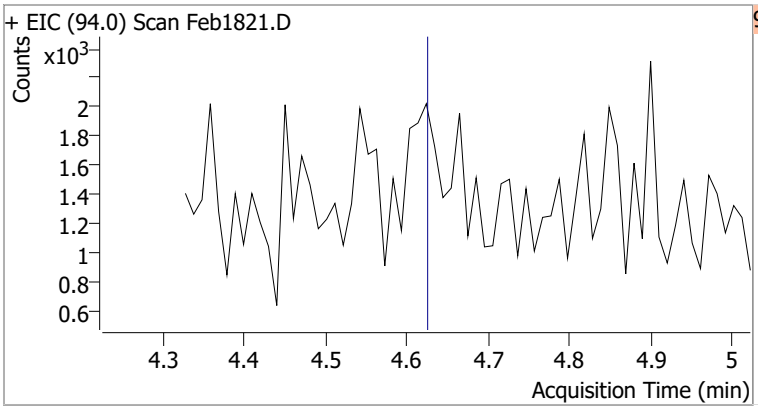

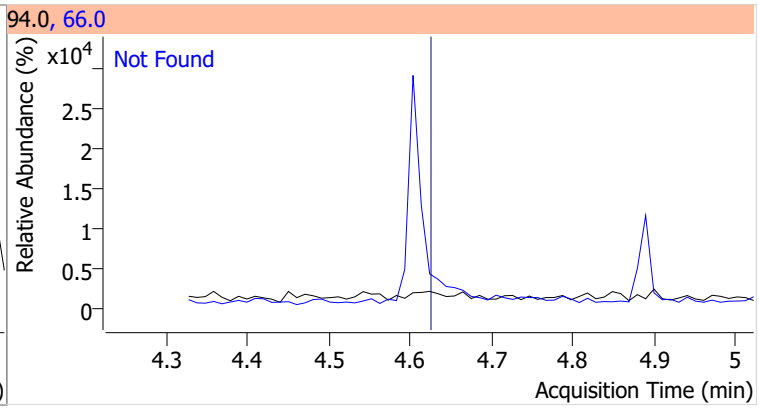

Compound	Conc.	Exp RT	QIon	Exp Ratio
bis(-2-Chloroethyl)Ether	N.D.	4.64	64.0	10.9

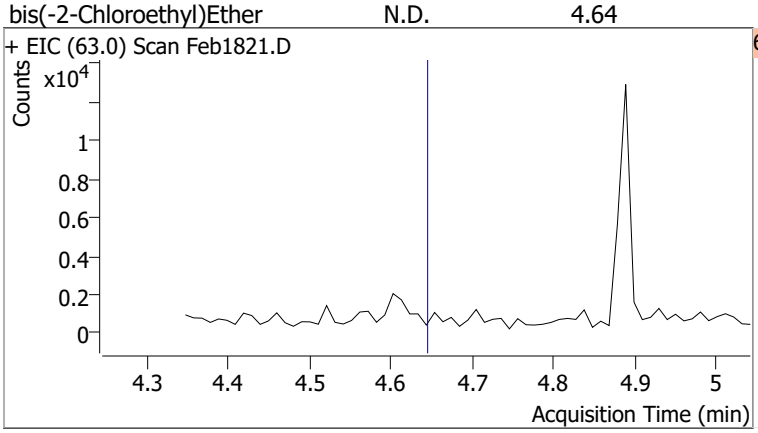

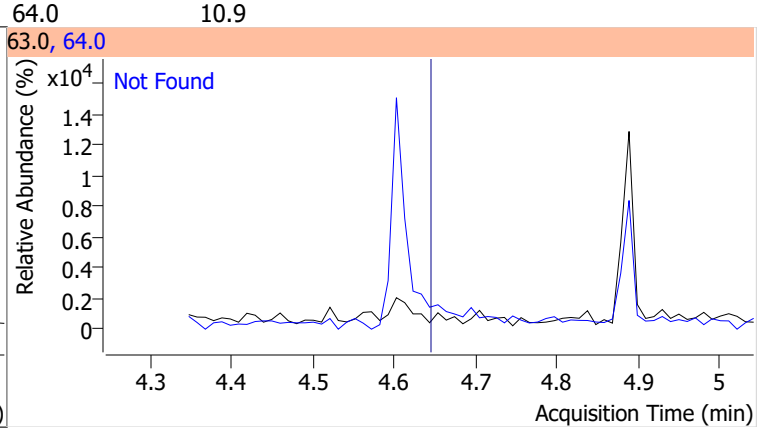

Compound	Conc.	Exp RT	QIon	Exp Ratio
2-Chlorophenol	N.D.	4.69	130.0	32.5

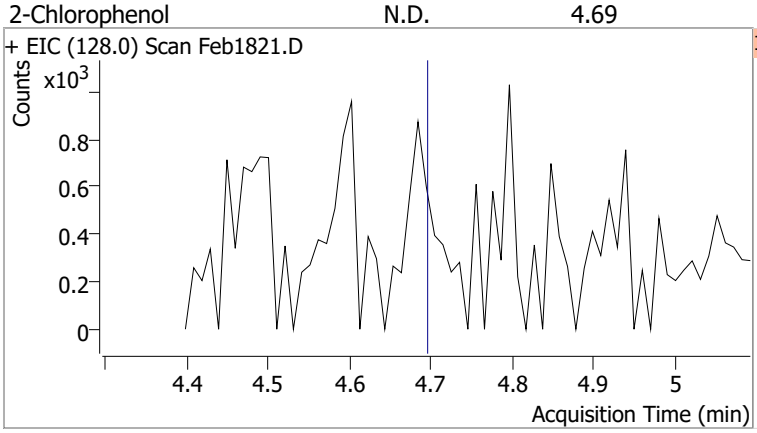

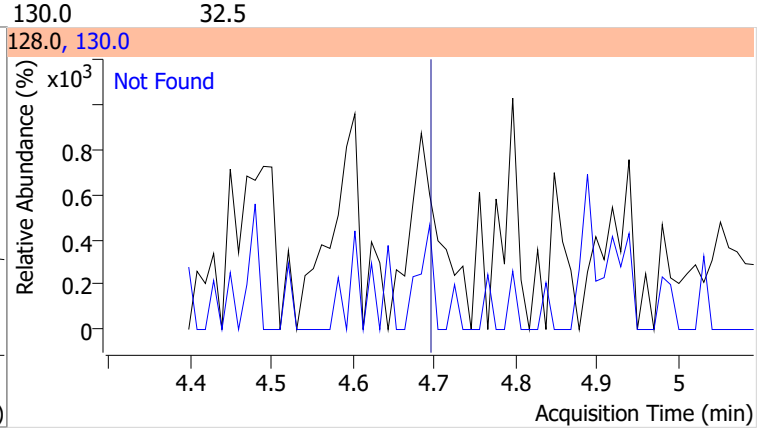

Compound	Conc.	Exp RT	QIon	Exp Ratio	QIon	Exp Ratio
1,3-Dichlorobenzene	N.D.	4.83	148.0	63.7	111.0	36.1

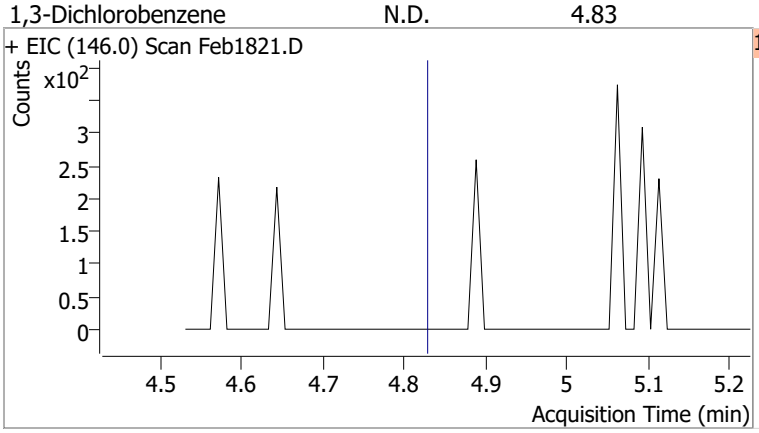

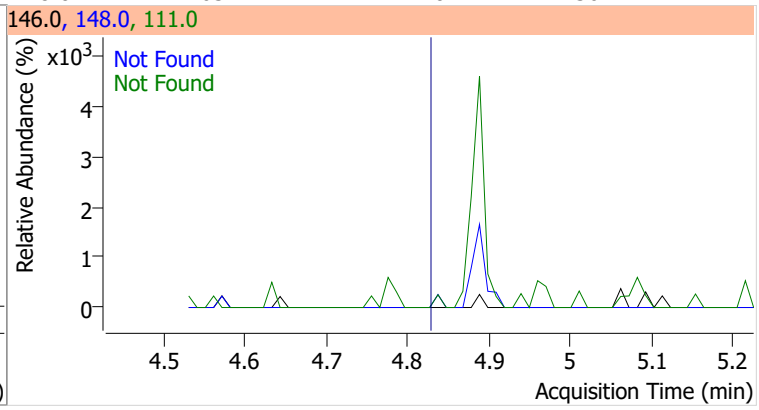

Compound	Conc.	Exp RT	QIon	Exp Ratio	QIon	Exp Ratio
1,4-Dichlorobenzene	N.D.	4.91	148.0	65.2	111.0	36.0

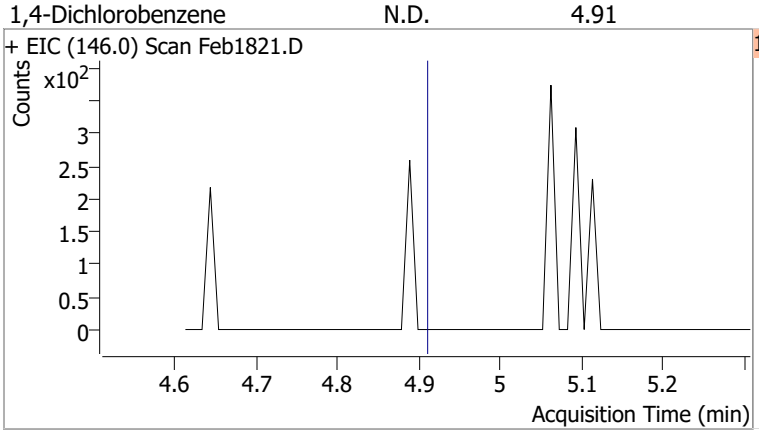

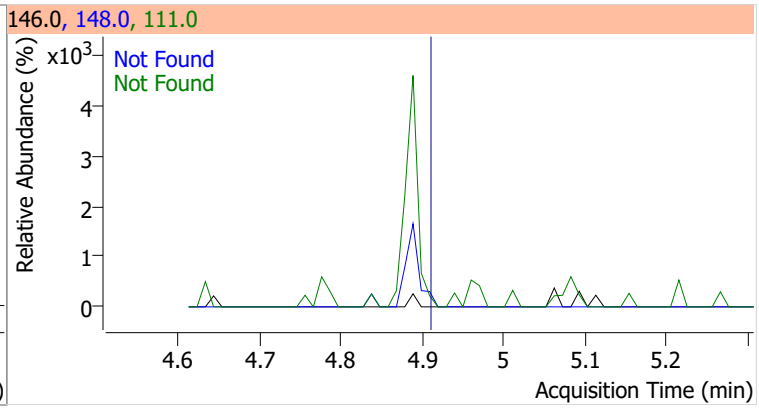

Compound	Conc.	Exp RT	QIon	Exp Ratio	QIon	Exp Ratio
1,2-Dichlorobenzene	N.D.	5.06	148.0	64.4	111.0	37.3

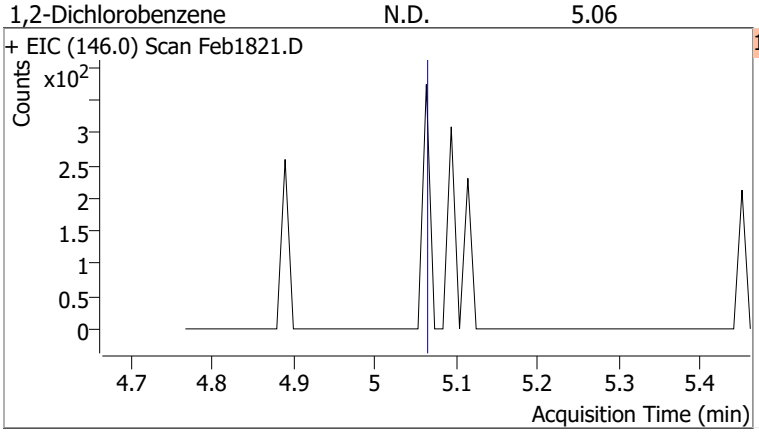

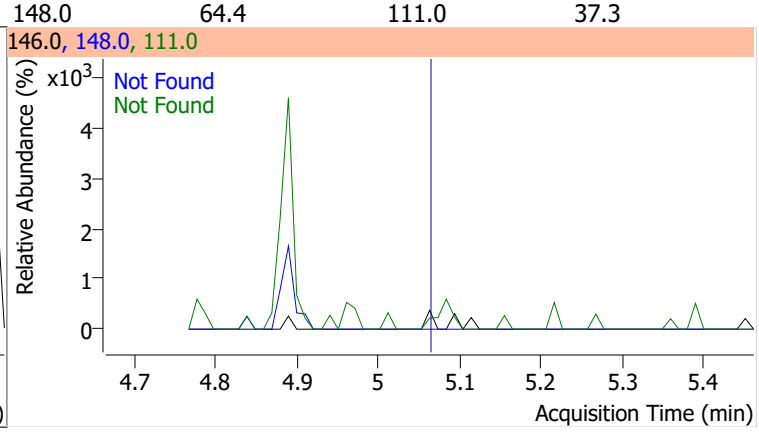

Compound	Conc.	Exp RT	QIon	Exp Ratio	QIon	Exp Ratio
Benzyl Alcohol	N.D.	5.08	79.0	119.3	107.0	70.5

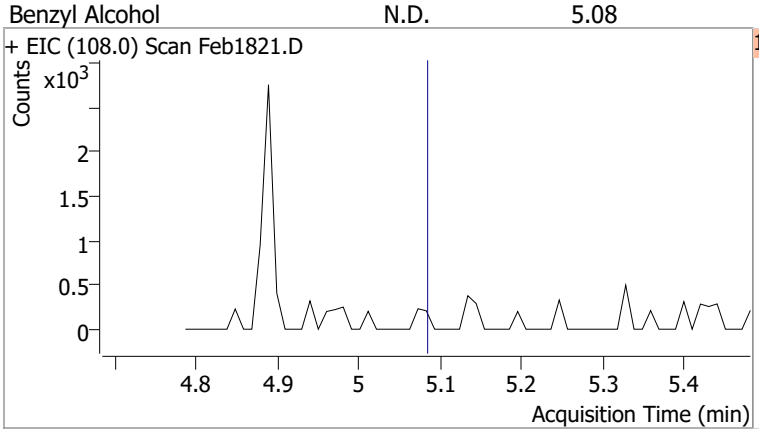

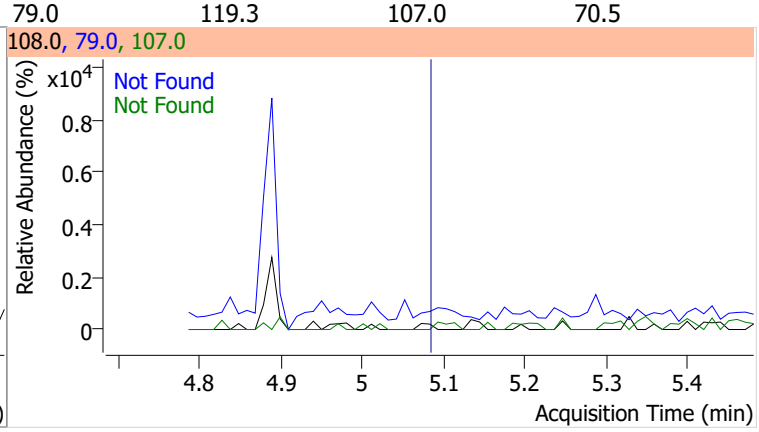

Compound	Conc.	Exp RT	QIon	Exp Ratio
bis(2-chloroisopropyl)Ether	N.D.	5.23	123.0	32.1

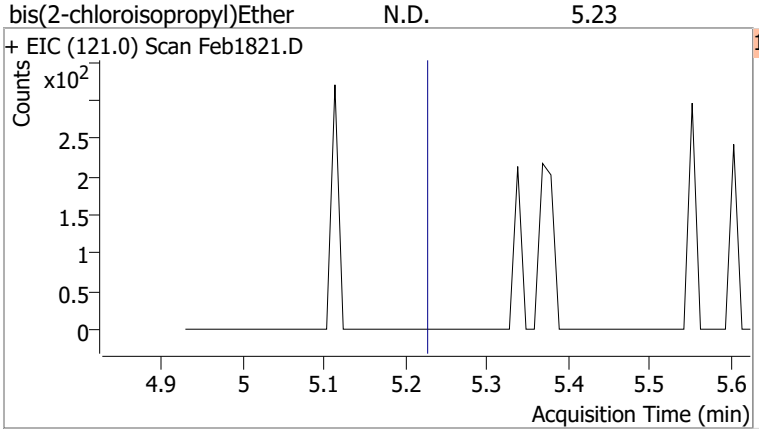

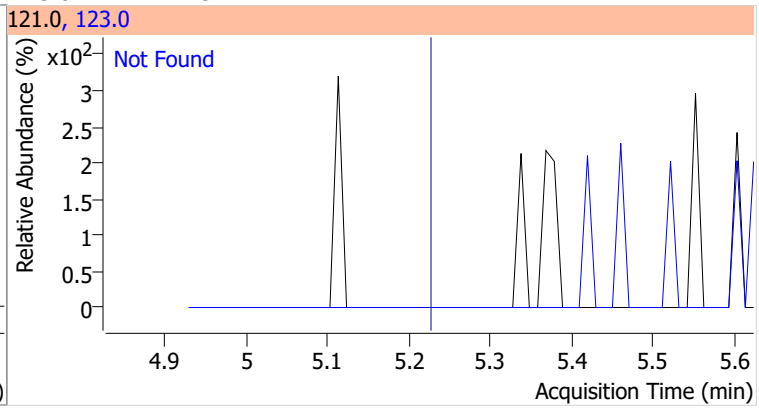

Compound	Conc.	Exp RT	QIon	Exp Ratio
2-Methylphenol	N.D.	5.25	108.0	116.5

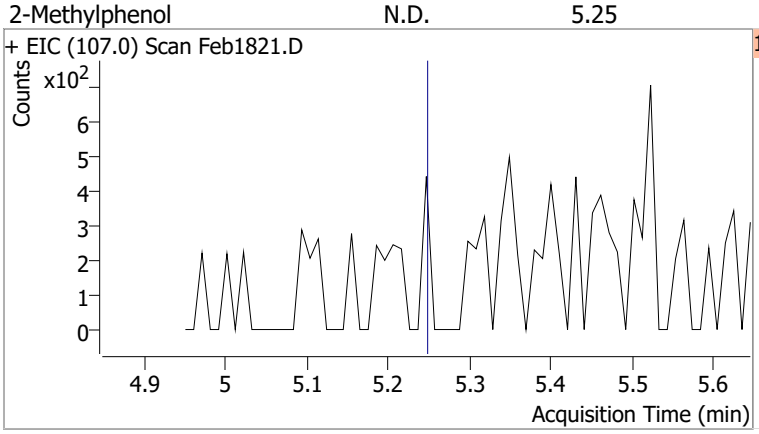

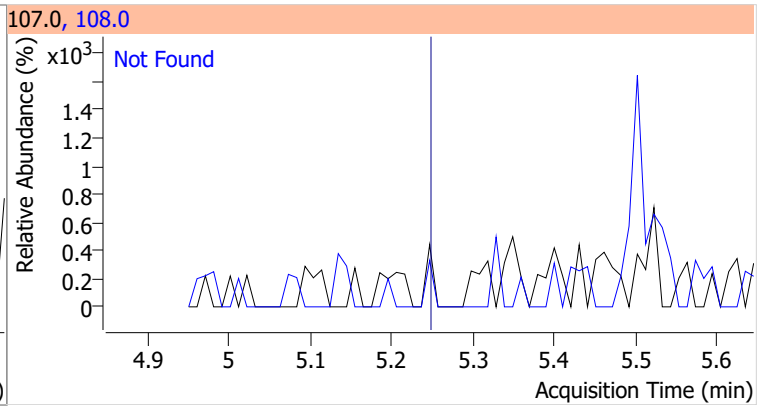

Compound	Conc.	RT	Dev(Min)	Resp.	QIon	QRatio	Lower	Upper
N-nitroso-Di-n-propylamine		0		0	130.0		0.0	38.8

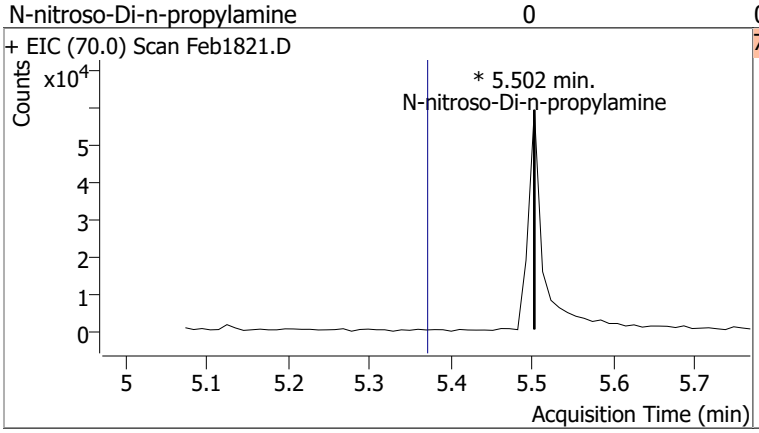

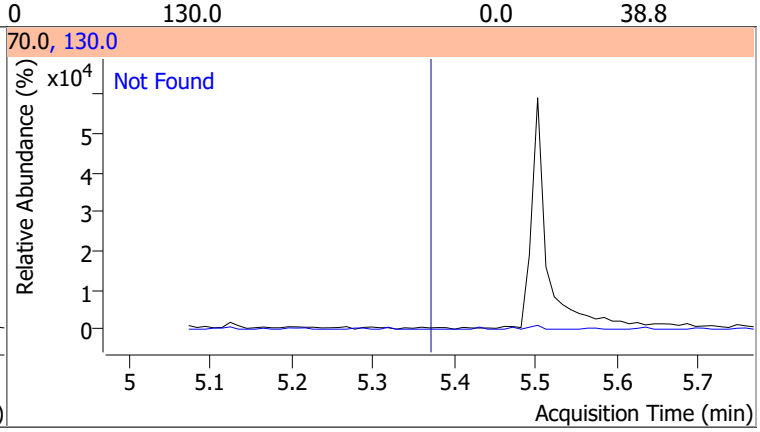

Compound	Conc.	Exp RT	QIon	Exp Ratio
4Methylphenol/3Methylphenol	N.D.	5.43	108.0	83.9

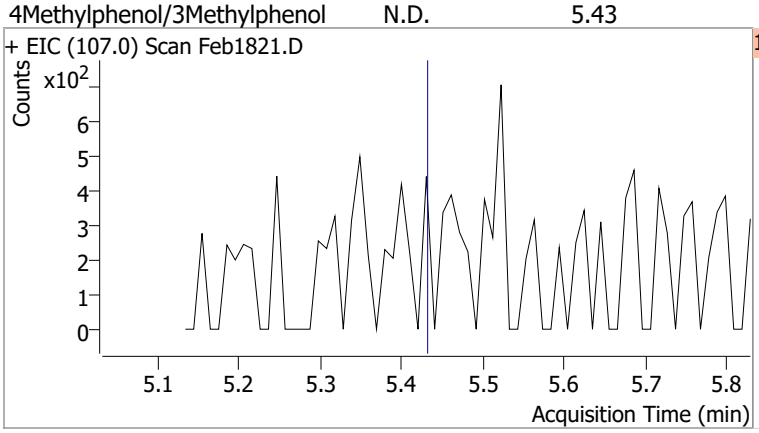

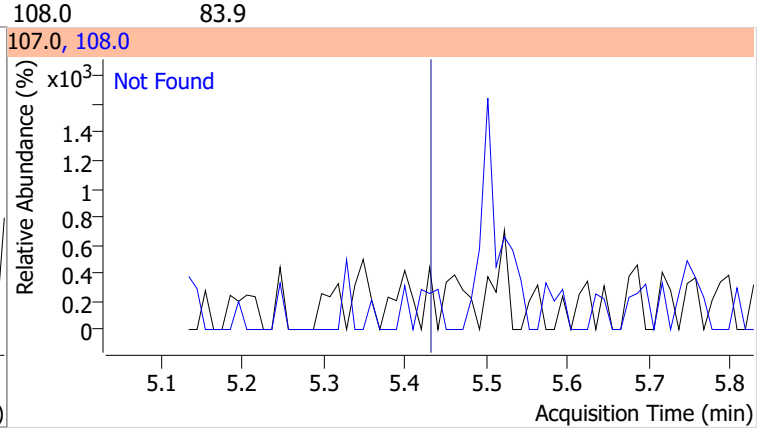

Compound	Conc.	Exp RT	QIon	Exp Ratio	QIon	Exp Ratio
Hexachloroethane	N.D.	5.43	201.0	90.8	199.0	56.9

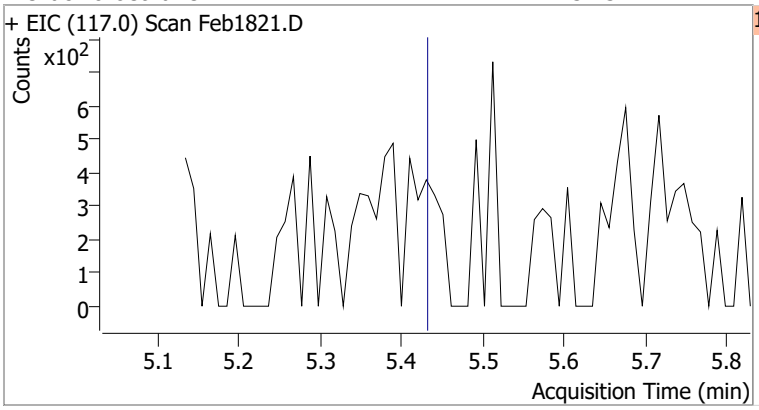

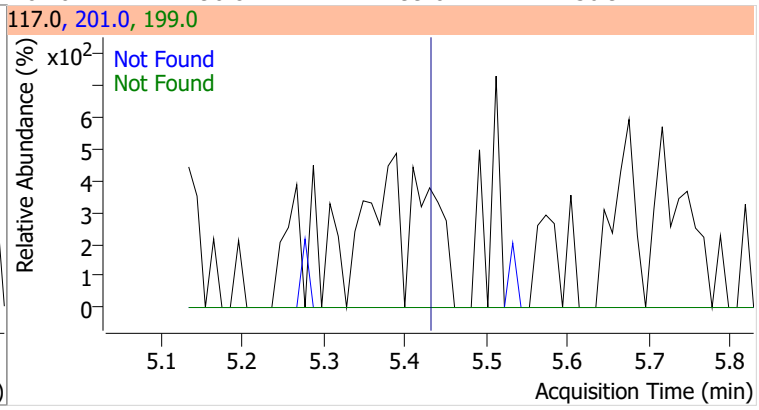

Compound	Conc.	RT	Dev(Min)	Resp.	QIon	QRatio	Lower	Upper
Nitrobenzene-d5	55.6184	5.50	0.00	367102	54.0	62.2	46.3	86.0
					128.0	44.8	34.1	63.3

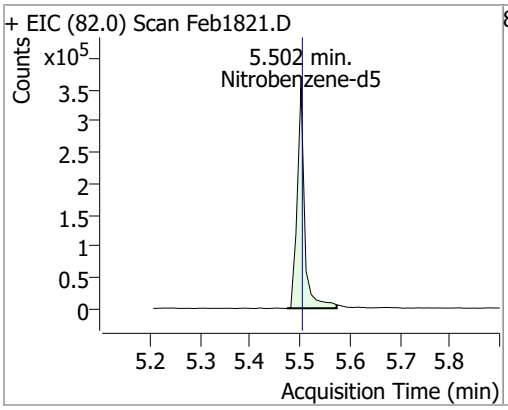

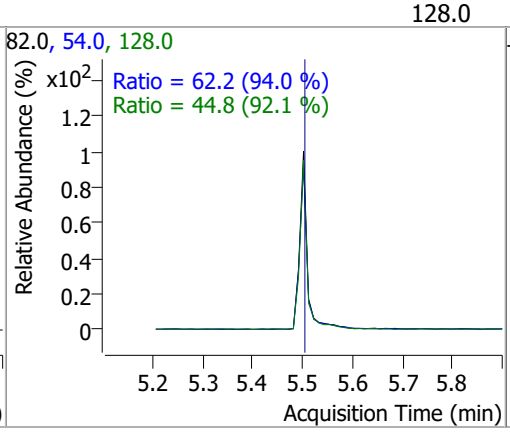

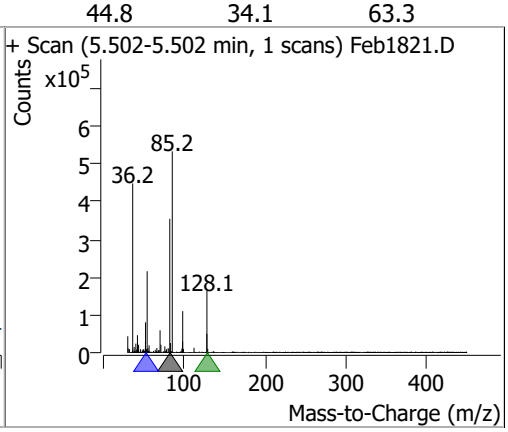

Compound	Conc.	Exp RT	QIon	Exp Ratio	QIon	Exp Ratio
Nitrobenzene	N.D.	5.52	77.0	212.7	51.0	131.0

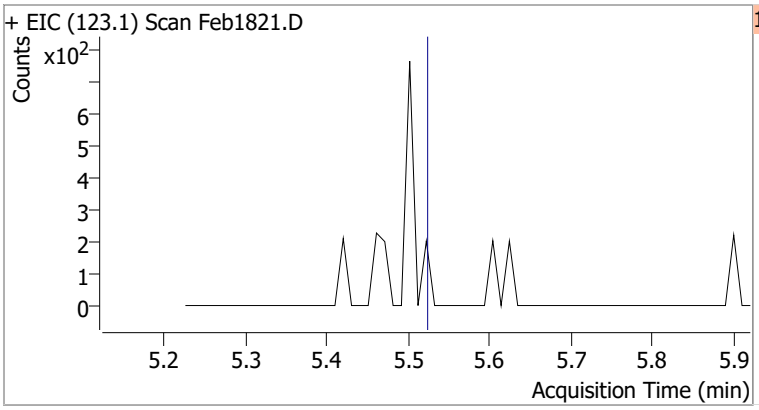

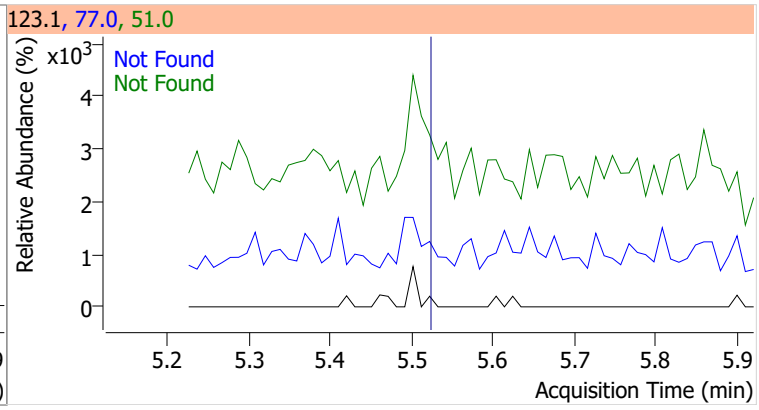

Compound	Conc.	Exp RT	QIon	Exp Ratio
Isophorone	N.D.	5.82	138.0	21.1

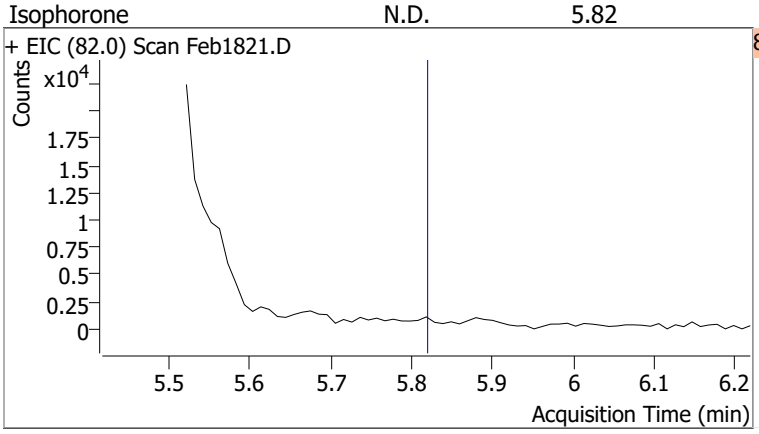

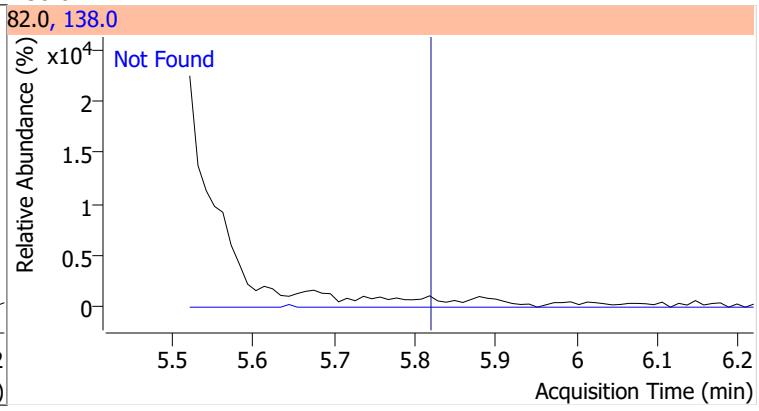

Compound	Conc.	Exp RT	QIon	Exp Ratio	QIon	Exp Ratio
2-Nitrophenol	N.D.	5.88	65.0	48.8	109.0	35.2

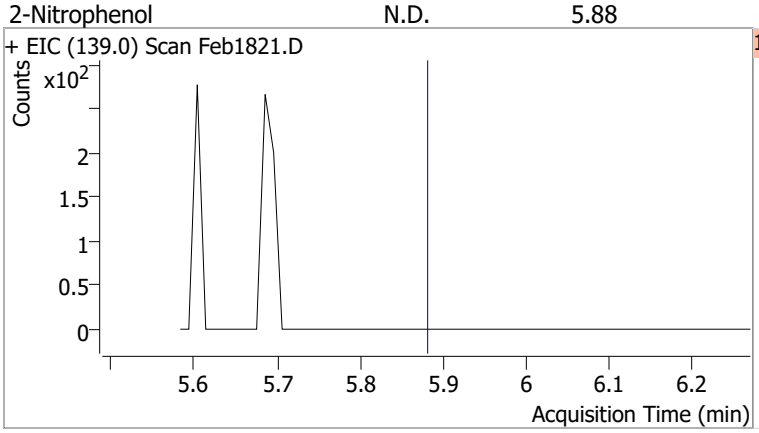

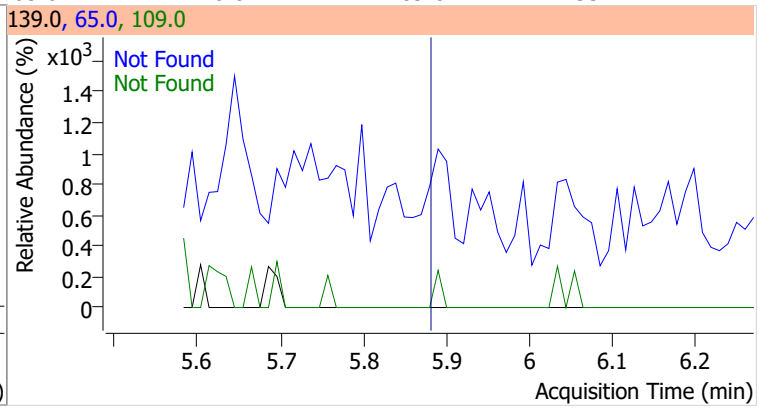

Compound	Conc.	Exp RT	QIon	Exp Ratio	QIon	Exp Ratio
2,4-Dimethylphenol	N.D.	6.00	107.0	109.4	77.0	34.0

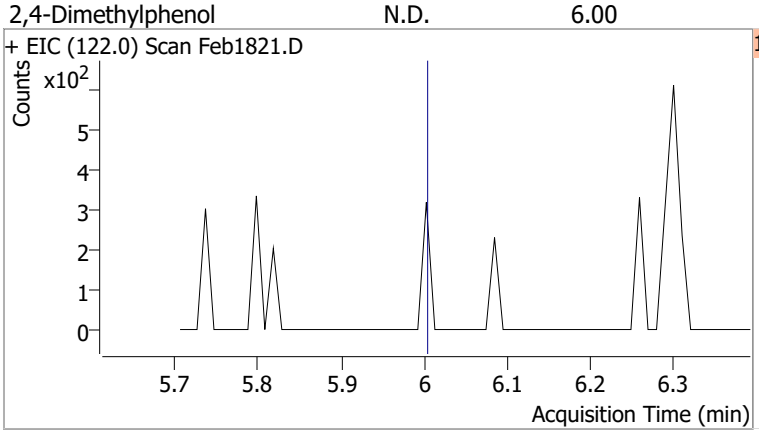

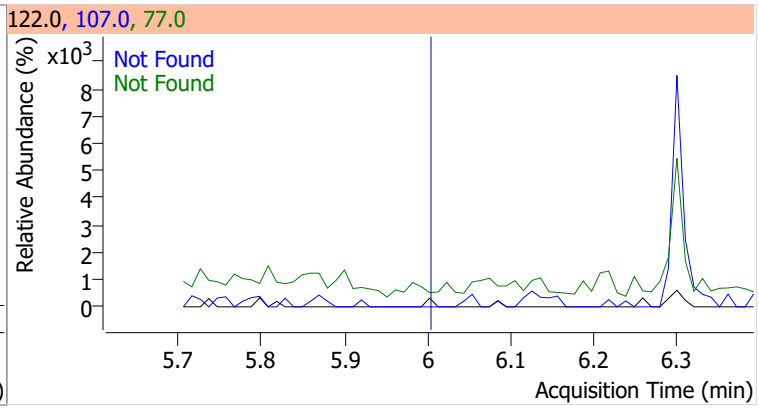

Compound	Conc.	Exp RT	QIon	Exp Ratio	QIon	Exp Ratio
bis(-2-Chloroethoxy)Methane	N.D.	6.08	63.0	68.1	95.0	31.9

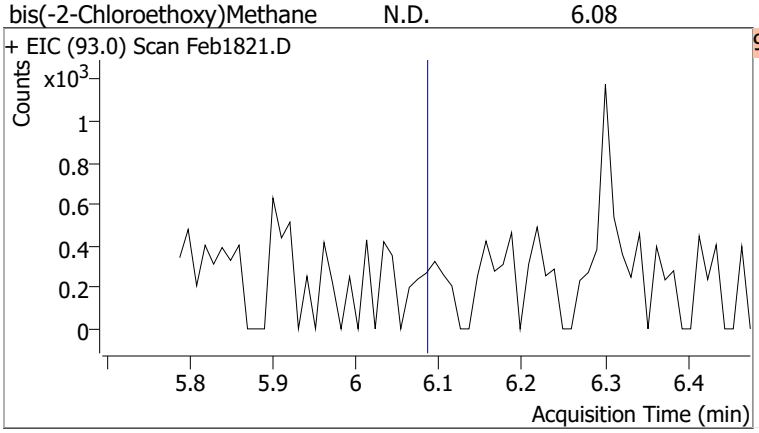

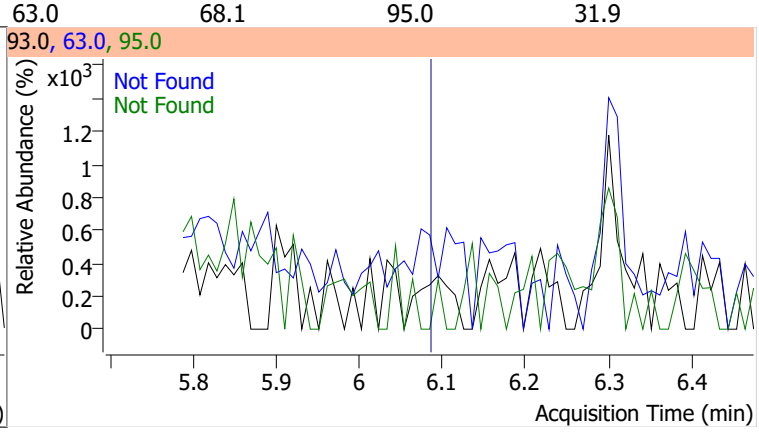

Compound	Conc.	Exp RT	QIon	Exp Ratio	QIon	Exp Ratio
2,4-Dichlorophenol	N.D.	6.19	164.0	65.0	98.0	28.6

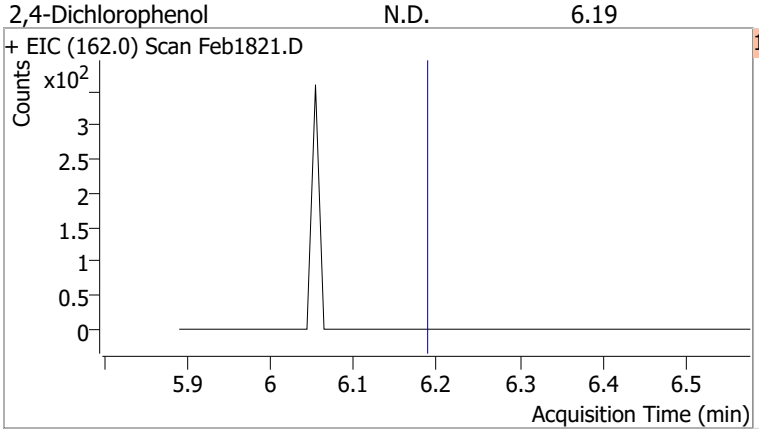

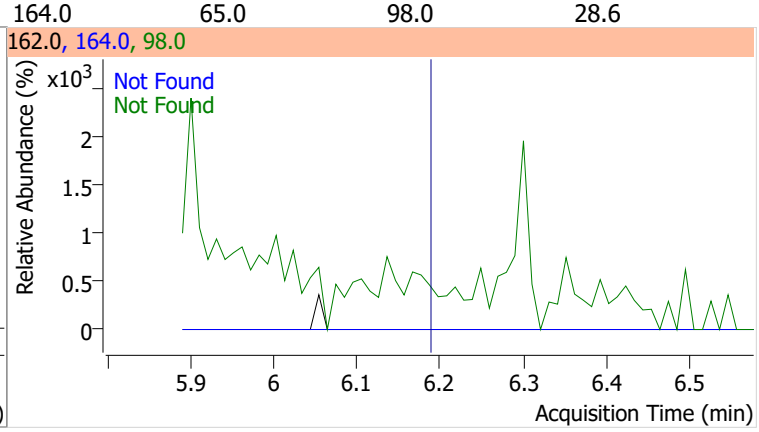

Compound	Conc.	Exp RT	QIon	Exp Ratio	QIon	Exp Ratio
Benzoic Acid	N.D.	6.24	122.0	85.5	77.0	60.4

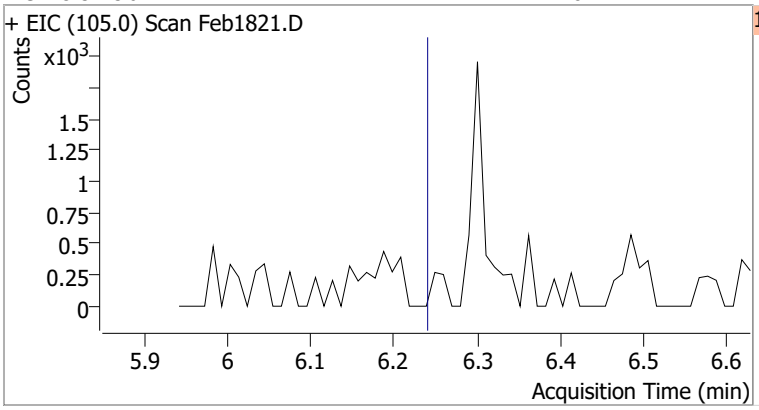

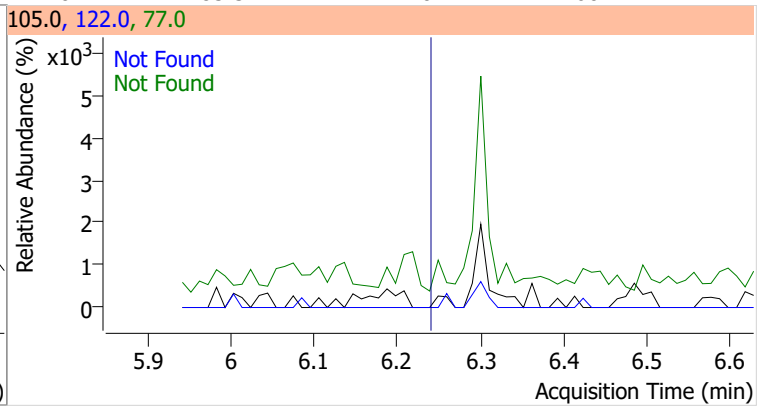

Compound	Conc.	Exp RT	QIon	Exp Ratio	QIon	Exp Ratio
1,2,4-Trichlorobenzene	N.D.	6.25	182.0	94.6	145.0	28.7

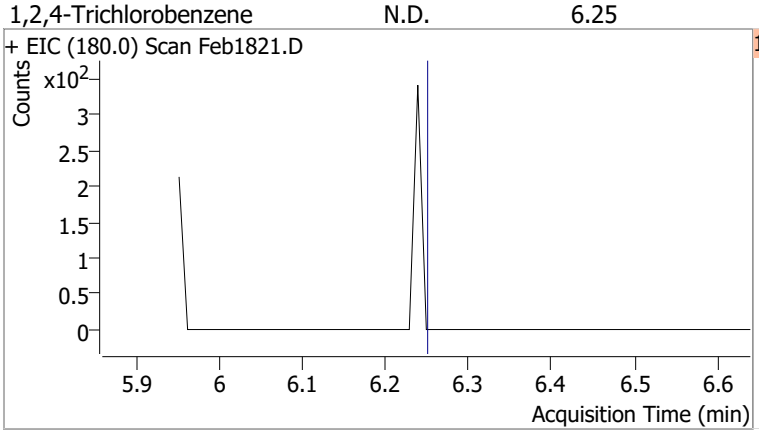

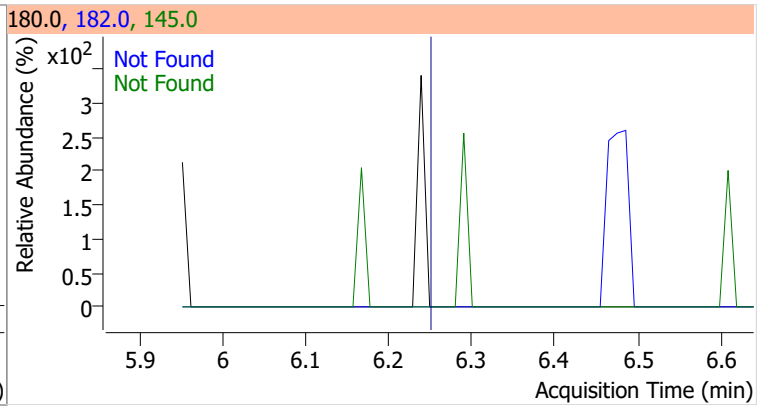

Compound	Conc.	Exp RT	QIon	Exp Ratio	QIon	Exp Ratio
Naphthalene	N.D.	6.33	129.0	11.5	102.0	9.9

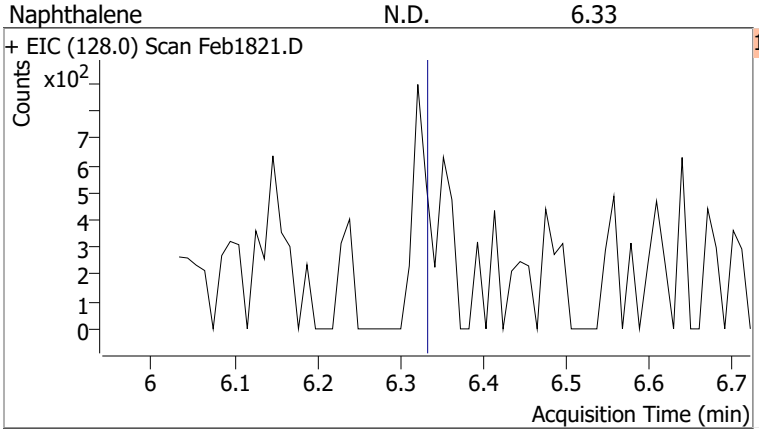

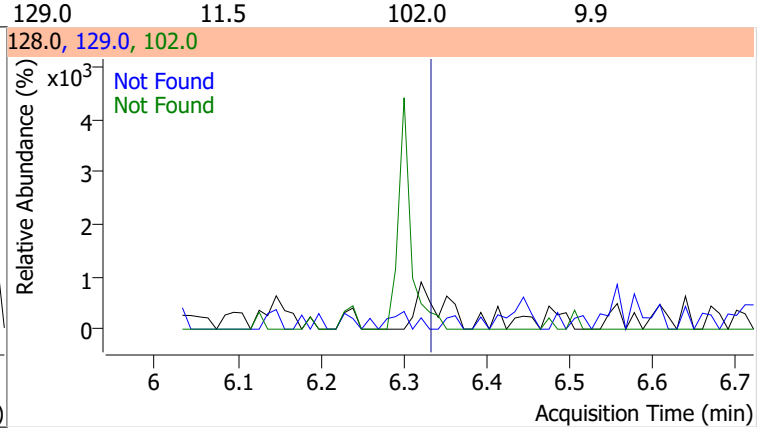

Compound	Conc.	RT	Dev(Min)	Resp.	QIon	QRatio	Lower	Upper
4-Chlorophenol		0		0	128.0		221.4	411.2

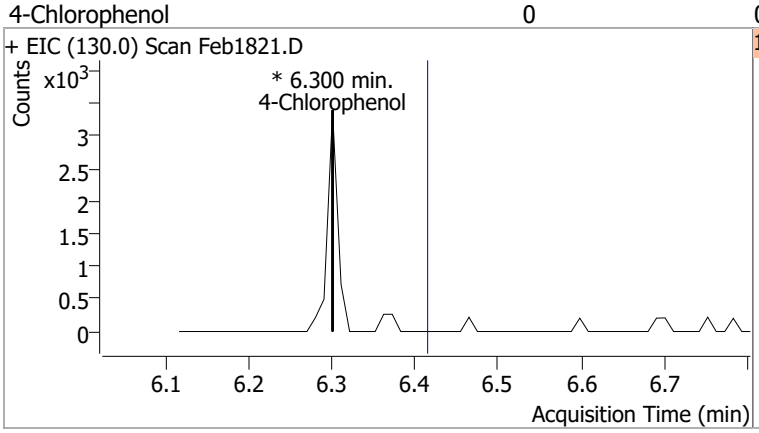

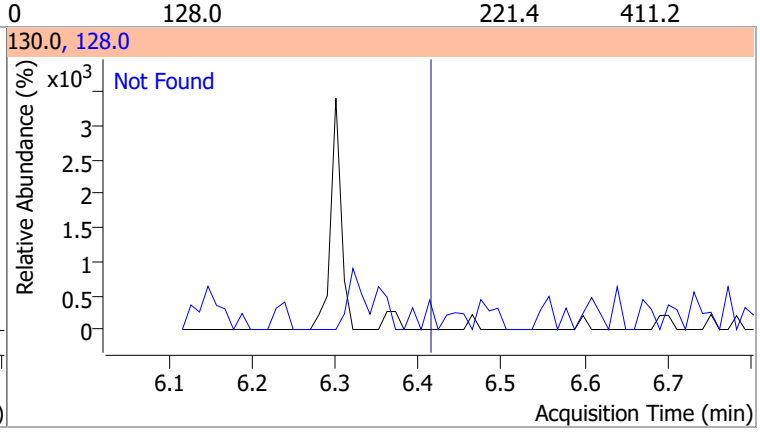

Compound	Conc.	Exp RT	QIon	Exp Ratio	QIon	Exp Ratio
p-Chloroaniline	N.D.	6.43	65.0	60.1	129.0	37.6

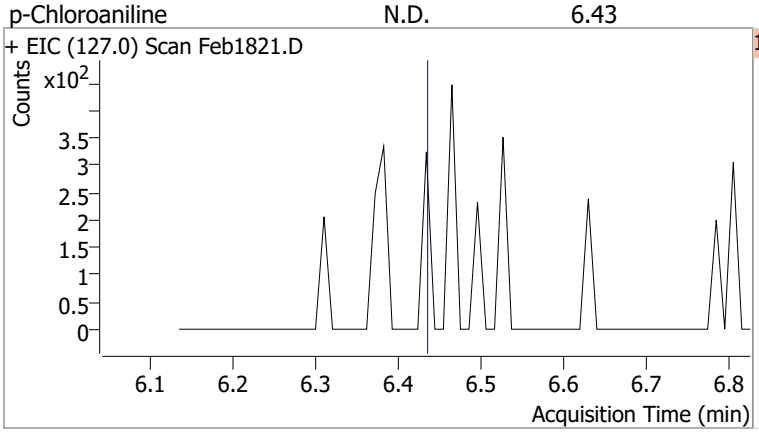

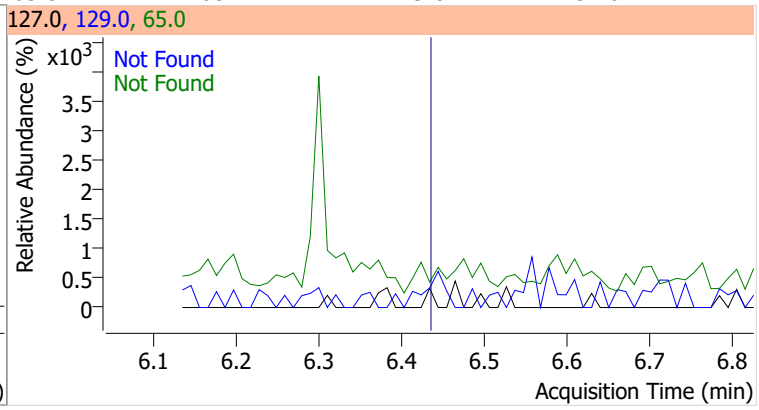

Compound	Conc.	Exp RT	QIon	Exp Ratio	QIon	Exp Ratio
Hexachlorobutadiene	N.D.	6.50	227.0	65.7	223.0	64.3

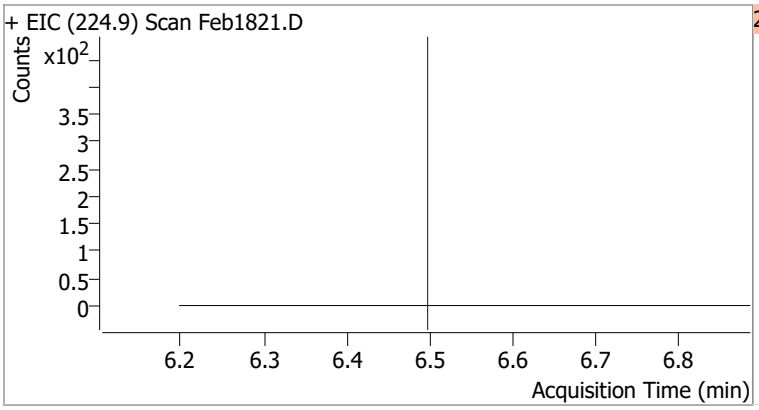

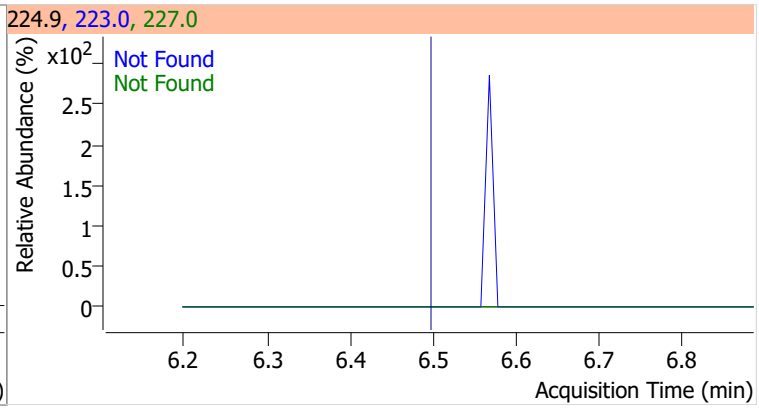

Compound	Conc.	Exp RT	QIon	Exp Ratio
4-Chloro-2-Methylphenol	N.D.	6.94	144.0	27.8

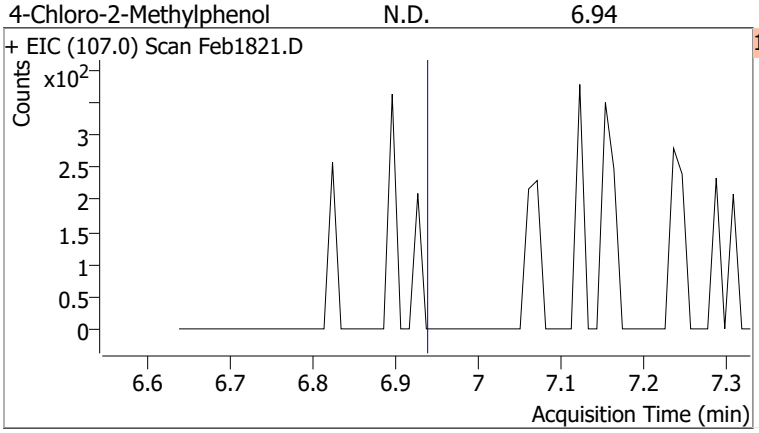

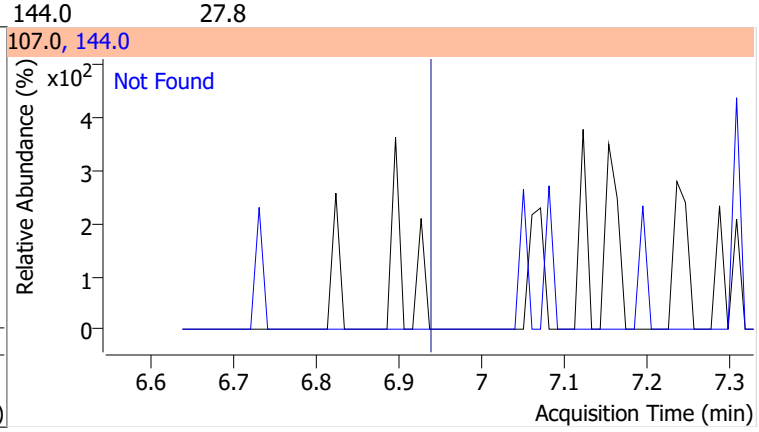

Compound	Conc.	Exp RT	QIon	Exp Ratio
4-Chloro-3-Methylphenol	N.D.	7.07	144.0	27.3

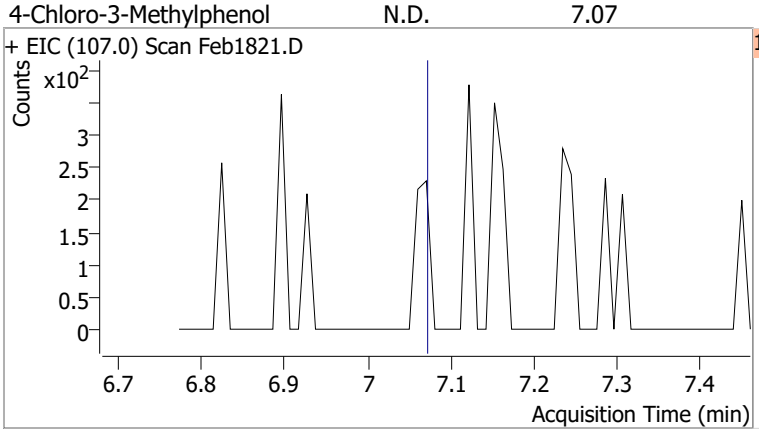

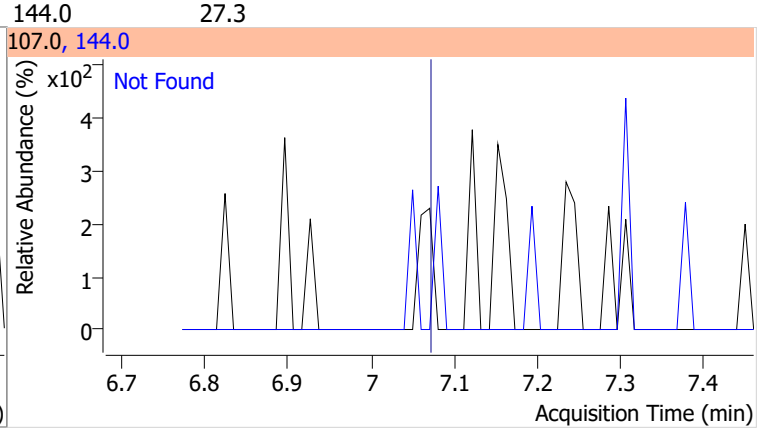

Compound	Conc.	Exp RT	QIon	Exp Ratio	QIon	Exp Ratio
2-Methylnaphthalene	N.D.	7.14	142.0	119.8	115.0	41.7

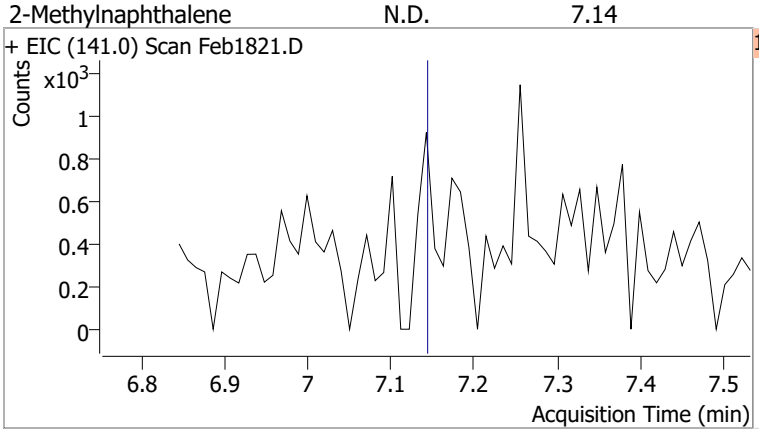

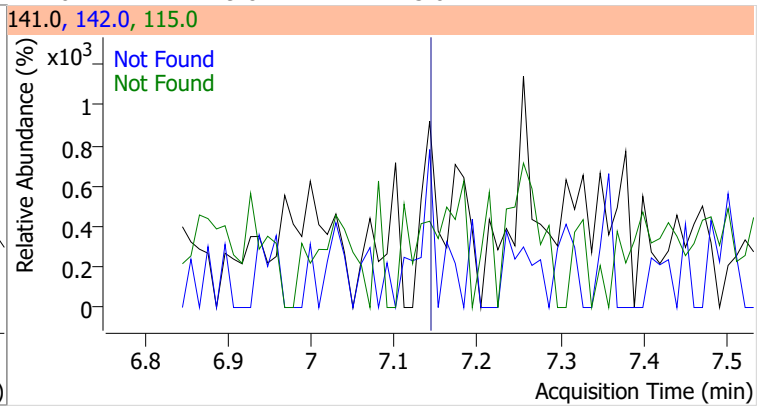

Compound	Conc.	Exp RT	QIon	Exp Ratio	QIon	Exp Ratio
1-Methylnaphthalene	N.D.	7.26	142.0	114.0	115.0	41.3

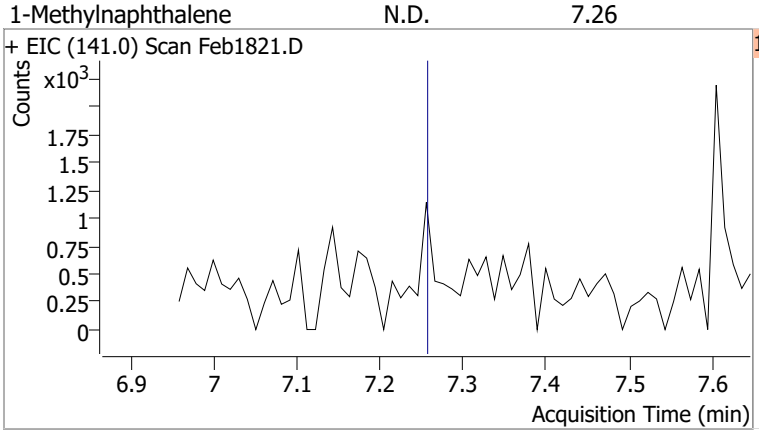

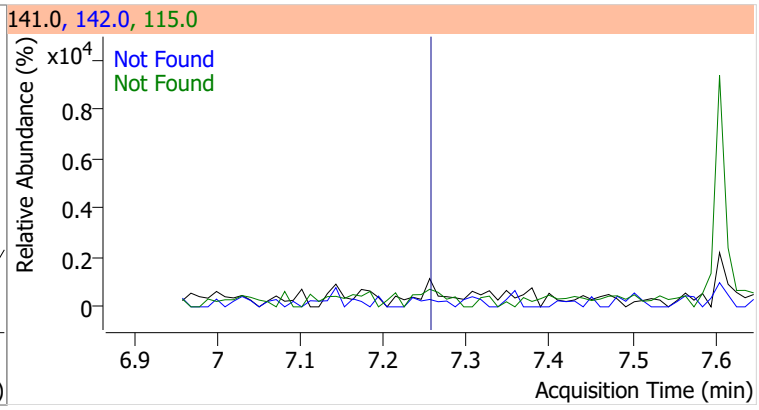

Compound	Conc.	Exp RT	QIon	Exp Ratio	QIon	Exp Ratio
Hexachlorocyclopentadiene	N.D.	7.34	234.9	64.6	238.9	63.8

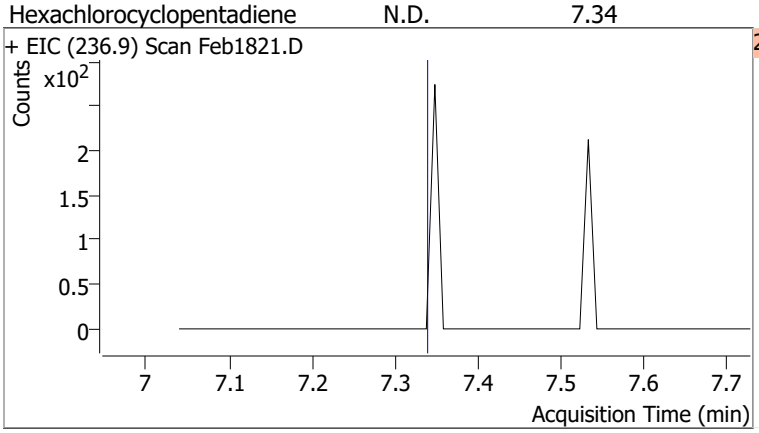

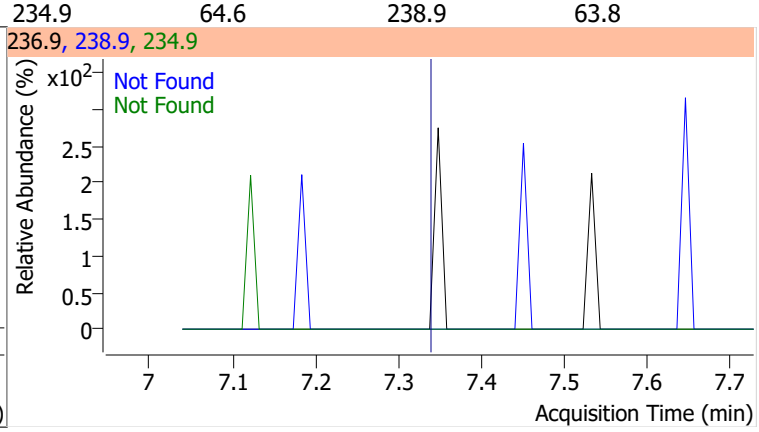

Compound	Conc.	Exp RT	QIon	Exp Ratio
2,4,6-Trichlorophenol	N.D.	7.52	198.0	96.5

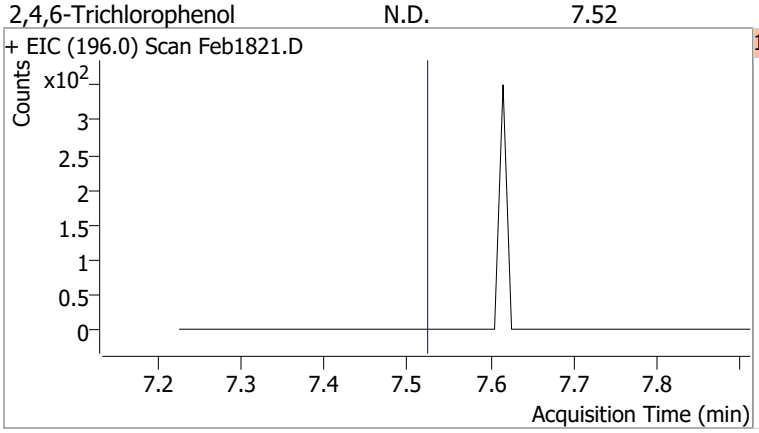

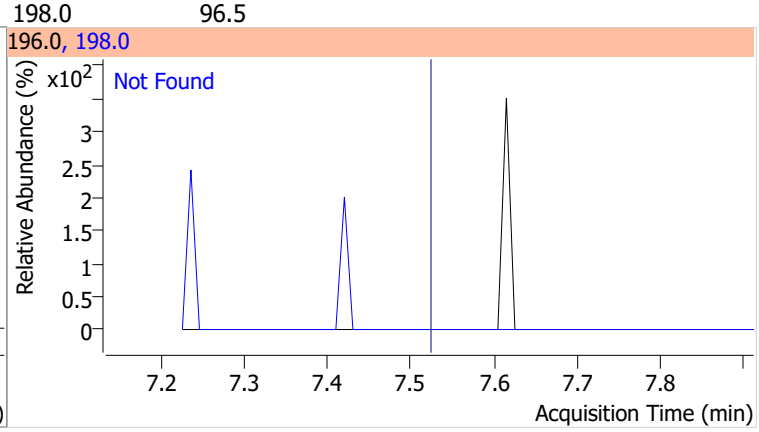

Compound	Conc.	Exp RT	QIon	Exp Ratio
2,4,5-Trichlorophenol	N.D.	7.57	198.0	90.2

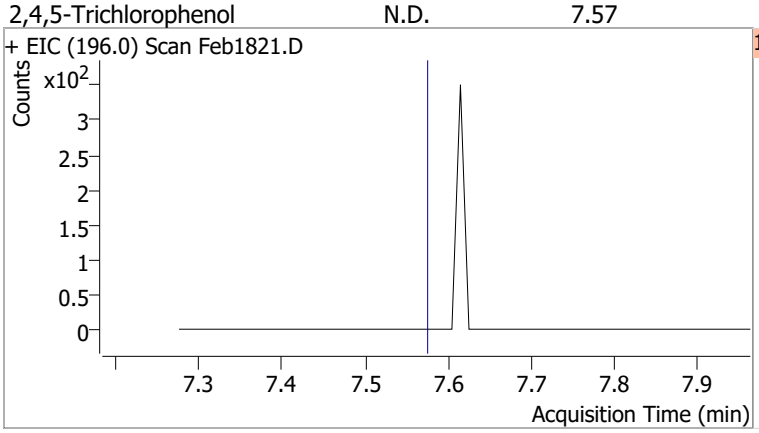

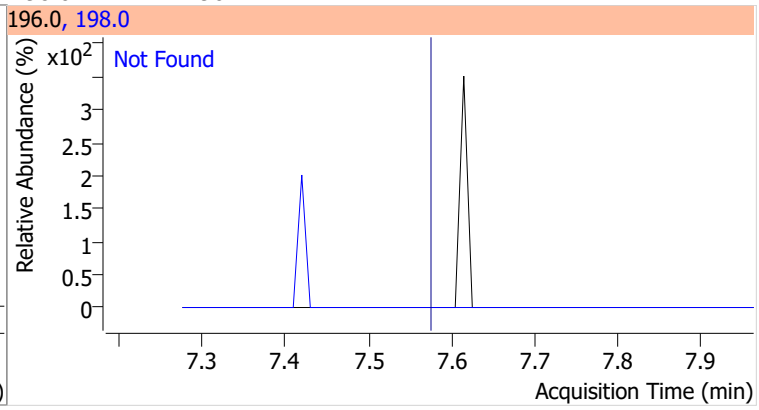

Compound	Conc.	RT	Dev(Min)	Resp.	QIon	QRatio	Lower	Upper
2-Fluorobiphenyl	62.0074	7.60	0.00	1196424	171.0	34.2	24.0	44.5

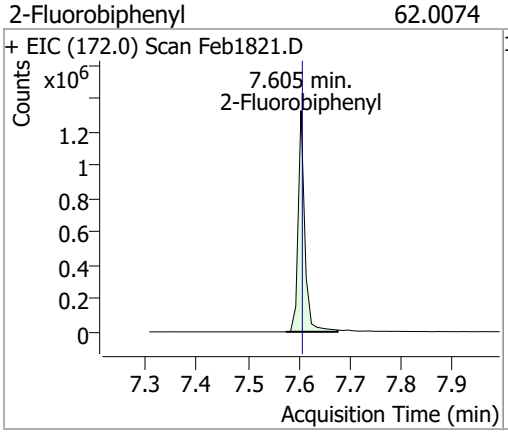

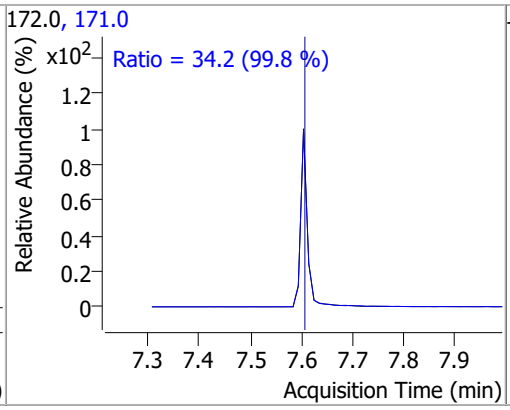

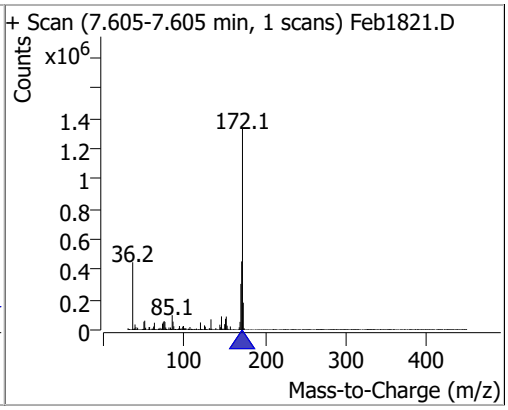

Compound	Conc.	Exp RT	QIon	Exp Ratio	QIon	Exp Ratio
2-Chloronaphthalene	N.D.	7.72	127.0	35.9	164.0	32.1

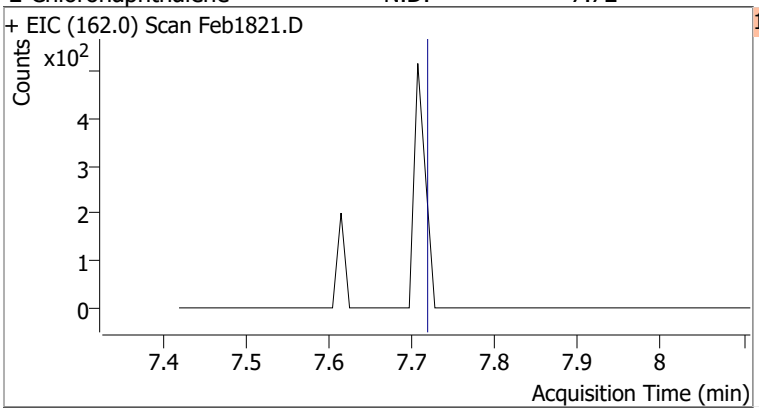

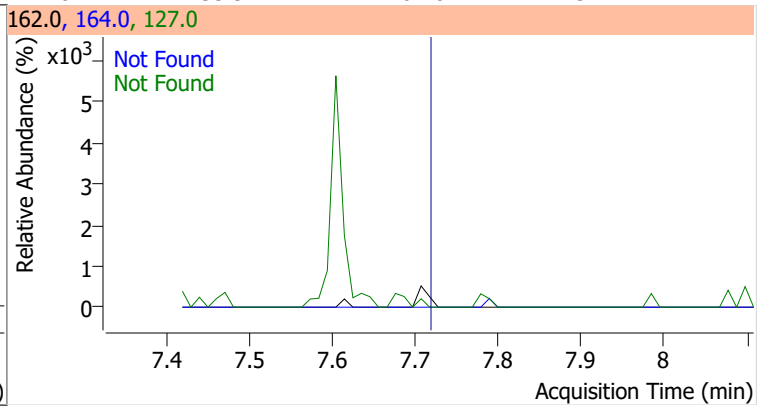

Compound	Conc.	Exp RT	QIon	Exp Ratio
2-Nitroaniline	N.D.	7.88	138.0	110.5

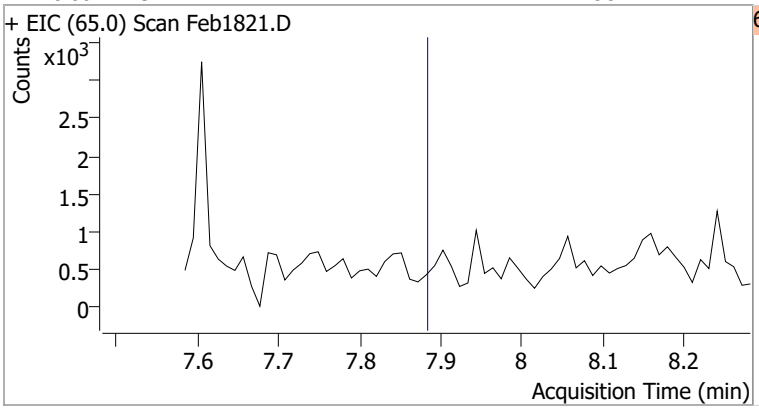

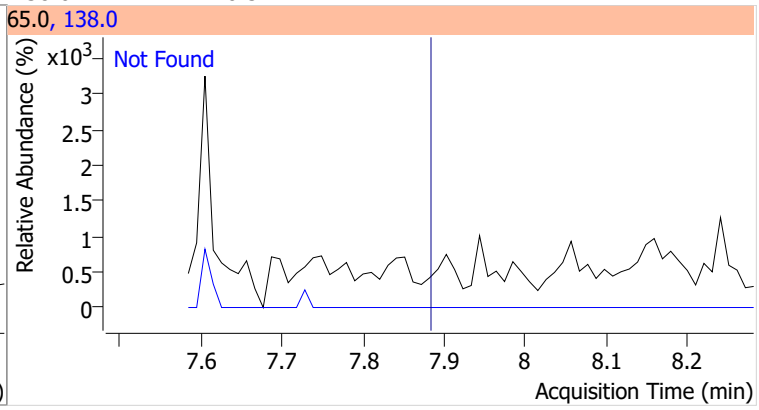

Compound	Conc.	RT	Dev(Min)	Resp.	QIon	QRatio	Lower	Upper
Dimethyl Phthalate		0		0	77.0		13.8	25.7

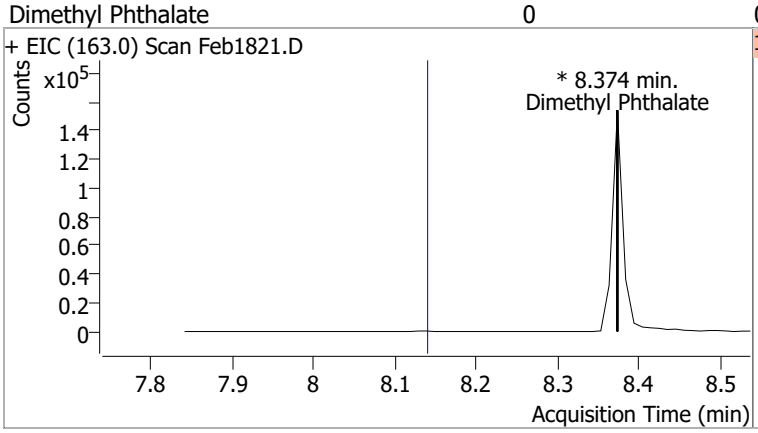

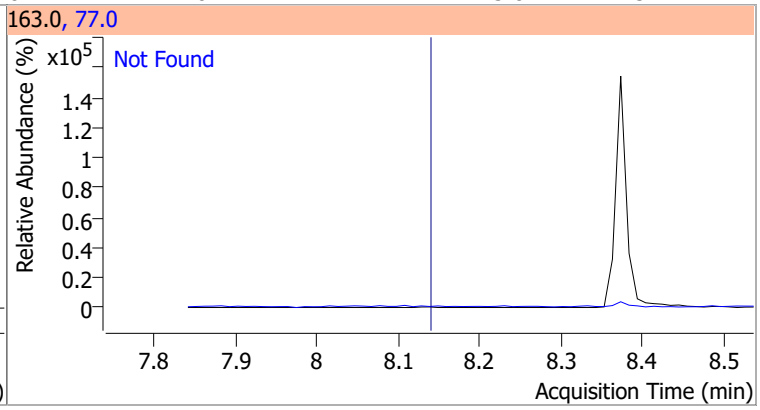

Compound	Conc.	RT	Dev(Min)	Resp.	QIon	QRatio	Lower	Upper
2,6-Dinitrotoluene		0		0	63.0		99.5	184.8
					89.0		43.3	80.3

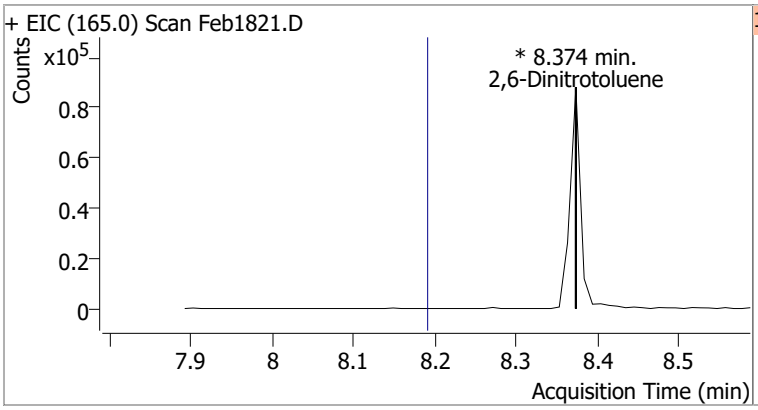

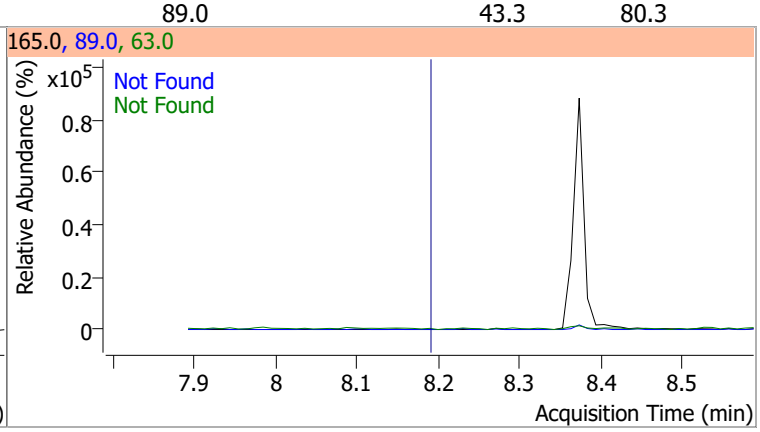

Compound	Conc.	Exp RT	QIon	Exp Ratio
Acenaphthylene	N.D.	8.20	153.1	13.6

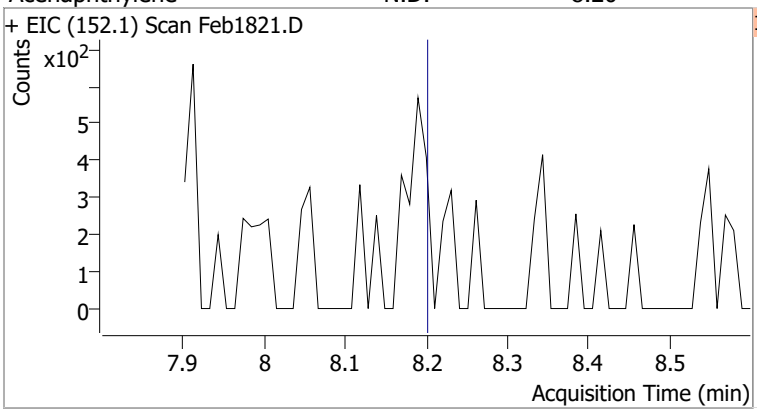

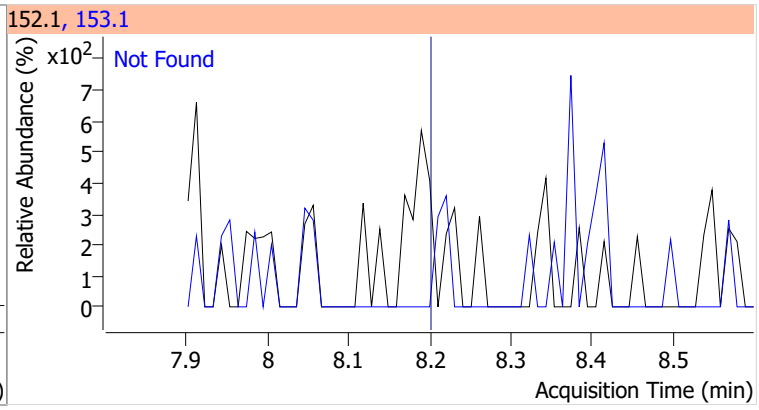

Compound	Conc.	Exp RT	QIon	Exp Ratio	QIon	Exp Ratio
3-Nitroaniline	N.D.	8.39	65.0	129.1	92.0	106.7

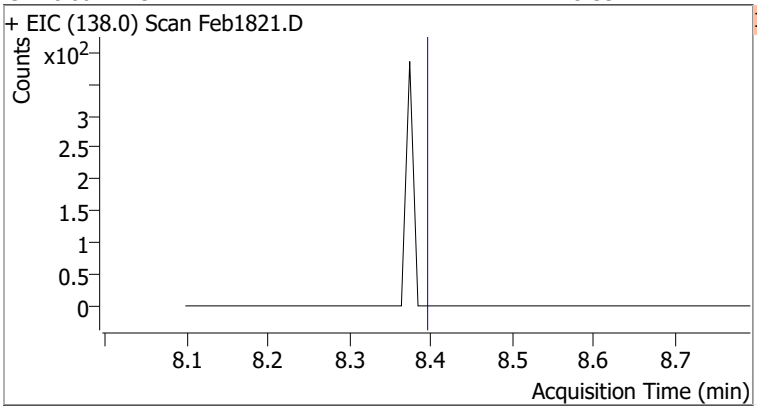

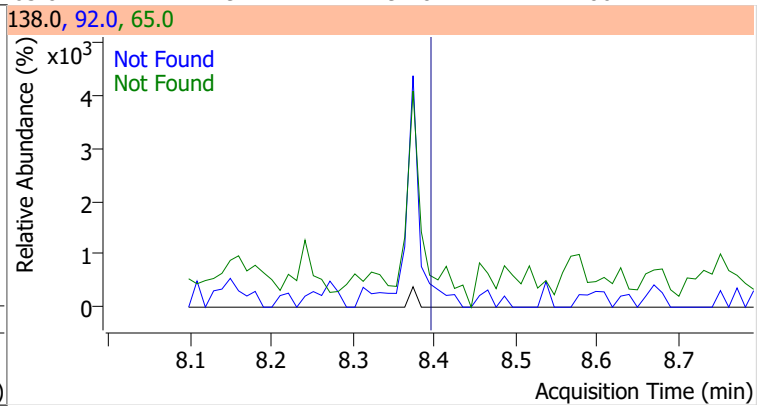

Compound	Conc.	Exp RT	QIon	Exp Ratio	QIon	Exp Ratio
Acenaphthene	N.D.	8.41	153.0	106.5	152.0	51.8

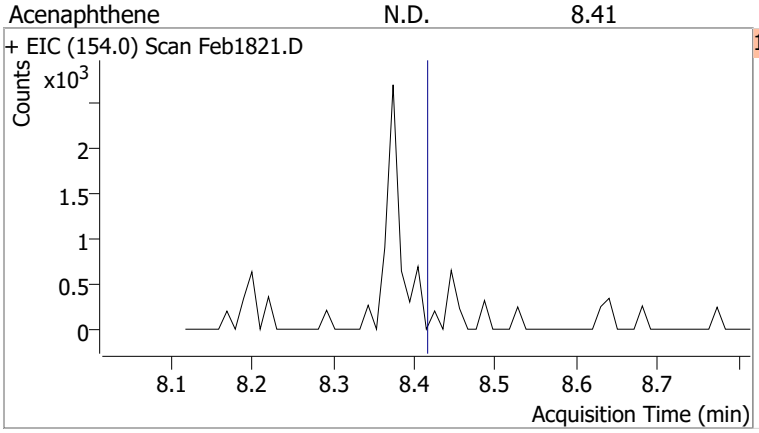

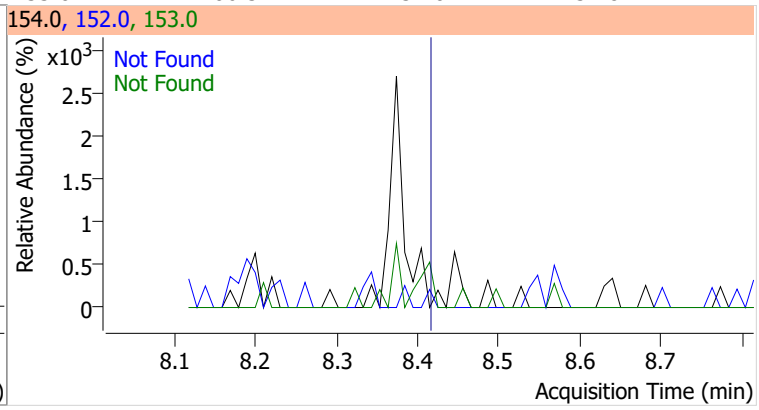

Compound	Conc.	Exp RT	QIon	Exp Ratio
2,4-Dinitrophenol	N.D.	8.52	154.0	62.7

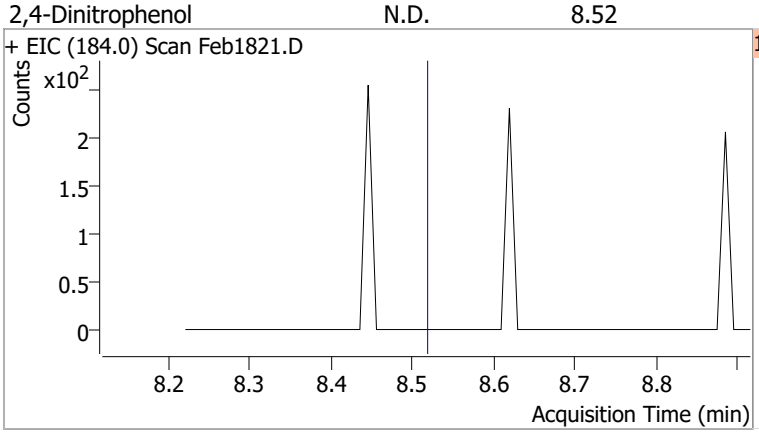

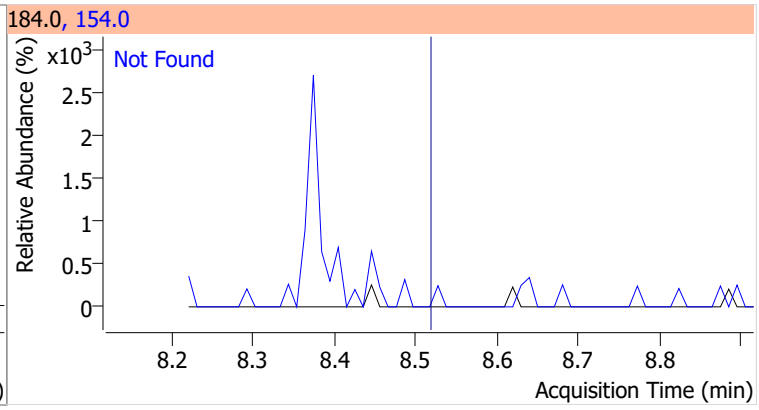

Compound	Conc.	Exp RT	QIon	Exp Ratio
Dibenzofuran	N.D.	8.63	139.0	37.5

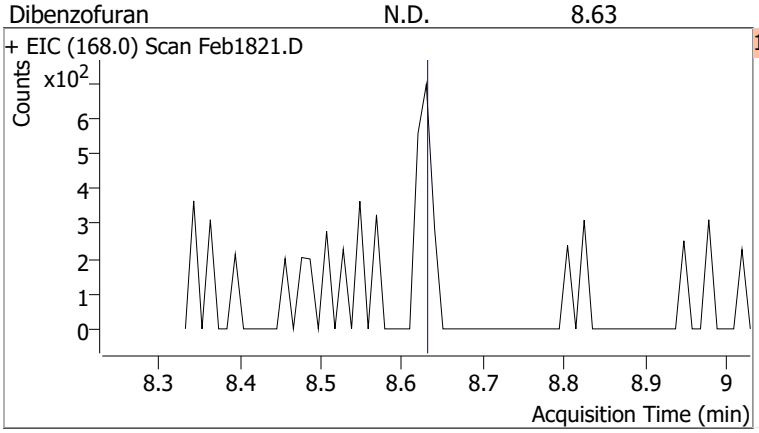

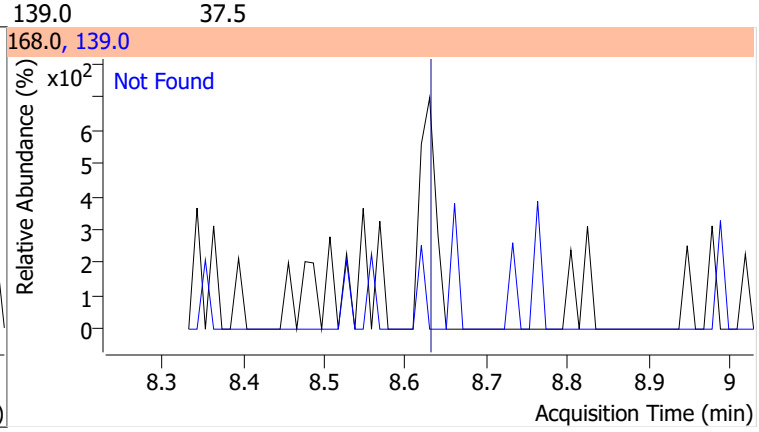

Compound	Conc.	Exp RT	QIon	Exp Ratio	QIon	Exp Ratio
2,4-Dinitrotoluene	N.D.	8.67	89.0	79.2	63.0	48.4

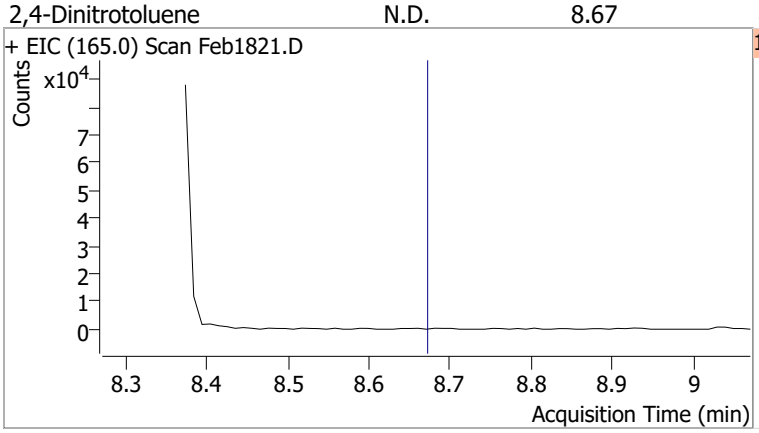

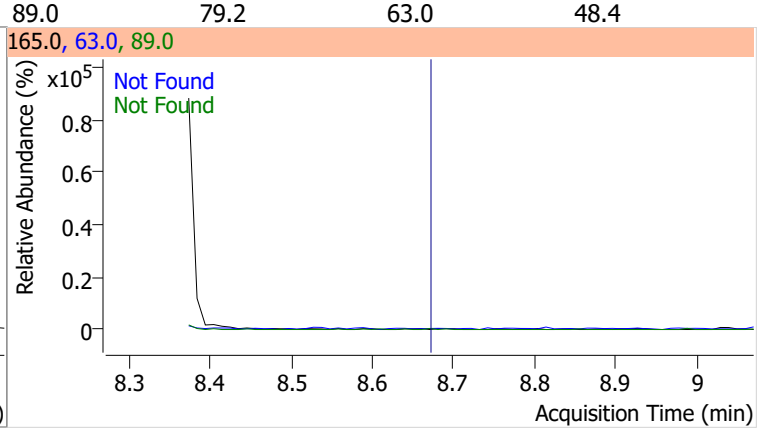

Compound	Conc.	Exp RT	QIon	Exp Ratio	QIon	Exp Ratio
4-Nitrophenol	N.D.	8.70	65.0	72.0	139.0	71.1

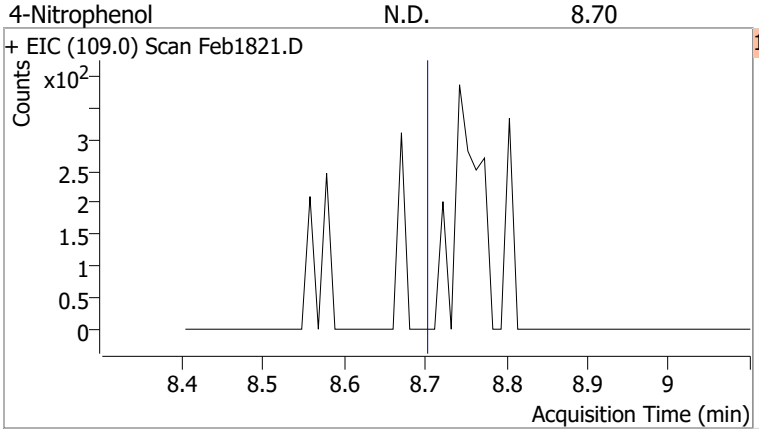

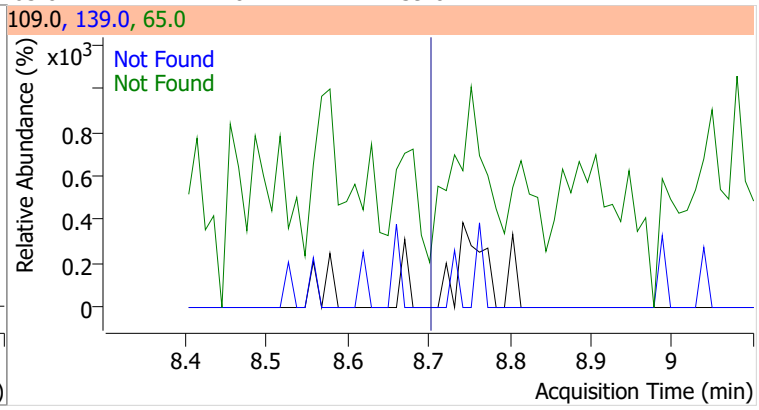

Compound	Conc.	Exp RT	QIon	Exp Ratio	QIon	Exp Ratio
Diethylphthalate	N.D.	9.00	177.0	20.7	150.0	12.5

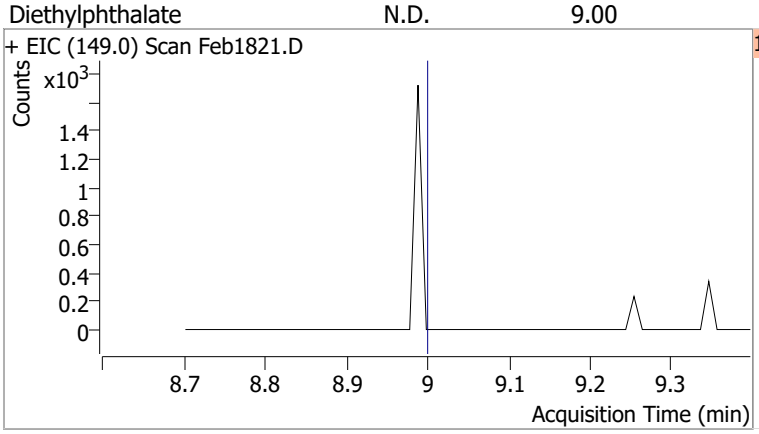

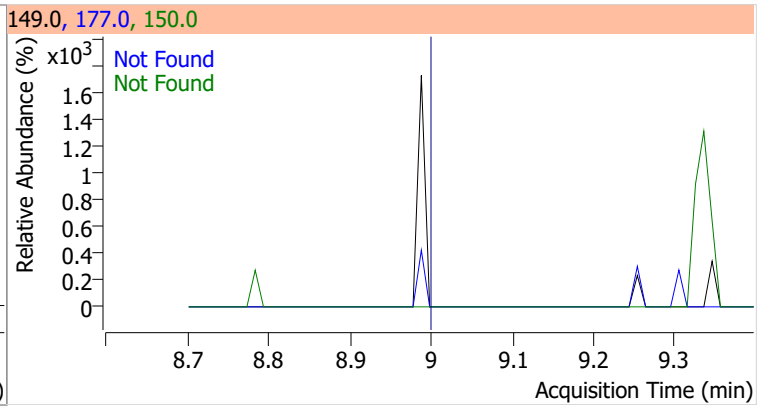

Compound	Conc.	Exp RT	QIon	Exp Ratio	QIon	Exp Ratio
Fluorene	N.D.	9.04	165.0	93.4	167.0	13.7

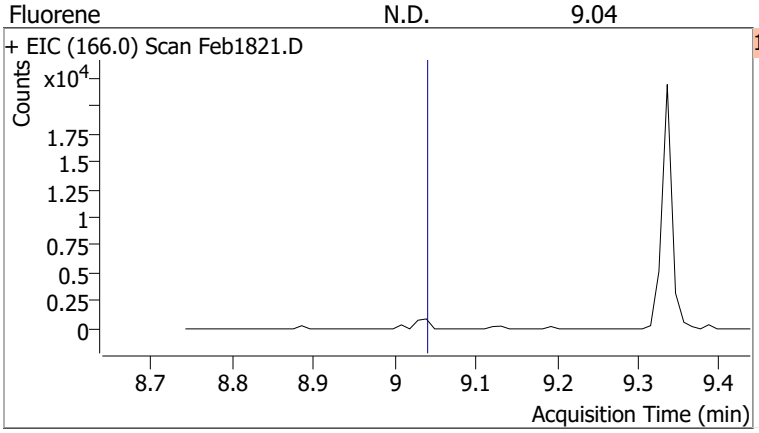

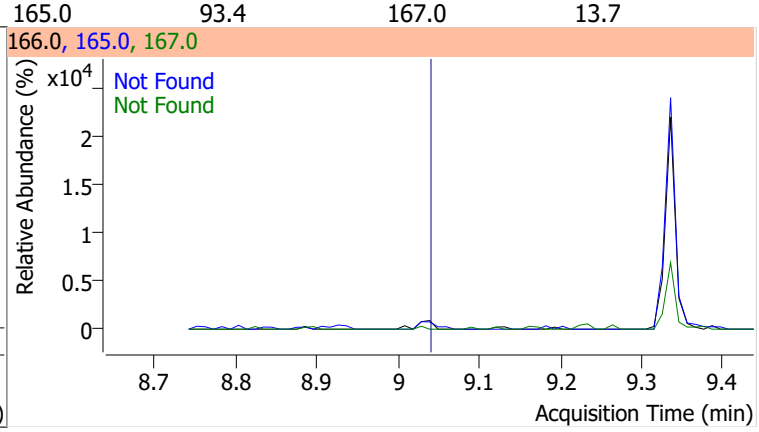

Compound	Conc.	Exp RT	QIon	Exp Ratio	QIon	Exp Ratio
4-Chlorophenyl-phenylether	N.D.	9.07	141.0	61.2	206.0	33.8

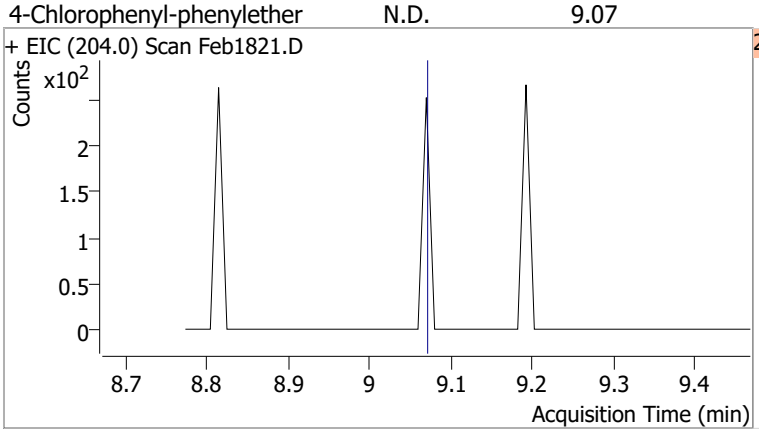

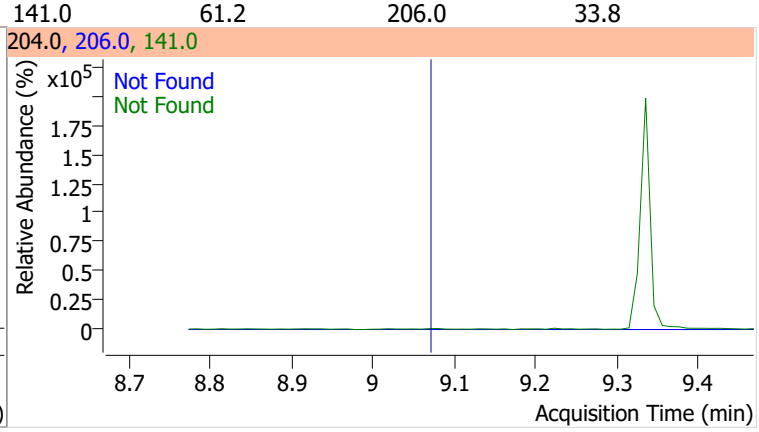

Compound	Conc.	Exp RT	QIon	Exp Ratio	QIon	Exp Ratio
4-Nitroaniline	N.D.	9.14	65.0	112.7	92.0	49.3

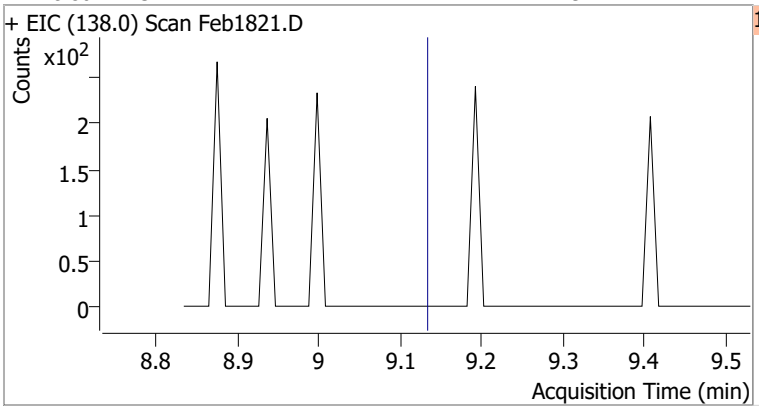

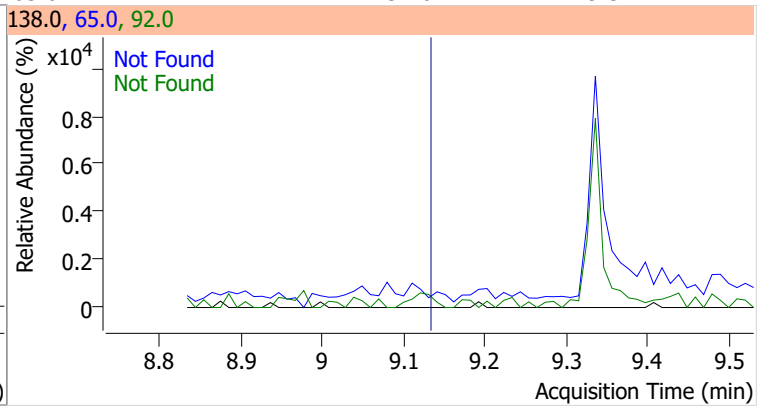

Compound	Conc.	RT	Dev(Min)	Resp.	QIon	QRatio	Lower	Upper
4,6-Dinitro-2-methylphenol		0		0	121.0		35.1	65.3

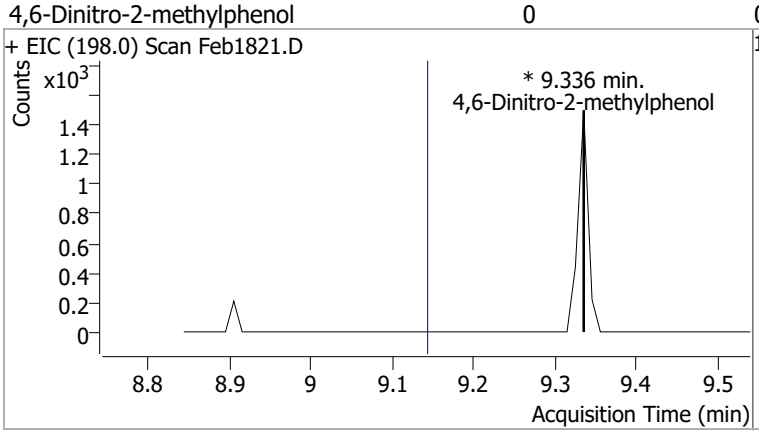

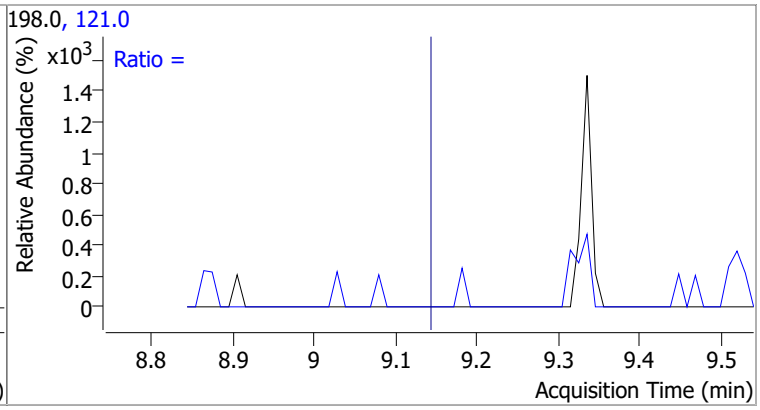

Compound	Conc.	Exp RT	QIon	Exp Ratio	QIon	Exp Ratio
N-nitrosodiphenylamine	N.D.	9.23	168.0	62.8	167.0	34.1

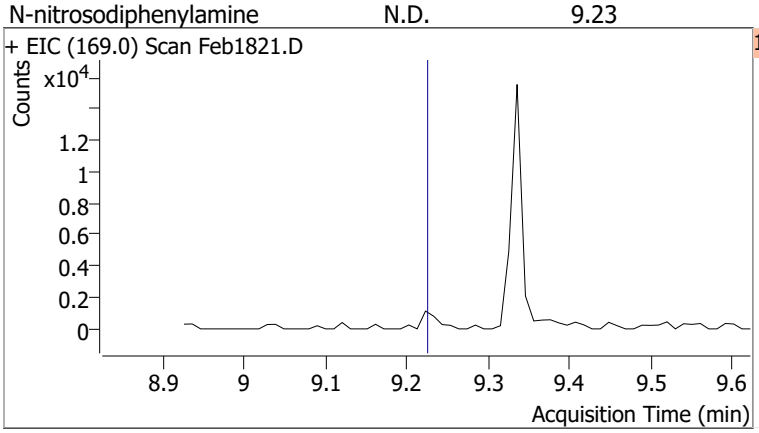

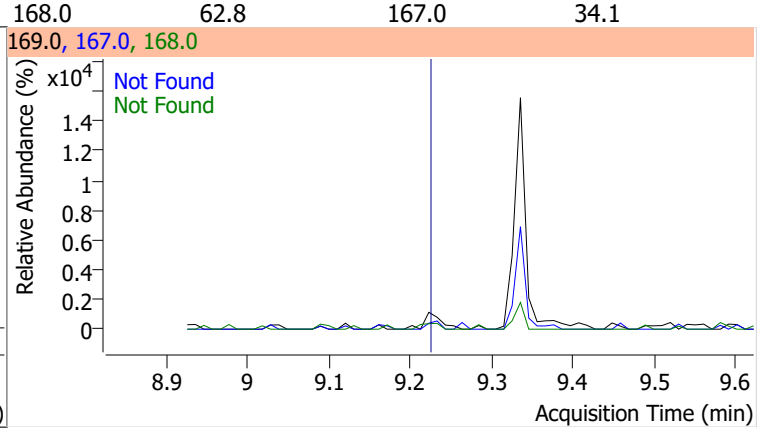

Compound	Conc.	Exp RT	QIon	Exp Ratio	QIon	Exp Ratio
Azobenzene	N.D.	9.26	51.0	45.2	182.0	24.1

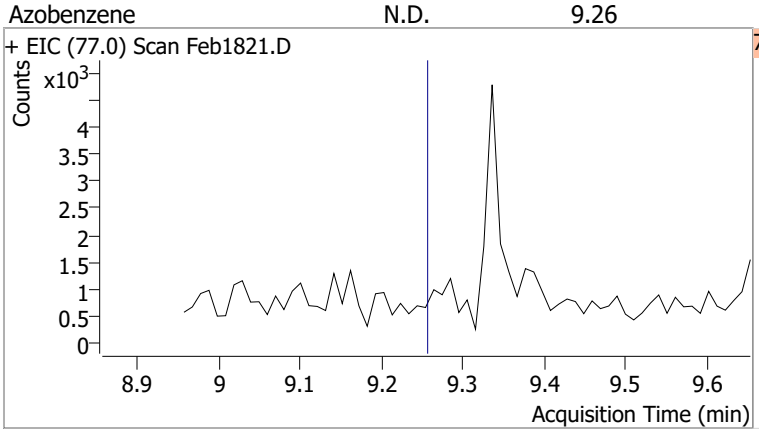

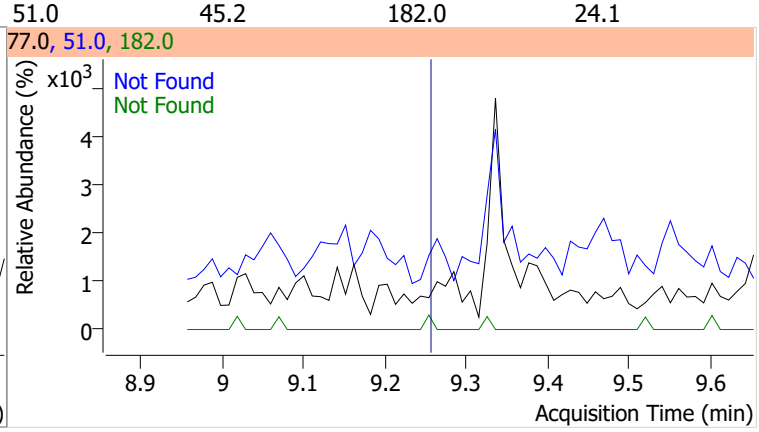

Compound	Conc.	RT	Dev(Min)	Resp.	QIon	QRatio	Lower	Upper
2,4,6-Tribromophenol	162.6494	9.34	0.00	280413	331.8	91.1	68.5	127.2

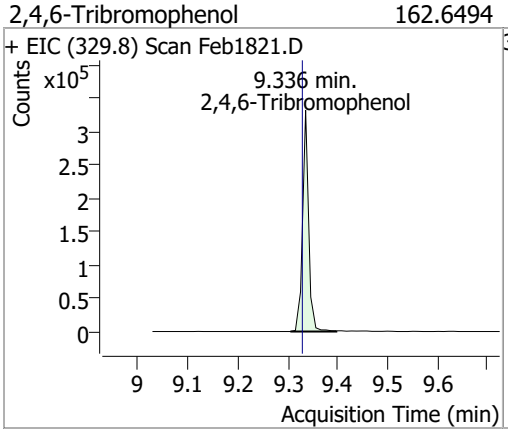

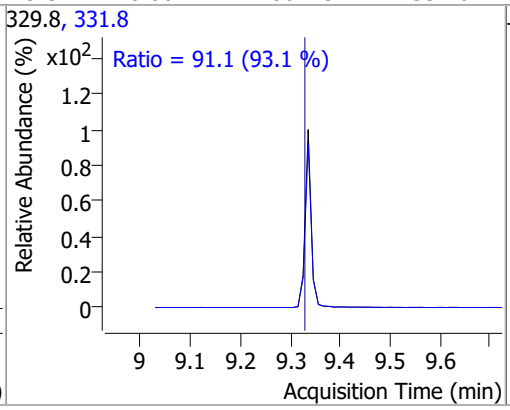

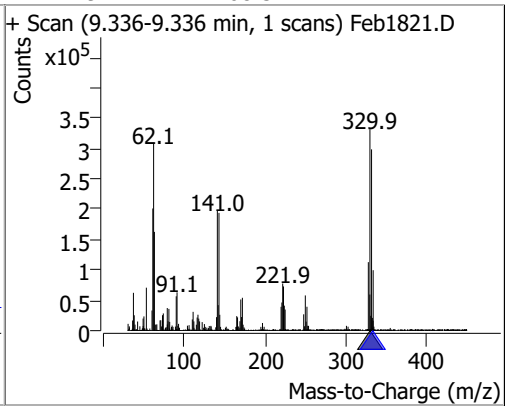

Compound	Conc.	Exp RT	QIon	Exp Ratio	QIon	Exp Ratio
4-Bromophenyl-phenylether	N.D.	9.65	141.0	98.8	250.0	98.2

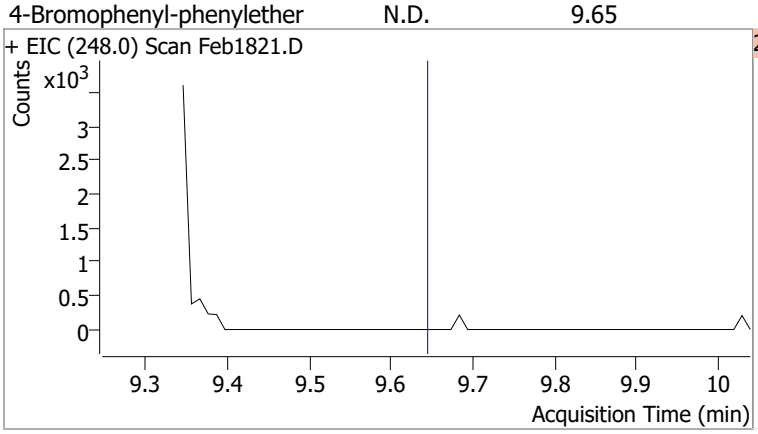

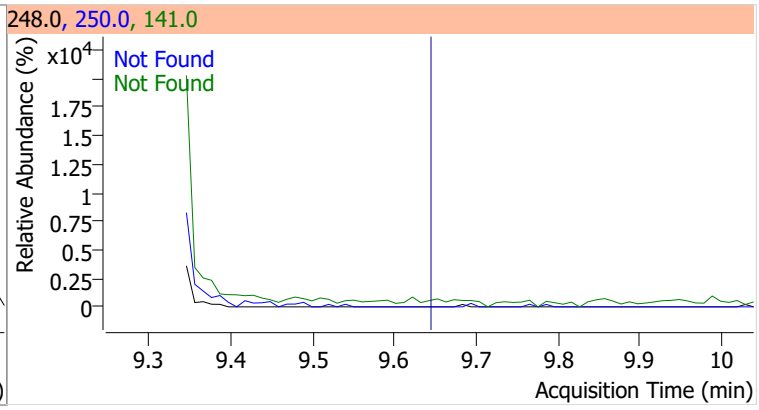

Compound	Conc.	Exp RT	QIon	Exp Ratio
Hexachlorobenzene	N.D.	9.69	142.0	53.8

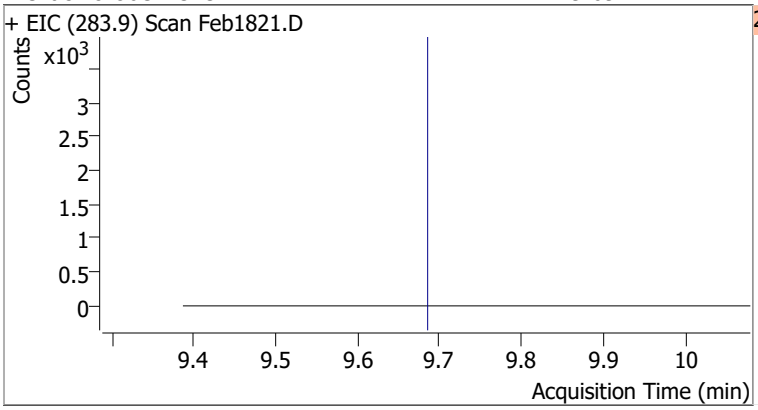

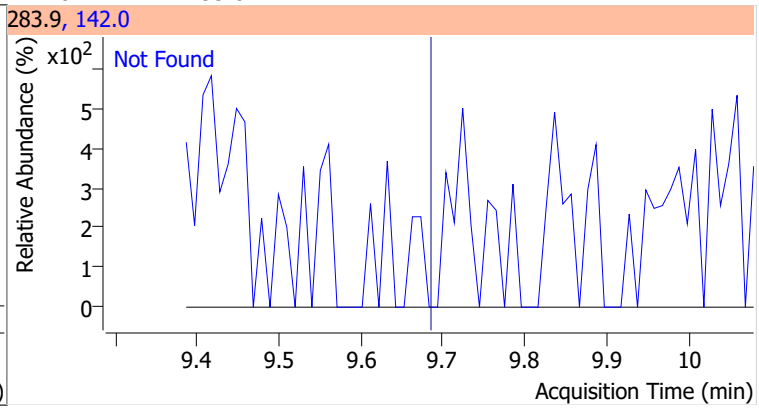

Compound	Conc.	Exp RT	QIon	Exp Ratio	QIon	Exp Ratio
Pentachlorophenol	N.D.	9.97	267.9	59.4	263.9	58.9

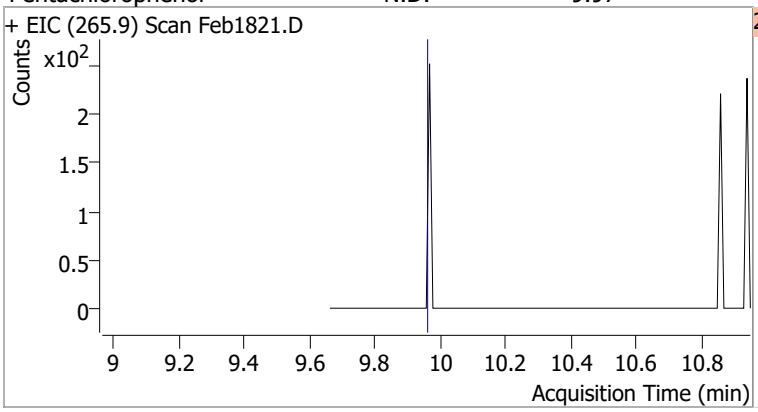

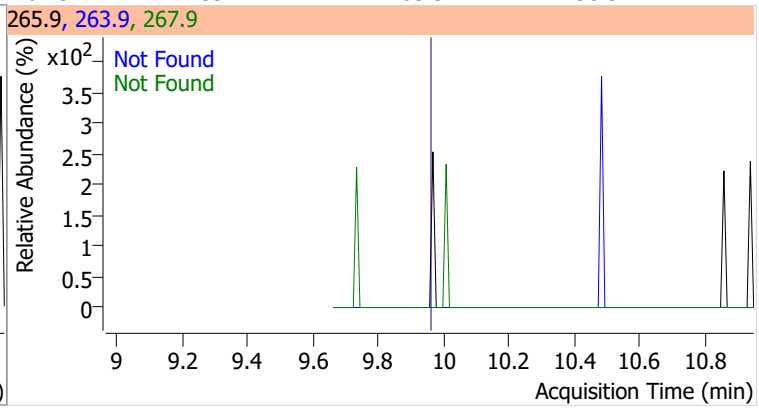

Compound	Conc.	Exp RT	QIon	Exp Ratio
Phenanthrene	N.D.	10.18	176.0	18.5

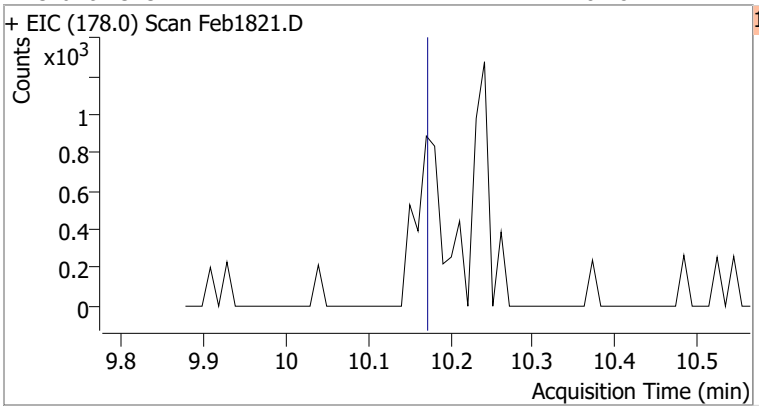

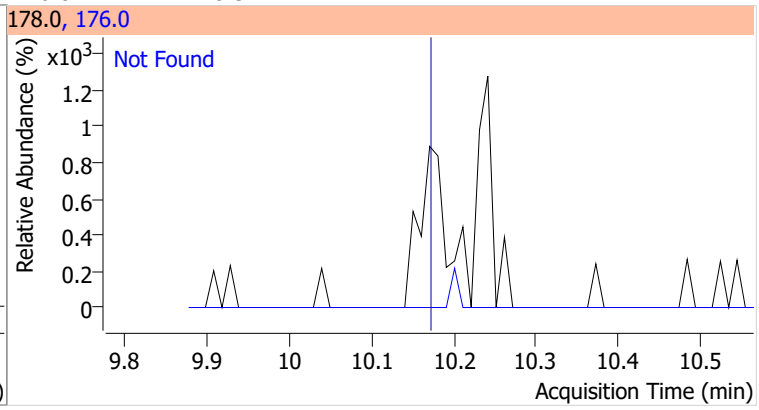

Compound	Conc.	Exp RT	QIon	Exp Ratio
Anthracene	N.D.	10.25	176.0	18.4

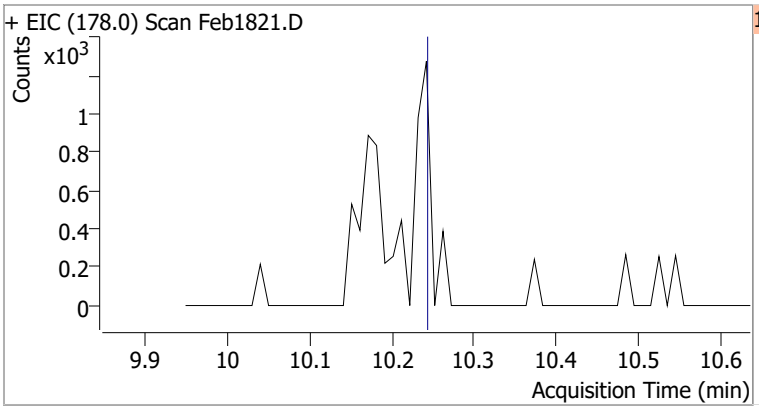

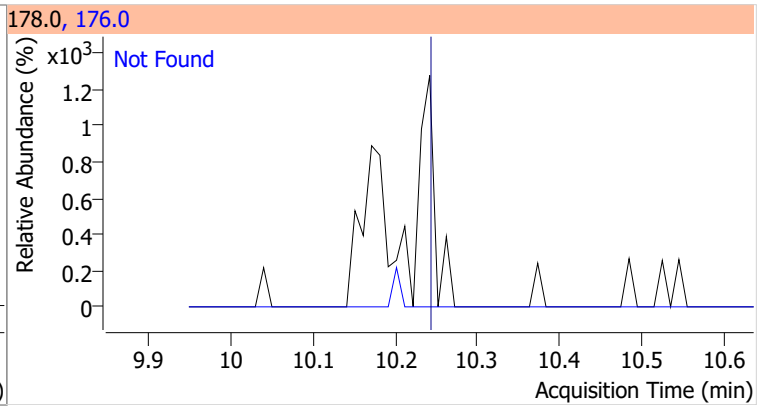

Compound	Conc.	Exp RT	QIon	Exp Ratio	QIon	Exp Ratio
Triallate	N.D.	10.31	268.0	24.1	143.0	22.5

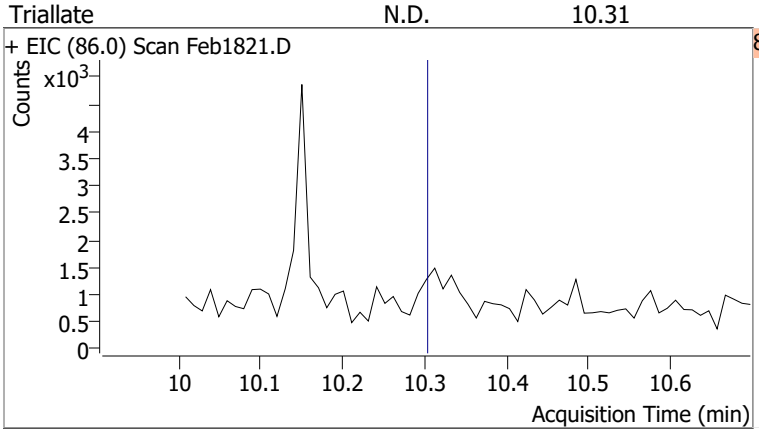

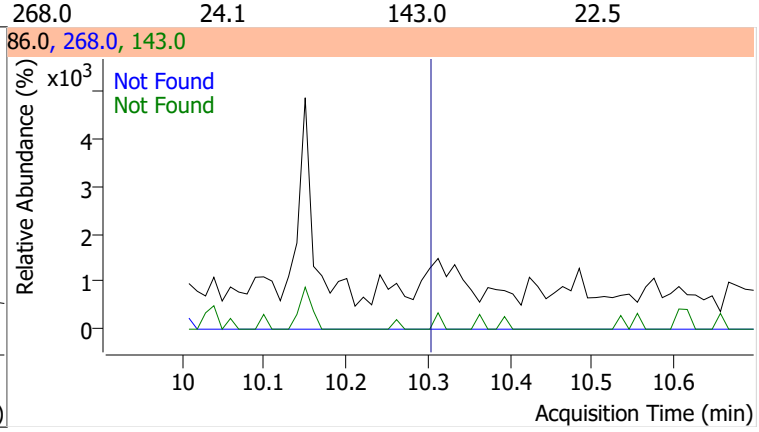

Compound	Conc.	Exp RT	QIon	Exp Ratio
Carbazole	N.D.	10.49	139.0	12.8

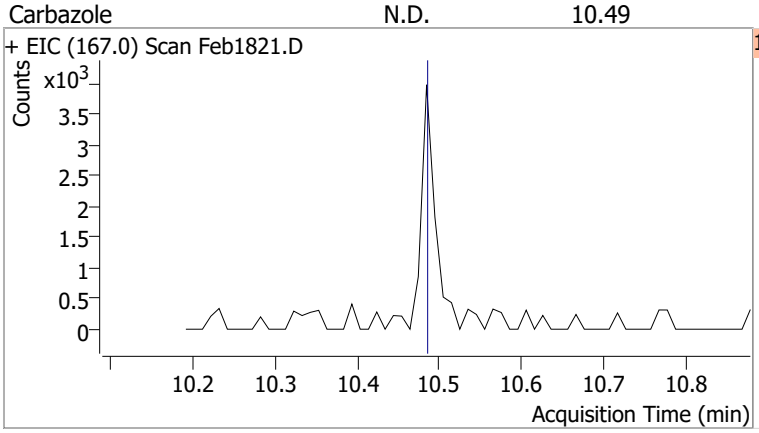

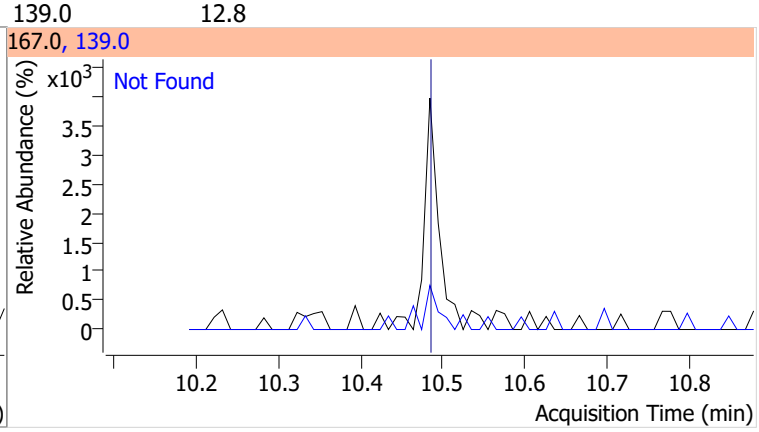

Compound	Conc.	Exp RT	QIon	Exp Ratio	QIon	Exp Ratio
o-Terphenyl	N.D.	10.70	229.0	64.9	215.0	37.0

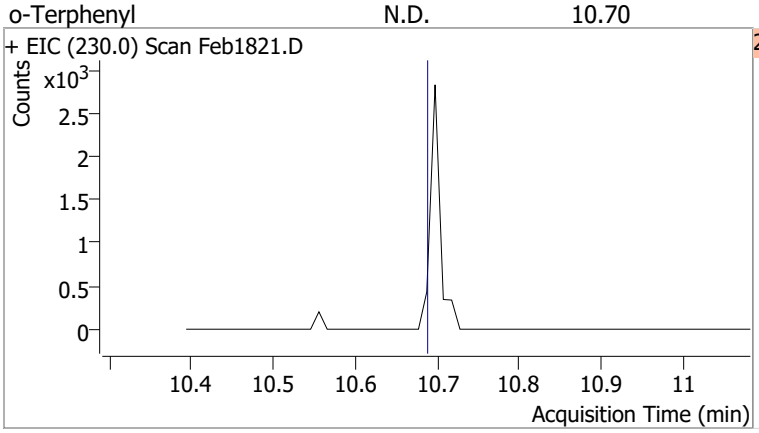

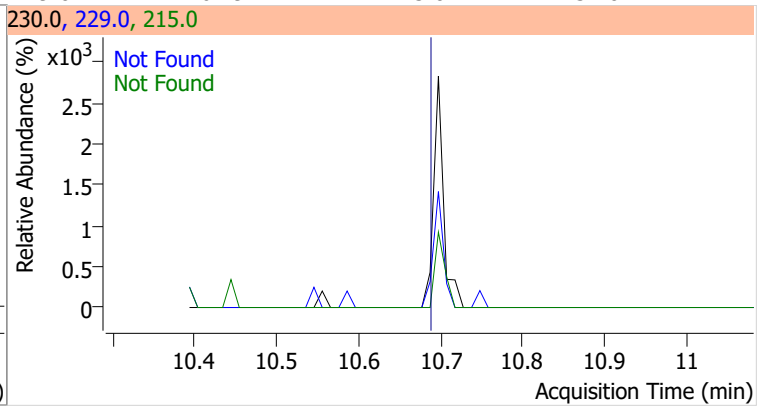

Compound	Conc.	Exp RT	QIon	Exp Ratio	QIon	Exp Ratio
Di-n-Butylphthalate	N.D.	11.08	150.0	9.1	104.0	6.4

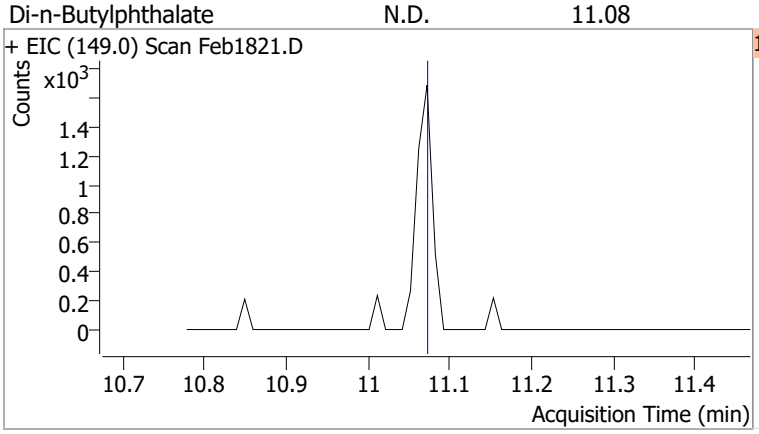

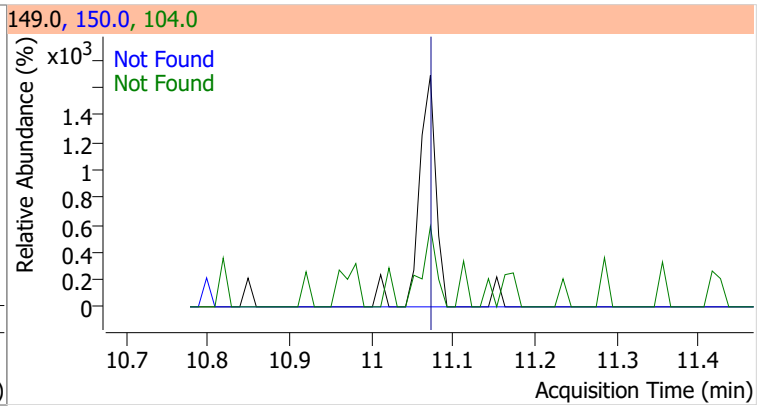

Compound	Conc.	Exp RT	QIon	Exp Ratio
Fluoranthene	N.D.	11.95	101.0	13.4

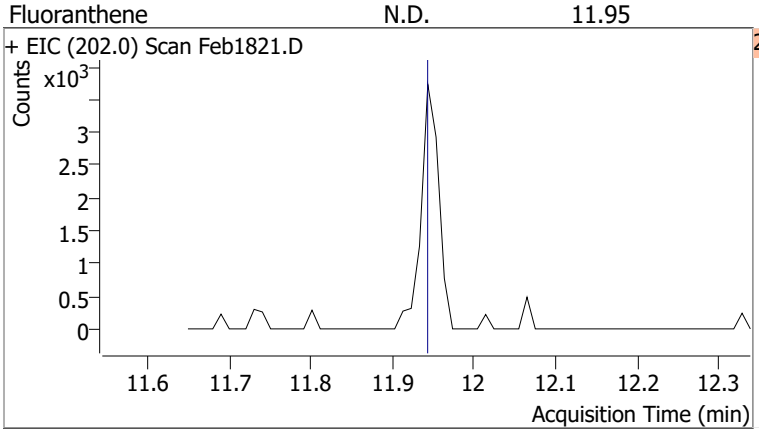

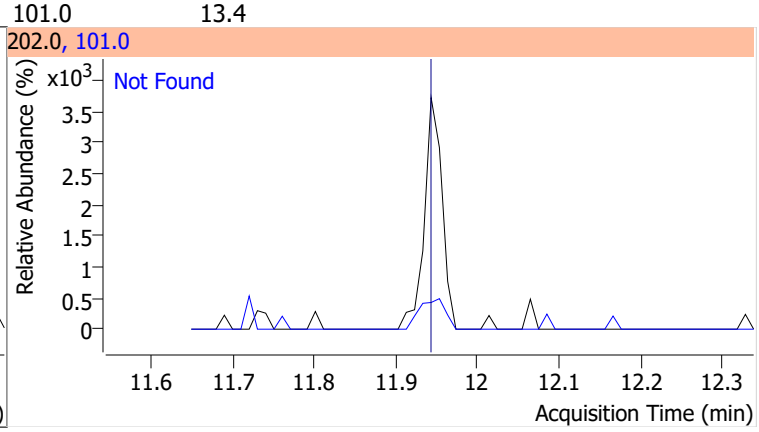

Compound	Conc.	RT	Dev(Min)	Resp.	QIon	QRatio	Lower	Upper
Benzidine		0		0	183.0		8.3	15.4
					92.0		5.8	10.8

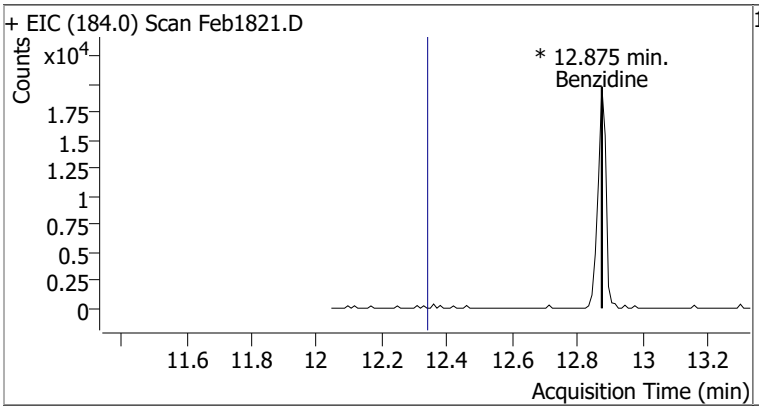

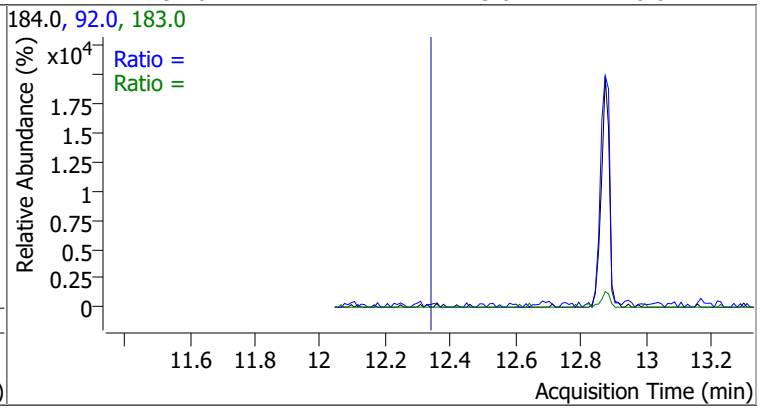

Compound	Conc.	Exp RT	QIon	Exp Ratio
Pyrene	N.D.	12.38	101.0	15.9

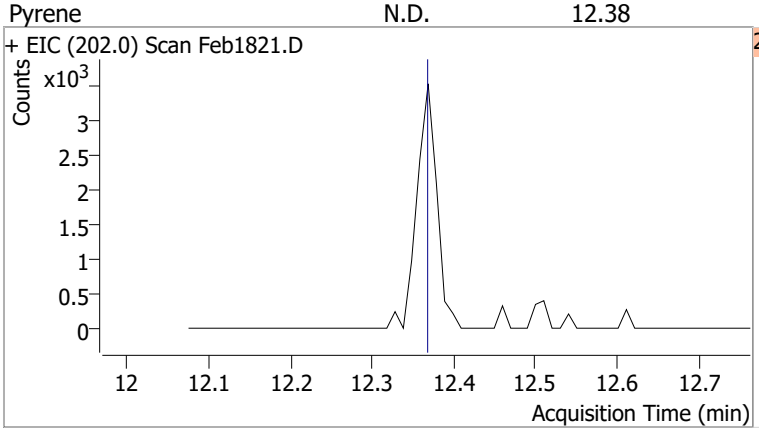

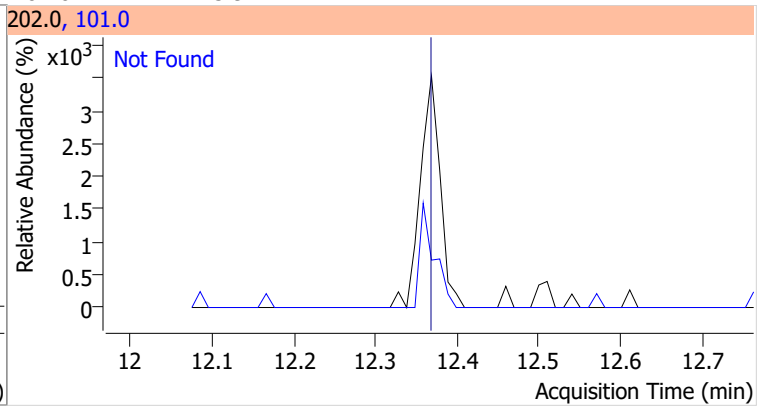

Compound	Conc.	RT	Dev(Min)	Resp.	QIon	QRatio	Lower	Upper
Terphenyl-d14	103.5335	12.88	0.00	1865090	122.0	14.2	10.1	18.7

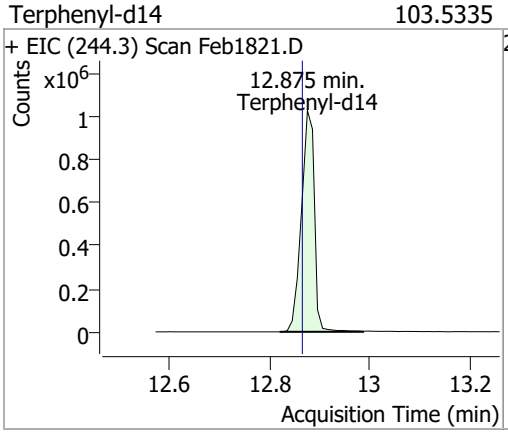

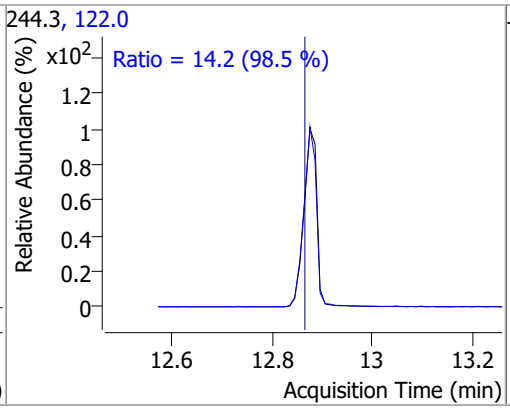

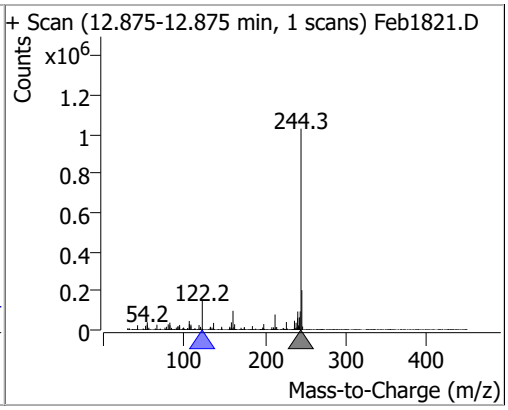

Compound	Conc.	Exp RT	QIon	Exp Ratio	QIon	Exp Ratio
Butylbenzylphthalate	N.D.	14.32	91.0	85.1	206.0	17.5

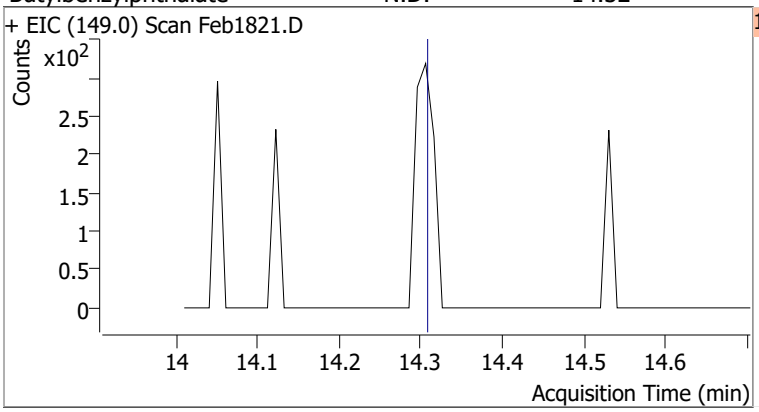

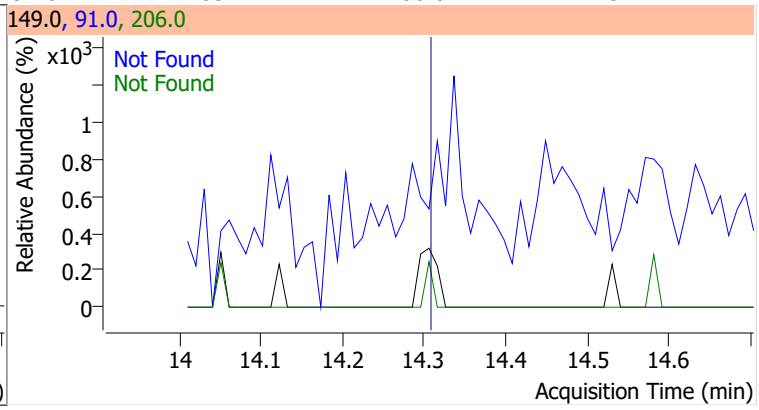

Compound	Conc.	Exp RT	QIon	Exp Ratio	QIon	Exp Ratio
Benzo(a)Anthracene	N.D.	15.51	226.0	26.8	229.0	21.1

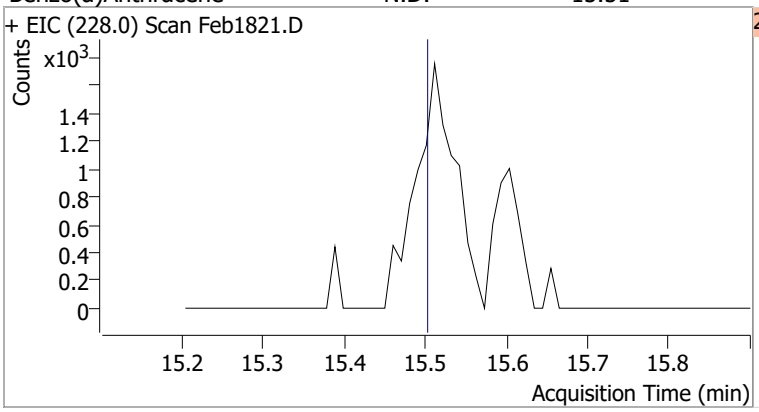

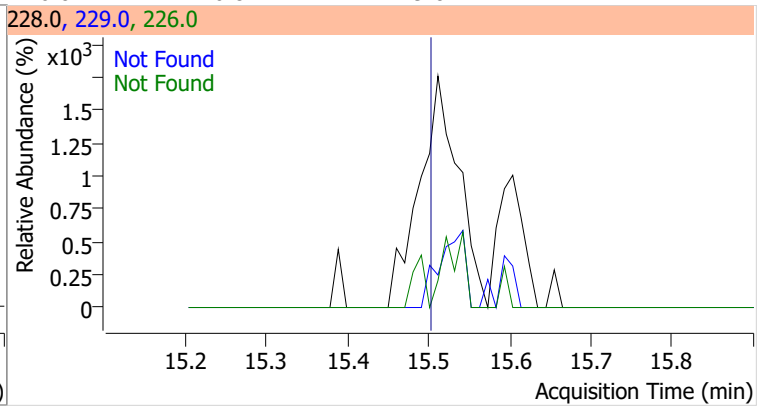

Compound	Conc.	Exp RT	QIon	Exp Ratio	QIon	Exp Ratio
Chrysene	N.D.	15.62	226.0	28.4	229.0	19.7

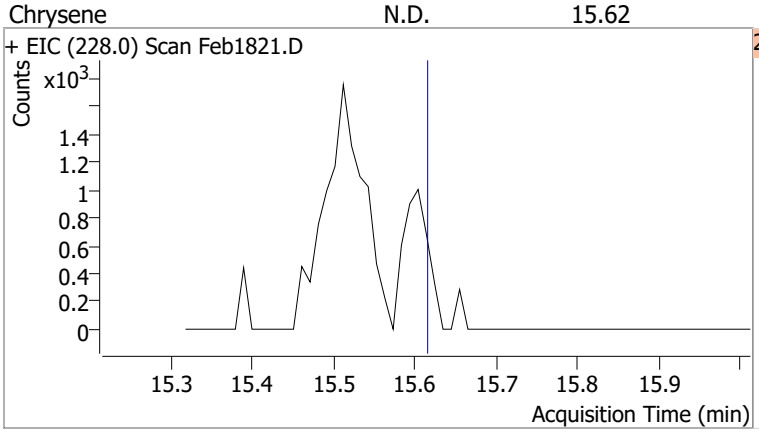

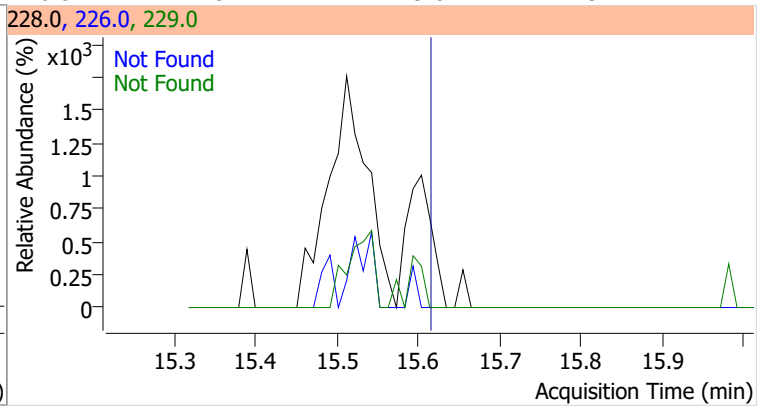

Compound	Conc.	Exp RT	QIon	Exp Ratio
3,3-Dichlorobenzidine	N.D.	15.69	254.0	64.2

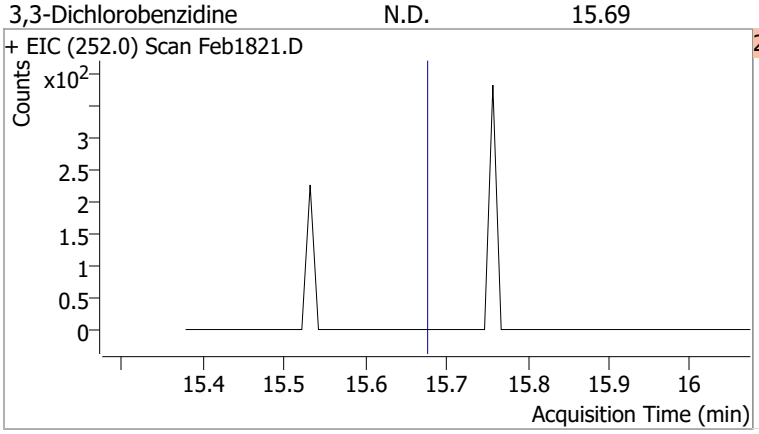

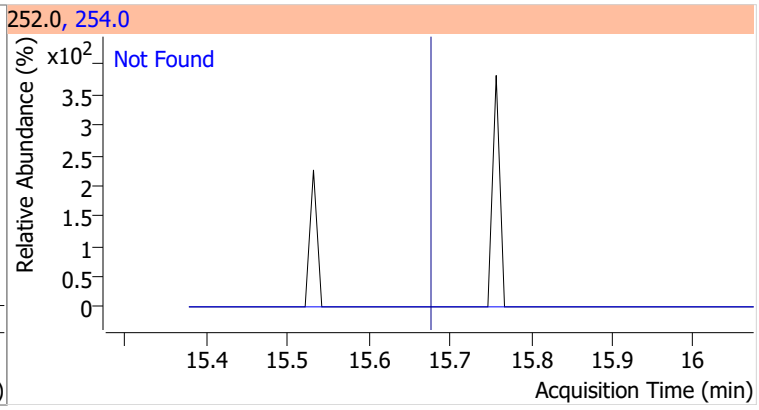

Compound	Conc.	Exp RT	QIon	Exp Ratio	QIon	Exp Ratio
bis(2-ethylhexyl)Phthalate	N.D.	16.37	149.0	390.8	279.0	15.0

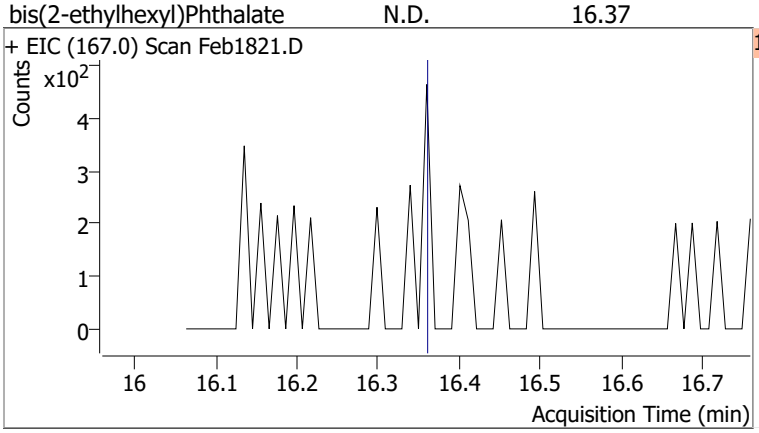

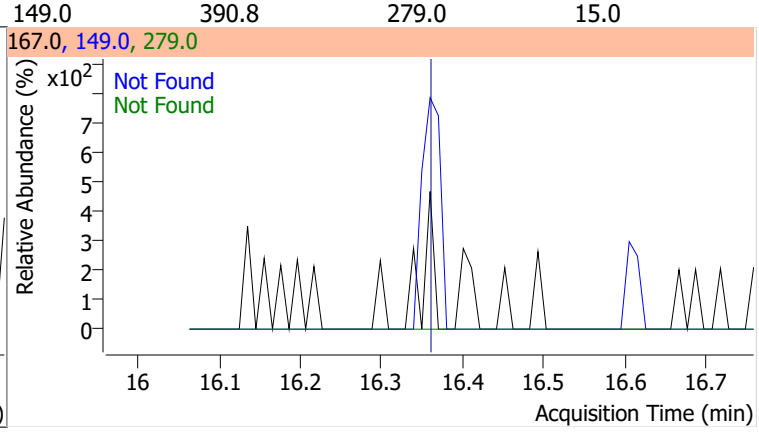

Compound	Conc.	Exp RT	QIon	Exp Ratio
Di-n-octyl Phthalate	N.D.	18.13	150.0	10.0

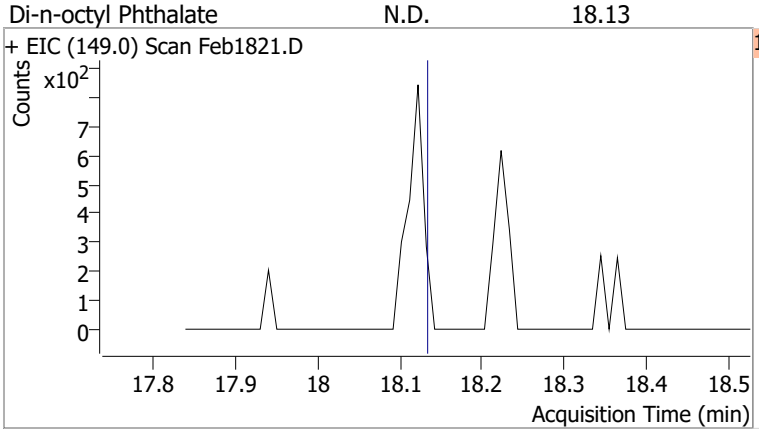

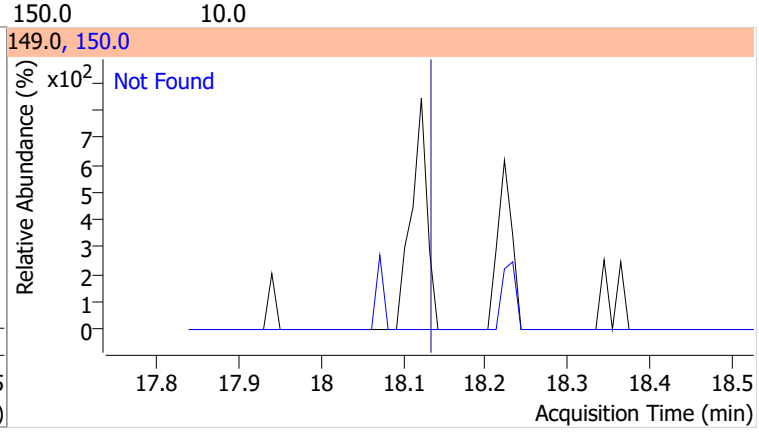

Compound	Conc.	Exp RT	QIon	Exp Ratio
Benzo(b)fluoranthene	N.D.	18.38	253.0	22.3

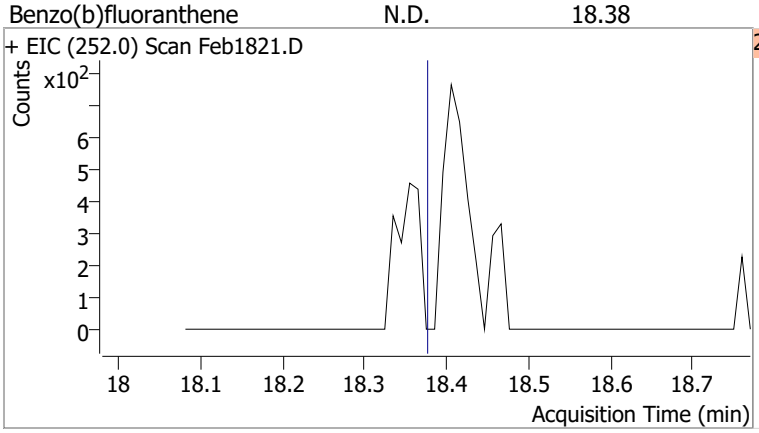

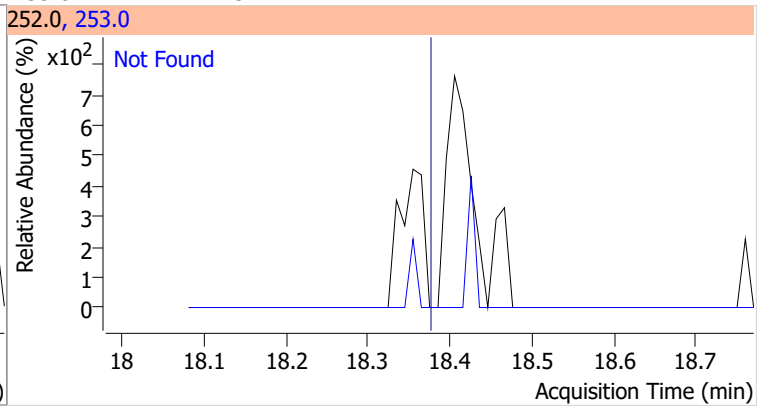

Compound	Conc.	Exp RT	QIon	Exp Ratio
Benzo(k)fluoranthene	N.D.	18.45	253.0	22.0

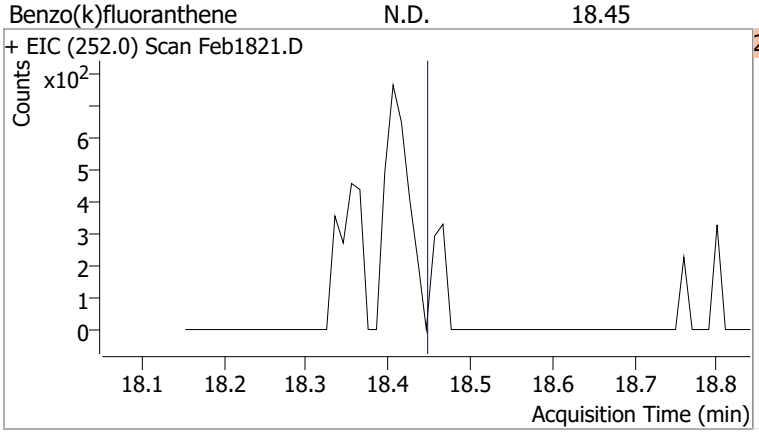

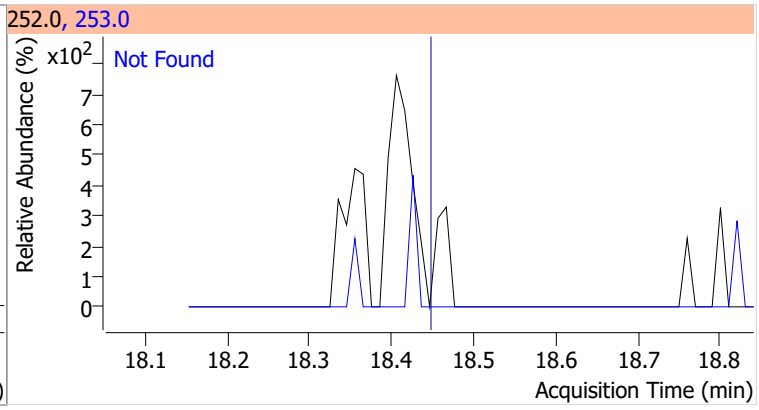

Compound	Conc.	Exp RT	QIon	Exp Ratio
Benzo(a)pyrene	N.D.	18.98	253.0	21.5

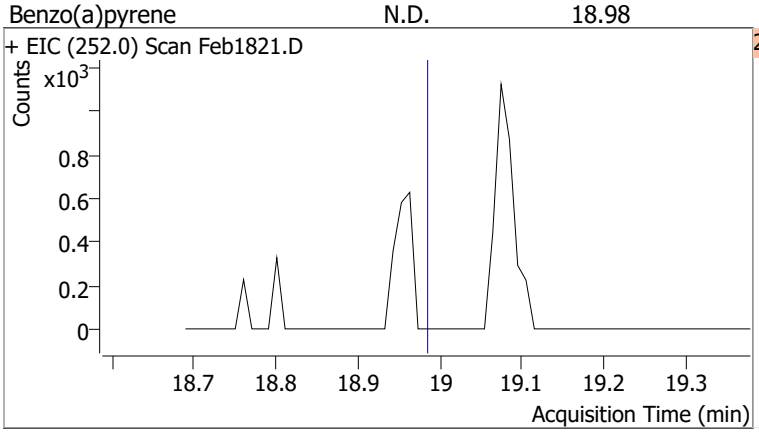

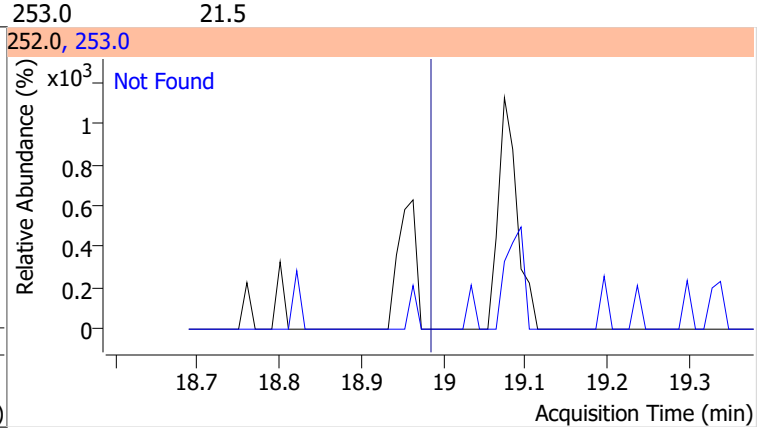

Compound	Conc.	Exp RT	QIon	Exp Ratio
Indeno(1,2,3-c,d)pyrene	N.D.	20.76	138.0	29.6

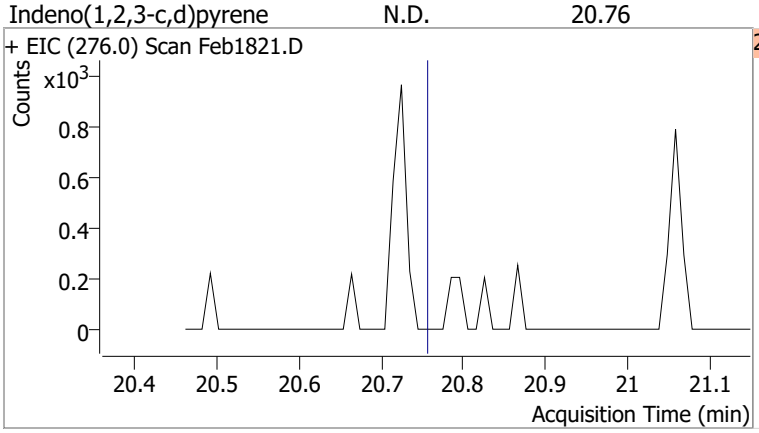

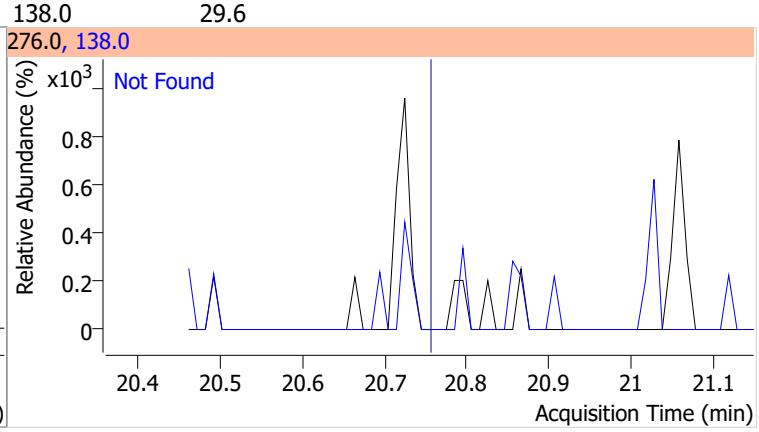

Compound	Conc.	Exp RT	QIon	Exp Ratio	QIon	Exp Ratio
Dibenzo(a,h)anthracene	N.D.	20.82	139.0	25.2	279.0	24.1

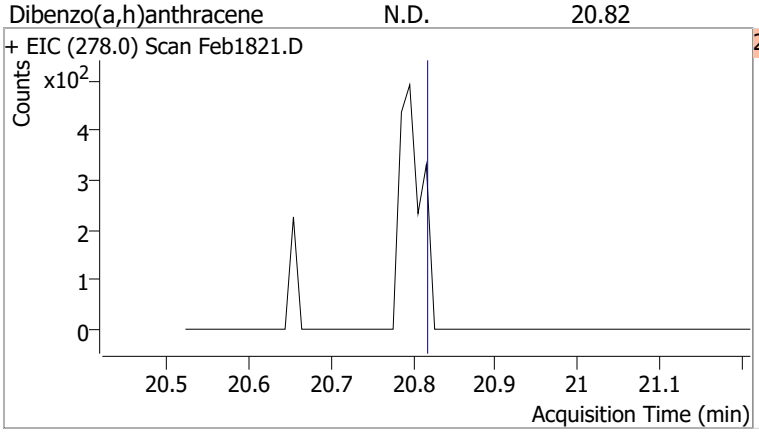

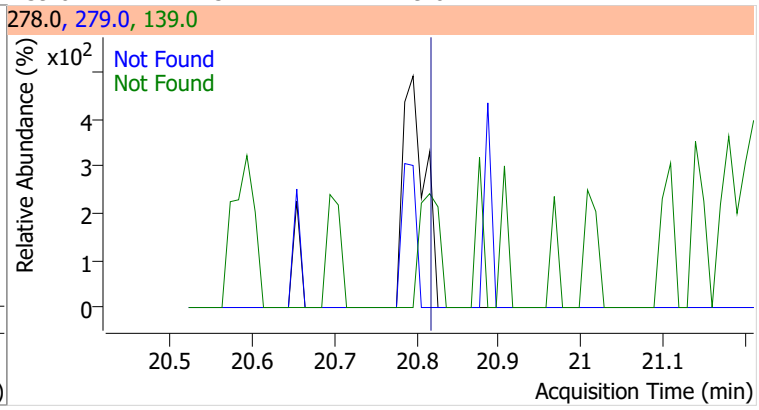

Compound	Conc.	Exp RT	QIon	Exp Ratio	QIon	Exp Ratio
Benzo(g,h,i)perylene	N.D.	21.09	138.0	33.0	277.0	23.2

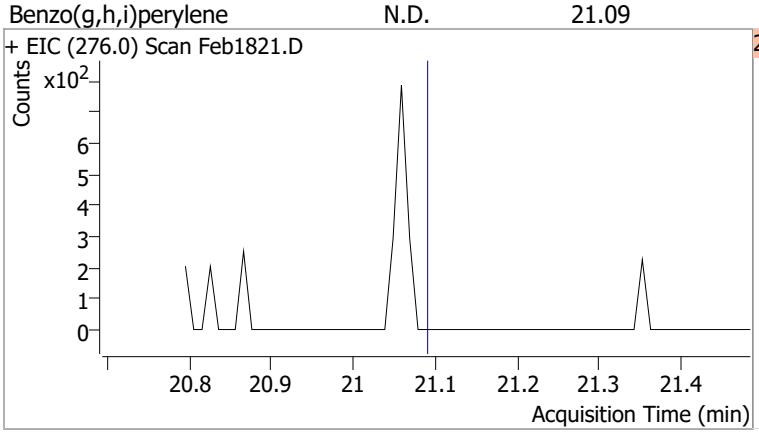

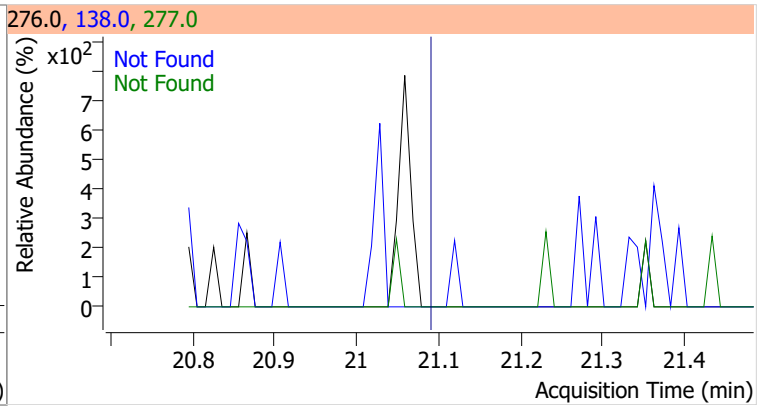

Quantitation Results Report (QT Reviewed)

Data File	Feb1822.D	Operator	LIMS import
Acq. Method	BNA+SIM.M	Acq. Date-Time	2/19/2022 7:20:06 PM
Sample Name	B22020415-017C	Instrument	Instrument #1
Vial	22	Multiplier	1.00
DA Method File		Comment	SVOC-8270-W-LARGO
Tune File	dftppdsm.u	Tune Date	2/18/2022 9:25:00 PM
Batch Name	021822 DoD BNA cal.batch.bin	Last Calib Update	2/19/2022 1:06:17 PM
Ref Library	D:\Org\Library\NIST129K.l		

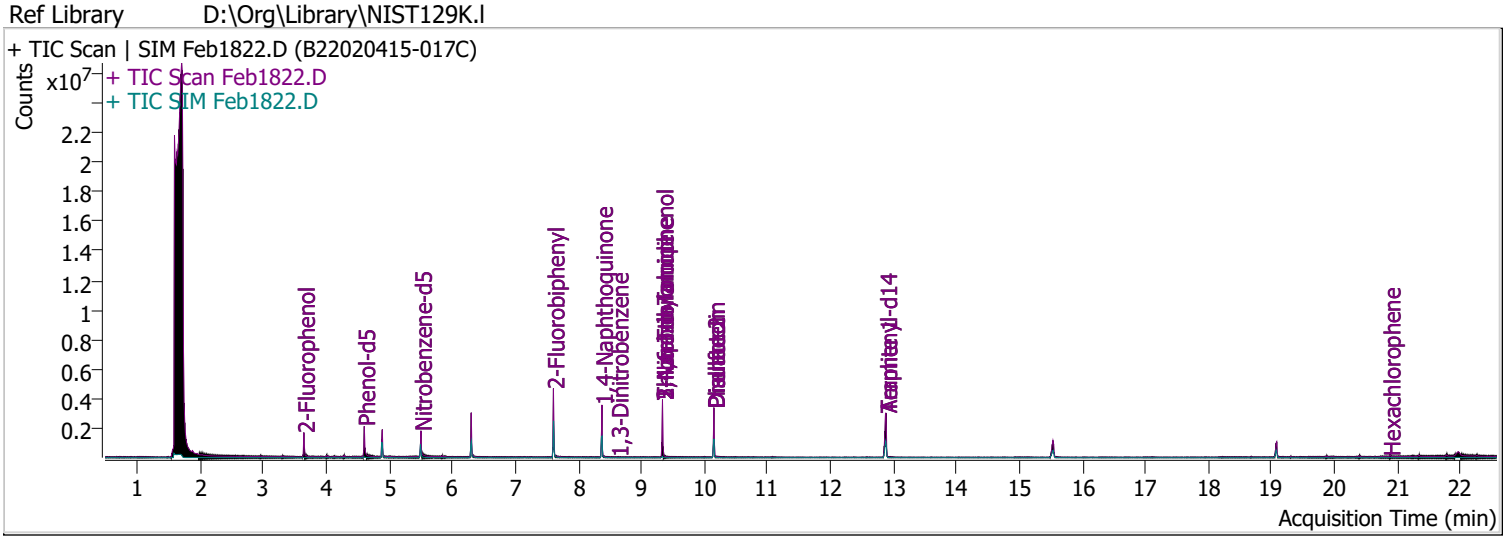

Compound	RT	QIon	Resp.	Conc.	Units		Dev(Min)
Internal Standards							
System Monitoring Compounds							
S 2-Fluorophenol	3.643	112.0	460221	57.7143	µg/L		-0.010
Spiked Amount: 200.000	Range: 10.0 - 75.0%			Recovery = 28.86%			
S Phenol-d5	4.603	99.0	714942	68.8146	µg/L		-0.010
Spiked Amount: 200.000	Range: 10.0 - 65.0%			Recovery = 34.41%			
S Nitrobenzene-d5	5.502	82.0	459272	79.2676	µg/L		0.000
Spiked Amount: 100.000	Range: 32.0 - 94.0%			Recovery = 79.27%			
S 2-Fluorobiphenyl	7.605	172.0	1380011	64.2001	µg/L		0.000
Spiked Amount: 100.000	Range: 28.0 - 107.0%			Recovery = 64.20%			
S 2,4,6-Tribromophenol	9.336	329.8	304757	156.3387	µg/L		0.000
Spiked Amount: 200.000	Range: 25.0 - 140.0%			Recovery = 78.17%			
S Terphenyl-d14	12.885	244.3	1945517	94.3049	µg/L		0.010
Spiked Amount: 100.000	Range: 32.0 - 122.0%			Recovery = 94.30%			
Target Compounds							**QValue**
T N-Nitrosodimethylamine	0.000		0	N.D.			
T Pyridine	0.000		0	N.D.			
T Aniline	0.000		0	N.D.			
T Phenol	0.000		0	N.D.			
T bis(-2-Chloroethyl)Ether	0.000		0	N.D.			
T 2-Chlorophenol	0.000		0	N.D.			
T 1,3-Dichlorobenzene	0.000		0	N.D.			
T 1,4-Dichlorobenzene	0.000		0	N.D.			
T 1,2-Dichlorobenzene	0.000		0	N.D.			
T Benzyl Alcohol	0.000		0	N.D.			
T bis(2-chloroisopropyl)Ether	0.000		0	N.D.			
T 2-Methylphenol	0.000		0	N.D.			
T N-nitroso-Di-n-propylamine	5.502	70.0	0		µg/L	md	1
T 4Methylphenol/3Methylphenol	0.000		0	N.D.			
T Hexachloroethane	0.000		0	N.D.			

Compound	RT	QIon	Resp.	Conc.	Units		Dev(Min)
T Nitrobenzene	0.000		0	N.D.			
T Isophorone	0.000		0	N.D.			
T 2-Nitrophenol	0.000		0	N.D.			
T 2,4-Dimethylphenol	0.000		0	N.D.			
T bis(-2-Chloroethoxy)Methane	0.000		0	N.D.			
T 2,4-Dichlorophenol	0.000		0	N.D.			
T Benzoic Acid	0.000		0	N.D.			
T 1,2,4-Trichlorobenzene	0.000		0	N.D.			
T Naphthalene	0.000		0	N.D.			
T 4-Chlorophenol	6.301	130.0	0		µg/L	md	1
T p-Chloroaniline	0.000		0	N.D.			
T Hexachlorobutadiene	0.000		0	N.D.			
T 4-Chloro-2-Methylphenol	0.000		0	N.D.			
T 4-Chloro-3-Methylphenol	0.000		0	N.D.			
T 2-Methylnaphthalene	0.000		0	N.D.			
T 1-Methylnaphthalene	0.000		0	N.D.			
T Hexachlorocyclopentadiene	0.000		0	N.D.			
T 2,4,6-Trichlorophenol	0.000		0	N.D.			
T 2,4,5-Trichlorophenol	0.000		0	N.D.			
T 2-Chloronaphthalene	0.000		0	N.D.			
T 2-Nitroaniline	0.000		0	N.D.			
T Dimethyl Phthalate	8.374	163.0	0		µg/L	md	1
T 2,6-Dinitrotoluene	8.374	165.0	0		µg/L	md	1
T Acenaphthylene	0.000		0	N.D.			
T 3-Nitroaniline	0.000		0	N.D.			
T Acenaphthene	0.000		0	N.D.			
T 2,4-Dinitrophenol	0.000		0	N.D.			
T Dibenzofuran	0.000		0	N.D.			
T 2,4-Dinitrotoluene	9.039	165.0	0		µg/L	md	1
T 4-Nitrophenol	0.000		0	N.D.			
T Diethylphthalate	0.000		0	N.D.			
T Fluorene	0.000		0	N.D.			
T 4-Chlorophenyl-phenylether	0.000		0	N.D.			
T 4-Nitroaniline	0.000		0	N.D.			
T 4,6-Dinitro-2-methylphenol	9.336	198.0	0		µg/L	md	1
T N-nitrosodiphenylamine	0.000		0	N.D.			
T Azobenzene	0.000		0	N.D.			
T 4-Bromophenyl-phenylether	0.000		0	N.D.			
T Hexachlorobenzene	0.000		0	N.D.			
T Pentachlorophenol	0.000		0	N.D.			
T Phenanthrene	0.000		0	N.D.			
T Anthracene	0.000		0	N.D.			
T Triallate	0.000		0	N.D.			
T Carbazole	0.000		0	N.D.			
T o-Terphenyl	0.000		0	N.D.			
T Di-n-Butylphthalate	0.000		0	N.D.			
T Fluoranthene	0.000		0	N.D.			
T Benzidine	12.885	184.0	0		µg/L	md	1
T Pyrene	0.000		0	N.D.			
T Butylbenzylphthalate	0.000		0	N.D.			
T Benzo(a)Anthracene	0.000		0	N.D.			
T Chrysene	0.000		0	N.D.			
T 3,3-Dichlorobenzidine	0.000		0	N.D.			
T bis(2-ethylhexyl)Phthalate	0.000		0	N.D.			
T Di-n-octyl Phthalate	0.000		0	N.D.			

Compound	RT	QIon	Resp.	Conc.	Units	Dev(Min)
T Benzo(b)fluoranthene	0.000		0	N.D.		
T Benzo(k)fluoranthene	0.000		0	N.D.		
T Benzo(a)pyrene	0.000		0	N.D.		
T Indeno(1,2,3-c,d)pyrene	0.000		0	N.D.		
T Dibenzo(a,h)anthracene	0.000		0	N.D.		
T Benzo(g,h,i)perylene	0.000		0	N.D.		

(#) = Qualifier Out of Range; (m) = Manual Integration; (+) = Area Summed; (*) = Surrogate Percent Recovery Out of Range; (d): Zeroed Peak

Compound	Conc.	Exp RT	QIon	Exp Ratio
N-Nitrosodimethylamine	N.D.	2.49	42.0	135.8

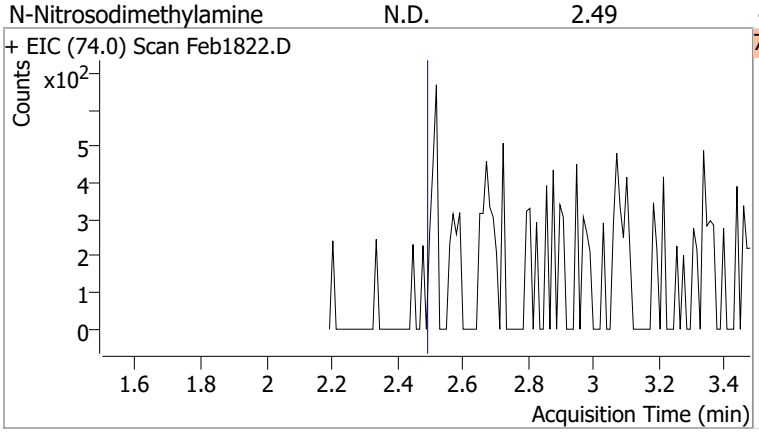

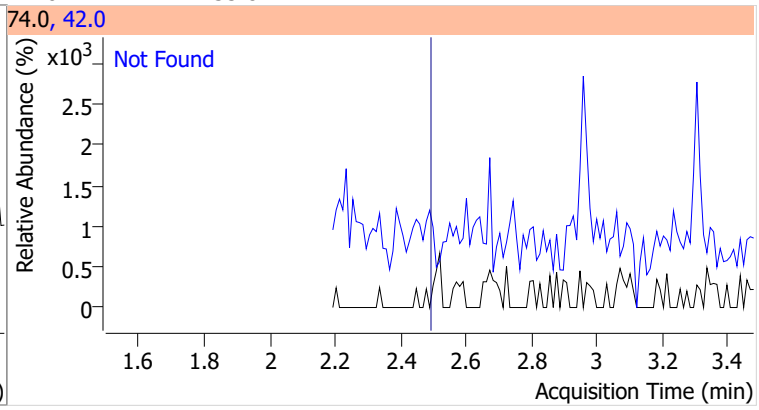

Compound	Conc.	Exp RT	QIon	Exp Ratio
Pyridine	N.D.	2.53	52.0	82.7

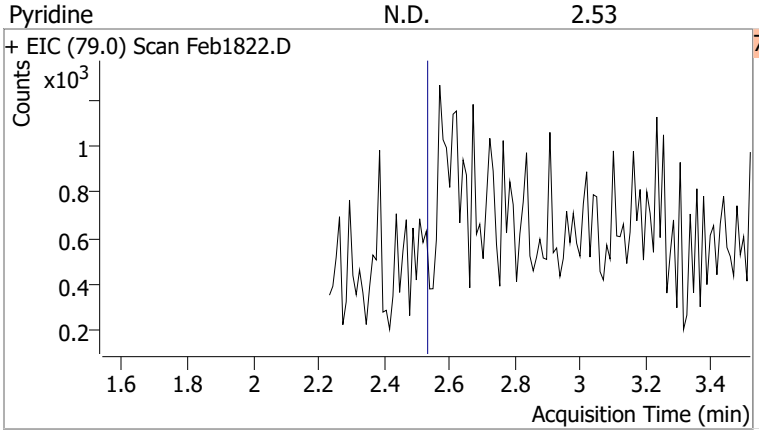

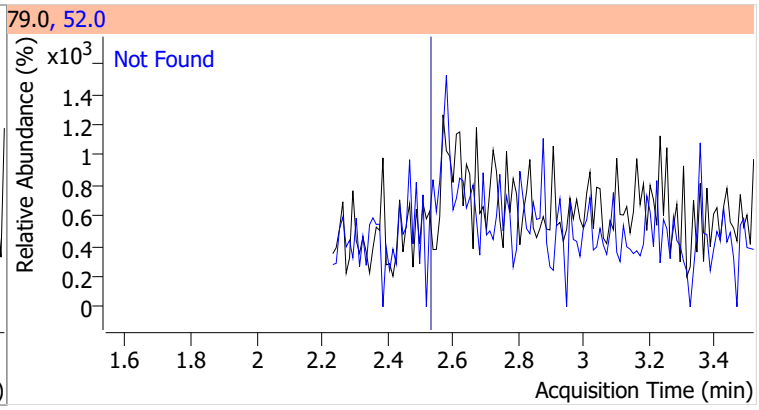

Compound	Conc.	RT	Dev(Min)	Resp.	QIon	QRatio	Lower	Upper
2-Fluorophenol	57.7143	3.64	-0.01	460221	64.0	52.2	34.6	64.3
					92.0	22.5	14.2	26.5

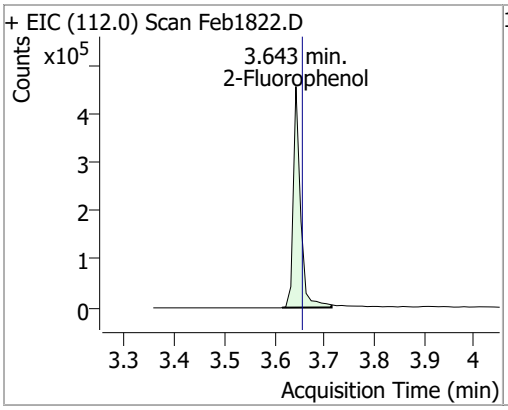

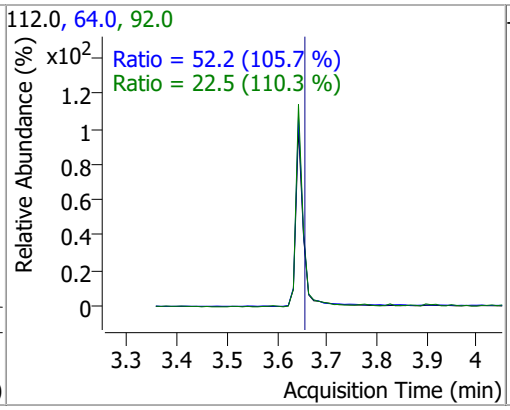

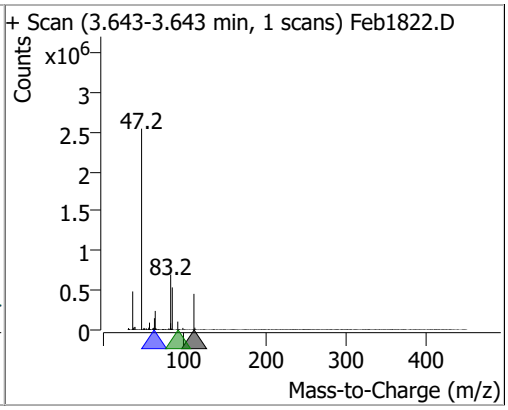

Compound	Conc.	Exp RT	QIon	Exp Ratio	QIon	Exp Ratio
Aniline	N.D.	4.56	66.0	36.7	65.0	18.7

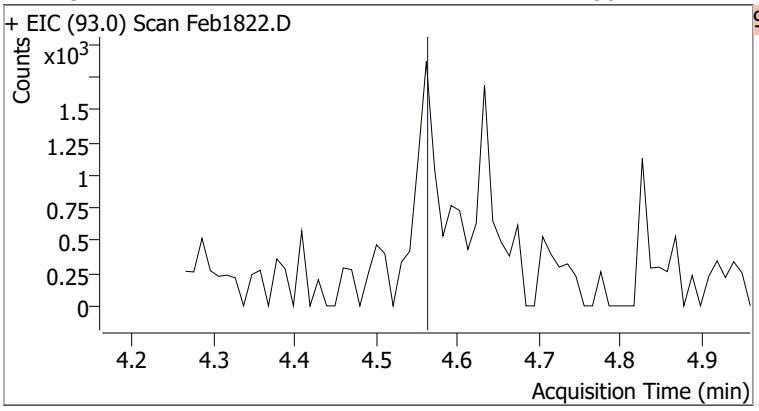

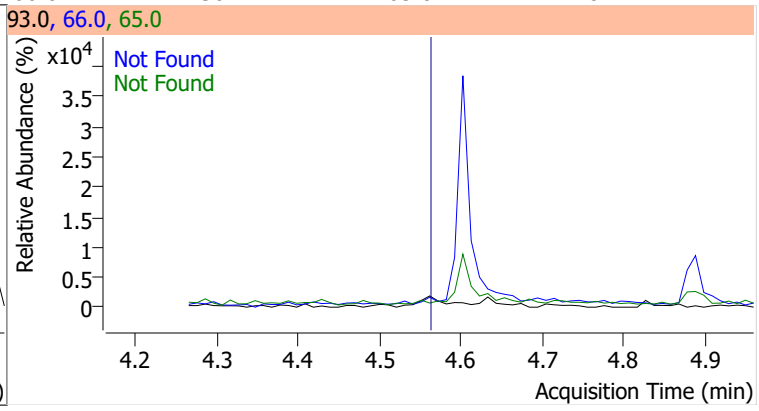

Compound	Conc.	RT	Dev(Min)	Resp.	QIon	QRatio	Lower	Upper
Phenol-d5	68.8146	4.60	-0.01	714942	71.0	35.9	25.8	47.9

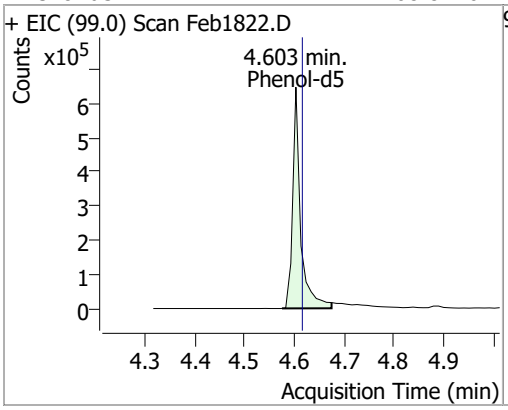

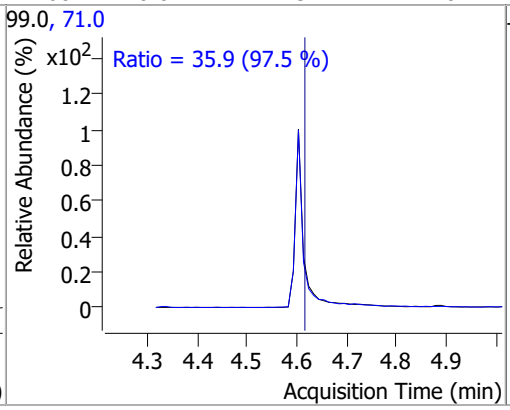

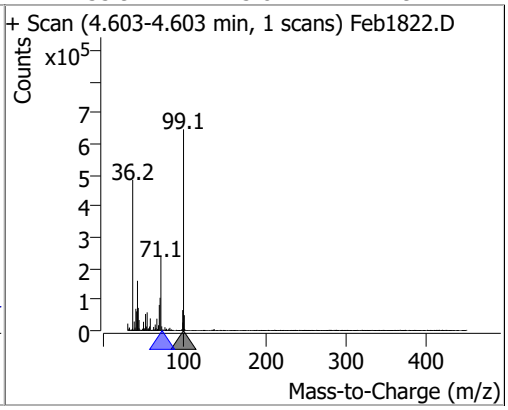

Compound	Conc.	Exp RT	QIon	Exp Ratio
Phenol	N.D.	4.62	66.0	45.3

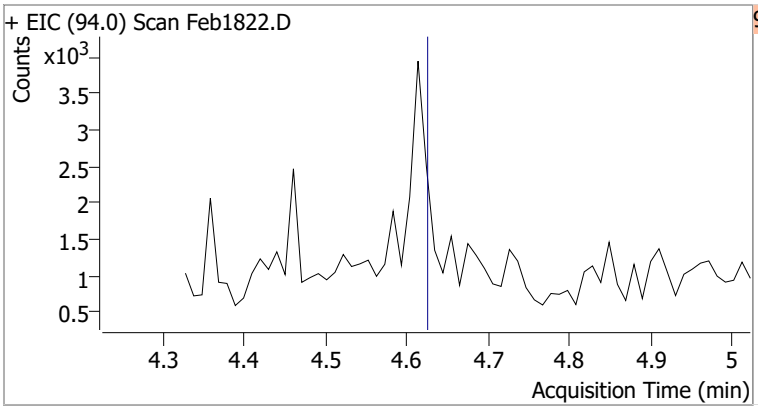

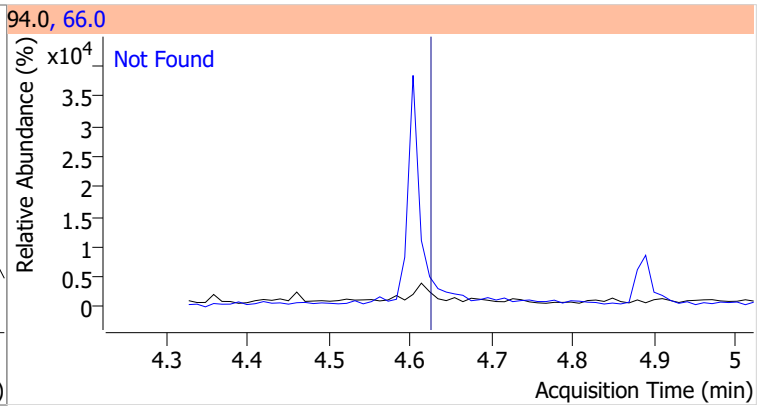

Compound	Conc.	Exp RT	QIon	Exp Ratio
bis(-2-Chloroethyl)Ether	N.D.	4.64	64.0	10.9

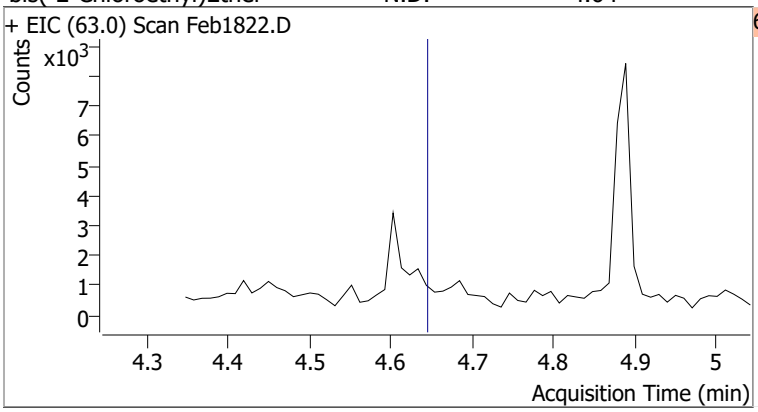

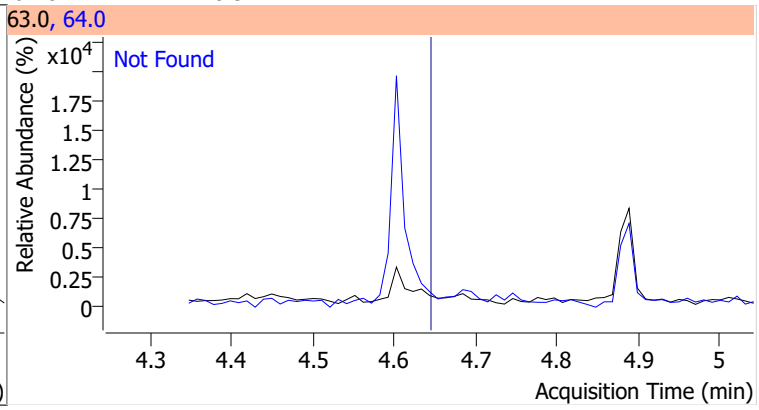

Compound	Conc.	Exp RT	QIon	Exp Ratio
2-Chlorophenol	N.D.	4.69	130.0	32.5

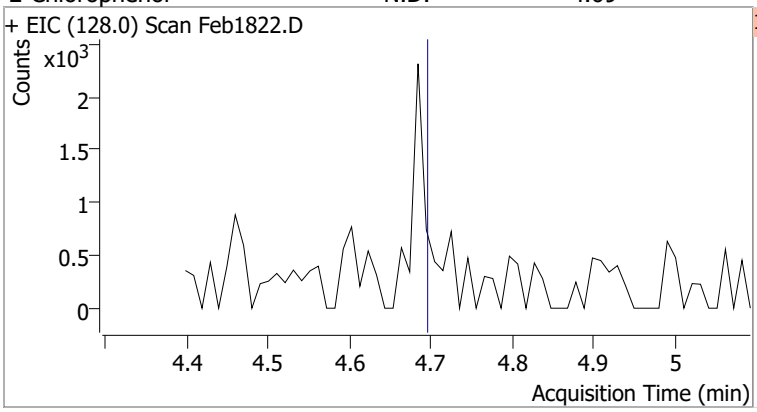

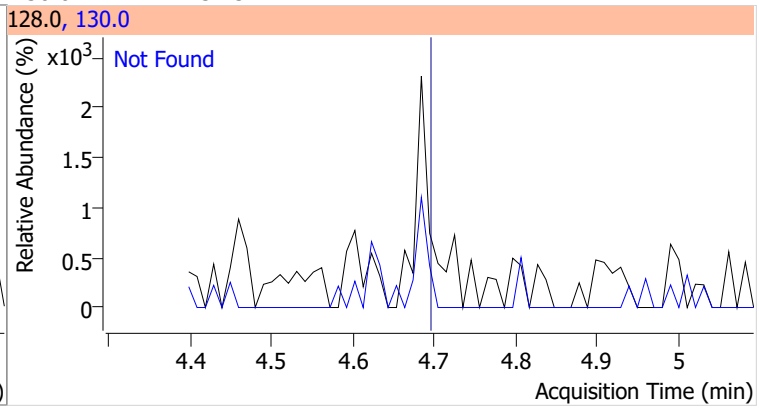

Compound	Conc.	Exp RT	QIon	Exp Ratio	QIon	Exp Ratio
1,3-Dichlorobenzene	N.D.	4.83	148.0	63.7	111.0	36.1

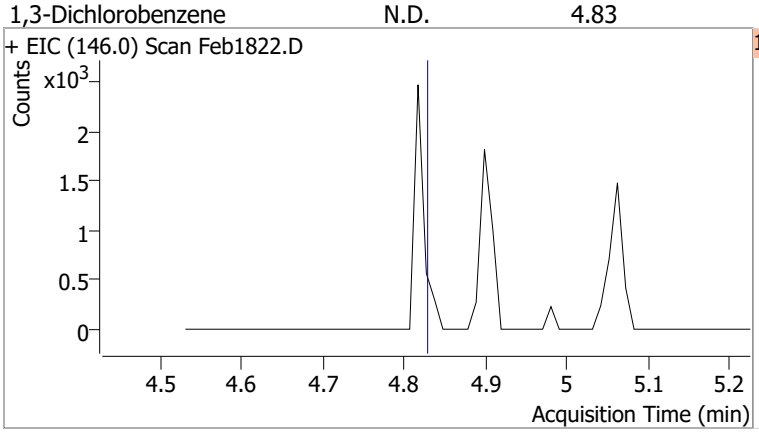

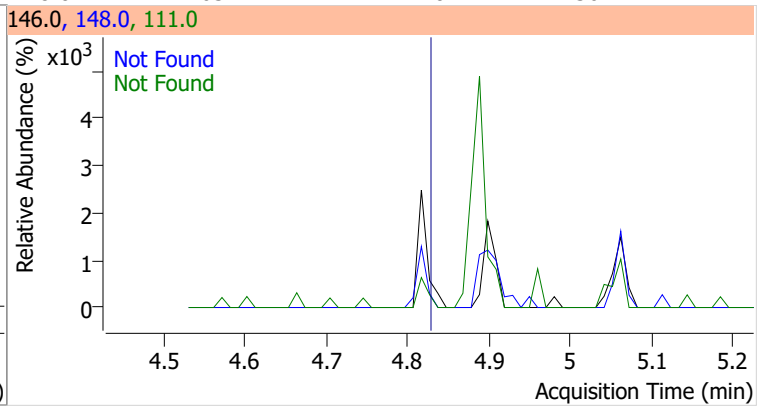

Compound	Conc.	Exp RT	QIon	Exp Ratio	QIon	Exp Ratio
1,4-Dichlorobenzene	N.D.	4.91	148.0	65.2	111.0	36.0

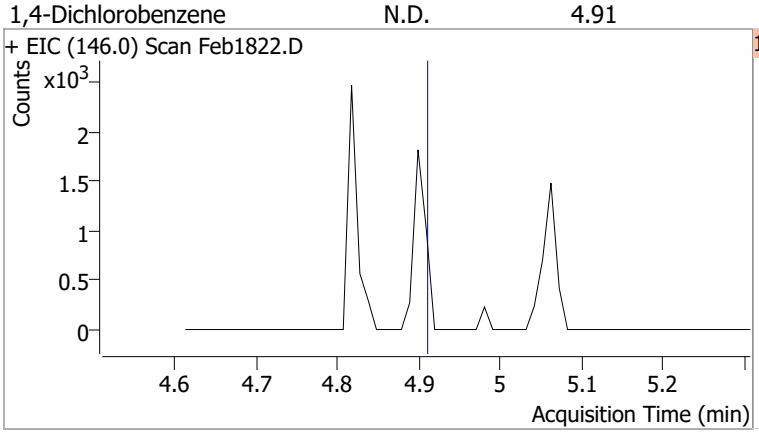

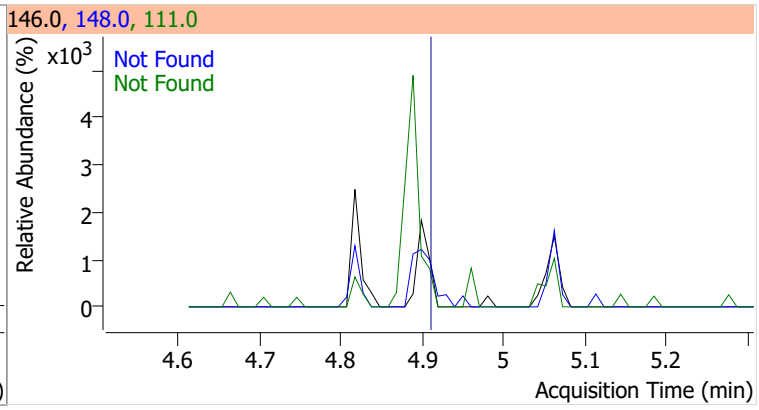

Compound	Conc.	Exp RT	QIon	Exp Ratio	QIon	Exp Ratio
1,2-Dichlorobenzene	N.D.	5.06	148.0	64.4	111.0	37.3

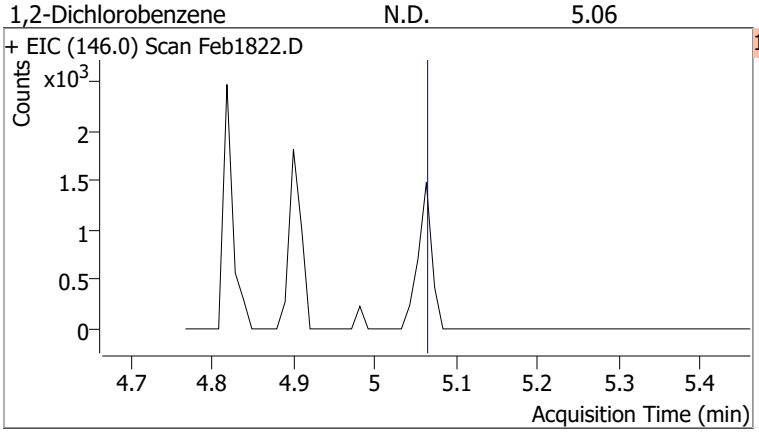

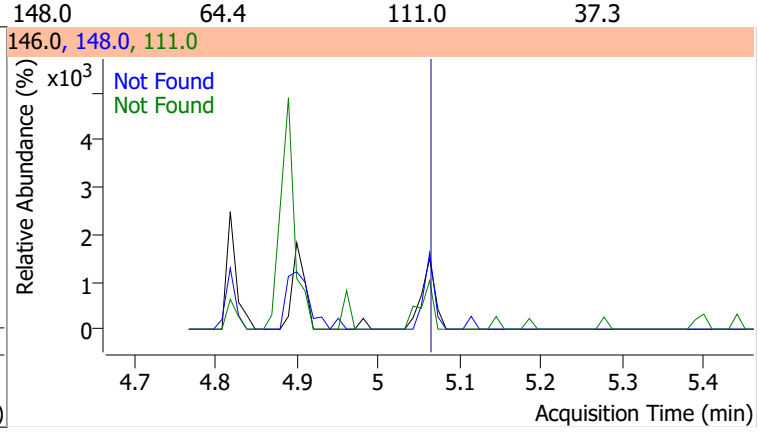

Compound	Conc.	Exp RT	QIon	Exp Ratio	QIon	Exp Ratio
Benzyl Alcohol	N.D.	5.08	79.0	119.3	107.0	70.5

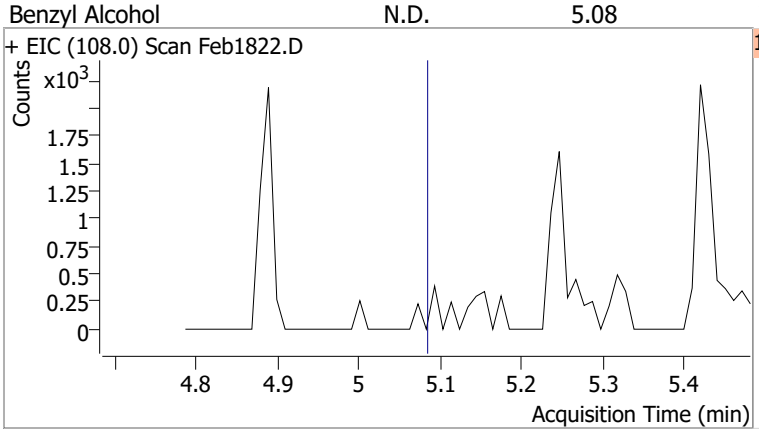

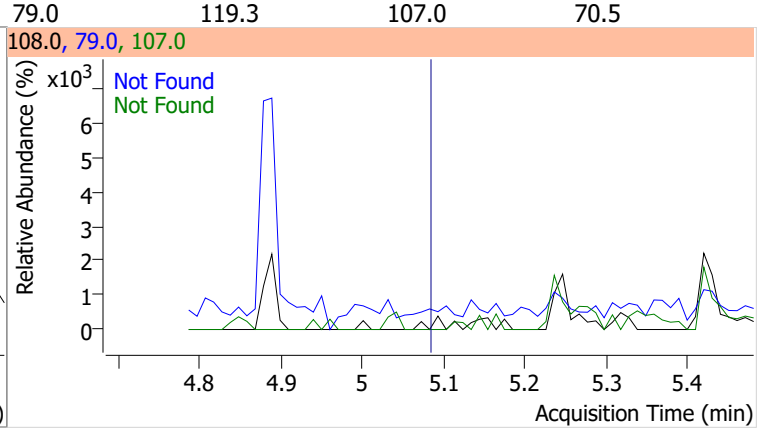

Compound	Conc.	Exp RT	QIon	Exp Ratio
bis(2-chloroisopropyl)Ether	N.D.	5.23	123.0	32.1

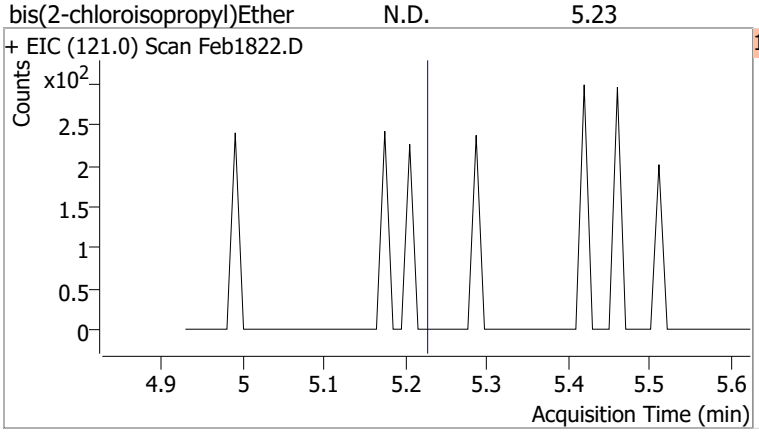

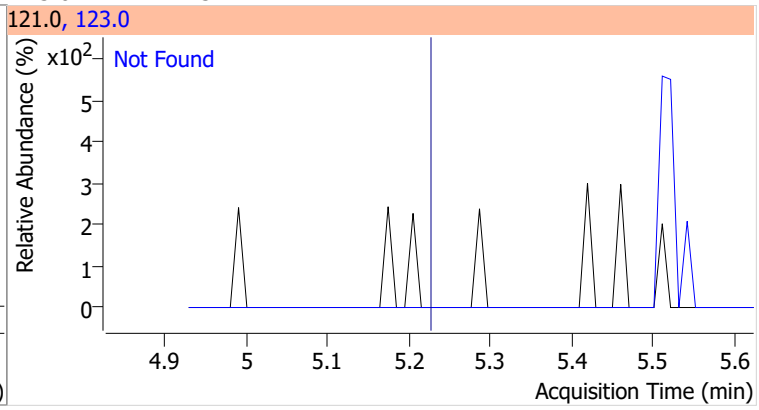

Compound	Conc.	Exp RT	QIon	Exp Ratio
2-Methylphenol	N.D.	5.25	108.0	116.5

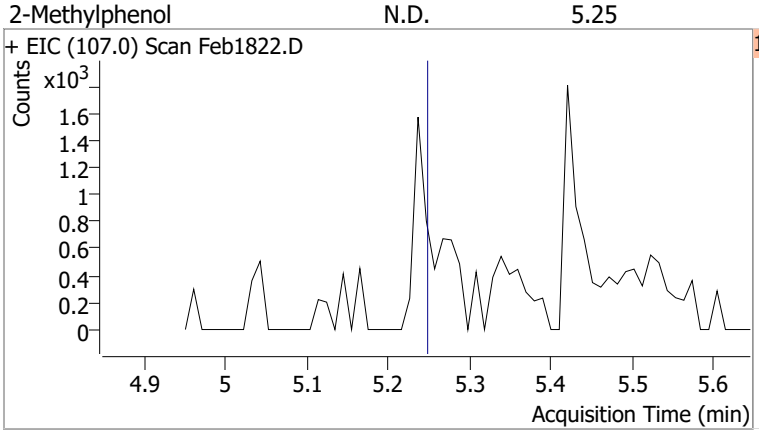

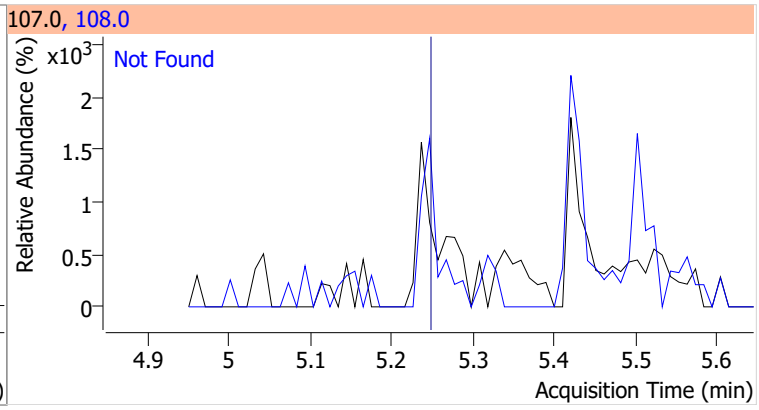

Compound	Conc.	RT	Dev(Min)	Resp.	QIon	QRatio	Lower	Upper
N-nitroso-Di-n-propylamine		0		0	130.0		0.0	38.8

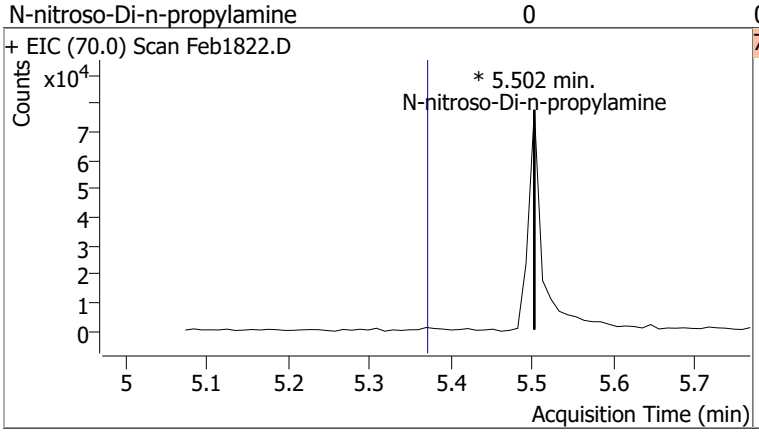

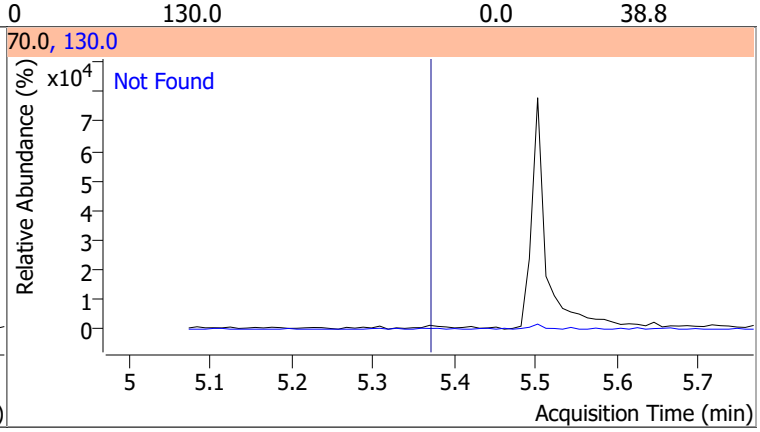

Compound	Conc.	Exp RT	QIon	Exp Ratio
4Methylphenol/3Methylphenol	N.D.	5.43	108.0	83.9

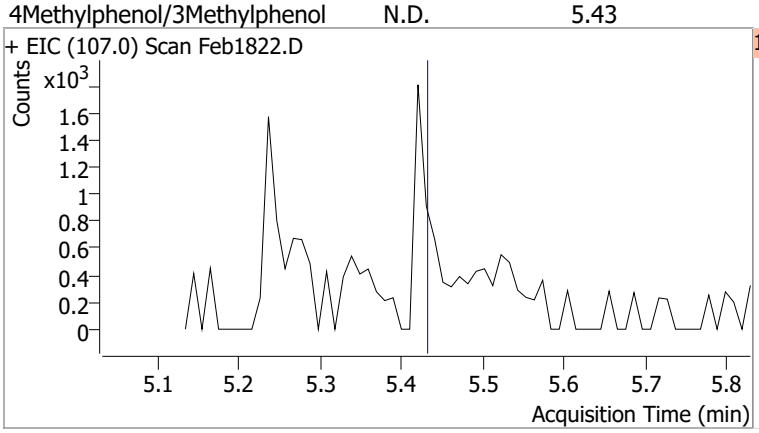

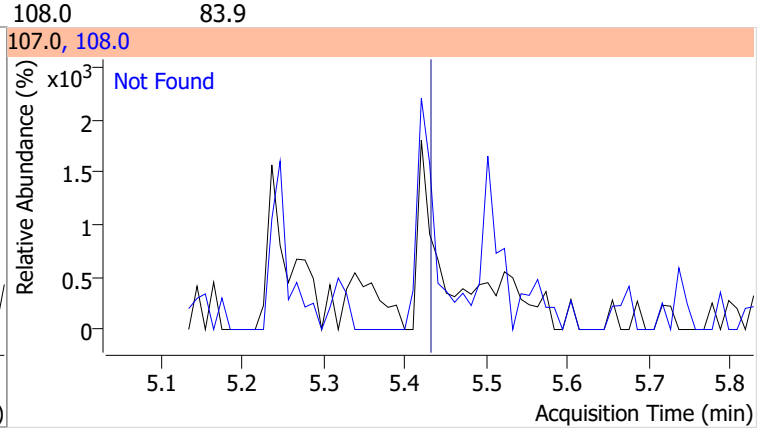

Compound	Conc.	Exp RT	QIon	Exp Ratio	QIon	Exp Ratio
Hexachloroethane	N.D.	5.43	201.0	90.8	199.0	56.9

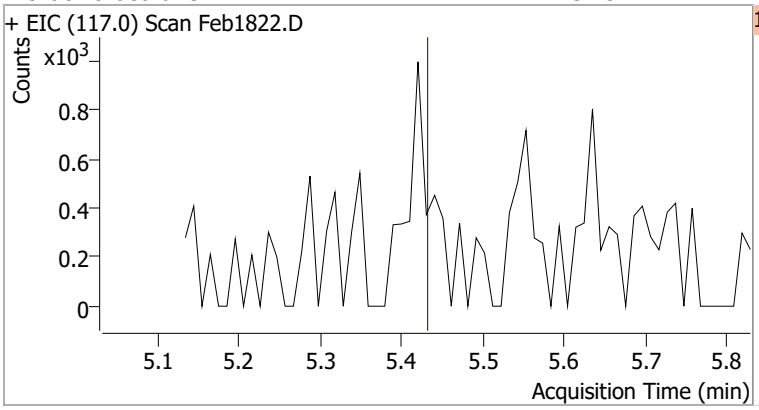

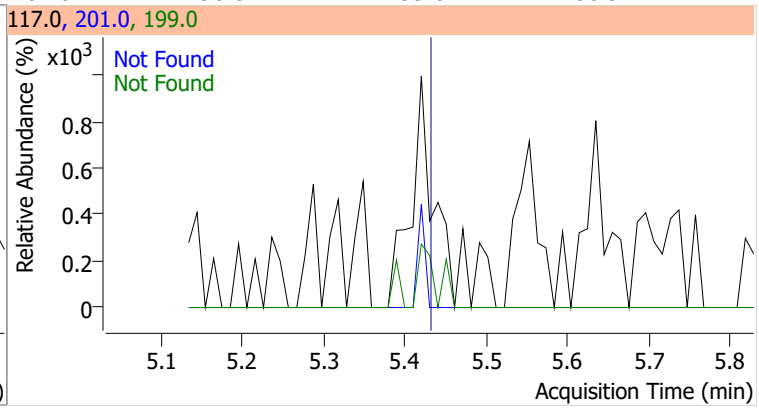

Compound	Conc.	RT	Dev(Min)	Resp.	QIon	QRatio	Lower	Upper
Nitrobenzene-d5	79.2676	5.50	0.00	459272	54.0	60.0	46.3	86.0
					128.0	47.3	34.1	63.3

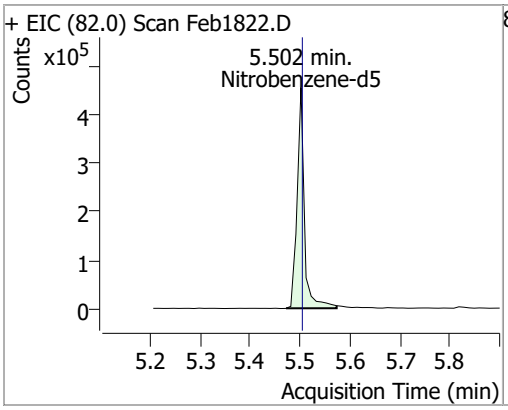

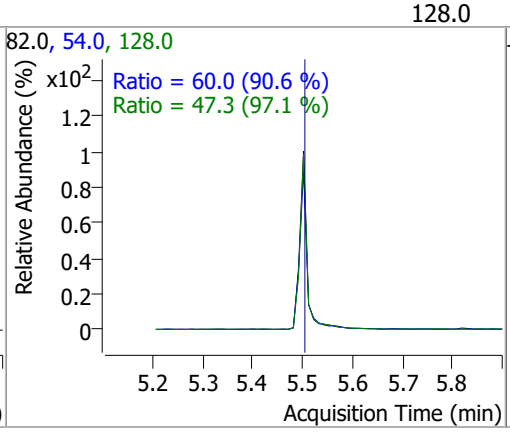

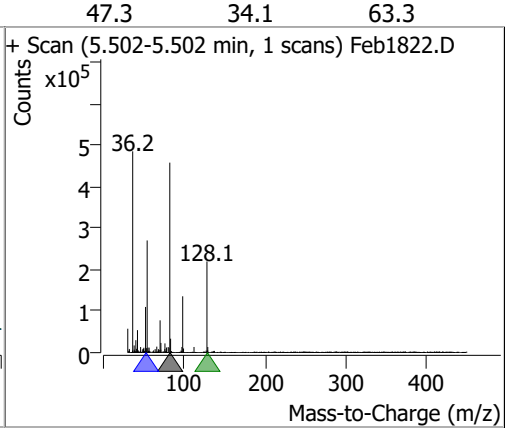

Compound	Conc.	Exp RT	QIon	Exp Ratio	QIon	Exp Ratio
Nitrobenzene	N.D.	5.52	77.0	212.7	51.0	131.0

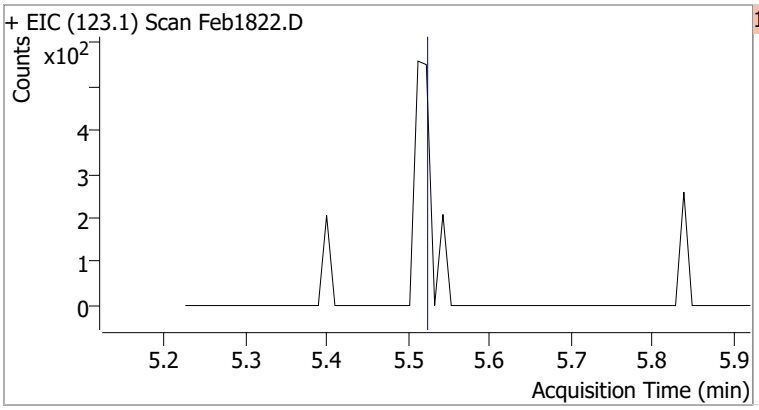

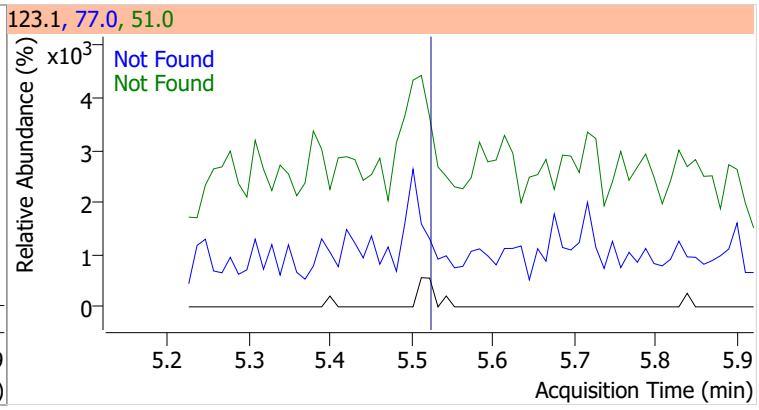

Compound	Conc.	Exp RT	QIon	Exp Ratio
Isophorone	N.D.	5.82	138.0	21.1

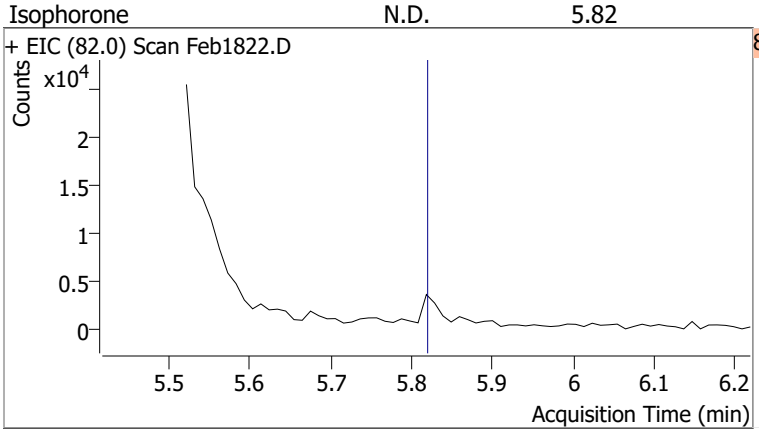

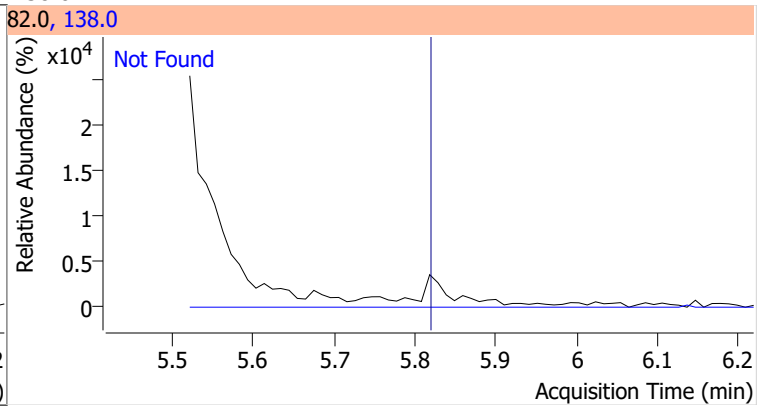

Compound	Conc.	Exp RT	QIon	Exp Ratio	QIon	Exp Ratio
2-Nitrophenol	N.D.	5.88	65.0	48.8	109.0	35.2

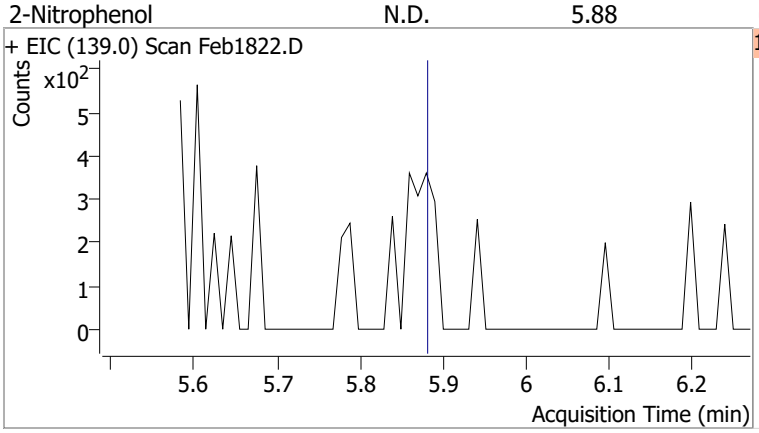

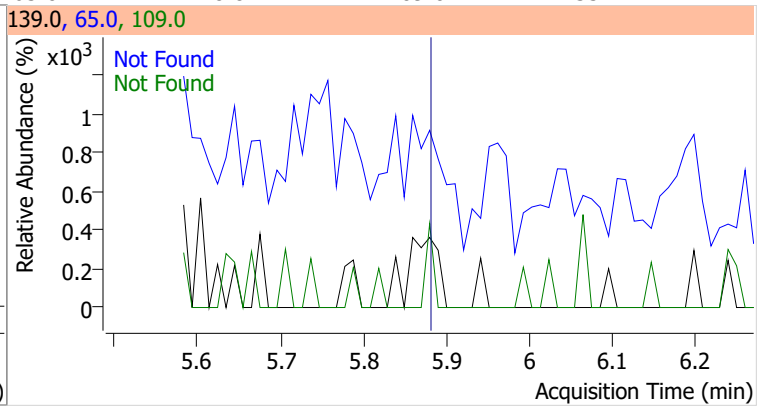

Compound	Conc.	Exp RT	QIon	Exp Ratio	QIon	Exp Ratio
2,4-Dimethylphenol	N.D.	6.00	107.0	109.4	77.0	34.0

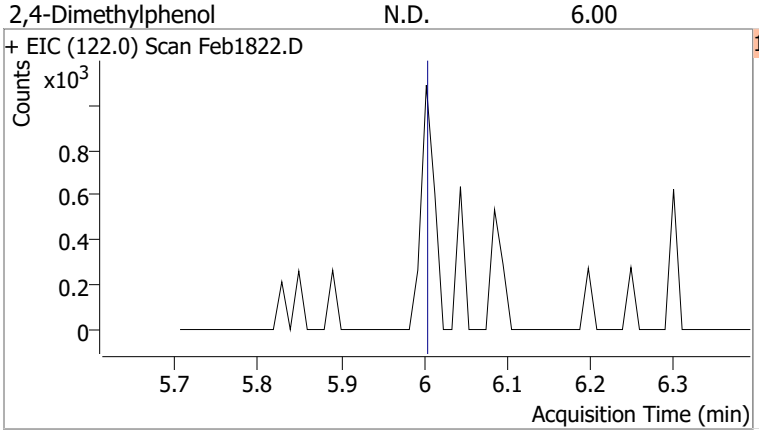

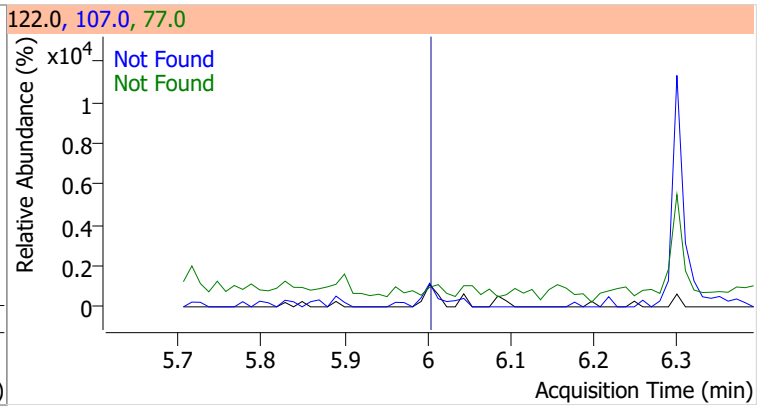

Compound	Conc.	Exp RT	QIon	Exp Ratio	QIon	Exp Ratio
bis(-2-Chloroethoxy)Methane	N.D.	6.08	63.0	68.1	95.0	31.9

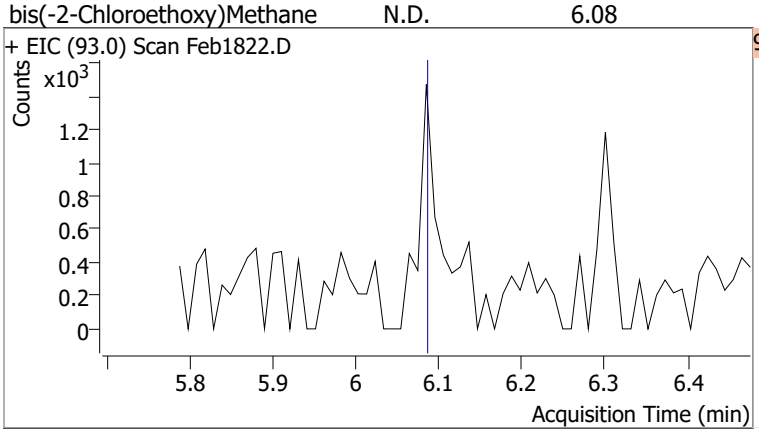

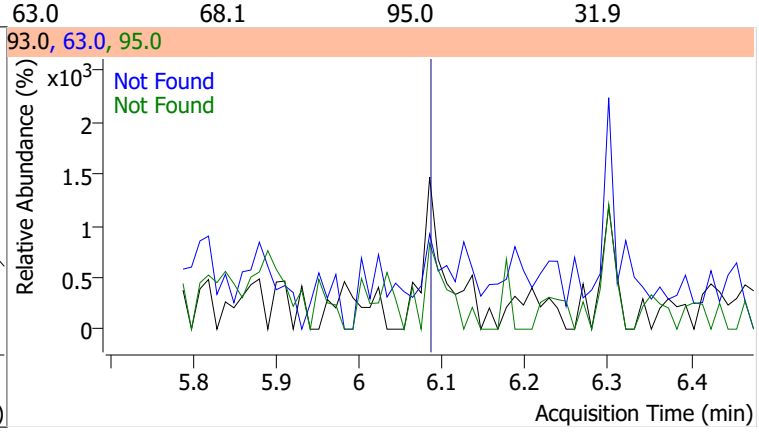

Compound	Conc.	Exp RT	QIon	Exp Ratio	QIon	Exp Ratio
2,4-Dichlorophenol	N.D.	6.19	164.0	65.0	98.0	28.6

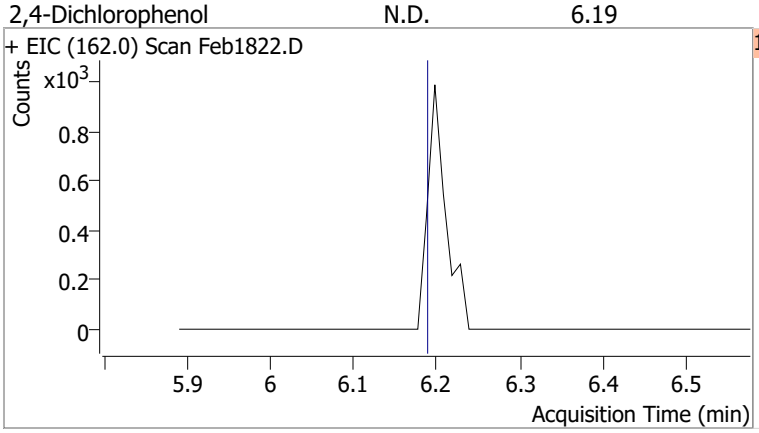

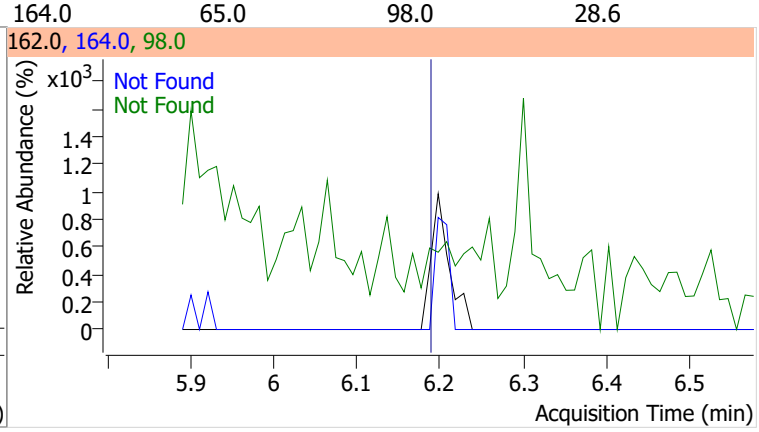

Compound	Conc.	Exp RT	QIon	Exp Ratio	QIon	Exp Ratio
Benzoic Acid	N.D.	6.24	122.0	85.5	77.0	60.4

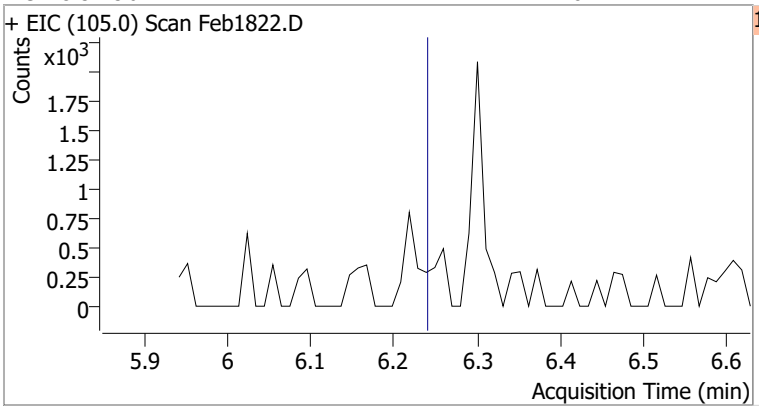

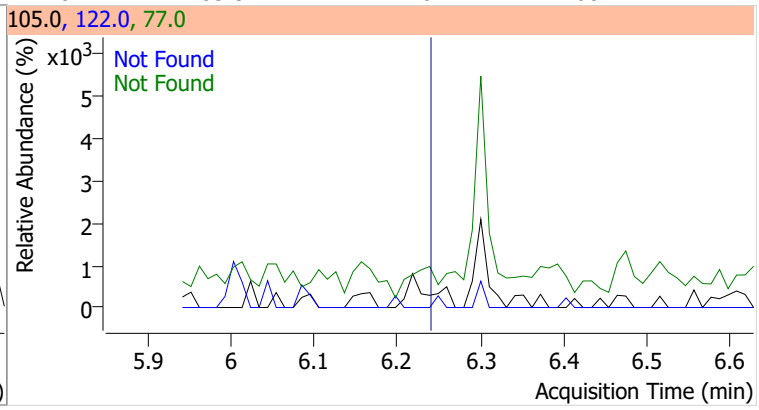

Compound	Conc.	Exp RT	QIon	Exp Ratio	QIon	Exp Ratio
1,2,4-Trichlorobenzene	N.D.	6.25	182.0	94.6	145.0	28.7

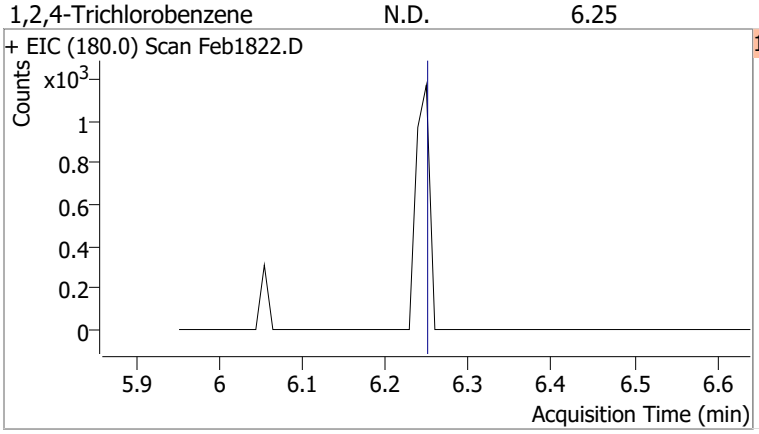

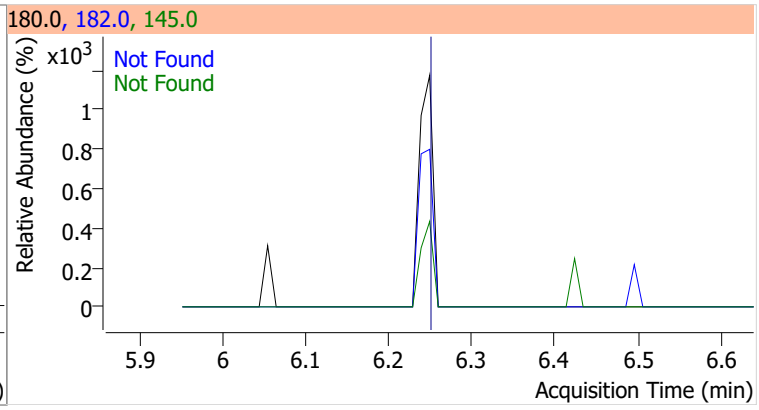

Compound	Conc.	Exp RT	QIon	Exp Ratio	QIon	Exp Ratio
Naphthalene	N.D.	6.33	129.0	11.5	102.0	9.9

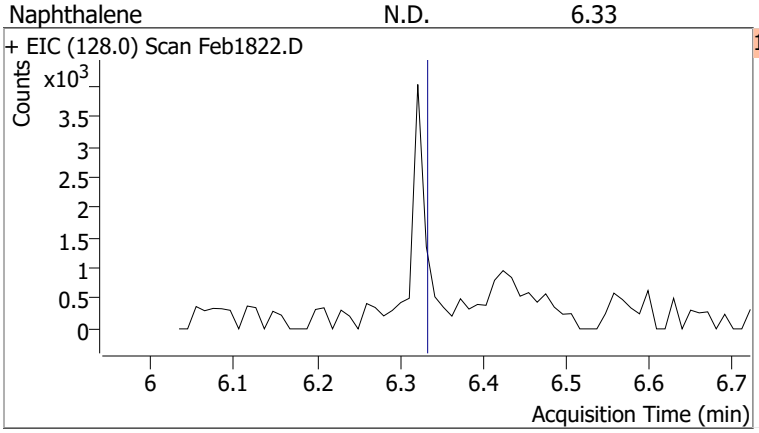

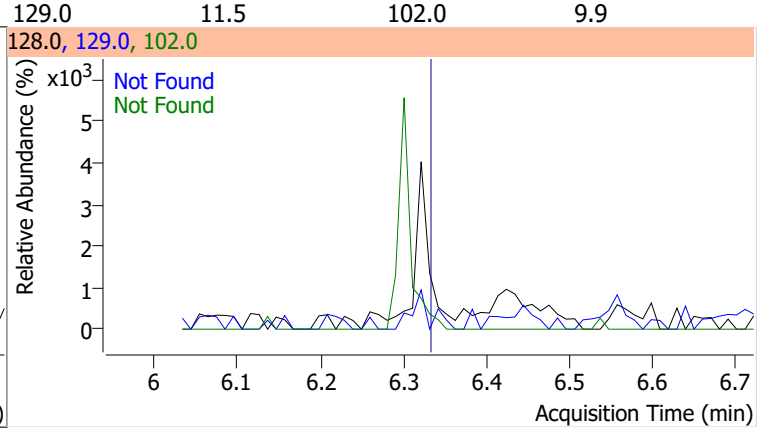

Compound	Conc.	RT	Dev(Min)	Resp.	QIon	QRatio	Lower	Upper
4-Chlorophenol		0		0	128.0		221.4	411.2

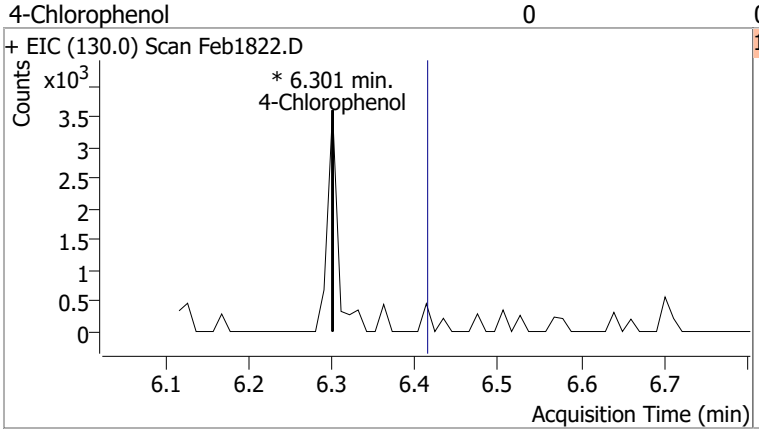

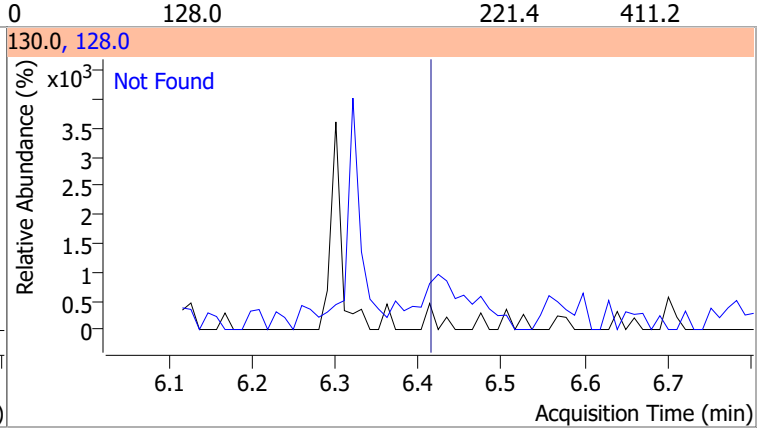

Compound	Conc.	Exp RT	QIon	Exp Ratio	QIon	Exp Ratio
p-Chloroaniline	N.D.	6.43	65.0	60.1	129.0	37.6

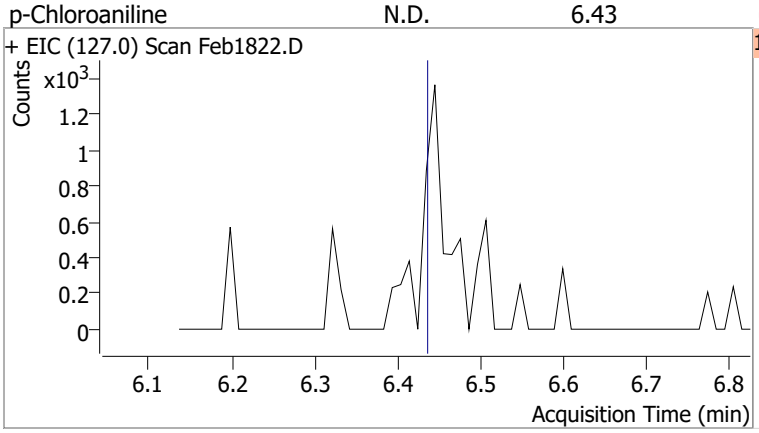

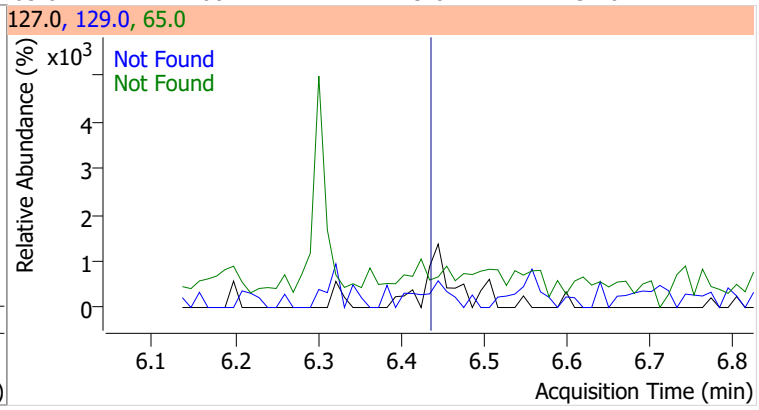

Compound	Conc.	Exp RT	QIon	Exp Ratio	QIon	Exp Ratio
Hexachlorobutadiene	N.D.	6.50	227.0	65.7	223.0	64.3

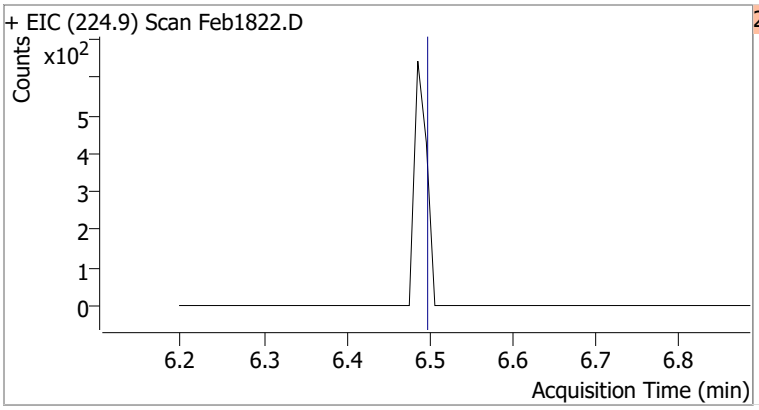

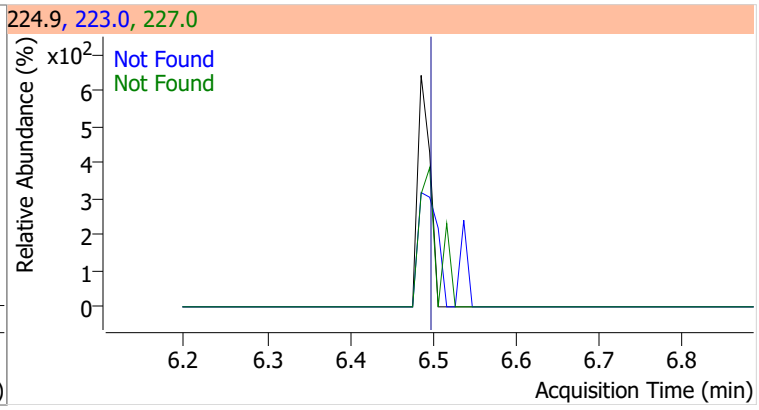

Compound	Conc.	Exp RT	QIon	Exp Ratio
4-Chloro-2-Methylphenol	N.D.	6.94	144.0	27.8

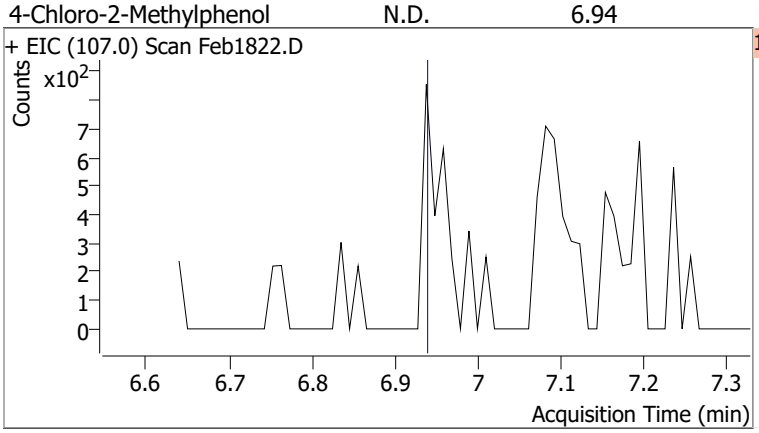

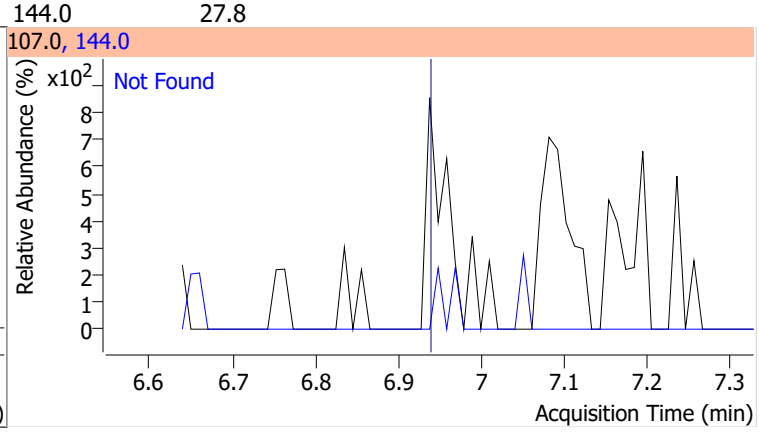

Compound	Conc.	Exp RT	QIon	Exp Ratio
4-Chloro-3-Methylphenol	N.D.	7.07	144.0	27.3

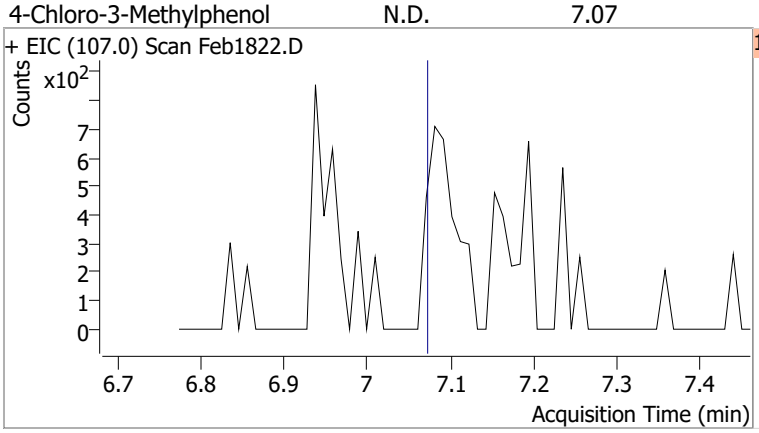

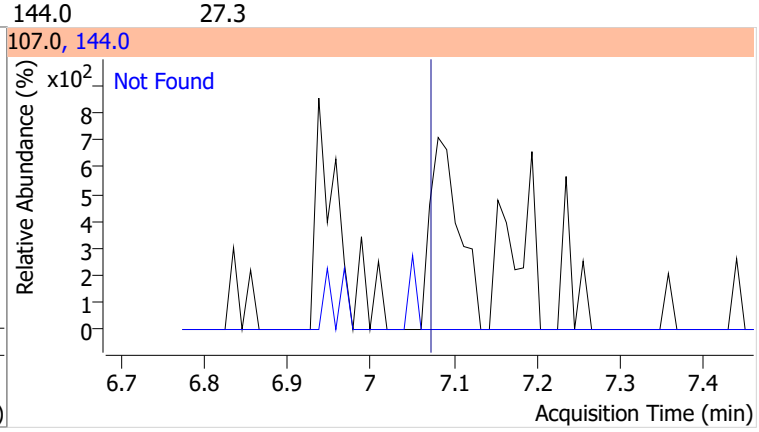

Compound	Conc.	Exp RT	QIon	Exp Ratio	QIon	Exp Ratio
2-Methylnaphthalene	N.D.	7.14	142.0	119.8	115.0	41.7

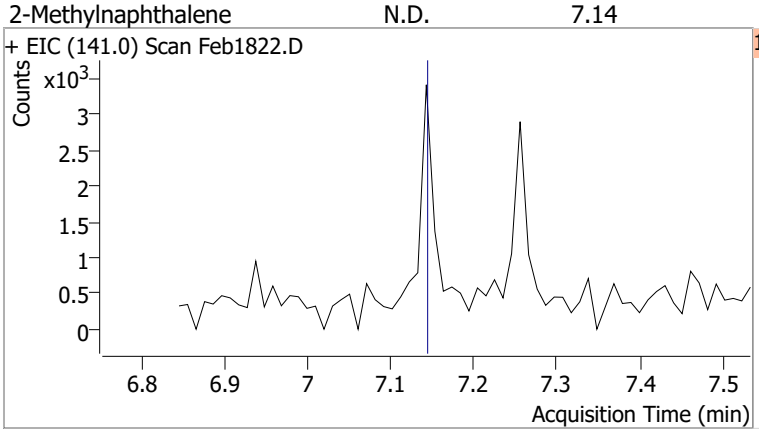

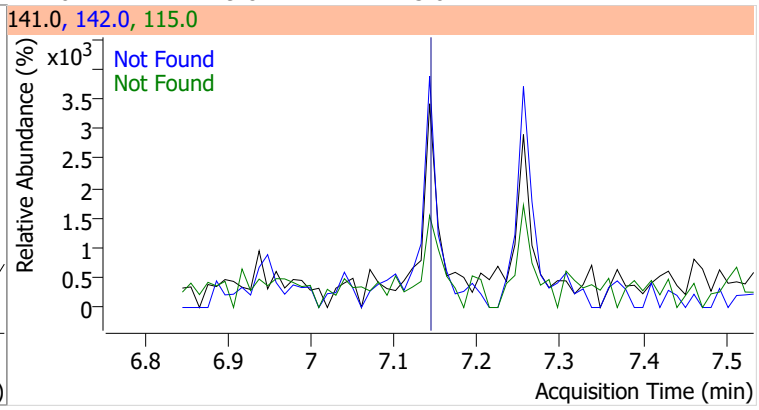

Compound	Conc.	Exp RT	QIon	Exp Ratio	QIon	Exp Ratio
1-Methylnaphthalene	N.D.	7.26	142.0	114.0	115.0	41.3

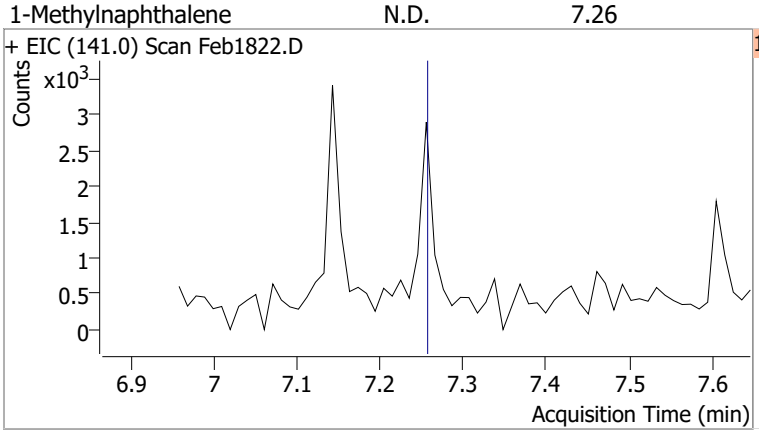

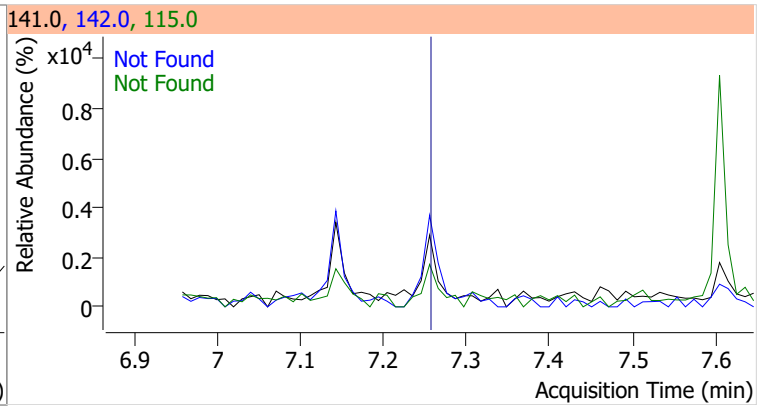

Compound	Conc.	Exp RT	QIon	Exp Ratio	QIon	Exp Ratio
Hexachlorocyclopentadiene	N.D.	7.34	234.9	64.6	238.9	63.8

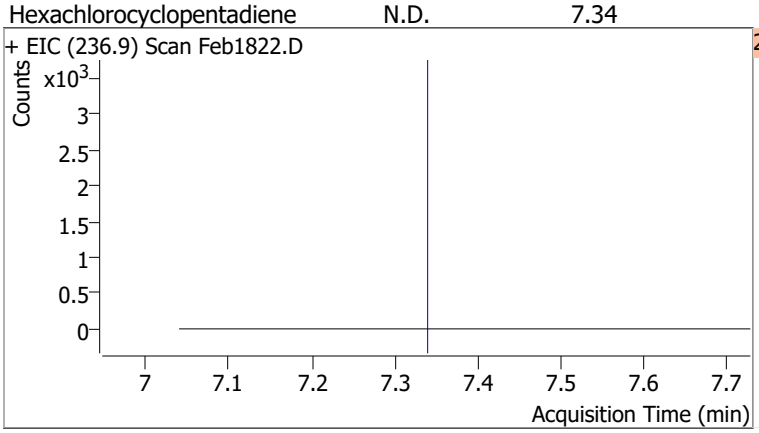

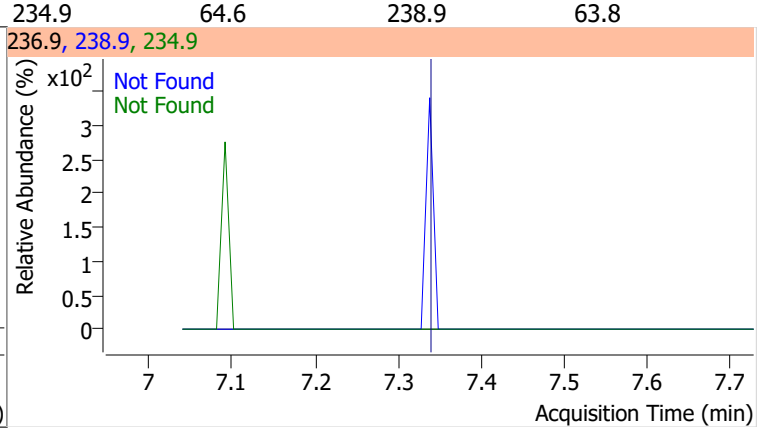

Compound	Conc.	Exp RT	QIon	Exp Ratio
2,4,6-Trichlorophenol	N.D.	7.52	198.0	96.5

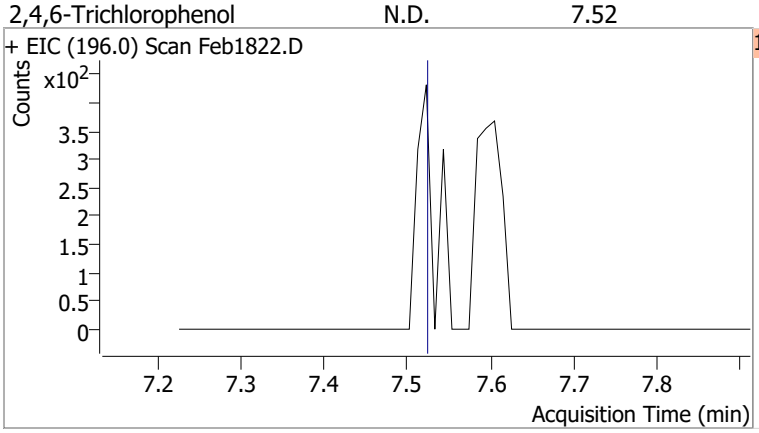

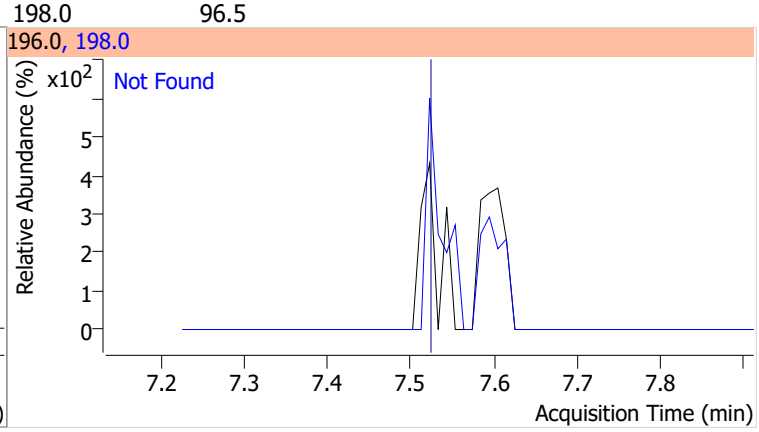

Compound	Conc.	Exp RT	QIon	Exp Ratio
2,4,5-Trichlorophenol	N.D.	7.57	198.0	90.2

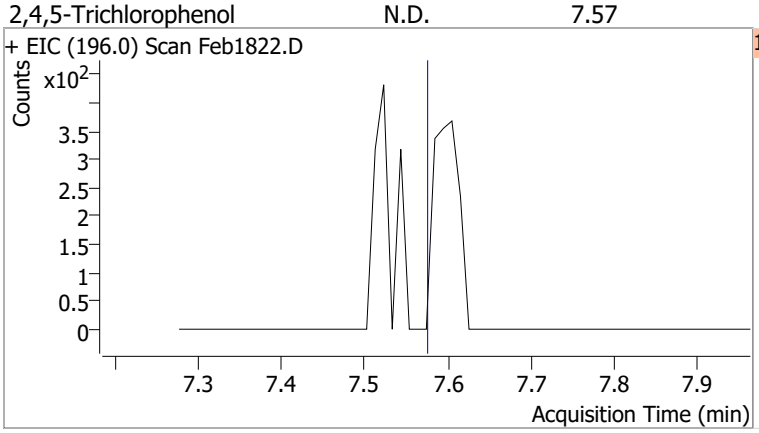

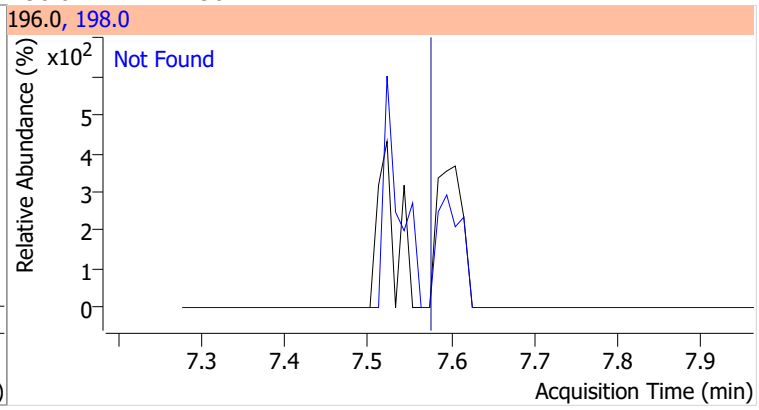

Compound	Conc.	RT	Dev(Min)	Resp.	QIon	QRatio	Lower	Upper
2-Fluorobiphenyl	64.2001	7.60	0.00	1380011	171.0	33.3	24.0	44.5

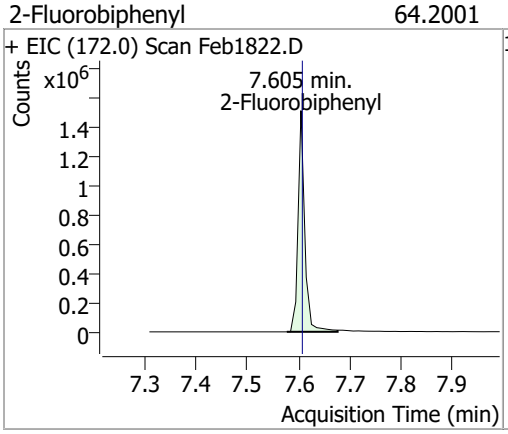

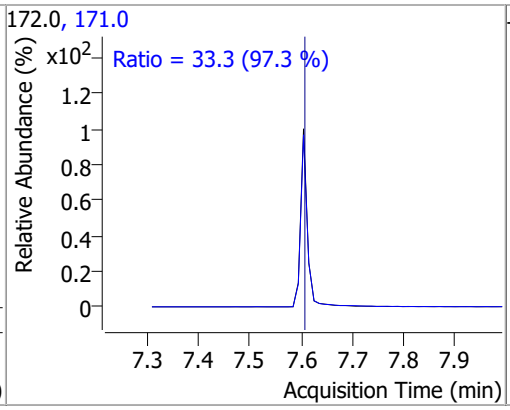

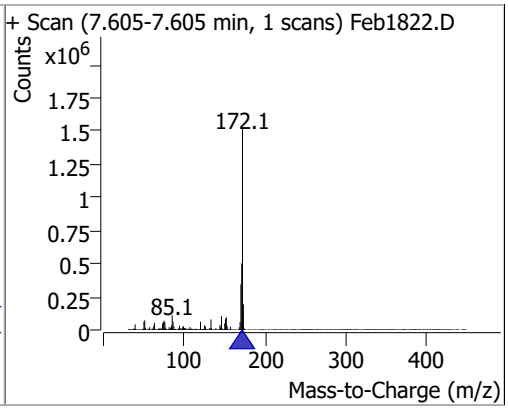

Compound	Conc.	Exp RT	QIon	Exp Ratio	QIon	Exp Ratio
2-Chloronaphthalene	N.D.	7.72	127.0	35.9	164.0	32.1

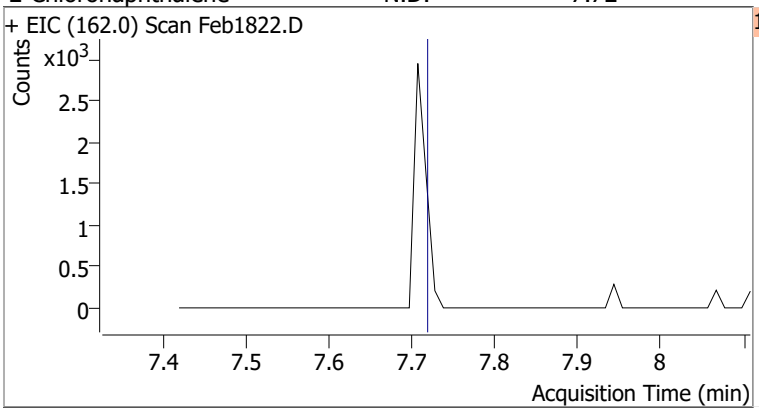

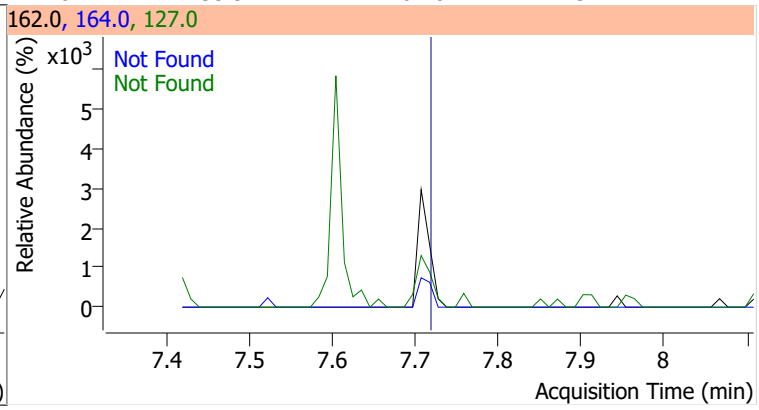

Compound	Conc.	Exp RT	QIon	Exp Ratio
2-Nitroaniline	N.D.	7.88	138.0	110.5

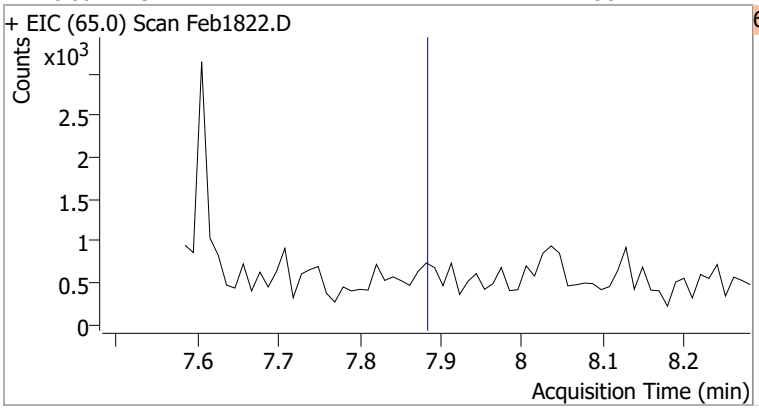

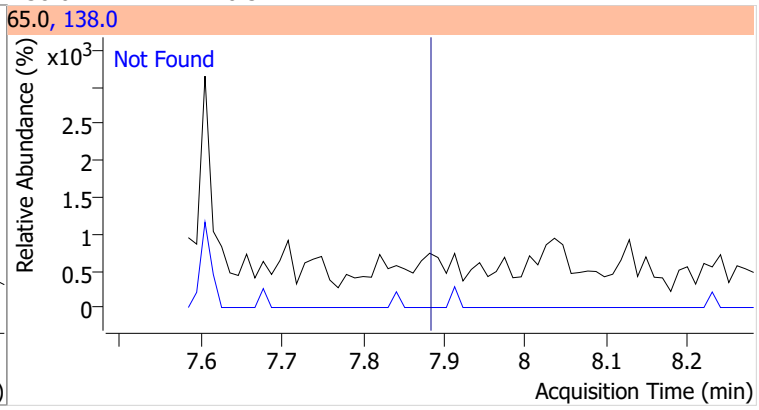

Compound	Conc.	RT	Dev(Min)	Resp.	QIon	QRatio	Lower	Upper
Dimethyl Phthalate		0		0	77.0		13.8	25.7

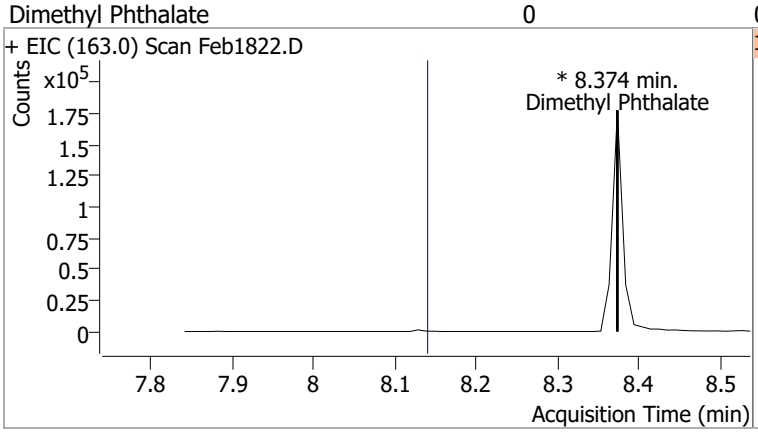

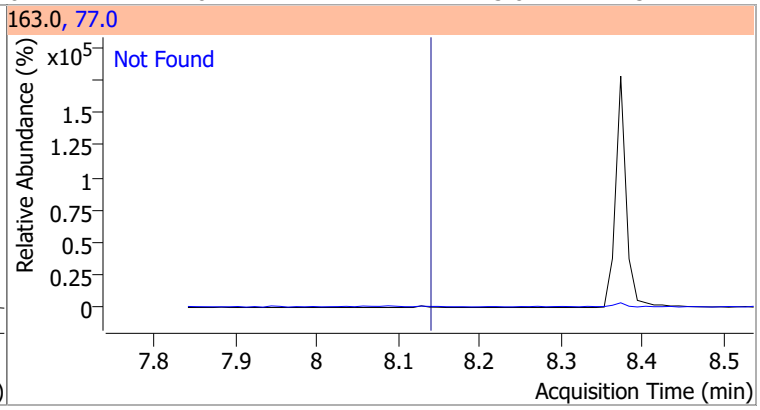

Compound	Conc.	RT	Dev(Min)	Resp.	QIon	QRatio	Lower	Upper
2,6-Dinitrotoluene		0		0	63.0		99.5	184.8
					89.0		43.3	80.3

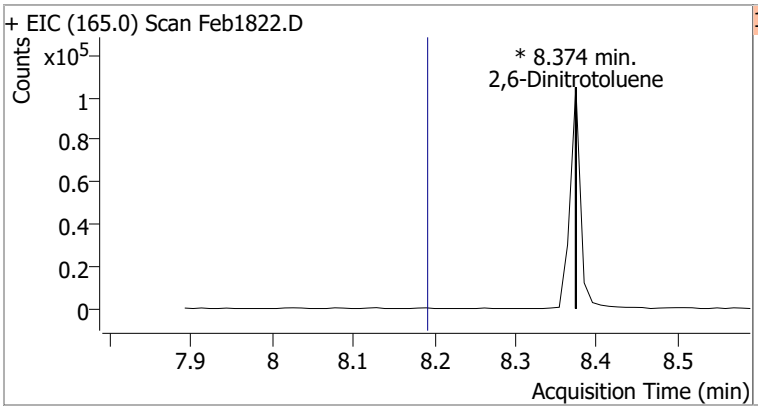

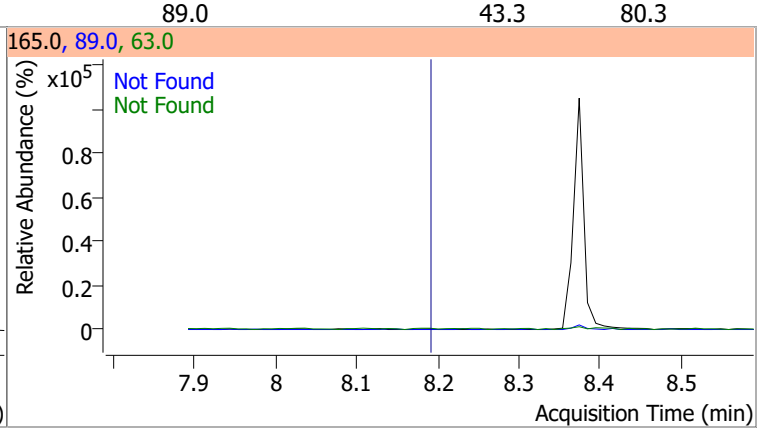

Compound	Conc.	Exp RT	QIon	Exp Ratio
Acenaphthylene	N.D.	8.20	153.1	13.6

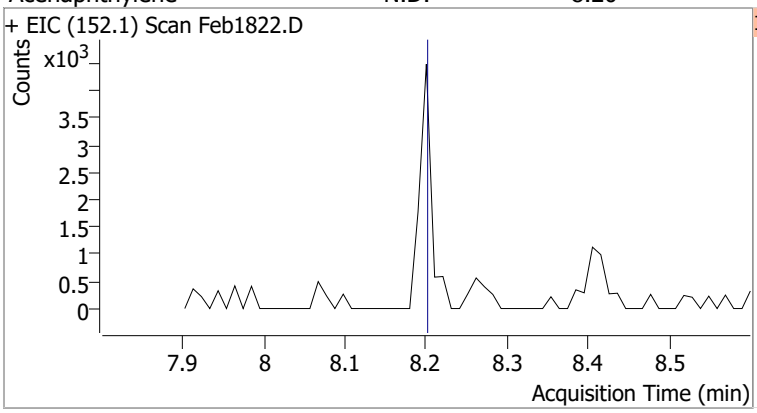

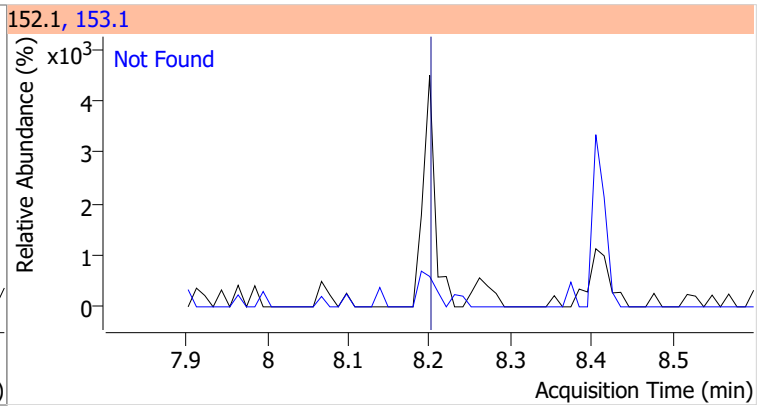

Compound	Conc.	Exp RT	QIon	Exp Ratio	QIon	Exp Ratio
3-Nitroaniline	N.D.	8.39	65.0	129.1	92.0	106.7

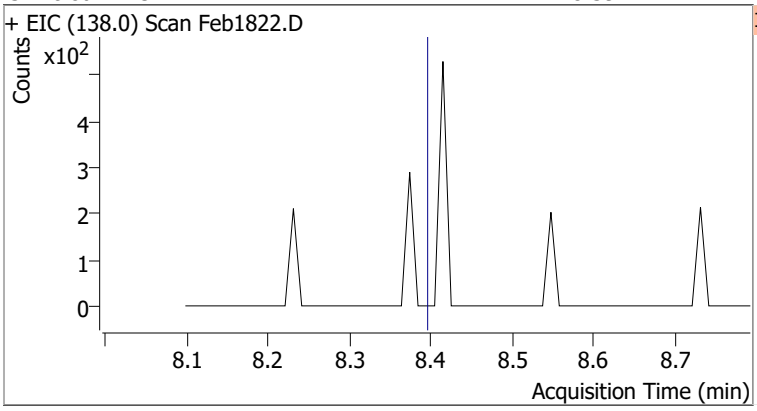

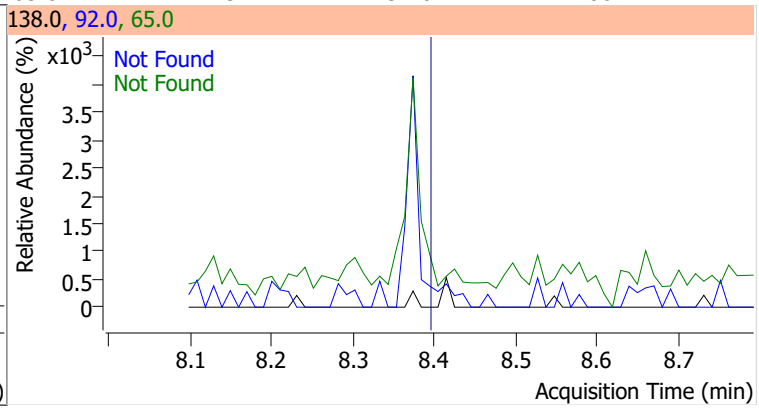

Compound	Conc.	Exp RT	QIon	Exp Ratio	QIon	Exp Ratio
Acenaphthene	N.D.	8.41	153.0	106.5	152.0	51.8

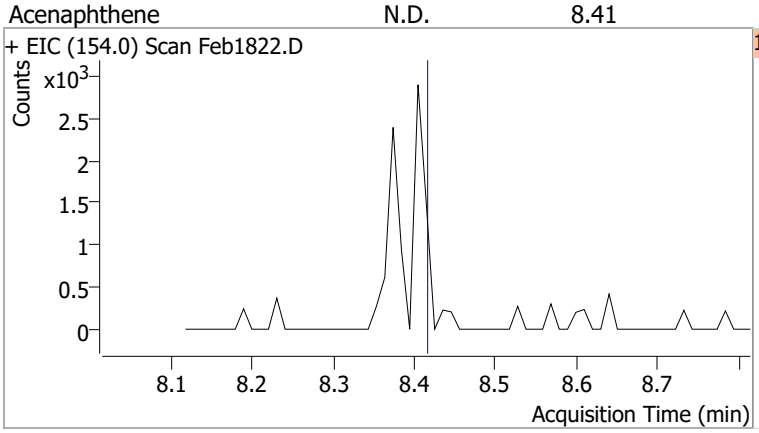

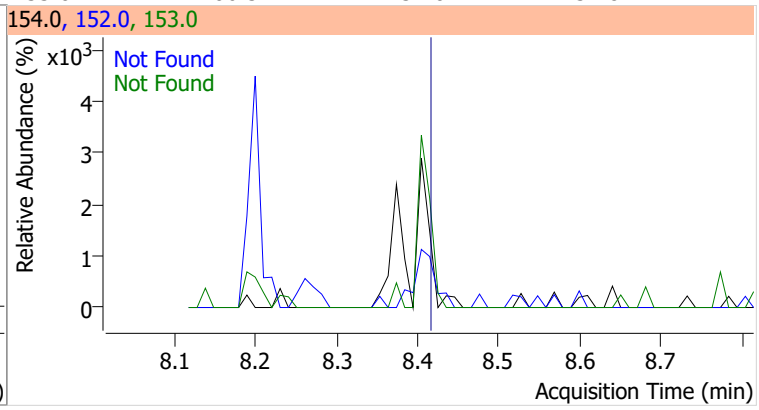

Compound	Conc.	Exp RT	QIon	Exp Ratio
2,4-Dinitrophenol	N.D.	8.52	154.0	62.7

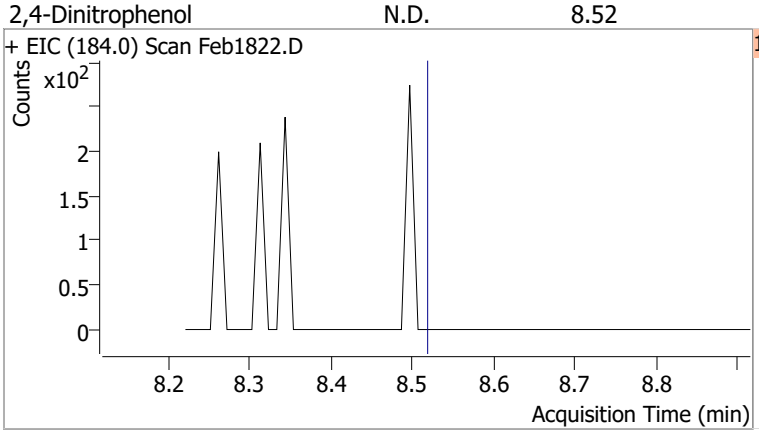

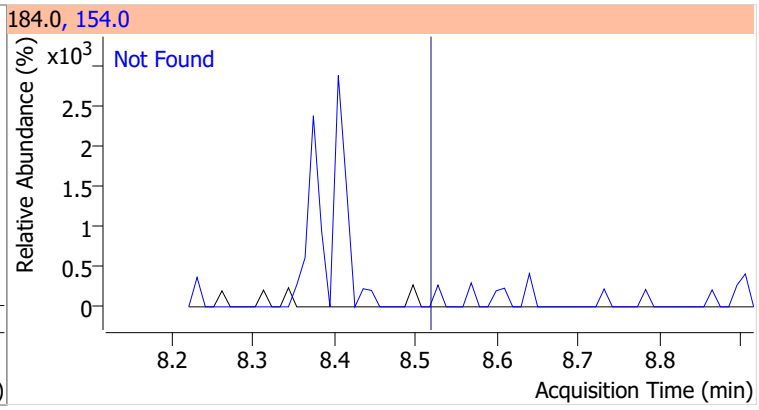

Compound	Conc.	Exp RT	QIon	Exp Ratio
Dibenzofuran	N.D.	8.63	139.0	37.5

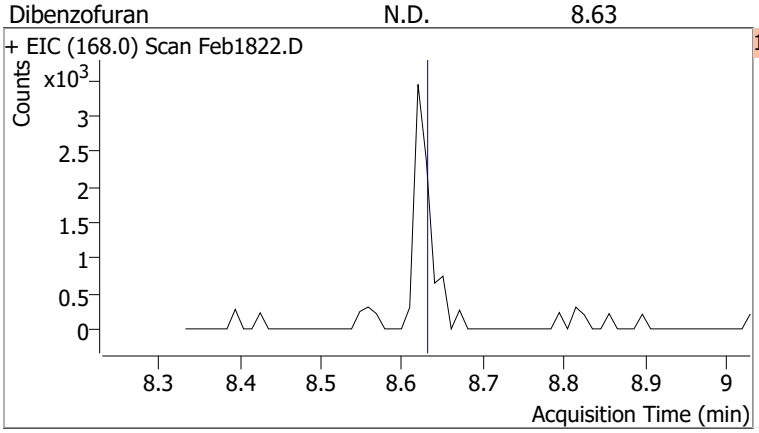

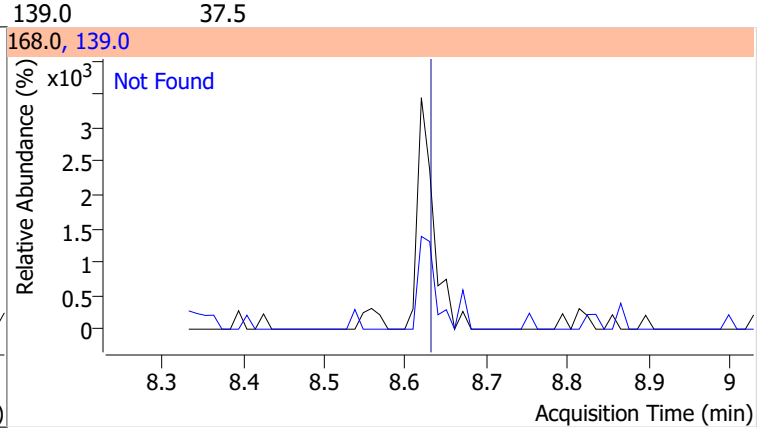

Compound	Conc.	RT	Dev(Min)	Resp.	QIon	QRatio	Lower	Upper
2,4-Dinitrotoluene		0		0	89.0		55.4	102.9
					63.0		33.9	62.9

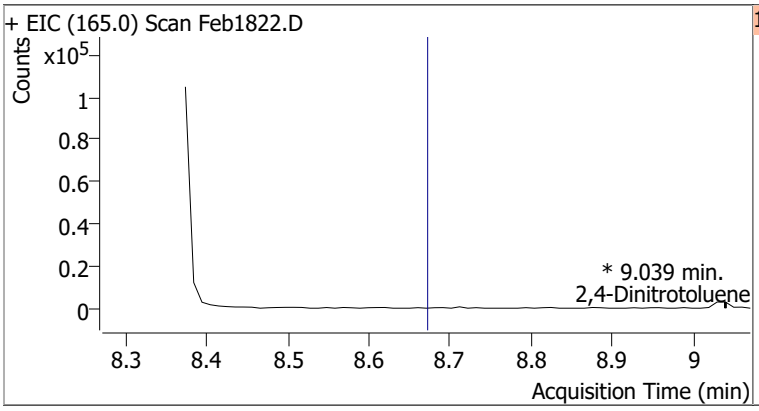

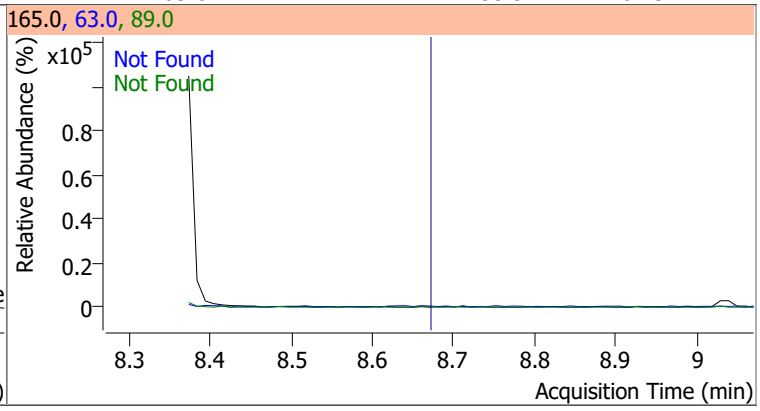

Compound	Conc.	Exp RT	QIon	Exp Ratio	QIon	Exp Ratio
4-Nitrophenol	N.D.	8.70	65.0	72.0	139.0	71.1

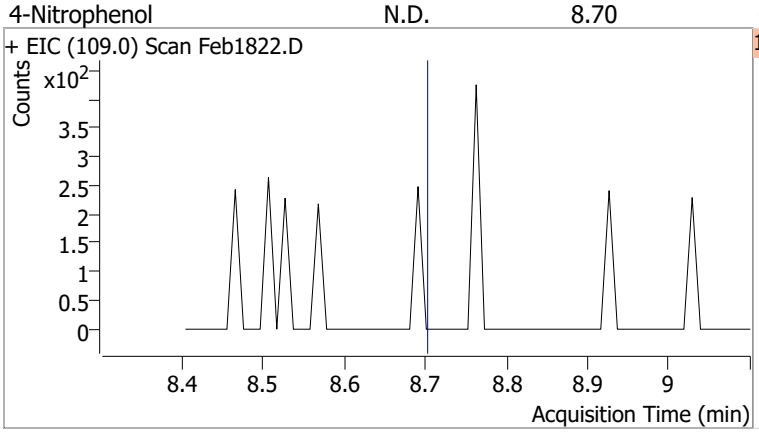

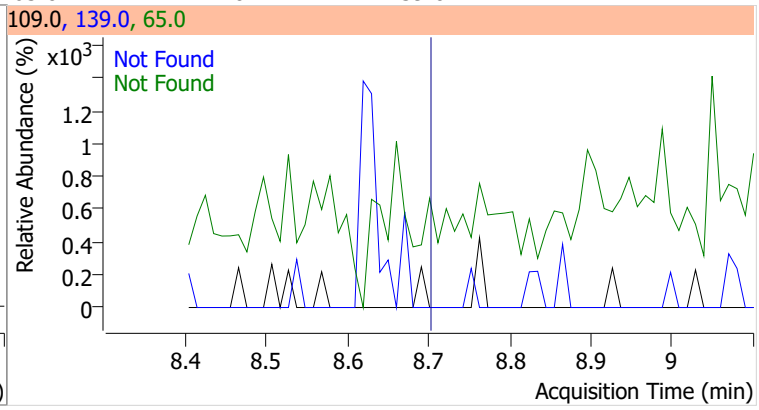

Compound	Conc.	Exp RT	QIon	Exp Ratio	QIon	Exp Ratio
Diethylphthalate	N.D.	9.00	177.0	20.7	150.0	12.5

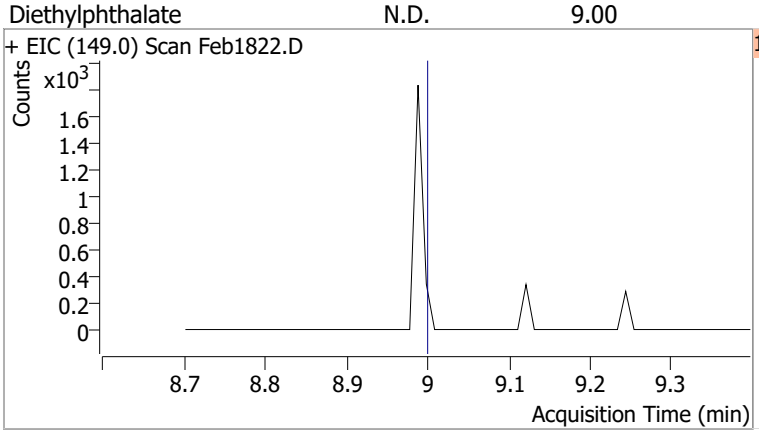

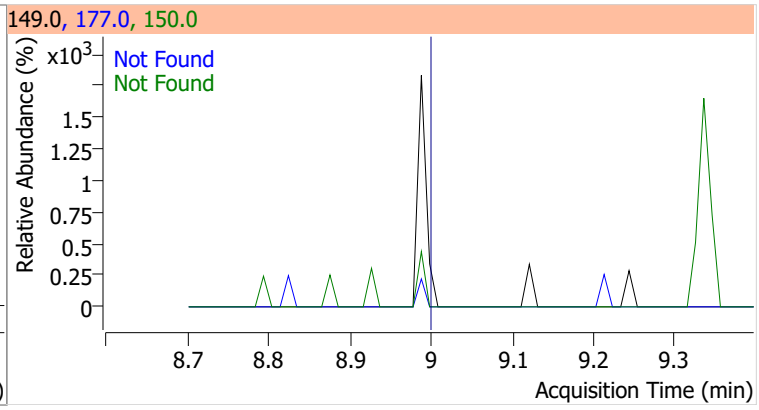

Compound	Conc.	Exp RT	QIon	Exp Ratio	QIon	Exp Ratio
Fluorene	N.D.	9.04	165.0	93.4	167.0	13.7

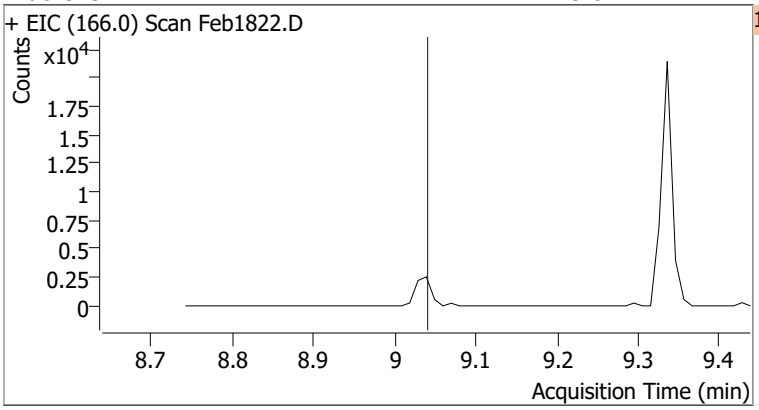

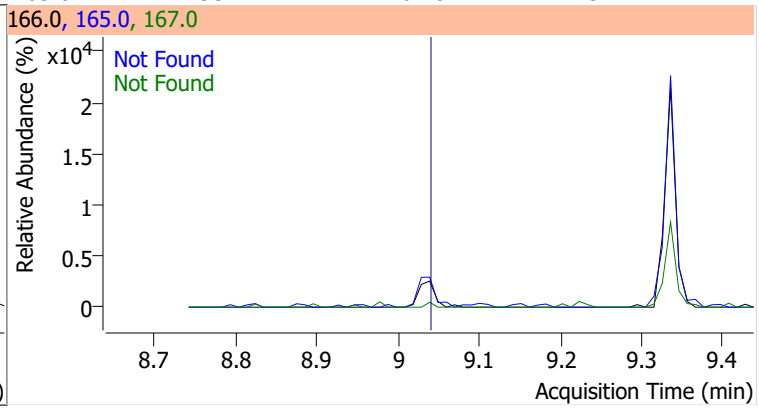

Compound	Conc.	Exp RT	QIon	Exp Ratio	QIon	Exp Ratio
4-Chlorophenyl-phenylether	N.D.	9.07	141.0	61.2	206.0	33.8

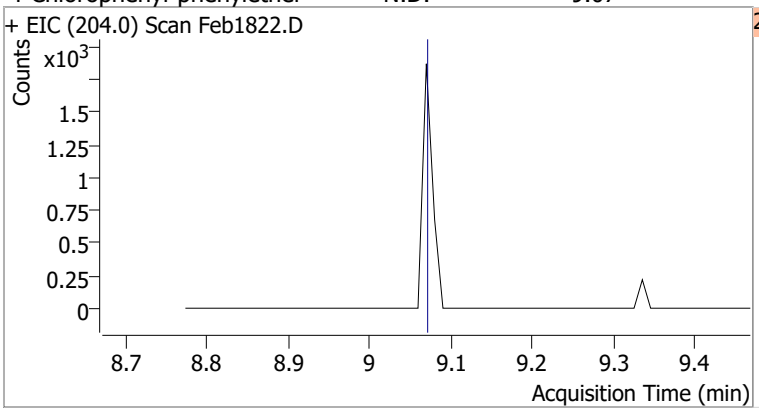

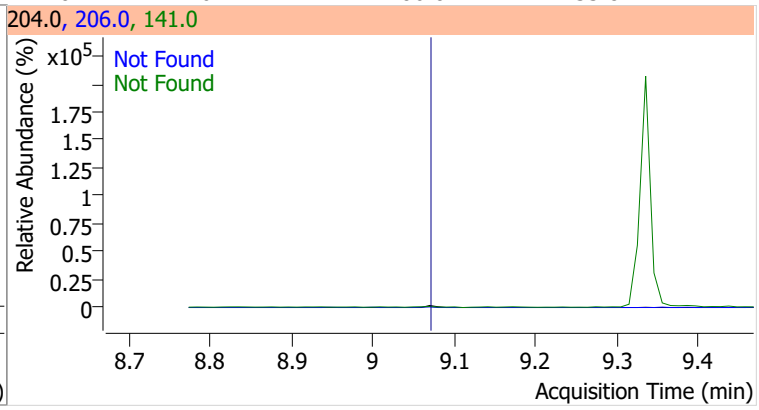

Compound	Conc.	Exp RT	QIon	Exp Ratio	QIon	Exp Ratio
4-Nitroaniline	N.D.	9.14	65.0	112.7	92.0	49.3

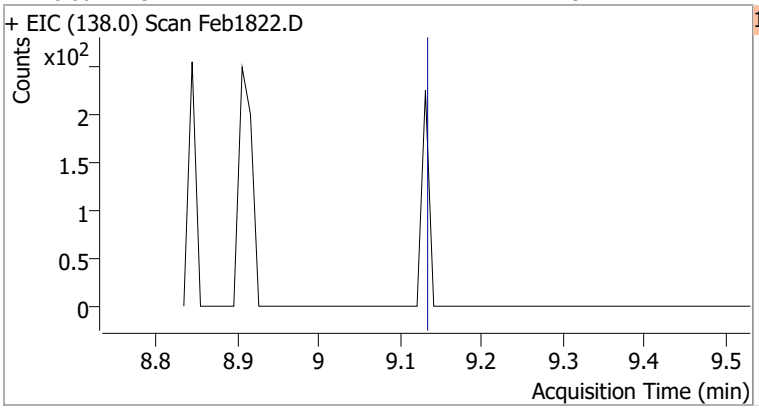

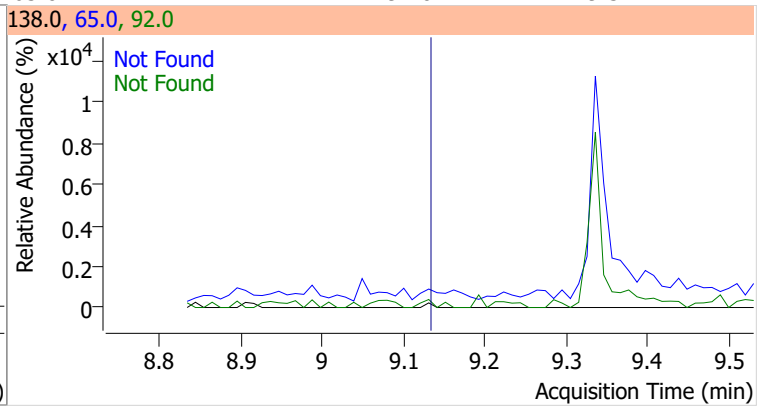

Compound	Conc.	RT	Dev(Min)	Resp.	QIon	QRatio	Lower	Upper
4,6-Dinitro-2-methylphenol		0		0	121.0		35.1	65.3

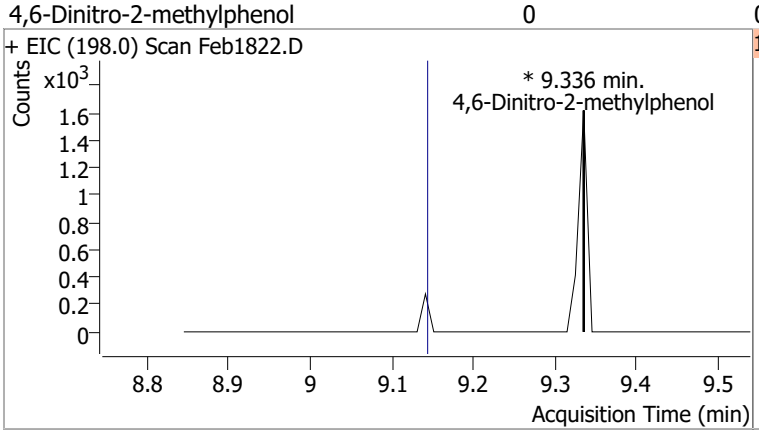

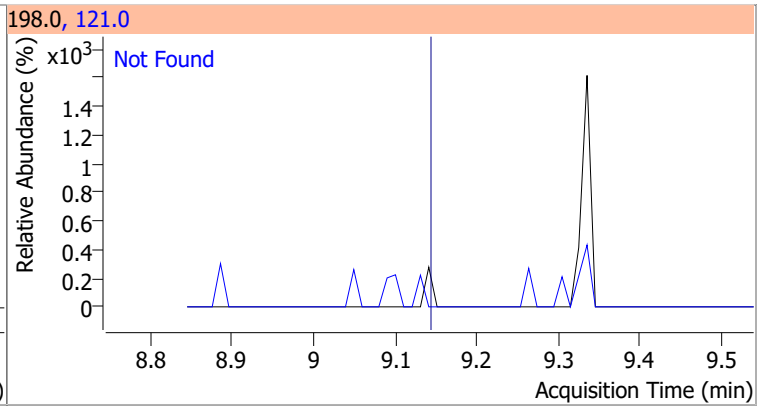

Compound	Conc.	Exp RT	QIon	Exp Ratio	QIon	Exp Ratio
N-nitrosodiphenylamine	N.D.	9.23	168.0	62.8	167.0	34.1

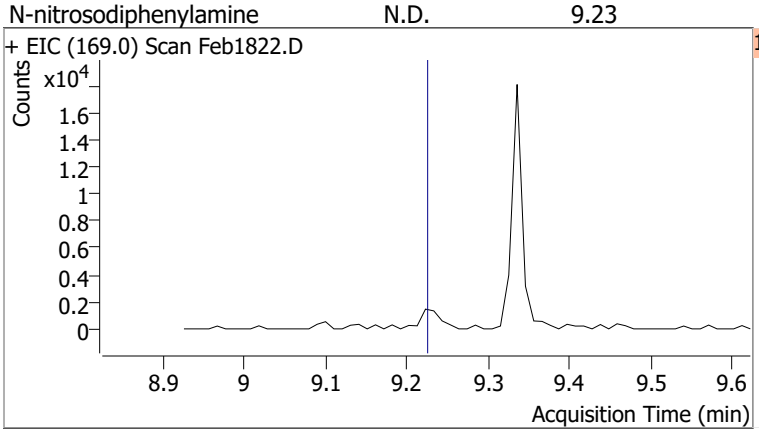

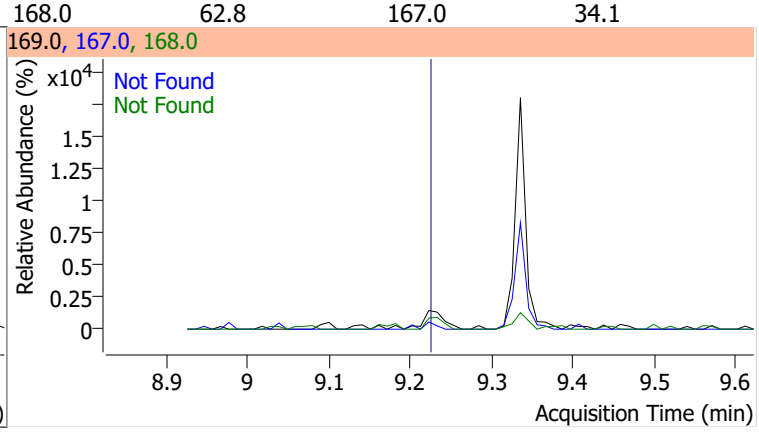

Compound	Conc.	Exp RT	QIon	Exp Ratio	QIon	Exp Ratio
Azobenzene	N.D.	9.26	51.0	45.2	182.0	24.1

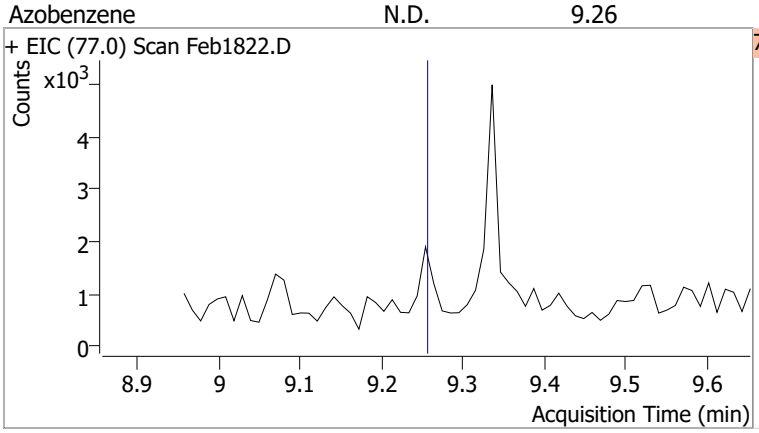

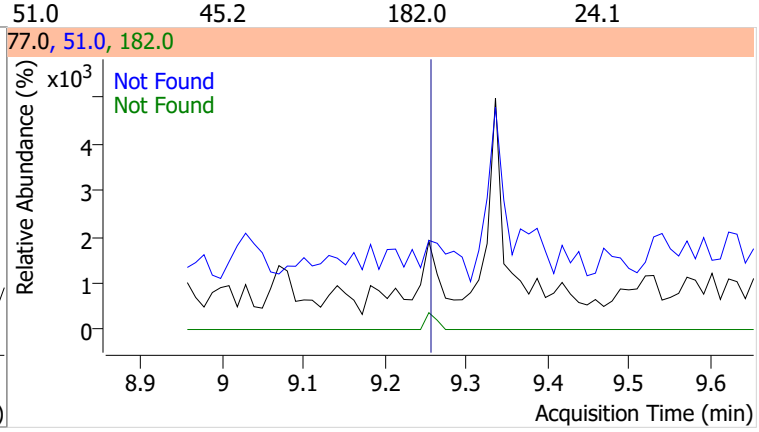

Compound	Conc.	RT	Dev(Min)	Resp.	QIon	QRatio	Lower	Upper
2,4,6-Tribromophenol	156.3387	9.34	0.00	304757	331.8	90.5	68.5	127.2

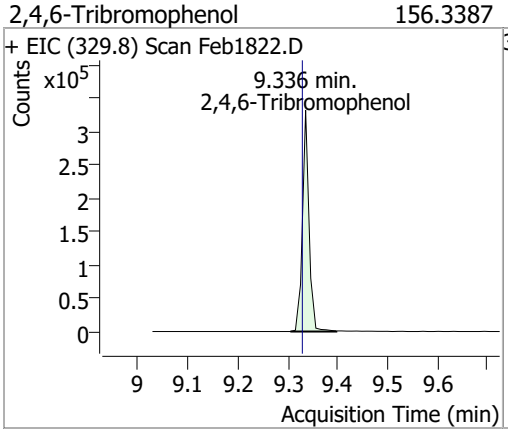

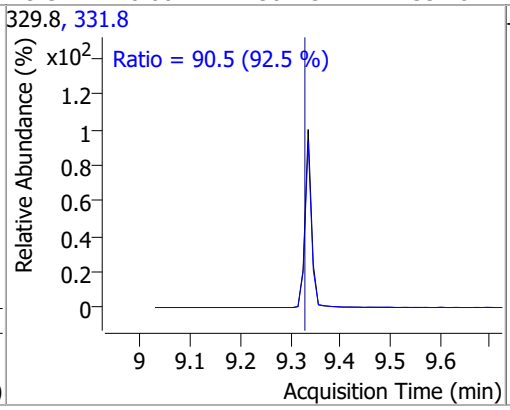

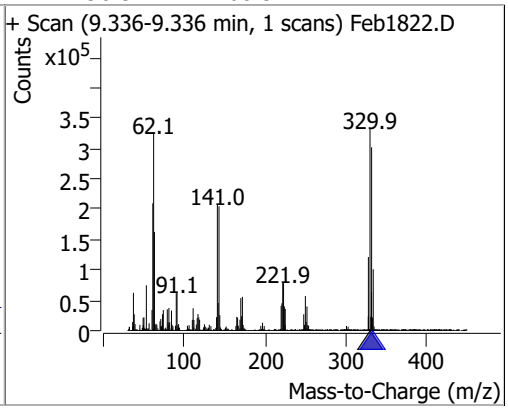

Compound	Conc.	Exp RT	QIon	Exp Ratio	QIon	Exp Ratio
4-Bromophenyl-phenylether	N.D.	9.65	141.0	98.8	250.0	98.2

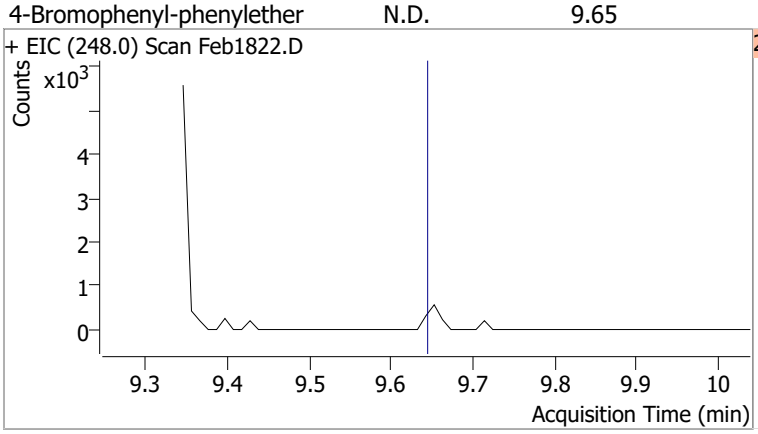

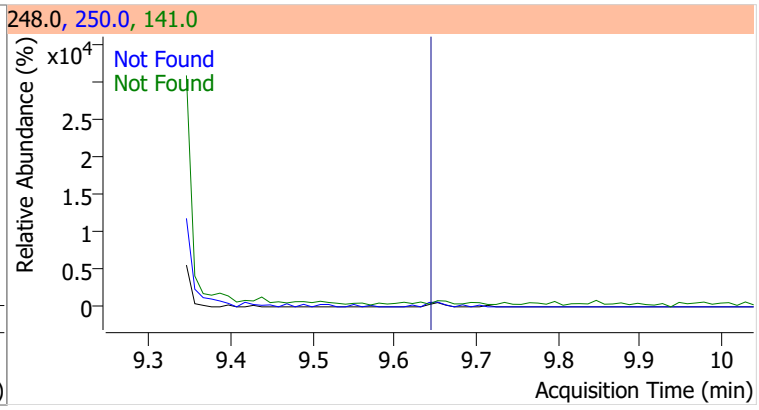

Compound	Conc.	Exp RT	QIon	Exp Ratio
Hexachlorobenzene	N.D.	9.69	142.0	53.8

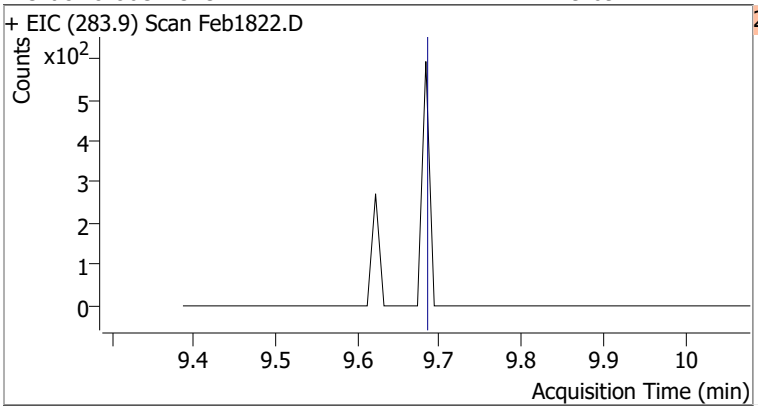

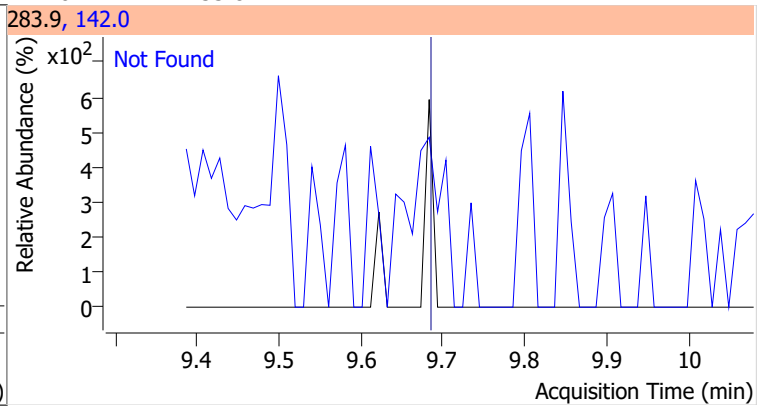

Compound	Conc.	Exp RT	QIon	Exp Ratio	QIon	Exp Ratio
Pentachlorophenol	N.D.	9.97	267.9	59.4	263.9	58.9

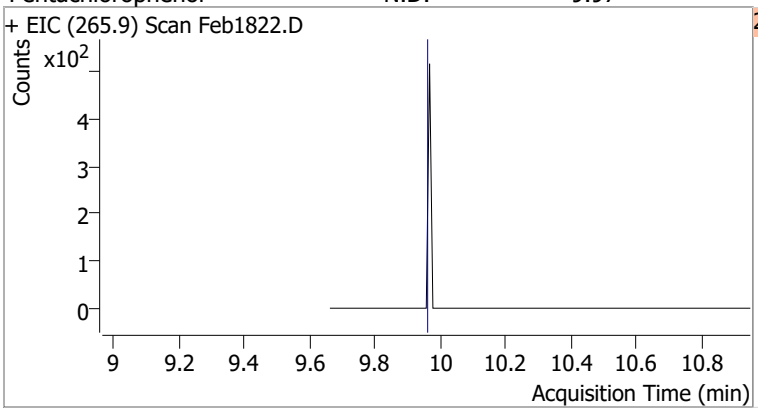

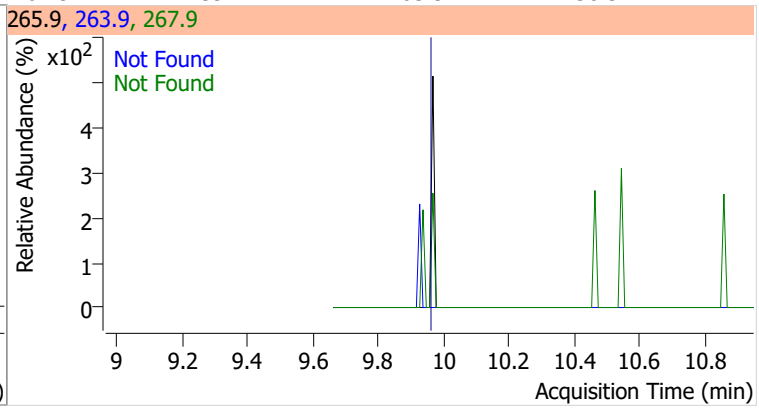

Compound	Conc.	Exp RT	QIon	Exp Ratio
Phenanthrene	N.D.	10.18	176.0	18.5

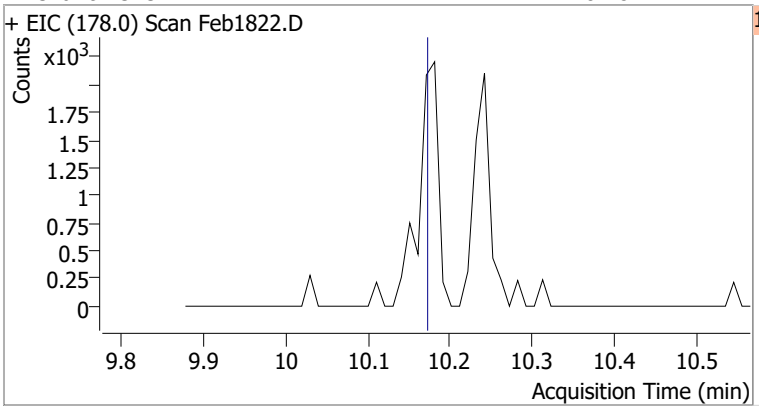

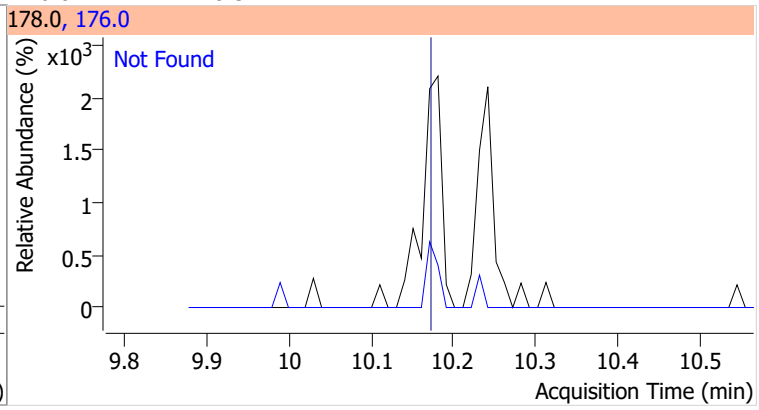

Compound	Conc.	Exp RT	QIon	Exp Ratio
Anthracene	N.D.	10.25	176.0	18.4

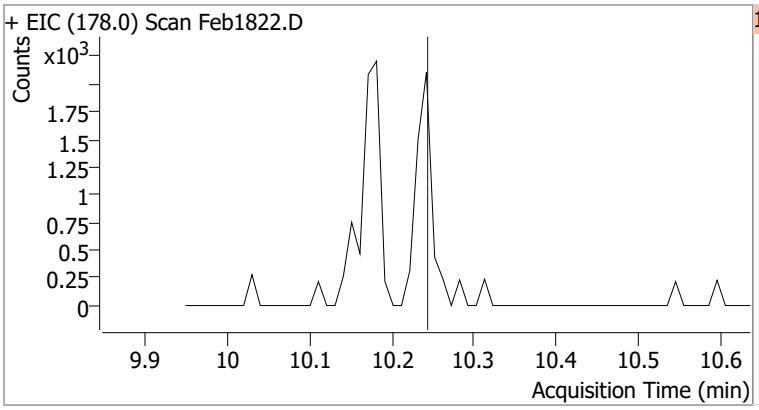

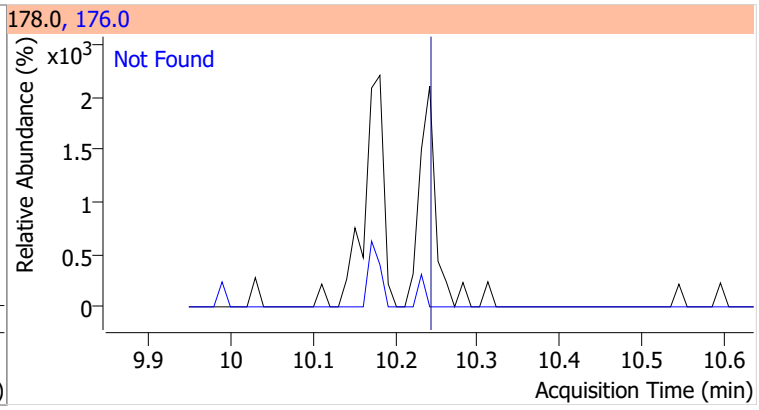

Compound	Conc.	Exp RT	QIon	Exp Ratio	QIon	Exp Ratio
Triallate	N.D.	10.31	268.0	24.1	143.0	22.5

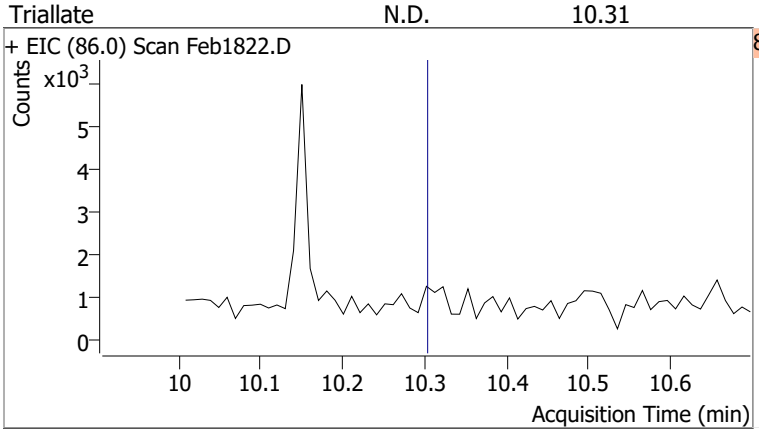

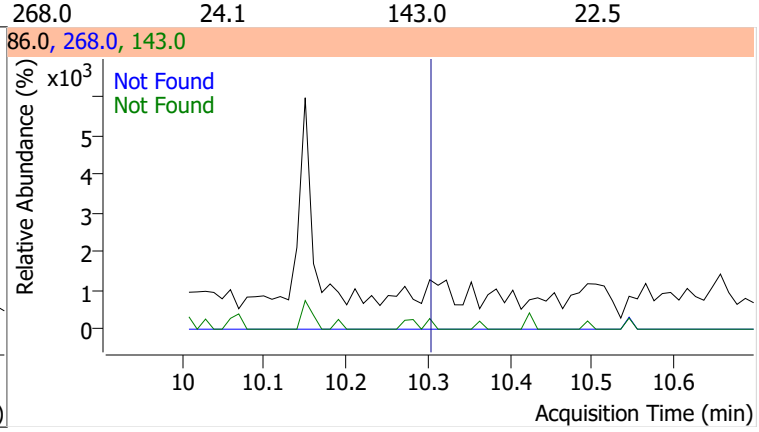

Compound	Conc.	Exp RT	QIon	Exp Ratio
Carbazole	N.D.	10.49	139.0	12.8

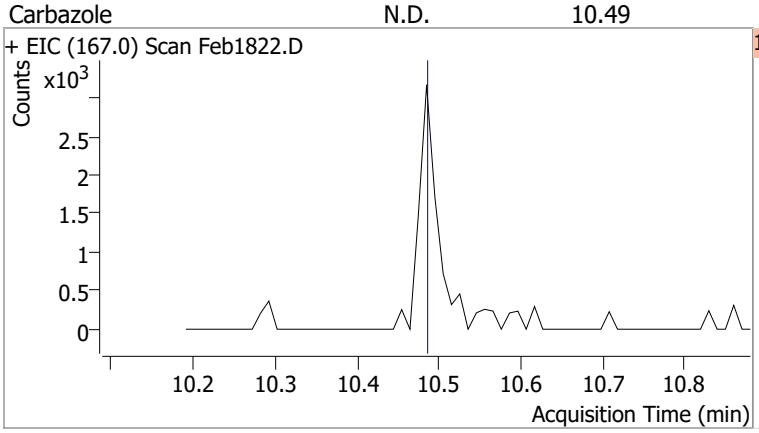

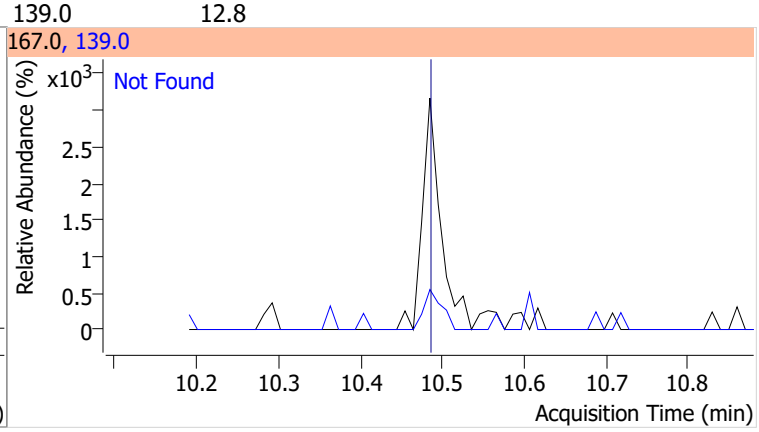

Compound	Conc.	Exp RT	QIon	Exp Ratio	QIon	Exp Ratio
o-Terphenyl	N.D.	10.70	229.0	64.9	215.0	37.0

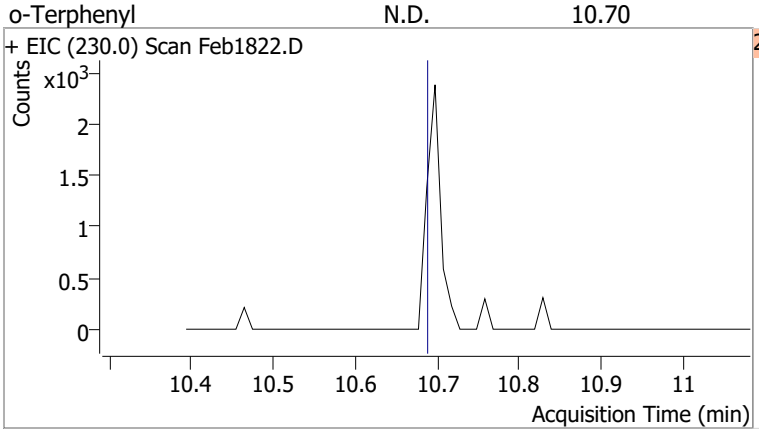

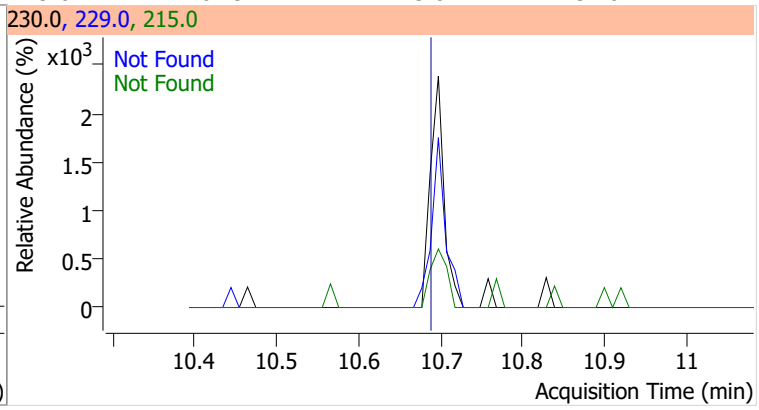

Compound	Conc.	Exp RT	QIon	Exp Ratio	QIon	Exp Ratio
Di-n-Butylphthalate	N.D.	11.08	150.0	9.1	104.0	6.4

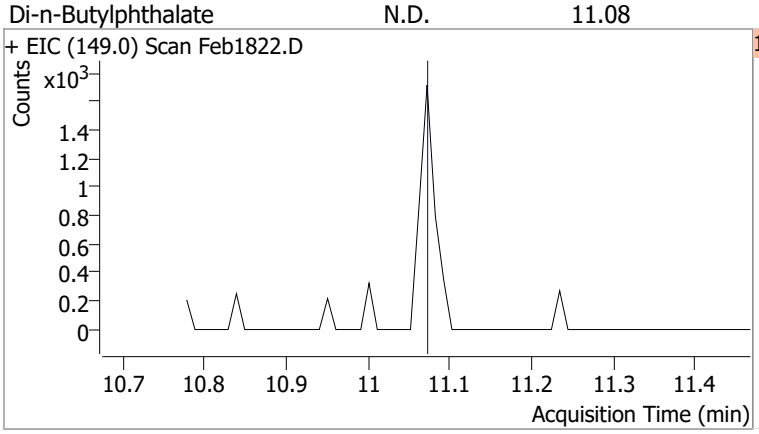

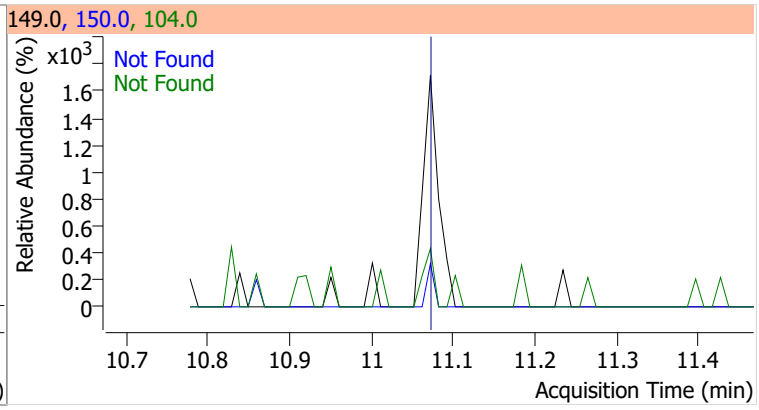

Compound	Conc.	Exp RT	QIon	Exp Ratio
Fluoranthene	N.D.	11.95	101.0	13.4

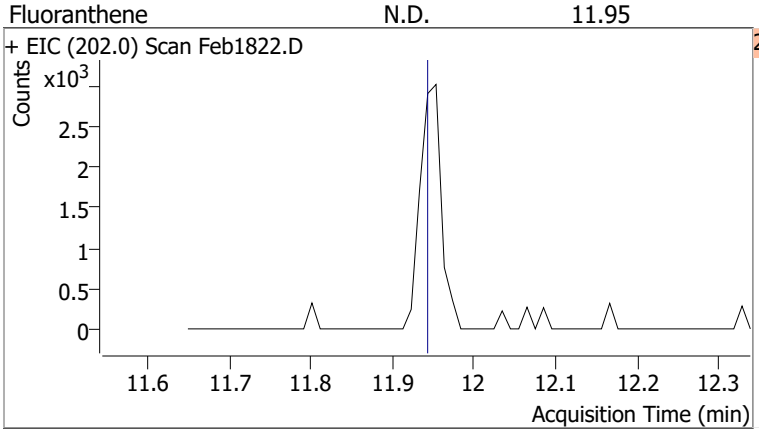

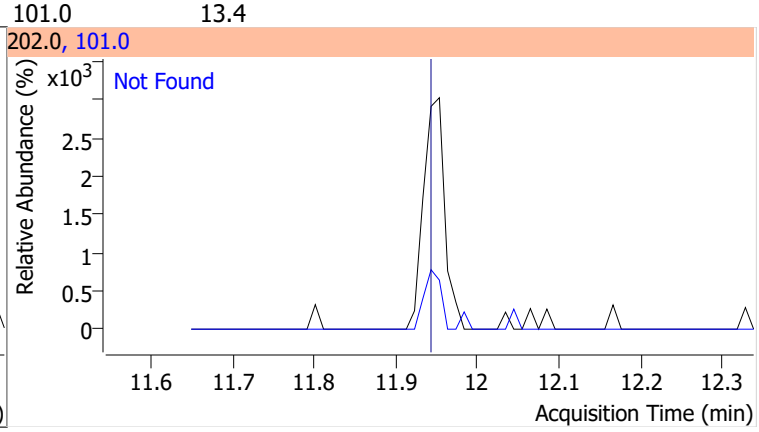

Compound	Conc.	RT	Dev(Min)	Resp.	QIon	QRatio	Lower	Upper
Benzidine		0		0	183.0		8.3	15.4
					92.0		5.8	10.8

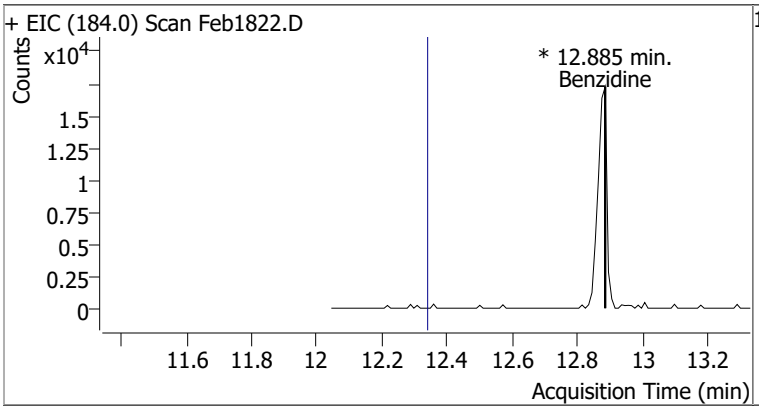

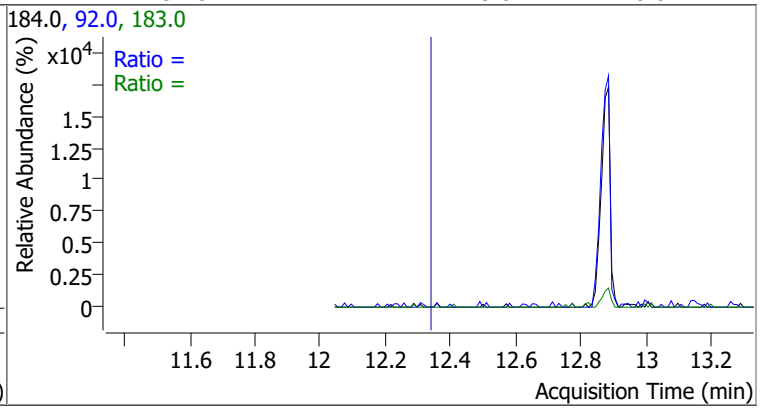

Compound	Conc.	Exp RT	QIon	Exp Ratio
Pyrene	N.D.	12.38	101.0	15.9

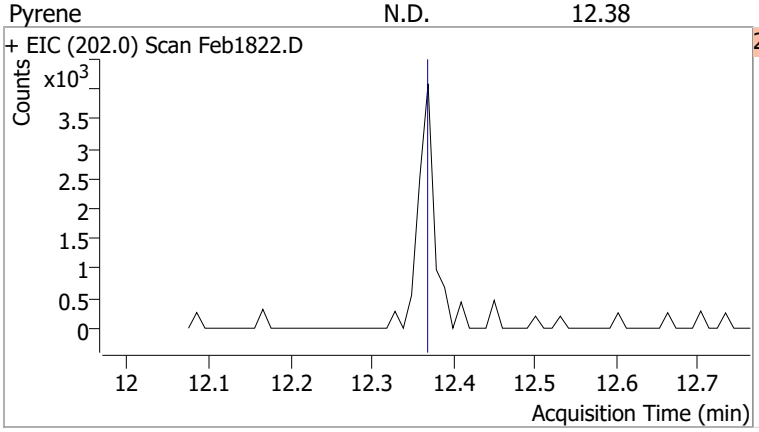

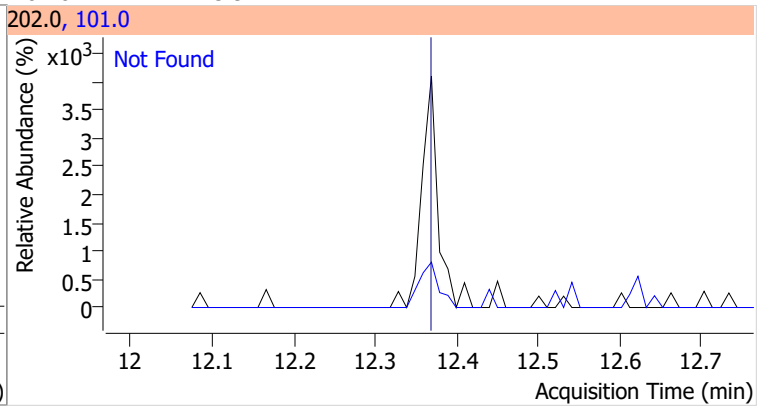

Compound	Conc.	RT	Dev(Min)	Resp.	QIon	QRatio	Lower	Upper
Terphenyl-d14	94.3049	12.89	0.01	1945517	122.0	12.9	10.1	18.7

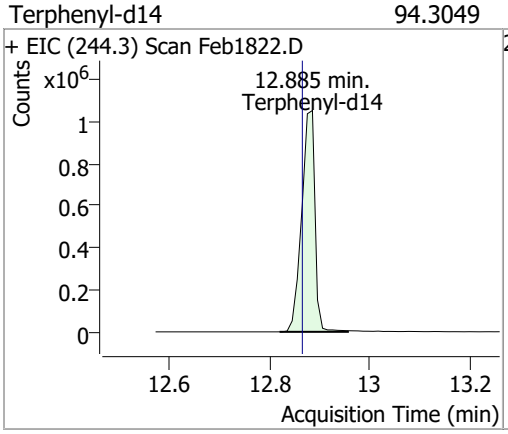

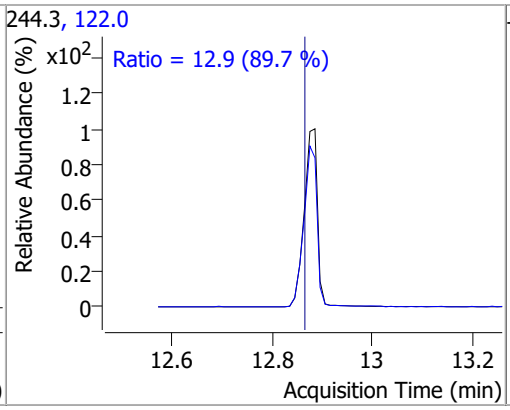

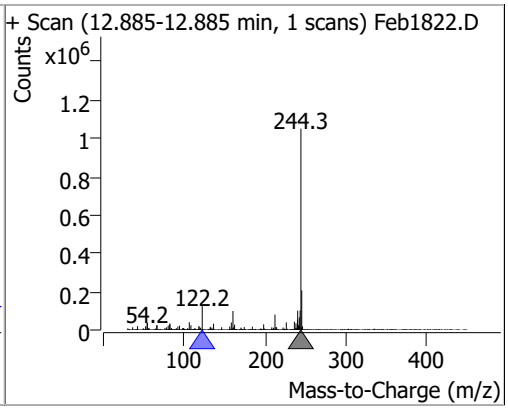

Compound	Conc.	Exp RT	QIon	Exp Ratio	QIon	Exp Ratio
Butylbenzylphthalate	N.D.	14.32	91.0	85.1	206.0	17.5

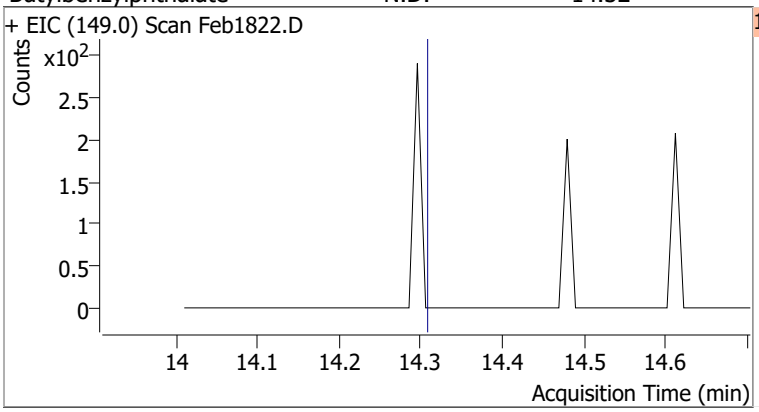

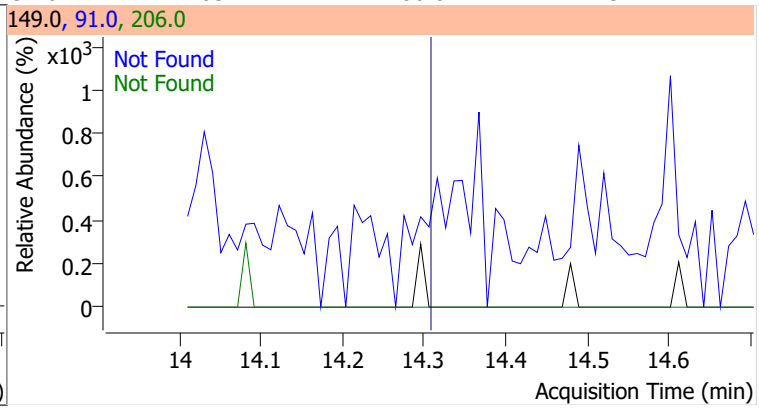

Compound	Conc.	Exp RT	QIon	Exp Ratio	QIon	Exp Ratio
Benzo(a)Anthracene	N.D.	15.51	226.0	26.8	229.0	21.1

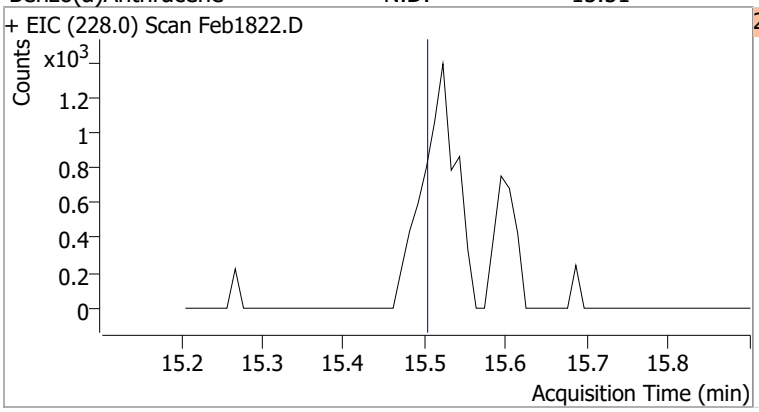

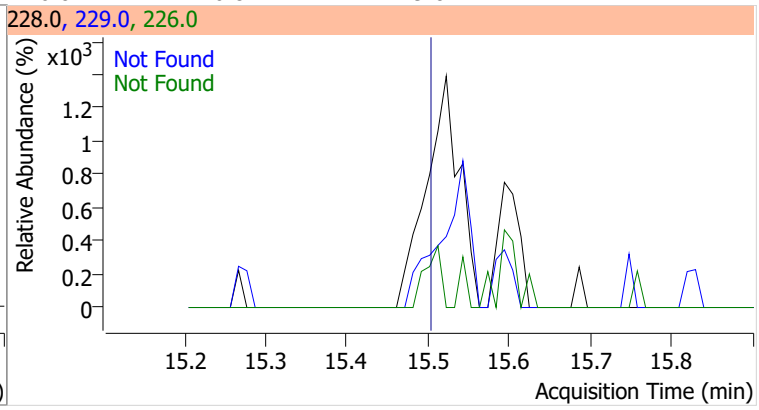

Compound	Conc.	Exp RT	QIon	Exp Ratio	QIon	Exp Ratio
Chrysene	N.D.	15.62	226.0	28.4	229.0	19.7

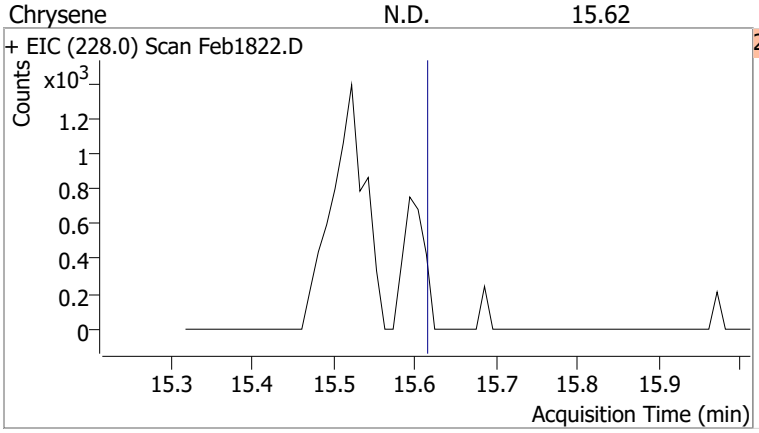

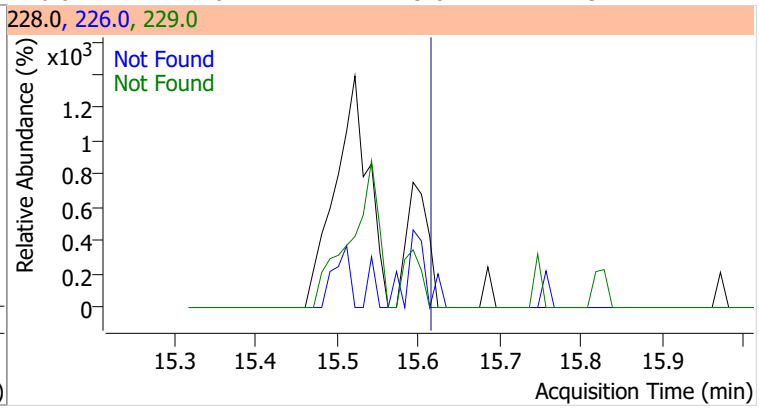

Compound	Conc.	Exp RT	QIon	Exp Ratio
3,3-Dichlorobenzidine	N.D.	15.69	254.0	64.2

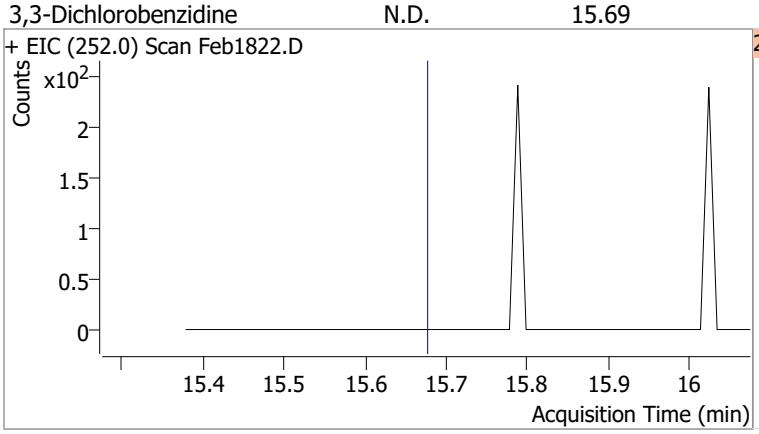

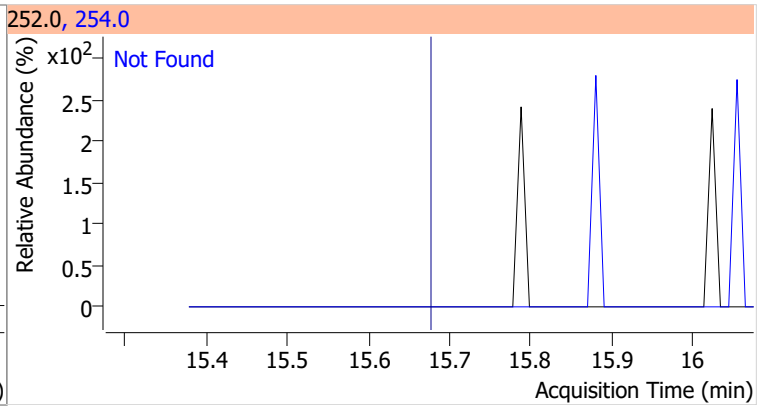

Compound	Conc.	Exp RT	QIon	Exp Ratio	QIon	Exp Ratio
bis(2-ethylhexyl)Phthalate	N.D.	16.37	149.0	390.8	279.0	15.0

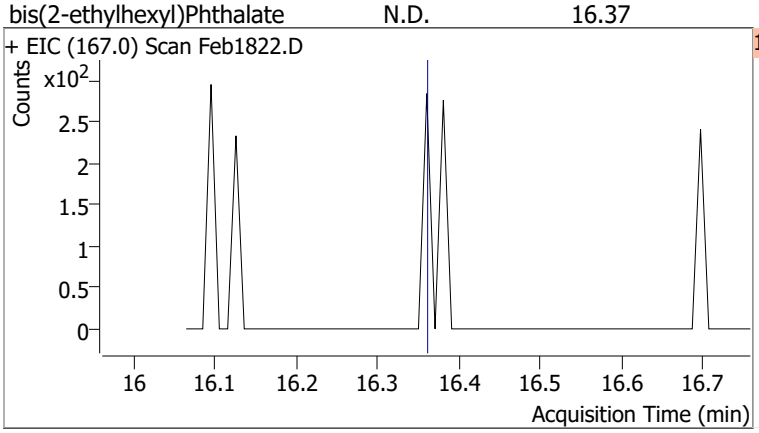

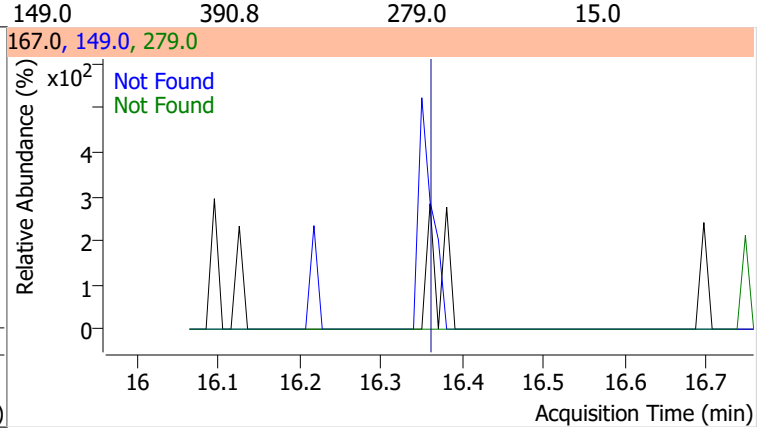

Compound	Conc.	Exp RT	QIon	Exp Ratio
Di-n-octyl Phthalate	N.D.	18.13	150.0	10.0

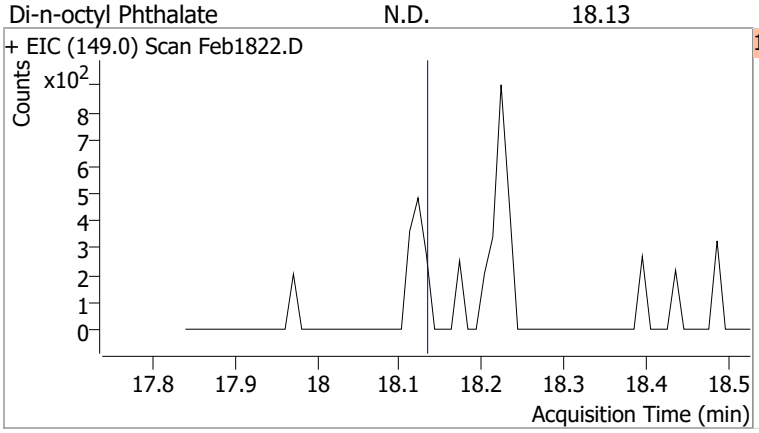

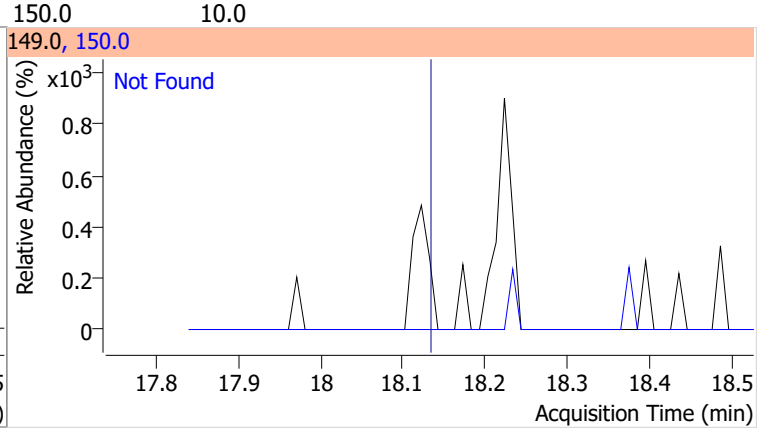

Compound	Conc.	Exp RT	QIon	Exp Ratio
Benzo(b)fluoranthene	N.D.	18.38	253.0	22.3

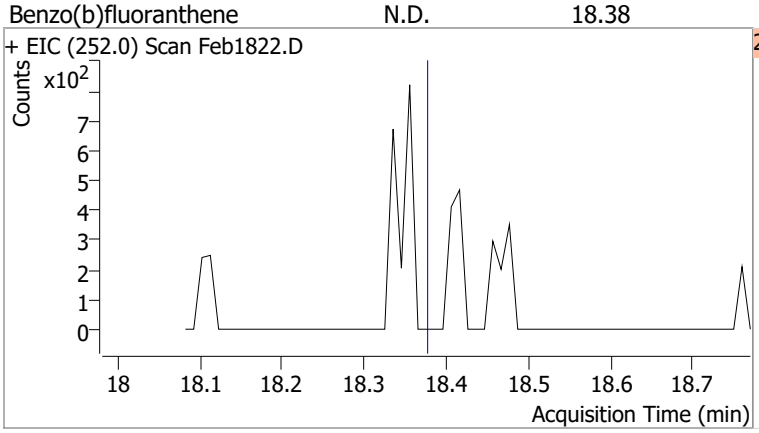

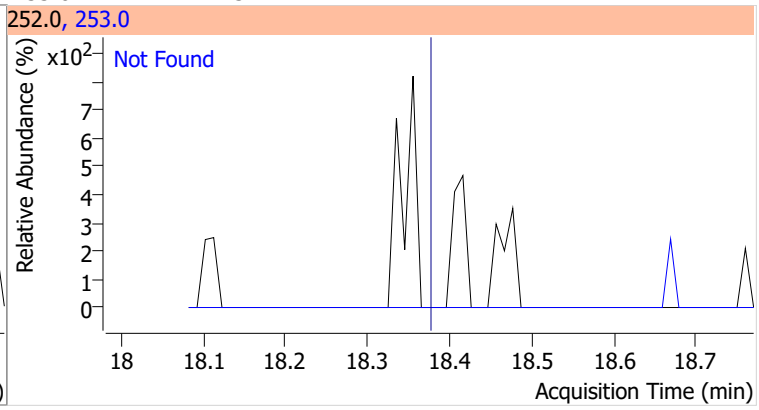

Compound	Conc.	Exp RT	QIon	Exp Ratio
Benzo(k)fluoranthene	N.D.	18.45	253.0	22.0

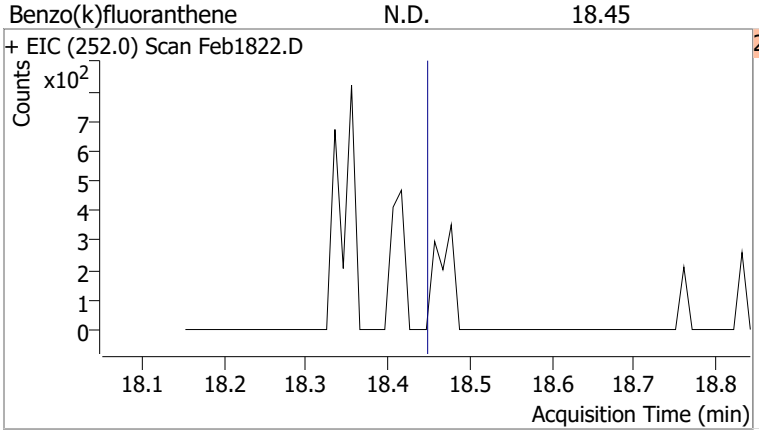

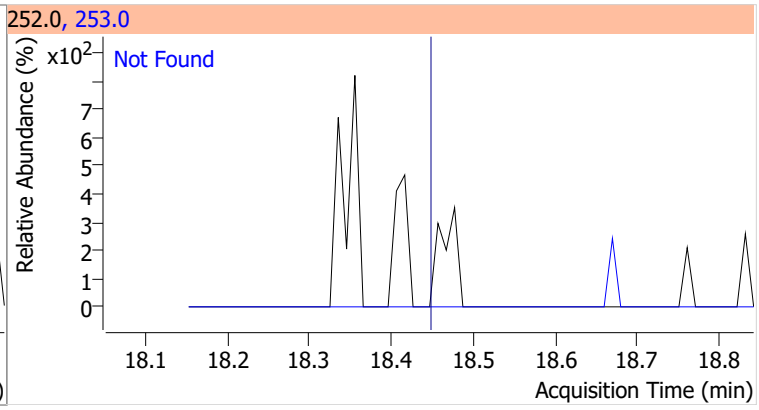

Compound	Conc.	Exp RT	QIon	Exp Ratio
Benzo(a)pyrene	N.D.	18.98	253.0	21.5

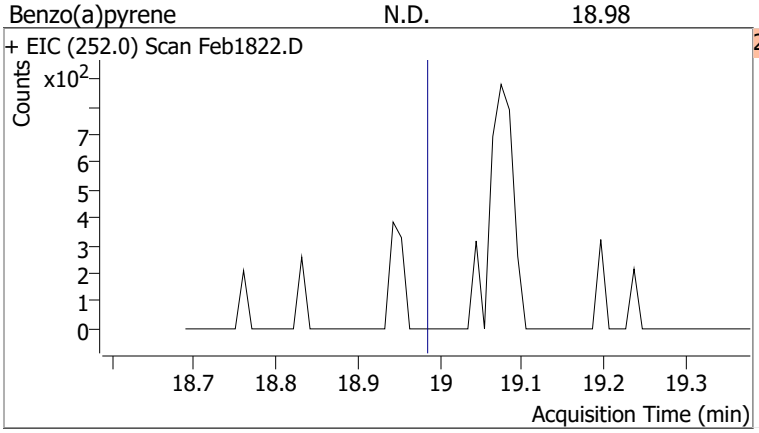

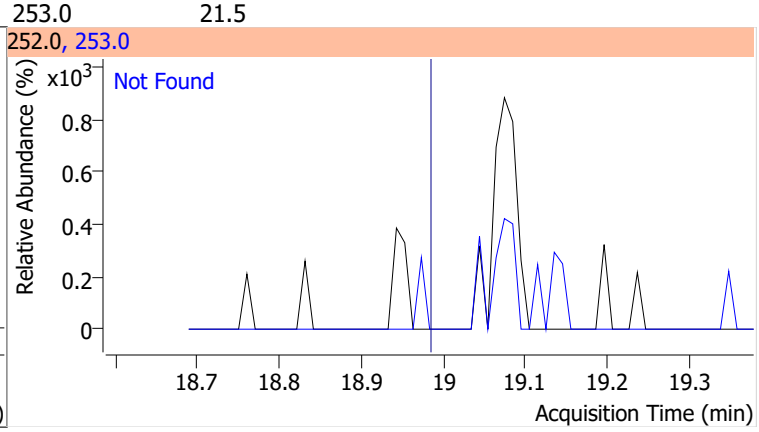

Compound	Conc.	Exp RT	QIon	Exp Ratio
Indeno(1,2,3-c,d)pyrene	N.D.	20.76	138.0	29.6

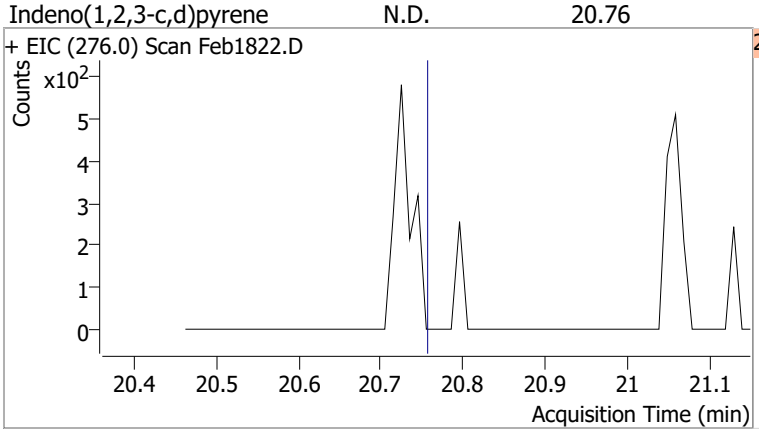

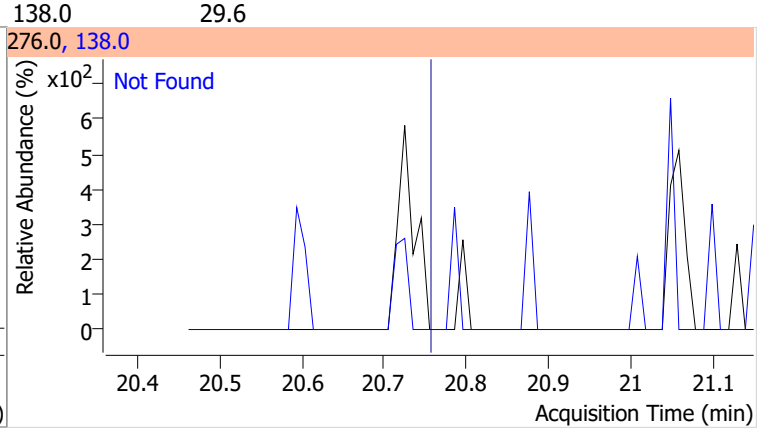

Compound	Conc.	Exp RT	QIon	Exp Ratio	QIon	Exp Ratio
Dibenzo(a,h)anthracene	N.D.	20.82	139.0	25.2	279.0	24.1

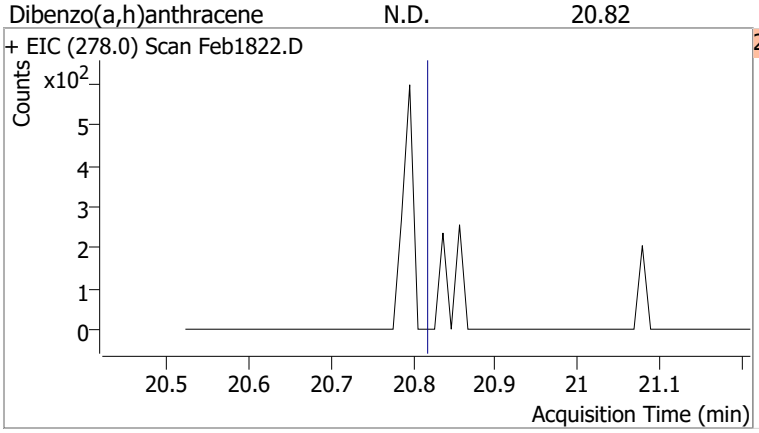

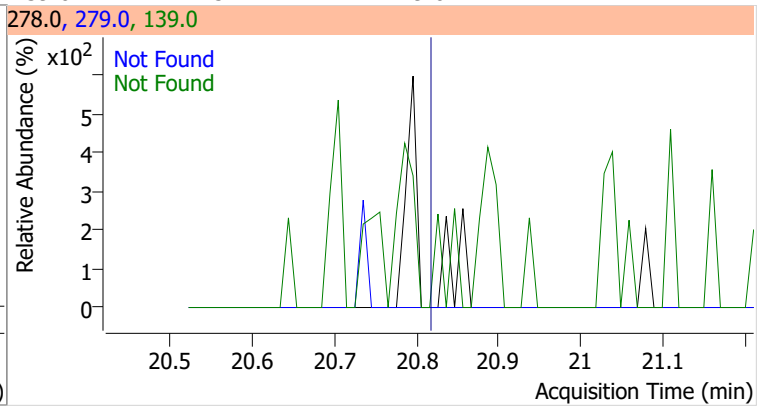

Compound	Conc.	Exp RT	QIon	Exp Ratio	QIon	Exp Ratio
Benzo(g,h,i)perylene	N.D.	21.09	138.0	33.0	277.0	23.2

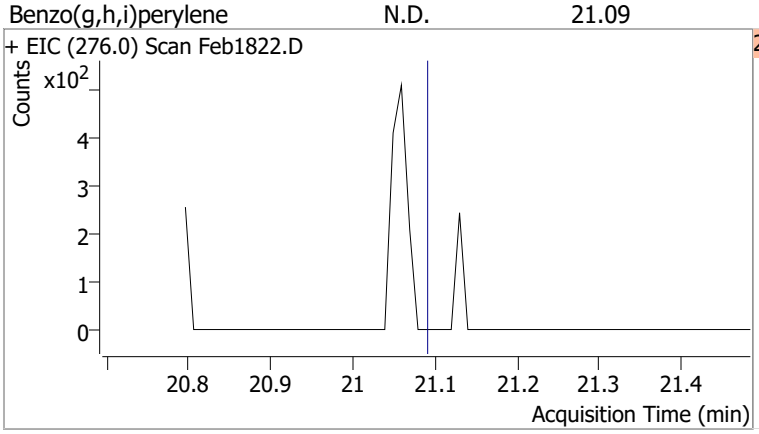

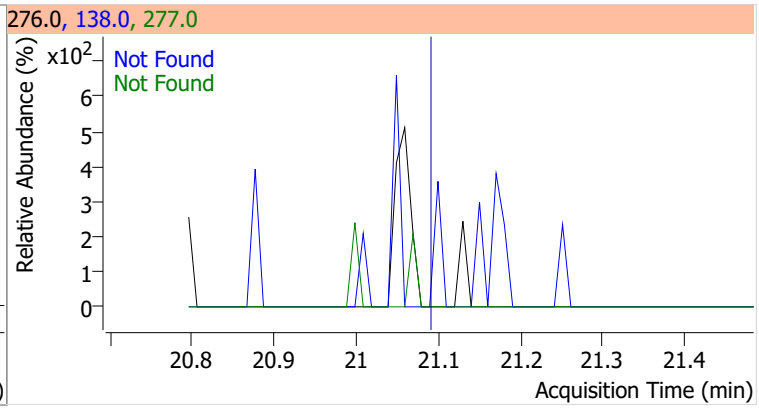

Quantitation Results Report (QT Reviewed)

Data File	Feb1823.D	Operator	LIMS import
Acq. Method	BNA+SIM.M	Acq. Date-Time	2/19/2022 7:52:27 PM
Sample Name	B22020415-017CMS	Instrument	Instrument #1
Vial	23	Multiplier	1.00
DA Method File		Comment	SVOC-8270-W-LARGO
Tune File	dftppdsm.u	Tune Date	2/18/2022 9:25:00 PM
Batch Name	021822 DoD BNA cal.batch.bin	Last Calib Update	2/19/2022 1:06:17 PM
Ref Library	D:\Org\Library\NIST129K.l		

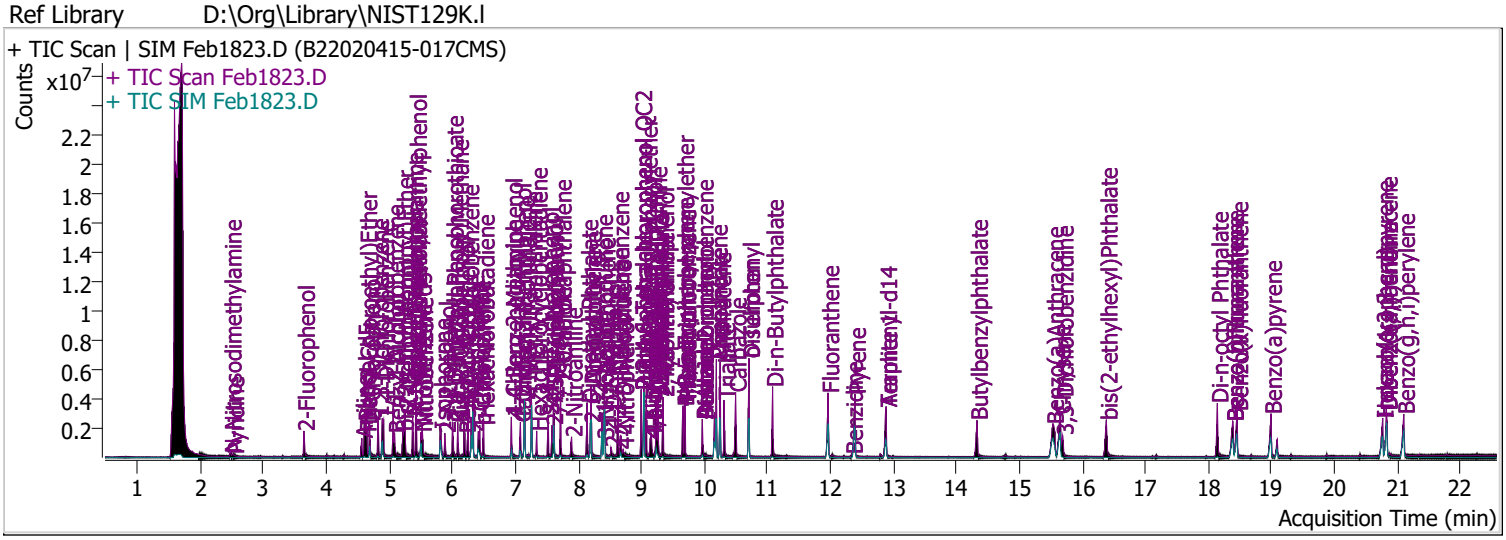

Compound	RT	QIon	Resp.	Conc.	Units		Dev(Min)
Internal Standards							
System Monitoring Compounds							
S 2-Fluorophenol	3.643	112.0	620174	65.2707	µg/L		-0.010
Spiked Amount: 200.000	Range: 10.0 - 75.0%			Recovery = 32.64%			
S Phenol-d5	4.603	99.0	928300	75.4135	µg/L		-0.010
Spiked Amount: 200.000	Range: 10.0 - 65.0%			Recovery = 37.71%			
S Nitrobenzene-d5	5.502	82.0	457918	67.0098	µg/L		0.000
Spiked Amount: 100.000	Range: 32.0 - 94.0%			Recovery = 67.01%			
S 2-Fluorobiphenyl	7.605	172.0	1433935	74.6130	µg/L		0.000
Spiked Amount: 100.000	Range: 28.0 - 107.0%			Recovery = 74.61%			
S 2,4,6-Tribromophenol	9.346	329.8	365804	180.4475	µg/L		0.010
Spiked Amount: 200.000	Range: 25.0 - 140.0%			Recovery = 90.22%			
S Terphenyl-d14	12.885	244.3	2024497	98.9855	µg/L		0.010
Spiked Amount: 100.000	Range: 32.0 - 122.0%			Recovery = 98.99%			
Target Compounds							**QValue**
T N-Nitrosodimethylamine	2.479	74.0	112984	41.3000	µg/L		92
T Pyridine	2.520	79.0	137739	19.9132	µg/L		99
T Aniline	4.562	93.0	557222	31.7511	µg/L		97
T Phenol	4.623	94.0	537937	39.7329	µg/L		90
T bis(-2-Chloroethyl)Ether	4.634	63.0	626271	67.5152	µg/L		97
T 2-Chlorophenol	4.685	128.0	661033	60.0214	µg/L		99
T 1,3-Dichlorobenzene	4.817	146.0	778082	54.3915	µg/L		99
T 1,4-Dichlorobenzene	4.909	146.0	807431	55.7256	µg/L		98
T 1,2-Dichlorobenzene	5.063	146.0	799581	57.5480	µg/L	m	100
T Benzyl Alcohol	5.083	108.0	317983	59.9899	µg/L	m	98
T bis(2-chloroisopropyl)Ether	5.216	121.0	230223	61.9803	µg/L		99
T 2-Methylphenol	5.246	107.0	640512	67.1669	µg/L		95
T N-nitroso-Di-n-propylamine	5.369	70.0	578887	87.4632	µg/L		98
T 4Methylphenol/3Methylphenol	5.420	107.0	831924	63.7239	µg/L		97
T Hexachloroethane	5.420	117.0	225074	54.1510	µg/L		98

Compound	RT	QIon	Resp.	Conc.	Units		Dev(Min)
T Nitrobenzene	5.522	123.1	239057	68.6000	µg/L		98
T Isophorone	5.808	82.0	1248345	77.3431	µg/L		99
T 2-Nitrophenol	5.880	139.0	295471	81.2303	µg/L		97
T 2,4-Dimethylphenol	6.003	122.0	529818	70.1150	µg/L		99
T bis(-2-Chloroethoxy)Methane	6.085	93.0	694597	73.9926	µg/L		98
T 2,4-Dichlorophenol	6.187	162.0	526530	73.3411	µg/L		96
T Benzoic Acid	6.198	105.0	104440	31.7123	µg/L	#	86
T 1,2,4-Trichlorobenzene	6.249	180.0	580133	66.7328	µg/L		100
T Naphthalene	6.331	128.0	1954869	76.0449	µg/L		99
T 4-Chlorophenol	6.413	130.0	169807	63.0899	µg/L		86
T p-Chloroaniline	6.434	127.0	569012	56.1898	µg/L		90
T Hexachlorobutadiene	6.496	224.9	279479	62.6887	µg/L		98
T 4-Chloro-2-Methylphenol	6.937	107.0	474156	70.8958	µg/L		98
T 4-Chloro-3-Methylphenol	7.081	107.0	582254	83.7140	µg/L		99
T 2-Methylnaphthalene	7.143	141.0	1153139	79.3988	µg/L		99
T 1-Methylnaphthalene	7.256	141.0	1022455	72.2254	µg/L		98
T Hexachlorocyclopentadiene	7.338	236.9	166661	62.3380	µg/L		97
T 2,4,6-Trichlorophenol	7.523	196.0	418844	87.9881	µg/L		98
T 2,4,5-Trichlorophenol	7.584	196.0	437278	82.4166	µg/L	m	99
T 2-Chloronaphthalene	7.718	162.0	1345867	83.3833	µg/L		98
T 2-Nitroaniline	7.892	65.0	256217	88.5282	µg/L		94
T Dimethyl Phthalate	8.139	163.0	1697417	102.3679	µg/L		100
T 2,6-Dinitrotoluene	8.190	165.0	187583	84.0003	µg/L		92
T Acenaphthylene	8.200	152.1	2021184	78.3103	µg/L		99
T 3-Nitroaniline	8.394	138.0	183504	72.9638	µg/L		93
T Acenaphthene	8.415	154.0	1246477	84.4732	µg/L		99
T 2,4-Dinitrophenol	8.517	184.0	110981	94.2882	µg/L		99
T Dibenzofuran	8.630	168.0	2054456	85.1894	µg/L		96
T 2,4-Dinitrotoluene	8.671	165.0	280137	97.4598	µg/L		94
T 4-Nitrophenol	8.711	109.0	107273	41.6721	µg/L		93
T Diethylphthalate	8.998	149.0	1683338	97.9952	µg/L		100
T Fluorene	9.039	166.0	1612148	83.0893	µg/L		98
T 4-Chlorophenyl-phenylether	9.080	204.0	864840	97.9860	µg/L		99
T 4-Nitroaniline	9.141	138.0	256794	89.3712	µg/L		97
T 4,6-Dinitro-2-methylphenol	9.162	198.0	162211	91.1597	µg/L		100
T N-nitrosodiphenylamine	9.233	169.0	1258314	93.7845	µg/L		99
T Azobenzene	9.264	77.0	1394027	78.9061	µg/L		92
T 4-Bromophenyl-phenylether	9.663	248.0	465172	90.6294	µg/L		100
T Hexachlorobenzene	9.694	283.9	445774	86.6372	µg/L		84
T Pentachlorophenol	9.968	265.9	258808	102.1712	µg/L		91
T Phenanthrene	10.191	178.0	2476787	89.7730	µg/L		100
T Anthracene	10.252	178.0	2424090	92.4033	µg/L	m	98
T Triallate	10.313	86.0	594337	92.9791	µg/L		99
T Carbazole	10.495	167.0	2440073	91.5270	µg/L		98
T o-Terphenyl	10.708	230.0	1341460	91.1958	µg/L		99
T Di-n-Butylphthalate	11.082	149.0	2672327	101.6488	µg/L		99
T Fluoranthene	11.964	202.0	2620857	93.9736	µg/L		99
T Benzidine	12.338	184.0	145874	14.8544	µg/L		99
T Pyrene	12.389	202.0	2790299	91.9585	µg/L		99
T Butylbenzylphthalate	14.326	149.0	958563	104.3801	µg/L		97
T Benzo(a)Anthracene	15.532	228.0	2309881	102.5673	µg/L		99
T Chrysene	15.645	228.0	2416068	96.5811	µg/L		98
T 3,3-Dichlorobenzidine	15.686	252.0	606689	76.4222	µg/L		99
T bis(2-ethylhexyl)Phthalate	16.380	167.0	347027	108.0315	µg/L		94
T Di-n-octyl Phthalate	18.143	149.0	2259698	100.6404	µg/L		99

Compound	RT	QIon	Resp.	Conc.	Units	Dev(Min)
T Benzo(b)fluoranthene	18.386	252.0	2187967	94.7083	µg/L	100
T Benzo(k)fluoranthene	18.457	252.0	2091061	85.3313	µg/L	98
T Benzo(a)pyrene	18.993	252.0	1928088	87.4435	µg/L	97
T Indeno(1,2,3-c,d)pyrene	20.765	276.0	1636496	88.5361	µg/L	97
T Dibenzo(a,h)anthracene	20.826	278.0	1980219	98.3189	µg/L	98
T Benzo(g,h,i)perylene	21.099	276.0	1946027	91.2970	µg/L	98

(#) = Qualifier Out of Range; (m) = Manual Integration; (+) = Area Summed; (*) = Surrogate Percent Recovery Out of Range; (d): Zeroed Peak

Compound	Conc.	RT	Dev(Min)	Resp.	QIon	QRatio	Lower	Upper
N-Nitrosodimethylamine	41.3000	2.48	-0.01	112984	42.0	126.6	95.1	176.6

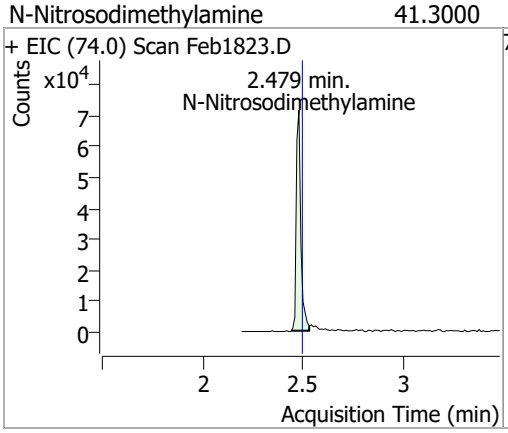

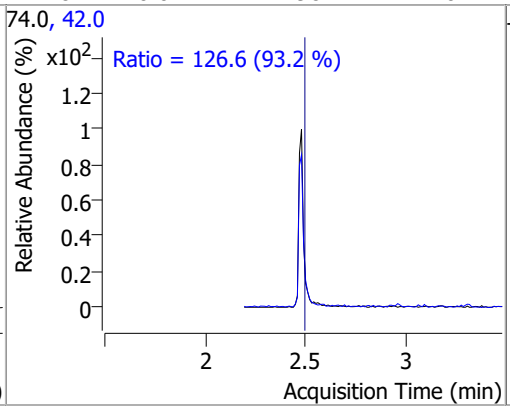

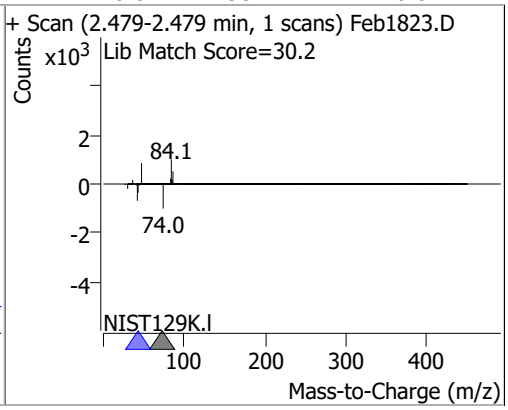

Compound	Conc.	RT	Dev(Min)	Resp.	QIon	QRatio	Lower	Upper
Pyridine	19.9132	2.52	-0.01	137739	52.0	82.2	57.9	107.6

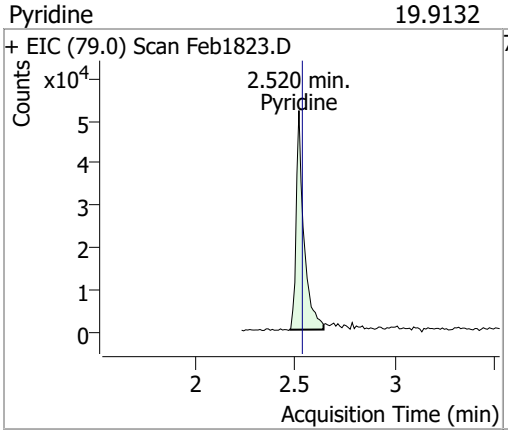

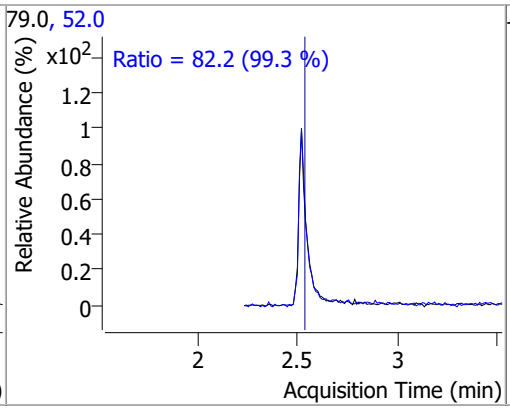

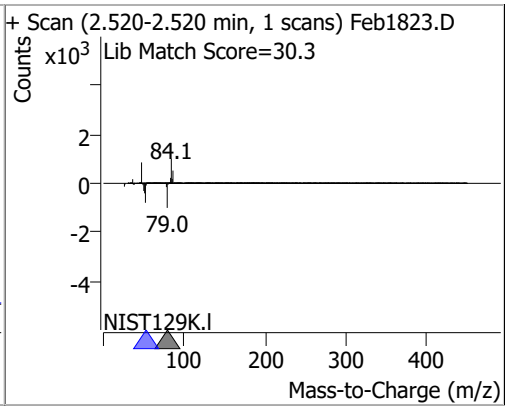

Compound	Conc.	RT	Dev(Min)	Resp.	QIon	QRatio	Lower	Upper
2-Fluorophenol	65.2707	3.64	-0.01	620174	64.0	51.5	34.6	64.3
					92.0	21.8	14.2	26.5

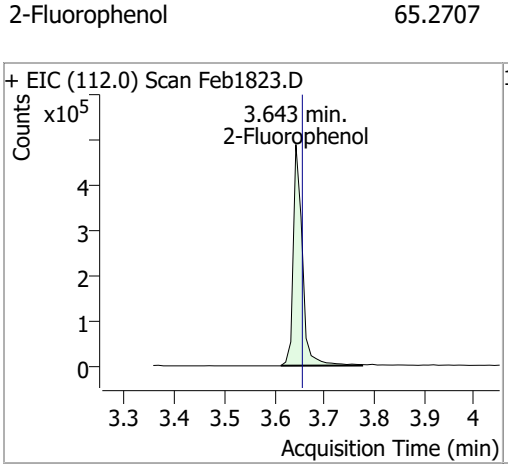

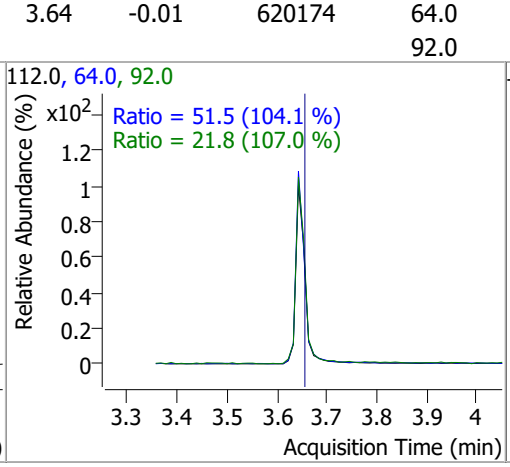

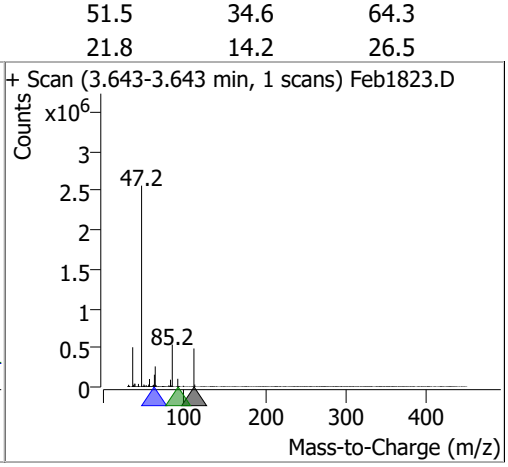

Compound	Conc.	RT	Dev(Min)	Resp.	QIon	QRatio	Lower	Upper
Aniline	31.7511	4.56	0.00	557222	66.0	34.6	25.7	47.8
					65.0	18.0	13.1	24.4

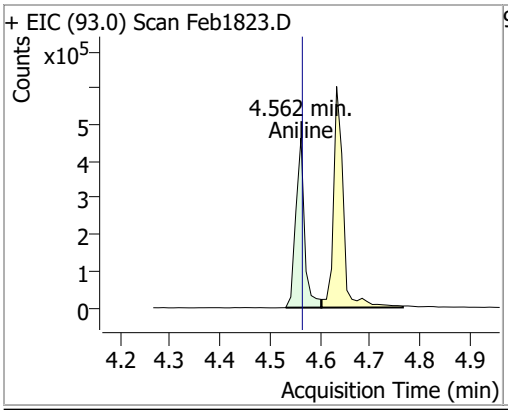

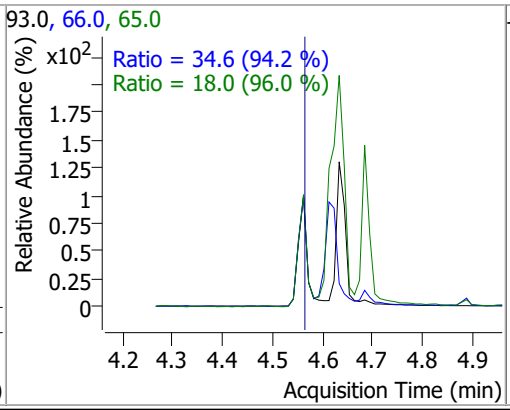

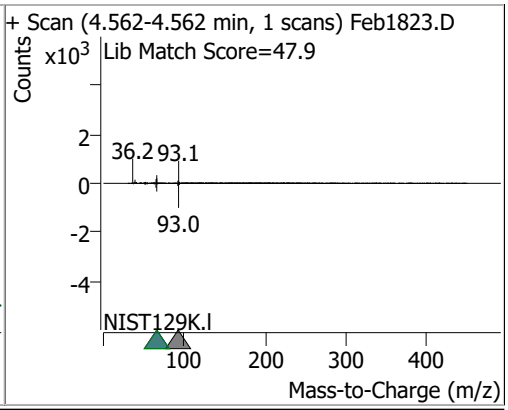

Compound	Conc.	RT	Dev(Min)	Resp.	QIon	QRatio	Lower	Upper
Phenol-d5	75.4135	4.60	-0.01	928300	71.0	33.8	25.8	47.9

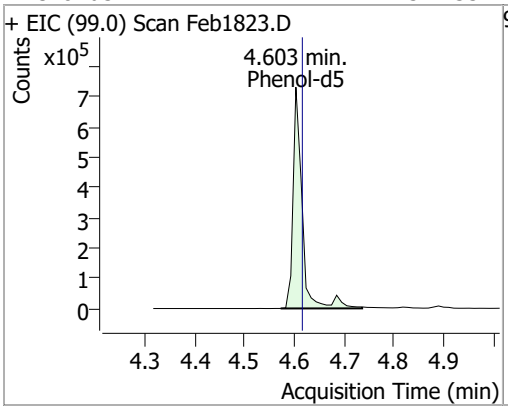

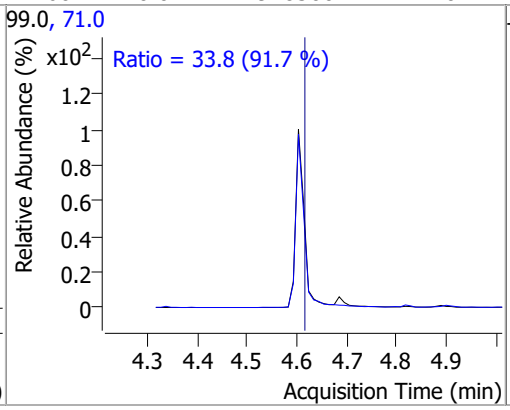

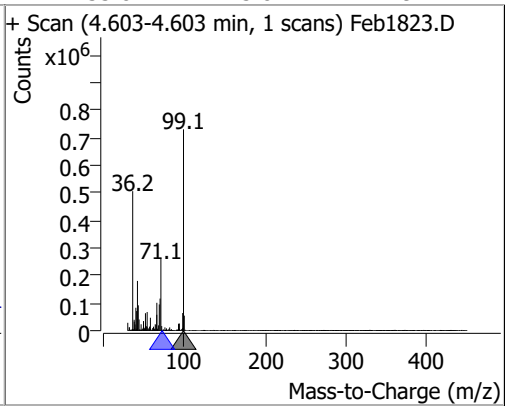

Compound	Conc.	RT	Dev(Min)	Resp.	QIon	QRatio	Lower	Upper
Phenol	39.7329	4.62	0.00	537937	66.0	52.0	31.7	58.9

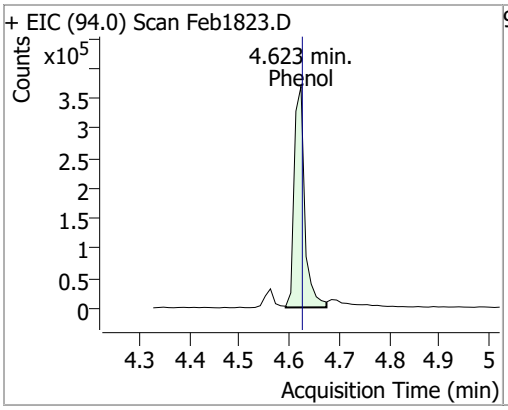

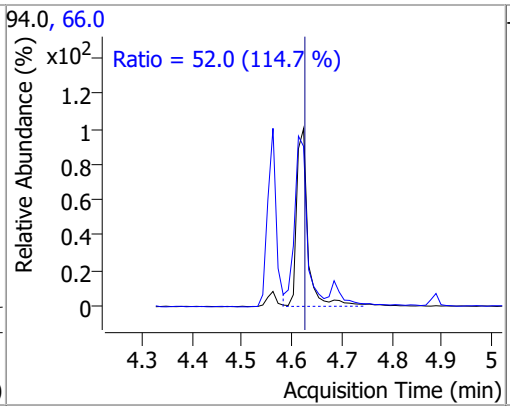

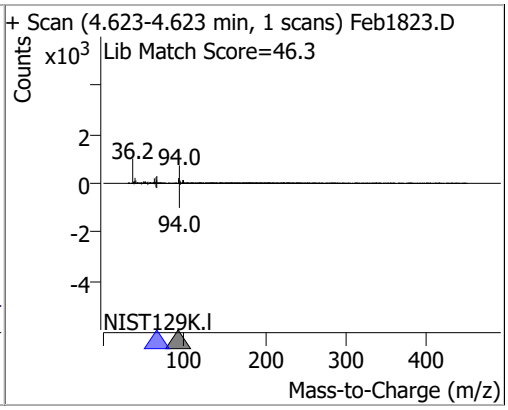

Compound	Conc.	RT	Dev(Min)	Resp.	QIon	QRatio	Lower	Upper
bis(-2-Chloroethyl)Ether	67.5152	4.63	-0.01	626271	64.0	9.7	7.6	14.1

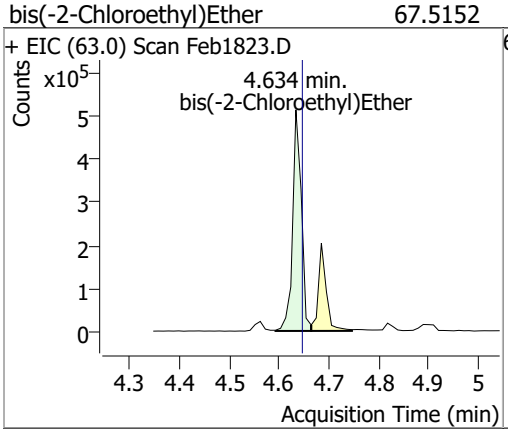

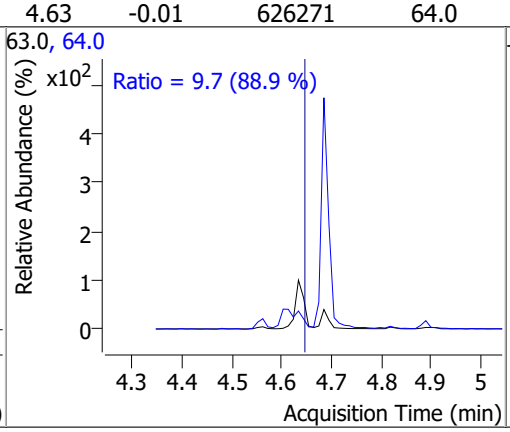

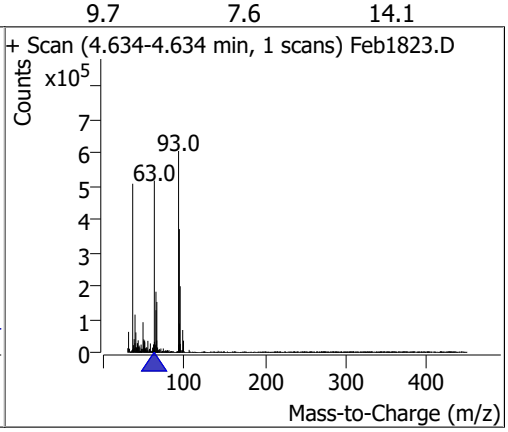

Compound	Conc.	RT	Dev(Min)	Resp.	QIon	QRatio	Lower	Upper
2-Chlorophenol	60.0214	4.68	-0.01	661033	130.0	33.0	22.7	42.2

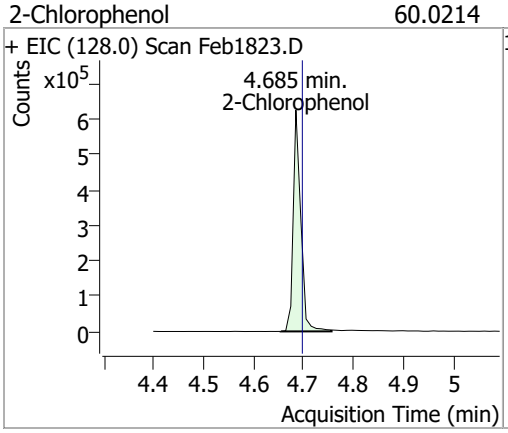

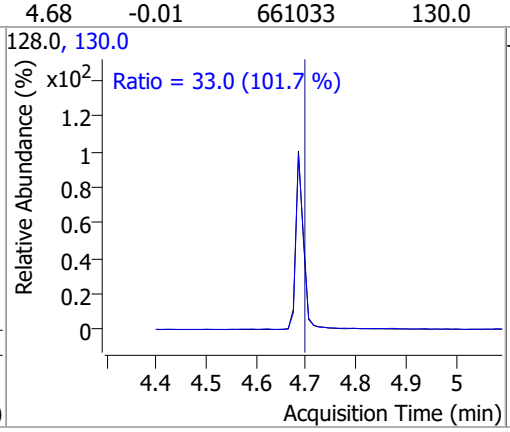

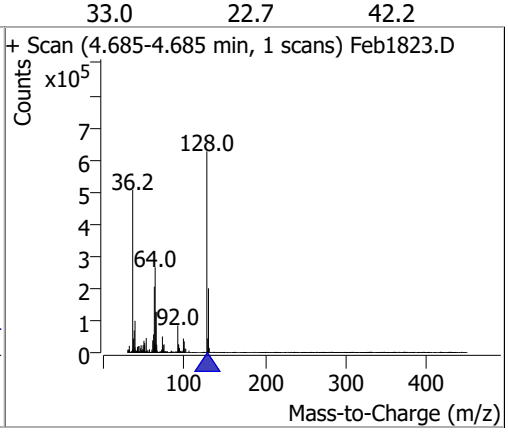

Compound	Conc.	RT	Dev(Min)	Resp.	QIon	QRatio	Lower	Upper
1,3-Dichlorobenzene	54.3915	4.82	-0.01	778082	148.0	64.8	44.6	82.8
					111.0	35.3	25.3	47.0

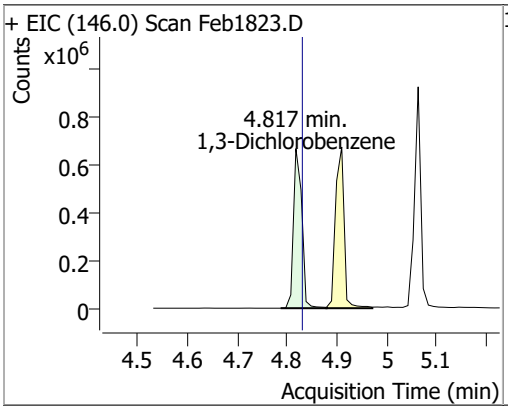

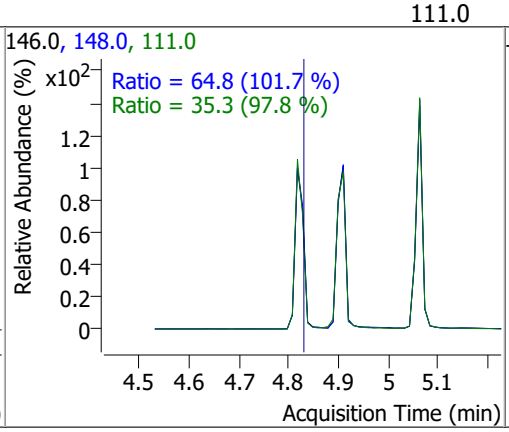

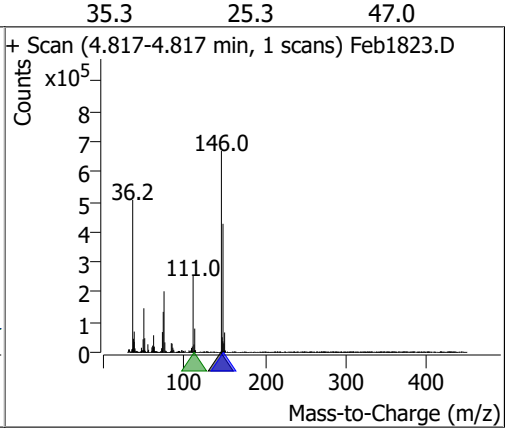

Compound	Conc.	RT	Dev(Min)	Resp.	QIon	QRatio	Lower	Upper
1,4-Dichlorobenzene	55.7256	4.91	0.00	807431	148.0	63.1	45.6	84.8
					111.0	36.1	25.2	46.8

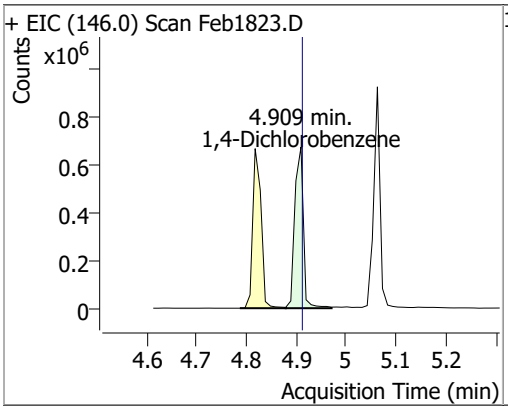

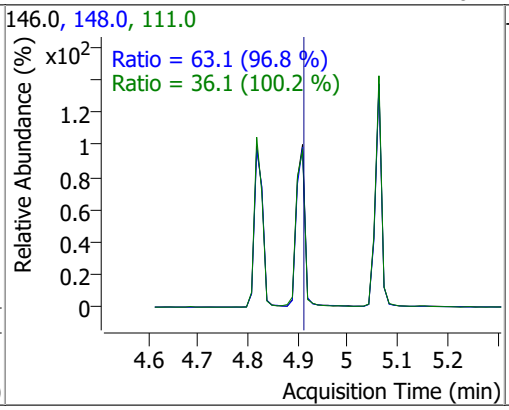

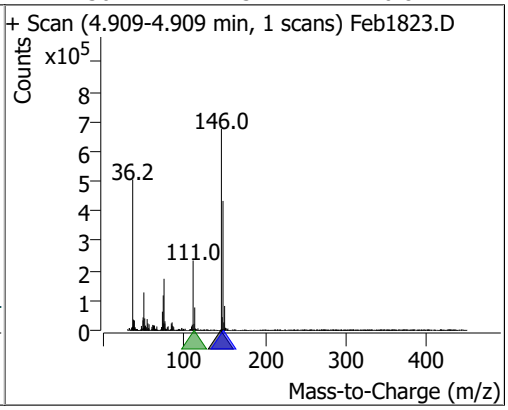

Compound	Conc.	RT	Dev(Min)	Resp.	QIon	QRatio	Lower	Upper
1,2-Dichlorobenzene	57.5480	5.06	0.00	799581 (m)	148.0	64.1	45.1	83.8
					111.0	36.9	26.1	48.5

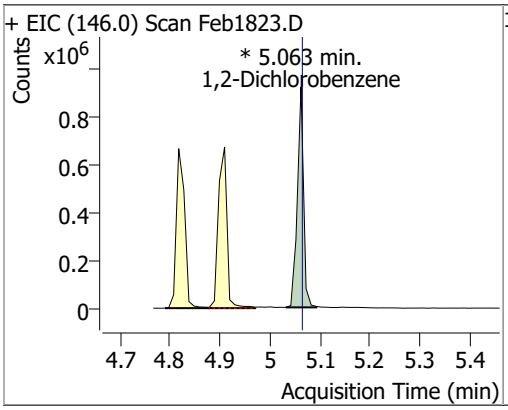

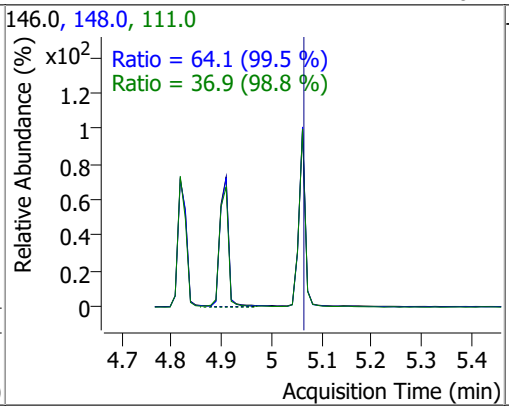

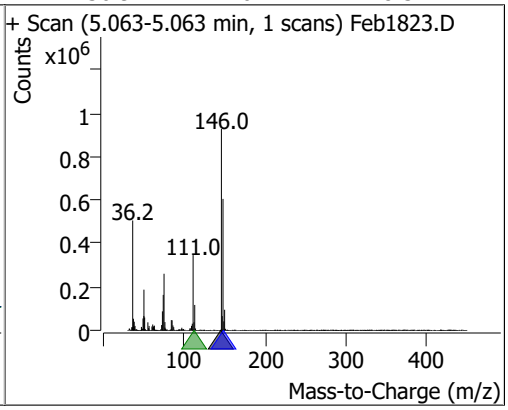

Compound	Conc.	RT	Dev(Min)	Resp.	QIon	QRatio	Lower	Upper
Benzyl Alcohol	59.9899	5.08	0.00	317983 (m)	79.0	116.8	83.5	155.1
					107.0	71.0	49.3	91.6

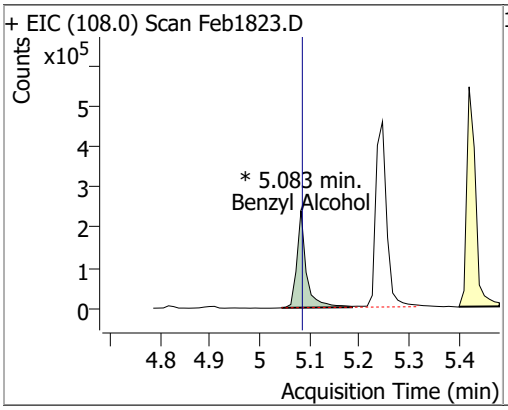

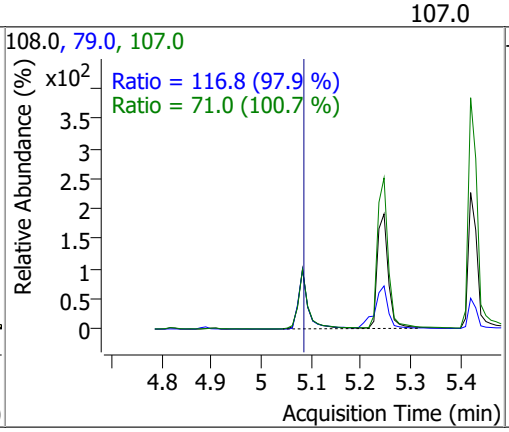

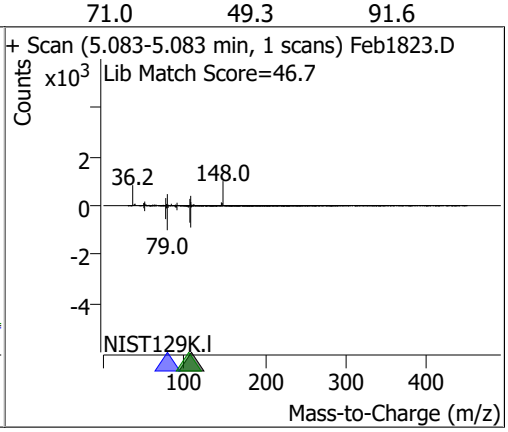

Compound	Conc.	RT	Dev(Min)	Resp.	QIon	QRatio	Lower	Upper
bis(2-chloroisopropyl)Ether	61.9803	5.22	-0.01	230223	123.0	31.4	22.5	41.8

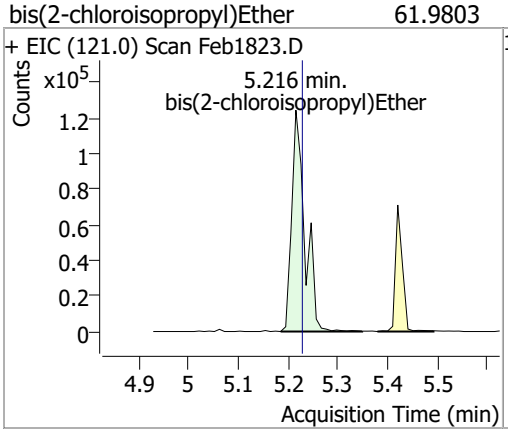

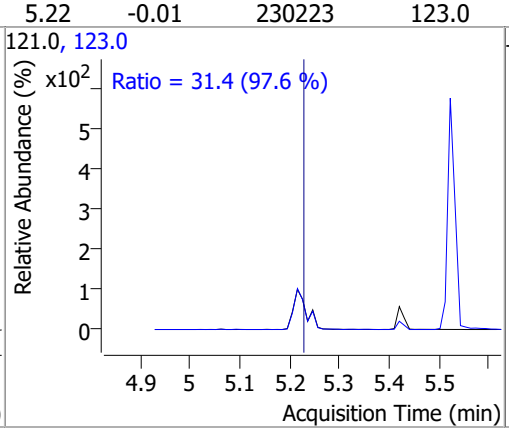

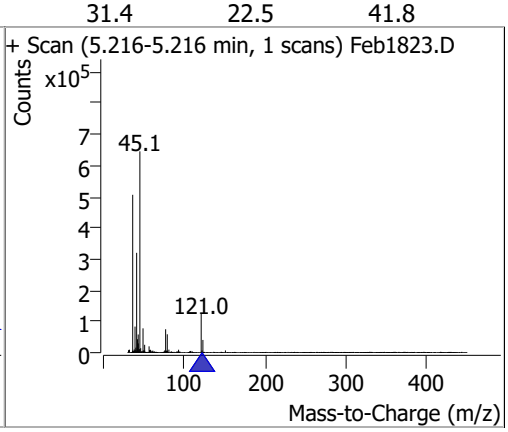

Compound	Conc.	RT	Dev(Min)	Resp.	QIon	QRatio	Lower	Upper
2-Methylphenol	67.1669	5.25	0.00	640512	108.0	111.2	81.5	151.4

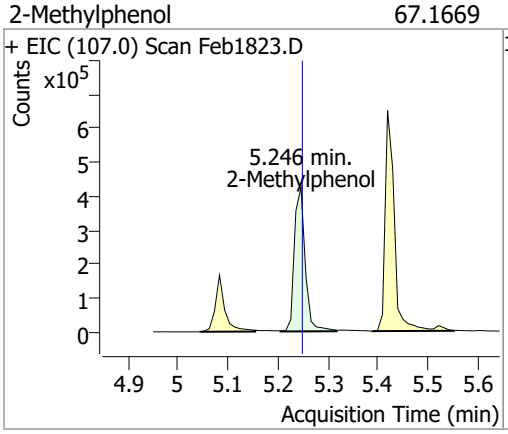

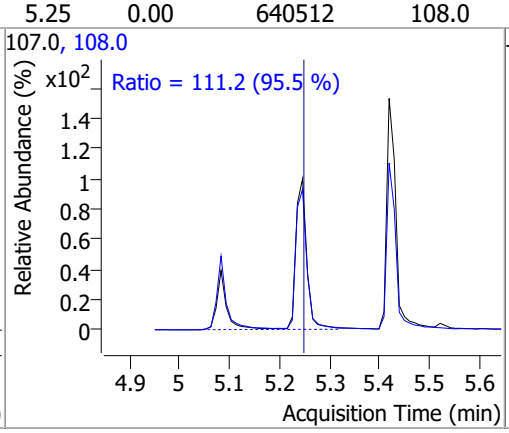

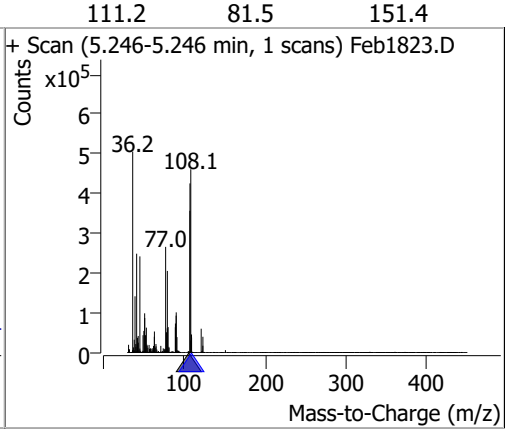

Compound	Conc.	RT	Dev(Min)	Resp.	QIon	QRatio	Lower	Upper
N-nitroso-Di-n-propylamine	87.4632	5.37	0.00	578887	130.0	20.1	0.0	38.8

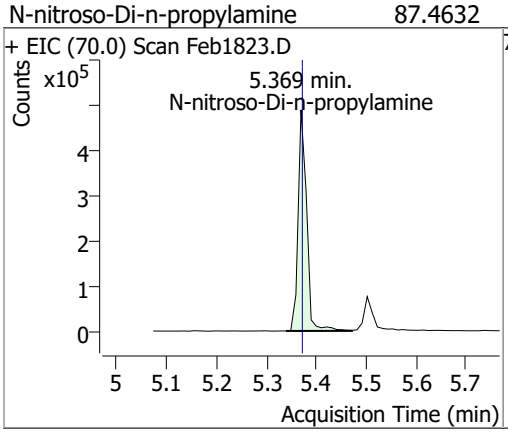

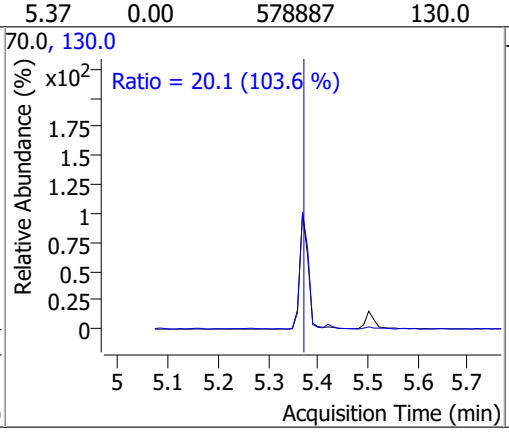

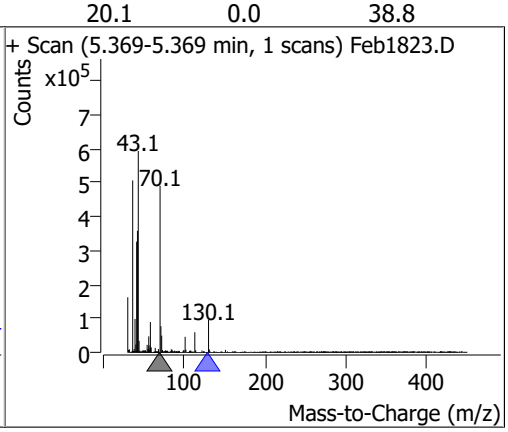

Compound	Conc.	RT	Dev(Min)	Resp.	QIon	QRatio	Lower	Upper
4Methylphenol/3Methylphenol	63.7239	5.42	-0.01	831924	108.0	81.3	58.8	109.1

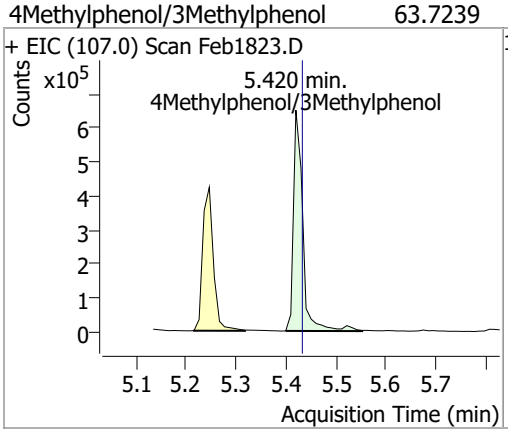

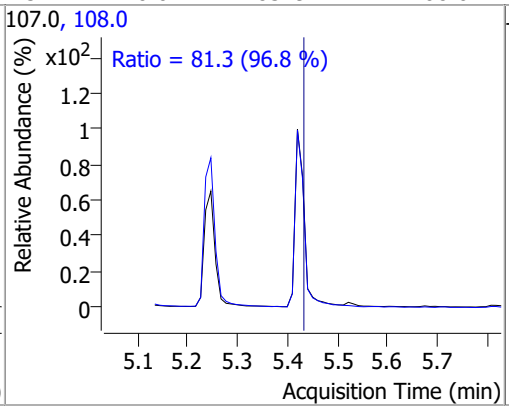

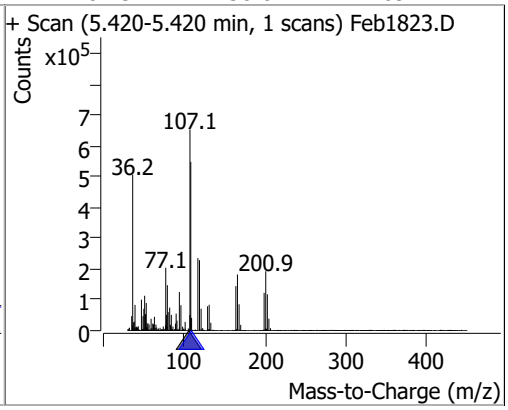

Compound	Conc.	RT	Dev(Min)	Resp.	QIon	QRatio	Lower	Upper
Hexachloroethane	54.1510	5.42	-0.01	225074	201.0	88.1	63.5	118.0
					199.0	55.7	39.8	74.0

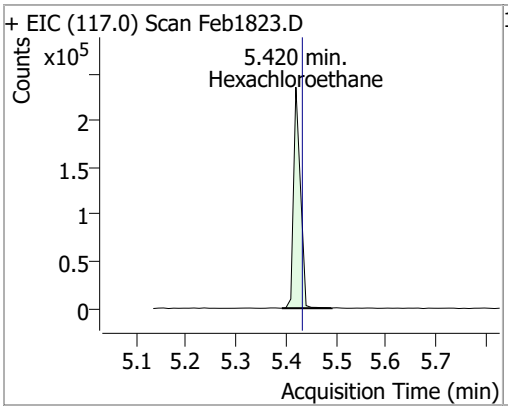

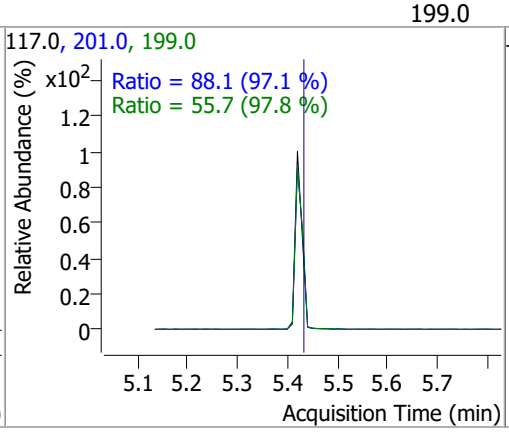

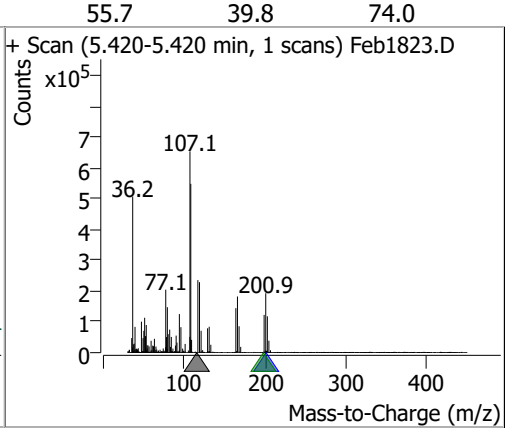

Compound	Conc.	RT	Dev(Min)	Resp.	QIon	QRatio	Lower	Upper
Nitrobenzene-d5	67.0098	5.50	0.00	457918	54.0	63.3	46.3	86.0
					128.0	47.2	34.1	63.3

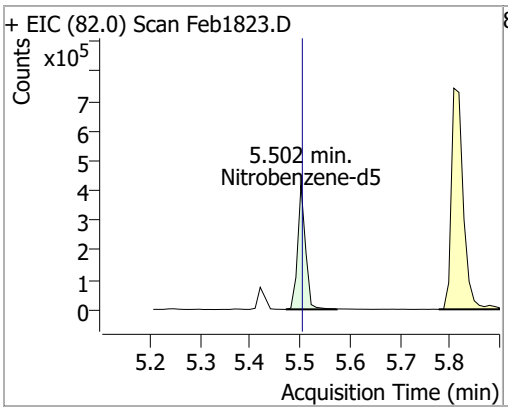

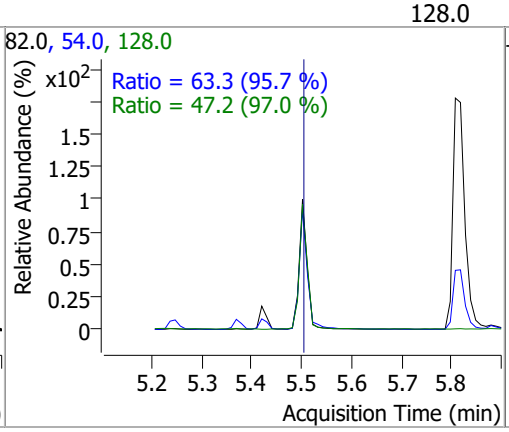

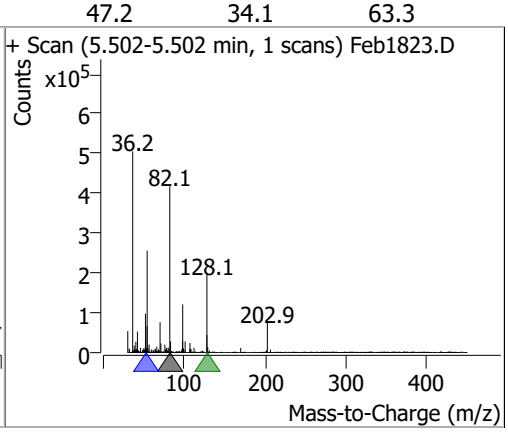

Compound	Conc.	RT	Dev(Min)	Resp.	QIon	QRatio	Lower	Upper
Nitrobenzene	68.6000	5.52	0.00	239057	77.0	207.6	148.9	276.5
					51.0	131.5	91.7	170.3

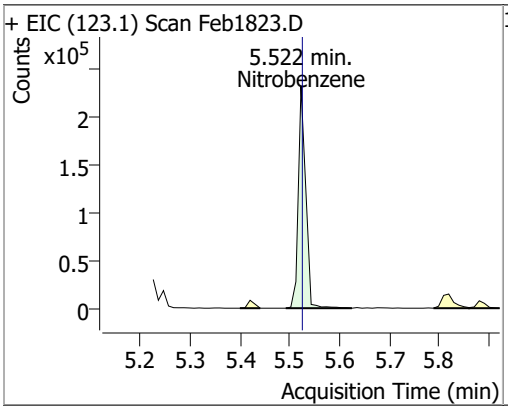

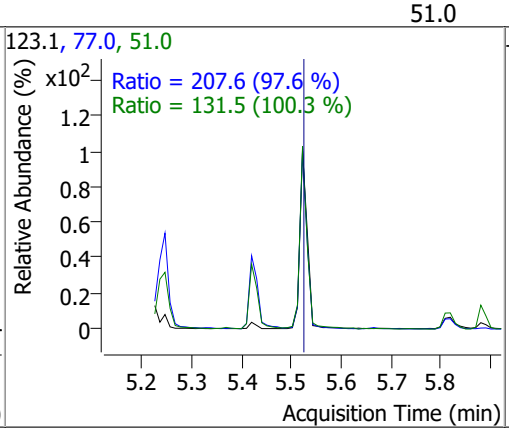

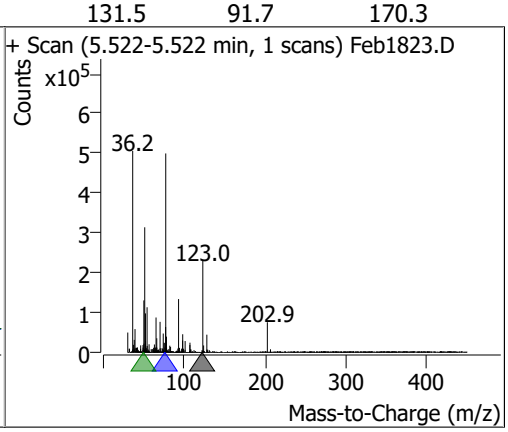

Compound	Conc.	RT	Dev(Min)	Resp.	QIon	QRatio	Lower	Upper
Isophorone	77.3431	5.81	-0.01	1248345	138.0	20.8	14.8	27.5

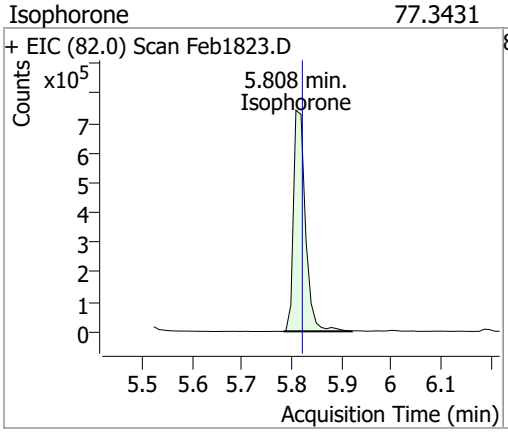

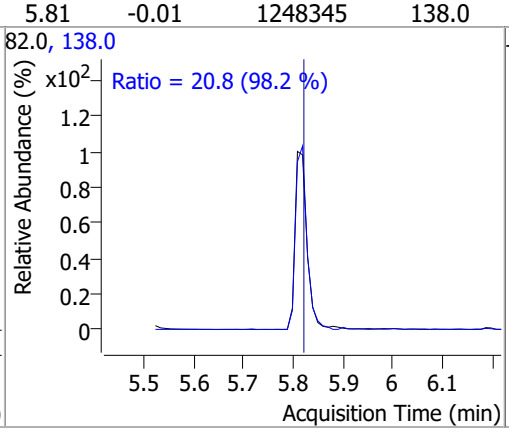

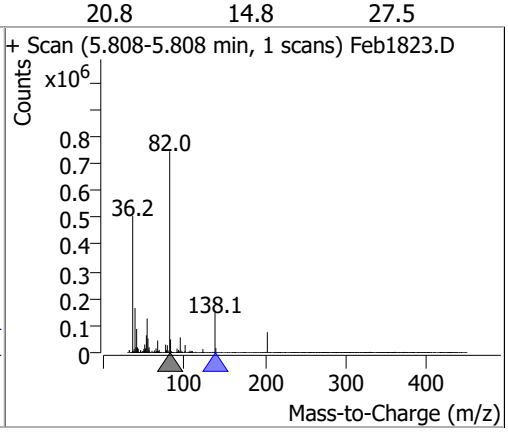

Compound	Conc.	RT	Dev(Min)	Resp.	QIon	QRatio	Lower	Upper
2-Nitrophenol	81.2303	5.88	0.00	295471	65.0	48.0	34.2	63.4
					109.0	39.0	24.6	45.8

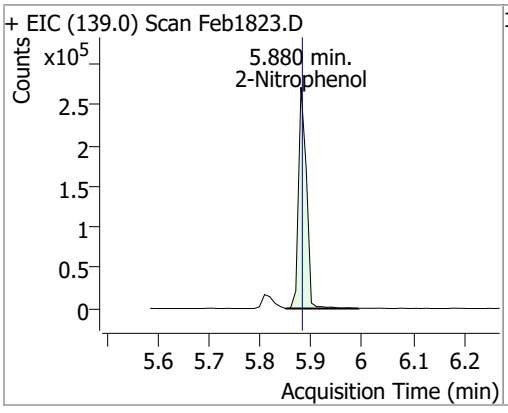

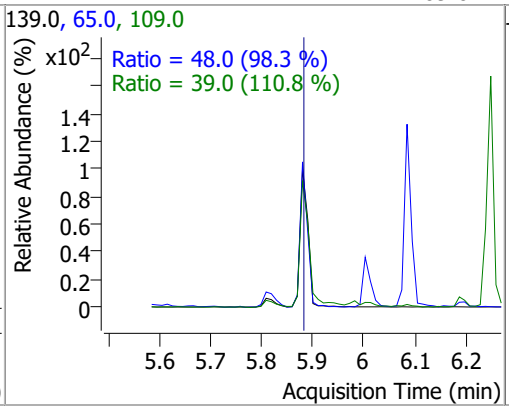

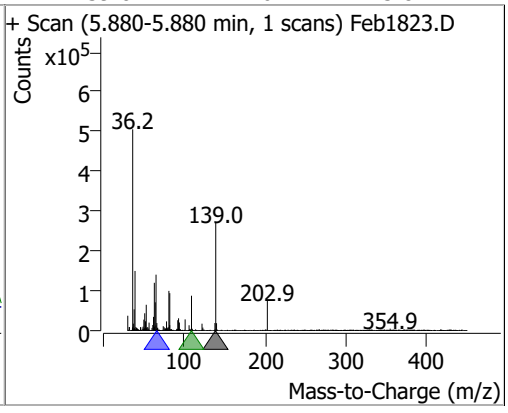

Compound	Conc.	RT	Dev(Min)	Resp.	QIon	QRatio	Lower	Upper
2,4-Dimethylphenol	70.1150	6.00	0.00	529818	107.0	110.8	76.6	142.3
					77.0	32.9	23.8	44.2

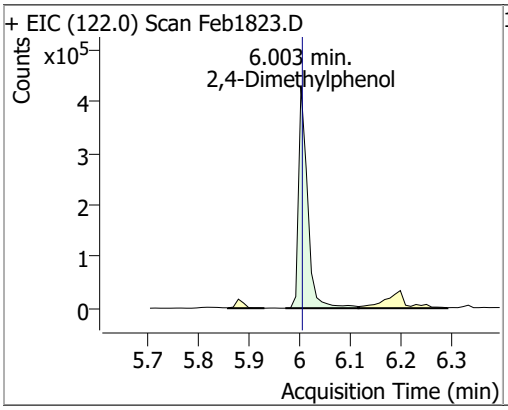

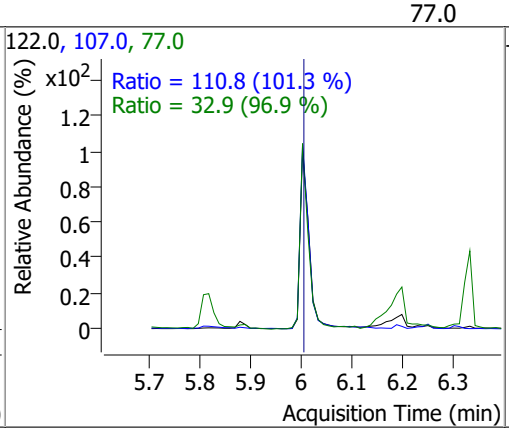

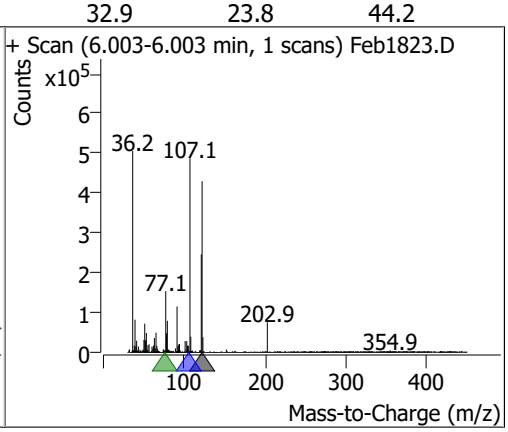

Compound	Conc.	RT	Dev(Min)	Resp.	QIon	QRatio	Lower	Upper
bis(-2-Chloroethoxy)Methane	73.9926	6.08	0.00	694597	63.0	69.3	47.7	88.6
					95.0	33.3	22.3	41.5

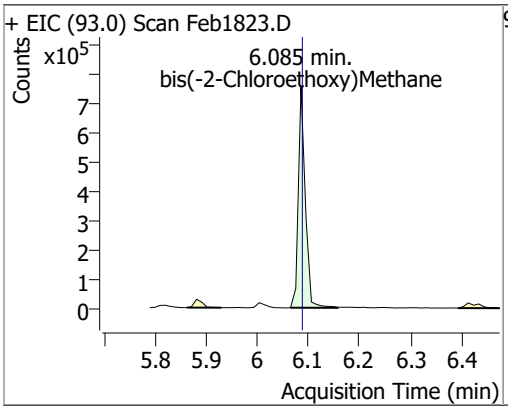

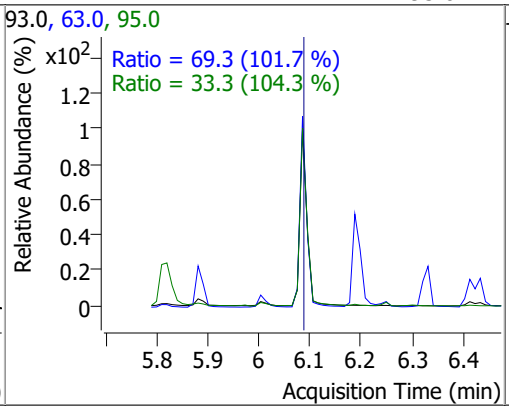

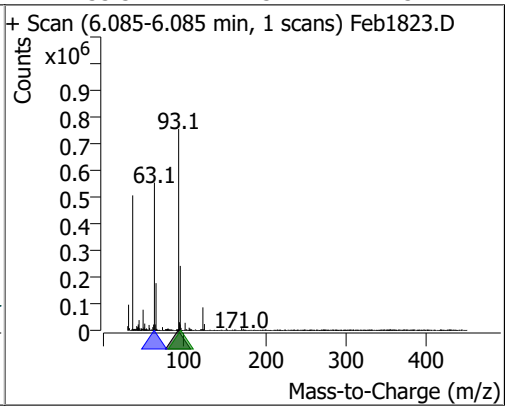

Compound	Conc.	RT	Dev(Min)	Resp.	QIon	QRatio	Lower	Upper
2,4-Dichlorophenol	73.3411	6.19	0.00	526530	164.0	63.0	45.5	84.5
					98.0	32.3	20.0	37.1

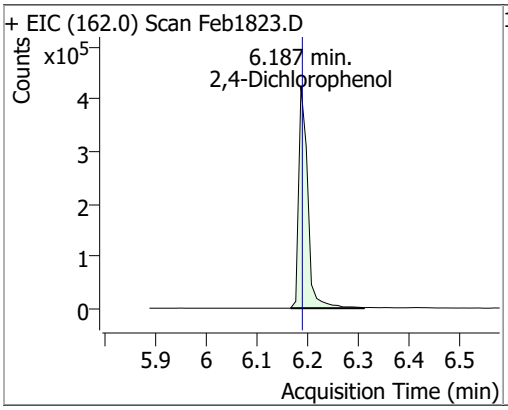

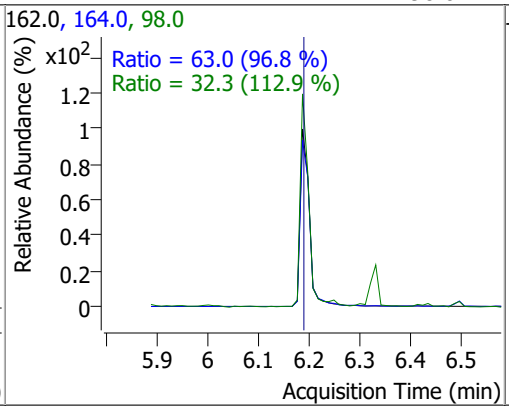

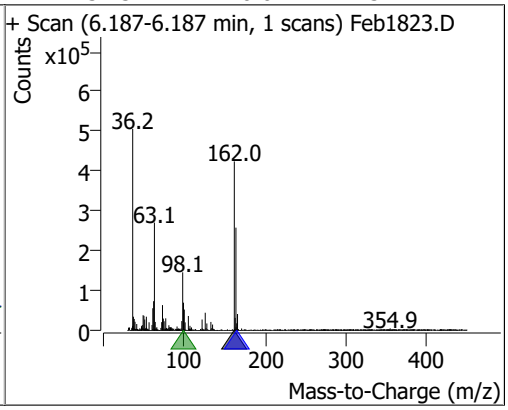

Compound	Conc.	RT	Dev(Min)	Resp.	QIon	QRatio	Lower	Upper
Benzoic Acid	31.7123	6.20	-0.04	104440	122.0	91.4	59.9	111.2
					77.0	79.9	42.3	78.5

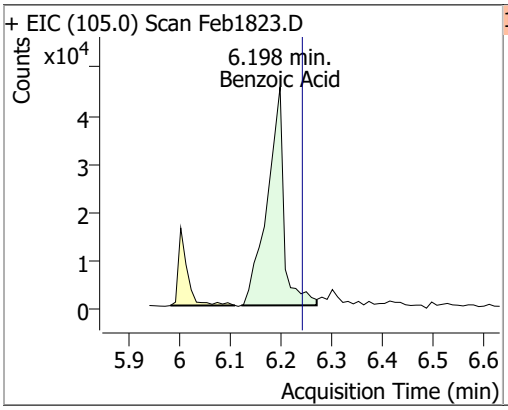

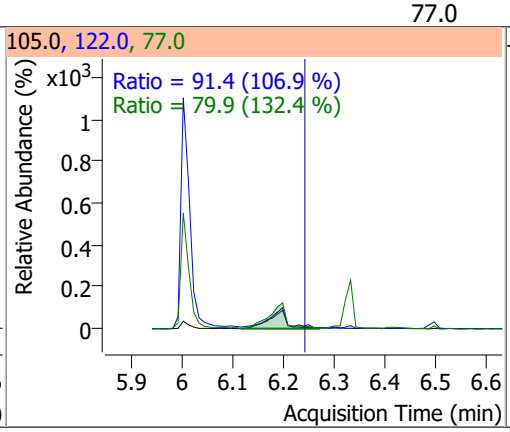

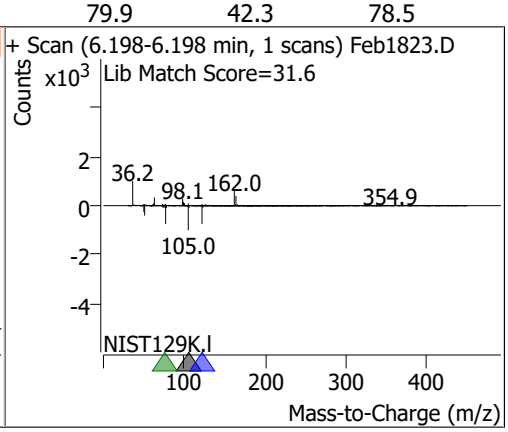

Compound	Conc.	RT	Dev(Min)	Resp.	QIon	QRatio	Lower	Upper
1,2,4-Trichlorobenzene	66.7328	6.25	0.00	580133	182.0	94.7	66.2	122.9
					145.0	28.5	20.1	37.3

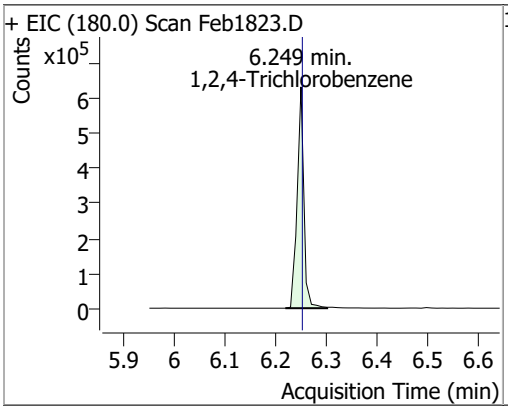

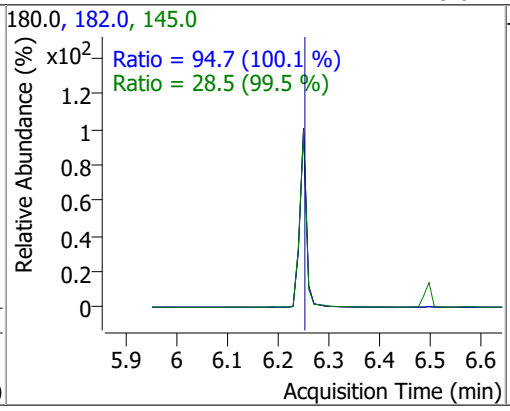

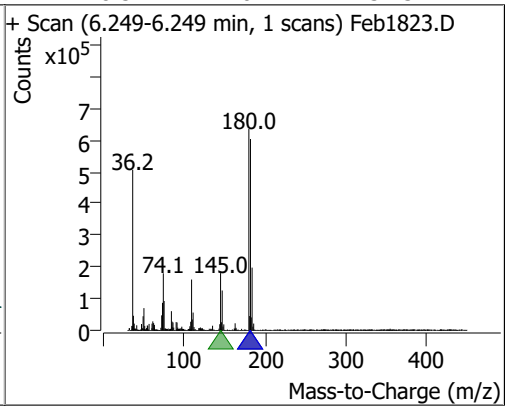

Compound	Conc.	RT	Dev(Min)	Resp.	QIon	QRatio	Lower	Upper
Naphthalene	76.0449	6.33	0.00	1954869	129.0	11.1	8.0	14.9
					102.0	9.9	6.9	12.9

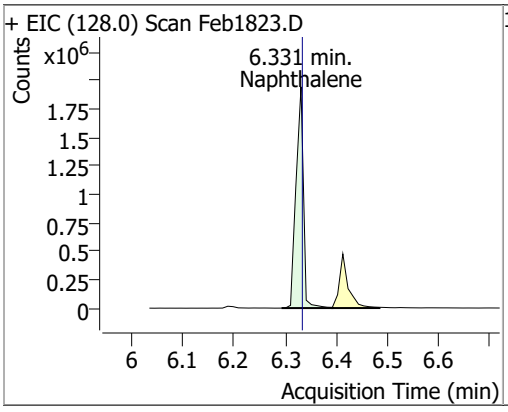

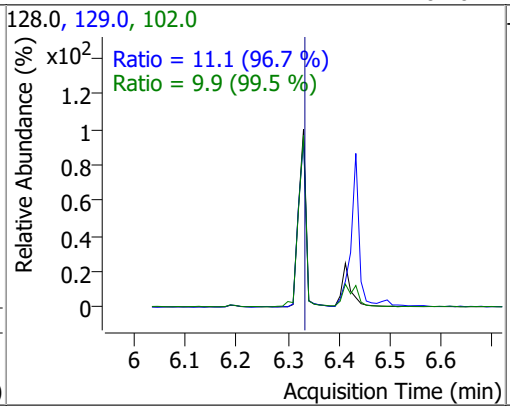

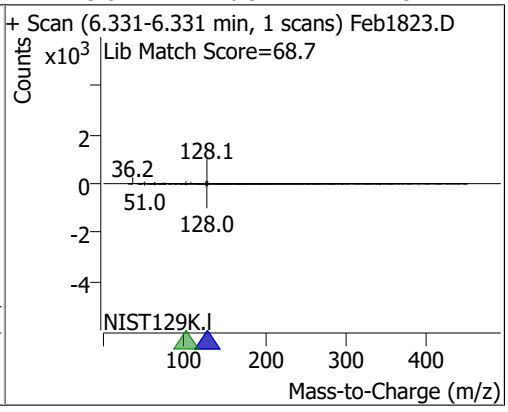

Compound	Conc.	RT	Dev(Min)	Resp.	QIon	QRatio	Lower	Upper
4-Chlorophenol	63.0899	6.41	0.00	169807	128.0	344.2	221.4	411.2

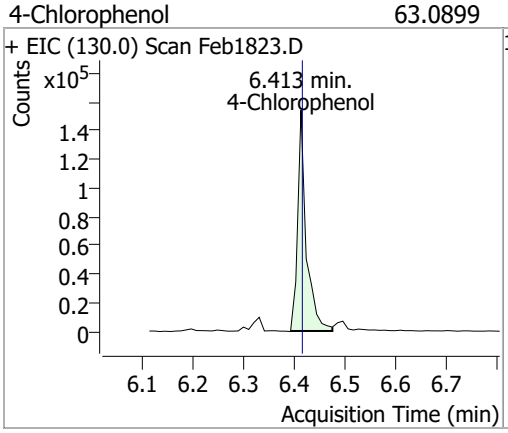

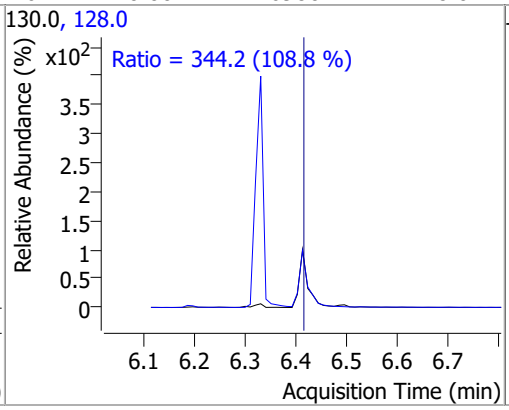

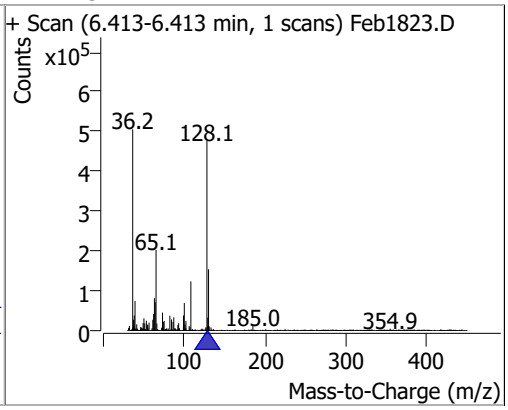

Compound	Conc.	RT	Dev(Min)	Resp.	QIon	QRatio	Lower	Upper
p-Chloroaniline	56.1898	6.43	0.00	569012	65.0	70.7	42.1	78.2
					129.0	39.3	26.3	48.9

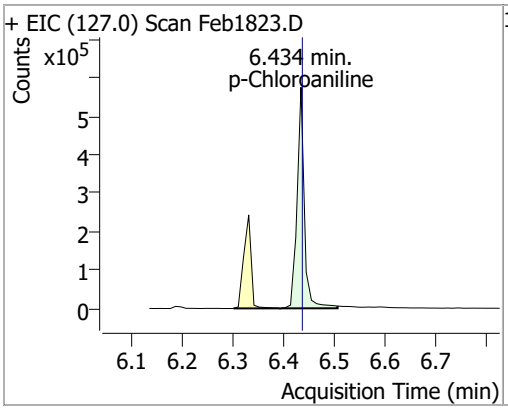

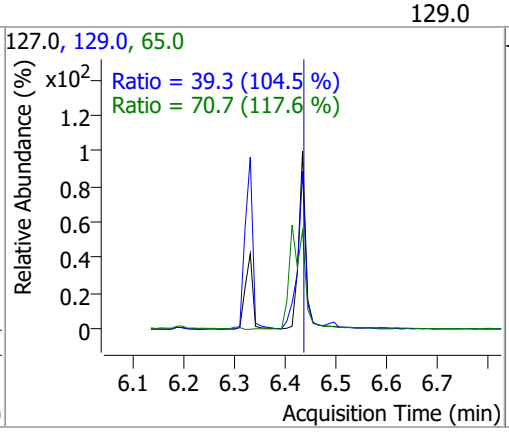

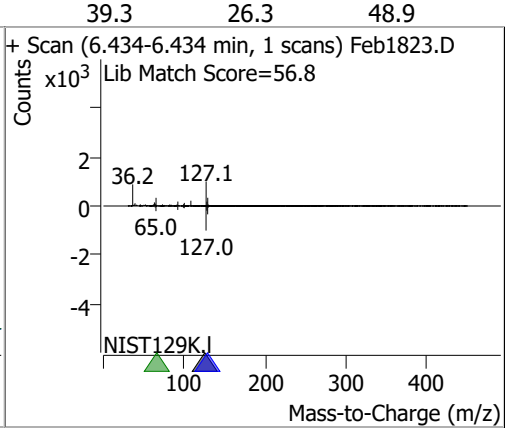

Compound	Conc.	RT	Dev(Min)	Resp.	QIon	QRatio	Lower	Upper
Hexachlorobutadiene	62.6887	6.50	0.00	279479	227.0	64.0	46.0	85.4
					223.0	62.5	45.0	83.6

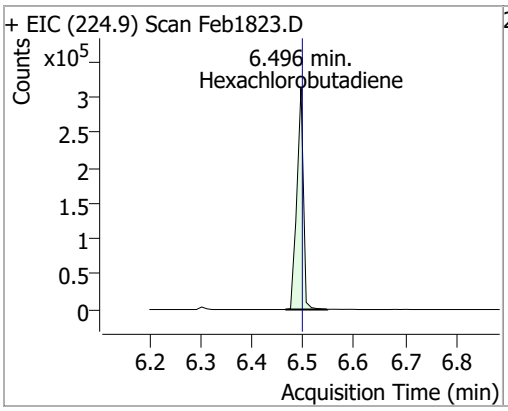

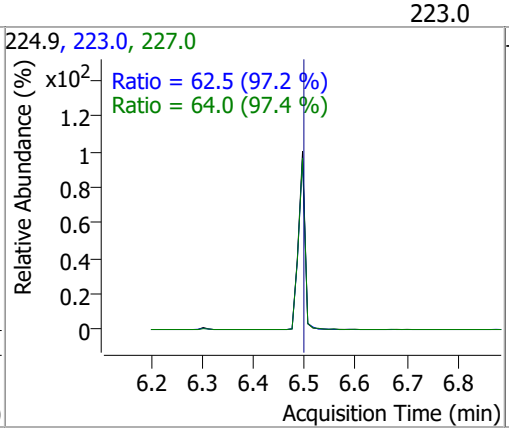

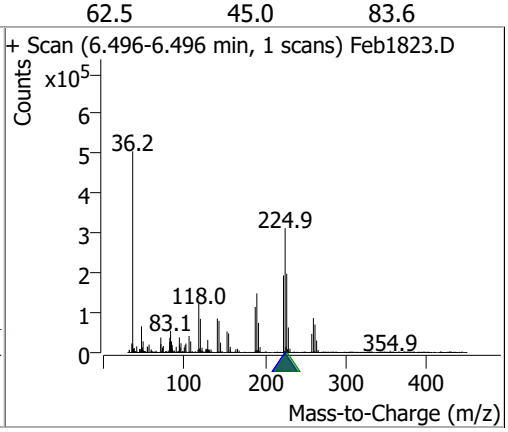

Compound	Conc.	RT	Dev(Min)	Resp.	QIon	QRatio	Lower	Upper
4-Chloro-2-Methylphenol	70.8958	6.94	0.00	474156	144.0	27.0	19.4	36.1

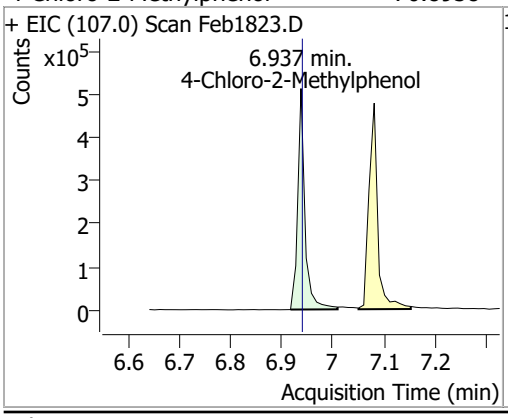

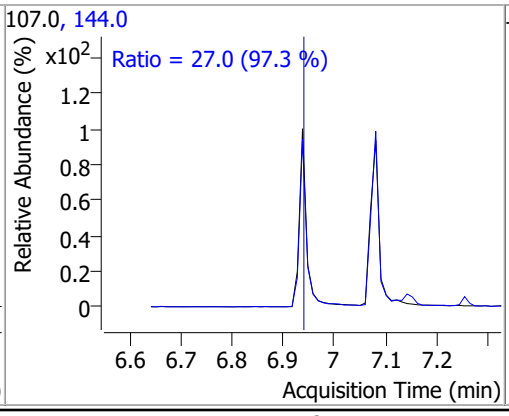

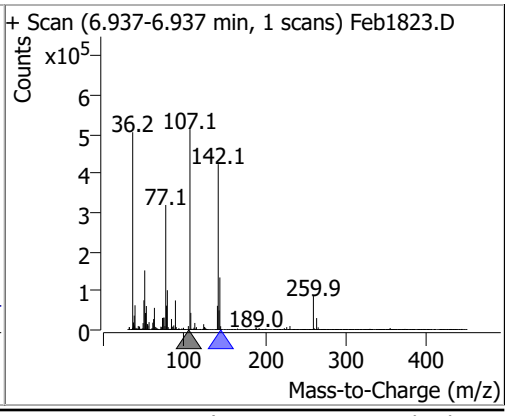

Compound	Conc.	RT	Dev(Min)	Resp.	QIon	QRatio	Lower	Upper
4-Chloro-3-Methylphenol	83.7140	7.08	0.01	582254	144.0	26.8	19.1	35.5

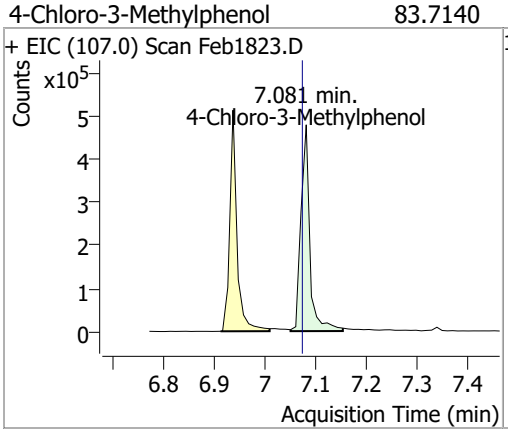

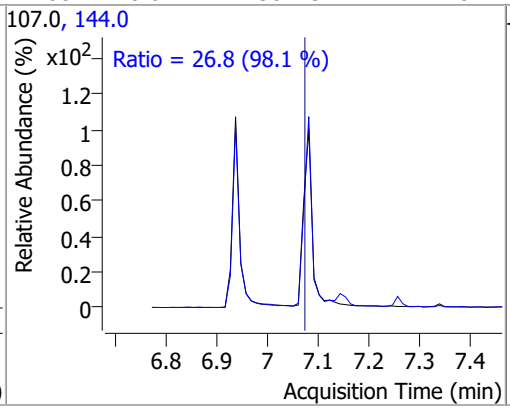

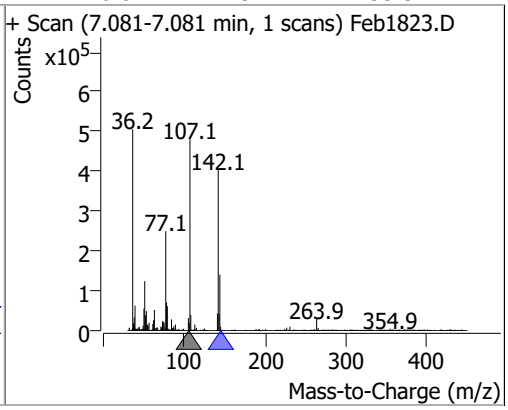

Compound	Conc.	RT	Dev(Min)	Resp.	QIon	QRatio	Lower	Upper
2-Methylnaphthalene	79.3988	7.14	0.00	1153139	142.0	118.4	83.8	155.7
					115.0	41.5	29.2	54.3

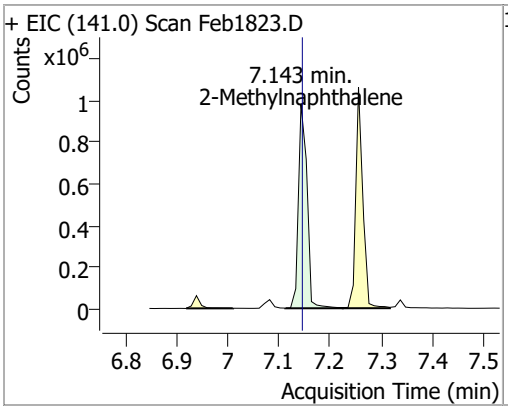

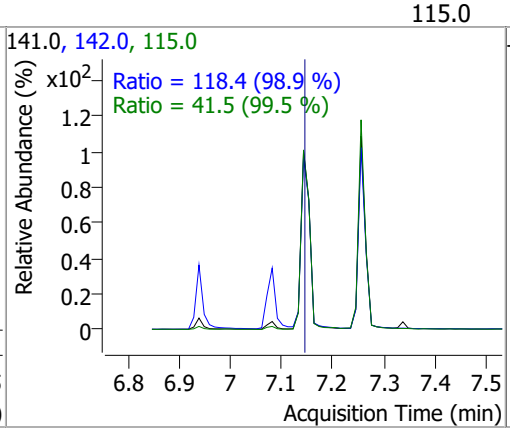

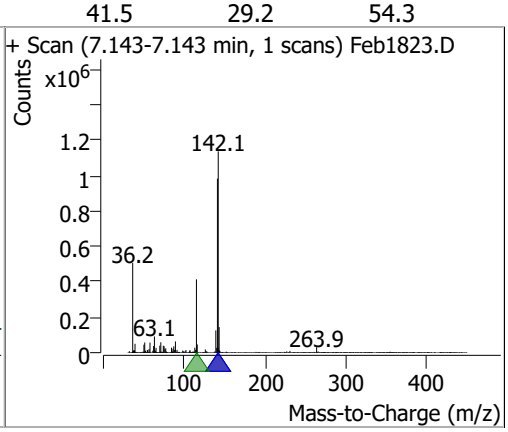

Compound	Conc.	RT	Dev(Min)	Resp.	QIon	QRatio	Lower	Upper
1-Methylnaphthalene	72.2254	7.26	0.00	1022455	142.0	112.8	79.8	148.2
					115.0	44.2	28.9	53.7

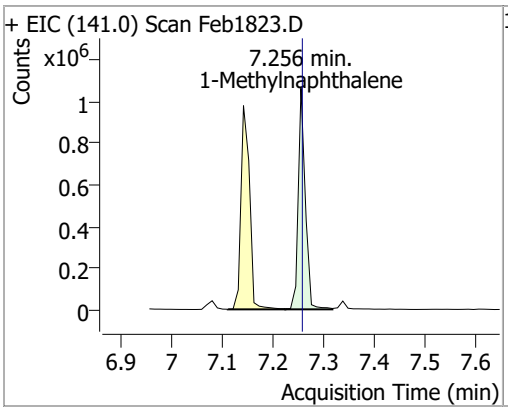

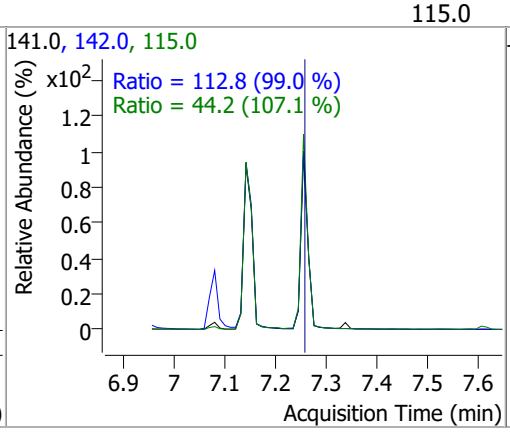

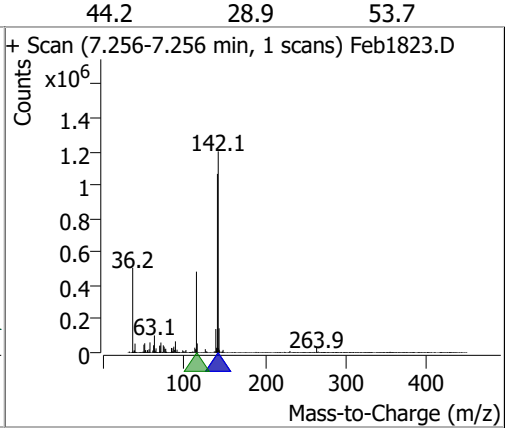

Compound	Conc.	RT	Dev(Min)	Resp.	QIon	QRatio	Lower	Upper
Hexachlorocyclopentadiene	62.3380	7.34	0.00	166661	234.9	65.6	45.2	84.0
					238.9	67.3	44.6	82.9

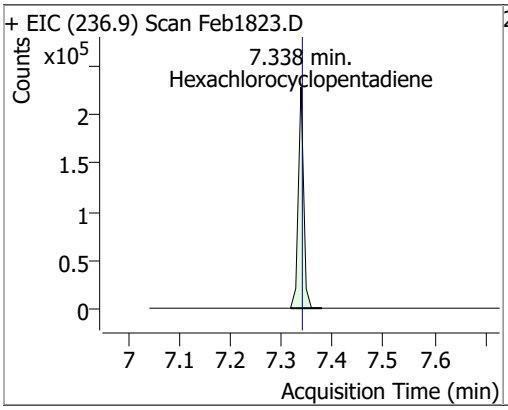

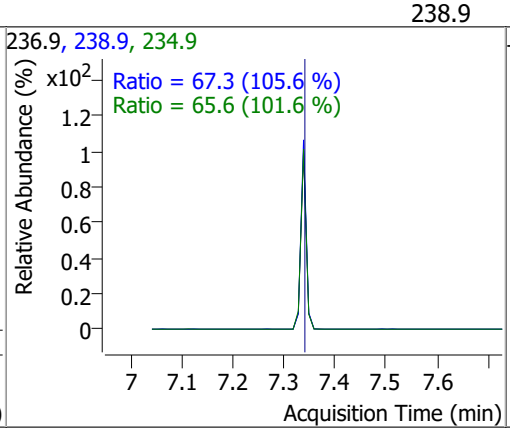

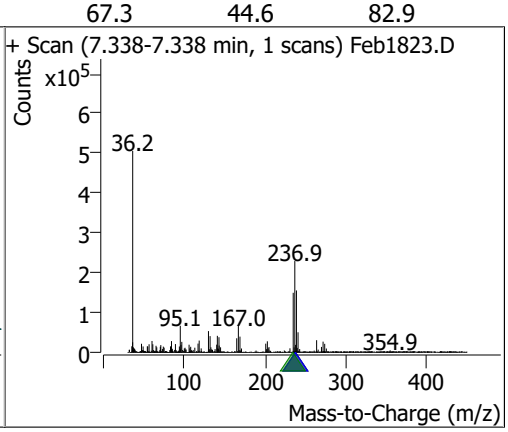

Compound	Conc.	RT	Dev(Min)	Resp.	QIon	QRatio	Lower	Upper
2,4,6-Trichlorophenol	87.9881	7.52	0.00	418844	198.0	94.4	67.6	125.5

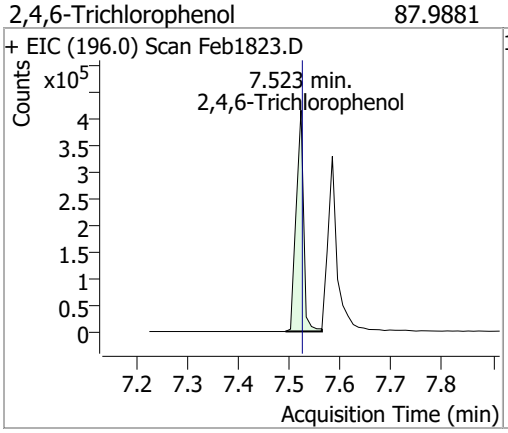

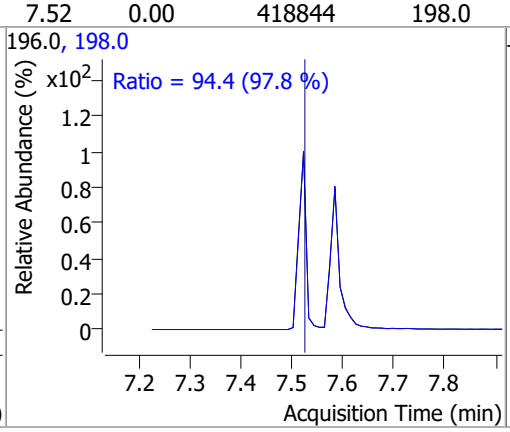

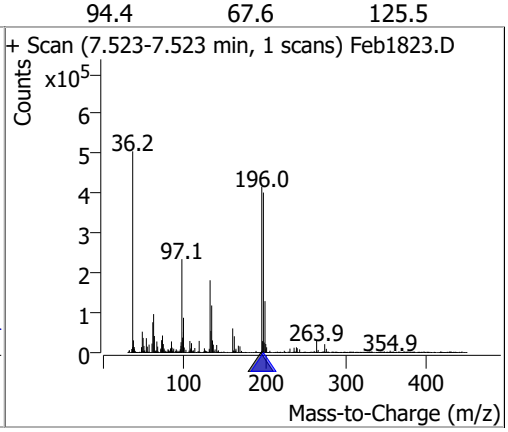

Compound	Conc.	RT	Dev(Min)	Resp.	QIon	QRatio	Lower	Upper
2,4,5-Trichlorophenol	82.4166	7.58	0.01	437278 (m)	198.0	91.0	63.2	117.3

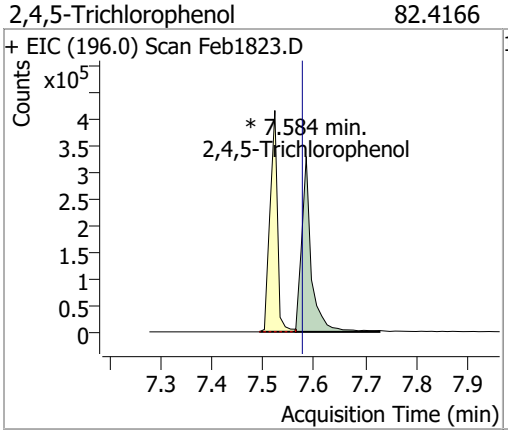

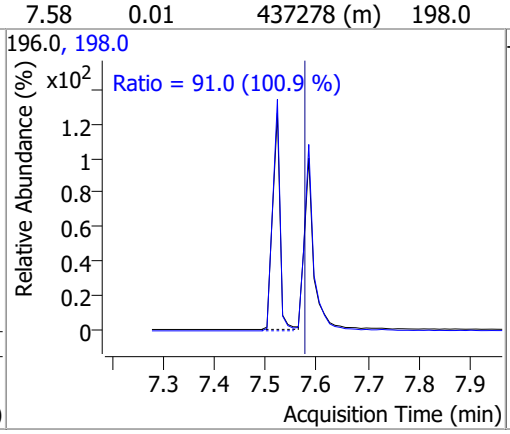

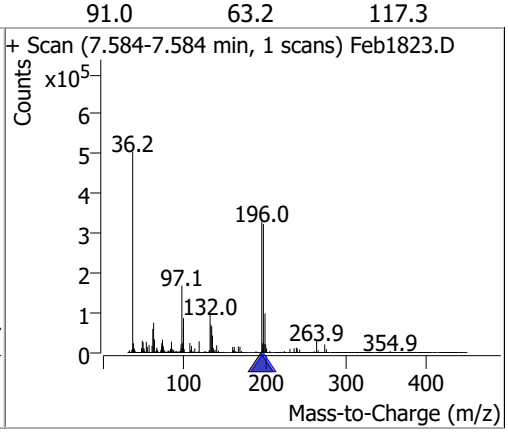

Compound	Conc.	RT	Dev(Min)	Resp.	QIon	QRatio	Lower	Upper
2-Fluorobiphenyl	74.6130	7.60	0.00	1433935	171.0	34.6	24.0	44.5

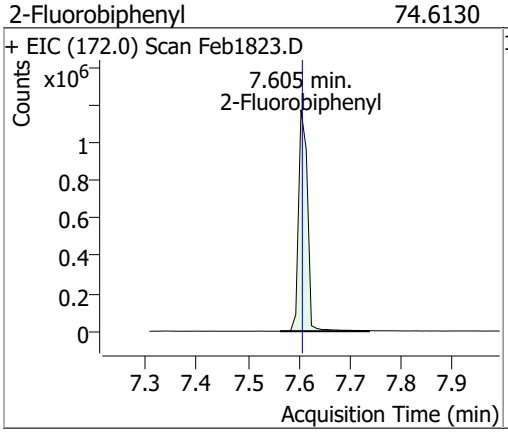

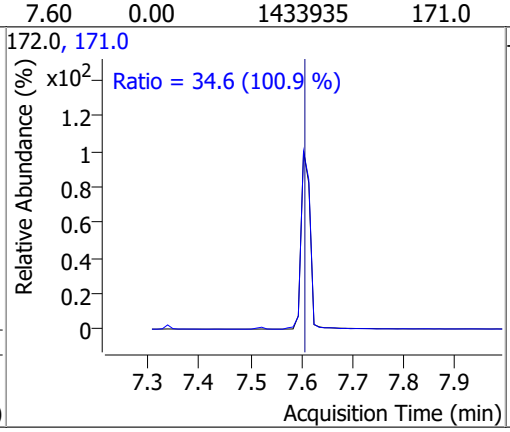

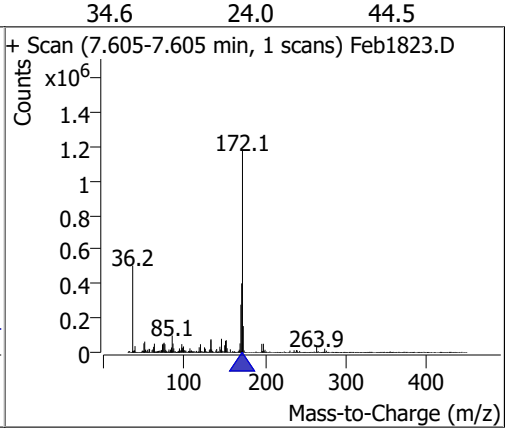

Compound	Conc.	RT	Dev(Min)	Resp.	QIon	QRatio	Lower	Upper
2-Chloronaphthalene	83.3833	7.72	0.00	1345867	127.0	37.9	25.1	46.7
					164.0	32.6	22.5	41.7

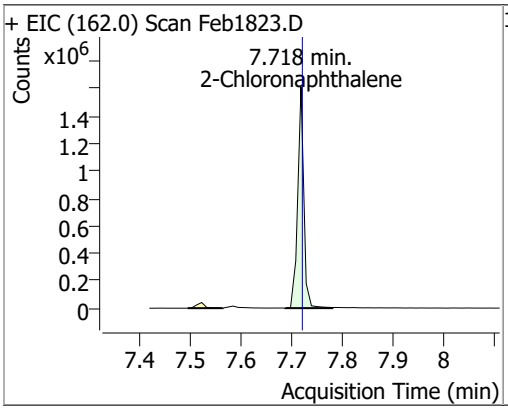

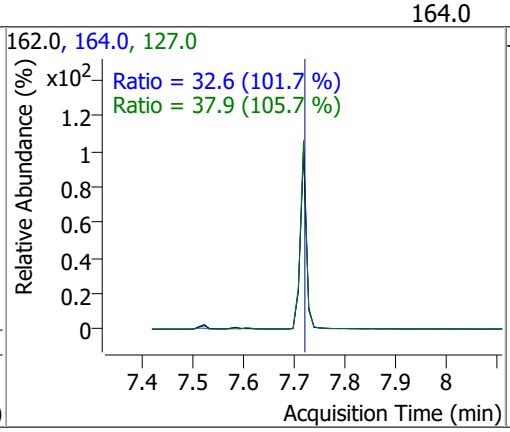

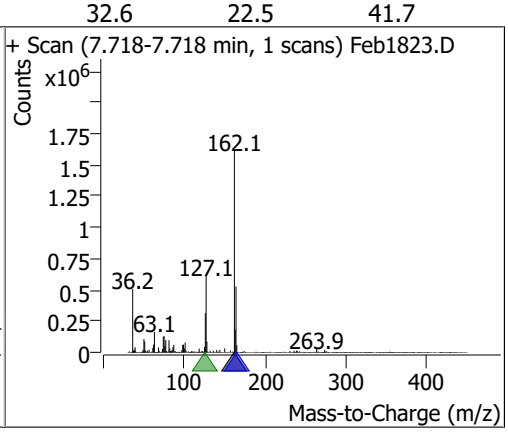

Compound	Conc.	RT	Dev(Min)	Resp.	QIon	QRatio	Lower	Upper
2-Nitroaniline	88.5282	7.89	0.01	256217	138.0	116.7	77.4	143.7

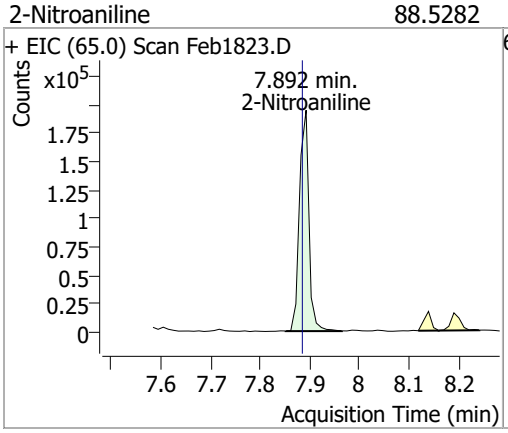

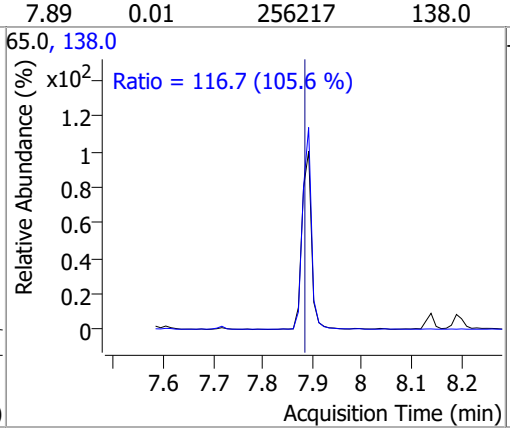

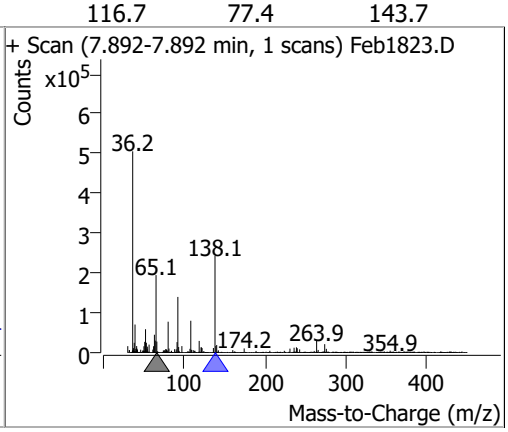

Compound	Conc.	RT	Dev(Min)	Resp.	QIon	QRatio	Lower	Upper
Dimethyl Phthalate	102.3679	8.14	0.00	1697417	77.0	19.9	13.8	25.7

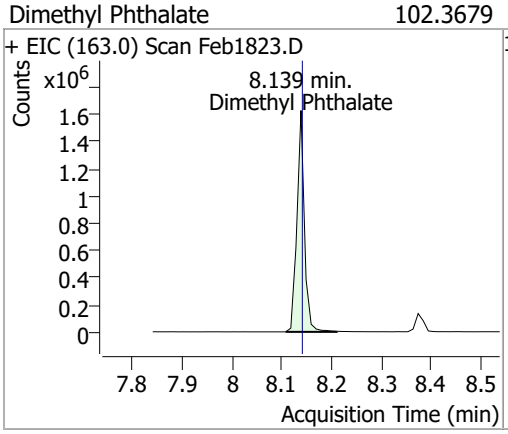

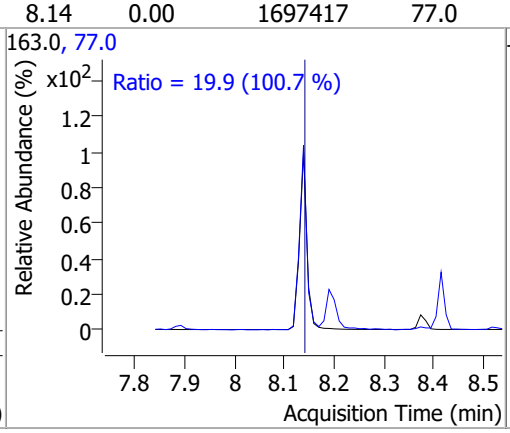

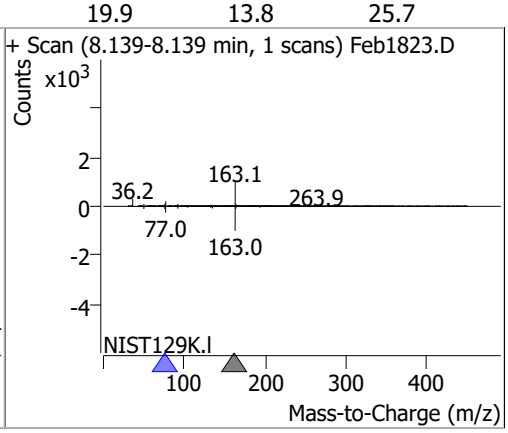

Compound	Conc.	RT	Dev(Min)	Resp.	QIon	QRatio	Lower	Upper
2,6-Dinitrotoluene	84.0003	8.19	0.00	187583	63.0	132.2	99.5	184.8
					89.0	67.2	43.3	80.3

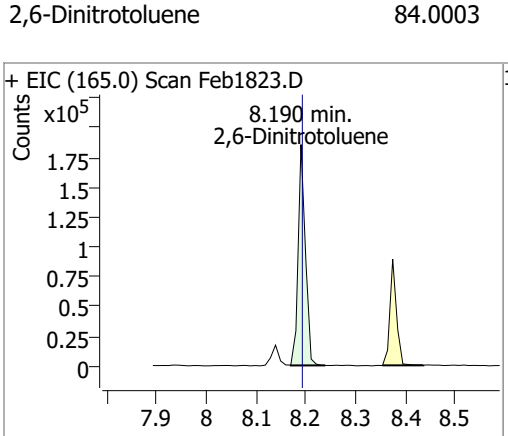

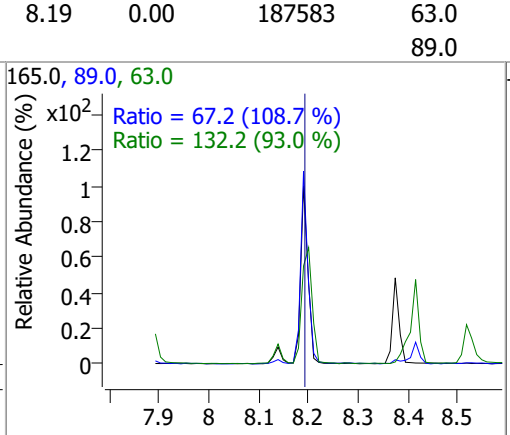

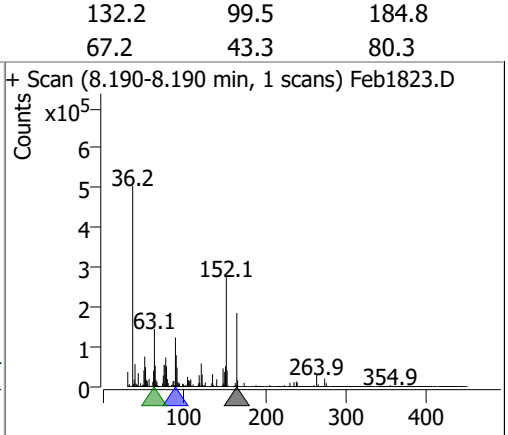

Compound	Conc.	RT	Dev(Min)	Resp.	QIon	QRatio	Lower	Upper
Acenaphthylene	78.3103	8.20	0.00	2021184	153.1	13.9	9.6	17.7

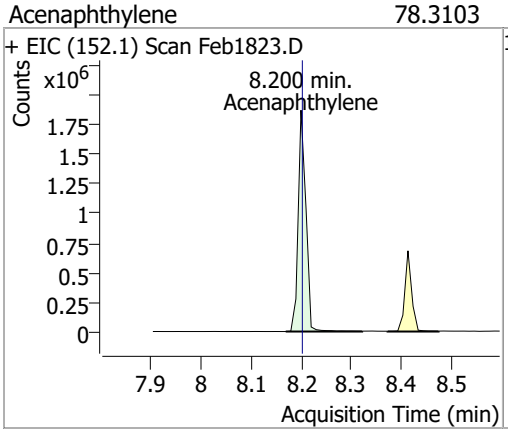

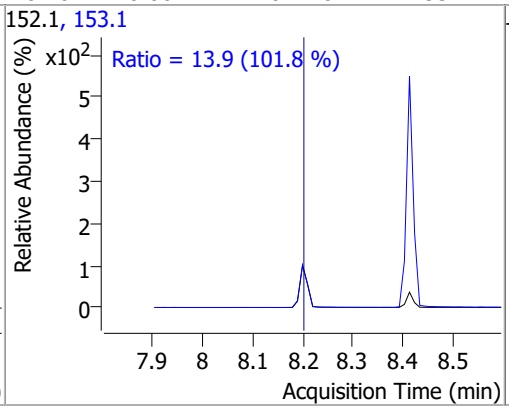

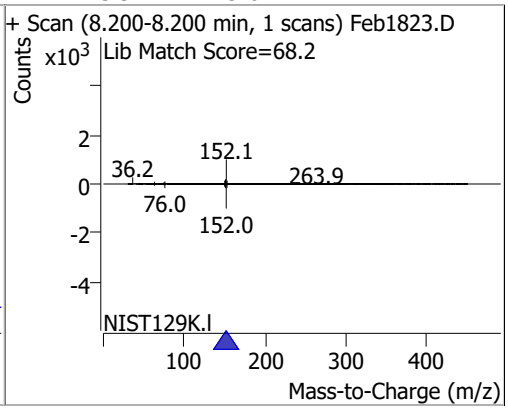

Compound	Conc.	RT	Dev(Min)	Resp.	QIon	QRatio	Lower	Upper
3-Nitroaniline	72.9638	8.39	0.00	183504	65.0	137.2	90.4	167.8
					92.0	114.0	74.7	138.7

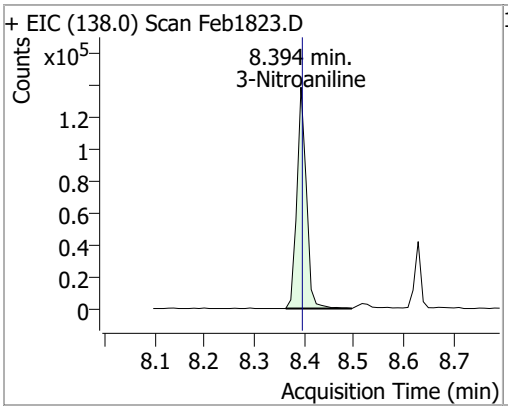

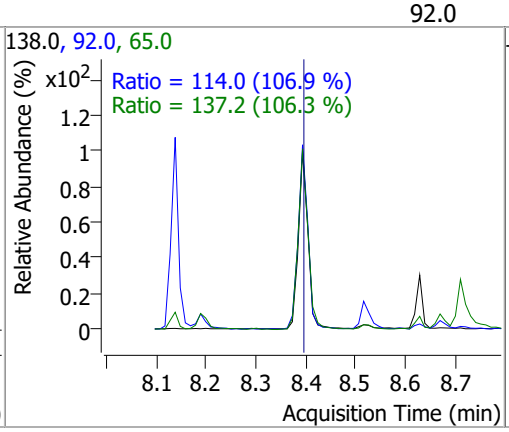

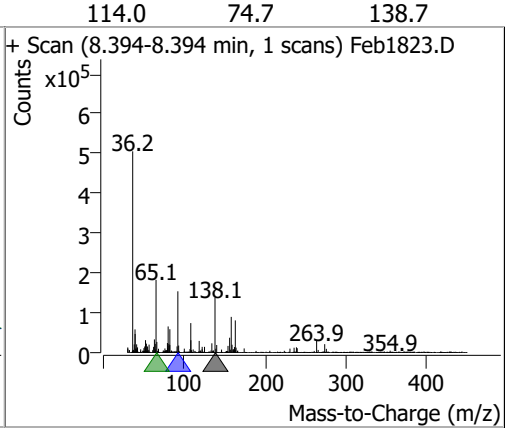

Compound	Conc.	RT	Dev(Min)	Resp.	QIon	QRatio	Lower	Upper
Acenaphthene	84.4732	8.41	0.00	1246477	153.0	107.3	74.5	138.4
					152.0	52.6	36.3	67.4

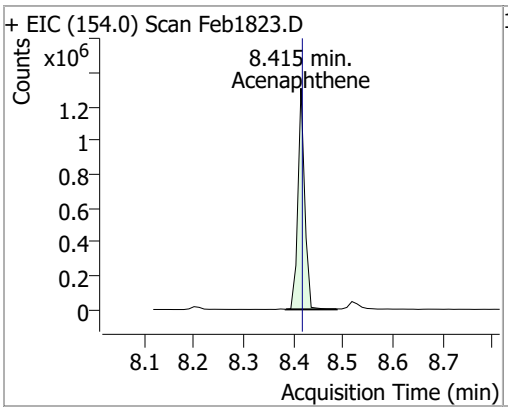

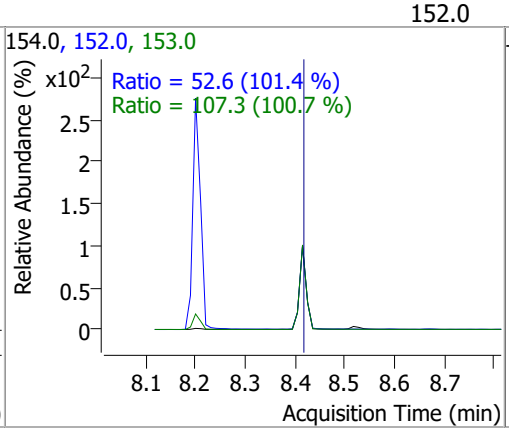

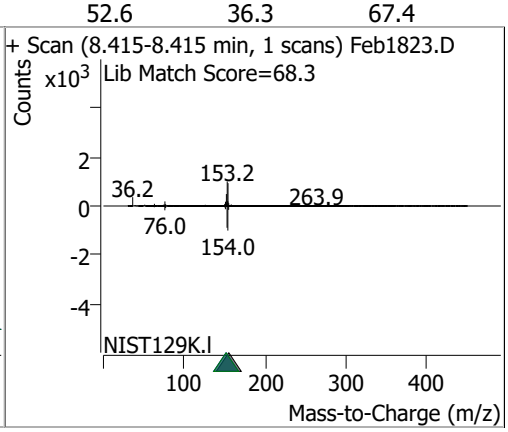

Compound	Conc.	RT	Dev(Min)	Resp.	QIon	QRatio	Lower	Upper
2,4-Dinitrophenol	94.2882	8.52	0.00	110981	154.0	61.9	43.9	81.5

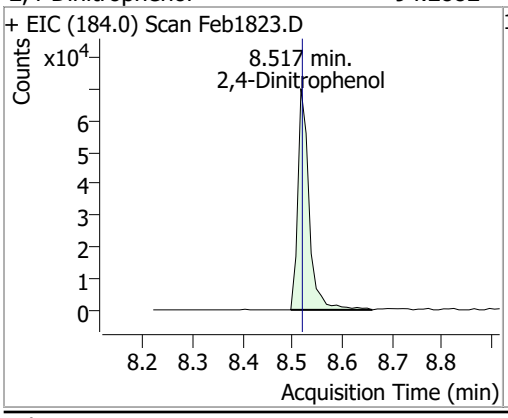

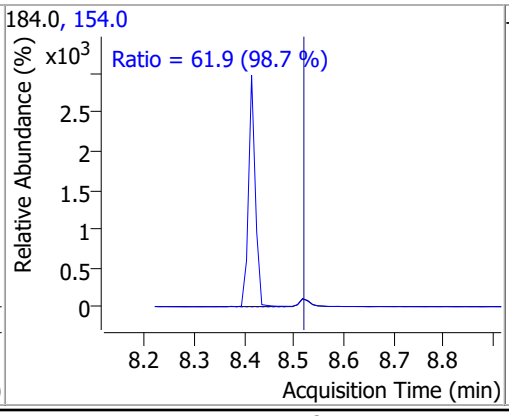

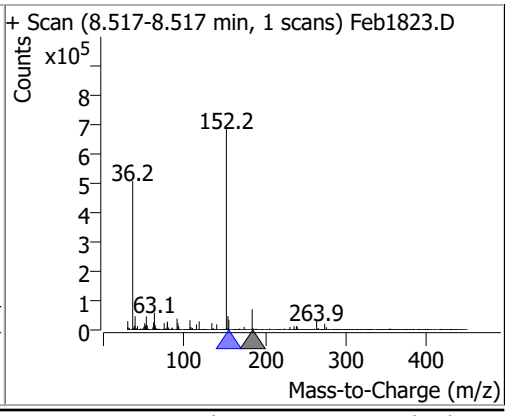

Compound	Conc.	RT	Dev(Min)	Resp.	QIon	QRatio	Lower	Upper
Dibenzofuran	85.1894	8.63	0.00	2054456	139.0	39.9	26.3	48.8

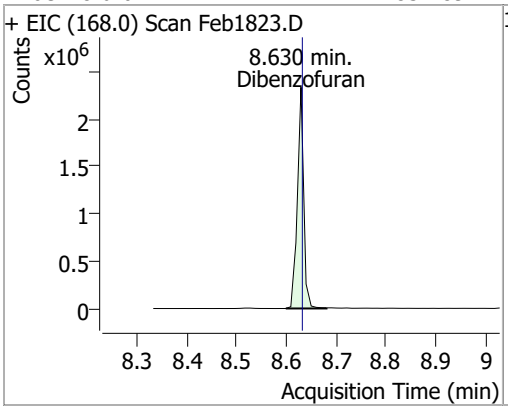

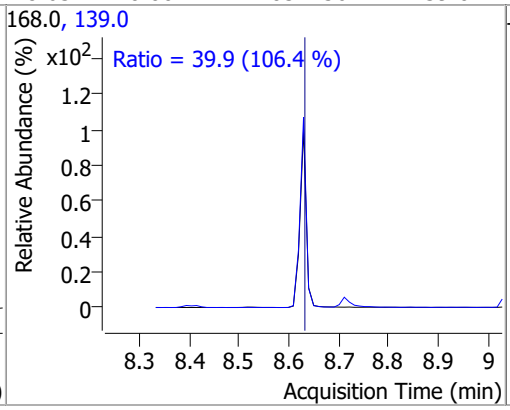

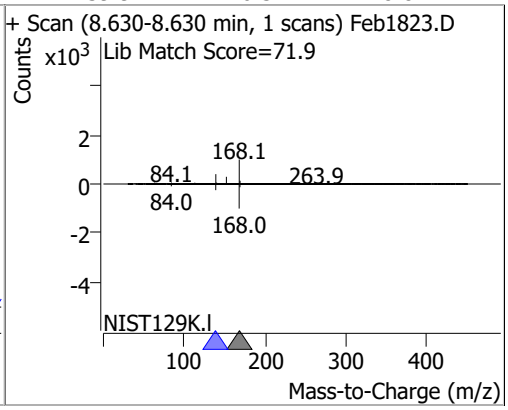

Compound	Conc.	RT	Dev(Min)	Resp.	QIon	QRatio	Lower	Upper
2,4-Dinitrotoluene	97.4598	8.67	0.00	280137	89.0	75.7	55.4	102.9
					63.0	42.0	33.9	62.9

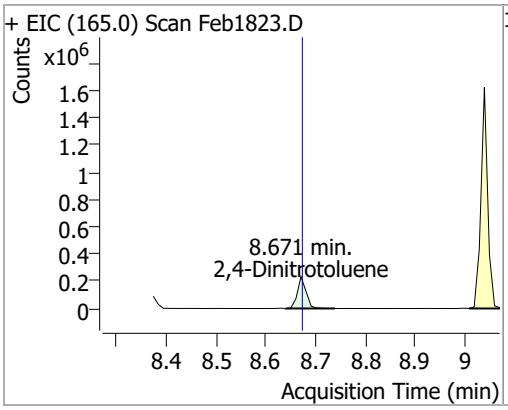

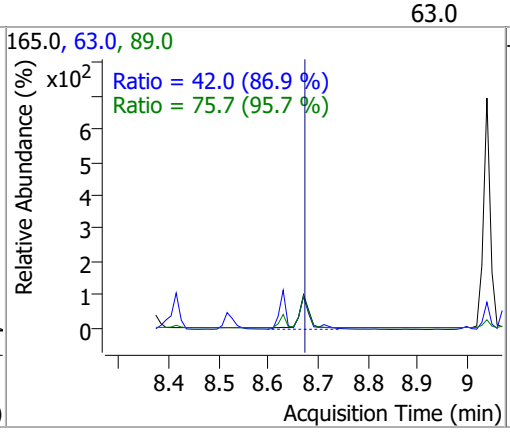

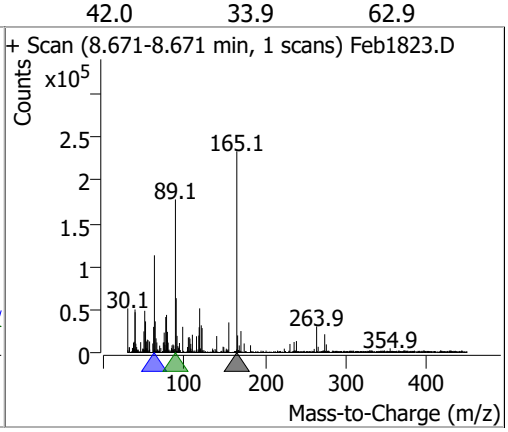

Compound	Conc.	RT	Dev(Min)	Resp.	QIon	QRatio	Lower	Upper
4-Nitrophenol	41.6721	8.71	0.01	107273	65.0	67.6	50.4	93.6
					139.0	64.4	49.8	92.5

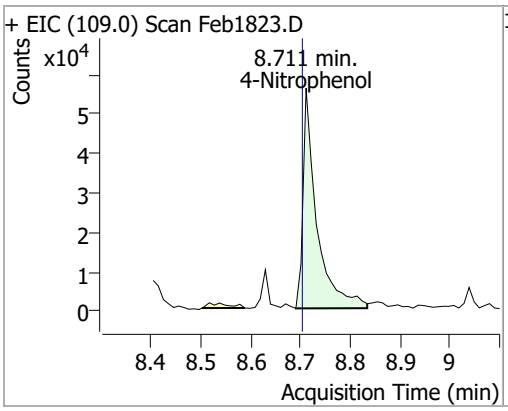

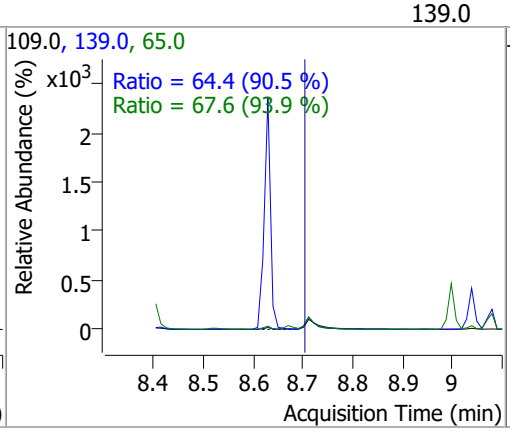

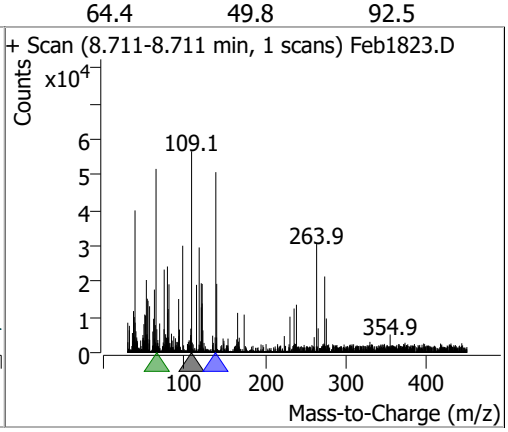

Compound	Conc.	RT	Dev(Min)	Resp.	QIon	QRatio	Lower	Upper
Diethylphthalate	97.9952	9.00	0.00	1683338	177.0	20.9	14.5	27.0
					150.0	12.3	8.7	16.2

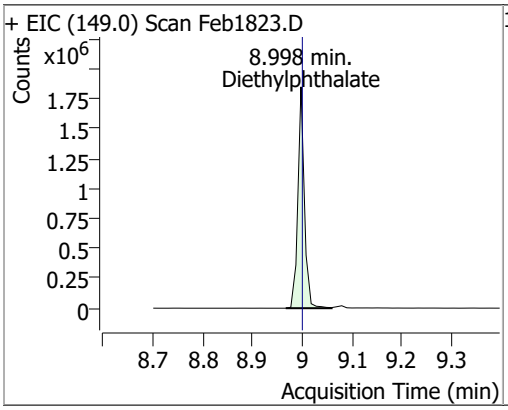

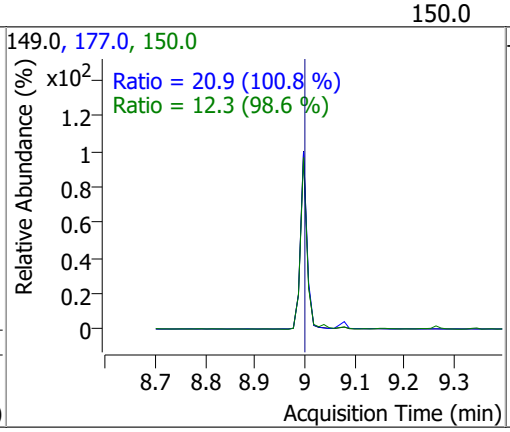

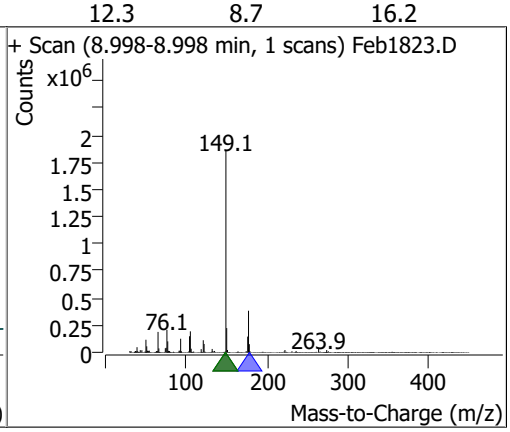

Compound	Conc.	RT	Dev(Min)	Resp.	QIon	QRatio	Lower	Upper
Fluorene	83.0893	9.04	0.00	1612148	165.0	95.0	65.4	121.4
					167.0	13.7	9.6	17.8

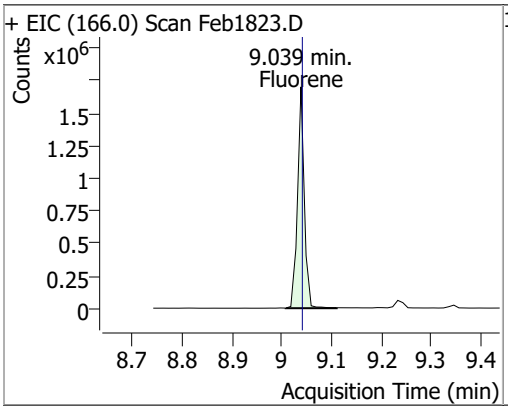

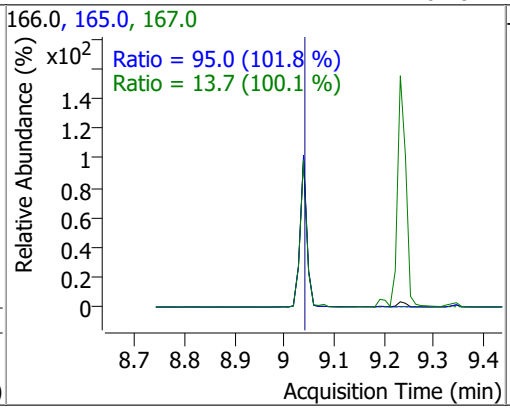

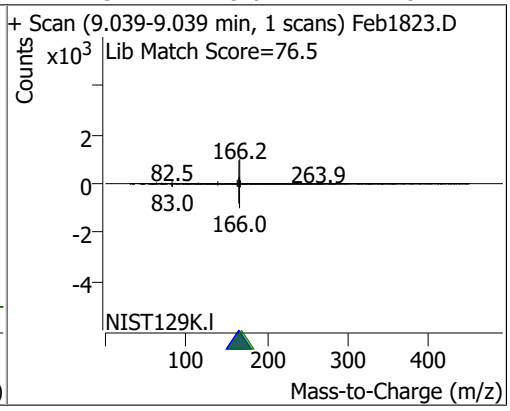

Compound	Conc.	RT	Dev(Min)	Resp.	QIon	QRatio	Lower	Upper
4-Chlorophenyl-phenylether	97.9860	9.08	0.01	864840	141.0	62.0	42.8	79.6
					206.0	33.6	23.6	43.9

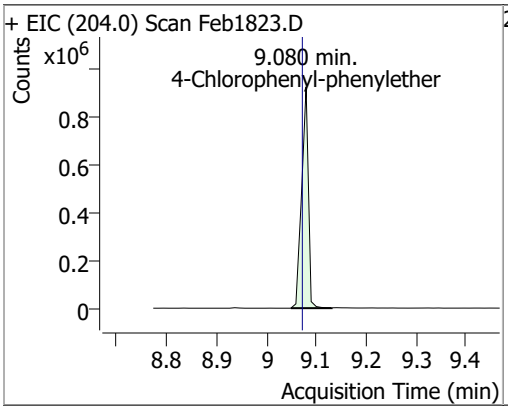

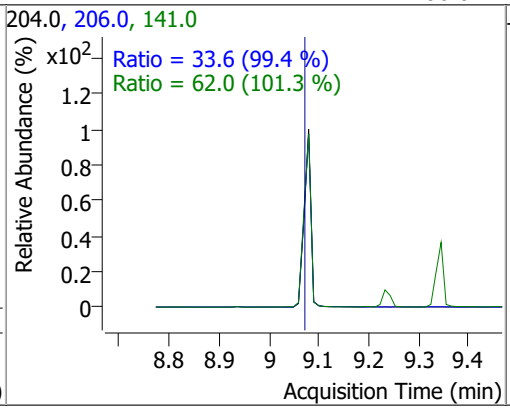

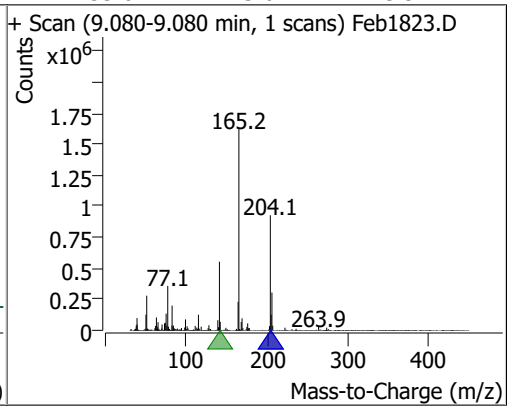

Compound	Conc.	RT	Dev(Min)	Resp.	QIon	QRatio	Lower	Upper
4-Nitroaniline	89.3712	9.14	0.00	256794	65.0	109.3	78.9	146.6
					92.0	47.6	34.5	64.1

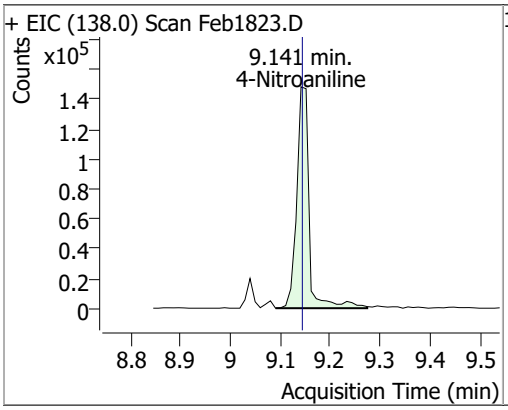

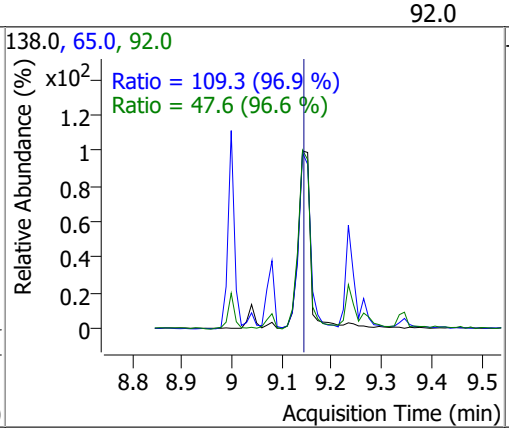

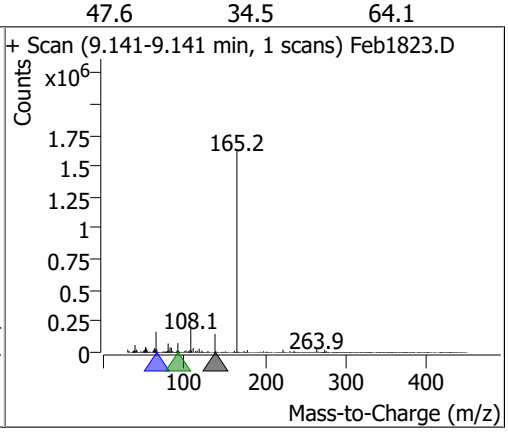

Compound	Conc.	RT	Dev(Min)	Resp.	QIon	QRatio	Lower	Upper
4,6-Dinitro-2-methylphenol	91.1597	9.16	0.01	162211	121.0	50.0	35.1	65.3

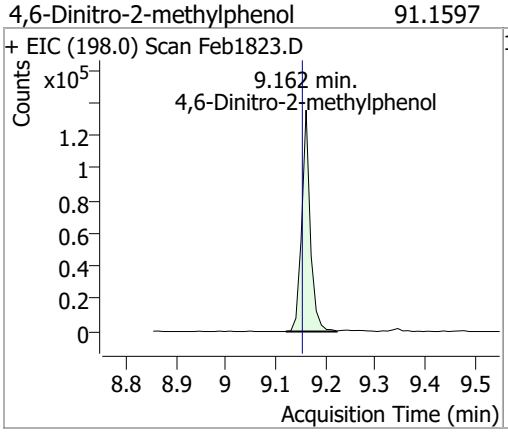

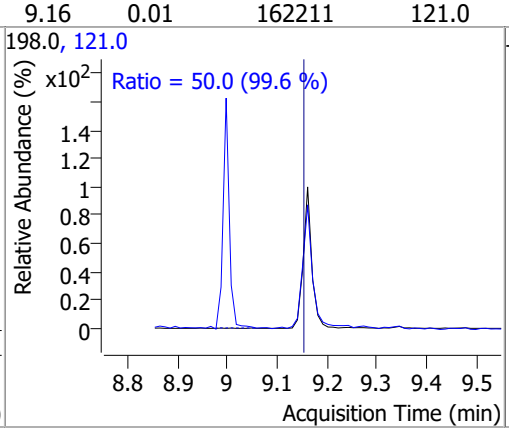

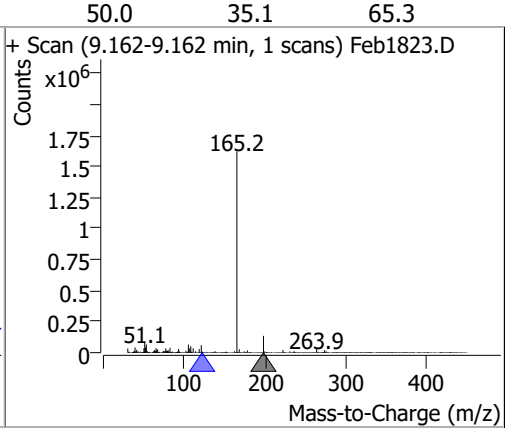

Compound	Conc.	RT	Dev(Min)	Resp.	QIon	QRatio	Lower	Upper
N-nitrosodiphenylamine	93.7845	9.23	0.00	1258314	168.0	61.9	44.0	81.7
					167.0	33.8	23.9	44.3

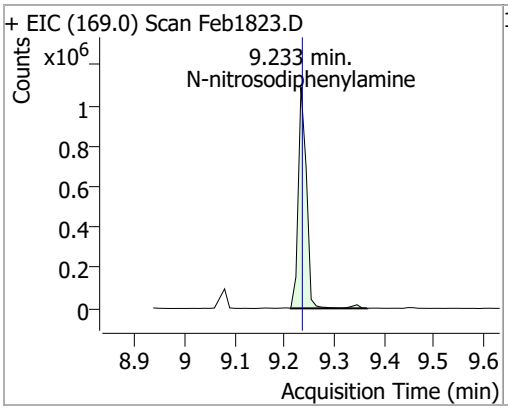

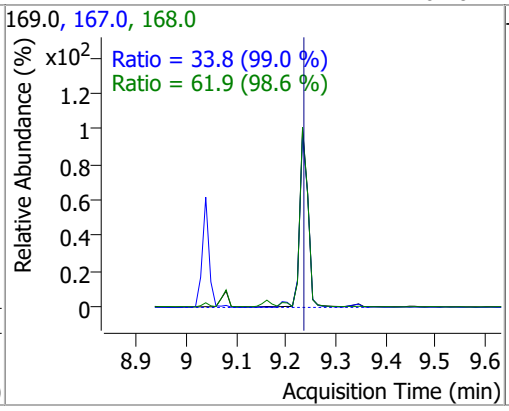

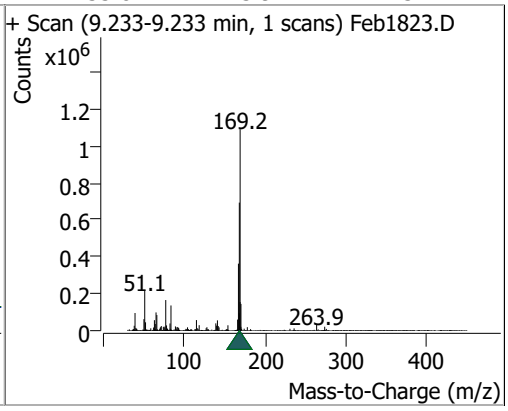

Compound	Conc.	RT	Dev(Min)	Resp.	QIon	QRatio	Lower	Upper
Azobenzene	78.9061	9.26	0.00	1394027	51.0	38.1	31.6	58.7
					182.0	24.9	16.9	31.4

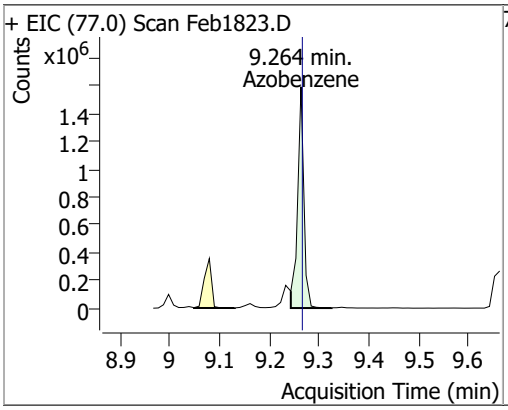

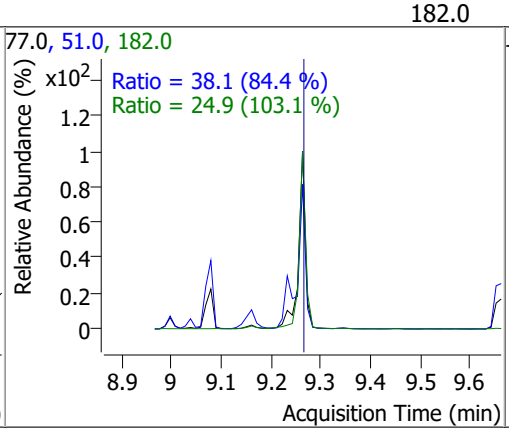

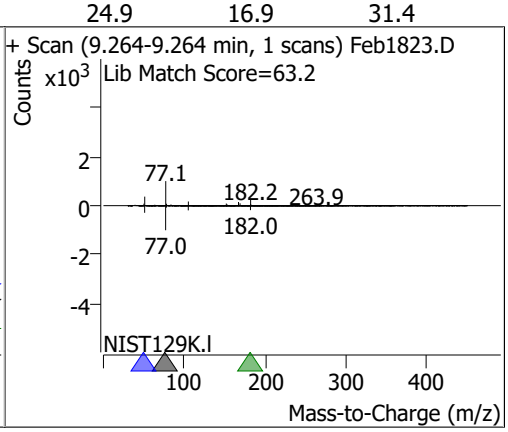

Compound	Conc.	RT	Dev(Min)	Resp.	QIon	QRatio	Lower	Upper
2,4,6-Tribromophenol	180.4475	9.35	0.01	365804	331.8	92.0	68.5	127.2

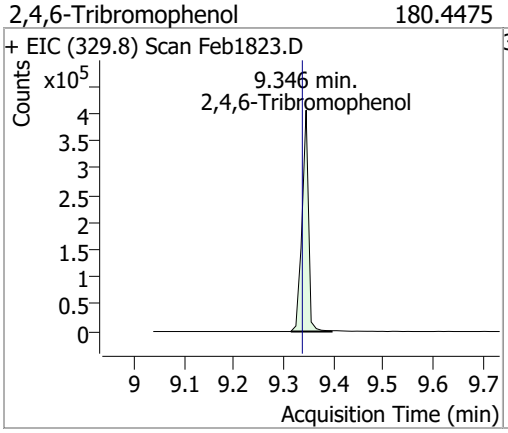

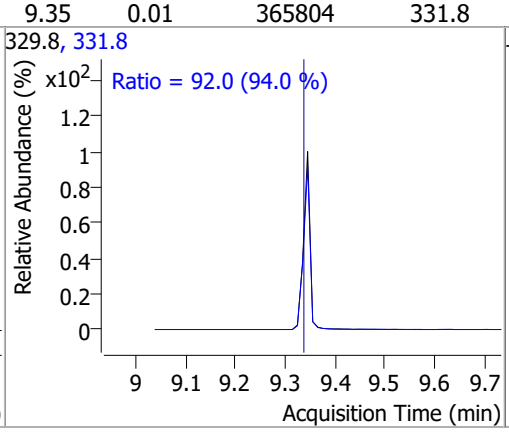

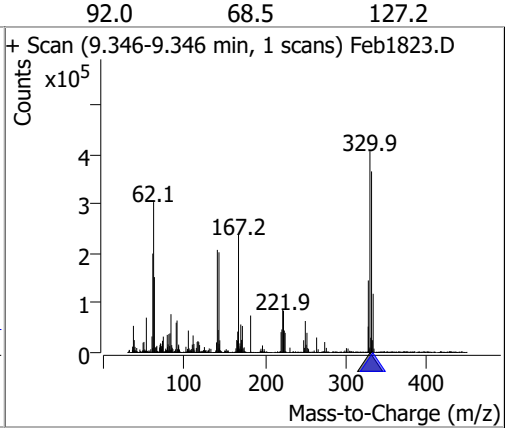

Compound	Conc.	RT	Dev(Min)	Resp.	QIon	QRatio	Lower	Upper
4-Bromophenyl-phenylether	90.6294	9.66	0.01	465172	141.0	98.5	69.1	128.4
					250.0	97.5	68.8	127.7

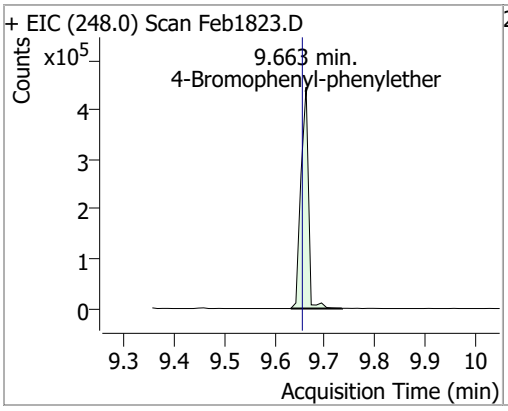

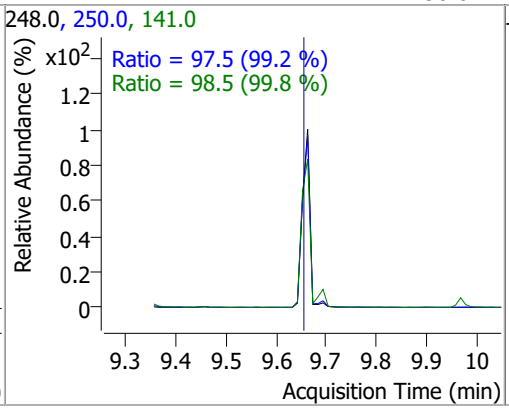

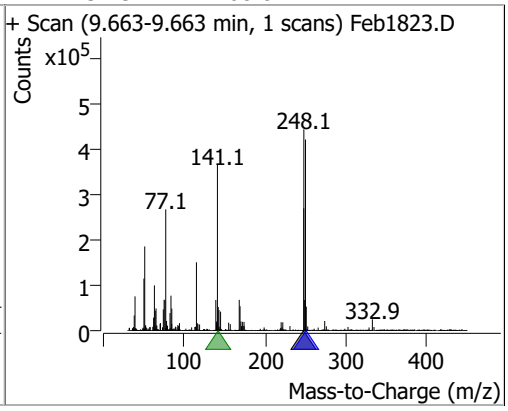

Compound	Conc.	RT	Dev(Min)	Resp.	QIon	QRatio	Lower	Upper
Hexachlorobenzene	86.6372	9.69	0.00	445774	142.0	65.6	37.7	70.0

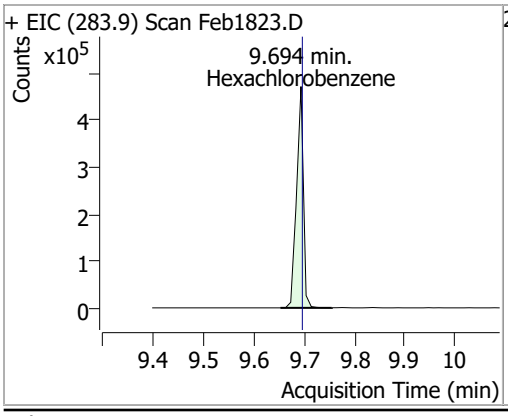

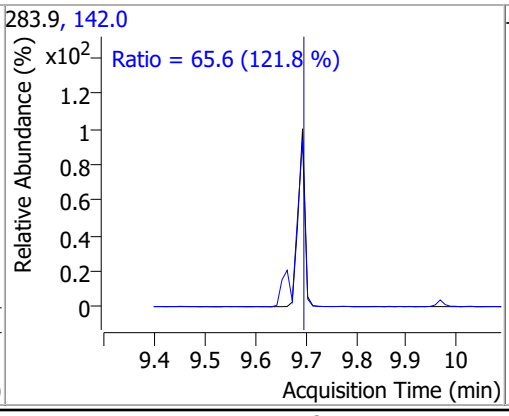

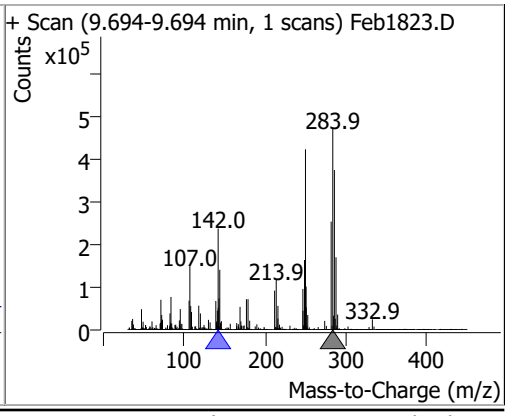

Compound	Conc.	RT	Dev(Min)	Resp.	QIon	QRatio	Lower	Upper
Pentachlorophenol	102.1712	9.97	0.00	258808	267.9	65.7	41.5	77.2
					263.9	65.7	41.2	76.6

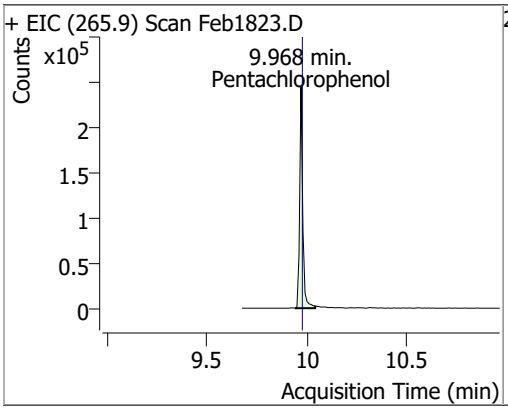

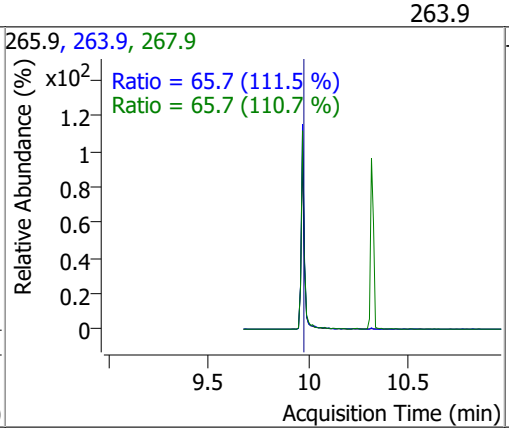

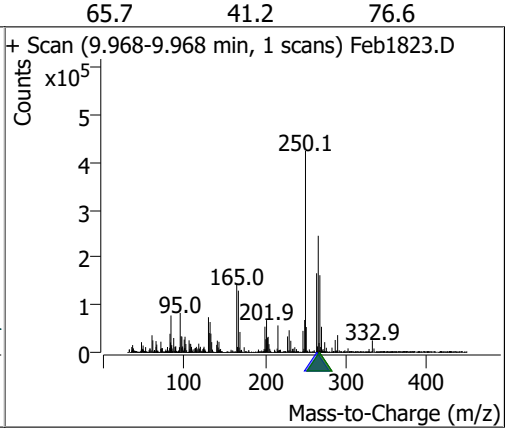

Compound	Conc.	RT	Dev(Min)	Resp.	QIon	QRatio	Lower	Upper
Phenanthrene	89.7730	10.19	0.01	2476787	176.0	18.5	13.0	24.1

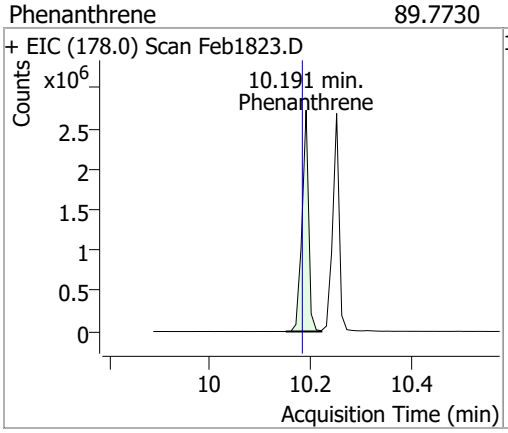

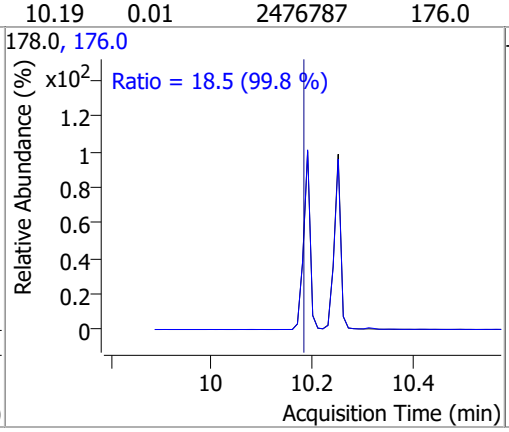

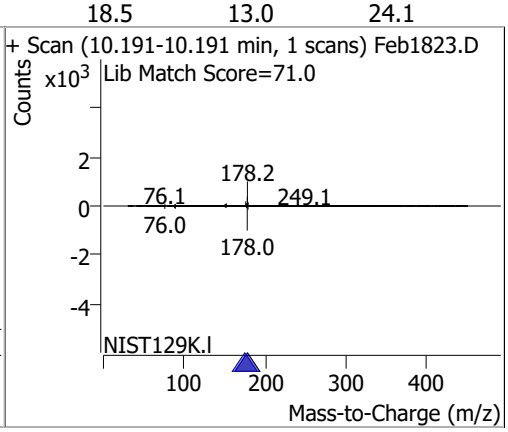

Compound	Conc.	RT	Dev(Min)	Resp.	QIon	QRatio	Lower	Upper
Anthracene	92.4033	10.25	0.00	2424090 (m)	176.0	17.6	12.9	23.9

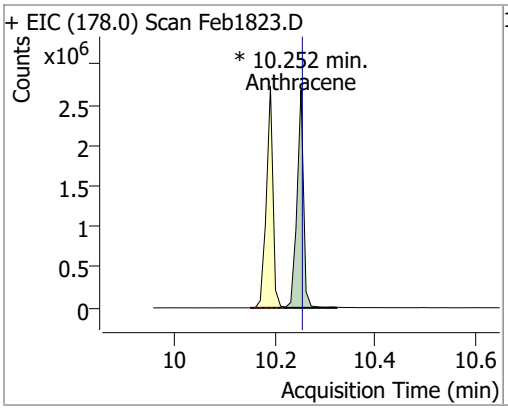

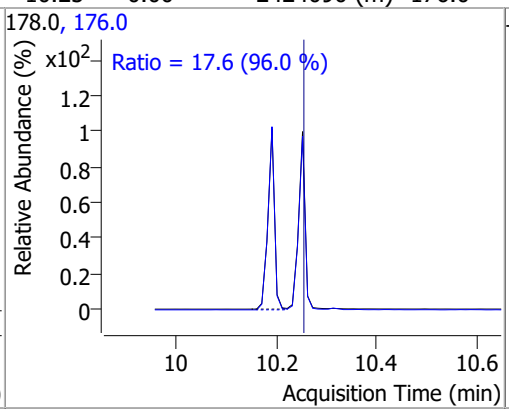

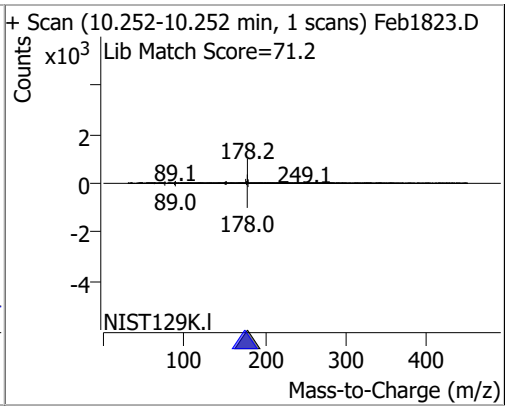

Compound	Conc.	RT	Dev(Min)	Resp.	QIon	QRatio	Lower	Upper
Triallate	92.9791	10.31	0.00	594337	268.0	24.4	16.9	31.4
					143.0	21.5	15.8	29.3

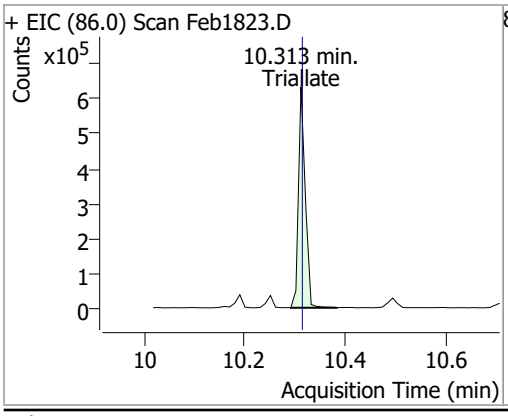

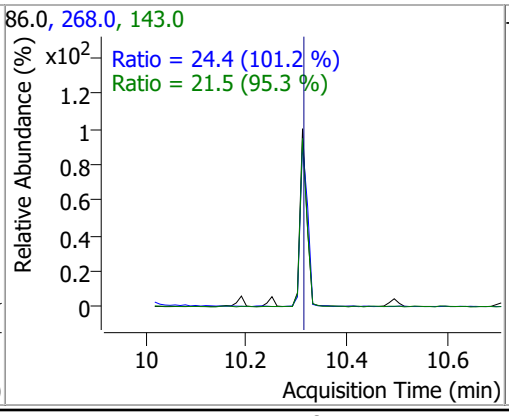

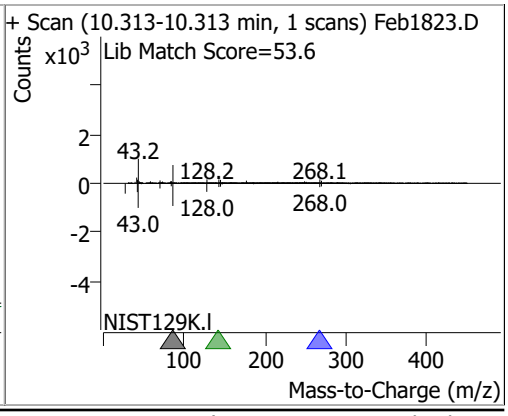

Compound	Conc.	RT	Dev(Min)	Resp.	QIon	QRatio	Lower	Upper
Carbazole	91.5270	10.49	0.00	2440073	139.0	13.5	9.0	16.7

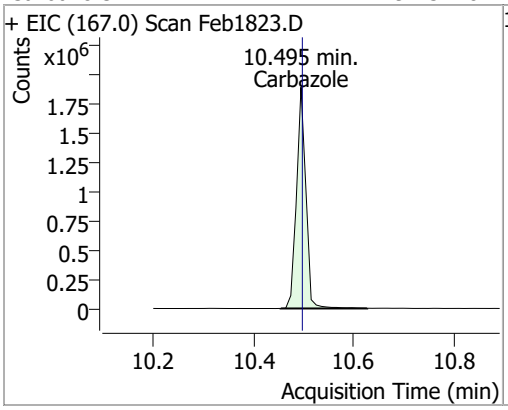

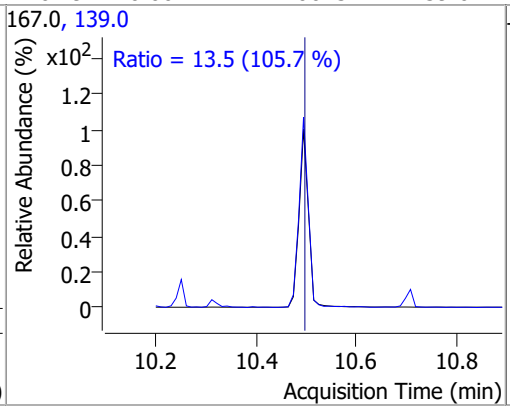

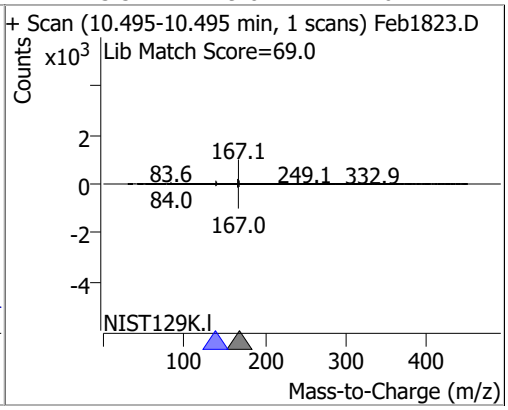

Compound	Conc.	RT	Dev(Min)	Resp.	QIon	QRatio	Lower	Upper
o-Terphenyl	91.1958	10.71	0.01	1341460	229.0	64.0	45.4	84.3
					215.0	38.0	25.9	48.1

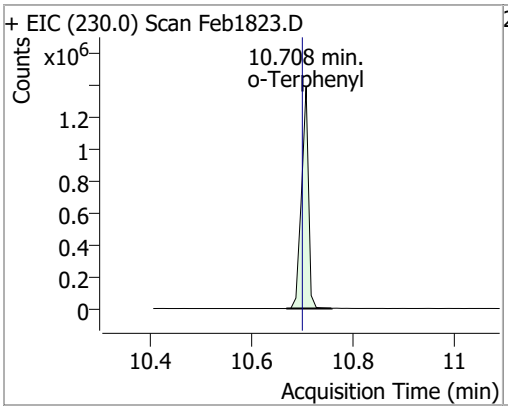

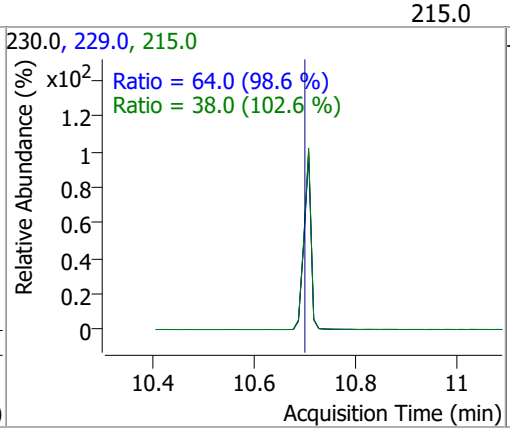

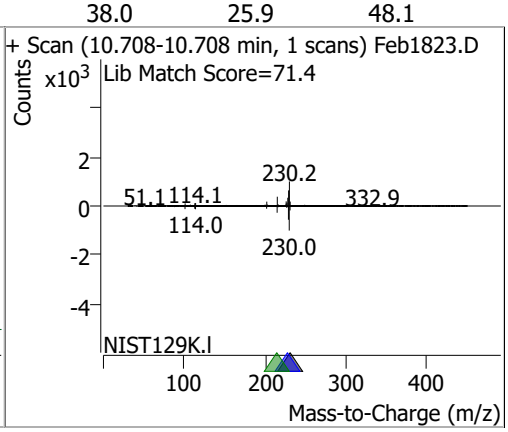

Compound	Conc.	RT	Dev(Min)	Resp.	QIon	QRatio	Lower	Upper
Di-n-Butylphthalate	101.6488	11.08	0.00	2672327	150.0	9.2	6.3	11.8
					104.0	5.9	4.5	8.3

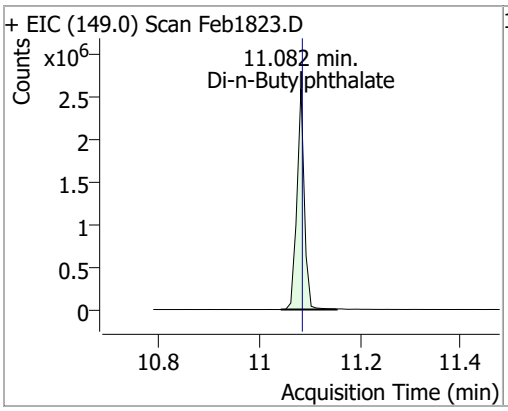

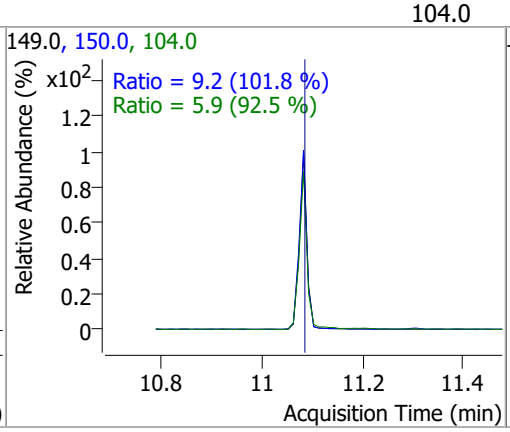

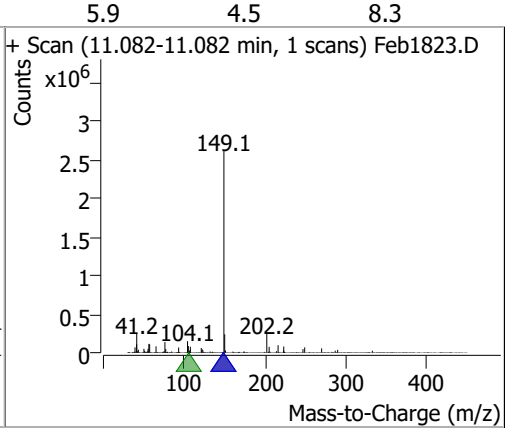

Compound	Conc.	RT	Dev(Min)	Resp.	QIon	QRatio	Lower	Upper
Fluoranthene	93.9736	11.96	0.01	2620857	101.0	13.6	9.4	17.4

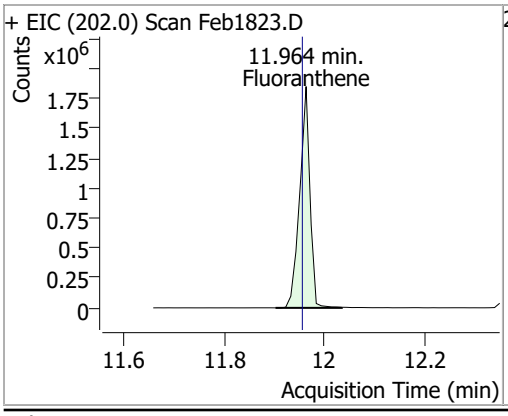

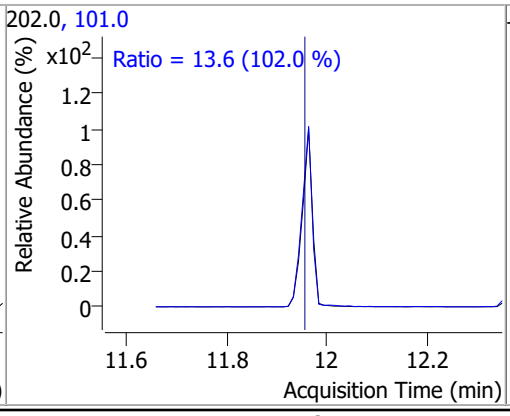

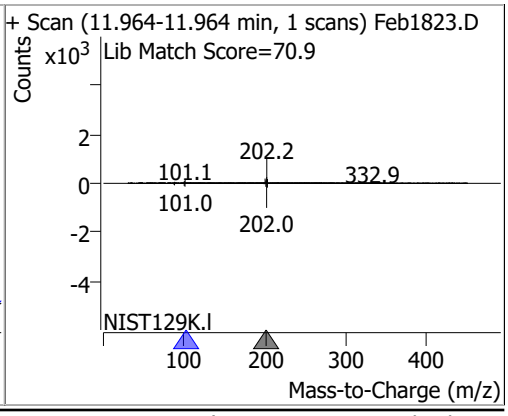

Compound	Conc.	RT	Dev(Min)	Resp.	QIon	QRatio	Lower	Upper
Benzidine	14.8544	12.34	-0.01	145874	183.0	12.3	8.3	15.4
					92.0	9.0	5.8	10.8

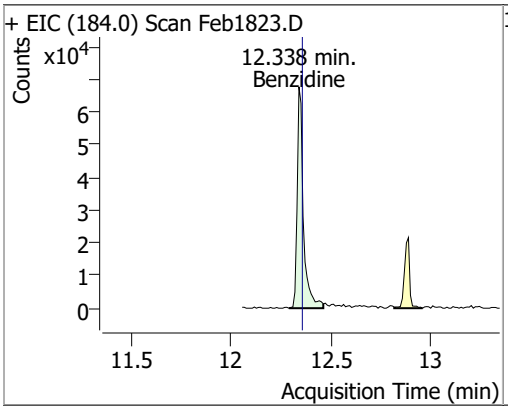

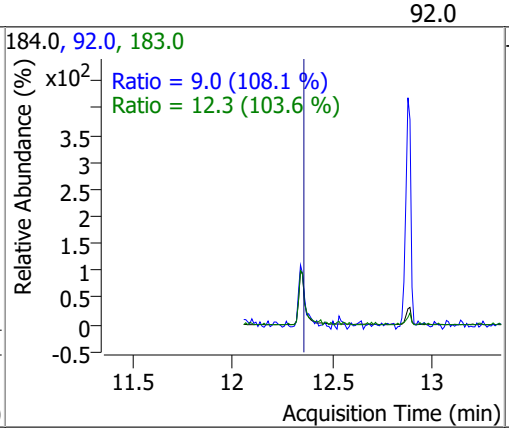

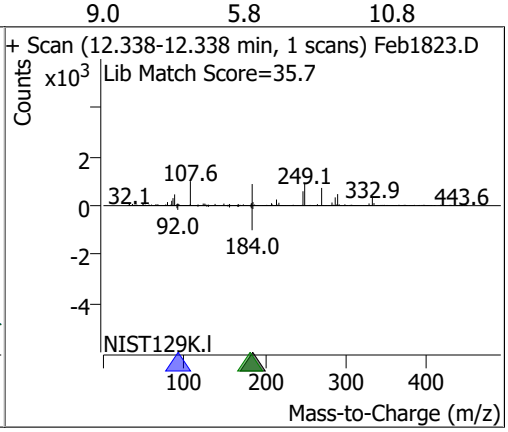

Compound	Conc.	RT	Dev(Min)	Resp.	QIon	QRatio	Lower	Upper
Pyrene	91.9585	12.39	0.01	2790299	101.0	16.3	11.1	20.6

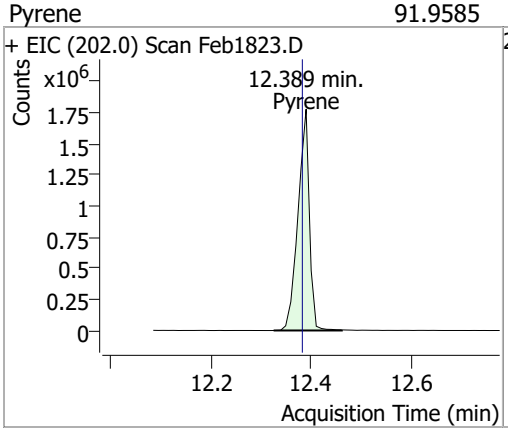

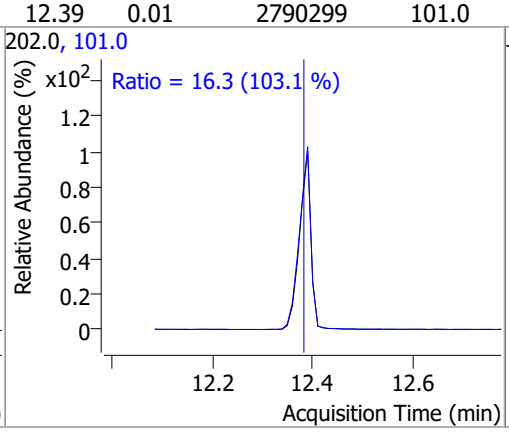

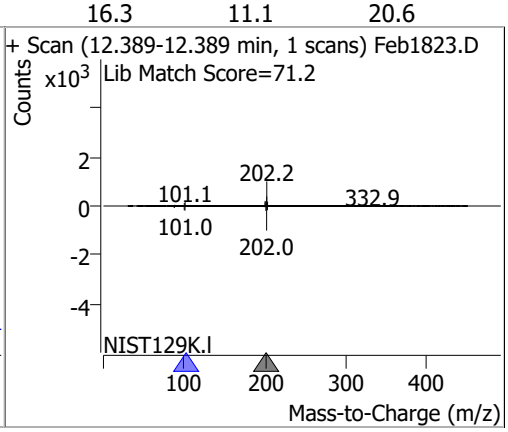

Compound	Conc.	RT	Dev(Min)	Resp.	QIon	QRatio	Lower	Upper
Terphenyl-d14	98.9855	12.89	0.01	2024497	122.0	14.3	10.1	18.7

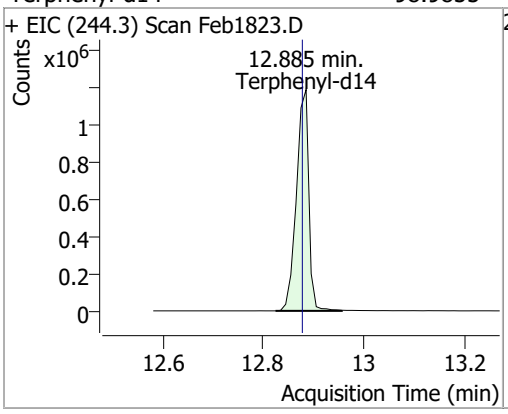

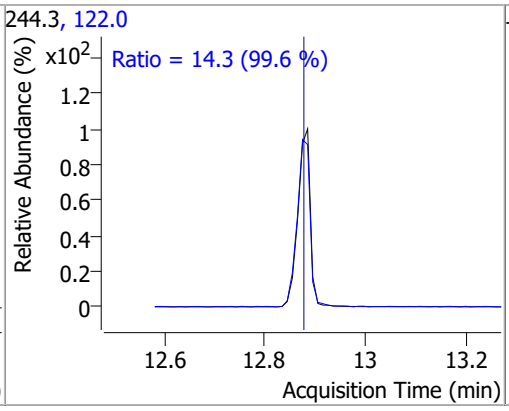

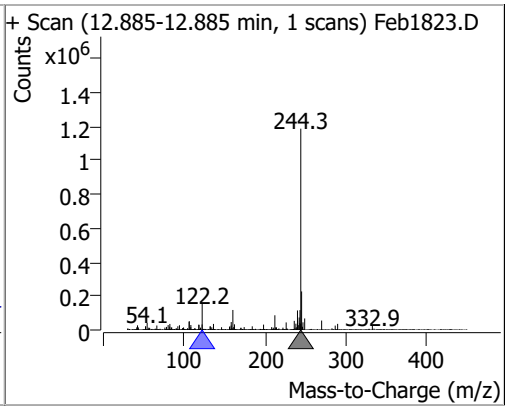

Compound	Conc.	RT	Dev(Min)	Resp.	QIon	QRatio	Lower	Upper
Butylbenzylphthalate	104.3801	14.33	0.01	958563	91.0	81.4	59.6	110.6
					206.0	17.4	12.2	22.7

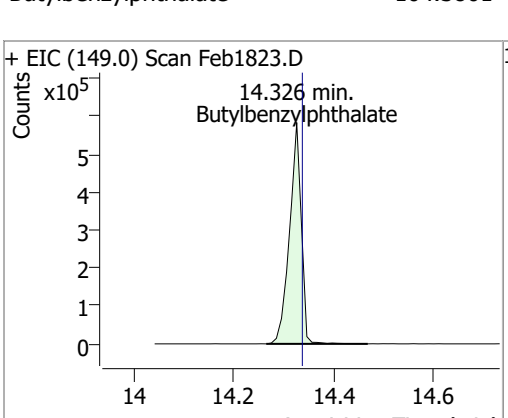

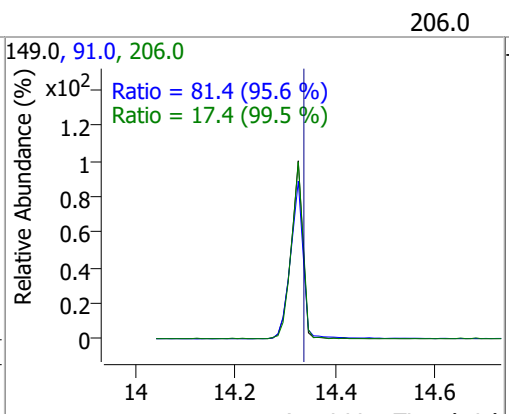

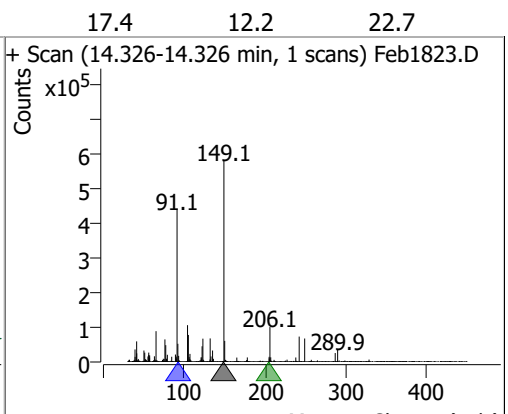

Compound	Conc.	RT	Dev(Min)	Resp.	QIon	QRatio	Lower	Upper
Benzo(a)Anthracene	102.5673	15.53	0.02	2309881	226.0	26.3	18.8	34.9
					229.0	20.5	14.7	27.4

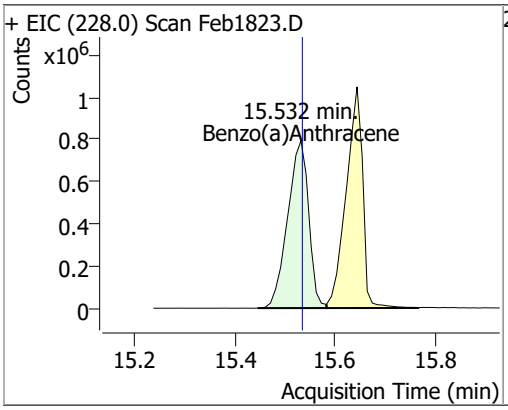

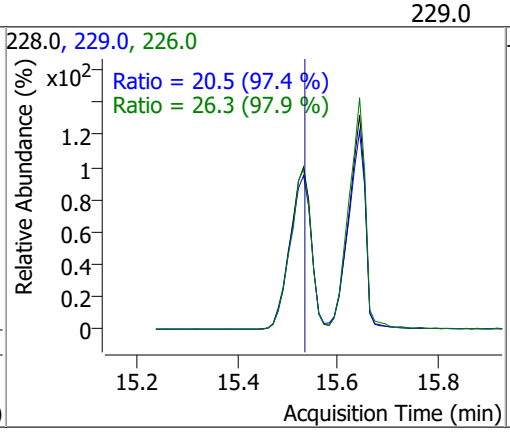

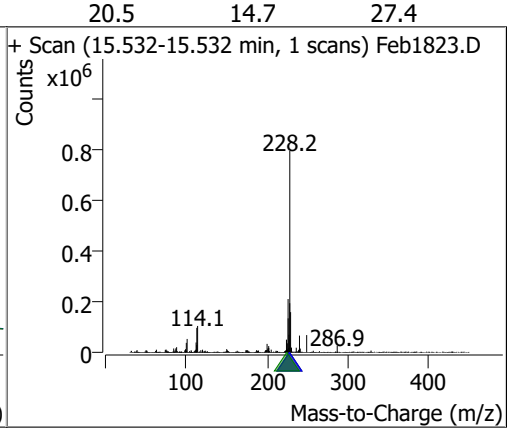

Compound	Conc.	RT	Dev(Min)	Resp.	QIon	QRatio	Lower	Upper
Chrysene	96.5811	15.64	0.02	2416068	226.0	29.3	19.9	36.9
					229.0	20.4	13.8	25.6

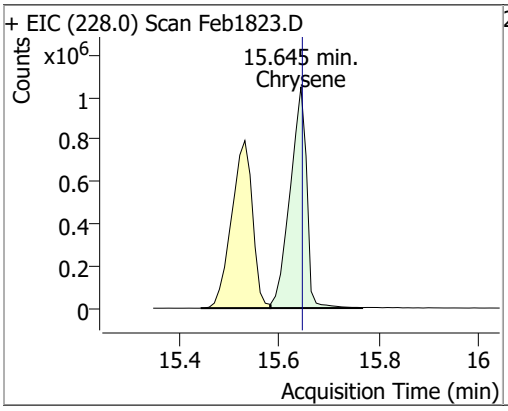

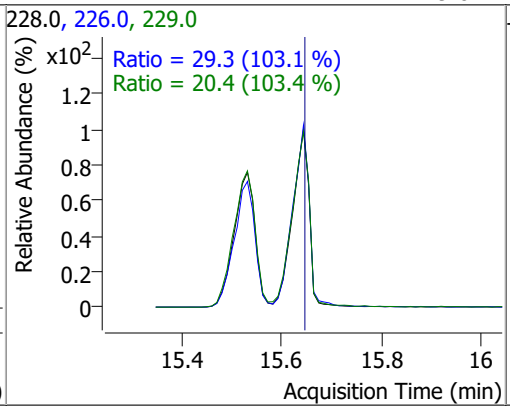

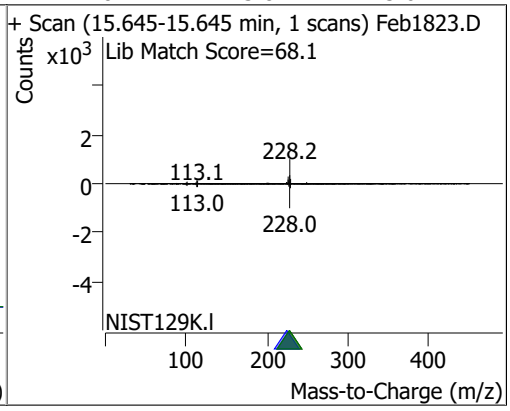

Compound	Conc.	RT	Dev(Min)	Resp.	QIon	QRatio	Lower	Upper
3,3-Dichlorobenzidine	76.4222	15.69	0.00	606689	254.0	65.3	44.9	83.4

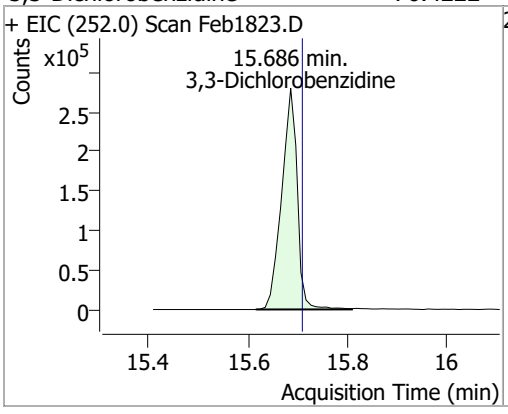

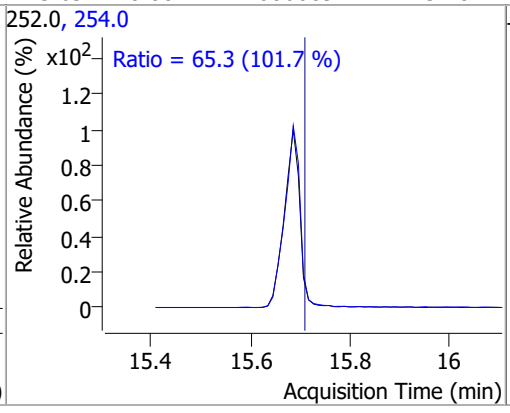

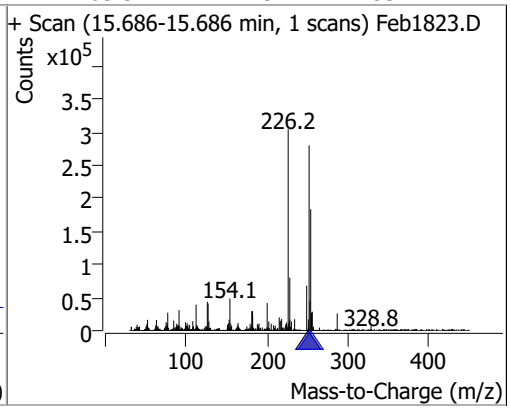

Compound	Conc.	RT	Dev(Min)	Resp.	QIon	QRatio	Lower	Upper
bis(2-ethylhexyl)Phthalate	108.0315	16.38	0.01	347027	149.0	376.6	273.6	508.0
					279.0	13.9	10.5	19.5

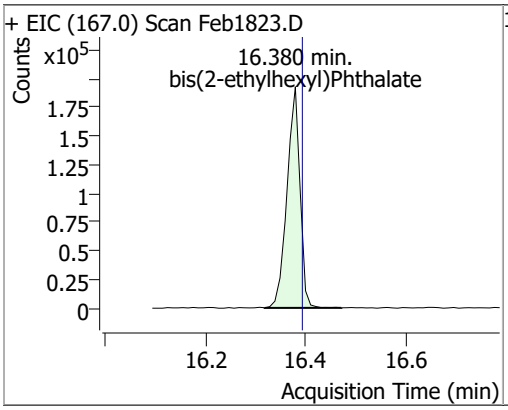

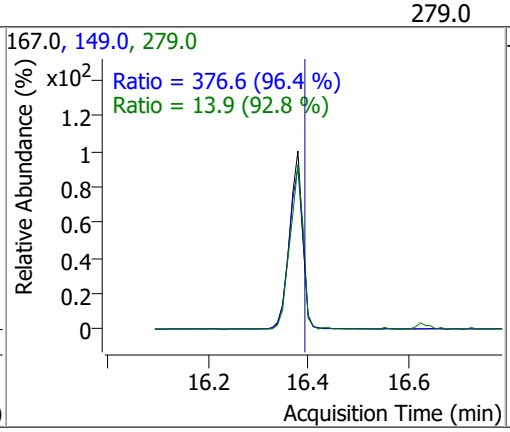

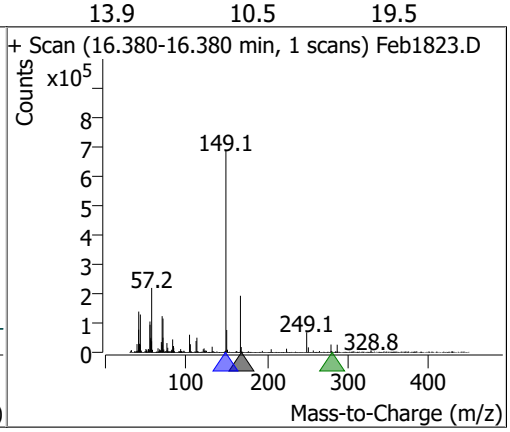

Compound	Conc.	RT	Dev(Min)	Resp.	QIon	QRatio	Lower	Upper
Di-n-octyl Phthalate	100.6404	18.14	0.01	2259698	150.0	9.7	7.0	13.0

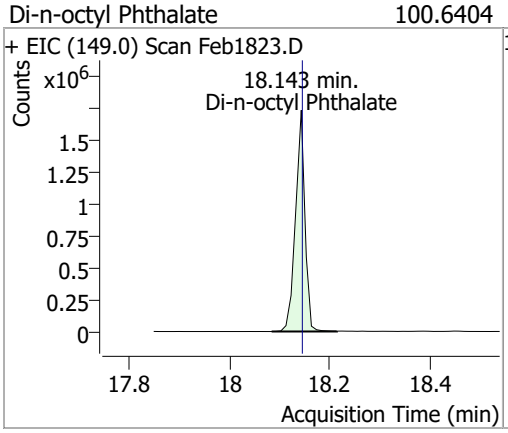

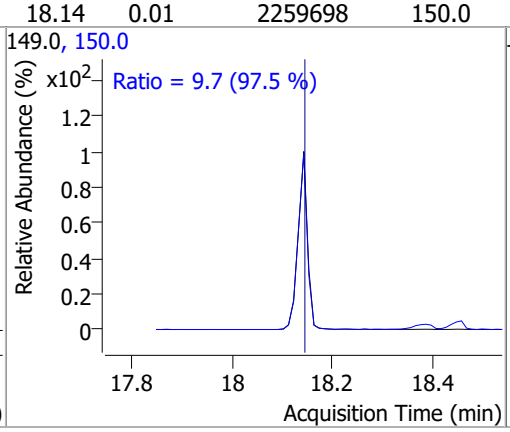

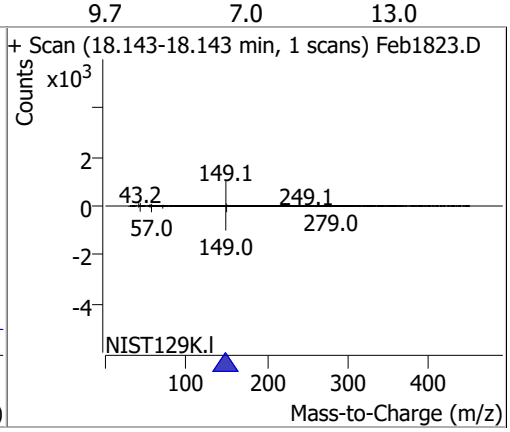

Compound	Conc.	RT	Dev(Min)	Resp.	QIon	QRatio	Lower	Upper
Benzo(b)fluoranthene	94.7083	18.39	0.01	2187967	253.0	22.4	15.6	29.0

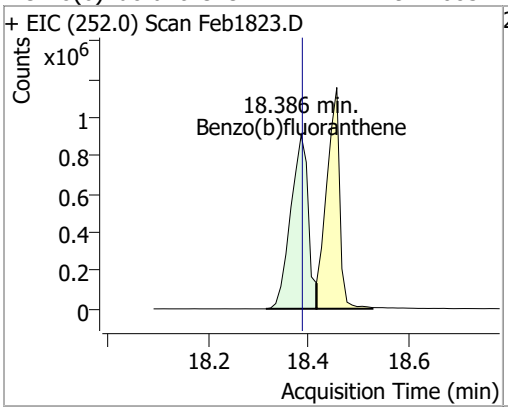

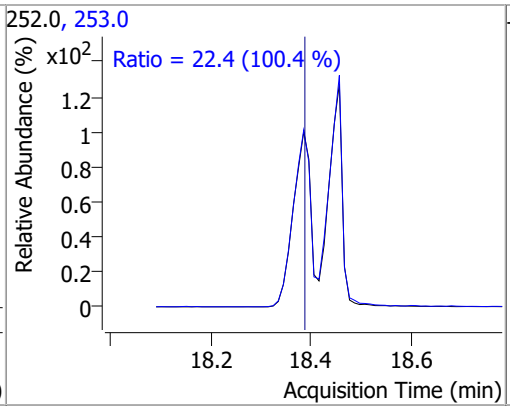

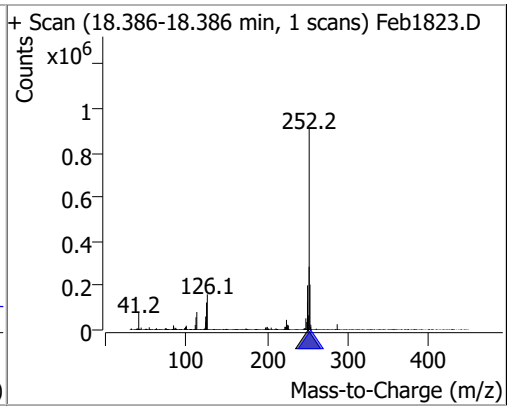

Compound	Conc.	RT	Dev(Min)	Resp.	QIon	QRatio	Lower	Upper
Benzo(k)fluoranthene	85.3313	18.46	0.01	2091061	253.0	23.0	15.4	28.6

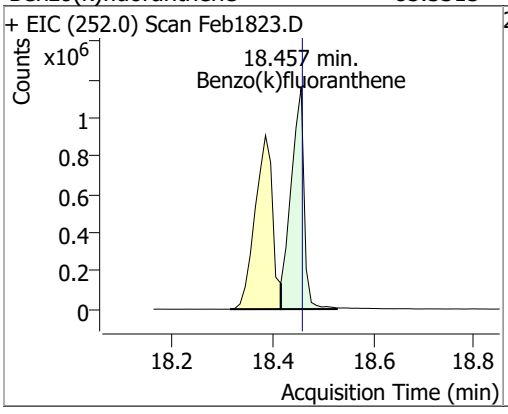

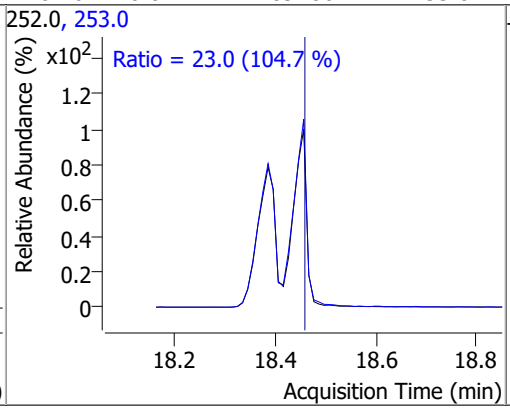

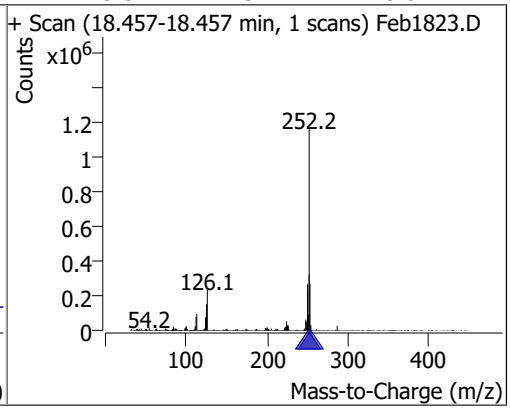

Compound	Conc.	RT	Dev(Min)	Resp.	QIon	QRatio	Lower	Upper
Benzo(a)pyrene	87.4435	18.99	0.01	1928088	253.0	22.8	15.1	28.0

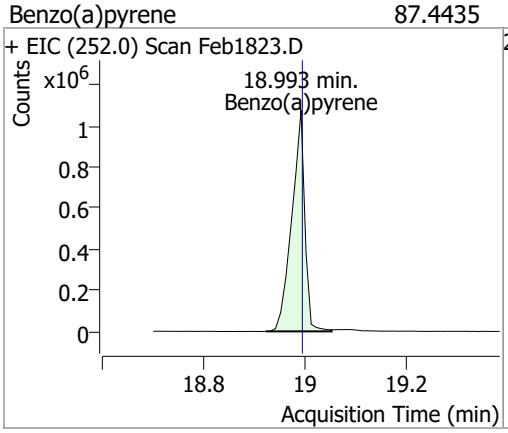

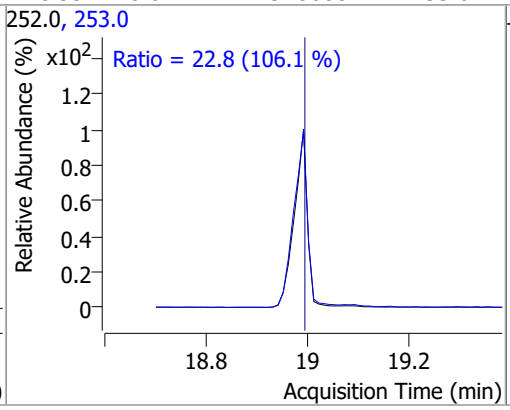

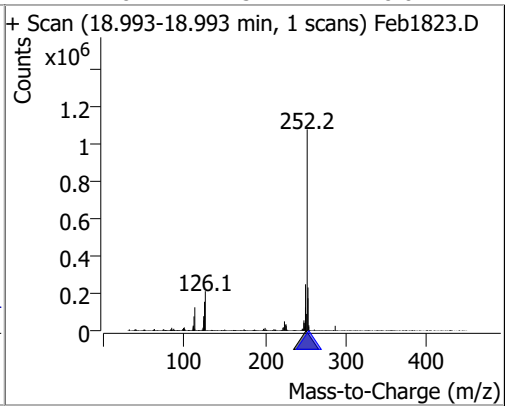

Compound	Conc.	RT	Dev(Min)	Resp.	QIon	QRatio	Lower	Upper
Indeno(1,2,3-c,d)pyrene	88.5361	20.77	0.01	1636496	138.0	31.1	20.7	38.5

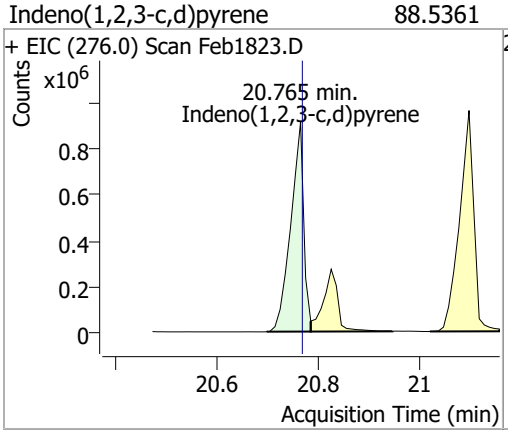

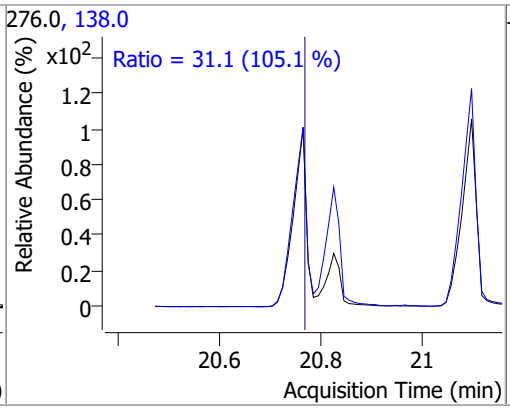

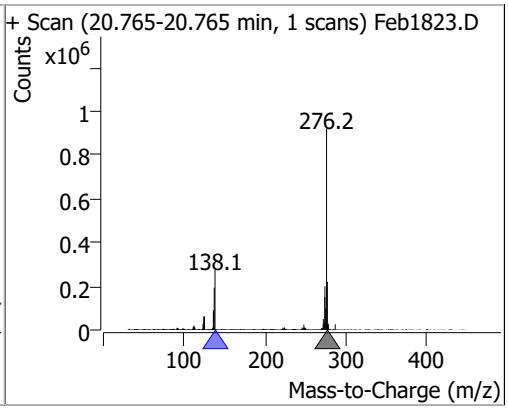

Compound	Conc.	RT	Dev(Min)	Resp.	QIon	QRatio	Lower	Upper
Dibenzo(a,h)anthracene	98.3189	20.83	0.01	1980219	139.0	24.2	17.6	32.7
					279.0	24.6	16.9	31.3

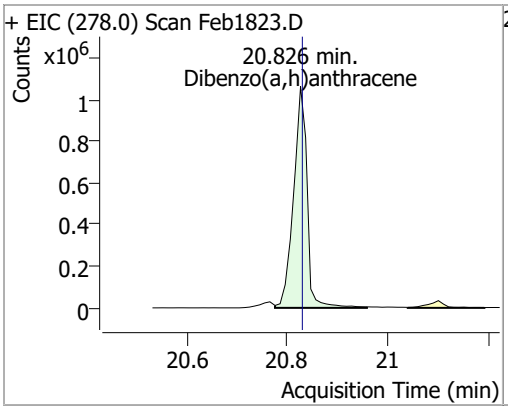

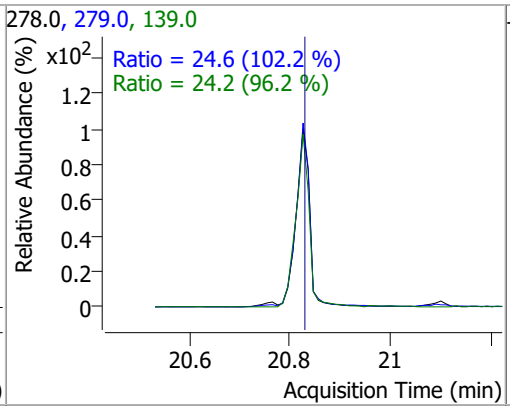

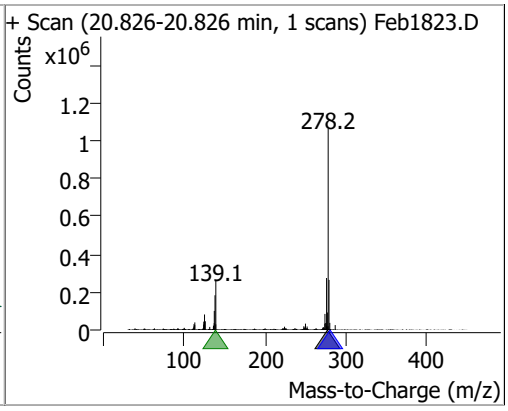

Compound	Conc.	RT	Dev(Min)	Resp.	QIon	QRatio	Lower	Upper
Benzo(g,h,i)perylene	91.2970	21.10	0.01	1946027	138.0	34.3	23.1	42.9
					277.0	24.0	16.3	30.2

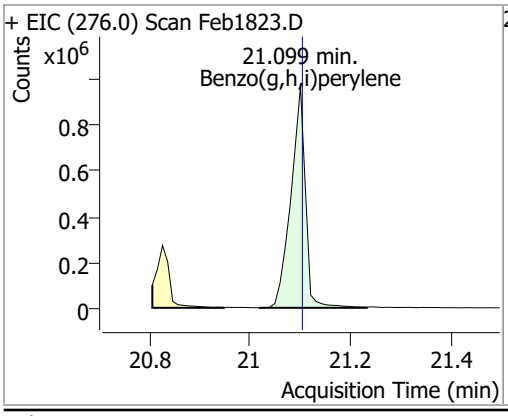

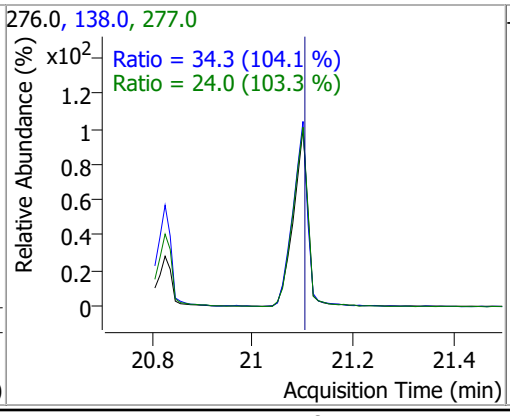

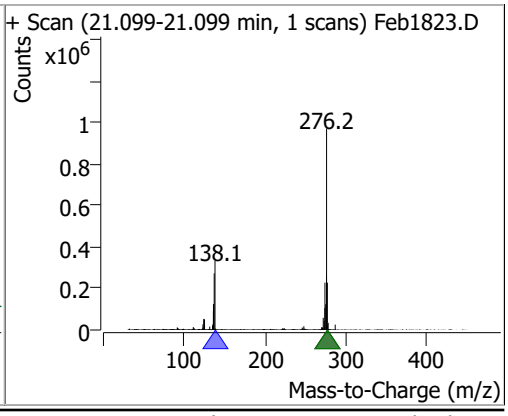

Quantitation Results Report (QT Reviewed)

Data File	Feb1824.D	Operator	LIMS import
Acq. Method	BNA+SIM.M	Acq. Date-Time	2/19/2022 8:24:47 PM
Sample Name	B22020415-022C	Instrument	Instrument #1
Vial	24	Multiplier	1.00
DA Method File		Comment	SVOC-8270-W-LARGO
Tune File	dftppdsm.u	Tune Date	2/18/2022 9:25:00 PM
Batch Name	021822 DoD BNA cal.batch.bin	Last Calib Update	2/19/2022 1:06:17 PM
Ref Library	D:\Org\Library\NIST129K.l		

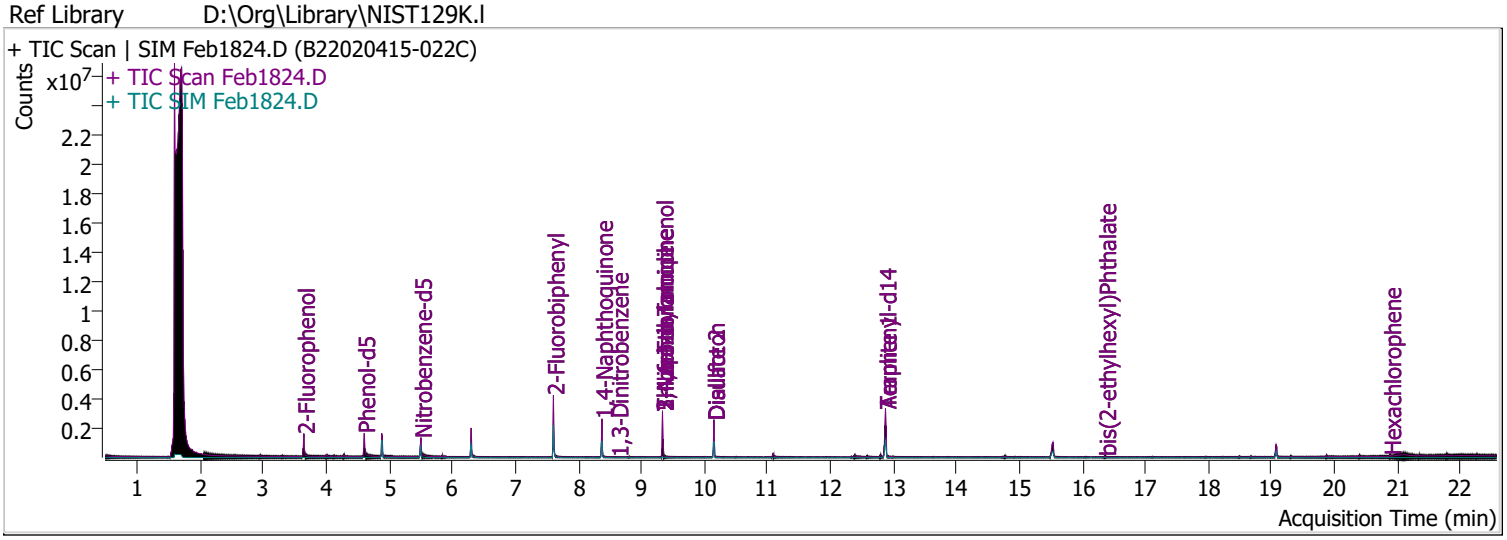

Compound	RT	QIon	Resp.	Conc.	Units		Dev(Min)
Internal Standards							
System Monitoring Compounds							
S 2-Fluorophenol	3.643	112.0	522000	65.9730	µg/L		-0.010
Spiked Amount: 200.000	Range: 10.0 - 75.0%			Recovery = 32.99%			
S Phenol-d5	4.603	99.0	624285	60.8729	µg/L		-0.010
Spiked Amount: 200.000	Range: 10.0 - 65.0%			Recovery = 30.44%			
S Nitrobenzene-d5	5.502	82.0	399403	70.1198	µg/L		0.000
Spiked Amount: 100.000	Range: 32.0 - 94.0%			Recovery = 70.12%			
S 2-Fluorobiphenyl	7.605	172.0	1295160	77.0531	µg/L		0.000
Spiked Amount: 100.000	Range: 28.0 - 107.0%			Recovery = 77.05%			
S 2,4,6-Tribromophenol	9.336	329.8	276292	172.6317	µg/L		0.000
Spiked Amount: 200.000	Range: 25.0 - 140.0%			Recovery = 86.32%			
S Terphenyl-d14	12.875	244.3	1817841	110.8779	µg/L		0.000
Spiked Amount: 100.000	Range: 32.0 - 122.0%			Recovery = 110.88%			
Target Compounds							**QValue**
T N-Nitrosodimethylamine	0.000		0	N.D.			
T Pyridine	0.000		0	N.D.			
T Aniline	0.000		0	N.D.			
T Phenol	0.000		0	N.D.			
T bis(-2-Chloroethyl)Ether	0.000		0	N.D.			
T 2-Chlorophenol	0.000		0	N.D.			
T 1,3-Dichlorobenzene	0.000		0	N.D.			
T 1,4-Dichlorobenzene	0.000		0	N.D.			
T 1,2-Dichlorobenzene	0.000		0	N.D.			
T Benzyl Alcohol	0.000		0	N.D.			
T bis(2-chloroisopropyl)Ether	0.000		0	N.D.			
T 2-Methylphenol	0.000		0	N.D.			
T N-nitroso-Di-n-propylamine	5.502	70.0	0		µg/L	md	1
T 4Methylphenol/3Methylphenol	0.000		0	N.D.			
T Hexachloroethane	0.000		0	N.D.			

Compound	RT	QIon	Resp.	Conc.	Units		Dev(Min)
T Nitrobenzene	0.000		0	N.D.			
T Isophorone	0.000		0	N.D.			
T 2-Nitrophenol	0.000		0	N.D.			
T 2,4-Dimethylphenol	0.000		0	N.D.			
T bis(-2-Chloroethoxy)Methane	0.000		0	N.D.			
T 2,4-Dichlorophenol	0.000		0	N.D.			
T Benzoic Acid	0.000		0	N.D.			
T 1,2,4-Trichlorobenzene	0.000		0	N.D.			
T Naphthalene	0.000		0	N.D.			
T 4-Chlorophenol	0.000		0	N.D.			
T p-Chloroaniline	0.000		0	N.D.			
T Hexachlorobutadiene	0.000		0	N.D.			
T 4-Chloro-2-Methylphenol	0.000		0	N.D.			
T 4-Chloro-3-Methylphenol	0.000		0	N.D.			
T 2-Methylnaphthalene	0.000		0	N.D.			
T 1-Methylnaphthalene	0.000		0	N.D.			
T Hexachlorocyclopentadiene	0.000		0	N.D.			
T 2,4,6-Trichlorophenol	0.000		0	N.D.			
T 2,4,5-Trichlorophenol	0.000		0	N.D.			
T 2-Chloronaphthalene	0.000		0	N.D.			
T 2-Nitroaniline	0.000		0	N.D.			
T Dimethyl Phthalate	8.374	163.0	0		µg/L	md	1
T 2,6-Dinitrotoluene	8.374	165.0	0		µg/L	md	1
T Acenaphthylene	0.000		0	N.D.			
T 3-Nitroaniline	0.000		0	N.D.			
T Acenaphthene	0.000		0	N.D.			
T 2,4-Dinitrophenol	0.000		0	N.D.			
T Dibenzofuran	0.000		0	N.D.			
T 2,4-Dinitrotoluene	0.000		0	N.D.			
T 4-Nitrophenol	0.000		0	N.D.			
T Diethylphthalate	0.000		0	N.D.			
T Fluorene	0.000		0	N.D.			
T 4-Chlorophenyl-phenylether	0.000		0	N.D.			
T 4-Nitroaniline	0.000		0	N.D.			
T 4,6-Dinitro-2-methylphenol	9.336	198.0	0		µg/L	md	1
T N-nitrosodiphenylamine	0.000		0	N.D.			
T Azobenzene	0.000		0	N.D.			
T 4-Bromophenyl-phenylether	0.000		0	N.D.			
T Hexachlorobenzene	0.000		0	N.D.			
T Pentachlorophenol	0.000		0	N.D.			
T Phenanthrene	0.000		0	N.D.			
T Anthracene	0.000		0	N.D.			
T Triallate	0.000		0	N.D.			
T Carbazole	0.000		0	N.D.			
T o-Terphenyl	0.000		0	N.D.			
T Di-n-Butylphthalate	0.000		0	N.D.			
T Fluoranthene	0.000		0	N.D.			
T Benzidine	12.875	184.0	0		µg/L	md	1
T Pyrene	0.000		0	N.D.			
T Butylbenzylphthalate	0.000		0	N.D.			
T Benzo(a)Anthracene	0.000		0	N.D.			
T Chrysene	0.000		0	N.D.			
T 3,3-Dichlorobenzidine	0.000		0	N.D.			
T bis(2-ethylhexyl)Phthalate	16.360	167.0	5177	3.5303	µg/L		98
T Di-n-octyl Phthalate	0.000		0	N.D.			

Compound	RT	QIon	Resp.	Conc.	Units	Dev(Min)
T Benzo(b)fluoranthene	0.000		0	N.D.		
T Benzo(k)fluoranthene	0.000		0	N.D.		
T Benzo(a)pyrene	0.000		0	N.D.		
T Indeno(1,2,3-c,d)pyrene	0.000		0	N.D.		
T Dibenzo(a,h)anthracene	0.000		0	N.D.		
T Benzo(g,h,i)perylene	0.000		0	N.D.		

(#) = Qualifier Out of Range; (m) = Manual Integration; (+) = Area Summed; (*) = Surrogate Percent Recovery Out of Range; (d): Zeroed Peak

Compound	Conc.	Exp RT	QIon	Exp Ratio
N-Nitrosodimethylamine	N.D.	2.49	42.0	135.8

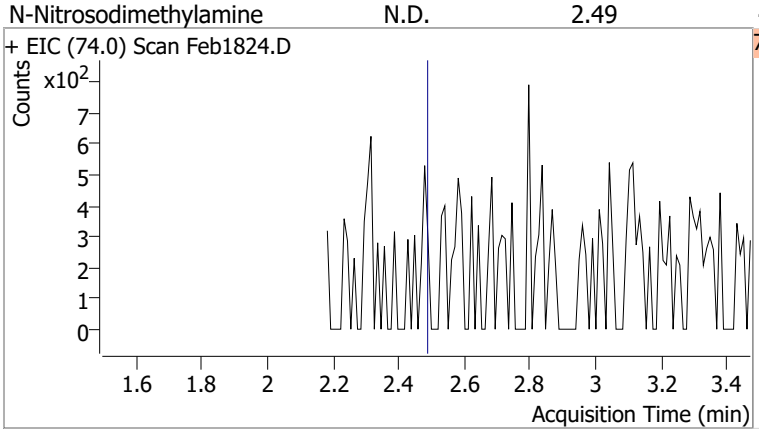

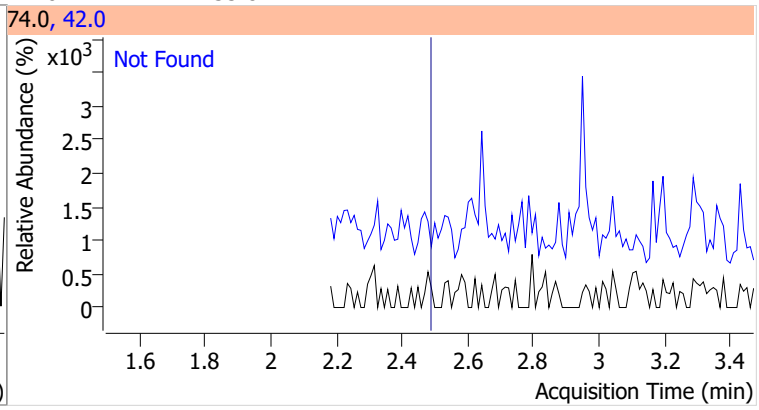

Compound	Conc.	Exp RT	QIon	Exp Ratio
Pyridine	N.D.	2.53	52.0	82.7

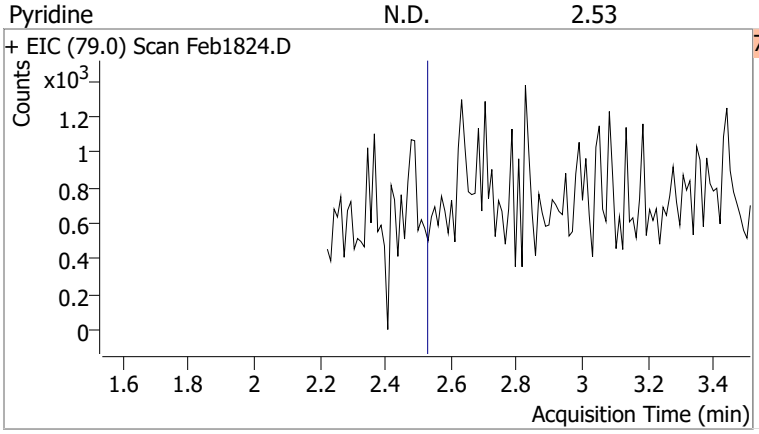

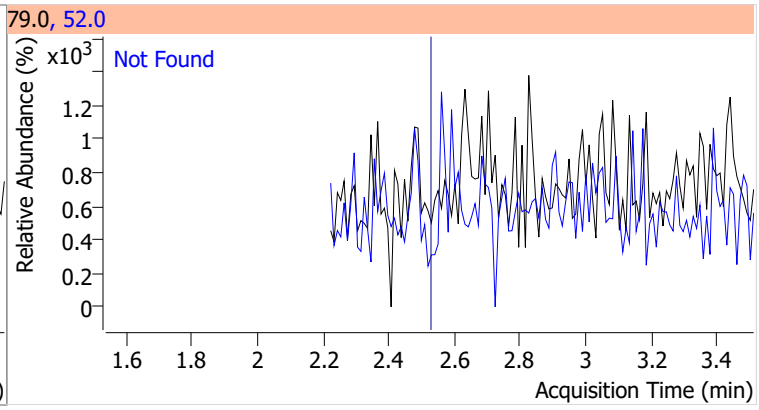

Compound	Conc.	RT	Dev(Min)	Resp.	QIon	QRatio	Lower	Upper
2-Fluorophenol	65.9730	3.64	-0.01	522000	64.0	51.0	34.6	64.3
					92.0	20.2	14.2	26.5

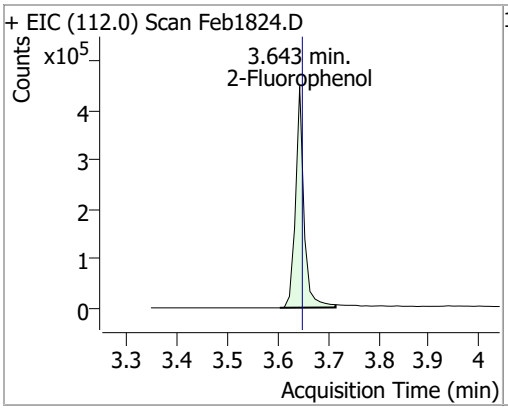

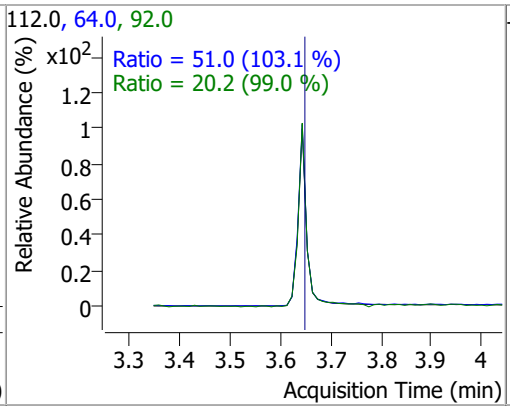

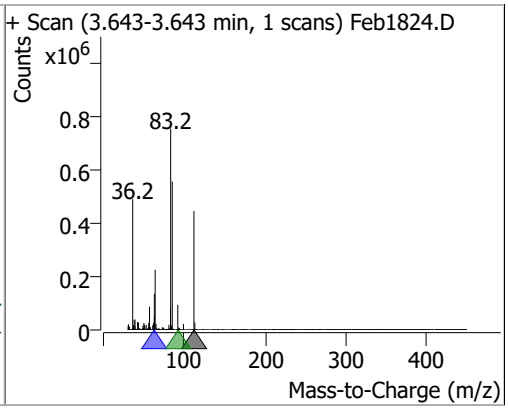

Compound	Conc.	Exp RT	QIon	Exp Ratio	QIon	Exp Ratio
Aniline	N.D.	4.56	66.0	36.7	65.0	18.7

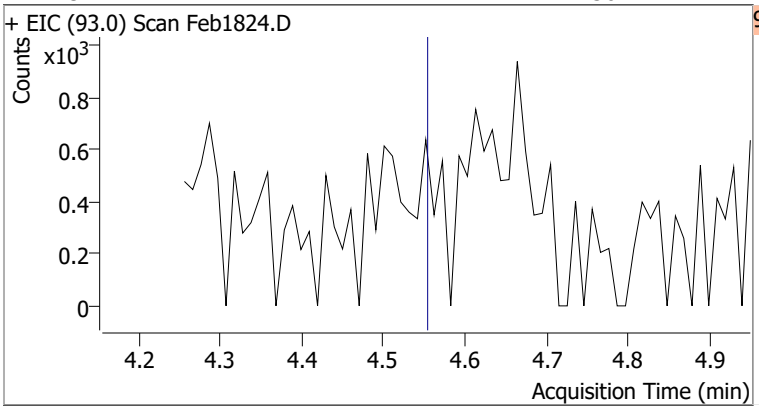

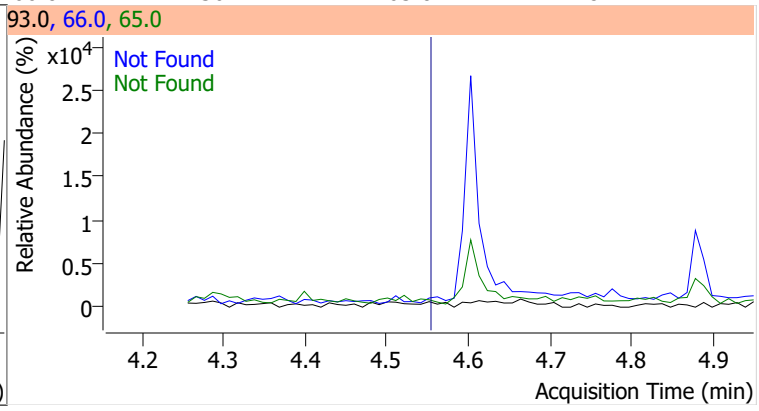

Compound	Conc.	RT	Dev(Min)	Resp.	QIon	QRatio	Lower	Upper
Phenol-d5	60.8729	4.60	-0.01	624285	71.0	35.1	25.8	47.9

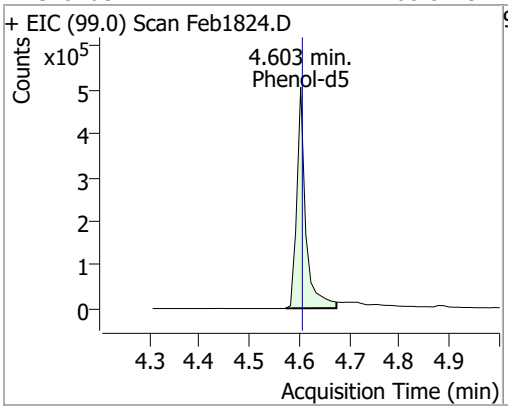

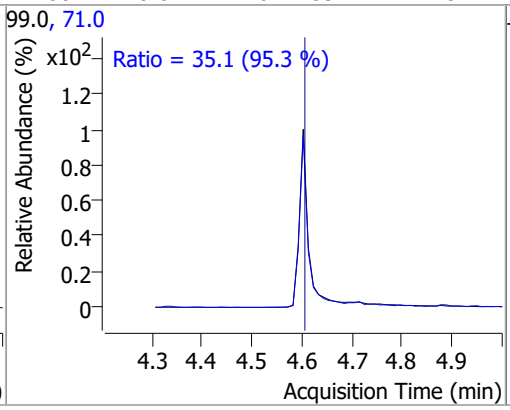

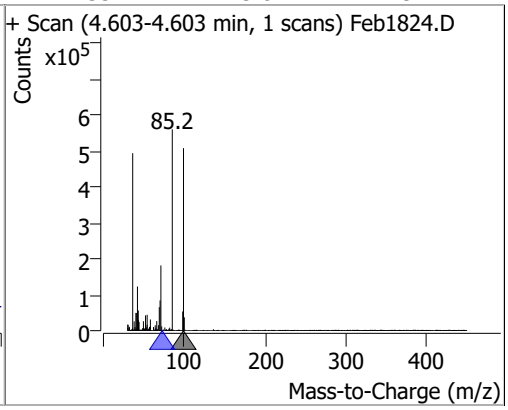

Compound	Conc.	Exp RT	QIon	Exp Ratio
Phenol	N.D.	4.62	66.0	45.3

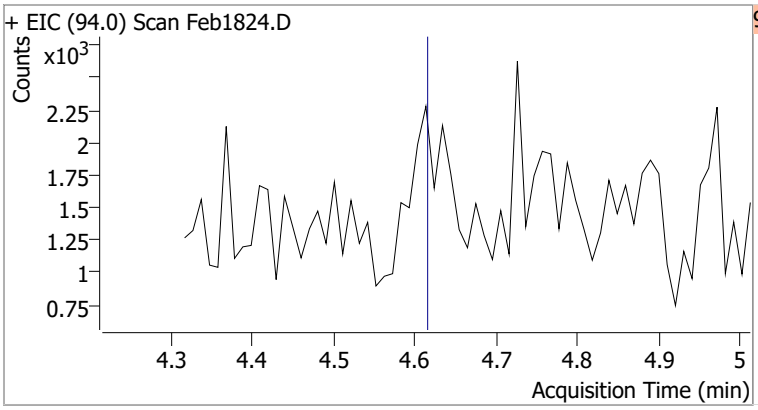

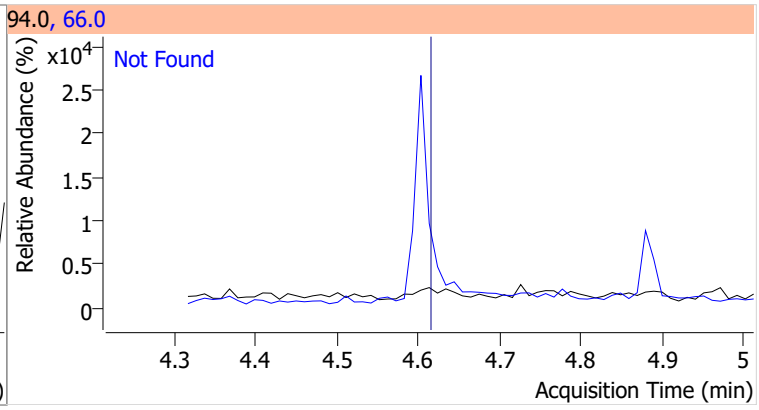

Compound	Conc.	Exp RT	QIon	Exp Ratio
bis(-2-Chloroethyl)Ether	N.D.	4.64	64.0	10.9

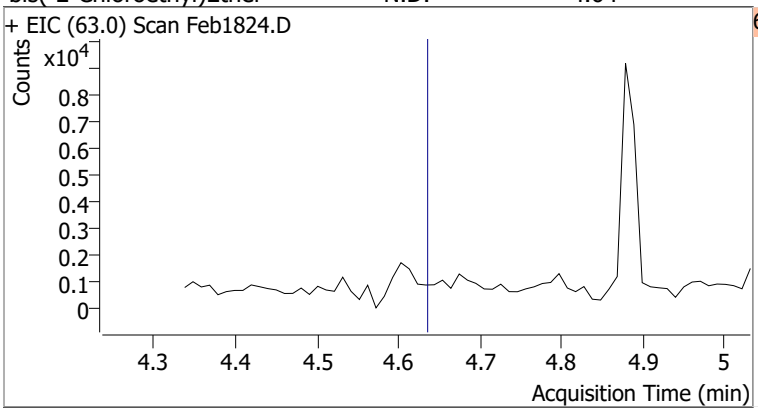

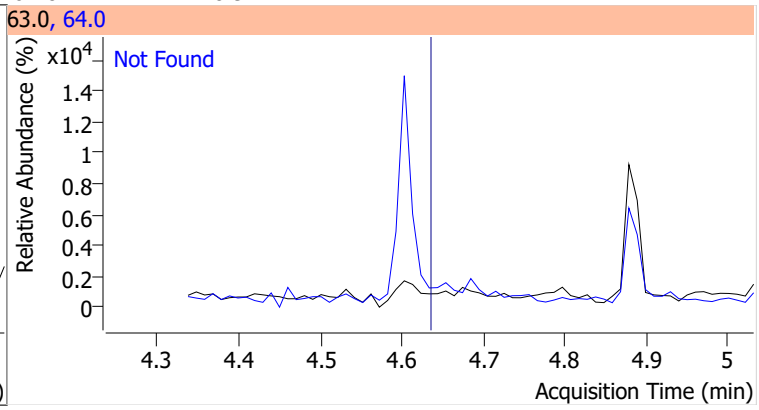

Compound	Conc.	Exp RT	QIon	Exp Ratio
2-Chlorophenol	N.D.	4.69	130.0	32.5

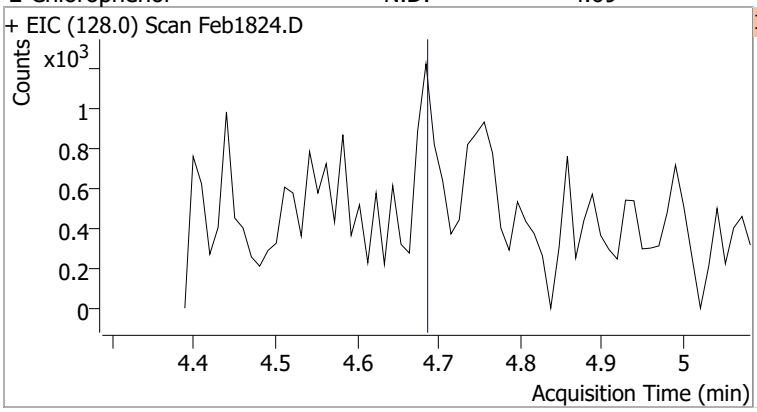

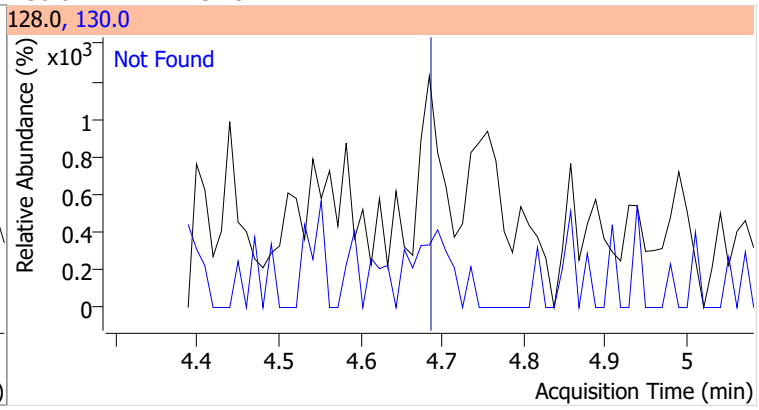

Compound	Conc.	Exp RT	QIon	Exp Ratio	QIon	Exp Ratio
1,3-Dichlorobenzene	N.D.	4.83	148.0	63.7	111.0	36.1

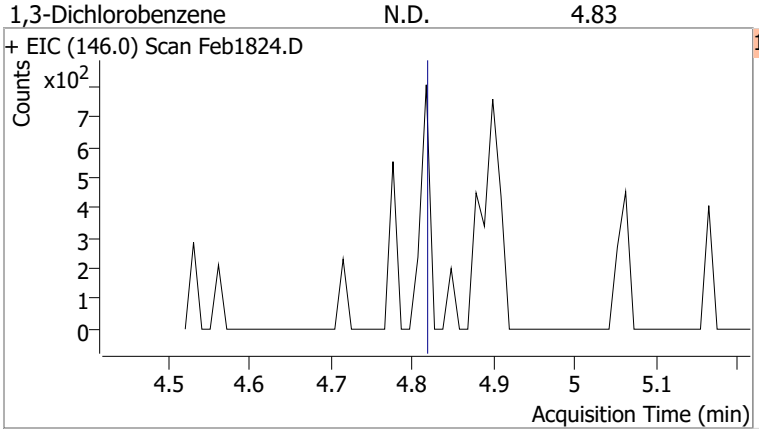

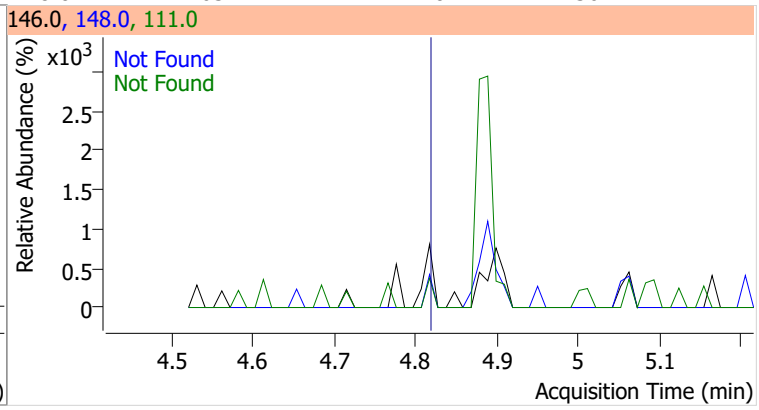

Compound	Conc.	Exp RT	QIon	Exp Ratio	QIon	Exp Ratio
1,4-Dichlorobenzene	N.D.	4.91	148.0	65.2	111.0	36.0

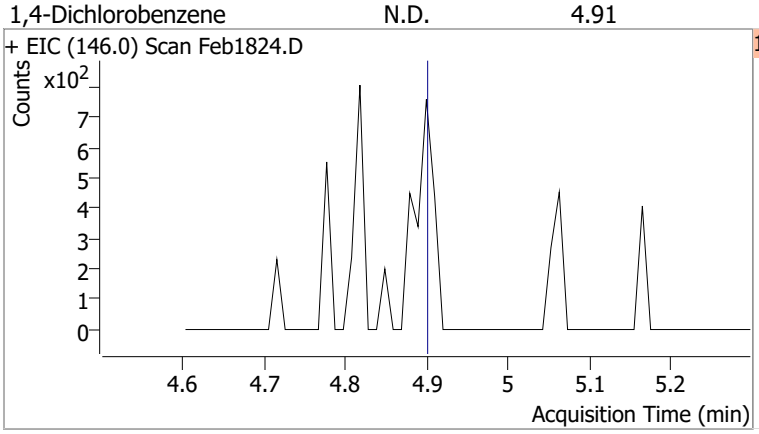

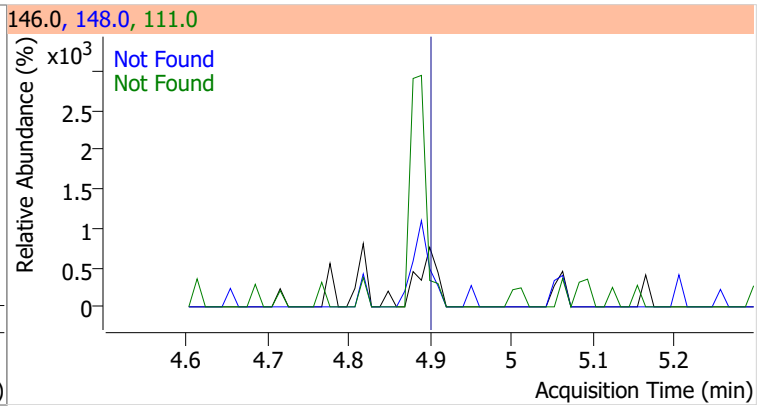

Compound	Conc.	Exp RT	QIon	Exp Ratio	QIon	Exp Ratio
1,2-Dichlorobenzene	N.D.	5.06	148.0	64.4	111.0	37.3

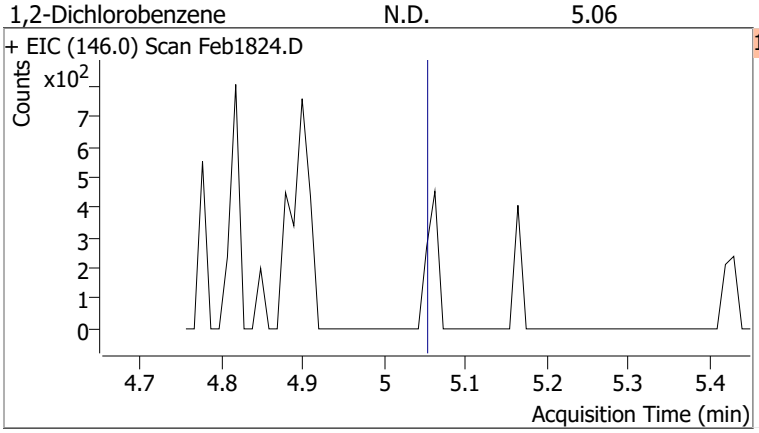

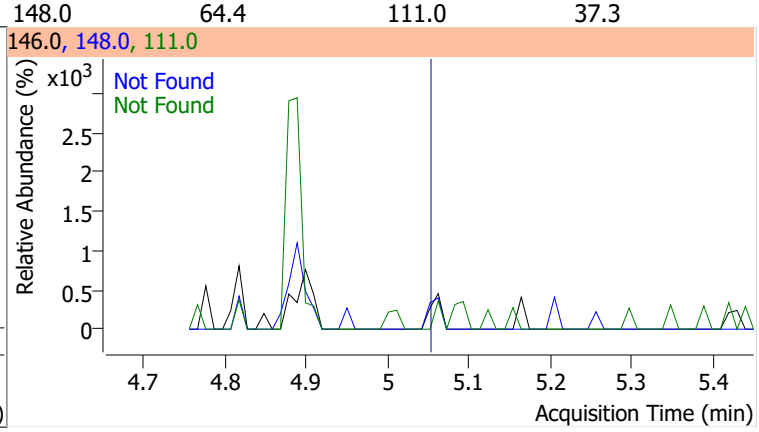

Compound	Conc.	Exp RT	QIon	Exp Ratio	QIon	Exp Ratio
Benzyl Alcohol	N.D.	5.08	79.0	119.3	107.0	70.5

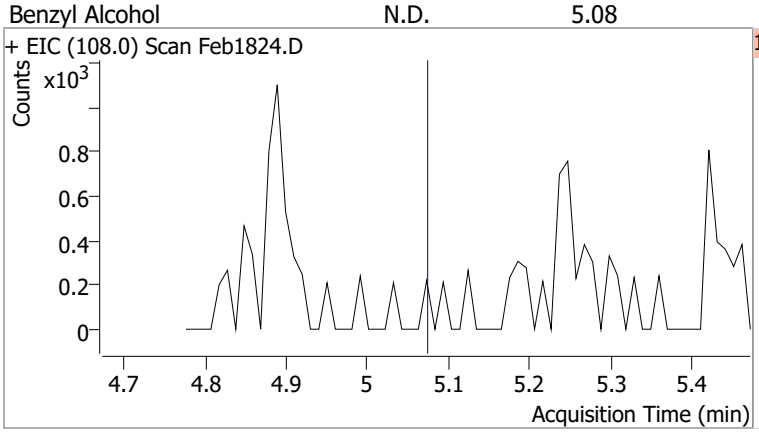

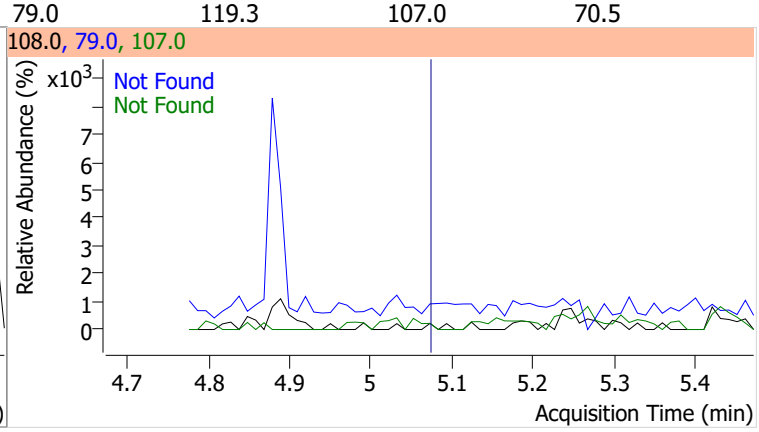

Compound	Conc.	Exp RT	QIon	Exp Ratio
bis(2-chloroisopropyl)Ether	N.D.	5.23	123.0	32.1

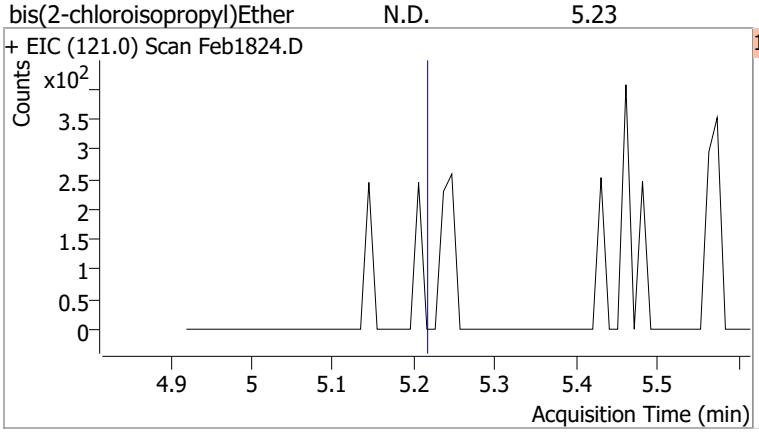

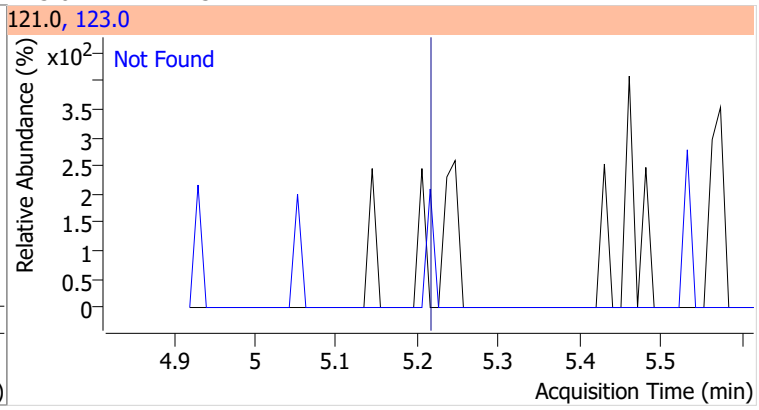

Compound	Conc.	Exp RT	QIon	Exp Ratio
2-Methylphenol	N.D.	5.25	108.0	116.5

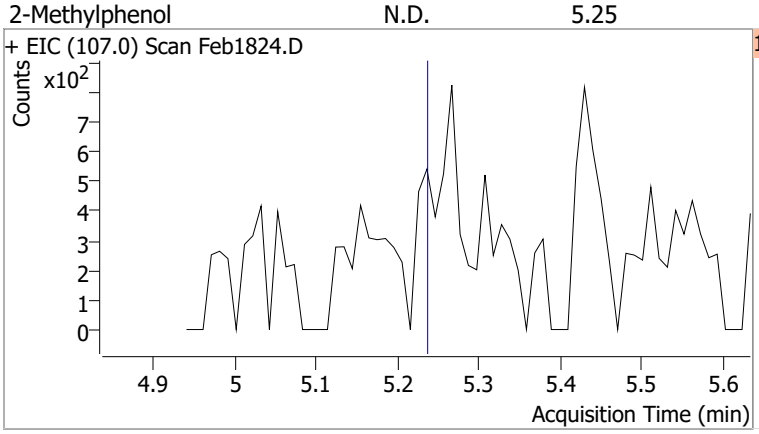

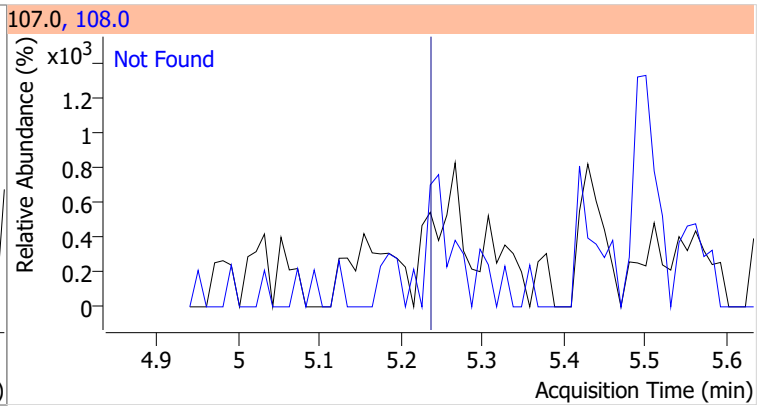

Compound	Conc.	RT	Dev(Min)	Resp.	QIon	QRatio	Lower	Upper
N-nitroso-Di-n-propylamine		0		0	130.0		0.0	38.8

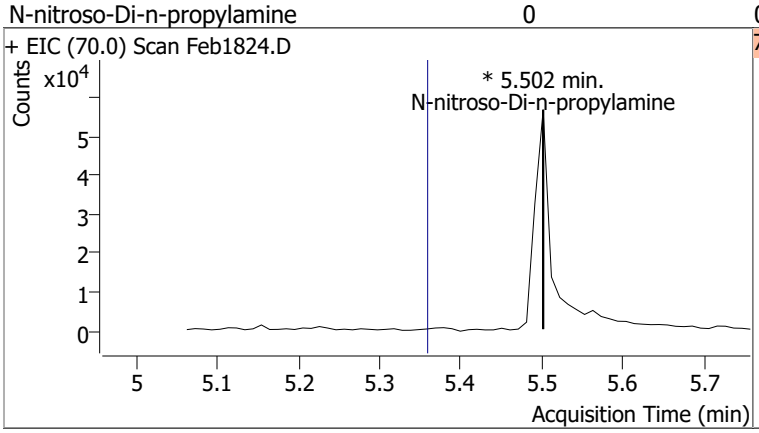

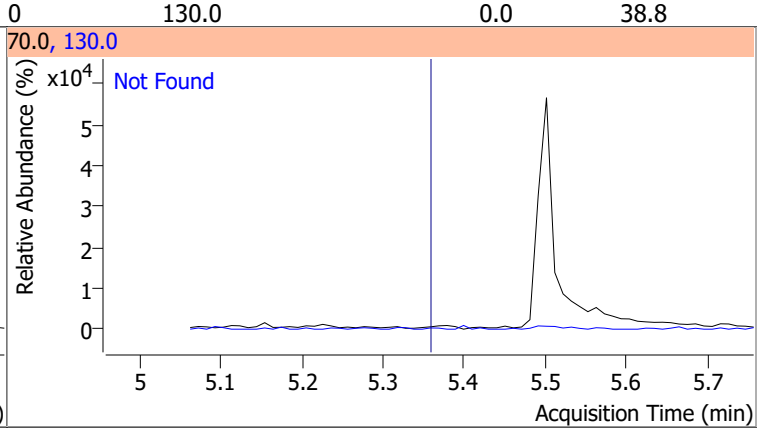

Compound	Conc.	Exp RT	QIon	Exp Ratio
4Methylphenol/3Methylphenol	N.D.	5.43	108.0	83.9

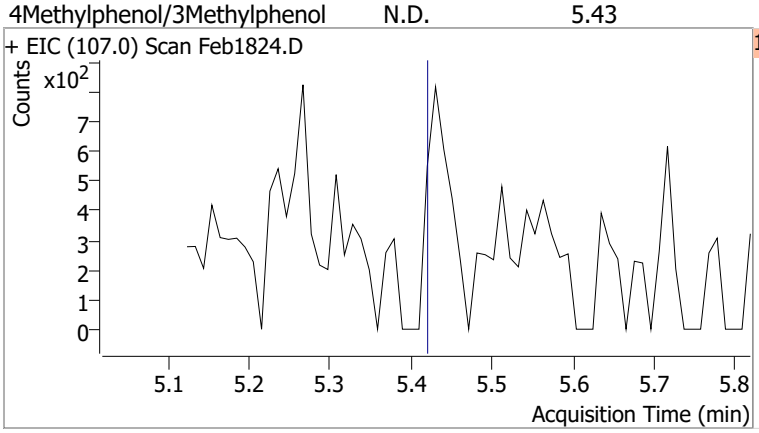

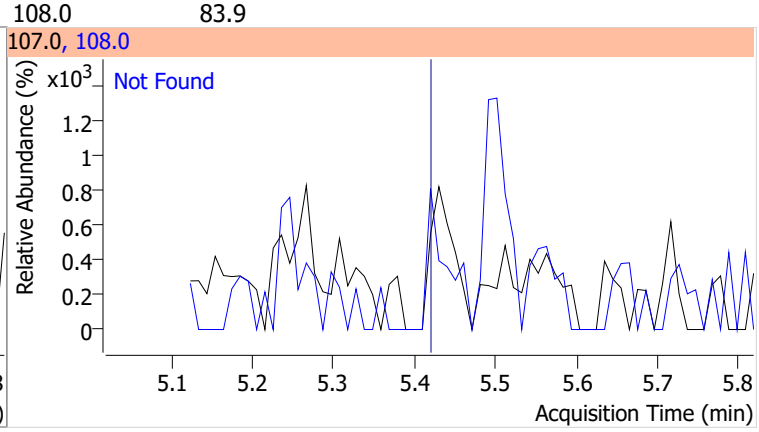

Compound	Conc.	Exp RT	QIon	Exp Ratio	QIon	Exp Ratio
Hexachloroethane	N.D.	5.43	201.0	90.8	199.0	56.9

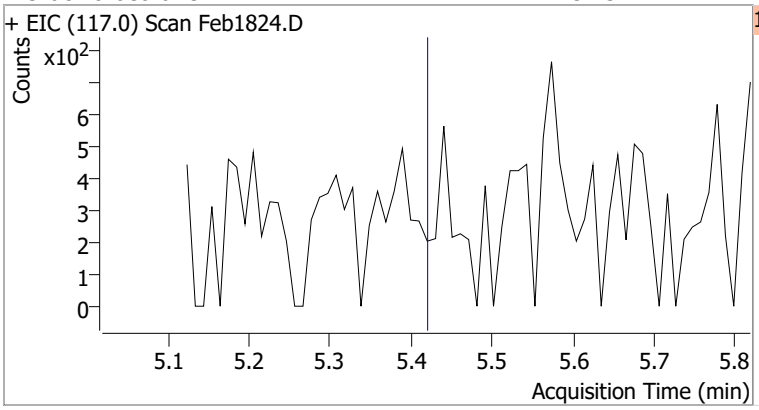

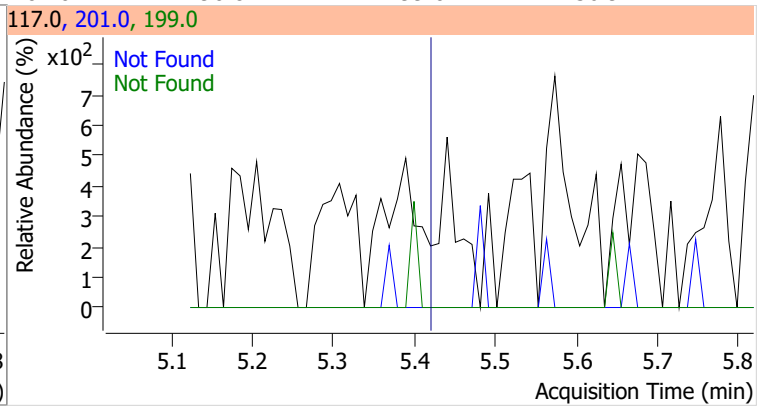

Compound	Conc.	RT	Dev(Min)	Resp.	QIon	QRatio	Lower	Upper
Nitrobenzene-d5	70.1198	5.50	0.00	399403	54.0	61.9	46.3	86.0
					128.0	45.1	34.1	63.3

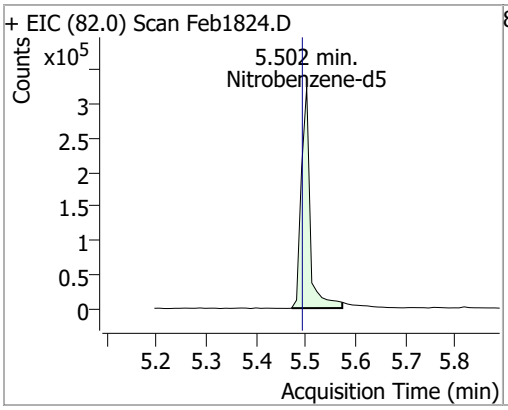

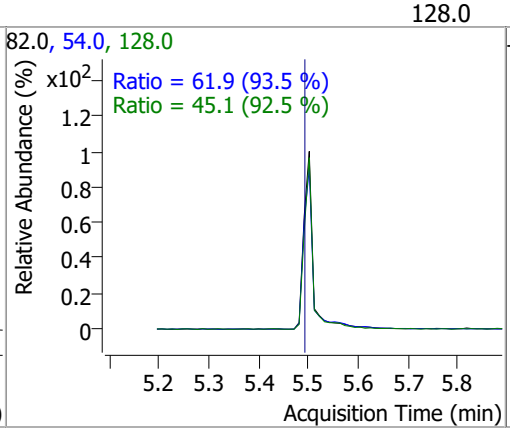

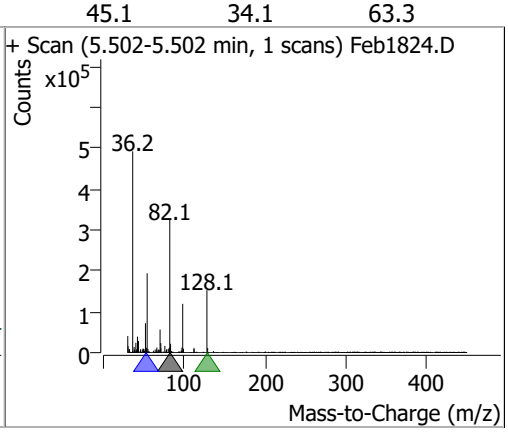

Compound	Conc.	Exp RT	QIon	Exp Ratio	QIon	Exp Ratio
Nitrobenzene	N.D.	5.52	77.0	212.7	51.0	131.0

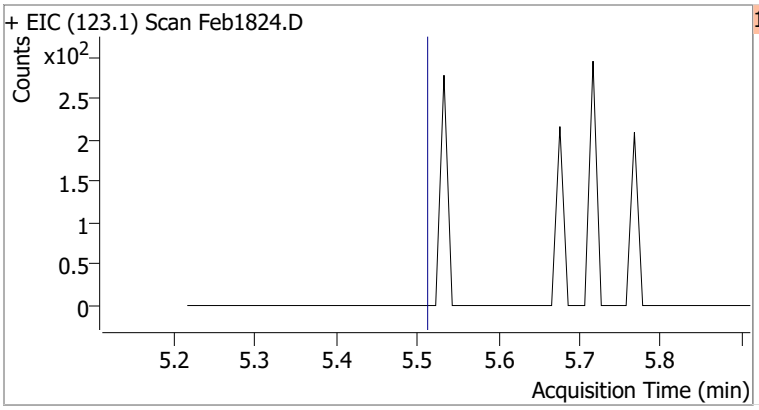

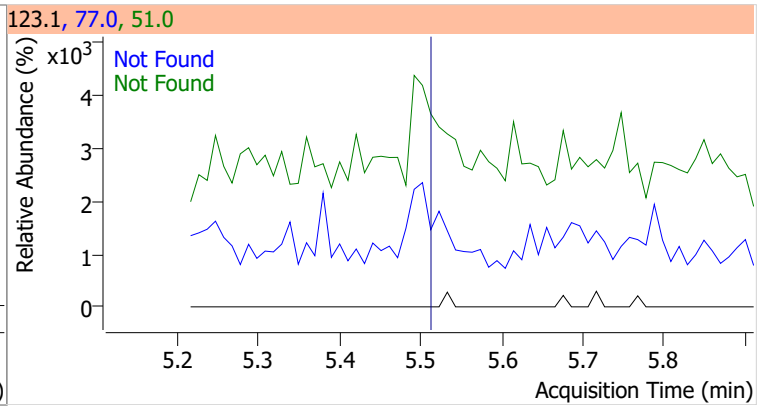

Compound	Conc.	Exp RT	QIon	Exp Ratio
Isophorone	N.D.	5.82	138.0	21.1

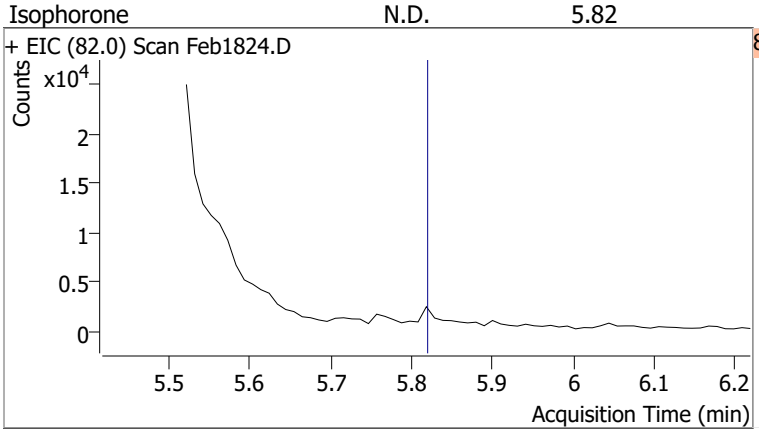

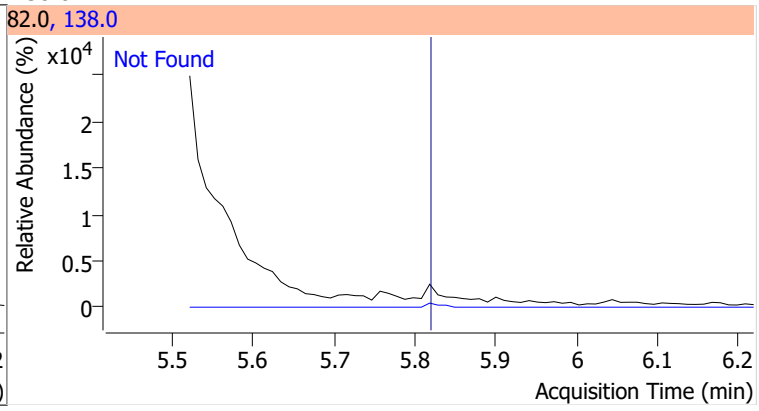

Compound	Conc.	Exp RT	QIon	Exp Ratio	QIon	Exp Ratio
2-Nitrophenol	N.D.	5.88	65.0	48.8	109.0	35.2

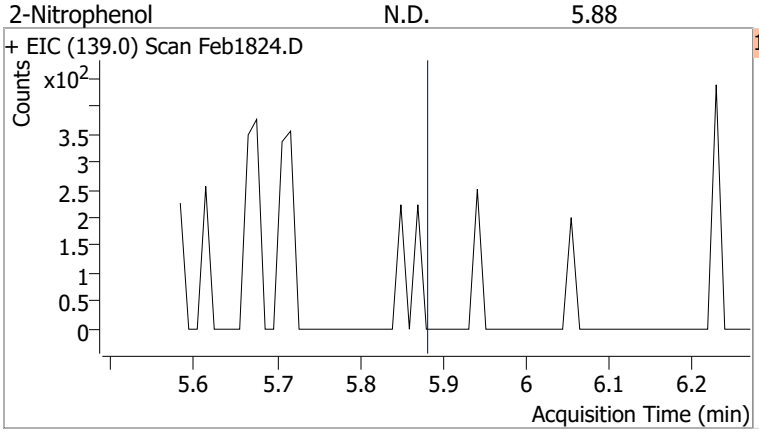

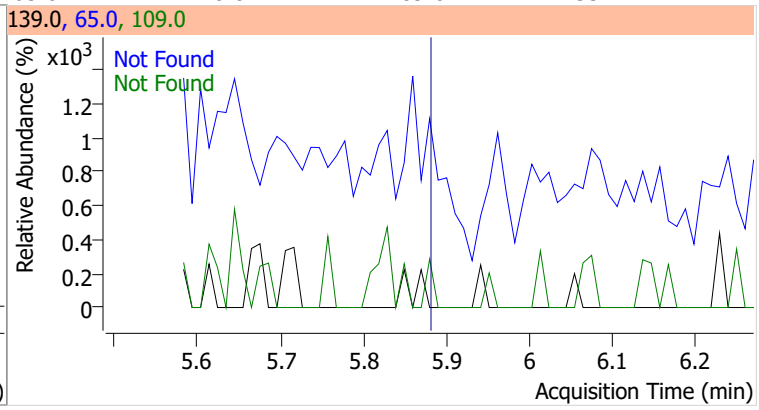

Compound	Conc.	Exp RT	QIon	Exp Ratio	QIon	Exp Ratio
2,4-Dimethylphenol	N.D.	6.00	107.0	109.4	77.0	34.0

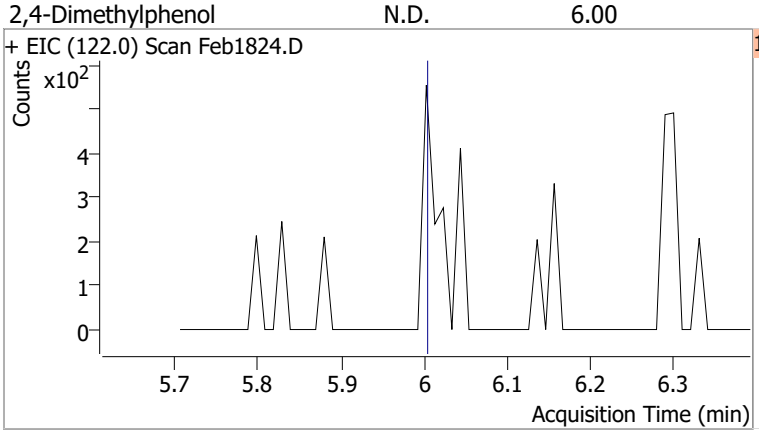

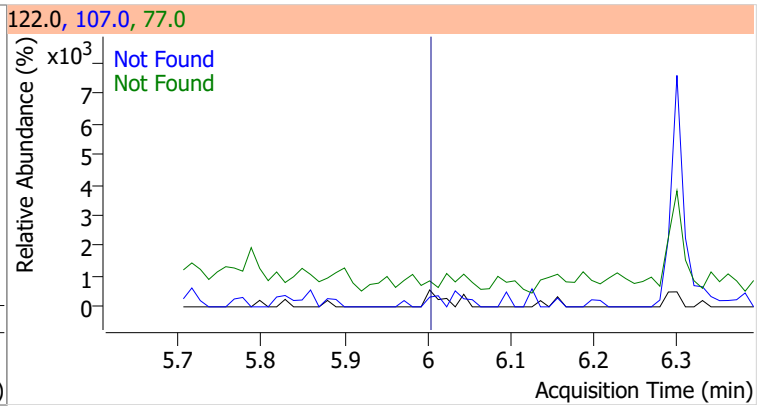

Compound	Conc.	Exp RT	QIon	Exp Ratio	QIon	Exp Ratio
bis(-2-Chloroethoxy)Methane	N.D.	6.08	63.0	68.1	95.0	31.9

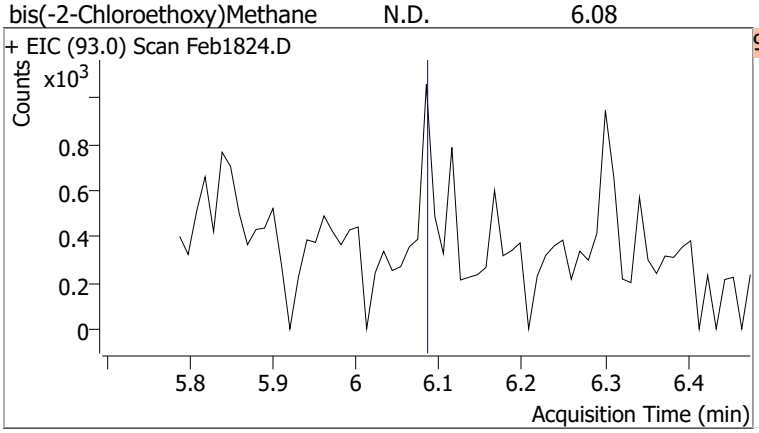

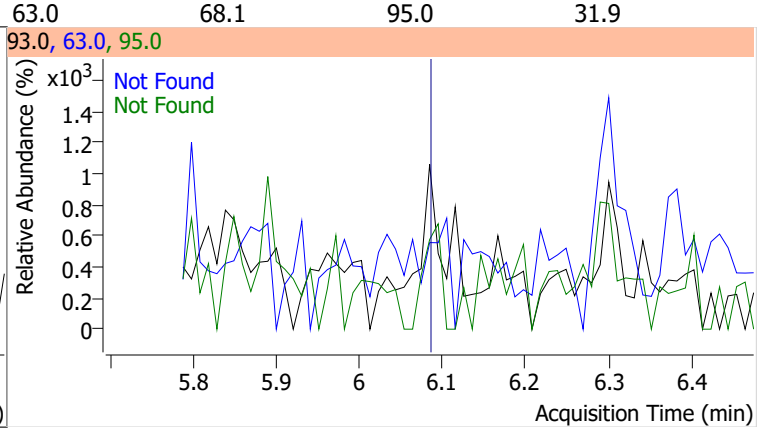

Compound	Conc.	Exp RT	QIon	Exp Ratio	QIon	Exp Ratio
2,4-Dichlorophenol	N.D.	6.19	164.0	65.0	98.0	28.6

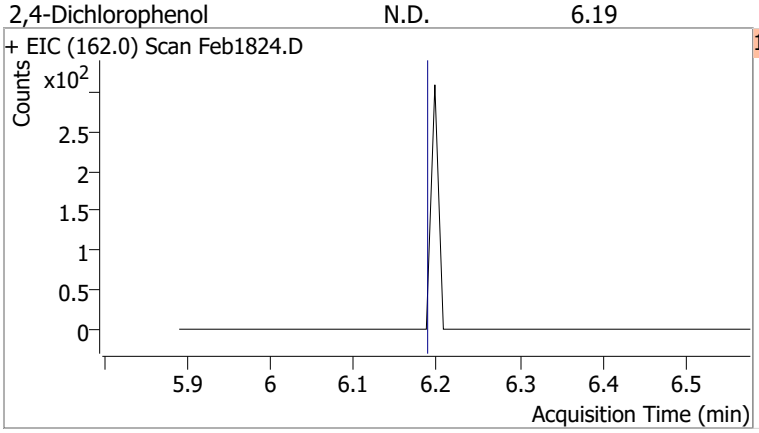

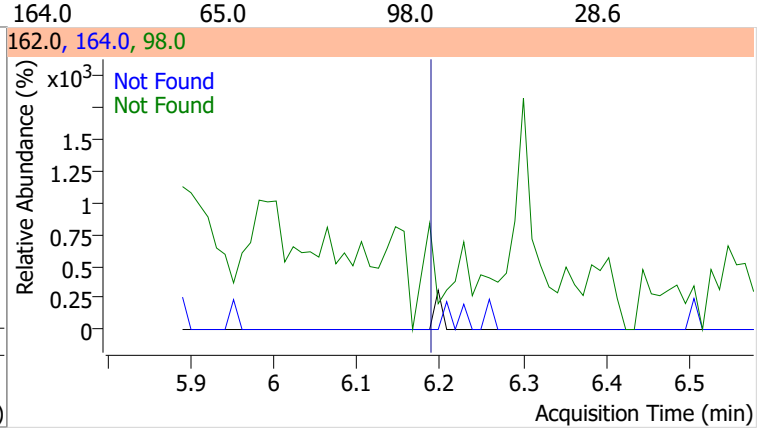

Compound	Conc.	Exp RT	QIon	Exp Ratio	QIon	Exp Ratio
Benzoic Acid	N.D.	6.24	122.0	85.5	77.0	60.4

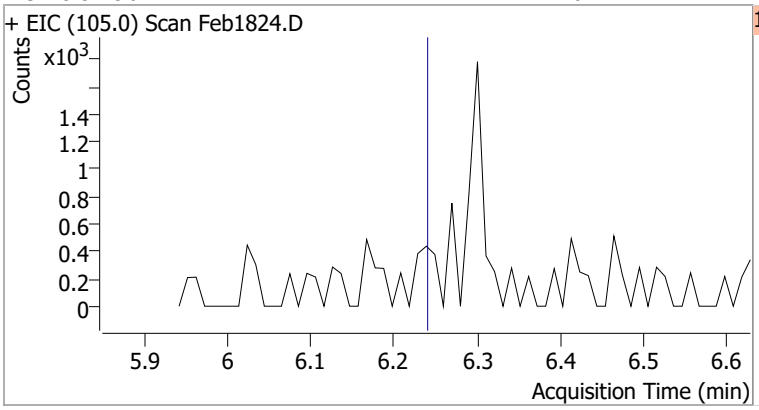

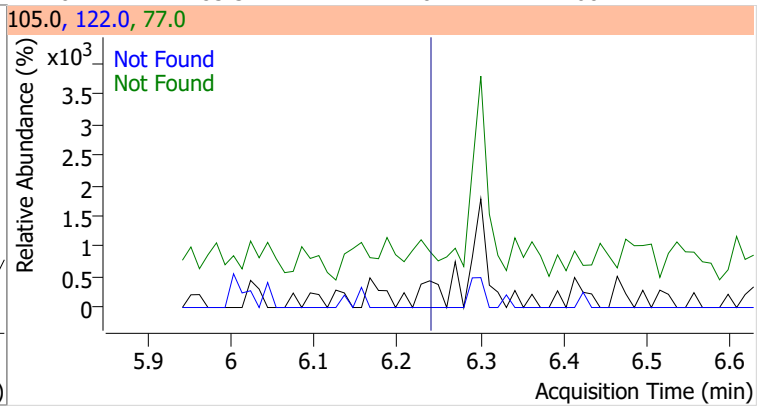

Compound	Conc.	Exp RT	QIon	Exp Ratio	QIon	Exp Ratio
1,2,4-Trichlorobenzene	N.D.	6.25	182.0	94.6	145.0	28.7

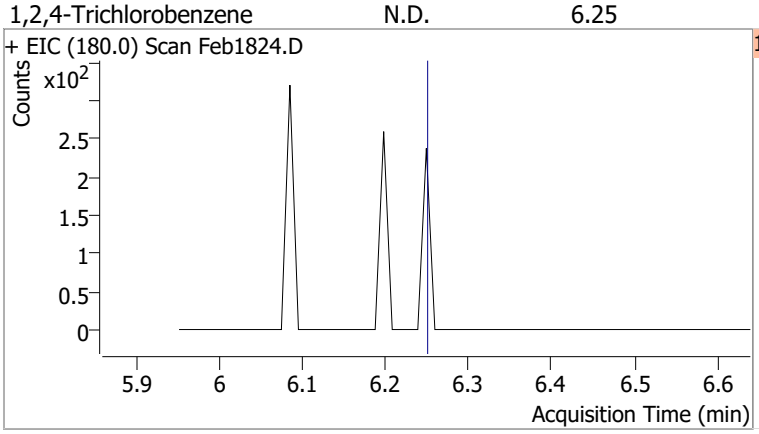

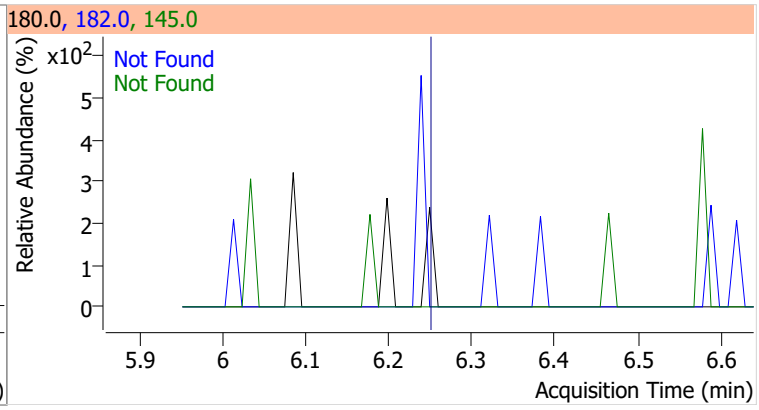

Compound	Conc.	Exp RT	QIon	Exp Ratio	QIon	Exp Ratio
Naphthalene	N.D.	6.33	129.0	11.5	102.0	9.9

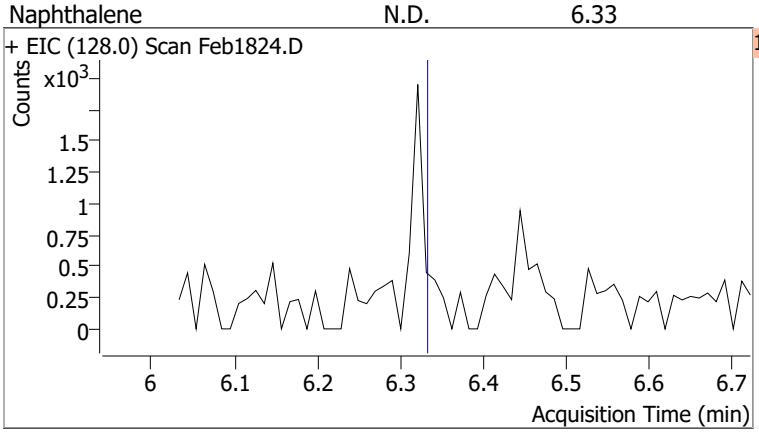

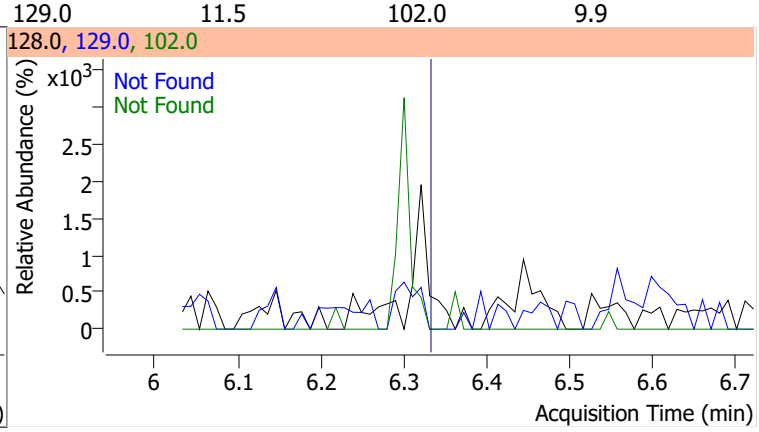

Compound	Conc.	Exp RT	QIon	Exp Ratio
4-Chlorophenol	N.D.	6.41	128.0	316.3

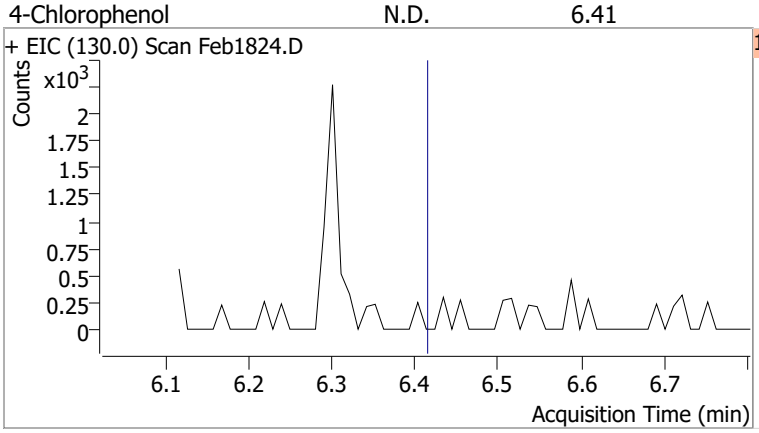

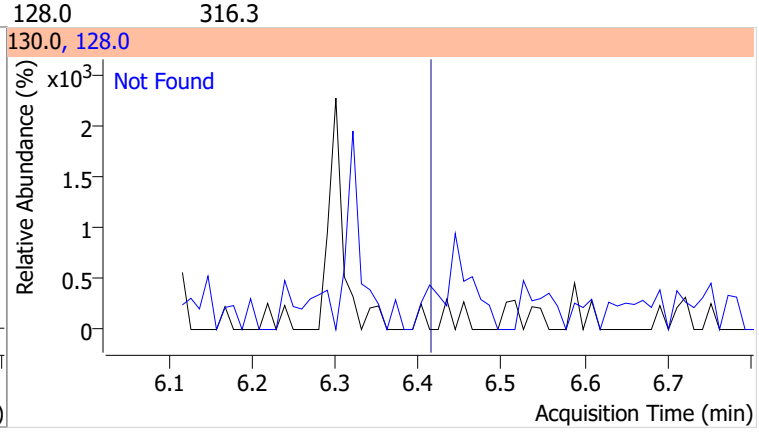

Compound	Conc.	Exp RT	QIon	Exp Ratio	QIon	Exp Ratio
p-Chloroaniline	N.D.	6.43	65.0	60.1	129.0	37.6

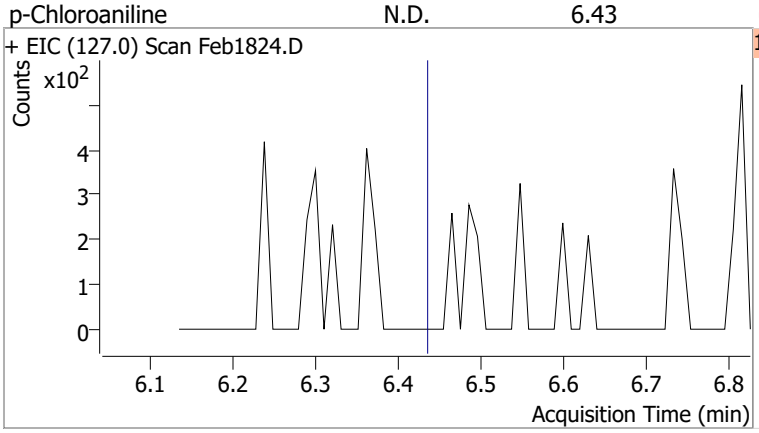

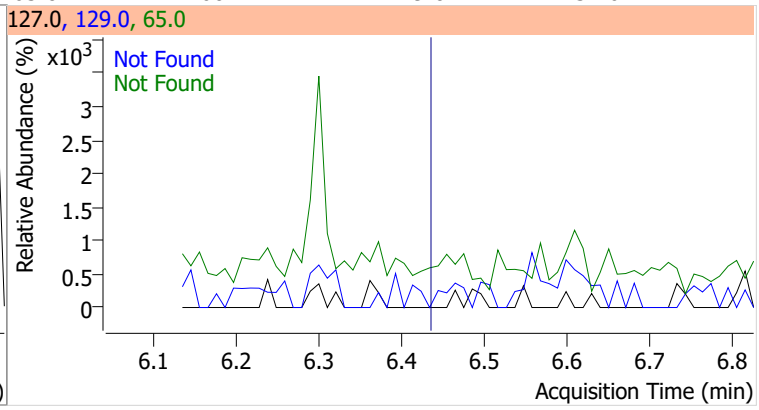

Compound	Conc.	Exp RT	QIon	Exp Ratio	QIon	Exp Ratio
Hexachlorobutadiene	N.D.	6.50	227.0	65.7	223.0	64.3

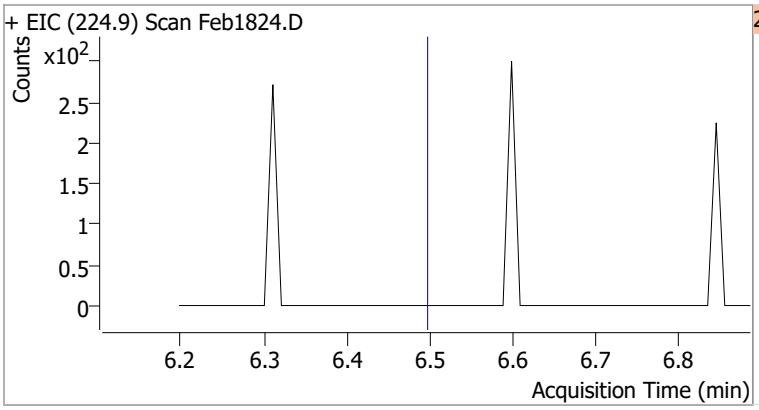

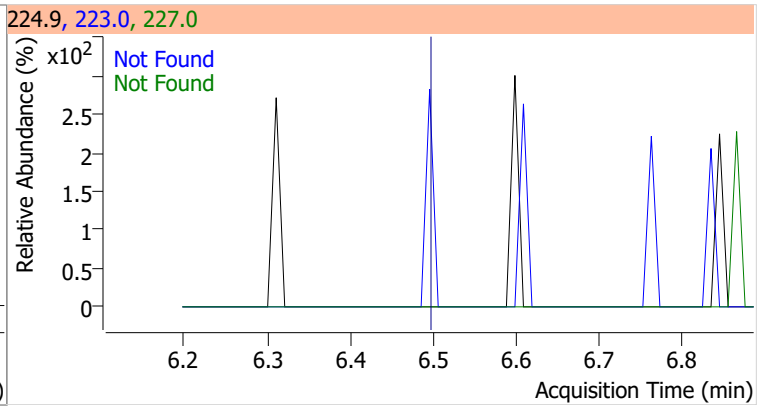

Compound	Conc.	Exp RT	QIon	Exp Ratio
4-Chloro-2-Methylphenol	N.D.	6.94	144.0	27.8

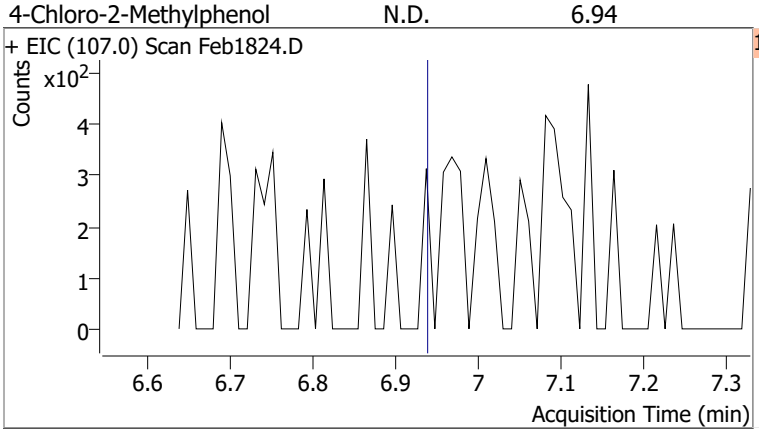

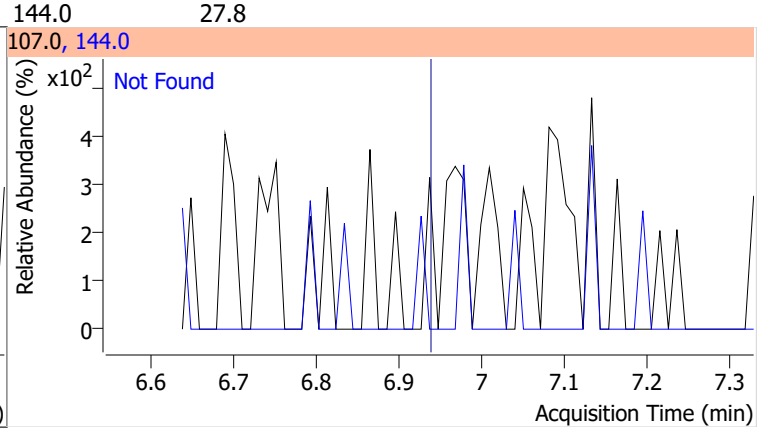

Compound	Conc.	Exp RT	QIon	Exp Ratio
4-Chloro-3-Methylphenol	N.D.	7.07	144.0	27.3

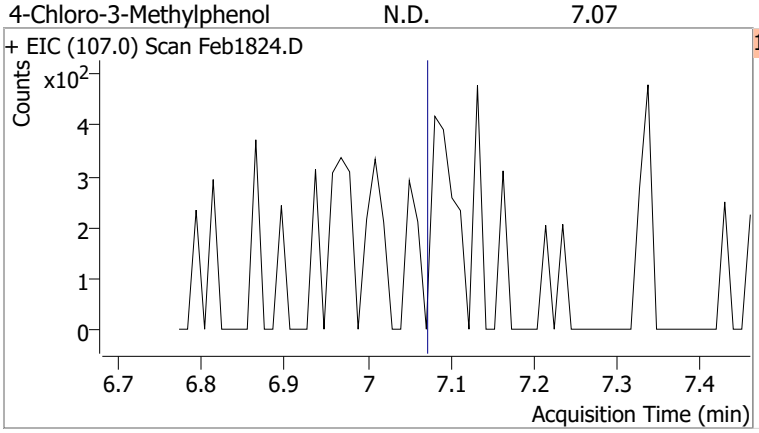

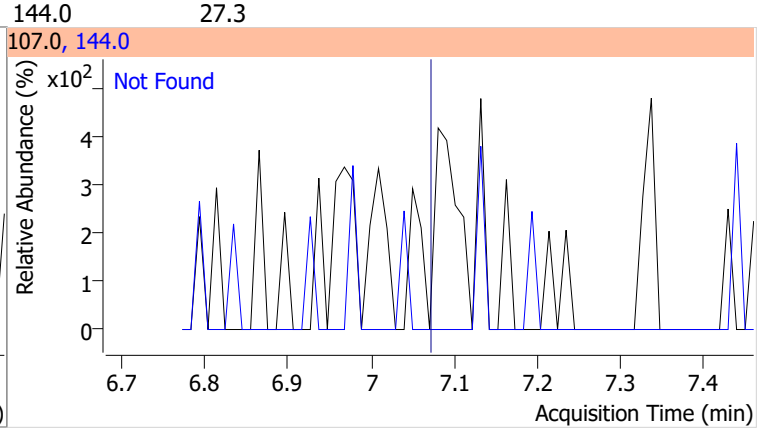

Compound	Conc.	Exp RT	QIon	Exp Ratio	QIon	Exp Ratio
2-Methylnaphthalene	N.D.	7.14	142.0	119.8	115.0	41.7

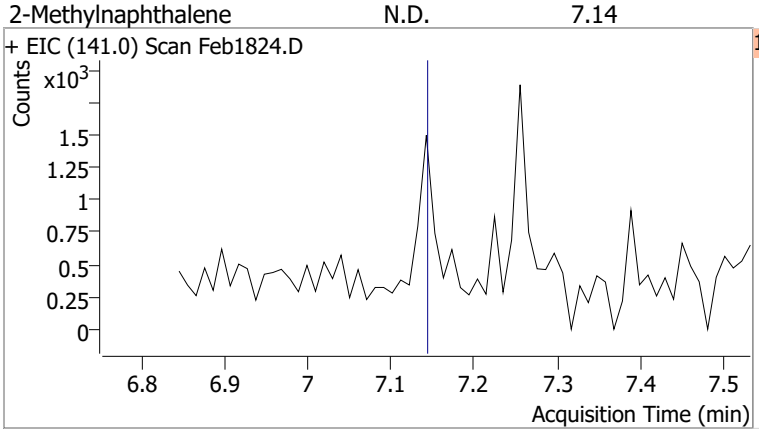

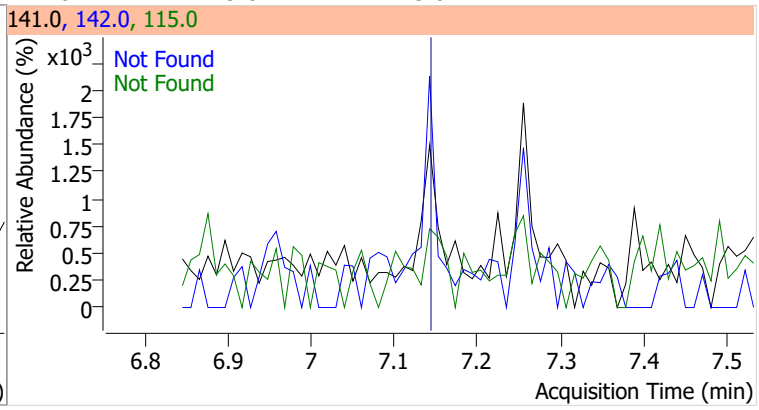

Compound	Conc.	Exp RT	QIon	Exp Ratio	QIon	Exp Ratio
1-Methylnaphthalene	N.D.	7.26	142.0	114.0	115.0	41.3

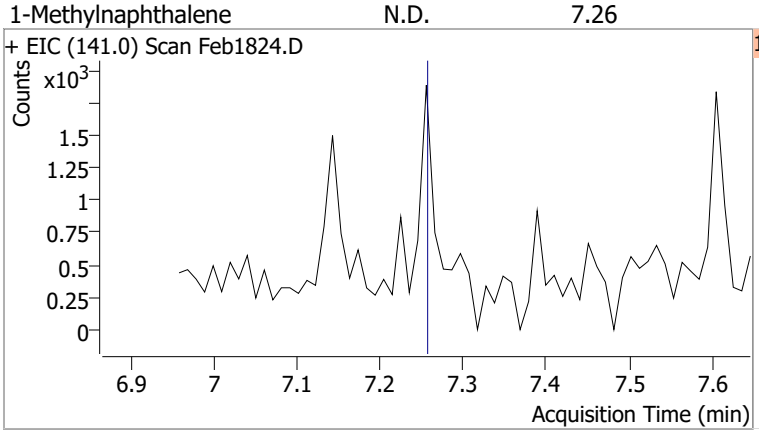

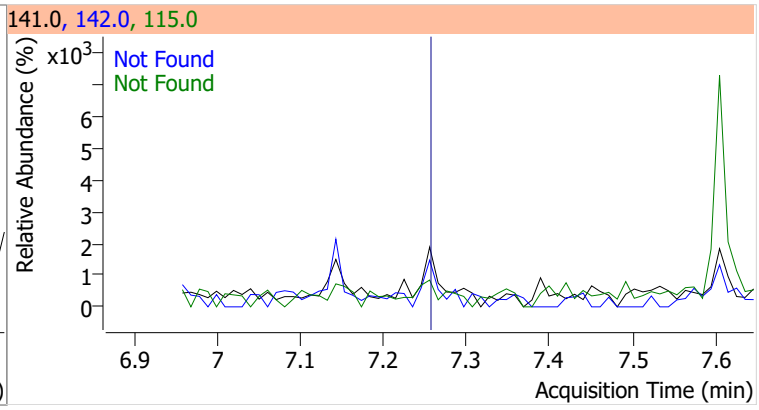

Compound	Conc.	Exp RT	QIon	Exp Ratio	QIon	Exp Ratio
Hexachlorocyclopentadiene	N.D.	7.34	234.9	64.6	238.9	63.8

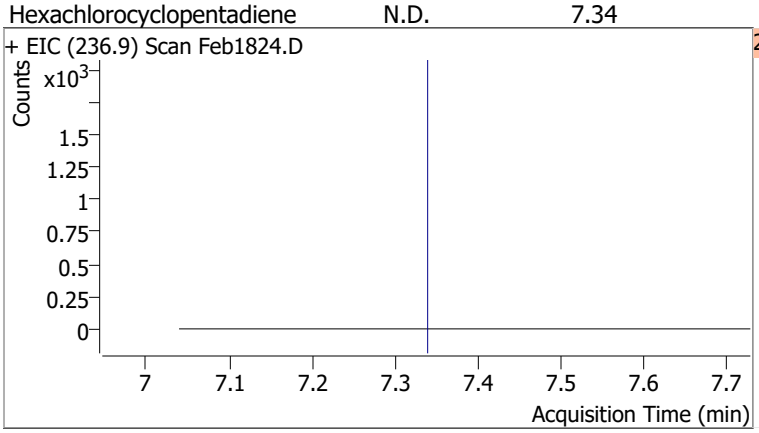

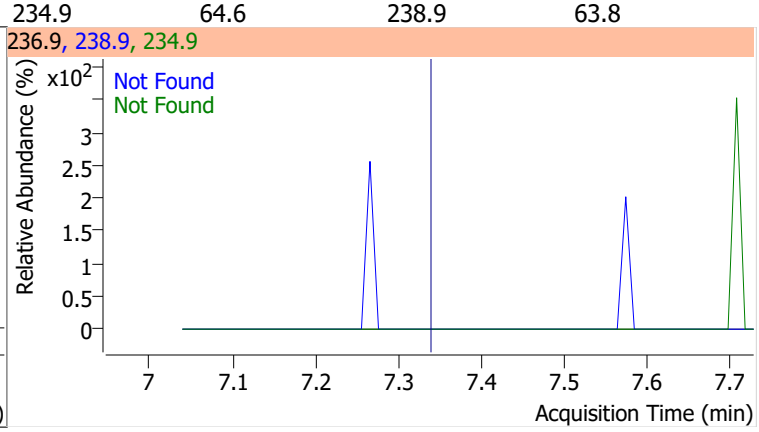

Compound	Conc.	Exp RT	QIon	Exp Ratio
2,4,6-Trichlorophenol	N.D.	7.52	198.0	96.5

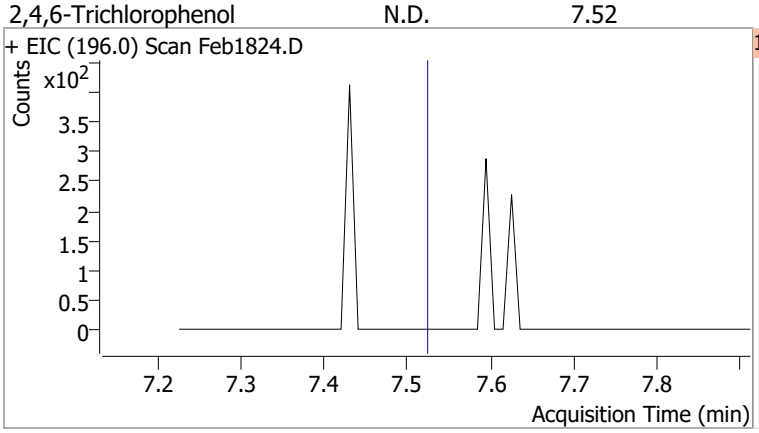

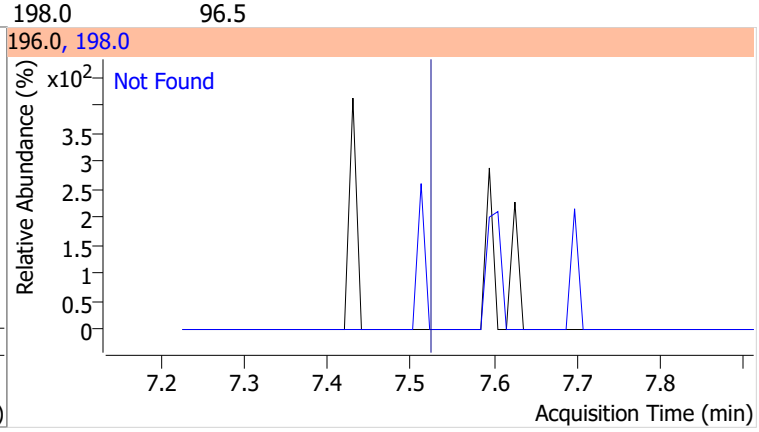

Compound	Conc.	Exp RT	QIon	Exp Ratio
2,4,5-Trichlorophenol	N.D.	7.57	198.0	90.2

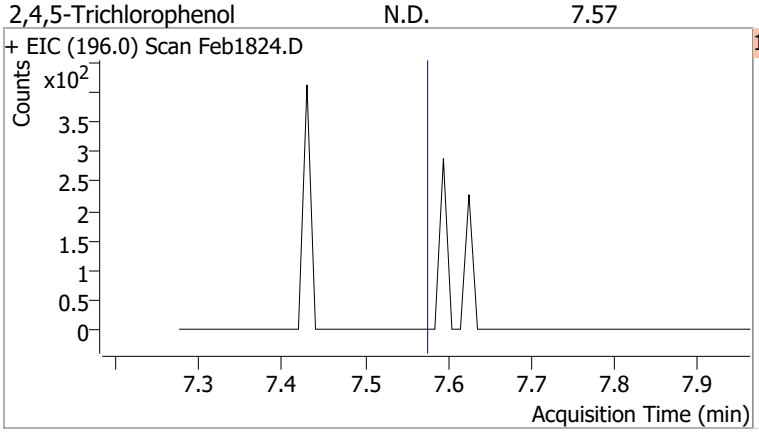

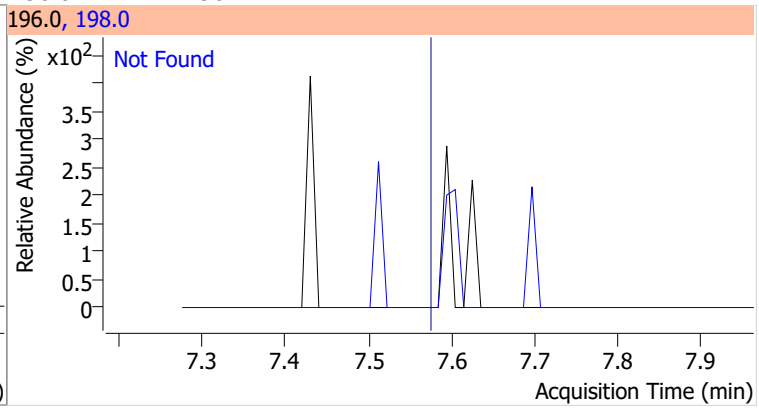

Compound	Conc.	RT	Dev(Min)	Resp.	QIon	QRatio	Lower	Upper
2-Fluorobiphenyl	77.0531	7.60	0.00	1295160	171.0	33.5	24.0	44.5

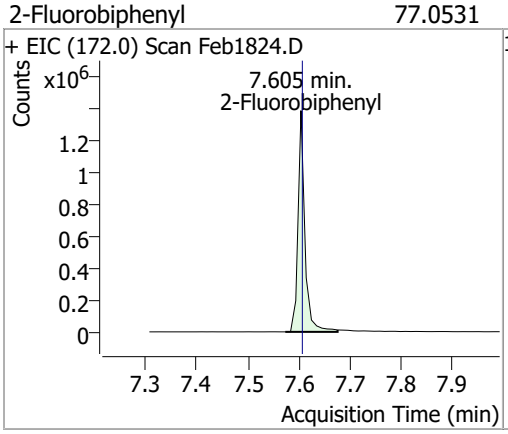

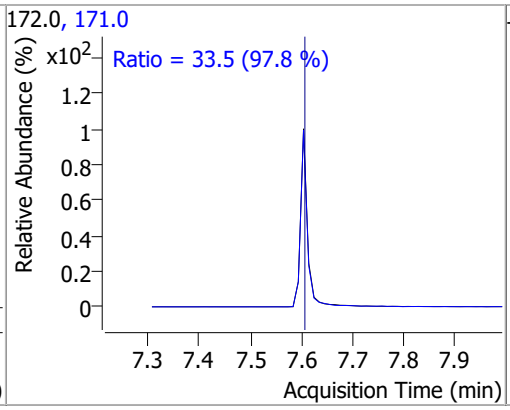

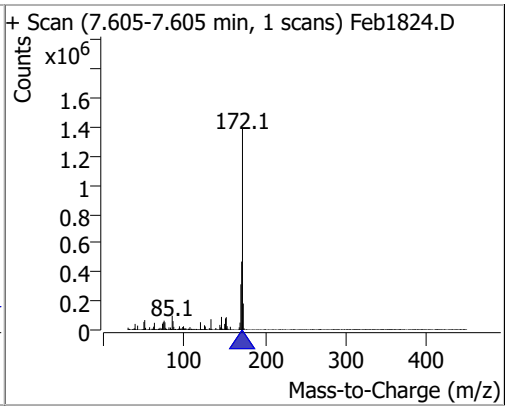

Compound	Conc.	Exp RT	QIon	Exp Ratio	QIon	Exp Ratio
2-Chloronaphthalene	N.D.	7.72	127.0	35.9	164.0	32.1

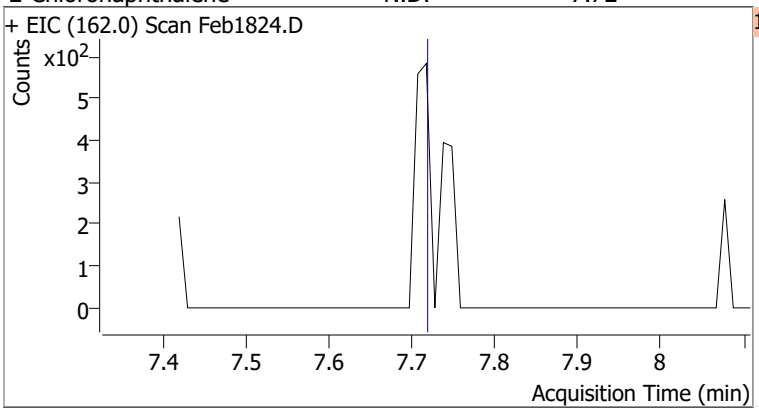

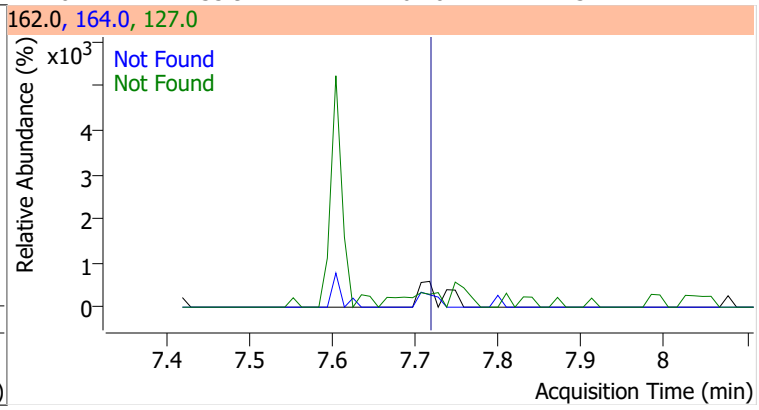

Compound	Conc.	Exp RT	QIon	Exp Ratio
2-Nitroaniline	N.D.	7.88	138.0	110.5

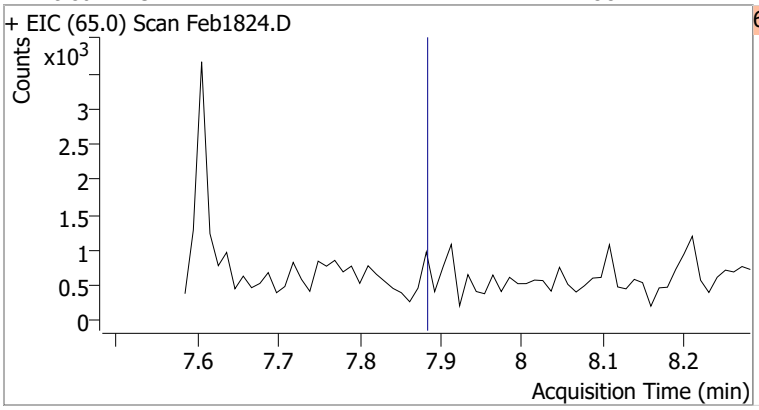

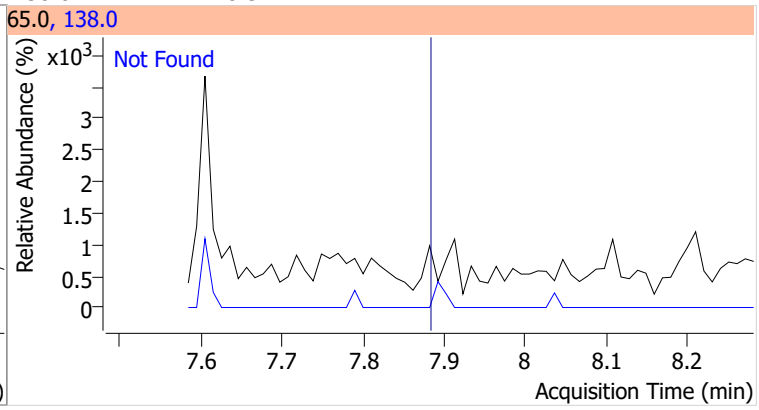

Compound	Conc.	RT	Dev(Min)	Resp.	QIon	QRatio	Lower	Upper
Dimethyl Phthalate		0		0	77.0		13.8	25.7

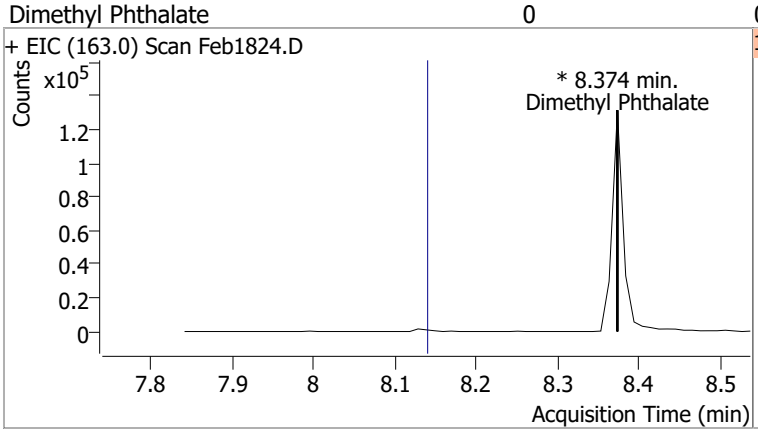

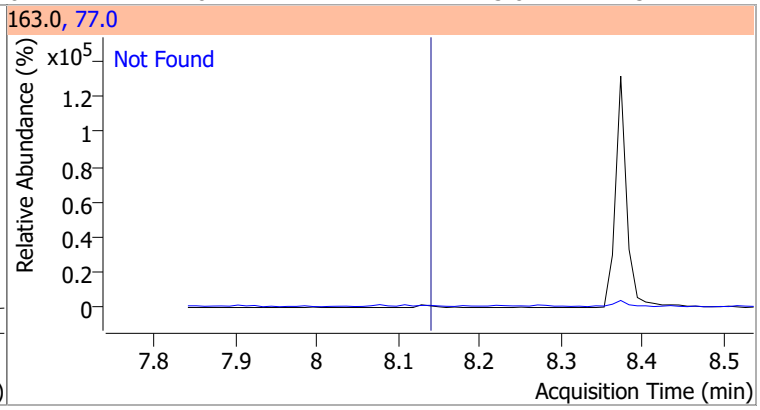

Compound	Conc.	RT	Dev(Min)	Resp.	QIon	QRatio	Lower	Upper
2,6-Dinitrotoluene		0		0	63.0		99.5	184.8
					89.0		43.3	80.3

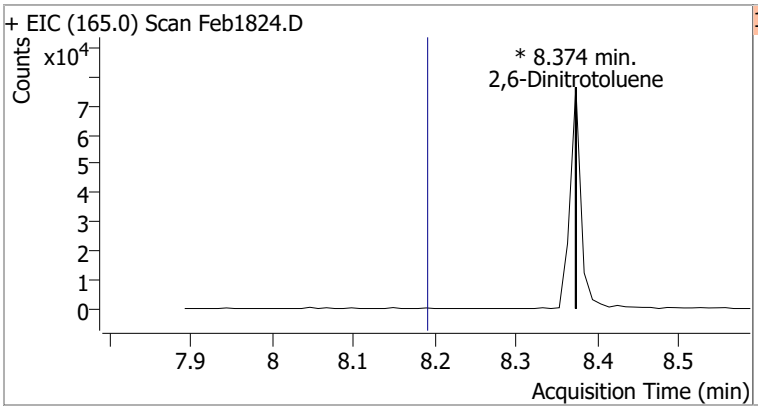

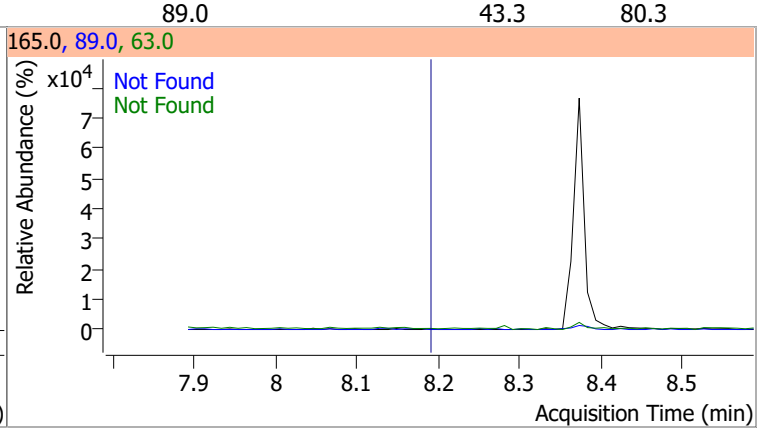

Compound	Conc.	Exp RT	QIon	Exp Ratio
Acenaphthylene	N.D.	8.20	153.1	13.6

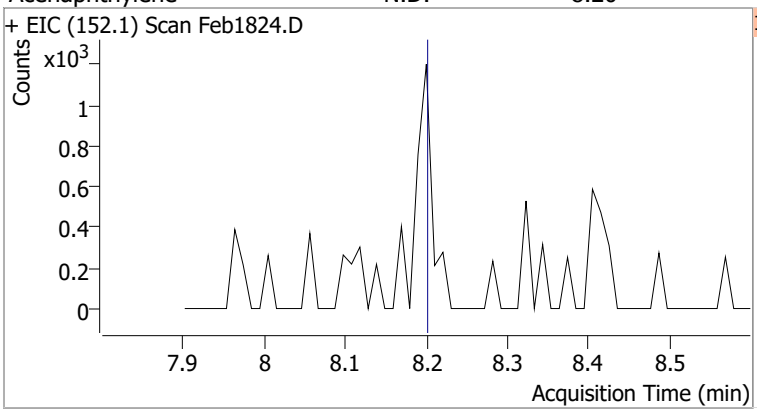

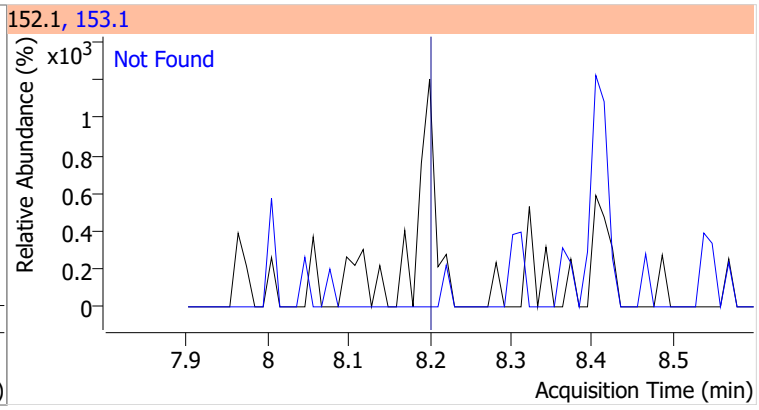

Compound	Conc.	Exp RT	QIon	Exp Ratio	QIon	Exp Ratio
3-Nitroaniline	N.D.	8.39	65.0	129.1	92.0	106.7

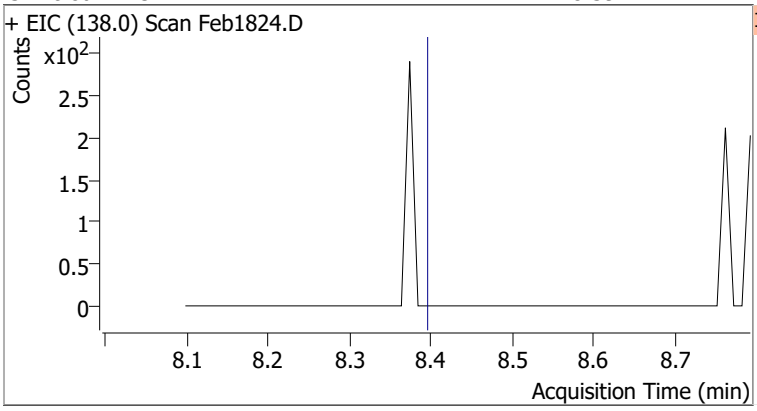

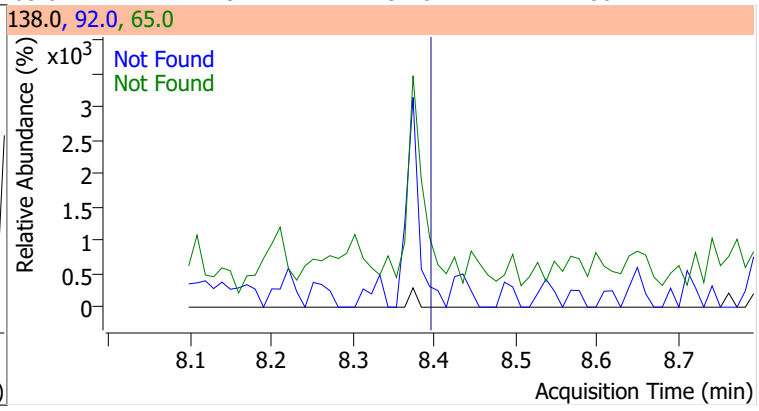

Compound	Conc.	Exp RT	QIon	Exp Ratio	QIon	Exp Ratio
Acenaphthene	N.D.	8.41	153.0	106.5	152.0	51.8

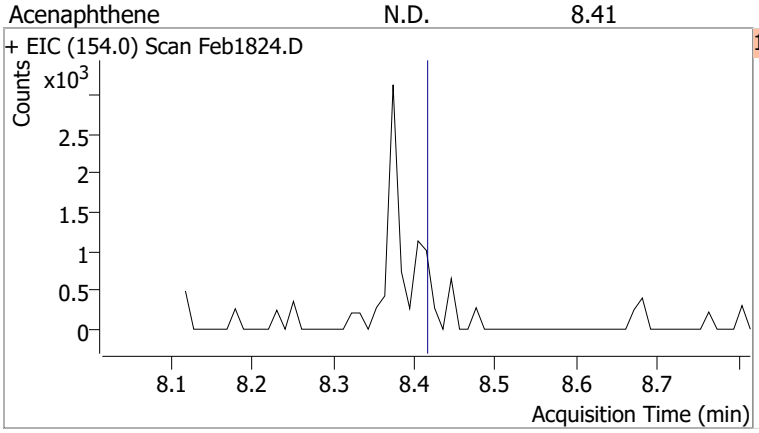

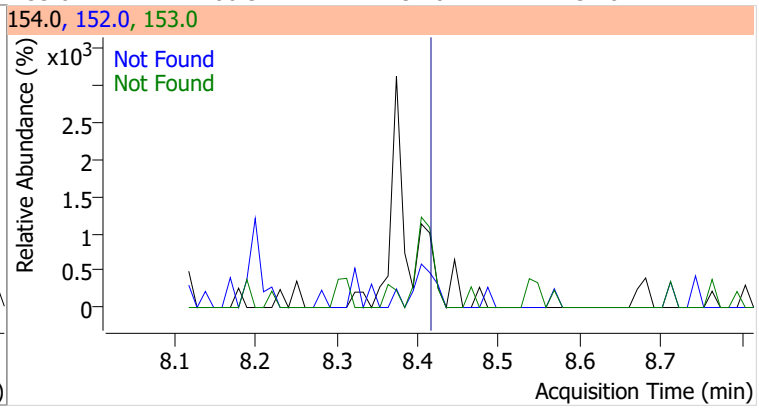

Compound	Conc.	Exp RT	QIon	Exp Ratio
2,4-Dinitrophenol	N.D.	8.52	154.0	62.7

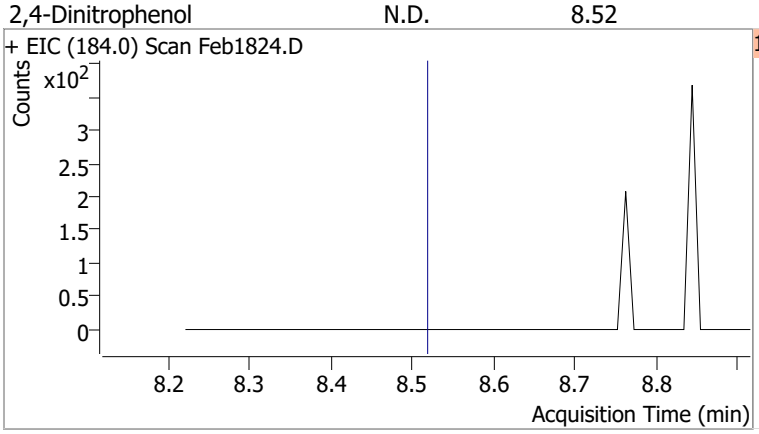

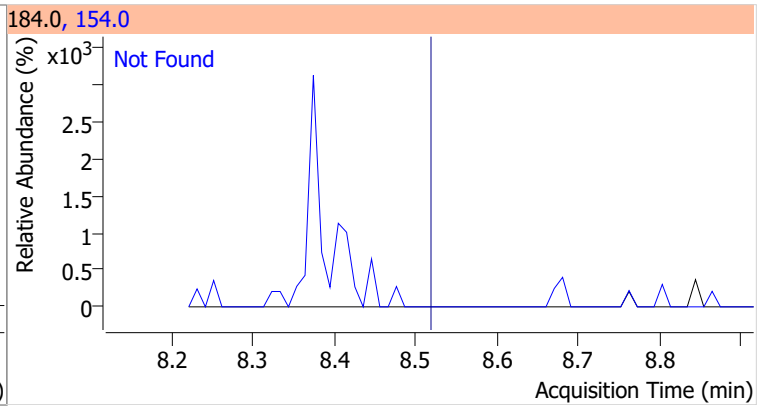

Compound	Conc.	Exp RT	QIon	Exp Ratio
Dibenzofuran	N.D.	8.63	139.0	37.5

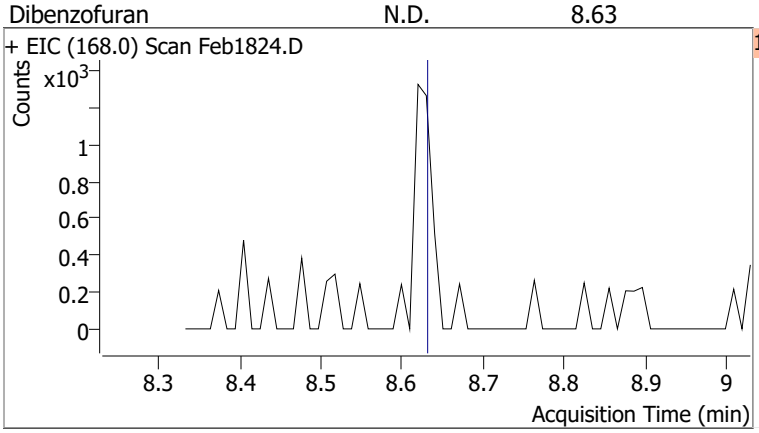

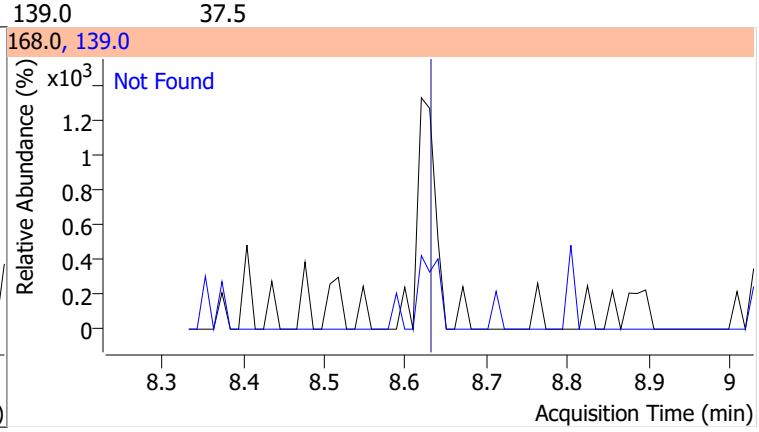

Compound	Conc.	Exp RT	QIon	Exp Ratio	QIon	Exp Ratio
2,4-Dinitrotoluene	N.D.	8.67	89.0	79.2	63.0	48.4

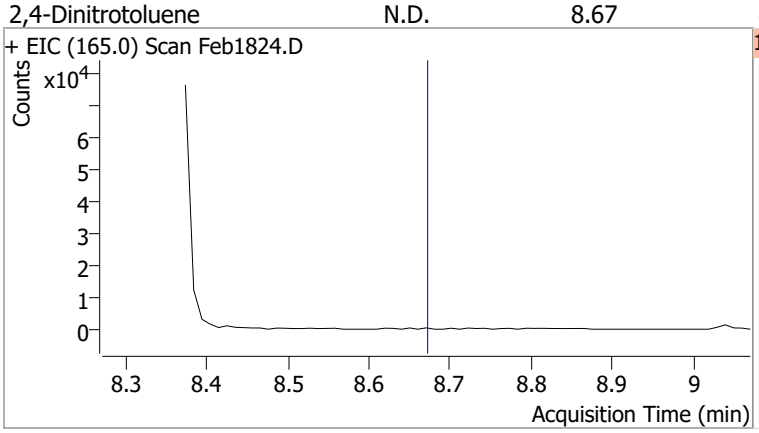

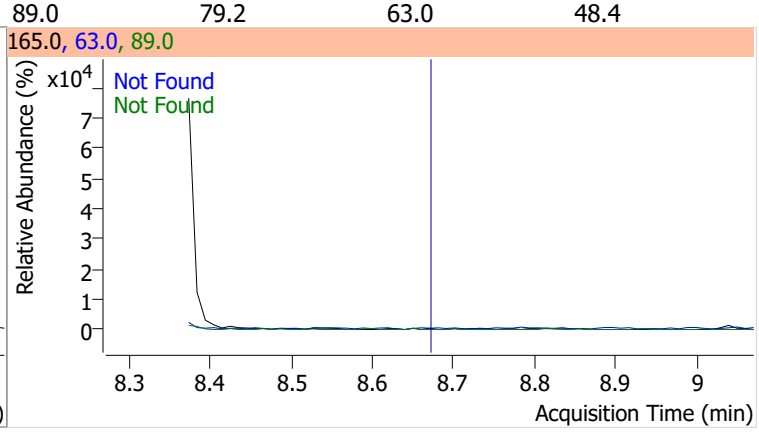

Compound	Conc.	Exp RT	QIon	Exp Ratio	QIon	Exp Ratio
4-Nitrophenol	N.D.	8.70	65.0	72.0	139.0	71.1

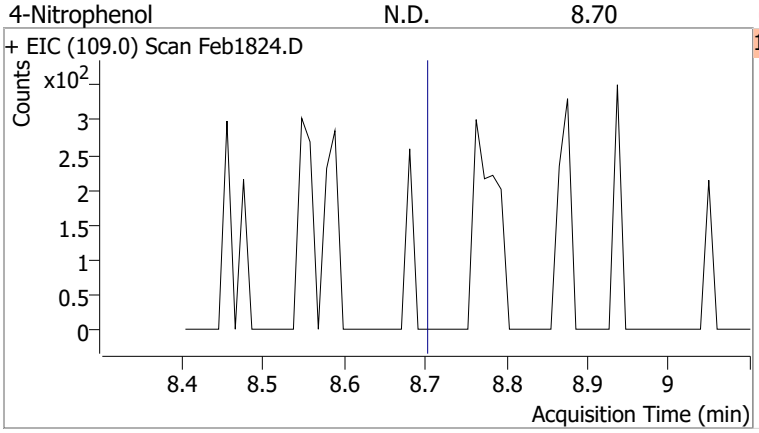

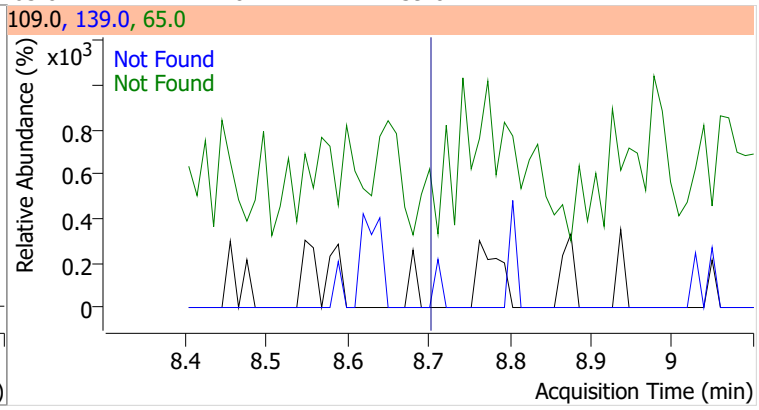

Compound	Conc.	Exp RT	QIon	Exp Ratio	QIon	Exp Ratio
Diethylphthalate	N.D.	9.00	177.0	20.7	150.0	12.5

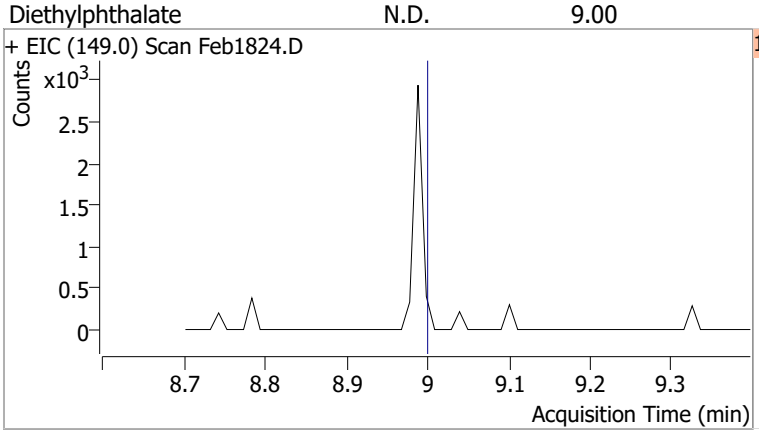

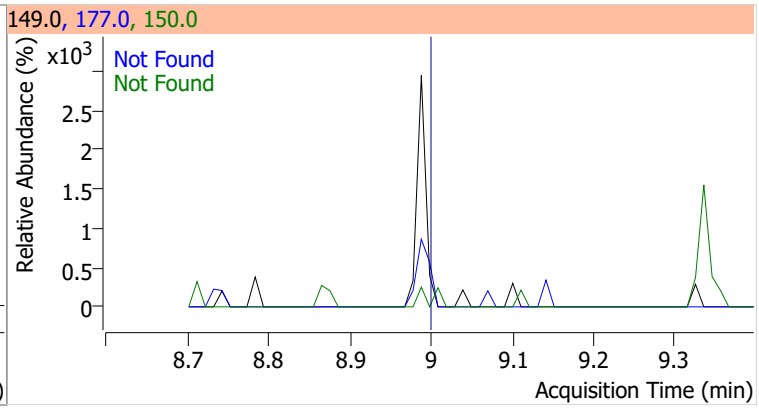

Compound	Conc.	Exp RT	QIon	Exp Ratio	QIon	Exp Ratio
Fluorene	N.D.	9.04	165.0	93.4	167.0	13.7

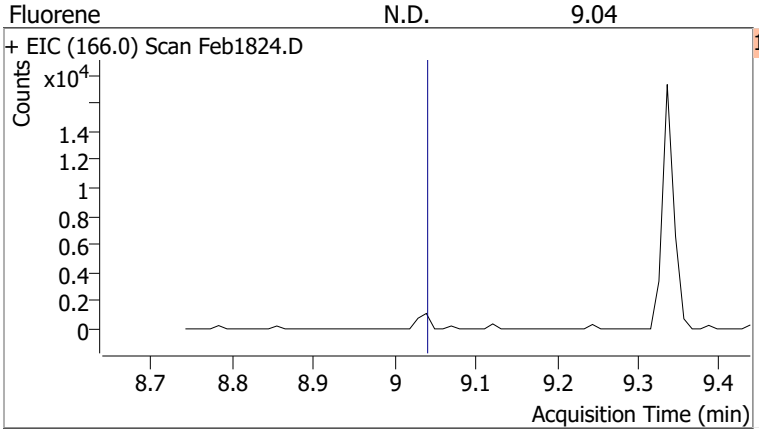

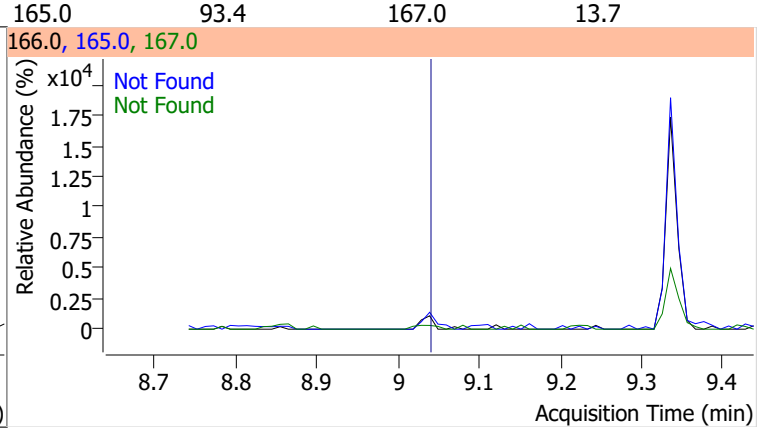

Compound	Conc.	Exp RT	QIon	Exp Ratio	QIon	Exp Ratio
4-Chlorophenyl-phenylether	N.D.	9.07	141.0	61.2	206.0	33.8

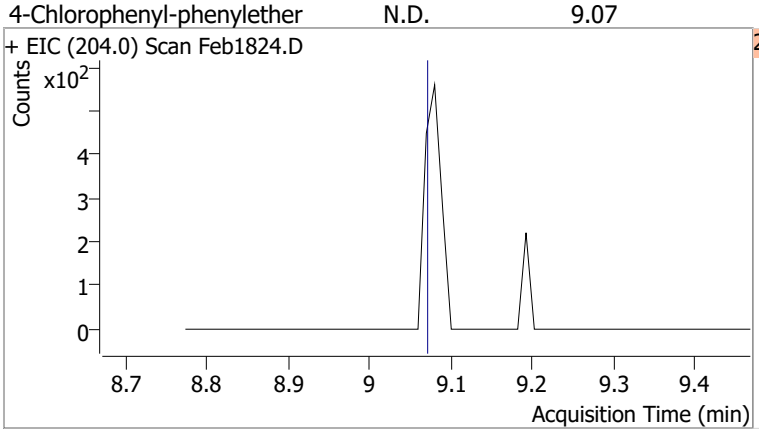

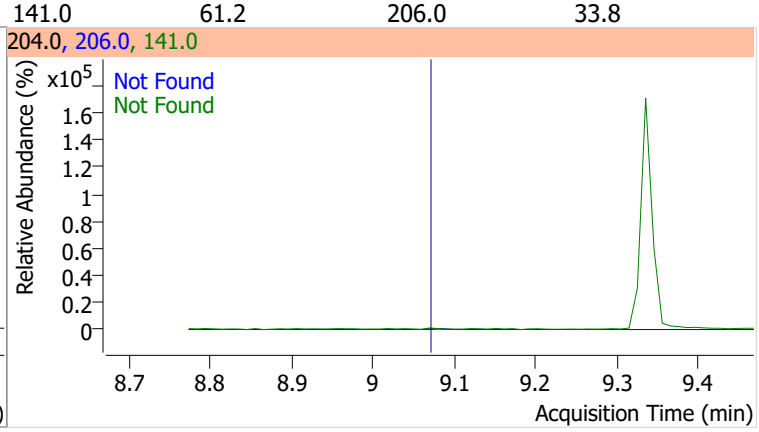

Compound	Conc.	Exp RT	QIon	Exp Ratio	QIon	Exp Ratio
4-Nitroaniline	N.D.	9.14	65.0	112.7	92.0	49.3

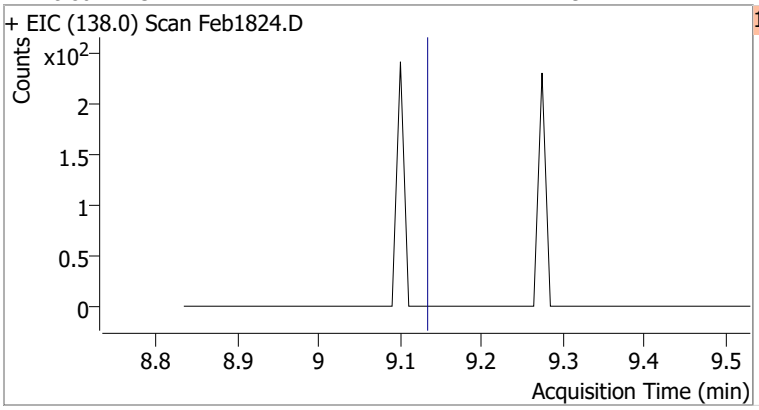

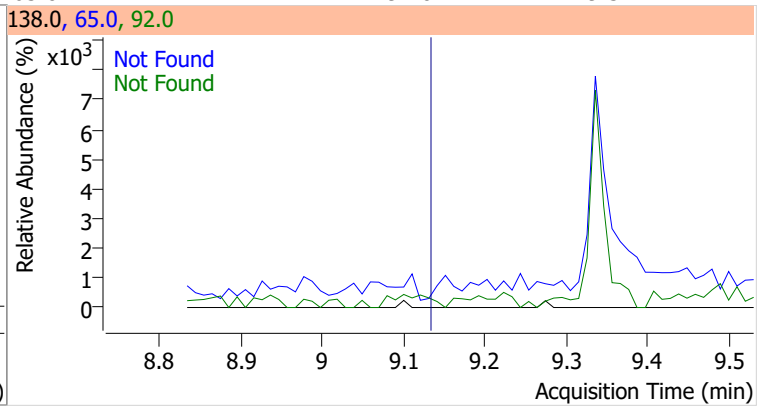

Compound	Conc.	RT	Dev(Min)	Resp.	QIon	QRatio	Lower	Upper
4,6-Dinitro-2-methylphenol		0		0	121.0		35.1	65.3

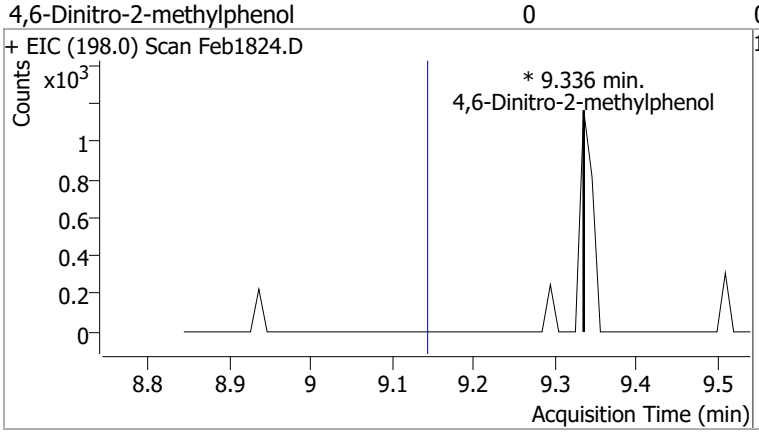

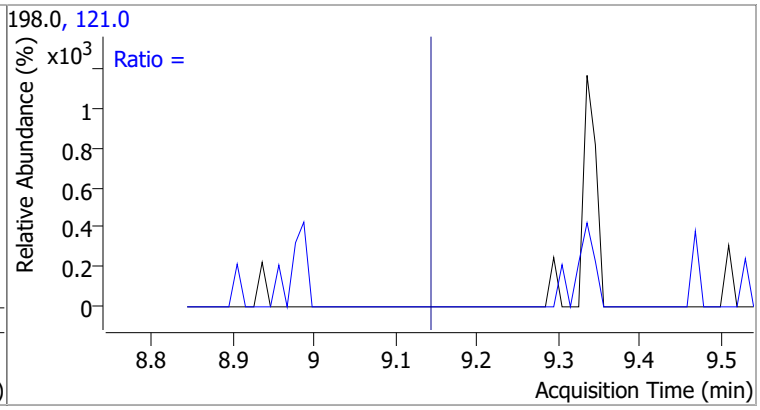

Compound	Conc.	Exp RT	QIon	Exp Ratio	QIon	Exp Ratio
N-nitrosodiphenylamine	N.D.	9.23	168.0	62.8	167.0	34.1

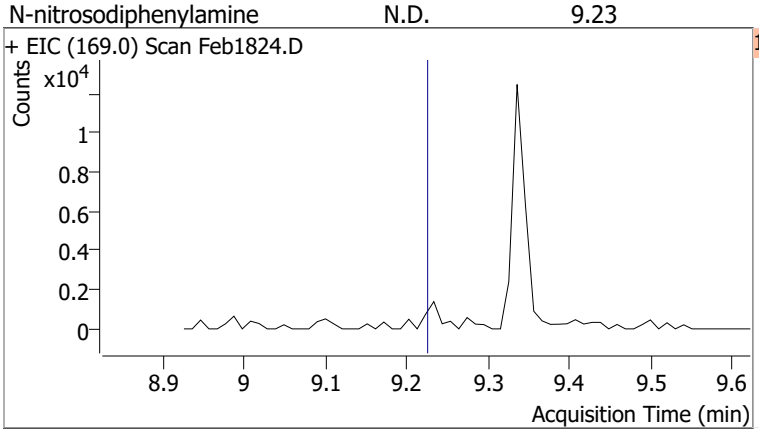

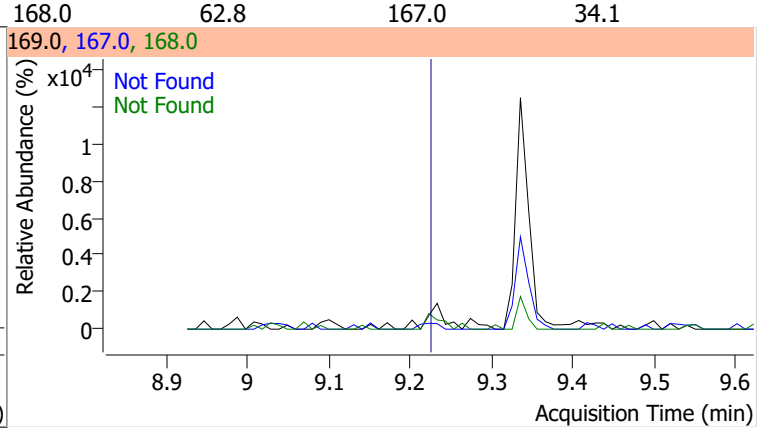

Compound	Conc.	Exp RT	QIon	Exp Ratio	QIon	Exp Ratio
Azobenzene	N.D.	9.26	51.0	45.2	182.0	24.1

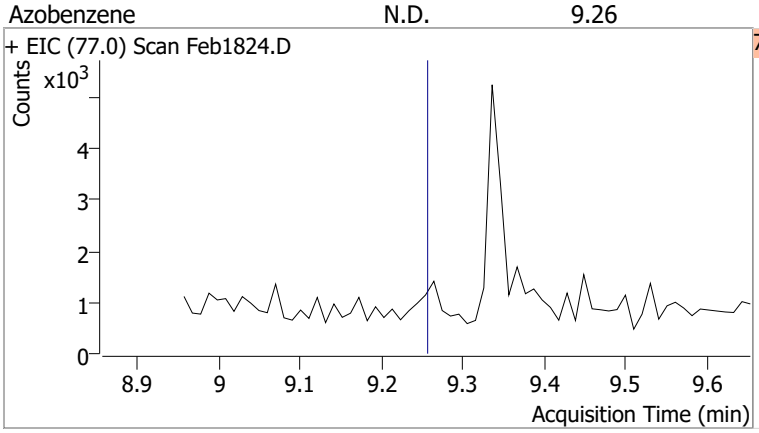

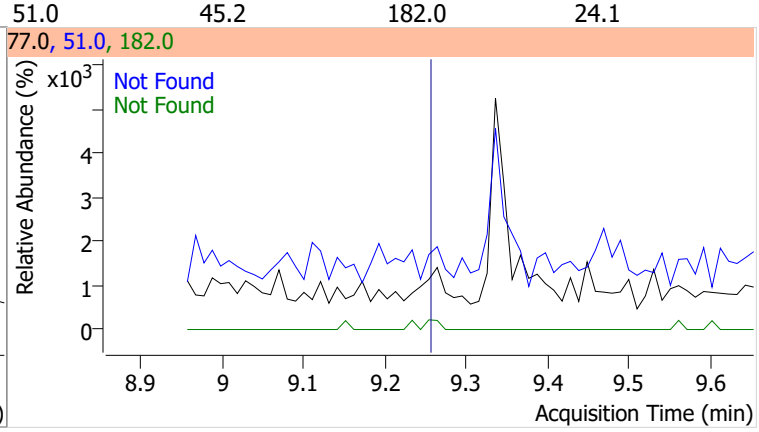

Compound	Conc.	RT	Dev(Min)	Resp.	QIon	QRatio	Lower	Upper
2,4,6-Tribromophenol	172.6317	9.34	0.00	276292	331.8	91.9	68.5	127.2

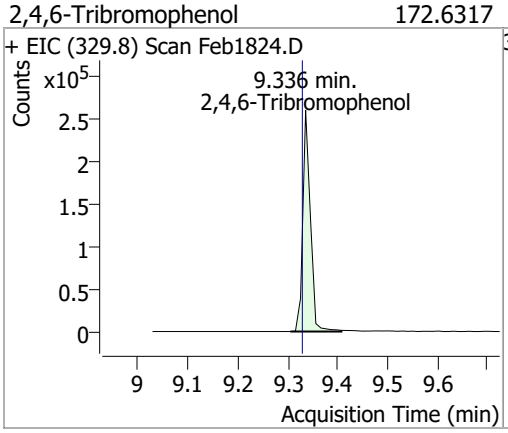

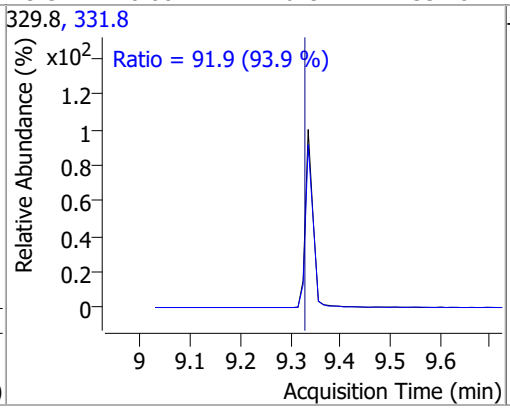

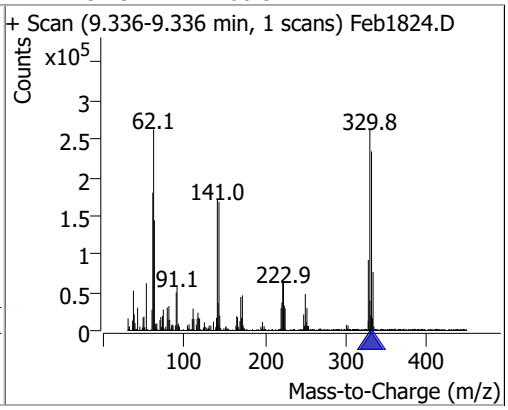

Compound	Conc.	Exp RT	QIon	Exp Ratio	QIon	Exp Ratio
4-Bromophenyl-phenylether	N.D.	9.65	141.0	98.8	250.0	98.2

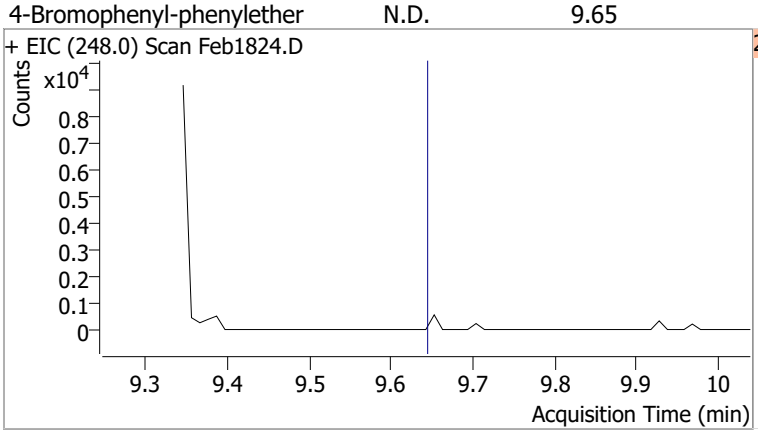

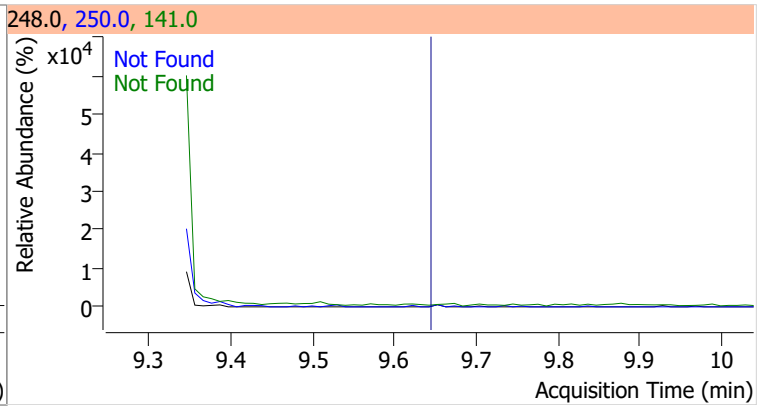

Compound	Conc.	Exp RT	QIon	Exp Ratio
Hexachlorobenzene	N.D.	9.69	142.0	53.8

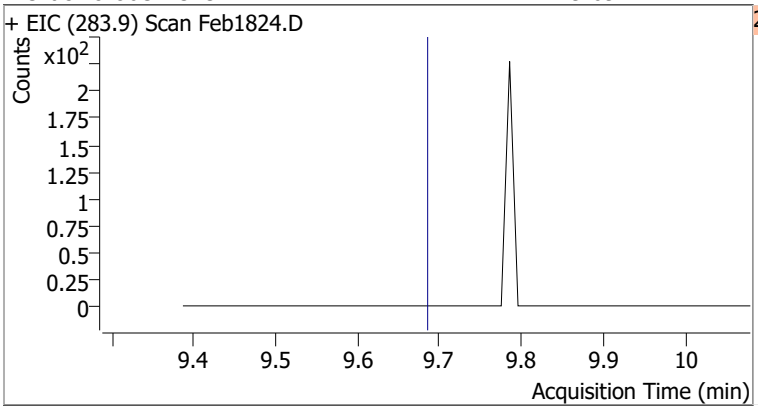

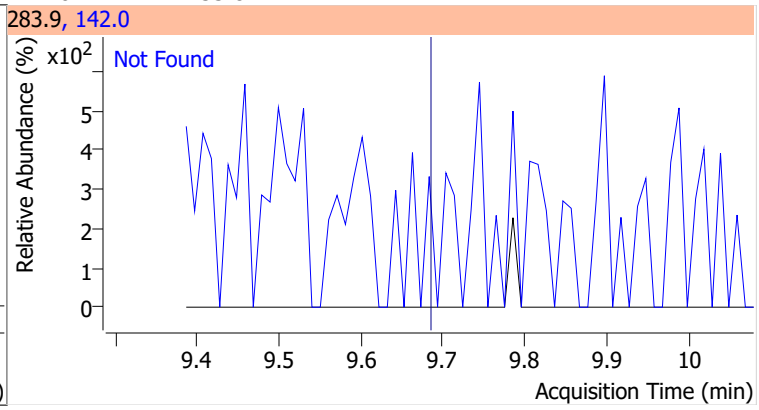

Compound	Conc.	Exp RT	QIon	Exp Ratio	QIon	Exp Ratio
Pentachlorophenol	N.D.	9.97	267.9	59.4	263.9	58.9

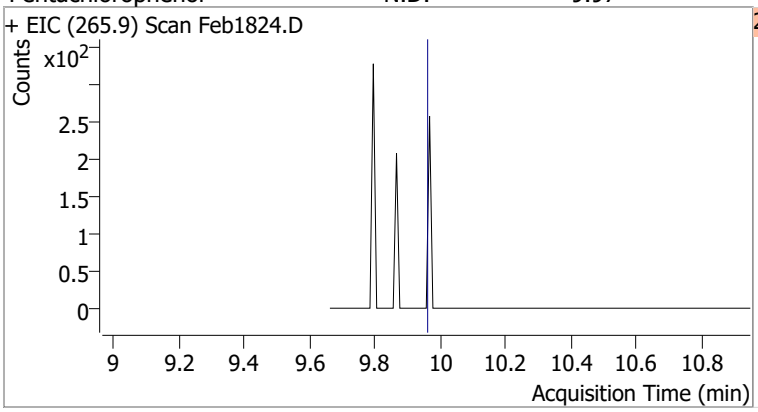

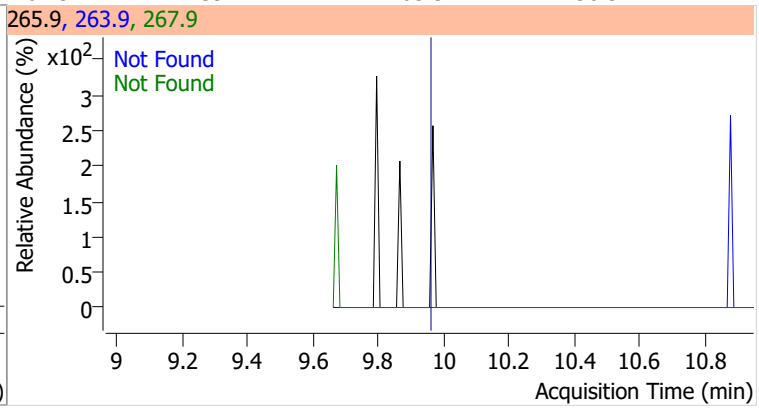

Compound	Conc.	Exp RT	QIon	Exp Ratio
Phenanthrene	N.D.	10.18	176.0	18.5

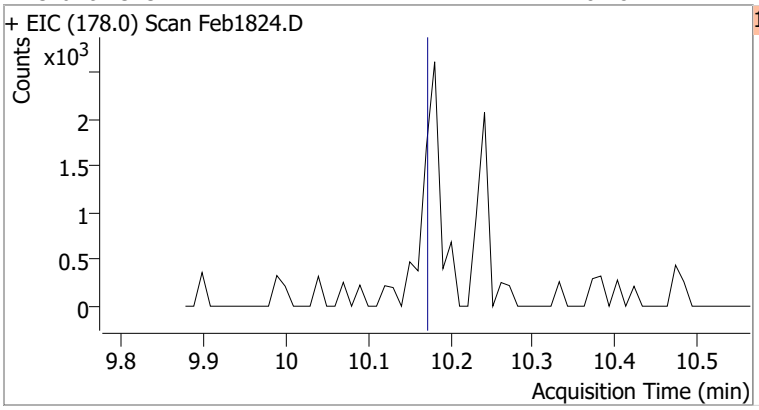

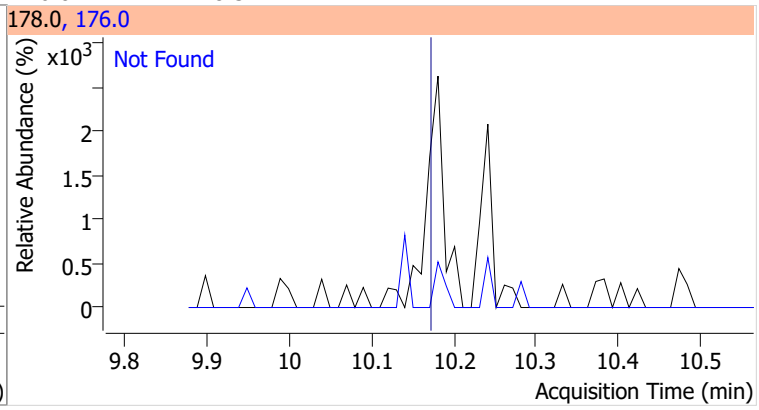

Compound	Conc.	Exp RT	QIon	Exp Ratio
Anthracene	N.D.	10.25	176.0	18.4

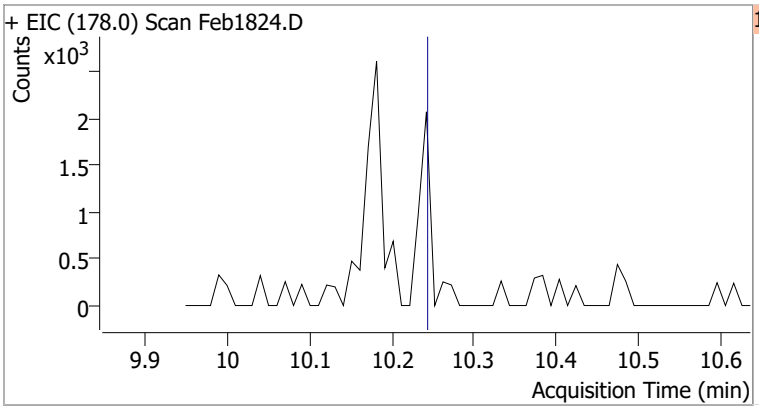

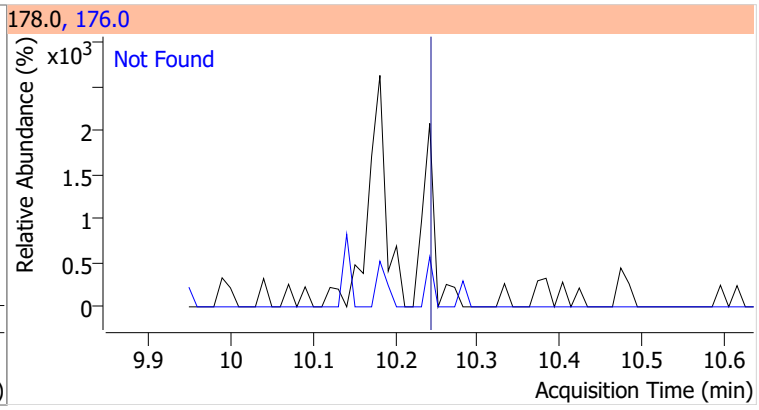

Compound	Conc.	Exp RT	QIon	Exp Ratio	QIon	Exp Ratio
Triallate	N.D.	10.31	268.0	24.1	143.0	22.5

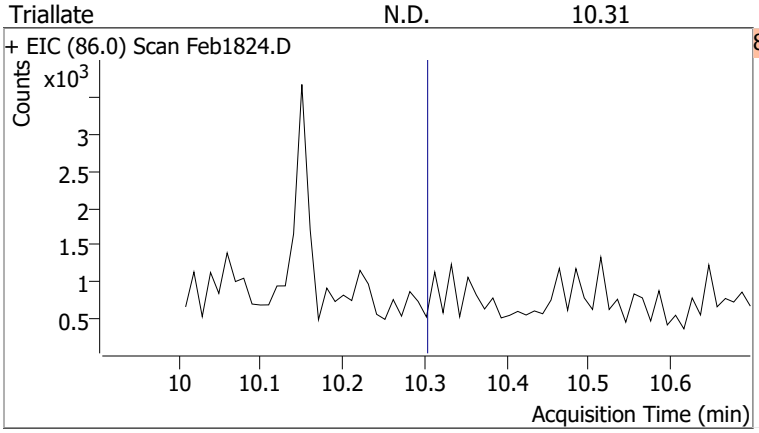

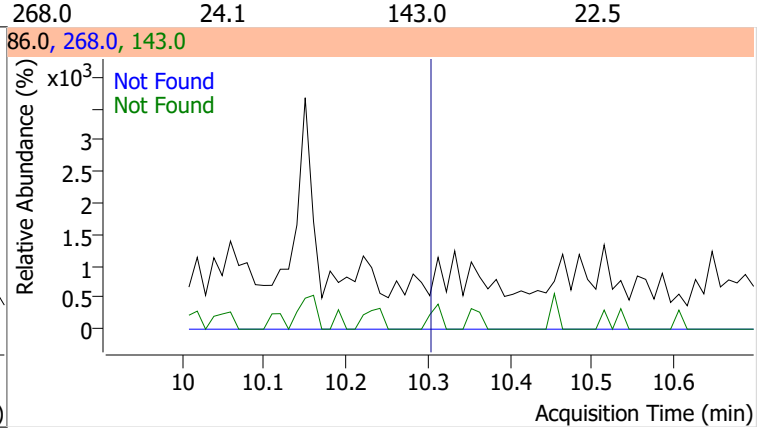

Compound	Conc.	Exp RT	QIon	Exp Ratio
Carbazole	N.D.	10.49	139.0	12.8

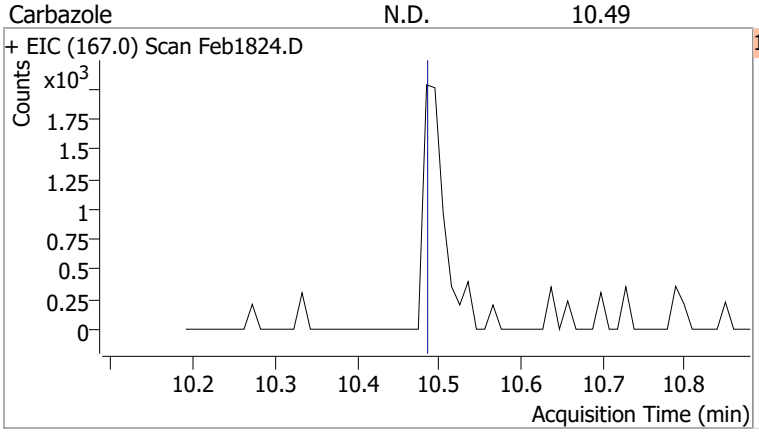

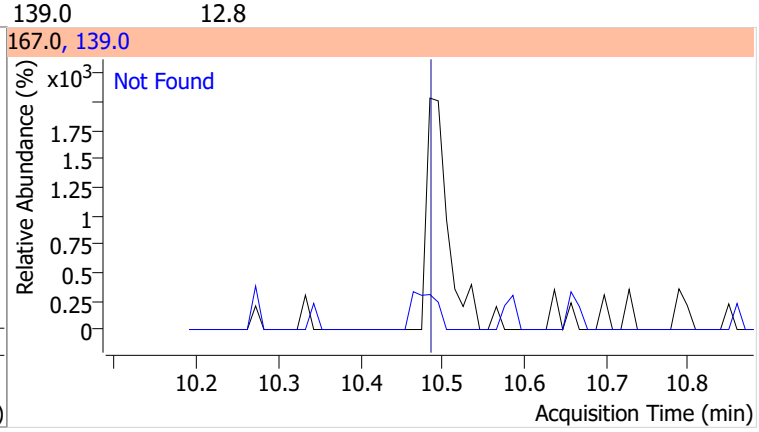

Compound	Conc.	Exp RT	QIon	Exp Ratio	QIon	Exp Ratio
o-Terphenyl	N.D.	10.70	229.0	64.9	215.0	37.0

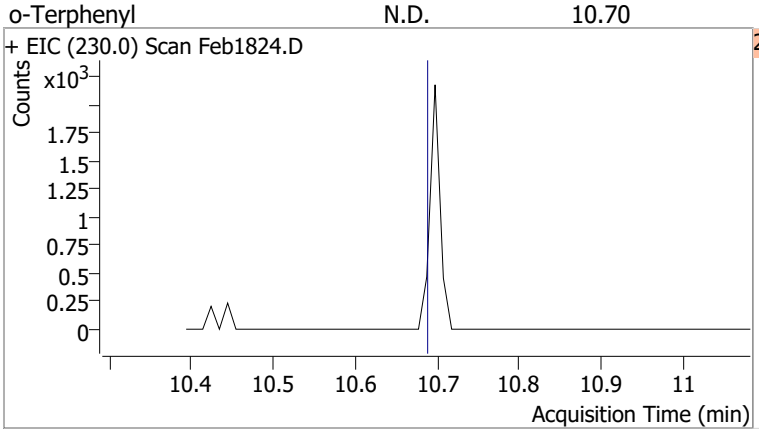

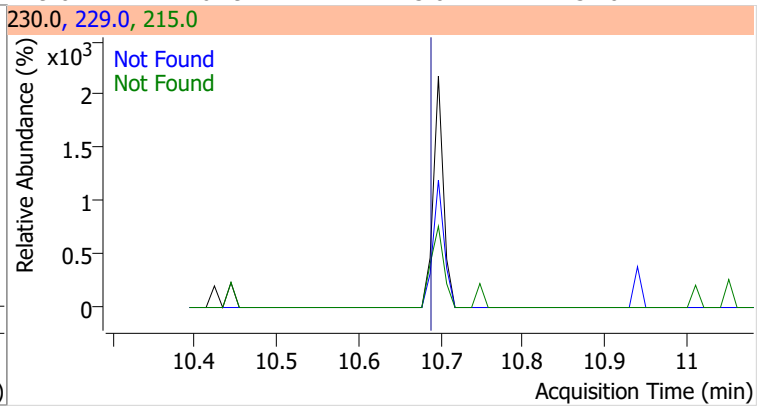

Compound	Conc.	Exp RT	QIon	Exp Ratio	QIon	Exp Ratio
Di-n-Butylphthalate	N.D.	11.08	150.0	9.1	104.0	6.4

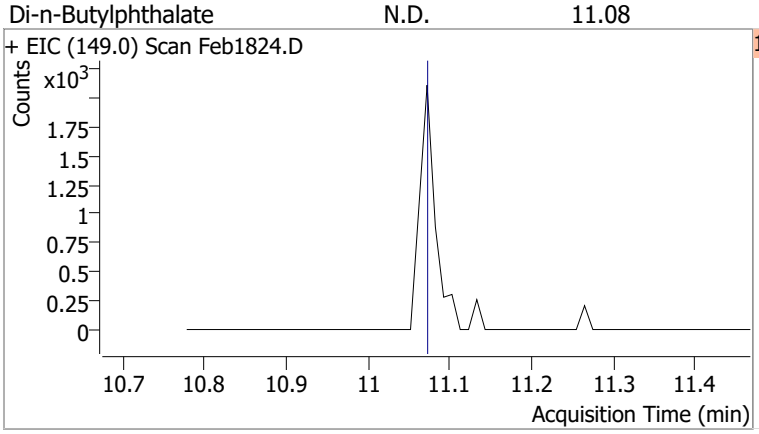

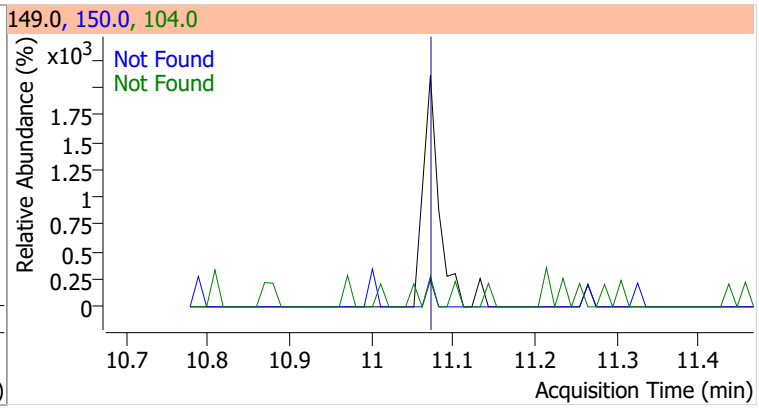

Compound	Conc.	Exp RT	QIon	Exp Ratio
Fluoranthene	N.D.	11.95	101.0	13.4

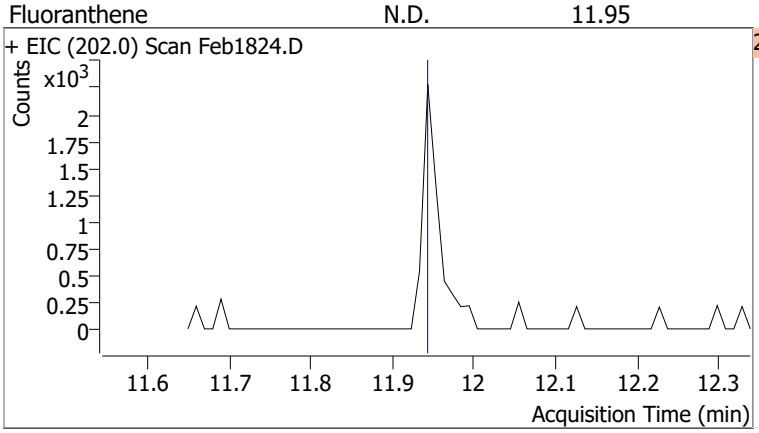

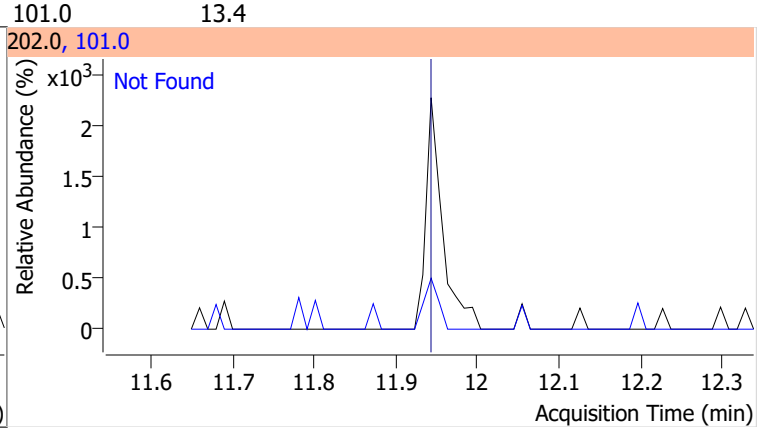

Compound	Conc.	RT	Dev(Min)	Resp.	QIon	QRatio	Lower	Upper
Benzidine		0		0	183.0		8.3	15.4
					92.0		5.8	10.8

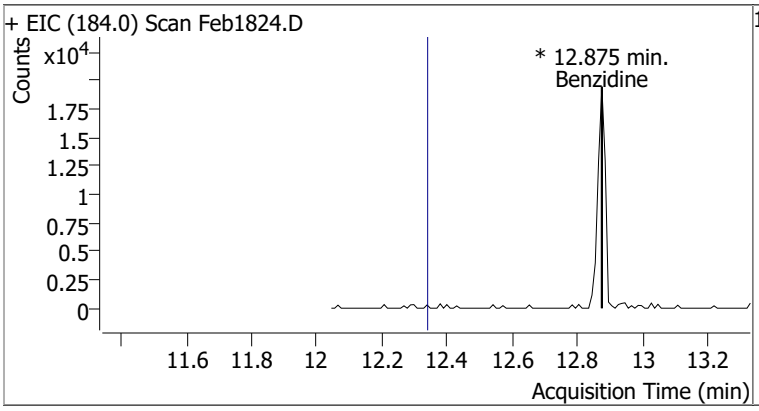

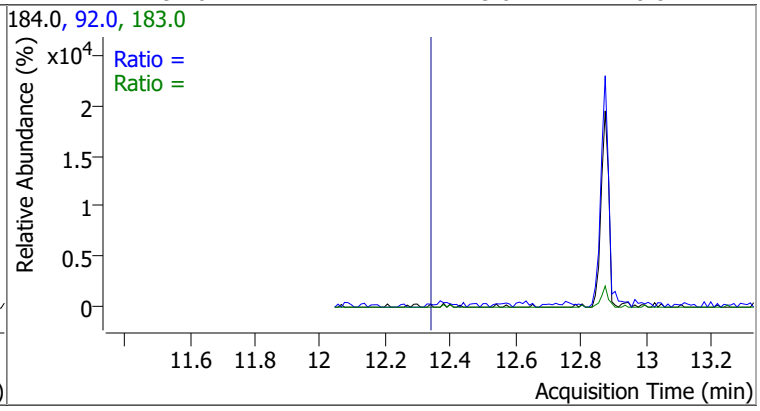

Compound	Conc.	Exp RT	QIon	Exp Ratio
Pyrene	N.D.	12.38	101.0	15.9

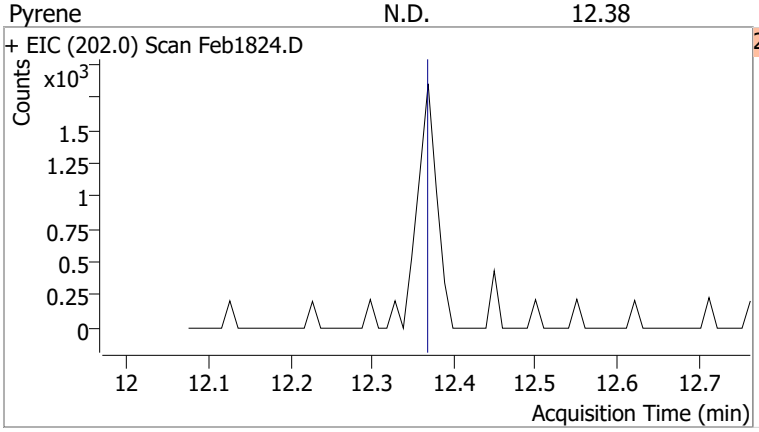

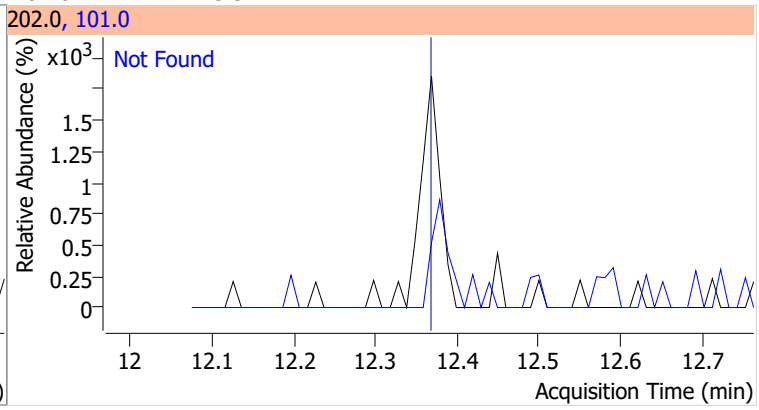

Compound	Conc.	RT	Dev(Min)	Resp.	QIon	QRatio	Lower	Upper
Terphenyl-d14	110.8779	12.88	0.00	1817841	122.0	14.5	10.1	18.7

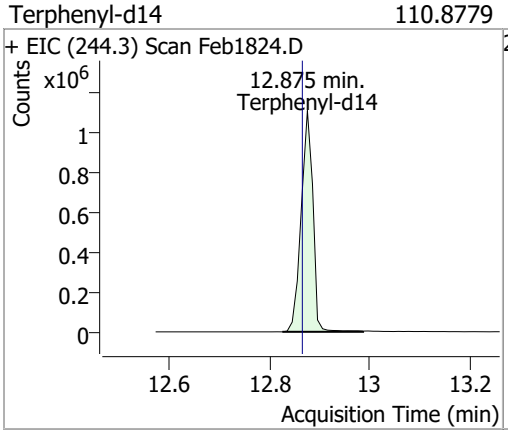

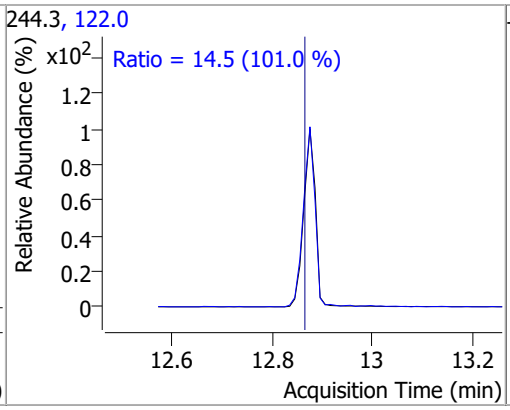

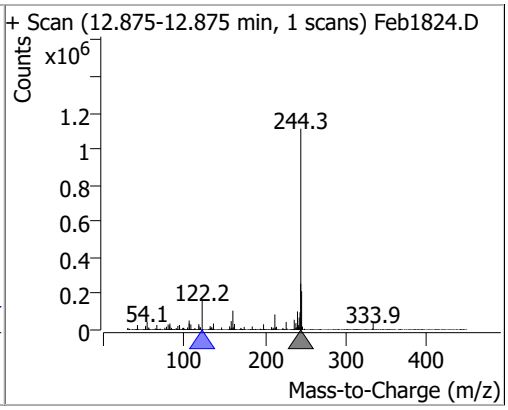

Compound	Conc.	Exp RT	QIon	Exp Ratio	QIon	Exp Ratio
Butylbenzylphthalate	N.D.	14.32	91.0	85.1	206.0	17.5

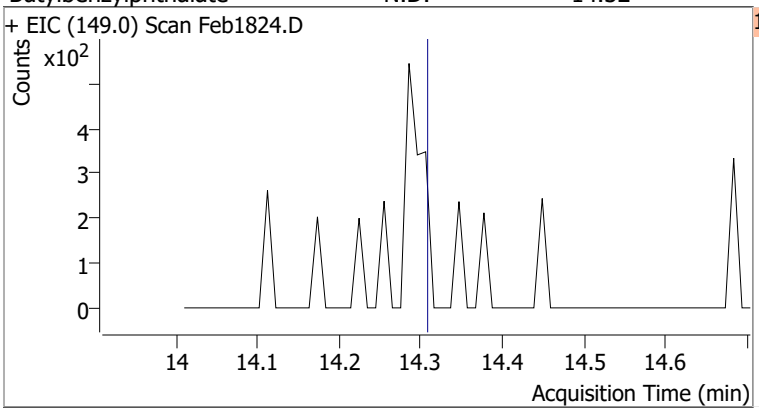

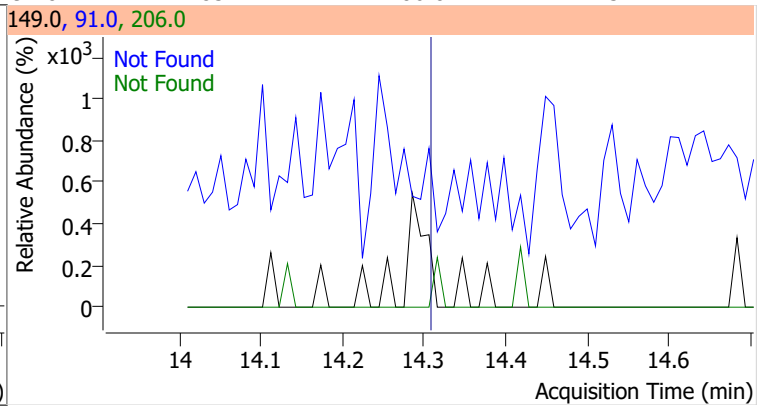

Compound	Conc.	Exp RT	QIon	Exp Ratio	QIon	Exp Ratio
Benzo(a)Anthracene	N.D.	15.51	226.0	26.8	229.0	21.1

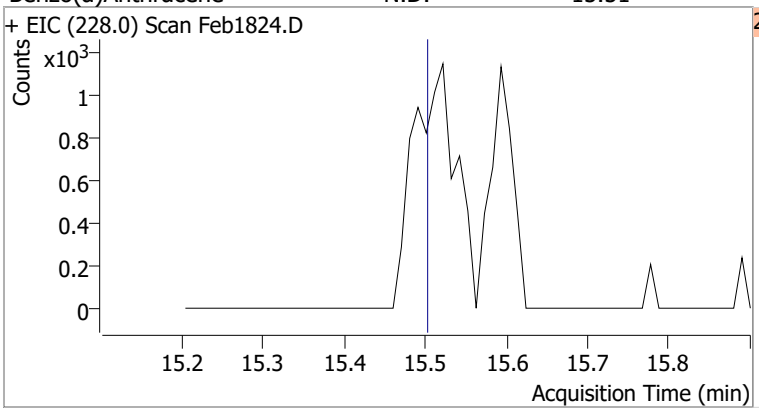

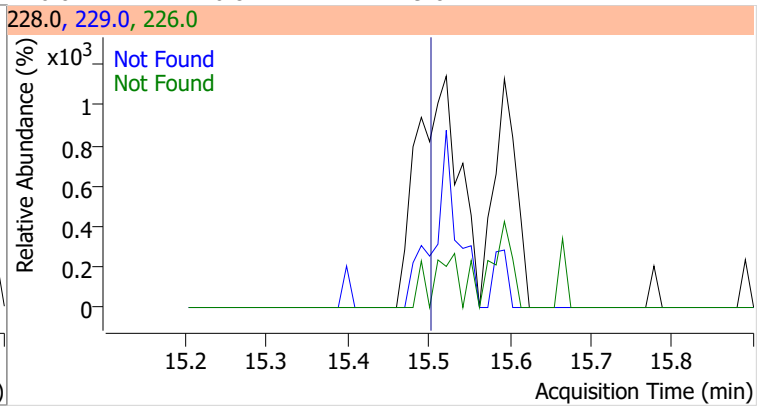

Compound	Conc.	Exp RT	QIon	Exp Ratio	QIon	Exp Ratio
Chrysene	N.D.	15.62	226.0	28.4	229.0	19.7

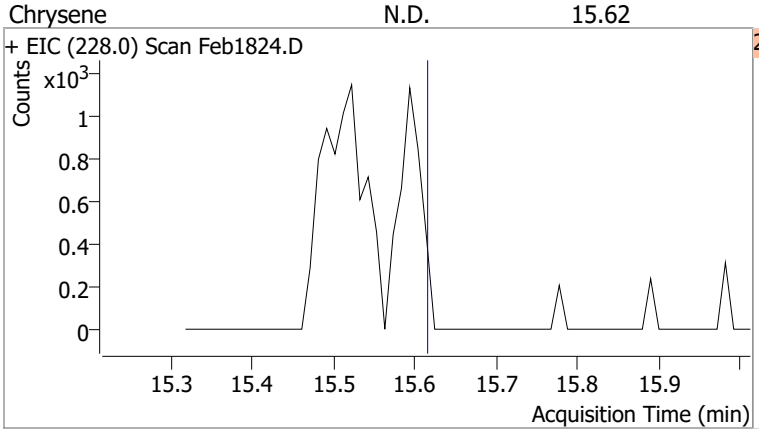

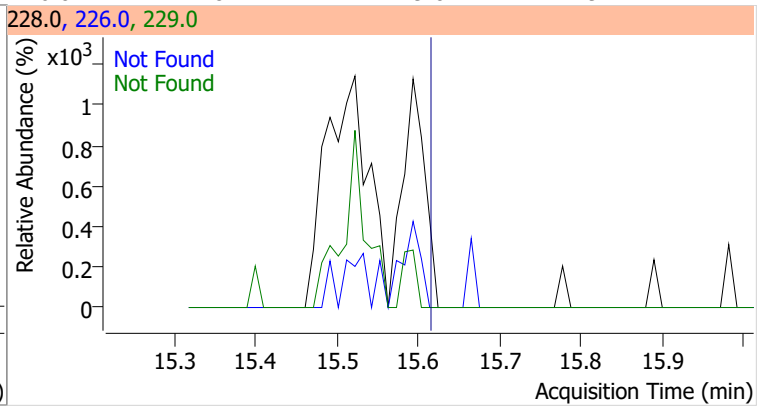

Compound	Conc.	Exp RT	QIon	Exp Ratio
3,3-Dichlorobenzidine	N.D.	15.69	254.0	64.2

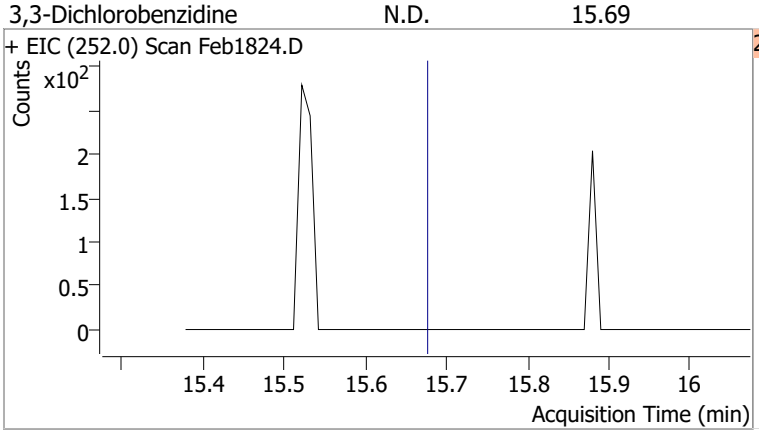

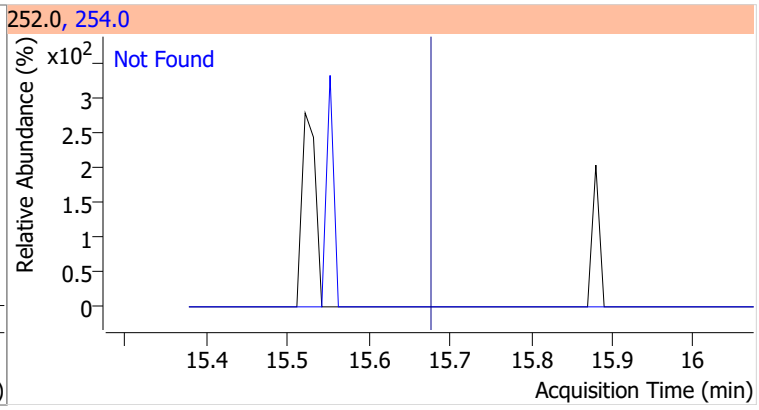

Compound	Conc.	RT	Dev(Min)	Resp.	QIon	QRatio	Lower	Upper
bis(2-ethylhexyl)Phthalate	3.5303	16.36	-0.01	5177	149.0	385.6	273.6	508.0
					279.0	15.8	10.5	19.5

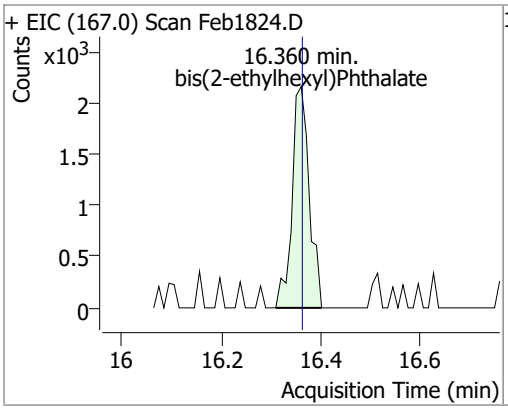

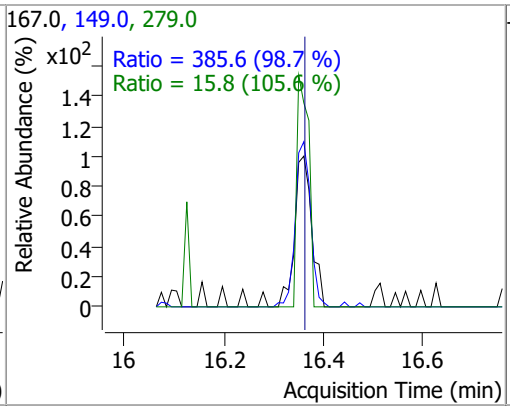

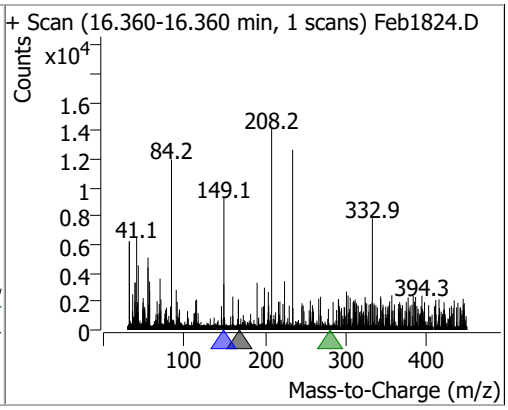

Compound	Conc.	Exp RT	QIon	Exp Ratio
Di-n-octyl Phthalate	N.D.	18.13	150.0	10.0

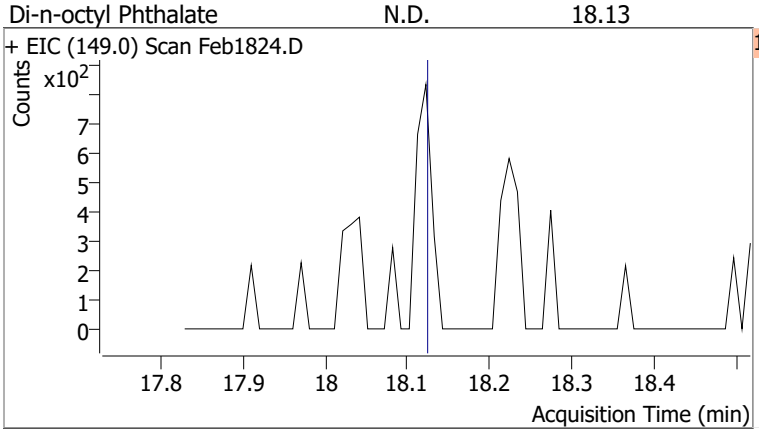

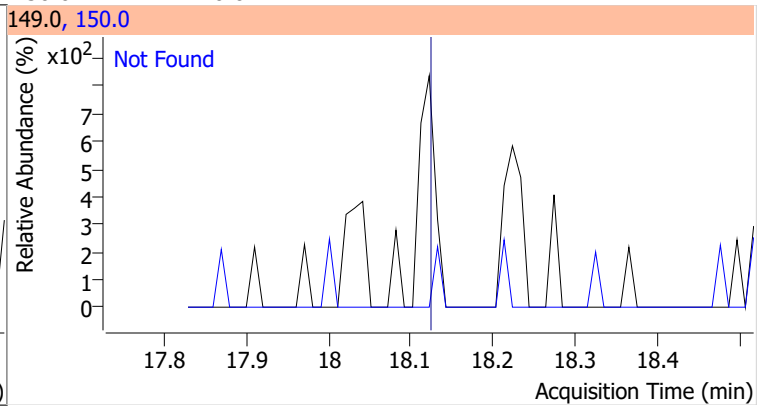

Compound	Conc.	Exp RT	QIon	Exp Ratio
Benzo(b)fluoranthene	N.D.	18.38	253.0	22.3

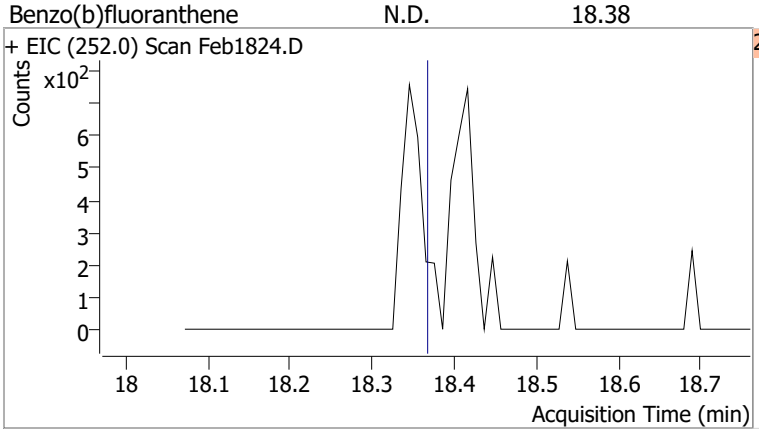

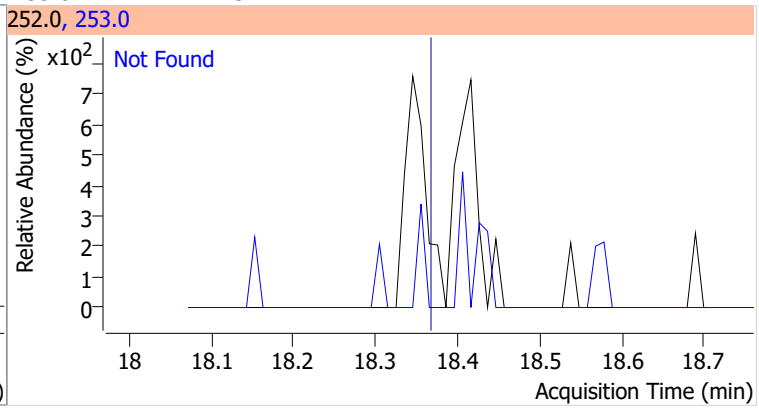

Compound	Conc.	Exp RT	QIon	Exp Ratio
Benzo(k)fluoranthene	N.D.	18.45	253.0	22.0

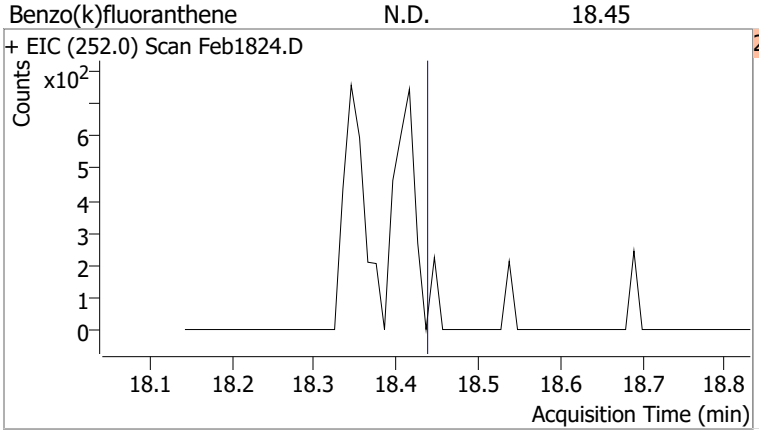

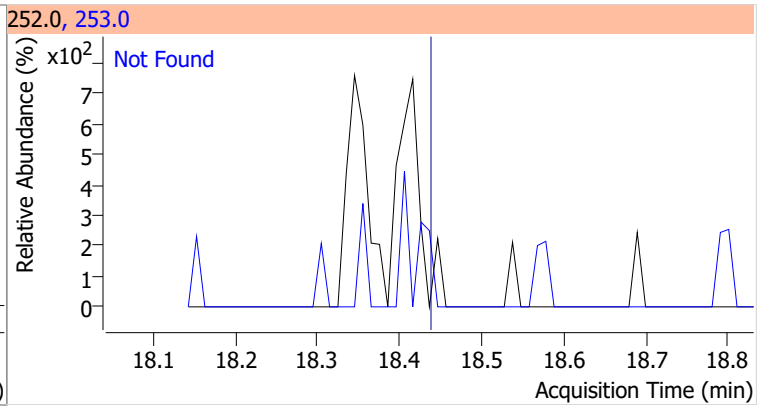

Compound	Conc.	Exp RT	QIon	Exp Ratio
Benzo(a)pyrene	N.D.	18.98	253.0	21.5

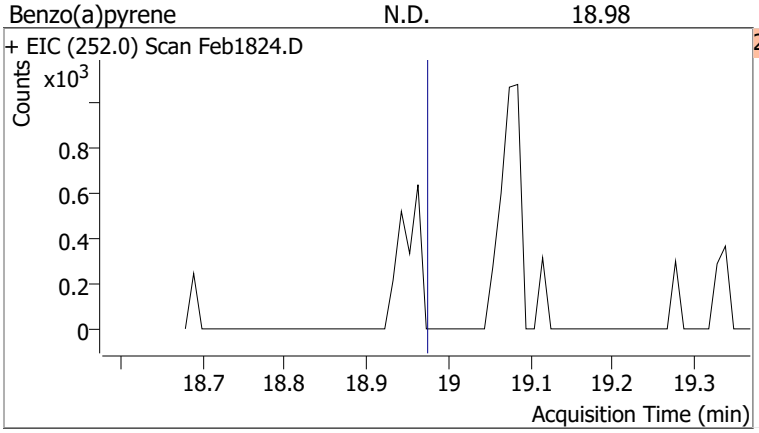

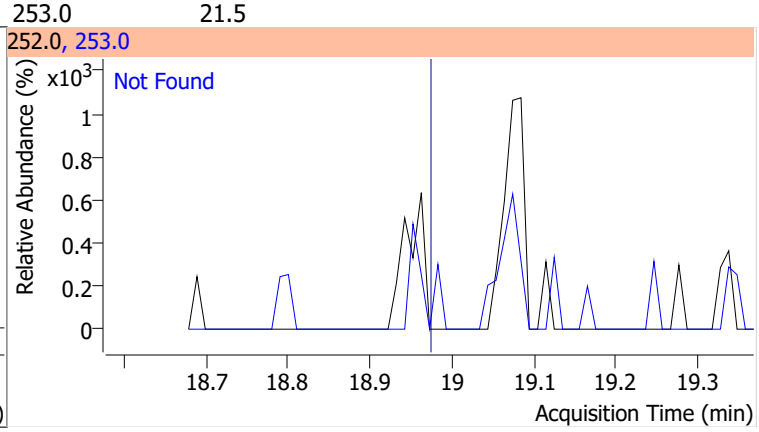

Compound	Conc.	Exp RT	QIon	Exp Ratio
Indeno(1,2,3-c,d)pyrene	N.D.	20.76	138.0	29.6

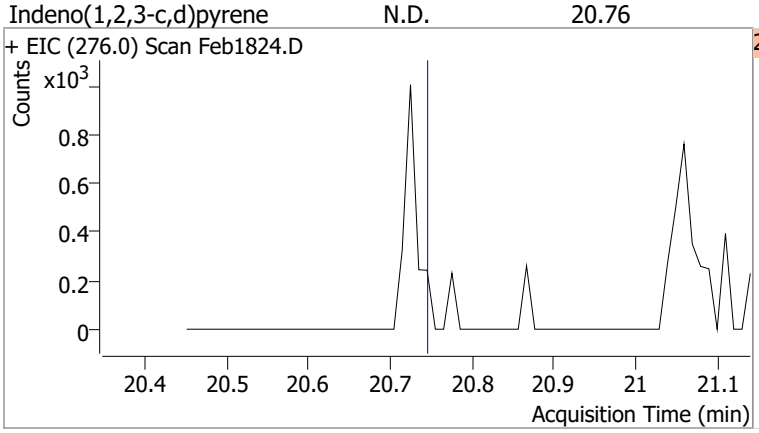

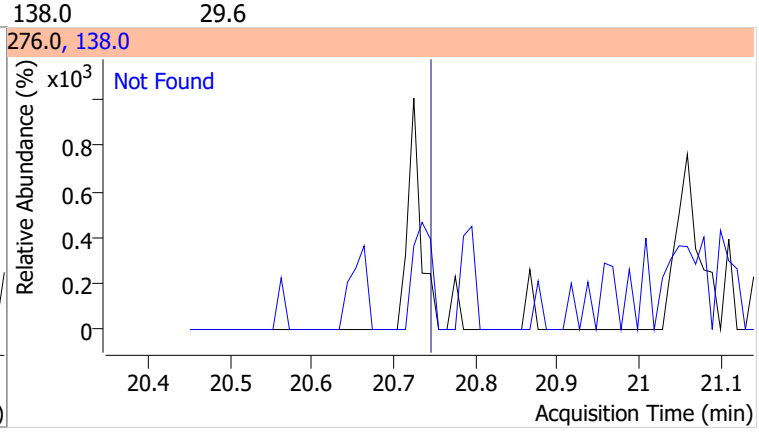

Compound	Conc.	Exp RT	QIon	Exp Ratio	QIon	Exp Ratio
Dibenzo(a,h)anthracene	N.D.	20.82	139.0	25.2	279.0	24.1

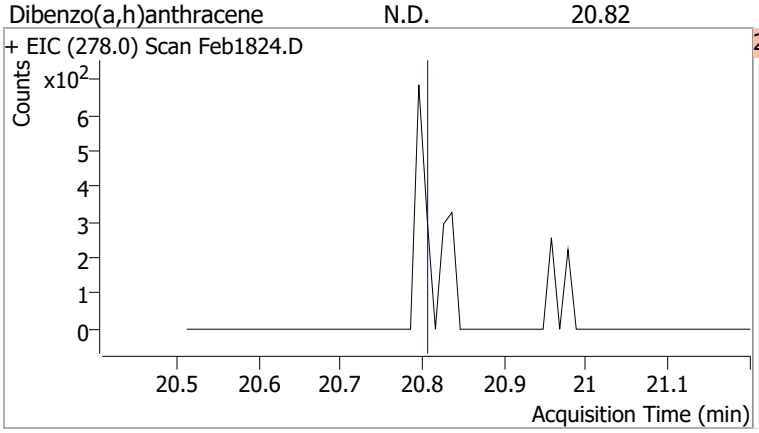

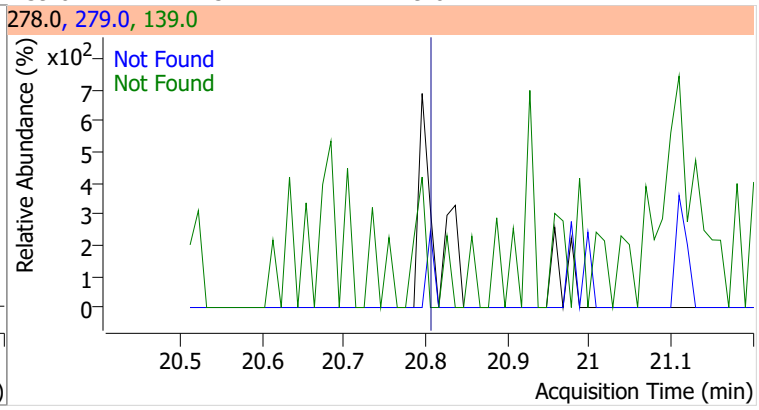

Compound	Conc.	Exp RT	QIon	Exp Ratio	QIon	Exp Ratio
Benzo(g,h,i)perylene	N.D.	21.09	138.0	33.0	277.0	23.2

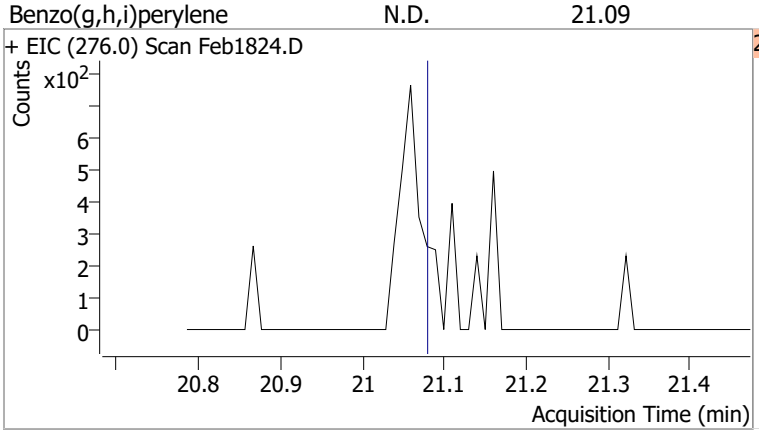

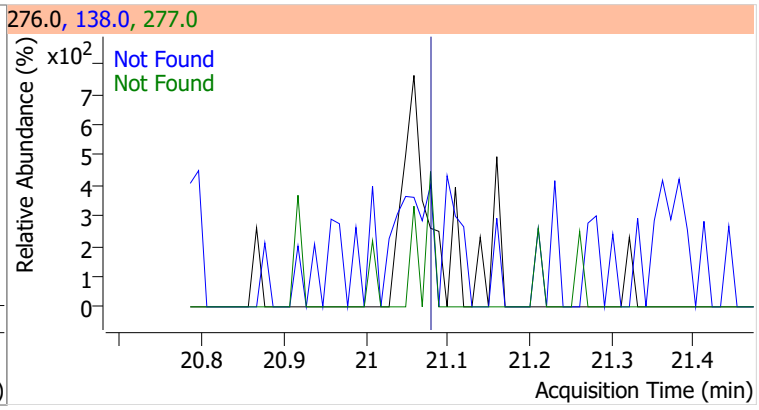

Quantitation Results Report (QT Reviewed)

Data File	Feb1825.D	Operator	LIMS import
Acq. Method	BNA+SIM.M	Acq. Date-Time	2/19/2022 8:57:03 PM
Sample Name	18-Feb-22_CCV_25	Instrument	Instrument #1
Vial	25	Multiplier	1.00
DA Method File		Comment	SVOC-8270-W-LARGO
Tune File	dftppdsm.u	Tune Date	2/18/2022 9:25:00 PM
Batch Name	021822 DoD BNA cal.batch.bin	Last Calib Update	2/19/2022 1:06:17 PM
Ref Library	D:\Org\Library\NIST129K.l		

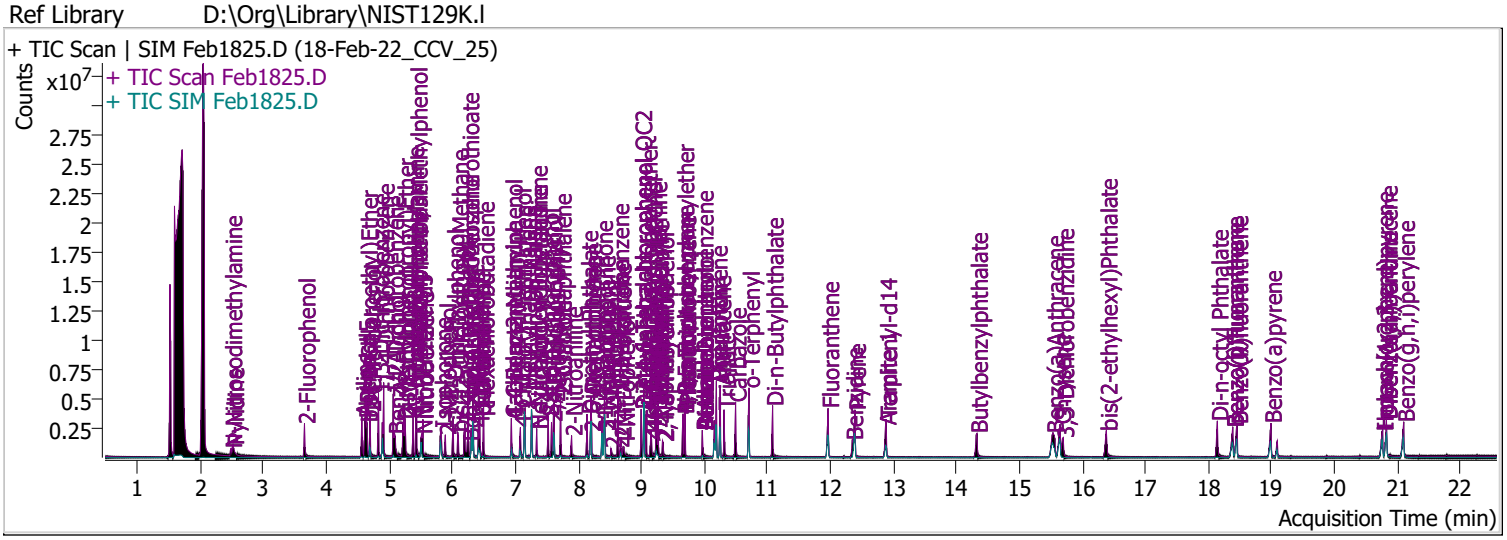

Compound	RT	QIon	Resp.	Conc.	Units		Dev(Min)
Internal Standards							
System Monitoring Compounds							
S 2-Fluorophenol	3.653	112.0	832539	79.3295	µg/L		0.000
Spiked Amount: 200.000	Range: 10.0 - 75.0%			Recovery = 39.66%			
S Phenol-d5	4.613	99.0	1072668	79.6174	µg/L		0.000
Spiked Amount: 200.000	Range: 10.0 - 65.0%			Recovery = 39.81%			
S Nitrobenzene-d5	5.512	82.0	601600	79.9515	µg/L		0.010
Spiked Amount: 100.000	Range: 32.0 - 94.0%			Recovery = 79.95%			
S 2-Fluorobiphenyl	7.615	172.0	1752432	81.8452	µg/L		0.010
Spiked Amount: 100.000	Range: 28.0 - 107.0%			Recovery = 81.85%			
S 2,4,6-Tribromophenol	9.346	329.8	148179	83.7831	µg/L		0.010
Spiked Amount: 200.000	Range: 25.0 - 140.0%			Recovery = 41.89%			
S Terphenyl-d14	12.885	244.3	1739964	79.0420	µg/L		0.010
Spiked Amount: 100.000	Range: 32.0 - 122.0%			Recovery = 79.04%			
Target Compounds							**QValue**
T N-Nitrosodimethylamine	2.489	74.0	246152	77.2010	µg/L		97
T Pyridine	2.520	79.0	589943	73.6896	µg/L		90
T Aniline	4.562	93.0	1472122	76.7624	µg/L	m	98
T Phenol	4.623	94.0	1166562	77.6949	µg/L		99
T bis(-2-Chloroethyl)Ether	4.644	63.0	816449	80.5584	µg/L	m	99
T 2-Chlorophenol	4.695	128.0	987937	82.7223	µg/L		100
T 1,3-Dichlorobenzene	4.828	146.0	1261148	82.8469	µg/L	m	99
T 1,4-Dichlorobenzene	4.909	146.0	1299176	85.4357	µg/L	m	96
T 1,2-Dichlorobenzene	5.063	146.0	1172868	78.7329	µg/L	m	98
T Benzyl Alcohol	5.083	108.0	496876	81.4994	µg/L		99
T bis(2-chloroisopropyl)Ether	5.226	121.0	327895	81.5776	µg/L		99
T 2-Methylphenol	5.246	107.0	827847	79.4592	µg/L		100
T N-nitroso-Di-n-propylamine	5.379	70.0	648310	89.2829	µg/L		97
T 4Methylphenol/3Methylphenol	5.430	107.0	1238108	87.7106	µg/L		99
T Hexachloroethane	5.430	117.0	360483	78.5036	µg/L		100

Compound	RT	QIon	Resp.	Conc.	Units		Dev(Min)
T Nitrobenzene	5.532	123.1	340999	90.7017	µg/L		97
T Isophorone	5.818	82.0	1495335	83.1256	µg/L		99
T 2-Nitrophenol	5.890	139.0	351253	85.9449	µg/L		99
T 2,4-Dimethylphenol	6.013	122.0	648663	77.5048	µg/L		96
T bis(-2-Chloroethoxy)Methane	6.085	93.0	827058	78.9347	µg/L		94
T 2,4-Dichlorophenol	6.198	162.0	639351	79.9044	µg/L		97
T Benzoic Acid	6.259	105.0	409805	91.3224	µg/L		89
T 1,2,4-Trichlorobenzene	6.249	180.0	744212	77.7109	µg/L		98
T Naphthalene	6.331	128.0	2351615	82.9533	µg/L		99
T 4-Chlorophenol	6.413	130.0	254446	84.7668	µg/L		96
T p-Chloroaniline	6.434	127.0	872484	78.3988	µg/L		96
T Hexachlorobutadiene	6.496	224.9	411019	82.5099	µg/L		99
T 4-Chloro-2-Methylphenol	6.937	107.0	571111	76.9764	µg/L		100
T 4-Chloro-3-Methylphenol	7.081	107.0	639378	82.6279	µg/L		99
T 2-Methylnaphthalene	7.153	141.0	1317607	81.4928	µg/L		98
T 1-Methylnaphthalene	7.256	141.0	1236329	78.5037	µg/L	m	98
T Hexachlorocyclopentadiene	7.338	236.9	236779	78.3658	µg/L		99
T 2,4,6-Trichlorophenol	7.523	196.0	443943	83.8983	µg/L	m	97
T 2,4,5-Trichlorophenol	7.574	196.0	482884	81.7351	µg/L	m	95
T 2-Chloronaphthalene	7.718	162.0	1415405	78.7346	µg/L		98
T 2-Nitroaniline	7.892	65.0	281563	87.3957	µg/L		98
T Dimethyl Phthalate	8.139	163.0	1486935	82.0814	µg/L		99
T 2,6-Dinitrotoluene	8.190	165.0	186137	75.0361	µg/L		95
T Acenaphthylene	8.200	152.1	2246215	78.1389	µg/L		99
T 3-Nitroaniline	8.405	138.0	236751	83.5436	µg/L		99
T Acenaphthene	8.415	154.0	1221307	73.6642	µg/L		99
T 2,4-Dinitrophenol	8.517	184.0	107509	84.5041	µg/L		91
T Dibenzofuran	8.630	168.0	2113432	77.9726	µg/L		97
T 2,4-Dinitrotoluene	8.671	165.0	246962	79.6333	µg/L		98
T 4-Nitrophenol	8.722	109.0	245597	80.2049	µg/L		96
T Diethylphthalate	8.998	149.0	1474023	78.6490	µg/L		99
T Fluorene	9.039	166.0	1619598	74.6154	µg/L		99
T 4-Chlorophenyl-phenylether	9.080	204.0	801375	82.0944	µg/L		99
T 4-Nitroaniline	9.151	138.0	268516	87.0446	µg/L		98
T 4,6-Dinitro-2-methylphenol	9.162	198.0	160172	84.9611	µg/L		97
T N-nitrosodiphenylamine	9.233	169.0	1183253	82.1880	µg/L		99
T Azobenzene	9.264	77.0	1474038	77.6459	µg/L		95
T 4-Bromophenyl-phenylether	9.663	248.0	459431	83.9737	µg/L		98
T Hexachlorobenzene	9.694	283.9	476701	86.0750	µg/L		97
T Pentachlorophenol	9.968	265.9	223802	85.7198	µg/L		93
T Phenanthrene	10.191	178.0	2396277	80.0606	µg/L		99
T Anthracene	10.252	178.0	2307793	81.7333	µg/L	m	100
T Triallate	10.313	86.0	544590	80.7935	µg/L		100
T Carbazole	10.495	167.0	2167797	75.7167	µg/L		100
T o-Terphenyl	10.708	230.0	1261539	79.4148	µg/L		99
T Di-n-Butylphthalate	11.082	149.0	2375148	86.6145	µg/L		100
T Fluoranthene	11.964	202.0	2395113	79.8760	µg/L		99
T Benzidine	12.348	184.0	792292	74.6477	µg/L		99
T Pyrene	12.389	202.0	2594483	79.3038	µg/L		99
T Butylbenzylphthalate	14.326	149.0	818810	84.6100	µg/L		98
T Benzo(a)Anthracene	15.532	228.0	2024476	80.3136	µg/L		98
T Chrysene	15.645	228.0	2152138	76.1388	µg/L		99
T 3,3-Dichlorobenzidine	15.696	252.0	706232	79.0940	µg/L		99
T bis(2-ethylhexyl)Phthalate	16.381	167.0	287757	85.9649	µg/L		98
T Di-n-octyl Phthalate	18.143	149.0	1972760	82.4284	µg/L		99

Compound	RT	QIon	Resp.	Conc.	Units	Dev(Min)
T Benzo(b)fluoranthene	18.386	252.0	1865269	71.0289	µg/L	99
T Benzo(k)fluoranthene	18.457	252.0	2052306	74.5492	µg/L	99
T Benzo(a)pyrene	18.993	252.0	1838842	74.1962	µg/L	98
T Indeno(1,2,3-c,d)pyrene	20.765	276.0	1549497	74.4928	µg/L	96
T Dibenzo(a,h)anthracene	20.826	278.0	1627250	71.8896	µg/L	98
T Benzo(g,h,i)perylene	21.100	276.0	1802572	75.1899	µg/L	98

(#) = Qualifier Out of Range; (m) = Manual Integration; (+) = Area Summed; (*) = Surrogate Percent Recovery Out of Range; (d): Zeroed Peak

Compound	Conc.	RT	Dev(Min)	Resp.	QIon	QRatio	Lower	Upper
N-Nitrosodimethylamine	77.2010	2.49	0.00	246152	42.0	139.8	95.1	176.6

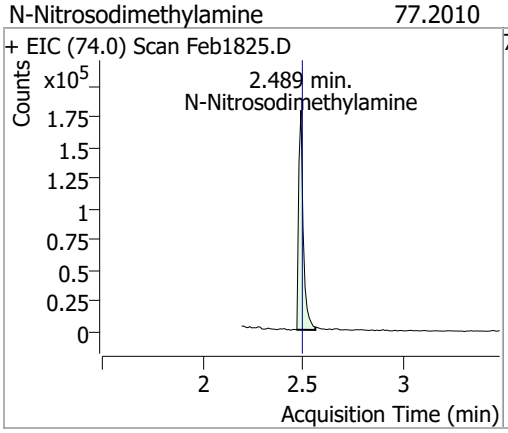

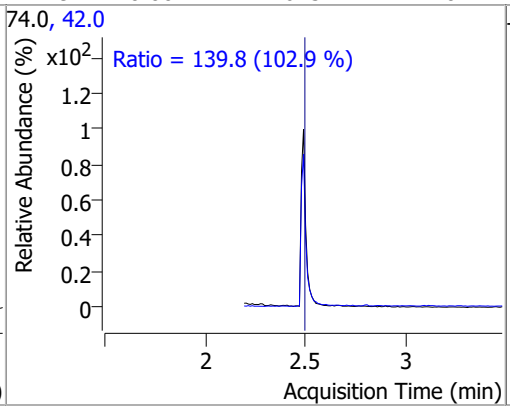

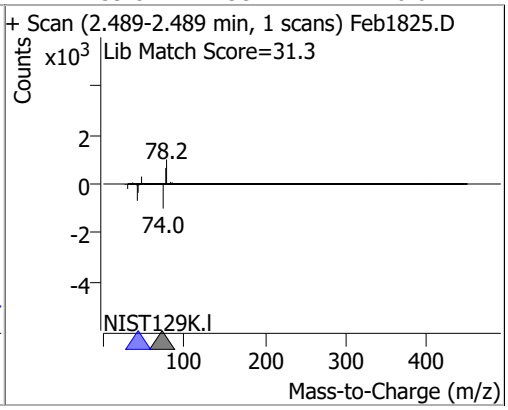

Compound	Conc.	RT	Dev(Min)	Resp.	QIon	QRatio	Lower	Upper
Pyridine	73.6896	2.52	-0.01	589943	52.0	91.8	57.9	107.6

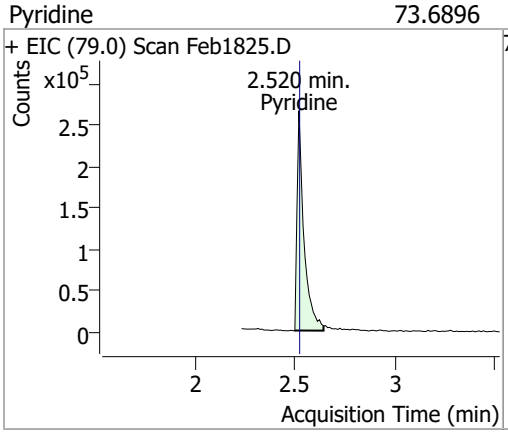

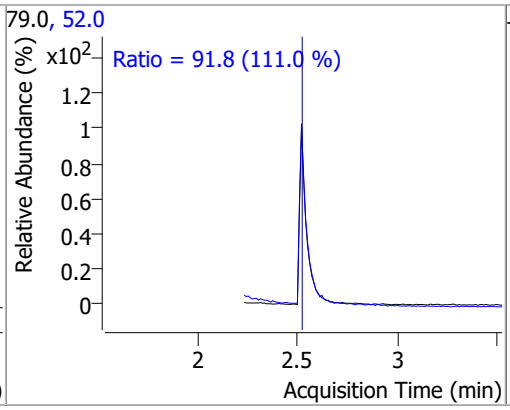

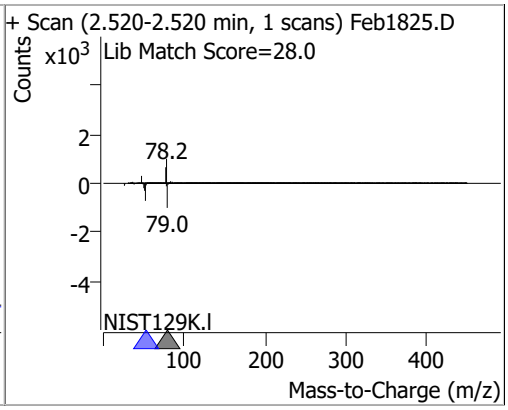

Compound	Conc.	RT	Dev(Min)	Resp.	QIon	QRatio	Lower	Upper
2-Fluorophenol	79.3295	3.65	0.00	832539	64.0	53.0	34.6	64.3
					92.0	21.3	14.2	26.5

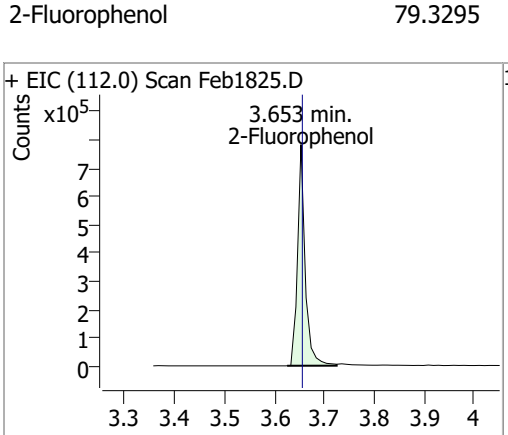

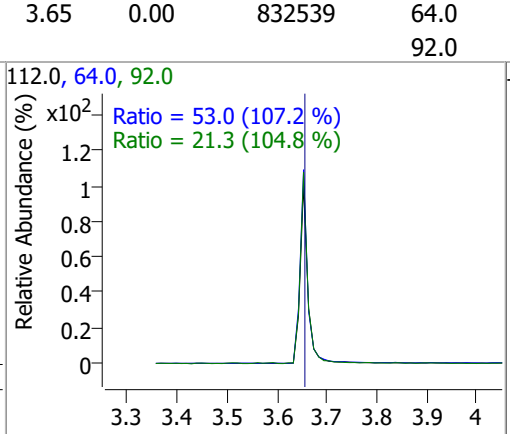

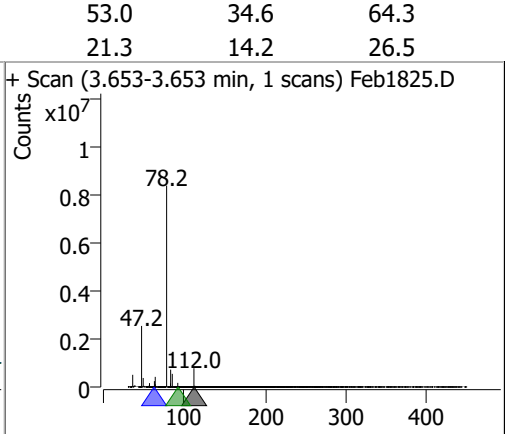

Compound	Conc.	RT	Dev(Min)	Resp.	QIon	QRatio	Lower	Upper
Aniline	76.7624	4.56	0.00	1472122 (m)	66.0	35.1	25.7	47.8
					65.0	19.0	13.1	24.4

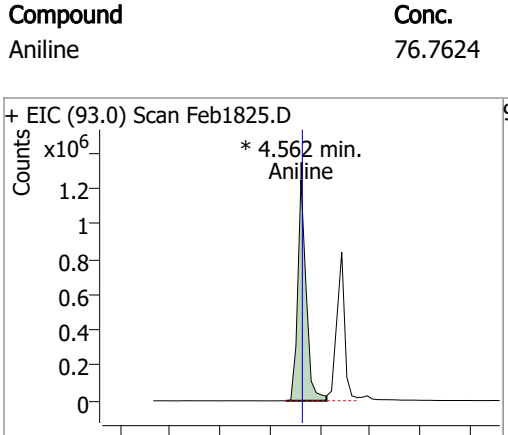

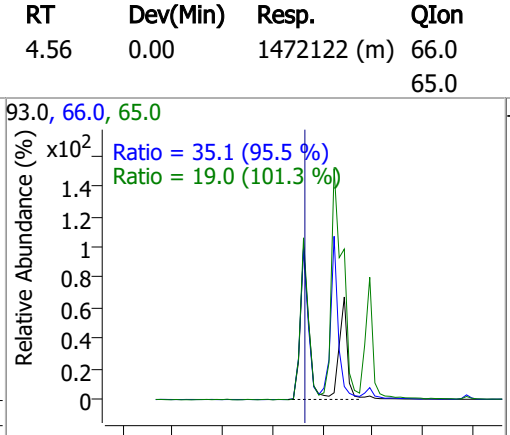

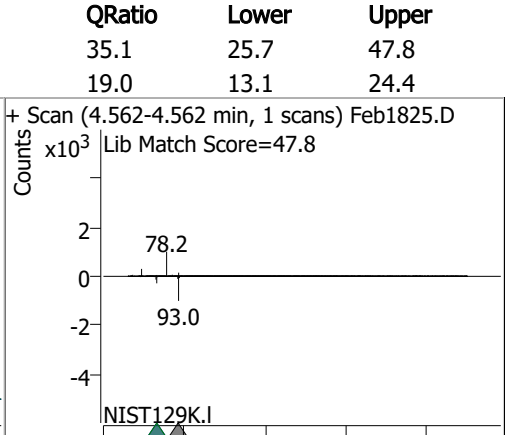

Compound	Conc.	RT	Dev(Min)	Resp.	QIon	QRatio	Lower	Upper
Phenol-d5	79.6174	4.61	0.00	1072668	71.0	34.8	25.8	47.9

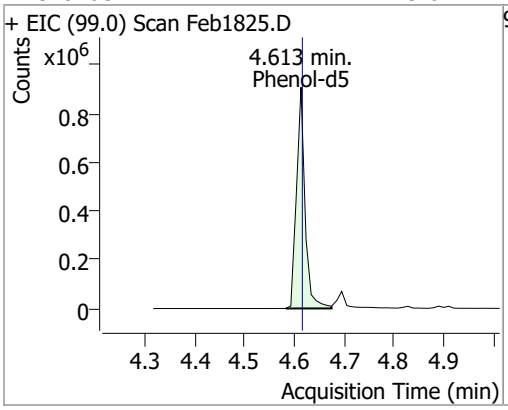

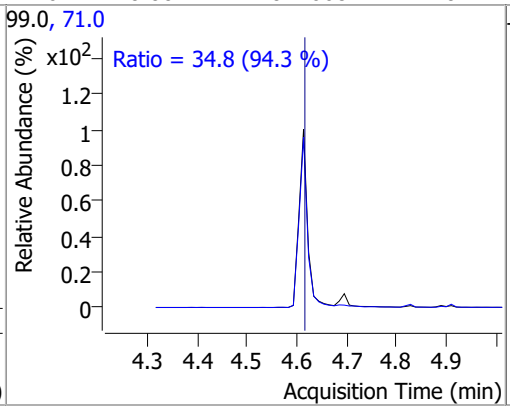

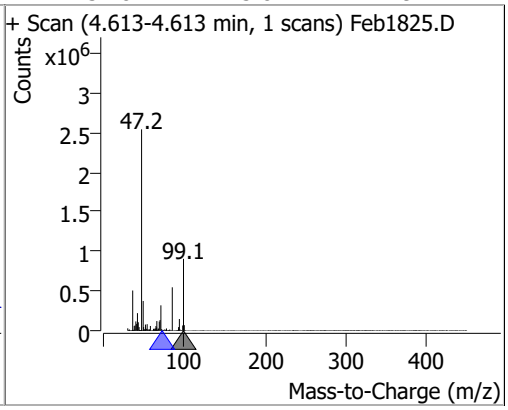

Compound	Conc.	RT	Dev(Min)	Resp.	QIon	QRatio	Lower	Upper
Phenol	77.6949	4.62	0.00	1166562	66.0	46.1	31.7	58.9

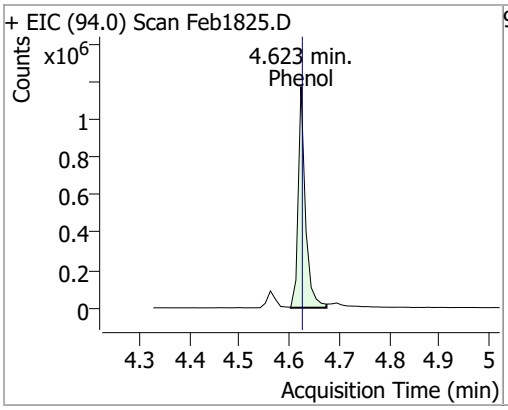

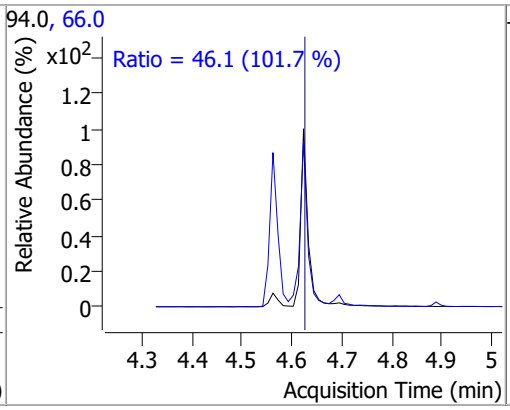

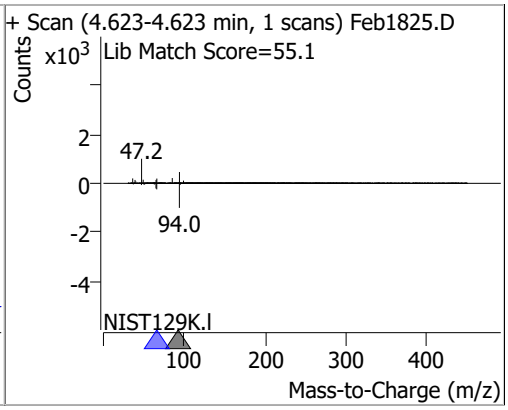

Compound	Conc.	RT	Dev(Min)	Resp.	QIon	QRatio	Lower	Upper
bis(-2-Chloroethyl)Ether	80.5584	4.64	0.00	816449 (m)	64.0	10.4	7.6	14.1

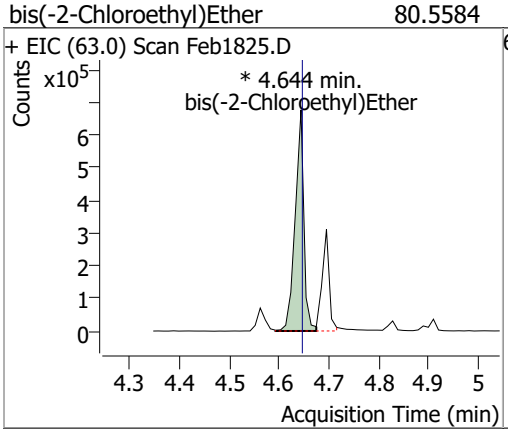

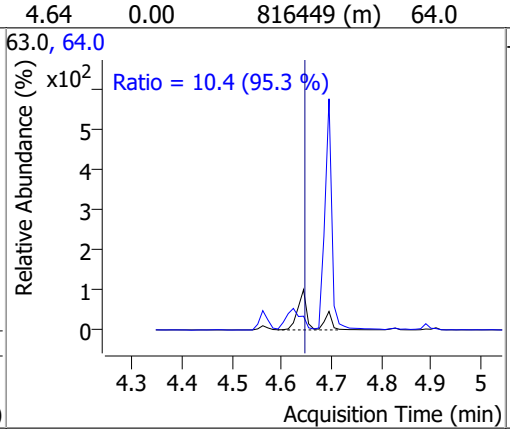

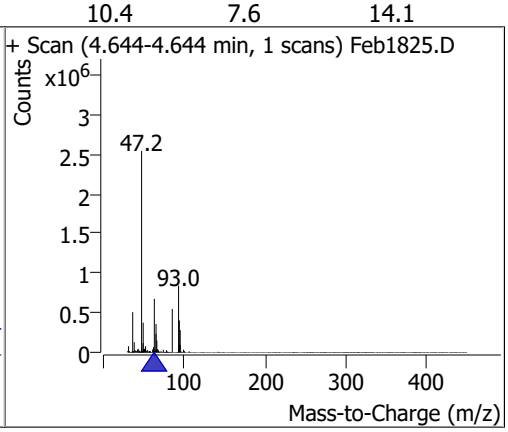

Compound	Conc.	RT	Dev(Min)	Resp.	QIon	QRatio	Lower	Upper
2-Chlorophenol	82.7223	4.69	0.00	987937	130.0	32.3	22.7	42.2

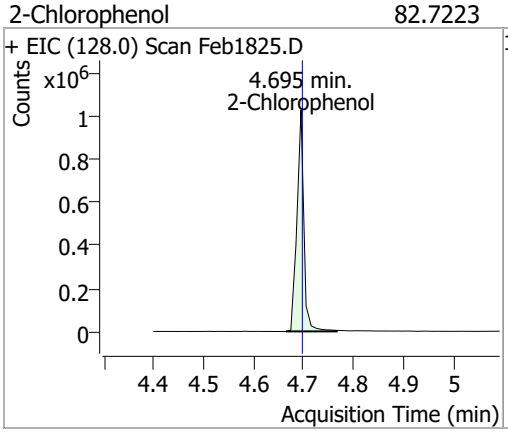

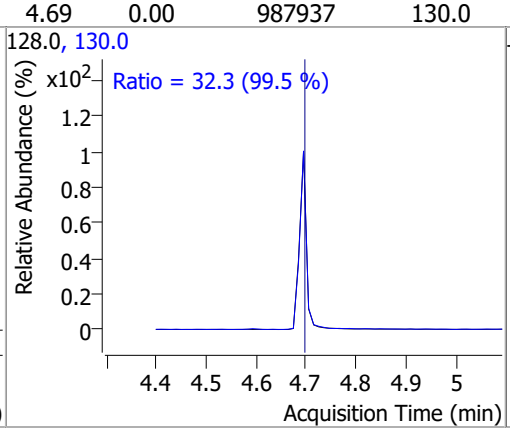

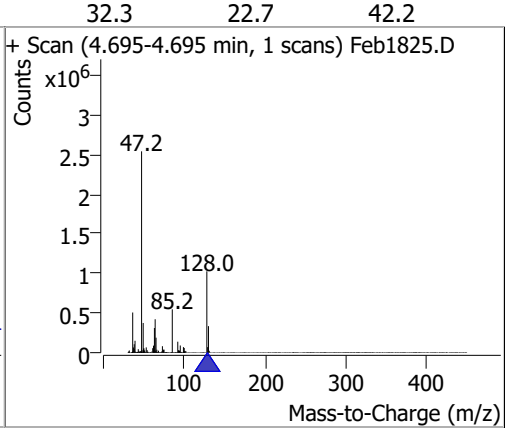

Compound	Conc.	RT	Dev(Min)	Resp.	QIon	QRatio	Lower	Upper
1,3-Dichlorobenzene	82.8469	4.83	0.00	1261148 (m)	148.0	62.8	44.6	82.8
					111.0	36.1	25.3	47.0

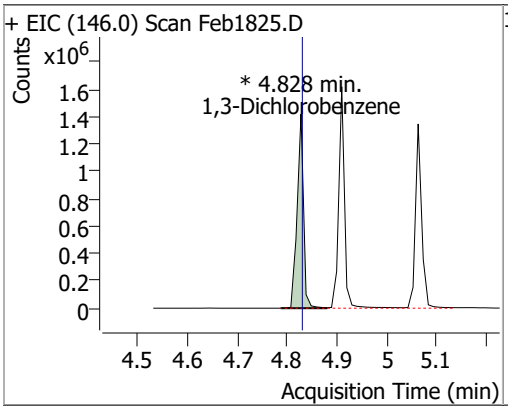

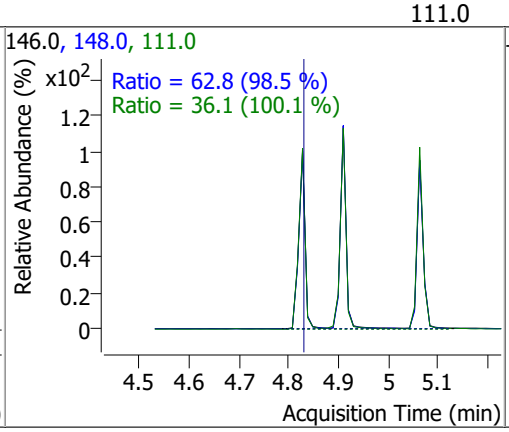

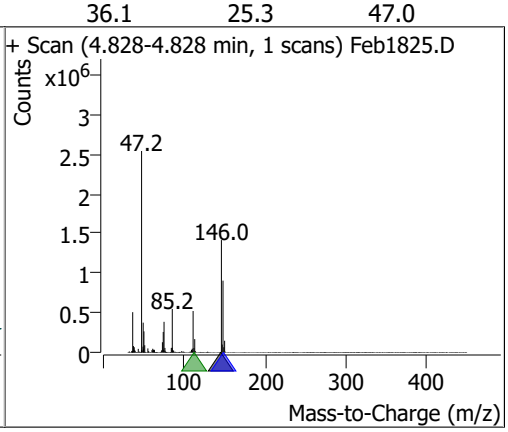

Compound	Conc.	RT	Dev(Min)	Resp.	QIon	QRatio	Lower	Upper
1,4-Dichlorobenzene	85.4357	4.91	0.00	1299176 (m)	148.0	61.8	45.6	84.8
					111.0	34.6	25.2	46.8

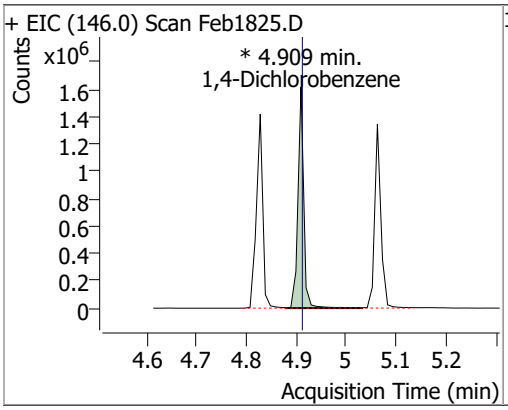

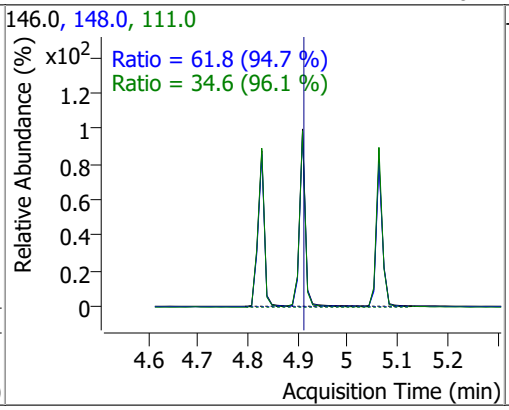

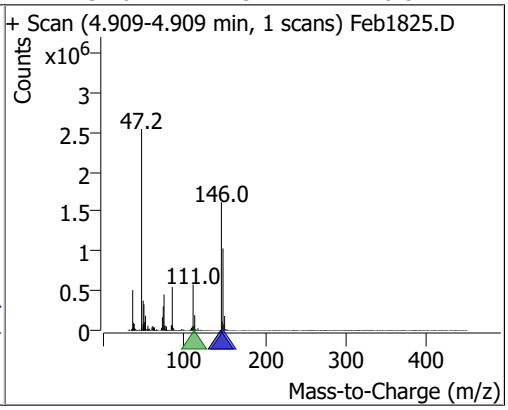

Compound	Conc.	RT	Dev(Min)	Resp.	QIon	QRatio	Lower	Upper
1,2-Dichlorobenzene	78.7329	5.06	0.00	1172868 (m)	148.0	62.3	45.1	83.8
					111.0	38.4	26.1	48.5

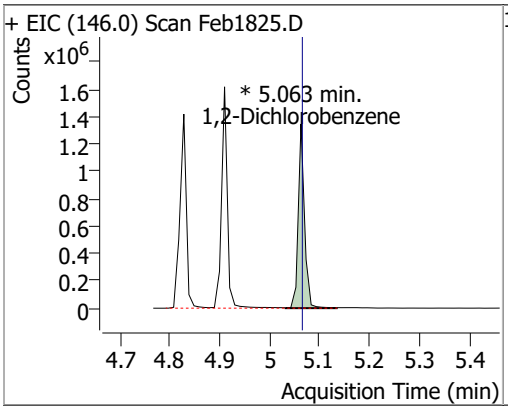

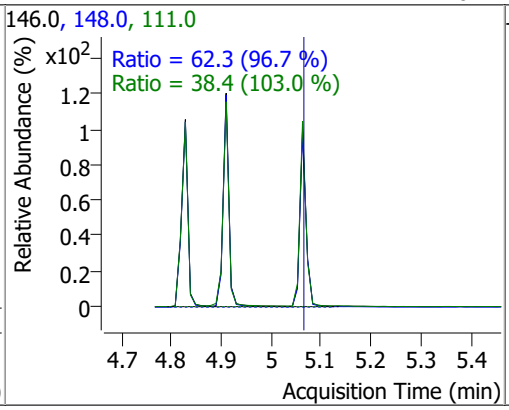

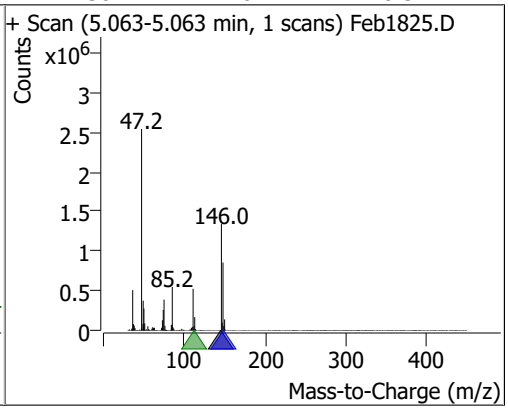

Compound	Conc.	RT	Dev(Min)	Resp.	QIon	QRatio	Lower	Upper
Benzyl Alcohol	81.4994	5.08	0.00	496876	79.0	117.2	83.5	155.1
					107.0	70.9	49.3	91.6

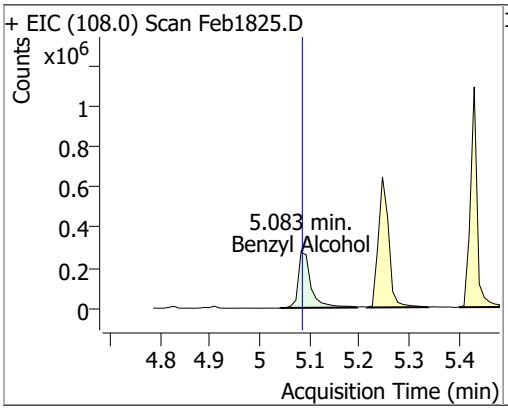

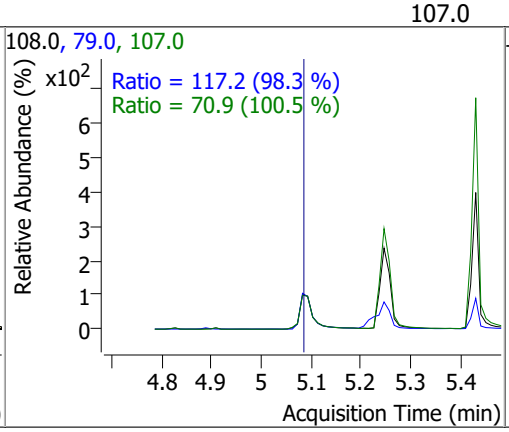

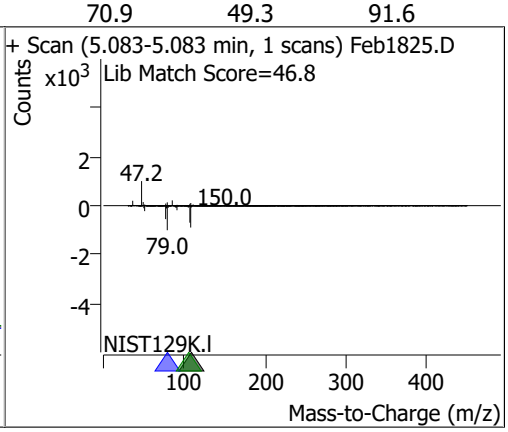

Compound	Conc.	RT	Dev(Min)	Resp.	QIon	QRatio	Lower	Upper
bis(2-chloroisopropyl)Ether	81.5776	5.23	0.00	327895	123.0	31.5	22.5	41.8

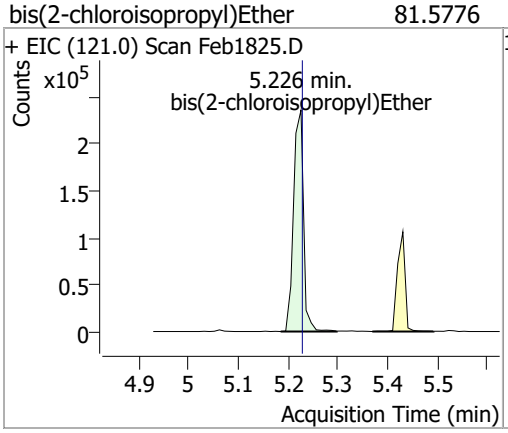

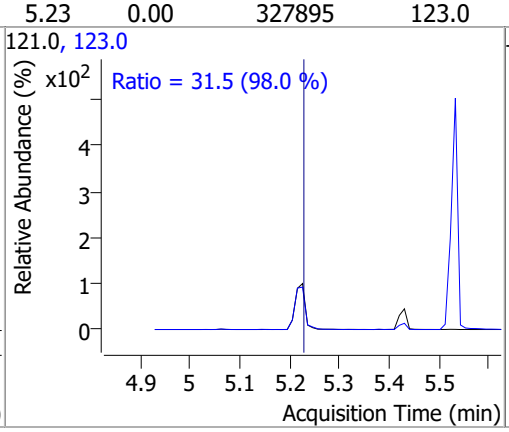

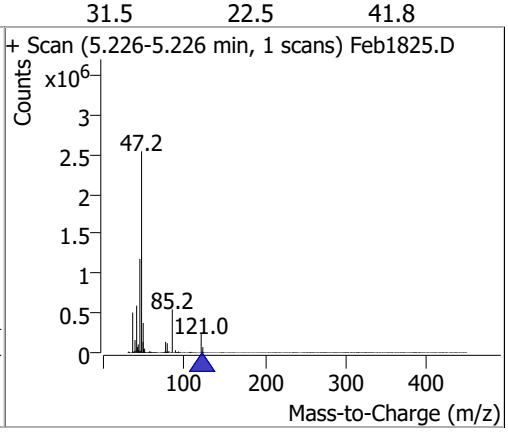

Compound	Conc.	RT	Dev(Min)	Resp.	QIon	QRatio	Lower	Upper
2-Methylphenol	79.4592	5.25	0.00	827847	108.0	116.0	81.5	151.4

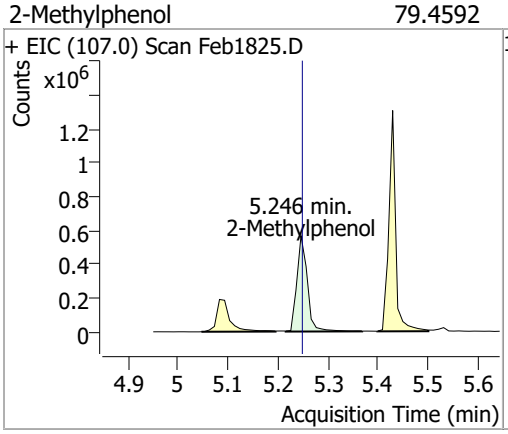

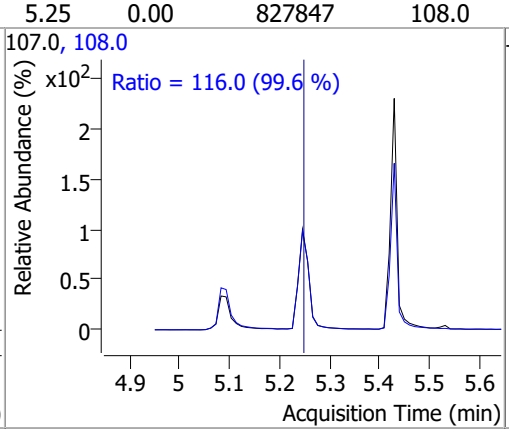

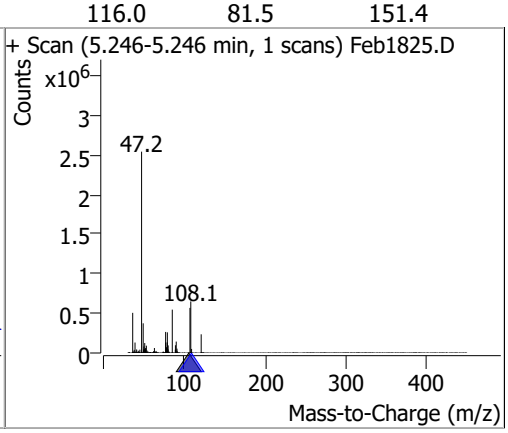

Compound	Conc.	RT	Dev(Min)	Resp.	QIon	QRatio	Lower	Upper
N-nitroso-Di-n-propylamine	89.2829	5.38	0.01	648310	130.0	20.6	0.0	38.8

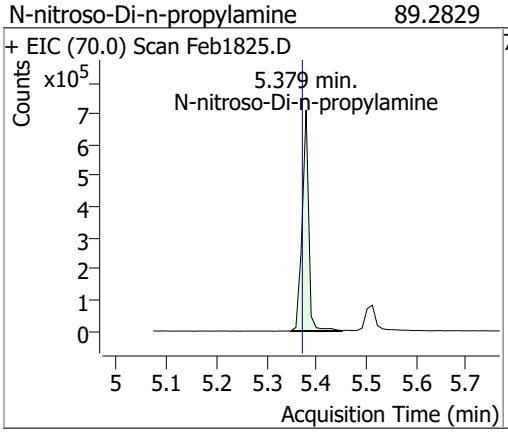

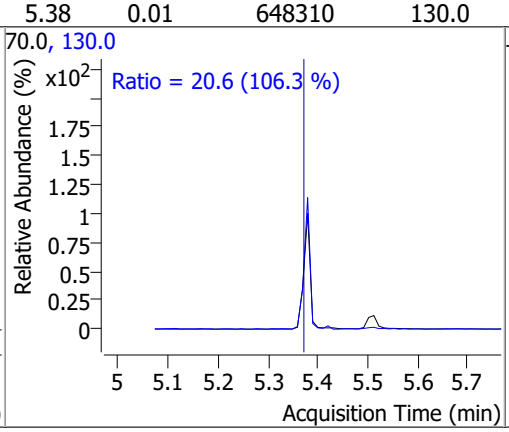

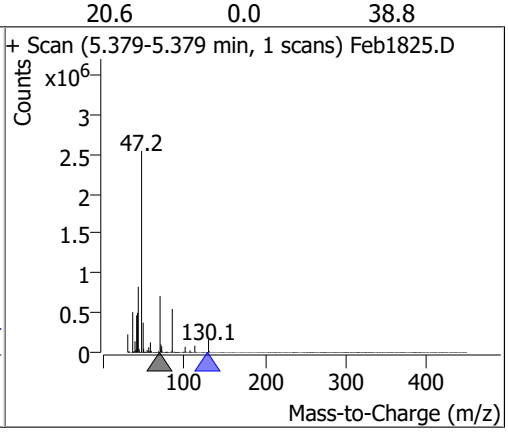

Compound	Conc.	RT	Dev(Min)	Resp.	QIon	QRatio	Lower	Upper
4Methylphenol/3Methylphenol	87.7106	5.43	0.00	1238108	108.0	83.2	58.8	109.1

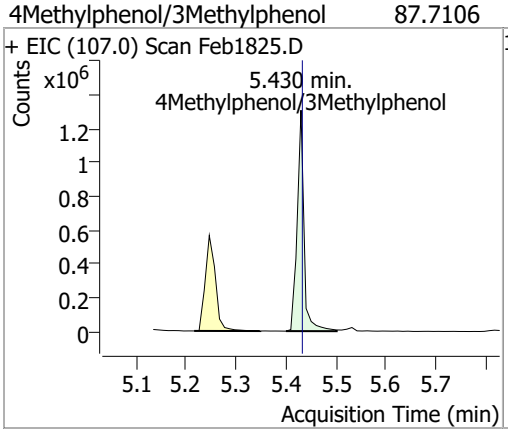

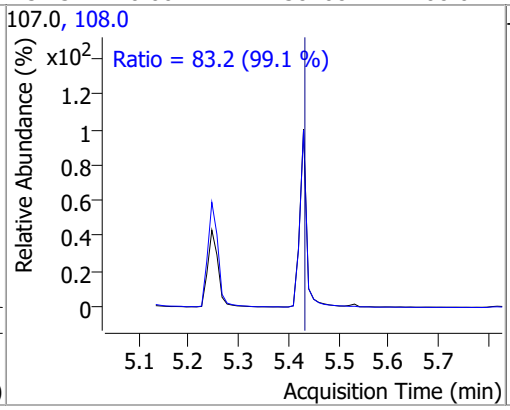

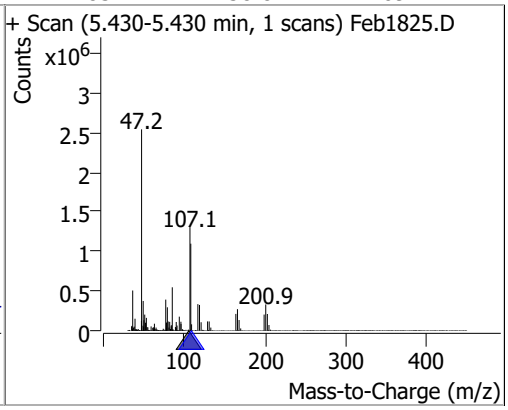

Compound	Conc.	RT	Dev(Min)	Resp.	QIon	QRatio	Lower	Upper
Hexachloroethane	78.5036	5.43	0.00	360483	201.0	91.3	63.5	118.0
					199.0	57.1	39.8	74.0

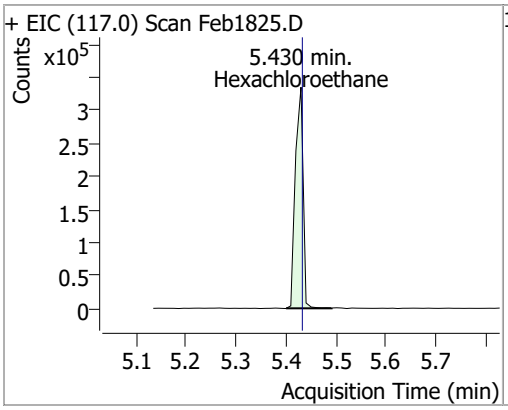

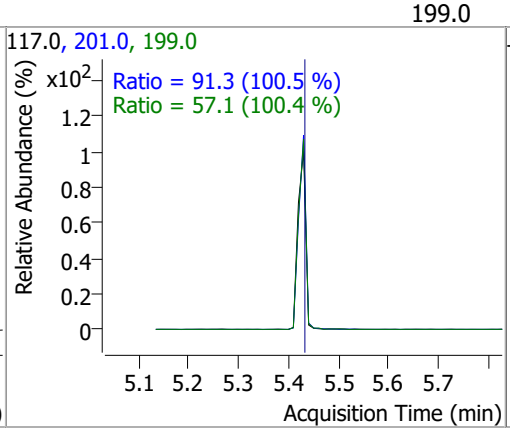

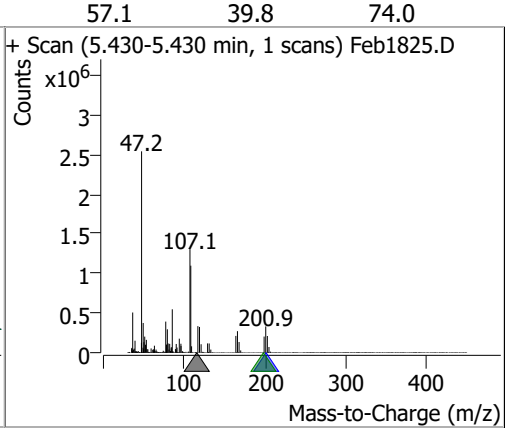

Compound	Conc.	RT	Dev(Min)	Resp.	QIon	QRatio	Lower	Upper
Nitrobenzene-d5	79.9515	5.51	0.01	601600	54.0	63.5	46.3	86.0
					128.0	46.7	34.1	63.3

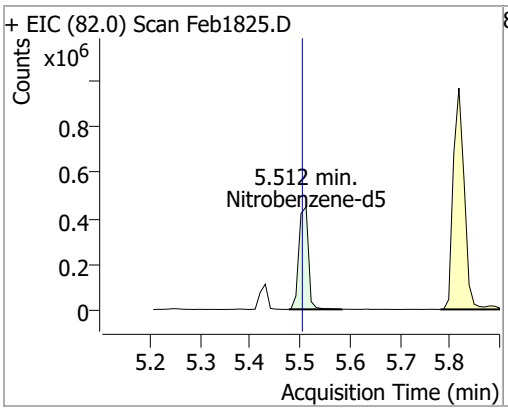

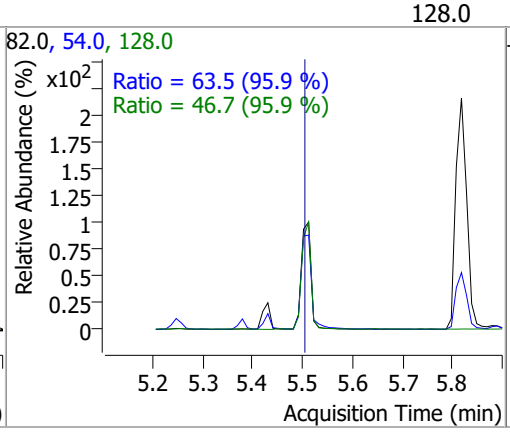

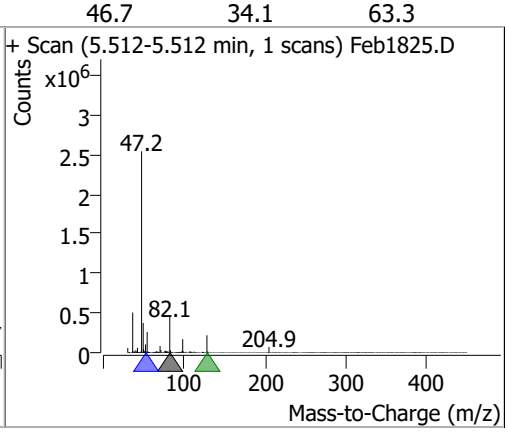

Compound	Conc.	RT	Dev(Min)	Resp.	QIon	QRatio	Lower	Upper
Nitrobenzene	90.7017	5.53	0.01	340999	77.0	208.7	148.9	276.5
					51.0	126.7	91.7	170.3

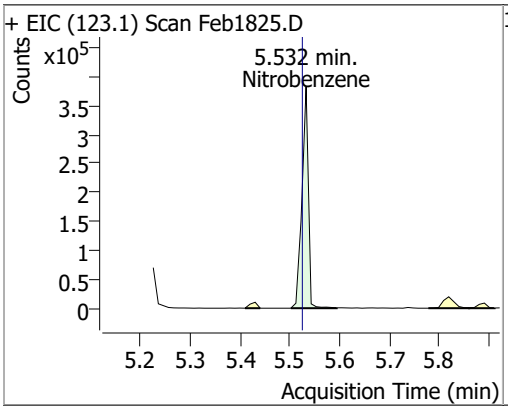

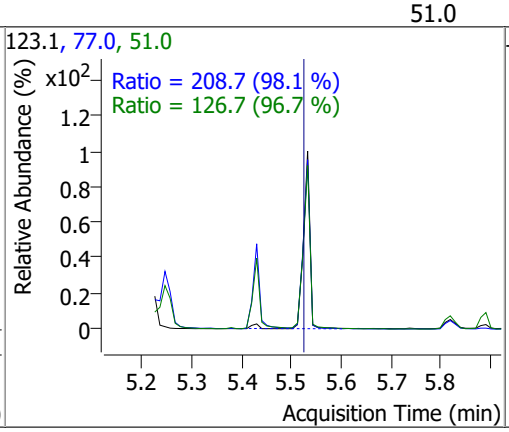

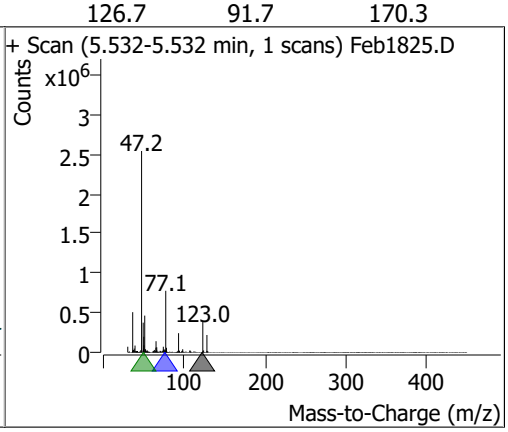

Compound	Conc.	RT	Dev(Min)	Resp.	QIon	QRatio	Lower	Upper
Isophorone	83.1256	5.82	0.00	1495335	138.0	20.6	14.8	27.5

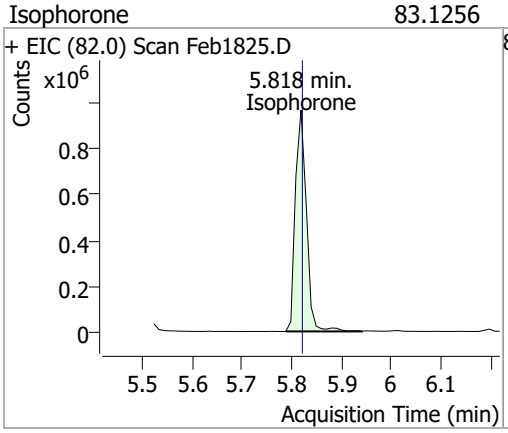

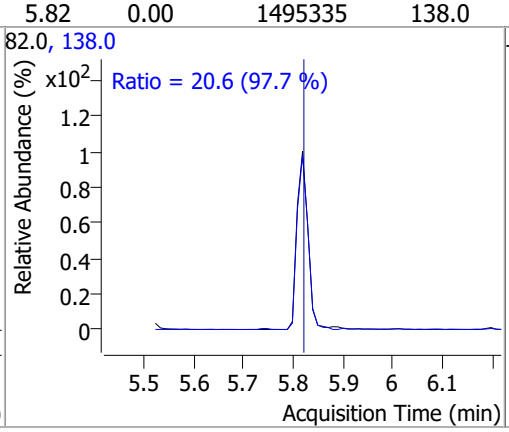

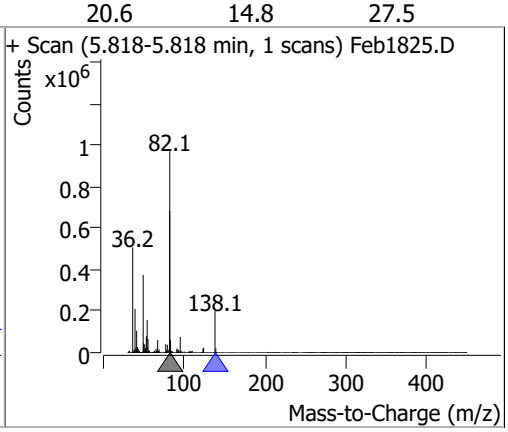

Compound	Conc.	RT	Dev(Min)	Resp.	QIon	QRatio	Lower	Upper
2-Nitrophenol	85.9449	5.89	0.01	351253	65.0	48.8	34.2	63.4
					109.0	36.5	24.6	45.8

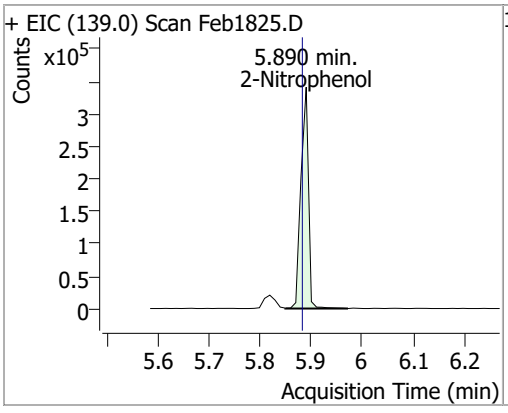

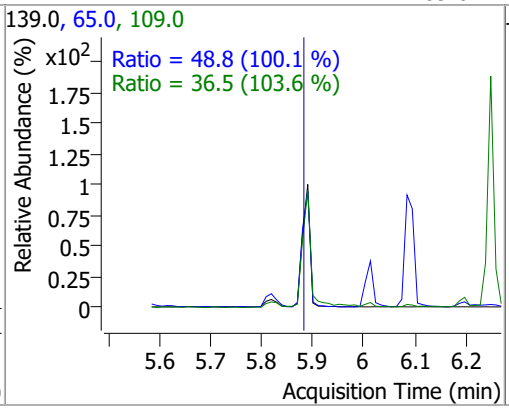

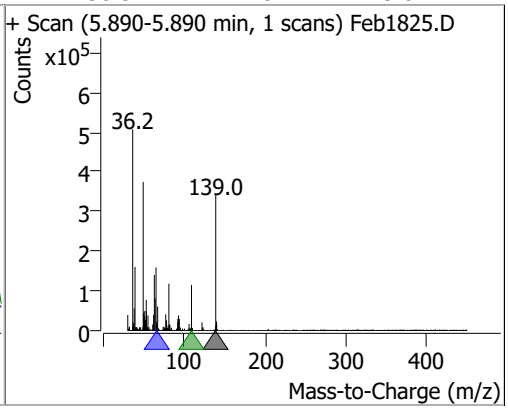

Compound	Conc.	RT	Dev(Min)	Resp.	QIon	QRatio	Lower	Upper
2,4-Dimethylphenol	77.5048	6.01	0.01	648663	107.0	114.6	76.6	142.3
					77.0	34.5	23.8	44.2

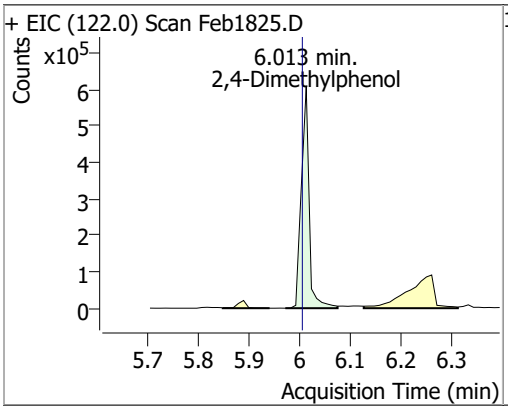

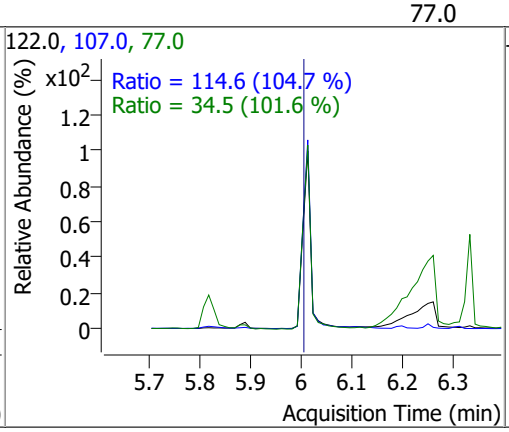

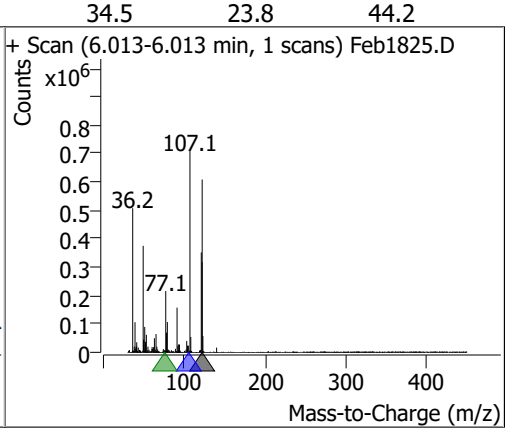

Compound	Conc.	RT	Dev(Min)	Resp.	QIon	QRatio	Lower	Upper
bis(-2-Chloroethoxy)Methane	78.9347	6.08	0.00	827058	63.0	74.9	47.7	88.6
					95.0	32.1	22.3	41.5

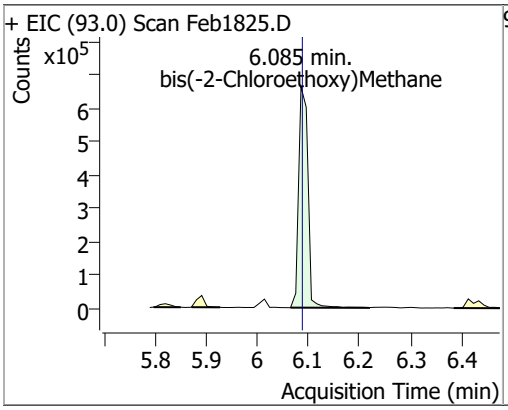

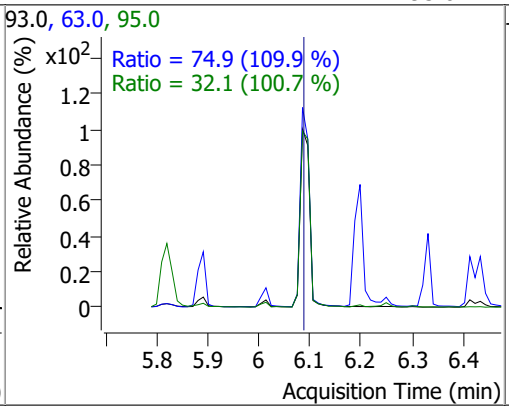

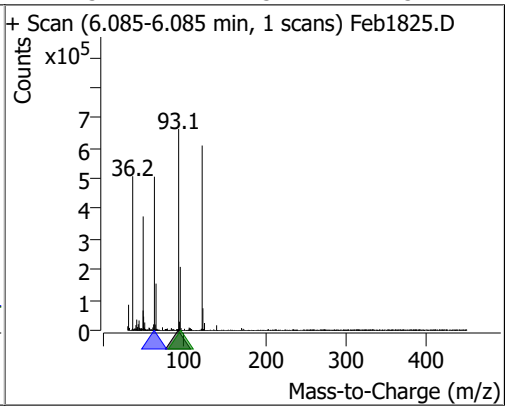

Compound	Conc.	RT	Dev(Min)	Resp.	QIon	QRatio	Lower	Upper
2,4-Dichlorophenol	79.9044	6.20	0.01	639351	164.0	65.5	45.5	84.5
					98.0	33.3	20.0	37.1

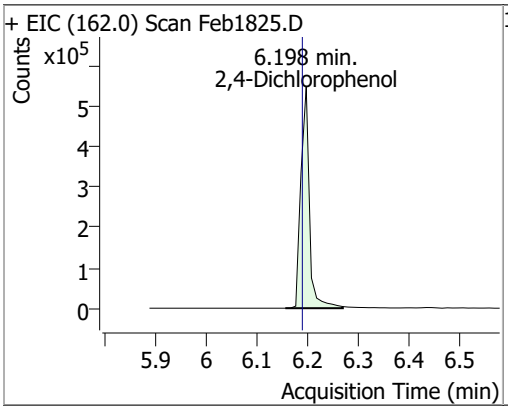

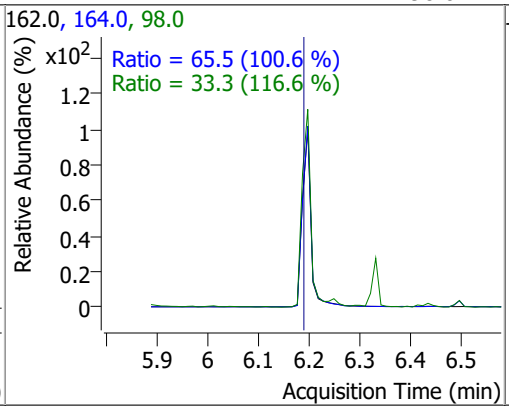

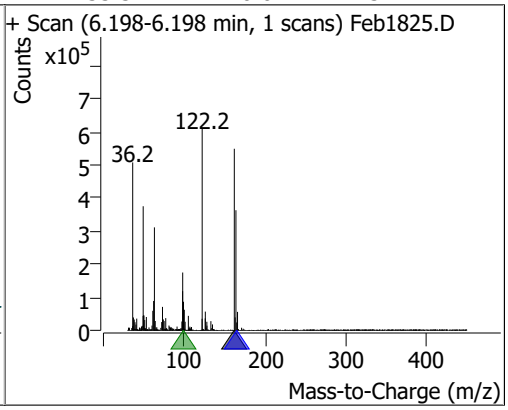

Compound	Conc.	RT	Dev(Min)	Resp.	QIon	QRatio	Lower	Upper
Benzoic Acid	91.3224	6.26	0.02	409805	122.0	80.6	59.9	111.2
					77.0	74.0	42.3	78.5

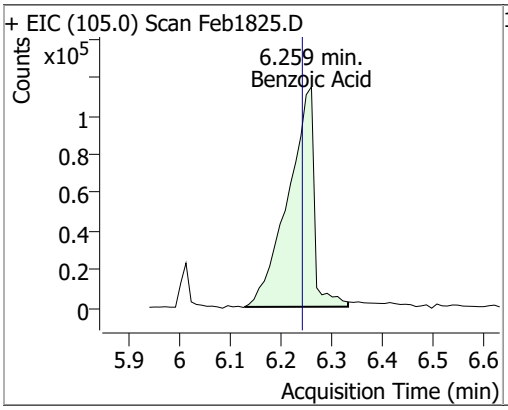

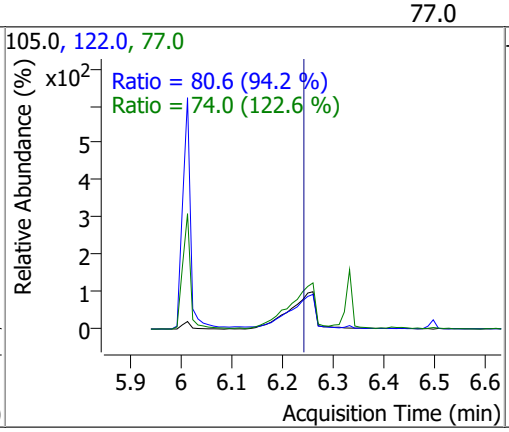

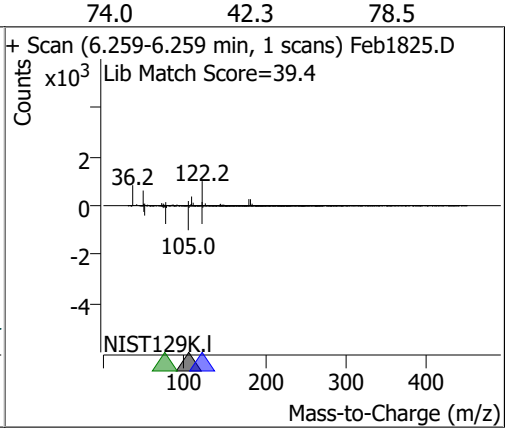

Compound	Conc.	RT	Dev(Min)	Resp.	QIon	QRatio	Lower	Upper
1,2,4-Trichlorobenzene	77.7109	6.25	0.00	744212	182.0	96.5	66.2	122.9
					145.0	28.9	20.1	37.3

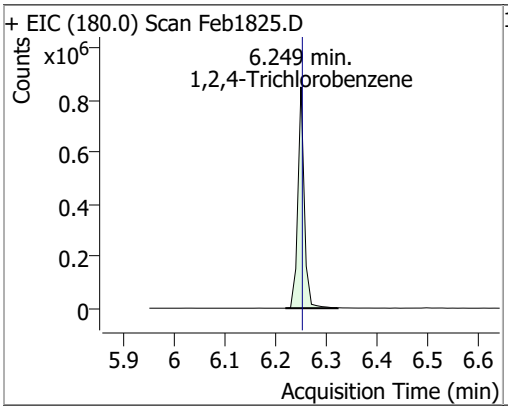

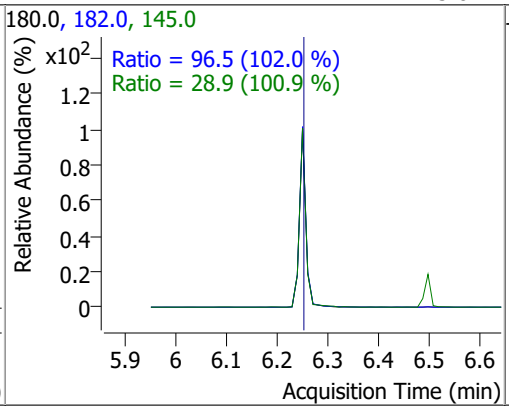

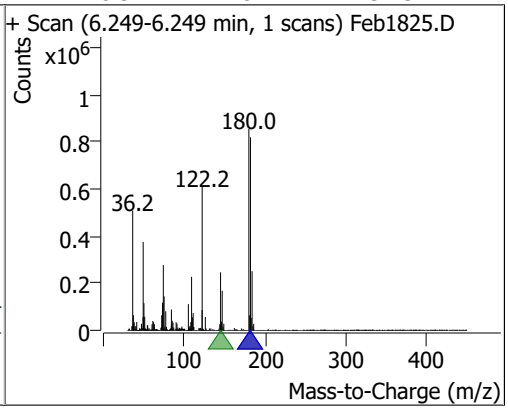

Compound	Conc.	RT	Dev(Min)	Resp.	QIon	QRatio	Lower	Upper
Naphthalene	82.9533	6.33	0.00	2351615	129.0	10.9	8.0	14.9
					102.0	10.2	6.9	12.9

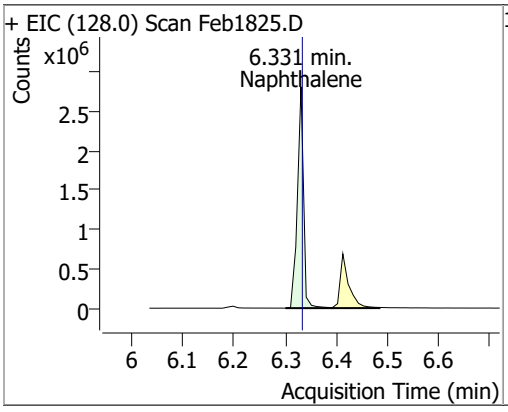

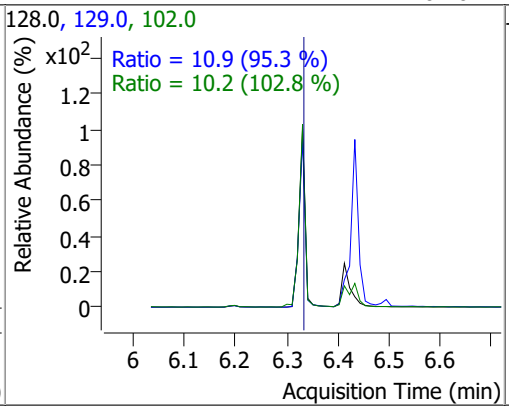

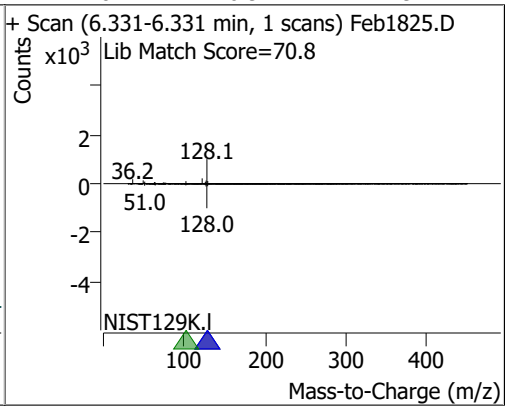

Compound	Conc.	RT	Dev(Min)	Resp.	QIon	QRatio	Lower	Upper
4-Chlorophenol	84.7668	6.41	0.00	254446	128.0	324.8	221.4	411.2

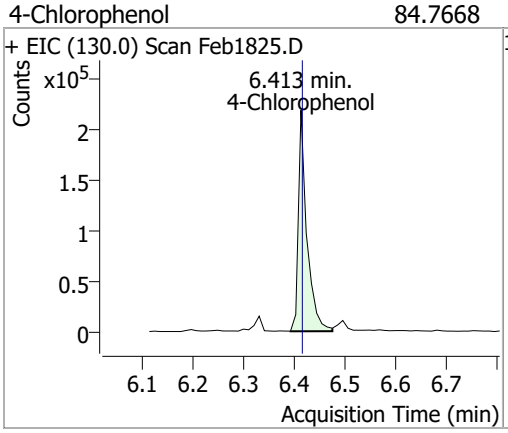

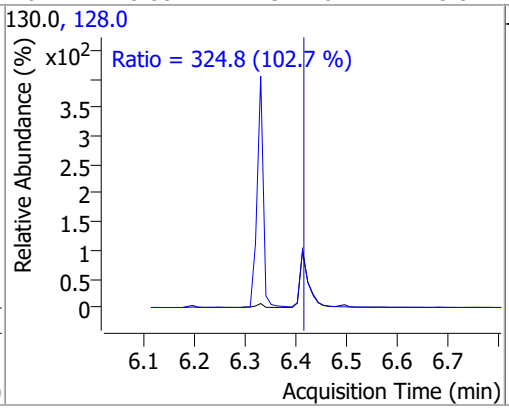

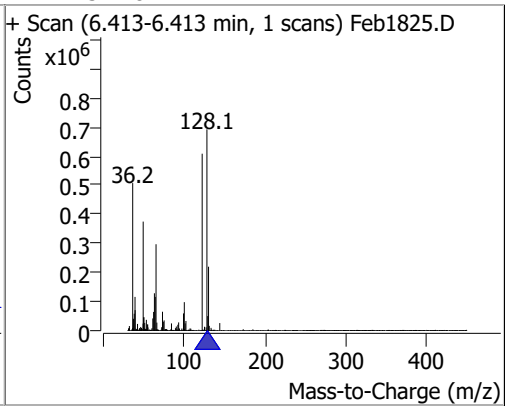

Compound	Conc.	RT	Dev(Min)	Resp.	QIon	QRatio	Lower	Upper
p-Chloroaniline	78.3988	6.43	0.00	872484	65.0	64.9	42.1	78.2
					129.0	37.4	26.3	48.9

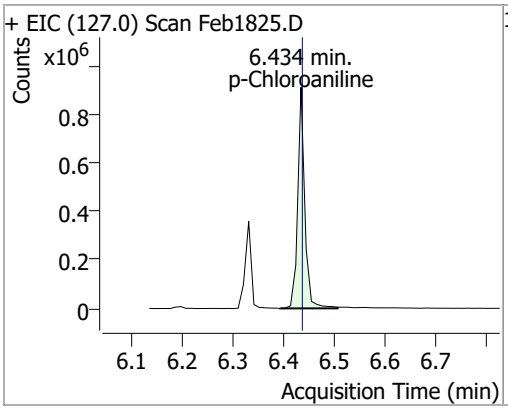

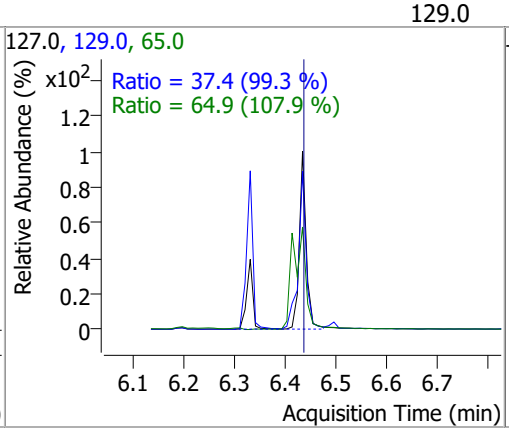

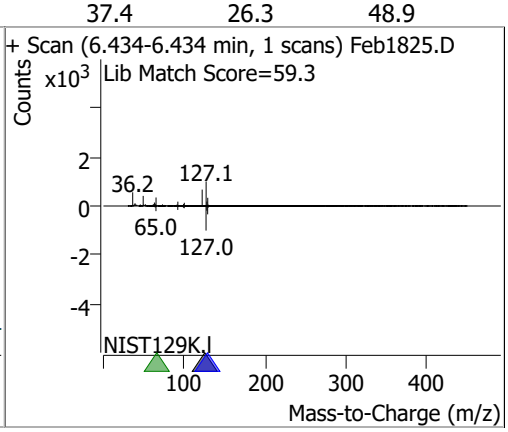

Compound	Conc.	RT	Dev(Min)	Resp.	QIon	QRatio	Lower	Upper
Hexachlorobutadiene	82.5099	6.50	0.00	411019	227.0	63.8	46.0	85.4
					223.0	64.2	45.0	83.6

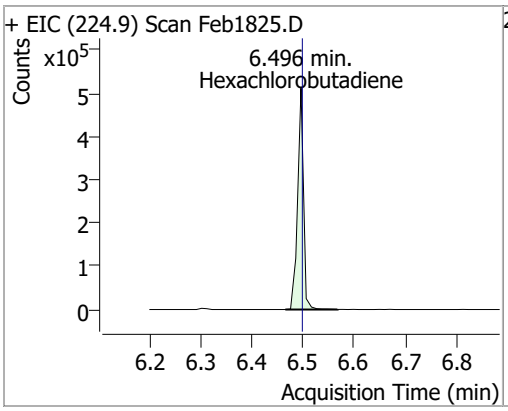

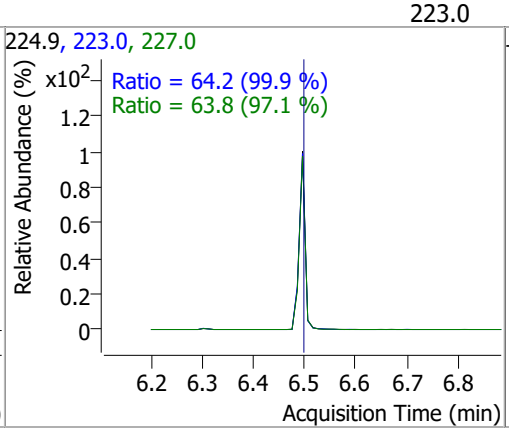

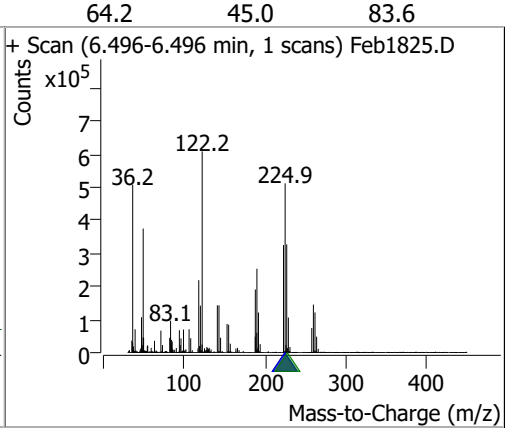

Compound	Conc.	RT	Dev(Min)	Resp.	QIon	QRatio	Lower	Upper
4-Chloro-2-Methylphenol	76.9764	6.94	0.00	571111	144.0	27.6	19.4	36.1

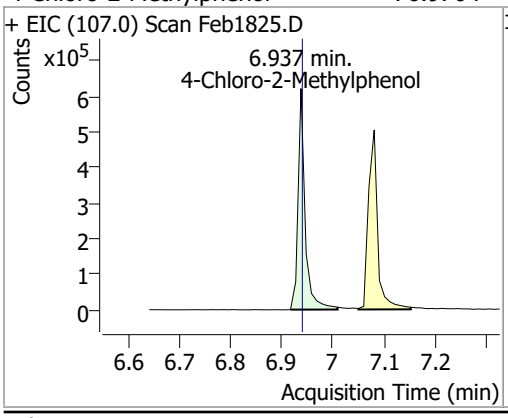

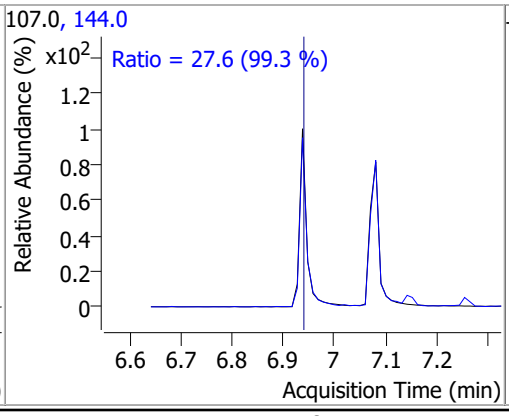

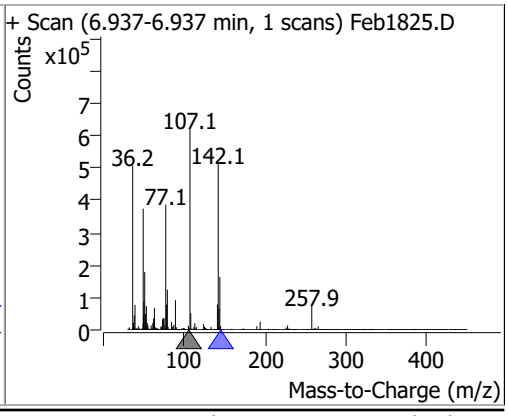

Compound	Conc.	RT	Dev(Min)	Resp.	QIon	QRatio	Lower	Upper
4-Chloro-3-Methylphenol	82.6279	7.08	0.01	639378	144.0	26.7	19.1	35.5

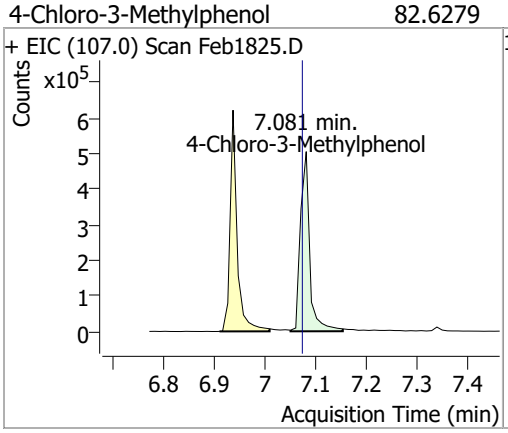

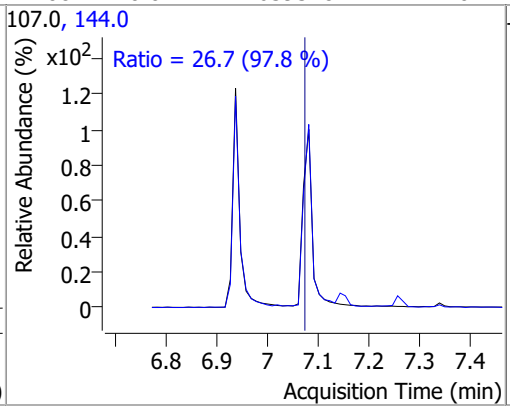

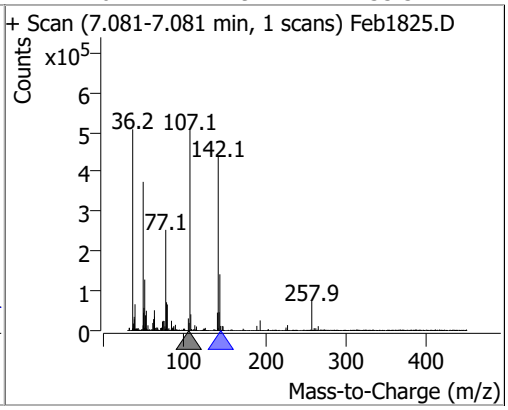

Compound	Conc.	RT	Dev(Min)	Resp.	QIon	QRatio	Lower	Upper
2-Methylnaphthalene	81.4928	7.15	0.01	1317607	142.0	118.0	83.8	155.7
					115.0	42.5	29.2	54.3

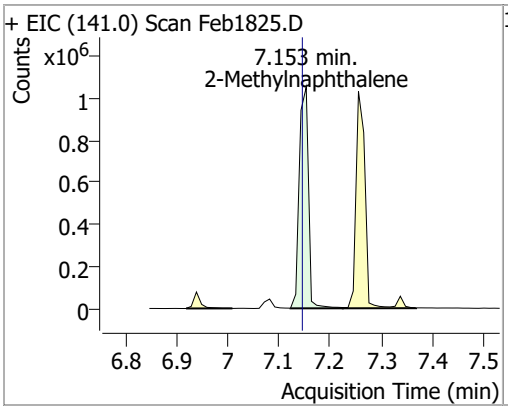

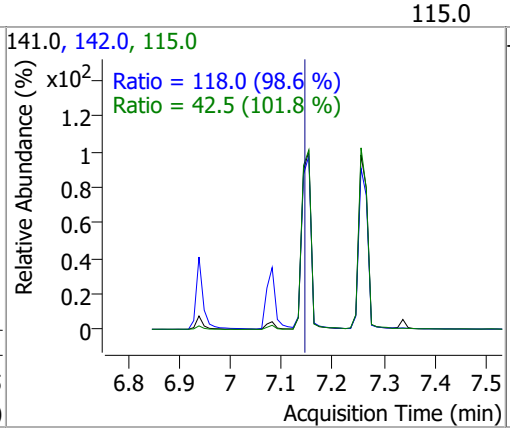

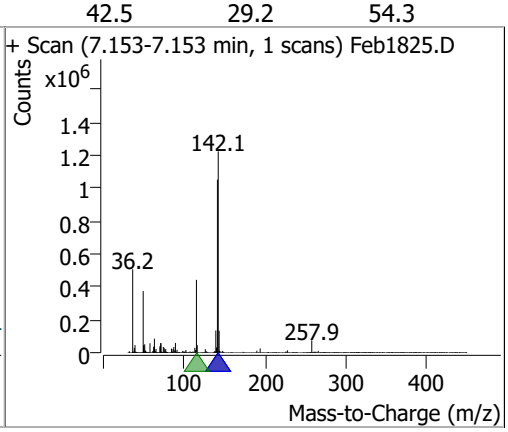

Compound	Conc.	RT	Dev(Min)	Resp.	QIon	QRatio	Lower	Upper
1-Methylnaphthalene	78.5037	7.26	0.00	1236329 (m)	142.0	112.9	79.8	148.2
					115.0	43.6	28.9	53.7

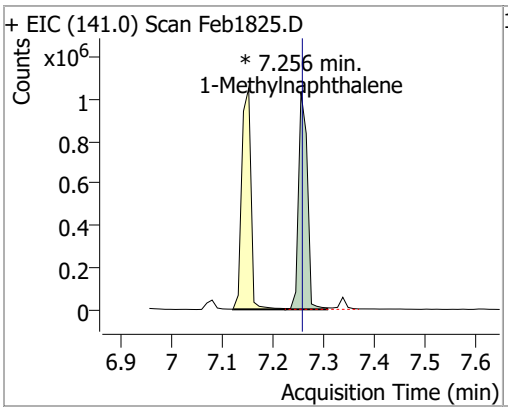

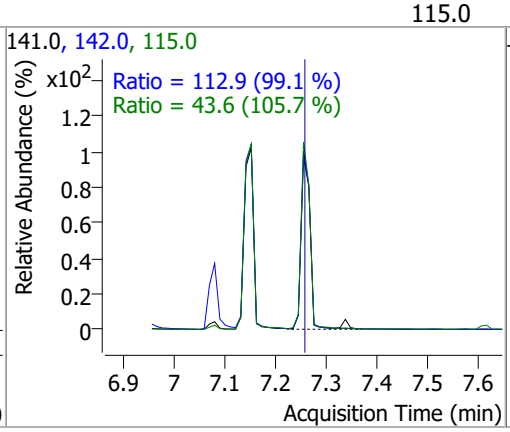

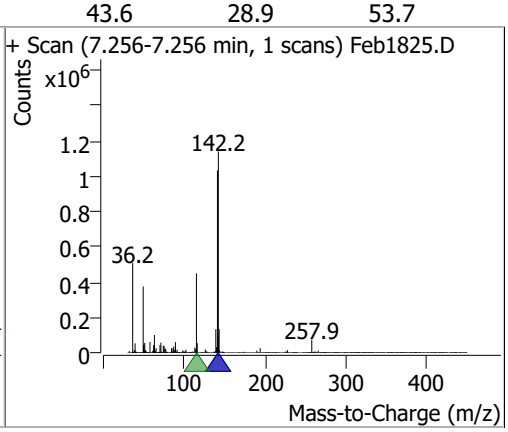

Compound	Conc.	RT	Dev(Min)	Resp.	QIon	QRatio	Lower	Upper
Hexachlorocyclopentadiene	78.3658	7.34	0.00	236779	234.9	63.4	45.2	84.0
					238.9	63.6	44.6	82.9

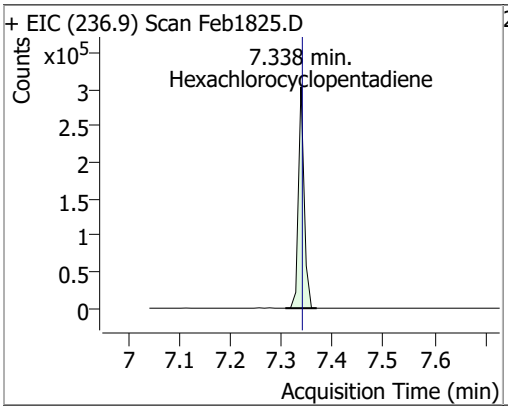

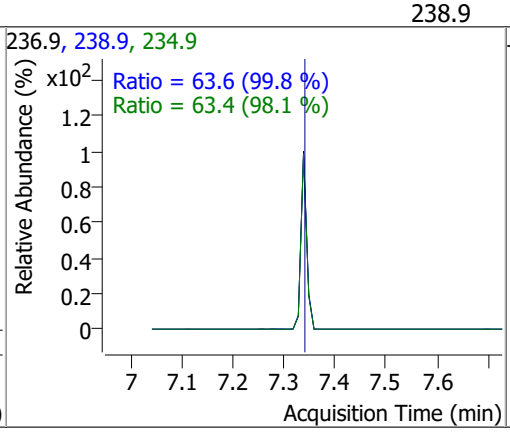

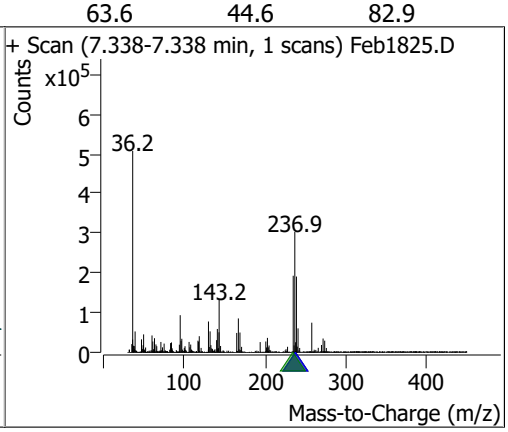

Compound	Conc.	RT	Dev(Min)	Resp.	QIon	QRatio	Lower	Upper
2,4,6-Trichlorophenol	83.8983	7.52	0.00	443943 (m)	198.0	94.0	67.6	125.5

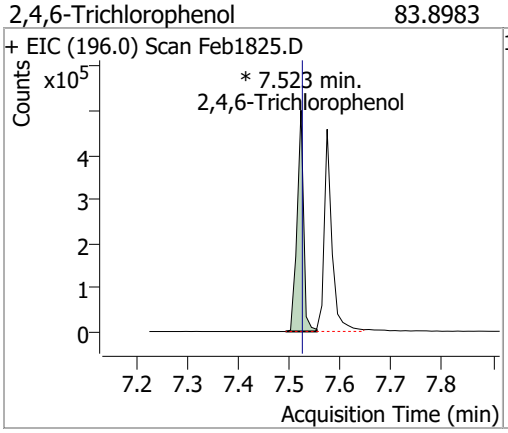

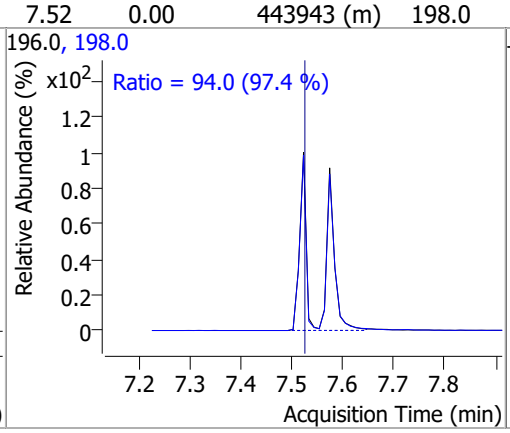

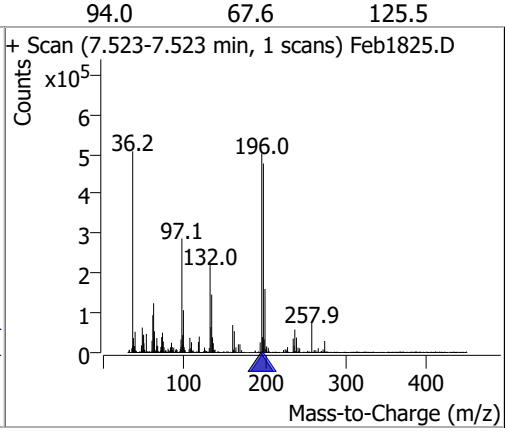

Compound	Conc.	RT	Dev(Min)	Resp.	QIon	QRatio	Lower	Upper
2,4,5-Trichlorophenol	81.7351	7.57	0.00	482884 (m)	198.0	94.7	63.2	117.3

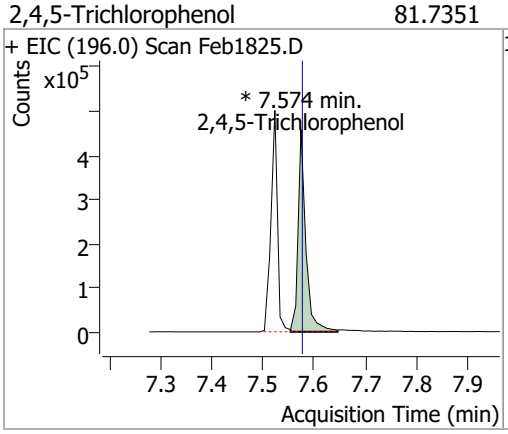

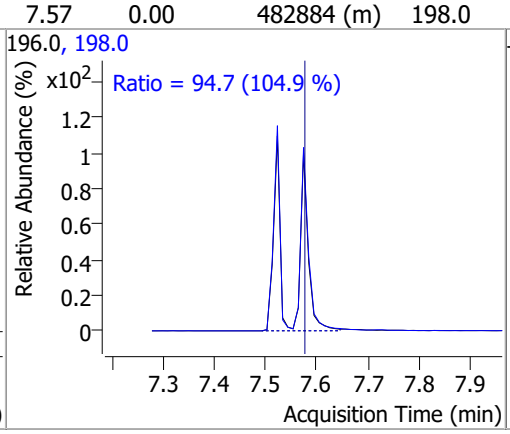

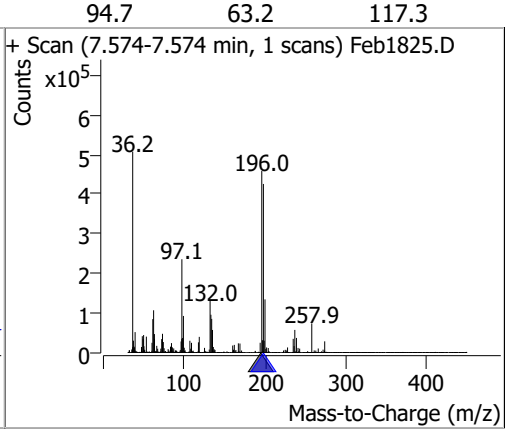

Compound	Conc.	RT	Dev(Min)	Resp.	QIon	QRatio	Lower	Upper
2-Fluorobiphenyl	81.8452	7.62	0.01	1752432	171.0	33.8	24.0	44.5

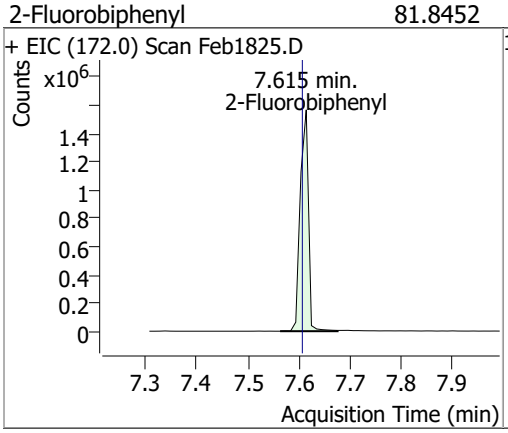

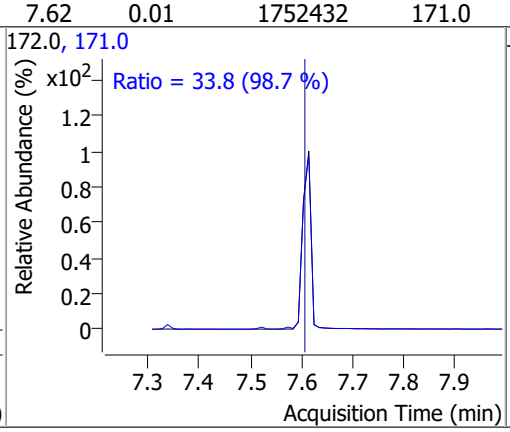

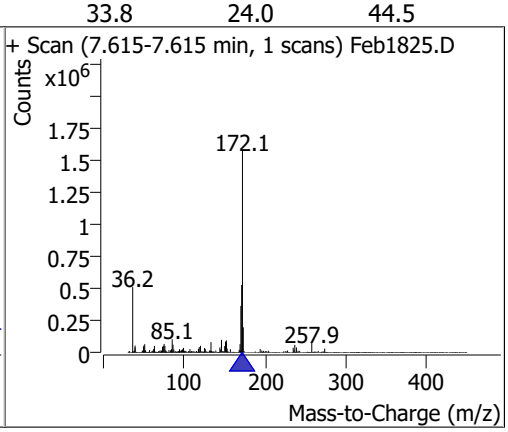

Compound	Conc.	RT	Dev(Min)	Resp.	QIon	QRatio	Lower	Upper
2-Chloronaphthalene	78.7346	7.72	0.00	1415405	127.0	38.1	25.1	46.7
					164.0	32.3	22.5	41.7

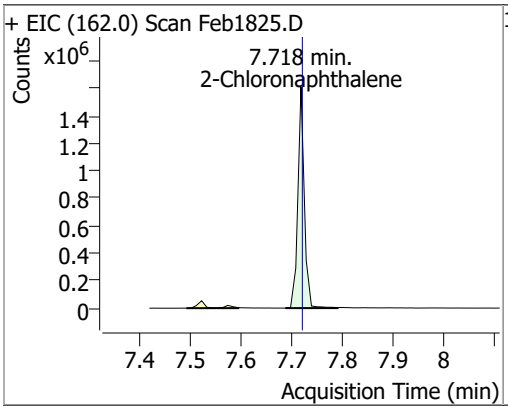

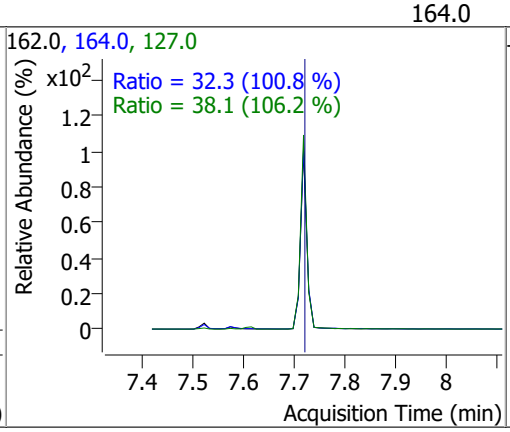

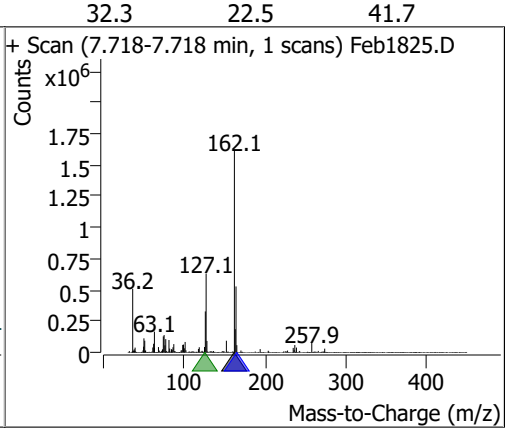

Compound	Conc.	RT	Dev(Min)	Resp.	QIon	QRatio	Lower	Upper
2-Nitroaniline	87.3957	7.89	0.01	281563	138.0	112.1	77.4	143.7

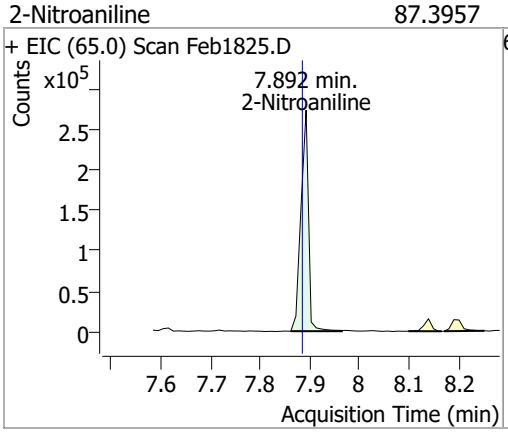

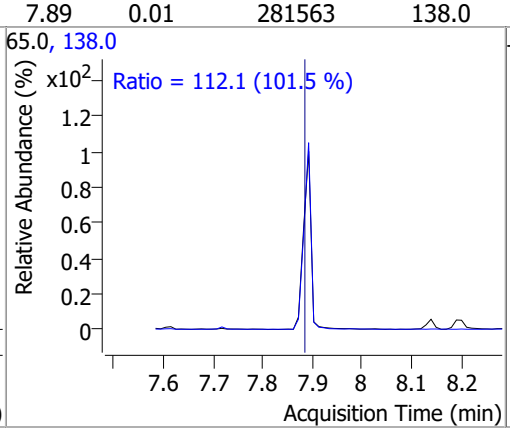

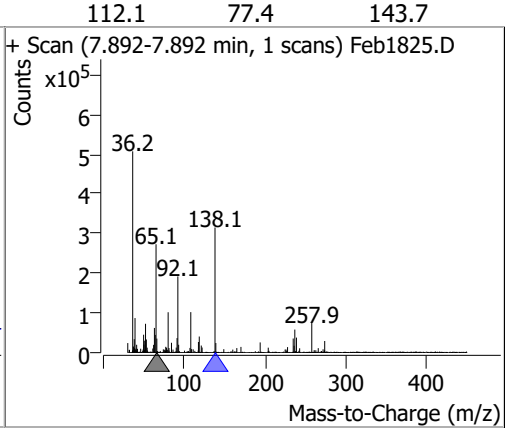

Compound	Conc.	RT	Dev(Min)	Resp.	QIon	QRatio	Lower	Upper
Dimethyl Phthalate	82.0814	8.14	0.00	1486935	77.0	20.4	13.8	25.7

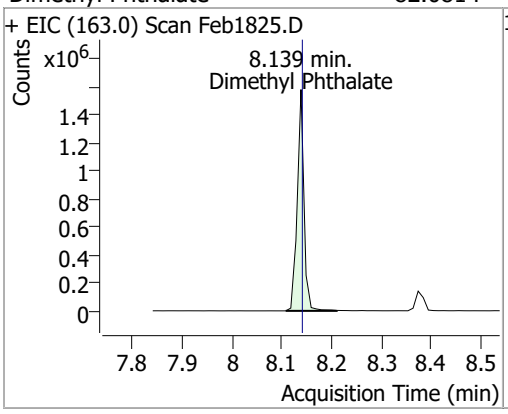

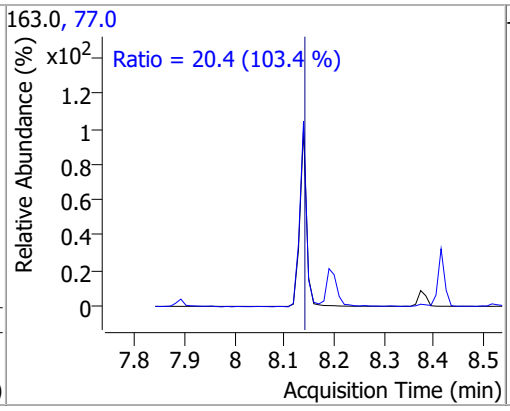

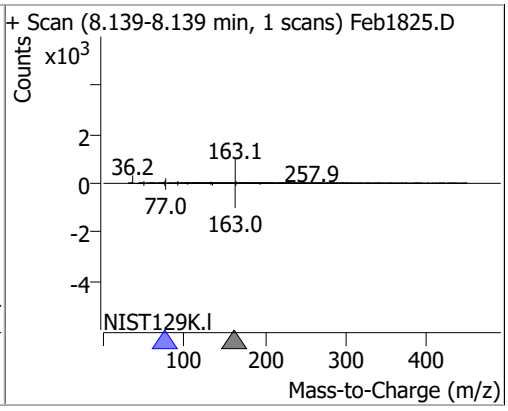

Compound	Conc.	RT	Dev(Min)	Resp.	QIon	QRatio	Lower	Upper
2,6-Dinitrotoluene	75.0361	8.19	0.00	186137	63.0	135.3	99.5	184.8
					89.0	64.2	43.3	80.3

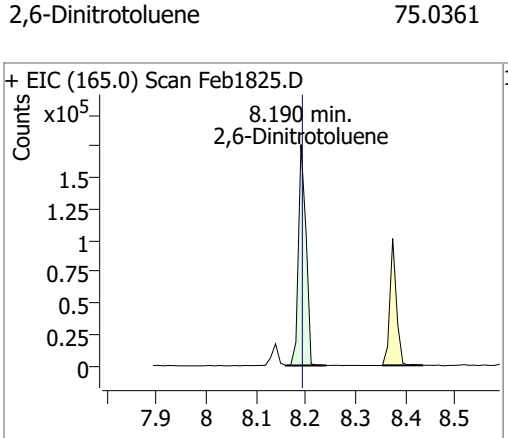

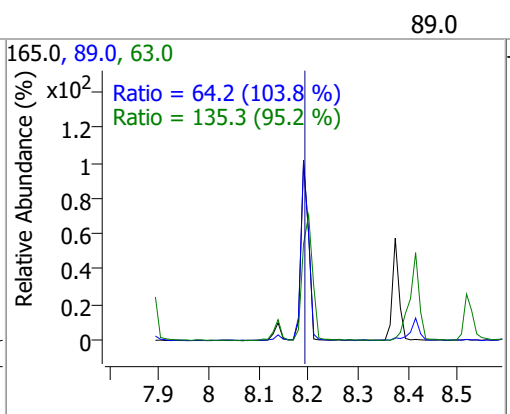

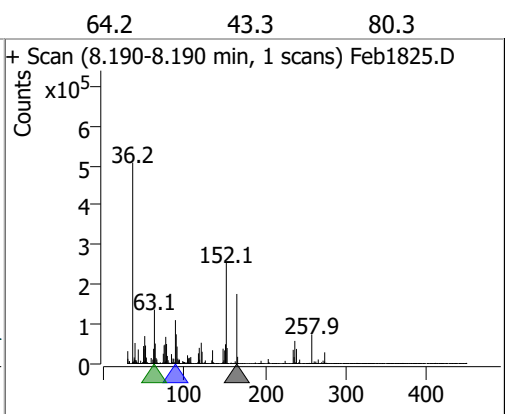

Compound	Conc.	RT	Dev(Min)	Resp.	QIon	QRatio	Lower	Upper
Acenaphthylene	78.1389	8.20	0.00	2246215	153.1	14.0	9.6	17.7

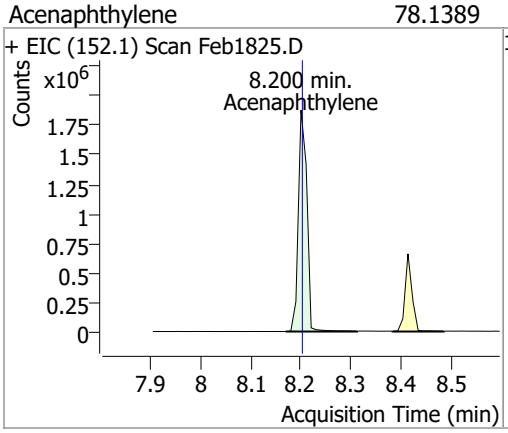

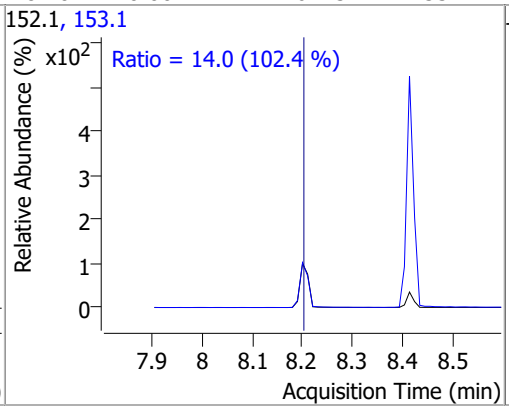

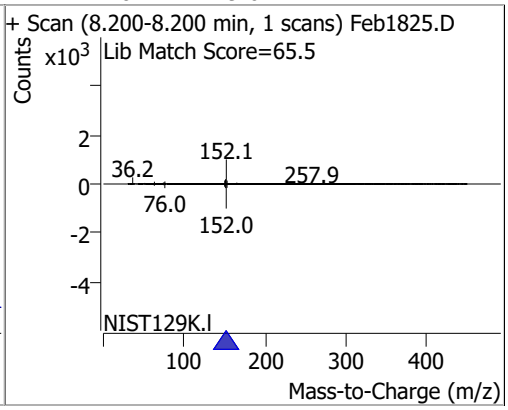

Compound	Conc.	RT	Dev(Min)	Resp.	QIon	QRatio	Lower	Upper
3-Nitroaniline	83.5436	8.40	0.01	236751	65.0	129.5	90.4	167.8
					92.0	108.4	74.7	138.7

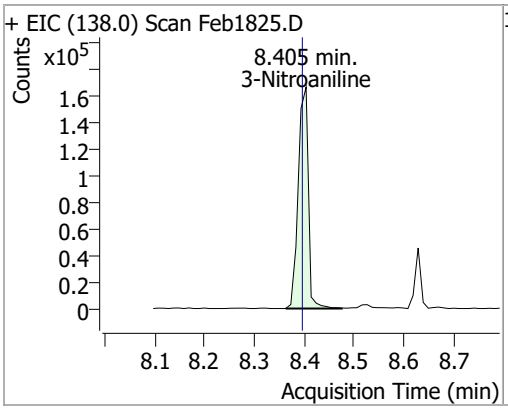

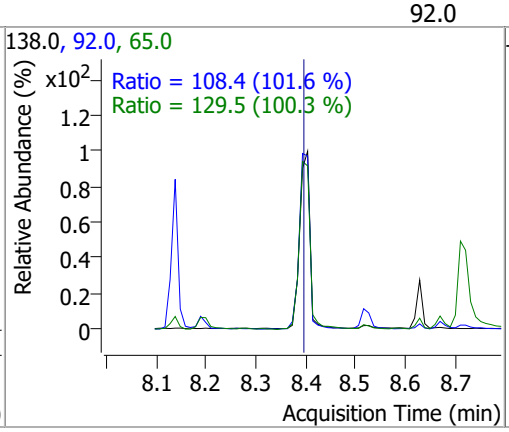

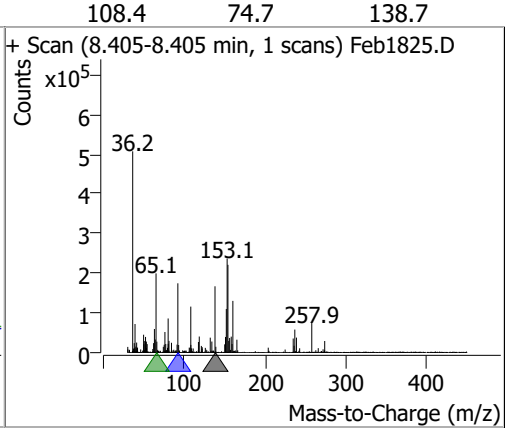

Compound	Conc.	RT	Dev(Min)	Resp.	QIon	QRatio	Lower	Upper
Acenaphthene	73.6642	8.41	0.00	1221307	153.0	107.7	74.5	138.4
					152.0	52.7	36.3	67.4

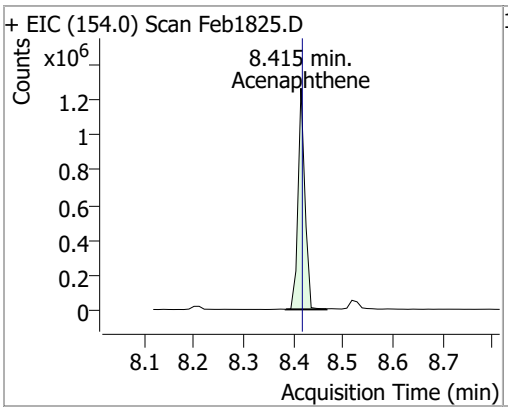

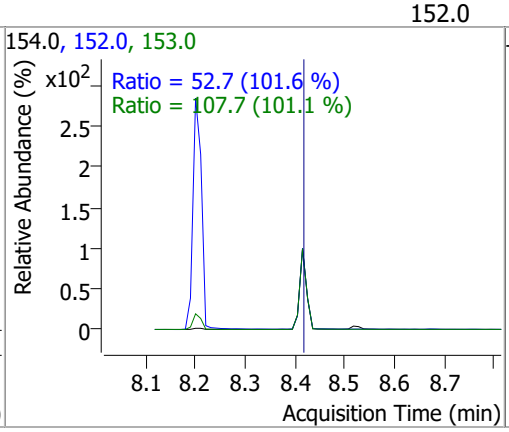

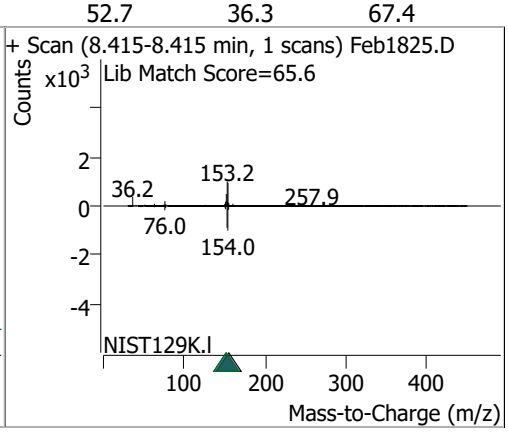

Compound	Conc.	RT	Dev(Min)	Resp.	QIon	QRatio	Lower	Upper
2,4-Dinitrophenol	84.5041	8.52	0.00	107509	154.0	69.5	43.9	81.5

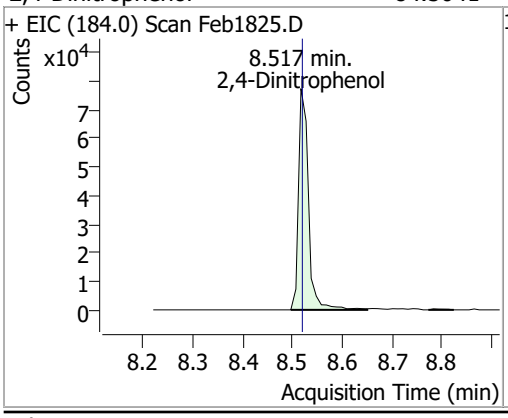

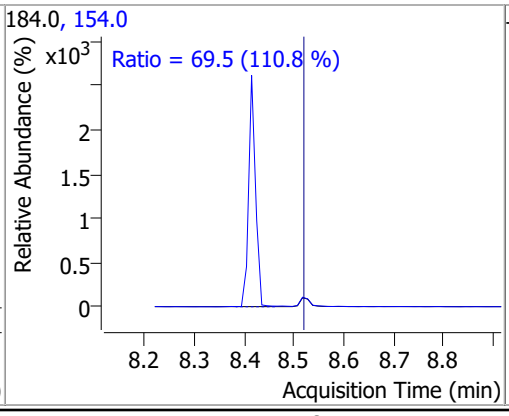

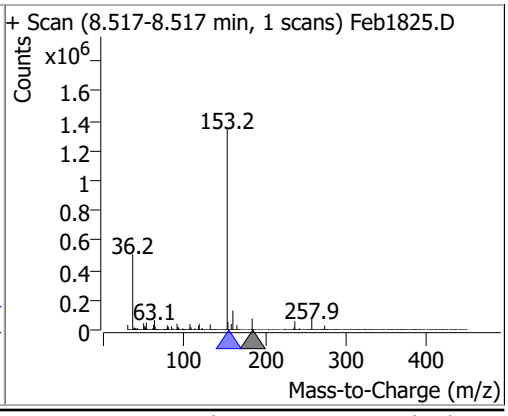

Compound	Conc.	RT	Dev(Min)	Resp.	QIon	QRatio	Lower	Upper
Dibenzofuran	77.9726	8.63	0.00	2113432	139.0	39.0	26.3	48.8

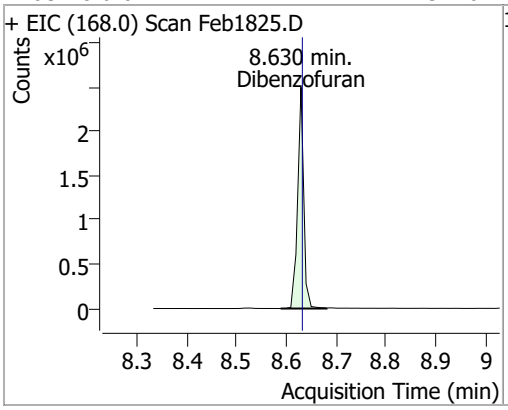

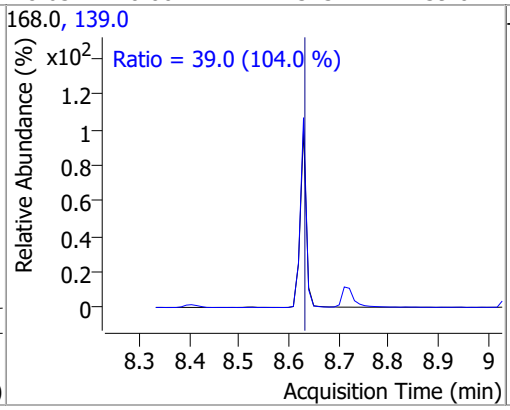

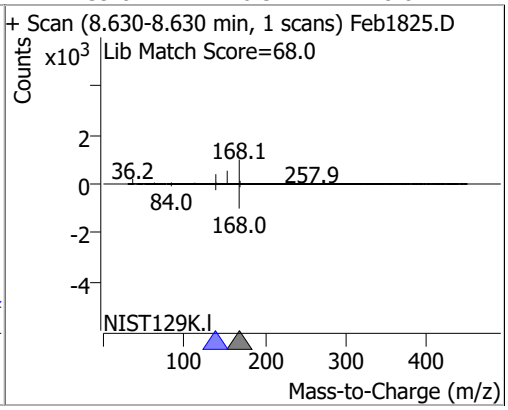

Compound	Conc.	RT	Dev(Min)	Resp.	QIon	QRatio	Lower	Upper
2,4-Dinitrotoluene	79.6333	8.67	0.00	246962	89.0	77.6	55.4	102.9
					63.0	47.2	33.9	62.9

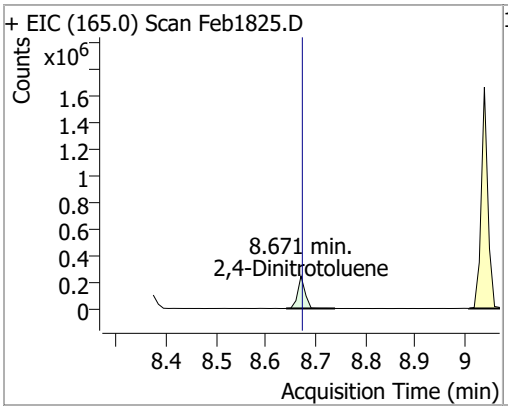

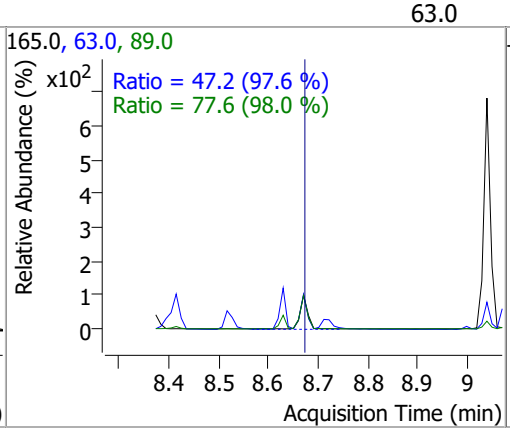

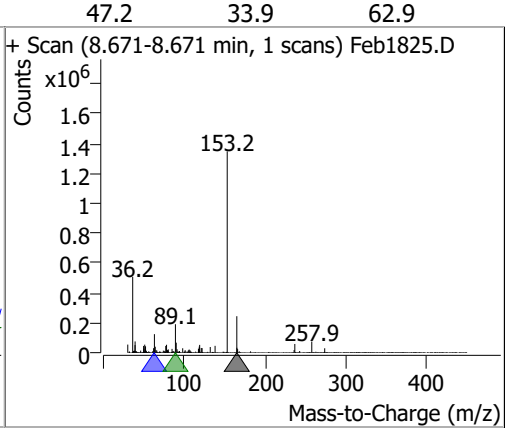

Compound	Conc.	RT	Dev(Min)	Resp.	QIon	QRatio	Lower	Upper
4-Nitrophenol	80.2049	8.72	0.02	245597	65.0	73.0	50.4	93.6
					139.0	76.1	49.8	92.5

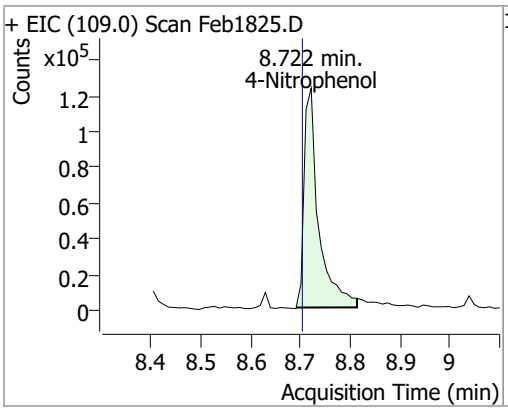

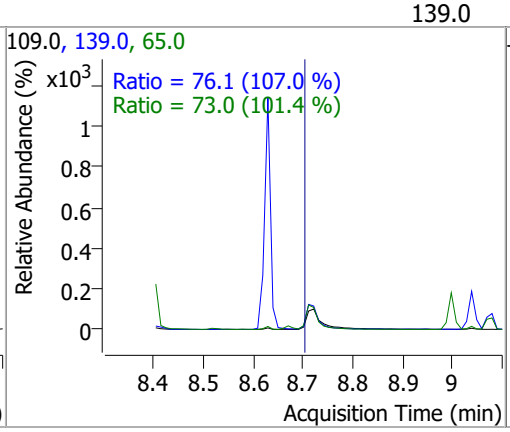

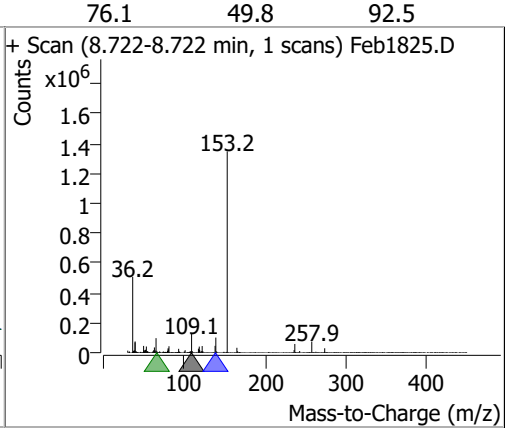

Compound	Conc.	RT	Dev(Min)	Resp.	QIon	QRatio	Lower	Upper
Diethylphthalate	78.6490	9.00	0.00	1474023	177.0	21.2	14.5	27.0
					150.0	12.7	8.7	16.2

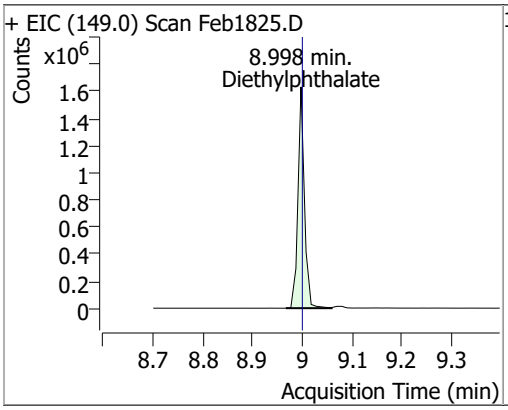

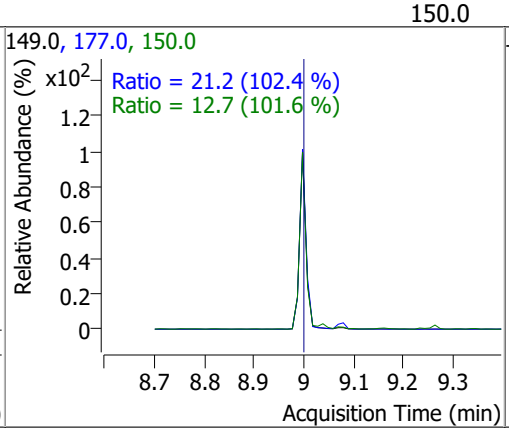

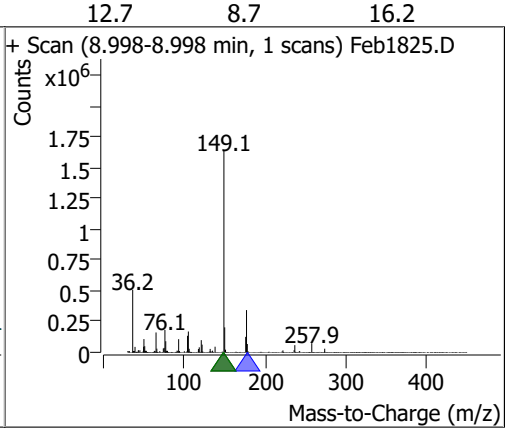

Compound	Conc.	RT	Dev(Min)	Resp.	QIon	QRatio	Lower	Upper
Fluorene	74.6154	9.04	0.00	1619598	165.0	94.7	65.4	121.4
					167.0	13.7	9.6	17.8

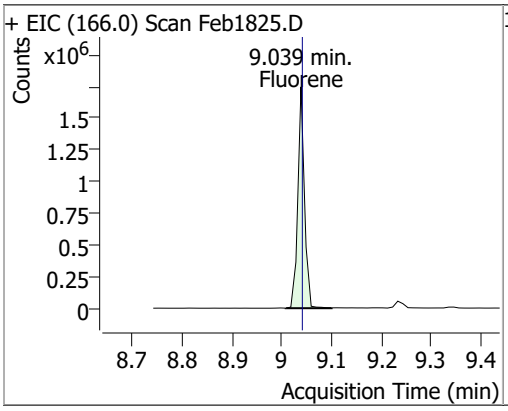

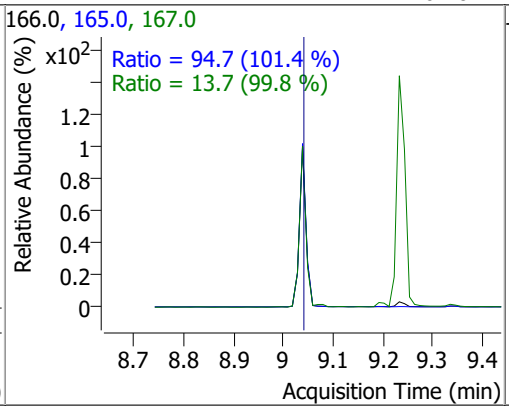

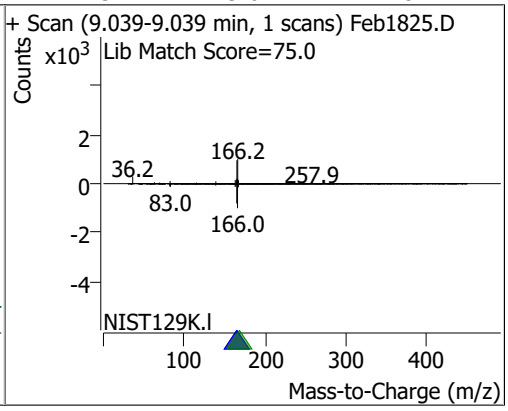

Compound	Conc.	RT	Dev(Min)	Resp.	QIon	QRatio	Lower	Upper
4-Chlorophenyl-phenylether	82.0944	9.08	0.01	801375	141.0	61.7	42.8	79.6
					206.0	33.2	23.6	43.9

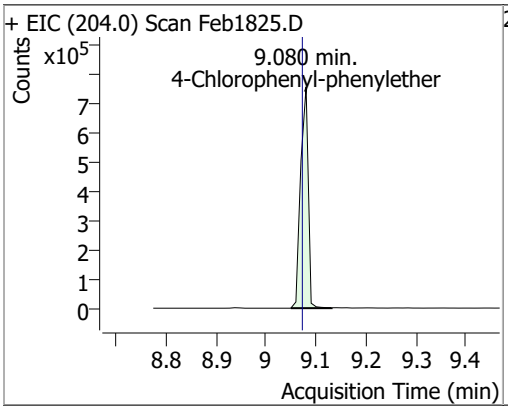

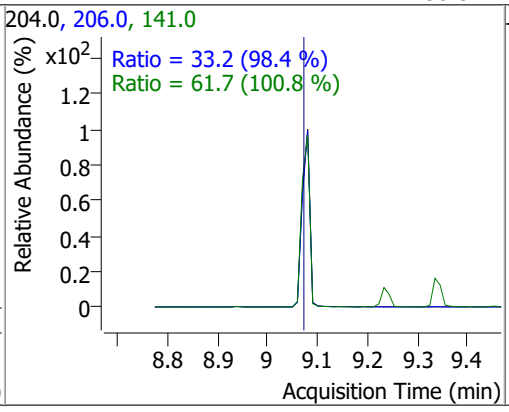

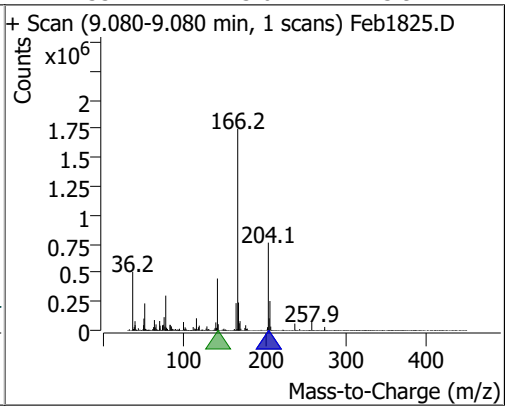

Compound	Conc.	RT	Dev(Min)	Resp.	QIon	QRatio	Lower	Upper
4-Nitroaniline	87.0446	9.15	0.01	268516	65.0	110.4	78.9	146.6
					92.0	49.8	34.5	64.1

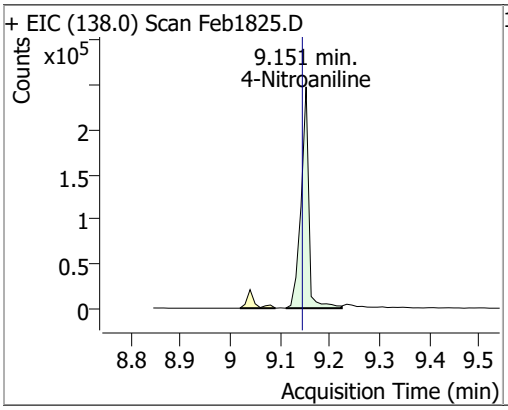

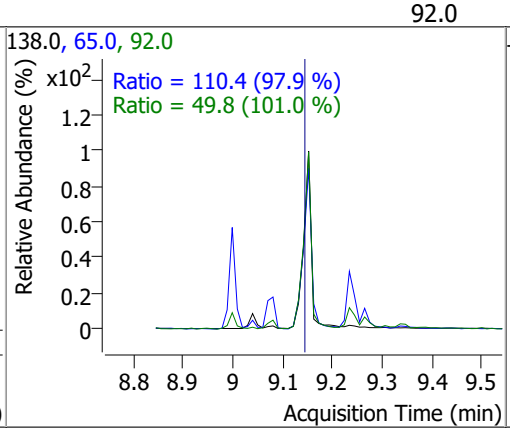

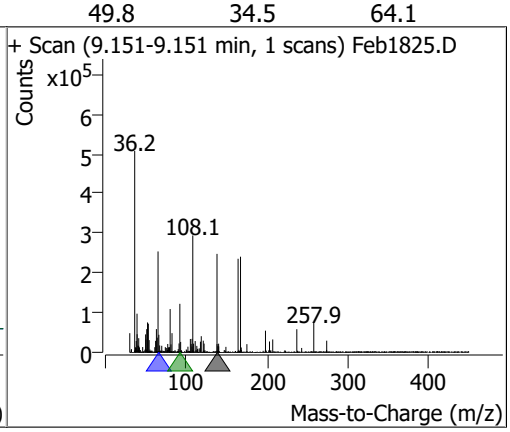

Compound	Conc.	RT	Dev(Min)	Resp.	QIon	QRatio	Lower	Upper
4,6-Dinitro-2-methylphenol	84.9611	9.16	0.01	160172	121.0	47.9	35.1	65.3

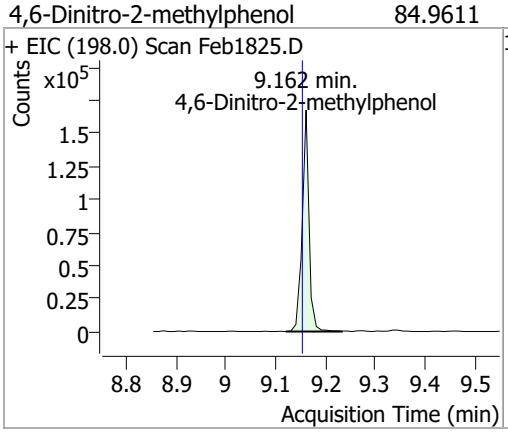

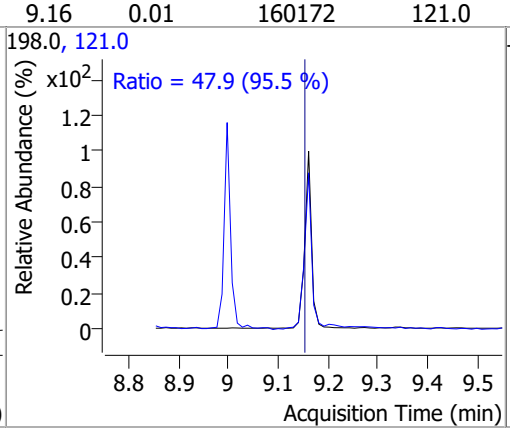

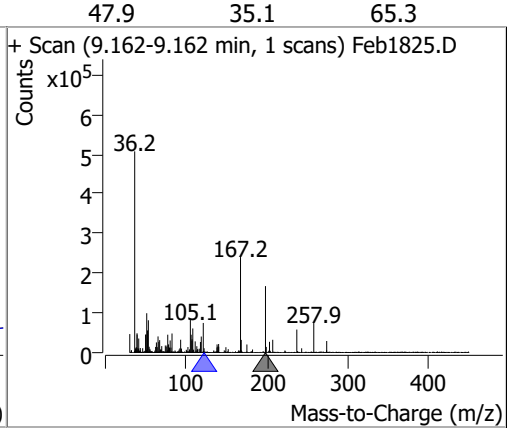

Compound	Conc.	RT	Dev(Min)	Resp.	QIon	QRatio	Lower	Upper
N-nitrosodiphenylamine	82.1880	9.23	0.00	1183253	168.0	63.3	44.0	81.7
					167.0	34.4	23.9	44.3

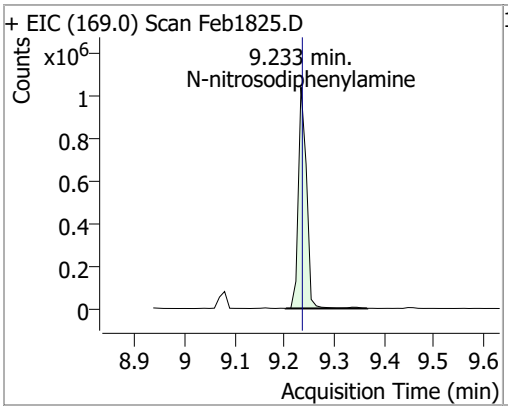

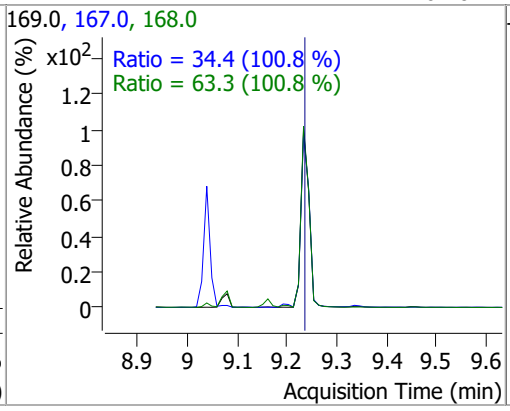

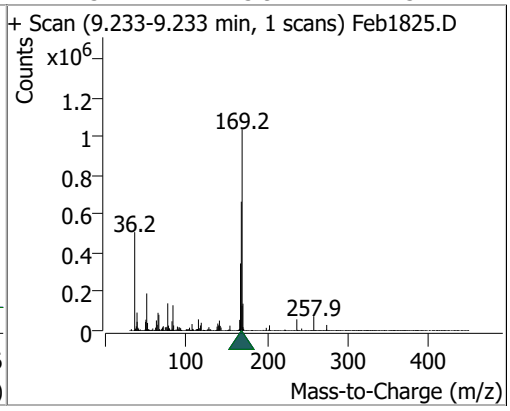

Compound	Conc.	RT	Dev(Min)	Resp.	QIon	QRatio	Lower	Upper
Azobenzene	77.6459	9.26	0.00	1474038	51.0	49.8	31.6	58.7
					182.0	24.8	16.9	31.4

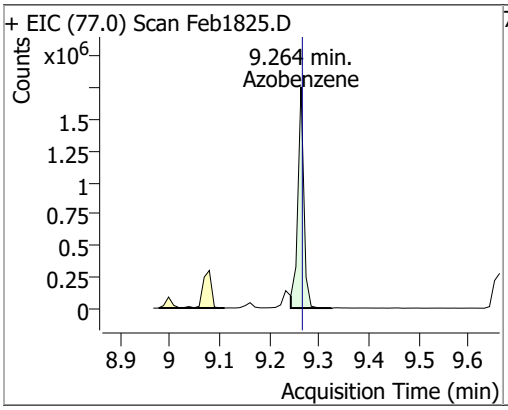

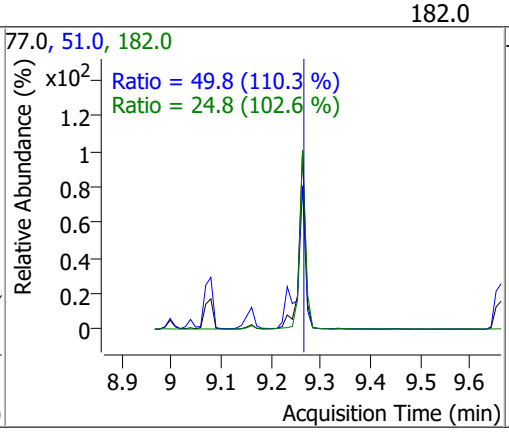

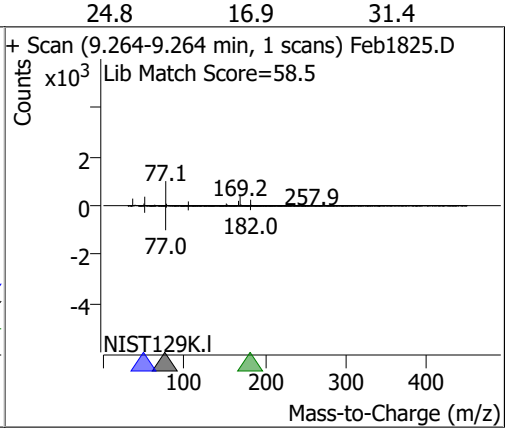

Compound	Conc.	RT	Dev(Min)	Resp.	QIon	QRatio	Lower	Upper
2,4,6-Tribromophenol	83.7831	9.35	0.01	148179	331.8	91.3	68.5	127.2

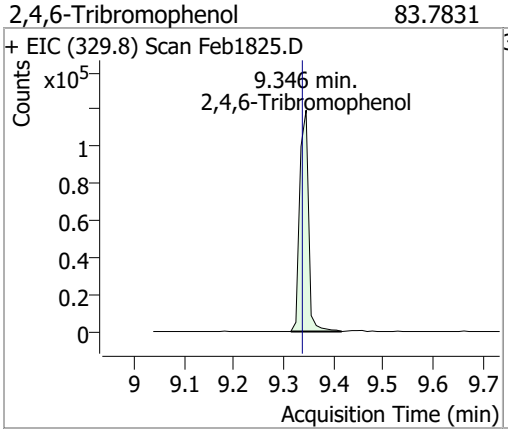

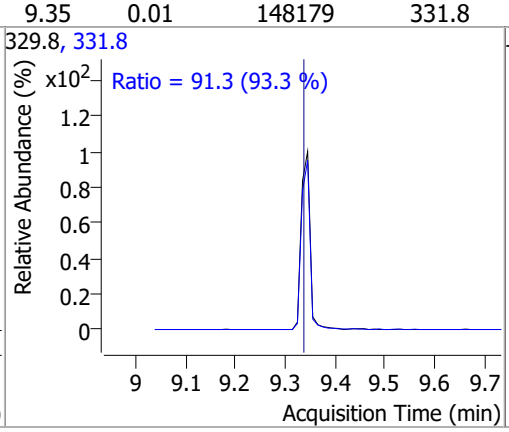

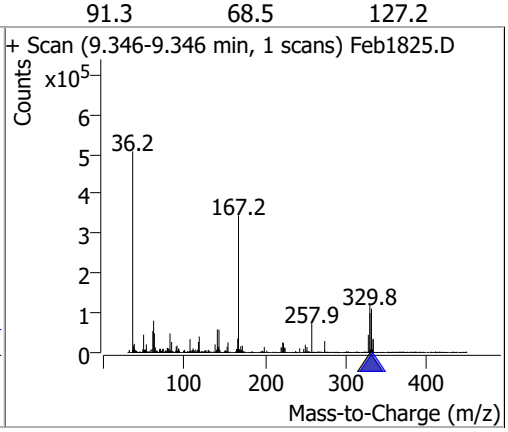

Compound	Conc.	RT	Dev(Min)	Resp.	QIon	QRatio	Lower	Upper
4-Bromophenyl-phenylether	83.9737	9.66	0.01	459431	141.0	101.2	69.1	128.4
					250.0	97.4	68.8	127.7

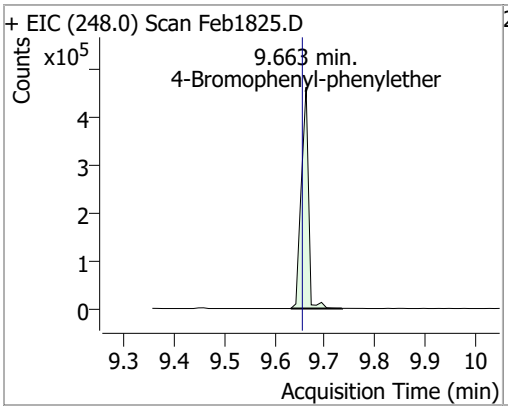

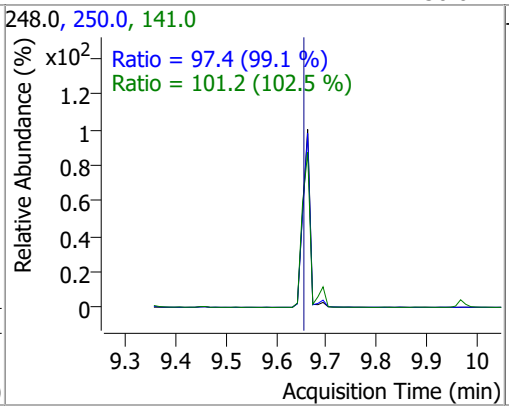

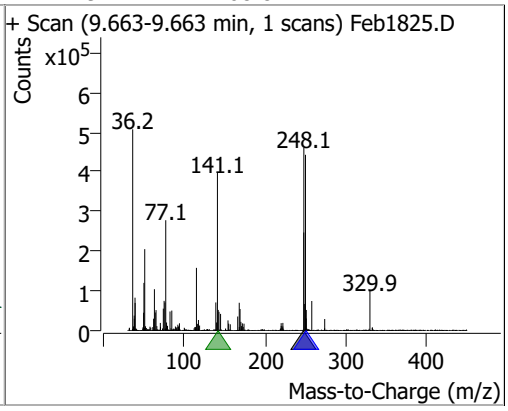

Compound	Conc.	RT	Dev(Min)	Resp.	QIon	QRatio	Lower	Upper
Hexachlorobenzene	86.0750	9.69	0.00	476701	142.0	51.6	37.7	70.0

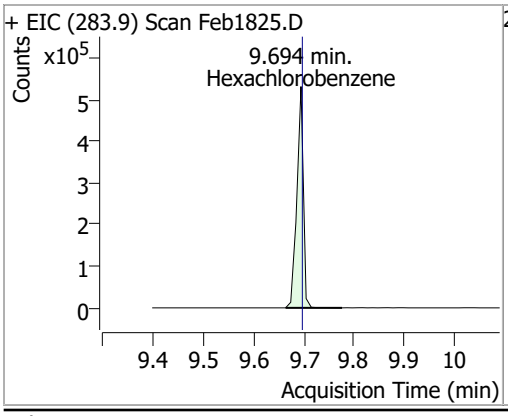

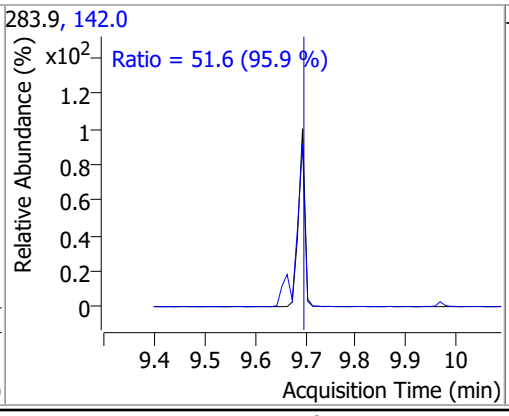

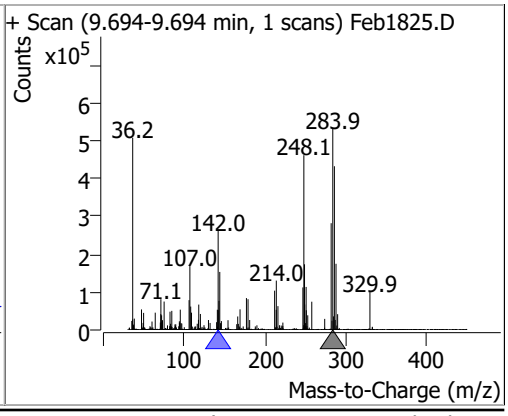

Compound	Conc.	RT	Dev(Min)	Resp.	QIon	QRatio	Lower	Upper
Pentachlorophenol	85.7198	9.97	0.00	223802	267.9	62.9	41.5	77.2
					263.9	65.3	41.2	76.6

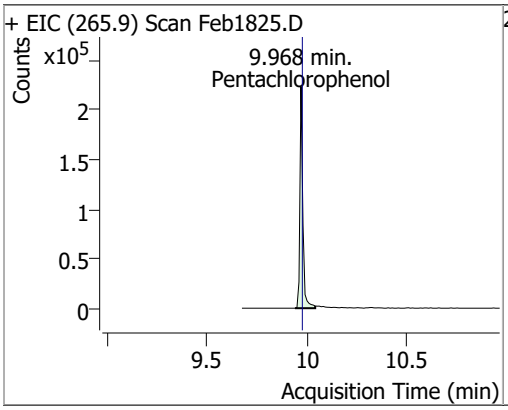

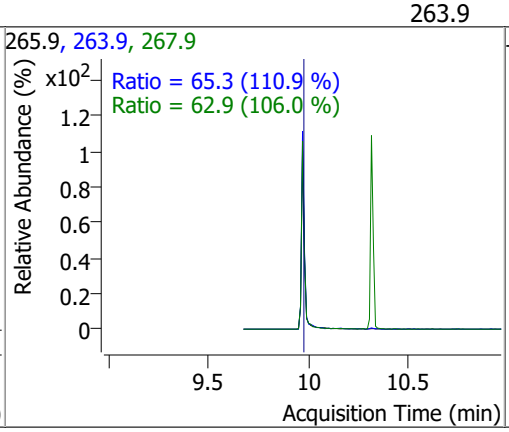

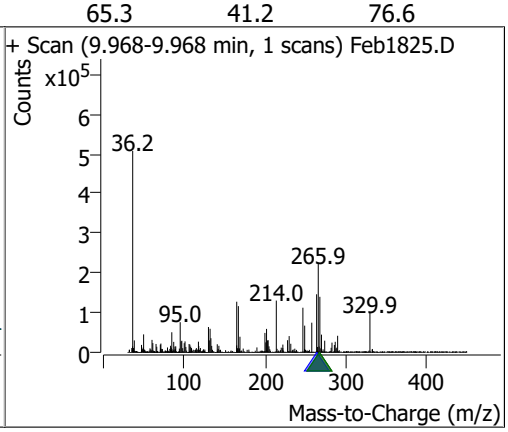

Compound	Conc.	RT	Dev(Min)	Resp.	QIon	QRatio	Lower	Upper
Phenanthrene	80.0606	10.19	0.01	2396277	176.0	19.2	13.0	24.1

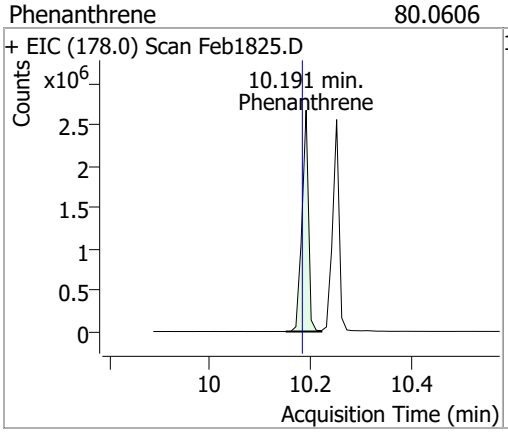

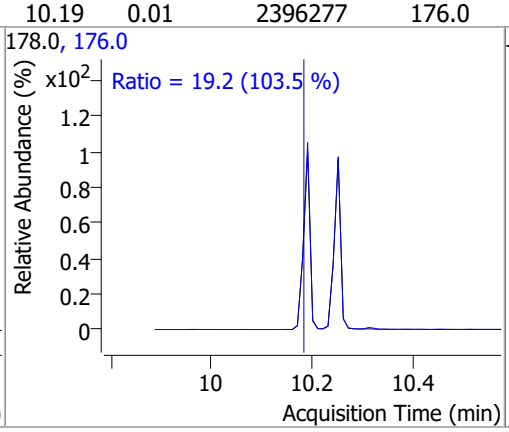

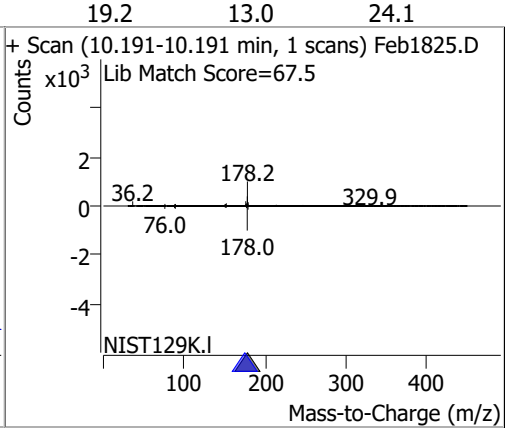

Compound	Conc.	RT	Dev(Min)	Resp.	QIon	QRatio	Lower	Upper
Anthracene	81.7333	10.25	0.00	2307793 (m)	176.0	18.3	12.9	23.9

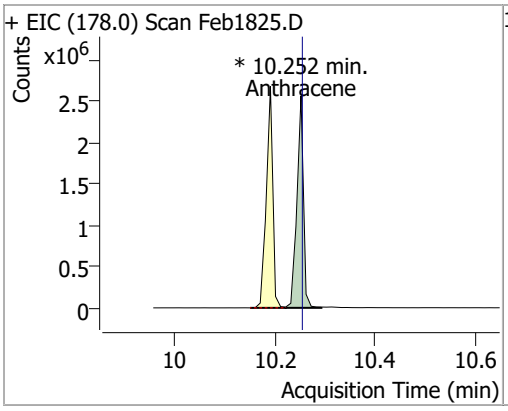

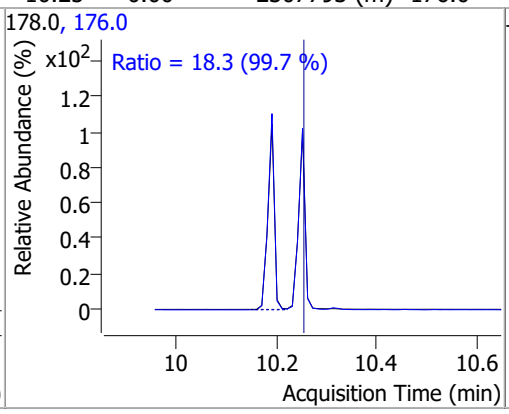

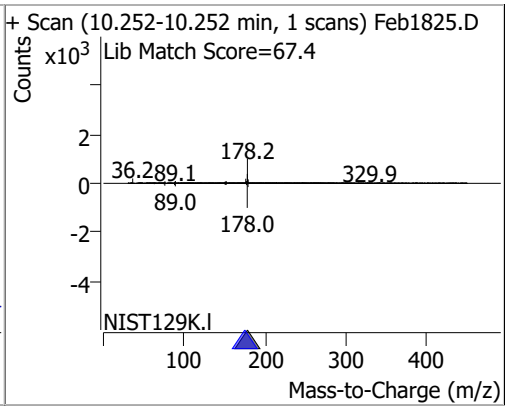

Compound	Conc.	RT	Dev(Min)	Resp.	QIon	QRatio	Lower	Upper
Triallate	80.7935	10.31	0.00	544590	268.0	24.0	16.9	31.4
					143.0	22.7	15.8	29.3

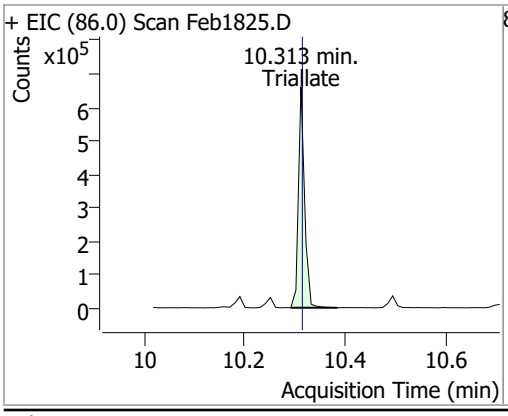

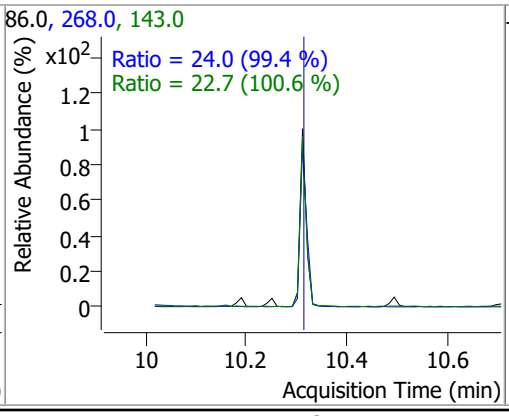

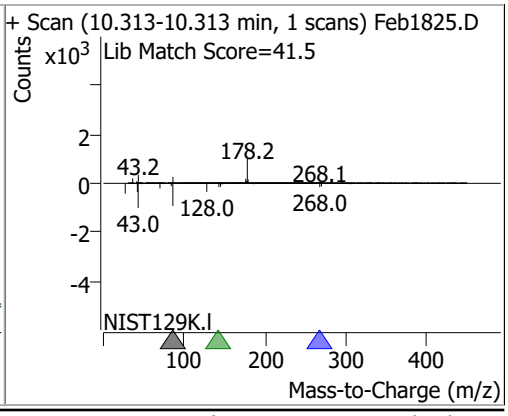

Compound	Conc.	RT	Dev(Min)	Resp.	QIon	QRatio	Lower	Upper
Carbazole	75.7167	10.49	0.00	2167797	139.0	13.0	9.0	16.7

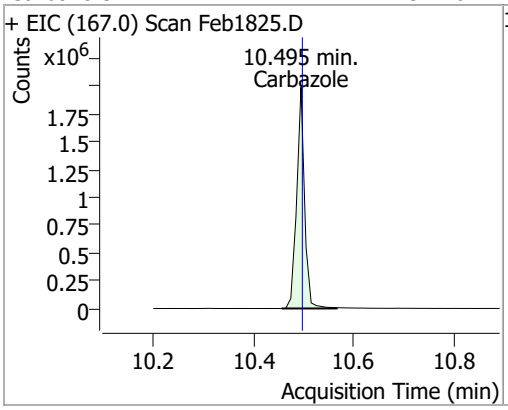

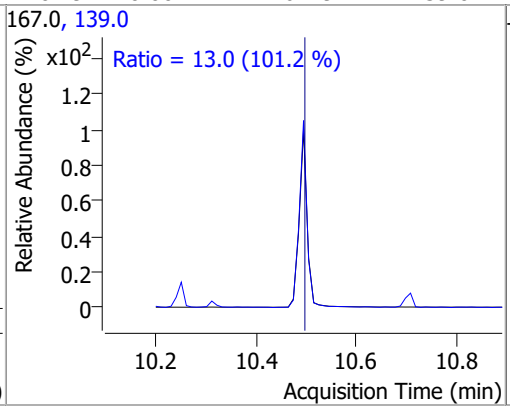

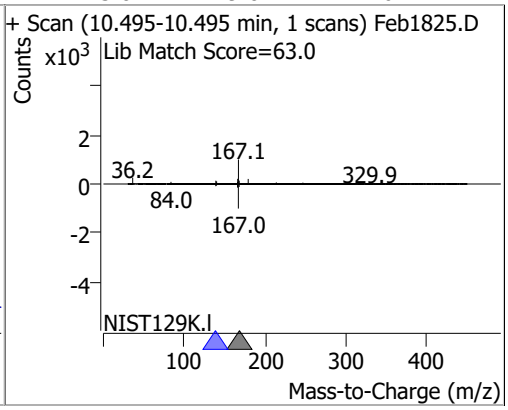

Compound	Conc.	RT	Dev(Min)	Resp.	QIon	QRatio	Lower	Upper
o-Terphenyl	79.4148	10.71	0.01	1261539	229.0	64.2	45.4	84.3
					215.0	38.0	25.9	48.1

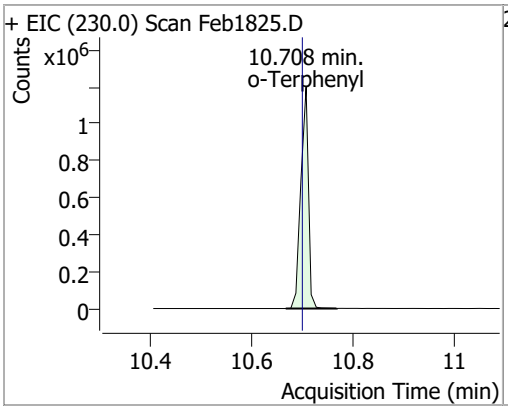

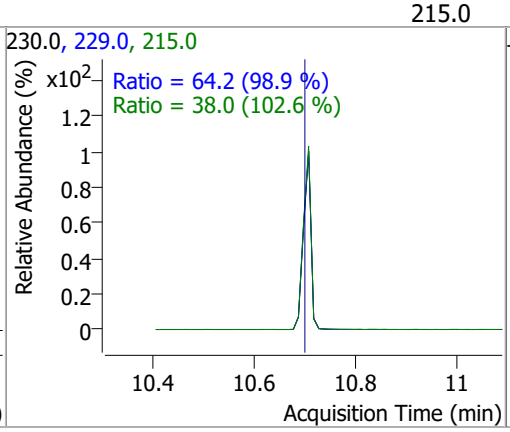

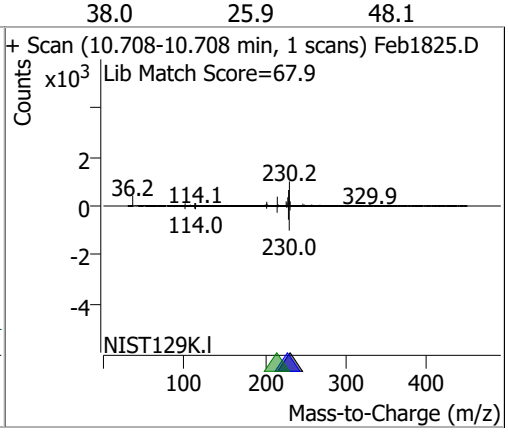

Compound	Conc.	RT	Dev(Min)	Resp.	QIon	QRatio	Lower	Upper
Di-n-Butylphthalate	86.6145	11.08	0.00	2375148	150.0	9.1	6.3	11.8
					104.0	6.0	4.5	8.3

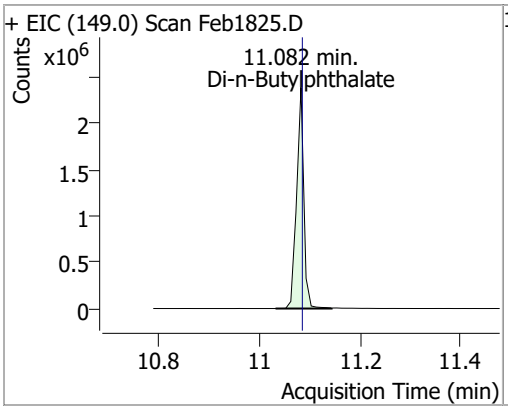

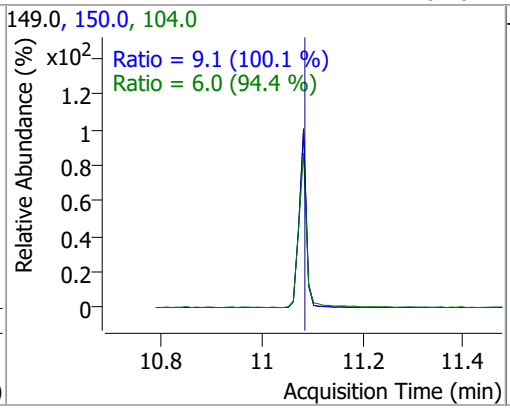

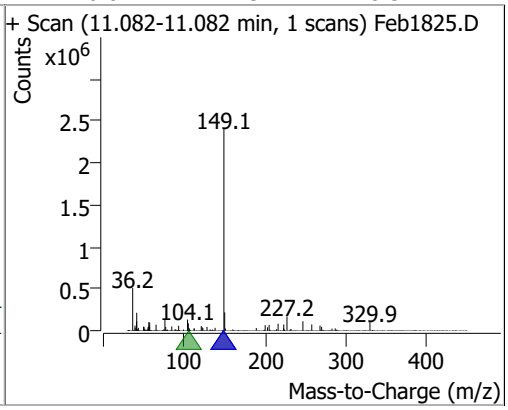

Compound	Conc.	RT	Dev(Min)	Resp.	QIon	QRatio	Lower	Upper
Fluoranthene	79.8760	11.96	0.01	2395113	101.0	13.7	9.4	17.4

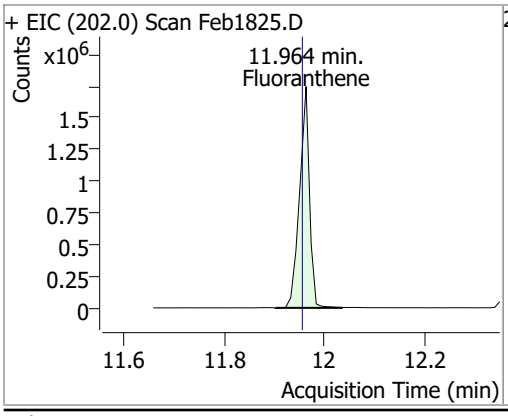

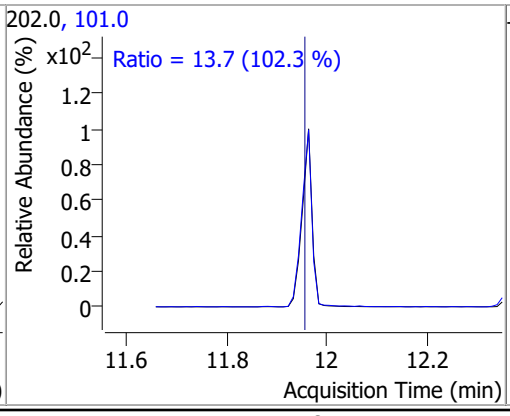

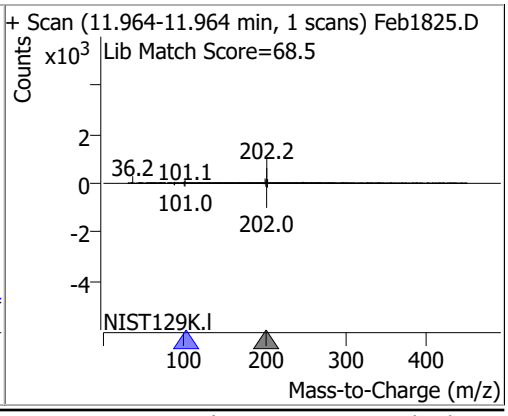

Compound	Conc.	RT	Dev(Min)	Resp.	QIon	QRatio	Lower	Upper
Benzidine	74.6477	12.35	0.00	792292	183.0	11.0	8.3	15.4
					92.0	8.4	5.8	10.8

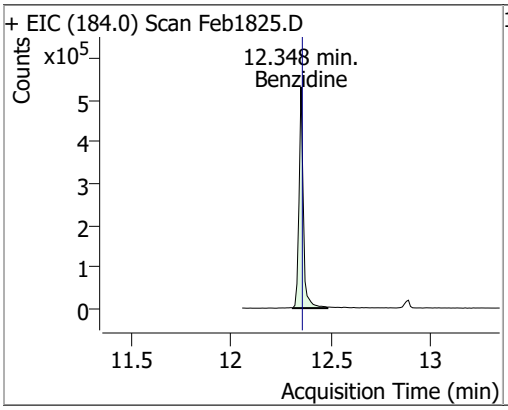

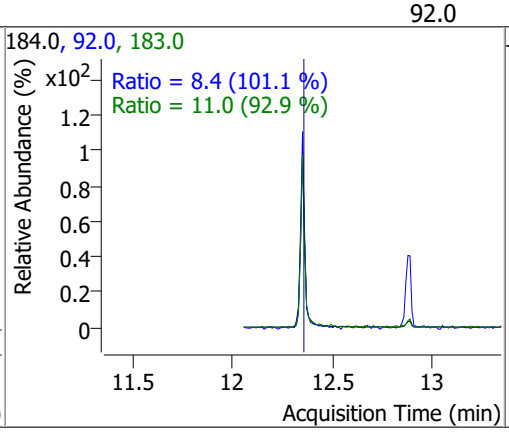

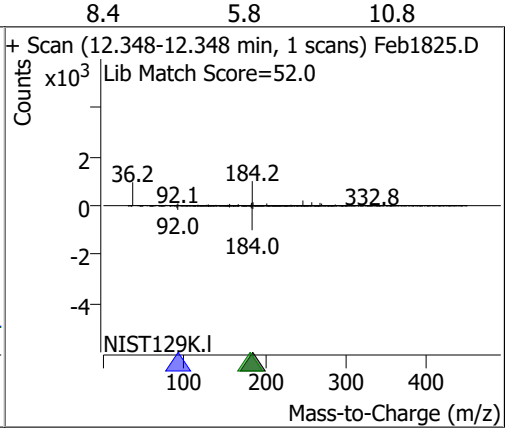

Compound	Conc.	RT	Dev(Min)	Resp.	QIon	QRatio	Lower	Upper
Pyrene	79.3038	12.39	0.01	2594483	101.0	16.3	11.1	20.6

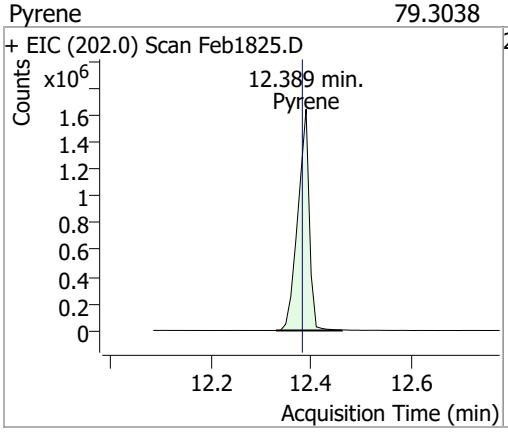

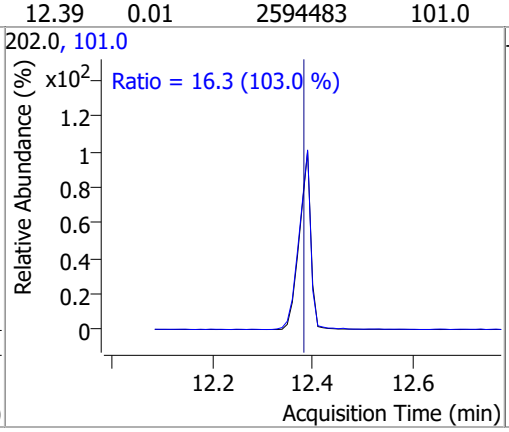

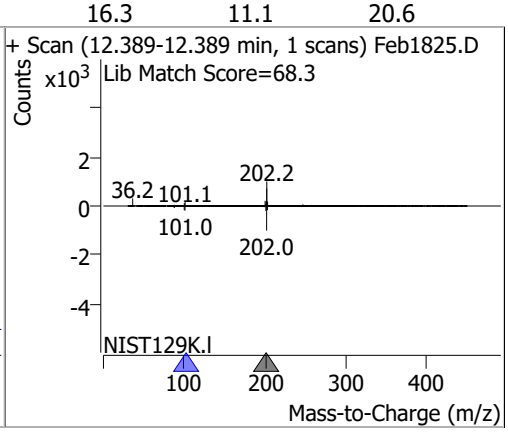

Compound	Conc.	RT	Dev(Min)	Resp.	QIon	QRatio	Lower	Upper
Terphenyl-d14	79.0420	12.89	0.01	1739964	122.0	14.3	10.1	18.7

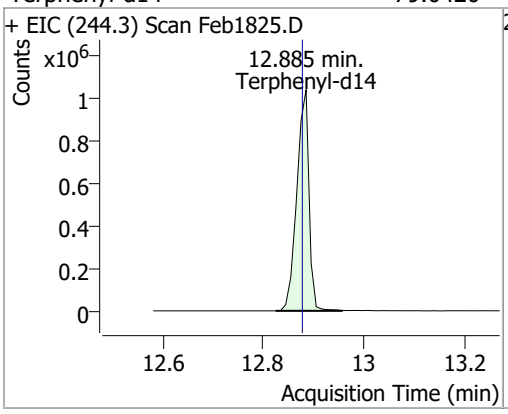

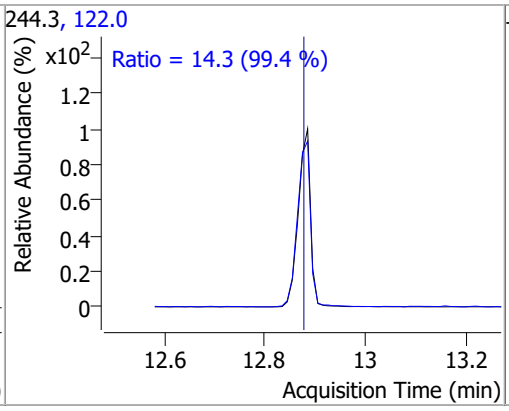

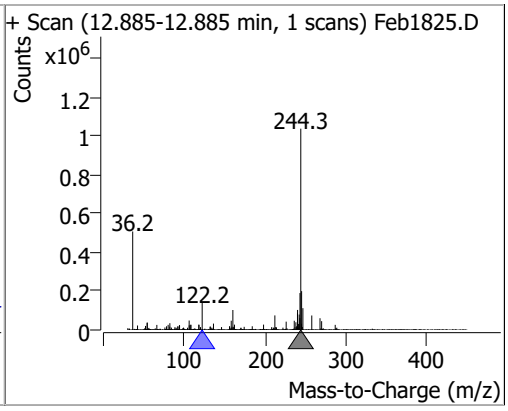

Compound	Conc.	RT	Dev(Min)	Resp.	QIon	QRatio	Lower	Upper
Butylbenzylphthalate	84.6100	14.33	0.01	818810	91.0	83.0	59.6	110.6
					206.0	17.5	12.2	22.7

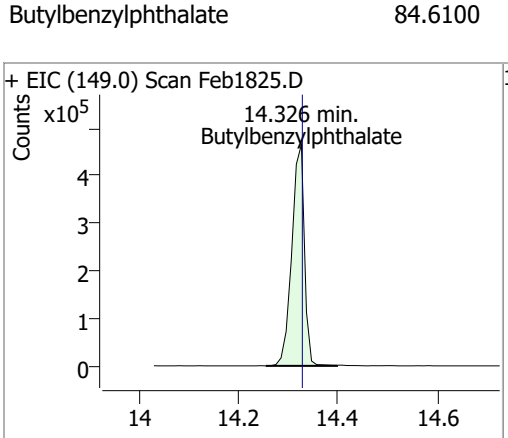

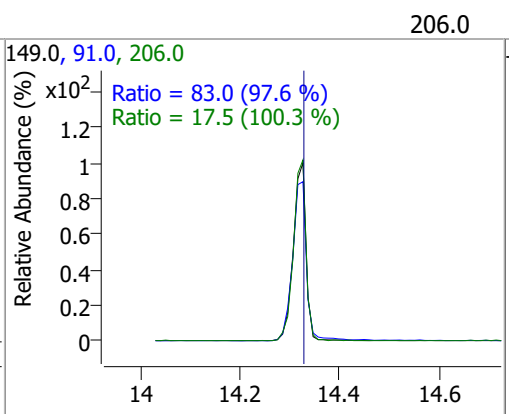

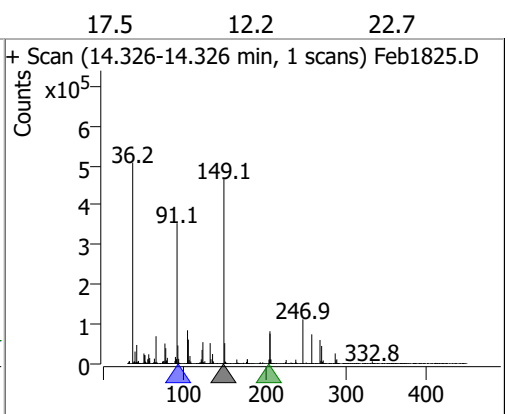

Compound	Conc.	RT	Dev(Min)	Resp.	QIon	QRatio	Lower	Upper
Benzo(a)Anthracene	80.3136	15.53	0.02	2024476	226.0	25.7	18.8	34.9
					229.0	20.5	14.7	27.4

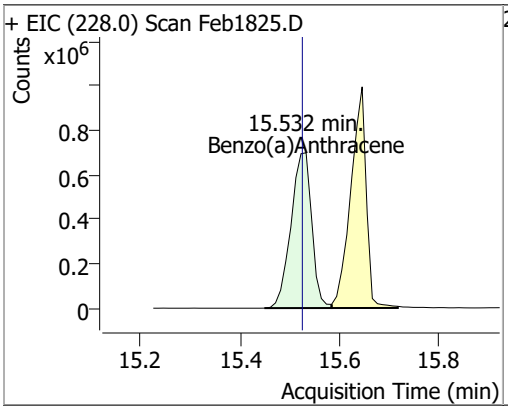

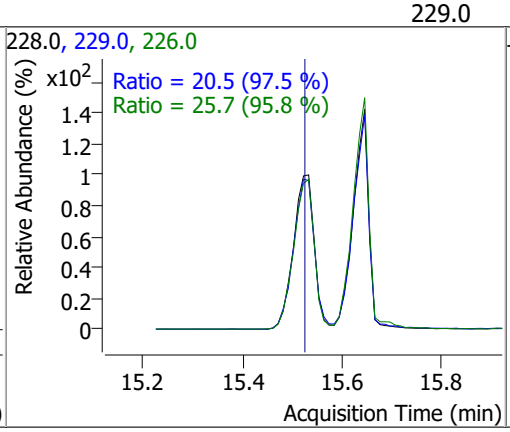

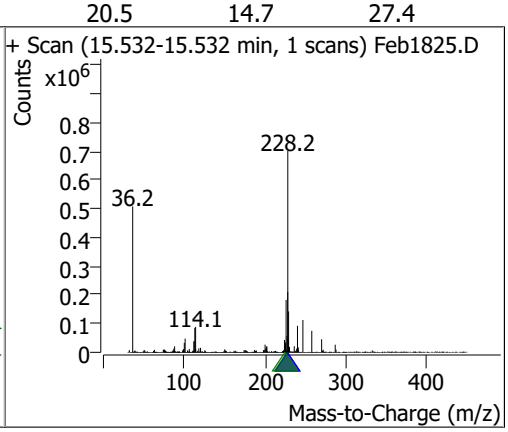

Compound	Conc.	RT	Dev(Min)	Resp.	QIon	QRatio	Lower	Upper
Chrysene	76.1388	15.64	0.02	2152138	226.0	29.1	19.9	36.9
					229.0	20.3	13.8	25.6

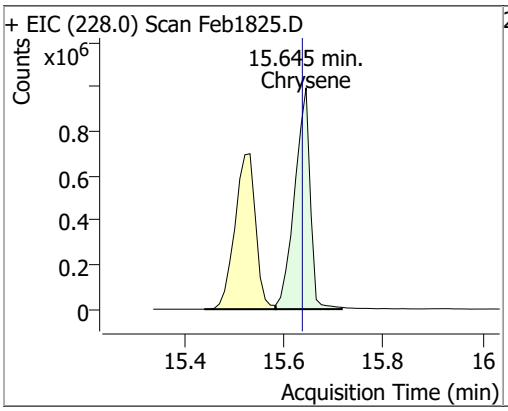

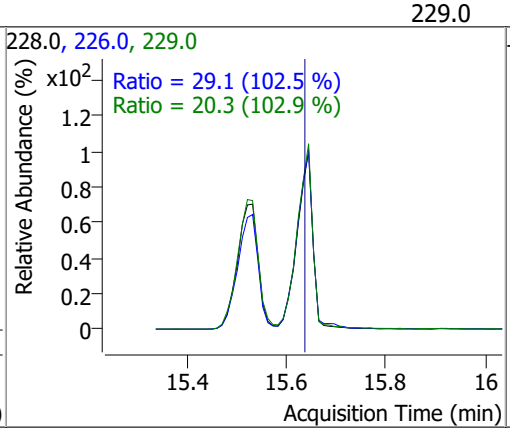

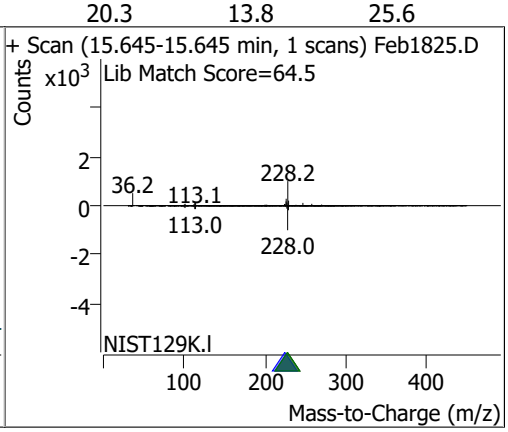

Compound	Conc.	RT	Dev(Min)	Resp.	QIon	QRatio	Lower	Upper
3,3-Dichlorobenzidine	79.0940	15.70	0.01	706232	254.0	64.6	44.9	83.4

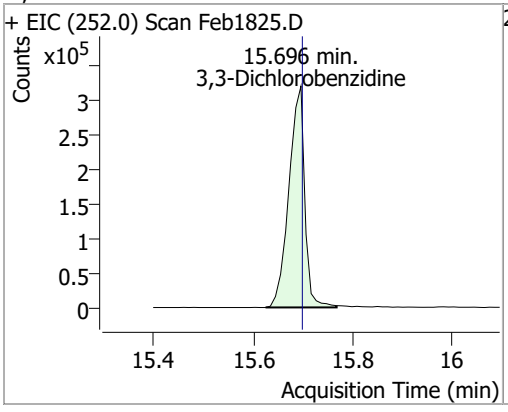

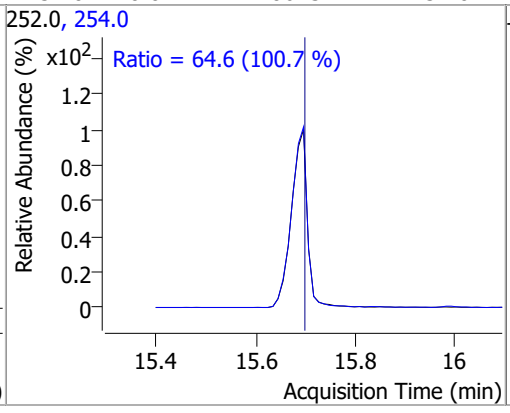

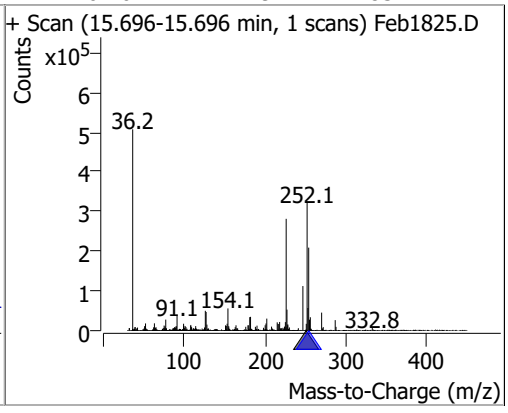

Compound	Conc.	RT	Dev(Min)	Resp.	QIon	QRatio	Lower	Upper
bis(2-ethylhexyl)Phthalate	85.9649	16.38	0.01	287757	149.0	386.7	273.6	508.0
					279.0	14.0	10.5	19.5

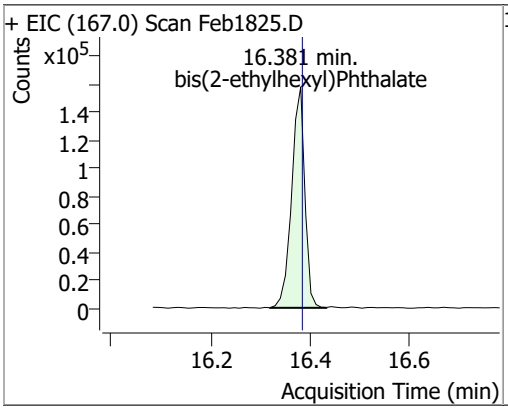

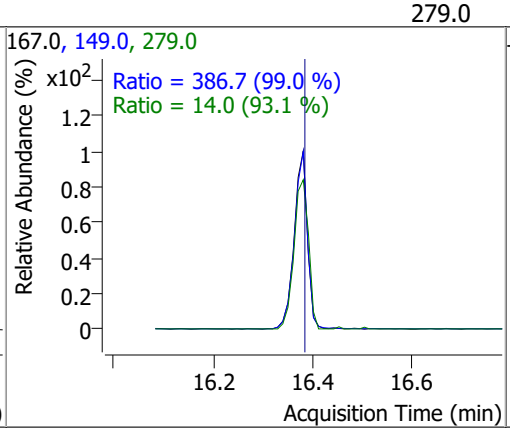

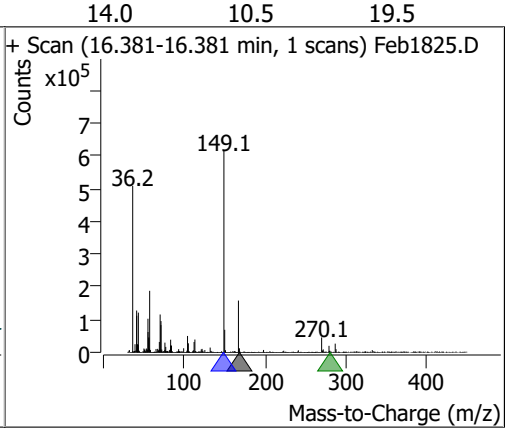

Compound	Conc.	RT	Dev(Min)	Resp.	QIon	QRatio	Lower	Upper
Di-n-octyl Phthalate	82.4284	18.14	0.01	1972760	150.0	9.5	7.0	13.0

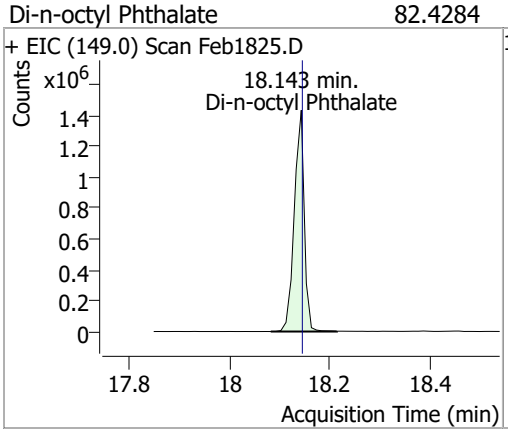

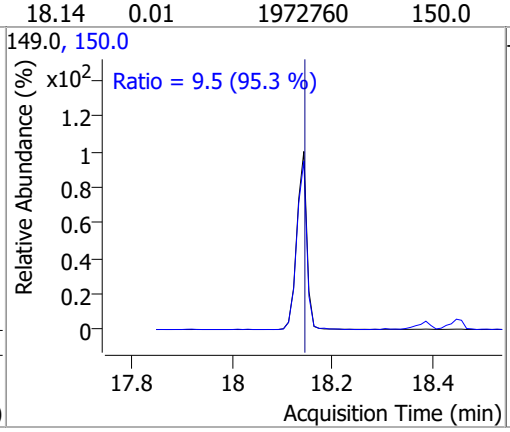

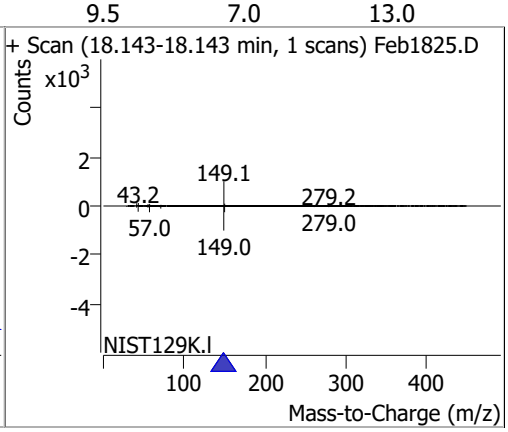

Compound	Conc.	RT	Dev(Min)	Resp.	QIon	QRatio	Lower	Upper
Benzo(b)fluoranthene	71.0289	18.39	0.01	1865269	253.0	22.0	15.6	29.0

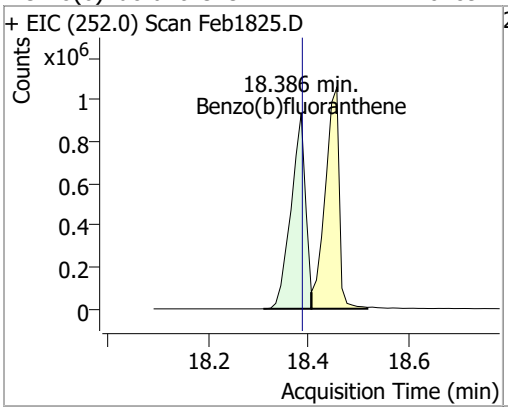

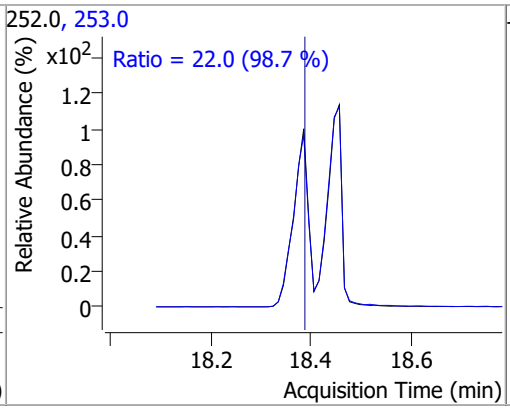

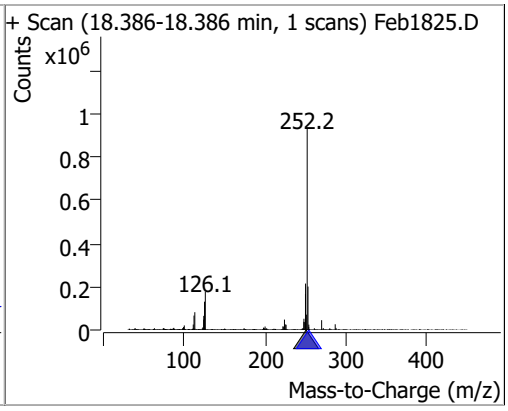

Compound	Conc.	RT	Dev(Min)	Resp.	QIon	QRatio	Lower	Upper
Benzo(k)fluoranthene	74.5492	18.46	0.01	2052306	253.0	22.6	15.4	28.6

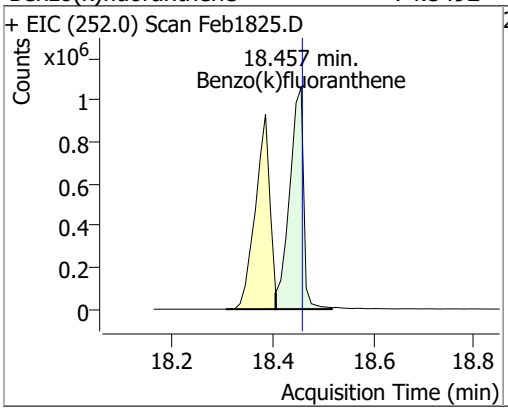

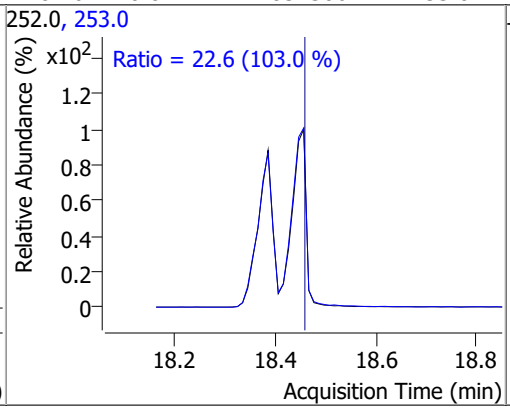

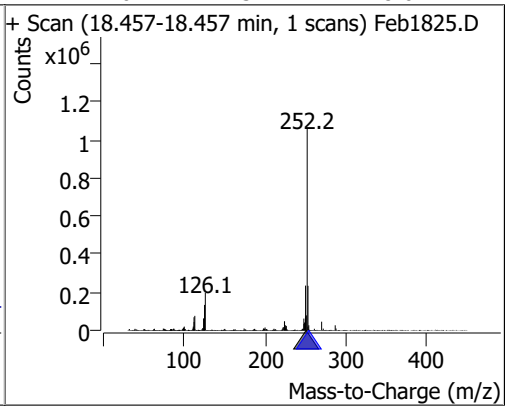

Compound	Conc.	RT	Dev(Min)	Resp.	QIon	QRatio	Lower	Upper
Benzo(a)pyrene	74.1962	18.99	0.01	1838842	253.0	22.5	15.1	28.0

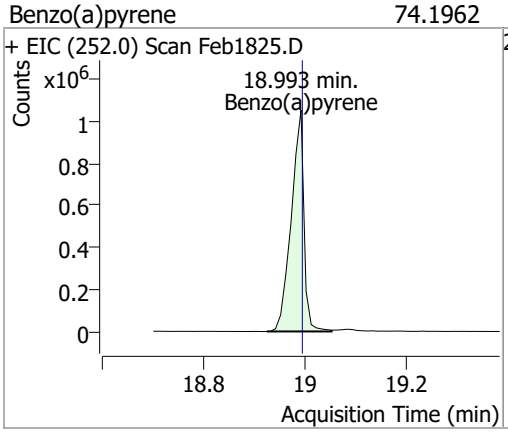

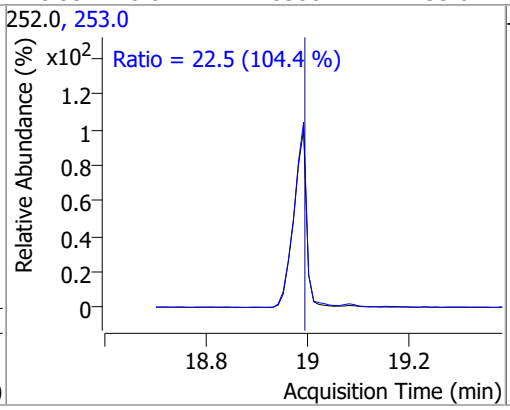

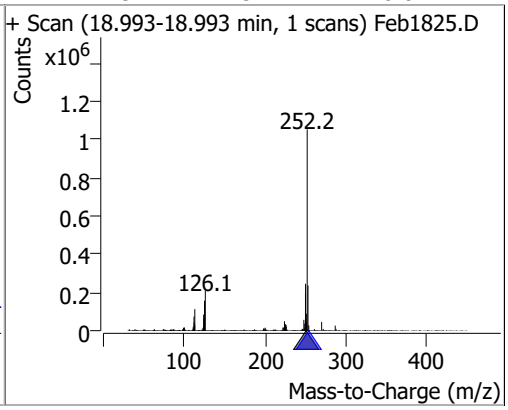

Compound	Conc.	RT	Dev(Min)	Resp.	QIon	QRatio	Lower	Upper
Indeno(1,2,3-c,d)pyrene	74.4928	20.77	0.01	1549497	138.0	31.7	20.7	38.5

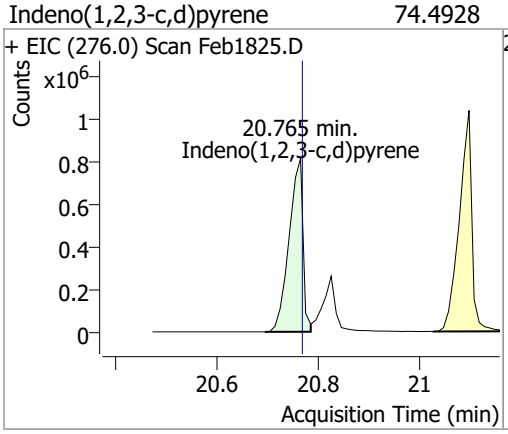

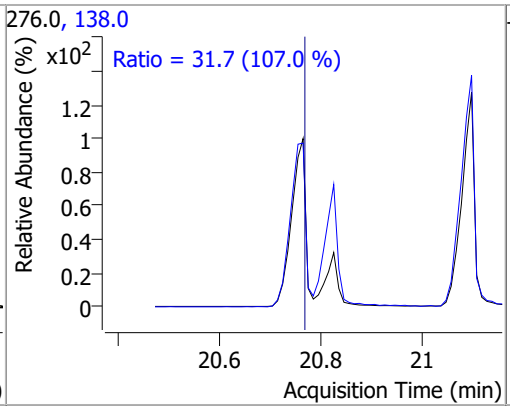

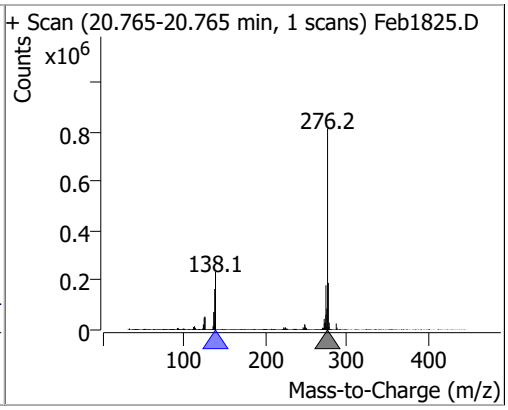

Compound	Conc.	RT	Dev(Min)	Resp.	QIon	QRatio	Lower	Upper
Dibenzo(a,h)anthracene	71.8896	20.83	0.01	1627250	139.0	25.5	17.6	32.7
					279.0	25.5	16.9	31.3

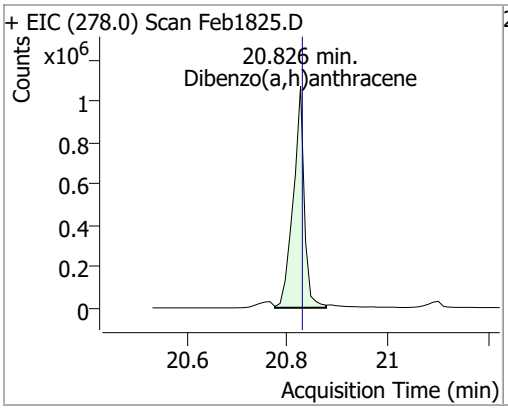

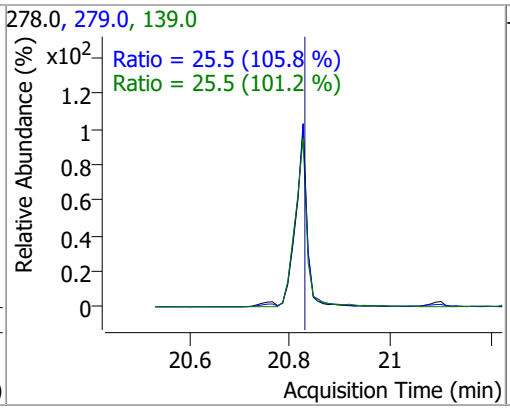

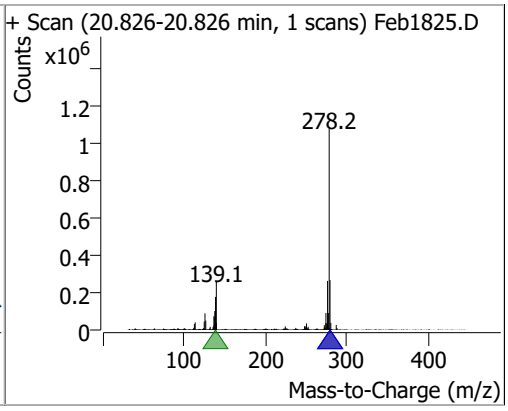

Compound	Conc.	RT	Dev(Min)	Resp.	QIon	QRatio	Lower	Upper
Benzo(g,h,i)perylene	75.1899	21.10	0.01	1802572	138.0	34.1	23.1	42.9
					277.0	23.8	16.3	30.2

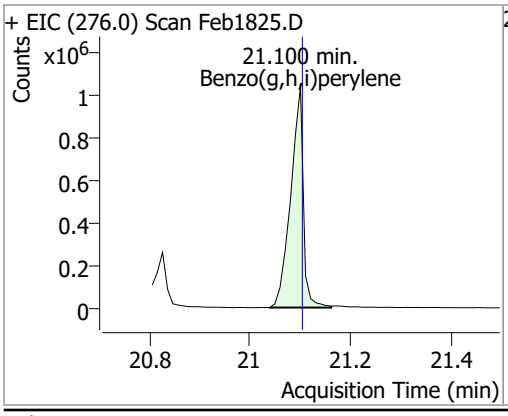

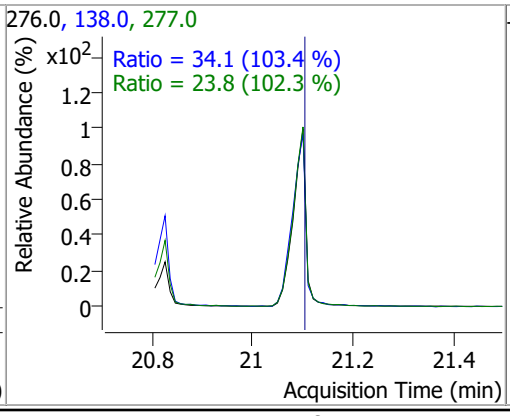

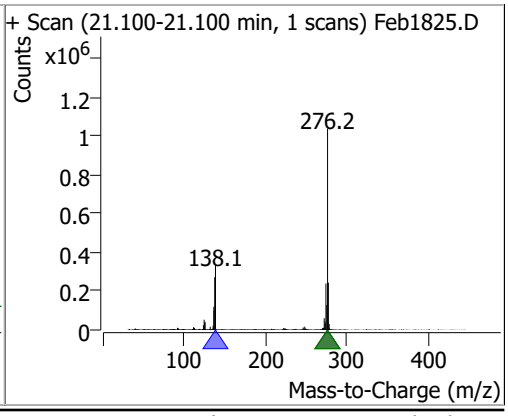

Audit Trail report

Batch name and path: D:\Org\Data\SV5973N.I\sd021822\DoD BNA cal 1\QuantResults\021822 DoD BNA cal.batch.bin
Quant batch version: 10.0
Quant reporting version: 10.0

Name	User	Time	Action	Reason	Comment	Succeed	Exception
CmdNewBatchTable	BL2000\sean	2/19/2022 8:17:39 AM	Create new batch \\MASSHUNTER\Org\Data\SV5973N.I\sd021822\DoD BNA cal 1\021822 DoD BNA cal.batch.bin			✓	
CmdImportSamplesFromWorklist	BL2000\sean	2/19/2022 8:17:54 AM	Add samples from worklist: \\MASSHUNTER\Org\Data\SV5973N.I\sd021822\DoD BNA cal 1\Feb1801.D			✓	
CmdSetSampleAttribute	BL2000\sean	2/19/2022 8:18:06 AM	Set SampleType = TuneCheck for sample Feb1801.D; previous value = Sample			✓	
CmdSaveBatchTable	BL2000\sean	2/19/2022 8:19:13 AM	Save batch \\MASSHUNTER\Org\Data\SV5973N.I\sd021822\DoD BNA cal 1\QuantResults\021822 DoD BNA cal.batch.bin			✓	
CmdSaveBatchTable	BL2000\sean	2/19/2022 8:36:46 AM	Save batch \\MASSHUNTER\Org\Data\SV5973N.I\sd021822\DoD BNA cal 1\QuantResults\021822 DoD BNA cal.batch.bin			✓	
CmdImportSamplesFromWorklist	BL2000\sean	2/19/2022 9:30:13 AM	Add samples from worklist: \\MASSHUNTER\Org\Data\SV5973N.I\sd021822\DoD BNA cal 1\Feb1803.D, \\MASSHUNTER\Org\Data\SV5973N.I\sd021822\DoD BNA cal 1\Feb1802.D			✓	
CmdOpenAndApplyMethodFromBatch	BL2000\sean	2/19/2022 9:30:41 AM	Open and apply method from batch: \\MASSHUNTER\Org\Data\SV5973N.I\sd021722\DoD BNA cal 1\021722 DoD BNA cal.batch.bin			✓	
CmdSetSampleAttribute	BL2000\sean	2/19/2022 9:30:47 AM	Set SampleType = Calibration for sample Feb1802.D; previous value = Sample			✓	
CmdSetSampleAttribute	BL2000\sean	2/19/2022 9:30:50 AM	Set LevelName = 7 for sample Feb1802.D; previous value =			✓	
CmdSetSampleAttribute	BL2000\sean	2/19/2022 9:30:52 AM	Set SampleType = Calibration for sample Feb1803.D; previous value = Sample			✓	
CmdSetSampleAttribute	BL2000\sean	2/19/2022 9:30:55 AM	Set LevelName = 6 for sample Feb1803.D; previous value =			✓	
CmdQuantitate	BL2000\sean	2/19/2022 9:31:03 AM	Quantitate all compounds in all samples			✓	
CmdQuantitate	BL2000\sean	2/19/2022 9:33:13 AM	Quantitate all compounds in all samples			✓	
CmdSelectPeak	BL2000\sean	2/19/2022 9:33:22 AM	Select peak for compound N-Nitrosodimethylamine in sample Feb1802.D			✓	

Name	User	Time	Action	Reason	Comment	Succeed	Exception
CmdManuallyIntegrateSplit	BL2000\sean	2/19/2022 9:33:30 AM	Split qualifier 77.0 of compound Benzoic Acid in sample Feb1802.D and keep left peak, new integration is from x, y = 6.116, 2524.60962701942 to 6.311, 2597.82704650697 and new response = 432826, previous integration is from x, y = 6.116, 2525 to 6.383, 2625 and previous response = 551103.			✓	
CmdManuallyIntegrateApplyTargetRtToQualifier	BL2000\sean	2/19/2022 9:33:39 AM	Apply target integration range 4.603-4.675 to qualifier 66.0 for compound Phenol in sample Feb1802.D, new integration is from x, y = 4.603, 32776 to 4.675, 11906 and new response = 743667; previous integration is from x, y = 4.532, 888 to 4.603, 991 and previous response = 782346.			✓	
CmdManuallyIntegrateDropBaseline	BL2000\sean	2/19/2022 9:33:40 AM	Drop baseline for qualifier 66.0 of compound Phenol in sample Feb1802.D to y = 11906, new integration is from x, y = 4.603, 11906 to 4.675, 11906 and new response = 788434; previous integration is from x, y = 4.603, 32776 to 4.675, 11906 and previous response = 743667.			✓	
CmdManuallyIntegrateSplit	BL2000\sean	2/19/2022 9:33:53 AM	Split peak for compound Benzyl Alcohol in sample Feb1802.D and keep left peak, new integration is from x, y = 5.045, 479.3010087414 to 5.216, 2705.17792970199 and new response = 796543, previous integration is from x, y = 5.045, 479 to 5.349, 4437 and previous response = 2153143.			✓	
CmdManuallyIntegrateDropBaseline	BL2000\sean	2/19/2022 9:33:55 AM	Drop baseline for compound Benzyl Alcohol in sample Feb1802.D to y = 479, new integration is from x, y = 5.045, 479 to 5.216, 479 and new response = 807931; previous integration is from x, y = 5.045, 479 to 5.216, 2705 and previous response = 796543.			✓	
CmdManuallyIntegrateApplyTargetRtToQualifier	BL2000\sean	2/19/2022 9:33:57 AM	Apply target integration range 5.045-5.216 to qualifier 107.0 for compound Benzyl Alcohol in sample Feb1802.D, new integration is from x, y = 5.045, 514 to 5.216, 4869 and new response = 534868; previously no peak.			✓	
CmdManuallyIntegrateDropBaseline	BL2000\sean	2/19/2022 9:33:58 AM	Drop baseline for qualifier 107.0 of compound Benzyl Alcohol in sample Feb1802.D to y = 514, new integration is from x, y = 5.045, 514 to 5.216, 514 and new response = 557149; previous integration is from x, y = 5.045, 514 to 5.216, 4869 and previous response = 534868.			✓	

Name	User	Time	Action	Reason	Comment	Succeed	Exception
CmdManuallyIntegrateSplit	BL2000\sean	2/19/2022 9:34:03 AM	Split qualifier 108.0 of compound 2-Methylphenol in sample Feb1802.D and keep right peak, new integration is from x, y = 5.216, 1472.42768532551 to 5.349, 2230.74196016335 and new response = 1370400, previous integration is from x, y = 5.046, 499 to 5.349, 2231 and previous response = 2173052.			✓	
CmdManuallyIntegrateApplyTargetRtToQualifier	BL2000\sean	2/19/2022 9:34:21 AM	Apply target integration range 6.301-6.393 to qualifier 129.0 for compound Naphthalene in sample Feb1802.D, new integration is from x, y = 6.301, 606 to 6.393, 1662 and new response = 323872; previously no peak.			✓	
CmdManuallyIntegrateDropBaseline	BL2000\sean	2/19/2022 9:34:22 AM	Drop baseline for qualifier 129.0 of compound Naphthalene in sample Feb1802.D to y = 606, new integration is from x, y = 6.301, 606 to 6.393, 606 and new response = 326785; previous integration is from x, y = 6.301, 606 to 6.393, 1662 and previous response = 323872.			✓	
CmdManuallyIntegrateSplit	BL2000\sean	2/19/2022 9:34:28 AM	Split qualifier 129.0 of compound p-Chloroaniline in sample Feb1802.D and keep right peak, new integration is from x, y = 6.393, 174.364641877929 to 6.547, 188.988005483419 and new response = 499539, previous integration is from x, y = 6.218, 158 to 6.547, 189 and previous response = 830757.			✓	
CmdManuallyIntegrateSplit	BL2000\sean	2/19/2022 9:34:30 AM	Split qualifier 129.0 of compound p-Chloroaniline in sample Feb1802.D and keep left peak, new integration is from x, y = 6.393, 174.364641877929 to 6.465, 181.188983712 and new response = 468881, previous integration is from x, y = 6.393, 174 to 6.547, 189 and previous response = 499539.			✓	
CmdManuallyIntegratePeak	BL2000\sean	2/19/2022 9:34:41 AM	Manually integrate compound 4-Chloro-3-Methylphenol in sample Feb1802.D, from x, y = 7.040, 299978 to 7.184, 346408, result = -1875289; previous integration is from x, y = 6.900, 712 to 7.009, 918 and previous response = 813393.			✓	
CmdManuallyIntegrateSnapBaseline	BL2000\sean	2/19/2022 9:34:42 AM	Snap baseline for compound 4-Chloro-3-Methylphenol in sample Feb1802.D, from x = 7.040 to x = 7.184, new integration is from x, y = 7.040, 5191 to 7.184, 5033 and new response = 868477; previous integration is from x, y = 7.040, 299978 to 7.184, 346408 and previous response = -1875289.			✓	

Name	User	Time	Action	Reason	Comment	Succeed	Exception
CmdManuallyIntegrateDropBaseline	BL2000\sean	2/19/2022 9:34:43 AM	Drop baseline for compound 4-Chloro-3-Methylphenol in sample Feb1802.D to y = 5033, new integration is from x, y = 7.040, 5033 to 7.184, 5033 and new response = 869158; previous integration is from x, y = 7.040, 5191 to 7.184, 5033 and previous response = 868477.			✓	
CmdSetTargetCompoundAttribute	BL2000\sean	2/19/2022 9:34:47 AM	Set UserAnnotation = CO for compound 4-Chloro-3-Methylphenol in sample Feb1802.D; previous value =			✓	
CmdManuallyIntegrateApplyTargetRtToQualifier	BL2000\sean	2/19/2022 9:34:49 AM	Apply target integration range 7.040-7.184 to qualifier 144.0 for compound 4-Chloro-3-Methylphenol in sample Feb1802.D, new integration is from x, y = 7.040, 1130 to 7.184, 1465 and new response = 242902; previous integration is from x, y = 7.235, 367 to 7.317, 442 and previous response = 15166.			✓	
CmdManuallyIntegrateSplit	BL2000\sean	2/19/2022 9:34:50 AM	Split qualifier 144.0 of compound 4-Chloro-3-Methylphenol in sample Feb1802.D and keep left peak, new integration is from x, y = 7.040, 1130 to 7.122, 1321.42302341757 and new response = 223880, previous integration is from x, y = 7.040, 1130 to 7.184, 1465 and previous response = 242902.			✓	
CmdManuallyIntegrateApplyTargetRtToQualifier	BL2000\sean	2/19/2022 9:34:58 AM	Apply target integration range 7.235-7.317 to qualifier 115.0 for compound 1-Methylnaphthalene in sample Feb1802.D, new integration is from x, y = 7.235, 5554 to 7.317, 4228 and new response = 806955; previously no peak.			✓	
CmdManuallyIntegrateDropBaseline	BL2000\sean	2/19/2022 9:34:59 AM	Drop baseline for qualifier 115.0 of compound 1-Methylnaphthalene in sample Feb1802.D to y = 4228, new integration is from x, y = 7.235, 4228 to 7.317, 4228 and new response = 810223; previous integration is from x, y = 7.235, 5554 to 7.317, 4228 and previous response = 806955.			✓	
CmdManuallyIntegrateSplit	BL2000\sean	2/19/2022 9:35:09 AM	Split peak for compound 2,4,6-Trichlorophenol in sample Feb1802.D and keep left peak, new integration is from x, y = 7.493, 221.798260292395 to 7.554, 312.495353176613 and new response = 593283, previous integration is from x, y = 7.493, 222 to 7.656, 466 and previous response = 1277163.			✓	
CmdSetTargetCompoundAttribute	BL2000\sean	2/19/2022 9:35:10 AM	Set UserAnnotation = CO for compound 2,4,6-Trichlorophenol in sample Feb1802.D; previous value =			✓	

Name	User	Time	Action	Reason	Comment	Succeed	Exception
CmdManuallyIntegrateSplit	BL2000\sean	2/19/2022 9:35:12 AM	Split qualifier 198.0 of compound 2,4,6-Trichlorophenol in sample Feb1802.D and keep left peak, new integration is from x, y = 7.492, 0 to 7.554, 0 and new response = 567862, previous integration is from x, y = 7.492, 0 to 7.656, 0 and previous response = 1227652.			✓	
CmdManuallyIntegrateSplit	BL2000\sean	2/19/2022 9:35:15 AM	Split peak for compound 2,4,5-Trichlorophenol in sample Feb1802.D and keep right peak, new integration is from x, y = 7.554, 216.399265256548 to 7.656, 344.75946995671 and new response = 685262, previous integration is from x, y = 7.492, 140 to 7.656, 345 and previous response = 1278109.			✓	
CmdSetTargetCompoundAttribute	BL2000\sean	2/19/2022 9:35:16 AM	Set UserAnnotation = CO for compound 2,4,5-Trichlorophenol in sample Feb1802.D; previous value =			✓	
CmdManuallyIntegrateSplit	BL2000\sean	2/19/2022 9:35:18 AM	Split qualifier 198.0 of compound 2,4,5-Trichlorophenol in sample Feb1802.D and keep right peak, new integration is from x, y = 7.554, 0 to 7.656, 0 and new response = 659790, previous integration is from x, y = 7.492, 0 to 7.656, 0 and previous response = 1227652.			✓	
CmdManuallyIntegrateSplit	BL2000\sean	2/19/2022 9:35:24 AM	Split qualifier 77.0 of compound Dimethyl Phthalate in sample Feb1802.D and keep left peak, new integration is from x, y = 8.109, 1878.17185551185 to 8.180, 1999.65480571954 and new response = 457675, previous integration is from x, y = 8.109, 1878 to 8.272, 2158 and previous response = 604104.			✓	
CmdManuallyIntegrateApplyTargetRtToQualifier	BL2000\sean	2/19/2022 9:35:36 AM	Apply target integration range 8.497-8.599 to qualifier 154.0 for compound 2,4-Dinitrophenol in sample Feb1802.D, new integration is from x, y = 8.497, 4139 to 8.599, 3163 and new response = 100153; previous integration is from x, y = 8.385, 1147 to 8.476, 1199 and previous response = 1841188.			✓	
CmdManuallyIntegrateDropBaseline	BL2000\sean	2/19/2022 9:35:37 AM	Drop baseline for qualifier 154.0 of compound 2,4-Dinitrophenol in sample Feb1802.D to y = 3163, new integration is from x, y = 8.497, 3163 to 8.599, 3163 and new response = 103148; previous integration is from x, y = 8.497, 4139 to 8.599, 3163 and previous response = 100153.			✓	

Name	User	Time	Action	Reason	Comment	Succeed	Exception
CmdManuallyIntegrateSplit	BL2000\sean	2/19/2022 9:35:41 AM	Split qualifier 139.0 of compound Dibenzofuran in sample Feb1802.D and keep left peak, new integration is from x, y = 8.589, 397.883022093214 to 8.691, 601.239401313307 and new response = 1109842, previous integration is from x, y = 8.589, 398 to 8.763, 744 and previous response = 1382227.			✓	
CmdManuallyIntegrateSplit	BL2000\sean	2/19/2022 9:35:46 AM	Split qualifier 139.0 of compound 4-Nitrophenol in sample Feb1802.D and keep right peak, new integration is from x, y = 8.691, 424.9894512041 to 8.763, 603.252474185385 and new response = 273065, previous integration is from x, y = 8.592, 178 to 8.763, 603 and previous response = 1384076.			✓	
CmdManuallyIntegrateSplit	BL2000\sean	2/19/2022 9:35:58 AM	Split qualifier 65.0 of compound 4-Nitroaniline in sample Feb1802.D and keep right peak, new integration is from x, y = 9.111, 1814.19794619212 to 9.213, 1803.6223283918 and new response = 417398, previous integration is from x, y = 8.973, 1828 to 9.213, 1804 and previous response = 739870.			✓	
CmdSaveBatchTable	BL2000\sean	2/19/2022 9:36:38 AM	Save batch \\MASSHUNTER\Org\Data\SV5973N.I\sd021822\DoD BNA cal 1\QuantResults\021822 DoD BNA cal.batch.bin			✓	

Name	User	Time	Action	Reason	Comment	Succeed	Exception
CmdUpdateRetentionTimes	BL2000\sean	2/19/2022 9:37:05 AM	Update retention time for compound Perylene-d12; Chrysene-d12; Phenanthrene-d10; Acenaphthene-d10; Naphthalene-d8; Terphenyl-d14; 2,4,6-Tribromophenol; 2-Fluorobiphenyl; Nitrobenzene-d5; Phenol-d5; 2-Fluorophenol; Benzo(g,h,i)perylene; Dibenzo(a,h)anthracene; Indeno(1,2,3-c,d)pyrene; Benzo(a)pyrene; Benzo(k)fluoranthene; Benzo(b)fluoranthene; Di-n-octyl Phthalate; bis(2-ethylhexyl)Phthalate; 3,3-Dichlorobenzidine; Chrysene; Benzo(a)Anthracene; Butylbenzylphthalate; Pyrene; Benzidine; Fluoranthene; Di-n-Butylphthalate; Triallate; Anthracene; Phenanthrene; Pentachlorophenol; Hexachlorobenzene; 4-Bromophenyl-phenylether; Azobenzene; N-nitrosodiphenylamine; 4,6-Dinitro-2-methylphenol; 4-Nitroaniline; Diethylphthalate; 4-Chlorophenyl-phenylether; Fluorene; 2,4-Dinitrotoluene; 4-Nitrophenol; Dibenzofuran; 2,4-Dinitrophenol; 3-Nitroaniline; Acenaphthene; 2,6-Dinitrotoluene; Acenaphthylene; Dimethyl Phthalate; 2-Nitroaniline; 2-Chloronaphthalene; 2,4,5-Trichlorophenol; 2,4,6-Trichlorophenol; Hexachlorocyclopentadiene; 4-Chloro-2-Methylphenol; 1-Methylnaphthalene; 2-Methylnaphthalene; 4-Chloro-3-Methylphenol; Hexachlorobutadiene; p-Chloroaniline; 4-Chlorophenol; Naphthalene; 1,2,4-Trichlorobenzene; 2,4-Dichlorophenol; bis(-2-Chloroethoxy)Methane; 2,4-Dimethylphenol; 2-Nitrophenol; Isophorone; Nitrobenzene; N-nitroso-Di-n-propylamine; Hexachloroethane; 4Methylphenol/3Methylphenol; 2-Methylphenol; bis(2-chloroisopropyl)Ether; Benzyl Alcohol; 1,2-Dichlorobenzene; 1,4-Dichlorobenzene; 1,3-Dichlorobenzene; 2-Chlorophenol; bis(-2-Chloroethyl)Ether; Phenol; Aniline; Pyridine; Carbazole; Benzoic Acid; o-Terphenyl; N-Nitrosodimethylamine; 1,4-Dichlorobenzene-d4;			✓	
CmdQuantitate	BL2000\sean	2/19/2022 9:37:13 AM	Quantitate all compounds in all samples			✓	

Name	User	Time	Action	Reason	Comment	Succeed	Exception
CmdManuallyIntegrateSplit	BL2000\sean	2/19/2022 9:38:37 AM	Split qualifier 77.0 of compound Benzoic Acid in sample Feb1803.D and keep left peak, new integration is from x, y = 6.140, 3689.90962302243 to 6.311, 3123.58842127441 and new response = 367686, previous integration is from x, y = 6.140, 3690 to 6.383, 2885 and previous response = 475679.			✓	
CmdSelectPeak	BL2000\sean	2/19/2022 9:38:44 AM	Select peak for compound Pyridine in sample Feb1803.D			✓	
CmdUpdateRetentionTimes	BL2000\sean	2/19/2022 9:38:53 AM	Update retention time for compound Pyridine;			✓	
CmdQuantitate	BL2000\sean	2/19/2022 9:39:04 AM	Quantitate all compounds in all samples			✓	
CmdManuallyIntegrateApplyTargetRtToQualifier	BL2000\sean	2/19/2022 9:39:18 AM	Apply target integration range 4.787-4.889 to qualifier 111.0 for compound 1,3-Dichlorobenzene in sample Feb1803.D, new integration is from x, y = 4.787, 249 to 4.889, 5324 and new response = 548356; previously no peak.			✓	
CmdManuallyIntegrateDropBaseline	BL2000\sean	2/19/2022 9:39:18 AM	Drop baseline for qualifier 111.0 of compound 1,3-Dichlorobenzene in sample Feb1803.D to y = 249, new integration is from x, y = 4.787, 249 to 4.889, 249 and new response = 563906; previous integration is from x, y = 4.787, 249 to 4.889, 5324 and previous response = 548356.			✓	
CmdManuallyIntegrateSplit	BL2000\sean	2/19/2022 9:39:23 AM	Split qualifier 111.0 of compound 1,4-Dichlorobenzene in sample Feb1803.D and keep right peak, new integration is from x, y = 4.879, 0 to 4.981, 0 and new response = 526725, previous integration is from x, y = 4.797, 0 to 4.981, 0 and previous response = 1089932.			✓	
CmdManuallyIntegratePeak	BL2000\sean	2/19/2022 9:39:30 AM	Manually integrate compound Benzyl Alcohol in sample Feb1803.D, from x, y = 5.022, 786632 to 5.206, 975101, result = -9026710; previous integration is from x, y = 5.216, 3390 to 5.349, 5138 and previous response = 1211519.			✓	
CmdManuallyIntegrateSnapBaseline	BL2000\sean	2/19/2022 9:39:31 AM	Snap baseline for compound Benzyl Alcohol in sample Feb1803.D, from x = 5.022 to x = 5.206, new integration is from x, y = 5.022, 440 to 5.206, 6608 and new response = 650373; previous integration is from x, y = 5.022, 786632 to 5.206, 975101 and previous response = -9026710.			✓	

Name	User	Time	Action	Reason	Comment	Succeed	Exception
CmdManuallyIntegrateDropBaseline	BL2000\sean	2/19/2022 9:39:32 AM	Drop baseline for compound Benzyl Alcohol in sample Feb1803.D to y = 440, new integration is from x, y = 5.022, 440 to 5.206, 440 and new response = 684389; previous integration is from x, y = 5.022, 440 to 5.206, 6608 and previous response = 650373.			✓	
CmdSetTargetCompoundAttribute	BL2000\sean	2/19/2022 9:39:33 AM	Set UserAnnotation = CO for compound Benzyl Alcohol in sample Feb1803.D; previous value =			✓	
CmdManuallyIntegrateApplyTargetRtToQualifier	BL2000\sean	2/19/2022 9:39:34 AM	Apply target integration range 5.022-5.206 to qualifier 107.0 for compound Benzyl Alcohol in sample Feb1803.D, new integration is from x, y = 5.022, 431 to 5.206, 4595 and new response = 461611; previously no peak.			✓	
CmdManuallyIntegrateDropBaseline	BL2000\sean	2/19/2022 9:39:35 AM	Drop baseline for qualifier 107.0 of compound Benzyl Alcohol in sample Feb1803.D to y = 431, new integration is from x, y = 5.022, 431 to 5.206, 431 and new response = 484575; previous integration is from x, y = 5.022, 431 to 5.206, 4595 and previous response = 461611.			✓	
CmdManuallyIntegrateApplyTargetRtToQualifier	BL2000\sean	2/19/2022 9:39:46 AM	Apply target integration range 5.859-5.962 to qualifier 65.0 for compound 2-Nitrophenol in sample Feb1803.D, new integration is from x, y = 5.859, 2346 to 5.962, 2082 and new response = 224684; previous integration is from x, y = 5.974, 2043 to 6.155, 2354 and previous response = 343094.			✓	
CmdManuallyIntegrateDropBaseline	BL2000\sean	2/19/2022 9:39:46 AM	Drop baseline for qualifier 65.0 of compound 2-Nitrophenol in sample Feb1803.D to y = 2082, new integration is from x, y = 5.859, 2082 to 5.962, 2082 and new response = 225495; previous integration is from x, y = 5.859, 2346 to 5.962, 2082 and previous response = 224684.			✓	
CmdManuallyIntegrateApplyTargetRtToQualifier	BL2000\sean	2/19/2022 9:39:54 AM	Apply target integration range 6.292-6.393 to qualifier 129.0 for compound Naphthalene in sample Feb1803.D, new integration is from x, y = 6.292, 292 to 6.393, 794 and new response = 305338; previously no peak.			✓	
CmdManuallyIntegrateDropBaseline	BL2000\sean	2/19/2022 9:39:55 AM	Drop baseline for qualifier 129.0 of compound Naphthalene in sample Feb1803.D to y = 292, new integration is from x, y = 6.292, 292 to 6.393, 292 and new response = 306864; previous integration is from x, y = 6.292, 292 to 6.393, 794 and previous response = 305338.			✓	

Name	User	Time	Action	Reason	Comment	Succeed	Exception
CmdManuallyIntegrateSplit	BL2000\sean	2/19/2022 9:40:00 AM	Split qualifier 129.0 of compound p-Chloroaniline in sample Feb1803.D and keep right peak, new integration is from x, y = 6.393, 488.129841819697 to 6.557, 529.136728729636 and new response = 412908, previous integration is from x, y = 6.296, 464 to 6.557, 529 and previous response = 718652.			✓	
CmdManuallyIntegrateSplit	BL2000\sean	2/19/2022 9:40:01 AM	Split qualifier 129.0 of compound p-Chloroaniline in sample Feb1803.D and keep left peak, new integration is from x, y = 6.393, 488.129841819697 to 6.475, 508.631205607007 and new response = 389273, previous integration is from x, y = 6.393, 488 to 6.557, 529 and previous response = 412908.			✓	
CmdStartMethodEditing	BL2000\sean	2/19/2022 9:40:05 AM	Start method editing			✓	
CmdImportMethodFromSample	BL2000\sean	2/19/2022 9:40:05 AM	Import method from sample Feb1803.D			✓	
CmdSetMethodTargetCompoundAttribute	BL2000\sean	2/19/2022 9:40:12 AM	Set RightRetentionTimeDelta = 0.4 for compound p-Chloroaniline; previous value = 1			✓	
CmdApplyMethodToAllSamples	BL2000\sean	2/19/2022 9:40:30 AM	Apply method to all samples			✓	
CmdMethodClear	BL2000\sean	2/19/2022 9:40:30 AM	Clear method			✓	
CmdEndMethodEditing	BL2000\sean	2/19/2022 9:40:31 AM	End method editing			✓	
CmdQuantitate	BL2000\sean	2/19/2022 9:40:41 AM	Quantitate all compounds in all samples			✓	
CmdManuallyIntegratePeak	BL2000\sean	2/19/2022 9:41:23 AM	Manually integrate compound 4-Chloro-3-Methylphenol in sample Feb1803.D, from x, y = 7.050, 510073 to 7.184, 573374, result = -3530465; previous integration is from x, y = 6.911, 762 to 7.009, 1029 and previous response = 742718.			✓	
CmdManuallyIntegrateSnapBaseline	BL2000\sean	2/19/2022 9:41:24 AM	Snap baseline for compound 4-Chloro-3-Methylphenol in sample Feb1803.D, from x = 7.050 to x = 7.184, new integration is from x, y = 7.050, 3405 to 7.184, 6174 and new response = 770915; previous integration is from x, y = 7.050, 510073 to 7.184, 573374 and previous response = -3530465.			✓	
CmdManuallyIntegrateDropBaseline	BL2000\sean	2/19/2022 9:41:24 AM	Drop baseline for compound 4-Chloro-3-Methylphenol in sample Feb1803.D to y = 3405, new integration is from x, y = 7.050, 3405 to 7.184, 3405 and new response = 782006; previous integration is from x, y = 7.050, 3405 to 7.184, 6174 and previous response = 770915.			✓	

Name	User	Time	Action	Reason	Comment	Succeed	Exception
CmdSetTargetCompoundAttribute	BL2000\sean	2/19/2022 9:41:26 AM	Set UserAnnotation = CO for compound 4-Chloro-3-Methylphenol in sample Feb1803.D; previous value =			✓	
CmdManuallyIntegrateApplyTargetRtToQualifier	BL2000\sean	2/19/2022 9:41:28 AM	Apply target integration range 7.050-7.184 to qualifier 144.0 for compound 4-Chloro-3-Methylphenol in sample Feb1803.D, new integration is from x, y = 7.050, 713 to 7.184, 1448 and new response = 217086; previously no peak.			✓	
CmdManuallyIntegrateSplit	BL2000\sean	2/19/2022 9:41:29 AM	Split qualifier 144.0 of compound 4-Chloro-3-Methylphenol in sample Feb1803.D and keep left peak, new integration is from x, y = 7.050, 713 to 7.122, 1108.80451878667 and new response = 200128, previous integration is from x, y = 7.050, 713 to 7.184, 1448 and previous response = 217086.			✓	
CmdManuallyIntegrateSplit	BL2000\sean	2/19/2022 9:41:41 AM	Split peak for compound 2,4,6-Trichlorophenol in sample Feb1803.D and keep left peak, new integration is from x, y = 7.492, 170.743044385374 to 7.553, 242.655503850916 and new response = 545615, previous integration is from x, y = 7.492, 171 to 7.697, 410 and previous response = 1132628.			✓	
CmdSetTargetCompoundAttribute	BL2000\sean	2/19/2022 9:41:42 AM	Set UserAnnotation = CO for compound 2,4,6-Trichlorophenol in sample Feb1803.D; previous value =			✓	
CmdManuallyIntegrateSplit	BL2000\sean	2/19/2022 9:41:43 AM	Split qualifier 198.0 of compound 2,4,6-Trichlorophenol in sample Feb1803.D and keep left peak, new integration is from x, y = 7.492, 130.054654208066 to 7.553, 194.794787814617 and new response = 515679, previous integration is from x, y = 7.492, 130 to 7.687, 336 and previous response = 1072091.			✓	
CmdManuallyIntegrateSplit	BL2000\sean	2/19/2022 9:41:46 AM	Split peak for compound 2,4,5-Trichlorophenol in sample Feb1803.D and keep right peak, new integration is from x, y = 7.553, 191.954761221889 to 7.697, 340.650171302478 and new response = 587533, previous integration is from x, y = 7.477, 113 to 7.697, 341 and previous response = 1133380.			✓	
CmdSetTargetCompoundAttribute	BL2000\sean	2/19/2022 9:41:48 AM	Set UserAnnotation = CO for compound 2,4,5-Trichlorophenol in sample Feb1803.D; previous value =			✓	

Name	User	Time	Action	Reason	Comment	Succeed	Exception
CmdManuallyIntegrateSplit	BL2000\sean	2/19/2022 9:41:49 AM	Split qualifier 198.0 of compound 2,4,5-Trichlorophenol in sample Feb1803.D and keep right peak, new integration is from x, y = 7.553, 134.055400057014 to 7.687, 238.512272938869 and new response = 558312, previous integration is from x, y = 7.492, 86 to 7.687, 239 and previous response = 1072889.			✓	
CmdManuallyIntegrateApplyTargetRtToQualifier	BL2000\sean	2/19/2022 9:42:04 AM	Apply target integration range 8.497-8.568 to qualifier 154.0 for compound 2,4-Dinitrophenol in sample Feb1803.D, new integration is from x, y = 8.497, 2858 to 8.568, 4228 and new response = 84389; previous integration is from x, y = 8.384, 793 to 8.487, 871 and previous response = 1502587.			✓	
CmdManuallyIntegrateDropBaseline	BL2000\sean	2/19/2022 9:42:05 AM	Drop baseline for qualifier 154.0 of compound 2,4-Dinitrophenol in sample Feb1803.D to y = 2858, new integration is from x, y = 8.497, 2858 to 8.568, 2858 and new response = 87332; previous integration is from x, y = 8.497, 2858 to 8.568, 4228 and previous response = 84389.			✓	
CmdManuallyIntegrateSplit	BL2000\sean	2/19/2022 9:42:12 AM	Split qualifier 63.0 of compound 2,4-Dinitrotoluene in sample Feb1803.D and keep right peak, new integration is from x, y = 8.650, 1949.34618217012 to 8.691, 1909.2458869976 and new response = 158612, previous integration is from x, y = 8.601, 1998 to 8.691, 1909 and previous response = 298617.			✓	
CmdManuallyIntegratePeak	BL2000\sean	2/19/2022 9:42:59 AM	Manually integrate compound Anthracene in sample Feb1803.D, from x, y = 10.151, 1753768 to 10.394, 2008118, result = -21921309; previous integration is from x, y = 10.151, 453 to 10.222, 598 and previous response = 2790032.			✓	
CmdManuallyIntegrateSnapBaseline	BL2000\sean	2/19/2022 9:43:00 AM	Snap baseline for compound Anthracene in sample Feb1803.D, from x = 10.151 to x = 10.394, new integration is from x, y = 10.151, 679 to 10.394, 2975 and new response = 5485603; previous integration is from x, y = 10.151, 1753768 to 10.394, 2008118 and previous response = -21921309.			✓	

Name	User	Time	Action	Reason	Comment	Succeed	Exception
CmdManuallyIntegrateDropBaseline	BL2000\sean	2/19/2022 9:43:00 AM	Drop baseline for compound Anthracene in sample Feb1803.D to y = 679, new integration is from x, y = 10.151, 679 to 10.394, 679 and new response = 5502346; previous integration is from x, y = 10.151, 679 to 10.394, 2975 and previous response = 5485603.			✓	
CmdManuallyIntegrateSplit	BL2000\sean	2/19/2022 9:43:01 AM	Split peak for compound Anthracene in sample Feb1803.D and keep right peak, new integration is from x, y = 10.222, 679 to 10.394, 679 and new response = 2712966, previous integration is from x, y = 10.151, 679 to 10.394, 679 and previous response = 5502346.			✓	
CmdManuallyIntegrateApplyTargetRtToQualifier	BL2000\sean	2/19/2022 9:43:03 AM	Apply target integration range 10.222-10.394 to qualifier 176.0 for compound Anthracene in sample Feb1803.D, new integration is from x, y = 10.222, 2178 to 10.394, 518 and new response = 490504; previously no peak.			✓	
CmdManuallyIntegrateDropBaseline	BL2000\sean	2/19/2022 9:43:03 AM	Drop baseline for qualifier 176.0 of compound Anthracene in sample Feb1803.D to y = 518, new integration is from x, y = 10.222, 518 to 10.394, 518 and new response = 499079; previous integration is from x, y = 10.222, 2178 to 10.394, 518 and previous response = 490504.			✓	
CmdManuallyIntegrateSplit	BL2000\sean	2/19/2022 9:43:04 AM	Split qualifier 176.0 of compound Anthracene in sample Feb1803.D and keep left peak, new integration is from x, y = 10.222, 518 to 10.292, 518 and new response = 490589, previous integration is from x, y = 10.222, 518 to 10.394, 518 and previous response = 499079.			✓	
CmdManuallyIntegrateSplit	BL2000\sean	2/19/2022 9:43:32 AM	Split peak for compound Phenol-d5 in sample Feb1803.D and keep left peak, new integration is from x, y = 4.583, 113.898319158132 to 4.675, 173.489758179 and new response = 1344284, previous integration is from x, y = 4.583, 114 to 4.736, 214 and previous response = 1429615.			✓	
CmdSetTargetCompoundAttribute	BL2000\sean	2/19/2022 9:43:33 AM	Set UserAnnotation = CO for compound Phenol-d5 in sample Feb1803.D; previous value =			✓	
CmdSaveBatchTable	BL2000\sean	2/19/2022 9:43:40 AM	Save batch \\MASSHUNTER\Org\Data\SV5973N.I\sd021822\DoD BNA cal 1\QuantResults\021822 DoD BNA cal.batch.bin			✓	

Name	User	Time	Action	Reason	Comment	Succeed	Exception
CmdCalibrate	BL2000\sean	2/19/2022 9:43:56 AM	Replace level 6 with Calibration sample Feb1803.D for compounds {Terphenyl-d14, 2,4,6-Tribromophenol, 2-Fluorobiphenyl, Nitrobenzene-d5, Phenol-d5, 2-Fluorophenol, Benzo(g,h,i)perylene, Dibenzo(a,h)anthracene, Indeno(1,2,3-c,d)pyrene, Benzo(a)pyrene, Benzo(k)fluoranthene, Benzo(b)fluoranthene, Di-n-octyl Phthalate, bis(2-ethylhexyl)Phthalate, 3,3-Dichlorobenzidine, Chrysene, Benzo(a)Anthracene, Butylbenzylphthalate, Pyrene, Benzidine, Fluoranthene, Di-n-Butylphthalate, Triallate, Anthracene, Phenanthrene, Pentachlorophenol, Hexachlorobenzene, 4-Bromophenyl-phenylether, Azobenzene, N-nitrosodiphenylamine, 4,6-Dinitro-2-methylphenol, 4-Nitroaniline, Diethylphthalate, 4-Chlorophenyl-phenylether, Fluorene, 2,4-Dinitrotoluene, 4-Nitrophenol, Dibenzofuran, 2,4-Dinitrophenol, 3-Nitroaniline, Acenaphthene, 2,6-Dinitrotoluene, Acenaphthylene, Dimethyl Phthalate, 2-Nitroaniline, 2-Chloronaphthalene, 2,4,5-Trichlorophenol, 2,4,6-Trichlorophenol, Hexachlorocyclopentadiene, 4-Chloro-2-Methylphenol, 1-Methylnaphthalene, 2-Methylnaphthalene, 4-Chloro-3-Methylphenol, Hexachlorobutadiene, p-Chloroaniline, 4-Chlorophenol, Naphthalene, 1,2,4-Trichlorobenzene, 2,4-Dichlorophenol, bis(-2-Chloroethoxy)Methane, 2,4-Dimethylphenol, 2-Nitrophenol, Isophorone, Nitrobenzene, N-nitroso-Di-n-propylamine, Hexachloroethane, 4Methylphenol/3Methylphenol, 2-Methylphenol, bis(2-chloroisopropyl)Ether, Benzyl Alcohol, 1,2-Dichlorobenzene, 1,4-Dichlorobenzene, 1,3-Dichlorobenzene, 2-Chlorophenol, bis(-2-Chloroethyl)Ether, Phenol, Aniline, Pyridine, Carbazole, Benzoic Acid, o-Terphenyl, N-Nitrosodimethylamine}; Replace level 7 with Calibration sample Feb1802.D for compounds {Terphenyl-d14, 2,4,6-Tribromophenol, 2-Fluorobiphenyl, Nitrobenzene-d5, Phenol-d5, 2-Fluorophenol, Benzo(g,h,i)perylene, Dibenzo(a,h)anthracene, Indeno(1,2,3-c,d)pyrene,			✓	

Name	User	Time	Action	Reason	Comment	Succeed	Exception
			Benzo(a)pyrene, Benzo(k)fluoranthene, Benzo(b)fluoranthene, Di-n-octyl Phthalate, bis(2-ethylhexyl)Phthalate, 3,3-Dichlorobenzidine, Chrysene, Benzo(a)Anthracene, Butylbenzylphthalate, Pyrene, Benzidine, Fluoranthene, Di-n-Butylphthalate, Triallate, Anthracene, Phenanthrene, Pentachlorophenol, Hexachlorobenzene, 4-Bromophenyl-phenylether, Azobenzene, N-nitrosodiphenylamine, 4,6-Dinitro-2-methylphenol, 4-Nitroaniline, Diethylphthalate, 4-Chlorophenyl-phenylether, Fluorene, 2,4-Dinitrotoluene, 4-Nitrophenol, Dibenzofuran, 2,4-Dinitrophenol, 3-Nitroaniline, Acenaphthene, 2,6-Dinitrotoluene, Acenaphthylene, Dimethyl Phthalate, 2-Nitroaniline, 2-Chloronaphthalene, 2,4,5-Trichlorophenol, 2,4,6-Trichlorophenol, Hexachlorocyclopentadiene, 4-Chloro-2-Methylphenol, 1-Methylnaphthalene, 2-Methylnaphthalene, 4-Chloro-3-Methylphenol, Hexachlorobutadiene, p-Chloroaniline, 4-Chlorophenol, Naphthalene, 1,2,4-Trichlorobenzene, 2,4-Dichlorophenol, bis(-2-Chloroethoxy)Methane, 2,4-Dimethylphenol, 2-Nitrophenol, Isophorone, Nitrobenzene, N-nitroso-Di-n-propylamine, Hexachloroethane, 4Methylphenol/3Methylphenol, 2-Methylphenol, bis(2-chloroisopropyl)Ether, Benzyl Alcohol, 1,2-Dichlorobenzene, 1,4-Dichlorobenzene, 1,3-Dichlorobenzene, 2-Chlorophenol, bis(-2-Chloroethyl)Ether, Phenol, Aniline, Pyridine, Carbazole, Benzoic Acid, o-Terphenyl, N-Nitrosodimethylamine};				
CmdQuantitate	BL2000\sean	2/19/2022 9:44:02 AM	Quantitate all compounds in all samples			✓	
CmdSaveBatchTable	BL2000\sean	2/19/2022 9:44:04 AM	Save batch \\MASSHUNTER\Org\Data\SV5973N.I\sd021822\DoD BNA cal 1\QuantResults\021822 DoD BNA cal.batch.bin			✓	
CmdSetLevelEnable	BL2000\sean	2/19/2022 9:44:18 AM	Set LevelEnable = True for calibration level 7, levelId = 423 of compound 2,4,6-Tribromophenol in sample Feb1803.D; previous value = False			✓	

Name	User	Time	Action	Reason	Comment	Succeed	Exception
CmdSetLevelEnable	BL2000\sean	2/19/2022 9:44:30 AM	Set LevelEnable = True for calibration level 7, levelId = 423 of compound Indeno(1,2,3-c,d)pyrene in sample Feb1803.D; previous value = False			✓	
CmdSetLevelEnable	BL2000\sean	2/19/2022 9:44:43 AM	Set LevelEnable = True for calibration level 7, levelId = 423 of compound Butylbenzylphthalate in sample Feb1803.D; previous value = False			✓	
CmdSetLevelEnable	BL2000\sean	2/19/2022 9:44:46 AM	Set LevelEnable = True for calibration level 7, levelId = 423 of compound Pyrene in sample Feb1803.D; previous value = False			✓	
CmdSetLevelEnable	BL2000\sean	2/19/2022 9:44:54 AM	Set LevelEnable = True for calibration level 7, levelId = 423 of compound Di-n-Butylphthalate in sample Feb1803.D; previous value = False			✓	
CmdSetLevelEnable	BL2000\sean	2/19/2022 9:45:05 AM	Set LevelEnable = True for calibration level 7, levelId = 423 of compound Hexachlorobenzene in sample Feb1803.D; previous value = False			✓	
CmdSetLevelEnable	BL2000\sean	2/19/2022 9:45:08 AM	Set LevelEnable = True for calibration level 7, levelId = 423 of compound 4-Bromophenyl-phenylether in sample Feb1803.D; previous value = False			✓	
CmdSetLevelEnable	BL2000\sean	2/19/2022 9:45:16 AM	Set LevelEnable = True for calibration level 7, levelId = 423 of compound 4,6-Dinitro-2-methylphenol in sample Feb1803.D; previous value = False			✓	
CmdSetLevelEnable	BL2000\sean	2/19/2022 9:45:18 AM	Set LevelEnable = True for calibration level 7, levelId = 423 of compound 4-Nitroaniline in sample Feb1803.D; previous value = False			✓	
CmdSetLevelEnable	BL2000\sean	2/19/2022 9:45:22 AM	Set LevelEnable = True for calibration level 7, levelId = 423 of compound Diethylphthalate in sample Feb1803.D; previous value = False			✓	
CmdSetLevelEnable	BL2000\sean	2/19/2022 9:45:27 AM	Set LevelEnable = True for calibration level 7, levelId = 423 of compound Fluorene in sample Feb1803.D; previous value = False			✓	
CmdSetLevelEnable	BL2000\sean	2/19/2022 9:45:31 AM	Set LevelEnable = True for calibration level 7, levelId = 423 of compound 2,4-Dinitrotoluene in sample Feb1803.D; previous value = False			✓	
CmdSetLevelEnable	BL2000\sean	2/19/2022 9:45:37 AM	Set LevelEnable = True for calibration level 7, levelId = 423 of compound Dibenzofuran in sample Feb1803.D; previous value = False			✓	
CmdSetLevelEnable	BL2000\sean	2/19/2022 9:45:41 AM	Set LevelEnable = True for calibration level 7, levelId = 423 of compound 2,4-Dinitrophenol in sample Feb1803.D; previous value = False			✓	

Name	User	Time	Action	Reason	Comment	Succeed	Exception
CmdSetLevelEnable	BL2000\sean	2/19/2022 9:45:46 AM	Set LevelEnable = True for calibration level 7, levelId = 423 of compound Acenaphthene in sample Feb1803.D; previous value = False			✓	
CmdSetLevelEnable	BL2000\sean	2/19/2022 9:45:50 AM	Set LevelEnable = True for calibration level 7, levelId = 423 of compound 2,6-Dinitrotoluene in sample Feb1803.D; previous value = False			✓	
CmdSetLevelEnable	BL2000\sean	2/19/2022 9:45:56 AM	Set LevelEnable = True for calibration level 7, levelId = 423 of compound Dimethyl Phthalate in sample Feb1803.D; previous value = False			✓	
CmdSetLevelEnable	BL2000\sean	2/19/2022 9:46:00 AM	Set LevelEnable = True for calibration level 7, levelId = 423 of compound 2-Nitroaniline in sample Feb1803.D; previous value = False			✓	
CmdSetLevelEnable	BL2000\sean	2/19/2022 9:46:04 AM	Set LevelEnable = True for calibration level 7, levelId = 423 of compound 2-Chloronaphthalene in sample Feb1803.D; previous value = False			✓	
CmdSetLevelEnable	BL2000\sean	2/19/2022 9:46:07 AM	Set LevelEnable = True for calibration level 7, levelId = 423 of compound 2,4,5-Trichlorophenol in sample Feb1803.D; previous value = False			✓	
CmdSetLevelEnable	BL2000\sean	2/19/2022 9:46:12 AM	Set LevelEnable = True for calibration level 7, levelId = 423 of compound 2,4,6-Trichlorophenol in sample Feb1803.D; previous value = False			✓	
CmdSetLevelEnable	BL2000\sean	2/19/2022 9:46:15 AM	Set LevelEnable = True for calibration level 7, levelId = 423 of compound Hexachlorocyclopentadiene in sample Feb1803.D; previous value = False			✓	
CmdSetLevelEnable	BL2000\sean	2/19/2022 9:46:42 AM	Set LevelEnable = True for calibration level 7, levelId = 423 of compound Nitrobenzene in sample Feb1803.D; previous value = False			✓	
CmdSaveBatchTable	BL2000\sean	2/19/2022 9:47:11 AM	Save batch \\MASSHUNTER\Org\Data\SV5973N.I\sd021822\DoD BNA cal 1\QuantResults\021822 DoD BNA cal.batch.bin			✓	
CmdImportSamplesFromWorklist	BL2000\sean	2/19/2022 9:49:05 AM	Add samples from worklist: \\MASSHUNTER\Org\Data\SV5973N.I\sd021822\DoD BNA cal 1\Feb1804.D			✓	
CmdSetSampleAttribute	BL2000\sean	2/19/2022 9:49:11 AM	Set SampleType = Calibration for sample Feb1804.D; previous value = Sample			✓	
CmdSetSampleAttribute	BL2000\sean	2/19/2022 9:49:16 AM	Set LevelName = 5 for sample Feb1804.D; previous value =			✓	
CmdQuantitate	BL2000\sean	2/19/2022 9:49:27 AM	Quantitate all compounds in all samples			✓	

Name	User	Time	Action	Reason	Comment	Succeed	Exception
CmdManuallyIntegrateSplit	BL2000\sean	2/19/2022 9:49:42 AM	Split peak for compound 1,3-Dichlorobenzene in sample Feb1804.D and keep left peak, new integration is from x, y = 4.787, 0 to 4.879, 0 and new response = 1267074, previous integration is from x, y = 4.787, 0 to 4.981, 0 and previous response = 2537294.			✓	
CmdSetTargetCompoundAttribute	BL2000\sean	2/19/2022 9:49:43 AM	Set UserAnnotation = CO for compound 1,3-Dichlorobenzene in sample Feb1804.D; previous value =			✓	
CmdManuallyIntegrateSplit	BL2000\sean	2/19/2022 9:49:45 AM	Split qualifier 148.0 of compound 1,3-Dichlorobenzene in sample Feb1804.D and keep left peak, new integration is from x, y = 4.798, 275.778362579782 to 4.879, 427.794867689872 and new response = 804183, previous integration is from x, y = 4.798, 276 to 4.961, 582 and previous response = 1608501.			✓	
CmdManuallyIntegrateSplit	BL2000\sean	2/19/2022 9:49:46 AM	Split qualifier 111.0 of compound 1,3-Dichlorobenzene in sample Feb1804.D and keep left peak, new integration is from x, y = 4.797, 0 to 4.869, 0 and new response = 469281, previous integration is from x, y = 4.797, 0 to 4.981, 0 and previous response = 929544.			✓	
CmdManuallyIntegrateSplit	BL2000\sean	2/19/2022 9:49:51 AM	Split peak for compound 1,4-Dichlorobenzene in sample Feb1804.D and keep right peak, new integration is from x, y = 4.879, 0 to 4.981, 0 and new response = 1270219, previous integration is from x, y = 4.787, 0 to 4.981, 0 and previous response = 2537294.			✓	
CmdSetTargetCompoundAttribute	BL2000\sean	2/19/2022 9:49:52 AM	Set UserAnnotation = CO for compound 1,4-Dichlorobenzene in sample Feb1804.D; previous value =			✓	
CmdManuallyIntegrateSplit	BL2000\sean	2/19/2022 9:49:54 AM	Split qualifier 148.0 of compound 1,4-Dichlorobenzene in sample Feb1804.D and keep right peak, new integration is from x, y = 4.879, 187.466466976189 to 4.961, 269.971519538803 and new response = 806251, previous integration is from x, y = 4.798, 105 to 4.961, 270 and previous response = 1610751.			✓	
CmdManuallyIntegrateSplit	BL2000\sean	2/19/2022 9:49:55 AM	Split qualifier 111.0 of compound 1,4-Dichlorobenzene in sample Feb1804.D and keep right peak, new integration is from x, y = 4.869, 0 to 4.981, 0 and new response = 460263, previous integration is from x, y = 4.797, 0 to 4.981, 0 and previous response = 929544.			✓	

Name	User	Time	Action	Reason	Comment	Succeed	Exception
CmdManuallyIntegratePeak	BL2000\sean	2/19/2022 9:50:01 AM	Manually integrate compound Benzyl Alcohol in sample Feb1804.D, from x, y = 5.053, 662943 to 5.196, 756730, result = -5531798; previous integration is from x, y = 4.866, 189 to 4.953, 212 and previous response = 11113.			✓	
CmdManuallyIntegrateSnapBaseline	BL2000\sean	2/19/2022 9:50:04 AM	Snap baseline for compound Benzyl Alcohol in sample Feb1804.D, from x = 5.053 to x = 5.196, new integration is from x, y = 5.053, 1015 to 5.196, 5822 and new response = 528562; previous integration is from x, y = 5.053, 662943 to 5.196, 756730 and previous response = -5531798.			✓	
CmdManuallyIntegrate DropBaseline	BL2000\sean	2/19/2022 9:50:05 AM	Drop baseline for compound Benzyl Alcohol in sample Feb1804.D to y = 1015, new integration is from x, y = 5.053, 1015 to 5.196, 1015 and new response = 549182; previous integration is from x, y = 5.053, 1015 to 5.196, 5822 and previous response = 528562.			✓	
CmdSetTargetCompoundAttribute	BL2000\sean	2/19/2022 9:50:06 AM	Set UserAnnotation = CO for compound Benzyl Alcohol in sample Feb1804.D; previous value =			✓	
CmdManuallyIntegrateApplyTargetRtToQualifier	BL2000\sean	2/19/2022 9:50:08 AM	Apply target integration range 5.053-5.196 to qualifier 107.0 for compound Benzyl Alcohol in sample Feb1804.D, new integration is from x, y = 5.053, 856 to 5.196, 4204 and new response = 370390; previously no peak.			✓	
CmdManuallyIntegrate DropBaseline	BL2000\sean	2/19/2022 9:50:08 AM	Drop baseline for qualifier 107.0 of compound Benzyl Alcohol in sample Feb1804.D to y = 856, new integration is from x, y = 5.053, 856 to 5.196, 856 and new response = 384752; previous integration is from x, y = 5.053, 856 to 5.196, 4204 and previous response = 370390.			✓	
CmdManuallyIntegrateApplyTargetRtToQualifier	BL2000\sean	2/19/2022 9:50:16 AM	Apply target integration range 5.402-5.502 to qualifier 108.0 for compound 4Methylphenol/3Methylphenol in sample Feb1804.D, new integration is from x, y = 5.402, 3968 to 5.502, 9494 and new response = 987546; previously no peak.			✓	
CmdManuallyIntegrate DropBaseline	BL2000\sean	2/19/2022 9:50:17 AM	Drop baseline for qualifier 108.0 of compound 4Methylphenol/3Methylphenol in sample Feb1804.D to y = 3968, new integration is from x, y = 5.402, 3968 to 5.502, 3968 and new response = 1004073; previous integration is from x, y = 5.402, 3968 to 5.502, 9494 and previous response = 987546.			✓	

Name	User	Time	Action	Reason	Comment	Succeed	Exception
CmdManuallyIntegrateApplyTargetRtToQualifier	BL2000\sean	2/19/2022 9:50:27 AM	Apply target integration range 5.859-5.951 to qualifier 65.0 for compound 2-Nitrophenol in sample Feb1804.D, new integration is from x, y = 5.859, 2546 to 5.951, 2456 and new response = 173572; previous integration is from x, y = 6.065, 2467 to 6.143, 2551 and previous response = 198543.			✓	
CmdManuallyIntegrateDropBaseline	BL2000\sean	2/19/2022 9:50:28 AM	Drop baseline for qualifier 65.0 of compound 2-Nitrophenol in sample Feb1804.D to y = 2456, new integration is from x, y = 5.859, 2456 to 5.951, 2456 and new response = 173821; previous integration is from x, y = 5.859, 2546 to 5.951, 2456 and previous response = 173572.			✓	
CmdManuallyIntegrateApplyTargetRtToQualifier	BL2000\sean	2/19/2022 9:50:36 AM	Apply target integration range 6.301-6.393 to qualifier 129.0 for compound Naphthalene in sample Feb1804.D, new integration is from x, y = 6.301, 643 to 6.393, 1105 and new response = 263268; previously no peak.			✓	
CmdManuallyIntegrateDropBaseline	BL2000\sean	2/19/2022 9:50:36 AM	Drop baseline for qualifier 129.0 of compound Naphthalene in sample Feb1804.D to y = 643, new integration is from x, y = 6.301, 643 to 6.393, 643 and new response = 264544; previous integration is from x, y = 6.301, 643 to 6.393, 1105 and previous response = 263268.			✓	
CmdManuallyIntegrateSplit	BL2000\sean	2/19/2022 9:50:43 AM	Split qualifier 129.0 of compound p-Chloroaniline in sample Feb1804.D and keep right peak, new integration is from x, y = 6.393, 619.88809057818 to 6.465, 672.53611765944 and new response = 341510, previous integration is from x, y = 6.298, 550 to 6.465, 673 and previous response = 606321.			✓	
CmdManuallyIntegrateSplit	BL2000\sean	2/19/2022 9:50:49 AM	Split peak for compound 4-Chloro-3-Methylphenol in sample Feb1804.D and keep right peak, new integration is from x, y = 7.050, 865.359635737729 to 7.153, 1017.71030060311 and new response = 646645, previous integration is from x, y = 6.907, 653 to 7.153, 1018 and previous response = 1285509.			✓	
CmdSetTargetCompoundAttribute	BL2000\sean	2/19/2022 9:50:50 AM	Set UserAnnotation = CO for compound 4-Chloro-3-Methylphenol in sample Feb1804.D; previous value =			✓	

Name	User	Time	Action	Reason	Comment	Succeed	Exception
CmdManuallyIntegrateSplit	BL2000\sean	2/19/2022 9:50:52 AM	Split qualifier 144.0 of compound 4-Chloro-3-Methylphenol in sample Feb1804.D and keep right peak, new integration is from x, y = 7.050, 0 to 7.122, 0 and new response = 170458, previous integration is from x, y = 6.917, 0 to 7.122, 0 and previous response = 334282.			✓	
CmdManuallyIntegrateSplit	BL2000\sean	2/19/2022 9:50:59 AM	Split peak for compound 1-Methylnaphthalene in sample Feb1804.D and keep left peak, new integration is from x, y = 7.235, 1388.57631811832 to 7.317, 1438.13249566859 and new response = 1279557, previous integration is from x, y = 7.235, 1389 to 7.389, 1482 and previous response = 1339883.			✓	
CmdSetTargetCompoundAttribute	BL2000\sean	2/19/2022 9:51:00 AM	Set UserAnnotation = CO for compound 1-Methylnaphthalene in sample Feb1804.D; previous value =			✓	
CmdManuallyIntegrateSplit	BL2000\sean	2/19/2022 9:51:06 AM	Split peak for compound 4-Chloro-2-Methylphenol in sample Feb1804.D and keep left peak, new integration is from x, y = 6.913, 930.74197447722 to 7.050, 1547.31727011812 and new response = 635015, previous integration is from x, y = 6.913, 931 to 7.153, 2009 and previous response = 1276504.			✓	
CmdSetTargetCompoundAttribute	BL2000\sean	2/19/2022 9:51:08 AM	Set UserAnnotation = CO for compound 4-Chloro-2-Methylphenol in sample Feb1804.D; previous value =			✓	
CmdManuallyIntegrateSplit	BL2000\sean	2/19/2022 9:51:09 AM	Split qualifier 144.0 of compound 4-Chloro-2-Methylphenol in sample Feb1804.D and keep left peak, new integration is from x, y = 6.917, 0 to 7.050, 0 and new response = 163824, previous integration is from x, y = 6.917, 0 to 7.122, 0 and previous response = 334282.			✓	
CmdManuallyIntegrateSplit	BL2000\sean	2/19/2022 9:51:15 AM	Split peak for compound 2,4,6-Trichlorophenol in sample Feb1804.D and keep left peak, new integration is from x, y = 7.492, 147.616935798609 to 7.553, 241.780483233491 and new response = 467130, previous integration is from x, y = 7.492, 148 to 7.646, 384 and previous response = 947280.			✓	
CmdSetTargetCompoundAttribute	BL2000\sean	2/19/2022 9:51:16 AM	Set UserAnnotation = CO for compound 2,4,6-Trichlorophenol in sample Feb1804.D; previous value =			✓	

Name	User	Time	Action	Reason	Comment	Succeed	Exception
CmdManuallyIntegrateSplit	BL2000\sean	2/19/2022 9:51:17 AM	Split qualifier 198.0 of compound 2,4,6-Trichlorophenol in sample Feb1804.D and keep left peak, new integration is from x, y = 7.492, 130.900434313686 to 7.553, 183.172825324478 and new response = 434135, previous integration is from x, y = 7.492, 131 to 7.646, 262 and previous response = 891094.			✓	
CmdManuallyIntegratePeak	BL2000\sean	2/19/2022 9:51:18 AM	Manually integrate compound 2,4,6-Trichlorophenol in sample Feb1804.D, from x, y = 7.759, 507205 to 7.779, 501652, result = -620179; previous integration is from x, y = 7.492, 148 to 7.553, 242 and previous response = 467130.			✓	
CmdManuallyIntegrateSplit	BL2000\sean	2/19/2022 9:51:21 AM	Split peak for compound 2,4,5-Trichlorophenol in sample Feb1804.D and keep right peak, new integration is from x, y = 7.553, 195.34337104153 to 7.646, 300.702598915578 and new response = 481776, previous integration is from x, y = 7.492, 125 to 7.646, 301 and previous response = 947751.			✓	
CmdSetTargetCompoundAttribute	BL2000\sean	2/19/2022 9:51:23 AM	Set UserAnnotation = CO for compound 2,4,5-Trichlorophenol in sample Feb1804.D; previous value =			✓	
CmdManuallyIntegrateSplit	BL2000\sean	2/19/2022 9:51:24 AM	Split qualifier 198.0 of compound 2,4,5-Trichlorophenol in sample Feb1804.D and keep right peak, new integration is from x, y = 7.553, 154.189101207344 to 7.646, 227.320704181375 and new response = 458154, previous integration is from x, y = 7.492, 106 to 7.646, 227 and previous response = 891355.			✓	
CmdClearManualIntegration	BL2000\sean	2/19/2022 9:51:28 AM	Clear manual integration of qualifier 198.0 for compound 2,4,6-Trichlorophenol in sample Feb1804.D			✓	
CmdManuallyIntegrateSplit	BL2000\sean	2/19/2022 9:51:29 AM	Split qualifier 0 of compound 77 in sample 3, keep left peak.			✓	
CmdClearManualIntegration	BL2000\sean	2/19/2022 9:51:32 AM	Clear manual integration of target signal for compound 2,4,6-Trichlorophenol in sample Feb1804.D			✓	
CmdSetTargetCompoundAttribute	BL2000\sean	2/19/2022 9:51:32 AM	Set UserAnnotation = for compound 2,4,6-Trichlorophenol in sample Feb1804.D; previous value = CO			✓	

Name	User	Time	Action	Reason	Comment	Succeed	Exception
CmdManuallyIntegrateSplit	BL2000\sean	2/19/2022 9:51:33 AM	Split peak for compound 2,4,6-Trichlorophenol in sample Feb1804.D and keep left peak, new integration is from x, y = 7.492, 147.616935798609 to 7.553, 241.780483233491 and new response = 467130, previous integration is from x, y = 7.492, 148 to 7.646, 384 and previous response = 947280.			✓	
CmdSetTargetCompoundAttribute	BL2000\sean	2/19/2022 9:51:35 AM	Set UserAnnotation = CO for compound 2,4,6-Trichlorophenol in sample Feb1804.D; previous value =			✓	
CmdManuallyIntegrateSplit	BL2000\sean	2/19/2022 9:51:36 AM	Split qualifier 198.0 of compound 2,4,6-Trichlorophenol in sample Feb1804.D and keep left peak, new integration is from x, y = 7.492, 130.900434313686 to 7.553, 183.172825324478 and new response = 434135, previous integration is from x, y = 7.492, 131 to 7.646, 262 and previous response = 891094.			✓	
CmdManuallyIntegrateApplyTargetRtToQualifier	BL2000\sean	2/19/2022 9:51:46 AM	Apply target integration range 8.169-8.313 to qualifier 153.1 for compound Acenaphthylene in sample Feb1804.D, new integration is from x, y = 8.169, 0 to 8.313, 1261 and new response = 319370; previously no peak.			✓	
CmdManuallyIntegrateDropBaseline	BL2000\sean	2/19/2022 9:51:47 AM	Drop baseline for qualifier 153.1 of compound Acenaphthylene in sample Feb1804.D to y = 0, new integration is from x, y = 8.169, 0 to 8.313, 0 and new response = 324788; previous integration is from x, y = 8.169, 0 to 8.313, 1261 and previous response = 319370.			✓	
CmdManuallyIntegrateApplyTargetRtToQualifier	BL2000\sean	2/19/2022 9:51:54 AM	Apply target integration range 8.497-8.640 to qualifier 154.0 for compound 2,4-Dinitrophenol in sample Feb1804.D, new integration is from x, y = 8.497, 3474 to 8.640, 1940 and new response = 67019; previous integration is from x, y = 8.384, 805 to 8.487, 887 and previous response = 1278661.			✓	
CmdManuallyIntegrateDropBaseline	BL2000\sean	2/19/2022 9:51:55 AM	Drop baseline for qualifier 154.0 of compound 2,4-Dinitrophenol in sample Feb1804.D to y = 1940, new integration is from x, y = 8.497, 1940 to 8.640, 1940 and new response = 73611; previous integration is from x, y = 8.497, 3474 to 8.640, 1940 and previous response = 67019.			✓	

Name	User	Time	Action	Reason	Comment	Succeed	Exception
CmdManuallyIntegrateApplyTargetRtToQualifier	BL2000\sean	2/19/2022 9:52:01 AM	Apply target integration range 8.681-8.783 to qualifier 139.0 for compound 4-Nitrophenol in sample Feb1804.D, new integration is from x, y = 8.681, 2670 to 8.783, 3517 and new response = 181047; previous integration is from x, y = 8.600, 334 to 8.681, 483 and previous response = 856445.			✓	
CmdManuallyIntegrateDropBaseline	BL2000\sean	2/19/2022 9:52:02 AM	Drop baseline for qualifier 139.0 of compound 4-Nitrophenol in sample Feb1804.D to y = 2670, new integration is from x, y = 8.681, 2670 to 8.783, 2670 and new response = 183647; previous integration is from x, y = 8.681, 2670 to 8.783, 3517 and previous response = 181047.			✓	
CmdManuallyIntegrateSplit	BL2000\sean	2/19/2022 9:52:07 AM	Split qualifier 63.0 of compound 2,4-Dinitrotoluene in sample Feb1804.D and keep right peak, new integration is from x, y = 8.650, 1766.9562761602 to 8.691, 1719.46118770451 and new response = 128093, previous integration is from x, y = 8.589, 1838 to 8.691, 1719 and previous response = 253803.			✓	
CmdManuallyIntegrateApplyTargetRtToQualifier	BL2000\sean	2/19/2022 9:52:11 AM	Apply target integration range 9.008-9.111 to qualifier 167.0 for compound Fluorene in sample Feb1804.D, new integration is from x, y = 9.008, 603 to 9.111, 536 and new response = 231381; previous integration is from x, y = 9.131, 456 to 9.356, 641 and previous response = 415674.			✓	
CmdManuallyIntegrateDropBaseline	BL2000\sean	2/19/2022 9:52:12 AM	Drop baseline for qualifier 167.0 of compound Fluorene in sample Feb1804.D to y = 536, new integration is from x, y = 9.008, 536 to 9.111, 536 and new response = 231586; previous integration is from x, y = 9.008, 603 to 9.111, 536 and previous response = 231381.			✓	
CmdManuallyIntegrateApplyTargetRtToQualifier	BL2000\sean	2/19/2022 9:52:24 AM	Apply target integration range 9.203-9.366 to qualifier 167.0 for compound N-nitrosodiphenylamine in sample Feb1804.D, new integration is from x, y = 9.203, 4959 to 9.366, 1124 and new response = 384649; previous integration is from x, y = 9.131, 465 to 9.356, 515 and previous response = 416466.			✓	

Name	User	Time	Action	Reason	Comment	Succeed	Exception
CmdManuallyIntegrateDropBaseline	BL2000\sean	2/19/2022 9:52:25 AM	Drop baseline for qualifier 167.0 of compound N-nitrosodiphenylamine in sample Feb1804.D to y = 1124, new integration is from x, y = 9.203, 1124 to 9.366, 1124 and new response = 403481; previous integration is from x, y = 9.203, 4959 to 9.366, 1124 and previous response = 384649.			✓	
CmdManuallyIntegratePeak	BL2000\sean	2/19/2022 9:52:38 AM	Manually integrate compound Anthracene in sample Feb1804.D, from x, y = 10.130, 2075573 to 10.333, 2131350, result = -20506321; previous integration is from x, y = 10.151, 384 to 10.222, 543 and previous response = 2583019.			✓	
CmdManuallyIntegrateSnapBaseline	BL2000\sean	2/19/2022 9:52:39 AM	Snap baseline for compound Anthracene in sample Feb1804.D, from x = 10.130 to x = 10.333, new integration is from x, y = 10.130, 314 to 10.333, 4758 and new response = 5028325; previous integration is from x, y = 10.130, 2075573 to 10.333, 2131350 and previous response = -20506321.			✓	
CmdManuallyIntegrateDropBaseline	BL2000\sean	2/19/2022 9:52:40 AM	Drop baseline for compound Anthracene in sample Feb1804.D to y = 314, new integration is from x, y = 10.130, 314 to 10.333, 314 and new response = 5055331; previous integration is from x, y = 10.130, 314 to 10.333, 4758 and previous response = 5028325.			✓	
CmdManuallyIntegrateSplit	BL2000\sean	2/19/2022 9:52:41 AM	Split peak for compound Anthracene in sample Feb1804.D and keep right peak, new integration is from x, y = 10.222, 314 to 10.333, 314 and new response = 2471452, previous integration is from x, y = 10.130, 314 to 10.333, 314 and previous response = 5055331.			✓	
CmdSetTargetCompoundAttribute	BL2000\sean	2/19/2022 9:52:42 AM	Set UserAnnotation = CO for compound Anthracene in sample Feb1804.D; previous value =			✓	
CmdManuallyIntegrateApplyTargetRtToQualifier	BL2000\sean	2/19/2022 9:52:43 AM	Apply target integration range 10.222-10.333 to qualifier 176.0 for compound Anthracene in sample Feb1804.D, new integration is from x, y = 10.222, 1526 to 10.333, 705 and new response = 455520; previously no peak.			✓	

Name	User	Time	Action	Reason	Comment	Succeed	Exception
CmdManuallyIntegrateDropBaseline	BL2000\sean	2/19/2022 9:52:44 AM	Drop baseline for qualifier 176.0 of compound Anthracene in sample Feb1804.D to y = 705, new integration is from x, y = 10.222, 705 to 10.333, 705 and new response = 458264; previous integration is from x, y = 10.222, 1526 to 10.333, 705 and previous response = 455520.			✓	
CmdManuallyIntegrateSnapBaseline	BL2000\sean	2/19/2022 9:52:45 AM	Snap baseline for qualifier 176.0 of compound Anthracene in sample Feb1804.D from x = 10.222 to x = 10.333, new integration is from x, y = 10.222, 1526 to 10.333, 705 and new response = 455520; previous integration is from x, y = 10.222, 705 to 10.333, 705 and previous response = 458264.			✓	
CmdManuallyIntegrateSplit	BL2000\sean	2/19/2022 9:53:13 AM	Split peak for compound Phenol-d5 in sample Feb1804.D and keep left peak, new integration is from x, y = 4.583, 71.8751648053908 to 4.675, 123.700174534308 and new response = 1136511, previous integration is from x, y = 4.583, 72 to 4.746, 164 and previous response = 1216806.			✓	
CmdSetTargetCompoundAttribute	BL2000\sean	2/19/2022 9:53:14 AM	Set UserAnnotation = CO for compound Phenol-d5 in sample Feb1804.D; previous value =			✓	
CmdSaveBatchTable	BL2000\sean	2/19/2022 9:53:25 AM	Save batch \\MASSHUNTER\Org\Data\SV5973N.I\sd021822\DoD BNA cal 1\QuantResults\021822 DoD BNA cal.batch.bin			✓	
CmdStartMethodEditing	BL2000\sean	2/19/2022 9:53:29 AM	Start method editing			✓	
CmdImportMethodFromSample	BL2000\sean	2/19/2022 9:53:29 AM	Import method from sample Feb1804.D			✓	
CmdSetMethodTargetCompoundAttribute	BL2000\sean	2/19/2022 9:53:53 AM	Set RightRetentionTimeDelta = 0.4 for compound 2-Fluorophenol; previous value = 1			✓	
CmdSetMethodTargetCompoundAttribute	BL2000\sean	2/19/2022 9:53:55 AM	Set RightRetentionTimeDelta = 0.4 for compound Phenol-d5; previous value = 1			✓	
CmdApplyMethodToAllSamples	BL2000\sean	2/19/2022 9:54:01 AM	Apply method to all samples			✓	
CmdMethodClear	BL2000\sean	2/19/2022 9:54:01 AM	Clear method			✓	
CmdEndMethodEditing	BL2000\sean	2/19/2022 9:54:02 AM	End method editing			✓	
CmdQuantitate	BL2000\sean	2/19/2022 9:54:15 AM	Quantitate all compounds in all samples			✓	

Name	User	Time	Action	Reason	Comment	Succeed	Exception
CmdCalibrate	BL2000\sean	2/19/2022 9:54:44 AM	Replace level 5 with Calibration sample Feb1804.D for compounds {Terphenyl-d14, 2,4,6-Tribromophenol, 2-Fluorobiphenyl, Nitrobenzene-d5, Phenol-d5, 2-Fluorophenol, Benzo(g,h,i)perylene, Dibenzo(a,h)anthracene, Indeno(1,2,3-c,d)pyrene, Benzo(a)pyrene, Benzo(k)fluoranthene, Benzo(b)fluoranthene, Di-n-octyl Phthalate, bis(2-ethylhexyl)Phthalate, 3,3-Dichlorobenzidine, Chrysene, Benzo(a)Anthracene, Butylbenzylphthalate, Pyrene, Benzidine, Fluoranthene, Di-n-Butylphthalate, Triallate, Anthracene, Phenanthrene, Pentachlorophenol, Hexachlorobenzene, 4-Bromophenyl-phenylether, Azobenzene, N-nitrosodiphenylamine, 4,6-Dinitro-2-methylphenol, 4-Nitroaniline, Diethylphthalate, 4-Chlorophenyl-phenylether, Fluorene, 2,4-Dinitrotoluene, 4-Nitrophenol, Dibenzofuran, 2,4-Dinitrophenol, 3-Nitroaniline, Acenaphthene, 2,6-Dinitrotoluene, Acenaphthylene, Dimethyl Phthalate, 2-Nitroaniline, 2-Chloronaphthalene, 2,4,5-Trichlorophenol, 2,4,6-Trichlorophenol, Hexachlorocyclopentadiene, 4-Chloro-2-Methylphenol, 1-Methylnaphthalene, 2-Methylnaphthalene, 4-Chloro-3-Methylphenol, Hexachlorobutadiene, p-Chloroaniline, 4-Chlorophenol, Naphthalene, 1,2,4-Trichlorobenzene, 2,4-Dichlorophenol, bis(-2-Chloroethoxy)Methane, 2,4-Dimethylphenol, 2-Nitrophenol, Isophorone, Nitrobenzene, N-nitroso-Di-n-propylamine, Hexachloroethane, 4Methylphenol/3Methylphenol, 2-Methylphenol, bis(2-chloroisopropyl)Ether, Benzyl Alcohol, 1,2-Dichlorobenzene, 1,4-Dichlorobenzene, 1,3-Dichlorobenzene, 2-Chlorophenol, bis(-2-Chloroethyl)Ether, Phenol, Aniline, Pyridine, Carbazole, Benzoic Acid, o-Terphenyl, N-Nitrosodimethylamine}; Replace level 6 with Calibration sample Feb1803.D for compounds {Terphenyl-d14, 2,4,6-Tribromophenol, 2-Fluorobiphenyl, Nitrobenzene-d5, Phenol-d5, 2-Fluorophenol, Benzo(g,h,i)perylene, Dibenzo(a,h)anthracene, Indeno(1,2,3-c,d)pyrene,			✓	

Name	User	Time	Action	Reason	Comment	Succeed	Exception
			Benzo(a)pyrene, Benzo(k)fluoranthene, Benzo(b)fluoranthene, Di-n-octyl Phthalate, bis(2-ethylhexyl)Phthalate, 3,3-Dichlorobenzidine, Chrysene, Benzo(a)Anthracene, Butylbenzylphthalate, Pyrene, Benzidine, Fluoranthene, Di-n-Butylphthalate, Triallate, Anthracene, Phenanthrene, Pentachlorophenol, Hexachlorobenzene, 4-Bromophenyl-phenylether, Azobenzene, N-nitrosodiphenylamine, 4,6-Dinitro-2-methylphenol, 4-Nitroaniline, Diethylphthalate, 4-Chlorophenyl-phenylether, Fluorene, 2,4-Dinitrotoluene, 4-Nitrophenol, Dibenzofuran, 2,4-Dinitrophenol, 3-Nitroaniline, Acenaphthene, 2,6-Dinitrotoluene, Acenaphthylene, Dimethyl Phthalate, 2-Nitroaniline, 2-Chloronaphthalene, 2,4,5-Trichlorophenol, 2,4,6-Trichlorophenol, Hexachlorocyclopentadiene, 4-Chloro-2-Methylphenol, 1-Methylnaphthalene, 2-Methylnaphthalene, 4-Chloro-3-Methylphenol, Hexachlorobutadiene, p-Chloroaniline, 4-Chlorophenol, Naphthalene, 1,2,4-Trichlorobenzene, 2,4-Dichlorophenol, bis(-2-Chloroethoxy)Methane, 2,4-Dimethylphenol, 2-Nitrophenol, Isophorone, Nitrobenzene, N-nitroso-Di-n-propylamine, Hexachloroethane, 4Methylphenol/3Methylphenol, 2-Methylphenol, bis(2-chloroisopropyl)Ether, Benzyl Alcohol, 1,2-Dichlorobenzene, 1,4-Dichlorobenzene, 1,3-Dichlorobenzene, 2-Chlorophenol, bis(-2-Chloroethyl)Ether, Phenol, Aniline, Pyridine, Carbazole, Benzoic Acid, o-Terphenyl, N-Nitrosodimethylamine}; Replace level 7 with Calibration sample Feb1802.D for compounds {Terphenyl-d14, 2,4,6-Tribromophenol, 2-Fluorobiphenyl, Nitrobenzene-d5, Phenol-d5, 2-Fluorophenol, Benzo(g,h,i)perylene, Dibenzo(a,h)anthracene, Indeno(1,2,3-c,d)pyrene, Benzo(a)pyrene, Benzo(k)fluoranthene, Benzo(b)fluoranthene, Di-n-octyl Phthalate, bis(2-ethylhexyl)Phthalate, 3,3-Dichlorobenzidine, Chrysene, Benzo(a)Anthracene, Butylbenzylphthalate, Pyrene, Benzidine, Fluoranthene, Di-n-				

Name	User	Time	Action	Reason	Comment	Succeed	Exception
			Butylphthalate, Triallate, Anthracene, Phenanthrene, Pentachlorophenol, Hexachlorobenzene, 4-Bromophenyl-phenylether, Azobenzene, N-nitrosodiphenylamine, 4,6-Dinitro-2-methylphenol, 4-Nitroaniline, Diethylphthalate, 4-Chlorophenyl-phenylether, Fluorene, 2,4-Dinitrotoluene, 4-Nitrophenol, Dibenzofuran, 2,4-Dinitrophenol, 3-Nitroaniline, Acenaphthene, 2,6-Dinitrotoluene, Acenaphthylene, Dimethyl Phthalate, 2-Nitroaniline, 2-Chloronaphthalene, 2,4,5-Trichlorophenol, 2,4,6-Trichlorophenol, Hexachlorocyclopentadiene, 4-Chloro-2-Methylphenol, 1-Methylnaphthalene, 2-Methylnaphthalene, 4-Chloro-3-Methylphenol, Hexachlorobutadiene, p-Chloroaniline, 4-Chlorophenol, Naphthalene, 1,2,4-Trichlorobenzene, 2,4-Dichlorophenol, bis(-2-Chloroethoxy)Methane, 2,4-Dimethylphenol, 2-Nitrophenol, Isophorone, Nitrobenzene, N-nitroso-Di-n-propylamine, Hexachloroethane, 4Methylphenol/3Methylphenol, 2-Methylphenol, bis(2-chloroisopropyl)Ether, Benzyl Alcohol, 1,2-Dichlorobenzene, 1,4-Dichlorobenzene, 1,3-Dichlorobenzene, 2-Chlorophenol, bis(-2-Chloroethyl)Ether, Phenol, Aniline, Pyridine, Carbazole, Benzoic Acid, o-Terphenyl, N-Nitrosodimethylamine};				
CmdQuantitate	BL2000\sean	2/19/2022 9:54:53 AM	Quantitate all compounds in all samples			✓	
CmdSaveBatchTable	BL2000\sean	2/19/2022 9:54:58 AM	Save batch \\MASSHUNTER\Org\Data\SV5973N.I\sd021822\DoD BNA cal 1\QuantResults\021822 DoD BNA cal.batch.bin			✓	
CmdSaveBatchTable	BL2000\sean	2/19/2022 9:55:46 AM	Save batch \\MASSHUNTER\Org\Data\SV5973N.I\sd021822\DoD BNA cal 1\QuantResults\021822 DoD BNA cal.batch.bin			✓	
CmdImportSamplesFromWorklist	BL2000\sean	2/19/2022 10:30:29 AM	Add samples from worklist: \\MASSHUNTER\Org\Data\SV5973N.I\sd021822\DoD BNA cal 1\Feb1805.D			✓	
CmdSetSampleAttribute	BL2000\sean	2/19/2022 10:30:40 AM	Set SampleType = Calibration for sample Feb1805.D; previous value = Sample			✓	
CmdSetSampleAttribute	BL2000\sean	2/19/2022 10:30:44 AM	Set LevelName = 4 for sample Feb1805.D; previous value =			✓	

Name	User	Time	Action	Reason	Comment	Succeed	Exception
CmdQuantitate	BL2000\sean	2/19/2022 10:30:58 AM	Quantitate all compounds in all samples			✓	
CmdManuallyIntegrateSplit	BL2000\sean	2/19/2022 10:33:41 AM	Split peak for compound Aniline in sample Feb1805.D and keep left peak, new integration is from x, y = 4.533, 594.920040545006 to 4.613, 696.178973724675 and new response = 1113327, previous integration is from x, y = 4.533, 595 to 4.674, 773 and previous response = 1816940.			✓	
CmdManuallyIntegrateSplit	BL2000\sean	2/19/2022 10:33:46 AM	Split peak for compound bis(-2-Chloroethyl)Ether in sample Feb1805.D and keep left peak, new integration is from x, y = 4.593, 694.571679468118 to 4.674, 743.685420572998 and new response = 606109, previous integration is from x, y = 4.593, 695 to 4.715, 768 and previous response = 823209.			✓	
CmdSetTargetCompoundAttribute	BL2000\sean	2/19/2022 10:33:47 AM	Set UserAnnotation = CO for compound bis(-2-Chloroethyl)Ether in sample Feb1805.D; previous value =			✓	
CmdManuallyIntegrateSplit	BL2000\sean	2/19/2022 10:33:54 AM	Split peak for compound 1,3-Dichlorobenzene in sample Feb1805.D and keep left peak, new integration is from x, y = 4.797, 0 to 5.032, 0 and new response = 1845264, previous integration is from x, y = 4.797, 0 to 5.134, 0 and previous response = 2736247.			✓	
CmdSetTargetCompoundAttribute	BL2000\sean	2/19/2022 10:33:56 AM	Set UserAnnotation = CO for compound 1,3-Dichlorobenzene in sample Feb1805.D; previous value =			✓	
CmdManuallyIntegrateSplit	BL2000\sean	2/19/2022 10:33:57 AM	Split qualifier 148.0 of compound 1,3-Dichlorobenzene in sample Feb1805.D and keep left peak, new integration is from x, y = 4.798, 215.864058254305 to 5.022, 558.867736538114 and new response = 1173269, previous integration is from x, y = 4.798, 216 to 5.134, 731 and previous response = 1741287.			✓	
CmdManuallyIntegrateSplit	BL2000\sean	2/19/2022 10:34:00 AM	Split peak for compound 1,3-Dichlorobenzene in sample Feb1805.D and keep left peak, new integration is from x, y = 4.797, 0 to 4.879, 0 and new response = 915843, previous integration is from x, y = 4.797, 0 to 5.032, 0 and previous response = 1845264.			✓	
CmdSetTargetCompoundAttribute	BL2000\sean	2/19/2022 10:34:00 AM	Set UserAnnotation = CO for compound 1,3-Dichlorobenzene in sample Feb1805.D; previous value = CO			✓	

Name	User	Time	Action	Reason	Comment	Succeed	Exception
CmdManuallyIntegrateApplyTargetRtToQualifier	BL2000\sean	2/19/2022 10:34:04 AM	Apply target integration range 4.797-4.879 to qualifier 148.0 for compound 1,3-Dichlorobenzene in sample Feb1805.D, new integration is from x, y = 4.797, 0 to 4.879, 2267 and new response = 580907; previous integration is from x, y = 4.798, 216 to 5.022, 559 and previous response = 1173269.			✓	
CmdManuallyIntegrateApplyTargetRtToQualifier	BL2000\sean	2/19/2022 10:34:05 AM	Apply target integration range 4.797-4.879 to qualifier 111.0 for compound 1,3-Dichlorobenzene in sample Feb1805.D, new integration is from x, y = 4.797, 0 to 4.879, 1777 and new response = 340280; previous integration is from x, y = 4.797, 0 to 5.134, 0 and previous response = 1017683.			✓	
CmdManuallyIntegrateSplit	BL2000\sean	2/19/2022 10:34:10 AM	Split peak for compound 1,4-Dichlorobenzene in sample Feb1805.D and keep left peak, new integration is from x, y = 4.797, 0 to 5.032, 0 and new response = 1845264, previous integration is from x, y = 4.797, 0 to 5.134, 0 and previous response = 2736247.			✓	
CmdManuallyIntegrateSplit	BL2000\sean	2/19/2022 10:34:12 AM	Split peak for compound 1,4-Dichlorobenzene in sample Feb1805.D and keep right peak, new integration is from x, y = 4.879, 0 to 5.032, 0 and new response = 929421, previous integration is from x, y = 4.797, 0 to 5.032, 0 and previous response = 1845264.			✓	
CmdSetTargetCompoundAttribute	BL2000\sean	2/19/2022 10:34:14 AM	Set UserAnnotation = CO for compound 1,4-Dichlorobenzene in sample Feb1805.D; previous value =			✓	
CmdManuallyIntegrateApplyTargetRtToQualifier	BL2000\sean	2/19/2022 10:34:15 AM	Apply target integration range 4.879-5.032 to qualifier 148.0 for compound 1,4-Dichlorobenzene in sample Feb1805.D, new integration is from x, y = 4.879, 2267 to 5.032, 1180 and new response = 576897; previous integration is from x, y = 4.797, 80 to 5.134, 350 and previous response = 1746427.			✓	
CmdManuallyIntegrateApplyTargetRtToQualifier	BL2000\sean	2/19/2022 10:34:17 AM	Apply target integration range 4.879-5.032 to qualifier 111.0 for compound 1,4-Dichlorobenzene in sample Feb1805.D, new integration is from x, y = 4.879, 1777 to 5.032, 1183 and new response = 321690; previous integration is from x, y = 4.797, 0 to 5.134, 0 and previous response = 1017683.			✓	

Name	User	Time	Action	Reason	Comment	Succeed	Exception
CmdManuallyIntegrateSplit	BL2000\sean	2/19/2022 10:34:22 AM	Split peak for compound 1,2-Dichlorobenzene in sample Feb1805.D and keep right peak, new integration is from x, y = 5.032, 352.047619047619 to 5.134, 352.047619047619 and new response = 888825, previous integration is from x, y = 4.798, 352 to 5.134, 352 and previous response = 2727860.			✓	
CmdSetTargetCompoundAttribute	BL2000\sean	2/19/2022 10:34:23 AM	Set UserAnnotation = CO for compound 1,2-Dichlorobenzene in sample Feb1805.D; previous value =			✓	
CmdManuallyIntegrateApplyTargetRtToQualifier	BL2000\sean	2/19/2022 10:34:25 AM	Apply target integration range 5.032-5.134 to qualifier 148.0 for compound 1,2-Dichlorobenzene in sample Feb1805.D, new integration is from x, y = 5.032, 1180 to 5.134, 1450 and new response = 564307; previous integration is from x, y = 4.797, 52 to 5.134, 215 and previous response = 1748047.			✓	
CmdManuallyIntegrateApplyTargetRtToQualifier	BL2000\sean	2/19/2022 10:34:51 AM	Apply target integration range 6.393-6.506 to qualifier 129.0 for compound p-Chloroaniline in sample Feb1805.D, new integration is from x, y = 6.393, 1460 to 6.506, 2099 and new response = 249660; previously no peak.			✓	
CmdManuallyIntegrateDropBaseline	BL2000\sean	2/19/2022 10:34:51 AM	Drop baseline for qualifier 129.0 of compound p-Chloroaniline in sample Feb1805.D to y = 1460, new integration is from x, y = 6.393, 1460 to 6.506, 1460 and new response = 251826; previous integration is from x, y = 6.393, 1460 to 6.506, 2099 and previous response = 249660.			✓	
CmdManuallyIntegrateSplit	BL2000\sean	2/19/2022 10:34:54 AM	Split qualifier 129.0 of compound p-Chloroaniline in sample Feb1805.D and keep left peak, new integration is from x, y = 6.393, 1460 to 6.475, 1460 and new response = 242393, previous integration is from x, y = 6.393, 1460 to 6.506, 1460 and previous response = 251826.			✓	
CmdManuallyIntegrateSplit	BL2000\sean	2/19/2022 10:35:00 AM	Split peak for compound 4-Chloro-3-Methylphenol in sample Feb1805.D and keep right peak, new integration is from x, y = 7.050, 782.387392196336 to 7.194, 1022.52073022074 and new response = 450778, previous integration is from x, y = 6.908, 546 to 7.194, 1023 and previous response = 897963.			✓	
CmdSetTargetCompoundAttribute	BL2000\sean	2/19/2022 10:35:01 AM	Set UserAnnotation = CO for compound 4-Chloro-3-Methylphenol in sample Feb1805.D; previous value =			✓	

Name	User	Time	Action	Reason	Comment	Succeed	Exception
CmdManuallyIntegrateApplyTargetRtToQualifier	BL2000\sean	2/19/2022 10:35:04 AM	Apply target integration range 7.050-7.194 to qualifier 144.0 for compound 4-Chloro-3-Methylphenol in sample Feb1805.D, new integration is from x, y = 7.050, 1012 to 7.194, 509 and new response = 128130; previous integration is from x, y = 6.900, 94 to 7.194, 309 and previous response = 251968.			✓	
CmdManuallyIntegrateDropBaseline	BL2000\sean	2/19/2022 10:35:04 AM	Drop baseline for qualifier 144.0 of compound 4-Chloro-3-Methylphenol in sample Feb1805.D to y = 509, new integration is from x, y = 7.050, 509 to 7.194, 509 and new response = 130300; previous integration is from x, y = 7.050, 1012 to 7.194, 509 and previous response = 128130.			✓	
CmdManuallyIntegrateSplit	BL2000\sean	2/19/2022 10:35:06 AM	Split qualifier 144.0 of compound 4-Chloro-3-Methylphenol in sample Feb1805.D and keep left peak, new integration is from x, y = 7.050, 509 to 7.122, 509 and new response = 118472, previous integration is from x, y = 7.050, 509 to 7.194, 509 and previous response = 130300.			✓	
CmdManuallyIntegrateSplit	BL2000\sean	2/19/2022 10:35:14 AM	Split peak for compound 4-Chloro-2-Methylphenol in sample Feb1805.D and keep left peak, new integration is from x, y = 6.913, 767.91958573565 to 7.050, 1091.73027428085 and new response = 445081, previous integration is from x, y = 6.913, 768 to 7.194, 1432 and previous response = 892705.			✓	
CmdSetTargetCompoundAttribute	BL2000\sean	2/19/2022 10:35:15 AM	Set UserAnnotation = CO for compound 4-Chloro-2-Methylphenol in sample Feb1805.D; previous value =			✓	
CmdManuallyIntegrateSplit	BL2000\sean	2/19/2022 10:35:17 AM	Split qualifier 144.0 of compound 4-Chloro-2-Methylphenol in sample Feb1805.D and keep left peak, new integration is from x, y = 6.917, 157.151961209722 to 7.030, 260.691213332602 and new response = 118049, previous integration is from x, y = 6.917, 157 to 7.194, 411 and previous response = 250603.			✓	
CmdManuallyIntegrateSplit	BL2000\sean	2/19/2022 10:35:23 AM	Split peak for compound 2,4,6-Trichlorophenol in sample Feb1805.D and keep left peak, new integration is from x, y = 7.492, 90.6977489503652 to 7.553, 130.42469528648 and new response = 298561, previous integration is from x, y = 7.492, 91 to 7.594, 157 and previous response = 611950.			✓	

Name	User	Time	Action	Reason	Comment	Succeed	Exception
CmdSetTargetCompoundAttribute	BL2000\sean	2/19/2022 10:35:24 AM	Set UserAnnotation = CO for compound 2,4,6-Trichlorophenol in sample Feb1805.D; previous value =			✓	
CmdManuallyIntegrateApplyTargetRtToQualifier	BL2000\sean	2/19/2022 10:35:26 AM	Apply target integration range 7.492-7.553 to qualifier 198.0 for compound 2,4,6-Trichlorophenol in sample Feb1805.D, new integration is from x, y = 7.492, 0 to 7.553, 3195 and new response = 278217; previous integration is from x, y = 7.492, 76 to 7.594, 131 and previous response = 582852.			✓	
CmdManuallyIntegrateDropBaseline	BL2000\sean	2/19/2022 10:35:26 AM	Drop baseline for qualifier 198.0 of compound 2,4,6-Trichlorophenol in sample Feb1805.D to y = 0, new integration is from x, y = 7.492, 0 to 7.553, 0 and new response = 284107; previous integration is from x, y = 7.492, 0 to 7.553, 3195 and previous response = 278217.			✓	
CmdManuallyIntegratePeak	BL2000\sean	2/19/2022 10:35:31 AM	Manually integrate compound 2,4,5-Trichlorophenol in sample Feb1805.D, from x, y = 7.451, 266473 to 7.748, 266473, result = -4111437; previous integration is from x, y = 7.492, 77 to 7.594, 150 and previous response = 612006.			✓	
CmdManuallyIntegrateSnapBaseline	BL2000\sean	2/19/2022 10:35:32 AM	Snap baseline for compound 2,4,5-Trichlorophenol in sample Feb1805.D, from x = 7.451 to x = 7.748, new integration is from x, y = 7.451, 0 to 7.748, 812 and new response = 642919; previous integration is from x, y = 7.451, 266473 to 7.748, 266473 and previous response = -4111437.			✓	
CmdManuallyIntegrateDropBaseline	BL2000\sean	2/19/2022 10:35:32 AM	Drop baseline for compound 2,4,5-Trichlorophenol in sample Feb1805.D to y = 0, new integration is from x, y = 7.451, 0 to 7.748, 0 and new response = 650174; previous integration is from x, y = 7.451, 0 to 7.748, 812 and previous response = 642919.			✓	
CmdManuallyIntegrateSplit	BL2000\sean	2/19/2022 10:35:34 AM	Split peak for compound 2,4,5-Trichlorophenol in sample Feb1805.D and keep right peak, new integration is from x, y = 7.553, 0 to 7.748, 0 and new response = 351204, previous integration is from x, y = 7.451, 0 to 7.748, 0 and previous response = 650174.			✓	
CmdSetTargetCompoundAttribute	BL2000\sean	2/19/2022 10:35:36 AM	Set UserAnnotation = CO for compound 2,4,5-Trichlorophenol in sample Feb1805.D; previous value =			✓	

Name	User	Time	Action	Reason	Comment	Succeed	Exception
CmdManuallyIntegrateApplyTargetRtToQualifier	BL2000\sean	2/19/2022 10:35:37 AM	Apply target integration range 7.553-7.748 to qualifier 198.0 for compound 2,4,5-Trichlorophenol in sample Feb1805.D, new integration is from x, y = 7.553, 3195 to 7.748, 715 and new response = 311753; previous integration is from x, y = 7.492, 68 to 7.594, 135 and previous response = 582862.			✓	
CmdManuallyIntegrateDropBaseline	BL2000\sean	2/19/2022 10:35:38 AM	Drop baseline for qualifier 198.0 of compound 2,4,5-Trichlorophenol in sample Feb1805.D to y = 715, new integration is from x, y = 7.553, 715 to 7.748, 715 and new response = 326270; previous integration is from x, y = 7.553, 3195 to 7.748, 715 and previous response = 311753.			✓	
CmdManuallyIntegrateApplyTargetRtToQualifier	BL2000\sean	2/19/2022 10:35:50 AM	Apply target integration range 8.384-8.486 to qualifier 152.0 for compound Acenaphthene in sample Feb1805.D, new integration is from x, y = 8.384, 1795 to 8.486, 3099 and new response = 512255; previously no peak.			✓	
CmdManuallyIntegrateDropBaseline	BL2000\sean	2/19/2022 10:35:51 AM	Drop baseline for qualifier 152.0 of compound Acenaphthene in sample Feb1805.D to y = 1795, new integration is from x, y = 8.384, 1795 to 8.486, 1795 and new response = 516257; previous integration is from x, y = 8.384, 1795 to 8.486, 3099 and previous response = 512255.			✓	
CmdManuallyIntegrateApplyTargetRtToQualifier	BL2000\sean	2/19/2022 10:35:58 AM	Apply target integration range 8.486-8.578 to qualifier 154.0 for compound 2,4-Dinitrophenol in sample Feb1805.D, new integration is from x, y = 8.486, 3031 to 8.578, 2107 and new response = 40420; previous integration is from x, y = 8.384, 582 to 8.486, 652 and previous response = 971683.			✓	
CmdManuallyIntegrateDropBaseline	BL2000\sean	2/19/2022 10:35:59 AM	Drop baseline for qualifier 154.0 of compound 2,4-Dinitrophenol in sample Feb1805.D to y = 2107, new integration is from x, y = 8.486, 2107 to 8.578, 2107 and new response = 42972; previous integration is from x, y = 8.486, 3031 to 8.578, 2107 and previous response = 40420.			✓	

Name	User	Time	Action	Reason	Comment	Succeed	Exception
CmdManuallyIntegrateApplyTargetRtToQualifier	BL2000\sean	2/19/2022 10:36:04 AM	Apply target integration range 8.671-8.834 to qualifier 139.0 for compound 4-Nitrophenol in sample Feb1805.D, new integration is from x, y = 8.671, 1930 to 8.834, 1299 and new response = 114587; previous integration is from x, y = 8.599, 332 to 8.671, 382 and previous response = 649705.			✓	
CmdManuallyIntegrateDropBaseline	BL2000\sean	2/19/2022 10:36:05 AM	Drop baseline for qualifier 139.0 of compound 4-Nitrophenol in sample Feb1805.D to y = 1299, new integration is from x, y = 8.671, 1299 to 8.834, 1299 and new response = 117685; previous integration is from x, y = 8.671, 1930 to 8.834, 1299 and previous response = 114587.			✓	
CmdManuallyIntegrateApplyTargetRtToQualifier	BL2000\sean	2/19/2022 10:36:12 AM	Apply target integration range 9.008-9.100 to qualifier 167.0 for compound Fluorene in sample Feb1805.D, new integration is from x, y = 9.008, 245 to 9.100, 687 and new response = 171997; previous integration is from x, y = 9.182, 730 to 9.295, 910 and previous response = 289013.			✓	
CmdManuallyIntegrateDropBaseline	BL2000\sean	2/19/2022 10:36:13 AM	Drop baseline for qualifier 167.0 of compound Fluorene in sample Feb1805.D to y = 245, new integration is from x, y = 9.008, 245 to 9.100, 245 and new response = 173217; previous integration is from x, y = 9.008, 245 to 9.100, 687 and previous response = 171997.			✓	
CmdSaveBatchTable	BL2000\sean	2/19/2022 10:37:09 AM	Save batch \\MASSHUNTER\Org\Data\SV5973N.I\sd021822\DoD BNA cal 1\QuantResults\021822 DoD BNA cal.batch.bin			✓	

Name	User	Time	Action	Reason	Comment	Succeed	Exception
CmdUpdateRetentionTimes	BL2000\sean	2/19/2022 10:37:32 AM	Update retention time for compound Perylene-d12; Chrysene-d12; Phenanthrene-d10; Acenaphthene-d10; Naphthalene-d8; Terphenyl-d14; 2,4,6-Tribromophenol; 2-Fluorobiphenyl; Nitrobenzene-d5; Phenol-d5; 2-Fluorophenol; Benzo(g,h,i)perylene; Dibenzo(a,h)anthracene; Indeno(1,2,3-c,d)pyrene; Benzo(a)pyrene; Benzo(k)fluoranthene; Benzo(b)fluoranthene; Di-n-octyl Phthalate; bis(2-ethylhexyl)Phthalate; 3,3-Dichlorobenzidine; Chrysene; Benzo(a)Anthracene; Butylbenzylphthalate; Pyrene; Benzidine; Fluoranthene; Di-n-Butylphthalate; Triallate; Anthracene; Phenanthrene; Pentachlorophenol; Hexachlorobenzene; 4-Bromophenyl-phenylether; Azobenzene; N-nitrosodiphenylamine; 4,6-Dinitro-2-methylphenol; 4-Nitroaniline; Diethylphthalate; 4-Chlorophenyl-phenylether; Fluorene; 2,4-Dinitrotoluene; 4-Nitrophenol; Dibenzofuran; 2,4-Dinitrophenol; 3-Nitroaniline; Acenaphthene; 2,6-Dinitrotoluene; Acenaphthylene; Dimethyl Phthalate; 2-Nitroaniline; 2-Chloronaphthalene; 2,4,5-Trichlorophenol; 2,4,6-Trichlorophenol; Hexachlorocyclopentadiene; 4-Chloro-2-Methylphenol; 1-Methylnaphthalene; 2-Methylnaphthalene; 4-Chloro-3-Methylphenol; Hexachlorobutadiene; p-Chloroaniline; 4-Chlorophenol; Naphthalene; 1,2,4-Trichlorobenzene; 2,4-Dichlorophenol; bis(-2-Chloroethoxy)Methane; 2,4-Dimethylphenol; 2-Nitrophenol; Isophorone; Nitrobenzene; N-nitroso-Di-n-propylamine; Hexachloroethane; 4Methylphenol/3Methylphenol; 2-Methylphenol; bis(2-chloroisopropyl)Ether; Benzyl Alcohol; 1,2-Dichlorobenzene; 1,4-Dichlorobenzene; 1,3-Dichlorobenzene; 2-Chlorophenol; bis(-2-Chloroethyl)Ether; Phenol; Aniline; Pyridine; Carbazole; Benzoic Acid; o-Terphenyl; N-Nitrosodimethylamine; 1,4-Dichlorobenzene-d4;			✓	
CmdQuantitate	BL2000\sean	2/19/2022 10:37:45 AM	Quantitate all compounds in all samples			✓	
CmdQuantitate	BL2000\sean	2/19/2022 10:38:06 AM	Quantitate all compounds in all samples			✓	

Name	User	Time	Action	Reason	Comment	Succeed	Exception
CmdManuallyIntegratePeak	BL2000\sean	2/19/2022 10:40:13 AM	Manually integrate compound 1,4-Dichlorobenzene-d4 in sample Feb1805.D, from x, y = 4.838, -999 to 5.246, -584, result = 368799; previous integration is from x, y = 4.848, 0 to 4.950, 0 and previous response = 340609.			✓	
CmdManuallyIntegrateSnapBaseline	BL2000\sean	2/19/2022 10:40:15 AM	Snap baseline for compound 1,4-Dichlorobenzene-d4 in sample Feb1805.D, from x = 4.838 to x = 5.246, new integration is from x, y = 4.838, 0 to 5.246, 0 and new response = 349403; previous integration is from x, y = 4.838, -999 to 5.246, -584 and previous response = 368799.			✓	
CmdManuallyIntegrateDropBaseline	BL2000\sean	2/19/2022 10:40:17 AM	Drop baseline for compound 1,4-Dichlorobenzene-d4 in sample Feb1805.D to y = 0, new integration is from x, y = 4.838, 0 to 5.246, 0 and new response = 349403; previous integration is from x, y = 4.838, 0 to 5.246, 0 and previous response = 349403.			✓	

Name	User	Time	Action	Reason	Comment	Succeed	Exception
CmdCalibrate	BL2000\sean	2/19/2022 10:40:42 AM	Replace level 4 with Calibration sample Feb1805.D for compounds {Terphenyl-d14, 2,4,6-Tribromophenol, 2-Fluorobiphenyl, Nitrobenzene-d5, Phenol-d5, 2-Fluorophenol, Benzo(g,h,i)perylene, Dibenzo(a,h)anthracene, Indeno(1,2,3-c,d)pyrene, Benzo(a)pyrene, Benzo(k)fluoranthene, Benzo(b)fluoranthene, Di-n-octyl Phthalate, bis(2-ethylhexyl)Phthalate, 3,3-Dichlorobenzidine, Chrysene, Benzo(a)Anthracene, Butylbenzylphthalate, Pyrene, Benzidine, Fluoranthene, Di-n-Butylphthalate, Triallate, Anthracene, Phenanthrene, Pentachlorophenol, Hexachlorobenzene, 4-Bromophenyl-phenylether, Azobenzene, N-nitrosodiphenylamine, 4,6-Dinitro-2-methylphenol, 4-Nitroaniline, Diethylphthalate, 4-Chlorophenyl-phenylether, Fluorene, 2,4-Dinitrotoluene, 4-Nitrophenol, Dibenzofuran, 2,4-Dinitrophenol, 3-Nitroaniline, Acenaphthene, 2,6-Dinitrotoluene, Acenaphthylene, Dimethyl Phthalate, 2-Nitroaniline, 2-Chloronaphthalene, 2,4,5-Trichlorophenol, 2,4,6-Trichlorophenol, Hexachlorocyclopentadiene, 4-Chloro-2-Methylphenol, 1-Methylnaphthalene, 2-Methylnaphthalene, 4-Chloro-3-Methylphenol, Hexachlorobutadiene, p-Chloroaniline, 4-Chlorophenol, Naphthalene, 1,2,4-Trichlorobenzene, 2,4-Dichlorophenol, bis(-2-Chloroethoxy)Methane, 2,4-Dimethylphenol, 2-Nitrophenol, Isophorone, Nitrobenzene, N-nitroso-Di-n-propylamine, Hexachloroethane, 4Methylphenol/3Methylphenol, 2-Methylphenol, bis(2-chloroisopropyl)Ether, Benzyl Alcohol, 1,2-Dichlorobenzene, 1,4-Dichlorobenzene, 1,3-Dichlorobenzene, 2-Chlorophenol, bis(-2-Chloroethyl)Ether, Phenol, Aniline, Pyridine, Carbazole, Benzoic Acid, o-Terphenyl, N-Nitrosodimethylamine}; Replace level 5 with Calibration sample Feb1804.D for compounds {Terphenyl-d14, 2,4,6-Tribromophenol, 2-Fluorobiphenyl, Nitrobenzene-d5, Phenol-d5, 2-Fluorophenol, Benzo(g,h,i)perylene, Dibenzo(a,h)anthracene, Indeno(1,2,3-c,d)pyrene,			✓	

Name	User	Time	Action	Reason	Comment	Succeed	Exception
			Benzo(a)pyrene, Benzo(k)fluoranthene, Benzo(b)fluoranthene, Di-n-octyl Phthalate, bis(2-ethylhexyl)Phthalate, 3,3-Dichlorobenzidine, Chrysene, Benzo(a)Anthracene, Butylbenzylphthalate, Pyrene, Benzidine, Fluoranthene, Di-n-Butylphthalate, Triallate, Anthracene, Phenanthrene, Pentachlorophenol, Hexachlorobenzene, 4-Bromophenyl-phenylether, Azobenzene, N-nitrosodiphenylamine, 4,6-Dinitro-2-methylphenol, 4-Nitroaniline, Diethylphthalate, 4-Chlorophenyl-phenylether, Fluorene, 2,4-Dinitrotoluene, 4-Nitrophenol, Dibenzofuran, 2,4-Dinitrophenol, 3-Nitroaniline, Acenaphthene, 2,6-Dinitrotoluene, Acenaphthylene, Dimethyl Phthalate, 2-Nitroaniline, 2-Chloronaphthalene, 2,4,5-Trichlorophenol, 2,4,6-Trichlorophenol, Hexachlorocyclopentadiene, 4-Chloro-2-Methylphenol, 1-Methylnaphthalene, 2-Methylnaphthalene, 4-Chloro-3-Methylphenol, Hexachlorobutadiene, p-Chloroaniline, 4-Chlorophenol, Naphthalene, 1,2,4-Trichlorobenzene, 2,4-Dichlorophenol, bis(-2-Chloroethoxy)Methane, 2,4-Dimethylphenol, 2-Nitrophenol, Isophorone, Nitrobenzene, N-nitroso-Di-n-propylamine, Hexachloroethane, 4Methylphenol/3Methylphenol, 2-Methylphenol, bis(2-chloroisopropyl)Ether, Benzyl Alcohol, 1,2-Dichlorobenzene, 1,4-Dichlorobenzene, 1,3-Dichlorobenzene, 2-Chlorophenol, bis(-2-Chloroethyl)Ether, Phenol, Aniline, Pyridine, Carbazole, Benzoic Acid, o-Terphenyl, N-Nitrosodimethylamine}; Replace level 6 with Calibration sample Feb1803.D for compounds {Terphenyl-d14, 2,4,6-Tribromophenol, 2-Fluorobiphenyl, Nitrobenzene-d5, Phenol-d5, 2-Fluorophenol, Benzo(g,h,i)perylene, Dibenzo(a,h)anthracene, Indeno(1,2,3-c,d)pyrene, Benzo(a)pyrene, Benzo(k)fluoranthene, Benzo(b)fluoranthene, Di-n-octyl Phthalate, bis(2-ethylhexyl)Phthalate, 3,3-Dichlorobenzidine, Chrysene, Benzo(a)Anthracene, Butylbenzylphthalate, Pyrene, Benzidine, Fluoranthene, Di-n-				

Name	User	Time	Action	Reason	Comment	Succeed	Exception
			Butylphthalate, Triallate, Anthracene, Phenanthrene, Pentachlorophenol, Hexachlorobenzene, 4-Bromophenyl-phenylether, Azobenzene, N-nitrosodiphenylamine, 4,6-Dinitro-2-methylphenol, 4-Nitroaniline, Diethylphthalate, 4-Chlorophenyl-phenylether, Fluorene, 2,4-Dinitrotoluene, 4-Nitrophenol, Dibenzofuran, 2,4-Dinitrophenol, 3-Nitroaniline, Acenaphthene, 2,6-Dinitrotoluene, Acenaphthylene, Dimethyl Phthalate, 2-Nitroaniline, 2-Chloronaphthalene, 2,4,5-Trichlorophenol, 2,4,6-Trichlorophenol, Hexachlorocyclopentadiene, 4-Chloro-2-Methylphenol, 1-Methylnaphthalene, 2-Methylnaphthalene, 4-Chloro-3-Methylphenol, Hexachlorobutadiene, p-Chloroaniline, 4-Chlorophenol, Naphthalene, 1,2,4-Trichlorobenzene, 2,4-Dichlorophenol, bis(-2-Chloroethoxy)Methane, 2,4-Dimethylphenol, 2-Nitrophenol, Isophorone, Nitrobenzene, N-nitroso-Di-n-propylamine, Hexachloroethane, 4Methylphenol/3Methylphenol, 2-Methylphenol, bis(2-chloroisopropyl)Ether, Benzyl Alcohol, 1,2-Dichlorobenzene, 1,4-Dichlorobenzene, 1,3-Dichlorobenzene, 2-Chlorophenol, bis(-2-Chloroethyl)Ether, Phenol, Aniline, Pyridine, Carbazole, Benzoic Acid, o-Terphenyl, N-Nitrosodimethylamine}; Replace level 7 with Calibration sample Feb1802.D for compounds {Terphenyl-d14, 2,4,6-Tribromophenol, 2-Fluorobiphenyl, Nitrobenzene-d5, Phenol-d5, 2-Fluorophenol, Benzo(g,h,i)perylene, Dibenzo(a,h)anthracene, Indeno(1,2,3-c,d)pyrene, Benzo(a)pyrene, Benzo(k)fluoranthene, Benzo(b)fluoranthene, Di-n-octyl Phthalate, bis(2-ethylhexyl)Phthalate, 3,3-Dichlorobenzidine, Chrysene, Benzo(a)Anthracene, Butylbenzylphthalate, Pyrene, Benzidine, Fluoranthene, Di-n-Butylphthalate, Triallate, Anthracene, Phenanthrene, Pentachlorophenol, Hexachlorobenzene, 4-Bromophenyl-phenylether, Azobenzene, N-nitrosodiphenylamine, 4,6-Dinitro-2-methylphenol, 4-Nitroaniline, Diethylphthalate, 4-Chlorophenyl-phenylether, Fluorene, 2,4-				

Name	User	Time	Action	Reason	Comment	Succeed	Exception
			Dinitrotoluene, 4-Nitrophenol, Dibenzofuran, 2,4-Dinitrophenol, 3-Nitroaniline, Acenaphthene, 2,6-Dinitrotoluene, Acenaphthylene, Dimethyl Phthalate, 2-Nitroaniline, 2-Chloronaphthalene, 2,4,5-Trichlorophenol, 2,4,6-Trichlorophenol, Hexachlorocyclopentadiene, 4-Chloro-2-Methylphenol, 1-Methylnaphthalene, 2-Methylnaphthalene, 4-Chloro-3-Methylphenol, Hexachlorobutadiene, p-Chloroaniline, 4-Chlorophenol, Naphthalene, 1,2,4-Trichlorobenzene, 2,4-Dichlorophenol, bis(-2-Chloroethoxy)Methane, 2,4-Dimethylphenol, 2-Nitrophenol, Isophorone, Nitrobenzene, N-nitroso-Di-n-propylamine, Hexachloroethane, 4Methylphenol/3Methylphenol, 2-Methylphenol, bis(2-chloroisopropyl)Ether, Benzyl Alcohol, 1,2-Dichlorobenzene, 1,4-Dichlorobenzene, 1,3-Dichlorobenzene, 2-Chlorophenol, bis(-2-Chloroethyl)Ether, Phenol, Aniline, Pyridine, Carbazole, Benzoic Acid, o-Terphenyl, N-Nitrosodimethylamine};				
CmdQuantitate	BL2000\sean	2/19/2022 10:40:51 AM	Quantitate all compounds in all samples			✓	
CmdQuantitate	BL2000\sean	2/19/2022 10:41:07 AM	Quantitate all compounds in all samples			✓	
CmdSetTargetCompoundAttribute	BL2000\sean	2/19/2022 10:41:21 AM	Set UserAnnotation = BA for compound 1,4-Dichlorobenzene-d4 in sample Feb1805.D; previous value =			✓	
CmdSaveBatchTable	BL2000\sean	2/19/2022 10:41:24 AM	Save batch \\MASSHUNTER\Org\Data\SV5973N.I\sd021822\DoD BNA cal 1\QuantResults\021822 DoD BNA cal.batch.bin			✓	
CmdImportSamplesFromWorklist	BL2000\sean	2/19/2022 12:27:39 PM	Add samples from worklist: \\MASSHUNTER\Org\Data\SV5973N.I\sd021822\DoD BNA cal 1\Feb1808.D, \\MASSHUNTER\Org\Data\SV5973N.I\sd021822\DoD BNA cal 1\Feb1807.D, \\MASSHUNTER\Org\Data\SV5973N.I\sd021822\DoD BNA cal 1\Feb1806.D			✓	
CmdSetSampleAttribute	BL2000\sean	2/19/2022 12:31:15 PM	Set SampleType = Calibration for sample Feb1806.D; previous value = Sample			✓	
CmdSetSampleAttribute	BL2000\sean	2/19/2022 12:31:19 PM	Set SampleType = Calibration for sample Feb1807.D; previous value = Sample			✓	
CmdSetSampleAttribute	BL2000\sean	2/19/2022 12:31:25 PM	Set SampleType = Calibration for sample Feb1808.D; previous value = Sample			✓	

Name	User	Time	Action	Reason	Comment	Succeed	Exception
CmdSetSampleAttribute	BL2000\sean	2/19/2022 12:31:30 PM	Set LevelName = 1 for sample Feb1808.D; previous value =			✓	
CmdSetSampleAttribute	BL2000\sean	2/19/2022 12:31:37 PM	Set LevelName = 2 for sample Feb1807.D; previous value =			✓	
CmdSetSampleAttribute	BL2000\sean	2/19/2022 12:31:43 PM	Set LevelName = 3 for sample Feb1806.D; previous value =			✓	
CmdQuantitate	BL2000\sean	2/19/2022 12:32:08 PM	Quantitate all compounds in all samples			✓	
CmdSelectPeak	BL2000\sean	2/19/2022 12:33:06 PM	Select peak for qualifier 66.0 of compound Aniline in sample Feb1806.D				Agilent.MassSpectrometry.DataAnalysis.Quantitative.ApplicationCommandException: Manual peak selection failed ---> System.ApplicationException: Cannot find qualifier peak with id=0 in target qualifier : QualifierIon[batchId = 0, sampleId = 5, compoundId = 35, qualifierId = 0, MZ = 66] at Agilent.MassSpectrometry.DataAnalysis.Quantitative.Analysis.QualifierIon.SelectPeak(Int16 peakId) at Agilent.MassSpectrometry.DataAnalysis.Quantitative.CmdSelectPeak.Do() --- End of inner exception stack trace --- at Agilent.MassSpectrometry.DataAnalysis.Quantitative.CmdSelectPeak.Do() at Agilent.MassSpectrometry.CommandModel.CommandHistory.Invoke(ICommand cmd) at Agilent.MassSpectrometry.DataAnalysis.Quantitative.AppCommandContext._Invoke(ICommand cmd)
CmdManuallyIntegrateApplyTargetRtToQualifier	BL2000\sean	2/19/2022 12:33:09 PM	Apply target integration range 4.532-4.603 to qualifier 66.0 for compound Aniline in sample Feb1806.D, new integration is from x, y = 4.532, 580 to 4.603, 30368 and new response = 215315; previously no peak.			✓	
CmdManuallyIntegrateApplyTargetRtToQualifier	BL2000\sean	2/19/2022 12:33:10 PM	Apply target integration range 4.532-4.603 to qualifier 65.0 for compound Aniline in sample Feb1806.D, new integration is from x, y = 4.532, 1020 to 4.603, 11290 and new response = 122946; previously no peak.			✓	
CmdManuallyIntegrateDropBaseline	BL2000\sean	2/19/2022 12:33:12 PM	Drop baseline for qualifier 65.0 of compound Aniline in sample Feb1806.D to y = 1020, new integration is from x, y = 4.532, 1020 to 4.603, 1020 and new response = 144780; previous integration is from x, y = 4.532, 1020 to 4.603, 11290 and previous response = 122946.			✓	

Name	User	Time	Action	Reason	Comment	Succeed	Exception
CmdManuallyIntegrateDropBaseline	BL2000\sean	2/19/2022 12:33:13 PM	Drop baseline for qualifier 66.0 of compound Aniline in sample Feb1806.D to y = 580, new integration is from x, y = 4.532, 580 to 4.603, 580 and new response = 278644; previous integration is from x, y = 4.532, 580 to 4.603, 30368 and previous response = 215315.			✓	
CmdManuallyIntegrateSplit	BL2000\sean	2/19/2022 12:33:17 PM	Split qualifier 66.0 of compound Phenol in sample Feb1806.D and keep right peak, new integration is from x, y = 4.593, 939.841640939988 to 4.675, 1021.9749100942 and new response = 268965, previous integration is from x, y = 4.533, 880 to 4.675, 1022 and previous response = 533976.			✓	
CmdManuallyIntegrateSplit	BL2000\sean	2/19/2022 12:33:21 PM	Split qualifier 64.0 of compound bis(-2-Chloroethyl)Ether in sample Feb1806.D and keep right peak, new integration is from x, y = 4.593, 338.278279970326 to 4.664, 367.815472674779 and new response = 42389, previous integration is from x, y = 4.533, 313 to 4.664, 368 and previous response = 60943.			✓	
CmdManuallyIntegratePeak	BL2000\sean	2/19/2022 12:33:30 PM	Manually integrate compound 1,2-Dichlorobenzene in sample Feb1806.D, from x, y = 5.022, 234427 to 5.124, 299513, result = -1015907; previous integration is from x, y = 4.879, 80 to 4.981, 147 and previous response = 621178.			✓	
CmdManuallyIntegrateSnapBaseline	BL2000\sean	2/19/2022 12:33:31 PM	Snap baseline for compound 1,2-Dichlorobenzene in sample Feb1806.D, from x = 5.022 to x = 5.124, new integration is from x, y = 5.022, 865 to 5.124, 1891 and new response = 611643; previous integration is from x, y = 5.022, 234427 to 5.124, 299513 and previous response = -1015907.			✓	
CmdSetTargetCompoundAttribute	BL2000\sean	2/19/2022 12:33:33 PM	Set UserAnnotation = CO for compound 1,2-Dichlorobenzene in sample Feb1806.D; previous value =			✓	
CmdManuallyIntegrateApplyTargetRtToQualifier	BL2000\sean	2/19/2022 12:33:35 PM	Apply target integration range 5.022-5.124 to qualifier 148.0 for compound 1,2-Dichlorobenzene in sample Feb1806.D, new integration is from x, y = 5.022, 883 to 5.124, 1064 and new response = 387367; previously no peak.			✓	

Name	User	Time	Action	Reason	Comment	Succeed	Exception
CmdManuallyIntegrateApplyTargetRtToQualifier	BL2000\sean	2/19/2022 12:33:36 PM	Apply target integration range 5.022-5.124 to qualifier 111.0 for compound 1,2-Dichlorobenzene in sample Feb1806.D, new integration is from x, y = 5.022, 0 to 5.124, 698 and new response = 231016; previously no peak.			✓	
CmdManuallyIntegrateApplyTargetRtToQualifier	BL2000\sean	2/19/2022 12:33:47 PM	Apply target integration range 5.492-5.604 to qualifier 77.0 for compound Nitrobenzene in sample Feb1806.D, new integration is from x, y = 5.492, 4787 to 5.604, 3446 and new response = 318119; previously no peak.			✓	
CmdManuallyIntegrateApplyTargetRtToQualifier	BL2000\sean	2/19/2022 12:33:48 PM	Apply target integration range 5.492-5.604 to qualifier 51.0 for compound Nitrobenzene in sample Feb1806.D, new integration is from x, y = 5.492, 4324 to 5.604, 3498 and new response = 200043; previously no peak.			✓	
CmdManuallyIntegrateApplyTargetRtToQualifier	BL2000\sean	2/19/2022 12:33:55 PM	Apply target integration range 6.054-6.157 to qualifier 63.0 for compound bis(-2-Chloroethoxy)Methane in sample Feb1806.D, new integration is from x, y = 6.054, 972 to 6.157, 1996 and new response = 309380; previous integration is from x, y = 5.982, 1018 to 6.033, 1051 and previous response = 23296.			✓	
CmdManuallyIntegrateDropBaseline	BL2000\sean	2/19/2022 12:33:55 PM	Drop baseline for qualifier 63.0 of compound bis(-2-Chloroethoxy)Methane in sample Feb1806.D to y = 972, new integration is from x, y = 6.054, 972 to 6.157, 972 and new response = 312535; previous integration is from x, y = 6.054, 972 to 6.157, 1996 and previous response = 309380.			✓	
CmdManuallyIntegrateApplyTargetRtToQualifier	BL2000\sean	2/19/2022 12:34:03 PM	Apply target integration range 6.384-6.465 to qualifier 128.0 for compound 4-Chlorophenol in sample Feb1806.D, new integration is from x, y = 6.384, 5100 to 6.465, 8666 and new response = 348612; previously no peak.			✓	
CmdManuallyIntegrateDropBaseline	BL2000\sean	2/19/2022 12:34:03 PM	Drop baseline for qualifier 128.0 of compound 4-Chlorophenol in sample Feb1806.D to y = 5100, new integration is from x, y = 6.384, 5100 to 6.465, 5100 and new response = 357269; previous integration is from x, y = 6.384, 5100 to 6.465, 8666 and previous response = 348612.			✓	

Name	User	Time	Action	Reason	Comment	Succeed	Exception
CmdManuallyIntegrateSplit	BL2000\sean	2/19/2022 12:34:43 PM	Split peak for compound 2-Methylnaphthalene in sample Feb1806.D and keep left peak, new integration is from x, y = 7.052, 763.158923066174 to 7.225, 1045.32911871815 and new response = 694481, previous integration is from x, y = 7.052, 763 to 7.307, 1179 and previous response = 1366454.			✓	
CmdManuallyIntegrateSplit	BL2000\sean	2/19/2022 12:34:44 PM	Split peak for compound 2-Methylnaphthalene in sample Feb1806.D and keep right peak, new integration is from x, y = 7.112, 861.179721571893 to 7.225, 1045.32911871815 and new response = 670695, previous integration is from x, y = 7.052, 763 to 7.225, 1045 and previous response = 694481.			✓	
CmdSetTargetCompoundAttribute	BL2000\sean	2/19/2022 12:34:45 PM	Set UserAnnotation = CO for compound 2-Methylnaphthalene in sample Feb1806.D; previous value =			✓	
CmdManuallyIntegrateApplyTargetRtToQualifier	BL2000\sean	2/19/2022 12:34:47 PM	Apply target integration range 7.112-7.225 to qualifier 142.0 for compound 2-Methylnaphthalene in sample Feb1806.D, new integration is from x, y = 7.112, 8010 to 7.225, 4166 and new response = 774242; previous integration is from x, y = 7.040, 532 to 7.122, 717 and previous response = 250772.			✓	
CmdManuallyIntegrateDropBaseline	BL2000\sean	2/19/2022 12:34:48 PM	Drop baseline for qualifier 142.0 of compound 2-Methylnaphthalene in sample Feb1806.D to y = 4166, new integration is from x, y = 7.112, 4166 to 7.225, 4166 and new response = 787269; previous integration is from x, y = 7.112, 8010 to 7.225, 4166 and previous response = 774242.			✓	
CmdManuallyIntegrateApplyTargetRtToQualifier	BL2000\sean	2/19/2022 12:34:50 PM	Apply target integration range 7.112-7.225 to qualifier 115.0 for compound 2-Methylnaphthalene in sample Feb1806.D, new integration is from x, y = 7.112, 671 to 7.225, 1422 and new response = 284004; previously no peak.			✓	
CmdManuallyIntegrateDropBaseline	BL2000\sean	2/19/2022 12:34:51 PM	Drop baseline for qualifier 115.0 of compound 2-Methylnaphthalene in sample Feb1806.D to y = 671, new integration is from x, y = 7.112, 671 to 7.225, 671 and new response = 286549; previous integration is from x, y = 7.112, 671 to 7.225, 1422 and previous response = 284004.			✓	

Name	User	Time	Action	Reason	Comment	Succeed	Exception
CmdManuallyIntegrateSplit	BL2000\sean	2/19/2022 12:34:57 PM	Split peak for compound 1-Methylnaphthalene in sample Feb1806.D and keep right peak, new integration is from x, y = 7.225, 1148.67897900874 to 7.307, 1180.84795391575 and new response = 672135, previous integration is from x, y = 7.053, 1082 to 7.307, 1181 and previous response = 1364174.			✓	
CmdManuallyIntegrateSplit	BL2000\sean	2/19/2022 12:35:01 PM	Split qualifier 115.0 of compound 1-Methylnaphthalene in sample Feb1806.D and keep right peak, new integration is from x, y = 7.225, 739.646942764334 to 7.328, 813.820086337136 and new response = 285940, previous integration is from x, y = 7.122, 665 to 7.328, 814 and previous response = 555169.			✓	
CmdManuallyIntegrateApplyTargetRtToQualifier	BL2000\sean	2/19/2022 12:35:13 PM	Apply target integration range 7.543-7.646 to qualifier 198.0 for compound 2,4,5-Trichlorophenol in sample Feb1806.D, new integration is from x, y = 7.543, 2851 to 7.646, 2415 and new response = 196233; previously no peak.			✓	
CmdManuallyIntegrateDropBaseline	BL2000\sean	2/19/2022 12:35:14 PM	Drop baseline for qualifier 198.0 of compound 2,4,5-Trichlorophenol in sample Feb1806.D to y = 2415, new integration is from x, y = 7.543, 2415 to 7.646, 2415 and new response = 197577; previous integration is from x, y = 7.543, 2851 to 7.646, 2415 and previous response = 196233.			✓	
CmdManuallyIntegrateApplyTargetRtToQualifier	BL2000\sean	2/19/2022 12:35:24 PM	Apply target integration range 8.169-8.272 to qualifier 153.1 for compound Acenaphthylene in sample Feb1806.D, new integration is from x, y = 8.169, 0 to 8.272, 1146 and new response = 170863; previously no peak.			✓	
CmdManuallyIntegrateDropBaseline	BL2000\sean	2/19/2022 12:35:25 PM	Drop baseline for qualifier 153.1 of compound Acenaphthylene in sample Feb1806.D to y = 0, new integration is from x, y = 8.169, 0 to 8.272, 0 and new response = 174380; previous integration is from x, y = 8.169, 0 to 8.272, 1146 and previous response = 170863.			✓	
CmdManuallyIntegrateApplyTargetRtToQualifier	BL2000\sean	2/19/2022 12:35:36 PM	Apply target integration range 8.487-8.599 to qualifier 154.0 for compound 2,4-Dinitrophenol in sample Feb1806.D, new integration is from x, y = 8.487, 1753 to 8.599, 1084 and new response = 24409; previous integration is from x, y = 8.384, 587 to 8.487, 593 and previous response = 693298.			✓	

Name	User	Time	Action	Reason	Comment	Succeed	Exception
CmdManuallyIntegrateDropBaseline	BL2000\sean	2/19/2022 12:35:36 PM	Drop baseline for qualifier 154.0 of compound 2,4-Dinitrophenol in sample Feb1806.D to y = 1084, new integration is from x, y = 8.487, 1084 to 8.599, 1084 and new response = 26667; previous integration is from x, y = 8.487, 1753 to 8.599, 1084 and previous response = 24409.			✓	
CmdManuallyIntegrateSplit	BL2000\sean	2/19/2022 12:35:40 PM	Split qualifier 139.0 of compound Dibenzofuran in sample Feb1806.D and keep left peak, new integration is from x, y = 8.599, 99.205938159128 to 8.681, 189.24676988196 and new response = 393663, previous integration is from x, y = 8.599, 99 to 8.753, 268 and previous response = 460292.			✓	
CmdManuallyIntegrateSplit	BL2000\sean	2/19/2022 12:35:45 PM	Split qualifier 139.0 of compound 4-Nitrophenol in sample Feb1806.D and keep right peak, new integration is from x, y = 8.681, 189.24676988196 to 8.753, 268.078361958777 and new response = 72202, previous integration is from x, y = 8.599, 99 to 8.753, 268 and previous response = 460292.			✓	
CmdManuallyIntegrateSplit	BL2000\sean	2/19/2022 12:35:51 PM	Split qualifier 63.0 of compound 2,4-Dinitrotoluene in sample Feb1806.D and keep left peak, new integration is from x, y = 8.640, 1283.28809779216 to 8.681, 1249.20730724621 and new response = 59132, previous integration is from x, y = 8.640, 1283 to 8.732, 1207 and previous response = 82680.			✓	
CmdManuallyIntegrateSplit	BL2000\sean	2/19/2022 12:36:40 PM	Split peak for compound Phenol-d5 in sample Feb1806.D and keep left peak, new integration is from x, y = 4.583, 0 to 4.675, 0 and new response = 540696, previous integration is from x, y = 4.583, 0 to 4.736, 0 and previous response = 582542.			✓	
CmdSetTargetCompoundAttribute	BL2000\sean	2/19/2022 12:36:41 PM	Set UserAnnotation = CO for compound Phenol-d5 in sample Feb1806.D; previous value =			✓	
CmdSaveBatchTable	BL2000\sean	2/19/2022 12:36:56 PM	Save batch \\MASSHUNTER\Org\Data\SV5973N.I\sd021822\DoD BNA cal 1\QuantResults\021822 DoD BNA cal.batch.bin			✓	

Name	User	Time	Action	Reason	Comment	Succeed	Exception
CmdManuallyIntegratePeak	BL2000\sean	2/19/2022 12:37:02 PM	Manually integrate compound N-Nitrosodimethylamine in sample Feb1807.D, from x, y = 2.469, -50 to 2.622, -20, result = 21913; previous integration is from x, y = 2.479, 367 to 2.622, 313 and previous response = 15309.			✓	
CmdManuallyIntegrateDropBaseline	BL2000\sean	2/19/2022 12:37:05 PM	Drop baseline for compound N-Nitrosodimethylamine in sample Feb1807.D to y = -50, new integration is from x, y = 2.469, -50 to 2.622, -50 and new response = 22053; previous integration is from x, y = 2.469, -50 to 2.622, -20 and previous response = 21913.			✓	
CmdSetTargetCompoundAttribute	BL2000\sean	2/19/2022 12:37:06 PM	Set UserAnnotation = BA for compound N-Nitrosodimethylamine in sample Feb1807.D; previous value =			✓	
CmdManuallyIntegratePeak	BL2000\sean	2/19/2022 12:37:15 PM	Manually integrate compound Benzoic Acid in sample Feb1807.D, from x, y = 6.075, 0 to 6.270, 65, result = 18285; previous integration is from x, y = 6.120, 379 to 6.270, 322 and previous response = 14691.			✓	
CmdManuallyIntegrateDropBaseline	BL2000\sean	2/19/2022 12:37:16 PM	Drop baseline for compound Benzoic Acid in sample Feb1807.D to y = 0, new integration is from x, y = 6.075, 0 to 6.270, 0 and new response = 18665; previous integration is from x, y = 6.075, 0 to 6.270, 65 and previous response = 18285.			✓	
CmdSetTargetCompoundAttribute	BL2000\sean	2/19/2022 12:37:17 PM	Set UserAnnotation = BA for compound Benzoic Acid in sample Feb1807.D; previous value =			✓	
CmdManuallyIntegrateApplyTargetRtToQualifier	BL2000\sean	2/19/2022 12:37:18 PM	Apply target integration range 6.075-6.270 to qualifier 122.0 for compound Benzoic Acid in sample Feb1807.D, new integration is from x, y = 6.075, 1381 to 6.270, 503 and new response = 6096; previous integration is from x, y = 5.982, 0 to 6.054, 0 and previous response = 52824.			✓	
CmdManuallyIntegrateDropBaseline	BL2000\sean	2/19/2022 12:37:19 PM	Drop baseline for qualifier 122.0 of compound Benzoic Acid in sample Feb1807.D to y = 503, new integration is from x, y = 6.075, 503 to 6.270, 503 and new response = 11236; previous integration is from x, y = 6.075, 1381 to 6.270, 503 and previous response = 6096.			✓	

Name	User	Time	Action	Reason	Comment	Succeed	Exception
CmdManuallyIntegrate QualifierPeak	BL2000\sean	2/19/2022 12:37:20 PM	Manually integrate qualifier 77.0 of compound Benzoic Acid in sample Feb1807.D, from x, y = 5.941, 17198 to 5.941, 17198, result = 13581; previous integration is from x, y = 6.280, 1049 to 6.373, 1033 and previous response = 13581.			✓	
CmdManuallyIntegrateApplyTargetRtToQualifier	BL2000\sean	2/19/2022 12:37:20 PM	Apply target integration range 6.075-6.270 to qualifier 77.0 for compound Benzoic Acid in sample Feb1807.D, new integration is from x, y = 6.075, 767 to 6.270, 1689 and new response = 12318; previous integration is from x, y = 6.280, 1049 to 6.373, 1033 and previous response = 13581.			✓	
CmdManuallyIntegrate DropBaseline	BL2000\sean	2/19/2022 12:37:21 PM	Drop baseline for qualifier 77.0 of compound Benzoic Acid in sample Feb1807.D to y = 767, new integration is from x, y = 6.075, 767 to 6.270, 767 and new response = 17715; previous integration is from x, y = 6.075, 767 to 6.270, 1689 and previous response = 12318.			✓	
CmdManuallyIntegrate QualifierPeak	BL2000\sean	2/19/2022 12:37:26 PM	Manually integrate qualifier 77.0 of compound Benzoic Acid in sample Feb1807.D, from x, y = 6.116, 1079 to 6.229, 1373, result = 10680; previous integration is from x, y = 6.075, 767 to 6.270, 767 and previous response = 17715.			✓	
CmdManuallyIntegrateApplyTargetRtToQualifier	BL2000\sean	2/19/2022 12:37:34 PM	Apply target integration range 4.542-4.613 to qualifier 65.0 for compound Aniline in sample Feb1807.D, new integration is from x, y = 4.542, 772 to 4.613, 13160 and new response = 1332; previously no peak.			✓	
CmdManuallyIntegrate DropBaseline	BL2000\sean	2/19/2022 12:37:35 PM	Drop baseline for qualifier 65.0 of compound Aniline in sample Feb1807.D to y = 772, new integration is from x, y = 4.542, 772 to 4.613, 772 and new response = 27885; previous integration is from x, y = 4.542, 772 to 4.613, 13160 and previous response = 1332.			✓	
CmdManuallyIntegrateSplit	BL2000\sean	2/19/2022 12:37:41 PM	Split qualifier 64.0 of compound bis(-2-Chloroethyl)Ether in sample Feb1807.D and keep right peak, new integration is from x, y = 4.583, 0 to 4.654, 0 and new response = 7321, previous integration is from x, y = 4.542, 0 to 4.654, 0 and previous response = 11135.			✓	

Name	User	Time	Action	Reason	Comment	Succeed	Exception
CmdManuallyIntegratePeak	BL2000\sean	2/19/2022 12:37:49 PM	Manually integrate compound 1,2-Dichlorobenzene in sample Feb1807.D, from x, y = 5.022, 44478 to 5.144, 50372, result = -234187; previous integration is from x, y = 4.879, 0 to 4.981, 0 and previous response = 113963.			✓	
CmdManuallyIntegrateSnapBaseline	BL2000\sean	2/19/2022 12:37:51 PM	Snap baseline for compound 1,2-Dichlorobenzene in sample Feb1807.D, from x = 5.022 to x = 5.144, new integration is from x, y = 5.022, 556 to 5.144, 976 and new response = 108899; previous integration is from x, y = 5.022, 44478 to 5.144, 50372 and previous response = -234187.			✓	
CmdManuallyIntegrate DropBaseline	BL2000\sean	2/19/2022 12:37:51 PM	Drop baseline for compound 1,2-Dichlorobenzene in sample Feb1807.D to y = 556, new integration is from x, y = 5.022, 556 to 5.144, 556 and new response = 110443; previous integration is from x, y = 5.022, 556 to 5.144, 976 and previous response = 108899.			✓	
CmdManuallyIntegrateApplyTargetRtToQualifier	BL2000\sean	2/19/2022 12:37:52 PM	Apply target integration range 5.022-5.144 to qualifier 148.0 for compound 1,2-Dichlorobenzene in sample Feb1807.D, new integration is from x, y = 5.022, 1048 to 5.144, 600 and new response = 66829; previously no peak.			✓	
CmdManuallyIntegrateApplyTargetRtToQualifier	BL2000\sean	2/19/2022 12:37:54 PM	Apply target integration range 5.022-5.144 to qualifier 111.0 for compound 1,2-Dichlorobenzene in sample Feb1807.D, new integration is from x, y = 5.022, 0 to 5.144, 462 and new response = 41554; previously no peak.			✓	
CmdManuallyIntegratePeak	BL2000\sean	2/19/2022 12:38:00 PM	Manually integrate compound Benzyl Alcohol in sample Feb1807.D, from x, y = 5.032, 53236 to 5.196, 71009, result = -578425; previous integration is from x, y = 5.216, 0 to 5.349, 0 and previous response = 88224.			✓	
CmdManuallyIntegrateSnapBaseline	BL2000\sean	2/19/2022 12:38:01 PM	Snap baseline for compound Benzyl Alcohol in sample Feb1807.D, from x = 5.032 to x = 5.196, new integration is from x, y = 5.032, 315 to 5.196, 987 and new response = 24301; previous integration is from x, y = 5.032, 53236 to 5.196, 71009 and previous response = -578425.			✓	

Name	User	Time	Action	Reason	Comment	Succeed	Exception
CmdManuallyIntegrateDropBaseline	BL2000\sean	2/19/2022 12:38:01 PM	Drop baseline for compound Benzyl Alcohol in sample Feb1807.D to y = 315, new integration is from x, y = 5.032, 315 to 5.196, 315 and new response = 27595; previous integration is from x, y = 5.032, 315 to 5.196, 987 and previous response = 24301.			✓	
CmdSetTargetCompoundAttribute	BL2000\sean	2/19/2022 12:38:05 PM	Set UserAnnotation = CO for compound Benzyl Alcohol in sample Feb1807.D; previous value =			✓	
CmdManuallyIntegratePeak	BL2000\sean	2/19/2022 12:38:11 PM	Manually integrate compound Benzyl Alcohol in sample Feb1807.D, from x, y = 4.991, 0 to 5.196, 129, result = 30362; previous integration is from x, y = 5.032, 315 to 5.196, 315 and previous response = 27595.			✓	
CmdManuallyIntegrateDropBaseline	BL2000\sean	2/19/2022 12:38:13 PM	Drop baseline for compound Benzyl Alcohol in sample Feb1807.D to y = 0, new integration is from x, y = 4.991, 0 to 5.196, 0 and new response = 31154; previous integration is from x, y = 4.991, 0 to 5.196, 129 and previous response = 30362.			✓	
CmdSetTargetCompoundAttribute	BL2000\sean	2/19/2022 12:38:14 PM	Set UserAnnotation = CO for compound Benzyl Alcohol in sample Feb1807.D; previous value = CO			✓	
CmdManuallyIntegrateDropBaseline	BL2000\sean	2/19/2022 12:38:16 PM	Drop baseline for qualifier 79.0 of compound Benzyl Alcohol in sample Feb1807.D to y = 1007, new integration is from x, y = 5.064, 1007 to 5.185, 1007 and new response = 28788; previous integration is from x, y = 5.064, 1007 to 5.185, 1281 and previous response = 27043.			✓	
CmdManuallyIntegrateQualifierPeak	BL2000\sean	2/19/2022 12:38:33 PM	Manually integrate qualifier 109.0 of compound 2-Nitrophenol in sample Feb1807.D, from x, y = 5.859, 149 to 5.910, 149, result = 6954; previous integration is from x, y = 5.839, 0 to 5.951, 0 and previous response = 8891.			✓	
CmdManuallyIntegrateApplyTargetRtToQualifier	BL2000\sean	2/19/2022 12:38:42 PM	Apply target integration range 6.393-6.547 to qualifier 128.0 for compound 4-Chlorophenol in sample Feb1807.D, new integration is from x, y = 6.393, 1902 to 6.547, 826 and new response = 63062; previously no peak.			✓	

Name	User	Time	Action	Reason	Comment	Succeed	Exception
CmdManuallyIntegrateDropBaseline	BL2000\sean	2/19/2022 12:38:43 PM	Drop baseline for qualifier 128.0 of compound 4-Chlorophenol in sample Feb1807.D to y = 826, new integration is from x, y = 6.393, 826 to 6.547, 826 and new response = 68034; previous integration is from x, y = 6.393, 1902 to 6.547, 826 and previous response = 63062.			✓	
CmdManuallyIntegratePeak	BL2000\sean	2/19/2022 12:38:44 PM	Manually integrate compound 4-Chlorophenol in sample Feb1807.D, from x, y = 6.629, 13623 to 6.722, 13550, result = -74221; previous integration is from x, y = 6.393, 0 to 6.547, 0 and previous response = 23297.			✓	
CmdClearManualIntegration	BL2000\sean	2/19/2022 12:38:47 PM	Clear manual integration of target signal for compound 4-Chlorophenol in sample Feb1807.D			✓	
CmdManuallyIntegrateApplyTargetRtToQualifier	BL2000\sean	2/19/2022 12:38:52 PM	Apply target integration range 6.414-6.496 to qualifier 129.0 for compound p-Chloroaniline in sample Feb1807.D, new integration is from x, y = 6.414, 3218 to 6.496, 1214 and new response = 16903; previously no peak.			✓	
CmdManuallyIntegrateDropBaseline	BL2000\sean	2/19/2022 12:38:53 PM	Drop baseline for qualifier 129.0 of compound p-Chloroaniline in sample Feb1807.D to y = 1214, new integration is from x, y = 6.414, 1214 to 6.496, 1214 and new response = 21842; previous integration is from x, y = 6.414, 3218 to 6.496, 1214 and previous response = 16903.			✓	
CmdManuallyIntegrateQualifierPeak	BL2000\sean	2/19/2022 12:39:04 PM	Manually integrate qualifier 129.0 of compound p-Chloroaniline in sample Feb1807.D, from x, y = 6.393, 135 to 6.527, 96, result = 29752; previous integration is from x, y = 6.414, 1214 to 6.496, 1214 and previous response = 21842.			✓	
CmdManuallyIntegrateSplit	BL2000\sean	2/19/2022 12:39:20 PM	Split peak for compound 4-Chloro-3-Methylphenol in sample Feb1807.D and keep right peak, new integration is from x, y = 7.030, 240.551420300009 to 7.143, 304.641092938784 and new response = 51113, previous integration is from x, y = 6.903, 169 to 7.143, 305 and previous response = 103721.			✓	

Name	User	Time	Action	Reason	Comment	Succeed	Exception
CmdManuallyIntegrateSplit	BL2000\sean	2/19/2022 12:39:24 PM	Split peak for compound 2-Methylnaphthalene in sample Feb1807.D and keep left peak, new integration is from x, y = 7.120, 659.364195008434 to 7.225, 706.959429757238 and new response = 129837, previous integration is from x, y = 7.120, 659 to 7.297, 740 and previous response = 255737.			✓	
CmdSetTargetCompoundAttribute	BL2000\sean	2/19/2022 12:39:26 PM	Set UserAnnotation = CO for compound 2-Methylnaphthalene in sample Feb1807.D; previous value =			✓	
CmdManuallyIntegrateSplit	BL2000\sean	2/19/2022 12:39:29 PM	Split qualifier 142.0 of compound 2-Methylnaphthalene in sample Feb1807.D and keep right peak, new integration is from x, y = 7.122, 456.400349377071 to 7.204, 543.011240470171 and new response = 150089, previous integration is from x, y = 7.040, 370 to 7.204, 543 and previous response = 187698.			✓	
CmdManuallyIntegrateApplyTargetRtToQualifier	BL2000\sean	2/19/2022 12:39:30 PM	Apply target integration range 7.120-7.225 to qualifier 115.0 for compound 2-Methylnaphthalene in sample Feb1807.D, new integration is from x, y = 7.120, 577 to 7.225, 802 and new response = 51321; previously no peak.			✓	
CmdManuallyIntegrateDropBaseline	BL2000\sean	2/19/2022 12:39:31 PM	Drop baseline for qualifier 115.0 of compound 2-Methylnaphthalene in sample Feb1807.D to y = 577, new integration is from x, y = 7.120, 577 to 7.225, 577 and new response = 52027; previous integration is from x, y = 7.120, 577 to 7.225, 802 and previous response = 51321.			✓	
CmdManuallyIntegrateSplit	BL2000\sean	2/19/2022 12:39:35 PM	Split peak for compound 1-Methylnaphthalene in sample Feb1807.D and keep right peak, new integration is from x, y = 7.225, 531.581340710045 to 7.297, 548.37216164789 and new response = 126738, previous integration is from x, y = 7.114, 506 to 7.297, 548 and previous response = 257587.			✓	
CmdManuallyIntegrateSplit	BL2000\sean	2/19/2022 12:39:37 PM	Split qualifier 115.0 of compound 1-Methylnaphthalene in sample Feb1807.D and keep right peak, new integration is from x, y = 7.215, 405.26930951501 to 7.307, 416.137621017525 and new response = 54691, previous integration is from x, y = 7.111, 393 to 7.307, 416 and previous response = 107597.			✓	

Name	User	Time	Action	Reason	Comment	Succeed	Exception
CmdManuallyIntegrateSplit	BL2000\sean	2/19/2022 12:39:42 PM	Split peak for compound 4-Chloro-2-Methylphenol in sample Feb1807.D and keep left peak, new integration is from x, y = 6.917, 225.779777609558 to 7.030, 371.669477477859 and new response = 51949, previous integration is from x, y = 6.917, 226 to 7.143, 518 and previous response = 101897.			✓	
CmdManuallyIntegrateSnapBaseline	BL2000\sean	2/19/2022 12:39:45 PM	Snap baseline for compound 4-Chloro-2-Methylphenol in sample Feb1807.D, from x = 6.917 to x = 7.030, new integration is from x, y = 6.917, 322 to 7.030, 784 and new response = 50226; previous integration is from x, y = 6.917, 226 to 7.030, 372 and previous response = 51949.			✓	
CmdManuallyIntegrateDropBaseline	BL2000\sean	2/19/2022 12:39:46 PM	Drop baseline for compound 4-Chloro-2-Methylphenol in sample Feb1807.D to y = 322, new integration is from x, y = 6.917, 322 to 7.030, 322 and new response = 51791; previous integration is from x, y = 6.917, 322 to 7.030, 784 and previous response = 50226.			✓	
CmdManuallyIntegrateSplit	BL2000\sean	2/19/2022 12:39:57 PM	Split qualifier 77.0 of compound Dimethyl Phthalate in sample Feb1807.D and keep left peak, new integration is from x, y = 8.108, 1044.07808654677 to 8.190, 1034.76630980899 and new response = 26706, previous integration is from x, y = 8.108, 1044 to 8.190, 1035 and previous response = 26706.			✓	
CmdManuallyIntegrateSplit	BL2000\sean	2/19/2022 12:40:02 PM	Split qualifier 77.0 of compound Dimethyl Phthalate in sample Feb1807.D and keep left peak, new integration is from x, y = 8.108, 1044.07808654677 to 8.190, 1034.76630980899 and new response = 26706, previous integration is from x, y = 8.108, 1044 to 8.190, 1035 and previous response = 26706.			✓	
CmdManuallyIntegrateApplyTargetRtToQualifier	BL2000\sean	2/19/2022 12:40:05 PM	Apply target integration range 8.098-8.190 to qualifier 77.0 for compound Dimethyl Phthalate in sample Feb1807.D, new integration is from x, y = 8.098, 822 to 8.190, 3233 and new response = 22878; previous integration is from x, y = 8.108, 1044 to 8.190, 1035 and previous response = 26706.			✓	

Name	User	Time	Action	Reason	Comment	Succeed	Exception
CmdManuallyIntegrateDropBaseline	BL2000\sean	2/19/2022 12:40:07 PM	Drop baseline for qualifier 77.0 of compound Dimethyl Phthalate in sample Feb1807.D to y = 822, new integration is from x, y = 8.098, 822 to 8.190, 822 and new response = 29541; previous integration is from x, y = 8.098, 822 to 8.190, 3233 and previous response = 22878.			✓	
CmdManuallyIntegrateSplit	BL2000\sean	2/19/2022 12:40:09 PM	Split qualifier 77.0 of compound Dimethyl Phthalate in sample Feb1807.D and keep left peak, new integration is from x, y = 8.098, 822 to 8.190, 822 and new response = 29541, previous integration is from x, y = 8.098, 822 to 8.190, 822 and previous response = 29541.			✓	
CmdManuallyIntegrateQualifierPeak	BL2000\sean	2/19/2022 12:40:11 PM	Manually integrate qualifier 77.0 of compound Dimethyl Phthalate in sample Feb1807.D, from x, y = 8.098, 822 to 8.149, 988, result = 22254; previous integration is from x, y = 8.098, 822 to 8.190, 822 and previous response = 29541.			✓	
CmdManuallyIntegrateDropBaseline	BL2000\sean	2/19/2022 12:40:13 PM	Drop baseline for qualifier 77.0 of compound Dimethyl Phthalate in sample Feb1807.D to y = 822, new integration is from x, y = 8.098, 822 to 8.149, 822 and new response = 22509; previous integration is from x, y = 8.098, 822 to 8.149, 988 and previous response = 22254.			✓	
CmdManuallyIntegrateQualifierPeak	BL2000\sean	2/19/2022 12:40:23 PM	Manually integrate qualifier 77.0 of compound Dimethyl Phthalate in sample Feb1807.D, from x, y = 8.108, 1293 to 8.149, 1517, result = 21013; previous integration is from x, y = 8.098, 822 to 8.149, 822 and previous response = 22509.			✓	
CmdManuallyIntegrateApplyTargetRtToQualifier	BL2000\sean	2/19/2022 12:40:29 PM	Apply target integration range 8.164-8.272 to qualifier 153.1 for compound Acenaphthylene in sample Feb1807.D, new integration is from x, y = 8.164, 0 to 8.272, 542 and new response = 30721; previously no peak.			✓	
CmdManuallyIntegrateDropBaseline	BL2000\sean	2/19/2022 12:40:30 PM	Drop baseline for qualifier 153.1 of compound Acenaphthylene in sample Feb1807.D to y = 0, new integration is from x, y = 8.164, 0 to 8.272, 0 and new response = 32472; previous integration is from x, y = 8.164, 0 to 8.272, 542 and previous response = 30721.			✓	

Name	User	Time	Action	Reason	Comment	Succeed	Exception
CmdManuallyIntegrate QualifierPeak	BL2000\sean	2/19/2022 12:40:41 PM	Manually integrate qualifier 89.0 of compound 2,6-Dinitrotoluene in sample Feb1807.D, from x, y = 8.159, 208 to 8.200, 208, result = 9710; previous integration is from x, y = 8.159, 0 to 8.231, 0 and previous response = 10773.			✓	
CmdManuallyIntegrate QualifierPeak	BL2000\sean	2/19/2022 12:40:55 PM	Manually integrate qualifier 65.0 of compound 3-Nitroaniline in sample Feb1807.D, from x, y = 8.364, 835 to 8.405, 1166, result = 19626; previous integration is from x, y = 8.348, 755 to 8.435, 768 and previous response = 21791.			✓	
CmdManuallyIntegrateA pplyTargetRtToQualifier	BL2000\sean	2/19/2022 12:41:00 PM	Apply target integration range 8.497-8.589 to qualifier 154.0 for compound 2,4-Dinitrophenol in sample Feb1807.D, new integration is from x, y = 8.497, 918 to 8.589, 646 and new response = -9; previous integration is from x, y = 8.384, 0 to 8.466, 0 and previous response = 125792.			✓	
CmdManuallyIntegrate DropBaseline	BL2000\sean	2/19/2022 12:41:01 PM	Drop baseline for qualifier 154.0 of compound 2,4-Dinitrophenol in sample Feb1807.D to y = 646, new integration is from x, y = 8.497, 646 to 8.589, 646 and new response = 742; previous integration is from x, y = 8.497, 918 to 8.589, 646 and previous response = -9.			✓	
CmdManuallyIntegrate QualifierPeak	BL2000\sean	2/19/2022 12:41:07 PM	Manually integrate qualifier 154.0 of compound 2,4-Dinitrophenol in sample Feb1807.D, from x, y = 8.487, 381 to 8.558, 348, result = 2420; previous integration is from x, y = 8.497, 646 to 8.589, 646 and previous response = 742.			✓	
CmdManuallyIntegrateA pplyTargetRtToQualifier	BL2000\sean	2/19/2022 12:41:15 PM	Apply target integration range 8.671-8.896 to qualifier 139.0 for compound 4-Nitrophenol in sample Feb1807.D, new integration is from x, y = 8.671, 905 to 8.896, 356 and new response = 4399; previous integration is from x, y = 8.599, 0 to 8.671, 0 and previous response = 74327.			✓	
CmdManuallyIntegrate DropBaseline	BL2000\sean	2/19/2022 12:41:16 PM	Drop baseline for qualifier 139.0 of compound 4-Nitrophenol in sample Feb1807.D to y = 356, new integration is from x, y = 8.671, 356 to 8.896, 356 and new response = 8106; previous integration is from x, y = 8.671, 905 to 8.896, 356 and previous response = 4399.			✓	

Name	User	Time	Action	Reason	Comment	Succeed	Exception
CmdManuallyIntegrateSplit	BL2000\sean	2/19/2022 12:41:22 PM	Split qualifier 63.0 of compound 2,4-Dinitrotoluene in sample Feb1807.D and keep right peak, new integration is from x, y = 8.640, 660.423055530988 to 8.680, 654.270978805062 and new response = 7723, previous integration is from x, y = 8.602, 666 to 8.680, 654 and previous response = 18767.			✓	
CmdManuallyIntegrateSplit	BL2000\sean	2/19/2022 12:41:25 PM	Split qualifier 89.0 of compound 2,4-Dinitrotoluene in sample Feb1807.D and keep right peak, new integration is from x, y = 8.681, 0 to 8.742, 0 and new response = 1212, previous integration is from x, y = 8.579, 0 to 8.742, 0 and previous response = 20685.			✓	
CmdManuallyIntegrateQualifierPeak	BL2000\sean	2/19/2022 12:41:31 PM	Manually integrate qualifier 89.0 of compound 2,4-Dinitrotoluene in sample Feb1807.D, from x, y = 8.640, 300 to 8.681, 206, result = 11953; previous integration is from x, y = 8.681, 0 to 8.742, 0 and previous response = 1212.			✓	
CmdManuallyIntegrateQualifierPeak	BL2000\sean	2/19/2022 12:41:47 PM	Manually integrate qualifier 142.0 of compound Hexachlorobenzene in sample Feb1807.D, from x, y = 9.663, 672 to 9.755, 0, result = 18886; previous integration is from x, y = 9.632, 0 to 9.755, 0 and previous response = 27831.			✓	
CmdManuallyIntegrateDropBaseline	BL2000\sean	2/19/2022 12:41:48 PM	Drop baseline for qualifier 142.0 of compound Hexachlorobenzene in sample Feb1807.D to y = 0, new integration is from x, y = 9.663, 0 to 9.755, 0 and new response = 20742; previous integration is from x, y = 9.663, 672 to 9.755, 0 and previous response = 18886.			✓	
CmdManuallyIntegrateQualifierPeak	BL2000\sean	2/19/2022 12:42:00 PM	Manually integrate qualifier 104.0 of compound Di-n-Butylphthalate in sample Feb1807.D, from x, y = 11.052, 56 to 11.093, -56, result = 7969; previous integration is from x, y = 11.032, 0 to 11.143, 0 and previous response = 9665.			✓	
CmdManuallyIntegratePeak	BL2000\sean	2/19/2022 12:42:08 PM	Manually integrate compound Benzidine in sample Feb1807.D, from x, y = 12.227, 9583 to 12.592, 8209, result = -129564; previous integration is from x, y = 12.298, 0 to 12.399, 0 and previous response = 55853.			✓	

Name	User	Time	Action	Reason	Comment	Succeed	Exception
CmdManuallyIntegrateSnapBaseline	BL2000\sean	2/19/2022 12:42:09 PM	Snap baseline for compound Benzidine in sample Feb1807.D, from x = 12.227 to x = 12.592, new integration is from x, y = 12.227, 0 to 12.592, 329 and new response = 61446; previous integration is from x, y = 12.227, 9583 to 12.592, 8209 and previous response = -129564.			✓	
CmdManuallyIntegrateDropBaseline	BL2000\sean	2/19/2022 12:42:10 PM	Drop baseline for compound Benzidine in sample Feb1807.D to y = 0, new integration is from x, y = 12.227, 0 to 12.592, 0 and new response = 65045; previous integration is from x, y = 12.227, 0 to 12.592, 329 and previous response = 61446.			✓	
CmdManuallyIntegrateSplit	BL2000\sean	2/19/2022 12:42:34 PM	Split peak for compound Indeno(1,2,3-c,d)pyrene in sample Feb1807.D and keep left peak, new integration is from x, y = 20.687, 114.976309598369 to 20.765, 183.929041879002 and new response = 105841, previous integration is from x, y = 20.687, 115 to 20.847, 256 and previous response = 139461.			✓	
CmdManuallyIntegrateSplit	BL2000\sean	2/19/2022 12:42:44 PM	Split peak for compound Phenol-d5 in sample Feb1807.D and keep left peak, new integration is from x, y = 4.583, 113.722549140515 to 4.664, 176.671025680574 and new response = 82773, previous integration is from x, y = 4.583, 114 to 4.726, 224 and previous response = 93779.			✓	
CmdSetTargetCompoundAttribute	BL2000\sean	2/19/2022 12:42:45 PM	Set UserAnnotation = CO for compound Phenol-d5 in sample Feb1807.D; previous value =			✓	
CmdSaveBatchTable	BL2000\sean	2/19/2022 12:43:17 PM	Save batch \\MASSHUNTER\Org\Data\SV5973N.I\sd021822\DoD BNA cal 1\QuantResults\021822 DoD BNA cal.batch.bin			✓	
CmdManuallyIntegratePeak	BL2000\sean	2/19/2022 12:43:28 PM	Manually integrate compound Benzoic Acid in sample Feb1808.D, from x, y = 6.085, 0 to 6.280, 332, result = 7162; previous integration is from x, y = 6.085, 0 to 6.444, 0 and previous response = 14190.			✓	
CmdManuallyIntegrateDropBaseline	BL2000\sean	2/19/2022 12:43:29 PM	Drop baseline for compound Benzoic Acid in sample Feb1808.D to y = 0, new integration is from x, y = 6.085, 0 to 6.280, 0 and new response = 9103; previous integration is from x, y = 6.085, 0 to 6.280, 332 and previous response = 7162.			✓	

Name	User	Time	Action	Reason	Comment	Succeed	Exception
CmdManuallyIntegrateApplyTargetRtToQualifier	BL2000\sean	2/19/2022 12:43:34 PM	Apply target integration range 6.085-6.280 to qualifier 122.0 for compound Benzoic Acid in sample Feb1808.D, new integration is from x, y = 6.085, 799 to 6.280, 295 and new response = 2471; previous integration is from x, y = 5.982, 0 to 6.126, 0 and previous response = 23276.			✓	
CmdManuallyIntegrateDropBaseline	BL2000\sean	2/19/2022 12:43:35 PM	Drop baseline for qualifier 122.0 of compound Benzoic Acid in sample Feb1808.D to y = 295, new integration is from x, y = 6.085, 295 to 6.280, 295 and new response = 5421; previous integration is from x, y = 6.085, 799 to 6.280, 295 and previous response = 2471.			✓	
CmdManuallyIntegrateQualifierPeak	BL2000\sean	2/19/2022 12:43:41 PM	Manually integrate qualifier 122.0 of compound Benzoic Acid in sample Feb1808.D, from x, y = 6.085, 79 to 6.290, -22, result = 8729; previous integration is from x, y = 6.085, 295 to 6.280, 295 and previous response = 5421.			✓	
CmdManuallyIntegrateQualifierPeak	BL2000\sean	2/19/2022 12:43:45 PM	Manually integrate qualifier 122.0 of compound Benzoic Acid in sample Feb1808.D, from x, y = 6.085, 79 to 6.290, 97, result = 7990; previous integration is from x, y = 6.085, 79 to 6.290, -22 and previous response = 8729.			✓	
CmdManuallyIntegrateQualifierPeak	BL2000\sean	2/19/2022 12:43:48 PM	Manually integrate qualifier 77.0 of compound Benzoic Acid in sample Feb1808.D, from x, y = 6.116, 716 to 6.270, 687, result = 7794; previous integration is from x, y = 5.988, 964 to 6.071, 953 and previous response = 6766.			✓	
CmdManuallyIntegrateQualifierPeak	BL2000\sean	2/19/2022 12:43:51 PM	Manually integrate qualifier 77.0 of compound Benzoic Acid in sample Feb1808.D, from x, y = 6.116, 716 to 6.239, 831, result = 5360; previous integration is from x, y = 6.116, 716 to 6.270, 687 and previous response = 7794.			✓	
CmdManuallyIntegratePeak	BL2000\sean	2/19/2022 12:44:05 PM	Manually integrate compound Pyridine in sample Feb1808.D, from x, y = 2.520, 461 to 2.765, 516, result = 22103; previous integration is from x, y = 2.522, 687 to 2.744, 701 and previous response = 18297.			✓	

Name	User	Time	Action	Reason	Comment	Succeed	Exception
CmdManuallyIntegrate DropBaseline	BL2000\sean	2/19/2022 12:44:06 PM	Drop baseline for compound Pyridine in sample Feb1808.D to y = 461, new integration is from x, y = 2.520, 461 to 2.765, 461 and new response = 22506; previous integration is from x, y = 2.520, 461 to 2.765, 516 and previous response = 22103.			✓	
CmdManuallyIntegrate QualifierPeak	BL2000\sean	2/19/2022 12:44:09 PM	Manually integrate qualifier52.0 of compound Pyridine in sample Feb1808.D from x, y = 2.499, 452 to 2.734, 462; result = 16513			✓	
CmdManuallyIntegrateSplit	BL2000\sean	2/19/2022 12:44:15 PM	Split peak for compound Phenol in sample Feb1808.D and keep left peak, new integration is from x, y = 4.583, 1373.46975544814 to 4.664, 1402.11510453535 and new response = 31700, previous integration is from x, y = 4.583, 1373 to 4.756, 1434 and previous response = 45014.			✓	
CmdManuallyIntegrateSplit	BL2000\sean	2/19/2022 12:44:18 PM	Split qualifier 66.0 of compound Phenol in sample Feb1808.D and keep left peak, new integration is from x, y = 4.593, 822.247686567304 to 4.664, 865.244660474035 and new response = 17415, previous integration is from x, y = 4.593, 822 to 4.726, 902 and previous response = 23254.			✓	
CmdManuallyIntegrate QualifierPeak	BL2000\sean	2/19/2022 12:44:30 PM	Manually integrate qualifier64.0 of compound bis(-2-Chloroethyl)Ether in sample Feb1808.D from x, y = 4.613, 380 to 4.654, 664; result = 1146			✓	
CmdManuallyIntegrate QualifierPeak	BL2000\sean	2/19/2022 12:44:35 PM	Manually integrate qualifier 64.0 of compound bis(-2-Chloroethyl)Ether in sample Feb1808.D, from x, y = 4.603, -33 to 4.664, -125, result = 3556; previous integration is from x, y = 4.613, 380 to 4.654, 664 and previous response = 1146.			✓	
CmdManuallyIntegrate QualifierPeak	BL2000\sean	2/19/2022 12:44:43 PM	Manually integrate qualifier 64.0 of compound bis(-2-Chloroethyl)Ether in sample Feb1808.D, from x, y = 4.613, 197 to 4.664, 167, result = 2230; previous integration is from x, y = 4.603, -33 to 4.664, -125 and previous response = 3556.			✓	
CmdManuallyIntegratePeak	BL2000\sean	2/19/2022 12:44:51 PM	Manually integrate compound 1,2-Dichlorobenzene in sample Feb1808.D, from x, y = 5.032, 12090 to 5.134, 16358, result = -41127; previous integration is from x, y = 4.879, 0 to 4.971, 0 and previous response = 50173.			✓	

Name	User	Time	Action	Reason	Comment	Succeed	Exception
CmdManuallyIntegrateSnapBaseline	BL2000\sean	2/19/2022 12:44:52 PM	Snap baseline for compound 1,2-Dichlorobenzene in sample Feb1808.D, from x = 5.032 to x = 5.134, new integration is from x, y = 5.032, 465 to 5.134, 643 and new response = 42629; previous integration is from x, y = 5.032, 12090 to 5.134, 16358 and previous response = -41127.			✓	
CmdManuallyIntegrateDropBaseline	BL2000\sean	2/19/2022 12:44:53 PM	Drop baseline for compound 1,2-Dichlorobenzene in sample Feb1808.D to y = 465, new integration is from x, y = 5.032, 465 to 5.134, 465 and new response = 43175; previous integration is from x, y = 5.032, 465 to 5.134, 643 and previous response = 42629.			✓	
CmdSetTargetCompoundAttribute	BL2000\sean	2/19/2022 12:44:53 PM	Set UserAnnotation = CO for compound 1,2-Dichlorobenzene in sample Feb1808.D; previous value =			✓	
CmdManuallyIntegrateApplyTargetRtToQualifier	BL2000\sean	2/19/2022 12:44:55 PM	Apply target integration range 5.032-5.134 to qualifier 148.0 for compound 1,2-Dichlorobenzene in sample Feb1808.D, new integration is from x, y = 5.032, 201 to 5.134, 533 and new response = 28268; previously no peak.			✓	
CmdManuallyIntegratePeak	BL2000\sean	2/19/2022 12:45:02 PM	Manually integrate compound Benzyl Alcohol in sample Feb1808.D, from x, y = 5.012, 0 to 5.216, 69, result = 12101; previous integration is from x, y = 5.216, 0 to 5.318, 0 and previous response = 32730.			✓	
CmdManuallyIntegrateDropBaseline	BL2000\sean	2/19/2022 12:45:03 PM	Drop baseline for compound Benzyl Alcohol in sample Feb1808.D to y = 0, new integration is from x, y = 5.012, 0 to 5.216, 0 and new response = 12526; previous integration is from x, y = 5.012, 0 to 5.216, 69 and previous response = 12101.			✓	
CmdSetTargetCompoundAttribute	BL2000\sean	2/19/2022 12:45:05 PM	Set UserAnnotation = CO for compound Benzyl Alcohol in sample Feb1808.D; previous value =			✓	
CmdManuallyIntegrateApplyTargetRtToQualifier	BL2000\sean	2/19/2022 12:45:06 PM	Apply target integration range 5.012-5.216 to qualifier 79.0 for compound Benzyl Alcohol in sample Feb1808.D, new integration is from x, y = 5.012, 365 to 5.216, 3543 and new response = -2922; previously no peak.			✓	
CmdManuallyIntegrateDropBaseline	BL2000\sean	2/19/2022 12:45:07 PM	Drop baseline for qualifier 79.0 of compound Benzyl Alcohol in sample Feb1808.D to y = 365, new integration is from x, y = 5.012, 365 to 5.216, 365 and new response = 16553; previous integration is from x, y = 5.012, 365 to 5.216, 3543 and previous response = -2922.			✓	

Name	User	Time	Action	Reason	Comment	Succeed	Exception
CmdManuallyIntegrateSplit	BL2000\sean	2/19/2022 12:45:11 PM	Split qualifier 79.0 of compound Benzyl Alcohol in sample Feb1808.D and keep left peak, new integration is from x, y = 5.012, 365 to 5.134, 365 and new response = 10027, previous integration is from x, y = 5.012, 365 to 5.216, 365 and previous response = 16553.			✓	
CmdManuallyIntegrateQualifierPeak	BL2000\sean	2/19/2022 12:45:16 PM	Manually integrate qualifier 79.0 of compound Benzyl Alcohol in sample Feb1808.D, from x, y = 5.012, 365 to 5.185, 580, result = 12396; previous integration is from x, y = 5.012, 365 to 5.134, 365 and previous response = 10027.			✓	
CmdManuallyIntegrateDropBaseline	BL2000\sean	2/19/2022 12:45:17 PM	Drop baseline for qualifier 79.0 of compound Benzyl Alcohol in sample Feb1808.D to y = 365, new integration is from x, y = 5.012, 365 to 5.185, 365 and new response = 13517; previous integration is from x, y = 5.012, 365 to 5.185, 580 and previous response = 12396.			✓	
CmdManuallyIntegrateApplyTargetRtToQualifier	BL2000\sean	2/19/2022 12:45:19 PM	Apply target integration range 5.012-5.216 to qualifier 107.0 for compound Benzyl Alcohol in sample Feb1808.D, new integration is from x, y = 5.012, 0 to 5.216, 575 and new response = 6334; previously no peak.			✓	
CmdManuallyIntegrateDropBaseline	BL2000\sean	2/19/2022 12:45:20 PM	Drop baseline for qualifier 107.0 of compound Benzyl Alcohol in sample Feb1808.D to y = 0, new integration is from x, y = 5.012, 0 to 5.216, 0 and new response = 9858; previous integration is from x, y = 5.012, 0 to 5.216, 575 and previous response = 6334.			✓	
CmdManuallyIntegrateQualifierPeak	BL2000\sean	2/19/2022 12:45:40 PM	Manually integrate qualifier 109.0 of compound 2-Nitrophenol in sample Feb1808.D, from x, y = 5.849, 38 to 5.910, 0, result = 3444; previous integration is from x, y = 5.798, 0 to 5.910, 0 and previous response = 4824.			✓	
CmdManuallyIntegrateDropBaseline	BL2000\sean	2/19/2022 12:45:41 PM	Drop baseline for qualifier 109.0 of compound 2-Nitrophenol in sample Feb1808.D to y = 0, new integration is from x, y = 5.849, 0 to 5.910, 0 and new response = 3515; previous integration is from x, y = 5.849, 38 to 5.910, 0 and previous response = 3444.			✓	

Name	User	Time	Action	Reason	Comment	Succeed	Exception
CmdManuallyIntegrateQualifierPeak	BL2000\sean	2/19/2022 12:45:49 PM	Manually integrate qualifier 77.0 of compound 2,4-Dimethylphenol in sample Feb1808.D, from x, y = 5.982, 627 to 6.075, 683, result = 8476; previous integration is from x, y = 6.270, 1010 to 6.342, 951 and previous response = 6463.			✓	
CmdManuallyIntegrateDropBaseline	BL2000\sean	2/19/2022 12:45:50 PM	Drop baseline for qualifier 77.0 of compound 2,4-Dimethylphenol in sample Feb1808.D to y = 627, new integration is from x, y = 5.982, 627 to 6.075, 627 and new response = 8631; previous integration is from x, y = 5.982, 627 to 6.075, 683 and previous response = 8476.			✓	
CmdManuallyIntegratePeak	BL2000\sean	2/19/2022 12:46:07 PM	Manually integrate compound 4-Chlorophenol in sample Feb1808.D, from x, y = 6.393, 0 to 6.516, 0, result = 9877; previous integration is from x, y = 6.393, 0 to 6.475, 0 and previous response = 8291.			✓	
CmdManuallyIntegrateApplyTargetRtToQualifier	BL2000\sean	2/19/2022 12:46:09 PM	Apply target integration range 6.393-6.516 to qualifier 128.0 for compound 4-Chlorophenol in sample Feb1808.D, new integration is from x, y = 6.393, 1338 to 6.516, 765 and new response = 23060; previous integration is from x, y = 6.301, 361 to 6.393, 383 and previous response = 93621.			✓	
CmdManuallyIntegrateDropBaseline	BL2000\sean	2/19/2022 12:46:09 PM	Drop baseline for qualifier 128.0 of compound 4-Chlorophenol in sample Feb1808.D to y = 765, new integration is from x, y = 6.393, 765 to 6.516, 765 and new response = 25179; previous integration is from x, y = 6.393, 1338 to 6.516, 765 and previous response = 23060.			✓	
CmdManuallyIntegratePeak	BL2000\sean	2/19/2022 12:46:20 PM	Manually integrate compound 1-Methylnaphthalene in sample Feb1808.D, from x, y = 7.235, 13105 to 7.266, 16288, result = 23220; previous integration is from x, y = 7.122, 499 to 7.194, 488 and previous response = 55956.			✓	
CmdManuallyIntegratePeak	BL2000\sean	2/19/2022 12:46:21 PM	Manually integrate compound 1-Methylnaphthalene in sample Feb1808.D, from x, y = 7.225, 8033 to 7.389, 17559, result = -61491; previous integration is from x, y = 7.235, 13105 to 7.266, 16288 and previous response = 23220.			✓	

Name	User	Time	Action	Reason	Comment	Succeed	Exception
CmdManuallyIntegrateSnapBaseline	BL2000\sean	2/19/2022 12:46:23 PM	Snap baseline for compound 1-Methylnaphthalene in sample Feb1808.D, from x = 7.225 to x = 7.389, new integration is from x, y = 7.225, 924 to 7.389, 858 and new response = 55880; previous integration is from x, y = 7.225, 8033 to 7.389, 17559 and previous response = -61491.			✓	
CmdManuallyIntegrateDropBaseline	BL2000\sean	2/19/2022 12:46:23 PM	Drop baseline for compound 1-Methylnaphthalene in sample Feb1808.D to y = 858, new integration is from x, y = 7.225, 858 to 7.389, 858 and new response = 56205; previous integration is from x, y = 7.225, 924 to 7.389, 858 and previous response = 55880.			✓	
CmdSetTargetCompoundAttribute	BL2000\sean	2/19/2022 12:46:25 PM	Set UserAnnotation = CO for compound 1-Methylnaphthalene in sample Feb1808.D; previous value =			✓	
CmdManuallyIntegrateApplyTargetRtToQualifier	BL2000\sean	2/19/2022 12:46:26 PM	Apply target integration range 7.225-7.389 to qualifier 142.0 for compound 1-Methylnaphthalene in sample Feb1808.D, new integration is from x, y = 7.225, 1176 to 7.389, 989 and new response = 60201; previously no peak.			✓	
CmdManuallyIntegrateDropBaseline	BL2000\sean	2/19/2022 12:46:27 PM	Drop baseline for qualifier 142.0 of compound 1-Methylnaphthalene in sample Feb1808.D to y = 989, new integration is from x, y = 7.225, 989 to 7.389, 989 and new response = 61122; previous integration is from x, y = 7.225, 1176 to 7.389, 989 and previous response = 60201.			✓	
CmdManuallyIntegrateApplyTargetRtToQualifier	BL2000\sean	2/19/2022 12:46:29 PM	Apply target integration range 7.225-7.389 to qualifier 115.0 for compound 1-Methylnaphthalene in sample Feb1808.D, new integration is from x, y = 7.225, 659 to 7.389, 814 and new response = 19885; previously no peak.			✓	
CmdManuallyIntegrateDropBaseline	BL2000\sean	2/19/2022 12:46:30 PM	Drop baseline for qualifier 115.0 of compound 1-Methylnaphthalene in sample Feb1808.D to y = 659, new integration is from x, y = 7.225, 659 to 7.389, 659 and new response = 20649; previous integration is from x, y = 7.225, 659 to 7.389, 814 and previous response = 19885.			✓	

Name	User	Time	Action	Reason	Comment	Succeed	Exception
CmdManuallyIntegrateDropBaseline	BL2000\sean	2/19/2022 12:46:31 PM	Drop baseline for qualifier 115.0 of compound 1-Methylnaphthalene in sample Feb1808.D to y = 659, new integration is from x, y = 7.225, 659 to 7.389, 659 and new response = 20649; previous integration is from x, y = 7.225, 659 to 7.389, 659 and previous response = 20649.			✓	
CmdManuallyIntegratePeak	BL2000\sean	2/19/2022 12:46:45 PM	Manually integrate compound 2,4,6-Trichlorophenol in sample Feb1808.D, from x, y = 7.482, 1901 to 7.759, 1805, result = -7706; previous integration is from x, y = 7.554, 0 to 7.718, 0 and previous response = 13593.			✓	
CmdManuallyIntegrateSnapBaseline	BL2000\sean	2/19/2022 12:46:46 PM	Snap baseline for compound 2,4,6-Trichlorophenol in sample Feb1808.D, from x = 7.482 to x = 7.759, new integration is from x, y = 7.482, 0 to 7.759, 0 and new response = 23115; previous integration is from x, y = 7.482, 1901 to 7.759, 1805 and previous response = -7706.			✓	
CmdManuallyIntegrateDropBaseline	BL2000\sean	2/19/2022 12:46:47 PM	Drop baseline for compound 2,4,6-Trichlorophenol in sample Feb1808.D to y = 0, new integration is from x, y = 7.482, 0 to 7.759, 0 and new response = 23115; previous integration is from x, y = 7.482, 0 to 7.759, 0 and previous response = 23115.			✓	
CmdManuallyIntegrateSplit	BL2000\sean	2/19/2022 12:46:48 PM	Split peak for compound 2,4,6-Trichlorophenol in sample Feb1808.D and keep left peak, new integration is from x, y = 7.482, 0 to 7.554, 0 and new response = 9233, previous integration is from x, y = 7.482, 0 to 7.759, 0 and previous response = 23115.			✓	
CmdSetTargetCompoundAttribute	BL2000\sean	2/19/2022 12:46:50 PM	Set UserAnnotation = CO for compound 2,4,6-Trichlorophenol in sample Feb1808.D; previous value =			✓	
CmdManuallyIntegrateApplyTargetRtToQualifier	BL2000\sean	2/19/2022 12:46:51 PM	Apply target integration range 7.482-7.554 to qualifier 198.0 for compound 2,4,6-Trichlorophenol in sample Feb1808.D, new integration is from x, y = 7.482, 0 to 7.554, 579 and new response = 8105; previously no peak.			✓	
CmdManuallyIntegrateDropBaseline	BL2000\sean	2/19/2022 12:46:52 PM	Drop baseline for qualifier 198.0 of compound 2,4,6-Trichlorophenol in sample Feb1808.D to y = 0, new integration is from x, y = 7.482, 0 to 7.554, 0 and new response = 9354; previous integration is from x, y = 7.482, 0 to 7.554, 579 and previous response = 8105.			✓	

Name	User	Time	Action	Reason	Comment	Succeed	Exception
CmdManuallyIntegrateSplit	BL2000\sean	2/19/2022 12:47:01 PM	Split qualifier 77.0 of compound Dimethyl Phthalate in sample Feb1808.D and keep left peak, new integration is from x, y = 8.108, 779.877526682585 to 8.190, 770.77923020108 and new response = 11428, previous integration is from x, y = 8.108, 780 to 8.190, 771 and previous response = 11428.			✓	
CmdManuallyIntegrate QualifierPeak	BL2000\sean	2/19/2022 12:47:05 PM	Manually integrate qualifier 77.0 of compound Dimethyl Phthalate in sample Feb1808.D, from x, y = 8.108, 780 to 8.159, 1100, result = 8687; previous integration is from x, y = 8.108, 780 to 8.190, 771 and previous response = 11428.			✓	
CmdManuallyIntegrate DropBaseline	BL2000\sean	2/19/2022 12:47:06 PM	Drop baseline for qualifier 77.0 of compound Dimethyl Phthalate in sample Feb1808.D to y = 780, new integration is from x, y = 8.108, 780 to 8.159, 780 and new response = 9178; previous integration is from x, y = 8.108, 780 to 8.159, 1100 and previous response = 8687.			✓	
CmdManuallyIntegratePeak	BL2000\sean	2/19/2022 12:47:18 PM	Manually integrate compound 2,4-Dinitrophenol in sample Feb1808.D, from x, y = 8.507, 0 to 8.568, 0, result = 616; previous integration is from x, y = 8.630, 0 to 8.661, 0 and previous response = 370.			✓	
CmdManuallyIntegrateApplyTargetRtToQualifier	BL2000\sean	2/19/2022 12:47:21 PM	Apply target integration range 8.507-8.568 to qualifier 154.0 for compound 2,4-Dinitrophenol in sample Feb1808.D, new integration is from x, y = 8.507, 707 to 8.568, 512 and new response = -485; previous integration is from x, y = 8.384, 0 to 8.517, 0 and previous response = 55213.			✓	
CmdManuallyIntegrate DropBaseline	BL2000\sean	2/19/2022 12:47:21 PM	Drop baseline for qualifier 154.0 of compound 2,4-Dinitrophenol in sample Feb1808.D to y = 512, new integration is from x, y = 8.507, 512 to 8.568, 512 and new response = -125; previous integration is from x, y = 8.507, 707 to 8.568, 512 and previous response = -485.			✓	
CmdManuallyIntegrate QualifierPeak	BL2000\sean	2/19/2022 12:47:26 PM	Manually integrate qualifier 154.0 of compound 2,4-Dinitrophenol in sample Feb1808.D, from x, y = 8.497, 226 to 8.579, 242, result = 1169; previous integration is from x, y = 8.507, 512 to 8.568, 512 and previous response = -125.			✓	

Name	User	Time	Action	Reason	Comment	Succeed	Exception
CmdManuallyIntegrateSplit	BL2000\sean	2/19/2022 12:47:32 PM	Split qualifier 139.0 of compound 4-Nitrophenol in sample Feb1808.D and keep right peak, new integration is from x, y = 8.691, 0 to 8.753, 0 and new response = 3060, previous integration is from x, y = 8.599, 0 to 8.753, 0 and previous response = 37216.			✓	
CmdManuallyIntegrateQualifierPeak	BL2000\sean	2/19/2022 12:47:34 PM	Manually integrate qualifier 65.0 of compound 4-Nitrophenol in sample Feb1808.D, from x, y = 8.691, 334 to 8.763, 439, result = 3968; previous integration is from x, y = 9.011, 517 to 9.089, 522 and previous response = 4292.			✓	
CmdManuallyIntegratePeak	BL2000\sean	2/19/2022 12:47:38 PM	Manually integrate compound 4-Nitrophenol in sample Feb1808.D, from x, y = 8.681, 0 to 8.783, 43, result = 3794; previous integration is from x, y = 8.681, 0 to 8.855, 0 and previous response = 5273.			✓	
CmdManuallyIntegrateDropBaseline	BL2000\sean	2/19/2022 12:47:39 PM	Drop baseline for compound 4-Nitrophenol in sample Feb1808.D to y = 0, new integration is from x, y = 8.681, 0 to 8.783, 0 and new response = 3924; previous integration is from x, y = 8.681, 0 to 8.783, 43 and previous response = 3794.			✓	
CmdManuallyIntegrateSplit	BL2000\sean	2/19/2022 12:47:44 PM	Split qualifier 63.0 of compound 2,4-Dinitrotoluene in sample Feb1808.D and keep right peak, new integration is from x, y = 8.600, 533.195714178798 to 8.682, 521.125139161125 and new response = 6502, previous integration is from x, y = 8.600, 533 to 8.682, 521 and previous response = 6502.			✓	
CmdManuallyIntegrateQualifierPeak	BL2000\sean	2/19/2022 12:47:45 PM	Manually integrate qualifier 89.0 of compound 2,4-Dinitrotoluene in sample Feb1808.D, from x, y = 8.384, 4113 to 8.405, 4082, result = 8357; previous integration is from x, y = 8.609, 0 to 8.701, 0 and previous response = 8357.			✓	
CmdManuallyIntegrateSplit	BL2000\sean	2/19/2022 12:47:46 PM	Split qualifier 89.0 of compound 2,4-Dinitrotoluene in sample Feb1808.D and keep right peak, new integration is from x, y = 8.640, 0 to 8.701, 0 and new response = 5529, previous integration is from x, y = 8.609, 0 to 8.701, 0 and previous response = 8357.			✓	

Name	User	Time	Action	Reason	Comment	Succeed	Exception
CmdManuallyIntegrate QualifierPeak	BL2000\sean	2/19/2022 12:47:48 PM	Manually integrate qualifier 63.0 of compound 2,4-Dinitrotoluene in sample Feb1808.D, from x, y = 8.640, 648 to 8.682, 521, result = 2595; previous integration is from x, y = 8.600, 533 to 8.682, 521 and previous response = 6502.			✓	
CmdManuallyIntegrate DropBaseline	BL2000\sean	2/19/2022 12:47:49 PM	Drop baseline for qualifier 63.0 of compound 2,4-Dinitrotoluene in sample Feb1808.D to y = 521, new integration is from x, y = 8.640, 521 to 8.682, 521 and new response = 2756; previous integration is from x, y = 8.640, 648 to 8.682, 521 and previous response = 2595.			✓	
CmdManuallyIntegrate QualifierPeak	BL2000\sean	2/19/2022 12:48:00 PM	Manually integrate qualifier 65.0 of compound 4-Nitroaniline in sample Feb1808.D, from x, y = 9.090, 364 to 9.162, 362, result = 6042; previous integration is from x, y = 9.100, 663 to 9.191, 663 and previous response = 5417.			✓	
CmdManuallyIntegrate QualifierPeak	BL2000\sean	2/19/2022 12:48:06 PM	Manually integrate qualifier 121.0 of compound 4,6-Dinitro-2-methylphenol in sample Feb1808.D, from x, y = 9.121, 0 to 9.182, 0, result = 1205; previous integration is from x, y = 8.967, 0 to 8.998, 0 and previous response = 1868.			✓	
CmdManuallyIntegrate QualifierPeak	BL2000\sean	2/19/2022 12:48:24 PM	Manually integrate qualifier 92.0 of compound Benzidine in sample Feb1808.D, from x, y = 12.268, 0 to 12.399, 12, result = 3622; previous integration is from x, y = 12.834, 244 to 12.886, 244 and previous response = 1694.			✓	
CmdManuallyIntegrate DropBaseline	BL2000\sean	2/19/2022 12:48:25 PM	Drop baseline for qualifier 92.0 of compound Benzidine in sample Feb1808.D to y = 0, new integration is from x, y = 12.268, 0 to 12.399, 0 and new response = 3668; previous integration is from x, y = 12.268, 0 to 12.399, 12 and previous response = 3622.			✓	
CmdManuallyIntegrateA pplyTargetRtToQualifier	BL2000\sean	2/19/2022 12:48:35 PM	Apply target integration range 16.309-16.411 to qualifier 279.0 for compound bis(2-ethylhexyl)Phthalate in sample Feb1808.D, new integration is from x, y = 16.309, 0 to 16.411, 0 and new response = 750; previously no peak.			✓	

Name	User	Time	Action	Reason	Comment	Succeed	Exception
CmdManuallyIntegrateDropBaseline	BL2000\sean	2/19/2022 12:48:36 PM	Drop baseline for qualifier 279.0 of compound bis(2-ethylhexyl)Phthalate in sample Feb1808.D to y = 0, new integration is from x, y = 16.309, 0 to 16.411, 0 and new response = 750; previous integration is from x, y = 16.309, 0 to 16.411, 0 and previous response = 750.			✓	
CmdSaveBatchTable	BL2000\sean	2/19/2022 12:48:53 PM	Save batch \\MASSHUNTER\Org\Data\SV5973N.I\sd021822\DoD BNA cal 1\QuantResults\021822 DoD BNA cal.batch.bin			✓	

Name	User	Time	Action	Reason	Comment	Succeed	Exception
CmdCalibrate	BL2000\sean	2/19/2022 12:49:15 PM	Replace level 1 with Calibration sample Feb1808.D for compounds {Terphenyl-d14, 2,4,6-Tribromophenol, 2-Fluorobiphenyl, Nitrobenzene-d5, Phenol-d5, 2-Fluorophenol, Benzo(g,h,i)perylene, Dibenzo(a,h)anthracene, Indeno(1,2,3-c,d)pyrene, Benzo(a)pyrene, Benzo(k)fluoranthene, Benzo(b)fluoranthene, Di-n-octyl Phthalate, bis(2-ethylhexyl)Phthalate, 3,3-Dichlorobenzidine, Chrysene, Benzo(a)Anthracene, Butylbenzylphthalate, Pyrene, Benzidine, Fluoranthene, Di-n-Butylphthalate, Triallate, Anthracene, Phenanthrene, Pentachlorophenol, Hexachlorobenzene, 4-Bromophenyl-phenylether, Azobenzene, N-nitrosodiphenylamine, 4,6-Dinitro-2-methylphenol, 4-Nitroaniline, Diethylphthalate, 4-Chlorophenyl-phenylether, Fluorene, 2,4-Dinitrotoluene, 4-Nitrophenol, Dibenzofuran, 2,4-Dinitrophenol, 3-Nitroaniline, Acenaphthene, 2,6-Dinitrotoluene, Acenaphthylene, Dimethyl Phthalate, 2-Nitroaniline, 2-Chloronaphthalene, 2,4,5-Trichlorophenol, 2,4,6-Trichlorophenol, Hexachlorocyclopentadiene, 4-Chloro-2-Methylphenol, 1-Methylnaphthalene, 2-Methylnaphthalene, 4-Chloro-3-Methylphenol, Hexachlorobutadiene, p-Chloroaniline, 4-Chlorophenol, Naphthalene, 1,2,4-Trichlorobenzene, 2,4-Dichlorophenol, bis(-2-Chloroethoxy)Methane, 2,4-Dimethylphenol, 2-Nitrophenol, Isophorone, Nitrobenzene, N-nitroso-Di-n-propylamine, Hexachloroethane, 4Methylphenol/3Methylphenol, 2-Methylphenol, bis(2-chloroisopropyl)Ether, Benzyl Alcohol, 1,2-Dichlorobenzene, 1,4-Dichlorobenzene, 1,3-Dichlorobenzene, 2-Chlorophenol, bis(-2-Chloroethyl)Ether, Phenol, Aniline, Pyridine, Carbazole, Benzoic Acid, o-Terphenyl, N-Nitrosodimethylamine}; Replace level 2 with Calibration sample Feb1807.D for compounds {Terphenyl-d14, 2,4,6-Tribromophenol, 2-Fluorobiphenyl, Nitrobenzene-d5, Phenol-d5, 2-Fluorophenol, Benzo(g,h,i)perylene, Dibenzo(a,h)anthracene, Indeno(1,2,3-c,d)pyrene,			✓	

Name	User	Time	Action	Reason	Comment	Succeed	Exception
			Benzo(a)pyrene, Benzo(k)fluoranthene, Benzo(b)fluoranthene, Di-n-octyl Phthalate, bis(2-ethylhexyl)Phthalate, 3,3-Dichlorobenzidine, Chrysene, Benzo(a)Anthracene, Butylbenzylphthalate, Pyrene, Benzidine, Fluoranthene, Di-n-Butylphthalate, Triallate, Anthracene, Phenanthrene, Pentachlorophenol, Hexachlorobenzene, 4-Bromophenyl-phenylether, Azobenzene, N-nitrosodiphenylamine, 4,6-Dinitro-2-methylphenol, 4-Nitroaniline, Diethylphthalate, 4-Chlorophenyl-phenylether, Fluorene, 2,4-Dinitrotoluene, 4-Nitrophenol, Dibenzofuran, 2,4-Dinitrophenol, 3-Nitroaniline, Acenaphthene, 2,6-Dinitrotoluene, Acenaphthylene, Dimethyl Phthalate, 2-Nitroaniline, 2-Chloronaphthalene, 2,4,5-Trichlorophenol, 2,4,6-Trichlorophenol, Hexachlorocyclopentadiene, 4-Chloro-2-Methylphenol, 1-Methylnaphthalene, 2-Methylnaphthalene, 4-Chloro-3-Methylphenol, Hexachlorobutadiene, p-Chloroaniline, 4-Chlorophenol, Naphthalene, 1,2,4-Trichlorobenzene, 2,4-Dichlorophenol, bis(-2-Chloroethoxy)Methane, 2,4-Dimethylphenol, 2-Nitrophenol, Isophorone, Nitrobenzene, N-nitroso-Di-n-propylamine, Hexachloroethane, 4Methylphenol/3Methylphenol, 2-Methylphenol, bis(2-chloroisopropyl)Ether, Benzyl Alcohol, 1,2-Dichlorobenzene, 1,4-Dichlorobenzene, 1,3-Dichlorobenzene, 2-Chlorophenol, bis(-2-Chloroethyl)Ether, Phenol, Aniline, Pyridine, Carbazole, Benzoic Acid, o-Terphenyl, N-Nitrosodimethylamine}; Replace level 3 with Calibration sample Feb1806.D for compounds {Terphenyl-d14, 2,4,6-Tribromophenol, 2-Fluorobiphenyl, Nitrobenzene-d5, Phenol-d5, 2-Fluorophenol, Benzo(g,h,i)perylene, Dibenzo(a,h)anthracene, Indeno(1,2,3-c,d)pyrene, Benzo(a)pyrene, Benzo(k)fluoranthene, Benzo(b)fluoranthene, Di-n-octyl Phthalate, bis(2-ethylhexyl)Phthalate, 3,3-Dichlorobenzidine, Chrysene, Benzo(a)Anthracene, Butylbenzylphthalate, Pyrene, Benzidine, Fluoranthene, Di-n-				

Name	User	Time	Action	Reason	Comment	Succeed	Exception
			Butylphthalate, Triallate, Anthracene, Phenanthrene, Pentachlorophenol, Hexachlorobenzene, 4-Bromophenyl-phenylether, Azobenzene, N-nitrosodiphenylamine, 4,6-Dinitro-2-methylphenol, 4-Nitroaniline, Diethylphthalate, 4-Chlorophenyl-phenylether, Fluorene, 2,4-Dinitrotoluene, 4-Nitrophenol, Dibenzofuran, 2,4-Dinitrophenol, 3-Nitroaniline, Acenaphthene, 2,6-Dinitrotoluene, Acenaphthylene, Dimethyl Phthalate, 2-Nitroaniline, 2-Chloronaphthalene, 2,4,5-Trichlorophenol, 2,4,6-Trichlorophenol, Hexachlorocyclopentadiene, 4-Chloro-2-Methylphenol, 1-Methylnaphthalene, 2-Methylnaphthalene, 4-Chloro-3-Methylphenol, Hexachlorobutadiene, p-Chloroaniline, 4-Chlorophenol, Naphthalene, 1,2,4-Trichlorobenzene, 2,4-Dichlorophenol, bis(-2-Chloroethoxy)Methane, 2,4-Dimethylphenol, 2-Nitrophenol, Isophorone, Nitrobenzene, N-nitroso-Di-n-propylamine, Hexachloroethane, 4Methylphenol/3Methylphenol, 2-Methylphenol, bis(2-chloroisopropyl)Ether, Benzyl Alcohol, 1,2-Dichlorobenzene, 1,4-Dichlorobenzene, 1,3-Dichlorobenzene, 2-Chlorophenol, bis(-2-Chloroethyl)Ether, Phenol, Aniline, Pyridine, Carbazole, Benzoic Acid, o-Terphenyl, N-Nitrosodimethylamine}; Replace level 4 with Calibration sample Feb1805.D for compounds {Terphenyl-d14, 2,4,6-Tribromophenol, 2-Fluorobiphenyl, Nitrobenzene-d5, Phenol-d5, 2-Fluorophenol, Benzo(g,h,i)perylene, Dibenzo(a,h)anthracene, Indeno(1,2,3-c,d)pyrene, Benzo(a)pyrene, Benzo(k)fluoranthene, Benzo(b)fluoranthene, Di-n-octyl Phthalate, bis(2-ethylhexyl)Phthalate, 3,3-Dichlorobenzidine, Chrysene, Benzo(a)Anthracene, Butylbenzylphthalate, Pyrene, Benzidine, Fluoranthene, Di-n-Butylphthalate, Triallate, Anthracene, Phenanthrene, Pentachlorophenol, Hexachlorobenzene, 4-Bromophenyl-phenylether, Azobenzene, N-nitrosodiphenylamine, 4,6-Dinitro-2-methylphenol, 4-Nitroaniline, Diethylphthalate, 4-Chlorophenyl-phenylether, Fluorene, 2,4-				

Name	User	Time	Action	Reason	Comment	Succeed	Exception
			Dinitrotoluene, 4-Nitrophenol, Dibenzofuran, 2,4-Dinitrophenol, 3-Nitroaniline, Acenaphthene, 2,6-Dinitrotoluene, Acenaphthylene, Dimethyl Phthalate, 2-Nitroaniline, 2-Chloronaphthalene, 2,4,5-Trichlorophenol, 2,4,6-Trichlorophenol, Hexachlorocyclopentadiene, 4-Chloro-2-Methylphenol, 1-Methylnaphthalene, 2-Methylnaphthalene, 4-Chloro-3-Methylphenol, Hexachlorobutadiene, p-Chloroaniline, 4-Chlorophenol, Naphthalene, 1,2,4-Trichlorobenzene, 2,4-Dichlorophenol, bis(-2-Chloroethoxy)Methane, 2,4-Dimethylphenol, 2-Nitrophenol, Isophorone, Nitrobenzene, N-nitroso-Di-n-propylamine, Hexachloroethane, 4Methylphenol/3Methylphenol, 2-Methylphenol, bis(2-chloroisopropyl)Ether, Benzyl Alcohol, 1,2-Dichlorobenzene, 1,4-Dichlorobenzene, 1,3-Dichlorobenzene, 2-Chlorophenol, bis(-2-Chloroethyl)Ether, Phenol, Aniline, Pyridine, Carbazole, Benzoic Acid, o-Terphenyl, N-Nitrosodimethylamine}; Replace level 5 with Calibration sample Feb1804.D for compounds {Terphenyl-d14, 2,4,6-Tribromophenol, 2-Fluorobiphenyl, Nitrobenzene-d5, Phenol-d5, 2-Fluorophenol, Benzo(g,h,i)perylene, Dibenzo(a,h)anthracene, Indeno(1,2,3-c,d)pyrene, Benzo(a)pyrene, Benzo(k)fluoranthene, Benzo(b)fluoranthene, Di-n-octyl Phthalate, bis(2-ethylhexyl)Phthalate, 3,3-Dichlorobenzidine, Chrysene, Benzo(a)Anthracene, Butylbenzylphthalate, Pyrene, Benzidine, Fluoranthene, Di-n-Butylphthalate, Triallate, Anthracene, Phenanthrene, Pentachlorophenol, Hexachlorobenzene, 4-Bromophenyl-phenylether, Azobenzene, N-nitrosodiphenylamine, 4,6-Dinitro-2-methylphenol, 4-Nitroaniline, Diethylphthalate, 4-Chlorophenyl-phenylether, Fluorene, 2,4-Dinitrotoluene, 4-Nitrophenol, Dibenzofuran, 2,4-Dinitrophenol, 3-Nitroaniline, Acenaphthene, 2,6-Dinitrotoluene, Acenaphthylene, Dimethyl Phthalate, 2-Nitroaniline, 2-Chloronaphthalene, 2,4,5-Trichlorophenol, 2,4,6-Trichlorophenol, Hexachlorocyclopentadiene, 4-Chloro-				

Name	User	Time	Action	Reason	Comment	Succeed	Exception
			2-Methylphenol, 1-Methylnaphthalene, 2-Methylnaphthalene, 4-Chloro-3-Methylphenol, Hexachlorobutadiene, p-Chloroaniline, 4-Chlorophenol, Naphthalene, 1,2,4-Trichlorobenzene, 2,4-Dichlorophenol, bis(-2-Chloroethoxy)Methane, 2,4-Dimethylphenol, 2-Nitrophenol, Isophorone, Nitrobenzene, N-nitroso-Di-n-propylamine, Hexachloroethane, 4Methylphenol/3Methylphenol, 2-Methylphenol, bis(2-chloroisopropyl)Ether, Benzyl Alcohol, 1,2-Dichlorobenzene, 1,4-Dichlorobenzene, 1,3-Dichlorobenzene, 2-Chlorophenol, bis(-2-Chloroethyl)Ether, Phenol, Aniline, Pyridine, Carbazole, Benzoic Acid, o-Terphenyl, N-Nitrosodimethylamine}; Replace level 6 with Calibration sample Feb1803.D for compounds {Terphenyl-d14, 2,4,6-Tribromophenol, 2-Fluorobiphenyl, Nitrobenzene-d5, Phenol-d5, 2-Fluorophenol, Benzo(g,h,i)perylene, Dibenzo(a,h)anthracene, Indeno(1,2,3-c,d)pyrene, Benzo(a)pyrene, Benzo(k)fluoranthene, Benzo(b)fluoranthene, Di-n-octyl Phthalate, bis(2-ethylhexyl)Phthalate, 3,3-Dichlorobenzidine, Chrysene, Benzo(a)Anthracene, Butylbenzylphthalate, Pyrene, Benzidine, Fluoranthene, Di-n-Butylphthalate, Triallate, Anthracene, Phenanthrene, Pentachlorophenol, Hexachlorobenzene, 4-Bromophenyl-phenylether, Azobenzene, N-nitrosodiphenylamine, 4,6-Dinitro-2-methylphenol, 4-Nitroaniline, Diethylphthalate, 4-Chlorophenyl-phenylether, Fluorene, 2,4-Dinitrotoluene, 4-Nitrophenol, Dibenzofuran, 2,4-Dinitrophenol, 3-Nitroaniline, Acenaphthene, 2,6-Dinitrotoluene, Acenaphthylene, Dimethyl Phthalate, 2-Nitroaniline, 2-Chloronaphthalene, 2,4,5-Trichlorophenol, 2,4,6-Trichlorophenol, Hexachlorocyclopentadiene, 4-Chloro-2-Methylphenol, 1-Methylnaphthalene, 2-Methylnaphthalene, 4-Chloro-3-Methylphenol, Hexachlorobutadiene, p-Chloroaniline, 4-Chlorophenol, Naphthalene, 1,2,4-Trichlorobenzene, 2,4-Dichlorophenol, bis(-2-Chloroethoxy)Methane, 2,4-Dimethylphenol, 2-Nitrophenol,				

Name	User	Time	Action	Reason	Comment	Succeed	Exception
			Isophorone, Nitrobenzene, N-nitroso-Di-n-propylamine, Hexachloroethane, 4Methylphenol/3Methylphenol, 2-Methylphenol, bis(2-chloroisopropyl)Ether, Benzyl Alcohol, 1,2-Dichlorobenzene, 1,4-Dichlorobenzene, 1,3-Dichlorobenzene, 2-Chlorophenol, bis(-2-Chloroethyl)Ether, Phenol, Aniline, Pyridine, Carbazole, Benzoic Acid, o-Terphenyl, N-Nitrosodimethylamine}; Replace level 7 with Calibration sample Feb1802.D for compounds {Terphenyl-d14, 2,4,6-Tribromophenol, 2-Fluorobiphenyl, Nitrobenzene-d5, Phenol-d5, 2-Fluorophenol, Benzo(g,h,i)perylene, Dibenzo(a,h)anthracene, Indeno(1,2,3-c,d)pyrene, Benzo(a)pyrene, Benzo(k)fluoranthene, Benzo(b)fluoranthene, Di-n-octyl Phthalate, bis(2-ethylhexyl)Phthalate, 3,3-Dichlorobenzidine, Chrysene, Benzo(a)Anthracene, Butylbenzylphthalate, Pyrene, Benzidine, Fluoranthene, Di-n-Butylphthalate, Triallate, Anthracene, Phenanthrene, Pentachlorophenol, Hexachlorobenzene, 4-Bromophenyl-phenylether, Azobenzene, N-nitrosodiphenylamine, 4,6-Dinitro-2-methylphenol, 4-Nitroaniline, Diethylphthalate, 4-Chlorophenyl-phenylether, Fluorene, 2,4-Dinitrotoluene, 4-Nitrophenol, Dibenzofuran, 2,4-Dinitrophenol, 3-Nitroaniline, Acenaphthene, 2,6-Dinitrotoluene, Acenaphthylene, Dimethyl Phthalate, 2-Nitroaniline, 2-Chloronaphthalene, 2,4,5-Trichlorophenol, 2,4,6-Trichlorophenol, Hexachlorocyclopentadiene, 4-Chloro-2-Methylphenol, 1-Methylnaphthalene, 2-Methylnaphthalene, 4-Chloro-3-Methylphenol, Hexachlorobutadiene, p-Chloroaniline, 4-Chlorophenol, Naphthalene, 1,2,4-Trichlorobenzene, 2,4-Dichlorophenol, bis(-2-Chloroethoxy)Methane, 2,4-Dimethylphenol, 2-Nitrophenol, Isophorone, Nitrobenzene, N-nitroso-Di-n-propylamine, Hexachloroethane, 4Methylphenol/3Methylphenol, 2-Methylphenol, bis(2-chloroisopropyl)Ether, Benzyl Alcohol, 1,2-Dichlorobenzene, 1,4-Dichlorobenzene, 1,3-Dichlorobenzene, 2-Chlorophenol, bis(-2-				

Name	User	Time	Action	Reason	Comment	Succeed	Exception
			Chloroethyl)Ether, Phenol, Aniline, Pyridine, Carbazole, Benzoic Acid, o-Terphenyl, N-Nitrosodimethylamine};				
CmdQuantitate	BL2000\sean	2/19/2022 12:49:31 PM	Quantitate all compounds in all samples			✓	
CmdSaveBatchTable	BL2000\sean	2/19/2022 12:49:37 PM	Save batch \\MASSHUNTER\Org\Data\SV5973N.I\sd021822\DoD BNA cal 1\QuantResults\021822 DoD BNA cal.batch.bin			✓	
CmdSetTargetCompoundAttribute	BL2000\sean	2/19/2022 12:50:32 PM	Set CurveFit = fitQuadratic for compound N-Nitrosodimethylamine in all samples; previous value = fitAverageOfResponseFactors			✓	
CmdSetTargetCompoundAttribute	BL2000\sean	2/19/2022 12:50:34 PM	Set CurveFitOrigin = originInclude for compound N-Nitrosodimethylamine in all samples; previous value = originIgnore			✓	
CmdSetTargetCompoundAttribute	BL2000\sean	2/19/2022 12:50:36 PM	Set CurveFitWeight = weightOneOverX for compound N-Nitrosodimethylamine in all samples; previous value = weightEqual			✓	
CmdSetTargetCompoundAttribute	BL2000\sean	2/19/2022 12:50:43 PM	Set CurveFit = fitQuadratic for compound Pyridine in all samples; previous value = fitAverageOfResponseFactors			✓	
CmdSetTargetCompoundAttribute	BL2000\sean	2/19/2022 12:50:44 PM	Set CurveFitOrigin = originInclude for compound Pyridine in all samples; previous value = originIgnore			✓	
CmdSetTargetCompoundAttribute	BL2000\sean	2/19/2022 12:50:47 PM	Set CurveFitWeight = weightOneOverX for compound Pyridine in all samples; previous value = weightEqual			✓	
CmdQuantitate	BL2000\sean	2/19/2022 12:51:06 PM	Quantitate all compounds in all samples			✓	
CmdSetTargetCompoundAttribute	BL2000\sean	2/19/2022 12:53:05 PM	Set CurveFit = fitQuadratic for compound Aniline in all samples; previous value = fitAverageOfResponseFactors			✓	
CmdSetTargetCompoundAttribute	BL2000\sean	2/19/2022 12:53:07 PM	Set CurveFitOrigin = originInclude for compound Aniline in all samples; previous value = originIgnore			✓	
CmdSetTargetCompoundAttribute	BL2000\sean	2/19/2022 12:53:11 PM	Set CurveFitWeight = weightOneOverX for compound Aniline in all samples; previous value = weightEqual			✓	
CmdSetTargetCompoundAttribute	BL2000\sean	2/19/2022 12:53:27 PM	Set CurveFitWeight = weightOneOverX for compound Phenol-d5 in all samples; previous value = weightEqual			✓	
CmdSetTargetCompoundAttribute	BL2000\sean	2/19/2022 12:53:37 PM	Set CurveFit = fitQuadratic for compound bis(-2-Chloroethyl)Ether in all samples; previous value = fitAverageOfResponseFactors			✓	

Name	User	Time	Action	Reason	Comment	Succeed	Exception
CmdSetTargetCompoundAttribute	BL2000\sean	2/19/2022 12:53:39 PM	Set CurveFitOrigin = originInclude for compound bis(-2-Chloroethyl)Ether in all samples; previous value = originIgnore			✓	
CmdSetTargetCompoundAttribute	BL2000\sean	2/19/2022 12:53:41 PM	Set CurveFitWeight = weightOneOverX for compound bis(-2-Chloroethyl)Ether in all samples; previous value = weightEqual			✓	
CmdSetTargetCompoundAttribute	BL2000\sean	2/19/2022 12:53:45 PM	Set CurveFit = fitQuadratic for compound 2-Chlorophenol in all samples; previous value = fitAverageOfResponseFactors			✓	
CmdSetTargetCompoundAttribute	BL2000\sean	2/19/2022 12:53:47 PM	Set CurveFitOrigin = originForce for compound 2-Chlorophenol in all samples; previous value = originIgnore			✓	
CmdSetTargetCompoundAttribute	BL2000\sean	2/19/2022 12:53:48 PM	Set CurveFitWeight = weightOneOverX for compound 2-Chlorophenol in all samples; previous value = weightEqual			✓	
CmdQuantitate	BL2000\sean	2/19/2022 12:54:07 PM	Quantitate all compounds in all samples			✓	
CmdSetTargetCompoundAttribute	BL2000\sean	2/19/2022 12:54:35 PM	Set CurveFitOrigin = originInclude for compound 2-Chlorophenol in all samples; previous value = originIgnore			✓	
CmdQuantitate	BL2000\sean	2/19/2022 12:54:53 PM	Quantitate all compounds in all samples			✓	
CmdSetTargetCompoundAttribute	BL2000\sean	2/19/2022 12:55:09 PM	Set CurveFit = fitQuadratic for compound 1,3-Dichlorobenzene in all samples; previous value = fitAverageOfResponseFactors			✓	
CmdSetTargetCompoundAttribute	BL2000\sean	2/19/2022 12:55:10 PM	Set CurveFitOrigin = originInclude for compound 1,3-Dichlorobenzene in all samples; previous value = originIgnore			✓	
CmdSetTargetCompoundAttribute	BL2000\sean	2/19/2022 12:55:13 PM	Set CurveFitWeight = weightOneOverX for compound 1,3-Dichlorobenzene in all samples; previous value = weightEqual			✓	
CmdSetTargetCompoundAttribute	BL2000\sean	2/19/2022 12:55:27 PM	Set CurveFit = fitAverageOfResponseFactors for compound 1,2-Dichlorobenzene in all samples; previous value = fitQuadratic			✓	
CmdSetTargetCompoundAttribute	BL2000\sean	2/19/2022 12:55:28 PM	Set CurveFitOrigin = originIgnore for compound 1,2-Dichlorobenzene in all samples; previous value = originInclude			✓	
CmdSetTargetCompoundAttribute	BL2000\sean	2/19/2022 12:55:30 PM	Set CurveFitWeight = weightEqual for compound 1,2-Dichlorobenzene in all samples; previous value = weightOneOverX			✓	

Name	User	Time	Action	Reason	Comment	Succeed	Exception
CmdSetTargetCompoundAttribute	BL2000\sean	2/19/2022 12:55:33 PM	Set CurveFit = fitQuadratic for compound 1,2-Dichlorobenzene in all samples; previous value = fitQuadratic			✓	
CmdSetTargetCompoundAttribute	BL2000\sean	2/19/2022 12:55:35 PM	Set CurveFitOrigin = originInclude for compound 1,2-Dichlorobenzene in all samples; previous value = originInclude			✓	
CmdSetTargetCompoundAttribute	BL2000\sean	2/19/2022 12:55:36 PM	Set CurveFitWeight = weightOneOverX for compound 1,2-Dichlorobenzene in all samples; previous value = weightOneOverX			✓	
CmdSetTargetCompoundAttribute	BL2000\sean	2/19/2022 12:55:47 PM	Set CurveFit = fitQuadratic for compound 2-Methylphenol in all samples; previous value = fitAverageOfResponseFactors			✓	
CmdSetTargetCompoundAttribute	BL2000\sean	2/19/2022 12:55:49 PM	Set CurveFitOrigin = originInclude for compound 2-Methylphenol in all samples; previous value = originIgnore			✓	
CmdSetTargetCompoundAttribute	BL2000\sean	2/19/2022 12:55:53 PM	Set CurveFitWeight = weightOneOverX for compound 2-Methylphenol in all samples; previous value = weightEqual			✓	
CmdSetTargetCompoundAttribute	BL2000\sean	2/19/2022 12:56:05 PM	Set CurveFit = fitQuadratic for compound Hexachloroethane in all samples; previous value = fitAverageOfResponseFactors			✓	
CmdSetTargetCompoundAttribute	BL2000\sean	2/19/2022 12:56:07 PM	Set CurveFitOrigin = originInclude for compound Hexachloroethane in all samples; previous value = originIgnore			✓	
CmdSetTargetCompoundAttribute	BL2000\sean	2/19/2022 12:56:10 PM	Set CurveFitWeight = weightOneOverX for compound Hexachloroethane in all samples; previous value = weightEqual			✓	
CmdSetTargetCompoundAttribute	BL2000\sean	2/19/2022 12:56:14 PM	Set CurveFit = fitQuadratic for compound Nitrobenzene-d5 in all samples; previous value = fitAverageOfResponseFactors			✓	
CmdSetTargetCompoundAttribute	BL2000\sean	2/19/2022 12:56:16 PM	Set CurveFitOrigin = originInclude for compound Nitrobenzene-d5 in all samples; previous value = originIgnore			✓	
CmdSetTargetCompoundAttribute	BL2000\sean	2/19/2022 12:56:18 PM	Set CurveFitWeight = weightOneOverX for compound Nitrobenzene-d5 in all samples; previous value = weightEqual			✓	
CmdSetTargetCompoundAttribute	BL2000\sean	2/19/2022 12:56:31 PM	Set CurveFit = fitQuadratic for compound 2,4-Dimethylphenol in all samples; previous value = fitAverageOfResponseFactors			✓	

Name	User	Time	Action	Reason	Comment	Succeed	Exception
CmdSetTargetCompoundAttribute	BL2000\sean	2/19/2022 12:56:32 PM	Set CurveFitOrigin = originInclude for compound 2,4-Dimethylphenol in all samples; previous value = originIgnore			✓	
CmdSetTargetCompoundAttribute	BL2000\sean	2/19/2022 12:56:34 PM	Set CurveFitWeight = weightOneOverX for compound 2,4-Dimethylphenol in all samples; previous value = weightEqual			✓	
CmdQuantitate	BL2000\sean	2/19/2022 12:56:51 PM	Quantitate all compounds in all samples			✓	
CmdSetTargetCompoundAttribute	BL2000\sean	2/19/2022 12:57:00 PM	Set CurveFit = fitQuadratic for compound 2,4-Dichlorophenol in all samples; previous value = fitAverageOfResponseFactors			✓	
CmdSetTargetCompoundAttribute	BL2000\sean	2/19/2022 12:57:01 PM	Set CurveFitOrigin = originInclude for compound 2,4-Dichlorophenol in all samples; previous value = originIgnore			✓	
CmdSetTargetCompoundAttribute	BL2000\sean	2/19/2022 12:57:03 PM	Set CurveFitWeight = weightOneOverX for compound 2,4-Dichlorophenol in all samples; previous value = weightEqual			✓	
CmdQuantitate	BL2000\sean	2/19/2022 12:57:20 PM	Quantitate all compounds in all samples			✓	
CmdSetTargetCompoundAttribute	BL2000\sean	2/19/2022 12:57:55 PM	Set CurveFit = fitQuadratic for compound p-Chloroaniline in all samples; previous value = fitAverageOfResponseFactors			✓	
CmdSetTargetCompoundAttribute	BL2000\sean	2/19/2022 12:57:57 PM	Set CurveFitOrigin = originInclude for compound p-Chloroaniline in all samples; previous value = originIgnore			✓	
CmdSetTargetCompoundAttribute	BL2000\sean	2/19/2022 12:57:58 PM	Set CurveFitWeight = weightOneOverX for compound p-Chloroaniline in all samples; previous value = weightEqual			✓	
CmdSetTargetCompoundAttribute	BL2000\sean	2/19/2022 12:58:12 PM	Set CurveFit = fitQuadratic for compound 2-Methylnaphthalene in all samples; previous value = fitAverageOfResponseFactors			✓	
CmdSetTargetCompoundAttribute	BL2000\sean	2/19/2022 12:58:13 PM	Set CurveFitOrigin = originInclude for compound 2-Methylnaphthalene in all samples; previous value = originIgnore			✓	
CmdSetTargetCompoundAttribute	BL2000\sean	2/19/2022 12:58:15 PM	Set CurveFitWeight = weightOneOverX for compound 2-Methylnaphthalene in all samples; previous value = weightEqual			✓	
CmdSetTargetCompoundAttribute	BL2000\sean	2/19/2022 12:58:19 PM	Set CurveFit = fitQuadratic for compound 1-Methylnaphthalene in all samples; previous value = fitAverageOfResponseFactors			✓	

Name	User	Time	Action	Reason	Comment	Succeed	Exception
CmdSetTargetCompoundAttribute	BL2000\sean	2/19/2022 12:58:21 PM	Set CurveFitOrigin = originInclude for compound 1-Methylnaphthalene in all samples; previous value = originIgnore			✓	
CmdSetTargetCompoundAttribute	BL2000\sean	2/19/2022 12:58:22 PM	Set CurveFitWeight = weightOneOverX for compound 1-Methylnaphthalene in all samples; previous value = weightEqual			✓	
CmdSetTargetCompoundAttribute	BL2000\sean	2/19/2022 12:58:34 PM	Set CurveFit = fitAverageOfResponseFactors for compound 2-Chloronaphthalene in all samples; previous value = fitQuadratic			✓	
CmdSetTargetCompoundAttribute	BL2000\sean	2/19/2022 12:58:35 PM	Set CurveFitOrigin = originIgnore for compound 2-Chloronaphthalene in all samples; previous value = originInclude			✓	
CmdSetTargetCompoundAttribute	BL2000\sean	2/19/2022 12:58:37 PM	Set CurveFitWeight = weightEqual for compound 2-Chloronaphthalene in all samples; previous value = weightOneOverX			✓	
CmdSaveBatchTable	BL2000\sean	2/19/2022 1:00:18 PM	Save batch \\MASSHUNTER\Org\Data\SV5973N.I\sd021822\DoD BNA cal 1\QuantResults\021822 DoD BNA cal.batch.bin			✓	
CmdImportSamplesFromWorklist	BL2000\sean	2/19/2022 1:00:40 PM	Add samples from worklist: \\MASSHUNTER\Org\Data\SV5973N.I\sd021822\DoD BNA cal 1\Feb1809.D			✓	
CmdSetSampleAttribute	BL2000\sean	2/19/2022 1:00:57 PM	Set SampleType = QC for sample Feb1809.D; previous value = Sample			✓	
CmdSetSampleAttribute	BL2000\sean	2/19/2022 1:01:04 PM	Set LevelName = ICV for sample Feb1809.D; previous value =			✓	
CmdQuantitate	BL2000\sean	2/19/2022 1:01:34 PM	Quantitate all compounds in all samples			✓	
CmdManuallyIntegratePeak	BL2000\sean	2/19/2022 1:02:27 PM	Manually integrate compound 2-Methylphenol in sample Feb1809.D, from x, y = 5.206, 238052 to 5.349, 359944, result = -1925634; previous integration is from x, y = 5.043, 504 to 5.206, 1463 and previous response = 235098.			✓	
CmdManuallyIntegrateSnapBaseline	BL2000\sean	2/19/2022 1:02:28 PM	Snap baseline for compound 2-Methylphenol in sample Feb1809.D, from x = 5.206 to x = 5.349, new integration is from x, y = 5.206, 3189 to 5.349, 3583 and new response = 610425; previous integration is from x, y = 5.206, 238052 to 5.349, 359944 and previous response = -1925634.			✓	

Name	User	Time	Action	Reason	Comment	Succeed	Exception
CmdManuallyIntegrateDropBaseline	BL2000\sean	2/19/2022 1:02:28 PM	Drop baseline for compound 2-Methylphenol in sample Feb1809.D to y = 3189, new integration is from x, y = 5.206, 3189 to 5.349, 3189 and new response = 612115; previous integration is from x, y = 5.206, 3189 to 5.349, 3583 and previous response = 610425.			✓	
CmdSetTargetCompoundAttribute	BL2000\sean	2/19/2022 1:02:33 PM	Set UserAnnotation = CO for compound 2-Methylphenol in sample Feb1809.D; previous value =			✓	
CmdManuallyIntegrateApplyTargetRtToQualifier	BL2000\sean	2/19/2022 1:02:35 PM	Apply target integration range 5.206-5.349 to qualifier 108.0 for compound 2-Methylphenol in sample Feb1809.D, new integration is from x, y = 5.206, 4224 to 5.349, 4943 and new response = 677486; previously no peak.			✓	
CmdManuallyIntegrateDropBaseline	BL2000\sean	2/19/2022 1:02:35 PM	Drop baseline for qualifier 108.0 of compound 2-Methylphenol in sample Feb1809.D to y = 4224, new integration is from x, y = 5.206, 4224 to 5.349, 4224 and new response = 680570; previous integration is from x, y = 5.206, 4224 to 5.349, 4943 and previous response = 677486.			✓	
CmdManuallyIntegrateApplyTargetRtToQualifier	BL2000\sean	2/19/2022 1:03:03 PM	Apply target integration range 8.486-8.579 to qualifier 154.0 for compound 2,4-Dinitrophenol in sample Feb1809.D, new integration is from x, y = 8.486, 3877 to 8.579, 1872 and new response = 36107; previous integration is from x, y = 8.384, 751 to 8.476, 775 and previous response = 1010181.			✓	
CmdManuallyIntegrateDropBaseline	BL2000\sean	2/19/2022 1:03:04 PM	Drop baseline for qualifier 154.0 of compound 2,4-Dinitrophenol in sample Feb1809.D to y = 1872, new integration is from x, y = 8.486, 1872 to 8.579, 1872 and new response = 41645; previous integration is from x, y = 8.486, 3877 to 8.579, 1872 and previous response = 36107.			✓	
CmdManuallyIntegrateApplyTargetRtToQualifier	BL2000\sean	2/19/2022 1:03:13 PM	Apply target integration range 6.393-6.506 to qualifier 129.0 for compound p-Chloroaniline in sample Feb1809.D, new integration is from x, y = 6.393, 955 to 6.506, 2471 and new response = 222435; previously no peak.			✓	

Name	User	Time	Action	Reason	Comment	Succeed	Exception
CmdManuallyIntegrateDropBaseline	BL2000\sean	2/19/2022 1:03:14 PM	Drop baseline for qualifier 129.0 of compound p-Chloroaniline in sample Feb1809.D to y = 955, new integration is from x, y = 6.393, 955 to 6.506, 955 and new response = 227573; previous integration is from x, y = 6.393, 955 to 6.506, 2471 and previous response = 222435.			✓	
CmdManuallyIntegrateSplit	BL2000\sean	2/19/2022 1:03:15 PM	Split qualifier 129.0 of compound p-Chloroaniline in sample Feb1809.D and keep left peak, new integration is from x, y = 6.393, 955 to 6.475, 955 and new response = 217002, previous integration is from x, y = 6.393, 955 to 6.506, 955 and previous response = 227573.			✓	
CmdManuallyIntegrateSplit	BL2000\sean	2/19/2022 1:03:39 PM	Split qualifier 167.0 of compound Fluorene in sample Feb1809.D and keep left peak, new integration is from x, y = 8.967, 0 to 9.141, 0 and new response = 177695, previous integration is from x, y = 8.967, 0 to 9.295, 0 and previous response = 490451.			✓	
CmdManuallyIntegrateApplyTargetRtToQualifier	BL2000\sean	2/19/2022 1:03:49 PM	Apply target integration range 8.681-8.834 to qualifier 139.0 for compound 4-Nitrophenol in sample Feb1809.D, new integration is from x, y = 8.681, 2782 to 8.834, 1466 and new response = 118139; previous integration is from x, y = 8.599, 262 to 8.671, 351 and previous response = 636011.			✓	
CmdManuallyIntegrateDropBaseline	BL2000\sean	2/19/2022 1:03:50 PM	Drop baseline for qualifier 139.0 of compound 4-Nitrophenol in sample Feb1809.D to y = 1466, new integration is from x, y = 8.681, 1466 to 8.834, 1466 and new response = 124218; previous integration is from x, y = 8.681, 2782 to 8.834, 1466 and previous response = 118139.			✓	
CmdManuallyIntegrateApplyTargetRtToQualifier	BL2000\sean	2/19/2022 1:04:30 PM	Apply target integration range 8.384-8.476 to qualifier 152.0 for compound Acenaphthene in sample Feb1809.D, new integration is from x, y = 8.384, 1674 to 8.476, 2454 and new response = 521181; previously no peak.			✓	
CmdManuallyIntegrateDropBaseline	BL2000\sean	2/19/2022 1:04:31 PM	Drop baseline for qualifier 152.0 of compound Acenaphthene in sample Feb1809.D to y = 1674, new integration is from x, y = 8.384, 1674 to 8.476, 1674 and new response = 523336; previous integration is from x, y = 8.384, 1674 to 8.476, 2454 and previous response = 521181.			✓	

Name	User	Time	Action	Reason	Comment	Succeed	Exception
CmdManuallyIntegratePeak	BL2000\sean	2/19/2022 1:04:40 PM	Manually integrate compound 1,4-Dichlorobenzene in sample Feb1809.D, from x, y = 4.879, 545744 to 4.971, 645791, result = -2362378; previous integration is from x, y = 4.797, 0 to 4.879, 0 and previous response = 912914.			✓	
CmdManuallyIntegrateSnapBaseline	BL2000\sean	2/19/2022 1:04:41 PM	Snap baseline for compound 1,4-Dichlorobenzene in sample Feb1809.D, from x = 4.879 to x = 4.971, new integration is from x, y = 4.879, 2332 to 4.971, 3474 and new response = 907269; previous integration is from x, y = 4.879, 545744 to 4.971, 645791 and previous response = -2362378.			✓	
CmdManuallyIntegrateDropBaseline	BL2000\sean	2/19/2022 1:04:42 PM	Drop baseline for compound 1,4-Dichlorobenzene in sample Feb1809.D to y = 2332, new integration is from x, y = 4.879, 2332 to 4.971, 2332 and new response = 910418; previous integration is from x, y = 4.879, 2332 to 4.971, 3474 and previous response = 907269.			✓	
CmdSetTargetCompoundAttribute	BL2000\sean	2/19/2022 1:04:44 PM	Set UserAnnotation = CO for compound 1,4-Dichlorobenzene in sample Feb1809.D; previous value =			✓	
CmdManuallyIntegrateApplyTargetRtToQualifier	BL2000\sean	2/19/2022 1:04:46 PM	Apply target integration range 4.879-4.971 to qualifier 148.0 for compound 1,4-Dichlorobenzene in sample Feb1809.D, new integration is from x, y = 4.879, 1400 to 4.971, 2081 and new response = 576513; previously no peak.			✓	
CmdManuallyIntegrateApplyTargetRtToQualifier	BL2000\sean	2/19/2022 1:04:47 PM	Apply target integration range 4.879-4.971 to qualifier 111.0 for compound 1,4-Dichlorobenzene in sample Feb1809.D, new integration is from x, y = 4.879, 2110 to 4.971, 1580 and new response = 318039; previously no peak.			✓	
CmdManuallyIntegratePeak	BL2000\sean	2/19/2022 1:05:19 PM	Manually integrate compound 2,4,5-Trichlorophenol in sample Feb1809.D, from x, y = 7.451, 242620 to 7.748, 267926, result = -3946208; previous integration is from x, y = 7.492, 73 to 7.594, 139 and previous response = 577196.			✓	
CmdManuallyIntegrateSnapBaseline	BL2000\sean	2/19/2022 1:05:20 PM	Snap baseline for compound 2,4,5-Trichlorophenol in sample Feb1809.D, from x = 7.451 to x = 7.748, new integration is from x, y = 7.451, 0 to 7.748, 761 and new response = 608466; previous integration is from x, y = 7.451, 242620 to 7.748, 267926 and previous response = -3946208.			✓	

Name	User	Time	Action	Reason	Comment	Succeed	Exception
CmdManuallyIntegrateDropBaseline	BL2000\sean	2/19/2022 1:05:20 PM	Drop baseline for compound 2,4,5-Trichlorophenol in sample Feb1809.D to y = 0, new integration is from x, y = 7.451, 0 to 7.748, 0 and new response = 615265; previous integration is from x, y = 7.451, 0 to 7.748, 761 and previous response = 608466.			✓	
CmdManuallyIntegrateSplit	BL2000\sean	2/19/2022 1:05:21 PM	Split peak for compound 2,4,5-Trichlorophenol in sample Feb1809.D and keep right peak, new integration is from x, y = 7.553, 0 to 7.748, 0 and new response = 325852, previous integration is from x, y = 7.451, 0 to 7.748, 0 and previous response = 615265.			✓	
CmdSetTargetCompoundAttribute	BL2000\sean	2/19/2022 1:05:22 PM	Set UserAnnotation = CO for compound 2,4,5-Trichlorophenol in sample Feb1809.D; previous value =			✓	
CmdManuallyIntegrateApplyTargetRtToQualifier	BL2000\sean	2/19/2022 1:05:24 PM	Apply target integration range 7.553-7.748 to qualifier 198.0 for compound 2,4,5-Trichlorophenol in sample Feb1809.D, new integration is from x, y = 7.553, 3430 to 7.748, 891 and new response = 289520; previous integration is from x, y = 7.492, 87 to 7.594, 165 and previous response = 560211.			✓	
CmdManuallyIntegrateDropBaseline	BL2000\sean	2/19/2022 1:05:25 PM	Drop baseline for qualifier 198.0 of compound 2,4,5-Trichlorophenol in sample Feb1809.D to y = 891, new integration is from x, y = 7.553, 891 to 7.748, 891 and new response = 304382; previous integration is from x, y = 7.553, 3430 to 7.748, 891 and previous response = 289520.			✓	
CmdManuallyIntegrateSplit	BL2000\sean	2/19/2022 1:05:29 PM	Split peak for compound 2,4,6-Trichlorophenol in sample Feb1809.D and keep left peak, new integration is from x, y = 7.492, 76.7208949890382 to 7.553, 110.414519853646 and new response = 289067, previous integration is from x, y = 7.492, 77 to 7.594, 133 and previous response = 577207.			✓	
CmdSetTargetCompoundAttribute	BL2000\sean	2/19/2022 1:05:30 PM	Set UserAnnotation = CO for compound 2,4,6-Trichlorophenol in sample Feb1809.D; previous value =			✓	

Name	User	Time	Action	Reason	Comment	Succeed	Exception
CmdManuallyIntegrateSplit	BL2000\sean	2/19/2022 1:05:32 PM	Split qualifier 198.0 of compound 2,4,6-Trichlorophenol in sample Feb1809.D and keep left peak, new integration is from x, y = 7.492, 99.0090642709793 to 7.553, 148.220955086586 and new response = 281328, previous integration is from x, y = 7.492, 99 to 7.594, 181 and previous response = 560133.			✓	
CmdManuallyIntegrateSplit	BL2000\sean	2/19/2022 1:05:36 PM	Split peak for compound 4-Chloro-3-Methylphenol in sample Feb1809.D and keep right peak, new integration is from x, y = 7.030, 691.395300142629 to 7.143, 840.270460467867 and new response = 449625, previous integration is from x, y = 6.908, 531 to 7.143, 840 and previous response = 853862.			✓	
CmdSetTargetCompoundAttribute	BL2000\sean	2/19/2022 1:05:37 PM	Set UserAnnotation = CO for compound 4-Chloro-3-Methylphenol in sample Feb1809.D; previous value =			✓	
CmdManuallyIntegrateSplit	BL2000\sean	2/19/2022 1:05:39 PM	Split qualifier 144.0 of compound 4-Chloro-3-Methylphenol in sample Feb1809.D and keep right peak, new integration is from x, y = 7.050, 120.975524586593 to 7.194, 196.662619641078 and new response = 133299, previous integration is from x, y = 6.917, 51 to 7.194, 197 and previous response = 229723.			✓	
CmdManuallyIntegrateSplit	BL2000\sean	2/19/2022 1:05:40 PM	Split qualifier 144.0 of compound 4-Chloro-3-Methylphenol in sample Feb1809.D and keep left peak, new integration is from x, y = 7.050, 120.975524586593 to 7.122, 158.814685473343 and new response = 119448, previous integration is from x, y = 7.050, 121 to 7.194, 197 and previous response = 133299.			✓	
CmdManuallyIntegrateSplit	BL2000\sean	2/19/2022 1:05:45 PM	Split peak for compound 4-Chloro-2-Methylphenol in sample Feb1809.D and keep left peak, new integration is from x, y = 6.914, 728.963501121918 to 7.030, 1121.19926199785 and new response = 402121, previous integration is from x, y = 6.914, 729 to 7.143, 1505 and previous response = 847986.			✓	
CmdSetTargetCompoundAttribute	BL2000\sean	2/19/2022 1:05:46 PM	Set UserAnnotation = CO for compound 4-Chloro-2-Methylphenol in sample Feb1809.D; previous value =			✓	

Name	User	Time	Action	Reason	Comment	Succeed	Exception
CmdManuallyIntegrateSplit	BL2000\sean	2/19/2022 1:05:47 PM	Split qualifier 144.0 of compound 4-Chloro-2-Methylphenol in sample Feb1809.D and keep left peak, new integration is from x, y = 6.917, 117.142370848144 to 7.050, 224.26002736048 and new response = 104091, previous integration is from x, y = 6.917, 117 to 7.194, 340 and previous response = 228022.			✓	
CmdSaveBatchTable	BL2000\sean	2/19/2022 1:05:51 PM	Save batch \\MASSHUNTER\Org\Data\SV5973N.I\sd021822\DoD BNA cal 1\QuantResults\021822 DoD BNA cal.batch.bin			✓	

Name	User	Time	Action	Reason	Comment	Succeed	Exception
CmdCalibrate	BL2000\sean	2/19/2022 1:06:18 PM	Replace level ICV with QC sample Feb1809.D for compounds {Terphenyl-d14, 2,4,6-Tribromophenol, 2-Fluorobiphenyl, Nitrobenzene-d5, Phenol-d5, 2-Fluorophenol, Benzo(g,h,i)perylene, Dibenzo(a,h)anthracene, Indeno(1,2,3-c,d)pyrene, Benzo(a)pyrene, Benzo(k)fluoranthene, Benzo(b)fluoranthene, Di-n-octyl Phthalate, bis(2-ethylhexyl)Phthalate, 3,3-Dichlorobenzidine, Chrysene, Benzo(a)Anthracene, Butylbenzylphthalate, Pyrene, Benzidine, Fluoranthene, Di-n-Butylphthalate, Triallate, Anthracene, Phenanthrene, Pentachlorophenol, Hexachlorobenzene, 4-Bromophenyl-phenylether, Azobenzene, N-nitrosodiphenylamine, 4,6-Dinitro-2-methylphenol, 4-Nitroaniline, Diethylphthalate, 4-Chlorophenyl-phenylether, Fluorene, 2,4-Dinitrotoluene, 4-Nitrophenol, Dibenzofuran, 2,4-Dinitrophenol, 3-Nitroaniline, Acenaphthene, 2,6-Dinitrotoluene, Acenaphthylene, Dimethyl Phthalate, 2-Nitroaniline, 2-Chloronaphthalene, 2,4,5-Trichlorophenol, 2,4,6-Trichlorophenol, Hexachlorocyclopentadiene, 4-Chloro-2-Methylphenol, 1-Methylnaphthalene, 2-Methylnaphthalene, 4-Chloro-3-Methylphenol, Hexachlorobutadiene, p-Chloroaniline, 4-Chlorophenol, Naphthalene, 1,2,4-Trichlorobenzene, 2,4-Dichlorophenol, bis(-2-Chloroethoxy)Methane, 2,4-Dimethylphenol, 2-Nitrophenol, Isophorone, Nitrobenzene, N-nitroso-Di-n-propylamine, Hexachloroethane, 4Methylphenol/3Methylphenol, 2-Methylphenol, bis(2-chloroisopropyl)Ether, Benzyl Alcohol, 1,2-Dichlorobenzene, 1,4-Dichlorobenzene, 1,3-Dichlorobenzene, 2-Chlorophenol, bis(-2-Chloroethyl)Ether, Phenol, Aniline, Pyridine, Carbazole, Benzoic Acid, o-Terphenyl, N-Nitrosodimethylamine}; Replace level 1 with Calibration sample Feb1808.D for compounds {Terphenyl-d14, 2,4,6-Tribromophenol, 2-Fluorobiphenyl, Nitrobenzene-d5, Phenol-d5, 2-Fluorophenol, Benzo(g,h,i)perylene, Dibenzo(a,h)anthracene, Indeno(1,2,3-c,d)pyrene,			✓	

Name	User	Time	Action	Reason	Comment	Succeed	Exception
			Benzo(a)pyrene, Benzo(k)fluoranthene, Benzo(b)fluoranthene, Di-n-octyl Phthalate, bis(2-ethylhexyl)Phthalate, 3,3-Dichlorobenzidine, Chrysene, Benzo(a)Anthracene, Butylbenzylphthalate, Pyrene, Benzidine, Fluoranthene, Di-n-Butylphthalate, Triallate, Anthracene, Phenanthrene, Pentachlorophenol, Hexachlorobenzene, 4-Bromophenyl-phenylether, Azobenzene, N-nitrosodiphenylamine, 4,6-Dinitro-2-methylphenol, 4-Nitroaniline, Diethylphthalate, 4-Chlorophenyl-phenylether, Fluorene, 2,4-Dinitrotoluene, 4-Nitrophenol, Dibenzofuran, 2,4-Dinitrophenol, 3-Nitroaniline, Acenaphthene, 2,6-Dinitrotoluene, Acenaphthylene, Dimethyl Phthalate, 2-Nitroaniline, 2-Chloronaphthalene, 2,4,5-Trichlorophenol, 2,4,6-Trichlorophenol, Hexachlorocyclopentadiene, 4-Chloro-2-Methylphenol, 1-Methylnaphthalene, 2-Methylnaphthalene, 4-Chloro-3-Methylphenol, Hexachlorobutadiene, p-Chloroaniline, 4-Chlorophenol, Naphthalene, 1,2,4-Trichlorobenzene, 2,4-Dichlorophenol, bis(-2-Chloroethoxy)Methane, 2,4-Dimethylphenol, 2-Nitrophenol, Isophorone, Nitrobenzene, N-nitroso-Di-n-propylamine, Hexachloroethane, 4Methylphenol/3Methylphenol, 2-Methylphenol, bis(2-chloroisopropyl)Ether, Benzyl Alcohol, 1,2-Dichlorobenzene, 1,4-Dichlorobenzene, 1,3-Dichlorobenzene, 2-Chlorophenol, bis(-2-Chloroethyl)Ether, Phenol, Aniline, Pyridine, Carbazole, Benzoic Acid, o-Terphenyl, N-Nitrosodimethylamine}; Replace level 2 with Calibration sample Feb1807.D for compounds {Terphenyl-d14, 2,4,6-Tribromophenol, 2-Fluorobiphenyl, Nitrobenzene-d5, Phenol-d5, 2-Fluorophenol, Benzo(g,h,i)perylene, Dibenzo(a,h)anthracene, Indeno(1,2,3-c,d)pyrene, Benzo(a)pyrene, Benzo(k)fluoranthene, Benzo(b)fluoranthene, Di-n-octyl Phthalate, bis(2-ethylhexyl)Phthalate, 3,3-Dichlorobenzidine, Chrysene, Benzo(a)Anthracene, Butylbenzylphthalate, Pyrene, Benzidine, Fluoranthene, Di-n-				

Name	User	Time	Action	Reason	Comment	Succeed	Exception
			Butylphthalate, Triallate, Anthracene, Phenanthrene, Pentachlorophenol, Hexachlorobenzene, 4-Bromophenyl-phenylether, Azobenzene, N-nitrosodiphenylamine, 4,6-Dinitro-2-methylphenol, 4-Nitroaniline, Diethylphthalate, 4-Chlorophenyl-phenylether, Fluorene, 2,4-Dinitrotoluene, 4-Nitrophenol, Dibenzofuran, 2,4-Dinitrophenol, 3-Nitroaniline, Acenaphthene, 2,6-Dinitrotoluene, Acenaphthylene, Dimethyl Phthalate, 2-Nitroaniline, 2-Chloronaphthalene, 2,4,5-Trichlorophenol, 2,4,6-Trichlorophenol, Hexachlorocyclopentadiene, 4-Chloro-2-Methylphenol, 1-Methylnaphthalene, 2-Methylnaphthalene, 4-Chloro-3-Methylphenol, Hexachlorobutadiene, p-Chloroaniline, 4-Chlorophenol, Naphthalene, 1,2,4-Trichlorobenzene, 2,4-Dichlorophenol, bis(-2-Chloroethoxy)Methane, 2,4-Dimethylphenol, 2-Nitrophenol, Isophorone, Nitrobenzene, N-nitroso-Di-n-propylamine, Hexachloroethane, 4Methylphenol/3Methylphenol, 2-Methylphenol, bis(2-chloroisopropyl)Ether, Benzyl Alcohol, 1,2-Dichlorobenzene, 1,4-Dichlorobenzene, 1,3-Dichlorobenzene, 2-Chlorophenol, bis(-2-Chloroethyl)Ether, Phenol, Aniline, Pyridine, Carbazole, Benzoic Acid, o-Terphenyl, N-Nitrosodimethylamine}; Replace level 3 with Calibration sample Feb1806.D for compounds {Terphenyl-d14, 2,4,6-Tribromophenol, 2-Fluorobiphenyl, Nitrobenzene-d5, Phenol-d5, 2-Fluorophenol, Benzo(g,h,i)perylene, Dibenzo(a,h)anthracene, Indeno(1,2,3-c,d)pyrene, Benzo(a)pyrene, Benzo(k)fluoranthene, Benzo(b)fluoranthene, Di-n-octyl Phthalate, bis(2-ethylhexyl)Phthalate, 3,3-Dichlorobenzidine, Chrysene, Benzo(a)Anthracene, Butylbenzylphthalate, Pyrene, Benzidine, Fluoranthene, Di-n-Butylphthalate, Triallate, Anthracene, Phenanthrene, Pentachlorophenol, Hexachlorobenzene, 4-Bromophenyl-phenylether, Azobenzene, N-nitrosodiphenylamine, 4,6-Dinitro-2-methylphenol, 4-Nitroaniline, Diethylphthalate, 4-Chlorophenyl-phenylether, Fluorene, 2,4-				

Name	User	Time	Action	Reason	Comment	Succeed	Exception
			Dinitrotoluene, 4-Nitrophenol, Dibenzofuran, 2,4-Dinitrophenol, 3-Nitroaniline, Acenaphthene, 2,6-Dinitrotoluene, Acenaphthylene, Dimethyl Phthalate, 2-Nitroaniline, 2-Chloronaphthalene, 2,4,5-Trichlorophenol, 2,4,6-Trichlorophenol, Hexachlorocyclopentadiene, 4-Chloro-2-Methylphenol, 1-Methylnaphthalene, 2-Methylnaphthalene, 4-Chloro-3-Methylphenol, Hexachlorobutadiene, p-Chloroaniline, 4-Chlorophenol, Naphthalene, 1,2,4-Trichlorobenzene, 2,4-Dichlorophenol, bis(-2-Chloroethoxy)Methane, 2,4-Dimethylphenol, 2-Nitrophenol, Isophorone, Nitrobenzene, N-nitroso-Di-n-propylamine, Hexachloroethane, 4Methylphenol/3Methylphenol, 2-Methylphenol, bis(2-chloroisopropyl)Ether, Benzyl Alcohol, 1,2-Dichlorobenzene, 1,4-Dichlorobenzene, 1,3-Dichlorobenzene, 2-Chlorophenol, bis(-2-Chloroethyl)Ether, Phenol, Aniline, Pyridine, Carbazole, Benzoic Acid, o-Terphenyl, N-Nitrosodimethylamine}; Replace level 4 with Calibration sample Feb1805.D for compounds {Terphenyl-d14, 2,4,6-Tribromophenol, 2-Fluorobiphenyl, Nitrobenzene-d5, Phenol-d5, 2-Fluorophenol, Benzo(g,h,i)perylene, Dibenzo(a,h)anthracene, Indeno(1,2,3-c,d)pyrene, Benzo(a)pyrene, Benzo(k)fluoranthene, Benzo(b)fluoranthene, Di-n-octyl Phthalate, bis(2-ethylhexyl)Phthalate, 3,3-Dichlorobenzidine, Chrysene, Benzo(a)Anthracene, Butylbenzylphthalate, Pyrene, Benzidine, Fluoranthene, Di-n-Butylphthalate, Triallate, Anthracene, Phenanthrene, Pentachlorophenol, Hexachlorobenzene, 4-Bromophenyl-phenylether, Azobenzene, N-nitrosodiphenylamine, 4,6-Dinitro-2-methylphenol, 4-Nitroaniline, Diethylphthalate, 4-Chlorophenyl-phenylether, Fluorene, 2,4-Dinitrotoluene, 4-Nitrophenol, Dibenzofuran, 2,4-Dinitrophenol, 3-Nitroaniline, Acenaphthene, 2,6-Dinitrotoluene, Acenaphthylene, Dimethyl Phthalate, 2-Nitroaniline, 2-Chloronaphthalene, 2,4,5-Trichlorophenol, 2,4,6-Trichlorophenol, Hexachlorocyclopentadiene, 4-Chloro-				

Name	User	Time	Action	Reason	Comment	Succeed	Exception
			2-Methylphenol, 1-Methylnaphthalene, 2-Methylnaphthalene, 4-Chloro-3-Methylphenol, Hexachlorobutadiene, p-Chloroaniline, 4-Chlorophenol, Naphthalene, 1,2,4-Trichlorobenzene, 2,4-Dichlorophenol, bis(-2-Chloroethoxy)Methane, 2,4-Dimethylphenol, 2-Nitrophenol, Isophorone, Nitrobenzene, N-nitroso-Di-n-propylamine, Hexachloroethane, 4Methylphenol/3Methylphenol, 2-Methylphenol, bis(2-chloroisopropyl)Ether, Benzyl Alcohol, 1,2-Dichlorobenzene, 1,4-Dichlorobenzene, 1,3-Dichlorobenzene, 2-Chlorophenol, bis(-2-Chloroethyl)Ether, Phenol, Aniline, Pyridine, Carbazole, Benzoic Acid, o-Terphenyl, N-Nitrosodimethylamine}; Replace level 5 with Calibration sample Feb1804.D for compounds {Terphenyl-d14, 2,4,6-Tribromophenol, 2-Fluorobiphenyl, Nitrobenzene-d5, Phenol-d5, 2-Fluorophenol, Benzo(g,h,i)perylene, Dibenzo(a,h)anthracene, Indeno(1,2,3-c,d)pyrene, Benzo(a)pyrene, Benzo(k)fluoranthene, Benzo(b)fluoranthene, Di-n-octyl Phthalate, bis(2-ethylhexyl)Phthalate, 3,3-Dichlorobenzidine, Chrysene, Benzo(a)Anthracene, Butylbenzylphthalate, Pyrene, Benzidine, Fluoranthene, Di-n-Butylphthalate, Triallate, Anthracene, Phenanthrene, Pentachlorophenol, Hexachlorobenzene, 4-Bromophenyl-phenylether, Azobenzene, N-nitrosodiphenylamine, 4,6-Dinitro-2-methylphenol, 4-Nitroaniline, Diethylphthalate, 4-Chlorophenyl-phenylether, Fluorene, 2,4-Dinitrotoluene, 4-Nitrophenol, Dibenzofuran, 2,4-Dinitrophenol, 3-Nitroaniline, Acenaphthene, 2,6-Dinitrotoluene, Acenaphthylene, Dimethyl Phthalate, 2-Nitroaniline, 2-Chloronaphthalene, 2,4,5-Trichlorophenol, 2,4,6-Trichlorophenol, Hexachlorocyclopentadiene, 4-Chloro-2-Methylphenol, 1-Methylnaphthalene, 2-Methylnaphthalene, 4-Chloro-3-Methylphenol, Hexachlorobutadiene, p-Chloroaniline, 4-Chlorophenol, Naphthalene, 1,2,4-Trichlorobenzene, 2,4-Dichlorophenol, bis(-2-Chloroethoxy)Methane, 2,4-Dimethylphenol, 2-Nitrophenol,				

Name	User	Time	Action	Reason	Comment	Succeed	Exception
			Isophorone, Nitrobenzene, N-nitroso-Di-n-propylamine, Hexachloroethane, 4Methylphenol/3Methylphenol, 2-Methylphenol, bis(2-chloroisopropyl)Ether, Benzyl Alcohol, 1,2-Dichlorobenzene, 1,4-Dichlorobenzene, 1,3-Dichlorobenzene, 2-Chlorophenol, bis(-2-Chloroethyl)Ether, Phenol, Aniline, Pyridine, Carbazole, Benzoic Acid, o-Terphenyl, N-Nitrosodimethylamine}; Replace level 6 with Calibration sample Feb1803.D for compounds {Terphenyl-d14, 2,4,6-Tribromophenol, 2-Fluorobiphenyl, Nitrobenzene-d5, Phenol-d5, 2-Fluorophenol, Benzo(g,h,i)perylene, Dibenzo(a,h)anthracene, Indeno(1,2,3-c,d)pyrene, Benzo(a)pyrene, Benzo(k)fluoranthene, Benzo(b)fluoranthene, Di-n-octyl Phthalate, bis(2-ethylhexyl)Phthalate, 3,3-Dichlorobenzidine, Chrysene, Benzo(a)Anthracene, Butylbenzylphthalate, Pyrene, Benzidine, Fluoranthene, Di-n-Butylphthalate, Triallate, Anthracene, Phenanthrene, Pentachlorophenol, Hexachlorobenzene, 4-Bromophenyl-phenylether, Azobenzene, N-nitrosodiphenylamine, 4,6-Dinitro-2-methylphenol, 4-Nitroaniline, Diethylphthalate, 4-Chlorophenyl-phenylether, Fluorene, 2,4-Dinitrotoluene, 4-Nitrophenol, Dibenzofuran, 2,4-Dinitrophenol, 3-Nitroaniline, Acenaphthene, 2,6-Dinitrotoluene, Acenaphthylene, Dimethyl Phthalate, 2-Nitroaniline, 2-Chloronaphthalene, 2,4,5-Trichlorophenol, 2,4,6-Trichlorophenol, Hexachlorocyclopentadiene, 4-Chloro-2-Methylphenol, 1-Methylnaphthalene, 2-Methylnaphthalene, 4-Chloro-3-Methylphenol, Hexachlorobutadiene, p-Chloroaniline, 4-Chlorophenol, Naphthalene, 1,2,4-Trichlorobenzene, 2,4-Dichlorophenol, bis(-2-Chloroethoxy)Methane, 2,4-Dimethylphenol, 2-Nitrophenol, Isophorone, Nitrobenzene, N-nitroso-Di-n-propylamine, Hexachloroethane, 4Methylphenol/3Methylphenol, 2-Methylphenol, bis(2-chloroisopropyl)Ether, Benzyl Alcohol, 1,2-Dichlorobenzene, 1,4-Dichlorobenzene, 1,3-Dichlorobenzene, 2-Chlorophenol, bis(-2-				

Name	User	Time	Action	Reason	Comment	Succeed	Exception
			Chloroethyl)Ether, Phenol, Aniline, Pyridine, Carbazole, Benzoic Acid, o-Terphenyl, N-Nitrosodimethylamine}; Replace level 7 with Calibration sample Feb1802.D for compounds {Terphenyl-d14, 2,4,6-Tribromophenol, 2-Fluorobiphenyl, Nitrobenzene-d5, Phenol-d5, 2-Fluorophenol, Benzo(g,h,i)perylene, Dibenzo(a,h)anthracene, Indeno(1,2,3-c,d)pyrene, Benzo(a)pyrene, Benzo(k)fluoranthene, Benzo(b)fluoranthene, Di-n-octyl Phthalate, bis(2-ethylhexyl)Phthalate, 3,3-Dichlorobenzidine, Chrysene, Benzo(a)Anthracene, Butylbenzylphthalate, Pyrene, Benzidine, Fluoranthene, Di-n-Butylphthalate, Triallate, Anthracene, Phenanthrene, Pentachlorophenol, Hexachlorobenzene, 4-Bromophenyl-phenylether, Azobenzene, N-nitrosodiphenylamine, 4,6-Dinitro-2-methylphenol, 4-Nitroaniline, Diethylphthalate, 4-Chlorophenyl-phenylether, Fluorene, 2,4-Dinitrotoluene, 4-Nitrophenol, Dibenzofuran, 2,4-Dinitrophenol, 3-Nitroaniline, Acenaphthene, 2,6-Dinitrotoluene, Acenaphthylene, Dimethyl Phthalate, 2-Nitroaniline, 2-Chloronaphthalene, 2,4,5-Trichlorophenol, 2,4,6-Trichlorophenol, Hexachlorocyclopentadiene, 4-Chloro-2-Methylphenol, 1-Methylnaphthalene, 2-Methylnaphthalene, 4-Chloro-3-Methylphenol, Hexachlorobutadiene, p-Chloroaniline, 4-Chlorophenol, Naphthalene, 1,2,4-Trichlorobenzene, 2,4-Dichlorophenol, bis(-2-Chloroethoxy)Methane, 2,4-Dimethylphenol, 2-Nitrophenol, Isophorone, Nitrobenzene, N-nitroso-Di-n-propylamine, Hexachloroethane, 4Methylphenol/3Methylphenol, 2-Methylphenol, bis(2-chloroisopropyl)Ether, Benzyl Alcohol, 1,2-Dichlorobenzene, 1,4-Dichlorobenzene, 1,3-Dichlorobenzene, 2-Chlorophenol, bis(-2-Chloroethyl)Ether, Phenol, Aniline, Pyridine, Carbazole, Benzoic Acid, o-Terphenyl, N-Nitrosodimethylamine};				
CmdQuantitate	BL2000\sean	2/19/2022 1:06:39 PM	Quantitate all compounds in all samples			✓	

Name	User	Time	Action	Reason	Comment	Succeed	Exception
CmdSaveBatchTable	BL2000\sean	2/19/2022 1:06:54 PM	Save batch \\MASSHUNTER\Org\Data\SV5973N.I\sd021822\DoD BNA cal 1\QuantResults\021822 DoD BNA cal.batch.bin			✓	
GenerateReport	BL2000\sean	2/19/2022 1:07:27 PM	Generates report - Method: \\MASSHUNTER\Org\reports\LevelIV_Reports\Calibration\01_Init_Cal+Gen_Calibration+Gen_ResultsSummary.m, Output Path: \\MASSHUNTER\Org\Data\SV5973N.I\sd021822\DoD BNA cal 1\QuantReports\021822 DoD BNA cal				Agilent.MassSpectrometry.DataAnalysis.Quantitative.ApplicationCommandCancelledException: Generating report(s) was canceled by user. at Agilent.MassSpectrometry.DataAnalysis.Quantitative.GenerateReport.RunReportMethod(ICompliance compliance, String user, String batchFolder, String batchFile, String method, String outputPath, String applicationType, String cancelEventName, Int16[] samples, Int16[] compounds, String logonXml, Action`1 progress) at Agilent.MassSpectrometry.DataAnalysis.Quantitative.GenerateReport.Do() at Agilent.MassSpectrometry.CommandModel.CommandHistory.Invoke(ICommand cmd) at Agilent.MassSpectrometry.DataAnalysis.Quantitative.AppCommandContext._Invoke(ICommand cmd)
CmdSetSampleAttribute	BL2000\sean	2/19/2022 1:07:36 PM	Set SampleApproved = True for sample Feb1801.D; previous value = False			✓	
CmdSetSampleAttribute	BL2000\sean	2/19/2022 1:07:37 PM	Set SampleApproved = True for sample Feb1802.D; previous value = False			✓	
CmdSetSampleAttribute	BL2000\sean	2/19/2022 1:07:38 PM	Set SampleApproved = True for sample Feb1803.D; previous value = False			✓	
CmdSetSampleAttribute	BL2000\sean	2/19/2022 1:07:39 PM	Set SampleApproved = True for sample Feb1804.D; previous value = False			✓	
CmdSetSampleAttribute	BL2000\sean	2/19/2022 1:07:40 PM	Set SampleApproved = True for sample Feb1805.D; previous value = False			✓	
CmdSetSampleAttribute	BL2000\sean	2/19/2022 1:07:40 PM	Set SampleApproved = True for sample Feb1806.D; previous value = False			✓	
CmdSetSampleAttribute	BL2000\sean	2/19/2022 1:07:41 PM	Set SampleApproved = True for sample Feb1807.D; previous value = False			✓	
CmdSetSampleAttribute	BL2000\sean	2/19/2022 1:07:42 PM	Set SampleApproved = True for sample Feb1808.D; previous value = False			✓	

Name	User	Time	Action	Reason	Comment	Succeed	Exception
CmdSetSampleAttribute	BL2000\sean	2/19/2022 1:07:43 PM	Set SampleApproved = True for sample Feb1809.D; previous value = False			✓	
CmdQuantitate	BL2000\sean	2/19/2022 1:08:03 PM	Quantitate all compounds in all samples			✓	
CmdSaveBatchTable	BL2000\sean	2/19/2022 1:08:11 PM	Save batch \\MASSHUNTER\Org\Data\SV5973N.I\sd021822\DoD BNA cal 1\QuantResults\021822 DoD BNA cal.batch.bin			✓	
GenerateReport	BL2000\sean	2/19/2022 1:09:47 PM	Generates report - Method: \\MASSHUNTER\Org\reports\LevelIV_Reports\Calibration\01_Init_Cal+Gen_Calibration+Gen_ResultsSummary.m, Output Path: \\MASSHUNTER\Org\Data\SV5973N.I\sd021822\DoD BNA cal 1\QuantReports\021822 DoD BNA cal			✓	
CmdSaveBatchTable	BL2000\sean	2/19/2022 1:10:13 PM	Save batch \\MASSHUNTER\Org\Data\SV5973N.I\sd021822\DoD BNA cal 1\QuantResults\021822 DoD BNA cal.batch.bin			✓	
CmdImportSamplesFromWorklist	BL2000\sean	2/19/2022 1:18:14 PM	Add samples from worklist: \\MASSHUNTER\Org\Data\SV5973N.I\sd021822\DoD BNA cal 1\Feb1810.D			✓	
CmdQuantitate	BL2000\sean	2/19/2022 1:18:51 PM	Quantitate all compounds in all samples			✓	
CmdZeroOutPeak	BL2000\sean	2/19/2022 1:19:19 PM	Zero out primary peak of compound 2,6-Dinitrotoluene in sample Feb1810.D			✓	
CmdZeroOutPeak	BL2000\sean	2/19/2022 1:19:21 PM	Zero out primary peak of compound Dimethyl Phthalate in sample Feb1810.D			✓	
CmdZeroOutPeak	BL2000\sean	2/19/2022 1:19:23 PM	Zero out primary peak of compound bis(-2-Chloroethyl)Ether in sample Feb1810.D			✓	
CmdZeroOutPeak	BL2000\sean	2/19/2022 1:19:24 PM	Zero out primary peak of compound Phenol in sample Feb1810.D			✓	
CmdZeroOutPeak	BL2000\sean	2/19/2022 1:19:26 PM	Zero out primary peak of compound 4-Chlorophenol in sample Feb1810.D			✓	
CmdZeroOutPeak	BL2000\sean	2/19/2022 1:19:26 PM	Zero out primary peak of compound bis(-2-Chloroethoxy)Methane in sample Feb1810.D			✓	
CmdZeroOutPeak	BL2000\sean	2/19/2022 1:19:27 PM	Zero out primary peak of compound bis(-2-Chloroethoxy)Methane in sample Feb1810.D			✓	
CmdZeroOutPeak	BL2000\sean	2/19/2022 1:19:29 PM	Zero out primary peak of compound Naphthalene in sample Feb1810.D			✓	
CmdSetTargetCompoundAttribute	BL2000\sean	2/19/2022 1:19:31 PM	Set UserAnnotation = INT for compound Naphthalene in sample Feb1810.D; previous value =			✓	

Name	User	Time	Action	Reason	Comment	Succeed	Exception
CmdSetTargetCompoundAttribute	BL2000\sean	2/19/2022 1:19:34 PM	Set UserAnnotation = INT for compound bis(-2-Chloroethoxy)Methane in sample Feb1810.D; previous value =			✓	
CmdSetTargetCompoundAttribute	BL2000\sean	2/19/2022 1:19:36 PM	Set UserAnnotation = INT for compound 4-Chlorophenol in sample Feb1810.D; previous value =			✓	
CmdSetTargetCompoundAttribute	BL2000\sean	2/19/2022 1:19:38 PM	Set UserAnnotation = INT for compound Phenol in sample Feb1810.D; previous value =			✓	
CmdSetTargetCompoundAttribute	BL2000\sean	2/19/2022 1:19:41 PM	Set UserAnnotation = INT for compound bis(-2-Chloroethyl)Ether in sample Feb1810.D; previous value =			✓	
CmdSetTargetCompoundAttribute	BL2000\sean	2/19/2022 1:19:43 PM	Set UserAnnotation = INT for compound Dimethyl Phthalate in sample Feb1810.D; previous value =			✓	
CmdSetTargetCompoundAttribute	BL2000\sean	2/19/2022 1:19:46 PM	Set UserAnnotation = INT for compound 2,6-Dinitrotoluene in sample Feb1810.D; previous value =			✓	
CmdSaveBatchTable	BL2000\sean	2/19/2022 1:19:50 PM	Save batch \\MASSHUNTER\Org\Data\SV5973N.I\sd021822\DoD BNA cal 1\QuantResults\021822 DoD BNA cal.batch.bin			✓	
CmdSaveBatchTable	BL2000\sean	2/19/2022 1:20:31 PM	Save batch \\MASSHUNTER\Org\Data\SV5973N.I\sd021822\DoD BNA cal 1\QuantResults\021822 DoD BNA cal.batch.bin			✓	
CmdOpenBatchTable	BL2000\sean	2/20/2022 7:38:44 AM	Open batch \\MASSHUNTER\Org\Data\SV5973N.I\sd021822\DoD BNA cal 1\021822 DoD BNA cal.batch.bin			✓	

Name	User	Time	Action	Reason	Comment	Succeed	Exception
CmdImportSamplesFromWorklist	BL2000\sean	2/20/2022 7:41:49 AM	Add samples from worklist: \\MASSHUNTER\Org\Data\SV5973N.I\sd021822\DoD BNA cal 1\Feb1825.D, \\MASSHUNTER\Org\Data\SV5973N.I\sd021822\DoD BNA cal 1\Feb1824.D, \\MASSHUNTER\Org\Data\SV5973N.I\sd021822\DoD BNA cal 1\Feb1823.D, \\MASSHUNTER\Org\Data\SV5973N.I\sd021822\DoD BNA cal 1\Feb1822.D, \\MASSHUNTER\Org\Data\SV5973N.I\sd021822\DoD BNA cal 1\Feb1821.D, \\MASSHUNTER\Org\Data\SV5973N.I\sd021822\DoD BNA cal 1\Feb1820.D, \\MASSHUNTER\Org\Data\SV5973N.I\sd021822\DoD BNA cal 1\Feb1819.D, \\MASSHUNTER\Org\Data\SV5973N.I\sd021822\DoD BNA cal 1\Feb1818.D, \\MASSHUNTER\Org\Data\SV5973N.I\sd021822\DoD BNA cal 1\Feb1817.D, \\MASSHUNTER\Org\Data\SV5973N.I\sd021822\DoD BNA cal 1\Feb1816.D, \\MASSHUNTER\Org\Data\SV5973N.I\sd021822\DoD BNA cal 1\Feb1815.D, \\MASSHUNTER\Org\Data\SV5973N.I\sd021822\DoD BNA cal 1\Feb1814.D, \\MASSHUNTER\Org\Data\SV5973N.I\sd021822\DoD BNA cal 1\Feb1813.D, \\MASSHUNTER\Org\Data\SV5973N.I\sd021822\DoD BNA cal 1\Feb1812.D, \\MASSHUNTER\Org\Data\SV5973N.I\sd021822\DoD BNA cal 1\Feb1811.D			✓	
CmdSetSampleAttribute	BL2000\sean	2/20/2022 7:52:04 AM	Set SampleType = Blank for sample Feb1812.D; previous value = Sample			✓	
CmdSetSampleAttribute	BL2000\sean	2/20/2022 7:52:30 AM	Set SampleInformation = MatrixA for sample Feb1813.D; previous value =			✓	
CmdSetSampleAttribute	BL2000\sean	2/20/2022 7:52:35 AM	Set SampleInformation = MatrixA for sample Feb1814.D; previous value =			✓	
CmdSetSampleAttribute	BL2000\sean	2/20/2022 7:52:36 AM	Set SampleInformation = MatrixA for sample Feb1816.D; previous value =			✓	
CmdSetSampleAttribute	BL2000\sean	2/20/2022 7:52:37 AM	Set SampleInformation = MatrixA for sample Feb1817.D; previous value =			✓	
CmdSetSampleAttribute	BL2000\sean	2/20/2022 7:52:38 AM	Set SampleInformation = MatrixA for sample Feb1823.D; previous value =			✓	
CmdSetSampleAttribute	BL2000\sean	2/20/2022 7:52:41 AM	Set MatrixSpikeGroup = B22020415-017C for sample Feb1822.D; previous value =			✓	
CmdSetSampleAttribute	BL2000\sean	2/20/2022 7:52:42 AM	Set MatrixSpikeGroup = B22020415-017C for sample Feb1823.D; previous value =			✓	
CmdSetSampleAttribute	BL2000\sean	2/20/2022 7:52:44 AM	Set MatrixSpikeGroup = MB-163724 for sample Feb1815.D; previous value =			✓	
CmdSetSampleAttribute	BL2000\sean	2/20/2022 7:52:46 AM	Set MatrixSpikeGroup = MB-163724 for sample Feb1816.D; previous value =			✓	

Name	User	Time	Action	Reason	Comment	Succeed	Exception
CmdSetSampleAttribute	BL2000\sean	2/20/2022 7:52:46 AM	Set MatrixSpikeGroup = MB-163724 for sample Feb1817.D; previous value =			✓	
CmdSetSampleAttribute	BL2000\sean	2/20/2022 7:52:48 AM	Set MatrixSpikeGroup = MB-163621 for sample Feb1812.D; previous value =			✓	
CmdSetSampleAttribute	BL2000\sean	2/20/2022 7:52:49 AM	Set MatrixSpikeGroup = MB-163621 for sample Feb1813.D; previous value =			✓	
CmdSetSampleAttribute	BL2000\sean	2/20/2022 7:52:50 AM	Set MatrixSpikeGroup = MB-163621 for sample Feb1814.D; previous value =			✓	
CmdSetSampleAttribute	BL2000\sean	2/20/2022 7:53:09 AM	Set SampleType = Matrix for sample Feb1813.D; previous value = Sample			✓	
CmdSetSampleAttribute	BL2000\sean	2/20/2022 7:53:20 AM	Set SampleType = MatrixDup for sample Feb1814.D; previous value = Sample			✓	
CmdSetSampleAttribute	BL2000\sean	2/20/2022 7:53:38 AM	Set SampleType = Blank for sample Feb1815.D; previous value = Sample			✓	
CmdSetSampleAttribute	BL2000\sean	2/20/2022 7:53:51 AM	Set SampleType = Matrix for sample Feb1816.D; previous value = Sample			✓	
CmdSetSampleAttribute	BL2000\sean	2/20/2022 7:54:05 AM	Set SampleType = MatrixDup for sample Feb1817.D; previous value = Sample			✓	
CmdSetSampleAttribute	BL2000\sean	2/20/2022 7:54:21 AM	Set SampleType = Matrix for sample Feb1823.D; previous value = Sample			✓	
CmdSetSampleAttribute	BL2000\sean	2/20/2022 7:54:36 AM	Set SampleType = CC for sample Feb1825.D; previous value = Sample			✓	
CmdQuantitate	BL2000\sean	2/20/2022 7:57:33 AM	Quantitate all compounds in all samples			✓	
CmdSetSampleAttribute	BL2000\sean	2/20/2022 7:59:22 AM	Set LevelName = CCV for sample Feb1825.D; previous value =			✓	
CmdSaveBatchTable	BL2000\sean	2/20/2022 7:59:34 AM	Save batch \\MASSHUNTER\Org\Data\SV5973N.I\sd021822\DoD BNA cal 1\QuantResults\021822 DoD BNA cal.batch.bin			✓	
CmdZeroOutPeak	BL2000\sean	2/20/2022 7:59:54 AM	Zero out primary peak of compound 2,6-Dinitrotoluene in sample Feb1811.D			✓	
CmdSetTargetCompoundAttribute	BL2000\sean	2/20/2022 7:59:55 AM	Set UserAnnotation = INT for compound 2,6-Dinitrotoluene in sample Feb1811.D; previous value =			✓	
CmdZeroOutPeak	BL2000\sean	2/20/2022 7:59:57 AM	Zero out primary peak of compound Dimethyl Phthalate in sample Feb1811.D			✓	
CmdSetTargetCompoundAttribute	BL2000\sean	2/20/2022 7:59:58 AM	Set UserAnnotation = INT for compound Dimethyl Phthalate in sample Feb1811.D; previous value =			✓	
CmdZeroOutPeak	BL2000\sean	2/20/2022 8:00:00 AM	Zero out primary peak of compound 4-Chlorophenol in sample Feb1811.D			✓	

Name	User	Time	Action	Reason	Comment	Succeed	Exception
CmdSetTargetCompoundAttribute	BL2000\sean	2/20/2022 8:00:01 AM	Set UserAnnotation = INT for compound 4-Chlorophenol in sample Feb1811.D; previous value =			✓	
CmdZeroOutPeak	BL2000\sean	2/20/2022 8:00:13 AM	Zero out primary peak of compound 2,6-Dinitrotoluene in sample Feb1812.D			✓	
CmdSetTargetCompoundAttribute	BL2000\sean	2/20/2022 8:00:15 AM	Set UserAnnotation = INT for compound 2,6-Dinitrotoluene in sample Feb1812.D; previous value =			✓	
CmdZeroOutPeak	BL2000\sean	2/20/2022 8:00:17 AM	Zero out primary peak of compound N-nitroso-Di-n-propylamine in sample Feb1812.D			✓	
CmdZeroOutPeak	BL2000\sean	2/20/2022 8:00:20 AM	Zero out primary peak of compound Dimethyl Phthalate in sample Feb1812.D			✓	
CmdSetTargetCompoundAttribute	BL2000\sean	2/20/2022 8:00:20 AM	Set UserAnnotation = INT for compound Dimethyl Phthalate in sample Feb1812.D; previous value =			✓	
CmdZeroOutPeak	BL2000\sean	2/20/2022 8:00:23 AM	Zero out primary peak of compound Benzidine in sample Feb1812.D			✓	
CmdSetTargetCompoundAttribute	BL2000\sean	2/20/2022 8:00:24 AM	Set UserAnnotation = INT for compound Benzidine in sample Feb1812.D; previous value =			✓	
CmdZeroOutPeak	BL2000\sean	2/20/2022 8:00:25 AM	Zero out primary peak of compound 4,6-Dinitro-2-methylphenol in sample Feb1812.D			✓	
CmdSetTargetCompoundAttribute	BL2000\sean	2/20/2022 8:00:27 AM	Set UserAnnotation = INT for compound 4,6-Dinitro-2-methylphenol in sample Feb1812.D; previous value =			✓	
CmdZeroOutPeak	BL2000\sean	2/20/2022 8:00:29 AM	Zero out primary peak of compound bis(-2-Chloroethyl)Ether in sample Feb1812.D			✓	
CmdSetTargetCompoundAttribute	BL2000\sean	2/20/2022 8:00:30 AM	Set UserAnnotation = INT for compound bis(-2-Chloroethyl)Ether in sample Feb1812.D; previous value =			✓	
CmdZeroOutPeak	BL2000\sean	2/20/2022 8:00:32 AM	Zero out primary peak of compound 4-Chlorophenol in sample Feb1812.D			✓	
CmdSetTargetCompoundAttribute	BL2000\sean	2/20/2022 8:00:32 AM	Set UserAnnotation = INT for compound 4-Chlorophenol in sample Feb1812.D; previous value =			✓	
CmdManuallyIntegrateSplit	BL2000\sean	2/20/2022 8:01:06 AM	Split peak for compound Aniline in sample Feb1813.D and keep left peak, new integration is from x, y = 4.535, 606.796154690264 to 4.613, 757.465333843064 and new response = 801104, previous integration is from x, y = 4.535, 607 to 4.685, 896 and previous response = 1689695.			✓	
CmdSetTargetCompoundAttribute	BL2000\sean	2/20/2022 8:01:07 AM	Set UserAnnotation = CO for compound Aniline in sample Feb1813.D; previous value =			✓	

Name	User	Time	Action	Reason	Comment	Succeed	Exception
CmdManuallyIntegrateSplit	BL2000\sean	2/20/2022 8:01:10 AM	Split qualifier 66.0 of compound Aniline in sample Feb1813.D and keep left peak, new integration is from x, y = 4.540, 951.685658056772 to 4.593, 1023.40782819457 and new response = 273513, previous integration is from x, y = 4.540, 952 to 4.674, 1134 and previous response = 634511.			✓	
CmdManuallyIntegrateSplit	BL2000\sean	2/20/2022 8:01:16 AM	Split qualifier 66.0 of compound Phenol in sample Feb1813.D and keep right peak, new integration is from x, y = 4.593, 903.033382099744 to 4.674, 1010.10986432732 and new response = 361623, previous integration is from x, y = 4.531, 823 to 4.674, 1010 and previous response = 635547.			✓	
CmdManuallyIntegrateSplit	BL2000\sean	2/20/2022 8:01:20 AM	Split peak for compound bis(-2-Chloroethyl)Ether in sample Feb1813.D and keep left peak, new integration is from x, y = 4.593, 834.614087040505 to 4.674, 884.974547986752 and new response = 724305, previous integration is from x, y = 4.593, 835 to 4.715, 910 and previous response = 976468.			✓	
CmdSetTargetCompoundAttribute	BL2000\sean	2/20/2022 8:01:21 AM	Set UserAnnotation = CO for compound bis(-2-Chloroethyl)Ether in sample Feb1813.D; previous value =			✓	
CmdManuallyIntegrateApplyTargetRtToQualifier	BL2000\sean	2/20/2022 8:01:25 AM	Apply target integration range 4.593-4.674 to qualifier 64.0 for compound bis(-2-Chloroethyl)Ether in sample Feb1813.D, new integration is from x, y = 4.593, 1754 to 4.674, 3206 and new response = 63022; previous integration is from x, y = 4.664, 329 to 4.766, 387 and previous response = 324282.			✓	
CmdManuallyIntegrateDropBaseline	BL2000\sean	2/20/2022 8:01:26 AM	Drop baseline for qualifier 64.0 of compound bis(-2-Chloroethyl)Ether in sample Feb1813.D to y = 1754, new integration is from x, y = 4.593, 1754 to 4.674, 1754 and new response = 66580; previous integration is from x, y = 4.593, 1754 to 4.674, 3206 and previous response = 63022.			✓	
CmdManuallyIntegrateSplit	BL2000\sean	2/20/2022 8:01:35 AM	Split peak for compound 1,3-Dichlorobenzene in sample Feb1813.D and keep left peak, new integration is from x, y = 4.797, 0 to 4.879, 0 and new response = 1007455, previous integration is from x, y = 4.797, 0 to 5.134, 0 and previous response = 2976080.			✓	
CmdSetTargetCompoundAttribute	BL2000\sean	2/20/2022 8:01:37 AM	Set UserAnnotation = CO for compound 1,3-Dichlorobenzene in sample Feb1813.D; previous value =			✓	

Name	User	Time	Action	Reason	Comment	Succeed	Exception
CmdManuallyIntegrateSplit	BL2000\sean	2/20/2022 8:01:39 AM	Split qualifier 148.0 of compound 1,3-Dichlorobenzene in sample Feb1813.D and keep left peak, new integration is from x, y = 4.797, 115.81862396934 to 4.879, 180.695910715798 and new response = 638263, previous integration is from x, y = 4.797, 116 to 4.981, 262 and previous response = 1269167.			✓	
CmdManuallyIntegrateApplyTargetRtToQualifier	BL2000\sean	2/20/2022 8:01:42 AM	Apply target integration range 4.797-4.879 to qualifier 111.0 for compound 1,3-Dichlorobenzene in sample Feb1813.D, new integration is from x, y = 4.797, 0 to 4.879, 1884 and new response = 365188; previously no peak.			✓	
CmdManuallyIntegrateSplit	BL2000\sean	2/20/2022 8:01:47 AM	Split peak for compound 1,4-Dichlorobenzene in sample Feb1813.D and keep left peak, new integration is from x, y = 4.797, 188.287294062999 to 4.879, 276.215458606094 and new response = 1006318, previous integration is from x, y = 4.797, 188 to 5.134, 553 and previous response = 2967503.			✓	
CmdClearManualIntegration	BL2000\sean	2/20/2022 8:01:50 AM	Clear manual integration of target signal for compound 1,4-Dichlorobenzene in sample Feb1813.D			✓	
CmdManuallyIntegrateSplit	BL2000\sean	2/20/2022 8:01:52 AM	Split peak for compound 1,4-Dichlorobenzene in sample Feb1813.D and keep right peak, new integration is from x, y = 4.879, 276.215458606094 to 5.134, 552.663358307061 and new response = 1962276, previous integration is from x, y = 4.797, 188 to 5.134, 553 and previous response = 2967503.			✓	
CmdManuallyIntegrateSplit	BL2000\sean	2/20/2022 8:01:54 AM	Split peak for compound 1,4-Dichlorobenzene in sample Feb1813.D and keep left peak, new integration is from x, y = 4.879, 276.215458606094 to 5.032, 442.084198426674 and new response = 995784, previous integration is from x, y = 4.879, 276 to 5.134, 553 and previous response = 1962276.			✓	
CmdSetTargetCompoundAttribute	BL2000\sean	2/20/2022 8:01:57 AM	Set UserAnnotation = CO for compound 1,4-Dichlorobenzene in sample Feb1813.D; previous value =			✓	

Name	User	Time	Action	Reason	Comment	Succeed	Exception
CmdManuallyIntegrateSplit	BL2000\sean	2/20/2022 8:01:59 AM	Split qualifier 148.0 of compound 1,4-Dichlorobenzene in sample Feb1813.D and keep right peak, new integration is from x, y = 4.879, 109.37291358533 to 4.981, 172.682693744633 and new response = 632269, previous integration is from x, y = 4.797, 59 to 4.981, 173 and previous response = 1269939.			✓	
CmdManuallyIntegrateApplyTargetRtToQualifier	BL2000\sean	2/20/2022 8:02:02 AM	Apply target integration range 4.879-5.032 to qualifier 111.0 for compound 1,4-Dichlorobenzene in sample Feb1813.D, new integration is from x, y = 4.879, 1884 to 5.032, 811 and new response = 349186; previously no peak.			✓	
CmdManuallyIntegrateSplit	BL2000\sean	2/20/2022 8:02:07 AM	Split peak for compound 1,2-Dichlorobenzene in sample Feb1813.D and keep right peak, new integration is from x, y = 4.879, 89.9445015250027 to 5.134, 254.781247475939 and new response = 1965984, previous integration is from x, y = 4.797, 37 to 5.134, 255 and previous response = 2971944.			✓	
CmdManuallyIntegrateSplit	BL2000\sean	2/20/2022 8:02:09 AM	Split peak for compound 1,2-Dichlorobenzene in sample Feb1813.D and keep right peak, new integration is from x, y = 5.032, 188.846549095564 to 5.134, 254.781247475939 and new response = 968181, previous integration is from x, y = 4.879, 90 to 5.134, 255 and previous response = 1965984.			✓	
CmdSetTargetCompoundAttribute	BL2000\sean	2/20/2022 8:02:10 AM	Set UserAnnotation = CO for compound 1,2-Dichlorobenzene in sample Feb1813.D; previous value =			✓	
CmdManuallyIntegrateSplit	BL2000\sean	2/20/2022 8:02:13 AM	Split qualifier 1 of compound 41 in sample 12, keep right peak.			✓	
CmdManuallyIntegrateApplyTargetRtToQualifier	BL2000\sean	2/20/2022 8:02:17 AM	Apply target integration range 5.032-5.134 to qualifier 111.0 for compound 1,2-Dichlorobenzene in sample Feb1813.D, new integration is from x, y = 5.032, 811 to 5.134, 1746 and new response = 359123; previously no peak.			✓	
CmdManuallyIntegrateDropBaseline	BL2000\sean	2/20/2022 8:02:19 AM	Drop baseline for qualifier 111.0 of compound 1,2-Dichlorobenzene in sample Feb1813.D to y = 811, new integration is from x, y = 5.032, 811 to 5.134, 811 and new response = 361987; previous integration is from x, y = 5.032, 811 to 5.134, 1746 and previous response = 359123.			✓	

Name	User	Time	Action	Reason	Comment	Succeed	Exception
CmdManuallyIntegrateApplyTargetRtToQualifier	BL2000\sean	2/20/2022 8:02:24 AM	Apply target integration range 5.042-5.216 to qualifier 107.0 for compound Benzyl Alcohol in sample Feb1813.D, new integration is from x, y = 5.042, 640 to 5.216, 2454 and new response = 265234; previously no peak.			✓	
CmdManuallyIntegrate DropBaseline	BL2000\sean	2/20/2022 8:02:25 AM	Drop baseline for qualifier 107.0 of compound Benzyl Alcohol in sample Feb1813.D to y = 640, new integration is from x, y = 5.042, 640 to 5.216, 640 and new response = 274683; previous integration is from x, y = 5.042, 640 to 5.216, 2454 and previous response = 265234.			✓	
CmdManuallyIntegrateApplyTargetRtToQualifier	BL2000\sean	2/20/2022 8:02:47 AM	Apply target integration range 6.372-6.475 to qualifier 128.0 for compound 4-Chlorophenol in sample Feb1813.D, new integration is from x, y = 6.372, 14083 to 6.475, 10666 and new response = 610983; previous integration is from x, y = 6.290, 558 to 6.393, 673 and previous response = 2247543.			✓	
CmdManuallyIntegrate DropBaseline	BL2000\sean	2/20/2022 8:02:47 AM	Drop baseline for qualifier 128.0 of compound 4-Chlorophenol in sample Feb1813.D to y = 10666, new integration is from x, y = 6.372, 10666 to 6.475, 10666 and new response = 621511; previous integration is from x, y = 6.372, 14083 to 6.475, 10666 and previous response = 610983.			✓	
CmdManuallyIntegrateApplyTargetRtToQualifier	BL2000\sean	2/20/2022 8:02:54 AM	Apply target integration range 6.393-6.506 to qualifier 129.0 for compound p-Chloroaniline in sample Feb1813.D, new integration is from x, y = 6.393, 1242 to 6.506, 3478 and new response = 283123; previous integration is from x, y = 6.290, 276 to 6.393, 346 and previous response = 253494.			✓	
CmdManuallyIntegrate DropBaseline	BL2000\sean	2/20/2022 8:02:55 AM	Drop baseline for qualifier 129.0 of compound p-Chloroaniline in sample Feb1813.D to y = 1242, new integration is from x, y = 6.393, 1242 to 6.506, 1242 and new response = 290701; previous integration is from x, y = 6.393, 1242 to 6.506, 3478 and previous response = 283123.			✓	
CmdManuallyIntegrateSplit	BL2000\sean	2/20/2022 8:02:57 AM	Split qualifier 129.0 of compound p-Chloroaniline in sample Feb1813.D and keep left peak, new integration is from x, y = 6.393, 1242 to 6.506, 1242 and new response = 290701, previous integration is from x, y = 6.393, 1242 to 6.506, 1242 and previous response = 290701.			✓	

Name	User	Time	Action	Reason	Comment	Succeed	Exception
CmdManuallyIntegrateSplit	BL2000\sean	2/20/2022 8:03:06 AM	Split peak for compound 4-Chloro-3-Methylphenol in sample Feb1813.D and keep right peak, new integration is from x, y = 7.050, 983.099394601591 to 7.132, 1174.52600714013 and new response = 603491, previous integration is from x, y = 6.907, 650 to 7.132, 1175 and previous response = 1191595.			✓	
CmdSetTargetCompoundAttribute	BL2000\sean	2/20/2022 8:03:07 AM	Set UserAnnotation = CO for compound 4-Chloro-3-Methylphenol in sample Feb1813.D; previous value =			✓	
CmdManuallyIntegrateSplit	BL2000\sean	2/20/2022 8:03:09 AM	Split qualifier 144.0 of compound 4-Chloro-3-Methylphenol in sample Feb1813.D and keep right peak, new integration is from x, y = 7.050, 0 to 7.194, 0 and new response = 178574, previous integration is from x, y = 6.906, 0 to 7.194, 0 and previous response = 327018.			✓	
CmdManuallyIntegrateSplit	BL2000\sean	2/20/2022 8:03:10 AM	Split qualifier 144.0 of compound 4-Chloro-3-Methylphenol in sample Feb1813.D and keep left peak, new integration is from x, y = 7.050, 0 to 7.122, 0 and new response = 161005, previous integration is from x, y = 7.050, 0 to 7.194, 0 and previous response = 178574.			✓	
CmdManuallyIntegrateSplit	BL2000\sean	2/20/2022 8:03:16 AM	Split peak for compound 1-Methylnaphthalene in sample Feb1813.D and keep left peak, new integration is from x, y = 7.235, 1317.4532733854 to 7.307, 1339.24163762859 and new response = 1135357, previous integration is from x, y = 7.235, 1317 to 7.389, 1364 and previous response = 1187236.			✓	
CmdSetTargetCompoundAttribute	BL2000\sean	2/20/2022 8:03:17 AM	Set UserAnnotation = CO for compound 1-Methylnaphthalene in sample Feb1813.D; previous value =			✓	
CmdManuallyIntegrateSplit	BL2000\sean	2/20/2022 8:03:23 AM	Split peak for compound 4-Chloro-2-Methylphenol in sample Feb1813.D and keep left peak, new integration is from x, y = 6.909, 932.381651065141 to 7.050, 1425.13973837322 and new response = 585421, previous integration is from x, y = 6.909, 932 to 7.132, 1712 and previous response = 1186260.			✓	
CmdSetTargetCompoundAttribute	BL2000\sean	2/20/2022 8:03:24 AM	Set UserAnnotation = CO for compound 4-Chloro-2-Methylphenol in sample Feb1813.D; previous value =			✓	

Name	User	Time	Action	Reason	Comment	Succeed	Exception
CmdManuallyIntegrateSplit	BL2000\sean	2/20/2022 8:03:26 AM	Split qualifier 144.0 of compound 4-Chloro-2-Methylphenol in sample Feb1813.D and keep left peak, new integration is from x, y = 6.906, 0 to 7.050, 0 and new response = 148444, previous integration is from x, y = 6.906, 0 to 7.194, 0 and previous response = 327018.			✓	
CmdManuallyIntegrateApplyTargetRtToQualifier	BL2000\sean	2/20/2022 8:03:44 AM	Apply target integration range 8.497-8.650 to qualifier 154.0 for compound 2,4-Dinitrophenol in sample Feb1813.D, new integration is from x, y = 8.497, 4420 to 8.650, 2408 and new response = 57466; previous integration is from x, y = 8.384, 873 to 8.486, 901 and previous response = 1377205.			✓	
CmdManuallyIntegrateDropBaseline	BL2000\sean	2/20/2022 8:03:46 AM	Drop baseline for qualifier 154.0 of compound 2,4-Dinitrophenol in sample Feb1813.D to y = 2408, new integration is from x, y = 8.497, 2408 to 8.650, 2408 and new response = 66728; previous integration is from x, y = 8.497, 4420 to 8.650, 2408 and previous response = 57466.			✓	
CmdManuallyIntegrateApplyTargetRtToQualifier	BL2000\sean	2/20/2022 8:03:52 AM	Apply target integration range 8.681-8.834 to qualifier 139.0 for compound 4-Nitrophenol in sample Feb1813.D, new integration is from x, y = 8.681, 2824 to 8.834, 1506 and new response = 64316; previous integration is from x, y = 8.589, 350 to 8.681, 470 and previous response = 898148.			✓	
CmdManuallyIntegrateDropBaseline	BL2000\sean	2/20/2022 8:03:53 AM	Drop baseline for qualifier 139.0 of compound 4-Nitrophenol in sample Feb1813.D to y = 1506, new integration is from x, y = 8.681, 1506 to 8.834, 1506 and new response = 70384; previous integration is from x, y = 8.681, 2824 to 8.834, 1506 and previous response = 64316.			✓	
CmdManuallyIntegrateSplit	BL2000\sean	2/20/2022 8:03:58 AM	Split qualifier 63.0 of compound 2,4-Dinitrotoluene in sample Feb1813.D and keep right peak, new integration is from x, y = 8.650, 2020.87537035911 to 8.691, 1941.56512801654 and new response = 130775, previous integration is from x, y = 8.599, 2120 to 8.691, 1942 and previous response = 263818.			✓	

Name	User	Time	Action	Reason	Comment	Succeed	Exception
CmdManuallyIntegrateSplit	BL2000\sean	2/20/2022 8:04:03 AM	Split qualifier 167.0 of compound Fluorene in sample Feb1813.D and keep left peak, new integration is from x, y = 8.977, 0 to 9.100, 0 and new response = 240703, previous integration is from x, y = 8.977, 0 to 9.295, 0 and previous response = 680842.			✓	
CmdManuallyIntegrateApplyTargetRtToQualifier	BL2000\sean	2/20/2022 8:04:16 AM	Apply target integration range 9.131-9.213 to qualifier 121.0 for compound 4,6-Dinitro-2-methylphenol in sample Feb1813.D, new integration is from x, y = 9.131, 1304 to 9.213, 2651 and new response = 76081; previous integration is from x, y = 8.978, 1295 to 9.058, 1214 and previous response = 86170.			✓	
CmdManuallyIntegrateDropBaseline	BL2000\sean	2/20/2022 8:04:17 AM	Drop baseline for qualifier 121.0 of compound 4,6-Dinitro-2-methylphenol in sample Feb1813.D to y = 1304, new integration is from x, y = 9.131, 1304 to 9.213, 1304 and new response = 79388; previous integration is from x, y = 9.131, 1304 to 9.213, 2651 and previous response = 76081.			✓	
CmdManuallyIntegrateApplyTargetRtToQualifier	BL2000\sean	2/20/2022 8:04:28 AM	Apply target integration range 9.938-10.039 to qualifier 267.9 for compound Pentachlorophenol in sample Feb1813.D, new integration is from x, y = 9.938, 0 to 10.039, 1138 and new response = 158899; previous integration is from x, y = 10.282, 0 to 10.373, 0 and previous response = 132424.			✓	
CmdManuallyIntegrateDropBaseline	BL2000\sean	2/20/2022 8:04:29 AM	Drop baseline for qualifier 267.9 of compound Pentachlorophenol in sample Feb1813.D to y = 0, new integration is from x, y = 9.938, 0 to 10.039, 0 and new response = 162357; previous integration is from x, y = 9.938, 0 to 10.039, 1138 and previous response = 158899.			✓	
CmdManuallyIntegratePeak	BL2000\sean	2/20/2022 8:04:35 AM	Manually integrate compound Anthracene in sample Feb1813.D, from x, y = 10.140, 904559 to 10.292, 1056470, result = -3801056; previous integration is from x, y = 10.151, 351 to 10.221, 494 and previous response = 2693883.			✓	

Name	User	Time	Action	Reason	Comment	Succeed	Exception
CmdManuallyIntegrateSnapBaseline	BL2000\sean	2/20/2022 8:04:36 AM	Snap baseline for compound Anthracene in sample Feb1813.D, from x = 10.140 to x = 10.292, new integration is from x, y = 10.140, 554 to 10.292, 10965 and new response = 5083836; previous integration is from x, y = 10.140, 904559 to 10.292, 1056470 and previous response = -3801056.			✓	
CmdManuallyIntegrateDropBaseline	BL2000\sean	2/20/2022 8:04:37 AM	Drop baseline for compound Anthracene in sample Feb1813.D to y = 554, new integration is from x, y = 10.140, 554 to 10.292, 554 and new response = 5131284; previous integration is from x, y = 10.140, 554 to 10.292, 10965 and previous response = 5083836.			✓	
CmdManuallyIntegrateSplit	BL2000\sean	2/20/2022 8:04:38 AM	Split peak for compound Anthracene in sample Feb1813.D and keep right peak, new integration is from x, y = 10.221, 554 to 10.292, 554 and new response = 2437792, previous integration is from x, y = 10.140, 554 to 10.292, 554 and previous response = 5131284.			✓	
CmdSetTargetCompoundAttribute	BL2000\sean	2/20/2022 8:04:40 AM	Set UserAnnotation = CO for compound Anthracene in sample Feb1813.D; previous value =			✓	
CmdManuallyIntegrateApplyTargetRtToQualifier	BL2000\sean	2/20/2022 8:04:42 AM	Apply target integration range 10.221-10.292 to qualifier 176.0 for compound Anthracene in sample Feb1813.D, new integration is from x, y = 10.221, 1798 to 10.292, 1638 and new response = 438142; previously no peak.			✓	
CmdManuallyIntegrateDropBaseline	BL2000\sean	2/20/2022 8:04:43 AM	Drop baseline for qualifier 176.0 of compound Anthracene in sample Feb1813.D to y = 1638, new integration is from x, y = 10.221, 1638 to 10.292, 1638 and new response = 438482; previous integration is from x, y = 10.221, 1798 to 10.292, 1638 and previous response = 438142.			✓	
CmdSaveBatchTable	BL2000\sean	2/20/2022 8:06:46 AM	Save batch \\MASSHUNTER\Org\Data\SV5973N.I\sd021822\DoD BNA cal 1\QuantResults\021822 DoD BNA cal.batch.bin			✓	
CmdManuallyIntegrateApplyTargetRtToQualifier	BL2000\sean	2/20/2022 8:06:56 AM	Apply target integration range 6.126-6.270 to qualifier 122.0 for compound Benzoic Acid in sample Feb1814.D, new integration is from x, y = 6.126, 4646 to 6.270, 1985 and new response = 66267; previously no peak.			✓	

Name	User	Time	Action	Reason	Comment	Succeed	Exception
CmdManuallyIntegrateDropBaseline	BL2000\sean	2/20/2022 8:06:57 AM	Drop baseline for qualifier 122.0 of compound Benzoic Acid in sample Feb1814.D to y = 1985, new integration is from x, y = 6.126, 1985 to 6.270, 1985 and new response = 77779; previous integration is from x, y = 6.126, 4646 to 6.270, 1985 and previous response = 66267.			✓	
CmdManuallyIntegrateApplyTargetRtToQualifier	BL2000\sean	2/20/2022 8:07:01 AM	Apply target integration range 6.126-6.270 to qualifier 77.0 for compound Benzoic Acid in sample Feb1814.D, new integration is from x, y = 6.126, 3087 to 6.270, 3207 and new response = 69023; previously no peak.			✓	
CmdManuallyIntegrateDropBaseline	BL2000\sean	2/20/2022 8:07:02 AM	Drop baseline for qualifier 77.0 of compound Benzoic Acid in sample Feb1814.D to y = 3087, new integration is from x, y = 6.126, 3087 to 6.270, 3087 and new response = 69539; previous integration is from x, y = 6.126, 3087 to 6.270, 3207 and previous response = 69023.			✓	
CmdManuallyIntegrateSplit	BL2000\sean	2/20/2022 8:07:10 AM	Split peak for compound Aniline in sample Feb1814.D and keep left peak, new integration is from x, y = 4.537, 702.726103948613 to 4.613, 938.313359982366 and new response = 742767, previous integration is from x, y = 4.537, 703 to 4.685, 1158 and previous response = 1641221.			✓	
CmdSetTargetCompoundAttribute	BL2000\sean	2/20/2022 8:07:11 AM	Set UserAnnotation = CO for compound Aniline in sample Feb1814.D; previous value =			✓	
CmdManuallyIntegrateSplit	BL2000\sean	2/20/2022 8:07:13 AM	Split qualifier 66.0 of compound Aniline in sample Feb1814.D and keep left peak, new integration is from x, y = 4.537, 910.01134887833 to 4.593, 986.310454345922 and new response = 245397, previous integration is from x, y = 4.537, 910 to 4.675, 1099 and previous response = 599990.			✓	
CmdManuallyIntegrateSplit	BL2000\sean	2/20/2022 8:07:18 AM	Split qualifier 66.0 of compound Phenol in sample Feb1814.D and keep right peak, new integration is from x, y = 4.593, 937.637495499408 to 4.675, 1058.16303218324 and new response = 354812, previous integration is from x, y = 4.536, 854 to 4.675, 1058 and previous response = 600365.			✓	

Name	User	Time	Action	Reason	Comment	Succeed	Exception
CmdManuallyIntegrateSplit	BL2000\sean	2/20/2022 8:07:21 AM	Split qualifier 64.0 of compound bis(-2-Chloroethyl)Ether in sample Feb1814.D and keep left peak, new integration is from x, y = 4.664, 393.187541259475 to 4.766, 470.84588117182 and new response = 312940, previous integration is from x, y = 4.664, 393 to 4.766, 471 and previous response = 312940.			✓	
CmdManuallyIntegrateSplit	BL2000\sean	2/20/2022 8:07:26 AM	Split peak for compound bis(-2-Chloroethyl)Ether in sample Feb1814.D and keep left peak, new integration is from x, y = 4.593, 821.0741919406 to 4.675, 903.580653052772 and new response = 716277, previous integration is from x, y = 4.593, 821 to 4.715, 945 and previous response = 951023.			✓	
CmdSetTargetCompoundAttribute	BL2000\sean	2/20/2022 8:07:27 AM	Set UserAnnotation = CO for compound bis(-2-Chloroethyl)Ether in sample Feb1814.D; previous value =			✓	
CmdManuallyIntegrateApplyTargetRtToQualifier	BL2000\sean	2/20/2022 8:07:29 AM	Apply target integration range 4.593-4.675 to qualifier 64.0 for compound bis(-2-Chloroethyl)Ether in sample Feb1814.D, new integration is from x, y = 4.593, 1740 to 4.675, 2297 and new response = 66226; previous integration is from x, y = 4.664, 393 to 4.766, 471 and previous response = 312940.			✓	
CmdManuallyIntegrateDropBaseline	BL2000\sean	2/20/2022 8:07:30 AM	Drop baseline for qualifier 64.0 of compound bis(-2-Chloroethyl)Ether in sample Feb1814.D to y = 1740, new integration is from x, y = 4.593, 1740 to 4.675, 1740 and new response = 67591; previous integration is from x, y = 4.593, 1740 to 4.675, 2297 and previous response = 66226.			✓	
CmdManuallyIntegrateSplit	BL2000\sean	2/20/2022 8:07:37 AM	Split peak for compound 1,3-Dichlorobenzene in sample Feb1814.D and keep left peak, new integration is from x, y = 4.797, 0 to 4.889, 0 and new response = 931738, previous integration is from x, y = 4.797, 0 to 5.134, 0 and previous response = 2773120.			✓	
CmdSetTargetCompoundAttribute	BL2000\sean	2/20/2022 8:07:40 AM	Set UserAnnotation = CO for compound 1,3-Dichlorobenzene in sample Feb1814.D; previous value =			✓	

Name	User	Time	Action	Reason	Comment	Succeed	Exception
CmdManuallyIntegrateApplyTargetRtToQualifier	BL2000\sean	2/20/2022 8:07:42 AM	Apply target integration range 4.797-4.889 to qualifier 148.0 for compound 1,3-Dichlorobenzene in sample Feb1814.D, new integration is from x, y = 4.797, 0 to 4.889, 3052 and new response = 586448; previous integration is from x, y = 4.799, 316 to 5.134, 1032 and previous response = 1761128.			✓	
CmdManuallyIntegrateApplyTargetRtToQualifier	BL2000\sean	2/20/2022 8:07:43 AM	Apply target integration range 4.797-4.889 to qualifier 111.0 for compound 1,3-Dichlorobenzene in sample Feb1814.D, new integration is from x, y = 4.797, 0 to 4.889, 7165 and new response = 324506; previous integration is from x, y = 4.797, 0 to 5.134, 0 and previous response = 1018852.			✓	
CmdManuallyIntegrateSplit	BL2000\sean	2/20/2022 8:07:48 AM	Split peak for compound 1,4-Dichlorobenzene in sample Feb1814.D and keep right peak, new integration is from x, y = 4.889, 0 to 5.134, 0 and new response = 1841382, previous integration is from x, y = 4.797, 0 to 5.134, 0 and previous response = 2773120.			✓	
CmdManuallyIntegrateSplit	BL2000\sean	2/20/2022 8:07:51 AM	Split peak for compound 1,4-Dichlorobenzene in sample Feb1814.D and keep left peak, new integration is from x, y = 4.889, 0 to 5.032, 0 and new response = 942538, previous integration is from x, y = 4.889, 0 to 5.134, 0 and previous response = 1841382.			✓	
CmdSetTargetCompoundAttribute	BL2000\sean	2/20/2022 8:07:52 AM	Set UserAnnotation = CO for compound 1,4-Dichlorobenzene in sample Feb1814.D; previous value =			✓	
CmdManuallyIntegrateApplyTargetRtToQualifier	BL2000\sean	2/20/2022 8:07:54 AM	Apply target integration range 4.889-5.032 to qualifier 148.0 for compound 1,4-Dichlorobenzene in sample Feb1814.D, new integration is from x, y = 4.889, 3052 to 5.032, 1727 and new response = 580212; previous integration is from x, y = 4.798, 160 to 5.134, 591 and previous response = 1767039.			✓	
CmdManuallyIntegrateApplyTargetRtToQualifier	BL2000\sean	2/20/2022 8:07:55 AM	Apply target integration range 4.889-5.032 to qualifier 111.0 for compound 1,4-Dichlorobenzene in sample Feb1814.D, new integration is from x, y = 4.889, 7165 to 5.032, 654 and new response = 302505; previous integration is from x, y = 4.797, 0 to 5.134, 0 and previous response = 1018852.			✓	

Name	User	Time	Action	Reason	Comment	Succeed	Exception
CmdManuallyIntegrateSplit	BL2000\sean	2/20/2022 8:08:01 AM	Split peak for compound 1,2-Dichlorobenzene in sample Feb1814.D and keep right peak, new integration is from x, y = 4.889, 124.684786635269 to 5.134, 293.674356780488 and new response = 1838305, previous integration is from x, y = 4.797, 61 to 5.134, 294 and previous response = 2768769.			✓	
CmdManuallyIntegrateSplit	BL2000\sean	2/20/2022 8:08:03 AM	Split peak for compound 1,2-Dichlorobenzene in sample Feb1814.D and keep right peak, new integration is from x, y = 5.032, 223.261078351855 to 5.134, 293.674356780488 and new response = 897260, previous integration is from x, y = 4.889, 125 to 5.134, 294 and previous response = 1838305.			✓	
CmdSetTargetCompoundAttribute	BL2000\sean	2/20/2022 8:08:04 AM	Set UserAnnotation = CO for compound 1,2-Dichlorobenzene in sample Feb1814.D; previous value =			✓	
CmdManuallyIntegrateApplyTargetRtToQualifier	BL2000\sean	2/20/2022 8:08:06 AM	Apply target integration range 5.032-5.134 to qualifier 148.0 for compound 1,2-Dichlorobenzene in sample Feb1814.D, new integration is from x, y = 5.032, 1727 to 5.134, 1507 and new response = 569650; previous integration is from x, y = 4.797, 4 to 5.134, 55 and previous response = 1773932.			✓	
CmdManuallyIntegrateApplyTargetRtToQualifier	BL2000\sean	2/20/2022 8:08:08 AM	Apply target integration range 5.032-5.134 to qualifier 111.0 for compound 1,2-Dichlorobenzene in sample Feb1814.D, new integration is from x, y = 5.032, 654 to 5.134, 863 and new response = 333895; previous integration is from x, y = 4.797, 0 to 5.134, 0 and previous response = 1018852.			✓	
CmdManuallyIntegrateApplyTargetRtToQualifier	BL2000\sean	2/20/2022 8:08:31 AM	Apply target integration range 6.393-6.475 to qualifier 128.0 for compound 4-Chlorophenol in sample Feb1814.D, new integration is from x, y = 6.393, 7168 to 6.475, 10141 and new response = 620404; previous integration is from x, y = 6.301, 631 to 6.393, 788 and previous response = 2242557.			✓	
CmdManuallyIntegrateDropBaseline	BL2000\sean	2/20/2022 8:08:32 AM	Drop baseline for qualifier 128.0 of compound 4-Chlorophenol in sample Feb1814.D to y = 7168, new integration is from x, y = 6.393, 7168 to 6.475, 7168 and new response = 627731; previous integration is from x, y = 6.393, 7168 to 6.475, 10141 and previous response = 620404.			✓	

Name	User	Time	Action	Reason	Comment	Succeed	Exception
CmdManuallyIntegrateApplyTargetRtToQualifier	BL2000\sean	2/20/2022 8:08:40 AM	Apply target integration range 6.393-6.506 to qualifier 129.0 for compound p-Chloroaniline in sample Feb1814.D, new integration is from x, y = 6.393, 1008 to 6.506, 2757 and new response = 274667; previous integration is from x, y = 6.290, 488 to 6.393, 523 and previous response = 250033.			✓	
CmdManuallyIntegrateDropBaseline	BL2000\sean	2/20/2022 8:08:41 AM	Drop baseline for qualifier 129.0 of compound p-Chloroaniline in sample Feb1814.D to y = 1008, new integration is from x, y = 6.393, 1008 to 6.506, 1008 and new response = 280595; previous integration is from x, y = 6.393, 1008 to 6.506, 2757 and previous response = 274667.			✓	
CmdManuallyIntegrateSplit	BL2000\sean	2/20/2022 8:08:49 AM	Split peak for compound 4-Chloro-3-Methylphenol in sample Feb1814.D and keep right peak, new integration is from x, y = 7.040, 926.337783185568 to 7.143, 1088.0539708203 and new response = 605670, previous integration is from x, y = 6.907, 717 to 7.143, 1088 and previous response = 1153180.			✓	
CmdSetTargetCompoundAttribute	BL2000\sean	2/20/2022 8:08:50 AM	Set UserAnnotation = CO for compound 4-Chloro-3-Methylphenol in sample Feb1814.D; previous value =			✓	
CmdManuallyIntegrateSplit	BL2000\sean	2/20/2022 8:08:52 AM	Split qualifier 144.0 of compound 4-Chloro-3-Methylphenol in sample Feb1814.D and keep right peak, new integration is from x, y = 7.050, 202.18595682137 to 7.122, 265.004263357048 and new response = 158824, previous integration is from x, y = 6.908, 78 to 7.122, 265 and previous response = 302040.			✓	
CmdManuallyIntegrateSplit	BL2000\sean	2/20/2022 8:08:59 AM	Split peak for compound 4-Chloro-2-Methylphenol in sample Feb1814.D and keep left peak, new integration is from x, y = 6.908, 967.48535499227 to 7.040, 1394.8368102735 and new response = 545135, previous integration is from x, y = 6.908, 967 to 7.143, 1728 and previous response = 1147062.			✓	
CmdSetTargetCompoundAttribute	BL2000\sean	2/20/2022 8:09:00 AM	Set UserAnnotation = CO for compound 4-Chloro-2-Methylphenol in sample Feb1814.D; previous value =			✓	

Name	User	Time	Action	Reason	Comment	Succeed	Exception
CmdManuallyIntegrateSplit	BL2000\sean	2/20/2022 8:09:02 AM	Split qualifier 144.0 of compound 4-Chloro-2-Methylphenol in sample Feb1814.D and keep left peak, new integration is from x, y = 6.906, 0.529107969690813 to 7.050, 279.498312033319 and new response = 143337, previous integration is from x, y = 6.906, 1 to 7.122, 419 and previous response = 301493.			✓	
CmdManuallyIntegrateApplyTargetRtToQualifier	BL2000\sean	2/20/2022 8:09:16 AM	Apply target integration range 8.159-8.302 to qualifier 153.1 for compound Acenaphthylene in sample Feb1814.D, new integration is from x, y = 8.159, 0 to 8.302, 1561 and new response = 298637; previously no peak.			✓	
CmdManuallyIntegrate DropBaseline	BL2000\sean	2/20/2022 8:09:17 AM	Drop baseline for qualifier 153.1 of compound Acenaphthylene in sample Feb1814.D to y = 0, new integration is from x, y = 8.159, 0 to 8.302, 0 and new response = 305344; previous integration is from x, y = 8.159, 0 to 8.302, 1561 and previous response = 298637.			✓	
CmdManuallyIntegrateApplyTargetRtToQualifier	BL2000\sean	2/20/2022 8:09:24 AM	Apply target integration range 8.497-8.589 to qualifier 154.0 for compound 2,4-Dinitrophenol in sample Feb1814.D, new integration is from x, y = 8.497, 3140 to 8.589, 1817 and new response = 58901; previous integration is from x, y = 8.384, 752 to 8.476, 831 and previous response = 1357916.			✓	
CmdManuallyIntegrate DropBaseline	BL2000\sean	2/20/2022 8:09:25 AM	Drop baseline for qualifier 154.0 of compound 2,4-Dinitrophenol in sample Feb1814.D to y = 1817, new integration is from x, y = 8.497, 1817 to 8.589, 1817 and new response = 62556; previous integration is from x, y = 8.497, 3140 to 8.589, 1817 and previous response = 58901.			✓	
CmdManuallyIntegrateApplyTargetRtToQualifier	BL2000\sean	2/20/2022 8:09:48 AM	Apply target integration range 8.681-8.773 to qualifier 139.0 for compound 4-Nitrophenol in sample Feb1814.D, new integration is from x, y = 8.681, 2913 to 8.773, 2379 and new response = 56096; previous integration is from x, y = 8.599, 179 to 8.681, 337 and previous response = 881255.			✓	

Name	User	Time	Action	Reason	Comment	Succeed	Exception
CmdManuallyIntegrateDropBaseline	BL2000\sean	2/20/2022 8:09:49 AM	Drop baseline for qualifier 139.0 of compound 4-Nitrophenol in sample Feb1814.D to y = 2379, new integration is from x, y = 8.681, 2379 to 8.773, 2379 and new response = 57571; previous integration is from x, y = 8.681, 2913 to 8.773, 2379 and previous response = 56096.			✓	
CmdManuallyIntegrateSplit	BL2000\sean	2/20/2022 8:10:01 AM	Split qualifier 63.0 of compound 2,4-Dinitrotoluene in sample Feb1814.D and keep right peak, new integration is from x, y = 8.650, 1740.5938769002 to 8.691, 1714.33065713944 and new response = 124191, previous integration is from x, y = 8.600, 1773 to 8.691, 1714 and previous response = 256681.			✓	
CmdManuallyIntegrateApplyTargetRtToQualifier	BL2000\sean	2/20/2022 8:10:06 AM	Apply target integration range 9.008-9.111 to qualifier 167.0 for compound Fluorene in sample Feb1814.D, new integration is from x, y = 9.008, 234 to 9.111, 684 and new response = 229798; previous integration is from x, y = 9.175, 629 to 9.356, 876 and previous response = 436648.			✓	
CmdManuallyIntegrateDropBaseline	BL2000\sean	2/20/2022 8:10:07 AM	Drop baseline for qualifier 167.0 of compound Fluorene in sample Feb1814.D to y = 234, new integration is from x, y = 9.008, 234 to 9.111, 234 and new response = 231179; previous integration is from x, y = 9.008, 234 to 9.111, 684 and previous response = 229798.			✓	
CmdManuallyIntegrateSplit	BL2000\sean	2/20/2022 8:10:17 AM	Split qualifier 92.0 of compound 4-Nitroaniline in sample Feb1814.D and keep left peak, new integration is from x, y = 9.111, 955.934445068775 to 9.203, 1007.98147814414 and new response = 125922, previous integration is from x, y = 9.111, 956 to 9.254, 1037 and previous response = 144396.			✓	
CmdManuallyIntegrateApplyTargetRtToQualifier	BL2000\sean	2/20/2022 8:10:24 AM	Apply target integration range 9.111-9.244 to qualifier 121.0 for compound 4,6-Dinitro-2-methylphenol in sample Feb1814.D, new integration is from x, y = 9.111, 1090 to 9.244, 1460 and new response = 75058; previous integration is from x, y = 8.978, 1163 to 9.048, 1098 and previous response = 90206.			✓	

Name	User	Time	Action	Reason	Comment	Succeed	Exception
CmdManuallyIntegrateDropBaseline	BL2000\sean	2/20/2022 8:10:24 AM	Drop baseline for qualifier 121.0 of compound 4,6-Dinitro-2-methylphenol in sample Feb1814.D to y = 1090, new integration is from x, y = 9.111, 1090 to 9.244, 1090 and new response = 76534; previous integration is from x, y = 9.111, 1090 to 9.244, 1460 and previous response = 75058.			✓	
CmdManuallyIntegratePeak	BL2000\sean	2/20/2022 8:10:35 AM	Manually integrate compound Anthracene in sample Feb1814.D, from x, y = 10.120, 2562780 to 10.343, 2433380, result = -28318276; previous integration is from x, y = 10.151, 394 to 10.221, 558 and previous response = 2569196.			✓	
CmdManuallyIntegrateSnapBaseline	BL2000\sean	2/20/2022 8:10:36 AM	Snap baseline for compound Anthracene in sample Feb1814.D, from x = 10.120 to x = 10.343, new integration is from x, y = 10.120, 0 to 10.343, 5022 and new response = 5047481; previous integration is from x, y = 10.120, 2562780 to 10.343, 2433380 and previous response = -28318276.			✓	
CmdManuallyIntegrateDropBaseline	BL2000\sean	2/20/2022 8:10:38 AM	Drop baseline for compound Anthracene in sample Feb1814.D to y = 0, new integration is from x, y = 10.120, 0 to 10.343, 0 and new response = 5081054; previous integration is from x, y = 10.120, 0 to 10.343, 5022 and previous response = 5047481.			✓	
CmdManuallyIntegrateSplit	BL2000\sean	2/20/2022 8:10:40 AM	Split peak for compound Anthracene in sample Feb1814.D and keep right peak, new integration is from x, y = 10.221, 0 to 10.343, 0 and new response = 2509281, previous integration is from x, y = 10.120, 0 to 10.343, 0 and previous response = 5081054.			✓	
CmdSetTargetCompoundAttribute	BL2000\sean	2/20/2022 8:10:42 AM	Set UserAnnotation = CO for compound Anthracene in sample Feb1814.D; previous value =			✓	
CmdManuallyIntegrateApplyTargetRtToQualifier	BL2000\sean	2/20/2022 8:10:44 AM	Apply target integration range 10.221-10.343 to qualifier 176.0 for compound Anthracene in sample Feb1814.D, new integration is from x, y = 10.221, 1968 to 10.343, 666 and new response = 455594; previously no peak.			✓	

Name	User	Time	Action	Reason	Comment	Succeed	Exception
CmdManuallyIntegrateDropBaseline	BL2000\sean	2/20/2022 8:10:46 AM	Drop baseline for qualifier 176.0 of compound Anthracene in sample Feb1814.D to y = 666, new integration is from x, y = 10.221, 666 to 10.343, 666 and new response = 460342; previous integration is from x, y = 10.221, 1968 to 10.343, 666 and previous response = 455594.			✓	
CmdSaveBatchTable	BL2000\sean	2/20/2022 8:11:20 AM	Save batch \\MASSHUNTER\Org\Data\SV5973N.I\sd021822\DoD BNA cal 1\QuantResults\021822 DoD BNA cal.batch.bin			✓	
CmdZeroOutPeak	BL2000\sean	2/20/2022 8:11:34 AM	Zero out primary peak of compound 2,6-Dinitrotoluene in sample Feb1815.D			✓	
CmdSetTargetCompoundAttribute	BL2000\sean	2/20/2022 8:11:35 AM	Set UserAnnotation = INT for compound 2,6-Dinitrotoluene in sample Feb1815.D; previous value =			✓	
CmdZeroOutPeak	BL2000\sean	2/20/2022 8:11:37 AM	Zero out primary peak of compound N-nitroso-Di-n-propylamine in sample Feb1815.D			✓	
CmdSetTargetCompoundAttribute	BL2000\sean	2/20/2022 8:11:38 AM	Set UserAnnotation = INT for compound N-nitroso-Di-n-propylamine in sample Feb1815.D; previous value =			✓	
CmdZeroOutPeak	BL2000\sean	2/20/2022 8:11:40 AM	Zero out primary peak of compound Dimethyl Phthalate in sample Feb1815.D			✓	
CmdSetTargetCompoundAttribute	BL2000\sean	2/20/2022 8:11:41 AM	Set UserAnnotation = INT for compound Dimethyl Phthalate in sample Feb1815.D; previous value =			✓	
CmdZeroOutPeak	BL2000\sean	2/20/2022 8:11:43 AM	Zero out primary peak of compound Benzidine in sample Feb1815.D			✓	
CmdSetTargetCompoundAttribute	BL2000\sean	2/20/2022 8:11:44 AM	Set UserAnnotation = INT for compound Benzidine in sample Feb1815.D; previous value =			✓	
CmdZeroOutPeak	BL2000\sean	2/20/2022 8:11:51 AM	Zero out primary peak of compound 4,6-Dinitro-2-methylphenol in sample Feb1815.D			✓	
CmdSetTargetCompoundAttribute	BL2000\sean	2/20/2022 8:11:52 AM	Set UserAnnotation = INT for compound 4,6-Dinitro-2-methylphenol in sample Feb1815.D; previous value =			✓	
CmdZeroOutPeak	BL2000\sean	2/20/2022 8:11:55 AM	Zero out primary peak of compound 4-Chlorophenol in sample Feb1815.D			✓	
CmdSetTargetCompoundAttribute	BL2000\sean	2/20/2022 8:11:56 AM	Set UserAnnotation = INT for compound 4-Chlorophenol in sample Feb1815.D; previous value =			✓	

Name	User	Time	Action	Reason	Comment	Succeed	Exception
CmdManuallyIntegrateApplyTargetRtToQualifier	BL2000\sean	2/20/2022 8:12:19 AM	Apply target integration range 6.127-6.259 to qualifier 122.0 for compound Benzoic Acid in sample Feb1816.D, new integration is from x, y = 6.127, 3326 to 6.259, 2854 and new response = 68512; previously no peak.			✓	
CmdManuallyIntegrateDropBaseline	BL2000\sean	2/20/2022 8:12:20 AM	Drop baseline for qualifier 122.0 of compound Benzoic Acid in sample Feb1816.D to y = 2854, new integration is from x, y = 6.127, 2854 to 6.259, 2854 and new response = 70416; previous integration is from x, y = 6.127, 3326 to 6.259, 2854 and previous response = 68512.			✓	
CmdManuallyIntegrateApplyTargetRtToQualifier	BL2000\sean	2/20/2022 8:12:24 AM	Apply target integration range 6.127-6.259 to qualifier 77.0 for compound Benzoic Acid in sample Feb1816.D, new integration is from x, y = 6.127, 3564 to 6.259, 3323 and new response = 68640; previous integration is from x, y = 6.362, 1310 to 6.596, 1176 and previous response = 16251.			✓	
CmdManuallyIntegrateDropBaseline	BL2000\sean	2/20/2022 8:12:25 AM	Drop baseline for qualifier 77.0 of compound Benzoic Acid in sample Feb1816.D to y = 3323, new integration is from x, y = 6.127, 3323 to 6.259, 3323 and new response = 69612; previous integration is from x, y = 6.127, 3564 to 6.259, 3323 and previous response = 68640.			✓	
CmdManuallyIntegrateSplit	BL2000\sean	2/20/2022 8:12:33 AM	Split peak for compound Aniline in sample Feb1816.D and keep left peak, new integration is from x, y = 4.542, 562.246244262822 to 4.613, 710.138071246774 and new response = 718666, previous integration is from x, y = 4.542, 562 to 4.685, 858 and previous response = 1545797.			✓	
CmdSetTargetCompoundAttribute	BL2000\sean	2/20/2022 8:12:35 AM	Set UserAnnotation = CO for compound Aniline in sample Feb1816.D; previous value =			✓	
CmdManuallyIntegrateSplit	BL2000\sean	2/20/2022 8:12:37 AM	Split qualifier 66.0 of compound Aniline in sample Feb1816.D and keep left peak, new integration is from x, y = 4.542, 908.460251802594 to 4.593, 977.166020505821 and new response = 241896, previous integration is from x, y = 4.542, 908 to 4.675, 1087 and previous response = 554534.			✓	

Name	User	Time	Action	Reason	Comment	Succeed	Exception
CmdManuallyIntegrateSplit	BL2000\sean	2/20/2022 8:12:41 AM	Split qualifier 66.0 of compound Phenol in sample Feb1816.D and keep right peak, new integration is from x, y = 4.593, 881.470052620352 to 4.675, 985.545034653547 and new response = 322980, previous integration is from x, y = 4.542, 816 to 4.675, 986 and previous response = 555248.			✓	
CmdManuallyIntegrateSplit	BL2000\sean	2/20/2022 8:12:50 AM	Split peak for compound bis(-2-Chloroethyl)Ether in sample Feb1816.D and keep left peak, new integration is from x, y = 4.603, 767.6000884179 to 4.675, 803.031130511276 and new response = 673446, previous integration is from x, y = 4.603, 768 to 4.715, 823 and previous response = 895912.			✓	
CmdSetTargetCompoundAttribute	BL2000\sean	2/20/2022 8:12:51 AM	Set UserAnnotation = CO for compound bis(-2-Chloroethyl)Ether in sample Feb1816.D; previous value =			✓	
CmdManuallyIntegrateSplit	BL2000\sean	2/20/2022 8:13:10 AM	Split peak for compound 1,3-Dichlorobenzene in sample Feb1816.D and keep left peak, new integration is from x, y = 4.797, 7.41703124111518 to 4.879, 181.099767057415 and new response = 950762, previous integration is from x, y = 4.797, 7 to 4.981, 398 and previous response = 1874485.			✓	
CmdSetTargetCompoundAttribute	BL2000\sean	2/20/2022 8:13:12 AM	Set UserAnnotation = CO for compound 1,3-Dichlorobenzene in sample Feb1816.D; previous value =			✓	
CmdManuallyIntegrateSplit	BL2000\sean	2/20/2022 8:13:15 AM	Split qualifier 148.0 of compound 1,3-Dichlorobenzene in sample Feb1816.D and keep left peak, new integration is from x, y = 4.798, 135.906725909192 to 4.879, 211.250254366495 and new response = 592225, previous integration is from x, y = 4.798, 136 to 4.981, 306 and previous response = 1189683.			✓	
CmdManuallyIntegrateApplyTargetRtToQualifier	BL2000\sean	2/20/2022 8:13:17 AM	Apply target integration range 4.797-4.879 to qualifier 111.0 for compound 1,3-Dichlorobenzene in sample Feb1816.D, new integration is from x, y = 4.797, 419 to 4.879, 1586 and new response = 347664; previously no peak.			✓	
CmdManuallyIntegrateDropBaseline	BL2000\sean	2/20/2022 8:13:18 AM	Drop baseline for qualifier 111.0 of compound 1,3-Dichlorobenzene in sample Feb1816.D to y = 419, new integration is from x, y = 4.797, 419 to 4.879, 419 and new response = 350523; previous integration is from x, y = 4.797, 419 to 4.879, 1586 and previous response = 347664.			✓	

Name	User	Time	Action	Reason	Comment	Succeed	Exception
CmdManuallyIntegrateSplit	BL2000\sean	2/20/2022 8:13:23 AM	Split peak for compound 1,4-Dichlorobenzene in sample Feb1816.D and keep right peak, new integration is from x, y = 4.879, 262.808583686012 to 4.981, 404.673543485436 and new response = 924293, previous integration is from x, y = 4.798, 150 to 4.981, 405 and previous response = 1873752.			✓	
CmdSetTargetCompoundAttribute	BL2000\sean	2/20/2022 8:13:24 AM	Set UserAnnotation = CO for compound 1,4-Dichlorobenzene in sample Feb1816.D; previous value =			✓	
CmdManuallyIntegrateApplyTargetRtToQualifier	BL2000\sean	2/20/2022 8:13:26 AM	Apply target integration range 4.879-4.981 to qualifier 148.0 for compound 1,4-Dichlorobenzene in sample Feb1816.D, new integration is from x, y = 4.879, 2211 to 4.981, 1583 and new response = 587827; previous integration is from x, y = 4.798, 74 to 4.981, 192 and previous response = 1190611.			✓	
CmdManuallyIntegrateApplyTargetRtToQualifier	BL2000\sean	2/20/2022 8:13:28 AM	Apply target integration range 4.879-4.981 to qualifier 111.0 for compound 1,4-Dichlorobenzene in sample Feb1816.D, new integration is from x, y = 4.879, 1586 to 4.981, 1190 and new response = 334744; previously no peak.			✓	
CmdManuallyIntegrateApplyTargetRtToQualifier	BL2000\sean	2/20/2022 8:13:43 AM	Apply target integration range 5.032-5.134 to qualifier 111.0 for compound 1,2-Dichlorobenzene in sample Feb1816.D, new integration is from x, y = 5.032, 651 to 5.134, 959 and new response = 342078; previous integration is from x, y = 4.787, 0 to 5.134, 0 and previous response = 1045419.			✓	
CmdManuallyIntegrateDropBaseline	BL2000\sean	2/20/2022 8:13:45 AM	Drop baseline for qualifier 111.0 of compound 1,2-Dichlorobenzene in sample Feb1816.D to y = 651, new integration is from x, y = 5.032, 651 to 5.134, 651 and new response = 343021; previous integration is from x, y = 5.032, 651 to 5.134, 959 and previous response = 342078.			✓	
CmdManuallyIntegrateApplyTargetRtToQualifier	BL2000\sean	2/20/2022 8:14:09 AM	Apply target integration range 6.383-6.475 to qualifier 128.0 for compound 4-Chlorophenol in sample Feb1816.D, new integration is from x, y = 6.383, 8666 to 6.475, 9272 and new response = 550684; previous integration is from x, y = 6.290, 750 to 6.393, 881 and previous response = 2092577.			✓	

Name	User	Time	Action	Reason	Comment	Succeed	Exception
CmdManuallyIntegrateSnapBaseline	BL2000\sean	2/20/2022 8:14:10 AM	Snap baseline for qualifier 128.0 of compound 4-Chlorophenol in sample Feb1816.D from x = 6.383 to x = 6.475, new integration is from x, y = 6.383, 8666 to 6.475, 9272 and new response = 550684; previous integration is from x, y = 6.383, 8666 to 6.475, 9272 and previous response = 550684.			✓	
CmdManuallyIntegrateApplyTargetRtToQualifier	BL2000\sean	2/20/2022 8:14:41 AM	Apply target integration range 6.393-6.506 to qualifier 129.0 for compound p-Chloroaniline in sample Feb1816.D, new integration is from x, y = 6.393, 1005 to 6.506, 2256 and new response = 230348; previous integration is from x, y = 6.290, 478 to 6.393, 528 and previous response = 230222.			✓	
CmdManuallyIntegrateDropBaseline	BL2000\sean	2/20/2022 8:14:42 AM	Drop baseline for qualifier 129.0 of compound p-Chloroaniline in sample Feb1816.D to y = 1005, new integration is from x, y = 6.393, 1005 to 6.506, 1005 and new response = 234588; previous integration is from x, y = 6.393, 1005 to 6.506, 2256 and previous response = 230348.			✓	
CmdManuallyIntegrateSplit	BL2000\sean	2/20/2022 8:14:51 AM	Split peak for compound 4-Chloro-3-Methylphenol in sample Feb1816.D and keep right peak, new integration is from x, y = 7.030, 858.072905375134 to 7.204, 1188.84208316093 and new response = 585346, previous integration is from x, y = 6.910, 632 to 7.204, 1189 and previous response = 1129171.			✓	
CmdSetTargetCompoundAttribute	BL2000\sean	2/20/2022 8:14:53 AM	Set UserAnnotation = CO for compound 4-Chloro-3-Methylphenol in sample Feb1816.D; previous value =			✓	
CmdManuallyIntegrateApplyTargetRtToQualifier	BL2000\sean	2/20/2022 8:14:55 AM	Apply target integration range 7.030-7.204 to qualifier 144.0 for compound 4-Chloro-3-Methylphenol in sample Feb1816.D, new integration is from x, y = 7.030, 1012 to 7.204, 969 and new response = 160137; previous integration is from x, y = 6.906, 0 to 7.194, 0 and previous response = 309240.			✓	
CmdManuallyIntegrateDropBaseline	BL2000\sean	2/20/2022 8:14:56 AM	Drop baseline for qualifier 144.0 of compound 4-Chloro-3-Methylphenol in sample Feb1816.D to y = 969, new integration is from x, y = 7.030, 969 to 7.204, 969 and new response = 160362; previous integration is from x, y = 7.030, 1012 to 7.204, 969 and previous response = 160137.			✓	

Name	User	Time	Action	Reason	Comment	Succeed	Exception
CmdManuallyIntegrateSplit	BL2000\sean	2/20/2022 8:14:59 AM	Split qualifier 144.0 of compound 4-Chloro-3-Methylphenol in sample Feb1816.D and keep left peak, new integration is from x, y = 7.030, 969 to 7.132, 969 and new response = 149250, previous integration is from x, y = 7.030, 969 to 7.204, 969 and previous response = 160362.			✓	
CmdManuallyIntegrateSplit	BL2000\sean	2/20/2022 8:15:06 AM	Split peak for compound 1-Methylnaphthalene in sample Feb1816.D and keep left peak, new integration is from x, y = 7.225, 1340.6299673866 to 7.307, 1421.65113563999 and new response = 1067616, previous integration is from x, y = 7.225, 1341 to 7.369, 1482 and previous response = 1114062.			✓	
CmdSetTargetCompoundAttribute	BL2000\sean	2/20/2022 8:15:07 AM	Set UserAnnotation = CO for compound 1-Methylnaphthalene in sample Feb1816.D; previous value =			✓	
CmdManuallyIntegrateSplit	BL2000\sean	2/20/2022 8:15:13 AM	Split peak for compound 4-Chloro-2-Methylphenol in sample Feb1816.D and keep left peak, new integration is from x, y = 6.913, 864.656257155675 to 7.030, 1369.55812097422 and new response = 541291, previous integration is from x, y = 6.913, 865 to 7.204, 2126 and previous response = 1119052.			✓	
CmdSetTargetCompoundAttribute	BL2000\sean	2/20/2022 8:15:14 AM	Set UserAnnotation = CO for compound 4-Chloro-2-Methylphenol in sample Feb1816.D; previous value =			✓	
CmdManuallyIntegrateSplit	BL2000\sean	2/20/2022 8:15:16 AM	Split qualifier 144.0 of compound 4-Chloro-2-Methylphenol in sample Feb1816.D and keep left peak, new integration is from x, y = 6.906, 0 to 7.040, 0 and new response = 139820, previous integration is from x, y = 6.906, 0 to 7.194, 0 and previous response = 309240.			✓	
CmdManuallyIntegrateSplit	BL2000\sean	2/20/2022 8:15:23 AM	Split peak for compound 2,4,6-Trichlorophenol in sample Feb1816.D and keep left peak, new integration is from x, y = 7.492, 97.4827184916758 to 7.553, 139.739411974188 and new response = 416677, previous integration is from x, y = 7.492, 97 to 7.646, 203 and previous response = 839417.			✓	
CmdSetTargetCompoundAttribute	BL2000\sean	2/20/2022 8:15:24 AM	Set UserAnnotation = CO for compound 2,4,6-Trichlorophenol in sample Feb1816.D; previous value =			✓	

Name	User	Time	Action	Reason	Comment	Succeed	Exception
CmdManuallyIntegrateSplit	BL2000\sean	2/20/2022 8:15:27 AM	Split qualifier 198.0 of compound 2,4,6-Trichlorophenol in sample Feb1816.D and keep left peak, new integration is from x, y = 7.492, 124.698110509121 to 7.553, 189.648178724791 and new response = 387646, previous integration is from x, y = 7.492, 125 to 7.646, 288 and previous response = 787188.			✓	
CmdManuallyIntegrateSplit	BL2000\sean	2/20/2022 8:15:31 AM	Split peak for compound 2,4,5-Trichlorophenol in sample Feb1816.D and keep right peak, new integration is from x, y = 7.553, 157.176911877619 to 7.646, 242.077048517593 and new response = 423746, previous integration is from x, y = 7.492, 101 to 7.646, 242 and previous response = 839225.			✓	
CmdSetTargetCompoundAttribute	BL2000\sean	2/20/2022 8:15:32 AM	Set UserAnnotation = CO for compound 2,4,5-Trichlorophenol in sample Feb1816.D; previous value =			✓	
CmdManuallyIntegrateSplit	BL2000\sean	2/20/2022 8:15:35 AM	Split qualifier 198.0 of compound 2,4,5-Trichlorophenol in sample Feb1816.D and keep right peak, new integration is from x, y = 7.553, 154.124949081194 to 7.646, 236.314969910038 and new response = 401000, previous integration is from x, y = 7.492, 100 to 7.646, 236 and previous response = 787524.			✓	
CmdManuallyIntegrateApplyTargetRtToQualifier	BL2000\sean	2/20/2022 8:15:47 AM	Apply target integration range 8.159-8.313 to qualifier 153.1 for compound Acenaphthylene in sample Feb1816.D, new integration is from x, y = 8.159, 0 to 8.313, 1399 and new response = 292380; previously no peak.			✓	
CmdManuallyIntegrateDropBaseline	BL2000\sean	2/20/2022 8:15:48 AM	Drop baseline for qualifier 153.1 of compound Acenaphthylene in sample Feb1816.D to y = 0, new integration is from x, y = 8.159, 0 to 8.313, 0 and new response = 298821; previous integration is from x, y = 8.159, 0 to 8.313, 1399 and previous response = 292380.			✓	
CmdManuallyIntegrateApplyTargetRtToQualifier	BL2000\sean	2/20/2022 8:16:09 AM	Apply target integration range 8.486-8.640 to qualifier 154.0 for compound 2,4-Dinitrophenol in sample Feb1816.D, new integration is from x, y = 8.486, 3685 to 8.640, 1877 and new response = 55942; previous integration is from x, y = 8.384, 805 to 8.486, 854 and previous response = 1282555.			✓	

Name	User	Time	Action	Reason	Comment	Succeed	Exception
CmdManuallyIntegrateDropBaseline	BL2000\sean	2/20/2022 8:16:10 AM	Drop baseline for qualifier 154.0 of compound 2,4-Dinitrophenol in sample Feb1816.D to y = 1877, new integration is from x, y = 8.486, 1877 to 8.640, 1877 and new response = 64266; previous integration is from x, y = 8.486, 3685 to 8.640, 1877 and previous response = 55942.			✓	
CmdManuallyIntegrateApplyTargetRtToQualifier	BL2000\sean	2/20/2022 8:16:16 AM	Apply target integration range 8.681-8.783 to qualifier 139.0 for compound 4-Nitrophenol in sample Feb1816.D, new integration is from x, y = 8.681, 2855 to 8.783, 1736 and new response = 56134; previous integration is from x, y = 8.600, 496 to 8.681, 657 and previous response = 825771.			✓	
CmdManuallyIntegrateDropBaseline	BL2000\sean	2/20/2022 8:16:17 AM	Drop baseline for qualifier 139.0 of compound 4-Nitrophenol in sample Feb1816.D to y = 1736, new integration is from x, y = 8.681, 1736 to 8.783, 1736 and new response = 59569; previous integration is from x, y = 8.681, 2855 to 8.783, 1736 and previous response = 56134.			✓	
CmdManuallyIntegrateSplit	BL2000\sean	2/20/2022 8:16:22 AM	Split qualifier 63.0 of compound 2,4-Dinitrotoluene in sample Feb1816.D and keep right peak, new integration is from x, y = 8.650, 1297.72298541508 to 8.691, 1227.60781400793 and new response = 116034, previous integration is from x, y = 8.599, 1385 to 8.691, 1228 and previous response = 236402.			✓	
CmdManuallyIntegrateApplyTargetRtToQualifier	BL2000\sean	2/20/2022 8:16:28 AM	Apply target integration range 9.008-9.111 to qualifier 167.0 for compound Fluorene in sample Feb1816.D, new integration is from x, y = 9.008, 641 to 9.111, 765 and new response = 217193; previous integration is from x, y = 9.162, 0 to 9.366, 0 and previous response = 435003.			✓	
CmdManuallyIntegrateDropBaseline	BL2000\sean	2/20/2022 8:16:29 AM	Drop baseline for qualifier 167.0 of compound Fluorene in sample Feb1816.D to y = 641, new integration is from x, y = 9.008, 641 to 9.111, 641 and new response = 217574; previous integration is from x, y = 9.008, 641 to 9.111, 765 and previous response = 217193.			✓	

Name	User	Time	Action	Reason	Comment	Succeed	Exception
CmdManuallyIntegrateApplyTargetRtToQualifier	BL2000\sean	2/20/2022 8:16:40 AM	Apply target integration range 9.244-9.315 to qualifier 51.0 for compound Azobenzene in sample Feb1816.D, new integration is from x, y = 9.244, 128352 to 9.315, 4185 and new response = 266235; previously no peak.			✓	
CmdManuallyIntegrateDropBaseline	BL2000\sean	2/20/2022 8:16:42 AM	Drop baseline for qualifier 51.0 of compound Azobenzene in sample Feb1816.D to y = 4185, new integration is from x, y = 9.244, 4185 to 9.315, 4185 and new response = 533008; previous integration is from x, y = 9.244, 128352 to 9.315, 4185 and previous response = 266235.			✓	
CmdManuallyIntegratePeak	BL2000\sean	2/20/2022 8:16:54 AM	Manually integrate compound Anthracene in sample Feb1816.D, from x, y = 10.171, 1112949 to 10.302, 1357797, result = -4978786; previous integration is from x, y = 10.151, 291 to 10.221, 451 and previous response = 2456977.			✓	
CmdManuallyIntegratePeak	BL2000\sean	2/20/2022 8:16:56 AM	Manually integrate compound Anthracene in sample Feb1816.D, from x, y = 10.110, 962426 to 10.302, 977082, result = -6393765; previous integration is from x, y = 10.171, 1112949 to 10.302, 1357797 and previous response = -4978786.			✓	
CmdManuallyIntegrateSnapBaseline	BL2000\sean	2/20/2022 8:16:59 AM	Snap baseline for compound Anthracene in sample Feb1816.D, from x = 10.110 to x = 10.302, new integration is from x, y = 10.110, 0 to 10.302, 8942 and new response = 4751393; previous integration is from x, y = 10.110, 962426 to 10.302, 977082 and previous response = -6393765.			✓	
CmdManuallyIntegrateDropBaseline	BL2000\sean	2/20/2022 8:17:00 AM	Drop baseline for compound Anthracene in sample Feb1816.D to y = 0, new integration is from x, y = 10.110, 0 to 10.302, 0 and new response = 4803015; previous integration is from x, y = 10.110, 0 to 10.302, 8942 and previous response = 4751393.			✓	
CmdManuallyIntegrateSplit	BL2000\sean	2/20/2022 8:17:04 AM	Split peak for compound Anthracene in sample Feb1816.D and keep right peak, new integration is from x, y = 10.221, 0 to 10.302, 0 and new response = 2343786, previous integration is from x, y = 10.110, 0 to 10.302, 0 and previous response = 4803015.			✓	

Name	User	Time	Action	Reason	Comment	Succeed	Exception
CmdSetTargetCompoundAttribute	BL2000\sean	2/20/2022 8:17:05 AM	Set UserAnnotation = CO for compound Anthracene in sample Feb1816.D; previous value =			✓	
CmdManuallyIntegrateApplyTargetRtToQualifier	BL2000\sean	2/20/2022 8:17:08 AM	Apply target integration range 10.221-10.302 to qualifier 176.0 for compound Anthracene in sample Feb1816.D, new integration is from x, y = 10.221, 1779 to 10.302, 2065 and new response = 414317; previously no peak.			✓	
CmdManuallyIntegrateDropBaseline	BL2000\sean	2/20/2022 8:17:09 AM	Drop baseline for qualifier 176.0 of compound Anthracene in sample Feb1816.D to y = 1779, new integration is from x, y = 10.221, 1779 to 10.302, 1779 and new response = 415012; previous integration is from x, y = 10.221, 1779 to 10.302, 2065 and previous response = 414317.			✓	
CmdManuallyIntegrateSplit	BL2000\sean	2/20/2022 8:18:10 AM	Split peak for compound Aniline in sample Feb1817.D and keep left peak, new integration is from x, y = 4.535, 537.273864769506 to 4.613, 712.690282694734 and new response = 856490, previous integration is from x, y = 4.535, 537 to 4.685, 872 and previous response = 1731938.			✓	
CmdSetTargetCompoundAttribute	BL2000\sean	2/20/2022 8:18:11 AM	Set UserAnnotation = CO for compound Aniline in sample Feb1817.D; previous value =			✓	
CmdManuallyIntegrateSplit	BL2000\sean	2/20/2022 8:18:13 AM	Split qualifier 66.0 of compound Aniline in sample Feb1817.D and keep left peak, new integration is from x, y = 4.532, 556.273539422227 to 4.593, 629.369220682137 and new response = 295284, previous integration is from x, y = 4.532, 556 to 4.674, 728 and previous response = 642663.			✓	
CmdManuallyIntegrateSplit	BL2000\sean	2/20/2022 8:18:17 AM	Split qualifier 66.0 of compound Phenol in sample Feb1817.D and keep right peak, new integration is from x, y = 4.593, 629.369220682137 to 4.674, 728.214746071399 and new response = 347597, previous integration is from x, y = 4.532, 556 to 4.674, 728 and previous response = 642663.			✓	
CmdManuallyIntegrateSplit	BL2000\sean	2/20/2022 8:18:23 AM	Split peak for compound bis(-2-Chloroethyl)Ether in sample Feb1817.D and keep left peak, new integration is from x, y = 4.593, 837.381142486636 to 4.674, 878.735814636096 and new response = 706215, previous integration is from x, y = 4.593, 837 to 4.715, 899 and previous response = 945289.			✓	

Name	User	Time	Action	Reason	Comment	Succeed	Exception
CmdSetTargetCompoundAttribute	BL2000\sean	2/20/2022 8:18:24 AM	Set UserAnnotation = CO for compound bis(-2-Chloroethyl)Ether in sample Feb1817.D; previous value =			✓	
CmdManuallyIntegrateSplit	BL2000\sean	2/20/2022 8:18:31 AM	Split peak for compound 1,3-Dichlorobenzene in sample Feb1817.D and keep left peak, new integration is from x, y = 4.797, 0 to 4.879, 0 and new response = 921522, previous integration is from x, y = 4.797, 0 to 4.981, 0 and previous response = 1852568.			✓	
CmdSetTargetCompoundAttribute	BL2000\sean	2/20/2022 8:18:33 AM	Set UserAnnotation = CO for compound 1,3-Dichlorobenzene in sample Feb1817.D; previous value =			✓	
CmdManuallyIntegrateSplit	BL2000\sean	2/20/2022 8:18:35 AM	Split qualifier 148.0 of compound 1,3-Dichlorobenzene in sample Feb1817.D and keep left peak, new integration is from x, y = 4.799, 293.642373473793 to 4.879, 452.223331550773 and new response = 590778, previous integration is from x, y = 4.799, 294 to 4.971, 635 and previous response = 1178021.			✓	
CmdManuallyIntegrateQualifierPeak	BL2000\sean	2/20/2022 8:18:37 AM	Manually integrate qualifier 111.0 of compound 1,3-Dichlorobenzene in sample Feb1817.D, from x, y = 4.664, 321744 to 4.685, 321744, result = 671159; previous integration is from x, y = 4.799, 262 to 4.971, 466 and previous response = 671159.			✓	
CmdManuallyIntegrateSplit	BL2000\sean	2/20/2022 8:18:38 AM	Split qualifier 111.0 of compound 1,3-Dichlorobenzene in sample Feb1817.D and keep left peak, new integration is from x, y = 4.799, 262.416487236225 to 4.868, 344.551159345826 and new response = 336996, previous integration is from x, y = 4.799, 262 to 4.971, 466 and previous response = 671159.			✓	
CmdManuallyIntegrateSplit	BL2000\sean	2/20/2022 8:18:42 AM	Split peak for compound 1,4-Dichlorobenzene in sample Feb1817.D and keep right peak, new integration is from x, y = 4.879, 0 to 4.981, 0 and new response = 931046, previous integration is from x, y = 4.797, 0 to 4.981, 0 and previous response = 1852568.			✓	
CmdSetTargetCompoundAttribute	BL2000\sean	2/20/2022 8:18:43 AM	Set UserAnnotation = CO for compound 1,4-Dichlorobenzene in sample Feb1817.D; previous value =			✓	

Name	User	Time	Action	Reason	Comment	Succeed	Exception
CmdManuallyIntegrateSplit	BL2000\sean	2/20/2022 8:18:45 AM	Split qualifier 148.0 of compound 1,4-Dichlorobenzene in sample Feb1817.D and keep right peak, new integration is from x, y = 4.879, 0 to 4.971, 0 and new response = 590485, previous integration is from x, y = 4.797, 0 to 4.971, 0 and previous response = 1183081.			✓	
CmdManuallyIntegrateSplit	BL2000\sean	2/20/2022 8:18:47 AM	Split qualifier 111.0 of compound 1,4-Dichlorobenzene in sample Feb1817.D and keep right peak, new integration is from x, y = 4.868, 308.34900909994 to 4.971, 399.994118548128 and new response = 334647, previous integration is from x, y = 4.799, 246 to 4.971, 400 and previous response = 671572.			✓	
CmdManuallyIntegrateApplyTargetRtToQualifier	BL2000\sean	2/20/2022 8:19:43 AM	Apply target integration range 6.392-6.485 to qualifier 128.0 for compound 4-Chlorophenol in sample Feb1817.D, new integration is from x, y = 6.392, 7675 to 6.485, 8357 and new response = 628651; previous integration is from x, y = 6.300, 655 to 6.393, 769 and previous response = 2192240.			✓	
CmdManuallyIntegrateDropBaseline	BL2000\sean	2/20/2022 8:19:44 AM	Drop baseline for qualifier 128.0 of compound 4-Chlorophenol in sample Feb1817.D to y = 7675, new integration is from x, y = 6.392, 7675 to 6.485, 7675 and new response = 630552; previous integration is from x, y = 6.392, 7675 to 6.485, 8357 and previous response = 628651.			✓	
CmdManuallyIntegrateApplyTargetRtToQualifier	BL2000\sean	2/20/2022 8:19:49 AM	Apply target integration range 6.393-6.485 to qualifier 129.0 for compound p-Chloroaniline in sample Feb1817.D, new integration is from x, y = 6.393, 882 to 6.485, 6336 and new response = 258847; previous integration is from x, y = 6.295, 371 to 6.393, 419 and previous response = 240954.			✓	
CmdManuallyIntegrateDropBaseline	BL2000\sean	2/20/2022 8:19:50 AM	Drop baseline for qualifier 129.0 of compound p-Chloroaniline in sample Feb1817.D to y = 882, new integration is from x, y = 6.393, 882 to 6.485, 882 and new response = 273968; previous integration is from x, y = 6.393, 882 to 6.485, 6336 and previous response = 258847.			✓	

Name	User	Time	Action	Reason	Comment	Succeed	Exception
CmdManuallyIntegrateSplit	BL2000\sean	2/20/2022 8:19:57 AM	Split peak for compound 4-Chloro-3-Methylphenol in sample Feb1817.D and keep right peak, new integration is from x, y = 7.040, 595.761789206531 to 7.204, 809.677110955985 and new response = 636364, previous integration is from x, y = 6.899, 413 to 7.204, 810 and previous response = 1237625.			✓	
CmdSetTargetCompoundAttribute	BL2000\sean	2/20/2022 8:19:58 AM	Set UserAnnotation = CO for compound 4-Chloro-3-Methylphenol in sample Feb1817.D; previous value =			✓	
CmdManuallyIntegrateSplit	BL2000\sean	2/20/2022 8:20:01 AM	Split qualifier 144.0 of compound 4-Chloro-3-Methylphenol in sample Feb1817.D and keep right peak, new integration is from x, y = 7.030, 210.676134386455 to 7.204, 373.252106428598 and new response = 178411, previous integration is from x, y = 6.917, 105 to 7.204, 373 and previous response = 313851.			✓	
CmdManuallyIntegrateSplit	BL2000\sean	2/20/2022 8:20:02 AM	Split qualifier 144.0 of compound 4-Chloro-3-Methylphenol in sample Feb1817.D and keep left peak, new integration is from x, y = 7.030, 210.676134386455 to 7.132, 306.312710971055 and new response = 162506, previous integration is from x, y = 7.030, 211 to 7.204, 373 and previous response = 178411.			✓	
CmdManuallyIntegrateSplit	BL2000\sean	2/20/2022 8:20:10 AM	Split peak for compound 1-Methylnaphthalene in sample Feb1817.D and keep left peak, new integration is from x, y = 7.225, 1132.92840981687 to 7.307, 1119.55229148473 and new response = 1169318, previous integration is from x, y = 7.225, 1133 to 7.379, 1108 and previous response = 1222718.			✓	
CmdSetTargetCompoundAttribute	BL2000\sean	2/20/2022 8:20:11 AM	Set UserAnnotation = CO for compound 1-Methylnaphthalene in sample Feb1817.D; previous value =			✓	
CmdManuallyIntegrateSplit	BL2000\sean	2/20/2022 8:20:16 AM	Split peak for compound 4-Chloro-2-Methylphenol in sample Feb1817.D and keep left peak, new integration is from x, y = 6.907, 845.387459876703 to 7.040, 1449.29087091686 and new response = 596161, previous integration is from x, y = 6.907, 845 to 7.204, 2197 and previous response = 1221194.			✓	
CmdSetTargetCompoundAttribute	BL2000\sean	2/20/2022 8:20:18 AM	Set UserAnnotation = CO for compound 4-Chloro-2-Methylphenol in sample Feb1817.D; previous value =			✓	

Name	User	Time	Action	Reason	Comment	Succeed	Exception
CmdManuallyIntegrateSplit	BL2000\sean	2/20/2022 8:20:21 AM	Split qualifier 144.0 of compound 4-Chloro-2-Methylphenol in sample Feb1817.D and keep left peak, new integration is from x, y = 6.917, 169.646929960382 to 7.030, 294.412148464733 and new response = 150517, previous integration is from x, y = 6.917, 170 to 7.204, 487 and previous response = 312354.			✓	
CmdManuallyIntegrateSplit	BL2000\sean	2/20/2022 8:20:27 AM	Split peak for compound 2,4,6-Trichlorophenol in sample Feb1817.D and keep left peak, new integration is from x, y = 7.492, 146.484346869916 to 7.553, 230.95046238961 and new response = 452699, previous integration is from x, y = 7.492, 146 to 7.646, 358 and previous response = 897013.			✓	
CmdSetTargetCompoundAttribute	BL2000\sean	2/20/2022 8:20:28 AM	Set UserAnnotation = CO for compound 2,4,6-Trichlorophenol in sample Feb1817.D; previous value =			✓	
CmdManuallyIntegrateSplit	BL2000\sean	2/20/2022 8:20:30 AM	Split qualifier 198.0 of compound 2,4,6-Trichlorophenol in sample Feb1817.D and keep left peak, new integration is from x, y = 7.492, 130.811405715778 to 7.553, 202.38233521378 and new response = 436419, previous integration is from x, y = 7.492, 131 to 7.646, 310 and previous response = 864142.			✓	
CmdManuallyIntegrateSplit	BL2000\sean	2/20/2022 8:20:35 AM	Split peak for compound 2,4,5-Trichlorophenol in sample Feb1817.D and keep right peak, new integration is from x, y = 7.553, 159.055444907107 to 7.646, 242.676040630622 and new response = 446352, previous integration is from x, y = 7.492, 103 to 7.646, 243 and previous response = 897717.			✓	
CmdSetTargetCompoundAttribute	BL2000\sean	2/20/2022 8:20:36 AM	Set UserAnnotation = CO for compound 2,4,5-Trichlorophenol in sample Feb1817.D; previous value =			✓	
CmdManuallyIntegrateSplit	BL2000\sean	2/20/2022 8:20:39 AM	Split qualifier 198.0 of compound 2,4,5-Trichlorophenol in sample Feb1817.D and keep right peak, new integration is from x, y = 7.553, 174.654191208991 to 7.646, 282.473609126646 and new response = 429093, previous integration is from x, y = 7.492, 103 to 7.646, 282 and previous response = 864382.			✓	

Name	User	Time	Action	Reason	Comment	Succeed	Exception
CmdManuallyIntegrateApplyTargetRtToQualifier	BL2000\sean	2/20/2022 8:20:47 AM	Apply target integration range 8.169-8.312 to qualifier 153.1 for compound Acenaphthylene in sample Feb1817.D, new integration is from x, y = 8.169, 0 to 8.312, 1156 and new response = 319409; previously no peak.			✓	
CmdManuallyIntegrateDropBaseline	BL2000\sean	2/20/2022 8:20:48 AM	Drop baseline for qualifier 153.1 of compound Acenaphthylene in sample Feb1817.D to y = 0, new integration is from x, y = 8.169, 0 to 8.312, 0 and new response = 324377; previous integration is from x, y = 8.169, 0 to 8.312, 1156 and previous response = 319409.			✓	
CmdManuallyIntegrateSplit	BL2000\sean	2/20/2022 8:20:56 AM	Split qualifier 154.0 of compound 2,4-Dinitrophenol in sample Feb1817.D and keep right peak, new integration is from x, y = 8.476, 902.230707341826 to 8.548, 973.072413502794 and new response = 76208, previous integration is from x, y = 8.384, 811 to 8.548, 973 and previous response = 1444207.			✓	
CmdManuallyIntegrateApplyTargetRtToQualifier	BL2000\sean	2/20/2022 8:21:02 AM	Apply target integration range 8.673-8.793 to qualifier 139.0 for compound 4-Nitrophenol in sample Feb1817.D, new integration is from x, y = 8.673, 2940 to 8.793, 1744 and new response = 66091; previous integration is from x, y = 8.600, 602 to 8.691, 805 and previous response = 866234.			✓	
CmdManuallyIntegrateDropBaseline	BL2000\sean	2/20/2022 8:21:03 AM	Drop baseline for qualifier 139.0 of compound 4-Nitrophenol in sample Feb1817.D to y = 1744, new integration is from x, y = 8.673, 1744 to 8.793, 1744 and new response = 70579; previous integration is from x, y = 8.673, 2940 to 8.793, 1744 and previous response = 66091.			✓	
CmdManuallyIntegrateApplyTargetRtToQualifier	BL2000\sean	2/20/2022 8:21:09 AM	Apply target integration range 8.630-8.722 to qualifier 63.0 for compound 2,4-Dinitrotoluene in sample Feb1817.D, new integration is from x, y = 8.630, 156096 to 8.722, 7882 and new response = -237745; previous integration is from x, y = 8.599, 1937 to 8.742, 1695 and previous response = 281659.			✓	
CmdManuallyIntegrateQualifierPeak	BL2000\sean	2/20/2022 8:21:14 AM	Manually integrate qualifier 63.0 of compound 2,4-Dinitrotoluene in sample Feb1817.D, from x, y = 8.650, 4473 to 8.691, 3410, result = 125000; previous integration is from x, y = 8.630, 156096 to 8.722, 7882 and previous response = -237745.			✓	

Name	User	Time	Action	Reason	Comment	Succeed	Exception
CmdManuallyIntegrateDropBaseline	BL2000\sean	2/20/2022 8:21:15 AM	Drop baseline for qualifier 63.0 of compound 2,4-Dinitrotoluene in sample Feb1817.D to y = 3410, new integration is from x, y = 8.650, 3410 to 8.691, 3410 and new response = 126305; previous integration is from x, y = 8.650, 4473 to 8.691, 3410 and previous response = 125000.			✓	
CmdManuallyIntegrateApplyTargetRtToQualifier	BL2000\sean	2/20/2022 8:21:27 AM	Apply target integration range 9.131-9.203 to qualifier 121.0 for compound 4,6-Dinitro-2-methylphenol in sample Feb1817.D, new integration is from x, y = 9.131, 1667 to 9.203, 1897 and new response = 72788; previous integration is from x, y = 8.978, 1147 to 9.059, 1091 and previous response = 89986.			✓	
CmdManuallyIntegrateDropBaseline	BL2000\sean	2/20/2022 8:21:28 AM	Drop baseline for qualifier 121.0 of compound 4,6-Dinitro-2-methylphenol in sample Feb1817.D to y = 1667, new integration is from x, y = 9.131, 1667 to 9.203, 1667 and new response = 73282; previous integration is from x, y = 9.131, 1667 to 9.203, 1897 and previous response = 72788.			✓	
CmdManuallyIntegratePeak	BL2000\sean	2/20/2022 8:21:51 AM	Manually integrate compound Anthracene in sample Feb1817.D, from x, y = 10.120, 2168701 to 10.343, 2297751, result = -24831555; previous integration is from x, y = 10.150, 432 to 10.221, 596 and previous response = 2554889.			✓	
CmdManuallyIntegrateSnapBaseline	BL2000\sean	2/20/2022 8:21:52 AM	Snap baseline for compound Anthracene in sample Feb1817.D, from x = 10.120 to x = 10.343, new integration is from x, y = 10.120, 0 to 10.343, 4205 and new response = 4996333; previous integration is from x, y = 10.120, 2168701 to 10.343, 2297751 and previous response = -24831555.			✓	
CmdManuallyIntegrateDropBaseline	BL2000\sean	2/20/2022 8:21:53 AM	Drop baseline for compound Anthracene in sample Feb1817.D to y = 0, new integration is from x, y = 10.120, 0 to 10.343, 0 and new response = 5024442; previous integration is from x, y = 10.120, 0 to 10.343, 4205 and previous response = 4996333.			✓	

Name	User	Time	Action	Reason	Comment	Succeed	Exception
CmdManuallyIntegrateSplit	BL2000\sean	2/20/2022 8:21:55 AM	Split peak for compound Anthracene in sample Feb1817.D and keep right peak, new integration is from x, y = 10.221, 0 to 10.343, 0 and new response = 2466442, previous integration is from x, y = 10.120, 0 to 10.343, 0 and previous response = 5024442.			✓	
CmdSetTargetCompoundAttribute	BL2000\sean	2/20/2022 8:21:56 AM	Set UserAnnotation = CO for compound Anthracene in sample Feb1817.D; previous value =			✓	
CmdManuallyIntegrateApplyTargetRtToQualifier	BL2000\sean	2/20/2022 8:21:59 AM	Apply target integration range 10.221-10.343 to qualifier 176.0 for compound Anthracene in sample Feb1817.D, new integration is from x, y = 10.221, 1952 to 10.343, 1306 and new response = 441665; previously no peak.			✓	
CmdManuallyIntegrateDropBaseline	BL2000\sean	2/20/2022 8:22:00 AM	Drop baseline for qualifier 176.0 of compound Anthracene in sample Feb1817.D to y = 1306, new integration is from x, y = 10.221, 1306 to 10.343, 1306 and new response = 444020; previous integration is from x, y = 10.221, 1952 to 10.343, 1306 and previous response = 441665.			✓	
CmdSaveBatchTable	BL2000\sean	2/20/2022 8:22:34 AM	Save batch \\MASSHUNTER\Org\Data\SV5973N.I\sd021822\DoD BNA cal 1\QuantResults\021822 DoD BNA cal.batch.bin			✓	
CmdZeroOutPeak	BL2000\sean	2/20/2022 8:24:07 AM	Zero out primary peak of compound 2,6-Dinitrotoluene in sample Feb1818.D			✓	
CmdSetTargetCompoundAttribute	BL2000\sean	2/20/2022 8:24:09 AM	Set UserAnnotation = INT for compound 2,6-Dinitrotoluene in sample Feb1818.D; previous value =			✓	
CmdZeroOutPeak	BL2000\sean	2/20/2022 8:24:11 AM	Zero out primary peak of compound N-nitroso-Di-n-propylamine in sample Feb1818.D			✓	
CmdSetTargetCompoundAttribute	BL2000\sean	2/20/2022 8:24:12 AM	Set UserAnnotation = INT for compound N-nitroso-Di-n-propylamine in sample Feb1818.D; previous value =			✓	
CmdZeroOutPeak	BL2000\sean	2/20/2022 8:24:14 AM	Zero out primary peak of compound Dimethyl Phthalate in sample Feb1818.D			✓	
CmdSetTargetCompoundAttribute	BL2000\sean	2/20/2022 8:24:16 AM	Set UserAnnotation = INT for compound Dimethyl Phthalate in sample Feb1818.D; previous value =			✓	
CmdZeroOutPeak	BL2000\sean	2/20/2022 8:24:18 AM	Zero out primary peak of compound Benzidine in sample Feb1818.D			✓	

Name	User	Time	Action	Reason	Comment	Succeed	Exception
CmdSetTargetCompoundAttribute	BL2000\sean	2/20/2022 8:24:19 AM	Set UserAnnotation = INT for compound Benzidine in sample Feb1818.D; previous value =			✓	
CmdZeroOutPeak	BL2000\sean	2/20/2022 8:24:21 AM	Zero out primary peak of compound 2,4-Dinitrophenol in sample Feb1818.D			✓	
CmdSetTargetCompoundAttribute	BL2000\sean	2/20/2022 8:24:23 AM	Set UserAnnotation = INT for compound 2,4-Dinitrophenol in sample Feb1818.D; previous value =			✓	
CmdZeroOutPeak	BL2000\sean	2/20/2022 8:24:25 AM	Zero out primary peak of compound 2-Nitroaniline in sample Feb1818.D			✓	
CmdSetTargetCompoundAttribute	BL2000\sean	2/20/2022 8:24:26 AM	Set UserAnnotation = INT for compound 2-Nitroaniline in sample Feb1818.D; previous value =			✓	
CmdZeroOutPeak	BL2000\sean	2/20/2022 8:24:29 AM	Zero out primary peak of compound 4,6-Dinitro-2-methylphenol in sample Feb1818.D			✓	
CmdSetTargetCompoundAttribute	BL2000\sean	2/20/2022 8:24:29 AM	Set UserAnnotation = INT for compound 4,6-Dinitro-2-methylphenol in sample Feb1818.D; previous value =			✓	
CmdZeroOutPeak	BL2000\sean	2/20/2022 8:24:32 AM	Zero out primary peak of compound bis(-2-Chloroethyl)Ether in sample Feb1818.D			✓	
CmdSetTargetCompoundAttribute	BL2000\sean	2/20/2022 8:24:33 AM	Set UserAnnotation = INT for compound bis(-2-Chloroethyl)Ether in sample Feb1818.D; previous value =			✓	
CmdZeroOutPeak	BL2000\sean	2/20/2022 8:24:35 AM	Zero out primary peak of compound 4-Chlorophenol in sample Feb1818.D			✓	
CmdSetTargetCompoundAttribute	BL2000\sean	2/20/2022 8:24:36 AM	Set UserAnnotation = INT for compound 4-Chlorophenol in sample Feb1818.D; previous value =			✓	
CmdZeroOutPeak	BL2000\sean	2/20/2022 8:25:06 AM	Zero out primary peak of compound 2,6-Dinitrotoluene in sample Feb1819.D			✓	
CmdSetTargetCompoundAttribute	BL2000\sean	2/20/2022 8:25:07 AM	Set UserAnnotation = INT for compound 2,6-Dinitrotoluene in sample Feb1819.D; previous value =			✓	
CmdZeroOutPeak	BL2000\sean	2/20/2022 8:25:17 AM	Zero out primary peak of compound N-nitroso-Di-n-propylamine in sample Feb1819.D			✓	
CmdSetTargetCompoundAttribute	BL2000\sean	2/20/2022 8:25:18 AM	Set UserAnnotation = INT for compound N-nitroso-Di-n-propylamine in sample Feb1819.D; previous value =			✓	
CmdZeroOutPeak	BL2000\sean	2/20/2022 8:25:20 AM	Zero out primary peak of compound Dimethyl Phthalate in sample Feb1819.D			✓	
CmdSetTargetCompoundAttribute	BL2000\sean	2/20/2022 8:25:21 AM	Set UserAnnotation = INT for compound Dimethyl Phthalate in sample Feb1819.D; previous value =			✓	

Name	User	Time	Action	Reason	Comment	Succeed	Exception
CmdZeroOutPeak	BL2000\sean	2/20/2022 8:25:23 AM	Zero out primary peak of compound Benzidine in sample Feb1819.D			✓	
CmdSetTargetCompoundAttribute	BL2000\sean	2/20/2022 8:25:24 AM	Set UserAnnotation = INT for compound Benzidine in sample Feb1819.D; previous value =			✓	
CmdZeroOutPeak	BL2000\sean	2/20/2022 8:25:27 AM	Zero out primary peak of compound 4,6-Dinitro-2-methylphenol in sample Feb1819.D			✓	
CmdSetTargetCompoundAttribute	BL2000\sean	2/20/2022 8:25:28 AM	Set UserAnnotation = INT for compound 4,6-Dinitro-2-methylphenol in sample Feb1819.D; previous value =			✓	
CmdZeroOutPeak	BL2000\sean	2/20/2022 8:25:30 AM	Zero out primary peak of compound bis(2-ethylhexyl)Phthalate in sample Feb1819.D			✓	
CmdSetTargetCompoundAttribute	BL2000\sean	2/20/2022 8:25:31 AM	Set UserAnnotation = INT for compound bis(2-ethylhexyl)Phthalate in sample Feb1819.D; previous value =			✓	
CmdClearManualIntegration	BL2000\sean	2/20/2022 8:25:33 AM	Clear manual integration of target signal for compound bis(2-ethylhexyl)Phthalate in sample Feb1819.D			✓	
CmdSetTargetCompoundAttribute	BL2000\sean	2/20/2022 8:25:33 AM	Set UserAnnotation = for compound bis(2-ethylhexyl)Phthalate in sample Feb1819.D; previous value = INT			✓	
CmdManuallyIntegrateQualifierPeak	BL2000\sean	2/20/2022 8:25:36 AM	Manually integrate qualifier279.0 of compound bis(2-ethylhexyl)Phthalate in sample Feb1819.D from x, y = 16.340, 0 to 16.381, 0; result = 524			✓	
CmdZeroOutPeak	BL2000\sean	2/20/2022 8:25:40 AM	Zero out primary peak of compound 2,4-Dinitrotoluene in sample Feb1819.D			✓	
CmdSetTargetCompoundAttribute	BL2000\sean	2/20/2022 8:25:41 AM	Set UserAnnotation = INT for compound 2,4-Dinitrotoluene in sample Feb1819.D; previous value =			✓	
CmdZeroOutPeak	BL2000\sean	2/20/2022 8:25:43 AM	Zero out primary peak of compound 4-Chlorophenol in sample Feb1819.D			✓	
CmdSetTargetCompoundAttribute	BL2000\sean	2/20/2022 8:25:44 AM	Set UserAnnotation = INT for compound 4-Chlorophenol in sample Feb1819.D; previous value =			✓	
CmdZeroOutPeak	BL2000\sean	2/20/2022 8:25:59 AM	Zero out primary peak of compound 2,6-Dinitrotoluene in sample Feb1820.D			✓	
CmdSetTargetCompoundAttribute	BL2000\sean	2/20/2022 8:26:00 AM	Set UserAnnotation = INT for compound 2,6-Dinitrotoluene in sample Feb1820.D; previous value =			✓	
CmdZeroOutPeak	BL2000\sean	2/20/2022 8:26:02 AM	Zero out primary peak of compound N-nitroso-Di-n-propylamine in sample Feb1820.D			✓	

Name	User	Time	Action	Reason	Comment	Succeed	Exception
CmdSetTargetCompoundAttribute	BL2000\sean	2/20/2022 8:26:03 AM	Set UserAnnotation = INT for compound N-nitroso-Di-n-propylamine in sample Feb1820.D; previous value =			✓	
CmdZeroOutPeak	BL2000\sean	2/20/2022 8:26:06 AM	Zero out primary peak of compound Dimethyl Phthalate in sample Feb1820.D			✓	
CmdSetTargetCompoundAttribute	BL2000\sean	2/20/2022 8:26:07 AM	Set UserAnnotation = INT for compound Dimethyl Phthalate in sample Feb1820.D; previous value =			✓	
CmdZeroOutPeak	BL2000\sean	2/20/2022 8:26:08 AM	Zero out primary peak of compound Benzidine in sample Feb1820.D			✓	
CmdSetTargetCompoundAttribute	BL2000\sean	2/20/2022 8:26:10 AM	Set UserAnnotation = INT for compound Benzidine in sample Feb1820.D; previous value =			✓	
CmdZeroOutPeak	BL2000\sean	2/20/2022 8:26:12 AM	Zero out primary peak of compound 4,6-Dinitro-2-methylphenol in sample Feb1820.D			✓	
CmdSetTargetCompoundAttribute	BL2000\sean	2/20/2022 8:26:13 AM	Set UserAnnotation = INT for compound 4,6-Dinitro-2-methylphenol in sample Feb1820.D; previous value =			✓	
CmdZeroOutPeak	BL2000\sean	2/20/2022 8:26:15 AM	Zero out primary peak of compound bis(-2-Chloroethyl)Ether in sample Feb1820.D			✓	
CmdSetTargetCompoundAttribute	BL2000\sean	2/20/2022 8:26:16 AM	Set UserAnnotation = INT for compound bis(-2-Chloroethyl)Ether in sample Feb1820.D; previous value =			✓	
CmdZeroOutPeak	BL2000\sean	2/20/2022 8:26:18 AM	Zero out primary peak of compound 4-Chlorophenol in sample Feb1820.D			✓	
CmdSetTargetCompoundAttribute	BL2000\sean	2/20/2022 8:26:19 AM	Set UserAnnotation = INT for compound 4-Chlorophenol in sample Feb1820.D; previous value =			✓	
CmdZeroOutPeak	BL2000\sean	2/20/2022 8:26:26 AM	Zero out primary peak of compound 4-Chlorophenol in sample Feb1821.D			✓	
CmdSetTargetCompoundAttribute	BL2000\sean	2/20/2022 8:26:27 AM	Set UserAnnotation = INT for compound 4-Chlorophenol in sample Feb1821.D; previous value =			✓	
CmdZeroOutPeak	BL2000\sean	2/20/2022 8:26:30 AM	Zero out primary peak of compound 4,6-Dinitro-2-methylphenol in sample Feb1821.D			✓	
CmdSetTargetCompoundAttribute	BL2000\sean	2/20/2022 8:26:31 AM	Set UserAnnotation = INT for compound 4,6-Dinitro-2-methylphenol in sample Feb1821.D; previous value =			✓	
CmdZeroOutPeak	BL2000\sean	2/20/2022 8:26:33 AM	Zero out primary peak of compound Benzidine in sample Feb1821.D			✓	
CmdSetTargetCompoundAttribute	BL2000\sean	2/20/2022 8:26:35 AM	Set UserAnnotation = INT for compound Benzidine in sample Feb1821.D; previous value =			✓	

Name	User	Time	Action	Reason	Comment	Succeed	Exception
CmdZeroOutPeak	BL2000\sean	2/20/2022 8:26:37 AM	Zero out primary peak of compound Dimethyl Phthalate in sample Feb1821.D			✓	
CmdSetTargetCompoundAttribute	BL2000\sean	2/20/2022 8:26:38 AM	Set UserAnnotation = INT for compound Dimethyl Phthalate in sample Feb1821.D; previous value =			✓	
CmdZeroOutPeak	BL2000\sean	2/20/2022 8:26:40 AM	Zero out primary peak of compound N-nitroso-Di-n-propylamine in sample Feb1821.D			✓	
CmdSetTargetCompoundAttribute	BL2000\sean	2/20/2022 8:26:41 AM	Set UserAnnotation = INT for compound N-nitroso-Di-n-propylamine in sample Feb1821.D; previous value =			✓	
CmdZeroOutPeak	BL2000\sean	2/20/2022 8:26:43 AM	Zero out primary peak of compound 2,6-Dinitrotoluene in sample Feb1821.D			✓	
CmdSetTargetCompoundAttribute	BL2000\sean	2/20/2022 8:26:44 AM	Set UserAnnotation = INT for compound 2,6-Dinitrotoluene in sample Feb1821.D; previous value =			✓	
CmdZeroOutPeak	BL2000\sean	2/20/2022 8:26:59 AM	Zero out primary peak of compound 2,6-Dinitrotoluene in sample Feb1822.D			✓	
CmdSetTargetCompoundAttribute	BL2000\sean	2/20/2022 8:27:00 AM	Set UserAnnotation = INT for compound 2,6-Dinitrotoluene in sample Feb1822.D; previous value =			✓	
CmdZeroOutPeak	BL2000\sean	2/20/2022 8:27:02 AM	Zero out primary peak of compound N-nitroso-Di-n-propylamine in sample Feb1822.D			✓	
CmdSetTargetCompoundAttribute	BL2000\sean	2/20/2022 8:27:03 AM	Set UserAnnotation = INT for compound N-nitroso-Di-n-propylamine in sample Feb1822.D; previous value =			✓	
CmdZeroOutPeak	BL2000\sean	2/20/2022 8:27:05 AM	Zero out primary peak of compound Dimethyl Phthalate in sample Feb1822.D			✓	
CmdSetTargetCompoundAttribute	BL2000\sean	2/20/2022 8:27:06 AM	Set UserAnnotation = INT for compound Dimethyl Phthalate in sample Feb1822.D; previous value =			✓	
CmdZeroOutPeak	BL2000\sean	2/20/2022 8:27:08 AM	Zero out primary peak of compound Benzidine in sample Feb1822.D			✓	
CmdSetTargetCompoundAttribute	BL2000\sean	2/20/2022 8:27:09 AM	Set UserAnnotation = INT for compound Benzidine in sample Feb1822.D; previous value =			✓	
CmdZeroOutPeak	BL2000\sean	2/20/2022 8:27:11 AM	Zero out primary peak of compound 4,6-Dinitro-2-methylphenol in sample Feb1822.D			✓	
CmdSetTargetCompoundAttribute	BL2000\sean	2/20/2022 8:27:12 AM	Set UserAnnotation = INT for compound 4,6-Dinitro-2-methylphenol in sample Feb1822.D; previous value =			✓	

Name	User	Time	Action	Reason	Comment	Succeed	Exception
CmdZeroOutPeak	BL2000\sean	2/20/2022 8:27:14 AM	Zero out primary peak of compound 2,4-Dinitrotoluene in sample Feb1822.D			✓	
CmdSetTargetCompoundAttribute	BL2000\sean	2/20/2022 8:27:16 AM	Set UserAnnotation = INT for compound 2,4-Dinitrotoluene in sample Feb1822.D; previous value =			✓	
CmdZeroOutPeak	BL2000\sean	2/20/2022 8:27:18 AM	Zero out primary peak of compound 4-Chlorophenol in sample Feb1822.D			✓	
CmdSetTargetCompoundAttribute	BL2000\sean	2/20/2022 8:27:19 AM	Set UserAnnotation = INT for compound 4-Chlorophenol in sample Feb1822.D; previous value =			✓	
CmdManuallyIntegrateSplit	BL2000\sean	2/20/2022 8:27:41 AM	Split qualifier 66.0 of compound Phenol in sample Feb1823.D and keep left peak, new integration is from x, y = 4.583, 787.955061568876 to 4.664, 902.949357111904 and new response = 279652, previous integration is from x, y = 4.583, 788 to 4.746, 1018 and previous response = 321839.			✓	
CmdManuallyIntegratePeak	BL2000\sean	2/20/2022 8:27:52 AM	Manually integrate compound 1,2-Dichlorobenzene in sample Feb1823.D, from x, y = 5.032, 470000 to 5.093, 528894, result = -1023722; previous integration is from x, y = 4.879, 191 to 4.971, 227 and previous response = 806277.			✓	
CmdManuallyIntegrateSnapBaseline	BL2000\sean	2/20/2022 8:27:53 AM	Snap baseline for compound 1,2-Dichlorobenzene in sample Feb1823.D, from x = 5.032 to x = 5.093, new integration is from x, y = 5.032, 3445 to 5.093, 7494 and new response = 792139; previous integration is from x, y = 5.032, 470000 to 5.093, 528894 and previous response = -1023722.			✓	
CmdManuallyIntegrateDropBaseline	BL2000\sean	2/20/2022 8:27:54 AM	Drop baseline for compound 1,2-Dichlorobenzene in sample Feb1823.D to y = 3445, new integration is from x, y = 5.032, 3445 to 5.093, 3445 and new response = 799581; previous integration is from x, y = 5.032, 3445 to 5.093, 7494 and previous response = 792139.			✓	
CmdSetTargetCompoundAttribute	BL2000\sean	2/20/2022 8:27:55 AM	Set UserAnnotation = CO for compound 1,2-Dichlorobenzene in sample Feb1823.D; previous value =			✓	
CmdManuallyIntegrateApplyTargetRtToQualifier	BL2000\sean	2/20/2022 8:27:57 AM	Apply target integration range 5.032-5.093 to qualifier 148.0 for compound 1,2-Dichlorobenzene in sample Feb1823.D, new integration is from x, y = 5.032, 1863 to 5.093, 5215 and new response = 512661; previously no peak.			✓	

Name	User	Time	Action	Reason	Comment	Succeed	Exception
CmdManuallyIntegrateApplyTargetRtToQualifier	BL2000\sean	2/20/2022 8:28:01 AM	Apply target integration range 5.032-5.093 to qualifier 111.0 for compound 1,2-Dichlorobenzene in sample Feb1823.D, new integration is from x, y = 5.032, 1616 to 5.093, 3431 and new response = 295033; previously no peak.			✓	
CmdManuallyIntegrateSplit	BL2000\sean	2/20/2022 8:28:07 AM	Split peak for compound Benzyl Alcohol in sample Feb1823.D and keep left peak, new integration is from x, y = 5.044, 941.364351010488 to 5.185, 2346.49596638186 and new response = 317983, previous integration is from x, y = 5.044, 941 to 5.318, 3668 and previous response = 1018362.			✓	
CmdSetTargetCompoundAttribute	BL2000\sean	2/20/2022 8:28:10 AM	Set UserAnnotation = CO for compound Benzyl Alcohol in sample Feb1823.D; previous value =			✓	
CmdManuallyIntegrateSplit	BL2000\sean	2/20/2022 8:28:17 AM	Split qualifier 108.0 of compound 2-Methylphenol in sample Feb1823.D and keep right peak, new integration is from x, y = 5.185, 1228.91666909288 to 5.318, 1952.18638140104 and new response = 711999, previous integration is from x, y = 5.037, 422 to 5.318, 1952 and previous response = 1036805.			✓	
CmdManuallyIntegrateApplyTargetRtToQualifier	BL2000\sean	2/20/2022 8:28:35 AM	Apply target integration range 6.393-6.506 to qualifier 129.0 for compound p-Chloroaniline in sample Feb1823.D, new integration is from x, y = 6.393, 873 to 6.506, 2745 and new response = 217456; previously no peak.			✓	
CmdManuallyIntegrateDropBaseline	BL2000\sean	2/20/2022 8:28:36 AM	Drop baseline for qualifier 129.0 of compound p-Chloroaniline in sample Feb1823.D to y = 873, new integration is from x, y = 6.393, 873 to 6.506, 873 and new response = 223800; previous integration is from x, y = 6.393, 873 to 6.506, 2745 and previous response = 217456.			✓	
CmdManuallyIntegratePeak	BL2000\sean	2/20/2022 8:28:49 AM	Manually integrate compound 2,4,5-Trichlorophenol in sample Feb1823.D, from x, y = 7.461, 259591 to 7.728, 292164, result = -3561661; previous integration is from x, y = 7.492, 104 to 7.564, 169 and previous response = 418967.			✓	
CmdManuallyIntegrateSnapBaseline	BL2000\sean	2/20/2022 8:28:50 AM	Snap baseline for compound 2,4,5-Trichlorophenol in sample Feb1823.D, from x = 7.461 to x = 7.728, new integration is from x, y = 7.461, 0 to 7.728, 2446 and new response = 838577; previous integration is from x, y = 7.461, 259591 to 7.728, 292164 and previous response = -3561661.			✓	

Name	User	Time	Action	Reason	Comment	Succeed	Exception
CmdManuallyIntegrateDropBaseline	BL2000\sean	2/20/2022 8:28:51 AM	Drop baseline for compound 2,4,5-Trichlorophenol in sample Feb1823.D to y = 0, new integration is from x, y = 7.461, 0 to 7.728, 0 and new response = 858171; previous integration is from x, y = 7.461, 0 to 7.728, 2446 and previous response = 838577.			✓	
CmdManuallyIntegrateSplit	BL2000\sean	2/20/2022 8:28:52 AM	Split peak for compound 2,4,5-Trichlorophenol in sample Feb1823.D and keep right peak, new integration is from x, y = 7.564, 0 to 7.728, 0 and new response = 437278, previous integration is from x, y = 7.461, 0 to 7.728, 0 and previous response = 858171.			✓	
CmdSetTargetCompoundAttribute	BL2000\sean	2/20/2022 8:28:54 AM	Set UserAnnotation = CO for compound 2,4,5-Trichlorophenol in sample Feb1823.D; previous value =			✓	
CmdManuallyIntegrateApplyTargetRtToQualifier	BL2000\sean	2/20/2022 8:28:56 AM	Apply target integration range 7.564-7.728 to qualifier 198.0 for compound 2,4,5-Trichlorophenol in sample Feb1823.D, new integration is from x, y = 7.564, 5823 to 7.728, 2426 and new response = 381249; previously no peak.			✓	
CmdManuallyIntegrateDropBaseline	BL2000\sean	2/20/2022 8:28:57 AM	Drop baseline for qualifier 198.0 of compound 2,4,5-Trichlorophenol in sample Feb1823.D to y = 2426, new integration is from x, y = 7.564, 2426 to 7.728, 2426 and new response = 397995; previous integration is from x, y = 7.564, 5823 to 7.728, 2426 and previous response = 381249.			✓	
CmdManuallyIntegrateApplyTargetRtToQualifier	BL2000\sean	2/20/2022 8:29:05 AM	Apply target integration range 8.169-8.323 to qualifier 153.1 for compound Acenaphthylene in sample Feb1823.D, new integration is from x, y = 8.169, 279 to 8.323, 1205 and new response = 276362; previously no peak.			✓	
CmdManuallyIntegrateDropBaseline	BL2000\sean	2/20/2022 8:29:07 AM	Drop baseline for qualifier 153.1 of compound Acenaphthylene in sample Feb1823.D to y = 279, new integration is from x, y = 8.169, 279 to 8.323, 279 and new response = 280625; previous integration is from x, y = 8.169, 279 to 8.323, 1205 and previous response = 276362.			✓	

Name	User	Time	Action	Reason	Comment	Succeed	Exception
CmdManuallyIntegrateApplyTargetRtToQualifier	BL2000\sean	2/20/2022 8:29:16 AM	Apply target integration range 8.497-8.660 to qualifier 154.0 for compound 2,4-Dinitrophenol in sample Feb1823.D, new integration is from x, y = 8.497, 3453 to 8.660, 1809 and new response = 60575; previous integration is from x, y = 8.384, 922 to 8.486, 937 and previous response = 1246308.			✓	
CmdManuallyIntegrateDropBaseline	BL2000\sean	2/20/2022 8:29:17 AM	Drop baseline for qualifier 154.0 of compound 2,4-Dinitrophenol in sample Feb1823.D to y = 1809, new integration is from x, y = 8.497, 1809 to 8.660, 1809 and new response = 68648; previous integration is from x, y = 8.497, 3453 to 8.660, 1809 and previous response = 60575.			✓	
CmdManuallyIntegrateApplyTargetRtToQualifier	BL2000\sean	2/20/2022 8:29:22 AM	Apply target integration range 8.691-8.834 to qualifier 139.0 for compound 4-Nitrophenol in sample Feb1823.D, new integration is from x, y = 8.691, 1990 to 8.834, 1299 and new response = 66087; previous integration is from x, y = 8.599, 313 to 8.691, 490 and previous response = 819975.			✓	
CmdManuallyIntegrateDropBaseline	BL2000\sean	2/20/2022 8:29:23 AM	Drop baseline for qualifier 139.0 of compound 4-Nitrophenol in sample Feb1823.D to y = 1299, new integration is from x, y = 8.691, 1299 to 8.834, 1299 and new response = 69056; previous integration is from x, y = 8.691, 1990 to 8.834, 1299 and previous response = 66087.			✓	
CmdManuallyIntegrateQualifierPeak	BL2000\sean	2/20/2022 8:29:30 AM	Manually integrate qualifier 63.0 of compound 2,4-Dinitrotoluene in sample Feb1823.D, from x, y = 8.650, 6352 to 8.701, 8246, result = 117776; previous integration is from x, y = 8.599, 1803 to 8.742, 1572 and previous response = 275305.			✓	
CmdManuallyIntegrateApplyTargetRtToQualifier	BL2000\sean	2/20/2022 8:29:35 AM	Apply target integration range 9.008-9.110 to qualifier 167.0 for compound Fluorene in sample Feb1823.D, new integration is from x, y = 9.008, 361 to 9.110, 253 and new response = 220984; previous integration is from x, y = 9.182, 531 to 9.366, 704 and previous response = 441360.			✓	

Name	User	Time	Action	Reason	Comment	Succeed	Exception
CmdManuallyIntegrate DropBaseline	BL2000\sean	2/20/2022 8:29:36 AM	Drop baseline for qualifier 167.0 of compound Fluorene in sample Feb1823.D to y = 253, new integration is from x, y = 9.008, 253 to 9.110, 253 and new response = 221315; previous integration is from x, y = 9.008, 361 to 9.110, 253 and previous response = 220984.			✓	
CmdManuallyIntegrateA pplyTargetRtToQualifier	BL2000\sean	2/20/2022 8:29:47 AM	Apply target integration range 9.121-9.223 to qualifier 121.0 for compound 4,6-Dinitro-2-methylphenol in sample Feb1823.D, new integration is from x, y = 9.121, 915 to 9.223, 2254 and new response = 76997; previous integration is from x, y = 8.978, 1144 to 9.059, 1075 and previous response = 88748.			✓	
CmdManuallyIntegrate DropBaseline	BL2000\sean	2/20/2022 8:29:48 AM	Drop baseline for qualifier 121.0 of compound 4,6-Dinitro-2-methylphenol in sample Feb1823.D to y = 915, new integration is from x, y = 9.121, 915 to 9.223, 915 and new response = 81107; previous integration is from x, y = 9.121, 915 to 9.223, 2254 and previous response = 76997.			✓	
CmdManuallyIntegrate QualifierPeak	BL2000\sean	2/20/2022 8:29:54 AM	Manually integrate qualifier 167.0 of compound N-nitrosodiphenylamine in sample Feb1823.D, from x, y = 9.172, 72571 to 9.284, 103277, result = -158877; previous integration is from x, y = 8.990, 143 to 9.366, 308 and previous response = 668960.			✓	
CmdManuallyIntegrateS napBaseline	BL2000\sean	2/20/2022 8:29:55 AM	Snap baseline for qualifier 167.0 of compound N-nitrosodiphenylamine in sample Feb1823.D from x = 9.172 to x = 9.284, new integration is from x, y = 9.172, 763 to 9.284, 2165 and new response = 424903; previous integration is from x, y = 9.172, 72571 to 9.284, 103277 and previous response = -158877.			✓	
CmdManuallyIntegrateA pplyTargetRtToQualifier	BL2000\sean	2/20/2022 8:30:00 AM	Apply target integration range 9.243-9.325 to qualifier 51.0 for compound Azobenzene in sample Feb1823.D, new integration is from x, y = 9.243, 125704 to 9.325, 3967 and new response = 232937; previously no peak.			✓	
CmdManuallyIntegrate DropBaseline	BL2000\sean	2/20/2022 8:30:01 AM	Drop baseline for qualifier 51.0 of compound Azobenzene in sample Feb1823.D to y = 3967, new integration is from x, y = 9.243, 3967 to 9.325, 3967 and new response = 531801; previous integration is from x, y = 9.243, 125704 to 9.325, 3967 and previous response = 232937.			✓	

Name	User	Time	Action	Reason	Comment	Succeed	Exception
CmdManuallyIntegratePeak	BL2000\sean	2/20/2022 8:30:08 AM	Manually integrate compound Anthracene in sample Feb1823.D, from x, y = 10.140, 1928563 to 10.323, 1964068, result = -16386122; previous integration is from x, y = 10.151, 337 to 10.221, 501 and previous response = 2476903.			✓	
CmdManuallyIntegrateSnapBaseline	BL2000\sean	2/20/2022 8:30:09 AM	Snap baseline for compound Anthracene in sample Feb1823.D, from x = 10.140 to x = 10.323, new integration is from x, y = 10.140, 270 to 10.323, 8075 and new response = 4858982; previous integration is from x, y = 10.140, 1928563 to 10.323, 1964068 and previous response = -16386122.			✓	
CmdManuallyIntegrate DropBaseline	BL2000\sean	2/20/2022 8:30:10 AM	Drop baseline for compound Anthracene in sample Feb1823.D to y = 270, new integration is from x, y = 10.140, 270 to 10.323, 270 and new response = 4901671; previous integration is from x, y = 10.140, 270 to 10.323, 8075 and previous response = 4858982.			✓	
CmdManuallyIntegrateSplit	BL2000\sean	2/20/2022 8:30:11 AM	Split peak for compound Anthracene in sample Feb1823.D and keep right peak, new integration is from x, y = 10.221, 270 to 10.323, 270 and new response = 2424090, previous integration is from x, y = 10.140, 270 to 10.323, 270 and previous response = 4901671.			✓	
CmdManuallyIntegrateApplyTargetRtToQualifier	BL2000\sean	2/20/2022 8:30:13 AM	Apply target integration range 10.221-10.323 to qualifier 176.0 for compound Anthracene in sample Feb1823.D, new integration is from x, y = 10.221, 2038 to 10.323, 3062 and new response = 424535; previously no peak.			✓	
CmdManuallyIntegrate DropBaseline	BL2000\sean	2/20/2022 8:30:14 AM	Drop baseline for qualifier 176.0 of compound Anthracene in sample Feb1823.D to y = 2038, new integration is from x, y = 10.221, 2038 to 10.323, 2038 and new response = 427647; previous integration is from x, y = 10.221, 2038 to 10.323, 3062 and previous response = 424535.			✓	
CmdZeroOutPeak	BL2000\sean	2/20/2022 8:30:50 AM	Zero out primary peak of compound 2,6-Dinitrotoluene in sample Feb1824.D			✓	
CmdSetTargetCompoundAttribute	BL2000\sean	2/20/2022 8:30:51 AM	Set UserAnnotation = INT for compound 2,6-Dinitrotoluene in sample Feb1824.D; previous value =			✓	

Name	User	Time	Action	Reason	Comment	Succeed	Exception
CmdZeroOutPeak	BL2000\sean	2/20/2022 8:30:53 AM	Zero out primary peak of compound N-nitroso-Di-n-propylamine in sample Feb1824.D			✓	
CmdSetTargetCompoundAttribute	BL2000\sean	2/20/2022 8:30:54 AM	Set UserAnnotation = INT for compound N-nitroso-Di-n-propylamine in sample Feb1824.D; previous value =			✓	
CmdZeroOutPeak	BL2000\sean	2/20/2022 8:30:57 AM	Zero out primary peak of compound Dimethyl Phthalate in sample Feb1824.D			✓	
CmdSetTargetCompoundAttribute	BL2000\sean	2/20/2022 8:30:58 AM	Set UserAnnotation = INT for compound Dimethyl Phthalate in sample Feb1824.D; previous value =			✓	
CmdZeroOutPeak	BL2000\sean	2/20/2022 8:31:00 AM	Zero out primary peak of compound Benzidine in sample Feb1824.D			✓	
CmdSetTargetCompoundAttribute	BL2000\sean	2/20/2022 8:31:01 AM	Set UserAnnotation = INT for compound Benzidine in sample Feb1824.D; previous value =			✓	
CmdZeroOutPeak	BL2000\sean	2/20/2022 8:31:03 AM	Zero out primary peak of compound bis(2-ethylhexyl)Phthalate in sample Feb1824.D			✓	
CmdClearManualIntegration	BL2000\sean	2/20/2022 8:31:06 AM	Clear manual integration of target signal for compound bis(2-ethylhexyl)Phthalate in sample Feb1824.D			✓	
CmdZeroOutPeak	BL2000\sean	2/20/2022 8:31:08 AM	Zero out primary peak of compound 4,6-Dinitro-2-methylphenol in sample Feb1824.D			✓	
CmdSetTargetCompoundAttribute	BL2000\sean	2/20/2022 8:31:09 AM	Set UserAnnotation = INT for compound 4,6-Dinitro-2-methylphenol in sample Feb1824.D; previous value =			✓	
CmdManuallyIntegrateSplit	BL2000\sean	2/20/2022 8:31:28 AM	Split peak for compound Aniline in sample Feb1825.D and keep left peak, new integration is from x, y = 4.532, 381.783827383857 to 4.613, 742.24665443615 and new response = 1472122, previous integration is from x, y = 4.532, 382 to 4.675, 1013 and previous response = 2405967.			✓	
CmdSetTargetCompoundAttribute	BL2000\sean	2/20/2022 8:31:29 AM	Set UserAnnotation = CO for compound Aniline in sample Feb1825.D; previous value =			✓	
CmdManuallyIntegrateSplit	BL2000\sean	2/20/2022 8:31:35 AM	Split peak for compound bis(-2-Chloroethyl)Ether in sample Feb1825.D and keep left peak, new integration is from x, y = 4.593, 817.908389296546 to 4.675, 909.046188105366 and new response = 816449, previous integration is from x, y = 4.593, 818 to 4.715, 955 and previous response = 1118099.			✓	

Name	User	Time	Action	Reason	Comment	Succeed	Exception
CmdSetTargetCompoundAttribute	BL2000\sean	2/20/2022 8:31:36 AM	Set UserAnnotation = CO for compound bis(-2-Chloroethyl)Ether in sample Feb1825.D; previous value =			✓	
CmdManuallyIntegrateSplit	BL2000\sean	2/20/2022 8:31:45 AM	Split peak for compound 1,3-Dichlorobenzene in sample Feb1825.D and keep left peak, new integration is from x, y = 4.787, 0 to 4.879, 0 and new response = 1261148, previous integration is from x, y = 4.787, 0 to 5.134, 0 and previous response = 3741179.			✓	
CmdSetTargetCompoundAttribute	BL2000\sean	2/20/2022 8:31:47 AM	Set UserAnnotation = CO for compound 1,3-Dichlorobenzene in sample Feb1825.D; previous value =			✓	
CmdManuallyIntegrateApplyTargetRtToQualifier	BL2000\sean	2/20/2022 8:31:49 AM	Apply target integration range 4.787-4.879 to qualifier 148.0 for compound 1,3-Dichlorobenzene in sample Feb1825.D, new integration is from x, y = 4.787, 0 to 4.879, 3401 and new response = 791485; previous integration is from x, y = 4.797, 10 to 5.124, 919 and previous response = 2364953.			✓	
CmdManuallyIntegrateApplyTargetRtToQualifier	BL2000\sean	2/20/2022 8:31:50 AM	Apply target integration range 4.787-4.879 to qualifier 111.0 for compound 1,3-Dichlorobenzene in sample Feb1825.D, new integration is from x, y = 4.787, 0 to 4.879, 3595 and new response = 455837; previous integration is from x, y = 4.797, 0 to 5.124, 0 and previous response = 1390538.			✓	
CmdManuallyIntegrateSplit	BL2000\sean	2/20/2022 8:31:55 AM	Split peak for compound 1,4-Dichlorobenzene in sample Feb1825.D and keep left peak, new integration is from x, y = 4.795, 305.369663491441 to 4.879, 477.247640543239 and new response = 1259093, previous integration is from x, y = 4.795, 305 to 5.134, 998 and previous response = 3727760.			✓	
CmdClearManualIntegration	BL2000\sean	2/20/2022 8:31:58 AM	Clear manual integration of target signal for compound 1,4-Dichlorobenzene in sample Feb1825.D			✓	
CmdManuallyIntegrateSplit	BL2000\sean	2/20/2022 8:32:00 AM	Split peak for compound 1,4-Dichlorobenzene in sample Feb1825.D and keep right peak, new integration is from x, y = 4.879, 477.247640543239 to 5.134, 998.496794945521 and new response = 2468727, previous integration is from x, y = 4.795, 305 to 5.134, 998 and previous response = 3727760.			✓	

Name	User	Time	Action	Reason	Comment	Succeed	Exception
CmdManuallyIntegrateSplit	BL2000\sean	2/20/2022 8:32:01 AM	Split peak for compound 1,4-Dichlorobenzene in sample Feb1825.D and keep left peak, new integration is from x, y = 4.879, 477.247640543239 to 5.032, 789.997133184608 and new response = 1299176, previous integration is from x, y = 4.879, 477 to 5.134, 998 and previous response = 2468727.			✓	
CmdSetTargetCompoundAttribute	BL2000\sean	2/20/2022 8:32:03 AM	Set UserAnnotation = CO for compound 1,4-Dichlorobenzene in sample Feb1825.D; previous value =			✓	
CmdManuallyIntegrateApplyTargetRtToQualifier	BL2000\sean	2/20/2022 8:32:05 AM	Apply target integration range 4.879-5.032 to qualifier 148.0 for compound 1,4-Dichlorobenzene in sample Feb1825.D, new integration is from x, y = 4.879, 3401 to 5.032, 2402 and new response = 802398; previous integration is from x, y = 4.797, 83 to 5.124, 372 and previous response = 2369645.			✓	
CmdManuallyIntegrateApplyTargetRtToQualifier	BL2000\sean	2/20/2022 8:32:06 AM	Apply target integration range 4.879-5.032 to qualifier 111.0 for compound 1,4-Dichlorobenzene in sample Feb1825.D, new integration is from x, y = 4.879, 3595 to 5.032, 1453 and new response = 449921; previous integration is from x, y = 4.797, 0 to 5.124, 0 and previous response = 1390538.			✓	
CmdManuallyIntegrateSplit	BL2000\sean	2/20/2022 8:32:11 AM	Split qualifier 111.0 of compound 1,2-Dichlorobenzene in sample Feb1825.D and keep right peak, new integration is from x, y = 5.042, 0 to 5.124, 0 and new response = 450854, previous integration is from x, y = 4.797, 0 to 5.124, 0 and previous response = 1390538.			✓	
CmdManuallyIntegrateSplit	BL2000\sean	2/20/2022 8:32:14 AM	Split peak for compound 1,2-Dichlorobenzene in sample Feb1825.D and keep right peak, new integration is from x, y = 4.879, 239.993824773104 to 5.134, 381.444330417954 and new response = 2475271, previous integration is from x, y = 4.792, 192 to 5.134, 381 and previous response = 3735230.			✓	
CmdManuallyIntegrateSplit	BL2000\sean	2/20/2022 8:32:16 AM	Split peak for compound 1,2-Dichlorobenzene in sample Feb1825.D and keep right peak, new integration is from x, y = 5.032, 324.864128160014 to 5.134, 381.444330417954 and new response = 1172868, previous integration is from x, y = 4.879, 240 to 5.134, 381 and previous response = 2475271.			✓	

Name	User	Time	Action	Reason	Comment	Succeed	Exception
CmdSetTargetCompoundAttribute	BL2000\sean	2/20/2022 8:32:18 AM	Set UserAnnotation = CO for compound 1,2-Dichlorobenzene in sample Feb1825.D; previous value =			✓	
CmdManuallyIntegrateApplyTargetRtToQualifier	BL2000\sean	2/20/2022 8:32:20 AM	Apply target integration range 5.032-5.134 to qualifier 148.0 for compound 1,2-Dichlorobenzene in sample Feb1825.D, new integration is from x, y = 5.032, 2402 to 5.134, 2914 and new response = 730663; previous integration is from x, y = 4.797, 40 to 5.124, 252 and previous response = 2371208.			✓	
CmdManuallyIntegrateSplit	BL2000\sean	2/20/2022 8:32:33 AM	Split qualifier 77.0 of compound Nitrobenzene in sample Feb1825.D and keep right peak, new integration is from x, y = 5.502, 4247.61192418989 to 5.604, 3475.9212858608 and new response = 711655, previous integration is from x, y = 5.407, 4968 to 5.604, 3476 and previous response = 1069574.			✓	
CmdManuallyIntegrateApplyTargetRtToQualifier	BL2000\sean	2/20/2022 8:32:50 AM	Apply target integration range 6.301-6.393 to qualifier 129.0 for compound Naphthalene in sample Feb1825.D, new integration is from x, y = 6.301, 440 to 6.393, 1073 and new response = 255525; previously no peak.			✓	
CmdManuallyIntegrateDropBaseline	BL2000\sean	2/20/2022 8:32:51 AM	Drop baseline for qualifier 129.0 of compound Naphthalene in sample Feb1825.D to y = 440, new integration is from x, y = 6.301, 440 to 6.393, 440 and new response = 257277; previous integration is from x, y = 6.301, 440 to 6.393, 1073 and previous response = 255525.			✓	
CmdManuallyIntegrateSplit	BL2000\sean	2/20/2022 8:32:57 AM	Split qualifier 129.0 of compound p-Chloroaniline in sample Feb1825.D and keep right peak, new integration is from x, y = 6.393, 510.885793561922 to 6.475, 544.774800951207 and new response = 326150, previous integration is from x, y = 6.301, 473 to 6.475, 545 and previous response = 582765.			✓	
CmdManuallyIntegrateSplit	BL2000\sean	2/20/2022 8:33:04 AM	Split peak for compound 1-Methylnaphthalene in sample Feb1825.D and keep left peak, new integration is from x, y = 7.225, 1375.73817319471 to 7.307, 1414.39420051885 and new response = 1236329, previous integration is from x, y = 7.225, 1376 to 7.369, 1443 and previous response = 1292334.			✓	

Name	User	Time	Action	Reason	Comment	Succeed	Exception
CmdManuallyIntegrateSplit	BL2000\sean	2/20/2022 8:33:13 AM	Split peak for compound 2,4,6-Trichlorophenol in sample Feb1825.D and keep left peak, new integration is from x, y = 7.492, 131.993592704705 to 7.553, 185.212660286643 and new response = 443943, previous integration is from x, y = 7.492, 132 to 7.646, 266 and previous response = 925848.			✓	
CmdSetTargetCompoundAttribute	BL2000\sean	2/20/2022 8:33:14 AM	Set UserAnnotation = CO for compound 2,4,6-Trichlorophenol in sample Feb1825.D; previous value =			✓	
CmdManuallyIntegrateSplit	BL2000\sean	2/20/2022 8:33:16 AM	Split qualifier 198.0 of compound 2,4,6-Trichlorophenol in sample Feb1825.D and keep left peak, new integration is from x, y = 7.492, 123.840079886302 to 7.553, 177.752218750565 and new response = 417228, previous integration is from x, y = 7.492, 124 to 7.646, 259 and previous response = 873499.			✓	
CmdManuallyIntegrateSplit	BL2000\sean	2/20/2022 8:33:20 AM	Split peak for compound 2,4,5-Trichlorophenol in sample Feb1825.D and keep left peak, new integration is from x, y = 7.492, 109.780101262567 to 7.553, 162.208597285383 and new response = 444026, previous integration is from x, y = 7.492, 110 to 7.646, 241 and previous response = 926049.			✓	
CmdClearManualIntegration	BL2000\sean	2/20/2022 8:33:21 AM	Clear manual integration of target signal for compound 2,4,5-Trichlorophenol in sample Feb1825.D			✓	
CmdManuallyIntegrateSplit	BL2000\sean	2/20/2022 8:33:23 AM	Split peak for compound 2,4,5-Trichlorophenol in sample Feb1825.D and keep right peak, new integration is from x, y = 7.553, 162.208597285383 to 7.646, 241.336909380805 and new response = 482884, previous integration is from x, y = 7.492, 110 to 7.646, 241 and previous response = 926049.			✓	
CmdSetTargetCompoundAttribute	BL2000\sean	2/20/2022 8:33:24 AM	Set UserAnnotation = CO for compound 2,4,5-Trichlorophenol in sample Feb1825.D; previous value =			✓	
CmdManuallyIntegrateSplit	BL2000\sean	2/20/2022 8:33:26 AM	Split qualifier 198.0 of compound 2,4,5-Trichlorophenol in sample Feb1825.D and keep right peak, new integration is from x, y = 7.553, 166.378328046637 to 7.646, 255.31776562901 and new response = 457139, previous integration is from x, y = 7.492, 107 to 7.646, 255 and previous response = 873583.			✓	

Name	User	Time	Action	Reason	Comment	Succeed	Exception
CmdManuallyIntegrateApplyTargetRtToQualifier	BL2000\sean	2/20/2022 8:33:33 AM	Apply target integration range 8.169-8.313 to qualifier 153.1 for compound Acenaphthylene in sample Feb1825.D, new integration is from x, y = 8.169, 0 to 8.313, 1264 and new response = 308306; previously no peak.			✓	
CmdManuallyIntegrateDropBaseline	BL2000\sean	2/20/2022 8:33:34 AM	Drop baseline for qualifier 153.1 of compound Acenaphthylene in sample Feb1825.D to y = 0, new integration is from x, y = 8.169, 0 to 8.313, 0 and new response = 313737; previous integration is from x, y = 8.169, 0 to 8.313, 1264 and previous response = 308306.			✓	
CmdManuallyIntegrateApplyTargetRtToQualifier	BL2000\sean	2/20/2022 8:33:42 AM	Apply target integration range 8.497-8.650 to qualifier 154.0 for compound 2,4-Dinitrophenol in sample Feb1825.D, new integration is from x, y = 8.497, 2831 to 8.650, 1601 and new response = 69007; previous integration is from x, y = 8.384, 733 to 8.466, 789 and previous response = 1221573.			✓	
CmdManuallyIntegrateDropBaseline	BL2000\sean	2/20/2022 8:33:42 AM	Drop baseline for qualifier 154.0 of compound 2,4-Dinitrophenol in sample Feb1825.D to y = 1601, new integration is from x, y = 8.497, 1601 to 8.650, 1601 and new response = 74670; previous integration is from x, y = 8.497, 2831 to 8.650, 1601 and previous response = 69007.			✓	
CmdManuallyIntegrateQualifierPeak	BL2000\sean	2/20/2022 8:33:50 AM	Manually integrate qualifier 63.0 of compound 2,4-Dinitrotoluene in sample Feb1825.D, from x, y = 8.650, 3554 to 8.701, 3112, result = 116589; previous integration is from x, y = 8.568, 1726 to 8.742, 1605 and previous response = 293783.			✓	
CmdManuallyIntegratePeak	BL2000\sean	2/20/2022 8:34:07 AM	Manually integrate compound Anthracene in sample Feb1825.D, from x, y = 10.130, 620639 to 10.292, 603223, result = -1244371; previous integration is from x, y = 10.151, 0 to 10.221, 0 and previous response = 2396277.			✓	
CmdManuallyIntegrateSnapBaseline	BL2000\sean	2/20/2022 8:34:08 AM	Snap baseline for compound Anthracene in sample Feb1825.D, from x = 10.130 to x = 10.292, new integration is from x, y = 10.130, 233 to 10.292, 9802 and new response = 4656645; previous integration is from x, y = 10.130, 620639 to 10.292, 603223 and previous response = -1244371.			✓	

Name	User	Time	Action	Reason	Comment	Succeed	Exception
CmdManuallyIntegrateDropBaseline	BL2000\sean	2/20/2022 8:34:09 AM	Drop baseline for compound Anthracene in sample Feb1825.D to y = 233, new integration is from x, y = 10.130, 233 to 10.292, 233 and new response = 4703165; previous integration is from x, y = 10.130, 233 to 10.292, 9802 and previous response = 4656645.			✓	
CmdSetTargetCompoundAttribute	BL2000\sean	2/20/2022 8:34:10 AM	Set UserAnnotation = CO for compound Anthracene in sample Feb1825.D; previous value =			✓	
CmdManuallyIntegrateSplit	BL2000\sean	2/20/2022 8:34:12 AM	Split peak for compound Anthracene in sample Feb1825.D and keep right peak, new integration is from x, y = 10.221, 233 to 10.292, 233 and new response = 2307793, previous integration is from x, y = 10.130, 233 to 10.292, 233 and previous response = 4703165.			✓	
CmdManuallyIntegrateApplyTargetRtToQualifier	BL2000\sean	2/20/2022 8:34:16 AM	Apply target integration range 10.221-10.292 to qualifier 176.0 for compound Anthracene in sample Feb1825.D, new integration is from x, y = 10.221, 2261 to 10.292, 1274 and new response = 420629; previously no peak.			✓	
CmdManuallyIntegrateDropBaseline	BL2000\sean	2/20/2022 8:34:17 AM	Drop baseline for qualifier 176.0 of compound Anthracene in sample Feb1825.D to y = 1274, new integration is from x, y = 10.221, 1274 to 10.292, 1274 and new response = 422728; previous integration is from x, y = 10.221, 2261 to 10.292, 1274 and previous response = 420629.			✓	
CmdSaveBatchTable	BL2000\sean	2/20/2022 8:34:47 AM	Save batch \\MASSHUNTER\Org\Data\SV5973N.I\sd021822\DoD BNA cal 1\QuantResults\021822 DoD BNA cal.batch.bin			✓	
CmdSetSampleAttribute	BL2000\sean	2/20/2022 8:36:02 AM	Set SampleApproved = True for sample Feb1825.D; previous value = False			✓	
CmdSetSampleAttribute	BL2000\sean	2/20/2022 8:36:04 AM	Set SampleApproved = True for sample Feb1824.D; previous value = False			✓	
CmdSetSampleAttribute	BL2000\sean	2/20/2022 8:36:05 AM	Set SampleApproved = True for sample Feb1823.D; previous value = False			✓	
CmdSetSampleAttribute	BL2000\sean	2/20/2022 8:36:06 AM	Set SampleApproved = True for sample Feb1822.D; previous value = False			✓	
CmdSetSampleAttribute	BL2000\sean	2/20/2022 8:36:07 AM	Set SampleApproved = True for sample Feb1821.D; previous value = False			✓	

Name	User	Time	Action	Reason	Comment	Succeed	Exception
CmdSetSampleAttribute	BL2000\sean	2/20/2022 8:36:08 AM	Set SampleApproved = True for sample Feb1820.D; previous value = False			✓	
CmdSetSampleAttribute	BL2000\sean	2/20/2022 8:36:09 AM	Set SampleApproved = True for sample Feb1819.D; previous value = False			✓	
CmdSetSampleAttribute	BL2000\sean	2/20/2022 8:36:10 AM	Set SampleApproved = True for sample Feb1817.D; previous value = False			✓	
CmdSetSampleAttribute	BL2000\sean	2/20/2022 8:36:11 AM	Set SampleApproved = True for sample Feb1816.D; previous value = False			✓	
CmdSetSampleAttribute	BL2000\sean	2/20/2022 8:36:13 AM	Set SampleApproved = True for sample Feb1815.D; previous value = False			✓	
CmdSetSampleAttribute	BL2000\sean	2/20/2022 8:36:15 AM	Set SampleApproved = True for sample Feb1814.D; previous value = False			✓	
CmdSetSampleAttribute	BL2000\sean	2/20/2022 8:36:15 AM	Set SampleApproved = True for sample Feb1813.D; previous value = False			✓	
CmdSetSampleAttribute	BL2000\sean	2/20/2022 8:36:16 AM	Set SampleApproved = True for sample Feb1812.D; previous value = False			✓	
CmdSetSampleAttribute	BL2000\sean	2/20/2022 8:36:17 AM	Set SampleApproved = True for sample Feb1811.D; previous value = False			✓	
CmdSetSampleAttribute	BL2000\sean	2/20/2022 8:36:18 AM	Set SampleApproved = True for sample Feb1810.D; previous value = False			✓	
CmdSetSampleAttribute	BL2000\sean	2/20/2022 8:36:19 AM	Set SampleApproved = True for sample Feb1818.D; previous value = False			✓	
CmdQuantitate	BL2000\sean	2/20/2022 8:38:54 AM	Quantitate all compounds in all samples			✓	
CmdSaveBatchTable	BL2000\sean	2/20/2022 8:40:49 AM	Save batch \\MASSHUNTER\Org\Data\SV5973N.I\sd021822\DoD BNA cal 1\QuantResults\021822 DoD BNA cal.batch.bin			✓	
CmdOpenBatchTable	BL2000\sean	2/20/2022 10:57:46 AM	Open batch D:\Org\Data\SV5973N.I\sd021822\DoD BNA cal 1\021822 DoD BNA cal.batch.bin			✓	
CmdQuantitate	BL2000\sean	2/20/2022 11:00:49 AM	Quantitate all compounds in all samples			✓	
CmdSaveBatchTable	BL2000\sean	2/20/2022 11:09:58 AM	Save batch D:\Org\Data\SV5973N.I\sd021822\DoD BNA cal 1\QuantResults\021822 DoD BNA cal.batch.bin			✓	

Audit Trail report

Name	User	Time	Action	Reason	Comment	Succeed	Exception
GenerateReport	BL2000\sean	2/20/2022 11:10:49 AM	Generates report - Method: D:\Org\reports\LevelIV_Reports\Tests_for_LevelIV\CC_mid_rpt.m, Output Path: D:\Org\Data\SV5973N.I\sd021822\DoD BNA cal 1\QuantReports\021822 DoD BNA cal-1			✓	
CmdSaveBatchTable	BL2000\sean	2/20/2022 11:12:00 AM	Save batch D:\Org\Data\SV5973N.I\sd021822\DoD BNA cal 1\QuantResults\021822 DoD BNA cal.batch.bin			✓	

Continuing Calibration Report

Batch Name D:\Org\Data\SV5973N.I\sd021822\DoD BNA cal 1\QuantResults\021822 DoD BNA cal.batch.bin
Method File
Daily CC \\MASSHUNTER\Org\Data\SV5973N.I\sd021822\DoD BNA cal 1Feb1825.D

Level name	Injection Time	Calibration Files
1	2/19/2022 11:48:03 AM	\\MASSHUNTER\Org\Data\SV5973N.I\sd021822\DoD BNA cal 1\Feb1808.D
2	2/19/2022 11:15:42 AM	\\MASSHUNTER\Org\Data\SV5973N.I\sd021822\DoD BNA cal 1\Feb1807.D
3	2/19/2022 10:43:35 AM	\\MASSHUNTER\Org\Data\SV5973N.I\sd021822\DoD BNA cal 1\Feb1806.D
4	2/19/2022 9:57:53 AM	\\MASSHUNTER\Org\Data\SV5973N.I\sd021822\DoD BNA cal 1\Feb1805.D
5	2/19/2022 9:25:44 AM	\\MASSHUNTER\Org\Data\SV5973N.I\sd021822\DoD BNA cal 1\Feb1804.D
6	2/19/2022 8:53:27 AM	\\MASSHUNTER\Org\Data\SV5973N.I\sd021822\DoD BNA cal 1\Feb1803.D
7	2/19/2022 8:21:26 AM	\\MASSHUNTER\Org\Data\SV5973N.I\sd021822\DoD BNA cal 1\Feb1802.D
CCV	2/4/2022 2:54:08 PM	\\MASSHUNTER\Org\Data\SV5973N.I\sd030422\BNA 1\Feb0402.D <======

ISTD Compound:	Avg Resp	Mid Resp	CC Resp	Area%	A/M
1,4-Dichlorobenzene-d4	349222	362851	444944	122.62	M
Naphthalene-d8	1013729	1062572	1299580	122.31	M
Acenaphthene-d10	558272	582178	717344	123.22	M
Phenanthrene-d10	990554	1023524	1290843	126.12	M
Chrysene-d12	720048	738511	980674	132.79	M
Perylene-d12	459625	469307	658950	140.41	M

Target Compound	AvgRF/R2	CC RF	Exp. Conc	Calc. Conc	%Dev	Area%	Curve Fit
1,4-Dichlorobenzene-d4	----------ISTD----------						
N-Nitrosodimethylamine	0.9982	0.2951	75.00	77.20	-2.93	208.87	Quadratic
Pyridine	0.9984	0.7071	75.00	73.69	1.75	187.04	Quadratic
2-Fluorophenol	0.9992	0.9979	75.00	79.33	-5.77	200.63	Quadratic
Aniline	0.9988	1.7646	75.00	76.76	-2.35	191.90	Quadratic
Phenol-d5	0.9995	1.2858	75.00	79.62	-6.16	198.39	Quadratic
Phenol	0.9987	1.3983	75.00	77.69	-3.59	197.55	Quadratic
bis(-2-Chloroethyl)Ether	0.9996	0.9786	75.00	80.56	-7.41	202.96	Quadratic
2-Chlorophenol	0.9991	1.1842	75.00	82.72	-10.30	209.21	Quadratic
1,3-Dichlorobenzene	0.9991	1.5117	75.00	82.85	-10.46	205.69	Quadratic
1,4-Dichlorobenzene	0.9990	1.5573	75.00	85.44	-13.91	208.91	Quadratic
1,2-Dichlorobenzene	0.9998	1.4059	75.00	78.73	-4.98	191.76	Quadratic
Benzyl Alcohol	0.9973	0.5956	75.00	81.50	-8.67	233.14	Quadratic
bis(2-chloroisopropyl)Ether	0.9984	0.3930	75.00	81.58	-8.77	204.10	Quadratic
2-Methylphenol	0.9983	0.9923	75.00	79.46	-5.95	198.91	Quadratic
N-nitroso-Di-n-propylamine	0.9994	0.7771	75.00	89.28	-19.04	219.43	Quadratic
4Methylphenol/3Methylphenol	0.9990	1.4841	75.00	87.71	-16.95	219.50	Quadratic
Hexachloroethane	0.9987	0.4321	75.00	78.50	-4.67	203.75	Quadratic
Nitrobenzene-d5	0.9990	0.7211	75.00	79.95	-6.60	207.73	Quadratic
Nitrobenzene	0.9943	0.4087	75.00	90.70	-20.94	222.40	Quadratic
Naphthalene-d8	----------ISTD----------						
Isophorone	0.9986	0.6137	75.00	83.13	-10.83	216.88	Quadratic
2-Nitrophenol	0.9966	0.1442	75.00	85.94	-14.59	240.81	Quadratic
2,4-Dimethylphenol	0.9946	0.2662	75.00	77.50	-3.34	208.58	Quadratic
bis(-2-Chloroethoxy)Methane	0.9977	0.3394	75.00	78.93	-5.25	195.14	Quadratic
2,4-Dichlorophenol	0.9975	0.2624	75.00	79.90	-6.54	211.22	Quadratic
Benzoic Acid	0.9948	0.1682	75.00	91.32	-21.76	271.59	Quadratic
1,2,4-Trichlorobenzene	0.9993	0.3054	75.00	77.71	-3.61	195.00	Quadratic
Naphthalene	0.9979	0.9651	75.00	82.95	-10.60	211.82	Quadratic
4-Chlorophenol	0.9994	0.1044	75.00	84.77	-13.02	217.67	Quadratic
p-Chloroaniline	0.9987	0.3581	75.00	78.40	-4.53	192.51	Quadratic
Hexachlorobutadiene	0.9987	0.1687	75.00	82.51	-10.01	218.58	Quadratic
4-Chloro-2-Methylphenol	0.9965	0.2344	75.00	76.98	-2.64	208.43	Quadratic

Target Compound	AvgRF/R2	CC RF	Exp. Conc	Calc. Conc	%Dev	Area%	Curve Fit
4-Chloro-3-Methylphenol	0.2382	0.2624	75.00	82.63	-10.17	205.00	Avg RF
2-Methylnaphthalene	0.9998	0.5407	75.00	81.49	-8.66	196.45	Quadratic
1-Methylnaphthalene	0.9993	0.5074	75.00	78.50	-4.67	183.94	Quadratic
Acenaphthene-d10	----------ISTD----------						
Hexachlorocyclopentadiene	0.9982	0.1760	75.00	78.37	-4.49	209.54	Quadratic
2,4,6-Trichlorophenol	0.9939	0.3301	75.00	83.90	-11.86	238.27	Quadratic
2,4,5-Trichlorophenol	0.9986	0.3590	75.00	81.74	-8.98	216.23	Quadratic
2-Fluorobiphenyl	0.9986	1.3029	75.00	81.85	-9.13	208.50	Quadratic
2-Chloronaphthalene	1.0024	1.0523	75.00	78.73	-4.98	194.83	Avg RF
2-Nitroaniline	0.9911	0.2093	75.00	87.40	-16.53	231.77	Quadratic
Dimethyl Phthalate	0.9976	1.1055	75.00	82.08	-9.44	225.82	Quadratic
2,6-Dinitrotoluene	0.9930	0.1384	75.00	75.04	-0.05	200.84	Quadratic
Acenaphthylene	0.9997	1.6700	75.00	78.14	-4.19	187.88	Quadratic
3-Nitroaniline	0.9942	0.1760	75.00	83.54	-11.39	238.38	Quadratic
Acenaphthene	0.9995	0.9080	75.00	73.66	1.78	175.82	Quadratic
2,4-Dinitrophenol	0.9987	0.0799	75.00	84.50	-12.67	245.33	Quadratic
Dibenzofuran	0.9969	1.5713	75.00	77.97	-3.96	204.22	Quadratic
2,4-Dinitrotoluene	0.9989	0.1836	75.00	79.63	-6.18	213.11	Quadratic
4-Nitrophenol	0.9972	0.1826	75.00	80.20	-6.94	225.93	Quadratic
Diethylphthalate	0.9968	1.0959	75.00	78.65	-4.87	219.94	Quadratic
Fluorene	0.9988	1.2041	75.00	74.62	0.51	181.64	Quadratic
4-Chlorophenyl-phenylether	0.9957	0.5958	75.00	82.09	-9.46	222.70	Quadratic
Phenanthrene-d10	----------ISTD----------						
4-Nitroaniline	0.9926	0.1109	75.00	87.04	-16.06	259.68	Quadratic
4,6-Dinitro-2-methylphenol	0.9985	0.0662	75.00	84.96	-13.28	235.50	Quadratic
N-nitrosodiphenylamine	0.9998	0.4889	75.00	82.19	-9.58	209.98	Quadratic
Azobenzene	0.9991	0.6090	75.00	77.65	-3.53	194.57	Quadratic
2,4,6-Tribromophenol	0.9995	0.0612	75.00	83.78	-11.71	237.64	Quadratic
4-Bromophenyl-phenylether	0.9969	0.1898	75.00	83.97	-11.96	213.52	Quadratic
Hexachlorobenzene	0.9959	0.1970	75.00	86.08	-14.77	229.13	Quadratic
Pentachlorophenol	0.9986	0.0925	75.00	85.72	-14.29	243.90	Quadratic
Phenanthrene	0.9974	0.9901	75.00	80.06	-6.75	206.23	Quadratic
Anthracene	0.8750	0.9535	75.00	81.73	-8.98	211.22	Avg RF
Triallate	0.9997	0.2250	75.00	80.79	-7.72	213.21	Quadratic
Carbazole	1.0000	0.8957	75.00	75.72	-0.96	192.87	Quadratic
o-Terphenyl	0.9973	0.5212	75.00	79.41	-5.89	206.97	Quadratic
Di-n-Butylphthalate	0.9987	0.9813	75.00	86.61	-15.49	244.67	Quadratic
Fluoranthene	0.9997	0.9896	75.00	79.88	-6.50	203.74	Quadratic
Benzidine	0.9992	0.3273	75.00	74.65	0.47	184.21	Quadratic
Pyrene	0.9996	1.0720	75.00	79.30	-5.74	198.34	Quadratic
Terphenyl-d14	0.6821	0.7189	75.00	79.04	-5.39	204.43	Avg RF
Chrysene-d12	----------ISTD----------						
Butylbenzylphthalate	0.9985	0.4453	75.00	84.61	-12.81	268.36	Quadratic
Benzo(a)Anthracene	1.0282	1.1010	75.00	80.31	-7.08	214.38	Avg RF
Chrysene	0.9996	1.1704	75.00	76.14	-1.52	204.93	Quadratic
3,3-Dichlorobenzidine	0.9980	0.3841	75.00	79.09	-5.46	235.58	Quadratic
bis(2-ethylhexyl)Phthalate	0.9986	0.1565	75.00	85.96	-14.62	275.27	Quadratic
Perylene-d12	----------ISTD----------						
Di-n-octyl Phthalate	0.9982	1.5967	75.00	82.43	-9.90	279.06	Quadratic
Benzo(b)fluoranthene	0.9994	1.5097	75.00	71.03	5.29	205.37	Quadratic
Benzo(k)fluoranthene	0.9991	1.6611	75.00	74.55	0.60	214.63	Quadratic
Benzo(a)pyrene	0.9994	1.4883	75.00	74.20	1.07	210.60	Quadratic
Indeno(1,2,3-c,d)pyrene	0.9983	1.2541	75.00	74.49	0.68	217.66	Quadratic
Dibenzo(a,h)anthracene	0.9990	1.3170	75.00	71.89	4.15	212.04	Quadratic
Benzo(g,h,i)perylene	0.9993	1.4589	75.00	75.19	-0.25	219.06	Quadratic

A -- against Average; M -- against Mid Point; P -- against Previous CC in the Method;

Prep Batch 163621 Standards Traceability Report

Spike ID: sv83514
Spike Name: Additionals
Prep Date: 9/22/2021
Exp Date: 10/1/2022
Department: GCMSPR
Vendor: AccuStandard
Lot Number: 22002155-02
Balance ID:
Comments: 12x1mL ampules

Type: Primary
Prep By: Ryan F. Benge
Status: Open
Final Volume: 1 mL

Chemical/Solvent Used	Bottle No	Amt	Units	Expires
Custom Semi-Volatile Standard	14279	1	mL	10/1/2022

Stock Source	Base Units	Amount Added

Prep Batch 163621 Standards Traceability Report

Spike ID: sv83604
Spike Name: BN Surr
Prep Date: 10/25/2021
Exp Date: 7/31/2027
Department: GCMSPR
Vendor: Restek
Lot Number: A0175748
Balance ID:
Comments: 6 ampules

Type: Primary
Prep By: Ryan F. Benge
Status: New
Final Volume: 5 mL

Chemical/Solvent Used	Bottle No	Amt	Units	Expires
B/N Surrogate Mix (4/89 SOW)	14431	5	mL	7/31/2027

Stock Source	Base Units	Amount Added

Prep Batch 163621 Standards Traceability Report

Spike ID: sv83608
Spike Name: 625 LCS
Prep Date: 11/29/2021
Exp Date: 9/15/2026
Department: GCMSPR
Vendor:
Lot Number:
Balance ID:
Comments: 20x1 mL ampule

Type: Secondary
Prep By: Ryan F. Benge
Status: New
Final Volume: mL

Chemical/Solvent Used	Bottle No	Amt	Units	Expires
CLP Semi-volatile calibration standard	14546		mL	9/15/2026

Stock Source	Base Units	Amount Added

Prep Batch 163621 Standards Traceability Report

Spike ID: sv83609
Spike Name: AE Surrogate
Prep Date: 11/29/2021
Exp Date: 3/6/2023
Department: GCMSPR
Vendor:
Lot Number:
Balance ID:
Comments: 5x1 mL ampule

Type: Secondary
Prep By: Ryan F. Benge
Status: New
Final Volume: mL

Chemical/Solvent Used	Bottle No	Amt	Units	Expires
Acid Surrogate	14527		mL	3/6/2023

Stock Source	Base Units	Amount Added

Prep Batch 163621 Standards Traceability Report

Spike ID: sv92706
Spike Name: BNA Surr
Prep Date: 12/22/2021
Exp Date: 3/31/2022
Department: GCMSPR
Vendor:
Lot Number:
Balance ID:
Comments: 2000/1000ug/mL

Type: Tertiary
Prep By: Zachary B. Zaccardi
Status: New
Final Volume: 25 mL

Chemical/Solvent Used	Bottle No	Amt	Units	Expires
Acetone DZ963	13755	17.5	mL	3/31/2022

Stock Source	Base Units	Amount Added
sv83609	ug/mL	2.5 mL
sv83604	ug/mL	5 mL

Prep Batch 163621 Standards Traceability Report

Spike ID: sv92717
Spike Name: LL BNA Surr
Prep Date: 1/14/2022
Exp Date: 3/31/2022
Department: GCMSPR
Vendor:
Lot Number:
Balance ID:
Comments: 100/50 ug/mL

Type: Tertiary
Prep By: Zachary B. Zaccardi
Status: New
Final Volume: 4 mL

Chemical/Solvent Used	Bottle No	Amt	Units	Expires
Acetone DZ963	13755	3.8	mL	3/31/2022

Stock Source	Base Units	Amount Added
sv92706	ug/mL	0.2 mL

Prep Batch 163621 Standards Traceability Report

Spike ID: sv92718
Spike Name: BNA Surr
Prep Date: 1/17/2022
Exp Date: 3/31/2022
Department: GCMSPR
Vendor:
Lot Number:
Balance ID:
Comments: 2000/1000ug/mL

Type: Tertiary
Prep By: Zachary B. Zaccardi
Status: New
Final Volume: 25 mL

Chemical/Solvent Used	Bottle No	Amt	Units	Expires
Acetone DZ963	13755	17.5	mL	3/31/2022

Stock Source	Base Units	Amount Added
sv83609	ug/mL	2.5 mL
sv83604	ug/mL	5 mL

Prep Batch 163621 Standards Traceability Report

Spike ID: sv92809
Spike Name: LCS/Add Extractions
Prep Date: 2/7/2022
Exp Date: 7/22/2022
Department: GCMSPR
Vendor:
Lot Number:
Balance ID:
Comments: 100ug/mL. Spike 1mL into water.

Type: Secondary
Prep By: Zachary B. Zaccardi
Status: New
Final Volume: 25 mL

Chemical/Solvent Used	Bottle No	Amt	Units	Expires
Acetone DZ509	13553	21.25	mL	7/22/2022

Stock Source	Base Units	Amount Added
sv83514	ug/mL	1.25 mL
sv83608	ug/mL	2.5 mL

4XML

ID #: 13553
Opened:
Acetone DZ509
Expires: 7/22/2022
Rec'd: 2/16/2021
Energy Laboratories Inc 1120 So. 27th Street
Billings MT 59107

Honeywell

CERTIFICATE OF ANALYSIS

Honeywell Burdick & Jackson®
1953 South Harvey Street
Muskegon, MI 49442
Phone: (800) 368-0050
Fax: (231) 728-8226
lab.honeywell.com

Brand:	Research Chemicals - B&J
Product:	010
Lot No.:	DZ509
Production Date:	22-Jul-2020
Best Before:	22-Jul-2022

Acetone, B&J Brand™, >99.9%

for HPLC, GC, pesticide residue analysis and spectrophotometry

Parameter	Specification Min.	Max.	Result	Units
Water by Karl Fischer Titration		0.50	0.24	%
UV Cutoff		330	328	nm
Refractive Index (20°C)	1.3583	1.3589	1.3587	
Residue		1	<0.5	mg/L
GC Analysis (excluding water)	99.9		99.98	%
Electron Capture GC		10	<10	ng/L
UV Absorbance @ 340 nm		0.060	0.0511	AU
UV Absorbance @ 350 nm		0.010	0.0007	AU
UV Absorbance @ 375 nm		0.005	<0.0001	AU
UV Absorbance @ 400 nm		0.005	0.0004	AU

Honeywell
Quality Control Approval
Janna Dickinson

Muskegon 7/22/2020 LIMS Sample No.: AL02344

ID #: 13755
Opened:
Acetone DZ963
Expires: 9/24/2022
Rec'd: 4/13/2021
Energy Laboratories Inc 1120 So. 27th Street
Billings MT 59107

Honeywell

CERTIFICATE OF ANALYSIS

Honeywell Burdick & Jackson®
1953 South Harvey Street
Muskegon, MI 49442
Phone: (800) 368-0050
Fax: (231) 728-8226
lab.honeywell.com

Brand:	Research Chemicals - B&J
Product:	010
Lot No.:	DZ963
Production Date:	24-Sep-2020
Best Before:	24-Sep-2022

Acetone, B&J Brand™, >99.9%
for HPLC, GC, pesticide residue analysis and spectrophotometry

Parameter	Specification Min.	Max.	Result	Units
Water by Karl Fischer Titration		0.50	0.45	%
UV Cutoff		330	328	nm
Refractive Index (20°C)	1.3583	1.3589	1.3585	
Residue		1	<0.5	mg/L
GC Analysis (excluding water)	99.9		99.98	%
Electron Capture GC		10	<10	ng/L
UV Absorbance @ 340 nm		0.060	0.0482	AU
UV Absorbance @ 350 nm		0.010	0.0047	AU
UV Absorbance @ 375 nm		0.005	<0.0001	AU
UV Absorbance @ 400 nm		0.005	<0.0001	AU

Honeywell
Quality Control Approval
Janna Dickinson

Muskegon 9/24/2020 LIMS Sample No.: AL03008

125 Market Street
New Haven, CT 06513
USA

AccuStandard®

Tel (203)786-5290
Fax (203)786-5287
www.AccuStandard.com

CERTIFICATE OF ANALYSIS

Catalog No: S-14500-R2
Description: Custom Semi-Volatile Standard
Lot: 220021255-02
Solvent: Dichloromethane
Hazards: *Refer to SDS for complete safety information*

Signal Word: Warning

Date Certified: Aug 31, 2021
Expiration: Oct 1, 2022
Sample Size: 1 mL
Components: 10
Storage Condition: Freeze (<-10 °C)/Sonicate

Certified Reference Material

ANAB ACCREDITED REFERENCE MATERIAL PRODUCER AR-1463

ilac-MRA

Component	CAS #	Purity % (GC/MS)	Prepared Concentration² (µg/mL)	Certified Analyte Concentration¹ (µg/mL)
Pyridine	110-86-1	98.7	2026	2000
4-Chlorophenol	106-48-9	100.0	2019	2019
1-Methylnaphthalene	90-12-0	98.5	2003	1973
N-Nitrosodiphenylamine	86-30-6	100.0	2022	2022
4-Chloro-2-methylphenol	1570-64-5	97.0	2069*	2007
Benzoic acid	65-85-0	99.5	2010	2000
Aniline	62-53-3	98.0	2002	1962
Benzyl alcohol	100-51-6	99.9	2011	2009
Triallate	2303-17-5	99.9	2013	2011
o-Terphenyl	84-15-1	99.9	2019	2017

ID #: 14279
Opened:
Custom Semi-Volatile Standard
Expires: 10/1/2022
Rec'd: 9/16/2021
Energy Laboratories Inc 1120 So. 27th Street
Billings MT 59107

This Certified Reference Material was verified in accordance with ISO/IEC 17025

* Weight compensated to 100% purity.

A product with a suffix (-1A, -2B, etc. or -01, -02, etc.) on its lot number has had its expiration date extended and is identical to the same lot number without the suffix.

² All weights are traceable through NIST, Test No. 684/289871-17

¹ Certified Analyte Concentration = Purity x Prepared Concentration.

The Uncertainty associated with the certified concentration reported on this certificate is ±2.4%. This value is the combined expanded uncertainty and represents an estimated standard deviation equal to the positive square root of the total variation of the uncertainty of components. A normal distribution is assumed and a coverage factor of K=2 is chosen using approximately a 95% confidence level.

Labels and certificates follow U.S. Conventions in reporting numerical values: A comma (,) is used to separate units of one-thousand or greater. A period (.) is used as a decimal place marker.

The information on this certificate may not be reproduced without the express permission of the manufacturer. See reverse side for additional information

Hazard Information: Please refer to the SDS for information regarding the hazards associated with using this material.

This product was prepared according to in-house procedures and is guaranteed to be homogeneous.

Certified By: Larry Decker, Organic QC Manager

For use in routine laboratory analysis.

AccuStandard is accredited to ISO 17034, ISO/IEC 17025 and certified to ISO 9001:2015

QR-ORG/INO-001
Rev. 7/20

RESTEK®
110 Benner Circle
Bellefonte, PA 16823-8812
Tel: (800)356-1688
Fax: (814)353-1309

www.restek.com

CERTIFIED REFERENCE MATERIAL

Certificate of Analysis

ACCREDITED
ISO 17034 Accredited
Reference Material Producer
Certificate #3222.01

ACCREDITED
ISO/IEC 17025 Accredited
Testing Laboratory
Certificate #3222.02

FOR LABORATORY USE ONLY-READ SDS PRIOR TO USE.

This Reference Material is intended for Laboratory Use Only as a standard for the qualitative and/or quantitative determination of the analyte(s) listed.

Catalog No. : 31086 **Lot No.:** A0175748

Description : B/N Surrogate Mix (4/89 SOW)

Base Neutral Surrogate 5000µg/mL, Methylene Chloride, 5mL/ampul

Container Size : 5 mL **Pkg Amt:** > 5 mL

Expiration Date : July 31, 2027 **Storage:** 10°C or colder

Handling: Sonicate prior to use. **Ship:** Ambient

ID #: 14431
Opened:
B/N Surrogate Mix (4/89 SOW)
Expires: 7/31/2027
Rec'd: 10/25/2021
Energy Laboratories Inc 1120 So. 27th Street
Billings MT 59107

CERTIFIED VALUES

Elution Order	Compound		Grav. Conc. (weight/volume)	Expanded Uncertainty (95% C.L.; K=2)	
1	Nitrobenzene-d5 **CAS #** 4165-60-0 **Purity** 99%	(Lot PR-29940A)	5,027.3 µg/mL	+/- 29.2293 µg/mL +/- 226.4341 µg/mL +/- 251.2566 µg/mL	Gravimetric Unstressed Stressed
2	2-Fluorobiphenyl **CAS #** 321-60-8 **Purity** 99%	(Lot 00019169)	5,001.1 µg/mL	+/- 29.0767 µg/mL +/- 225.2518 µg/mL +/- 249.9447 µg/mL	Gravimetric Unstressed Stressed
3	p-Terphenyl-d14 **CAS #** 1718-51-0 **Purity** 99%	(Lot PR-30504)	5,001.4 µg/mL	+/- 29.0787 µg/mL +/- 225.2668 µg/mL +/- 249.9613 µg/mL	Gravimetric Unstressed Stressed

Solvent: Methylene chloride
CAS # 75-09-2
Purity 99%

Tech Tips:
Due to the limited solubility of p-terphenyl-d14 in methanol, we do not recommend that this mixture be diluted in methanol.

Column:
30m x 0.25mm x 0.25µm
Rtx-5 (cat.#10223)

Carrier Gas:
hydrogen-constant pressure 10 psi.

Temp. Program:
40°C (hold 2 min.) to 330°C
@ 10°C/min. (hold 10 min.)

Inj. Temp:
250°C

Det. Temp:
330°C

Det. Type:
FID

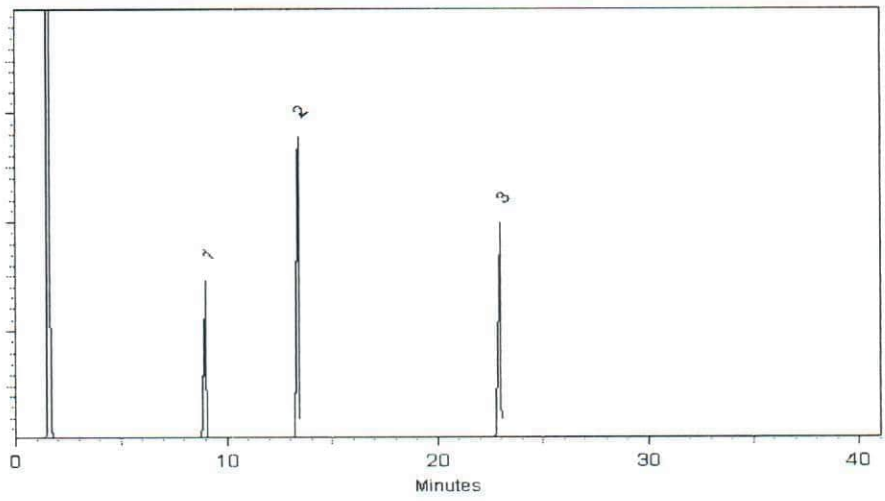

This chromatogram represents a general set of testing conditions chosen for product acceptance. For optimal results in your lab, conditions should be adjusted for your specific instrument, method, and application.

Sam Moodler - Operations Tech I

Date Mixed: 25-Aug-2021 **Balance:** B345965662

Marlina Cowan - Operations Tech I

Date Passed: 27-Aug-2021

Manufactured under Restek's ISO 9001:2015
Registered Quality System
Certificate #FM 80397

General Certified Reference Material Notes

Expiration Notes:

- Expiration date valid for unopened ampul stored in compliance with the recommended conditions.
- Uncertainty, concentration, and expiration of the CRM are based on the unopened product being stored according to the recommended condition found in the storage field.

Purity Notes:

- Purity and/or chemical identity are determined by one or more of the following techniques: GC/FID, HPLC, GC/μECD, GC/MS, LC/MS, RI, and/or melting point.
- Compounds with a listed purity of less than 99% have been weight corrected to compensate for impurities and/or salts. A correction factor is used to calculate the amount of compound necessary to achieve the desired concentration of the parent compound in solution.
- Purity of isomeric compounds is reported as the sum of the isomers.
- Purity values are rounded to the nearest whole number.

Certified Uncertainty Value Notes:

- The uncertainties are determined in accordance with ISO 17034 and Guide 35. The certified combined stressed uncertainty value (includes gravimetric uncertainty, homogeneity between-ampul uncertainty, storage stability uncertainty and shipping stability uncertainty and were combined using the following formula:

$$U_{combined\ stressed} = k\sqrt{U^2_{gravimetric} + U^2_{homogeneity} + U^2_{storage\ stability} + U^2_{shipping\ stability}}$$

  k is a coverage factor of 2, which gives a level of confidence of approximately 95%.
- It is important to note that the shipping stability uncertainty was obtained under temperature extremes for specific time intervals; therefore, the certified combined stressed uncertainty value should only be applied to the product if it was stored at non-standard temperature conditions up to and including 7 days. Contact Restek Technical Service at www.restek.com/Contact-Us for use recommendations if your shipment was in-transit for more than 7 days at non-standard temperature conditions.
- Apply the certified combined unstressed uncertainty value if the product was received under standard shipping conditions. Apply the certified combined stressed uncertainty value if the product was received under non-standard conditions as specified below.

Label Conditions	Standard Conditions	Non-Standard Conditions
25°C Nominal (Room Temperature)	< 60°C	≥ 60°C up to 7 days
10°C or colder (Refrigerate)	< 40°C	≥ 40°C up to 7 days
0°C or colder (Freezer) -20°C or colder (Deep Freezer)	< 25°C	≥ 25°C up to 7 days

- Separate (not combined) uncertainty values for gravimetric uncertainty are also displayed on the certificate, if needed, separate homogeneity between-ampul uncertainty, storage stability uncertainty and shipping stability uncertainty values are available by contacting Restek Technical Service at www.restek.com/Contact-Us.
- The packaged amount is the minimum sample size for which uncertainty is valid. The ampules are over-filled to ensure that the minimum packaged amount can be sufficiently transferred.

Manufacturing Notes:

- Concentration is based upon gravimetric preparation using either a balance whose calibration has been verified daily using NIST traceable weights, and/or dilutions with Class A glassware.

Handling Notes:

- Stability of the unopened product, when stored in compliance with the recommended conditions, is guaranteed through the expiration displayed on the product label and certificate. Contact Restek for additional opened product stability information, with the knowledge/understanding that open product stability is subject to the specific handling and environmental conditions to which the product is exposed. For your convenience Restek supplies deactivated vials with most standards packed in 2mL ampules. Larger volume deactivated vials are available through Restek as a custom ordered item. Additionally, Restek sells DMDCS for the purpose of glassware deactivation as catalog number 31861, which includes complete instructions.

125 Market Street
New Haven, CT 06513
USA

AccuStandard®

Tel (203)786-5290
Fax (203)786-5287
www.AccuStandard.com

CERTIFICATE OF ANALYSIS

Catalog No: CLP-AS-10X
Description: Acid Surrogate
Lot: 220031065
Solvent: Methanol
Hazards: *Refer to SDS for complete safety information*

Signal Word: Danger

Date Certified: Mar 6, 2020
Expiration: Mar 6, 2023
Sample Size: 1 mL
Components: 3
Storage Condition: Ambient (>5 °C)

Certified Reference Material

ANAB ACCREDITED REFERENCE MATERIAL PRODUCER AR-1463
ANAB ACCREDITED TESTING LABORATORY AT-1339
ilac-MRA

Component	CAS #	Purity % (GC/MS)	Prepared Concentration[2] (mg/mL)	Certified Analyte Concentration[1] (mg/mL)
2-Fluorophenol	367-12-4	99.8	20.20	20.16
Phenol-d5	4165-62-2	99.9	20.05	20.03
2,4,6-Tribromophenol	118-79-6	99.9	20.19	20.17

ID #: 14527
Opened:
Acid Surrogate
Expires: 3/6/2023
Rec'd: 11/17/2021
Energy Laboratories Inc 1120 So. 27th Street
Billings MT 59107

A product with a suffix (-1A, -2B, etc. or -01, -02, etc.) on its lot number has had its expiration date extended and is identical to the same lot number without the suffix.

[2] All weights are traceable through NIST, Test No. 684/289871-17

[1] Certified Analyte Concentration = Purity x Prepared Concentration.

The Uncertainty associated with the certified concentration reported on this certificate is ±2.4%. This value is the combined expanded uncertainty and represents an estimated standard deviation equal to the positive square root of the total variation of the uncertainty of components. A normal distribution is assumed and a coverage factor of K=2 is chosen using approximately a 95% confidence level.

Labels and certificates follow U.S. Conventions in reporting numerical values: A comma (,) is used to separate units of one-thousand or greater. A period (.) is used as a decimal place marker.

The information on this certificate may not be reproduced without the express permission of the manufacturer. See reverse side for additional information

Hazard Information: Please refer to the SDS for information regarding the hazards associated with using this material.

This product was prepared according to in-house procedures and is guaranteed to be homogeneous.

Certified By: Larry Decker, Organic QC Manager

For use in routine laboratory analysis.

AccuStandard is accredited to ISO 17034, ISO/IEC 17025 and certified to ISO 9001:2015

CERTIFIED WEIGHT REPORT

Part Number: 92180
Lot Number: 091521
Description: CLP Semi-Volatile Calibration Standard
64 components
Expiration Date: 091526
Recommended Storage: Freezer (0 °C)
Nominal Concentration (µg/mL): 1000
NIST Test ID#: 6UTB

Solvent: Methylene chloride **Lot#** 104929

Formulated By: Prashant Chauhan 091521 DATE

Reviewed By: Pedro L. Rentas 091521 DATE

Weight(s) shown below were combined and diluted to (mL): 100.0 | 5E-05 Balance Uncertainty | 0.003 Flask Uncertainty

Compound	(RM#) Part Number	Lot Number	Dil. Factor	Initial Vol. (mL)	Initial Conc (ug/mL)	Nominal Conc (µg/mL)	Purity (%)	Uncertainty Purity (%)	Uncertainty Pipette (mL)	Target Weight(g)	Actual Weight(g)	Actual Conc (µg/mL)	Expanded Uncertainty (+/-) (µg/mL)	SDS Information (Solvent Safety Info. On Attached pg.) CAS#	OSHA PEL (TWA)	LD50
1. 2,2'-Oxybis(1-chloropropane)	(0078)	012016AR	NA	NA	NA	1000	98.9	0.2	NA	0.10112	0.10129	1001.7	4.2	108-60-1	N/A	orl-rat 240mg/kg
2. Hexachlorobenzene	(0195)	051697	NA	NA	NA	1000	99	0.2	NA	0.10102	0.10128	1002.6	4.2	118-74-1	N/A	orl-rat 10g/kg
3. bis(2-Chloroethoxy) methane	10111	011214	0.05	5.00	20018.4	1000	NA	NA	0.017	NA	NA	1000.8	8.0	111-91-1	N/A	N/A
4. bis(2-Chloroethyl) ether	10111	011214	0.05	5.00	20012.4	1000	NA	NA	0.017	NA	NA	1000.5	8.0	111-44-4	15 ppm (90mg/m3/8H)(skin)	orl-rat 75mg/kg
5. bis(2-Ethylhexyl) phthalate	10111	011214	0.05	5.00	20014.3	1000	NA	NA	0.017	NA	NA	1000.6	8.0	117-81-7	5mg/m3/8H	orl-rat 30600mg/kg
6. 4-Bromophenyl phenyl ether	10111	011214	0.05	5.00	20008.8	1000	NA	NA	0.017	NA	NA	1000.3	8.0	101-55-3	N/A	N/A
7. Benzyl butyl phthalate	10111	011214	0.05	5.00	20011.3	1000	NA	NA	0.017	NA	NA	1000.5	8.0	85-68-7	N/A	orl-rat 2330mg/kg
8. 4-Chlorophenyl phenyl ether	10111	011214	0.05	5.00	20009.5	1000	NA	NA	0.017	NA	NA	1000.4	8.0	7005-72-3	N/A	N/A
9. Diethyl phthalate	10111	011214	0.05	5.00	20013.6	1000	NA	NA	0.017	NA	NA	1000.6	8.0	84-66-2	5mg/m3/8H	orl-rat 8600mg/kg
10. Dimethyl phthalate	10111	011214	0.05	5.00	20015.7	1000	NA	NA	0.017	NA	NA	1000.7	8.0	131-11-3	5mg/m3/8H	orl-rat 6800mg/kg
11. Di-n-butyl phthalate	10111	011214	0.05	5.00	20011.6	1000	NA	NA	0.017	NA	NA	1000.5	8.0	84-74-2	5mg/m3/8H	orl-rat 8000mg/kg
12. Di-n-octyl phthalate	10111	011214	0.05	5.00	20012.2	1000	NA	NA	0.017	NA	NA	1000.5	8.0	117-84-0	N/A	orl-rat 47000mg/kg
13. N-Nitrosodimethylamine	10111	011214	0.05	5.00	20010.0	1000	NA	NA	0.017	NA	NA	1000.4	8.0	62-75-9	N/A	orl-rat 58mg/kg
14. N-Nitrosodi-n-propylamine	10111	011214	0.05	5.00	20010.5	1000	NA	NA	0.017	NA	NA	1000.4	8.0	621-64-7	N/A	orl-rat 480mg/kg
15. 1,2-Diphenylhydrazine (as Azobenzene)	10112	042820	0.05	5.00	20003.9	1000	NA	NA	0.017	NA	NA	1000.1	8.1	103-33-3	N/A	orl-rat 1000mg/kg
16. 2-Chloronaphthalene	10112	042820	0.05	5.00	20002.3	1000	NA	NA	0.017	NA	NA	1000.0	8.0	91-58-7	N/A	orl-rat 2078mg/kg
17. 1,2-Dichlorobenzene	10112	042820	0.05	5.00	20005.4	1000	NA	NA	0.017	NA	NA	1000.2	8.0	95-50-1	50 ppm (300mg/m3) (CL)	orl-rat 500mg/kg
18. 1,3-Dichlorobenzene	10112	042820	0.05	5.00	20003.7	1000	NA	NA	0.017	NA	NA	1000.1	8.0	541-73-1	N/A	ipr-mus 1062mg/kg
19. 1,4-Dichlorobenzene	10112	042820	0.05	5.00	20005.4	1000	NA	NA	0.017	NA	NA	1000.2	8.0	106-46-7	75 ppm (450mg/m3/8H)	orl-rat 500mg/kg
20. 2,4-Dinitrotoluene	10112	042820	0.05	5.00	20003.3	1000	NA	NA	0.017	NA	NA	1000.1	8.1	121-14-2	1.5mg/m3/8H (skin)	orl-rat 268mg/kg
21. 2,6-Dinitrotoluene	10112	042820	0.05	5.00	20002.4	1000	NA	NA	0.017	NA	NA	1000.0	8.0	606-20-2	1.5mg/m3/8H (skin)	orl-rat 177mg/kg
22. Hexachloro-1,3-butadiene	10112	042820	0.05	5.00	20009.4	1000	NA	NA	0.017	NA	NA	1000.4	12.4	87-68-3	0.02 ppm (0.24mg/m3/8H)	orl-rat 82mg/kg
23. Hexachlorocyclopentadiene	10112	042820	0.05	5.00	20001.8	1000	NA	NA	0.017	NA	NA	1000.0	8.0	77-47-4	0.01 ppm (0.1mg/m3/8H)	orl-rat 1300mg/kg
24. Hexachloroethane	10112	042820	0.05	5.00	20002.4	1000	NA	NA	0.017	NA	NA	1000.0	8.0	67-72-1	1 ppm (10mg/m3/8H)(skin)	orl-gpg 4970mg/kg
25. Isophorone	10112	042820	0.05	5.00	20003.8	1000	NA	NA	0.017	NA	NA	1000.1	8.1	78-59-1	25 ppm	orl-rat 2330mg/kg
26. Nitrobenzene	10112	042820	0.05	5.00	20004.9	1000	NA	NA	0.017	NA	NA	1000.1	8.0	98-95-3	1 ppm (5mg/m3/8H)(skin)	orl-rat 780mg/kg
27. 1,2,4-Trichlorobenzene	10112	042820	0.05	5.00	20002.0	1000	NA	NA	0.017	NA	NA	1000.0	8.0	120-82-1	5 ppm (CL) (40mg/m3)	orl-rat 756mg/kg
28. o-Cresol (2-Methylphenol)	10114	081919	0.05	5.00	20010.2	1000	NA	NA	0.017	NA	NA	1000.4	8.0	95-48-7	5 ppm (22mg/m3/8H)(skin)	orl-rat 121mg/kg
29. p-Cresol (4-Methylphenol)	10114	081919	0.05	5.00	20061.2	1000	NA	NA	0.017	NA	NA	1003.0	8.0	106-44-5	5 ppm (22mg/m3/8H)(skin)	orl-rat 207mg/kg
30. 2,4,5-Trichlorophenol	10114	081919	0.05	5.00	20023.2	1000	NA	NA	0.017	NA	NA	1001.1	8.0	95-95-4	N/A	orl-rat 820mg/kg
31. 4-Chloroaniline	10115	060512	0.05	5.00	20009.6	1000	NA	NA	0.017	NA	NA	1000.4	8.0	106-47-8	N/A	orl-rat 310mg/kg
32. Dibenzofuran	10115	060512	0.05	5.00	20020.2	1000	NA	NA	0.017	NA	NA	1000.9	8.0	132-64-9	N/A	N/A
33. 2-Methylnaphthalene	10115	060512	0.05	5.00	20012.9	1000	NA	NA	0.017	NA	NA	1000.5	8.1	91-57-6	N/A	orl-rat 1630mg/kg
34. 2-Nitroaniline	10115	060512	0.05	5.00	20011.8	1000	NA	NA	0.017	NA	NA	1000.5	8.0	88-74-4	N/A	orl-rat 1600mg/kg
35. 3-Nitroaniline	10115	060512	0.05	5.00	20018.6	1000	NA	NA	0.017	NA	NA	1000.8	8.0	99-09-2	N/A	orl-rat 535mg/kg
36. 4-Nitroaniline	10115	060512	0.05	5.00	20014.9	1000	NA	NA	0.017	NA	NA	1000.6	8.0	100-01-6	1 ppm (6mg/m3/8H)(skin)	orl-rat 750mg/kg
37. 4-Chloro-3-methylphenol	10118	072120	0.05	5.00	20003.9	1000	NA	NA	0.017	NA	NA	1000.1	8.0	59-50-7	N/A	orl-rat 1830mg/kg
38. 2-Chlorophenol	10118	072120	0.05	5.00	20002.9	1000	NA	NA	0.017	NA	NA	1000.0	8.0	95-57-8	N/A	orl-rat 670mg/kg
39. 2,4-Dichlorophenol	10118	072120	0.05	5.00	20003.1	1000	NA	NA	0.017	NA	NA	1000.1	8.0	120-83-2	N/A	orl-rat 580mg/kg
40. 2,4-Dimethylphenol	10118	072120	0.05	5.00	20003.3	1000	NA	NA	0.017	NA	NA	1000.1	8.1	105-67-9	N/A	orl-rat 3200mg/kg
41. 2,4-Dinitrophenol	10118	072120	0.05	5.00	20001.8	1000	NA	NA	0.017	NA	NA	1000.0	8.0	51-28-5	N/A	orl-rat 30mg/kg
42. 4,6-Dinitro-2-methylphenol	10118	072120	0.05	5.00	20002.5	1000	NA	NA	0.017	NA	NA	1000.0	8.0	534-52-1	N/A	N/A
43. 2-Nitrophenol	10118	072120	0.05	5.00	20003.7	1000	NA	NA	0.017	NA	NA	1000.1	8.0	88-75-5	N/A	orl-rat 334mg/kg
44. 4-Nitrophenol	10118	072120	0.05	5.00	20002.0	1000	NA	NA	0.017	NA	NA	1000.0	8.0	100-02-7	N/A	orl-rat 250mg/kg
45. Pentachlorophenol	10118	072120	0.05	5.00	20002.8	1000	NA	NA	0.017	NA	NA	1000.0	8.0	87-86-5	0.5mg/m3/8H (skin)	orl-rat 27mg/kg
46. Phenol	10118	072120	0.05	5.00	20003.9	1000	NA	NA	0.017	NA	NA	1000.1	8.0	108-95-2	5 ppm (19mg/m3/8H)(skin)	orl-rat 317mg/kg
47. 2,4,6-Trichlorophenol	10118	072120	0.05	5.00	20004.2	1000	NA	NA	0.017	NA	NA	1000.1	8.0	88-06-2	N/A	orl-rat 820mg/kg
48. Acenaphthene	10007	042420	0.50	50.00	2001.2	1000	NA	NA	0.018	NA	NA	1000.5	4.1	83-32-9	N/A	ipr-rat 600mg/kg
49. Acenaphthylene	10007	042420	0.50	50.00	2000.2	1000	NA	NA	0.018	NA	NA	1000.0	4.2	208-96-8	N/A	N/A
50. Anthracene	10007	042420	0.50	50.00	2000.3	1000	NA	NA	0.018	NA	NA	1000.1	4.1	120-12-7	0.2mg/m3 (8H)	ipr-mus 430mg/kg
51. Benzo(a)anthracene	10007	042420	0.50	50.00	2001.3	1000	NA	NA	0.018	NA	NA	1000.6	4.2	56-55-3	N/A	N/A
52. Benzo(a)pyrene	10007	042420	0.50	50.00	2000.0	1000	NA	NA	0.018	NA	NA	999.9	4.1	50-32-8	0.2mg/m3 (8H)	scu-rat 50mg/kg
53. Benzo(b)fluoranthene	10007	042420	0.50	50.00	2000.9	1000	NA	NA	0.018	NA	NA	1000.4	4.1	205-99-2	N/A	N/A
54. Benzo(k)fluoranthene	10007	042420	0.50	50.00	2001.2	1000	NA	NA	0.018	NA	NA	1000.5	4.1	207-08-9	N/A	N/A
55. Benzo(g,h,i)perylene	10007	042420	0.50	50.00	2000.0	1000	NA	NA	0.018	NA	NA	999.9	4.1	191-24-2	N/A	N/A
56. Carbazole	10007	042420	0.50	50.00	2000.3	1000	NA	NA	0.018	NA	NA	1000.0	4.2	86-74-8	N/A	ipr-mus 200mg/kg
57. Chrysene	10007	042420	0.50	50.00	2000.8	1000	NA	NA	0.018	NA	NA	1000.3	4.2	218-01-9	0.2mg/m3	N/A
58. Dibenzo(a,h)anthracene	10007	042420	0.50	50.00	2000.8	1000	NA	NA	0.018	NA	NA	1000.3	4.2	53-70-3	0.2mg/m3	N/A
59. Fluoranthene	10007	042420	0.50	50.00	2000.3	1000	NA	NA	0.018	NA	NA	1000.1	4.2	206-44-0	N/A	orl-rat 2000mg/kg
60. Fluorene	10007	042420	0.50	50.00	2000.9	1000	NA	NA	0.018	NA	NA	1000.3	4.2	86-73-7	N/A	ipr-mus 2 g/kg
61. Indeno(1,2,3-cd)pyrene	10007	042420	0.50	50.00	2000.1	1000	NA	NA	0.018	NA	NA	1000.0	4.1	193-39-5	N/A	N/A
62. Naphthalene	10007	042420	0.50	50.00	2000.9	1000	NA	NA	0.018	NA	NA	1000.4	4.1	91-20-3	10 ppm (50mg/m3/8H)	orl-rat 490mg/kg
63. Phenanthrene	10007	042420	0.50	50.00	2000.9	1000	NA	NA	0.018	NA	NA	1000.4	4.1	85-01-8	0.2mg/m3/8H	orl-mus 700mg/kg
64. Pyrene	10007	042420	0.50	50.00	2001.0	1000	NA	NA	0.018	NA	NA	1000.4	4.2	129-00-0	0.2mg/m3/8H	orl-rat 2700mg/kg

- The certified value is the concentration calculated from gravimetric and volumetric measurements unless otherwise stated.
- Standards are prepared gravimetrically using balances that are calibrated with weights traceable to NIST (see above).
- Standards are certified (+/-) 0.5% of the stated value, unless otherwise stated.
- All Standards, after opening ampule, should be stored with caps tight and under appropriate laboratory conditions.
- Uncertainty Reference: Taylor, B.N. and Kuyat, C.E., "Guidelines for Evaluating and Expressing the Uncertainty of NIST Measurement Result," NIST Technical Note 1297, U.S. Government Printing Office, Washington, DC, (1994).

ID #: 14546
Opened:
CLP Semi-volatile calibration standard
Expires: 9/15/2026
Rec'd: 11/23/2021
Energy Laboratories Inc 1120 So. 27th Street
Billings MT 59107

Method GC8MSD-2.M: Column:SBB-5 (30m X 0.25mm ID X 0.25µm film thickness) Temp 1 = 50°C (1min.), Temp 2 = 300°C (14 min.), Rate = 10°C/min., Injector B= 250°C, Detector B = 290°C, Split Ratio = 100:1, Scan Rate = 2. Analysis performed by Melissa Stonier.



Peak No	Name	MSD RT (min.)
1	N-nitrosodimethylamine	2.67
2	Phenol	6.05
3	bis(2-Chloroethyl)ether	6.20
4	2-Chlorophenol	6.26
5	1,3-Dichlorobenzene	6.55
6	1,4-Dichlorobenzene	6.63
7	1,2-Dichlorobenzene	7.04
8	o-Cresol (2-methylphenol)	7.29
9	bis(2-Chloroisopropyl)ether	7.34
10	p-Cresol (4-methylphenol)/N-nitrosodi-n-propylamine	7.63
11	Hexachloroethane	7.70
12	Nitrobenzene	7.92
13	Isophorone	8.49
14	2-Nitrophenol	8.66
15	2,4-Dimethylphenol	8.84
16	bis(2-Chloroethoxy)methane	9.07
17	2,4-Dichlorophenol	9.22
18	1,2,4-Trichlorobenzene	9.41
19	Naphthalene	9.54
20	4-Chloroaniline	9.76
21	Hexachloro-1,3-butadiene	10.03
22	4-Chloro-3-methylphenol	11.02
23	2-Methylnaphthalene	11.24
24	Hexachlorocyclopentadiene	11.84
25	2,4,6-Trichlorophenol	12.04
26	2,4,5-Trichlorophenol	12.13
27	2-Chloronaphthalene	12.45
28	2-Nitroaniline	12.84
29	Dimethyl phthalate	13.45
30	Acenaphthylene	13.50
31	2,6-Dinitrotoluene	13.59
32	3-Nitroaniline	13.91
33	Acenaphthene	13.99
34	2,4-Dinitrophenol	14.16
35	Dibenzofuran/4-Nitrophenol	14.40
36	2,4-Dinitrotoluene	14.57
37	Diethyl phthalate/Fluorene	15.22
38	4-Chlorophenyl phenyl ether	15.33
39	4-Nitroaniline	15.52
40	4,6-Dinitro-2-methylphenol	15.60
41	Azobenzene	15.73
42	4-Bromophenyl phenyl ether	16.56
43	Hexachlorobenzene	16.89
44	Pentachlorophenol	13.35
45	Phenanthrene	17.70
46	Anthracene	17.82
47	Carbazole	18.27
48	Di-n-butyl phthalate	19.45
49	Fluoranthene	20.75
50	Pyrene	21.31
51	Benzyl butyl phthalate	23.23
52	Benzo(a)anthracene	24.40
53	Chrysene	24.51
54	bis(2-Ehtylhexyl)phthalate	24.82
55	Di-n-octyl phthalate	26.30
56	Benzo(b)fluoranthene	27.07
57	Benzo(k)fluoranthene	27.15
58	Benzo(a)pyrene	27.92
59	Indeno(1,2,3-cd)pyrene/Dibenzo(a,h)anthracene	31.68
60	Benzo(g,h,i)perylene	32.61

Analytical RunID SV5973N.I_220218A Standards Traceability Report

Spike ID: sv100507
Spike Name: BNA mix
Prep Date: 6/9/2021
Exp Date: 3/31/2022
Department: GCMSSEMI
Vendor:
Lot Number:
Balance ID:
Comments: 200 ug/mL

Type: Secondary
Prep By: Sean McGrew
Status: New
Final Volume: 1.5 mL

Chemical/Solvent Used	Bottle No	Amt	Units	Expires
Dichloromethane EA342	13510	0.51	mL	3/31/2022

Stock Source	Base Units	Amount Added
sv82908	ug/mL	0.03 mL
sv83301	ug/mL	0.15 mL
sv83406	ug/mL	0.15 mL
sv83419	ug/mL	0.15 mL
sv82913	ug/mL	0.15 mL
sv83410	ug/mL	0.15 mL
sv83407	ug/mL	0.06 mL
sv83201	ug/mL	0.15 mL

Analytical RunID SV5973N.I_220218A Standards Traceability Report

Spike ID: sv100516
Spike Name: BNA Internals 2000 ug/mL
Prep Date: 7/25/2021
Exp Date: 6/30/2023
Department: GCMSSEMI
Vendor: Chemservice
Lot Number: 8443500
Balance ID:
Comments:

Type: Secondary
Prep By: John P. Heine
Status: New
Final Volume: 2.12 mL

Chemical/Solvent Used	Bottle No	Amt	Units	Expires
Dichloromethane EA342	13510	1.06	mL	6/30/2023

Stock Source	Base Units	Amount Added
sv83506	ug/mL	1.06 mL

Analytical RunID SV5973N.I_220218A Standards Traceability Report

Spike ID: sv100610
Spike Name: QC2/TEL
Prep Date: 8/3/2021
Exp Date: 8/3/2022
Department: GCMSSEMI
Vendor:
Lot Number:
Balance ID:
Comments:

Type: Secondary
Prep By: Sean McGrew
Status: New
Final Volume: 1.5 mL

Chemical/Solvent Used	Bottle No	Amt	Units	Expires
Dichloromethane EA342	13510	1.2	mL	8/3/2022

Stock Source	Base Units	Amount Added
sv83015	ug/mL	0.15 mL
sv83509	ug/mL	0.15 mL

Analytical RunID SV5973N.I_220218A Standards Traceability Report

Spike ID: sv100714
Spike Name: BNA 2nd source
Prep Date: 12/20/2021
Exp Date: 10/1/2022
Department: GCMSSEMI
Vendor:
Lot Number:
Balance ID:
Comments: 200 ug/mL

Type: Secondary
Prep By: Sean McGrew
Status: New
Final Volume: 1 mL

Chemical/Solvent Used	Bottle No	Amt	Units	Expires
Dichloromethane EA342	13510	0.54	mL	10/1/2022

Stock Source	Base Units	Amount Added
sv83514	ug/mL	0.1 mL
sv82702	ug/mL	0.02 mL
sv83218	ug/mL	0.1 mL
sv83408	ug/mL	0.2 mL
sv83411	ug/mL	0.04 mL

Analytical RunID SV5973N.I_220218A Standards Traceability Report

Standard ID: sv82702
Standard Name: AE Surr
Prep Date: 8/28/2018
Exp Date: 4/30/2023
Department: GCMSPR
Vendor: Restek
Lot Number: A0137474
Balance ID:
Comments:

Type: Primary
Prep By: Craig A. Bardelli
Status: New
Final Volume: mL

Chemical/Solvent Used	Bottle No	Amt	Units	Expires
Acid Surrogate Standard Mix (4/89)	10707	1	mL	4/30/2023

Stock Source	Base Units	Amount Added

Analytical RunID SV5973N.I_220218A Standards Traceability Report

Spike ID: sv82908
Spike Name: AE surr
Prep Date: 4/10/2019
Exp Date: 3/31/2022
Department: GCMSSEMI
Vendor: Sigma-Aldrich
Lot Number: LRAC2239
Balance ID:
Comments:

Type: Primary
Prep By: Sean McGrew
Status: New
Final Volume: mL

Chemical/Solvent Used	Bottle No	Amt	Units	Expires
EPA 8270 Acids Surrogate Spike Mix HC	11383		mL	3/31/2022

Stock Source	Base Units	Amount Added

Analytical RunID SV5973N.I_220218A Standards Traceability Report

Spike ID: sv82913
Spike Name: BNA Custom for cal
Prep Date: 5/2/2019
Exp Date: 5/28/2023
Department: GCMSSEMI
Vendor: AccuStandard
Lot Number: 219041483
Balance ID:
Comments:

Type: Primary
Prep By: Sean McGrew
Status: New
Final Volume: 1 mL

Chemical/Solvent Used	Bottle No	Amt	Units	Expires
Custom BNA Mix	11451		mL	5/28/2023

Stock Source	Base Units	Amount Added

Analytical RunID SV5973N.I_220218A Standards Traceability Report

Spike ID: sv83015
Spike Name: TEL
Prep Date: 9/27/2019
Exp Date: 5/8/2023
Department: GCMSSEMI
Vendor: Absolute Standards
Lot Number: 050818
Balance ID:
Comments:

Type: Primary
Prep By: Sean McGrew
Status: New
Final Volume: mL

Chemical/Solvent Used	Bottle No	Amt	Units	Expires
Tetraethyllead	11760		mL	5/8/2023

Stock Source	Base Units	Amount Added

Analytical RunID SV5973N.I_220218A Standards Traceability Report

Spike ID: sv83201
Spike Name: Phenols mix
Prep Date: 3/17/2020
Exp Date: 1/31/2028
Department: GCMSSEMI
Vendor: Restek
Lot Number: A0157111
Balance ID:
Comments:

Type: Primary
Prep By: Sean McGrew
Status: New
Final Volume: 1 mL

Chemical/Solvent Used	Bottle No	Amt	Units	Expires
604 Phenols Calibration Mix	12512		mL	1/31/2028

Stock Source	Base Units	Amount Added

Analytical RunID SV5973N.I_220218A Standards Traceability Report

Spike ID: SV83202
Spike Name: BNA 2nd source short
Prep Date: 3/24/2020
Exp Date: 3/16/2023
Department: GCMSSEMI
Vendor: Absolute Standards
Lot Number: 031620
Balance ID:
Comments:

Type: Primary
Prep By: Sean McGrew
Status: New
Final Volume: 1 mL

Chemical/Solvent Used	Bottle No	Amt	Units	Expires
BNA 2nd Source Standard Rev 1	12532		mL	3/16/2023

Stock Source	Base Units	Amount Added

Analytical RunID SV5973N.I_220218A Standards Traceability Report

Spike ID: sv83218
Spike Name: Benzidines
Prep Date: 7/7/2020
Exp Date: 5/1/2024
Department: GCMSSEMI
Vendor: AccuStandard
Lot Number: 220041353
Balance ID:
Comments: 2000 ug/mL 12839

Type: Primary
Prep By: John P. Heine
Status: New
Final Volume: 1 mL

Chemical/Solvent Used	Bottle No	Amt	Units	Expires
Benzidine & 3,3'-Dichlorobenzidine	12839	1	mL	5/1/2024

Stock Source	Base Units	Amount Added

Analytical RunID SV5973N.I_220218A Standards Traceability Report

Spike ID: sv83301
Spike Name: PAH Mix
Prep Date: 7/13/2020
Exp Date: 9/30/2022
Department: GCMSSEMI
Vendor: Sigma-Aldrich
Lot Number: LRAC3877
Balance ID:
Comments: 4 x 1mlL

Type: Primary
Prep By: John P. Heine
Status: New
Final Volume: 6 mL

Chemical/Solvent Used	Bottle No	Amt	Units	Expires
TCL PAH Mix	12846	6	mL	9/30/2022

Stock Source	Base Units	Amount Added

Analytical RunID SV5973N.I_220218A Standards Traceability Report

Spike ID: sv83406
Spike Name: BN mix 2000ug/mL
Prep Date: 1/20/2021
Exp Date: 1/31/2023
Department: GCMSSEMI
Vendor: Sigma-Aldrich
Lot Number: LRAC4915
Balance ID:
Comments:

Type: Primary
Prep By: Sean McGrew
Status: New
Final Volume: 1 mL

Chemical/Solvent Used	Bottle No	Amt	Units	Expires
TCL Base-Neutrals Mix	13494	1	mL	1/31/2023

Stock Source	Base Units	Amount Added

Analytical RunID SV5973N.I_220218A Standards Traceability Report

Standard ID: sv83407
Standard Name: BN Surr 5000 ug/mL
Prep Date: 12/14/2020
Exp Date: 10/31/2026
Department: GCMSSEMI
Vendor: Restek
Lot Number: A0166081
Balance ID:
Comments:

Type: Primary
Prep By: John P. Heine
Status: New
Final Volume: 5 mL

Chemical/Solvent Used	Bottle No	Amt	Units	Expires
B/N Surrogate Mix (4/89 SOW)	13328	1	mL	10/31/2026

Stock Source	Base Units	Amount Added

Analytical RunID SV5973N.I_220218A Standards Traceability Report

Spike ID: sv83408
Spike Name: 625 LCS Spk
Prep Date: 2/9/2021
Exp Date: 2/2/2026
Department: GCMSPR
Vendor: Absolute Standards
Lot Number: 050120
Balance ID:
Comments: 12x1mL ampules

Type: Primary
Prep By: Ryan F. Benge
Status: Open
Final Volume: 1 mL

Chemical/Solvent Used	Bottle No	Amt	Units	Expires
CLP Semi-Volatiel Calibration Standard	13539	1	mL	2/2/2026

Stock Source	Base Units	Amount Added

Analytical RunID SV5973N.I_220218A Standards Traceability Report

Spike ID: sv83410
Spike Name: H.S. Mix
Prep Date: 4/7/2021
Exp Date: 2/28/2024
Department: GCMSSEMI
Vendor: Sigma-Aldrich
Lot Number: LRAC9004
Balance ID:
Comments: 2000 ug/mL

Type: Primary
Prep By: Sean McGrew
Status: New
Final Volume: mL

Chemical/Solvent Used	Bottle No	Amt	Units	Expires
EPA TCL Hazardous Substances Mix (12 cmpds)	13691		mL	2/28/2024

Stock Source	Base Units	Amount Added

Analytical RunID SV5973N.I_220218A Standards Traceability Report

Spike ID: sv83411
Spike Name: BN surr
Prep Date: 4/7/2021
Exp Date: 11/20/2026
Department: GCMSSEMI
Vendor: Restek
Lot Number: A6167670
Balance ID:
Comments: 5000 ug/mL

Type: Primary
Prep By: Sean McGrew
Status: New
Final Volume: mL

Chemical/Solvent Used	Bottle No	Amt	Units	Expires
B/N Surrogate Mix (4/89 SOW)	13666		mL	11/20/2026

Stock Source	Base Units	Amount Added

Analytical RunID SV5973N.I_220218A Standards Traceability Report

Spike ID: sv83419
Spike Name: Benzidines CAL 2000ug/mL
Prep Date: 5/18/2021
Exp Date: 4/30/2023
Department: GCMSSEMI
Vendor: Agilent
Lot Number: 0006592783
Balance ID:
Comments: 2000 ug/mL

Type: Primary
Prep By: John P. Heine
Status: New
Final Volume: 1 mL

Chemical/Solvent Used	Bottle No	Amt	Units	Expires
Benzidines Standard	13854	1	mL	4/30/2023

Stock Source	Base Units	Amount Added

Analytical RunID SV5973N.I_220218A Standards Traceability Report

Standard ID: sv83506
Standard Name: BNA Internals 4000 ug/mL
Prep Date: 6/18/2021
Exp Date: 6/30/2023
Department: GCMSSEMI
Vendor: Chemservice
Lot Number: 8443500
Balance ID:
Comments:

Type: Secondary
Prep By: John P. Heine
Status: New
Final Volume: 8 mL

Chemical/Solvent Used	Bottle No	Amt	Units	Expires
Mixture #8-Internal Standards	13968	8	mL	6/30/2023

Stock Source	Base Units	Amount Added

Analytical RunID SV5973N.I_220218A Standards Traceability Report

Spike ID: sv83509
Spike Name: QC2 2nd source
Prep Date: 7/12/2021
Exp Date: 5/7/2026
Department: GCMSSEMI
Vendor: Absolute Standards
Lot Number: 050721
Balance ID:
Comments:

Type: Primary
Prep By: John P. Heine
Status: New
Final Volume: mL

Chemical/Solvent Used	Bottle No	Amt	Units	Expires
Semi-Volatile Mix	13964	6	mL	5/7/2026

Stock Source	Base Units	Amount Added

Analytical RunID SV5973N.I_220218A Standards Traceability Report

Spike ID: sv83514
Spike Name: Additionals
Prep Date: 9/22/2021
Exp Date: 10/1/2022
Department: GCMSPR
Vendor: AccuStandard
Lot Number: 22002155-02
Balance ID:
Comments: 12x1mL ampules

Type: Primary
Prep By: Ryan F. Benge
Status: Open
Final Volume: 1 mL

Chemical/Solvent Used	Bottle No	Amt	Units	Expires
Custom Semi-Volatile Standard	14279	1	mL	10/1/2022

Stock Source	Base Units	Amount Added

Analytical RunID SV5973N.I_220218A Standards Traceability Report

Spike ID: sv90820
Spike Name: BNA 2nd source short (new)
Prep Date: 3/24/2020
Exp Date: 3/16/2023
Department: GCMSSEMI
Vendor:
Lot Number:
Balance ID:
Comments: 200 ug/mL

Type: Secondary
Prep By: Sean McGrew
Status: New
Final Volume: 1.5 mL

Chemical/Solvent Used	Bottle No	Amt	Units	Expires
Dichloromethane DX975	12485	1.35	mL	3/16/2023

Stock Source	Base Units	Amount Added
sv83202	ug/mL	0.15 mL

RESTEK
110 Benner Circle
Bellefonte, PA 16823-8812
Tel: (800)356-1688
Fax: (814)353-1309

www.restek.com

CERTIFIED REFERENCE MATERIAL

Certificate of Analysis

ACCREDITED ISO 17034 Accredited Reference Material Producer Certificate #3221.01

ACCREDITED ISO/IEC 17025 Accredited Testing Laboratory Certificate #3223.02

FOR LABORATORY USE ONLY-READ SDS PRIOR TO USE.

This Reference Material is intended for Laboratory Use Only as a standard for the qualitative and/or quantitative determination of the analyte(s) listed.

Catalog No. : 31063 **Lot No.:** A0137474

Description : Acid Surrogate Standard Mix (4/89)

Acid Surrogate Standard Mix (4/89) 10,000 µg/mL, Methanol, 1mL/ampul

Container Size : 2 mL **Pkg Amt:** > 1 mL

Expiration Date : April 30, 2023 **Storage:** 10°C or colder

CERTIFIED VALUES

Elution Order	Compound		Grav. Conc. (weight/volume)	Expanded Uncertainty (95 % C.L.; K=2)	
1	2-Fluorophenol		10,046.4 µg/mL	+/- 58.8239 µg/mL	Gravimetric
	CAS # 367-12-4	(Lot STBD7945V)		+/- 293.2702 µg/mL	Unstressed
	Purity 99%			+/- 355.8400 µg/mL	Stressed
2	Phenol-d6		10,023.6 µg/mL	+/- 58.6904 µg/mL	Gravimetric
	CAS # 13127-88-3	(Lot PR-27801)		+/- 292.6047 µg/mL	Unstressed
	Purity 99%			+/- 355.0324 µg/mL	Stressed
3	2,4,6-Tribromophenol		10,057.2 µg/mL	+/- 58.8871 µg/mL	Gravimetric
	CAS # 118-79-6	(Lot 29699MJV)		+/- 293.5855 µg/mL	Unstressed
	Purity 99%			+/- 356.2225 µg/mL	Stressed

Solvent: Methanol
CAS # 67-56-1
Purity 99%

ID #: 10707
Opened:
Acid Surrogate Standard Mix (4/89)
Expires: 4/30/2023
Rec'd: 8/24/2018
Energy Laboratories Inc 1120 So 27th Street Billings MT 59107

Certificate of Analysis

EPA 8270 ACIDS SURROGATE SPIKE MIX HC,1X1ML,10MG/ML,METHANOL

Certified Reference Material

Description

Product ID 47260-U
Lot LRAC2239
Expiration Date March 2022
Manufacturing Date March 2019
Storage Conditions Room Temperature
Solvent/Matrix METHANOL

Certified Values

Analyte	*Units*	*Certified Value* [1,4]	*Raw Material Purity,%*	*Analytical Value*	*Elution order*	*Raw Material Lot*	*CAS*
2-FLUOROPHENOL	µg/mL	9930 ± 288	99.9	10037	1	LB92543	367-12-4
PHENOL-D6	µg/mL	9930 ± 290	99.4	9900	2	LB91188	13127-88-3
2,4,6-TRIBROMOPHENOL	µg/mL	9930 ± 318	99.7	9900	3	LB81262	118-79-6

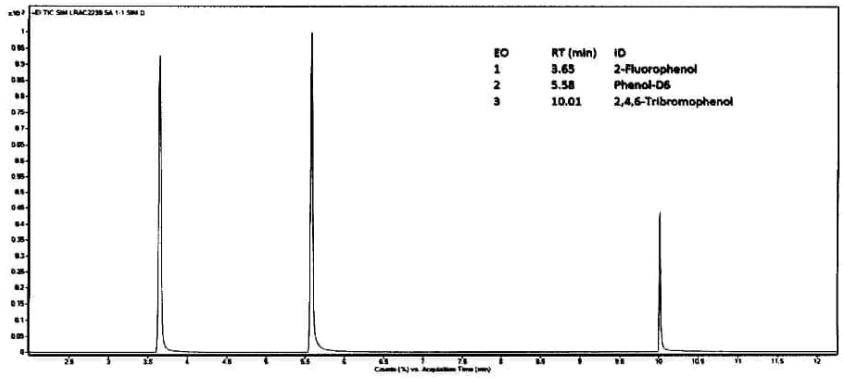

Additional Information:
Analytical Method Parameters:

Column: SLB-5MS, 30 m x 0.25 mm x 0.25 µm df , Flow: 1.0 ml/min
Inlet: 200 °C, Injection Mode: Split, 60:1
80 °C (5 min) to 250 °C (3 min) at 40 °C /min
Detector: MSD, SIM, Transfer line: 250 °C
Injection Volume: 0.5 µL

ID #: 11383
Opened:
EPA 8270 Acids Surrogate Spike Mix HC
Expires: 3/31/2022
Rec'd: 4/10/2019
Energy Laboratories Inc 1120 So. 27th Street
Billings MT 59107

ANAB ACCREDITED REFERENCE MATERIAL PRODUCER
ANAB ACCREDITED TESTING LABORATORY

SIGMA-ALDRICH®
2931 Soldier Springs Rd. Laramie, Wyoming 82070 USA
307-742-5452
ritstechgroup@sial.com www.sigma-aldrich.com

125 Market Street
New Haven, CT 06513
USA

AccuStandard®

Tel (203)786-5290
Fax (203)786-5287
www.AccuStandard.com

CERTIFICATE OF ANALYSIS

Catalog No: S-6237A-R1
Description: Custom BNA Mix
Lot: 219041483
Solvent: Dichloromethane
Hazards: *Refer to SDS for complete safety information*

Signal Word: Warning

Date Certified: Apr 24, 2019
Expiration: May 24, 2021
Sample Size: 1 mL
Components: 6
Storage Condition: Ambient (>5 °C)

Certified Reference Material

ANAB AR-1483 ANAB AT-1339 ilac-MRA

Component	CAS #	Purity % (GC/MS)	Prepared Concentration[2] (µg/mL)	Certified Analyte Concentration[3] (µg/mL)
4-Chloro-2-methylphenol	1570-64-5	97.0	2068*	2006
4-Chlorophenol	106-48-9	98.6	2000	1972
1-Methylnaphthalene	90-12-0	98.4	2000	1968
Pyridine	110-86-1	98.7	2008	1982
o-Terphenyl	84-15-1	99.9	2000	1998
Triallate	2303-17-5	99.9	2004	2002

ID #: 11451
Opened:
Custom BNA Mix
Expires: 5/24/2021
Rec'd: 5/2/2019
Energy Laboratories Inc 1120 So. 27th Street
Billings MT 59107

* Weight compensated to 100% purity.

A product with a suffix (-1A, -2B, etc. or -01, -02, etc.) on its lot number has had its expiration date extended and is identical to the same lot number without the suffix.

[2] All weights are traceable through NIST, Test No. 684/289871-17

[3] Certified Analyte Concentration = Purity x Prepared Concentration.

The Uncertainty associated with the certified concentration reported on this certificate is ±2.4%. This value is the combined expanded uncertainty and represents an estimated standard deviation equal to the positive square root of the total variation of the uncertainty of components. A normal distribution is assumed and a coverage factor of K=2 is chosen using approximately a 95% confidence level.

Labels and certificates follow U.S. Conventions in reporting numerical values: A comma (,) is used to separate units of one-thousand or greater. A period (.) is used as a decimal place marker.

The information on this certificate may not be reproduced without the express permission of the manufacturer. See reverse side for additional information

Certified By: Larry Decker, Organic QC Manager

For use in routine laboratory analysis.

AccuStandard is accredited to ISO 17034, ISO/IEC 17025 and certified to ISO 9001:2015

QR-ORG/INO-001
Rev. 5/18

Absolute Standards, Inc.
800-368-1131
www.absolutestandards.com

Certified Reference Material CRM

ISO 17034 Accredited
Scopes: http://AbsoluteStandards.com

CERTIFIED WEIGHT REPORT

Part Number: 93726
Lot Number: 050818
Description: Tetraethyllead

Solvent(s): Methylene chloride Lot# 76782

Expiration Date: 050823
Recommended Storage: Refrigerate (4 °C)
Nominal Concentration (µg/mL): 2000
NIST Test ID#: 2684186

Weight(s) shown below were combined and diluted to (mL): 50.0 | SE-05 Balance Uncertainty | 0.010 Flask Uncertainty

Formulated By: Justin Dippold 050818 DATE

Reviewed By: Pedro L. Rentas 050818 DATE

Compound	RM#	Lot Number	Nominal Conc (µg/mL)	Purity (%)	Uncertainty Purity	Target Weight (g)	Actual Weight (g)	Actual Conc(µg/mL)	Expanded Uncertainty (+/-) (µg/mL)	SDS Information (Solvent Safety Info. On Attached pg.) CAS#	OSHA PEL (TWA)	LD50
1. Tetraethyllead	1412	15309DO	2000	99.99	0.2	0.10001	0.10025	2004.7	8.3	78-00-2	0.075mg/m3/8H(skin)	orl-rat 12300ug/kg

Method GC6MSD-1: Column: Vocol (60m X 0.25mm ID X 1.5µm film thickness). Temp. 1 = 35°C (10min.), Temp. 2 = 200°C (8.75 min.), Rate = 4°C/min., Injector Temp.= 200°C, Detector Temp. = 220°C. Analysis performed by Candice Warren.

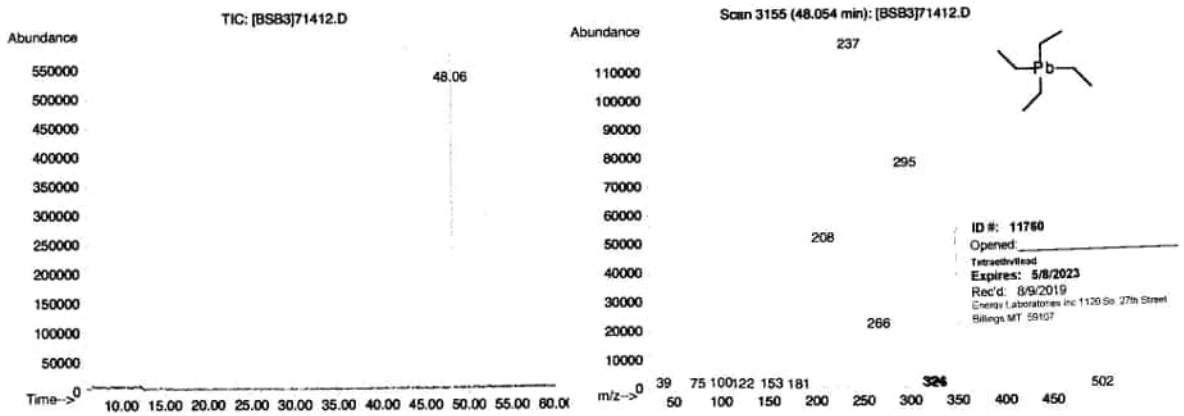

ID #: 11760
Opened:
Tetraethyllead
Expires: 5/8/2023
Rec'd: 8/9/2019
Energy Laboratories Inc 1120 So 27th Street
Billings,MT 59107

- The certified value is the concentration calculated from gravimetric and volumetric measurements unless otherwise stated.
- Standards are prepared gravimetrically using balances that are calibrated with weights traceable to NIST (see above).
- Standards are certified (+/-) 0.5% of the stated value, unless otherwise stated.
- All Standards, after opening ampoule, should be stored with caps tight and under appropriate laboratory conditions.
- Uncertainty Reference: Taylor, B.N. and Kuyat, C.E., "Guidelines for Evaluating and Expressing the Uncertainty of NIST Measurement Result," NIST Technical Note 1297, U.S. Government Printing Office, Washington, DC, (1994).

2

Honeywell

CERTIFICATE OF ANALYSIS

Honeywell Burdick & Jackson®
1953 South Harvey Street
Muskegon, MI 49442
Phone: (800) 368-0050
Fax: (231) 728-8226
www.lab-honeywell.com

Brand:	Research Chemicals - B&J
Product:	CS299AA-200
Lot No.:	DX975
Production Date:	16-Dec-2019
Best Before:	15-Dec-2021

Dichloromethane, Custom, Contains Amylene Preservative, >99.9%
for pesticide residue analysis

Parameter	Specification Min.	Max.	Result	Units
Water by Karl Fischer Titration		0.010	0.0014	%
UV Cutoff		233	230	nm
Refractive Index (20°C)	1.4236	1.4246	1.4243	
Residue		1	<0.5	mg/L
GC Analysis	99.9		>99.99	%
Acidity (as HCl)		1	<1	mg/L
Chloride		10	<10	mg/L
Electron Capture GC		10	<10	ng/L
Flame Ionization GC		5	<5	ppb
UV Absorbance @ 240 nm		0.100	0.0898	AU
UV Absorbance @ 250 nm		0.010	0.0097	AU
UV Absorbance @ 300 nm		0.005	0.0004	AU
UV Absorbance @ 400 nm		0.005	0.0020	AU

ID #: 12485
Opened:
Dichloromethane DX975
Expires: 12/15/2021
Rec'd: 3/10/2020
Energy Laboratories Inc 1120 So. 27th Street
Billings MT 59107

Honeywell
Quality Control Approval

Muskegon 12/16/2019 LIMS Sample No.: AK03676

RESTEK
110 Benner Circle
Bellefonte, PA 16823-8812
Tel: (800)356-1688
Fax: (814)353-1309

www.restek.com

CERTIFIED REFERENCE MATERIAL

Certificate of Analysis

ACCREDITED ISO 17034 Accredited Reference Material Producer Certificate #3222.01

ACCREDITED ISO/IEC 17025 Accredited Testing Laboratory Certificate #3222.02

FOR LABORATORY USE ONLY-READ SDS PRIOR TO USE.

This Reference Material is intended for Laboratory Use Only as a standard for the qualitative and/or quantitative determination of the analyte(s) listed.

Catalog No. : 31029 **Lot No.:** A0157111

Description : 604 Phenols Calibration Mix

604 Calibration Std Phenols 2000µg/mL, Methanol, 1mL/ampul

Container Size : 2 mL **Pkg Amt:** > 1 mL

Expiration Date : January 31, 2028 **Storage:** 10°C or colder

ID #: 12512
Opened:
604 Phenols Calibration Mix
Expires: 1/31/2028
Rec'd: 3/17/2020
Energy Laboratories Inc 1120 So. 27th Street Billings MT 59107

CERTIFIED VALUES

Elution Order	Compound		Grav. Conc. (weight/volume)	Expanded Uncertainty (95% C.I., K=2)	
1	Phenol **CAS #** 108-95-2 **Purity** 99%	(Lot SHBF9719V)	2,004.0 µg/mL	+/- 11.9032 µg/mL +/- 58.5341 µg/mL +/- 71.0092 µg/mL	Gravimetric Unstressed Stressed
2	2-Chlorophenol **CAS #** 95-57-8 **Purity** 99%	(Lot STBH7290)	2,000.0 µg/mL	+/- 11.8794 µg/mL +/- 58.4173 µg/mL +/- 70.8674 µg/mL	Gravimetric Unstressed Stressed
3	2-Nitrophenol **CAS #** 88-75-5 **Purity** 99%	(Lot BCBH7602V)	2,000.0 µg/mL	+/- 11.8794 µg/mL +/- 58.4173 µg/mL +/- 70.8674 µg/mL	Gravimetric Unstressed Stressed
4	2,4-Dimethylphenol **CAS #** 105-67-9 **Purity** 99%	(Lot 10165155)	2,000.0 µg/mL	+/- 11.8794 µg/mL +/- 58.4173 µg/mL +/- 70.8674 µg/mL	Gravimetric Unstressed Stressed
5	2,4-Dichlorophenol **CAS #** 120-83-2 **Purity** 99%	(Lot BCBJ8113V)	2,004.0 µg/mL	+/- 11.9032 µg/mL +/- 58.5341 µg/mL +/- 71.0092 µg/mL	Gravimetric Unstressed Stressed
6	4-Chloro-3-methylphenol **CAS #** 59-50-7 **Purity** 99%	(Lot STBC7309V)	2,004.0 µg/mL	+/- 11.9032 µg/mL +/- 58.5341 µg/mL +/- 71.0092 µg/mL	Gravimetric Unstressed Stressed
7	2,4,6-Trichlorophenol **CAS #** 88-06-2 **Purity** 99%	(Lot STBH7520)	2,002.0 µg/mL	+/- 11.8913 µg/mL +/- 58.4757 µg/mL +/- 70.9383 µg/mL	Gravimetric Unstressed Stressed

Absolute Standards, Inc.
800-368-1131
www.absolutestandards.com

Certified Reference Material CRM

ANAB ISO 17034 Accredited
AR-1539 Certificate Number
https://Absolutestandards.com

CERTIFIED WEIGHT REPORT

Part Number: 64480
Lot Number: 031620
Description: BNA 2nd Source Standard Rev 1
5 components
Expiration Date: 031623
Recommended Storage: Refrigerate (4 °C)
Nominal Concentration (µg/mL): 2000
NIST Test ID#: 6UTB

Solvent: Methylene chloride **Lot#** 104929

5E-05 Balance Uncertainty
Weight(s) shown below were combined and diluted to (mL): 20.0 0.003 Flask Uncertainty

Gabriel Helland 031620
Formulated By: Gabriel Helland DATE

Pedro Rentas 031620
Reviewed By: Pedro L. Rentas DATE

	Compound	RM#	Lot Number	Nominal Conc (µg/mL)	Purity (%)	Uncertainty Purity	Target Weight(g)	Actual Weight(g)	Actual Conc (µg/mL)	Expanded Uncertainty (+/-) (µg/mL)	SDS Information (Solvent Safety Info. On Attached pg.) CAS#	OSHA PEL (TWA)	LD50
1.	Aniline	11	03929TV	2000	99	0.2	0.04043	0.04075	2015.9	9.6	62-53-3	5 ppm (8H)	orl-rat 250mg/kg
2.	Benzidine	27	SLBH5327V	2000	98	0.2	0.04084	0.04088	2001.9	9.5	92-87-5	N/A	orl-rat 309mg/kg
3.	4-Chloroaniline	67	052597	2000	98	0.2	0.04084	0.04094	2004.9	9.6	106-47-8	N/A	orl-rat 310mg/kg
4.	3,3'-Dichlorobenzidine	130	040919	2000	98	0.2	0.04084	0.04087	2001.5	9.5	91-94-1	Cancer Suspect Agent	orl-rat 3.82g/kg
5.	Pyridine	260	SHBG3194V	2000	99.8	0.2	0.04010	0.04030	2009.8	9.5	110-86-1	5 ppm (15mg/m3/8H)	orl-rat 891mg/kg

ID #: 12532
Opened:_____
BNA 2nd Source Standard Rev 1
Expires: 3/16/2023
Rec'd: 3/23/2020
Energy Laboratories Inc 1120 So. 27th Street
Billings MT 59107

- **The certified value is the concentration calculated from gravimetric and volumetric measurements unless otherwise stated.**
- **Standards are prepared gravimetrically using balances that are calibrated with weights traceable to NIST (see above).**
- **Standards are certified (+/-) 0.5% of the stated value, unless otherwise stated.**
- **All Standards, after opening ampule, should be stored with caps tight and under appropriate laboratory conditions.**
- **Uncertainty Reference: Taylor, B.N. and Kuyat, C.E., "Guidelines for Evaluating and Expressing the Uncertainty of NIST Measurement Result," NIST Technical Note 1297, U.S. Government Printing Office, Washington, DC, (1994).**

Certificate of Analysis

TCL PAH
MIX,1X1ML,2000UG/ML,BENZENE:DICHLOROMETHANE

Certified Reference Material

Description

Product ID CRM48905
Lot **LRAC3877**
Expiration Date September 2022
Manufacturing Date September 2019
Storage Conditions Refrigerate
Solvent/Matrix methylene chloride: benzene (1:1)

Certified Values

Analyte	*Certified Value* [1,4]	*Units*	*Raw Material Purity,%*	*Analytical Value* [6]	*Elution order*	*Raw Material Lot*	*CAS*
NAPHTHALENE	2000 ± 32	µg/mL	100.0	2022	01	01112017-5	91-20-
ACENAPHTHYLENE	2000 ± 66	µg/mL	99.8	2005	02	LC21494	208-96-
ACENAPHTHENE	2000 ± 63	µg/mL	99.9	2031	03	MKCC8329	83-32-
FLUORENE	2000 ± 90	µg/mL	99.4	2009	04	LC19126	86-73-
PHENANTHRENE	2000 ± 56	µg/mL	99.6	2043	05	MKCD3760	85-01-
ANTHRACENE	2000 ± 39	µg/mL	99.9	2005	06	LC14310	120-12-
FLUORANTHENE	2000 ± 69	µg/mL	98.5	2031	07	LB99099	206-44-
PYRENE	2000 ± 68	µg/mL	91.6	2078	08	LB70761	129-00-
BENZO (A) ANTHRACENE	2000 ± 63	µg/mL	99.9	2002	09	LC19271	56-55-
CHRYSENE	2000 ± 59	µg/mL	99.0	2026	10	21L74	218-01-
BENZO (B) FLUORANTHENE	2000 ± 62	µg/mL	99.5	1998	11	LB95773	205-99-
BENZO (K) FLUORANTHENE	2000 ± 62	µg/mL	99.9	2043	12	0000029501	207-08-
BENZO(A)PYRENE	2002 ± 64	µg/mL	99.6	2037	13	LB73826	50-32-
DIBENZ (A,H) ANTHRACENE	2000 ± 64	µg/mL	99.0	2050	14	0012014	53-70-
BENZO (G,H,I) PERYLENE	2000 ± 67	µg/mL	98.5	2059	15	LC19498	191-24-
INDENO (1,2,3-CD) PYRENE	2000 ± 64	µg/mL	99.5	1995	16	ER082107-02	193-39-

ID #: 12846
Opened:
TCL PAH
Expires: 9/30/2022
Rec'd: 7/13/2020
Energy Laboratories Inc 1120 So 27th Street
Billings MT 59107

ANAB ACCREDITED ISO 17034 REFERENCE MATERIAL PRODUCER
ANAB ACCREDITED ISO/IEC 17025 TESTING LABORATORY

SIGMA-ALDRICH
2931 Soldier Springs Rd. Laramie, Wyoming 82070 USA
307-742-5452
rtctechgroup@sial.com
www.sigma-aldrich.com

Description

Lot	**LRAC3877**
Expiration Date	September 2022
Manufacturing Date	September 2019
Storage Conditions	Refrigerate
Solvent/Matrix	methylene chloride: benzene (1:1)

Informational Values

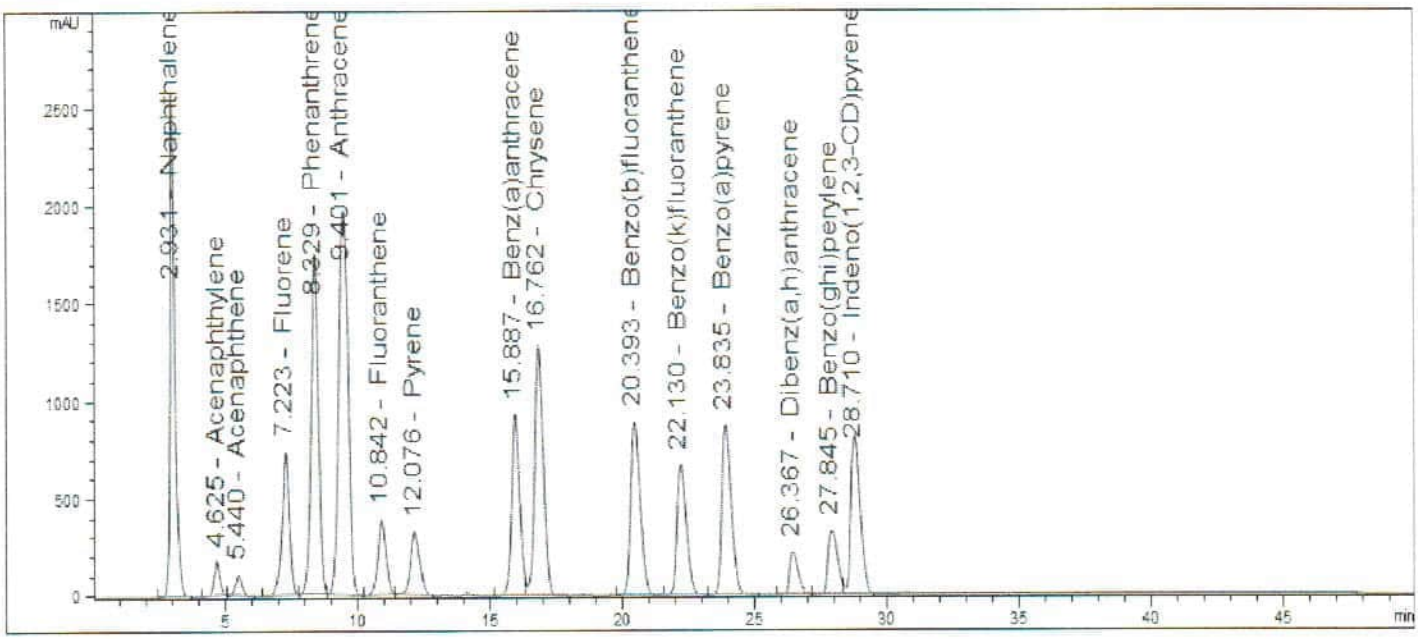

Additional Information:

Analytical Method Parameters:
Column: Supelco LC-PAH, 250 mm x 4.6mm, 5µm particle size
Mobile Phase A: Water
Mobile Phase B: Acetonitrile
Detector: UV/DAD/VWD, Wavelength: 254 nm
Flow Rate: 1.7 mL/min
Column Temperature: 30 °C
Injection Volume: 2 µL

Gradient

TIME (min)	A%	B%
0	40	60
5	40	60
30	0	100
45	0	100
50	40	60

Certificate of Analysis

TCL PAH
MIX,1X1ML,2000UG/ML,BENZENE:DICHLOROMETHANE

Certified Reference Material

Description

Product ID CRM48905
Lot **LRAC3877**
Expiration Date September 2022
Manufacturing Date September 2019
Storage Conditions Refrigerate
Solvent/Matrix methylene chloride: benzene (1:1)

1 **Metrological traceability:** Traceable to the SI and higher order standards from NIST through an unbroken chain of comparisons. The balance used to weigh raw materials is accurate to +/-0.0001 g and calibrated regularly using mass standards traceable to NIST. All dilutions were performed gravimetrically. Additionally, individual analytes are traceable to NIST SRMs where available and specified above.
4 Ucrm - Uncertainty values in this document are expressed as Expanded Uncertainty (Ucrm) corresponding to the 95% confidence interval. Ucrm is derived from the combined standard uncertainty multiplied by the coverage factor k, which is obtained from a *t*-distribution and degrees of freedom. The components of combined standard uncertainty include the uncertainties due to characterization, homogeneity, long term stability, and short term stability (transport). The components due to stability are generally considered to be negligible unless otherwise indicated by stability studies. The mathematical representation of the Ucrm calculation is as follows:

$$u_{CRM} = \sqrt{u^2_{char} + u^2_{homogeneity} + u^2_{stability}}$$

k: Coverage factor derived from a t-distribution table, based on the degrees of freedom of the data set. Assume 2.0 for a **Confidence Interval** = 95%

6 Analytical Value- For QC verification of the certified value only- not to be used in calculations. Represents the analytical data obtained by comparison to a standard as analyzed by the method described in the CoA or another acceptable method. The result may differ from the certified value and UCRM based on method uncertainty as well as the uncertainty associated with the standard used for comparison.

Traceability: The standard was manufactured under an ISO/IEC 17025:2017 certified quality system. The balance used to weigh raw materials is accurate to +/- 0.0001g and calibrated regularly using mass standards traceable to NIST. All dilutions were preformed gravimetrically. Additionally, individual analytes are traceable to NIST SRMs where available and specified above.

Homogeneity: Homogeneity was assessed in accordance with ISO 17034:2016. Completed units were sampled using a random stratified sampling protocol. The results of chemical analysis were then compared using a one-way analysis of variance approach as described by TNI EL-V3-2009 Appendix A.2. See Instructions for minimum sub-sample size.

Expiration is at end of month given on certificate and label.

THIS PRODUCT WAS DESIGNED, PRODUCED AND VERIFIED FOR ACCURACY AND STABILITY IN ACCORDANCE WITH **ISO/IEC 17025:2017 (ANAB Cert AT-1467)** and **ISO 17034:2016 (ANAB Cert AR-1470).**

MSDS reports for components comprising greater than 1.0% of the solution or 0.1% for components known to be carcinogens are available upon request.

Andy Ommen - QC Manager

Mark Pooler - QA Supervisor

Certification Date October 17, 2019
Version 0-10172019

ANAB ACCREDITED ISO 17034 REFERENCE MATERIAL PRODUCER
ANAB ACCREDITED ISO/IEC 17025 TESTING LABORATORY

SIGMA-ALDRICH
2931 Soldier Springs Rd. Laramie, Wyoming 82070 USA
307-742-5452
rtctechgroup@sial.com www.sigma-aldrich.com

RESTEK®
110 Benner Circle
Bellefonte, PA 16823-8812
Tel: (800)356-1688
Fax: (814)353-1309

www.restek.com

CERTIFIED REFERENCE MATERIAL

Certificate of Analysis

ACCREDITED
ISO 17034 Accredited
Reference Material Producer
Certificate #3222.01

ilac-MRA

ACCREDITED
ISO/IEC 17025 Accredited
Testing Laboratory
Certificate #3222.02

FOR LABORATORY USE ONLY-READ SDS PRIOR TO USE.

This Reference Material is intended for Laboratory Use Only as a standard for the qualitative and/or quantitative determination of the analyte(s) listed.

Catalog No. : 31086 **Lot No.:** A0166081

Description : B/N Surrogate Mix (4/89 SOW)

Base Neutral Surrogate 5000µg/mL, Methylene Chloride, 5mL/ampul

Container Size : 5 mL **Pkg Amt:** > 5 mL

Expiration Date : October 31, 2026 **Storage:** 10°C or colder

Handling: Sonicate prior to use. **Ship:** Ambient

ID #: 13328
Opened:
B/N Surrogate Mix (4/89 SOW)
Expires: 10/31/2026
Rec'd: 12/14/2020
Energy Laboratories Inc 1120 So. 27th Street
Billings MT 59107

CERTIFIED VALUES

Elution Order	Compound	Grav. Conc. (weight/volume)	Expanded Uncertainty (95% C.L.; K=2)	
1	Nitrobenzene-d5 **CAS #** 4165-60-0 **Purity** 99% (Lot PR-29940B)	5,017.7 µg/mL	+/- 29.1731 µg/mL +/- 225.9987 µg/mL +/- 250.7735 µg/mL	Gravimetric Unstressed Stressed
2	2-Fluorobiphenyl **CAS #** 321-60-8 **Purity** 99% (Lot 00019169)	5,049.7 µg/mL	+/- 29.3592 µg/mL +/- 227.4400 µg/mL +/- 252.3728 µg/mL	Gravimetric Unstressed Stressed
3	p-Terphenyl-d14 **CAS #** 1718-51-0 **Purity** 99% (Lot PR-27278)	5,029.9 µg/mL	+/- 29.2444 µg/mL +/- 226.5505 µg/mL +/- 251.3857 µg/mL	Gravimetric Unstressed Stressed

Solvent: Methylene chloride
CAS # 75-09-2
Purity 99%

Tech Tips:
Due to the limited solubility of p-terphenyl-d14 in methanol, we do not recommend that this mixture be diluted in methanol.

Column:
30m x 0.25mm x 0.25µm
Rtx-5 (cat.#10223)

Carrier Gas:
hydrogen-constant pressure 10 psi.

Temp. Program:
40°C (hold 2 min.) to 330°C
@ 10°C/min. (hold 10 min.)

Inj. Temp:
250°C

Det. Temp:
330°C

Det. Type:
FID

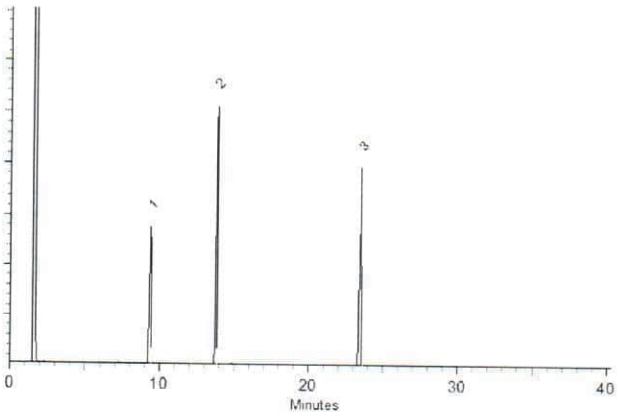

This chromatogram represents a general set of testing conditions chosen for product acceptance. For optimal results in your lab, conditions should be adjusted for your specific instrument, method, and application.

Dalton Stover - Operations Technician I

Date Mixed: 04-Nov-2020 **Balance:** 1128353505

Justine Albertson - Operations Tech-ARM QC

Date Passed: 06-Nov-2020

Manufactured under Restek's ISO 9001:2015 Registered Quality System Certificate #FM 80397

General Certified Reference Material Notes

Expiration Notes:

- Expiration date valid for unopened ampul stored in compliance with the recommended conditions.
- Uncertainty, concentration, and expiration of the CRM are based on the unopened product being stored according to the recommended condition found in the storage field.

Purity Notes:

- Purity and/or chemical identity are determined by one or more of the following techniques: GC/FID, HPLC, GC/μECD, GC/MS, LC/MS, RI, and/or melting point.
- Compounds with a listed purity of less than 99% have been weight corrected to compensate for impurities and/or salts. A correction factor is used to calculate the amount of compound necessary to achieve the desired concentration of the parent compound in solution.
- Purity of isomeric compounds is reported as the sum of the isomers.
- Purity values are rounded to the nearest whole number.

Certified Uncertainty Value Notes:

- The uncertainties are determined in accordance with ISO 17034 and Guide 35. The certified combined stressed uncertainty value (includes gravimetric uncertainty, homogeneity between-ampul uncertainty, storage stability uncertainty and shipping stability uncertainty and were combined using the following formula:

$$U_{combined\ stressed} = k\sqrt{U^2_{gravimetric} + U^2_{homogeneity} + U^2_{storage\ stability} + U^2_{shipping\ stability}}$$

k is a coverage factor of 2, which gives a level of confidence of approximately 95%.

- It is important to note that the shipping stability uncertainty was obtained under temperature extremes for specific time intervals; therefore, the certified combined stressed uncertainty value should only be applied to the product if it was stored at non-standard temperature conditions up to and including 7 days. Contact Restek Technical Service at www.restek.com/Contact-Us for use recommendations if your shipment was in-transit for more than 7 days at non-standard temperature conditions.
- Apply the certified combined unstressed uncertainty value if the product was received under standard shipping conditions. Apply the certified combined stressed uncertainty value if the product was received under non-standard conditions as specified below.

Label Conditions	Standard Conditions	Non-Standard Conditions
25°C Nominal (Room Temperature)	< 60°C	≥ 60°C up to 7 days
10°C or colder (Refrigerate)	< 40°C	≥ 40°C up to 7 days
0°C or colder (Freezer) -20°C or colder (Deep Freezer)	< 25°C	≥ 25°C up to 7 days

- Separate (not combined) uncertainty values for gravimetric uncertainty are also displayed on the certificate, if needed, separate homogeneity between-ampul uncertainty, storage stability uncertainty and shipping stability uncertainty values are available by contacting Restek Technical Service at www.restek.com/Contact-Us.
- The packaged amount is the minimum sample size for which uncertainty is valid. The ampules are over-filled to ensure that the minimum packaged amount can be sufficiently transferred.

Manufacturing Notes:

- Concentration is based upon gravimetric preparation using either a balance whose calibration has been verified daily using NIST traceable weights, and/or dilutions with Class A glassware.

Handling Notes:

- Stability of the unopened product, when stored in compliance with the recommended conditions, is guaranteed through the expiration displayed on the product label and certificate. Contact Restek for additional opened product stability information, with the knowledge/understanding that open product stability is subject to the specific handling and environmental conditions to which the product is exposed. For your convenience Restek supplies deactivated vials with most standards packed in 2mL ampules. Larger volume deactivated vials are available through Restek as a custom ordered item. Additionally, Restek sells DMDCS for the purpose of glassware deactivation as catalog number 31861, which includes complete instructions.

Certificate of Analysis

TCL BASE-NEUTRALS MIX,1X1ML,2000UG/ML,DICHLOROMETHANE

Certified Reference Material

Description

Product ID 47991-U
Lot **LRAC4915**
Expiration Date January 2023
Manufacturing Date January 2020
Storage Conditions Refrigerate
Solvent/Matrix DICHLOROMETHANE

ID #: 13494
Opened:_____
TCL Base-Neutrals Mix
Expires: 1/31/2023
Rec'd: 1/20/2021
Energy Laboratories Inc 1120 So. 27th Street
Billings MT 59107

Certified Values

Analyte	Certified Value [1,4]	Units	Raw Material Purity,%	Elution order	Raw Material Lot	CAS
N-NITROSODIMETHYLAMINE	1999 ± 39	µg/mL	98.1	1	11-RFS-142-1	62-75-9
BIS (2-CHLOROETHYL) ETHER	2003 ± 42	µg/mL	99.4	2	06413MS	111-44-4
1,3-DICHLOROBENZENE	2001 ± 47	µg/mL	99.6	3	11221HC	541-73-1
1,4-DICHLOROBENZENE	2000 ± 66	µg/mL	99.9	4	MKBG7690V	106-46-7
1,2-DICHLOROBENZENE	2005 ± 65	µg/mL	99.4	5	LB58923	95-50-1
BIS (2-CHLOROISOPROPYL) ETHER	2000 ± 45	µg/mL	96.7	6	LC19632	108-60-1
N-NITROSODI-N-PROPYLAMINE	2001 ± 36	µg/mL	100.0	7	2D5VJ-PB	621-64-7
HEXACHLOROETHANE	2000 ± 125	µg/mL	99.9	8	12719AO	67-72-1
NITROBENZENE	2000 ± 53	µg/mL	99.9	9	LB47070	98-95-3
ISOPHORONE	1999 ± 34	µg/mL	99.5	10	LC14006	78-59-1
BIS (2-CHLOROETHOXY) METHANE	2000 ± 33	µg/mL	98.7	11	LB46081	111-91-1
1,2,4-TRICHLOROBENZENE	2003 ± 91	µg/mL	99.9	12	447	120-82-1
HEXACHLOROBUTADIENE	1999 ± 97	µg/mL	97.2	13	MKCG6212	87-68-3
HEXACHLOROCYCLOPENTADIENE	2001 ± 111	µg/mL	96.0	14	LB95525	77-47-4
2-CHLORONAPHTHALENE	2000 ± 120	µg/mL	99.9	15	LC11403	91-58-7
DIMETHYL PHTHALATE	2006 ± 44	µg/mL	99.9	16	LB30494	131-11-3
2,6-DINITROTOLUENE	2000 ± 91	µg/mL	99.2	17	11231AN	606-20-2
2,4-DINITROTOLUENE	2000 ± 71	µg/mL	98.9	18	12316HF	121-14-2
DIETHYL PHTHALATE	1998 ± 51	µg/mL	99.9	19	207	84-66-2
4-CHLOROPHENYLPHENYL ETHER	2006 ± 52	µg/mL	99.3	20	JS00081	7005-72-3
N-NITROSODIPHENYLAMINE	2000 ± 72	µg/mL	95.5	21	LC07185	86-30-6
AZOBENZENE	2000 ± 48	µg/mL	98.2	22	BCBS6535V	103-33-3
4-BROMOPHENYLPHENYL ETHER	2006 ± 48	µg/mL	99.0	23	05916LS	101-55-3

ANAB ACCREDITED ISO 17034 REFERENCE MATERIAL PRODUCER
ANAB ACCREDITED ISO/IEC 17025 TESTING LABORATORY

SIGMA-ALDRICH
2931 Soldier Springs Rd. Laramie, Wyoming 82070 USA
800-325-5832
TechService@milliporesigma.com www.sigma-aldrich.com

Description

Lot LRAC4915
Expiration Date January 2023
Manufacturing Date January 2020
Storage Conditions Refrigerate
Solvent/Matrix DICHLOROMETHANE

HEXACHLOROBENZENE	2000 ± 116	µg/mL	98.0	24	1-AWT-44-1	118-74-1
CARBAZOLE	2000 ± 117	µg/mL	98.1	25	LC13236	86-74-8
DI-N-BUTYL PHTHALATE	1999 ± 81	µg/mL	99.9	26	10202KN	84-74-2
BENZYL BUTYL PHTHALATE	2001 ± 40	µg/mL	99.0	27	1628	85-68-7
BIS (2-ETHYLHEXYL) PHTHALATE	1999 ± 51	µg/mL	99.7	28	LB39572	117-81-7
DI-N-OCTYL PHTHALATE	2004 ± 51	µg/mL	98.3	29	BCBR9722V	117-84-0

Informational Values

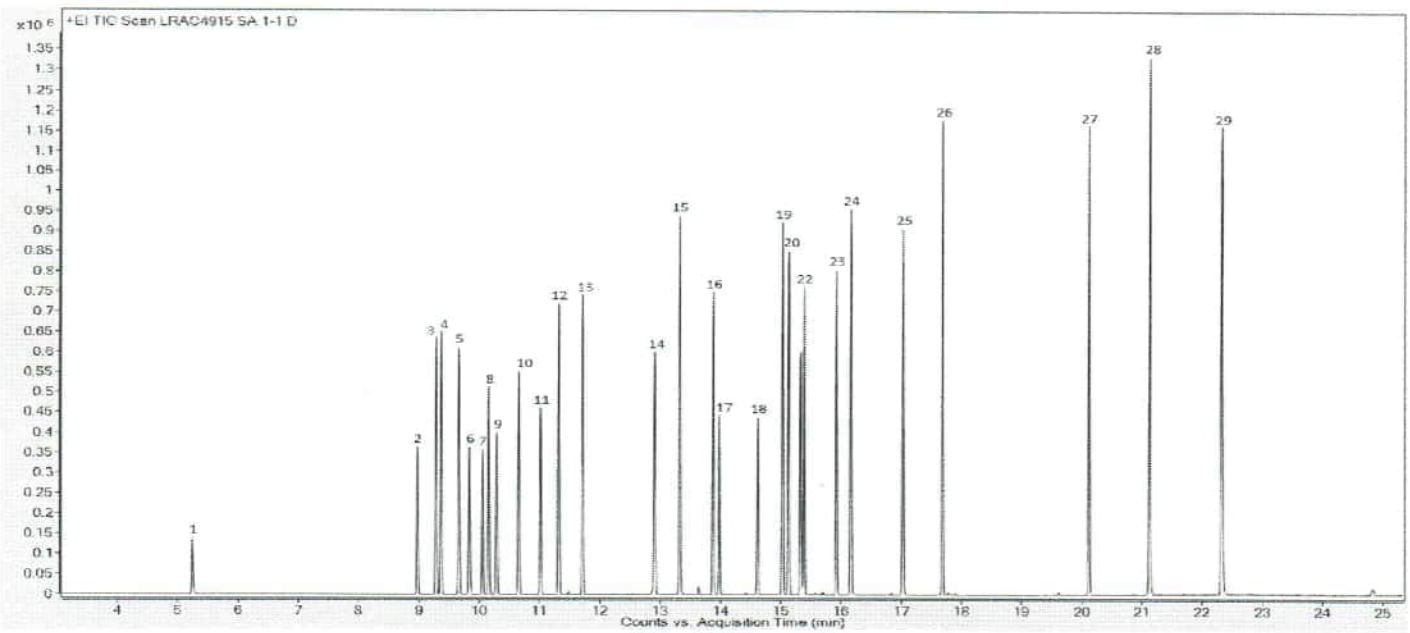

Certificate of Analysis

TCL BASE-NEUTRALS
MIX,1X1ML,2000UG/ML,DICHLOROMETHANE

Certified Reference Material

Description

Product ID 47991-U
Lot **LRAC4915**
Expiration Date January 2023
Manufacturing Date January 2020
Storage Conditions Refrigerate
Solvent/Matrix DICHLOROMETHANE

ELUTION DETAILS

EO	RT(MIN)	ANALYTE
1	5.25	N-nitrosodimethylamine
2	8.98	Bis-(2-chloroethyl) ether
3	9.29	1,3-dichlorobenzene
4	9.37	1,4-dichlorobenzene
5	9.67	1,2-dichlorobenzene
6	9.84	Bis-(2-chloroisopropyl) ether
7	10.06	N-nitrosodipropylamine
8	10.16	Hexachloroethane
9	10.29	Nitrobenzene
10	10.66	Isophorone
11	11.02	Bis-(2-chloroethoxy) methane
12	11.32	1,2,4-trichlorobenzene
13	11.72	Hexachlorobutadiene
14	12.91	Hexachlorocyclopentadiene
15	13.33	2-chloronaphthalene
16	13.88	Dimethyl phthalate
17	13.99	2,6-dinitrotoluene
18	14.62	2,4-dinitrotoluene
19	15.03	Diethyl Phthalate
20	15.13	4-chlorodiphenylether
21	15.33	N-nitrosodiphenylamine
22	15.39	Azobenzene
23	15.93	4-bromodiphenylether
24	16.17	Hexachlorobenzene
25	17.04	Carbazole
26	17.69	Dibutyl phthalate
27	20.12	Benzyl butyl phthalate
28	21.13	Bis-(2-ethylhexyl) phthalate
29	22.33	Di-n-octyl phthalate

Additional Information:

Analytical Method Parameters:
Column: SPB-5, 30 m × 0.25 mm I.D., 0.25 µm film thickness (Column #230)
Carrier Gas: He, Flow: 0.8 mL/min
Inlet Temperature: 240 °C, Injection Volume: 0.5 µL
Injection Mode: Split with Split Ratio 70:1
Temperature Program: 40 °C (Hold 3 min) @ 15 °C/min to 300 °C (Hold 5 min)
Detector: MSD, Mode: FS, Mass Range: 40-400 m/z, Scan Rate: 4 scans/sec Solvent delay: 3.0 min
Detector Temperature: Transfer line: 300 °C, Ion Source: 230 °C, and Quadrupole: 150 °C

SIGMA-ALDRICH
2931 Soldier Springs Rd. Laramie, Wyoming 82070 USA
800-325-5832
TechService@milliporesigma.com www.sigma-aldrich.com

Description

Lot LRAC4915
Expiration Date January 2023
Manufacturing Date January 2020
Storage Conditions Refrigerate
Solvent/Matrix DICHLOROMETHANE

1 **Metrological traceability:** Traceable to the SI and higher order standards from NIST through an unbroken chain of comparisons. The balance used to weigh raw materials is accurate to +/-0.0001 g and calibrated regularly using mass standards traceable to NIST. All dilutions were performed gravimetrically. Additionally, individual analytes are traceable to NIST SRMs where available and specified above.
4 Ucrm - Uncertainty values in this document are expressed as Expanded Uncertainty (Ucrm) corresponding to the 95% confidence interval. Ucrm is derived from the combined standard uncertainty multiplied by the coverage factor k, which is obtained from a *t*-distribution and degrees of freedom. The components of combined standard uncertainty include the uncertainties due to characterization, homogeneity, long term stability, and short term stability (transport). The components due to stability are generally considered to be negligible unless otherwise indicated by stability studies. The mathematical representation of the Ucrm calculation is as follows:

$$u_{CRM} = \sqrt{u^2_{char} + u^2_{hom.\ eccenity} + u^2_{stability}}$$

k: Coverage factor derived from a t-distribution table, based on the degrees of freedom of the data set. Assume 2.0 for a **Confidence Interval = 95%**

6 Analytical Value- For QC verification of the certified value only- not to be used in calculations. Represents the analytical data obtained by comparison to a standard as analyzed by the method described in the CoA or another acceptable method. The result may differ from the certified value and UCRM based on method uncertainty as well as the uncertainty associated with the standard used for comparison.

Traceability: The standard was manufactured under an ISO/IEC 17025:2017 certified quality system. The balance used to weigh raw materials is accurate to +/- 0.0001g and calibrated regularly using mass standards traceable to NIST. All dilutions were preformed gravimetrically. Additionally, individual analytes are traceable to NIST SRMs where available and specified above.

Homogeneity: Homogeneity was assessed in accordance with ISO 17034:2016. Completed units were sampled using a random stratified sampling protocol. The results of chemical analysis were then compared using a one-way analysis of variance approach as described by TNI EL-V3-2009 Appendix A.2. See Instructions for minimum sub-sample size.

Expiration is at end of month given on certificate and label.

MSDS reports for components comprising greater than 1.0% of the solution or 0.1% for components known to be carcinogens are available upon request.

THIS PRODUCT WAS DESIGNED, PRODUCED AND VERIFIED FOR ACCURACY AND STABILITY IN ACCORDANCE WITH **ISO/IEC 17025:2017 (ANAB Cert AT-1467)** and **ISO 17034:2016 (ANAB Cert AR-1470).**

Andy Ommen - QC Manager

Mark Pooler - QA Supervisor

Certification Date February 28, 2020
Version 0-2282020

ID #: 13510
Opened:
Dichloromethane EA342
Expires: 11/17/2022
Rec'd: 1/26/2021
Energy Laboratories Inc 1120 So. 27th Street
Billings MT 59107

Honeywell

CERTIFICATE OF ANALYSIS

Honeywell Burdick & Jackson®
1953 South Harvey Street
Muskegon, MI 49442
Phone: (800) 368-0050
Fax: (231) 728-8226
lab.honeywell.com

Brand:	Research Chemicals - B&J
Product:	CS299AA-200
Lot No.:	EA342
Production Date:	17-Nov-2020
Best Before:	17-Nov-2022

Dichloromethane, Custom, Contains Amylene Preservative, >99.9%
for pesticide residue analysis

Parameter	Specification Min.	Max.	Result	Units
Water by Karl Fischer Titration		0.010	0.0016	%
UV Cutoff		233	230	nm
Refractive Index (20°C)	1.4236	1.4246	1.4241	
Residue		1	<0.5	mg/L
GC Analysis	99.9		>99.99	%
Acidity (as HCl)		1	<1	mg/L
Chloride		10	<10	mg/L
Electron Capture GC		10	<10	ng/L
Flame Ionization GC		5	<5	ppb
UV Absorbance @ 240 nm		0.100	0.0920	AU
UV Absorbance @ 250 nm		0.010	0.0099	AU
UV Absorbance @ 300 nm		0.005	0.0008	AU
UV Absorbance @ 400 nm		0.005	0.0028	AU

Honeywell
Quality Control Approval

Janna Dickinson

Muskegon 11/17/2020 LIMS Sample No.: AL03611

CERTIFIED WEIGHT REPORT

Part Number: 92180
Lot Number: 020221
Description: CLP Semi-Volatile Calibration Standard
64 components
Expiration Date: 020226
Recommended Storage: Freezer (0 °C)
Nominal Concentration (µg/mL): 1000
NIST Test ID#: 23060

Solvent: Methylene chloride **Lot#** 104929

Formulated By:	Eli Aliaga	020221 DATE
Reviewed By:	Pedro L. Rentas	020221 DATE

5E-05 Balance Uncertainty

Weight(s) shown below were combined and diluted to (mL): 100.0 0.003 Flask Uncertainty

	Compound	(RM#) Part Number	Lot Number	Dil. Factor	Intial Vol. (mL)	Intial Conc.(ug/mL)	Nominal Conc (µg/mL)	Purity (%)	Uncertainty Purity (%)	Uncertainty Pipette (mL)	Target Weight(g)	Actual Weight(g)	Actual Conc (µg/mL)	Expanded Uncertainty (+/-) (µg/mL)	SDS Information (Solvent Safety Info. On Attached pg.) CAS#	OSHA PEL (TWA)	LD50
1.	2,2'-Oxybis(1-chloropropane)	(0078)	012016AR	NA	NA	NA	1000	98.9	0.2	NA	0.10112	0.10135	1002.3	4.2	108-60-1	N/A	orl-rat 240mg/kg
2.	Hexachlorobenzene	(0195)	051697	NA	NA	NA	1000	99	0.2	NA	0.10102	0.10121	1001.9	4.2	118-74-1	N/A	orl-rat 10g/kg
3.	bis(2-Chloroethoxy) methane	10111	011214	0.05	5.00	20018.4	1000	NA	NA	0.017	NA	NA	1000.8	8.0	111-91-1	N/A	N/A
4.	bis(2-Chloroethyl) ether	10111	011214	0.05	5.00	20012.4	1000	NA	NA	0.017	NA	NA	1000.5	8.0	111-44-4	15 ppm (90mg/m3/8H)(skin)	orl-rat 75mg/kg
5.	bis(2-Ethylhexyl) phthalate	10111	011214	0.05	5.00	20014.3	1000	NA	NA	0.017	NA	NA	1000.6	8.0	117-81-7	5mg/m3/8H	orl-rat 30600mg/kg
6.	4-Bromophenyl phenyl ether	10111	011214	0.05	5.00	20008.8	1000	NA	NA	0.017	NA	NA	1000.3	8.0	101-55-3	N/A	N/A
7.	Benzyl butyl phthalate	10111	011214	0.05	5.00	20011.3	1000	NA	NA	0.017	NA	NA	1000.5	8.0	85-68-7	N/A	orl-rat 2330mg/kg
8.	4-Chlorophenyl phenyl ether	10111	011214	0.05	5.00	20009.5	1000	NA	NA	0.017	NA	NA	1000.4	8.0	7005-72-3	N/A	N/A
9.	Diethyl phthalate	10111	011214	0.05	5.00	20013.6	1000	NA	NA	0.017	NA	NA	1000.6	8.0	84-66-2	5mg/m3/8H	orl-rat 8600mg/kg
10.	Dimethyl phthalate	10111	011214	0.05	5.00	20015.7	1000	NA	NA	0.017	NA	NA	1000.7	8.0	131-11-3	5mg/m3/8H	orl-rat 6900mg/kg
11.	Di-n-butyl phthalate	10111	011214	0.05	5.00	20011.6	1000	NA	NA	0.017	NA	NA	1000.5	8.0	84-74-2	5mg/m3/8H	orl-rat 8000mg/kg
12.	Di-n-octyl phthalate	10111	011214	0.05	5.00	20012.2	1000	NA	NA	0.017	NA	NA	1000.5	8.0	117-84-0	N/A	orl-rat 47000mg/kg
13.	N-Nitrosodimethylamine	10111	011214	0.05	5.00	20010.0	1000	NA	NA	0.017	NA	NA	1000.4	8.0	62-75-9	N/A	orl-rat 58mg/kg
14.	N-Nitrosodi-n-propylamine	10111	011214	0.05	5.00	20010.5	1000	NA	NA	0.017	NA	NA	1000.4	8.0	621-64-7	N/A	orl-rat 480mg/kg
15.	1,2-Diphenylhydrazine (as Azobenzene)	10112	042820	0.05	5.00	20003.9	1000	NA	NA	0.017	NA	NA	1000.1	8.1	103-33-3	N/A	orl-rat 1000mg/kg
16.	2-Chloronaphthalene	10112	042820	0.05	5.00	20002.3	1000	NA	NA	0.017	NA	NA	1000.0	8.0	91-58-7	N/A	orl-rat 2078mg/kg
17.	1,2-Dichlorobenzene	10112	042820	0.05	5.00	20005.4	1000	NA	NA	0.017	NA	NA	1000.2	8.0	95-50-1	50 ppm (300mg/m3) (CL)	orl-rat 500mg/kg
18.	1,3-Dichlorobenzene	10112	042820	0.05	5.00	20003.7	1000	NA	NA	0.017	NA	NA	1000.1	8.0	541-73-1	N/A	ipr-mus 1062mg/kg
19.	1,4-Dichlorobenzene	10112	042820	0.05	5.00	20005.4	1000	NA	NA	0.017	NA	NA	1000.2	8.0	106-46-7	75 ppm (450mg/m3/8H)	orl-rat 500mg/kg
20.	2,4-Dinitrotoluene	10112	042820	0.05	5.00	20003.3	1000	NA	NA	0.017	NA	NA	1000.1	8.1	121-14-2	1.5mg/m3/8H (skin)	orl-rat 268mg/kg
21.	2,6-Dinitrotoluene	10112	042820	0.05	5.00	20002.4	1000	NA	NA	0.017	NA	NA	1000.0	8.0	606-20-2	1.5mg/m3/8H (skin)	orl-rat 177mg/kg
22.	Hexachloro-1,3-butadiene	10112	042820	0.05	5.00	20009.4	1000	NA	NA	0.017	NA	NA	1000.4	12.4	87-68-3	0.02 ppm (0.24mg/m3/8H)	orl-rat 82mg/kg
23.	Hexachlorocyclopentadiene	10112	042820	0.05	5.00	20001.8	1000	NA	NA	0.017	NA	NA	1000.0	8.0	77-47-4	0.01 ppm (0.1mg/m3/8H)	orl-rat 1300mg/kg
24.	Hexachloroethane	10112	042820	0.05	5.00	20002.4	1000	NA	NA	0.017	NA	NA	1000.0	8.0	67-72-1	1 ppm (10mg/m3/8H)(skin)	orl-gpg 4070mg/kg
25.	Isophorone	10112	042820	0.05	5.00	20003.8	1000	NA	NA	0.017	NA	NA	1000.1	8.1	78-59-1	25 ppm	orl-rat 2330mg/kg
26.	Nitrobenzene	10112	042820	0.05	5.00	20004.9	1000	NA	NA	0.017	NA	NA	1000.1	8.0	98-95-3	1 ppm (5mg/m3/8H)(skin)	orl-rat 780mg/kg
27.	1,2,4-Trichlorobenzene	10112	042820	0.05	5.00	20002.0	1000	NA	NA	0.017	NA	NA	1000.0	8.0	120-82-1	5 ppm (CL) (40mg/m3)	orl-rat 756mg/kg
28.	o-Cresol (2-Methylphenol)	10114	081919	0.05	5.00	20010.2	1000	NA	NA	0.017	NA	NA	1000.4	8.0	95-48-7	5 ppm (22mg/m3/8H)(skin)	orl-rat 121mg/kg
29.	p-Cresol (4-Methylphenol)	10114	081919	0.05	5.00	20061.2	1000	NA	NA	0.017	NA	NA	1003.0	8.0	106-44-5	5 ppm (22mg/m3/8H)(skin)	orl-rat 207mg/kg
30.	2,4,5-Trichlorophenol	10114	081919	0.05	5.00	20023.2	1000	NA	NA	0.017	NA	NA	1001.1	8.0	95-95-4	N/A	orl-rat 820mg/kg
31.	4-Chloroaniline	10115	060512	0.05	5.00	20009.6	1000	NA	NA	0.017	NA	NA	1000.4	8.0	106-47-8	N/A	orl-rat 310mg/kg
32.	Dibenzofuran	10115	060512	0.05	5.00	20020.2	1000	NA	NA	0.017	NA	NA	1000.9	8.0	132-64-9	N/A	N/A
33.	2-Methylnaphthalene	10115	060512	0.05	5.00	20012.9	1000	NA	NA	0.017	NA	NA	1000.5	8.1	91-57-6	N/A	orl-rat 1630mg/kg
34.	2-Nitroaniline	10115	060512	0.05	5.00	20011.8	1000	NA	NA	0.017	NA	NA	1000.5	8.0	88-74-4	N/A	orl-rat 1600mg/kg
35.	3-Nitroaniline	10115	060512	0.05	5.00	20018.6	1000	NA	NA	0.017	NA	NA	1000.8	8.0	99-09-2	N/A	orl-rat 535mg/kg
36.	4-Nitroaniline	10115	060512	0.05	5.00	20014.9	1000	NA	NA	0.017	NA	NA	1000.6	8.0	100-01-6	1 ppm (6mg/m3/8H)(skin)	orl-rat 750mg/kg
37.	4-Chloro-3-methylphenol	10118	072120	0.05	5.00	20003.9	1000	NA	NA	0.017	NA	NA	1000.1	8.0	59-50-7	N/A	orl-rat 1830mg/kg
38.	2-Chlorophenol	10118	072120	0.05	5.00	20002.9	1000	NA	NA	0.017	NA	NA	1000.0	8.0	95-57-8	N/A	orl-rat 670mg/kg
39.	2,4-Dichlorophenol	10118	072120	0.05	5.00	20003.1	1000	NA	NA	0.017	NA	NA	1000.1	8.0	120-83-2	N/A	orl-rat 580mg/kg
40.	2,4-Dimethylphenol	10118	072120	0.05	5.00	20003.3	1000	NA	NA	0.017	NA	NA	1000.1	8.1	105-67-9	N/A	orl-rat 3200mg/kg
41.	2,4-Dinitrophenol	10118	072120	0.05	5.00	20001.8	1000	NA	NA	0.017	NA	NA	1000.0	8.0	51-28-5	N/A	orl-rat 30mg/kg
42.	4,6-Dinitro-2-methylphenol	10118	072120	0.05	5.00	20002.5	1000	NA	NA	0.017	NA	NA	1000.0	8.0	534-52-1	N/A	N/A
43.	2-Nitrophenol	10118	072120	0.05	5.00	20003.7	1000	NA	NA	0.017	NA	NA	1000.1	8.0	88-75-5	N/A	orl-rat 334mg/kg
44.	4-Nitrophenol	10118	072120	0.05	5.00	20002.0	1000	NA	NA	0.017	NA	NA	1000.0	8.0	100-02-7	N/A	orl-rat 250mg/kg
45.	Pentachlorophenol	10118	072120	0.05	5.00	20002.8	1000	NA	NA	0.017	NA	NA	1000.0	8.0	87-86-5	0.5mg/m3/8H (skin)	orl-rat 27mg/kg
46.	Phenol	10118	072120	0.05	5.00	20003.9	1000	NA	NA	0.017	NA	NA	1000.1	8.0	108-95-2	5 ppm (19mg/m3/8H)(skin)	orl-rat 317mg/kg
47.	2,4,6-Trichlorophenol	10118	072120	0.05	5.00	20004.2	1000	NA	NA	0.017	NA	NA	1000.1	8.0	88-06-2	N/A	orl-rat 820mg/kg
48.	Acenaphthene	10007	042420	0.50	50.00	2001.2	1000	NA	NA	0.018	NA	NA	1000.5	4.1	83-32-9	N/A	ipr-rat 600mg/kg
49.	Acenaphthylene	10007	042420	0.50	50.00	2000.2	1000	NA	NA	0.018	NA	NA	1000.0	4.2	208-96-8	N/A	N/A
50.	Anthracene	10007	042420	0.50	50.00	2000.3	1000	NA	NA	0.018	NA	NA	1000.1	4.1	120-12-7	0.2mg/m3 (8H)	ipr-mus 430mg/kg
51.	Benzo(a)anthracene	10007	042420	0.50	50.00	2001.3	1000	NA	NA	0.018	NA	NA	1000.6	4.2	56-55-3	N/A	N/A
52.	Benzo(a)pyrene	10007	042420	0.50	50.00	2000.0	1000	NA	NA	0.018	NA	NA	999.9	4.1	50-32-8	0.2mg/m3 (8H)	scu-rat 50mg/kg
53.	Benzo(b)fluoranthene	10007	042420	0.50	50.00	2000.9	1000	NA	NA	0.018	NA	NA	1000.4	4.1	205-99-2	N/A	N/A
54.	Benzo(k)fluoranthene	10007	042420	0.50	50.00	2001.2	1000	NA	NA	0.018	NA	NA	1000.5	4.1	207-08-9	N/A	N/A
55.	Benzo(g,h,i)perylene	10007	042420	0.50	50.00	2000.0	1000	NA	NA	0.018	NA	NA	999.9	4.1	191-24-2	N/A	N/A
56.	Carbazole	10007	042420	0.50	50.00	2000.3	1000	NA	NA	0.018	NA	NA	1000.0	4.2	86-74-8	N/A	ipr-mus 200mg/kg
57.	Chrysene	10007	042420	0.50	50.00	2000.8	1000	NA	NA	0.018	NA	NA	1000.3	4.2	218-01-9	0.2mg/m3	N/A
58.	Dibenzo(a,h)anthracene	10007	042420	0.50	50.00	2000.8	1000	NA	NA	0.018	NA	NA	1000.3	4.2	53-70-3	0.2mg/m3	N/A
59.	Fluoranthene	10007	042420	0.50	50.00	2000.3	1000	NA	NA	0.018	NA	NA	1000.1	4.2	206-44-0	N/A	orl-rat 2000mg/kg
60.	Fluorene	10007	042420	0.50	50.00	2000.9	1000	NA	NA	0.018	NA	NA	1000.3	4.2	86-73-7	N/A	ipr-mus 2 g/kg
61.	Indeno(1,2,3-cd)pyrene	10007	042420	0.50	50.00	2000.1	1000	NA	NA	0.018	NA	NA	1000.0	4.1	193-39-5	N/A	N/A
62.	Naphthalene	10007	042420	0.50	50.00	2000.9	1000	NA	NA	0.018	NA	NA	1000.4	4.1	91-20-3	10 ppm (50mg/m3/8H)	orl-rat 490mg/kg
63.	Phenanthrene	10007	042420	0.50	50.00	2000.9	1000	NA	NA	0.018	NA	NA	1000.4	4.1	85-01-8	0.2mg/m3/8H	orl-mus 700mg/kg
64.	Pyrene	10007	042420	0.50	50.00	2001.0	1000	NA	NA	0.018	NA	NA	1000.4	4.2	129-00-0	0.2mg/m3/8H	orl-rat 2700mg/kg

- The certified value is the concentration calculated from gravimetric and volumetric measurements unless otherwise stated.
- Standards are prepared gravimetrically using balances that are calibrated with weights traceable to NIST (see above).
- Standards are certified (+/-) 0.5% of the stated value, unless otherwise stated.
- All Standards, after opening ampule, should be stored with caps tight and under appropriate laboratory conditions.
- Uncertainty Reference: Taylor, B.N. and Kuyat, C.E., "Guidelines for Evaluating and Expressing the Uncertainty of NIST Measurement Result," NIST Technical Note 1297, U.S. Government Printing Office, Washington, DC, (1994).

ID #: 13539
Opened: _____
CLP Semi-Volatiel Calibration Standard
Expires: 2/2/2026
Rec'd: 2/5/2021
Energy Laboratories Inc 1120 So. 27th Street
Billings MT 59107

Method GC8MSD-2.M: Column:SBB-5 (30m X 0.25mm ID X 0.25µm film thickness) Temp 1 = 50°C (1min.), Temp 2 = 300°C (14 min.), Rate = 10°C/min., Injector B= 250°C, Detector B = 290°C, Split Ratio = 100:1, Scan Rate = 2. Analysis performed by Melissa Stonier.

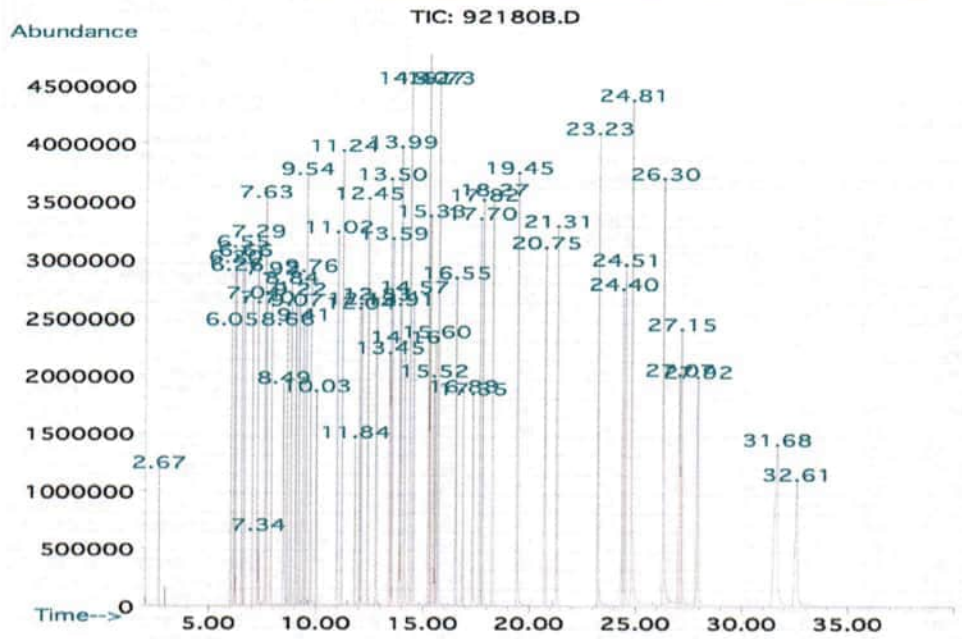

Peak No	Name	MSD RT (min.)
1	N-nitrosodimethylamine	2.67
2	Phenol	6.05
3	bis(2-Chloroethyl)ether	6.20
4	2-Chlorophenol	6.26
5	1,3-Dichlorobenzene	6.55
6	1,4-Dichlorobenzene	6.63
7	1,2-Dichlorobenzene	7.04
8	o-Cresol (2-methylphenol)	7.29
9	bis(2-Chloroisopropyl)ether	7.34
10	p-Cresol (4-methylphenol)/N-nitrosodi-n-propylamine	7.63
11	Hexachloroethane	7.70
12	Nitrobenzene	7.92
13	Isophorone	8.49
14	2-Nitrophenol	8.66
15	2,4-Dimethylphenol	8.84
16	bis(2-Chloroethoxy)methane	9.07
17	2,4-Dichlorophenol	9.22
18	1,2,4-Trichlorobenzene	9.41
19	Naphthalene	9.54
20	4-Chloroaniline	9.76
21	Hexachloro-1,3-butadiene	10.03
22	4-Chloro-3-methylphenol	11.02
23	2-Methylnaphthalene	11.24
24	Hexachlorocyclopentadiene	11.84
25	2,4,6-Trichlorophenol	12.04
26	2,4,5-Trichlorophenol	12.13
27	2-Chloronaphthalene	12.45
28	2-Nitroaniline	12.84
29	Dimethyl phthalate	13.45
30	Acenaphthylene	13.50
31	2,6-Dinitrotoluene	13.59
32	3-Nitroaniline	13.91
33	Acenaphthene	13.99
34	2,4-Dinitrophenol	14.16
35	Dibenzofuran/4-Nitrophenol	14.40
36	2,4-Dinitrotoluene	14.57
37	Diethyl phthalate/Fluorene	15.27
38	4-Chlorophenyl phenyl ether	15.33
39	4-Nitroaniline	15.52
40	4,6-Dinitro-2-methylphenol	15.60
41	Azobenzene	15.73
42	4-Bromophenyl phenyl ether	16.56
43	Hexachlorobenzene	16.89
44	Pentachlorophenol	13.35
45	Phenanthrene	17.70
46	Anthracene	17.82
47	Carbazole	18.27
48	Di-n-butyl phthalate	19.45
49	Fluoranthene	20.75
50	Pyrene	21.31
51	Benzyl butyl phthalate	23.23
52	Benzo(a)anthracene	24.40
53	Chrysene	24.51
54	bis(2-Ehtylhexyl)phthalate	24.82
55	Di-n-octyl phthalate	26.30
56	Benzo(b)fluoranthene	27.07
57	Benzo(k)fluoranthene	27.15
58	Benzo(a)pyrene	27.92
59	Indeno(1,2,3-cd)pyrene/Dibenz(a,h)anthracene	31.68
60	Benzo(g,h,i)perylene	32.61

RESTEK
110 Benner Circle
Bellefonte, PA 16823-8812
Tel: (800)356-1688
Fax: (814)353-1309

www.restek.com

CERTIFIED REFERENCE MATERIAL

Certificate of Analysis

ACCREDITED
ISO 17034 Accredited
Reference Material Producer
Certificate #3222.01

ACCREDITED
ISO/IEC 17025 Accredited
Testing Laboratory
Certificate #3222.02

FOR LABORATORY USE ONLY-READ SDS PRIOR TO USE.

This Reference Material is intended for Laboratory Use Only as a standard for the qualitative and/or quantitative determination of the analyte(s) listed.

Catalog No. : 31062 **Lot No.:** A0167670

Description : B/N Surrogate Mix (4/89 SOW)

Base Neutral Surrogate 4/89(SOW) 5000µg/mL, Methylene Chloride, 1mL/ampul

Container Size : 2 mL **Pkg Amt:** > 1 mL

Expiration Date : November 30, 2026 **Storage:** 10°C or colder

Handling: Sonicate prior to use. **Ship:** Ambient

CERTIFIED VALUES

Elution Order	Compound		Grav. Conc. (weight/volume)	Expanded Uncertainty (95% C.L.; K=2)	
1	Nitrobenzene-d5 **CAS #** 4165-60-0 **Purity** 99%	(Lot PR-29940B)	5,014.0 µg/mL	+/- 29.3583 µg/mL +/- 225.8621 µg/mL +/- 250.6163 µg/mL	Gravimetric Unstressed Stressed
2	2-Fluorobiphenyl **CAS #** 321-60-8 **Purity** 99%	(Lot 00019169)	5,019.6 µg/mL	+/- 29.3911 µg/mL +/- 226.1143 µg/mL +/- 250.8962 µg/mL	Gravimetric Unstressed Stressed
3	p-Terphenyl-d14 **CAS #** 1718-51-0 **Purity** 99%	(Lot PR-27278)	5,020.6 µg/mL	+/- 29.3967 µg/mL +/- 226.1576 µg/mL +/- 250.9442 µg/mL	Gravimetric Unstressed Stressed

Solvent: Methylene chloride
CAS # 75-09-2
Purity 99%

ID #: 13666
Opened:
B/N Surrogate Mix (4/89 SOW)
Expires: 11/30/2026
Rec'd: 3/19/2021
Energy Laboratories Inc 1120 So. 27th Street
Billings MT 59107

Tech Tips:
Due to the limited solubility of p-terphenyl-d14 in methanol, we do not recommend that this mixture be diluted in methanol.

Column:
30m x 0.25mm x 0.25µm
Rtx-5 (cat.#10223)

Carrier Gas:
hydrogen-constant pressure 10 psi.

Temp. Program:
75°C (hold 1 min.) to 330°C
@ 20°C/min. (hold 10 min.)

Inj. Temp:
250°C

Det. Temp:
330°C

Det. Type:
FID

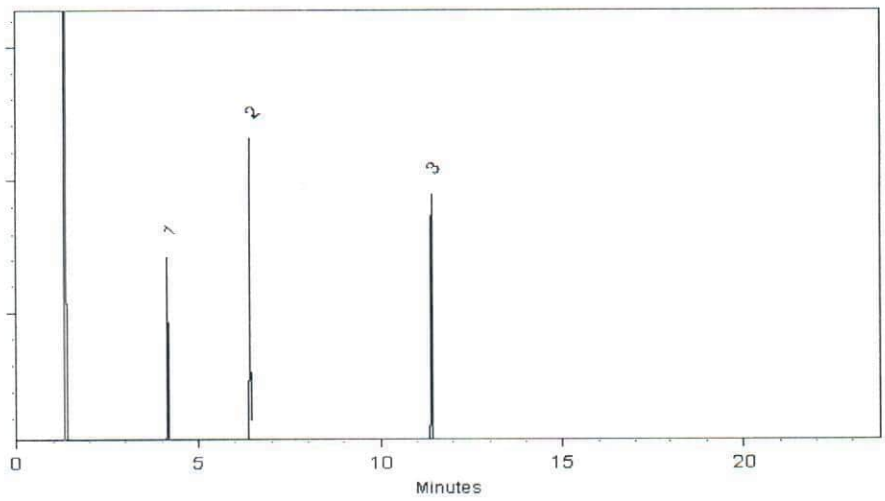

This chromatogram represents a general set of testing conditions chosen for product acceptance. For optimal results in your lab, conditions should be adjusted for your specific instrument, method, and application.

Katelyn McGinnl - Operations Tech I

Date Mixed: 30-Dec-2020 **Balance:** 1128353505

Alexis Shelow - Operations Tech I

Date Passed: 06-Jan-2021

Manufactured under Restek's ISO 9001:2015 Registered Quality System Certificate #FM 80397

General Certified Reference Material Notes

Expiration Notes:

- Expiration date valid for unopened ampul stored in compliance with the recommended conditions.
- Uncertainty, concentration, and expiration of the CRM are based on the unopened product being stored according to the recommended condition found in the storage field.

Purity Notes:

- Purity and/or chemical identity are determined by one or more of the following techniques: GC/FID, HPLC, GC/μECD, GC/MS, LC/MS, RI, and/or melting point.
- Compounds with a listed purity of less than 99% have been weight corrected to compensate for impurities and/or salts. A correction factor is used to calculate the amount of compound necessary to achieve the desired concentration of the parent compound in solution.
- Purity of isomeric compounds is reported as the sum of the isomers.
- Purity values are rounded to the nearest whole number.

Certified Uncertainty Value Notes:

- The uncertainties are determined in accordance with ISO 17034 and Guide 35. The certified combined stressed uncertainty value (includes gravimetric uncertainty, homogeneity between-ampul uncertainty, storage stability uncertainty and shipping stability uncertainty and were combined using the following formula:

$$U_{combined\ stressed} = k\sqrt{U^2_{gravimetric} + U^2_{homogeneity} + U^2_{storage\ stability} + U^2_{shipping\ stability}}$$

k is a coverage factor of 2, which gives a level of confidence of approximately 95%.

- It is important to note that the shipping stability uncertainty was obtained under temperature extremes for specific time intervals; therefore, the certified combined stressed uncertainty value should only be applied to the product if it was stored at non-standard temperature conditions up to and including 7 days. Contact Restek Technical Service at www.restek.com/Contact-Us for use recommendations if your shipment was in-transit for more than 7 days at non-standard temperature conditions.
- Apply the certified combined unstressed uncertainty value if the product was received under standard shipping conditions. Apply the certified combined stressed uncertainty value if the product was received under non-standard conditions as specified below.

Label Conditions	Standard Conditions	Non-Standard Conditions
25°C Nominal (Room Temperature)	< 60°C	≥ 60°C up to 7 days
10°C or colder (Refrigerate)	< 40°C	≥ 40°C up to 7 days
0°C or colder (Freezer) -20°C or colder (Deep Freezer)	< 25°C	≥ 25°C up to 7 days

- Separate (not combined) uncertainty values for gravimetric uncertainty are also displayed on the certificate, if needed, separate homogeneity between-ampul uncertainty, storage stability uncertainty and shipping stability uncertainty values are available by contacting Restek Technical Service at www.restek.com/Contact-Us.
- The packaged amount is the minimum sample size for which uncertainty is valid. The ampules are over-filled to ensure that the minimum packaged amount can be sufficiently transferred.

Manufacturing Notes:

- Concentration is based upon gravimetric preparation using either a balance whose calibration has been verified daily using NIST traceable weights, and/or dilutions with Class A glassware.

Handling Notes:

- Stability of the unopened product, when stored in compliance with the recommended conditions, is guaranteed through the expiration displayed on the product label and certificate. Contact Restek for additional opened product stability information, with the knowledge/understanding that open product stability is subject to the specific handling and environmental conditions to which the product is exposed. For your convenience Restek supplies deactivated vials with most standards packed in 2mL ampules. Larger volume deactivated vials are available through Restek as a custom ordered item. Additionally, Restek sells DMDCS for the purpose of glassware deactivation as catalog number 31861, which includes complete instructions.

Supelco®

www.sigmaaldrich.com

Certificate of Analysis - Certified Reference Material

EPA TCL Hazardous Substances Mix (12 cmpds)

Product no.:	47990-U
Lot no.:	LRAC9004
Expiry Date:	February 2024
Manufacturing Date:	February 2021
Storage:	Refrigerate
Solvent/Matrix:	Dichloromethane
Certificate version:	LRAC9004.01 *(Note: Certificates may be updated due to the availability of new data. Check our website at: www.sigma-aldrich.com for the most current version.)*

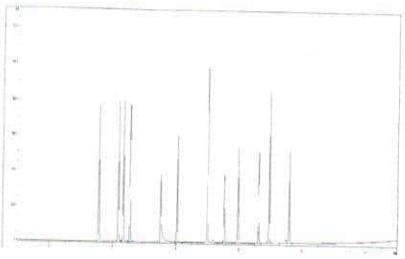

Certified Values:

Analyte	*Certified Value*	*Units*	*Raw Material Purity,%*	*Elution order*	*Raw Material Lot*
ANILINE CAS# 62-53-3	2022 ± 25	µg/mL	99.9	01	LA41596
BENZYL ALCOHOL CAS# 100-51-6	2022 ± 15	µg/mL	99.7	02	LB99705
2-METHYLPHENOL CAS# 95-48-7	2022 ± 14	µg/mL	99.9	03	LB91878
4-METHYLPHENOL CAS# 106-44-5	2022 ± 17	µg/mL	99.9	04	LB32518
BENZOIC ACID CAS# 65-85-0	2021 ± 27	µg/mL	98.8	05	442-137B
4-CHLOROANILINE CAS# 106-47-8	2022 ± 32	µg/mL	100.0	06	MKBZ6909V
2,4,5-TRICHLOROPHENOL CAS# 95-95-4	2022 ± 18	µg/mL	99.9	07	JS00008
2-METHYLNAPHTHALENE CAS# 91-57-6	2021 ± 11	µg/mL	98.2	08	LB97828
2-NITROANILINE CAS# 88-74-4	2022 ± 12	µg/mL	99.9	09	07411KN
3-NITROANILINE CAS# 99-09-2	2022 ± 15	µg/mL	99.9	10	LC09264
DIBENZOFURAN CAS# 132-64-9	2021 ± 10	µg/mL	98.8	11	LB78814
4-NITROANILINE CAS# 100-01-6	2022 ± 23	µg/mL	99.9	12	15609AA

ID #: 13691
Opened:
EPA TCL Hazardous Substances Mix (12 cmp
Expires: 2/28/2024
Rec'd: 3/26/2021
Energy Laboratories Inc 1120 So. 27th Street
Billings MT 59107

Sigma-Aldrich RTC, 2931 Soldier Springs Rd. Laramie, WY 82070, USA;
Tel. 1 307-742-5452; Fax 1 307-855-831-9211; www.sigmaaldrich.com
Sigma-Aldrich RTC is a subsidiary of Merck KGaA, Darmstadt, Germany.

Informational Values:

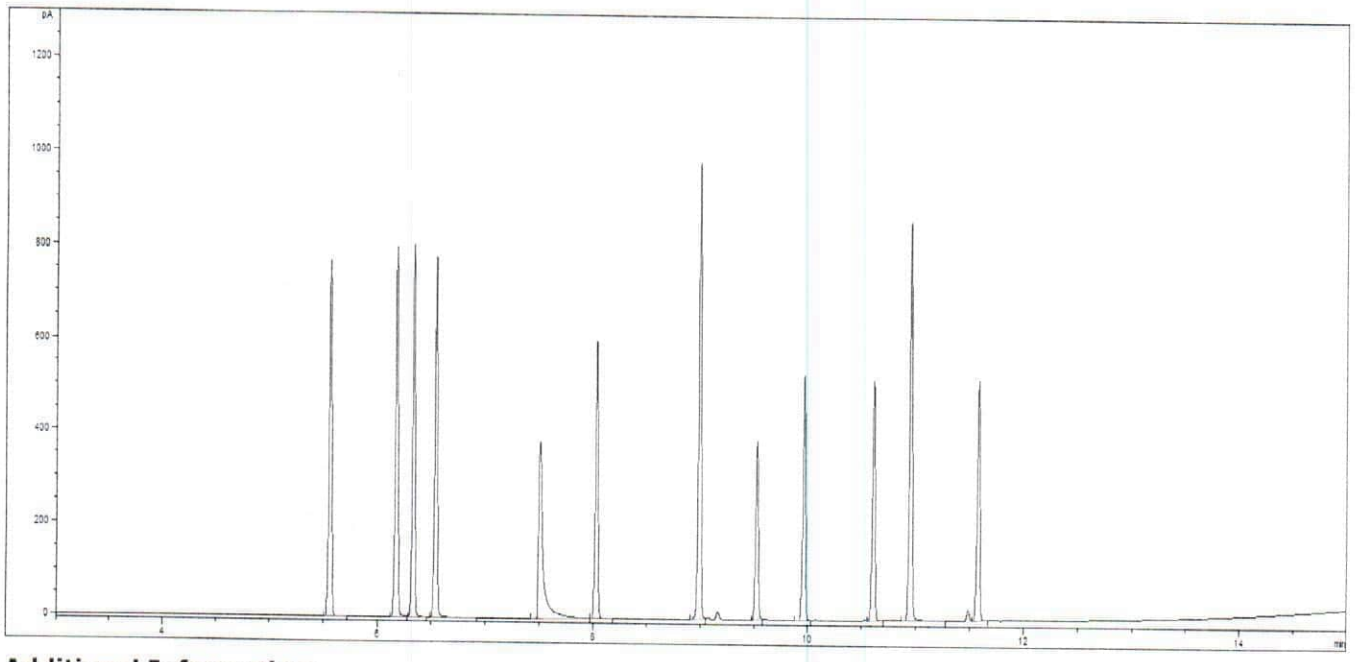

Additional Information:

Analytical Method Parameters:
Column: SPB-5, 30 m × 0.53 mm I.D., 1.5 µm film thickness (Column #214)
Carrier Gas: H2, Flow: 4.5 mL/min
Inlet Temperature: 240 °C, Injection Volume: 1 µL
Injection Mode: Split, Split Ratio: 25:1
Temperature Program: 80 °C (Hold 2 min) @ 15 °C/min to 280 °C (Hold 2 min)
Detector: FID
Detector Temperature: 310 °C

Metrological traceability:	Traceable to the SI and higher order standards from NIST through an unbroken chain of comparisons. The balance used to weigh raw materials is accurate to +/-0.0001 g and calibrated regularly using mass standards traceable to NIST. All dilutions were performed gravimetrically. Additionally, individual analytes are traceable to NIST SRMs where available and specified above.
Measurement method:	Where applicable, the assigned value is based on a purity determination by mass balance and gravimetrically prepared value.
Intended use:	Intended for R&D and Analytical Use only. Not for drug, household or other uses.
Minimum sample size:	1 µL
Packaging:	1 ML IN AMBER AMPULE
Instructions for handling and correct use:	Use on the as is basis. The internal pressure of the container may be slightly different from the atmospheric pressure at the user`s location. Open slowly and carefully to avoid dispersion of the material.
Health and safety information:	All chemical reference materials should be considered potentially hazardous and should be used only by qualified laboratory personnel. Please refer to the Safety Data Sheet for detailed information about the nature of any hazard and appropriate precautions to be taken.
Accreditation:	Sigma-Aldrich RTC is accredited by the US accreditation authority ANAB as a registered reference material producer AR-1470 in accordance with ISO 17034.
Certificate issue date:	26-Feb-2021

ANAB ACCREDITED ISO 17034 REFERENCE MATERIAL PRODUCER

Andy Ommen - QC Manager

Mark Pooler - QA Supervisor

Details on metrological traceability:

This standard has been gravimetrically prepared using balances that have been fully qualified and calibrated to ISO 17025 requirements. All calibrations utilize NIST traceable weights which are calibrated externally by a qualified ISO 17025 accredited calibration laboratory to NIST standards. Qualification of each balance includes the assignment of a minimum weighing by a qualified and ISO 17025 accredited calibration vendor taking into consideration the balance and installed environmental conditions to ensure compliance with USP tolerances of NMT 0.10% relative error. Fill volume to predetermined specifications is gravimetrically verified throughout the dispensing process using qualified and calibrated balances. Further traceability to a corresponding Primary Standard may be achieved through a direct comparison assay. Where a Primary Standard is available, the assay value will be included in the specified section of the COA.

Details on metrological traceability:

Ucrm - Uncertainty values in this document are expressed as Expanded Uncertainty (Ucrm) corresponding to the 95% confidence interval. Ucrm is derived from the combined standard uncertainty multiplied by the coverage factor k, which is obtained from a *t*-distribution and degrees of freedom. The components of combined standard uncertainty include the uncertainties due to characterization, homogeneity, long term stability, and short term stability (transport). The components due to stability are generally considered to be negligible unless otherwise indicated by stability studies. The mathematical

$$u_{CRM} = \sqrt{u_{char}^2 + u_{hom\ ogeneity}^2 + u_{stability}^2}$$

Homogeneity assessment:

Homogeneity was assessed in accordance with ISO Guide 35. Completed units were sampled using a random stratified sampling protocol. The results of chemical analysis were then compared by Single Factor Analysis of Variance (ANOVA). The uncertainty due to homogeneity was derived from the ANOVA. Heterogeneity was not detected under the conditions of the ANOVA.

Stability assessment:

Significance of the stability assessment will be demonstrated if the analytical result of the study and the range of values represented by the Expanded Uncertainty do not overlap the result of the original assay and the range of its values represented by the Expanded Uncertainty. The method employed will usually be the same method used to characterize the assay value in the initial

Certificate of analysis revision history:

Certificate version	Date	Reason for version
LRAC9004.01	26-Feb-2021	Original Release Date

Disclaimer: The purchaser is required to determine the suitability of this product for any particular application. Sigma-Aldrich RTC makes no warranty of any kind, express or implied, other than its products meet all quality control standards set by Sigma-Aldrich RTC. We do not guarantee that the product can be used for any particular application.

The vibrant M, Supelco, TraceCERT and Sigma-Aldrich are trademarks of Merck KGaA, Darmstadt, Germany or its affiliates. All other trademarks are the property of their respective owners. Detailed information on trademarks is available via publicly accessible resources. © 2018 Merck KGaA, Darmstadt, Germany and/or its affiliates. All Rights Reserved.

The life science business of Merck KGaA, Darmstadt, Germany operates as MilliporeSigma in the US and Canada.

Agilent

ID #: 13854
Opened:
Benzidines Standard
Expires: 4/30/2023
Rec'd: 5/14/2021
Energy Laboratories Inc 1120 So. 27th Street
Billings MT 59107

Certificate of Analysis

Product Name: Benzidines Standard

Product Number: US-290-1

Lot Number: 0006592783

Lot Issue Date: 03-Mar-2021

Expiration Date: 30-Apr-2023

Description:
This analytical reference material (RM) was manufactured and verified in accordance with an ISO 9001 registered quality system and analyte concentrations were verified by an ISO 17025 accredited laboratory. The concentration and uncertainty value at the 95% confidence level for each analyte, determined gravimetrically, is listed below.

Analyte	CAS#	Analyte Lot	Concentration ± Uncertainty
benzidine	000092-87-5	RM10200	2004 ± 10 µg/mL
3,3'-dichlorobenzidine	000091-94-1	RM12559	2001 ± 10 µg/mL

Matrix: methylene chloride (dichloromethane)

Storage Conditions: Store at Room Temperature (15° to 30°C).

Traceability:
The balances used for these measurements are calibrated with weights traceable to NIST in compliance with ANSI/NCSL Z540.3, ISO 9001, ISO 17025, and ISO 17034. Calibrated Class A glassware is used for volumetric measurements. Thermometers are calibrated against a NIST traceable thermometer in accordance with NIST Special Publication 1088.

Homogeneity:
This RM was unitized according to an in-house procedure and is guaranteed to be homogeneous. There is no minimum sub-sample size required.

Intended Use:
This RM is intended for the preparation of working reference samples for use in routine laboratory analyses, calibration of instruments, validation of analytical methods, assessments of measurement methods, and continuing calibration verification.

Instructions for Use:
Sample aliquots for analysis should be withdrawn at 20°C to 25°C immediately after opening the container and should be processed without delay for the certified values to be valid within the stated uncertainties.

Hazards:
Refer to the Safety Data Sheet on www.agilent.com for information regarding this RM.

Expiration of Certification:
The certification of this RM is valid until the expiration date specified above, provided the RM is handled and stored in accordance with the instructions given in this certificate. This certification is nullified if the RM is damaged, contaminated, or otherwise modified.

Maintenance of Certification:
If substantive changes are noted that affect the certification before the expiration of this certificate, Agilent will notify the purchaser.

Sample lot approver:

Monica Bourgeois
QMS Representative

ANAB ACCREDITED ISO17034 REFERENCE MATERIAL PRODUCER
ISO 17034 Cert No. AR-1936

RM was produced in accordance with the LRQA registered ISO 9001:2015 Quality Management System. Cert # 10303760
Page: 1 of 1

www.agilent.com/quality/
CSD-QA-015.1

ANAB ACCREDITED ISO/IEC 17025 TESTING LABORATORY
ISO 17025 Cert No. AT-1937

Absolute Standards, Inc.
800-368-1131
www.absolutestandards.com

Certified Reference Material CRM

ANAB ISO 17034 Accredite
AR-1539 Certificate Numbe
https://Absolutestandards.cor

CERTIFIED WEIGHT REPORT

Part Number: **95230**
Lot Number: 050721
Description: Semi-Volatile Mix
11 components
Expiration Date: 050726
Recommended Storage: Refrigerate (4 °C)
Nominal Concentration (µg/mL): 2000
NIST Test ID#: 6UTB
Weight(s) shown below were combined and diluted to (mL): 50.0

Solvent(s): **Lot#**
Methylene chloride 105345

5E-05 Balance Uncertainty
0.058 Flask Uncertainty

Formulated By: Prashant Chauhan 050721 DATE
Reviewed By: Pedro L. Rentas 050721 DATE

Compound	RM#	Lot Number	Nominal Conc (µg/mL)	Purity (%)	Uncertainty Purity	Target Weight (g)	Actual Weight (g)	Actual Conc(µg/mL)	Expanded Uncertainty (+/-) (µg/mL)	SDS Information (Solvent Safety Info. On Attached pg.) CAS#	OSHA PEL (TWA)	LD50
1. Acetophenone	434	04511JX	2000	99	0.2	0.10106	0.10122	2003.1	9.6	98-86-2	N/A	orl-rat 815mg/kg
2. Atrazine	23	BCBZ3835	2000	99.1	0.2	0.10096	0.10120	2004.7	9.6	1912-24-9	5mg/m3	orl-rat 1960mg/kg
3. Benzaldehyde	1707	22496TMV	2000	99.5	0.2	0.10056	0.10073	2003.5	9.5	100-52-7	N/A	orl-rat 1300mg/kg
4. Biphenyl	556	MKBS5244V	2000	99.5	0.2	0.10056	0.10070	2002.9	9.5	92-52-4	0.2 ppm(1mg/m3/8H)	orl-rat 2400mg/kg
5. ε-Caprolactam	1695	MKBK9562V	2000	99	0.5	0.10106	0.10116	2001.9	20.8	105-60-2	1 mg/m3	orl-rat 1210 mg/kg
6. n-Decane	106	00936AA	2000	99	0.2	0.10106	0.10116	2001.9	9.6	124-18-5	N/A	N/A
7. 2,3-Dichloroaniline	1131	05612AI	2000	99	0.2	0.10106	0.10121	2002.9	9.6	608-27-5	N/A	N/A
8. n-Octadecane	971	MKCG6046	2000	100	0.2	0.10005	0.10015	2002.0	9.5	593-45-3	N/A	N/A
9. alpha-Terpineol	1752	GG01	2000	95	0.2	0.10532	0.10545	2002.5	9.8	98-55-5	N/A	N/A
10. 1,2,4,5-Tetrachlorobenzene	274	10408AS	2000	98	0.2	0.10209	0.10220	2002.1	9.6	95-94-3	N/A	orl-rat 1500mg/kg
11. 2,3,4,6-Tetrachlorophenol	477	100317	2000	99.3	0.2	0.10076	0.10095	2003.8	9.5	58-90-2	N/A	orl-rat 140mg/kg

ID #: 13964
Opened:
Semi-Volatile Mix
Expires: 5/7/2026
Rec'd: 6/17/2021
Energy Laboratories Inc 1120 So. 27th Street
Billings MT 59107

- The certified value is the concentration calculated from gravimetric and volumetric measurements unless otherwise stated.
- Standards are prepared gravimetrically using balances that are calibrated with weights traceable to NIST (see above).
- Standards are certifed (+/-) 0.5% of the stated value, unless otherwise stated.
- All Standards, after opening ampule, should be stored with caps tight and under appropriate laboratory conditions.
- Uncertainty Reference: Taylor, B.N. and Kuyat, C.E., "Guidelines for Evaluating and Expressing the Uncertainty of NIST Measurement Result," NIST Technical Note 1297, U.S. Government Printing Office, Washington, DC, (1994).

TIC: 95230.D

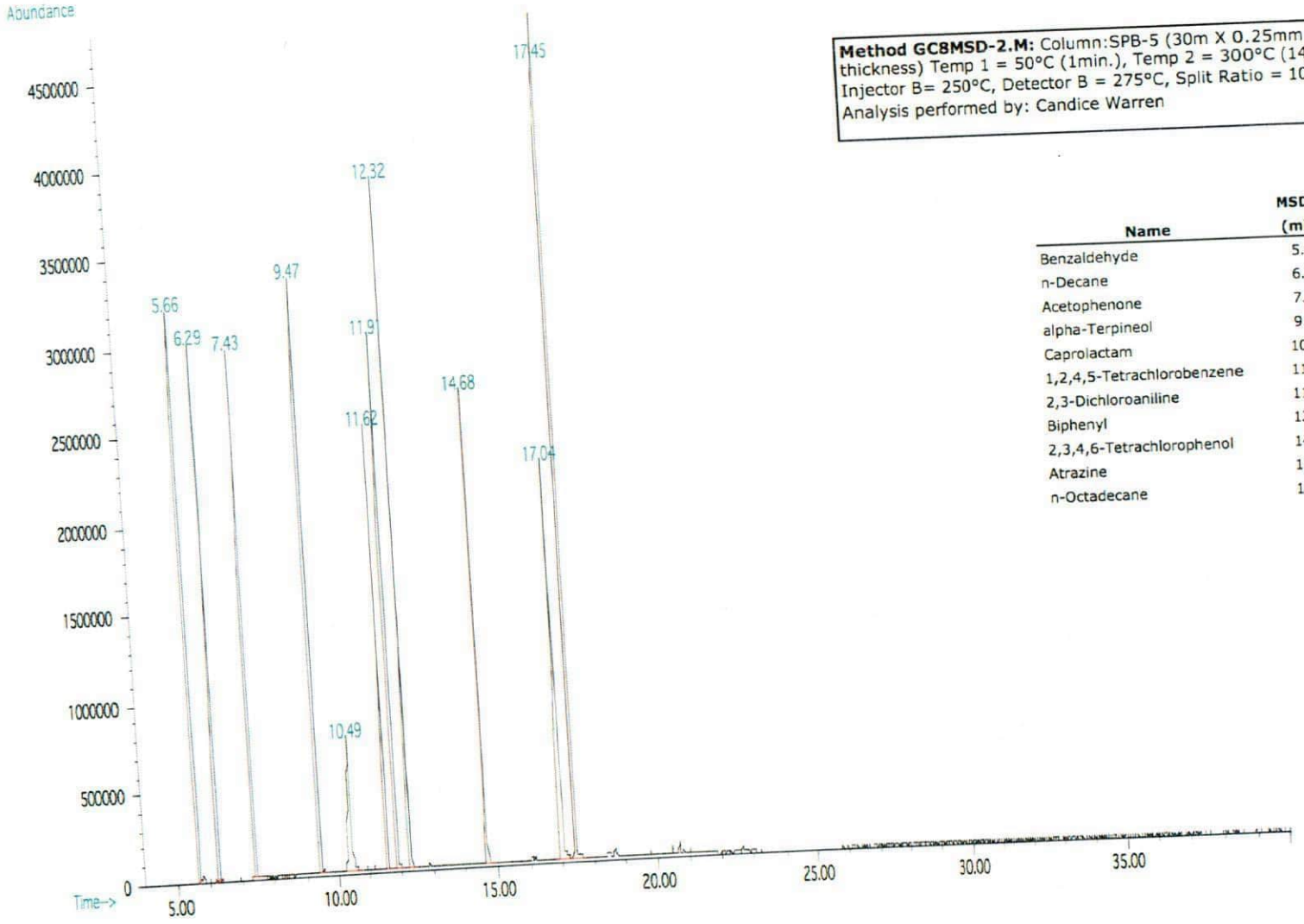

Method GC8MSD-2.M: Column:SPB-5 (30m X 0.25mm ID X 0.25µm film thickness) Temp 1 = 50°C (1min.), Temp 2 = 300°C (14min.), Rate = 10°C/min., Injector B= 250°C, Detector B = 275°C, Split Ratio = 100:1, Scan Rate = 2.
Analysis performed by: Candice Warren

Name	MSD RT (min.)
Benzaldehyde	5.66
n-Decane	6.29
Acetophenone	7.43
alpha-Terpineol	9.47
Caprolactam	10.49
1,2,4,5-Tetrachlorobenzene	11.62
2,3-Dichloroaniline	11.91
Biphenyl	12.32
2,3,4,6-Tetrachlorophenol	14.68
Atrazine	17.04
n-Octadecane	17.45

CHEM SERVICE INC

660 Tower Lane • P.O. Box 599 • West Chester, PA 19381-0599
1-800-452-9994 • 1-610-692-3026 • Fax 1-610-692-8729
info@chemservice.com • www.chemservice.com

CERTIFICATE OF ANALYSIS

Mixture #8-Internal Standards

CONCENTRATION	4000ug/ml in Methylene chloride
CATALOG NUMBER	M-PPHC8X12-1ML
LOT NUMBER	11925100
DATE CERTIFIED	06/09/21
EXPIRATION DATE	06/30/23
STORAGE	Store at room temperature (20 - 25 °C).
HANDLING	See Safety Data Sheet
INTENDED USE	For laboratoy use only.
ISO 17034:2016 CERTIFIED	[X]

ID	Analyte	CAS	Weight Analyte (mg)	Lot	Purity	Certified Concentration (ug/mL)
N-11000	Acenaphthene-d10	15067-26-2	804.000	00026778	99.5	3999.9
N-11467	Chrysene-d12	1719-03-5	809.700	00025144	99.5	4028.3
N-10217	1,4-Dichlorobenzene-d4	3855-82-1	804.000	00027328	99.5	3999.9
N-12645	Naphthalene-d8	1146-65-2	807.500	00029881	99.3	4009.2
N-12851	Perylene-d12	1520-96-3	805.100	00024295	99.5	4005.4
N-12856	Phenanthrene-d10	1517-22-2	808.700	00027331	99.0	4003.1

Analytical Test	Value
CONCENTRATION (GC/FID)	VERIFIED

ID #: 13968
Opened:
Mixture #8-Internal Standards
Expires: 6/30/2023
Rec'd: 6/18/2021
Energy Laboratories Inc 1120 So. 27th Street
Billings MT 59107

COA Form
Revision 3 (3/2015)

PJLA Testing
Accreditation #63329

Print Date: 06/14/21

660 Tower Lane • P.O. Box 599 • West Chester, PA 19381-0599
1-800-452-9994 • 1-610-692-3026 • Fax 1-610-692-8729
info@chemservice.com • www.chemservice.com

Instructions for Use:
Shake mixture prior to use. If particles are present, sonicate for homogeneity. If sample is diluted to lower concentrations, Class A volumetric glassware must be used.
Minimum Sample Size- 0.2 uL for Direct Injection.
Chem Service Inc. guarantees the expanded uncertainty of the above analytes to be +/- 2.0% of the certified concentrations based on gravimetric preparation. The test results published in this report were obtained using equipment capable of producing results that are traceable to NIST and through NIST to the International System of Units (SI). The reported expanded uncertainty of measurement is stated as the combined standard uncertainty of measurement multiplied by the coverage factor k (k=2) such that the coverage probability corresponds to approximately 95%. For certified reference materials, homogeneity and thermal stability testing are available upon request.

Certified By:

Mary Beth O'Donnell

Mary Beth O'Donnell
CSM/TC

PJLA
Testing
Accreditation #63520

660 Tower Lane • P.O. Box 599 • West Chester, PA 19381-0599
1-800-452-9994 • 1-610-692-3026 • Fax 1-610-692-8729
info@chemservice.com • www.chemservice.com

CERTIFICATE OF ANALYSIS

Gas Chromatography / Flame Ionization Detector (GC/FID)

Data file:	C:\CHEM32\1\DATA\2021 DATA\0621\M-PPHC8X12.D		
Sample name:	M-PPHC8X12		
Acq. method:	SCREEN-BACK.M		
Instrument:	GC3	**Location:**	201
Injection date:	6/9/2021 11:56:12 AM	**Injection Vol:**	1.000
Column name:	RTx-5MS (30m x 0.25mm x 0.5µm)	**# Of Injections:**	1

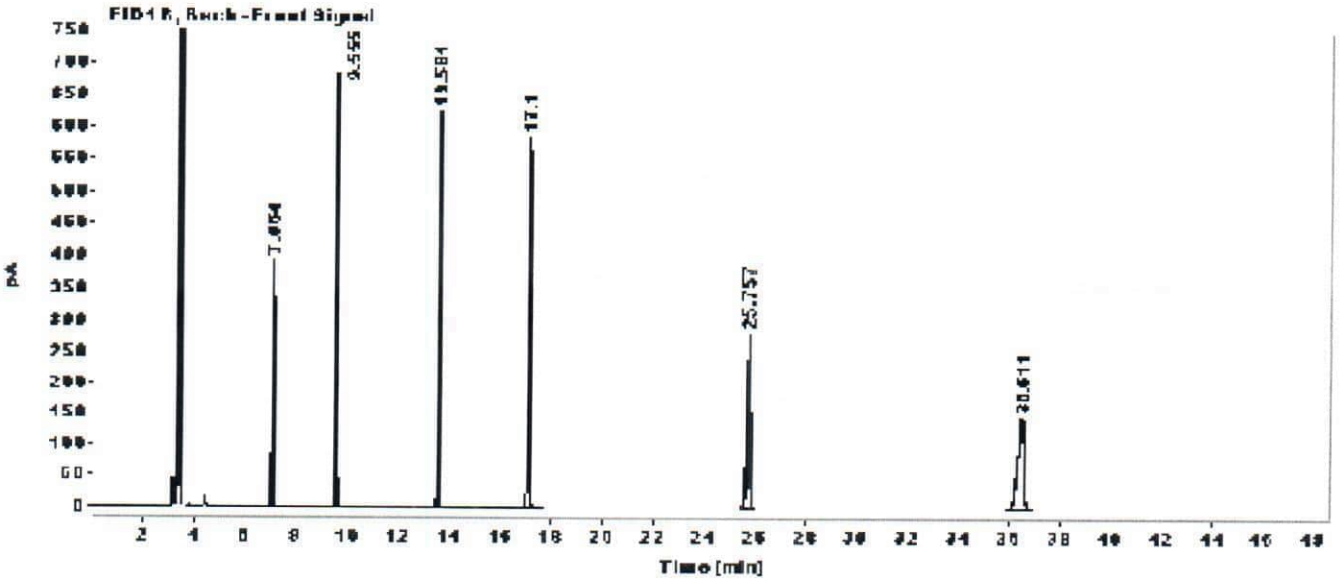

Signal: FID1 B, Back - Front Signal

RT [min]	Type	Width [min]	Area	Height	Area%
7.064	BB	0.0442	1119.2875	393.3396	8.4245
9.555	BV R	0.0512	2239.5649	684.7053	16.8565
13.581	BB	0.0598	2394.9761	624.3607	18.0262
17.100	BB	0.0685	2531.9221	584.9907	19.0569
25.757	BB	0.1314	2450.2429	284.7773	18.4422
36.511	BB	0.2375	2550.0964	149.1623	19.1937
		Sum	13286.0900		

PJLA Testing

125 Market Street
New Haven, CT 06513
USA

AccuStandard®

Tel (203)786-5290
Fax (203)786-5287
www.AccuStandard.com

CERTIFICATE OF ANALYSIS

Catalog No: S-14500-R2
Description: Custom Semi-Volatile Standard
Lot: 220021255-02
Solvent: Dichloromethane
Hazards: *Refer to SDS for complete safety information*

Signal Word: Warning

Date Certified: Aug 31, 2021
Expiration: Oct 1, 2022
Sample Size: 1 mL
Components: 10
Storage Condition: Freeze (<-10 °C)/Sonicate

Certified Reference Material

ANAB ACCREDITED REFERENCE MATERIAL PRODUCER AR-1463

ilac-MRA

Component	CAS #	Purity % (GC/MS)	Prepared Concentration² (µg/mL)	Certified Analyte Concentration¹ (µg/mL)
Pyridine	110-86-1	98.7	2026	2000
4-Chlorophenol	106-48-9	100.0	2019	2019
1-Methylnaphthalene	90-12-0	98.5	2003	1973
N-Nitrosodiphenylamine	86-30-6	100.0	2022	2022
4-Chloro-2-methylphenol	1570-64-5	97.0	2069*	2007
Benzoic acid	65-85-0	99.5	2010	2000
Aniline	62-53-3	98.0	2002	1962
Benzyl alcohol	100-51-6	99.9	2011	2009
Triallate	2303-17-5	99.9	2013	2011
o-Terphenyl	84-15-1	99.9	2019	2017

ID #: 14279
Opened:
Custom Semi-Volatile Standard
Expires: 10/1/2022
Rec'd: 9/16/2021
Energy Laboratories Inc 1120 So. 27th Street
Billings MT 59107

This Certified Reference Material was verified in accordance with ISO/IEC 17025

* Weight compensated to 100% purity.

A product with a suffix (-1A, -2B, etc. or -01, -02, etc.) on its lot number has had its expiration date extended and is identical to the same lot number without the suffix.

² All weights are traceable through NIST, Test No. 684/289871-17

¹ Certified Analyte Concentration = Purity x Prepared Concentration.

The Uncertainty associated with the certified concentration reported on this certificate is ±2.4%. This value is the combined expanded uncertainty and represents an estimated standard deviation equal to the positive square root of the total variation of the uncertainty of components. A normal distribution is assumed and a coverage factor of K=2 is chosen using approximately a 95% confidence level.

Labels and certificates follow U.S. Conventions in reporting numerical values: A comma (,) is used to separate units of one-thousand or greater. A period (.) is used as a decimal place marker.

The information on this certificate may not be reproduced without the express permission of the manufacturer. See reverse side for additional information

Hazard Information: Please refer to the SDS for information regarding the hazards associated with using this material.

This product was prepared according to in-house procedures and is guaranteed to be homogeneous.

Certified By: Larry Decker, Organic QC Manager

Page 1 of 1

For use in routine laboratory analysis.

125 Market Street
New Haven, CT 06513
USA

AccuStandard®

Tel (203)786-5290
Fax (203)786-5287
www.AccuStandard.com

CERTIFICATE OF ANALYSIS

Catalog No: Z-014F
Description: Benzidine & 3,3'-Dichlorobenzidine
Lot: 220041353
Solvent: Methanol
Hazards: *Refer to SDS for complete safety information*

Signal Word: Danger

Date Certified: May 1, 2020
Expiration: May 1, 2024
Sample Size: 1 mL
Components: 2
Storage Condition: Ambient (>5 °C)

Certified Reference Material

ANAB ACCREDITED ISO 17034 REFERENCE MATERIAL PRODUCER AR-1463
ANAB ACCREDITED ISO/IEC 17025 TESTING LABORATORY AT-1339
ilac-MRA

Component	CAS #	Purity % (GC/MS)	Prepared Concentration² (µg/mL)	Certified Analyte Concentration¹ (µg/mL)
Benzidine **	92-87-5	99.9	2004	2002
3,3'-Dichlorobenzidine **	91-94-1	100.0	2001	2001

ID #: 12839
Opened:_____
Benzidine & 3,3'-Dichlorobenzidine
Expires: 5/1/2024
Rec'd: 7/7/2020
Energy Laboratories Inc 1120 So. 27th Street
Billings MT 59107

**Benzidine and 3,3'-Dichlorobenzidine are subject to oxidative degradation

**Benzidine and 3,3'-Dichlorobenzidine are subject to oxidative degredation

A product with a suffix (-1A, -2B, etc. or -01, -02, etc.) on its lot number has had its expiration date extended and is identical to the same lot number without the suffix.

² All weights are traceable through NIST, Test No. 684/289871-17

¹ Certified Analyte Concentration = Purity x Prepared Concentration.

The Uncertainty associated with the certified concentration reported on this certificate is ±2.4%. This value is the combined expanded uncertainty and represents an estimated standard deviation equal to the positive square root of the total variation of the uncertainty of components. A normal distribution is assumed and a coverage factor of K=2 is chosen using approximately a 95% confidence level.

Labels and certificates follow U.S. Conventions in reporting numerical values: A comma (,) is used to separate units of one-thousand or greater. A period (.) is used as a decimal place marker.

The information on this certificate may not be reproduced without the express permission of the manufacturer. See reverse side for additional information

Certified By: _____
Larry Decker, Organic QC Manager

For use in routine laboratory analysis.

AccuStandard is accredited to ISO 17034, ISO/IEC 17025 and certified to ISO 9001:2015

QR-ORG/INO-001
Rev. 5/18

125 Market Street
New Haven, CT 06513
USA

AccuStandard®

Tel (203)786-5290
Fax (203)786-5287
www.AccuStandard.com

CERTIFICATE OF ANALYSIS

Catalog No: Z-014F
Description: Benzidine & 3,3'-Dichlorobenzidine
Lot: 220041353
Solvent: Methanol

Date Certified: May 1, 2020
Expiration: May 1, 2024
Sample Size: 1 mL
Components: 2

T-TEST

AccuStandard, Inc.
Statistical Report for CLP (SOW 1991)
1-May-2020

QR-QCO-003 rev. 1/16

Peak #	Component	Z-014F 220041353 Run #1	Run #2	Run #3	Run #4	Mean	Std Dev	% RSD	Z-014F 220031213 Run #1	Run #2	Run #3	Run #4	Mean	Std Dev	% RSD	NOTES: L-025 test	CI 220041353 Component	CI	# of Runs	10 % error check of Conc. means
1	Benzidine (92-87-5)	90	83	79	75	83	5.45	6.60%	84	84	80	76	81	3.83	4.73%	0.45	20.7	21.9	4	2000	2 %
2	3,3'-Dichlorobenzidine (91-94-1)	104	96	93	91	96	5.72	5.95%	98	99	94	89	95	4.27	4.51%	0.55	20.9	15.8	4	2000	1 %

AccuStandard

For use in routine laboratory analysis.

AccuStandard is accredited to ISO 17034, ISO/IEC 17025 and certified to ISO 9001:2015

QR-ORG/INO-001
Rev. 5/18

125 Market Street
New Haven, CT 06513
USA

AccuStandard®

Tel (203)786-5290
Fax (203)786-5287
www.AccuStandard.com

CERTIFICATE OF ANALYSIS

Catalog No: Z-014F
Description: Benzidine & 3,3'-Dichlorobenzidine
Lot: 220041353
Solvent: Methanol

Date Certified: May 1, 2020
Expiration: May 1, 2024
Sample Size: 1 mL
Components: 2

Chromatogram

```
File       :D:\MassHunter\GCMS\1\DATA\043020\14-  220041353.D
Operator   : Organic QC Lab
Acquired   : 30 Apr 2020  17:16     using AcqMethod CHICK_2019_S100.M
Instrument :   GCMS 6
Sample Name: Z-014F  (220041353)
Misc Info  : Z-014F @2000ug/mL in Methanol
Vial Number: 138
```

AccuStandard®
Leader in Analytical Reference Standards

Column: . DB-5MS, 30m, 0.25 ID, 0.25 um
Oven Program: 80c 17c/min to 340c, 8min
GC Parameters: Cons. Split, 12psi constant flow
Split 100:1, 1uL inj.; GC/MS; INJ 270c

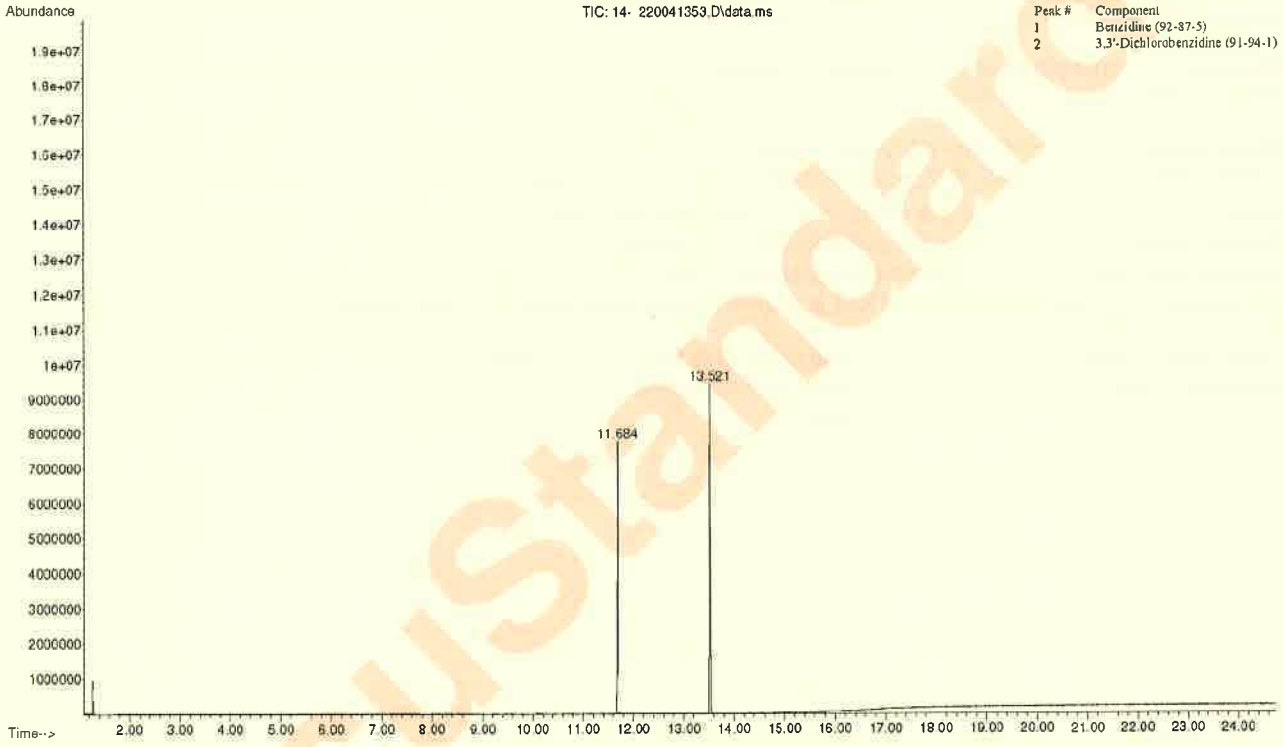

Peak #	Component
1	Benzidine (92-87-5)
2	3,3'-Dichlorobenzidine (91-94-1)

AccuStandard

For use in routine laboratory analysis.

AccuStandard is accredited to ISO 17034, ISO/IEC 17025 and certified to ISO 9001:2015

QR-ORG/INO-001
Rev. 5/18

125 Market Street
New Haven, CT 06513
USA

AccuStandard®

Tel (203)786-5290
Fax (203)786-5287
www.AccuStandard.com

CERTIFICATE OF ANALYSIS

Catalog No: Z-014F
Description: Benzidine & 3,3'-Dichlorobenzidine
Lot: 220041353
Solvent: Methanol

Date Certified: May 1, 2020
Expiration: May 1, 2024
Sample Size: 1 mL
Components: 2

RAW DATA

```
Data Path : D:\MassHunter\GCMS\1\DATA\043020\
Data File : 14-  220041353.D
Acq On    : 30 Apr 20  05:16 pm
Operator  : Organic QC Lab
Sample    : Z-014F  (220041353)
Misc      : Z-014F @2000ug/mL in Methanol
ALS Vial  : 138   Sample Multiplier: 1

Integration Parameters: events.e
Integrator: ChemStation

Method    : D:\MassHunter\GCMS\1\methods\CHICK_2019.M
Title     :

Signal      : TIC: 14-  220041353.D\data.ms
```

Peak #	R.T. min	first scan	max scan	last scan	PK TY	peak height	corr. area	corr. % max.	% of total
1	11.684	2371	2386	2399	PV	7555441	90932217	86.94%	46.506%
2	13.521	2790	2799	2825	BB	9071921	104594086	100.00%	53.494%

For use in routine laboratory analysis.

AccuStandard is accredited to ISO 17034, ISO/IEC 17025 and certified to ISO 9001:2015

QR-ORG/INC-001
Rev. 5/18

Energy Laboratories Inc

ANALYTICAL RUN Summary

20-Feb-22

Run ID SV5973N.I_220218B

Run Start Date:	2/18/2022
Analyst:	Sean McGrew
Ical:	0
Column ID:	XTI-5
Comments:	

Std ID	Std Name	Std Amount	Std Units	Samp Amount	Samp Units	SampType	Expiration Date
dcmsvoc13	DCM						11/17/2022
sv100507	BNA mix	37.5	ul	62.5	ul	CCV	3/31/2022
sv100516	BNA Internals 2000 ug/mL	2	ul	100	ul	all HL SVOC	6/30/2023
sv100610	QC2/TEL	37.5	ul	62.5	ul	CCV	8/3/2022
sv100714	BNA 2nd source 200 ug/mL	37.5	ul	62.5	ul	ICV	10/1/2022
sv83311	DFTPP 1000 ug/mL	50	ul	50	ul	TUNE	10/31/2022
sv90820	BNA 2nd source short (new)	37.5	ul	62.5	ul	ICV	3/16/2023

Seq No	Lab ID	Test Code	Sample Typ	File ID	Analysis Date	DF	Batch ID	Prep Date	SPKref	RPDref	pmoist
15044911	Feb1826_D_TU	SVOC-8270-DF	TUNE	SV5973N.I\sd0212/19/2022 9:29:0		1	R374943		0	0	

Analyte	T	Units	RAW	Final	Text	Spike	SPKref	RPDref	MDL	PQL	UQL	%REC	LOW	HIGH	%RPD	Q
127, % of mass 198	A	%	51.3	51.3		100	0	0	0	0.01	0	51%	40	60	0%	
197, % of mass 198	A	%	0	0		100	0	0	0	0.01	0	0%	0	0.99	0%	
198, Base Peak	A	%	100	100		100	0	0	0	0.01	0	100%	100	100	0%	
199, % of mass 198	A	%	6.9	6.9		100	0	0	0	0.01	0	7%	5	9	0%	
275, % of mass 198	A	%	28.7	28.7		100	0	0	0	0.01	0	29%	10	30	0%	
365, % of mass 198	A	%	3.7	3.7		100	0	0	0	0.01	0	4%	1	99.99	0%	
441, % of mass 443	A	%	78.2	78.2		100	0	0	0	0.01	0	78%	0.01	150	0%	
442, % of mass 198	A	%	71.8	71.8		100	0	0	0	0.01	0	72%	40	100	0%	
443, % of mass 442	A	%	19.2	19.2		100	0	0	0	0.01	0	19%	17	23	0%	
51, % of mass 198	A	%	37.6	37.6		100	0	0	0	0.01	0	38%	30	60	0%	
68, % of mass 69	A	%	0.5	0.5		100	0	0	0	0.01	0	1%	0	1.99	0%	
70, % of mass 69	A	%	0.7	0.7		100	0	0	0	0.01	0	1%	0	1.99	0%	

Seq No	Lab ID	Test Code	Sample Typ	File ID	Analysis Date	DF	Batch ID	Prep Date	SPKref	RPDref	pmoist
15044912	18-Feb-22_CCV	SVOC-8270-W-	CCV	SV5973N.I\sd0212/19/2022 9:50:3		1	R374943		0	0	

Analyte	T	Units	RAW	Final	Text	Spike	SPKref	RPDref	MDL	PQL	UQL	%REC	LOW	HIGH	%RPD	Q
1,2,4-Trichlorobenzene	A	ug/L	80.00101	80.00101		75	0	0	1.9	10	150	107%	70	130	0%	
1,2-Dichlorobenzene	A	ug/L	76.4651	76.4651		75	0	0	1.97	10	150	102%	70	130	0%	
1,3-Dichlorobenzene	A	ug/L	79.59624	79.59624		75	0	0	2.13	10	150	106%	70	130	0%	
1,4-Dichlorobenzene	A	ug/L	77.59286	77.59286		75	0	0	2.02	10	150	103%	80	120	0%	
1-Methylnaphthalene	A	ug/L	77.28065	77.28065		75	0	0	2.39	10	150	103%	70	130	0%	
2,2´-Oxybis(1-Chloropropane)	A	ug/L	77.37686	77.37686		75	0	0	1.45	10	150	103%	70	130	0%	
2,4,5-Trichlorophenol	A	ug/L	79.89087	79.89087		75	0	0	2.23	10	150	107%	70	130	0%	
2,4,6-Trichlorophenol	A	ug/L	85.06554	85.06554		75	0	0	2.64	10	150	113%	80	120	0%	
2,4-Dichlorophenol	A	ug/L	78.95843	78.95843		75	0	0	1.69	10	150	105%	80	120	0%	
2,4-Dimethylphenol	A	ug/L	74.3431	74.3431		75	0	0	1.69	10	150	99%	70	130	0%	
2,4-Dinitrophenol	A	ug/L	81.79476	81.79476		75	0	0	4.26	10	150	109%	70	130	0%	
2,4-Dinitrotoluene	A	ug/L	80.45197	80.45197		75	0	0	3.04	10	150	107%	70	130	0%	
2,6-Dinitrotoluene	A	ug/L	74.72199	74.72199		75	0	0	3.2	10	150	100%	70	130	0%	
2-Chloronaphthalene	A	ug/L	78.499	78.499		75	0	0	2.14	10	150	105%	70	130	0%	
2-Chlorophenol	A	ug/L	77.93671	77.93671		75	0	0	2.48	10	150	104%	70	130	0%	
2-Methylnaphthalene	A	ug/L	78.21077	78.21077		75	0	0	1.92	10	150	104%	70	130	0%	
2-Nitroaniline	A	ug/L	83.71162	83.71162		75	0	0	2.4	10	150	112%	70	130	0%	
2-Nitrophenol	A	ug/L	83.43761	83.43761		75	0	0	2.36	10	150	111%	80	120	0%	
3,3´-Dichlorobenzidine	A	ug/L	81.28392	81.28392		75	0	0	2.11	10	150	108%	70	130	0%	
3-Nitroaniline	A	ug/L	78.56581	78.56581		75	0	0	2.77	10	150	105%	70	130	0%	
4,6-Dinitro-2-methylphenol	A	ug/L	84.03487	84.03487		75	0	0	2.33	10	150	112%	70	130	0%	
4-Bromophenyl phenyl ether	A	ug/L	80.57433	80.57433		75	0	0	1.74	10	150	107%	70	130	0%	
4-Chloro-2-methylphenol	A	ug/L	80.36672	80.36672		75	0	0	1.6	10	150	107%	70	130	0%	
4-Chloro-3-methylphenol	A	ug/L	80.21042	80.21042		75	0	0	1.46	10	150	107%	80	120	0%	
4-Chlorophenol	A	ug/L	80.69004	80.69004		75	0	0	2.64	10	150	108%	70	130	0%	
4-Chlorophenyl phenyl ether	A	ug/L	83.47058	83.47058		75	0	0	2.03	10	150	111%	70	130	0%	
4-Nitroaniline	A	ug/L	86.0686	86.0686		75	0	0	1.63	10	150	115%	70	130	0%	
4-Nitrophenol	A	ug/L	84.9536	84.9536		75	0	0	2.5	10	150	113%	70	130	0%	
Acenaphthene	A	ug/L	73.58794	73.58794		75	0	0	1.89	10	150	98%	80	120	0%	
Acenaphthylene	A	ug/L	75.86984	75.86984		75	0	0	1.57	10	150	101%	70	130	0%	
Aniline	A	ug/L	75.89741	75.89741		75	0	0	3.74	10	150	101%	70	130	0%	
Anthracene	A	ug/L	83.52705	83.52705		75	0	0	1.23	10	150	111%	70	130	0%	
Azobenzene	A	ug/L	76.58648	76.58648		75	0	0	1.09	10	150	102%	70	130	0%	
Benzidine	A	ug/L	86.6553	86.6553		75	0	0	6.72	10	150	116%	70	130	0%	
Benzo(a)anthracene	A	ug/L	78.16247	78.16247		75	0	0	0.856	10	150	104%	70	130	0%	

Seq No	Lab ID	Test Code	Sample Typ	File ID	Analysis Date	DF	Batch ID	Prep Date	SPKref	RPDref	pmoist
15044912	18-Feb-22_CCV	SVOC-8270-W-	CCV	SV5973N.I\sd0212/19/2022 9:50:3		1	R374943		0	0	

Analyte	T	Units	RAW	Final	Text	Spike	SPKref	RPDref	MDL	PQL	UQL	%REC	LOW	HIGH	%RPD	Q
Benzo(a)pyrene	A	ug/L	74.28584	74.28584		75	0	0	1.24	10	150	99%	80	120	0%	
Benzo(b)fluoranthene	A	ug/L	71.54103	71.54103		75	0	0	0.903	10	150	95%	70	130	0%	
Benzo(g,h,i)perylene	A	ug/L	74.79856	74.79856		75	0	0	1.01	10	150	100%	70	130	0%	
Benzo(k)fluoranthene	A	ug/L	76.73248	76.73248		75	0	0	0.97	10	150	102%	70	130	0%	
Benzoic acid	A	ug/L	89.41532	89.41532		75	0	0	1.51	10	150	119%	70	130	0%	
Benzyl alcohol	A	ug/L	77.50381	77.50381		75	0	0	3.13	10	150	103%	70	130	0%	
bis(-2-chloroethoxy)Methane	A	ug/L	74.97641	74.97641		75	0	0	1.36	10	150	100%	70	130	0%	
bis(-2-chloroethyl)Ether	A	ug/L	80.12459	80.12459		75	0	0	2.57	10	150	107%	70	130	0%	
bis(2-chloroisopropyl)Ether	A	ug/L	77.37686	77.37686		75	0	0	1.49	10	150	103%	70	130	0%	
bis(2-ethylhexyl)Phthalate	A	ug/L	84.49586	84.49586		75	0	0	1.91	10	150	113%	70	130	0%	
Butylbenzylphthalate	A	ug/L	82.34606	82.34606		75	0	0	1.57	10	150	110%	70	130	0%	
Carbazole	A	ug/L	76.43911	76.43911		75	0	0	0.842	10	150	102%	70	130	0%	
Chrysene	A	ug/L	74.66984	74.66984		75	0	0	1.17	10	150	100%	70	130	0%	
Di-n-butyl phthalate	A	ug/L	85.69592	85.69592		75	0	0	0.932	10	150	114%	70	130	0%	
Di-n-octyl phthalate	A	ug/L	83.38084	83.38084		75	0	0	1.34	10	150	111%	80	120	0%	
Dibenzo(a,h)anthracene	A	ug/L	73.99854	73.99854		75	0	0	1.17	10	150	99%	70	130	0%	
Dibenzofuran	A	ug/L	76.55756	76.55756		75	0	0	1.74	10	150	102%	70	130	0%	
Diethyl phthalate	A	ug/L	78.74614	78.74614		75	0	0	2.18	10	150	105%	70	130	0%	
Dimethyl phthalate	A	ug/L	82.71943	82.71943		75	0	0	1.72	10	150	110%	70	130	0%	
Fluoranthene	A	ug/L	78.8948	78.8948		75	0	0	0.883	10	150	105%	80	120	0%	
Fluorene	A	ug/L	73.42851	73.42851		75	0	0	1.82	10	150	98%	70	130	0%	
Hexachlorobenzene	A	ug/L	82.8407	82.8407		75	0	0	1.33	10	150	110%	70	130	0%	
Hexachlorobutadiene	A	ug/L	83.09328	83.09328		75	0	0	2.32	10	150	111%	80	120	0%	
Hexachlorocyclopentadiene	A	ug/L	83.71024	83.71024		75	0	0	2.97	10	150	112%	70	130	0%	
Hexachloroethane	A	ug/L	77.36379	77.36379		75	0	0	1.79	10	150	103%	70	130	0%	
Indeno(1,2,3-cd)pyrene	A	ug/L	76.33013	76.33013		75	0	0	1.25	10	150	102%	70	130	0%	
Isophorone	A	ug/L	81.26676	81.26676		75	0	0	1.67	10	150	108%	70	130	0%	
m+p-Cresols	A	ug/L	81.75395	81.75395		75	0	0	1.78	10	150	109%	70	130	0%	
n-Nitroso-di-n-propylamine	A	ug/L	87.56773	87.56773		75	0	0	1.54	10	150	117%	70	130	0%	
n-Nitrosodimethylamine	A	ug/L	88.84655	88.84655		75	0	0	1.53	10	150	118%	70	130	0%	
n-Nitrosodiphenylamine	A	ug/L	78.84306	78.84306		75	0	0	1.16	10	150	105%	80	120	0%	
Naphthalene	A	ug/L	82.55812	82.55812		75	0	0	1.74	10	150	110%	70	130	0%	
Nitrobenzene	A	ug/L	84.98417	84.98417		75	0	0	2.31	10	150	113%	70	130	0%	
o-Cresol	A	ug/L	76.58824	76.58824		75	0	0	1.83	10	150	102%	70	130	0%	
o-Terphenyl	A	ug/L	81.46606	81.46606		75	0	0	1.27	10	150	109%	70	130	0%	

Seq No	Lab ID	Test Code	Sample Typ	File ID	Analysis Date	DF	Batch ID	Prep Date	SPKref	RPDref	pmoist
15044912	18-Feb-22_CCV	SVOC-8270-W-	CCV	SV5973N.I\sd0212/19/2022	9:50:3	1	R374943		0	0	

Analyte	T	Units	RAW	Final	Text	Spike	SPKref	RPDref	MDL	PQL	UQL	%REC	LOW	HIGH	%RPD	Q
p-Chloroaniline	A	ug/L	80.91759	80.91759		75	0	0	1.52	10	150	108%	70	130	0%	
Pentachlorophenol	A	ug/L	84.94642	84.94642		75	0	0	4.24	10	150	113%	80	120	0%	
Phenanthrene	A	ug/L	79.18385	79.18385		75	0	0	0.784	10	150	106%	70	130	0%	
Phenol	A	ug/L	77.29197	77.29197		75	0	0	1.46	10	150	103%	80	120	0%	
Pyrene	A	ug/L	77.34791	77.34791		75	0	0	0.921	10	150	103%	70	130	0%	
Pyridine	A	ug/L	79.93771	79.93771		75	0	0	3.22	10	150	107%	70	130	0%	
Triallate	A	ug/L	81.53149	81.53149		75	0	0	1.51	10	150	109%	70	130	0%	
1,4-Dichlorobenzene-d4	I	ug/L	40	40		0	0	0	0	10	150	0%	70	130	0%	
Acenaphthene-d10	I	ug/L	40	40		0	0	0	0	10	150	0%	70	130	0%	
Chrysene-d12	I	ug/L	40	40		0	0	0	0	10	150	0%	70	130	0%	
Naphthalene-d8	I	ug/L	40	40		0	0	0	0	10	150	0%	70	130	0%	
Perylene-d12	I	ug/L	40	40		0	0	0	0	10	150	0%	70	130	0%	
Phenanthrene-d10	I	ug/L	40	40		0	0	0	0	10	150	0%	70	130	0%	
2,4,6-Tribromophenol	S	ug/L	83.85698	83.85698		75	0	0	2.88	10	0	112%	70	130	0%	
2-Fluorobiphenyl	S	ug/L	79.63261	79.63261		75	0	0	0.724	10	0	106%	70	130	0%	
2-Fluorophenol	S	ug/L	79.11098	79.11098		75	0	0	3.52	10	0	105%	70	130	0%	
Nitrobenzene-d5	S	ug/L	79.39191	79.39191		75	0	0	2.34	10	0	106%	70	130	0%	
Phenol-d5	S	ug/L	77.48839	77.48839		75	0	0	2.06	10	0	103%	70	130	0%	
Terphenyl-d14	S	ug/L	78.46811	78.46811		75	0	0	1.17	10	0	105%	70	130	0%	
4-Chloroaniline	X	ug/L	80.91759	80.91759		75	0	0	1.61	10	150	108%	70	130	0%	

Seq No	Lab ID	Test Code	Sample Typ	File ID	Analysis Date	DF	Batch ID	Prep Date	SPKref	RPDref	pmoist
15044913	18-Feb-22_ISTB	SVOC-8270-W-	SAMP	SV5973N.I\sd0212/19/2022	10:22:	1	R374943		0	0	

Analyte	T	Units	RAW	Final	Text	Spike	SPKref	RPDref	MDL	PQL	UQL	%REC	LOW	HIGH	%RPD	Q
1,2,4-Trichlorobenzene	A	ug/L	0	0		0	0	0	1.9	10	150	0%	0	0	0%	
1,2-Dichlorobenzene	A	ug/L	0	0		0	0	0	1.97	10	150	0%	0	0	0%	
1,3-Dichlorobenzene	A	ug/L	0	0		0	0	0	2.13	10	150	0%	0	0	0%	
1,4-Dichlorobenzene	A	ug/L	0	0		0	0	0	2.02	10	150	0%	0	0	0%	
1-Methylnaphthalene	A	ug/L	0	0		0	0	0	2.39	10	150	0%	0	0	0%	
2,2´-Oxybis(1-Chloropropane)	A	ug/L	0	0		0	0	0	1.45	10	150	0%	0	0	0%	
2,4,5-Trichlorophenol	A	ug/L	0	0		0	0	0	2.23	10	150	0%	0	0	0%	
2,4,6-Trichlorophenol	A	ug/L	0	0		0	0	0	2.64	10	150	0%	0	0	0%	
2,4-Dichlorophenol	A	ug/L	0	0		0	0	0	1.69	10	150	0%	0	0	0%	
2,4-Dimethylphenol	A	ug/L	0	0		0	0	0	1.69	10	150	0%	0	0	0%	

Seq No	Lab ID	Test Code	Sample Typ	File ID	Analysis Date	DF	Batch ID	Prep Date	SPKref	RPDref	pmoist
15044913	18-Feb-22_ISTB	SVOC-8270-W-	SAMP	SV5973N.I\sd0212/19/2022 10:22:		1	R374943		0	0	

Analyte	T	Units	RAW	Final	Text	Spike	SPKref	RPDref	MDL	PQL	UQL	%REC	LOW	HIGH	%RPD	Q
2,4-Dinitrophenol	A	ug/L	0	0		0	0	0	4.26	10	150	0%	0	0	0%	
2,4-Dinitrotoluene	A	ug/L	0	0		0	0	0	3.04	10	150	0%	0	0	0%	
2,6-Dinitrotoluene	A	ug/L	0	0		0	0	0	3.2	10	150	0%	0	0	0%	
2-Chloronaphthalene	A	ug/L	0	0		0	0	0	2.14	10	150	0%	0	0	0%	
2-Chlorophenol	A	ug/L	0	0		0	0	0	2.48	10	150	0%	0	0	0%	
2-Methylnaphthalene	A	ug/L	0	0		0	0	0	1.92	10	150	0%	0	0	0%	
2-Nitroaniline	A	ug/L	0	0		0	0	0	2.4	10	150	0%	0	0	0%	
2-Nitrophenol	A	ug/L	0	0		0	0	0	2.36	10	150	0%	0	0	0%	
3,3´-Dichlorobenzidine	A	ug/L	0	0		0	0	0	2.11	10	150	0%	0	0	0%	
3-Nitroaniline	A	ug/L	0	0		0	0	0	2.77	10	150	0%	0	0	0%	
4,6-Dinitro-2-methylphenol	A	ug/L	0	0		0	0	0	2.33	10	150	0%	0	0	0%	
4-Bromophenyl phenyl ether	A	ug/L	0	0		0	0	0	1.74	10	150	0%	0	0	0%	
4-Chloro-2-methylphenol	A	ug/L	0	0		0	0	0	1.6	10	150	0%	0	0	0%	
4-Chloro-3-methylphenol	A	ug/L	0	0		0	0	0	1.46	10	150	0%	0	0	0%	
4-Chlorophenol	A	ug/L	0	0		0	0	0	2.64	10	150	0%	0	0	0%	
4-Chlorophenyl phenyl ether	A	ug/L	0	0		0	0	0	2.03	10	150	0%	0	0	0%	
4-Nitroaniline	A	ug/L	0	0		0	0	0	1.63	10	150	0%	0	0	0%	
4-Nitrophenol	A	ug/L	0	0		0	0	0	2.5	10	150	0%	0	0	0%	
Acenaphthene	A	ug/L	0	0		0	0	0	1.89	10	150	0%	0	0	0%	
Acenaphthylene	A	ug/L	0	0		0	0	0	1.57	10	150	0%	0	0	0%	
Aniline	A	ug/L	0	0		0	0	0	3.74	10	150	0%	0	0	0%	
Anthracene	A	ug/L	0	0		0	0	0	1.23	10	150	0%	0	0	0%	
Azobenzene	A	ug/L	0	0		0	0	0	1.09	10	150	0%	0	0	0%	
Benzidine	A	ug/L	0	0		0	0	0	6.72	10	150	0%	0	0	0%	
Benzo(a)anthracene	A	ug/L	0	0		0	0	0	0.856	10	150	0%	0	0	0%	
Benzo(a)pyrene	A	ug/L	0	0		0	0	0	1.24	10	150	0%	0	0	0%	
Benzo(b)fluoranthene	A	ug/L	0	0		0	0	0	0.903	10	150	0%	0	0	0%	
Benzo(g,h,i)perylene	A	ug/L	0	0		0	0	0	1.01	10	150	0%	0	0	0%	
Benzo(k)fluoranthene	A	ug/L	0	0		0	0	0	0.97	10	150	0%	0	0	0%	
Benzoic acid	A	ug/L	0	0		0	0	0	1.51	10	150	0%	0	0	0%	
Benzyl alcohol	A	ug/L	0	0		0	0	0	3.13	10	150	0%	0	0	0%	
bis(-2-chloroethoxy)Methane	A	ug/L	0	0		0	0	0	1.36	10	150	0%	0	0	0%	
bis(-2-chloroethyl)Ether	A	ug/L	0	0		0	0	0	2.57	10	150	0%	0	0	0%	
bis(2-chloroisopropyl)Ether	A	ug/L	0	0		0	0	0	1.49	10	150	0%	0	0	0%	
bis(2-ethylhexyl)Phthalate	A	ug/L	0	0		0	0	0	1.91	10	150	0%	0	0	0%	

Seq No	Lab ID	Test Code	Sample Typ	File ID	Analysis Date	DF	Batch ID	Prep Date	SPKref	RPDref	pmoist
15044913	18-Feb-22_ISTB	SVOC-8270-W-	SAMP	SV5973N.I\sd0212/19/2022 10:22:		1	R374943		0	0	

Analyte	T	Units	RAW	Final	Text	Spike	SPKref	RPDref	MDL	PQL	UQL	%REC	LOW	HIGH	%RPD	Q
Butylbenzylphthalate	A	ug/L	0	0		0	0	0	1.57	10	150	0%	0	0	0%	
Carbazole	A	ug/L	0	0		0	0	0	0.842	10	150	0%	0	0	0%	
Chrysene	A	ug/L	0	0		0	0	0	1.17	10	150	0%	0	0	0%	
Di-n-butyl phthalate	A	ug/L	0	0		0	0	0	0.932	10	150	0%	0	0	0%	
Di-n-octyl phthalate	A	ug/L	0	0		0	0	0	1.34	10	150	0%	0	0	0%	
Dibenzo(a,h)anthracene	A	ug/L	0	0		0	0	0	1.17	10	150	0%	0	0	0%	
Dibenzofuran	A	ug/L	0	0		0	0	0	1.74	10	150	0%	0	0	0%	
Diethyl phthalate	A	ug/L	0	0		0	0	0	2.18	10	150	0%	0	0	0%	
Dimethyl phthalate	A	ug/L	0	0		0	0	0	1.72	10	150	0%	0	0	0%	
Fluoranthene	A	ug/L	0	0		0	0	0	0.883	10	150	0%	0	0	0%	
Fluorene	A	ug/L	0	0		0	0	0	1.82	10	150	0%	0	0	0%	
Hexachlorobenzene	A	ug/L	0	0		0	0	0	1.33	10	150	0%	0	0	0%	
Hexachlorobutadiene	A	ug/L	0	0		0	0	0	2.32	10	150	0%	0	0	0%	
Hexachlorocyclopentadiene	A	ug/L	0	0		0	0	0	2.97	10	150	0%	0	0	0%	
Hexachloroethane	A	ug/L	0	0		0	0	0	1.79	10	150	0%	0	0	0%	
Indeno(1,2,3-cd)pyrene	A	ug/L	0	0		0	0	0	1.25	10	150	0%	0	0	0%	
Isophorone	A	ug/L	0	0		0	0	0	1.67	10	150	0%	0	0	0%	
m+p-Cresols	A	ug/L	0	0		0	0	0	1.78	10	150	0%	0	0	0%	
n-Nitroso-di-n-propylamine	A	ug/L	0	0		0	0	0	1.54	10	150	0%	0	0	0%	
n-Nitrosodimethylamine	A	ug/L	0	0		0	0	0	1.53	10	150	0%	0	0	0%	
n-Nitrosodiphenylamine	A	ug/L	0	0		0	0	0	1.16	10	150	0%	0	0	0%	
Naphthalene	A	ug/L	0	0		0	0	0	1.74	10	150	0%	0	0	0%	
Nitrobenzene	A	ug/L	0	0		0	0	0	2.31	10	150	0%	0	0	0%	
o-Cresol	A	ug/L	0	0		0	0	0	1.83	10	150	0%	0	0	0%	
p-Chloroaniline	A	ug/L	0	0		0	0	0	1.52	10	150	0%	0	0	0%	
Pentachlorophenol	A	ug/L	0	0		0	0	0	4.24	10	150	0%	0	0	0%	
Phenanthrene	A	ug/L	0	0		0	0	0	0.784	10	150	0%	0	0	0%	
Phenol	A	ug/L	0	0		0	0	0	1.46	10	150	0%	0	0	0%	
Pyrene	A	ug/L	0	0		0	0	0	0.921	10	150	0%	0	0	0%	
Pyridine	A	ug/L	0	0		0	0	0	3.22	10	150	0%	0	0	0%	
Triallate	A	ug/L	0	0		0	0	0	1.51	10	150	0%	0	0	0%	
1,4-Dichlorobenzene-d4	I	ug/L	40	40		0	0	0	0	10	150	0%	0	0	0%	
Acenaphthene-d10	I	ug/L	40	40		0	0	0	0	10	150	0%	0	0	0%	
Chrysene-d12	I	ug/L	40	40		0	0	0	0	10	150	0%	0	0	0%	
Naphthalene-d8	I	ug/L	40	40		0	0	0	0	10	150	0%	0	0	0%	

Seq No	Lab ID	Test Code	Sample Typ	File ID	Analysis Date	DF	Batch ID	Prep Date	SPKref	RPDref	pmoist
15044913	18-Feb-22_ISTB	SVOC-8270-W-	SAMP	SV5973N.I\sd0212/19/2022 10:22:		1	R374943		0	0	

Analyte	T	Units	RAW	Final	Text	Spike	SPKref	RPDref	MDL	PQL	UQL	%REC	LOW	HIGH	%RPD	Q
Perylene-d12	I	ug/L	40	40		0	0	0	0	10	150	0%	0	0	0%	
Phenanthrene-d10	I	ug/L	40	40		0	0	0	0	10	150	0%	0	0	0%	
2,4,6-Tribromophenol	S	ug/L	0	0		200	0	0	2.88	10	0	0%	25	140	0%	S
2-Fluorobiphenyl	S	ug/L	0	0		100	0	0	0.724	10	0	0%	28	107	0%	S
2-Fluorophenol	S	ug/L	0	0		200	0	0	3.52	10	0	0%	10	75	0%	S
Nitrobenzene-d5	S	ug/L	0	0		100	0	0	2.34	10	0	0%	32	94	0%	S
Phenol-d5	S	ug/L	0	0		200	0	0	2.06	10	0	0%	10	65	0%	S
Terphenyl-d14	S	ug/L	0	0		100	0	0	1.17	10	0	0%	32	122	0%	S
4-Chloroaniline	X	ug/L	0	0		0	0	0	1.61	10	150	0%	0	0	0%	
o-Terphenyl	X	ug/L	0	0		0	0	0	1.27	10	150	0%	0	0	0%	

Seq No	Lab ID	Test Code	Sample Typ	File ID	Analysis Date	DF	Batch ID	Prep Date	SPKref	RPDref	pmoist
15044914	B22020415-027	SVOC-8270-W-	SAMP	SV5973N.I\sd0212/19/2022 10:54:		1	163621	2/9/2022 8:1	0	0	

Analyte	T	Units	RAW	Final	Text	Spike	SPKref	RPDref	MDL	PQL	UQL	%REC	LOW	HIGH	%RPD	Q
1,2,4-Trichlorobenzene	A	ug/L	0	0		0	0	0	1.8449	10	150	0%	0	0	0%	U
1,2-Dichlorobenzene	A	ug/L	0	0		0	0	0	1.91287	10	150	0%	0	0	0%	U
1,3-Dichlorobenzene	A	ug/L	0	0		0	0	0	2.06823	10	150	0%	0	0	0%	U
1,4-Dichlorobenzene	A	ug/L	0	0		0	0	0	1.96142	10	150	0%	0	0	0%	U
1-Methylnaphthalene	A	ug/L	0	0		0	0	0	2.32069	4.855	150	0%	0	0	0%	U
2,2´-Oxybis(1-Chloropropane)	A	ug/L	0	0		0	0	0	1.40795	10	150	0%	0	0	0%	U
2,4,5-Trichlorophenol	A	ug/L	0	0		0	0	0	2.16533	10	150	0%	0	0	0%	U
2,4,6-Trichlorophenol	A	ug/L	0	0		0	0	0	2.56344	10	150	0%	0	0	0%	U
2,4-Dichlorophenol	A	ug/L	0	0		0	0	0	1.64099	10	150	0%	0	0	0%	U
2,4-Dimethylphenol	A	ug/L	0	0		0	0	0	1.64099	10	150	0%	0	0	0%	U
2,4-Dinitrophenol	A	ug/L	0	0		0	0	0	4.13646	10	150	0%	0	0	0%	U
2,4-Dinitrotoluene	A	ug/L	0	0		0	0	0	2.95184	10	150	0%	0	0	0%	U
2,6-Dinitrotoluene	A	ug/L	0	0		0	0	0	3.1072	10	150	0%	0	0	0%	U
2-Chloronaphthalene	A	ug/L	0	0		0	0	0	2.07794	10	150	0%	0	0	0%	U
2-Chlorophenol	A	ug/L	0	0		0	0	0	2.40808	10	150	0%	0	0	0%	U
2-Methylnaphthalene	A	ug/L	0	0		0	0	0	1.86432	4.855	150	0%	0	0	0%	U
2-Nitroaniline	A	ug/L	0	0		0	0	0	2.3304	10	150	0%	0	0	0%	U
2-Nitrophenol	A	ug/L	0	0		0	0	0	2.29156	10	150	0%	0	0	0%	U
3,3´-Dichlorobenzidine	A	ug/L	0	0		0	0	0	2.04881	10	150	0%	0	0	0%	U
3-Nitroaniline	A	ug/L	0	0		0	0	0	2.68967	10	150	0%	0	0	0%	U

Seq No	Lab ID	Test Code	Sample Typ	File ID	Analysis Date	DF	Batch ID	Prep Date	SPKref	RPDref	pmoist
15044914	B22020415-027	SVOC-8270-W-	SAMP	SV5973N.I\sd0212/19/2022 10:54:		1	163621	2/9/2022 8:1	0	0	

Analyte	T	Units	RAW	Final	Text	Spike	SPKref	RPDref	MDL	PQL	UQL	%REC	LOW	HIGH	%RPD	Q
4,6-Dinitro-2-methylphenol	A	ug/L	0	0		0	0	0	2.26243	10	150	0%	0	0	0%	U
4-Bromophenyl phenyl ether	A	ug/L	0	0		0	0	0	1.68954	10	150	0%	0	0	0%	U
4-Chloro-2-methylphenol	A	ug/L	0	0		0	0	0	1.5536	10	150	0%	0	0	0%	U
4-Chloro-3-methylphenol	A	ug/L	0	0		0	0	0	1.41766	10	150	0%	0	0	0%	U
4-Chlorophenol	A	ug/L	0	0		0	0	0	2.56344	10	150	0%	0	0	0%	U
4-Chlorophenyl phenyl ether	A	ug/L	0	0		0	0	0	1.97113	10	150	0%	0	0	0%	U
4-Nitroaniline	A	ug/L	0	0		0	0	0	1.58273	10	150	0%	0	0	0%	U
4-Nitrophenol	A	ug/L	0	0		0	0	0	2.4275	10	150	0%	0	0	0%	U
Acenaphthene	A	ug/L	0	0		0	0	0	1.83519	4.855	150	0%	0	0	0%	U
Acenaphthylene	A	ug/L	0	0		0	0	0	1.52447	4.855	150	0%	0	0	0%	U
Aniline	A	ug/L	0	0		0	0	0	3.63154	10	150	0%	0	0	0%	U
Anthracene	A	ug/L	0	0		0	0	0	1.19433	4.855	150	0%	0	0	0%	U
Azobenzene	A	ug/L	0	0		0	0	0	1.05839	10	150	0%	0	0	0%	U
Benzidine	A	ug/L	0	0		0	0	0	6.52512	10	150	0%	0	0	0%	U
Benzo(a)anthracene	A	ug/L	0	0		0	0	0	0.831176	4.855	150	0%	0	0	0%	U
Benzo(a)pyrene	A	ug/L	0	0		0	0	0	1.20404	4.855	150	0%	0	0	0%	U
Benzo(b)fluoranthene	A	ug/L	0	0		0	0	0	0.876813	4.855	150	0%	0	0	0%	U
Benzo(g,h,i)perylene	A	ug/L	0	0		0	0	0	0.98071	4.855	150	0%	0	0	0%	U
Benzo(k)fluoranthene	A	ug/L	0	0		0	0	0	0.94187	4.855	150	0%	0	0	0%	U
Benzoic acid	A	ug/L	0	0		0	0	0	1.46621	10	150	0%	0	0	0%	U
Benzyl alcohol	A	ug/L	0	0		0	0	0	3.03923	10	150	0%	0	0	0%	U
bis(-2-chloroethoxy)Methane	A	ug/L	0	0		0	0	0	1.32056	10	150	0%	0	0	0%	U
bis(-2-chloroethyl)Ether	A	ug/L	0	0		0	0	0	2.49547	10	150	0%	0	0	0%	U
bis(2-chloroisopropyl)Ether	A	ug/L	0	0		0	0	0	1.44679	10	150	0%	0	0	0%	U
bis(2-ethylhexyl)Phthalate	A	ug/L	0	0		0	0	0	1.85461	10	150	0%	0	0	0%	U
Butylbenzylphthalate	A	ug/L	0	0		0	0	0	1.52447	10	150	0%	0	0	0%	U
Carbazole	A	ug/L	0	0		0	0	0	0.817582	10	150	0%	0	0	0%	U
Chrysene	A	ug/L	0	0		0	0	0	1.13607	4.855	150	0%	0	0	0%	U
Di-n-butyl phthalate	A	ug/L	0	0		0	0	0	0.904972	10	150	0%	0	0	0%	U
Di-n-octyl phthalate	A	ug/L	0	0		0	0	0	1.30114	10	150	0%	0	0	0%	U
Dibenzo(a,h)anthracene	A	ug/L	0	0		0	0	0	1.13607	4.855	150	0%	0	0	0%	U
Dibenzofuran	A	ug/L	0	0		0	0	0	1.68954	10	150	0%	0	0	0%	U
Diethyl phthalate	A	ug/L	0	0		0	0	0	2.11678	10	150	0%	0	0	0%	U
Dimethyl phthalate	A	ug/L	0	0		0	0	0	1.67012	10	150	0%	0	0	0%	U
Fluoranthene	A	ug/L	0	0		0	0	0	0.857393	4.855	150	0%	0	0	0%	U

Seq No	Lab ID	Test Code	Sample Typ	File ID	Analysis Date	DF	Batch ID	Prep Date	SPKref	RPDref	pmoist
15044914	B22020415-027	SVOC-8270-W-	SAMP	SV5973N.I\sd0212/19/2022 10:54:		1	163621	2/9/2022 8:1	0	0	

Analyte	T	Units	RAW	Final	Text	Spike	SPKref	RPDref	MDL	PQL	UQL	%REC	LOW	HIGH	%RPD	Q
Fluorene	A	ug/L	0	0		0	0	0	1.76722	4.855	150	0%	0	0	0%	U
Hexachlorobenzene	A	ug/L	0	0		0	0	0	1.29143	10	150	0%	0	0	0%	U
Hexachlorobutadiene	A	ug/L	0	0		0	0	0	2.25272	10	150	0%	0	0	0%	U
Hexachlorocyclopentadiene	A	ug/L	0	0		0	0	0	2.88387	10	150	0%	0	0	0%	U
Hexachloroethane	A	ug/L	0	0		0	0	0	1.73809	10	150	0%	0	0	0%	U
Indeno(1,2,3-cd)pyrene	A	ug/L	0	0		0	0	0	1.21375	4.855	150	0%	0	0	0%	U
Isophorone	A	ug/L	0	0		0	0	0	1.62157	10	150	0%	0	0	0%	U
m+p-Cresols	A	ug/L	0	0		0	0	0	1.72838	10	150	0%	0	0	0%	U
n-Nitroso-di-n-propylamine	A	ug/L	0	0		0	0	0	1.49534	10	150	0%	0	0	0%	U
n-Nitrosodimethylamine	A	ug/L	0	0		0	0	0	1.48563	10	150	0%	0	0	0%	U
n-Nitrosodiphenylamine	A	ug/L	0	0		0	0	0	1.12636	10	150	0%	0	0	0%	U
Naphthalene	A	ug/L	0	0		0	0	0	1.68954	4.855	150	0%	0	0	0%	U
Nitrobenzene	A	ug/L	0	0		0	0	0	2.24301	10	150	0%	0	0	0%	U
o-Cresol	A	ug/L	0	0		0	0	0	1.77693	10	150	0%	0	0	0%	U
p-Chloroaniline	A	ug/L	0	0		0	0	0	1.47592	10	150	0%	0	0	0%	U
Pentachlorophenol	A	ug/L	0	0		0	0	0	4.11704	10	150	0%	0	0	0%	U
Phenanthrene	A	ug/L	0	0		0	0	0	0.761264	4.855	150	0%	0	0	0%	U
Phenol	A	ug/L	0	0		0	0	0	1.41766	10	150	0%	0	0	0%	U
Pyrene	A	ug/L	0	0		0	0	0	0.894291	4.855	150	0%	0	0	0%	U
Pyridine	A	ug/L	0	0		0	0	0	3.12662	10	150	0%	0	0	0%	U
Triallate	A	ug/L	0	0		0	0	0	1.46621	10	150	0%	0	0	0%	U
1,4-Dichlorobenzene-d4	I	ug/L	40	38.84		0	0	0	0	10	150	0%	0	0	0%	
Acenaphthene-d10	I	ug/L	40	38.84		0	0	0	0	10	150	0%	0	0	0%	
Chrysene-d12	I	ug/L	40	38.84		0	0	0	0	10	150	0%	0	0	0%	
Naphthalene-d8	I	ug/L	40	38.84		0	0	0	0	10	150	0%	0	0	0%	
Perylene-d12	I	ug/L	40	38.84		0	0	0	0	10	150	0%	0	0	0%	
Phenanthrene-d10	I	ug/L	40	38.84		0	0	0	0	10	150	0%	0	0	0%	
2,4,6-Tribromophenol	S	ug/L	154.24301	149.769963		194.2	0	0	2.79648	10	0	77%	43	140	0%	
2-Fluorobiphenyl	S	ug/L	56.80095	55.1537225		97.1	0	0	0.703004	10	0	57%	44	119	0%	
2-Fluorophenol	S	ug/L	48.27541	46.8754231		194.2	0	0	3.41792	10	0	24%	19	119	0%	
Nitrobenzene-d5	S	ug/L	58.91134	57.2029111		97.1	0	0	2.27214	10	0	59%	44	120	0%	
Phenol-d5	S	ug/L	44.68336	43.3875426		194.2	0	0	2.00026	10	0	22%	10	65	0%	
Terphenyl-d14	S	ug/L	100.55426	97.6381865		97.1	0	0	1.13607	10	0	101%	50	134	0%	
4-Chloroaniline	X	ug/L	0	0		0	0	0	1.56331	10	150	0%	0	0	0%	U
o-Terphenyl	X	ug/L	0	0		0	0	0	1.23317	10	150	0%	0	0	0%	U

Seq No	Lab ID	Test Code	Sample Typ	File ID	Analysis Date	DF	Batch ID	Prep Date	SPKref	RPDref	pmoist
15044915	B22020415-032	SVOC-8270-W-	SAMP	SV5973N.I\sd0212/19/2022 11:27:		1	163621	2/9/2022 8:1	0	0	

Analyte	T	Units	RAW	Final	Text	Spike	SPKref	RPDref	MDL	PQL	UQL	%REC	LOW	HIGH	%RPD	Q
1,2,4-Trichlorobenzene	A	ug/L	0	0		0	0	0	1.862	10	150	0%	0	0	0%	U
1,2-Dichlorobenzene	A	ug/L	0	0		0	0	0	1.9306	10	150	0%	0	0	0%	U
1,3-Dichlorobenzene	A	ug/L	0	0		0	0	0	2.0874	10	150	0%	0	0	0%	U
1,4-Dichlorobenzene	A	ug/L	0	0		0	0	0	1.9796	10	150	0%	0	0	0%	U
1-Methylnaphthalene	A	ug/L	0	0		0	0	0	2.3422	4.9	150	0%	0	0	0%	U
2,2´-Oxybis(1-Chloropropane)	A	ug/L	0	0		0	0	0	1.421	10	150	0%	0	0	0%	U
2,4,5-Trichlorophenol	A	ug/L	0	0		0	0	0	2.1854	10	150	0%	0	0	0%	U
2,4,6-Trichlorophenol	A	ug/L	0	0		0	0	0	2.5872	10	150	0%	0	0	0%	U
2,4-Dichlorophenol	A	ug/L	0	0		0	0	0	1.6562	10	150	0%	0	0	0%	U
2,4-Dimethylphenol	A	ug/L	0	0		0	0	0	1.6562	10	150	0%	0	0	0%	U
2,4-Dinitrophenol	A	ug/L	0	0		0	0	0	4.1748	10	150	0%	0	0	0%	U
2,4-Dinitrotoluene	A	ug/L	0	0		0	0	0	2.9792	10	150	0%	0	0	0%	U
2,6-Dinitrotoluene	A	ug/L	0	0		0	0	0	3.136	10	150	0%	0	0	0%	U
2-Chloronaphthalene	A	ug/L	0	0		0	0	0	2.0972	10	150	0%	0	0	0%	U
2-Chlorophenol	A	ug/L	0	0		0	0	0	2.4304	10	150	0%	0	0	0%	U
2-Methylnaphthalene	A	ug/L	0	0		0	0	0	1.8816	4.9	150	0%	0	0	0%	U
2-Nitroaniline	A	ug/L	0	0		0	0	0	2.352	10	150	0%	0	0	0%	U
2-Nitrophenol	A	ug/L	0	0		0	0	0	2.3128	10	150	0%	0	0	0%	U
3,3´-Dichlorobenzidine	A	ug/L	0	0		0	0	0	2.0678	10	150	0%	0	0	0%	U
3-Nitroaniline	A	ug/L	0	0		0	0	0	2.7146	10	150	0%	0	0	0%	U
4,6-Dinitro-2-methylphenol	A	ug/L	0	0		0	0	0	2.2834	10	150	0%	0	0	0%	U
4-Bromophenyl phenyl ether	A	ug/L	0	0		0	0	0	1.7052	10	150	0%	0	0	0%	U
4-Chloro-2-methylphenol	A	ug/L	0	0		0	0	0	1.568	10	150	0%	0	0	0%	U
4-Chloro-3-methylphenol	A	ug/L	0	0		0	0	0	1.4308	10	150	0%	0	0	0%	U
4-Chlorophenol	A	ug/L	0	0		0	0	0	2.5872	10	150	0%	0	0	0%	U
4-Chlorophenyl phenyl ether	A	ug/L	0	0		0	0	0	1.9894	10	150	0%	0	0	0%	U
4-Nitroaniline	A	ug/L	0	0		0	0	0	1.5974	10	150	0%	0	0	0%	U
4-Nitrophenol	A	ug/L	0	0		0	0	0	2.45	10	150	0%	0	0	0%	U
Acenaphthene	A	ug/L	0	0		0	0	0	1.8522	4.9	150	0%	0	0	0%	U
Acenaphthylene	A	ug/L	0	0		0	0	0	1.5386	4.9	150	0%	0	0	0%	U
Aniline	A	ug/L	0	0		0	0	0	3.6652	10	150	0%	0	0	0%	U
Anthracene	A	ug/L	0	0		0	0	0	1.2054	4.9	150	0%	0	0	0%	U
Azobenzene	A	ug/L	0	0		0	0	0	1.0682	10	150	0%	0	0	0%	U
Benzidine	A	ug/L	0	0		0	0	0	6.5856	10	150	0%	0	0	0%	U
Benzo(a)anthracene	A	ug/L	0	0		0	0	0	0.83888	4.9	150	0%	0	0	0%	U

Seq No	Lab ID	Test Code	Sample Typ	File ID	Analysis Date	DF	Batch ID	Prep Date	SPKref	RPDref	pmoist
15044915	B22020415-032	SVOC-8270-W-	SAMP	SV5973N.I\sd0212/19/2022 11:27:		1	163621	2/9/2022 8:1	0	0	

Analyte	T	Units	RAW	Final	Text	Spike	SPKref	RPDref	MDL	PQL	UQL	%REC	LOW	HIGH	%RPD	Q
Benzo(a)pyrene	A	ug/L	0	0		0	0	0	1.2152	4.9	150	0%	0	0	0%	U
Benzo(b)fluoranthene	A	ug/L	0	0		0	0	0	0.88494	4.9	150	0%	0	0	0%	U
Benzo(g,h,i)perylene	A	ug/L	0	0		0	0	0	0.9898	4.9	150	0%	0	0	0%	U
Benzo(k)fluoranthene	A	ug/L	0	0		0	0	0	0.9506	4.9	150	0%	0	0	0%	U
Benzoic acid	A	ug/L	0	0		0	0	0	1.4798	10	150	0%	0	0	0%	U
Benzyl alcohol	A	ug/L	0	0		0	0	0	3.0674	10	150	0%	0	0	0%	U
bis(-2-chloroethoxy)Methane	A	ug/L	0	0		0	0	0	1.3328	10	150	0%	0	0	0%	U
bis(-2-chloroethyl)Ether	A	ug/L	0	0		0	0	0	2.5186	10	150	0%	0	0	0%	U
bis(2-chloroisopropyl)Ether	A	ug/L	0	0		0	0	0	1.4602	10	150	0%	0	0	0%	U
bis(2-ethylhexyl)Phthalate	A	ug/L	0	0		0	0	0	1.8718	10	150	0%	0	0	0%	U
Butylbenzylphthalate	A	ug/L	0	0		0	0	0	1.5386	10	150	0%	0	0	0%	U
Carbazole	A	ug/L	0	0		0	0	0	0.82516	10	150	0%	0	0	0%	U
Chrysene	A	ug/L	0	0		0	0	0	1.1466	4.9	150	0%	0	0	0%	U
Di-n-butyl phthalate	A	ug/L	0	0		0	0	0	0.91336	10	150	0%	0	0	0%	U
Di-n-octyl phthalate	A	ug/L	0	0		0	0	0	1.3132	10	150	0%	0	0	0%	U
Dibenzo(a,h)anthracene	A	ug/L	0	0		0	0	0	1.1466	4.9	150	0%	0	0	0%	U
Dibenzofuran	A	ug/L	0	0		0	0	0	1.7052	10	150	0%	0	0	0%	U
Diethyl phthalate	A	ug/L	0	0		0	0	0	2.1364	10	150	0%	0	0	0%	U
Dimethyl phthalate	A	ug/L	0	0		0	0	0	1.6856	10	150	0%	0	0	0%	U
Fluoranthene	A	ug/L	0	0		0	0	0	0.86534	4.9	150	0%	0	0	0%	U
Fluorene	A	ug/L	0	0		0	0	0	1.7836	4.9	150	0%	0	0	0%	U
Hexachlorobenzene	A	ug/L	0	0		0	0	0	1.3034	10	150	0%	0	0	0%	U
Hexachlorobutadiene	A	ug/L	0	0		0	0	0	2.2736	10	150	0%	0	0	0%	U
Hexachlorocyclopentadiene	A	ug/L	0	0		0	0	0	2.9106	10	150	0%	0	0	0%	U
Hexachloroethane	A	ug/L	0	0		0	0	0	1.7542	10	150	0%	0	0	0%	U
Indeno(1,2,3-cd)pyrene	A	ug/L	0	0		0	0	0	1.225	4.9	150	0%	0	0	0%	U
Isophorone	A	ug/L	0	0		0	0	0	1.6366	10	150	0%	0	0	0%	U
m+p-Cresols	A	ug/L	0	0		0	0	0	1.7444	10	150	0%	0	0	0%	U
n-Nitroso-di-n-propylamine	A	ug/L	0	0		0	0	0	1.5092	10	150	0%	0	0	0%	U
n-Nitrosodimethylamine	A	ug/L	0	0		0	0	0	1.4994	10	150	0%	0	0	0%	U
n-Nitrosodiphenylamine	A	ug/L	0	0		0	0	0	1.1368	10	150	0%	0	0	0%	U
Naphthalene	A	ug/L	0	0		0	0	0	1.7052	4.9	150	0%	0	0	0%	U
Nitrobenzene	A	ug/L	0	0		0	0	0	2.2638	10	150	0%	0	0	0%	U
o-Cresol	A	ug/L	0	0		0	0	0	1.7934	10	150	0%	0	0	0%	U
p-Chloroaniline	A	ug/L	0	0		0	0	0	1.4896	10	150	0%	0	0	0%	U

Seq No	Lab ID	Test Code	Sample Typ	File ID	Analysis Date	DF	Batch ID	Prep Date	SPKref	RPDref	pmoist
15044915	B22020415-032	SVOC-8270-W-	SAMP	SV5973N.I\sd0212/19/2022 11:27:		1	163621	2/9/2022 8:1	0	0	

Analyte	T	Units	RAW	Final	Text	Spike	SPKref	RPDref	MDL	PQL	UQL	%REC	LOW	HIGH	%RPD	Q
Pentachlorophenol	A	ug/L	0	0		0	0	0	4.1552	10	150	0%	0	0	0%	U
Phenanthrene	A	ug/L	0	0		0	0	0	0.76832	4.9	150	0%	0	0	0%	U
Phenol	A	ug/L	0	0		0	0	0	1.4308	10	150	0%	0	0	0%	U
Pyrene	A	ug/L	0	0		0	0	0	0.90258	4.9	150	0%	0	0	0%	U
Pyridine	A	ug/L	0	0		0	0	0	3.1556	10	150	0%	0	0	0%	U
Triallate	A	ug/L	0	0		0	0	0	1.4798	10	150	0%	0	0	0%	U
1,4-Dichlorobenzene-d4	I	ug/L	40	39.2		0	0	0	0	10	150	0%	0	0	0%	
Acenaphthene-d10	I	ug/L	40	39.2		0	0	0	0	10	150	0%	0	0	0%	
Chrysene-d12	I	ug/L	40	39.2		0	0	0	0	10	150	0%	0	0	0%	
Naphthalene-d8	I	ug/L	40	39.2		0	0	0	0	10	150	0%	0	0	0%	
Perylene-d12	I	ug/L	40	39.2		0	0	0	0	10	150	0%	0	0	0%	
Phenanthrene-d10	I	ug/L	40	39.2		0	0	0	0	10	150	0%	0	0	0%	
2,4,6-Tribromophenol	S	ug/L	154.87629	151.778764		196	0	0	2.8224	10	0	77%	43	140	0%	
2-Fluorobiphenyl	S	ug/L	67.34809	66.0011282		98	0	0	0.70952	10	0	67%	44	119	0%	
2-Fluorophenol	S	ug/L	54.86265	53.765397		196	0	0	3.4496	10	0	27%	19	119	0%	
Nitrobenzene-d5	S	ug/L	57.49049	56.3406802		98	0	0	2.2932	10	0	57%	44	120	0%	
Phenol-d5	S	ug/L	47.5329	46.582242		196	0	0	2.0188	10	0	24%	10	65	0%	
Terphenyl-d14	S	ug/L	97.20301	95.2589498		98	0	0	1.1466	10	0	97%	50	134	0%	
4-Chloroaniline	X	ug/L	0	0		0	0	0	1.5778	10	150	0%	0	0	0%	U
o-Terphenyl	X	ug/L	0	0		0	0	0	1.2446	10	150	0%	0	0	0%	U

Seq No	Lab ID	Test Code	Sample Typ	File ID	Analysis Date	DF	Batch ID	Prep Date	SPKref	RPDref	pmoist
15044916	B22020415-032	SVOC-8270-W-	MS-DOD	SV5973N.I\sd0212/19/2022 11:59:		1	163621	2/9/2022 8:2	2E+07	0	

Analyte	T	Units	RAW	Final	Text	Spike	SPKref	RPDref	MDL	PQL	UQL	%REC	LOW	HIGH	%RPD	Q
1,2,4-Trichlorobenzene	A	ug/L	72.0935	70.0027885		97.1	0	0	1.8449	10	150	72%	29	116	0%	
1,2-Dichlorobenzene	A	ug/L	63.53068	61.6882903		97.1	0	0	1.91287	10	150	64%	32	111	0%	
1,3-Dichlorobenzene	A	ug/L	59.12482	57.4102002		97.1	0	0	2.06823	10	150	59%	28	110	0%	
1,4-Dichlorobenzene	A	ug/L	59.47458	57.7498172		97.1	0	0	1.96142	10	150	59%	29	112	0%	
1-Methylnaphthalene	A	ug/L	72.73458	70.6252772		97.1	0	0	2.32069	10	150	73%	41	119	0%	
2,2´-Oxybis(1-Chloropropane)	A	ug/L	63.84061	61.9892323		97.1	0	0	1.40795	10	150	64%	37	130	0%	
2,4,5-Trichlorophenol	A	ug/L	79.45006	77.1460083		97.1	0	0	2.16533	10	150	79%	53	123	0%	
2,4,6-Trichlorophenol	A	ug/L	83.71414	81.2864299		97.1	0	0	2.56344	10	150	84%	50	125	0%	
2,4-Dichlorophenol	A	ug/L	75.1768	72.9966728		97.1	0	0	1.64099	10	150	75%	47	121	0%	
2,4-Dimethylphenol	A	ug/L	70.04424	68.0129570		97.1	0	0	1.64099	10	150	70%	31	124	0%	

Seq No	Lab ID	Test Code	Sample Typ	File ID	Analysis Date	DF	Batch ID	Prep Date	SPKref	RPDref	pmoist
15044916	B22020415-032	SVOC-8270-W-	MS-DOD	SV5973N.I\sd0212/19/2022 11:59:		1	163621	2/9/2022 8:2	2E+07	0	

Analyte	T	Units	RAW	Final	Text	Spike	SPKref	RPDref	MDL	PQL	UQL	%REC	LOW	HIGH	%RPD	Q
2,4-Dinitrophenol	A	ug/L	87.73661	85.1922483		97.1	0	0	4.13646	10	150	88%	23	142	0%	
2,4-Dinitrotoluene	A	ug/L	88.29415	85.7336197		97.1	0	0	2.95184	10	150	88%	57	128	0%	
2,6-Dinitrotoluene	A	ug/L	78.88867	76.6008986		97.1	0	0	3.1072	10	150	79%	50	118	0%	
2-Chloronaphthalene	A	ug/L	84.18431	81.7429650		97.1	0	0	2.07794	10	150	84%	40	116	0%	
2-Chlorophenol	A	ug/L	64.89248	63.0105981		97.1	0	0	2.40808	10	150	65%	38	117	0%	
2-Methylnaphthalene	A	ug/L	79.90605	77.5887746		97.1	0	0	1.86432	10	150	80%	40	121	0%	
2-Nitroaniline	A	ug/L	79.3698	77.0680758		97.1	0	0	2.3304	10	150	79%	55	127	0%	
2-Nitrophenol	A	ug/L	77.19176	74.953199		97.1	0	0	2.29156	10	150	77%	47	123	0%	
3,3´-Dichlorobenzidine	A	ug/L	72.63834	70.5318281		97.1	0	0	2.04881	10	150	73%	27	129	0%	
3-Nitroaniline	A	ug/L	73.34407	71.217092		97.1	0	0	2.68967	10	150	73%	41	128	0%	
4,6-Dinitro-2-methylphenol	A	ug/L	91.47895	88.8260605		97.1	0	0	2.26243	10	150	91%	44	137	0%	
4-Bromophenyl phenyl ether	A	ug/L	83.89413	81.4612002		97.1	0	0	1.68954	10	150	84%	55	124	0%	
4-Chloro-2-methylphenol	A	ug/L	77.83978	75.5824264		97.1	0	0	1.5536	10	150	78%	49	89	0%	
4-Chloro-3-methylphenol	A	ug/L	81.05345	78.7029		97.1	0	0	1.41766	10	150	81%	52	119	0%	
4-Chlorophenol	A	ug/L	67.88525	65.9165778		97.1	0	0	2.56344	10	150	68%	41	81	0%	
4-Chlorophenyl phenyl ether	A	ug/L	83.21246	80.7992987		97.1	0	0	1.97113	10	150	83%	53	121	0%	
4-Nitroaniline	A	ug/L	75.66627	73.4719482		97.1	0	0	1.58273	10	150	76%	57	101	0%	
4-Nitrophenol	A	ug/L	36.83522	35.7669986		97.1	0	0	2.4275	10	150	37%	15	36	0%	S
Acenaphthene	A	ug/L	83.11844	80.7080052		97.1	0	0	1.83519	10	150	83%	47	122	0%	
Acenaphthylene	A	ug/L	75.37237	73.1865713		97.1	0	0	1.52447	10	150	75%	41	130	0%	
Aniline	A	ug/L	36.32689	35.2734102		97.1	0	0	3.63154	10	150	36%	24	60	0%	
Anthracene	A	ug/L	88.73526	86.1619375		97.1	0	0	1.19433	10	150	89%	57	123	0%	
Azobenzene	A	ug/L	80.4843	78.1502553		97.1	0	0	1.05839	10	150	80%	61	116	0%	
Benzidine	A	ug/L	10.48698	10.1828576		97.1	0	0	6.52512	10	150	10%	10	100	0%	
Benzo(a)anthracene	A	ug/L	92.00915	89.3408847		97.1	0	0	0.831176	10	150	92%	58	125	0%	
Benzo(a)pyrene	A	ug/L	83.69881	81.2715445		97.1	0	0	1.20404	10	150	84%	54	128	0%	
Benzo(b)fluoranthene	A	ug/L	86.89852	84.3784629		97.1	0	0	0.876813	10	150	87%	53	131	0%	
Benzo(g,h,i)perylene	A	ug/L	89.10131	86.5173720		97.1	0	0	0.98071	10	150	89%	50	134	0%	
Benzo(k)fluoranthene	A	ug/L	82.98524	80.5786680		97.1	0	0	0.94187	10	150	83%	57	129	0%	
Benzoic acid	A	ug/L	32.46402	31.5225634		97.1	0	0	1.46621	10	150	32%	10	30	0%	S
Benzyl alcohol	A	ug/L	62.45391	60.6427466		97.1	0	0	3.03923	10	150	62%	31	112	0%	
bis(-2-chloroethoxy)Methane	A	ug/L	76.99909	74.7661164		97.1	0	0	1.32056	10	150	77%	48	120	0%	
bis(-2-chloroethyl)Ether	A	ug/L	68.17016	66.1932254		97.1	0	0	2.49547	10	150	68%	43	118	0%	
bis(2-chloroisopropyl)Ether	A	ug/L	63.84061	61.9892323		97.1	0	0	1.44679	10	150	64%	37	130	0%	
bis(2-ethylhexyl)Phthalate	A	ug/L	96.43276	93.63621		97.1	0	0	1.85461	10	150	96%	55	135	0%	

Seq No	Lab ID	Test Code	Sample Typ	File ID	Analysis Date	DF	Batch ID	Prep Date	SPKref	RPDref	pmoist
15044916	B22020415-032	SVOC-8270-W-	MS-DOD	SV5973N.I\sd0212/19/2022 11:59:		1	163621	2/9/2022 8:2	2E+07	0	

Analyte	T	Units	RAW	Final	Text	Spike	SPKref	RPDref	MDL	PQL	UQL	%REC	LOW	HIGH	%RPD	Q
Butylbenzylphthalate	A	ug/L	93.81408	91.0934717		97.1	0	0	1.52447	10	150	94%	53	134	0%	
Carbazole	A	ug/L	85.37999	82.9039703		97.1	0	0	0.817582	10	150	85%	60	122	0%	
Chrysene	A	ug/L	88.4044	85.8406724		97.1	0	0	1.13607	10	150	88%	59	123	0%	
Di-n-butyl phthalate	A	ug/L	94.86382	92.1127692		97.1	0	0	0.904972	10	150	95%	59	127	0%	
Di-n-octyl phthalate	A	ug/L	93.31144	90.6054082		97.1	0	0	1.30114	10	150	93%	51	140	0%	
Dibenzo(a,h)anthracene	A	ug/L	85.97225	83.4790548		97.1	0	0	1.13607	10	150	86%	51	134	0%	
Dibenzofuran	A	ug/L	85.21529	82.7440466		97.1	0	0	1.68954	10	150	85%	53	118	0%	
Diethyl phthalate	A	ug/L	98.88041	96.0128781		97.1	0	0	2.11678	10	150	99%	56	125	0%	
Dimethyl phthalate	A	ug/L	96.76836	93.9620776		97.1	0	0	1.67012	10	150	97%	45	127	0%	
Fluoranthene	A	ug/L	86.60053	84.0891146		97.1	0	0	0.857393	10	150	87%	57	128	0%	
Fluorene	A	ug/L	81.45664	79.0943974		97.1	0	0	1.76722	10	150	81%	52	124	0%	
Hexachlorobenzene	A	ug/L	83.54295	81.1202045		97.1	0	0	1.29143	10	150	84%	53	125	0%	
Hexachlorobutadiene	A	ug/L	67.28169	65.330521		97.1	0	0	2.25272	10	150	67%	22	124	0%	
Hexachlorocyclopentadiene	A	ug/L	65.14768	63.2583973		97.1	0	0	2.88387	10	150	65%	39	91	0%	
Hexachloroethane	A	ug/L	57.0944	55.4386624		97.1	0	0	1.73809	10	150	57%	21	115	0%	
Indeno(1,2,3-cd)pyrene	A	ug/L	85.25785	82.7853724		97.1	0	0	1.21375	10	150	85%	52	134	0%	
Isophorone	A	ug/L	81.40101	79.0403807		97.1	0	0	1.62157	10	150	81%	42	124	0%	
m+p-Cresols	A	ug/L	65.52202	63.6218814		97.1	0	0	1.72838	10	150	66%	29	110	0%	
n-Nitroso-di-n-propylamine	A	ug/L	84.32993	81.8843620		97.1	0	0	1.49534	10	150	84%	49	119	0%	
n-Nitrosodimethylamine	A	ug/L	50.39728	48.9357589		97.1	0	0	1.48563	10	150	50%	20	45	0%	S
n-Nitrosodiphenylamine	A	ug/L	85.70005	83.2147486		97.1	0	0	1.12636	10	150	86%	51	123	0%	
Naphthalene	A	ug/L	76.44879	74.2317751		97.1	0	0	1.68954	10	150	76%	40	121	0%	
Nitrobenzene	A	ug/L	68.85967	66.8627396		97.1	0	0	2.24301	10	150	69%	45	121	0%	
o-Cresol	A	ug/L	68.63843	66.6479155		97.1	0	0	1.77693	10	150	69%	30	117	0%	
p-Chloroaniline	A	ug/L	65.92987	64.0179038		97.1	0	0	1.47592	10	150	66%	33	117	0%	
Pentachlorophenol	A	ug/L	98.16973	95.3228078		97.1	0	0	4.11704	10	150	98%	35	138	0%	
Phenanthrene	A	ug/L	85.88741	83.3966751		97.1	0	0	0.761264	10	150	86%	59	120	0%	
Phenol	A	ug/L	39.62632	38.4771567		97.1	0	0	1.41766	10	150	40%	37	75	0%	
Pyrene	A	ug/L	84.85204	82.3913308		97.1	0	0	0.894291	10	150	85%	57	126	0%	
Pyridine	A	ug/L	31.30312	30.3953295		97.1	0	0	3.12662	10	150	31%	16	45	0%	
Triallate	A	ug/L	88.46378	85.8983304		97.1	0	0	1.46621	10	150	88%	59	105	0%	
1,4-Dichlorobenzene-d4	I	ug/L	40	38.84		0	0	0	0	10	150	0%			0%	
Acenaphthene-d10	I	ug/L	40	38.84		0	0	0	0	10	150	0%			0%	
Chrysene-d12	I	ug/L	40	38.84		0	0	0	0	10	150	0%			0%	
Naphthalene-d8	I	ug/L	40	38.84		0	0	0	0	10	150	0%			0%	

Seq No	Lab ID	Test Code	Sample Typ	File ID	Analysis Date	DF	Batch ID	Prep Date	SPKref	RPDref	pmoist
15044916	B22020415-032	SVOC-8270-W-	MS-DOD	SV5973N.I\sd0212/19/2022 11:59:		1	163621	2/9/2022 8:2	2E+07	0	

Analyte	T	Units	RAW	Final	Text	Spike	SPKref	RPDref	MDL	PQL	UQL	%REC	LOW	HIGH	%RPD	Q
Perylene-d12	I	ug/L	40	38.84		0	0	0	0	10	150	0%			0%	
Phenanthrene-d10	I	ug/L	40	38.84		0	0	0	0	10	150	0%			0%	
2,4,6-Tribromophenol	S	ug/L	172.80269	167.791412		194.2	0	0	2.79648	10	0	86%	43	140	0%	
2-Fluorobiphenyl	S	ug/L	69.52754	67.5112413		97.1	0	0	0.703004	10	0	70%	44	119	0%	
2-Fluorophenol	S	ug/L	70.14201	68.1078917		194.2	0	0	3.41792	10	0	35%	19	119	0%	
Nitrobenzene-d5	S	ug/L	70.1329	68.0990459		97.1	0	0	2.27214	10	0	70%	44	120	0%	
Phenol-d5	S	ug/L	73.5449	71.4120979		194.2	0	0	2.00026	10	0	37%	10	65	0%	
Terphenyl-d14	S	ug/L	93.10491	90.4048676		97.1	0	0	1.13607	10	0	93%	50	134	0%	
4-Chloroaniline	X	ug/L	65.92987	64.0179038		97.1	0	0	1.56331	10	150	66%	33	117	0%	
o-Terphenyl	X	ug/L	85.44464	82.9667454		97.1	0	0	1.23317	10	150	85%	40	140	0%	

Seq No	Lab ID	Test Code	Sample Typ	File ID	Analysis Date	DF	Batch ID	Prep Date	SPKref	RPDref	pmoist
15044917	B22020962-001	SVOC-8270-W-	SAMP	SV5973N.I\sd0212/20/2022 12:31:		1	163724	2/14/2022 1	0	0	

Analyte	T	Units	RAW	Final	Text	Spike	SPKref	RPDref	MDL	PQL	UQL	%REC	LOW	HIGH	%RPD	Q
1,2,4-Trichlorobenzene	A	ug/L	0	0		0	0	0	1.8088	10	150	0%	0	0	0%	U
1,2-Dichlorobenzene	A	ug/L	0	0		0	0	0	1.87544	10	150	0%	0	0	0%	U
1,3-Dichlorobenzene	A	ug/L	0	0		0	0	0	2.02776	10	150	0%	0	0	0%	U
1,4-Dichlorobenzene	A	ug/L	0	0		0	0	0	1.92304	10	150	0%	0	0	0%	U
1-Methylnaphthalene	A	ug/L	0	0		0	0	0	2.27528	4.76	150	0%	0	0	0%	U
2,2´-Oxybis(1-Chloropropane)	A	ug/L	0	0		0	0	0	1.3804	10	150	0%	0	0	0%	U
2,4,5-Trichlorophenol	A	ug/L	0	0		0	0	0	2.12296	10	150	0%	0	0	0%	U
2,4,6-Trichlorophenol	A	ug/L	0	0		0	0	0	2.51328	10	150	0%	0	0	0%	U
2,4-Dichlorophenol	A	ug/L	0	0		0	0	0	1.60888	10	150	0%	0	0	0%	U
2,4-Dimethylphenol	A	ug/L	0	0		0	0	0	1.60888	10	150	0%	0	0	0%	U
2,4-Dinitrophenol	A	ug/L	0	0		0	0	0	4.05552	10	150	0%	0	0	0%	U
2,4-Dinitrotoluene	A	ug/L	0	0		0	0	0	2.89408	10	150	0%	0	0	0%	U
2,6-Dinitrotoluene	A	ug/L	0	0		0	0	0	3.0464	10	150	0%	0	0	0%	U
2-Chloronaphthalene	A	ug/L	0	0		0	0	0	2.03728	10	150	0%	0	0	0%	U
2-Chlorophenol	A	ug/L	0	0		0	0	0	2.36096	10	150	0%	0	0	0%	U
2-Methylnaphthalene	A	ug/L	0	0		0	0	0	1.82784	4.76	150	0%	0	0	0%	U
2-Nitroaniline	A	ug/L	0	0		0	0	0	2.2848	10	150	0%	0	0	0%	U
2-Nitrophenol	A	ug/L	0	0		0	0	0	2.24672	10	150	0%	0	0	0%	U
3,3´-Dichlorobenzidine	A	ug/L	0	0		0	0	0	2.00872	10	150	0%	0	0	0%	U
3-Nitroaniline	A	ug/L	0	0		0	0	0	2.63704	10	150	0%	0	0	0%	U

Seq No	Lab ID	Test Code	Sample Typ	File ID	Analysis Date	DF	Batch ID	Prep Date	SPKref	RPDref	pmoist
15044917	B22020962-001	SVOC-8270-W-	SAMP	SV5973N.I\sd0212/20/2022 12:31:		1	163724	2/14/2022	1	0	0

Analyte	T	Units	RAW	Final	Text	Spike	SPKref	RPDref	MDL	PQL	UQL	%REC	LOW	HIGH	%RPD	Q
4,6-Dinitro-2-methylphenol	A	ug/L	0	0		0	0	0	2.21816	10	150	0%	0	0	0%	U
4-Bromophenyl phenyl ether	A	ug/L	0	0		0	0	0	1.65648	10	150	0%	0	0	0%	U
4-Chloro-2-methylphenol	A	ug/L	0	0		0	0	0	1.5232	10	150	0%	0	0	0%	U
4-Chloro-3-methylphenol	A	ug/L	0	0		0	0	0	1.38992	10	150	0%	0	0	0%	U
4-Chlorophenol	A	ug/L	0	0		0	0	0	2.51328	10	150	0%	0	0	0%	U
4-Chlorophenyl phenyl ether	A	ug/L	0	0		0	0	0	1.93256	10	150	0%	0	0	0%	U
4-Nitroaniline	A	ug/L	0	0		0	0	0	1.55176	10	150	0%	0	0	0%	U
4-Nitrophenol	A	ug/L	0	0		0	0	0	2.38	10	150	0%	0	0	0%	U
Acenaphthene	A	ug/L	0	0		0	0	0	1.79928	4.76	150	0%	0	0	0%	U
Acenaphthylene	A	ug/L	0	0		0	0	0	1.49464	4.76	150	0%	0	0	0%	U
Aniline	A	ug/L	0	0		0	0	0	3.56048	10	150	0%	0	0	0%	U
Anthracene	A	ug/L	0	0		0	0	0	1.17096	4.76	150	0%	0	0	0%	U
Azobenzene	A	ug/L	0	0		0	0	0	1.03768	10	150	0%	0	0	0%	U
Benzidine	A	ug/L	0	0		0	0	0	6.39744	10	150	0%	0	0	0%	U
Benzo(a)anthracene	A	ug/L	0	0		0	0	0	0.814912	4.76	150	0%	0	0	0%	U
Benzo(a)pyrene	A	ug/L	0	0		0	0	0	1.18048	4.76	150	0%	0	0	0%	U
Benzo(b)fluoranthene	A	ug/L	0	0		0	0	0	0.859656	4.76	150	0%	0	0	0%	U
Benzo(g,h,i)perylene	A	ug/L	0	0		0	0	0	0.96152	4.76	150	0%	0	0	0%	U
Benzo(k)fluoranthene	A	ug/L	0	0		0	0	0	0.92344	4.76	150	0%	0	0	0%	U
Benzoic acid	A	ug/L	0	0		0	0	0	1.43752	10	150	0%	0	0	0%	U
Benzyl alcohol	A	ug/L	0	0		0	0	0	2.97976	10	150	0%	0	0	0%	U
bis(-2-chloroethoxy)Methane	A	ug/L	0	0		0	0	0	1.29472	10	150	0%	0	0	0%	U
bis(-2-chloroethyl)Ether	A	ug/L	0	0		0	0	0	2.44664	10	150	0%	0	0	0%	U
bis(2-chloroisopropyl)Ether	A	ug/L	0	0		0	0	0	1.41848	10	150	0%	0	0	0%	U
bis(2-ethylhexyl)Phthalate	A	ug/L	0	0		0	0	0	1.81832	10	150	0%	0	0	0%	U
Butylbenzylphthalate	A	ug/L	0	0		0	0	0	1.49464	10	150	0%	0	0	0%	U
Carbazole	A	ug/L	0	0		0	0	0	0.801584	10	150	0%	0	0	0%	U
Chrysene	A	ug/L	0	0		0	0	0	1.11384	4.76	150	0%	0	0	0%	U
Di-n-butyl phthalate	A	ug/L	0	0		0	0	0	0.887264	10	150	0%	0	0	0%	U
Di-n-octyl phthalate	A	ug/L	0	0		0	0	0	1.27568	10	150	0%	0	0	0%	U
Dibenzo(a,h)anthracene	A	ug/L	0	0		0	0	0	1.11384	4.76	150	0%	0	0	0%	U
Dibenzofuran	A	ug/L	0	0		0	0	0	1.65648	10	150	0%	0	0	0%	U
Diethyl phthalate	A	ug/L	0	0		0	0	0	2.07536	10	150	0%	0	0	0%	U
Dimethyl phthalate	A	ug/L	0	0		0	0	0	1.63744	10	150	0%	0	0	0%	U
Fluoranthene	A	ug/L	0	0		0	0	0	0.840616	4.76	150	0%	0	0	0%	U

Seq No	Lab ID	Test Code	Sample Typ	File ID	Analysis Date	DF	Batch ID	Prep Date	SPKref	RPDref	pmoist
15044917	B22020962-001	SVOC-8270-W-	SAMP	SV5973N.I\sd0212/20/2022 12:31:		1	163724	2/14/2022	1	0	0

Analyte	T	Units	RAW	Final	Text	Spike	SPKref	RPDref	MDL	PQL	UQL	%REC	LOW	HIGH	%RPD	Q
Fluorene	A	ug/L	0	0		0	0	0	1.73264	4.76	150	0%	0	0	0%	U
Hexachlorobenzene	A	ug/L	0	0		0	0	0	1.26616	10	150	0%	0	0	0%	U
Hexachlorobutadiene	A	ug/L	0	0		0	0	0	2.20864	10	150	0%	0	0	0%	U
Hexachlorocyclopentadiene	A	ug/L	0	0		0	0	0	2.82744	10	150	0%	0	0	0%	U
Hexachloroethane	A	ug/L	0	0		0	0	0	1.70408	10	150	0%	0	0	0%	U
Indeno(1,2,3-cd)pyrene	A	ug/L	0	0		0	0	0	1.19	4.76	150	0%	0	0	0%	U
Isophorone	A	ug/L	0	0		0	0	0	1.58984	10	150	0%	0	0	0%	U
m+p-Cresols	A	ug/L	0	0		0	0	0	1.69456	10	150	0%	0	0	0%	U
n-Nitroso-di-n-propylamine	A	ug/L	0	0		0	0	0	1.46608	10	150	0%	0	0	0%	U
n-Nitrosodimethylamine	A	ug/L	0	0		0	0	0	1.45656	10	150	0%	0	0	0%	U
n-Nitrosodiphenylamine	A	ug/L	0	0		0	0	0	1.10432	10	150	0%	0	0	0%	U
Naphthalene	A	ug/L	0	0		0	0	0	1.65648	4.76	150	0%	0	0	0%	U
Nitrobenzene	A	ug/L	0	0		0	0	0	2.19912	10	150	0%	0	0	0%	U
o-Cresol	A	ug/L	0	0		0	0	0	1.74216	10	150	0%	0	0	0%	U
p-Chloroaniline	A	ug/L	0	0		0	0	0	1.44704	10	150	0%	0	0	0%	U
Pentachlorophenol	A	ug/L	0	0		0	0	0	4.03648	10	150	0%	0	0	0%	U
Phenanthrene	A	ug/L	0	0		0	0	0	0.746368	4.76	150	0%	0	0	0%	U
Phenol	A	ug/L	0	0		0	0	0	1.38992	10	150	0%	0	0	0%	U
Pyrene	A	ug/L	0	0		0	0	0	0.876792	4.76	150	0%	0	0	0%	U
Pyridine	A	ug/L	0	0		0	0	0	3.06544	10	150	0%	0	0	0%	U
Triallate	A	ug/L	0	0		0	0	0	1.43752	10	150	0%	0	0	0%	U
1,4-Dichlorobenzene-d4	I	ug/L	40	38.08		0	0	0	0	10	150	0%	0	0	0%	
Acenaphthene-d10	I	ug/L	40	38.08		0	0	0	0	10	150	0%	0	0	0%	
Chrysene-d12	I	ug/L	40	38.08		0	0	0	0	10	150	0%	0	0	0%	
Naphthalene-d8	I	ug/L	40	38.08		0	0	0	0	10	150	0%	0	0	0%	
Perylene-d12	I	ug/L	40	38.08		0	0	0	0	10	150	0%	0	0	0%	
Phenanthrene-d10	I	ug/L	40	38.08		0	0	0	0	10	150	0%	0	0	0%	
2,4,6-Tribromophenol	S	ug/L	154.78764	147.357833		190.4	0	0	2.74176	10	0	77%	43	140	0%	
2-Fluorobiphenyl	S	ug/L	63.54936	60.4989907		95.2	0	0	0.689248	10	0	64%	44	119	0%	
2-Fluorophenol	S	ug/L	68.50252	65.2143990		190.4	0	0	3.35104	10	0	34%	19	119	0%	
Nitrobenzene-d5	S	ug/L	62.41273	59.416919		95.2	0	0	2.22768	10	0	62%	44	120	0%	
Phenol-d5	S	ug/L	61.97711	59.0022087		190.4	0	0	1.96112	10	0	31%	10	65	0%	
Terphenyl-d14	S	ug/L	100.63185	95.8015212		95.2	0	0	1.11384	10	0	101%	50	134	0%	
4-Chloroaniline	X	ug/L	0	0		0	0	0	1.53272	10	150	0%	0	0	0%	U
o-Terphenyl	X	ug/L	0	0		0	0	0	1.20904	10	150	0%	0	0	0%	U

Seq No	Lab ID	Test Code	Sample Typ	File ID	Analysis Date	DF	Batch ID	Prep Date	SPKref	RPDref	pmoist
15044918	B22020962-006	SVOC-8270-W-	SAMP	SV5973N.I\sd0212/20/2022 1:03:5		1	163724	2/14/2022 1	0	0	

Analyte	T	Units	RAW	Final	Text	Spike	SPKref	RPDref	MDL	PQL	UQL	%REC	LOW	HIGH	%RPD	Q
1,2,4-Trichlorobenzene	A	ug/L	0	0		0	0	0	1.8088	10	150	0%	0	0	0%	U
1,2-Dichlorobenzene	A	ug/L	0	0		0	0	0	1.87544	10	150	0%	0	0	0%	U
1,3-Dichlorobenzene	A	ug/L	0	0		0	0	0	2.02776	10	150	0%	0	0	0%	U
1,4-Dichlorobenzene	A	ug/L	0	0		0	0	0	1.92304	10	150	0%	0	0	0%	U
1-Methylnaphthalene	A	ug/L	0	0		0	0	0	2.27528	4.76	150	0%	0	0	0%	U
2,2´-Oxybis(1-Chloropropane)	A	ug/L	0	0		0	0	0	1.3804	10	150	0%	0	0	0%	U
2,4,5-Trichlorophenol	A	ug/L	0	0		0	0	0	2.12296	10	150	0%	0	0	0%	U
2,4,6-Trichlorophenol	A	ug/L	0	0		0	0	0	2.51328	10	150	0%	0	0	0%	U
2,4-Dichlorophenol	A	ug/L	0	0		0	0	0	1.60888	10	150	0%	0	0	0%	U
2,4-Dimethylphenol	A	ug/L	0	0		0	0	0	1.60888	10	150	0%	0	0	0%	U
2,4-Dinitrophenol	A	ug/L	0	0		0	0	0	4.05552	10	150	0%	0	0	0%	U
2,4-Dinitrotoluene	A	ug/L	0	0		0	0	0	2.89408	10	150	0%	0	0	0%	U
2,6-Dinitrotoluene	A	ug/L	0	0		0	0	0	3.0464	10	150	0%	0	0	0%	U
2-Chloronaphthalene	A	ug/L	0	0		0	0	0	2.03728	10	150	0%	0	0	0%	U
2-Chlorophenol	A	ug/L	0	0		0	0	0	2.36096	10	150	0%	0	0	0%	U
2-Methylnaphthalene	A	ug/L	0	0		0	0	0	1.82784	4.76	150	0%	0	0	0%	U
2-Nitroaniline	A	ug/L	0	0		0	0	0	2.2848	10	150	0%	0	0	0%	U
2-Nitrophenol	A	ug/L	0	0		0	0	0	2.24672	10	150	0%	0	0	0%	U
3,3´-Dichlorobenzidine	A	ug/L	0	0		0	0	0	2.00872	10	150	0%	0	0	0%	U
3-Nitroaniline	A	ug/L	0	0		0	0	0	2.63704	10	150	0%	0	0	0%	U
4,6-Dinitro-2-methylphenol	A	ug/L	0	0		0	0	0	2.21816	10	150	0%	0	0	0%	U
4-Bromophenyl phenyl ether	A	ug/L	0	0		0	0	0	1.65648	10	150	0%	0	0	0%	U
4-Chloro-2-methylphenol	A	ug/L	0	0		0	0	0	1.5232	10	150	0%	0	0	0%	U
4-Chloro-3-methylphenol	A	ug/L	0	0		0	0	0	1.38992	10	150	0%	0	0	0%	U
4-Chlorophenol	A	ug/L	0	0		0	0	0	2.51328	10	150	0%	0	0	0%	U
4-Chlorophenyl phenyl ether	A	ug/L	0	0		0	0	0	1.93256	10	150	0%	0	0	0%	U
4-Nitroaniline	A	ug/L	0	0		0	0	0	1.55176	10	150	0%	0	0	0%	U
4-Nitrophenol	A	ug/L	0	0		0	0	0	2.38	10	150	0%	0	0	0%	U
Acenaphthene	A	ug/L	0	0		0	0	0	1.79928	4.76	150	0%	0	0	0%	U
Acenaphthylene	A	ug/L	0	0		0	0	0	1.49464	4.76	150	0%	0	0	0%	U
Aniline	A	ug/L	0	0		0	0	0	3.56048	10	150	0%	0	0	0%	U
Anthracene	A	ug/L	0	0		0	0	0	1.17096	4.76	150	0%	0	0	0%	U
Azobenzene	A	ug/L	0	0		0	0	0	1.03768	10	150	0%	0	0	0%	U
Benzidine	A	ug/L	0	0		0	0	0	6.39744	10	150	0%	0	0	0%	U
Benzo(a)anthracene	A	ug/L	0	0		0	0	0	0.814912	4.76	150	0%	0	0	0%	U

Seq No	Lab ID	Test Code	Sample Typ	File ID	Analysis Date	DF	Batch ID	Prep Date	SPKref	RPDref	pmoist
15044918	B22020962-006	SVOC-8270-W-	SAMP	SV5973N.I\sd0212/20/2022 1:03:5		1	163724	2/14/2022 1	0	0	

Analyte	T	Units	RAW	Final	Text	Spike	SPKref	RPDref	MDL	PQL	UQL	%REC	LOW	HIGH	%RPD	Q
Benzo(a)pyrene	A	ug/L	0	0		0	0	0	1.18048	4.76	150	0%	0	0	0%	U
Benzo(b)fluoranthene	A	ug/L	0	0		0	0	0	0.859656	4.76	150	0%	0	0	0%	U
Benzo(g,h,i)perylene	A	ug/L	0	0		0	0	0	0.96152	4.76	150	0%	0	0	0%	U
Benzo(k)fluoranthene	A	ug/L	0	0		0	0	0	0.92344	4.76	150	0%	0	0	0%	U
Benzoic acid	A	ug/L	0	0		0	0	0	1.43752	10	150	0%	0	0	0%	U
Benzyl alcohol	A	ug/L	12.42841	11.8318463		0	0	0	2.97976	10	150	0%	0	0	0%	
bis(-2-chloroethoxy)Methane	A	ug/L	0	0		0	0	0	1.29472	10	150	0%	0	0	0%	U
bis(-2-chloroethyl)Ether	A	ug/L	0	0		0	0	0	2.44664	10	150	0%	0	0	0%	U
bis(2-chloroisopropyl)Ether	A	ug/L	0	0		0	0	0	1.41848	10	150	0%	0	0	0%	U
bis(2-ethylhexyl)Phthalate	A	ug/L	0	0		0	0	0	1.81832	10	150	0%	0	0	0%	U
Butylbenzylphthalate	A	ug/L	0	0		0	0	0	1.49464	10	150	0%	0	0	0%	U
Carbazole	A	ug/L	0	0		0	0	0	0.801584	10	150	0%	0	0	0%	U
Chrysene	A	ug/L	0	0		0	0	0	1.11384	4.76	150	0%	0	0	0%	U
Di-n-butyl phthalate	A	ug/L	0	0		0	0	0	0.887264	10	150	0%	0	0	0%	U
Di-n-octyl phthalate	A	ug/L	0	0		0	0	0	1.27568	10	150	0%	0	0	0%	U
Dibenzo(a,h)anthracene	A	ug/L	0	0		0	0	0	1.11384	4.76	150	0%	0	0	0%	U
Dibenzofuran	A	ug/L	0	0		0	0	0	1.65648	10	150	0%	0	0	0%	U
Diethyl phthalate	A	ug/L	0	0		0	0	0	2.07536	10	150	0%	0	0	0%	U
Dimethyl phthalate	A	ug/L	0	0		0	0	0	1.63744	10	150	0%	0	0	0%	U
Fluoranthene	A	ug/L	0	0		0	0	0	0.840616	4.76	150	0%	0	0	0%	U
Fluorene	A	ug/L	0	0		0	0	0	1.73264	4.76	150	0%	0	0	0%	U
Hexachlorobenzene	A	ug/L	0	0		0	0	0	1.26616	10	150	0%	0	0	0%	U
Hexachlorobutadiene	A	ug/L	0	0		0	0	0	2.20864	10	150	0%	0	0	0%	U
Hexachlorocyclopentadiene	A	ug/L	0	0		0	0	0	2.82744	10	150	0%	0	0	0%	U
Hexachloroethane	A	ug/L	0	0		0	0	0	1.70408	10	150	0%	0	0	0%	U
Indeno(1,2,3-cd)pyrene	A	ug/L	0	0		0	0	0	1.19	4.76	150	0%	0	0	0%	U
Isophorone	A	ug/L	0	0		0	0	0	1.58984	10	150	0%	0	0	0%	U
m+p-Cresols	A	ug/L	0	0		0	0	0	1.69456	10	150	0%	0	0	0%	U
n-Nitroso-di-n-propylamine	A	ug/L	0	0		0	0	0	1.46608	10	150	0%	0	0	0%	U
n-Nitrosodimethylamine	A	ug/L	0	0		0	0	0	1.45656	10	150	0%	0	0	0%	U
n-Nitrosodiphenylamine	A	ug/L	0	0		0	0	0	1.10432	10	150	0%	0	0	0%	U
Naphthalene	A	ug/L	0	0		0	0	0	1.65648	4.76	150	0%	0	0	0%	U
Nitrobenzene	A	ug/L	0	0		0	0	0	2.19912	10	150	0%	0	0	0%	U
o-Cresol	A	ug/L	0	0		0	0	0	1.74216	10	150	0%	0	0	0%	U
p-Chloroaniline	A	ug/L	0	0		0	0	0	1.44704	10	150	0%	0	0	0%	U

Seq No	Lab ID	Test Code	Sample Typ	File ID	Analysis Date	DF	Batch ID	Prep Date	SPKref	RPDref	pmoist
15044918	B22020962-006	SVOC-8270-W-	SAMP	SV5973N.I\sd0212/20/2022 1:03:5		1	163724	2/14/2022 1	0	0	

Analyte	T	Units	RAW	Final	Text	Spike	SPKref	RPDref	MDL	PQL	UQL	%REC	LOW	HIGH	%RPD	Q
Pentachlorophenol	A	ug/L	0	0		0	0	0	4.03648	10	150	0%	0	0	0%	U
Phenanthrene	A	ug/L	0	0		0	0	0	0.746368	4.76	150	0%	0	0	0%	U
Phenol	A	ug/L	0	0		0	0	0	1.38992	10	150	0%	0	0	0%	U
Pyrene	A	ug/L	0	0		0	0	0	0.876792	4.76	150	0%	0	0	0%	U
Pyridine	A	ug/L	0	0		0	0	0	3.06544	10	150	0%	0	0	0%	U
Triallate	A	ug/L	0	0		0	0	0	1.43752	10	150	0%	0	0	0%	U
1,4-Dichlorobenzene-d4	I	ug/L	40	38.08		0	0	0	0	10	150	0%	0	0	0%	
Acenaphthene-d10	I	ug/L	40	38.08		0	0	0	0	10	150	0%	0	0	0%	
Chrysene-d12	I	ug/L	40	38.08		0	0	0	0	10	150	0%	0	0	0%	
Naphthalene-d8	I	ug/L	40	38.08		0	0	0	0	10	150	0%	0	0	0%	
Perylene-d12	I	ug/L	40	38.08		0	0	0	0	10	150	0%	0	0	0%	
Phenanthrene-d10	I	ug/L	40	38.08		0	0	0	0	10	150	0%	0	0	0%	
2,4,6-Tribromophenol	S	ug/L	154.30254	146.896018		190.4	0	0	2.74176	10	0	77%	43	140	0%	
2-Fluorobiphenyl	S	ug/L	65.71332	62.5590806		95.2	0	0	0.689248	10	0	66%	44	119	0%	
2-Fluorophenol	S	ug/L	50.63746	48.2068619		190.4	0	0	3.35104	10	0	25%	19	119	0%	
Nitrobenzene-d5	S	ug/L	65.12769	62.0015609		95.2	0	0	2.22768	10	0	65%	44	120	0%	
Phenol-d5	S	ug/L	58.5363	55.7265576		190.4	0	0	1.96112	10	0	29%	10	65	0%	
Terphenyl-d14	S	ug/L	107.34277	102.190317		95.2	0	0	1.11384	10	0	107%	50	134	0%	
4-Chloroaniline	X	ug/L	0	0		0	0	0	1.53272	10	150	0%	0	0	0%	U
o-Terphenyl	X	ug/L	0	0		0	0	0	1.20904	10	150	0%	0	0	0%	U

Seq No	Lab ID	Test Code	Sample Typ	File ID	Analysis Date	DF	Batch ID	Prep Date	SPKref	RPDref	pmoist
15044919	B22020962-006	SVOC-8270-W-	MS-DOD	SV5973N.I\sd0212/20/2022 1:36:0		1	163724	2/14/2022 1	2E+07	0	

Analyte	T	Units	RAW	Final	Text	Spike	SPKref	RPDref	MDL	PQL	UQL	%REC	LOW	HIGH	%RPD	Q
1,2,4-Trichlorobenzene	A	ug/L	73.78793	70.2461094		95.2	0	0	1.8088	10	150	74%	29	116	0%	
1,2-Dichlorobenzene	A	ug/L	65.84388	62.6833738		95.2	0	0	1.87544	10	150	66%	32	111	0%	
1,3-Dichlorobenzene	A	ug/L	65.09642	61.9717918		95.2	0	0	2.02776	10	150	65%	28	110	0%	
1,4-Dichlorobenzene	A	ug/L	63.82737	60.7636562		95.2	0	0	1.92304	10	150	64%	29	112	0%	
1-Methylnaphthalene	A	ug/L	74.41543	70.8434894		95.2	0	0	2.27528	10	150	74%	41	119	0%	
2,2´-Oxybis(1-Chloropropane)	A	ug/L	66.24668	63.0668394		95.2	0	0	1.3804	10	150	66%	37	130	0%	
2,4,5-Trichlorophenol	A	ug/L	76.77112	73.0861062		95.2	0	0	2.12296	10	150	77%	53	123	0%	
2,4,6-Trichlorophenol	A	ug/L	83.04734	79.0610677		95.2	0	0	2.51328	10	150	83%	50	125	0%	
2,4-Dichlorophenol	A	ug/L	68.97656	65.6656851		95.2	0	0	1.60888	10	150	69%	47	121	0%	
2,4-Dimethylphenol	A	ug/L	68.11152	64.8421670		95.2	0	0	1.60888	10	150	68%	31	124	0%	

Seq No	Lab ID	Test Code	Sample Typ	File ID	Analysis Date	DF	Batch ID	Prep Date	SPKref	RPDref	pmoist
15044919	B22020962-006	SVOC-8270-W-	MS-DOD	SV5973N.I\sd0212/20/2022 1:36:0		1	163724	2/14/2022 1	2E+07	0	

Analyte	T	Units	RAW	Final	Text	Spike	SPKref	RPDref	MDL	PQL	UQL	%REC	LOW	HIGH	%RPD	Q
2,4-Dinitrophenol	A	ug/L	89.11602	84.8384510		95.2	0	0	4.05552	10	150	89%	23	142	0%	
2,4-Dinitrotoluene	A	ug/L	89.00167	84.7295898		95.2	0	0	2.89408	10	150	89%	57	128	0%	
2,6-Dinitrotoluene	A	ug/L	80.07272	76.2292294		95.2	0	0	3.0464	10	150	80%	50	118	0%	
2-Chloronaphthalene	A	ug/L	81.66274	77.7429285		95.2	0	0	2.03728	10	150	82%	40	116	0%	
2-Chlorophenol	A	ug/L	59.50045	56.6444284		95.2	0	0	2.36096	10	150	60%	38	117	0%	
2-Methylnaphthalene	A	ug/L	80.34385	76.4873452		95.2	0	0	1.82784	10	150	80%	40	121	0%	
2-Nitroaniline	A	ug/L	85.44912	81.3475622		95.2	0	0	2.2848	10	150	85%	55	127	0%	
2-Nitrophenol	A	ug/L	81.12632	77.2322566		95.2	0	0	2.24672	10	150	81%	47	123	0%	
3,3´-Dichlorobenzidine	A	ug/L	56.30677	53.6040450		95.2	0	0	2.00872	10	150	56%	27	129	0%	
3-Nitroaniline	A	ug/L	72.03093	68.5734454		95.2	0	0	2.63704	10	150	72%	41	128	0%	
4,6-Dinitro-2-methylphenol	A	ug/L	90.01773	85.696879		95.2	0	0	2.21816	10	150	90%	44	137	0%	
4-Bromophenyl phenyl ether	A	ug/L	87.68104	83.4723501		95.2	0	0	1.65648	10	150	88%	55	124	0%	
4-Chloro-2-methylphenol	A	ug/L	71.55816	68.1233683		95.2	0	0	1.5232	10	150	72%	49	89	0%	
4-Chloro-3-methylphenol	A	ug/L	81.59011	77.6737847		95.2	0	0	1.38992	10	150	82%	52	119	0%	
4-Chlorophenol	A	ug/L	63.10126	60.0723995		95.2	0	0	2.51328	10	150	63%	41	81	0%	
4-Chlorophenyl phenyl ether	A	ug/L	93.45415	88.9683508		95.2	0	0	1.93256	10	150	93%	53	121	0%	
4-Nitroaniline	A	ug/L	83.89137	79.8645842		95.2	0	0	1.55176	10	150	84%	57	101	0%	
4-Nitrophenol	A	ug/L	40.03116	38.1096643		95.2	0	0	2.38	10	150	40%	15	36	0%	S
Acenaphthene	A	ug/L	84.52904	80.4716461		95.2	0	0	1.79928	10	150	85%	47	122	0%	
Acenaphthylene	A	ug/L	78.02544	74.2802189		95.2	0	0	1.49464	10	150	78%	41	130	0%	
Aniline	A	ug/L	33.30123	31.702771		95.2	0	0	3.56048	10	150	33%	24	60	0%	
Anthracene	A	ug/L	87.76257	83.5499666		95.2	0	0	1.17096	10	150	88%	57	123	0%	
Azobenzene	A	ug/L	77.97185	74.2292012		95.2	0	0	1.03768	10	150	78%	61	116	0%	
Benzidine	A	ug/L	6.16183	0		95.2	0	0	6.39744	10	150	0%	10	100	0%	S
Benzo(a)anthracene	A	ug/L	95.60388	91.0148938		95.2	0	0	0.814912	10	150	96%	58	125	0%	
Benzo(a)pyrene	A	ug/L	80.48915	76.6256708		95.2	0	0	1.18048	10	150	80%	54	128	0%	
Benzo(b)fluoranthene	A	ug/L	83.99851	79.9665815		95.2	0	0	0.859656	10	150	84%	53	131	0%	
Benzo(g,h,i)perylene	A	ug/L	82.61419	78.6487089		95.2	0	0	0.96152	10	150	83%	50	134	0%	
Benzo(k)fluoranthene	A	ug/L	83.47193	79.4652774		95.2	0	0	0.92344	10	150	83%	57	129	0%	
Benzoic acid	A	ug/L	31.70463	30.1828078		95.2	0	0	1.43752	10	150	32%	10	30	0%	S
Benzyl alcohol	A	ug/L	64.8063	61.6955976		95.2	11.831846	0	2.97976	10	150	52%	31	112	0%	
bis(-2-chloroethoxy)Methane	A	ug/L	76.36029	72.6949961		95.2	0	0	1.29472	10	150	76%	48	120	0%	
bis(-2-chloroethyl)Ether	A	ug/L	72.7472	69.2553344		95.2	0	0	2.44664	10	150	73%	43	118	0%	
bis(2-chloroisopropyl)Ether	A	ug/L	66.24668	63.0668394		95.2	0	0	1.41848	10	150	66%	37	130	0%	
bis(2-ethylhexyl)Phthalate	A	ug/L	95.61273	91.023319		95.2	0	0	1.81832	10	150	96%	55	135	0%	

Seq No	Lab ID	Test Code	Sample Typ	File ID	Analysis Date	DF	Batch ID	Prep Date	SPKref	RPDref	pmoist
15044919	B22020962-006	SVOC-8270-W-	MS-DOD	SV5973N.I\sd0212/20/2022 1:36:0		1	163724	2/14/2022 1	2E+07	0	

Analyte	T	Units	RAW	Final	Text	Spike	SPKref	RPDref	MDL	PQL	UQL	%REC	LOW	HIGH	%RPD	Q
Butylbenzylphthalate	A	ug/L	98.21761	93.5031647		95.2	0	0	1.49464	10	150	98%	53	134	0%	
Carbazole	A	ug/L	85.58309	81.4751017		95.2	0	0	0.801584	10	150	86%	60	122	0%	
Chrysene	A	ug/L	90.02842	85.7070558		95.2	0	0	1.11384	10	150	90%	59	123	0%	
Di-n-butyl phthalate	A	ug/L	101.19867	96.3411338		95.2	0	0	0.887264	10	150	101%	59	127	0%	
Di-n-octyl phthalate	A	ug/L	90.60583	86.2567502		95.2	0	0	1.27568	10	150	91%	51	140	0%	
Dibenzo(a,h)anthracene	A	ug/L	86.006	81.877712		95.2	0	0	1.11384	10	150	86%	51	134	0%	
Dibenzofuran	A	ug/L	85.22736	81.1364467		95.2	0	0	1.65648	10	150	85%	53	118	0%	
Diethyl phthalate	A	ug/L	90.7745	86.417324		95.2	0	0	2.07536	10	150	91%	56	125	0%	
Dimethyl phthalate	A	ug/L	96.22287	91.6041722		95.2	0	0	1.63744	10	150	96%	45	127	0%	
Fluoranthene	A	ug/L	87.30349	83.1129225		95.2	0	0	0.840616	10	150	87%	57	128	0%	
Fluorene	A	ug/L	82.65288	78.6855418		95.2	0	0	1.73264	10	150	83%	52	124	0%	
Hexachlorobenzene	A	ug/L	82.41161	78.4558527		95.2	0	0	1.26616	10	150	82%	53	125	0%	
Hexachlorobutadiene	A	ug/L	67.55574	64.3130645		95.2	0	0	2.20864	10	150	68%	22	124	0%	
Hexachlorocyclopentadiene	A	ug/L	67.13399	63.9115585		95.2	0	0	2.82744	10	150	67%	39	91	0%	
Hexachloroethane	A	ug/L	63.94845	60.8789244		95.2	0	0	1.70408	10	150	64%	21	115	0%	
Indeno(1,2,3-cd)pyrene	A	ug/L	83.2917	79.2936984		95.2	0	0	1.19	10	150	83%	52	134	0%	
Isophorone	A	ug/L	79.09243	75.2959934		95.2	0	0	1.58984	10	150	79%	42	124	0%	
m+p-Cresols	A	ug/L	63.17847	60.1459034		95.2	0	0	1.69456	10	150	63%	29	110	0%	
n-Nitroso-di-n-propylamine	A	ug/L	94.38299	89.8526065		95.2	0	0	1.46608	10	150	94%	49	119	0%	
n-Nitrosodimethylamine	A	ug/L	52.35272	49.8397894		95.2	0	0	1.45656	10	150	52%	20	45	0%	S
n-Nitrosodiphenylamine	A	ug/L	87.56413	83.3610518		95.2	0	0	1.10432	10	150	88%	51	123	0%	
Naphthalene	A	ug/L	81.01594	77.1271749		95.2	0	0	1.65648	10	150	81%	40	121	0%	
Nitrobenzene	A	ug/L	80.08861	76.2443567		95.2	0	0	2.19912	10	150	80%	45	121	0%	
o-Cresol	A	ug/L	71.9634	68.5091568		95.2	0	0	1.74216	10	150	72%	30	117	0%	
p-Chloroaniline	A	ug/L	57.15614	54.4126453		95.2	0	0	1.44704	10	150	57%	33	117	0%	
Pentachlorophenol	A	ug/L	102.42479	97.5084001		95.2	0	0	4.03648	10	150	102%	35	138	0%	
Phenanthrene	A	ug/L	87.80666	83.5919403		95.2	0	0	0.746368	10	150	88%	59	120	0%	
Phenol	A	ug/L	42.59091	40.5465463		95.2	0	0	1.38992	10	150	43%	37	75	0%	
Pyrene	A	ug/L	85.5213	81.4162776		95.2	0	0	0.876792	10	150	86%	57	126	0%	
Pyridine	A	ug/L	30.93403	29.4491966		95.2	0	0	3.06544	10	150	31%	16	45	0%	
Triallate	A	ug/L	89.05342	84.7788558		95.2	0	0	1.43752	10	150	89%	59	105	0%	
1,4-Dichlorobenzene-d4	I	ug/L	40	38.08		0	0	0	0	10	150	0%			0%	
Acenaphthene-d10	I	ug/L	40	38.08		0	0	0	0	10	150	0%			0%	
Chrysene-d12	I	ug/L	40	38.08		0	0	0	0	10	150	0%			0%	
Naphthalene-d8	I	ug/L	40	38.08		0	0	0	0	10	150	0%			0%	

Seq No	Lab ID	Test Code	Sample Typ	File ID	Analysis Date	DF	Batch ID	Prep Date	SPKref	RPDref	pmoist
15044919	B22020962-006	SVOC-8270-W-	MS-DOD	SV5973N.I\sd0212/20/2022 1:36:0		1	163724	2/14/2022 1	2E+07	0	

Analyte	T	Units	RAW	Final	Text	Spike	SPKref	RPDref	MDL	PQL	UQL	%REC	LOW	HIGH	%RPD	Q
Perylene-d12	I	ug/L	40	38.08		0	0	0	0	10	150	0%			0%	
Phenanthrene-d10	I	ug/L	40	38.08		0	0	0	0	10	150	0%			0%	
2,4,6-Tribromophenol	S	ug/L	167.74833	159.696410		190.4	0	0	2.74176	10	0	84%	43	140	0%	
2-Fluorobiphenyl	S	ug/L	79.02658	75.2333042		95.2	0	0	0.689248	10	0	79%	44	119	0%	
2-Fluorophenol	S	ug/L	65.64661	62.4955727		190.4	0	0	3.35104	10	0	33%	19	119	0%	
Nitrobenzene-d5	S	ug/L	74.90362	71.3082462		95.2	0	0	2.22768	10	0	75%	44	120	0%	
Phenol-d5	S	ug/L	72.85085	69.3540092		190.4	0	0	1.96112	10	0	36%	10	65	0%	
Terphenyl-d14	S	ug/L	94.97079	90.4121921		95.2	0	0	1.11384	10	0	95%	50	134	0%	
4-Chloroaniline	X	ug/L	57.15614	54.4126453		95.2	0	0	1.53272	10	150	57%	33	117	0%	
o-Terphenyl	X	ug/L	82.93322	78.9524254		95.2	0	0	1.20904	10	150	83%	40	140	0%	

Seq No	Lab ID	Test Code	Sample Typ	File ID	Analysis Date	DF	Batch ID	Prep Date	SPKref	RPDref	pmoist
15044920	B22020962-011	SVOC-8270-W-	SAMP	SV5973N.I\sd0212/20/2022 2:08:1		1	163724	2/14/2022 9:	0	0	

Analyte	T	Units	RAW	Final	Text	Spike	SPKref	RPDref	MDL	PQL	UQL	%REC	LOW	HIGH	%RPD	Q
1,2,4-Trichlorobenzene	A	ug/L	0	0		0	0	0	1.8278	10	150	0%	0	0	0%	U
1,2-Dichlorobenzene	A	ug/L	0	0		0	0	0	1.89514	10	150	0%	0	0	0%	U
1,3-Dichlorobenzene	A	ug/L	0	0		0	0	0	2.04906	10	150	0%	0	0	0%	U
1,4-Dichlorobenzene	A	ug/L	0	0		0	0	0	1.94324	10	150	0%	0	0	0%	U
1-Methylnaphthalene	A	ug/L	0	0		0	0	0	2.29918	4.81	150	0%	0	0	0%	U
2,2´-Oxybis(1-Chloropropane)	A	ug/L	0	0		0	0	0	1.3949	10	150	0%	0	0	0%	U
2,4,5-Trichlorophenol	A	ug/L	0	0		0	0	0	2.14526	10	150	0%	0	0	0%	U
2,4,6-Trichlorophenol	A	ug/L	0	0		0	0	0	2.53968	10	150	0%	0	0	0%	U
2,4-Dichlorophenol	A	ug/L	0	0		0	0	0	1.62578	10	150	0%	0	0	0%	U
2,4-Dimethylphenol	A	ug/L	0	0		0	0	0	1.62578	10	150	0%	0	0	0%	U
2,4-Dinitrophenol	A	ug/L	0	0		0	0	0	4.09812	10	150	0%	0	0	0%	U
2,4-Dinitrotoluene	A	ug/L	0	0		0	0	0	2.92448	10	150	0%	0	0	0%	U
2,6-Dinitrotoluene	A	ug/L	0	0		0	0	0	3.0784	10	150	0%	0	0	0%	U
2-Chloronaphthalene	A	ug/L	0	0		0	0	0	2.05868	10	150	0%	0	0	0%	U
2-Chlorophenol	A	ug/L	0	0		0	0	0	2.38576	10	150	0%	0	0	0%	U
2-Methylnaphthalene	A	ug/L	0	0		0	0	0	1.84704	4.81	150	0%	0	0	0%	U
2-Nitroaniline	A	ug/L	0	0		0	0	0	2.3088	10	150	0%	0	0	0%	U
2-Nitrophenol	A	ug/L	0	0		0	0	0	2.27032	10	150	0%	0	0	0%	U
3,3´-Dichlorobenzidine	A	ug/L	0	0		0	0	0	2.02982	10	150	0%	0	0	0%	U
3-Nitroaniline	A	ug/L	0	0		0	0	0	2.66474	10	150	0%	0	0	0%	U

Seq No	Lab ID	Test Code	Sample Typ	File ID	Analysis Date	DF	Batch ID	Prep Date	SPKref	RPDref	pmoist
15044920	B22020962-011	SVOC-8270-W-	SAMP	SV5973N.I\sd0212/20/2022 2:08:1		1	163724	2/14/2022 9:	0	0	

Analyte	T	Units	RAW	Final	Text	Spike	SPKref	RPDref	MDL	PQL	UQL	%REC	LOW	HIGH	%RPD	Q
4,6-Dinitro-2-methylphenol	A	ug/L	0	0		0	0	0	2.24146	10	150	0%	0	0	0%	U
4-Bromophenyl phenyl ether	A	ug/L	0	0		0	0	0	1.67388	10	150	0%	0	0	0%	U
4-Chloro-2-methylphenol	A	ug/L	0	0		0	0	0	1.5392	10	150	0%	0	0	0%	U
4-Chloro-3-methylphenol	A	ug/L	0	0		0	0	0	1.40452	10	150	0%	0	0	0%	U
4-Chlorophenol	A	ug/L	0	0		0	0	0	2.53968	10	150	0%	0	0	0%	U
4-Chlorophenyl phenyl ether	A	ug/L	0	0		0	0	0	1.95286	10	150	0%	0	0	0%	U
4-Nitroaniline	A	ug/L	0	0		0	0	0	1.56806	10	150	0%	0	0	0%	U
4-Nitrophenol	A	ug/L	0	0		0	0	0	2.405	10	150	0%	0	0	0%	U
Acenaphthene	A	ug/L	0	0		0	0	0	1.81818	4.81	150	0%	0	0	0%	U
Acenaphthylene	A	ug/L	0	0		0	0	0	1.51034	4.81	150	0%	0	0	0%	U
Aniline	A	ug/L	0	0		0	0	0	3.59788	10	150	0%	0	0	0%	U
Anthracene	A	ug/L	0	0		0	0	0	1.18326	4.81	150	0%	0	0	0%	U
Azobenzene	A	ug/L	0	0		0	0	0	1.04858	10	150	0%	0	0	0%	U
Benzidine	A	ug/L	0	0		0	0	0	6.46464	10	150	0%	0	0	0%	U
Benzo(a)anthracene	A	ug/L	0	0		0	0	0	0.823472	4.81	150	0%	0	0	0%	U
Benzo(a)pyrene	A	ug/L	0	0		0	0	0	1.19288	4.81	150	0%	0	0	0%	U
Benzo(b)fluoranthene	A	ug/L	0	0		0	0	0	0.868686	4.81	150	0%	0	0	0%	U
Benzo(g,h,i)perylene	A	ug/L	0	0		0	0	0	0.97162	4.81	150	0%	0	0	0%	U
Benzo(k)fluoranthene	A	ug/L	0	0		0	0	0	0.93314	4.81	150	0%	0	0	0%	U
Benzoic acid	A	ug/L	0	0		0	0	0	1.45262	10	150	0%	0	0	0%	U
Benzyl alcohol	A	ug/L	0	0		0	0	0	3.01106	10	150	0%	0	0	0%	U
bis(-2-chloroethoxy)Methane	A	ug/L	0	0		0	0	0	1.30832	10	150	0%	0	0	0%	U
bis(-2-chloroethyl)Ether	A	ug/L	0	0		0	0	0	2.47234	10	150	0%	0	0	0%	U
bis(2-chloroisopropyl)Ether	A	ug/L	0	0		0	0	0	1.43338	10	150	0%	0	0	0%	U
bis(2-ethylhexyl)Phthalate	A	ug/L	0	0		0	0	0	1.83742	10	150	0%	0	0	0%	U
Butylbenzylphthalate	A	ug/L	0	0		0	0	0	1.51034	10	150	0%	0	0	0%	U
Carbazole	A	ug/L	0	0		0	0	0	0.810004	10	150	0%	0	0	0%	U
Chrysene	A	ug/L	0	0		0	0	0	1.12554	4.81	150	0%	0	0	0%	U
Di-n-butyl phthalate	A	ug/L	0	0		0	0	0	0.896584	10	150	0%	0	0	0%	U
Di-n-octyl phthalate	A	ug/L	0	0		0	0	0	1.28908	10	150	0%	0	0	0%	U
Dibenzo(a,h)anthracene	A	ug/L	0	0		0	0	0	1.12554	4.81	150	0%	0	0	0%	U
Dibenzofuran	A	ug/L	0	0		0	0	0	1.67388	10	150	0%	0	0	0%	U
Diethyl phthalate	A	ug/L	0	0		0	0	0	2.09716	10	150	0%	0	0	0%	U
Dimethyl phthalate	A	ug/L	0	0		0	0	0	1.65464	10	150	0%	0	0	0%	U
Fluoranthene	A	ug/L	0	0		0	0	0	0.849446	4.81	150	0%	0	0	0%	U

Seq No	Lab ID	Test Code	Sample Typ	File ID	Analysis Date	DF	Batch ID	Prep Date	SPKref	RPDref	pmoist
15044920	B22020962-011	SVOC-8270-W-	SAMP	SV5973N.I\sd0212/20/2022 2:08:1		1	163724	2/14/2022 9:	0	0	

Analyte	T	Units	RAW	Final	Text	Spike	SPKref	RPDref	MDL	PQL	UQL	%REC	LOW	HIGH	%RPD	Q
Fluorene	A	ug/L	0	0		0	0	0	1.75084	4.81	150	0%	0	0	0%	U
Hexachlorobenzene	A	ug/L	0	0		0	0	0	1.27946	10	150	0%	0	0	0%	U
Hexachlorobutadiene	A	ug/L	0	0		0	0	0	2.23184	10	150	0%	0	0	0%	U
Hexachlorocyclopentadiene	A	ug/L	0	0		0	0	0	2.85714	10	150	0%	0	0	0%	U
Hexachloroethane	A	ug/L	0	0		0	0	0	1.72198	10	150	0%	0	0	0%	U
Indeno(1,2,3-cd)pyrene	A	ug/L	0	0		0	0	0	1.2025	4.81	150	0%	0	0	0%	U
Isophorone	A	ug/L	0	0		0	0	0	1.60654	10	150	0%	0	0	0%	U
m+p-Cresols	A	ug/L	0	0		0	0	0	1.71236	10	150	0%	0	0	0%	U
n-Nitroso-di-n-propylamine	A	ug/L	0	0		0	0	0	1.48148	10	150	0%	0	0	0%	U
n-Nitrosodimethylamine	A	ug/L	0	0		0	0	0	1.47186	10	150	0%	0	0	0%	U
n-Nitrosodiphenylamine	A	ug/L	0	0		0	0	0	1.11592	10	150	0%	0	0	0%	U
Naphthalene	A	ug/L	0	0		0	0	0	1.67388	4.81	150	0%	0	0	0%	U
Nitrobenzene	A	ug/L	0	0		0	0	0	2.22222	10	150	0%	0	0	0%	U
o-Cresol	A	ug/L	0	0		0	0	0	1.76046	10	150	0%	0	0	0%	U
p-Chloroaniline	A	ug/L	0	0		0	0	0	1.46224	10	150	0%	0	0	0%	U
Pentachlorophenol	A	ug/L	0	0		0	0	0	4.07888	10	150	0%	0	0	0%	U
Phenanthrene	A	ug/L	0	0		0	0	0	0.754208	4.81	150	0%	0	0	0%	U
Phenol	A	ug/L	0	0		0	0	0	1.40452	10	150	0%	0	0	0%	U
Pyrene	A	ug/L	0	0		0	0	0	0.886002	4.81	150	0%	0	0	0%	U
Pyridine	A	ug/L	0	0		0	0	0	3.09764	10	150	0%	0	0	0%	U
Triallate	A	ug/L	0	0		0	0	0	1.45262	10	150	0%	0	0	0%	U
1,4-Dichlorobenzene-d4	I	ug/L	40	38.48		0	0	0	0	10	150	0%	0	0	0%	
Acenaphthene-d10	I	ug/L	40	38.48		0	0	0	0	10	150	0%	0	0	0%	
Chrysene-d12	I	ug/L	40	38.48		0	0	0	0	10	150	0%	0	0	0%	
Naphthalene-d8	I	ug/L	40	38.48		0	0	0	0	10	150	0%	0	0	0%	
Perylene-d12	I	ug/L	40	38.48		0	0	0	0	10	150	0%	0	0	0%	
Phenanthrene-d10	I	ug/L	40	38.48		0	0	0	0	10	150	0%	0	0	0%	
2,4,6-Tribromophenol	S	ug/L	163.1736	156.973003		192.4	0	0	2.77056	10	0	82%	43	140	0%	
2-Fluorobiphenyl	S	ug/L	70.91206	68.2174017		96.2	0	0	0.696488	10	0	71%	44	119	0%	
2-Fluorophenol	S	ug/L	68.40045	65.8012329		192.4	0	0	3.38624	10	0	34%	19	119	0%	
Nitrobenzene-d5	S	ug/L	69.99728	67.3373834		96.2	0	0	2.25108	10	0	70%	44	120	0%	
Phenol-d5	S	ug/L	57.59982	55.4110268		192.4	0	0	1.98172	10	0	29%	10	65	0%	
Terphenyl-d14	S	ug/L	103.5926	99.6560812		96.2	0	0	1.12554	10	0	104%	50	134	0%	
4-Chloroaniline	X	ug/L	0	0		0	0	0	1.54882	10	150	0%	0	0	0%	U
o-Terphenyl	X	ug/L	0	0		0	0	0	1.22174	10	150	0%	0	0	0%	U

Seq No	Lab ID	Test Code	Sample Typ	File ID	Analysis Date	DF	Batch ID	Prep Date	SPKref	RPDref	pmoist
15044921	B22020962-016	SVOC-8270-W-	SAMP	SV5973N.I\sd0212/20/2022 2:40:2		1	163724	2/14/2022	1	0	0

Analyte	T	Units	RAW	Final	Text	Spike	SPKref	RPDref	MDL	PQL	UQL	%REC	LOW	HIGH	%RPD	Q
1,2,4-Trichlorobenzene	A	ug/L	0	0		0	0	0	1.8088	10	150	0%	0	0	0%	U
1,2-Dichlorobenzene	A	ug/L	0	0		0	0	0	1.87544	10	150	0%	0	0	0%	U
1,3-Dichlorobenzene	A	ug/L	0	0		0	0	0	2.02776	10	150	0%	0	0	0%	U
1,4-Dichlorobenzene	A	ug/L	0	0		0	0	0	1.92304	10	150	0%	0	0	0%	U
1-Methylnaphthalene	A	ug/L	0	0		0	0	0	2.27528	4.76	150	0%	0	0	0%	U
2,2´-Oxybis(1-Chloropropane)	A	ug/L	0	0		0	0	0	1.3804	10	150	0%	0	0	0%	U
2,4,5-Trichlorophenol	A	ug/L	0	0		0	0	0	2.12296	10	150	0%	0	0	0%	U
2,4,6-Trichlorophenol	A	ug/L	0	0		0	0	0	2.51328	10	150	0%	0	0	0%	U
2,4-Dichlorophenol	A	ug/L	0	0		0	0	0	1.60888	10	150	0%	0	0	0%	U
2,4-Dimethylphenol	A	ug/L	0	0		0	0	0	1.60888	10	150	0%	0	0	0%	U
2,4-Dinitrophenol	A	ug/L	0	0		0	0	0	4.05552	10	150	0%	0	0	0%	U
2,4-Dinitrotoluene	A	ug/L	0	0		0	0	0	2.89408	10	150	0%	0	0	0%	U
2,6-Dinitrotoluene	A	ug/L	0	0		0	0	0	3.0464	10	150	0%	0	0	0%	U
2-Chloronaphthalene	A	ug/L	0	0		0	0	0	2.03728	10	150	0%	0	0	0%	U
2-Chlorophenol	A	ug/L	0	0		0	0	0	2.36096	10	150	0%	0	0	0%	U
2-Methylnaphthalene	A	ug/L	0	0		0	0	0	1.82784	4.76	150	0%	0	0	0%	U
2-Nitroaniline	A	ug/L	0	0		0	0	0	2.2848	10	150	0%	0	0	0%	U
2-Nitrophenol	A	ug/L	0	0		0	0	0	2.24672	10	150	0%	0	0	0%	U
3,3´-Dichlorobenzidine	A	ug/L	0	0		0	0	0	2.00872	10	150	0%	0	0	0%	U
3-Nitroaniline	A	ug/L	0	0		0	0	0	2.63704	10	150	0%	0	0	0%	U
4,6-Dinitro-2-methylphenol	A	ug/L	0	0		0	0	0	2.21816	10	150	0%	0	0	0%	U
4-Bromophenyl phenyl ether	A	ug/L	0	0		0	0	0	1.65648	10	150	0%	0	0	0%	U
4-Chloro-2-methylphenol	A	ug/L	0	0		0	0	0	1.5232	10	150	0%	0	0	0%	U
4-Chloro-3-methylphenol	A	ug/L	0	0		0	0	0	1.38992	10	150	0%	0	0	0%	U
4-Chlorophenol	A	ug/L	0	0		0	0	0	2.51328	10	150	0%	0	0	0%	U
4-Chlorophenyl phenyl ether	A	ug/L	0	0		0	0	0	1.93256	10	150	0%	0	0	0%	U
4-Nitroaniline	A	ug/L	0	0		0	0	0	1.55176	10	150	0%	0	0	0%	U
4-Nitrophenol	A	ug/L	0	0		0	0	0	2.38	10	150	0%	0	0	0%	U
Acenaphthene	A	ug/L	0	0		0	0	0	1.79928	4.76	150	0%	0	0	0%	U
Acenaphthylene	A	ug/L	0	0		0	0	0	1.49464	4.76	150	0%	0	0	0%	U
Aniline	A	ug/L	0	0		0	0	0	3.56048	10	150	0%	0	0	0%	U
Anthracene	A	ug/L	0	0		0	0	0	1.17096	4.76	150	0%	0	0	0%	U
Azobenzene	A	ug/L	0	0		0	0	0	1.03768	10	150	0%	0	0	0%	U
Benzidine	A	ug/L	0	0		0	0	0	6.39744	10	150	0%	0	0	0%	U
Benzo(a)anthracene	A	ug/L	0	0		0	0	0	0.814912	4.76	150	0%	0	0	0%	U

Seq No	Lab ID	Test Code	Sample Typ	File ID	Analysis Date	DF	Batch ID	Prep Date	SPKref	RPDref	pmoist
15044921	B22020962-016	SVOC-8270-W-	SAMP	SV5973N.I\sd0212/20/2022 2:40:2		1	163724	2/14/2022	1	0	0

Analyte	T	Units	RAW	Final	Text	Spike	SPKref	RPDref	MDL	PQL	UQL	%REC	LOW	HIGH	%RPD	Q
Benzo(a)pyrene	A	ug/L	0	0		0	0	0	1.18048	4.76	150	0%	0	0	0%	U
Benzo(b)fluoranthene	A	ug/L	0	0		0	0	0	0.859656	4.76	150	0%	0	0	0%	U
Benzo(g,h,i)perylene	A	ug/L	0	0		0	0	0	0.96152	4.76	150	0%	0	0	0%	U
Benzo(k)fluoranthene	A	ug/L	0	0		0	0	0	0.92344	4.76	150	0%	0	0	0%	U
Benzoic acid	A	ug/L	0	0		0	0	0	1.43752	10	150	0%	0	0	0%	U
Benzyl alcohol	A	ug/L	0	0		0	0	0	2.97976	10	150	0%	0	0	0%	U
bis(-2-chloroethoxy)Methane	A	ug/L	0	0		0	0	0	1.29472	10	150	0%	0	0	0%	U
bis(-2-chloroethyl)Ether	A	ug/L	0	0		0	0	0	2.44664	10	150	0%	0	0	0%	U
bis(2-chloroisopropyl)Ether	A	ug/L	0	0		0	0	0	1.41848	10	150	0%	0	0	0%	U
bis(2-ethylhexyl)Phthalate	A	ug/L	0	0		0	0	0	1.81832	10	150	0%	0	0	0%	U
Butylbenzylphthalate	A	ug/L	0	0		0	0	0	1.49464	10	150	0%	0	0	0%	U
Carbazole	A	ug/L	0	0		0	0	0	0.801584	10	150	0%	0	0	0%	U
Chrysene	A	ug/L	0	0		0	0	0	1.11384	4.76	150	0%	0	0	0%	U
Di-n-butyl phthalate	A	ug/L	0	0		0	0	0	0.887264	10	150	0%	0	0	0%	U
Di-n-octyl phthalate	A	ug/L	0	0		0	0	0	1.27568	10	150	0%	0	0	0%	U
Dibenzo(a,h)anthracene	A	ug/L	0	0		0	0	0	1.11384	4.76	150	0%	0	0	0%	U
Dibenzofuran	A	ug/L	0	0		0	0	0	1.65648	10	150	0%	0	0	0%	U
Diethyl phthalate	A	ug/L	0	0		0	0	0	2.07536	10	150	0%	0	0	0%	U
Dimethyl phthalate	A	ug/L	0	0		0	0	0	1.63744	10	150	0%	0	0	0%	U
Fluoranthene	A	ug/L	0	0		0	0	0	0.840616	4.76	150	0%	0	0	0%	U
Fluorene	A	ug/L	0	0		0	0	0	1.73264	4.76	150	0%	0	0	0%	U
Hexachlorobenzene	A	ug/L	0	0		0	0	0	1.26616	10	150	0%	0	0	0%	U
Hexachlorobutadiene	A	ug/L	0	0		0	0	0	2.20864	10	150	0%	0	0	0%	U
Hexachlorocyclopentadiene	A	ug/L	0	0		0	0	0	2.82744	10	150	0%	0	0	0%	U
Hexachloroethane	A	ug/L	0	0		0	0	0	1.70408	10	150	0%	0	0	0%	U
Indeno(1,2,3-cd)pyrene	A	ug/L	0	0		0	0	0	1.19	4.76	150	0%	0	0	0%	U
Isophorone	A	ug/L	0	0		0	0	0	1.58984	10	150	0%	0	0	0%	U
m+p-Cresols	A	ug/L	0	0		0	0	0	1.69456	10	150	0%	0	0	0%	U
n-Nitroso-di-n-propylamine	A	ug/L	0	0		0	0	0	1.46608	10	150	0%	0	0	0%	U
n-Nitrosodimethylamine	A	ug/L	0	0		0	0	0	1.45656	10	150	0%	0	0	0%	U
n-Nitrosodiphenylamine	A	ug/L	0	0		0	0	0	1.10432	10	150	0%	0	0	0%	U
Naphthalene	A	ug/L	0	0		0	0	0	1.65648	4.76	150	0%	0	0	0%	U
Nitrobenzene	A	ug/L	0	0		0	0	0	2.19912	10	150	0%	0	0	0%	U
o-Cresol	A	ug/L	0	0		0	0	0	1.74216	10	150	0%	0	0	0%	U
p-Chloroaniline	A	ug/L	0	0		0	0	0	1.44704	10	150	0%	0	0	0%	U

Seq No	Lab ID	Test Code	Sample Typ	File ID	Analysis Date	DF	Batch ID	Prep Date	SPKref	RPDref	pmoist
15044921	B22020962-016	SVOC-8270-W-	SAMP	SV5973N.I\sd0212/20/2022 2:40:2		1	163724	2/14/2022	1	0	0

Analyte	T	Units	RAW	Final	Text	Spike	SPKref	RPDref	MDL	PQL	UQL	%REC	LOW	HIGH	%RPD	Q
Pentachlorophenol	A	ug/L	0	0		0	0	0	4.03648	10	150	0%	0	0	0%	U
Phenanthrene	A	ug/L	0	0		0	0	0	0.746368	4.76	150	0%	0	0	0%	U
Phenol	A	ug/L	0	0		0	0	0	1.38992	10	150	0%	0	0	0%	U
Pyrene	A	ug/L	0	0		0	0	0	0.876792	4.76	150	0%	0	0	0%	U
Pyridine	A	ug/L	0	0		0	0	0	3.06544	10	150	0%	0	0	0%	U
Triallate	A	ug/L	0	0		0	0	0	1.43752	10	150	0%	0	0	0%	U
1,4-Dichlorobenzene-d4	I	ug/L	40	38.08		0	0	0	0	10	150	0%	0	0	0%	
Acenaphthene-d10	I	ug/L	40	38.08		0	0	0	0	10	150	0%	0	0	0%	
Chrysene-d12	I	ug/L	40	38.08		0	0	0	0	10	150	0%	0	0	0%	
Naphthalene-d8	I	ug/L	40	38.08		0	0	0	0	10	150	0%	0	0	0%	
Perylene-d12	I	ug/L	40	38.08		0	0	0	0	10	150	0%	0	0	0%	
Phenanthrene-d10	I	ug/L	40	38.08		0	0	0	0	10	150	0%	0	0	0%	
2,4,6-Tribromophenol	S	ug/L	119.48889	113.753423		190.4	0	0	2.74176	10	0	60%	43	140	0%	
2-Fluorobiphenyl	S	ug/L	50.27672	47.8634374		95.2	0	0	0.689248	10	0	50%	44	119	0%	
2-Fluorophenol	S	ug/L	49.34935	46.9805812		190.4	0	0	3.35104	10	0	25%	19	119	0%	
Nitrobenzene-d5	S	ug/L	55.20774	52.5577685		95.2	0	0	2.22768	10	0	55%	44	120	0%	
Phenol-d5	S	ug/L	50.81914	48.3798213		190.4	0	0	1.96112	10	0	25%	10	65	0%	
Terphenyl-d14	S	ug/L	94.22127	89.6986490		95.2	0	0	1.11384	10	0	94%	50	134	0%	
4-Chloroaniline	X	ug/L	0	0		0	0	0	1.53272	10	150	0%	0	0	0%	U
o-Terphenyl	X	ug/L	0	0		0	0	0	1.20904	10	150	0%	0	0	0%	U

Seq No	Lab ID	Test Code	Sample Typ	File ID	Analysis Date	DF	Batch ID	Prep Date	SPKref	RPDref	pmoist
15044922	B22020962-021	SVOC-8270-W-	SAMP	SV5973N.I\sd0212/20/2022 3:12:3		1	163724	2/14/2022	1	0	0

Analyte	T	Units	RAW	Final	Text	Spike	SPKref	RPDref	MDL	PQL	UQL	%REC	LOW	HIGH	%RPD	Q
1,2,4-Trichlorobenzene	A	ug/L	0	0		0	0	0	1.8088	10	150	0%	0	0	0%	U
1,2-Dichlorobenzene	A	ug/L	0	0		0	0	0	1.87544	10	150	0%	0	0	0%	U
1,3-Dichlorobenzene	A	ug/L	0	0		0	0	0	2.02776	10	150	0%	0	0	0%	U
1,4-Dichlorobenzene	A	ug/L	0	0		0	0	0	1.92304	10	150	0%	0	0	0%	U
1-Methylnaphthalene	A	ug/L	0	0		0	0	0	2.27528	4.76	150	0%	0	0	0%	U
2,2´-Oxybis(1-Chloropropane)	A	ug/L	0	0		0	0	0	1.3804	10	150	0%	0	0	0%	U
2,4,5-Trichlorophenol	A	ug/L	0	0		0	0	0	2.12296	10	150	0%	0	0	0%	U
2,4,6-Trichlorophenol	A	ug/L	0	0		0	0	0	2.51328	10	150	0%	0	0	0%	U
2,4-Dichlorophenol	A	ug/L	0	0		0	0	0	1.60888	10	150	0%	0	0	0%	U
2,4-Dimethylphenol	A	ug/L	0	0		0	0	0	1.60888	10	150	0%	0	0	0%	U

Seq No	Lab ID	Test Code	Sample Typ	File ID	Analysis Date	DF	Batch ID	Prep Date	SPKref	RPDref	pmoist
15044922	B22020962-021	SVOC-8270-W-	SAMP	SV5973N.I\sd0212/20/2022 3:12:3		1	163724	2/14/2022	1	0	0

Analyte	T	Units	RAW	Final	Text	Spike	SPKref	RPDref	MDL	PQL	UQL	%REC	LOW	HIGH	%RPD	Q
2,4-Dinitrophenol	A	ug/L	0	0		0	0	0	4.05552	10	150	0%	0	0	0%	U
2,4-Dinitrotoluene	A	ug/L	0	0		0	0	0	2.89408	10	150	0%	0	0	0%	U
2,6-Dinitrotoluene	A	ug/L	0	0		0	0	0	3.0464	10	150	0%	0	0	0%	U
2-Chloronaphthalene	A	ug/L	0	0		0	0	0	2.03728	10	150	0%	0	0	0%	U
2-Chlorophenol	A	ug/L	0	0		0	0	0	2.36096	10	150	0%	0	0	0%	U
2-Methylnaphthalene	A	ug/L	0	0		0	0	0	1.82784	4.76	150	0%	0	0	0%	U
2-Nitroaniline	A	ug/L	0	0		0	0	0	2.2848	10	150	0%	0	0	0%	U
2-Nitrophenol	A	ug/L	0	0		0	0	0	2.24672	10	150	0%	0	0	0%	U
3,3´-Dichlorobenzidine	A	ug/L	0	0		0	0	0	2.00872	10	150	0%	0	0	0%	U
3-Nitroaniline	A	ug/L	0	0		0	0	0	2.63704	10	150	0%	0	0	0%	U
4,6-Dinitro-2-methylphenol	A	ug/L	0	0		0	0	0	2.21816	10	150	0%	0	0	0%	U
4-Bromophenyl phenyl ether	A	ug/L	0	0		0	0	0	1.65648	10	150	0%	0	0	0%	U
4-Chloro-2-methylphenol	A	ug/L	0	0		0	0	0	1.5232	10	150	0%	0	0	0%	U
4-Chloro-3-methylphenol	A	ug/L	0	0		0	0	0	1.38992	10	150	0%	0	0	0%	U
4-Chlorophenol	A	ug/L	0	0		0	0	0	2.51328	10	150	0%	0	0	0%	U
4-Chlorophenyl phenyl ether	A	ug/L	0	0		0	0	0	1.93256	10	150	0%	0	0	0%	U
4-Nitroaniline	A	ug/L	0	0		0	0	0	1.55176	10	150	0%	0	0	0%	U
4-Nitrophenol	A	ug/L	0	0		0	0	0	2.38	10	150	0%	0	0	0%	U
Acenaphthene	A	ug/L	0	0		0	0	0	1.79928	4.76	150	0%	0	0	0%	U
Acenaphthylene	A	ug/L	0	0		0	0	0	1.49464	4.76	150	0%	0	0	0%	U
Aniline	A	ug/L	0	0		0	0	0	3.56048	10	150	0%	0	0	0%	U
Anthracene	A	ug/L	0	0		0	0	0	1.17096	4.76	150	0%	0	0	0%	U
Azobenzene	A	ug/L	0	0		0	0	0	1.03768	10	150	0%	0	0	0%	U
Benzidine	A	ug/L	0	0		0	0	0	6.39744	10	150	0%	0	0	0%	U
Benzo(a)anthracene	A	ug/L	0	0		0	0	0	0.814912	4.76	150	0%	0	0	0%	U
Benzo(a)pyrene	A	ug/L	0	0		0	0	0	1.18048	4.76	150	0%	0	0	0%	U
Benzo(b)fluoranthene	A	ug/L	0	0		0	0	0	0.859656	4.76	150	0%	0	0	0%	U
Benzo(g,h,i)perylene	A	ug/L	0	0		0	0	0	0.96152	4.76	150	0%	0	0	0%	U
Benzo(k)fluoranthene	A	ug/L	0	0		0	0	0	0.92344	4.76	150	0%	0	0	0%	U
Benzoic acid	A	ug/L	0	0		0	0	0	1.43752	10	150	0%	0	0	0%	U
Benzyl alcohol	A	ug/L	0	0		0	0	0	2.97976	10	150	0%	0	0	0%	U
bis(-2-chloroethoxy)Methane	A	ug/L	0	0		0	0	0	1.29472	10	150	0%	0	0	0%	U
bis(-2-chloroethyl)Ether	A	ug/L	0	0		0	0	0	2.44664	10	150	0%	0	0	0%	U
bis(2-chloroisopropyl)Ether	A	ug/L	0	0		0	0	0	1.41848	10	150	0%	0	0	0%	U
bis(2-ethylhexyl)Phthalate	A	ug/L	0	0		0	0	0	1.81832	10	150	0%	0	0	0%	U

Seq No	Lab ID	Test Code	Sample Typ	File ID	Analysis Date	DF	Batch ID	Prep Date	SPKref	RPDref	pmoist
15044922	B22020962-021	SVOC-8270-W-	SAMP	SV5973N.I\sd0212/20/2022 3:12:3		1	163724	2/14/2022	1	0	0

Analyte	T	Units	RAW	Final	Text	Spike	SPKref	RPDref	MDL	PQL	UQL	%REC	LOW	HIGH	%RPD	Q
Butylbenzylphthalate	A	ug/L	0	0		0	0	0	1.49464	10	150	0%	0	0	0%	U
Carbazole	A	ug/L	0	0		0	0	0	0.801584	10	150	0%	0	0	0%	U
Chrysene	A	ug/L	0	0		0	0	0	1.11384	4.76	150	0%	0	0	0%	U
Di-n-butyl phthalate	A	ug/L	0	0		0	0	0	0.887264	10	150	0%	0	0	0%	U
Di-n-octyl phthalate	A	ug/L	0	0		0	0	0	1.27568	10	150	0%	0	0	0%	U
Dibenzo(a,h)anthracene	A	ug/L	0	0		0	0	0	1.11384	4.76	150	0%	0	0	0%	U
Dibenzofuran	A	ug/L	0	0		0	0	0	1.65648	10	150	0%	0	0	0%	U
Diethyl phthalate	A	ug/L	0	0		0	0	0	2.07536	10	150	0%	0	0	0%	U
Dimethyl phthalate	A	ug/L	0	0		0	0	0	1.63744	10	150	0%	0	0	0%	U
Fluoranthene	A	ug/L	0	0		0	0	0	0.840616	4.76	150	0%	0	0	0%	U
Fluorene	A	ug/L	0	0		0	0	0	1.73264	4.76	150	0%	0	0	0%	U
Hexachlorobenzene	A	ug/L	0	0		0	0	0	1.26616	10	150	0%	0	0	0%	U
Hexachlorobutadiene	A	ug/L	0	0		0	0	0	2.20864	10	150	0%	0	0	0%	U
Hexachlorocyclopentadiene	A	ug/L	0	0		0	0	0	2.82744	10	150	0%	0	0	0%	U
Hexachloroethane	A	ug/L	0	0		0	0	0	1.70408	10	150	0%	0	0	0%	U
Indeno(1,2,3-cd)pyrene	A	ug/L	0	0		0	0	0	1.19	4.76	150	0%	0	0	0%	U
Isophorone	A	ug/L	0	0		0	0	0	1.58984	10	150	0%	0	0	0%	U
m+p-Cresols	A	ug/L	0	0		0	0	0	1.69456	10	150	0%	0	0	0%	U
n-Nitroso-di-n-propylamine	A	ug/L	0	0		0	0	0	1.46608	10	150	0%	0	0	0%	U
n-Nitrosodimethylamine	A	ug/L	0	0		0	0	0	1.45656	10	150	0%	0	0	0%	U
n-Nitrosodiphenylamine	A	ug/L	0	0		0	0	0	1.10432	10	150	0%	0	0	0%	U
Naphthalene	A	ug/L	0	0		0	0	0	1.65648	4.76	150	0%	0	0	0%	U
Nitrobenzene	A	ug/L	0	0		0	0	0	2.19912	10	150	0%	0	0	0%	U
o-Cresol	A	ug/L	0	0		0	0	0	1.74216	10	150	0%	0	0	0%	U
p-Chloroaniline	A	ug/L	0	0		0	0	0	1.44704	10	150	0%	0	0	0%	U
Pentachlorophenol	A	ug/L	0	0		0	0	0	4.03648	10	150	0%	0	0	0%	U
Phenanthrene	A	ug/L	0	0		0	0	0	0.746368	4.76	150	0%	0	0	0%	U
Phenol	A	ug/L	0	0		0	0	0	1.38992	10	150	0%	0	0	0%	U
Pyrene	A	ug/L	0	0		0	0	0	0.876792	4.76	150	0%	0	0	0%	U
Pyridine	A	ug/L	0	0		0	0	0	3.06544	10	150	0%	0	0	0%	U
Triallate	A	ug/L	0	0		0	0	0	1.43752	10	150	0%	0	0	0%	U
1,4-Dichlorobenzene-d4	I	ug/L	40	38.08		0	0	0	0	10	150	0%	0	0	0%	
Acenaphthene-d10	I	ug/L	40	38.08		0	0	0	0	10	150	0%	0	0	0%	
Chrysene-d12	I	ug/L	40	38.08		0	0	0	0	10	150	0%	0	0	0%	
Naphthalene-d8	I	ug/L	40	38.08		0	0	0	0	10	150	0%	0	0	0%	

Seq No	Lab ID	Test Code	Sample Typ	File ID	Analysis Date	DF	Batch ID	Prep Date	SPKref	RPDref	pmoist
15044922	B22020962-021	SVOC-8270-W-	SAMP	SV5973N.I\sd0212/20/2022 3:12:3		1	163724	2/14/2022	1	0	0

Analyte	T	Units	RAW	Final	Text	Spike	SPKref	RPDref	MDL	PQL	UQL	%REC	LOW	HIGH	%RPD	Q
Perylene-d12	I	ug/L	40	38.08		0	0	0	0	10	150	0%	0	0	0%	
Phenanthrene-d10	I	ug/L	40	38.08		0	0	0	0	10	150	0%	0	0	0%	
2,4,6-Tribromophenol	S	ug/L	156.44376	148.93446		190.4	0	0	2.74176	10	0	78%	43	140	0%	
2-Fluorobiphenyl	S	ug/L	67.04046	63.8225179		95.2	0	0	0.689248	10	0	67%	44	119	0%	
2-Fluorophenol	S	ug/L	57.18614	54.4412053		190.4	0	0	3.35104	10	0	29%	19	119	0%	
Nitrobenzene-d5	S	ug/L	64.61711	61.5154887		95.2	0	0	2.22768	10	0	65%	44	120	0%	
Phenol-d5	S	ug/L	54.98421	52.3449679		190.4	0	0	1.96112	10	0	27%	10	65	0%	
Terphenyl-d14	S	ug/L	105.41285	100.353033		95.2	0	0	1.11384	10	0	105%	50	134	0%	
4-Chloroaniline	X	ug/L	0	0		0	0	0	1.53272	10	150	0%	0	0	0%	U
o-Terphenyl	X	ug/L	0	0		0	0	0	1.20904	10	150	0%	0	0	0%	U

Seq No	Lab ID	Test Code	Sample Typ	File ID	Analysis Date	DF	Batch ID	Prep Date	SPKref	RPDref	pmoist
15044923	B22020962-026	SVOC-8270-W-	SAMP	SV5973N.I\sd0212/20/2022 3:44:4		1	163724	2/14/2022	1	0	0

Analyte	T	Units	RAW	Final	Text	Spike	SPKref	RPDref	MDL	PQL	UQL	%REC	LOW	HIGH	%RPD	Q
1,2,4-Trichlorobenzene	A	ug/L	0	0		0	0	0	1.8278	10	150	0%	0	0	0%	U
1,2-Dichlorobenzene	A	ug/L	0	0		0	0	0	1.89514	10	150	0%	0	0	0%	U
1,3-Dichlorobenzene	A	ug/L	0	0		0	0	0	2.04906	10	150	0%	0	0	0%	U
1,4-Dichlorobenzene	A	ug/L	0	0		0	0	0	1.94324	10	150	0%	0	0	0%	U
1-Methylnaphthalene	A	ug/L	1.84165	0		0	0	0	2.29918	4.81	150	0%	0	0	0%	U
2,2´-Oxybis(1-Chloropropane)	A	ug/L	0	0		0	0	0	1.3949	10	150	0%	0	0	0%	U
2,4,5-Trichlorophenol	A	ug/L	0	0		0	0	0	2.14526	10	150	0%	0	0	0%	U
2,4,6-Trichlorophenol	A	ug/L	0	0		0	0	0	2.53968	10	150	0%	0	0	0%	U
2,4-Dichlorophenol	A	ug/L	0	0		0	0	0	1.62578	10	150	0%	0	0	0%	U
2,4-Dimethylphenol	A	ug/L	0	0		0	0	0	1.62578	10	150	0%	0	0	0%	U
2,4-Dinitrophenol	A	ug/L	0	0		0	0	0	4.09812	10	150	0%	0	0	0%	U
2,4-Dinitrotoluene	A	ug/L	0	0		0	0	0	2.92448	10	150	0%	0	0	0%	U
2,6-Dinitrotoluene	A	ug/L	0	0		0	0	0	3.0784	10	150	0%	0	0	0%	U
2-Chloronaphthalene	A	ug/L	0	0		0	0	0	2.05868	10	150	0%	0	0	0%	U
2-Chlorophenol	A	ug/L	0	0		0	0	0	2.38576	10	150	0%	0	0	0%	U
2-Methylnaphthalene	A	ug/L	1.49652	0		0	0	0	1.84704	4.81	150	0%	0	0	0%	U
2-Nitroaniline	A	ug/L	0	0		0	0	0	2.3088	10	150	0%	0	0	0%	U
2-Nitrophenol	A	ug/L	0	0		0	0	0	2.27032	10	150	0%	0	0	0%	U
3,3´-Dichlorobenzidine	A	ug/L	0	0		0	0	0	2.02982	10	150	0%	0	0	0%	U
3-Nitroaniline	A	ug/L	0	0		0	0	0	2.66474	10	150	0%	0	0	0%	U

Seq No	Lab ID	Test Code	Sample Typ	File ID	Analysis Date	DF	Batch ID	Prep Date	SPKref	RPDref	pmoist
15044923	B22020962-026	SVOC-8270-W-	SAMP	SV5973N.I\sd0212/20/2022 3:44:4		1	163724	2/14/2022	1	0	0

Analyte	T	Units	RAW	Final	Text	Spike	SPKref	RPDref	MDL	PQL	UQL	%REC	LOW	HIGH	%RPD	Q
4,6-Dinitro-2-methylphenol	A	ug/L	0	0		0	0	0	2.24146	10	150	0%	0	0	0%	U
4-Bromophenyl phenyl ether	A	ug/L	0	0		0	0	0	1.67388	10	150	0%	0	0	0%	U
4-Chloro-2-methylphenol	A	ug/L	0	0		0	0	0	1.5392	10	150	0%	0	0	0%	U
4-Chloro-3-methylphenol	A	ug/L	0	0		0	0	0	1.40452	10	150	0%	0	0	0%	U
4-Chlorophenol	A	ug/L	0	0		0	0	0	2.53968	10	150	0%	0	0	0%	U
4-Chlorophenyl phenyl ether	A	ug/L	0	0		0	0	0	1.95286	10	150	0%	0	0	0%	U
4-Nitroaniline	A	ug/L	0	0		0	0	0	1.56806	10	150	0%	0	0	0%	U
4-Nitrophenol	A	ug/L	0	0		0	0	0	2.405	10	150	0%	0	0	0%	U
Acenaphthene	A	ug/L	0	0		0	0	0	1.81818	4.81	150	0%	0	0	0%	U
Acenaphthylene	A	ug/L	0	0		0	0	0	1.51034	4.81	150	0%	0	0	0%	U
Aniline	A	ug/L	0	0		0	0	0	3.59788	10	150	0%	0	0	0%	U
Anthracene	A	ug/L	0	0		0	0	0	1.18326	4.81	150	0%	0	0	0%	U
Azobenzene	A	ug/L	0	0		0	0	0	1.04858	10	150	0%	0	0	0%	U
Benzidine	A	ug/L	0	0		0	0	0	6.46464	10	150	0%	0	0	0%	U
Benzo(a)anthracene	A	ug/L	0	0		0	0	0	0.823472	4.81	150	0%	0	0	0%	U
Benzo(a)pyrene	A	ug/L	0	0		0	0	0	1.19288	4.81	150	0%	0	0	0%	U
Benzo(b)fluoranthene	A	ug/L	0	0		0	0	0	0.868686	4.81	150	0%	0	0	0%	U
Benzo(g,h,i)perylene	A	ug/L	0	0		0	0	0	0.97162	4.81	150	0%	0	0	0%	U
Benzo(k)fluoranthene	A	ug/L	0	0		0	0	0	0.93314	4.81	150	0%	0	0	0%	U
Benzoic acid	A	ug/L	0	0		0	0	0	1.45262	10	150	0%	0	0	0%	U
Benzyl alcohol	A	ug/L	19.03565	18.3122953		0	0	0	3.01106	10	150	0%	0	0	0%	
bis(-2-chloroethoxy)Methane	A	ug/L	0	0		0	0	0	1.30832	10	150	0%	0	0	0%	U
bis(-2-chloroethyl)Ether	A	ug/L	0	0		0	0	0	2.47234	10	150	0%	0	0	0%	U
bis(2-chloroisopropyl)Ether	A	ug/L	0	0		0	0	0	1.43338	10	150	0%	0	0	0%	U
bis(2-ethylhexyl)Phthalate	A	ug/L	0	0		0	0	0	1.83742	10	150	0%	0	0	0%	U
Butylbenzylphthalate	A	ug/L	0	0		0	0	0	1.51034	10	150	0%	0	0	0%	U
Carbazole	A	ug/L	0	0		0	0	0	0.810004	10	150	0%	0	0	0%	U
Chrysene	A	ug/L	0	0		0	0	0	1.12554	4.81	150	0%	0	0	0%	U
Di-n-butyl phthalate	A	ug/L	0	0		0	0	0	0.896584	10	150	0%	0	0	0%	U
Di-n-octyl phthalate	A	ug/L	0	0		0	0	0	1.28908	10	150	0%	0	0	0%	U
Dibenzo(a,h)anthracene	A	ug/L	0	0		0	0	0	1.12554	4.81	150	0%	0	0	0%	U
Dibenzofuran	A	ug/L	0	0		0	0	0	1.67388	10	150	0%	0	0	0%	U
Diethyl phthalate	A	ug/L	0	0		0	0	0	2.09716	10	150	0%	0	0	0%	U
Dimethyl phthalate	A	ug/L	0	0		0	0	0	1.65464	10	150	0%	0	0	0%	U
Fluoranthene	A	ug/L	2.19251	2.10919462		0	0	0	0.849446	4.81	150	0%	0	0	0%	J

Seq No	Lab ID	Test Code	Sample Typ	File ID	Analysis Date	DF	Batch ID	Prep Date	SPKref	RPDref	pmoist
15044923	B22020962-026	SVOC-8270-W-	SAMP	SV5973N.I\sd0212/20/2022 3:44:4		1	163724	2/14/2022	1	0	0

Analyte	T	Units	RAW	Final	Text	Spike	SPKref	RPDref	MDL	PQL	UQL	%REC	LOW	HIGH	%RPD	Q
Fluorene	A	ug/L	0	0		0	0	0	1.75084	4.81	150	0%	0	0	0%	U
Hexachlorobenzene	A	ug/L	0	0		0	0	0	1.27946	10	150	0%	0	0	0%	U
Hexachlorobutadiene	A	ug/L	0	0		0	0	0	2.23184	10	150	0%	0	0	0%	U
Hexachlorocyclopentadiene	A	ug/L	0	0		0	0	0	2.85714	10	150	0%	0	0	0%	U
Hexachloroethane	A	ug/L	0	0		0	0	0	1.72198	10	150	0%	0	0	0%	U
Indeno(1,2,3-cd)pyrene	A	ug/L	0	0		0	0	0	1.2025	4.81	150	0%	0	0	0%	U
Isophorone	A	ug/L	0	0		0	0	0	1.60654	10	150	0%	0	0	0%	U
m+p-Cresols	A	ug/L	0	0		0	0	0	1.71236	10	150	0%	0	0	0%	U
n-Nitroso-di-n-propylamine	A	ug/L	0	0		0	0	0	1.48148	10	150	0%	0	0	0%	U
n-Nitrosodimethylamine	A	ug/L	0	0		0	0	0	1.47186	10	150	0%	0	0	0%	U
n-Nitrosodiphenylamine	A	ug/L	0	0		0	0	0	1.11592	10	150	0%	0	0	0%	U
Naphthalene	A	ug/L	0	0		0	0	0	1.67388	4.81	150	0%	0	0	0%	U
Nitrobenzene	A	ug/L	0	0		0	0	0	2.22222	10	150	0%	0	0	0%	U
o-Cresol	A	ug/L	0	0		0	0	0	1.76046	10	150	0%	0	0	0%	U
p-Chloroaniline	A	ug/L	0	0		0	0	0	1.46224	10	150	0%	0	0	0%	U
Pentachlorophenol	A	ug/L	0	0		0	0	0	4.07888	10	150	0%	0	0	0%	U
Phenanthrene	A	ug/L	0	0		0	0	0	0.754208	4.81	150	0%	0	0	0%	U
Phenol	A	ug/L	0	0		0	0	0	1.40452	10	150	0%	0	0	0%	U
Pyrene	A	ug/L	0	0		0	0	0	0.886002	4.81	150	0%	0	0	0%	U
Pyridine	A	ug/L	0	0		0	0	0	3.09764	10	150	0%	0	0	0%	U
Triallate	A	ug/L	0	0		0	0	0	1.45262	10	150	0%	0	0	0%	U
1,4-Dichlorobenzene-d4	I	ug/L	40	38.48		0	0	0	0	10	150	0%	0	0	0%	
Acenaphthene-d10	I	ug/L	40	38.48		0	0	0	0	10	150	0%	0	0	0%	
Chrysene-d12	I	ug/L	40	38.48		0	0	0	0	10	150	0%	0	0	0%	
Naphthalene-d8	I	ug/L	40	38.48		0	0	0	0	10	150	0%	0	0	0%	
Perylene-d12	I	ug/L	40	38.48		0	0	0	0	10	150	0%	0	0	0%	
Phenanthrene-d10	I	ug/L	40	38.48		0	0	0	0	10	150	0%	0	0	0%	
2,4,6-Tribromophenol	S	ug/L	124.44154	119.712761		192.4	0	0	2.77056	10	0	62%	43	140	0%	
2-Fluorobiphenyl	S	ug/L	60.59067	58.2882245		96.2	0	0	0.696488	10	0	61%	44	119	0%	
2-Fluorophenol	S	ug/L	68.89238	66.2744696		192.4	0	0	3.38624	10	0	34%	19	119	0%	
Nitrobenzene-d5	S	ug/L	67.77827	65.2026957		96.2	0	0	2.25108	10	0	68%	44	120	0%	
Phenol-d5	S	ug/L	61.89289	59.5409602		192.4	0	0	1.98172	10	0	31%	10	65	0%	
Terphenyl-d14	S	ug/L	86.58205	83.2919321		96.2	0	0	1.12554	10	0	87%	50	134	0%	
4-Chloroaniline	X	ug/L	0	0		0	0	0	1.54882	10	150	0%	0	0	0%	U
o-Terphenyl	X	ug/L	0	0		0	0	0	1.22174	10	150	0%	0	0	0%	U

Seq No	Lab ID	Test Code	Sample Typ	File ID	Analysis Date	DF	Batch ID	Prep Date	SPKref	RPDref	pmoist
15044924	B22020962-031	SVOC-8270-W-	SAMP	SV5973N.I\sd0212/20/2022 4:16:5		1	163724	2/14/2022 9:	0	0	

Analyte	T	Units	RAW	Final	Text	Spike	SPKref	RPDref	MDL	PQL	UQL	%REC	LOW	HIGH	%RPD	Q
1,2,4-Trichlorobenzene	A	ug/L	0	0		0	0	0	1.8088	10	150	0%	0	0	0%	U
1,2-Dichlorobenzene	A	ug/L	0	0		0	0	0	1.87544	10	150	0%	0	0	0%	U
1,3-Dichlorobenzene	A	ug/L	0	0		0	0	0	2.02776	10	150	0%	0	0	0%	U
1,4-Dichlorobenzene	A	ug/L	0	0		0	0	0	1.92304	10	150	0%	0	0	0%	U
1-Methylnaphthalene	A	ug/L	0	0		0	0	0	2.27528	4.76	150	0%	0	0	0%	U
2,2´-Oxybis(1-Chloropropane)	A	ug/L	0	0		0	0	0	1.3804	10	150	0%	0	0	0%	U
2,4,5-Trichlorophenol	A	ug/L	0	0		0	0	0	2.12296	10	150	0%	0	0	0%	U
2,4,6-Trichlorophenol	A	ug/L	0	0		0	0	0	2.51328	10	150	0%	0	0	0%	U
2,4-Dichlorophenol	A	ug/L	0	0		0	0	0	1.60888	10	150	0%	0	0	0%	U
2,4-Dimethylphenol	A	ug/L	0	0		0	0	0	1.60888	10	150	0%	0	0	0%	U
2,4-Dinitrophenol	A	ug/L	0	0		0	0	0	4.05552	10	150	0%	0	0	0%	U
2,4-Dinitrotoluene	A	ug/L	0	0		0	0	0	2.89408	10	150	0%	0	0	0%	U
2,6-Dinitrotoluene	A	ug/L	0	0		0	0	0	3.0464	10	150	0%	0	0	0%	U
2-Chloronaphthalene	A	ug/L	0	0		0	0	0	2.03728	10	150	0%	0	0	0%	U
2-Chlorophenol	A	ug/L	0	0		0	0	0	2.36096	10	150	0%	0	0	0%	U
2-Methylnaphthalene	A	ug/L	0	0		0	0	0	1.82784	4.76	150	0%	0	0	0%	U
2-Nitroaniline	A	ug/L	0	0		0	0	0	2.2848	10	150	0%	0	0	0%	U
2-Nitrophenol	A	ug/L	0	0		0	0	0	2.24672	10	150	0%	0	0	0%	U
3,3´-Dichlorobenzidine	A	ug/L	0	0		0	0	0	2.00872	10	150	0%	0	0	0%	U
3-Nitroaniline	A	ug/L	0	0		0	0	0	2.63704	10	150	0%	0	0	0%	U
4,6-Dinitro-2-methylphenol	A	ug/L	0	0		0	0	0	2.21816	10	150	0%	0	0	0%	U
4-Bromophenyl phenyl ether	A	ug/L	0	0		0	0	0	1.65648	10	150	0%	0	0	0%	U
4-Chloro-2-methylphenol	A	ug/L	0	0		0	0	0	1.5232	10	150	0%	0	0	0%	U
4-Chloro-3-methylphenol	A	ug/L	0	0		0	0	0	1.38992	10	150	0%	0	0	0%	U
4-Chlorophenol	A	ug/L	0	0		0	0	0	2.51328	10	150	0%	0	0	0%	U
4-Chlorophenyl phenyl ether	A	ug/L	0	0		0	0	0	1.93256	10	150	0%	0	0	0%	U
4-Nitroaniline	A	ug/L	0	0		0	0	0	1.55176	10	150	0%	0	0	0%	U
4-Nitrophenol	A	ug/L	0	0		0	0	0	2.38	10	150	0%	0	0	0%	U
Acenaphthene	A	ug/L	0	0		0	0	0	1.79928	4.76	150	0%	0	0	0%	U
Acenaphthylene	A	ug/L	0	0		0	0	0	1.49464	4.76	150	0%	0	0	0%	U
Aniline	A	ug/L	0	0		0	0	0	3.56048	10	150	0%	0	0	0%	U
Anthracene	A	ug/L	0	0		0	0	0	1.17096	4.76	150	0%	0	0	0%	U
Azobenzene	A	ug/L	0	0		0	0	0	1.03768	10	150	0%	0	0	0%	U
Benzidine	A	ug/L	0	0		0	0	0	6.39744	10	150	0%	0	0	0%	U
Benzo(a)anthracene	A	ug/L	0	0		0	0	0	0.814912	4.76	150	0%	0	0	0%	U

Seq No	Lab ID	Test Code	Sample Typ	File ID	Analysis Date	DF	Batch ID	Prep Date	SPKref	RPDref	pmoist
15044924	B22020962-031	SVOC-8270-W-	SAMP	SV5973N.I\sd0212/20/2022 4:16:5		1	163724	2/14/2022 9:	0	0	

Analyte	T	Units	RAW	Final	Text	Spike	SPKref	RPDref	MDL	PQL	UQL	%REC	LOW	HIGH	%RPD	Q
Benzo(a)pyrene	A	ug/L	0	0		0	0	0	1.18048	4.76	150	0%	0	0	0%	U
Benzo(b)fluoranthene	A	ug/L	0	0		0	0	0	0.859656	4.76	150	0%	0	0	0%	U
Benzo(g,h,i)perylene	A	ug/L	0	0		0	0	0	0.96152	4.76	150	0%	0	0	0%	U
Benzo(k)fluoranthene	A	ug/L	0	0		0	0	0	0.92344	4.76	150	0%	0	0	0%	U
Benzoic acid	A	ug/L	0	0		0	0	0	1.43752	10	150	0%	0	0	0%	U
Benzyl alcohol	A	ug/L	0	0		0	0	0	2.97976	10	150	0%	0	0	0%	U
bis(-2-chloroethoxy)Methane	A	ug/L	0	0		0	0	0	1.29472	10	150	0%	0	0	0%	U
bis(-2-chloroethyl)Ether	A	ug/L	0	0		0	0	0	2.44664	10	150	0%	0	0	0%	U
bis(2-chloroisopropyl)Ether	A	ug/L	0	0		0	0	0	1.41848	10	150	0%	0	0	0%	U
bis(2-ethylhexyl)Phthalate	A	ug/L	0	0		0	0	0	1.81832	10	150	0%	0	0	0%	U
Butylbenzylphthalate	A	ug/L	0	0		0	0	0	1.49464	10	150	0%	0	0	0%	U
Carbazole	A	ug/L	0	0		0	0	0	0.801584	10	150	0%	0	0	0%	U
Chrysene	A	ug/L	0	0		0	0	0	1.11384	4.76	150	0%	0	0	0%	U
Di-n-butyl phthalate	A	ug/L	0	0		0	0	0	0.887264	10	150	0%	0	0	0%	U
Di-n-octyl phthalate	A	ug/L	0	0		0	0	0	1.27568	10	150	0%	0	0	0%	U
Dibenzo(a,h)anthracene	A	ug/L	0	0		0	0	0	1.11384	4.76	150	0%	0	0	0%	U
Dibenzofuran	A	ug/L	0	0		0	0	0	1.65648	10	150	0%	0	0	0%	U
Diethyl phthalate	A	ug/L	0	0		0	0	0	2.07536	10	150	0%	0	0	0%	U
Dimethyl phthalate	A	ug/L	0	0		0	0	0	1.63744	10	150	0%	0	0	0%	U
Fluoranthene	A	ug/L	0	0		0	0	0	0.840616	4.76	150	0%	0	0	0%	U
Fluorene	A	ug/L	0	0		0	0	0	1.73264	4.76	150	0%	0	0	0%	U
Hexachlorobenzene	A	ug/L	0	0		0	0	0	1.26616	10	150	0%	0	0	0%	U
Hexachlorobutadiene	A	ug/L	0	0		0	0	0	2.20864	10	150	0%	0	0	0%	U
Hexachlorocyclopentadiene	A	ug/L	0	0		0	0	0	2.82744	10	150	0%	0	0	0%	U
Hexachloroethane	A	ug/L	0	0		0	0	0	1.70408	10	150	0%	0	0	0%	U
Indeno(1,2,3-cd)pyrene	A	ug/L	0	0		0	0	0	1.19	4.76	150	0%	0	0	0%	U
Isophorone	A	ug/L	0	0		0	0	0	1.58984	10	150	0%	0	0	0%	U
m+p-Cresols	A	ug/L	0	0		0	0	0	1.69456	10	150	0%	0	0	0%	U
n-Nitroso-di-n-propylamine	A	ug/L	0	0		0	0	0	1.46608	10	150	0%	0	0	0%	U
n-Nitrosodimethylamine	A	ug/L	0	0		0	0	0	1.45656	10	150	0%	0	0	0%	U
n-Nitrosodiphenylamine	A	ug/L	0	0		0	0	0	1.10432	10	150	0%	0	0	0%	U
Naphthalene	A	ug/L	0	0		0	0	0	1.65648	4.76	150	0%	0	0	0%	U
Nitrobenzene	A	ug/L	0	0		0	0	0	2.19912	10	150	0%	0	0	0%	U
o-Cresol	A	ug/L	0	0		0	0	0	1.74216	10	150	0%	0	0	0%	U
p-Chloroaniline	A	ug/L	0	0		0	0	0	1.44704	10	150	0%	0	0	0%	U

Seq No	Lab ID	Test Code	Sample Typ	File ID	Analysis Date	DF	Batch ID	Prep Date	SPKref	RPDref	pmoist
15044924	B22020962-031	SVOC-8270-W-	SAMP	SV5973N.I\sd0212/20/2022 4:16:5		1	163724	2/14/2022 9:	0	0	

Analyte	T	Units	RAW	Final	Text	Spike	SPKref	RPDref	MDL	PQL	UQL	%REC	LOW	HIGH	%RPD	Q
Pentachlorophenol	A	ug/L	0	0		0	0	0	4.03648	10	150	0%	0	0	0%	U
Phenanthrene	A	ug/L	0	0		0	0	0	0.746368	4.76	150	0%	0	0	0%	U
Phenol	A	ug/L	0	0		0	0	0	1.38992	10	150	0%	0	0	0%	U
Pyrene	A	ug/L	0	0		0	0	0	0.876792	4.76	150	0%	0	0	0%	U
Pyridine	A	ug/L	0	0		0	0	0	3.06544	10	150	0%	0	0	0%	U
Triallate	A	ug/L	0	0		0	0	0	1.43752	10	150	0%	0	0	0%	U
1,4-Dichlorobenzene-d4	I	ug/L	40	38.08		0	0	0	0	10	150	0%	0	0	0%	
Acenaphthene-d10	I	ug/L	40	38.08		0	0	0	0	10	150	0%	0	0	0%	
Chrysene-d12	I	ug/L	40	38.08		0	0	0	0	10	150	0%	0	0	0%	
Naphthalene-d8	I	ug/L	40	38.08		0	0	0	0	10	150	0%	0	0	0%	
Perylene-d12	I	ug/L	40	38.08		0	0	0	0	10	150	0%	0	0	0%	
Phenanthrene-d10	I	ug/L	40	38.08		0	0	0	0	10	150	0%	0	0	0%	
2,4,6-Tribromophenol	S	ug/L	162.73787	154.926452		190.4	0	0	2.74176	10	0	81%	43	140	0%	
2-Fluorobiphenyl	S	ug/L	68.01408	64.7494042		95.2	0	0	0.689248	10	0	68%	44	119	0%	
2-Fluorophenol	S	ug/L	62.13781	59.1551951		190.4	0	0	3.35104	10	0	31%	19	119	0%	
Nitrobenzene-d5	S	ug/L	68.33415	65.0541108		95.2	0	0	2.22768	10	0	68%	44	120	0%	
Phenol-d5	S	ug/L	58.84292	56.0184598		190.4	0	0	1.96112	10	0	29%	10	65	0%	
Terphenyl-d14	S	ug/L	103.13277	98.1823970		95.2	0	0	1.11384	10	0	103%	50	134	0%	
4-Chloroaniline	X	ug/L	0	0		0	0	0	1.53272	10	150	0%	0	0	0%	U
o-Terphenyl	X	ug/L	0	0		0	0	0	1.20904	10	150	0%	0	0	0%	U

Seq No	Lab ID	Test Code	Sample Typ	File ID	Analysis Date	DF	Batch ID	Prep Date	SPKref	RPDref	pmoist
15044928	B22020962-032	SVOC-8270-W-	SAMP	SV5973N.I\sd0212/20/2022 4:49:0		1	163724	2/14/2022 8:	0	0	

Analyte	T	Units	RAW	Final	Text	Spike	SPKref	RPDref	MDL	PQL	UQL	%REC	LOW	HIGH	%RPD	Q
1,2,4-Trichlorobenzene	A	ug/L	0	0		0	0	0	1.8088	10	150	0%	0	0	0%	U
1,2-Dichlorobenzene	A	ug/L	0	0		0	0	0	1.87544	10	150	0%	0	0	0%	U
1,3-Dichlorobenzene	A	ug/L	0	0		0	0	0	2.02776	10	150	0%	0	0	0%	U
1,4-Dichlorobenzene	A	ug/L	0	0		0	0	0	1.92304	10	150	0%	0	0	0%	U
1-Methylnaphthalene	A	ug/L	0	0		0	0	0	2.27528	4.76	150	0%	0	0	0%	U
2,2´-Oxybis(1-Chloropropane)	A	ug/L	0	0		0	0	0	1.3804	10	150	0%	0	0	0%	U
2,4,5-Trichlorophenol	A	ug/L	0	0		0	0	0	2.12296	10	150	0%	0	0	0%	U
2,4,6-Trichlorophenol	A	ug/L	0	0		0	0	0	2.51328	10	150	0%	0	0	0%	U
2,4-Dichlorophenol	A	ug/L	0	0		0	0	0	1.60888	10	150	0%	0	0	0%	U
2,4-Dimethylphenol	A	ug/L	0	0		0	0	0	1.60888	10	150	0%	0	0	0%	U

Seq No	Lab ID	Test Code	Sample Typ	File ID	Analysis Date	DF	Batch ID	Prep Date	SPKref	RPDref	pmoist
15044928	B22020962-032	SVOC-8270-W-	SAMP	SV5973N.I\sd0212/20/2022 4:49:0		1	163724	2/14/2022 8:	0	0	

Analyte	T	Units	RAW	Final	Text	Spike	SPKref	RPDref	MDL	PQL	UQL	%REC	LOW	HIGH	%RPD	Q
2,4-Dinitrophenol	A	ug/L	0	0		0	0	0	4.05552	10	150	0%	0	0	0%	U
2,4-Dinitrotoluene	A	ug/L	0	0		0	0	0	2.89408	10	150	0%	0	0	0%	U
2,6-Dinitrotoluene	A	ug/L	0	0		0	0	0	3.0464	10	150	0%	0	0	0%	U
2-Chloronaphthalene	A	ug/L	0	0		0	0	0	2.03728	10	150	0%	0	0	0%	U
2-Chlorophenol	A	ug/L	0	0		0	0	0	2.36096	10	150	0%	0	0	0%	U
2-Methylnaphthalene	A	ug/L	0	0		0	0	0	1.82784	4.76	150	0%	0	0	0%	U
2-Nitroaniline	A	ug/L	0	0		0	0	0	2.2848	10	150	0%	0	0	0%	U
2-Nitrophenol	A	ug/L	0	0		0	0	0	2.24672	10	150	0%	0	0	0%	U
3,3´-Dichlorobenzidine	A	ug/L	0	0		0	0	0	2.00872	10	150	0%	0	0	0%	U
3-Nitroaniline	A	ug/L	0	0		0	0	0	2.63704	10	150	0%	0	0	0%	U
4,6-Dinitro-2-methylphenol	A	ug/L	0	0		0	0	0	2.21816	10	150	0%	0	0	0%	U
4-Bromophenyl phenyl ether	A	ug/L	0	0		0	0	0	1.65648	10	150	0%	0	0	0%	U
4-Chloro-2-methylphenol	A	ug/L	0	0		0	0	0	1.5232	10	150	0%	0	0	0%	U
4-Chloro-3-methylphenol	A	ug/L	0	0		0	0	0	1.38992	10	150	0%	0	0	0%	U
4-Chlorophenol	A	ug/L	0	0		0	0	0	2.51328	10	150	0%	0	0	0%	U
4-Chlorophenyl phenyl ether	A	ug/L	0	0		0	0	0	1.93256	10	150	0%	0	0	0%	U
4-Nitroaniline	A	ug/L	0	0		0	0	0	1.55176	10	150	0%	0	0	0%	U
4-Nitrophenol	A	ug/L	0	0		0	0	0	2.38	10	150	0%	0	0	0%	U
Acenaphthene	A	ug/L	0	0		0	0	0	1.79928	4.76	150	0%	0	0	0%	U
Acenaphthylene	A	ug/L	0	0		0	0	0	1.49464	4.76	150	0%	0	0	0%	U
Aniline	A	ug/L	0	0		0	0	0	3.56048	10	150	0%	0	0	0%	U
Anthracene	A	ug/L	0	0		0	0	0	1.17096	4.76	150	0%	0	0	0%	U
Azobenzene	A	ug/L	0	0		0	0	0	1.03768	10	150	0%	0	0	0%	U
Benzidine	A	ug/L	0	0		0	0	0	6.39744	10	150	0%	0	0	0%	U
Benzo(a)anthracene	A	ug/L	0	0		0	0	0	0.814912	4.76	150	0%	0	0	0%	U
Benzo(a)pyrene	A	ug/L	0	0		0	0	0	1.18048	4.76	150	0%	0	0	0%	U
Benzo(b)fluoranthene	A	ug/L	0	0		0	0	0	0.859656	4.76	150	0%	0	0	0%	U
Benzo(g,h,i)perylene	A	ug/L	0	0		0	0	0	0.96152	4.76	150	0%	0	0	0%	U
Benzo(k)fluoranthene	A	ug/L	0	0		0	0	0	0.92344	4.76	150	0%	0	0	0%	U
Benzoic acid	A	ug/L	0	0		0	0	0	1.43752	10	150	0%	0	0	0%	U
Benzyl alcohol	A	ug/L	0	0		0	0	0	2.97976	10	150	0%	0	0	0%	U
bis(-2-chloroethoxy)Methane	A	ug/L	0	0		0	0	0	1.29472	10	150	0%	0	0	0%	U
bis(-2-chloroethyl)Ether	A	ug/L	0	0		0	0	0	2.44664	10	150	0%	0	0	0%	U
bis(2-chloroisopropyl)Ether	A	ug/L	0	0		0	0	0	1.41848	10	150	0%	0	0	0%	U
bis(2-ethylhexyl)Phthalate	A	ug/L	0	0		0	0	0	1.81832	10	150	0%	0	0	0%	U

Seq No	Lab ID	Test Code	Sample Typ	File ID	Analysis Date	DF	Batch ID	Prep Date	SPKref	RPDref	pmoist
15044928	B22020962-032	SVOC-8270-W-	SAMP	SV5973N.I\sd0212/20/2022 4:49:0		1	163724	2/14/2022 8:	0	0	

Analyte	T	Units	RAW	Final	Text	Spike	SPKref	RPDref	MDL	PQL	UQL	%REC	LOW	HIGH	%RPD	Q
Butylbenzylphthalate	A	ug/L	0	0		0	0	0	1.49464	10	150	0%	0	0	0%	U
Carbazole	A	ug/L	0	0		0	0	0	0.801584	10	150	0%	0	0	0%	U
Chrysene	A	ug/L	0	0		0	0	0	1.11384	4.76	150	0%	0	0	0%	U
Di-n-butyl phthalate	A	ug/L	0	0		0	0	0	0.887264	10	150	0%	0	0	0%	U
Di-n-octyl phthalate	A	ug/L	0	0		0	0	0	1.27568	10	150	0%	0	0	0%	U
Dibenzo(a,h)anthracene	A	ug/L	0	0		0	0	0	1.11384	4.76	150	0%	0	0	0%	U
Dibenzofuran	A	ug/L	0	0		0	0	0	1.65648	10	150	0%	0	0	0%	U
Diethyl phthalate	A	ug/L	0	0		0	0	0	2.07536	10	150	0%	0	0	0%	U
Dimethyl phthalate	A	ug/L	0	0		0	0	0	1.63744	10	150	0%	0	0	0%	U
Fluoranthene	A	ug/L	0	0		0	0	0	0.840616	4.76	150	0%	0	0	0%	U
Fluorene	A	ug/L	0	0		0	0	0	1.73264	4.76	150	0%	0	0	0%	U
Hexachlorobenzene	A	ug/L	0	0		0	0	0	1.26616	10	150	0%	0	0	0%	U
Hexachlorobutadiene	A	ug/L	0	0		0	0	0	2.20864	10	150	0%	0	0	0%	U
Hexachlorocyclopentadiene	A	ug/L	0	0		0	0	0	2.82744	10	150	0%	0	0	0%	U
Hexachloroethane	A	ug/L	0	0		0	0	0	1.70408	10	150	0%	0	0	0%	U
Indeno(1,2,3-cd)pyrene	A	ug/L	0	0		0	0	0	1.19	4.76	150	0%	0	0	0%	U
Isophorone	A	ug/L	0	0		0	0	0	1.58984	10	150	0%	0	0	0%	U
m+p-Cresols	A	ug/L	0	0		0	0	0	1.69456	10	150	0%	0	0	0%	U
n-Nitroso-di-n-propylamine	A	ug/L	0	0		0	0	0	1.46608	10	150	0%	0	0	0%	U
n-Nitrosodimethylamine	A	ug/L	0	0		0	0	0	1.45656	10	150	0%	0	0	0%	U
n-Nitrosodiphenylamine	A	ug/L	0	0		0	0	0	1.10432	10	150	0%	0	0	0%	U
Naphthalene	A	ug/L	0	0		0	0	0	1.65648	4.76	150	0%	0	0	0%	U
Nitrobenzene	A	ug/L	0	0		0	0	0	2.19912	10	150	0%	0	0	0%	U
o-Cresol	A	ug/L	0	0		0	0	0	1.74216	10	150	0%	0	0	0%	U
p-Chloroaniline	A	ug/L	0	0		0	0	0	1.44704	10	150	0%	0	0	0%	U
Pentachlorophenol	A	ug/L	0	0		0	0	0	4.03648	10	150	0%	0	0	0%	U
Phenanthrene	A	ug/L	0	0		0	0	0	0.746368	4.76	150	0%	0	0	0%	U
Phenol	A	ug/L	0	0		0	0	0	1.38992	10	150	0%	0	0	0%	U
Pyrene	A	ug/L	0	0		0	0	0	0.876792	4.76	150	0%	0	0	0%	U
Pyridine	A	ug/L	0	0		0	0	0	3.06544	10	150	0%	0	0	0%	U
Triallate	A	ug/L	0	0		0	0	0	1.43752	10	150	0%	0	0	0%	U
1,4-Dichlorobenzene-d4	I	ug/L	40	38.08		0	0	0	0	10	150	0%	0	0	0%	
Acenaphthene-d10	I	ug/L	40	38.08		0	0	0	0	10	150	0%	0	0	0%	
Chrysene-d12	I	ug/L	40	38.08		0	0	0	0	10	150	0%	0	0	0%	
Naphthalene-d8	I	ug/L	40	38.08		0	0	0	0	10	150	0%	0	0	0%	

Seq No	Lab ID	Test Code	Sample Typ	File ID	Analysis Date	DF	Batch ID	Prep Date	SPKref	RPDref	pmoist
15044928	B22020962-032	SVOC-8270-W-	SAMP	SV5973N.I\sd0212/20/2022 4:49:0		1	163724	2/14/2022 8:	0	0	

Analyte	T	Units	RAW	Final	Text	Spike	SPKref	RPDref	MDL	PQL	UQL	%REC	LOW	HIGH	%RPD	Q
Perylene-d12	I	ug/L	40	38.08		0	0	0	0	10	150	0%	0	0	0%	
Phenanthrene-d10	I	ug/L	40	38.08		0	0	0	0	10	150	0%	0	0	0%	
2,4,6-Tribromophenol	S	ug/L	162.52798	154.726637		190.4	0	0	2.74176	10	0	81%	43	140	0%	
2-Fluorobiphenyl	S	ug/L	73.23373	69.718511		95.2	0	0	0.689248	10	0	73%	44	119	0%	
2-Fluorophenol	S	ug/L	64.74194	61.6343269		190.4	0	0	3.35104	10	0	32%	19	119	0%	
Nitrobenzene-d5	S	ug/L	68.08509	64.8170057		95.2	0	0	2.22768	10	0	68%	44	120	0%	
Phenol-d5	S	ug/L	62.48485	59.4855772		190.4	0	0	1.96112	10	0	31%	10	65	0%	
Terphenyl-d14	S	ug/L	106.52105	101.40804		95.2	0	0	1.11384	10	0	107%	50	134	0%	
4-Chloroaniline	X	ug/L	0	0		0	0	0	1.53272	10	150	0%	0	0	0%	U
o-Terphenyl	X	ug/L	0	0		0	0	0	1.20904	10	150	0%	0	0	0%	U

Seq No	Lab ID	Test Code	Sample Typ	File ID	Analysis Date	DF	Batch ID	Prep Date	SPKref	RPDref	pmoist
15044929	B22020962-032	SVOC-8270-W-	MS-DOD	SV5973N.I\sd0212/20/2022 5:21:2		1	163724	2/14/2022 9:	2E+07	0	

Analyte	T	Units	RAW	Final	Text	Spike	SPKref	RPDref	MDL	PQL	UQL	%REC	LOW	HIGH	%RPD	Q
1,2,4-Trichlorobenzene	A	ug/L	74.0857	70.5295864		95.2	0	0	1.8088	10	150	74%	29	116	0%	
1,2-Dichlorobenzene	A	ug/L	65.46857	62.3260786		95.2	0	0	1.87544	10	150	65%	32	111	0%	
1,3-Dichlorobenzene	A	ug/L	63.41004	60.3663581		95.2	0	0	2.02776	10	150	63%	28	110	0%	
1,4-Dichlorobenzene	A	ug/L	62.65262	59.6452942		95.2	0	0	1.92304	10	150	63%	29	112	0%	
1-Methylnaphthalene	A	ug/L	79.35572	75.5466454		95.2	0	0	2.27528	10	150	79%	41	119	0%	
2,2´-Oxybis(1-Chloropropane)	A	ug/L	67.29853	64.0682006		95.2	0	0	1.3804	10	150	67%	37	130	0%	
2,4,5-Trichlorophenol	A	ug/L	88.19265	83.9594028		95.2	0	0	2.12296	10	150	88%	53	123	0%	
2,4,6-Trichlorophenol	A	ug/L	97.91299	93.2131665		95.2	0	0	2.51328	10	150	98%	50	125	0%	
2,4-Dichlorophenol	A	ug/L	82.04078	78.1028226		95.2	0	0	1.60888	10	150	82%	47	121	0%	
2,4-Dimethylphenol	A	ug/L	78.14168	74.3908794		95.2	0	0	1.60888	10	150	78%	31	124	0%	
2,4-Dinitrophenol	A	ug/L	93.55426	89.0636555		95.2	0	0	4.05552	10	150	94%	23	142	0%	
2,4-Dinitrotoluene	A	ug/L	94.70936	90.1633107		95.2	0	0	2.89408	10	150	95%	57	128	0%	
2,6-Dinitrotoluene	A	ug/L	88.24384	84.0081357		95.2	0	0	3.0464	10	150	88%	50	118	0%	
2-Chloronaphthalene	A	ug/L	86.05321	81.9226559		95.2	0	0	2.03728	10	150	86%	40	116	0%	
2-Chlorophenol	A	ug/L	68.10703	64.8378926		95.2	0	0	2.36096	10	150	68%	38	117	0%	
2-Methylnaphthalene	A	ug/L	84.3067	80.2599784		95.2	0	0	1.82784	10	150	84%	40	121	0%	
2-Nitroaniline	A	ug/L	98.43285	93.7080732		95.2	0	0	2.2848	10	150	98%	55	127	0%	
2-Nitrophenol	A	ug/L	89.77787	85.4685322		95.2	0	0	2.24672	10	150	90%	47	123	0%	
3,3´-Dichlorobenzidine	A	ug/L	79.77715	75.9478468		95.2	0	0	2.00872	10	150	80%	27	129	0%	
3-Nitroaniline	A	ug/L	81.22478	77.3259906		95.2	0	0	2.63704	10	150	81%	41	128	0%	

Seq No	Lab ID	Test Code	Sample Typ	File ID	Analysis Date	DF	Batch ID	Prep Date	SPKref	RPDref	pmoist
15044929	B22020962-032	SVOC-8270-W-	MS-DOD	SV5973N.I\sd0212/20/2022 5:21:2		1	163724	2/14/2022 9:	2E+07	0	

Analyte	T	Units	RAW	Final	Text	Spike	SPKref	RPDref	MDL	PQL	UQL	%REC	LOW	HIGH	%RPD	Q
4,6-Dinitro-2-methylphenol	A	ug/L	92.52648	88.085209		95.2	0	0	2.21816	10	150	93%	44	137	0%	
4-Bromophenyl phenyl ether	A	ug/L	98.78589	94.0441673		95.2	0	0	1.65648	10	150	99%	55	124	0%	
4-Chloro-2-methylphenol	A	ug/L	85.90231	81.7789991		95.2	0	0	1.5232	10	150	86%	49	89	0%	
4-Chloro-3-methylphenol	A	ug/L	90.7287	86.3737224		95.2	0	0	1.38992	10	150	91%	52	119	0%	
4-Chlorophenol	A	ug/L	75.92947	72.2848554		95.2	0	0	2.51328	10	150	76%	41	81	0%	
4-Chlorophenyl phenyl ether	A	ug/L	101.90687	97.0153402		95.2	0	0	1.93256	10	150	102%	53	121	0%	
4-Nitroaniline	A	ug/L	95.25284	90.6807037		95.2	0	0	1.55176	10	150	95%	57	101	0%	
4-Nitrophenol	A	ug/L	38.60235	36.7494372		95.2	0	0	2.38	10	150	39%	15	36	0%	S
Acenaphthene	A	ug/L	90.77683	86.4195422		95.2	0	0	1.79928	10	150	91%	47	122	0%	
Acenaphthylene	A	ug/L	82.73223	78.761083		95.2	0	0	1.49464	10	150	83%	41	130	0%	
Aniline	A	ug/L	39.7535	37.845332		95.2	0	0	3.56048	10	150	40%	24	60	0%	
Anthracene	A	ug/L	99.41033	94.6386342		95.2	0	0	1.17096	10	150	99%	57	123	0%	
Azobenzene	A	ug/L	89.65323	85.349875		95.2	0	0	1.03768	10	150	90%	61	116	0%	
Benzidine	A	ug/L	25.89119	24.6484129		95.2	0	0	6.39744	10	150	26%	10	100	0%	
Benzo(a)anthracene	A	ug/L	100.44427	95.6229450		95.2	0	0	0.814912	10	150	100%	58	125	0%	
Benzo(a)pyrene	A	ug/L	87.95415	83.7323508		95.2	0	0	1.18048	10	150	88%	54	128	0%	
Benzo(b)fluoranthene	A	ug/L	94.69325	90.147974		95.2	0	0	0.859656	10	150	95%	53	131	0%	
Benzo(g,h,i)perylene	A	ug/L	94.6836	90.1387872		95.2	0	0	0.96152	10	150	95%	50	134	0%	
Benzo(k)fluoranthene	A	ug/L	85.83109	81.7111977		95.2	0	0	0.92344	10	150	86%	57	129	0%	
Benzoic acid	A	ug/L	31.22801	29.7290655		95.2	0	0	1.43752	10	150	31%	10	30	0%	S
Benzyl alcohol	A	ug/L	61.70197	58.7402754		95.2	0	0	2.97976	10	150	62%	31	112	0%	
bis(-2-chloroethoxy)Methane	A	ug/L	80.80992	76.9310438		95.2	0	0	1.29472	10	150	81%	48	120	0%	
bis(-2-chloroethyl)Ether	A	ug/L	73.03727	69.5314810		95.2	0	0	2.44664	10	150	73%	43	118	0%	
bis(2-chloroisopropyl)Ether	A	ug/L	67.29853	64.0682006		95.2	0	0	1.41848	10	150	67%	37	130	0%	
bis(2-ethylhexyl)Phthalate	A	ug/L	101.5948	96.7182496		95.2	0	0	1.81832	10	150	102%	55	135	0%	
Butylbenzylphthalate	A	ug/L	102.45947	97.5414154		95.2	0	0	1.49464	10	150	102%	53	134	0%	
Carbazole	A	ug/L	96.88606	92.2355291		95.2	0	0	0.801584	10	150	97%	60	122	0%	
Chrysene	A	ug/L	96.14498	91.530021		95.2	0	0	1.11384	10	150	96%	59	123	0%	
Di-n-butyl phthalate	A	ug/L	104.86211	99.8287287		95.2	0	0	0.887264	10	150	105%	59	127	0%	
Di-n-octyl phthalate	A	ug/L	102.90862	97.9690062		95.2	0	0	1.27568	10	150	103%	51	140	0%	
Dibenzo(a,h)anthracene	A	ug/L	96.63733	91.9987382		95.2	0	0	1.11384	10	150	97%	51	134	0%	
Dibenzofuran	A	ug/L	91.65708	87.2575402		95.2	0	0	1.65648	10	150	92%	53	118	0%	
Diethyl phthalate	A	ug/L	96.50388	91.8716938		95.2	0	0	2.07536	10	150	97%	56	125	0%	
Dimethyl phthalate	A	ug/L	104.37912	99.3689222		95.2	0	0	1.63744	10	150	104%	45	127	0%	
Fluoranthene	A	ug/L	96.78884	92.1429757		95.2	0	0	0.840616	10	150	97%	57	128	0%	

Seq No	Lab ID	Test Code	Sample Typ	File ID	Analysis Date	DF	Batch ID	Prep Date	SPKref	RPDref	pmoist
15044929	B22020962-032	SVOC-8270-W-	MS-DOD	SV5973N.I\sd0212/20/2022 5:21:2		1	163724	2/14/2022 9:	2E+07	0	

Analyte	T	Units	RAW	Final	Text	Spike	SPKref	RPDref	MDL	PQL	UQL	%REC	LOW	HIGH	%RPD	Q
Fluorene	A	ug/L	88.00231	83.7781991		95.2	0	0	1.73264	10	150	88%	52	124	0%	
Hexachlorobenzene	A	ug/L	95.07919	90.5153889		95.2	0	0	1.26616	10	150	95%	53	125	0%	
Hexachlorobutadiene	A	ug/L	71.34261	67.9181647		95.2	0	0	2.20864	10	150	71%	22	124	0%	
Hexachlorocyclopentadiene	A	ug/L	75.43823	71.817195		95.2	0	0	2.82744	10	150	75%	39	91	0%	
Hexachloroethane	A	ug/L	64.05554	60.9808741		95.2	0	0	1.70408	10	150	64%	21	115	0%	
Indeno(1,2,3-cd)pyrene	A	ug/L	90.11367	85.7882138		95.2	0	0	1.19	10	150	90%	52	134	0%	
Isophorone	A	ug/L	87.61743	83.4117934		95.2	0	0	1.58984	10	150	88%	42	124	0%	
m+p-Cresols	A	ug/L	71.88902	68.4383470		95.2	0	0	1.69456	10	150	72%	29	110	0%	
n-Nitroso-di-n-propylamine	A	ug/L	101.6679	96.7878408		95.2	0	0	1.46608	10	150	102%	49	119	0%	
n-Nitrosodimethylamine	A	ug/L	56.44268	53.7334314		95.2	0	0	1.45656	10	150	56%	20	45	0%	S
n-Nitrosodiphenylamine	A	ug/L	98.88305	94.1366636		95.2	0	0	1.10432	10	150	99%	51	123	0%	
Naphthalene	A	ug/L	84.34103	80.2926606		95.2	0	0	1.65648	10	150	84%	40	121	0%	
Nitrobenzene	A	ug/L	82.90697	78.9274354		95.2	0	0	2.19912	10	150	83%	45	121	0%	
o-Cresol	A	ug/L	75.51702	71.8922030		95.2	0	0	1.74216	10	150	76%	30	117	0%	
p-Chloroaniline	A	ug/L	66.74635	63.5425252		95.2	0	0	1.44704	10	150	67%	33	117	0%	
Pentachlorophenol	A	ug/L	106.53435	101.420701		95.2	0	0	4.03648	10	150	107%	35	138	0%	
Phenanthrene	A	ug/L	97.97264	93.2699533		95.2	0	0	0.746368	10	150	98%	59	120	0%	
Phenol	A	ug/L	46.48424	44.2529965		95.2	0	0	1.38992	10	150	46%	37	75	0%	
Pyrene	A	ug/L	94.6855	90.140596		95.2	0	0	0.876792	10	150	95%	57	126	0%	
Pyridine	A	ug/L	33.91366	32.2858043		95.2	0	0	3.06544	10	150	34%	16	45	0%	
Triallate	A	ug/L	92.88733	88.4287382		95.2	0	0	1.43752	10	150	93%	59	105	0%	
1,4-Dichlorobenzene-d4	I	ug/L	40	38.08		0	0	0	0	10	150	0%			0%	
Acenaphthene-d10	I	ug/L	40	38.08		0	0	0	0	10	150	0%			0%	
Chrysene-d12	I	ug/L	40	38.08		0	0	0	0	10	150	0%			0%	
Naphthalene-d8	I	ug/L	40	38.08		0	0	0	0	10	150	0%			0%	
Perylene-d12	I	ug/L	40	38.08		0	0	0	0	10	150	0%			0%	
Phenanthrene-d10	I	ug/L	40	38.08		0	0	0	0	10	150	0%			0%	
2,4,6-Tribromophenol	S	ug/L	187.76165	178.749091		190.4	0	0	2.74176	10	0	94%	43	140	0%	
2-Fluorobiphenyl	S	ug/L	82.75844	78.7860349		95.2	0	0	0.689248	10	0	83%	44	119	0%	
2-Fluorophenol	S	ug/L	78.91311	75.1252807		190.4	0	0	3.35104	10	0	39%	19	119	0%	
Nitrobenzene-d5	S	ug/L	75.73309	72.0979017		95.2	0	0	2.22768	10	0	76%	44	120	0%	
Phenol-d5	S	ug/L	78.55507	74.7844266		190.4	0	0	1.96112	10	0	39%	10	65	0%	
Terphenyl-d14	S	ug/L	102.68676	97.7577955		95.2	0	0	1.11384	10	0	103%	50	134	0%	
4-Chloroaniline	X	ug/L	66.74635	63.5425252		95.2	0	0	1.53272	10	150	67%	33	117	0%	
o-Terphenyl	X	ug/L	94.69554	90.1501541		95.2	0	0	1.20904	10	150	95%	40	140	0%	

Seq No	Lab ID	Test Code	Sample Typ	File ID	Analysis Date	DF	Batch ID	Prep Date	SPKref	RPDref	pmoist
15044930	18-Feb-22_CCV	SVOC-8270-W-	CCV	SV5973N.I\sd0212/20/2022 5:53:3		1	R374943		0	0	

Analyte	T	Units	RAW	Final	Text	Spike	SPKref	RPDref	MDL	PQL	UQL	%REC	LOW	HIGH	%RPD	Q
1,2,4-Trichlorobenzene	A	ug/L	83.07386	83.07386		75	0	0	1.9	10	150	111%	50	150	0%	
1,2-Dichlorobenzene	A	ug/L	83.64526	83.64526		75	0	0	1.97	10	150	112%	50	150	0%	
1,3-Dichlorobenzene	A	ug/L	78.30363	78.30363		75	0	0	2.13	10	150	104%	50	150	0%	
1,4-Dichlorobenzene	A	ug/L	80.27772	80.27772		75	0	0	2.02	10	150	107%	50	150	0%	
1-Methylnaphthalene	A	ug/L	76.35674	76.35674		75	0	0	2.39	10	150	102%	50	150	0%	
2,2´-Oxybis(1-Chloropropane)	A	ug/L	80.25623	80.25623		75	0	0	1.45	10	150	107%	50	150	0%	
2,4,5-Trichlorophenol	A	ug/L	77.92723	77.92723		75	0	0	2.23	10	150	104%	50	150	0%	
2,4,6-Trichlorophenol	A	ug/L	76.97955	76.97955		75	0	0	2.64	10	150	103%	50	150	0%	
2,4-Dichlorophenol	A	ug/L	80.81382	80.81382		75	0	0	1.69	10	150	108%	50	150	0%	
2,4-Dimethylphenol	A	ug/L	70.24031	70.24031		75	0	0	1.69	10	150	94%	50	150	0%	
2,4-Dinitrophenol	A	ug/L	73.38498	73.38498		75	0	0	4.26	10	150	98%	50	150	0%	
2,4-Dinitrotoluene	A	ug/L	83.92324	83.92324		75	0	0	3.04	10	150	112%	50	150	0%	
2,6-Dinitrotoluene	A	ug/L	79.08536	79.08536		75	0	0	3.2	10	150	105%	50	150	0%	
2-Chloronaphthalene	A	ug/L	83.60446	83.60446		75	0	0	2.14	10	150	111%	50	150	0%	
2-Chlorophenol	A	ug/L	80.04244	80.04244		75	0	0	2.48	10	150	107%	50	150	0%	
2-Methylnaphthalene	A	ug/L	75.26651	75.26651		75	0	0	1.92	10	150	100%	50	150	0%	
2-Nitroaniline	A	ug/L	70.85492	70.85492		75	0	0	2.4	10	150	94%	50	150	0%	
2-Nitrophenol	A	ug/L	76.36588	76.36588		75	0	0	2.36	10	150	102%	50	150	0%	
3,3´-Dichlorobenzidine	A	ug/L	77.92927	77.92927		75	0	0	2.11	10	150	104%	50	150	0%	
3-Nitroaniline	A	ug/L	76.58595	76.58595		75	0	0	2.77	10	150	102%	50	150	0%	
4,6-Dinitro-2-methylphenol	A	ug/L	75.0043	75.0043		75	0	0	2.33	10	150	100%	50	150	0%	
4-Bromophenyl phenyl ether	A	ug/L	74.3581	74.3581		75	0	0	1.74	10	150	99%	50	150	0%	
4-Chloro-2-methylphenol	A	ug/L	79.6139	79.6139		75	0	0	1.6	10	150	106%	50	150	0%	
4-Chloro-3-methylphenol	A	ug/L	78.74086	78.74086		75	0	0	1.46	10	150	105%	50	150	0%	
4-Chlorophenol	A	ug/L	83.36578	83.36578		75	0	0	2.64	10	150	111%	50	150	0%	
4-Chlorophenyl phenyl ether	A	ug/L	74.25814	74.25814		75	0	0	2.03	10	150	99%	50	150	0%	
4-Nitroaniline	A	ug/L	78.1488	78.1488		75	0	0	1.63	10	150	104%	50	150	0%	
4-Nitrophenol	A	ug/L	78.82426	78.82426		75	0	0	2.5	10	150	105%	50	150	0%	
Acenaphthene	A	ug/L	78.36549	78.36549		75	0	0	1.89	10	150	104%	50	150	0%	
Acenaphthylene	A	ug/L	75.25491	75.25491		75	0	0	1.57	10	150	100%	50	150	0%	
Aniline	A	ug/L	75.66699	75.66699		75	0	0	3.74	10	150	101%	50	150	0%	
Anthracene	A	ug/L	79.18971	79.18971		75	0	0	1.23	10	150	106%	50	150	0%	
Azobenzene	A	ug/L	81.27775	81.27775		75	0	0	1.09	10	150	108%	50	150	0%	
Benzidine	A	ug/L	55.31148	55.31148		75	0	0	6.72	10	150	74%	50	150	0%	
Benzo(a)anthracene	A	ug/L	79.74017	79.74017		75	0	0	0.856	10	150	106%	50	150	0%	

Seq No	Lab ID	Test Code	Sample Typ	File ID	Analysis Date	DF	Batch ID	Prep Date	SPKref	RPDref	pmoist
15044930	18-Feb-22_CCV	SVOC-8270-W-	CCV	SV5973N.I\sd0212/20/2022 5:53:3		1	R374943		0	0	

Analyte	T	Units	RAW	Final	Text	Spike	SPKref	RPDref	MDL	PQL	UQL	%REC	LOW	HIGH	%RPD	Q
Benzo(a)pyrene	A	ug/L	78.41488	78.41488		75	0	0	1.24	10	150	105%	50	150	0%	
Benzo(b)fluoranthene	A	ug/L	80.4444	80.4444		75	0	0	0.903	10	150	107%	50	150	0%	
Benzo(g,h,i)perylene	A	ug/L	79.02661	79.02661		75	0	0	1.01	10	150	105%	50	150	0%	
Benzo(k)fluoranthene	A	ug/L	79.15488	79.15488		75	0	0	0.97	10	150	106%	50	150	0%	
Benzoic acid	A	ug/L	85.80085	85.80085		75	0	0	1.51	10	150	114%	50	150	0%	
Benzyl alcohol	A	ug/L	81.71923	81.71923		75	0	0	3.13	10	150	109%	50	150	0%	
bis(-2-chloroethoxy)Methane	A	ug/L	76.55549	76.55549		75	0	0	1.36	10	150	102%	50	150	0%	
bis(-2-chloroethyl)Ether	A	ug/L	78.76872	78.76872		75	0	0	2.57	10	150	105%	50	150	0%	
bis(2-chloroisopropyl)Ether	A	ug/L	80.25623	80.25623		75	0	0	1.49	10	150	107%	50	150	0%	
bis(2-ethylhexyl)Phthalate	A	ug/L	81.8497	81.8497		75	0	0	1.91	10	150	109%	50	150	0%	
Butylbenzylphthalate	A	ug/L	81.41941	81.41941		75	0	0	1.57	10	150	109%	50	150	0%	
Carbazole	A	ug/L	80.42076	80.42076		75	0	0	0.842	10	150	107%	50	150	0%	
Chrysene	A	ug/L	77.37133	77.37133		75	0	0	1.17	10	150	103%	50	150	0%	
Di-n-butyl phthalate	A	ug/L	81.89385	81.89385		75	0	0	0.932	10	150	109%	50	150	0%	
Di-n-octyl phthalate	A	ug/L	83.49711	83.49711		75	0	0	1.34	10	150	111%	50	150	0%	
Dibenzo(a,h)anthracene	A	ug/L	80.41196	80.41196		75	0	0	1.17	10	150	107%	50	150	0%	
Dibenzofuran	A	ug/L	81.36793	81.36793		75	0	0	1.74	10	150	108%	50	150	0%	
Diethyl phthalate	A	ug/L	83.70719	83.70719		75	0	0	2.18	10	150	112%	50	150	0%	
Dimethyl phthalate	A	ug/L	79.99465	79.99465		75	0	0	1.72	10	150	107%	50	150	0%	
Fluoranthene	A	ug/L	80.17747	80.17747		75	0	0	0.883	10	150	107%	50	150	0%	
Fluorene	A	ug/L	82.40287	82.40287		75	0	0	1.82	10	150	110%	50	150	0%	
Hexachlorobenzene	A	ug/L	77.26189	77.26189		75	0	0	1.33	10	150	103%	50	150	0%	
Hexachlorobutadiene	A	ug/L	79.28879	79.28879		75	0	0	2.32	10	150	106%	50	150	0%	
Hexachlorocyclopentadiene	A	ug/L	77.86445	77.86445		75	0	0	2.97	10	150	104%	50	150	0%	
Hexachloroethane	A	ug/L	77.60666	77.60666		75	0	0	1.79	10	150	103%	50	150	0%	
Indeno(1,2,3-cd)pyrene	A	ug/L	78.34476	78.34476		75	0	0	1.25	10	150	104%	50	150	0%	
Isophorone	A	ug/L	82.5799	82.5799		75	0	0	1.67	10	150	110%	50	150	0%	
m+p-Cresols	A	ug/L	81.46921	81.46921		75	0	0	1.78	10	150	109%	50	150	0%	
n-Nitroso-di-n-propylamine	A	ug/L	79.11857	79.11857		75	0	0	1.54	10	150	105%	50	150	0%	
n-Nitrosodimethylamine	A	ug/L	74.54466	74.54466		75	0	0	1.53	10	150	99%	50	150	0%	
n-Nitrosodiphenylamine	A	ug/L	81.03548	81.03548		75	0	0	1.16	10	150	108%	50	150	0%	
Naphthalene	A	ug/L	79.50199	79.50199		75	0	0	1.74	10	150	106%	50	150	0%	
Nitrobenzene	A	ug/L	72.80375	72.80375		75	0	0	2.31	10	150	97%	50	150	0%	
o-Cresol	A	ug/L	76.58154	76.58154		75	0	0	1.83	10	150	102%	50	150	0%	
o-Terphenyl	A	ug/L	78.17967	78.17967		75	0	0	1.27	10	150	104%	50	150	0%	

Seq No	Lab ID	Test Code	Sample Typ	File ID	Analysis Date	DF	Batch ID	Prep Date	SPKref	RPDref	pmoist
15044930	18-Feb-22_CCV	SVOC-8270-W-	CCV	SV5973N.I\sd0212/20/2022 5:53:3		1	R374943		0	0	

Analyte	T	Units	RAW	Final	Text	Spike	SPKref	RPDref	MDL	PQL	UQL	%REC	LOW	HIGH	%RPD	Q
p-Chloroaniline	A	ug/L	83.35267	83.35267		75	0	0	1.52	10	150	111%	50	150	0%	
Pentachlorophenol	A	ug/L	86.47693	86.47693		75	0	0	4.24	10	150	115%	50	150	0%	
Phenanthrene	A	ug/L	78.18922	78.18922		75	0	0	0.784	10	150	104%	50	150	0%	
Phenol	A	ug/L	80.86134	80.86134		75	0	0	1.46	10	150	108%	50	150	0%	
Pyrene	A	ug/L	79.15067	79.15067		75	0	0	0.921	10	150	106%	50	150	0%	
Pyridine	A	ug/L	75.42718	75.42718		75	0	0	3.22	10	150	101%	50	150	0%	
Triallate	A	ug/L	86.72883	86.72883		75	0	0	1.51	10	150	116%	50	150	0%	
1,4-Dichlorobenzene-d4	I	ug/L	40	40		0	0	0	0	10	150	0%	50	150	0%	
Acenaphthene-d10	I	ug/L	40	40		0	0	0	0	10	150	0%	50	150	0%	
Chrysene-d12	I	ug/L	40	40		0	0	0	0	10	150	0%	50	150	0%	
Naphthalene-d8	I	ug/L	40	40		0	0	0	0	10	150	0%	50	150	0%	
Perylene-d12	I	ug/L	40	40		0	0	0	0	10	150	0%	50	150	0%	
Phenanthrene-d10	I	ug/L	40	40		0	0	0	0	10	150	0%	50	150	0%	
2,4,6-Tribromophenol	S	ug/L	79.52077	79.52077		75	0	0	2.88	10	0	106%	50	150	0%	
2-Fluorobiphenyl	S	ug/L	72.85663	72.85663		75	0	0	0.724	10	0	97%	50	150	0%	
2-Fluorophenol	S	ug/L	78.94578	78.94578		75	0	0	3.52	10	0	105%	50	150	0%	
Nitrobenzene-d5	S	ug/L	78.93065	78.93065		75	0	0	2.34	10	0	105%	50	150	0%	
Phenol-d5	S	ug/L	80.83558	80.83558		75	0	0	2.06	10	0	108%	50	150	0%	
Terphenyl-d14	S	ug/L	76.9385	76.9385		75	0	0	1.17	10	0	103%	50	150	0%	
4-Chloroaniline	X	ug/L	83.35267	83.35267		75	0	0	1.61	10	150	111%	50	150	0%	

Tune Evaluation Report

Data Path:	\\MASSHUNTER\Org\Data\SV5973N.I\sd021822\DoD BNA 2\Feb1826.D
Acq on:	2/19/2022 9:29:13 PM
Operator:	LIMS import
Sample:	18-Feb-22_TUNE_26
Inst Name:	Instrument #1
ALS Vial:	26
Method:	\\MASSHUNTER\Org\Data\SV5973N.I\DFTPP5973N625.m

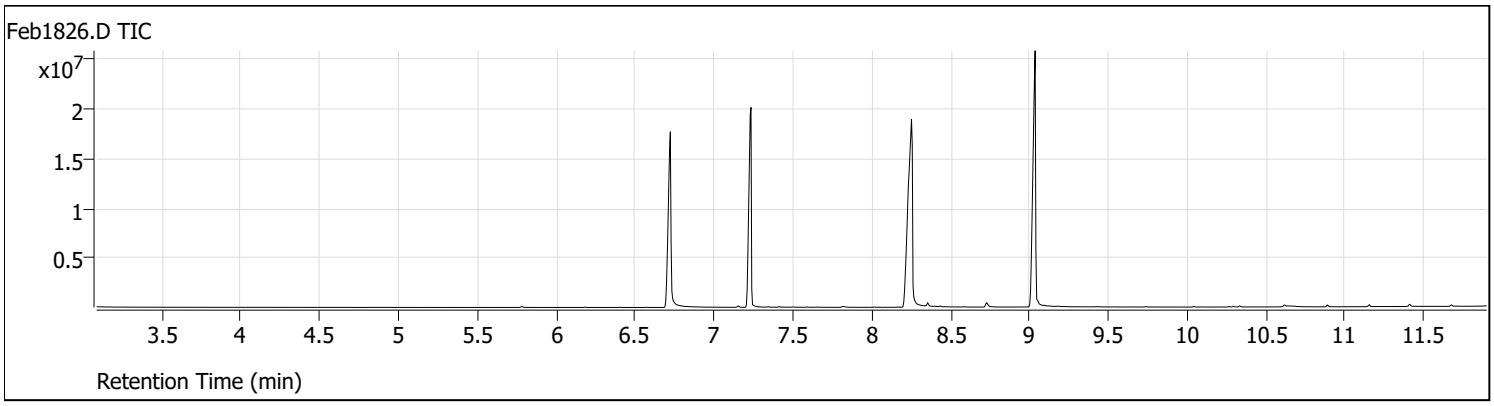

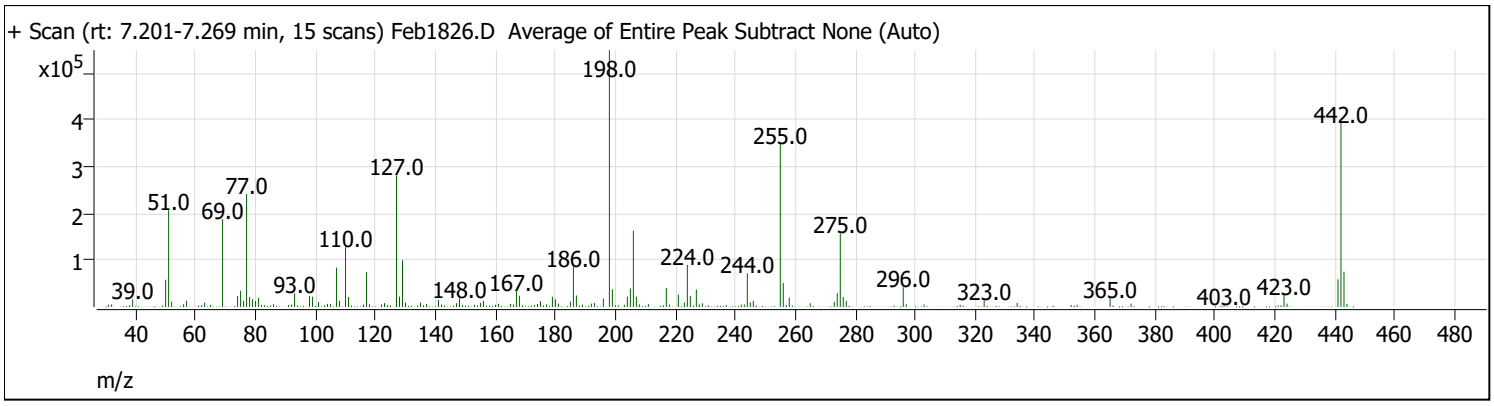

Target Mass	Rel. To Mass	Lower Limit%	Upper Limit%	Rel. Abn%	Raw Abn	Pass/Fail
51	198	30	60	37.6	206504	Pass
68	69	0	2	0.5	915	Pass
70	69	0	2	0.7	1288	Pass
127	198	40	60	51.3	281305	Pass
197	198	0	1	0.0	185	Pass
198	198	100	100	100.0	548667	Pass
199	198	5	9	6.9	37751	Pass
275	198	10	30	28.7	157203	Pass
365	198	1	100	3.7	20230	Pass
441	443	1E-10	150	78.2	59048	Pass
442	198	40	100	71.8	394084	Pass
443	442	17	23	19.2	75518	Pass
69	69	100	100	100.0	187434	Pass

Tune Evaluation Report

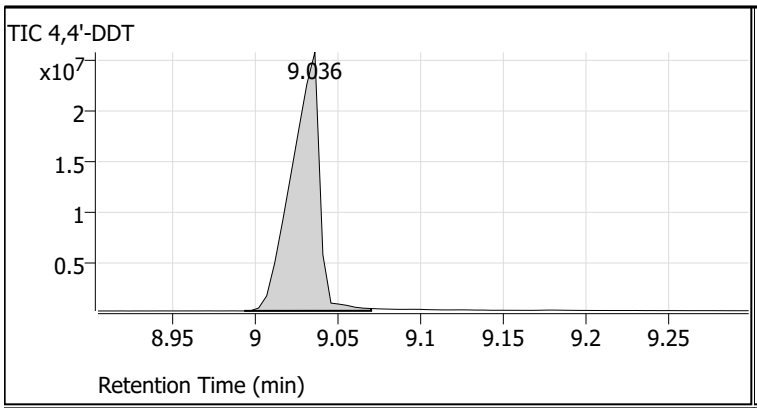

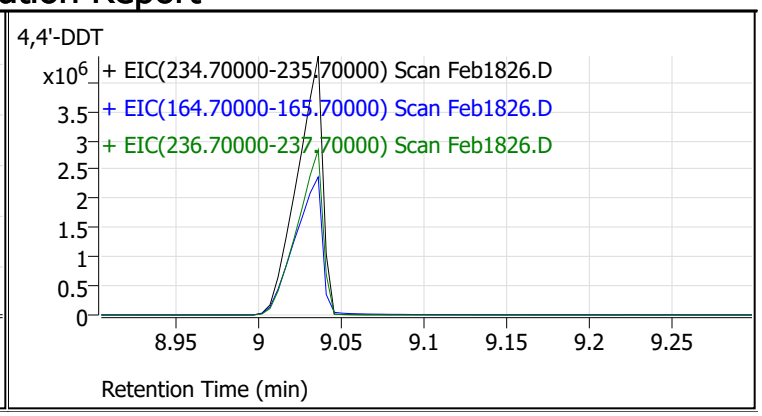

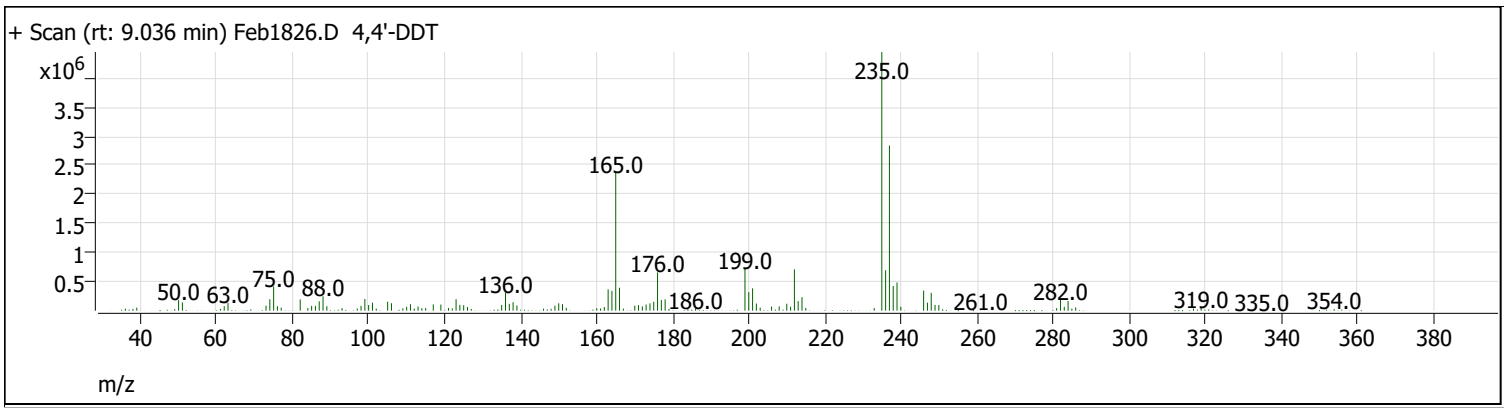

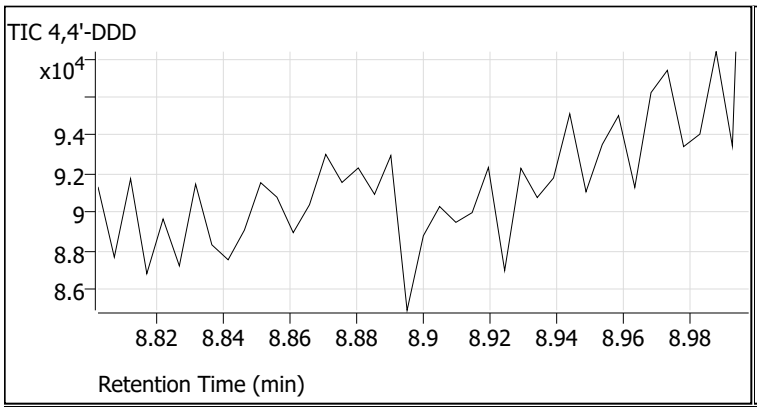

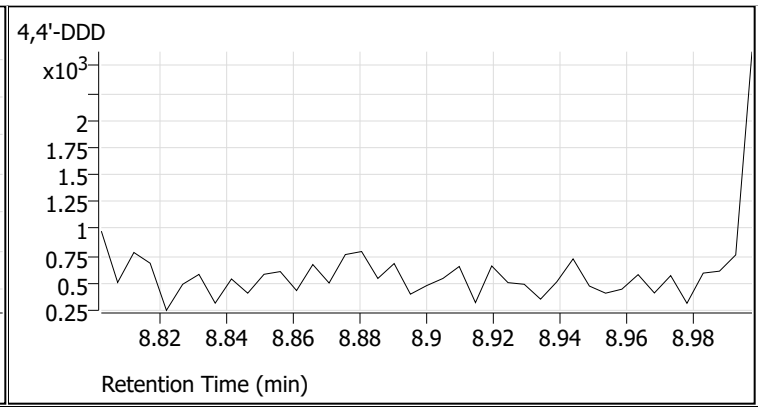

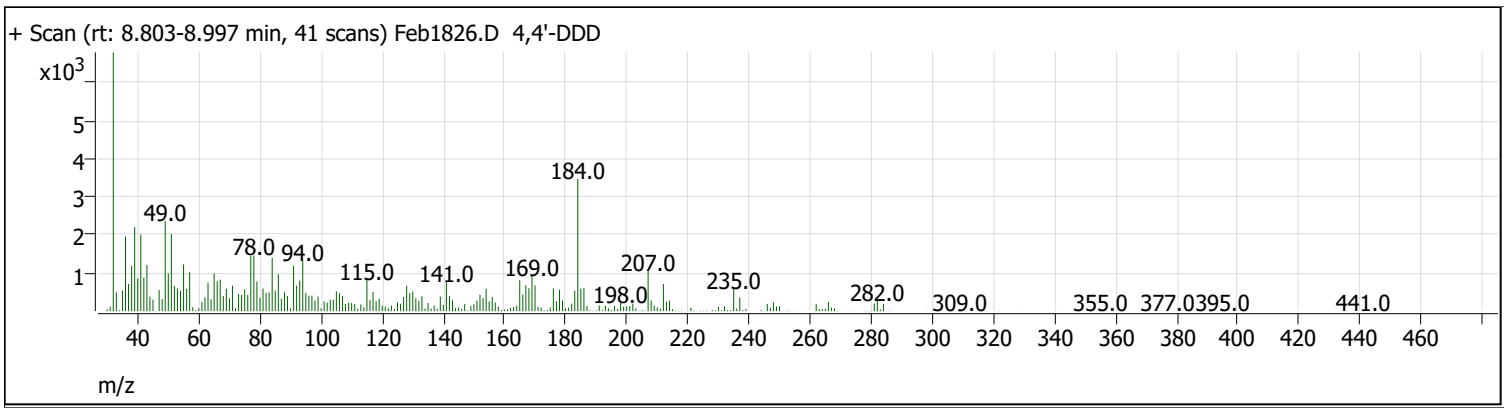

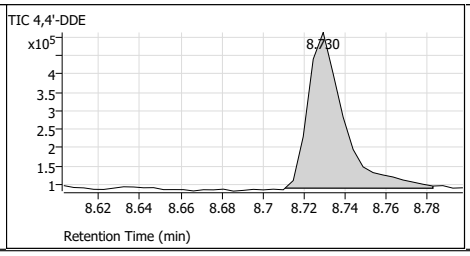

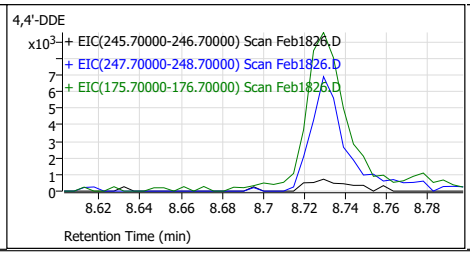

Tune Evaluation Report

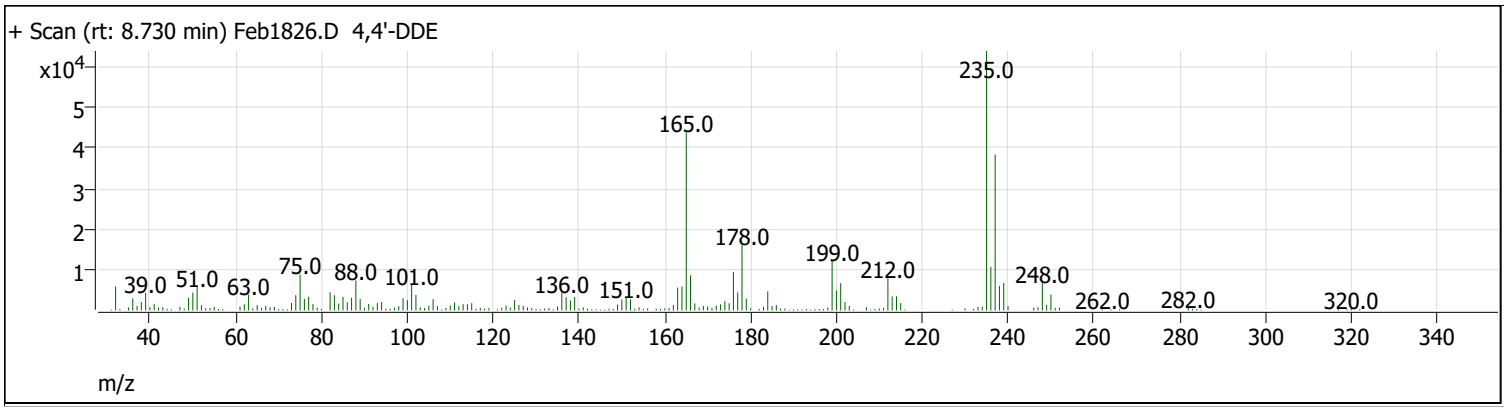

Compound Name	Expected RT	Observed RT	TIC Area	Breakdown %	Pass/Fail
4,4'-DDT	9.100	9.036	30342830	1.7	Pass
4,4'-DDD	8.900	0.000	0		
4,4'-DDE	8.700	8.730	511760		

Tune Evaluation Report

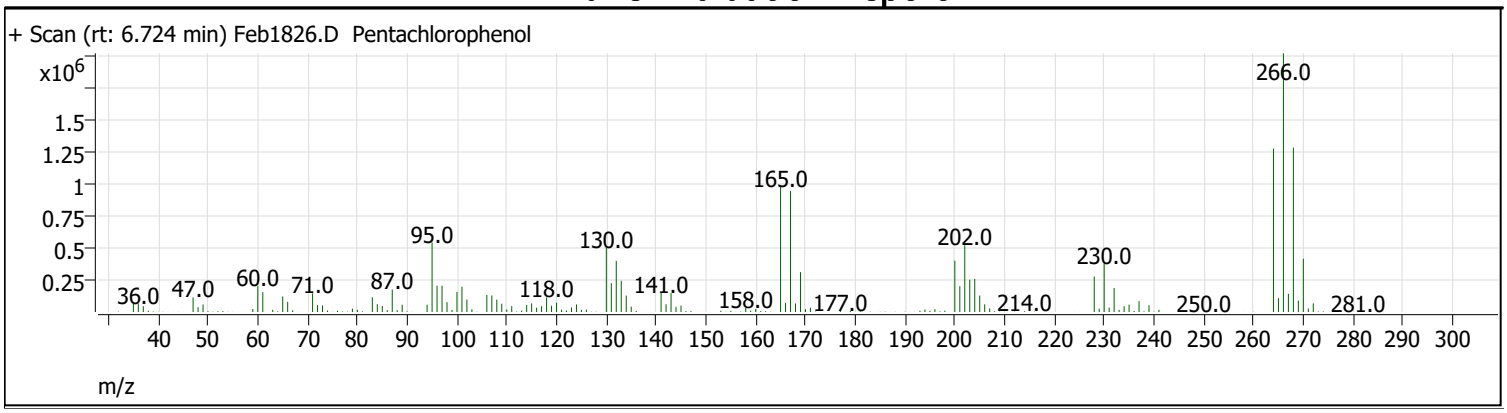

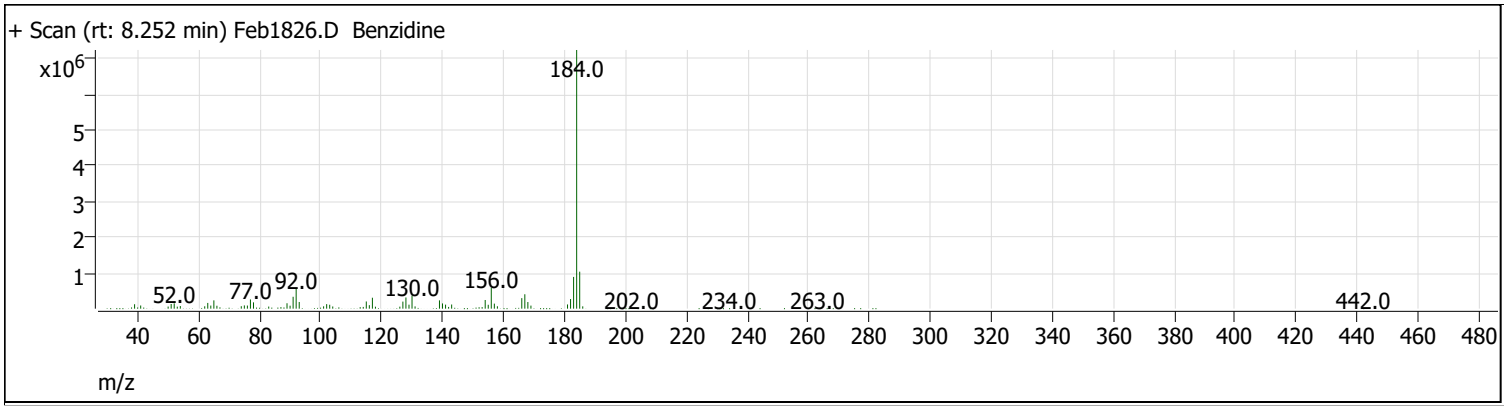

Compound Name	Expected RT	Observed RT	Tailing Factor	PGF	Pass/Fail
Pentachlorophenol	6.900	6.724	0.4	5.9	Pass
Benzidine	8.500	8.252	0.2	3.3	Pass

Quantitation Results Report (QT Reviewed)

Data File	Feb1827.D	Operator	LIMS import
Acq. Method	BNA+SIM.M	Acq. Date-Time	2/19/2022 9:50:34 PM
Sample Name	18-Feb-22_CCV_27	Instrument	Instrument #1
Vial	27	Multiplier	1.00
DA Method File	021822 DoD BNA cal.batch.bin	Comment	SVOC-8270-W-LARGO
Tune File	dftppdsm.u	Tune Date	2/18/2022 9:25:00 PM
Batch Name	021822 DoD BNA 2.batch.bin	Last Calib Update	2/20/2022 11:08:57 AM
Ref Library	D:\Org\Library\NIST129K.l		

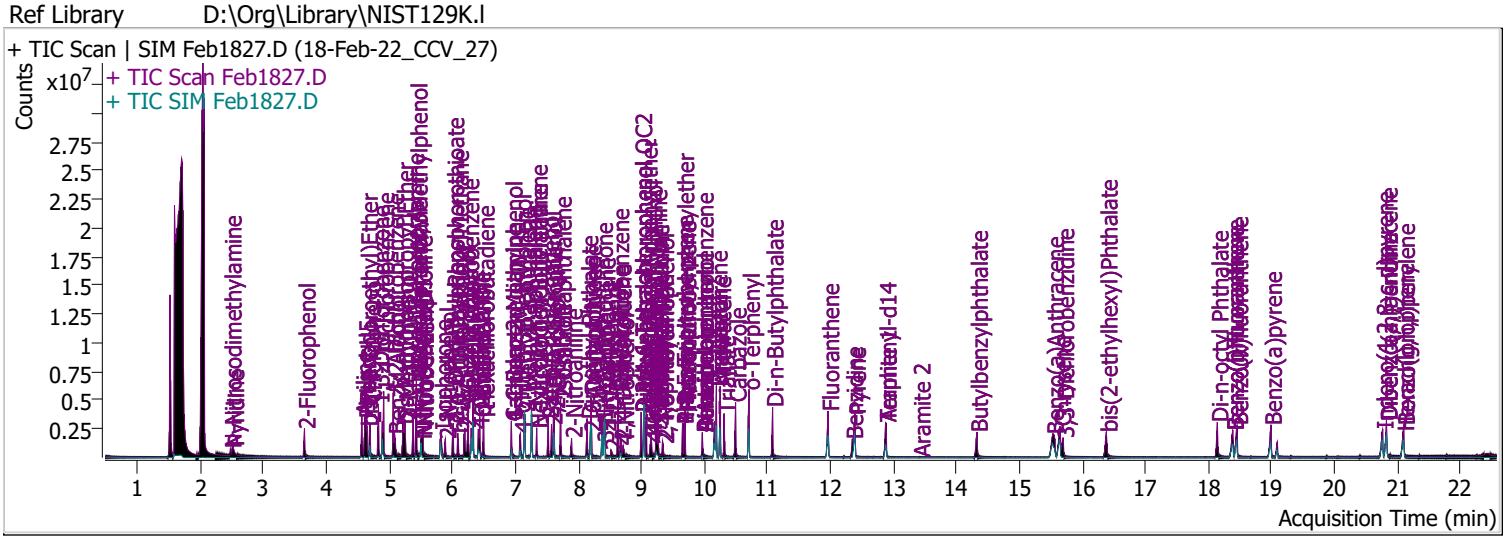

Compound	RT	QIon	Resp.	Conc.	Units		Dev(Min)
Internal Standards							
System Monitoring Compounds							
S 2-Fluorophenol	3.653	112.0	831443	79.1110	µg/L		0.000
Spiked Amount: 200.000	Range: 10.0 - 75.0%			Recovery = 39.56%			
S Phenol-d5	4.613	99.0	1045932	77.4884	µg/L		0.000
Spiked Amount: 200.000	Range: 10.0 - 65.0%			Recovery = 38.74%			
S Nitrobenzene-d5	5.502	82.0	598195	79.3919	µg/L		0.000
Spiked Amount: 100.000	Range: 32.0 - 94.0%			Recovery = 79.39%			
S 2-Fluorobiphenyl	7.615	172.0	1665616	79.6326	µg/L		0.010
Spiked Amount: 100.000	Range: 28.0 - 107.0%			Recovery = 79.63%			
S 2,4,6-Tribromophenol	9.346	329.8	146809	83.8570	µg/L		0.010
Spiked Amount: 200.000	Range: 25.0 - 140.0%			Recovery = 41.93%			
S Terphenyl-d14	12.875	244.3	1709544	78.4681	µg/L		0.000
Spiked Amount: 100.000	Range: 32.0 - 122.0%			Recovery = 78.47%			
Target Compounds							**QValue**
T N-Nitrosodimethylamine	2.479	74.0	289672	88.8465	µg/L		83
T Pyridine	2.520	79.0	644154	79.9377	µg/L		99
T Aniline	4.562	93.0	1458272	75.8974	µg/L		98
T Phenol	4.623	94.0	1162281	77.2920	µg/L		95
T bis(-2-Chloroethyl)Ether	4.644	63.0	813402	80.1246	µg/L		97
T 2-Chlorophenol	4.695	128.0	934508	77.9367	µg/L		100
T 1,3-Dichlorobenzene	4.828	146.0	1217643	79.5962	µg/L		99
T 1,4-Dichlorobenzene	4.909	146.0	1195408	77.5929	µg/L	m	100
T 1,2-Dichlorobenzene	5.063	146.0	1143538	76.4651	µg/L	m	99
T Benzyl Alcohol	5.083	108.0	469126	77.5038	µg/L		97
T bis(2-chloroisopropyl)Ether	5.216	121.0	312349	77.3769	µg/L		98
T 2-Methylphenol	5.246	107.0	799681	76.5882	µg/L		100
T N-nitroso-Di-n-propylamine	5.379	70.0	635768	87.5677	µg/L		98
T 4Methylphenol/3Methylphenol	5.430	107.0	1159762	81.7540	µg/L		99
T Hexachloroethane	5.430	117.0	355674	77.3638	µg/L		99

Compound	RT	QIon	Resp.	Conc.	Units		Dev(Min)
T Nitrobenzene	5.532	123.1	321399	84.9842	µg/L		98
T Isophorone	5.818	82.0	1428658	81.2668	µg/L		99
T 2-Nitrophenol	5.890	139.0	331699	83.4376	µg/L		96
T 2,4-Dimethylphenol	6.013	122.0	609575	74.3431	µg/L		96
T bis(-2-Chloroethoxy)Methane	6.085	93.0	766165	74.9764	µg/L		96
T 2,4-Dichlorophenol	6.198	162.0	617607	78.9584	µg/L		97
T Benzoic Acid	6.249	105.0	390169	89.4153	µg/L		93
T 1,2,4-Trichlorobenzene	6.249	180.0	747558	80.0010	µg/L		99
T Naphthalene	6.331	128.0	2289617	82.5581	µg/L		99
T 4-Chlorophenol	6.413	130.0	236697	80.6900	µg/L		91
T p-Chloroaniline	6.434	127.0	879163	80.9176	µg/L		98
T Hexachlorobutadiene	6.496	224.9	404786	83.0933	µg/L		96
T 4-Chloro-2-Methylphenol	6.937	107.0	582064	80.3667	µg/L		96
T 4-Chloro-3-Methylphenol	7.081	107.0	606893	80.2104	µg/L		99
T 2-Methylnaphthalene	7.143	141.0	1235222	78.2108	µg/L		99
T 1-Methylnaphthalene	7.256	141.0	1190045	77.2806	µg/L	m	98
T Hexachlorocyclopentadiene	7.338	236.9	248114	83.7102	µg/L		98
T 2,4,6-Trichlorophenol	7.523	196.0	440005	85.0655	µg/L	m	100
T 2,4,5-Trichlorophenol	7.574	196.0	460828	79.8909	µg/L	m	95
T 2-Chloronaphthalene	7.718	162.0	1378676	78.4990	µg/L		98
T 2-Nitroaniline	7.892	65.0	263011	83.7116	µg/L		97
T Dimethyl Phthalate	8.139	163.0	1464934	82.7194	µg/L		99
T 2,6-Dinitrotoluene	8.190	165.0	181070	74.7220	µg/L		94
T Acenaphthylene	8.200	152.1	2131082	75.8698	µg/L		99
T 3-Nitroaniline	8.394	138.0	216366	78.5658	µg/L		97
T Acenaphthene	8.415	154.0	1192024	73.5879	µg/L		99
T 2,4-Dinitrophenol	8.517	184.0	100794	81.7948	µg/L		99
T Dibenzofuran	8.630	168.0	2030874	76.5576	µg/L		96
T 2,4-Dinitrotoluene	8.671	165.0	244125	80.4520	µg/L		98
T 4-Nitrophenol	8.712	109.0	255690	84.9536	µg/L		97
T Diethylphthalate	8.998	149.0	1442024	78.7461	µg/L		100
T Fluorene	9.039	166.0	1558114	73.4285	µg/L		100
T 4-Chlorophenyl-phenylether	9.080	204.0	796540	83.4706	µg/L		99
T 4-Nitroaniline	9.151	138.0	262489	86.0686	µg/L		100
T 4,6-Dinitro-2-methylphenol	9.162	198.0	156419	84.0349	µg/L		97
T N-nitrosodiphenylamine	9.233	169.0	1122431	78.8431	µg/L		100
T Azobenzene	9.264	77.0	1436972	76.5865	µg/L		97
T 4-Bromophenyl-phenylether	9.663	248.0	434109	80.5743	µg/L		99
T Hexachlorobenzene	9.694	283.9	454190	82.8407	µg/L		96
T Pentachlorophenol	9.968	265.9	219036	84.9464	µg/L		96
T Phenanthrene	10.191	178.0	2347310	79.1838	µg/L		100
T Anthracene	10.252	178.0	2334154	83.5271	µg/L	m	100
T Triallate	10.313	86.0	544599	81.5315	µg/L		99
T Carbazole	10.495	167.0	2166168	76.4391	µg/L		99
T o-Terphenyl	10.708	230.0	1280045	81.4661	µg/L		99
T Di-n-Butylphthalate	11.082	149.0	2321143	85.6959	µg/L		99
T Fluoranthene	11.964	202.0	2341183	78.8948	µg/L		99
T Benzidine	12.348	184.0	895648	86.6553	µg/L		100
T Pyrene	12.389	202.0	2505156	77.3479	µg/L		99
T Butylbenzylphthalate	14.326	149.0	785540	82.3461	µg/L		99
T Benzo(a)Anthracene	15.532	228.0	1956214	78.1625	µg/L		99
T Chrysene	15.645	228.0	2097009	74.6698	µg/L		98
T 3,3-Dichlorobenzidine	15.696	252.0	723451	81.2839	µg/L		100
T bis(2-ethylhexyl)Phthalate	16.381	167.0	279434	84.4959	µg/L		99
T Di-n-octyl Phthalate	18.143	149.0	1930041	83.3808	µg/L		99

Compound	RT	QIon	Resp.	Conc.	Units	Dev(Min)
T Benzo(b)fluoranthene	18.386	252.0	1811573	71.5410	µg/L	100
T Benzo(k)fluoranthene	18.457	252.0	2036905	76.7325	µg/L	100
T Benzo(a)pyrene	18.993	252.0	1775708	74.2858	µg/L	97
T Indeno(1,2,3-c,d)pyrene	20.765	276.0	1530850	76.3301	µg/L	97
T Dibenzo(a,h)anthracene	20.826	278.0	1615531	73.9985	µg/L	99
T Benzo(g,h,i)perylene	21.100	276.0	1729644	74.7986	µg/L	99

(#) = Qualifier Out of Range; (m) = Manual Integration; (+) = Area Summed; (*) = Surrogate Percent Recovery Out of Range; (d): Zeroed Peak

Compound	Conc.	RT	Dev(Min)	Resp.	QIon	QRatio	Lower	Upper
N-Nitrosodimethylamine	88.8465	2.48	-0.01	289672	42.0	115.1	95.1	176.6

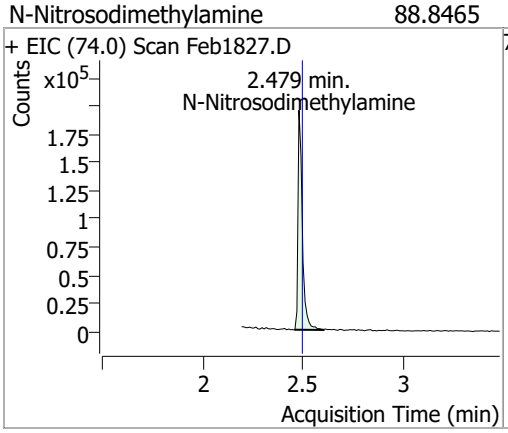

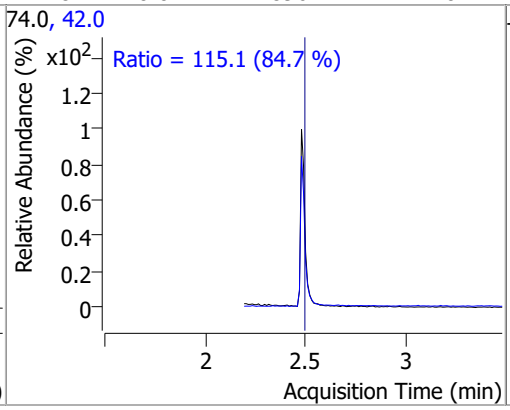

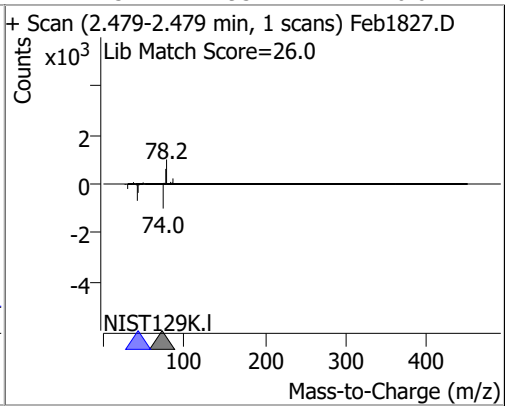

Compound	Conc.	RT	Dev(Min)	Resp.	QIon	QRatio	Lower	Upper
Pyridine	79.9377	2.52	-0.01	644154	52.0	83.3	57.9	107.6

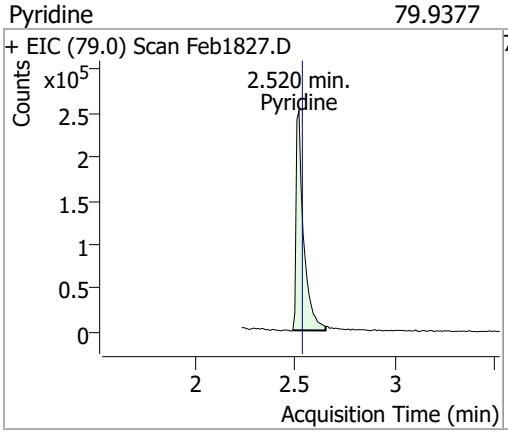

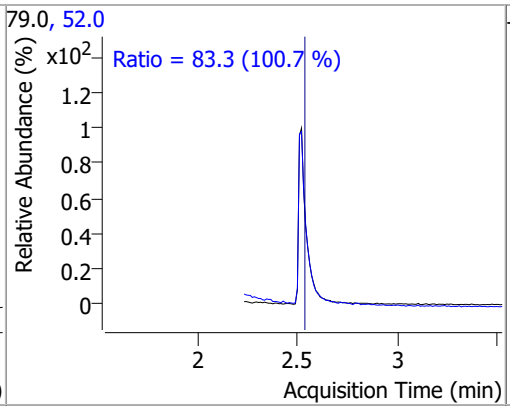

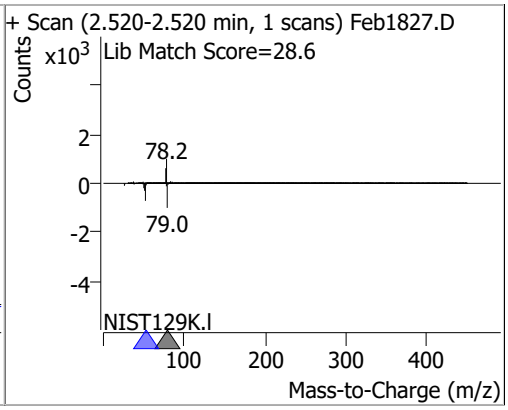

Compound	Conc.	RT	Dev(Min)	Resp.	QIon	QRatio	Lower	Upper
2-Fluorophenol	79.1110	3.65	0.00	831443	64.0	51.9	34.6	64.3
					92.0	20.6	14.2	26.5

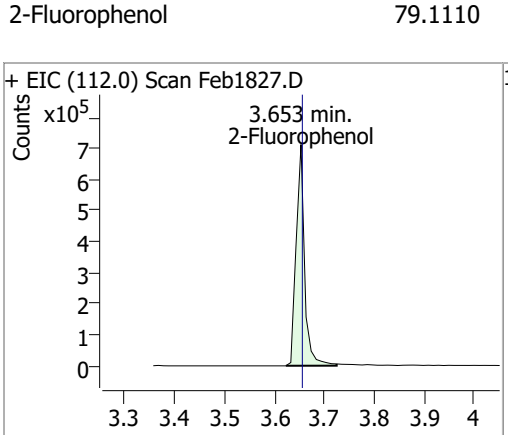

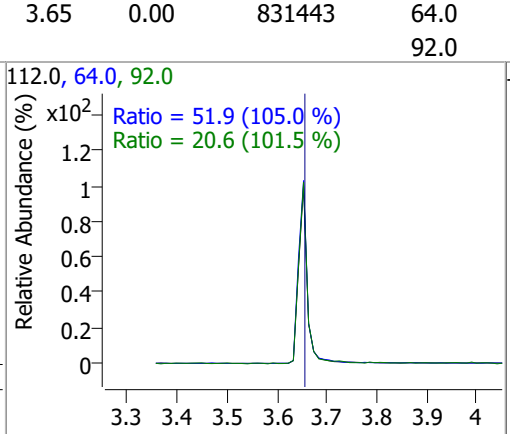

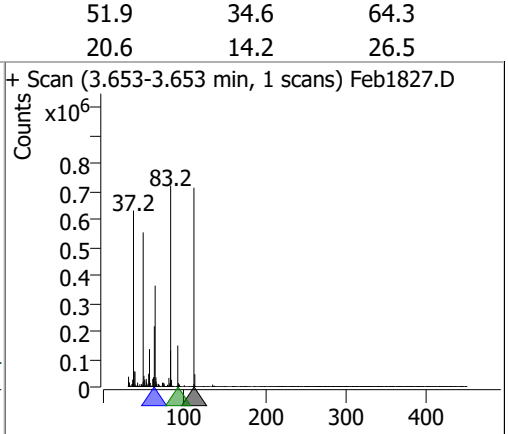

Compound	Conc.	RT	Dev(Min)	Resp.	QIon	QRatio	Lower	Upper
Aniline	75.8974	4.56	0.00	1458272	66.0	35.5	25.7	47.8
					65.0	18.4	13.1	24.4

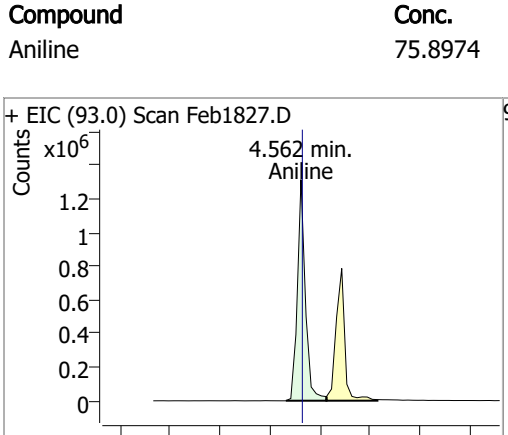

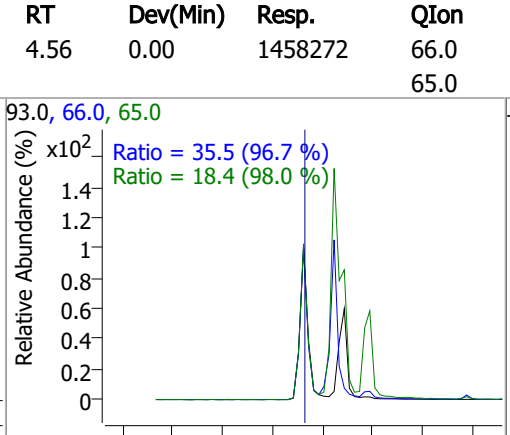

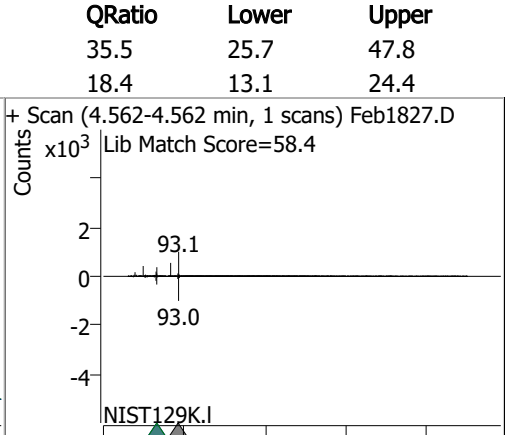

Compound	Conc.	RT	Dev(Min)	Resp.	QIon	QRatio	Lower	Upper
Phenol-d5	77.4884	4.61	0.00	1045932	71.0	35.1	25.8	47.9

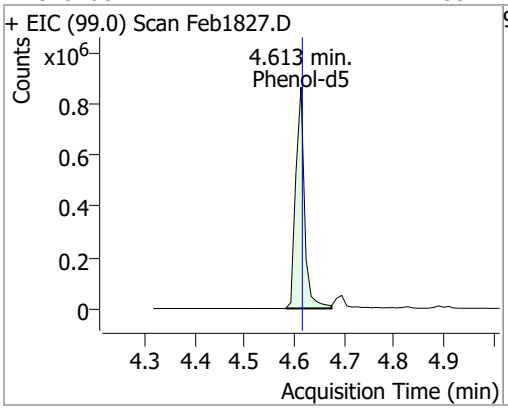

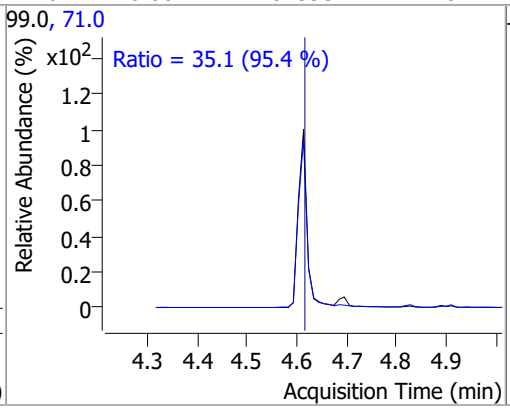

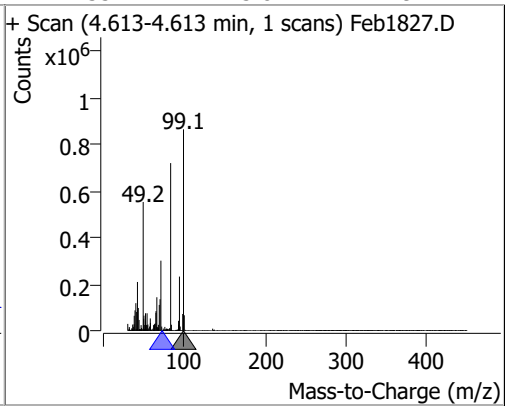

Compound	Conc.	RT	Dev(Min)	Resp.	QIon	QRatio	Lower	Upper
Phenol	77.2920	4.62	0.00	1162281	66.0	42.2	31.7	58.9

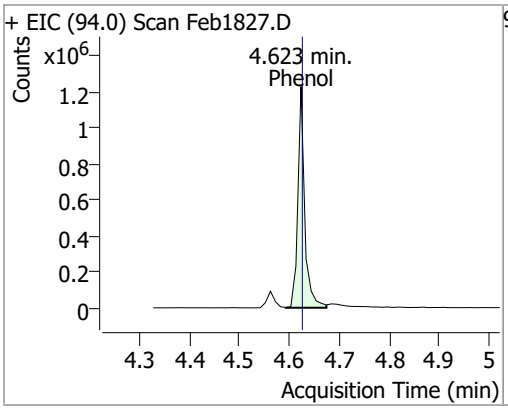

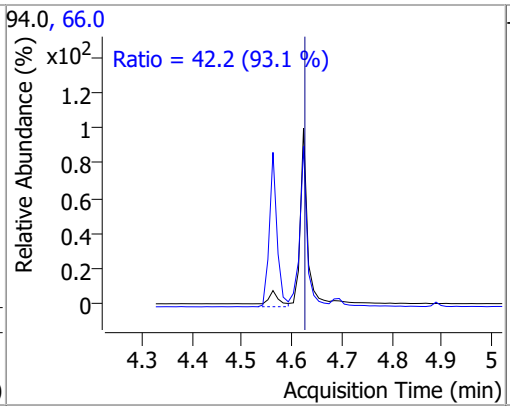

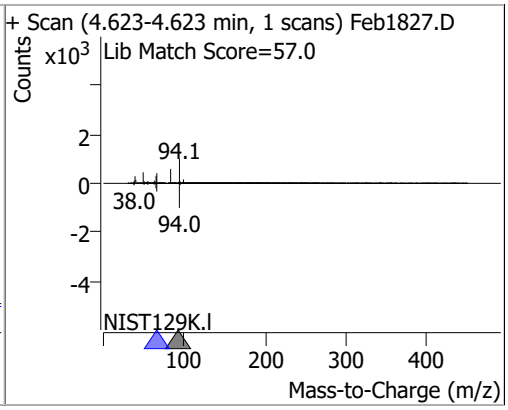

Compound	Conc.	RT	Dev(Min)	Resp.	QIon	QRatio	Lower	Upper
bis(-2-Chloroethyl)Ether	80.1246	4.64	0.00	813402	64.0	9.8	7.6	14.1

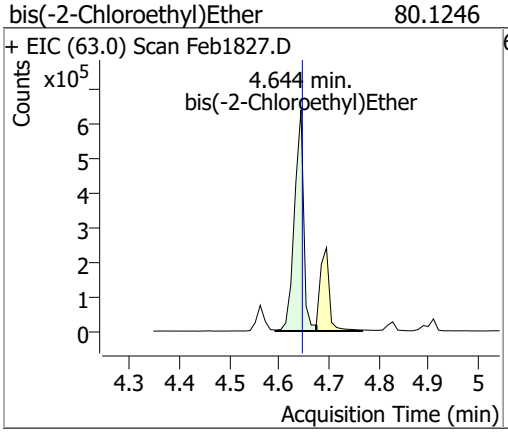

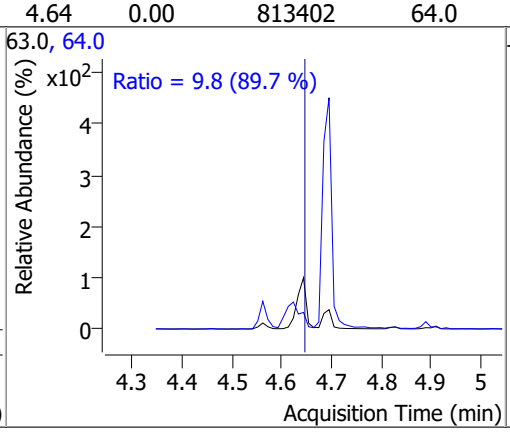

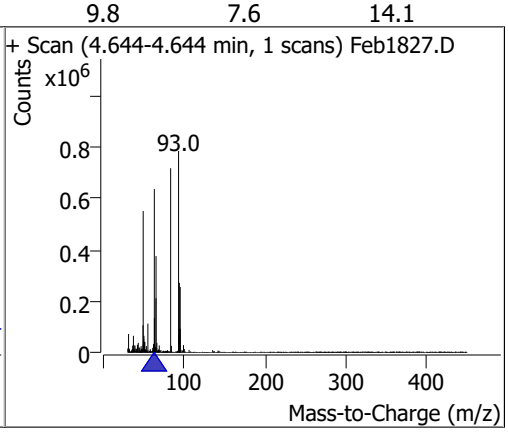

Compound	Conc.	RT	Dev(Min)	Resp.	QIon	QRatio	Lower	Upper
2-Chlorophenol	77.9367	4.69	0.00	934508	130.0	32.7	22.7	42.2

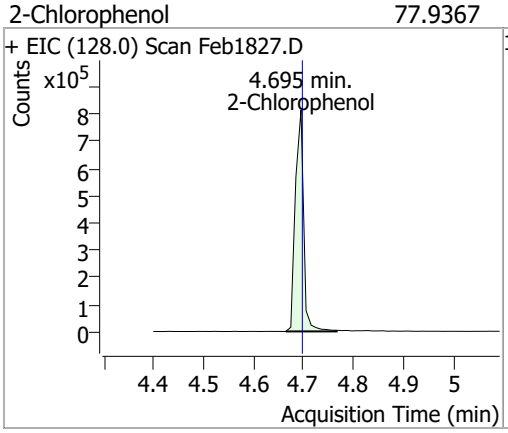

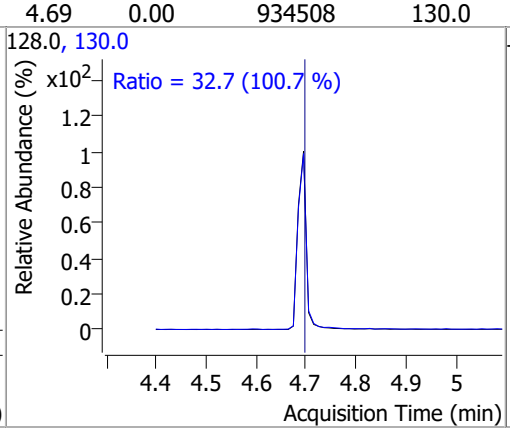

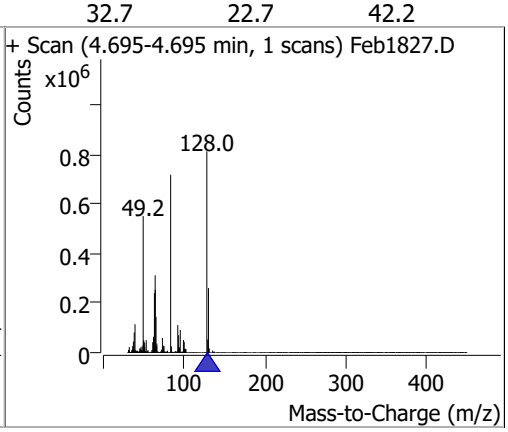

Compound	Conc.	RT	Dev(Min)	Resp.	QIon	QRatio	Lower	Upper
1,3-Dichlorobenzene	79.5962	4.83	0.00	1217643	148.0	62.7	44.6	82.8
					111.0	36.1	25.3	47.0

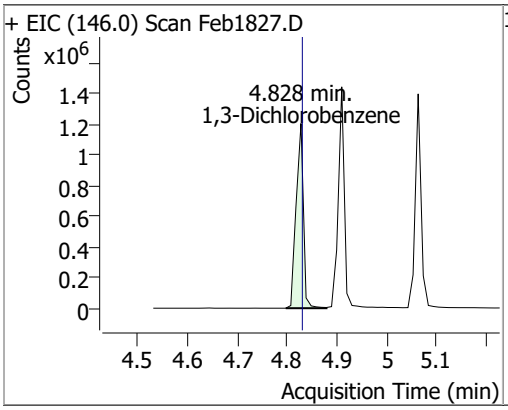

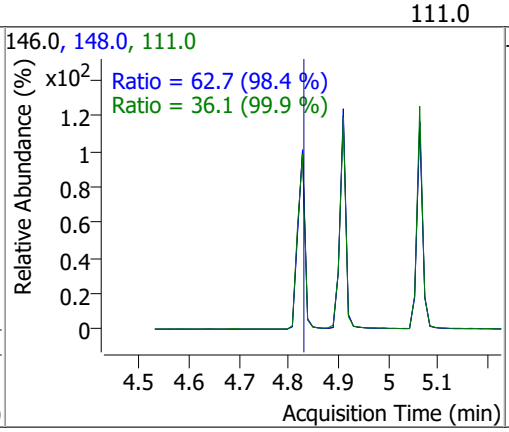

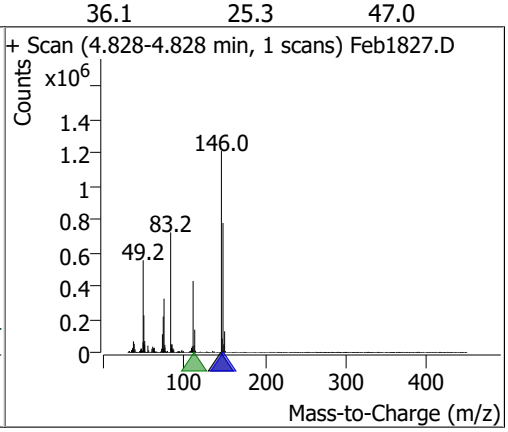

Compound	Conc.	RT	Dev(Min)	Resp.	QIon	QRatio	Lower	Upper
1,4-Dichlorobenzene	77.5929	4.91	0.00	1195408 (m)	148.0	65.3	45.6	84.8
					111.0	35.8	25.2	46.8

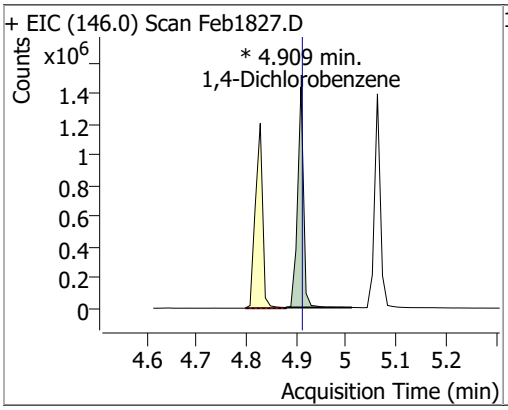

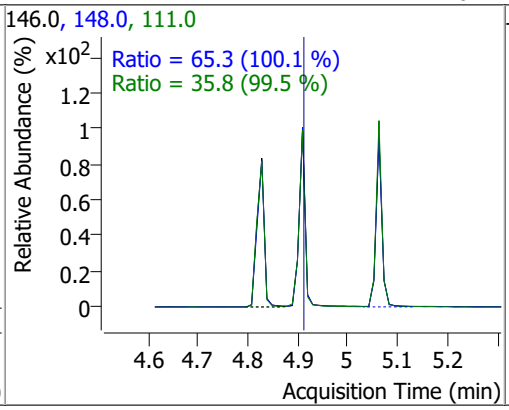

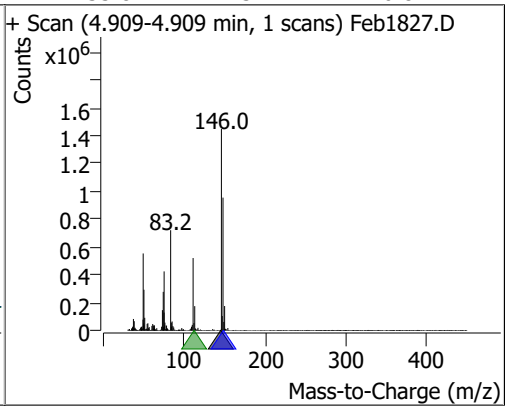

Compound	Conc.	RT	Dev(Min)	Resp.	QIon	QRatio	Lower	Upper
1,2-Dichlorobenzene	76.4651	5.06	0.00	1143538 (m)	148.0	63.8	45.1	83.8
					111.0	38.6	26.1	48.5

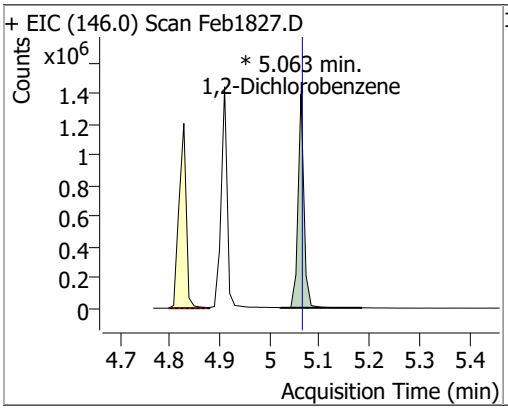

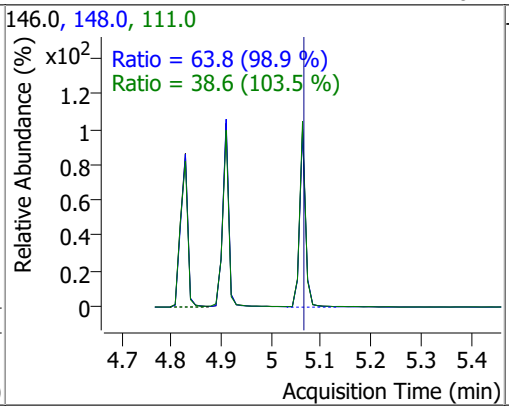

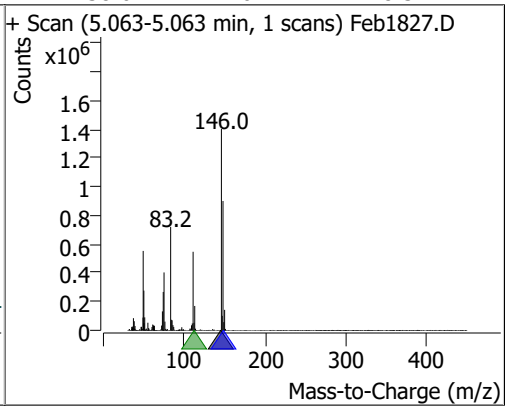

Compound	Conc.	RT	Dev(Min)	Resp.	QIon	QRatio	Lower	Upper
Benzyl Alcohol	77.5038	5.08	0.00	469126	79.0	122.0	83.5	155.1
					107.0	73.8	49.3	91.6

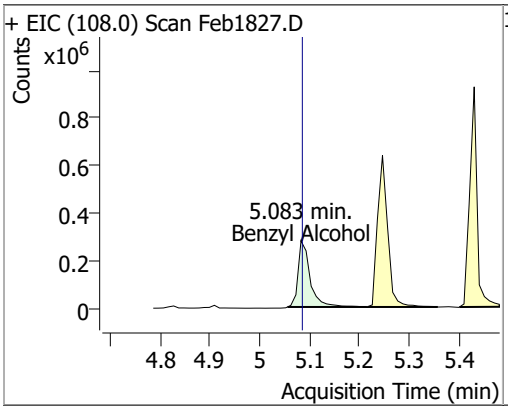

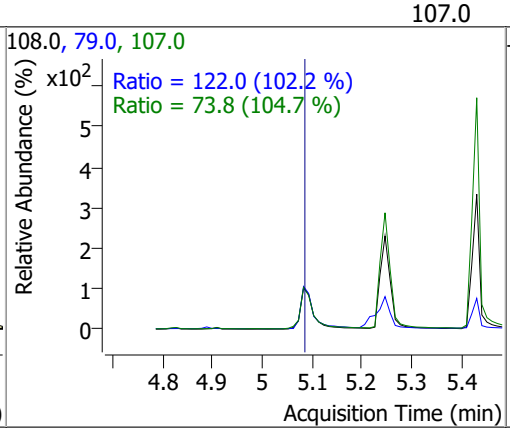

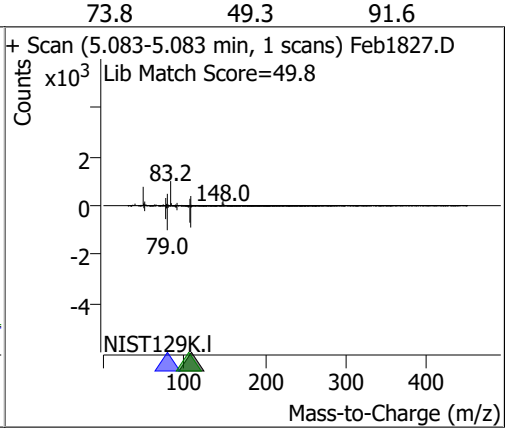

Compound	Conc.	RT	Dev(Min)	Resp.	QIon	QRatio	Lower	Upper
bis(2-chloroisopropyl)Ether	77.3769	5.22	-0.01	312349	123.0	33.2	22.5	41.8

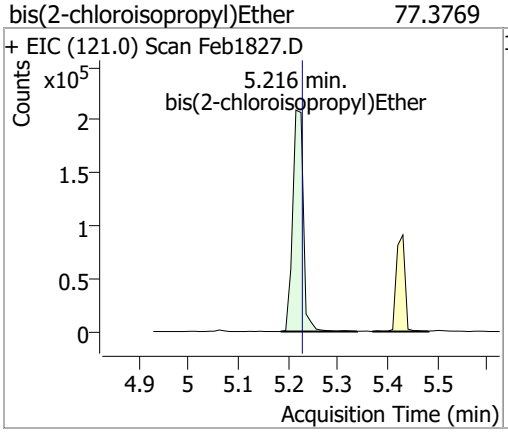

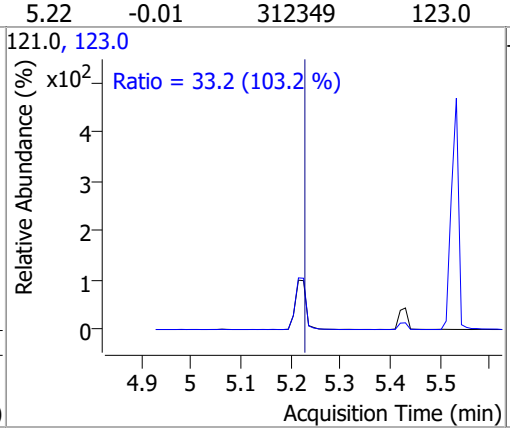

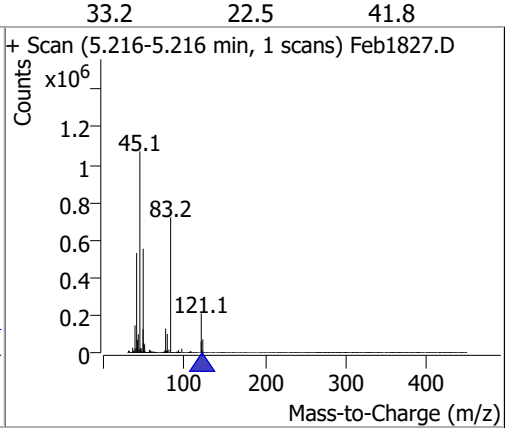

Compound	Conc.	RT	Dev(Min)	Resp.	QIon	QRatio	Lower	Upper
2-Methylphenol	76.5882	5.25	0.00	799681	108.0	116.6	81.5	151.4

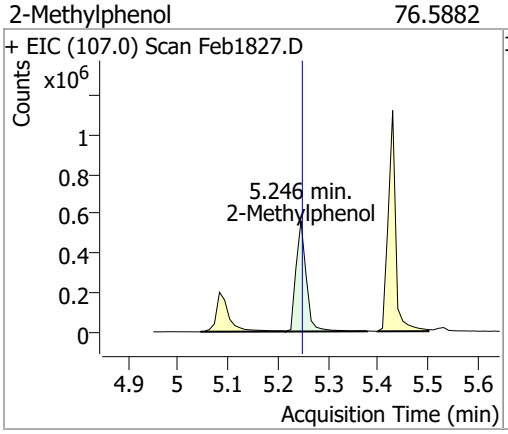

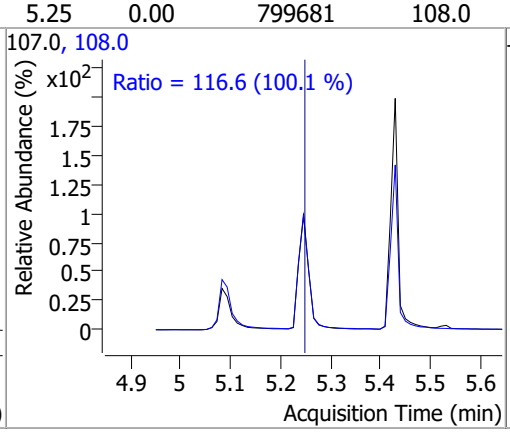

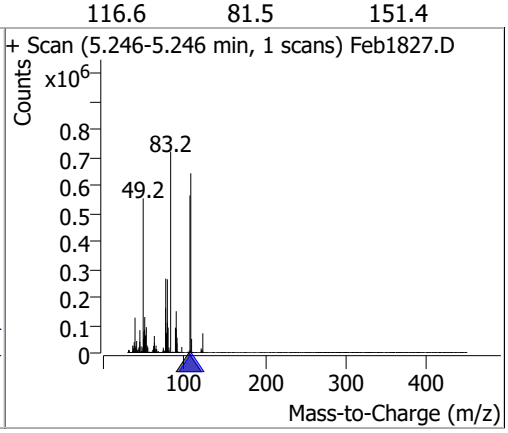

Compound	Conc.	RT	Dev(Min)	Resp.	QIon	QRatio	Lower	Upper
N-nitroso-Di-n-propylamine	87.5677	5.38	0.01	635768	130.0	20.2	0.0	38.8

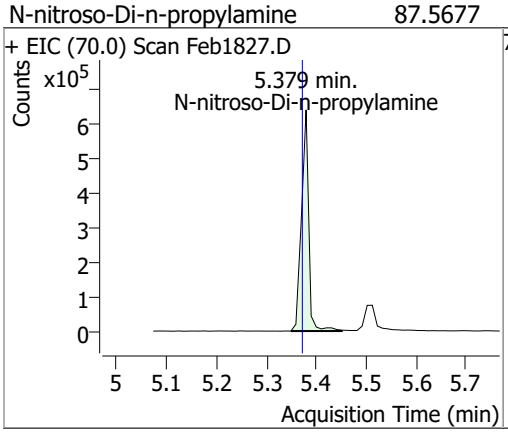

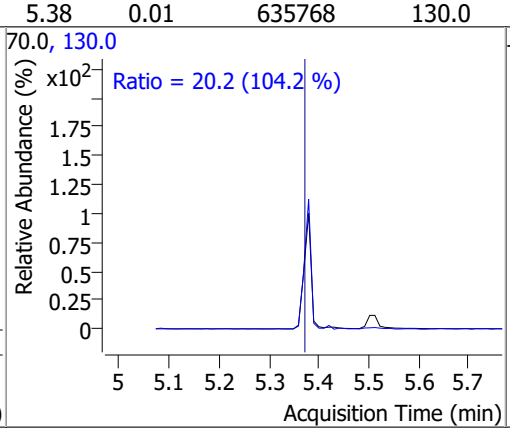

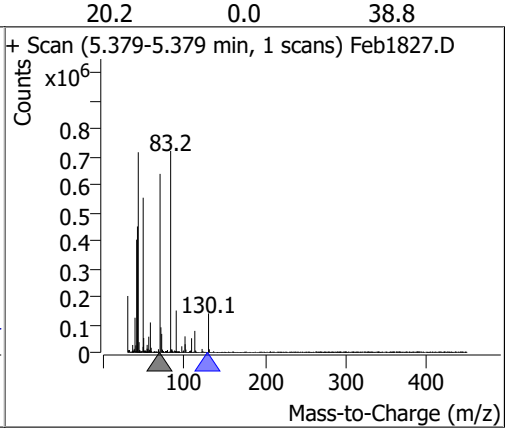

Compound	Conc.	RT	Dev(Min)	Resp.	QIon	QRatio	Lower	Upper
4Methylphenol/3Methylphenol	81.7540	5.43	0.00	1159762	108.0	83.0	58.8	109.1

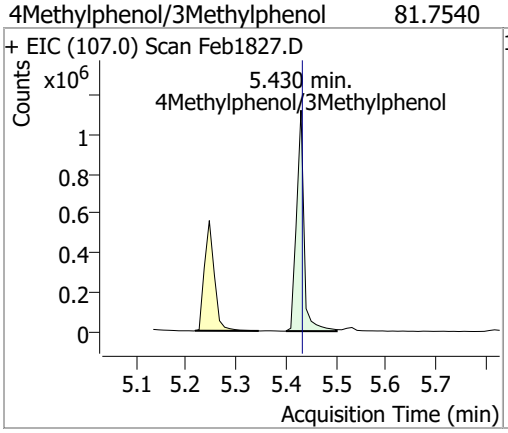

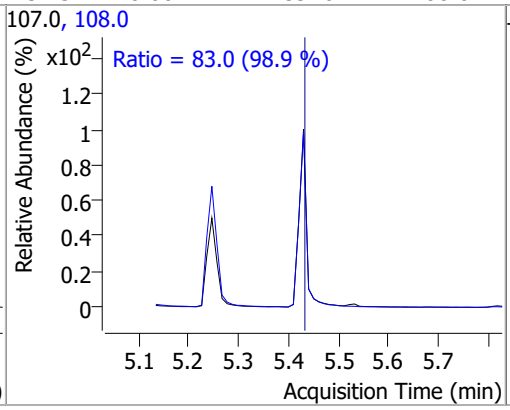

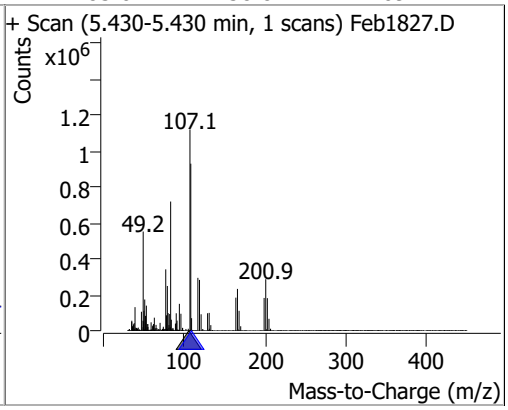

Compound	Conc.	RT	Dev(Min)	Resp.	QIon	QRatio	Lower	Upper
Hexachloroethane	77.3638	5.43	0.00	355674	201.0	90.3	63.5	118.0
					199.0	56.3	39.8	74.0

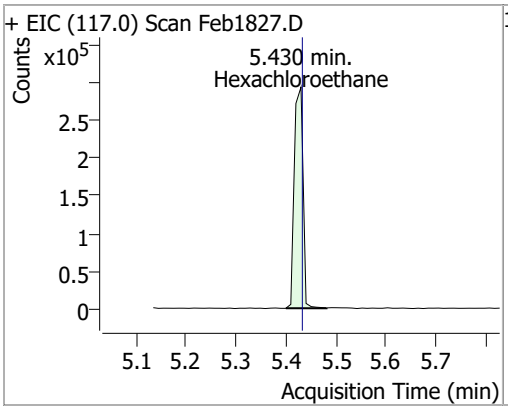

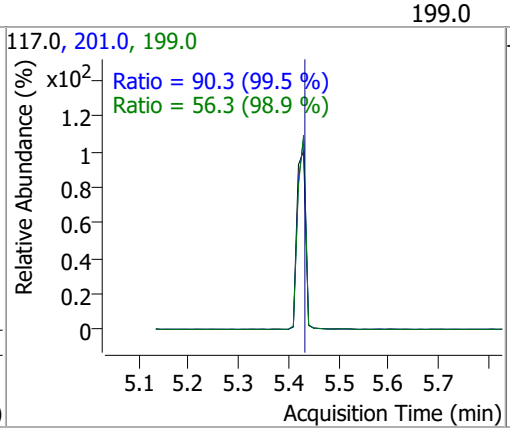

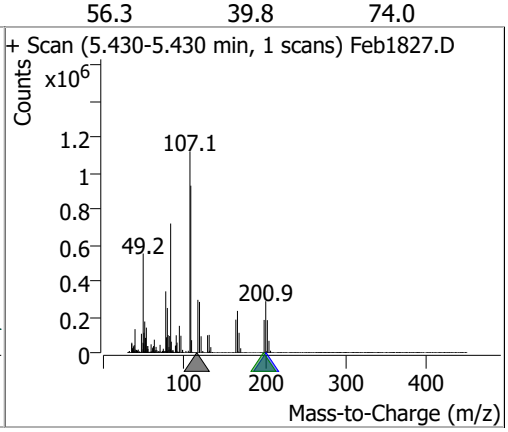

Compound	Conc.	RT	Dev(Min)	Resp.	QIon	QRatio	Lower	Upper
Nitrobenzene-d5	79.3919	5.50	0.00	598195	54.0	62.0	46.3	86.0
					128.0	46.9	34.1	63.3

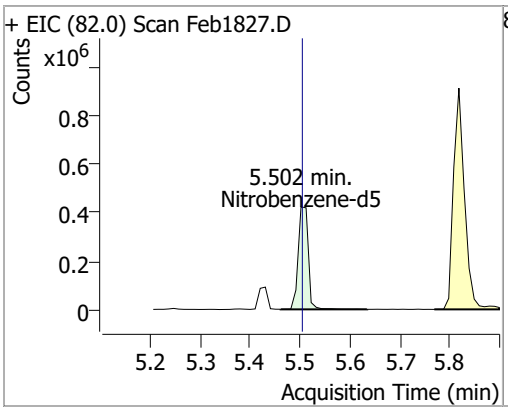

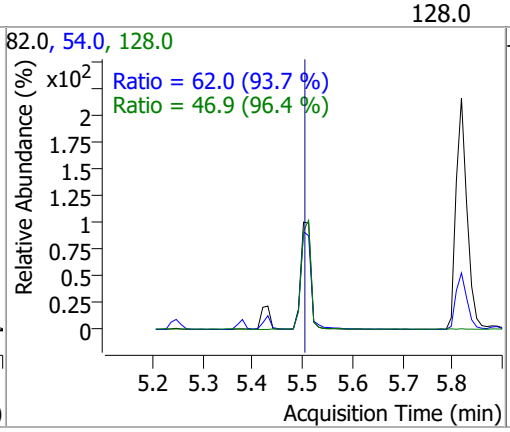

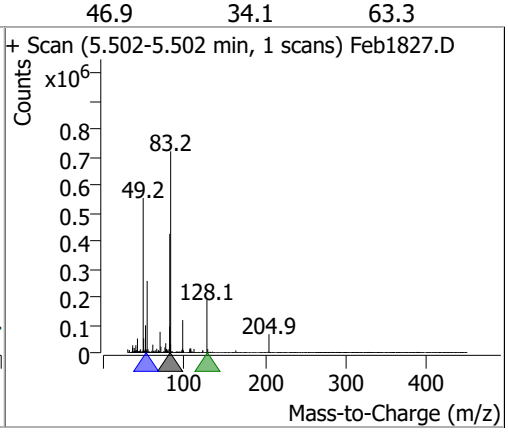

Compound	Conc.	RT	Dev(Min)	Resp.	QIon	QRatio	Lower	Upper
Nitrobenzene	84.9842	5.53	0.01	321399	77.0	211.4	148.9	276.5
					51.0	127.1	91.7	170.3

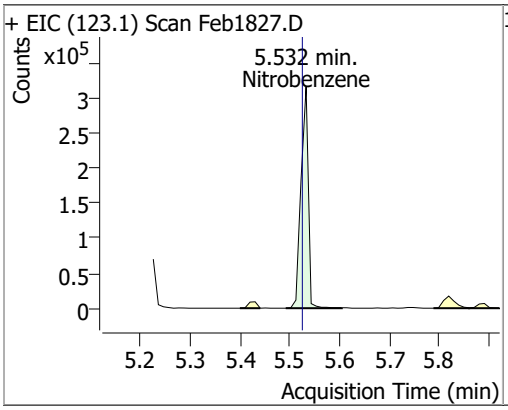

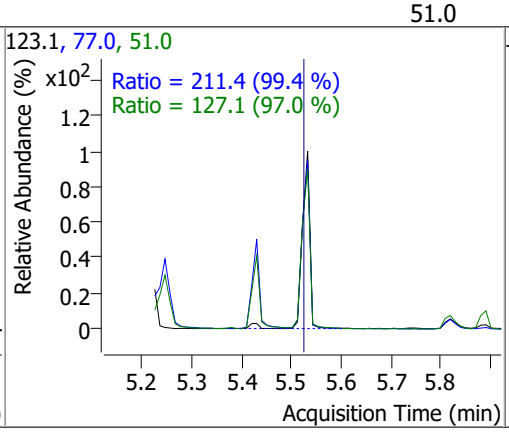

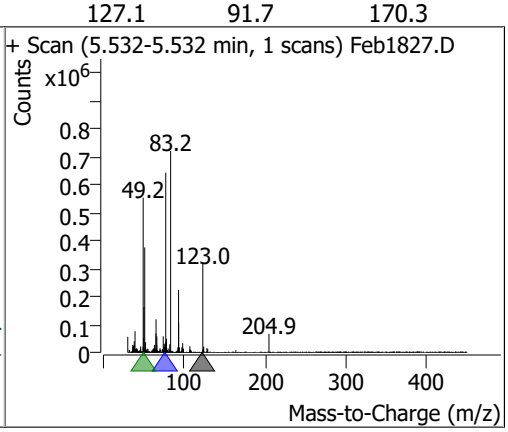

Compound	Conc.	RT	Dev(Min)	Resp.	QIon	QRatio	Lower	Upper
Isophorone	81.2668	5.82	0.00	1428658	138.0	20.8	14.8	27.5

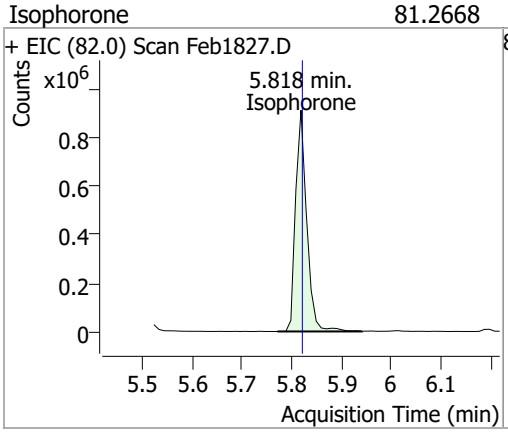

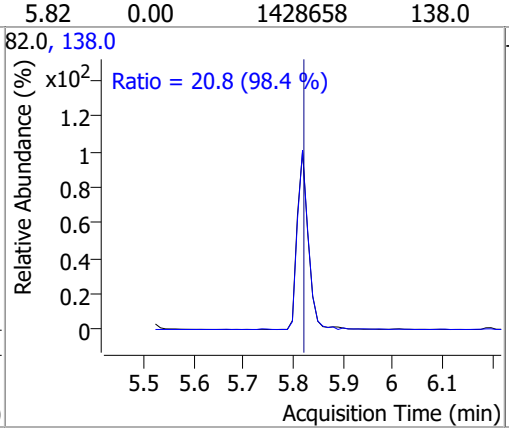

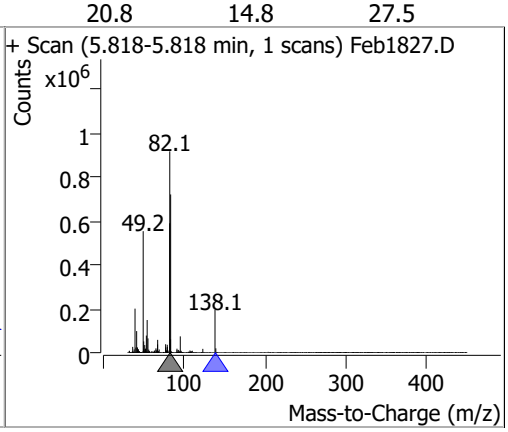

Compound	Conc.	RT	Dev(Min)	Resp.	QIon	QRatio	Lower	Upper
2-Nitrophenol	83.4376	5.89	0.01	331699	65.0	47.3	34.2	63.4
					109.0	38.8	24.6	45.8

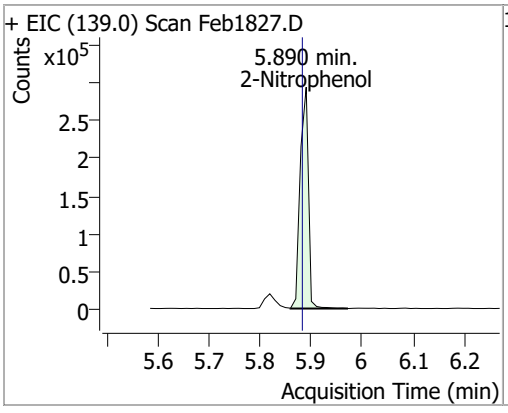

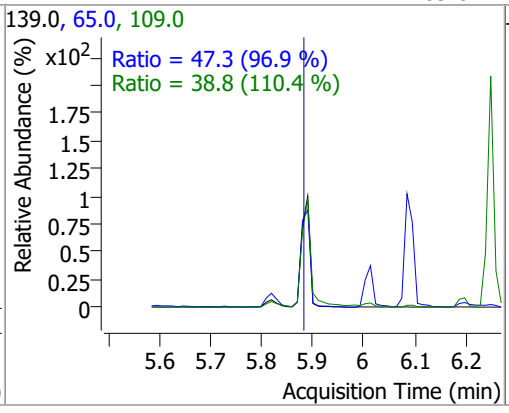

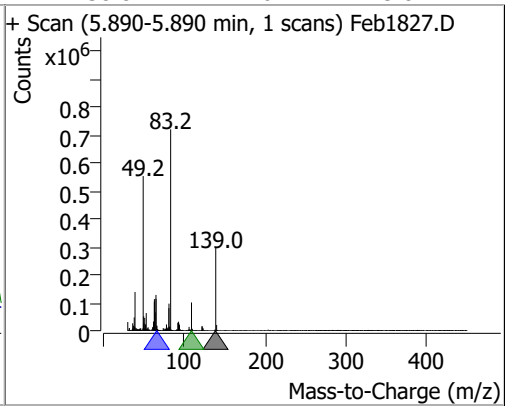

Compound	Conc.	RT	Dev(Min)	Resp.	QIon	QRatio	Lower	Upper
2,4-Dimethylphenol	74.3431	6.01	0.01	609575	107.0	114.5	76.6	142.3
					77.0	34.1	23.8	44.2

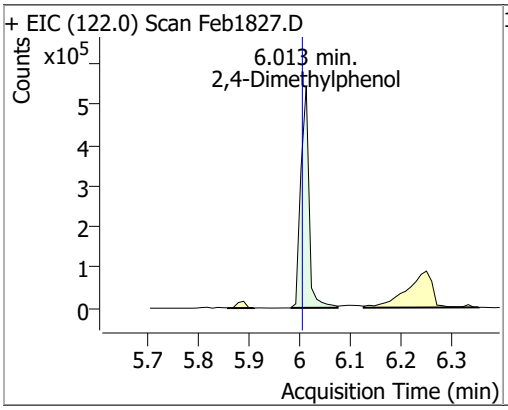

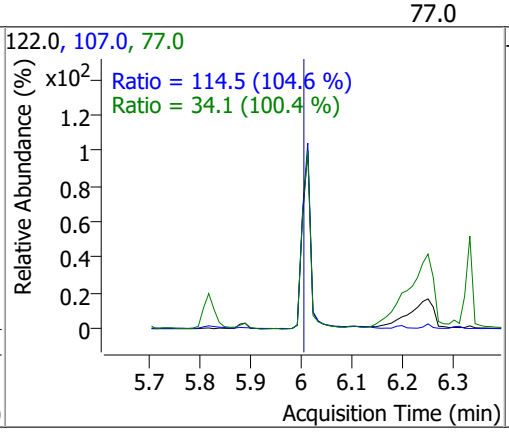

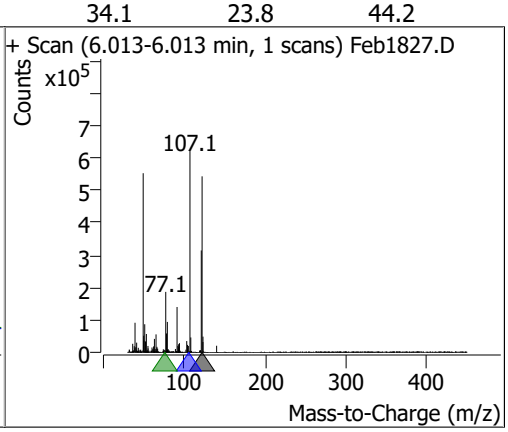

Compound	Conc.	RT	Dev(Min)	Resp.	QIon	QRatio	Lower	Upper
bis(-2-Chloroethoxy)Methane	74.9764	6.08	0.00	766165	63.0	72.2	47.7	88.6
					95.0	32.5	22.3	41.5

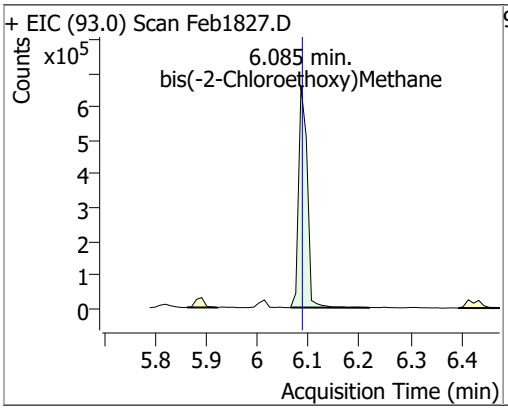

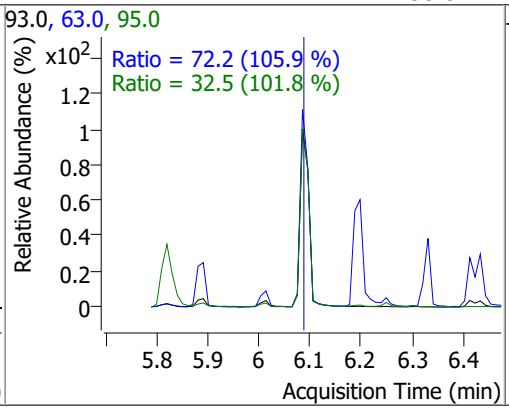

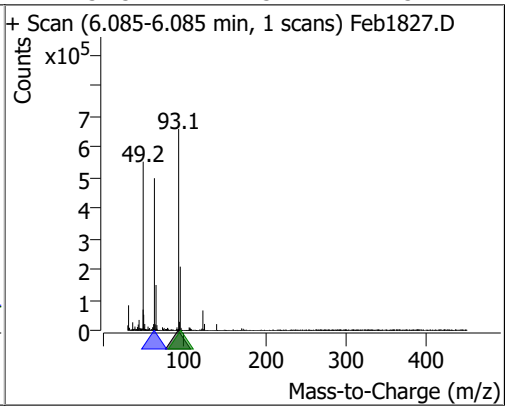

Compound	Conc.	RT	Dev(Min)	Resp.	QIon	QRatio	Lower	Upper
2,4-Dichlorophenol	78.9584	6.20	0.01	617607	164.0	64.2	45.5	84.5
					98.0	32.3	20.0	37.1

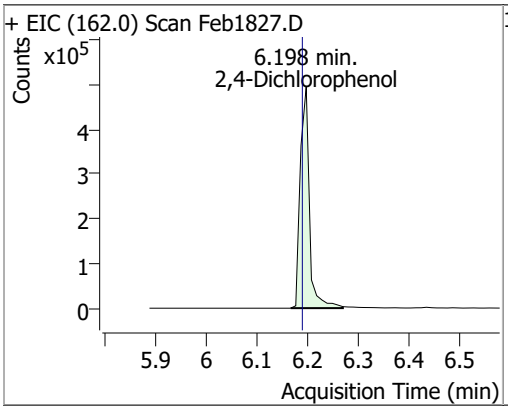

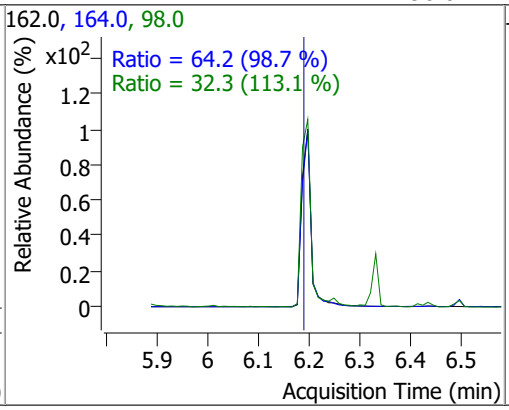

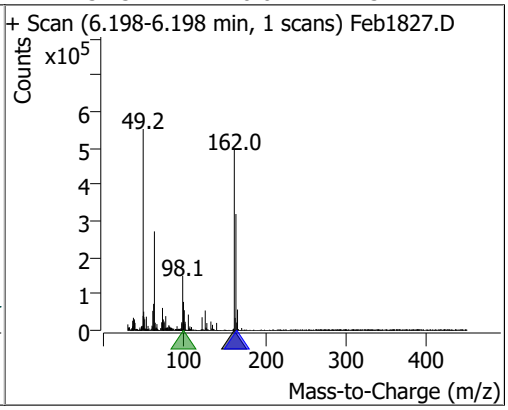

Compound	Conc.	RT	Dev(Min)	Resp.	QIon	QRatio	Lower	Upper
Benzoic Acid	89.4153	6.25	0.01	390169	122.0	86.2	59.9	111.2
					77.0	72.2	42.3	78.5

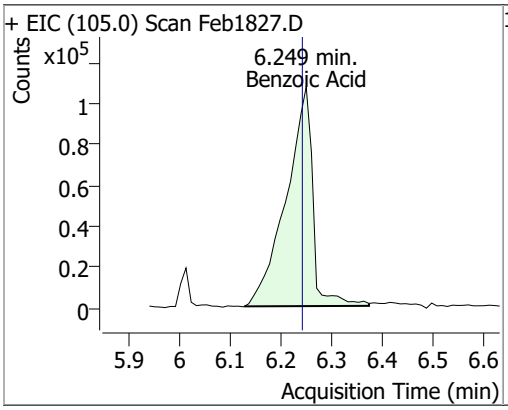

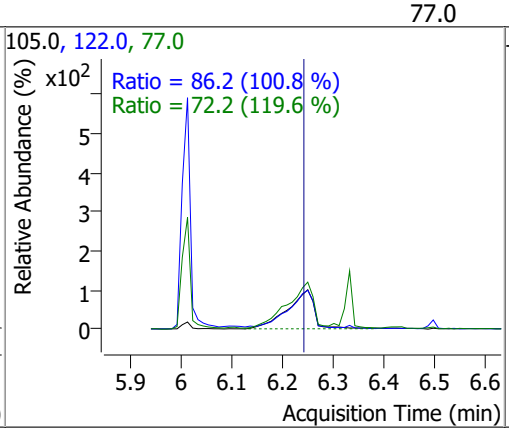

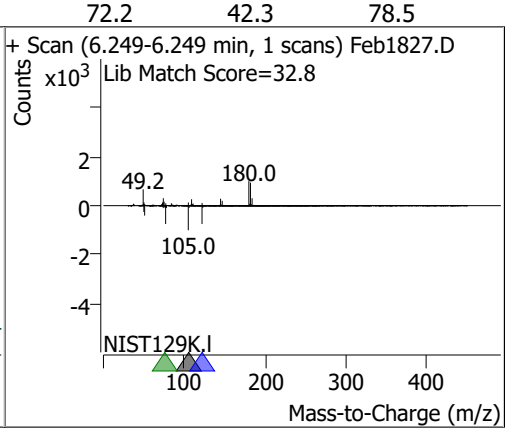

Compound	Conc.	RT	Dev(Min)	Resp.	QIon	QRatio	Lower	Upper
1,2,4-Trichlorobenzene	80.0010	6.25	0.00	747558	182.0	93.5	66.2	122.9
					145.0	28.0	20.1	37.3

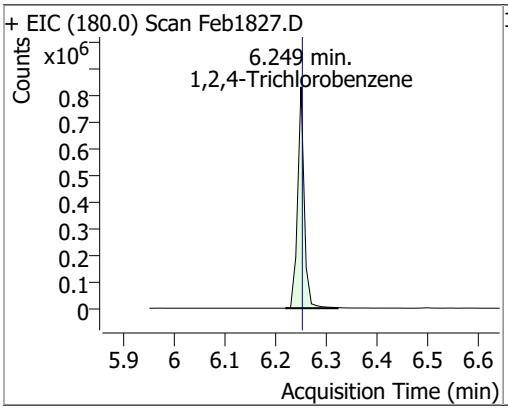

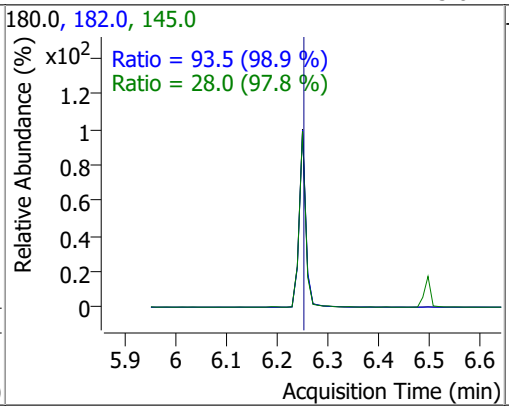

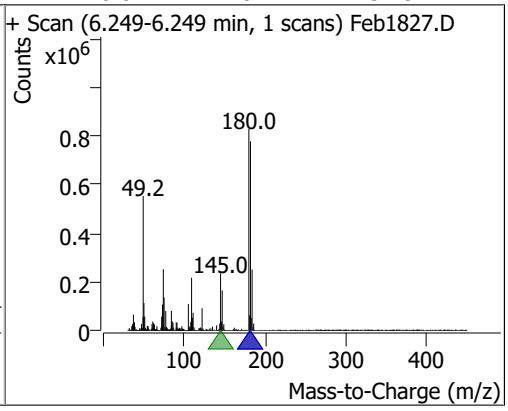

Compound	Conc.	RT	Dev(Min)	Resp.	QIon	QRatio	Lower	Upper
Naphthalene	82.5581	6.33	0.00	2289617	129.0	11.2	8.0	14.9
					102.0	10.0	6.9	12.9

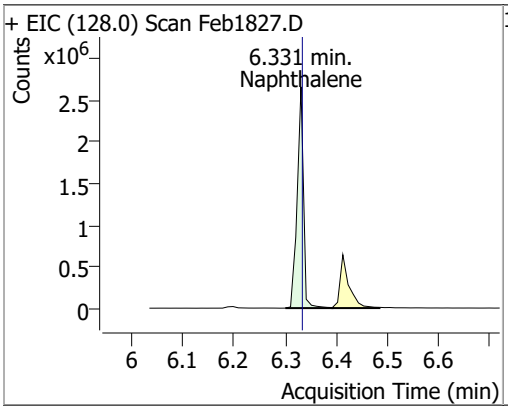

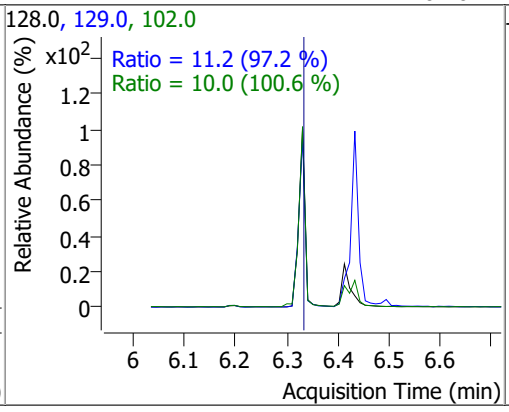

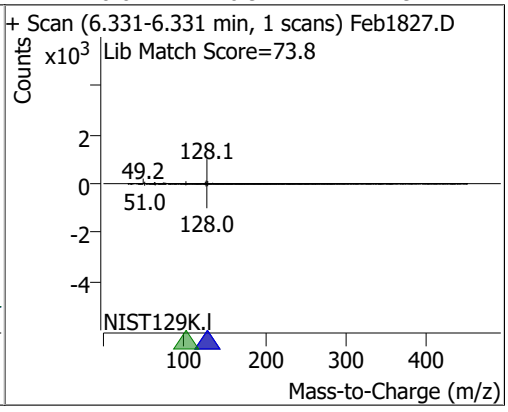

Compound	Conc.	RT	Dev(Min)	Resp.	QIon	QRatio	Lower	Upper
4-Chlorophenol	80.6900	6.41	0.00	236697	128.0	334.2	221.4	411.2

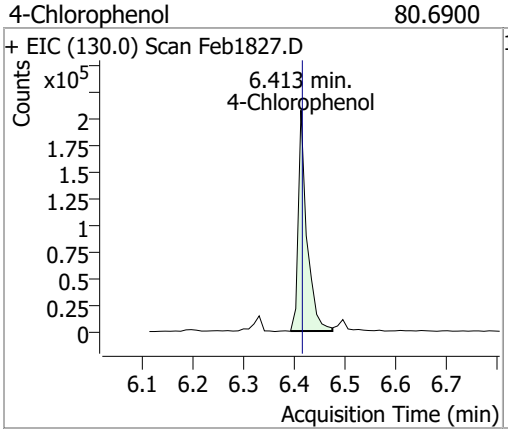

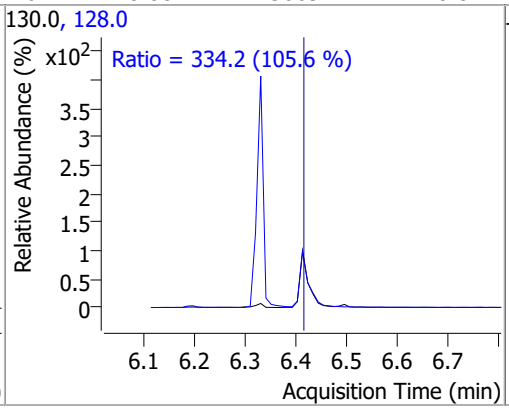

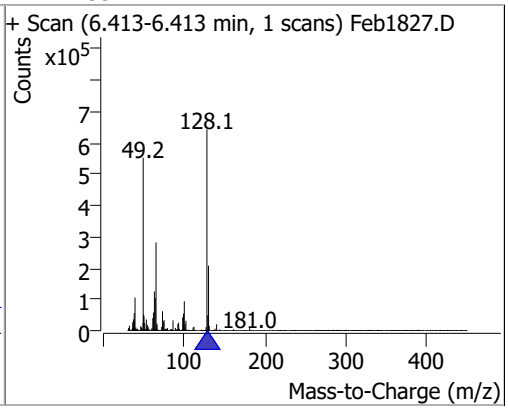

Compound	Conc.	RT	Dev(Min)	Resp.	QIon	QRatio	Lower	Upper
p-Chloroaniline	80.9176	6.43	0.00	879163	65.0	62.2	42.1	78.2
					129.0	37.1	26.3	48.9

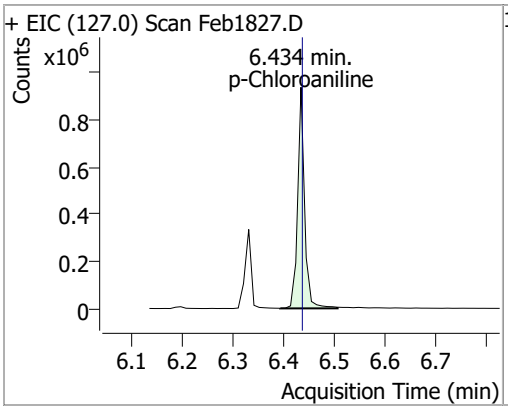

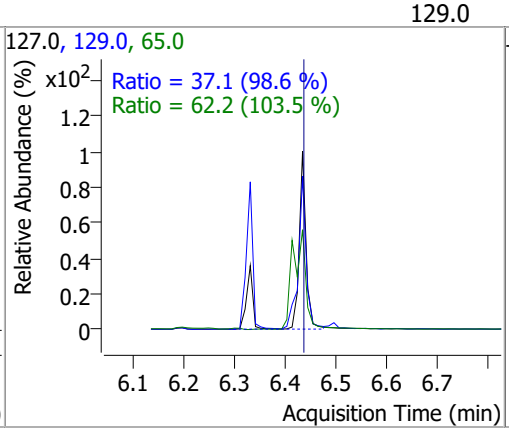

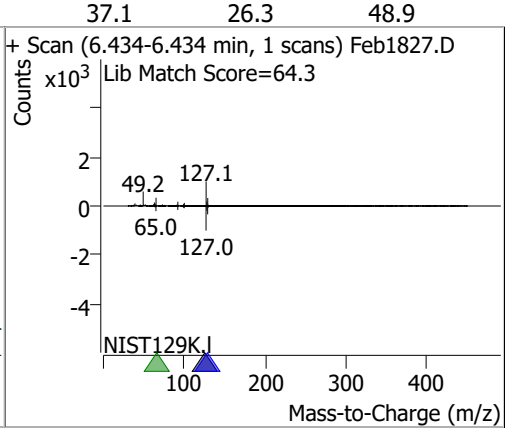

Compound	Conc.	RT	Dev(Min)	Resp.	QIon	QRatio	Lower	Upper
Hexachlorobutadiene	83.0933	6.50	0.00	404786	227.0	62.9	46.0	85.4
					223.0	61.3	45.0	83.6

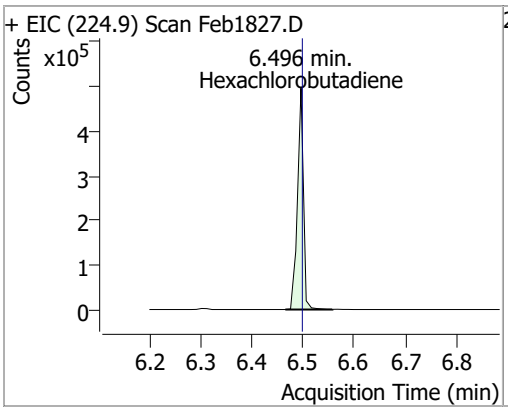

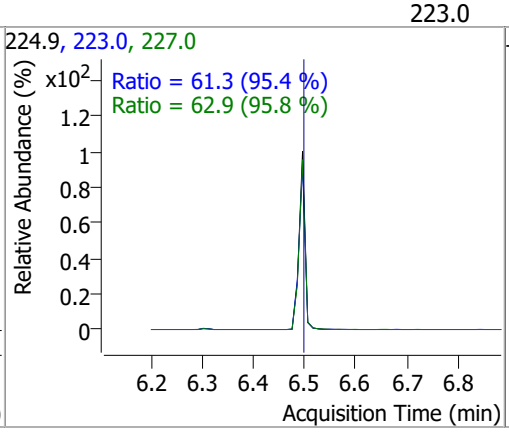

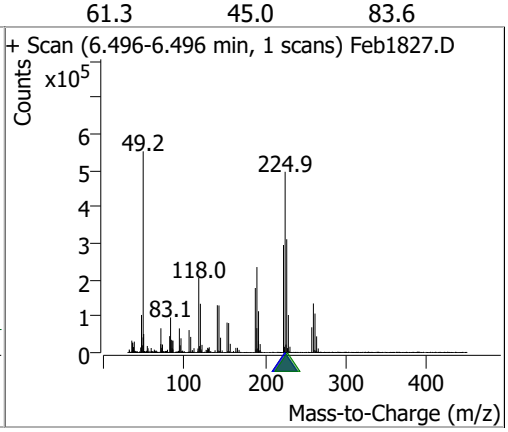

Compound	Conc.	RT	Dev(Min)	Resp.	QIon	QRatio	Lower	Upper
4-Chloro-2-Methylphenol	80.3667	6.94	0.00	582064	144.0	25.9	19.4	36.1

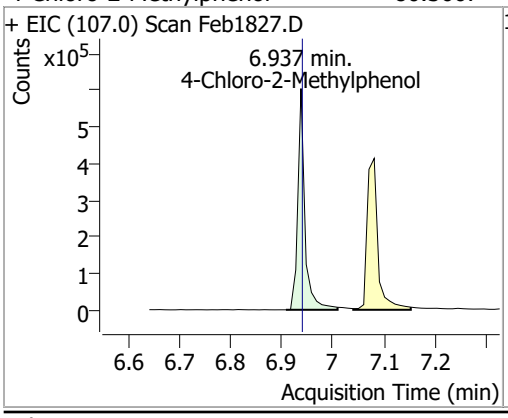

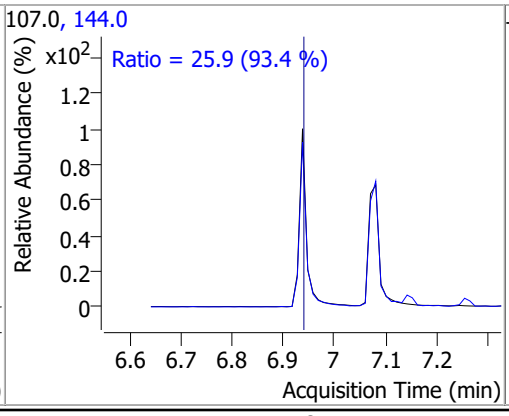

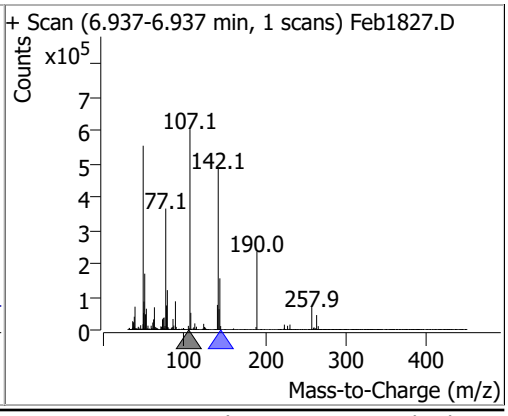

Compound	Conc.	RT	Dev(Min)	Resp.	QIon	QRatio	Lower	Upper
4-Chloro-3-Methylphenol	80.2104	7.08	0.01	606893	144.0	26.7	19.1	35.5

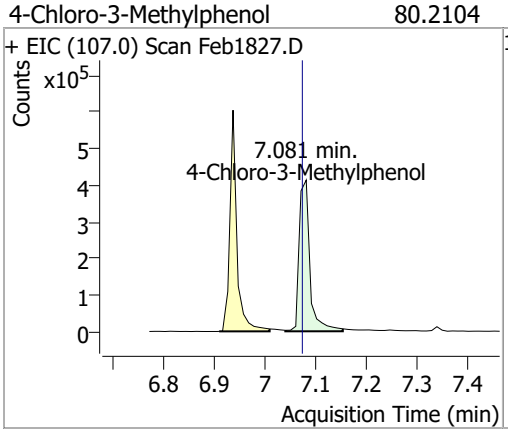

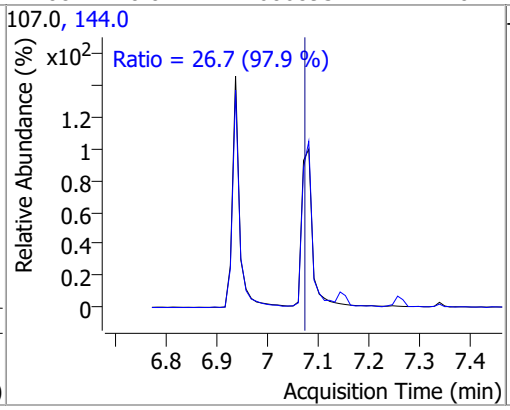

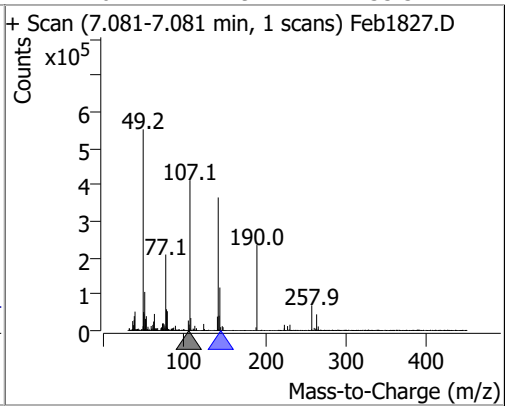

Compound	Conc.	RT	Dev(Min)	Resp.	QIon	QRatio	Lower	Upper
2-Methylnaphthalene	78.2108	7.14	0.00	1235222	142.0	118.3	83.8	155.7
					115.0	42.5	29.2	54.3

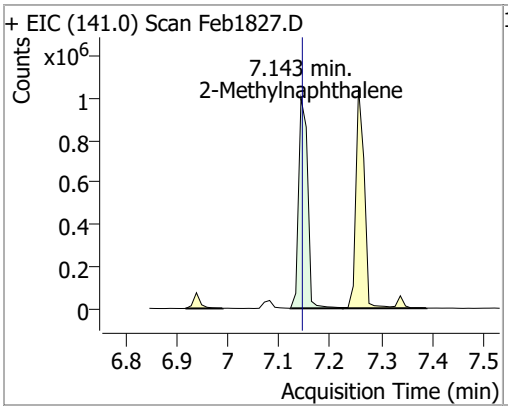

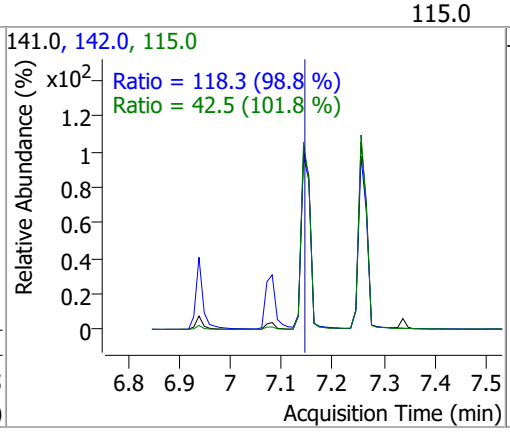

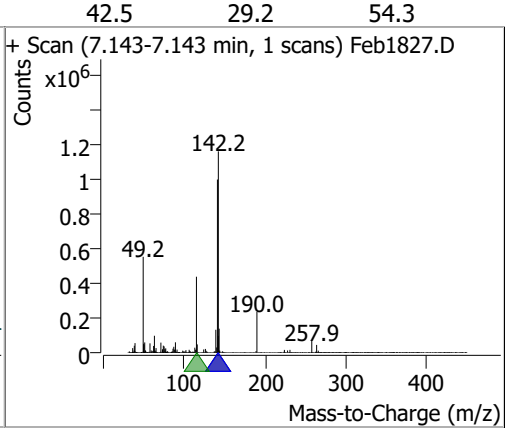

Compound	Conc.	RT	Dev(Min)	Resp.	QIon	QRatio	Lower	Upper
1-Methylnaphthalene	77.2806	7.26	0.00	1190045 (m)	142.0	112.0	79.8	148.2
					115.0	42.6	28.9	53.7

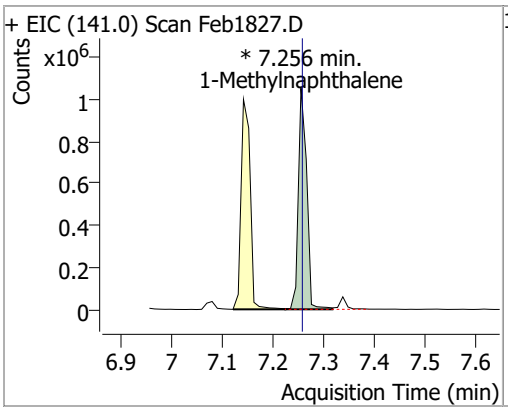

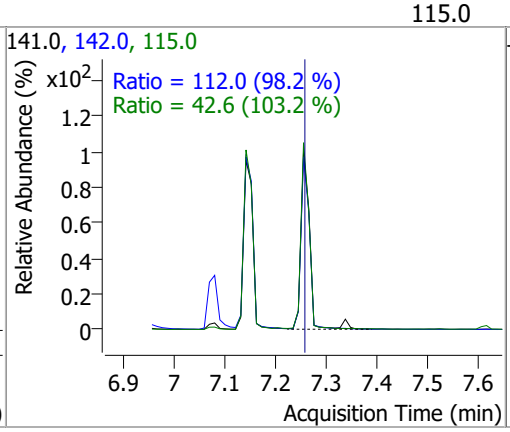

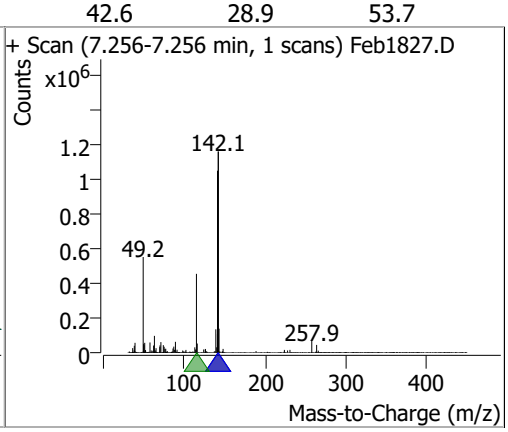

Compound	Conc.	RT	Dev(Min)	Resp.	QIon	QRatio	Lower	Upper
Hexachlorocyclopentadiene	83.7102	7.34	0.00	248114	234.9	62.4	45.2	84.0
					238.9	62.5	44.6	82.9

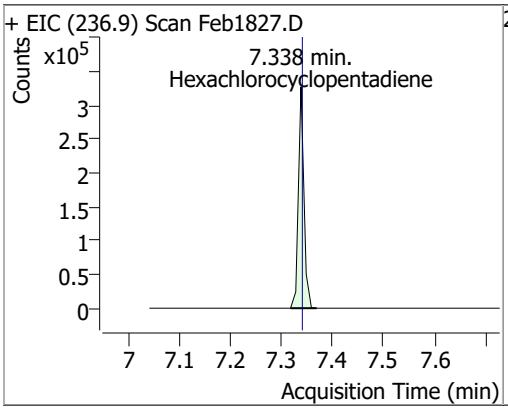

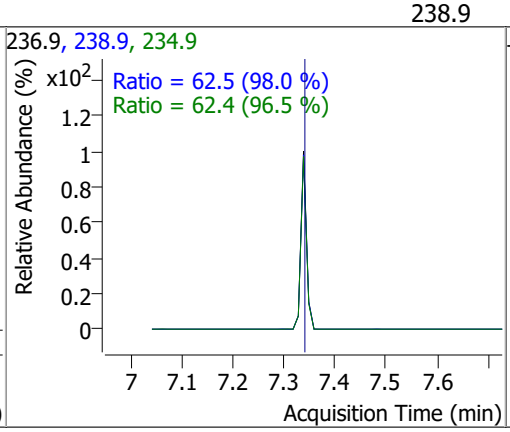

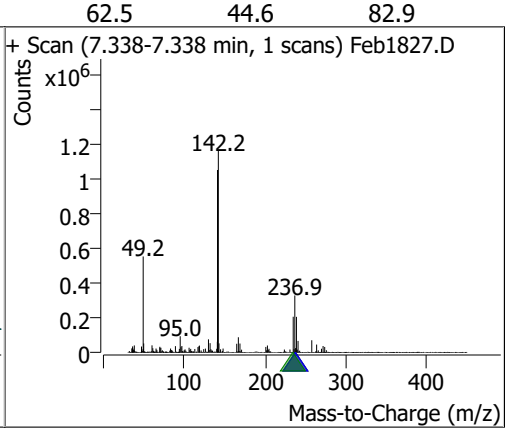

Compound	Conc.	RT	Dev(Min)	Resp.	QIon	QRatio	Lower	Upper
2,4,6-Trichlorophenol	85.0655	7.52	0.00	440005 (m)	198.0	96.4	67.6	125.5

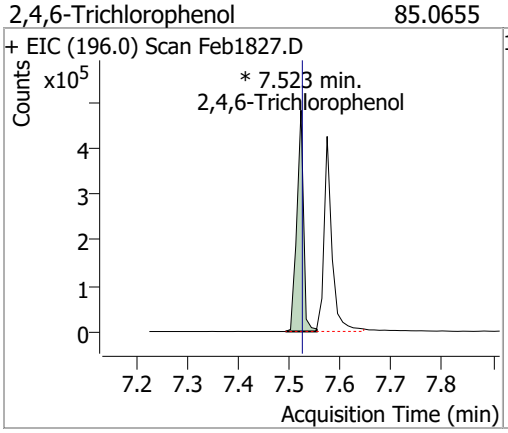

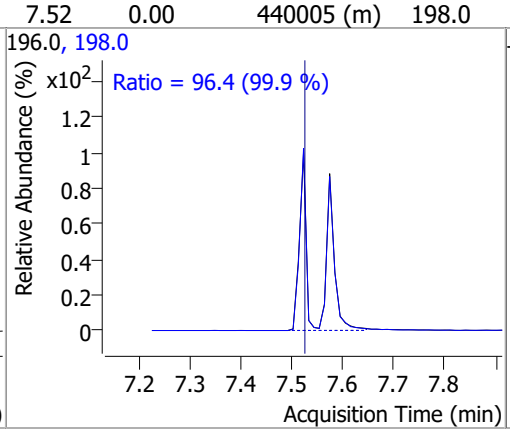

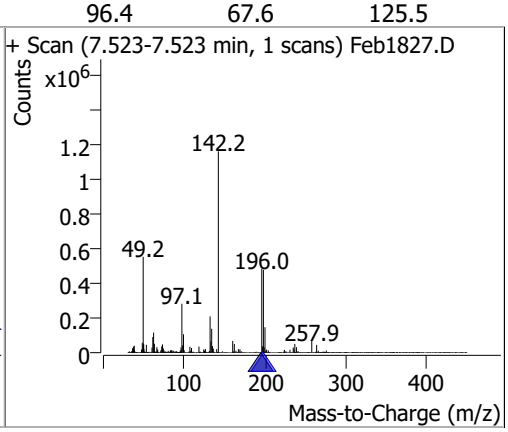

Compound	Conc.	RT	Dev(Min)	Resp.	QIon	QRatio	Lower	Upper
2,4,5-Trichlorophenol	79.8909	7.57	0.00	460828 (m)	198.0	94.6	63.2	117.3

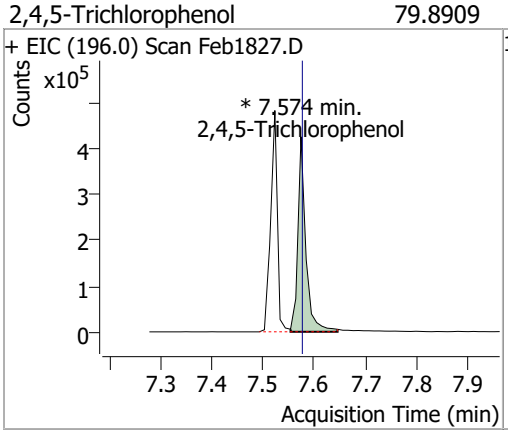

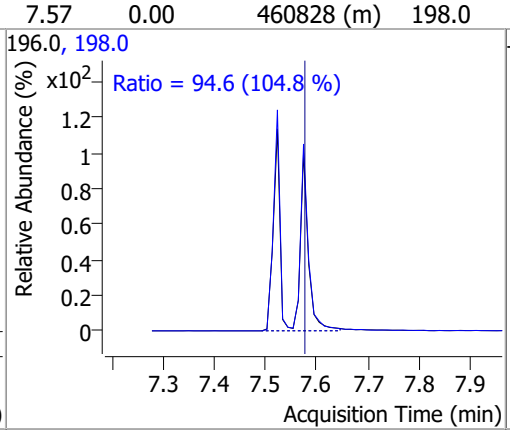

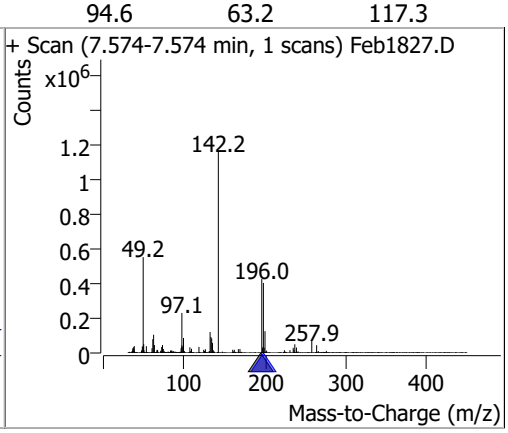

Compound	Conc.	RT	Dev(Min)	Resp.	QIon	QRatio	Lower	Upper
2-Fluorobiphenyl	79.6326	7.62	0.01	1665616	171.0	34.0	24.0	44.5

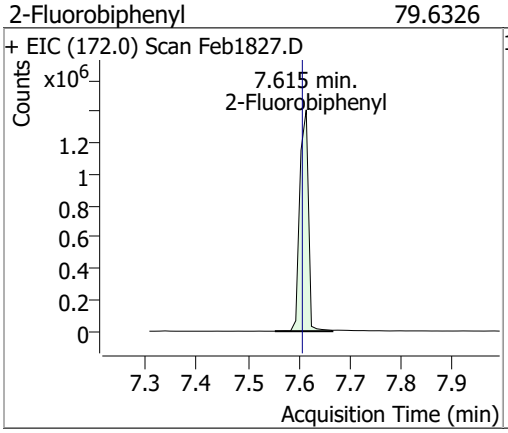

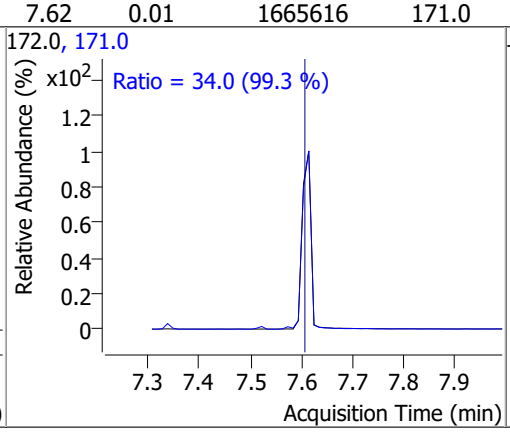

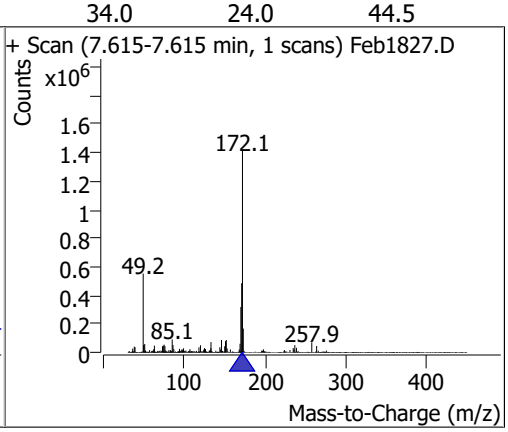

Compound	Conc.	RT	Dev(Min)	Resp.	QIon	QRatio	Lower	Upper
2-Chloronaphthalene	78.4990	7.72	0.00	1378676	127.0	37.4	25.1	46.7
					164.0	32.7	22.5	41.7

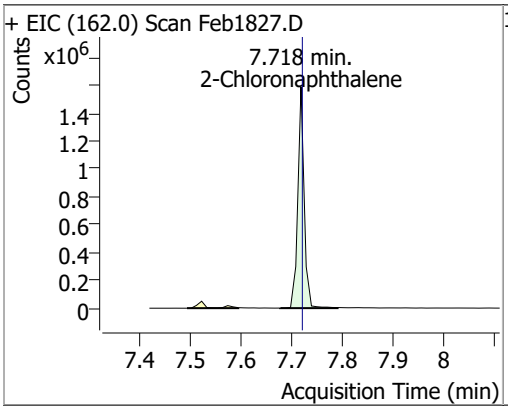

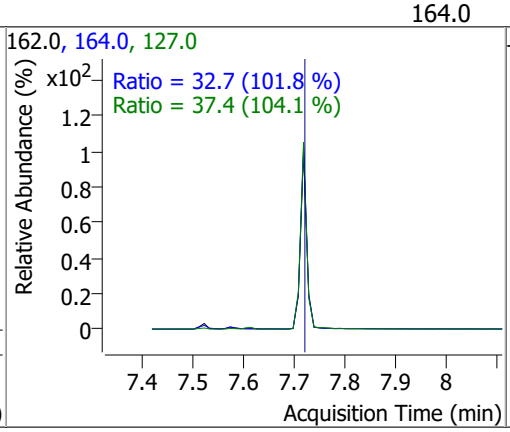

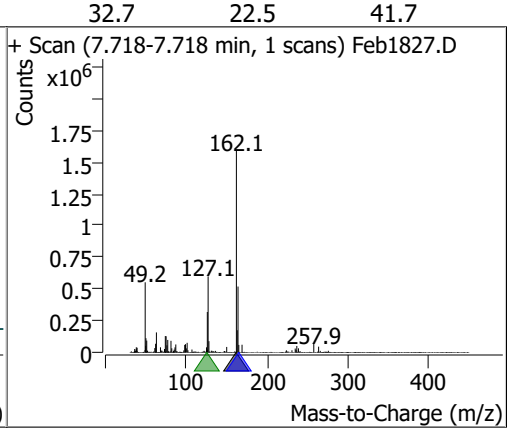

Compound	Conc.	RT	Dev(Min)	Resp.	QIon	QRatio	Lower	Upper
2-Nitroaniline	83.7116	7.89	0.01	263011	138.0	113.8	77.4	143.7

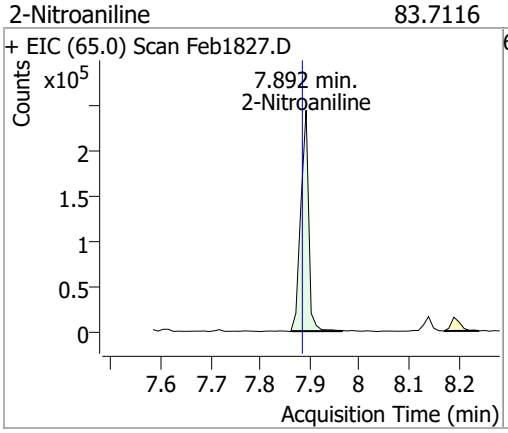

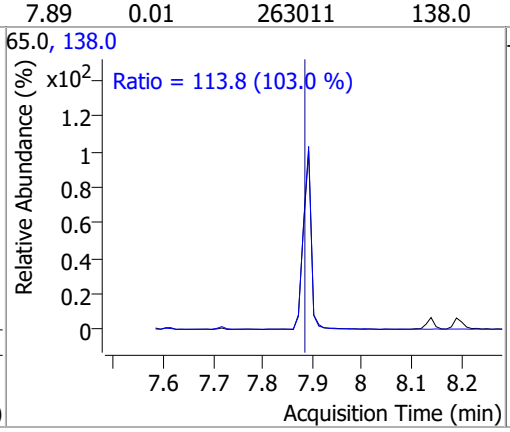

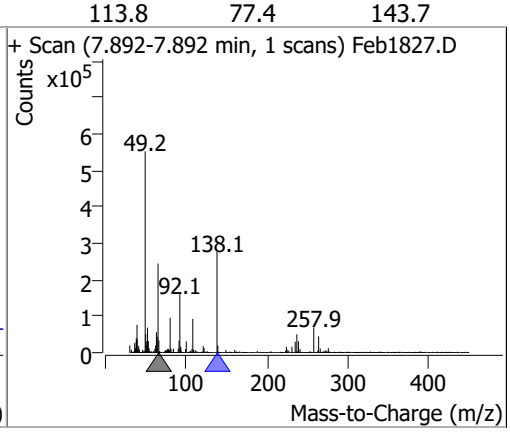

Compound	Conc.	RT	Dev(Min)	Resp.	QIon	QRatio	Lower	Upper
Dimethyl Phthalate	82.7194	8.14	0.00	1464934	77.0	20.4	13.8	25.7

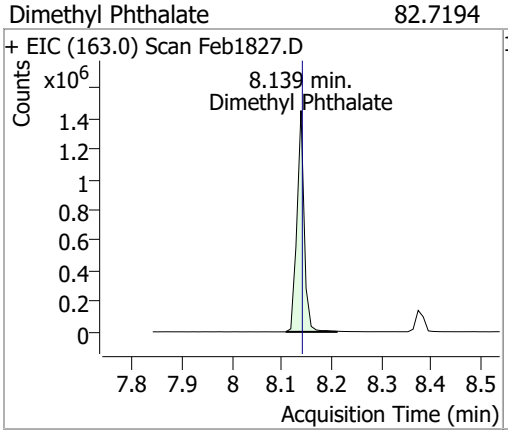

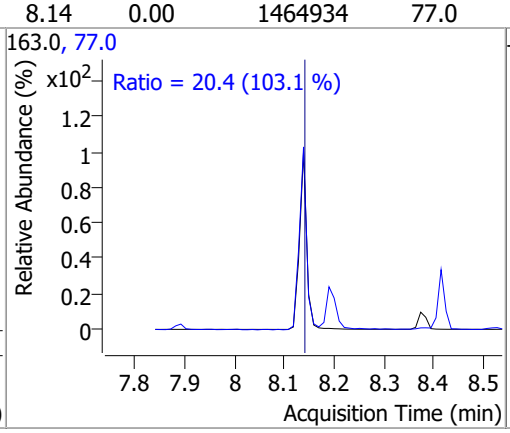

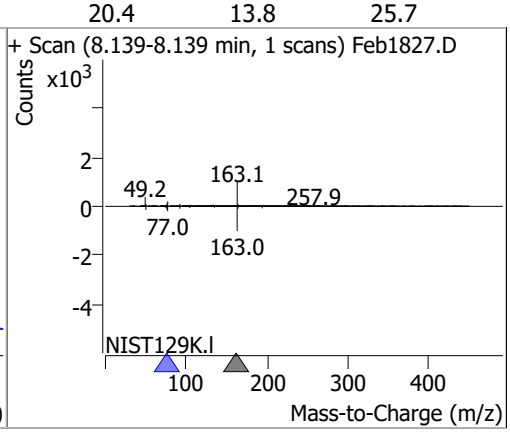

Compound	Conc.	RT	Dev(Min)	Resp.	QIon	QRatio	Lower	Upper
2,6-Dinitrotoluene	74.7220	8.19	0.00	181070	63.0	133.2	99.5	184.8
					89.0	63.8	43.3	80.3

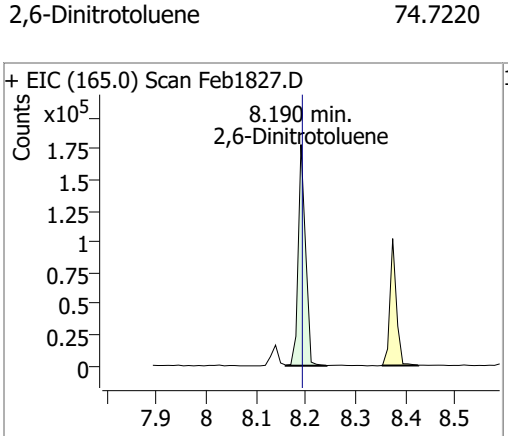

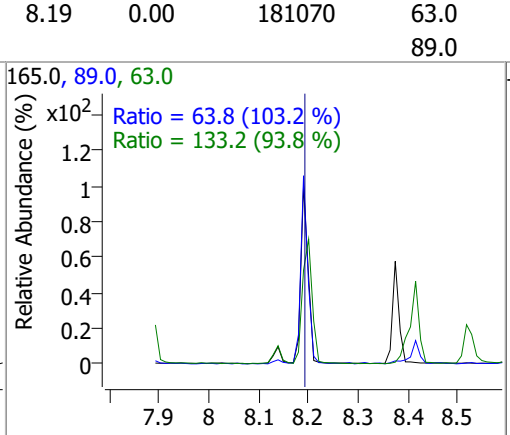

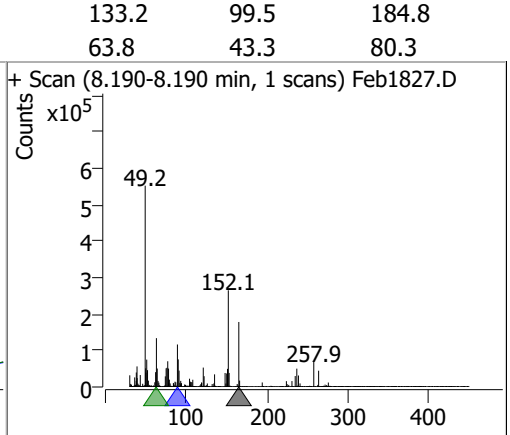

Compound	Conc.	RT	Dev(Min)	Resp.	QIon	QRatio	Lower	Upper
Acenaphthylene	75.8698	8.20	0.00	2131082	153.1	13.4	9.6	17.7

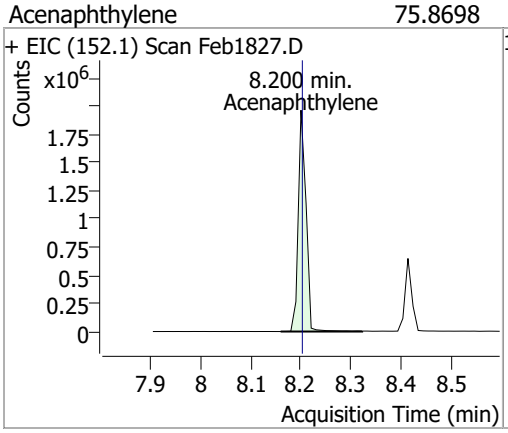

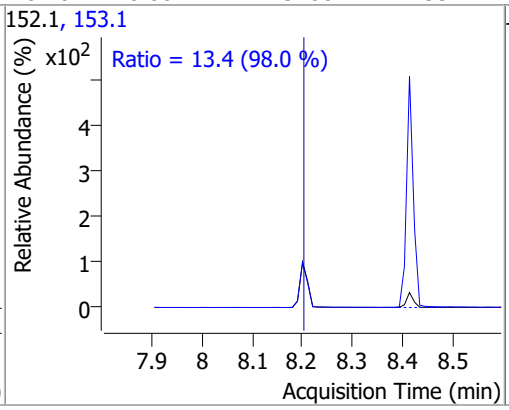

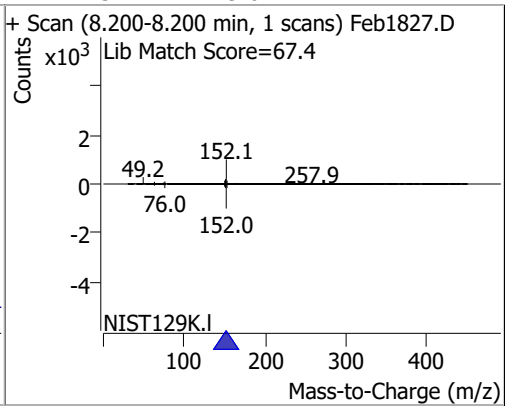

Compound	Conc.	RT	Dev(Min)	Resp.	QIon	QRatio	Lower	Upper
3-Nitroaniline	78.5658	8.39	0.00	216366	65.0	127.5	90.4	167.8
					92.0	112.6	74.7	138.7

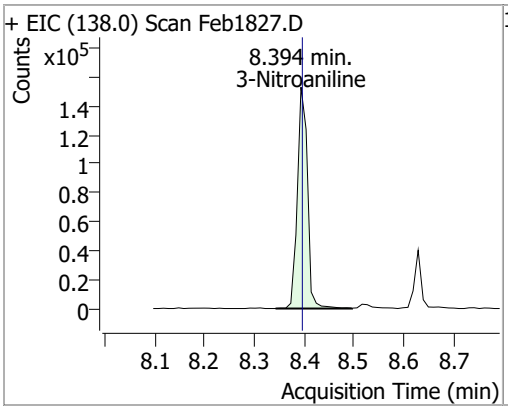

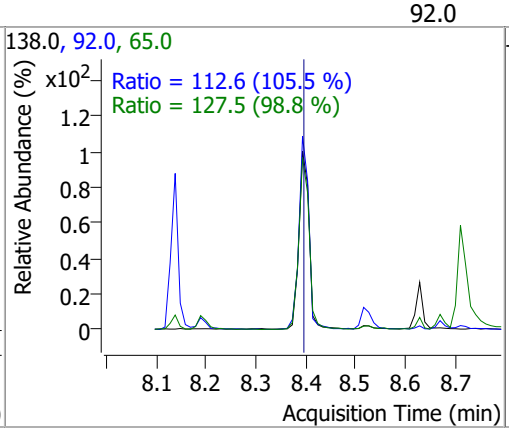

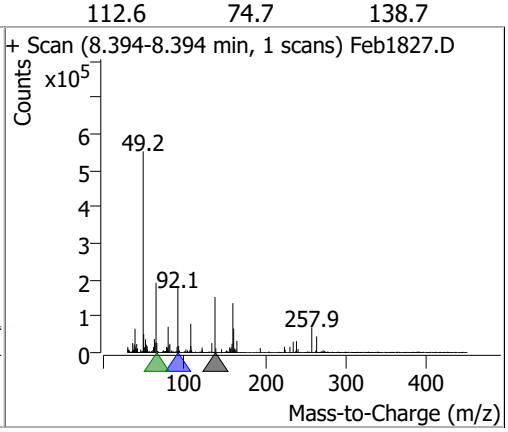

Compound	Conc.	RT	Dev(Min)	Resp.	QIon	QRatio	Lower	Upper
Acenaphthene	73.5879	8.41	0.00	1192024	153.0	108.3	74.5	138.4
					152.0	51.2	36.3	67.4

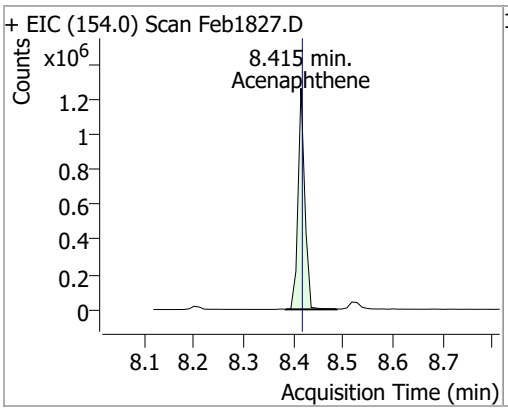

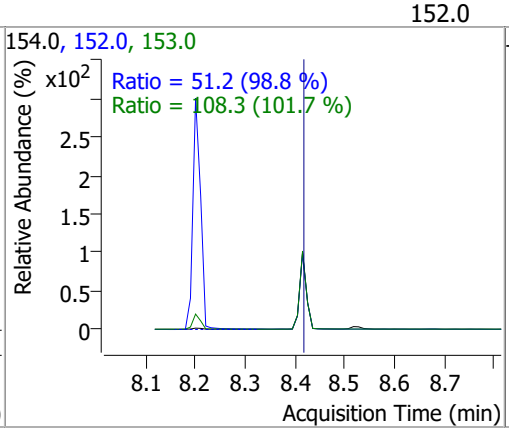

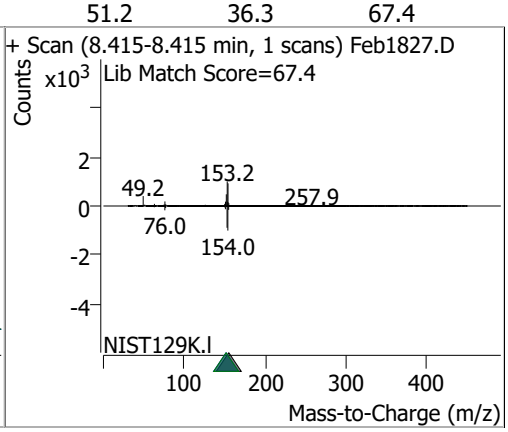

Compound	Conc.	RT	Dev(Min)	Resp.	QIon	QRatio	Lower	Upper
2,4-Dinitrophenol	81.7948	8.52	0.00	100794	154.0	63.1	43.9	81.5

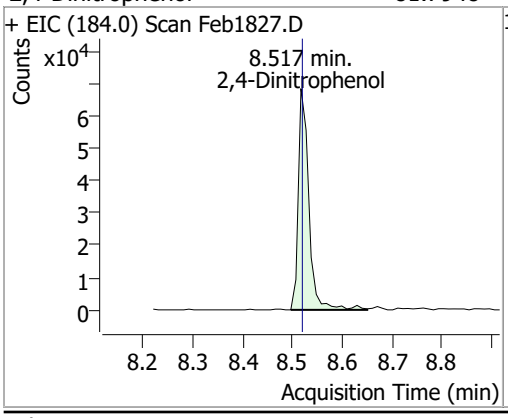

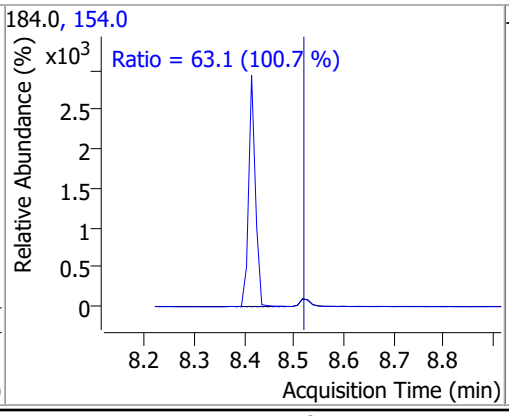

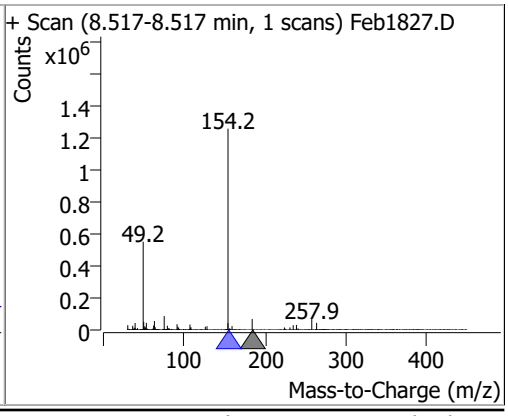

Compound	Conc.	RT	Dev(Min)	Resp.	QIon	QRatio	Lower	Upper
Dibenzofuran	76.5576	8.63	0.00	2030874	139.0	39.8	26.3	48.8

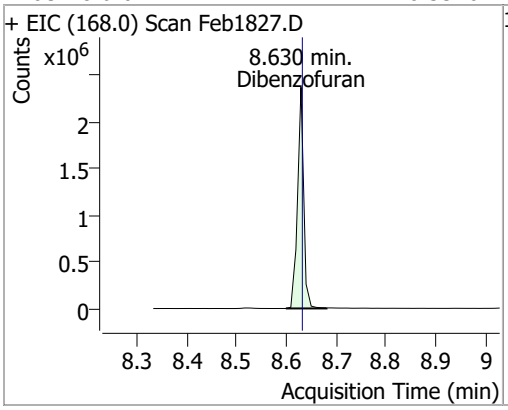

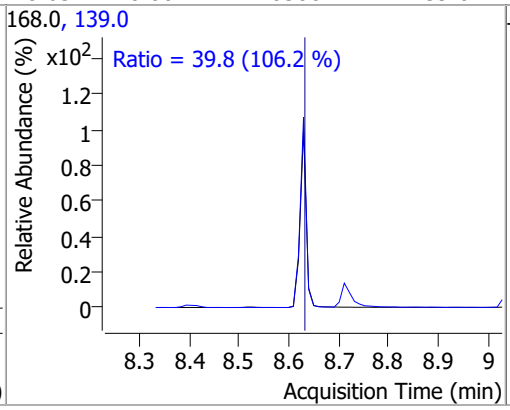

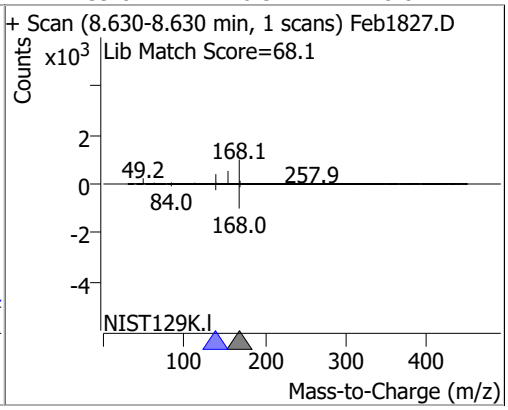

Compound	Conc.	RT	Dev(Min)	Resp.	QIon	QRatio	Lower	Upper
2,4-Dinitrotoluene	80.4520	8.67	0.00	244125	89.0	77.0	55.4	102.9
					63.0	46.8	33.9	62.9

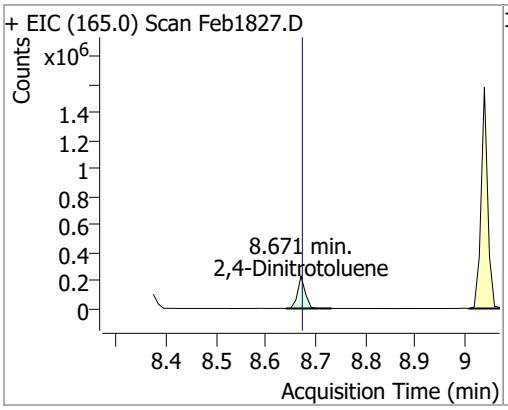

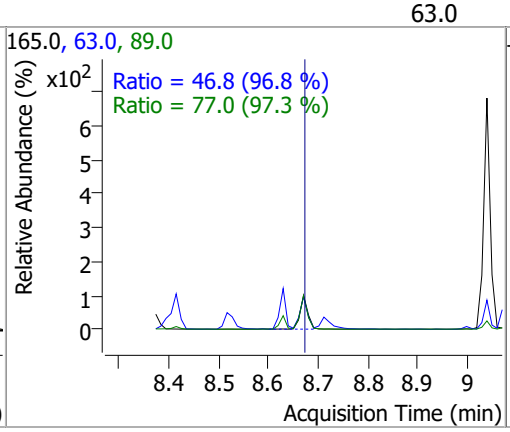

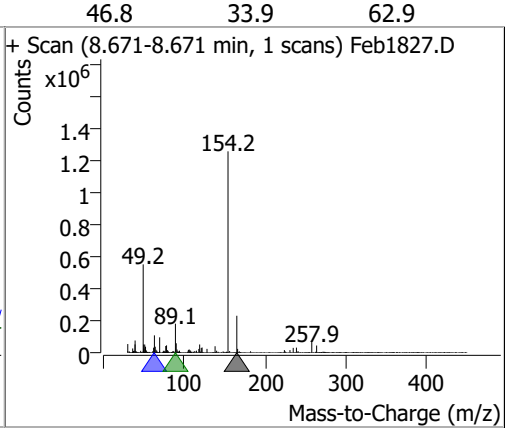

Compound	Conc.	RT	Dev(Min)	Resp.	QIon	QRatio	Lower	Upper
4-Nitrophenol	84.9536	8.71	0.01	255690	65.0	67.6	50.4	93.6
					139.0	71.3	49.8	92.5

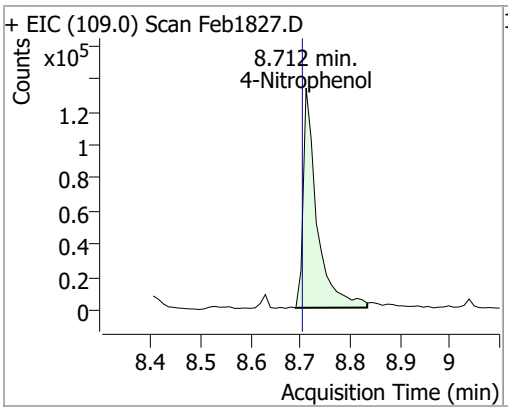

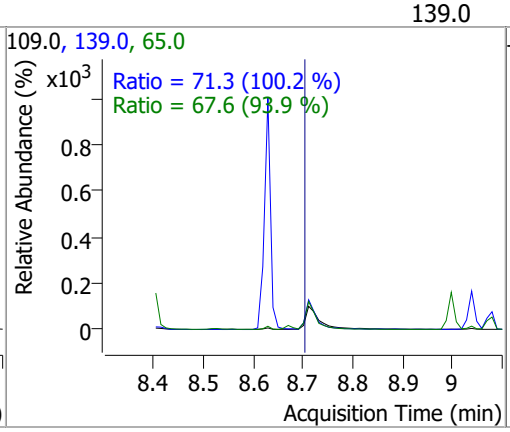

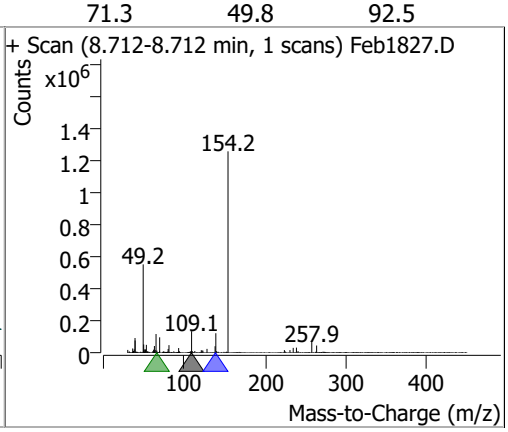

Compound	Conc.	RT	Dev(Min)	Resp.	QIon	QRatio	Lower	Upper
Diethylphthalate	78.7461	9.00	0.00	1442024	177.0	20.9	14.5	27.0
					150.0	12.7	8.7	16.2

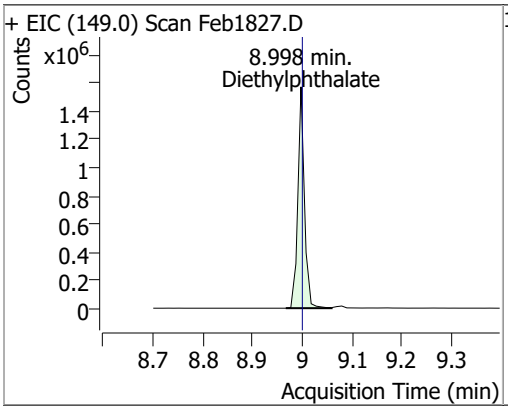

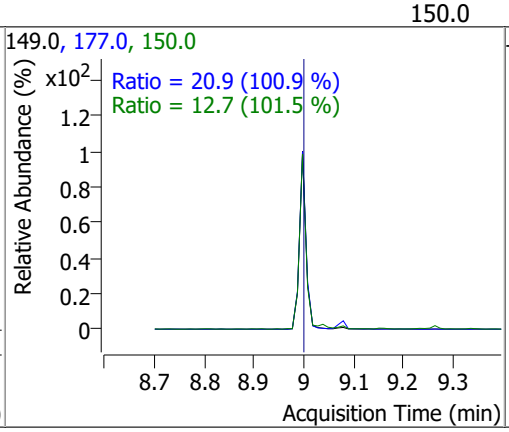

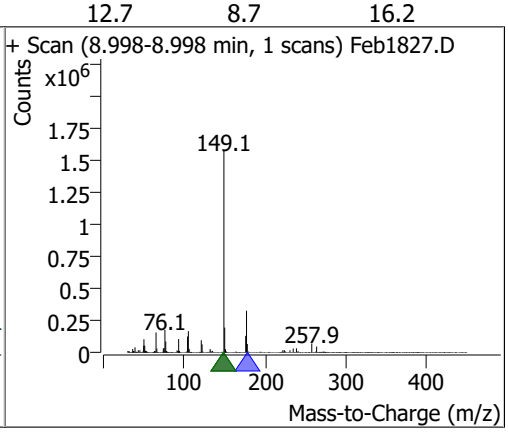

Compound	Conc.	RT	Dev(Min)	Resp.	QIon	QRatio	Lower	Upper
Fluorene	73.4285	9.04	0.00	1558114	165.0	93.1	65.4	121.4
					167.0	13.8	9.6	17.8

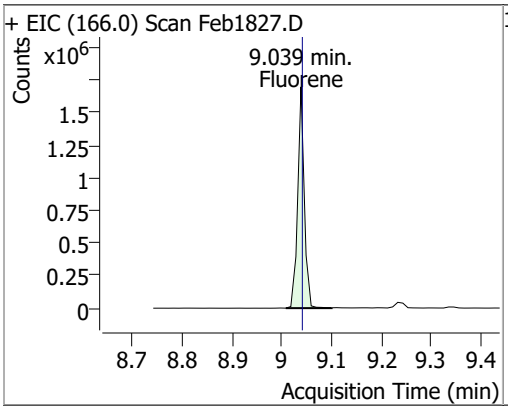

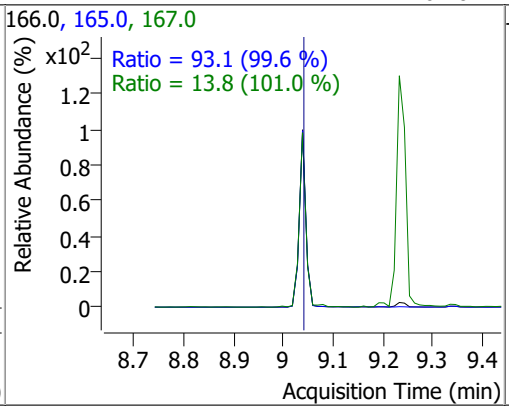

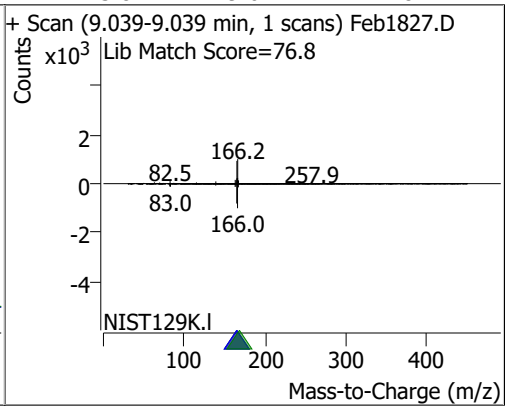

Compound	Conc.	RT	Dev(Min)	Resp.	QIon	QRatio	Lower	Upper
4-Chlorophenyl-phenylether	83.4706	9.08	0.01	796540	141.0	62.1	42.8	79.6
					206.0	34.1	23.6	43.9

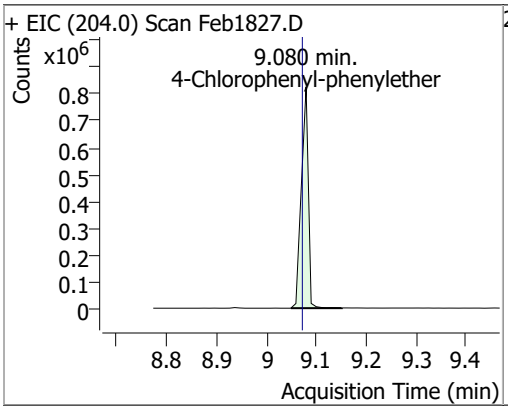

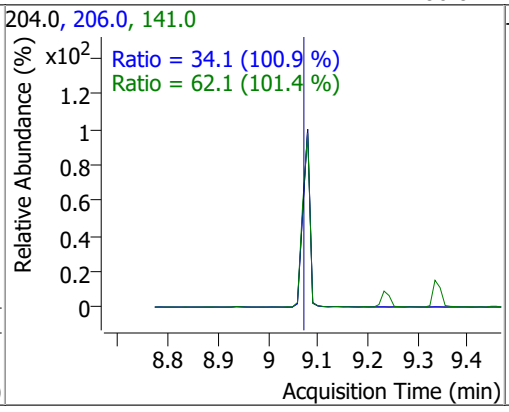

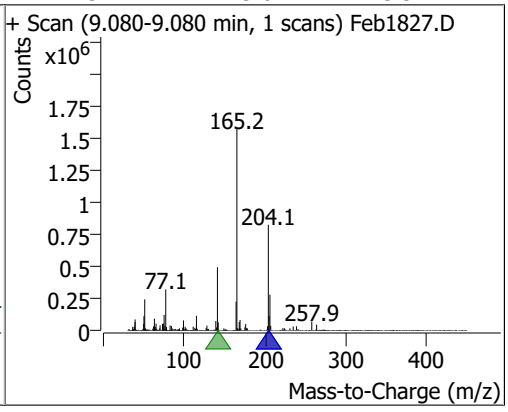

Compound	Conc.	RT	Dev(Min)	Resp.	QIon	QRatio	Lower	Upper
4-Nitroaniline	86.0686	9.15	0.01	262489	65.0	112.6	78.9	146.6
					92.0	49.1	34.5	64.1

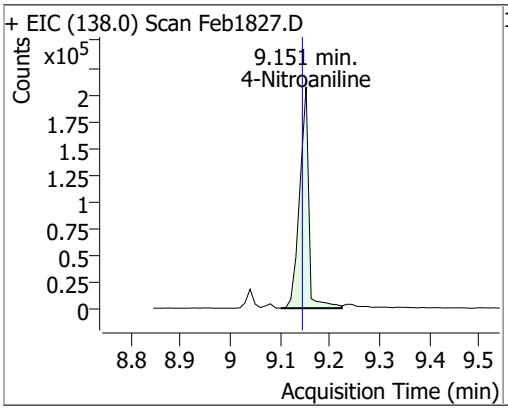

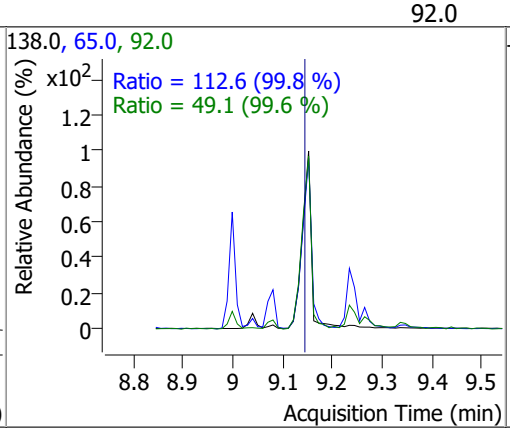

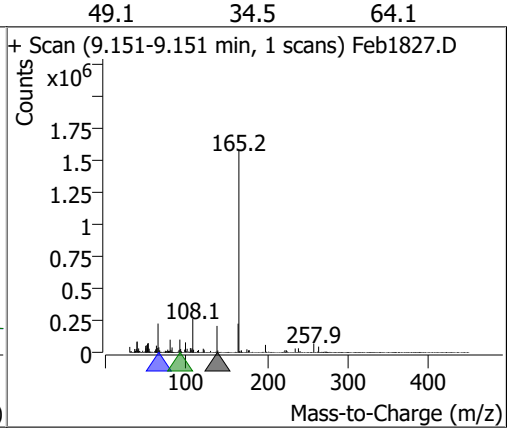

Compound	Conc.	RT	Dev(Min)	Resp.	QIon	QRatio	Lower	Upper
4,6-Dinitro-2-methylphenol	84.0349	9.16	0.01	156419	121.0	47.8	35.1	65.3

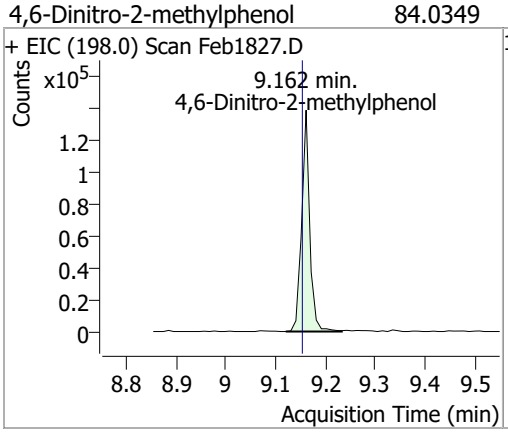

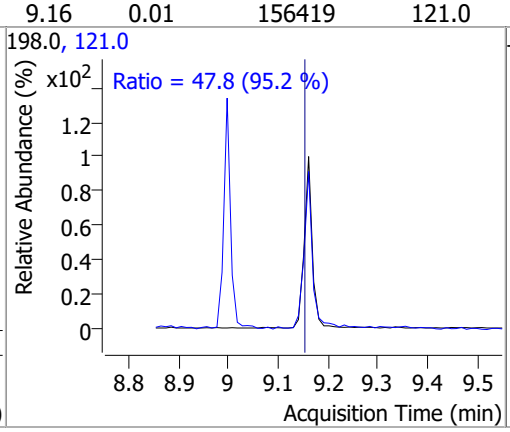

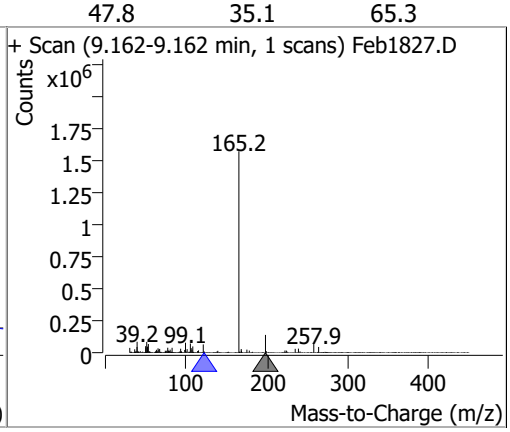

Compound	Conc.	RT	Dev(Min)	Resp.	QIon	QRatio	Lower	Upper
N-nitrosodiphenylamine	78.8431	9.23	0.00	1122431	168.0	62.5	44.0	81.7
					167.0	34.4	23.9	44.3

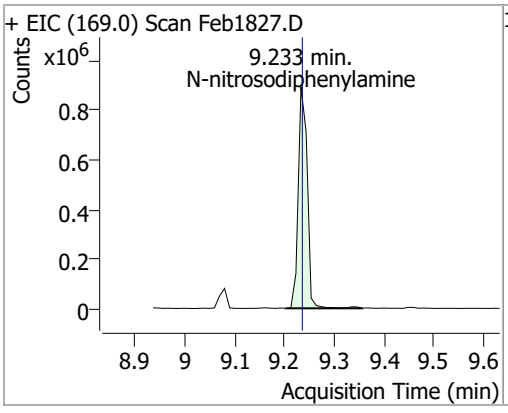

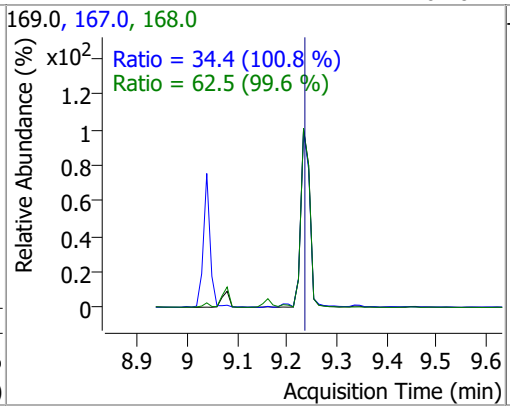

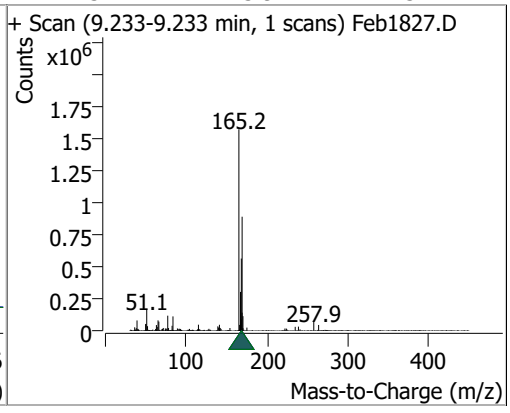

Compound	Conc.	RT	Dev(Min)	Resp.	QIon	QRatio	Lower	Upper
Azobenzene	76.5865	9.26	0.00	1436972	51.0	48.6	31.6	58.7
					182.0	23.9	16.9	31.4

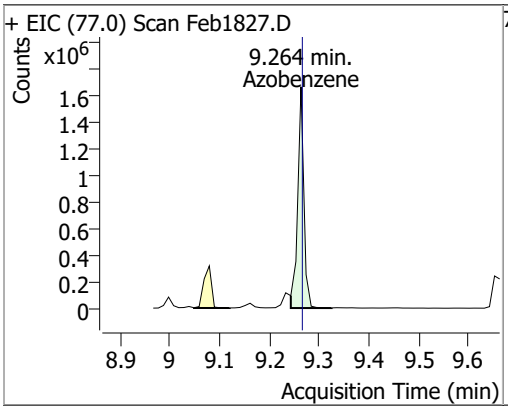

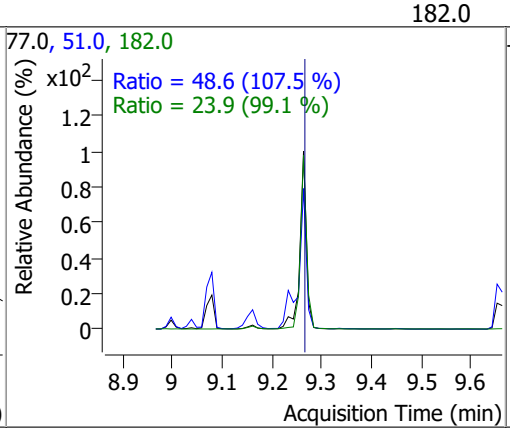

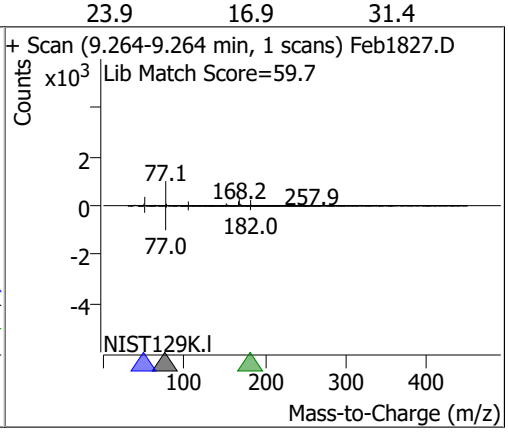

Compound	Conc.	RT	Dev(Min)	Resp.	QIon	QRatio	Lower	Upper
2,4,6-Tribromophenol	83.8570	9.35	0.01	146809	331.8	90.2	68.5	127.2

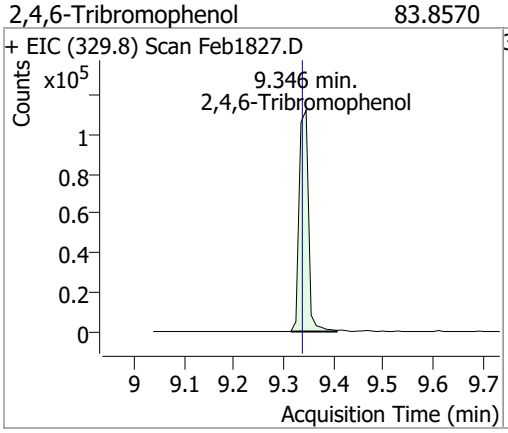

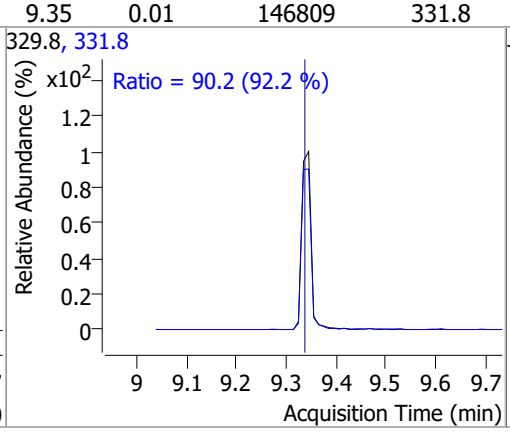

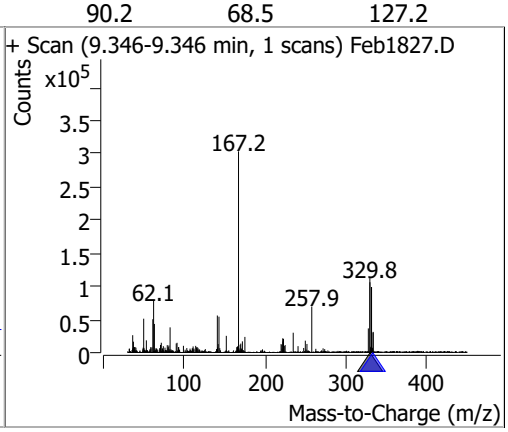

Compound	Conc.	RT	Dev(Min)	Resp.	QIon	QRatio	Lower	Upper
4-Bromophenyl-phenylether	80.5743	9.66	0.01	434109	141.0	97.5	69.1	128.4
					250.0	98.2	68.8	127.7

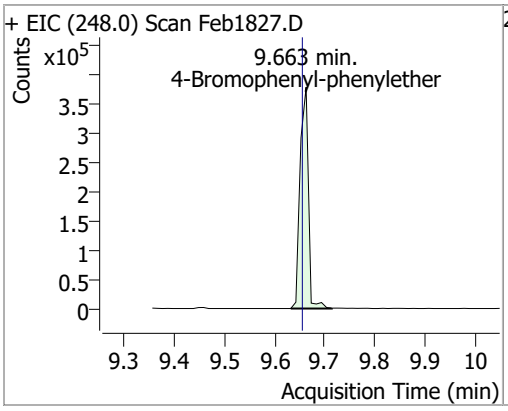

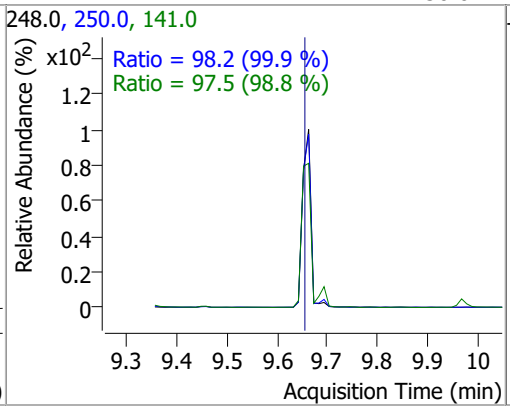

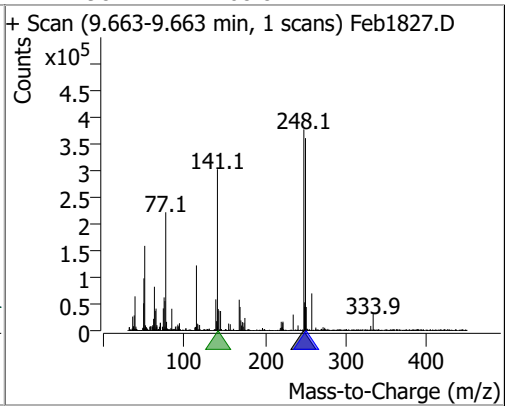

Compound	Conc.	RT	Dev(Min)	Resp.	QIon	QRatio	Lower	Upper
Hexachlorobenzene	82.8407	9.69	0.00	454190	142.0	50.6	37.7	70.0

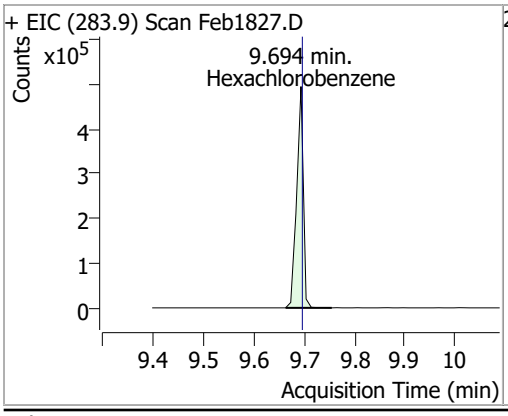

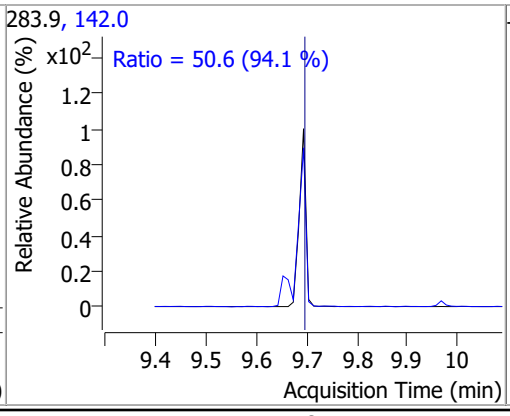

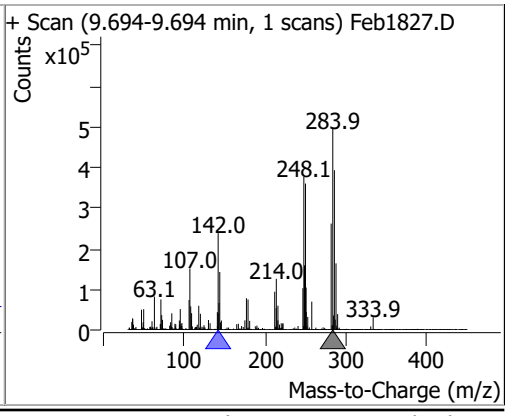

Compound	Conc.	RT	Dev(Min)	Resp.	QIon	QRatio	Lower	Upper
Pentachlorophenol	84.9464	9.97	0.00	219036	267.9	62.8	41.5	77.2
					263.9	61.0	41.2	76.6

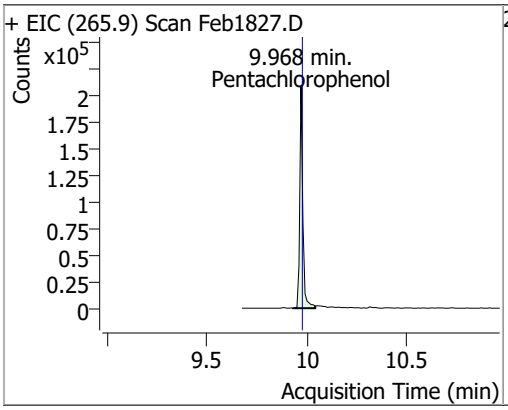

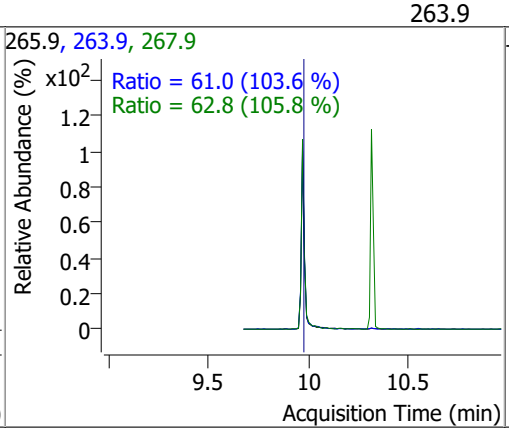

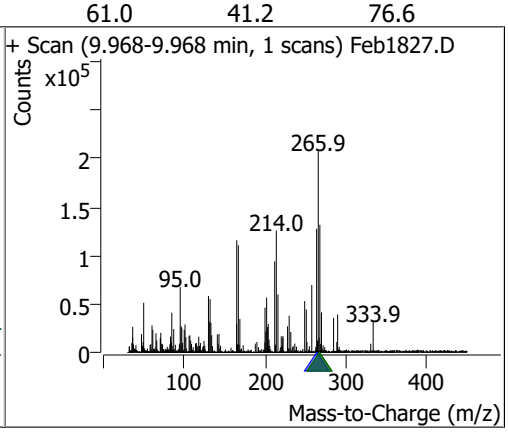

Compound	Conc.	RT	Dev(Min)	Resp.	QIon	QRatio	Lower	Upper
Phenanthrene	79.1838	10.19	0.01	2347310	176.0	18.6	13.0	24.1

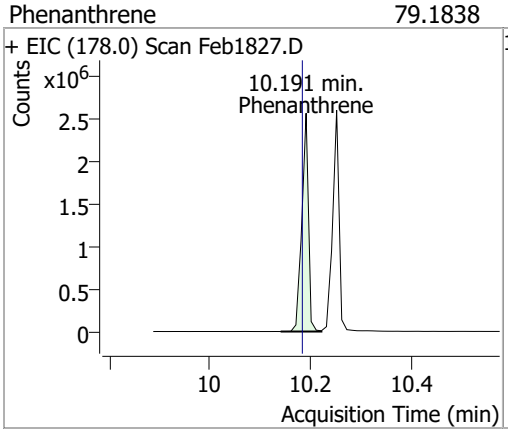

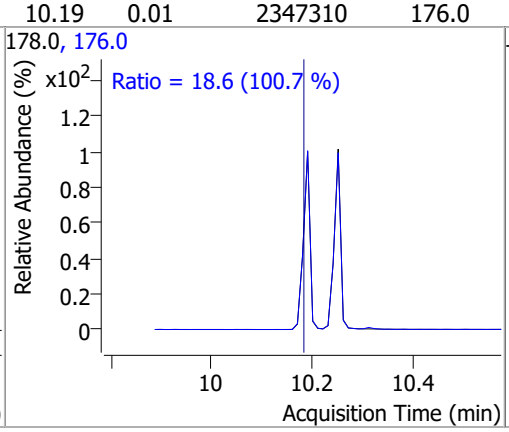

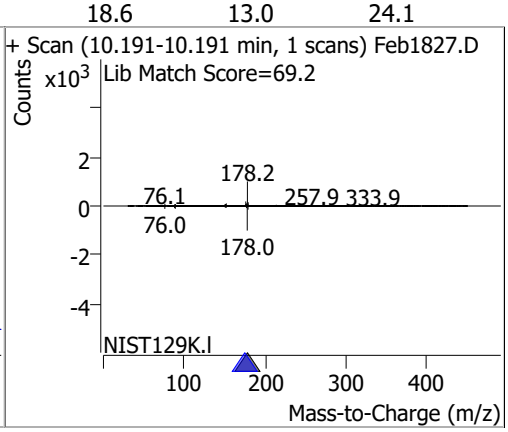

Compound	Conc.	RT	Dev(Min)	Resp.	QIon	QRatio	Lower	Upper
Anthracene	83.5271	10.25	0.00	2334154 (m)	176.0	18.2	12.9	23.9

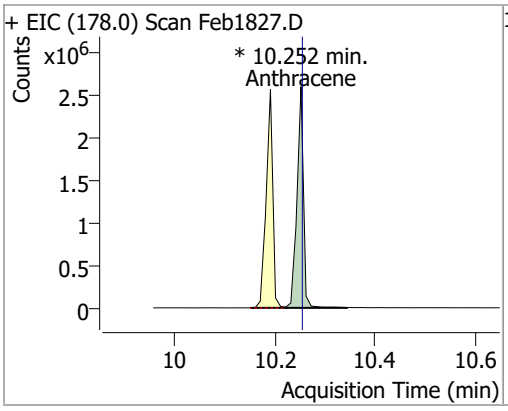

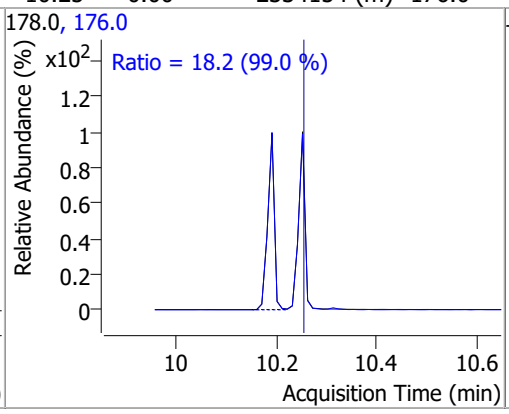

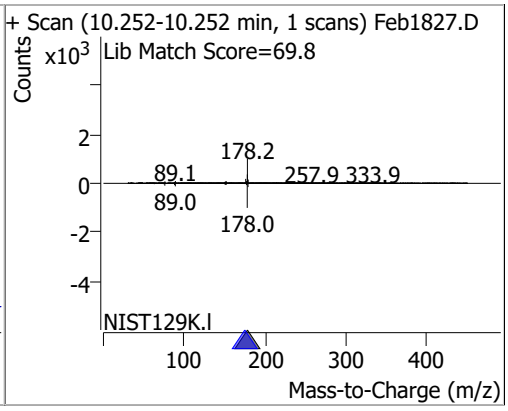

Compound	Conc.	RT	Dev(Min)	Resp.	QIon	QRatio	Lower	Upper
Triallate	81.5315	10.31	0.00	544599	268.0	24.4	16.9	31.4
					143.0	22.0	15.8	29.3

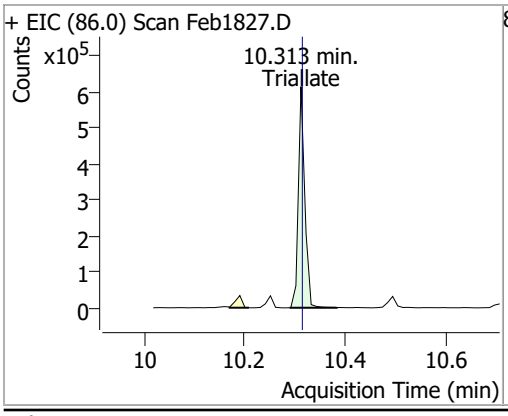

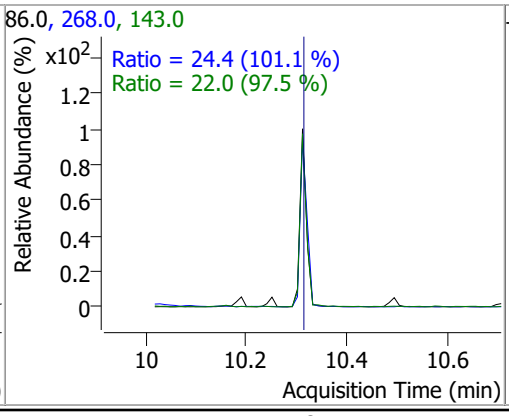

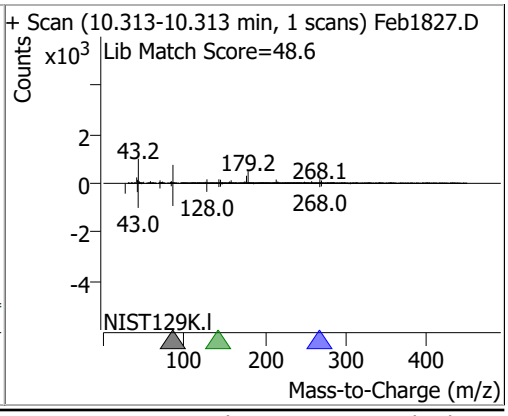

Compound	Conc.	RT	Dev(Min)	Resp.	QIon	QRatio	Lower	Upper
Carbazole	76.4391	10.49	0.00	2166168	139.0	13.2	9.0	16.7

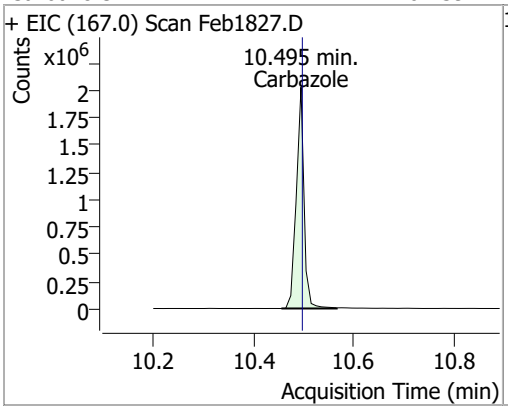

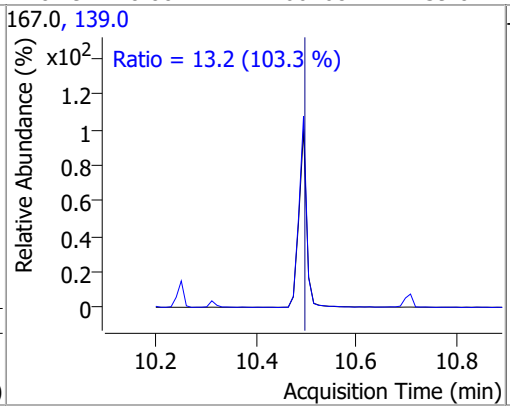

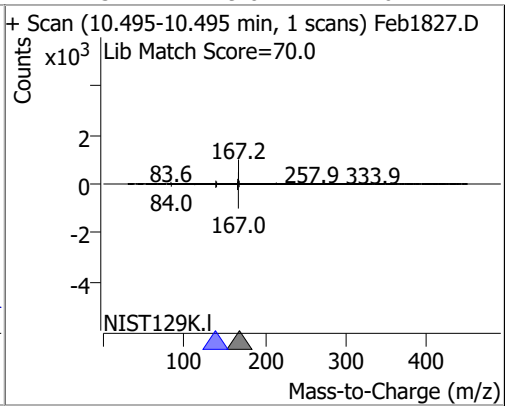

Compound	Conc.	RT	Dev(Min)	Resp.	QIon	QRatio	Lower	Upper
o-Terphenyl	81.4661	10.71	0.01	1280045	229.0	63.6	45.4	84.3
					215.0	37.0	25.9	48.1

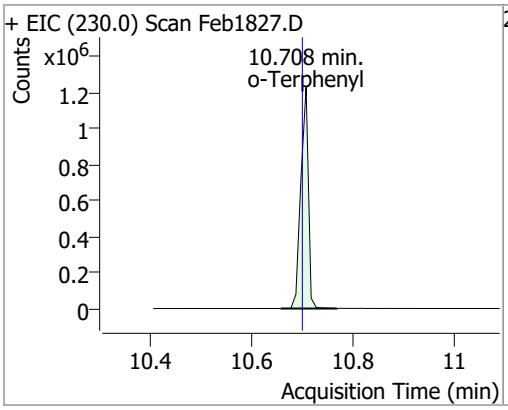

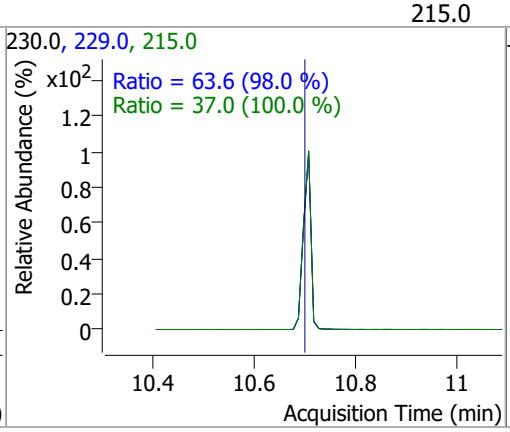

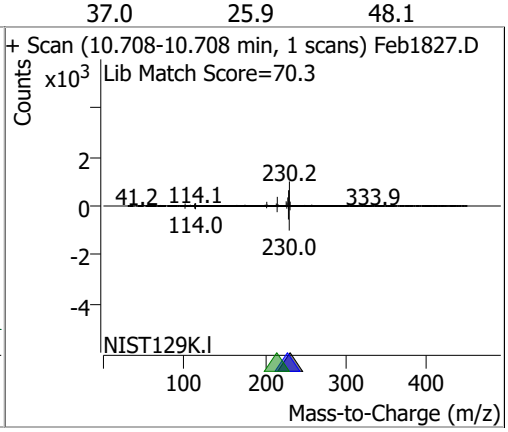

Compound	Conc.	RT	Dev(Min)	Resp.	QIon	QRatio	Lower	Upper
Di-n-Butylphthalate	85.6959	11.08	0.00	2321143	150.0	9.4	6.3	11.8
					104.0	6.2	4.5	8.3

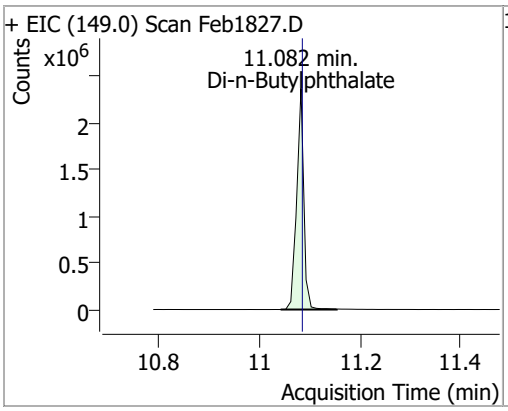

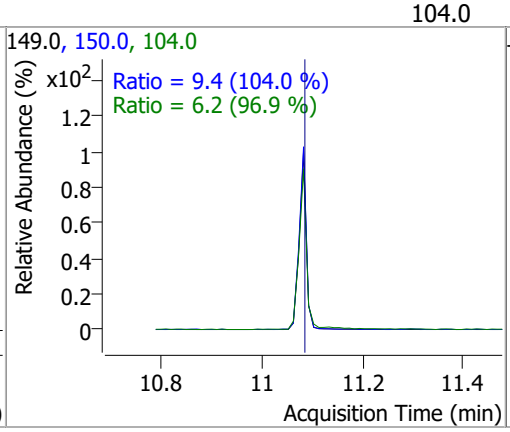

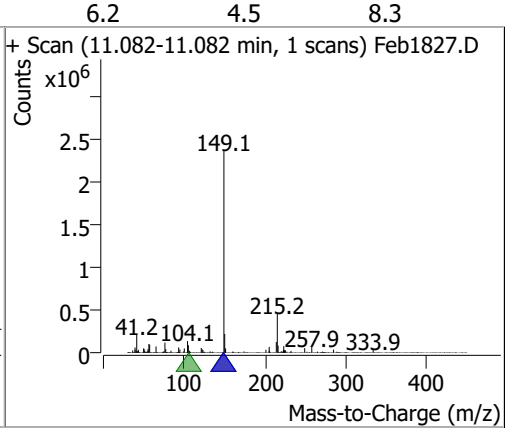

Compound	Conc.	RT	Dev(Min)	Resp.	QIon	QRatio	Lower	Upper
Fluoranthene	78.8948	11.96	0.01	2341183	101.0	13.6	9.4	17.4

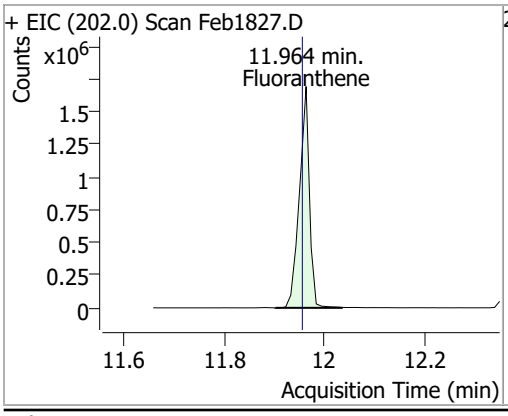

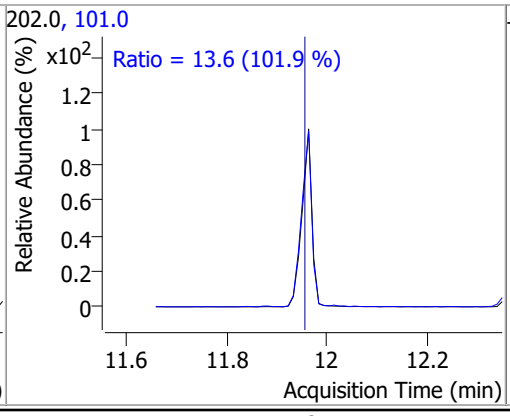

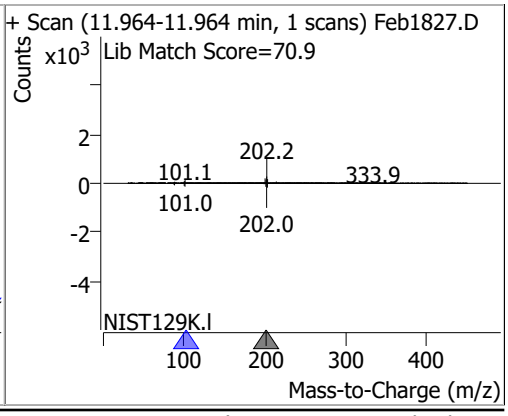

Compound	Conc.	RT	Dev(Min)	Resp.	QIon	QRatio	Lower	Upper
Benzidine	86.6553	12.35	0.00	895648	183.0	11.8	8.3	15.4
					92.0	8.2	5.8	10.8

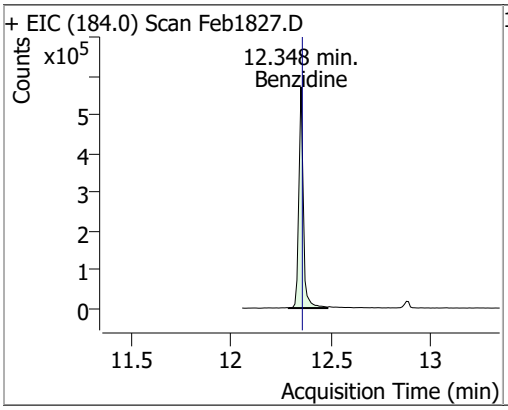

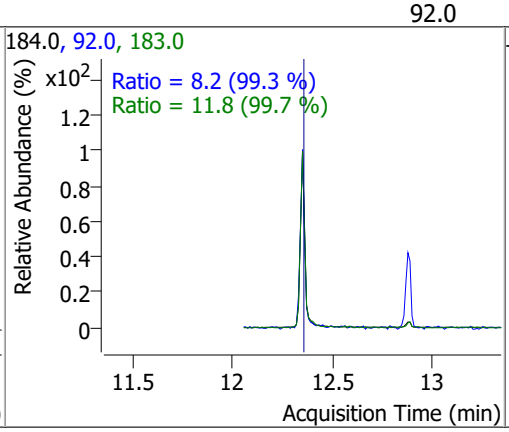

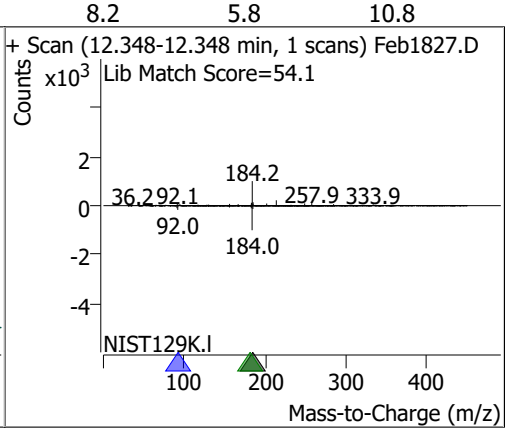

Compound	Conc.	RT	Dev(Min)	Resp.	QIon	QRatio	Lower	Upper
Pyrene	77.3479	12.39	0.01	2505156	101.0	16.3	11.1	20.6

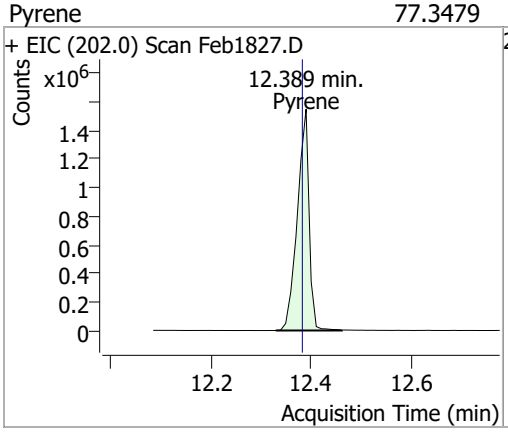

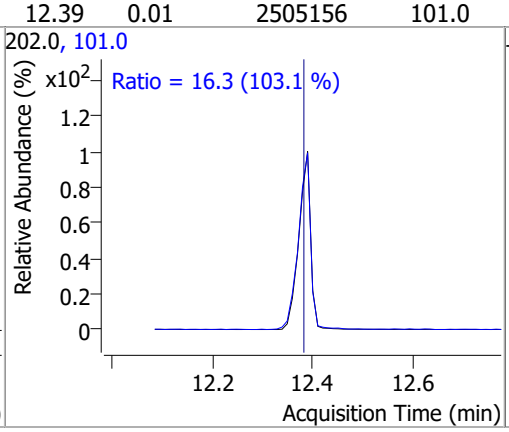

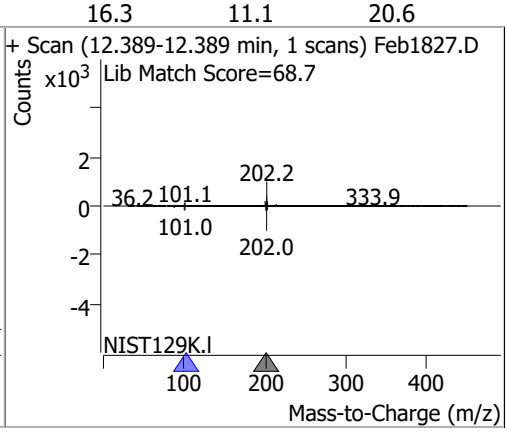

Compound	Conc.	RT	Dev(Min)	Resp.	QIon	QRatio	Lower	Upper
Terphenyl-d14	78.4681	12.88	0.00	1709544	122.0	14.2	10.1	18.7

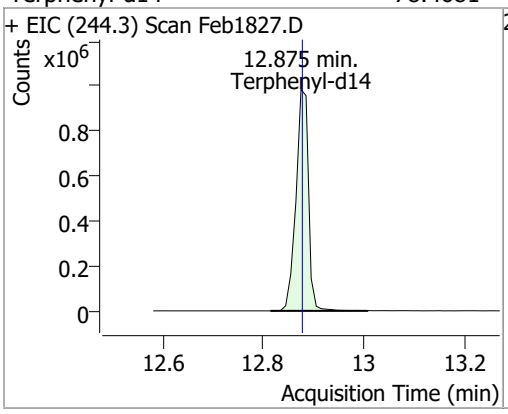

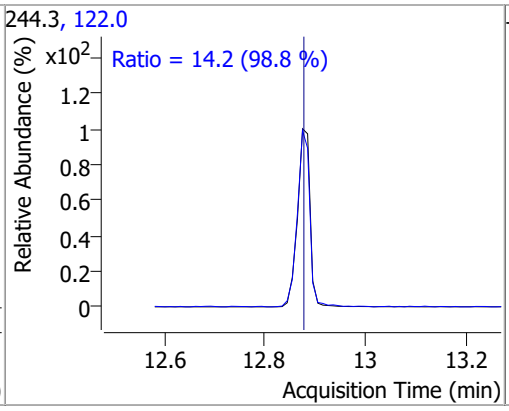

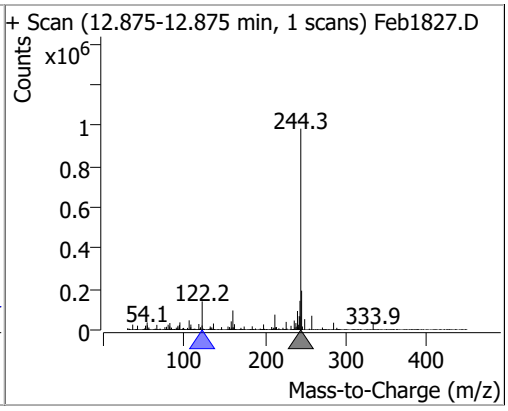

Compound	Conc.	RT	Dev(Min)	Resp.	QIon	QRatio	Lower	Upper
Butylbenzylphthalate	82.3461	14.33	0.01	785540	91.0	83.9	59.6	110.6
					206.0	18.2	12.2	22.7

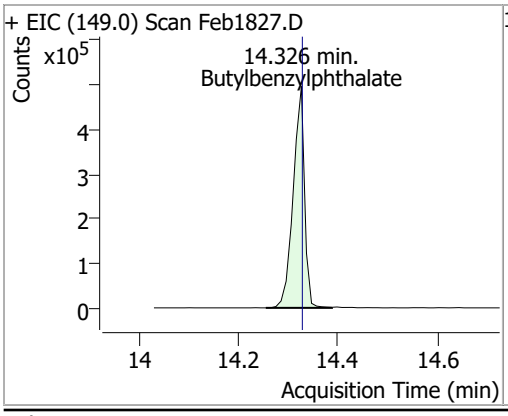

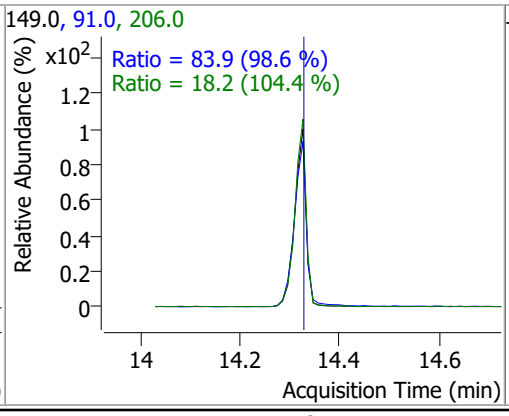

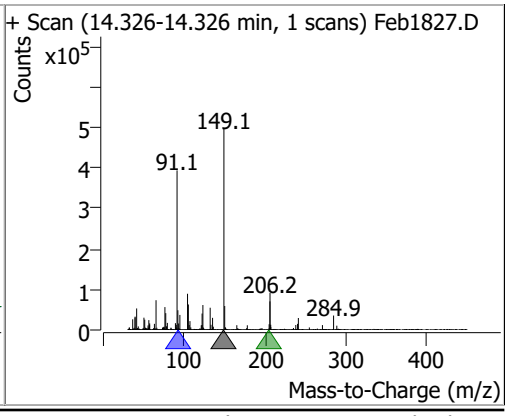

Compound	Conc.	RT	Dev(Min)	Resp.	QIon	QRatio	Lower	Upper
Benzo(a)Anthracene	78.1625	15.53	0.02	1956214	226.0	26.4	18.8	34.9
					229.0	20.7	14.7	27.4

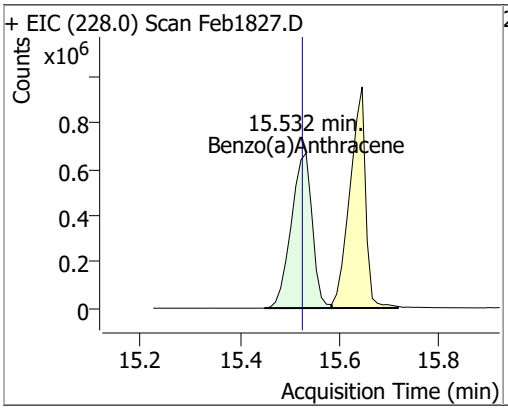

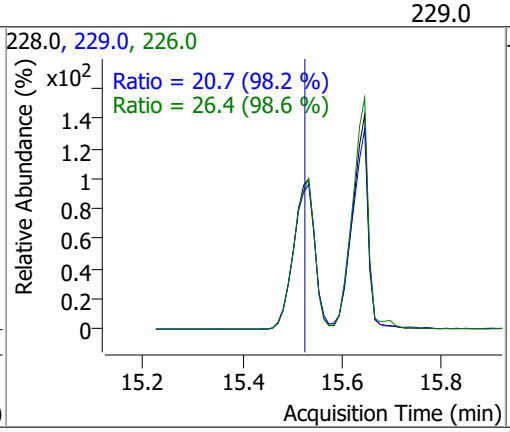

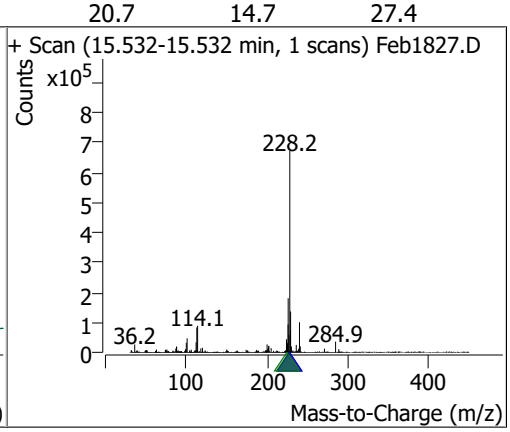

Compound	Conc.	RT	Dev(Min)	Resp.	QIon	QRatio	Lower	Upper
Chrysene	74.6698	15.64	0.02	2097009	226.0	29.6	19.9	36.9
					229.0	20.0	13.8	25.6

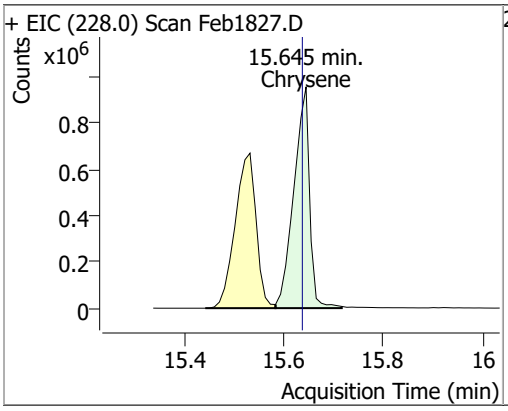

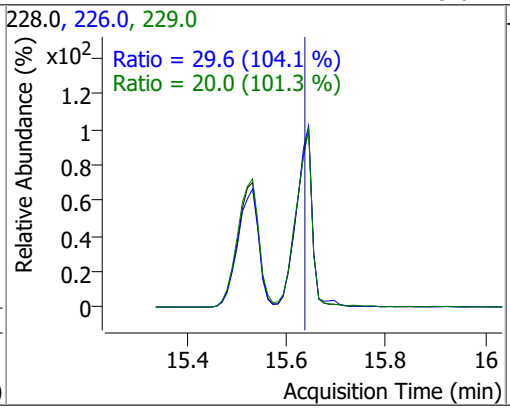

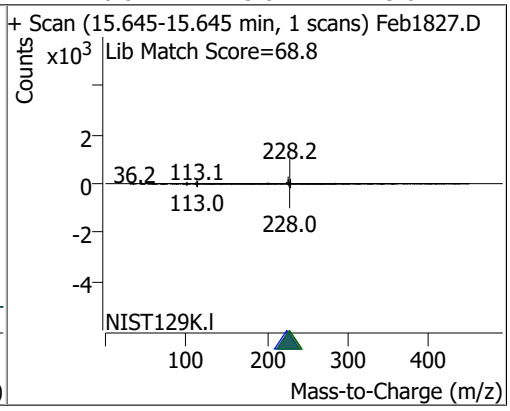

Compound	Conc.	RT	Dev(Min)	Resp.	QIon	QRatio	Lower	Upper
3,3-Dichlorobenzidine	81.2839	15.70	0.01	723451	254.0	64.4	44.9	83.4

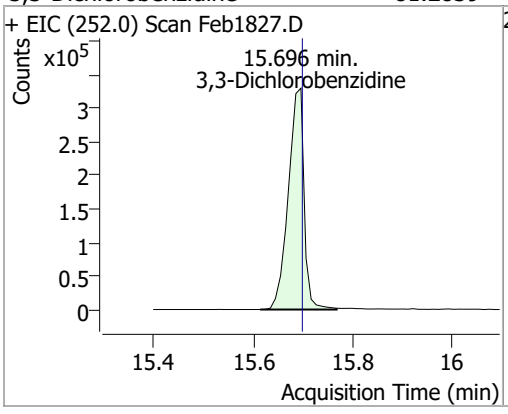

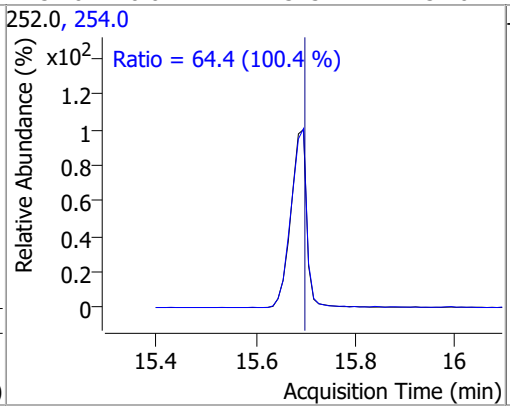

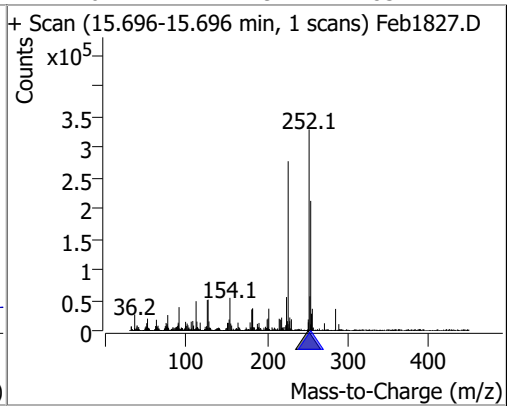

Compound	Conc.	RT	Dev(Min)	Resp.	QIon	QRatio	Lower	Upper
bis(2-ethylhexyl)Phthalate	84.4959	16.38	0.01	279434	149.0	388.8	273.6	508.0
					279.0	15.0	10.5	19.5

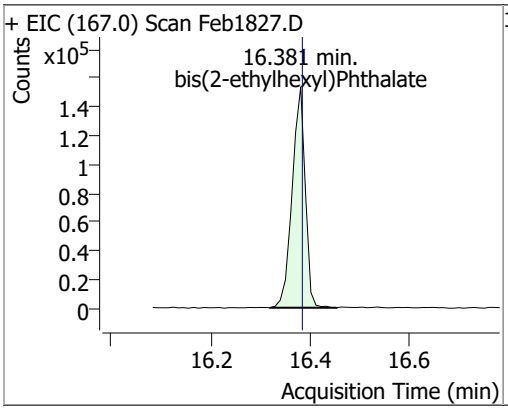

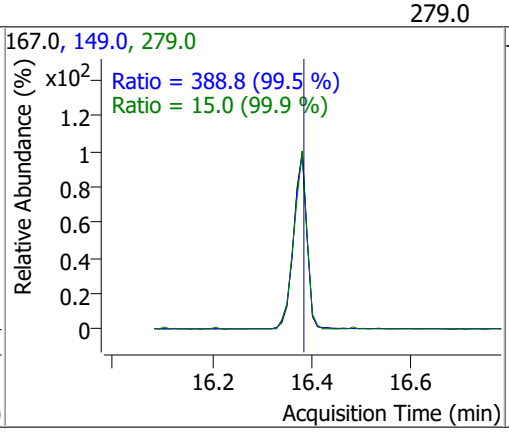

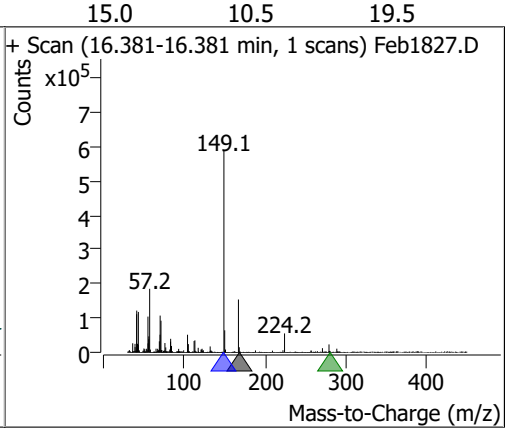

Compound	Conc.	RT	Dev(Min)	Resp.	QIon	QRatio	Lower	Upper
Di-n-octyl Phthalate	83.3808	18.14	0.01	1930041	150.0	9.6	7.0	13.0

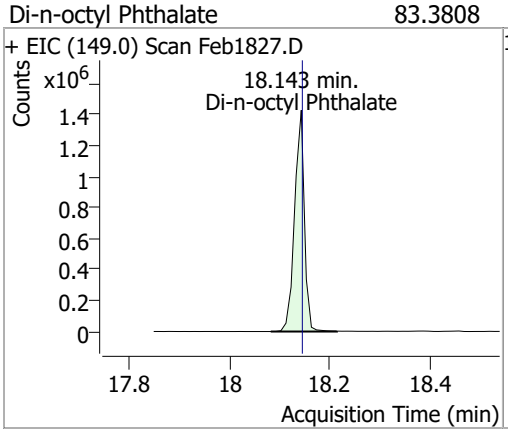

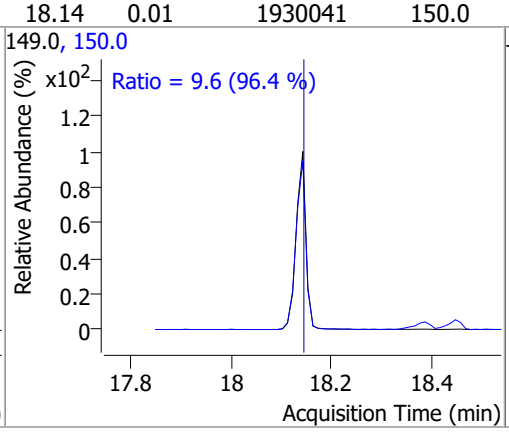

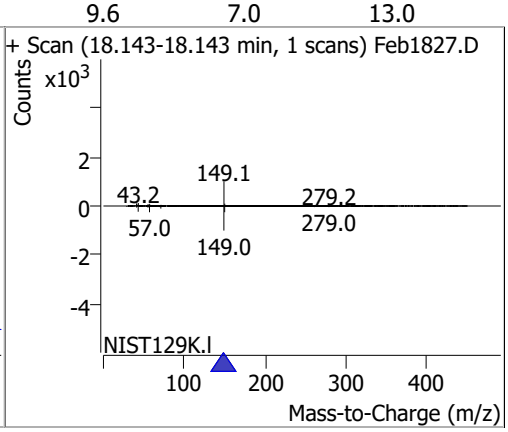

Compound	Conc.	RT	Dev(Min)	Resp.	QIon	QRatio	Lower	Upper
Benzo(b)fluoranthene	71.5410	18.39	0.01	1811573	253.0	22.2	15.6	29.0

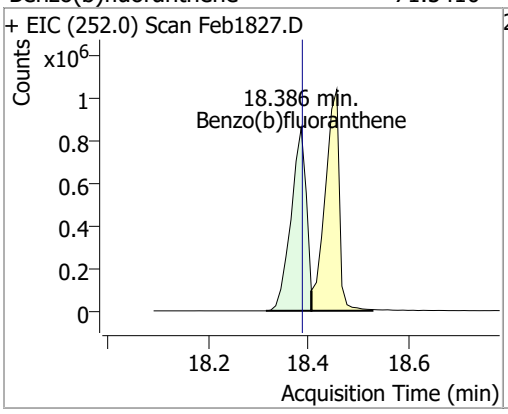

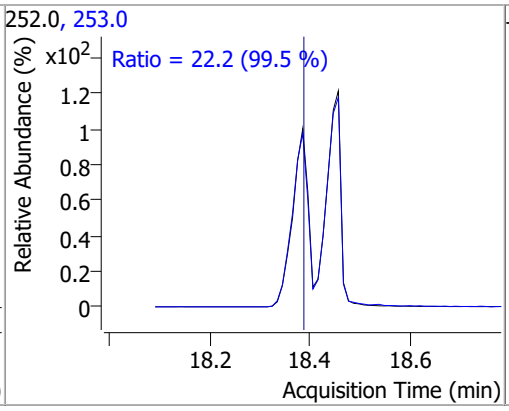

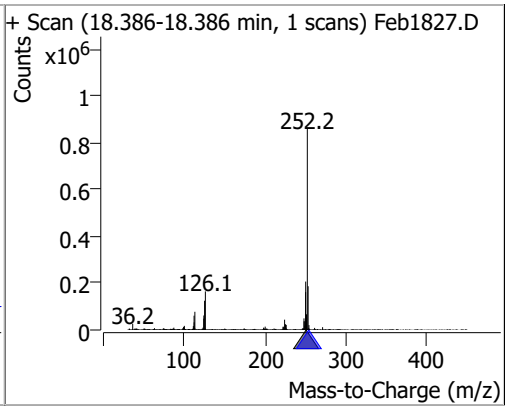

Compound	Conc.	RT	Dev(Min)	Resp.	QIon	QRatio	Lower	Upper
Benzo(k)fluoranthene	76.7325	18.46	0.01	2036905	253.0	22.0	15.4	28.6

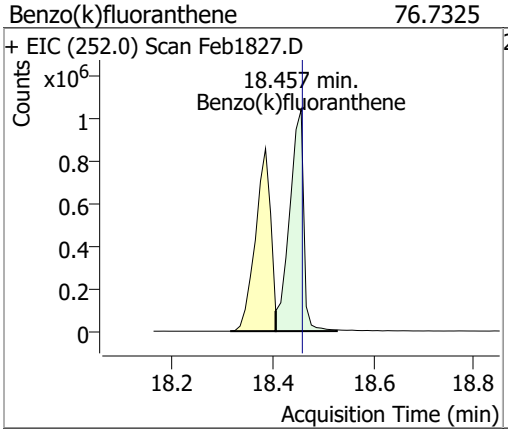

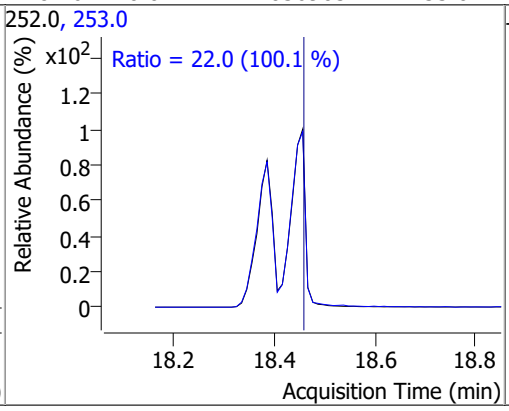

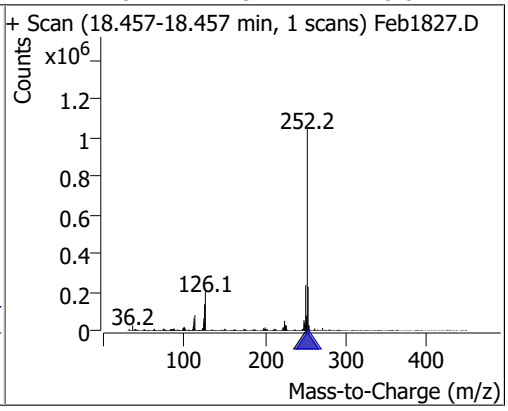

Compound	Conc.	RT	Dev(Min)	Resp.	QIon	QRatio	Lower	Upper
Benzo(a)pyrene	74.2858	18.99	0.01	1775708	253.0	23.1	15.1	28.0

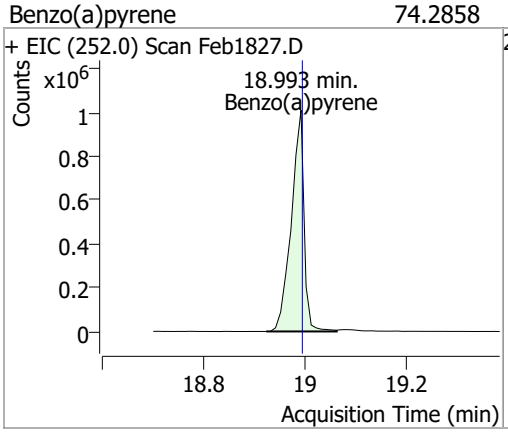

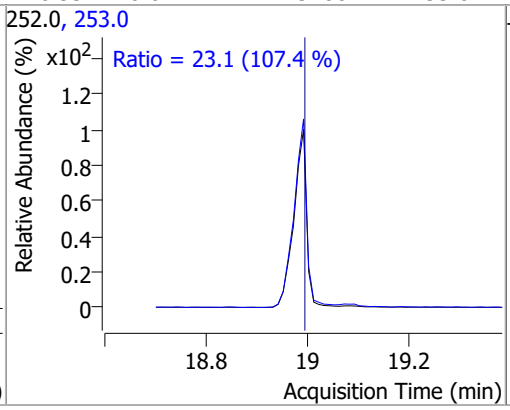

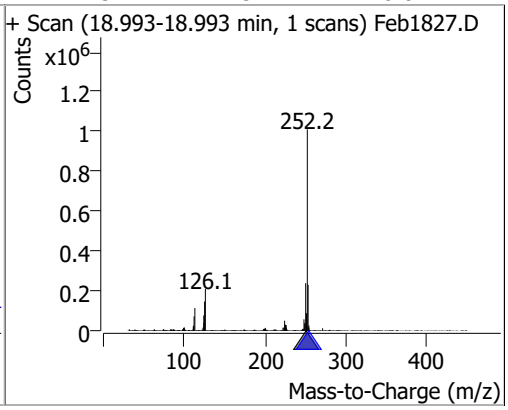

Compound	Conc.	RT	Dev(Min)	Resp.	QIon	QRatio	Lower	Upper
Indeno(1,2,3-c,d)pyrene	76.3301	20.77	0.01	1530850	138.0	31.3	20.7	38.5

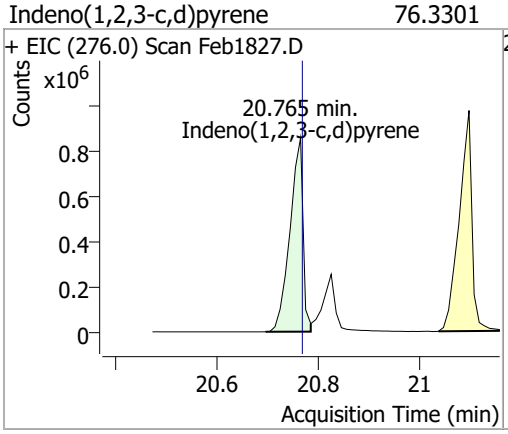

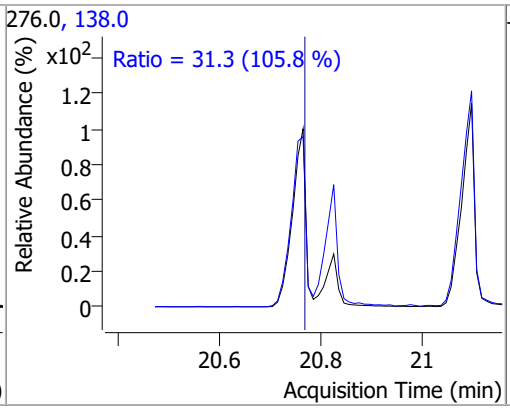

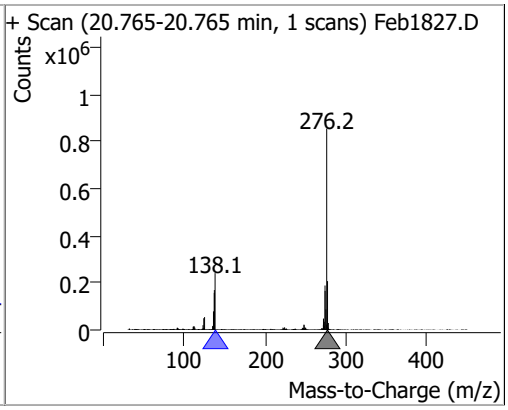

Compound	Conc.	RT	Dev(Min)	Resp.	QIon	QRatio	Lower	Upper
Dibenzo(a,h)anthracene	73.9985	20.83	0.01	1615531	139.0	24.6	17.6	32.7
					279.0	24.6	16.9	31.3

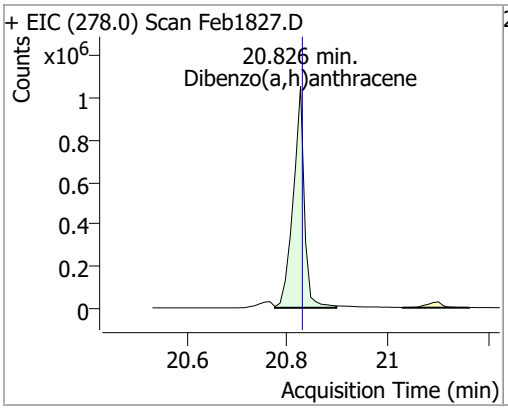

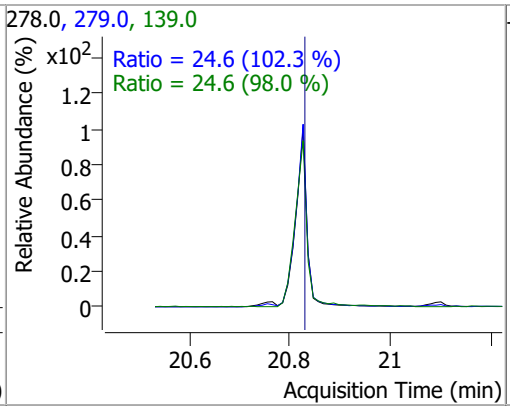

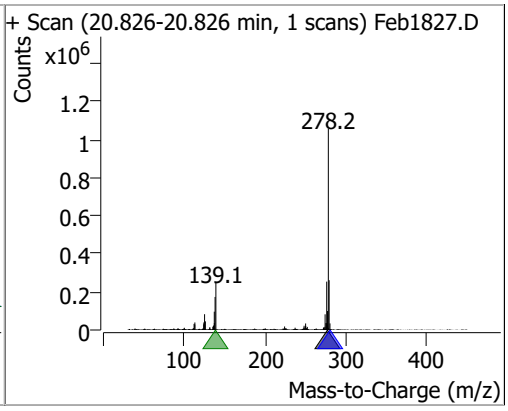

Compound	Conc.	RT	Dev(Min)	Resp.	QIon	QRatio	Lower	Upper
Benzo(g,h,i)perylene	74.7986	21.10	0.01	1729644	138.0	33.3	23.1	42.9
					277.0	23.6	16.3	30.2

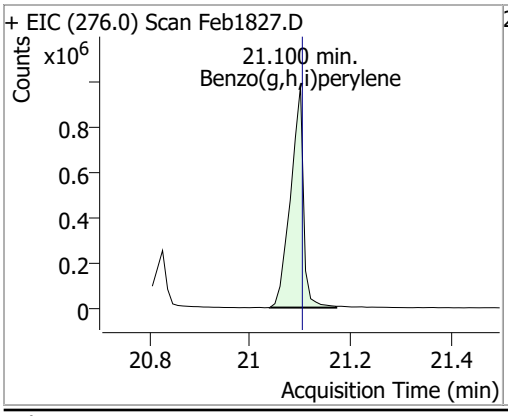

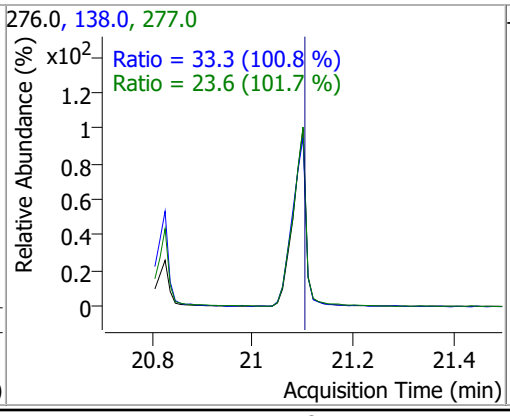

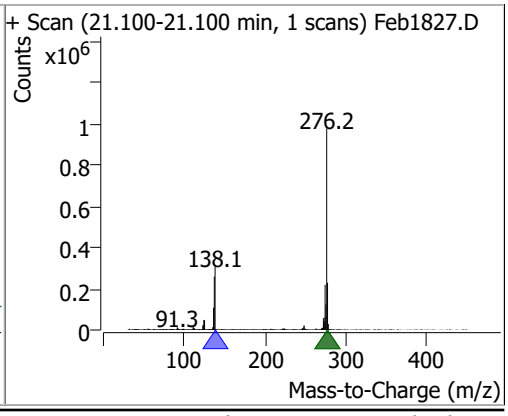

Quantitation Results Report (QT Reviewed)

Data File	Feb1828.D	Operator	LIMS import
Acq. Method	BNA+SIM.M	Acq. Date-Time	2/19/2022 10:22:45 PM
Sample Name	18-Feb-22_ISTBLK_28	Instrument	Instrument #1
Vial	28	Multiplier	1.00
DA Method File	021822 DoD BNA cal.batch.bin	Comment	SVOC-8270-W-LARGO
Tune File	dftppdsm.u	Tune Date	2/18/2022 9:25:00 PM
Batch Name	021822 DoD BNA 2.batch.bin	Last Calib Update	2/20/2022 11:08:57 AM
Ref Library	D:\Org\Library\NIST129K.l		

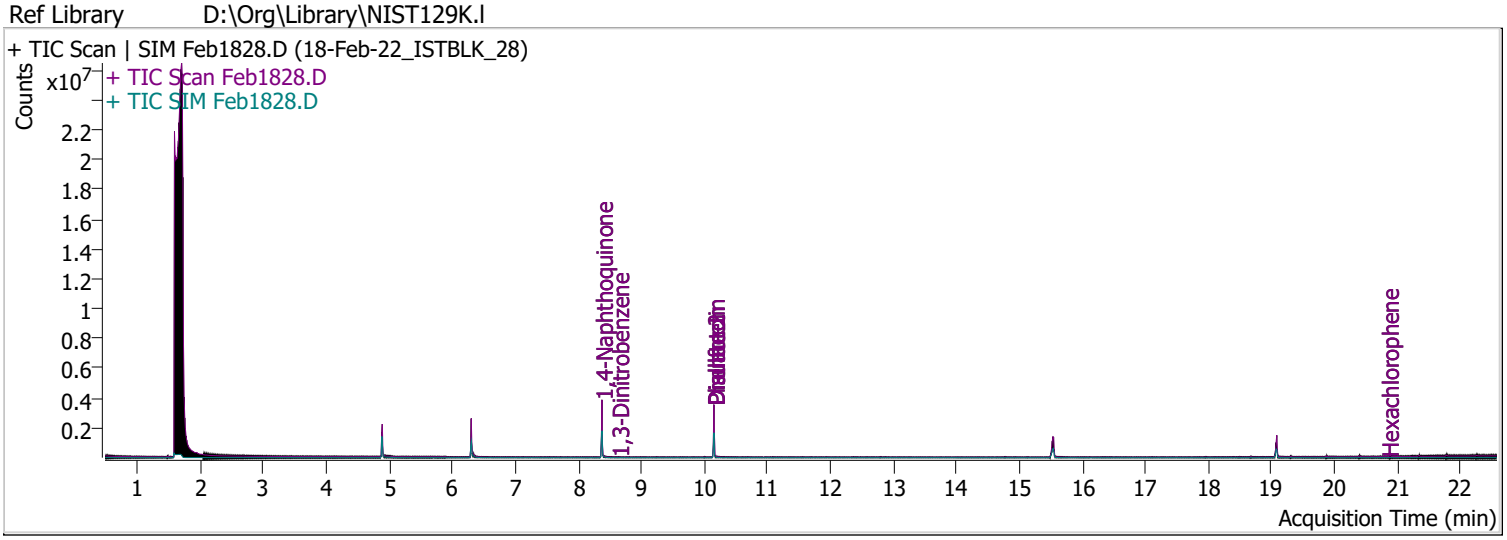

Compound	RT	QIon	Resp.	Conc.	Units		Dev(Min)
Internal Standards							
System Monitoring Compounds							
S 2-Fluorophenol	0.000		0	N.D.			
Spiked Amount: 200.000	Range: 10.0 - 75.0%			Recovery = NA%			
S Phenol-d5	0.000		0	N.D.			
Spiked Amount: 200.000	Range: 10.0 - 65.0%			Recovery = NA%			
S Nitrobenzene-d5	0.000		0	N.D.			
Spiked Amount: 100.000	Range: 32.0 - 94.0%			Recovery = NA%			
S 2-Fluorobiphenyl	0.000		0	N.D.			
Spiked Amount: 100.000	Range: 28.0 - 107.0%			Recovery = NA%			
S 2,4,6-Tribromophenol	0.000		0	N.D.			
Spiked Amount: 200.000	Range: 25.0 - 140.0%			Recovery = NA%			
S Terphenyl-d14	0.000		0	N.D.			
Spiked Amount: 100.000	Range: 32.0 - 122.0%			Recovery = NA%			
Target Compounds							QValue
T N-Nitrosodimethylamine	0.000		0	N.D.			
T Pyridine	0.000		0	N.D.			
T Aniline	0.000		0	N.D.			
T Phenol	0.000		0	N.D.			
T bis(-2-Chloroethyl)Ether	4.889	63.0	0		µg/L	md	1
T 2-Chlorophenol	0.000		0	N.D.			
T 1,3-Dichlorobenzene	0.000		0	N.D.			
T 1,4-Dichlorobenzene	0.000		0	N.D.			
T 1,2-Dichlorobenzene	0.000		0	N.D.			
T Benzyl Alcohol	0.000		0	N.D.			
T bis(2-chloroisopropyl)Ether	0.000		0	N.D.			
T 2-Methylphenol	0.000		0	N.D.			
T N-nitroso-Di-n-propylamine	0.000		0	N.D.			
T 4Methylphenol/3Methylphenol	0.000		0	N.D.			
T Hexachloroethane	0.000		0	N.D.			

Compound	RT	QIon	Resp.	Conc.	Units		Dev(Min)
T Nitrobenzene	0.000		0	N.D.			
T Isophorone	0.000		0	N.D.			
T 2-Nitrophenol	0.000		0	N.D.			
T 2,4-Dimethylphenol	0.000		0	N.D.			
T bis(-2-Chloroethoxy)Methane	0.000		0	N.D.			
T 2,4-Dichlorophenol	0.000		0	N.D.			
T Benzoic Acid	0.000		0	N.D.			
T 1,2,4-Trichlorobenzene	0.000		0	N.D.			
T Naphthalene	0.000		0	N.D.			
T 4-Chlorophenol	6.300	130.0	0		µg/L	md	1
T p-Chloroaniline	0.000		0	N.D.			
T Hexachlorobutadiene	0.000		0	N.D.			
T 4-Chloro-2-Methylphenol	0.000		0	N.D.			
T 4-Chloro-3-Methylphenol	0.000		0	N.D.			
T 2-Methylnaphthalene	0.000		0	N.D.			
T 1-Methylnaphthalene	0.000		0	N.D.			
T Hexachlorocyclopentadiene	0.000		0	N.D.			
T 2,4,6-Trichlorophenol	0.000		0	N.D.			
T 2,4,5-Trichlorophenol	0.000		0	N.D.			
T 2-Chloronaphthalene	0.000		0	N.D.			
T 2-Nitroaniline	0.000		0	N.D.			
T Dimethyl Phthalate	8.374	163.0	0		µg/L	md	1
T 2,6-Dinitrotoluene	8.374	165.0	0		µg/L	md	1
T Acenaphthylene	0.000		0	N.D.			
T 3-Nitroaniline	0.000		0	N.D.			
T Acenaphthene	0.000		0	N.D.			
T 2,4-Dinitrophenol	0.000		0	N.D.			
T Dibenzofuran	0.000		0	N.D.			
T 2,4-Dinitrotoluene	0.000		0	N.D.			
T 4-Nitrophenol	0.000		0	N.D.			
T Diethylphthalate	0.000		0	N.D.			
T Fluorene	0.000		0	N.D.			
T 4-Chlorophenyl-phenylether	0.000		0	N.D.			
T 4-Nitroaniline	0.000		0	N.D.			
T 4,6-Dinitro-2-methylphenol	0.000		0	N.D.			
T N-nitrosodiphenylamine	0.000		0	N.D.			
T Azobenzene	0.000		0	N.D.			
T 4-Bromophenyl-phenylether	0.000		0	N.D.			
T Hexachlorobenzene	0.000		0	N.D.			
T Pentachlorophenol	0.000		0	N.D.			
T Phenanthrene	0.000		0	N.D.			
T Anthracene	0.000		0	N.D.			
T Triallate	0.000		0	N.D.			
T Carbazole	0.000		0	N.D.			
T o-Terphenyl	0.000		0	N.D.			
T Di-n-Butylphthalate	0.000		0	N.D.			
T Fluoranthene	0.000		0	N.D.			
T Benzidine	0.000		0	N.D.			
T Pyrene	0.000		0	N.D.			
T Butylbenzylphthalate	0.000		0	N.D.			
T Benzo(a)Anthracene	0.000		0	N.D.			
T Chrysene	0.000		0	N.D.			
T 3,3-Dichlorobenzidine	0.000		0	N.D.			
T bis(2-ethylhexyl)Phthalate	0.000		0	N.D.			
T Di-n-octyl Phthalate	0.000		0	N.D.			

Compound	RT	QIon	Resp.	Conc.	Units	Dev(Min)
T Benzo(b)fluoranthene	0.000		0	N.D.		
T Benzo(k)fluoranthene	0.000		0	N.D.		
T Benzo(a)pyrene	0.000		0	N.D.		
T Indeno(1,2,3-c,d)pyrene	0.000		0	N.D.		
T Dibenzo(a,h)anthracene	0.000		0	N.D.		
T Benzo(g,h,i)perylene	0.000		0	N.D.		

(#) = Qualifier Out of Range; (m) = Manual Integration; (+) = Area Summed; (*) = Surrogate Percent Recovery Out of Range; (d): Zeroed Peak

Compound	Conc.	Exp RT	QIon	Exp Ratio
N-Nitrosodimethylamine	N.D.	2.49	42.0	135.8

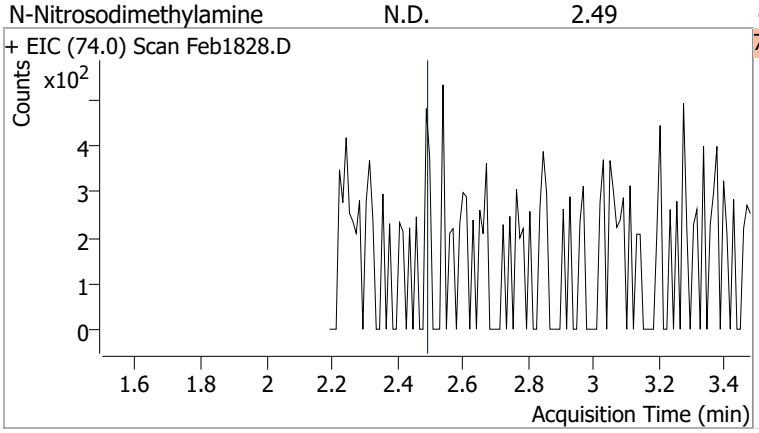

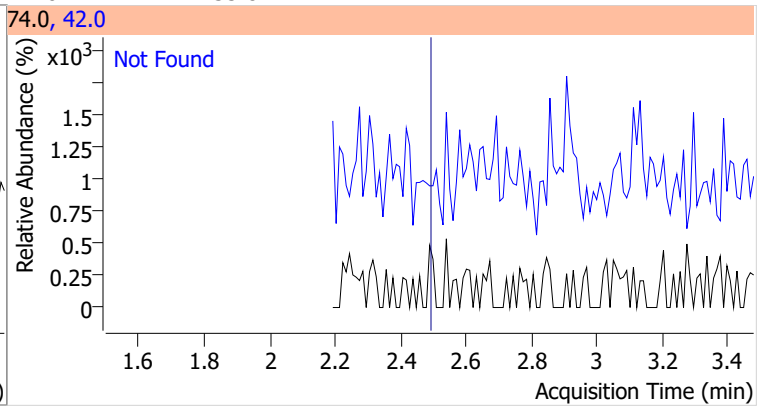

Compound	Conc.	Exp RT	QIon	Exp Ratio
Pyridine	N.D.	2.53	52.0	82.7

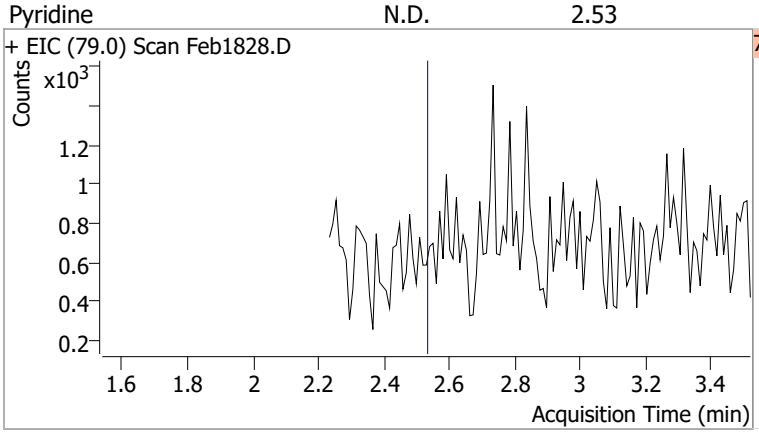

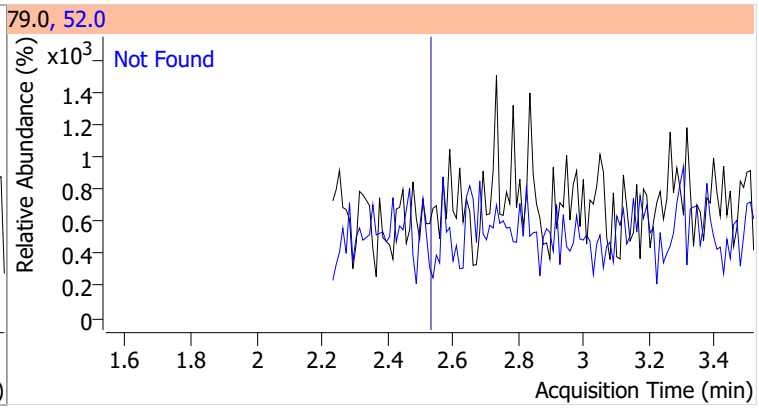

Compound	Conc.	Exp RT	QIon	Exp Ratio	QIon	Exp Ratio
2-Fluorophenol	N.D.	3.65	64.0	49.4	92.0	20.3

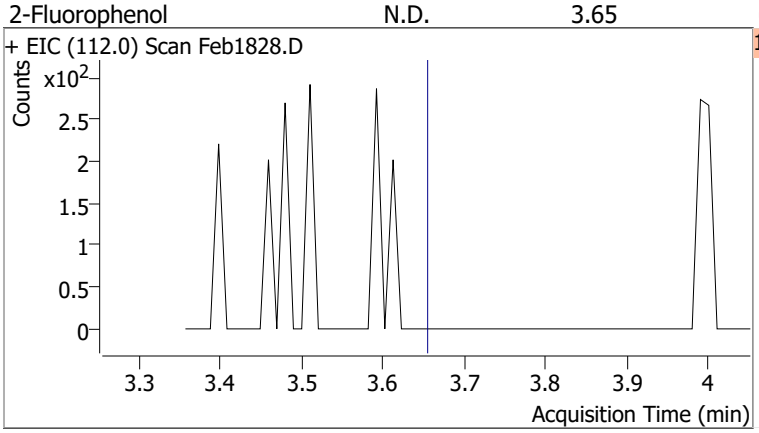

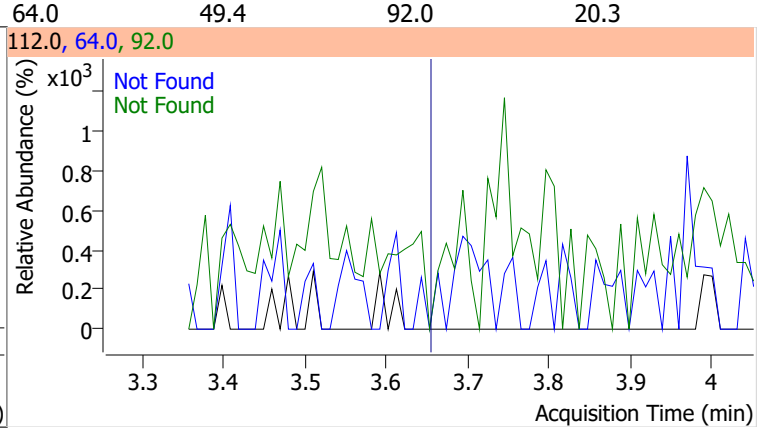

Compound	Conc.	Exp RT	QIon	Exp Ratio	QIon	Exp Ratio
Aniline	N.D.	4.56	66.0	36.7	65.0	18.7

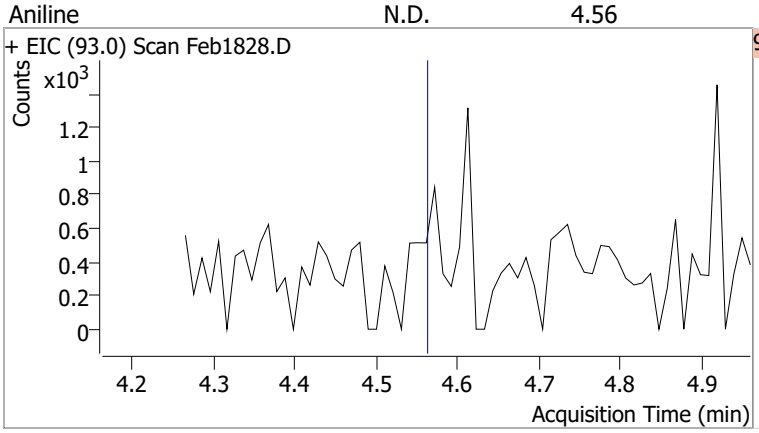

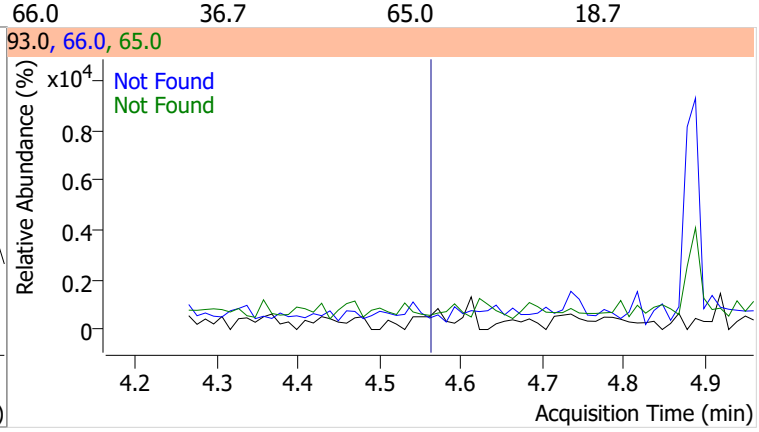

Compound	Conc.	Exp RT	QIon	Exp Ratio
Phenol-d5	N.D.	4.61	71.0	36.8

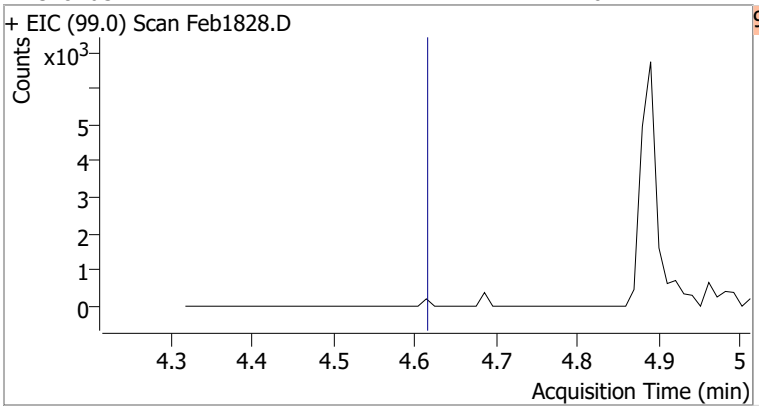

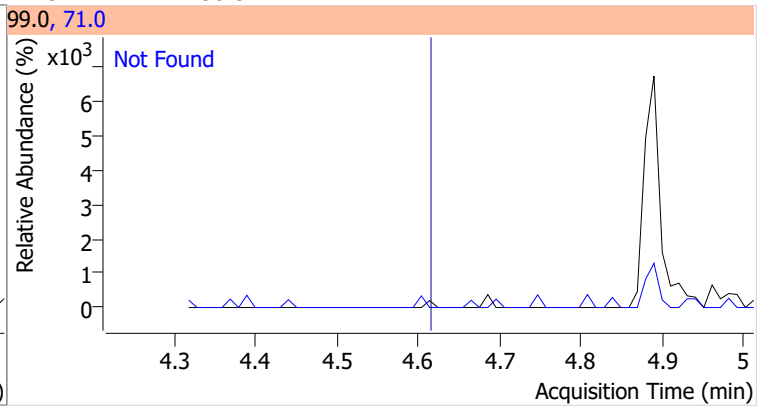

Compound	Conc.	Exp RT	QIon	Exp Ratio
Phenol	N.D.	4.62	66.0	45.3

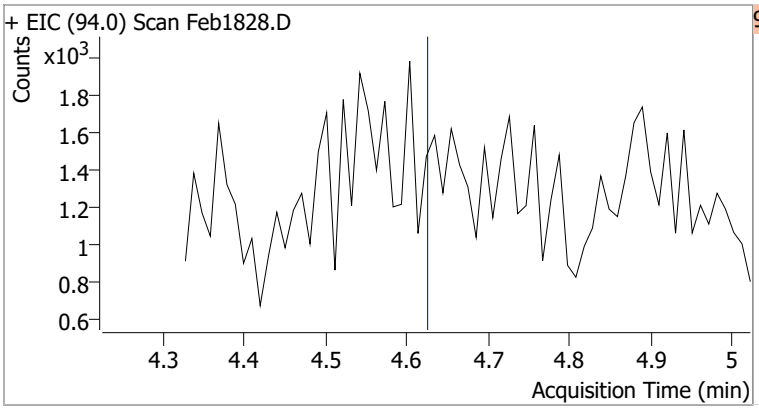

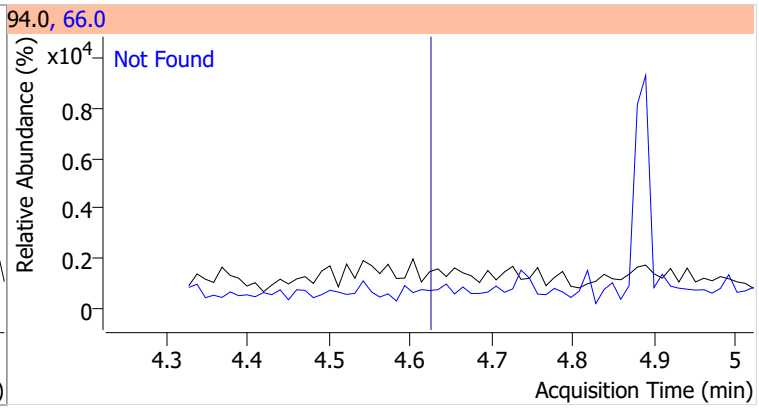

Compound	Conc.	RT	Dev(Min)	Resp.	QIon	QRatio	Lower	Upper
bis(-2-Chloroethyl)Ether		0		0	64.0		7.6	14.1

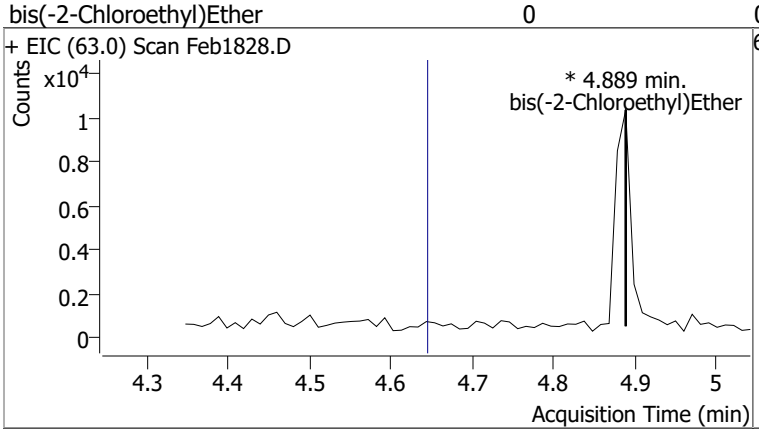

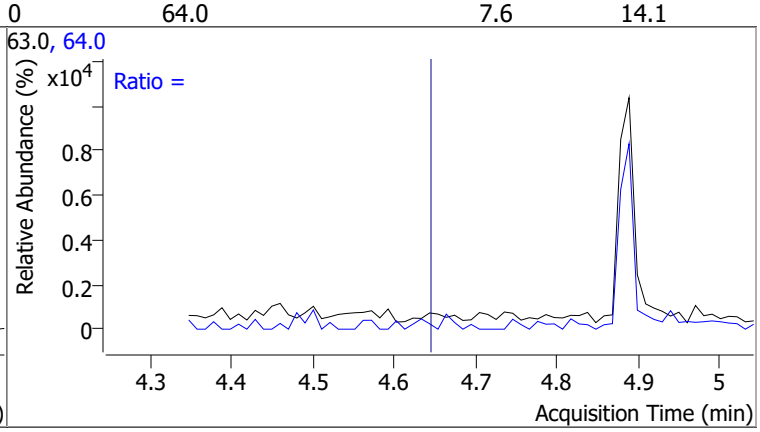

Compound	Conc.	Exp RT	QIon	Exp Ratio
2-Chlorophenol	N.D.	4.69	130.0	32.5

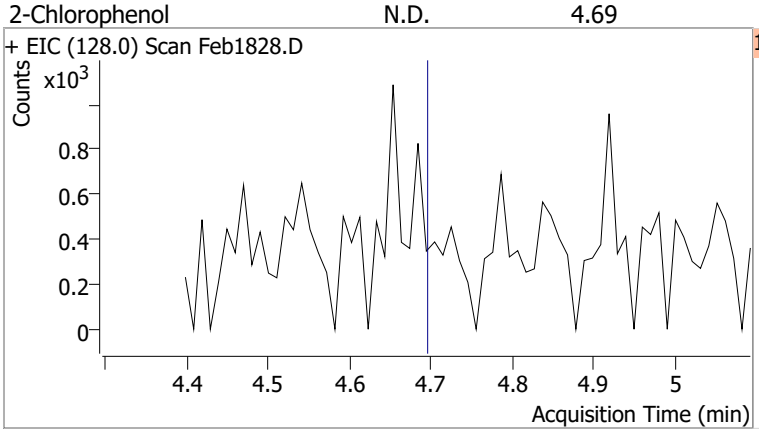

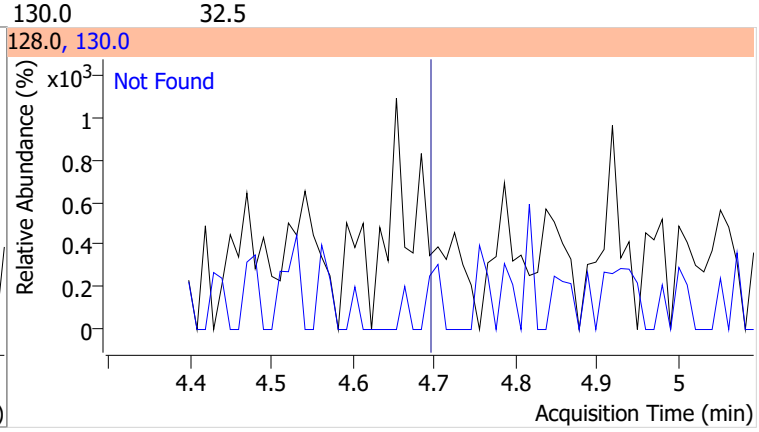

Compound	Conc.	Exp RT	QIon	Exp Ratio	QIon	Exp Ratio
1,3-Dichlorobenzene	N.D.	4.83	148.0	63.7	111.0	36.1

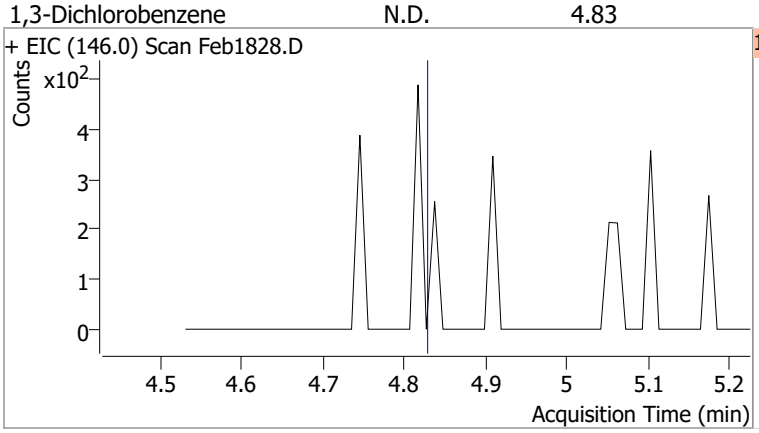

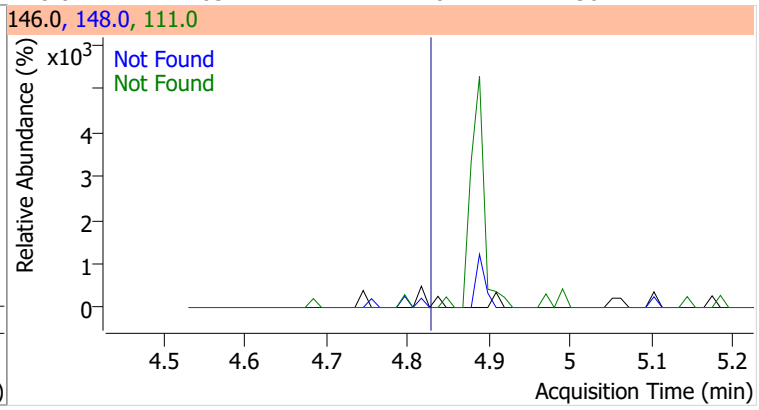

Compound	Conc.	Exp RT	QIon	Exp Ratio	QIon	Exp Ratio
1,4-Dichlorobenzene	N.D.	4.91	148.0	65.2	111.0	36.0

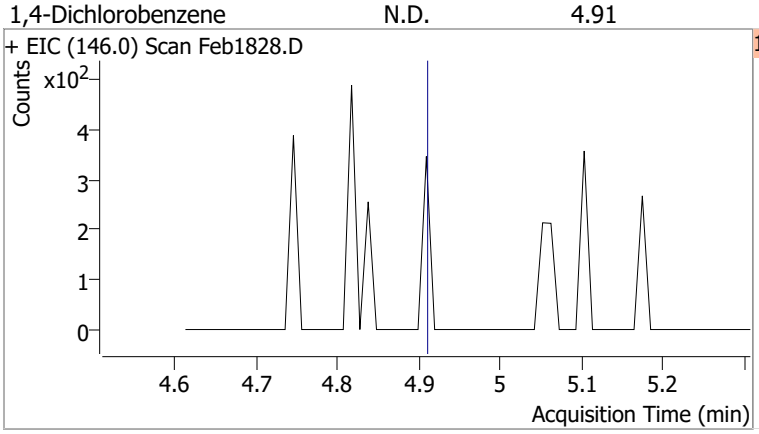

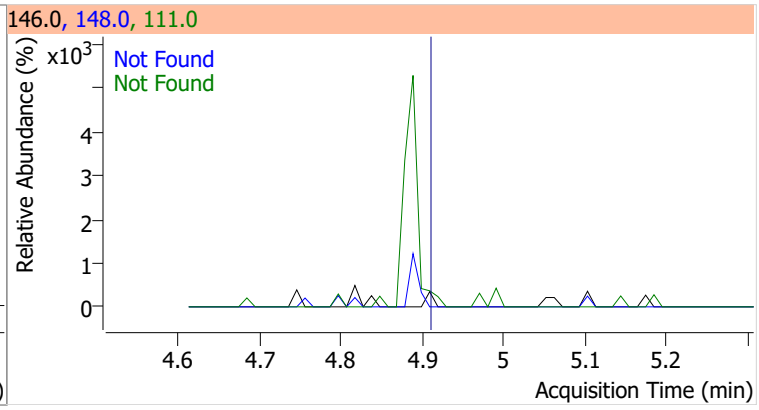

Compound	Conc.	Exp RT	QIon	Exp Ratio	QIon	Exp Ratio
1,2-Dichlorobenzene	N.D.	5.06	148.0	64.4	111.0	37.3

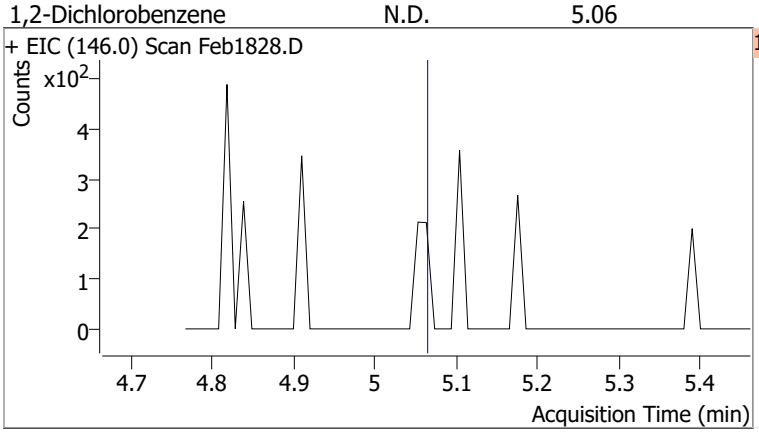

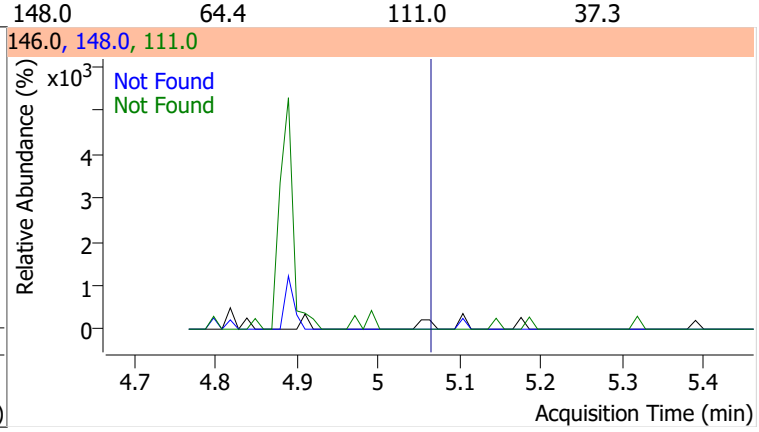

Compound	Conc.	Exp RT	QIon	Exp Ratio	QIon	Exp Ratio
Benzyl Alcohol	N.D.	5.08	79.0	119.3	107.0	70.5

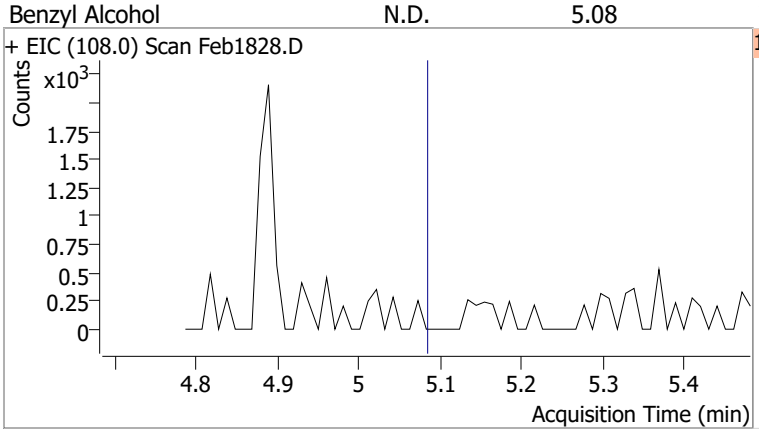

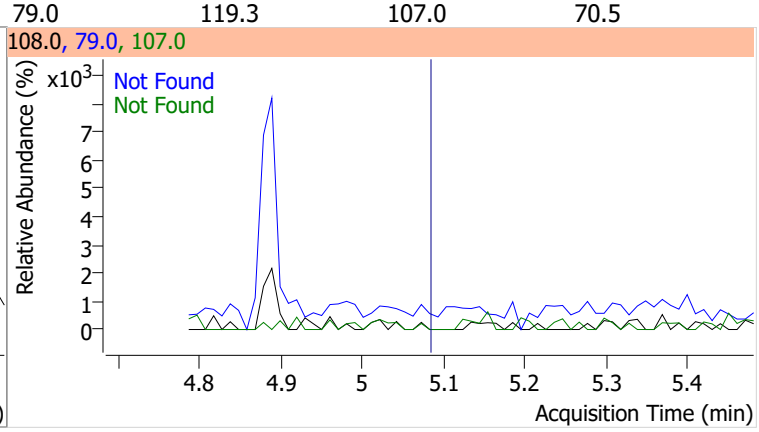

Compound	Conc.	Exp RT	QIon	Exp Ratio
bis(2-chloroisopropyl)Ether	N.D.	5.23	123.0	32.1

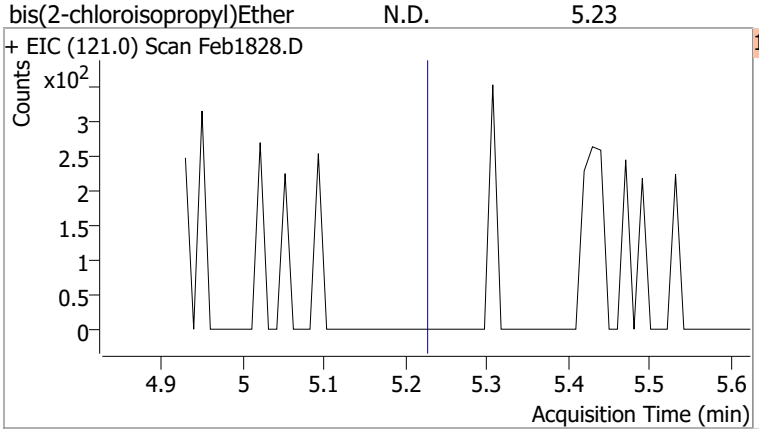

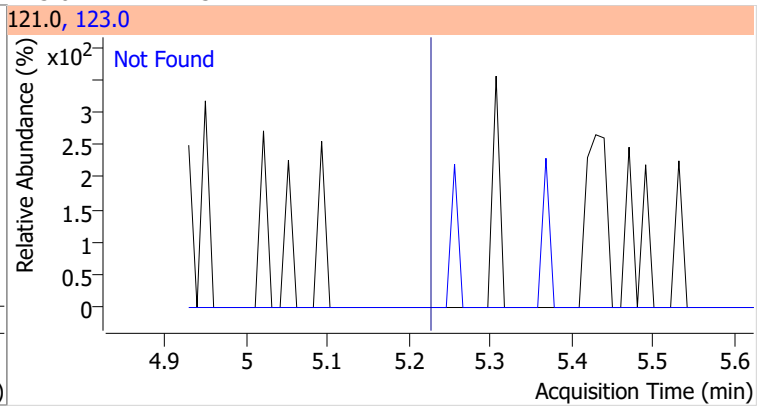

Compound	Conc.	Exp RT	QIon	Exp Ratio
2-Methylphenol	N.D.	5.25	108.0	116.5

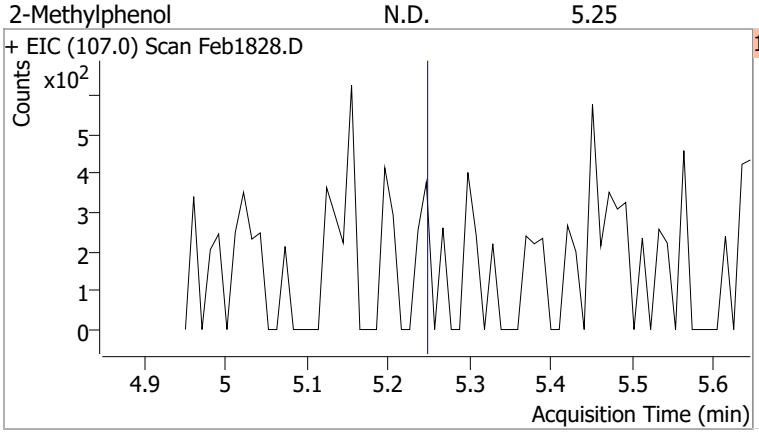

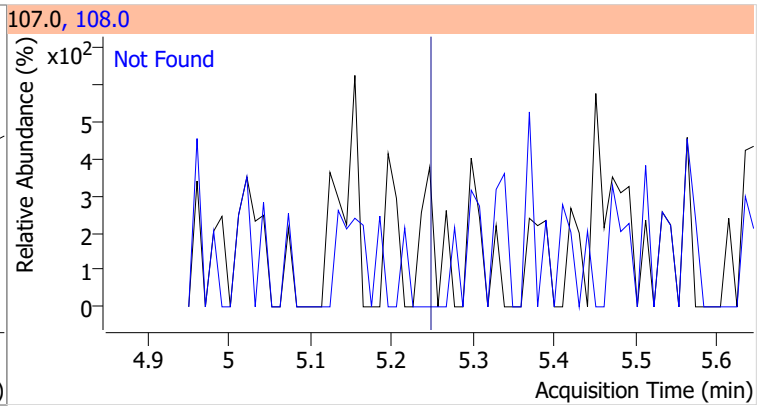

Compound	Conc.	Exp RT	QIon	Exp Ratio
N-nitroso-Di-n-propylamine	N.D.	5.37	130.0	19.4

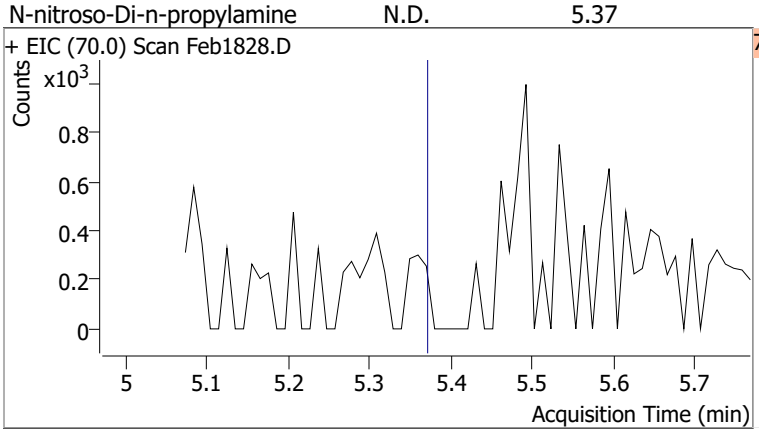

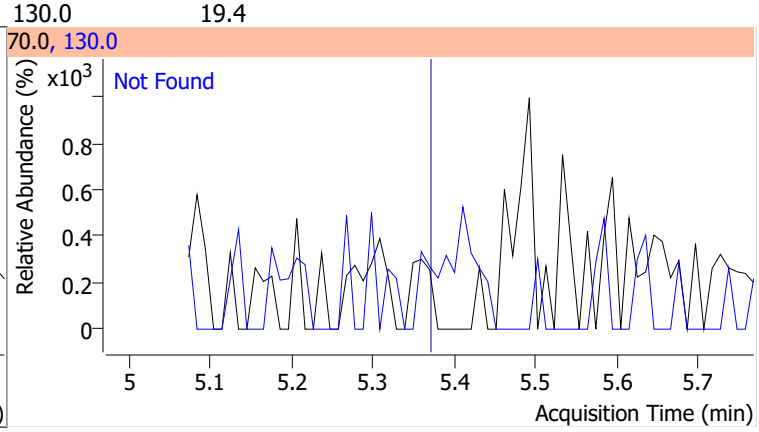

Compound	Conc.	Exp RT	QIon	Exp Ratio
4Methylphenol/3Methylphenol	N.D.	5.43	108.0	83.9

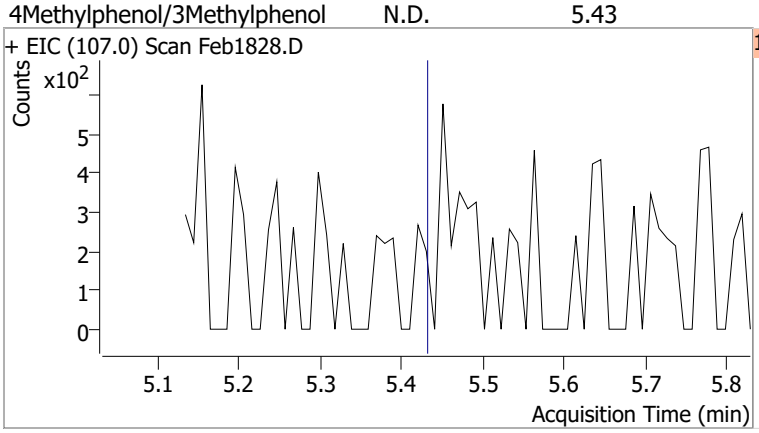

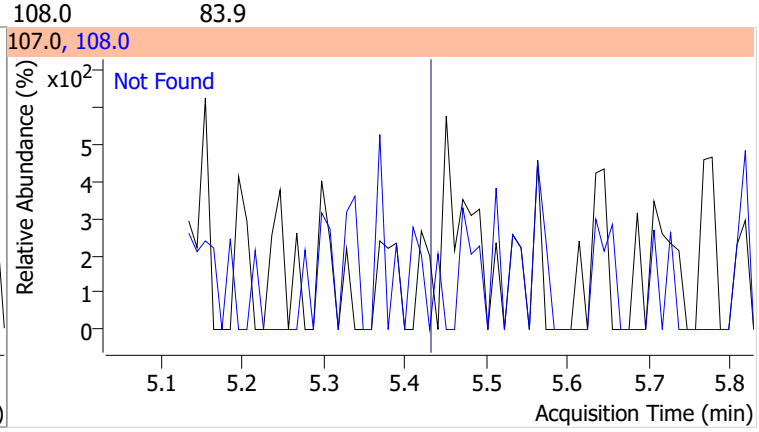

Compound	Conc.	Exp RT	QIon	Exp Ratio	QIon	Exp Ratio
Hexachloroethane	N.D.	5.43	201.0	90.8	199.0	56.9

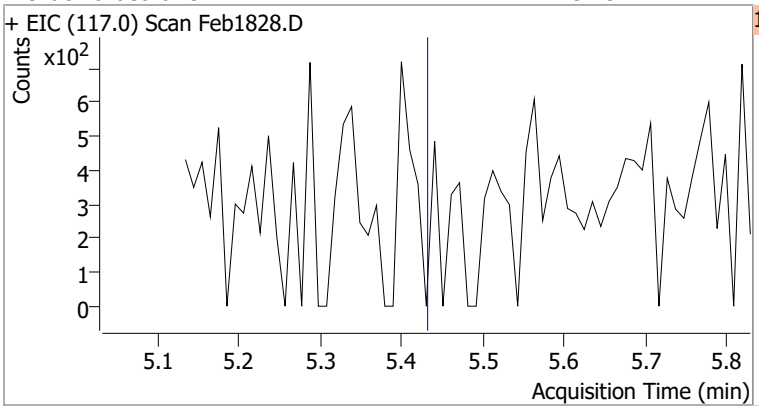

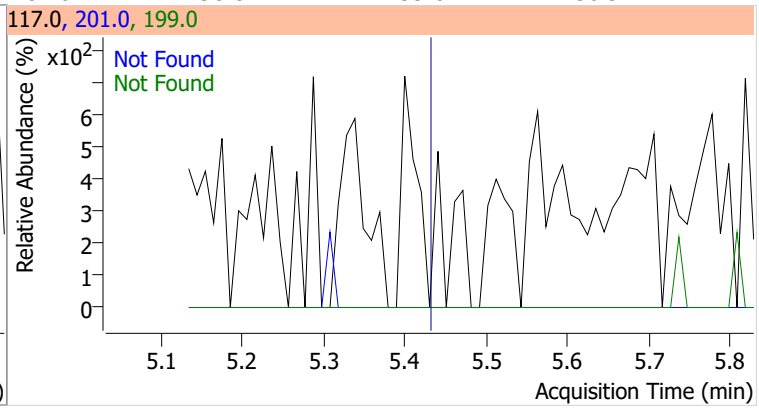

Compound	Conc.	Exp RT	QIon	Exp Ratio	QIon	Exp Ratio
Nitrobenzene-d5	N.D.	5.50	54.0	66.2	128.0	48.7

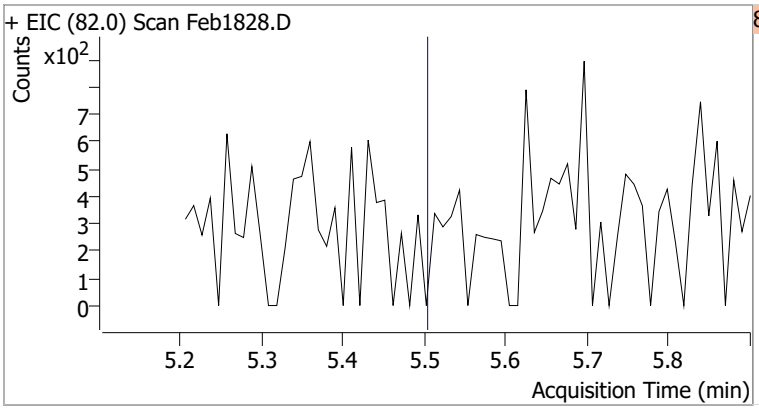

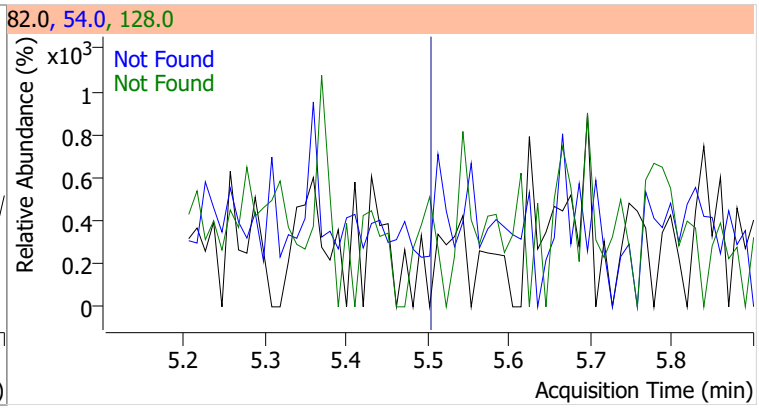

Compound	Conc.	Exp RT	QIon	Exp Ratio	QIon	Exp Ratio
Nitrobenzene	N.D.	5.52	77.0	212.7	51.0	131.0

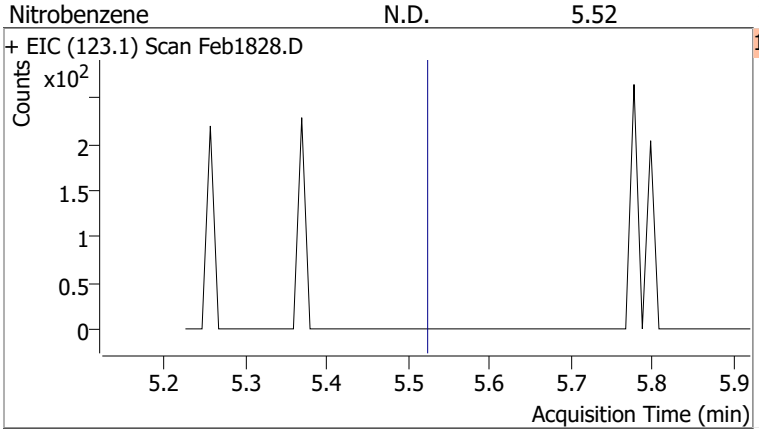

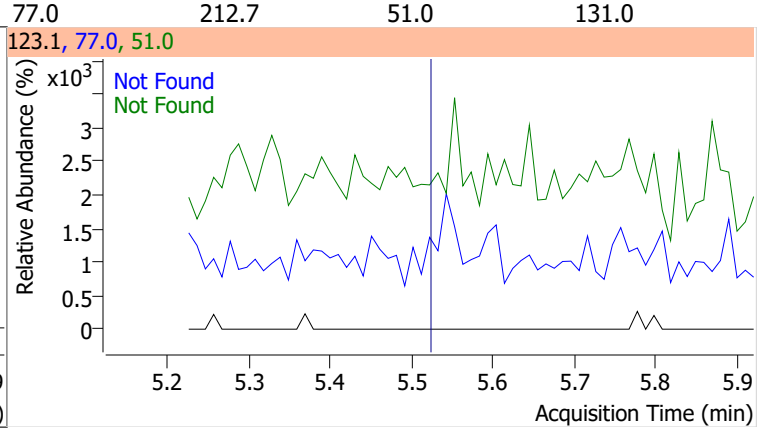

Compound	Conc.	Exp RT	QIon	Exp Ratio
Isophorone	N.D.	5.82	138.0	21.1

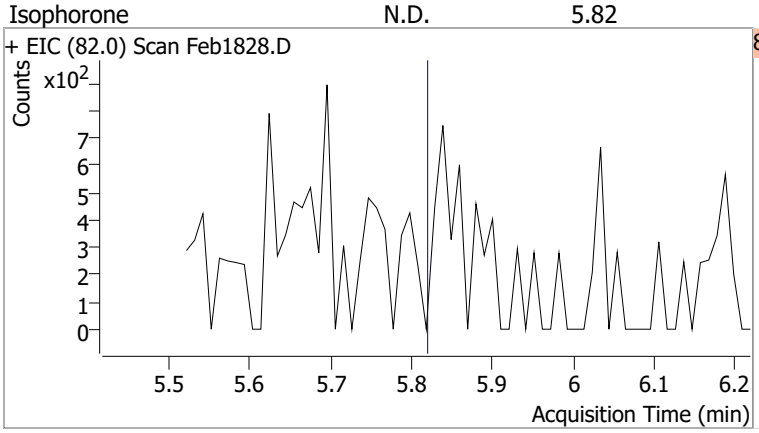

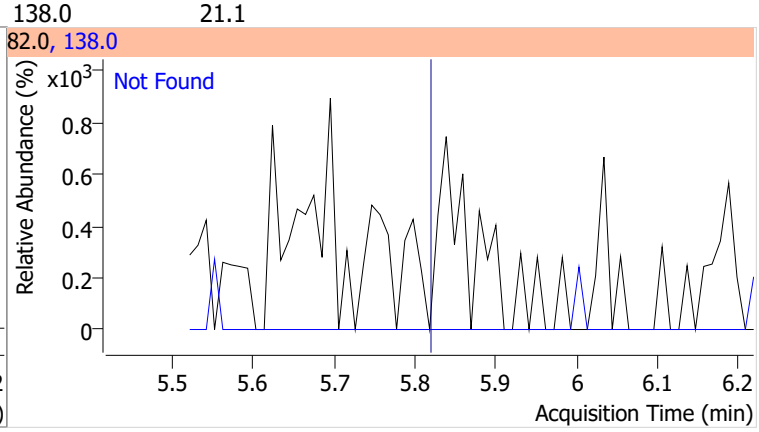

Compound	Conc.	Exp RT	QIon	Exp Ratio	QIon	Exp Ratio
2-Nitrophenol	N.D.	5.88	65.0	48.8	109.0	35.2

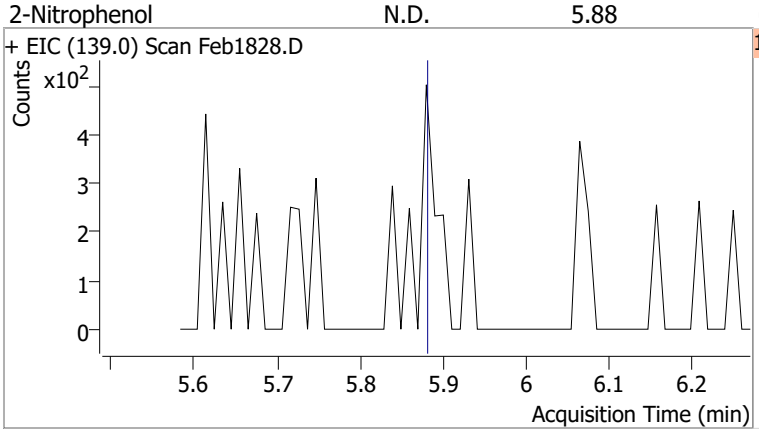

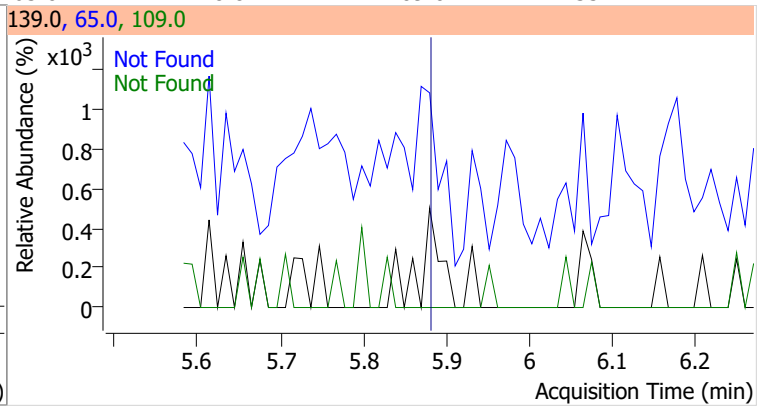

Compound	Conc.	Exp RT	QIon	Exp Ratio	QIon	Exp Ratio
2,4-Dimethylphenol	N.D.	6.00	107.0	109.4	77.0	34.0

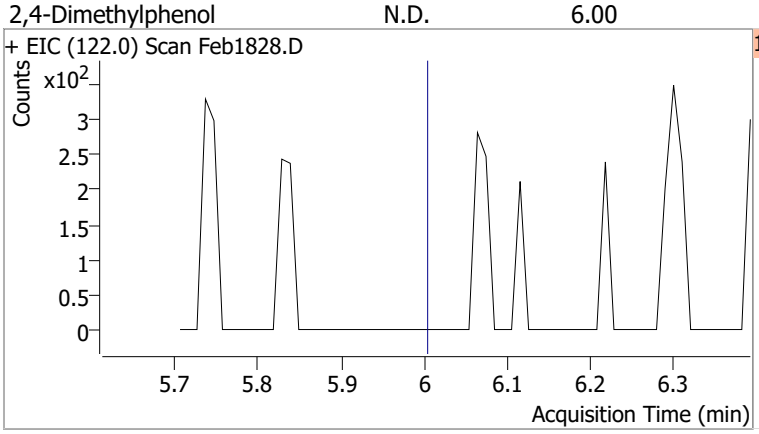

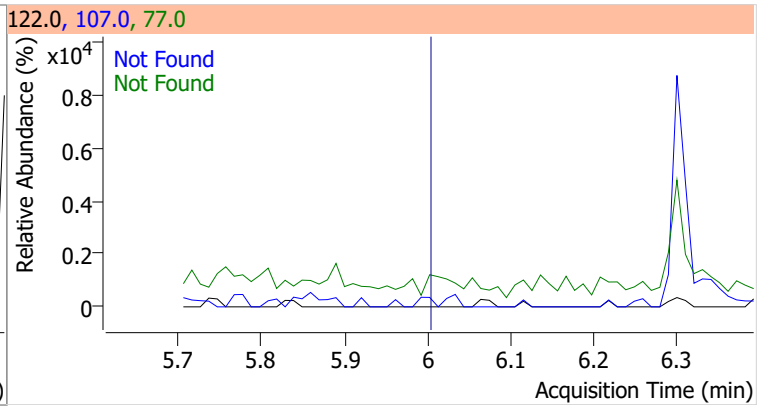

Compound	Conc.	Exp RT	QIon	Exp Ratio	QIon	Exp Ratio
bis(-2-Chloroethoxy)Methane	N.D.	6.08	63.0	68.1	95.0	31.9

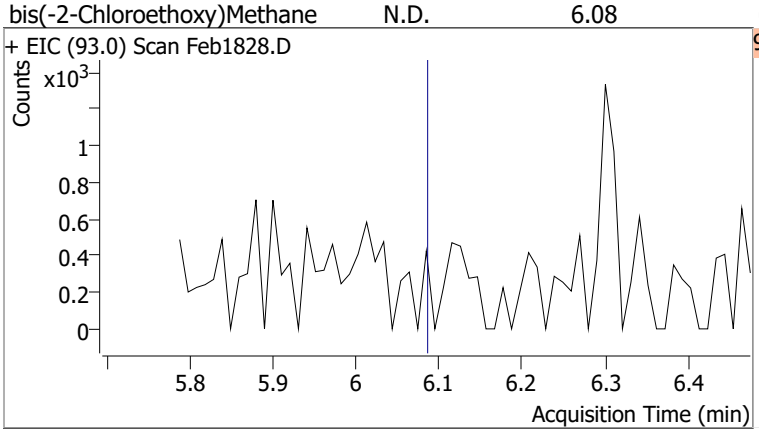

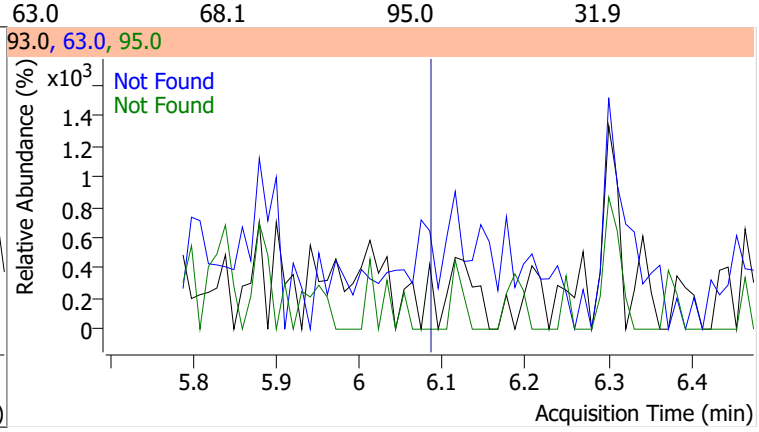

Compound	Conc.	Exp RT	QIon	Exp Ratio	QIon	Exp Ratio
2,4-Dichlorophenol	N.D.	6.19	164.0	65.0	98.0	28.6

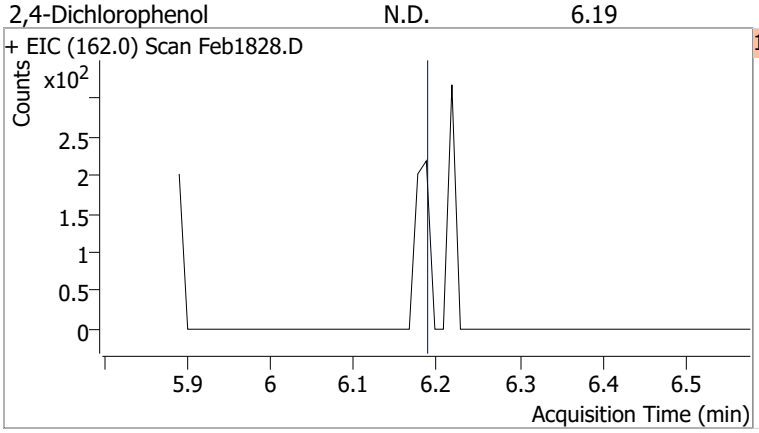

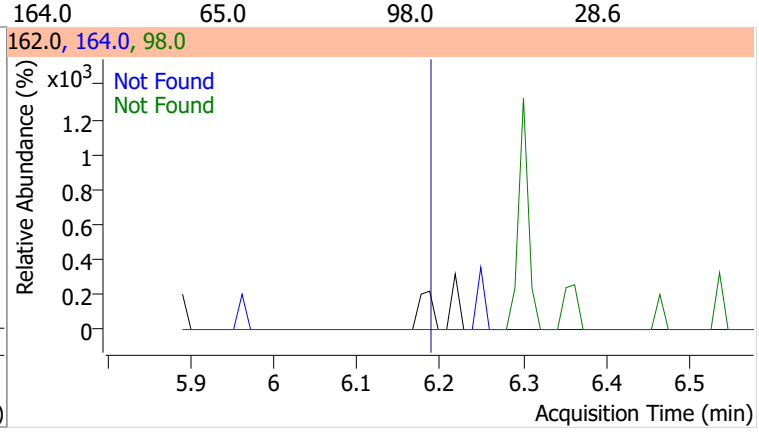

Compound	Conc.	Exp RT	QIon	Exp Ratio	QIon	Exp Ratio
Benzoic Acid	N.D.	6.24	122.0	85.5	77.0	60.4

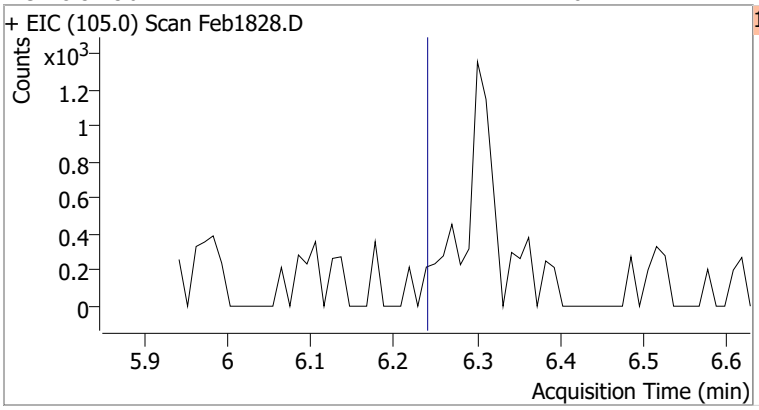

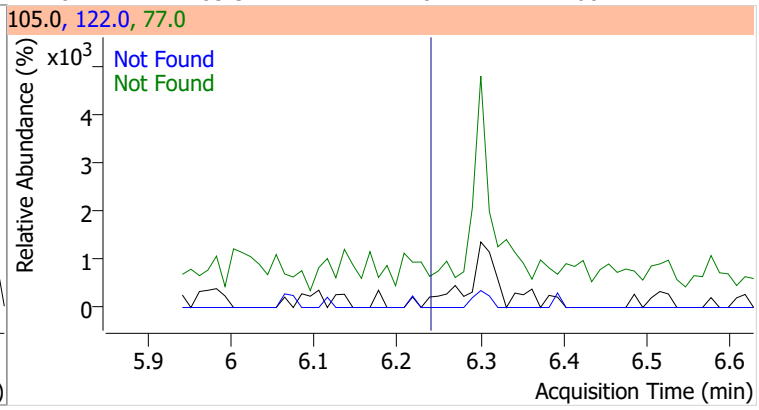

Compound	Conc.	Exp RT	QIon	Exp Ratio	QIon	Exp Ratio
1,2,4-Trichlorobenzene	N.D.	6.25	182.0	94.6	145.0	28.7

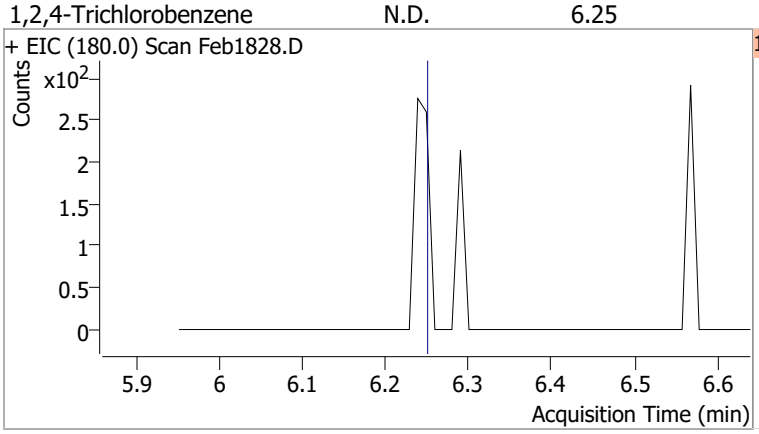

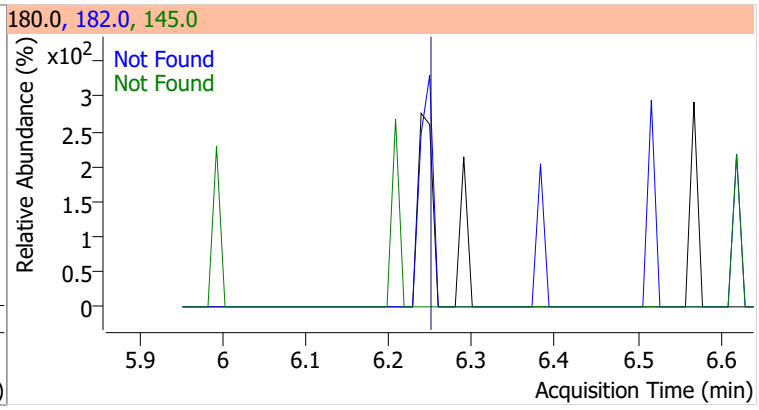

Compound	Conc.	Exp RT	QIon	Exp Ratio	QIon	Exp Ratio
Naphthalene	N.D.	6.33	129.0	11.5	102.0	9.9

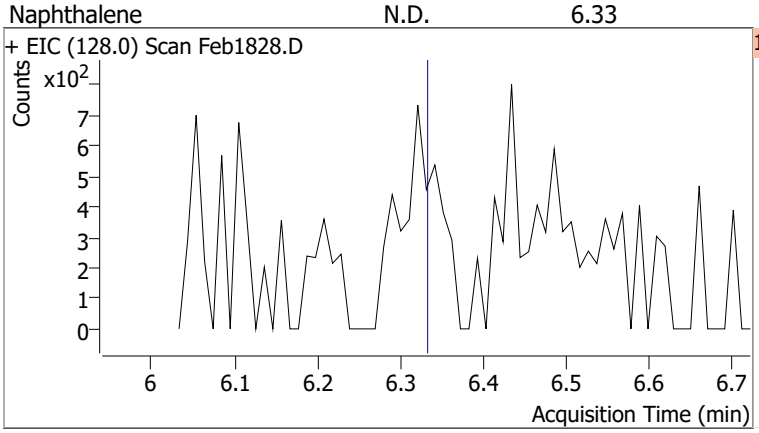

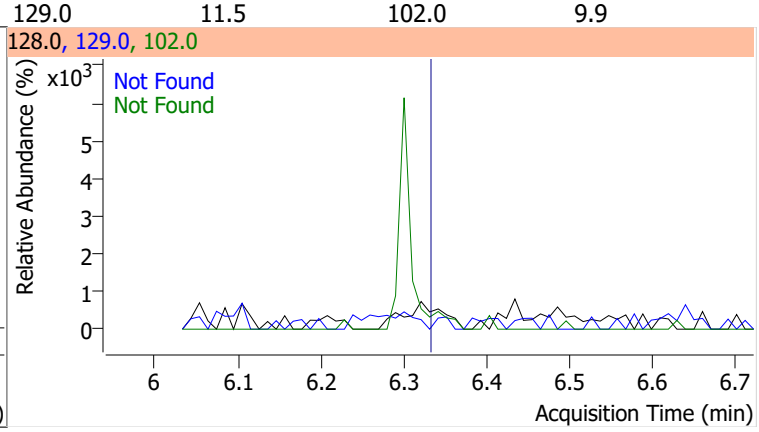

Compound	Conc.	RT	Dev(Min)	Resp.	QIon	QRatio	Lower	Upper
4-Chlorophenol		0		0	128.0		221.4	411.2

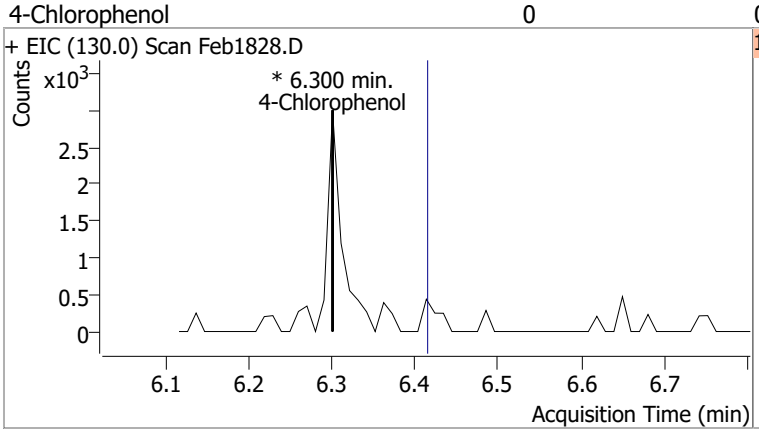

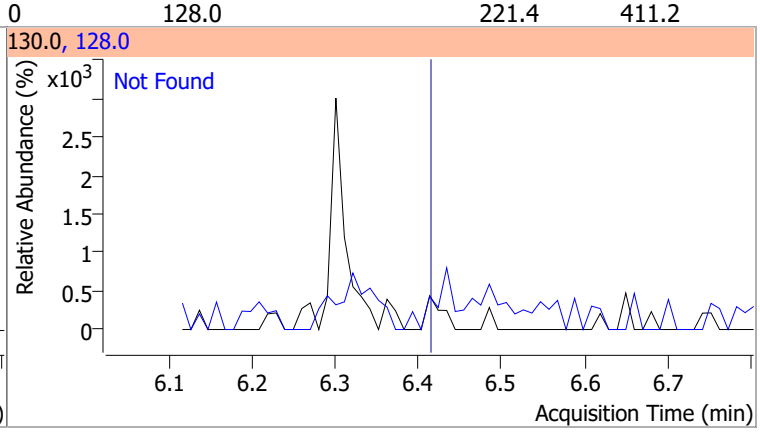

Compound	Conc.	Exp RT	QIon	Exp Ratio	QIon	Exp Ratio
p-Chloroaniline	N.D.	6.43	65.0	60.1	129.0	37.6

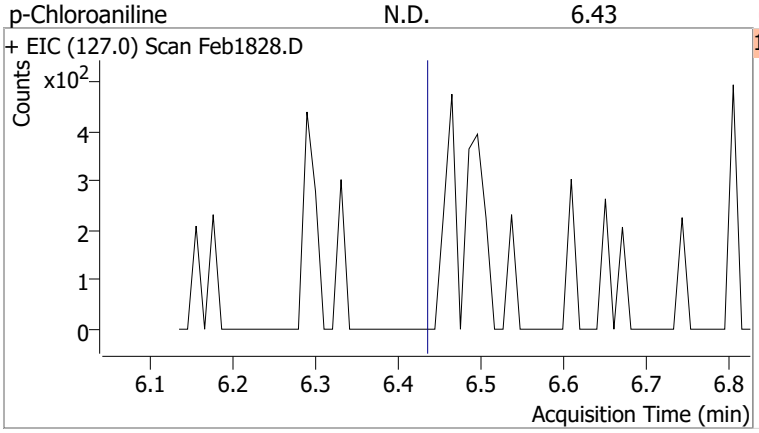

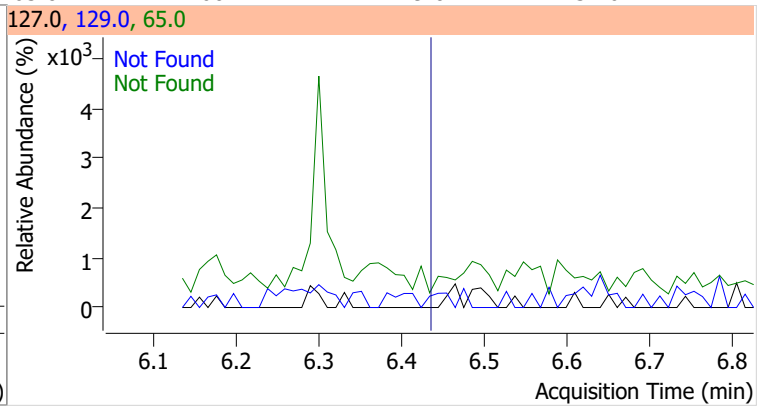

Compound	Conc.	Exp RT	QIon	Exp Ratio	QIon	Exp Ratio
Hexachlorobutadiene	N.D.	6.50	227.0	65.7	223.0	64.3

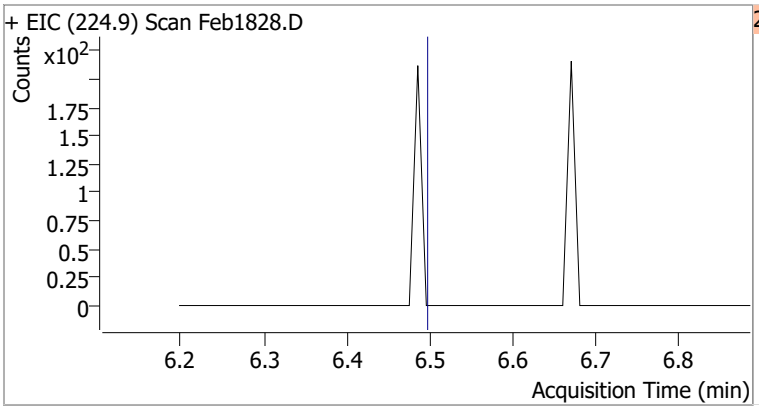

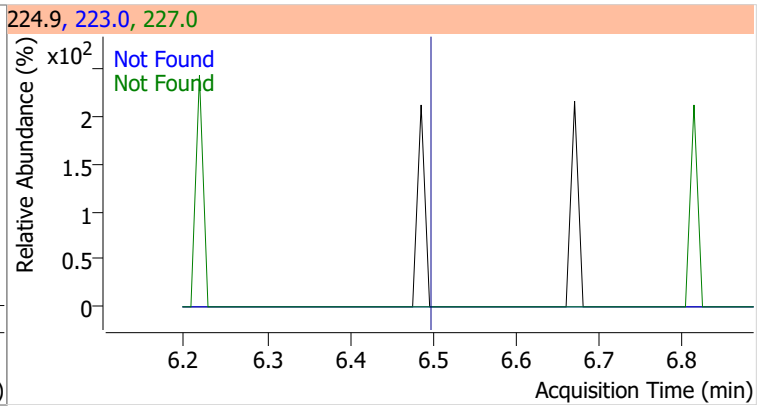

Compound	Conc.	Exp RT	QIon	Exp Ratio
4-Chloro-2-Methylphenol	N.D.	6.94	144.0	27.8

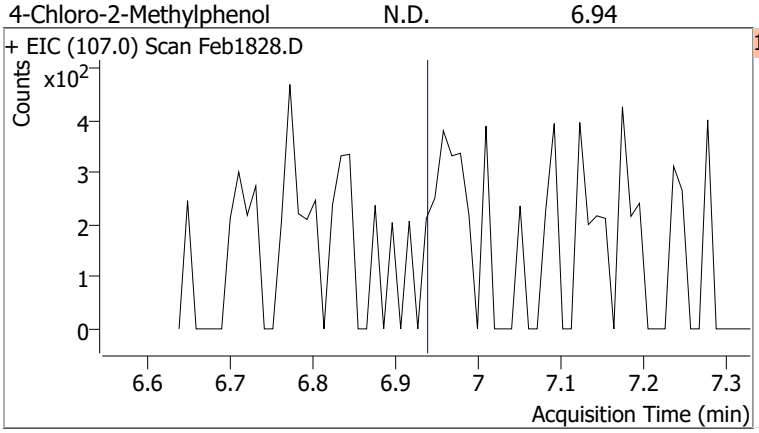

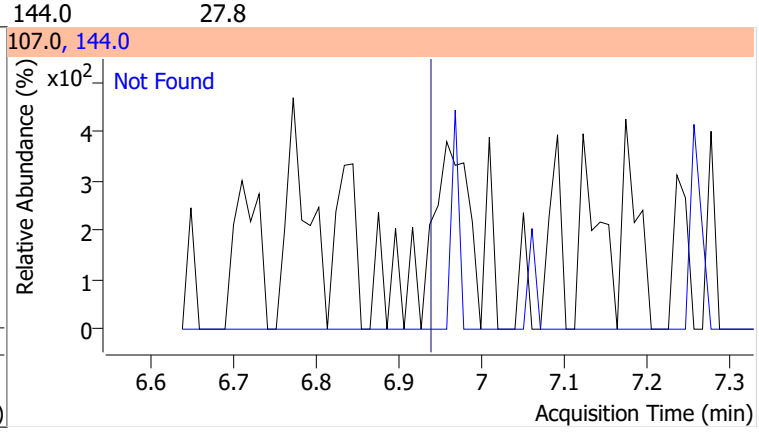

Compound	Conc.	Exp RT	QIon	Exp Ratio
4-Chloro-3-Methylphenol	N.D.	7.07	144.0	27.3

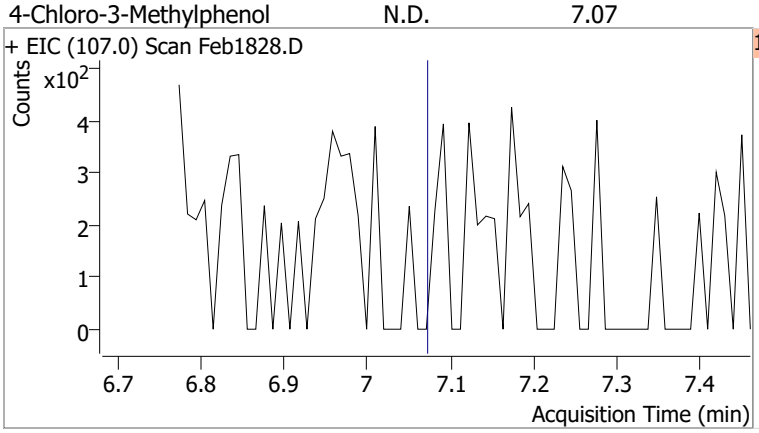

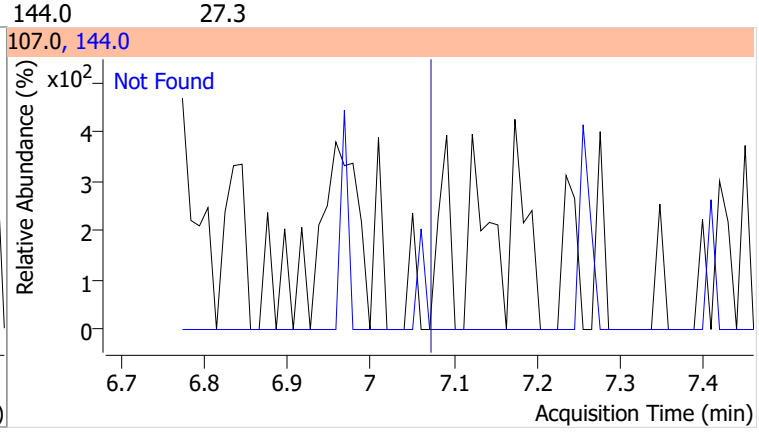

Compound	Conc.	Exp RT	QIon	Exp Ratio	QIon	Exp Ratio
2-Methylnaphthalene	N.D.	7.14	142.0	119.8	115.0	41.7

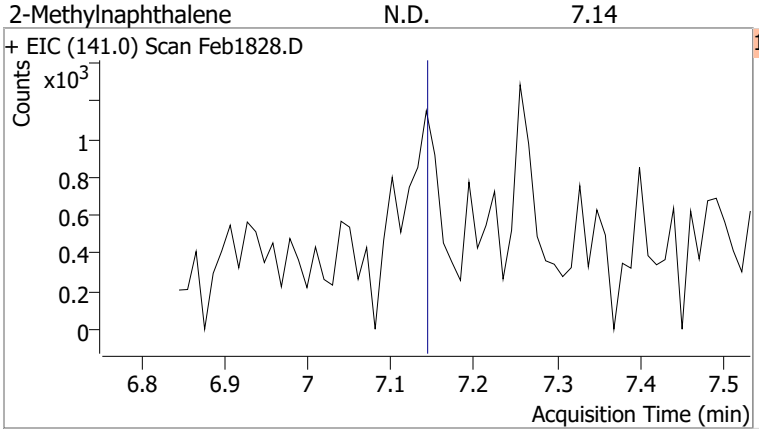

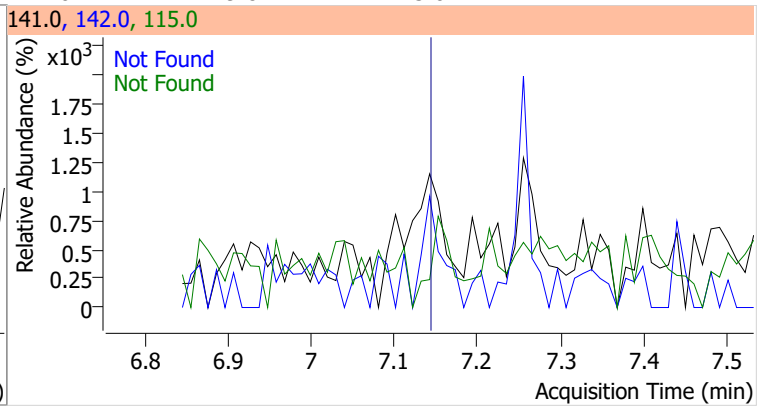

Compound	Conc.	Exp RT	QIon	Exp Ratio	QIon	Exp Ratio
1-Methylnaphthalene	N.D.	7.26	142.0	114.0	115.0	41.3

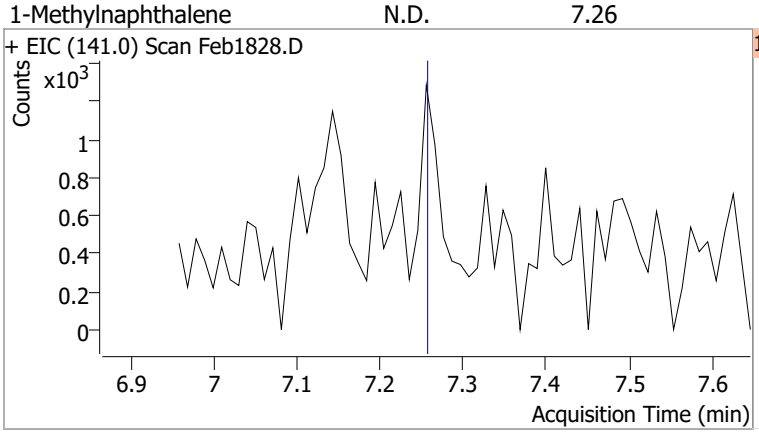

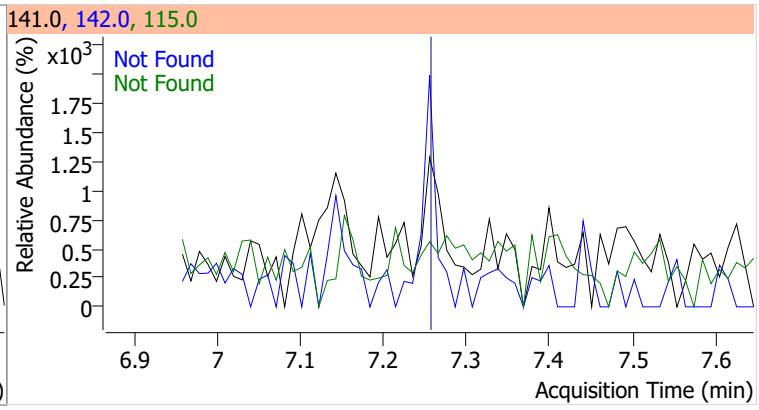

Compound	Conc.	Exp RT	QIon	Exp Ratio	QIon	Exp Ratio
Hexachlorocyclopentadiene	N.D.	7.34	234.9	64.6	238.9	63.8

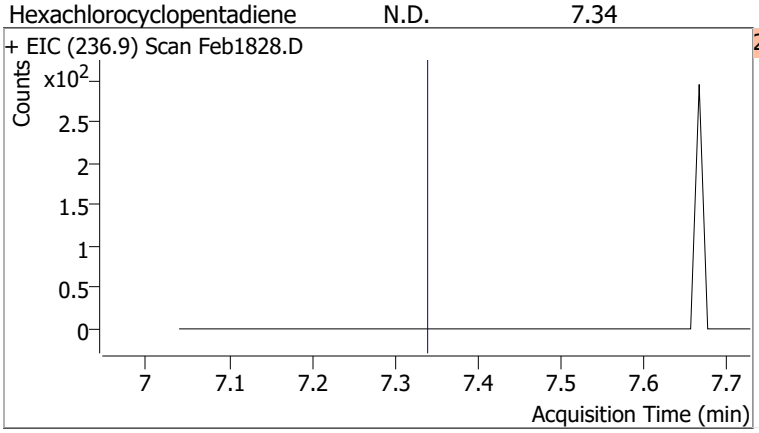

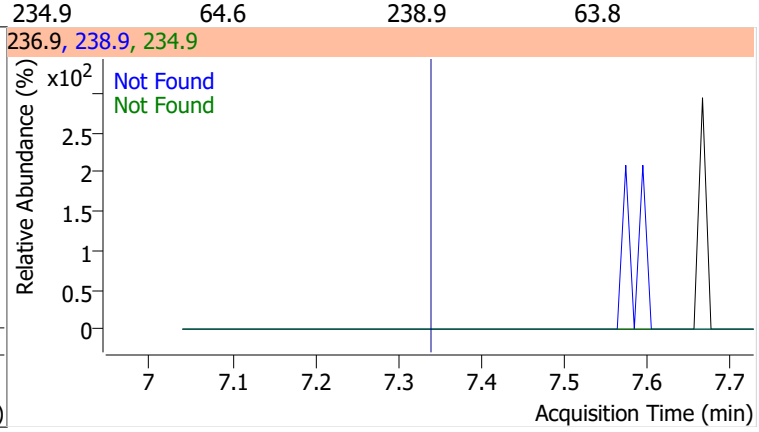

Compound	Conc.	Exp RT	QIon	Exp Ratio
2,4,6-Trichlorophenol	N.D.	7.52	198.0	96.5

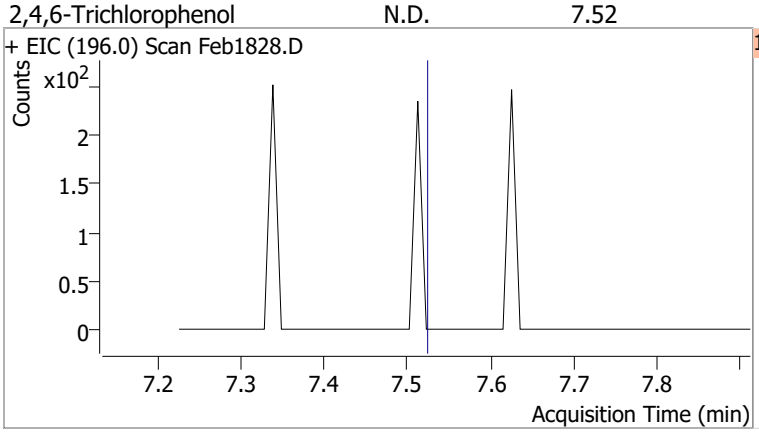

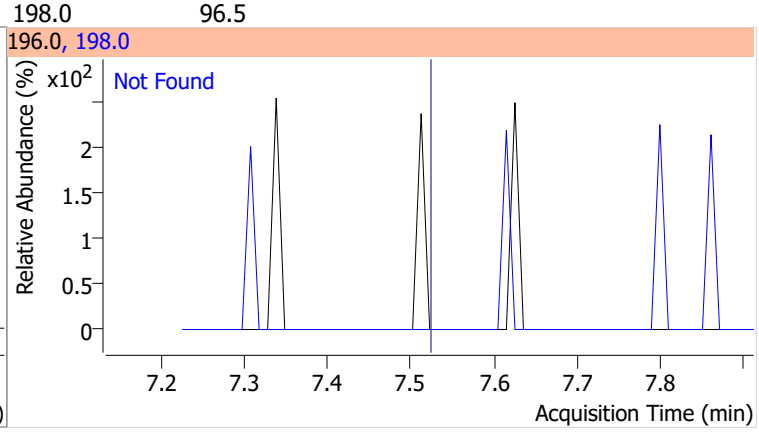

Compound	Conc.	Exp RT	QIon	Exp Ratio
2,4,5-Trichlorophenol	N.D.	7.57	198.0	90.2

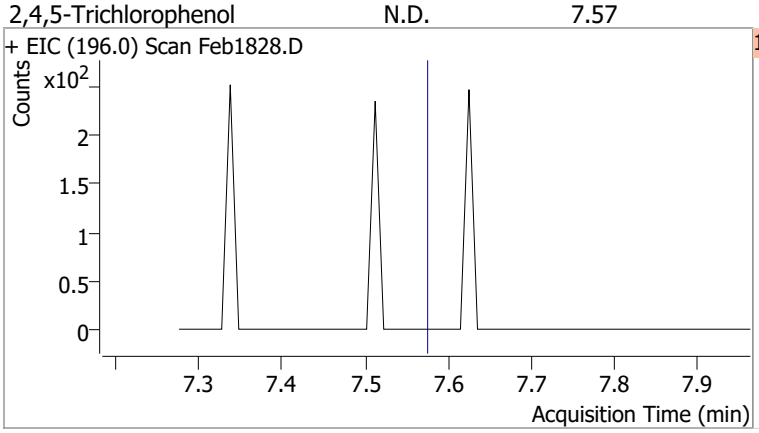

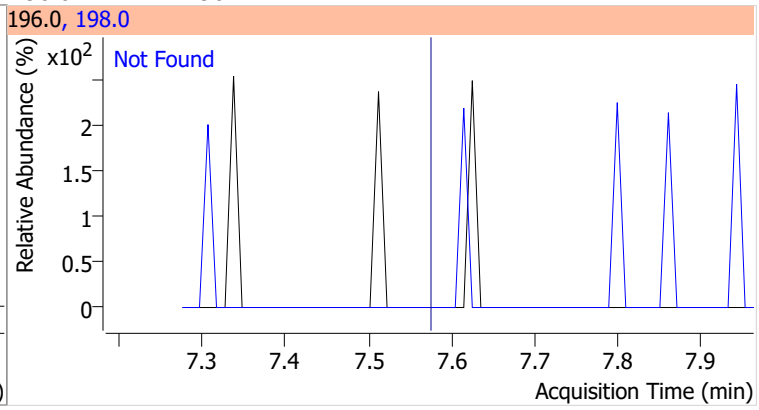

Compound	Conc.	Exp RT	QIon	Exp Ratio
2-Fluorobiphenyl	N.D.	7.60	171.0	34.3

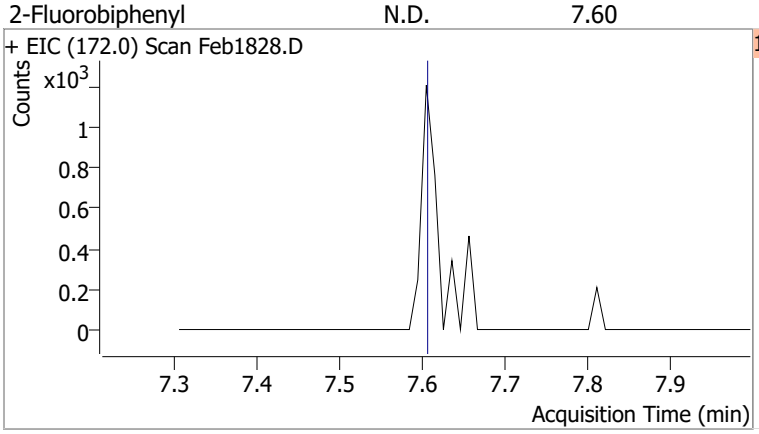

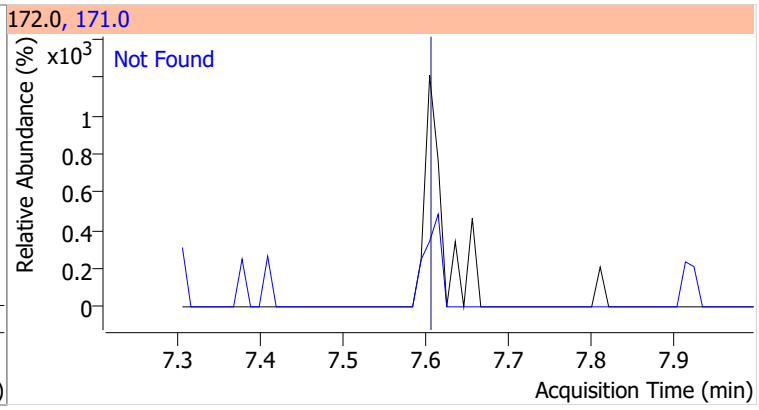

Compound	Conc.	Exp RT	QIon	Exp Ratio	QIon	Exp Ratio
2-Chloronaphthalene	N.D.	7.72	127.0	35.9	164.0	32.1

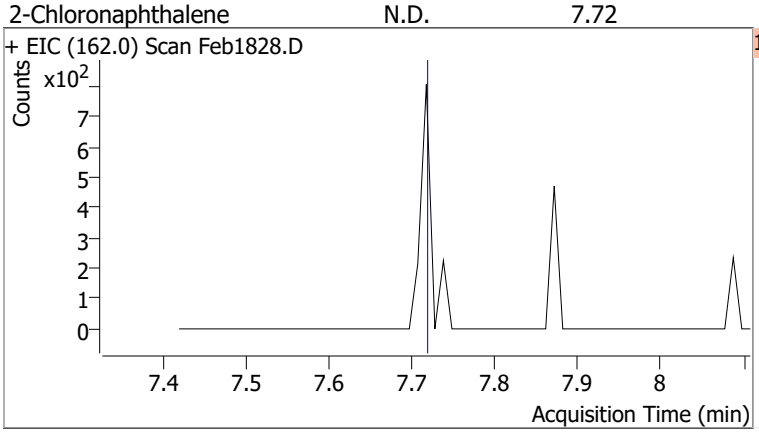

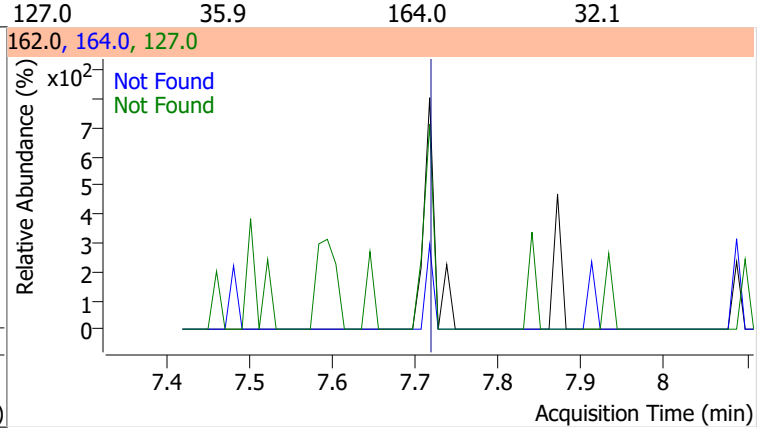

Compound	Conc.	Exp RT	QIon	Exp Ratio
2-Nitroaniline	N.D.	7.88	138.0	110.5

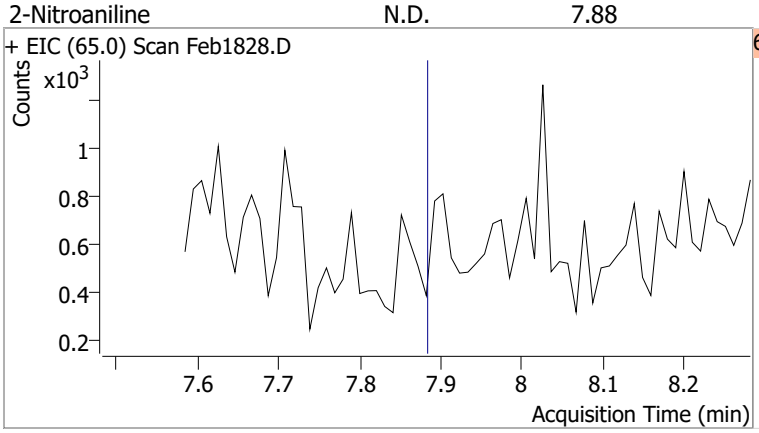

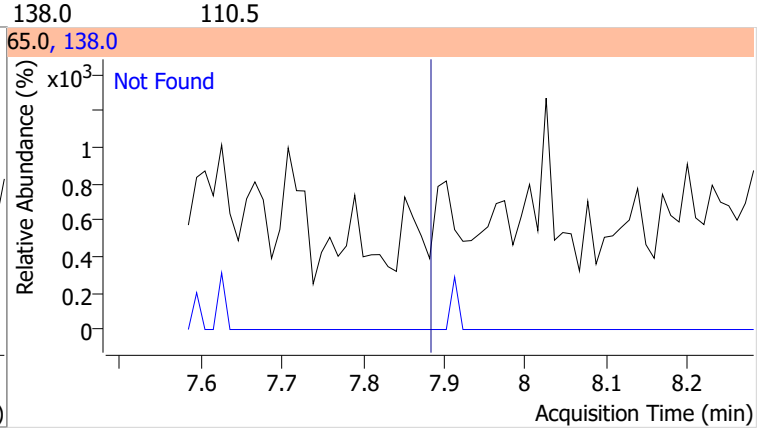

Compound	Conc.	RT	Dev(Min)	Resp.	QIon	QRatio	Lower	Upper
Dimethyl Phthalate		0		0	77.0		13.8	25.7

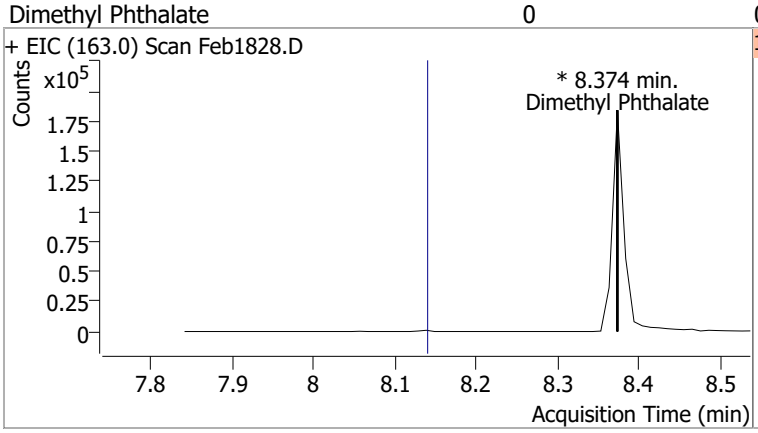

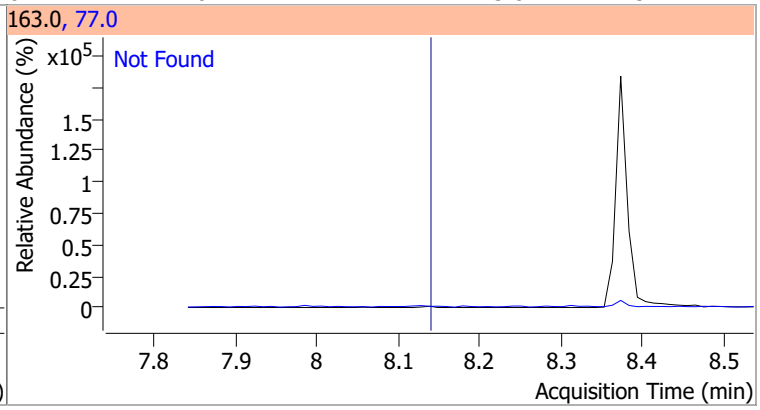

Compound	Conc.	RT	Dev(Min)	Resp.	QIon	QRatio	Lower	Upper
2,6-Dinitrotoluene		0		0	63.0		99.5	184.8
					89.0		43.3	80.3

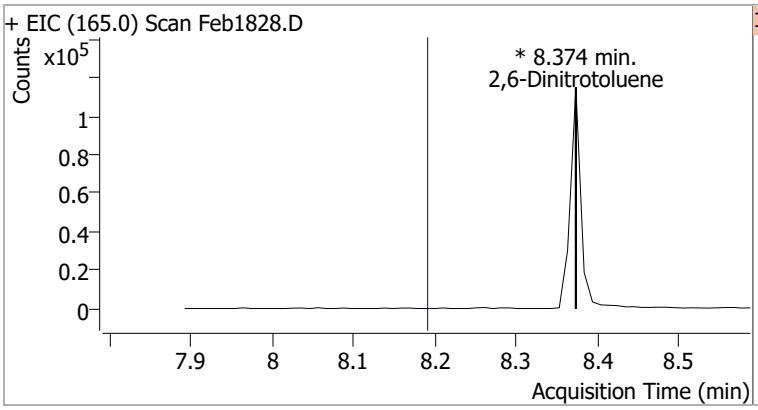

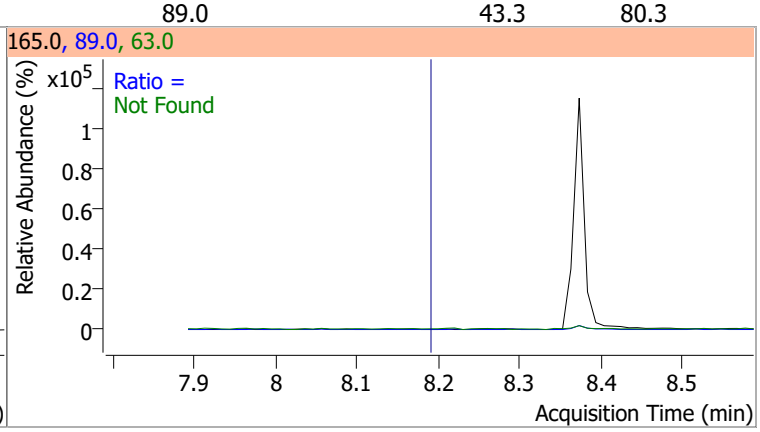

Compound	Conc.	Exp RT	QIon	Exp Ratio
Acenaphthylene	N.D.	8.20	153.1	13.6

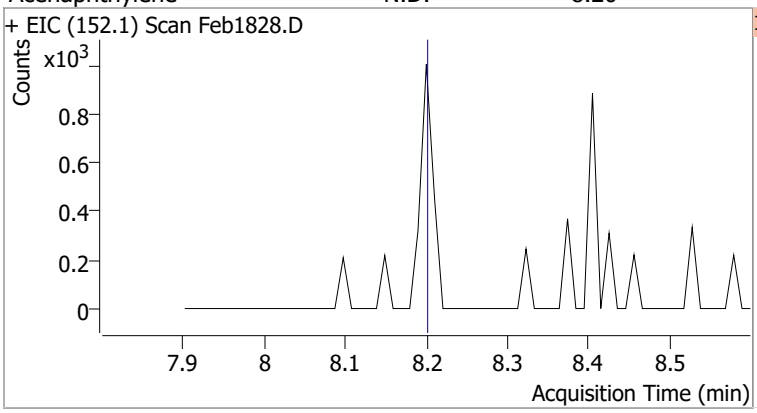

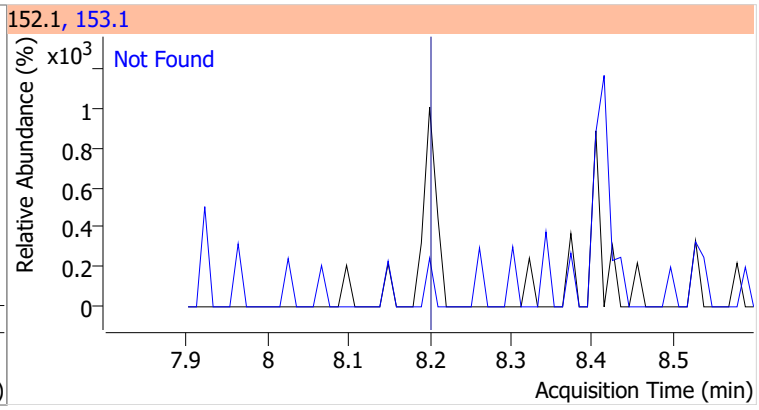

Compound	Conc.	Exp RT	QIon	Exp Ratio	QIon	Exp Ratio
3-Nitroaniline	N.D.	8.39	65.0	129.1	92.0	106.7

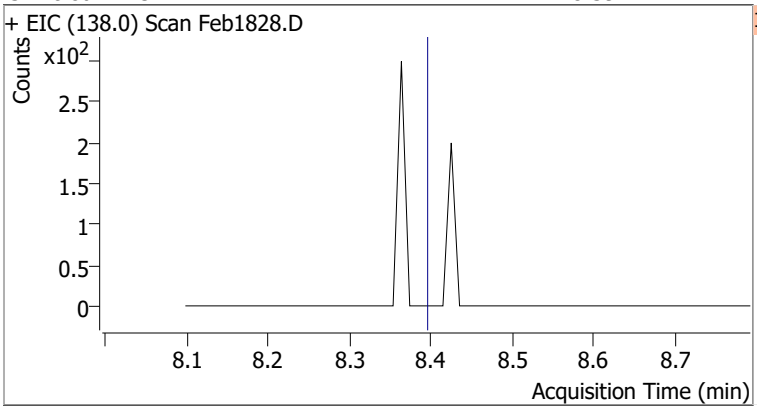

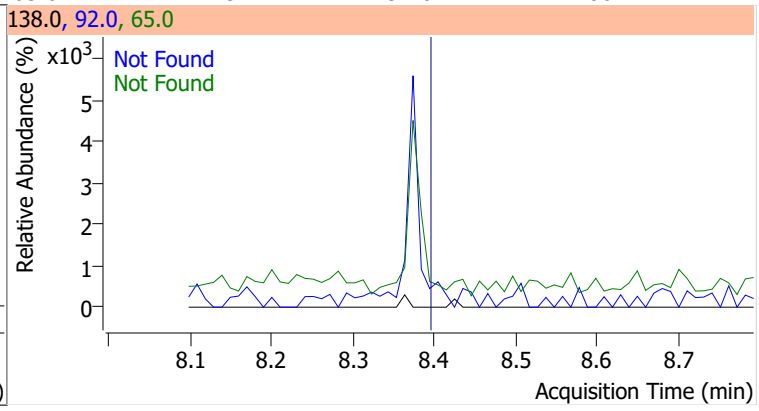

Compound	Conc.	Exp RT	QIon	Exp Ratio	QIon	Exp Ratio
Acenaphthene	N.D.	8.41	153.0	106.5	152.0	51.8

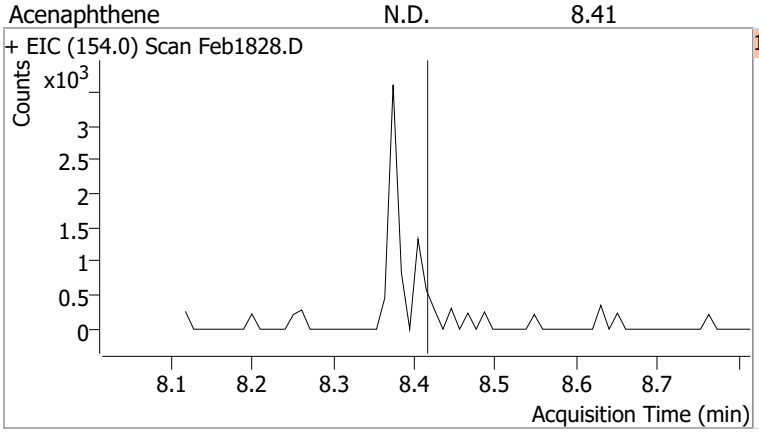

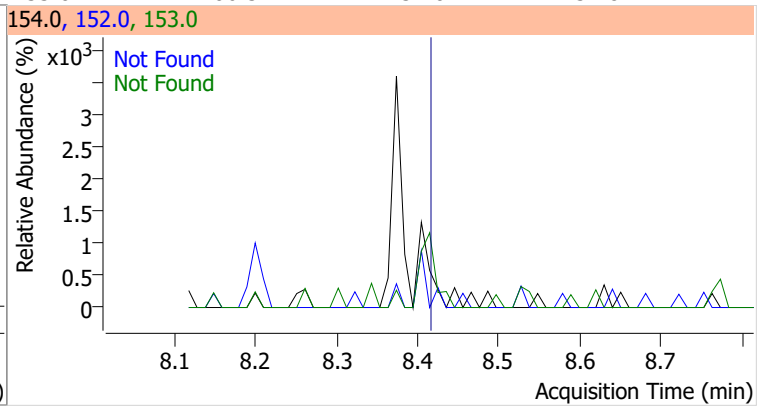

Compound	Conc.	Exp RT	QIon	Exp Ratio
2,4-Dinitrophenol	N.D.	8.52	154.0	62.7

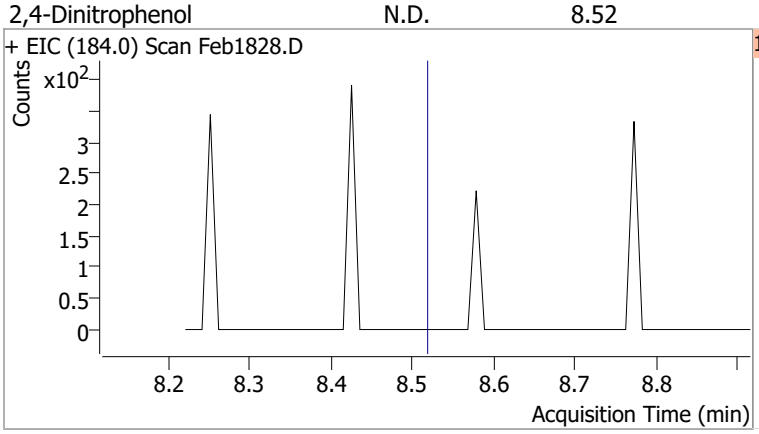

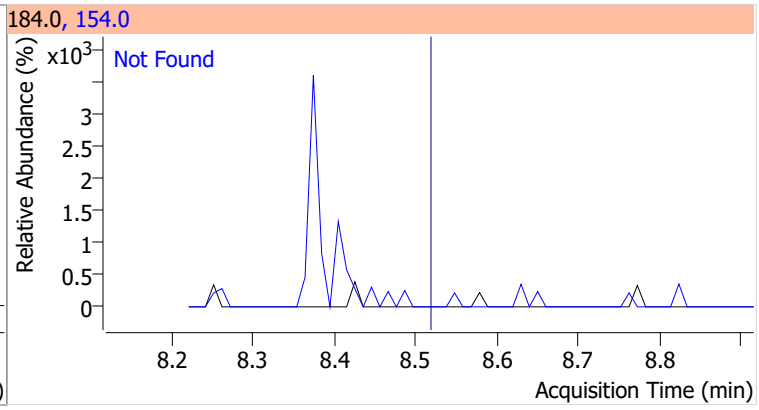

Compound	Conc.	Exp RT	QIon	Exp Ratio
Dibenzofuran	N.D.	8.63	139.0	37.5

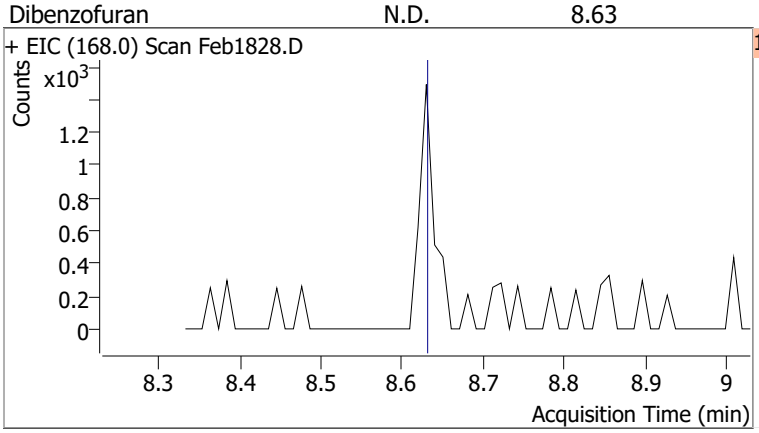

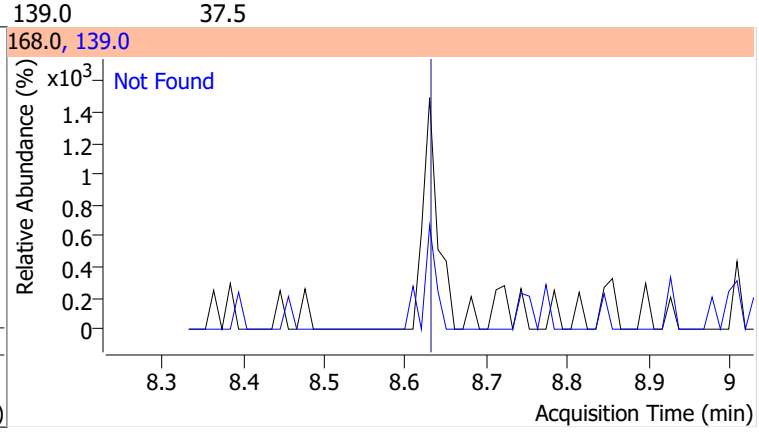

Compound	Conc.	Exp RT	QIon	Exp Ratio	QIon	Exp Ratio
2,4-Dinitrotoluene	N.D.	8.67	89.0	79.2	63.0	48.4

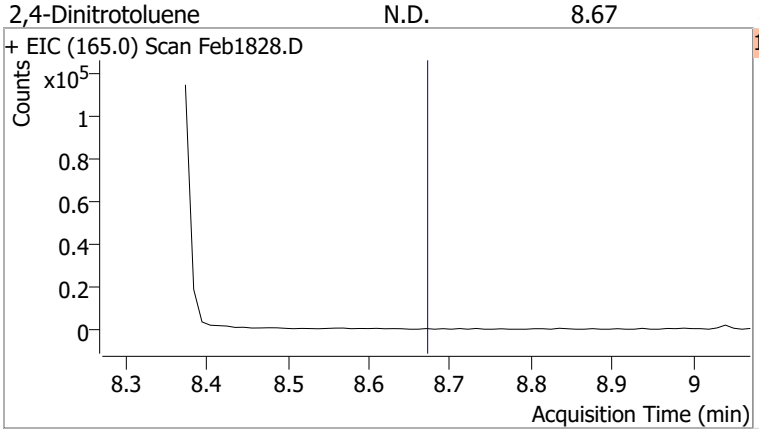

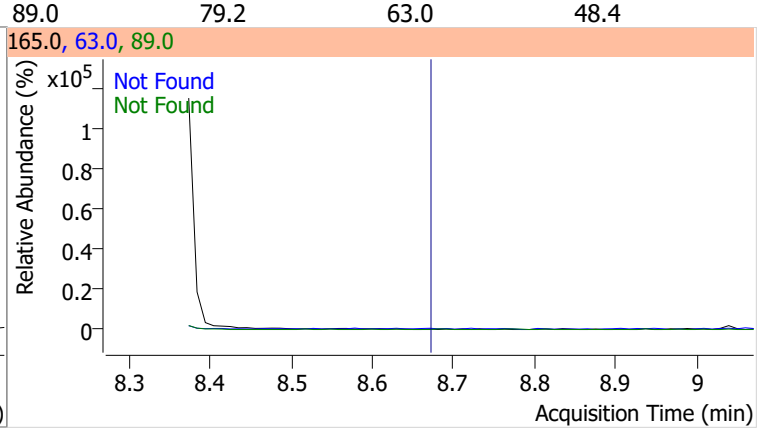

Compound	Conc.	Exp RT	QIon	Exp Ratio	QIon	Exp Ratio
4-Nitrophenol	N.D.	8.70	65.0	72.0	139.0	71.1

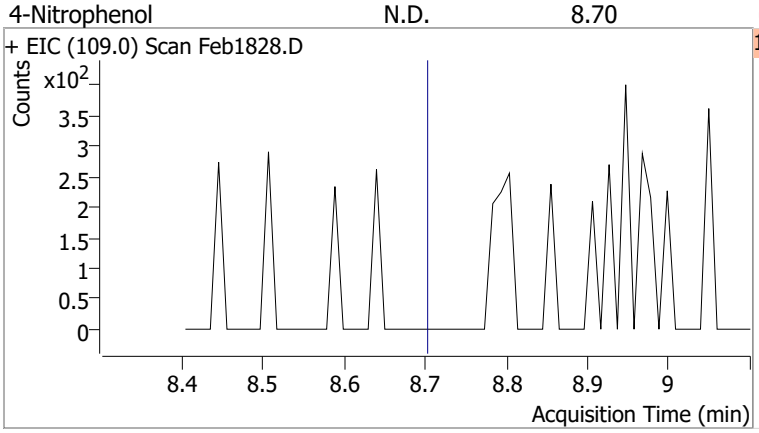

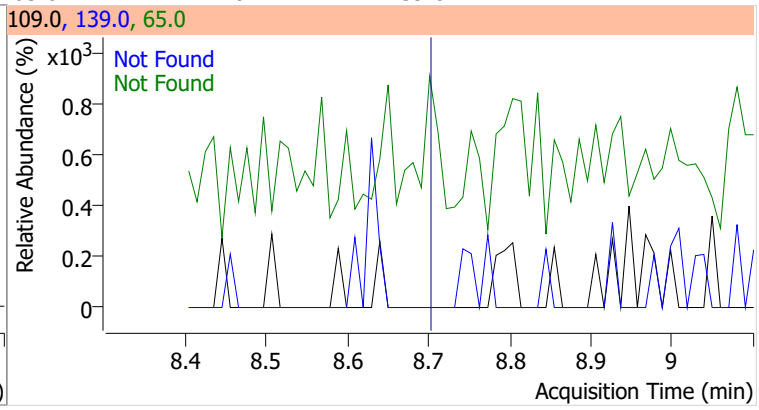

Compound	Conc.	Exp RT	QIon	Exp Ratio	QIon	Exp Ratio
Diethylphthalate	N.D.	9.00	177.0	20.7	150.0	12.5

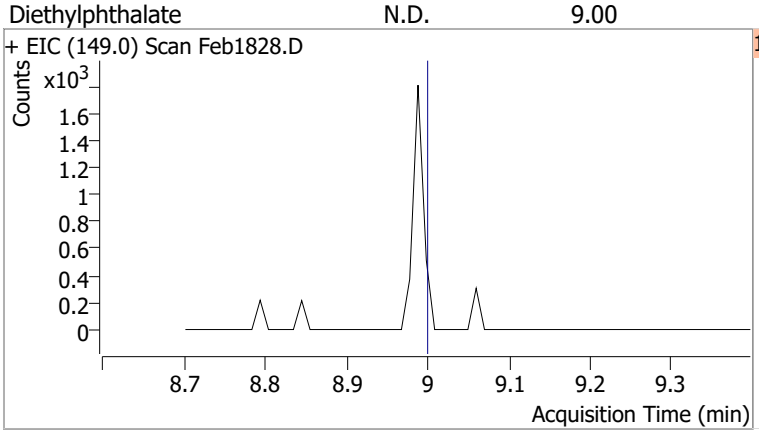

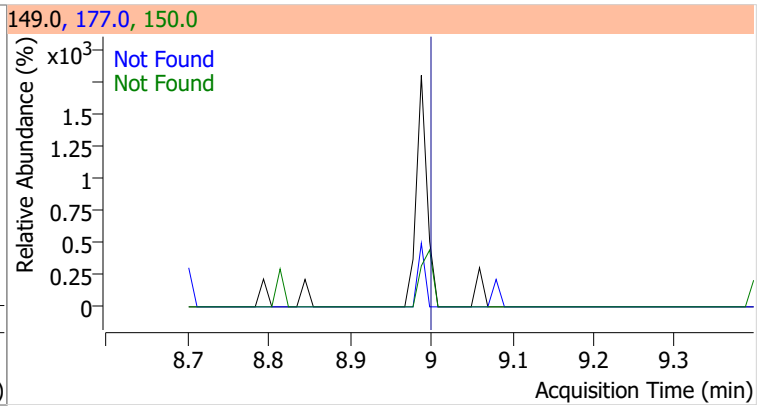

Compound	Conc.	Exp RT	QIon	Exp Ratio	QIon	Exp Ratio
Fluorene	N.D.	9.04	165.0	93.4	167.0	13.7

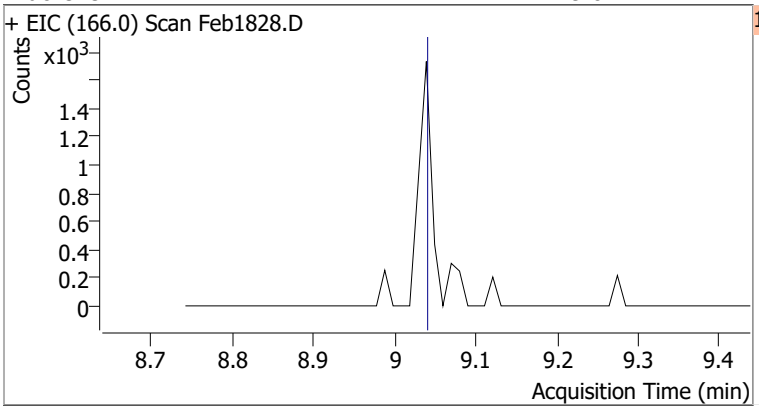

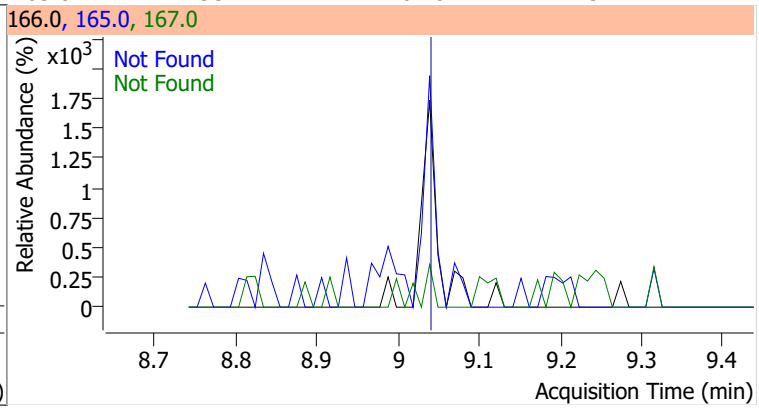

Compound	Conc.	Exp RT	QIon	Exp Ratio	QIon	Exp Ratio
4-Chlorophenyl-phenylether	N.D.	9.07	141.0	61.2	206.0	33.8

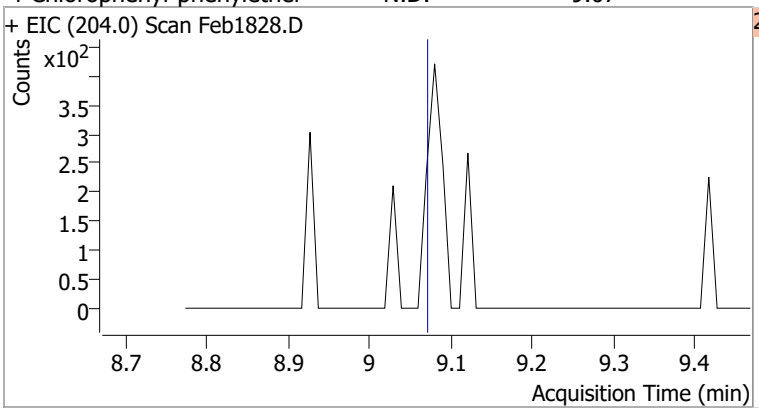

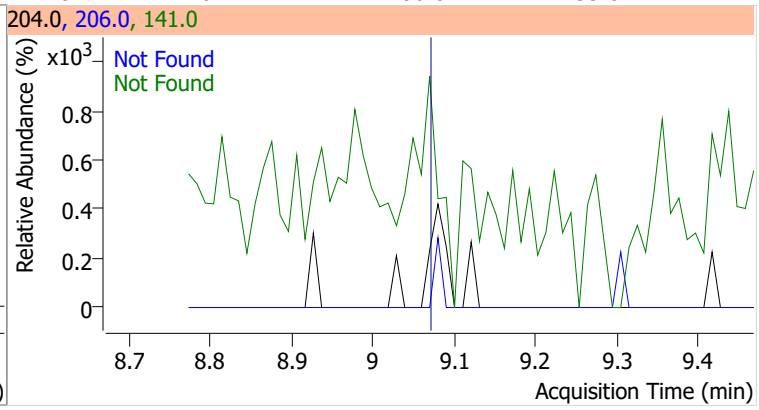

Compound	Conc.	Exp RT	QIon	Exp Ratio	QIon	Exp Ratio
4-Nitroaniline	N.D.	9.14	65.0	112.7	92.0	49.3

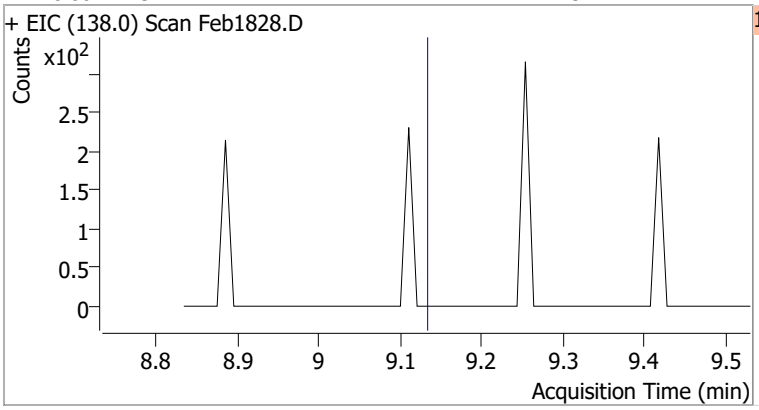

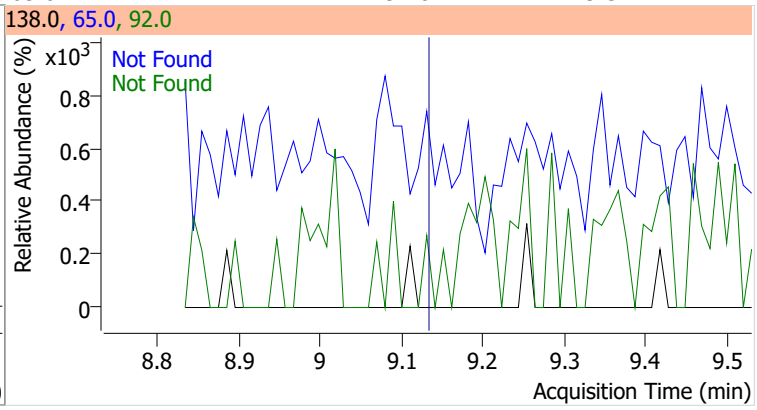

Compound	Conc.	Exp RT	QIon	Exp Ratio
4,6-Dinitro-2-methylphenol	N.D.	9.15	121.0	50.2

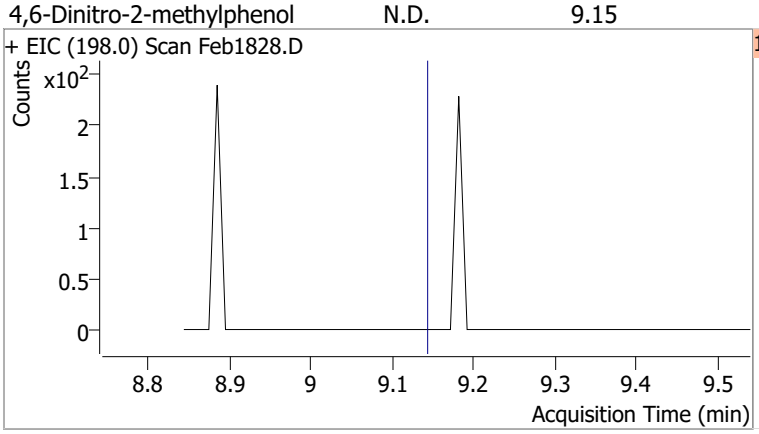

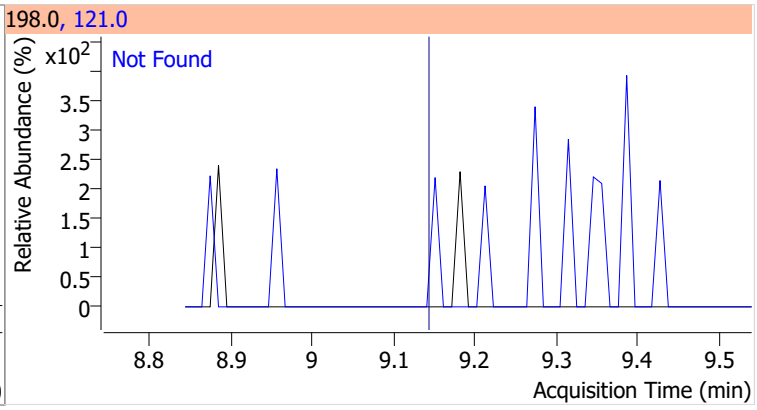

Compound	Conc.	Exp RT	QIon	Exp Ratio	QIon	Exp Ratio
N-nitrosodiphenylamine	N.D.	9.23	168.0	62.8	167.0	34.1

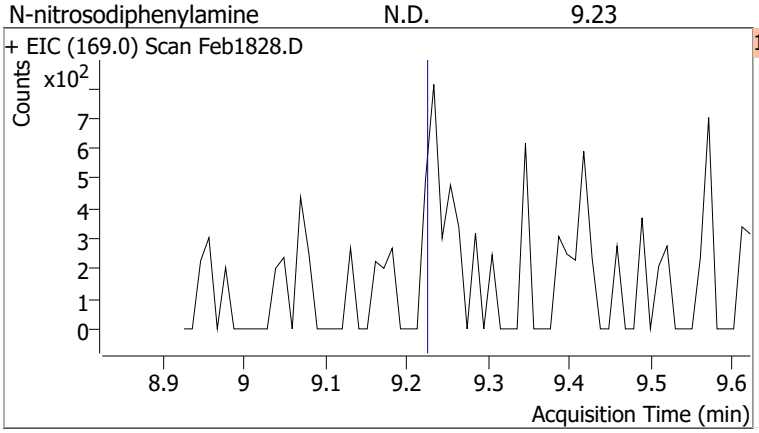

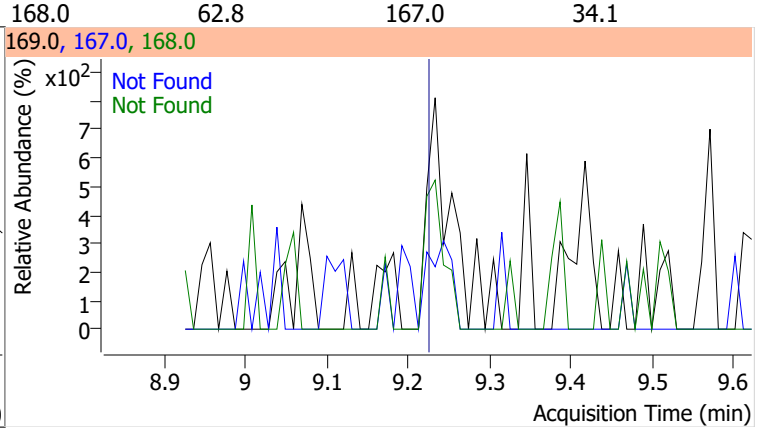

Compound	Conc.	Exp RT	QIon	Exp Ratio	QIon	Exp Ratio
Azobenzene	N.D.	9.26	51.0	45.2	182.0	24.1

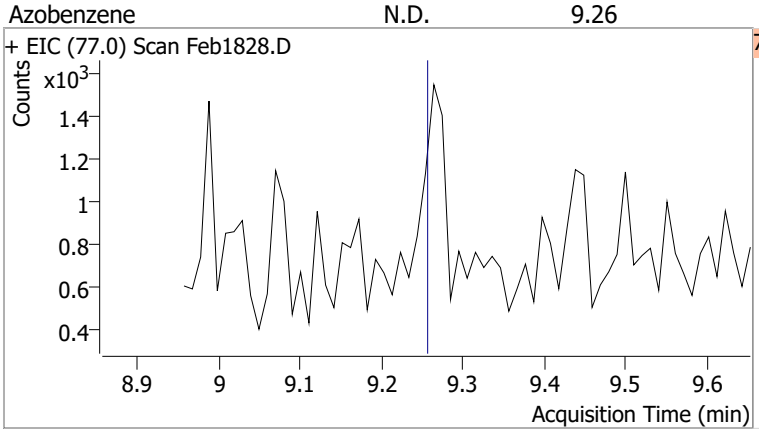

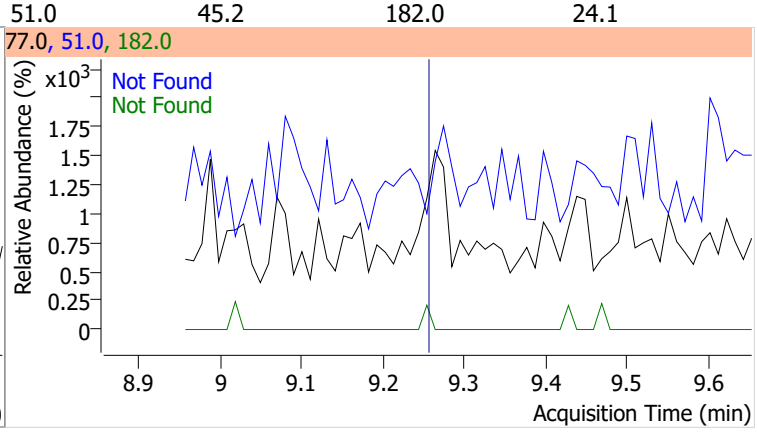

Compound	Conc.	Exp RT	QIon	Exp Ratio
2,4,6-Tribromophenol	N.D.	9.34	331.8	97.9

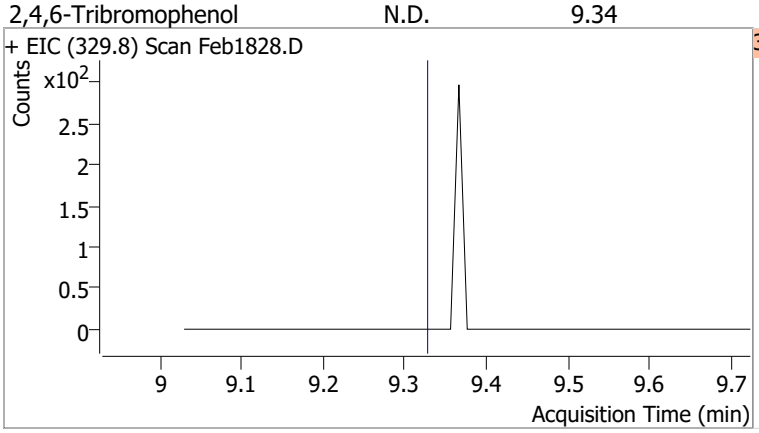

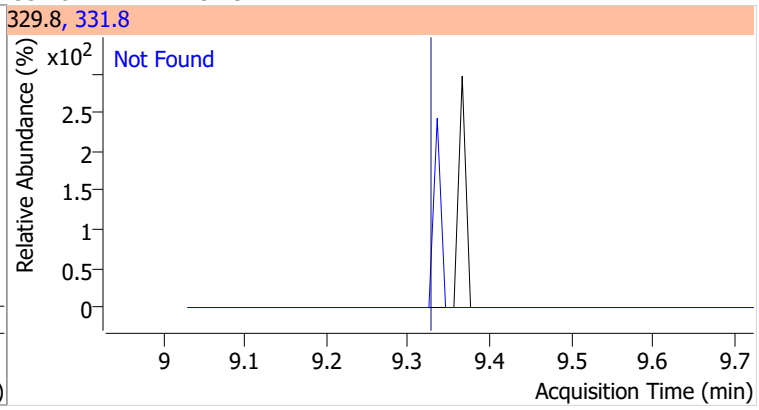

Compound	Conc.	Exp RT	QIon	Exp Ratio	QIon	Exp Ratio
4-Bromophenyl-phenylether	N.D.	9.65	141.0	98.8	250.0	98.2

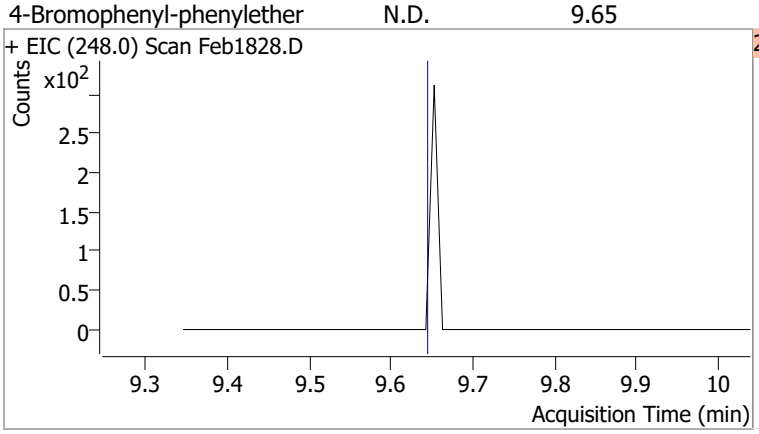

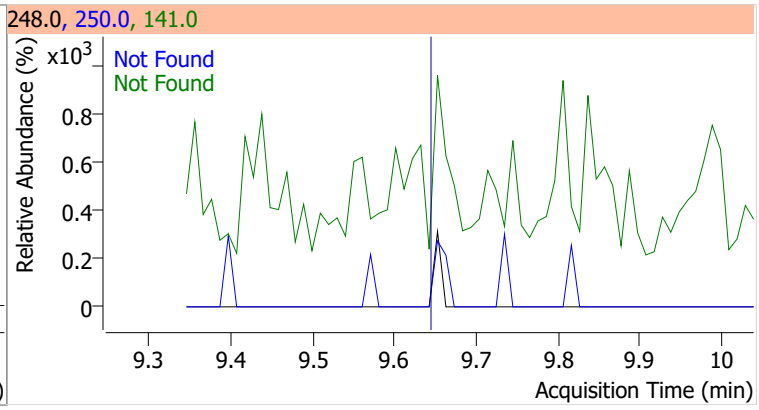

Compound	Conc.	Exp RT	QIon	Exp Ratio
Hexachlorobenzene	N.D.	9.69	142.0	53.8

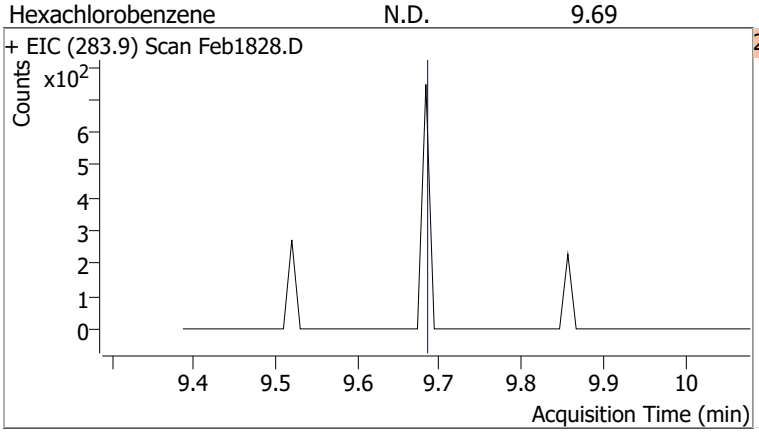

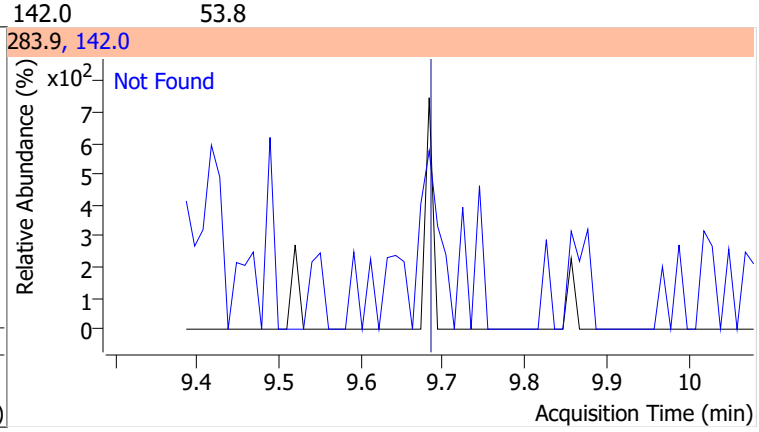

Compound	Conc.	Exp RT	QIon	Exp Ratio	QIon	Exp Ratio
Pentachlorophenol	N.D.	9.97	267.9	59.4	263.9	58.9

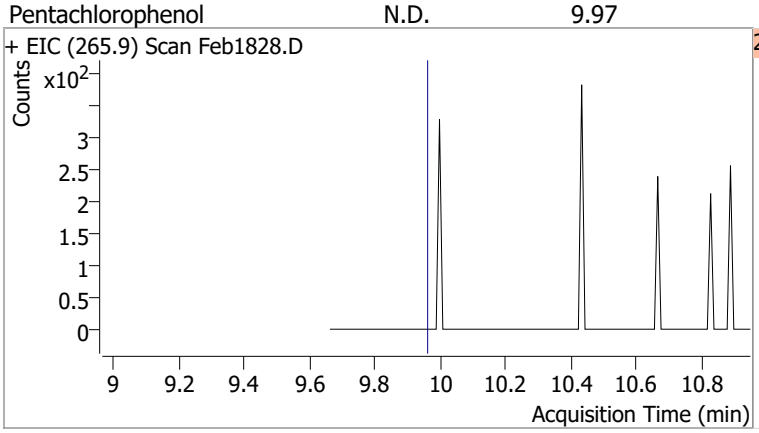

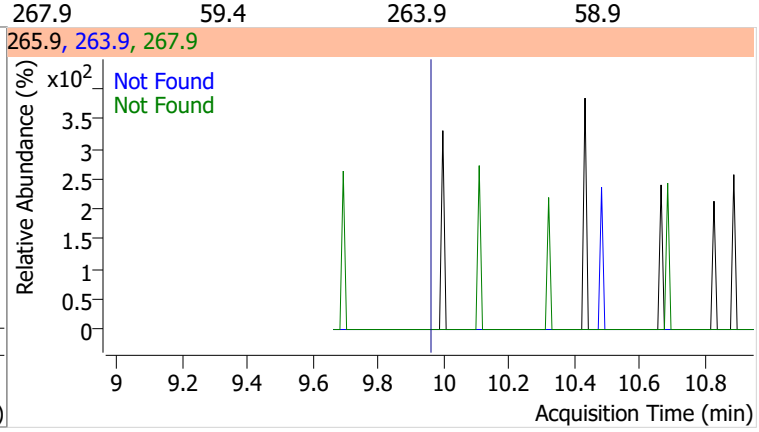

Compound	Conc.	Exp RT	QIon	Exp Ratio
Phenanthrene	N.D.	10.18	176.0	18.5

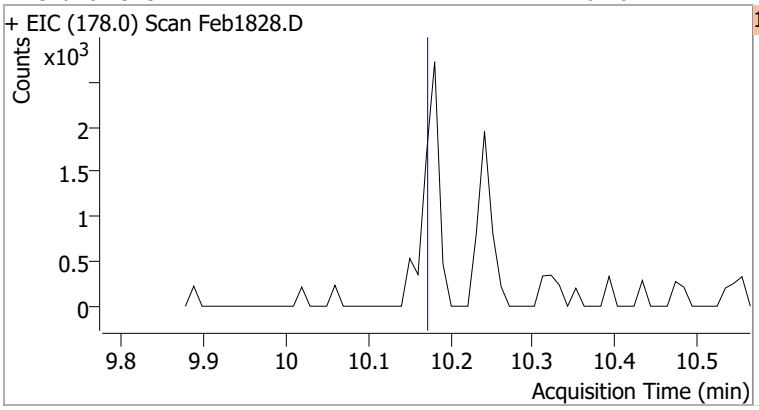

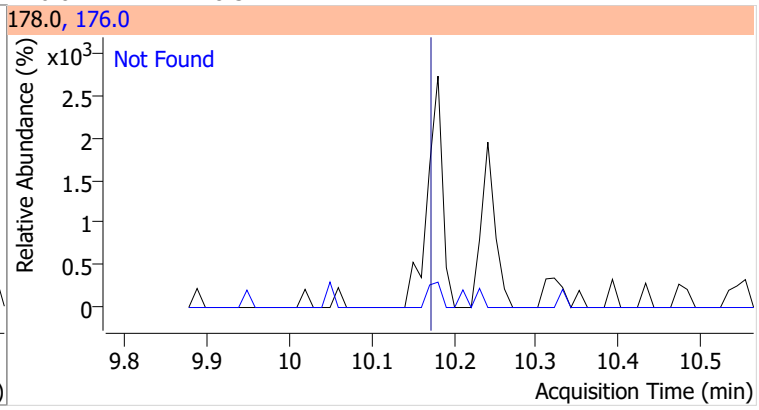

Compound	Conc.	Exp RT	QIon	Exp Ratio
Anthracene	N.D.	10.25	176.0	18.4

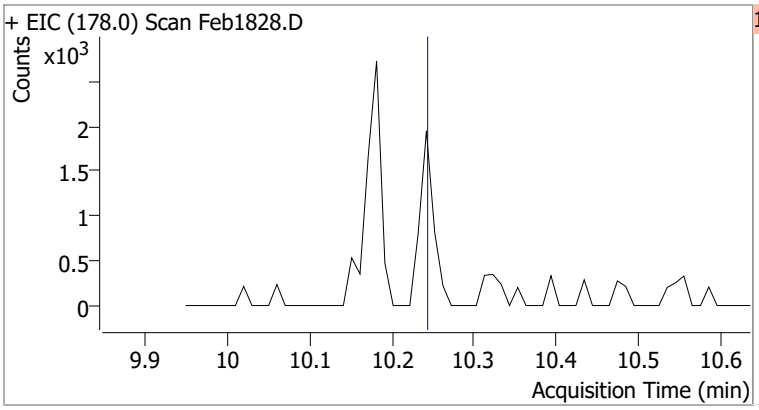

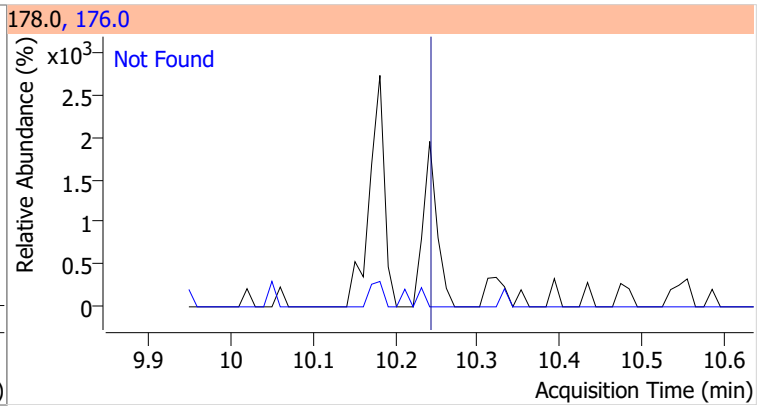

Compound	Conc.	Exp RT	QIon	Exp Ratio	QIon	Exp Ratio
Triallate	N.D.	10.31	268.0	24.1	143.0	22.5

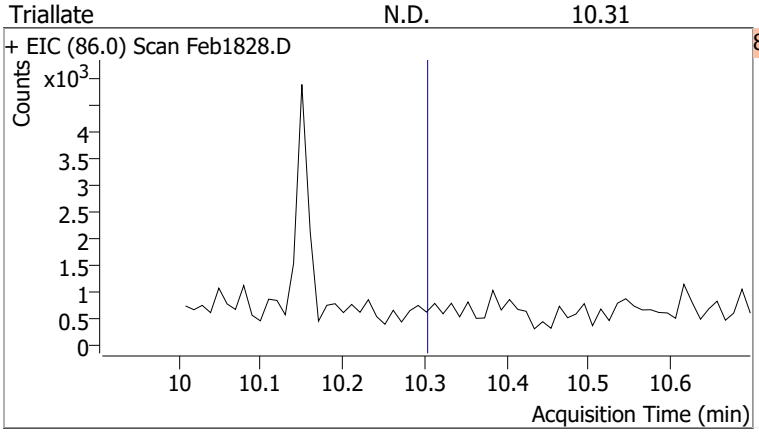

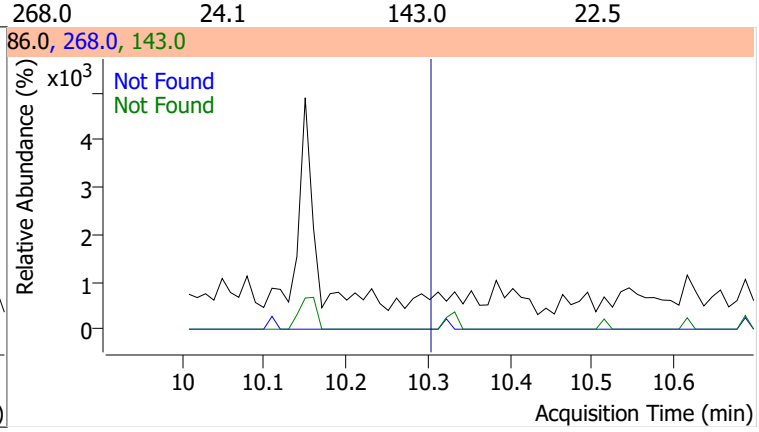

Compound	Conc.	Exp RT	QIon	Exp Ratio
Carbazole	N.D.	10.49	139.0	12.8

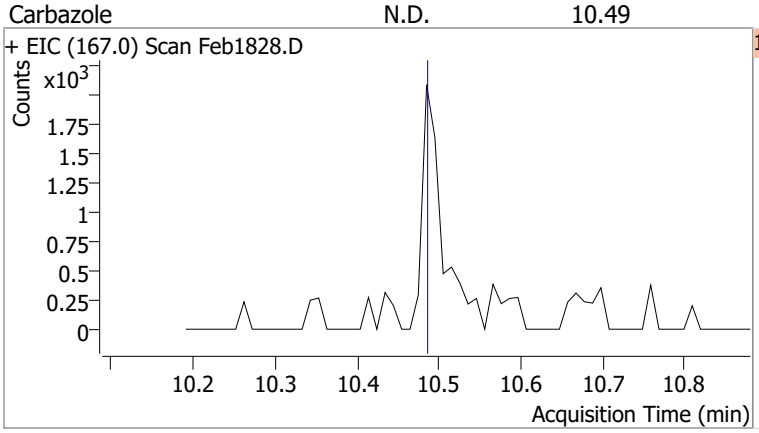

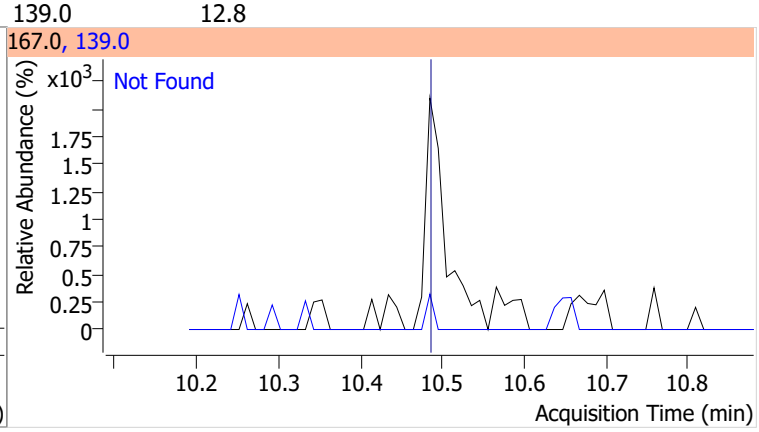

Compound	Conc.	Exp RT	QIon	Exp Ratio	QIon	Exp Ratio
o-Terphenyl	N.D.	10.70	229.0	64.9	215.0	37.0

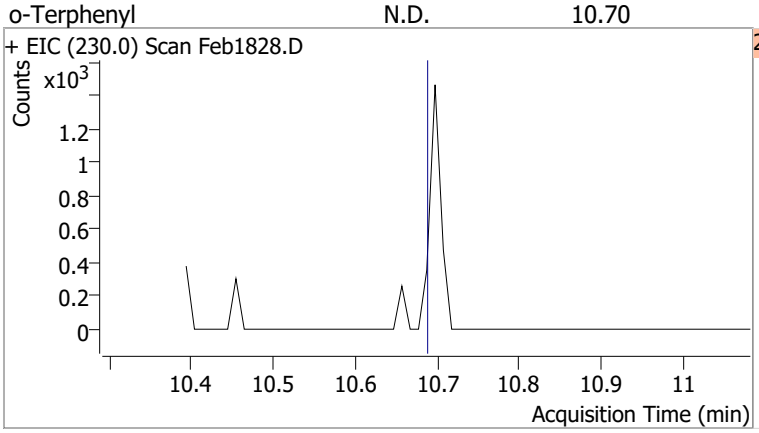

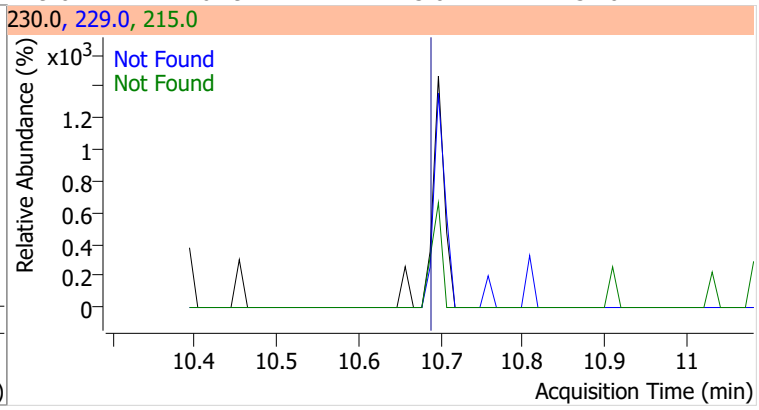

Compound	Conc.	Exp RT	QIon	Exp Ratio	QIon	Exp Ratio
Di-n-Butylphthalate	N.D.	11.08	150.0	9.1	104.0	6.4

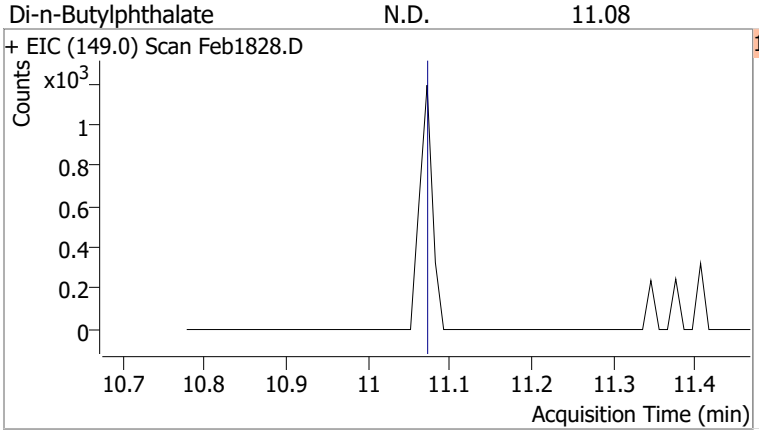

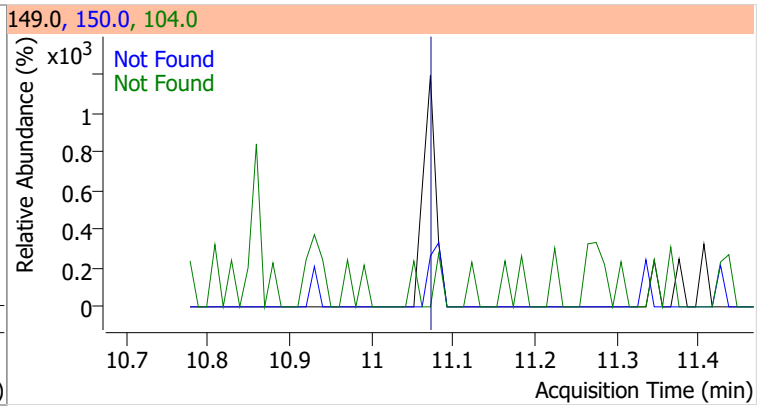

Compound	Conc.	Exp RT	QIon	Exp Ratio
Fluoranthene	N.D.	11.95	101.0	13.4

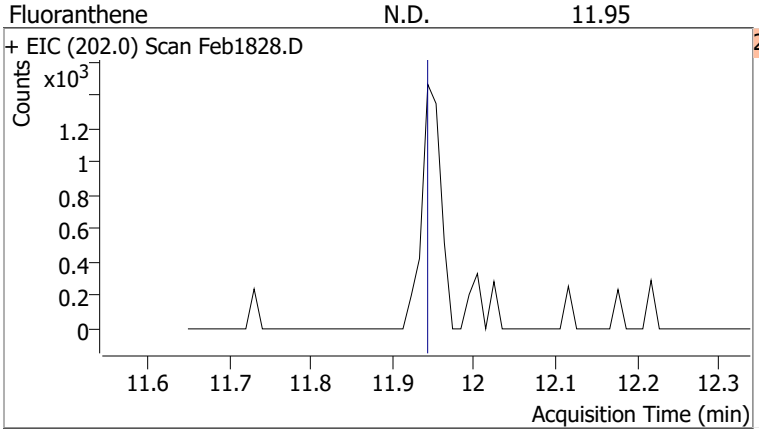

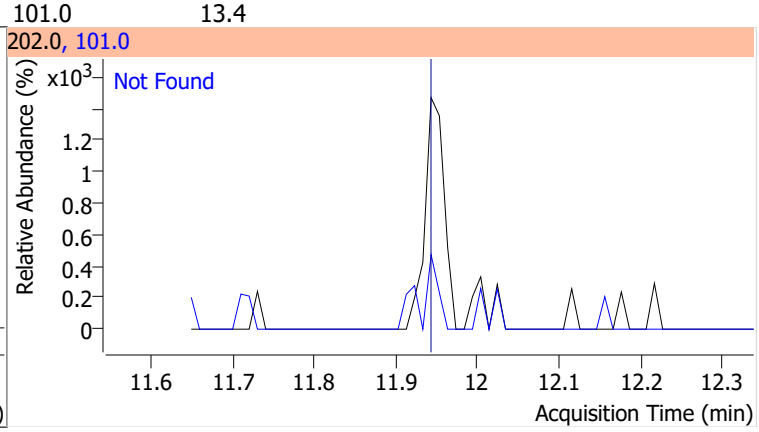

Compound	Conc.	Exp RT	QIon	Exp Ratio	QIon	Exp Ratio
Benzidine	N.D.	12.35	183.0	11.8	92.0	8.3

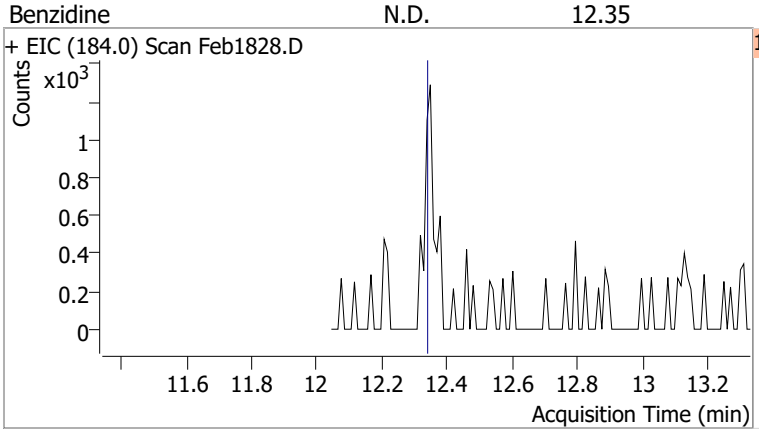

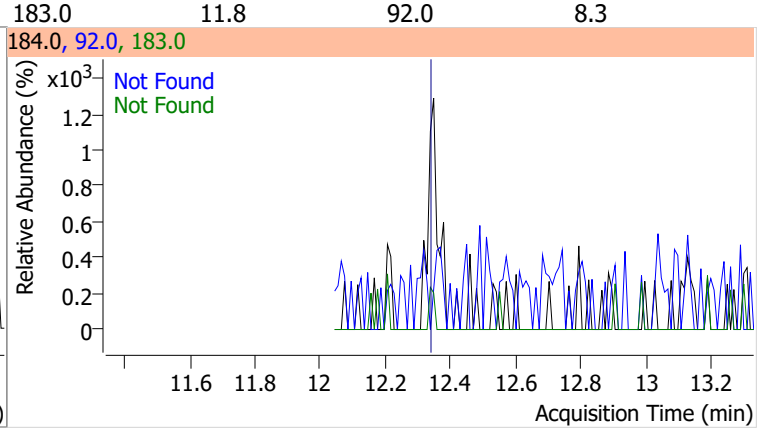

Compound	Conc.	Exp RT	QIon	Exp Ratio
Pyrene	N.D.	12.38	101.0	15.9

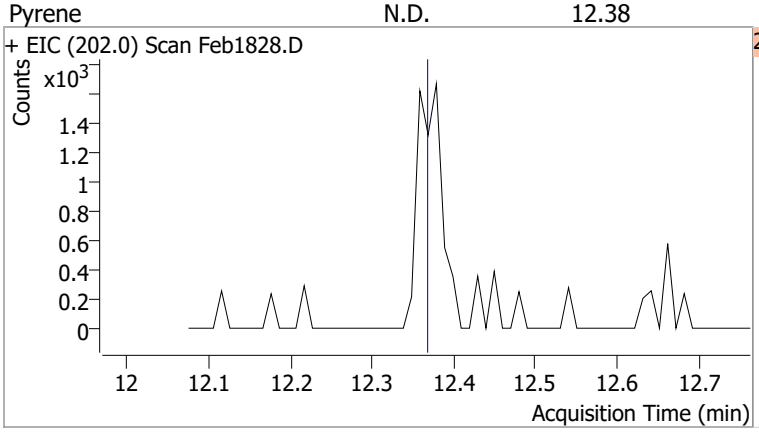

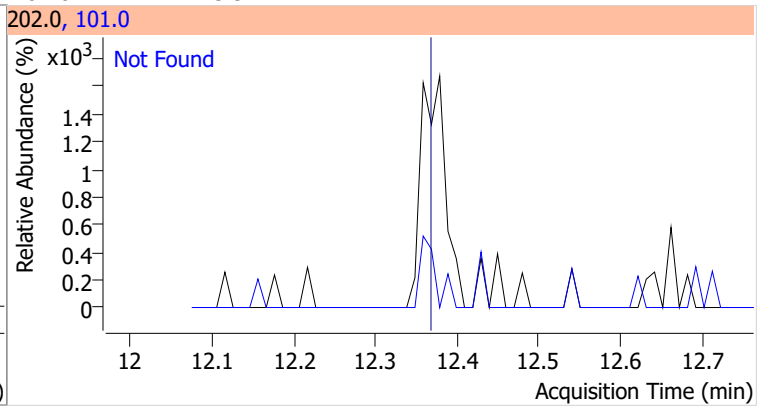

Compound	Conc.	Exp RT	QIon	Exp Ratio
Terphenyl-d14	N.D.	12.88	122.0	14.4

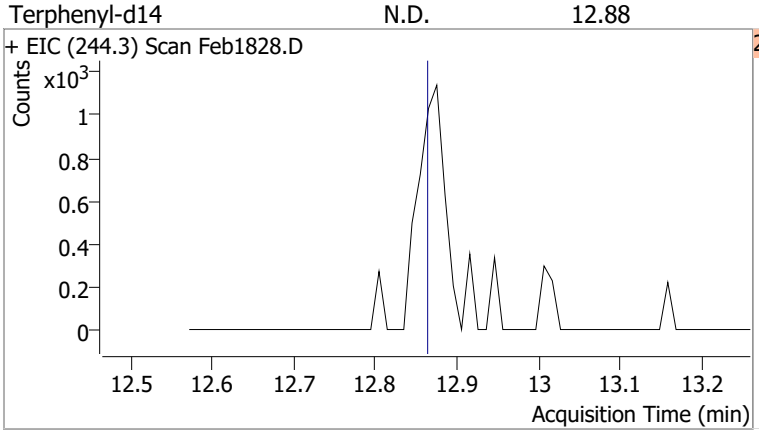

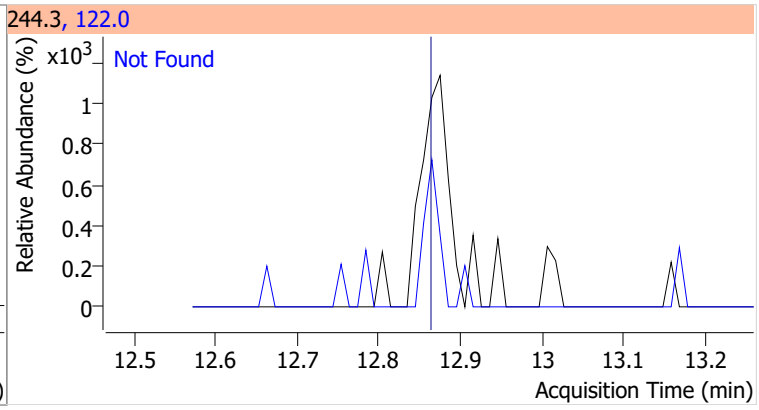

Compound	Conc.	Exp RT	QIon	Exp Ratio	QIon	Exp Ratio
Butylbenzylphthalate	N.D.	14.32	91.0	85.1	206.0	17.5

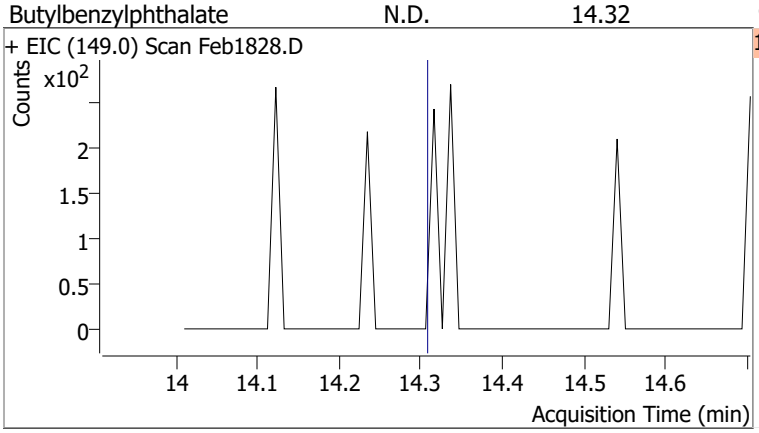

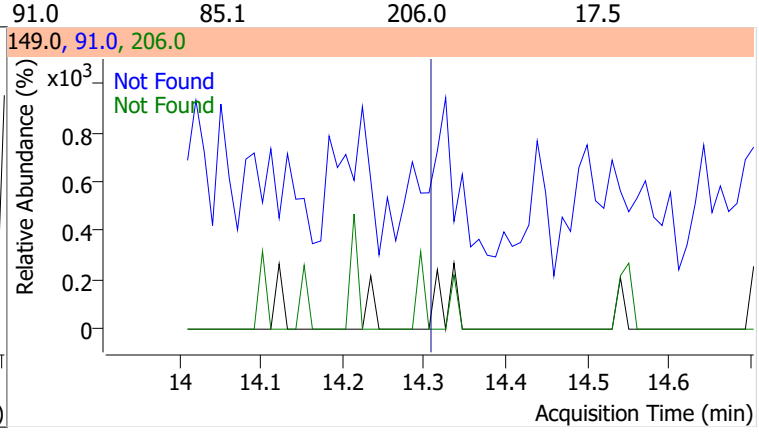

Compound	Conc.	Exp RT	QIon	Exp Ratio	QIon	Exp Ratio
Benzo(a)Anthracene	N.D.	15.51	226.0	26.8	229.0	21.1

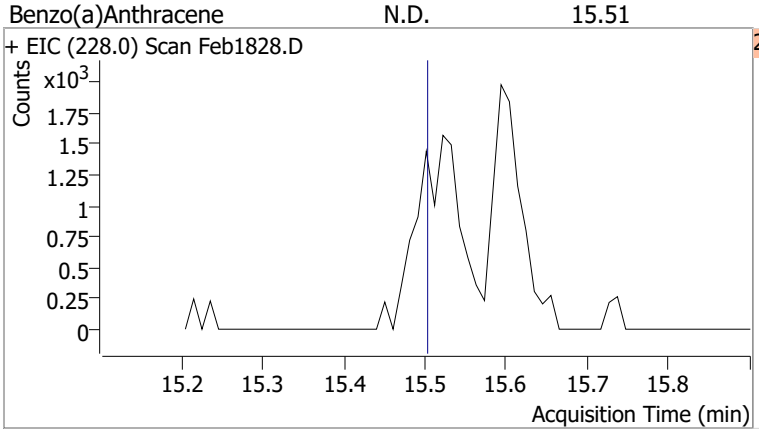

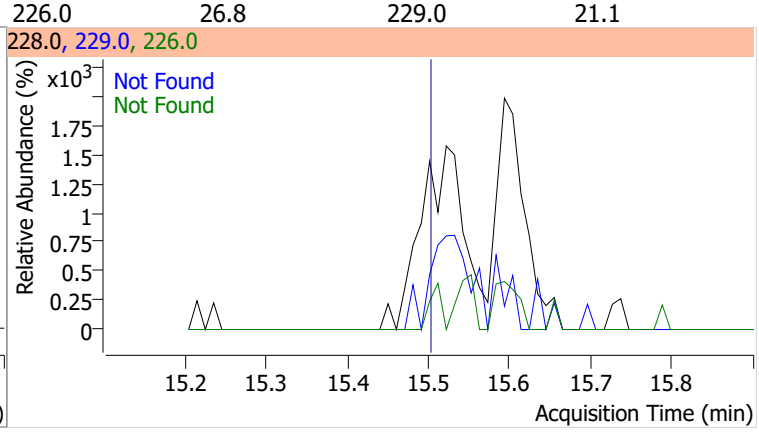

Compound	Conc.	Exp RT	QIon	Exp Ratio	QIon	Exp Ratio
Chrysene	N.D.	15.62	226.0	28.4	229.0	19.7

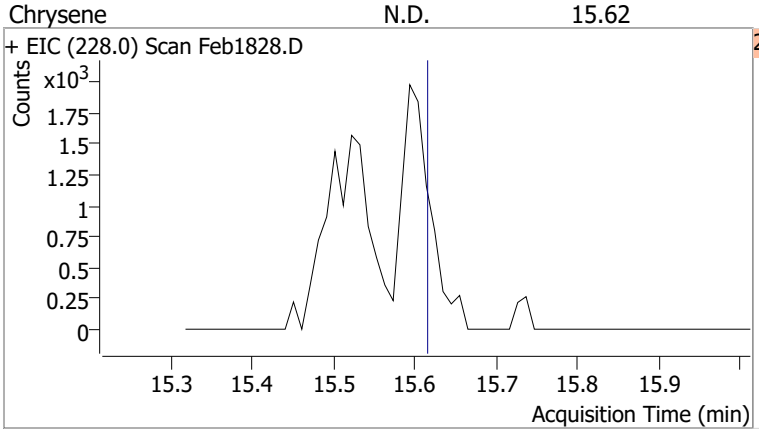

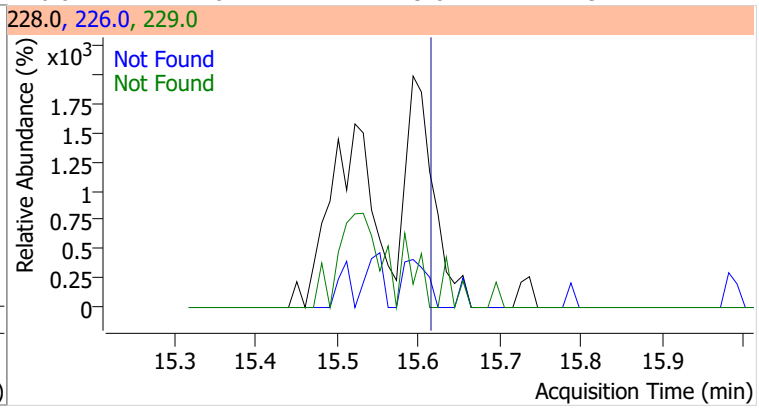

Compound	Conc.	Exp RT	QIon	Exp Ratio
3,3-Dichlorobenzidine	N.D.	15.69	254.0	64.2

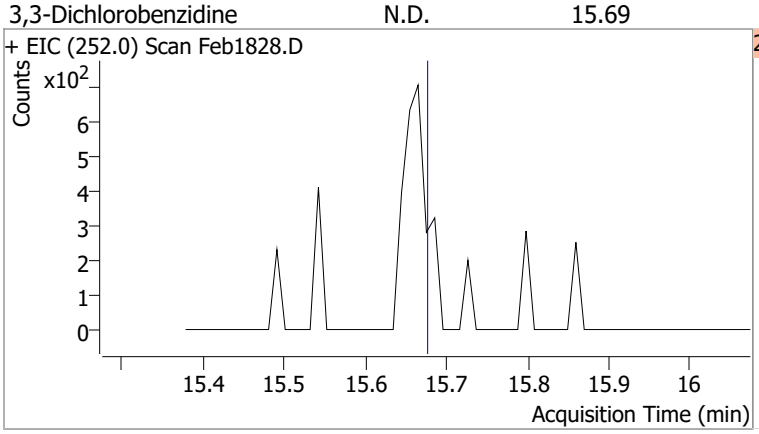

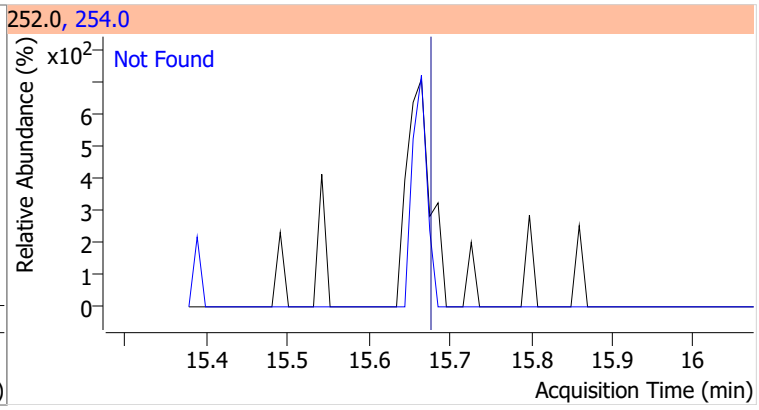

Compound	Conc.	Exp RT	QIon	Exp Ratio	QIon	Exp Ratio
bis(2-ethylhexyl)Phthalate	N.D.	16.37	149.0	390.8	279.0	15.0

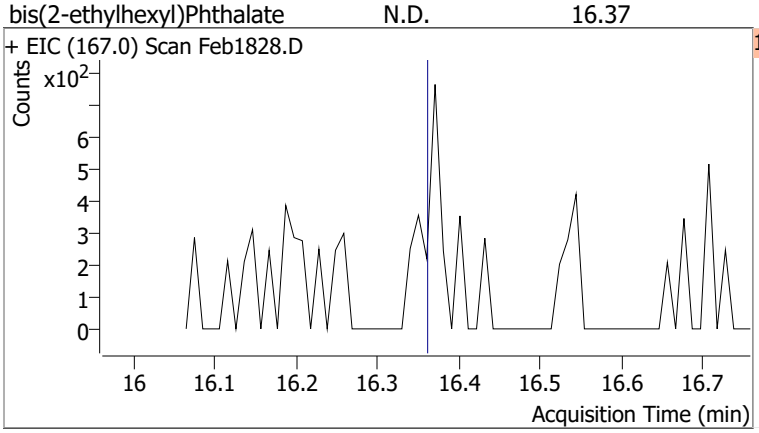

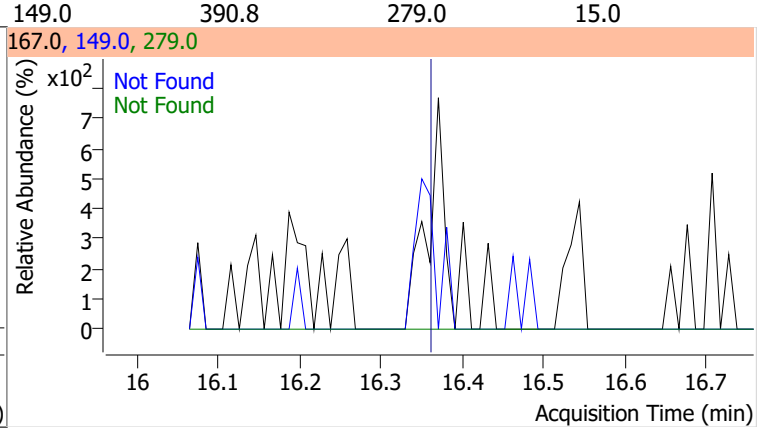

Compound	Conc.	Exp RT	QIon	Exp Ratio
Di-n-octyl Phthalate	N.D.	18.13	150.0	10.0

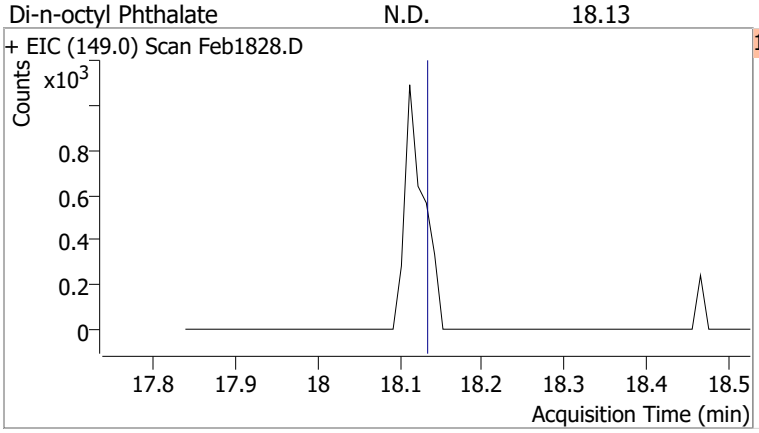

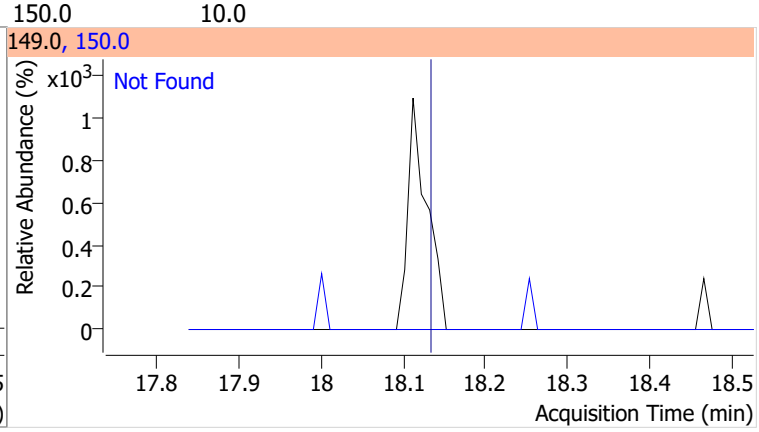

Compound	Conc.	Exp RT	QIon	Exp Ratio
Benzo(b)fluoranthene	N.D.	18.38	253.0	22.3

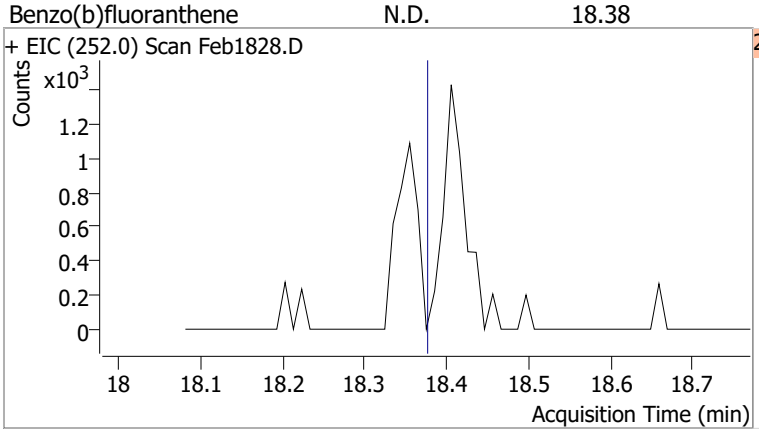

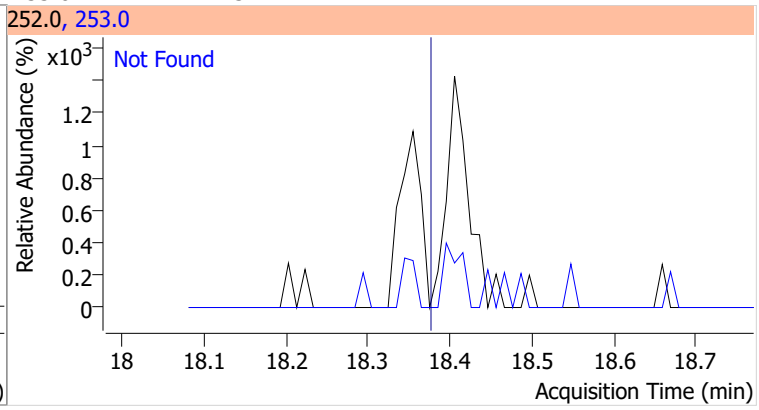

Compound	Conc.	Exp RT	QIon	Exp Ratio
Benzo(k)fluoranthene	N.D.	18.45	253.0	22.0

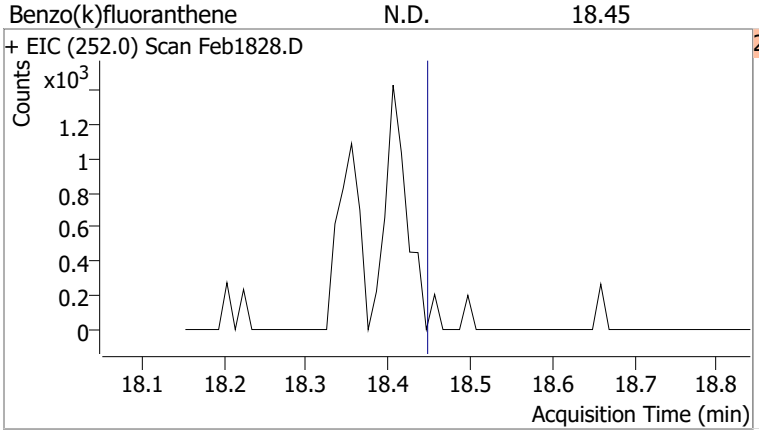

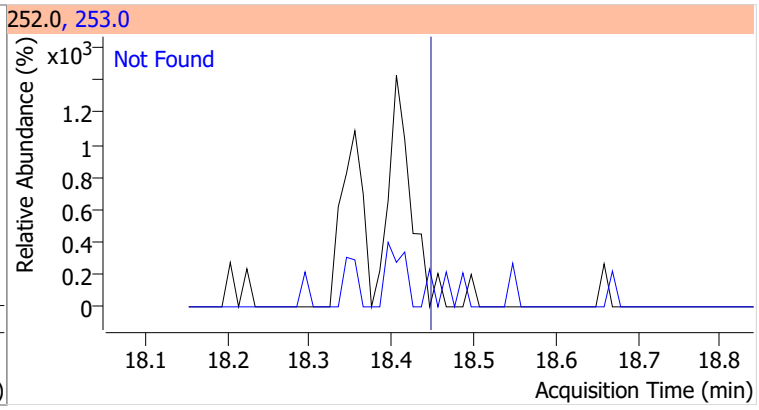

Compound	Conc.	Exp RT	QIon	Exp Ratio
Benzo(a)pyrene	N.D.	18.98	253.0	21.5

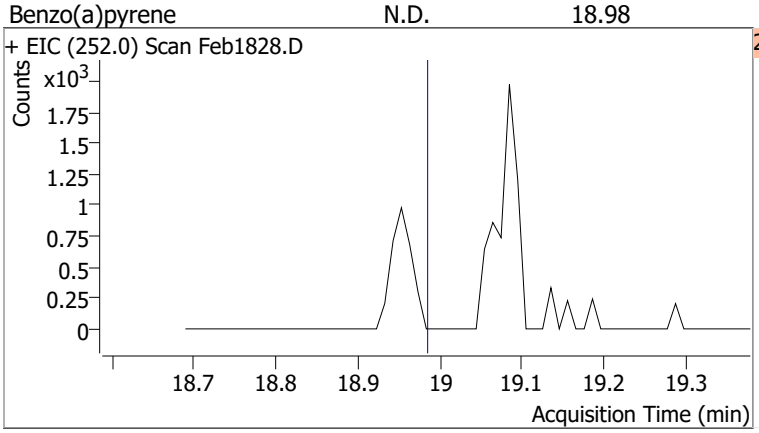

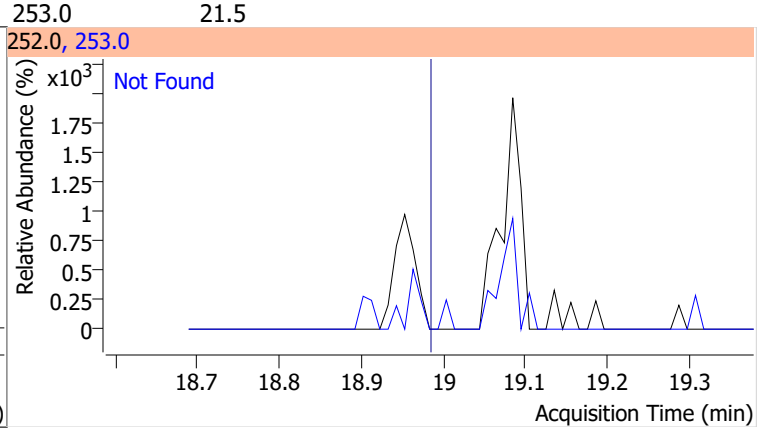

Compound	Conc.	Exp RT	QIon	Exp Ratio
Indeno(1,2,3-c,d)pyrene	N.D.	20.76	138.0	29.6

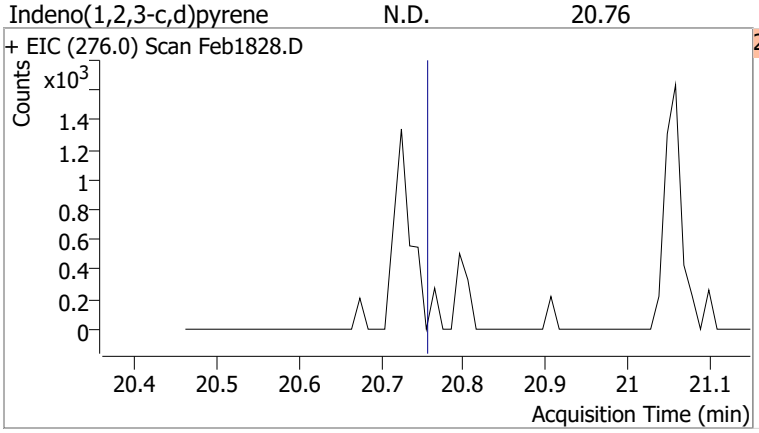

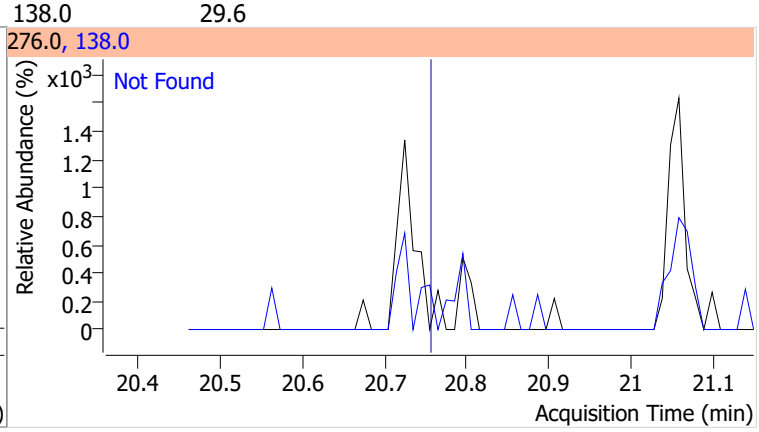

Compound	Conc.	Exp RT	QIon	Exp Ratio	QIon	Exp Ratio
Dibenzo(a,h)anthracene	N.D.	20.82	139.0	25.2	279.0	24.1

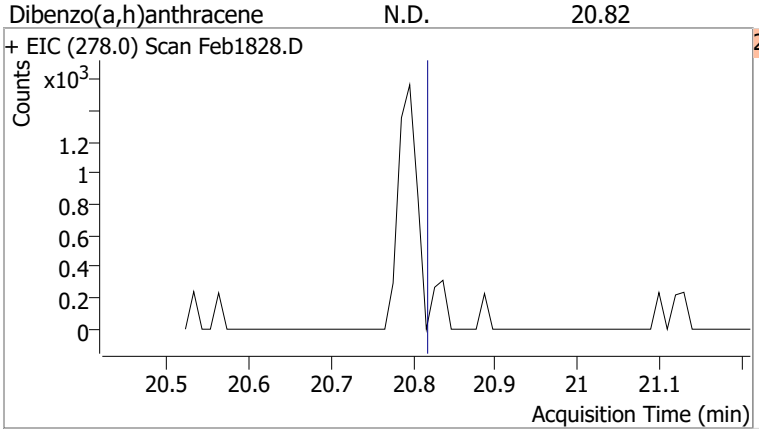

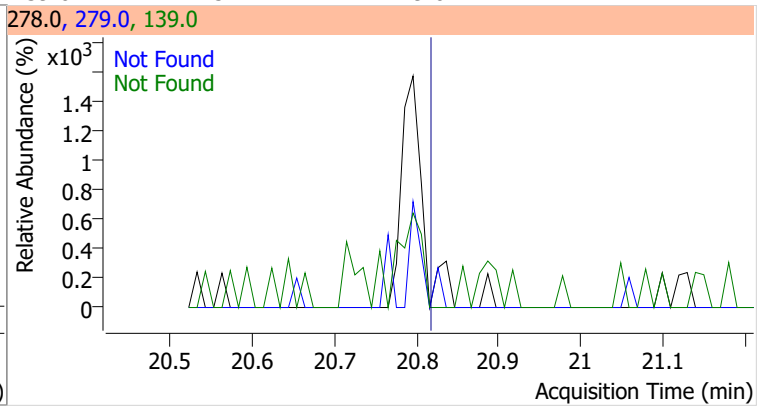

Compound	Conc.	Exp RT	QIon	Exp Ratio	QIon	Exp Ratio
Benzo(g,h,i)perylene	N.D.	21.09	138.0	33.0	277.0	23.2

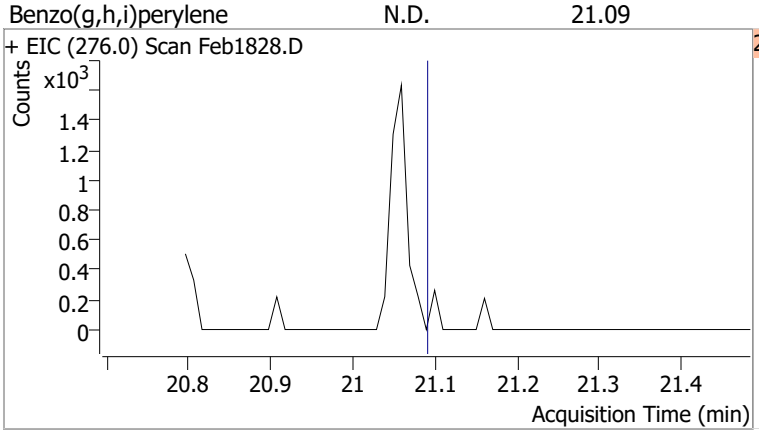

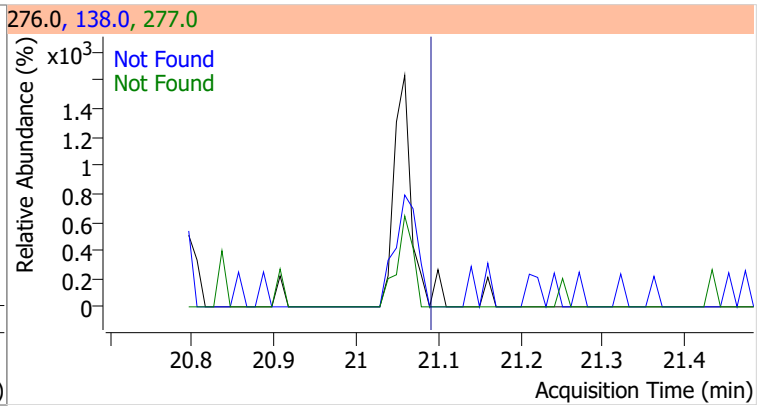

Quantitation Results Report (QT Reviewed)

Data File	Feb1829.D	Operator	LIMS import
Acq. Method	BNA+SIM.M	Acq. Date-Time	2/19/2022 10:54:58 PM
Sample Name	B22020415-027C	Instrument	Instrument #1
Vial	29	Multiplier	1.00
DA Method File	021822 DoD BNA cal.batch.bin	Comment	SVOC-8270-W-LARGO
Tune File	dftppdsm.u	Tune Date	2/18/2022 9:25:00 PM
Batch Name	021822 DoD BNA 2.batch.bin	Last Calib Update	2/20/2022 11:08:57 AM
Ref Library	D:\Org\Library\NIST129K.l		

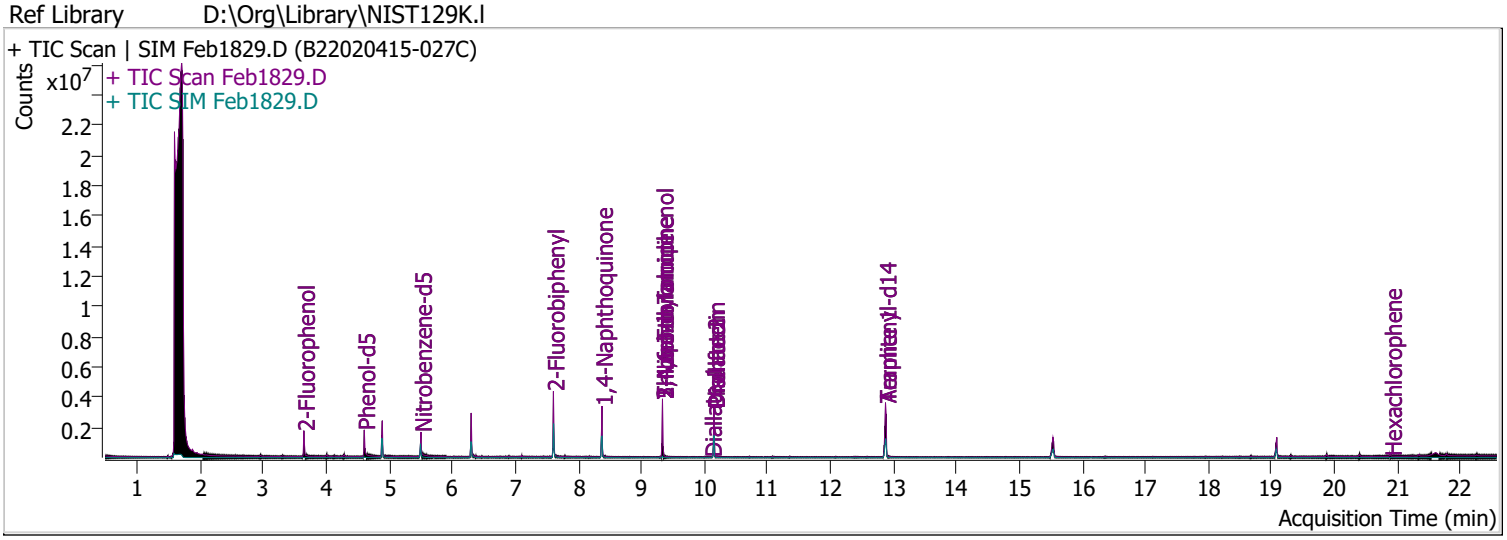

Compound	RT	QIon	Resp.	Conc.	Units		Dev(Min)
Internal Standards							
System Monitoring Compounds							
S 2-Fluorophenol	3.643	112.0	494186	48.2754	µg/L		-0.010
Spiked Amount: 200.000	Range: 10.0 - 75.0%			Recovery = 24.14%			
S Phenol-d5	4.603	99.0	598975	44.6834	µg/L		-0.010
Spiked Amount: 200.000	Range: 10.0 - 65.0%			Recovery = 22.34%			
S Nitrobenzene-d5	5.502	82.0	437211	58.9113	µg/L		0.000
Spiked Amount: 100.000	Range: 32.0 - 94.0%			Recovery = 58.91%			
S 2-Fluorobiphenyl	7.605	172.0	1249452	56.8010	µg/L		0.000
Spiked Amount: 100.000	Range: 28.0 - 107.0%			Recovery = 56.80%			
S 2,4,6-Tribromophenol	9.336	329.8	297892	154.2430	µg/L		0.000
Spiked Amount: 200.000	Range: 25.0 - 140.0%			Recovery = 77.12%			
S Terphenyl-d14	12.875	244.3	2064066	100.5543	µg/L		0.000
Spiked Amount: 100.000	Range: 32.0 - 122.0%			Recovery = 100.55%			
Target Compounds							**QValue**
T N-Nitrosodimethylamine	0.000		0	N.D.			
T Pyridine	0.000		0	N.D.			
T Aniline	0.000		0	N.D.			
T Phenol	0.000		0	N.D.			
T bis(-2-Chloroethyl)Ether	4.889	63.0	0		µg/L	md	1
T 2-Chlorophenol	0.000		0	N.D.			
T 1,3-Dichlorobenzene	0.000		0	N.D.			
T 1,4-Dichlorobenzene	0.000		0	N.D.			
T 1,2-Dichlorobenzene	0.000		0	N.D.			
T Benzyl Alcohol	0.000		0	N.D.			
T bis(2-chloroisopropyl)Ether	0.000		0	N.D.			
T 2-Methylphenol	0.000		0	N.D.			
T N-nitroso-Di-n-propylamine	5.502	70.0	0		µg/L	md	1
T 4Methylphenol/3Methylphenol	0.000		0	N.D.			
T Hexachloroethane	0.000		0	N.D.			

Compound	RT	QIon	Resp.	Conc.	Units		Dev(Min)
T Nitrobenzene	0.000		0	N.D.			
T Isophorone	0.000		0	N.D.			
T 2-Nitrophenol	0.000		0	N.D.			
T 2,4-Dimethylphenol	0.000		0	N.D.			
T bis(-2-Chloroethoxy)Methane	0.000		0	N.D.			
T 2,4-Dichlorophenol	0.000		0	N.D.			
T Benzoic Acid	0.000		0	N.D.			
T 1,2,4-Trichlorobenzene	0.000		0	N.D.			
T Naphthalene	0.000		0	N.D.			
T 4-Chlorophenol	0.000		0	N.D.			
T p-Chloroaniline	0.000		0	N.D.			
T Hexachlorobutadiene	0.000		0	N.D.			
T 4-Chloro-2-Methylphenol	0.000		0	N.D.			
T 4-Chloro-3-Methylphenol	0.000		0	N.D.			
T 2-Methylnaphthalene	0.000		0	N.D.			
T 1-Methylnaphthalene	0.000		0	N.D.			
T Hexachlorocyclopentadiene	0.000		0	N.D.			
T 2,4,6-Trichlorophenol	0.000		0	N.D.			
T 2,4,5-Trichlorophenol	0.000		0	N.D.			
T 2-Chloronaphthalene	0.000		0	N.D.			
T 2-Nitroaniline	0.000		0	N.D.			
T Dimethyl Phthalate	8.374	163.0	0		µg/L	md	1
T 2,6-Dinitrotoluene	8.374	165.0	0		µg/L	md	1
T Acenaphthylene	0.000		0	N.D.			
T 3-Nitroaniline	0.000		0	N.D.			
T Acenaphthene	0.000		0	N.D.			
T 2,4-Dinitrophenol	0.000		0	N.D.			
T Dibenzofuran	0.000		0	N.D.			
T 2,4-Dinitrotoluene	0.000		0	N.D.			
T 4-Nitrophenol	0.000		0	N.D.			
T Diethylphthalate	0.000		0	N.D.			
T Fluorene	0.000		0	N.D.			
T 4-Chlorophenyl-phenylether	0.000		0	N.D.			
T 4-Nitroaniline	0.000		0	N.D.			
T 4,6-Dinitro-2-methylphenol	9.336	198.0	0		µg/L	md	1
T N-nitrosodiphenylamine	0.000		0	N.D.			
T Azobenzene	0.000		0	N.D.			
T 4-Bromophenyl-phenylether	0.000		0	N.D.			
T Hexachlorobenzene	0.000		0	N.D.			
T Pentachlorophenol	0.000		0	N.D.			
T Phenanthrene	0.000		0	N.D.			
T Anthracene	0.000		0	N.D.			
T Triallate	0.000		0	N.D.			
T Carbazole	0.000		0	N.D.			
T o-Terphenyl	0.000		0	N.D.			
T Di-n-Butylphthalate	0.000		0	N.D.			
T Fluoranthene	0.000		0	N.D.			
T Benzidine	12.875	184.0	0		µg/L	md	1
T Pyrene	0.000		0	N.D.			
T Butylbenzylphthalate	0.000		0	N.D.			
T Benzo(a)Anthracene	0.000		0	N.D.			
T Chrysene	0.000		0	N.D.			
T 3,3-Dichlorobenzidine	0.000		0	N.D.			
T bis(2-ethylhexyl)Phthalate	0.000		0	N.D.			
T Di-n-octyl Phthalate	0.000		0	N.D.			

Compound	RT	QIon	Resp.	Conc.	Units	Dev(Min)
T Benzo(b)fluoranthene	0.000		0	N.D.		
T Benzo(k)fluoranthene	0.000		0	N.D.		
T Benzo(a)pyrene	0.000		0	N.D.		
T Indeno(1,2,3-c,d)pyrene	0.000		0	N.D.		
T Dibenzo(a,h)anthracene	0.000		0	N.D.		
T Benzo(g,h,i)perylene	0.000		0	N.D.		

(#) = Qualifier Out of Range; (m) = Manual Integration; (+) = Area Summed; (*) = Surrogate Percent Recovery Out of Range; (d): Zeroed Peak

Compound	Conc.	Exp RT	QIon	Exp Ratio
N-Nitrosodimethylamine	N.D.	2.49	42.0	135.8

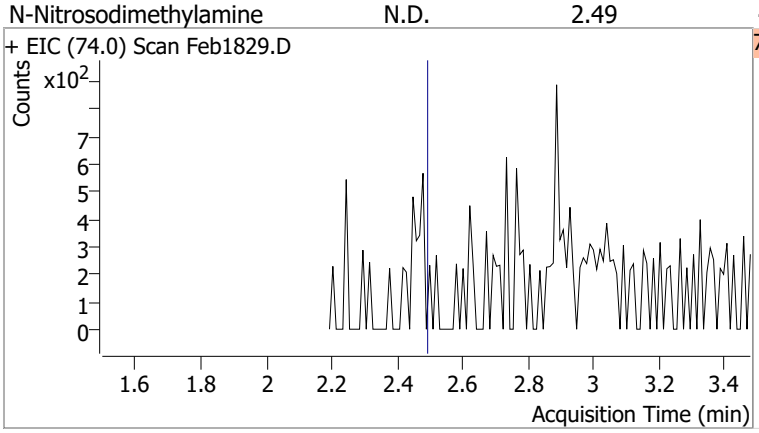

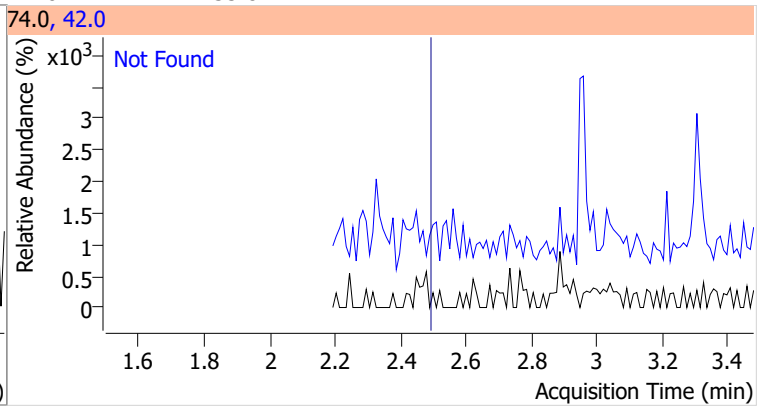

Compound	Conc.	Exp RT	QIon	Exp Ratio
Pyridine	N.D.	2.53	52.0	82.7

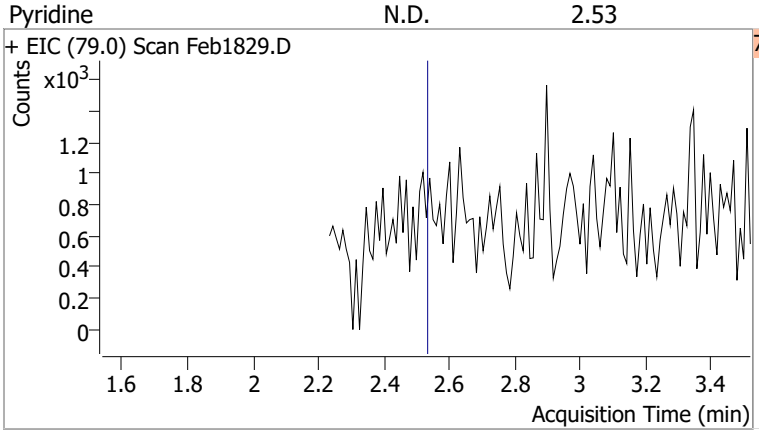

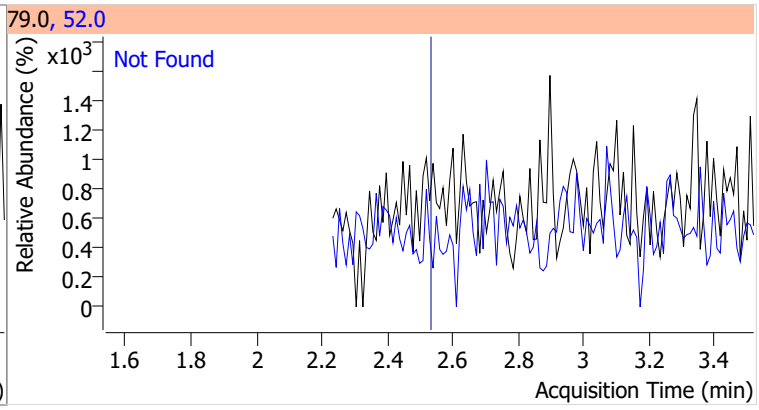

Compound	Conc.	RT	Dev(Min)	Resp.	QIon	QRatio	Lower	Upper
2-Fluorophenol	48.2754	3.64	-0.01	494186	64.0	54.5	34.6	64.3
					92.0	21.3	14.2	26.5

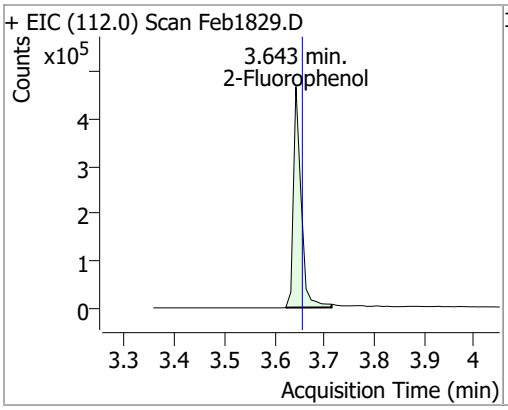

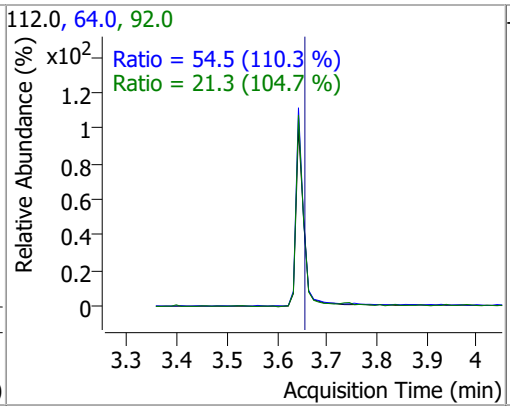

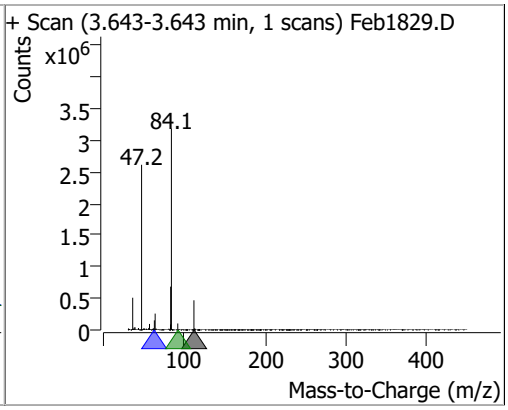

Compound	Conc.	Exp RT	QIon	Exp Ratio	QIon	Exp Ratio
Aniline	N.D.	4.56	66.0	36.7	65.0	18.7

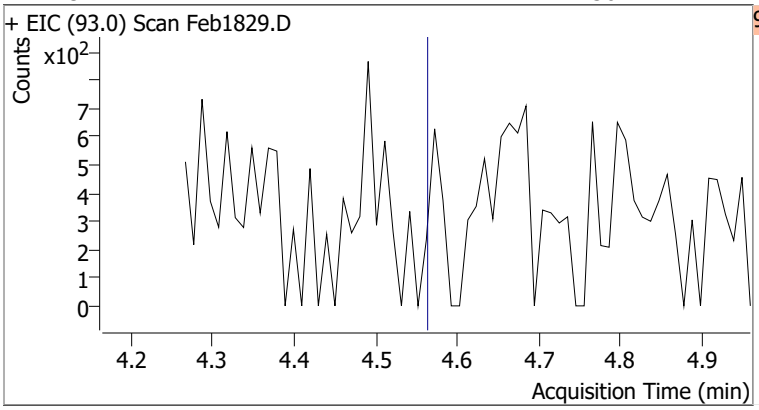

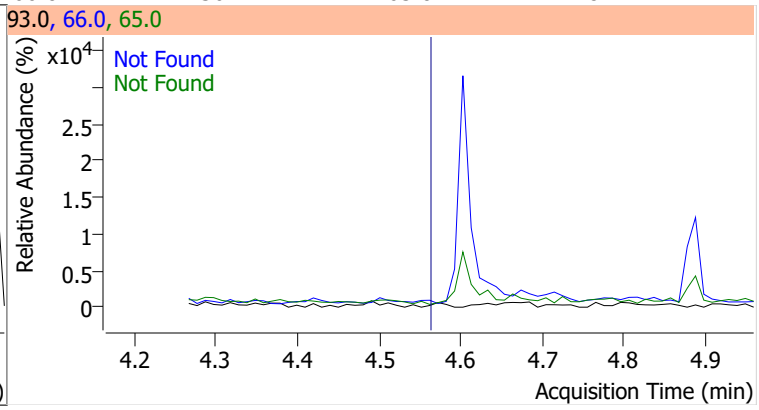

Compound	Conc.	RT	Dev(Min)	Resp.	QIon	QRatio	Lower	Upper
Phenol-d5	44.6834	4.60	-0.01	598975	71.0	35.4	25.8	47.9

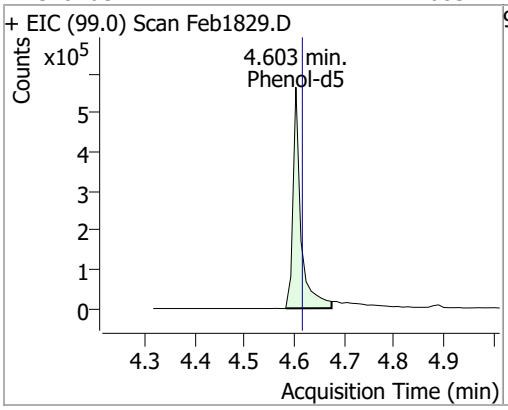

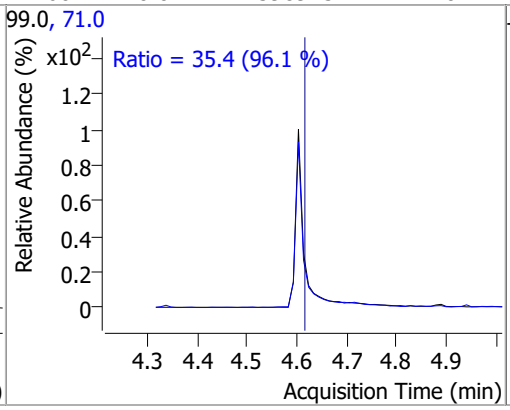

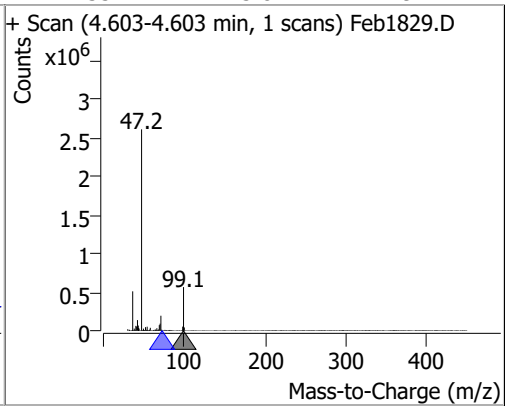

Compound	Conc.	Exp RT	QIon	Exp Ratio
Phenol	N.D.	4.62	66.0	45.3

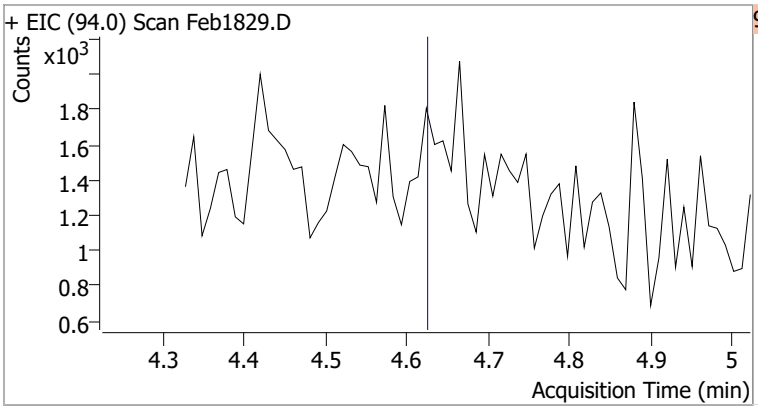

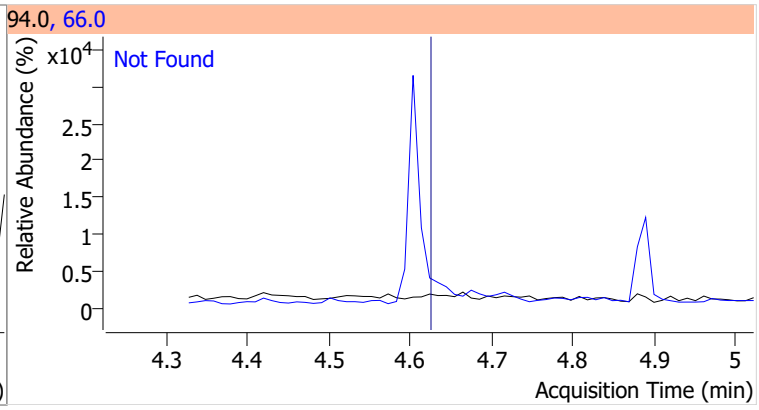

Compound	Conc.	RT	Dev(Min)	Resp.	QIon	QRatio	Lower	Upper
bis(-2-Chloroethyl)Ether		0		0	64.0		7.6	14.1

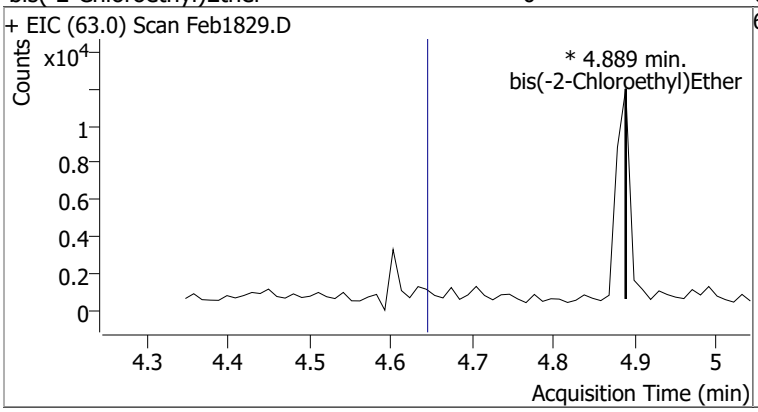

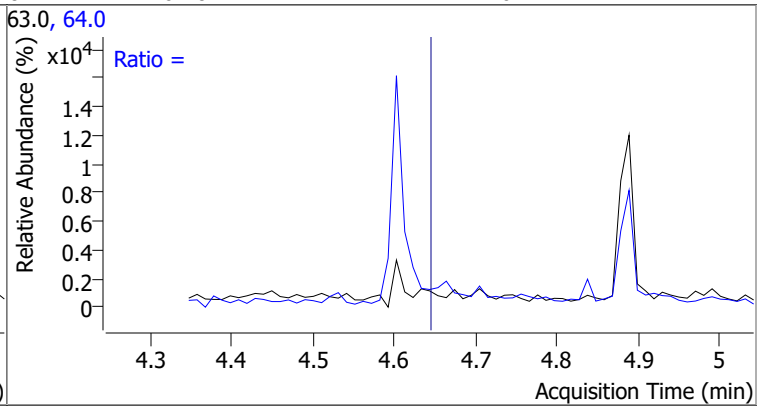

Compound	Conc.	Exp RT	QIon	Exp Ratio
2-Chlorophenol	N.D.	4.69	130.0	32.5

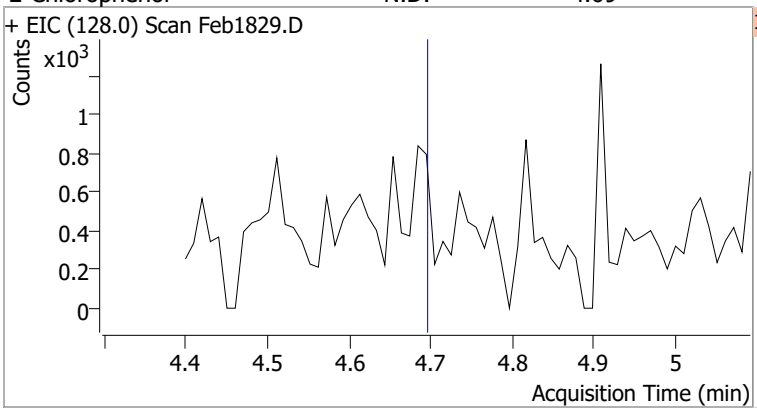

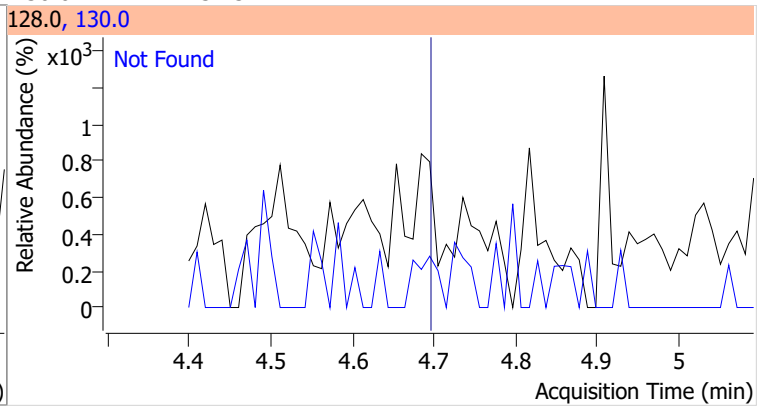

Compound	Conc.	Exp RT	QIon	Exp Ratio	QIon	Exp Ratio
1,3-Dichlorobenzene	N.D.	4.83	148.0	63.7	111.0	36.1

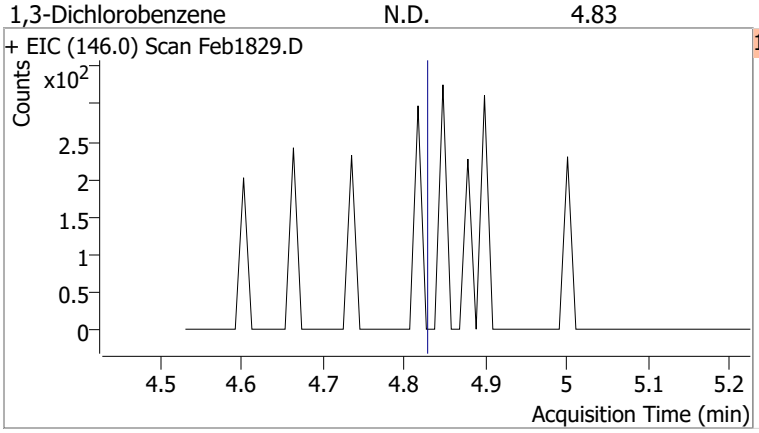

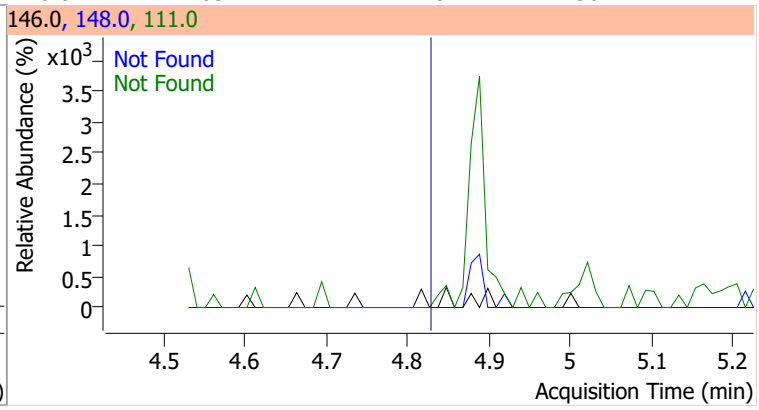

Compound	Conc.	Exp RT	QIon	Exp Ratio	QIon	Exp Ratio
1,4-Dichlorobenzene	N.D.	4.91	148.0	65.2	111.0	36.0

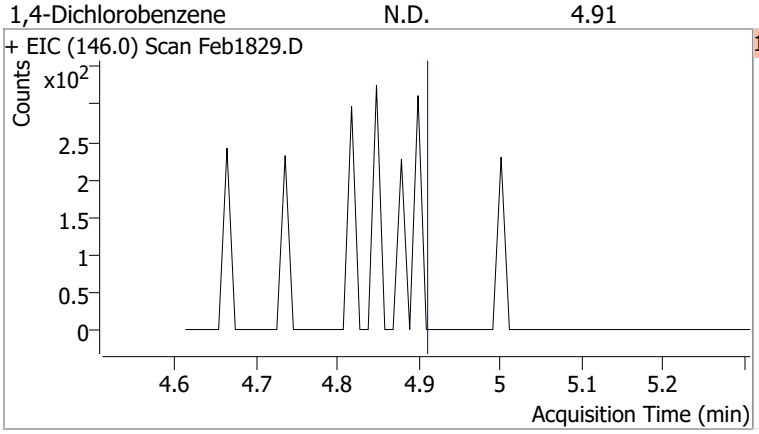

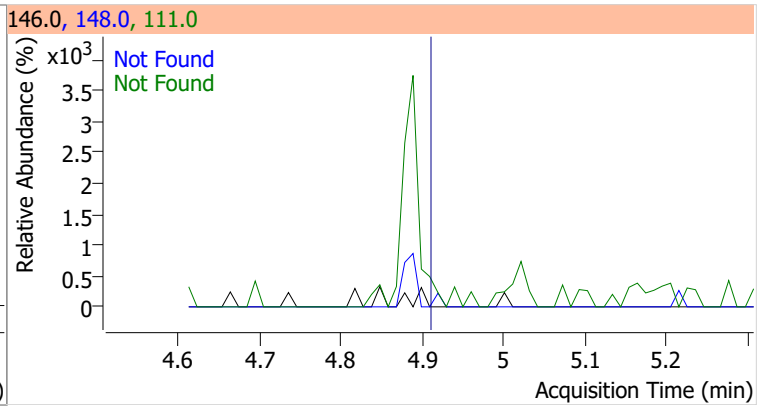

Compound	Conc.	Exp RT	QIon	Exp Ratio	QIon	Exp Ratio
1,2-Dichlorobenzene	N.D.	5.06	148.0	64.4	111.0	37.3

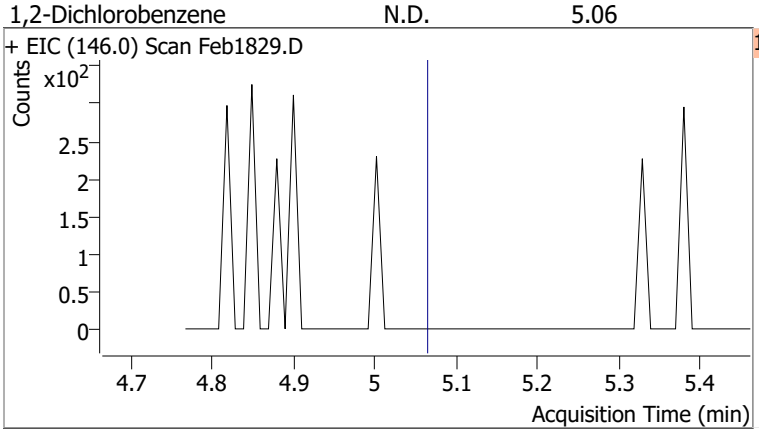

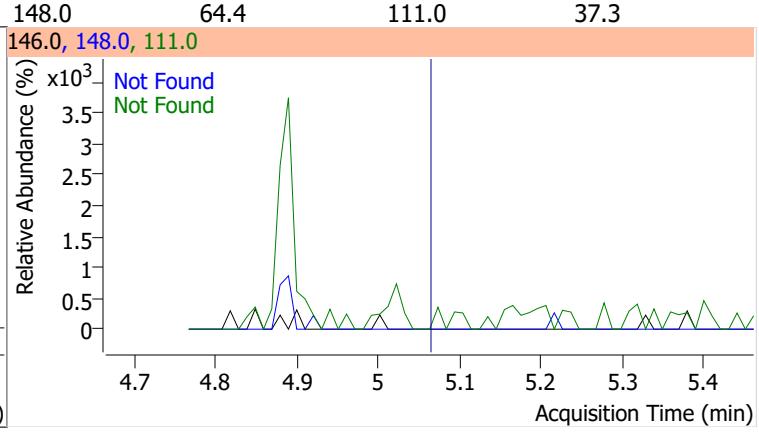

Compound	Conc.	Exp RT	QIon	Exp Ratio	QIon	Exp Ratio
Benzyl Alcohol	N.D.	5.08	79.0	119.3	107.0	70.5

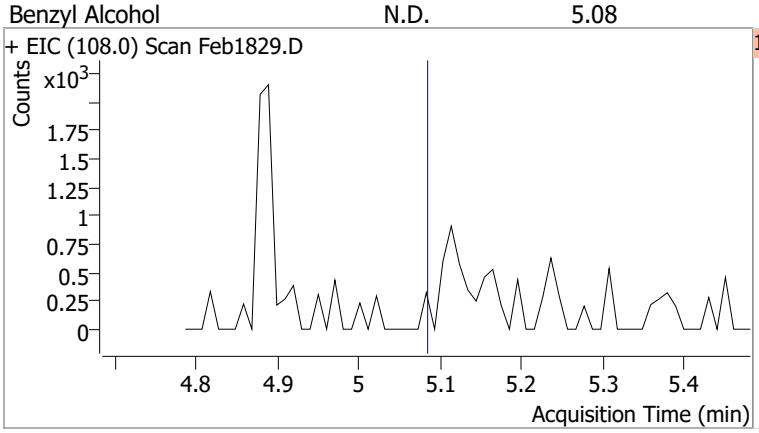

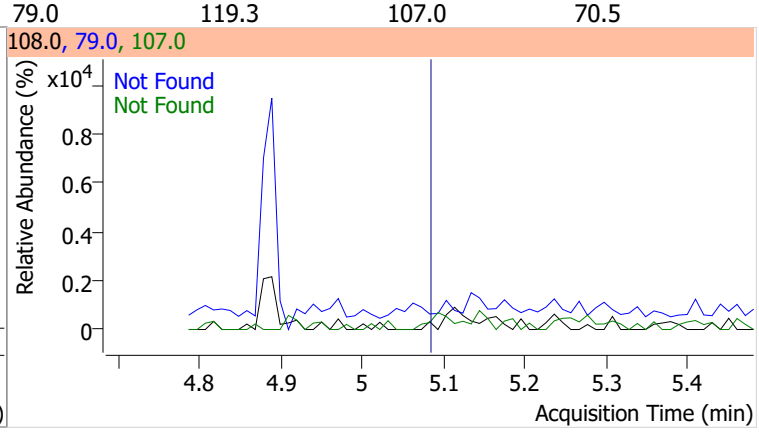

Compound	Conc.	Exp RT	QIon	Exp Ratio
bis(2-chloroisopropyl)Ether	N.D.	5.23	123.0	32.1

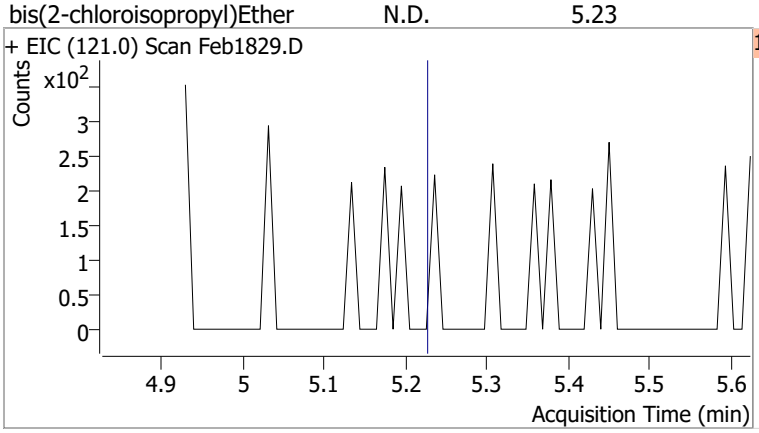

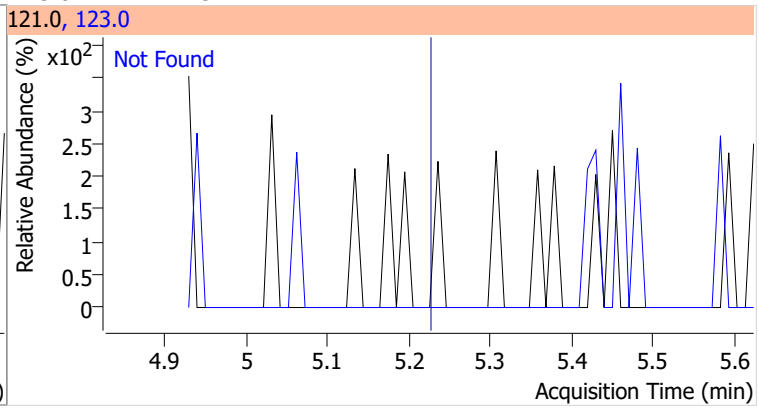

Compound	Conc.	Exp RT	QIon	Exp Ratio
2-Methylphenol	N.D.	5.25	108.0	116.5

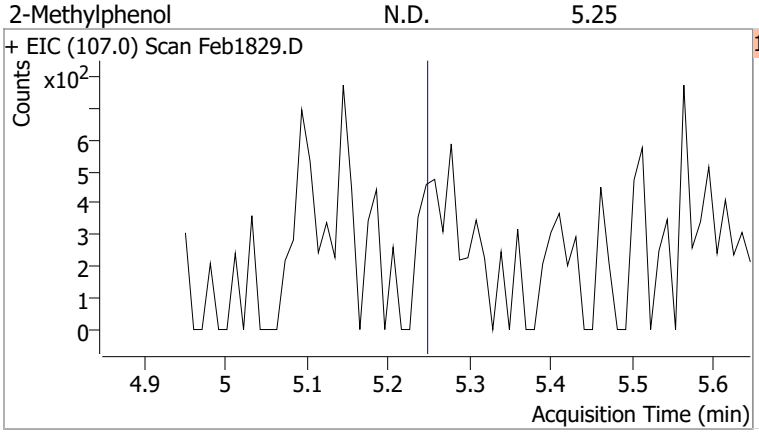

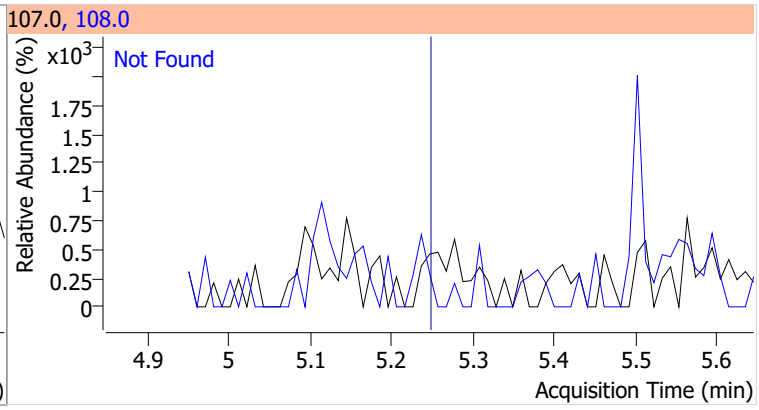

Compound	Conc.	RT	Dev(Min)	Resp.	QIon	QRatio	Lower	Upper
N-nitroso-Di-n-propylamine		0		0	130.0		0.0	38.8

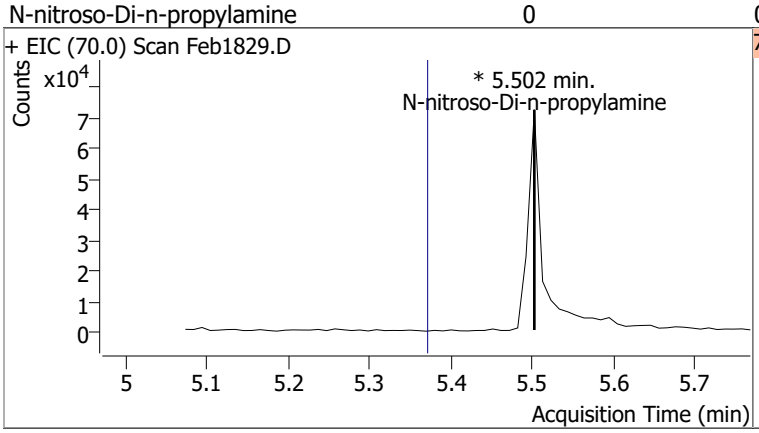

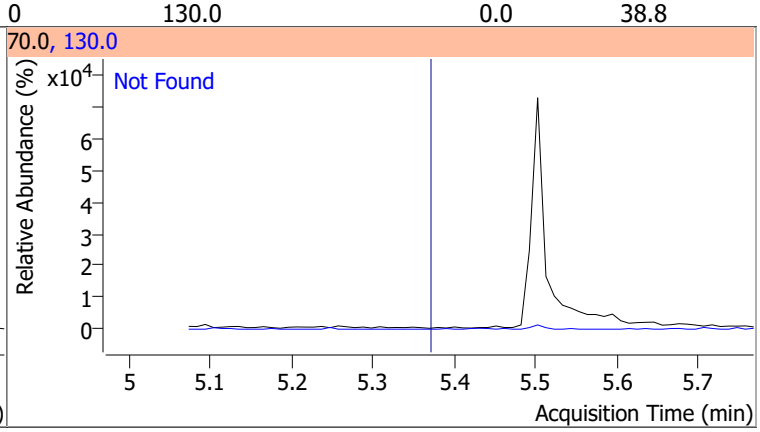

Compound	Conc.	Exp RT	QIon	Exp Ratio
4Methylphenol/3Methylphenol	N.D.	5.43	108.0	83.9

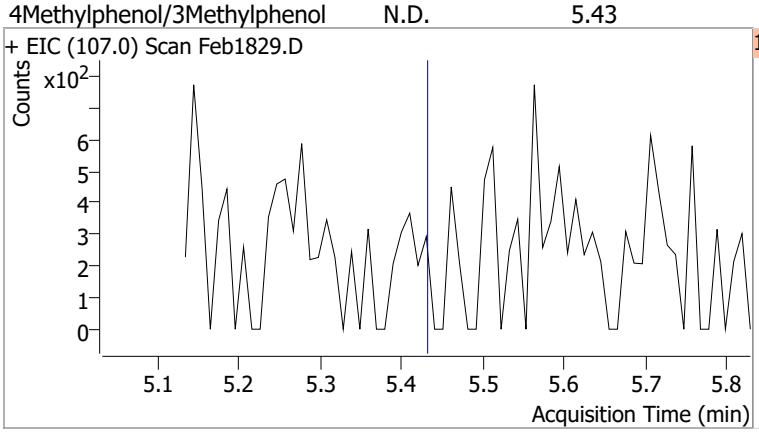

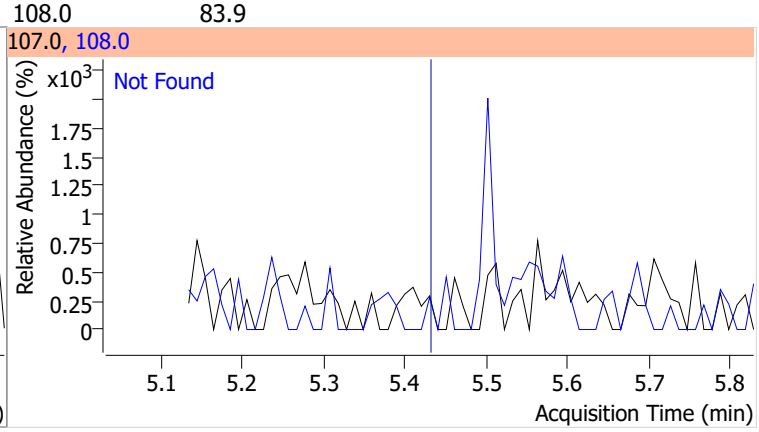

Compound	Conc.	Exp RT	QIon	Exp Ratio	QIon	Exp Ratio
Hexachloroethane	N.D.	5.43	201.0	90.8	199.0	56.9

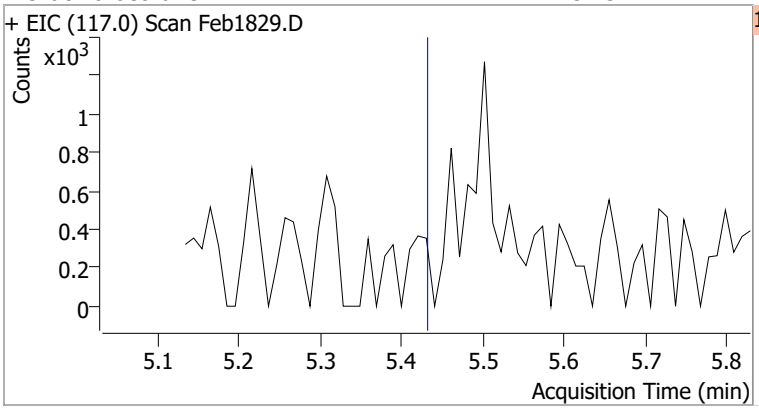

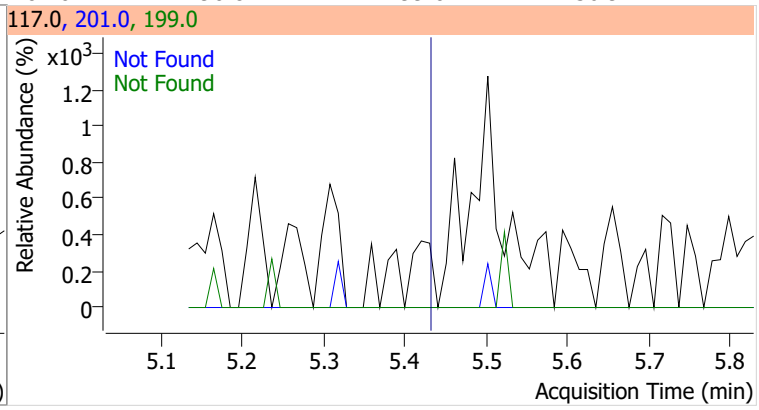

Compound	Conc.	RT	Dev(Min)	Resp.	QIon	QRatio	Lower	Upper
Nitrobenzene-d5	58.9113	5.50	0.00	437211	54.0	62.3	46.3	86.0
					128.0	45.0	34.1	63.3

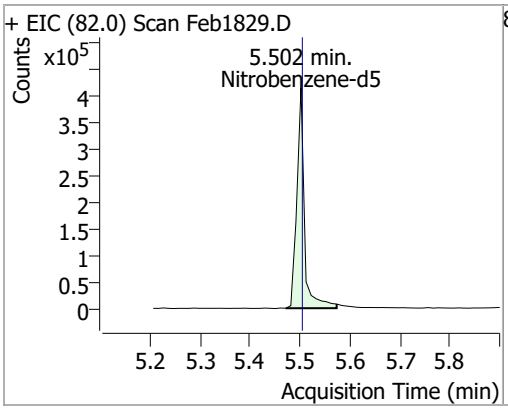

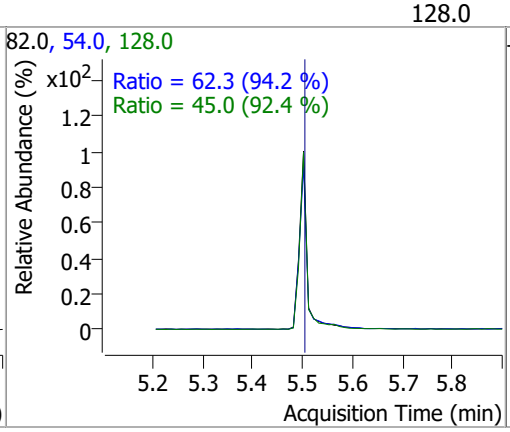

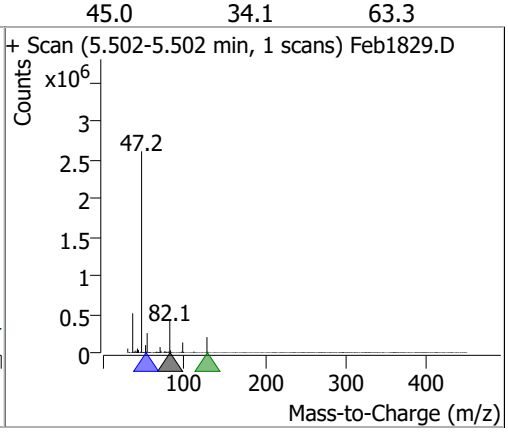

Compound	Conc.	Exp RT	QIon	Exp Ratio	QIon	Exp Ratio
Nitrobenzene	N.D.	5.52	77.0	212.7	51.0	131.0

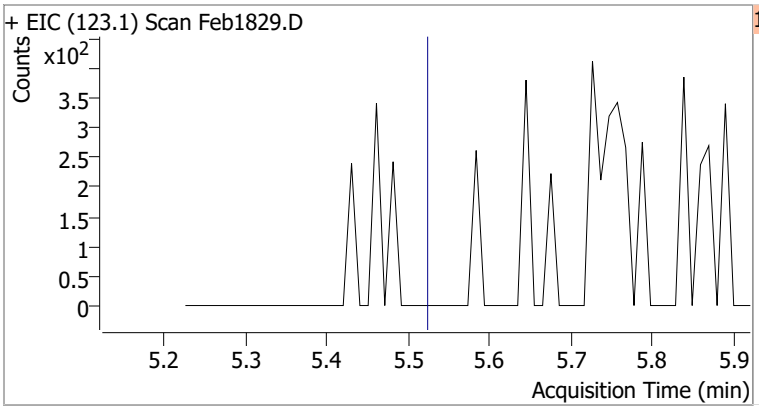

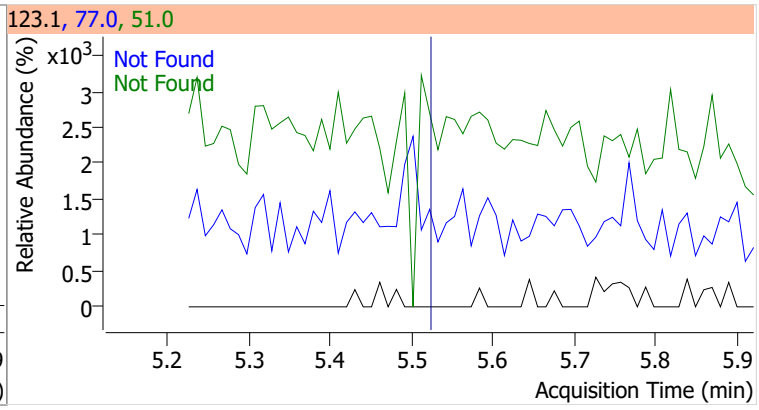

Compound	Conc.	Exp RT	QIon	Exp Ratio
Isophorone	N.D.	5.82	138.0	21.1

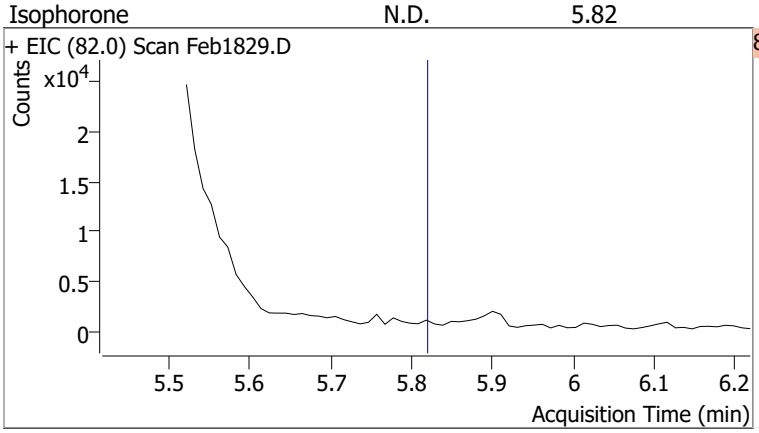

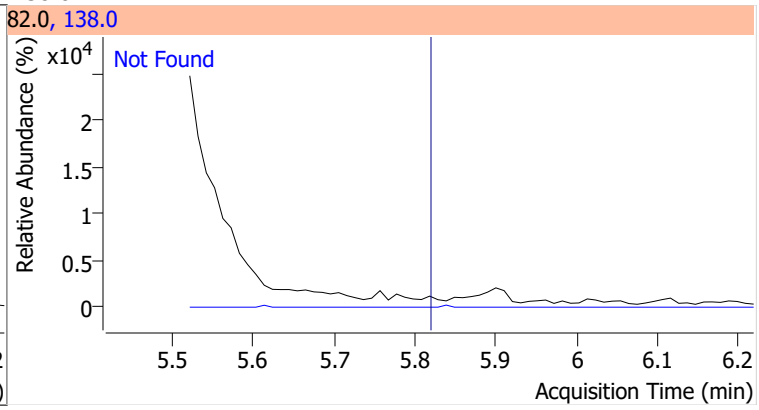

Compound	Conc.	Exp RT	QIon	Exp Ratio	QIon	Exp Ratio
2-Nitrophenol	N.D.	5.88	65.0	48.8	109.0	35.2

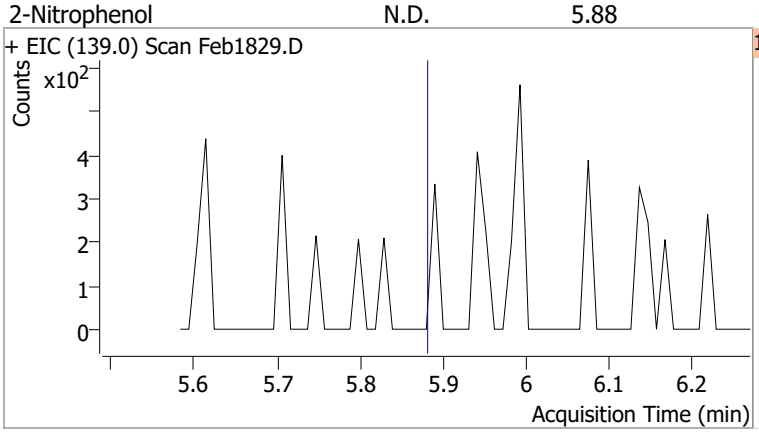

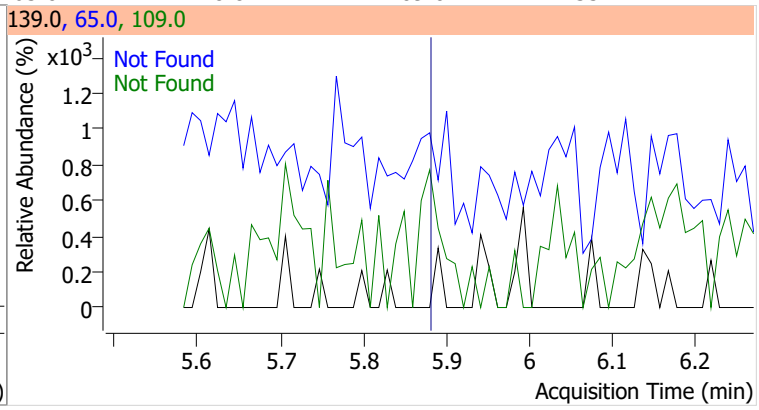

Compound	Conc.	Exp RT	QIon	Exp Ratio	QIon	Exp Ratio
2,4-Dimethylphenol	N.D.	6.00	107.0	109.4	77.0	34.0

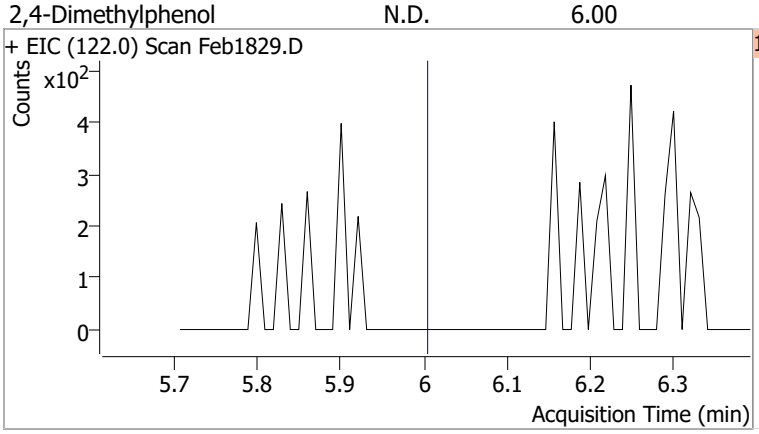

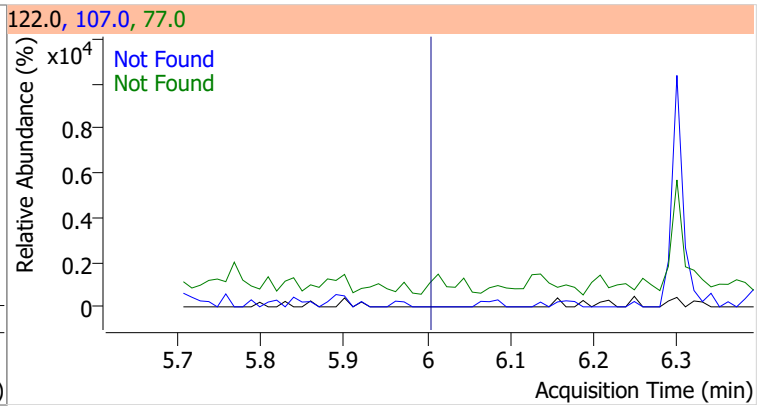

Compound	Conc.	Exp RT	QIon	Exp Ratio	QIon	Exp Ratio
bis(-2-Chloroethoxy)Methane	N.D.	6.08	63.0	68.1	95.0	31.9

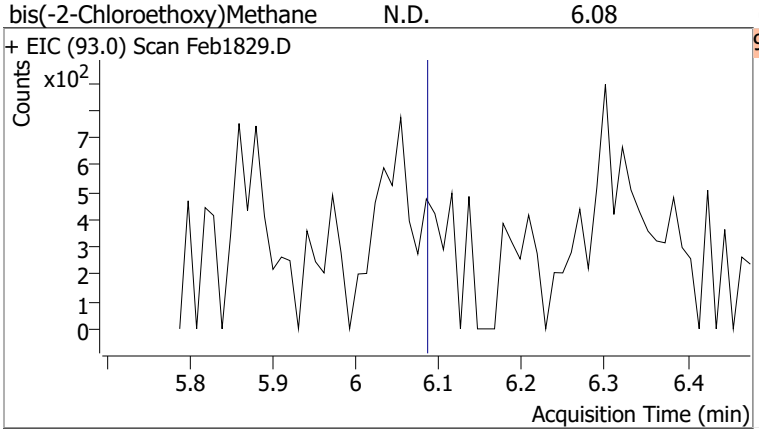

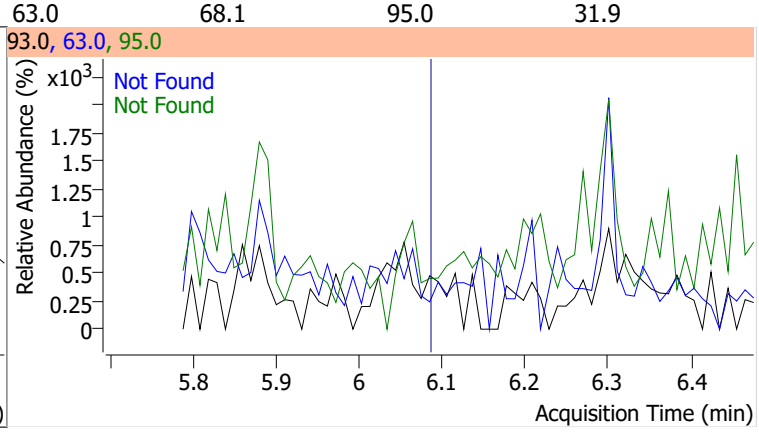

Compound	Conc.	Exp RT	QIon	Exp Ratio	QIon	Exp Ratio
2,4-Dichlorophenol	N.D.	6.19	164.0	65.0	98.0	28.6

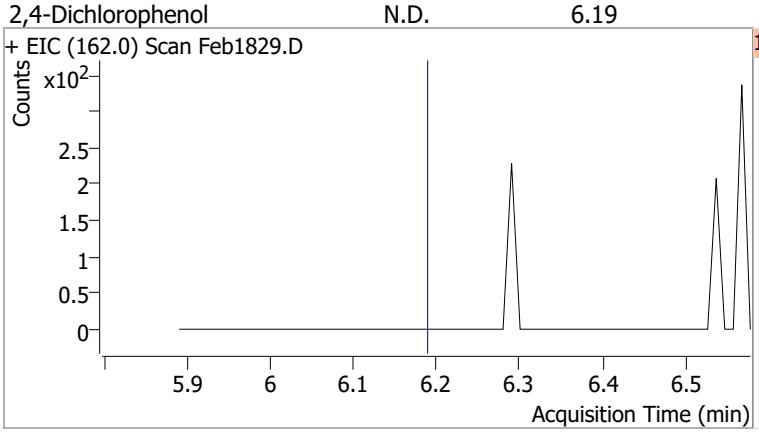

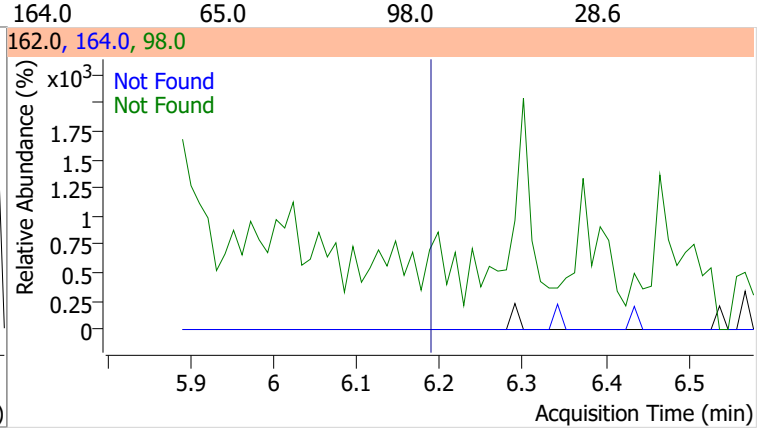

Compound	Conc.	Exp RT	QIon	Exp Ratio	QIon	Exp Ratio
Benzoic Acid	N.D.	6.24	122.0	85.5	77.0	60.4

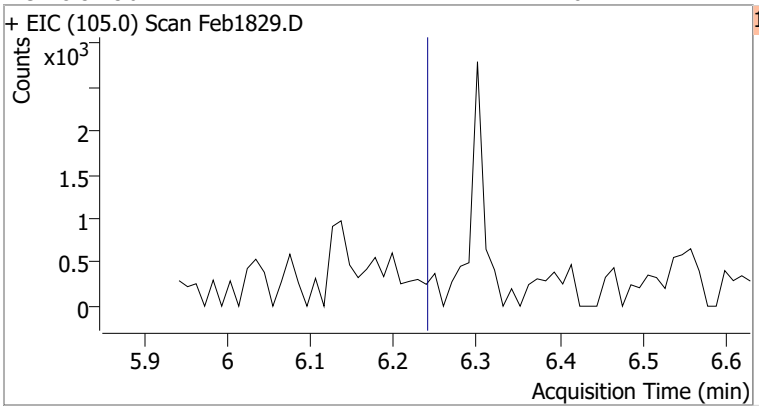

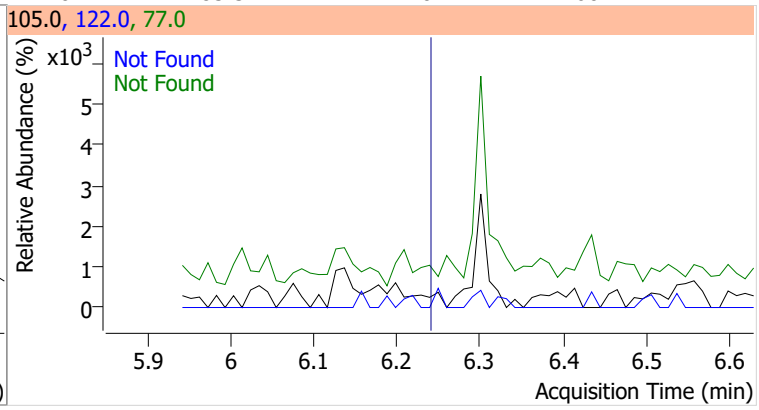

Compound	Conc.	Exp RT	QIon	Exp Ratio	QIon	Exp Ratio
1,2,4-Trichlorobenzene	N.D.	6.25	182.0	94.6	145.0	28.7

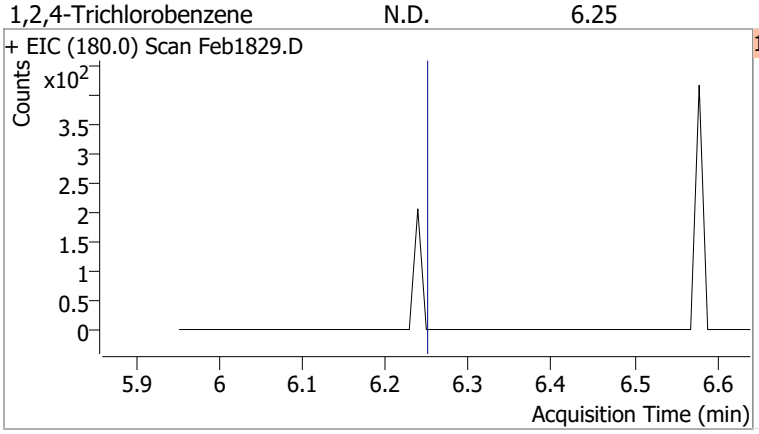

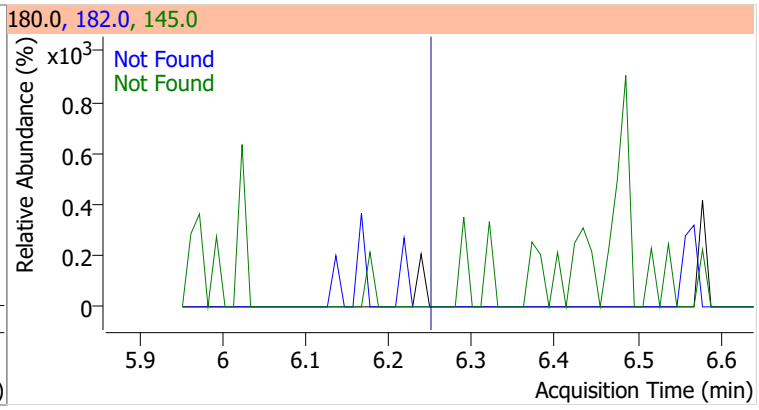

Compound	Conc.	Exp RT	QIon	Exp Ratio	QIon	Exp Ratio
Naphthalene	N.D.	6.33	129.0	11.5	102.0	9.9

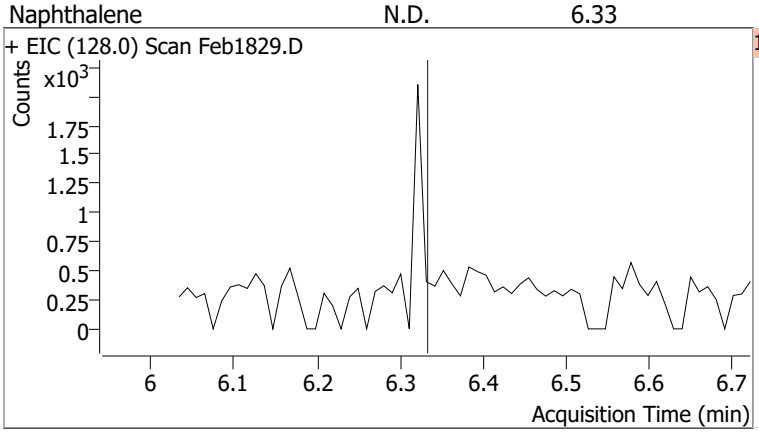

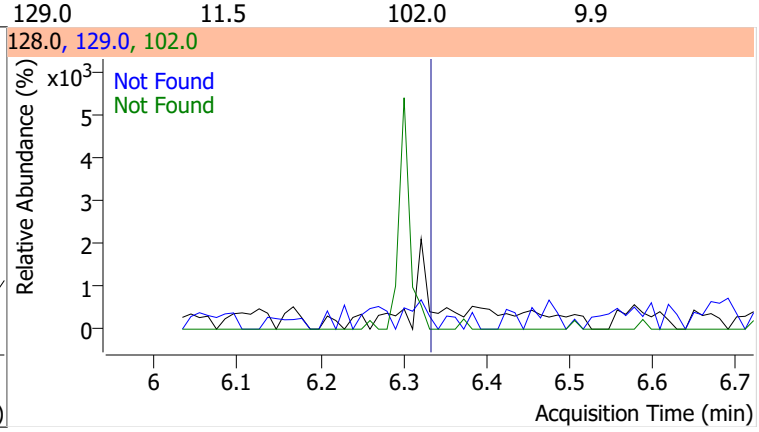

Compound	Conc.	Exp RT	QIon	Exp Ratio
4-Chlorophenol	N.D.	6.41	128.0	316.3

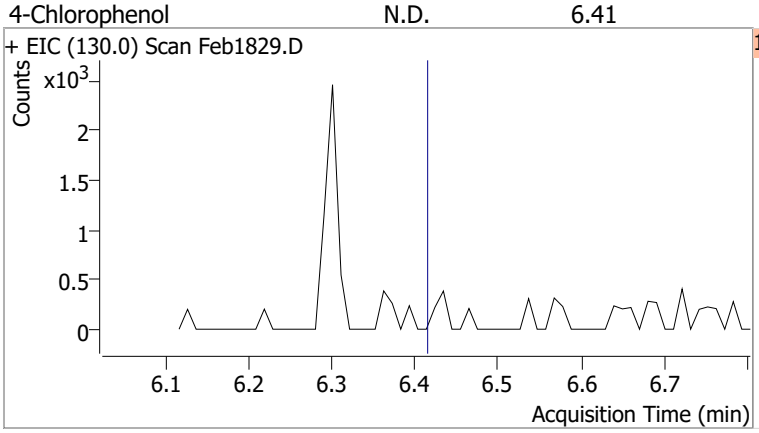

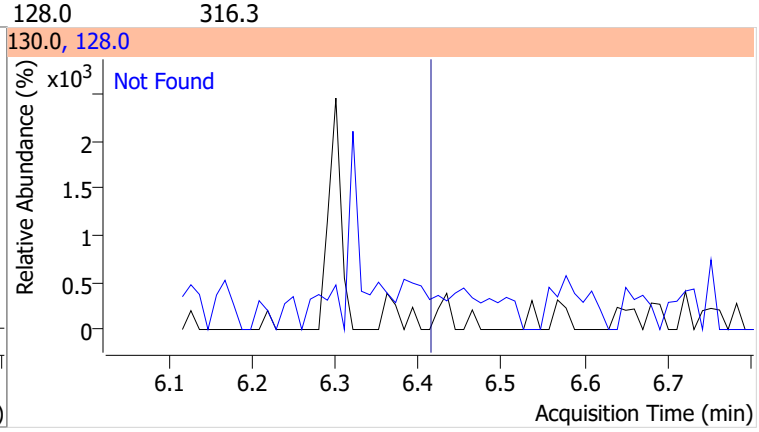

Compound	Conc.	Exp RT	QIon	Exp Ratio	QIon	Exp Ratio
p-Chloroaniline	N.D.	6.43	65.0	60.1	129.0	37.6

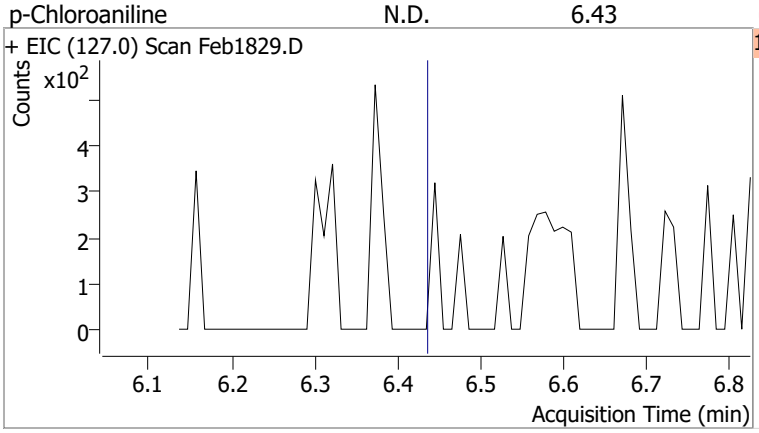

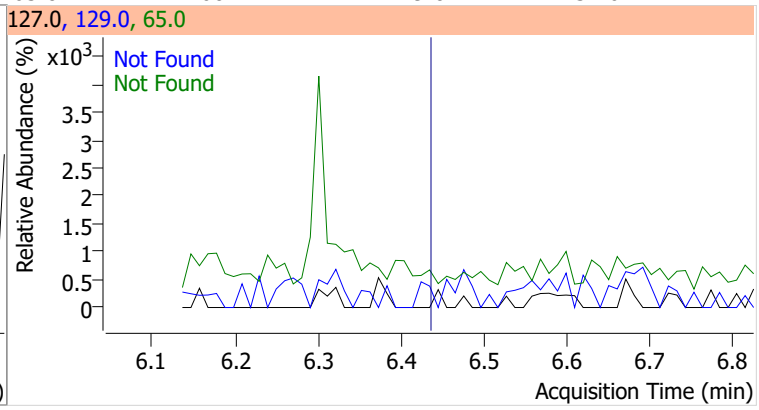

Compound	Conc.	Exp RT	QIon	Exp Ratio	QIon	Exp Ratio
Hexachlorobutadiene	N.D.	6.50	227.0	65.7	223.0	64.3

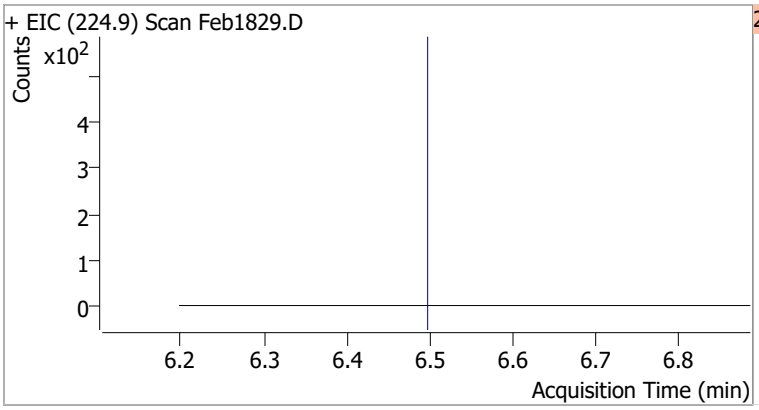

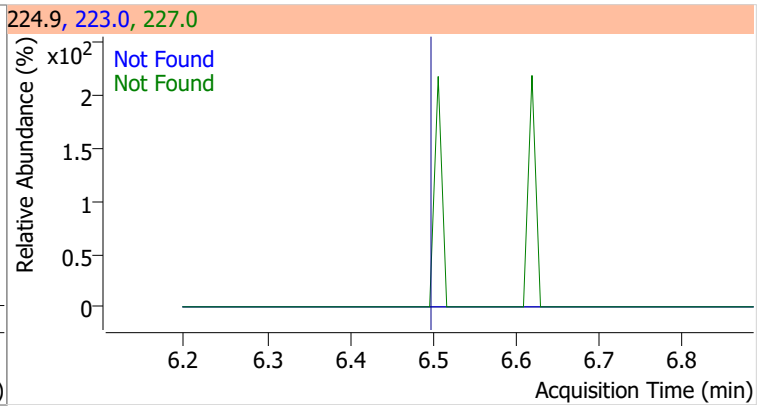

Compound	Conc.	Exp RT	QIon	Exp Ratio
4-Chloro-2-Methylphenol	N.D.	6.94	144.0	27.8

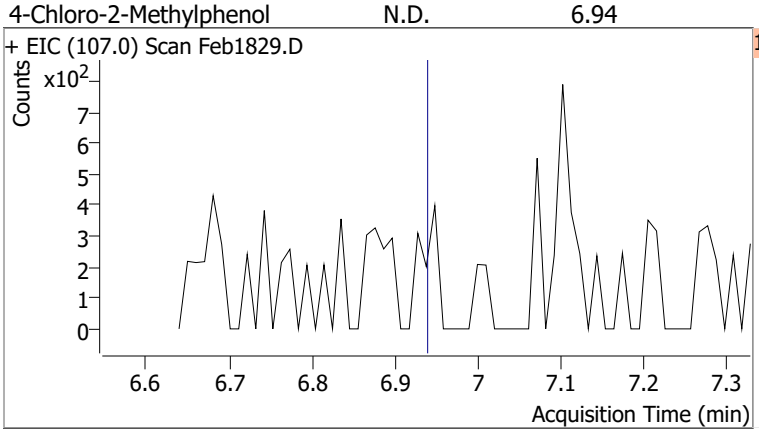

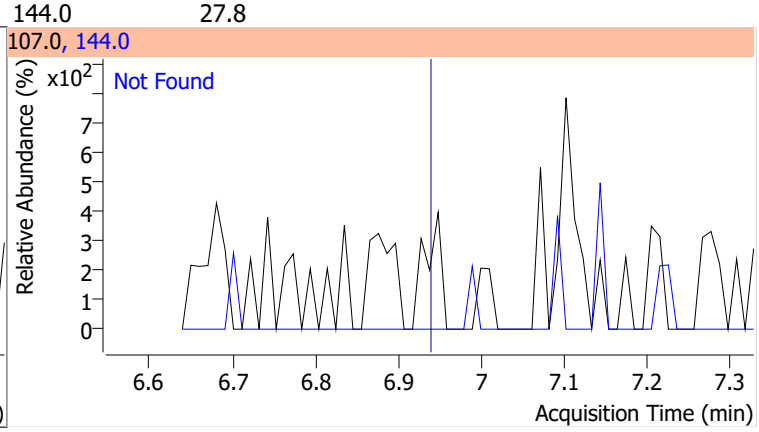

Compound	Conc.	Exp RT	QIon	Exp Ratio
4-Chloro-3-Methylphenol	N.D.	7.07	144.0	27.3

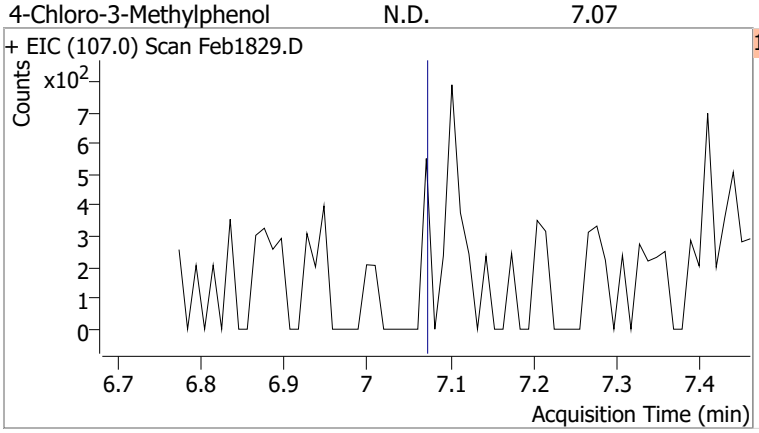

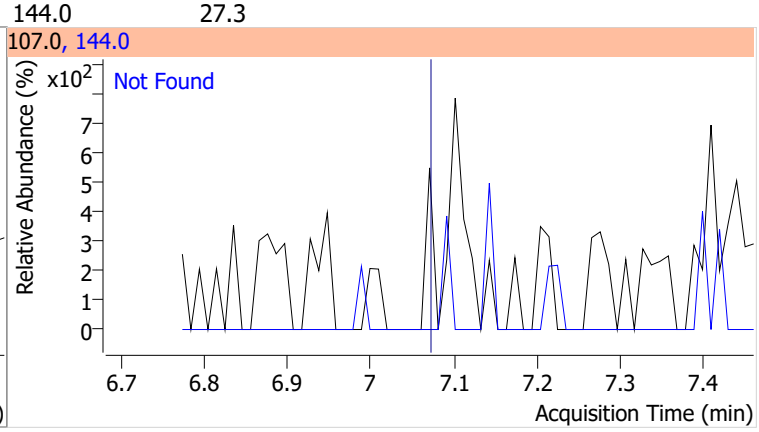

Compound	Conc.	Exp RT	QIon	Exp Ratio	QIon	Exp Ratio
2-Methylnaphthalene	N.D.	7.14	142.0	119.8	115.0	41.7

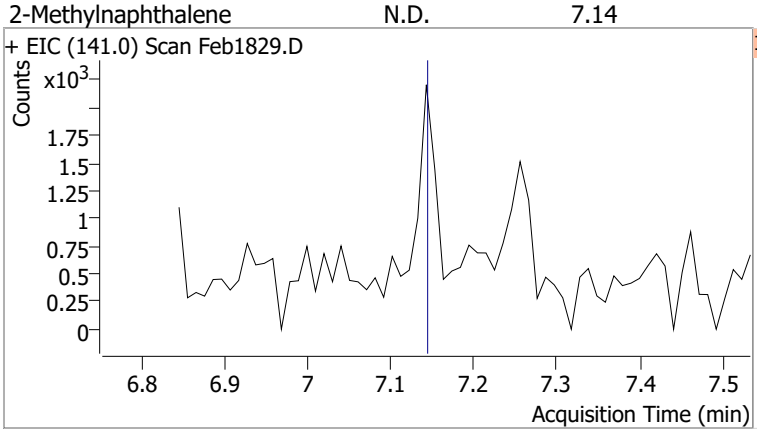

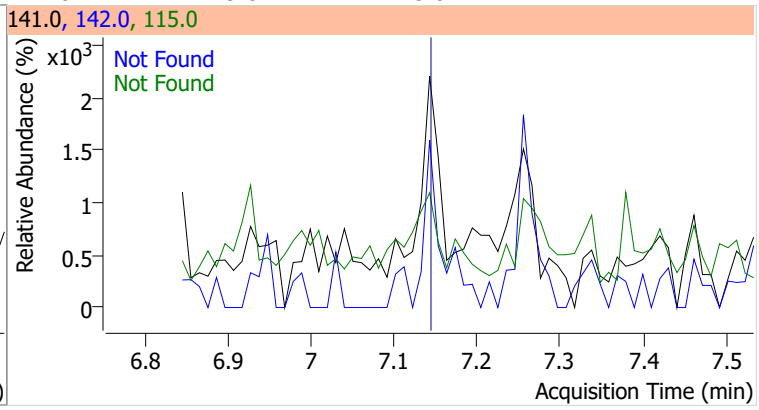

Compound	Conc.	Exp RT	QIon	Exp Ratio	QIon	Exp Ratio
1-Methylnaphthalene	N.D.	7.26	142.0	114.0	115.0	41.3

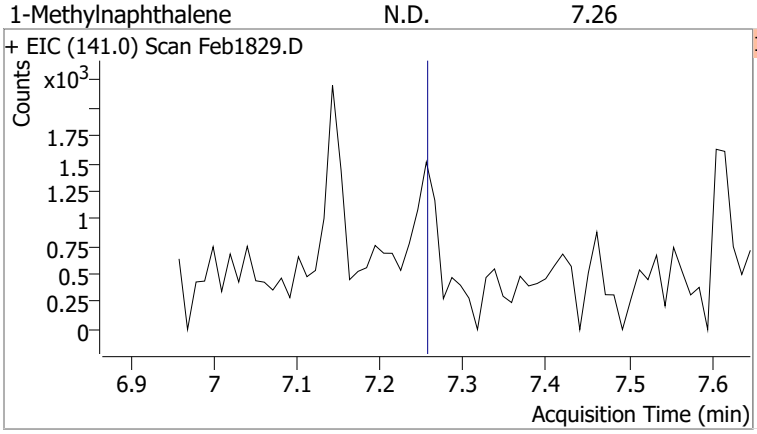

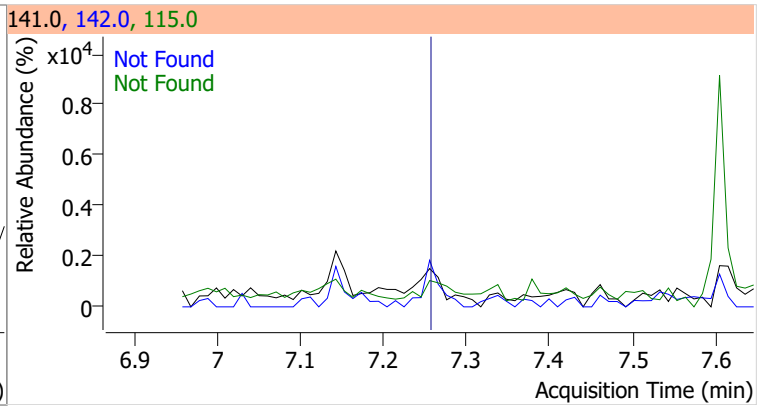

Compound	Conc.	Exp RT	QIon	Exp Ratio	QIon	Exp Ratio
Hexachlorocyclopentadiene	N.D.	7.34	234.9	64.6	238.9	63.8

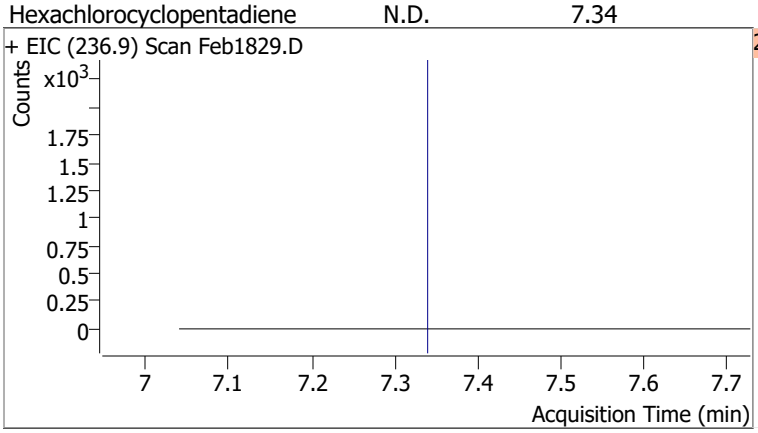

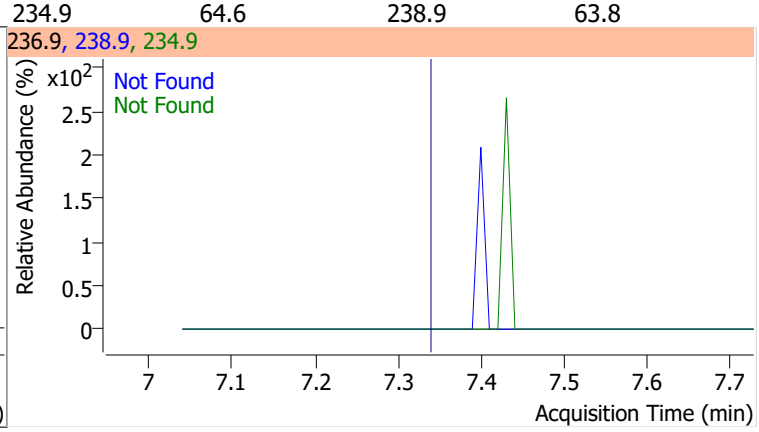

Compound	Conc.	Exp RT	QIon	Exp Ratio
2,4,6-Trichlorophenol	N.D.	7.52	198.0	96.5

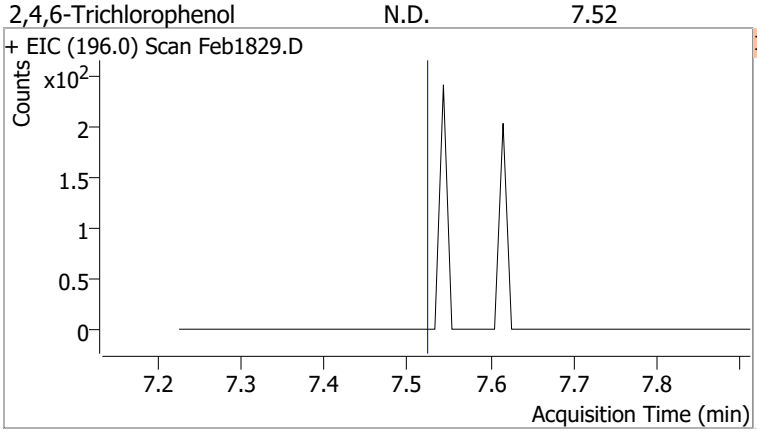

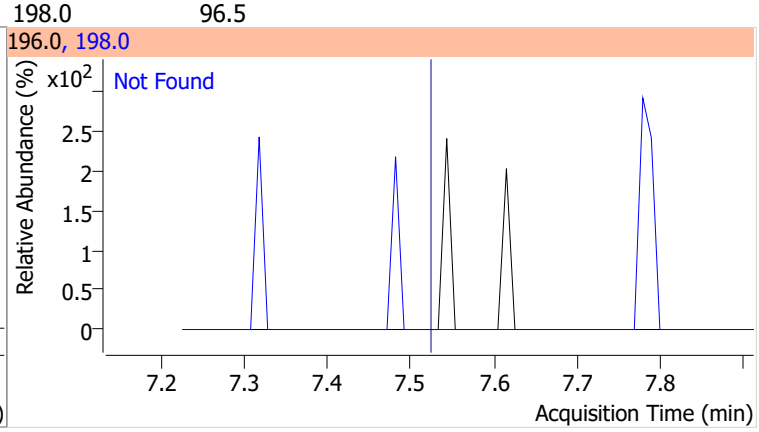

Compound	Conc.	Exp RT	QIon	Exp Ratio
2,4,5-Trichlorophenol	N.D.	7.57	198.0	90.2

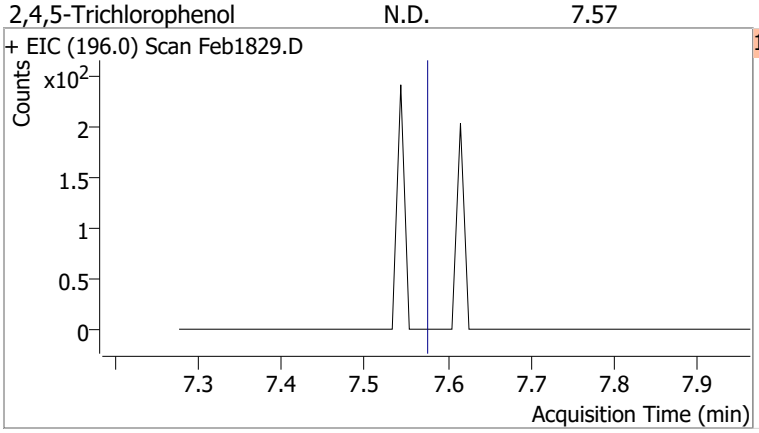

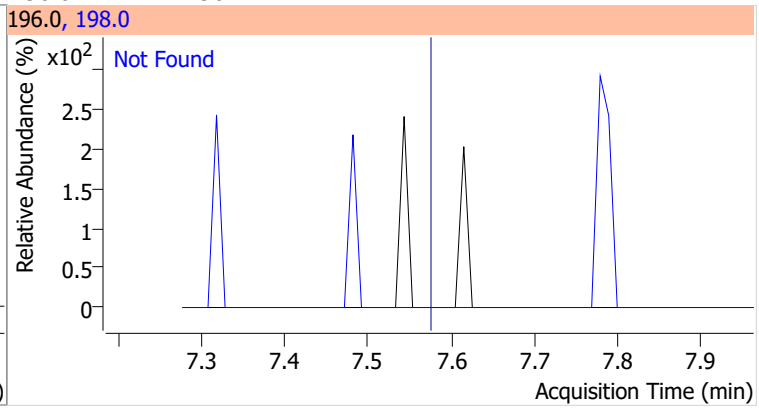

Compound	Conc.	RT	Dev(Min)	Resp.	QIon	QRatio	Lower	Upper
2-Fluorobiphenyl	56.8010	7.60	0.00	1249452	171.0	33.0	24.0	44.5

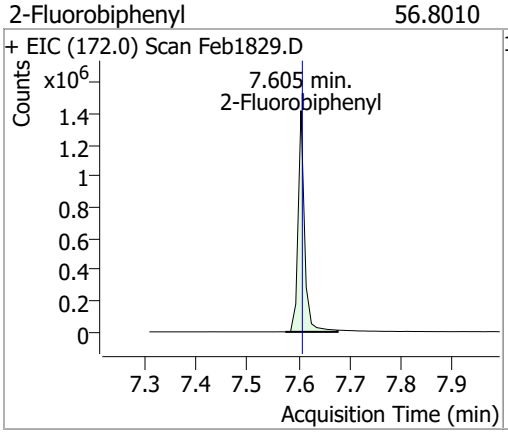

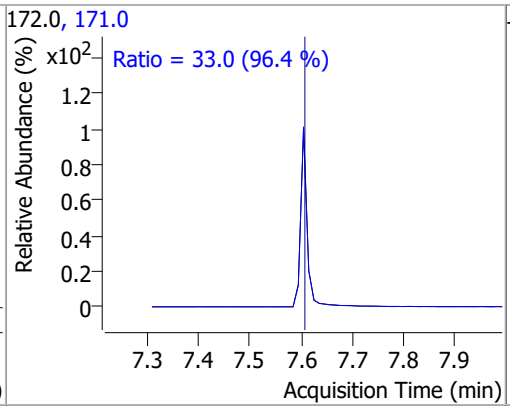

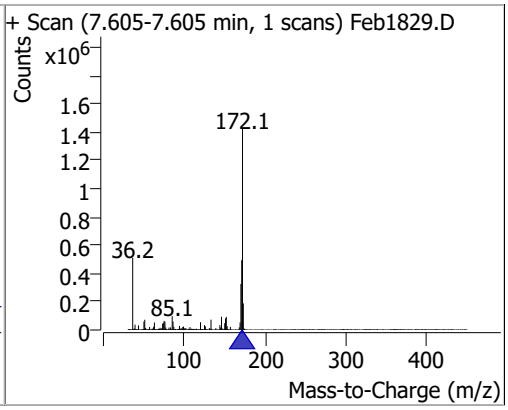

Compound	Conc.	Exp RT	QIon	Exp Ratio	QIon	Exp Ratio
2-Chloronaphthalene	N.D.	7.72	127.0	35.9	164.0	32.1

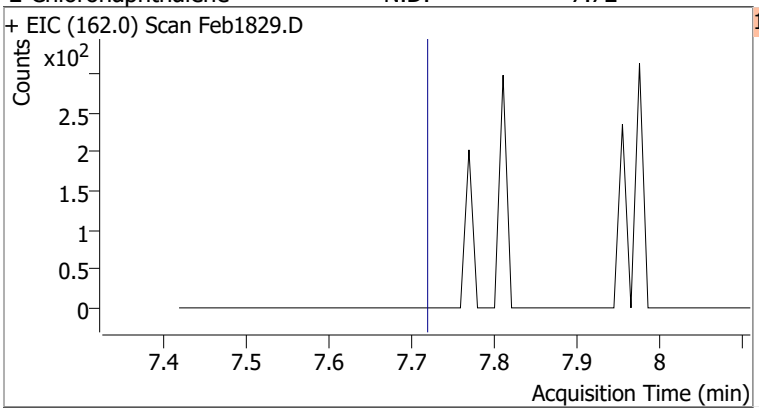

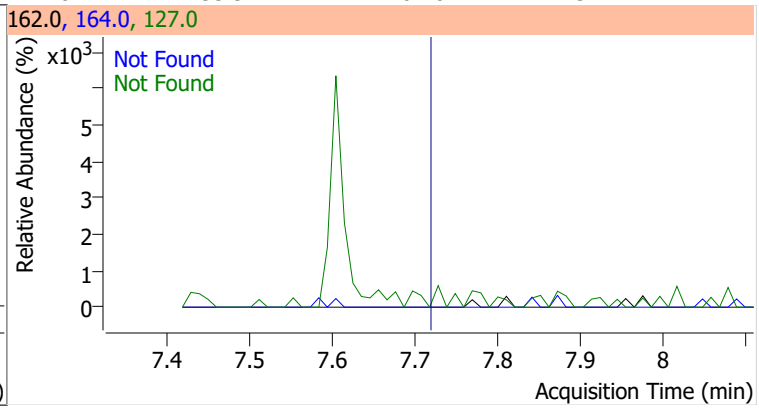

Compound	Conc.	Exp RT	QIon	Exp Ratio
2-Nitroaniline	N.D.	7.88	138.0	110.5

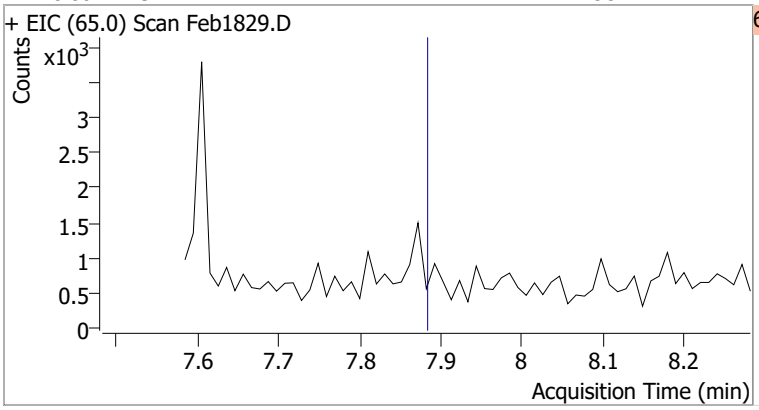

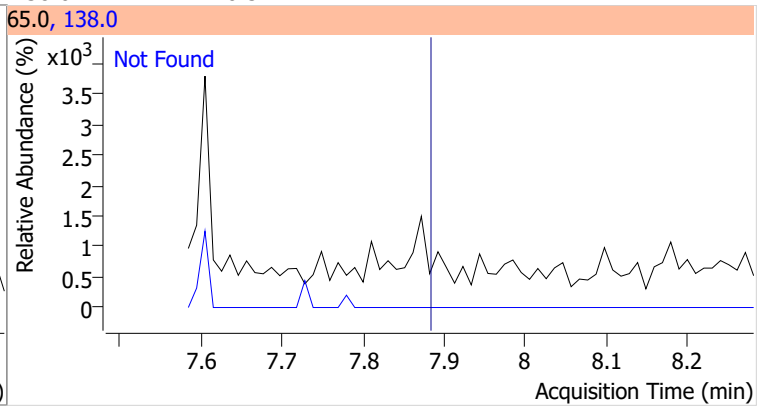

Compound	Conc.	RT	Dev(Min)	Resp.	QIon	QRatio	Lower	Upper
Dimethyl Phthalate		0		0	77.0		13.8	25.7

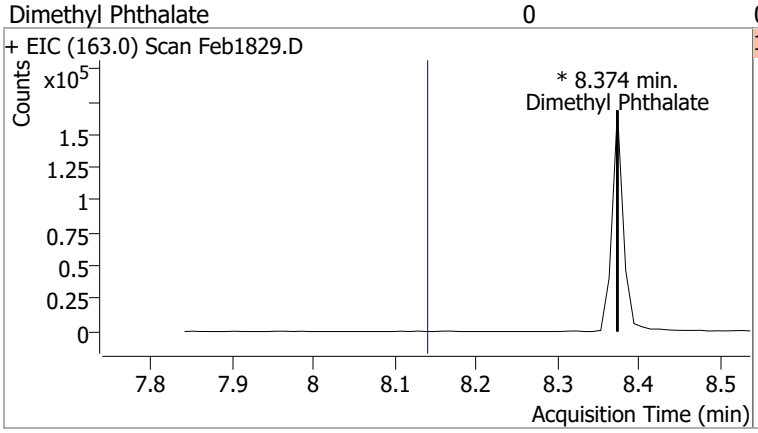

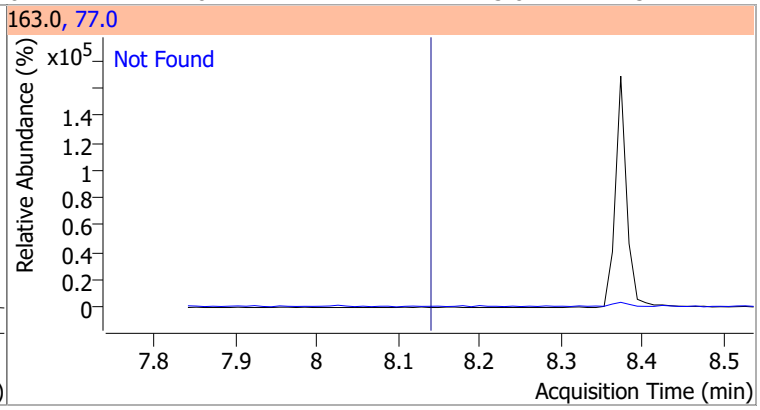

Compound	Conc.	RT	Dev(Min)	Resp.	QIon	QRatio	Lower	Upper
2,6-Dinitrotoluene		0		0	63.0		99.5	184.8
					89.0		43.3	80.3

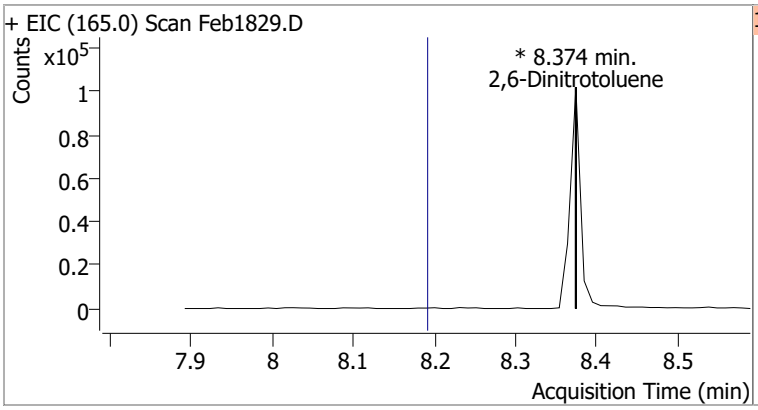

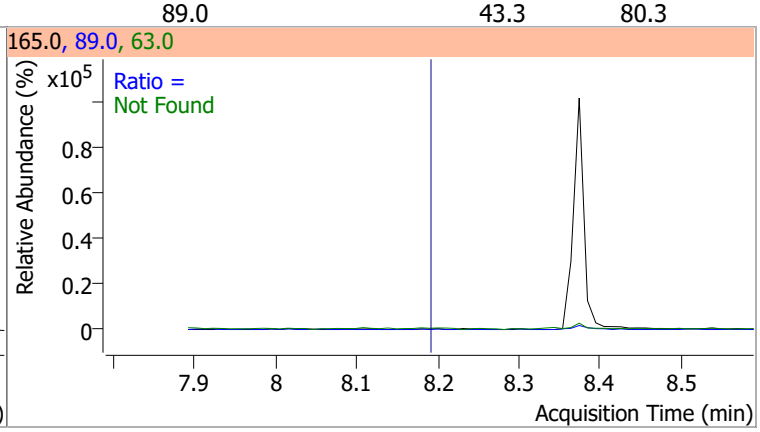

Compound	Conc.	Exp RT	QIon	Exp Ratio
Acenaphthylene	N.D.	8.20	153.1	13.6

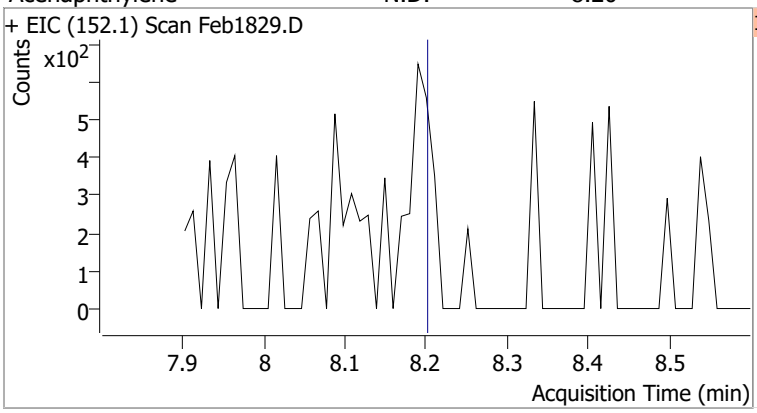

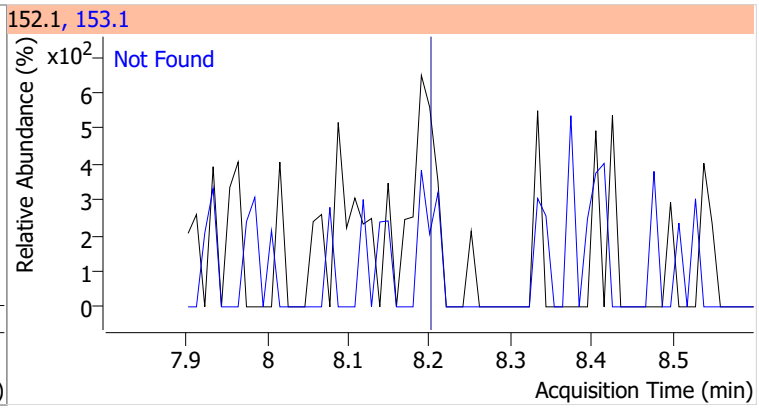

Compound	Conc.	Exp RT	QIon	Exp Ratio	QIon	Exp Ratio
3-Nitroaniline	N.D.	8.39	65.0	129.1	92.0	106.7

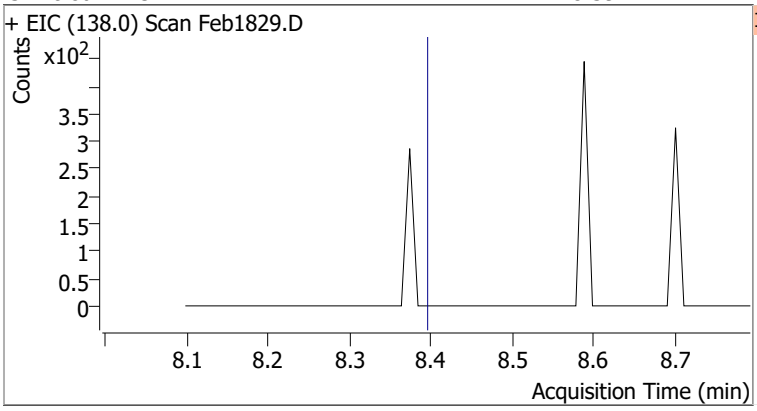

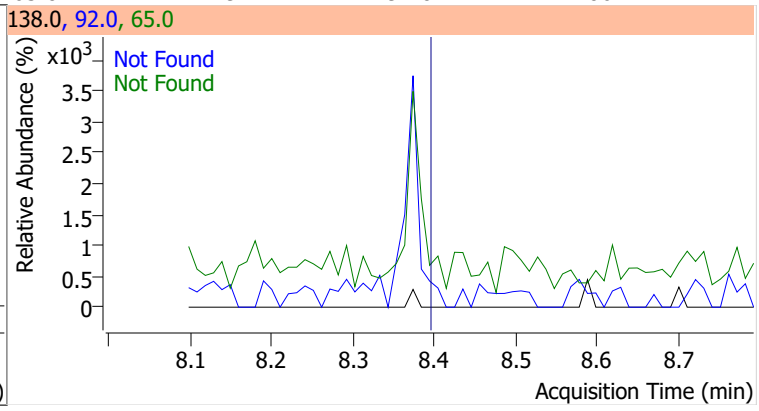

Compound	Conc.	Exp RT	QIon	Exp Ratio	QIon	Exp Ratio
Acenaphthene	N.D.	8.41	153.0	106.5	152.0	51.8

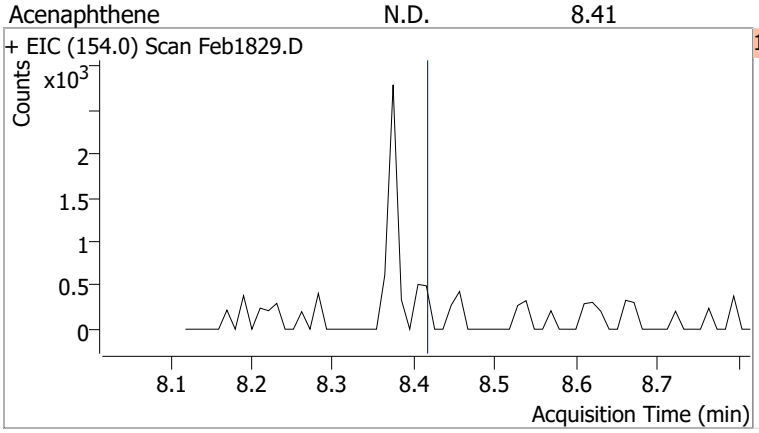

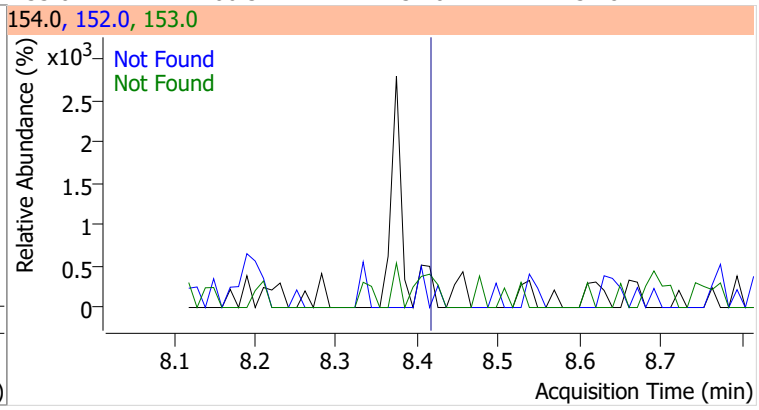

Compound	Conc.	Exp RT	QIon	Exp Ratio
2,4-Dinitrophenol	N.D.	8.52	154.0	62.7

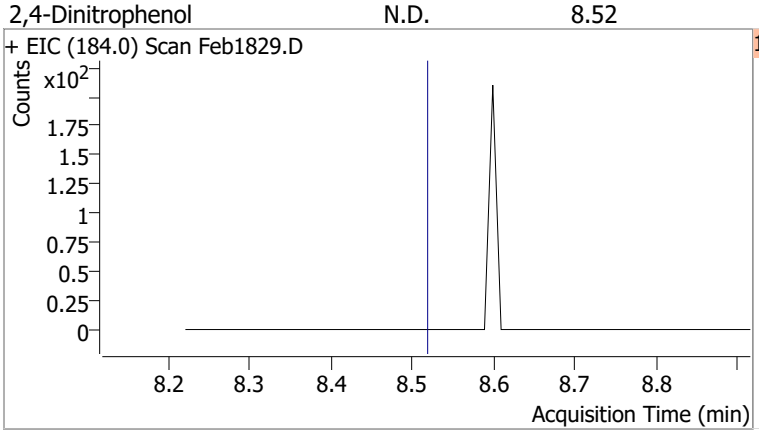

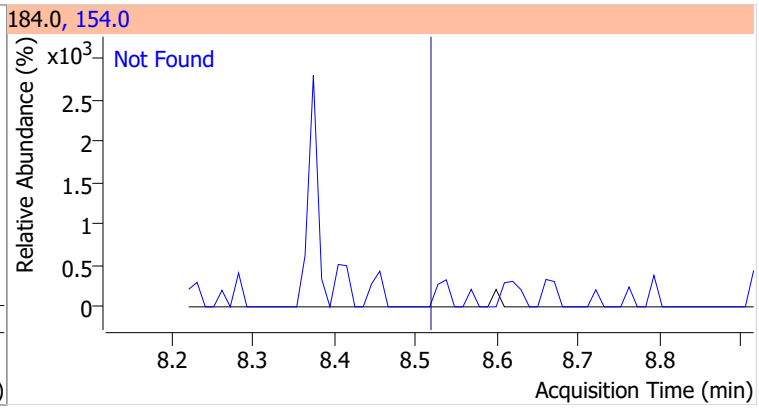

Compound	Conc.	Exp RT	QIon	Exp Ratio
Dibenzofuran	N.D.	8.63	139.0	37.5

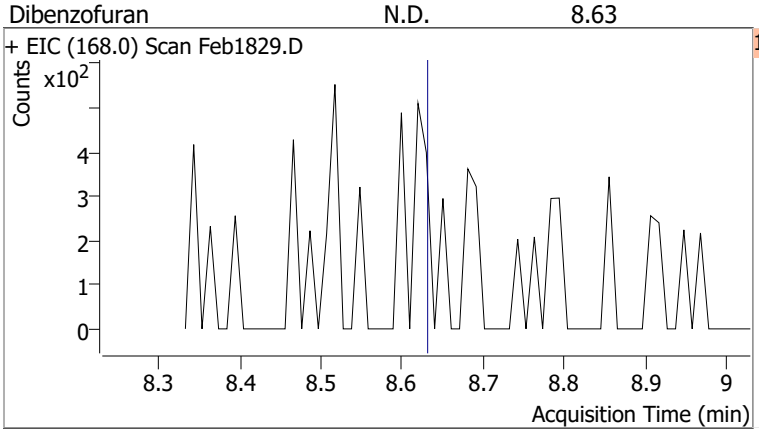

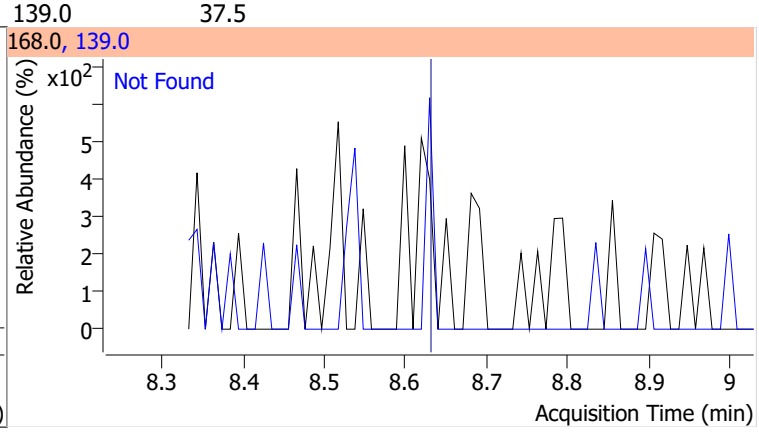

Compound	Conc.	Exp RT	QIon	Exp Ratio	QIon	Exp Ratio
2,4-Dinitrotoluene	N.D.	8.67	89.0	79.2	63.0	48.4

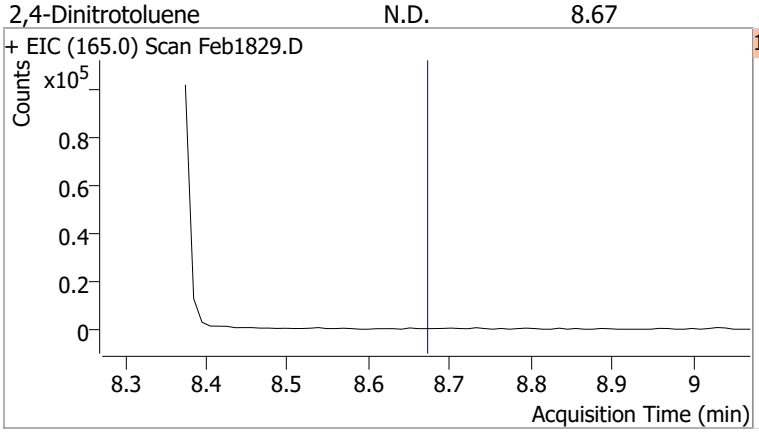

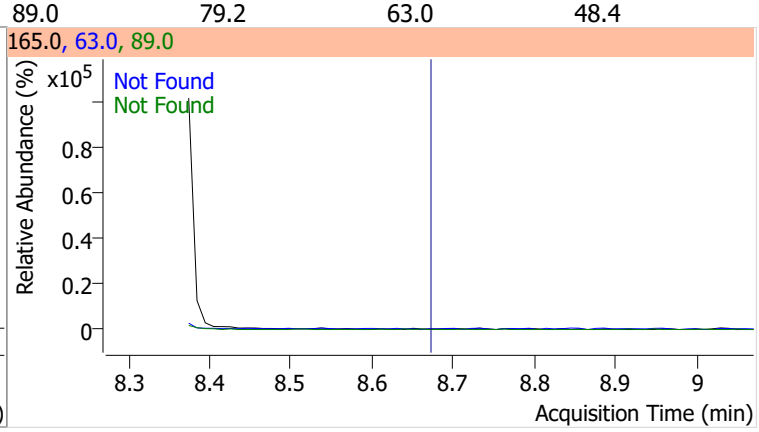

Compound	Conc.	Exp RT	QIon	Exp Ratio	QIon	Exp Ratio
4-Nitrophenol	N.D.	8.70	65.0	72.0	139.0	71.1

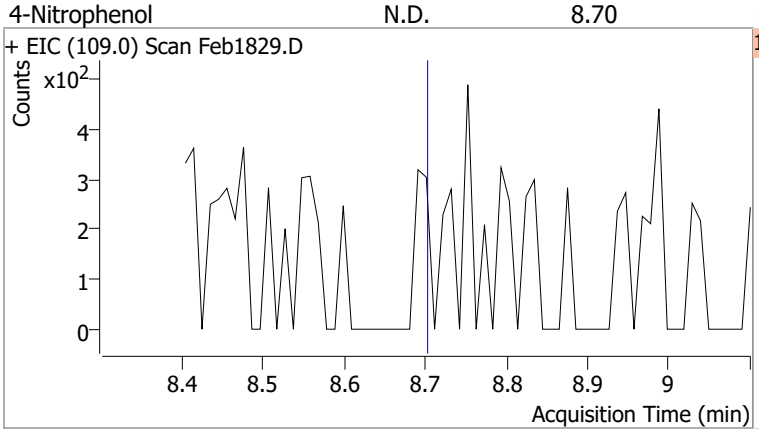

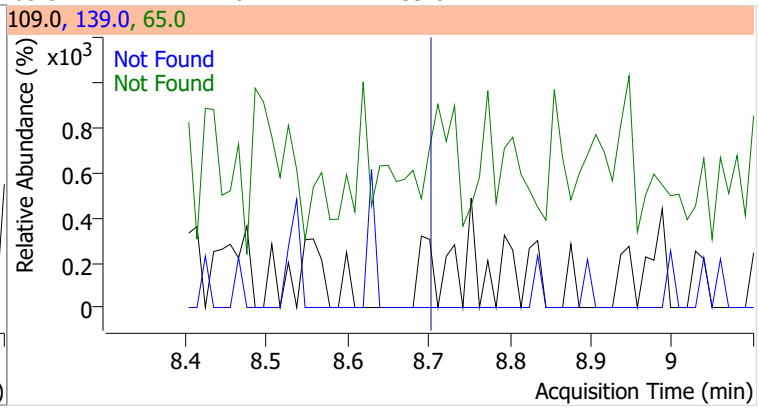

Compound	Conc.	Exp RT	QIon	Exp Ratio	QIon	Exp Ratio
Diethylphthalate	N.D.	9.00	177.0	20.7	150.0	12.5

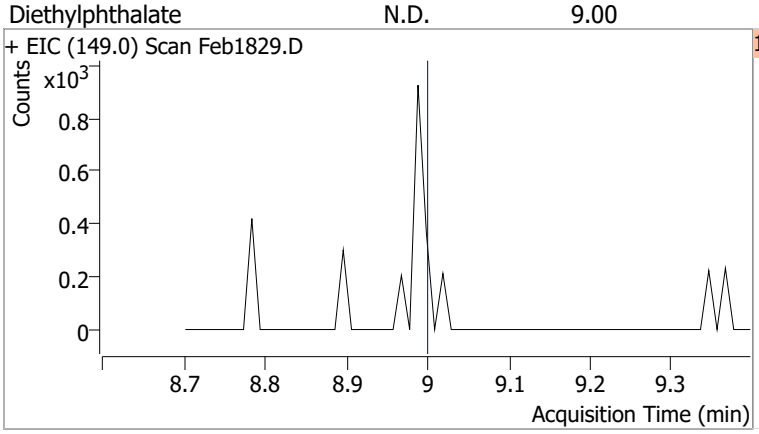

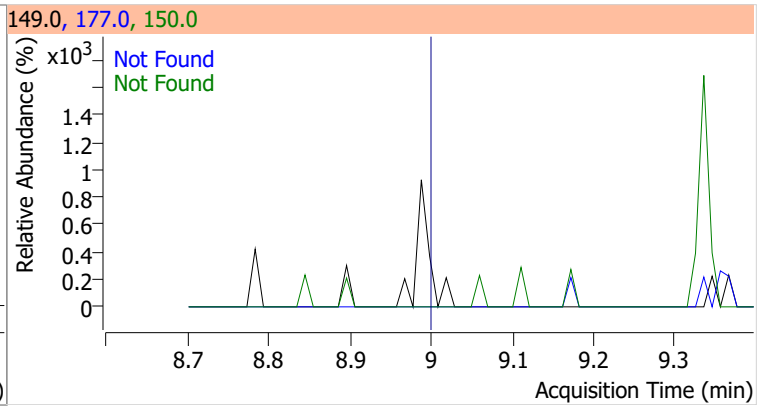

Compound	Conc.	Exp RT	QIon	Exp Ratio	QIon	Exp Ratio
Fluorene	N.D.	9.04	165.0	93.4	167.0	13.7

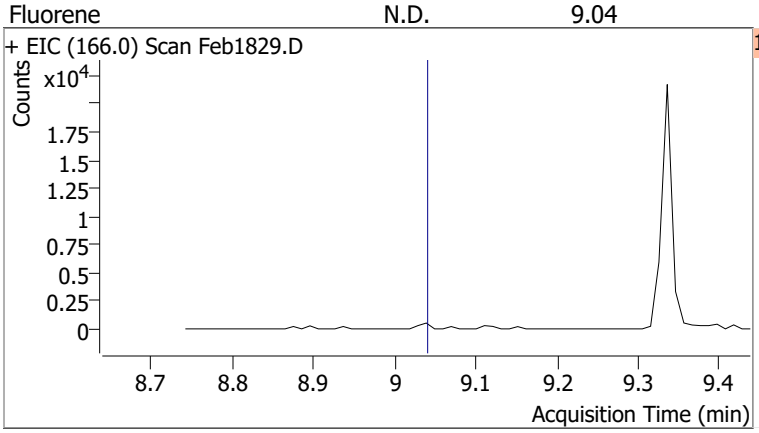

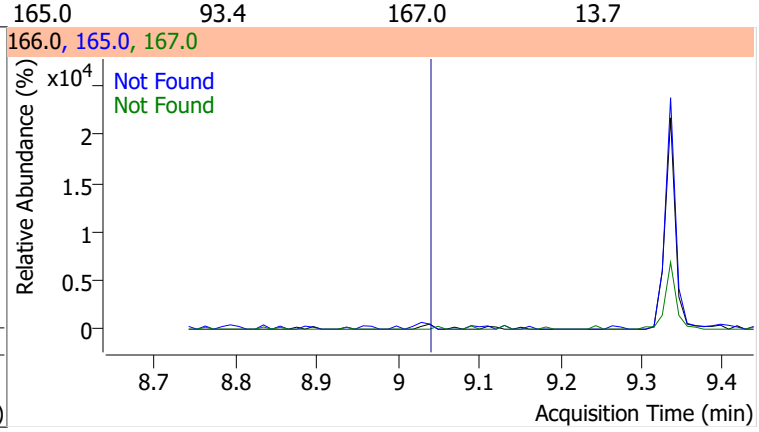

Compound	Conc.	Exp RT	QIon	Exp Ratio	QIon	Exp Ratio
4-Chlorophenyl-phenylether	N.D.	9.07	141.0	61.2	206.0	33.8

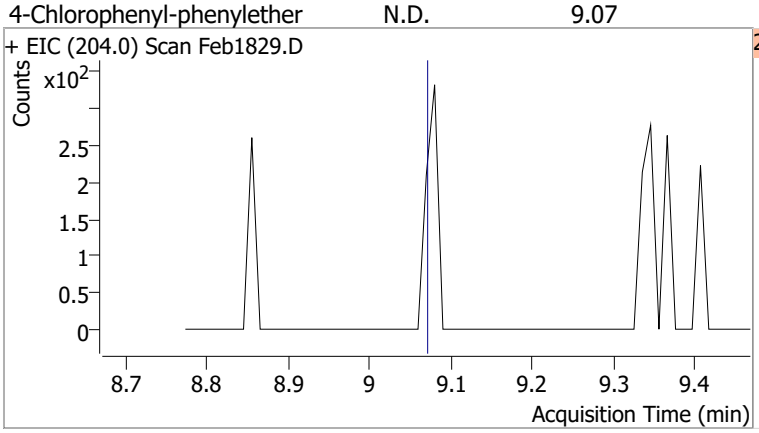

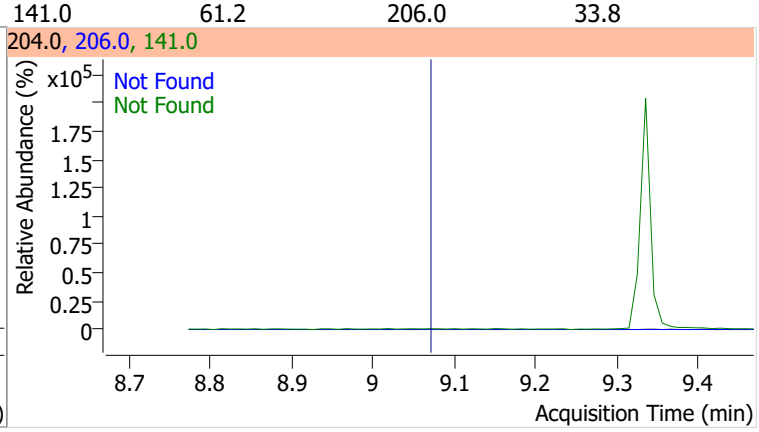

Compound	Conc.	Exp RT	QIon	Exp Ratio	QIon	Exp Ratio
4-Nitroaniline	N.D.	9.14	65.0	112.7	92.0	49.3

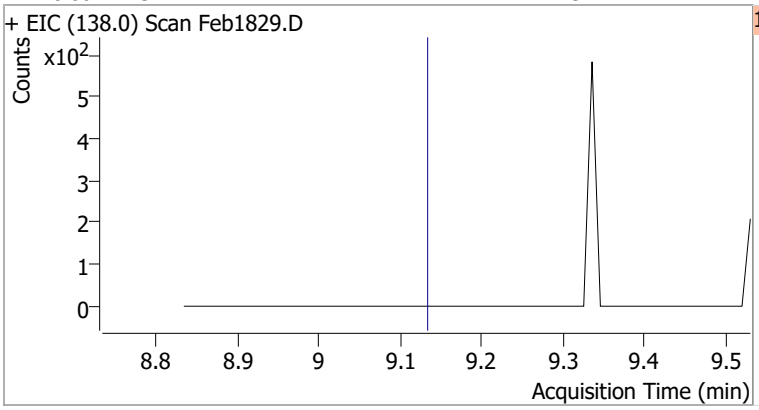

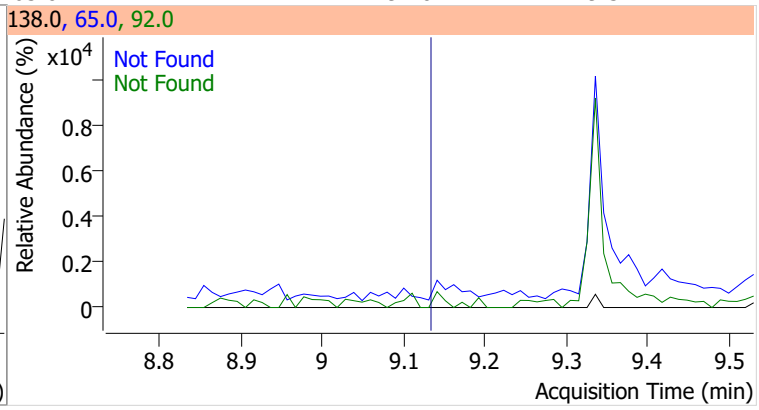

Compound	Conc.	RT	Dev(Min)	Resp.	QIon	QRatio	Lower	Upper
4,6-Dinitro-2-methylphenol		0		0	121.0		35.1	65.3

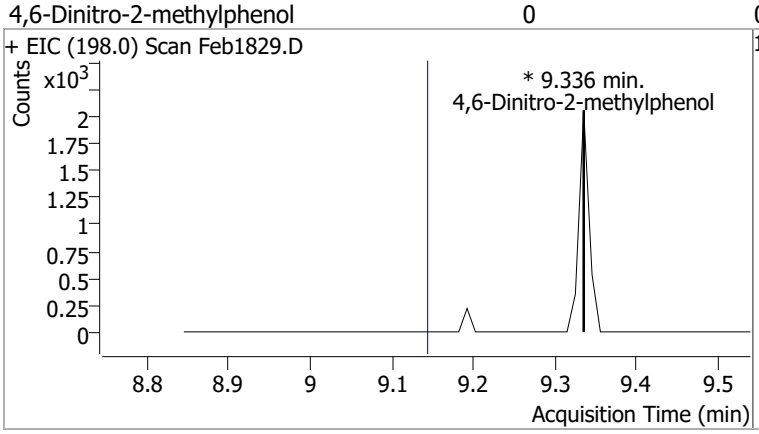

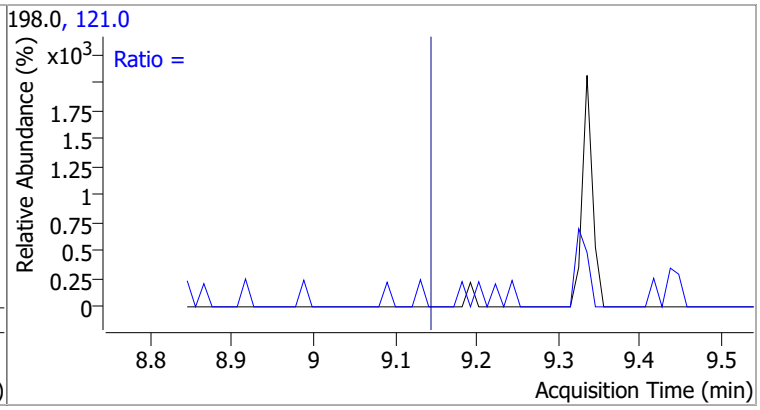

Compound	Conc.	Exp RT	QIon	Exp Ratio	QIon	Exp Ratio
N-nitrosodiphenylamine	N.D.	9.23	168.0	62.8	167.0	34.1

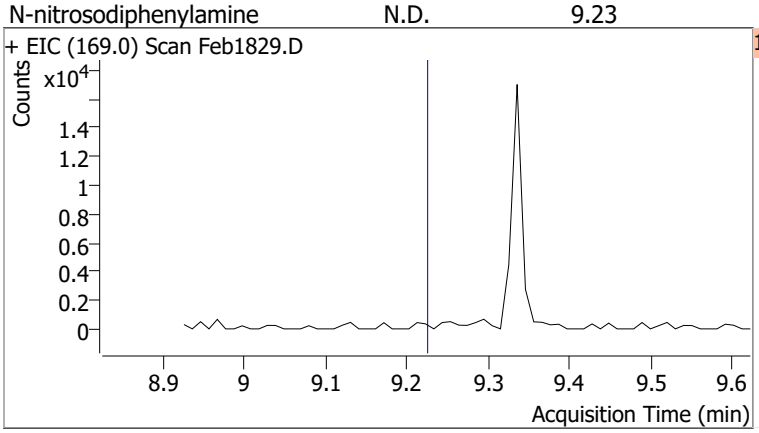

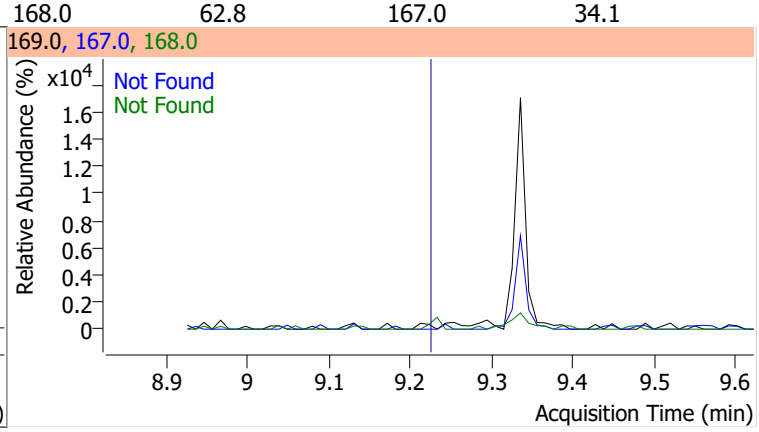

Compound	Conc.	Exp RT	QIon	Exp Ratio	QIon	Exp Ratio
Azobenzene	N.D.	9.26	51.0	45.2	182.0	24.1

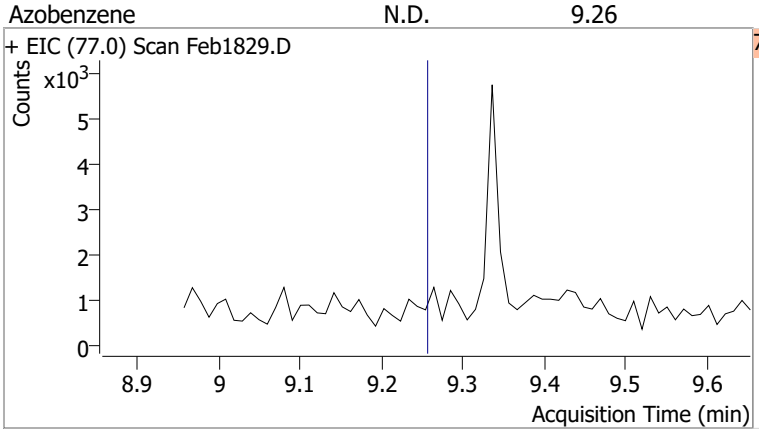

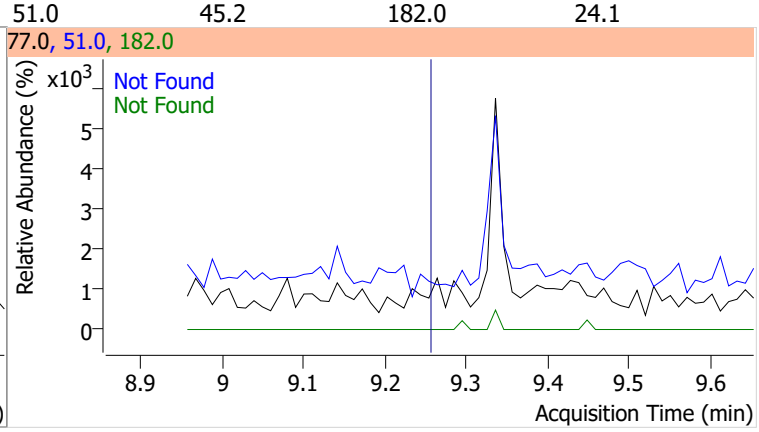

Compound	Conc.	RT	Dev(Min)	Resp.	QIon	QRatio	Lower	Upper
2,4,6-Tribromophenol	154.2430	9.34	0.00	297892	331.8	92.4	68.5	127.2

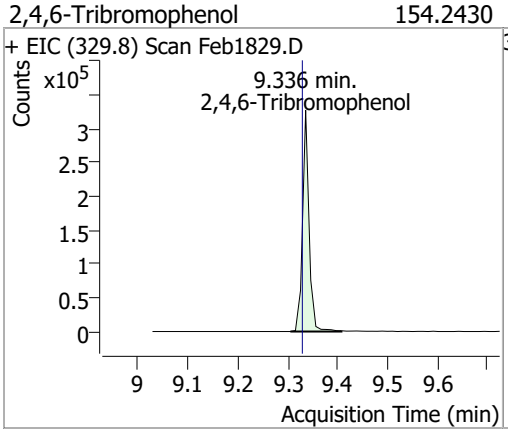

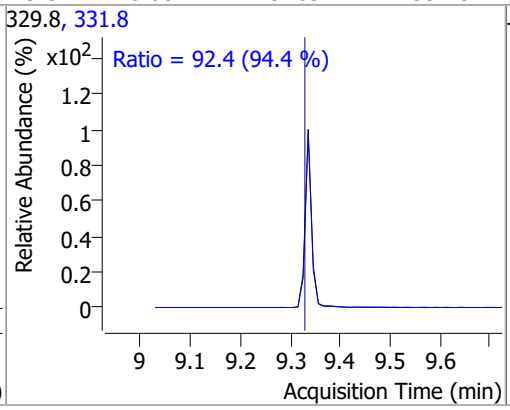

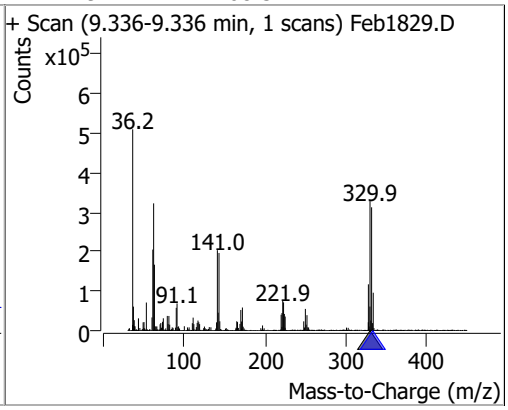

Compound	Conc.	Exp RT	QIon	Exp Ratio	QIon	Exp Ratio
4-Bromophenyl-phenylether	N.D.	9.65	141.0	98.8	250.0	98.2

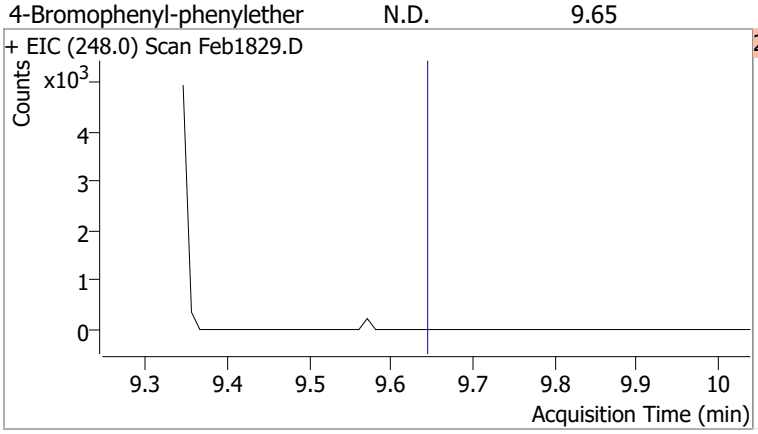

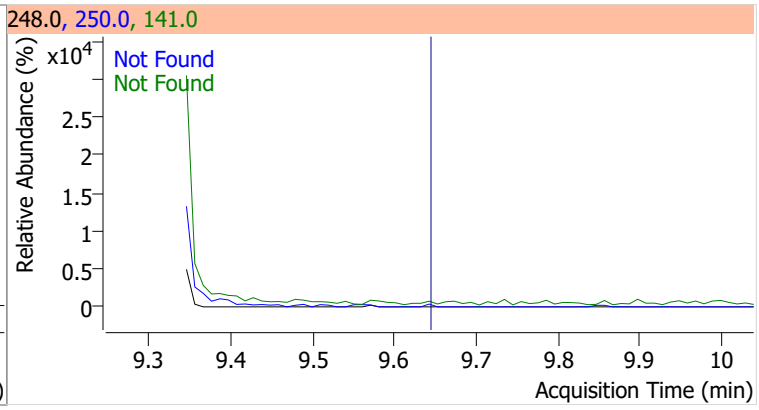

Compound	Conc.	Exp RT	QIon	Exp Ratio
Hexachlorobenzene	N.D.	9.69	142.0	53.8

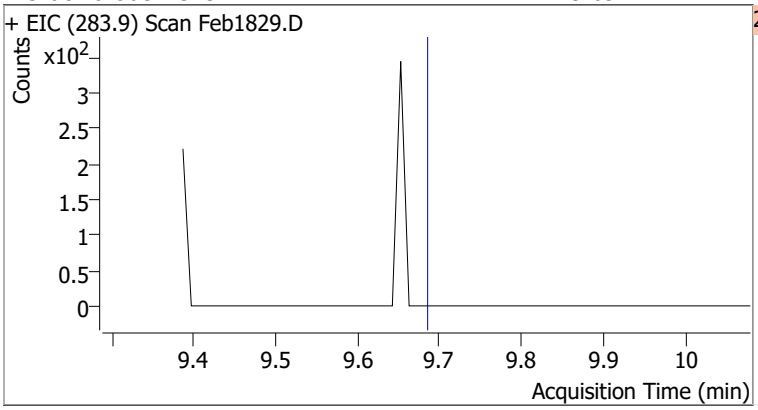

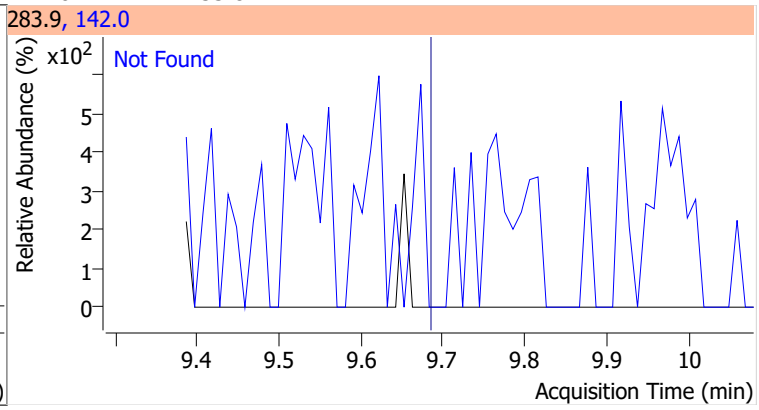

Compound	Conc.	Exp RT	QIon	Exp Ratio	QIon	Exp Ratio
Pentachlorophenol	N.D.	9.97	267.9	59.4	263.9	58.9

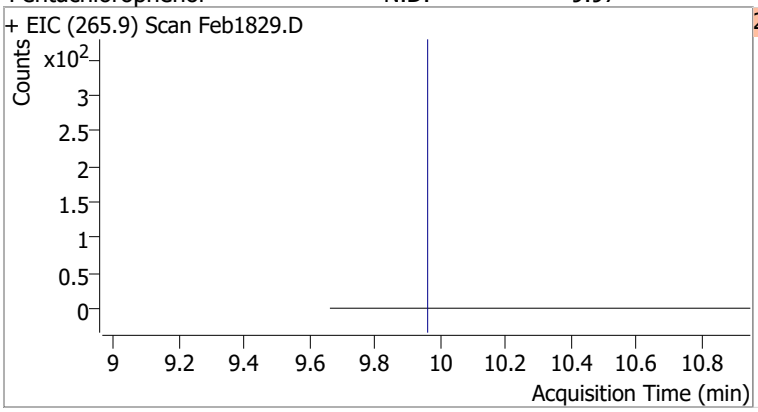

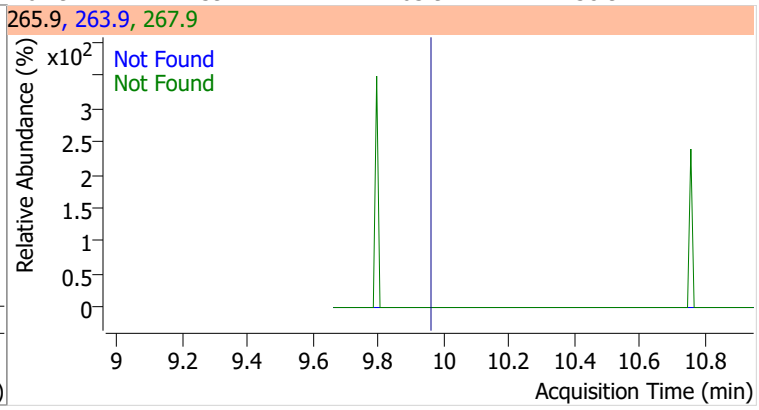

Compound	Conc.	Exp RT	QIon	Exp Ratio
Phenanthrene	N.D.	10.18	176.0	18.5

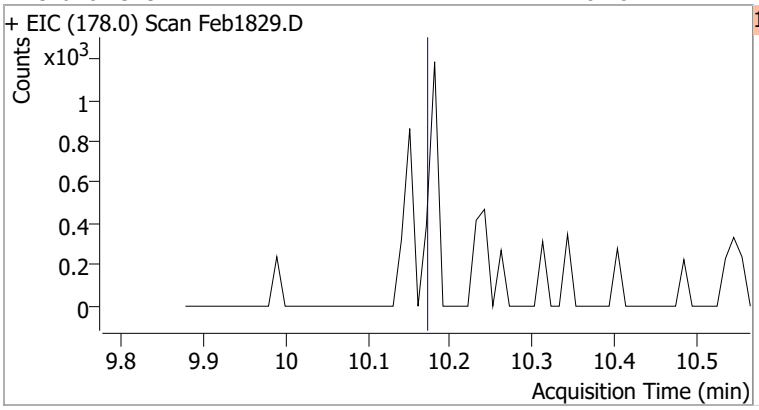

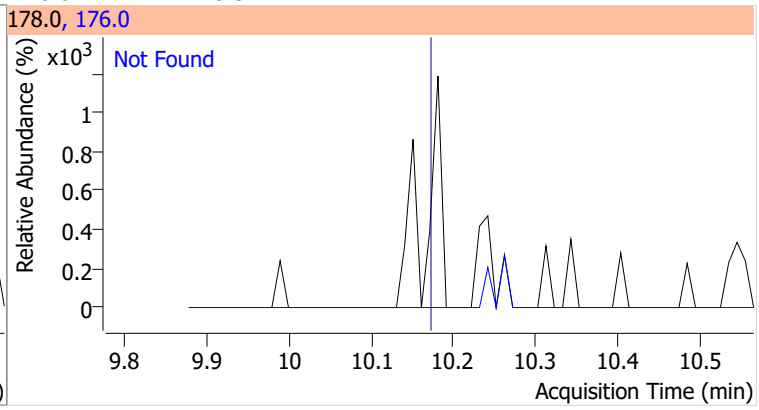

Compound	Conc.	Exp RT	QIon	Exp Ratio
Anthracene	N.D.	10.25	176.0	18.4

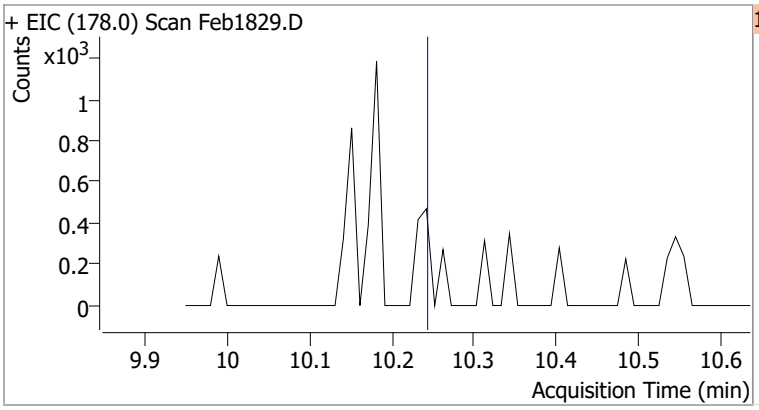

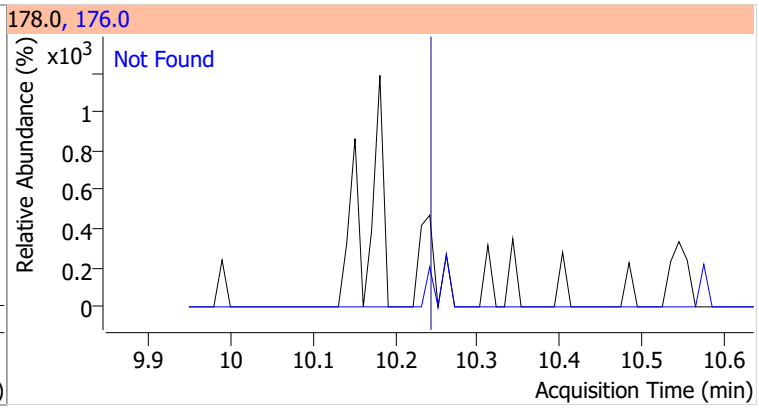

Compound	Conc.	Exp RT	QIon	Exp Ratio	QIon	Exp Ratio
Triallate	N.D.	10.31	268.0	24.1	143.0	22.5

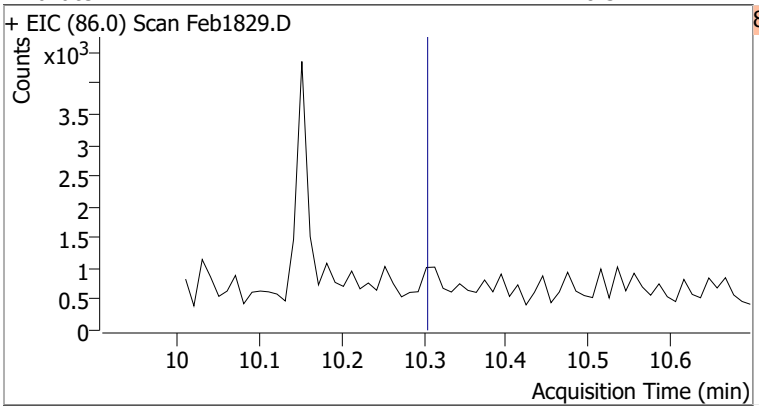

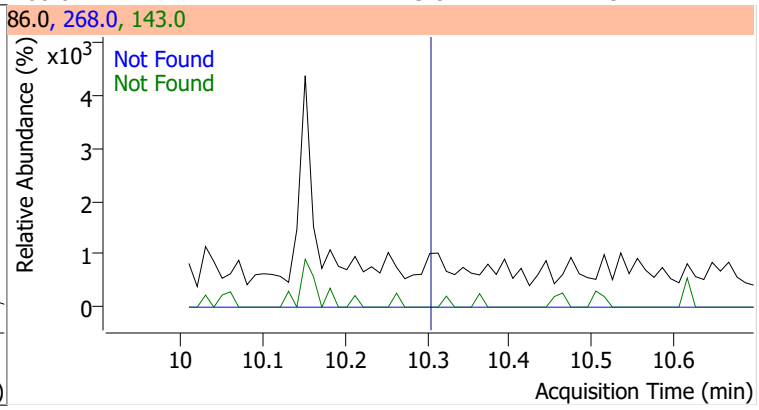

Compound	Conc.	Exp RT	QIon	Exp Ratio
Carbazole	N.D.	10.49	139.0	12.8

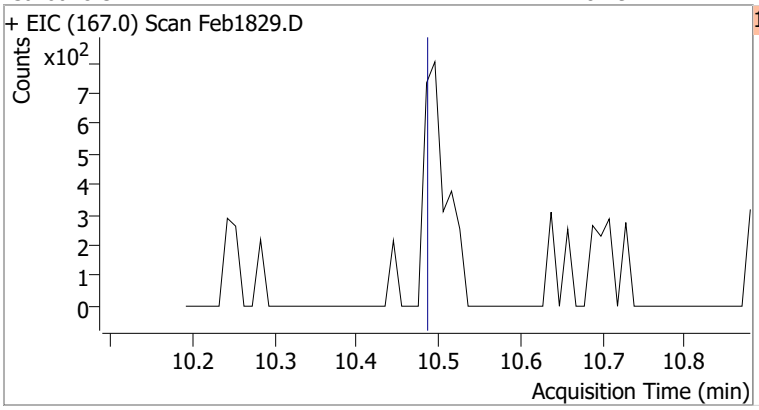

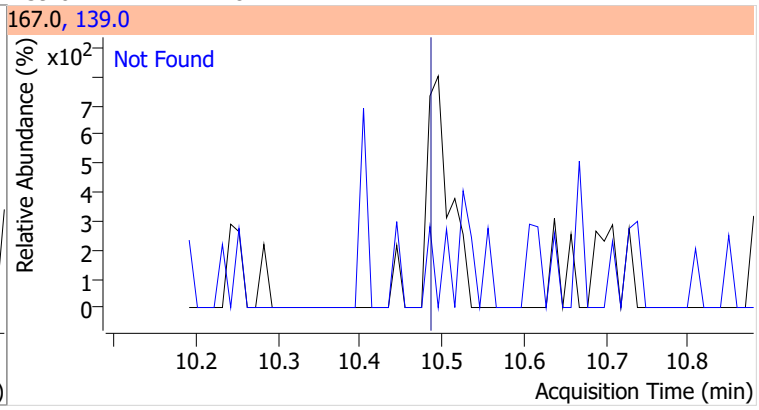

Compound	Conc.	Exp RT	QIon	Exp Ratio	QIon	Exp Ratio
o-Terphenyl	N.D.	10.70	229.0	64.9	215.0	37.0

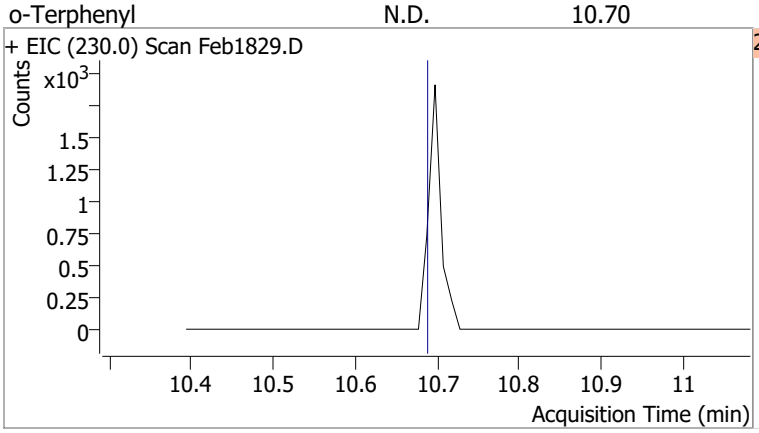

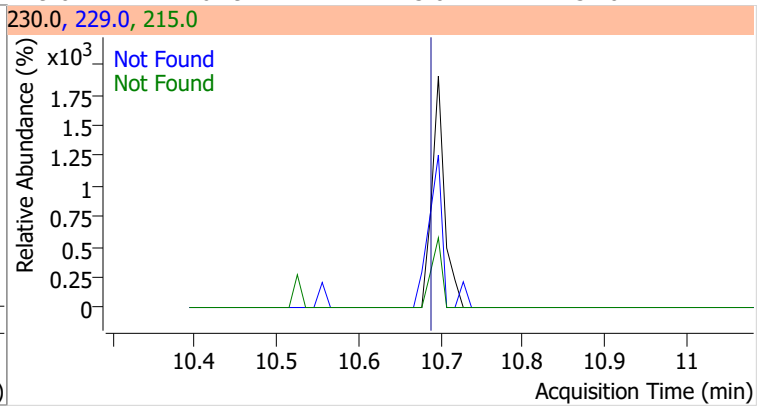

Compound	Conc.	Exp RT	QIon	Exp Ratio	QIon	Exp Ratio
Di-n-Butylphthalate	N.D.	11.08	150.0	9.1	104.0	6.4

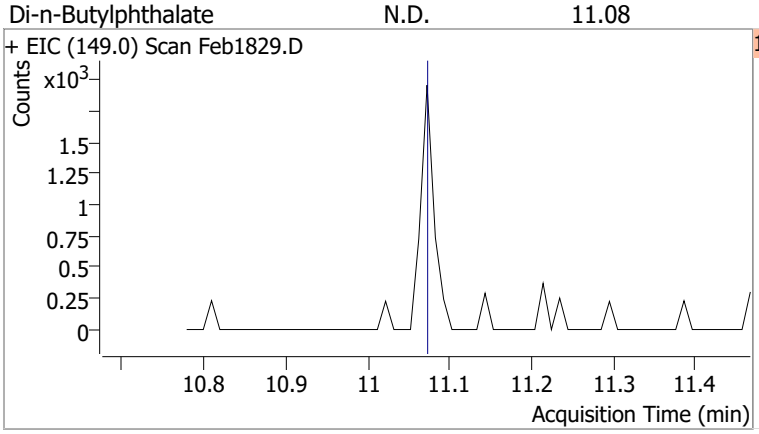

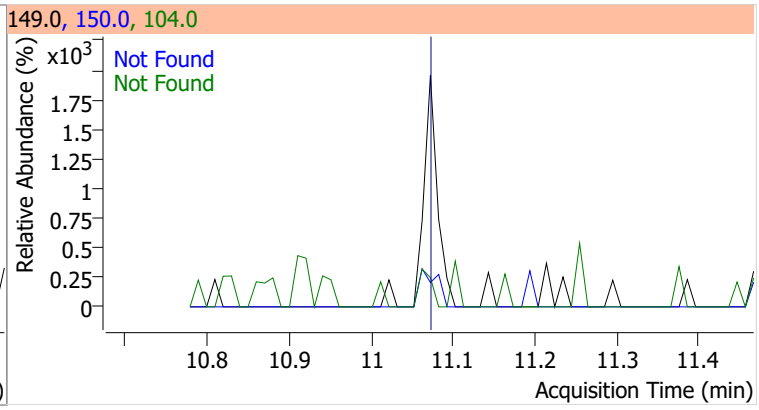

Compound	Conc.	Exp RT	QIon	Exp Ratio
Fluoranthene	N.D.	11.95	101.0	13.4

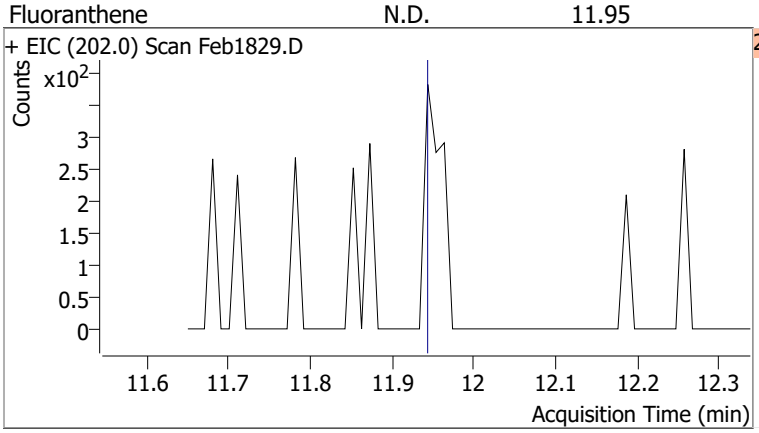

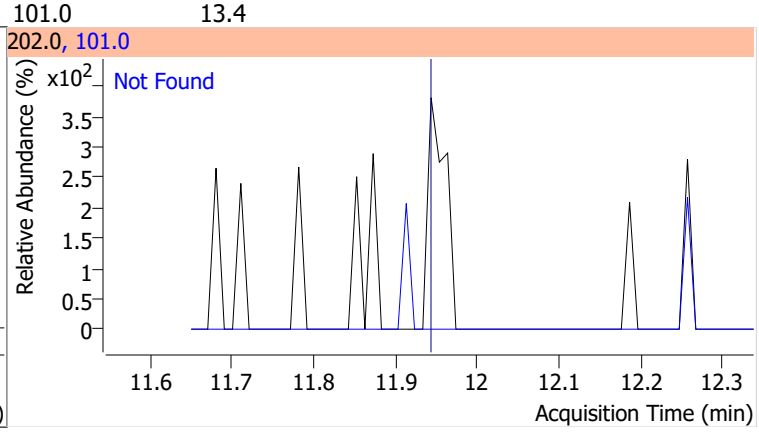

Compound	Conc.	RT	Dev(Min)	Resp.	QIon	QRatio	Lower	Upper
Benzidine		0		0	183.0		8.3	15.4
					92.0		5.8	10.8

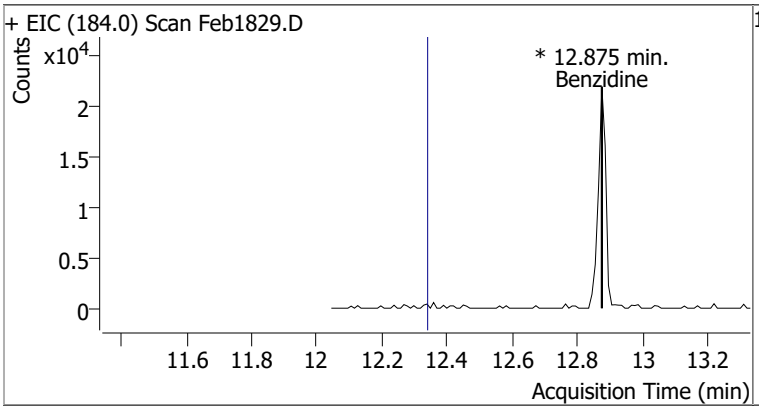

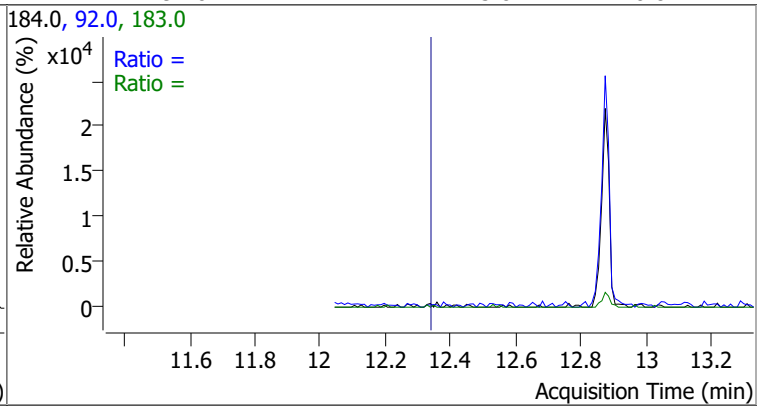

Compound	Conc.	Exp RT	QIon	Exp Ratio
Pyrene	N.D.	12.38	101.0	15.9

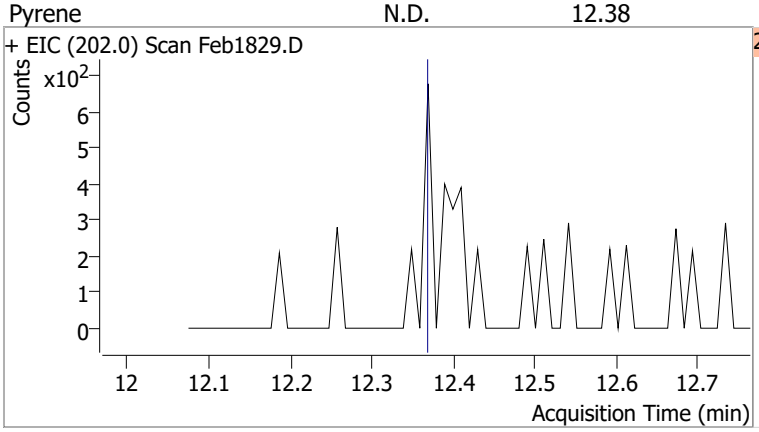

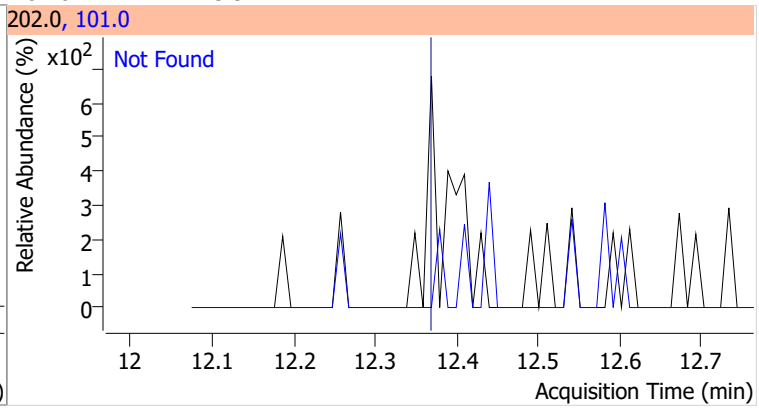

Compound	Conc.	RT	Dev(Min)	Resp.	QIon	QRatio	Lower	Upper
Terphenyl-d14	100.5543	12.88	0.00	2064066	122.0	14.5	10.1	18.7

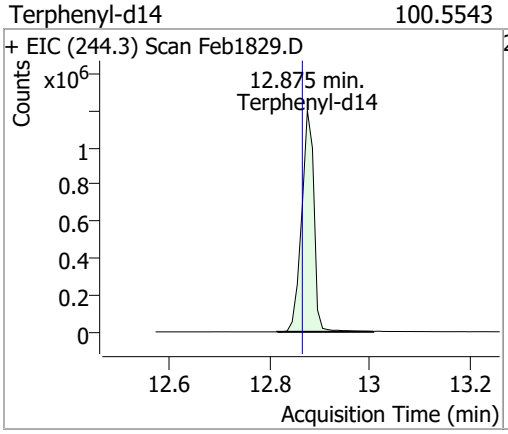

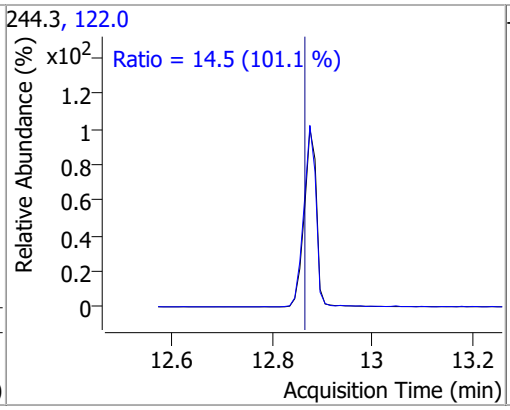

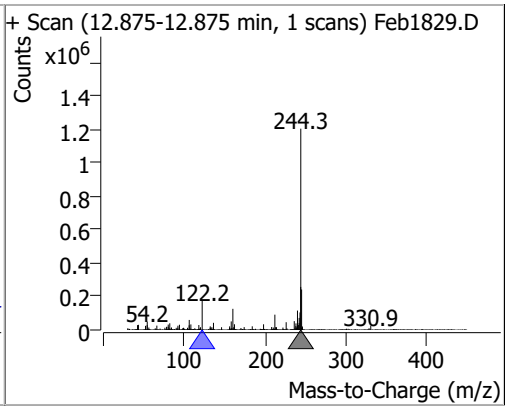

Compound	Conc.	Exp RT	QIon	Exp Ratio	QIon	Exp Ratio
Butylbenzylphthalate	N.D.	14.32	91.0	85.1	206.0	17.5

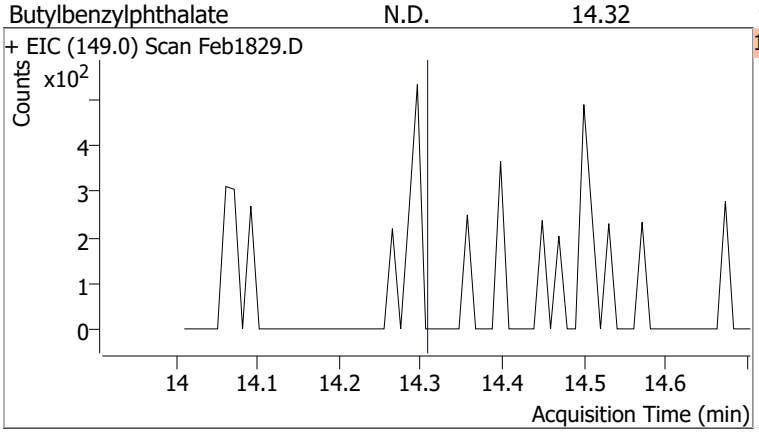

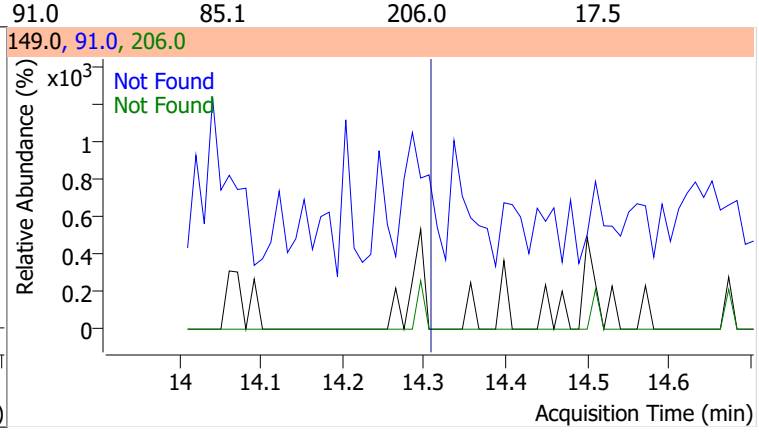

Compound	Conc.	Exp RT	QIon	Exp Ratio	QIon	Exp Ratio
Benzo(a)Anthracene	N.D.	15.51	226.0	26.8	229.0	21.1

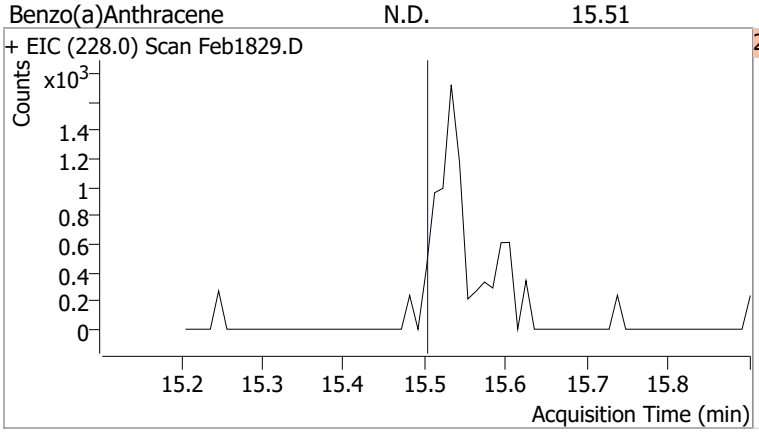

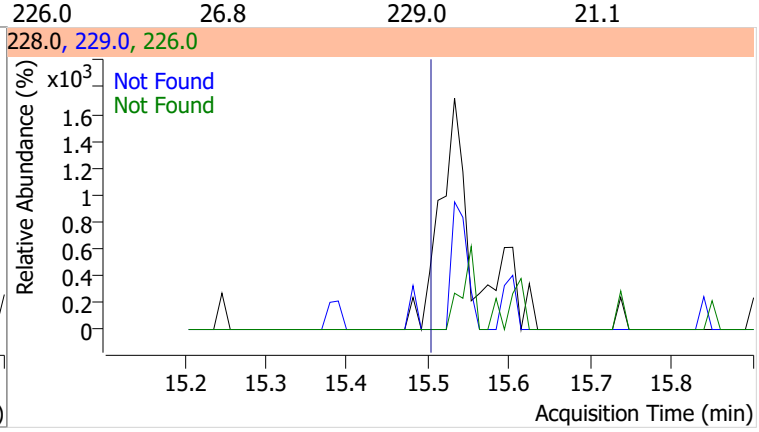

Compound	Conc.	Exp RT	QIon	Exp Ratio	QIon	Exp Ratio
Chrysene	N.D.	15.62	226.0	28.4	229.0	19.7

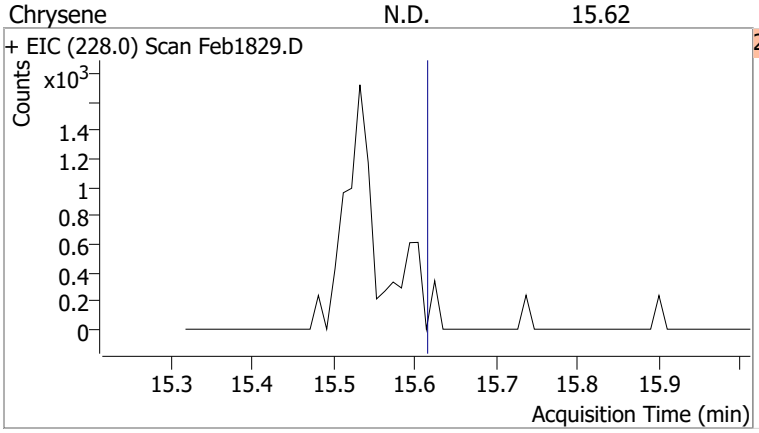

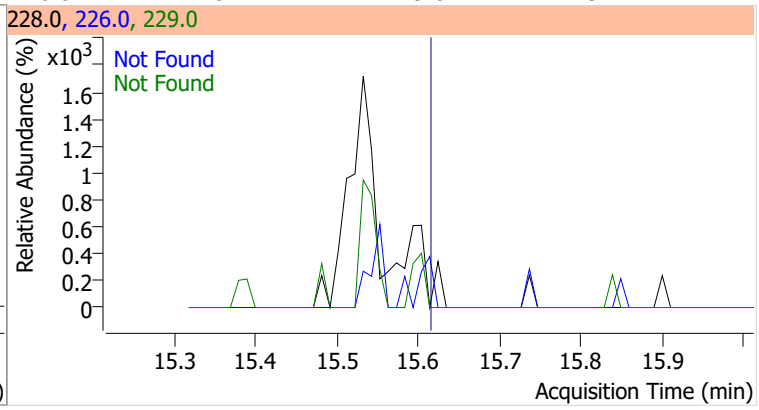

Compound	Conc.	Exp RT	QIon	Exp Ratio
3,3-Dichlorobenzidine	N.D.	15.69	254.0	64.2

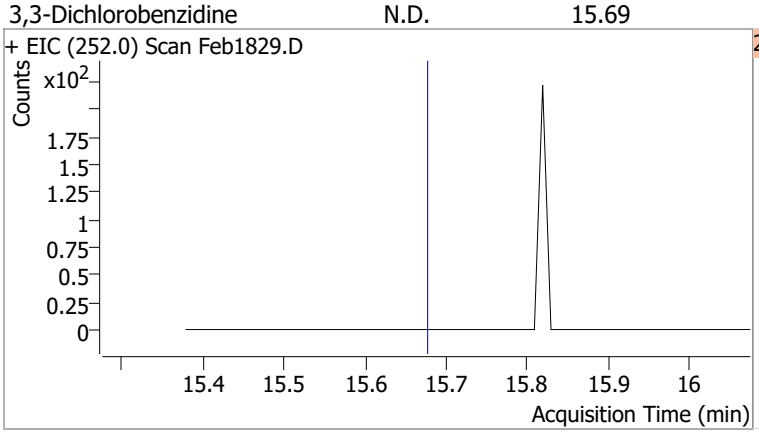

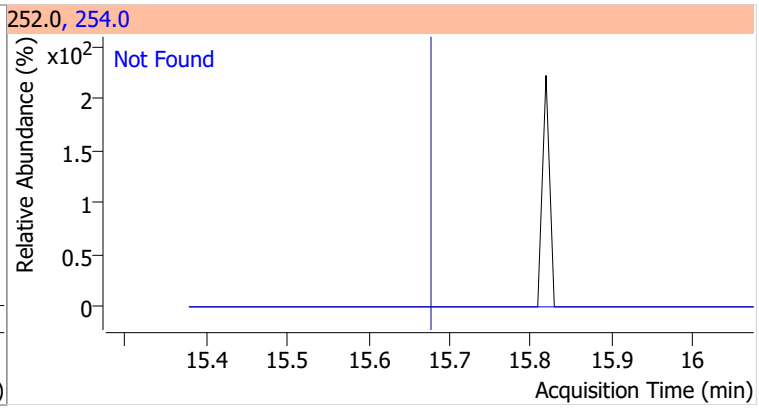

Compound	Conc.	Exp RT	QIon	Exp Ratio	QIon	Exp Ratio
bis(2-ethylhexyl)Phthalate	N.D.	16.37	149.0	390.8	279.0	15.0

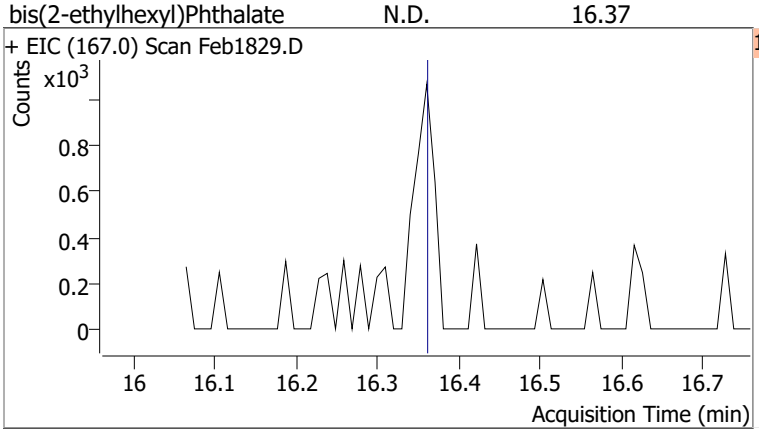

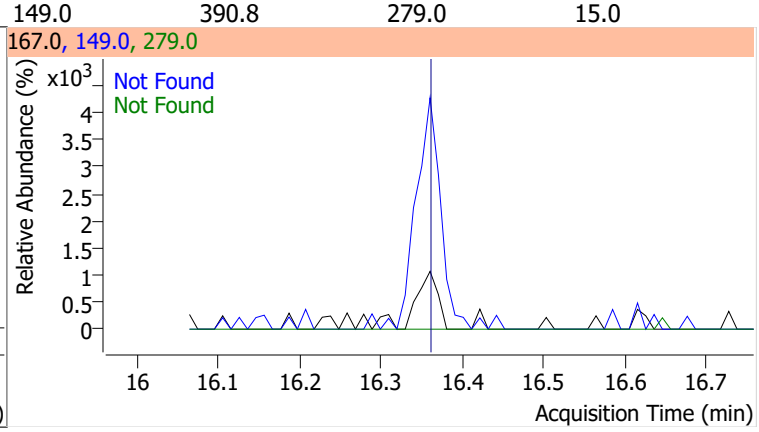

Compound	Conc.	Exp RT	QIon	Exp Ratio
Di-n-octyl Phthalate	N.D.	18.13	150.0	10.0

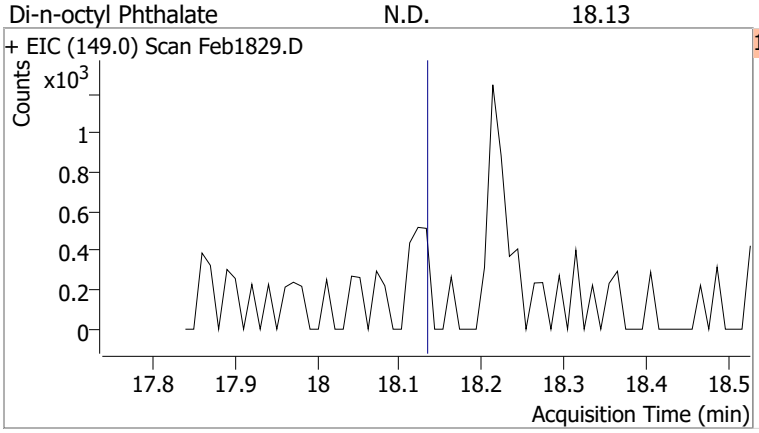

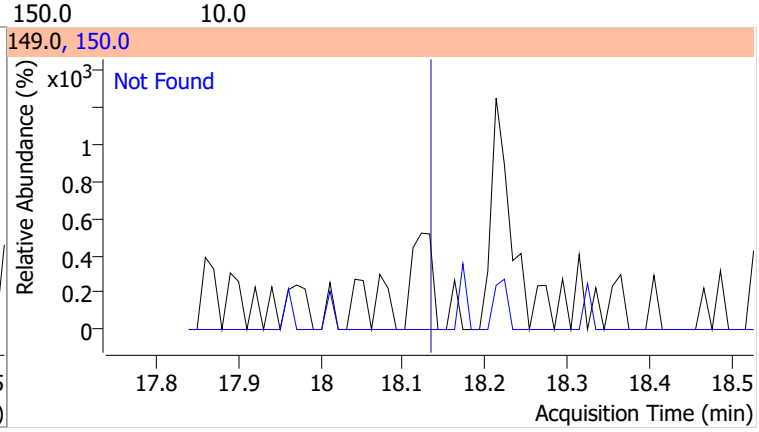

Compound	Conc.	Exp RT	QIon	Exp Ratio
Benzo(b)fluoranthene	N.D.	18.38	253.0	22.3

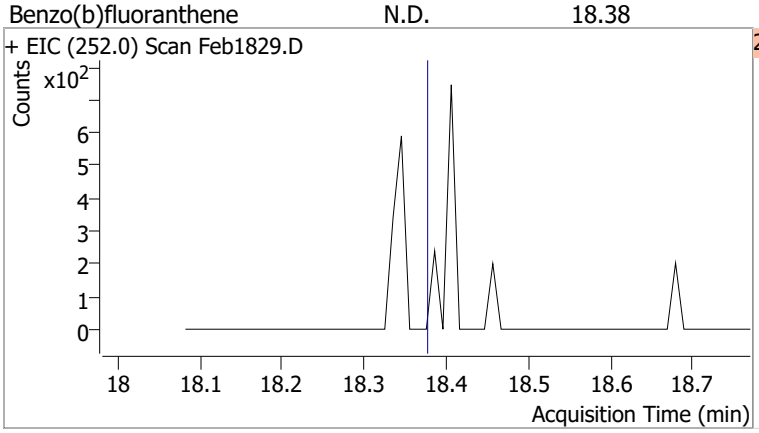

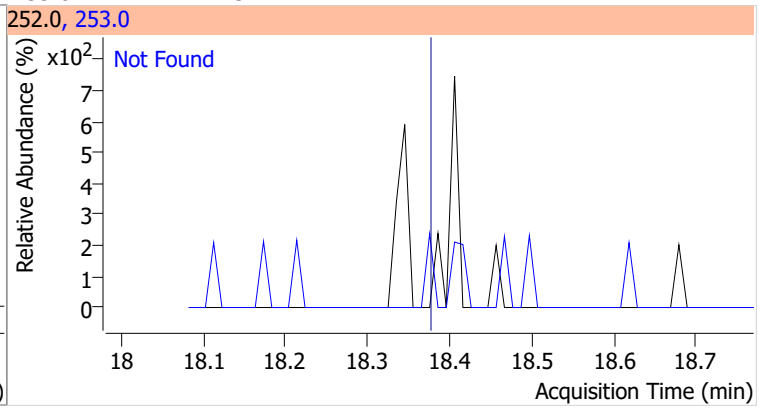

Compound	Conc.	Exp RT	QIon	Exp Ratio
Benzo(k)fluoranthene	N.D.	18.45	253.0	22.0

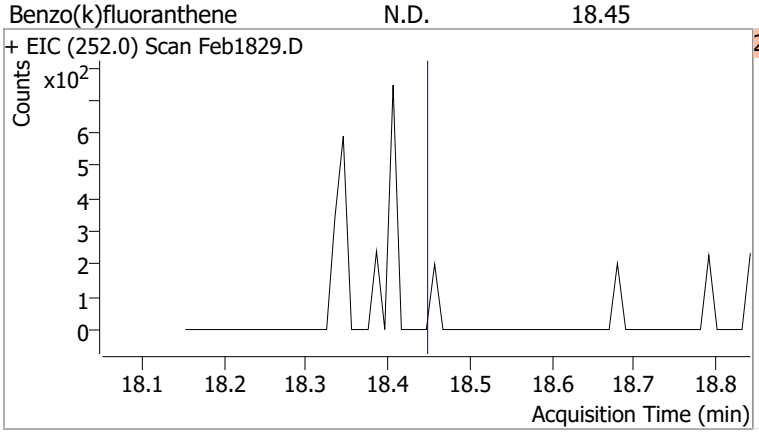

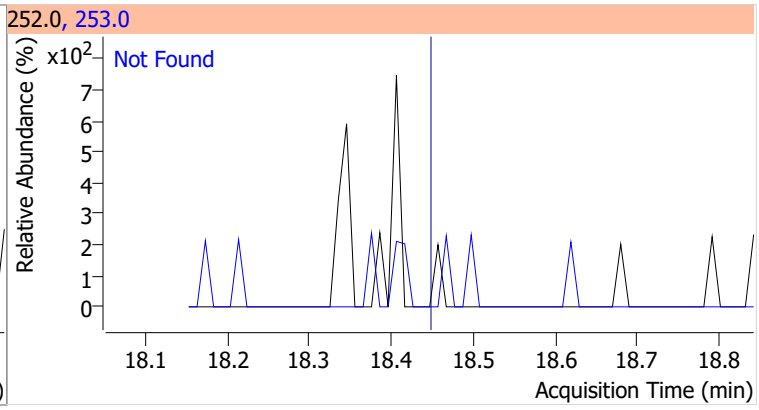

Compound	Conc.	Exp RT	QIon	Exp Ratio
Benzo(a)pyrene	N.D.	18.98	253.0	21.5

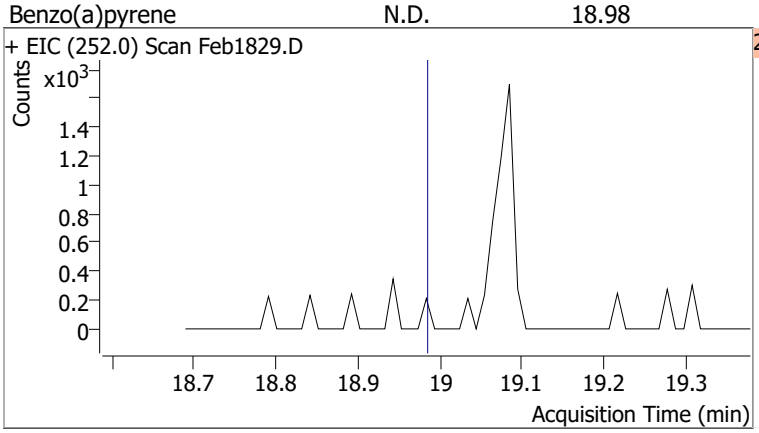

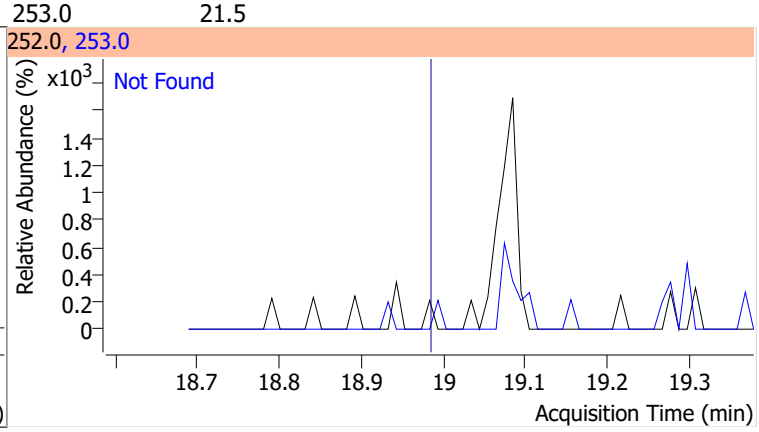

Compound	Conc.	Exp RT	QIon	Exp Ratio
Indeno(1,2,3-c,d)pyrene	N.D.	20.76	138.0	29.6

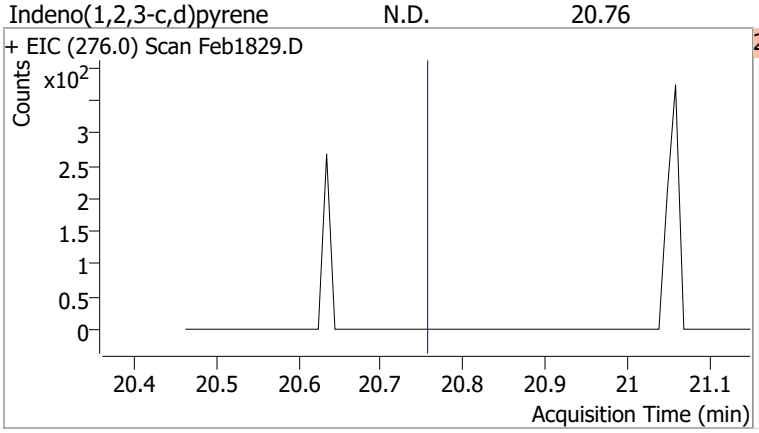

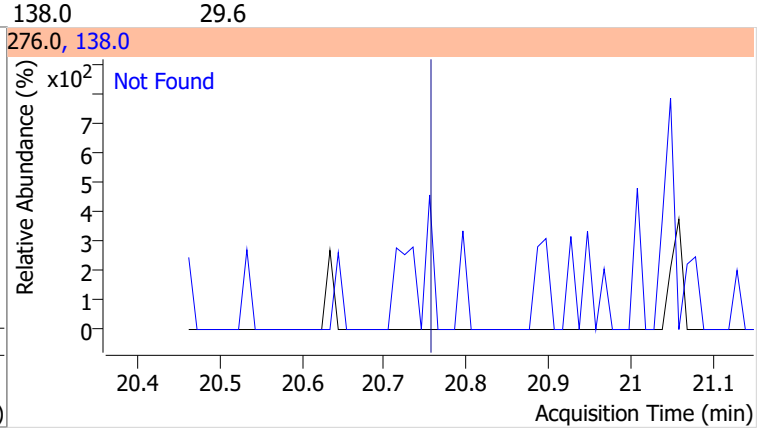

Compound	Conc.	Exp RT	QIon	Exp Ratio	QIon	Exp Ratio
Dibenzo(a,h)anthracene	N.D.	20.82	139.0	25.2	279.0	24.1

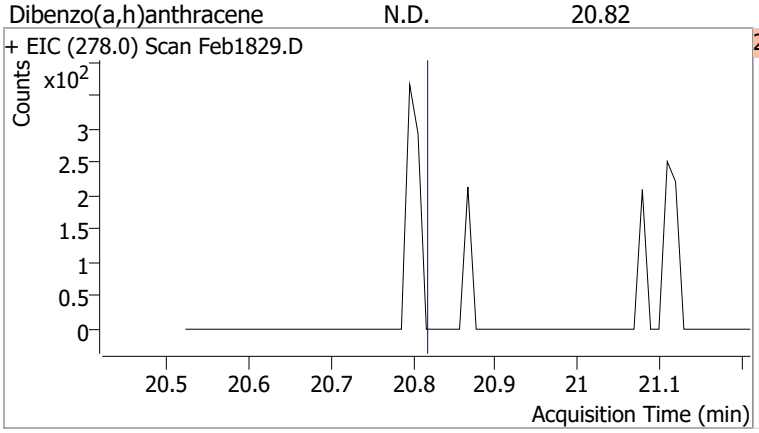

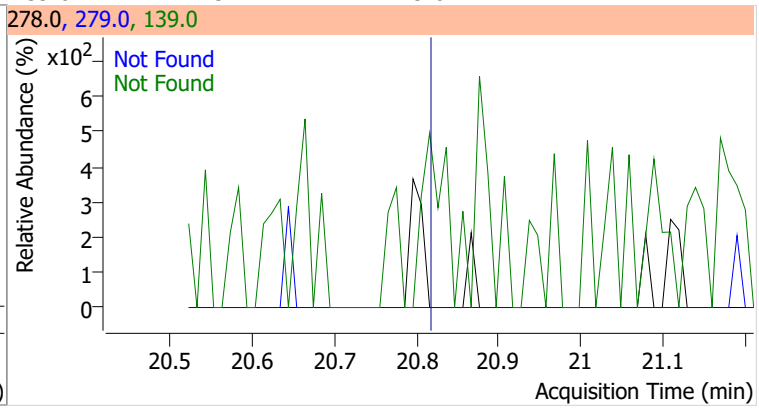

Compound	Conc.	Exp RT	QIon	Exp Ratio	QIon	Exp Ratio
Benzo(g,h,i)perylene	N.D.	21.09	138.0	33.0	277.0	23.2

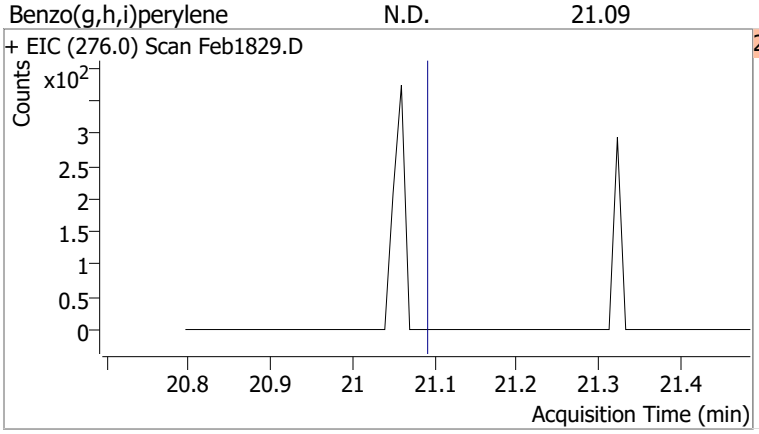

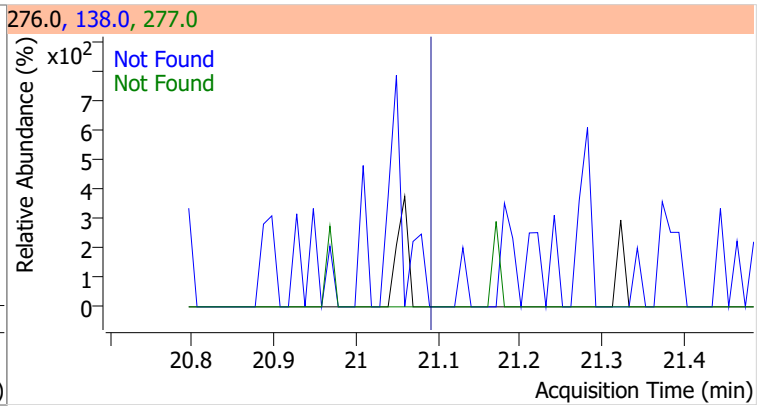

Quantitation Results Report (QT Reviewed)

Data File	Feb1830.D	Operator	LIMS import
Acq. Method	BNA+SIM.M	Acq. Date-Time	2/19/2022 11:27:07 PM
Sample Name	B22020415-032C	Instrument	Instrument #1
Vial	30	Multiplier	1.00
DA Method File	021822 DoD BNA cal.batch.bin	Comment	SVOC-8270-W-LARGO
Tune File	dftppdsm.u	Tune Date	2/18/2022 9:25:00 PM
Batch Name	021822 DoD BNA 2.batch.bin	Last Calib Update	2/20/2022 11:08:57 AM
Ref Library	D:\Org\Library\NIST129K.l		

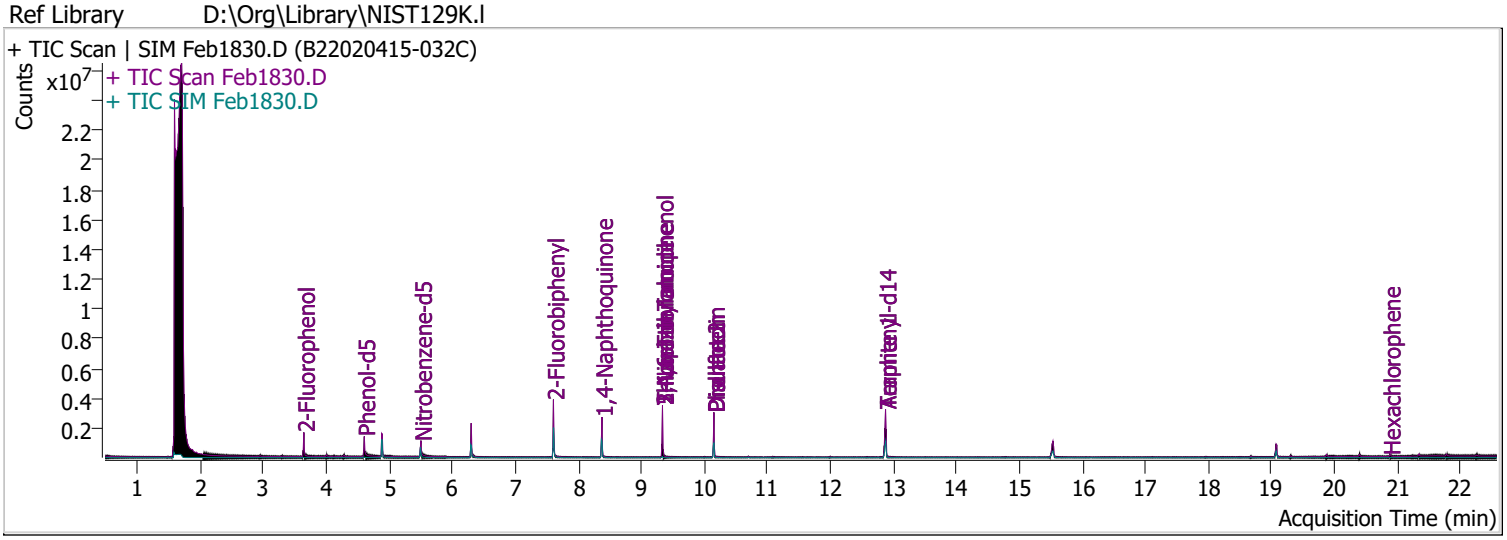

Compound	RT	QIon	Resp.	Conc.	Units		Dev(Min)
Internal Standards							
System Monitoring Compounds							
S 2-Fluorophenol	3.643	112.0	454588	54.8626	µg/L		-0.010
Spiked Amount: 200.000	Range: 10.0 - 75.0%			Recovery = 27.43%			
S Phenol-d5	4.603	99.0	513597	47.5329	µg/L		-0.010
Spiked Amount: 200.000	Range: 10.0 - 65.0%			Recovery = 23.77%			
S Nitrobenzene-d5	5.502	82.0	343386	57.4905	µg/L		0.000
Spiked Amount: 100.000	Range: 32.0 - 94.0%			Recovery = 57.49%			
S 2-Fluorobiphenyl	7.605	172.0	1189874	67.3481	µg/L		0.000
Spiked Amount: 100.000	Range: 28.0 - 107.0%			Recovery = 67.35%			
S 2,4,6-Tribromophenol	9.336	329.8	257300	154.8763	µg/L		0.000
Spiked Amount: 200.000	Range: 25.0 - 140.0%			Recovery = 77.44%			
S Terphenyl-d14	12.875	244.3	1714125	97.2030	µg/L		0.000
Spiked Amount: 100.000	Range: 32.0 - 122.0%			Recovery = 97.20%			
Target Compounds							**QValue**
T N-Nitrosodimethylamine	0.000		0	N.D.			
T Pyridine	0.000		0	N.D.			
T Aniline	0.000		0	N.D.			
T Phenol	0.000		0	N.D.			
T bis(-2-Chloroethyl)Ether	0.000		0	N.D.			
T 2-Chlorophenol	0.000		0	N.D.			
T 1,3-Dichlorobenzene	0.000		0	N.D.			
T 1,4-Dichlorobenzene	0.000		0	N.D.			
T 1,2-Dichlorobenzene	0.000		0	N.D.			
T Benzyl Alcohol	0.000		0	N.D.			
T bis(2-chloroisopropyl)Ether	0.000		0	N.D.			
T 2-Methylphenol	0.000		0	N.D.			
T N-nitroso-Di-n-propylamine	5.502	70.0	0		µg/L	md	1
T 4Methylphenol/3Methylphenol	0.000		0	N.D.			
T Hexachloroethane	0.000		0	N.D.			

Compound	RT	QIon	Resp.	Conc.	Units		Dev(Min)
T Nitrobenzene	0.000		0	N.D.			
T Isophorone	0.000		0	N.D.			
T 2-Nitrophenol	0.000		0	N.D.			
T 2,4-Dimethylphenol	0.000		0	N.D.			
T bis(-2-Chloroethoxy)Methane	0.000		0	N.D.			
T 2,4-Dichlorophenol	0.000		0	N.D.			
T Benzoic Acid	0.000		0	N.D.			
T 1,2,4-Trichlorobenzene	0.000		0	N.D.			
T Naphthalene	0.000		0	N.D.			
T 4-Chlorophenol	0.000		0	N.D.			
T p-Chloroaniline	0.000		0	N.D.			
T Hexachlorobutadiene	0.000		0	N.D.			
T 4-Chloro-2-Methylphenol	0.000		0	N.D.			
T 4-Chloro-3-Methylphenol	0.000		0	N.D.			
T 2-Methylnaphthalene	0.000		0	N.D.			
T 1-Methylnaphthalene	0.000		0	N.D.			
T Hexachlorocyclopentadiene	0.000		0	N.D.			
T 2,4,6-Trichlorophenol	0.000		0	N.D.			
T 2,4,5-Trichlorophenol	0.000		0	N.D.			
T 2-Chloronaphthalene	0.000		0	N.D.			
T 2-Nitroaniline	0.000		0	N.D.			
T Dimethyl Phthalate	8.374	163.0	0		µg/L	md	1
T 2,6-Dinitrotoluene	8.374	165.0	0		µg/L	md	1
T Acenaphthylene	0.000		0	N.D.			
T 3-Nitroaniline	0.000		0	N.D.			
T Acenaphthene	0.000		0	N.D.			
T 2,4-Dinitrophenol	0.000		0	N.D.			
T Dibenzofuran	0.000		0	N.D.			
T 2,4-Dinitrotoluene	0.000		0	N.D.			
T 4-Nitrophenol	0.000		0	N.D.			
T Diethylphthalate	0.000		0	N.D.			
T Fluorene	0.000		0	N.D.			
T 4-Chlorophenyl-phenylether	0.000		0	N.D.			
T 4-Nitroaniline	0.000		0	N.D.			
T 4,6-Dinitro-2-methylphenol	9.336	198.0	0		µg/L	md	1
T N-nitrosodiphenylamine	0.000		0	N.D.			
T Azobenzene	0.000		0	N.D.			
T 4-Bromophenyl-phenylether	0.000		0	N.D.			
T Hexachlorobenzene	0.000		0	N.D.			
T Pentachlorophenol	0.000		0	N.D.			
T Phenanthrene	0.000		0	N.D.			
T Anthracene	0.000		0	N.D.			
T Triallate	0.000		0	N.D.			
T Carbazole	0.000		0	N.D.			
T o-Terphenyl	0.000		0	N.D.			
T Di-n-Butylphthalate	0.000		0	N.D.			
T Fluoranthene	0.000		0	N.D.			
T Benzidine	12.875	184.0	0		µg/L	md	1
T Pyrene	0.000		0	N.D.			
T Butylbenzylphthalate	0.000		0	N.D.			
T Benzo(a)Anthracene	0.000		0	N.D.			
T Chrysene	0.000		0	N.D.			
T 3,3-Dichlorobenzidine	0.000		0	N.D.			
T bis(2-ethylhexyl)Phthalate	0.000		0	N.D.			
T Di-n-octyl Phthalate	0.000		0	N.D.			

Compound	RT	QIon	Resp.	Conc.	Units	Dev(Min)
T Benzo(b)fluoranthene	0.000		0	N.D.		
T Benzo(k)fluoranthene	0.000		0	N.D.		
T Benzo(a)pyrene	0.000		0	N.D.		
T Indeno(1,2,3-c,d)pyrene	0.000		0	N.D.		
T Dibenzo(a,h)anthracene	0.000		0	N.D.		
T Benzo(g,h,i)perylene	0.000		0	N.D.		

(#) = Qualifier Out of Range; (m) = Manual Integration; (+) = Area Summed; (*) = Surrogate Percent Recovery Out of Range; (d): Zeroed Peak

Compound	Conc.	Exp RT	QIon	Exp Ratio
N-Nitrosodimethylamine	N.D.	2.49	42.0	135.8

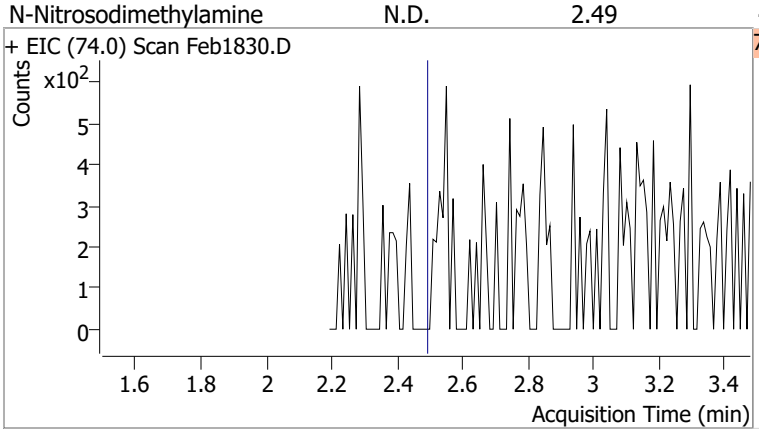

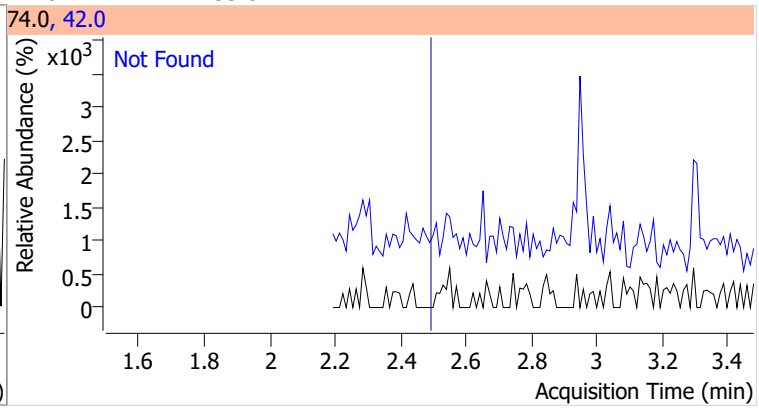

Compound	Conc.	Exp RT	QIon	Exp Ratio
Pyridine	N.D.	2.53	52.0	82.7

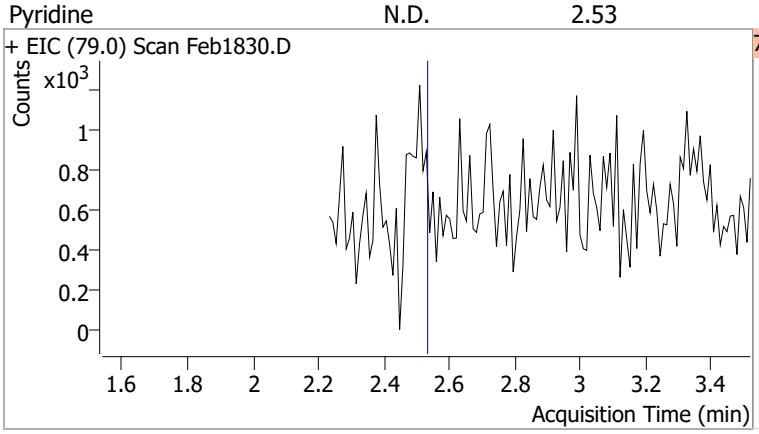

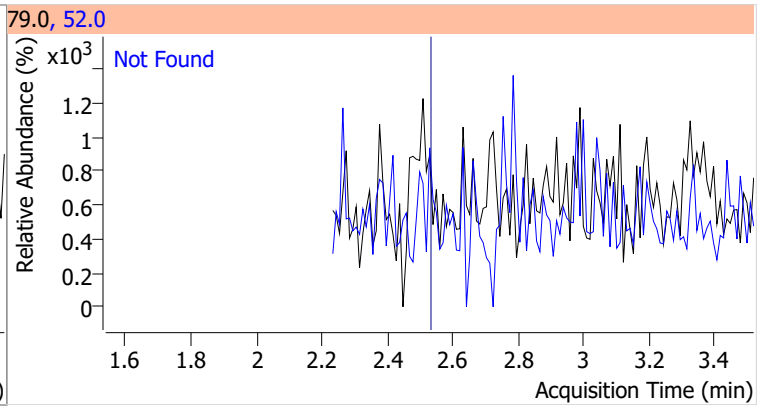

Compound	Conc.	RT	Dev(Min)	Resp.	QIon	QRatio	Lower	Upper
2-Fluorophenol	54.8626	3.64	-0.01	454588	64.0	50.2	34.6	64.3
					92.0	20.7	14.2	26.5

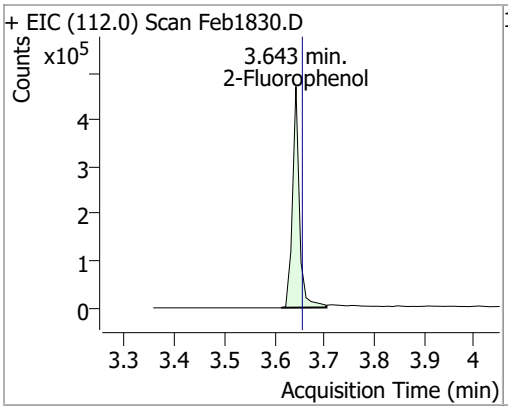

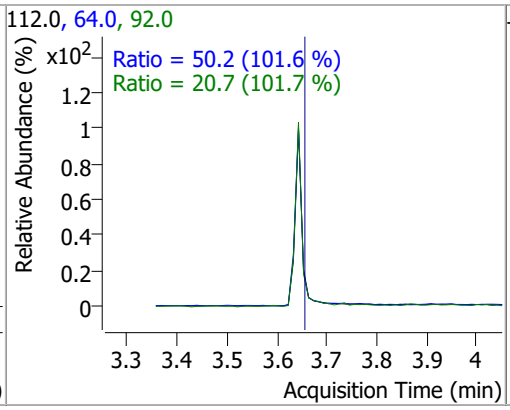

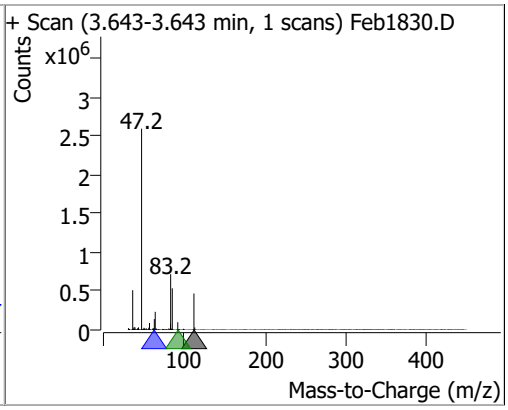

Compound	Conc.	Exp RT	QIon	Exp Ratio	QIon	Exp Ratio
Aniline	N.D.	4.56	66.0	36.7	65.0	18.7

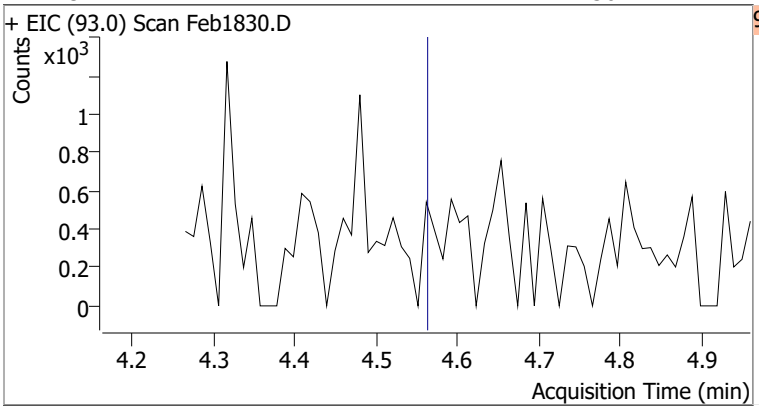

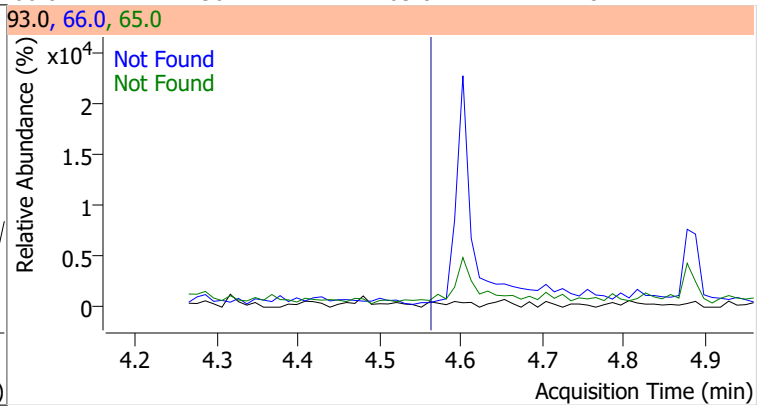

Compound	Conc.	RT	Dev(Min)	Resp.	QIon	QRatio	Lower	Upper
Phenol-d5	47.5329	4.60	-0.01	513597	71.0	35.6	25.8	47.9

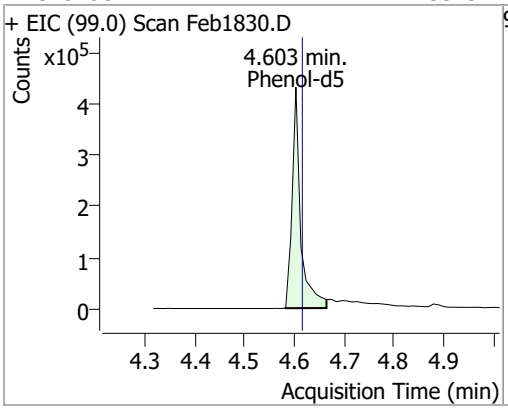

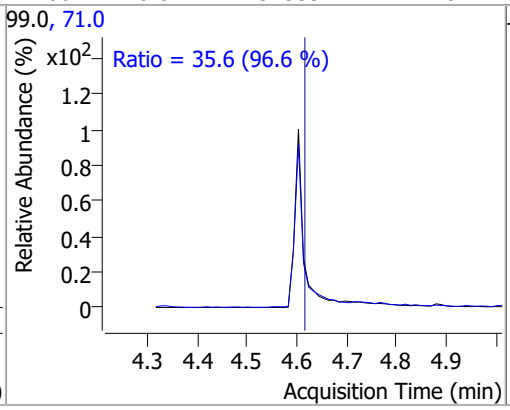

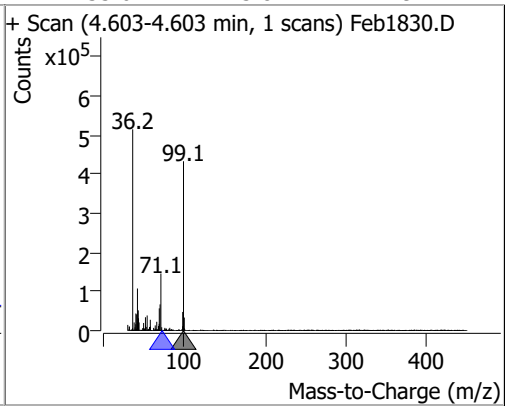

Compound	Conc.	Exp RT	QIon	Exp Ratio
Phenol	N.D.	4.62	66.0	45.3

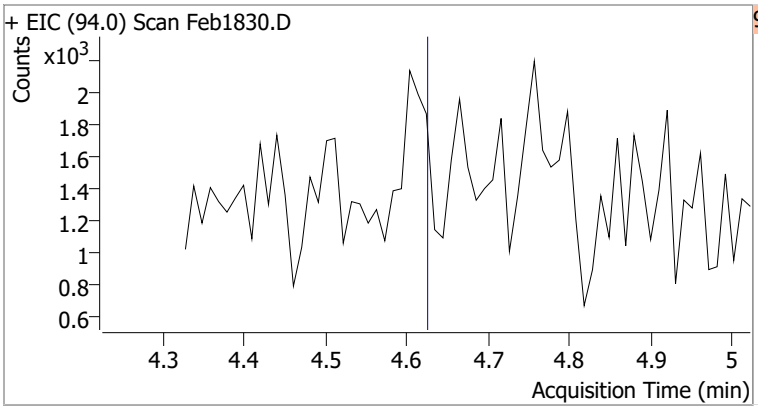

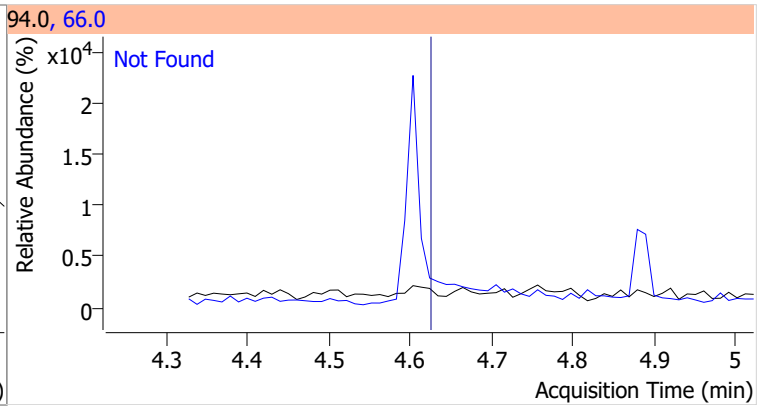

Compound	Conc.	Exp RT	QIon	Exp Ratio
bis(-2-Chloroethyl)Ether	N.D.	4.64	64.0	10.9

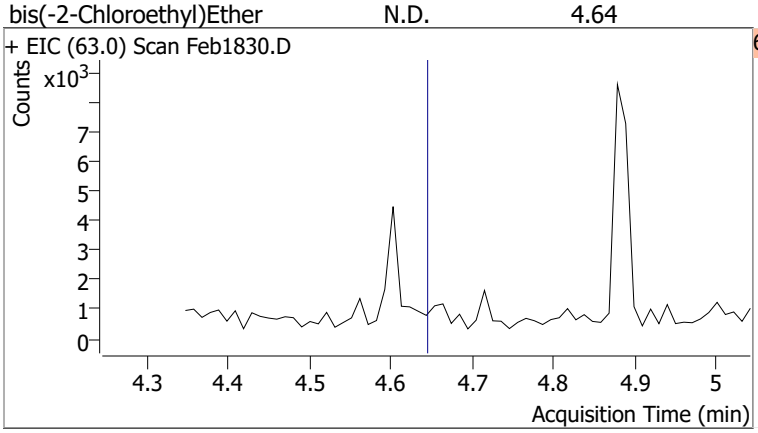

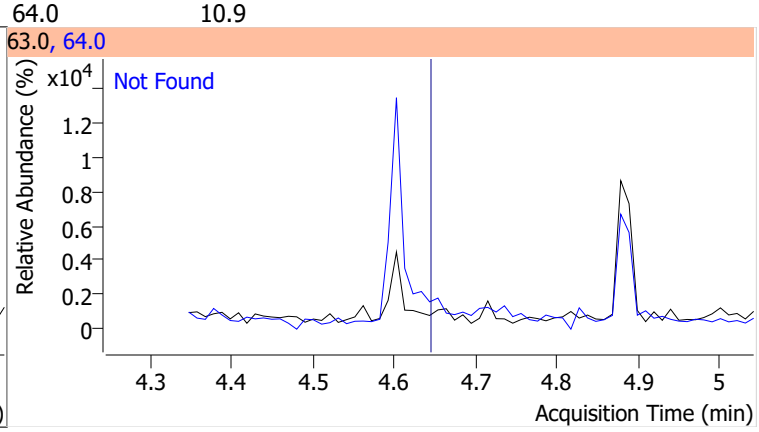

Compound	Conc.	Exp RT	QIon	Exp Ratio
2-Chlorophenol	N.D.	4.69	130.0	32.5

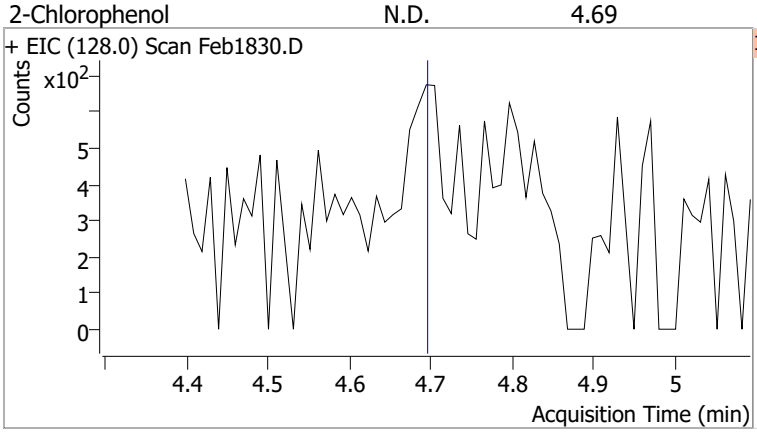

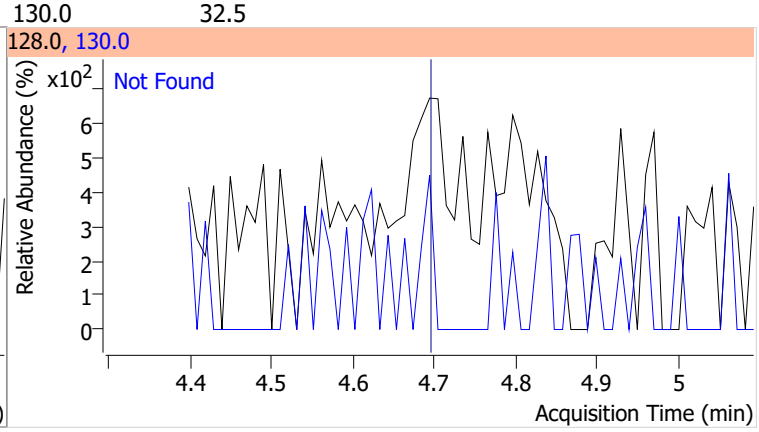

Compound	Conc.	Exp RT	QIon	Exp Ratio	QIon	Exp Ratio
1,3-Dichlorobenzene	N.D.	4.83	148.0	63.7	111.0	36.1

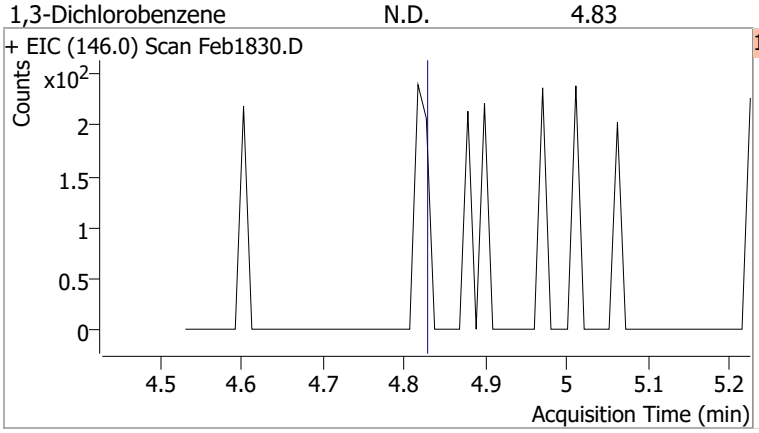

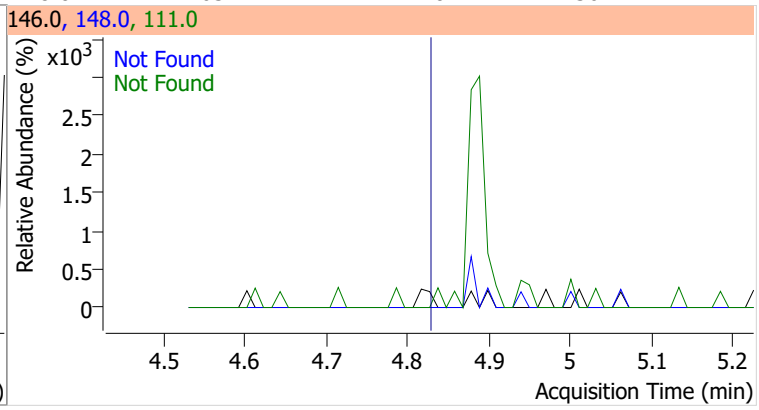

Compound	Conc.	Exp RT	QIon	Exp Ratio	QIon	Exp Ratio
1,4-Dichlorobenzene	N.D.	4.91	148.0	65.2	111.0	36.0

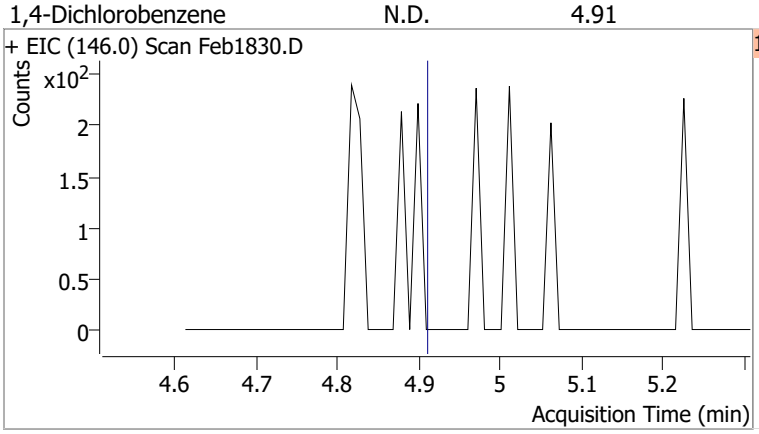

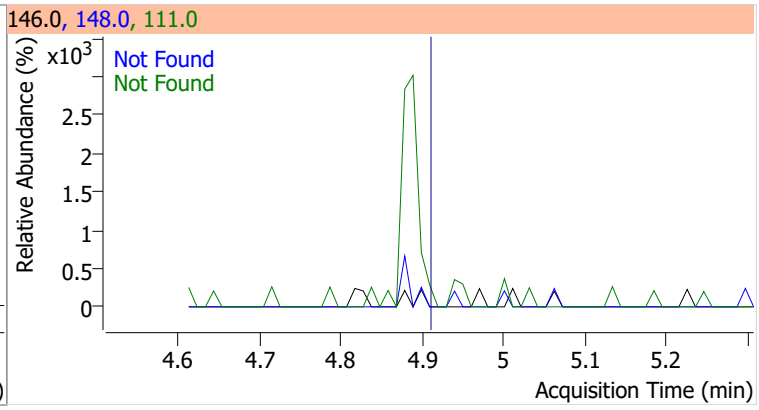

Compound	Conc.	Exp RT	QIon	Exp Ratio	QIon	Exp Ratio
1,2-Dichlorobenzene	N.D.	5.06	148.0	64.4	111.0	37.3

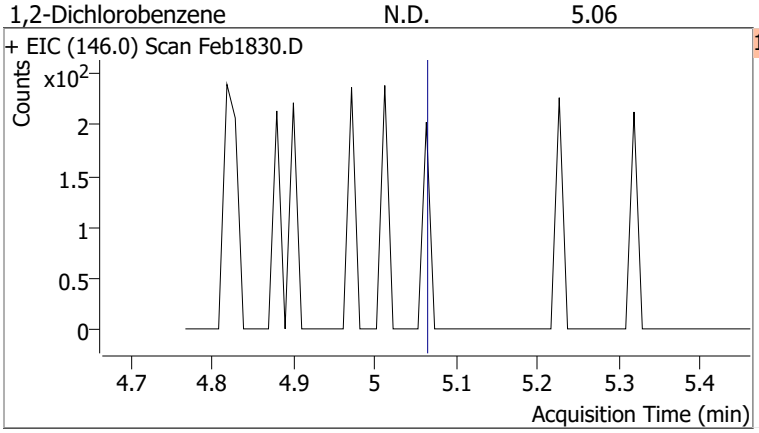

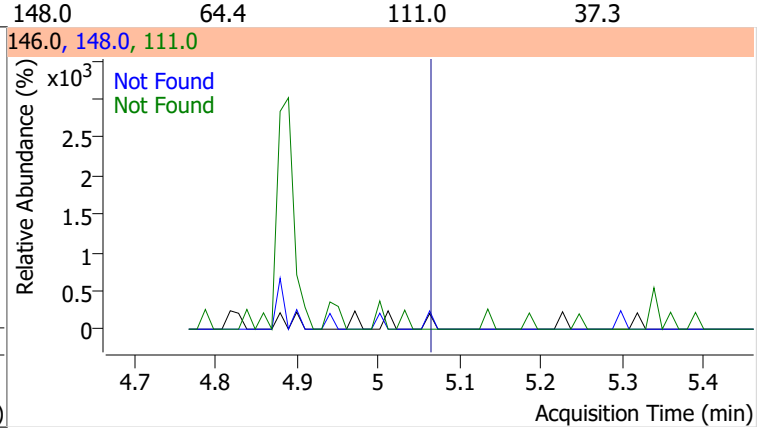

Compound	Conc.	Exp RT	QIon	Exp Ratio	QIon	Exp Ratio
Benzyl Alcohol	N.D.	5.08	79.0	119.3	107.0	70.5

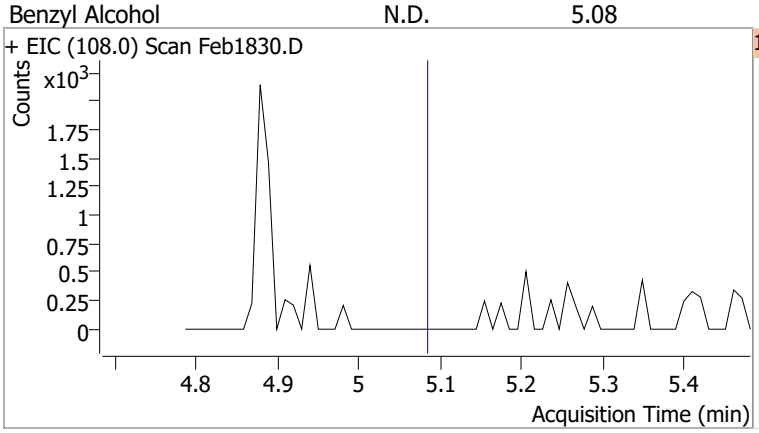

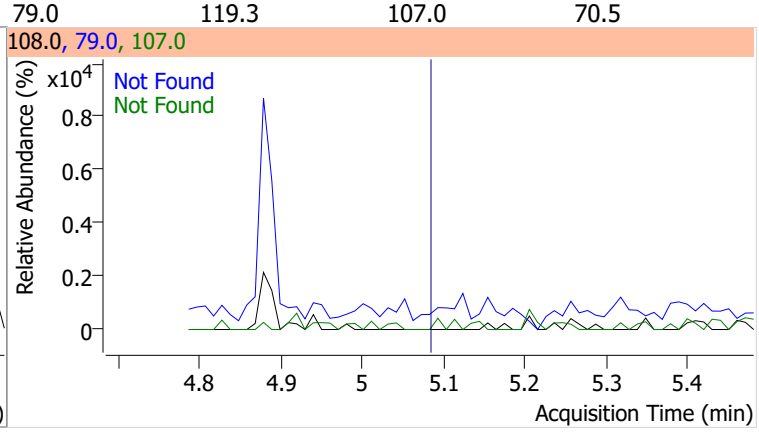

Compound	Conc.	Exp RT	QIon	Exp Ratio
bis(2-chloroisopropyl)Ether	N.D.	5.23	123.0	32.1

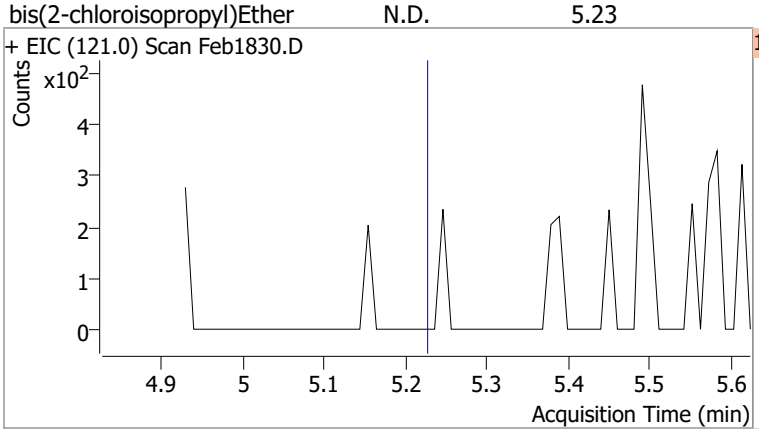

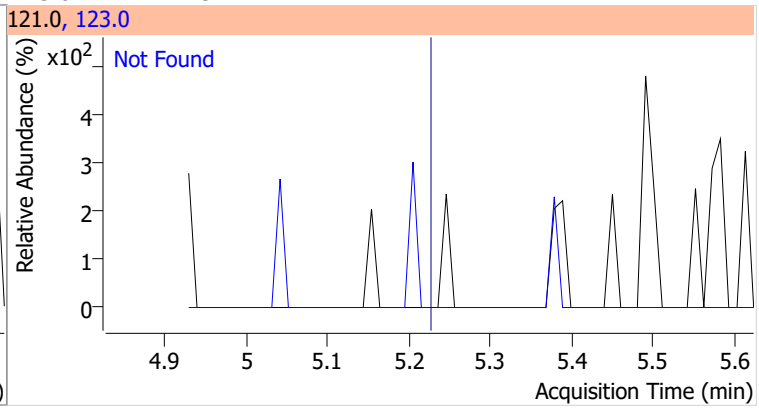

Compound	Conc.	Exp RT	QIon	Exp Ratio
2-Methylphenol	N.D.	5.25	108.0	116.5

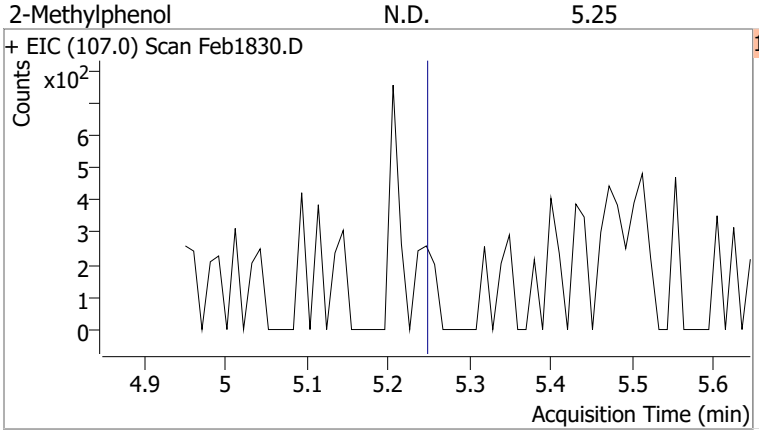

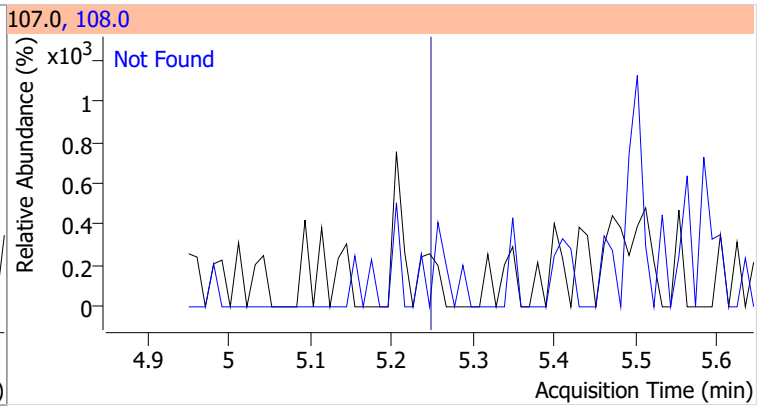

Compound	Conc.	RT	Dev(Min)	Resp.	QIon	QRatio	Lower	Upper
N-nitroso-Di-n-propylamine		0		0	130.0		0.0	38.8

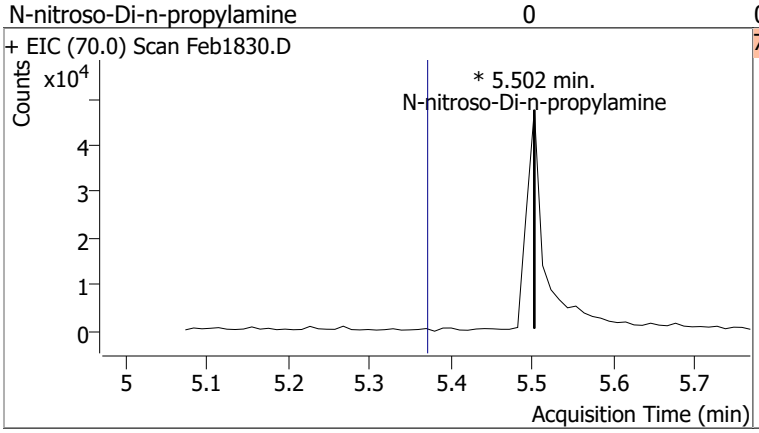

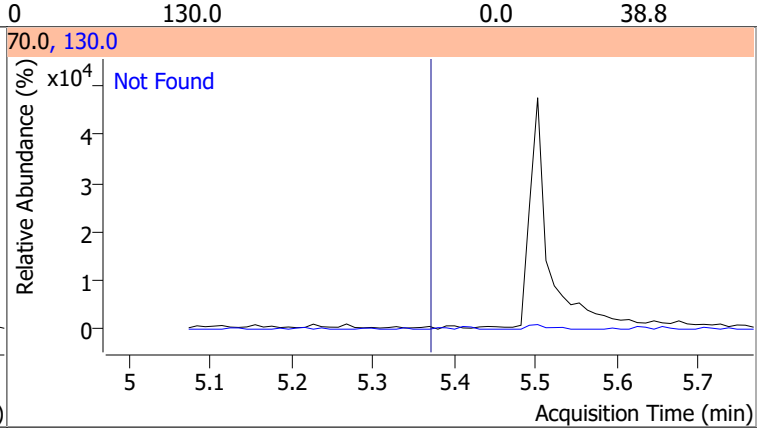

Compound	Conc.	Exp RT	QIon	Exp Ratio
4Methylphenol/3Methylphenol	N.D.	5.43	108.0	83.9

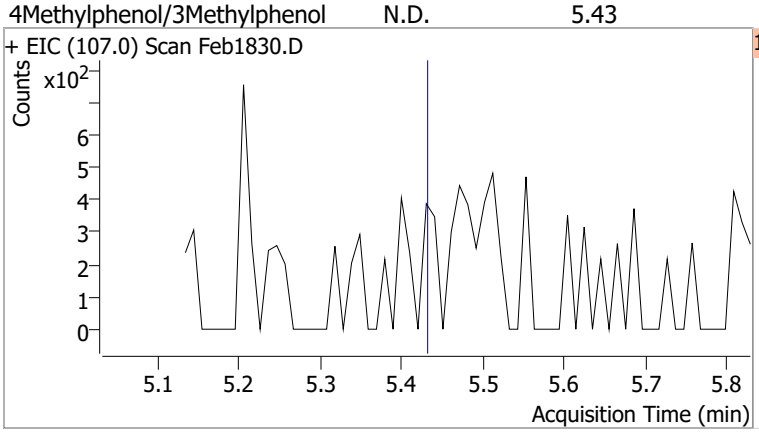

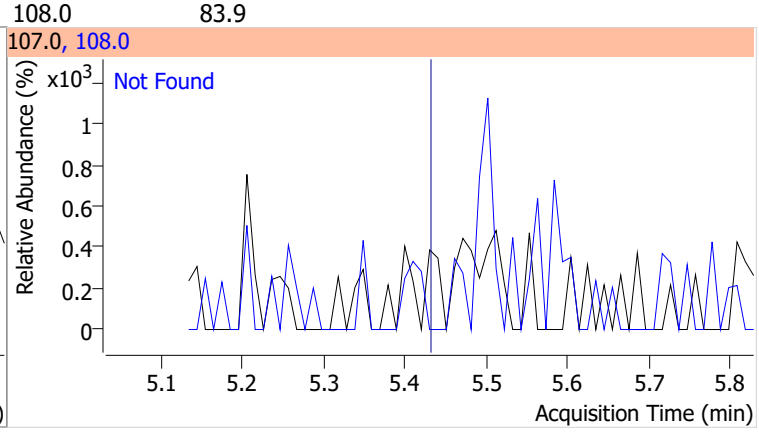

Compound	Conc.	Exp RT	QIon	Exp Ratio	QIon	Exp Ratio
Hexachloroethane	N.D.	5.43	201.0	90.8	199.0	56.9

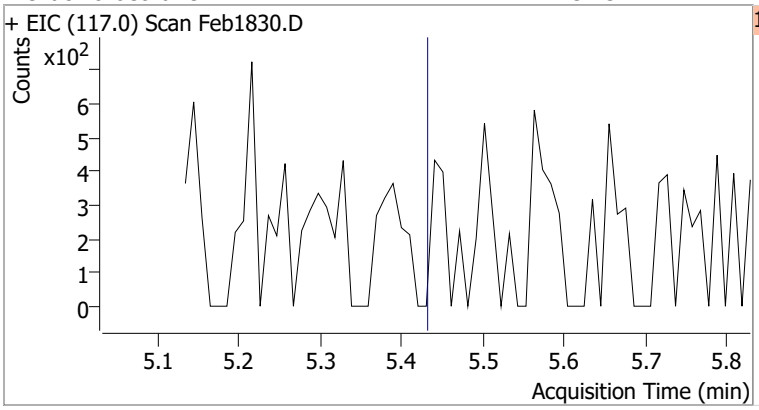

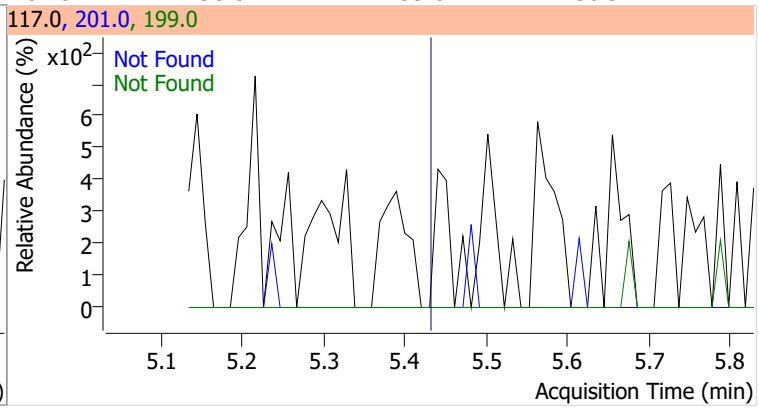

Compound	Conc.	RT	Dev(Min)	Resp.	QIon	QRatio	Lower	Upper
Nitrobenzene-d5	57.4905	5.50	0.00	343386	54.0	62.4	46.3	86.0
					128.0	44.6	34.1	63.3

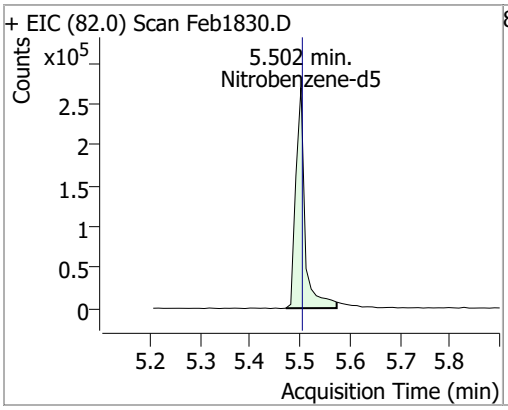

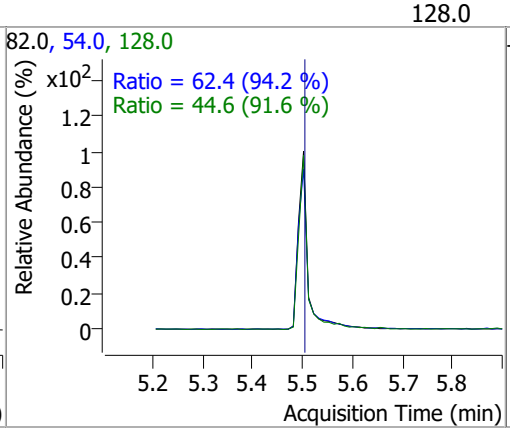

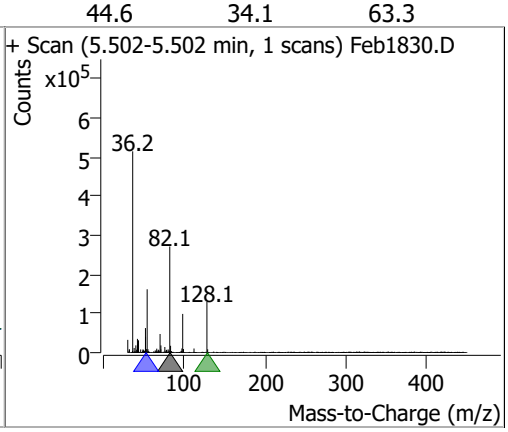

Compound	Conc.	Exp RT	QIon	Exp Ratio	QIon	Exp Ratio
Nitrobenzene	N.D.	5.52	77.0	212.7	51.0	131.0

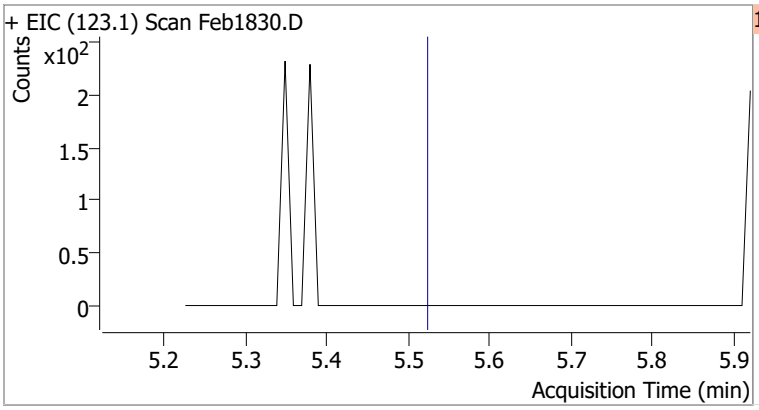

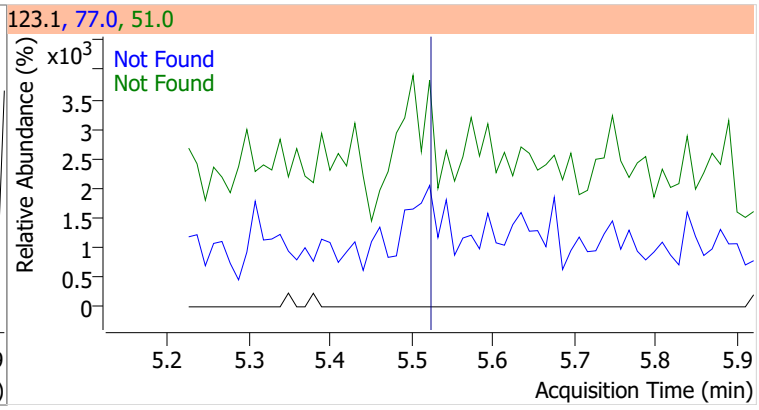

Compound	Conc.	Exp RT	QIon	Exp Ratio
Isophorone	N.D.	5.82	138.0	21.1

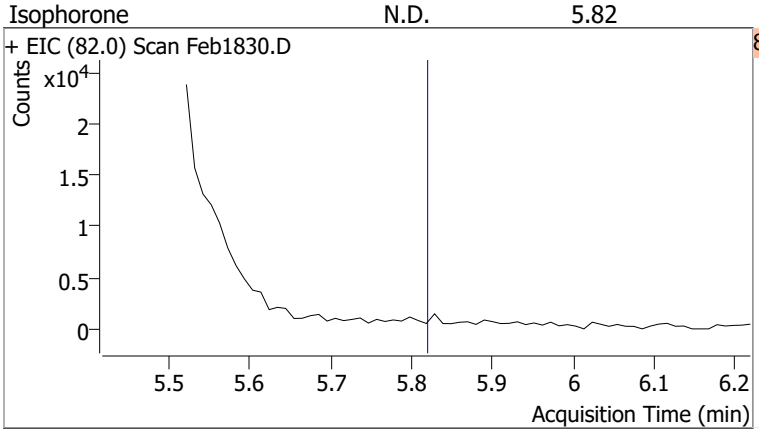

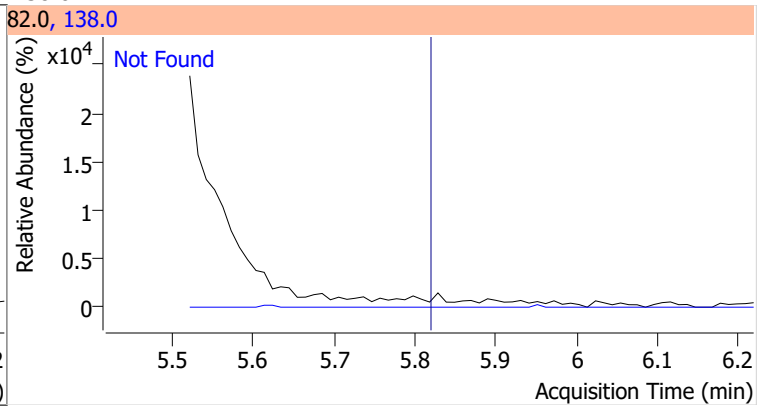

Compound	Conc.	Exp RT	QIon	Exp Ratio	QIon	Exp Ratio
2-Nitrophenol	N.D.	5.88	65.0	48.8	109.0	35.2

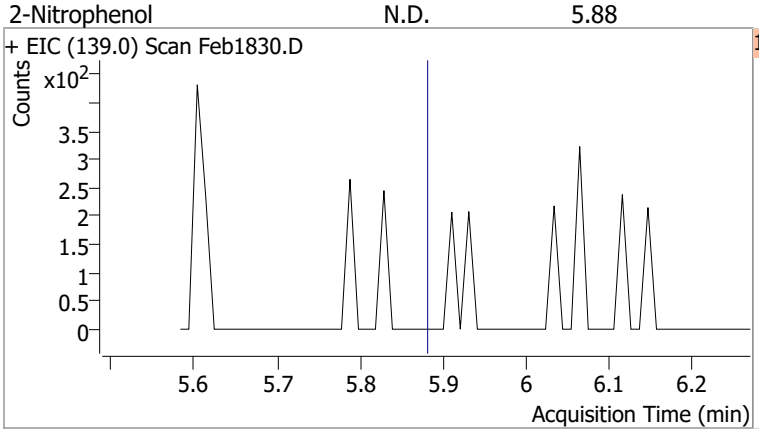

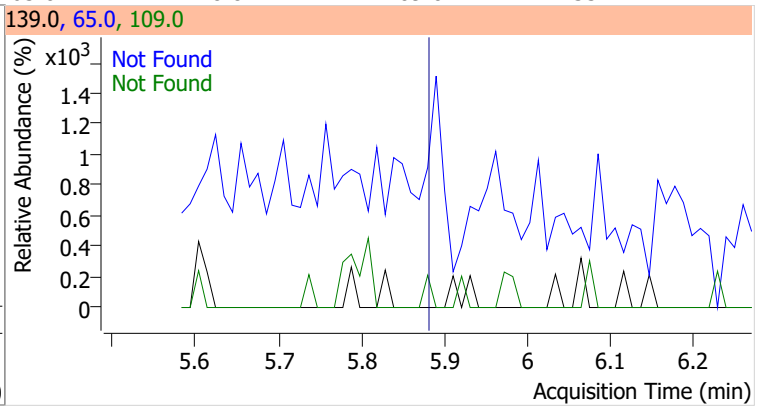

Compound	Conc.	Exp RT	QIon	Exp Ratio	QIon	Exp Ratio
2,4-Dimethylphenol	N.D.	6.00	107.0	109.4	77.0	34.0

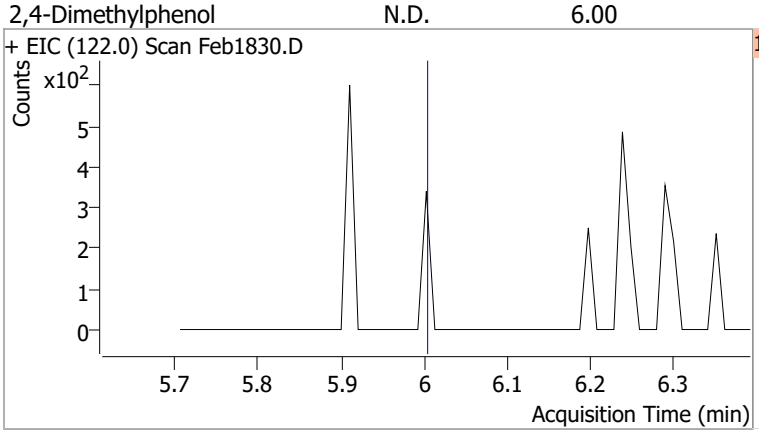

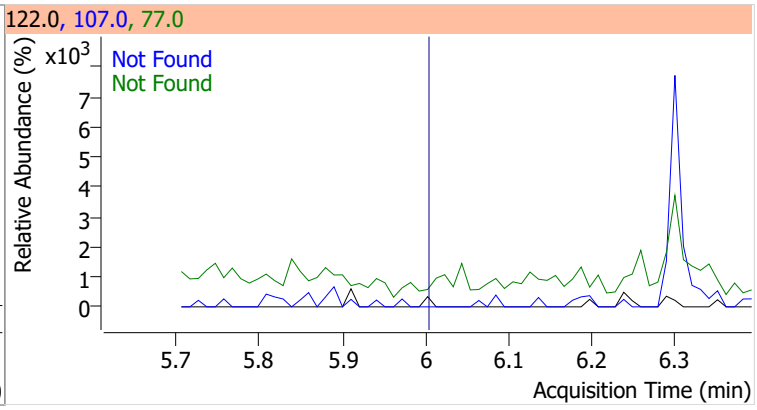

Compound	Conc.	Exp RT	QIon	Exp Ratio	QIon	Exp Ratio
bis(-2-Chloroethoxy)Methane	N.D.	6.08	63.0	68.1	95.0	31.9

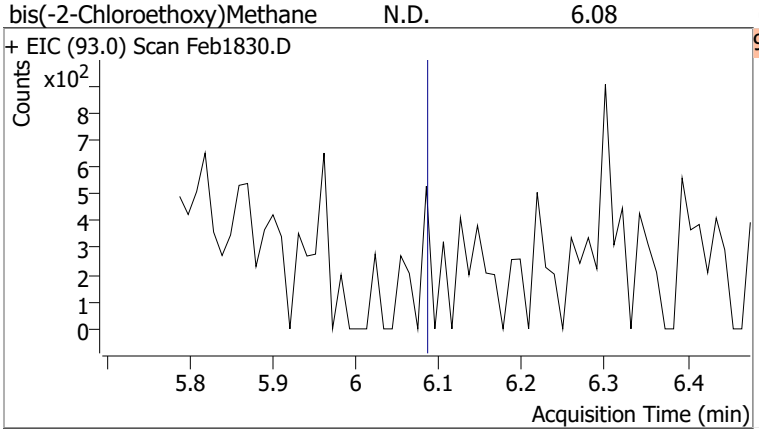

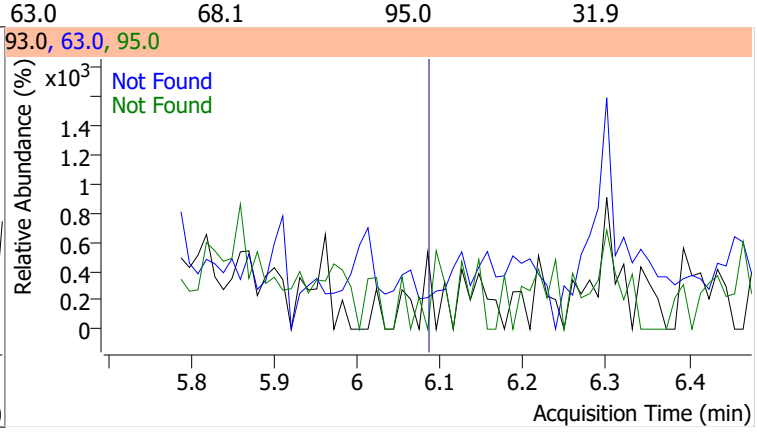

Compound	Conc.	Exp RT	QIon	Exp Ratio	QIon	Exp Ratio
2,4-Dichlorophenol	N.D.	6.19	164.0	65.0	98.0	28.6

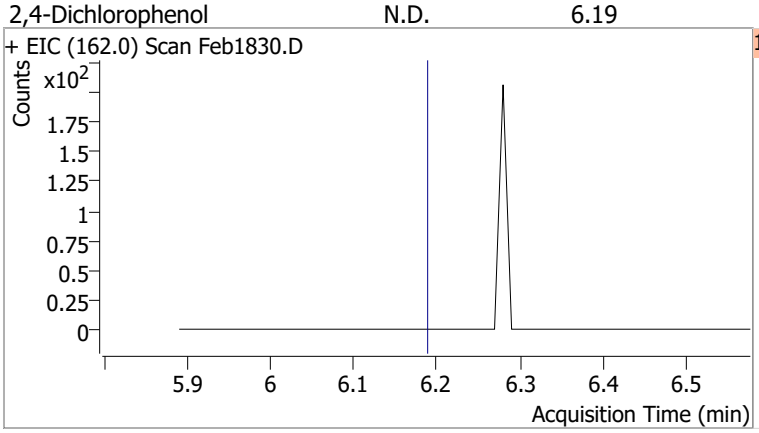

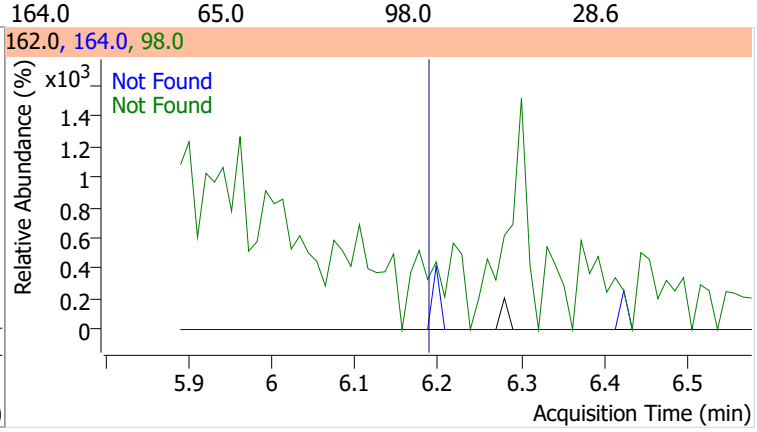

Compound	Conc.	Exp RT	QIon	Exp Ratio	QIon	Exp Ratio
Benzoic Acid	N.D.	6.24	122.0	85.5	77.0	60.4

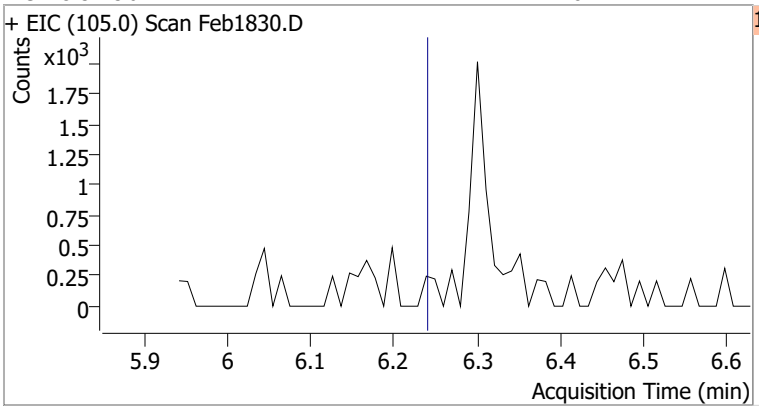

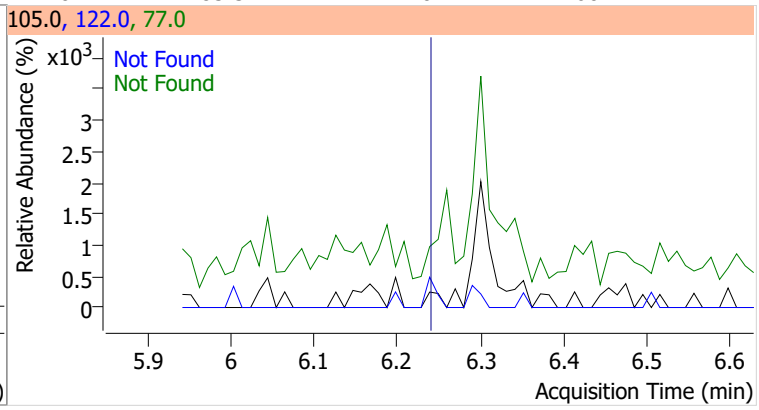

Compound	Conc.	Exp RT	QIon	Exp Ratio	QIon	Exp Ratio
1,2,4-Trichlorobenzene	N.D.	6.25	182.0	94.6	145.0	28.7

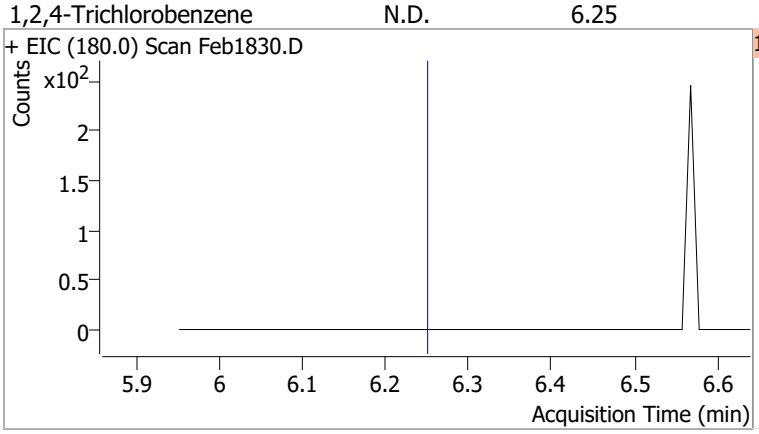

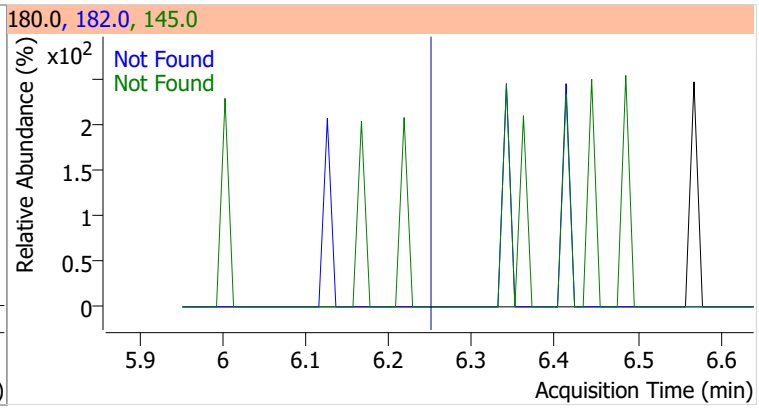

Compound	Conc.	Exp RT	QIon	Exp Ratio	QIon	Exp Ratio
Naphthalene	N.D.	6.33	129.0	11.5	102.0	9.9

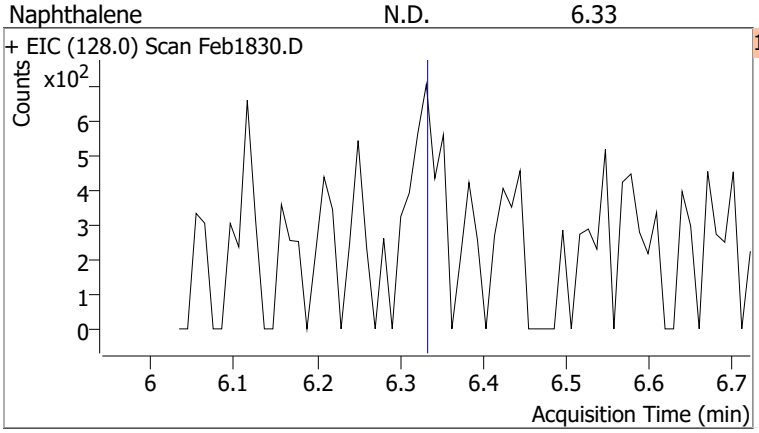

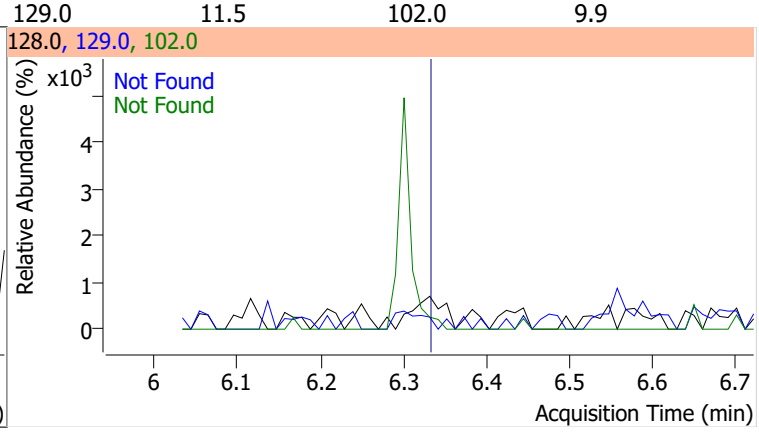

Compound	Conc.	Exp RT	QIon	Exp Ratio
4-Chlorophenol	N.D.	6.41	128.0	316.3

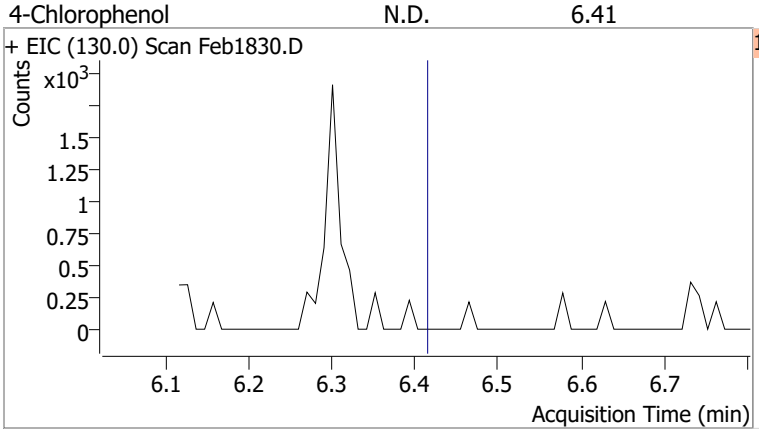

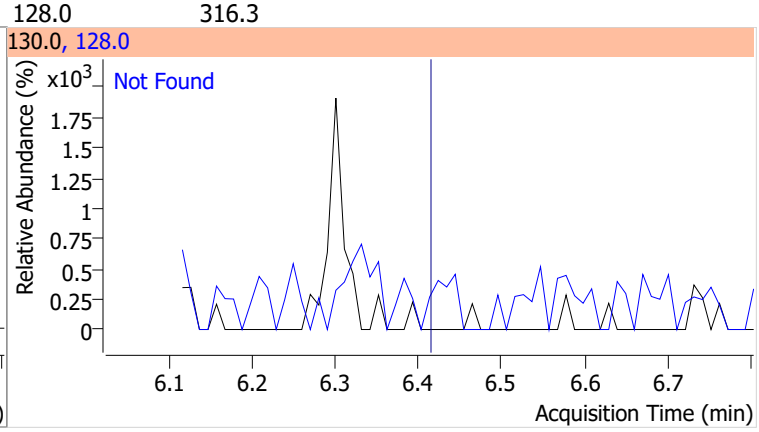

Compound	Conc.	Exp RT	QIon	Exp Ratio	QIon	Exp Ratio
p-Chloroaniline	N.D.	6.43	65.0	60.1	129.0	37.6

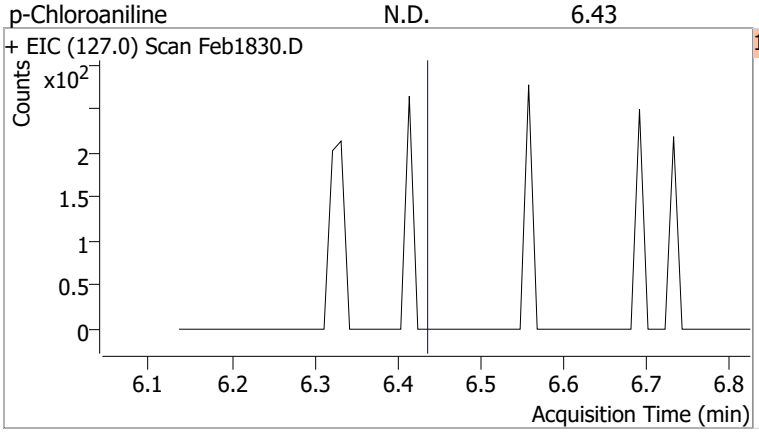

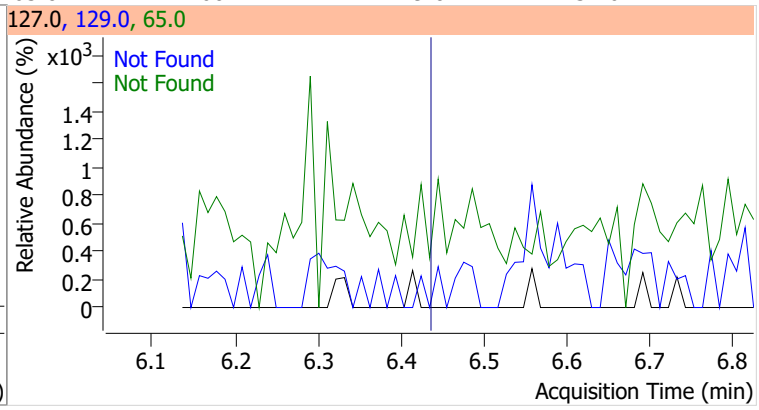

Compound	Conc.	Exp RT	QIon	Exp Ratio	QIon	Exp Ratio
Hexachlorobutadiene	N.D.	6.50	227.0	65.7	223.0	64.3

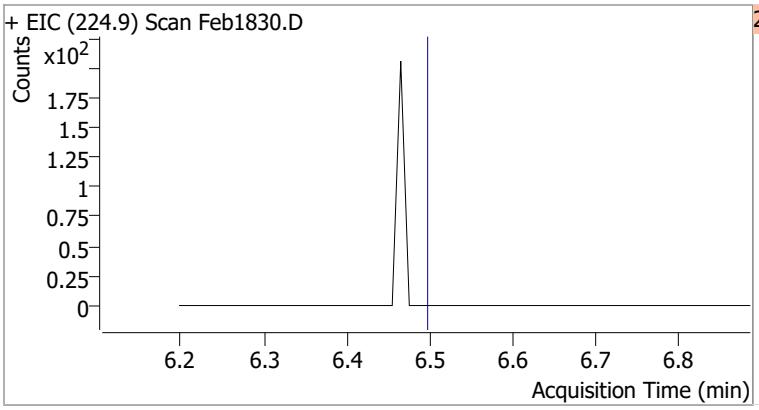

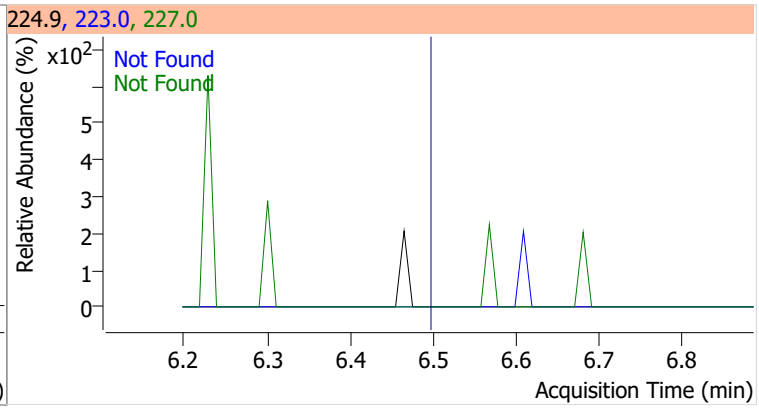

Compound	Conc.	Exp RT	QIon	Exp Ratio
4-Chloro-2-Methylphenol	N.D.	6.94	144.0	27.8

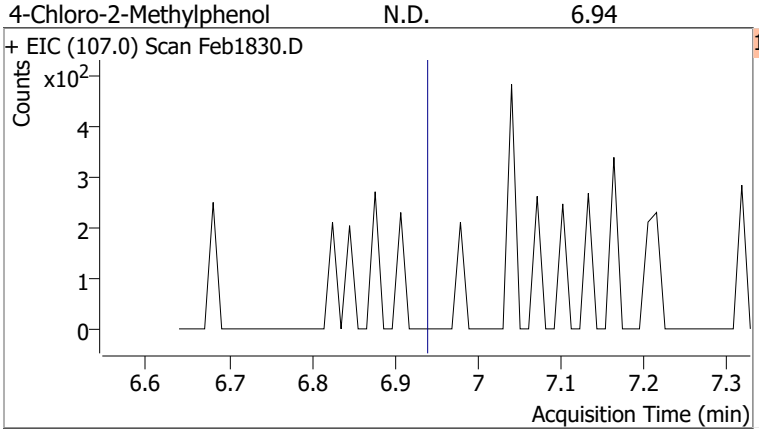

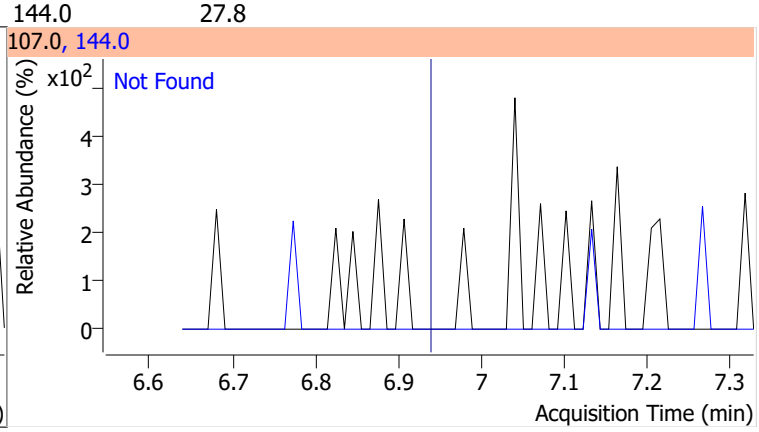

Compound	Conc.	Exp RT	QIon	Exp Ratio
4-Chloro-3-Methylphenol	N.D.	7.07	144.0	27.3

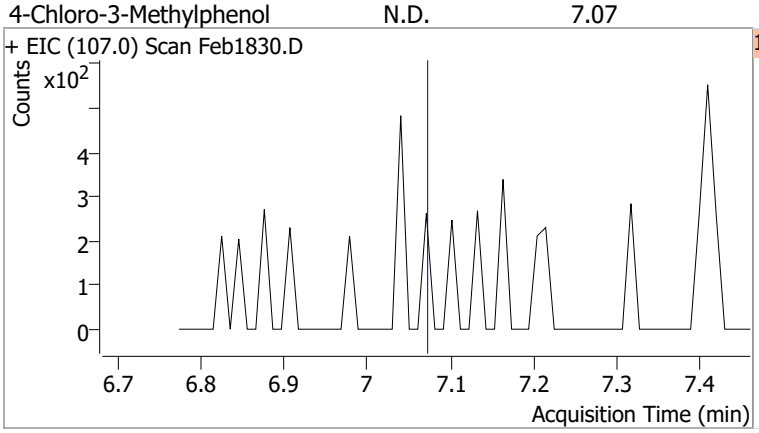

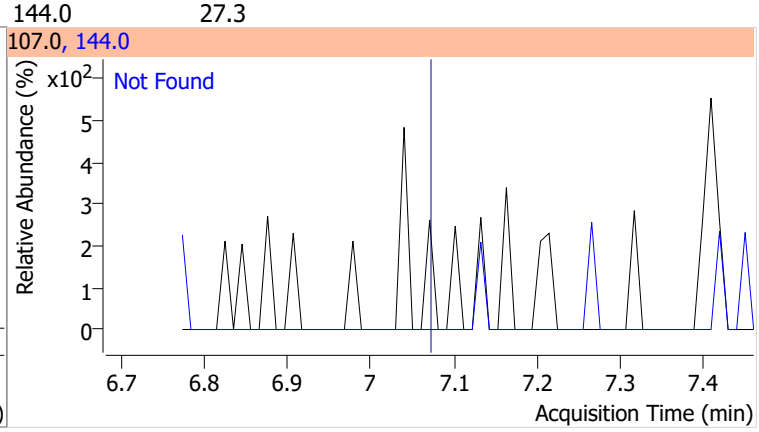

Compound	Conc.	Exp RT	QIon	Exp Ratio	QIon	Exp Ratio
2-Methylnaphthalene	N.D.	7.14	142.0	119.8	115.0	41.7

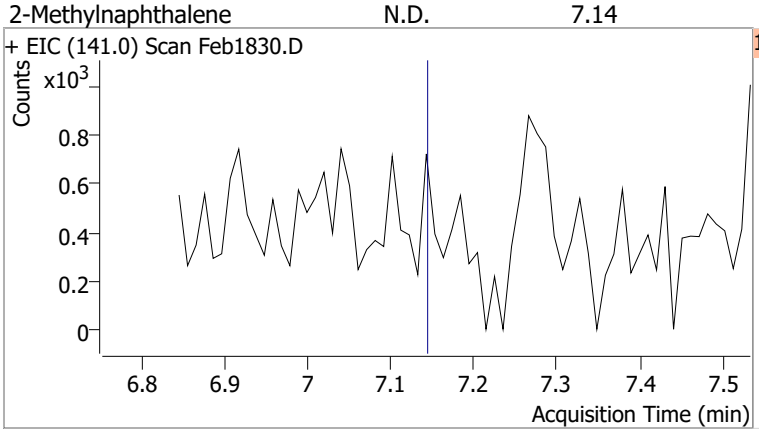

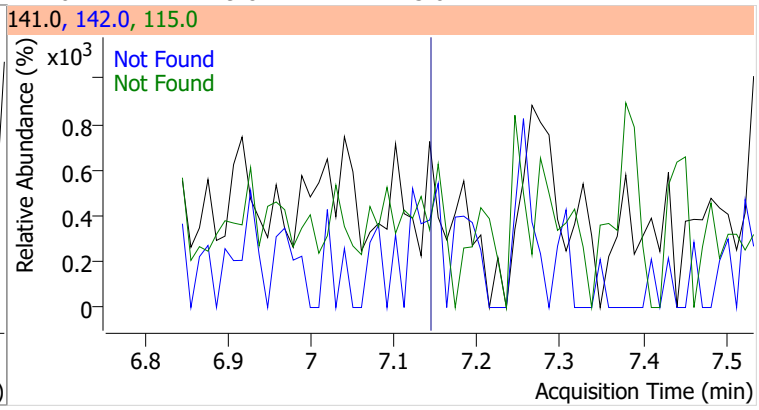

Compound	Conc.	Exp RT	QIon	Exp Ratio	QIon	Exp Ratio
1-Methylnaphthalene	N.D.	7.26	142.0	114.0	115.0	41.3

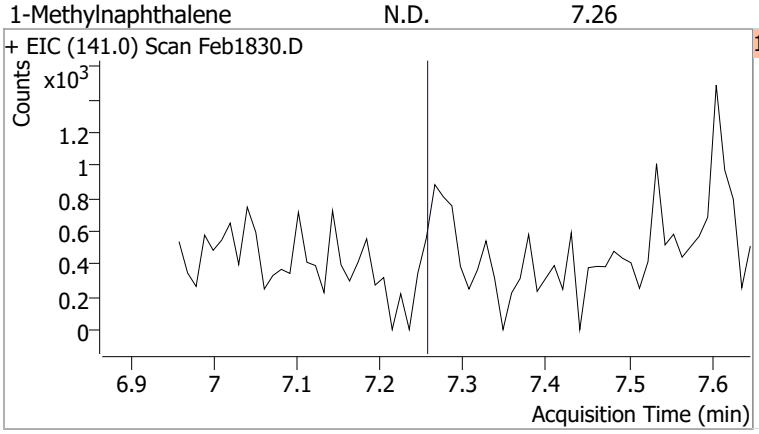

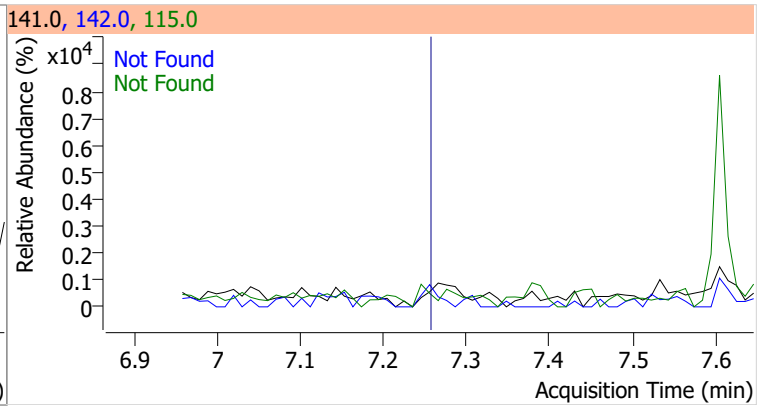

Compound	Conc.	Exp RT	QIon	Exp Ratio	QIon	Exp Ratio
Hexachlorocyclopentadiene	N.D.	7.34	234.9	64.6	238.9	63.8

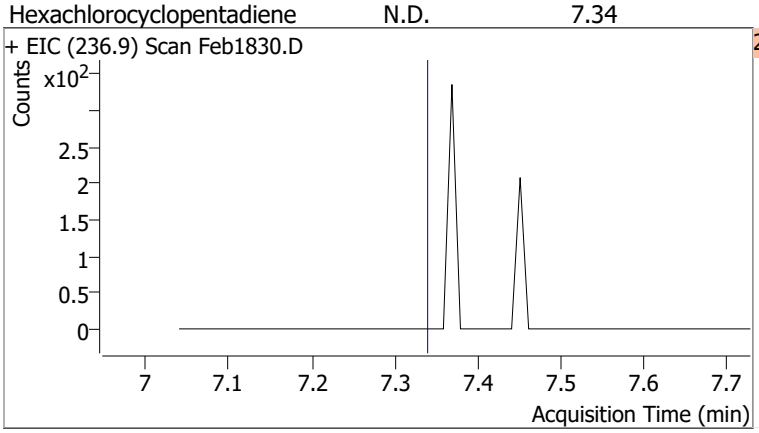

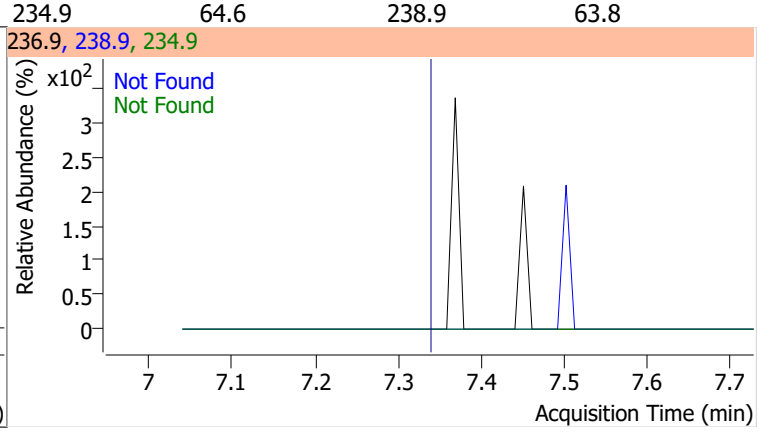

Compound	Conc.	Exp RT	QIon	Exp Ratio
2,4,6-Trichlorophenol	N.D.	7.52	198.0	96.5

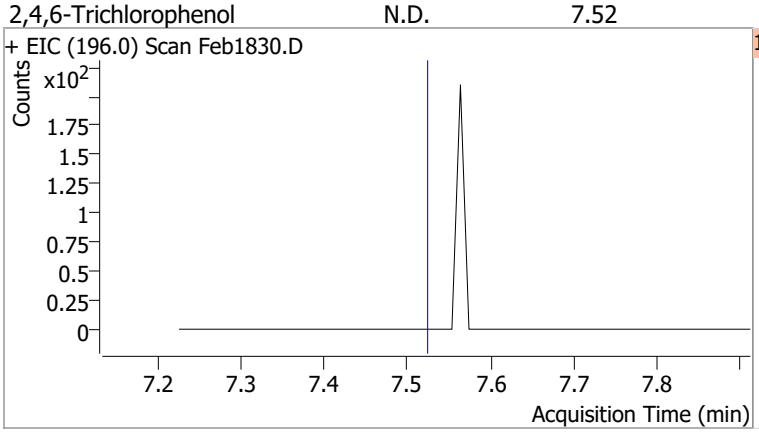

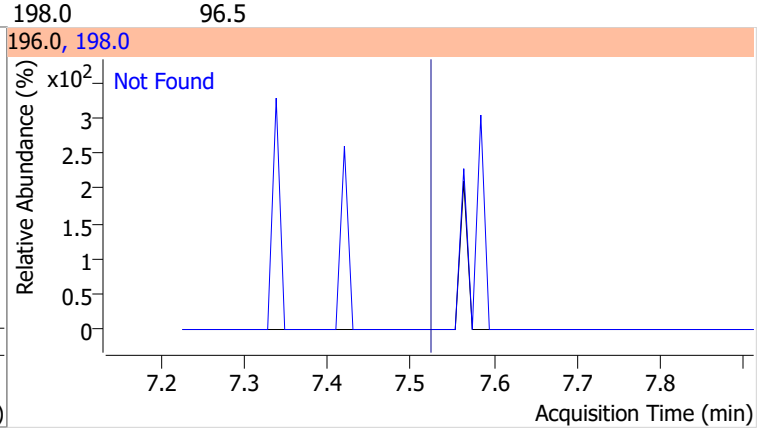

Compound	Conc.	Exp RT	QIon	Exp Ratio
2,4,5-Trichlorophenol	N.D.	7.57	198.0	90.2

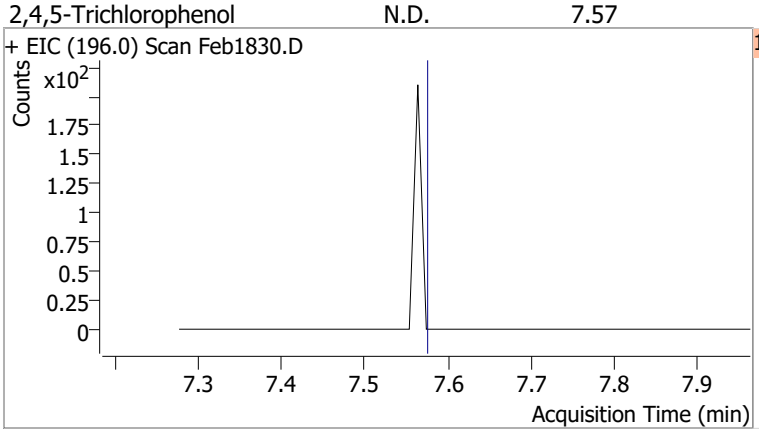

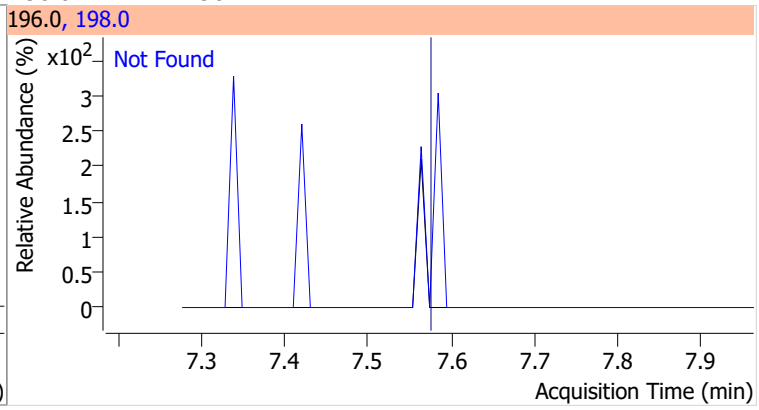

Compound	Conc.	RT	Dev(Min)	Resp.	QIon	QRatio	Lower	Upper
2-Fluorobiphenyl	67.3481	7.60	0.00	1189874	171.0	34.0	24.0	44.5

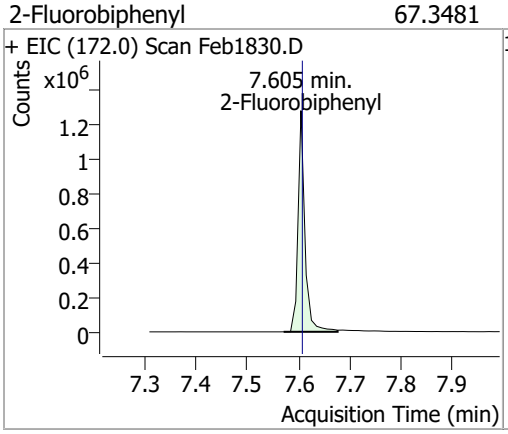

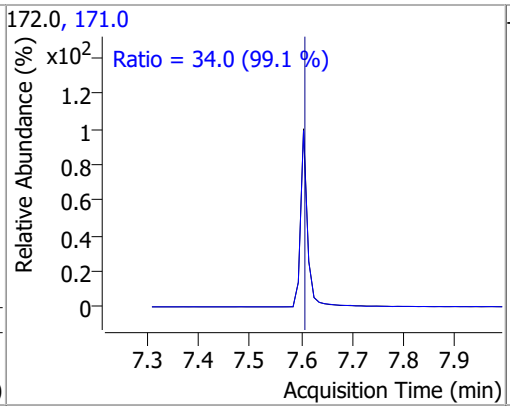

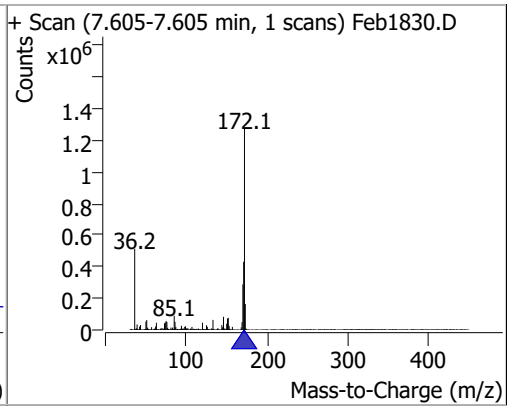

Compound	Conc.	Exp RT	QIon	Exp Ratio	QIon	Exp Ratio
2-Chloronaphthalene	N.D.	7.72	127.0	35.9	164.0	32.1

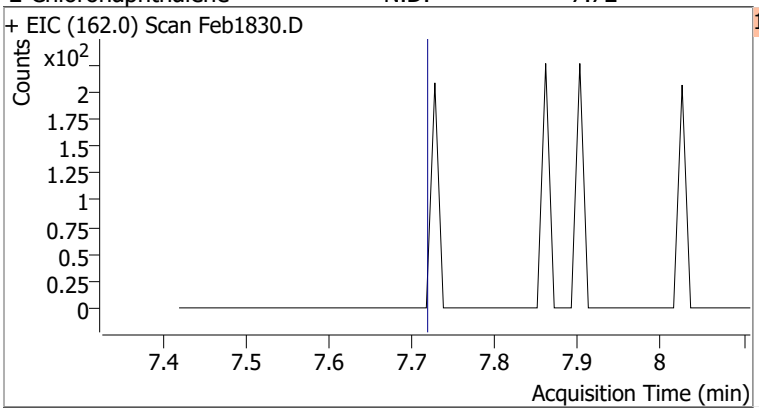

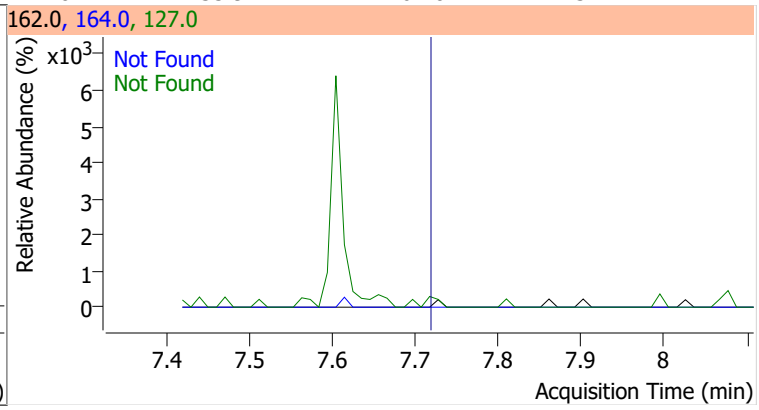

Compound	Conc.	Exp RT	QIon	Exp Ratio
2-Nitroaniline	N.D.	7.88	138.0	110.5

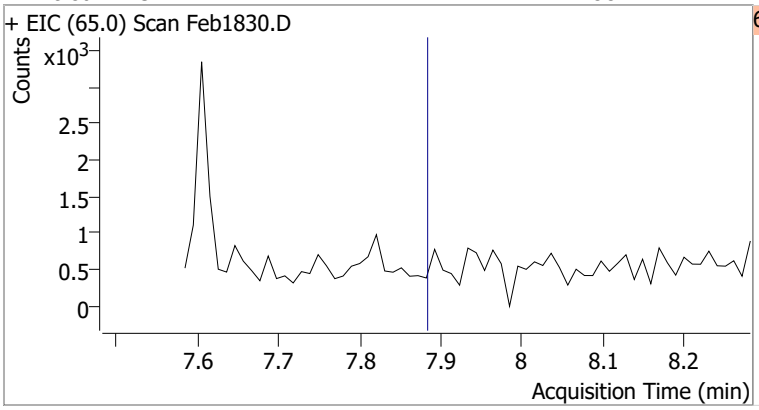

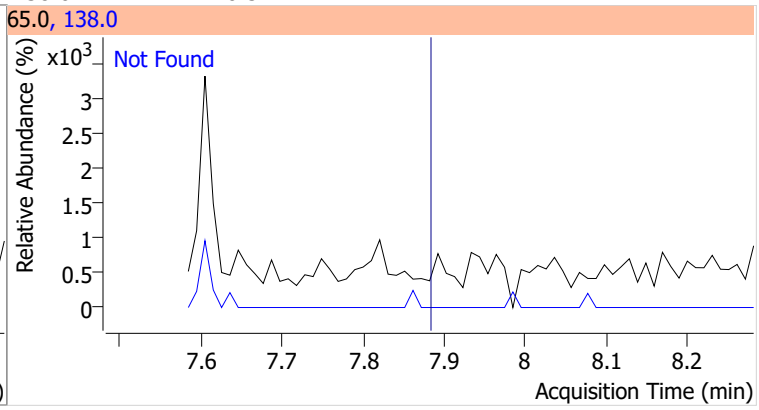

Compound	Conc.	RT	Dev(Min)	Resp.	QIon	QRatio	Lower	Upper
Dimethyl Phthalate		0		0	77.0		13.8	25.7

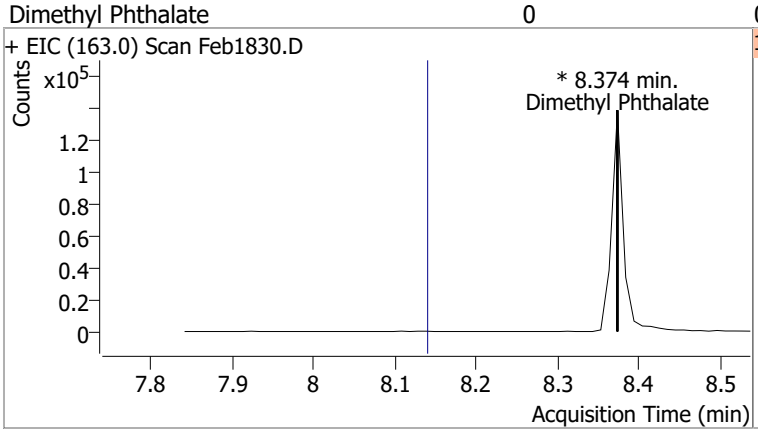

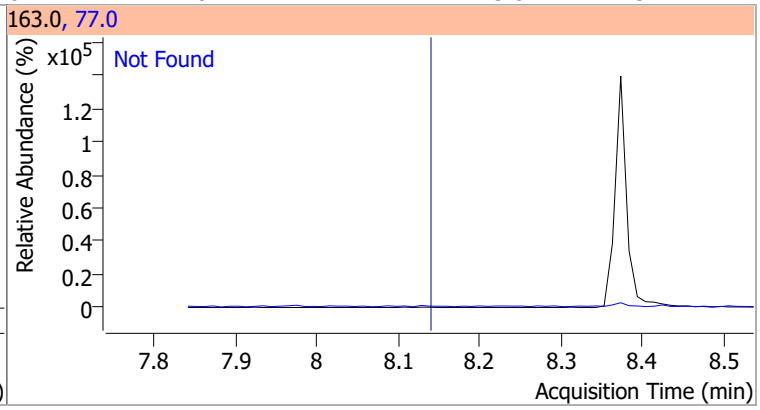

Compound	Conc.	RT	Dev(Min)	Resp.	QIon	QRatio	Lower	Upper
2,6-Dinitrotoluene		0		0	63.0		99.5	184.8
					89.0		43.3	80.3

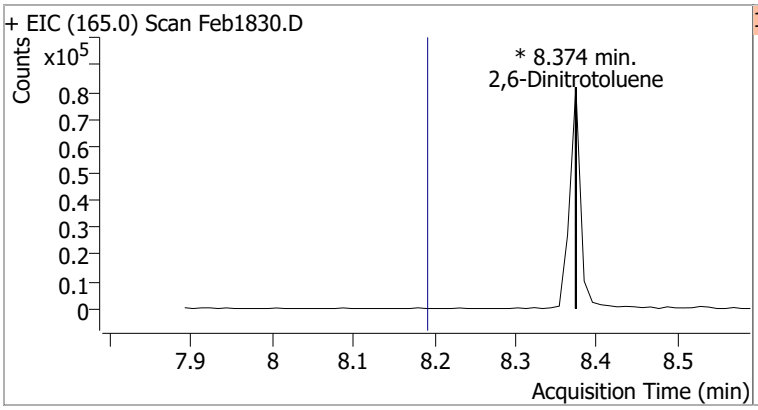

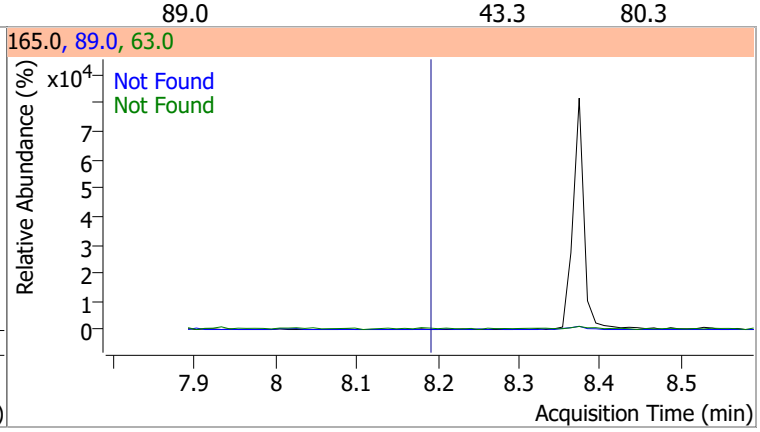

Compound	Conc.	Exp RT	QIon	Exp Ratio
Acenaphthylene	N.D.	8.20	153.1	13.6

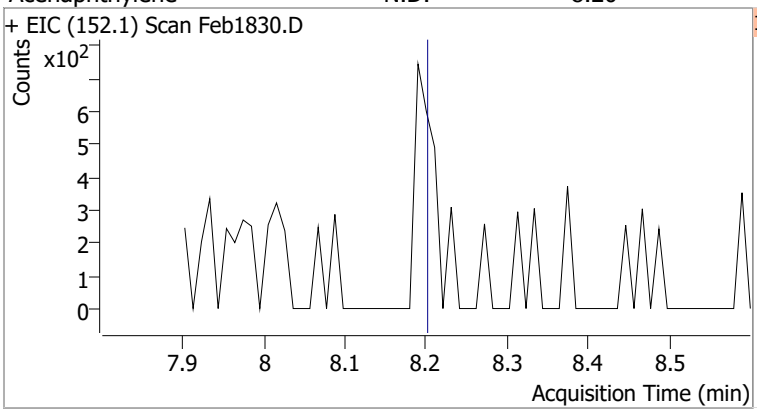

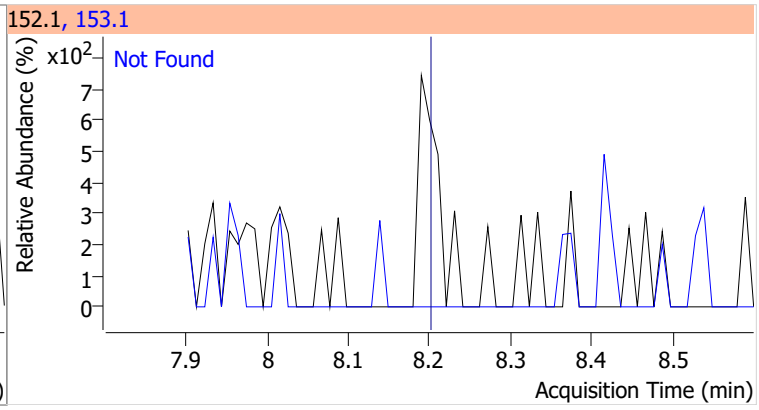

Compound	Conc.	Exp RT	QIon	Exp Ratio	QIon	Exp Ratio
3-Nitroaniline	N.D.	8.39	65.0	129.1	92.0	106.7

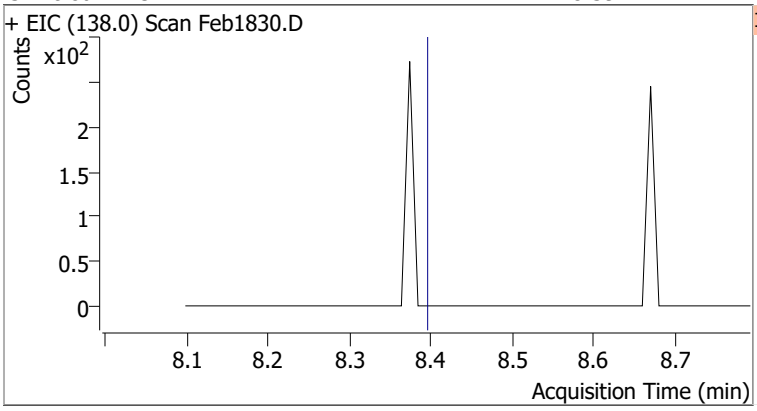

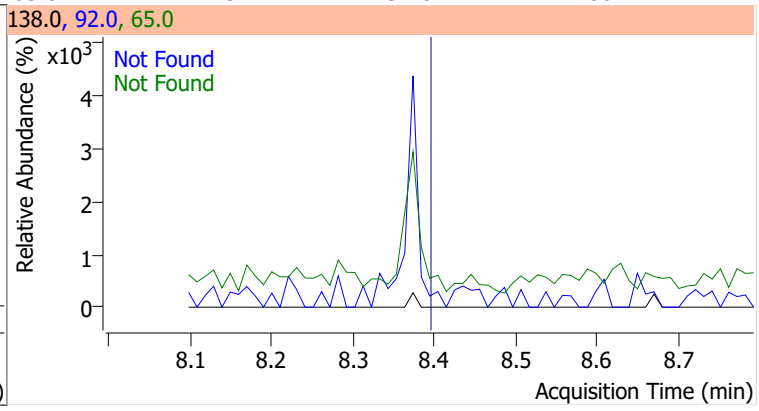

Compound	Conc.	Exp RT	QIon	Exp Ratio	QIon	Exp Ratio
Acenaphthene	N.D.	8.41	153.0	106.5	152.0	51.8

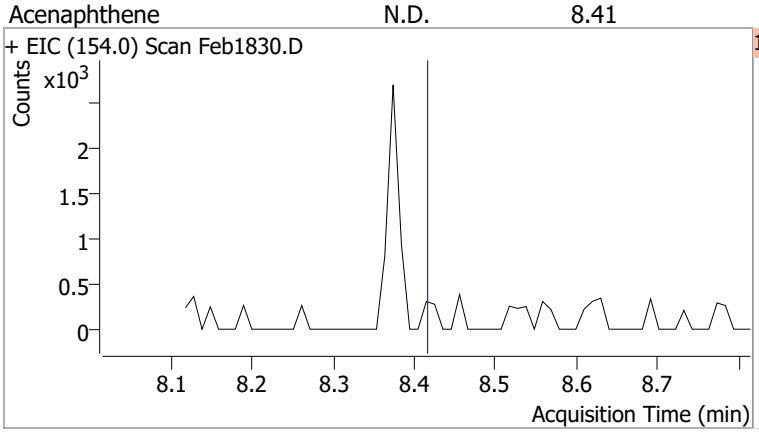

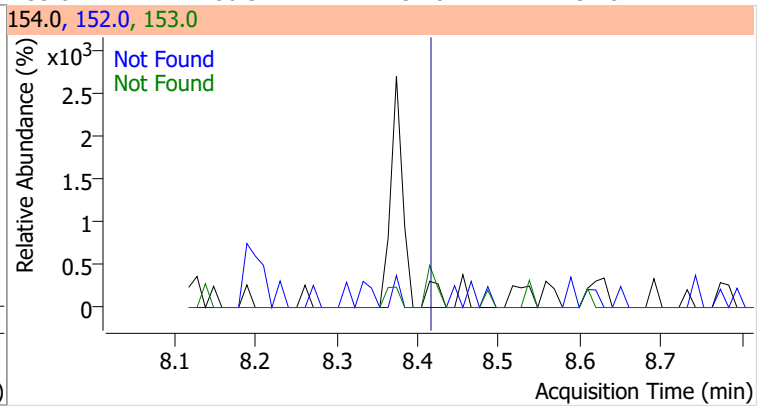

Compound	Conc.	Exp RT	QIon	Exp Ratio
2,4-Dinitrophenol	N.D.	8.52	154.0	62.7

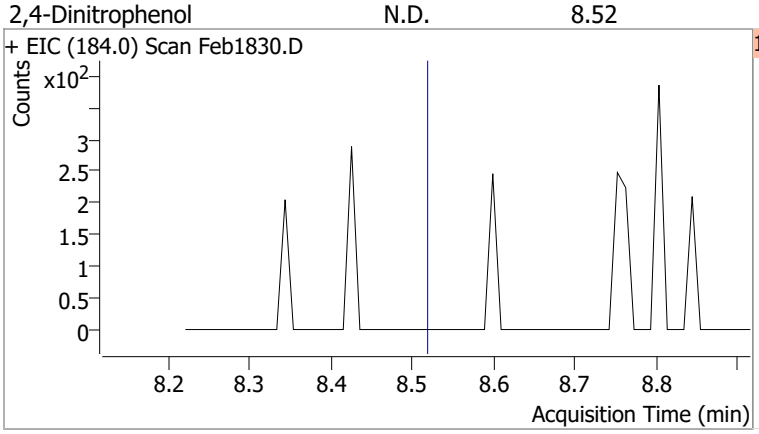

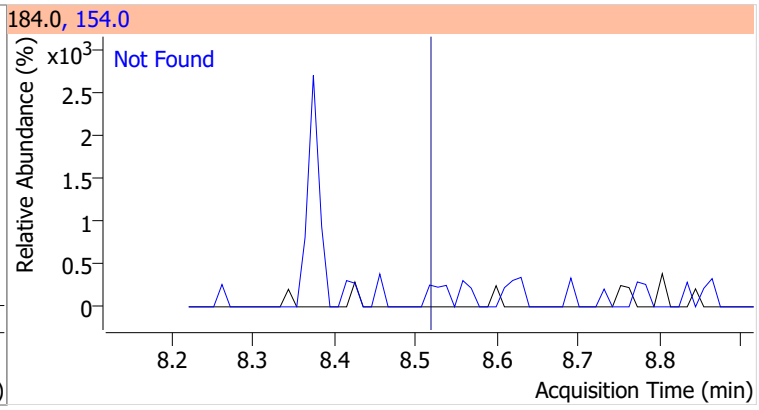

Compound	Conc.	Exp RT	QIon	Exp Ratio
Dibenzofuran	N.D.	8.63	139.0	37.5

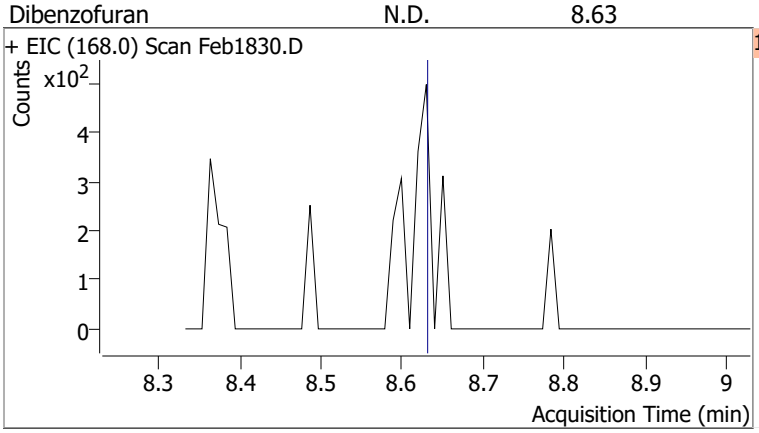

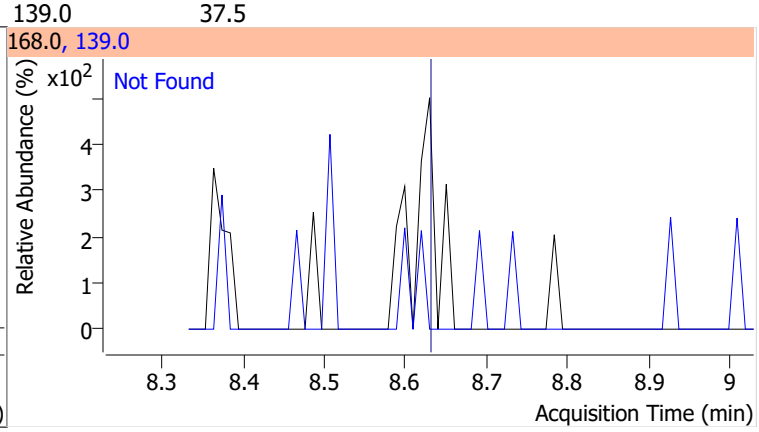

Compound	Conc.	Exp RT	QIon	Exp Ratio	QIon	Exp Ratio
2,4-Dinitrotoluene	N.D.	8.67	89.0	79.2	63.0	48.4

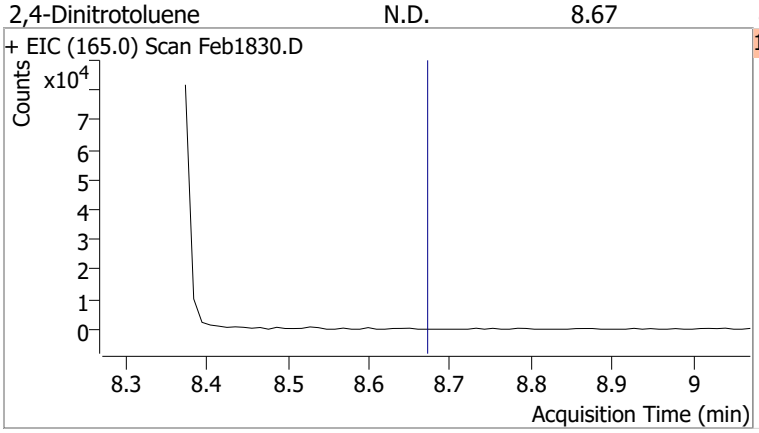

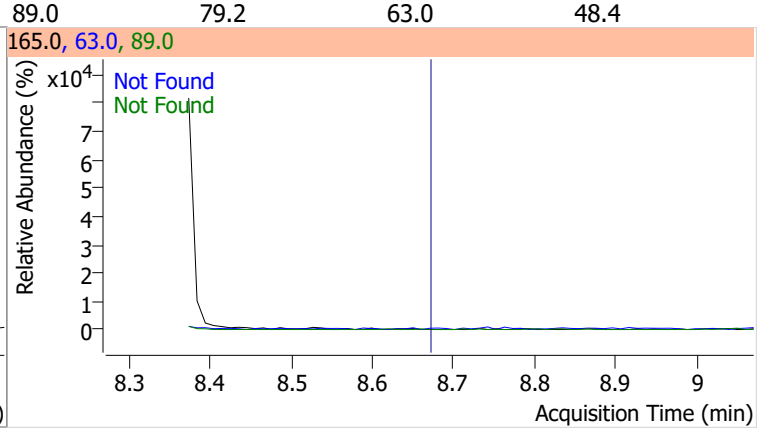

Compound	Conc.	Exp RT	QIon	Exp Ratio	QIon	Exp Ratio
4-Nitrophenol	N.D.	8.70	65.0	72.0	139.0	71.1

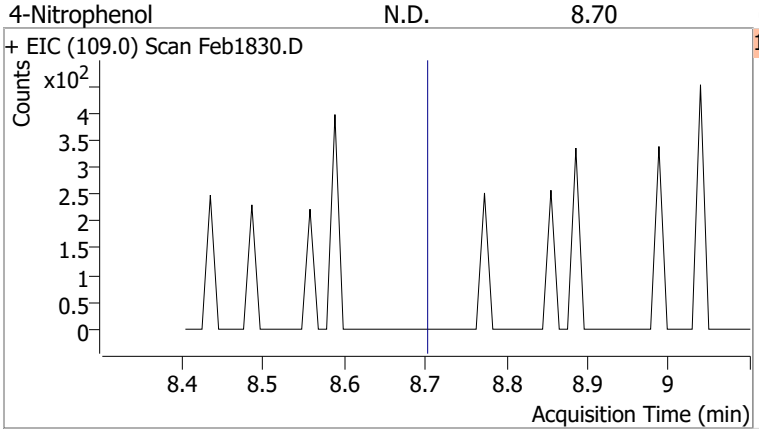

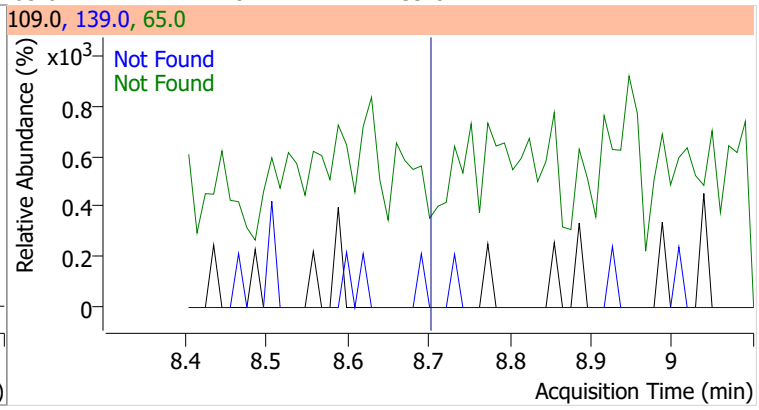

Compound	Conc.	Exp RT	QIon	Exp Ratio	QIon	Exp Ratio
Diethylphthalate	N.D.	9.00	177.0	20.7	150.0	12.5

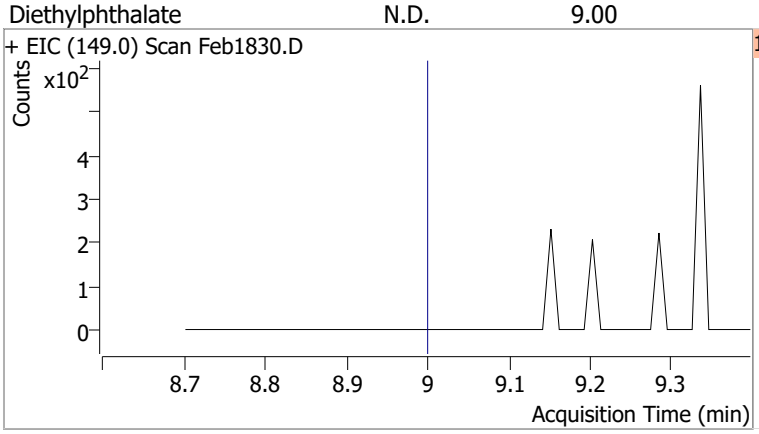

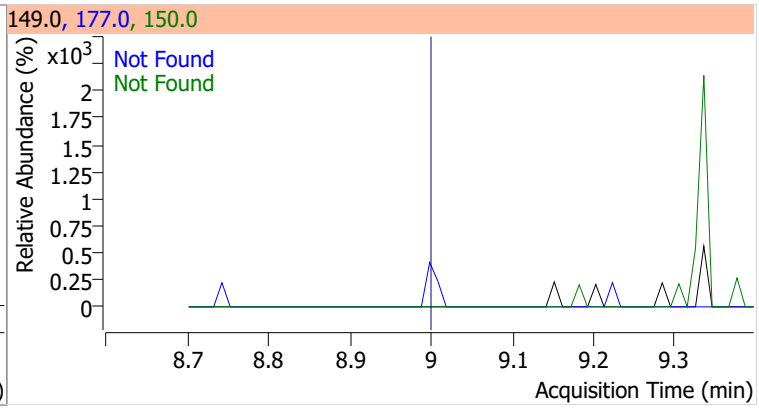

Compound	Conc.	Exp RT	QIon	Exp Ratio	QIon	Exp Ratio
Fluorene	N.D.	9.04	165.0	93.4	167.0	13.7

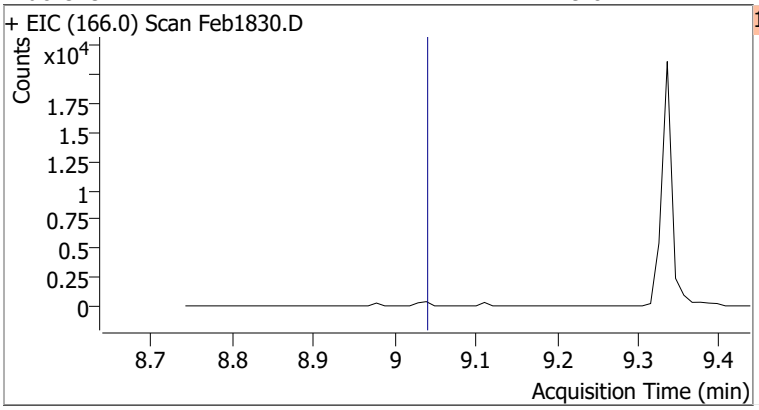

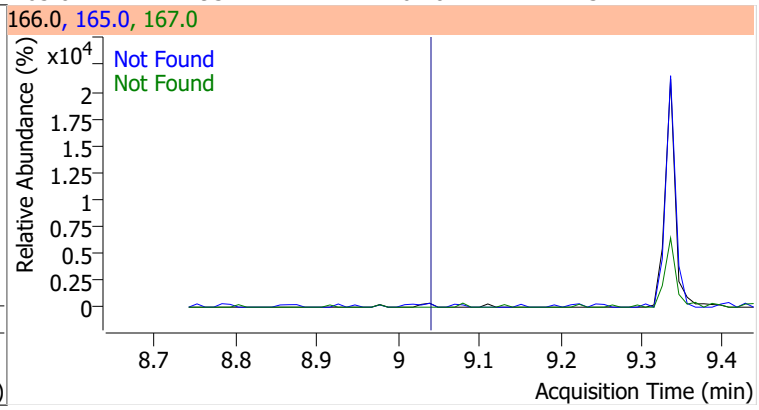

Compound	Conc.	Exp RT	QIon	Exp Ratio	QIon	Exp Ratio
4-Chlorophenyl-phenylether	N.D.	9.07	141.0	61.2	206.0	33.8

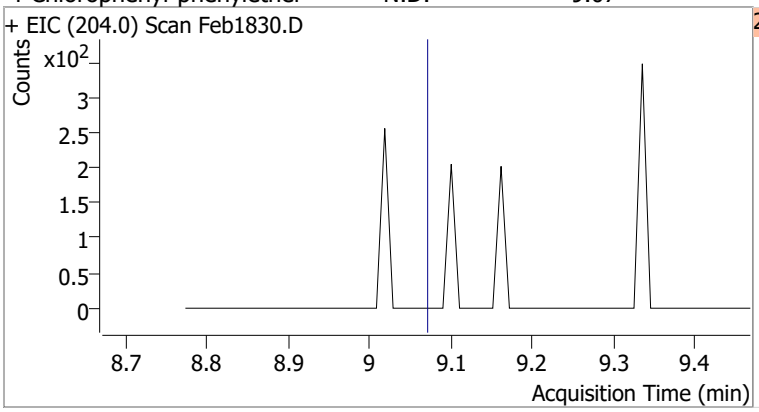

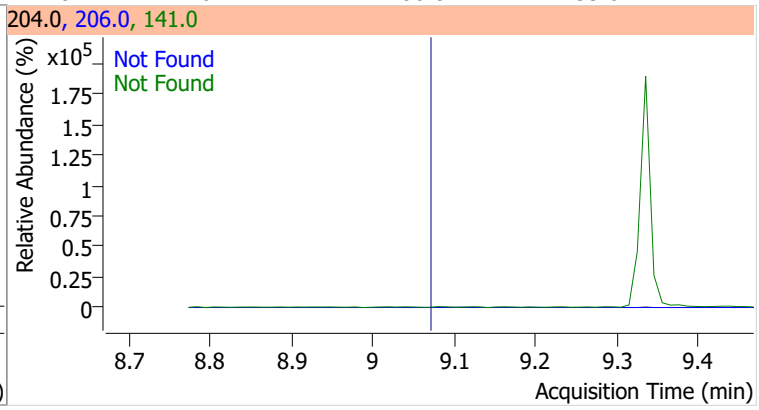

Compound	Conc.	Exp RT	QIon	Exp Ratio	QIon	Exp Ratio
4-Nitroaniline	N.D.	9.14	65.0	112.7	92.0	49.3

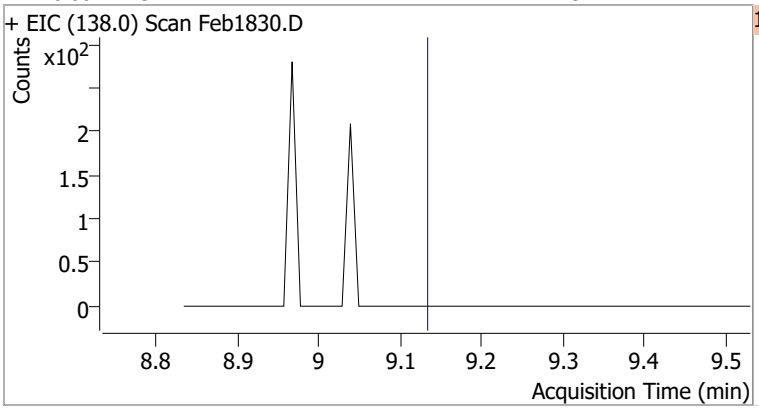

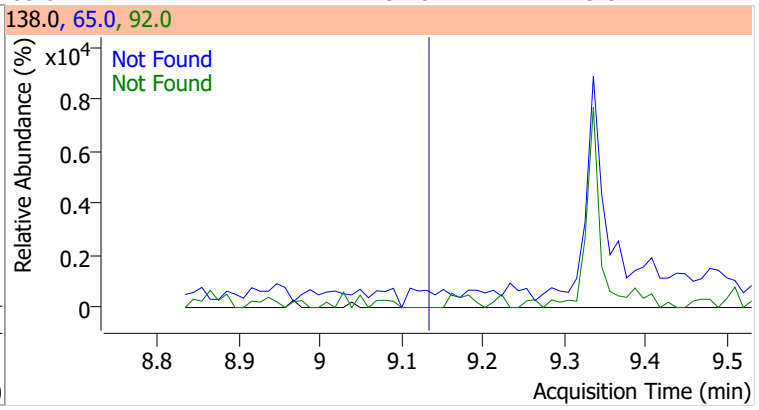

Compound	Conc.	RT	Dev(Min)	Resp.	QIon	QRatio	Lower	Upper
4,6-Dinitro-2-methylphenol		0		0	121.0		35.1	65.3

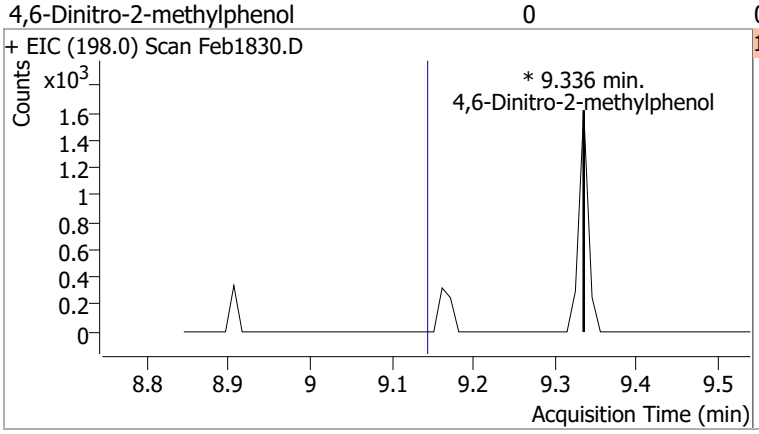

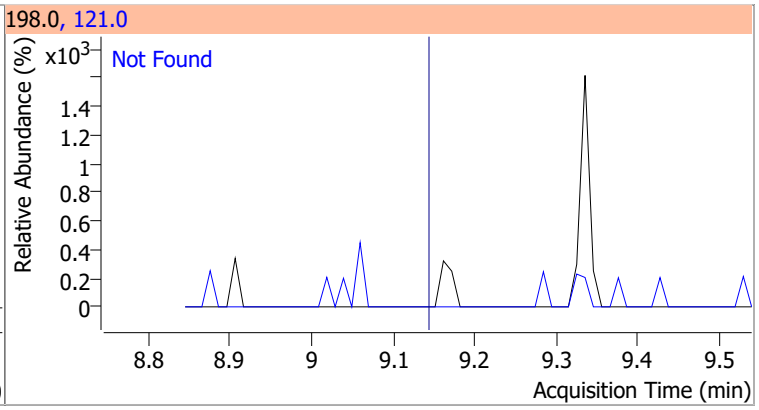

Compound	Conc.	Exp RT	QIon	Exp Ratio	QIon	Exp Ratio
N-nitrosodiphenylamine	N.D.	9.23	168.0	62.8	167.0	34.1

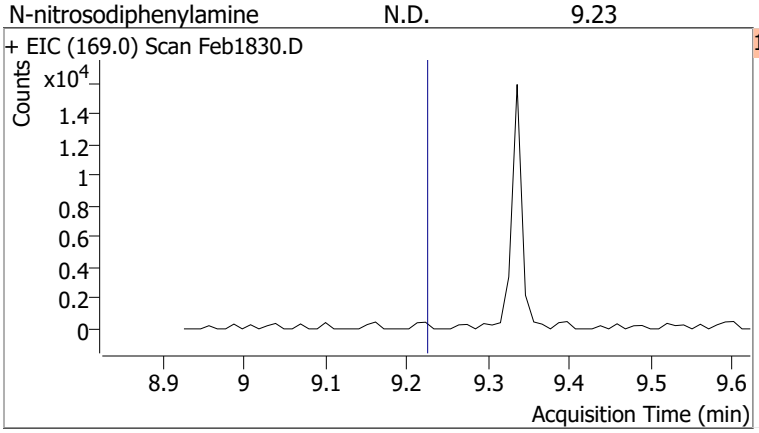

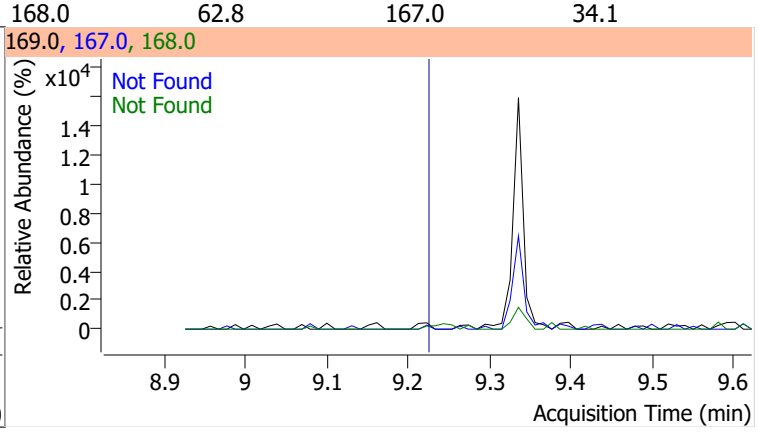

Compound	Conc.	Exp RT	QIon	Exp Ratio	QIon	Exp Ratio
Azobenzene	N.D.	9.26	51.0	45.2	182.0	24.1

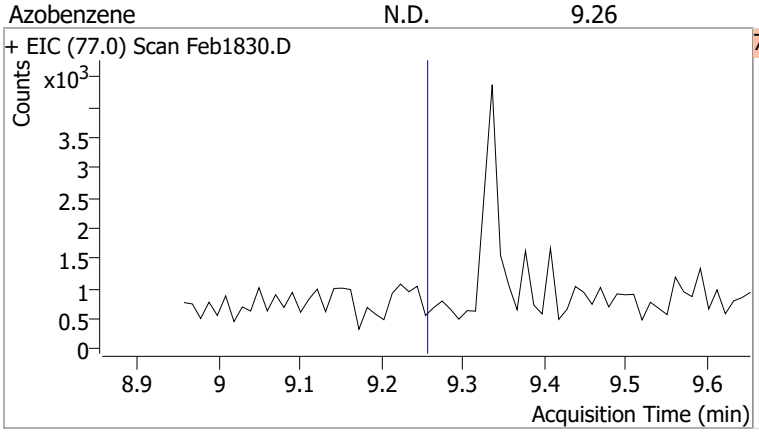

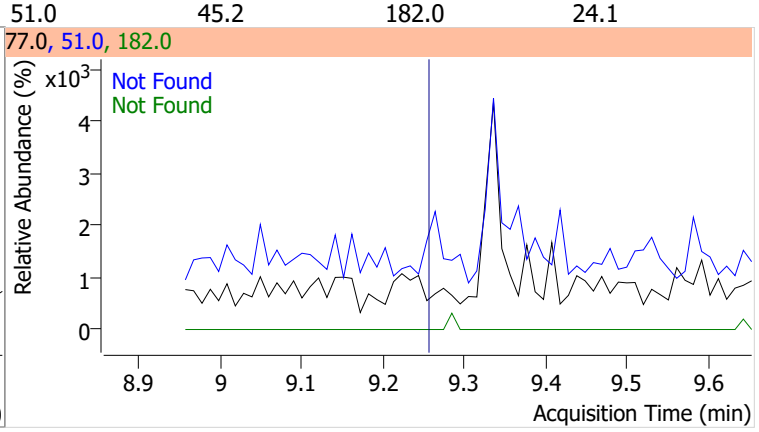

Compound	Conc.	RT	Dev(Min)	Resp.	QIon	QRatio	Lower	Upper
2,4,6-Tribromophenol	154.8763	9.34	0.00	257300	331.8	91.7	68.5	127.2

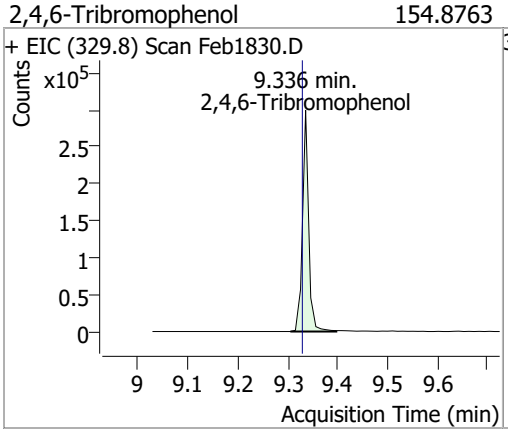

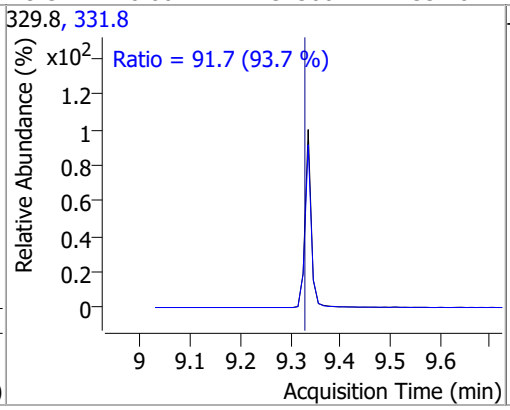

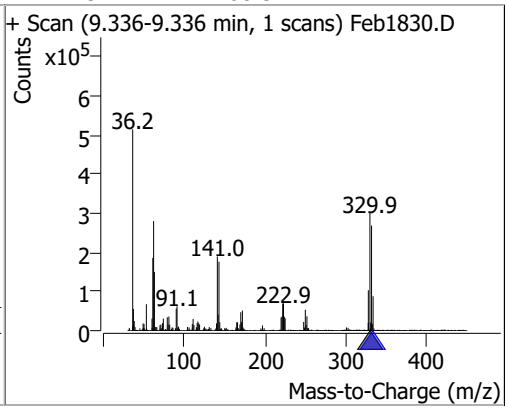

Compound	Conc.	Exp RT	QIon	Exp Ratio	QIon	Exp Ratio
4-Bromophenyl-phenylether	N.D.	9.65	141.0	98.8	250.0	98.2

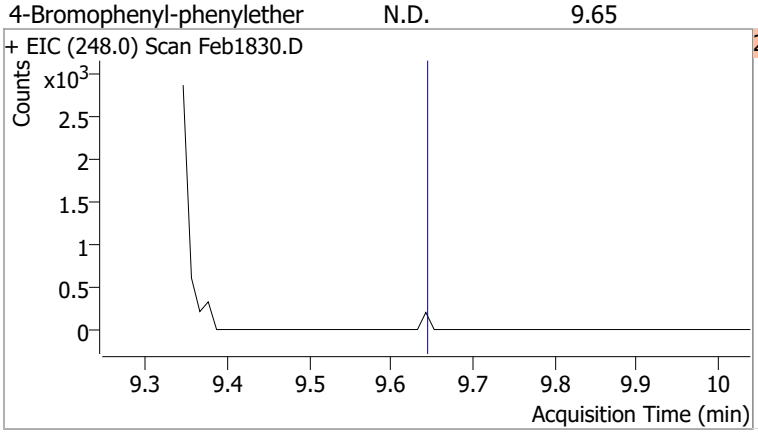

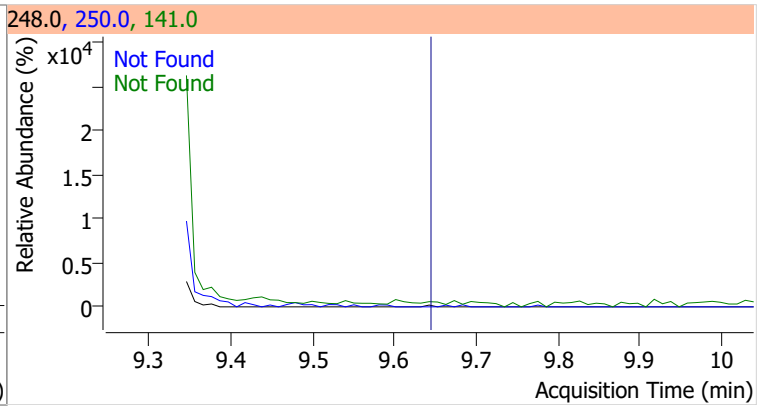

Compound	Conc.	Exp RT	QIon	Exp Ratio
Hexachlorobenzene	N.D.	9.69	142.0	53.8

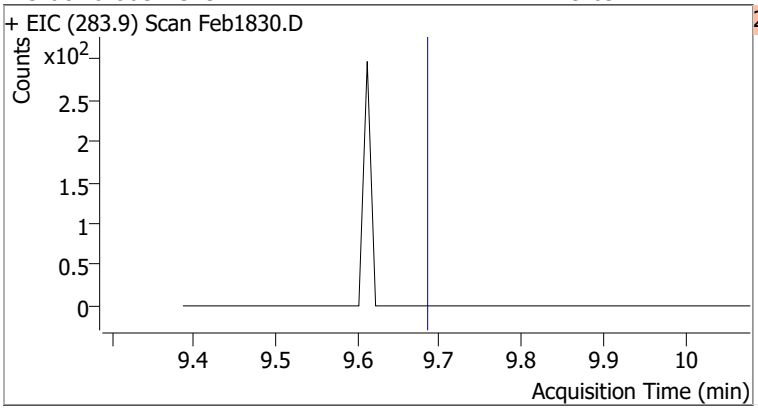

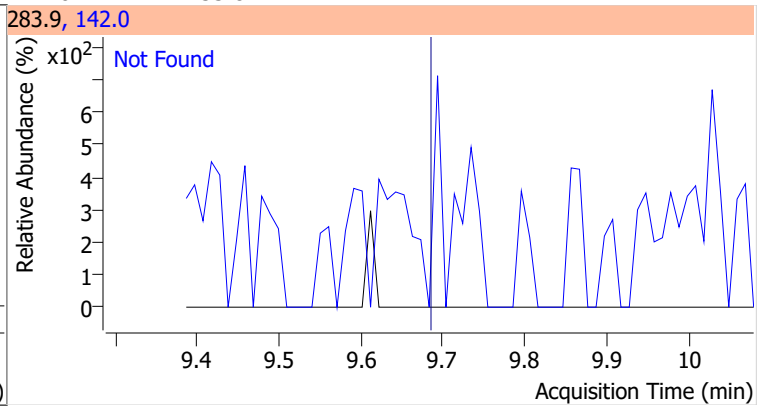

Compound	Conc.	Exp RT	QIon	Exp Ratio	QIon	Exp Ratio
Pentachlorophenol	N.D.	9.97	267.9	59.4	263.9	58.9

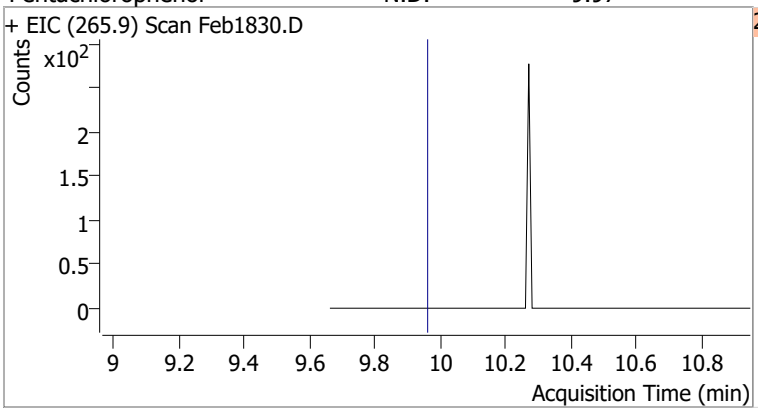

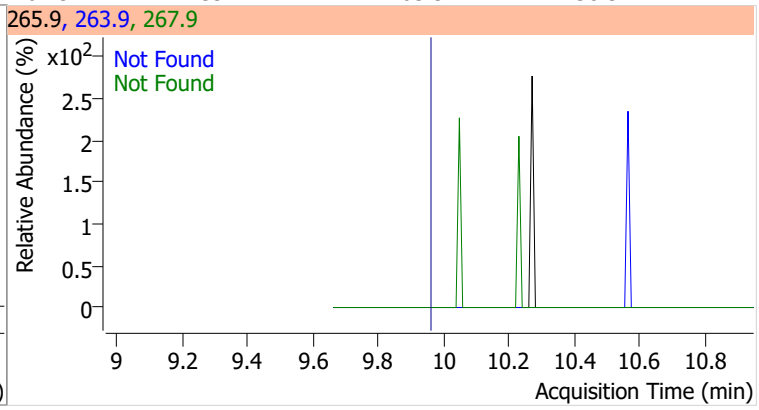

Compound	Conc.	Exp RT	QIon	Exp Ratio
Phenanthrene	N.D.	10.18	176.0	18.5

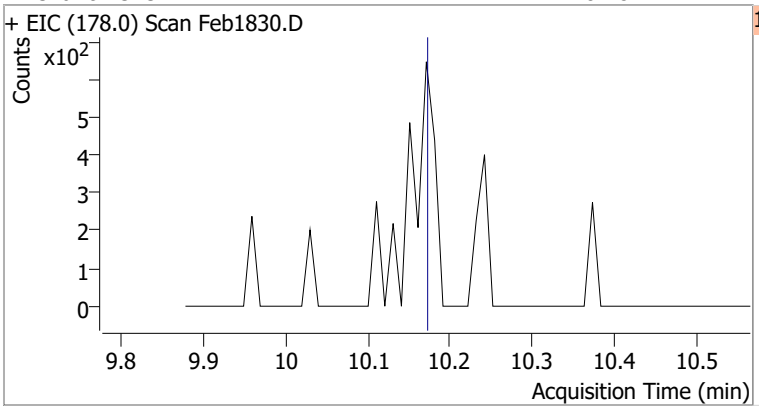

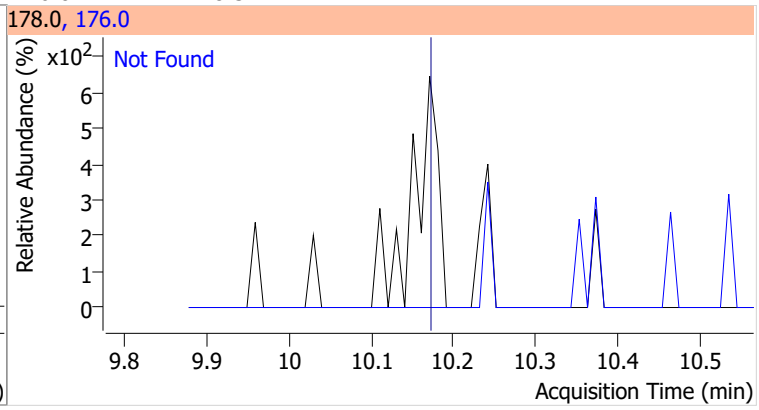

Compound	Conc.	Exp RT	QIon	Exp Ratio
Anthracene	N.D.	10.25	176.0	18.4

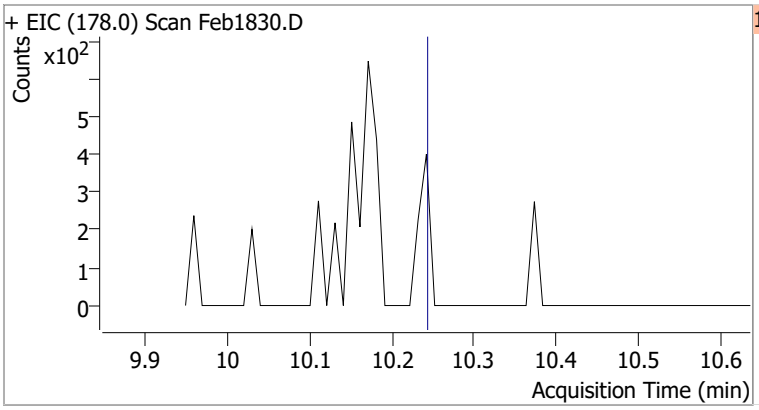

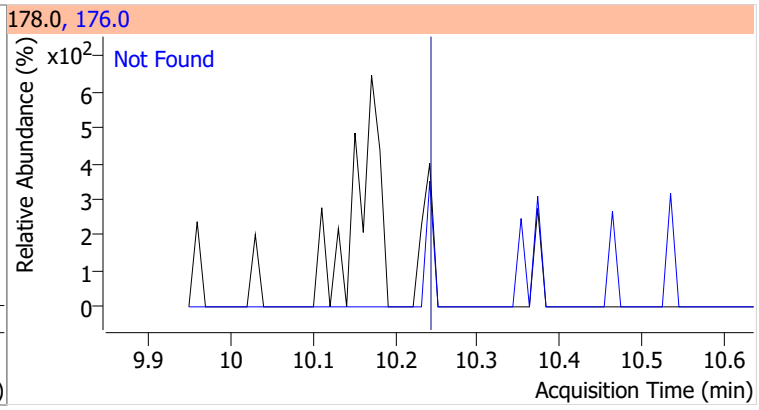

Compound	Conc.	Exp RT	QIon	Exp Ratio	QIon	Exp Ratio
Triallate	N.D.	10.31	268.0	24.1	143.0	22.5

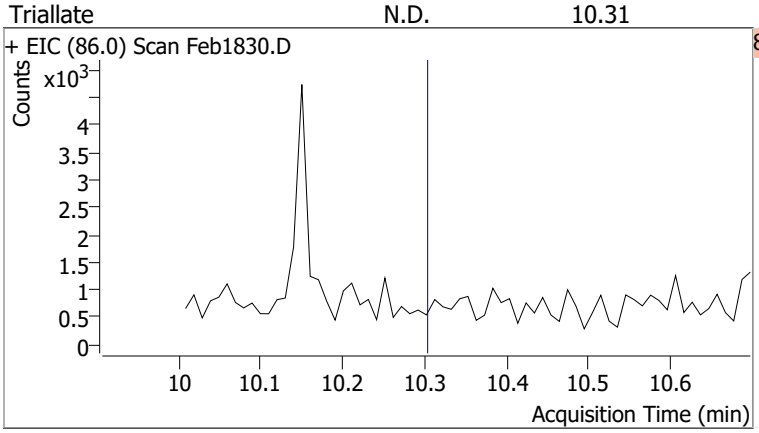

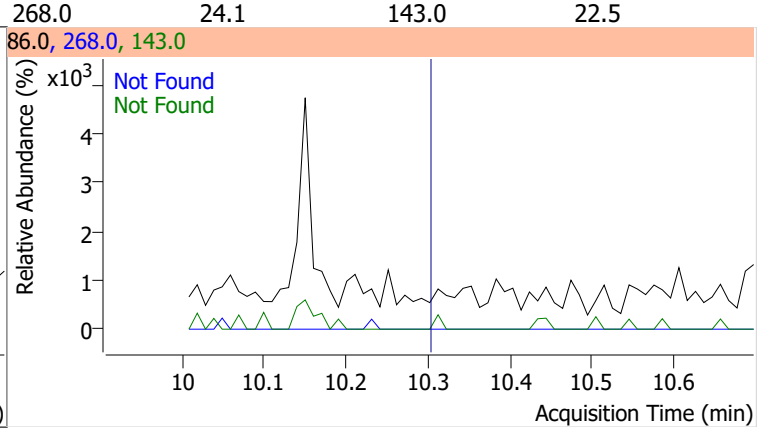

Compound	Conc.	Exp RT	QIon	Exp Ratio
Carbazole	N.D.	10.49	139.0	12.8

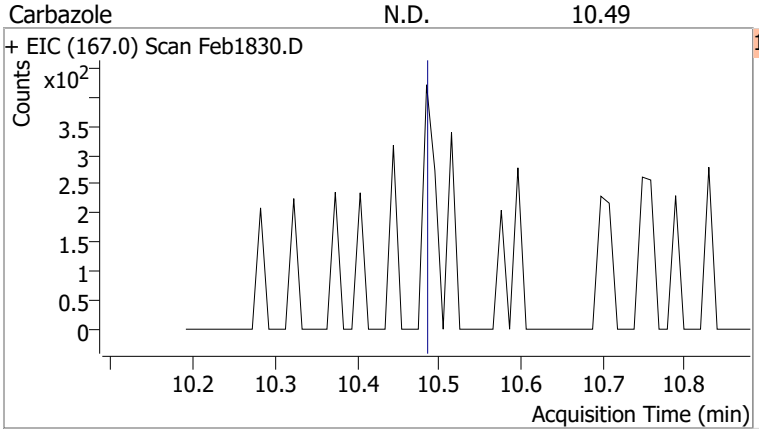

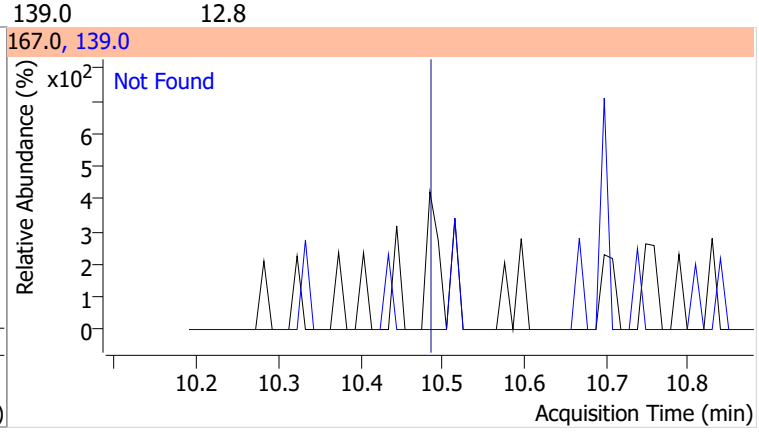

Compound	Conc.	Exp RT	QIon	Exp Ratio	QIon	Exp Ratio
o-Terphenyl	N.D.	10.70	229.0	64.9	215.0	37.0

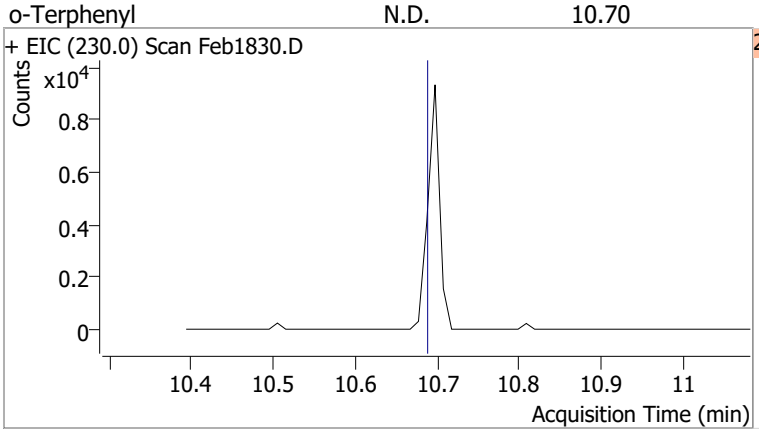

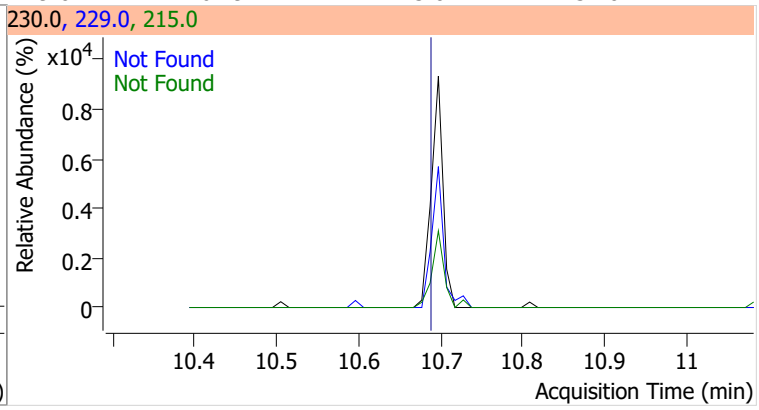

Compound	Conc.	Exp RT	QIon	Exp Ratio	QIon	Exp Ratio
Di-n-Butylphthalate	N.D.	11.08	150.0	9.1	104.0	6.4

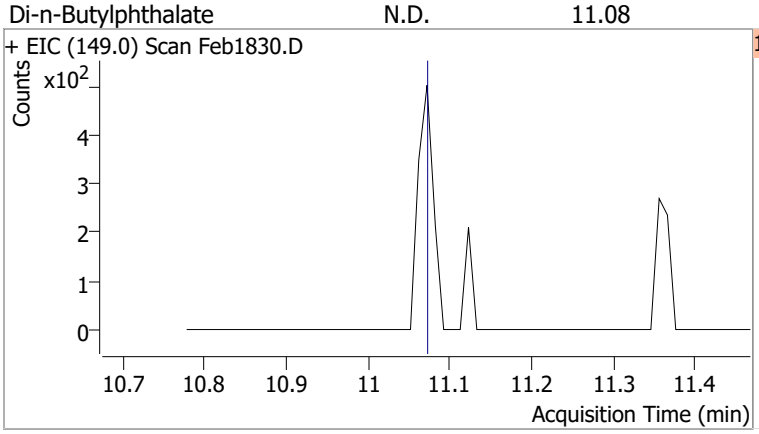

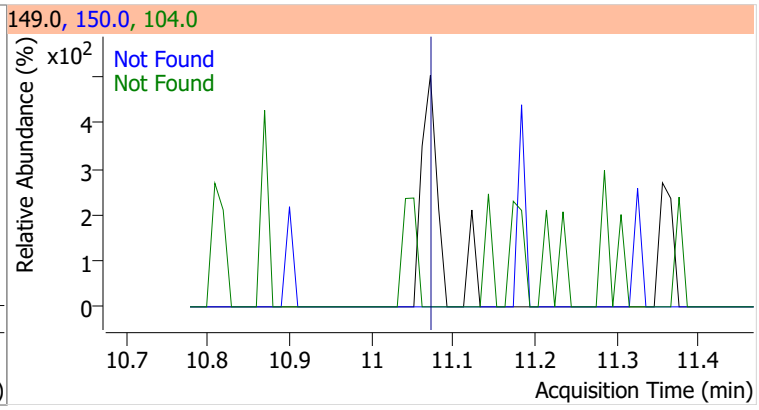

Compound	Conc.	Exp RT	QIon	Exp Ratio
Fluoranthene	N.D.	11.95	101.0	13.4

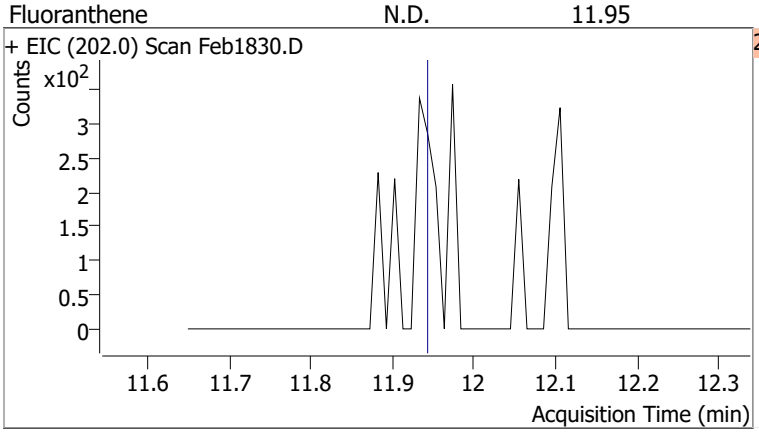

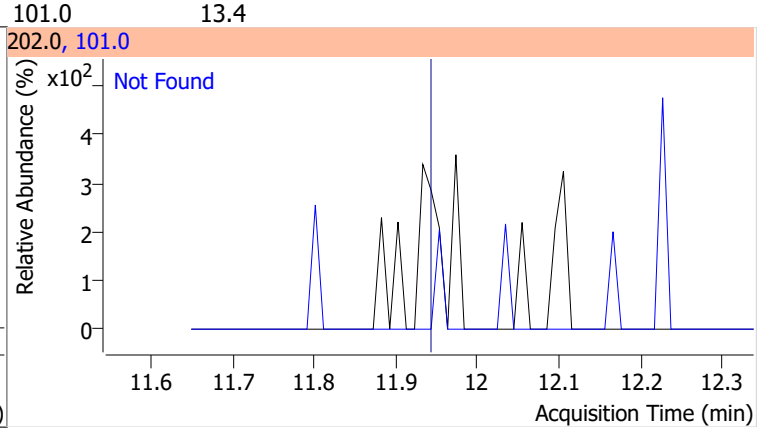

Compound	Conc.	RT	Dev(Min)	Resp.	QIon	QRatio	Lower	Upper
Benzidine		0		0	183.0		8.3	15.4
					92.0		5.8	10.8

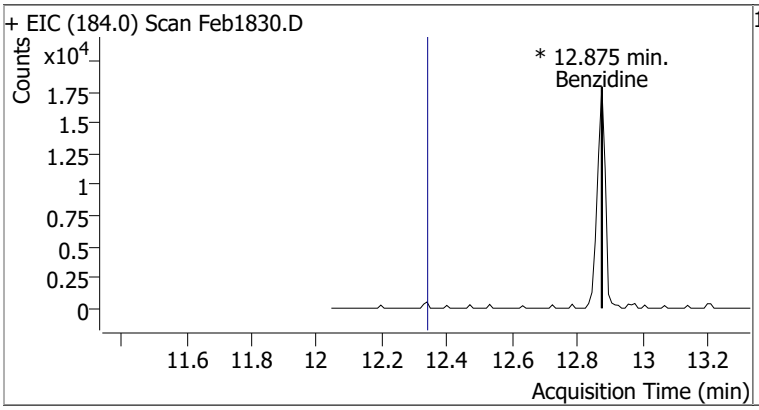

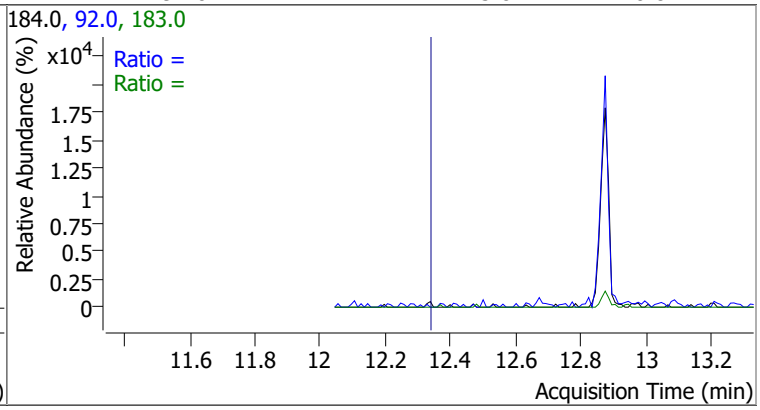

Compound	Conc.	Exp RT	QIon	Exp Ratio
Pyrene	N.D.	12.38	101.0	15.9

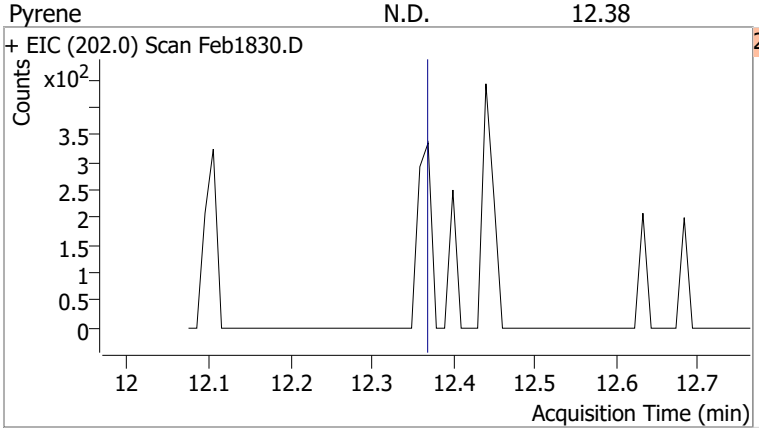

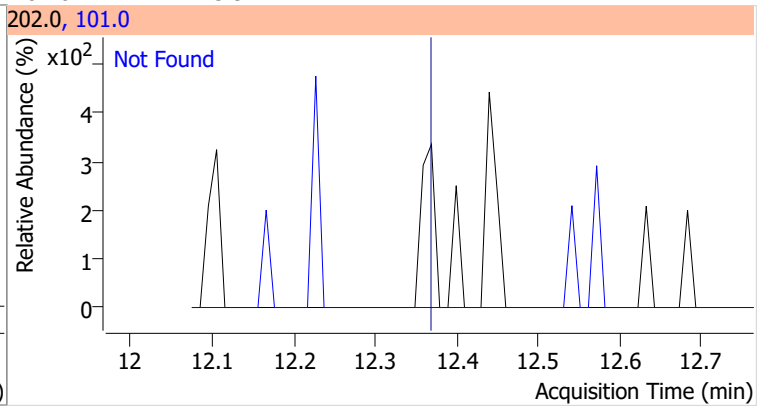

Compound	Conc.	RT	Dev(Min)	Resp.	QIon	QRatio	Lower	Upper
Terphenyl-d14	97.2030	12.88	0.00	1714125	122.0	14.3	10.1	18.7

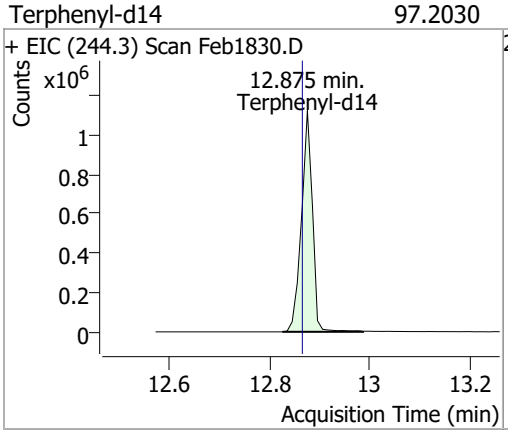

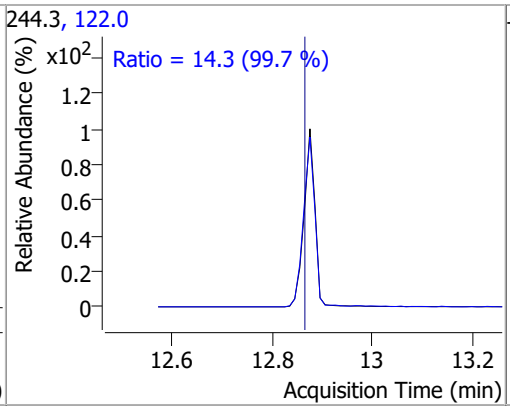

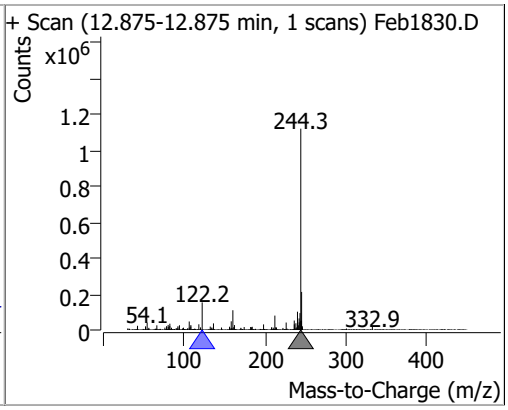

Compound	Conc.	Exp RT	QIon	Exp Ratio	QIon	Exp Ratio
Butylbenzylphthalate	N.D.	14.32	91.0	85.1	206.0	17.5

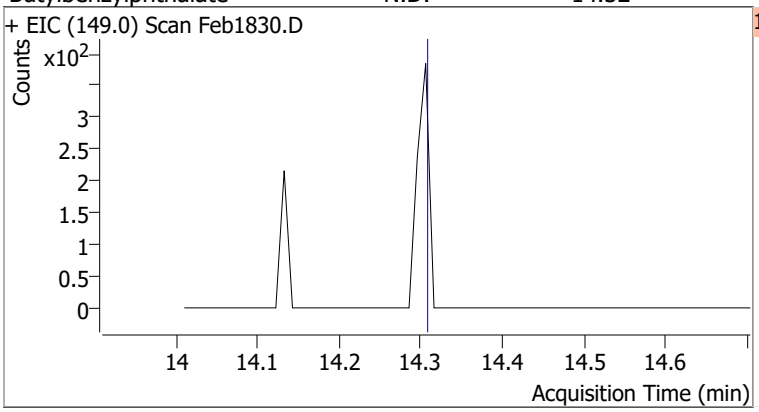

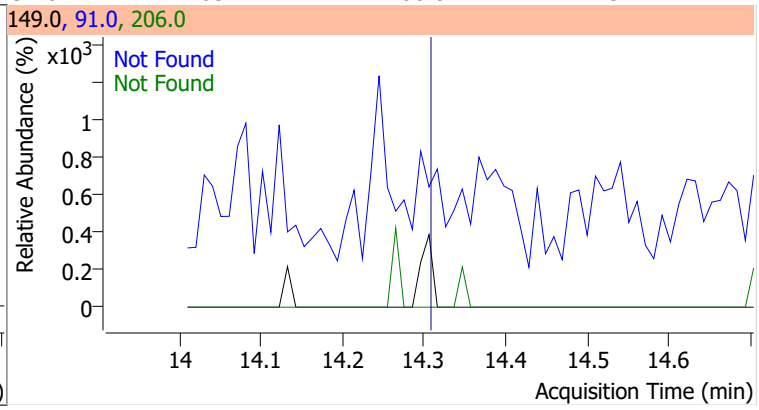

Compound	Conc.	Exp RT	QIon	Exp Ratio	QIon	Exp Ratio
Benzo(a)Anthracene	N.D.	15.51	226.0	26.8	229.0	21.1

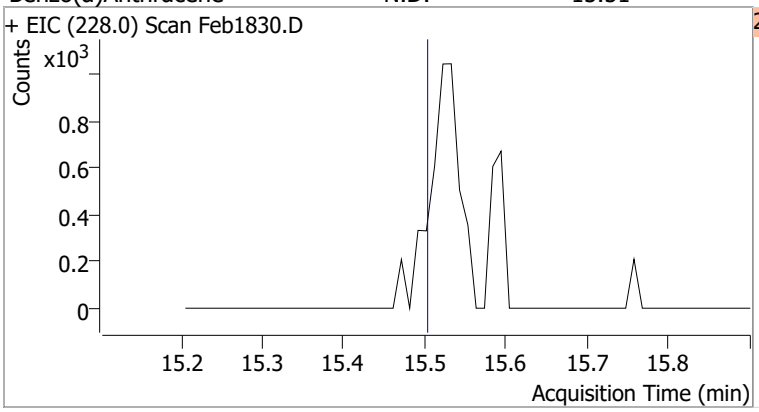

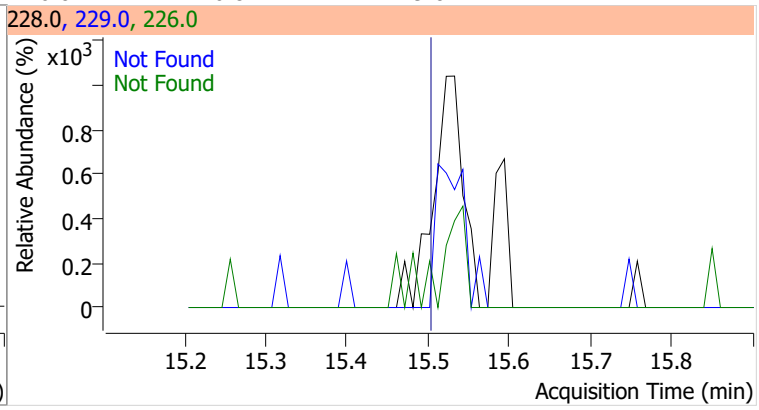

Compound	Conc.	Exp RT	QIon	Exp Ratio	QIon	Exp Ratio
Chrysene	N.D.	15.62	226.0	28.4	229.0	19.7

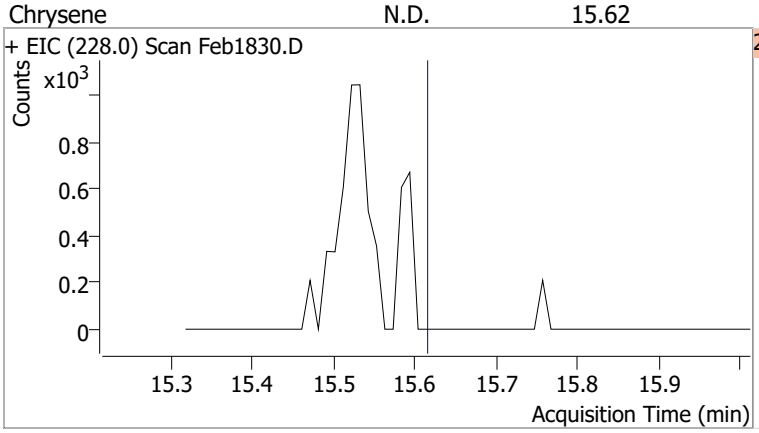

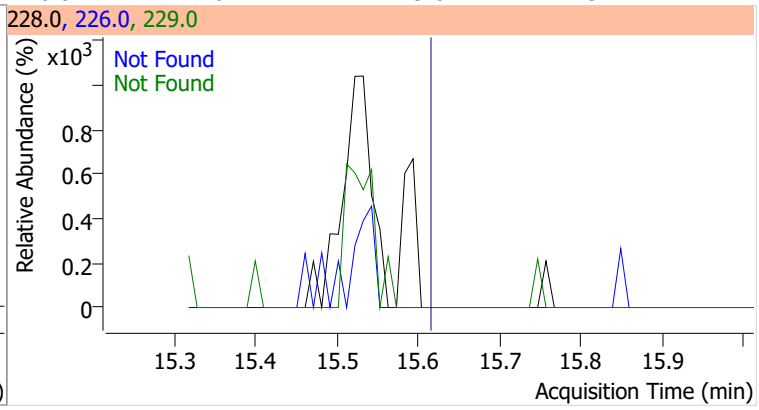

Compound	Conc.	Exp RT	QIon	Exp Ratio
3,3-Dichlorobenzidine	N.D.	15.69	254.0	64.2

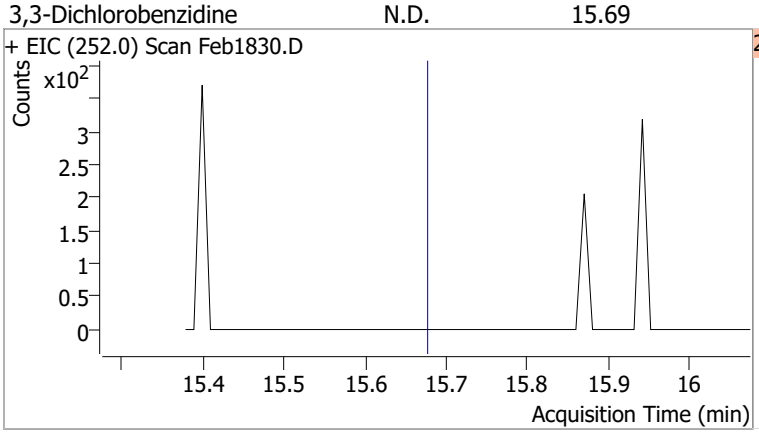

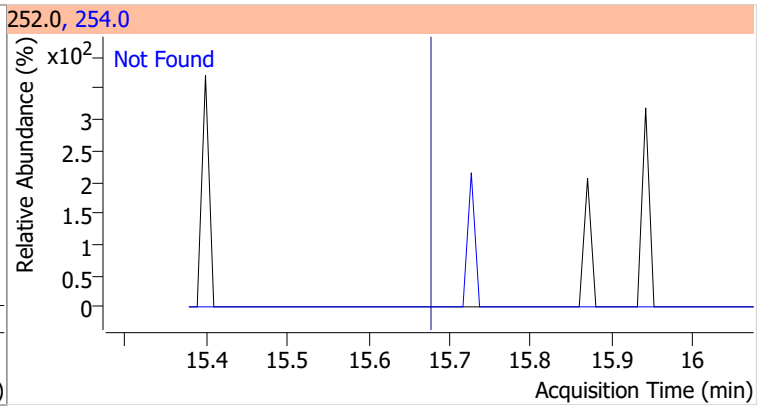

Compound	Conc.	Exp RT	QIon	Exp Ratio	QIon	Exp Ratio
bis(2-ethylhexyl)Phthalate	N.D.	16.37	149.0	390.8	279.0	15.0

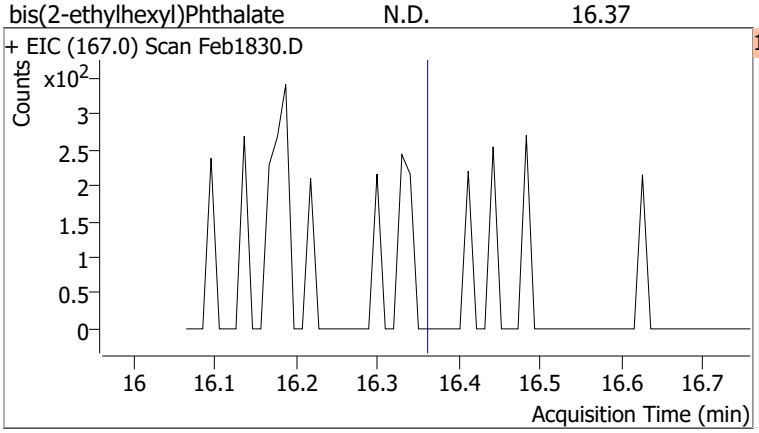

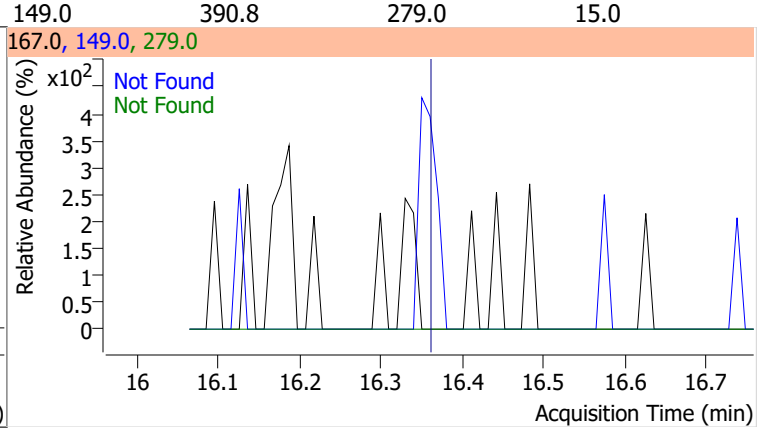

Compound	Conc.	Exp RT	QIon	Exp Ratio
Di-n-octyl Phthalate	N.D.	18.13	150.0	10.0

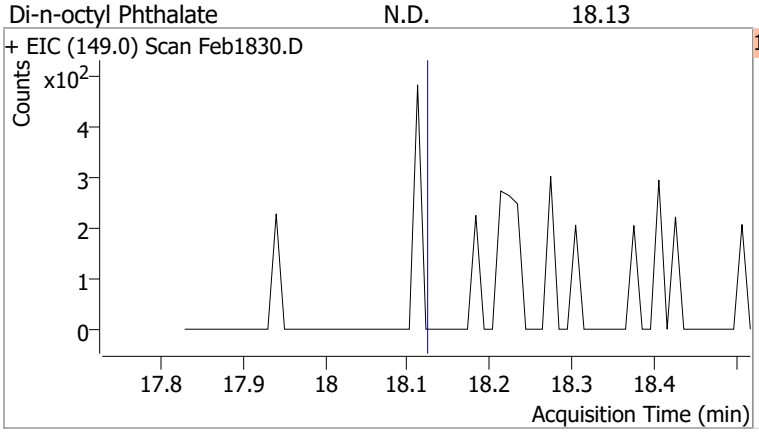

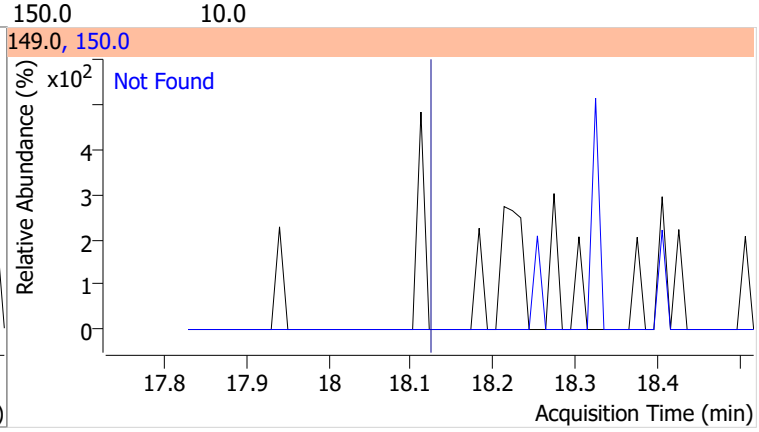

Compound	Conc.	Exp RT	QIon	Exp Ratio
Benzo(b)fluoranthene	N.D.	18.38	253.0	22.3

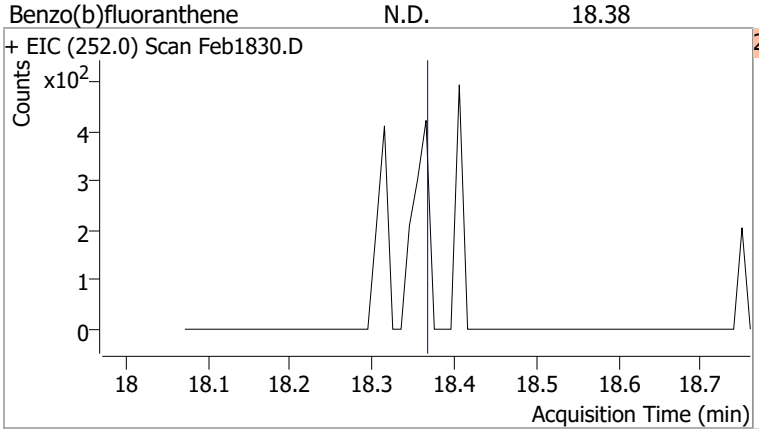

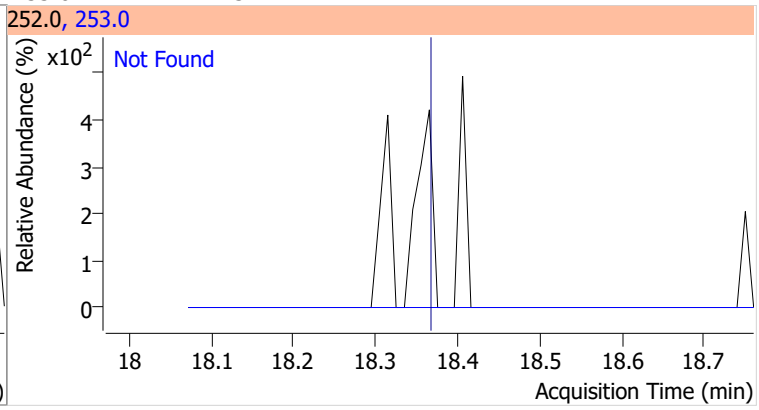

Compound	Conc.	Exp RT	QIon	Exp Ratio
Benzo(k)fluoranthene	N.D.	18.45	253.0	22.0

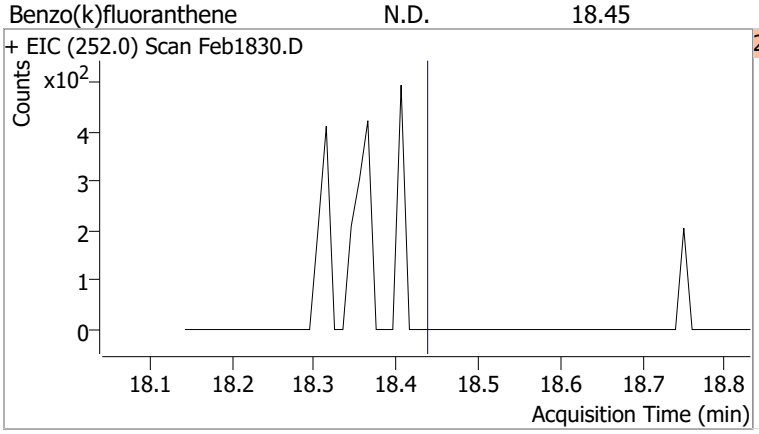

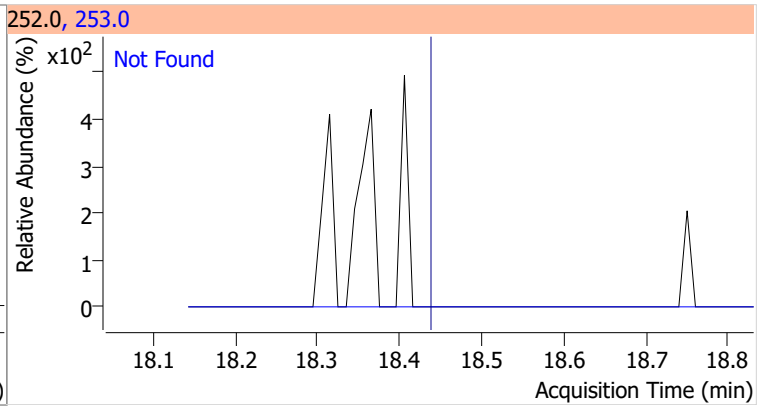

Compound	Conc.	Exp RT	QIon	Exp Ratio
Benzo(a)pyrene	N.D.	18.98	253.0	21.5

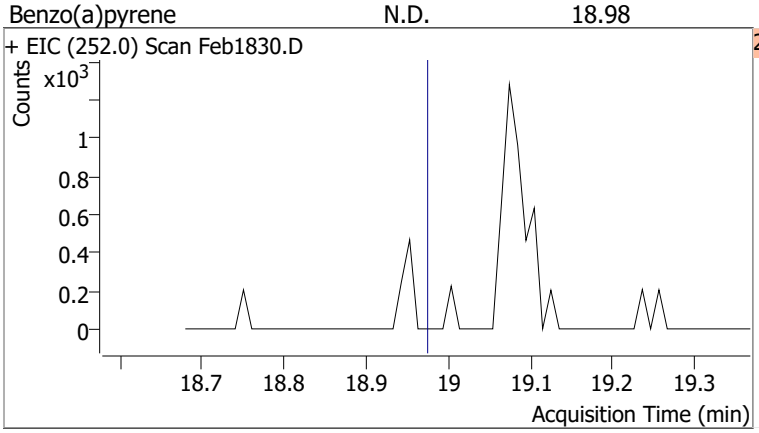

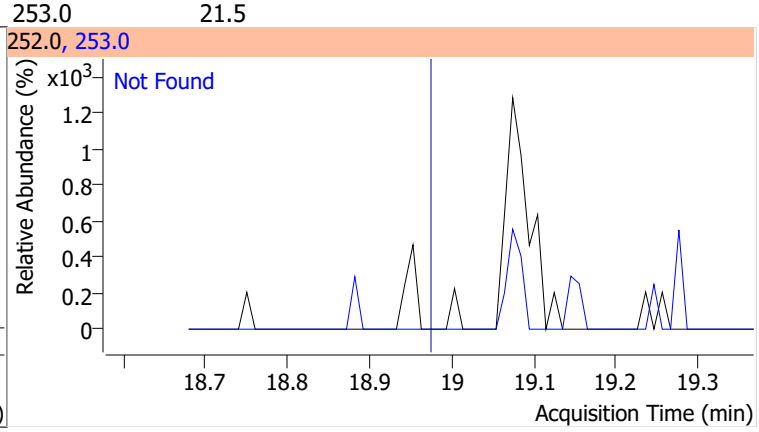

Compound	Conc.	Exp RT	QIon	Exp Ratio
Indeno(1,2,3-c,d)pyrene	N.D.	20.76	138.0	29.6

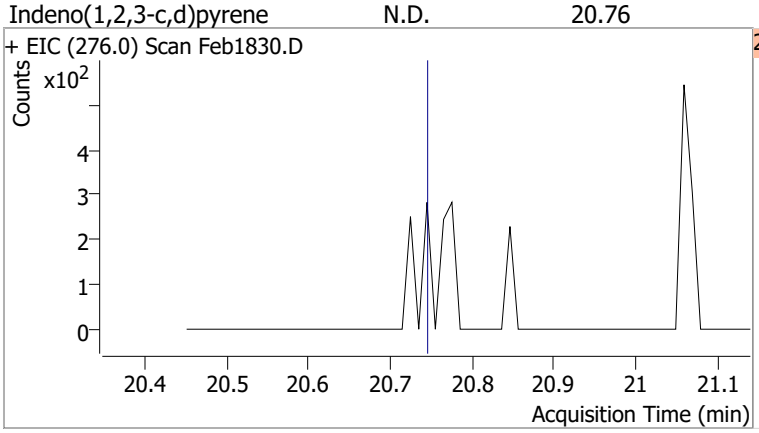

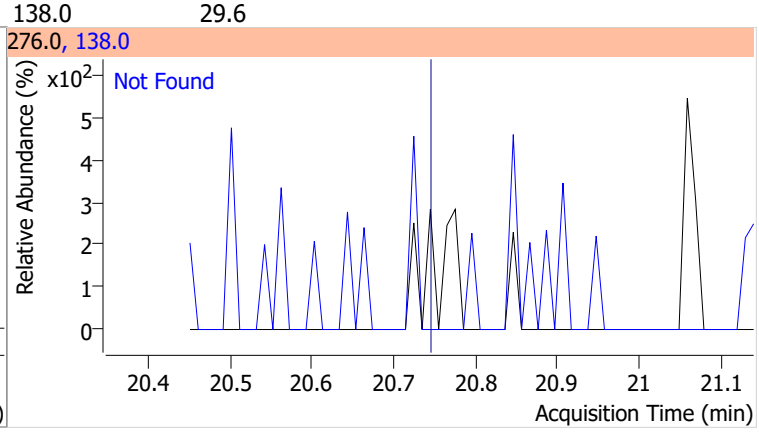

Compound	Conc.	Exp RT	QIon	Exp Ratio	QIon	Exp Ratio
Dibenzo(a,h)anthracene	N.D.	20.82	139.0	25.2	279.0	24.1

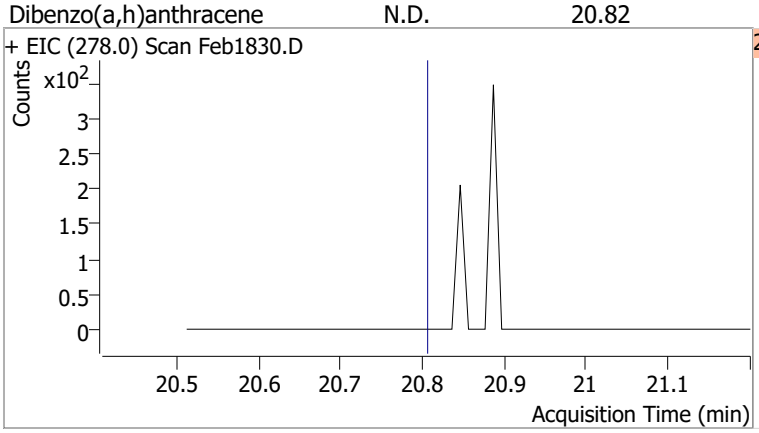

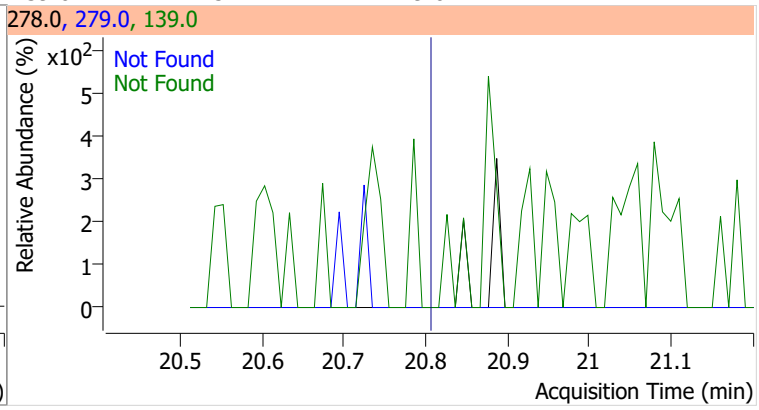

Compound	Conc.	Exp RT	QIon	Exp Ratio	QIon	Exp Ratio
Benzo(g,h,i)perylene	N.D.	21.09	138.0	33.0	277.0	23.2

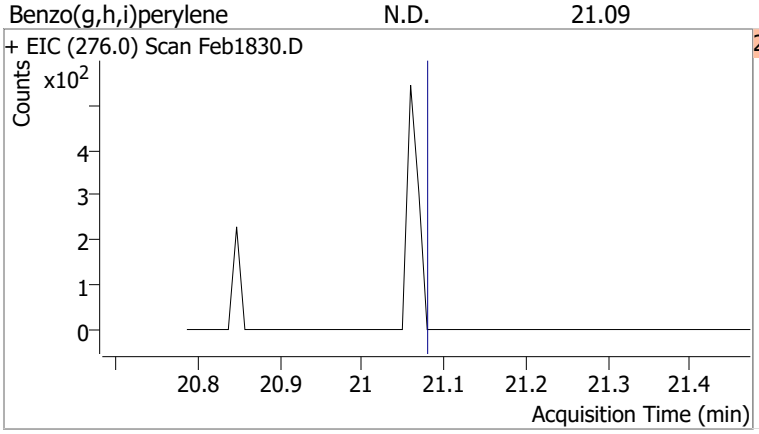

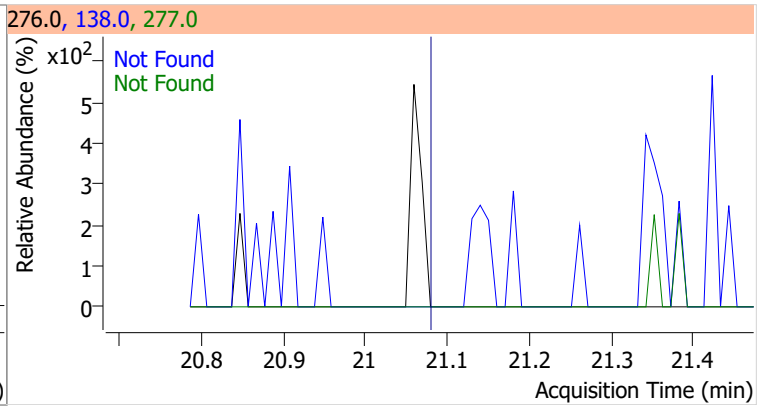

Quantitation Results Report (QT Reviewed)

Data File	Feb1831.D	Operator	LIMS import
Acq. Method	BNA+SIM.M	Acq. Date-Time	2/19/2022 11:59:22 PM
Sample Name	B22020415-032CMS	Instrument	Instrument #1
Vial	31	Multiplier	1.00
DA Method File	021822 DoD BNA cal.batch.bin	Comment	SVOC-8270-W-LARGO
Tune File	dftppdsm.u	Tune Date	2/18/2022 9:25:00 PM
Batch Name	021822 DoD BNA 2.batch.bin	Last Calib Update	2/20/2022 11:08:57 AM
Ref Library	D:\Org\Library\NIST129K.l		

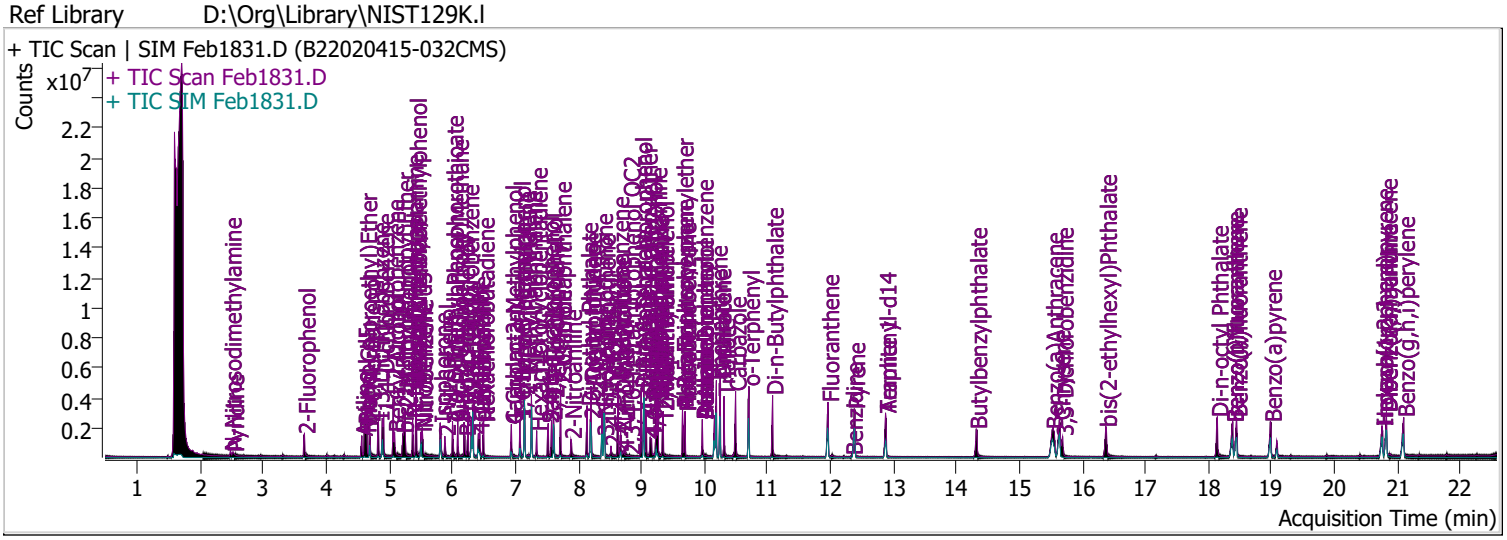

Compound	RT	QIon	Resp.	Conc.	Units		Dev(Min)
Internal Standards							
System Monitoring Compounds							
S 2-Fluorophenol	3.653	112.0	617968	70.1420	µg/L		0.000
Spiked Amount: 200.000	Range: 10.0 - 75.0%			Recovery = 35.07%			
S Phenol-d5	4.603	99.0	837044	73.5449	µg/L		-0.010
Spiked Amount: 200.000	Range: 10.0 - 65.0%			Recovery = 36.77%			
S Nitrobenzene-d5	5.502	82.0	443653	70.1329	µg/L		0.000
Spiked Amount: 100.000	Range: 32.0 - 94.0%			Recovery = 70.13%			
S 2-Fluorobiphenyl	7.605	172.0	1253248	69.5275	µg/L		0.000
Spiked Amount: 100.000	Range: 28.0 - 107.0%			Recovery = 69.53%			
S 2,4,6-Tribromophenol	9.346	329.8	320085	172.8027	µg/L		0.010
Spiked Amount: 200.000	Range: 25.0 - 140.0%			Recovery = 86.40%			
S Terphenyl-d14	12.875	244.3	1766054	93.1049	µg/L		0.000
Spiked Amount: 100.000	Range: 32.0 - 122.0%			Recovery = 93.10%			
Target Compounds							**QValue**
T N-Nitrosodimethylamine	2.479	74.0	129381	50.3973	µg/L		83
T Pyridine	2.519	79.0	203459	31.3031	µg/L		100
T Aniline	4.562	93.0	590816	36.3269	µg/L	m	98
T Phenol	4.623	94.0	495899	39.6263	µg/L		90
T bis(-2-Chloroethyl)Ether	4.634	63.0	584493	68.1702	µg/L		98
T 2-Chlorophenol	4.685	128.0	659543	64.8925	µg/L		99
T 1,3-Dichlorobenzene	4.828	146.0	778225	59.1248	µg/L		99
T 1,4-Dichlorobenzene	4.909	146.0	792459	59.4746	µg/L		100
T 1,2-Dichlorobenzene	5.063	146.0	811241	63.5307	µg/L	m	98
T Benzyl Alcohol	5.083	108.0	307826	62.4539	µg/L		98
T bis(2-chloroisopropyl)Ether	5.216	121.0	218980	63.8406	µg/L		97
T 2-Methylphenol	5.246	107.0	604920	68.6384	µg/L		96
T N-nitroso-Di-n-propylamine	5.369	70.0	514334	84.3299	µg/L		98
T 4Methylphenol/3Methylphenol	5.420	107.0	790063	65.5220	µg/L		98
T Hexachloroethane	5.420	117.0	219630	57.0944	µg/L		98

Compound	RT	QIon	Resp.	Conc.	Units		Dev(Min)
T Nitrobenzene	5.522	123.1	221791	68.8597	µg/L		98
T Isophorone	5.808	82.0	1207022	81.4010	µg/L		99
T 2-Nitrophenol	5.880	139.0	255413	77.1918	µg/L		96
T 2,4-Dimethylphenol	6.003	122.0	485652	70.0442	µg/L		95
T bis(-2-Chloroethoxy)Methane	6.085	93.0	664529	76.9991	µg/L		96
T 2,4-Dichlorophenol	6.187	162.0	495459	75.1768	µg/L		96
T Benzoic Acid	6.198	105.0	98422	32.4640	µg/L	#	80
T 1,2,4-Trichlorobenzene	6.249	180.0	572310	72.0935	µg/L		100
T Naphthalene	6.331	128.0	1802251	76.4488	µg/L		99
T 4-Chlorophenol	6.413	130.0	167710	67.8853	µg/L		98
T p-Chloroaniline	6.434	127.0	609515	65.9299	µg/L		99
T Hexachlorobutadiene	6.496	224.9	275506	67.2817	µg/L		97
T 4-Chloro-2-Methylphenol	6.937	107.0	476086	77.8398	µg/L	m	97
T 4-Chloro-3-Methylphenol	7.071	107.0	517256	81.0534	µg/L	m	99
T 2-Methylnaphthalene	7.143	141.0	1064963	79.9060	µg/L		99
T 1-Methylnaphthalene	7.255	141.0	944734	72.7346	µg/L		99
T Hexachlorocyclopentadiene	7.338	236.9	163861	65.1477	µg/L		98
T 2,4,6-Trichlorophenol	7.522	196.0	373062	83.7141	µg/L		100
T 2,4,5-Trichlorophenol	7.574	196.0	395034	79.4501	µg/L		93
T 2-Chloronaphthalene	7.718	162.0	1274660	84.1843	µg/L		98
T 2-Nitroaniline	7.882	65.0	214500	79.3698	µg/L		93
T Dimethyl Phthalate	8.139	163.0	1497561	96.7684	µg/L		100
T 2,6-Dinitrotoluene	8.190	165.0	165026	78.8887	µg/L	m	95
T Acenaphthylene	8.200	152.1	1825247	75.3724	µg/L		100
T 3-Nitroaniline	8.394	138.0	173115	73.3441	µg/L		95
T Acenaphthene	8.415	154.0	1151810	83.1184	µg/L		99
T 2,4-Dinitrophenol	8.517	184.0	94969	87.7366	µg/L		99
T Dibenzofuran	8.630	168.0	1927766	85.2153	µg/L		99
T 2,4-Dinitrotoluene	8.671	165.0	234285	88.2941	µg/L		100
T 4-Nitrophenol	8.711	109.0	87793	36.8352	µg/L		98
T Diethylphthalate	8.998	149.0	1594768	98.8804	µg/L		100
T Fluorene	9.039	166.0	1483869	81.4566	µg/L		99
T 4-Chlorophenyl-phenylether	9.080	204.0	684506	83.2125	µg/L		98
T 4-Nitroaniline	9.141	138.0	198500	75.6663	µg/L		100
T 4,6-Dinitro-2-methylphenol	9.162	198.0	151088	91.4789	µg/L		94
T N-nitrosodiphenylamine	9.233	169.0	1064138	85.7001	µg/L		98
T Azobenzene	9.264	77.0	1321398	80.4843	µg/L		94
T 4-Bromophenyl-phenylether	9.653	248.0	395464	83.8941	µg/L		99
T Hexachlorobenzene	9.694	283.9	398770	83.5430	µg/L		95
T Pentachlorophenol	9.968	265.9	228272	98.1697	µg/L		95
T Phenanthrene	10.191	178.0	2204609	85.8874	µg/L		99
T Anthracene	10.252	178.0	2158952	88.7353	µg/L	m	99
T Triallate	10.313	86.0	520549	88.4638	µg/L		97
T Carbazole	10.495	167.0	2109237	85.3800	µg/L		99
T o-Terphenyl	10.708	230.0	1167572	85.4446	µg/L		100
T Di-n-Butylphthalate	11.082	149.0	2281042	94.8638	µg/L		100
T Fluoranthene	11.963	202.0	2238646	86.6005	µg/L		100
T Benzidine	12.338	184.0	91131	10.4870	µg/L		97
T Pyrene	12.379	202.0	2390151	84.8520	µg/L		99
T Butylbenzylphthalate	14.316	149.0	776263	93.8141	µg/L		97
T Benzo(a)Anthracene	15.522	228.0	1927084	92.0091	µg/L		100
T Chrysene	15.634	228.0	2064510	88.4044	µg/L		99
T 3,3-Dichlorobenzidine	15.686	252.0	532522	72.6383	µg/L		100
T bis(2-ethylhexyl)Phthalate	16.370	167.0	277654	96.4328	µg/L		94
T Di-n-octyl Phthalate	18.143	149.0	1859402	93.3114	µg/L		99

Compound	RT	QIon	Resp.	Conc.	Units		Dev(Min)
T Benzo(b)fluoranthene	18.386	252.0	1826358	86.8985	µg/L		99
T Benzo(k)fluoranthene	18.446	252.0	1842195	82.9852	µg/L		99
T Benzo(a)pyrene	18.993	252.0	1672366	83.6988	µg/L		97
T Indeno(1,2,3-c,d)pyrene	20.755	276.0	1428308	85.2579	µg/L	m	97
T Dibenzo(a,h)anthracene	20.826	278.0	1570040	85.9722	µg/L		100
T Benzo(g,h,i)perylene	21.099	276.0	1720573	89.1013	µg/L		99

(#) = Qualifier Out of Range; (m) = Manual Integration; (+) = Area Summed; (*) = Surrogate Percent Recovery Out of Range; (d): Zeroed Peak

Compound	Conc.	RT	Dev(Min)	Resp.	QIon	QRatio	Lower	Upper
N-Nitrosodimethylamine	50.3973	2.48	-0.01	129381	42.0	116.1	95.1	176.6

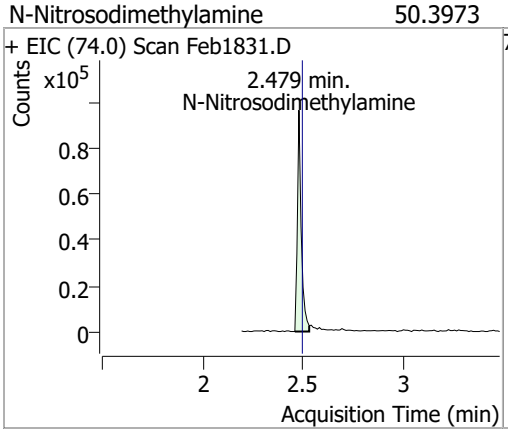

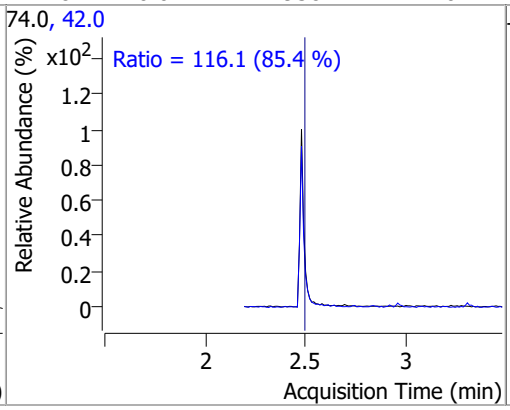

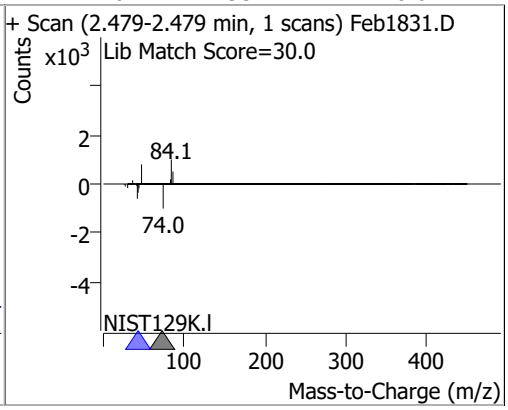

Compound	Conc.	RT	Dev(Min)	Resp.	QIon	QRatio	Lower	Upper
Pyridine	31.3031	2.52	-0.01	203459	52.0	82.5	57.9	107.6

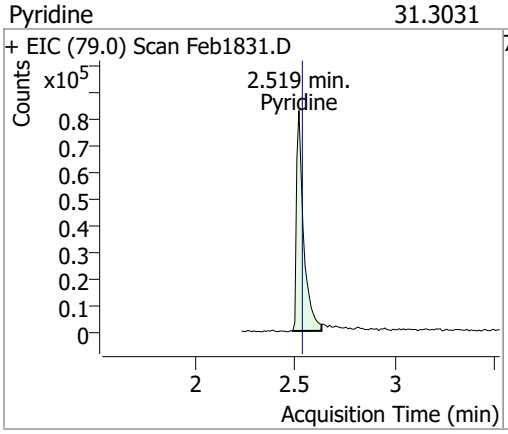

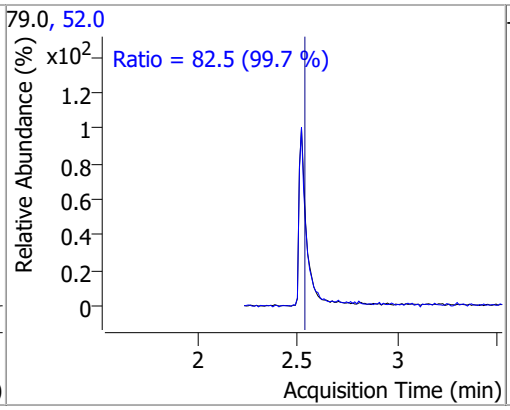

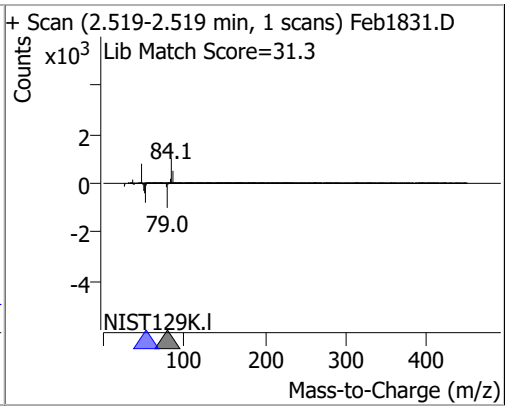

Compound	Conc.	RT	Dev(Min)	Resp.	QIon	QRatio	Lower	Upper
2-Fluorophenol	70.1420	3.65	0.00	617968	64.0	50.8	34.6	64.3
					92.0	20.7	14.2	26.5

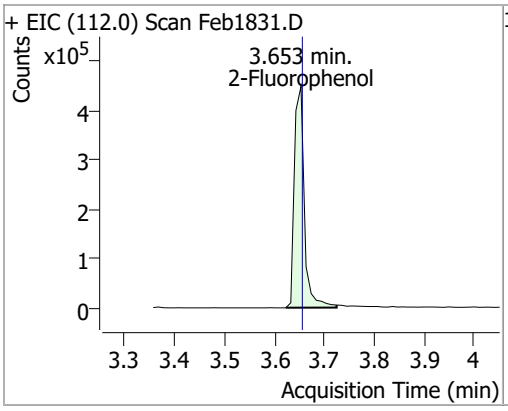

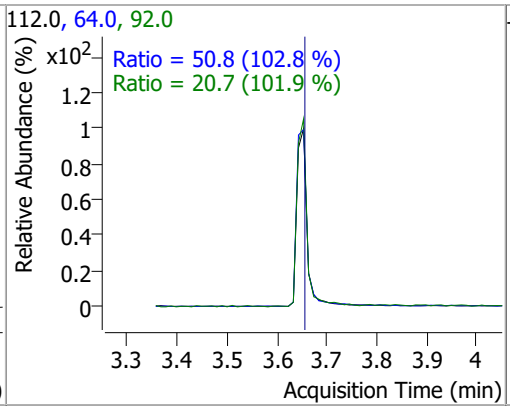

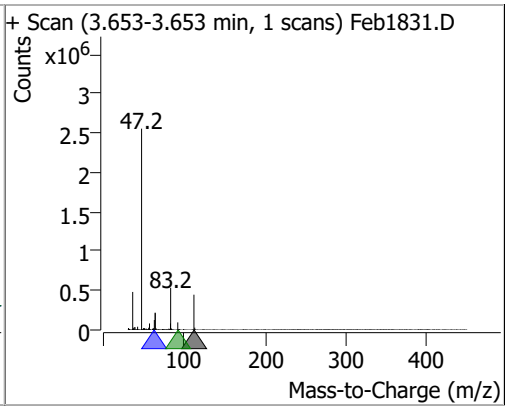

Compound	Conc.	RT	Dev(Min)	Resp.	QIon	QRatio	Lower	Upper
Aniline	36.3269	4.56	0.00	590816 (m)	66.0	35.3	25.7	47.8
					65.0	19.2	13.1	24.4

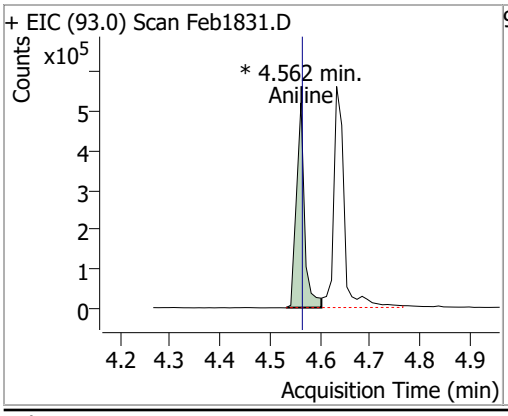

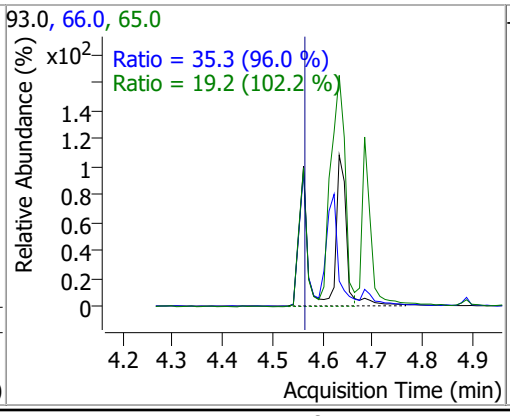

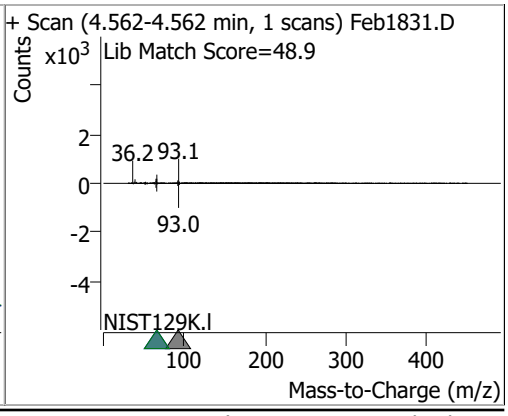

Compound	Conc.	RT	Dev(Min)	Resp.	QIon	QRatio	Lower	Upper
Phenol-d5	73.5449	4.60	-0.01	837044	71.0	33.7	25.8	47.9

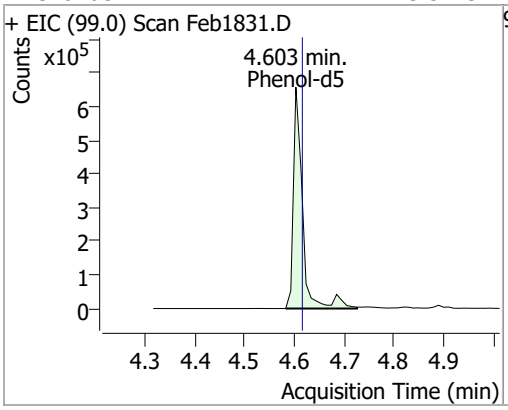

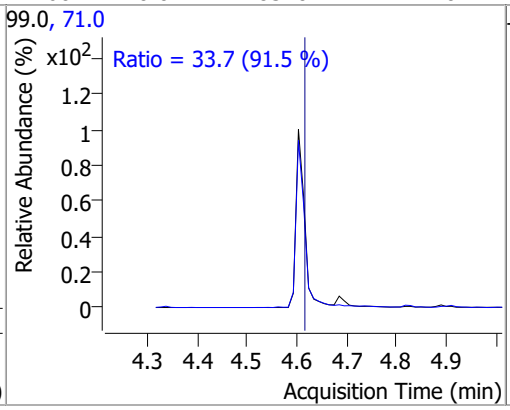

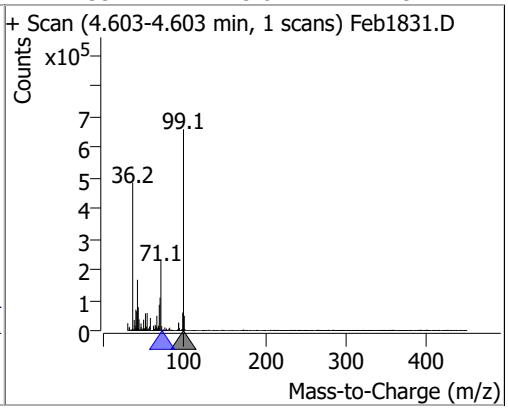

Compound	Conc.	RT	Dev(Min)	Resp.	QIon	QRatio	Lower	Upper
Phenol	39.6263	4.62	0.00	495899	66.0	51.8	31.7	58.9

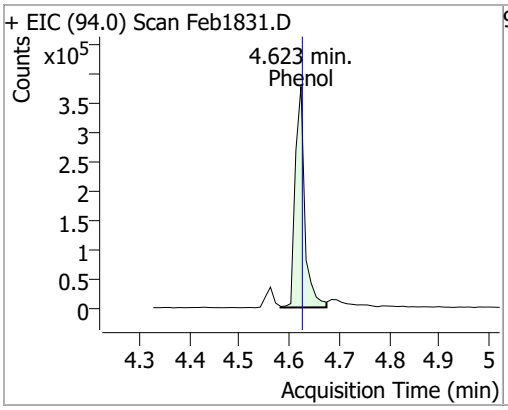

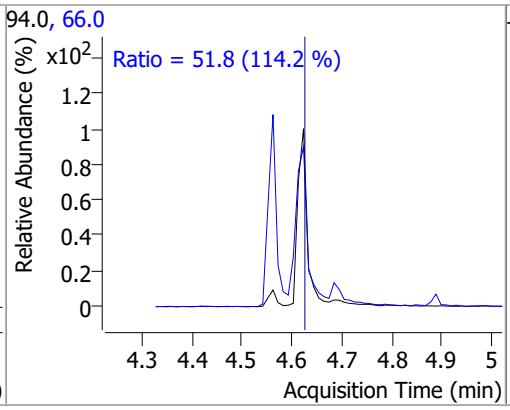

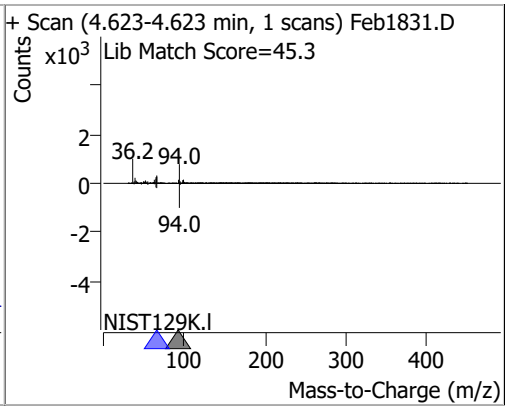

Compound	Conc.	RT	Dev(Min)	Resp.	QIon	QRatio	Lower	Upper
bis(-2-Chloroethyl)Ether	68.1702	4.63	-0.01	584493	64.0	11.5	7.6	14.1

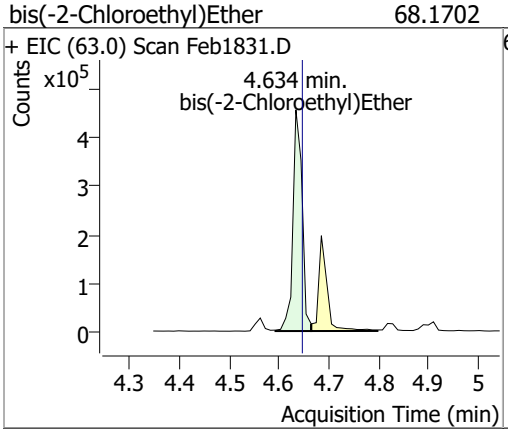

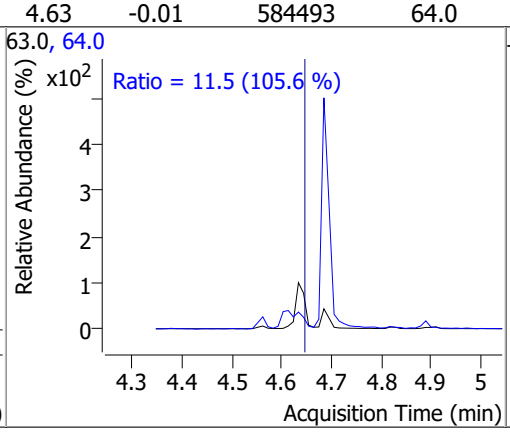

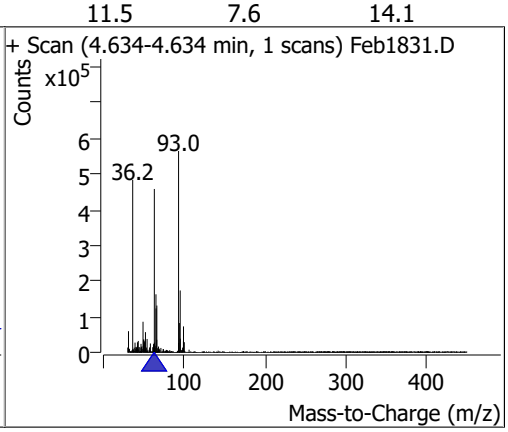

Compound	Conc.	RT	Dev(Min)	Resp.	QIon	QRatio	Lower	Upper
2-Chlorophenol	64.8925	4.68	-0.01	659543	130.0	31.7	22.7	42.2

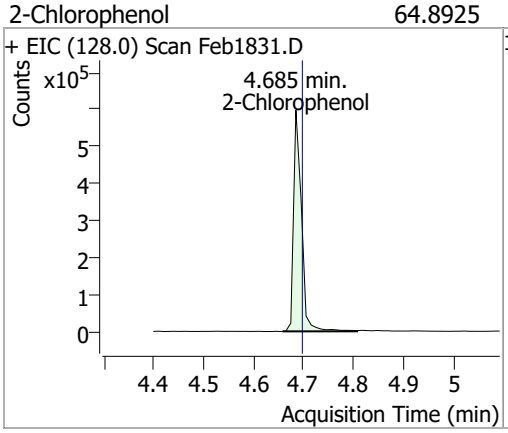

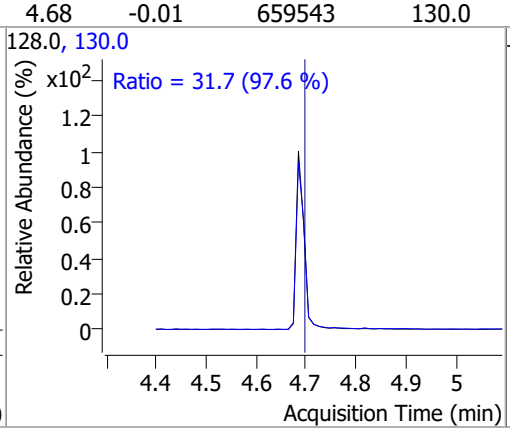

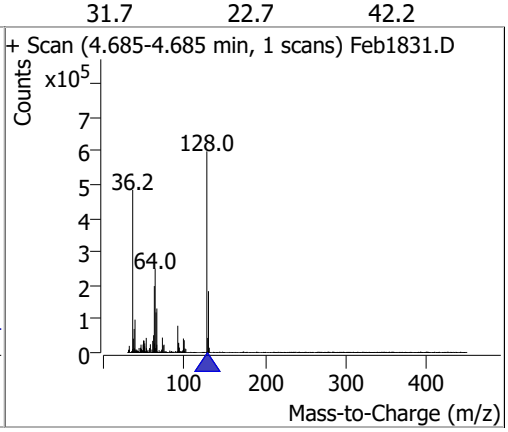

Compound	Conc.	RT	Dev(Min)	Resp.	QIon	QRatio	Lower	Upper
1,3-Dichlorobenzene	59.1248	4.83	0.00	778225	148.0	63.2	44.6	82.8
					111.0	35.7	25.3	47.0

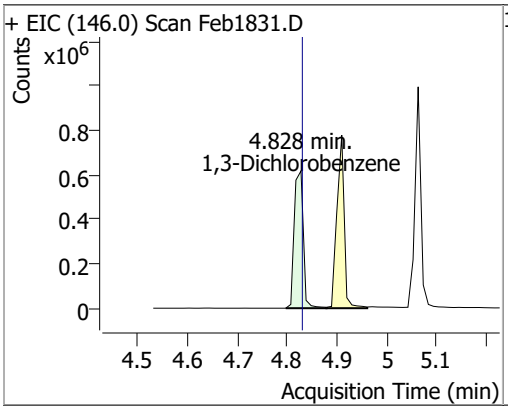

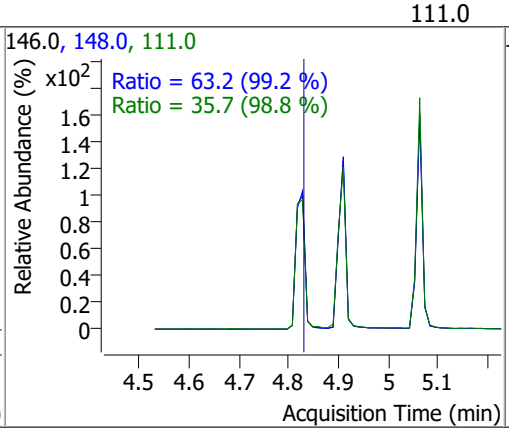

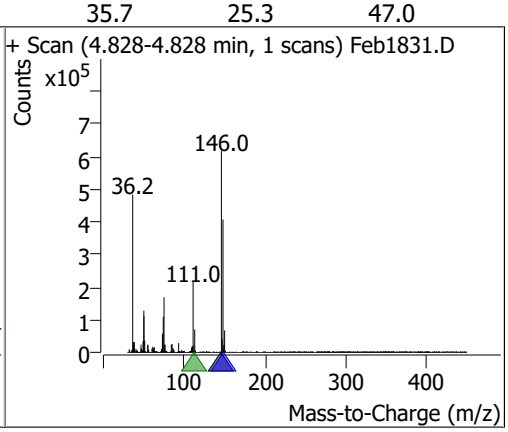

Compound	Conc.	RT	Dev(Min)	Resp.	QIon	QRatio	Lower	Upper
1,4-Dichlorobenzene	59.4746	4.91	0.00	792459	148.0	65.2	45.6	84.8
					111.0	36.4	25.2	46.8

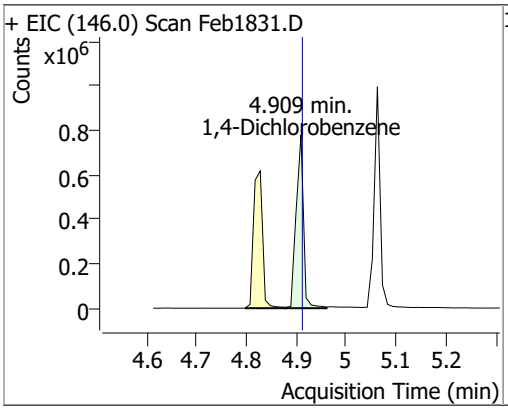

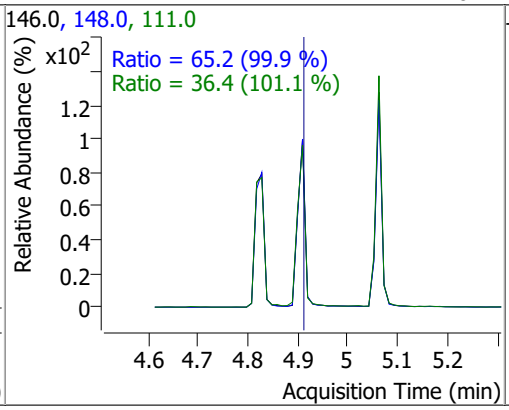

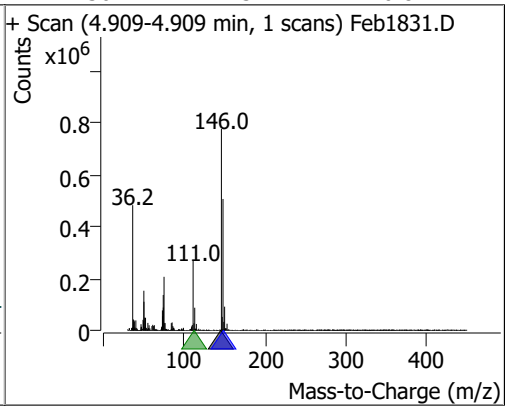

Compound	Conc.	RT	Dev(Min)	Resp.	QIon	QRatio	Lower	Upper
1,2-Dichlorobenzene	63.5307	5.06	0.00	811241 (m)	148.0	62.2	45.1	83.8
					111.0	38.0	26.1	48.5

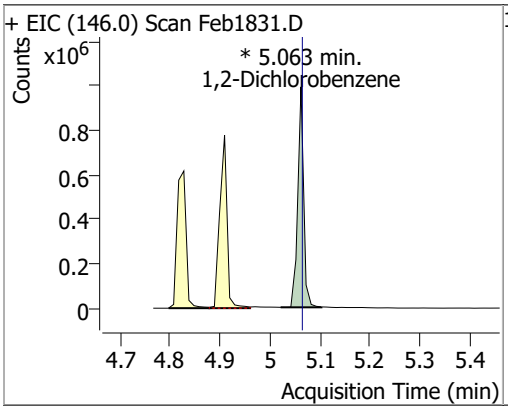

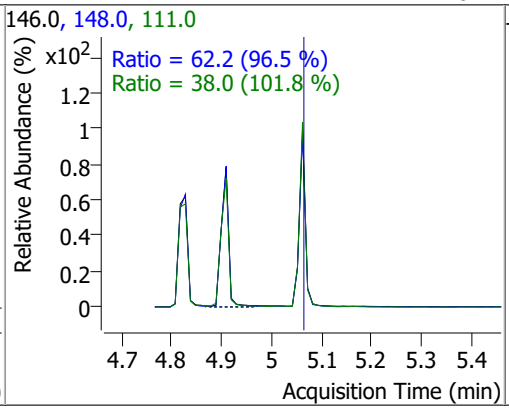

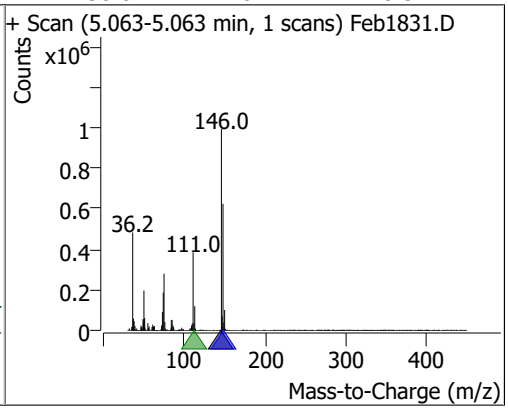

Compound	Conc.	RT	Dev(Min)	Resp.	QIon	QRatio	Lower	Upper
Benzyl Alcohol	62.4539	5.08	0.00	307826	79.0	115.6	83.5	155.1
					107.0	70.5	49.3	91.6

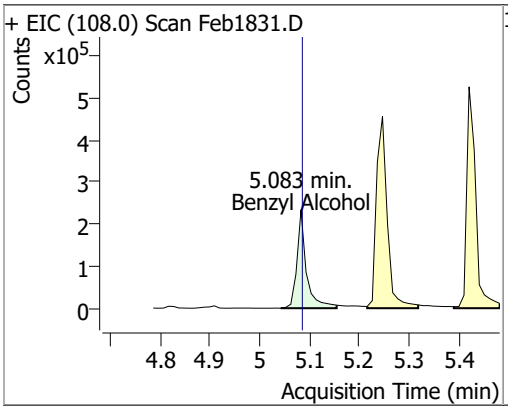

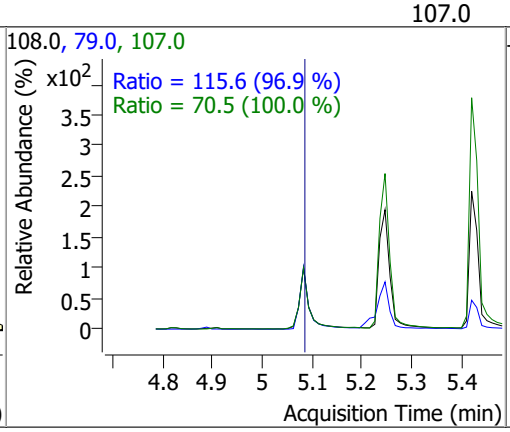

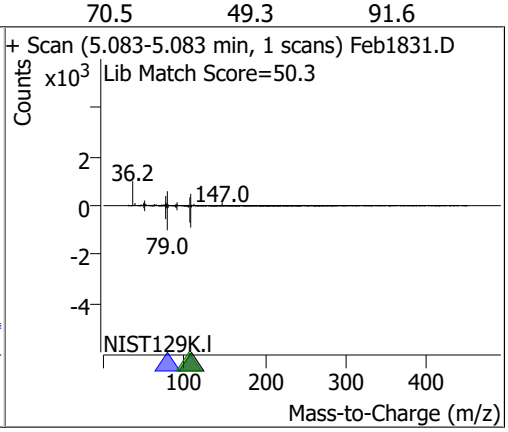

Compound	Conc.	RT	Dev(Min)	Resp.	QIon	QRatio	Lower	Upper
bis(2-chloroisopropyl)Ether	63.8406	5.22	-0.01	218980	123.0	30.5	22.5	41.8

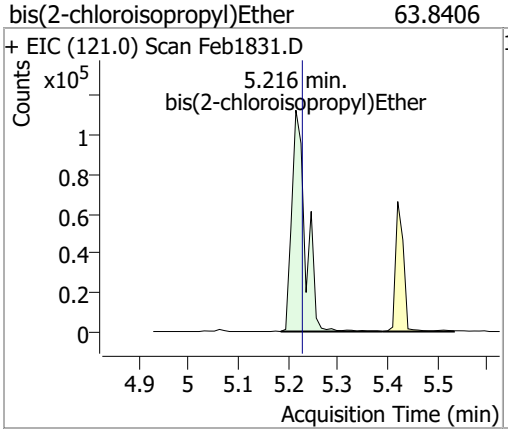

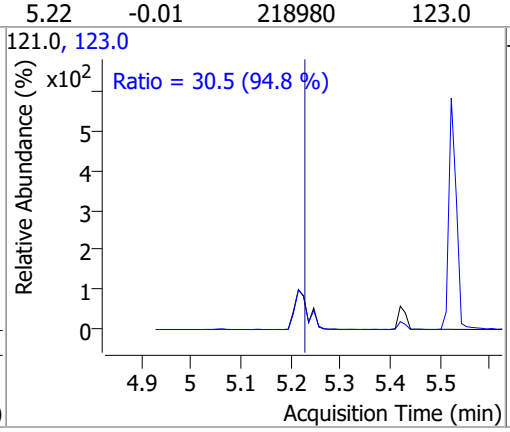

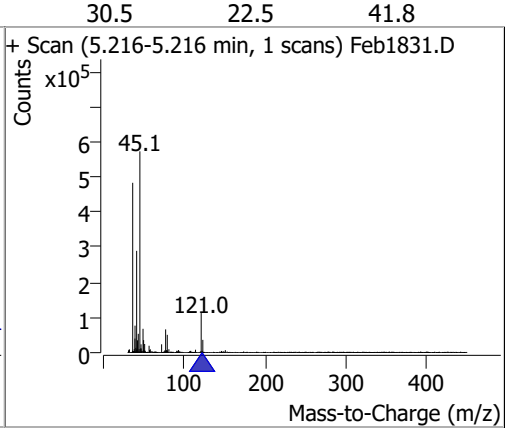

Compound	Conc.	RT	Dev(Min)	Resp.	QIon	QRatio	Lower	Upper
2-Methylphenol	68.6384	5.25	0.00	604920	108.0	112.2	81.5	151.4

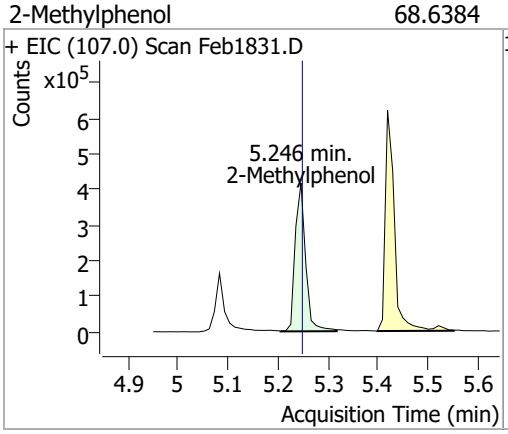

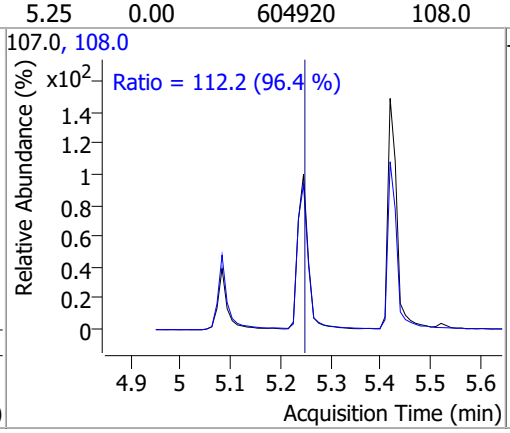

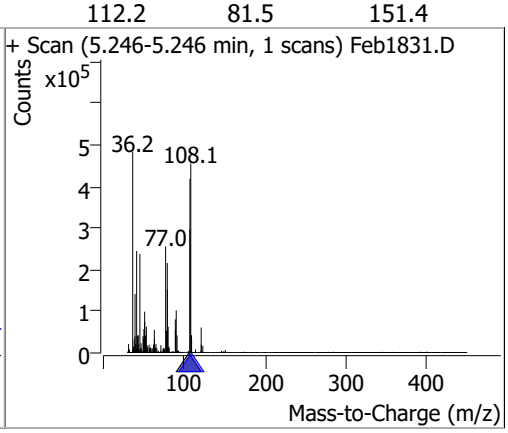

Compound	Conc.	RT	Dev(Min)	Resp.	QIon	QRatio	Lower	Upper
N-nitroso-Di-n-propylamine	84.3299	5.37	0.00	514334	130.0	20.1	0.0	38.8

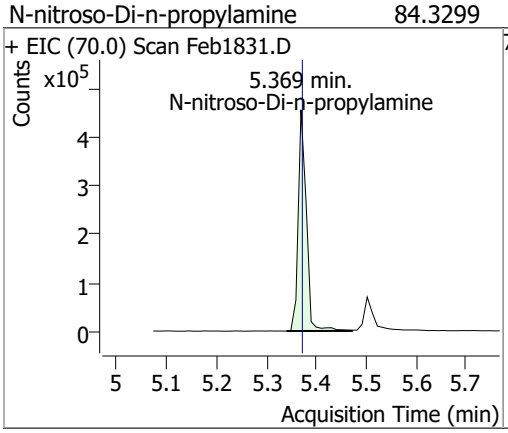

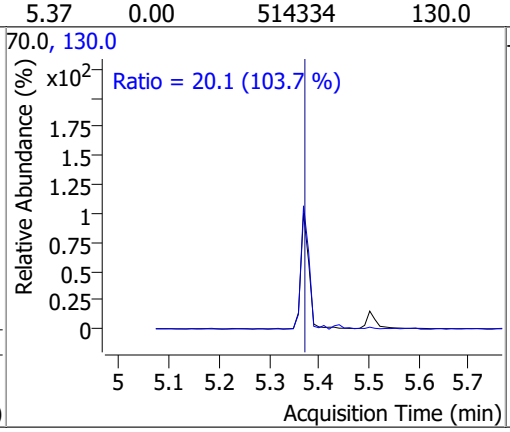

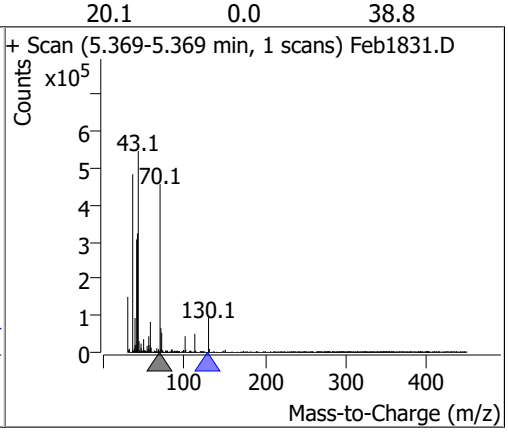

Compound	Conc.	RT	Dev(Min)	Resp.	QIon	QRatio	Lower	Upper
4Methylphenol/3Methylphenol	65.5220	5.42	-0.01	790063	108.0	81.7	58.8	109.1

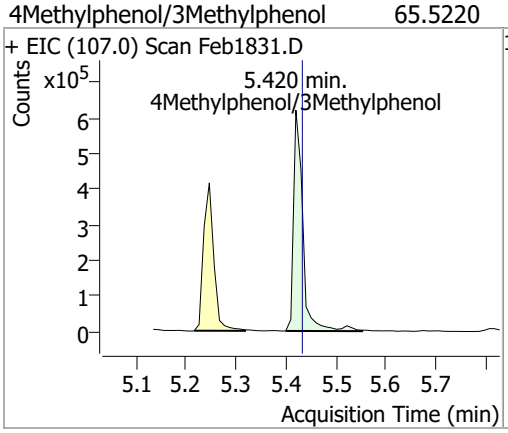

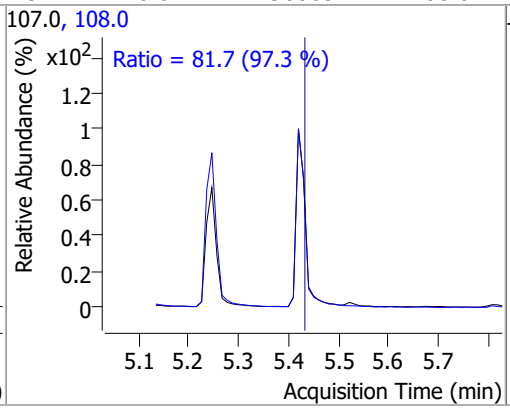

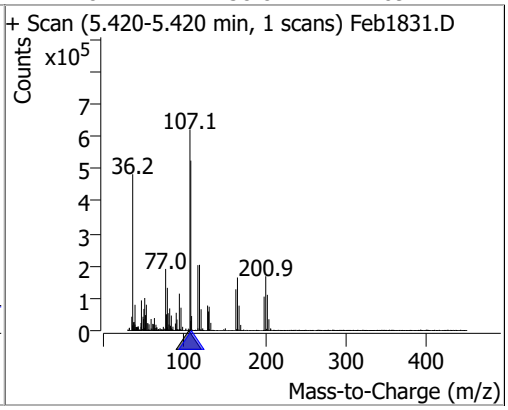

Compound	Conc.	RT	Dev(Min)	Resp.	QIon	QRatio	Lower	Upper
Hexachloroethane	57.0944	5.42	-0.01	219630	201.0	89.8	63.5	118.0
					199.0	54.8	39.8	74.0

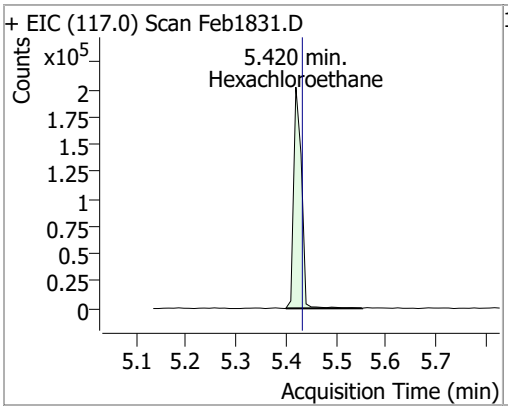

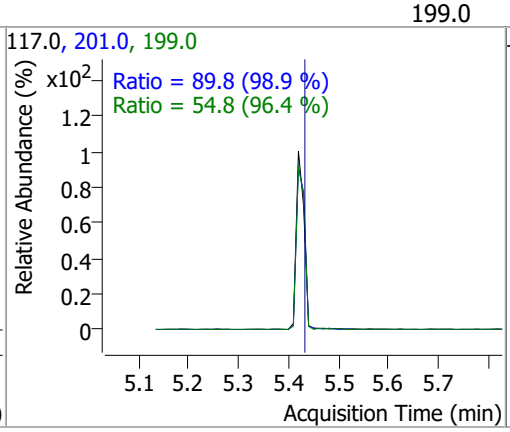

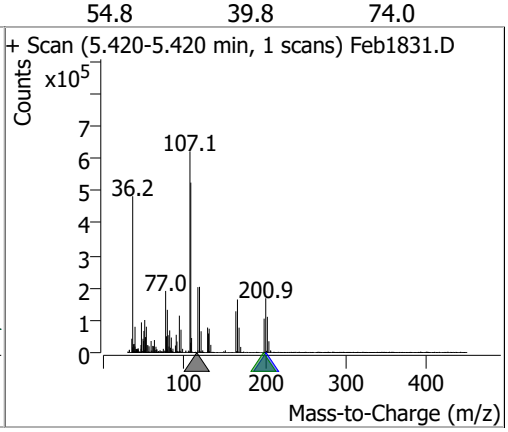

Compound	Conc.	RT	Dev(Min)	Resp.	QIon	QRatio	Lower	Upper
Nitrobenzene-d5	70.1329	5.50	0.00	443653	54.0	62.4	46.3	86.0
					128.0	46.8	34.1	63.3

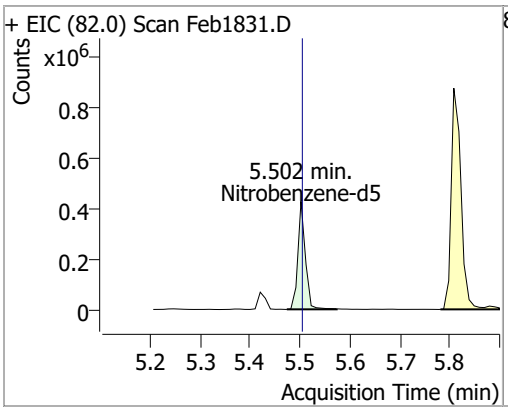

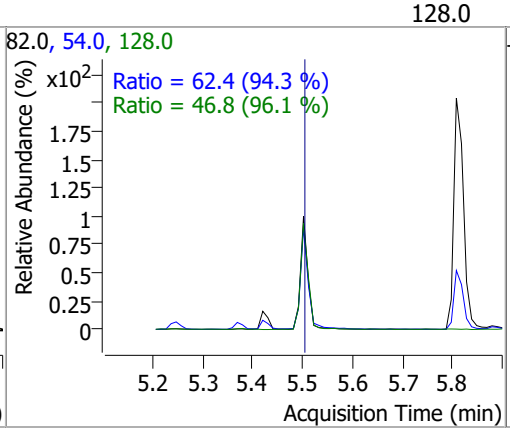

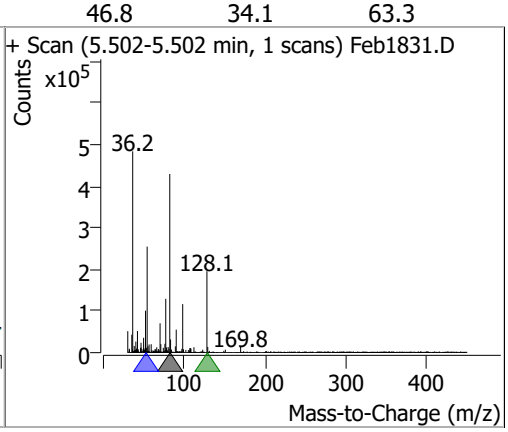

Compound	Conc.	RT	Dev(Min)	Resp.	QIon	QRatio	Lower	Upper
Nitrobenzene	68.8597	5.52	0.00	221791	77.0	207.8	148.9	276.5
					51.0	129.2	91.7	170.3

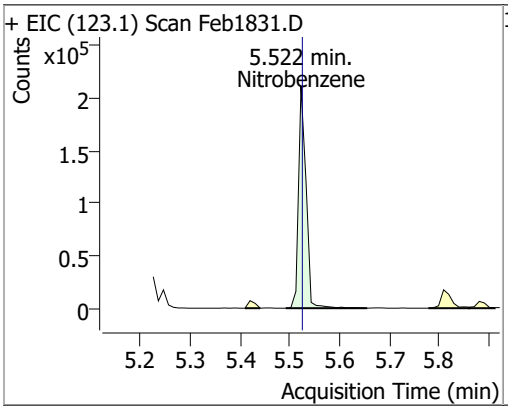

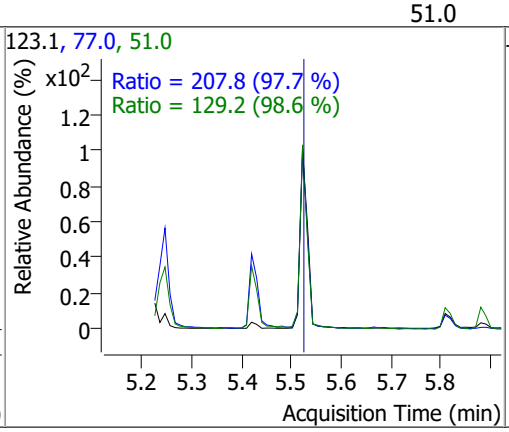

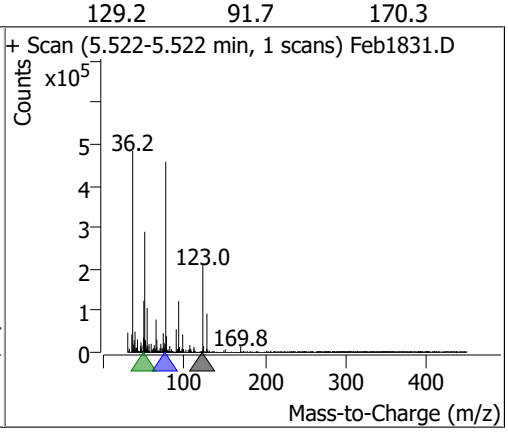

Compound	Conc.	RT	Dev(Min)	Resp.	QIon	QRatio	Lower	Upper
Isophorone	81.4010	5.81	-0.01	1207022	138.0	20.5	14.8	27.5

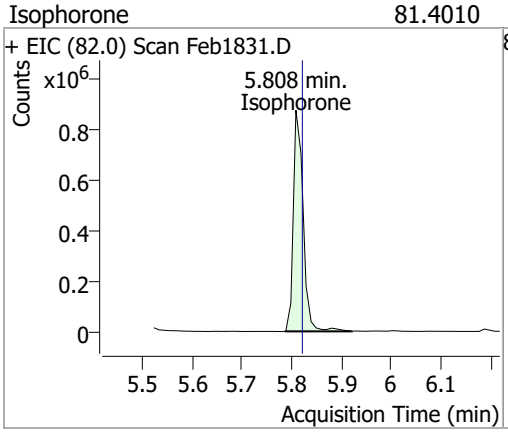

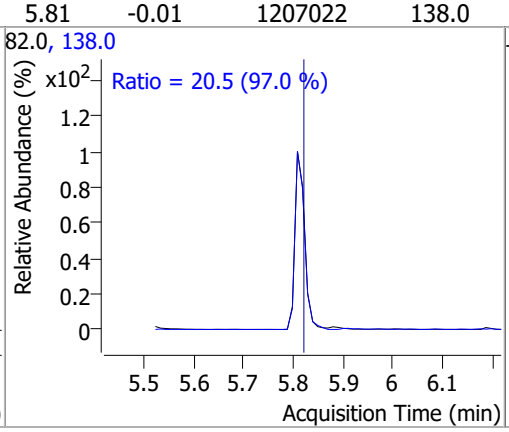

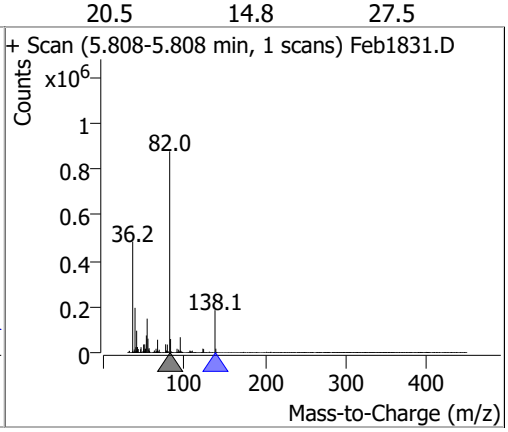

Compound	Conc.	RT	Dev(Min)	Resp.	QIon	QRatio	Lower	Upper
2-Nitrophenol	77.1918	5.88	0.00	255413	65.0	48.0	34.2	63.4
					109.0	39.3	24.6	45.8

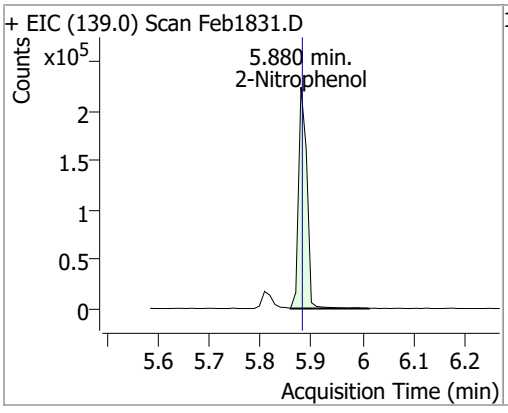

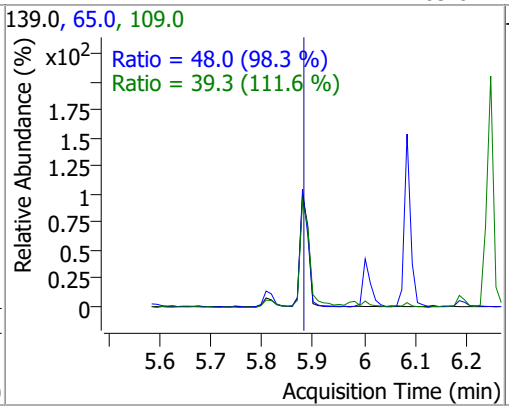

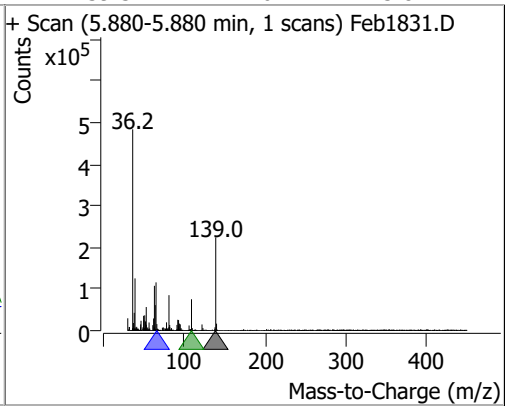

Compound	Conc.	RT	Dev(Min)	Resp.	QIon	QRatio	Lower	Upper
2,4-Dimethylphenol	70.0442	6.00	0.00	485652	107.0	115.1	76.6	142.3
					77.0	31.9	23.8	44.2

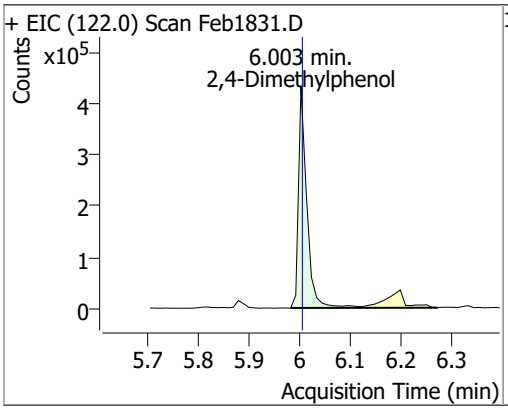

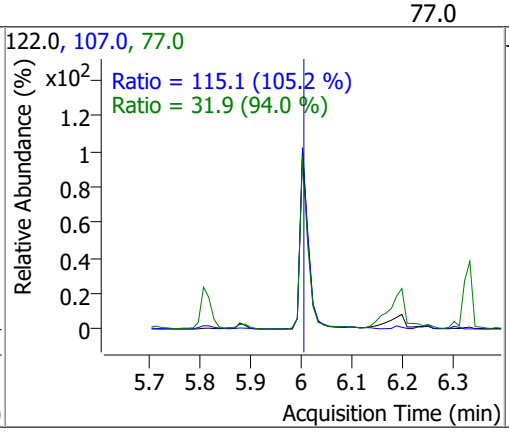

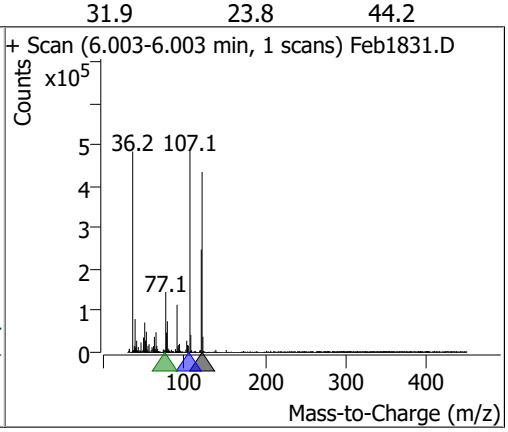

Compound	Conc.	RT	Dev(Min)	Resp.	QIon	QRatio	Lower	Upper
bis(-2-Chloroethoxy)Methane	76.9991	6.08	0.00	664529	63.0	73.1	47.7	88.6
					95.0	32.0	22.3	41.5

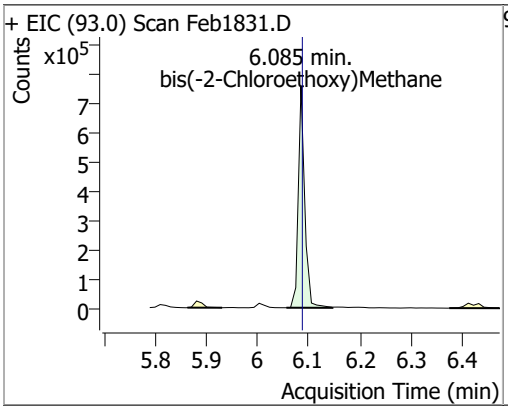

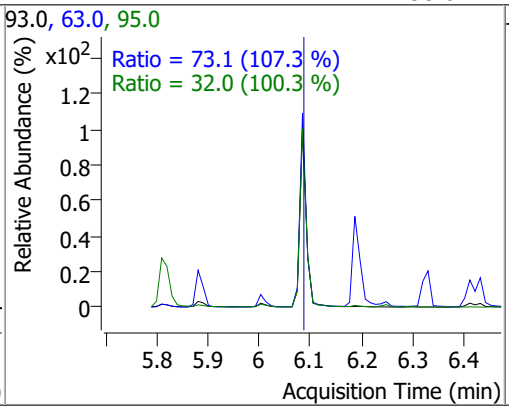

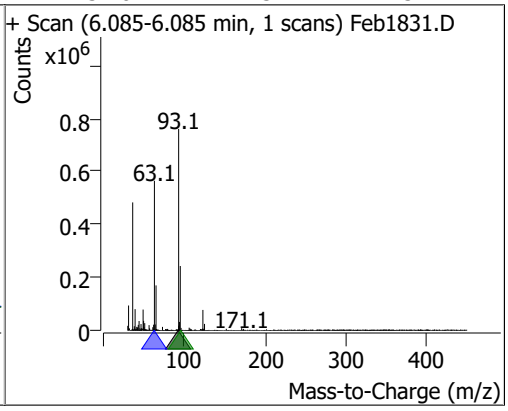

Compound	Conc.	RT	Dev(Min)	Resp.	QIon	QRatio	Lower	Upper
2,4-Dichlorophenol	75.1768	6.19	0.00	495459	164.0	63.0	45.5	84.5
					98.0	33.2	20.0	37.1

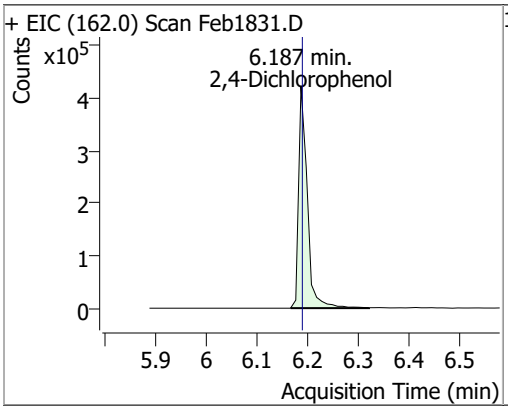

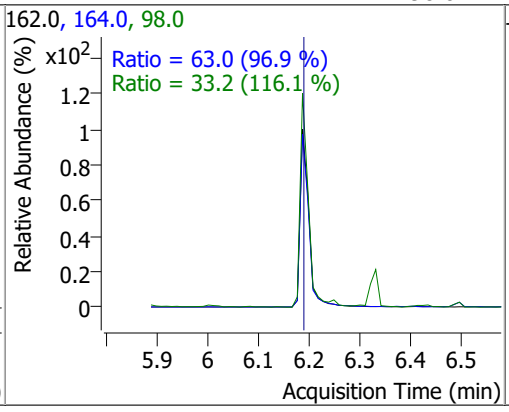

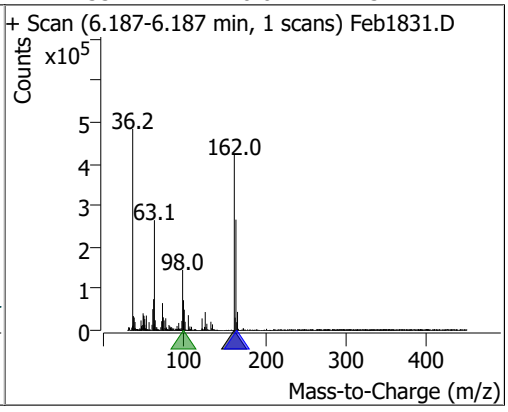

Compound	Conc.	RT	Dev(Min)	Resp.	QIon	QRatio	Lower	Upper
Benzoic Acid	32.4640	6.20	-0.04	98422	122.0	98.9	59.9	111.2
					77.0	81.3	42.3	78.5

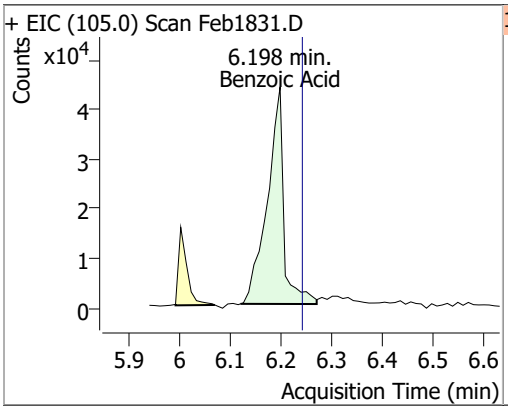

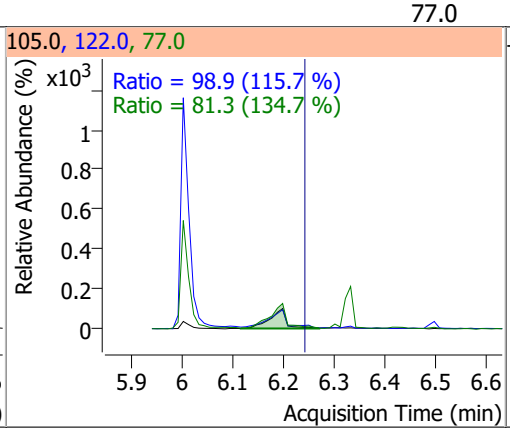

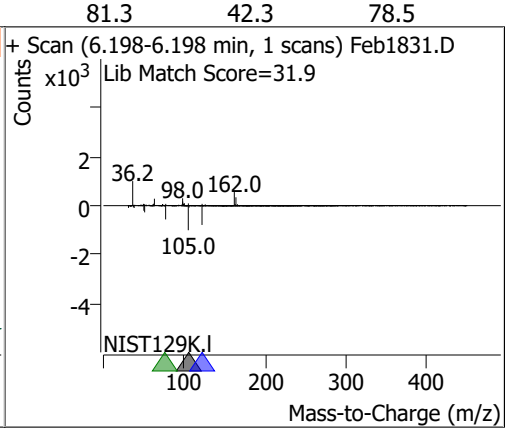

Compound	Conc.	RT	Dev(Min)	Resp.	QIon	QRatio	Lower	Upper
1,2,4-Trichlorobenzene	72.0935	6.25	0.00	572310	182.0	94.8	66.2	122.9
					145.0	28.4	20.1	37.3

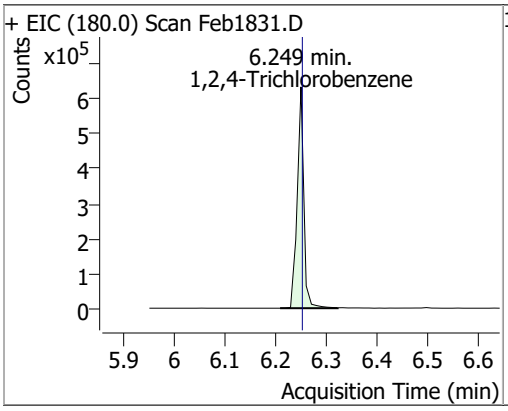

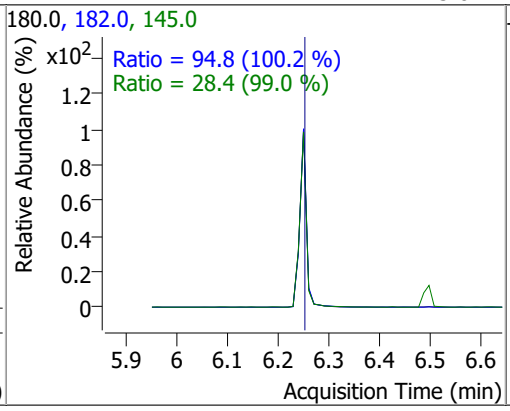

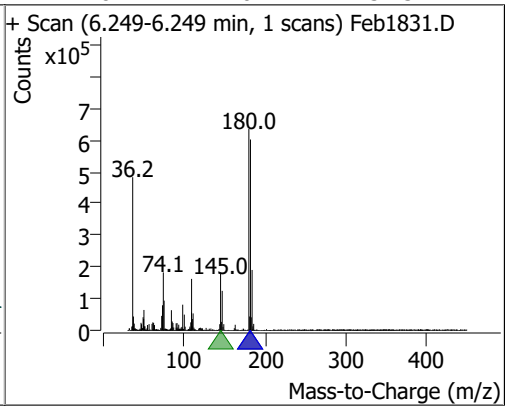

Compound	Conc.	RT	Dev(Min)	Resp.	QIon	QRatio	Lower	Upper
Naphthalene	76.4488	6.33	0.00	1802251	129.0	10.6	8.0	14.9
					102.0	9.9	6.9	12.9

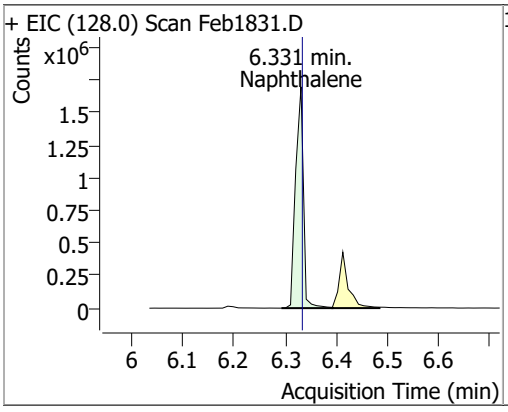

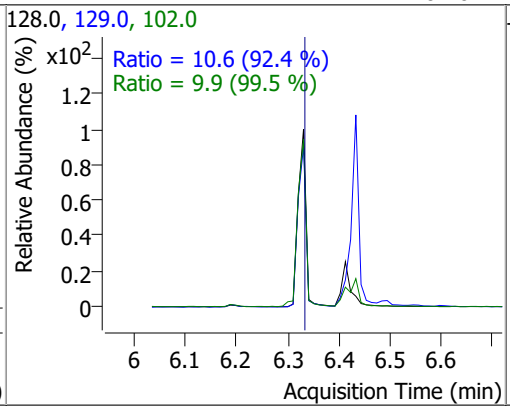

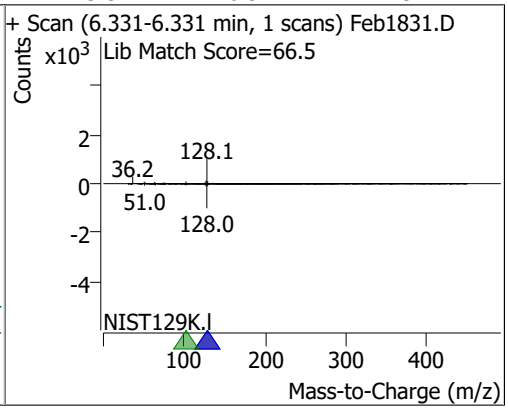

Compound	Conc.	RT	Dev(Min)	Resp.	QIon	QRatio	Lower	Upper
4-Chlorophenol	67.8853	6.41	0.00	167710	128.0	320.1	221.4	411.2

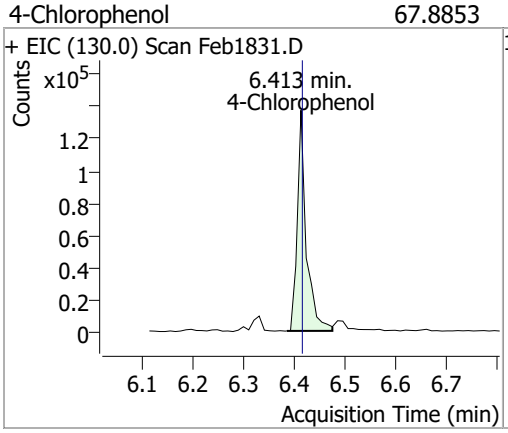

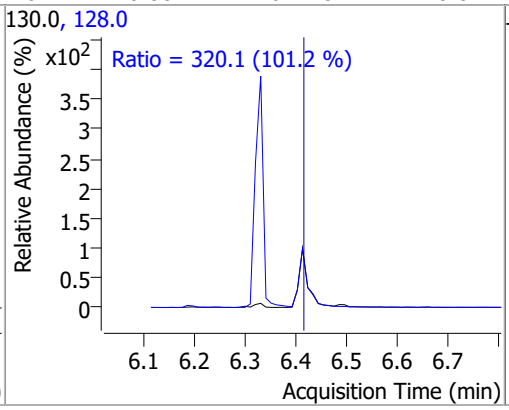

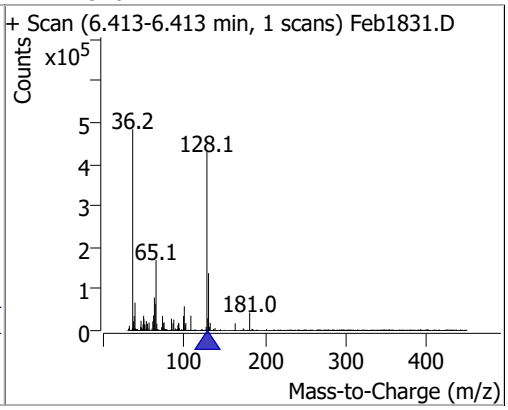

Compound	Conc.	RT	Dev(Min)	Resp.	QIon	QRatio	Lower	Upper
p-Chloroaniline	65.9299	6.43	0.00	609515	65.0	61.3	42.1	78.2
					129.0	37.3	26.3	48.9

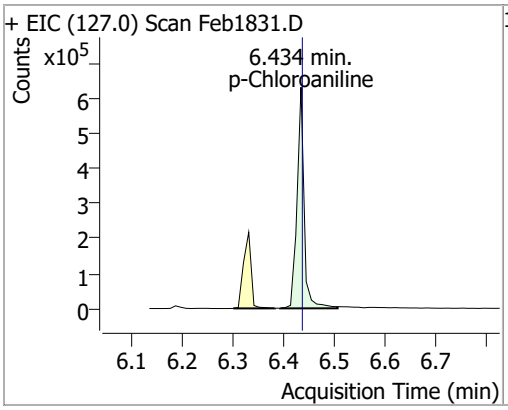

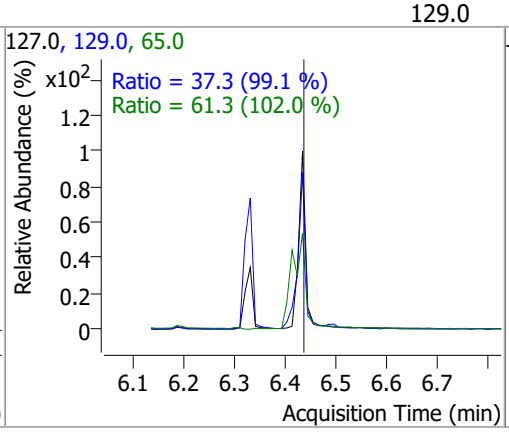

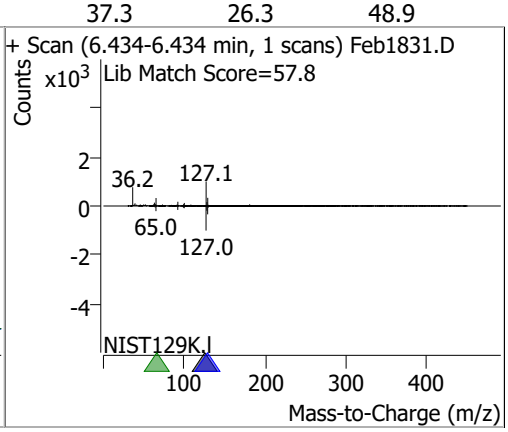

Compound	Conc.	RT	Dev(Min)	Resp.	QIon	QRatio	Lower	Upper
Hexachlorobutadiene	67.2817	6.50	0.00	275506	227.0	62.5	46.0	85.4
					223.0	63.5	45.0	83.6

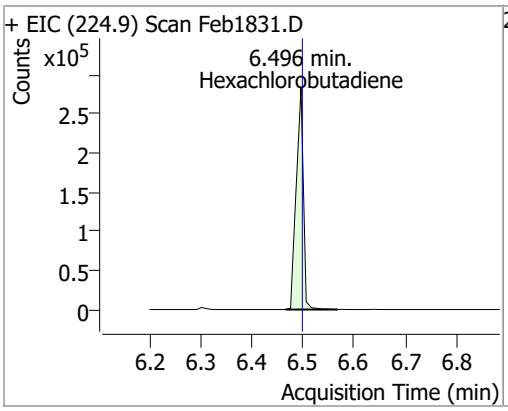

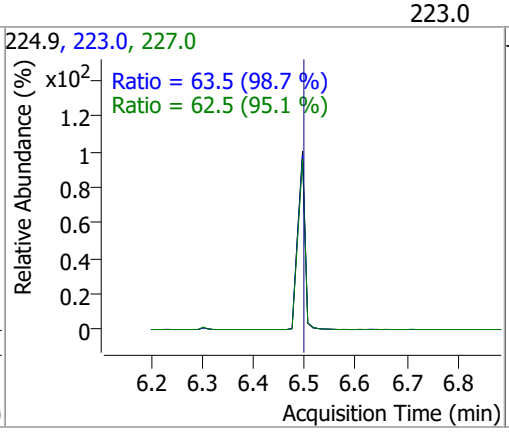

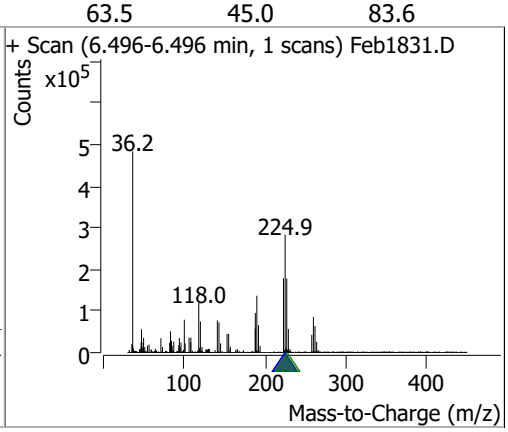

Compound	Conc.	RT	Dev(Min)	Resp.	QIon	QRatio	Lower	Upper
4-Chloro-2-Methylphenol	77.8398	6.94	0.00	476086 (m)	144.0	26.5	19.4	36.1

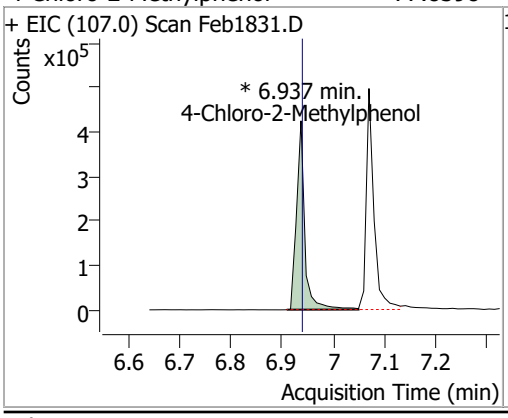

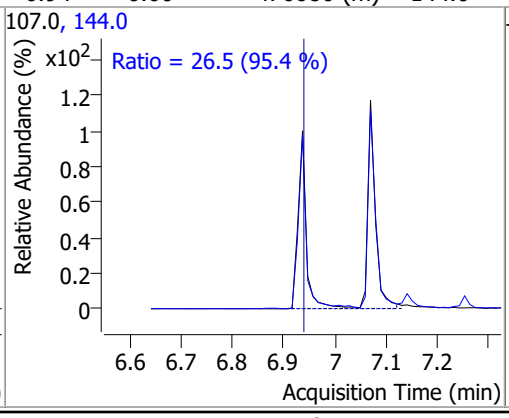

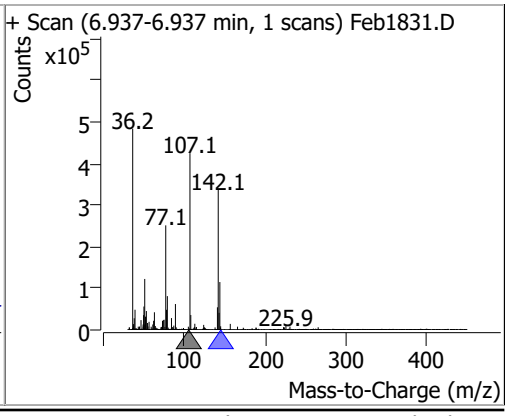

Compound	Conc.	RT	Dev(Min)	Resp.	QIon	QRatio	Lower	Upper
4-Chloro-3-Methylphenol	81.0534	7.07	0.00	517256 (m)	144.0	26.7	19.1	35.5

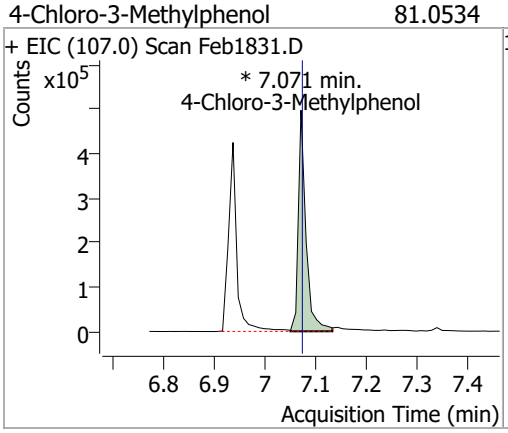

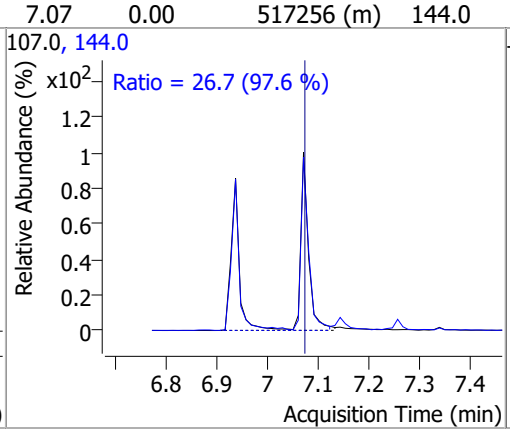

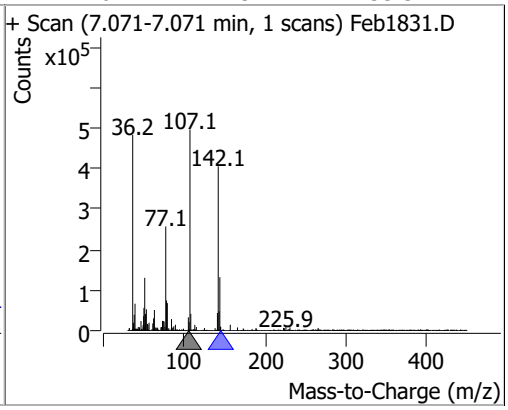

Compound	Conc.	RT	Dev(Min)	Resp.	QIon	QRatio	Lower	Upper
2-Methylnaphthalene	79.9060	7.14	0.00	1064963	142.0	119.3	83.8	155.7
					115.0	40.6	29.2	54.3

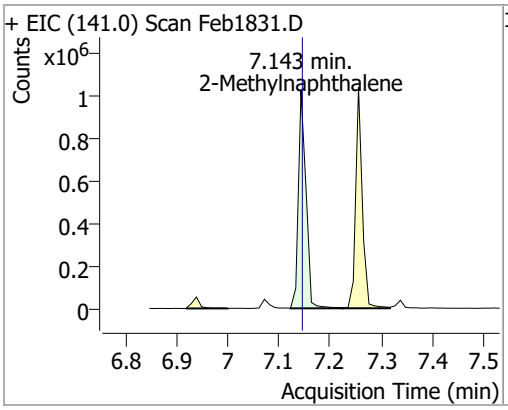

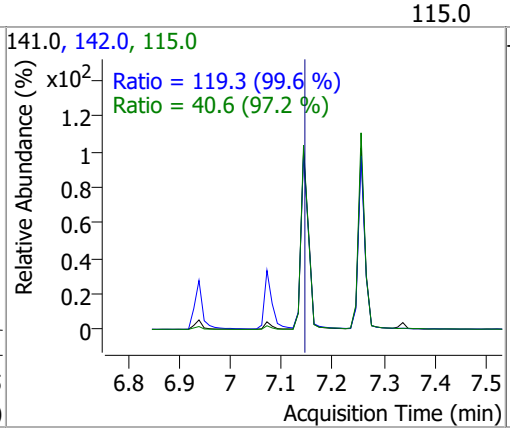

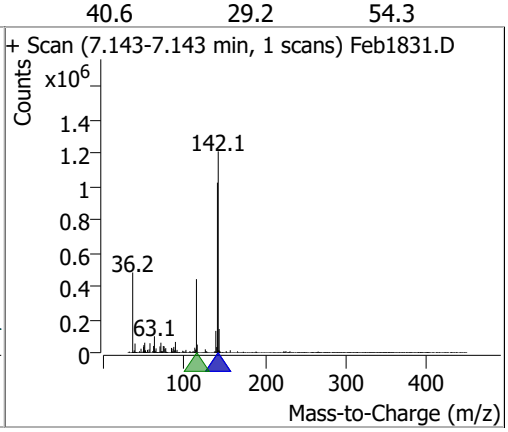

Compound	Conc.	RT	Dev(Min)	Resp.	QIon	QRatio	Lower	Upper
1-Methylnaphthalene	72.7346	7.26	0.00	944734	142.0	114.3	79.8	148.2
					115.0	44.2	28.9	53.7

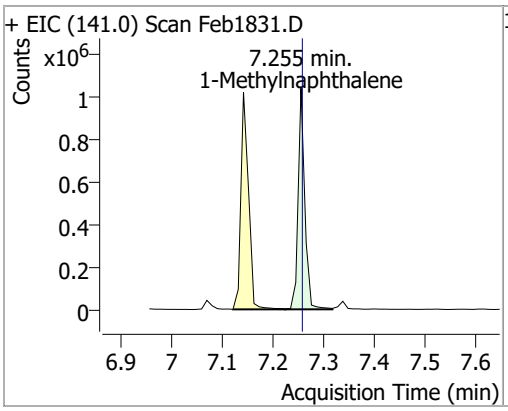

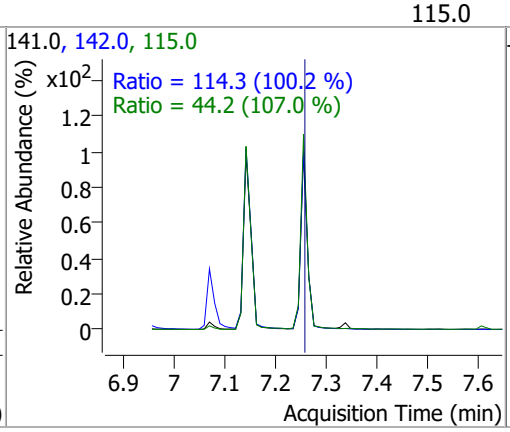

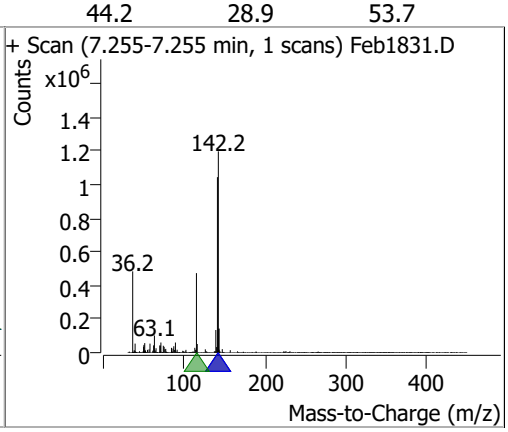

Compound	Conc.	RT	Dev(Min)	Resp.	QIon	QRatio	Lower	Upper
Hexachlorocyclopentadiene	65.1477	7.34	0.00	163861	234.9	64.7	45.2	84.0
					238.9	66.6	44.6	82.9

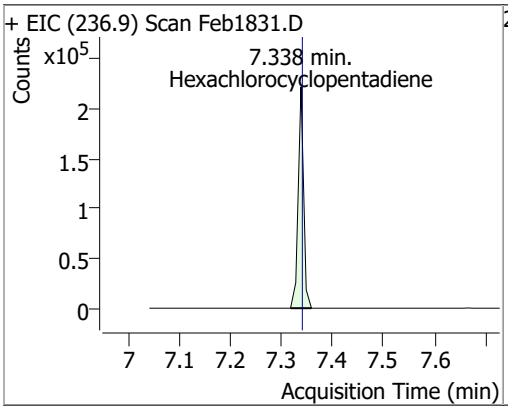

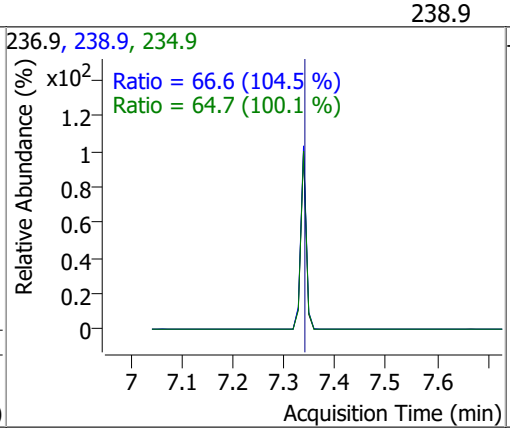

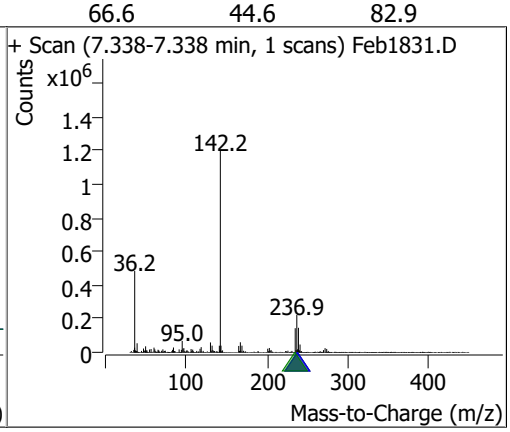

Compound	Conc.	RT	Dev(Min)	Resp.	QIon	QRatio	Lower	Upper
2,4,6-Trichlorophenol	83.7141	7.52	0.00	373062	198.0	96.8	67.6	125.5

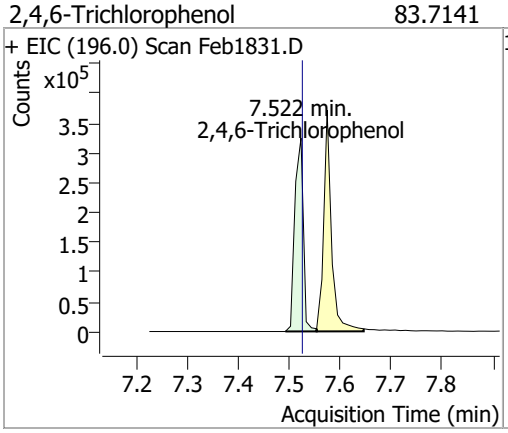

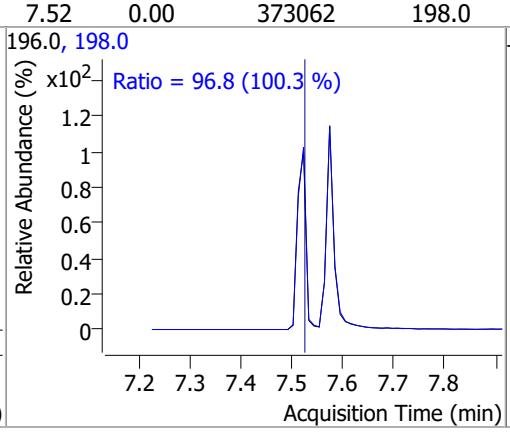

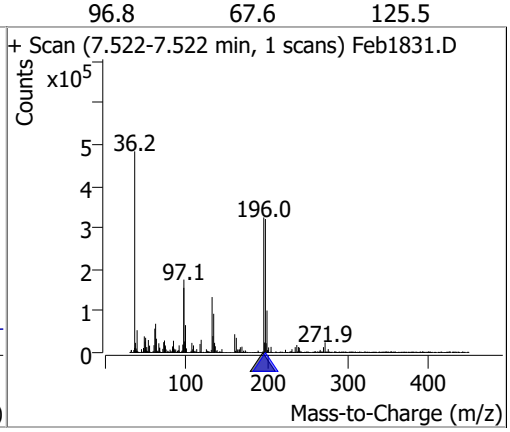

Compound	Conc.	RT	Dev(Min)	Resp.	QIon	QRatio	Lower	Upper
2,4,5-Trichlorophenol	79.4501	7.57	0.00	395034	198.0	97.3	63.2	117.3

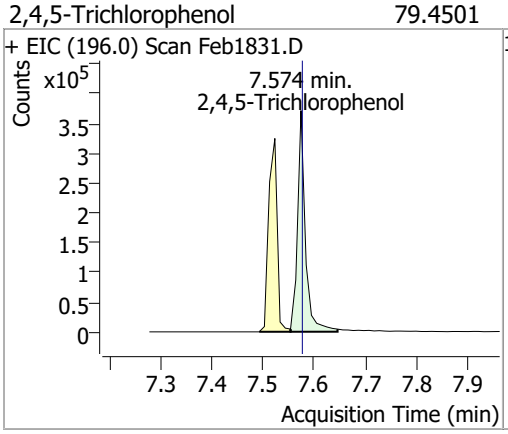

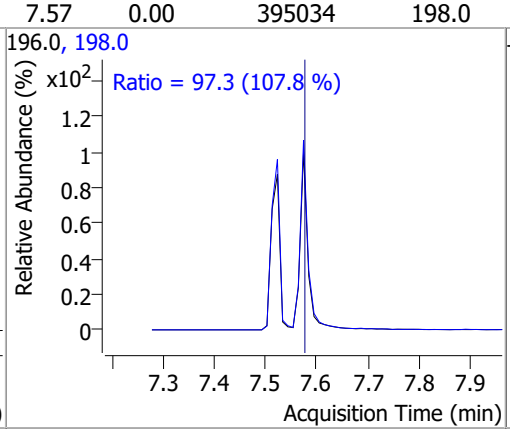

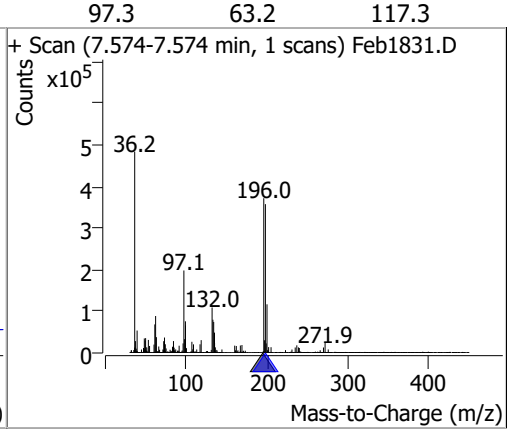

Compound	Conc.	RT	Dev(Min)	Resp.	QIon	QRatio	Lower	Upper
2-Fluorobiphenyl	69.5275	7.60	0.00	1253248	171.0	33.2	24.0	44.5

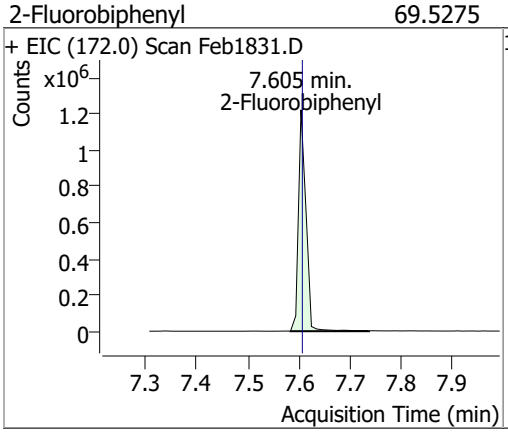

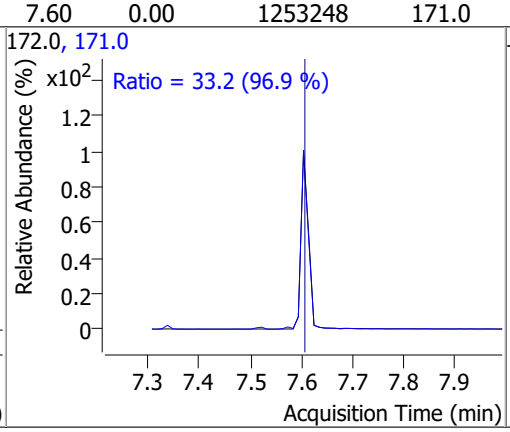

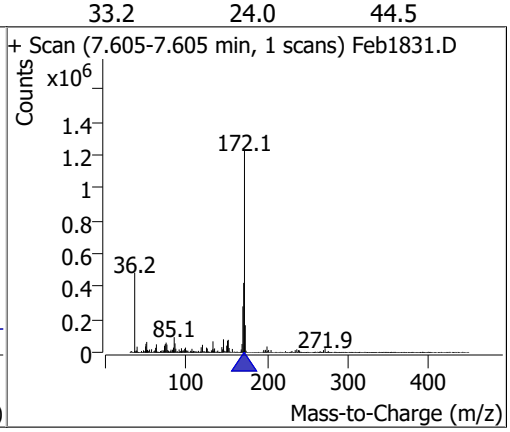

Compound	Conc.	RT	Dev(Min)	Resp.	QIon	QRatio	Lower	Upper
2-Chloronaphthalene	84.1843	7.72	0.00	1274660	127.0	37.6	25.1	46.7
					164.0	32.6	22.5	41.7

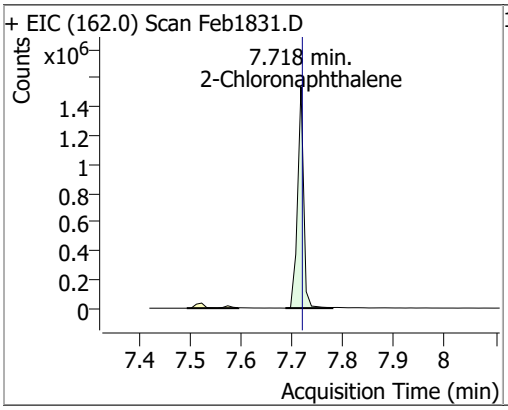

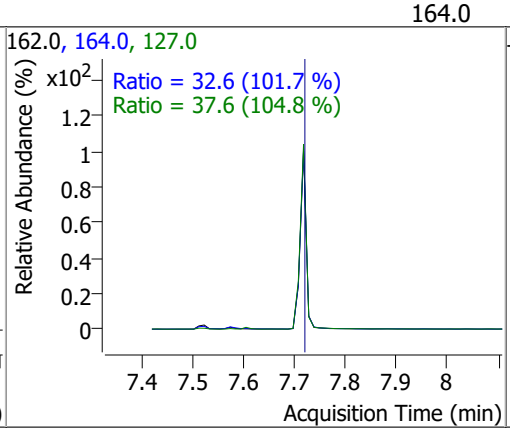

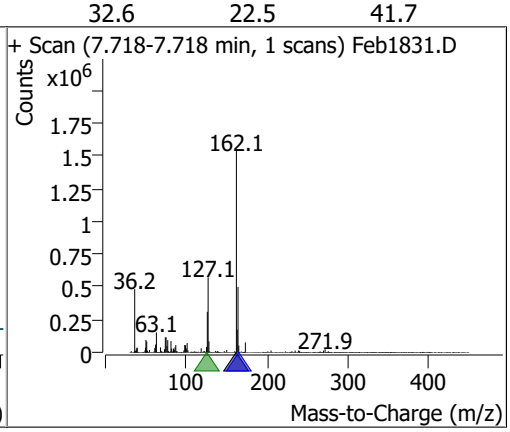

Compound	Conc.	RT	Dev(Min)	Resp.	QIon	QRatio	Lower	Upper
2-Nitroaniline	79.3698	7.88	0.00	214500	138.0	117.6	77.4	143.7

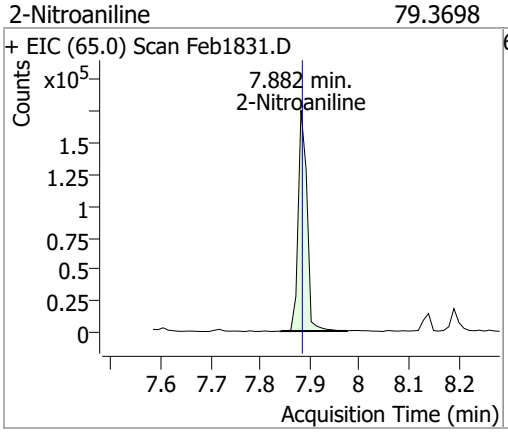

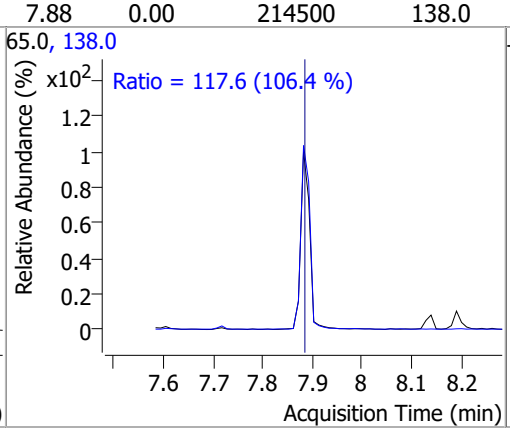

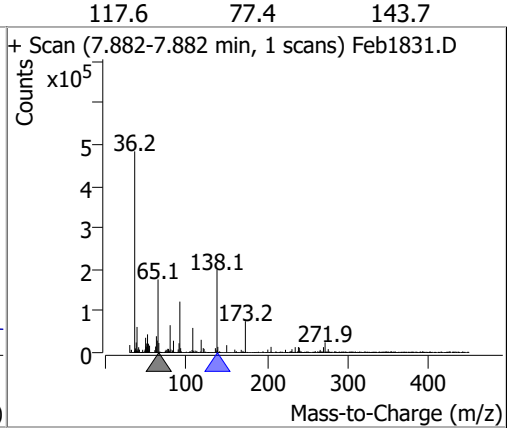

Compound	Conc.	RT	Dev(Min)	Resp.	QIon	QRatio	Lower	Upper
Dimethyl Phthalate	96.7684	8.14	0.00	1497561	77.0	20.0	13.8	25.7

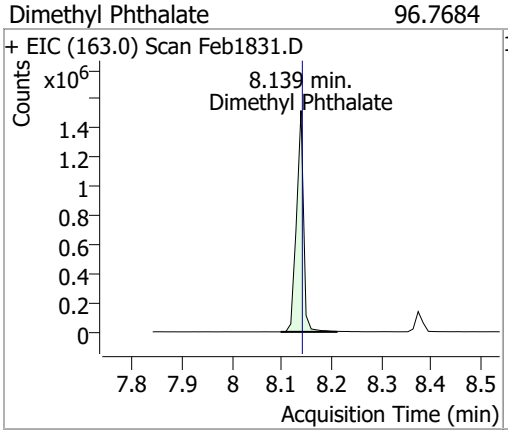

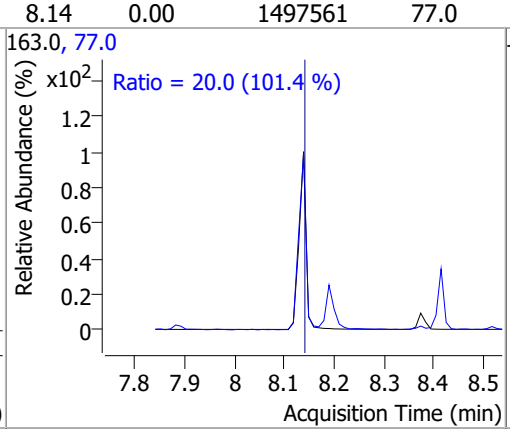

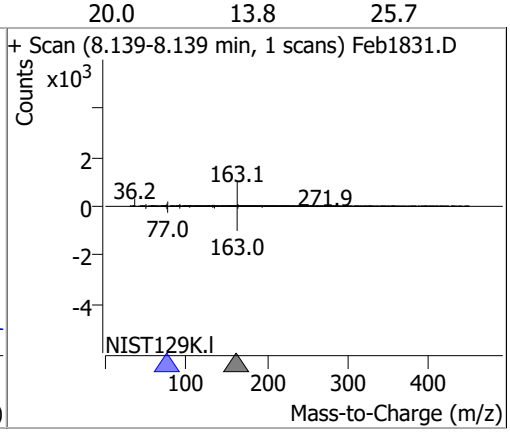

Compound	Conc.	RT	Dev(Min)	Resp.	QIon	QRatio	Lower	Upper
2,6-Dinitrotoluene	78.8887	8.19	0.00	165026 (m)	63.0	136.1	99.5	184.8
					89.0	65.9	43.3	80.3

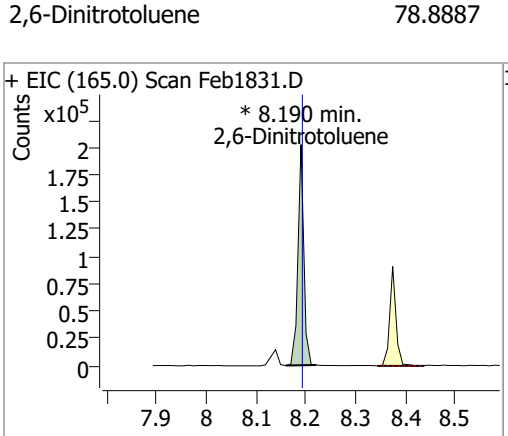

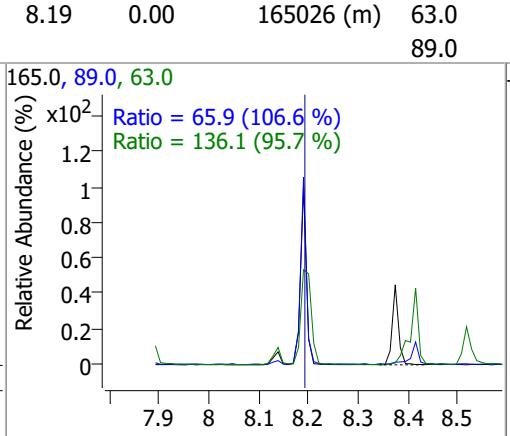

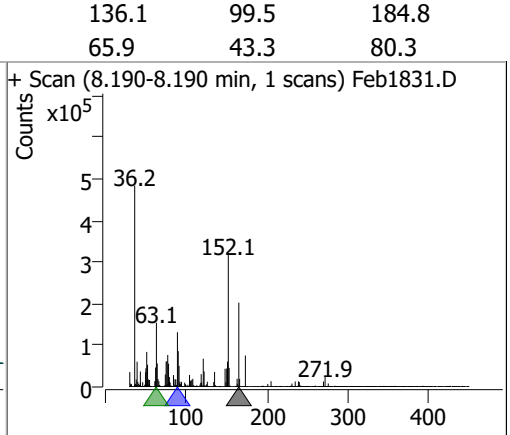

Compound	Conc.	RT	Dev(Min)	Resp.	QIon	QRatio	Lower	Upper
Acenaphthylene	75.3724	8.20	0.00	1825247	153.1	13.8	9.6	17.7

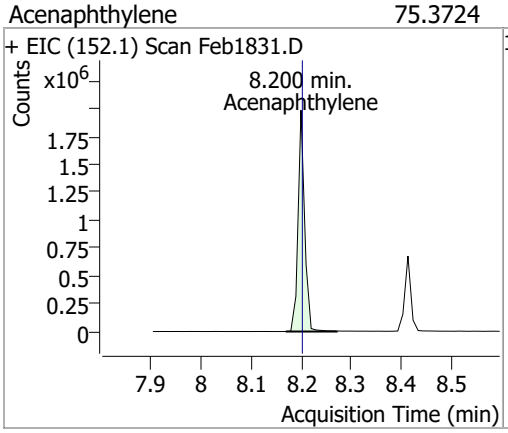

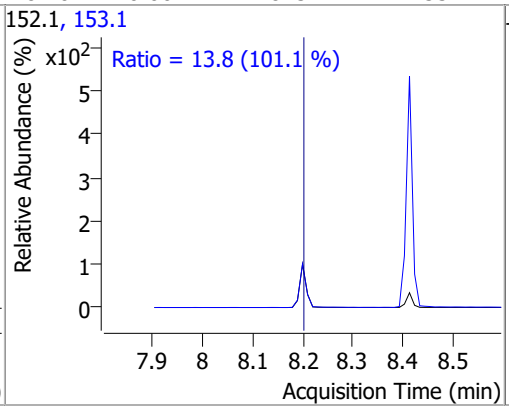

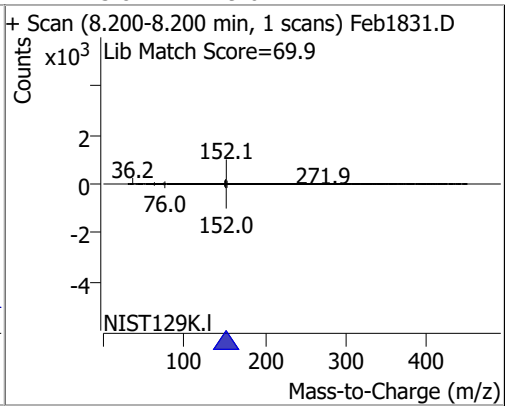

Compound	Conc.	RT	Dev(Min)	Resp.	QIon	QRatio	Lower	Upper
3-Nitroaniline	73.3441	8.39	0.00	173115	65.0	134.1	90.4	167.8
					92.0	112.8	74.7	138.7

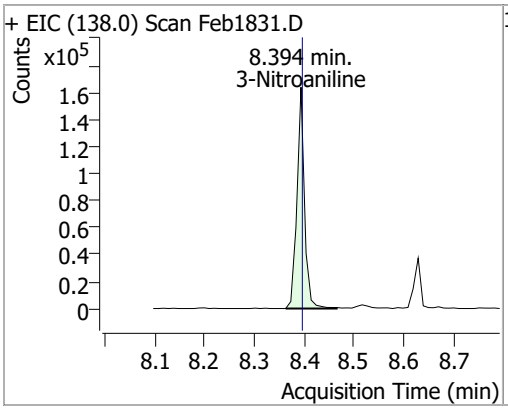

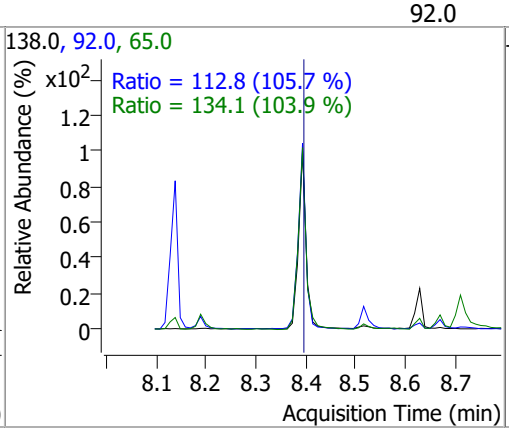

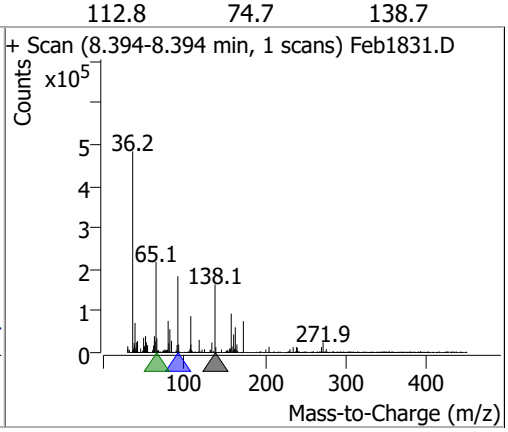

Compound	Conc.	RT	Dev(Min)	Resp.	QIon	QRatio	Lower	Upper
Acenaphthene	83.1184	8.41	0.00	1151810	153.0	106.9	74.5	138.4
					152.0	50.0	36.3	67.4

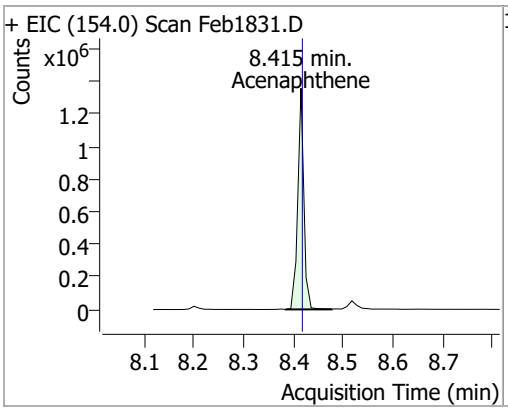

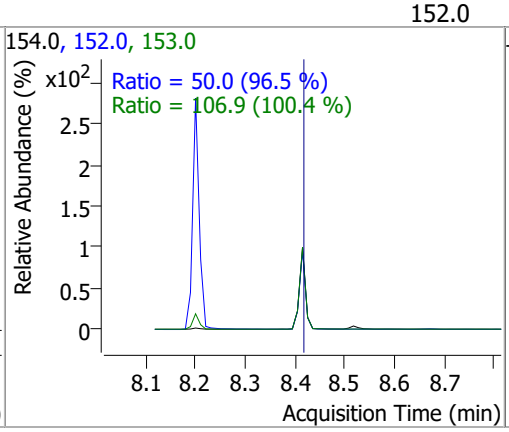

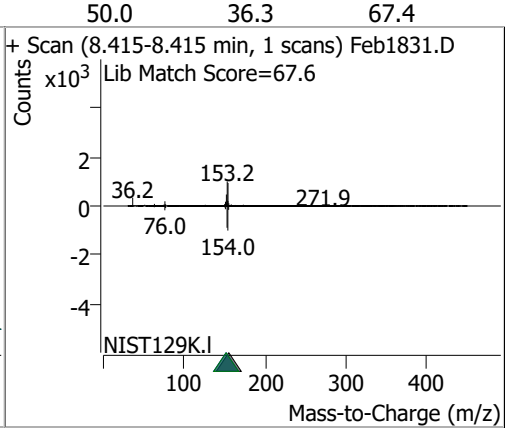

Compound	Conc.	RT	Dev(Min)	Resp.	QIon	QRatio	Lower	Upper
2,4-Dinitrophenol	87.7366	8.52	0.00	94969	154.0	63.3	43.9	81.5

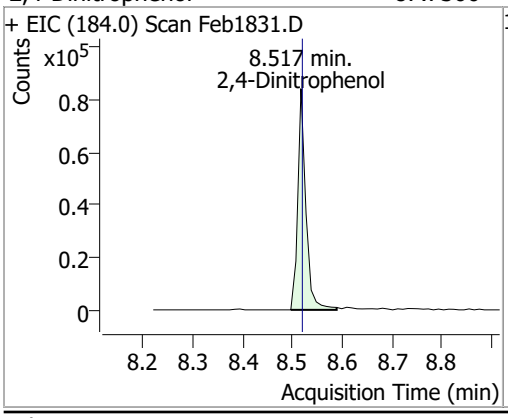

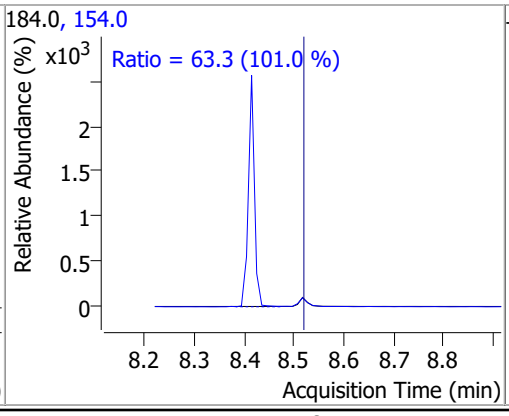

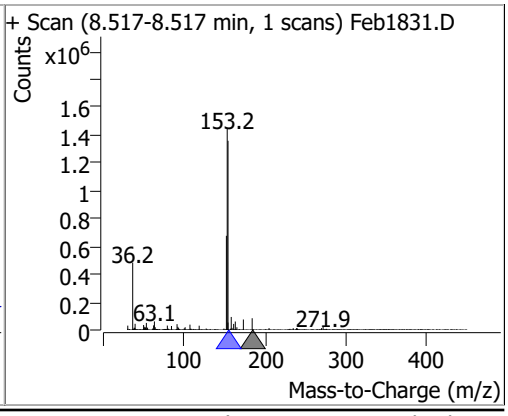

Compound	Conc.	RT	Dev(Min)	Resp.	QIon	QRatio	Lower	Upper
Dibenzofuran	85.2153	8.63	0.00	1927766	139.0	38.4	26.3	48.8

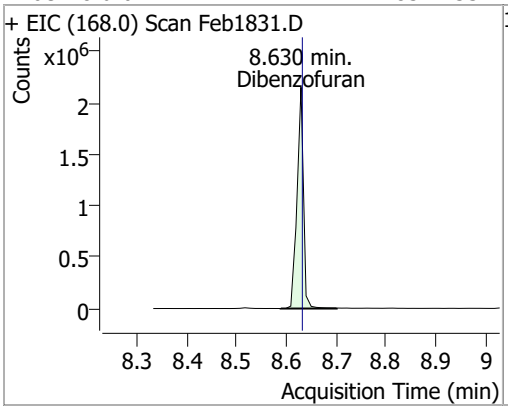

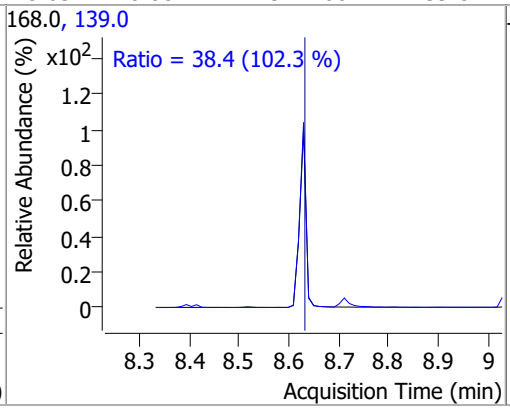

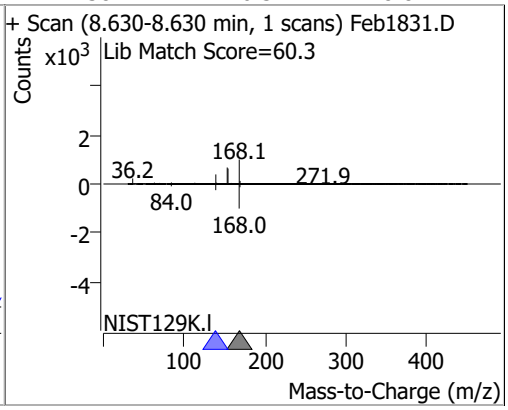

Compound	Conc.	RT	Dev(Min)	Resp.	QIon	QRatio	Lower	Upper
2,4-Dinitrotoluene	88.2941	8.67	0.00	234285	89.0	79.3	55.4	102.9
					63.0	48.8	33.9	62.9

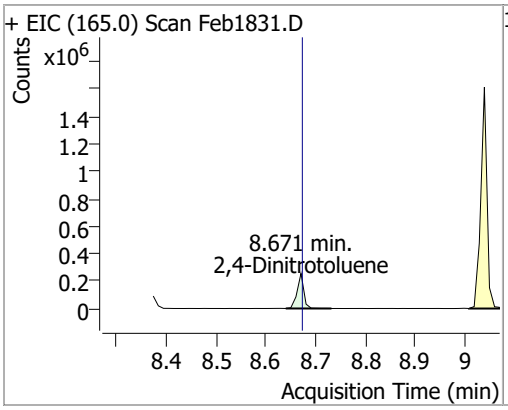

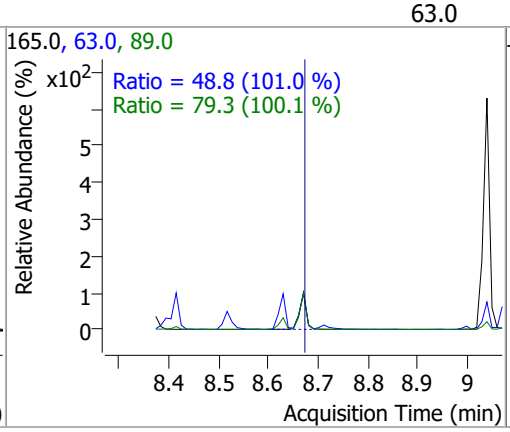

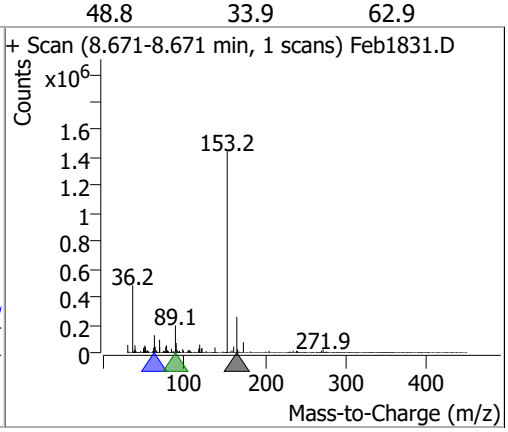

Compound	Conc.	RT	Dev(Min)	Resp.	QIon	QRatio	Lower	Upper
4-Nitrophenol	36.8352	8.71	0.01	87793	65.0	70.0	50.4	93.6
					139.0	70.1	49.8	92.5

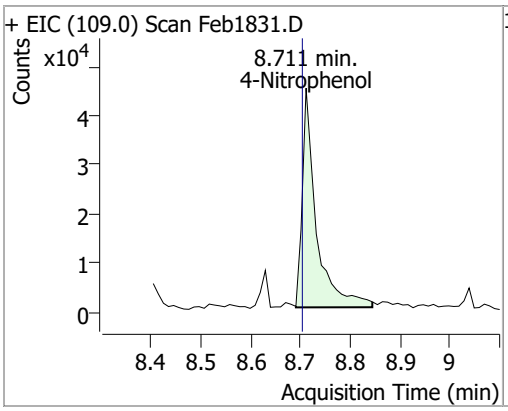

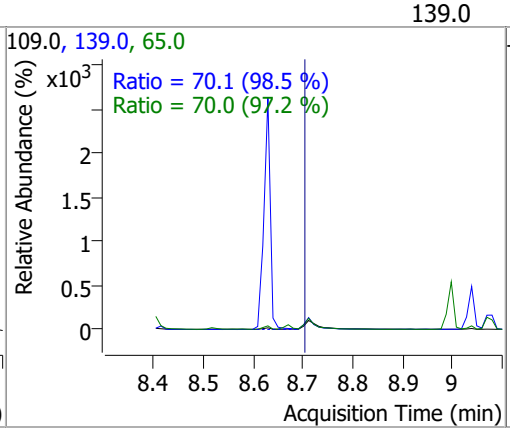

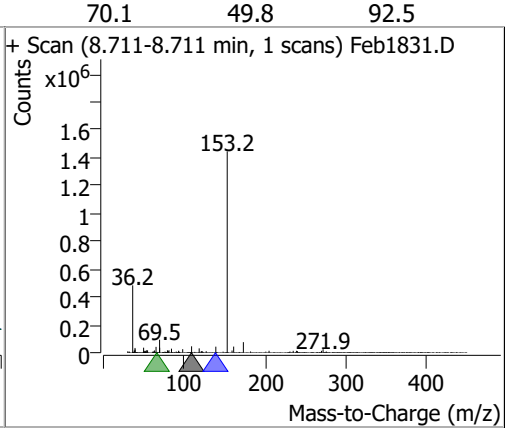

Compound	Conc.	RT	Dev(Min)	Resp.	QIon	QRatio	Lower	Upper
Diethylphthalate	98.8804	9.00	0.00	1594768	177.0	20.7	14.5	27.0
					150.0	12.3	8.7	16.2

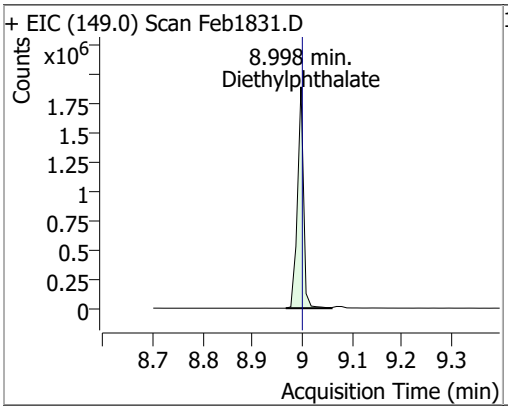

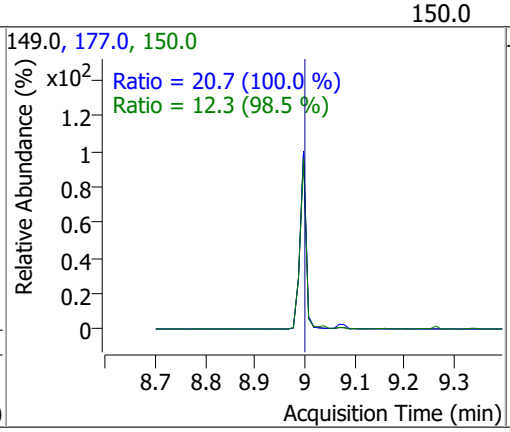

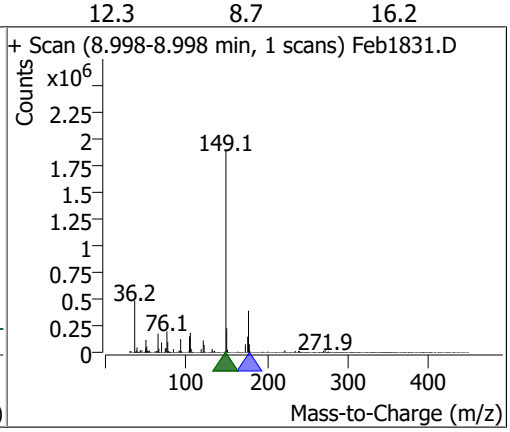

Compound	Conc.	RT	Dev(Min)	Resp.	QIon	QRatio	Lower	Upper
Fluorene	81.4566	9.04	0.00	1483869	165.0	94.9	65.4	121.4
					167.0	13.8	9.6	17.8

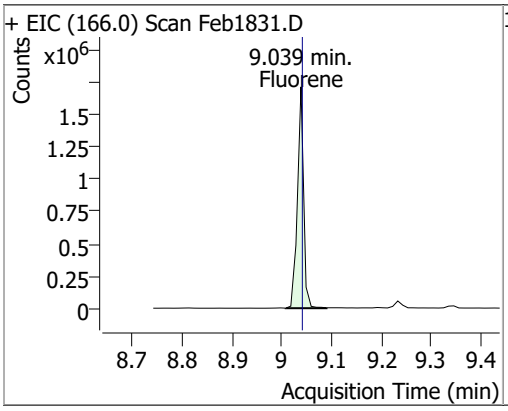

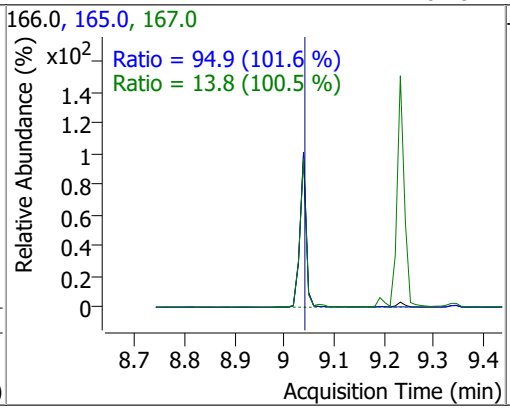

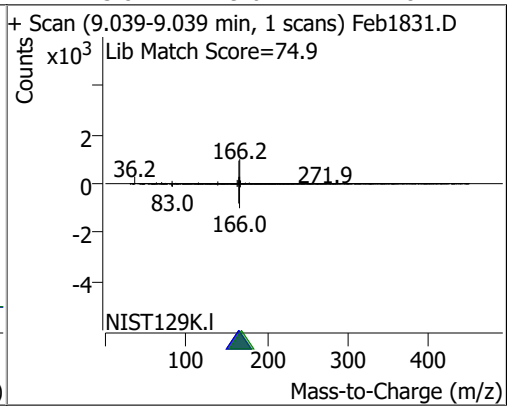

Compound	Conc.	RT	Dev(Min)	Resp.	QIon	QRatio	Lower	Upper
4-Chlorophenyl-phenylether	83.2125	9.08	0.01	684506	141.0	63.5	42.8	79.6
					206.0	34.6	23.6	43.9

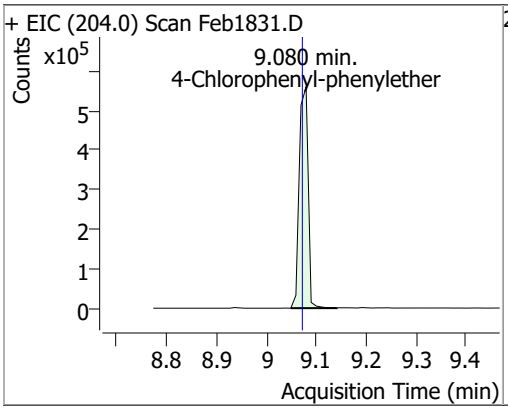

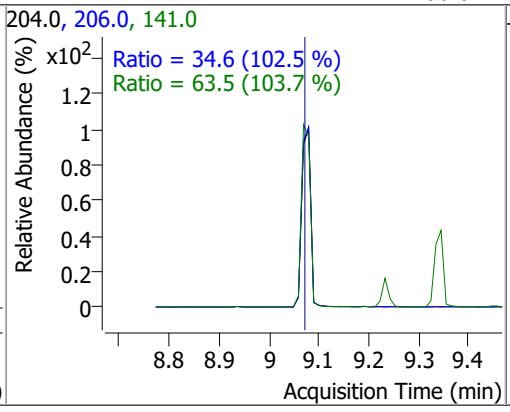

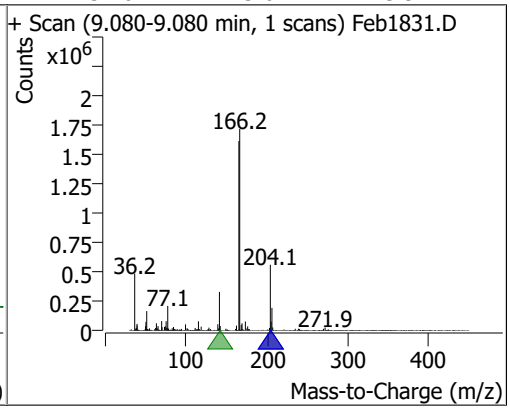

Compound	Conc.	RT	Dev(Min)	Resp.	QIon	QRatio	Lower	Upper
4-Nitroaniline	75.6663	9.14	0.00	198500	65.0	113.2	78.9	146.6
					92.0	49.1	34.5	64.1

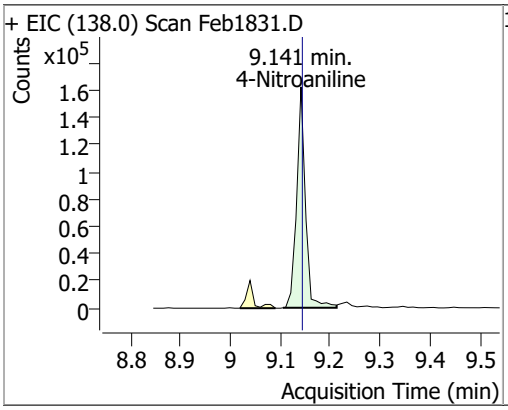

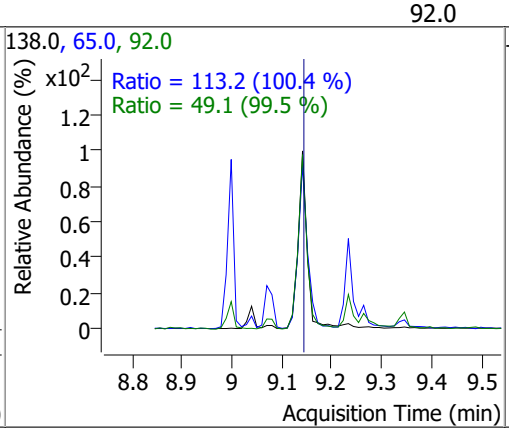

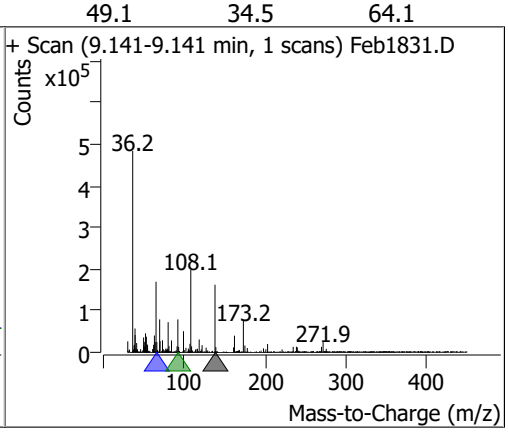

Compound	Conc.	RT	Dev(Min)	Resp.	QIon	QRatio	Lower	Upper
4,6-Dinitro-2-methylphenol	91.4789	9.16	0.01	151088	121.0	46.4	35.1	65.3

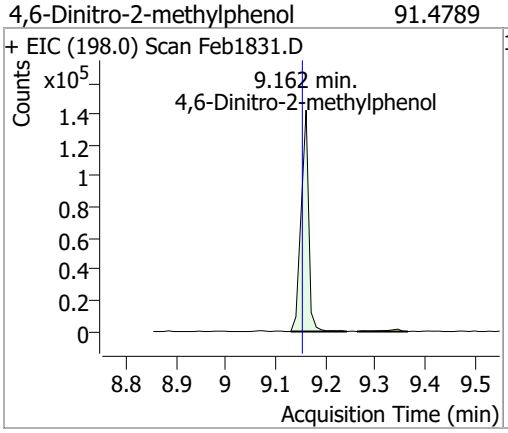

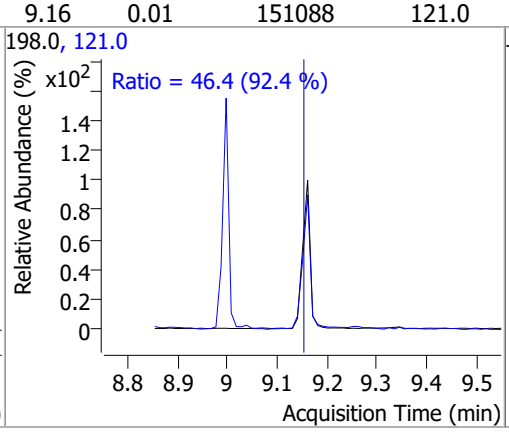

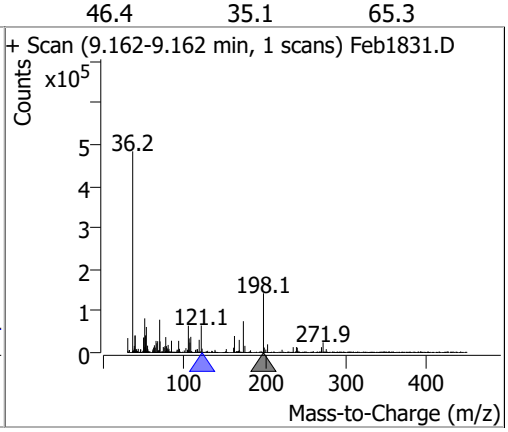

Compound	Conc.	RT	Dev(Min)	Resp.	QIon	QRatio	Lower	Upper
N-nitrosodiphenylamine	85.7001	9.23	0.00	1064138	168.0	61.3	44.0	81.7
					167.0	34.7	23.9	44.3

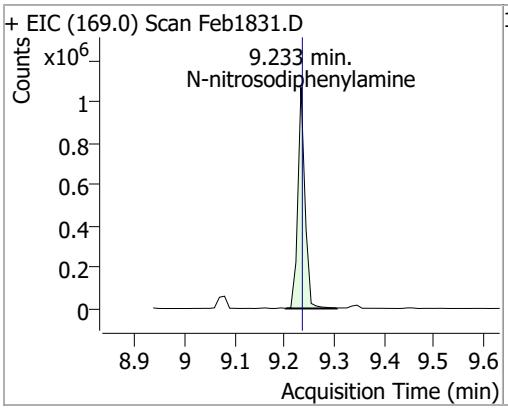

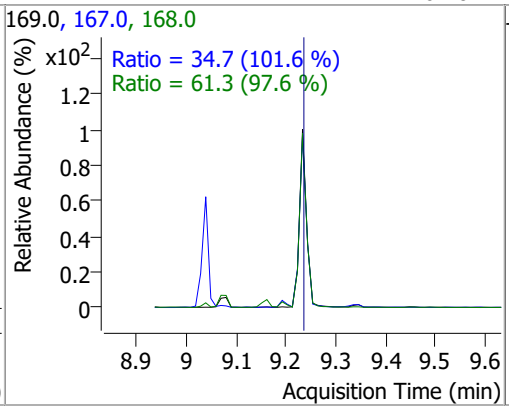

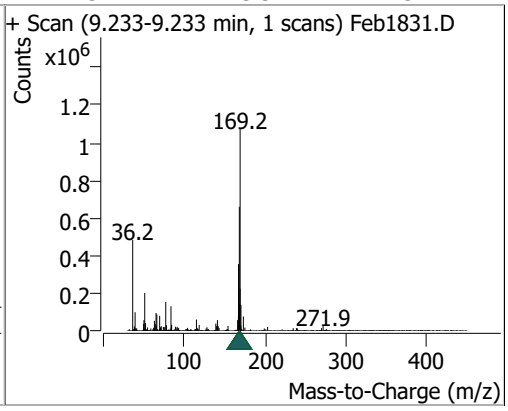

Compound	Conc.	RT	Dev(Min)	Resp.	QIon	QRatio	Lower	Upper
Azobenzene	80.4843	9.26	0.00	1321398	51.0	50.1	31.6	58.7
					182.0	25.1	16.9	31.4

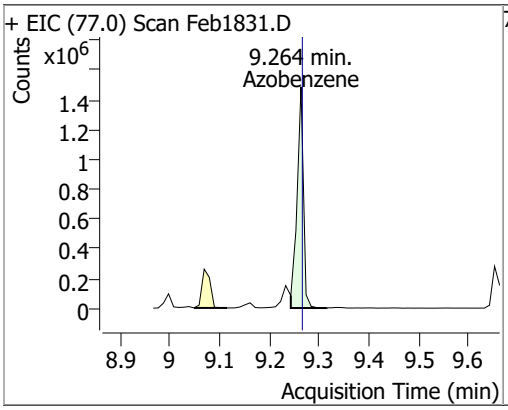

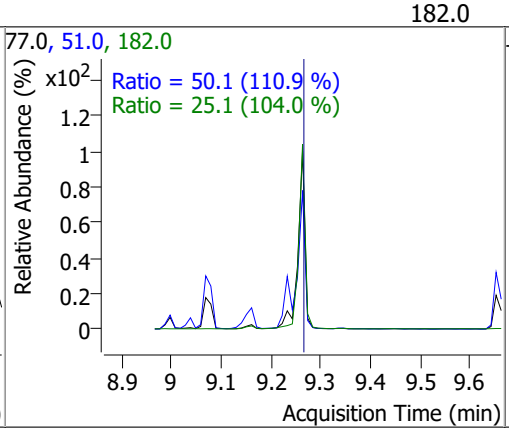

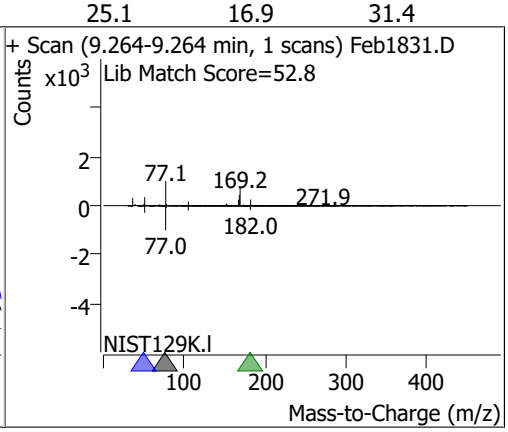

Compound	Conc.	RT	Dev(Min)	Resp.	QIon	QRatio	Lower	Upper
2,4,6-Tribromophenol	172.8027	9.35	0.01	320085	331.8	93.2	68.5	127.2

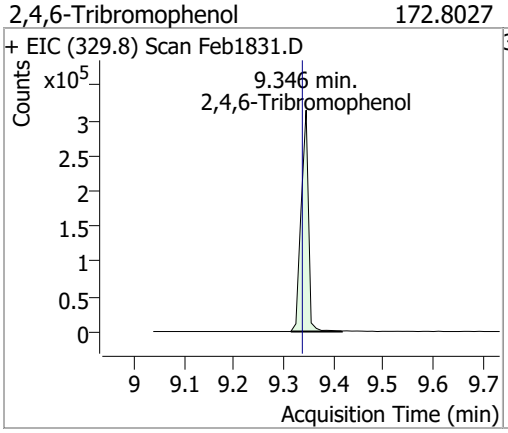

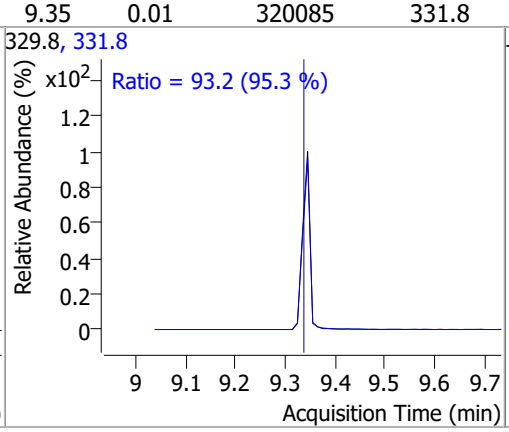

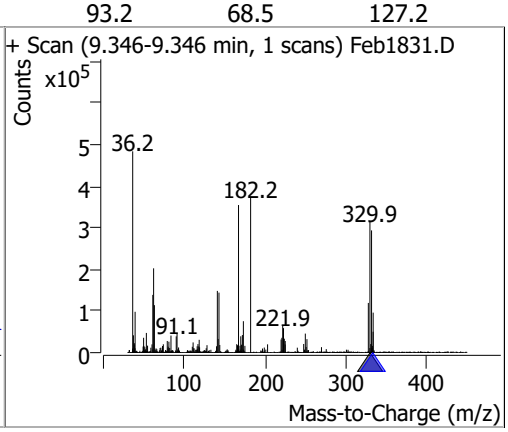

Compound	Conc.	RT	Dev(Min)	Resp.	QIon	QRatio	Lower	Upper
4-Bromophenyl-phenylether	83.8941	9.65	0.00	395464	141.0	97.6	69.1	128.4
					250.0	98.8	68.8	127.7

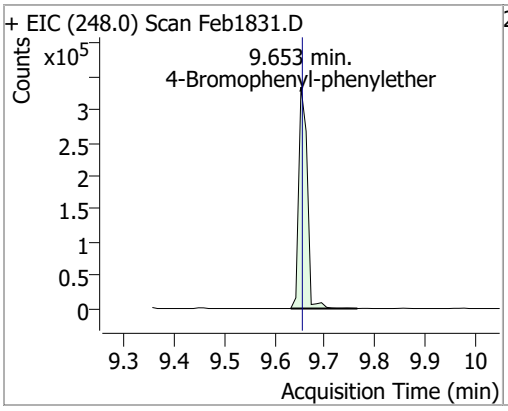

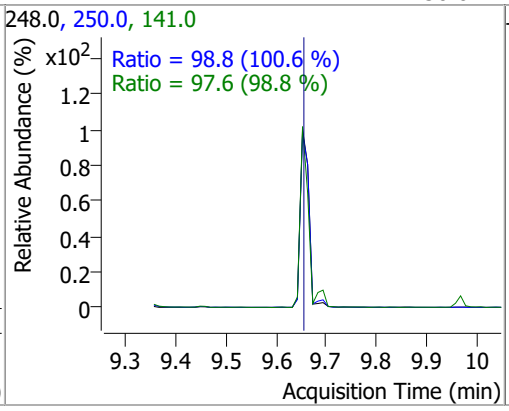

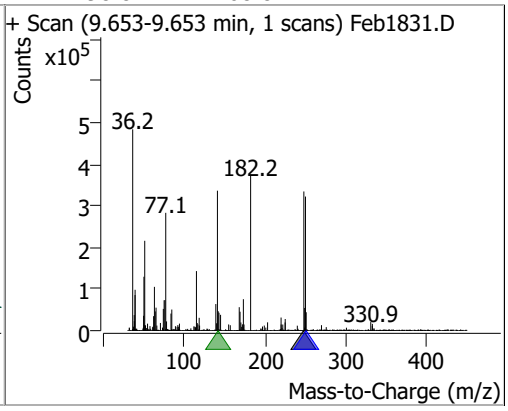

Compound	Conc.	RT	Dev(Min)	Resp.	QIon	QRatio	Lower	Upper
Hexachlorobenzene	83.5430	9.69	0.00	398770	142.0	50.2	37.7	70.0

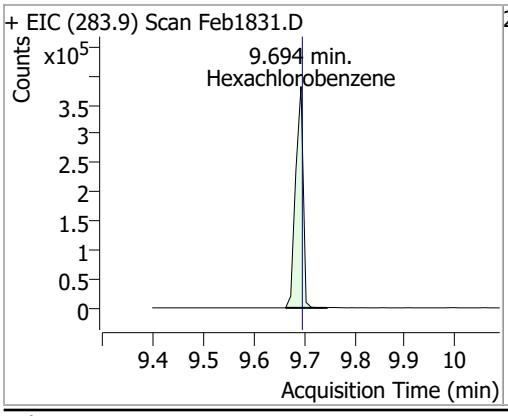

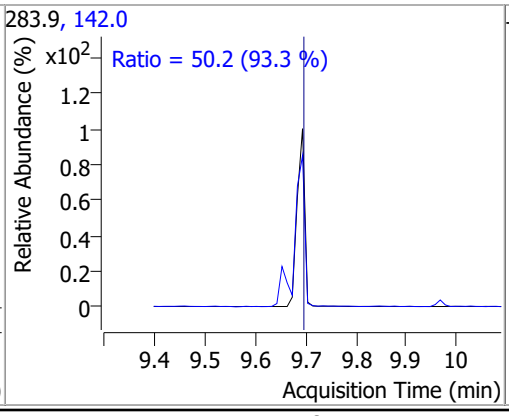

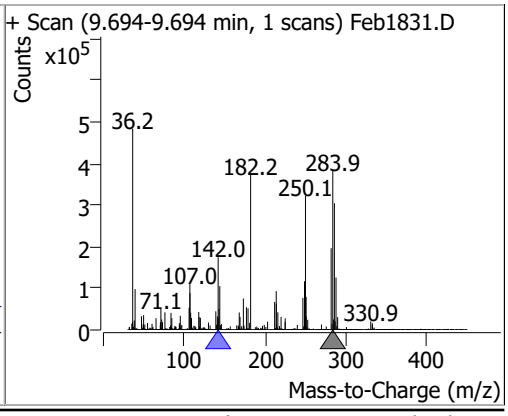

Compound	Conc.	RT	Dev(Min)	Resp.	QIon	QRatio	Lower	Upper
Pentachlorophenol	98.1697	9.97	0.00	228272	267.9	63.0	41.5	77.2
					263.9	63.0	41.2	76.6

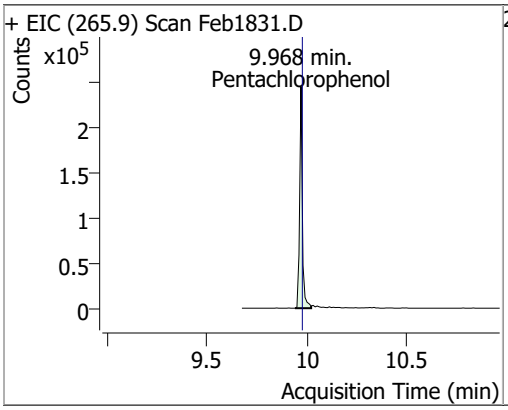

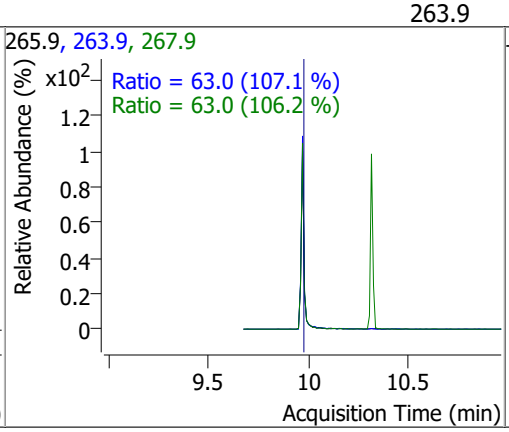

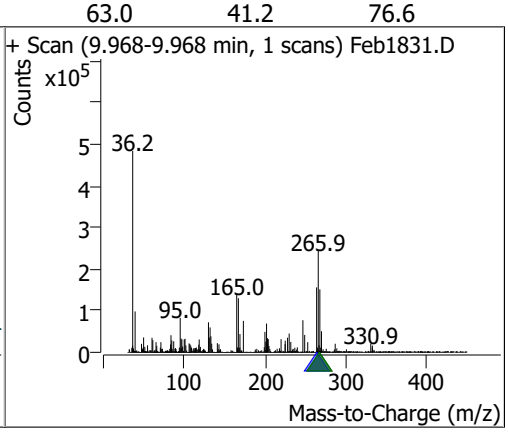

Compound	Conc.	RT	Dev(Min)	Resp.	QIon	QRatio	Lower	Upper
Phenanthrene	85.8874	10.19	0.01	2204609	176.0	19.1	13.0	24.1

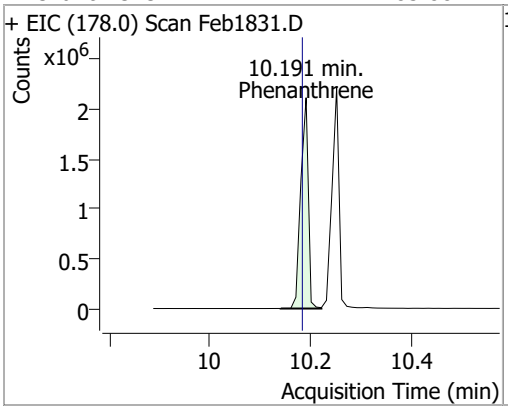

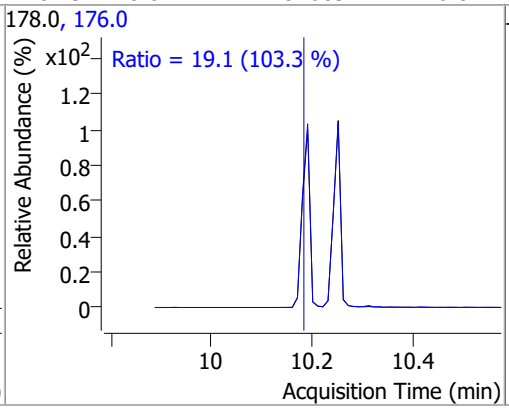

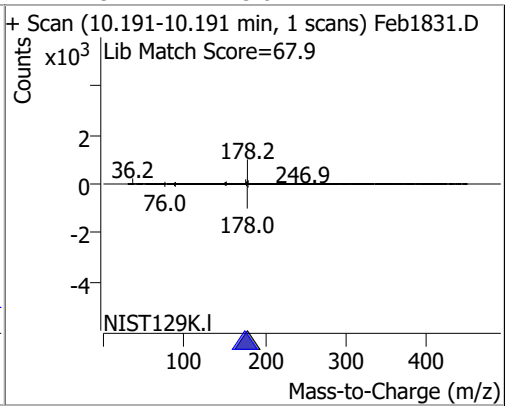

Compound	Conc.	RT	Dev(Min)	Resp.	QIon	QRatio	Lower	Upper
Anthracene	88.7353	10.25	0.00	2158952 (m)	176.0	18.0	12.9	23.9

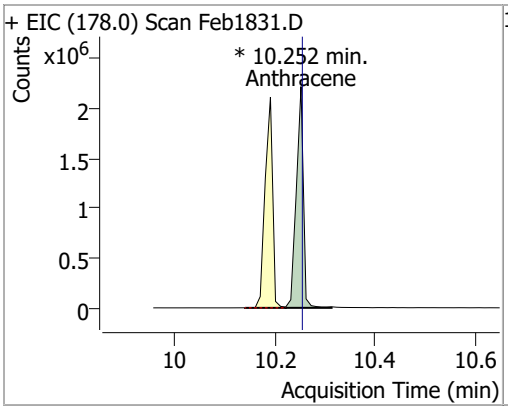

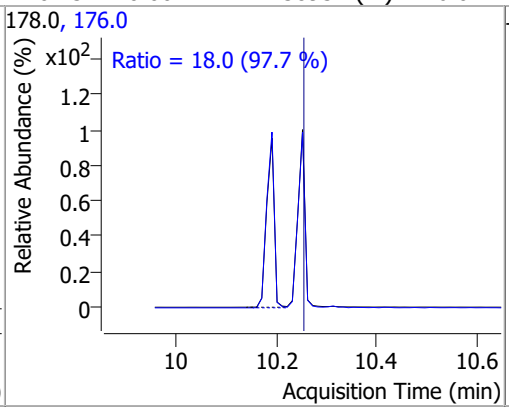

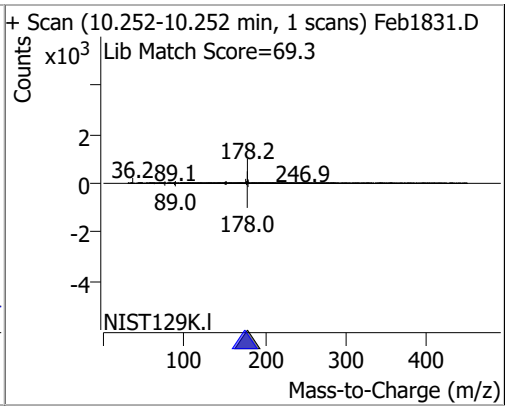

Compound	Conc.	RT	Dev(Min)	Resp.	QIon	QRatio	Lower	Upper
Triallate	88.4638	10.31	0.00	520549	268.0	22.4	16.9	31.4
					143.0	21.3	15.8	29.3

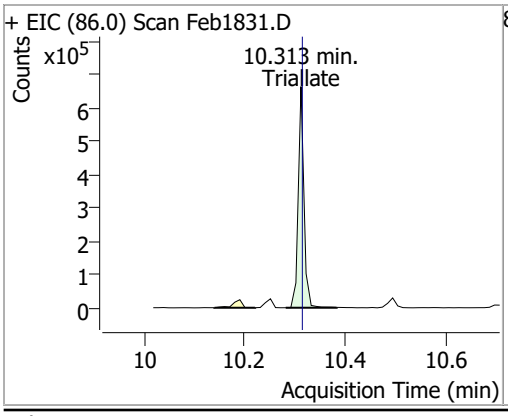

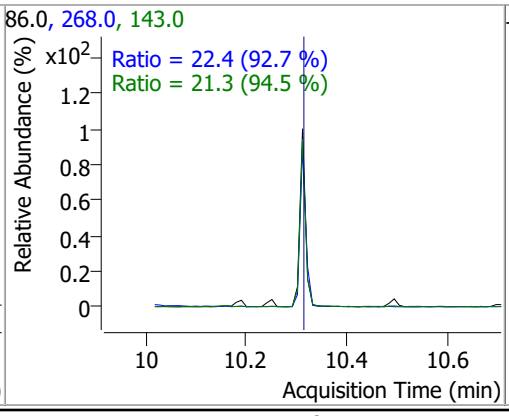

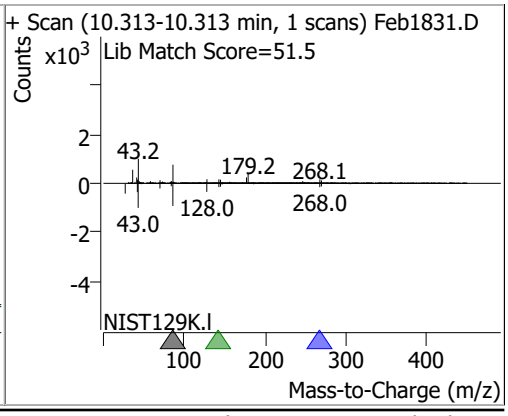

Compound	Conc.	RT	Dev(Min)	Resp.	QIon	QRatio	Lower	Upper
Carbazole	85.3800	10.49	0.00	2109237	139.0	13.3	9.0	16.7

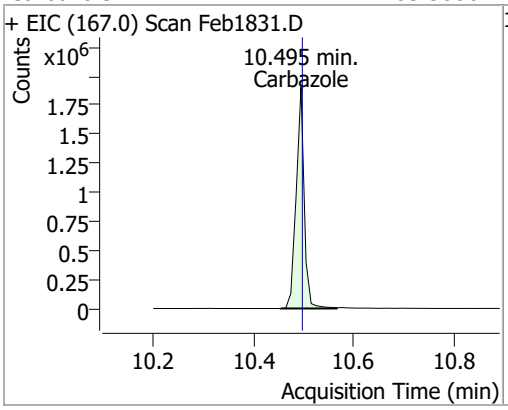

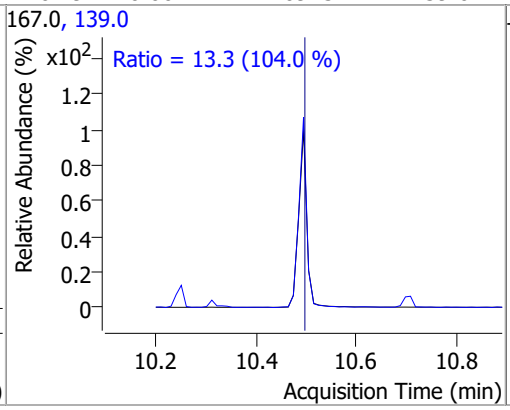

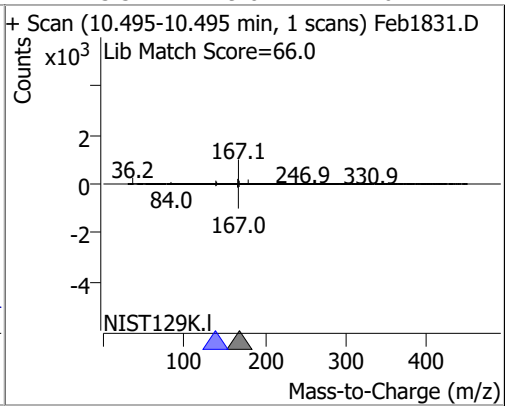

Compound	Conc.	RT	Dev(Min)	Resp.	QIon	QRatio	Lower	Upper
o-Terphenyl	85.4446	10.71	0.01	1167572	229.0	64.8	45.4	84.3
					215.0	37.3	25.9	48.1

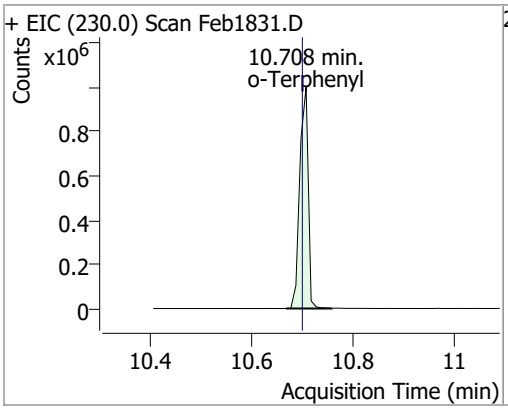

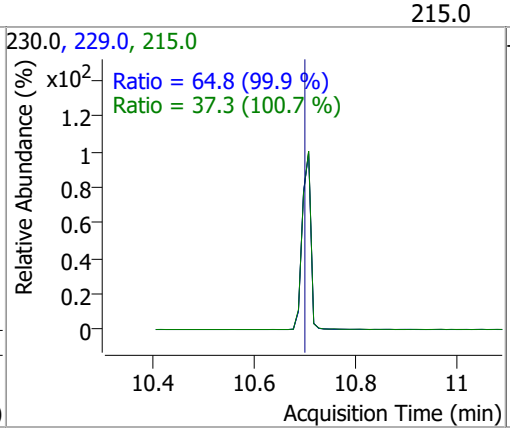

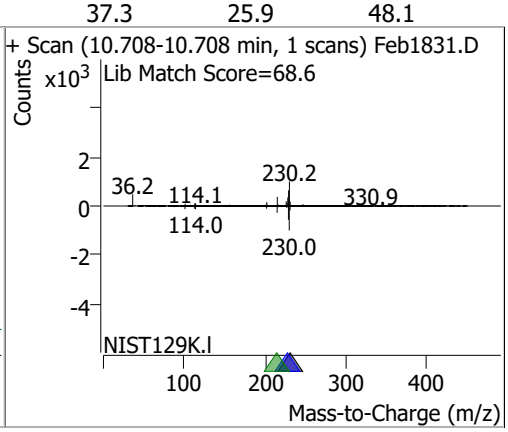

Compound	Conc.	RT	Dev(Min)	Resp.	QIon	QRatio	Lower	Upper
Di-n-Butylphthalate	94.8638	11.08	0.00	2281042	150.0	9.1	6.3	11.8
					104.0	6.1	4.5	8.3

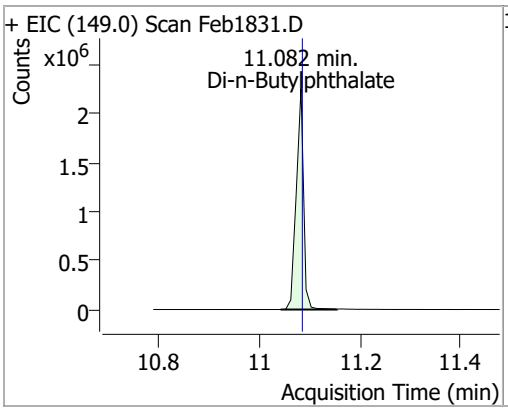

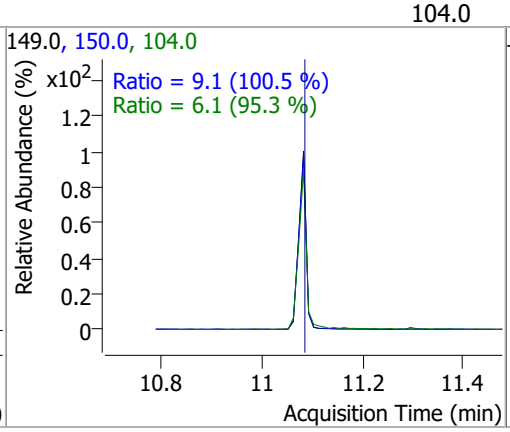

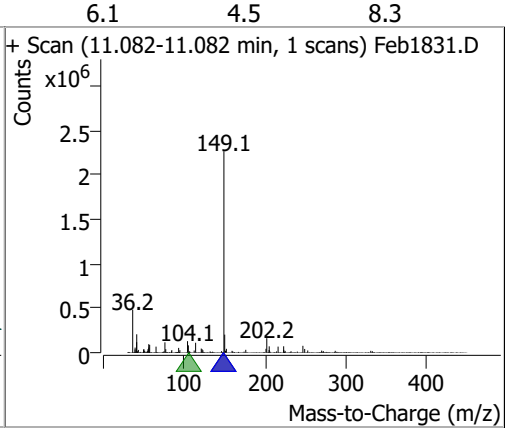

Compound	Conc.	RT	Dev(Min)	Resp.	QIon	QRatio	Lower	Upper
Fluoranthene	86.6005	11.96	0.01	2238646	101.0	13.6	9.4	17.4

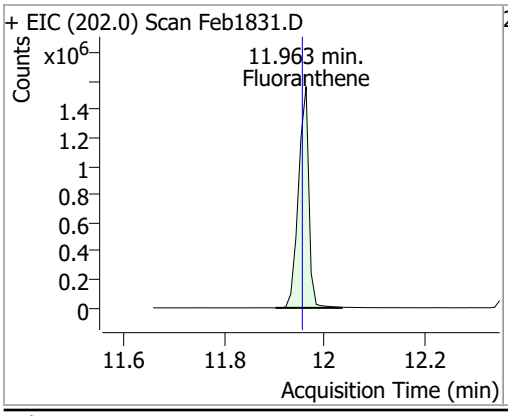

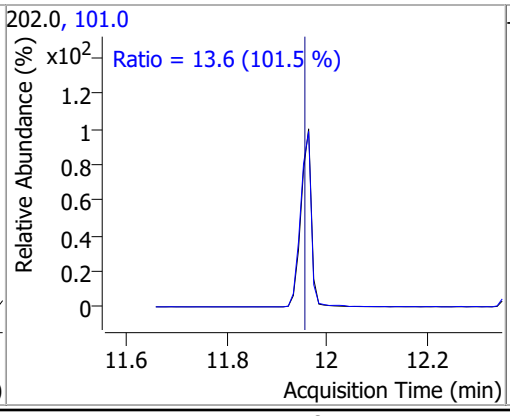

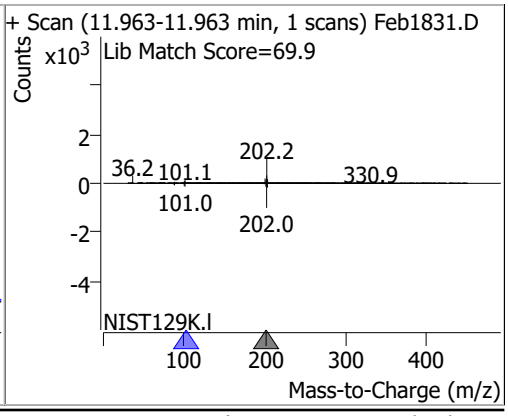

Compound	Conc.	RT	Dev(Min)	Resp.	QIon	QRatio	Lower	Upper
Benzidine	10.4870	12.34	-0.01	91131	183.0	13.8	8.3	15.4
					92.0	8.4	5.8	10.8

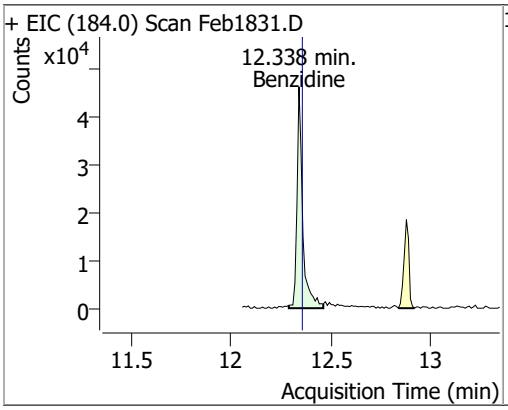

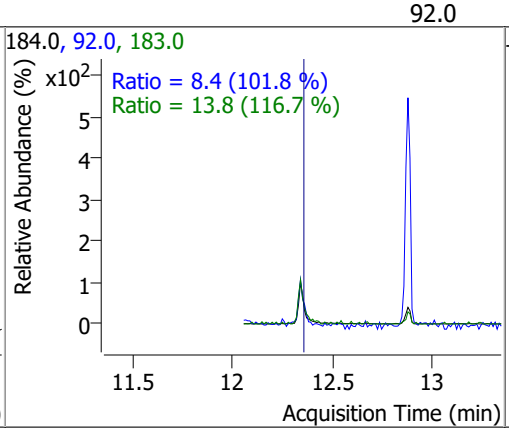

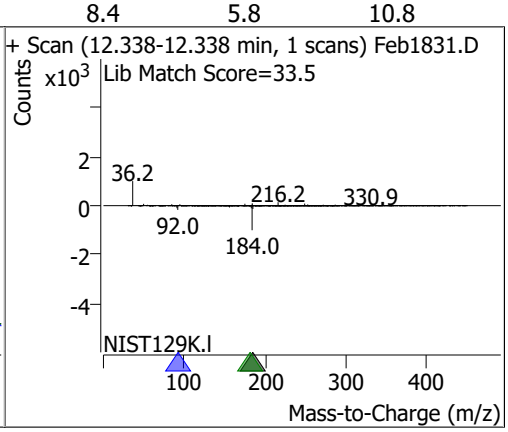

Compound	Conc.	RT	Dev(Min)	Resp.	QIon	QRatio	Lower	Upper
Pyrene	84.8520	12.38	0.00	2390151	101.0	16.4	11.1	20.6

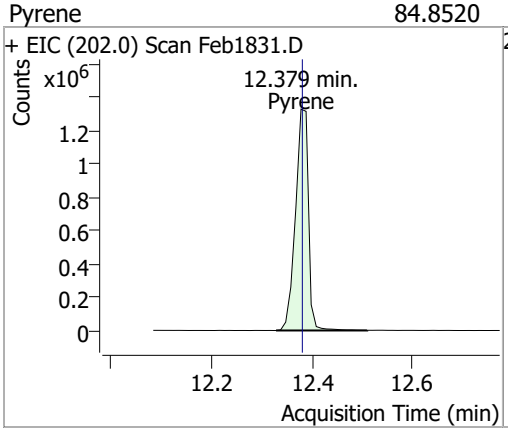

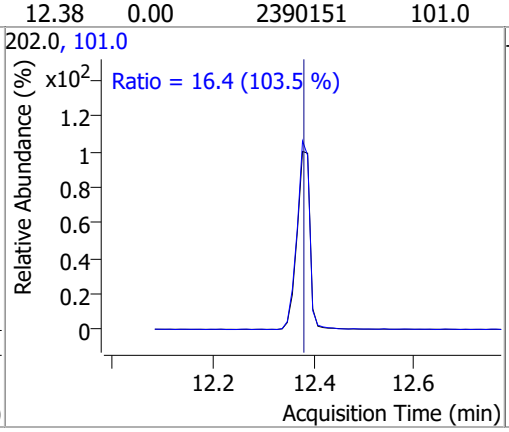

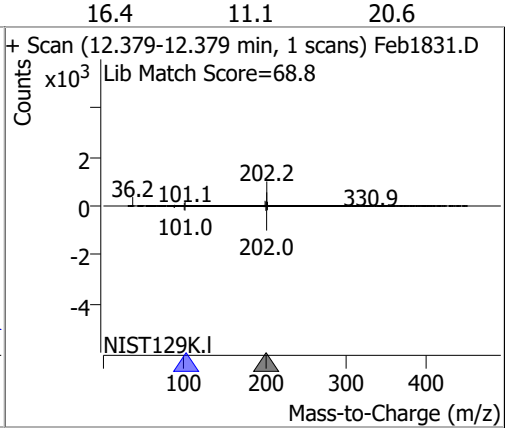

Compound	Conc.	RT	Dev(Min)	Resp.	QIon	QRatio	Lower	Upper
Terphenyl-d14	93.1049	12.88	0.00	1766054	122.0	14.2	10.1	18.7

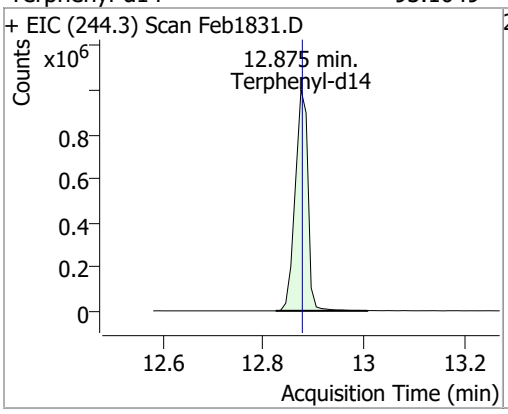

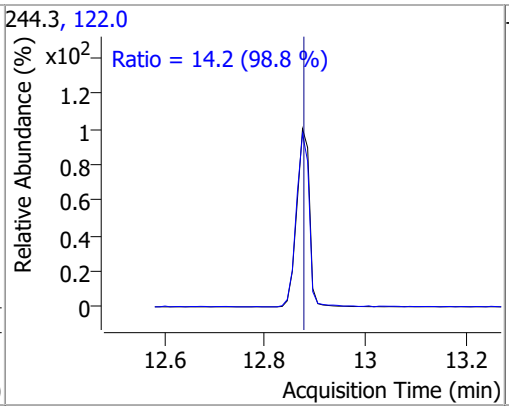

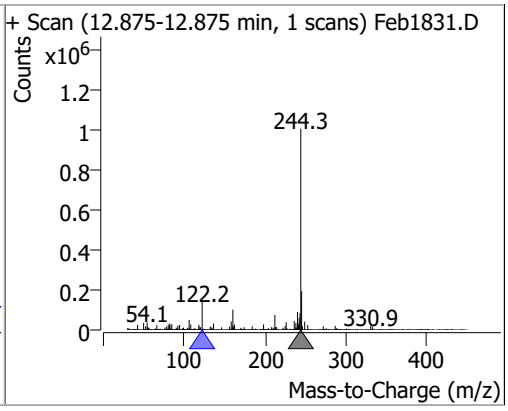

Compound	Conc.	RT	Dev(Min)	Resp.	QIon	QRatio	Lower	Upper
Butylbenzylphthalate	93.8141	14.32	0.00	776263	91.0	82.4	59.6	110.6
					206.0	17.7	12.2	22.7

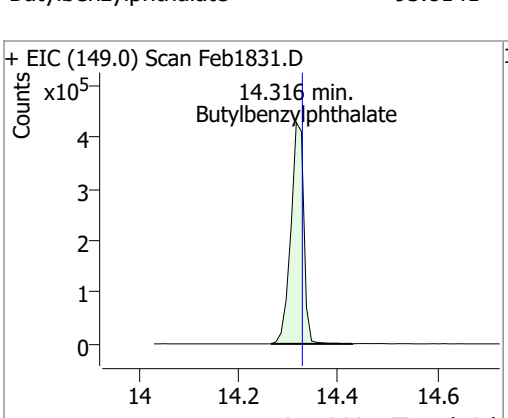

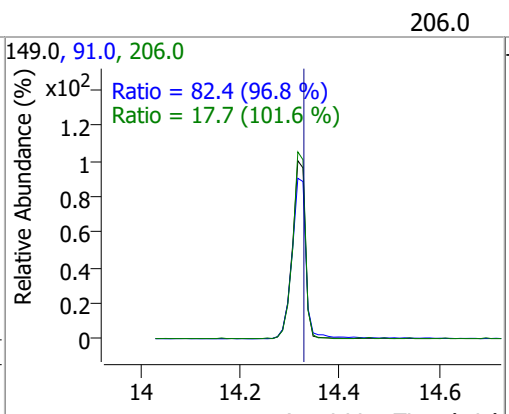

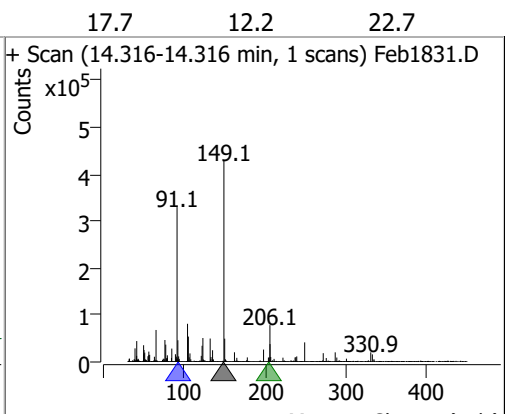

Compound	Conc.	RT	Dev(Min)	Resp.	QIon	QRatio	Lower	Upper
Benzo(a)Anthracene	92.0091	15.52	0.01	1927084	226.0	26.5	18.8	34.9
					229.0	21.1	14.7	27.4

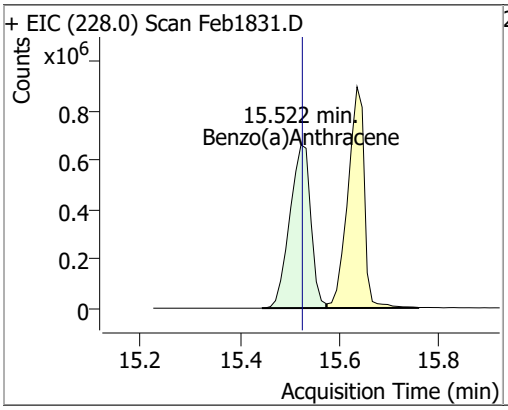

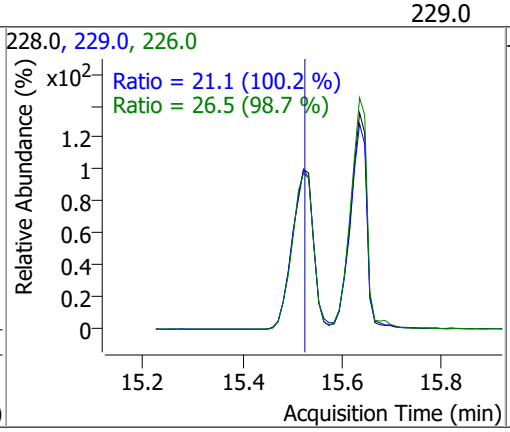

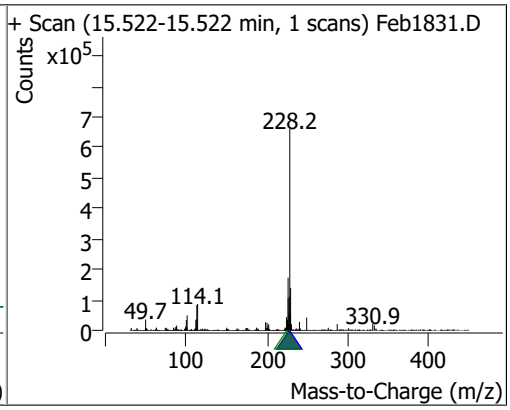

Compound	Conc.	RT	Dev(Min)	Resp.	QIon	QRatio	Lower	Upper
Chrysene	88.4044	15.63	0.01	2064510	226.0	29.1	19.9	36.9
					229.0	20.4	13.8	25.6

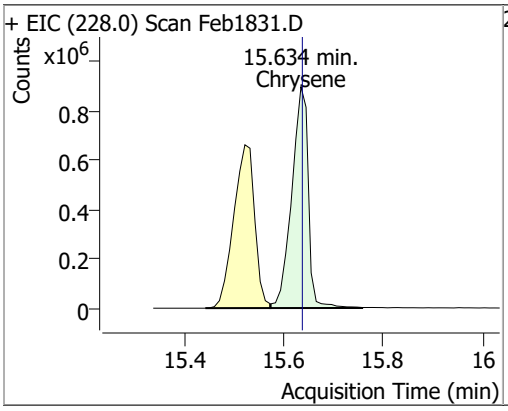

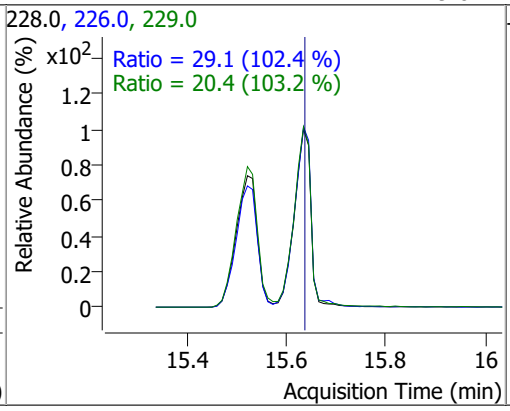

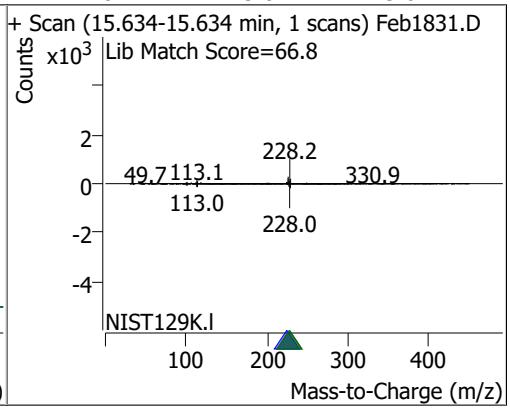

Compound	Conc.	RT	Dev(Min)	Resp.	QIon	QRatio	Lower	Upper
3,3-Dichlorobenzidine	72.6383	15.69	0.00	532522	254.0	64.3	44.9	83.4

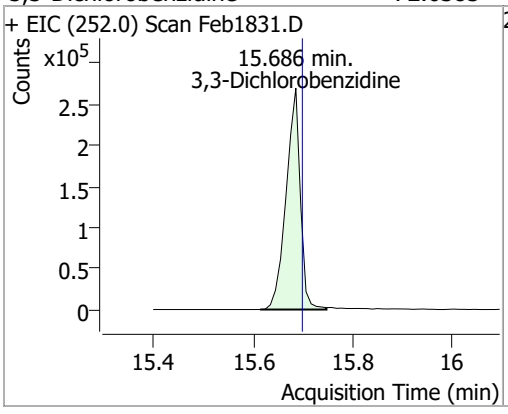

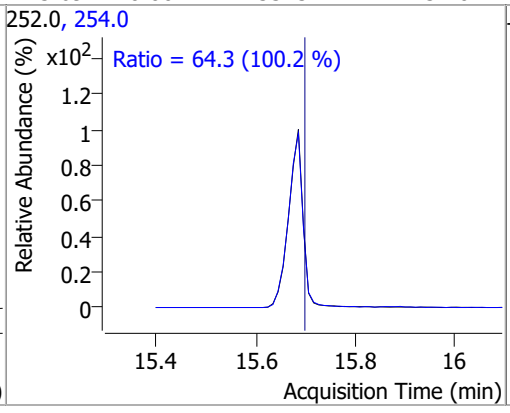

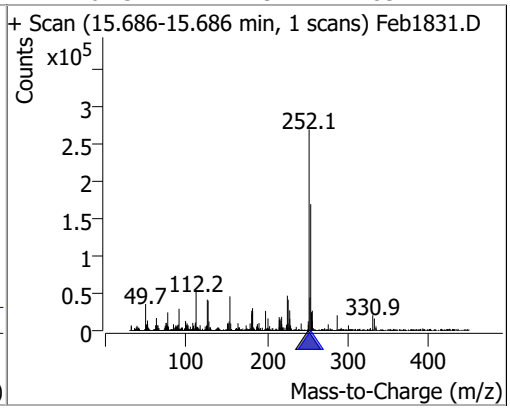

Compound	Conc.	RT	Dev(Min)	Resp.	QIon	QRatio	Lower	Upper
bis(2-ethylhexyl)Phthalate	96.4328	16.37	0.00	277654	149.0	376.9	273.6	508.0
					279.0	14.3	10.5	19.5

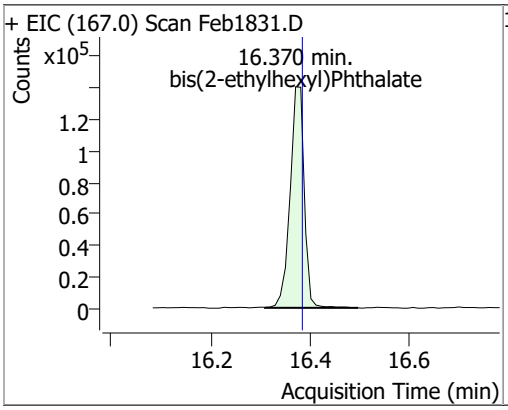

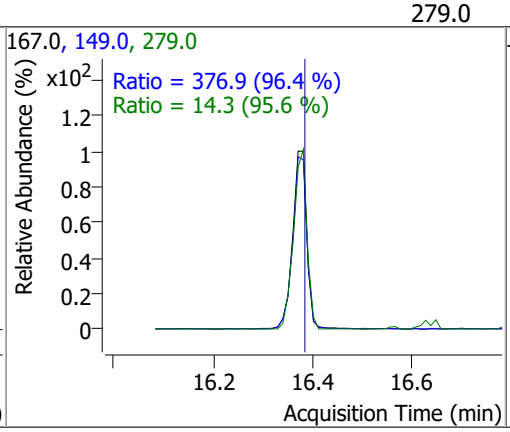

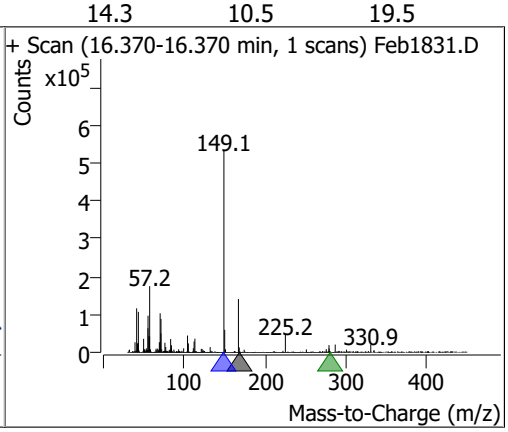

Compound	Conc.	RT	Dev(Min)	Resp.	QIon	QRatio	Lower	Upper
Di-n-octyl Phthalate	93.3114	18.14	0.01	1859402	150.0	9.7	7.0	13.0

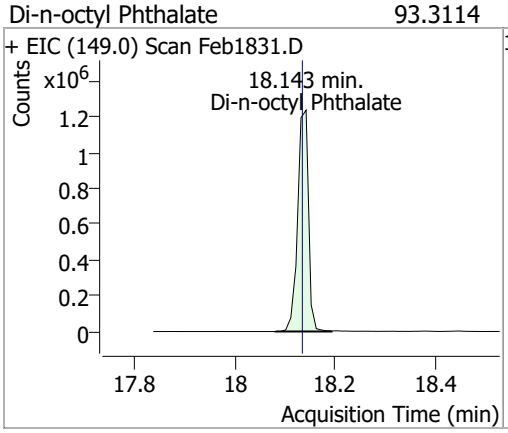

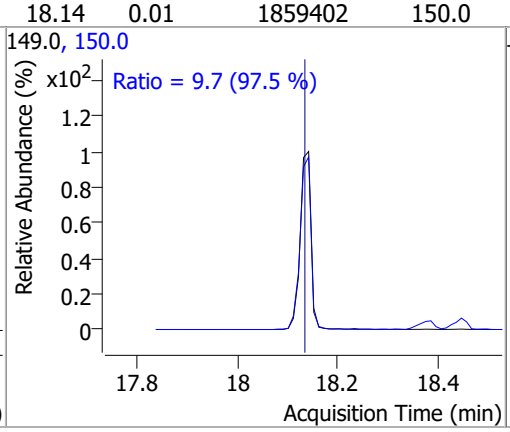

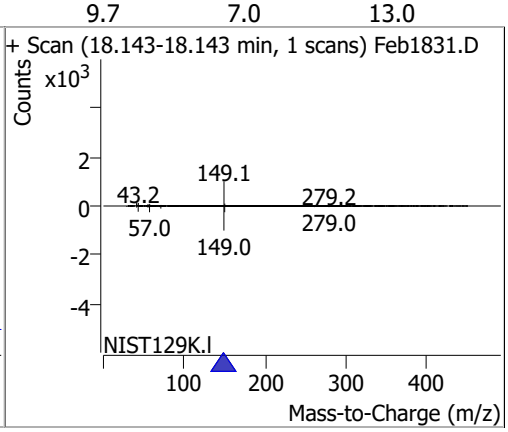

Compound	Conc.	RT	Dev(Min)	Resp.	QIon	QRatio	Lower	Upper
Benzo(b)fluoranthene	86.8985	18.39	0.01	1826358	253.0	22.6	15.6	29.0

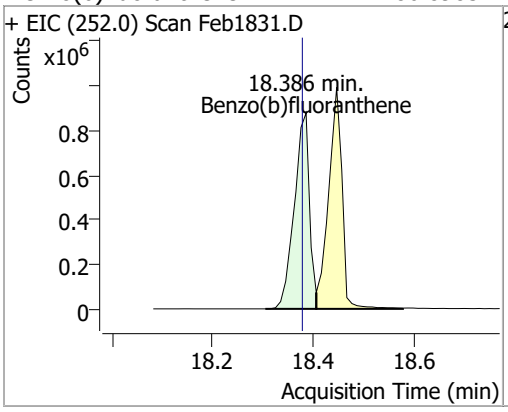

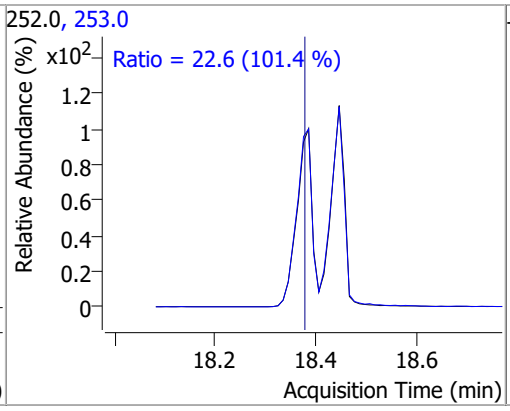

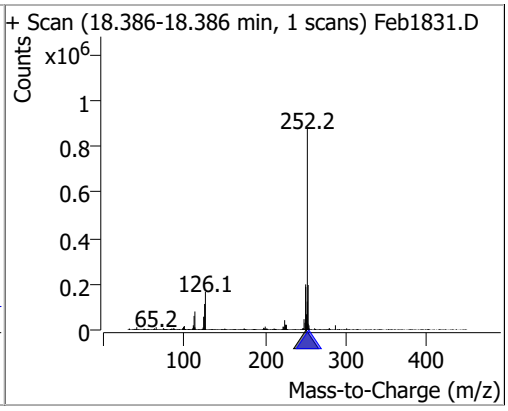

Compound	Conc.	RT	Dev(Min)	Resp.	QIon	QRatio	Lower	Upper
Benzo(k)fluoranthene	82.9852	18.45	0.00	1842195	253.0	22.5	15.4	28.6

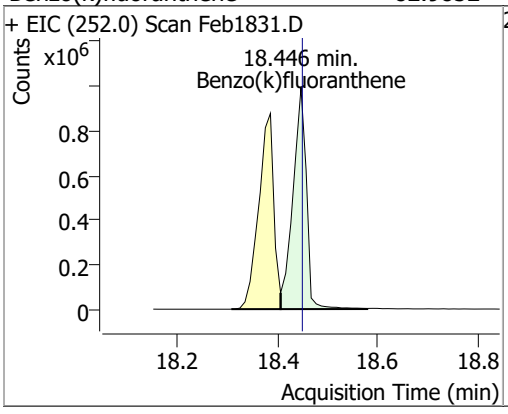

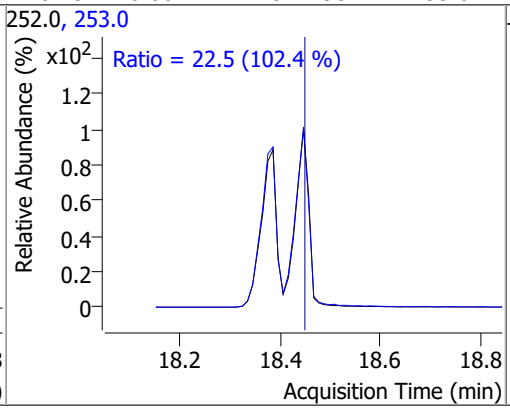

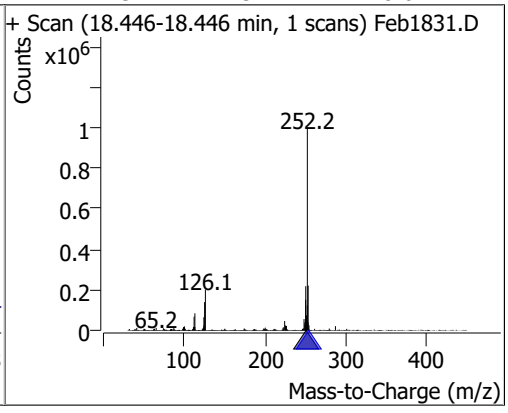

Compound	Conc.	RT	Dev(Min)	Resp.	QIon	QRatio	Lower	Upper
Benzo(a)pyrene	83.6988	18.99	0.01	1672366	253.0	22.7	15.1	28.0

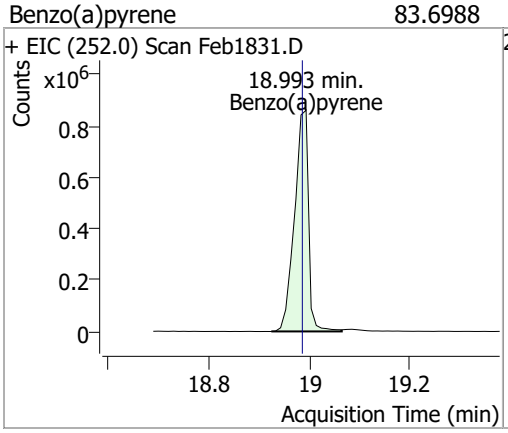

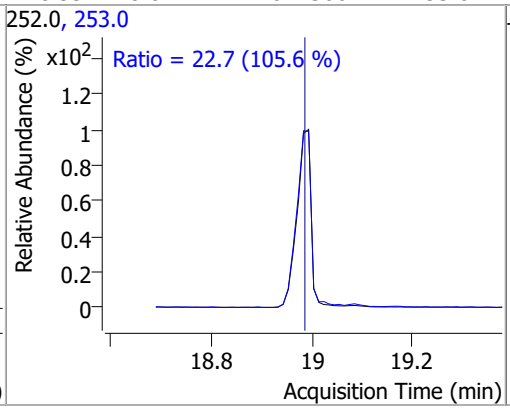

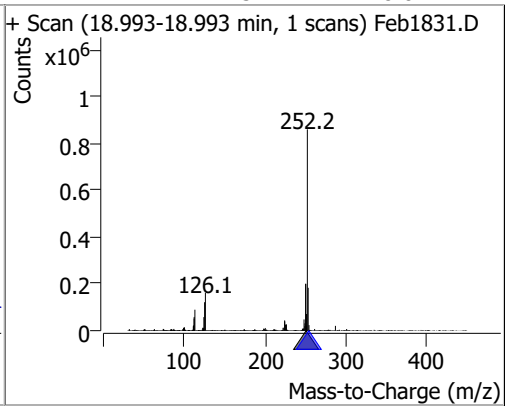

Compound	Conc.	RT	Dev(Min)	Resp.	QIon	QRatio	Lower	Upper
Indeno(1,2,3-c,d)pyrene	85.2579	20.76	0.00	1428308 (m)	138.0	31.1	20.7	38.5

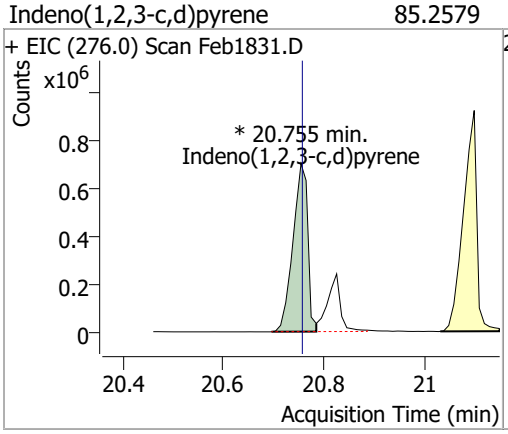

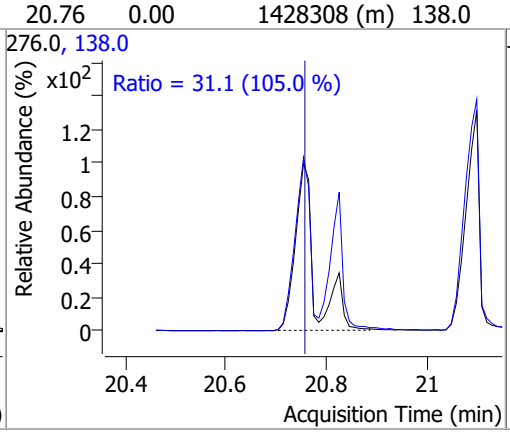

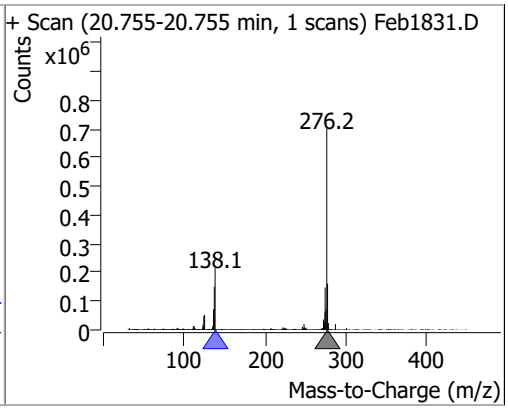

Compound	Conc.	RT	Dev(Min)	Resp.	QIon	QRatio	Lower	Upper
Dibenzo(a,h)anthracene	85.9722	20.83	0.01	1570040	139.0	24.9	17.6	32.7
					279.0	24.1	16.9	31.3

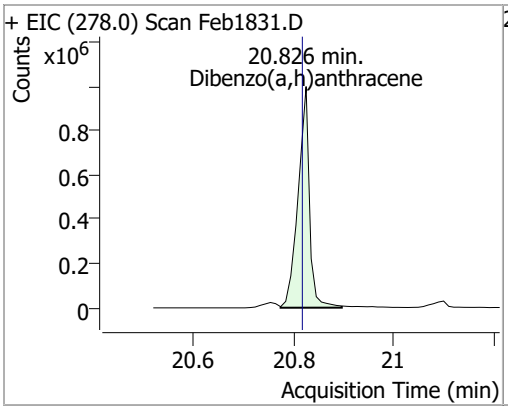

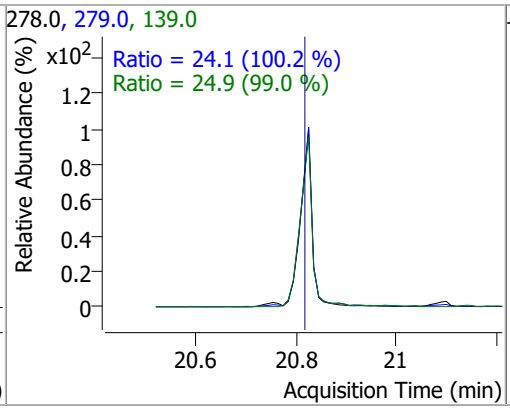

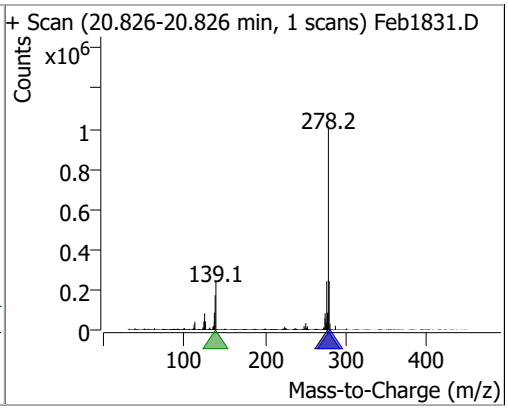

Compound	Conc.	RT	Dev(Min)	Resp.	QIon	QRatio	Lower	Upper
Benzo(g,h,i)perylene	89.1013	21.10	0.01	1720573	138.0	33.5	23.1	42.9
					277.0	24.0	16.3	30.2

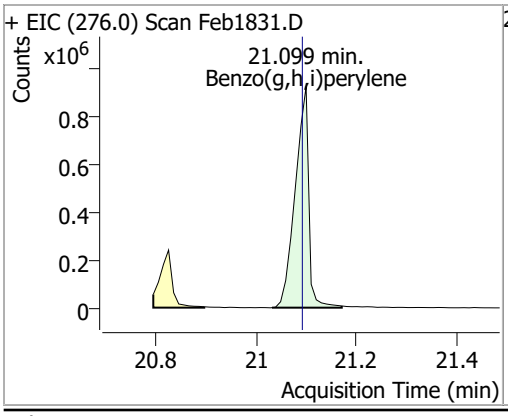

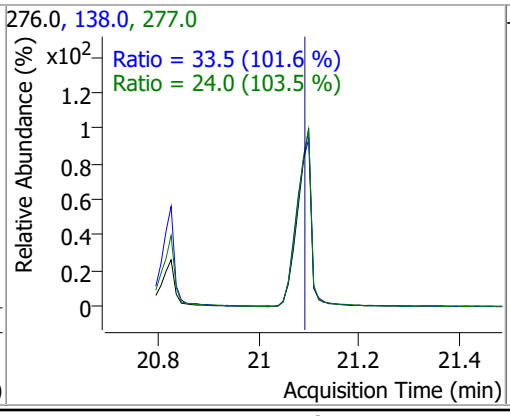

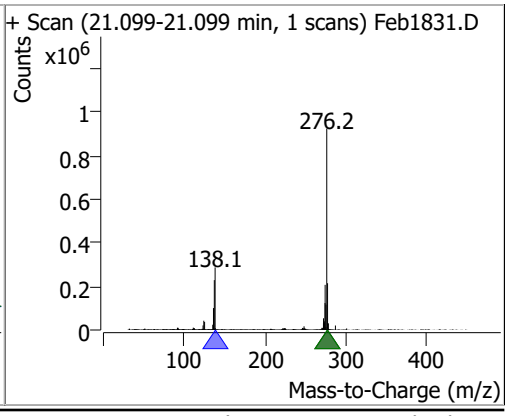

Quantitation Results Report (QT Reviewed)

Data File	Feb1832.D	Operator	LIMS import
Acq. Method	BNA+SIM.M	Acq. Date-Time	2/20/2022 12:31:35 AM
Sample Name	B22020962-001C	Instrument	Instrument #1
Vial	32	Multiplier	1.00
DA Method File	021822 DoD BNA cal.batch.bin	Comment	SVOC-8270-W-LARGO
Tune File	dftppdsm.u	Tune Date	2/18/2022 9:25:00 PM
Batch Name	021822 DoD BNA 2.batch.bin	Last Calib Update	2/20/2022 11:08:57 AM
Ref Library	D:\Org\Library\NIST129K.l		

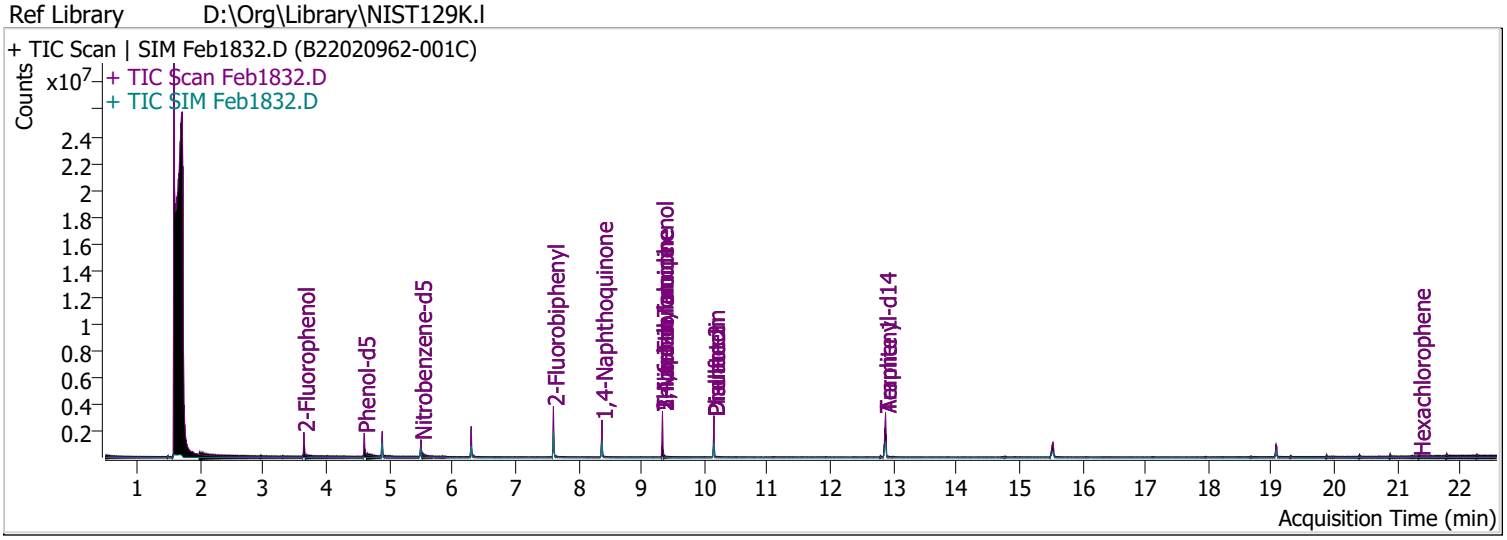

Compound	RT	QIon	Resp.	Conc.	Units		Dev(Min)
Internal Standards							
System Monitoring Compounds							
S 2-Fluorophenol	3.643	112.0	573364	68.5025	µg/L		-0.010
Spiked Amount: 200.000	Range: 10.0 - 75.0%			Recovery = 34.25%			
S Phenol-d5	4.603	99.0	671300	61.9771	µg/L		-0.010
Spiked Amount: 200.000	Range: 10.0 - 65.0%			Recovery = 30.99%			
S Nitrobenzene-d5	5.502	82.0	374119	62.4127	µg/L		0.000
Spiked Amount: 100.000	Range: 32.0 - 94.0%			Recovery = 62.41%			
S 2-Fluorobiphenyl	7.605	172.0	1140945	63.5494	µg/L		0.000
Spiked Amount: 100.000	Range: 28.0 - 107.0%			Recovery = 63.55%			
S 2,4,6-Tribromophenol	9.335	329.8	257710	154.7876	µg/L		0.000
Spiked Amount: 200.000	Range: 25.0 - 140.0%			Recovery = 77.39%			
S Terphenyl-d14	12.875	244.3	1778758	100.6319	µg/L		0.000
Spiked Amount: 100.000	Range: 32.0 - 122.0%			Recovery = 100.63%			
Target Compounds							**QValue**
T N-Nitrosodimethylamine	0.000		0	N.D.			
T Pyridine	0.000		0	N.D.			
T Aniline	0.000		0	N.D.			
T Phenol	0.000		0	N.D.			
T bis(-2-Chloroethyl)Ether	0.000		0	N.D.			
T 2-Chlorophenol	0.000		0	N.D.			
T 1,3-Dichlorobenzene	0.000		0	N.D.			
T 1,4-Dichlorobenzene	0.000		0	N.D.			
T 1,2-Dichlorobenzene	0.000		0	N.D.			
T Benzyl Alcohol	0.000		0	N.D.			
T bis(2-chloroisopropyl)Ether	0.000		0	N.D.			
T 2-Methylphenol	0.000		0	N.D.			
T N-nitroso-Di-n-propylamine	5.502	70.0	0		µg/L	md	1
T 4Methylphenol/3Methylphenol	0.000		0	N.D.			
T Hexachloroethane	0.000		0	N.D.			

Compound	RT	QIon	Resp.	Conc.	Units		Dev(Min)
T Nitrobenzene	0.000		0	N.D.			
T Isophorone	0.000		0	N.D.			
T 2-Nitrophenol	0.000		0	N.D.			
T 2,4-Dimethylphenol	0.000		0	N.D.			
T bis(-2-Chloroethoxy)Methane	0.000		0	N.D.			
T 2,4-Dichlorophenol	0.000		0	N.D.			
T Benzoic Acid	0.000		0	N.D.			
T 1,2,4-Trichlorobenzene	0.000		0	N.D.			
T Naphthalene	0.000		0	N.D.			
T 4-Chlorophenol	0.000		0	N.D.			
T p-Chloroaniline	0.000		0	N.D.			
T Hexachlorobutadiene	0.000		0	N.D.			
T 4-Chloro-2-Methylphenol	0.000		0	N.D.			
T 4-Chloro-3-Methylphenol	0.000		0	N.D.			
T 2-Methylnaphthalene	0.000		0	N.D.			
T 1-Methylnaphthalene	0.000		0	N.D.			
T Hexachlorocyclopentadiene	0.000		0	N.D.			
T 2,4,6-Trichlorophenol	0.000		0	N.D.			
T 2,4,5-Trichlorophenol	0.000		0	N.D.			
T 2-Chloronaphthalene	0.000		0	N.D.			
T 2-Nitroaniline	0.000		0	N.D.			
T Dimethyl Phthalate	8.374	163.0	0		µg/L	md	1
T 2,6-Dinitrotoluene	8.374	165.0	0		µg/L	md	1
T Acenaphthylene	0.000		0	N.D.			
T 3-Nitroaniline	0.000		0	N.D.			
T Acenaphthene	0.000		0	N.D.			
T 2,4-Dinitrophenol	0.000		0	N.D.			
T Dibenzofuran	0.000		0	N.D.			
T 2,4-Dinitrotoluene	0.000		0	N.D.			
T 4-Nitrophenol	0.000		0	N.D.			
T Diethylphthalate	0.000		0	N.D.			
T Fluorene	0.000		0	N.D.			
T 4-Chlorophenyl-phenylether	0.000		0	N.D.			
T 4-Nitroaniline	0.000		0	N.D.			
T 4,6-Dinitro-2-methylphenol	0.000		0	N.D.			
T N-nitrosodiphenylamine	0.000		0	N.D.			
T Azobenzene	0.000		0	N.D.			
T 4-Bromophenyl-phenylether	0.000		0	N.D.			
T Hexachlorobenzene	0.000		0	N.D.			
T Pentachlorophenol	0.000		0	N.D.			
T Phenanthrene	0.000		0	N.D.			
T Anthracene	0.000		0	N.D.			
T Triallate	0.000		0	N.D.			
T Carbazole	0.000		0	N.D.			
T o-Terphenyl	0.000		0	N.D.			
T Di-n-Butylphthalate	0.000		0	N.D.			
T Fluoranthene	0.000		0	N.D.			
T Benzidine	12.875	184.0	0		µg/L	md	1
T Pyrene	0.000		0	N.D.			
T Butylbenzylphthalate	0.000		0	N.D.			
T Benzo(a)Anthracene	0.000		0	N.D.			
T Chrysene	0.000		0	N.D.			
T 3,3-Dichlorobenzidine	0.000		0	N.D.			
T bis(2-ethylhexyl)Phthalate	0.000		0	N.D.			
T Di-n-octyl Phthalate	0.000		0	N.D.			

Compound	RT	QIon	Resp.	Conc.	Units	Dev(Min)
T Benzo(b)fluoranthene	0.000		0	N.D.		
T Benzo(k)fluoranthene	0.000		0	N.D.		
T Benzo(a)pyrene	0.000		0	N.D.		
T Indeno(1,2,3-c,d)pyrene	0.000		0	N.D.		
T Dibenzo(a,h)anthracene	0.000		0	N.D.		
T Benzo(g,h,i)perylene	0.000		0	N.D.		

(#) = Qualifier Out of Range; (m) = Manual Integration; (+) = Area Summed; (*) = Surrogate Percent Recovery Out of Range; (d): Zeroed Peak

Compound	Conc.	Exp RT	QIon	Exp Ratio
N-Nitrosodimethylamine	N.D.	2.49	42.0	135.8

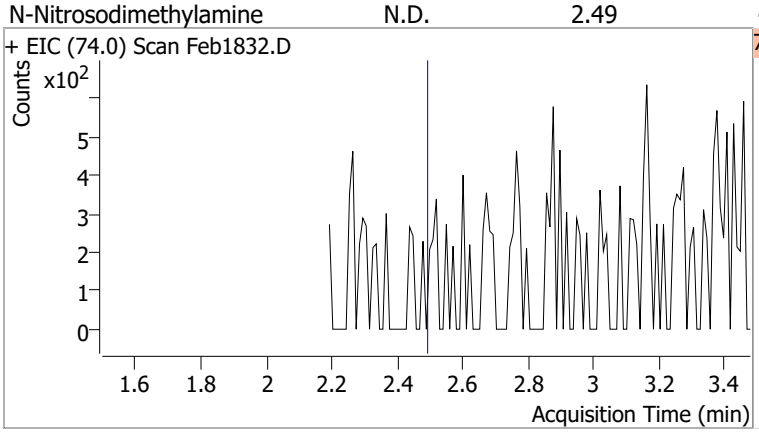

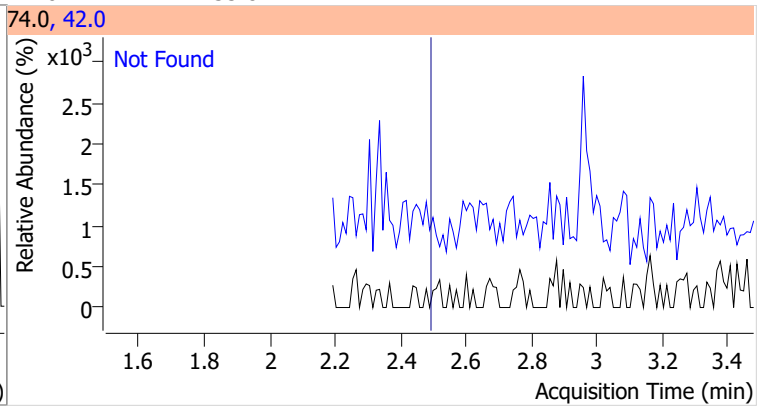

Compound	Conc.	Exp RT	QIon	Exp Ratio
Pyridine	N.D.	2.53	52.0	82.7

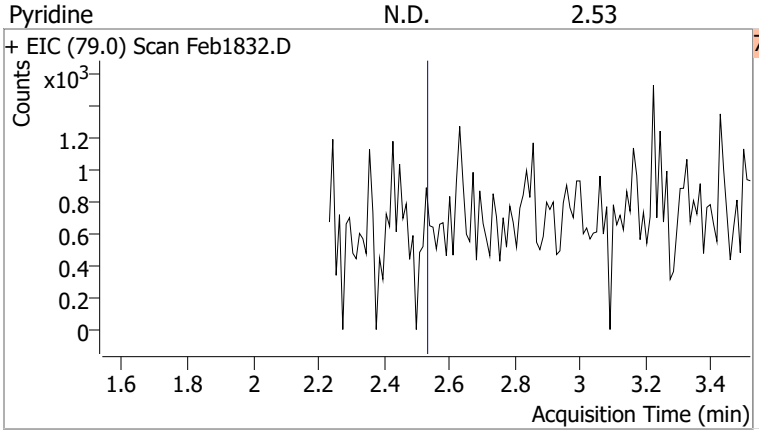

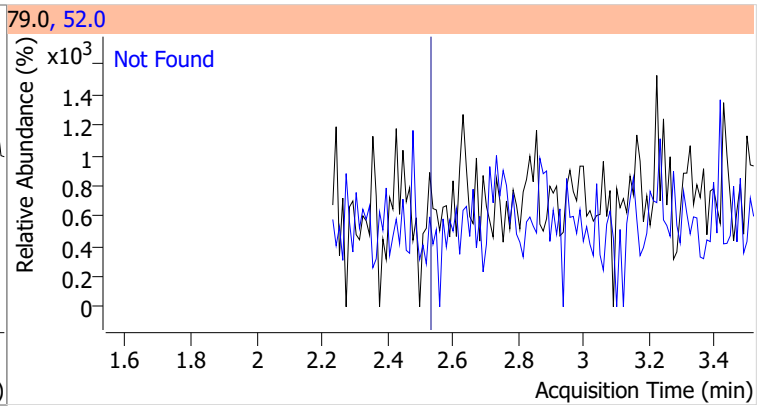

Compound	Conc.	RT	Dev(Min)	Resp.	QIon	QRatio	Lower	Upper
2-Fluorophenol	68.5025	3.64	-0.01	573364	64.0	50.2	34.6	64.3
					92.0	21.7	14.2	26.5

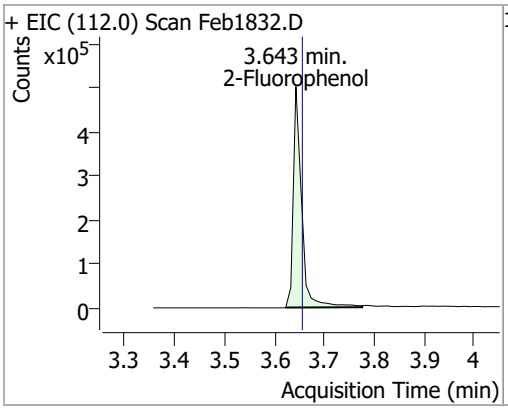

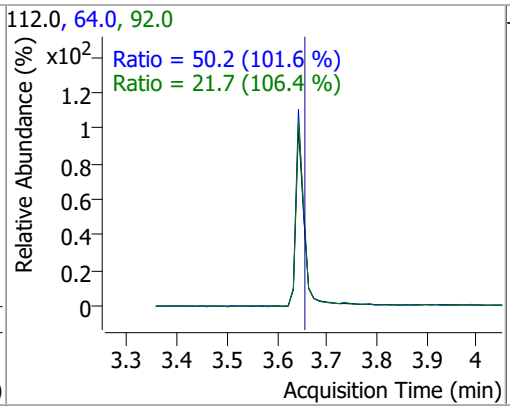

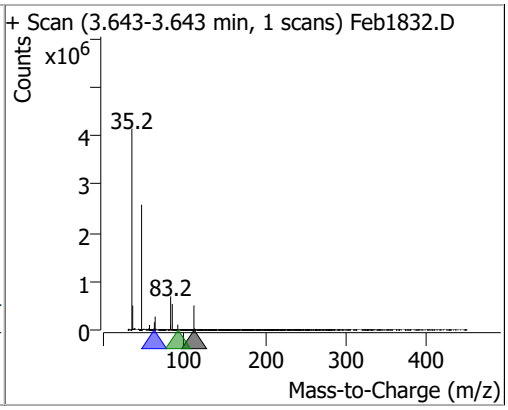

Compound	Conc.	Exp RT	QIon	Exp Ratio	QIon	Exp Ratio
Aniline	N.D.	4.56	66.0	36.7	65.0	18.7

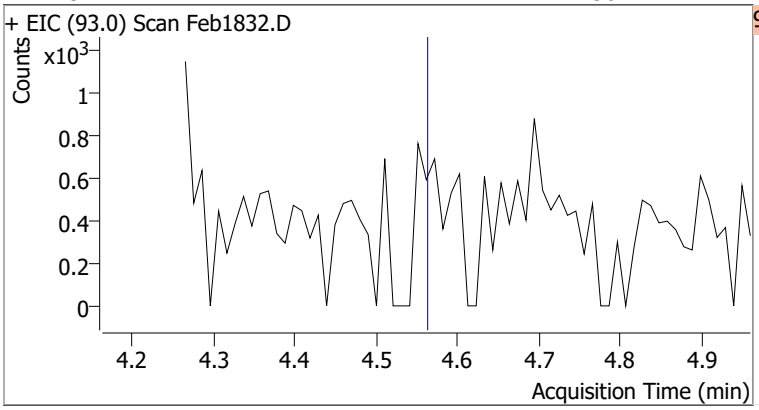

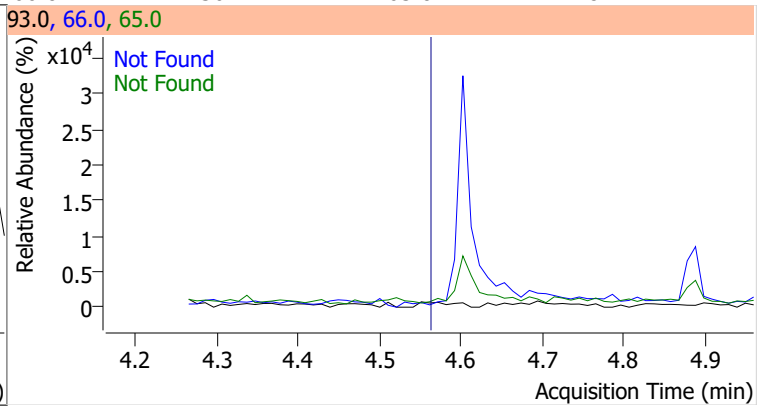

Compound	Conc.	RT	Dev(Min)	Resp.	QIon	QRatio	Lower	Upper
Phenol-d5	61.9771	4.60	-0.01	671300	71.0	34.4	25.8	47.9

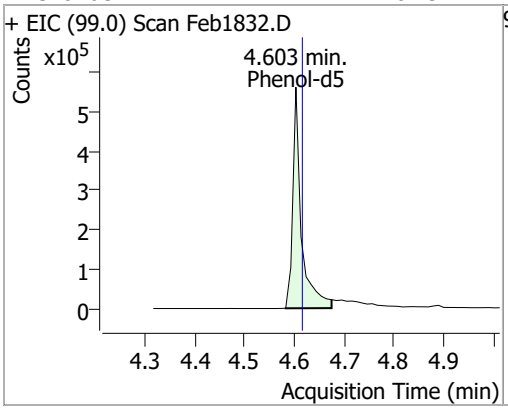

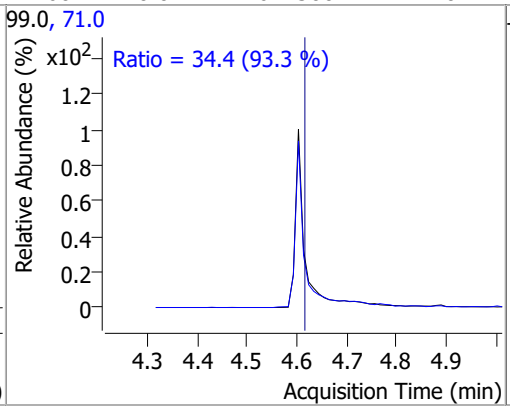

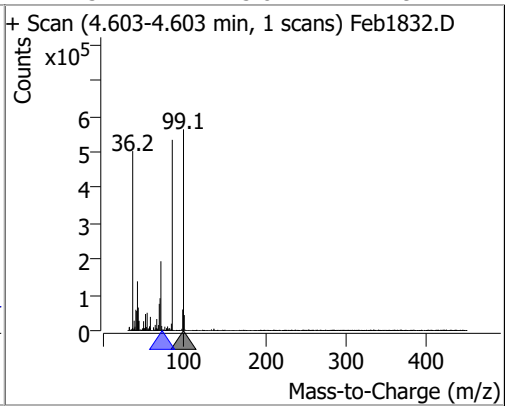

Compound	Conc.	Exp RT	QIon	Exp Ratio
Phenol	N.D.	4.62	66.0	45.3

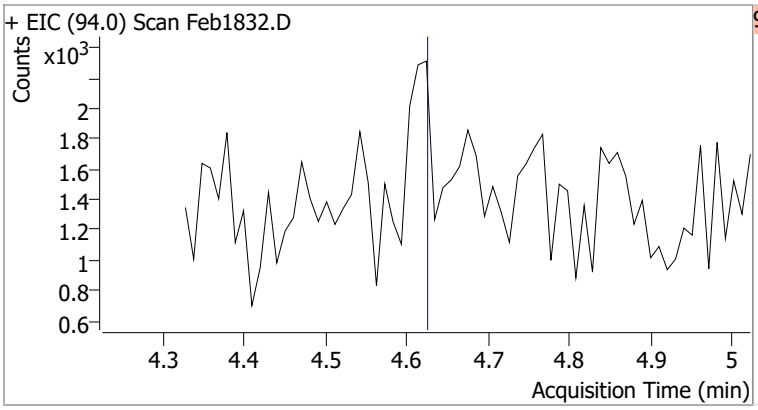

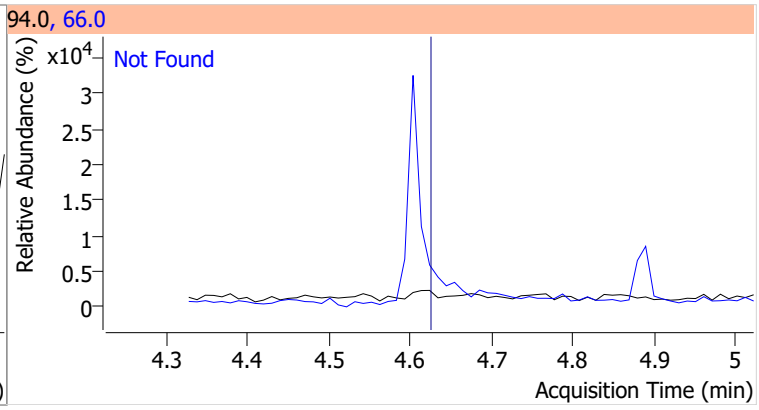

Compound	Conc.	Exp RT	QIon	Exp Ratio
bis(-2-Chloroethyl)Ether	N.D.	4.64	64.0	10.9

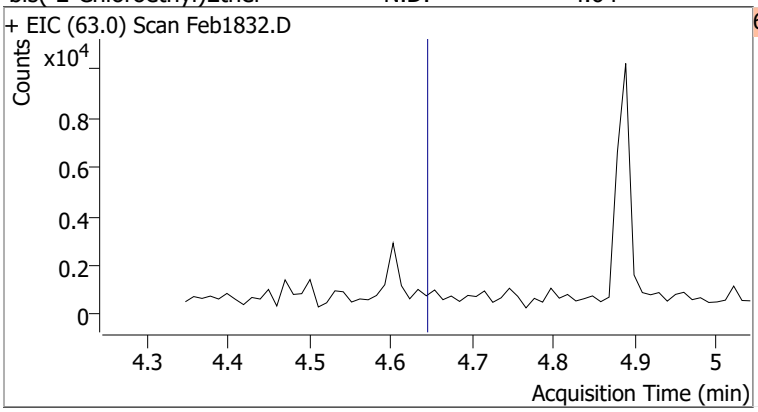

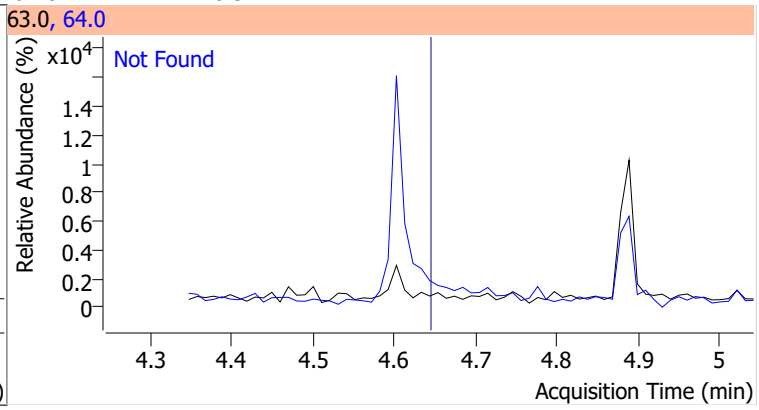

Compound	Conc.	Exp RT	QIon	Exp Ratio
2-Chlorophenol	N.D.	4.69	130.0	32.5

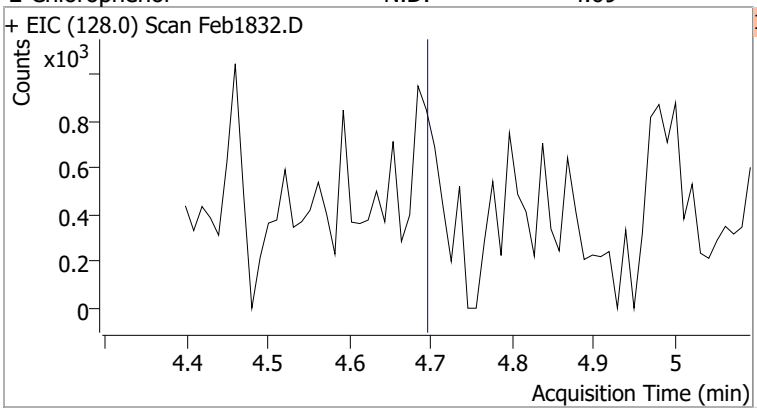

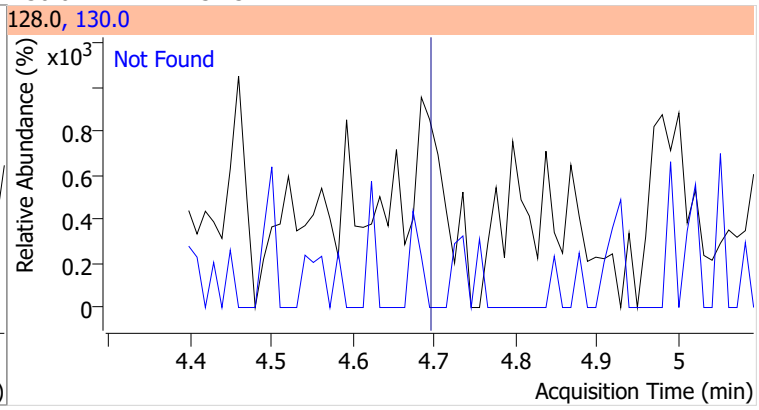

Compound	Conc.	Exp RT	QIon	Exp Ratio	QIon	Exp Ratio
1,3-Dichlorobenzene	N.D.	4.83	148.0	63.7	111.0	36.1

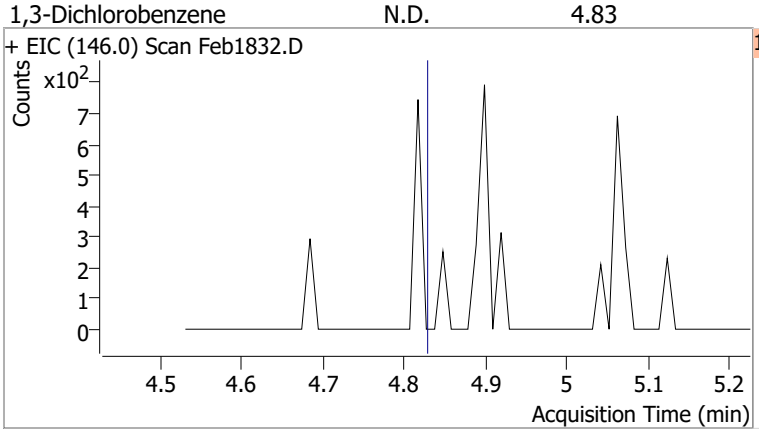

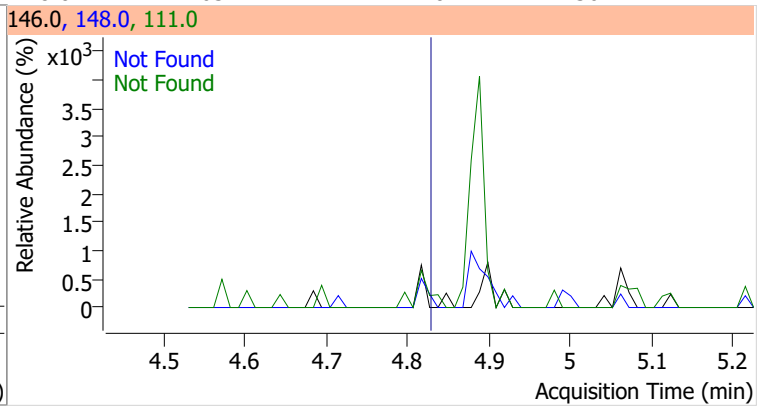

Compound	Conc.	Exp RT	QIon	Exp Ratio	QIon	Exp Ratio
1,4-Dichlorobenzene	N.D.	4.91	148.0	65.2	111.0	36.0

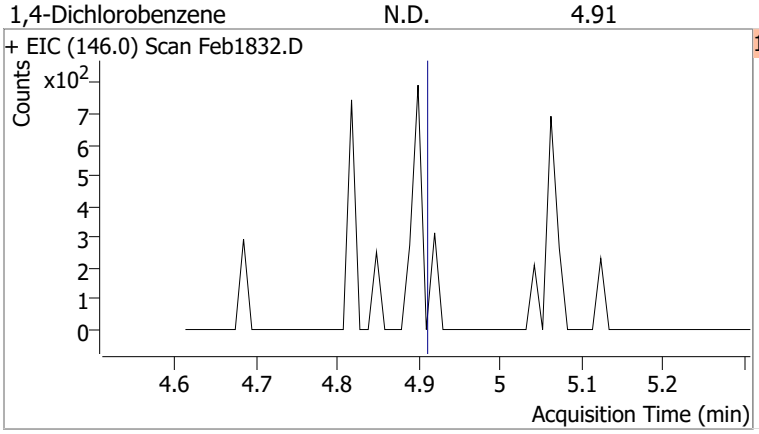

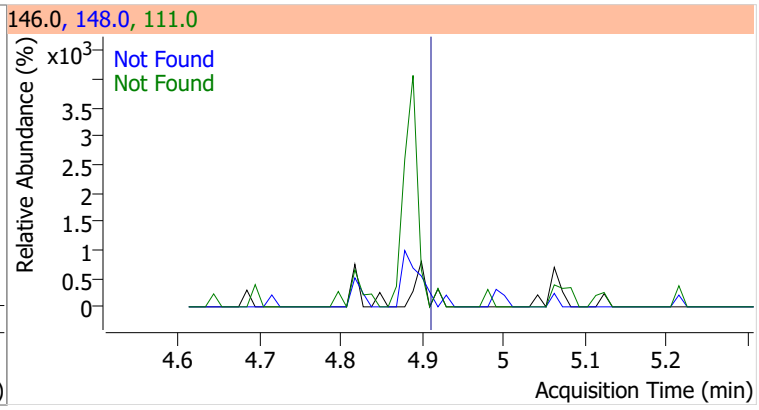

Compound	Conc.	Exp RT	QIon	Exp Ratio	QIon	Exp Ratio
1,2-Dichlorobenzene	N.D.	5.06	148.0	64.4	111.0	37.3

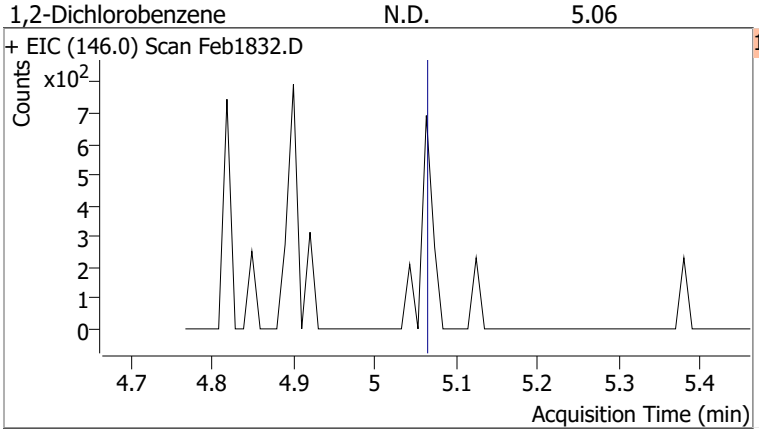

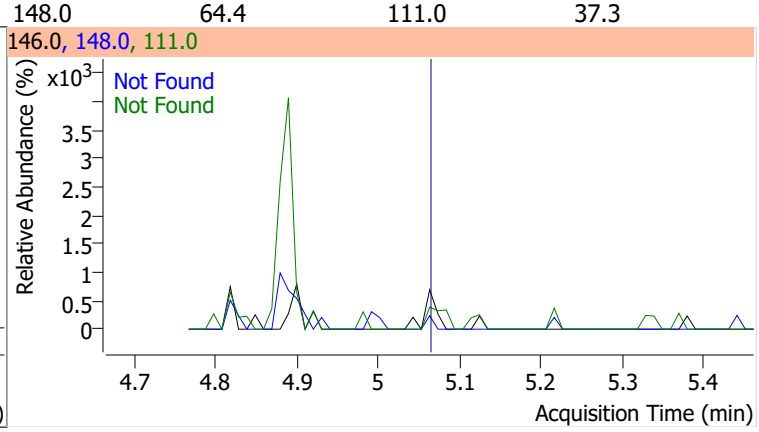

Compound	Conc.	Exp RT	QIon	Exp Ratio	QIon	Exp Ratio
Benzyl Alcohol	N.D.	5.08	79.0	119.3	107.0	70.5

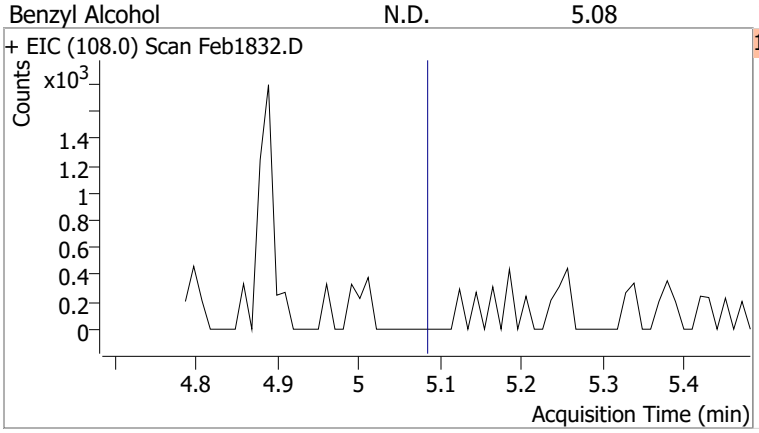

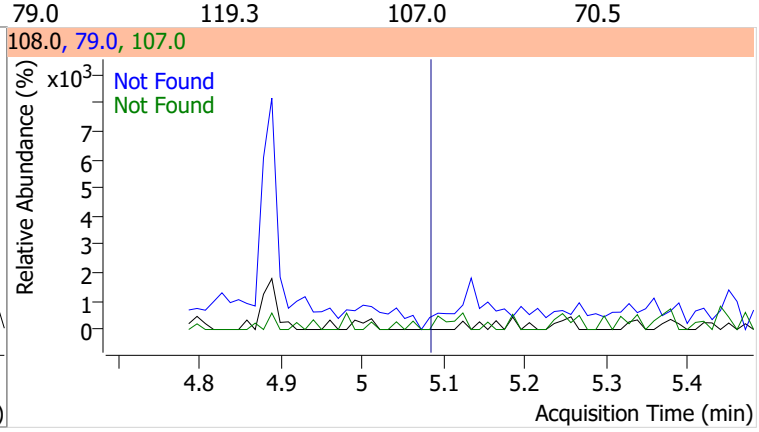

Compound	Conc.	Exp RT	QIon	Exp Ratio
bis(2-chloroisopropyl)Ether	N.D.	5.23	123.0	32.1

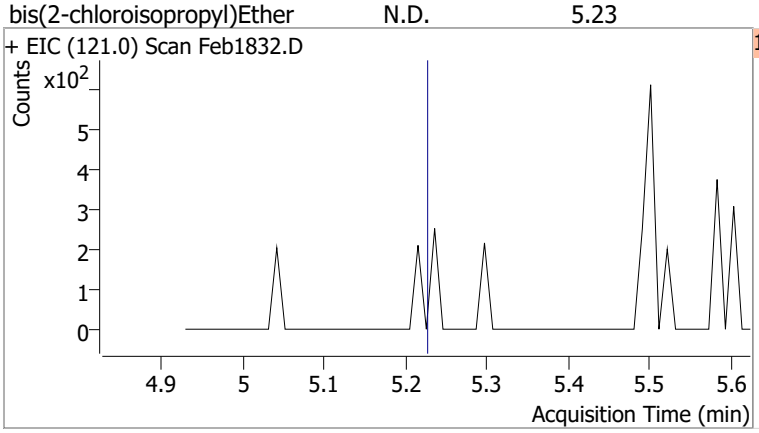

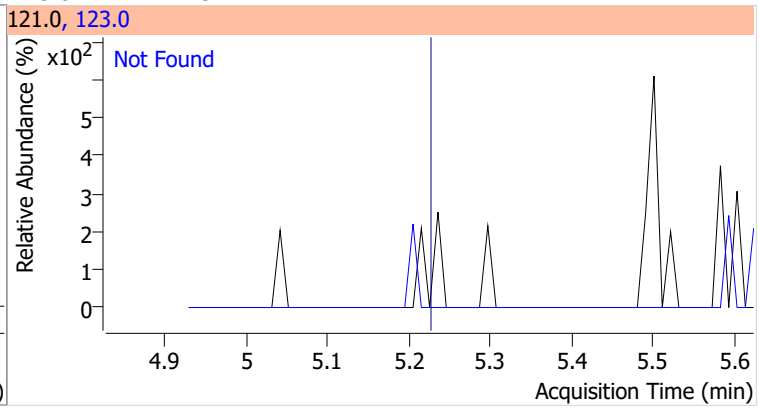

Compound	Conc.	Exp RT	QIon	Exp Ratio
2-Methylphenol	N.D.	5.25	108.0	116.5

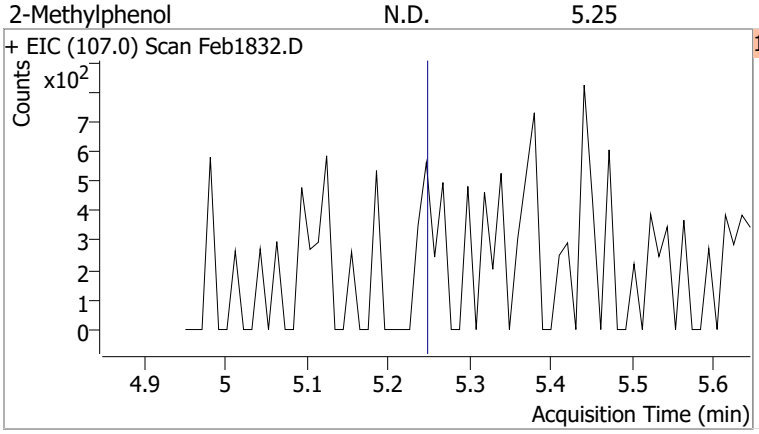

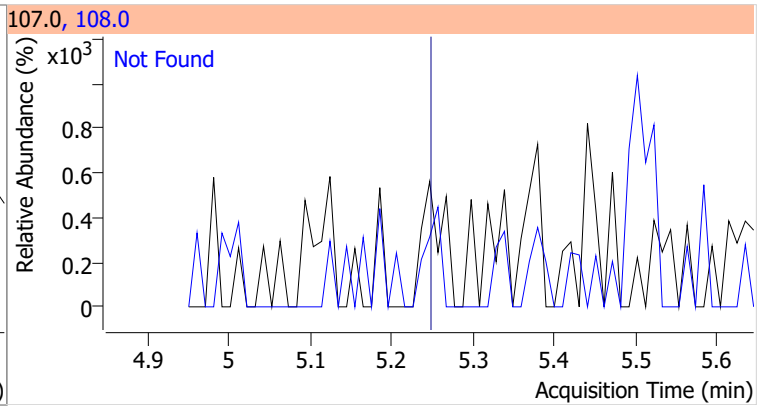

Compound	Conc.	RT	Dev(Min)	Resp.	QIon	QRatio	Lower	Upper
N-nitroso-Di-n-propylamine		0		0	130.0		0.0	38.8

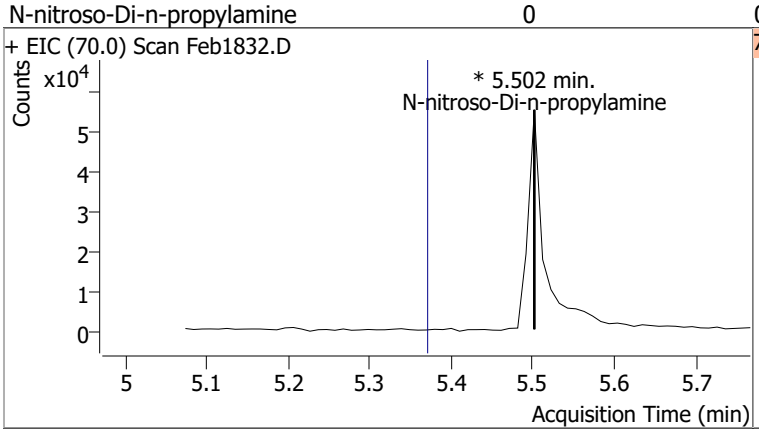

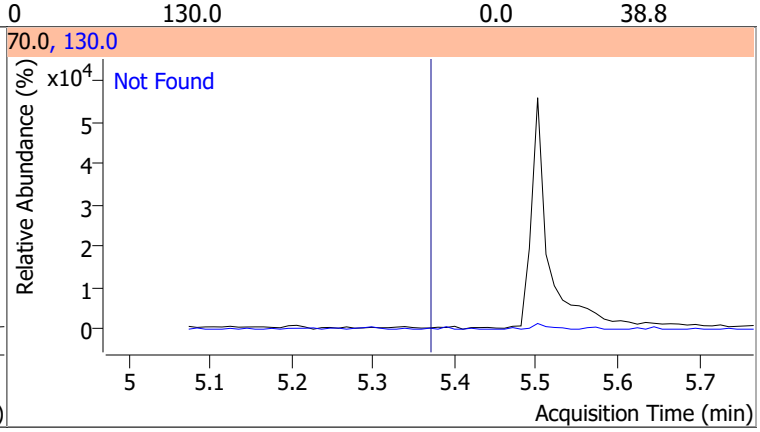

Compound	Conc.	Exp RT	QIon	Exp Ratio
4Methylphenol/3Methylphenol	N.D.	5.43	108.0	83.9

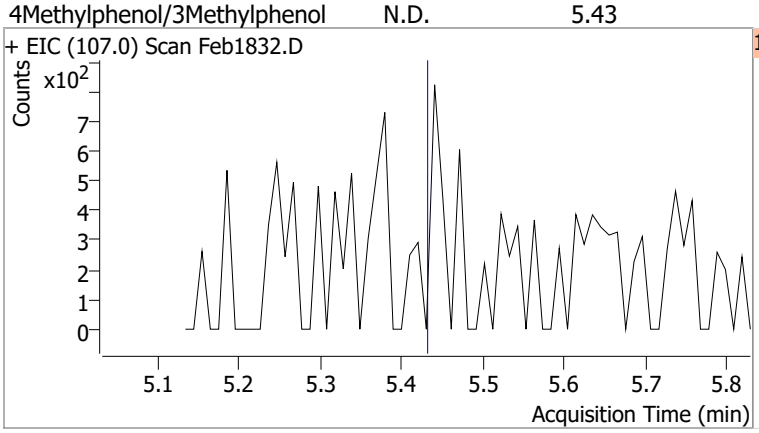

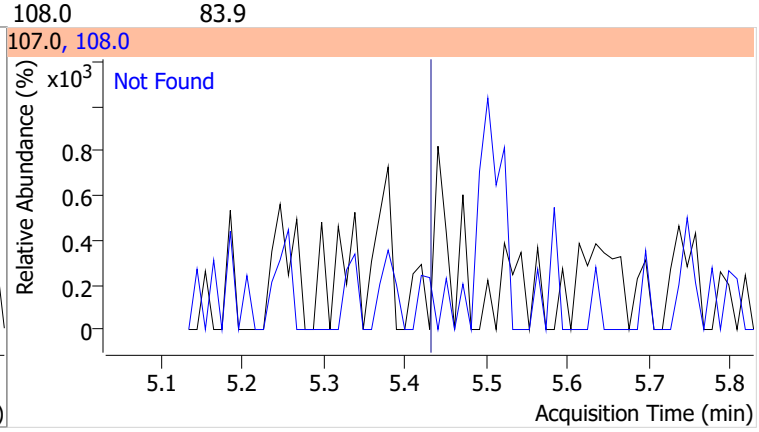

Compound	Conc.	Exp RT	QIon	Exp Ratio	QIon	Exp Ratio
Hexachloroethane	N.D.	5.43	201.0	90.8	199.0	56.9

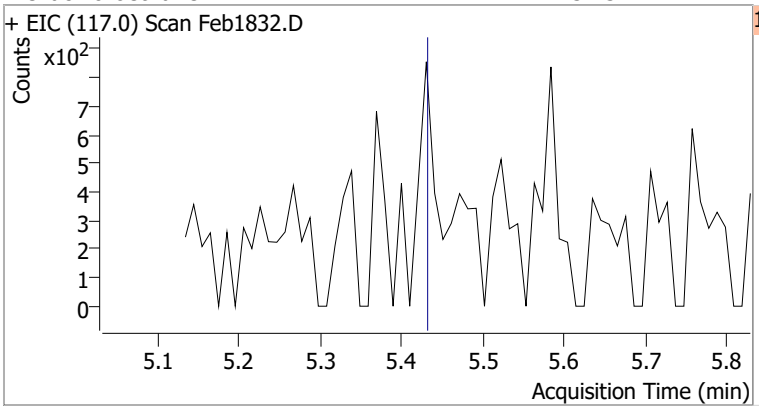

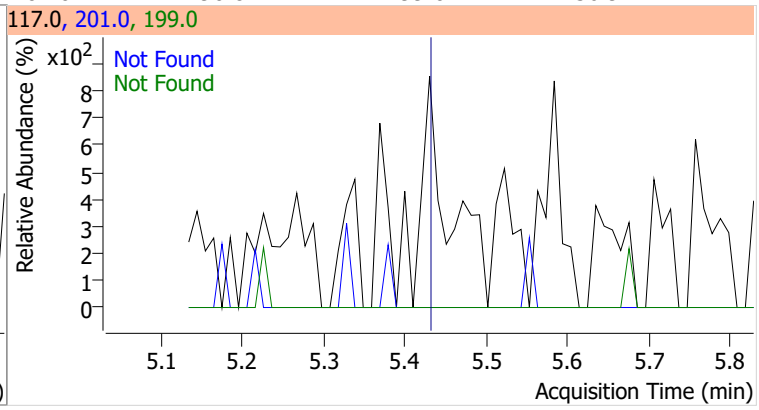

Compound	Conc.	RT	Dev(Min)	Resp.	QIon	QRatio	Lower	Upper
Nitrobenzene-d5	62.4127	5.50	0.00	374119	54.0	61.3	46.3	86.0
					128.0	43.7	34.1	63.3

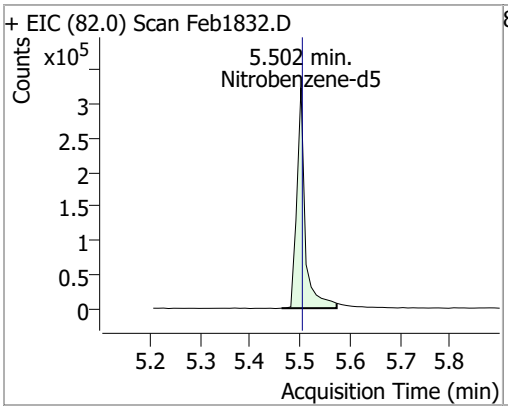

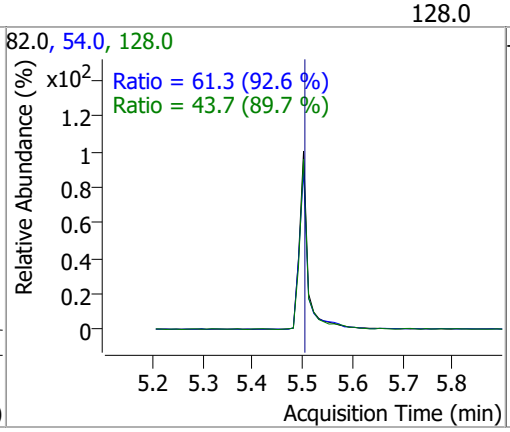

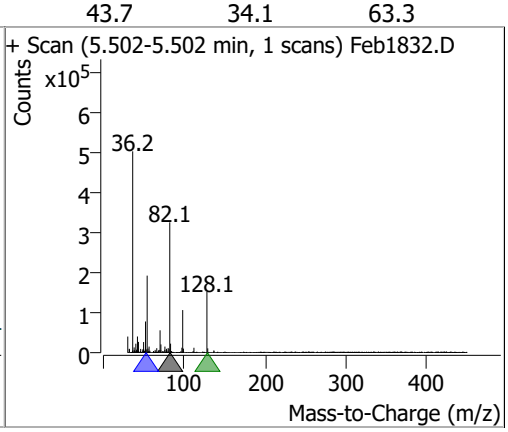

Compound	Conc.	Exp RT	QIon	Exp Ratio	QIon	Exp Ratio
Nitrobenzene	N.D.	5.52	77.0	212.7	51.0	131.0

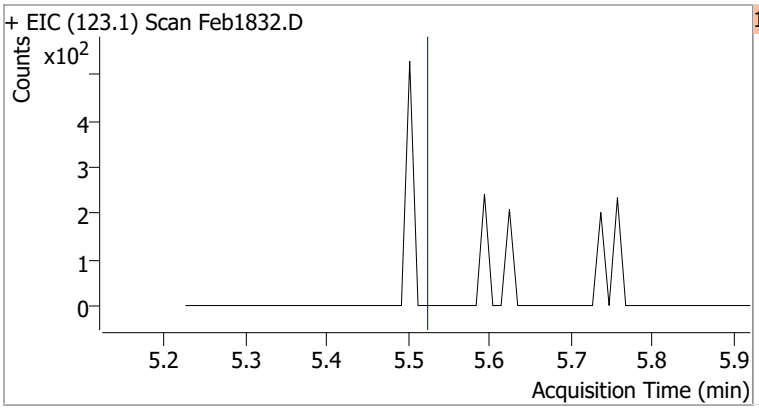

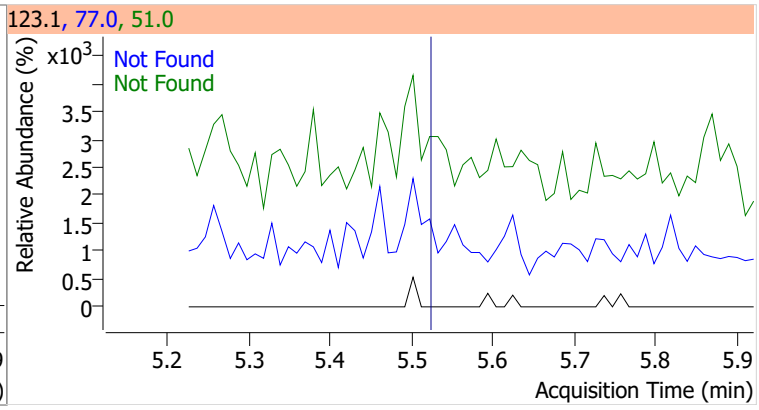

Compound	Conc.	Exp RT	QIon	Exp Ratio
Isophorone	N.D.	5.82	138.0	21.1

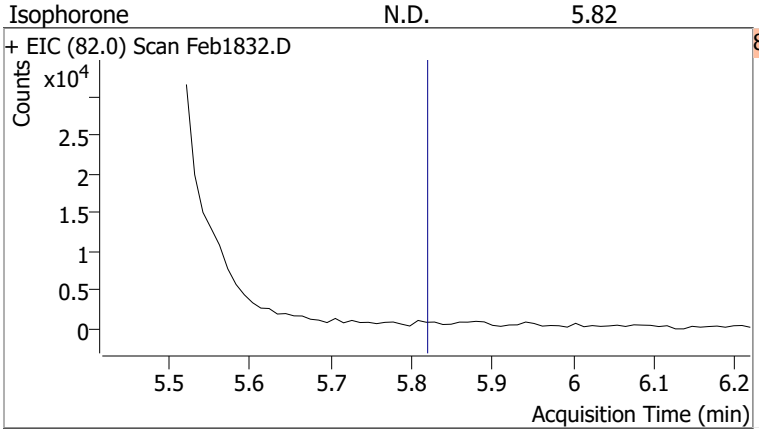

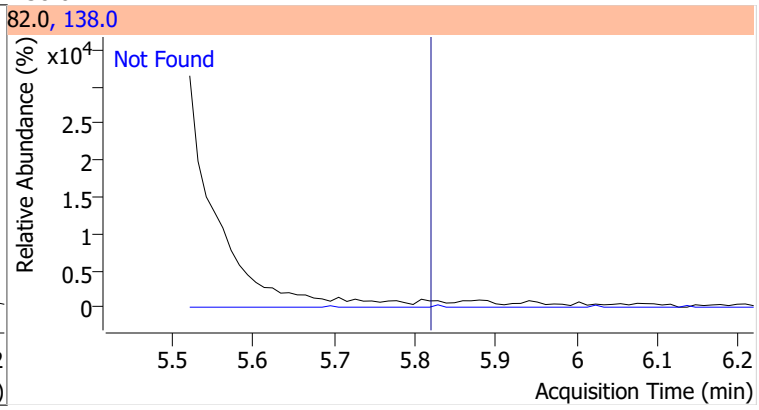

Compound	Conc.	Exp RT	QIon	Exp Ratio	QIon	Exp Ratio
2-Nitrophenol	N.D.	5.88	65.0	48.8	109.0	35.2

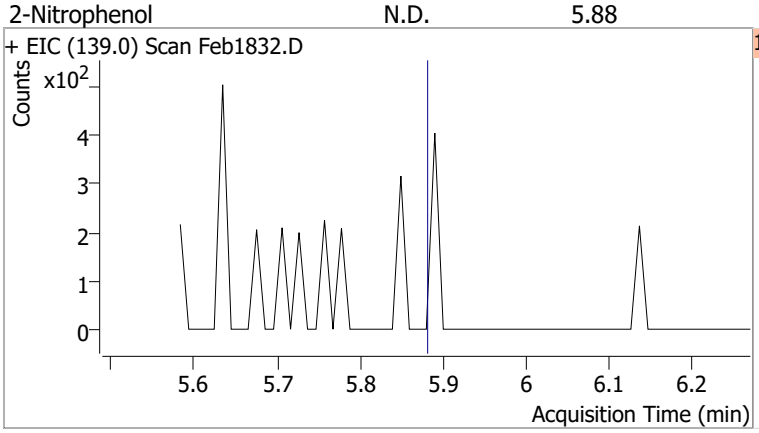

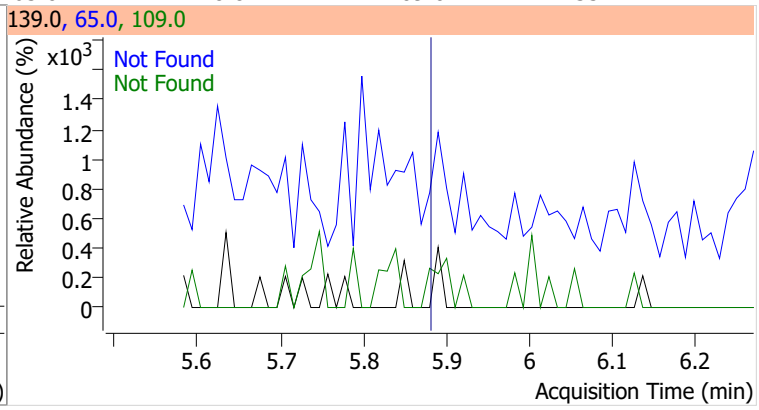

Compound	Conc.	Exp RT	QIon	Exp Ratio	QIon	Exp Ratio
2,4-Dimethylphenol	N.D.	6.00	107.0	109.4	77.0	34.0

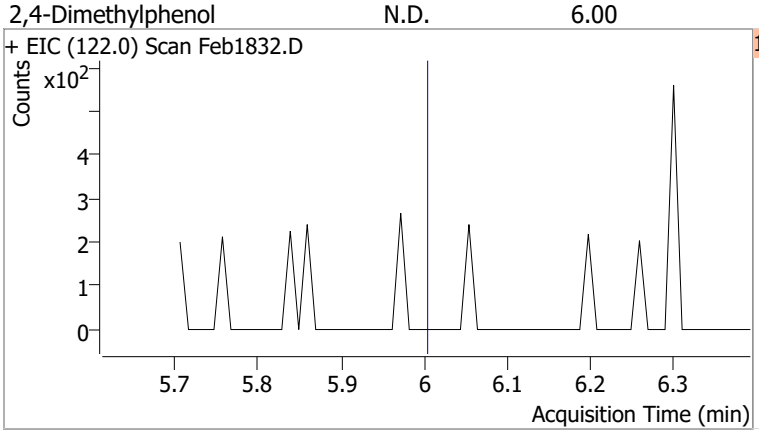

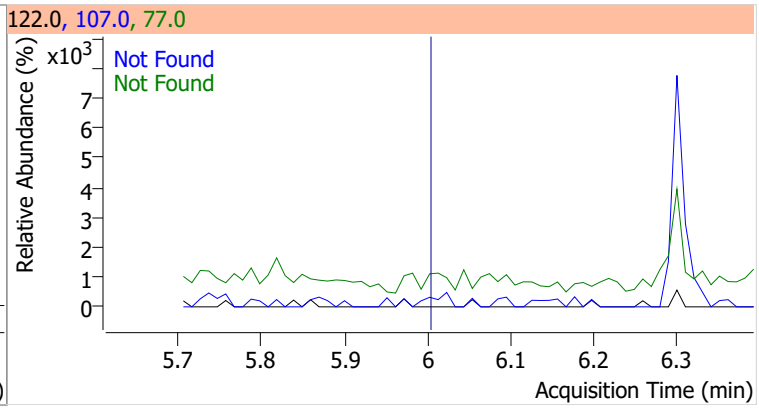

Compound	Conc.	Exp RT	QIon	Exp Ratio	QIon	Exp Ratio
bis(-2-Chloroethoxy)Methane	N.D.	6.08	63.0	68.1	95.0	31.9

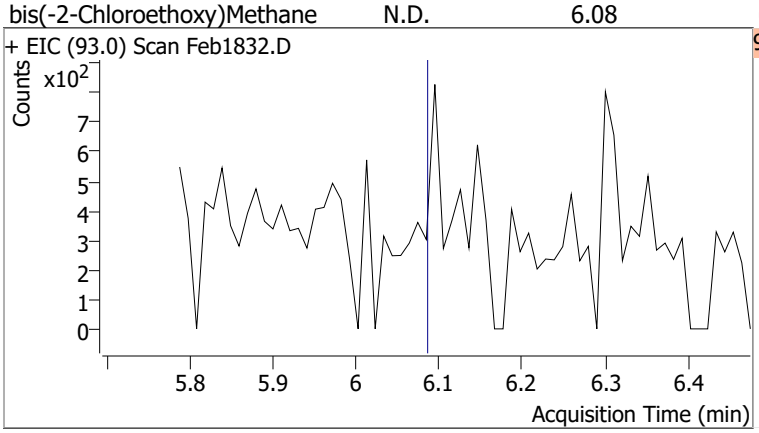

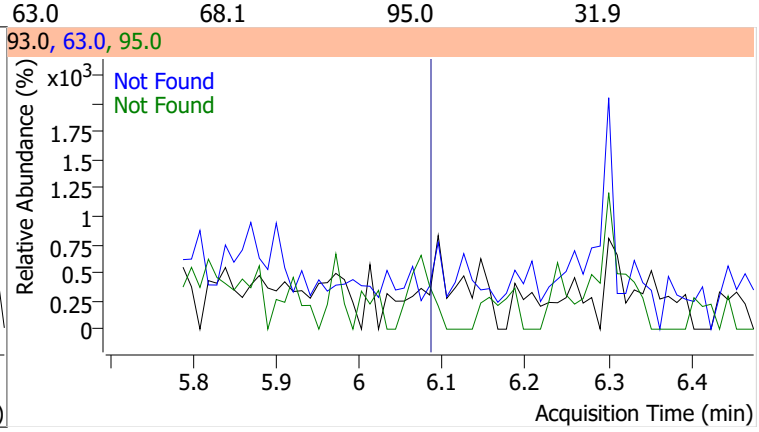

Compound	Conc.	Exp RT	QIon	Exp Ratio	QIon	Exp Ratio
2,4-Dichlorophenol	N.D.	6.19	164.0	65.0	98.0	28.6

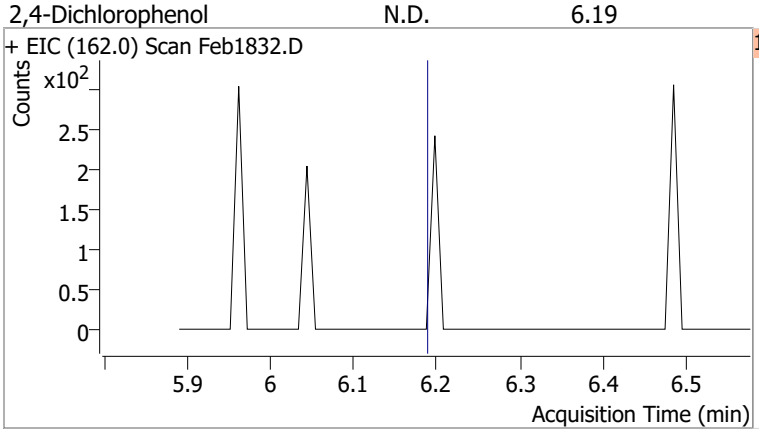

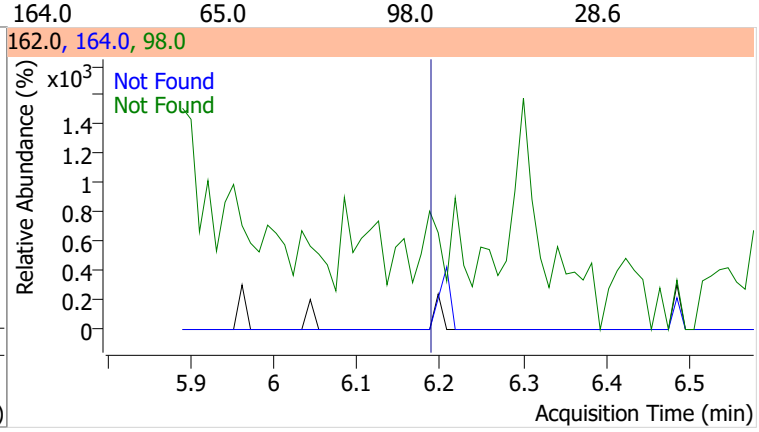

Compound	Conc.	Exp RT	QIon	Exp Ratio	QIon	Exp Ratio
Benzoic Acid	N.D.	6.24	122.0	85.5	77.0	60.4

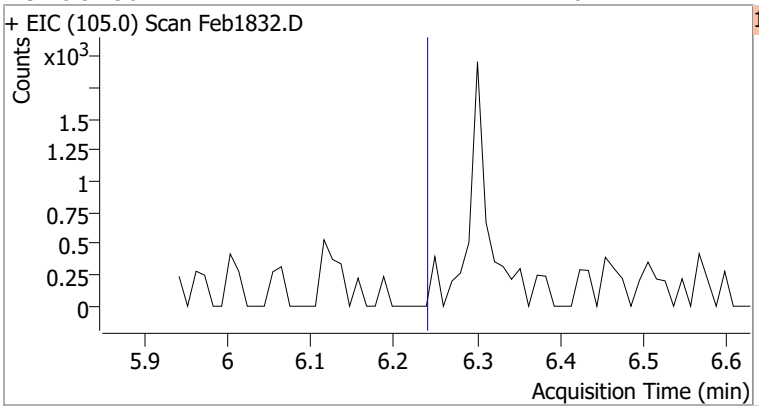

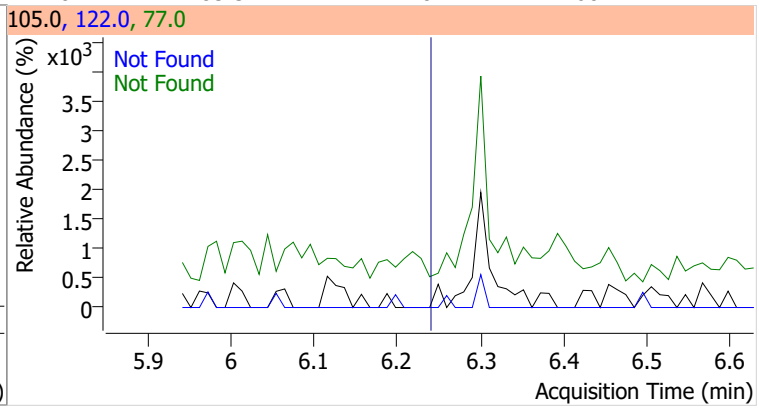

Compound	Conc.	Exp RT	QIon	Exp Ratio	QIon	Exp Ratio
1,2,4-Trichlorobenzene	N.D.	6.25	182.0	94.6	145.0	28.7

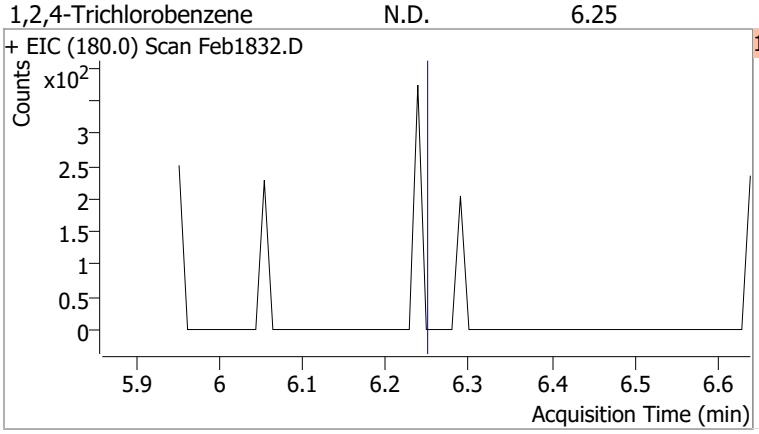

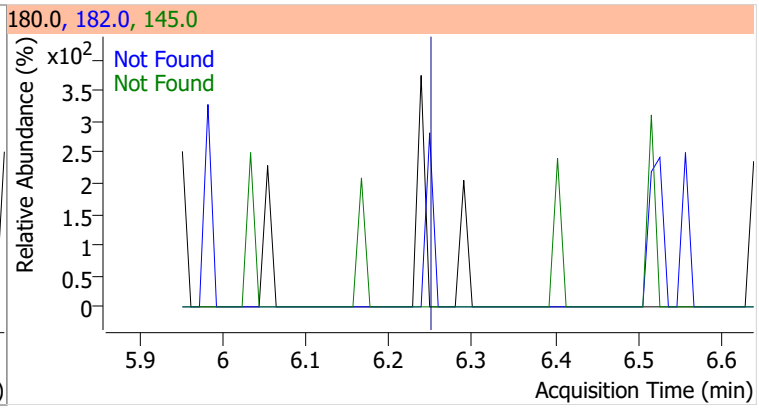

Compound	Conc.	Exp RT	QIon	Exp Ratio	QIon	Exp Ratio
Naphthalene	N.D.	6.33	129.0	11.5	102.0	9.9

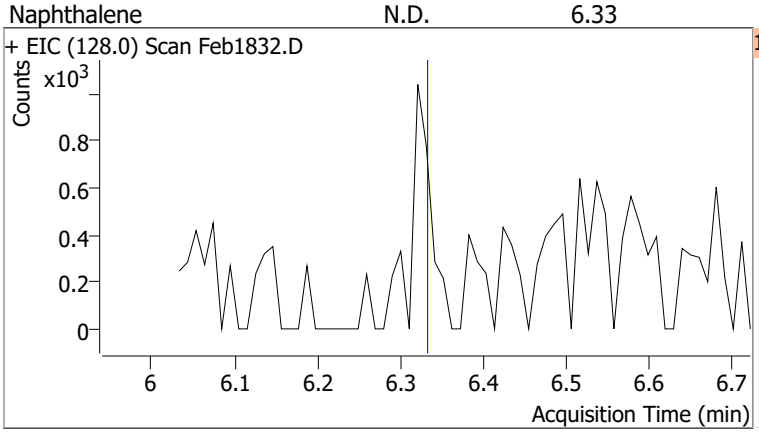

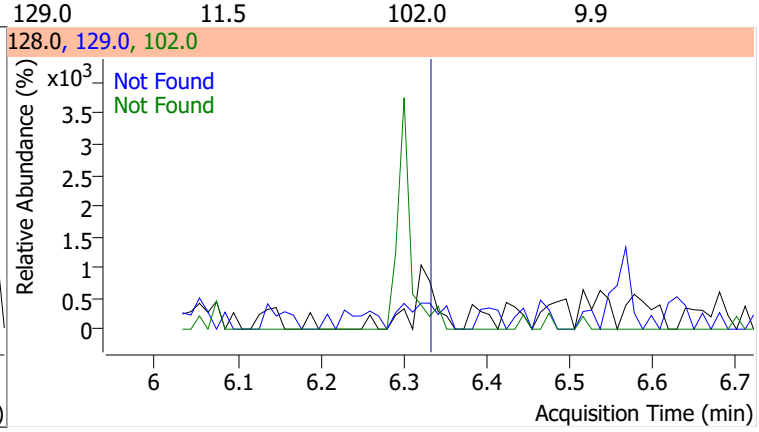

Compound	Conc.	Exp RT	QIon	Exp Ratio
4-Chlorophenol	N.D.	6.41	128.0	316.3

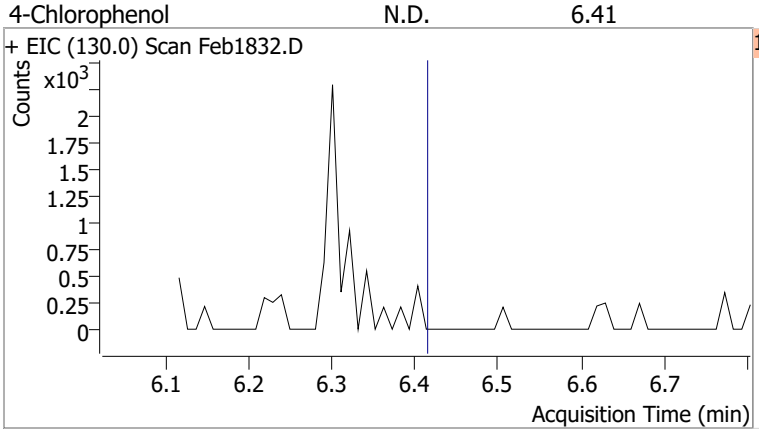

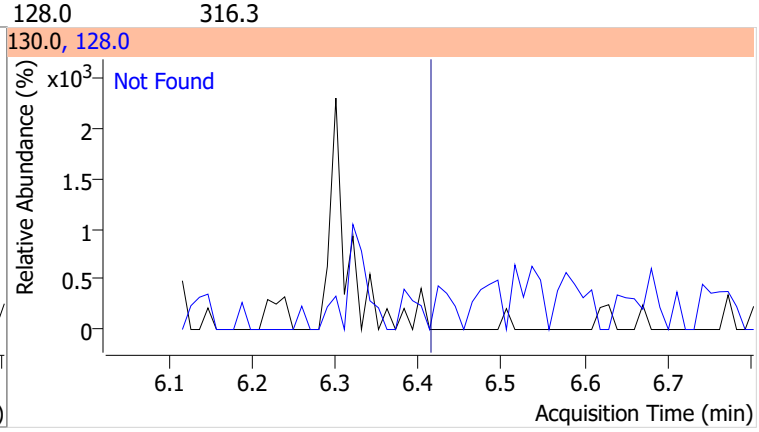

Compound	Conc.	Exp RT	QIon	Exp Ratio	QIon	Exp Ratio
p-Chloroaniline	N.D.	6.43	65.0	60.1	129.0	37.6

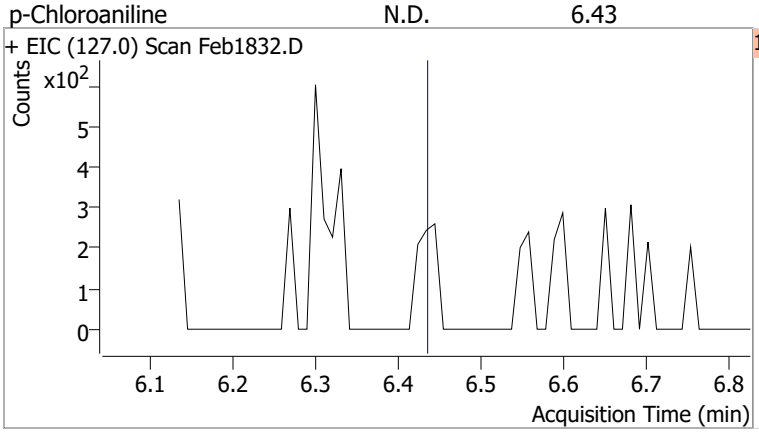

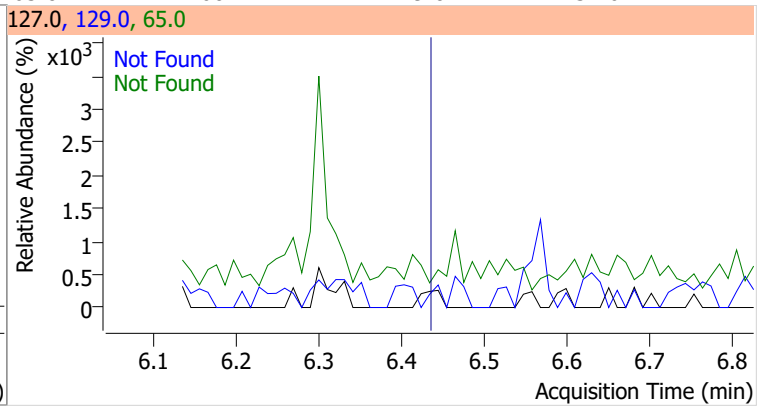

Compound	Conc.	Exp RT	QIon	Exp Ratio	QIon	Exp Ratio
Hexachlorobutadiene	N.D.	6.50	227.0	65.7	223.0	64.3

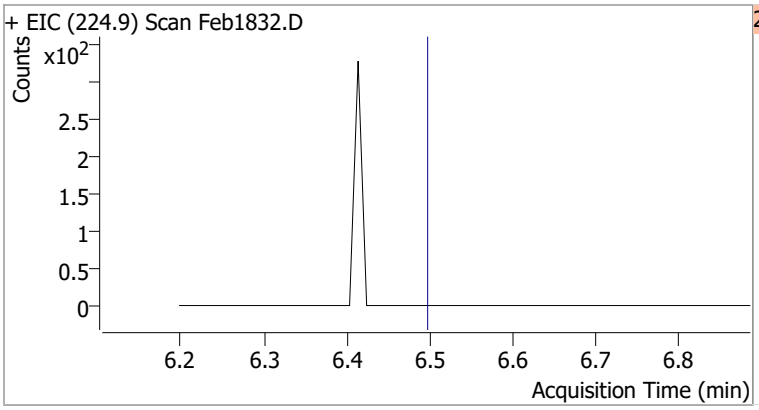

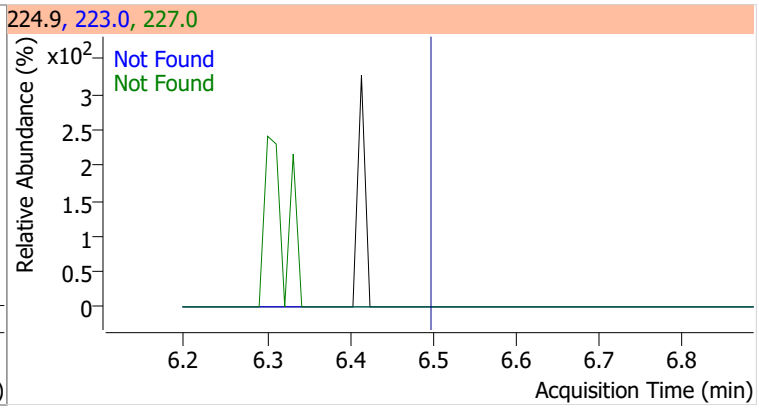

Compound	Conc.	Exp RT	QIon	Exp Ratio
4-Chloro-2-Methylphenol	N.D.	6.94	144.0	27.8

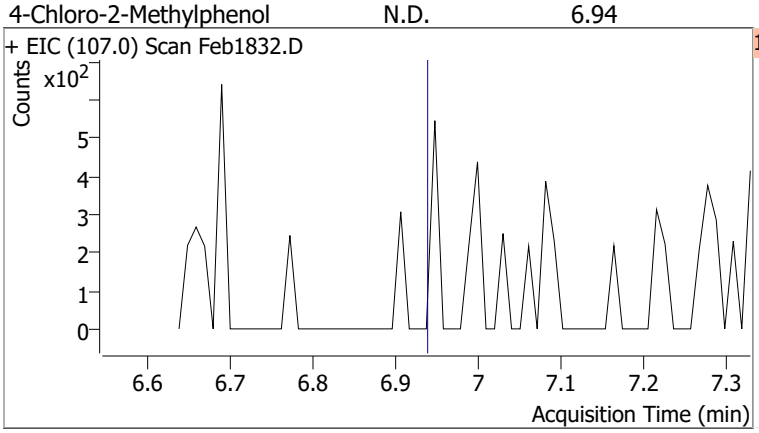

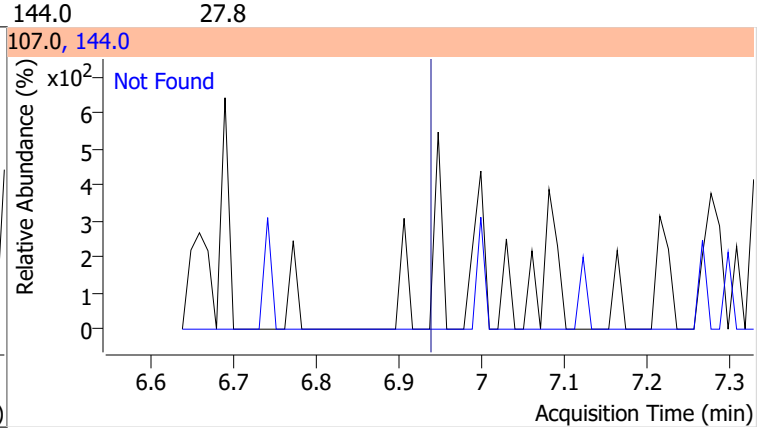

Compound	Conc.	Exp RT	QIon	Exp Ratio
4-Chloro-3-Methylphenol	N.D.	7.07	144.0	27.3

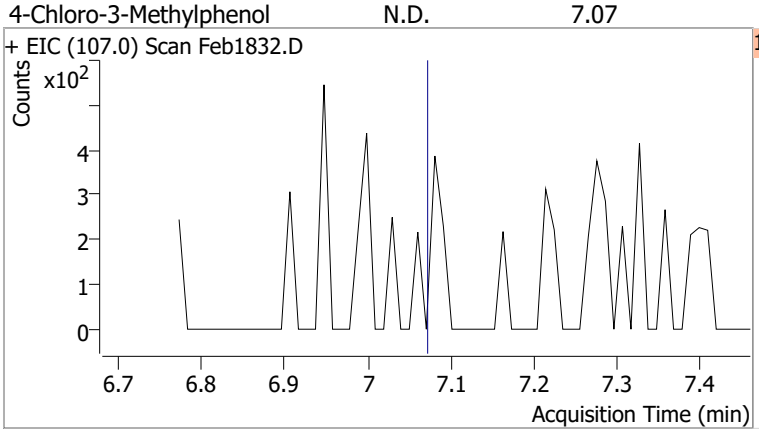

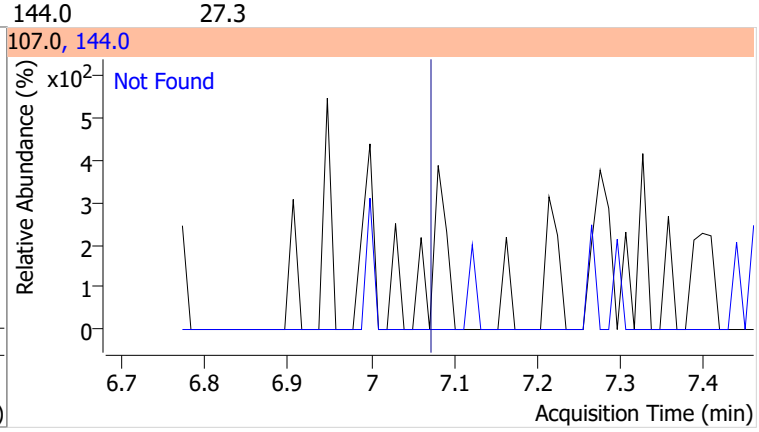

Compound	Conc.	Exp RT	QIon	Exp Ratio	QIon	Exp Ratio
2-Methylnaphthalene	N.D.	7.14	142.0	119.8	115.0	41.7

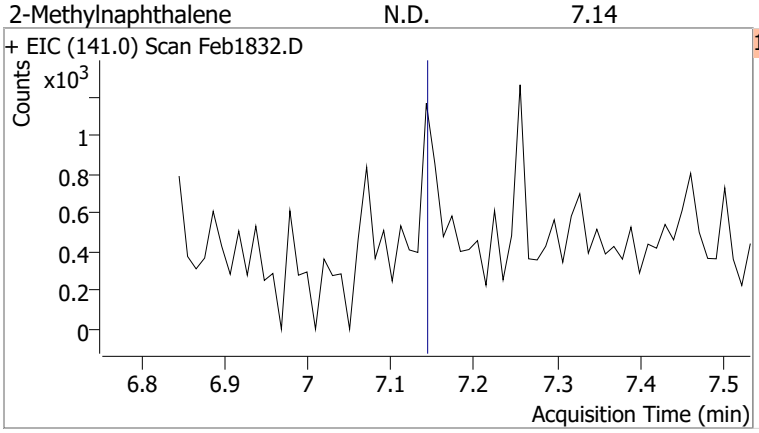

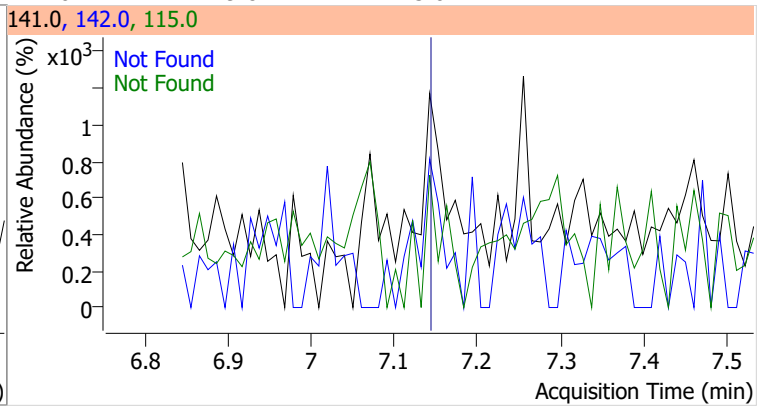

Compound	Conc.	Exp RT	QIon	Exp Ratio	QIon	Exp Ratio
1-Methylnaphthalene	N.D.	7.26	142.0	114.0	115.0	41.3

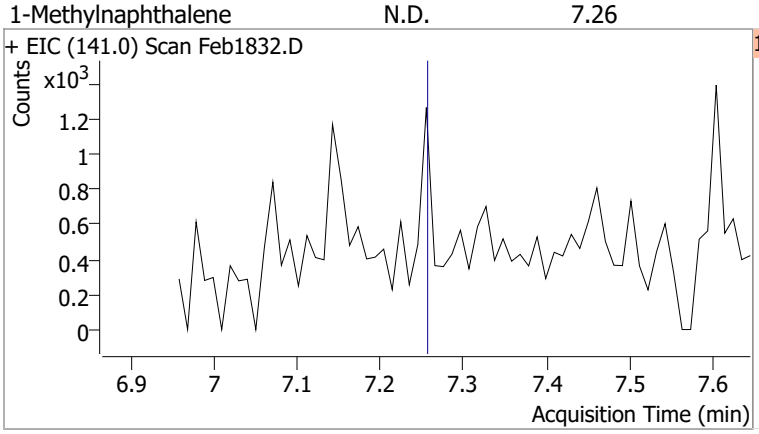

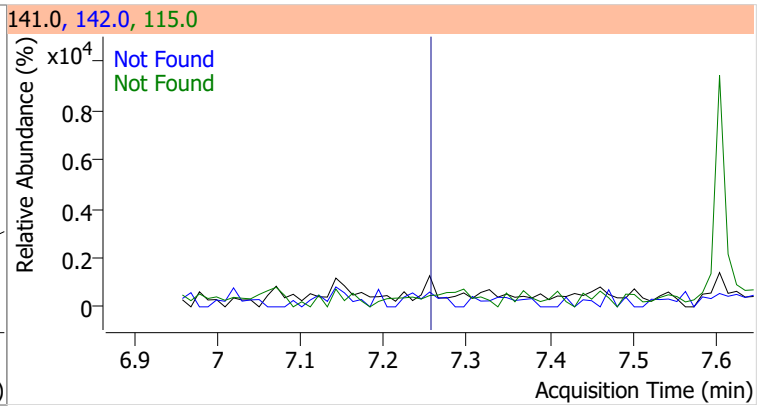

Compound	Conc.	Exp RT	QIon	Exp Ratio	QIon	Exp Ratio
Hexachlorocyclopentadiene	N.D.	7.34	234.9	64.6	238.9	63.8

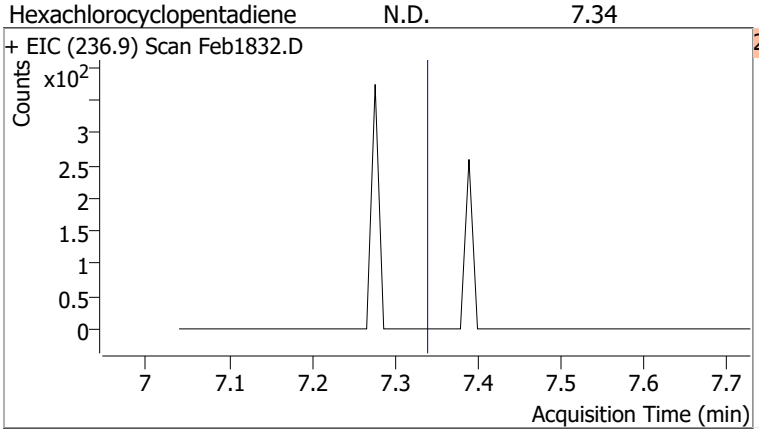

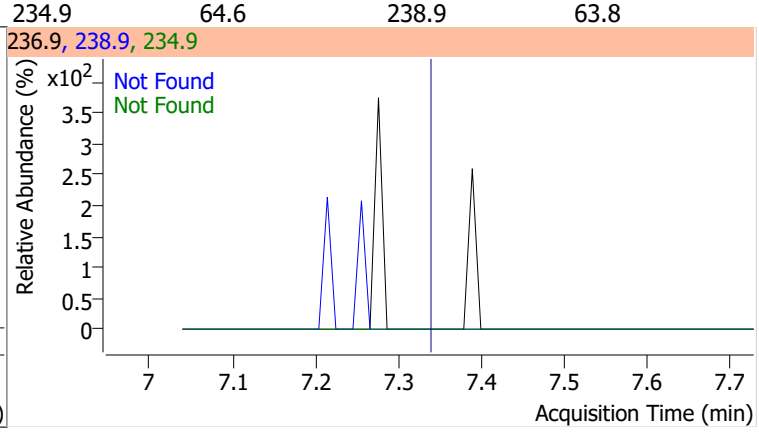

Compound	Conc.	Exp RT	QIon	Exp Ratio
2,4,6-Trichlorophenol	N.D.	7.52	198.0	96.5

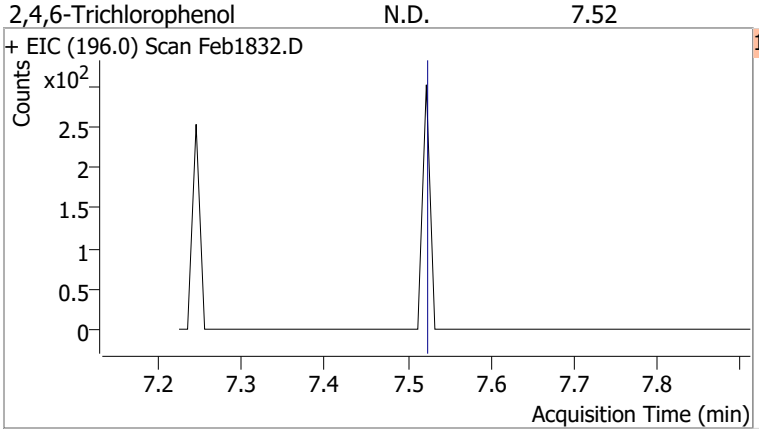

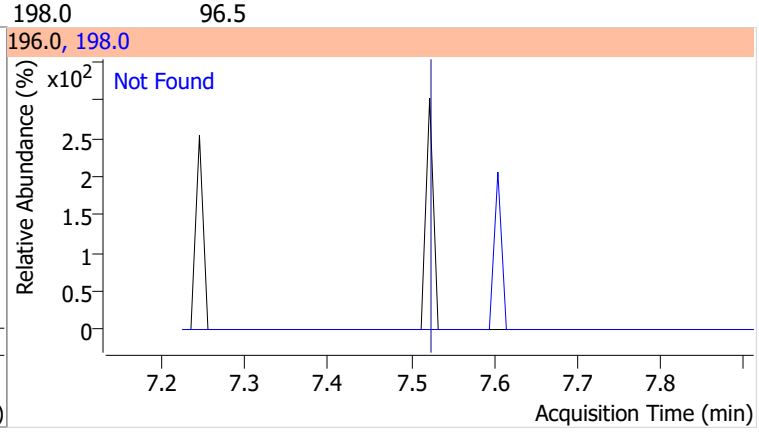

Compound	Conc.	Exp RT	QIon	Exp Ratio
2,4,5-Trichlorophenol	N.D.	7.57	198.0	90.2

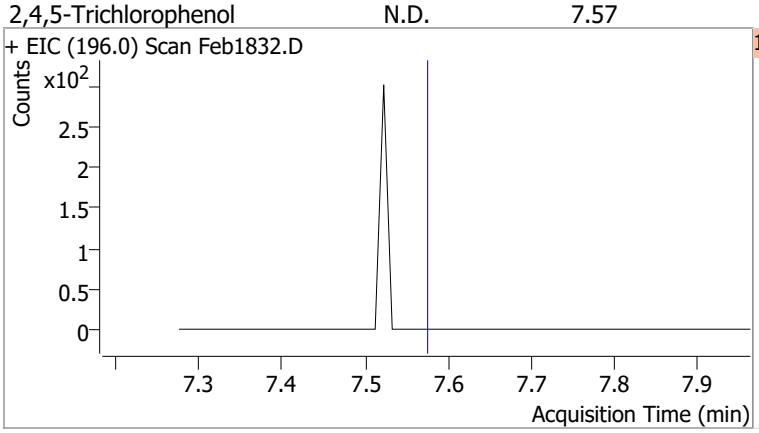

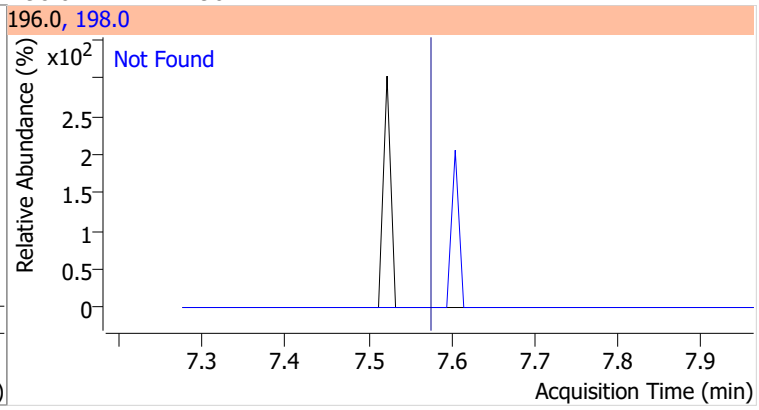

Compound	Conc.	RT	Dev(Min)	Resp.	QIon	QRatio	Lower	Upper
2-Fluorobiphenyl	63.5494	7.60	0.00	1140945	171.0	34.6	24.0	44.5

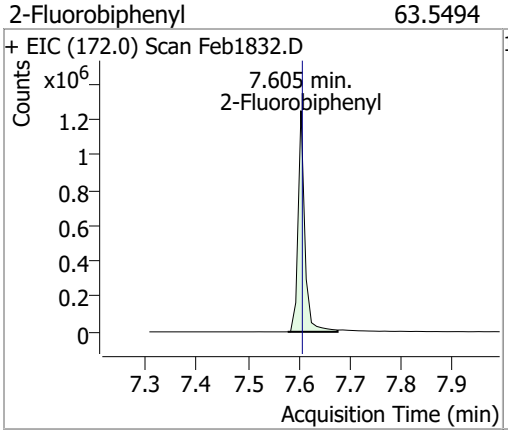

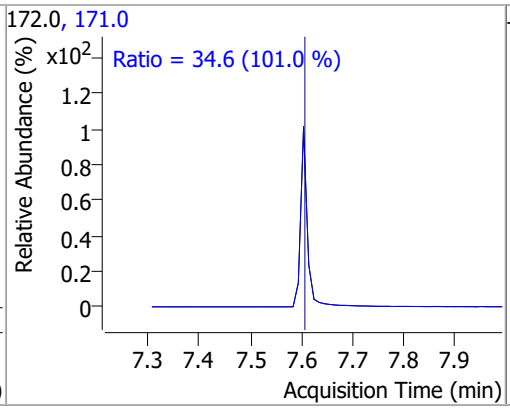

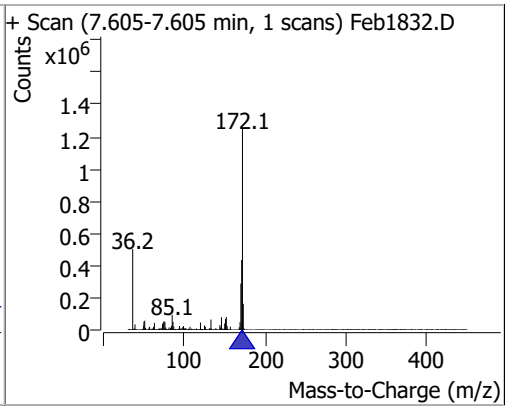

Compound	Conc.	Exp RT	QIon	Exp Ratio	QIon	Exp Ratio
2-Chloronaphthalene	N.D.	7.72	127.0	35.9	164.0	32.1

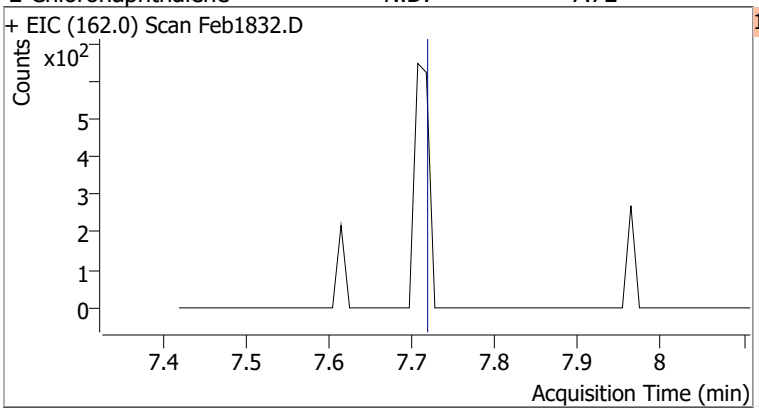

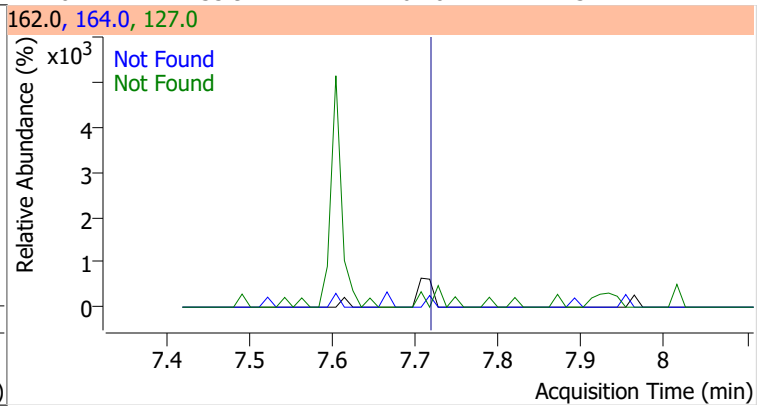

Compound	Conc.	Exp RT	QIon	Exp Ratio
2-Nitroaniline	N.D.	7.88	138.0	110.5

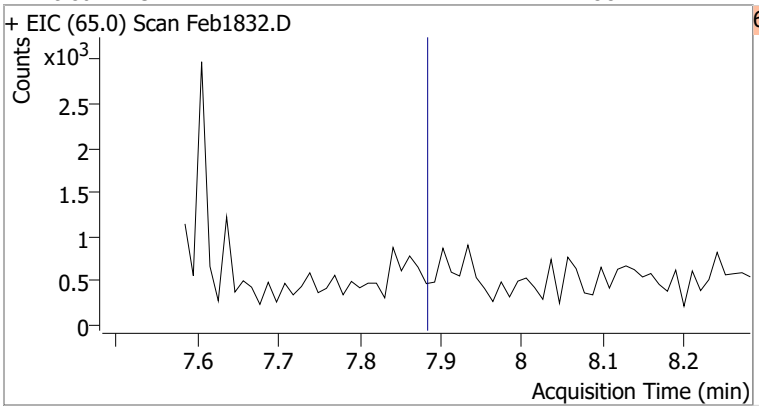

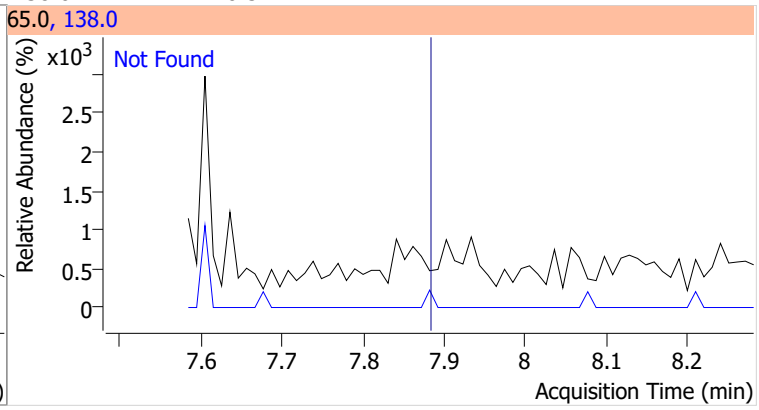

Compound	Conc.	RT	Dev(Min)	Resp.	QIon	QRatio	Lower	Upper
Dimethyl Phthalate		0		0	77.0		13.8	25.7

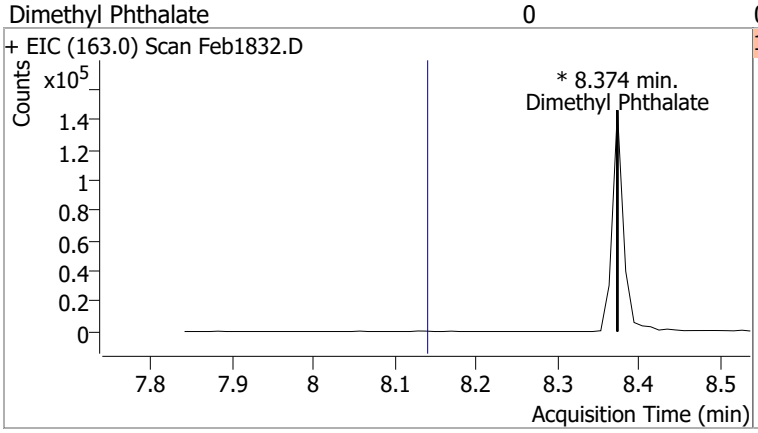

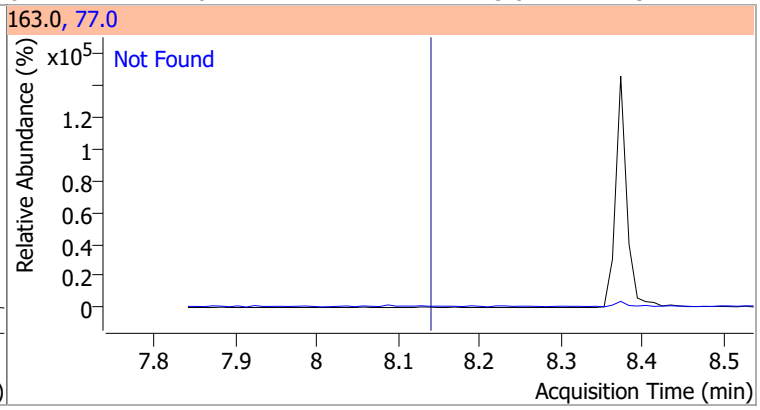

Compound	Conc.	RT	Dev(Min)	Resp.	QIon	QRatio	Lower	Upper
2,6-Dinitrotoluene		0		0	63.0		99.5	184.8
					89.0		43.3	80.3

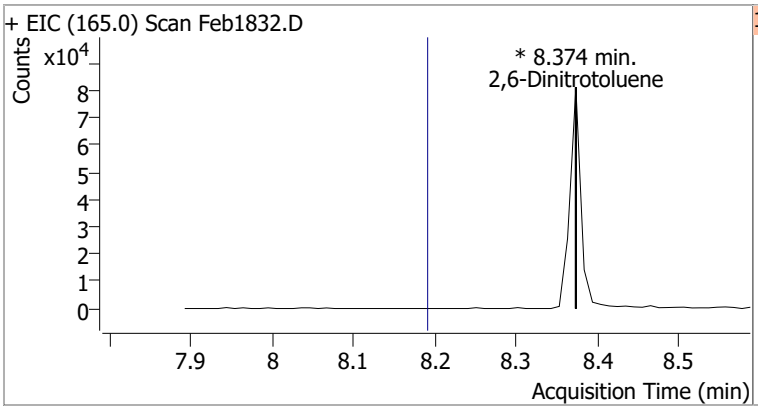

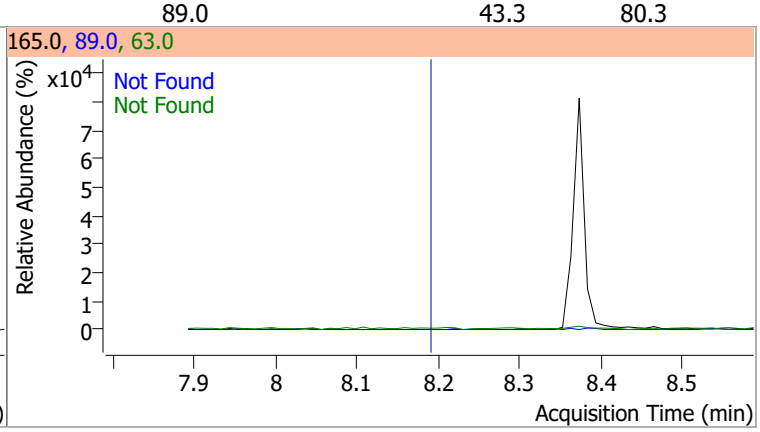

Compound	Conc.	Exp RT	QIon	Exp Ratio
Acenaphthylene	N.D.	8.20	153.1	13.6

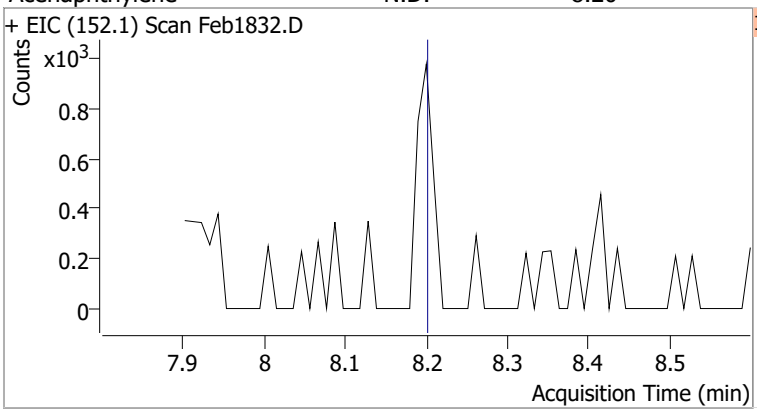

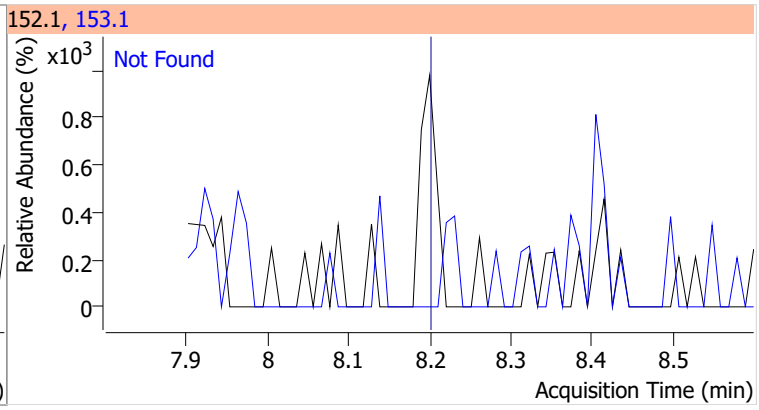

Compound	Conc.	Exp RT	QIon	Exp Ratio	QIon	Exp Ratio
3-Nitroaniline	N.D.	8.39	65.0	129.1	92.0	106.7

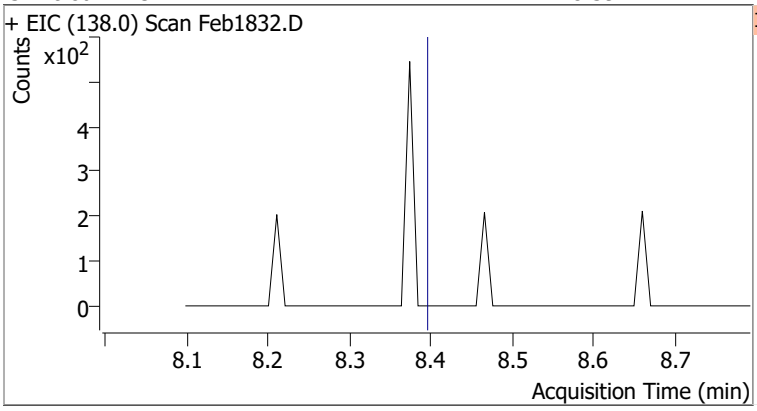

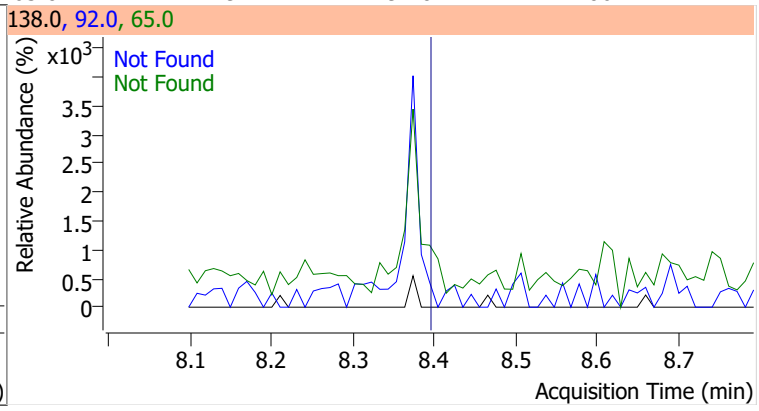

Compound	Conc.	Exp RT	QIon	Exp Ratio	QIon	Exp Ratio
Acenaphthene	N.D.	8.41	153.0	106.5	152.0	51.8

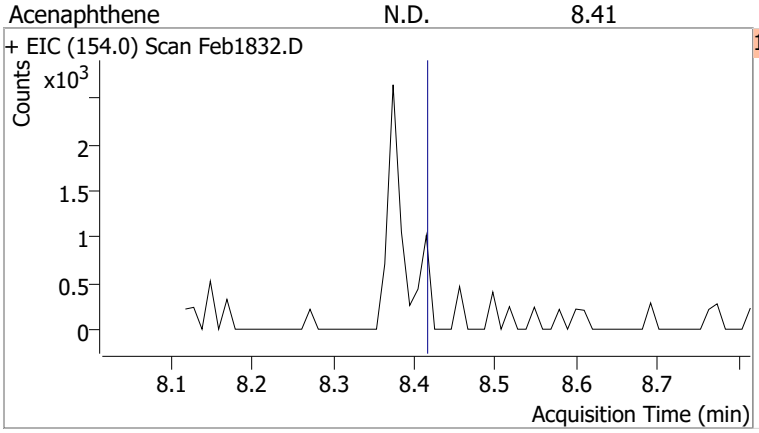

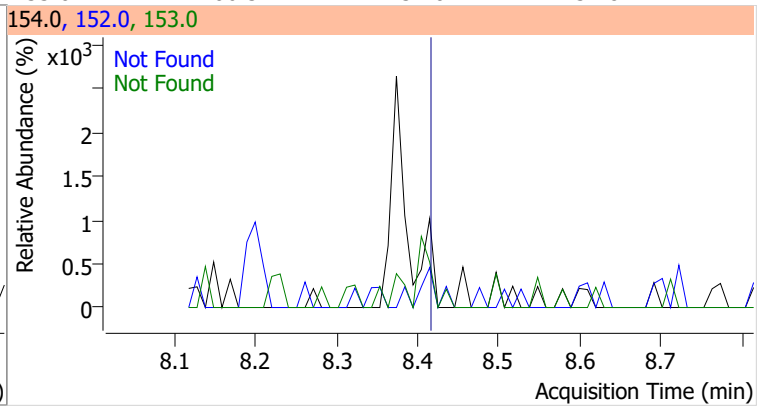

Compound	Conc.	Exp RT	QIon	Exp Ratio
2,4-Dinitrophenol	N.D.	8.52	154.0	62.7

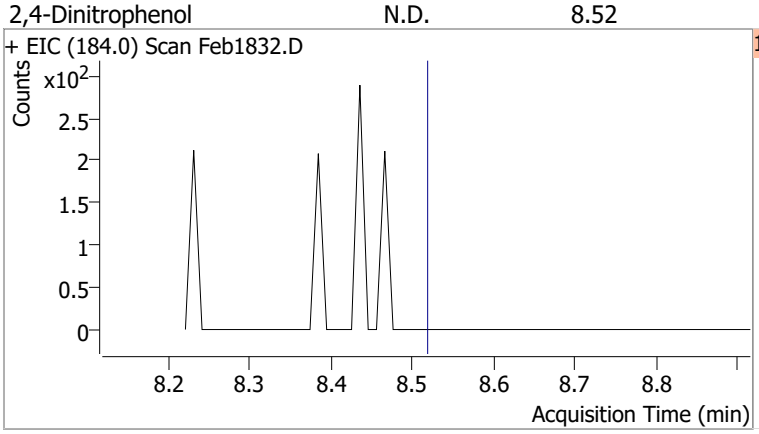

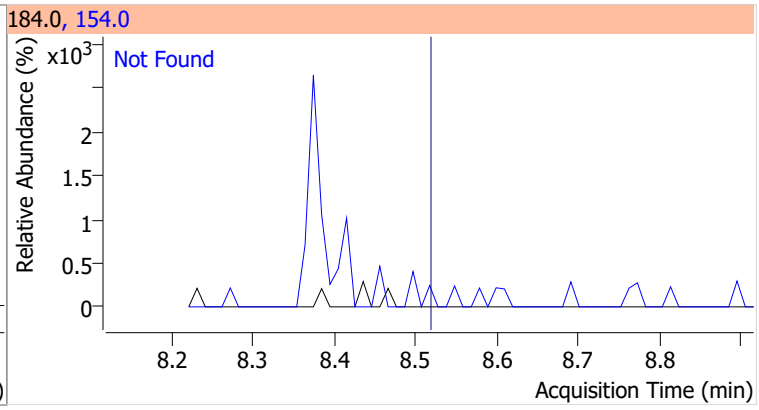

Compound	Conc.	Exp RT	QIon	Exp Ratio
Dibenzofuran	N.D.	8.63	139.0	37.5

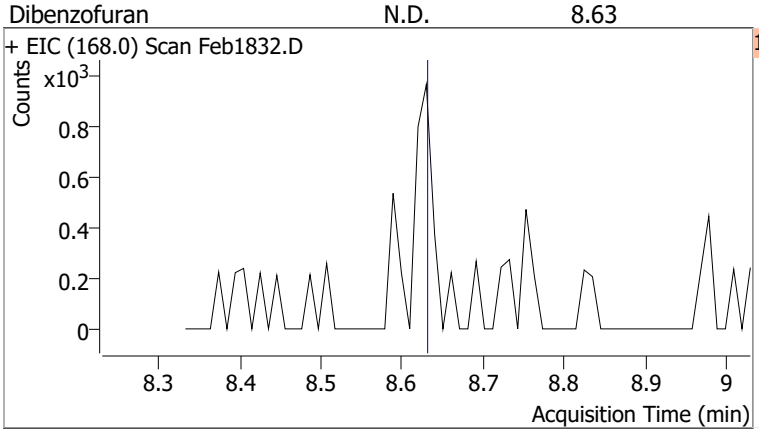

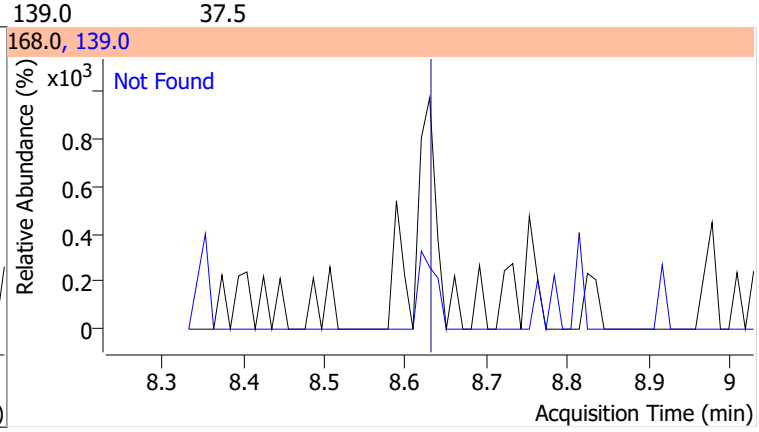

Compound	Conc.	Exp RT	QIon	Exp Ratio	QIon	Exp Ratio
2,4-Dinitrotoluene	N.D.	8.67	89.0	79.2	63.0	48.4

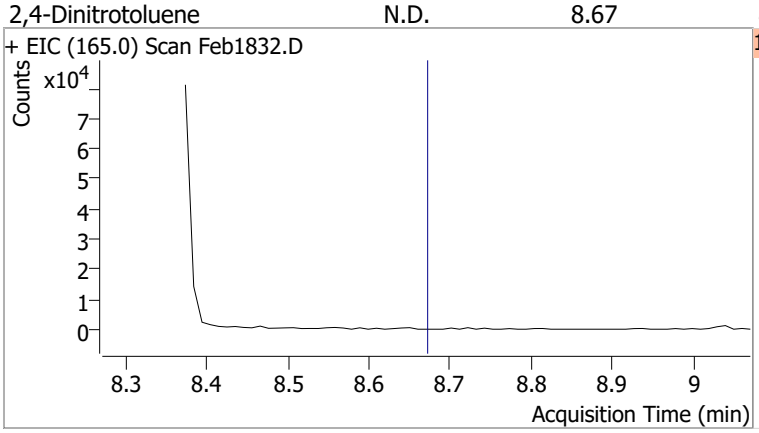

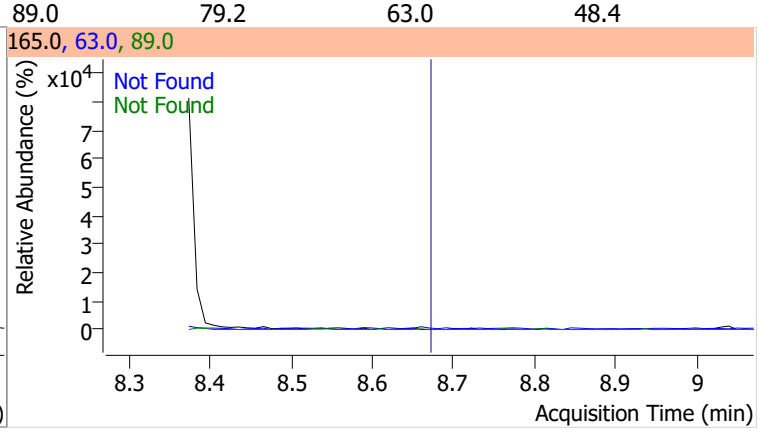

Compound	Conc.	Exp RT	QIon	Exp Ratio	QIon	Exp Ratio
4-Nitrophenol	N.D.	8.70	65.0	72.0	139.0	71.1

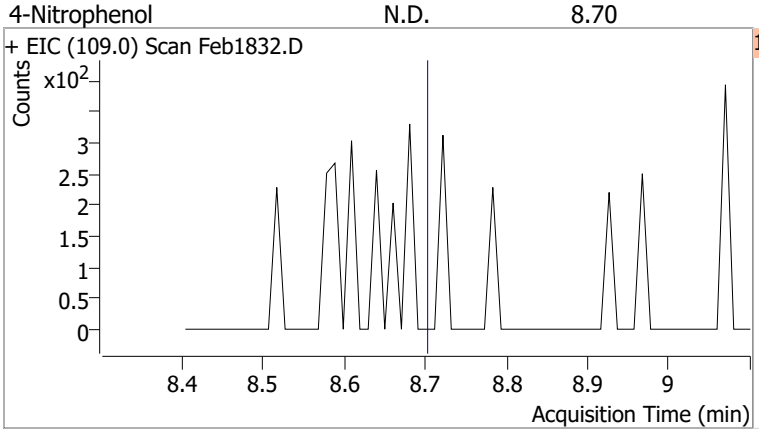

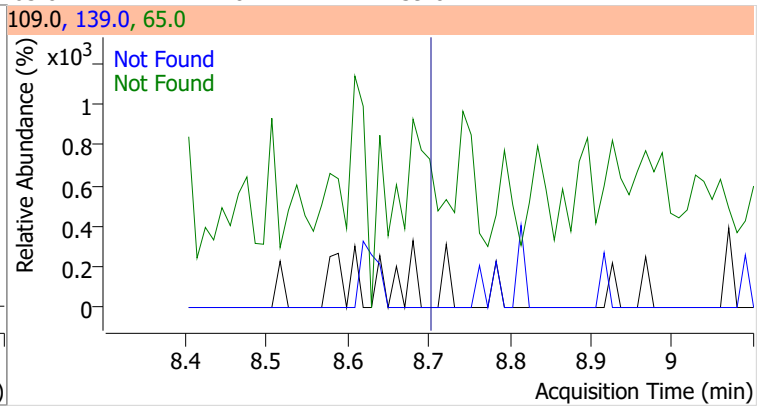

Compound	Conc.	Exp RT	QIon	Exp Ratio	QIon	Exp Ratio
Diethylphthalate	N.D.	9.00	177.0	20.7	150.0	12.5

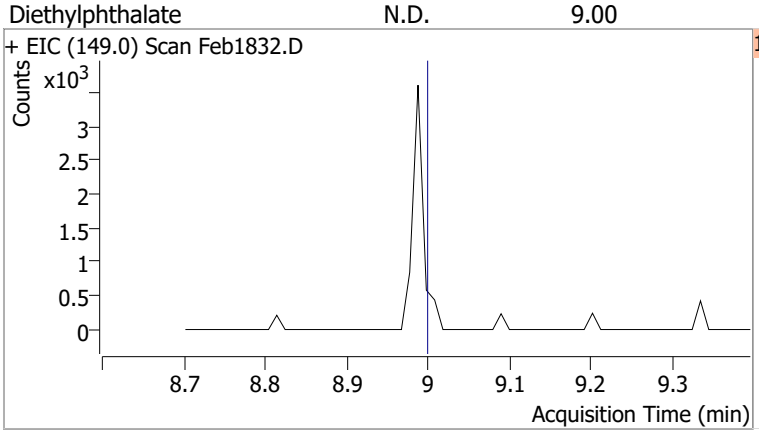

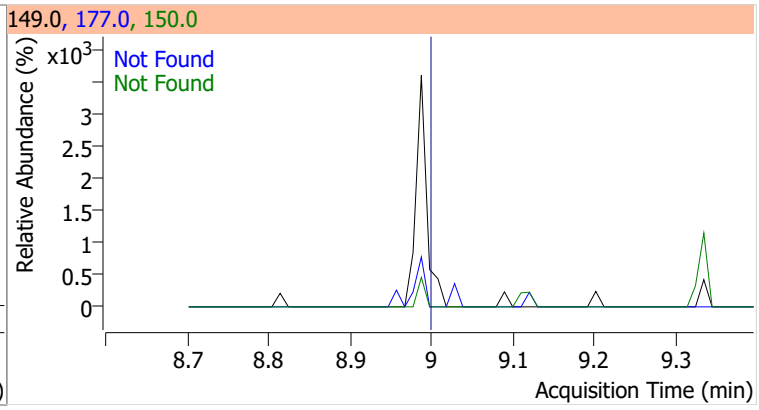

Compound	Conc.	Exp RT	QIon	Exp Ratio	QIon	Exp Ratio
Fluorene	N.D.	9.04	165.0	93.4	167.0	13.7

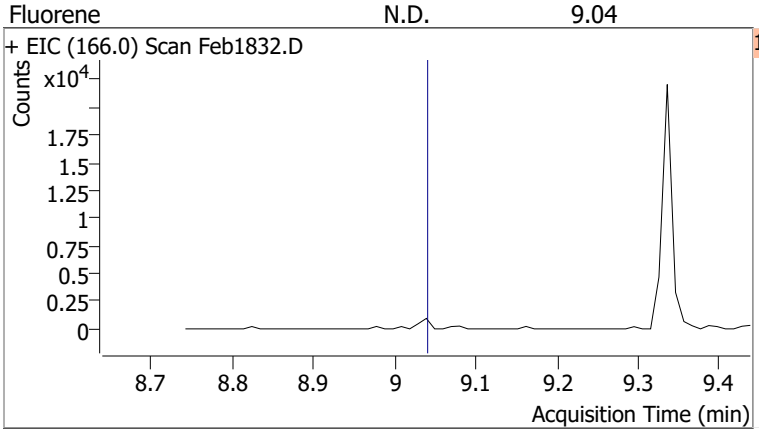

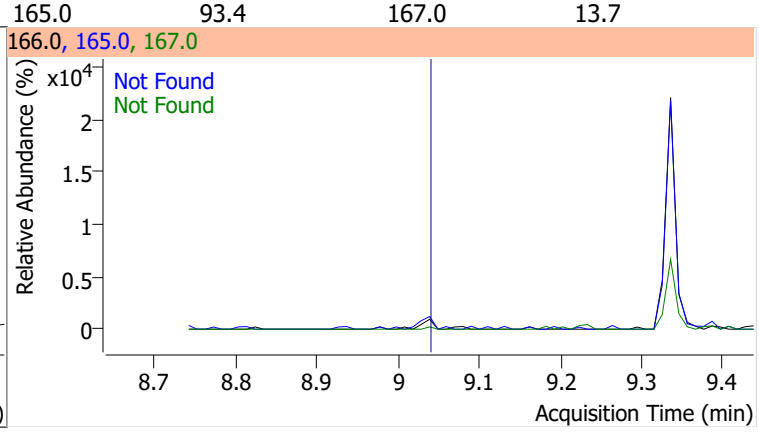

Compound	Conc.	Exp RT	QIon	Exp Ratio	QIon	Exp Ratio
4-Chlorophenyl-phenylether	N.D.	9.07	141.0	61.2	206.0	33.8

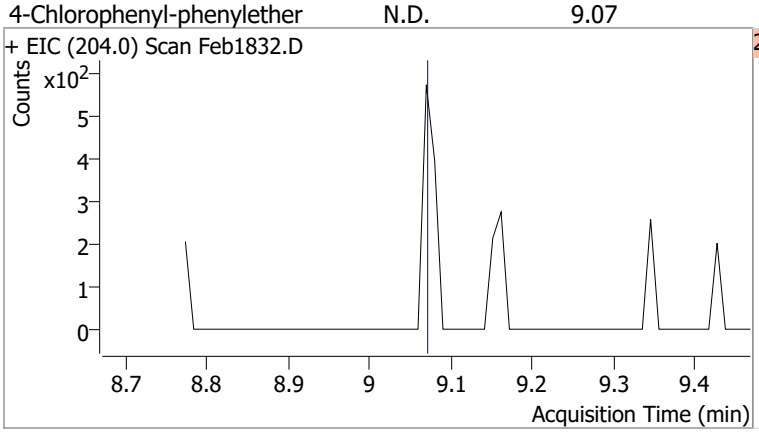

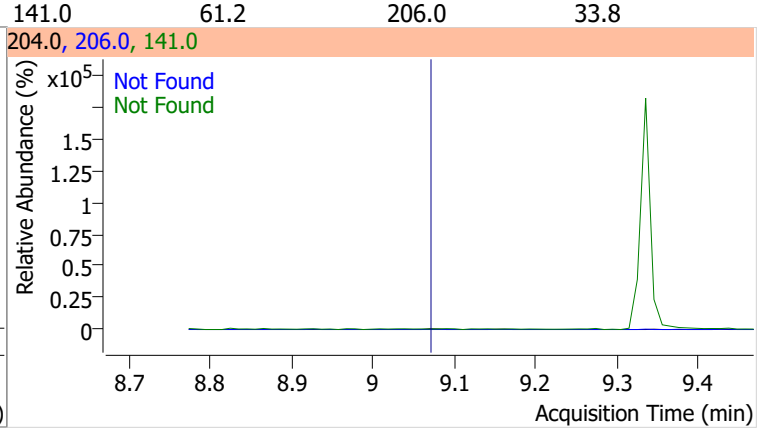

Compound	Conc.	Exp RT	QIon	Exp Ratio	QIon	Exp Ratio
4-Nitroaniline	N.D.	9.14	65.0	112.7	92.0	49.3

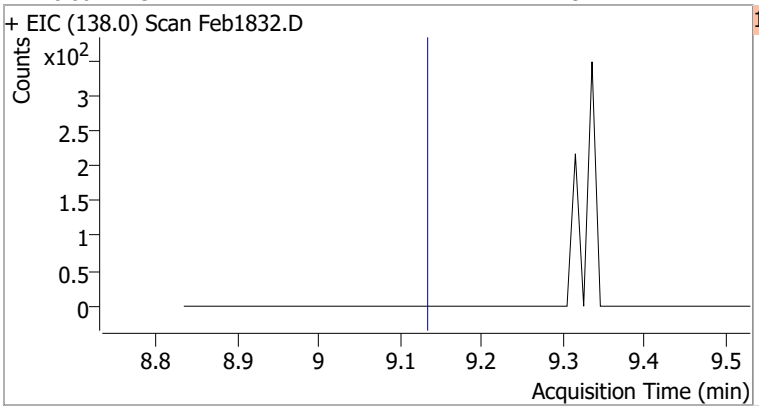

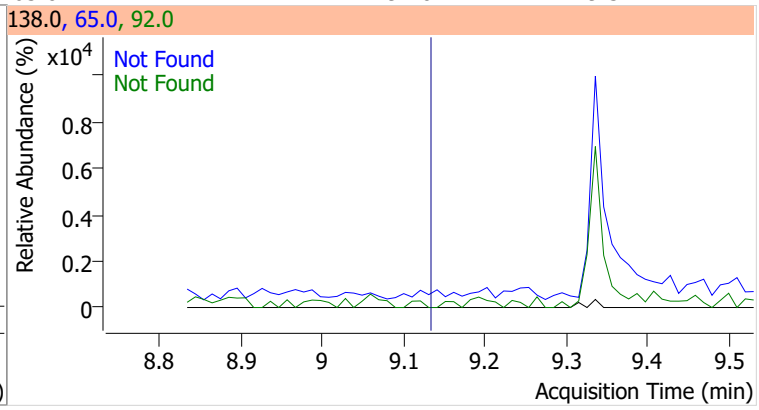

Compound	Conc.	Exp RT	QIon	Exp Ratio
4,6-Dinitro-2-methylphenol	N.D.	9.15	121.0	50.2

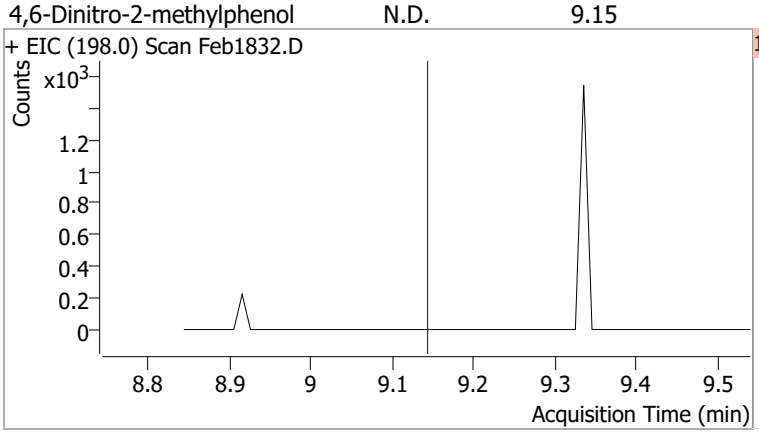

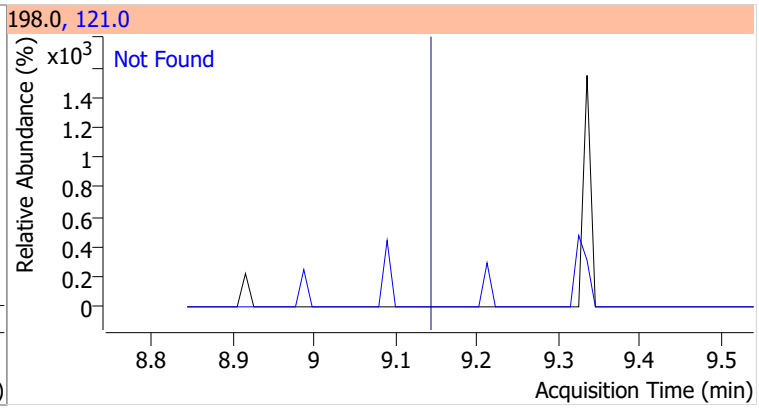

Compound	Conc.	Exp RT	QIon	Exp Ratio	QIon	Exp Ratio
N-nitrosodiphenylamine	N.D.	9.23	168.0	62.8	167.0	34.1

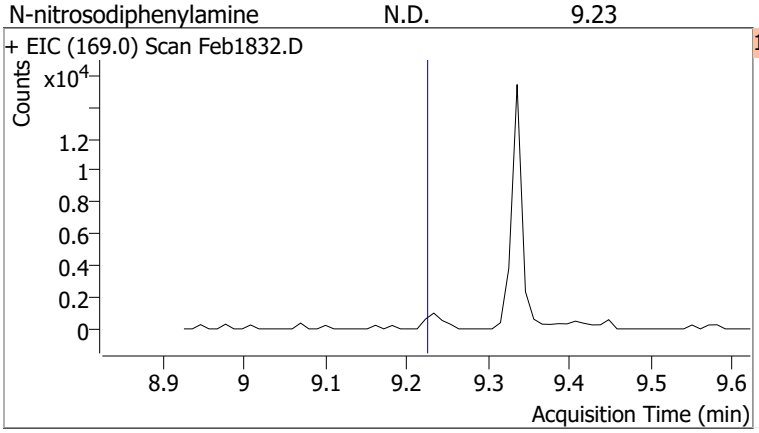

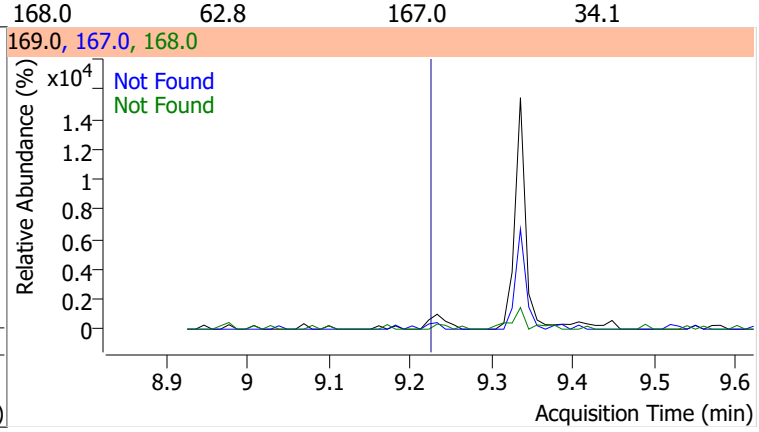

Compound	Conc.	Exp RT	QIon	Exp Ratio	QIon	Exp Ratio
Azobenzene	N.D.	9.26	51.0	45.2	182.0	24.1

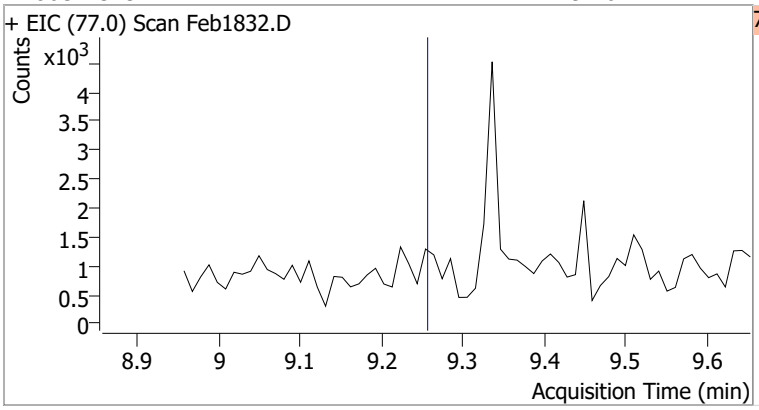

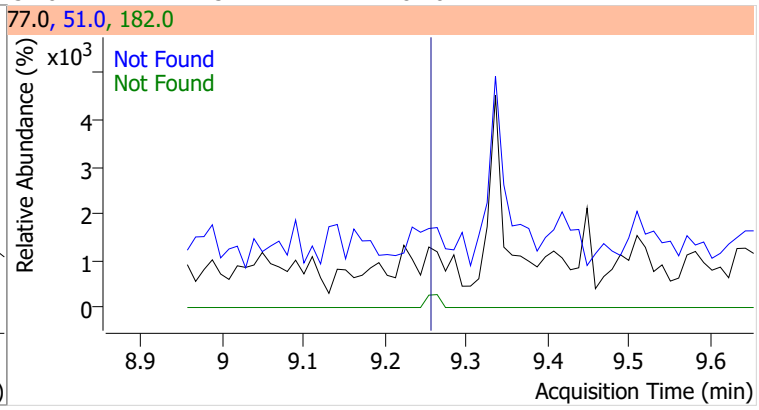

Compound	Conc.	RT	Dev(Min)	Resp.	QIon	QRatio	Lower	Upper
2,4,6-Tribromophenol	154.7876	9.34	0.00	257710	331.8	88.8	68.5	127.2

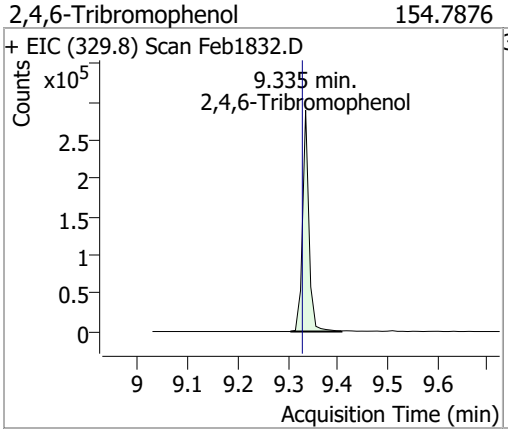

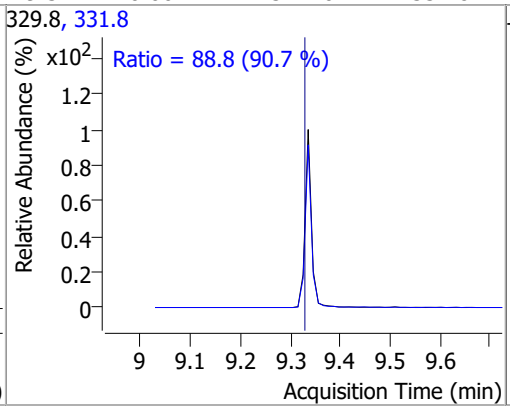

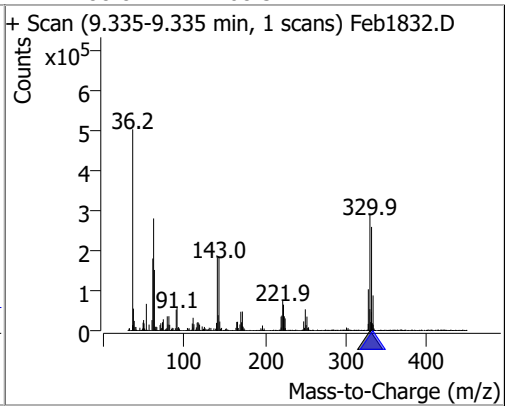

Compound	Conc.	Exp RT	QIon	Exp Ratio	QIon	Exp Ratio
4-Bromophenyl-phenylether	N.D.	9.65	141.0	98.8	250.0	98.2

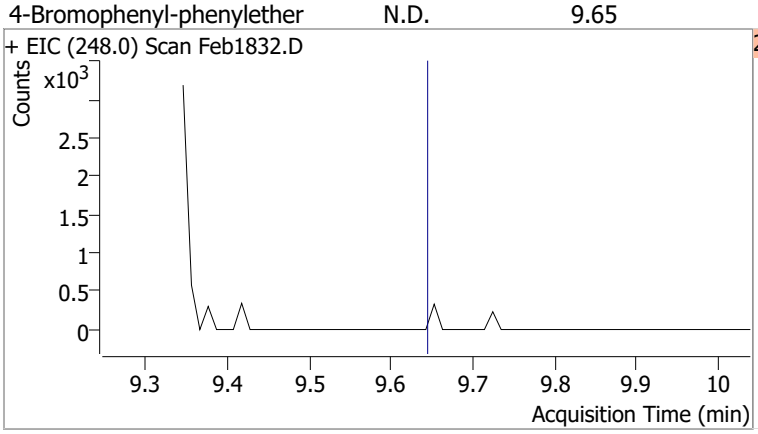

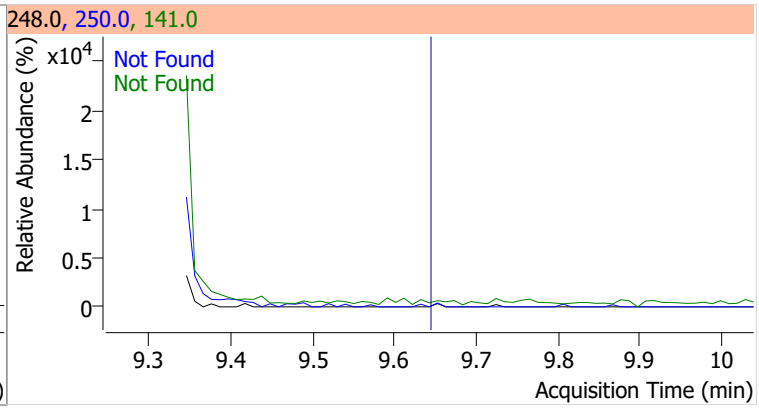

Compound	Conc.	Exp RT	QIon	Exp Ratio
Hexachlorobenzene	N.D.	9.69	142.0	53.8

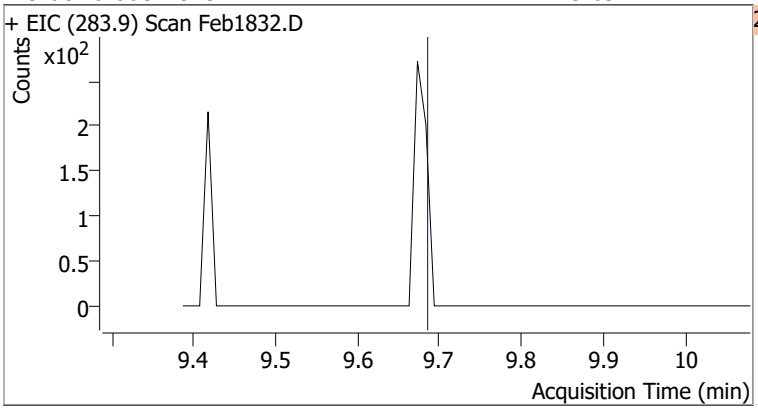

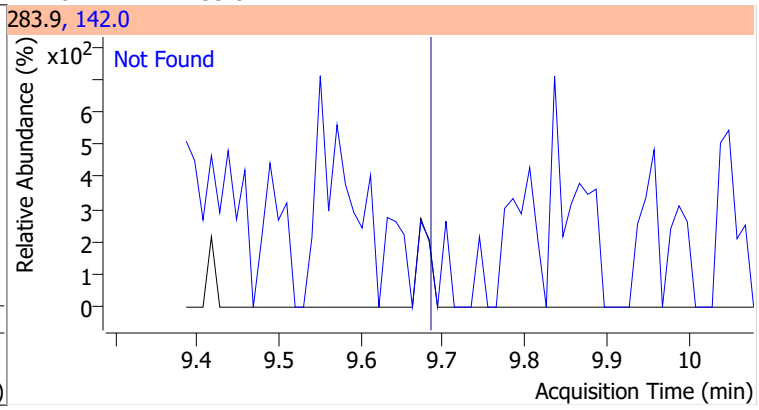

Compound	Conc.	Exp RT	QIon	Exp Ratio	QIon	Exp Ratio
Pentachlorophenol	N.D.	9.97	267.9	59.4	263.9	58.9

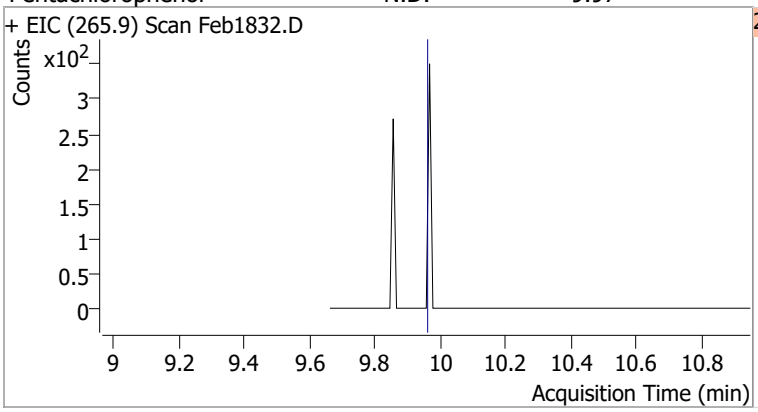

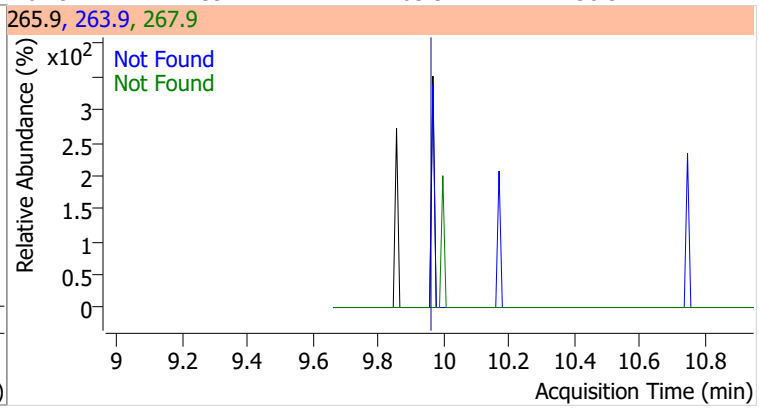

Compound	Conc.	Exp RT	QIon	Exp Ratio
Phenanthrene	N.D.	10.18	176.0	18.5

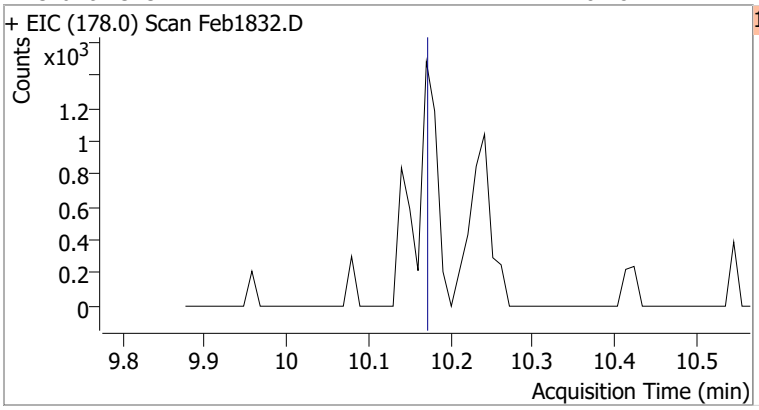

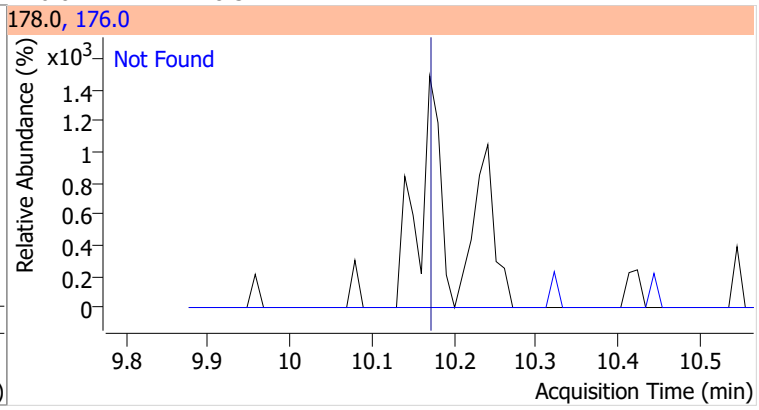

Compound	Conc.	Exp RT	QIon	Exp Ratio
Anthracene	N.D.	10.25	176.0	18.4

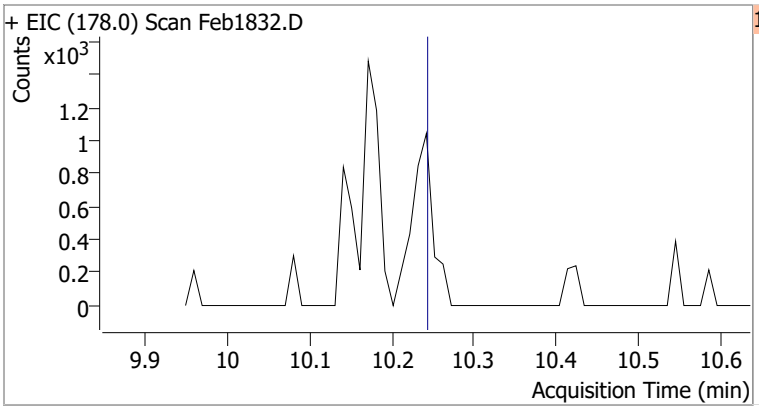

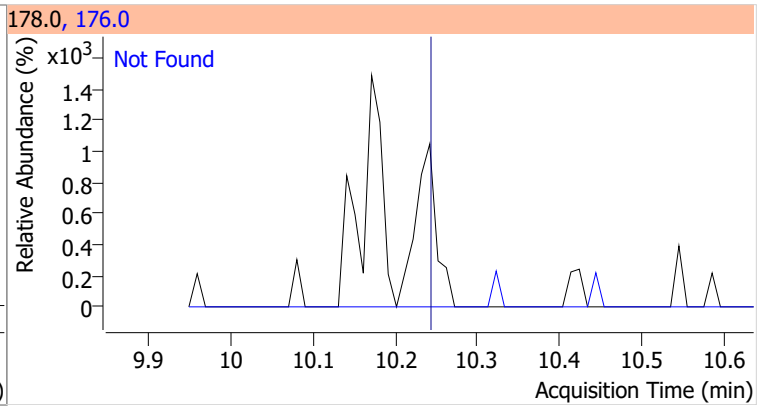

Compound	Conc.	Exp RT	QIon	Exp Ratio	QIon	Exp Ratio
Triallate	N.D.	10.31	268.0	24.1	143.0	22.5

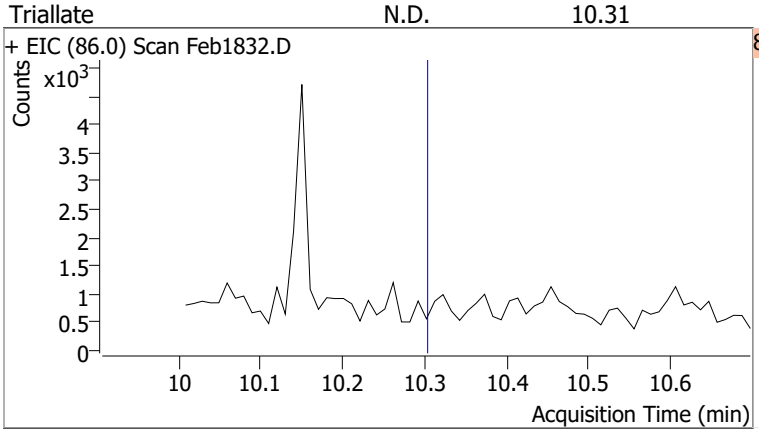

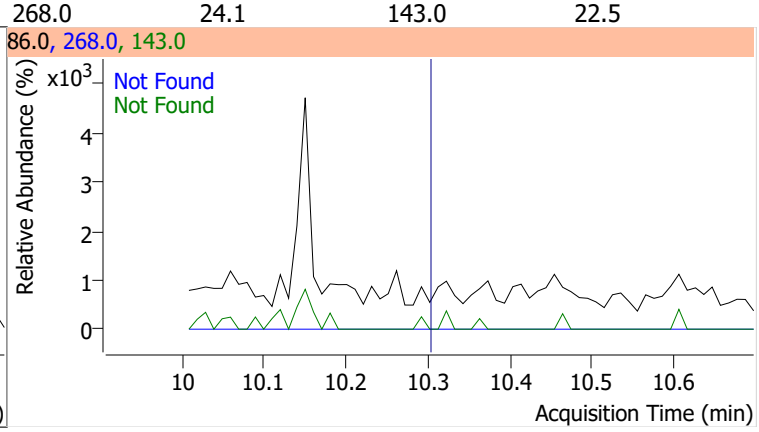

Compound	Conc.	Exp RT	QIon	Exp Ratio
Carbazole	N.D.	10.49	139.0	12.8

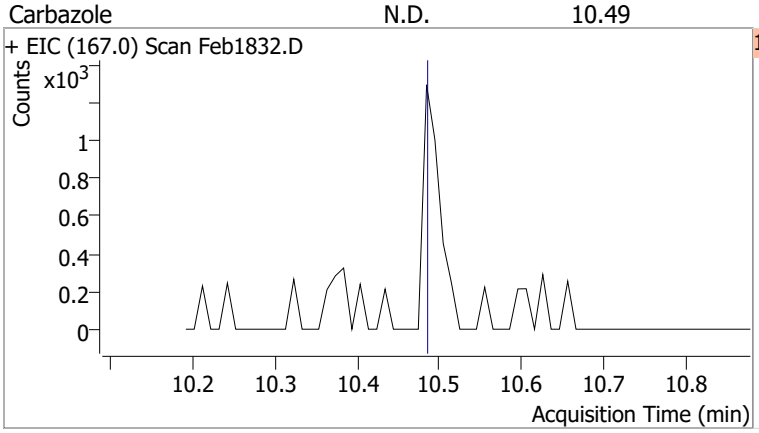

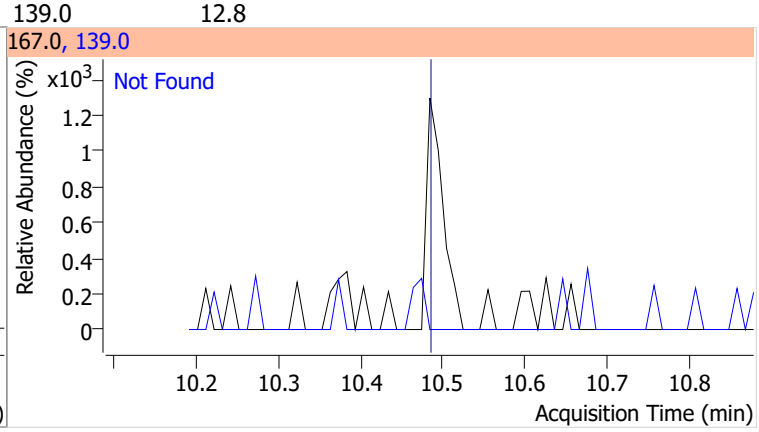

Compound	Conc.	Exp RT	QIon	Exp Ratio	QIon	Exp Ratio
o-Terphenyl	N.D.	10.70	229.0	64.9	215.0	37.0

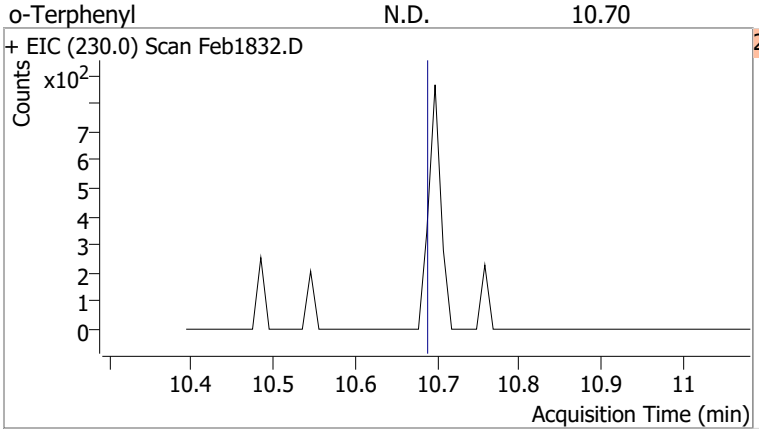

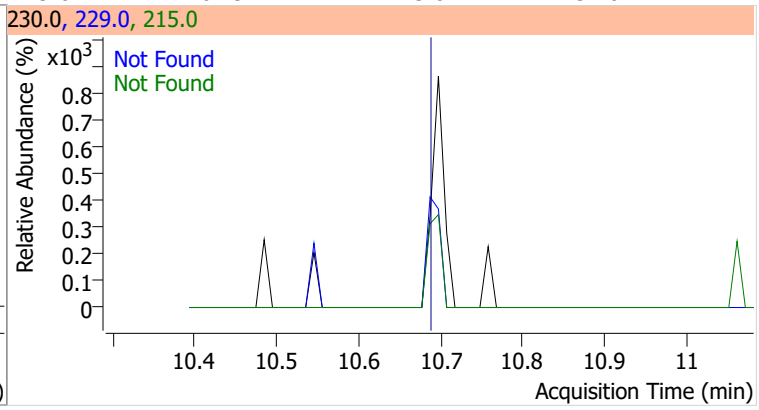

Compound	Conc.	Exp RT	QIon	Exp Ratio	QIon	Exp Ratio
Di-n-Butylphthalate	N.D.	11.08	150.0	9.1	104.0	6.4

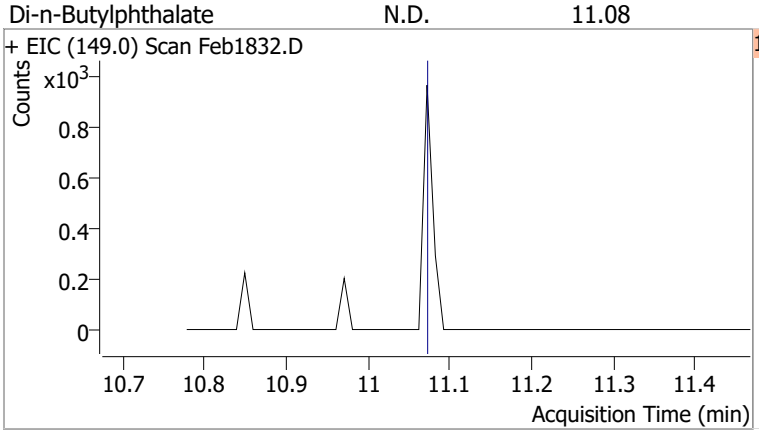

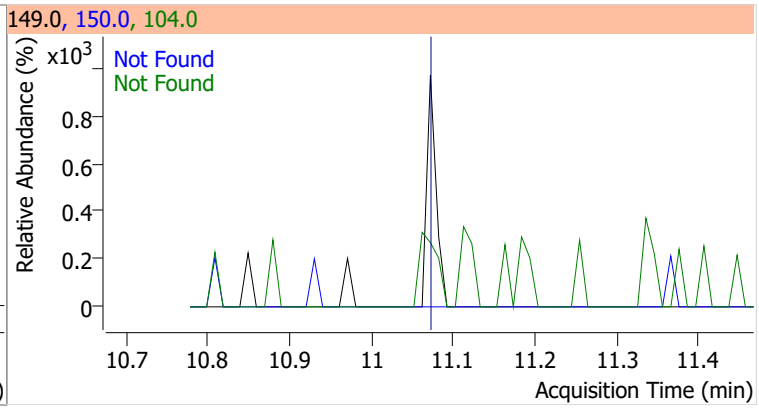

Compound	Conc.	Exp RT	QIon	Exp Ratio
Fluoranthene	N.D.	11.95	101.0	13.4

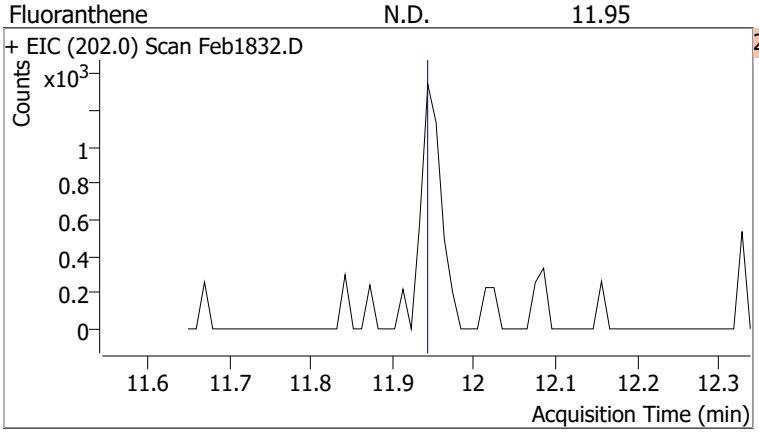

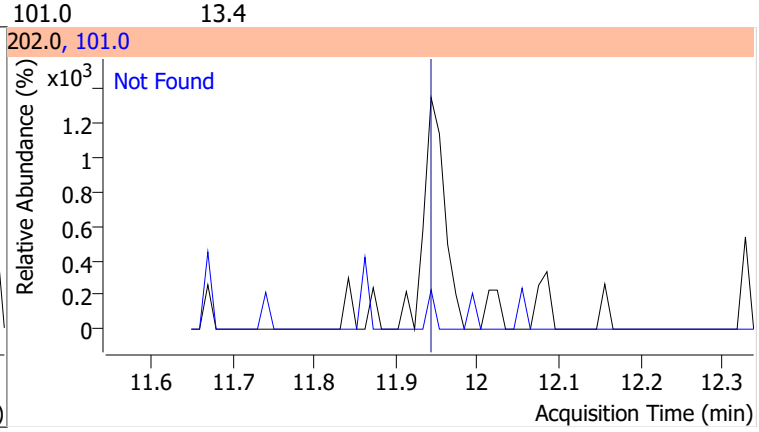

Compound	Conc.	RT	Dev(Min)	Resp.	QIon	QRatio	Lower	Upper
Benzidine		0		0	183.0		8.3	15.4
					92.0		5.8	10.8

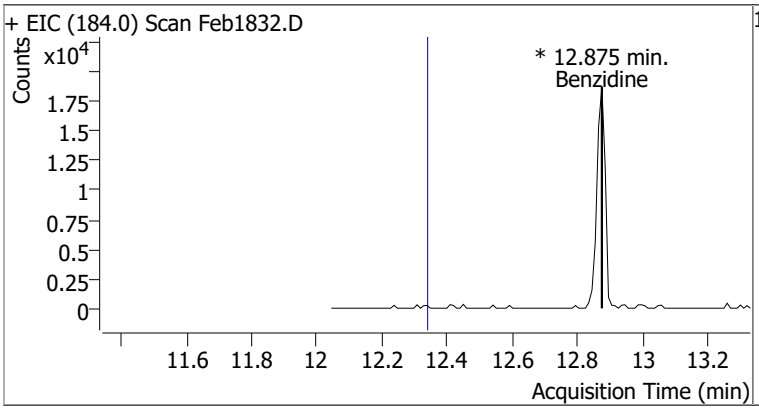

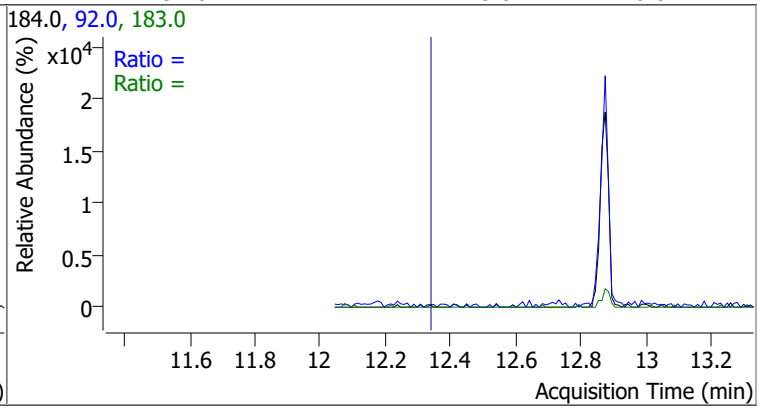

Compound	Conc.	Exp RT	QIon	Exp Ratio
Pyrene	N.D.	12.38	101.0	15.9

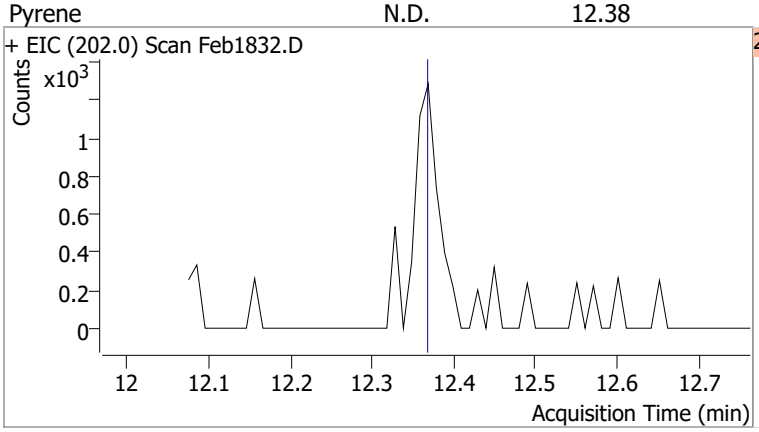

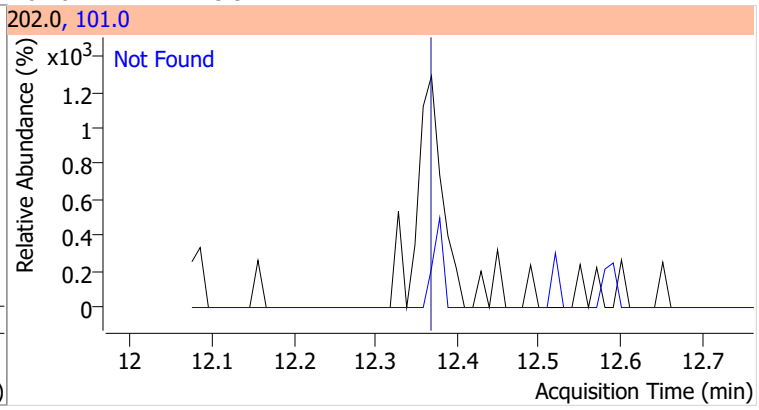

Compound	Conc.	RT	Dev(Min)	Resp.	QIon	QRatio	Lower	Upper
Terphenyl-d14	100.6319	12.88	0.00	1778758	122.0	14.4	10.1	18.7

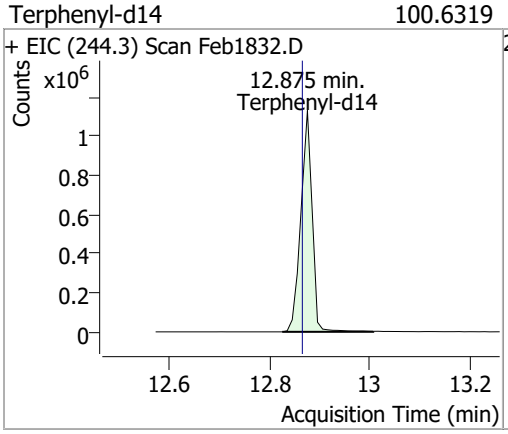

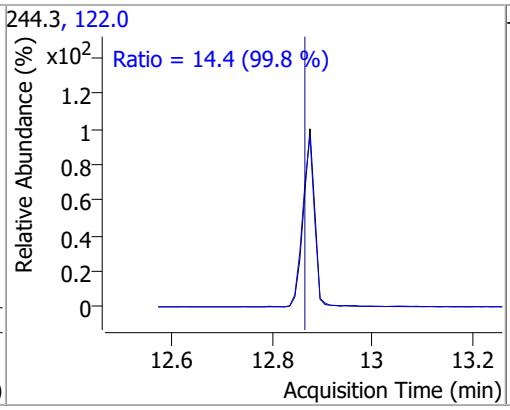

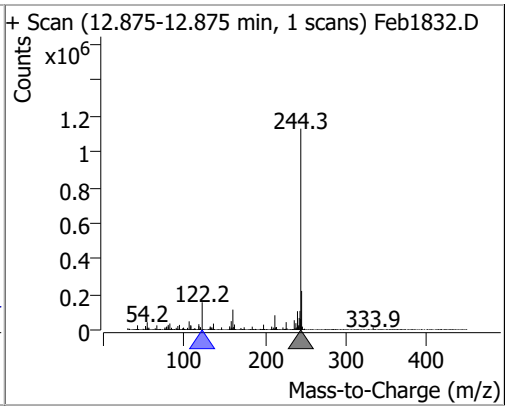

Compound	Conc.	Exp RT	QIon	Exp Ratio	QIon	Exp Ratio
Butylbenzylphthalate	N.D.	14.32	91.0	85.1	206.0	17.5

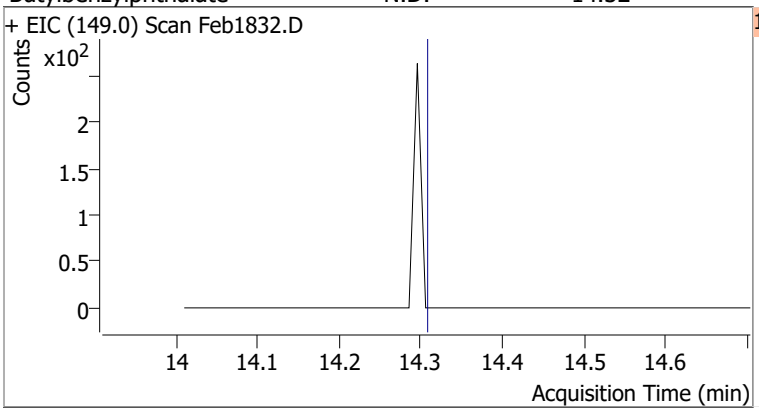

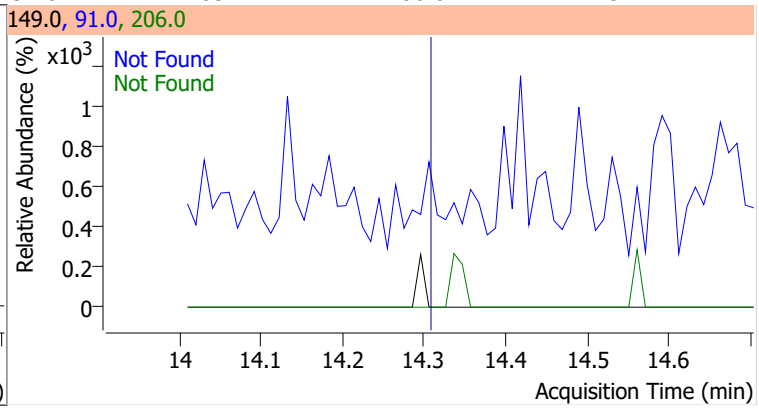

Compound	Conc.	Exp RT	QIon	Exp Ratio	QIon	Exp Ratio
Benzo(a)Anthracene	N.D.	15.51	226.0	26.8	229.0	21.1

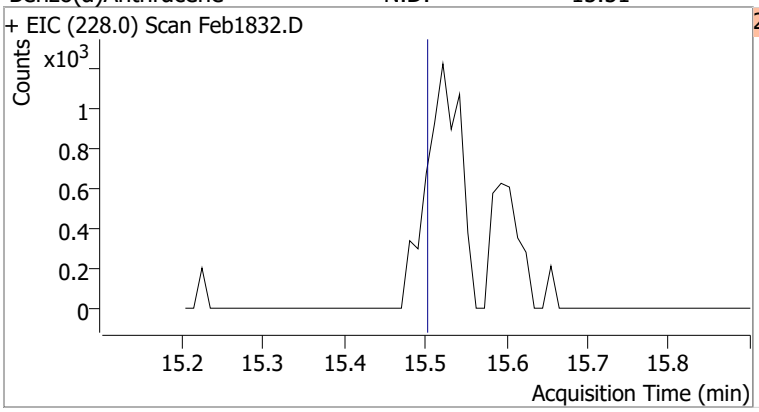

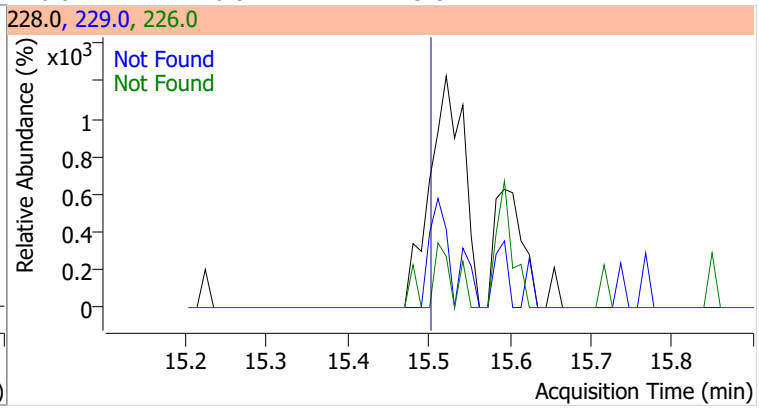

Compound	Conc.	Exp RT	QIon	Exp Ratio	QIon	Exp Ratio
Chrysene	N.D.	15.62	226.0	28.4	229.0	19.7

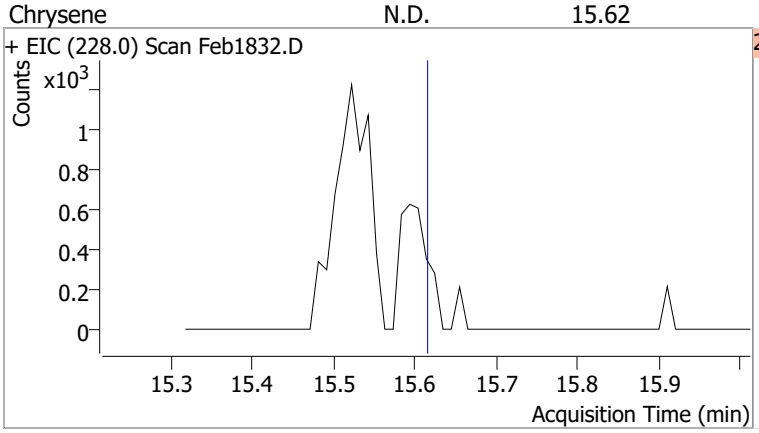

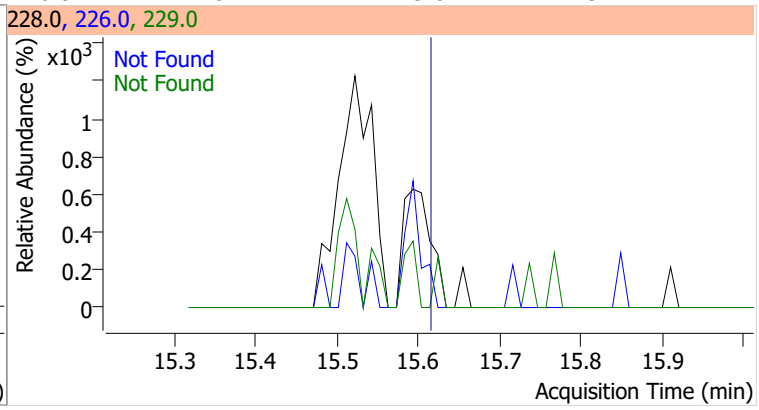

Compound	Conc.	Exp RT	QIon	Exp Ratio
3,3-Dichlorobenzidine	N.D.	15.69	254.0	64.2

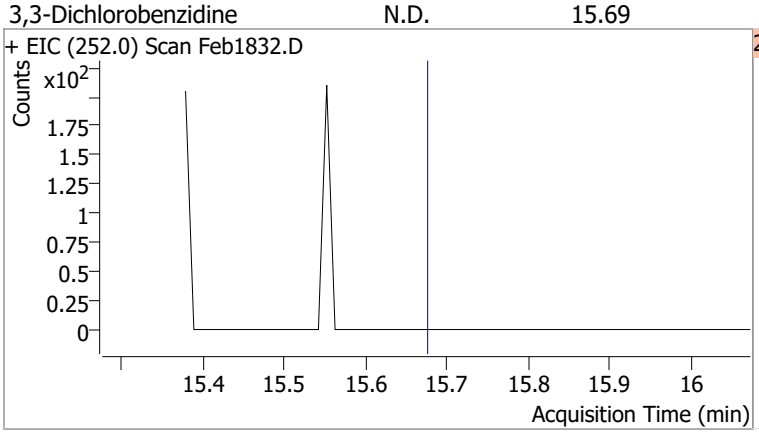

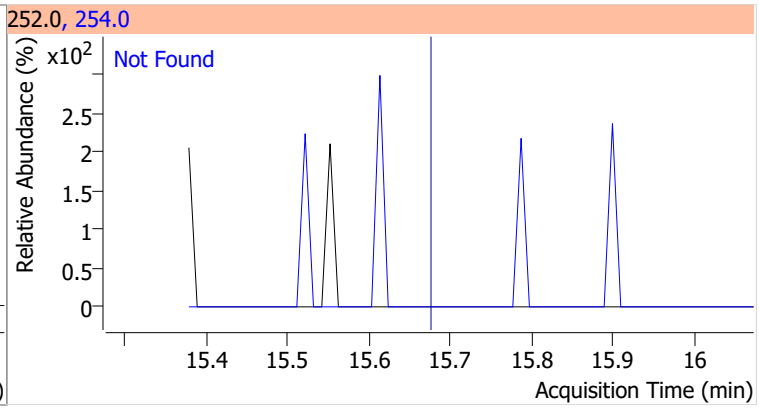

Compound	Conc.	Exp RT	QIon	Exp Ratio	QIon	Exp Ratio
bis(2-ethylhexyl)Phthalate	N.D.	16.37	149.0	390.8	279.0	15.0

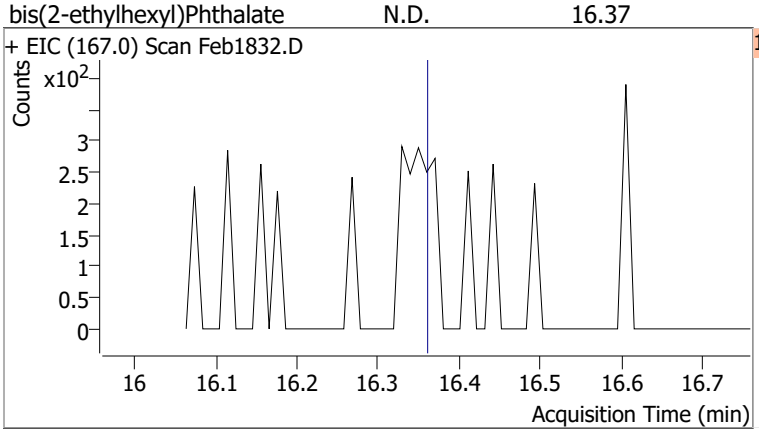

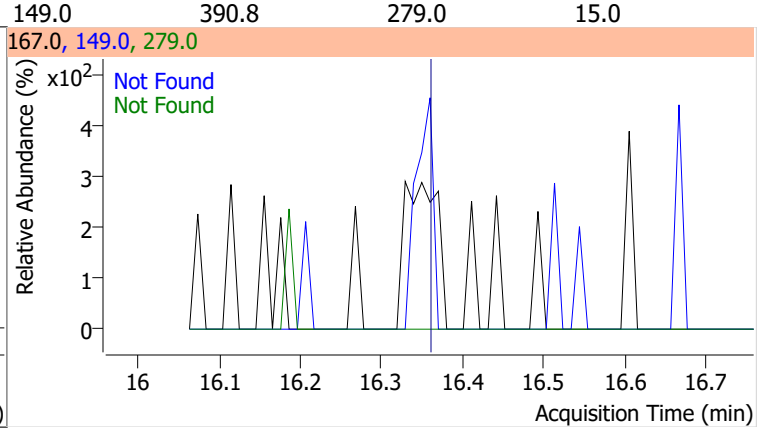

Compound	Conc.	Exp RT	QIon	Exp Ratio
Di-n-octyl Phthalate	N.D.	18.13	150.0	10.0

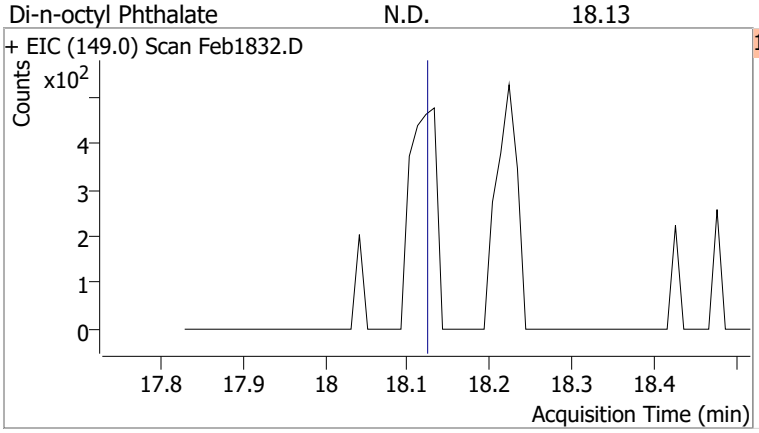

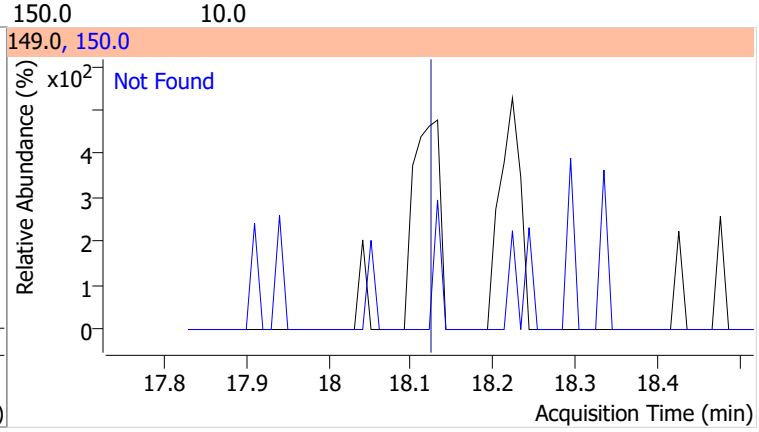

Compound	Conc.	Exp RT	QIon	Exp Ratio
Benzo(b)fluoranthene	N.D.	18.38	253.0	22.3

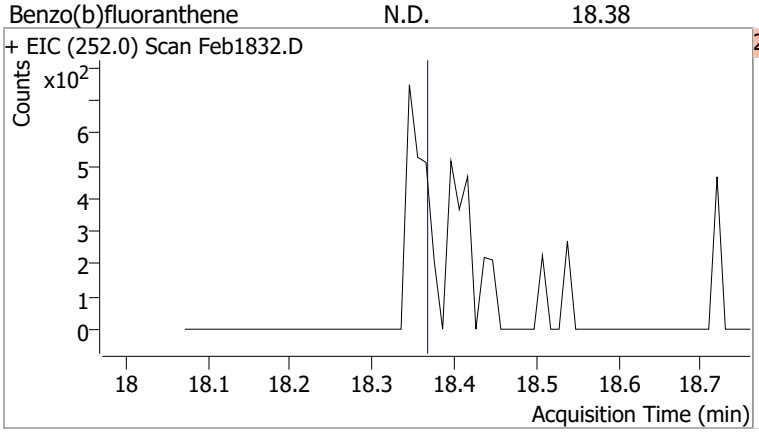

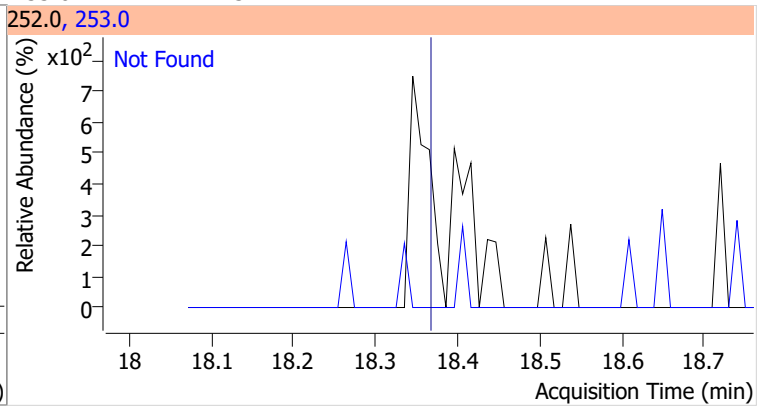

Compound	Conc.	Exp RT	QIon	Exp Ratio
Benzo(k)fluoranthene	N.D.	18.45	253.0	22.0

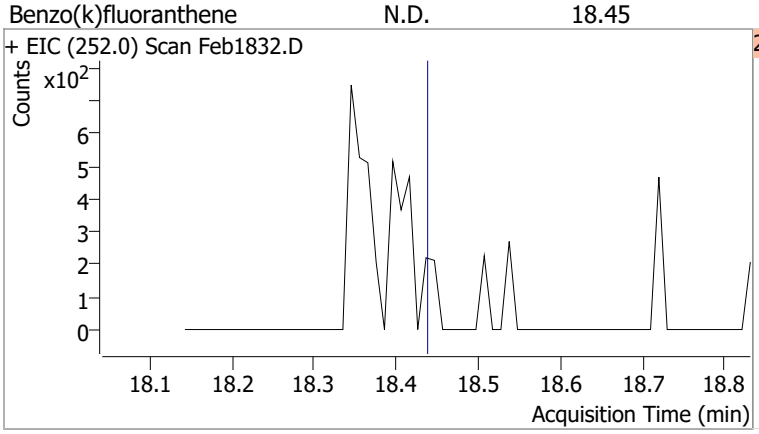

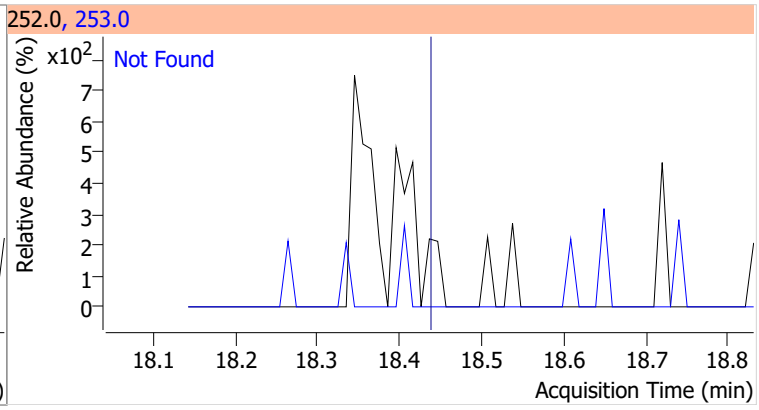

Compound	Conc.	Exp RT	QIon	Exp Ratio
Benzo(a)pyrene	N.D.	18.98	253.0	21.5

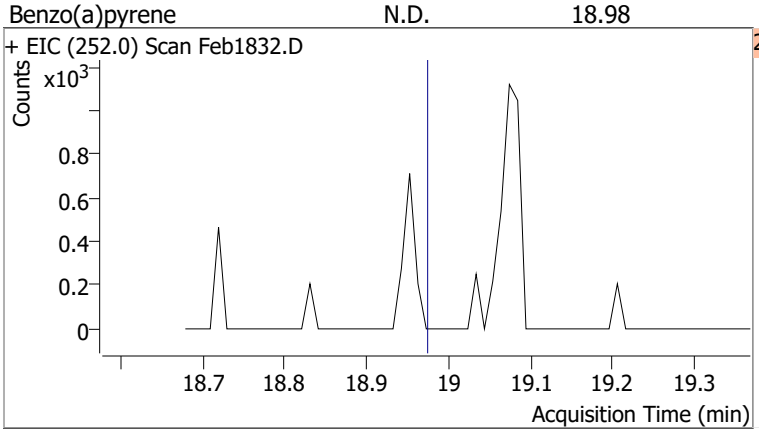

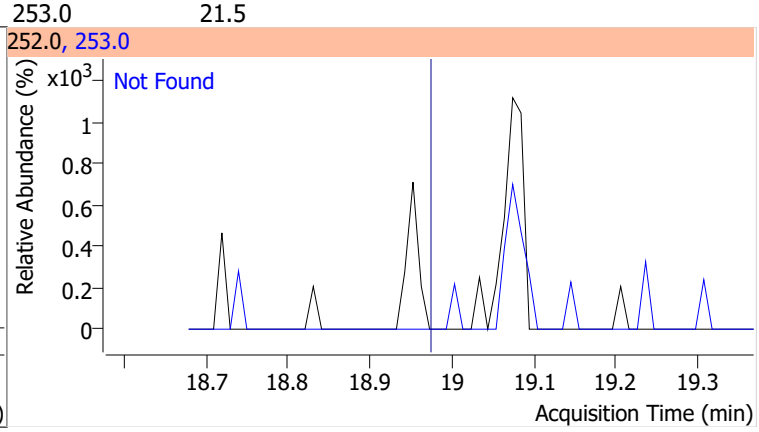

Compound	Conc.	Exp RT	QIon	Exp Ratio
Indeno(1,2,3-c,d)pyrene	N.D.	20.76	138.0	29.6

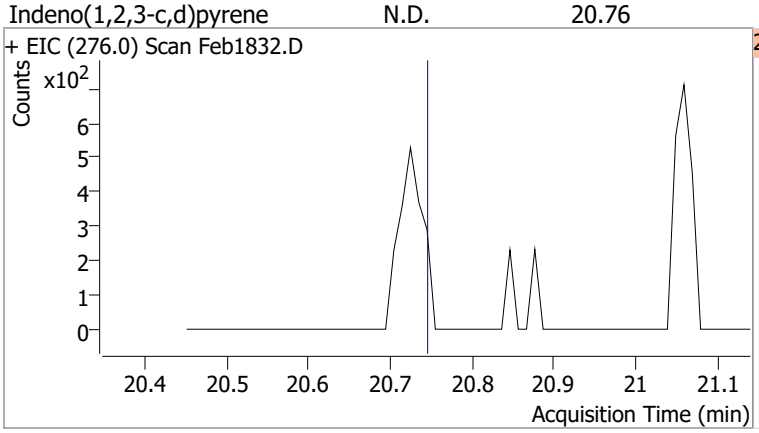

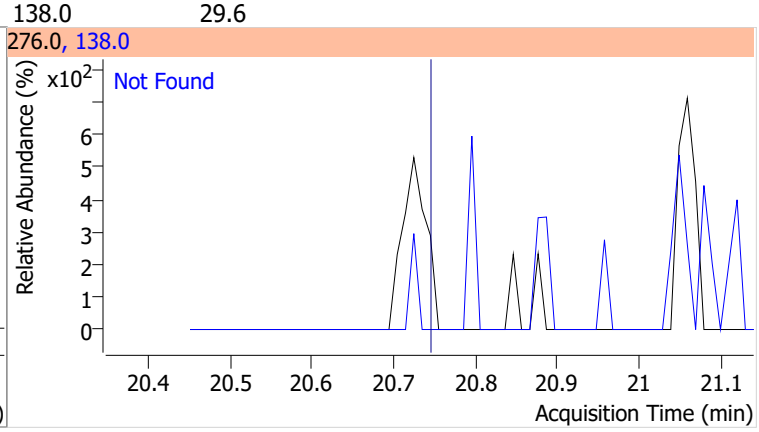

Compound	Conc.	Exp RT	QIon	Exp Ratio	QIon	Exp Ratio
Dibenzo(a,h)anthracene	N.D.	20.82	139.0	25.2	279.0	24.1

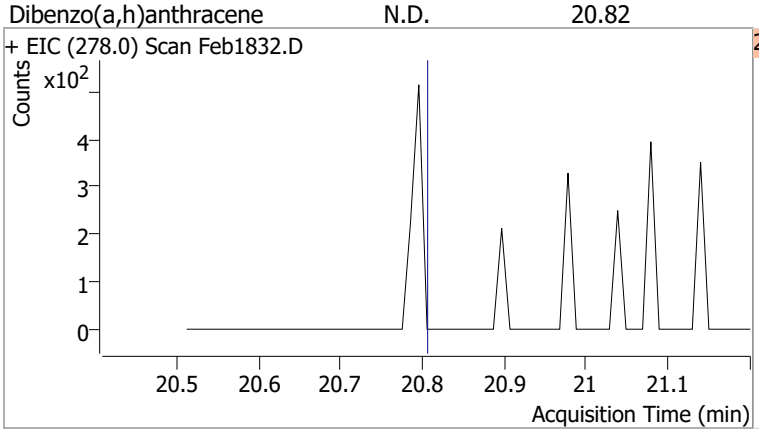

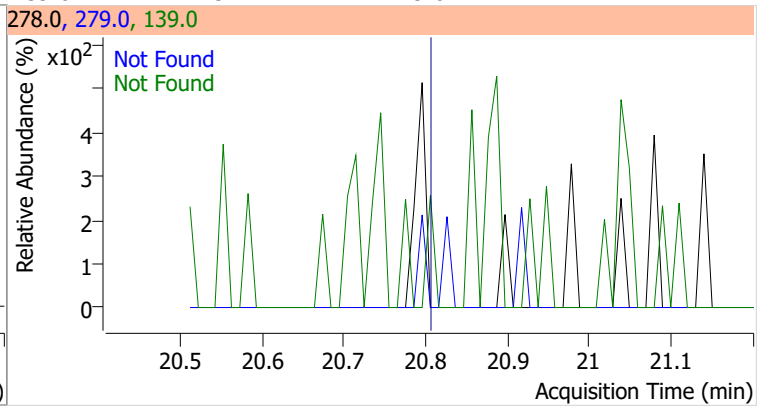

Compound	Conc.	Exp RT	QIon	Exp Ratio	QIon	Exp Ratio
Benzo(g,h,i)perylene	N.D.	21.09	138.0	33.0	277.0	23.2

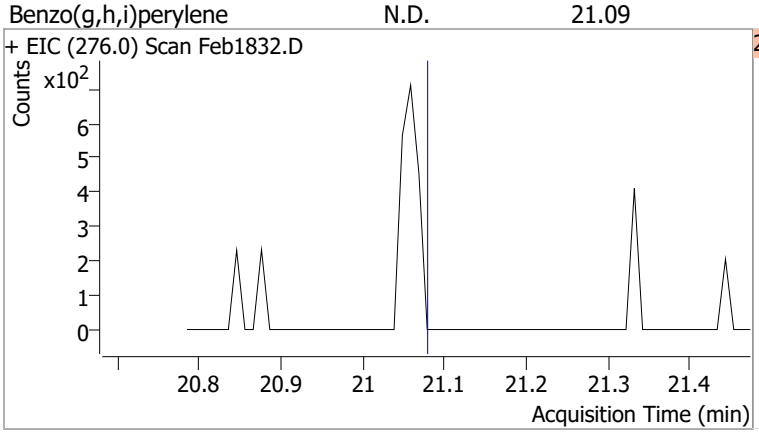

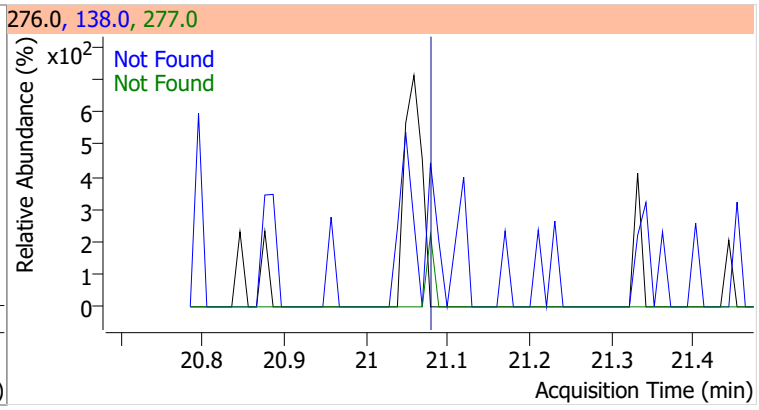

Quantitation Results Report (QT Reviewed)

Data File	Feb1833.D	Operator	LIMS import
Acq. Method	BNA+SIM.M	Acq. Date-Time	2/20/2022 1:03:51 AM
Sample Name	B22020962-006C	Instrument	Instrument #1
Vial	33	Multiplier	1.00
DA Method File	021822 DoD BNA cal.batch.bin	Comment	SVOC-8270-W-LARGO
Tune File	dftppdsm.u	Tune Date	2/18/2022 9:25:00 PM
Batch Name	021822 DoD BNA 2.batch.bin	Last Calib Update	2/20/2022 11:08:57 AM
Ref Library	D:\Org\Library\NIST129K.l		

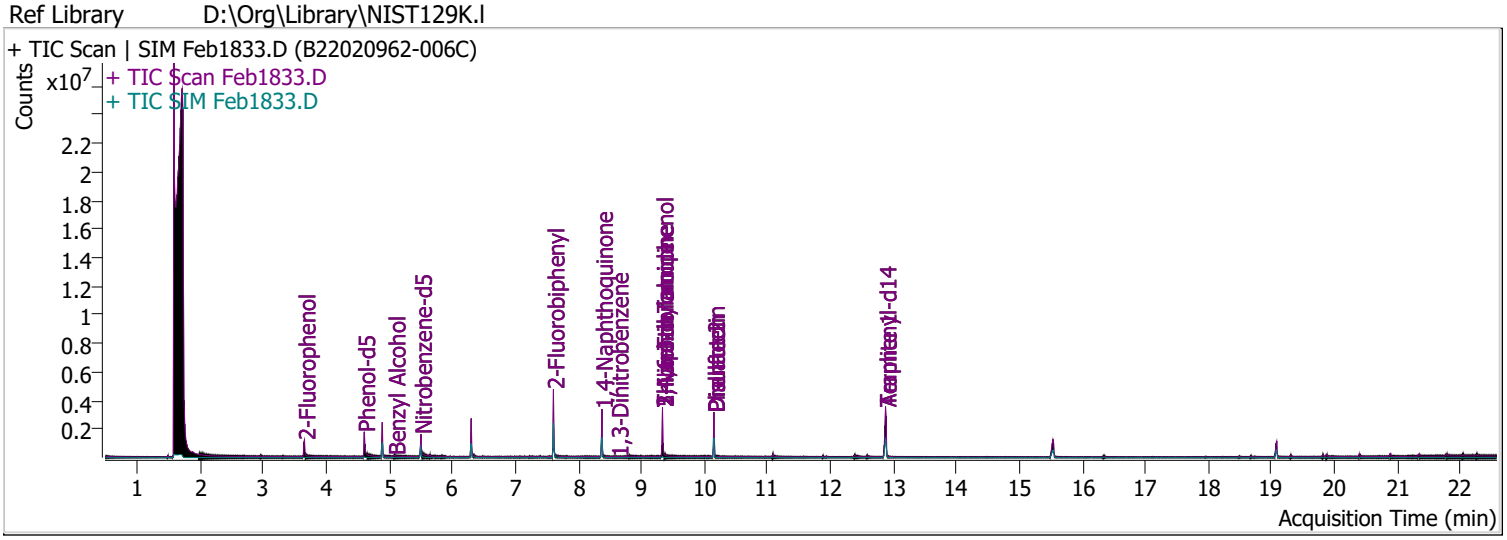

Compound	RT	QIon	Resp.	Conc.	Units		Dev(Min)
Internal Standards							
System Monitoring Compounds							
S 2-Fluorophenol	3.653	112.0	469379	50.6375	µg/L		0.000
Spiked Amount: 200.000	Range: 10.0 - 75.0%			Recovery = 25.32%			
S Phenol-d5	4.603	99.0	710747	58.5363	µg/L		-0.010
Spiked Amount: 200.000	Range: 10.0 - 65.0%			Recovery = 29.27%			
S Nitrobenzene-d5	5.502	82.0	438226	65.1277	µg/L		0.000
Spiked Amount: 100.000	Range: 32.0 - 94.0%			Recovery = 65.13%			
S 2-Fluorobiphenyl	7.605	172.0	1375162	65.7133	µg/L		0.000
Spiked Amount: 100.000	Range: 28.0 - 107.0%			Recovery = 65.71%			
S 2,4,6-Tribromophenol	9.336	329.8	281248	154.3025	µg/L		0.000
Spiked Amount: 200.000	Range: 25.0 - 140.0%			Recovery = 77.15%			
S Terphenyl-d14	12.875	244.3	2079253	107.3428	µg/L		0.000
Spiked Amount: 100.000	Range: 32.0 - 122.0%			Recovery = 107.34%			
Target Compounds							**QValue**
T N-Nitrosodimethylamine	0.000		0	N.D.			
T Pyridine	0.000		0	N.D.			
T Aniline	0.000		0	N.D.			
T Phenol	0.000		0	N.D.			
T bis(-2-Chloroethyl)Ether	0.000		0	N.D.			
T 2-Chlorophenol	0.000		0	N.D.			
T 1,3-Dichlorobenzene	0.000		0	N.D.			
T 1,4-Dichlorobenzene	0.000		0	N.D.			
T 1,2-Dichlorobenzene	0.000		0	N.D.			
T Benzyl Alcohol	5.083	108.0	54439	12.4284	µg/L		81
T bis(2-chloroisopropyl)Ether	0.000		0	N.D.			
T 2-Methylphenol	5.083	107.0	0		µg/L	md	1
T N-nitroso-Di-n-propylamine	5.502	70.0	0		µg/L	md	1
T 4Methylphenol/3Methylphenol	0.000		0	N.D.			
T Hexachloroethane	5.502	117.0	0		µg/L	md	1

Compound	RT	QIon	Resp.	Conc.	Units		Dev(Min)
T Nitrobenzene	0.000		0	N.D.			
T Isophorone	0.000		0	N.D.			
T 2-Nitrophenol	0.000		0	N.D.			
T 2,4-Dimethylphenol	0.000		0	N.D.			
T bis(-2-Chloroethoxy)Methane	0.000		0	N.D.			
T 2,4-Dichlorophenol	0.000		0	N.D.			
T Benzoic Acid	0.000		0	N.D.			
T 1,2,4-Trichlorobenzene	0.000		0	N.D.			
T Naphthalene	0.000		0	N.D.			
T 4-Chlorophenol	0.000		0	N.D.			
T p-Chloroaniline	0.000		0	N.D.			
T Hexachlorobutadiene	0.000		0	N.D.			
T 4-Chloro-2-Methylphenol	0.000		0	N.D.			
T 4-Chloro-3-Methylphenol	0.000		0	N.D.			
T 2-Methylnaphthalene	0.000		0	N.D.			
T 1-Methylnaphthalene	0.000		0	N.D.			
T Hexachlorocyclopentadiene	0.000		0	N.D.			
T 2,4,6-Trichlorophenol	0.000		0	N.D.			
T 2,4,5-Trichlorophenol	0.000		0	N.D.			
T 2-Chloronaphthalene	0.000		0	N.D.			
T 2-Nitroaniline	0.000		0	N.D.			
T Dimethyl Phthalate	8.374	163.0	0		µg/L	md	1
T 2,6-Dinitrotoluene	8.374	165.0	0		µg/L	md	1
T Acenaphthylene	0.000		0	N.D.			
T 3-Nitroaniline	0.000		0	N.D.			
T Acenaphthene	0.000		0	N.D.			
T 2,4-Dinitrophenol	0.000		0	N.D.			
T Dibenzofuran	0.000		0	N.D.			
T 2,4-Dinitrotoluene	0.000		0	N.D.			
T 4-Nitrophenol	0.000		0	N.D.			
T Diethylphthalate	0.000		0	N.D.			
T Fluorene	0.000		0	N.D.			
T 4-Chlorophenyl-phenylether	0.000		0	N.D.			
T 4-Nitroaniline	0.000		0	N.D.			
T 4,6-Dinitro-2-methylphenol	9.336	198.0	0		µg/L	md	1
T N-nitrosodiphenylamine	0.000		0	N.D.			
T Azobenzene	0.000		0	N.D.			
T 4-Bromophenyl-phenylether	0.000		0	N.D.			
T Hexachlorobenzene	0.000		0	N.D.			
T Pentachlorophenol	0.000		0	N.D.			
T Phenanthrene	0.000		0	N.D.			
T Anthracene	0.000		0	N.D.			
T Triallate	0.000		0	N.D.			
T Carbazole	0.000		0	N.D.			
T o-Terphenyl	0.000		0	N.D.			
T Di-n-Butylphthalate	0.000		0	N.D.			
T Fluoranthene	0.000		0	N.D.			
T Benzidine	12.875	184.0	0		µg/L	md	1
T Pyrene	0.000		0	N.D.			
T Butylbenzylphthalate	0.000		0	N.D.			
T Benzo(a)Anthracene	0.000		0	N.D.			
T Chrysene	0.000		0	N.D.			
T 3,3-Dichlorobenzidine	0.000		0	N.D.			
T bis(2-ethylhexyl)Phthalate	0.000		0	N.D.			
T Di-n-octyl Phthalate	0.000		0	N.D.			

Compound	RT	QIon	Resp.	Conc.	Units	Dev(Min)
T Benzo(b)fluoranthene	0.000		0	N.D.		
T Benzo(k)fluoranthene	0.000		0	N.D.		
T Benzo(a)pyrene	0.000		0	N.D.		
T Indeno(1,2,3-c,d)pyrene	0.000		0	N.D.		
T Dibenzo(a,h)anthracene	0.000		0	N.D.		
T Benzo(g,h,i)perylene	0.000		0	N.D.		

(#) = Qualifier Out of Range; (m) = Manual Integration; (+) = Area Summed; (*) = Surrogate Percent Recovery Out of Range; (d): Zeroed Peak

Compound	Conc.	Exp RT	QIon	Exp Ratio
N-Nitrosodimethylamine	N.D.	2.49	42.0	135.8

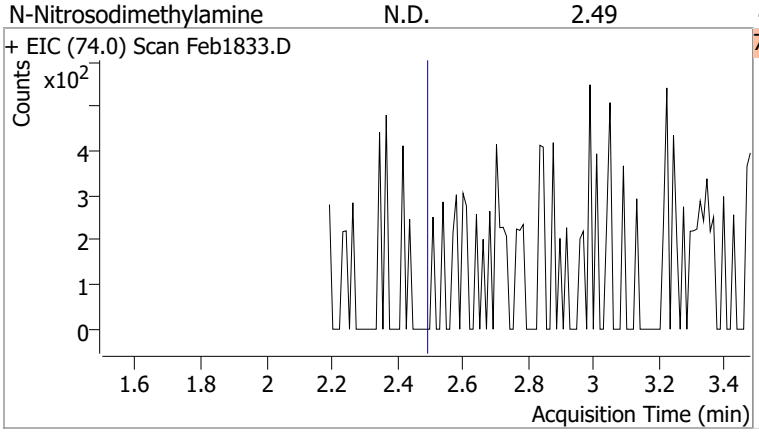

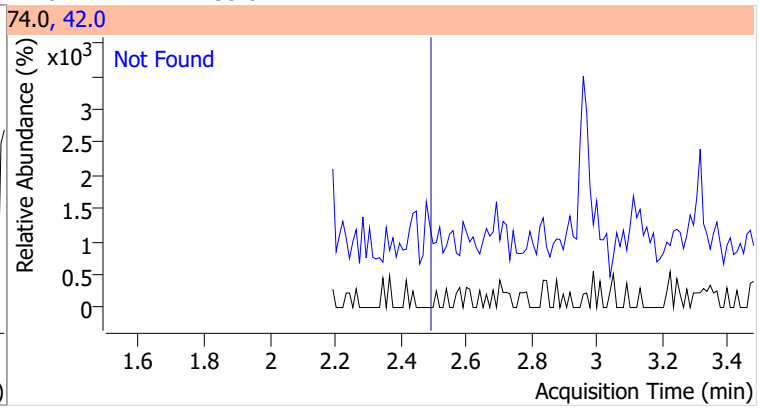

Compound	Conc.	Exp RT	QIon	Exp Ratio
Pyridine	N.D.	2.53	52.0	82.7

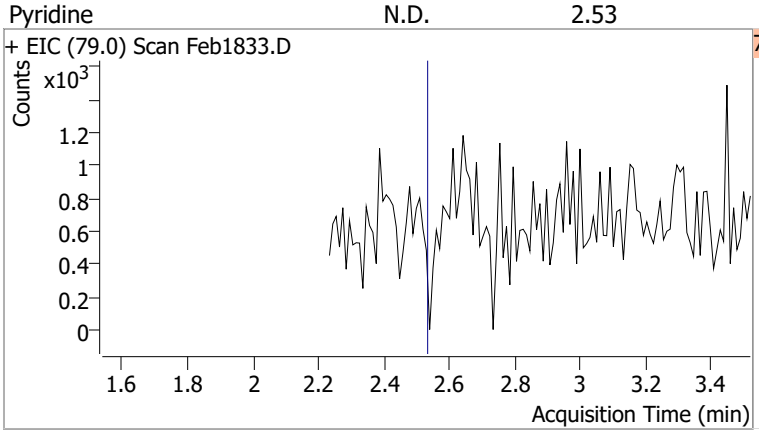

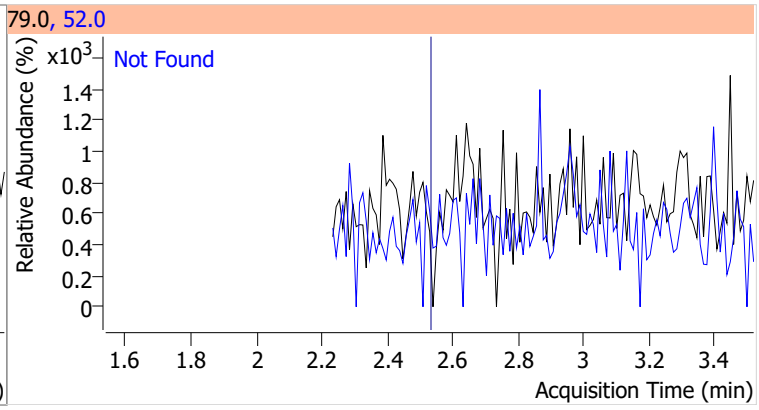

Compound	Conc.	RT	Dev(Min)	Resp.	QIon	QRatio	Lower	Upper
2-Fluorophenol	50.6375	3.65	0.00	469379	64.0	54.4	34.6	64.3
					92.0	20.9	14.2	26.5

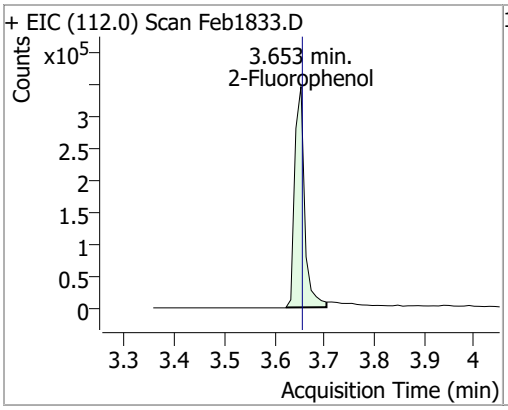

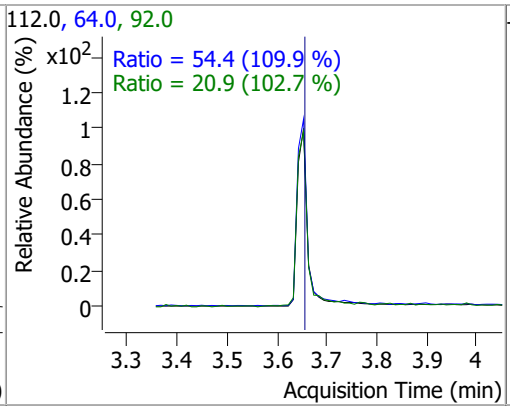

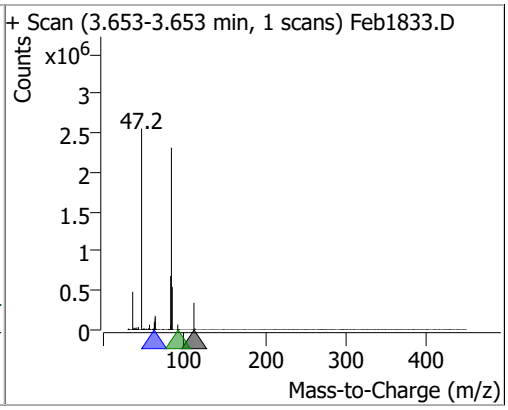

Compound	Conc.	Exp RT	QIon	Exp Ratio	QIon	Exp Ratio
Aniline	N.D.	4.56	66.0	36.7	65.0	18.7

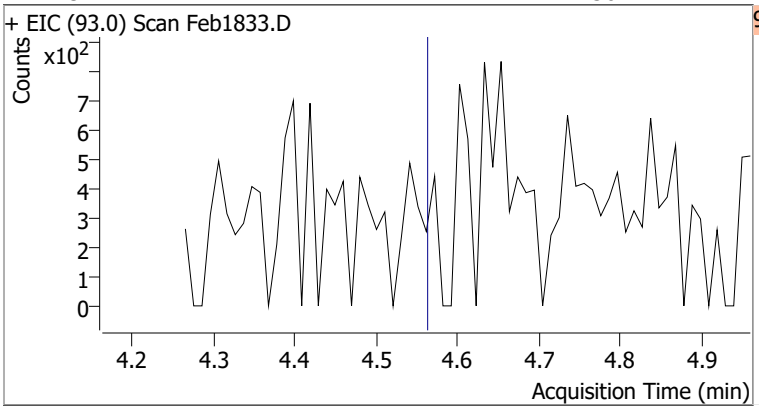

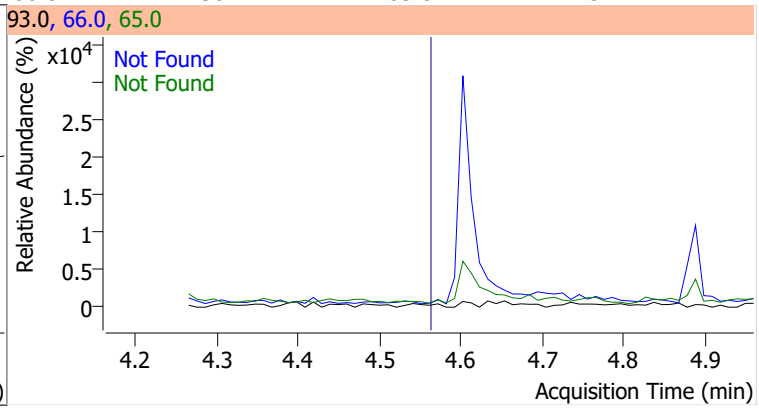

Quantitation Results Report (QT Reviewed)

Compound	Conc.	RT	Dev(Min)	Resp.	QIon	QRatio	Lower	Upper
Phenol-d5	58.5363	4.60	-0.01	710747	71.0	33.0	25.8	47.9

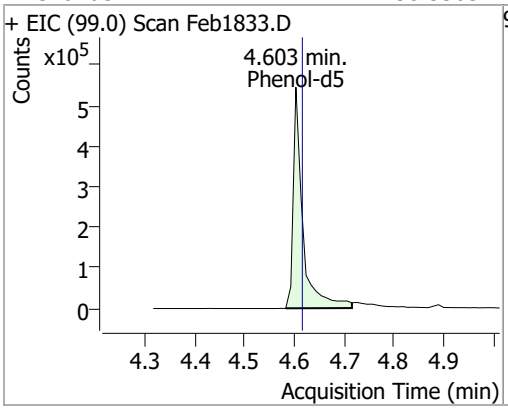

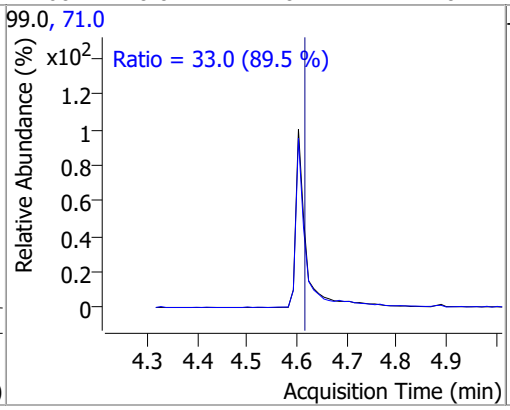

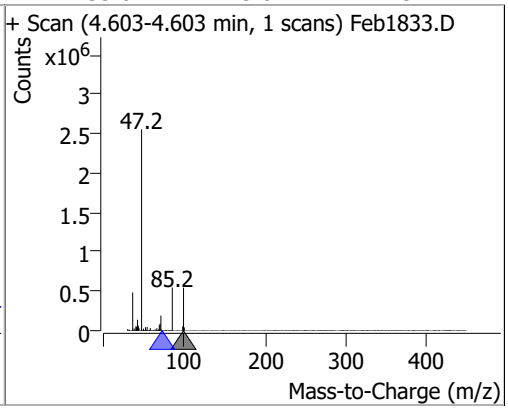

Compound	Conc.	Exp RT	QIon	Exp Ratio
Phenol	N.D.	4.62	66.0	45.3

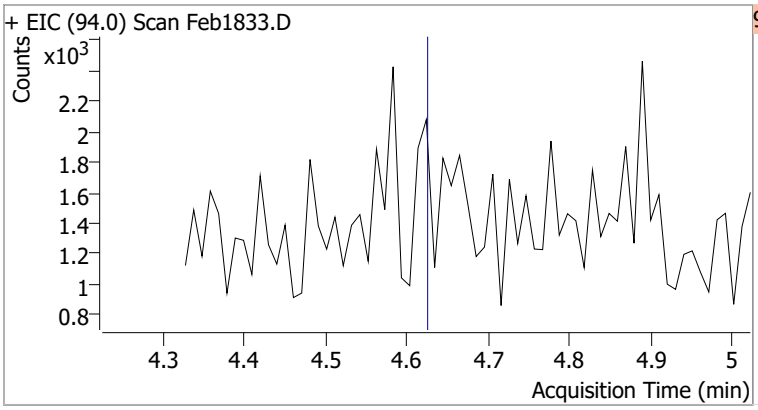

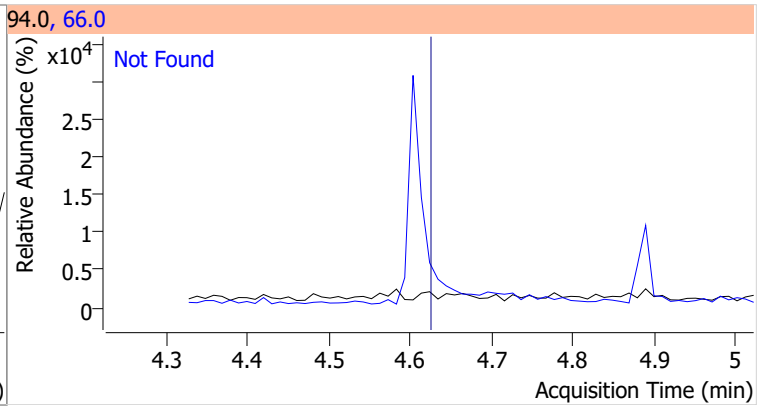

Compound	Conc.	Exp RT	QIon	Exp Ratio
bis(-2-Chloroethyl)Ether	N.D.	4.64	64.0	10.9

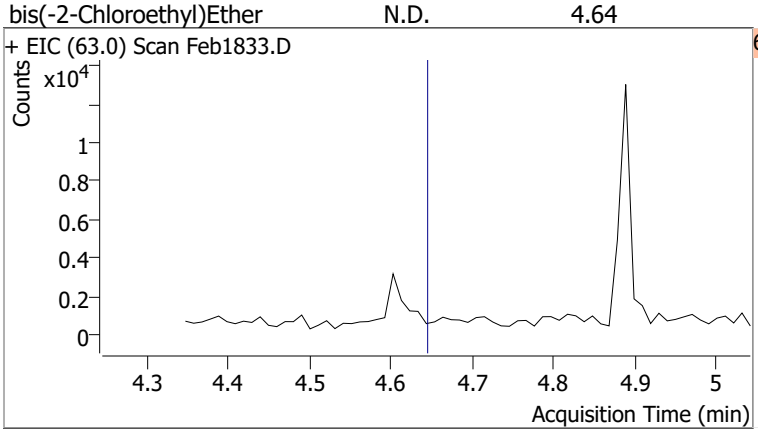

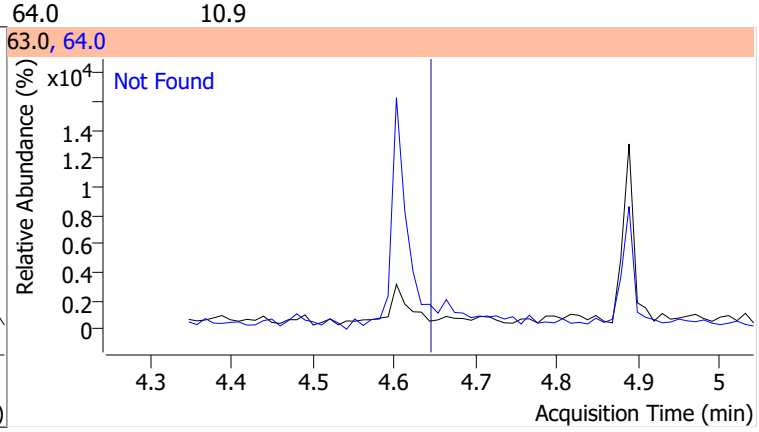

Compound	Conc.	Exp RT	QIon	Exp Ratio
2-Chlorophenol	N.D.	4.69	130.0	32.5

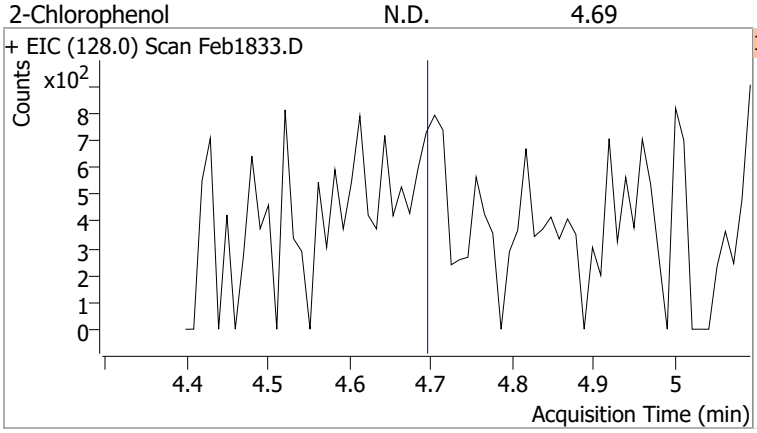

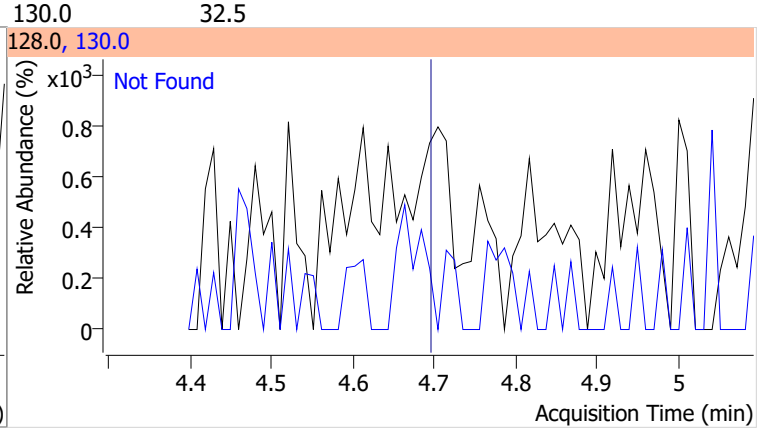

Compound	Conc.	Exp RT	QIon	Exp Ratio	QIon	Exp Ratio
1,3-Dichlorobenzene	N.D.	4.83	148.0	63.7	111.0	36.1

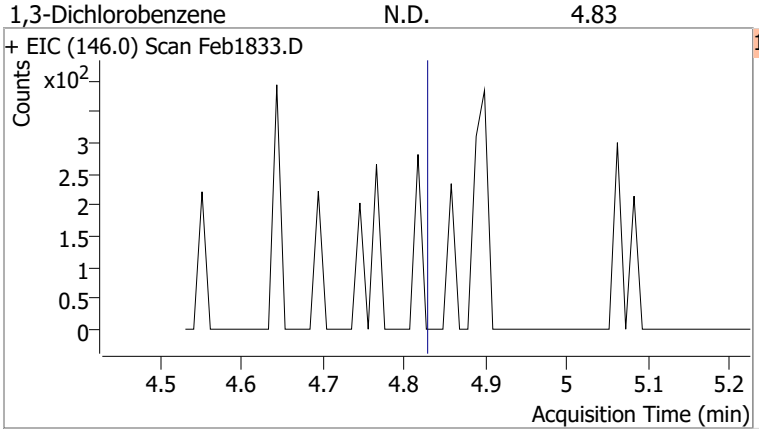

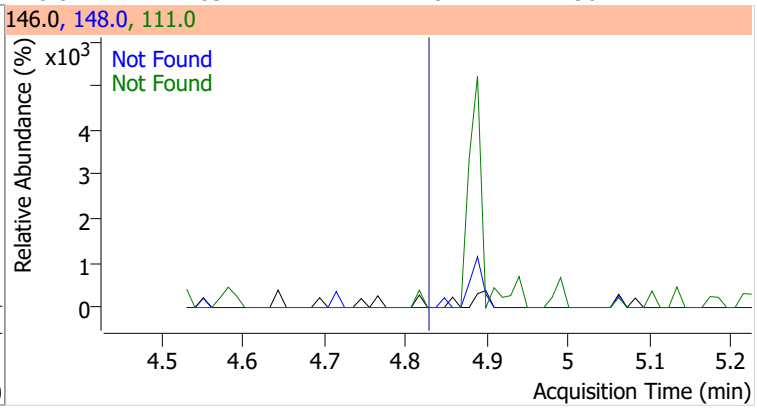

Compound	Conc.	Exp RT	QIon	Exp Ratio	QIon	Exp Ratio
1,4-Dichlorobenzene	N.D.	4.91	148.0	65.2	111.0	36.0

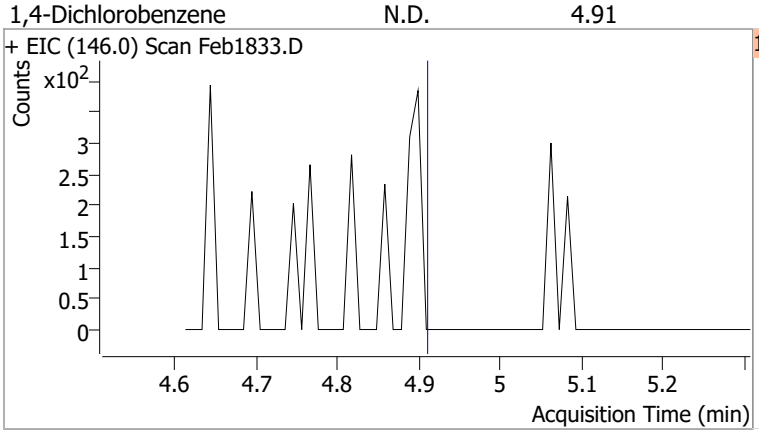

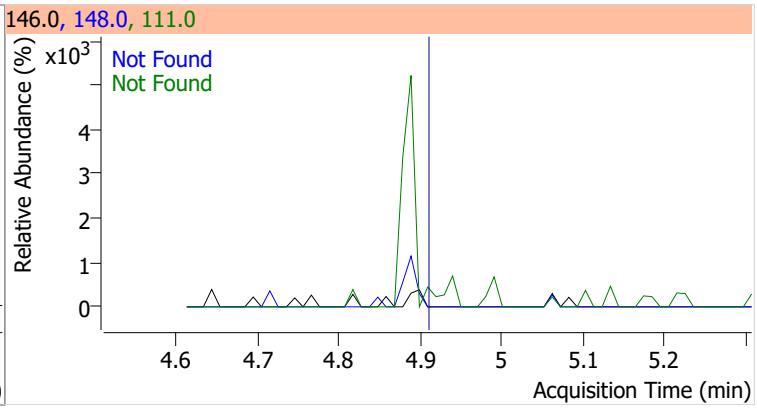

Compound	Conc.	Exp RT	QIon	Exp Ratio	QIon	Exp Ratio
1,2-Dichlorobenzene	N.D.	5.06	148.0	64.4	111.0	37.3

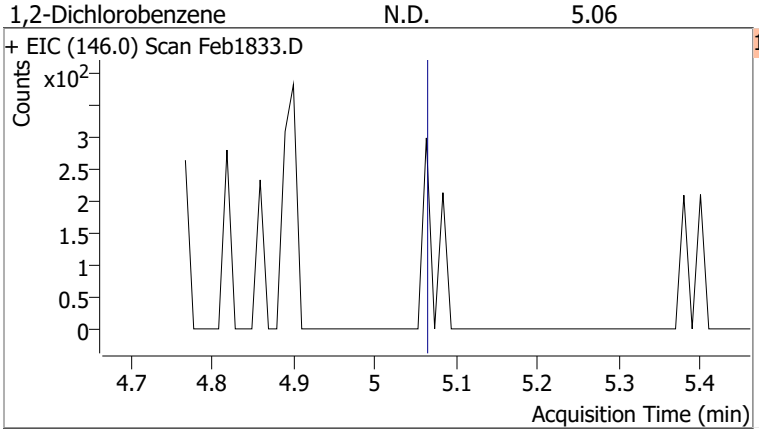

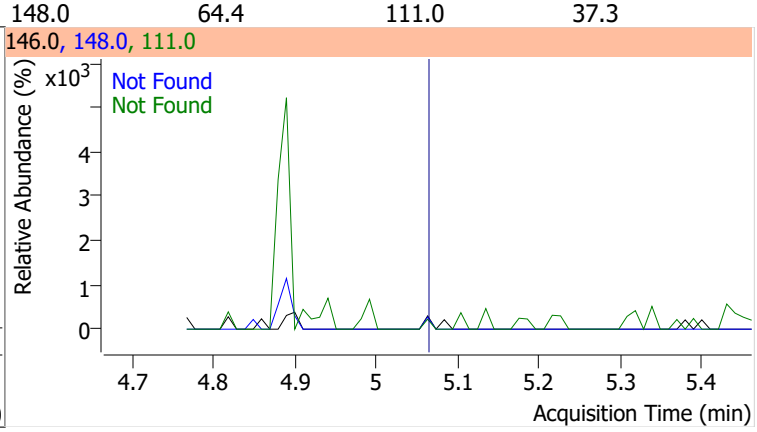

Compound	Conc.	RT	Dev(Min)	Resp.	QIon	QRatio	Lower	Upper
Benzyl Alcohol	12.4284	5.08	0.00	54439	79.0	86.6	83.5	155.1
					107.0	69.9	49.3	91.6

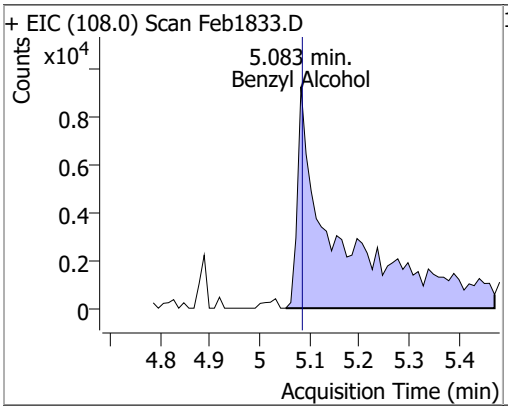

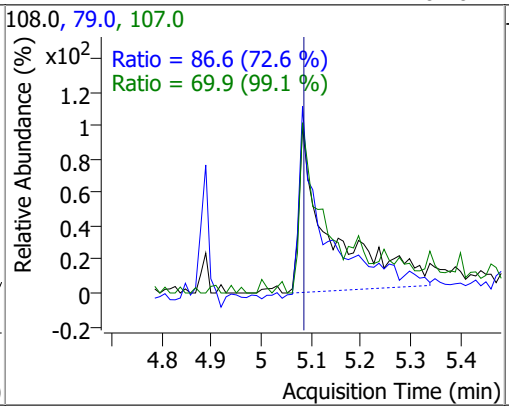

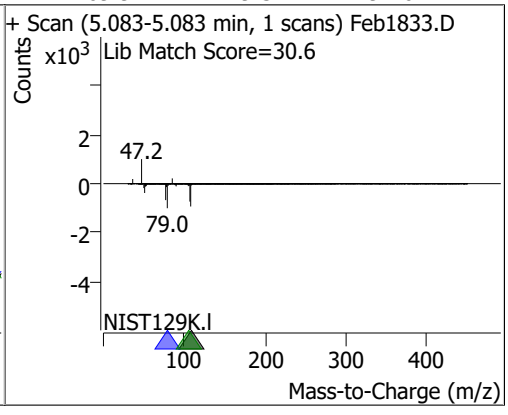

Compound	Conc.	Exp RT	QIon	Exp Ratio
bis(2-chloroisopropyl)Ether	N.D.	5.23	123.0	32.1

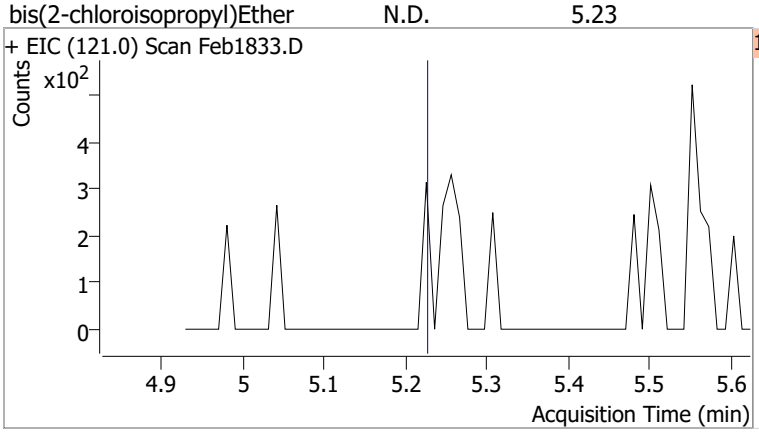

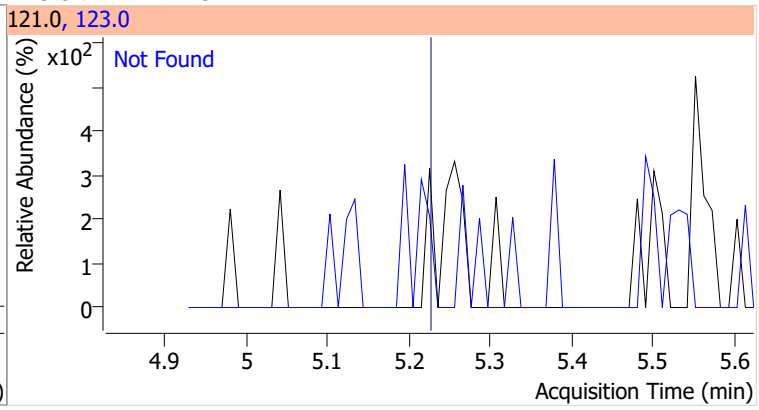

Compound	Conc.	RT	Dev(Min)	Resp.	QIon	QRatio	Lower	Upper
2-Methylphenol		0		0	108.0		81.5	151.4

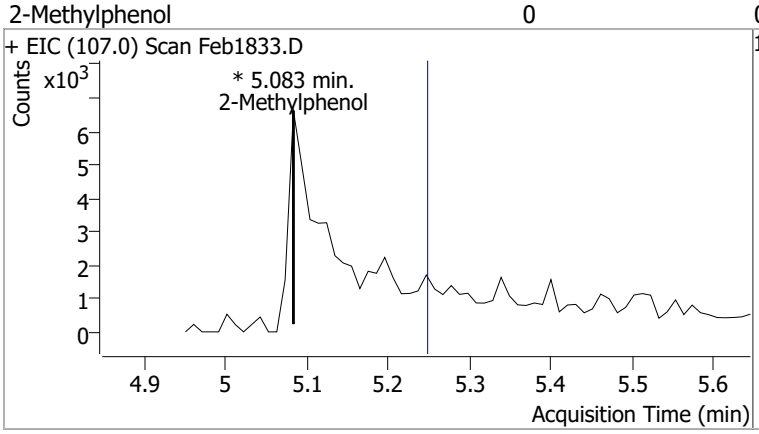

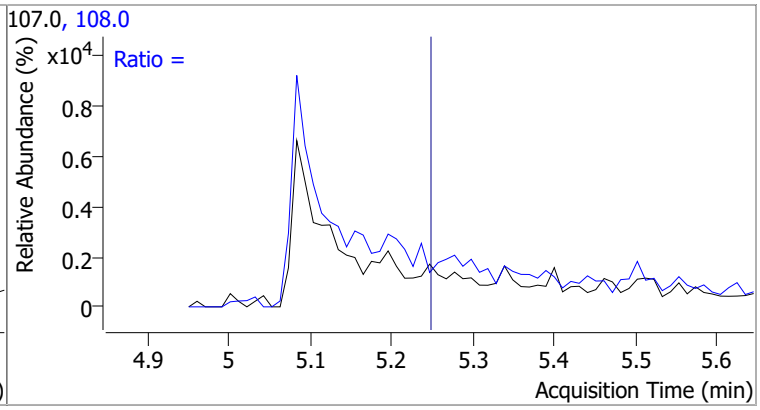

Compound	Conc.	RT	Dev(Min)	Resp.	QIon	QRatio	Lower	Upper
N-nitroso-Di-n-propylamine		0		0	130.0		0.0	38.8

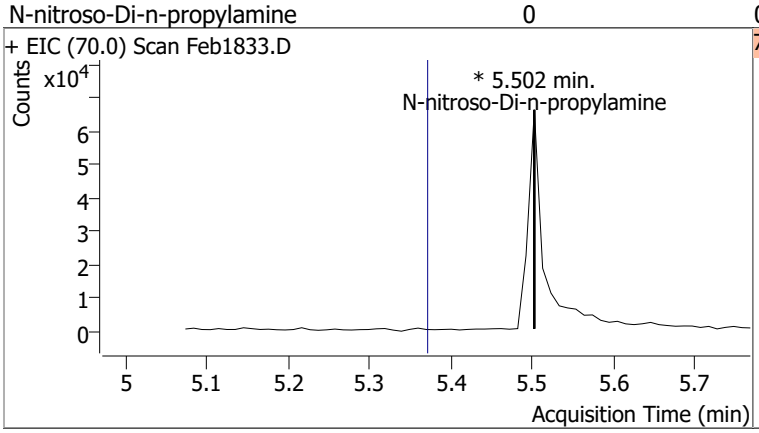

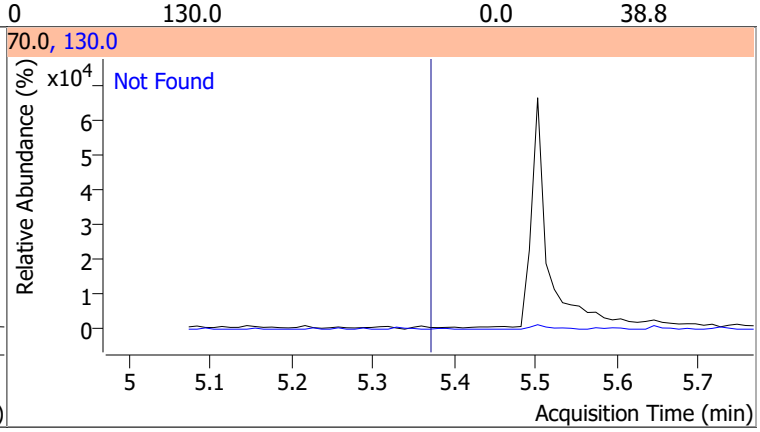

Compound	Conc.	Exp RT	QIon	Exp Ratio
4Methylphenol/3Methylphenol	N.D.	5.43	108.0	83.9

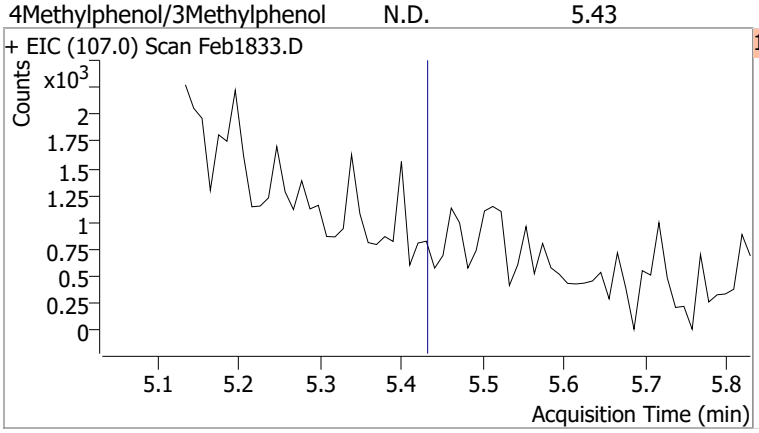

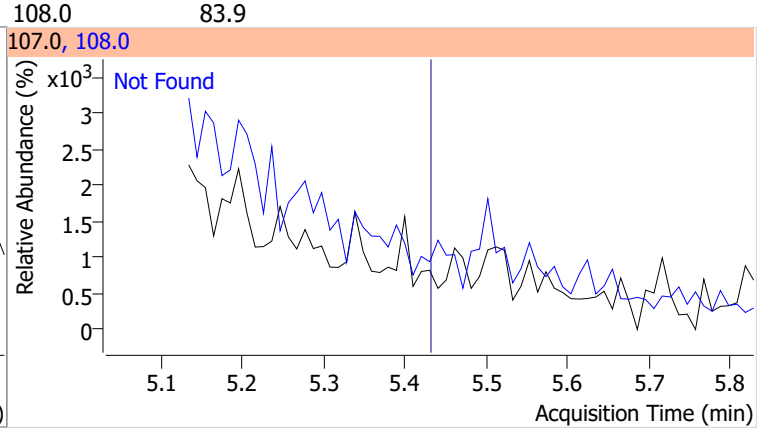

Compound	Conc.	RT	Dev(Min)	Resp.	QIon	QRatio	Lower	Upper
Hexachloroethane		0		0	201.0		63.5	118.0
					199.0		39.8	74.0

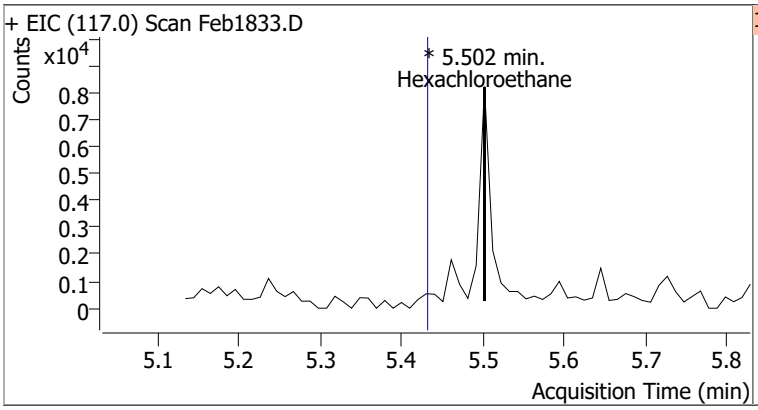

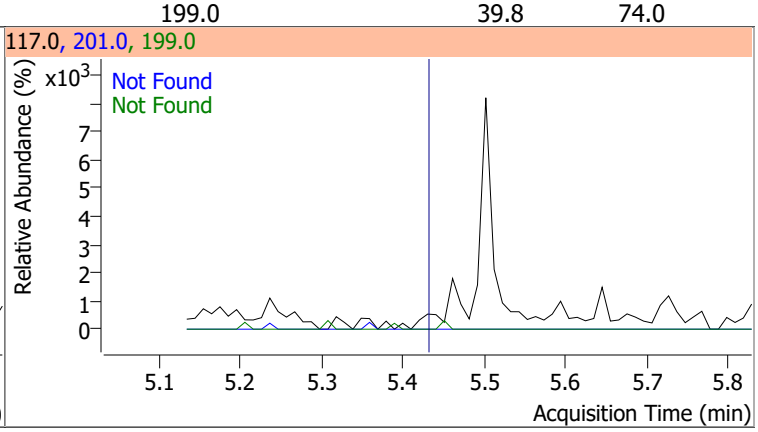

Compound	Conc.	RT	Dev(Min)	Resp.	QIon	QRatio	Lower	Upper
Nitrobenzene-d5	65.1277	5.50	0.00	438226	54.0	61.3	46.3	86.0
					128.0	43.6	34.1	63.3

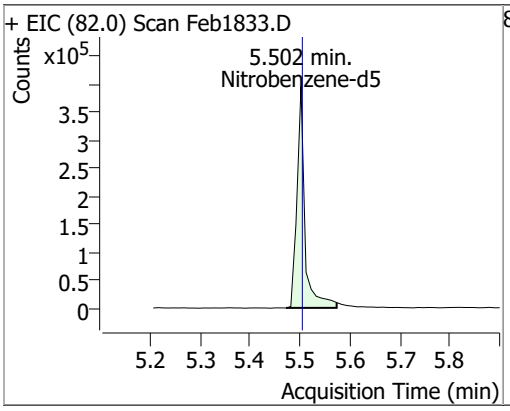

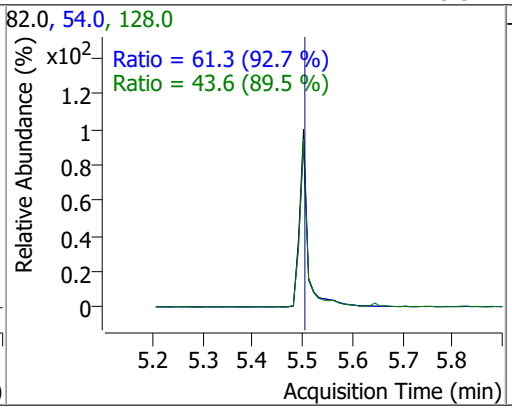

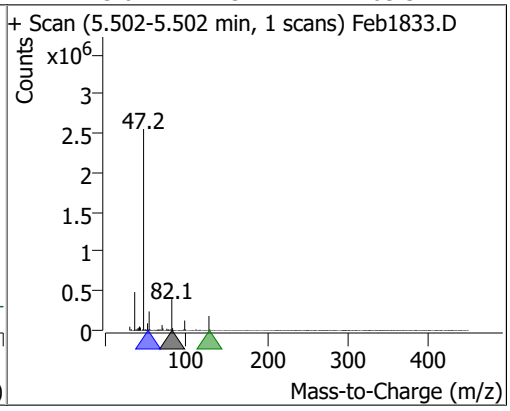

Compound	Conc.	Exp RT	QIon	Exp Ratio	QIon	Exp Ratio
Nitrobenzene	N.D.	5.52	77.0	212.7	51.0	131.0

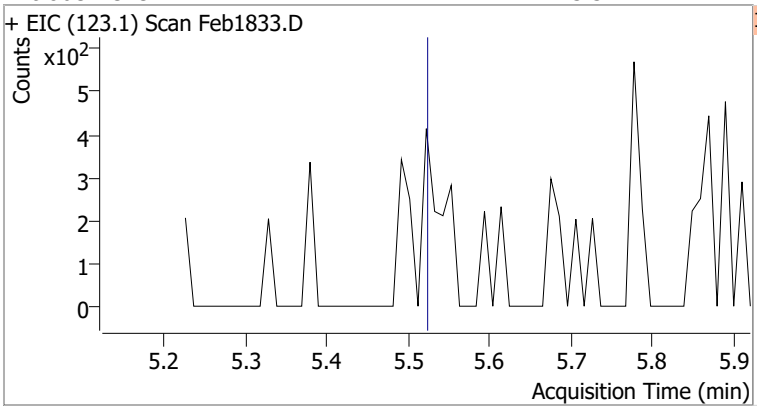

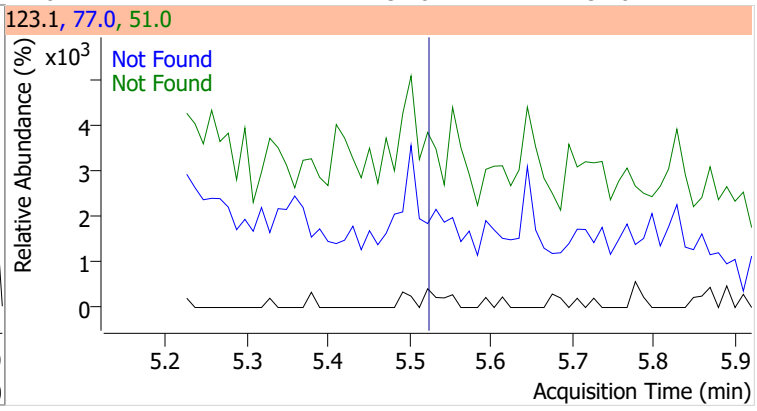

Compound	Conc.	Exp RT	QIon	Exp Ratio
Isophorone	N.D.	5.82	138.0	21.1

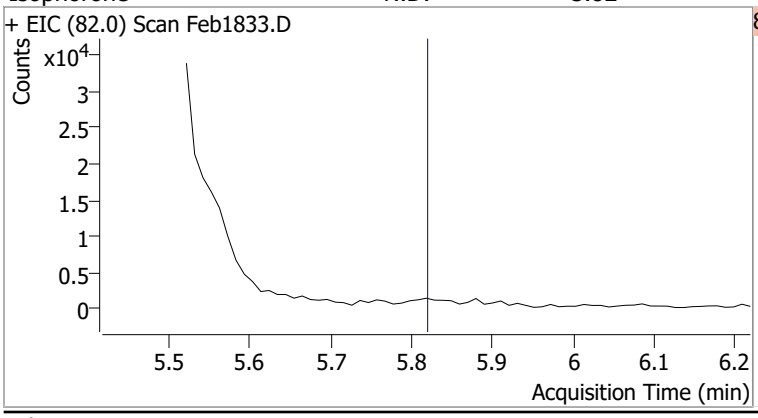

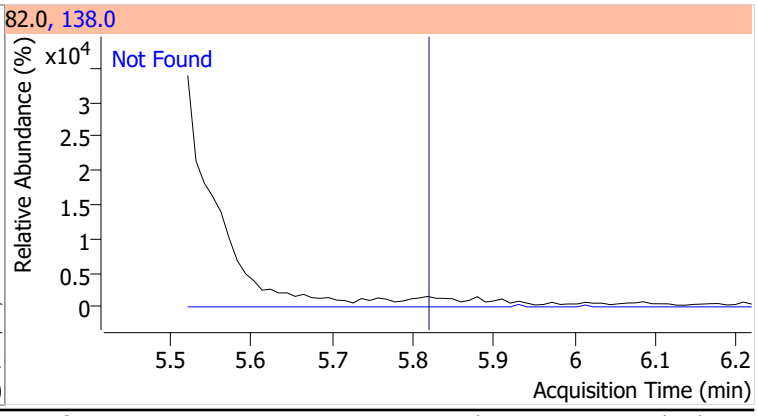

Compound	Conc.	Exp RT	QIon	Exp Ratio	QIon	Exp Ratio
2-Nitrophenol	N.D.	5.88	65.0	48.8	109.0	35.2

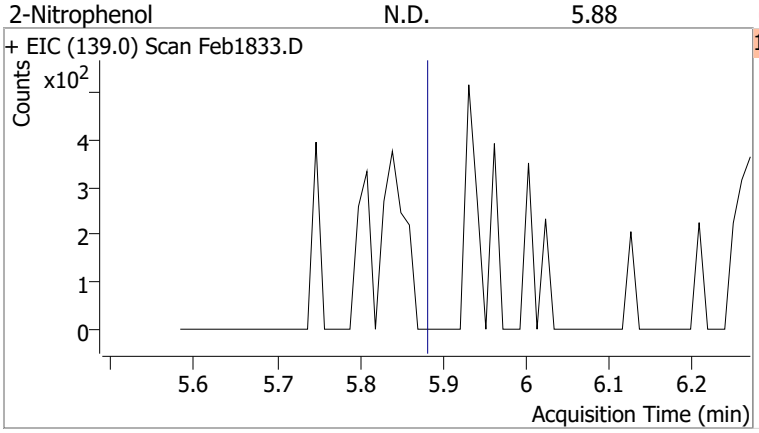

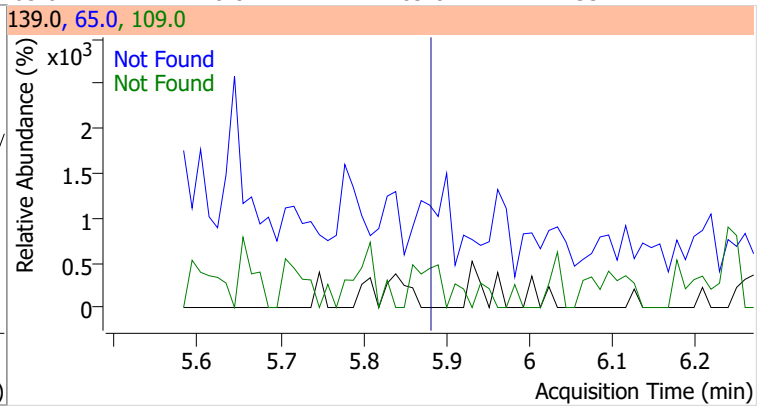

Compound	Conc.	Exp RT	QIon	Exp Ratio	QIon	Exp Ratio
2,4-Dimethylphenol	N.D.	6.00	107.0	109.4	77.0	34.0

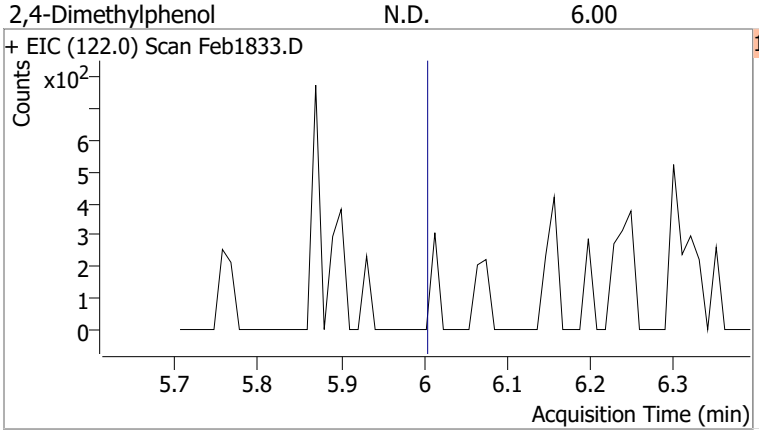

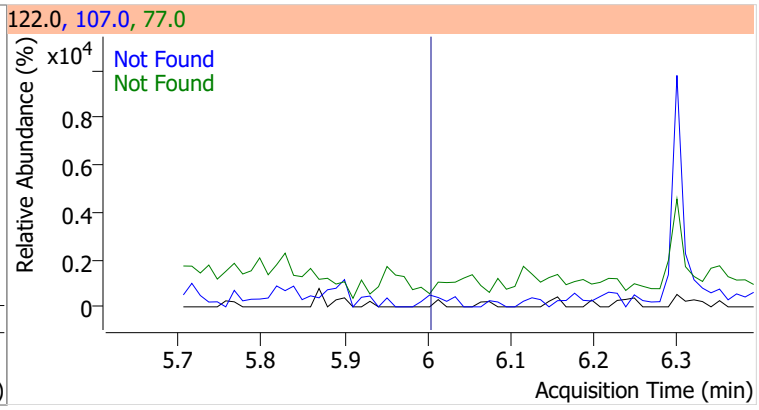

Compound	Conc.	Exp RT	QIon	Exp Ratio	QIon	Exp Ratio
bis(-2-Chloroethoxy)Methane	N.D.	6.08	63.0	68.1	95.0	31.9

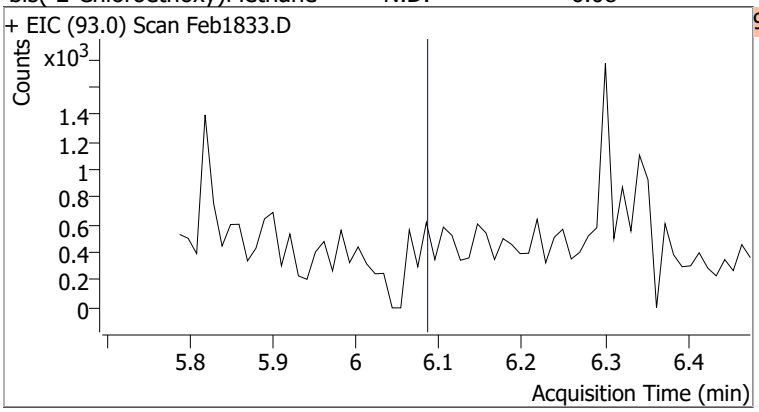

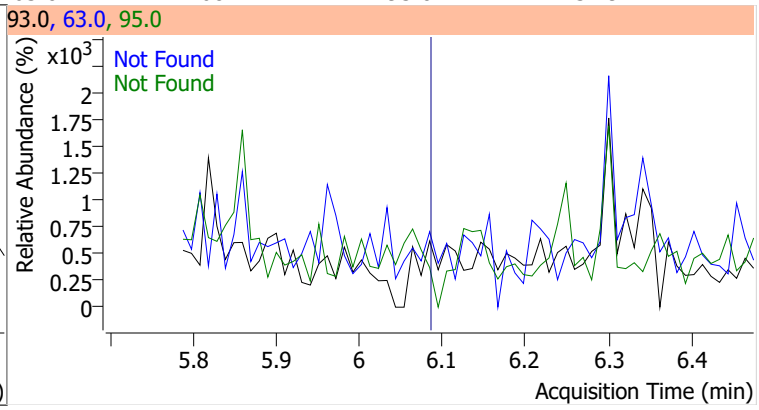

Compound	Conc.	Exp RT	QIon	Exp Ratio	QIon	Exp Ratio
2,4-Dichlorophenol	N.D.	6.19	164.0	65.0	98.0	28.6

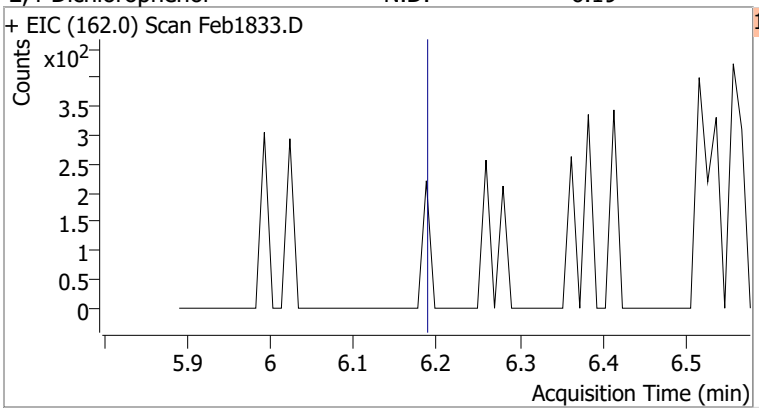

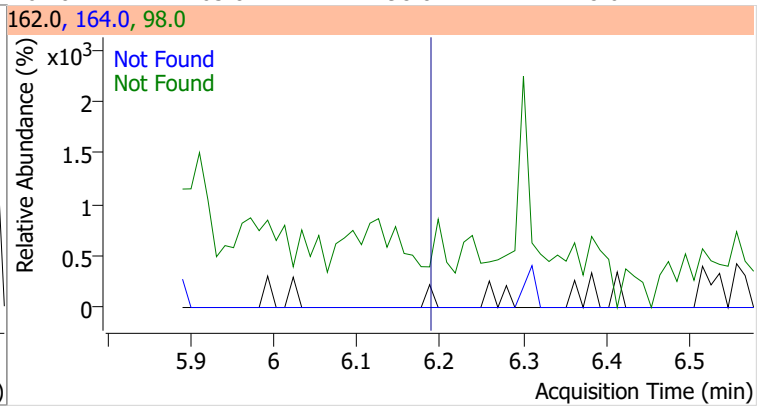

Compound	Conc.	Exp RT	QIon	Exp Ratio	QIon	Exp Ratio
Benzoic Acid	N.D.	6.24	122.0	85.5	77.0	60.4

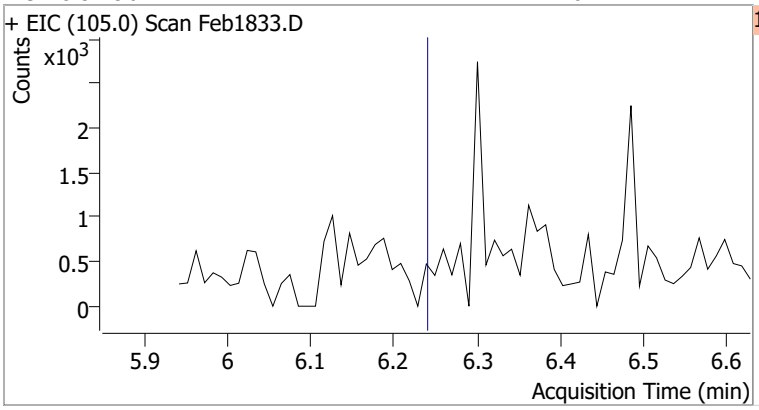

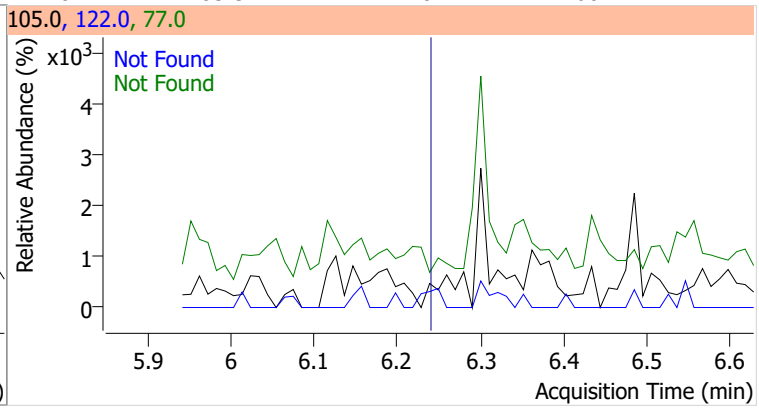

Compound	Conc.	Exp RT	QIon	Exp Ratio	QIon	Exp Ratio
1,2,4-Trichlorobenzene	N.D.	6.25	182.0	94.6	145.0	28.7

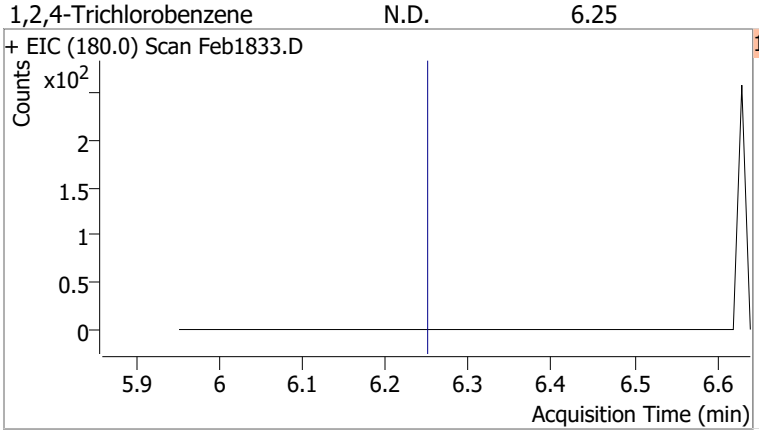

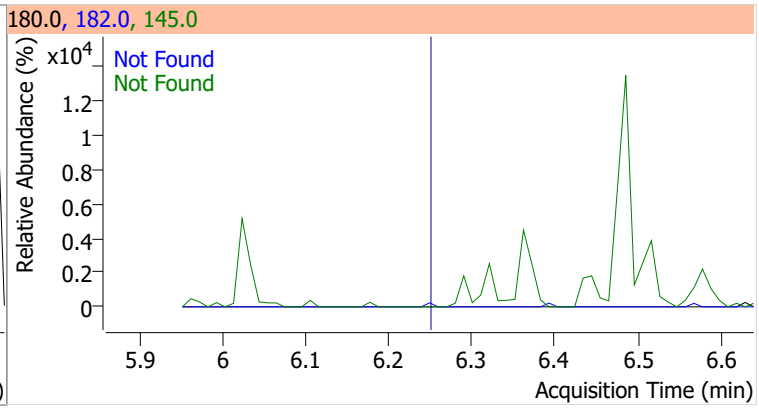

Compound	Conc.	Exp RT	QIon	Exp Ratio	QIon	Exp Ratio
Naphthalene	N.D.	6.33	129.0	11.5	102.0	9.9

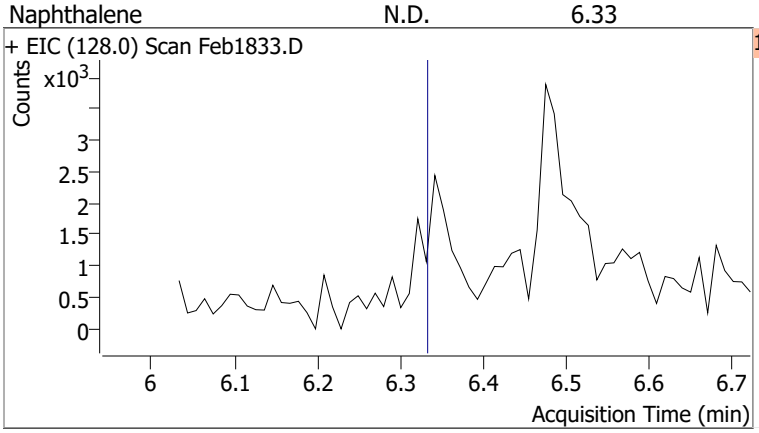

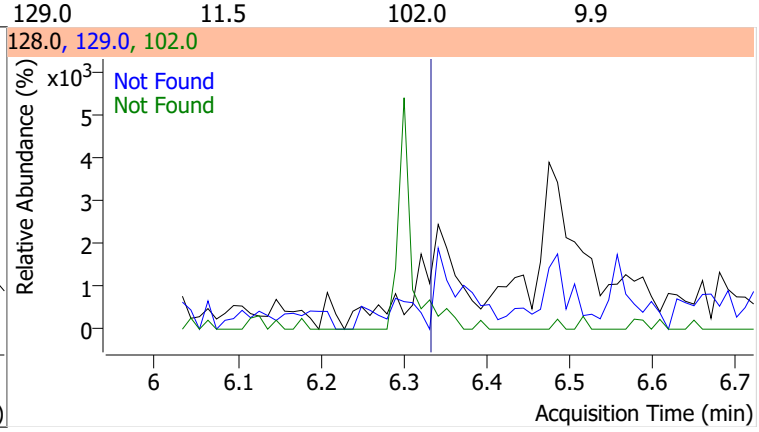

Compound	Conc.	Exp RT	QIon	Exp Ratio
4-Chlorophenol	N.D.	6.41	128.0	316.3

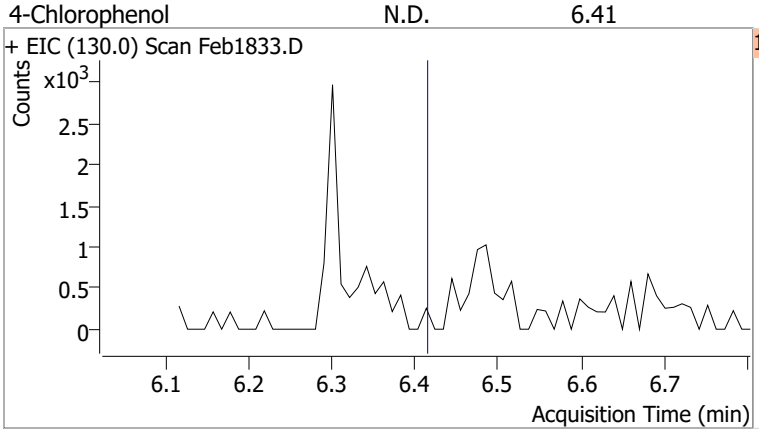

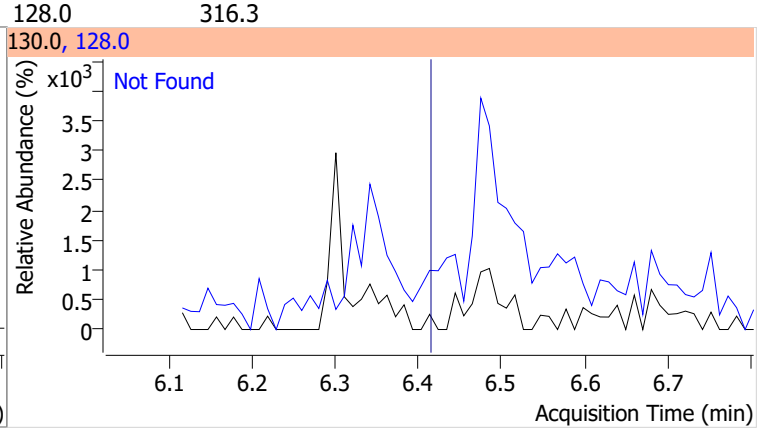

Compound	Conc.	Exp RT	QIon	Exp Ratio	QIon	Exp Ratio
p-Chloroaniline	N.D.	6.43	65.0	60.1	129.0	37.6

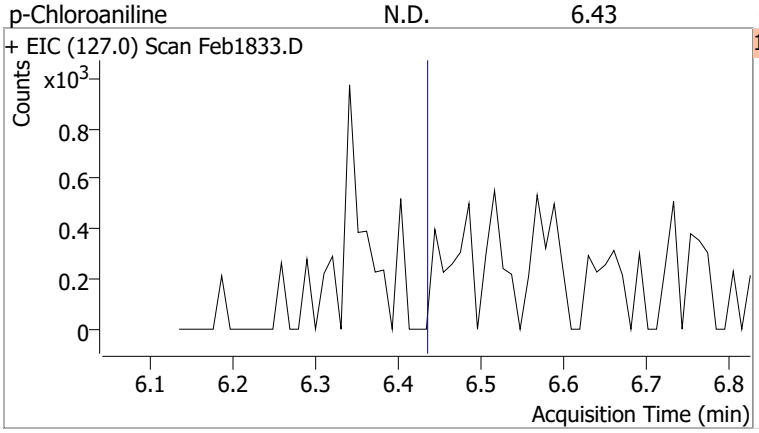

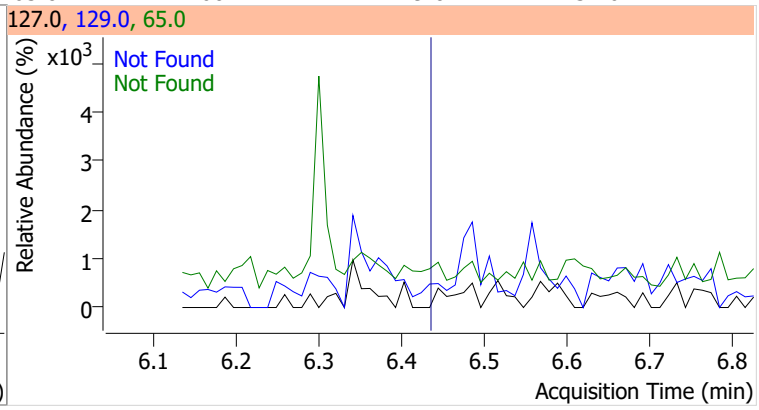

Compound	Conc.	Exp RT	QIon	Exp Ratio	QIon	Exp Ratio
Hexachlorobutadiene	N.D.	6.50	227.0	65.7	223.0	64.3

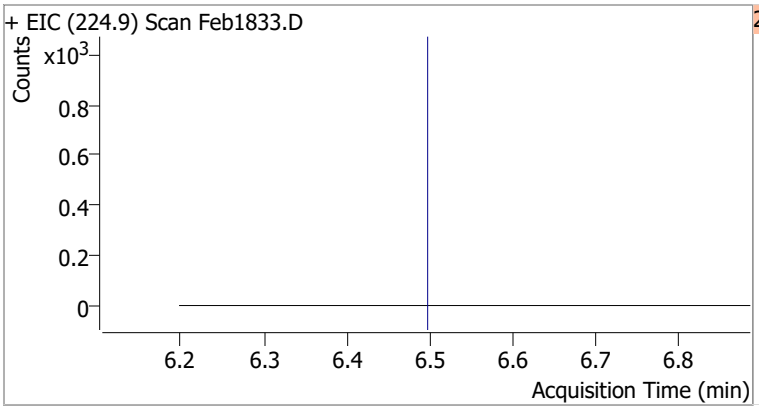

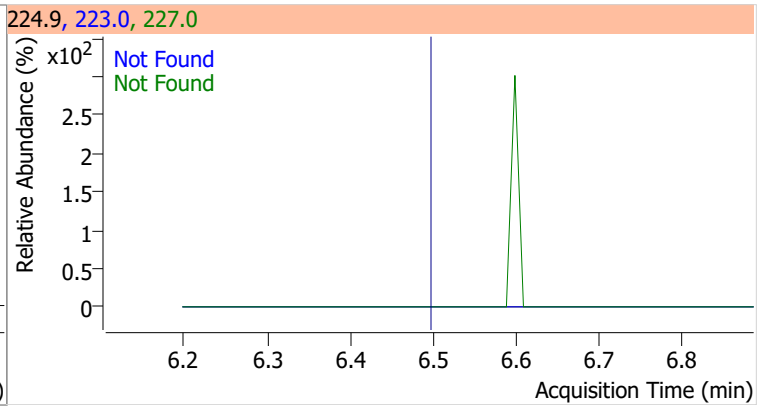

Compound	Conc.	Exp RT	QIon	Exp Ratio
4-Chloro-2-Methylphenol	N.D.	6.94	144.0	27.8

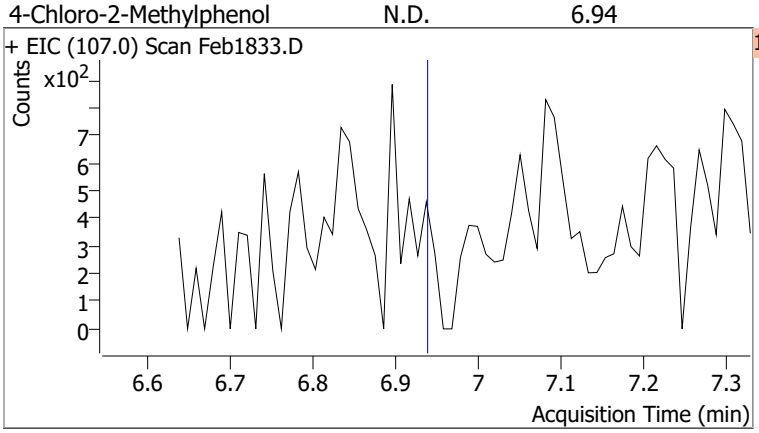

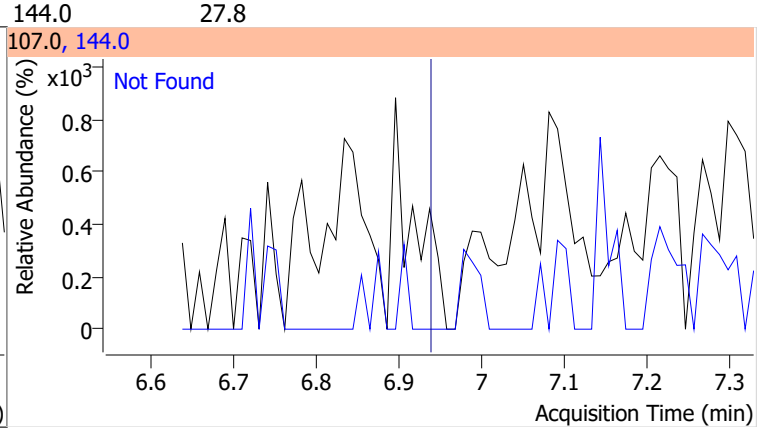

Compound	Conc.	Exp RT	QIon	Exp Ratio
4-Chloro-3-Methylphenol	N.D.	7.07	144.0	27.3

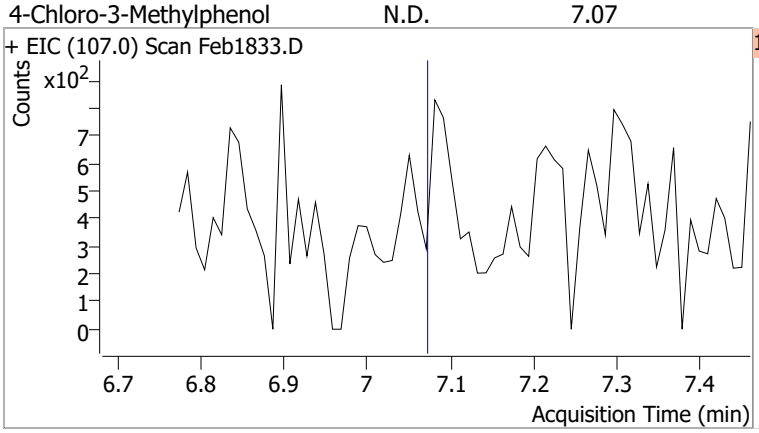

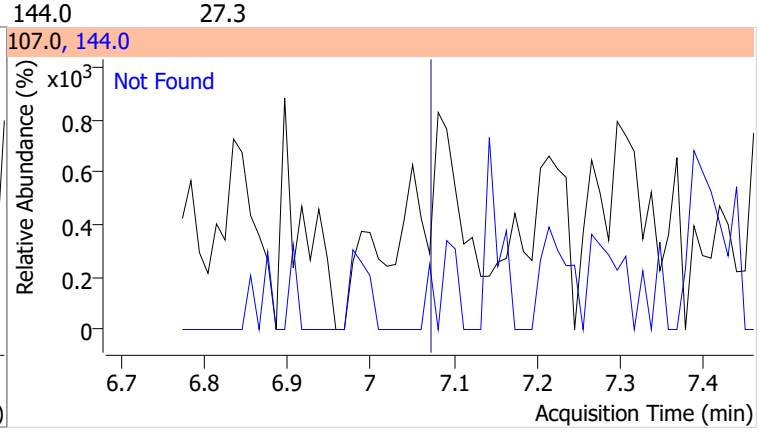

Compound	Conc.	Exp RT	QIon	Exp Ratio	QIon	Exp Ratio
2-Methylnaphthalene	N.D.	7.14	142.0	119.8	115.0	41.7

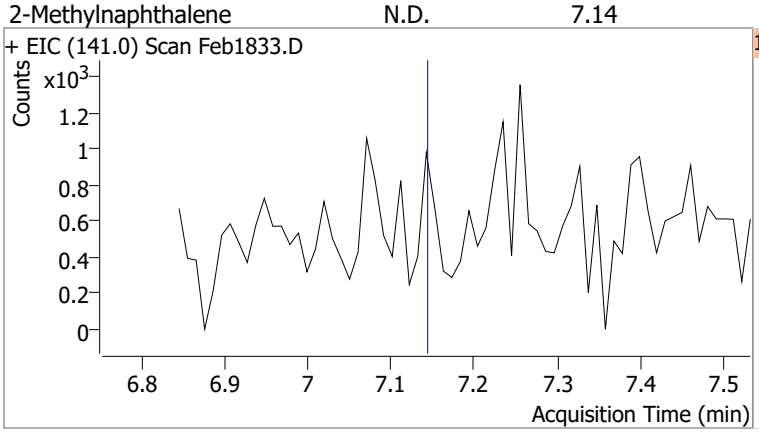

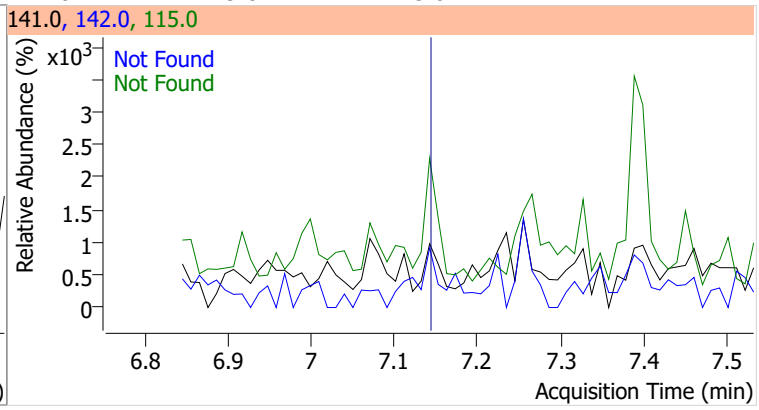

Compound	Conc.	Exp RT	QIon	Exp Ratio	QIon	Exp Ratio
1-Methylnaphthalene	N.D.	7.26	142.0	114.0	115.0	41.3

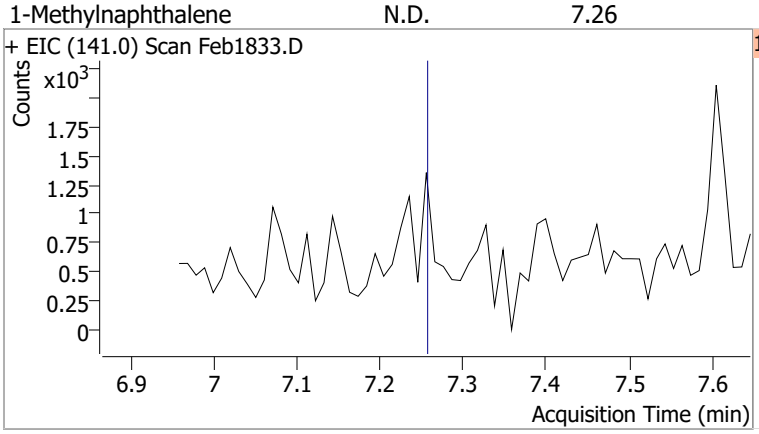

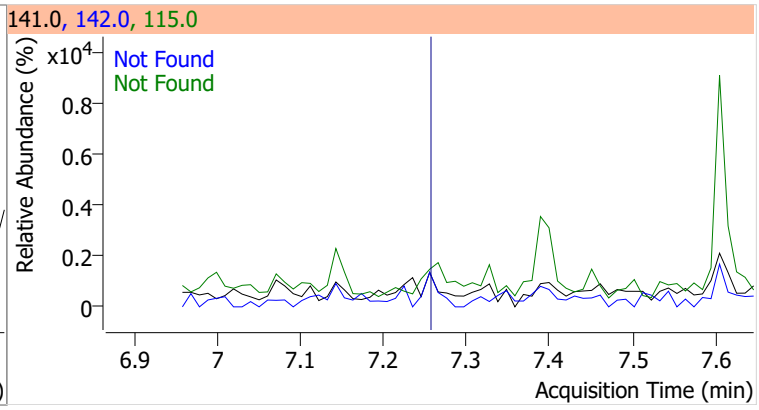

Compound	Conc.	Exp RT	QIon	Exp Ratio	QIon	Exp Ratio
Hexachlorocyclopentadiene	N.D.	7.34	234.9	64.6	238.9	63.8

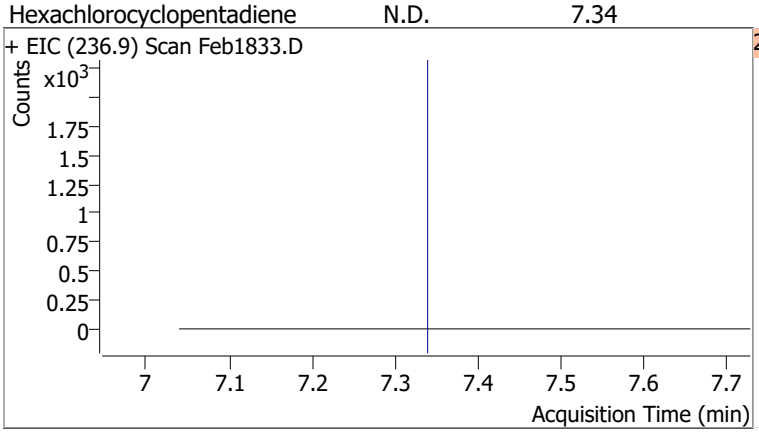

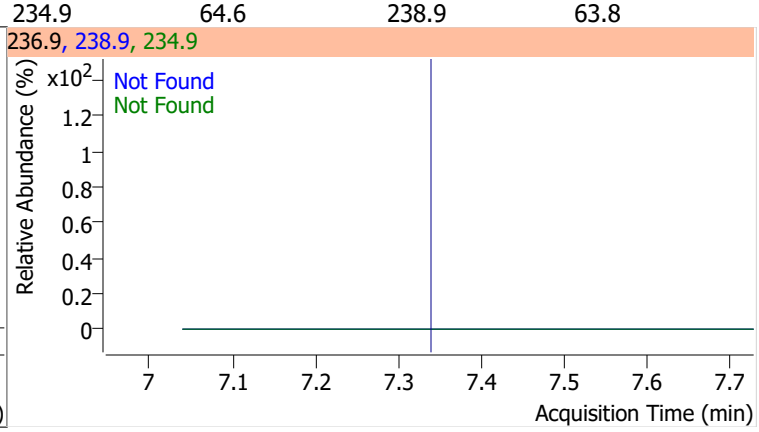

Compound	Conc.	Exp RT	QIon	Exp Ratio
2,4,6-Trichlorophenol	N.D.	7.52	198.0	96.5

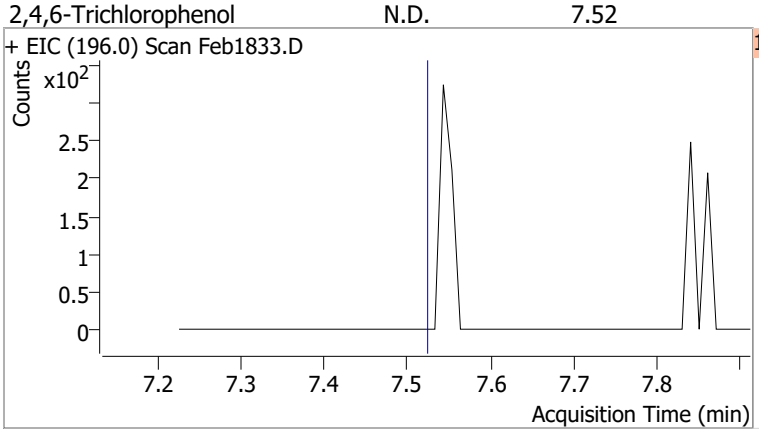

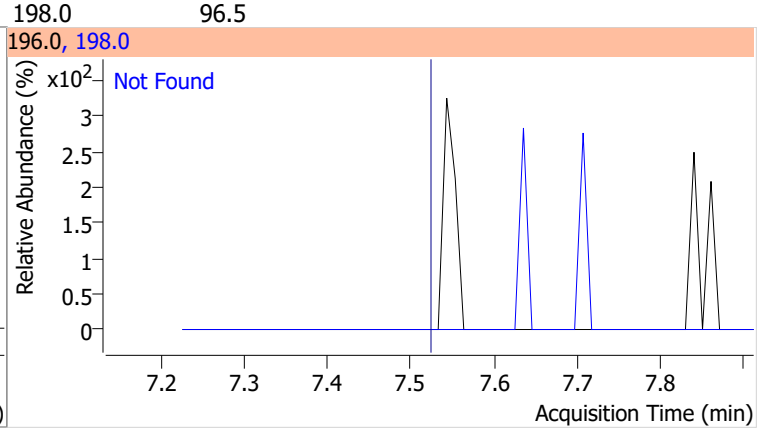

Compound	Conc.	Exp RT	QIon	Exp Ratio
2,4,5-Trichlorophenol	N.D.	7.57	198.0	90.2

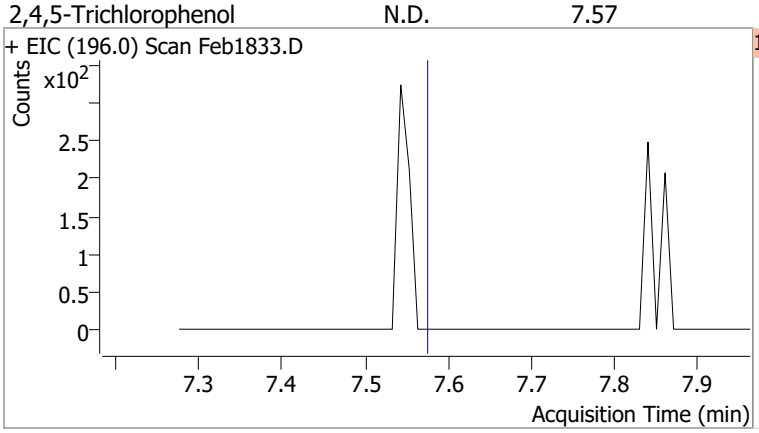

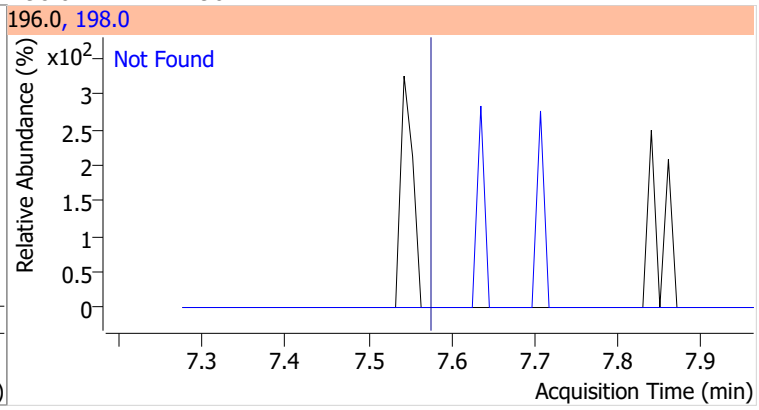

Compound	Conc.	RT	Dev(Min)	Resp.	QIon	QRatio	Lower	Upper
2-Fluorobiphenyl	65.7133	7.60	0.00	1375162	171.0	34.2	24.0	44.5

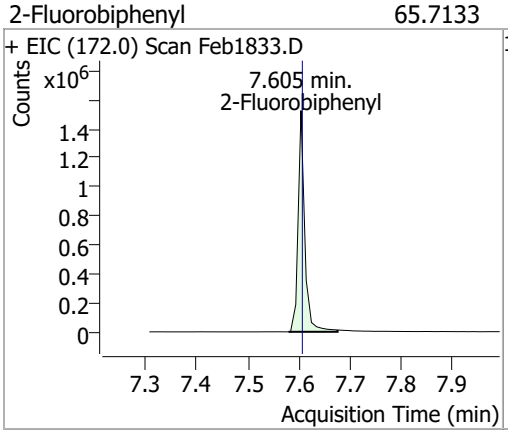

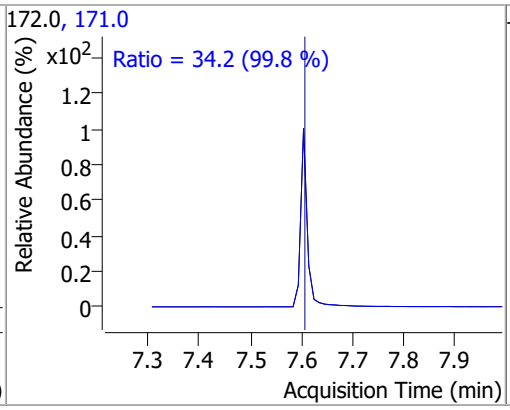

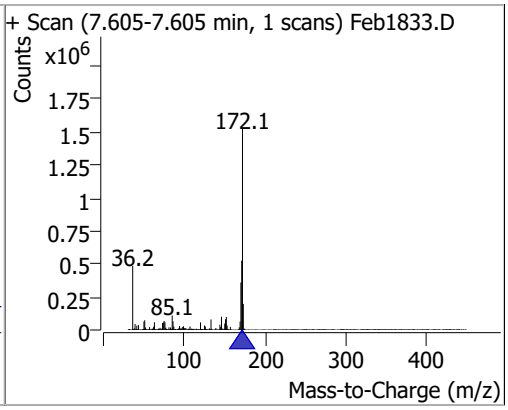

Compound	Conc.	Exp RT	QIon	Exp Ratio	QIon	Exp Ratio
2-Chloronaphthalene	N.D.	7.72	127.0	35.9	164.0	32.1

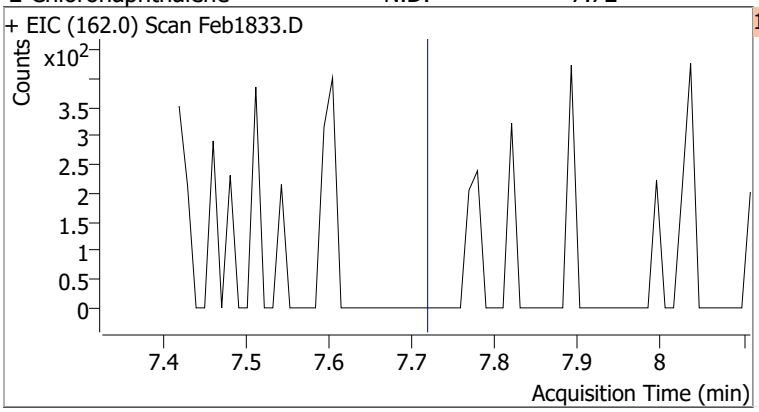

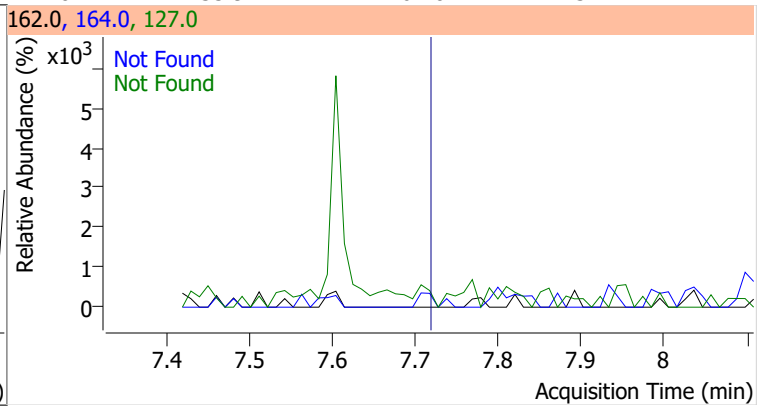

Compound	Conc.	Exp RT	QIon	Exp Ratio
2-Nitroaniline	N.D.	7.88	138.0	110.5

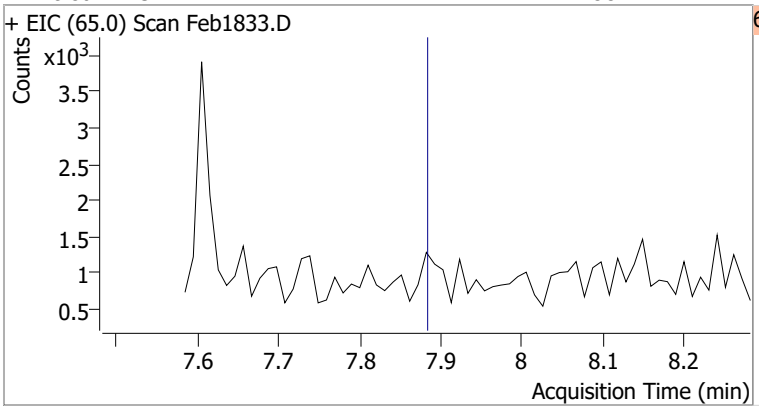

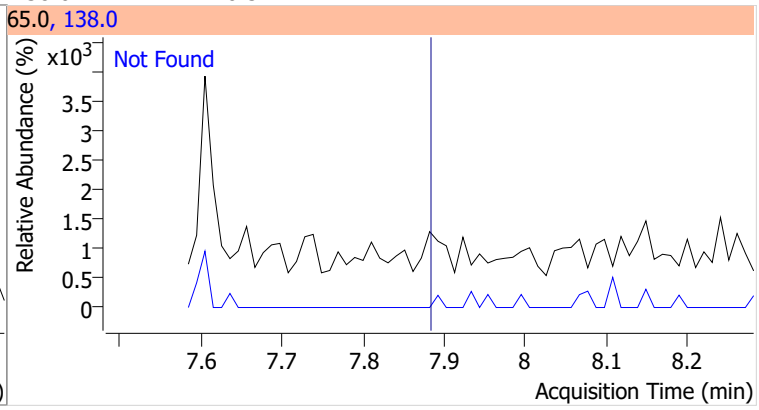

Compound	Conc.	RT	Dev(Min)	Resp.	QIon	QRatio	Lower	Upper
Dimethyl Phthalate		0		0	77.0		13.8	25.7

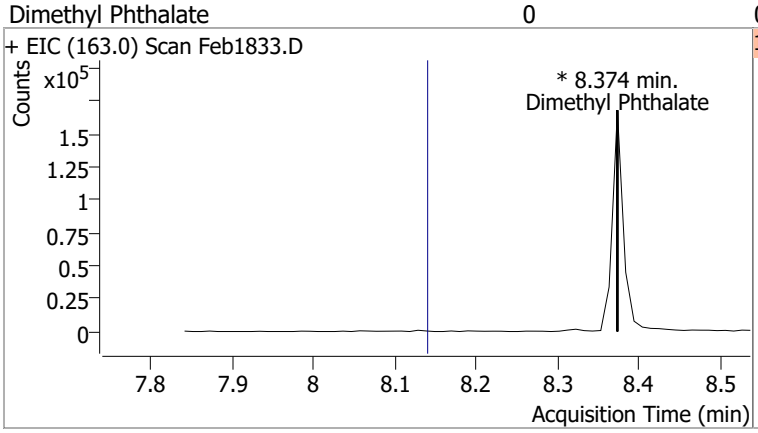

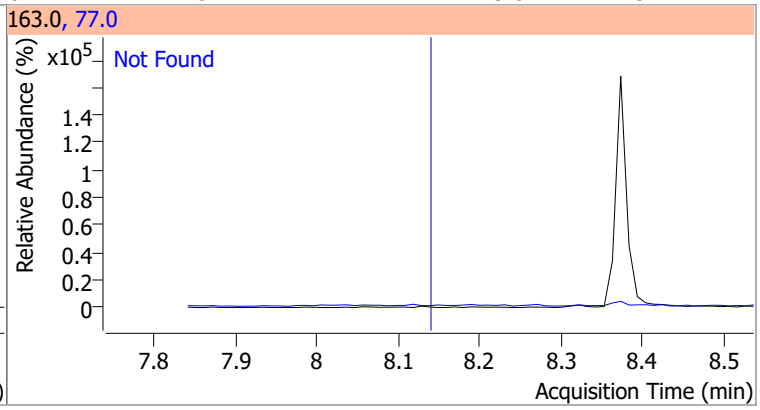

Compound	Conc.	RT	Dev(Min)	Resp.	QIon	QRatio	Lower	Upper
2,6-Dinitrotoluene		0		0	63.0		99.5	184.8
					89.0		43.3	80.3

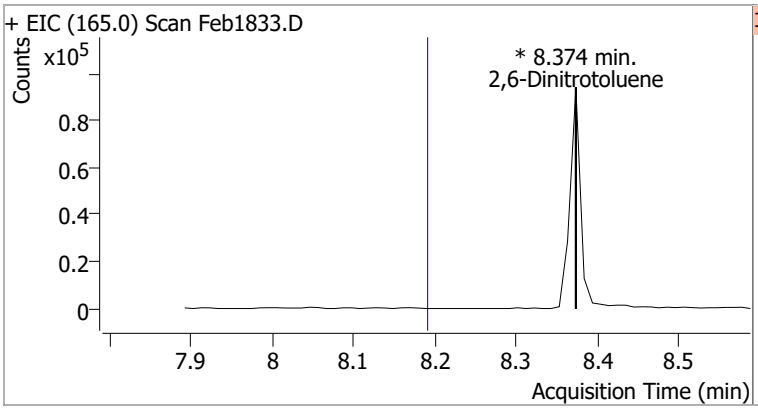

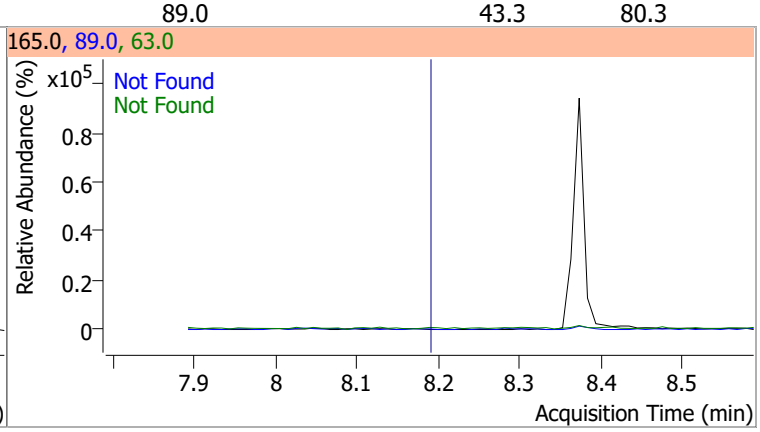

Compound	Conc.	Exp RT	QIon	Exp Ratio
Acenaphthylene	N.D.	8.20	153.1	13.6

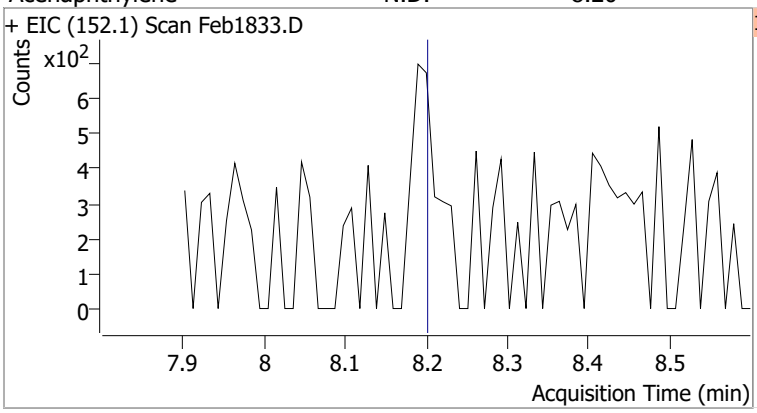

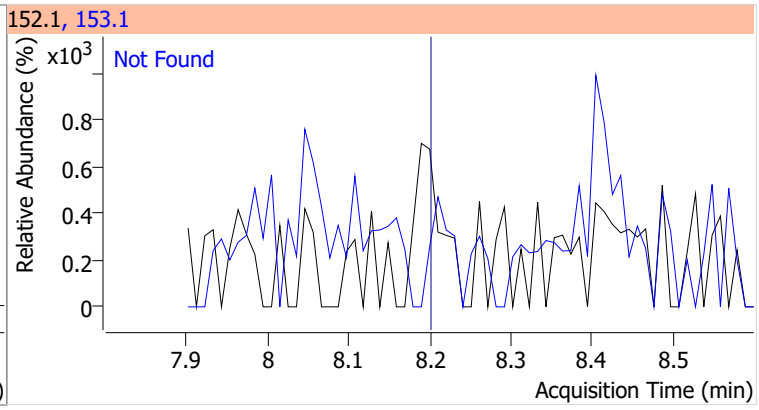

Compound	Conc.	Exp RT	QIon	Exp Ratio	QIon	Exp Ratio
3-Nitroaniline	N.D.	8.39	65.0	129.1	92.0	106.7

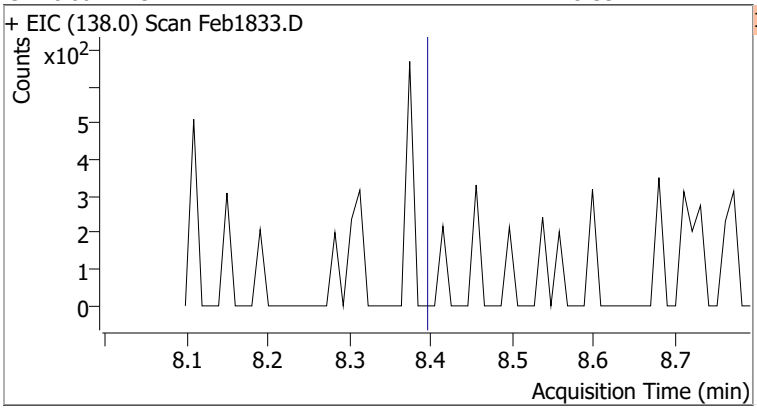

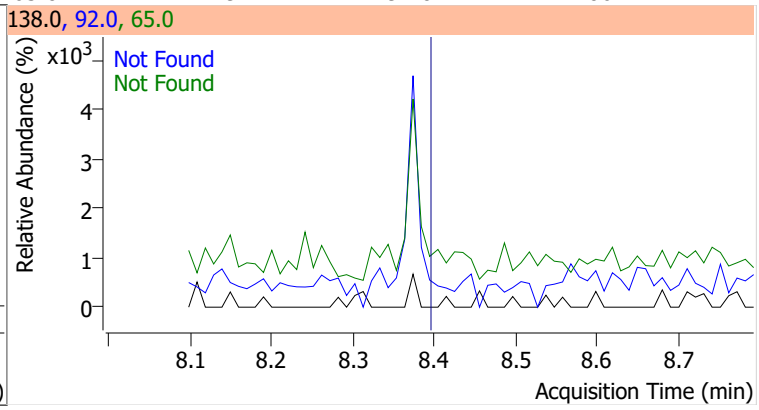

Compound	Conc.	Exp RT	QIon	Exp Ratio	QIon	Exp Ratio
Acenaphthene	N.D.	8.41	153.0	106.5	152.0	51.8

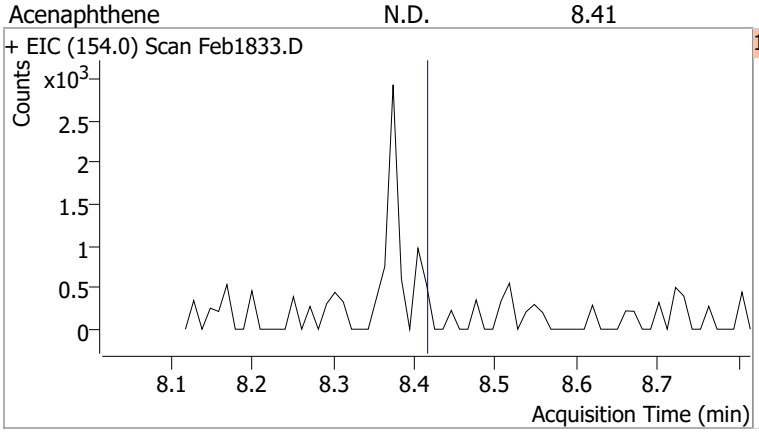

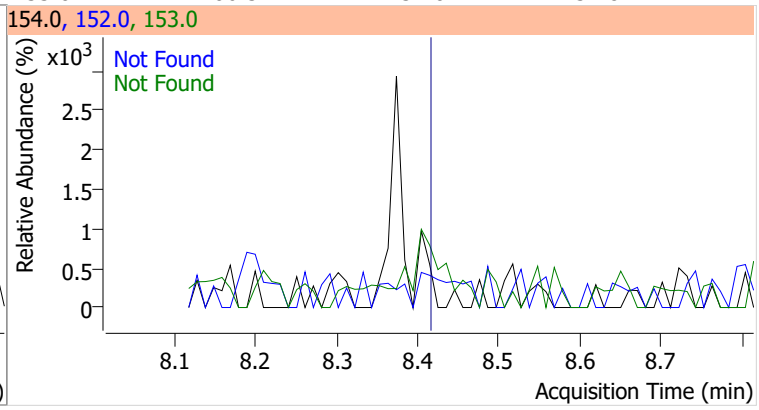

Compound	Conc.	Exp RT	QIon	Exp Ratio
2,4-Dinitrophenol	N.D.	8.52	154.0	62.7

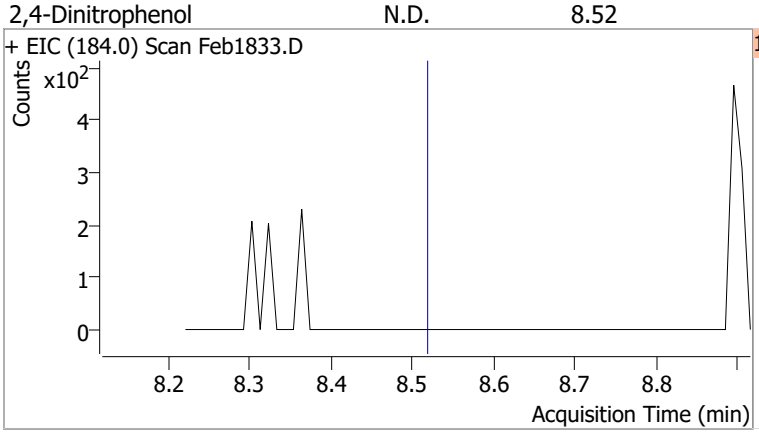

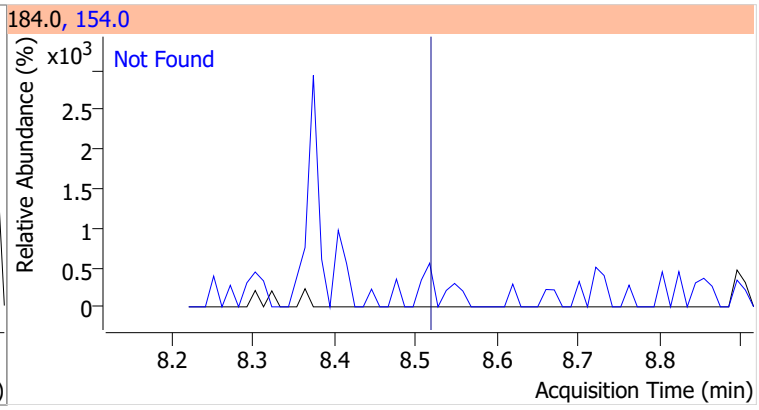

Compound	Conc.	Exp RT	QIon	Exp Ratio
Dibenzofuran	N.D.	8.63	139.0	37.5

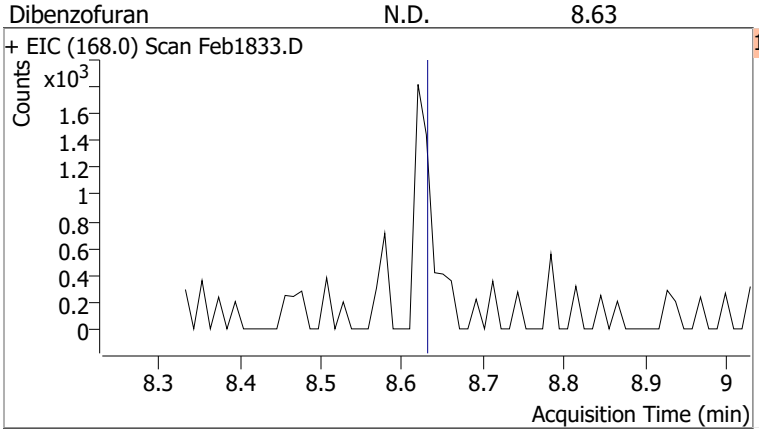

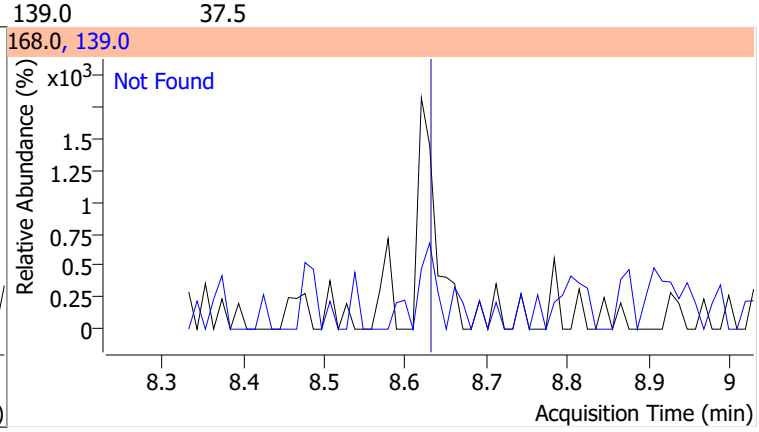

Compound	Conc.	Exp RT	QIon	Exp Ratio	QIon	Exp Ratio
2,4-Dinitrotoluene	N.D.	8.67	89.0	79.2	63.0	48.4

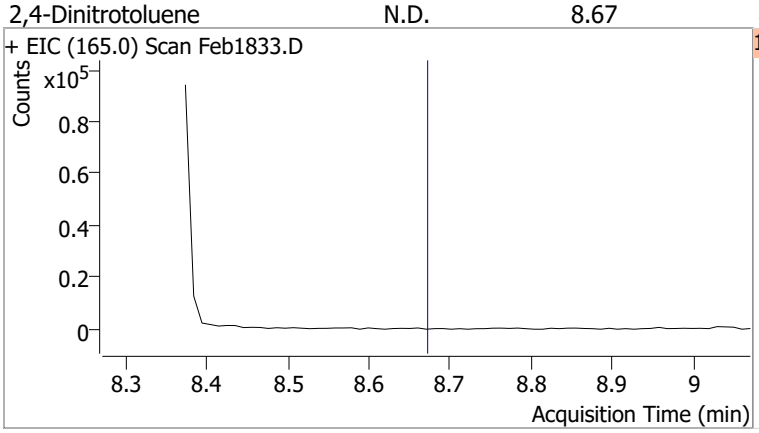

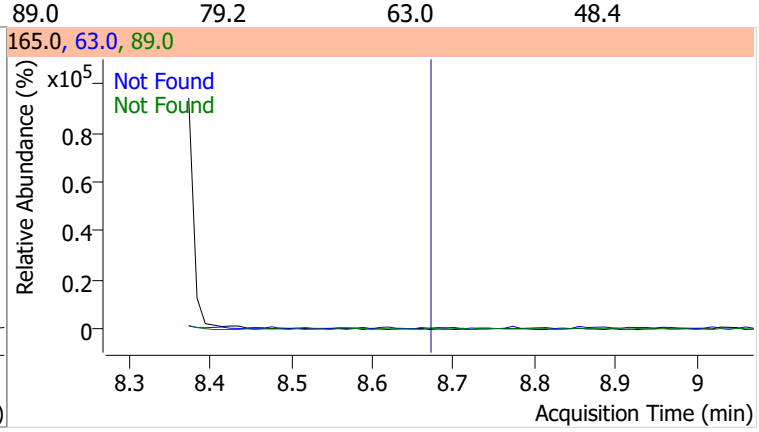

Compound	Conc.	Exp RT	QIon	Exp Ratio	QIon	Exp Ratio
4-Nitrophenol	N.D.	8.70	65.0	72.0	139.0	71.1

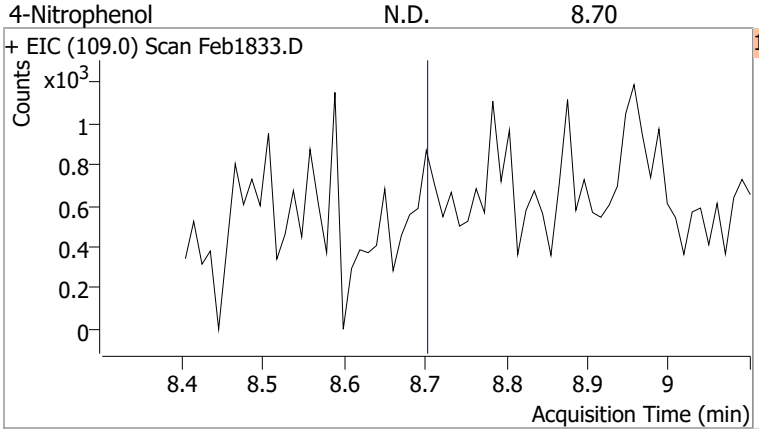

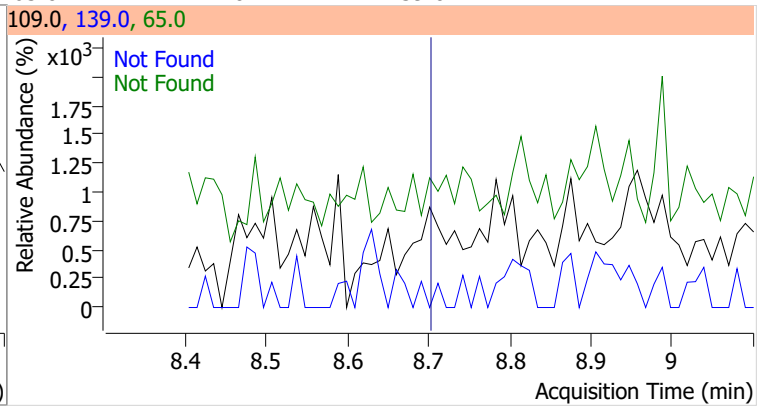

Compound	Conc.	Exp RT	QIon	Exp Ratio	QIon	Exp Ratio
Diethylphthalate	N.D.	9.00	177.0	20.7	150.0	12.5

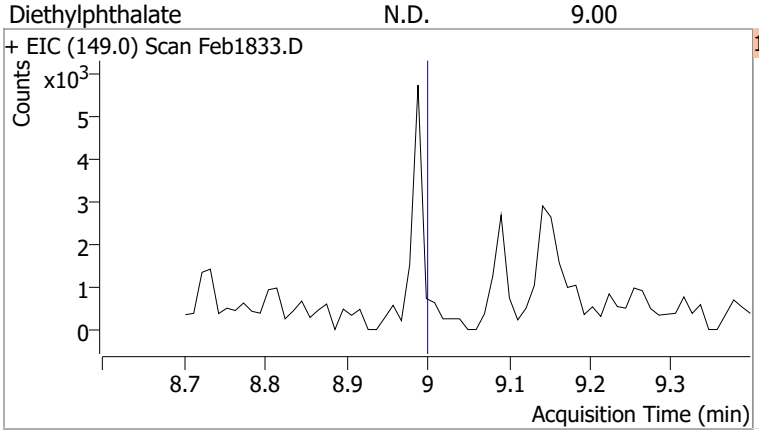

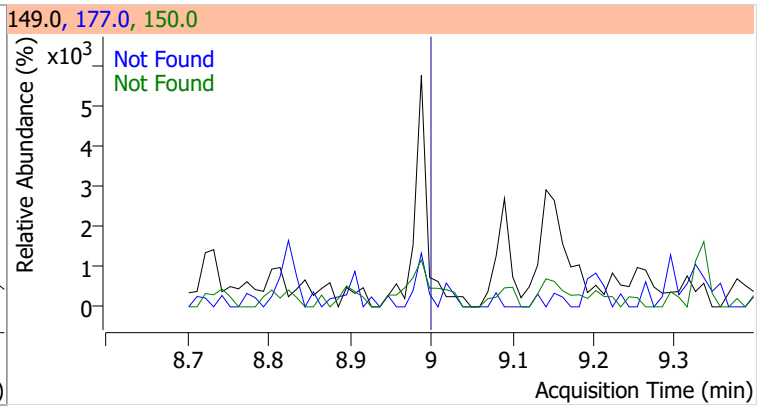

Compound	Conc.	Exp RT	QIon	Exp Ratio	QIon	Exp Ratio
Fluorene	N.D.	9.04	165.0	93.4	167.0	13.7

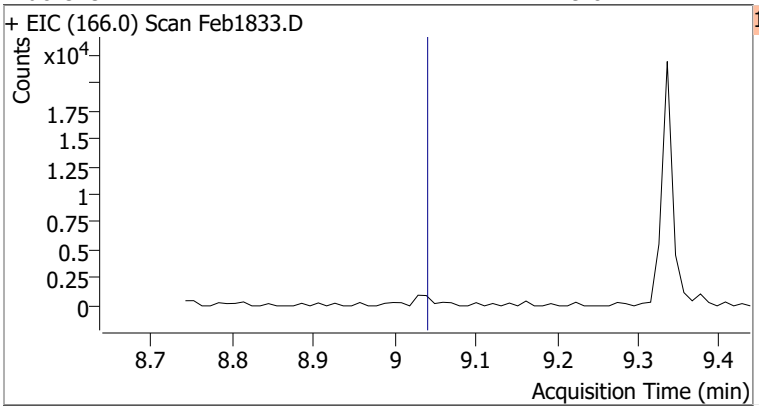

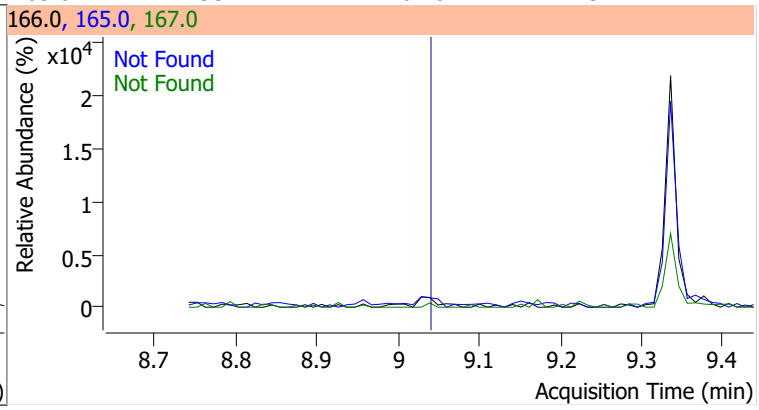

Compound	Conc.	Exp RT	QIon	Exp Ratio	QIon	Exp Ratio
4-Chlorophenyl-phenylether	N.D.	9.07	141.0	61.2	206.0	33.8

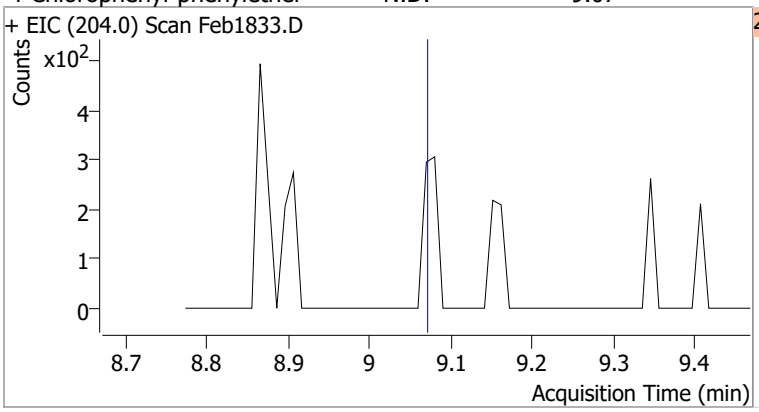

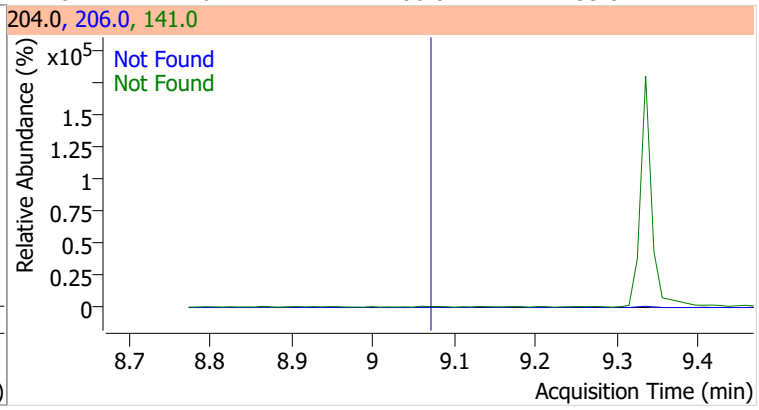

Compound	Conc.	Exp RT	QIon	Exp Ratio	QIon	Exp Ratio
4-Nitroaniline	N.D.	9.14	65.0	112.7	92.0	49.3

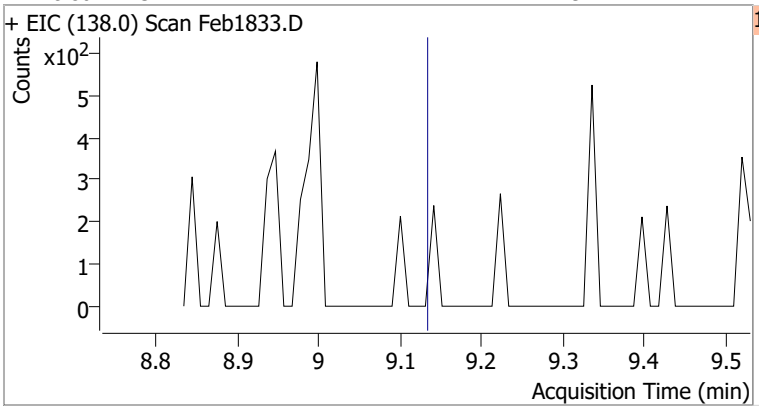

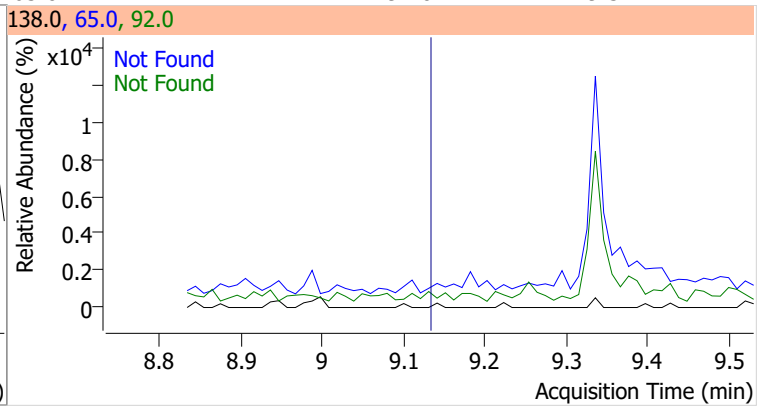

Compound	Conc.	RT	Dev(Min)	Resp.	QIon	QRatio	Lower	Upper
4,6-Dinitro-2-methylphenol		0		0	121.0		35.1	65.3

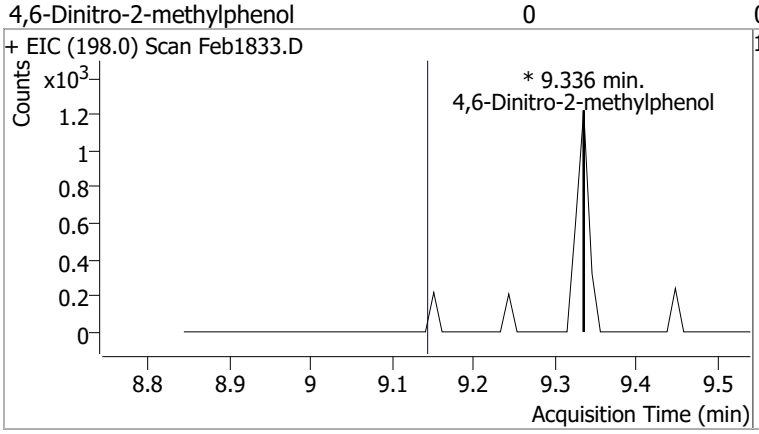

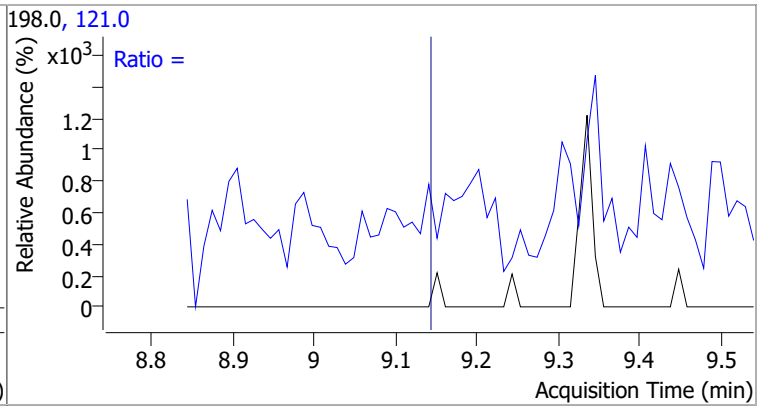

Compound	Conc.	Exp RT	QIon	Exp Ratio	QIon	Exp Ratio
N-nitrosodiphenylamine	N.D.	9.23	168.0	62.8	167.0	34.1

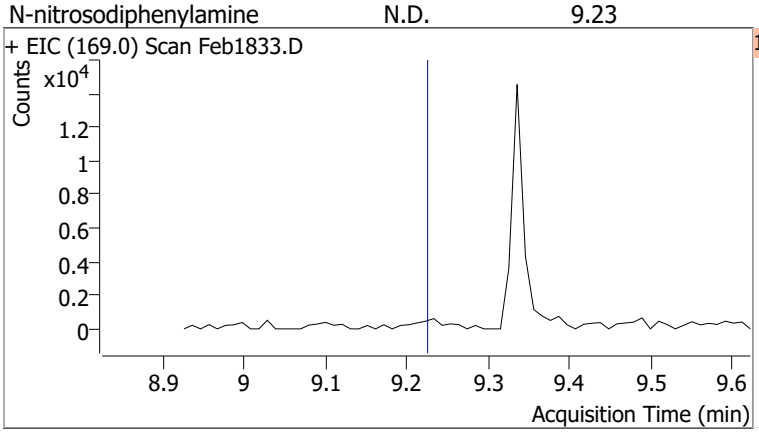

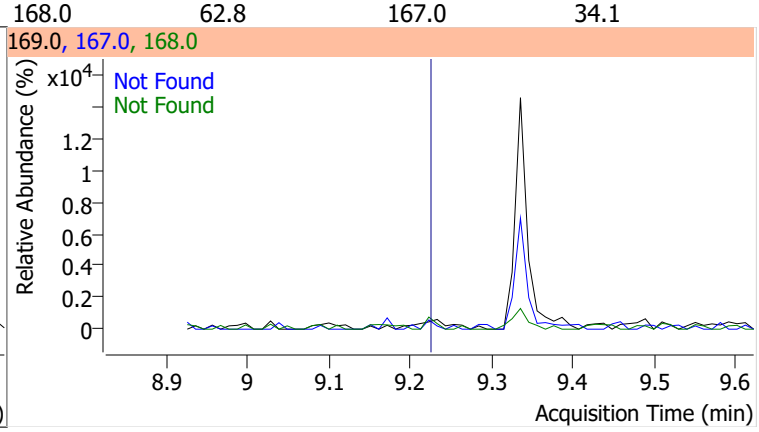

Compound	Conc.	Exp RT	QIon	Exp Ratio	QIon	Exp Ratio
Azobenzene	N.D.	9.26	51.0	45.2	182.0	24.1

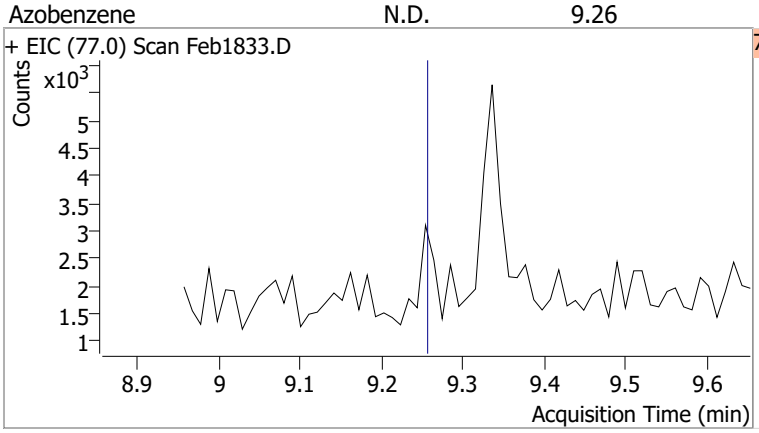

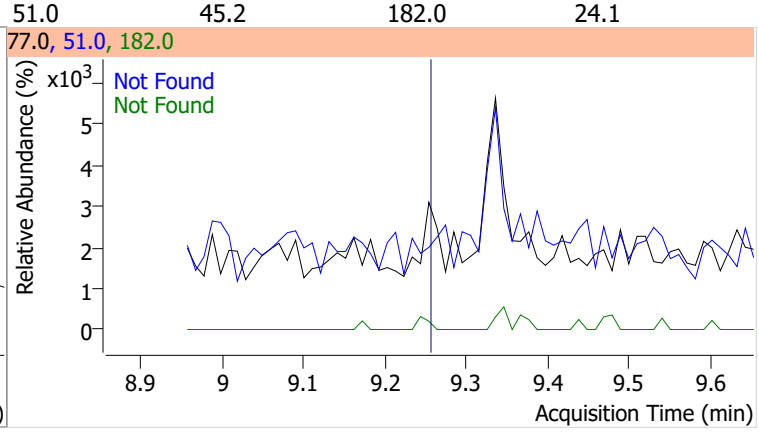

Compound	Conc.	RT	Dev(Min)	Resp.	QIon	QRatio	Lower	Upper
2,4,6-Tribromophenol	154.3025	9.34	0.00	281248	331.8	92.2	68.5	127.2

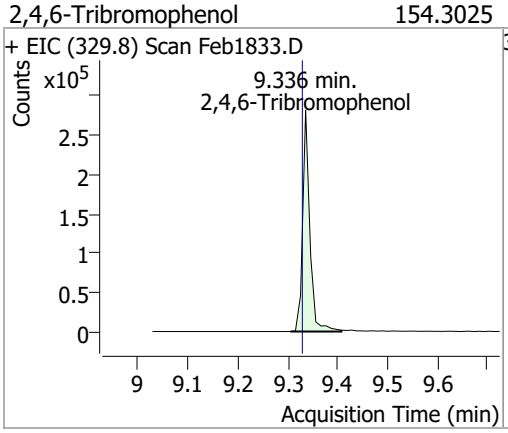

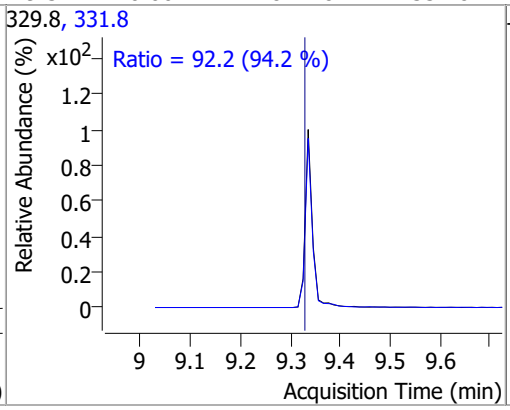

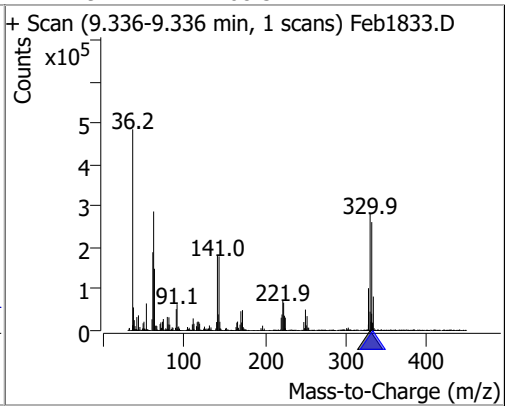

Compound	Conc.	Exp RT	QIon	Exp Ratio	QIon	Exp Ratio
4-Bromophenyl-phenylether	N.D.	9.65	141.0	98.8	250.0	98.2

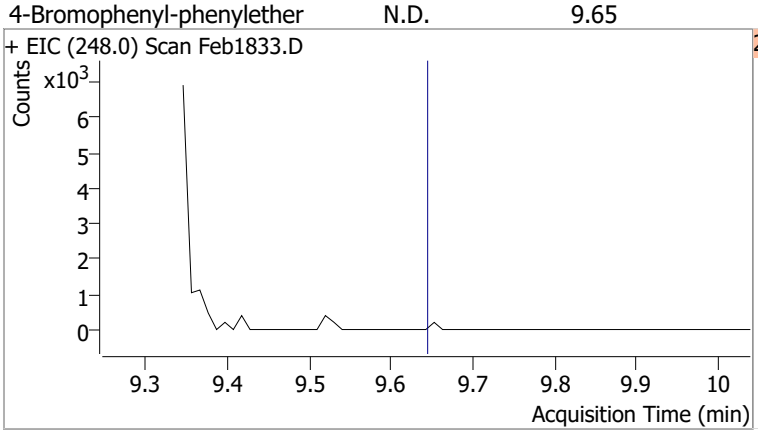

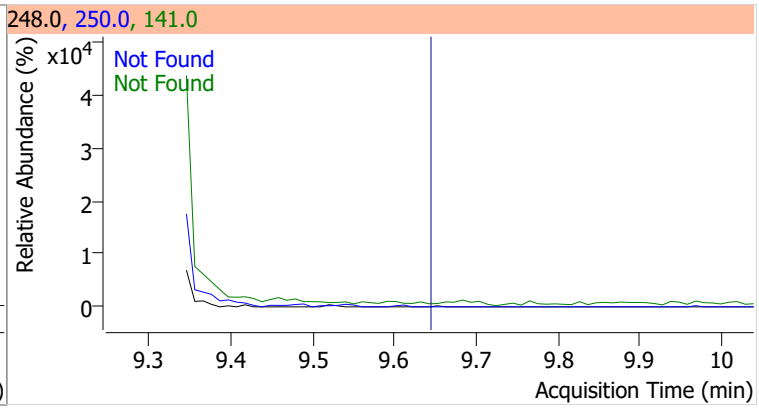

Compound	Conc.	Exp RT	QIon	Exp Ratio
Hexachlorobenzene	N.D.	9.69	142.0	53.8

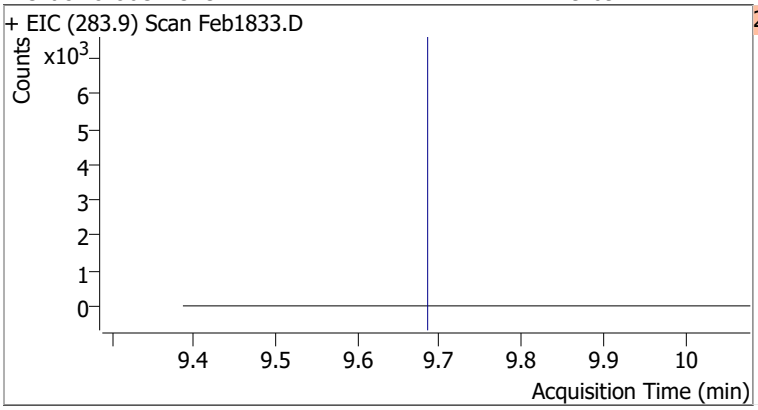

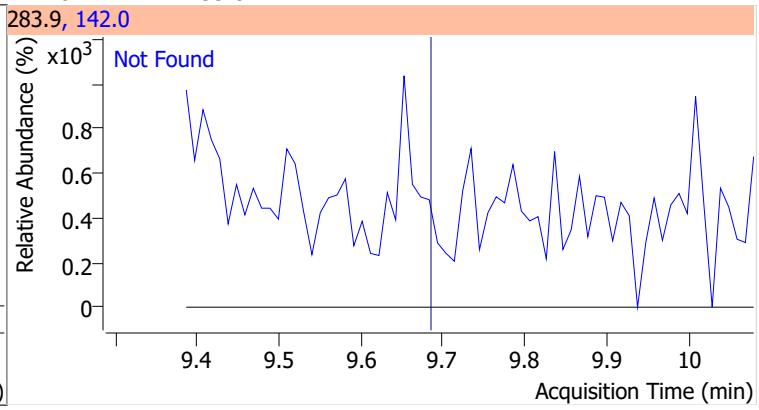

Compound	Conc.	Exp RT	QIon	Exp Ratio	QIon	Exp Ratio
Pentachlorophenol	N.D.	9.97	267.9	59.4	263.9	58.9

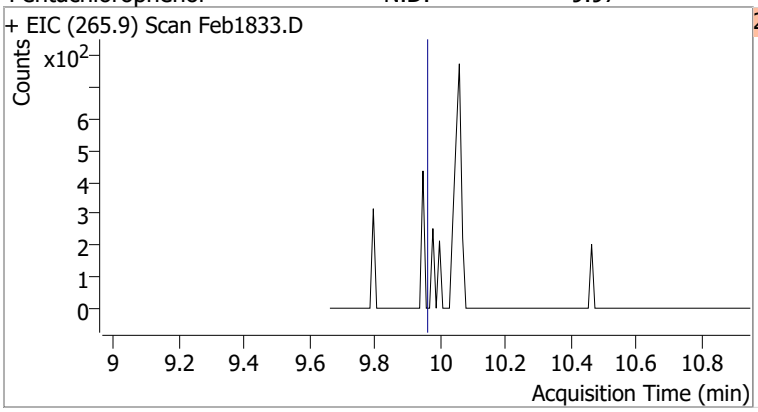

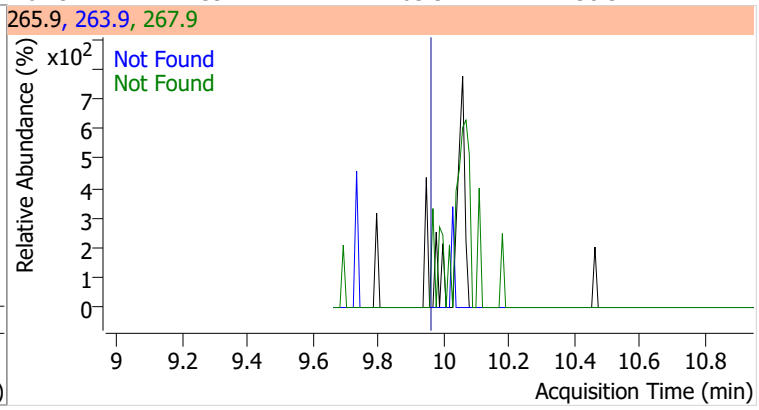

Compound	Conc.	Exp RT	QIon	Exp Ratio
Phenanthrene	N.D.	10.18	176.0	18.5

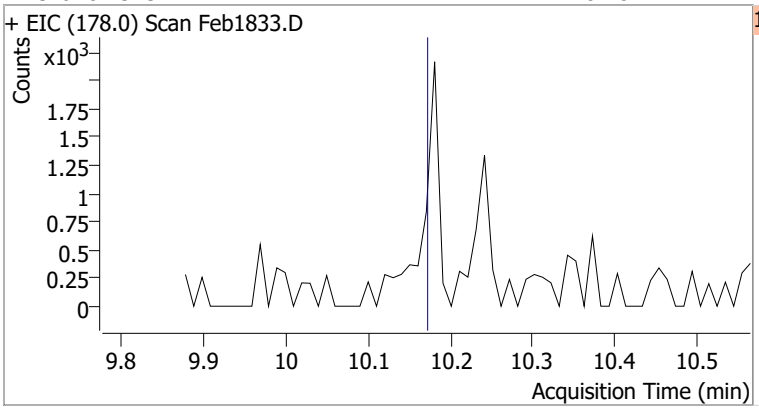

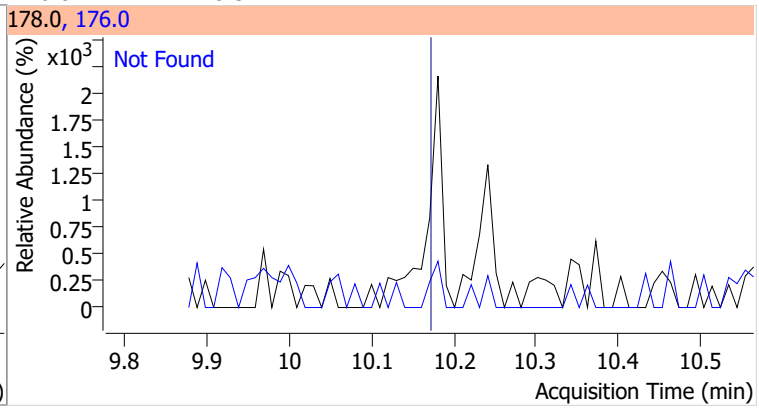

Compound	Conc.	Exp RT	QIon	Exp Ratio
Anthracene	N.D.	10.25	176.0	18.4

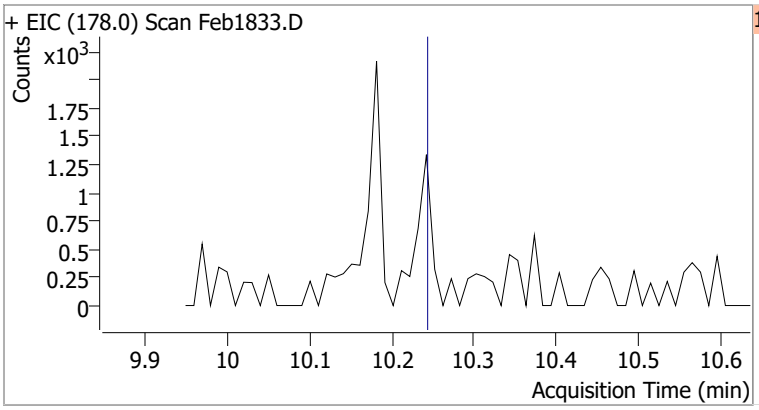

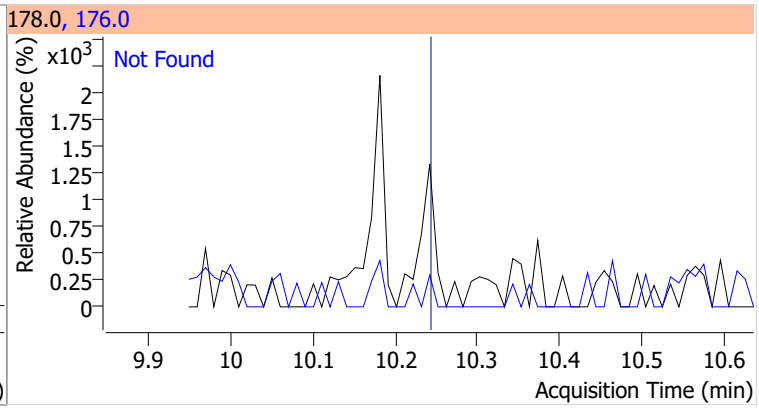

Compound	Conc.	Exp RT	QIon	Exp Ratio	QIon	Exp Ratio
Triallate	N.D.	10.31	268.0	24.1	143.0	22.5

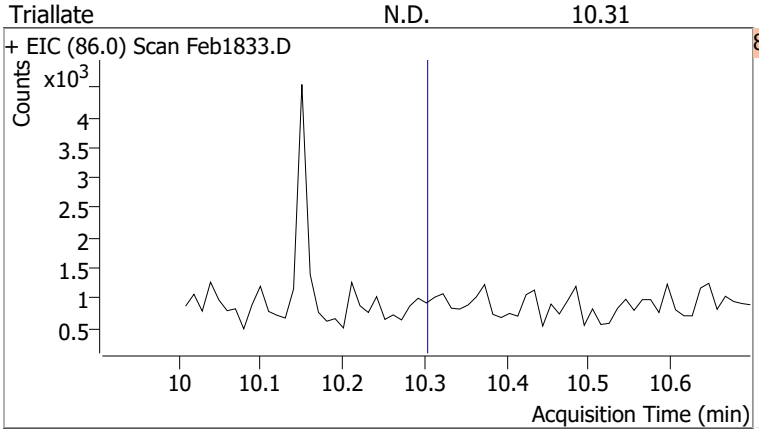

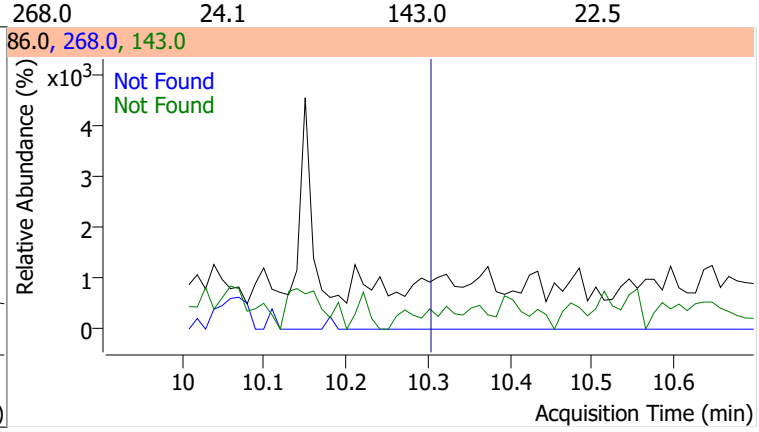

Compound	Conc.	Exp RT	QIon	Exp Ratio
Carbazole	N.D.	10.49	139.0	12.8

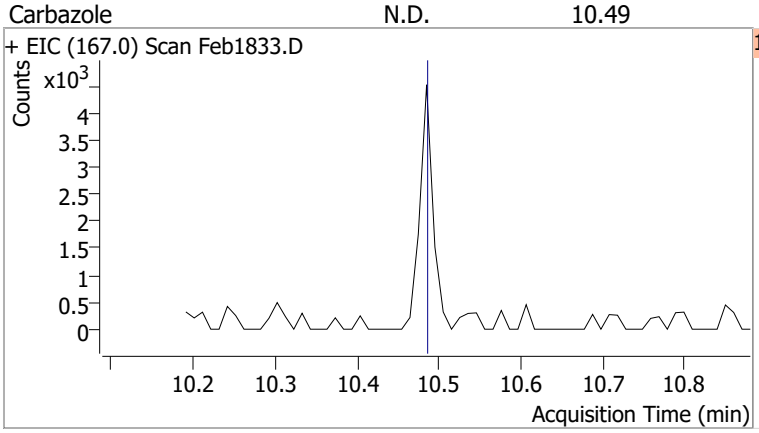

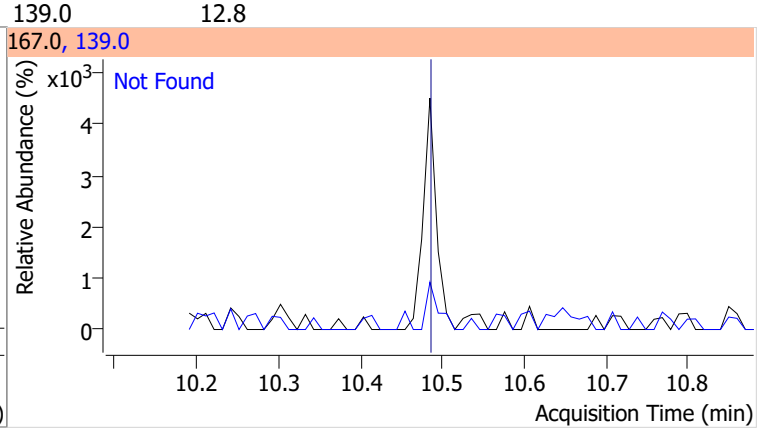

Compound	Conc.	Exp RT	QIon	Exp Ratio	QIon	Exp Ratio
o-Terphenyl	N.D.	10.70	229.0	64.9	215.0	37.0

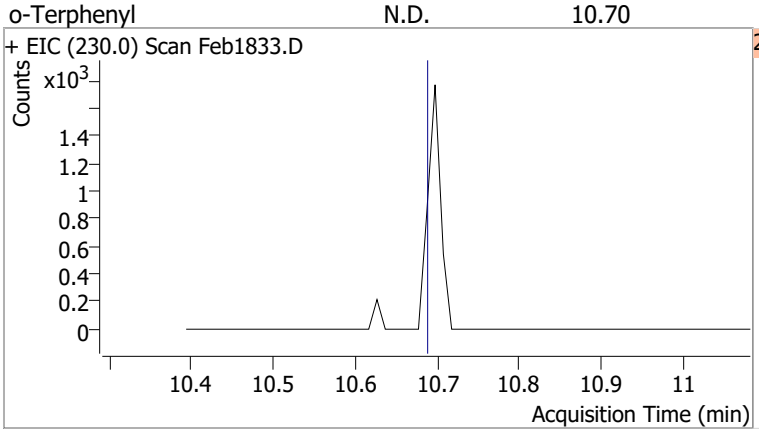

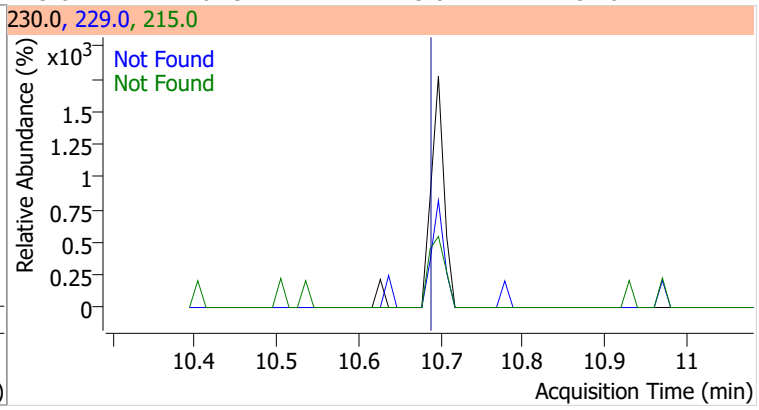

Compound	Conc.	Exp RT	QIon	Exp Ratio	QIon	Exp Ratio
Di-n-Butylphthalate	N.D.	11.08	150.0	9.1	104.0	6.4

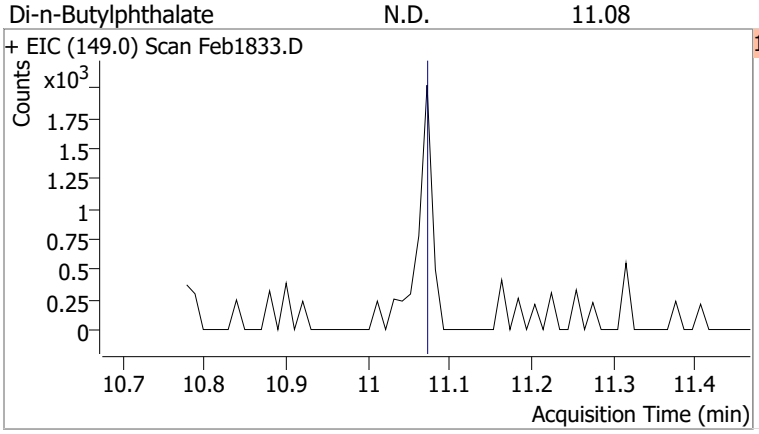

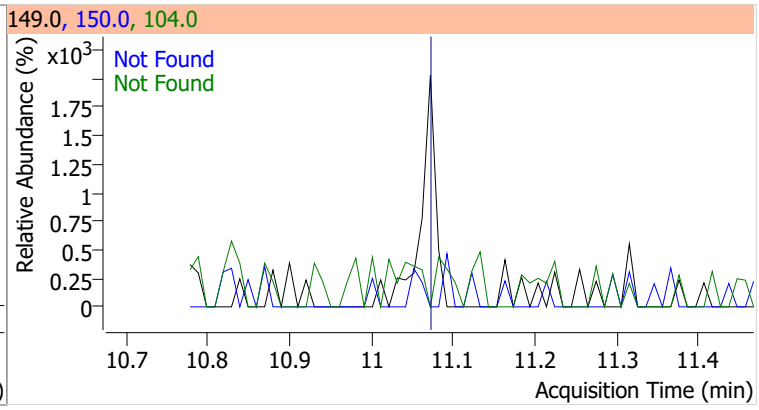

Compound	Conc.	Exp RT	QIon	Exp Ratio
Fluoranthene	N.D.	11.95	101.0	13.4

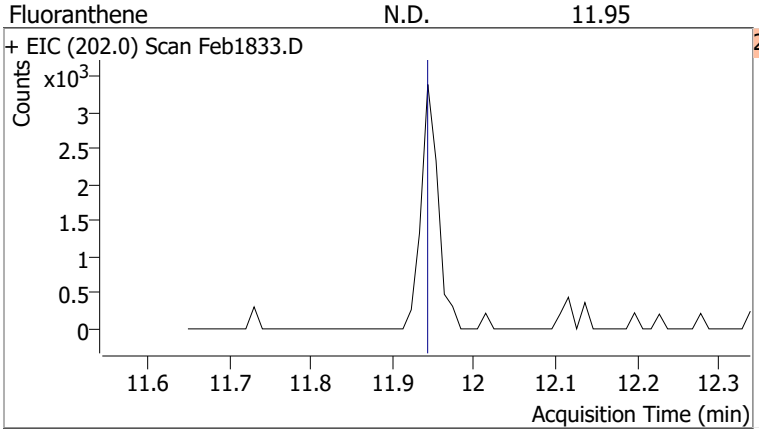

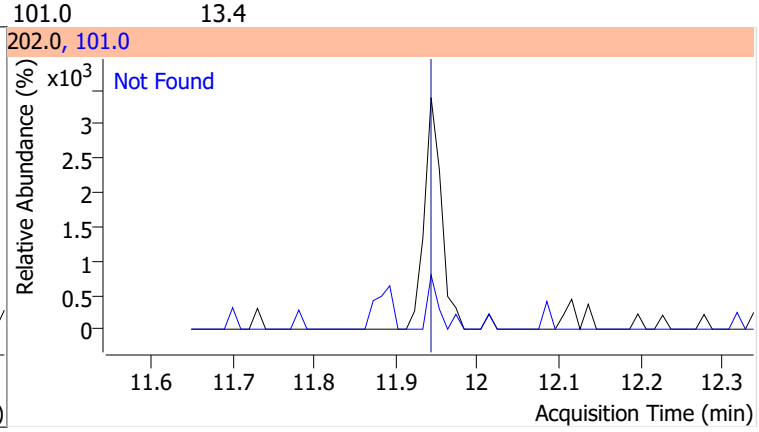

Compound	Conc.	RT	Dev(Min)	Resp.	QIon	QRatio	Lower	Upper
Benzidine		0		0	183.0		8.3	15.4
					92.0		5.8	10.8

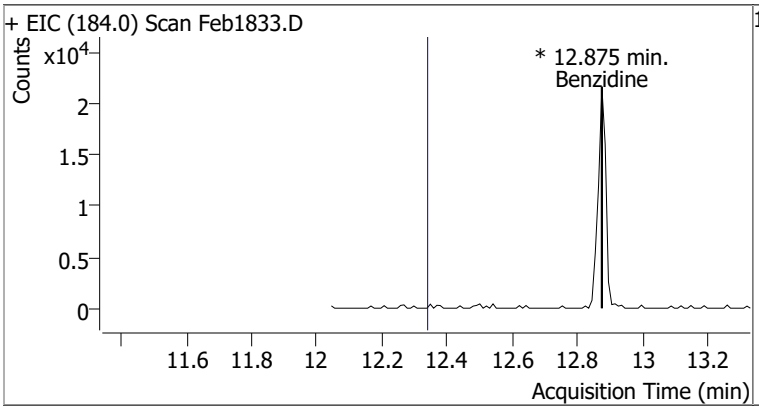

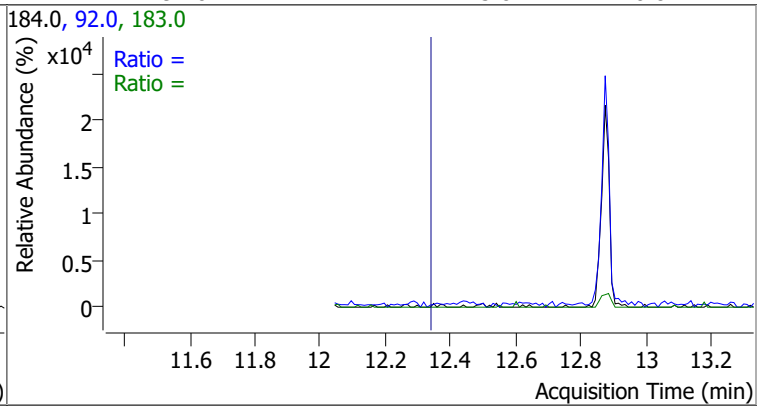

Compound	Conc.	Exp RT	QIon	Exp Ratio
Pyrene	N.D.	12.38	101.0	15.9

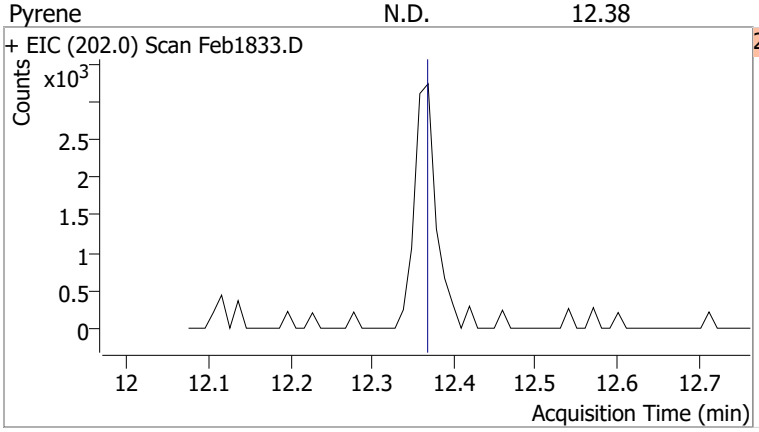

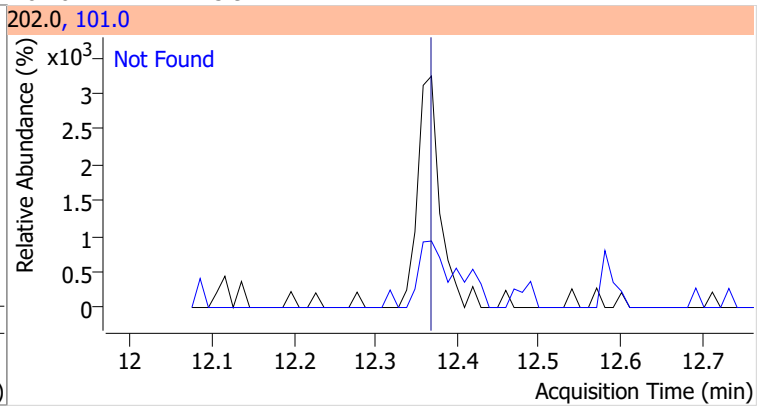

Compound	Conc.	RT	Dev(Min)	Resp.	QIon	QRatio	Lower	Upper
Terphenyl-d14	107.3428	12.88	0.00	2079253	122.0	14.8	10.1	18.7

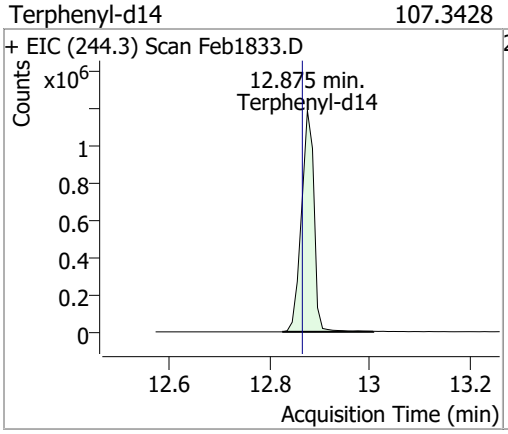

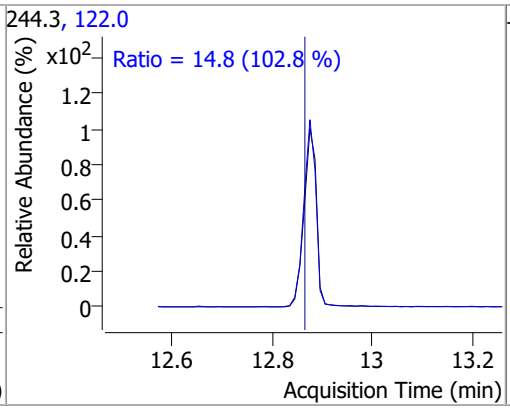

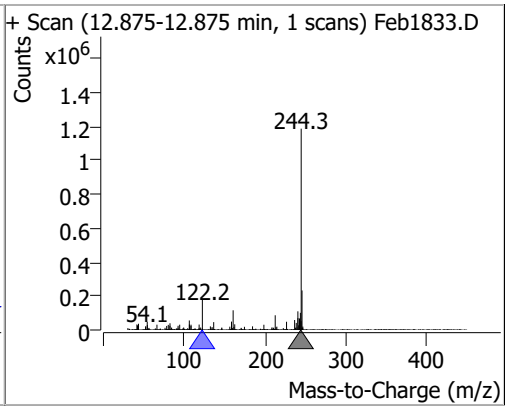

Compound	Conc.	Exp RT	QIon	Exp Ratio	QIon	Exp Ratio
Butylbenzylphthalate	N.D.	14.32	91.0	85.1	206.0	17.5

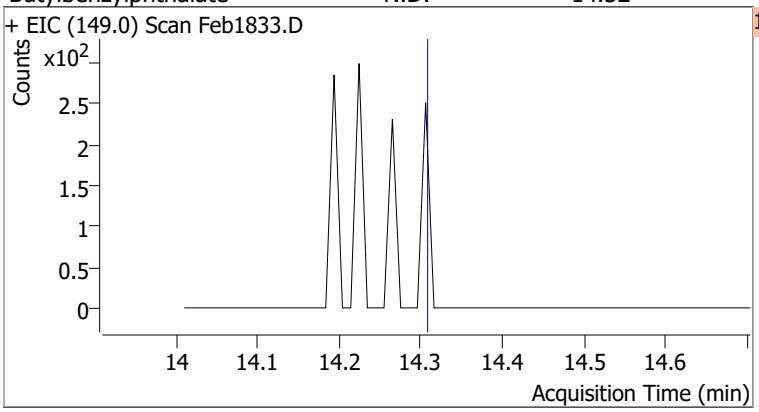

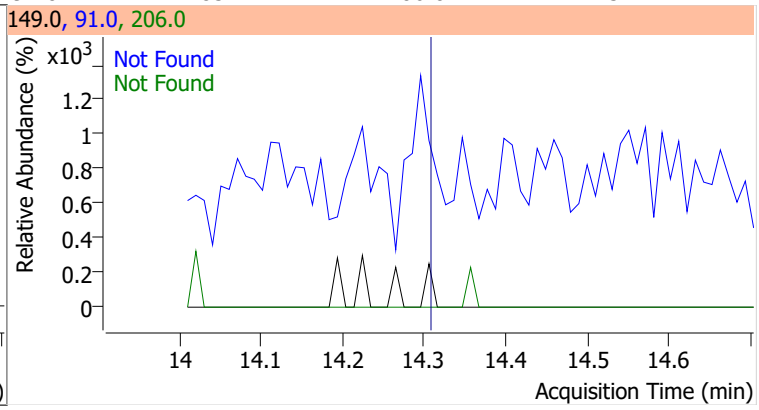

Compound	Conc.	Exp RT	QIon	Exp Ratio	QIon	Exp Ratio
Benzo(a)Anthracene	N.D.	15.51	226.0	26.8	229.0	21.1

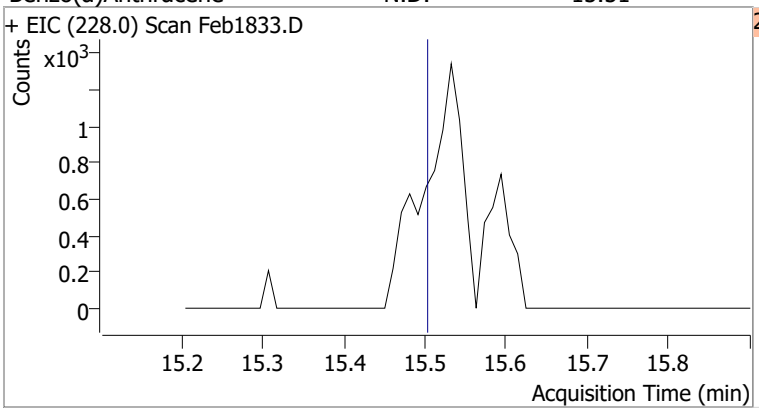

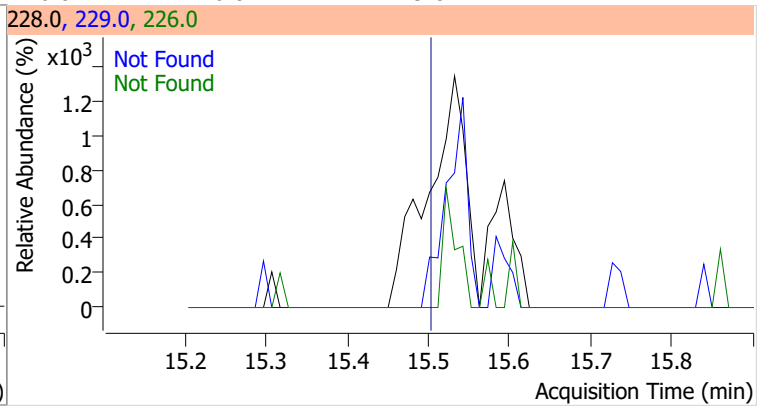

Compound	Conc.	Exp RT	QIon	Exp Ratio	QIon	Exp Ratio
Chrysene	N.D.	15.62	226.0	28.4	229.0	19.7

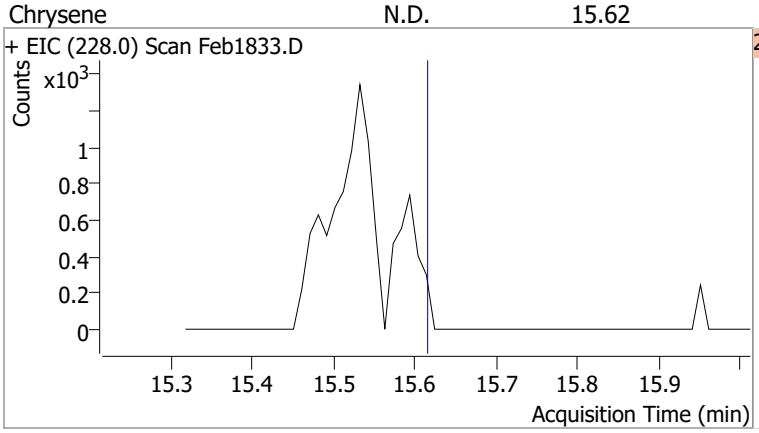

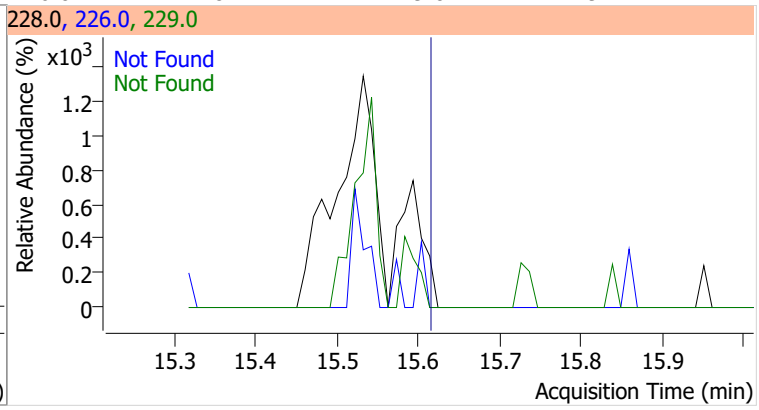

Compound	Conc.	Exp RT	QIon	Exp Ratio
3,3-Dichlorobenzidine	N.D.	15.69	254.0	64.2

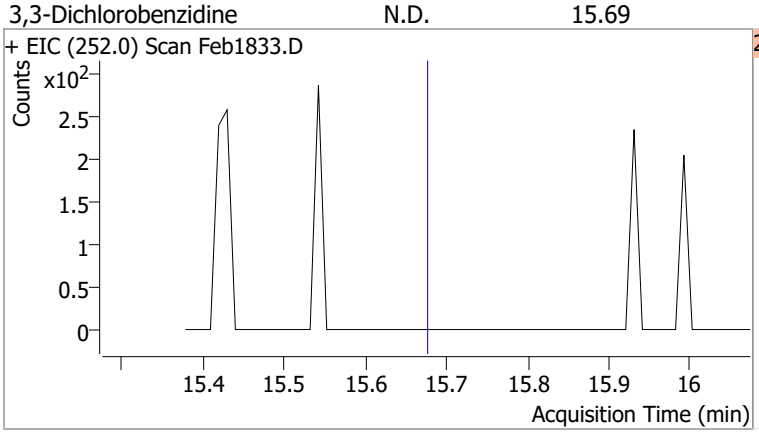

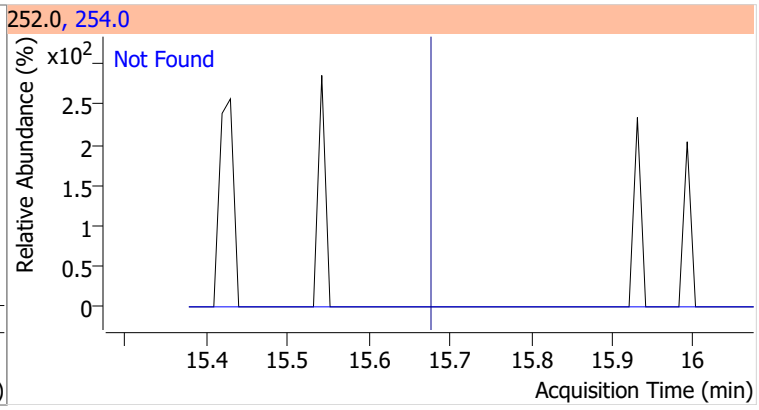

Compound	Conc.	Exp RT	QIon	Exp Ratio	QIon	Exp Ratio
bis(2-ethylhexyl)Phthalate	N.D.	16.37	149.0	390.8	279.0	15.0

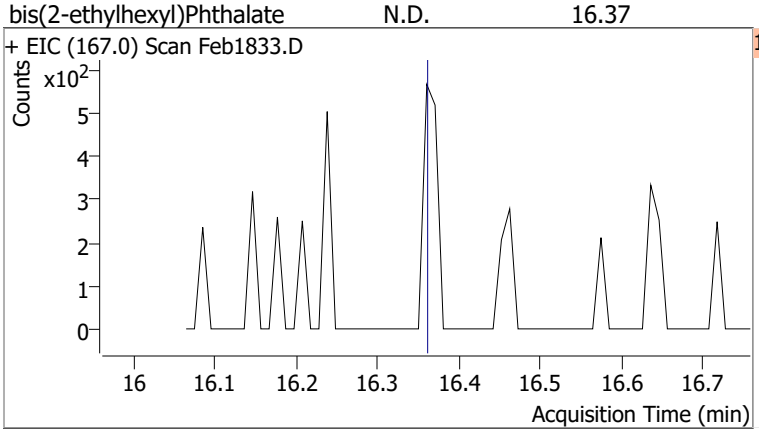

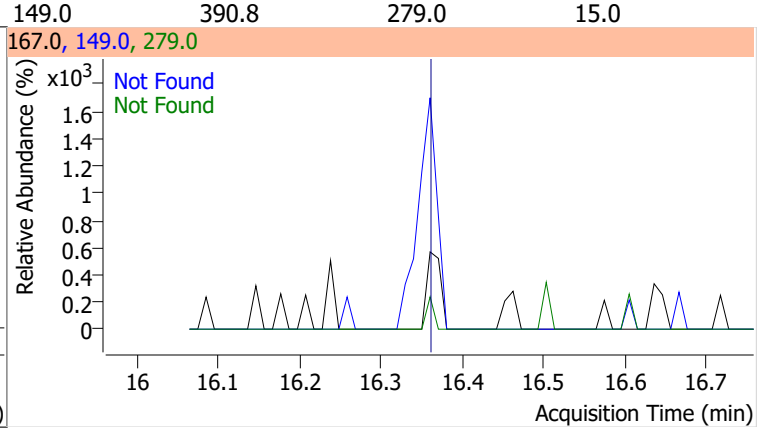

Compound	Conc.	Exp RT	QIon	Exp Ratio
Di-n-octyl Phthalate	N.D.	18.13	150.0	10.0

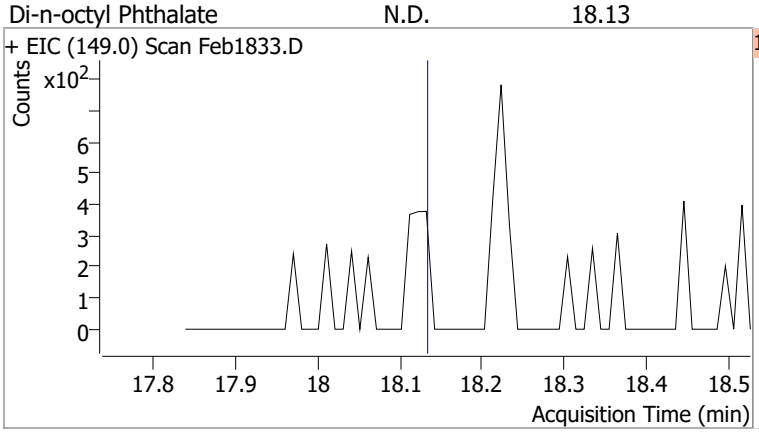

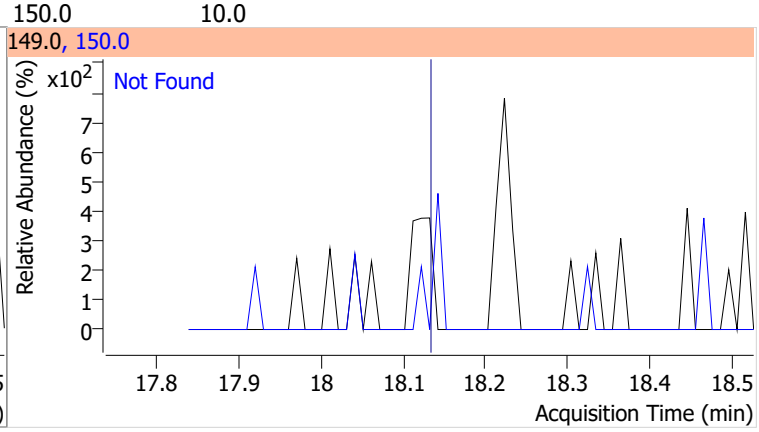

Compound	Conc.	Exp RT	QIon	Exp Ratio
Benzo(b)fluoranthene	N.D.	18.38	253.0	22.3

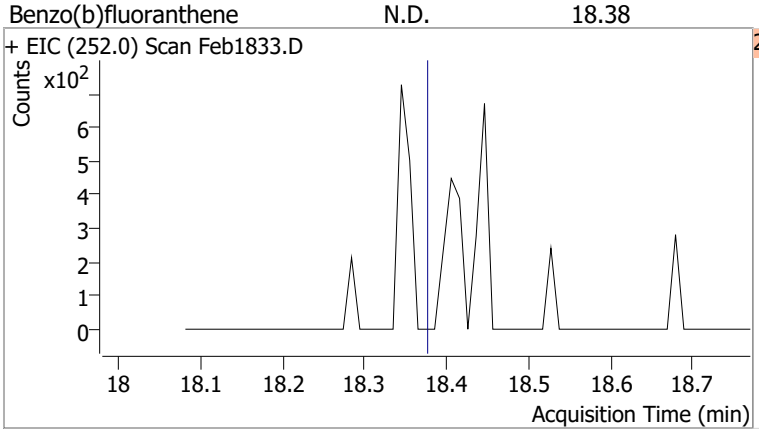

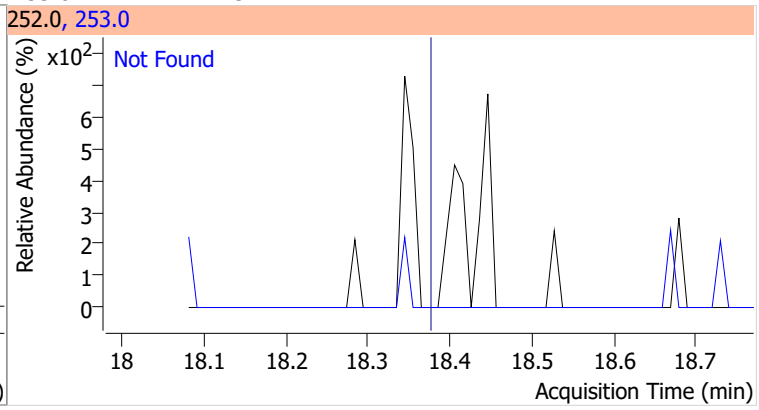

Compound	Conc.	Exp RT	QIon	Exp Ratio
Benzo(k)fluoranthene	N.D.	18.45	253.0	22.0

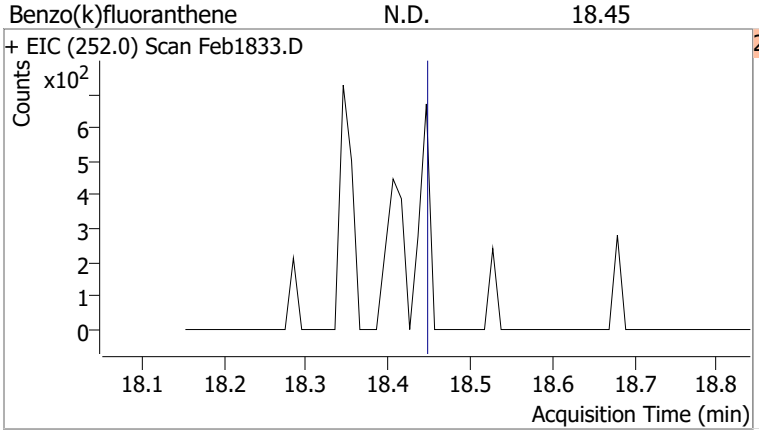

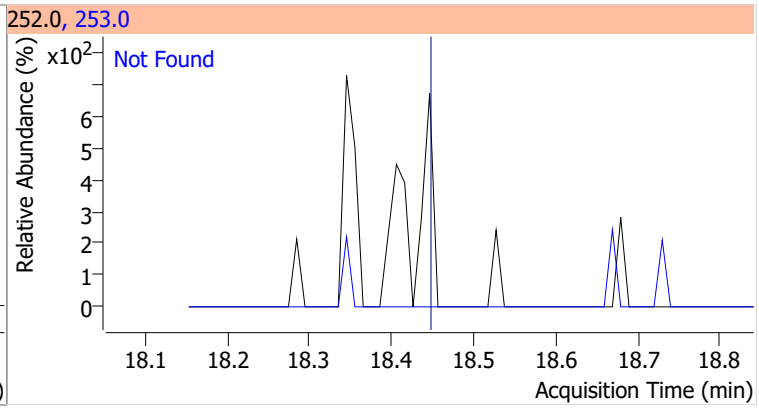

Compound	Conc.	Exp RT	QIon	Exp Ratio
Benzo(a)pyrene	N.D.	18.98	253.0	21.5

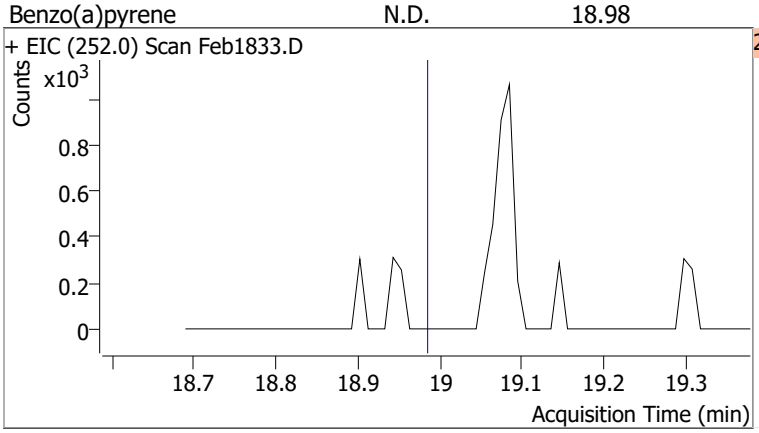

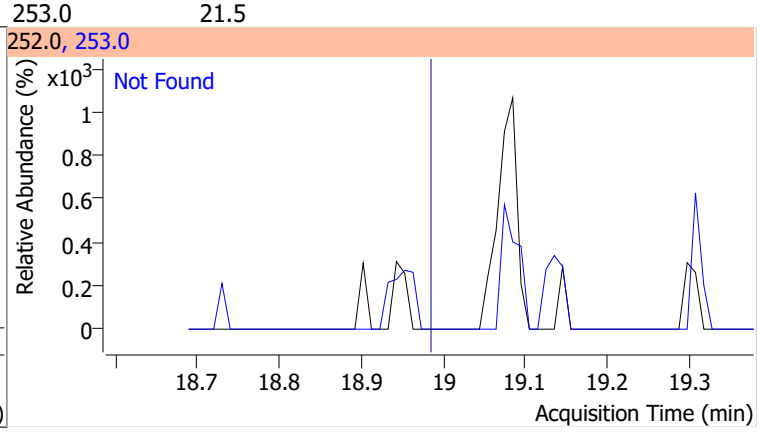

Compound	Conc.	Exp RT	QIon	Exp Ratio
Indeno(1,2,3-c,d)pyrene	N.D.	20.76	138.0	29.6

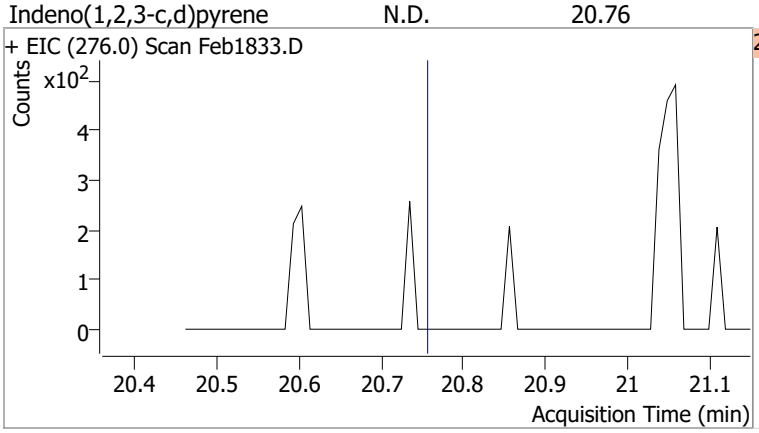

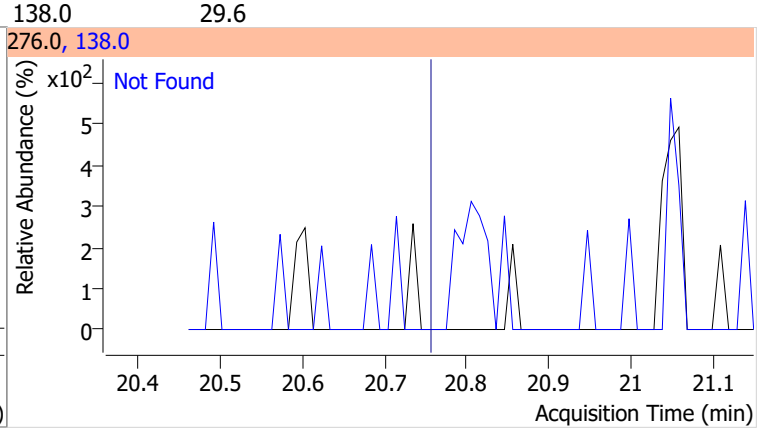

Compound	Conc.	Exp RT	QIon	Exp Ratio	QIon	Exp Ratio
Dibenzo(a,h)anthracene	N.D.	20.82	139.0	25.2	279.0	24.1

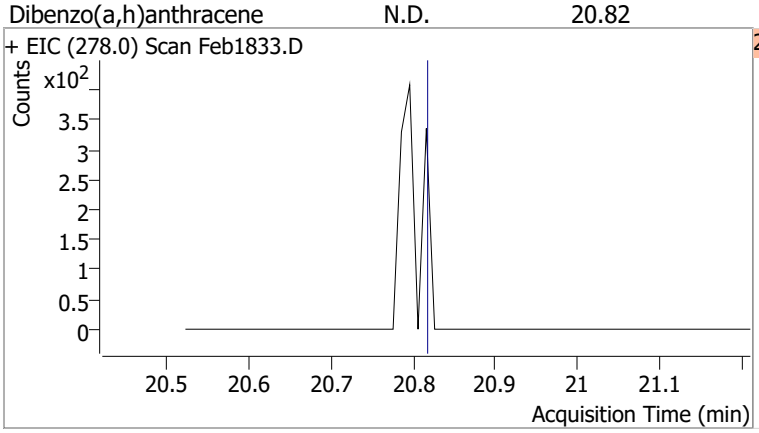

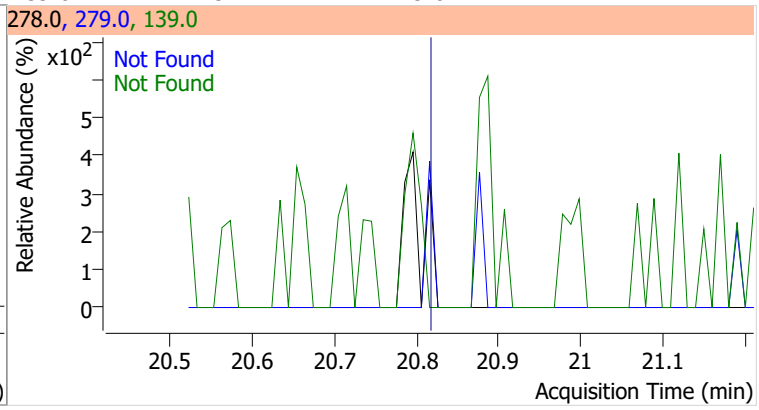

Compound	Conc.	Exp RT	QIon	Exp Ratio	QIon	Exp Ratio
Benzo(g,h,i)perylene	N.D.	21.09	138.0	33.0	277.0	23.2

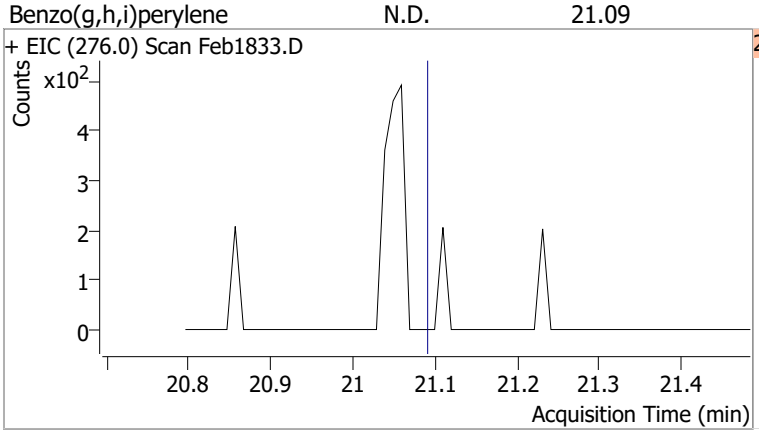

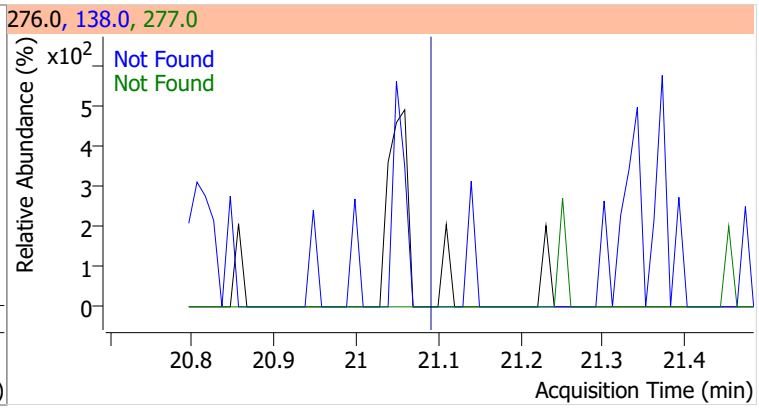

Quantitation Results Report (QT Reviewed)

Data File	Feb1834.D	Operator	LIMS import
Acq. Method	BNA+SIM.M	Acq. Date-Time	2/20/2022 1:36:02 AM
Sample Name	B22020962-006CMS	Instrument	Instrument #1
Vial	34	Multiplier	1.00
DA Method File	021822 DoD BNA cal.batch.bin	Comment	SVOC-8270-W-LARGO
Tune File	dftppdsm.u	Tune Date	2/18/2022 9:25:00 PM
Batch Name	021822 DoD BNA 2.batch.bin	Last Calib Update	2/20/2022 11:08:57 AM
Ref Library	D:\Org\Library\NIST129K.l		

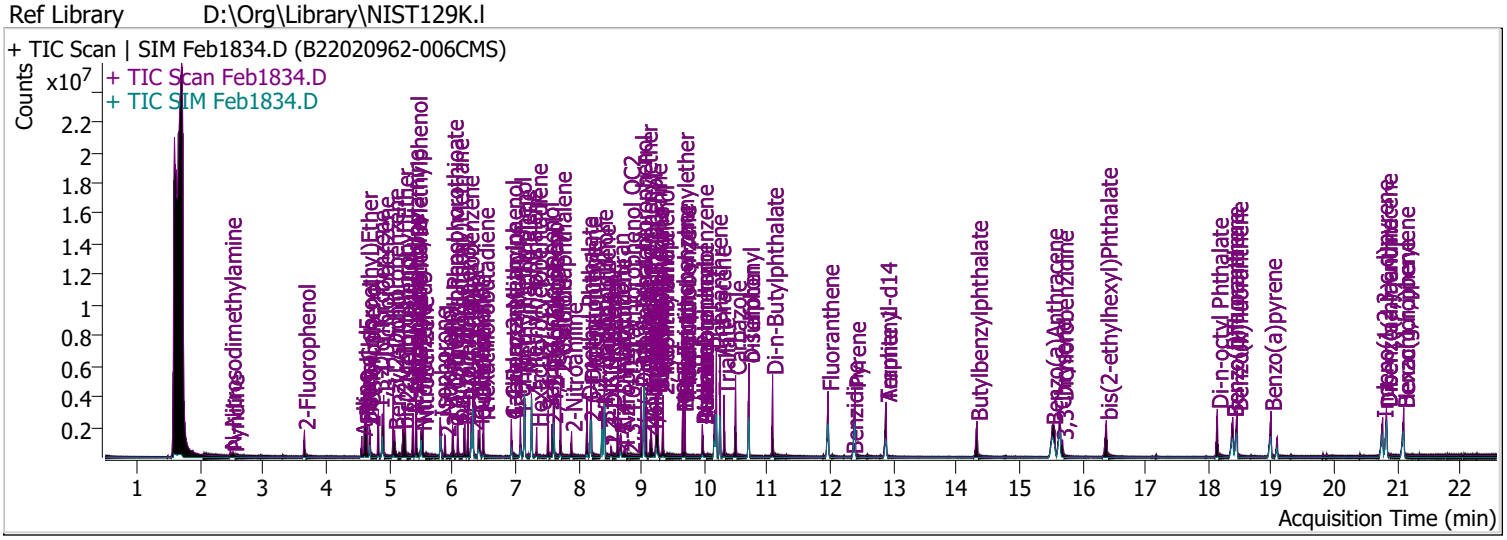

Compound	RT	QIon	Resp.	Conc.	Units		Dev(Min)
Internal Standards							
System Monitoring Compounds							
S 2-Fluorophenol	3.653	112.0	645109	65.6466	µg/L		0.000
Spiked Amount: 200.000	Range: 10.0 - 75.0%			Recovery = 32.82%			
S Phenol-d5	4.613	99.0	927512	72.8508	µg/L		0.000
Spiked Amount: 200.000	Range: 10.0 - 65.0%			Recovery = 36.43%			
S Nitrobenzene-d5	5.502	82.0	531086	74.9036	µg/L		0.000
Spiked Amount: 100.000	Range: 32.0 - 94.0%			Recovery = 74.90%			
S 2-Fluorobiphenyl	7.605	172.0	1623329	79.0266	µg/L		0.000
Spiked Amount: 100.000	Range: 28.0 - 107.0%			Recovery = 79.03%			
S 2,4,6-Tribromophenol	9.346	329.8	352926	167.7483	µg/L		0.010
Spiked Amount: 200.000	Range: 25.0 - 140.0%			Recovery = 83.87%			
S Terphenyl-d14	12.885	244.3	2066650	94.9708	µg/L		0.010
Spiked Amount: 100.000	Range: 32.0 - 122.0%			Recovery = 94.97%			
Target Compounds							**QValue**
T N-Nitrosodimethylamine	2.479	74.0	150840	52.3527	µg/L		86
T Pyridine	2.520	79.0	224799	30.9340	µg/L		100
T Aniline	4.562	93.0	604908	33.3012	µg/L	m	98
T Phenol	4.624	94.0	597443	42.5909	µg/L		93
T bis(-2-Chloroethyl)Ether	4.644	63.0	697185	72.7472	µg/L		98
T 2-Chlorophenol	4.685	128.0	677686	59.5005	µg/L		99
T 1,3-Dichlorobenzene	4.828	146.0	952720	65.0964	µg/L		99
T 1,4-Dichlorobenzene	4.910	146.0	945477	63.8274	µg/L	m	97
T 1,2-Dichlorobenzene	5.063	146.0	938307	65.8439	µg/L	m	99
T Benzyl Alcohol	5.083	108.0	359276	64.8063	µg/L		96
T bis(2-chloroisopropyl)Ether	5.216	121.0	253823	66.2467	µg/L		99
T 2-Methylphenol	5.247	107.0	708996	71.9634	µg/L		92
T N-nitroso-Di-n-propylamine	5.379	70.0	650342	94.3830	µg/L		100
T 4Methylphenol/3Methylphenol	5.430	107.0	853065	63.1785	µg/L		99
T Hexachloroethane	5.420	117.0	275877	63.9485	µg/L		94

Compound	RT	QIon	Resp.	Conc.	Units		Dev(Min)
T Nitrobenzene	5.533	123.1	286532	80.0886	µg/L		95
T Isophorone	5.808	82.0	1338514	79.0924	µg/L		99
T 2-Nitrophenol	5.890	139.0	309168	81.1263	µg/L		98
T 2,4-Dimethylphenol	6.003	122.0	539972	68.1115	µg/L		97
T bis(-2-Chloroethoxy)Methane	6.085	93.0	752360	76.3603	µg/L		96
T 2,4-Dichlorophenol	6.198	162.0	518231	68.9766	µg/L		97
T Benzoic Acid	6.198	105.0	109416	31.7046	µg/L		83
T 1,2,4-Trichlorobenzene	6.249	180.0	667986	73.7879	µg/L		100
T Naphthalene	6.331	128.0	2168682	81.0159	µg/L		99
T 4-Chlorophenol	6.414	130.0	177977	63.1013	µg/L		94
T p-Chloroaniline	6.434	127.0	606256	57.1561	µg/L		96
T Hexachlorobutadiene	6.496	224.9	315961	67.5557	µg/L		99
T 4-Chloro-2-Methylphenol	6.937	107.0	501368	71.5582	µg/L		100
T 4-Chloro-3-Methylphenol	7.081	107.0	594679	81.5901	µg/L		99
T 2-Methylnaphthalene	7.143	141.0	1223145	80.3439	µg/L		100
T 1-Methylnaphthalene	7.256	141.0	1103897	74.4154	µg/L	m	99
T Hexachlorocyclopentadiene	7.338	236.9	192735	67.1340	µg/L		98
T 2,4,6-Trichlorophenol	7.523	196.0	421465	83.0473	µg/L		100
T 2,4,5-Trichlorophenol	7.584	196.0	434426	76.7711	µg/L		93
T 2-Chloronaphthalene	7.718	162.0	1408587	81.6627	µg/L		98
T 2-Nitroaniline	7.892	65.0	263895	85.4491	µg/L		96
T Dimethyl Phthalate	8.139	163.0	1695536	96.2229	µg/L		99
T 2,6-Dinitrotoluene	8.190	165.0	190884	80.0727	µg/L		95
T Acenaphthylene	8.200	152.1	2152129	78.0254	µg/L		99
T 3-Nitroaniline	8.405	138.0	193383	72.0309	µg/L		97
T Acenaphthene	8.415	154.0	1332870	84.5290	µg/L		100
T 2,4-Dinitrophenol	8.517	184.0	110356	89.1160	µg/L		100
T Dibenzofuran	8.630	168.0	2196371	85.2274	µg/L		96
T 2,4-Dinitrotoluene	8.671	165.0	269373	89.0017	µg/L		98
T 4-Nitrophenol	8.722	109.0	109662	40.0312	µg/L		97
T Diethylphthalate	8.998	149.0	1654162	90.7745	µg/L		100
T Fluorene	9.039	166.0	1714166	82.6529	µg/L		99
T 4-Chlorophenyl-phenylether	9.080	204.0	879734	93.4541	µg/L		100
T 4-Nitroaniline	9.152	138.0	254928	83.8914	µg/L		99
T 4,6-Dinitro-2-methylphenol	9.162	198.0	169938	90.0177	µg/L		96
T N-nitrosodiphenylamine	9.233	169.0	1247962	87.5641	µg/L		100
T Azobenzene	9.264	77.0	1463882	77.9719	µg/L		94
T 4-Bromophenyl-phenylether	9.663	248.0	476791	87.6810	µg/L		98
T Hexachlorobenzene	9.694	283.9	451323	82.4116	µg/L		86
T Pentachlorophenol	9.968	265.9	276227	102.4248	µg/L		94
T Phenanthrene	10.191	178.0	2581644	87.8067	µg/L		100
T Anthracene	10.252	178.0	2449636	87.7626	µg/L	m	99
T Triallate	10.313	86.0	601753	89.0534	µg/L		98
T Carbazole	10.495	167.0	2425578	85.5831	µg/L		98
T o-Terphenyl	10.708	230.0	1301022	82.9332	µg/L		99
T Di-n-Butylphthalate	11.082	149.0	2828118	101.1987	µg/L		99
T Fluoranthene	11.964	202.0	2589198	87.3035	µg/L		99
T Benzidine	12.349	184.0	53736	6.1618	µg/L	m	97
T Pyrene	12.389	202.0	2763392	85.5213	µg/L		100
T Butylbenzylphthalate	14.326	149.0	945370	98.2176	µg/L		96
T Benzo(a)Anthracene	15.522	228.0	2298379	95.6039	µg/L		99
T Chrysene	15.645	228.0	2411425	90.0284	µg/L		98
T 3,3-Dichlorobenzidine	15.686	252.0	458296	56.3068	µg/L		98
T bis(2-ethylhexyl)Phthalate	16.381	167.0	315148	95.6127	µg/L		98
T Di-n-octyl Phthalate	18.143	149.0	2135519	90.6058	µg/L		99

Compound	RT	QIon	Resp.	Conc.	Units	Dev(Min)
T Benzo(b)fluoranthene	18.386	252.0	2107479	83.9985	µg/L	100
T Benzo(k)fluoranthene	18.457	252.0	2208240	83.4719	µg/L	99
T Benzo(a)pyrene	18.993	252.0	1917636	80.4892	µg/L	98
T Indeno(1,2,3-c,d)pyrene	20.765	276.0	1663779	83.2917	µg/L	97
T Dibenzo(a,h)anthracene	20.826	278.0	1871892	86.0060	µg/L	99
T Benzo(g,h,i)perylene	21.100	276.0	1903321	82.6142	µg/L	98

(#) = Qualifier Out of Range; (m) = Manual Integration; (+) = Area Summed; (*) = Surrogate Percent Recovery Out of Range; (d): Zeroed Peak

Compound	Conc.	RT	Dev(Min)	Resp.	QIon	QRatio	Lower	Upper
N-Nitrosodimethylamine	52.3527	2.48	-0.01	150840	42.0	118.9	95.1	176.6

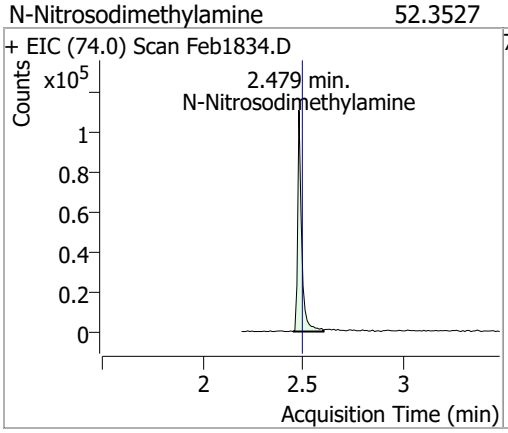

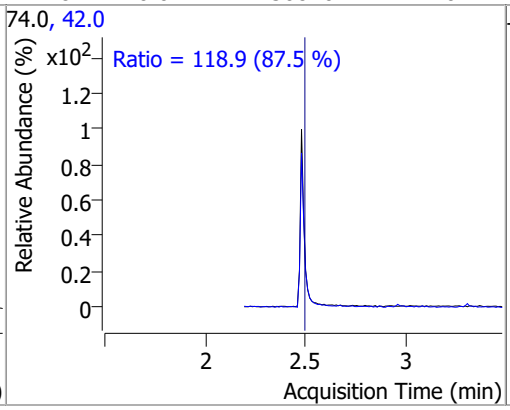

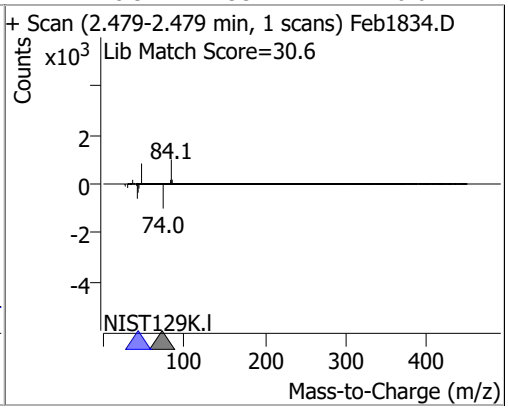

Compound	Conc.	RT	Dev(Min)	Resp.	QIon	QRatio	Lower	Upper
Pyridine	30.9340	2.52	-0.01	224799	52.0	83.1	57.9	107.6

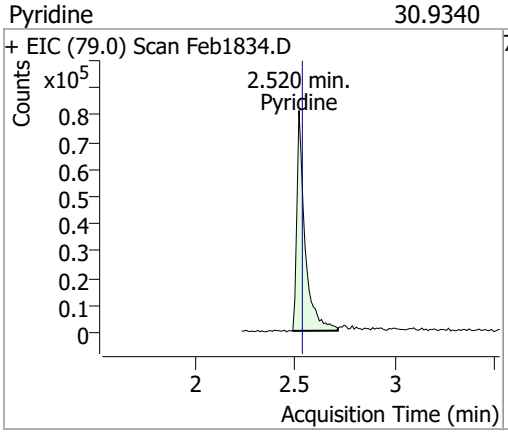

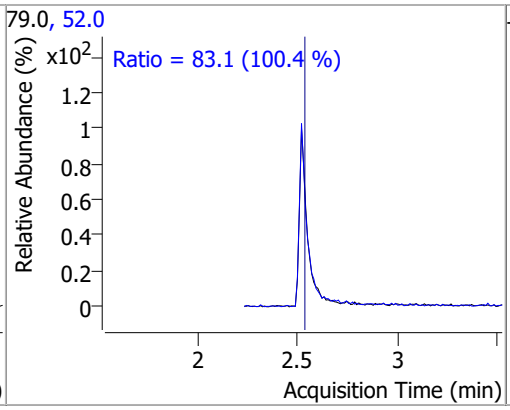

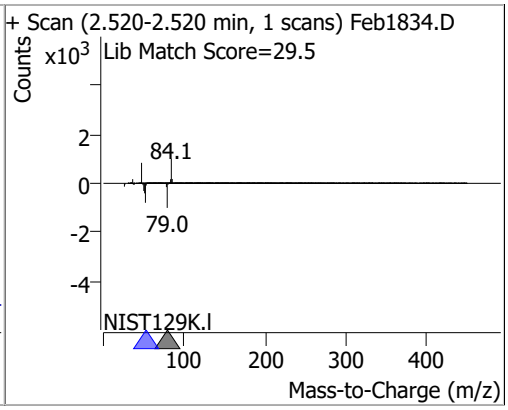

Compound	Conc.	RT	Dev(Min)	Resp.	QIon	QRatio	Lower	Upper
2-Fluorophenol	65.6466	3.65	0.00	645109	64.0	51.3	34.6	64.3
					92.0	21.0	14.2	26.5

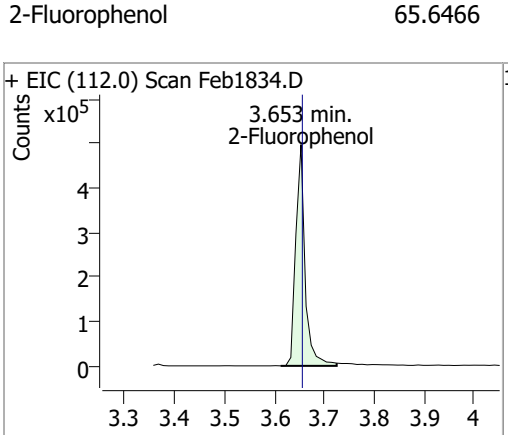

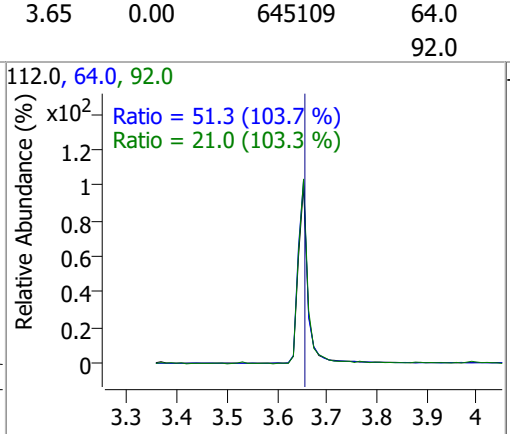

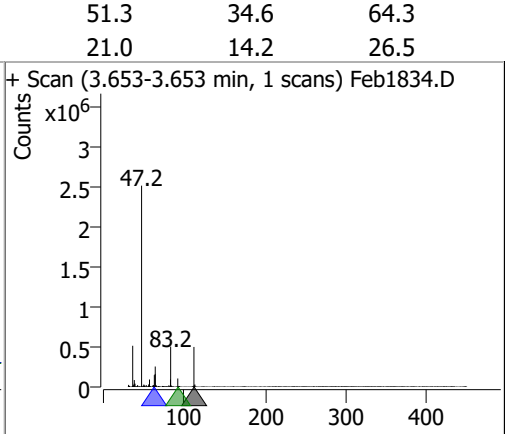

Compound	Conc.	RT	Dev(Min)	Resp.	QIon	QRatio	Lower	Upper
Aniline	33.3012	4.56	0.00	604908 (m)	66.0	35.1	25.7	47.8
					65.0	18.3	13.1	24.4

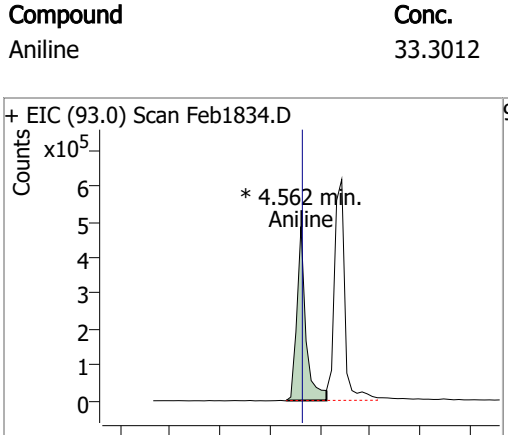

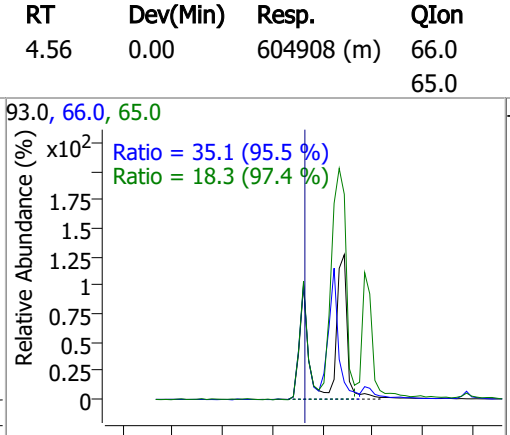

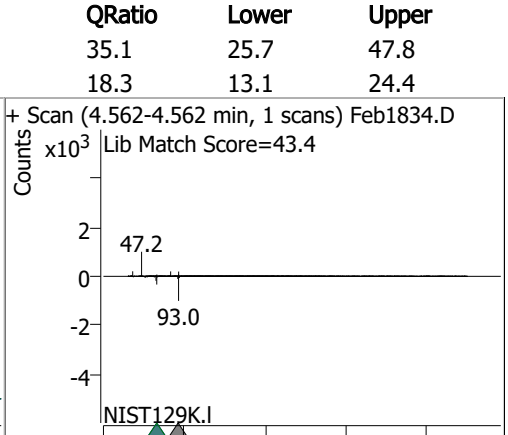

Compound	Conc.	RT	Dev(Min)	Resp.	QIon	QRatio	Lower	Upper
Phenol-d5	72.8508	4.61	0.00	927512	71.0	34.9	25.8	47.9

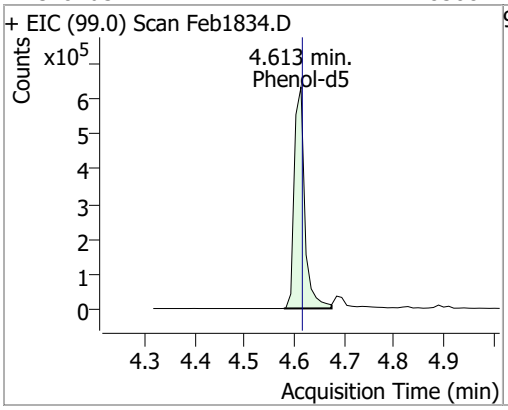

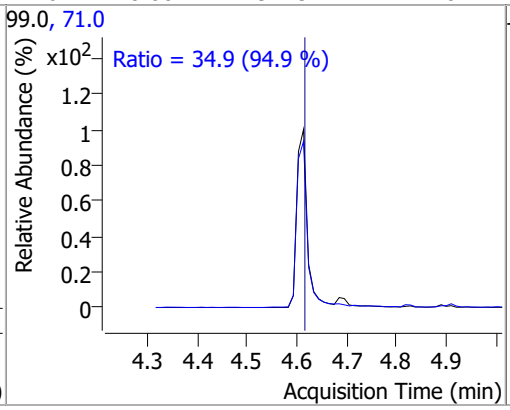

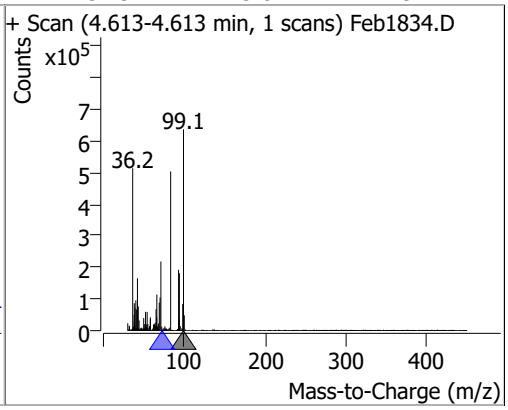

Compound	Conc.	RT	Dev(Min)	Resp.	QIon	QRatio	Lower	Upper
Phenol	42.5909	4.62	0.00	597443	66.0	49.6	31.7	58.9

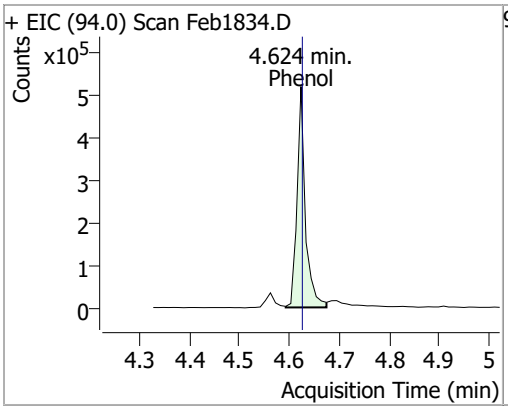

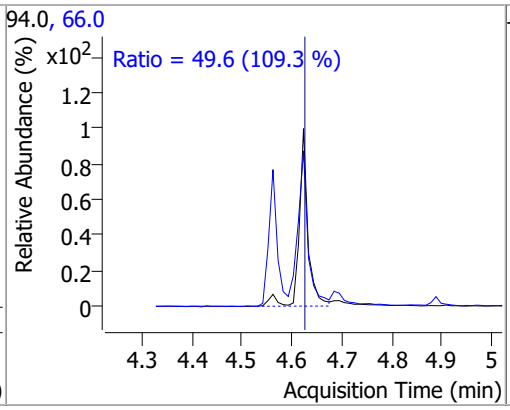

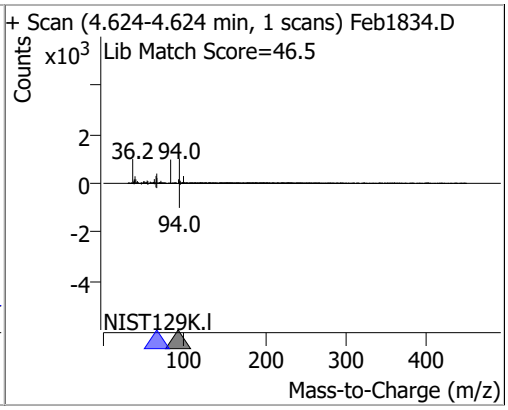

Compound	Conc.	RT	Dev(Min)	Resp.	QIon	QRatio	Lower	Upper
bis(-2-Chloroethyl)Ether	72.7472	4.64	0.00	697185	64.0	11.8	7.6	14.1

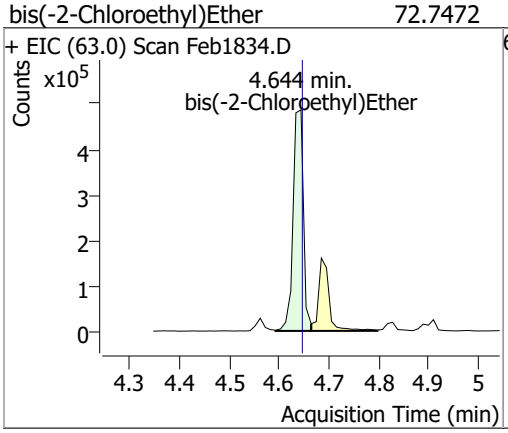

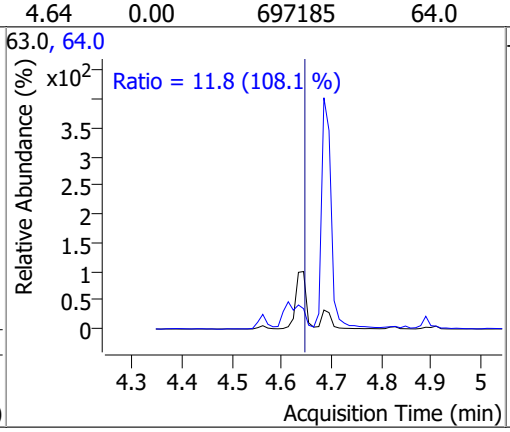

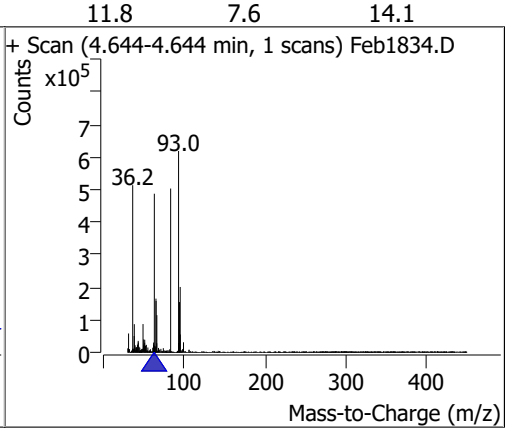

Compound	Conc.	RT	Dev(Min)	Resp.	QIon	QRatio	Lower	Upper
2-Chlorophenol	59.5005	4.68	-0.01	677686	130.0	32.9	22.7	42.2

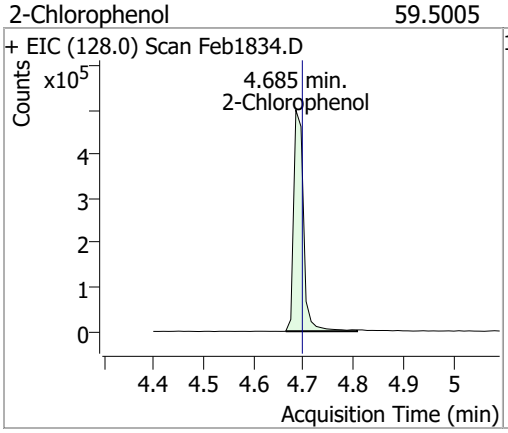

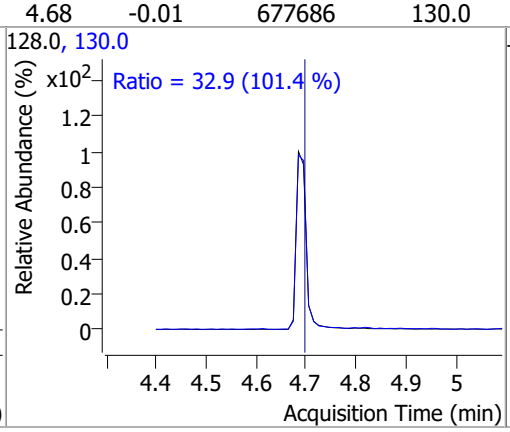

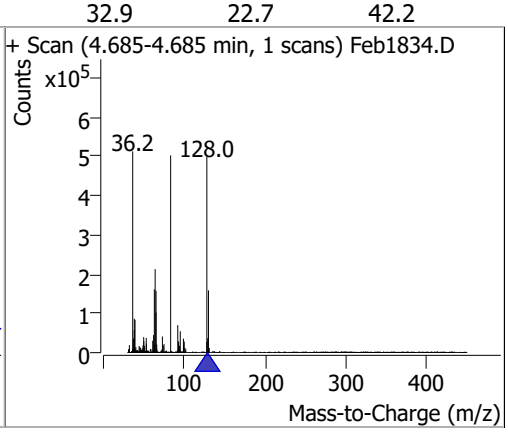

Compound	Conc.	RT	Dev(Min)	Resp.	QIon	QRatio	Lower	Upper
1,3-Dichlorobenzene	65.0964	4.83	0.00	952720	148.0	63.3	44.6	82.8
					111.0	35.7	25.3	47.0

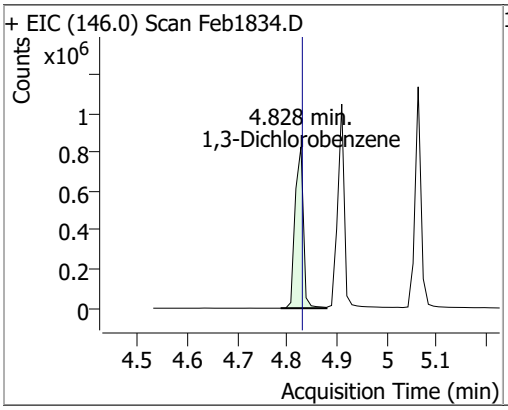

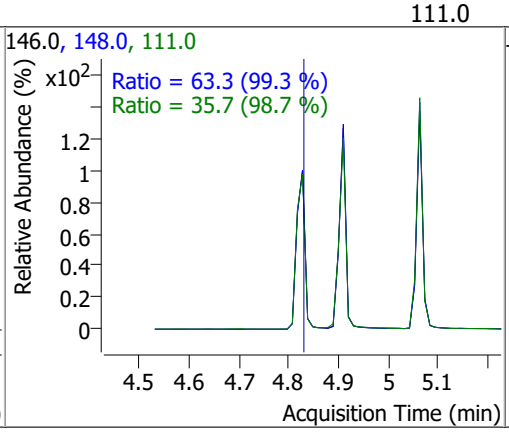

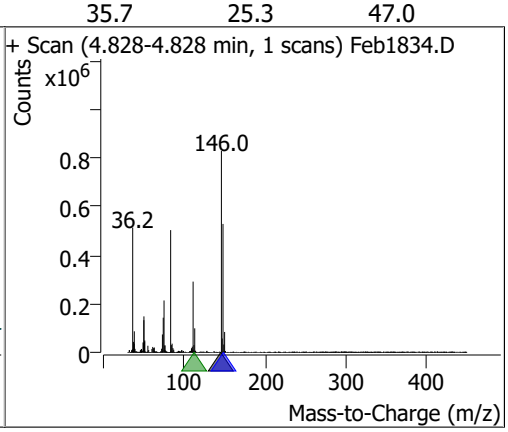

Compound	Conc.	RT	Dev(Min)	Resp.	QIon	QRatio	Lower	Upper
1,4-Dichlorobenzene	63.8274	4.91	0.00	945477 (m)	148.0	63.0	45.6	84.8
					111.0	34.2	25.2	46.8

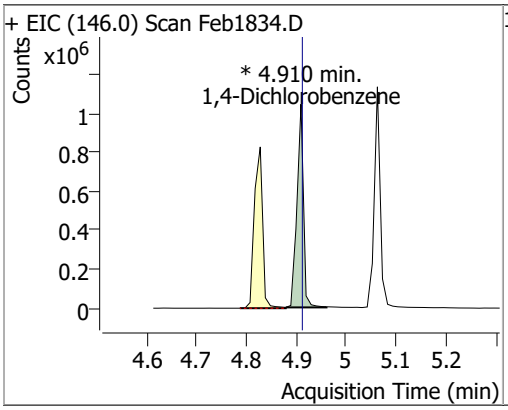

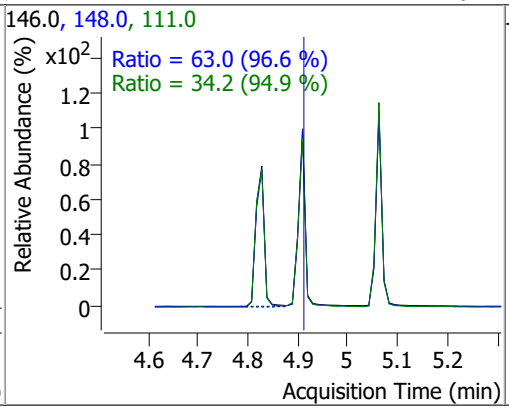

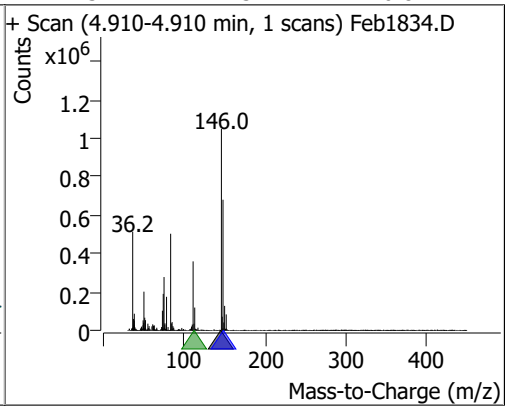

Compound	Conc.	RT	Dev(Min)	Resp.	QIon	QRatio	Lower	Upper
1,2-Dichlorobenzene	65.8439	5.06	0.00	938307 (m)	148.0	65.5	45.1	83.8
					111.0	38.0	26.1	48.5

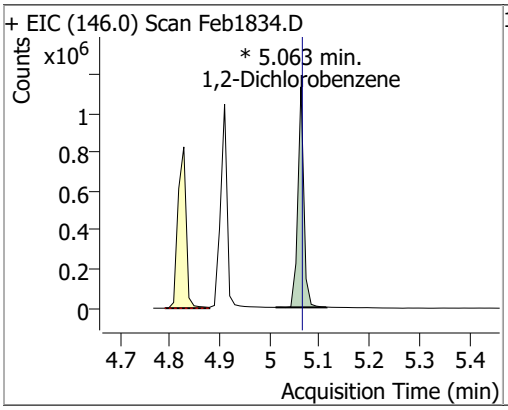

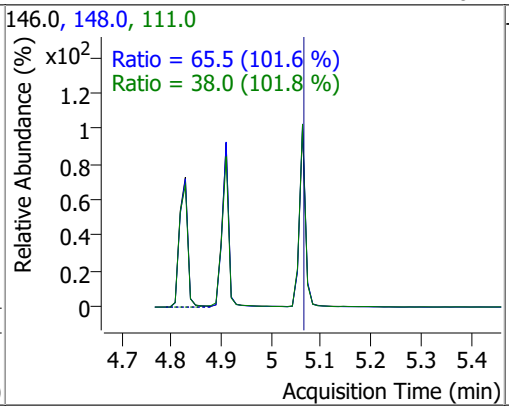

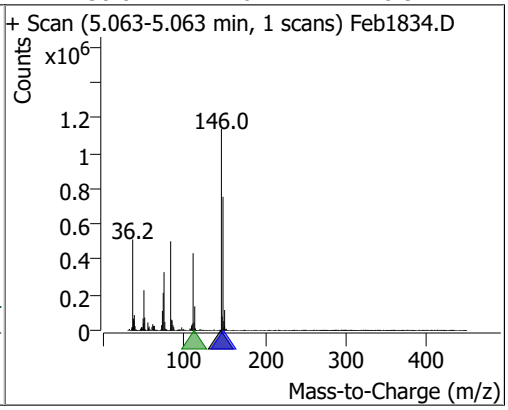

Compound	Conc.	RT	Dev(Min)	Resp.	QIon	QRatio	Lower	Upper
Benzyl Alcohol	64.8063	5.08	0.00	359276	79.0	113.3	83.5	155.1
					107.0	70.1	49.3	91.6

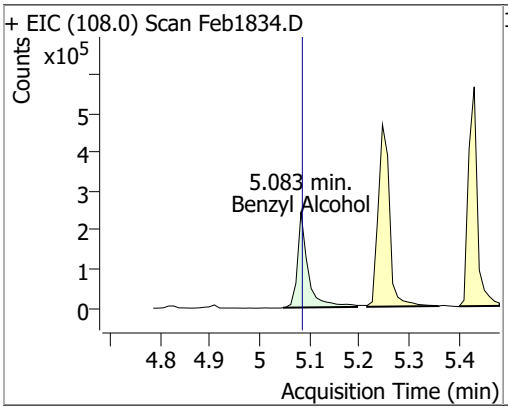

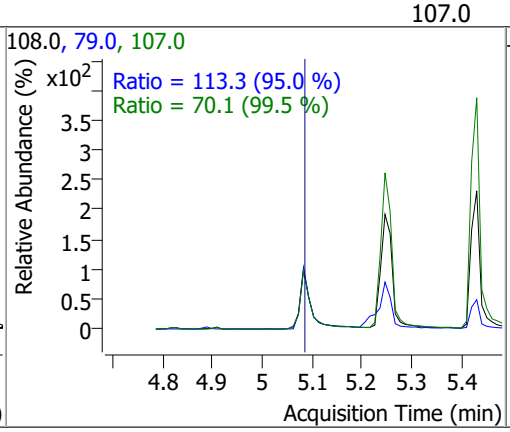

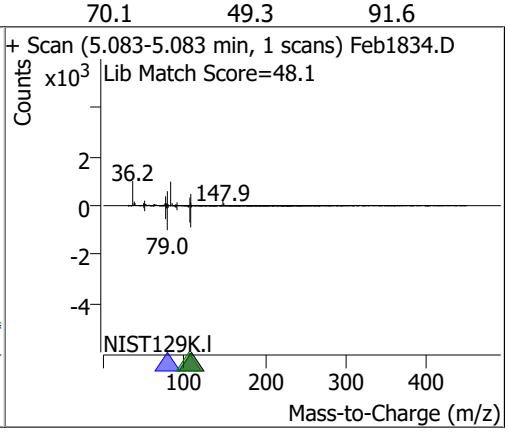

Compound	Conc.	RT	Dev(Min)	Resp.	QIon	QRatio	Lower	Upper
bis(2-chloroisopropyl)Ether	66.2467	5.22	-0.01	253823	123.0	31.6	22.5	41.8

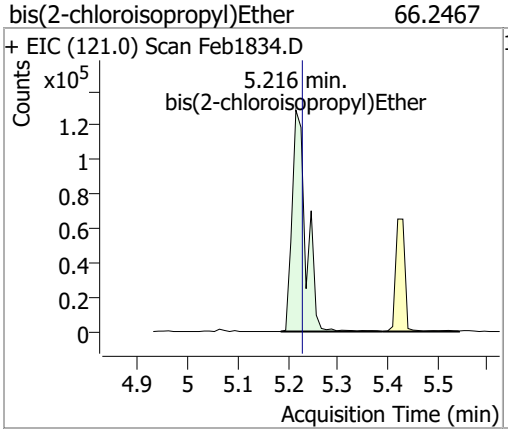

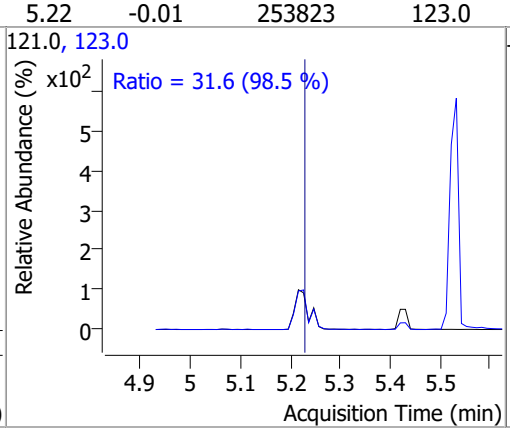

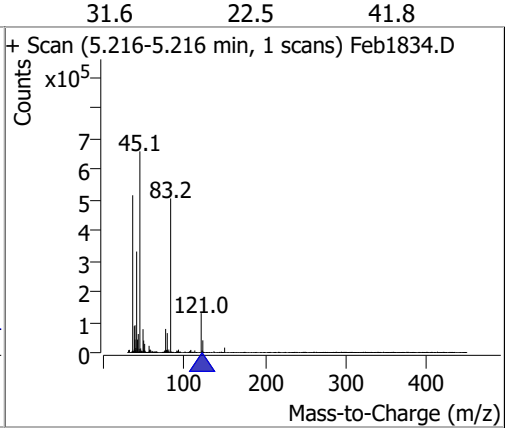

Compound	Conc.	RT	Dev(Min)	Resp.	QIon	QRatio	Lower	Upper
2-Methylphenol	71.9634	5.25	0.00	708996	108.0	108.2	81.5	151.4

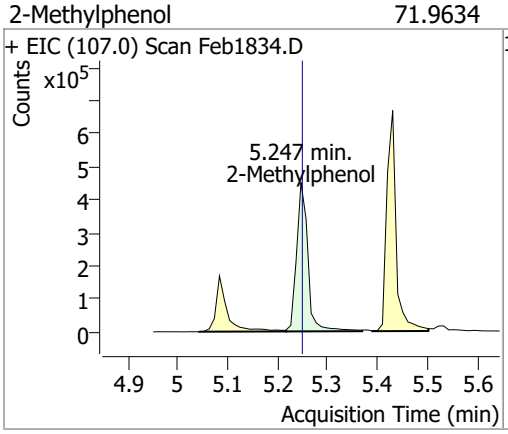

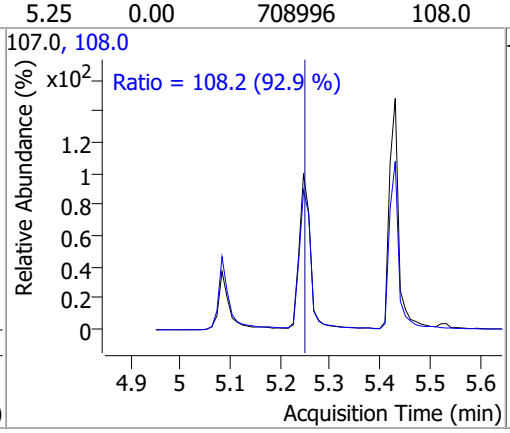

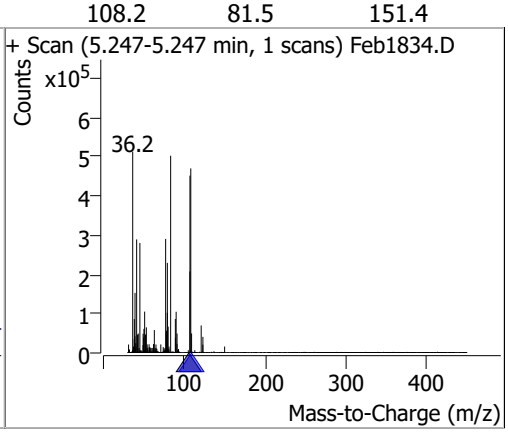

Compound	Conc.	RT	Dev(Min)	Resp.	QIon	QRatio	Lower	Upper
N-nitroso-Di-n-propylamine	94.3830	5.38	0.01	650342	130.0	19.6	0.0	38.8

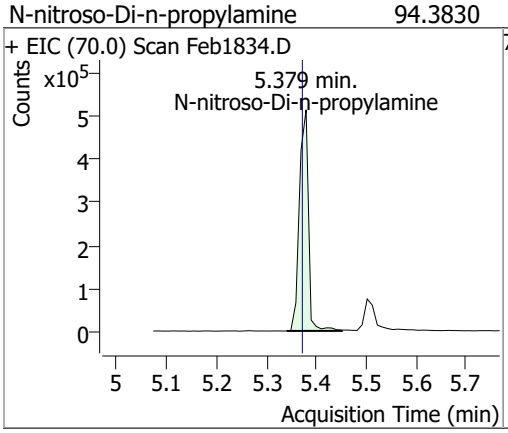

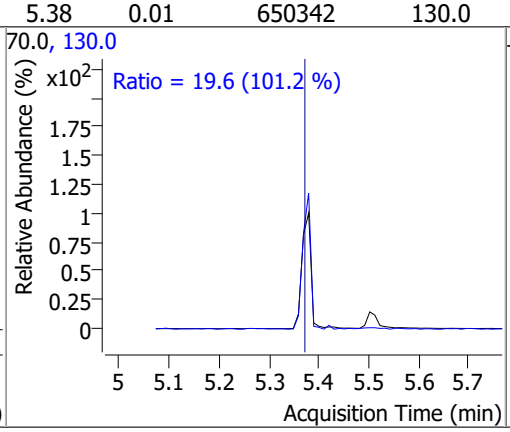

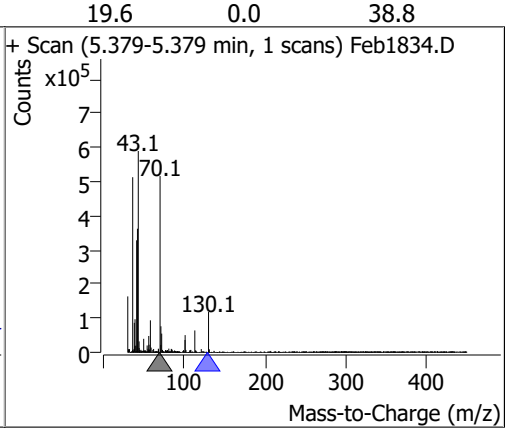

Compound	Conc.	RT	Dev(Min)	Resp.	QIon	QRatio	Lower	Upper
4Methylphenol/3Methylphenol	63.1785	5.43	0.00	853065	108.0	83.4	58.8	109.1

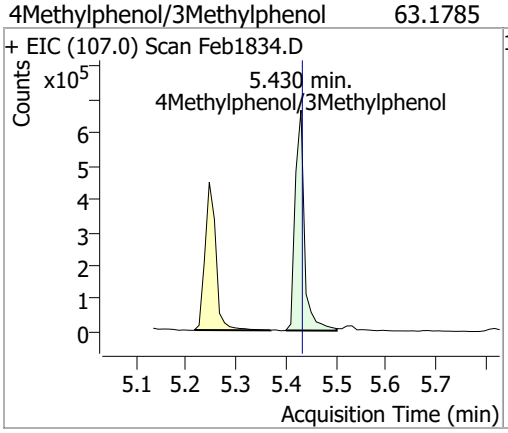

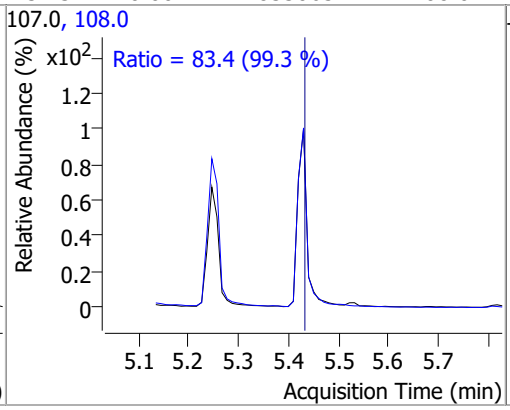

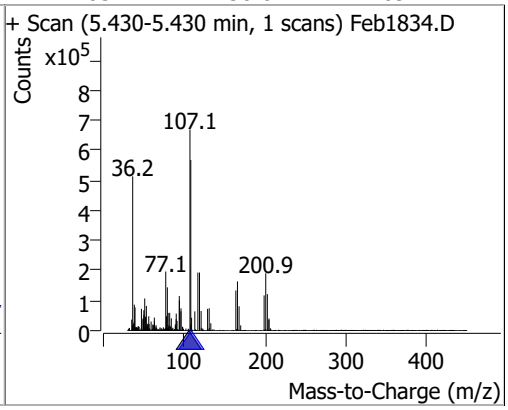

Compound	Conc.	RT	Dev(Min)	Resp.	QIon	QRatio	Lower	Upper
Hexachloroethane	63.9485	5.42	-0.01	275877	201.0	85.4	63.5	118.0
					199.0	53.0	39.8	74.0

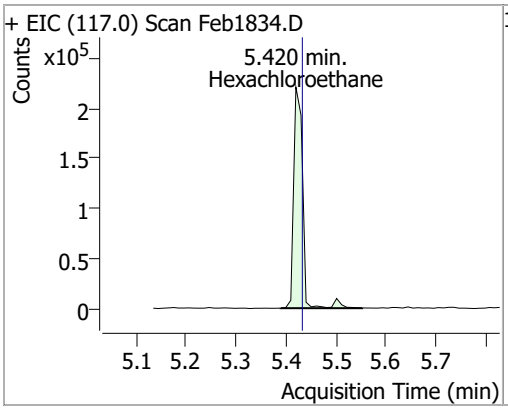

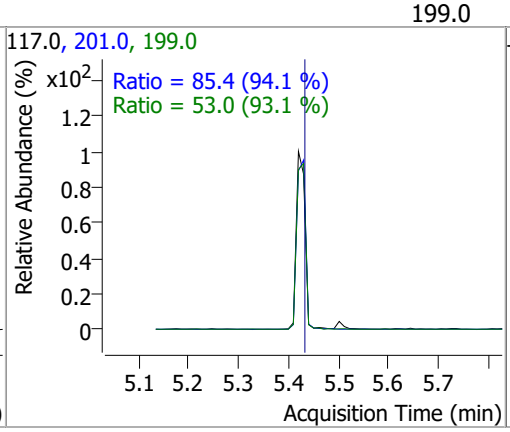

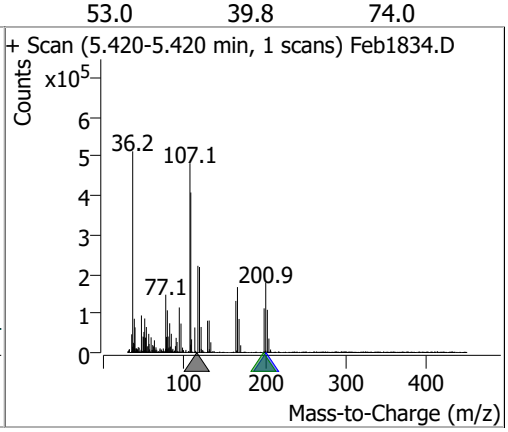

Compound	Conc.	RT	Dev(Min)	Resp.	QIon	QRatio	Lower	Upper
Nitrobenzene-d5	74.9036	5.50	0.00	531086	54.0	62.8	46.3	86.0
					128.0	48.1	34.1	63.3

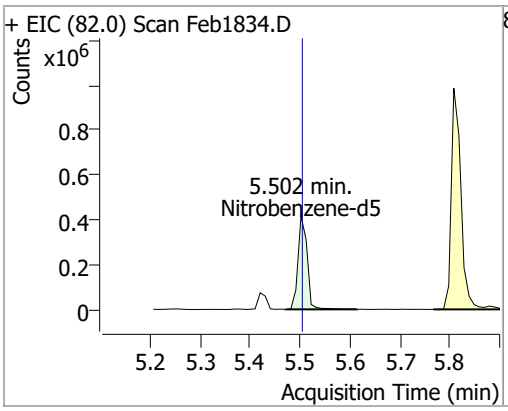

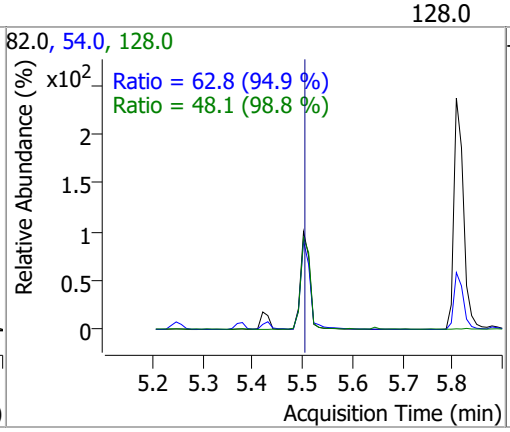

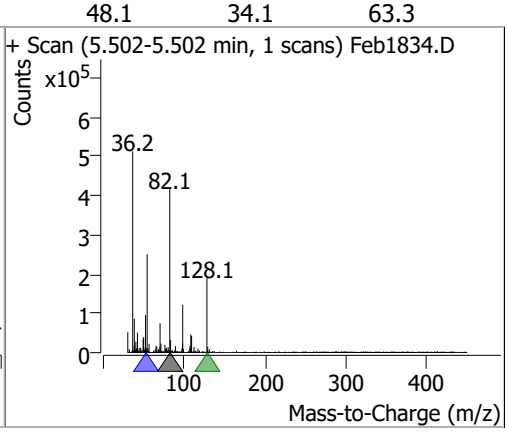

Compound	Conc.	RT	Dev(Min)	Resp.	QIon	QRatio	Lower	Upper
Nitrobenzene	80.0886	5.53	0.01	286532	77.0	205.5	148.9	276.5
					51.0	124.9	91.7	170.3

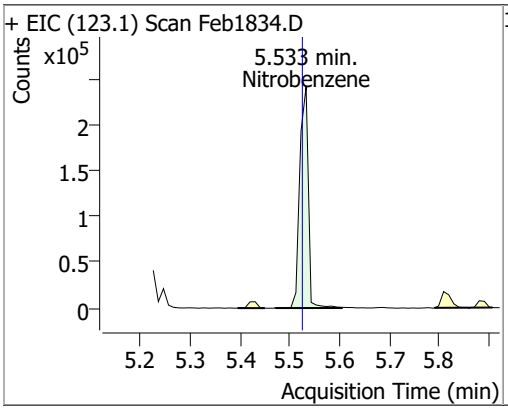

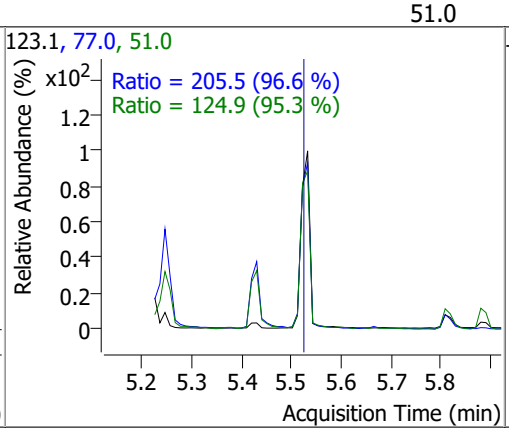

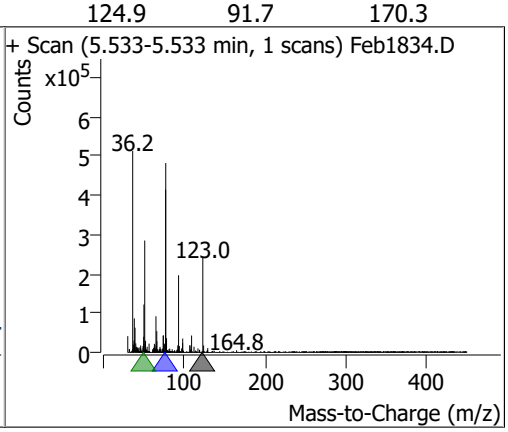

Compound	Conc.	RT	Dev(Min)	Resp.	QIon	QRatio	Lower	Upper
Isophorone	79.0924	5.81	-0.01	1338514	138.0	20.6	14.8	27.5

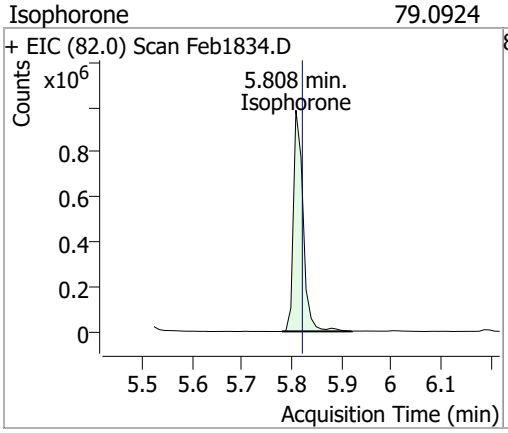

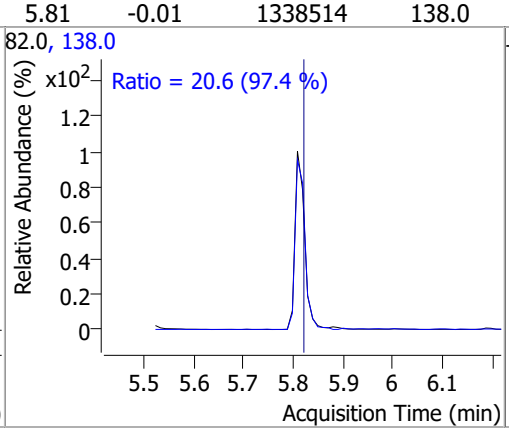

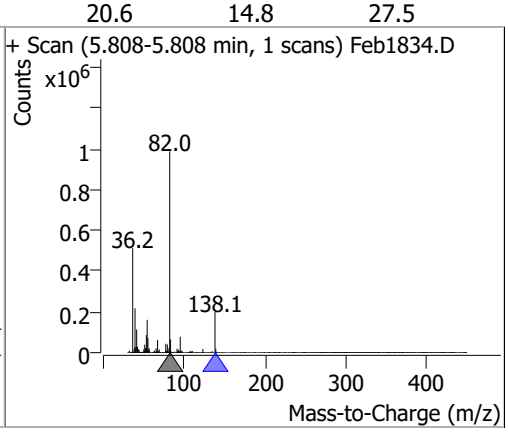

Compound	Conc.	RT	Dev(Min)	Resp.	QIon	QRatio	Lower	Upper
2-Nitrophenol	81.1263	5.89	0.01	309168	65.0	46.8	34.2	63.4
					109.0	36.1	24.6	45.8

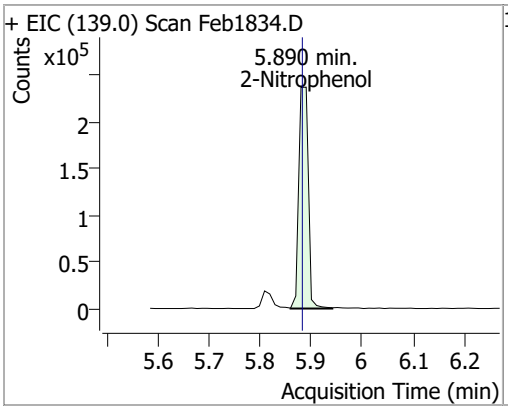

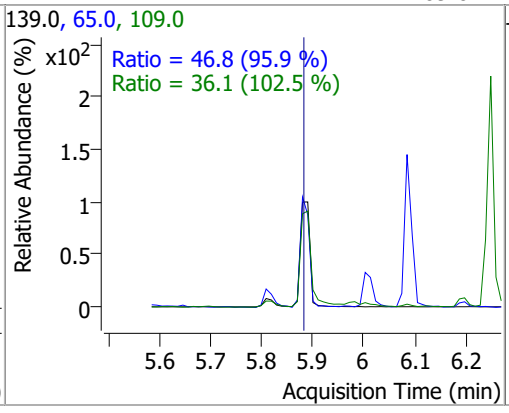

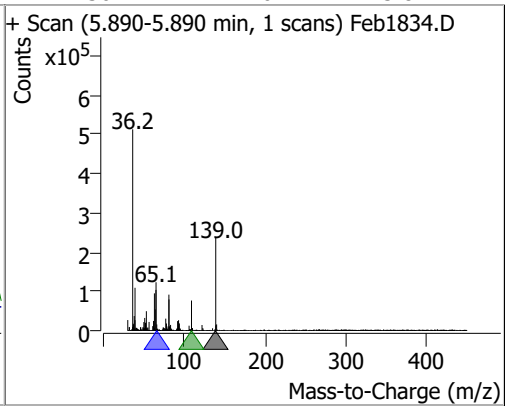

Compound	Conc.	RT	Dev(Min)	Resp.	QIon	QRatio	Lower	Upper
2,4-Dimethylphenol	68.1115	6.00	0.00	539972	107.0	113.3	76.6	142.3
					77.0	32.6	23.8	44.2

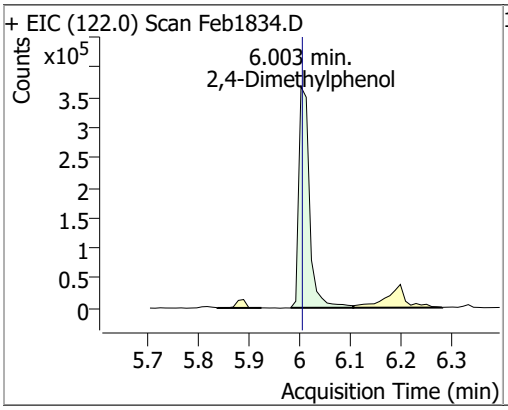

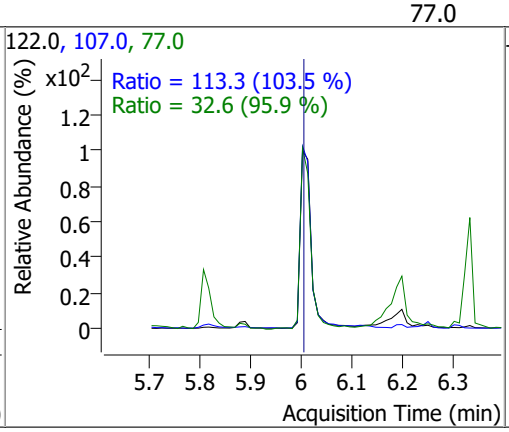

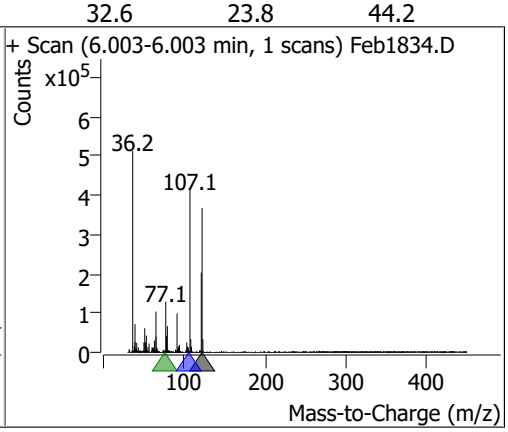

Compound	Conc.	RT	Dev(Min)	Resp.	QIon	QRatio	Lower	Upper
bis(-2-Chloroethoxy)Methane	76.3603	6.08	0.00	752360	63.0	73.1	47.7	88.6
					95.0	32.3	22.3	41.5

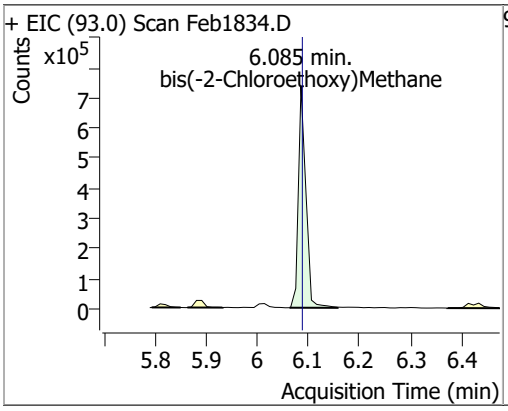

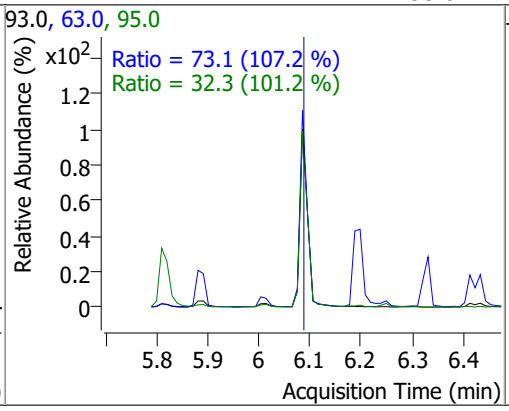

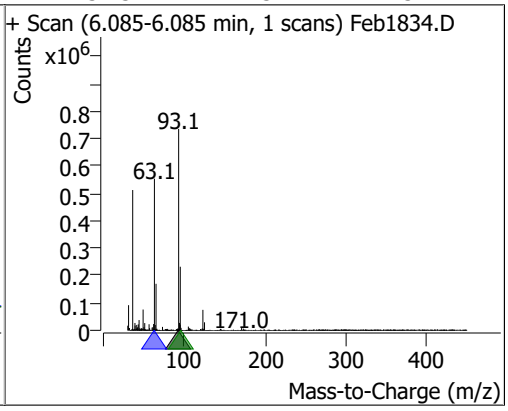

Compound	Conc.	RT	Dev(Min)	Resp.	QIon	QRatio	Lower	Upper
2,4-Dichlorophenol	68.9766	6.20	0.01	518231	164.0	64.8	45.5	84.5
					98.0	34.1	20.0	37.1

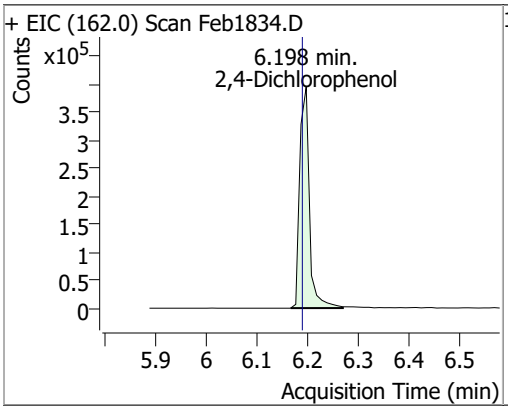

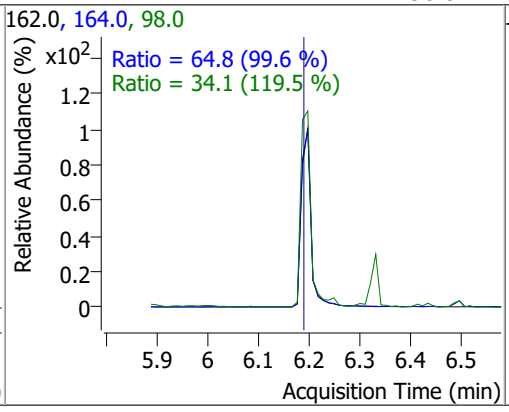

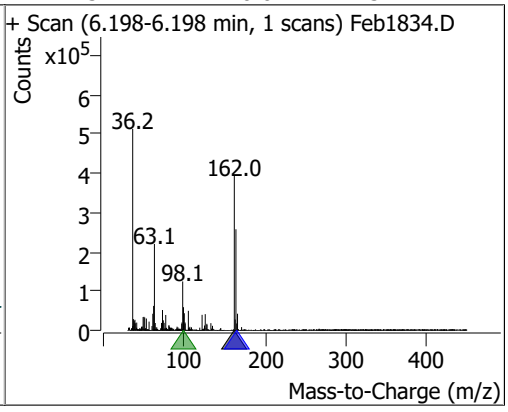

Quantitation Results Report (QT Reviewed)

Compound	Conc.	RT	Dev(Min)	Resp.	QIon	QRatio	Lower	Upper
Benzoic Acid	31.7046	6.20	-0.04	109416	122.0	101.7	59.9	111.2
					77.0	73.4	42.3	78.5

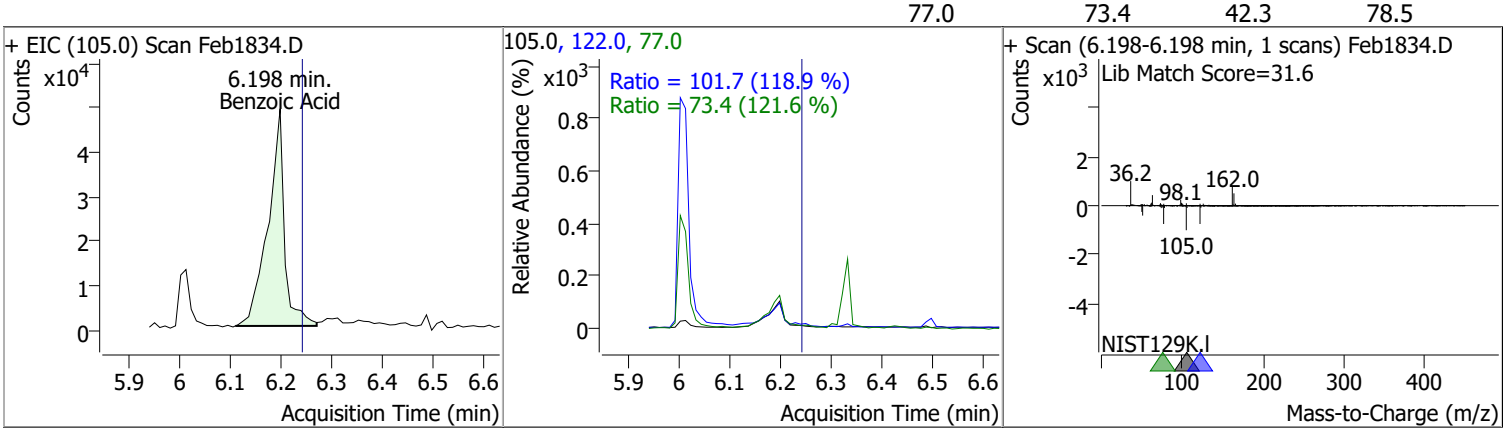

Compound	Conc.	RT	Dev(Min)	Resp.	QIon	QRatio	Lower	Upper
1,2,4-Trichlorobenzene	73.7879	6.25	0.00	667986	182.0	94.6	66.2	122.9
					145.0	28.8	20.1	37.3

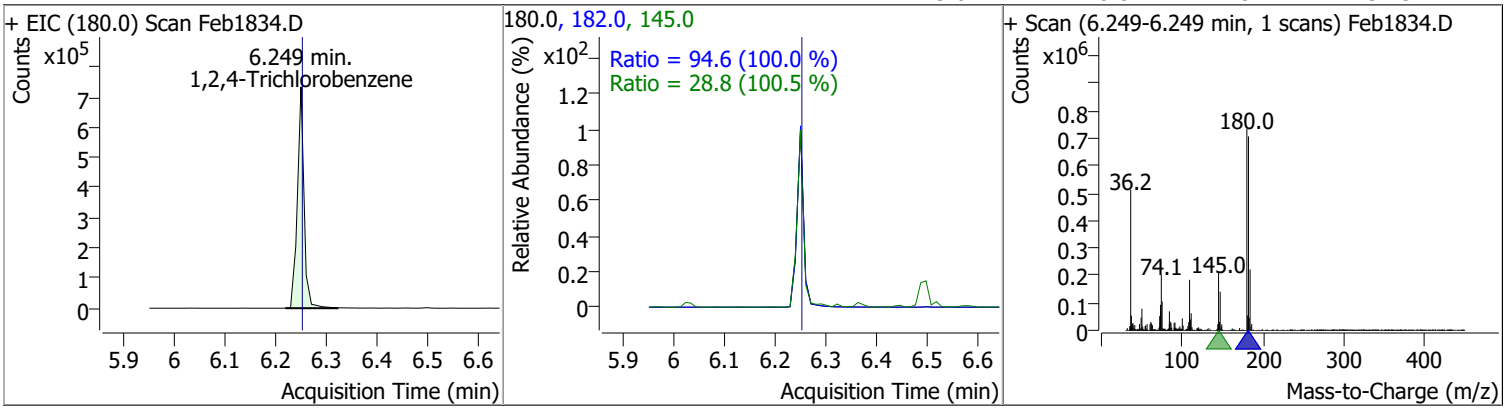

Compound	Conc.	RT	Dev(Min)	Resp.	QIon	QRatio	Lower	Upper
Naphthalene	81.0159	6.33	0.00	2168682	129.0	11.1	8.0	14.9
					102.0	9.8	6.9	12.9

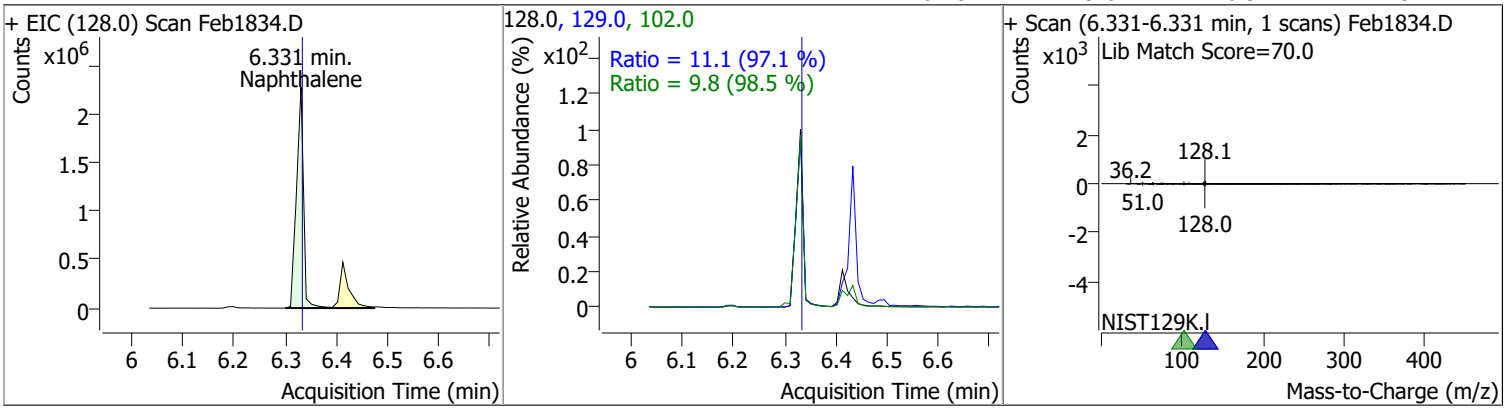

Compound	Conc.	RT	Dev(Min)	Resp.	QIon	QRatio	Lower	Upper
4-Chlorophenol	63.1013	6.41	0.00	177977	128.0	329.0	221.4	411.2

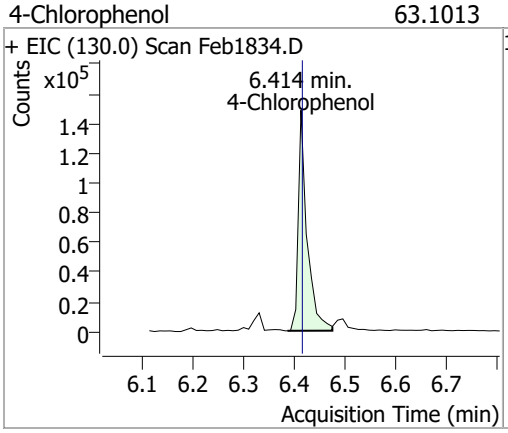

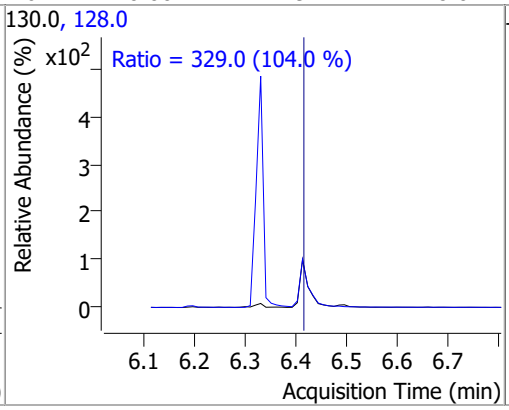

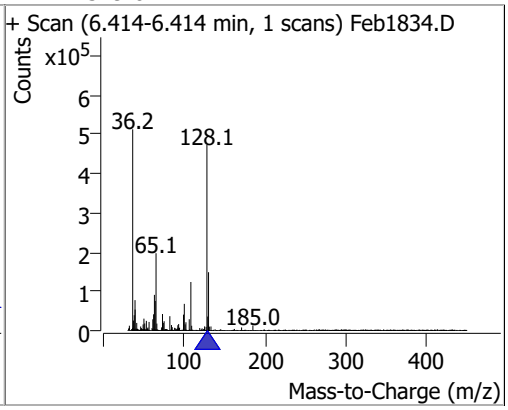

Compound	Conc.	RT	Dev(Min)	Resp.	QIon	QRatio	Lower	Upper
p-Chloroaniline	57.1561	6.43	0.00	606256	65.0	64.8	42.1	78.2
					129.0	38.3	26.3	48.9

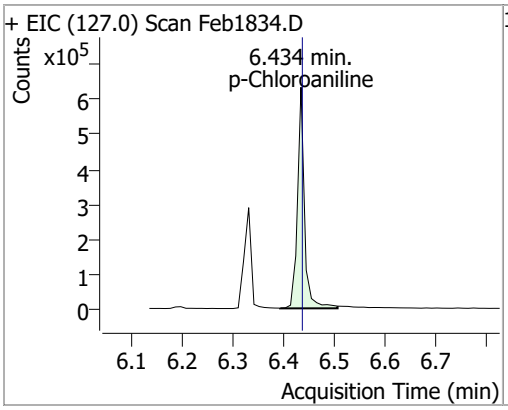

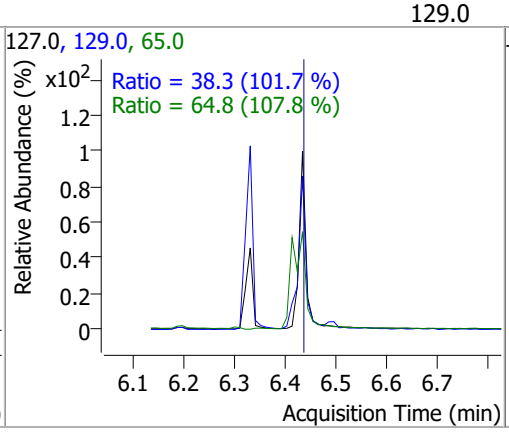

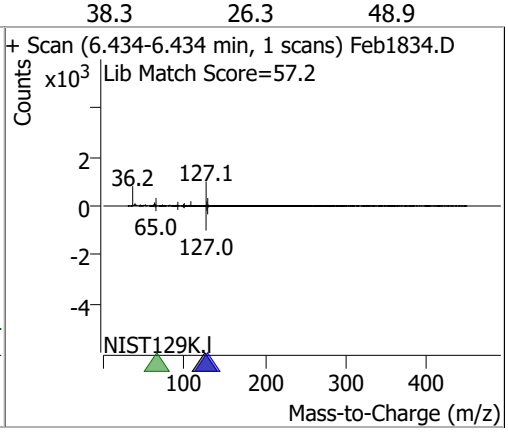

Compound	Conc.	RT	Dev(Min)	Resp.	QIon	QRatio	Lower	Upper
Hexachlorobutadiene	67.5557	6.50	0.00	315961	227.0	64.3	46.0	85.4
					223.0	64.4	45.0	83.6

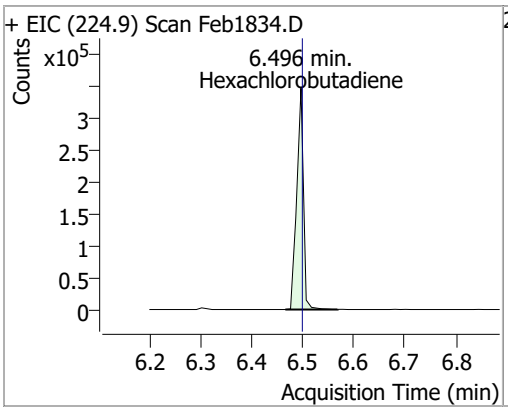

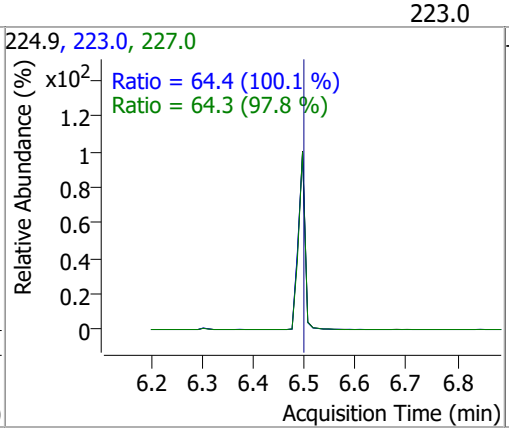

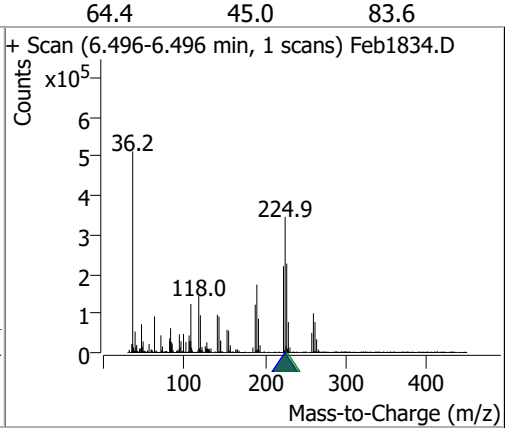

Compound	Conc.	RT	Dev(Min)	Resp.	QIon	QRatio	Lower	Upper
4-Chloro-2-Methylphenol	71.5582	6.94	0.00	501368	144.0	27.9	19.4	36.1

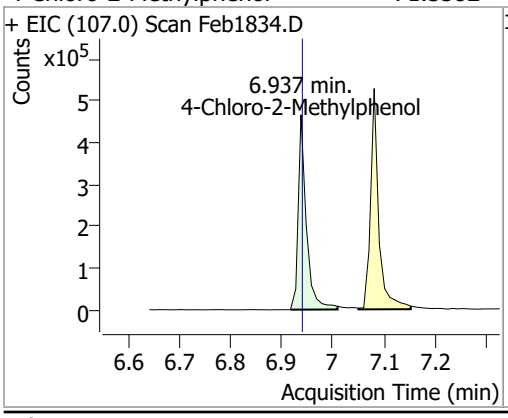

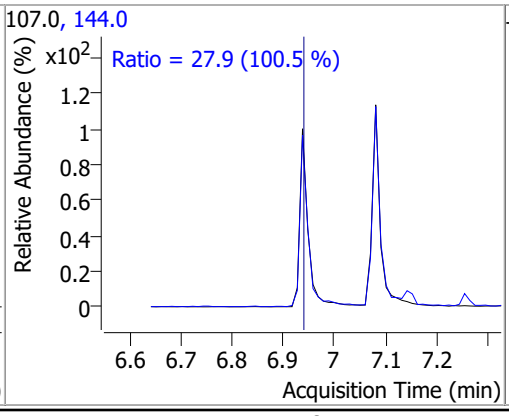

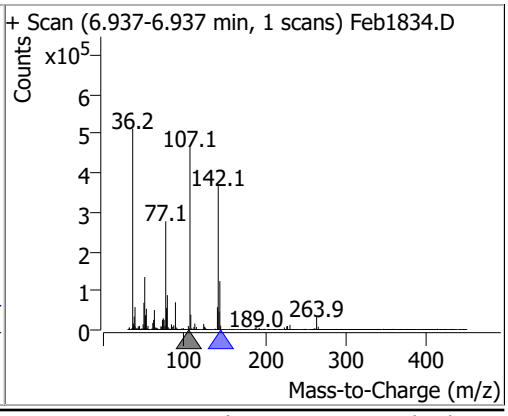

Compound	Conc.	RT	Dev(Min)	Resp.	QIon	QRatio	Lower	Upper
4-Chloro-3-Methylphenol	81.5901	7.08	0.01	594679	144.0	26.8	19.1	35.5

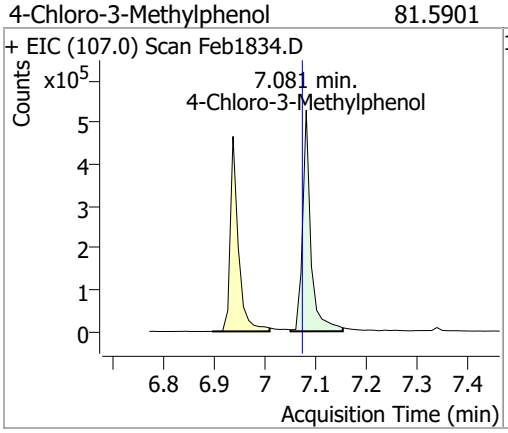

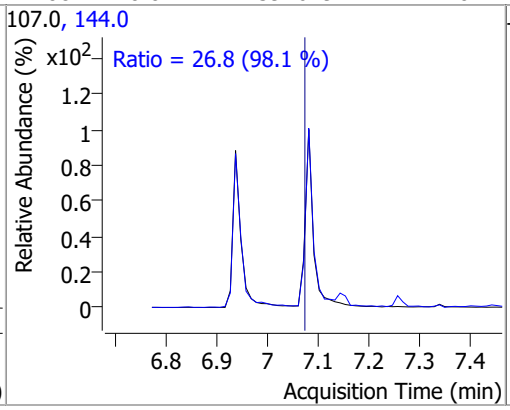

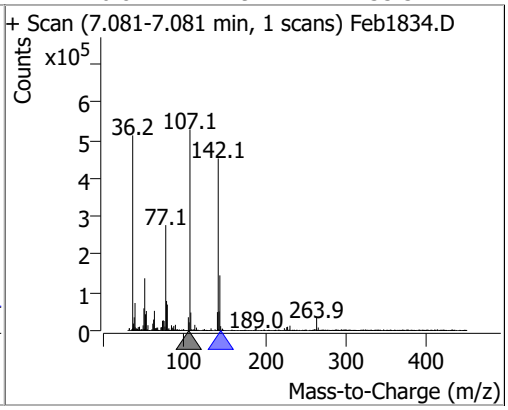

Compound	Conc.	RT	Dev(Min)	Resp.	QIon	QRatio	Lower	Upper
2-Methylnaphthalene	80.3439	7.14	0.00	1223145	142.0	120.0	83.8	155.7
					115.0	41.3	29.2	54.3

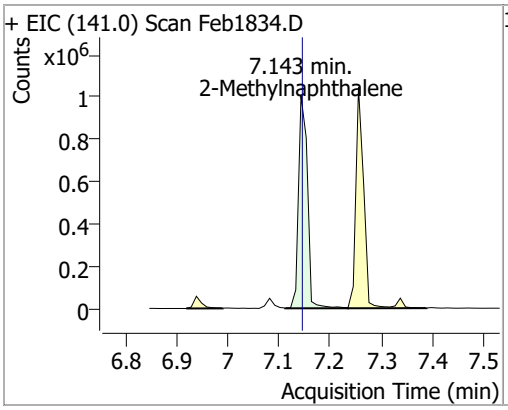

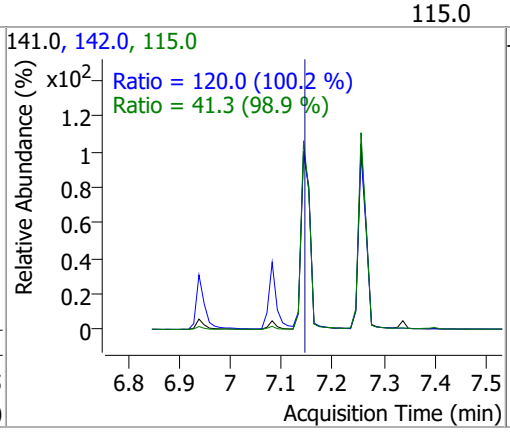

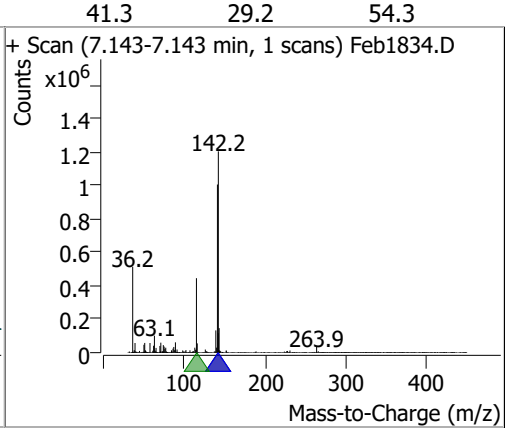

Compound	Conc.	RT	Dev(Min)	Resp.	QIon	QRatio	Lower	Upper
1-Methylnaphthalene	74.4154	7.26	0.00	1103897 (m)	142.0	114.1	79.8	148.2
					115.0	43.8	28.9	53.7

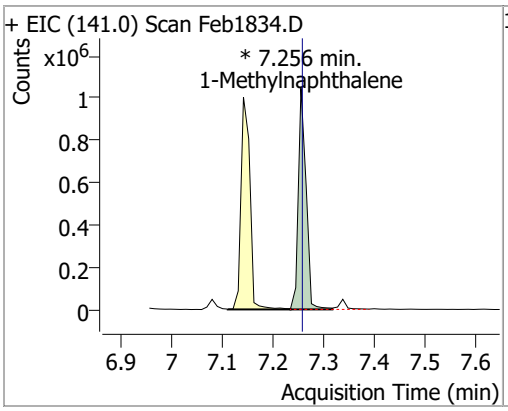

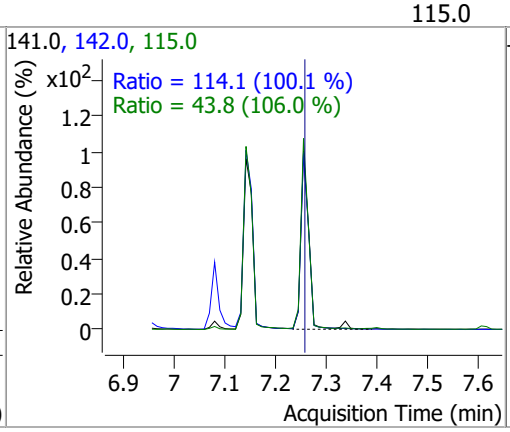

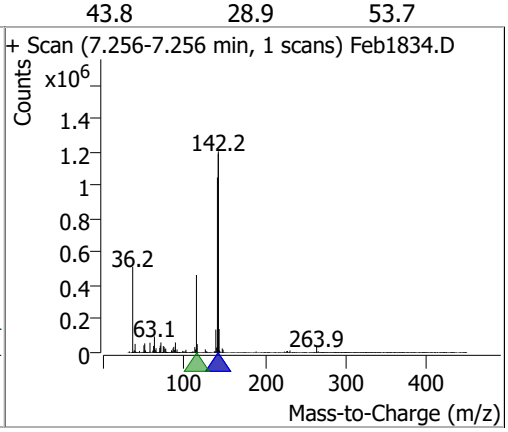

Compound	Conc.	RT	Dev(Min)	Resp.	QIon	QRatio	Lower	Upper
Hexachlorocyclopentadiene	67.1340	7.34	0.00	192735	234.9	62.7	45.2	84.0
					238.9	63.3	44.6	82.9

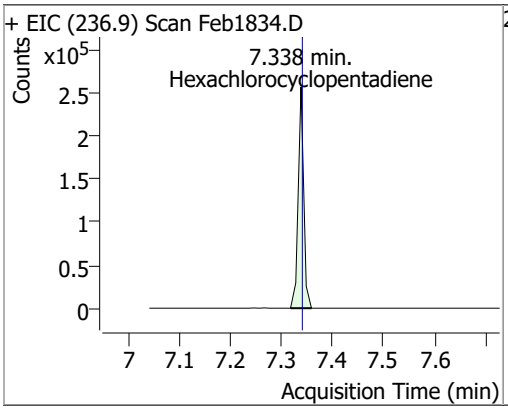

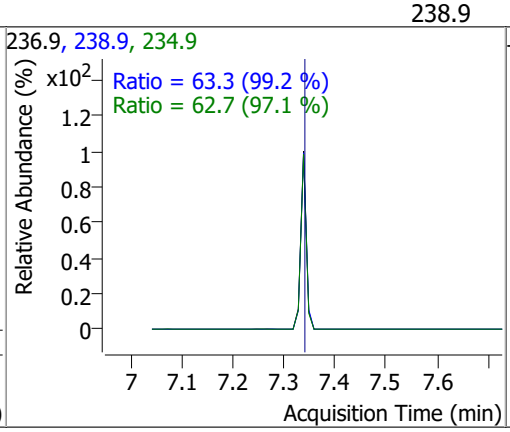

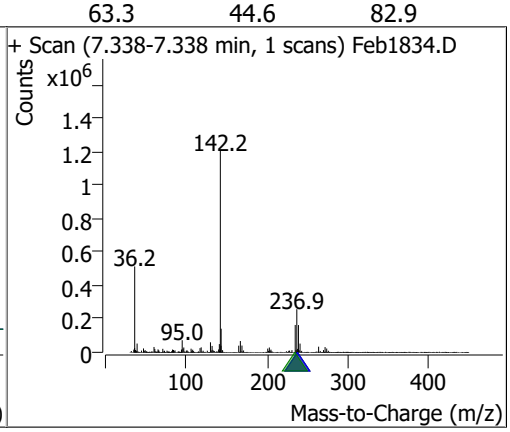

Compound	Conc.	RT	Dev(Min)	Resp.	QIon	QRatio	Lower	Upper
2,4,6-Trichlorophenol	83.0473	7.52	0.00	421465	198.0	96.1	67.6	125.5

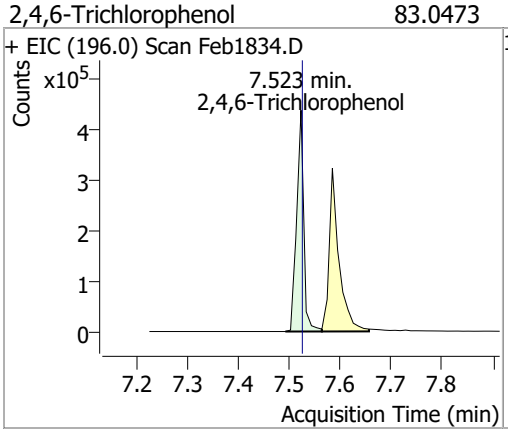

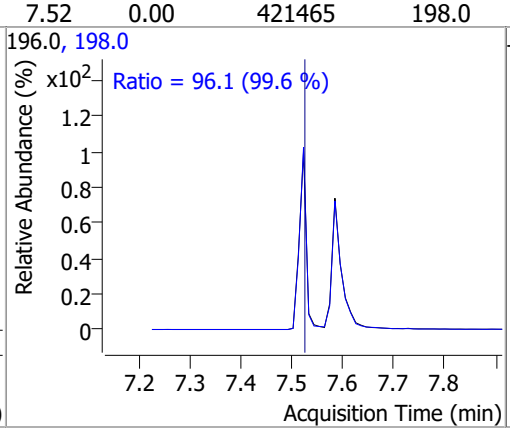

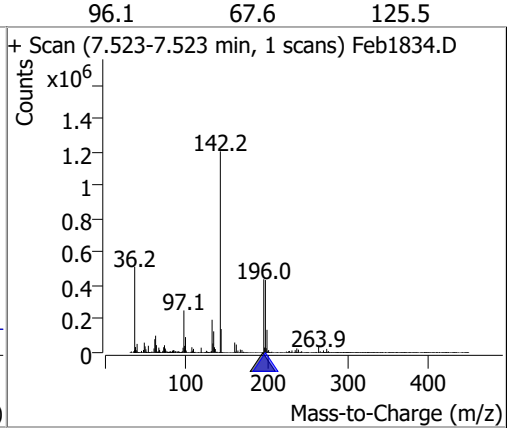

Compound	Conc.	RT	Dev(Min)	Resp.	QIon	QRatio	Lower	Upper
2,4,5-Trichlorophenol	76.7711	7.58	0.01	434426	198.0	96.5	63.2	117.3

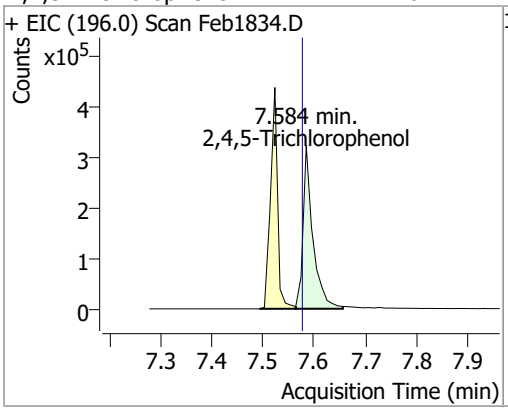

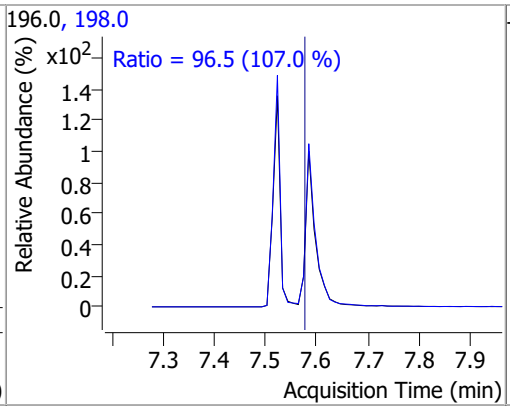

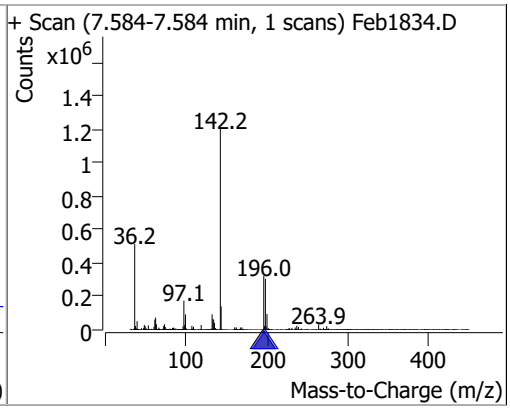

Compound	Conc.	RT	Dev(Min)	Resp.	QIon	QRatio	Lower	Upper
2-Fluorobiphenyl	79.0266	7.60	0.00	1623329	171.0	33.6	24.0	44.5

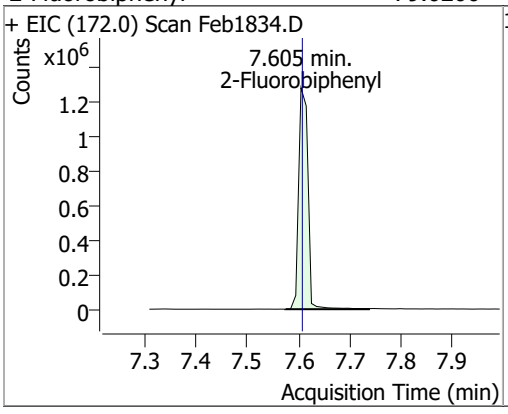

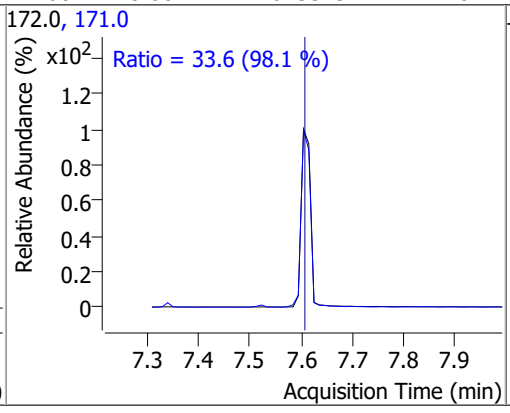

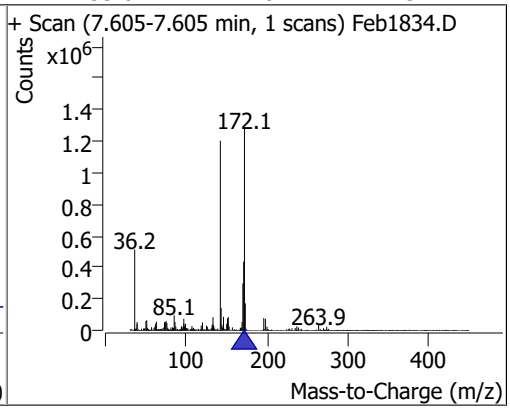

Compound	Conc.	RT	Dev(Min)	Resp.	QIon	QRatio	Lower	Upper
2-Chloronaphthalene	81.6627	7.72	0.00	1408587	127.0	38.0	25.1	46.7
					164.0	32.8	22.5	41.7

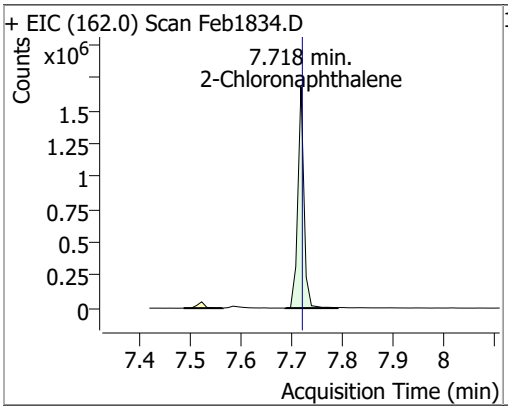

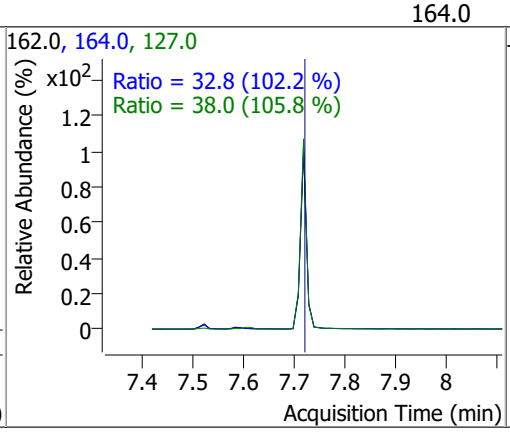

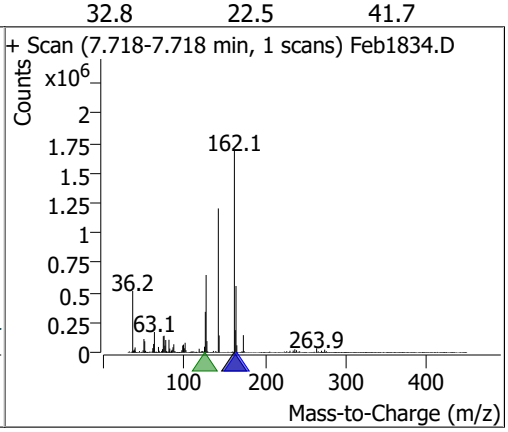

Compound	Conc.	RT	Dev(Min)	Resp.	QIon	QRatio	Lower	Upper
2-Nitroaniline	85.4491	7.89	0.01	263895	138.0	114.9	77.4	143.7

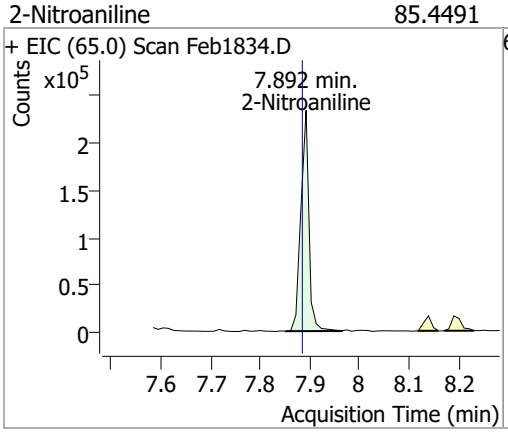

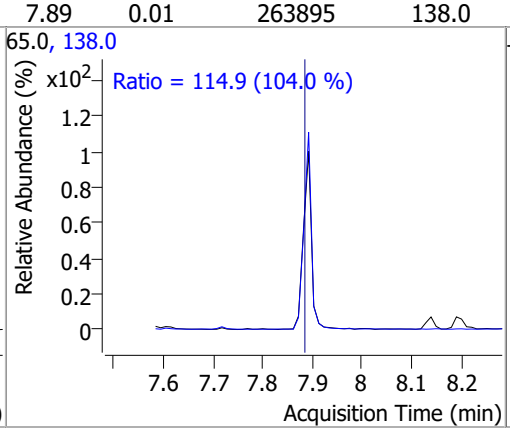

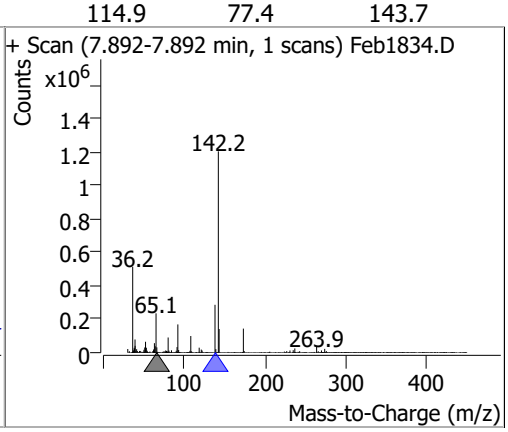

Compound	Conc.	RT	Dev(Min)	Resp.	QIon	QRatio	Lower	Upper
Dimethyl Phthalate	96.2229	8.14	0.00	1695536	77.0	20.3	13.8	25.7

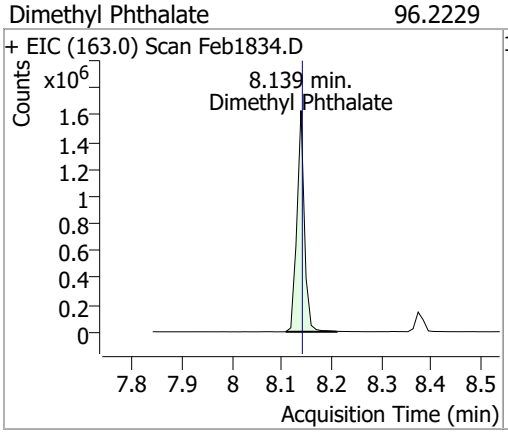

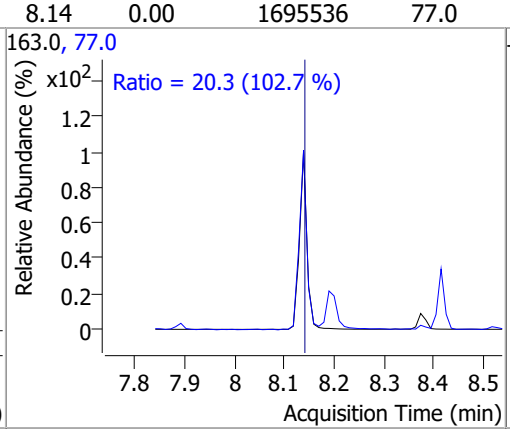

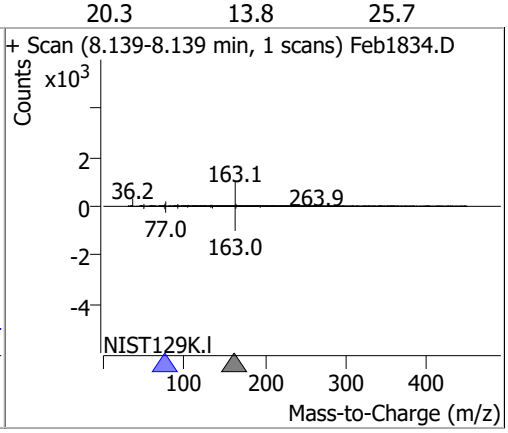

Compound	Conc.	RT	Dev(Min)	Resp.	QIon	QRatio	Lower	Upper
2,6-Dinitrotoluene	80.0727	8.19	0.00	190884	63.0	134.4	99.5	184.8
					89.0	63.1	43.3	80.3

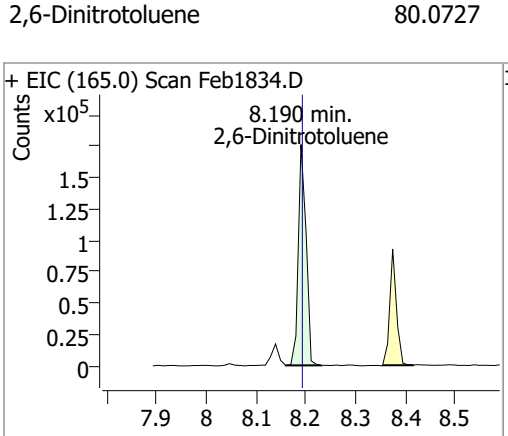

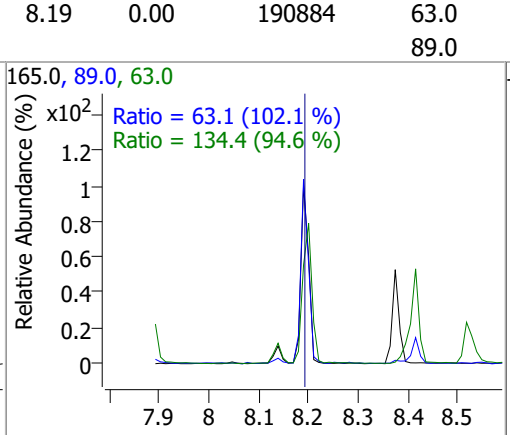

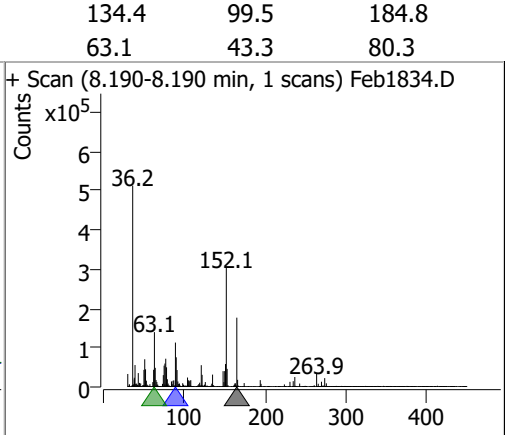

Compound	Conc.	RT	Dev(Min)	Resp.	QIon	QRatio	Lower	Upper
Acenaphthylene	78.0254	8.20	0.00	2152129	153.1	14.1	9.6	17.7

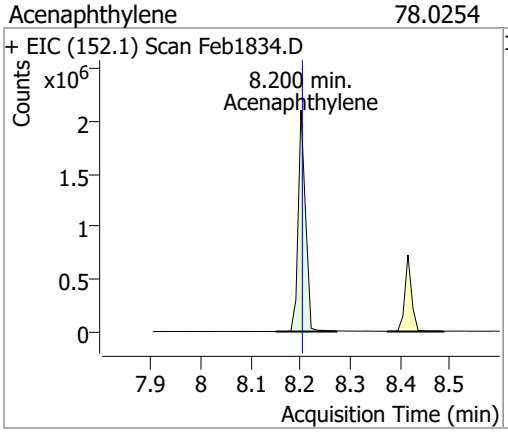

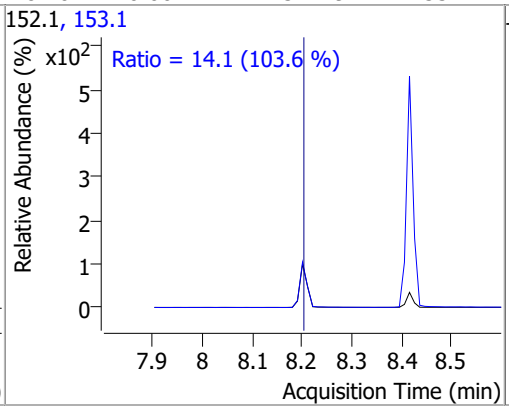

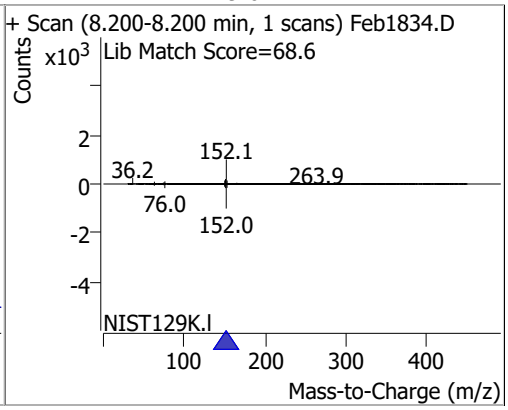

Compound	Conc.	RT	Dev(Min)	Resp.	QIon	QRatio	Lower	Upper
3-Nitroaniline	72.0309	8.40	0.01	193383	65.0	132.1	90.4	167.8
					92.0	110.3	74.7	138.7

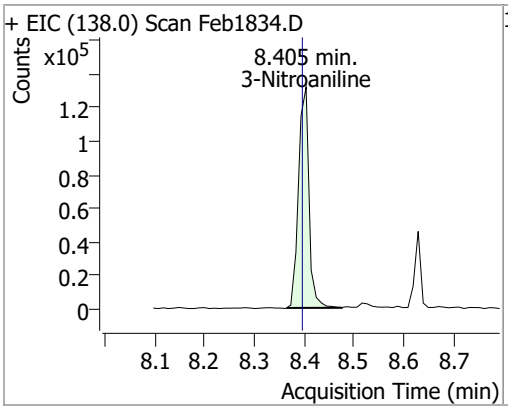

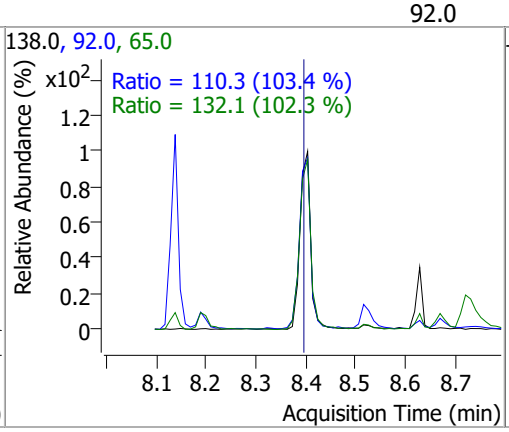

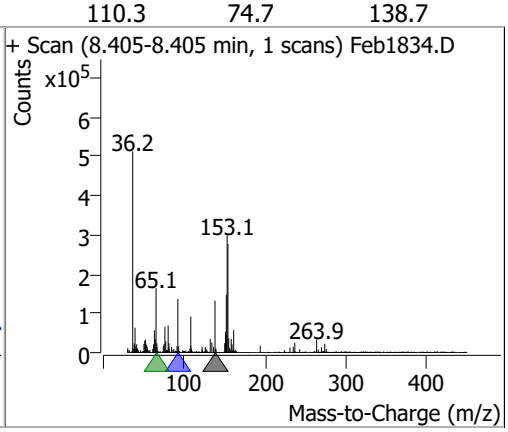

Compound	Conc.	RT	Dev(Min)	Resp.	QIon	QRatio	Lower	Upper
Acenaphthene	84.5290	8.41	0.00	1332870	153.0	107.1	74.5	138.4
					152.0	51.6	36.3	67.4

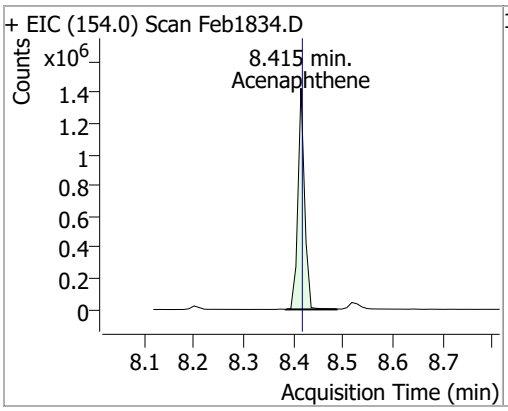

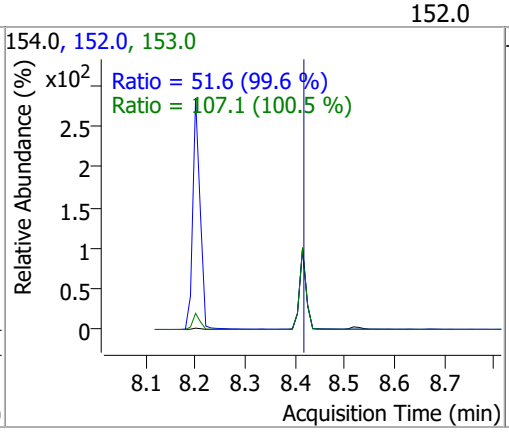

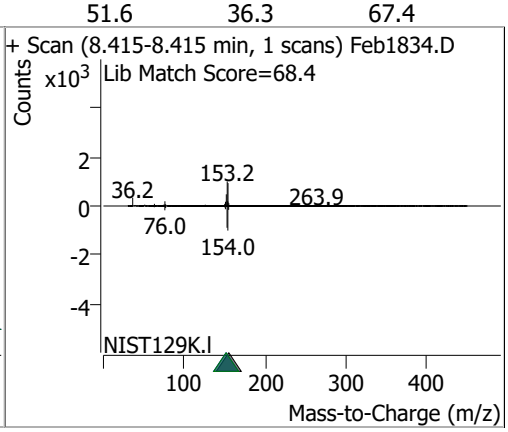

Compound	Conc.	RT	Dev(Min)	Resp.	QIon	QRatio	Lower	Upper
2,4-Dinitrophenol	89.1160	8.52	0.00	110356	154.0	62.9	43.9	81.5

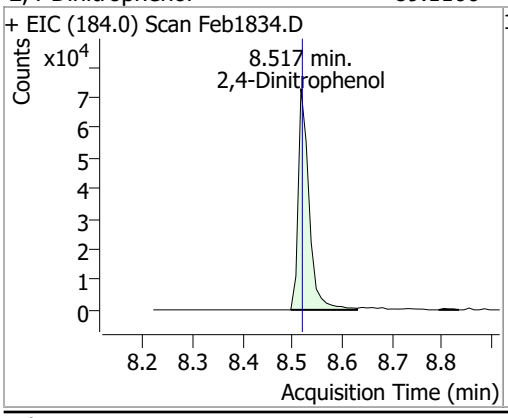

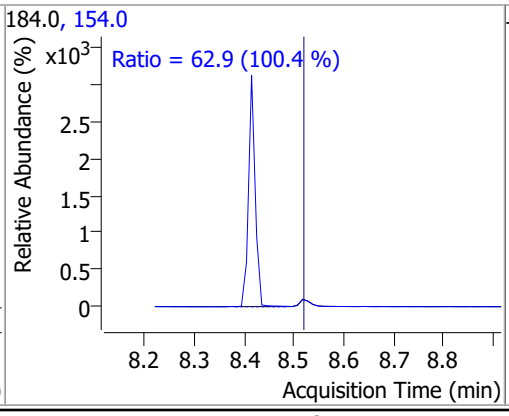

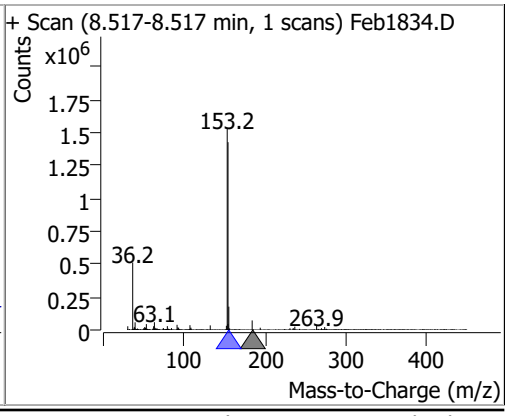

Compound	Conc.	RT	Dev(Min)	Resp.	QIon	QRatio	Lower	Upper
Dibenzofuran	85.2274	8.63	0.00	2196371	139.0	40.2	26.3	48.8

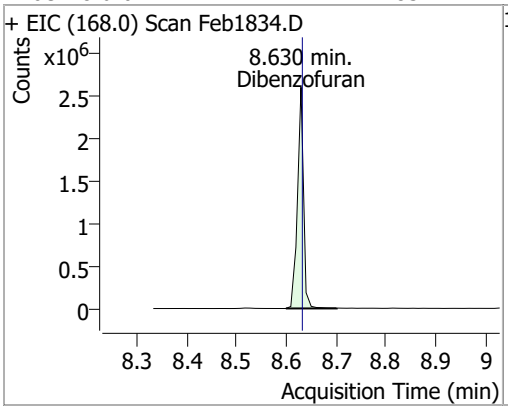

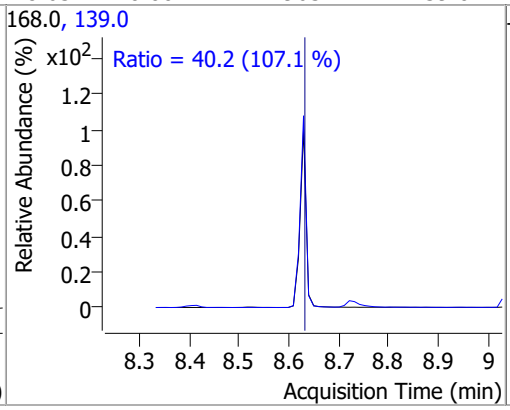

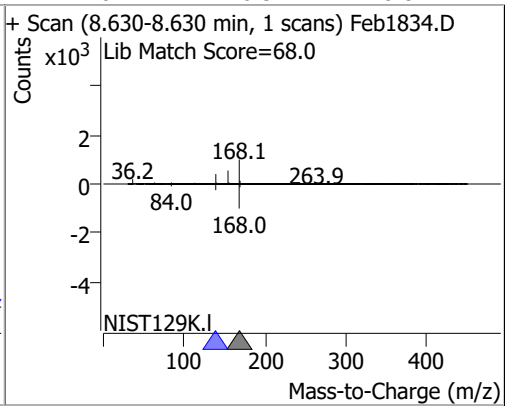

Compound	Conc.	RT	Dev(Min)	Resp.	QIon	QRatio	Lower	Upper
2,4-Dinitrotoluene	89.0017	8.67	0.00	269373	89.0	77.1	55.4	102.9
					63.0	48.6	33.9	62.9

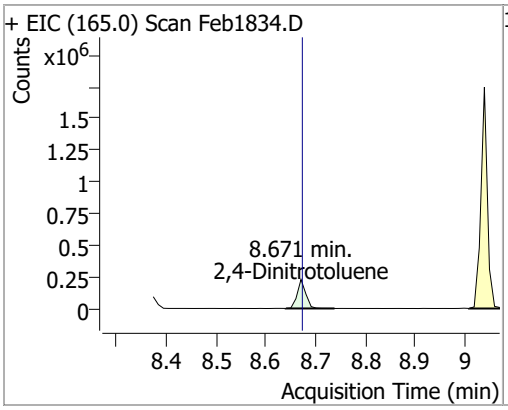

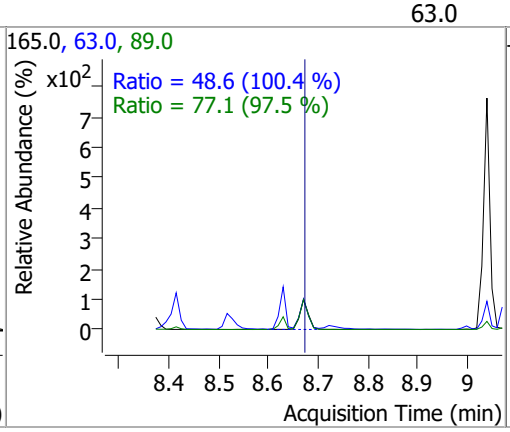

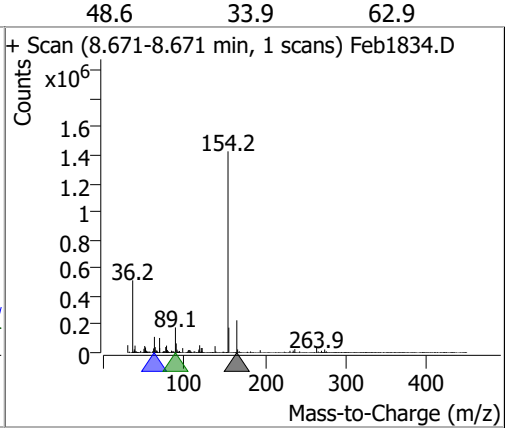

Compound	Conc.	RT	Dev(Min)	Resp.	QIon	QRatio	Lower	Upper
4-Nitrophenol	40.0312	8.72	0.02	109662	65.0	67.1	50.4	93.6
					139.0	71.5	49.8	92.5

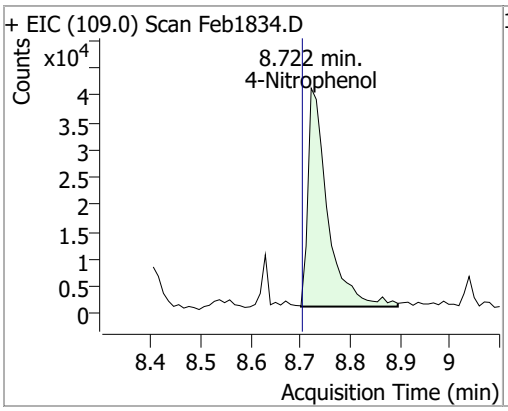

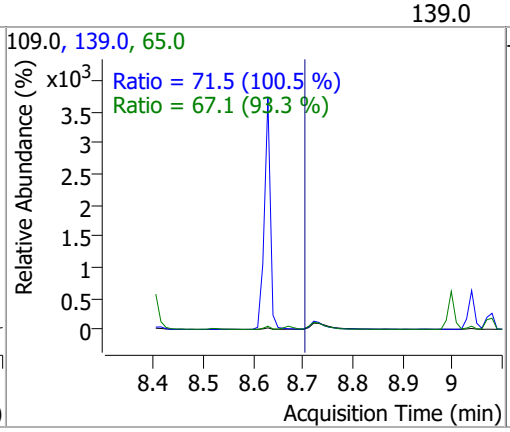

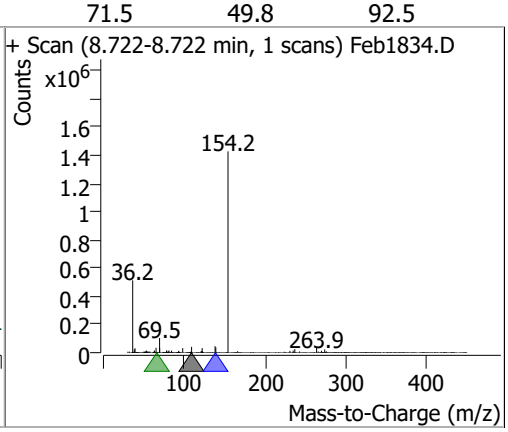

Compound	Conc.	RT	Dev(Min)	Resp.	QIon	QRatio	Lower	Upper
Diethylphthalate	90.7745	9.00	0.00	1654162	177.0	20.8	14.5	27.0
					150.0	12.5	8.7	16.2

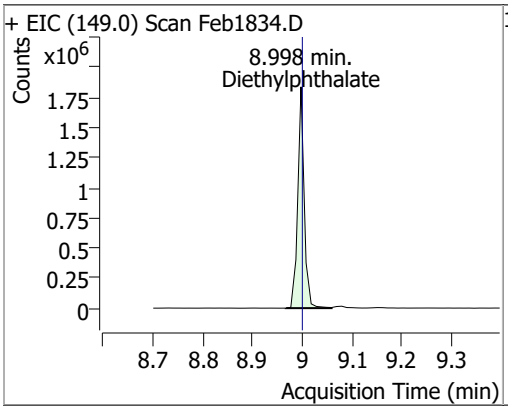

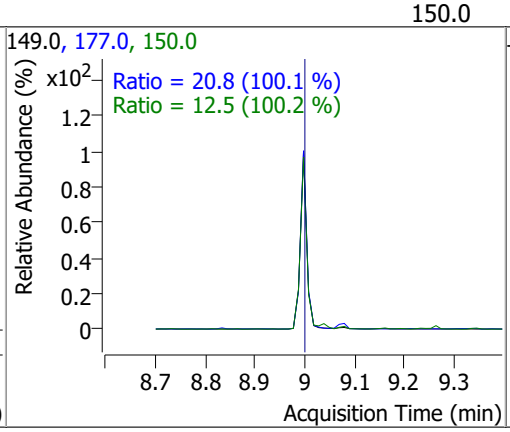

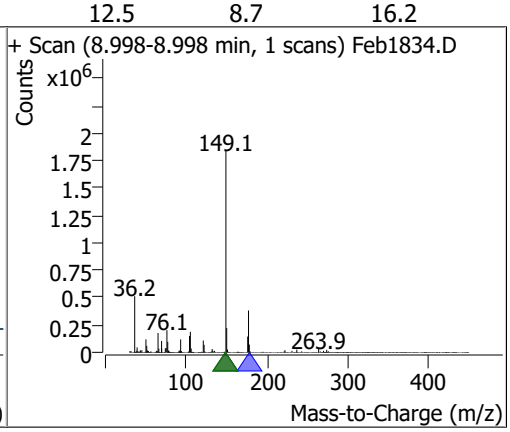

Compound	Conc.	RT	Dev(Min)	Resp.	QIon	QRatio	Lower	Upper
Fluorene	82.6529	9.04	0.00	1714166	165.0	92.5	65.4	121.4
					167.0	13.7	9.6	17.8

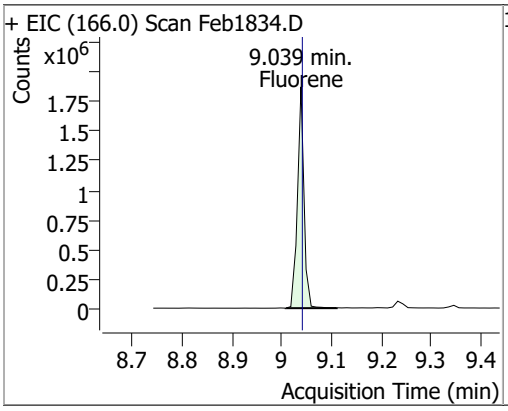

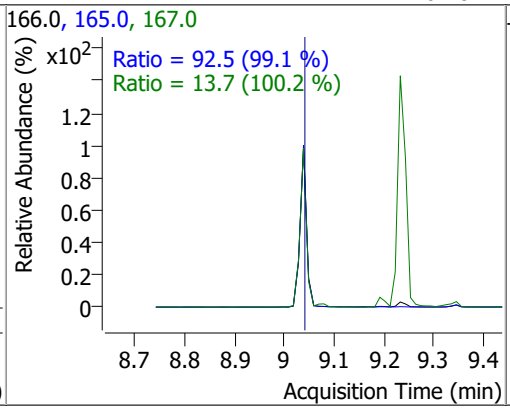

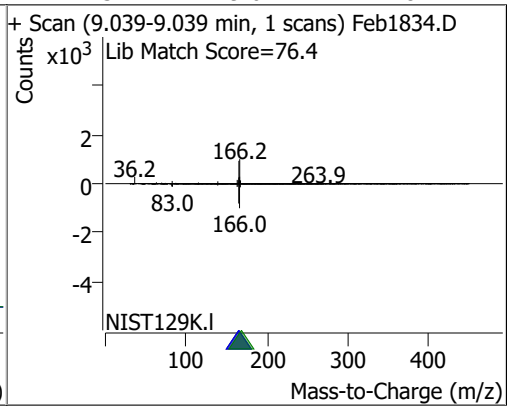

Compound	Conc.	RT	Dev(Min)	Resp.	QIon	QRatio	Lower	Upper
4-Chlorophenyl-phenylether	93.4541	9.08	0.01	879734	141.0	61.3	42.8	79.6
					206.0	33.2	23.6	43.9

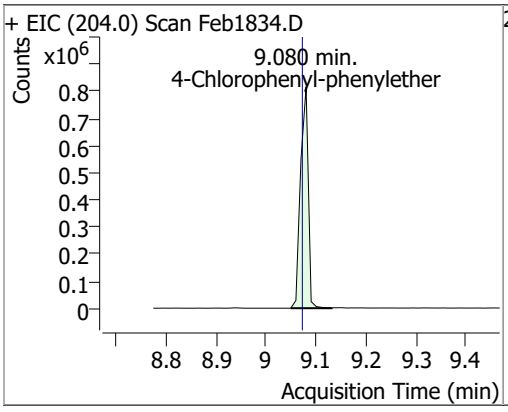

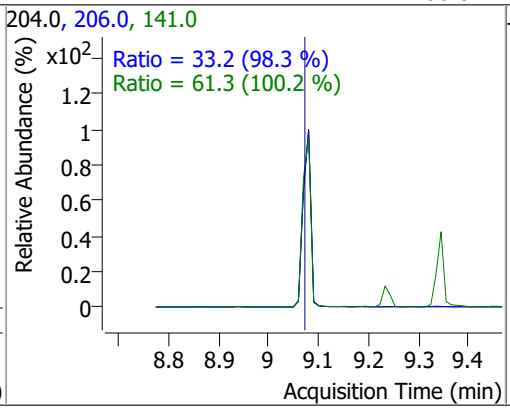

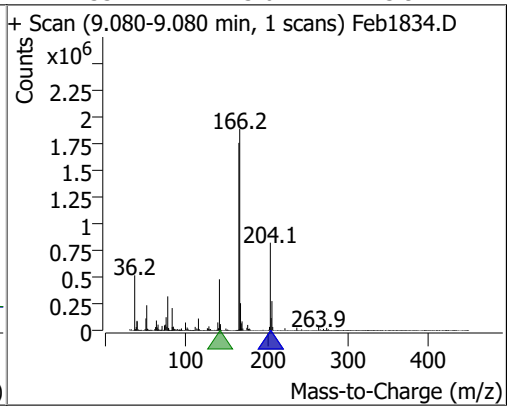

Compound	Conc.	RT	Dev(Min)	Resp.	QIon	QRatio	Lower	Upper
4-Nitroaniline	83.8914	9.15	0.01	254928	65.0	114.3	78.9	146.6
					92.0	49.7	34.5	64.1

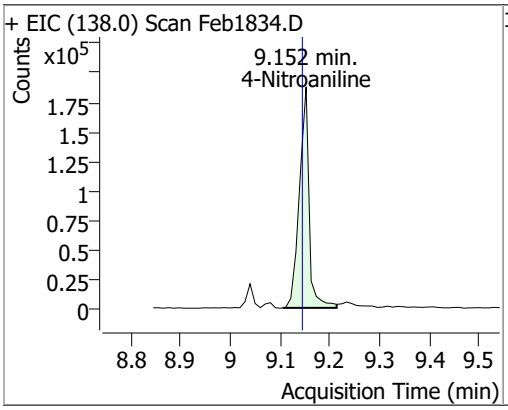

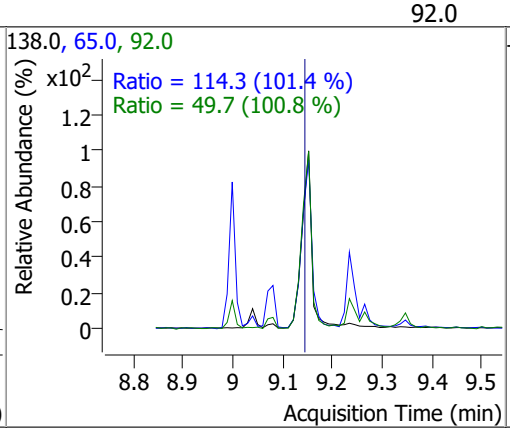

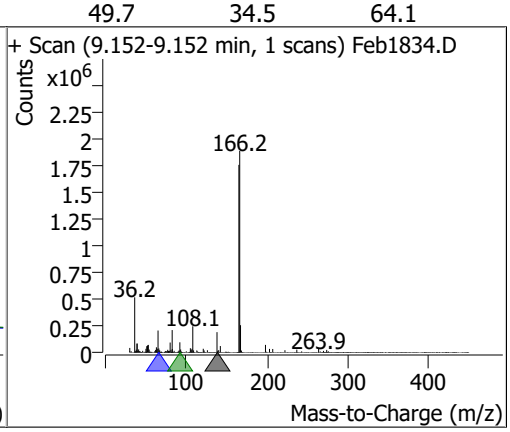

Compound	Conc.	RT	Dev(Min)	Resp.	QIon	QRatio	Lower	Upper
4,6-Dinitro-2-methylphenol	90.0177	9.16	0.01	169938	121.0	47.7	35.1	65.3

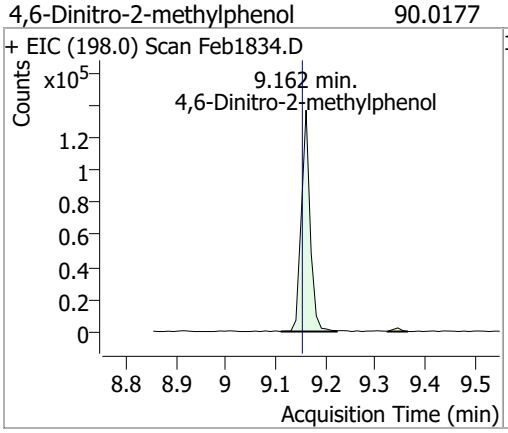

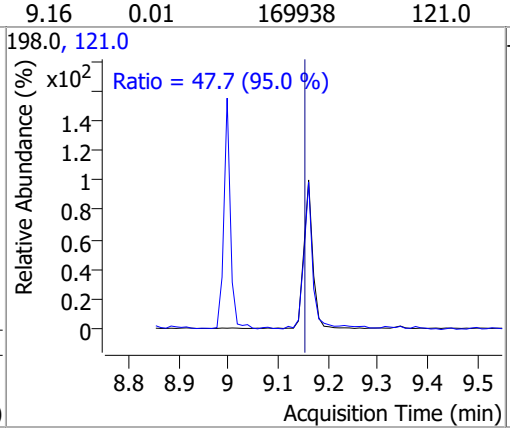

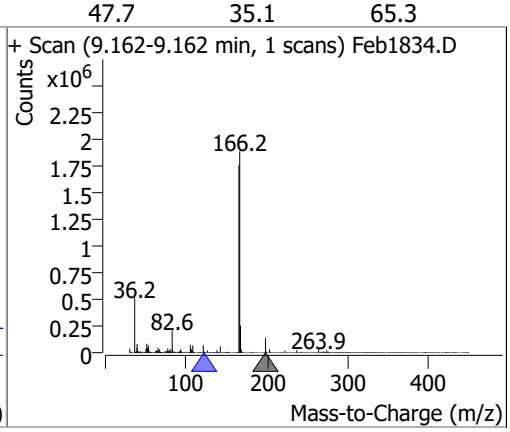

Compound	Conc.	RT	Dev(Min)	Resp.	QIon	QRatio	Lower	Upper
N-nitrosodiphenylamine	87.5641	9.23	0.00	1247962	168.0	62.7	44.0	81.7
					167.0	34.7	23.9	44.3

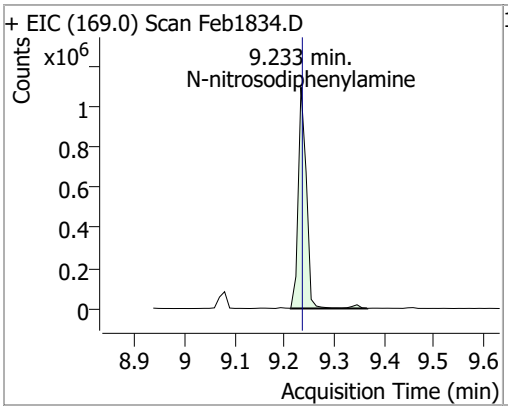

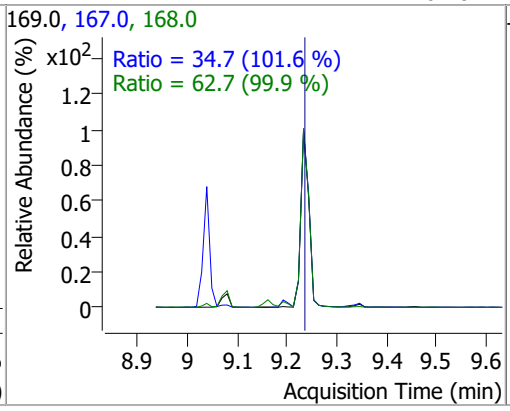

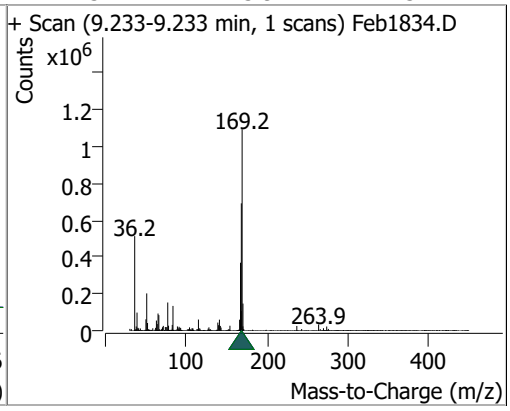

Compound	Conc.	RT	Dev(Min)	Resp.	QIon	QRatio	Lower	Upper
Azobenzene	77.9719	9.26	0.00	1463882	51.0	51.0	31.6	58.7
					182.0	24.6	16.9	31.4

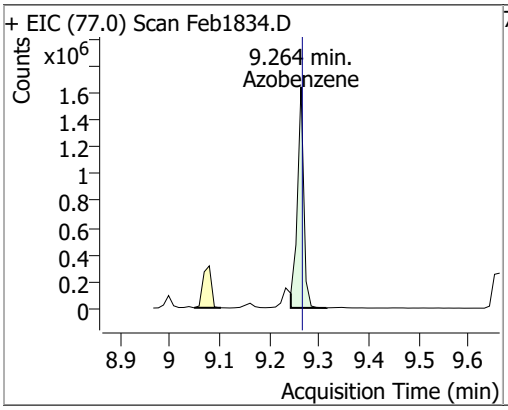

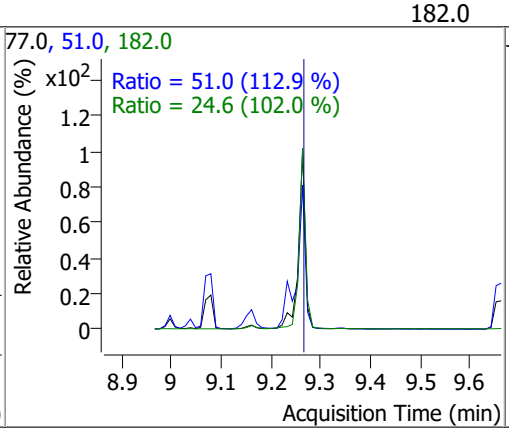

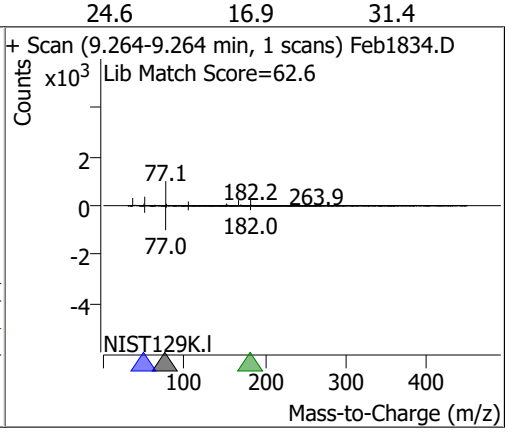

Compound	Conc.	RT	Dev(Min)	Resp.	QIon	QRatio	Lower	Upper
2,4,6-Tribromophenol	167.7483	9.35	0.01	352926	331.8	92.2	68.5	127.2

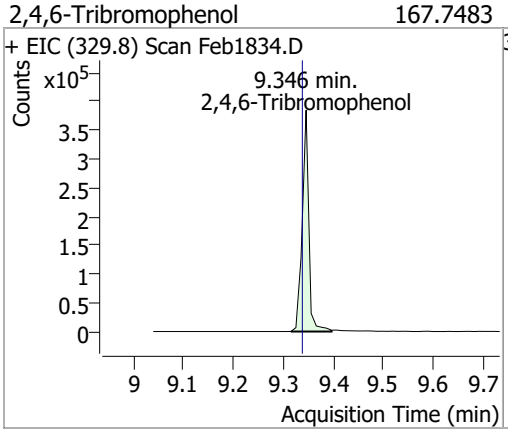

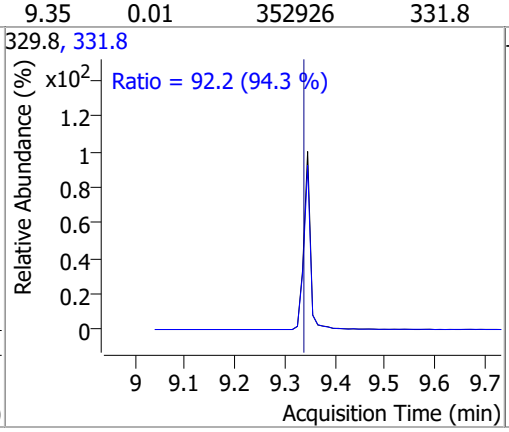

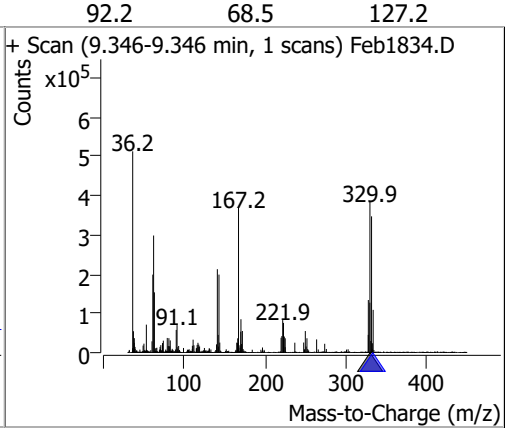

Compound	Conc.	RT	Dev(Min)	Resp.	QIon	QRatio	Lower	Upper
4-Bromophenyl-phenylether	87.6810	9.66	0.01	476791	141.0	98.0	69.1	128.4
					250.0	100.7	68.8	127.7

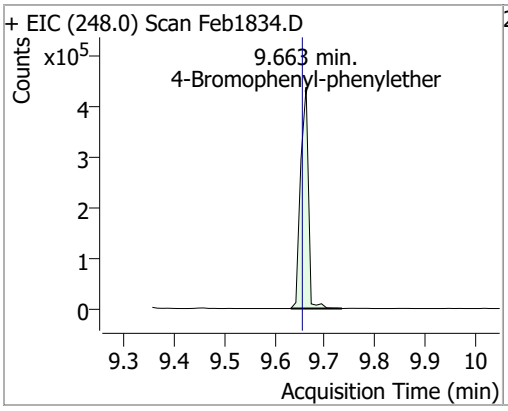

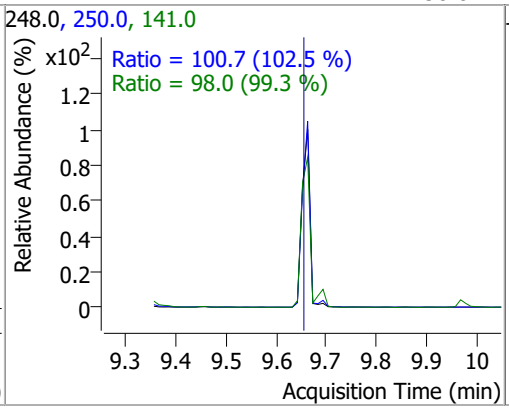

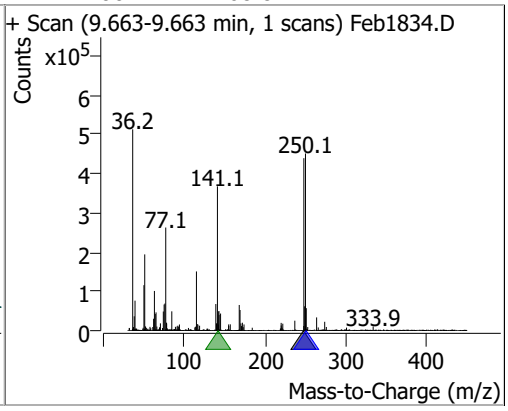

Compound	Conc.	RT	Dev(Min)	Resp.	QIon	QRatio	Lower	Upper
Hexachlorobenzene	82.4116	9.69	0.00	451323	142.0	63.6	37.7	70.0

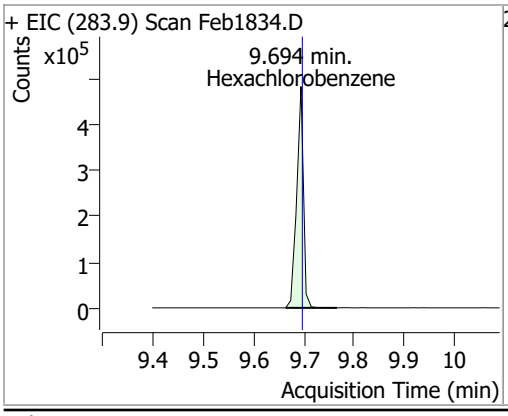

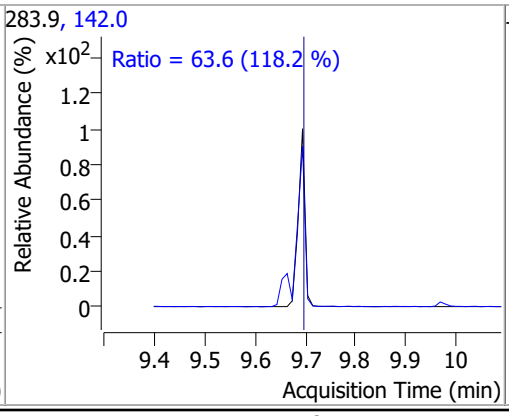

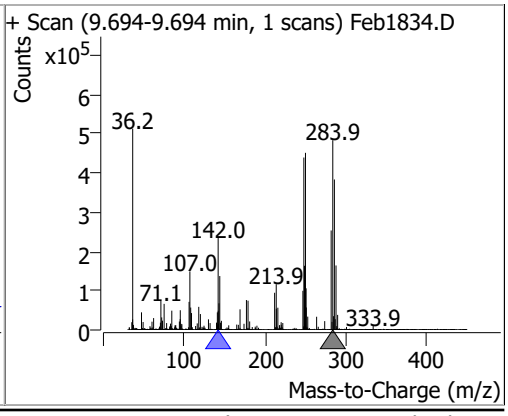

Compound	Conc.	RT	Dev(Min)	Resp.	QIon	QRatio	Lower	Upper
Pentachlorophenol	102.4248	9.97	0.00	276227	267.9	63.6	41.5	77.2
					263.9	64.1	41.2	76.6

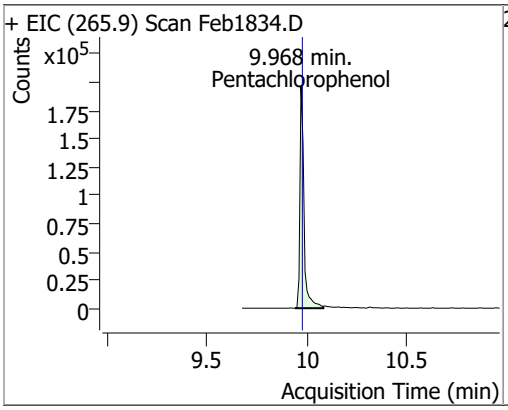

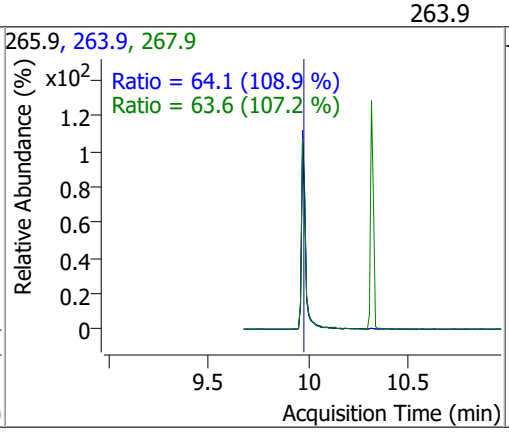

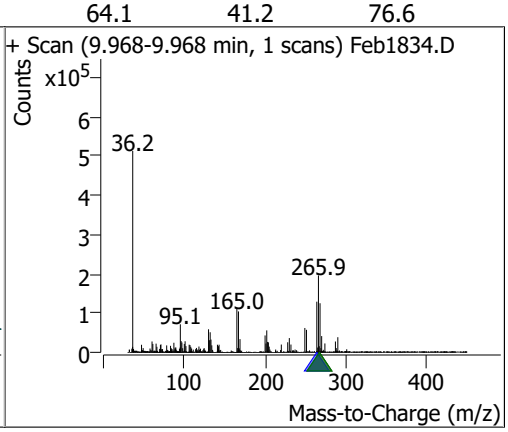

Compound	Conc.	RT	Dev(Min)	Resp.	QIon	QRatio	Lower	Upper
Phenanthrene	87.8067	10.19	0.01	2581644	176.0	18.3	13.0	24.1

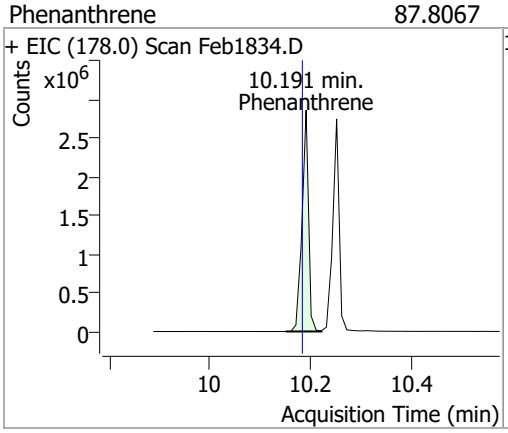

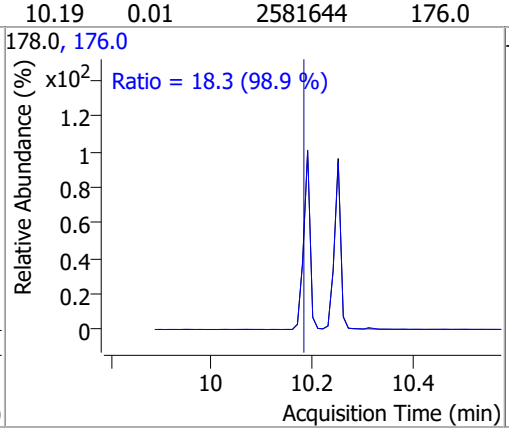

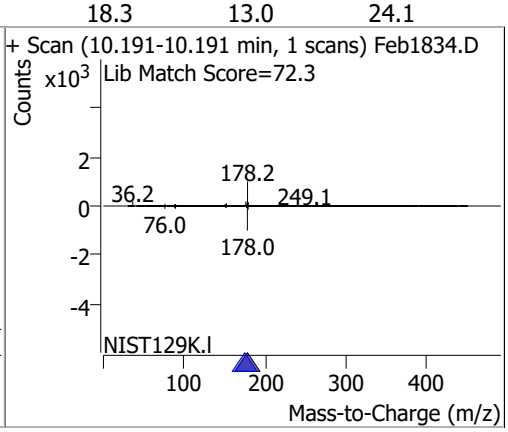

Compound	Conc.	RT	Dev(Min)	Resp.	QIon	QRatio	Lower	Upper
Anthracene	87.7626	10.25	0.00	2449636 (m)	176.0	17.9	12.9	23.9

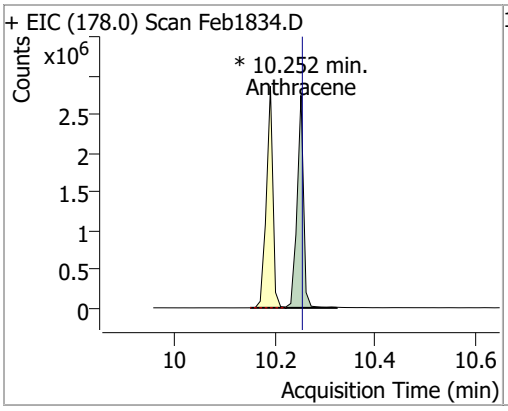

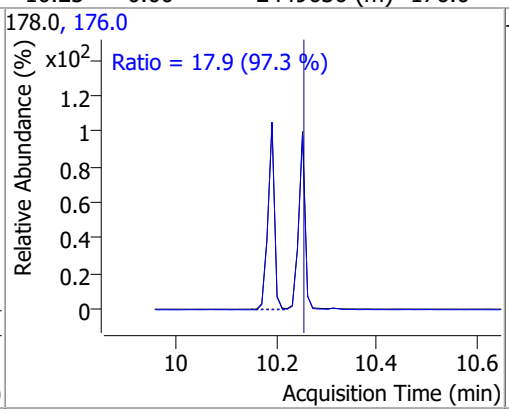

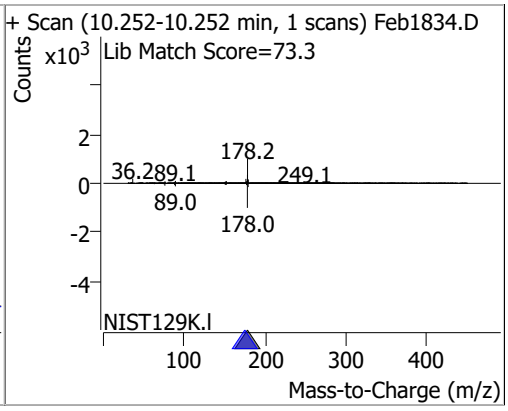

Compound	Conc.	RT	Dev(Min)	Resp.	QIon	QRatio	Lower	Upper
Triallate	89.0534	10.31	0.00	601753	268.0	24.9	16.9	31.4
					143.0	21.4	15.8	29.3

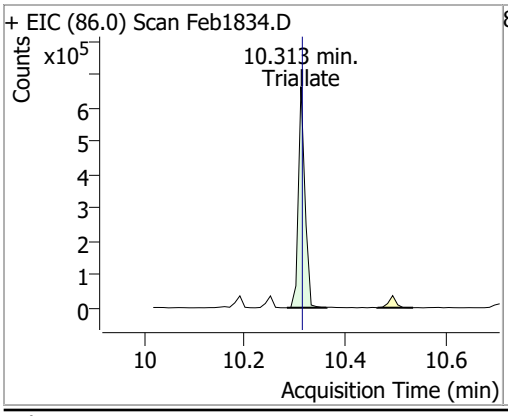

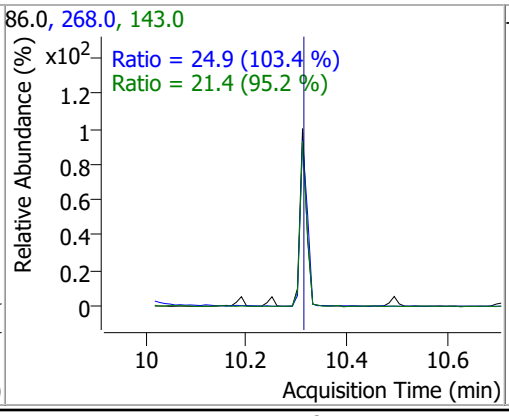

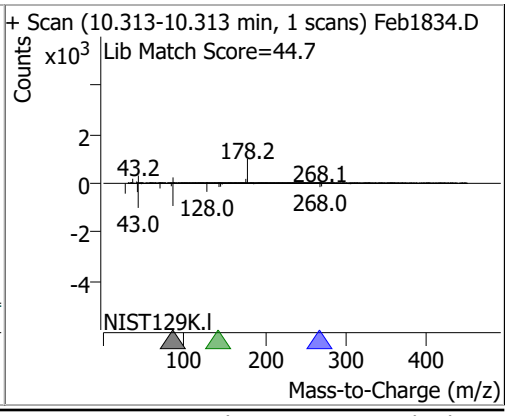

Compound	Conc.	RT	Dev(Min)	Resp.	QIon	QRatio	Lower	Upper
Carbazole	85.5831	10.50	0.00	2425578	139.0	13.5	9.0	16.7

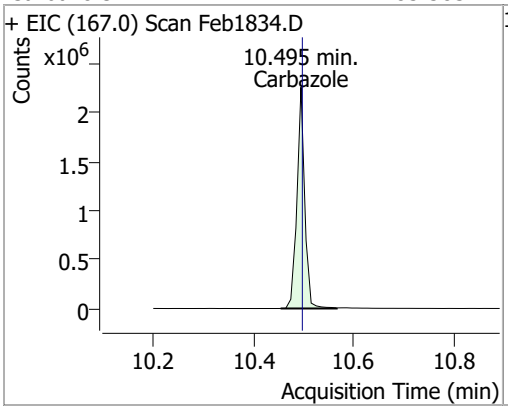

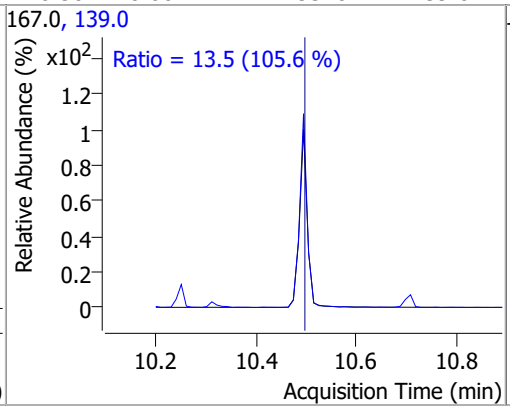

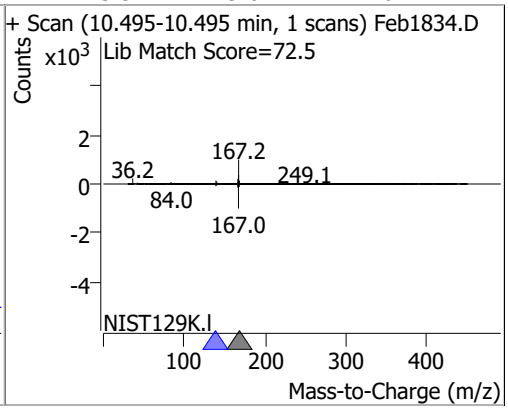

Compound	Conc.	RT	Dev(Min)	Resp.	QIon	QRatio	Lower	Upper
o-Terphenyl	82.9332	10.71	0.01	1301022	229.0	64.6	45.4	84.3
					215.0	38.2	25.9	48.1

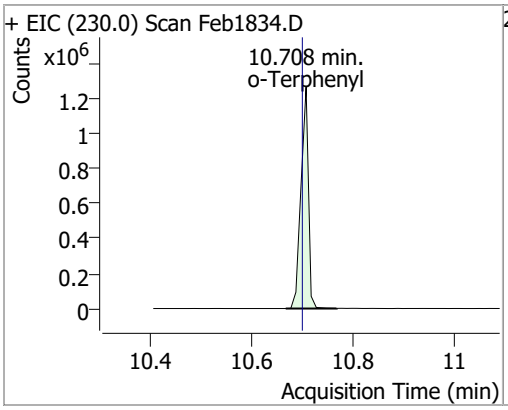

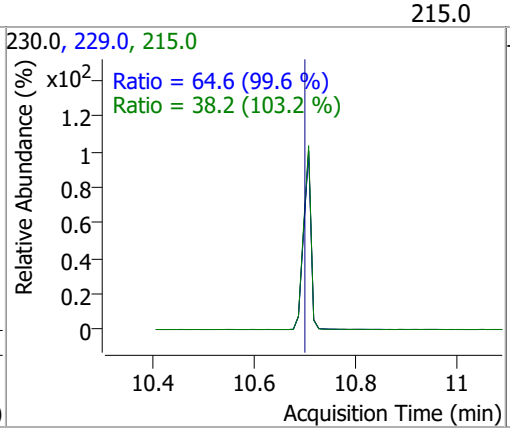

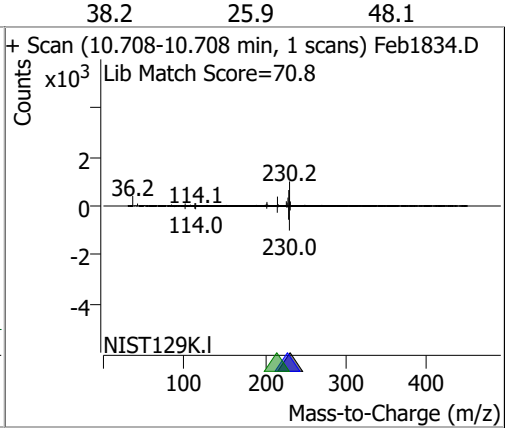

Compound	Conc.	RT	Dev(Min)	Resp.	QIon	QRatio	Lower	Upper
Di-n-Butylphthalate	101.1987	11.08	0.00	2828118	150.0	9.1	6.3	11.8
					104.0	5.8	4.5	8.3

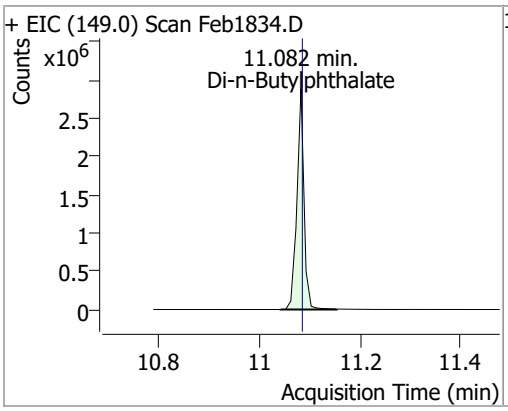

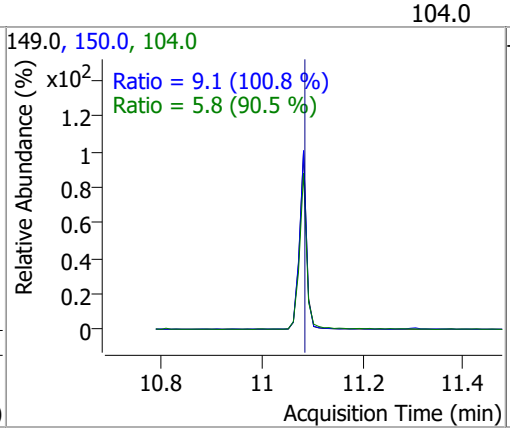

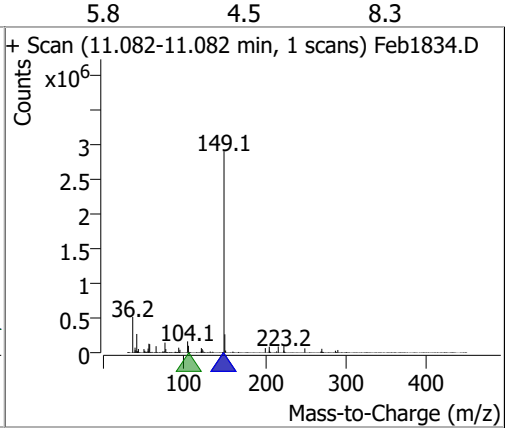

Compound	Conc.	RT	Dev(Min)	Resp.	QIon	QRatio	Lower	Upper
Fluoranthene	87.3035	11.96	0.01	2589198	101.0	13.8	9.4	17.4

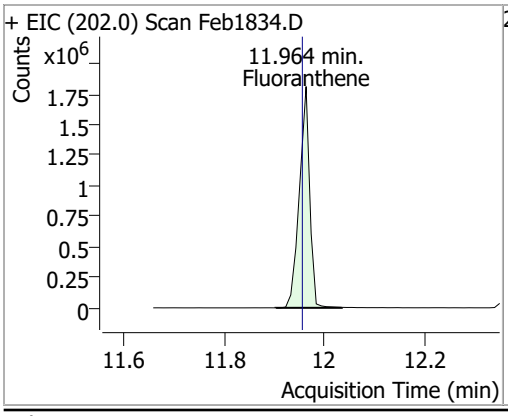

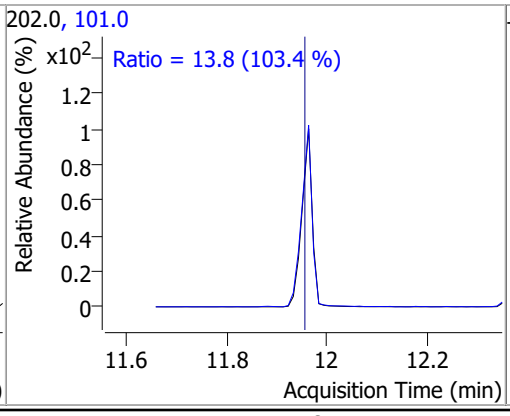

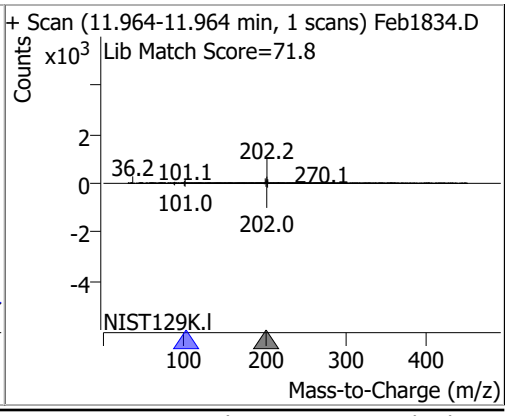

Compound	Conc.	RT	Dev(Min)	Resp.	QIon	QRatio	Lower	Upper
Benzidine	6.1618	12.35	0.00	53736 (m)	183.0	11.0	8.3	15.4
					92.0	6.9	5.8	10.8

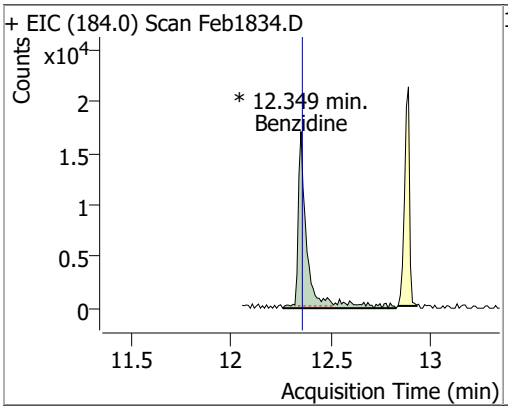

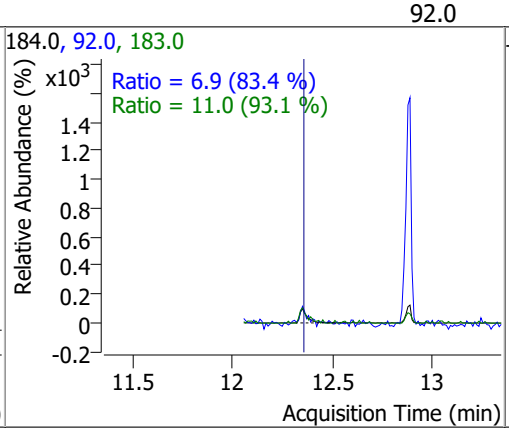

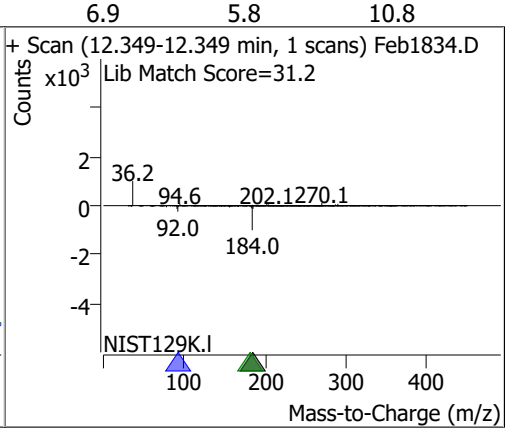

Compound	Conc.	RT	Dev(Min)	Resp.	QIon	QRatio	Lower	Upper
Pyrene	85.5213	12.39	0.01	2763392	101.0	16.1	11.1	20.6

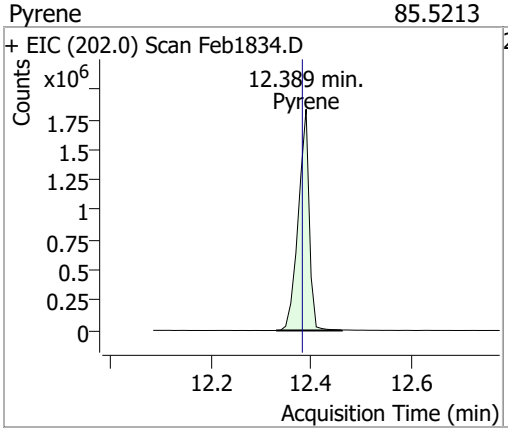

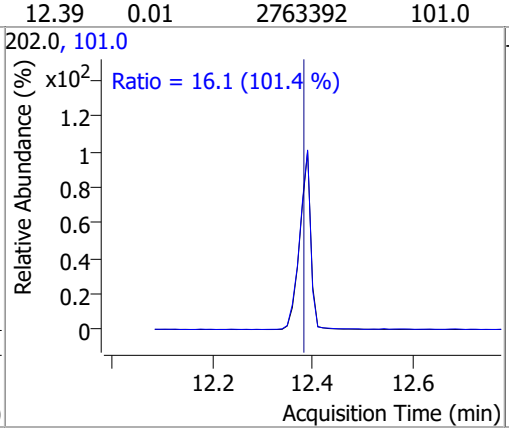

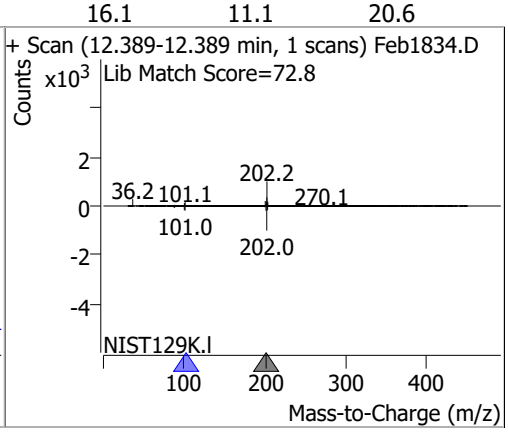

Compound	Conc.	RT	Dev(Min)	Resp.	QIon	QRatio	Lower	Upper
Terphenyl-d14	94.9708	12.89	0.01	2066650	122.0	14.3	10.1	18.7

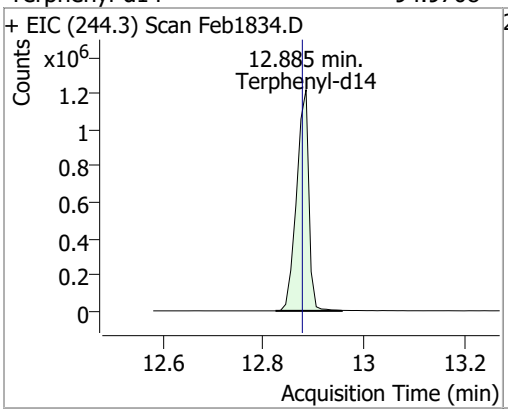

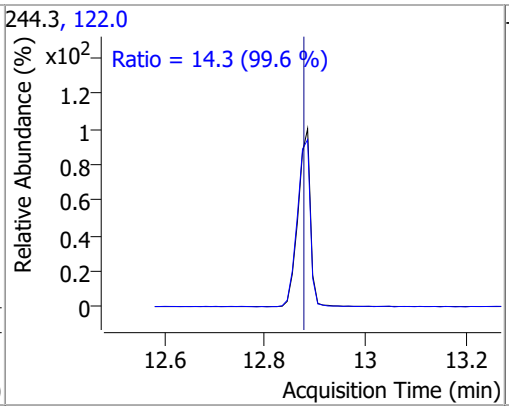

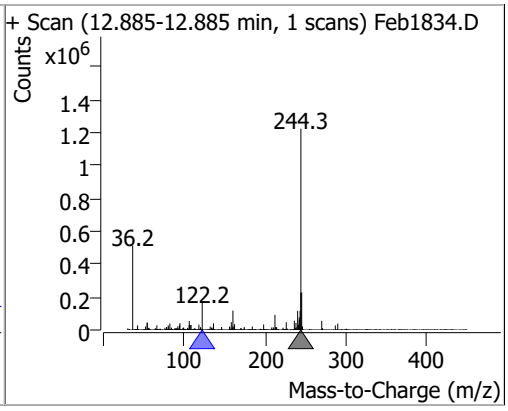

Compound	Conc.	RT	Dev(Min)	Resp.	QIon	QRatio	Lower	Upper
Butylbenzylphthalate	98.2176	14.33	0.01	945370	91.0	80.9	59.6	110.6
					206.0	18.6	12.2	22.7

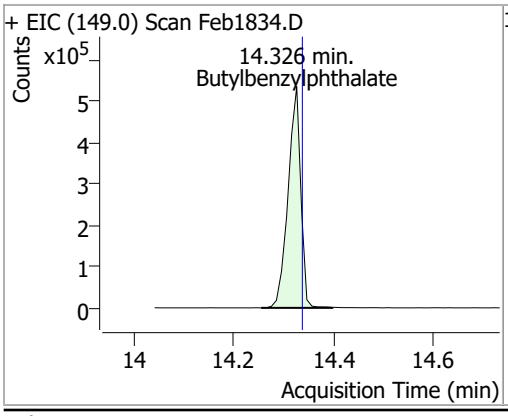

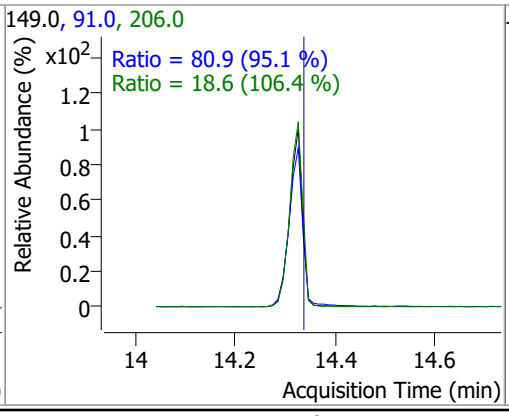

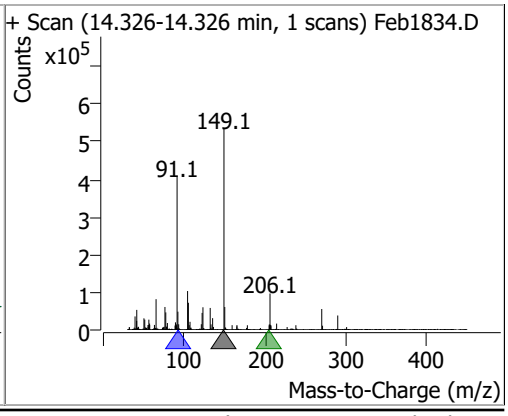

Compound	Conc.	RT	Dev(Min)	Resp.	QIon	QRatio	Lower	Upper
Benzo(a)Anthracene	95.6039	15.52	0.01	2298379	226.0	26.3	18.8	34.9
					229.0	20.3	14.7	27.4

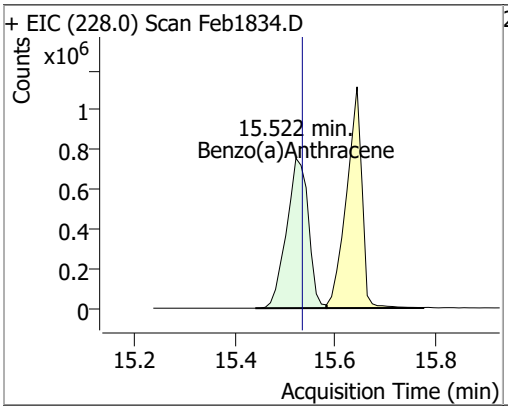

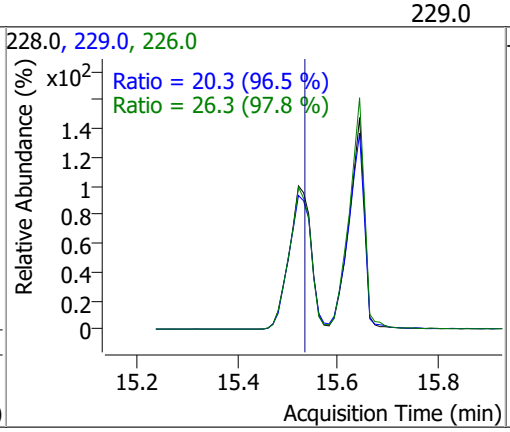

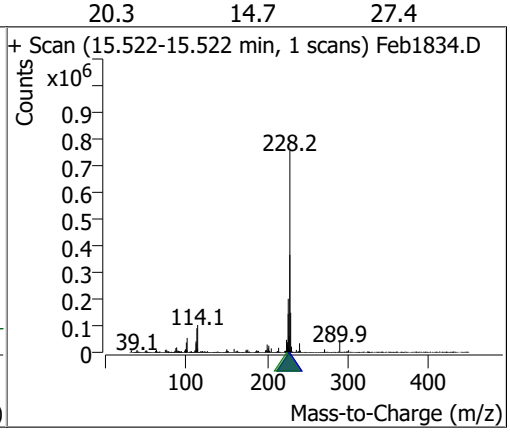

Compound	Conc.	RT	Dev(Min)	Resp.	QIon	QRatio	Lower	Upper
Chrysene	90.0284	15.64	0.02	2411425	226.0	29.3	19.9	36.9
					229.0	20.2	13.8	25.6

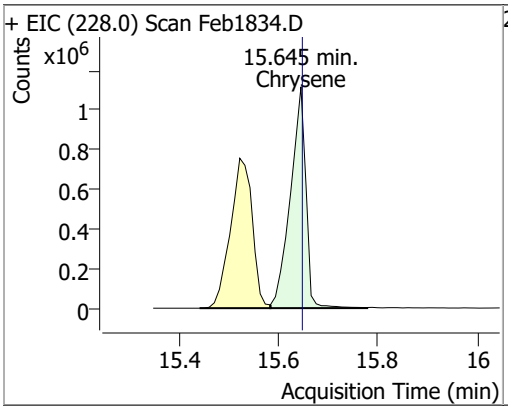

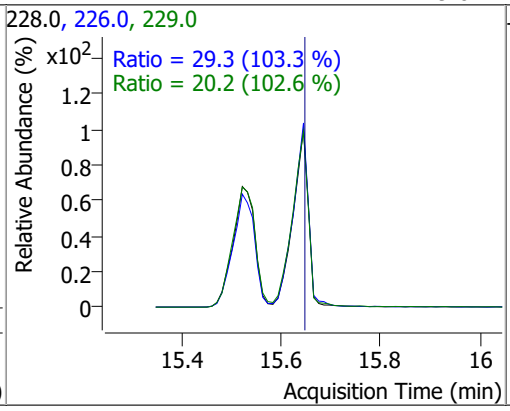

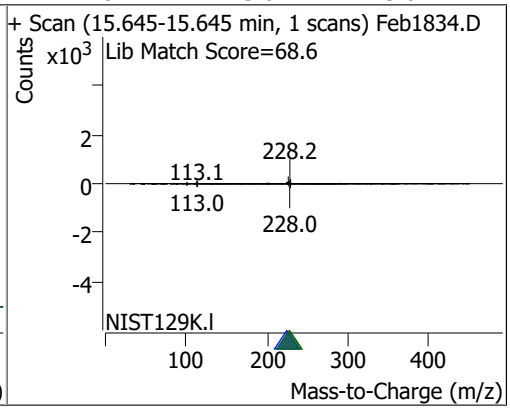

Compound	Conc.	RT	Dev(Min)	Resp.	QIon	QRatio	Lower	Upper
3,3-Dichlorobenzidine	56.3068	15.69	0.00	458296	254.0	62.3	44.9	83.4

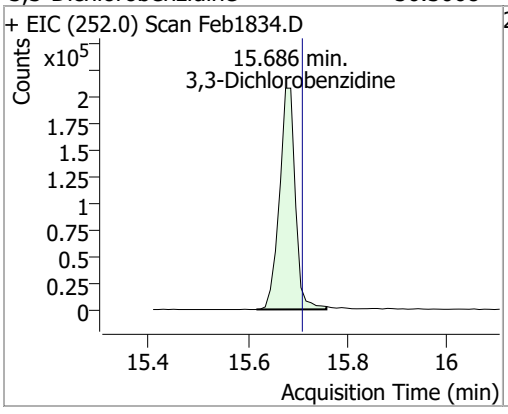

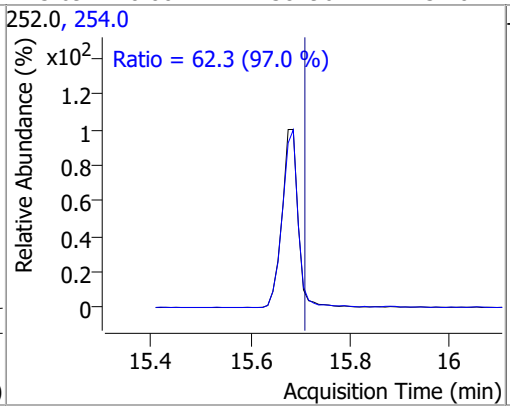

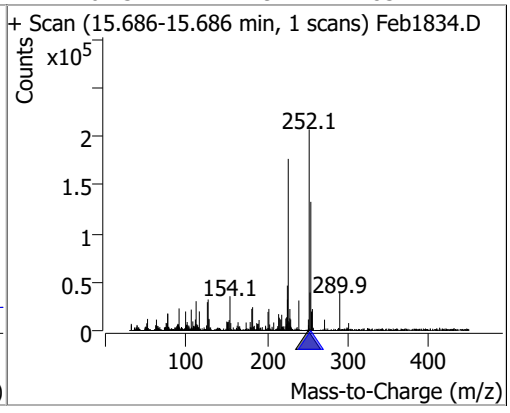

Compound	Conc.	RT	Dev(Min)	Resp.	QIon	QRatio	Lower	Upper
bis(2-ethylhexyl)Phthalate	95.6127	16.38	0.01	315148	149.0	386.3	273.6	508.0
					279.0	14.7	10.5	19.5

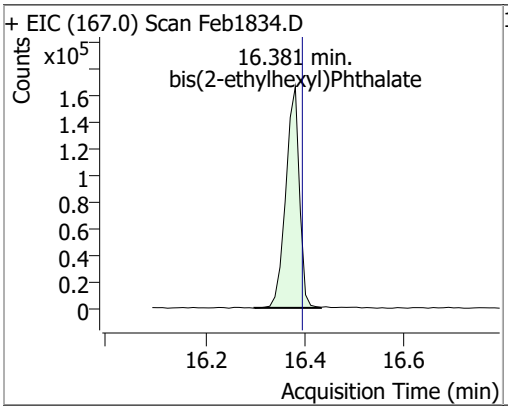

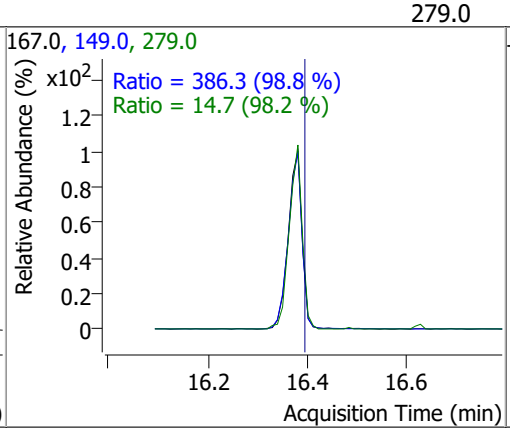

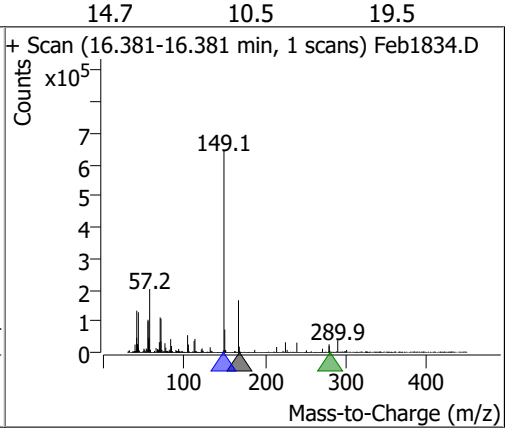

Compound	Conc.	RT	Dev(Min)	Resp.	QIon	QRatio	Lower	Upper
Di-n-octyl Phthalate	90.6058	18.14	0.01	2135519	150.0	9.8	7.0	13.0

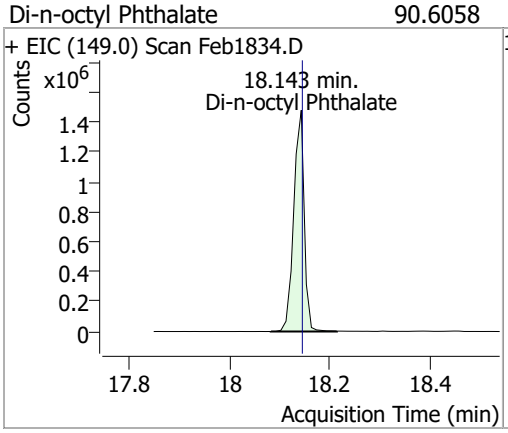

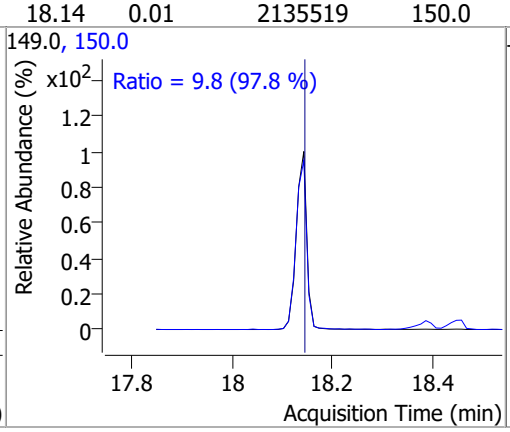

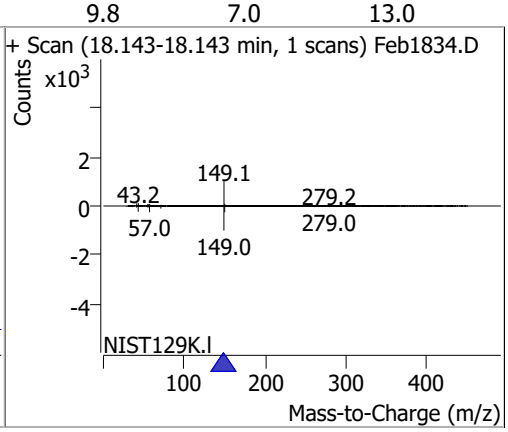

Compound	Conc.	RT	Dev(Min)	Resp.	QIon	QRatio	Lower	Upper
Benzo(b)fluoranthene	83.9985	18.39	0.01	2107479	253.0	22.2	15.6	29.0

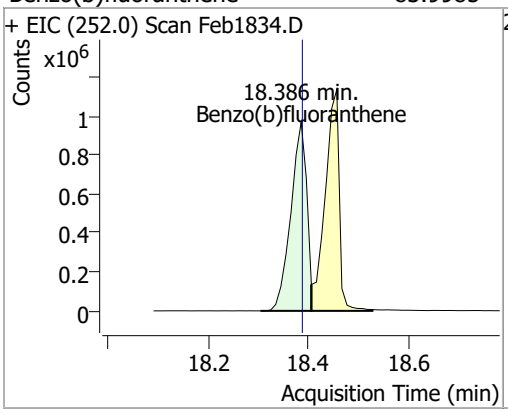

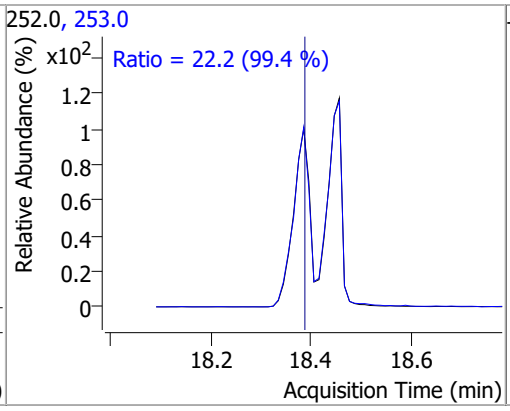

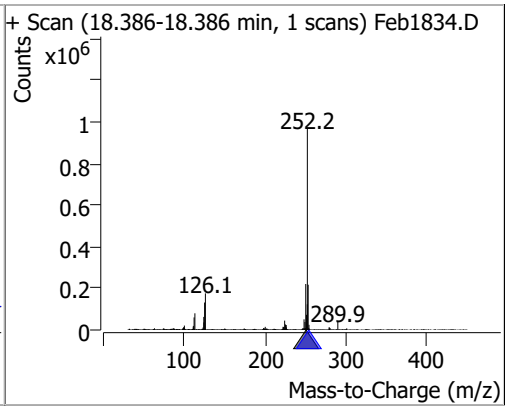

Compound	Conc.	RT	Dev(Min)	Resp.	QIon	QRatio	Lower	Upper
Benzo(k)fluoranthene	83.4719	18.46	0.01	2208240	253.0	22.5	15.4	28.6

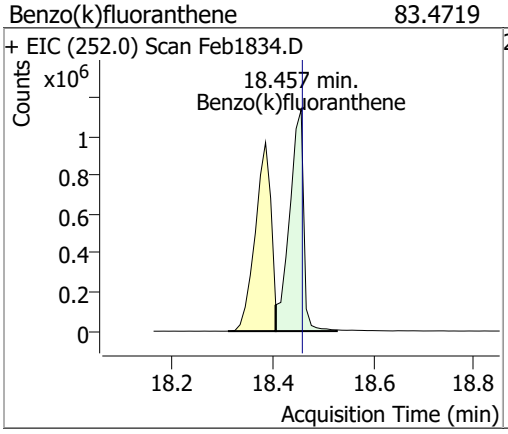

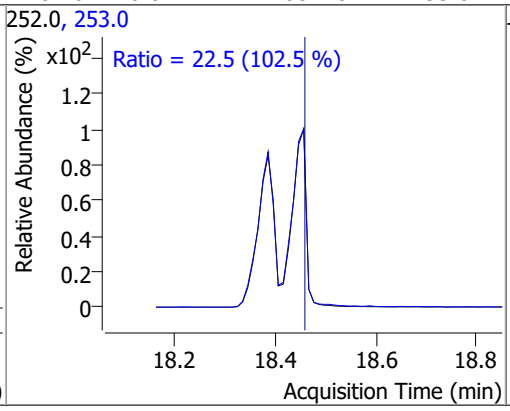

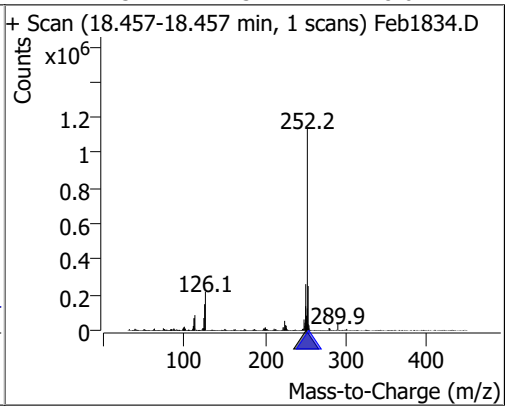

Compound	Conc.	RT	Dev(Min)	Resp.	QIon	QRatio	Lower	Upper
Benzo(a)pyrene	80.4892	18.99	0.01	1917636	253.0	22.5	15.1	28.0

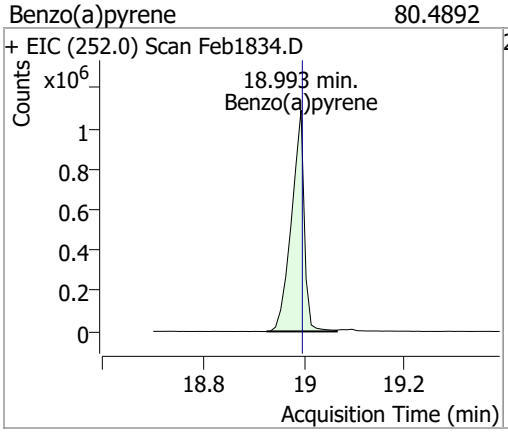

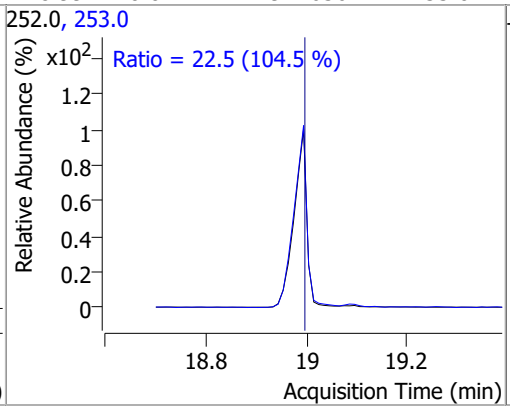

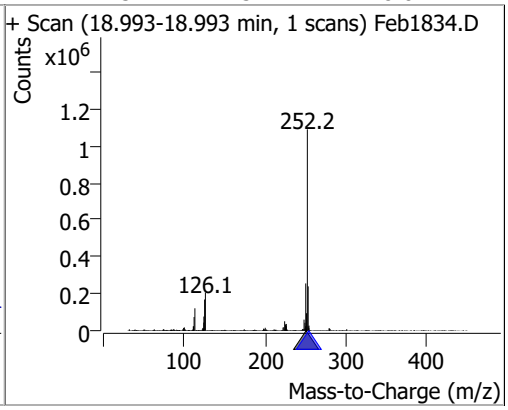

Compound	Conc.	RT	Dev(Min)	Resp.	QIon	QRatio	Lower	Upper
Indeno(1,2,3-c,d)pyrene	83.2917	20.77	0.01	1663779	138.0	31.0	20.7	38.5

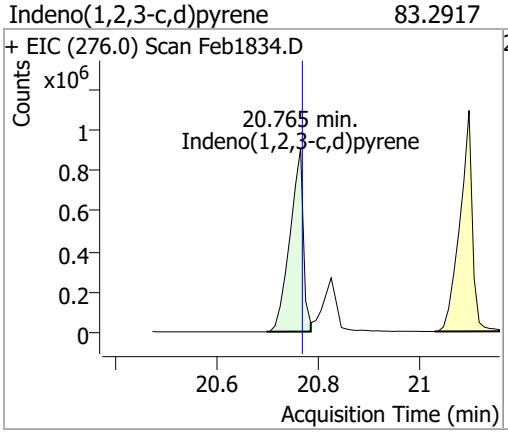

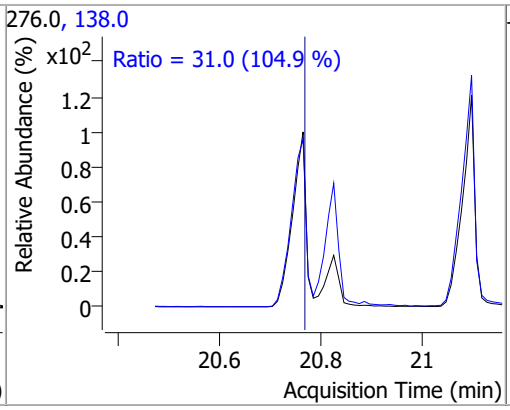

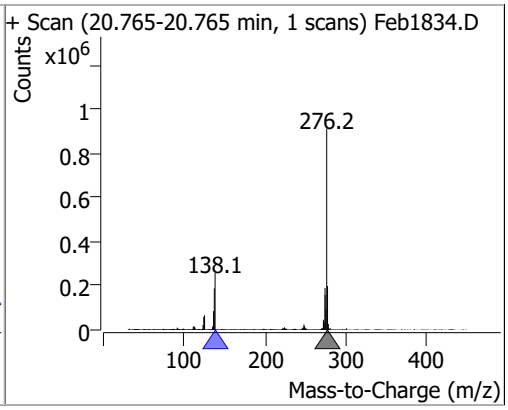

Compound	Conc.	RT	Dev(Min)	Resp.	QIon	QRatio	Lower	Upper
Dibenzo(a,h)anthracene	86.0060	20.83	0.01	1871892	139.0	24.8	17.6	32.7
					279.0	24.6	16.9	31.3

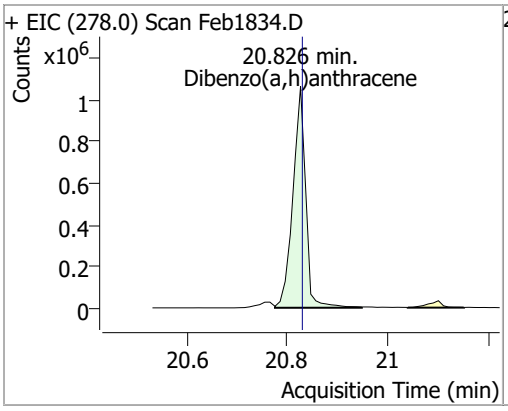

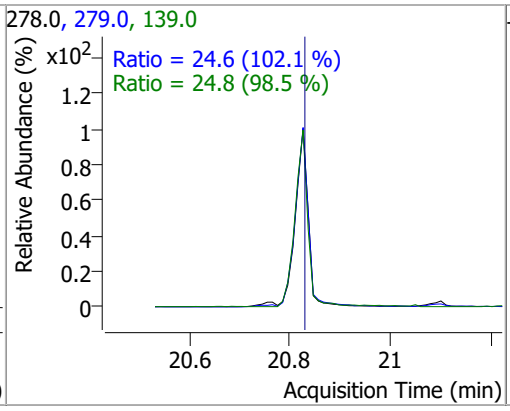

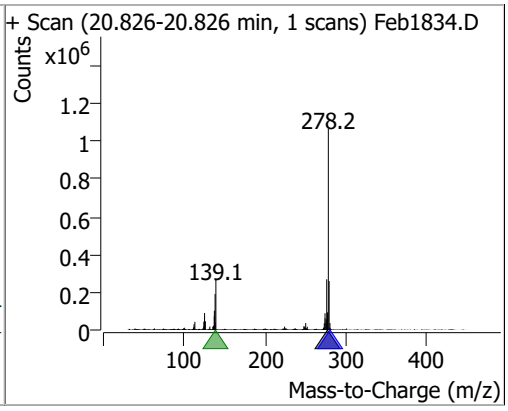

Compound	Conc.	RT	Dev(Min)	Resp.	QIon	QRatio	Lower	Upper
Benzo(g,h,i)perylene	82.6142	21.10	0.01	1903321	138.0	33.9	23.1	42.9
					277.0	24.6	16.3	30.2

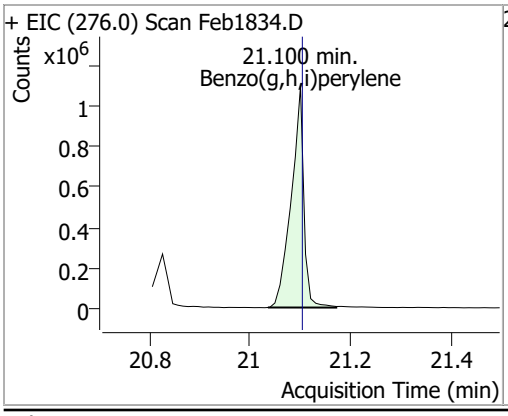

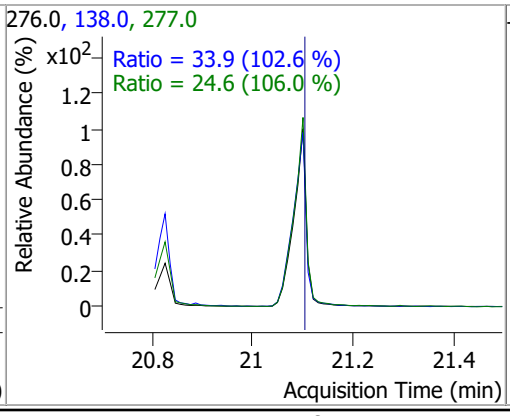

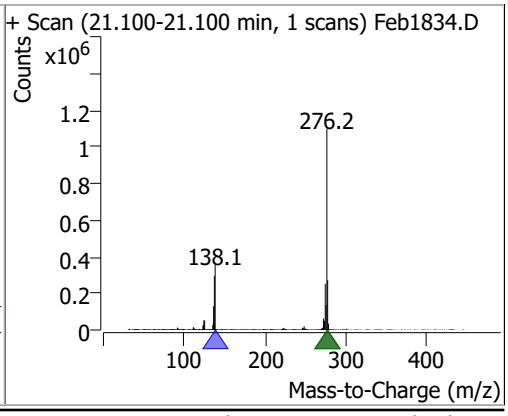

Quantitation Results Report (QT Reviewed)

Data File	Feb1835.D	Operator	LIMS import
Acq. Method	BNA+SIM.M	Acq. Date-Time	2/20/2022 2:08:17 AM
Sample Name	B22020962-011C	Instrument	Instrument #1
Vial	35	Multiplier	1.00
DA Method File	021822 DoD BNA cal.batch.bin	Comment	SVOC-8270-W-LARGO
Tune File	dftppdsm.u	Tune Date	2/18/2022 9:25:00 PM
Batch Name	021822 DoD BNA 2.batch.bin	Last Calib Update	2/20/2022 11:08:57 AM
Ref Library	D:\Org\Library\NIST129K.l		

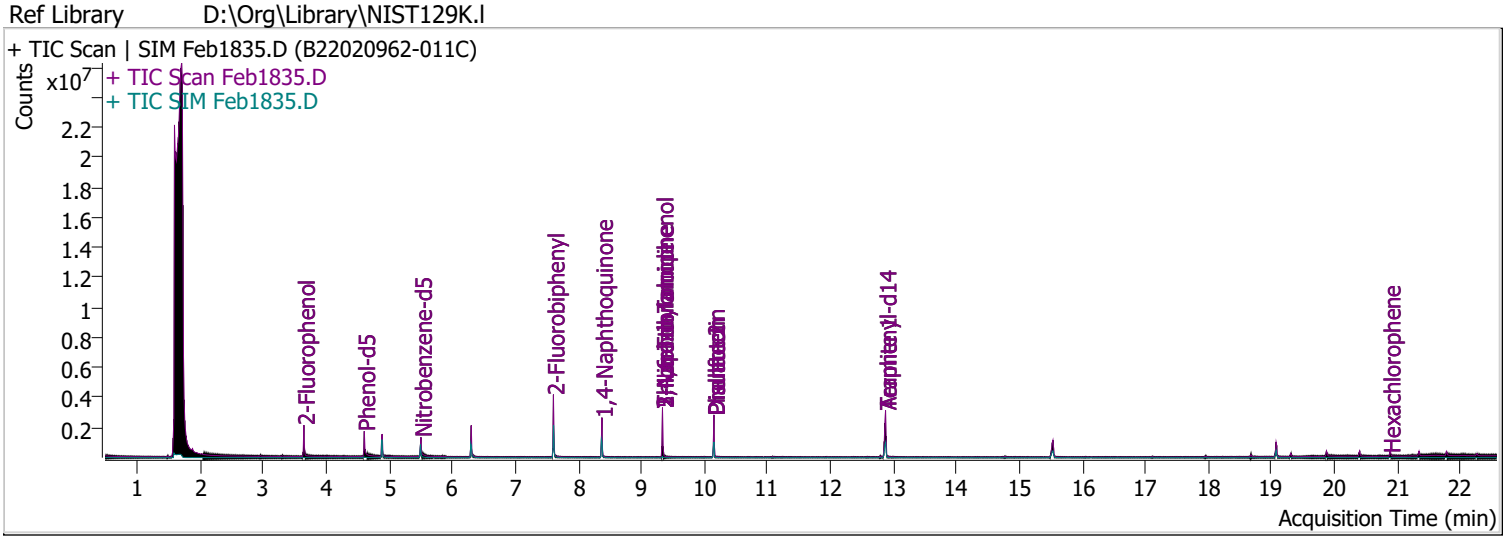

Compound	RT	QIon	Resp.	Conc.	Units		Dev(Min)
Internal Standards							
System Monitoring Compounds							
S 2-Fluorophenol	3.643	112.0	547110	68.4004	µg/L		-0.010
Spiked Amount: 200.000	Range: 10.0 - 75.0%			Recovery = 34.20%			
S Phenol-d5	4.603	99.0	596197	57.5998	µg/L		-0.010
Spiked Amount: 200.000	Range: 10.0 - 65.0%			Recovery = 28.80%			
S Nitrobenzene-d5	5.502	82.0	402415	69.9973	µg/L		0.000
Spiked Amount: 100.000	Range: 32.0 - 94.0%			Recovery = 70.00%			
S 2-Fluorobiphenyl	7.605	172.0	1232821	70.9121	µg/L		0.000
Spiked Amount: 100.000	Range: 28.0 - 107.0%			Recovery = 70.91%			
S 2,4,6-Tribromophenol	9.336	329.8	260449	163.1736	µg/L		0.000
Spiked Amount: 200.000	Range: 25.0 - 140.0%			Recovery = 81.59%			
S Terphenyl-d14	12.875	244.3	1725905	103.5926	µg/L		0.000
Spiked Amount: 100.000	Range: 32.0 - 122.0%			Recovery = 103.59%			
Target Compounds							**QValue**
T N-Nitrosodimethylamine	0.000		0	N.D.			
T Pyridine	0.000		0	N.D.			
T Aniline	0.000		0	N.D.			
T Phenol	0.000		0	N.D.			
T bis(-2-Chloroethyl)Ether	0.000		0	N.D.			
T 2-Chlorophenol	0.000		0	N.D.			
T 1,3-Dichlorobenzene	0.000		0	N.D.			
T 1,4-Dichlorobenzene	0.000		0	N.D.			
T 1,2-Dichlorobenzene	0.000		0	N.D.			
T Benzyl Alcohol	0.000		0	N.D.			
T bis(2-chloroisopropyl)Ether	0.000		0	N.D.			
T 2-Methylphenol	0.000		0	N.D.			
T N-nitroso-Di-n-propylamine	5.502	70.0	0		µg/L	md	1
T 4Methylphenol/3Methylphenol	0.000		0	N.D.			
T Hexachloroethane	0.000		0	N.D.			

Compound	RT	QIon	Resp.	Conc.	Units		Dev(Min)
T Nitrobenzene	0.000		0	N.D.			
T Isophorone	0.000		0	N.D.			
T 2-Nitrophenol	0.000		0	N.D.			
T 2,4-Dimethylphenol	0.000		0	N.D.			
T bis(-2-Chloroethoxy)Methane	0.000		0	N.D.			
T 2,4-Dichlorophenol	0.000		0	N.D.			
T Benzoic Acid	0.000		0	N.D.			
T 1,2,4-Trichlorobenzene	0.000		0	N.D.			
T Naphthalene	0.000		0	N.D.			
T 4-Chlorophenol	6.301	130.0	0		µg/L	md	1
T p-Chloroaniline	0.000		0	N.D.			
T Hexachlorobutadiene	0.000		0	N.D.			
T 4-Chloro-2-Methylphenol	0.000		0	N.D.			
T 4-Chloro-3-Methylphenol	0.000		0	N.D.			
T 2-Methylnaphthalene	0.000		0	N.D.			
T 1-Methylnaphthalene	0.000		0	N.D.			
T Hexachlorocyclopentadiene	0.000		0	N.D.			
T 2,4,6-Trichlorophenol	0.000		0	N.D.			
T 2,4,5-Trichlorophenol	0.000		0	N.D.			
T 2-Chloronaphthalene	0.000		0	N.D.			
T 2-Nitroaniline	0.000		0	N.D.			
T Dimethyl Phthalate	8.374	163.0	0		µg/L	md	1
T 2,6-Dinitrotoluene	8.374	165.0	0		µg/L	md	1
T Acenaphthylene	0.000		0	N.D.			
T 3-Nitroaniline	0.000		0	N.D.			
T Acenaphthene	0.000		0	N.D.			
T 2,4-Dinitrophenol	0.000		0	N.D.			
T Dibenzofuran	0.000		0	N.D.			
T 2,4-Dinitrotoluene	0.000		0	N.D.			
T 4-Nitrophenol	0.000		0	N.D.			
T Diethylphthalate	0.000		0	N.D.			
T Fluorene	0.000		0	N.D.			
T 4-Chlorophenyl-phenylether	0.000		0	N.D.			
T 4-Nitroaniline	0.000		0	N.D.			
T 4,6-Dinitro-2-methylphenol	9.336	198.0	0		µg/L	md	1
T N-nitrosodiphenylamine	0.000		0	N.D.			
T Azobenzene	0.000		0	N.D.			
T 4-Bromophenyl-phenylether	0.000		0	N.D.			
T Hexachlorobenzene	0.000		0	N.D.			
T Pentachlorophenol	0.000		0	N.D.			
T Phenanthrene	0.000		0	N.D.			
T Anthracene	0.000		0	N.D.			
T Triallate	0.000		0	N.D.			
T Carbazole	0.000		0	N.D.			
T o-Terphenyl	0.000		0	N.D.			
T Di-n-Butylphthalate	0.000		0	N.D.			
T Fluoranthene	0.000		0	N.D.			
T Benzidine	12.875	184.0	0		µg/L	md	1
T Pyrene	0.000		0	N.D.			
T Butylbenzylphthalate	0.000		0	N.D.			
T Benzo(a)Anthracene	0.000		0	N.D.			
T Chrysene	0.000		0	N.D.			
T 3,3-Dichlorobenzidine	0.000		0	N.D.			
T bis(2-ethylhexyl)Phthalate	0.000		0	N.D.			
T Di-n-octyl Phthalate	0.000		0	N.D.			

Compound	RT	QIon	Resp.	Conc.	Units	Dev(Min)
T Benzo(b)fluoranthene	0.000		0	N.D.		
T Benzo(k)fluoranthene	0.000		0	N.D.		
T Benzo(a)pyrene	0.000		0	N.D.		
T Indeno(1,2,3-c,d)pyrene	0.000		0	N.D.		
T Dibenzo(a,h)anthracene	0.000		0	N.D.		
T Benzo(g,h,i)perylene	0.000		0	N.D.		

(#) = Qualifier Out of Range; (m) = Manual Integration; (+) = Area Summed; (*) = Surrogate Percent Recovery Out of Range; (d): Zeroed Peak

Compound	Conc.	Exp RT	QIon	Exp Ratio
N-Nitrosodimethylamine	N.D.	2.49	42.0	135.8

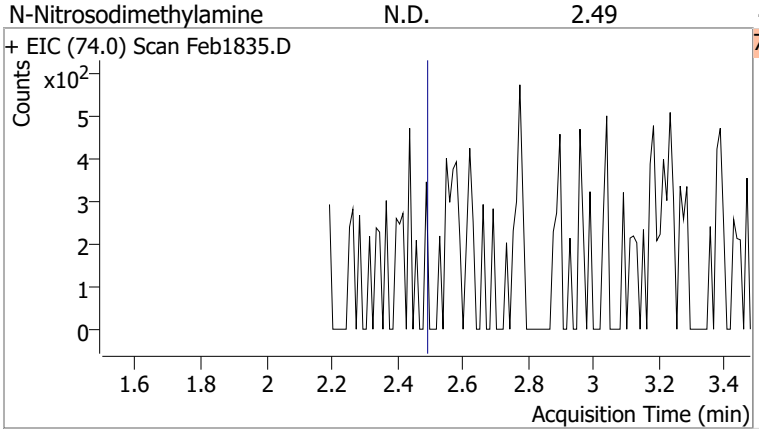

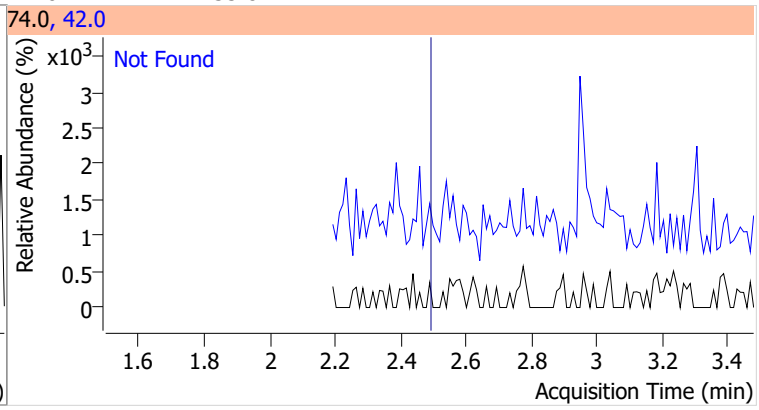

Compound	Conc.	Exp RT	QIon	Exp Ratio
Pyridine	N.D.	2.53	52.0	82.7

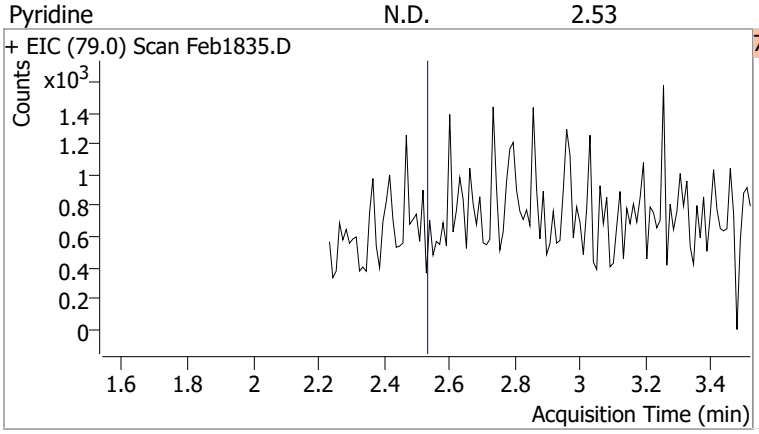

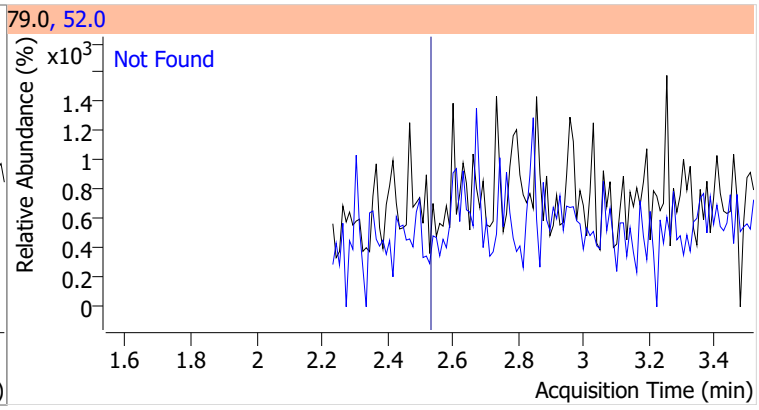

Compound	Conc.	RT	Dev(Min)	Resp.	QIon	QRatio	Lower	Upper
2-Fluorophenol	68.4004	3.64	-0.01	547110	64.0	54.8	34.6	64.3
					92.0	22.2	14.2	26.5

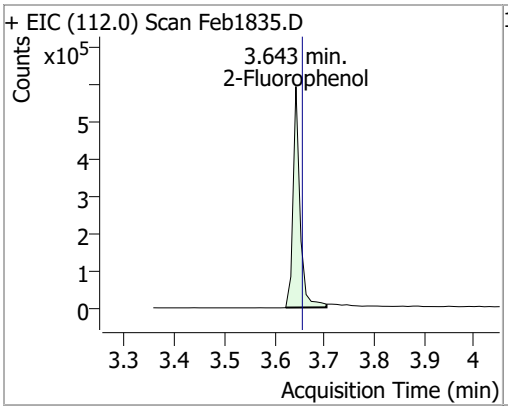

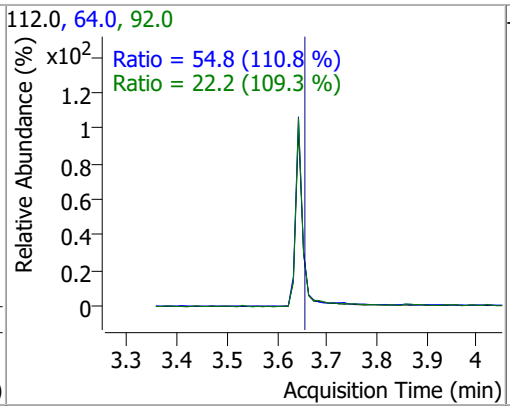

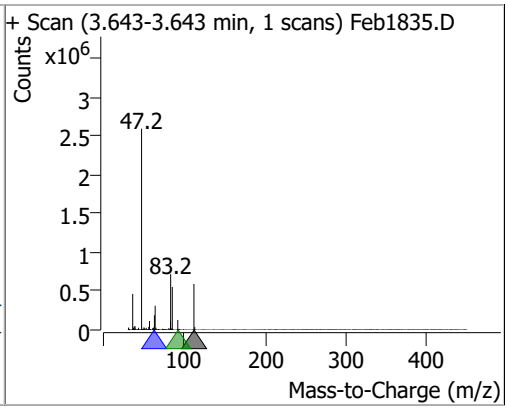

Compound	Conc.	Exp RT	QIon	Exp Ratio	QIon	Exp Ratio
Aniline	N.D.	4.56	66.0	36.7	65.0	18.7

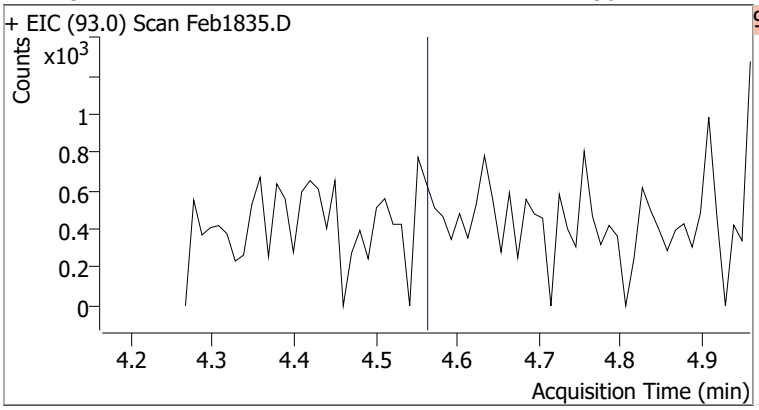

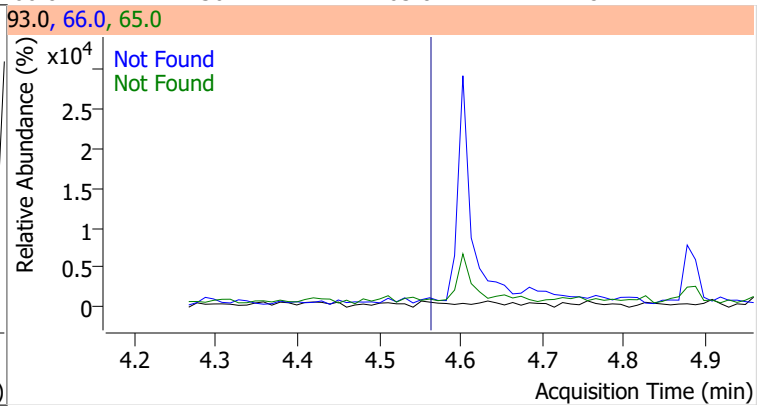

Compound	Conc.	RT	Dev(Min)	Resp.	QIon	QRatio	Lower	Upper
Phenol-d5	57.5998	4.60	-0.01	596197	71.0	36.2	25.8	47.9

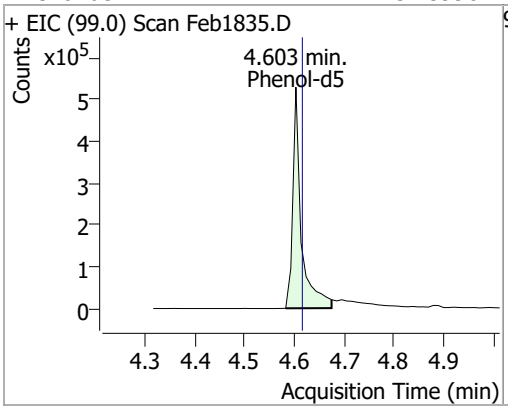

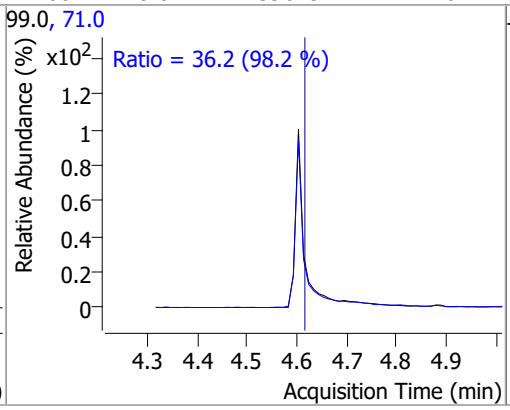

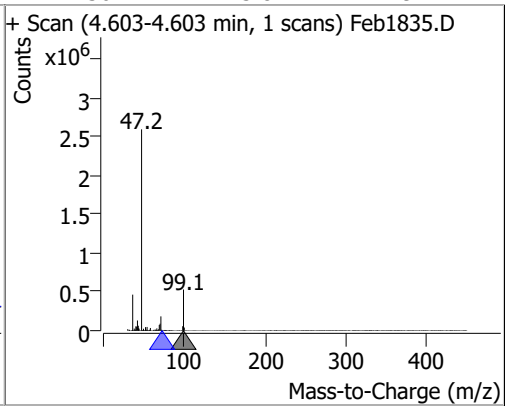

Compound	Conc.	Exp RT	QIon	Exp Ratio
Phenol	N.D.	4.62	66.0	45.3

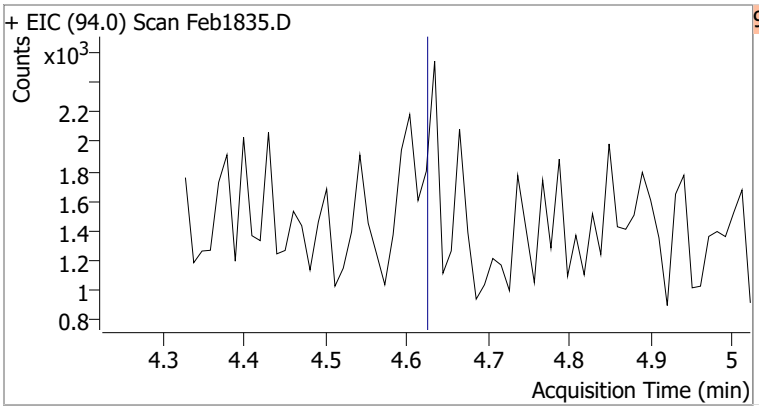

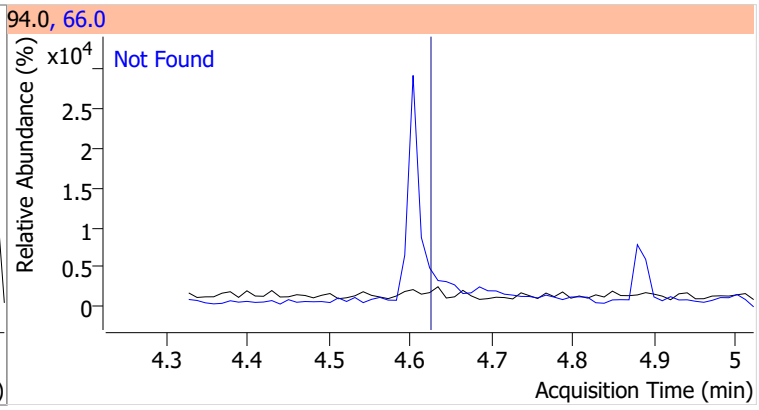

Compound	Conc.	Exp RT	QIon	Exp Ratio
bis(-2-Chloroethyl)Ether	N.D.	4.64	64.0	10.9

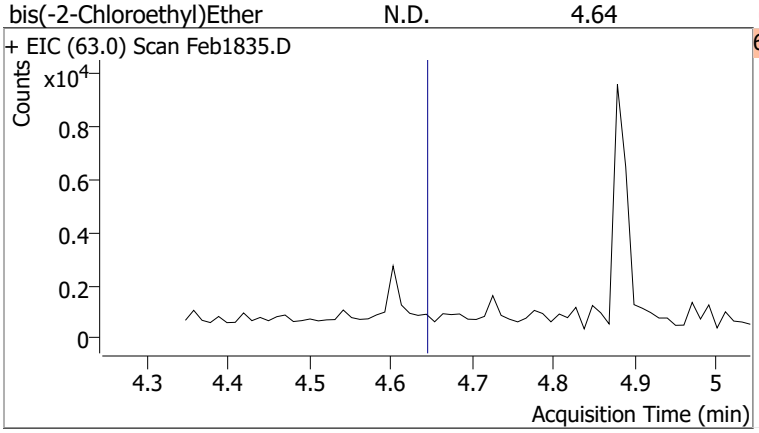

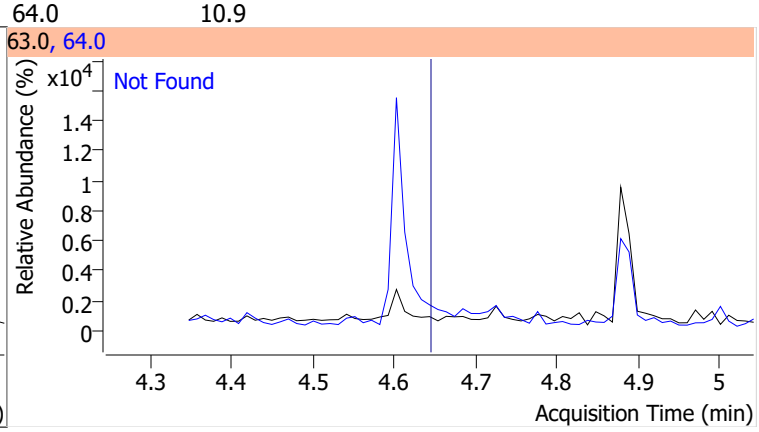

Compound	Conc.	Exp RT	QIon	Exp Ratio
2-Chlorophenol	N.D.	4.69	130.0	32.5

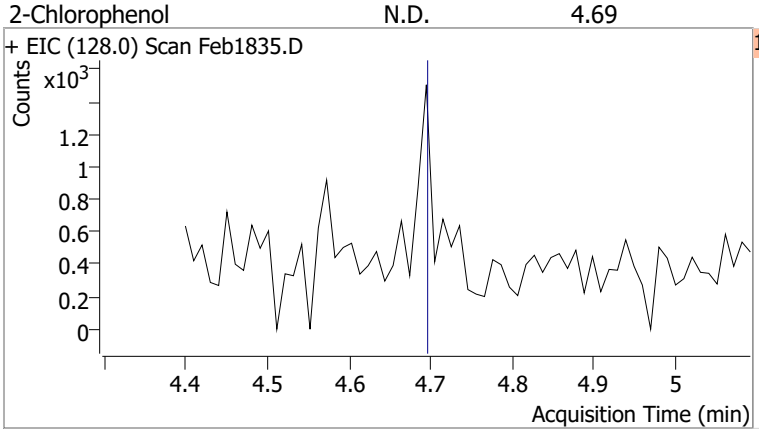

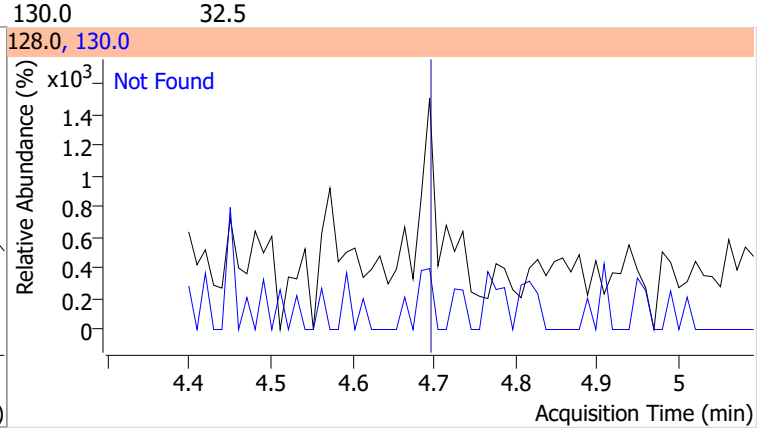

Compound	Conc.	Exp RT	QIon	Exp Ratio	QIon	Exp Ratio
1,3-Dichlorobenzene	N.D.	4.83	148.0	63.7	111.0	36.1

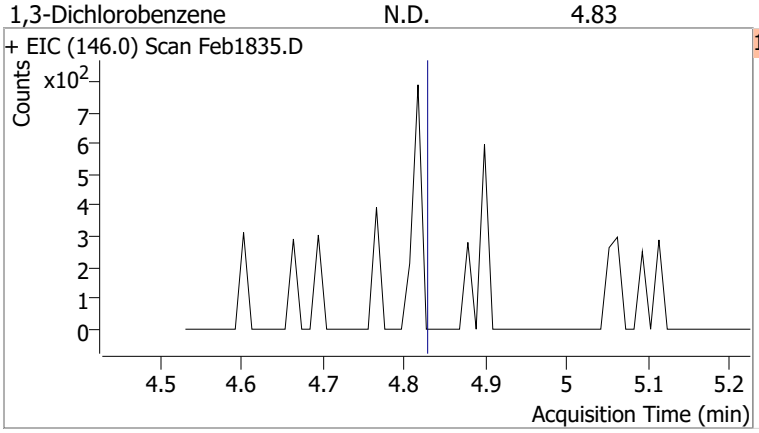

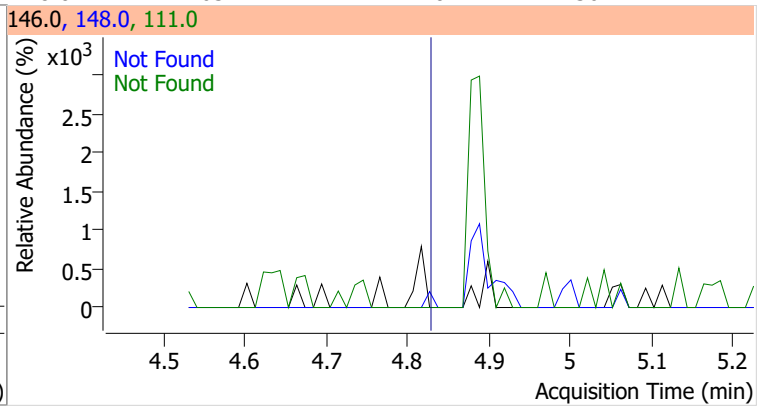

Compound	Conc.	Exp RT	QIon	Exp Ratio	QIon	Exp Ratio
1,4-Dichlorobenzene	N.D.	4.91	148.0	65.2	111.0	36.0

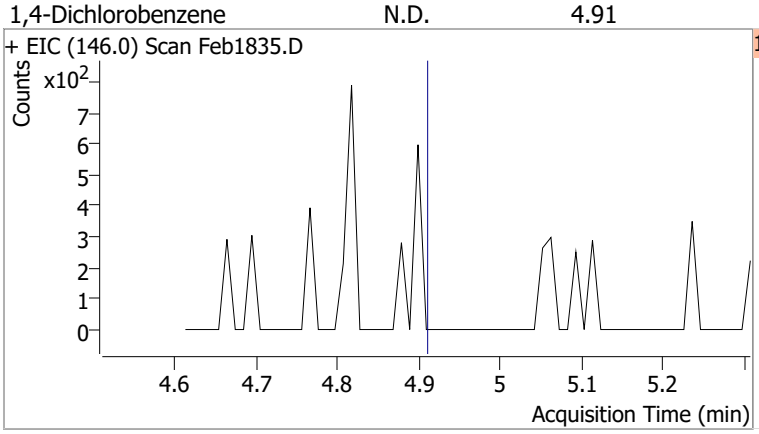

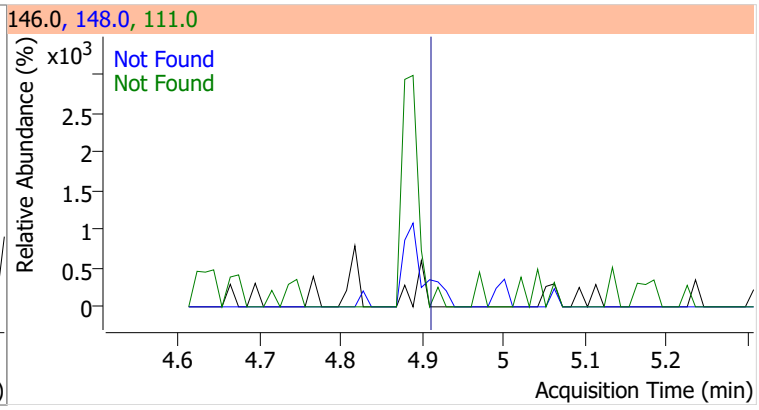

Compound	Conc.	Exp RT	QIon	Exp Ratio	QIon	Exp Ratio
1,2-Dichlorobenzene	N.D.	5.06	148.0	64.4	111.0	37.3

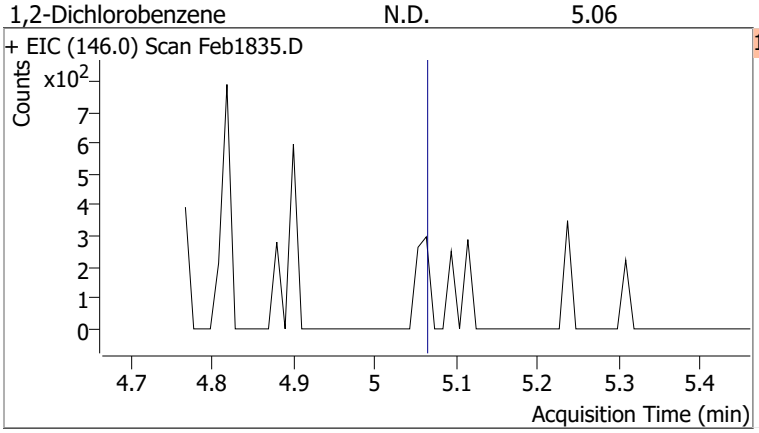

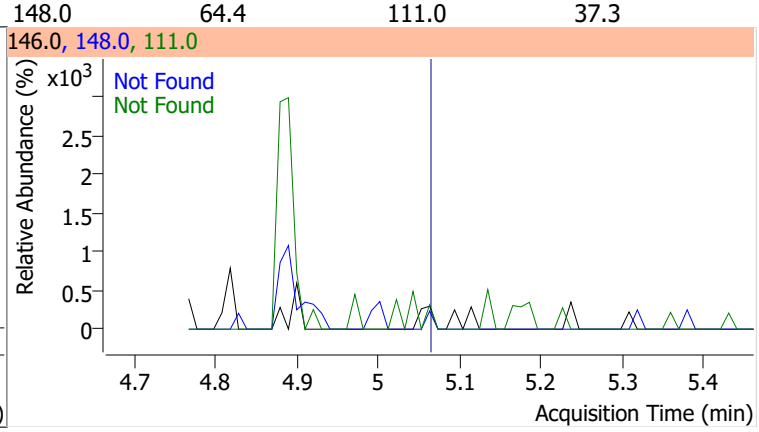

Compound	Conc.	Exp RT	QIon	Exp Ratio	QIon	Exp Ratio
Benzyl Alcohol	N.D.	5.08	79.0	119.3	107.0	70.5

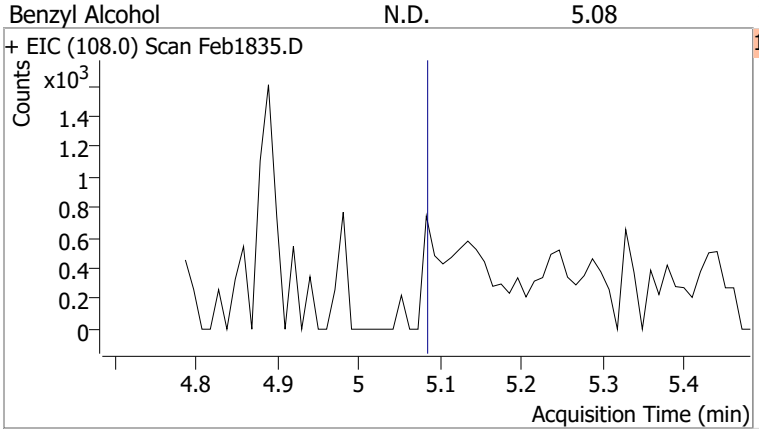

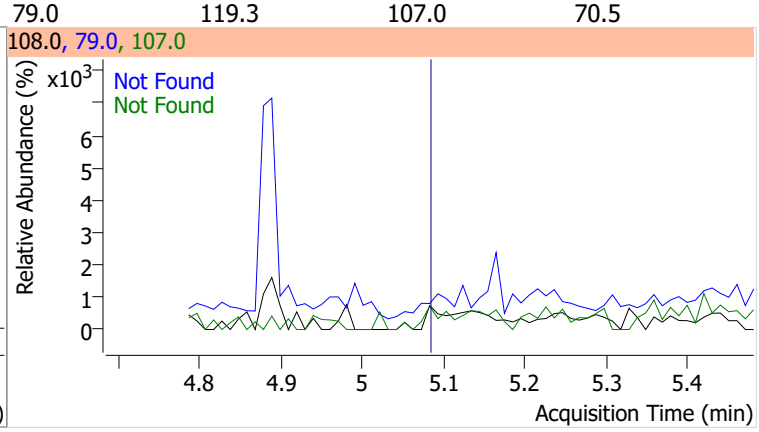

Compound	Conc.	Exp RT	QIon	Exp Ratio
bis(2-chloroisopropyl)Ether	N.D.	5.23	123.0	32.1

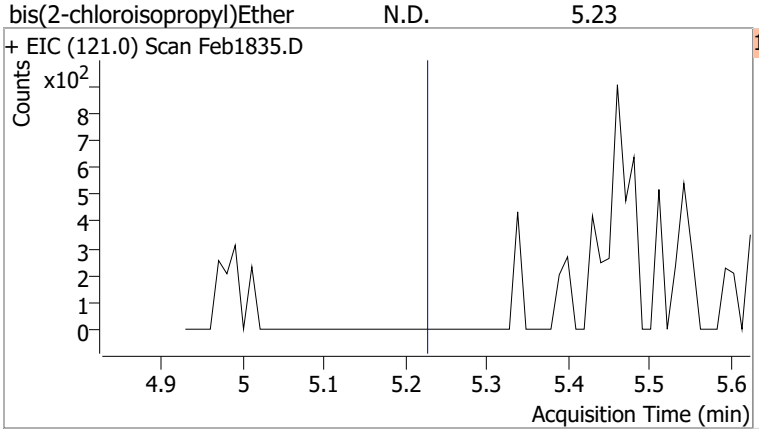

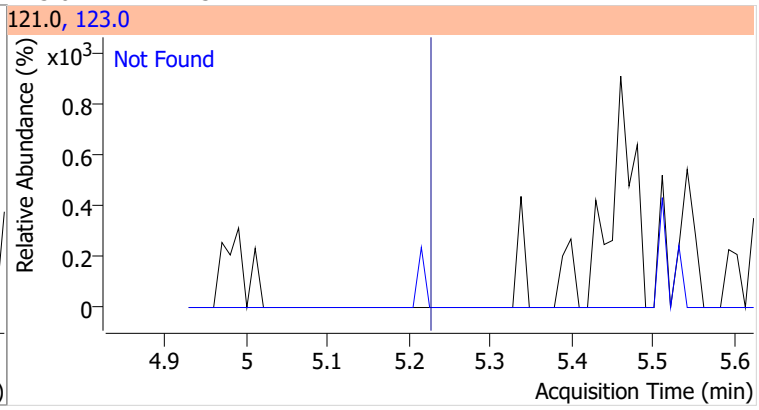

Compound	Conc.	Exp RT	QIon	Exp Ratio
2-Methylphenol	N.D.	5.25	108.0	116.5

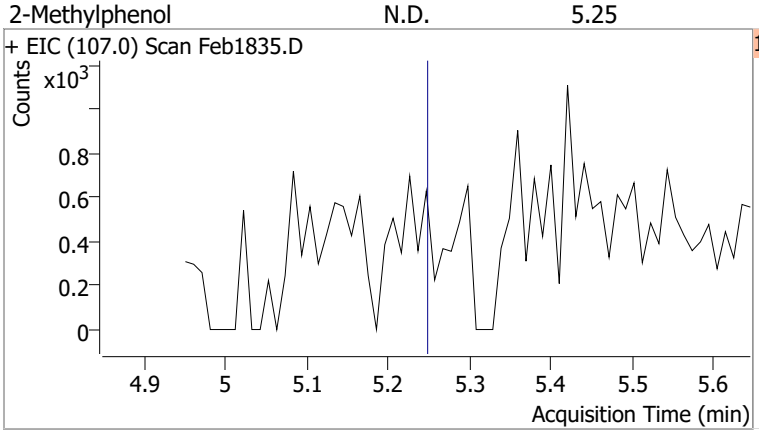

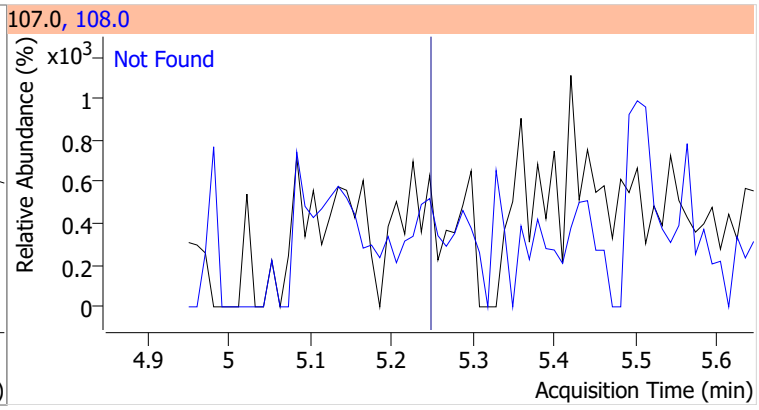

Compound	Conc.	RT	Dev(Min)	Resp.	QIon	QRatio	Lower	Upper
N-nitroso-Di-n-propylamine		0		0	130.0		0.0	38.8

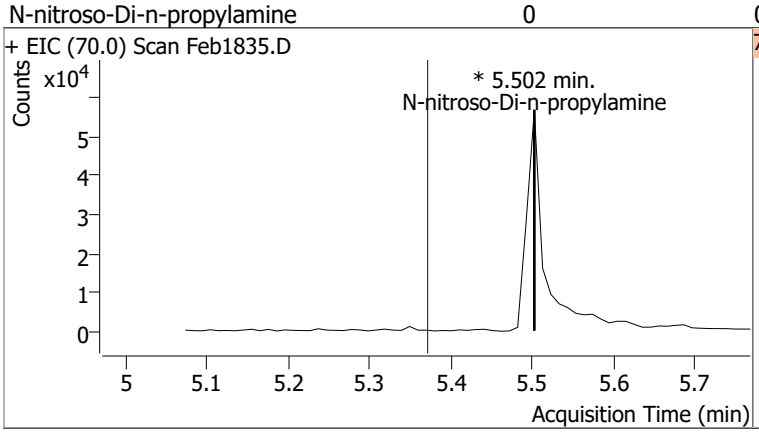

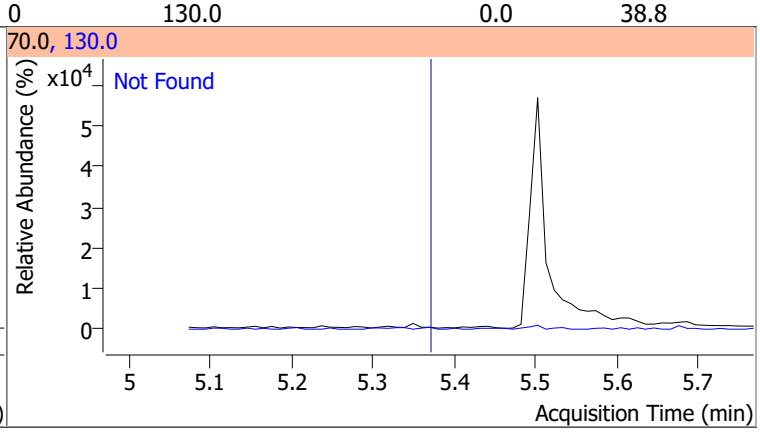

Compound	Conc.	Exp RT	QIon	Exp Ratio
4Methylphenol/3Methylphenol	N.D.	5.43	108.0	83.9

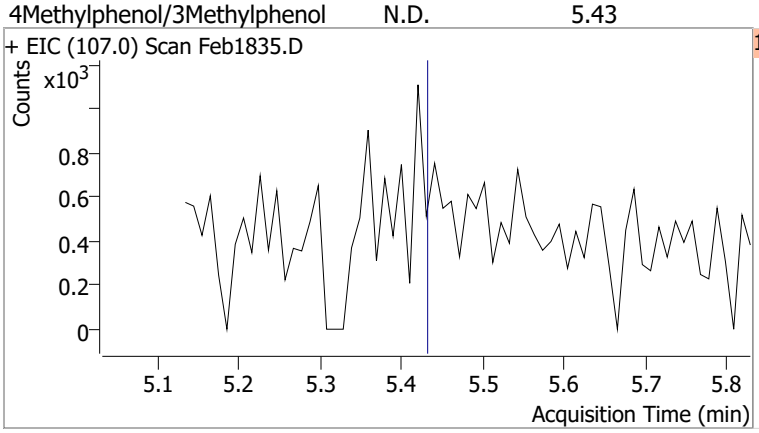

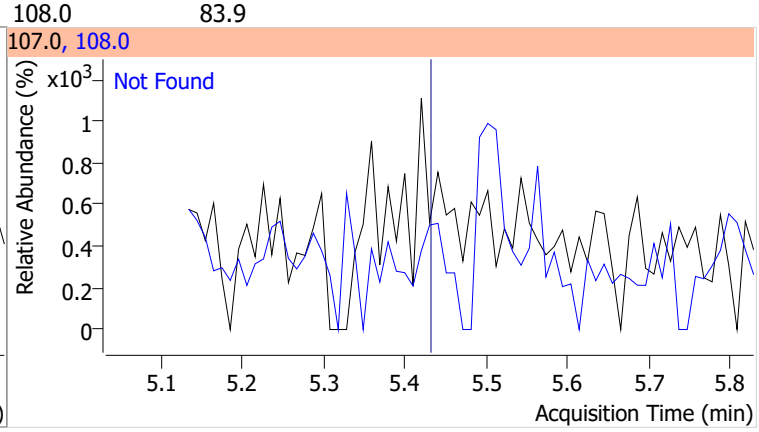

Compound	Conc.	Exp RT	QIon	Exp Ratio	QIon	Exp Ratio
Hexachloroethane	N.D.	5.43	201.0	90.8	199.0	56.9

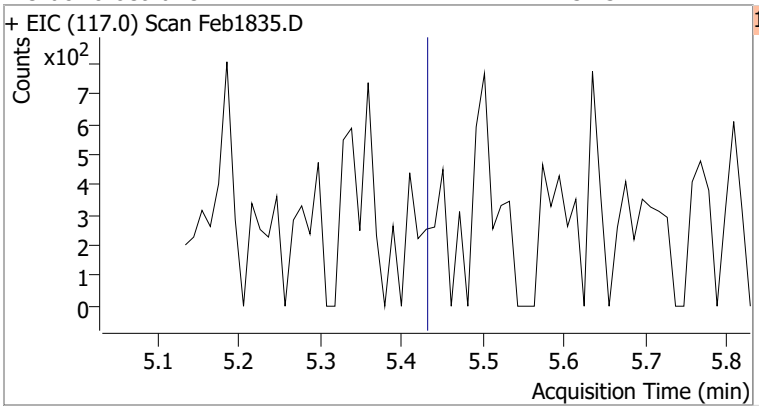

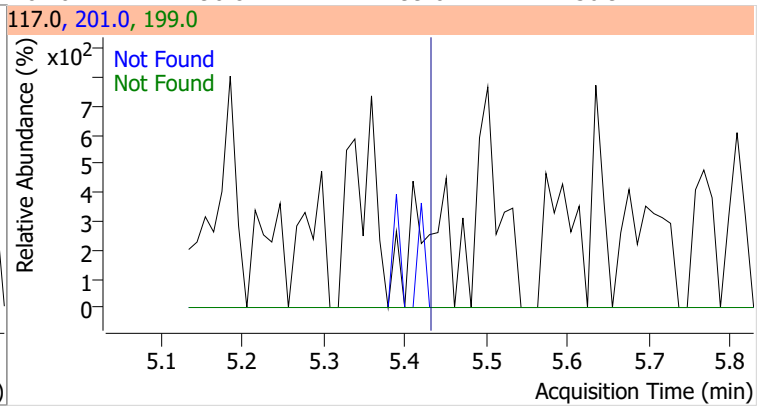

Compound	Conc.	RT	Dev(Min)	Resp.	QIon	QRatio	Lower	Upper
Nitrobenzene-d5	69.9973	5.50	0.00	402415	54.0	60.1	46.3	86.0
					128.0	46.0	34.1	63.3

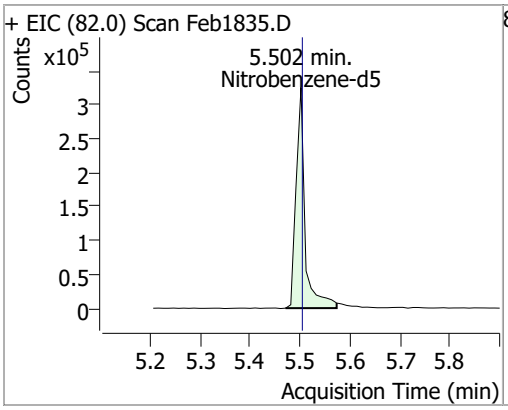

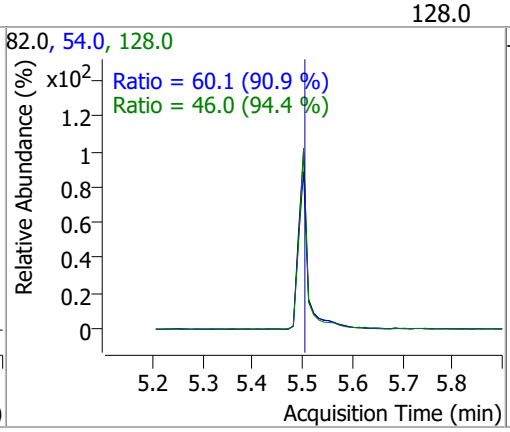

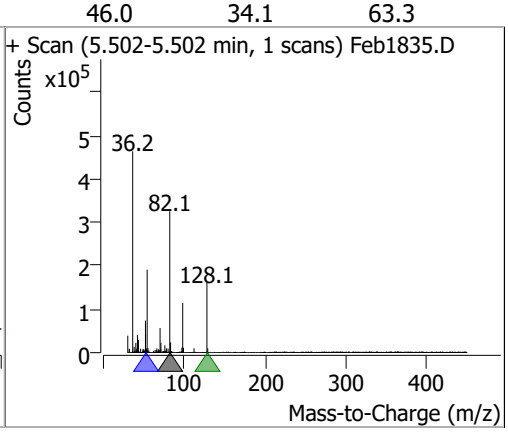

Compound	Conc.	Exp RT	QIon	Exp Ratio	QIon	Exp Ratio
Nitrobenzene	N.D.	5.52	77.0	212.7	51.0	131.0

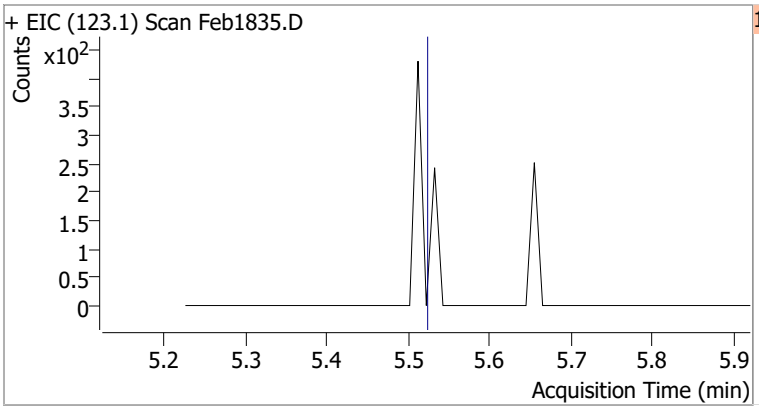

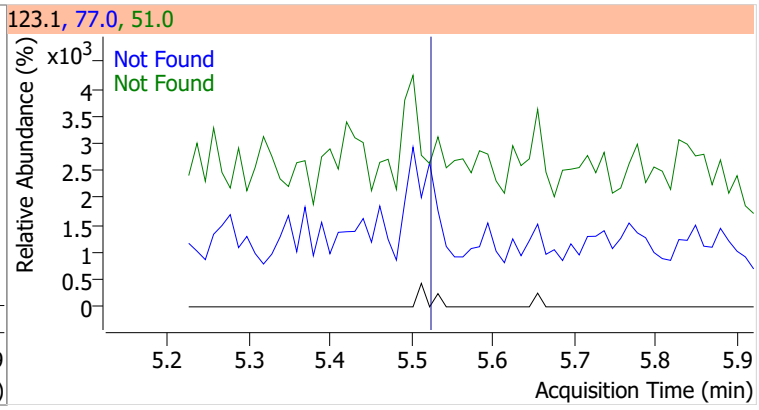

Compound	Conc.	Exp RT	QIon	Exp Ratio
Isophorone	N.D.	5.82	138.0	21.1

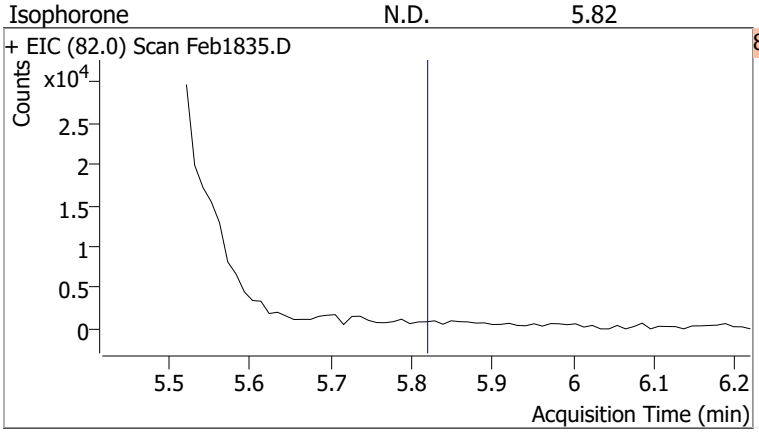

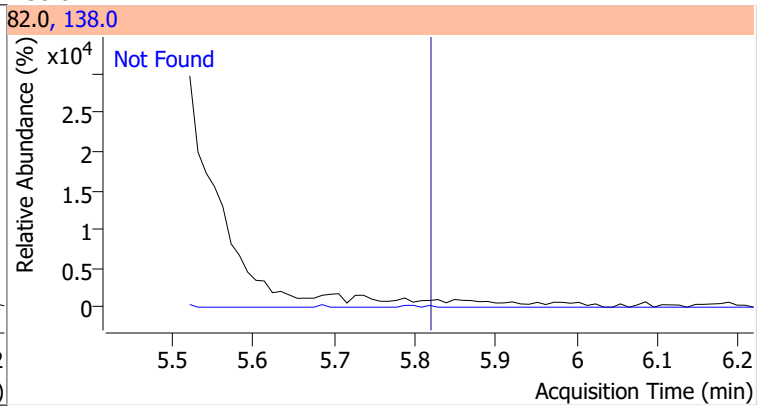

Compound	Conc.	Exp RT	QIon	Exp Ratio	QIon	Exp Ratio
2-Nitrophenol	N.D.	5.88	65.0	48.8	109.0	35.2

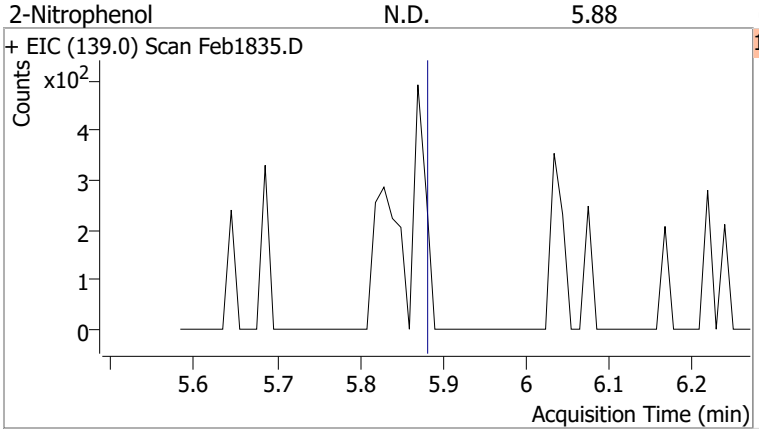

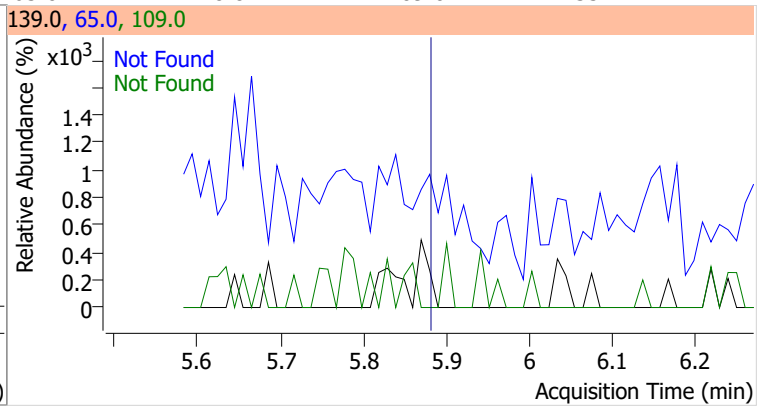

Compound	Conc.	Exp RT	QIon	Exp Ratio	QIon	Exp Ratio
2,4-Dimethylphenol	N.D.	6.00	107.0	109.4	77.0	34.0

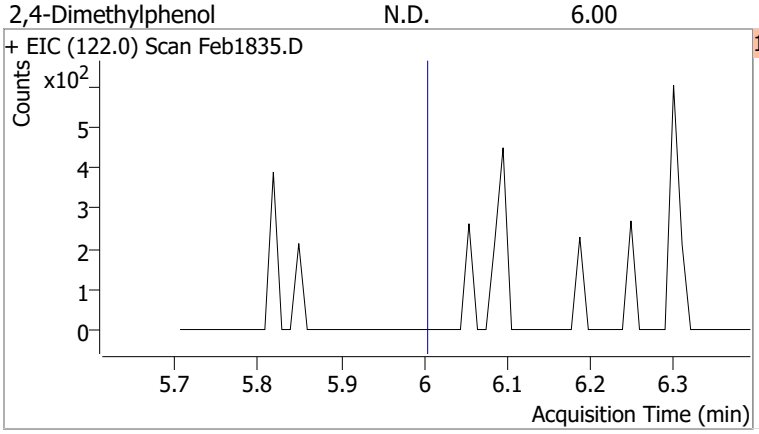

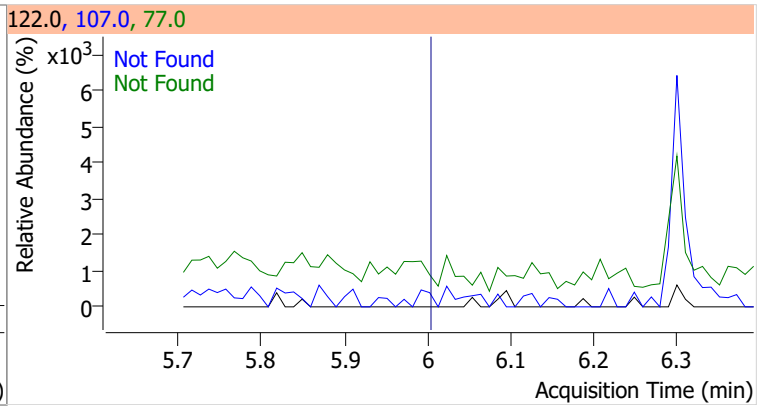

Compound	Conc.	Exp RT	QIon	Exp Ratio	QIon	Exp Ratio
bis(-2-Chloroethoxy)Methane	N.D.	6.08	63.0	68.1	95.0	31.9

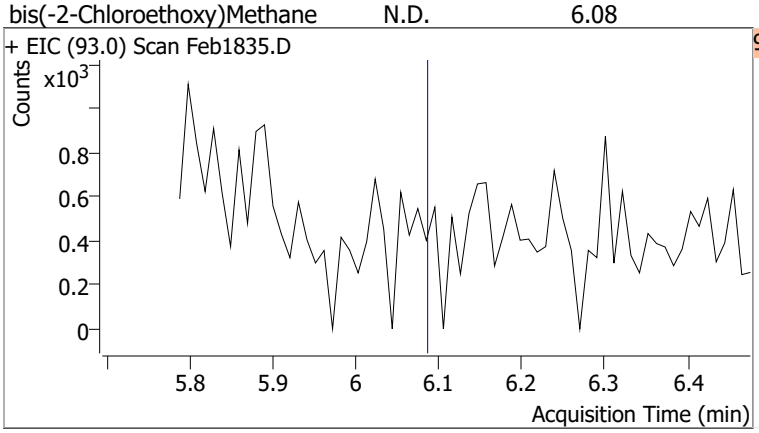

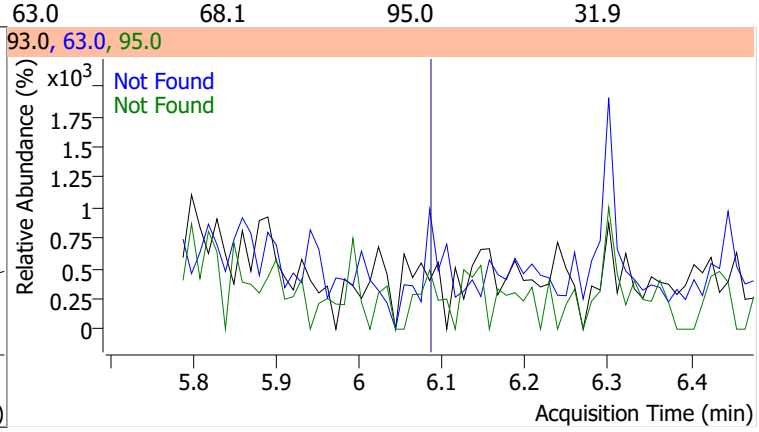

Compound	Conc.	Exp RT	QIon	Exp Ratio	QIon	Exp Ratio
2,4-Dichlorophenol	N.D.	6.19	164.0	65.0	98.0	28.6

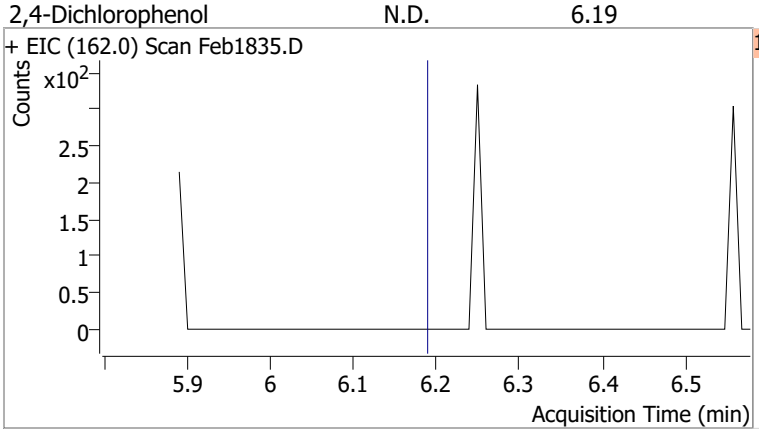

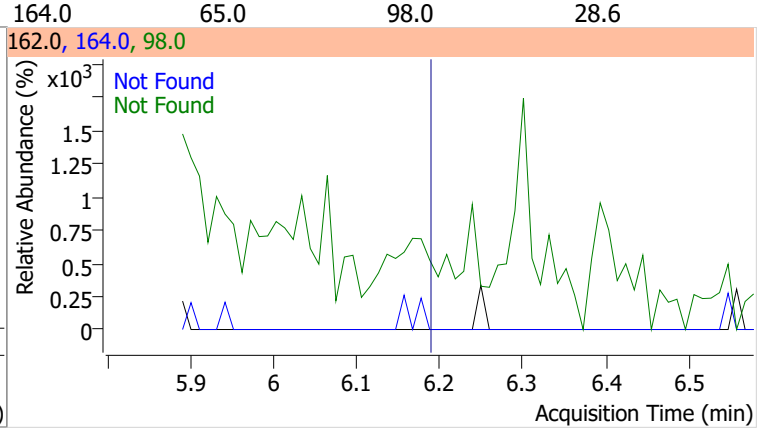

Compound	Conc.	Exp RT	QIon	Exp Ratio	QIon	Exp Ratio
Benzoic Acid	N.D.	6.24	122.0	85.5	77.0	60.4

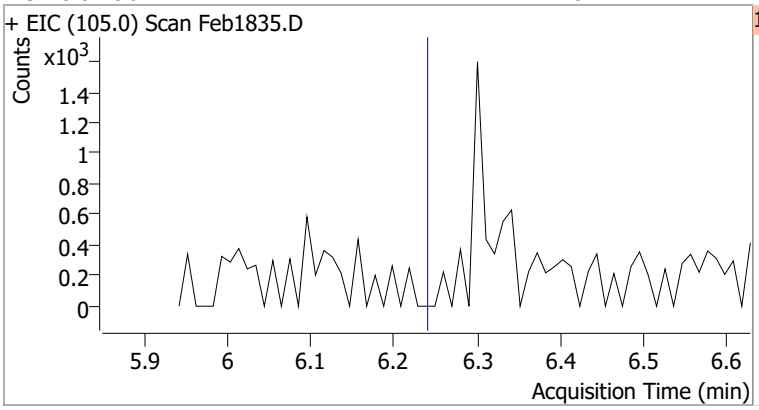

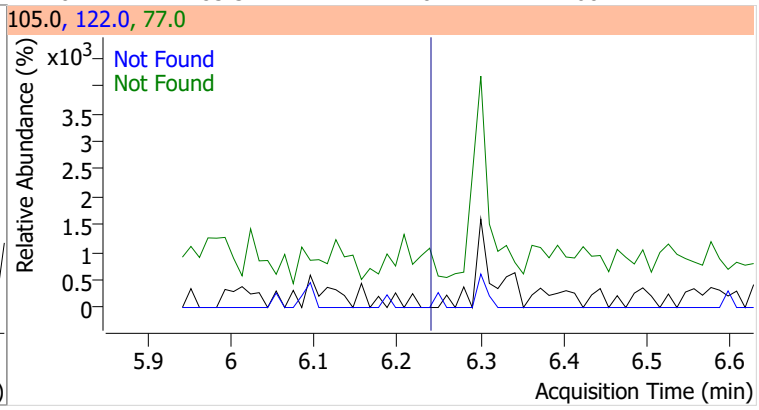

Compound	Conc.	Exp RT	QIon	Exp Ratio	QIon	Exp Ratio
1,2,4-Trichlorobenzene	N.D.	6.25	182.0	94.6	145.0	28.7

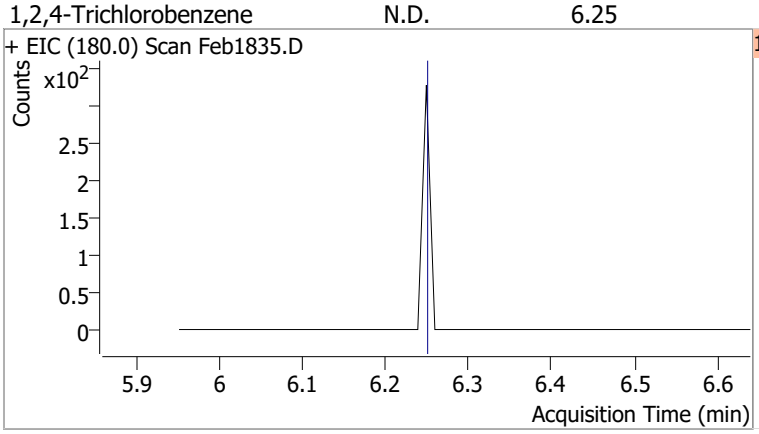

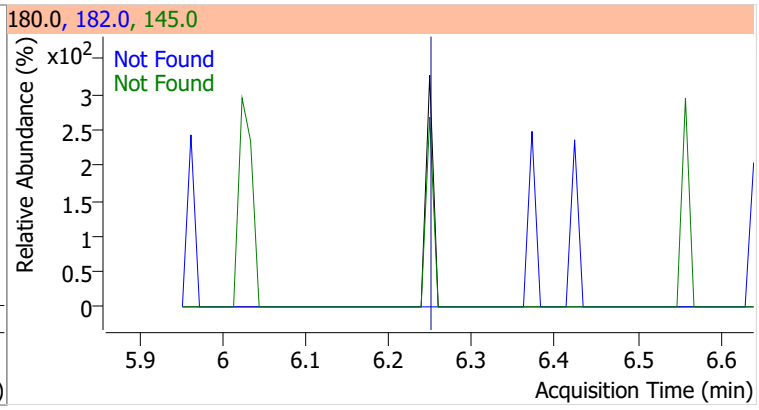

Compound	Conc.	Exp RT	QIon	Exp Ratio	QIon	Exp Ratio
Naphthalene	N.D.	6.33	129.0	11.5	102.0	9.9

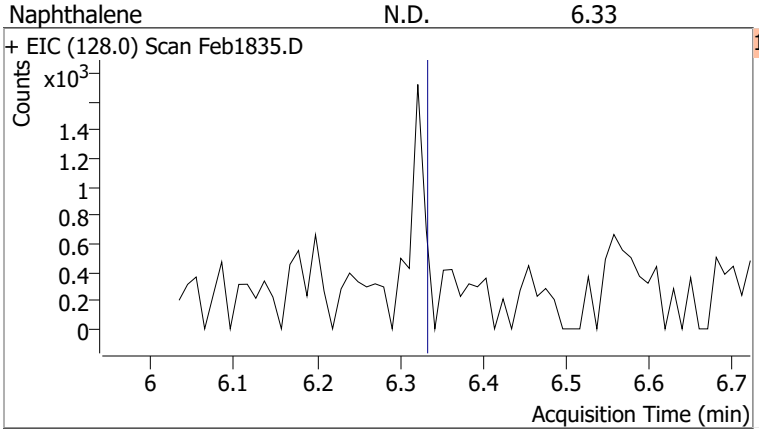

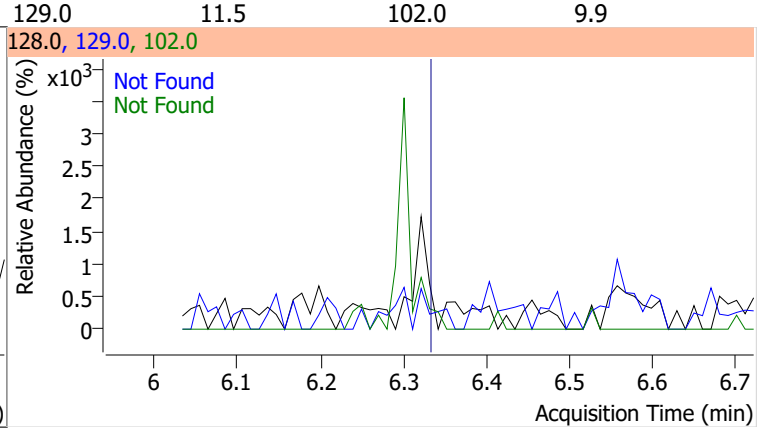

Compound	Conc.	RT	Dev(Min)	Resp.	QIon	QRatio	Lower	Upper
4-Chlorophenol		0		0	128.0		221.4	411.2

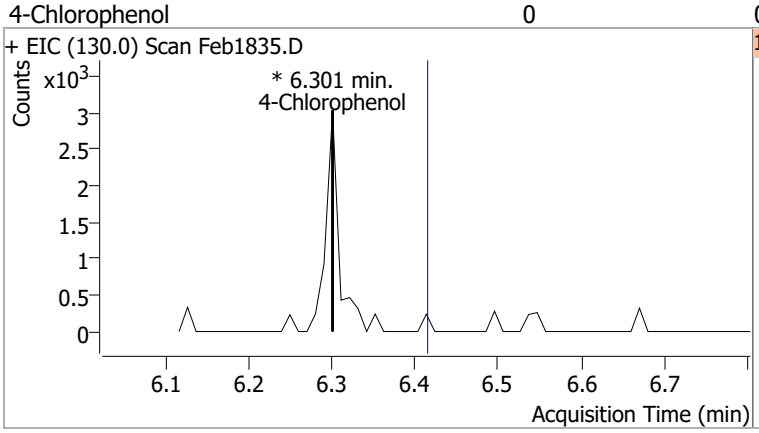

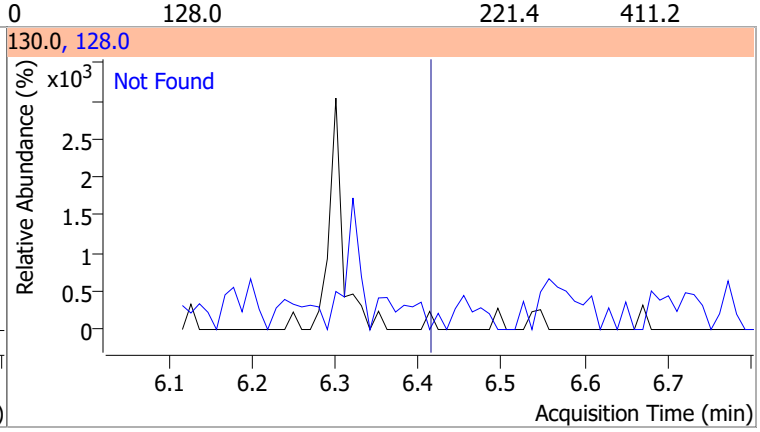

Compound	Conc.	Exp RT	QIon	Exp Ratio	QIon	Exp Ratio
p-Chloroaniline	N.D.	6.43	65.0	60.1	129.0	37.6

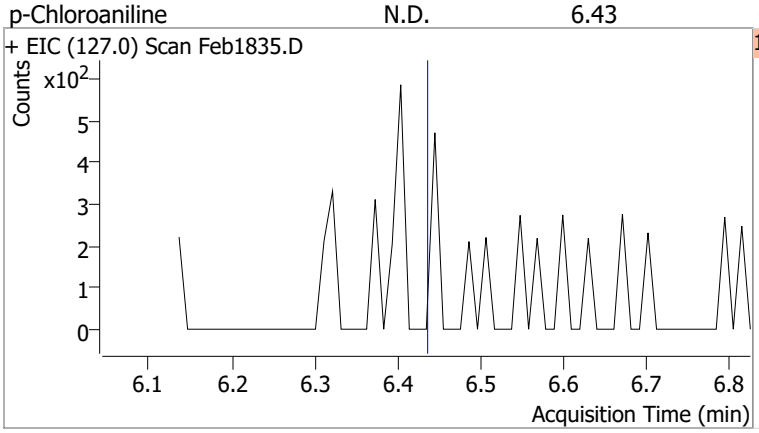

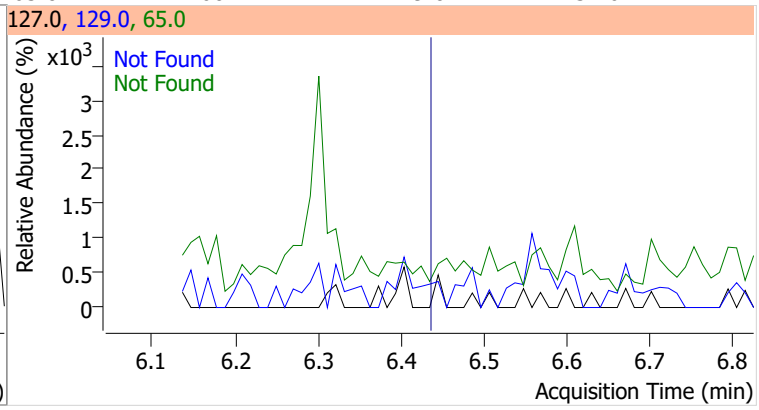

Compound	Conc.	Exp RT	QIon	Exp Ratio	QIon	Exp Ratio
Hexachlorobutadiene	N.D.	6.50	227.0	65.7	223.0	64.3

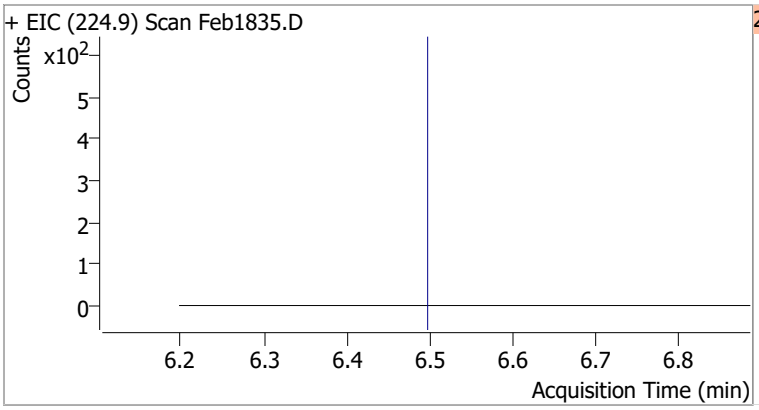

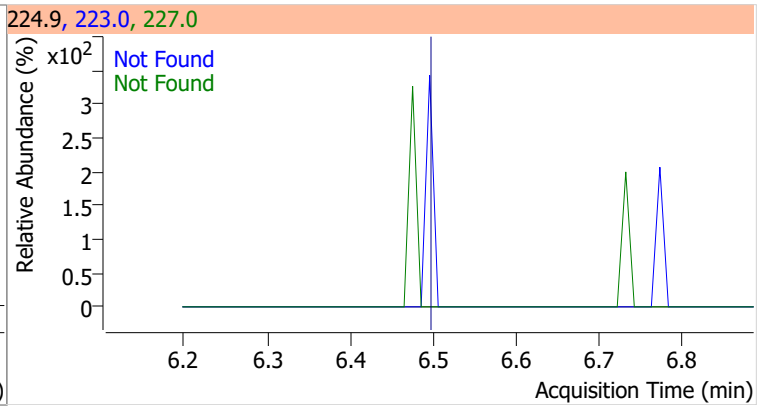

Compound	Conc.	Exp RT	QIon	Exp Ratio
4-Chloro-2-Methylphenol	N.D.	6.94	144.0	27.8

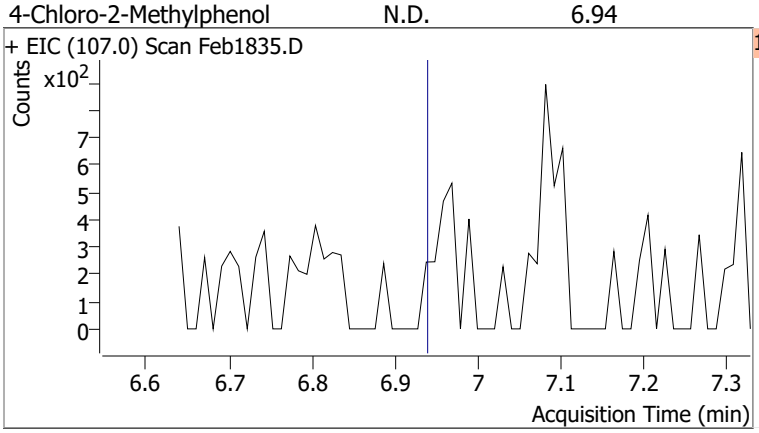

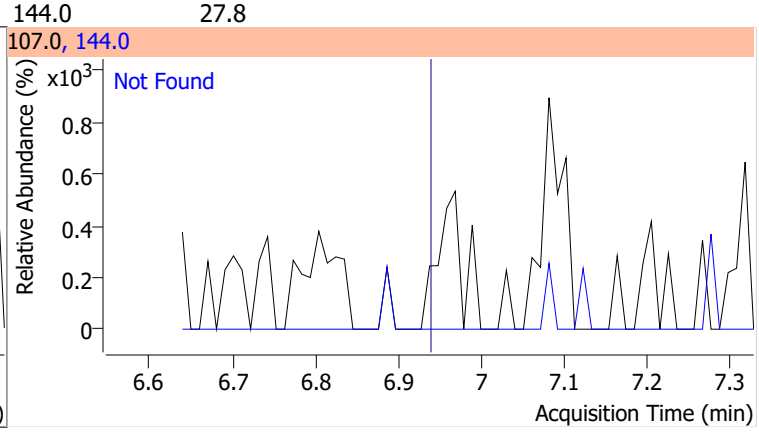

Compound	Conc.	Exp RT	QIon	Exp Ratio
4-Chloro-3-Methylphenol	N.D.	7.07	144.0	27.3

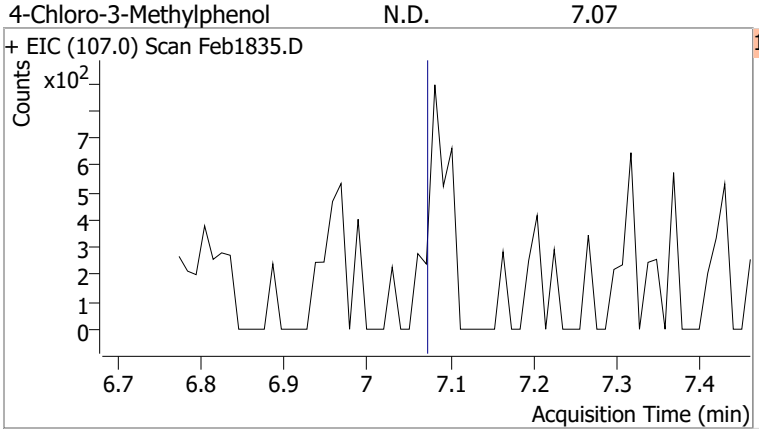

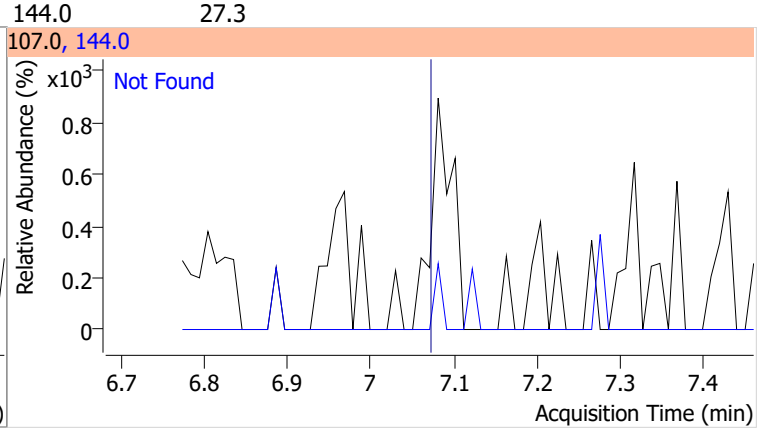

Compound	Conc.	Exp RT	QIon	Exp Ratio	QIon	Exp Ratio
2-Methylnaphthalene	N.D.	7.14	142.0	119.8	115.0	41.7

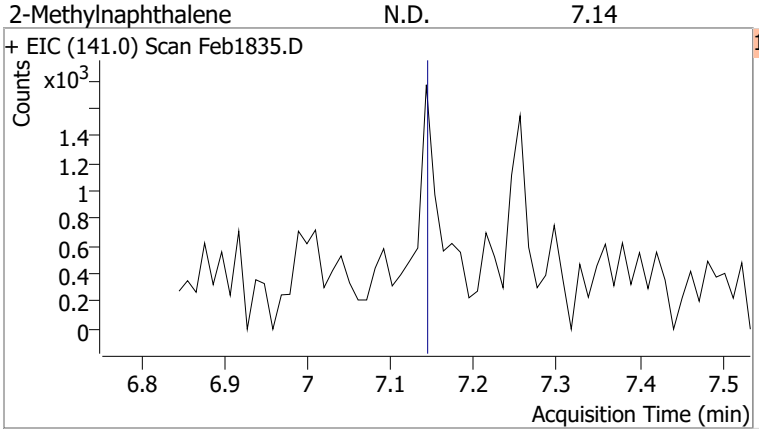

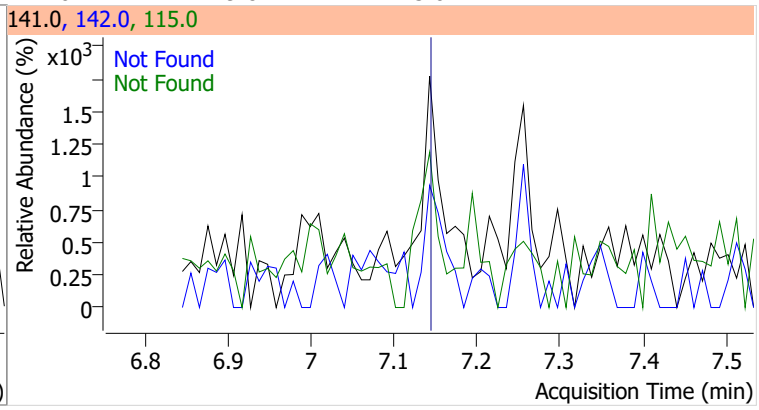

Compound	Conc.	Exp RT	QIon	Exp Ratio	QIon	Exp Ratio
1-Methylnaphthalene	N.D.	7.26	142.0	114.0	115.0	41.3

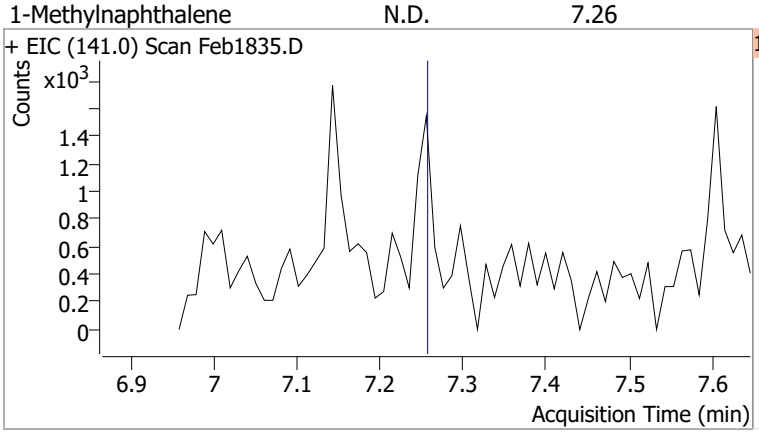

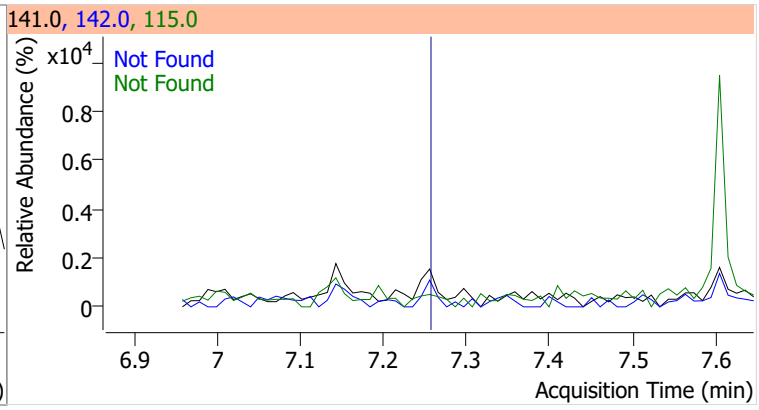

Compound	Conc.	Exp RT	QIon	Exp Ratio	QIon	Exp Ratio
Hexachlorocyclopentadiene	N.D.	7.34	234.9	64.6	238.9	63.8

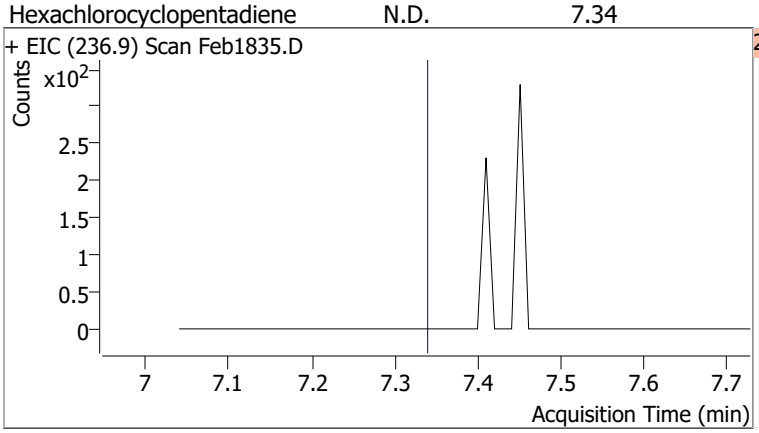

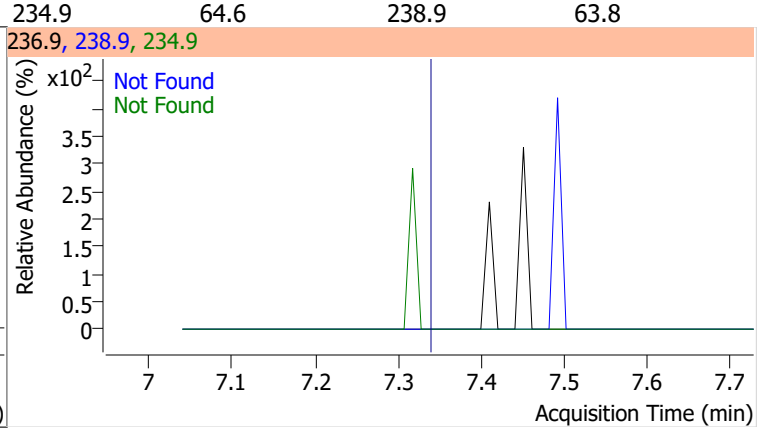

Compound	Conc.	Exp RT	QIon	Exp Ratio
2,4,6-Trichlorophenol	N.D.	7.52	198.0	96.5

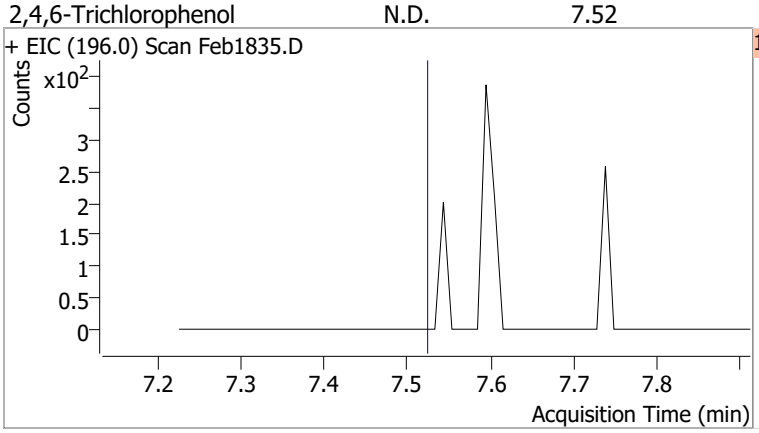

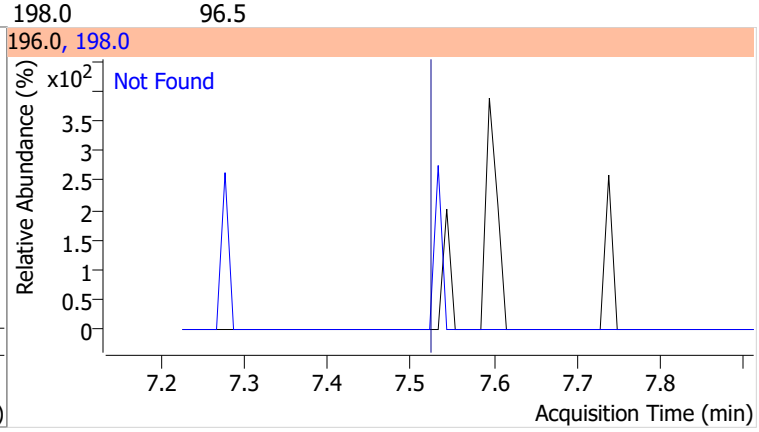

Compound	Conc.	Exp RT	QIon	Exp Ratio
2,4,5-Trichlorophenol	N.D.	7.57	198.0	90.2

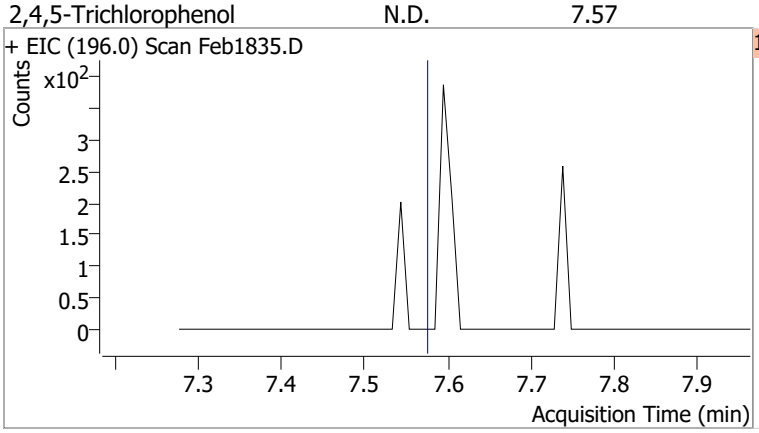

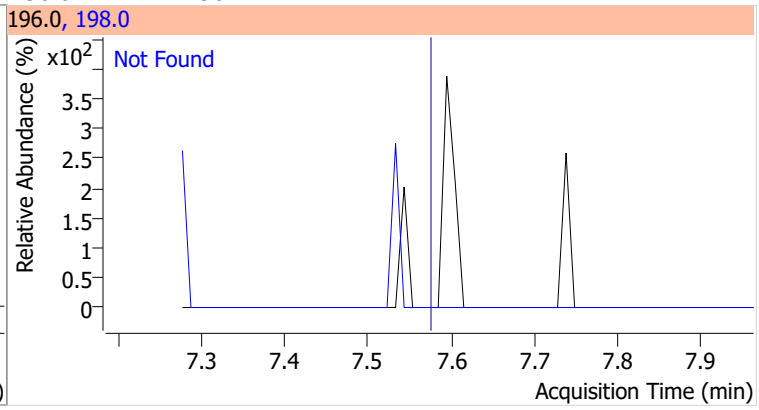

Compound	Conc.	RT	Dev(Min)	Resp.	QIon	QRatio	Lower	Upper
2-Fluorobiphenyl	70.9121	7.60	0.00	1232821	171.0	34.4	24.0	44.5

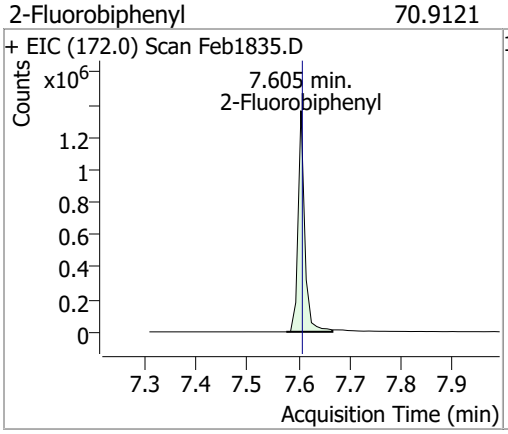

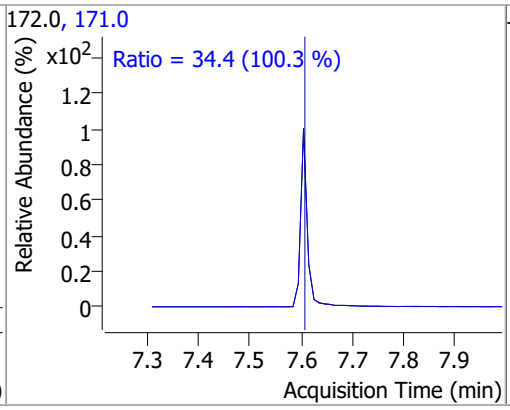

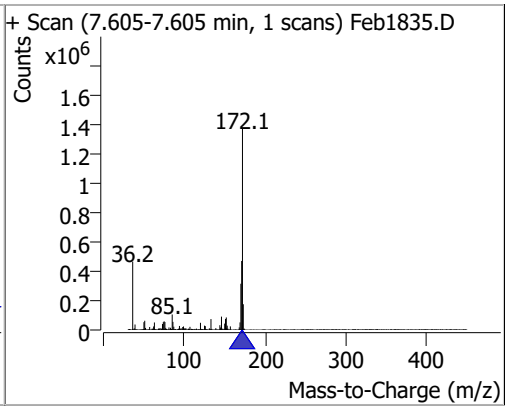

Compound	Conc.	Exp RT	QIon	Exp Ratio	QIon	Exp Ratio
2-Chloronaphthalene	N.D.	7.72	127.0	35.9	164.0	32.1

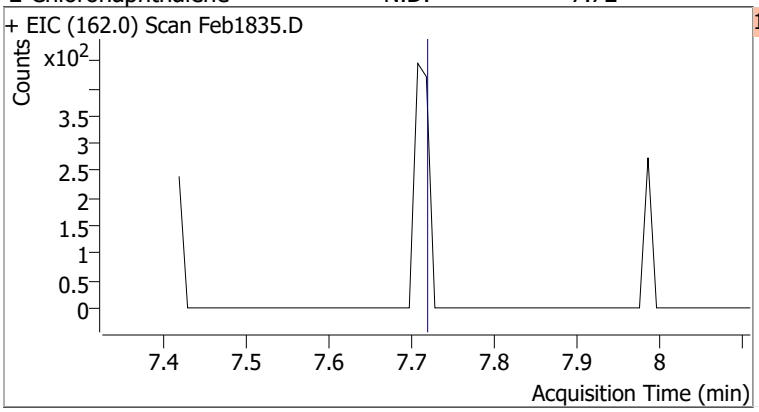

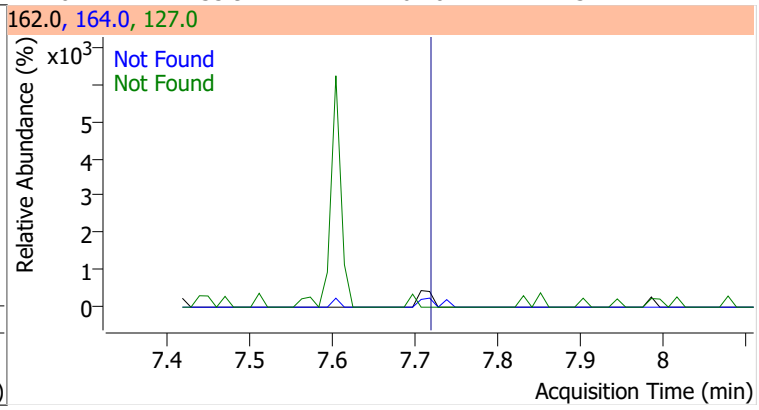

Compound	Conc.	Exp RT	QIon	Exp Ratio
2-Nitroaniline	N.D.	7.88	138.0	110.5

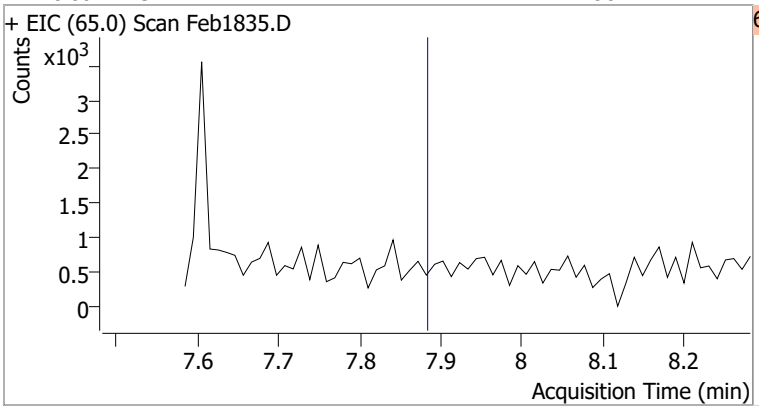

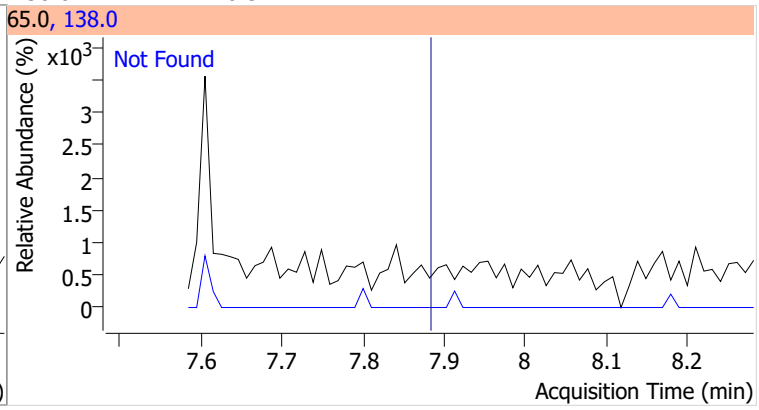

Compound	Conc.	RT	Dev(Min)	Resp.	QIon	QRatio	Lower	Upper
Dimethyl Phthalate		0		0	77.0		13.8	25.7

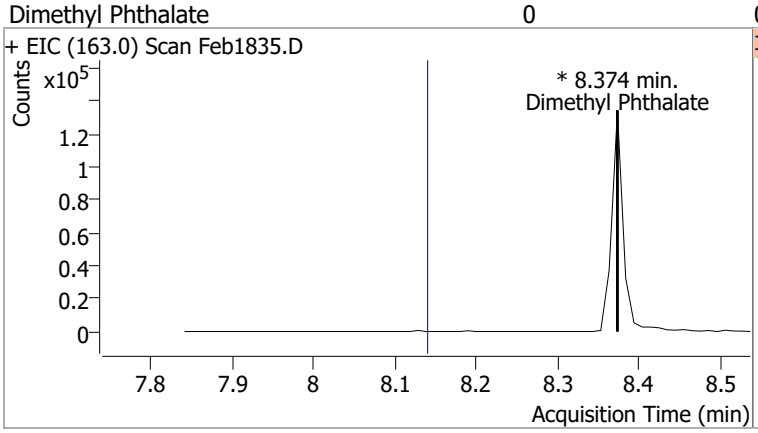

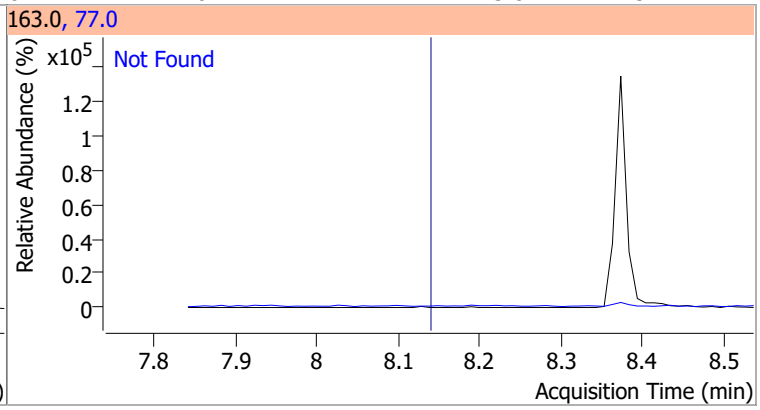

Compound	Conc.	RT	Dev(Min)	Resp.	QIon	QRatio	Lower	Upper
2,6-Dinitrotoluene		0		0	63.0		99.5	184.8
					89.0		43.3	80.3

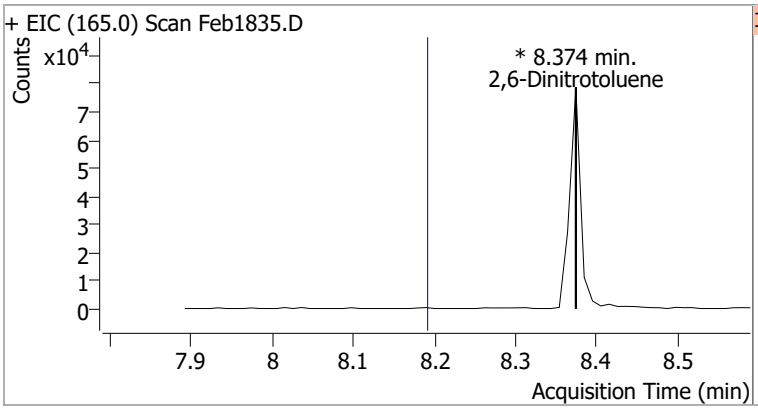

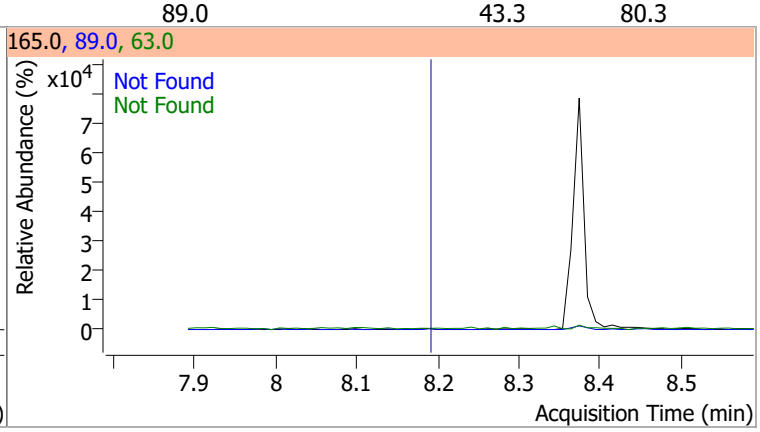

Compound	Conc.	Exp RT	QIon	Exp Ratio
Acenaphthylene	N.D.	8.20	153.1	13.6

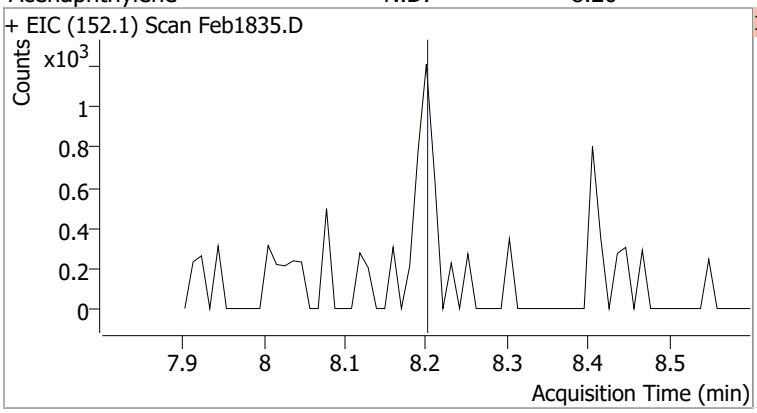

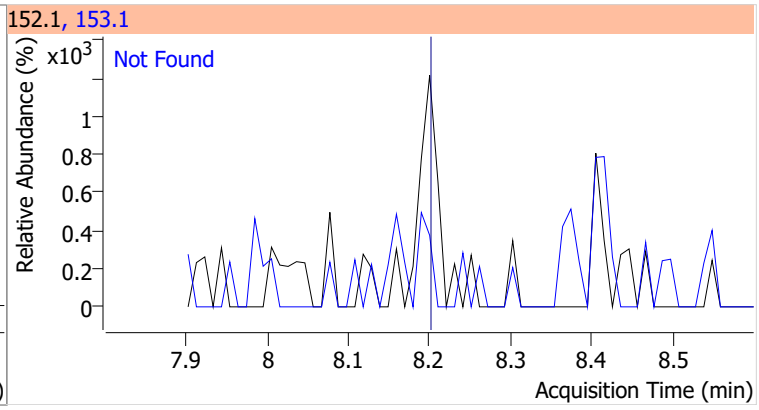

Compound	Conc.	Exp RT	QIon	Exp Ratio	QIon	Exp Ratio
3-Nitroaniline	N.D.	8.39	65.0	129.1	92.0	106.7

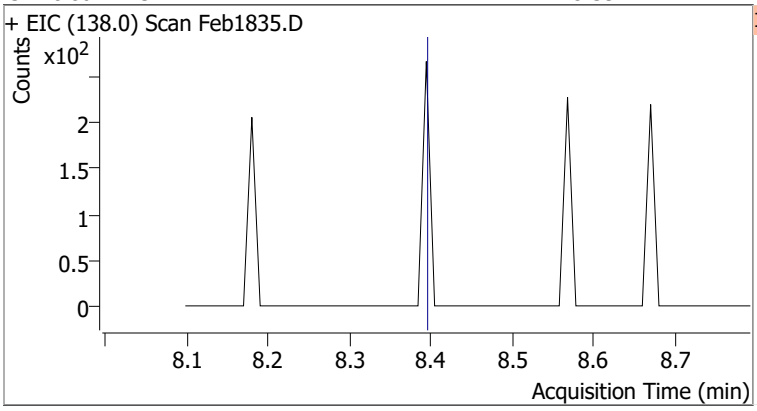

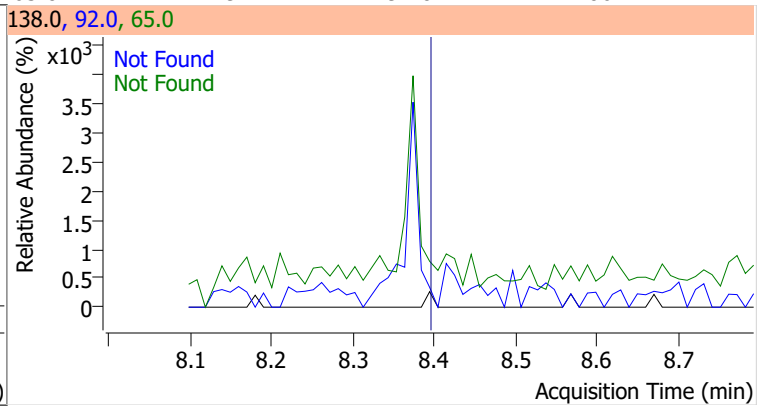

Compound	Conc.	Exp RT	QIon	Exp Ratio	QIon	Exp Ratio
Acenaphthene	N.D.	8.41	153.0	106.5	152.0	51.8

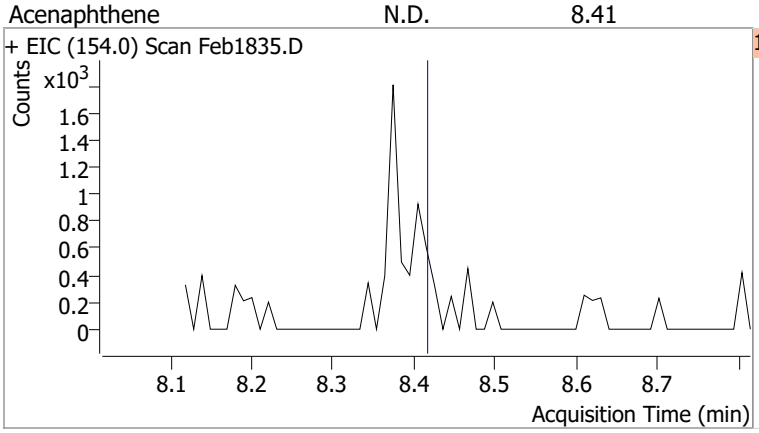

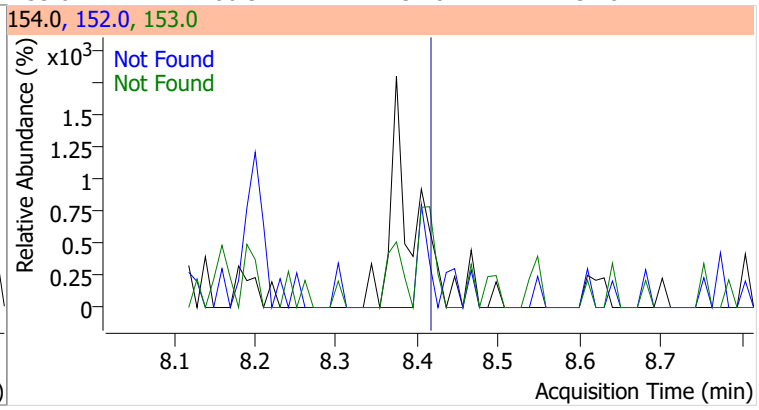

Compound	Conc.	Exp RT	QIon	Exp Ratio
2,4-Dinitrophenol	N.D.	8.52	154.0	62.7

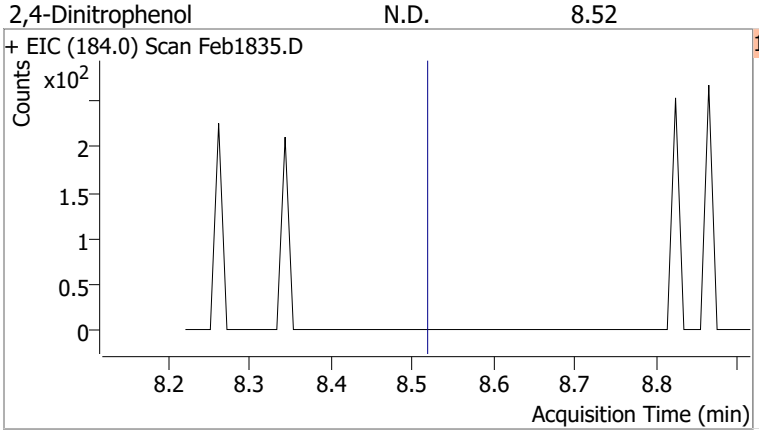

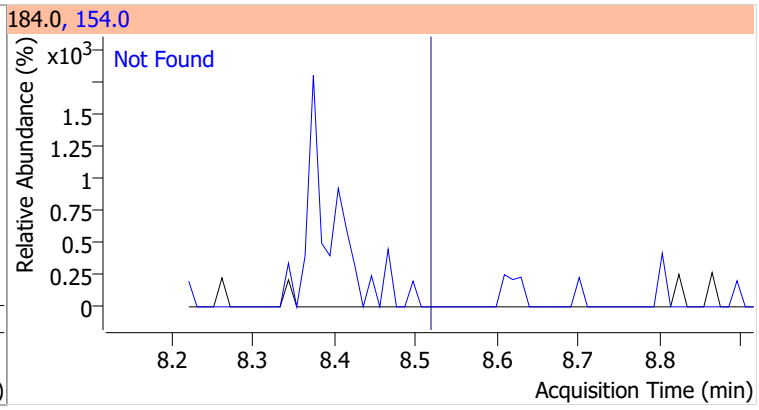

Compound	Conc.	Exp RT	QIon	Exp Ratio
Dibenzofuran	N.D.	8.63	139.0	37.5

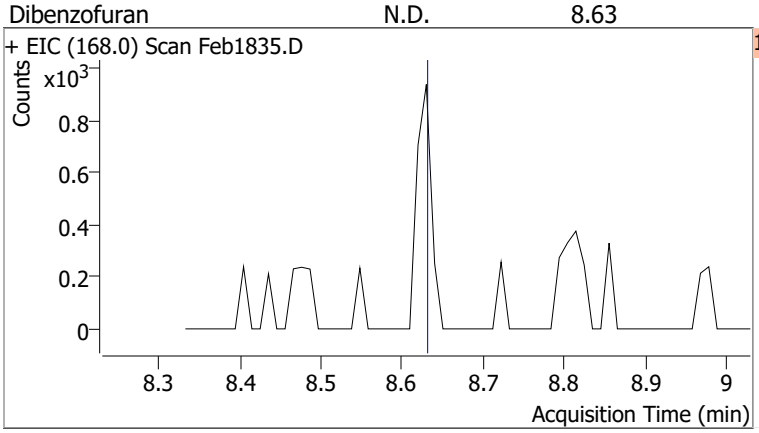

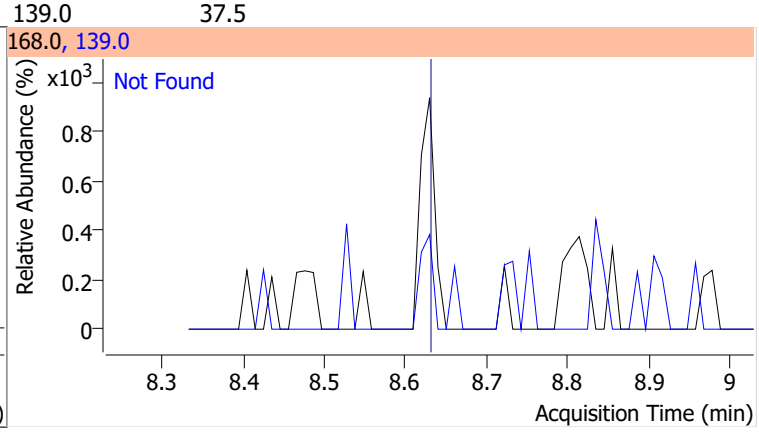

Compound	Conc.	Exp RT	QIon	Exp Ratio	QIon	Exp Ratio
2,4-Dinitrotoluene	N.D.	8.67	89.0	79.2	63.0	48.4

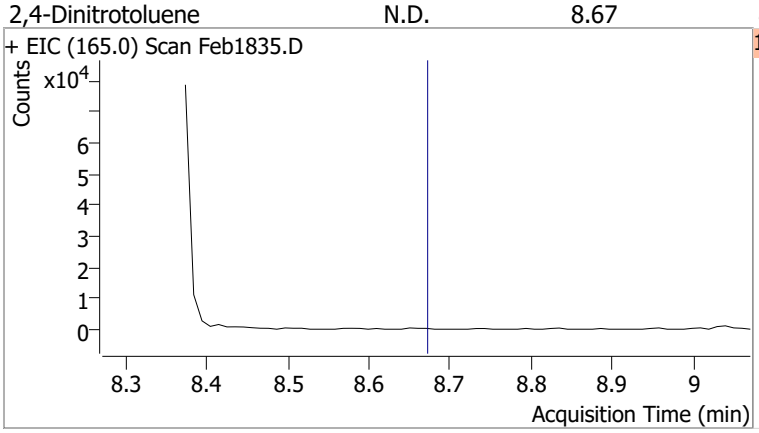

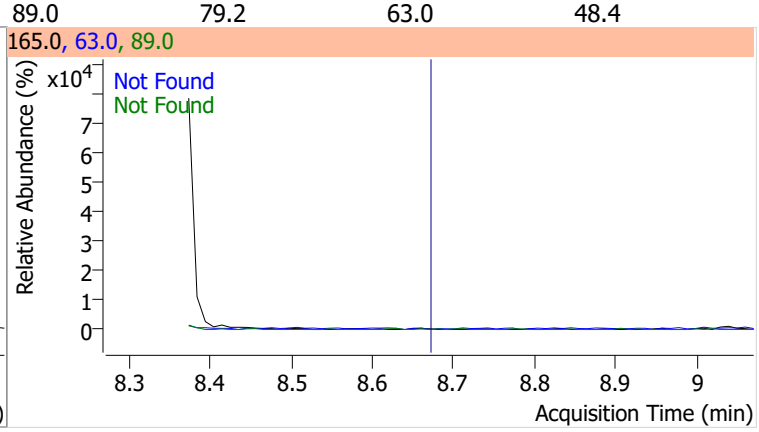

Compound	Conc.	Exp RT	QIon	Exp Ratio	QIon	Exp Ratio
4-Nitrophenol	N.D.	8.70	65.0	72.0	139.0	71.1

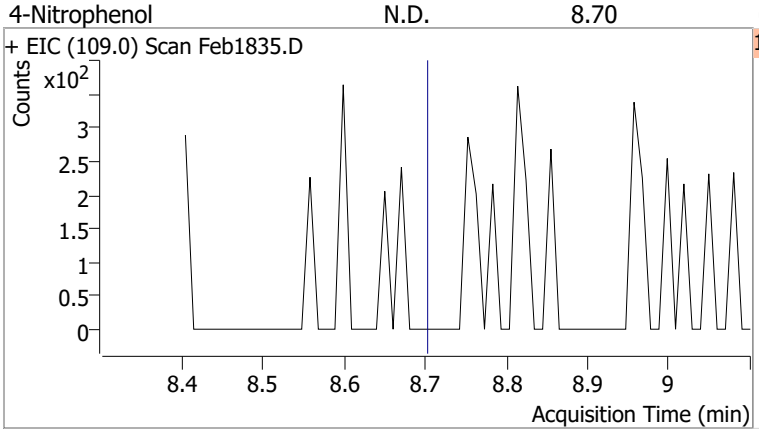

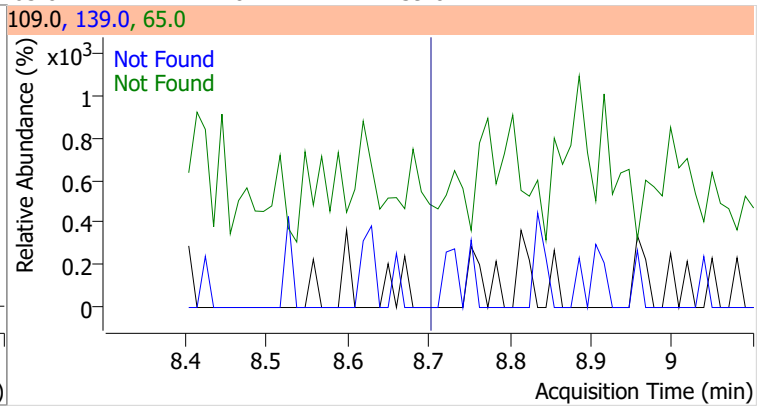

Compound	Conc.	Exp RT	QIon	Exp Ratio	QIon	Exp Ratio
Diethylphthalate	N.D.	9.00	177.0	20.7	150.0	12.5

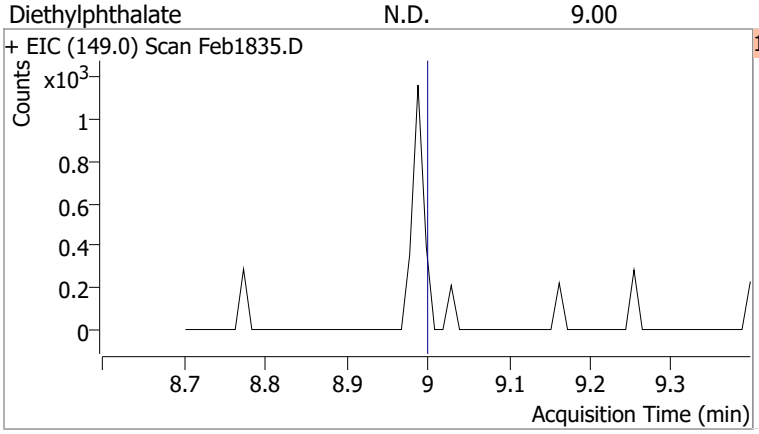

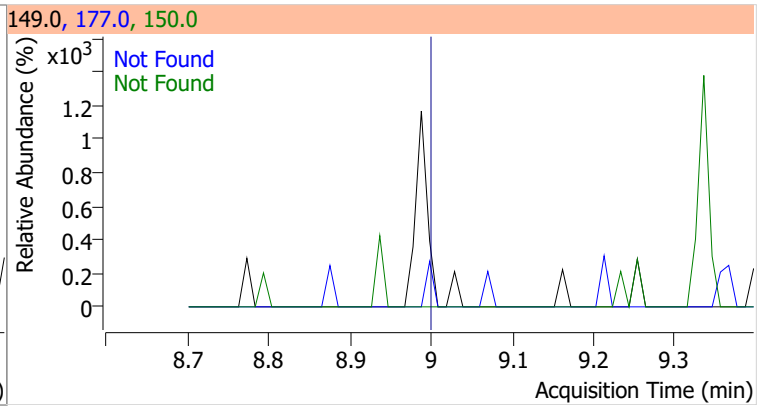

Compound	Conc.	Exp RT	QIon	Exp Ratio	QIon	Exp Ratio
Fluorene	N.D.	9.04	165.0	93.4	167.0	13.7

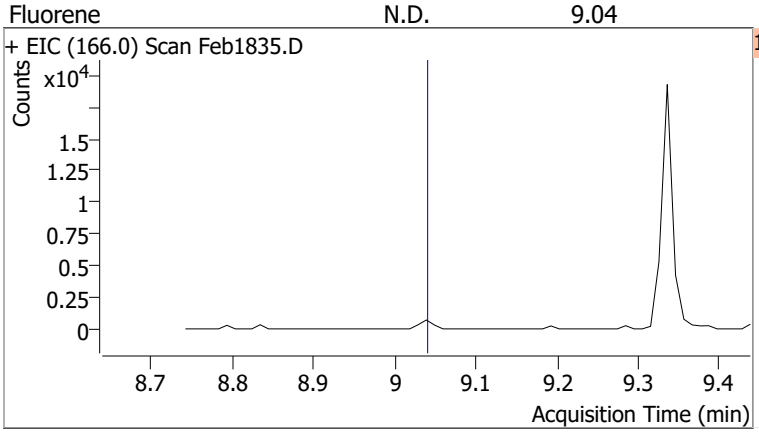

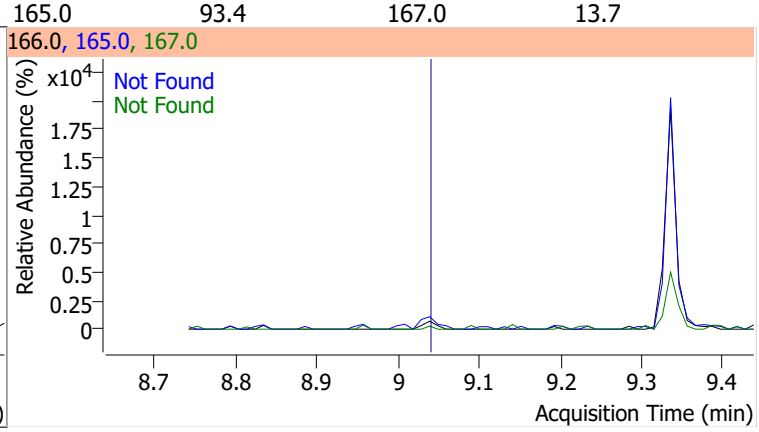

Compound	Conc.	Exp RT	QIon	Exp Ratio	QIon	Exp Ratio
4-Chlorophenyl-phenylether	N.D.	9.07	141.0	61.2	206.0	33.8

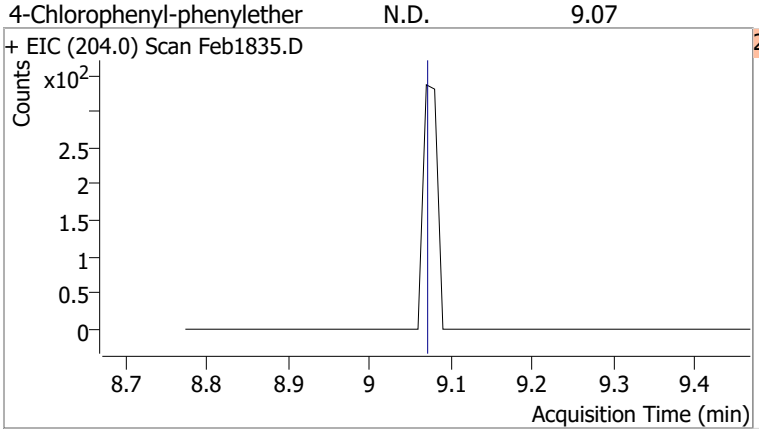

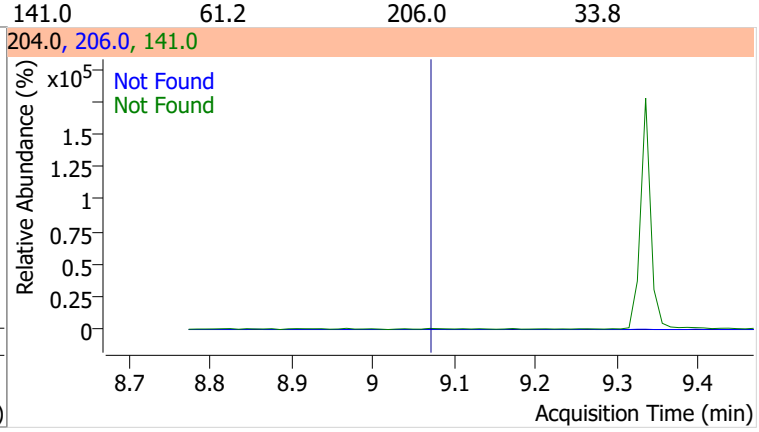

Compound	Conc.	Exp RT	QIon	Exp Ratio	QIon	Exp Ratio
4-Nitroaniline	N.D.	9.14	65.0	112.7	92.0	49.3

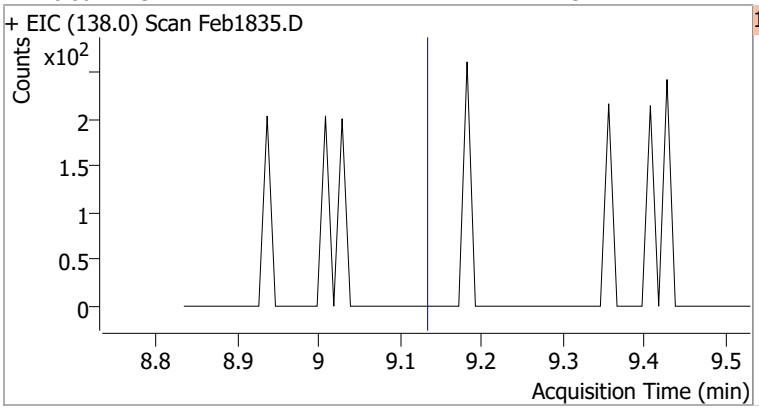

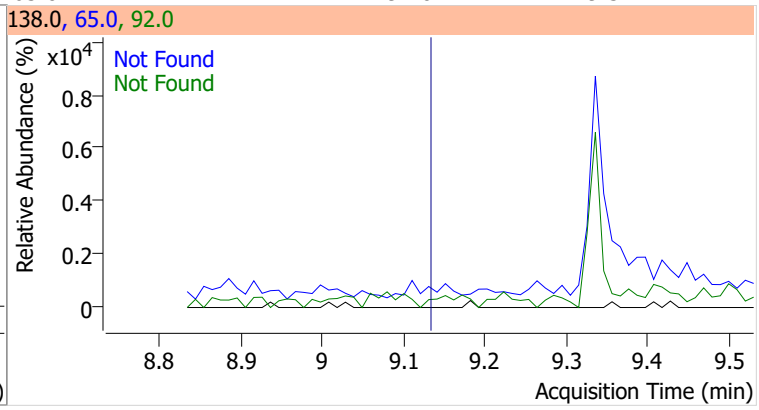

Compound	Conc.	RT	Dev(Min)	Resp.	QIon	QRatio	Lower	Upper
4,6-Dinitro-2-methylphenol		0		0	121.0		35.1	65.3

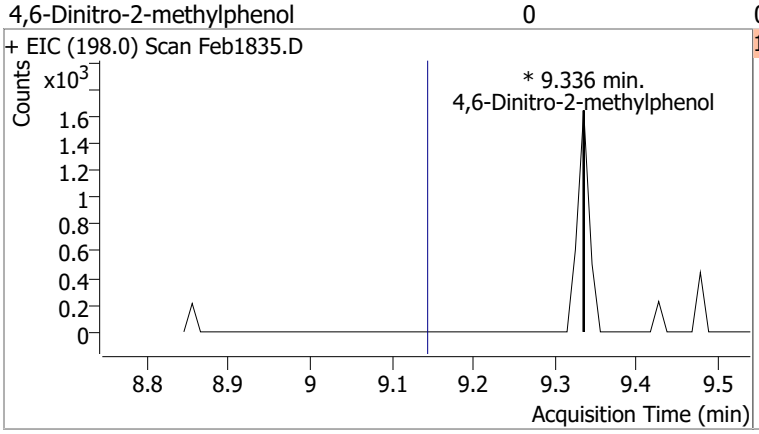

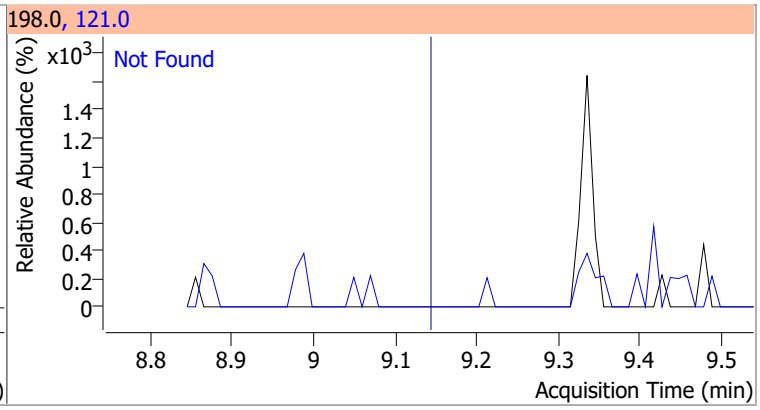

Compound	Conc.	Exp RT	QIon	Exp Ratio	QIon	Exp Ratio
N-nitrosodiphenylamine	N.D.	9.23	168.0	62.8	167.0	34.1

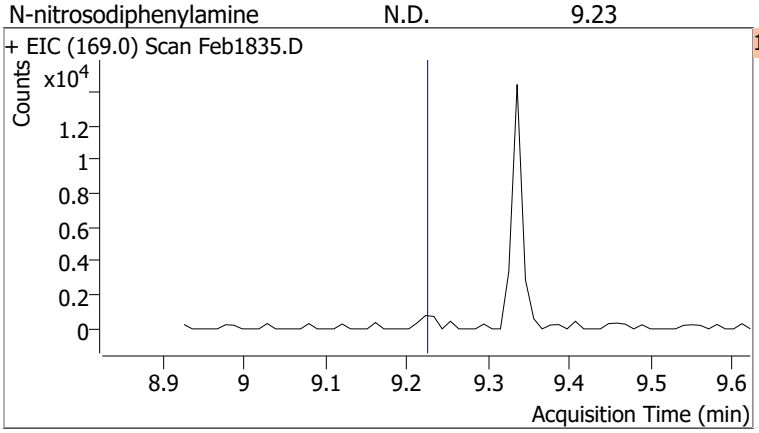

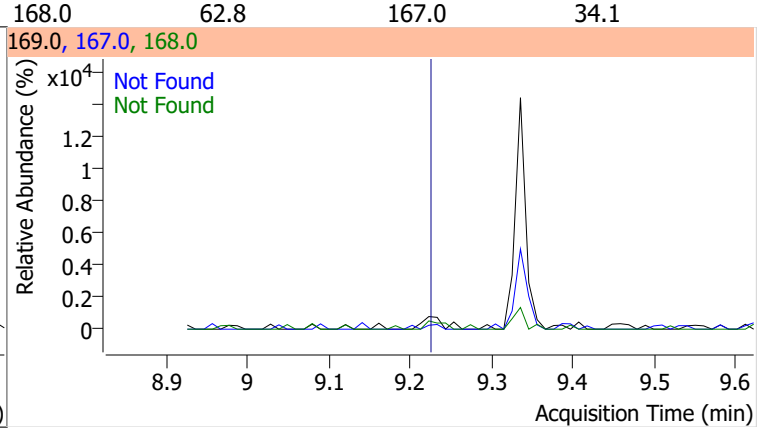

Compound	Conc.	Exp RT	QIon	Exp Ratio	QIon	Exp Ratio
Azobenzene	N.D.	9.26	51.0	45.2	182.0	24.1

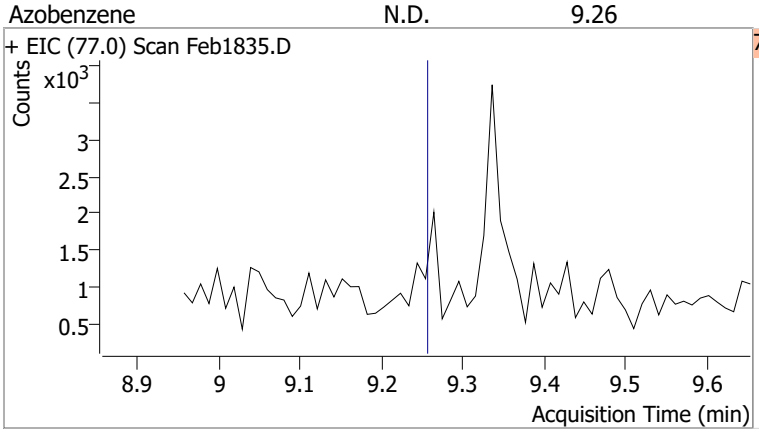

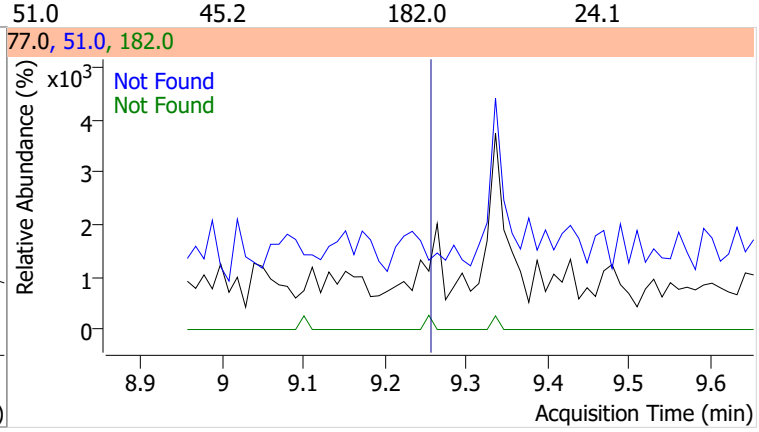

Compound	Conc.	RT	Dev(Min)	Resp.	QIon	QRatio	Lower	Upper
2,4,6-Tribromophenol	163.1736	9.34	0.00	260449	331.8	88.9	68.5	127.2

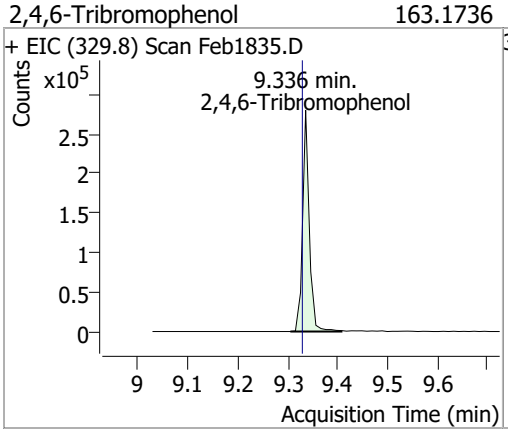

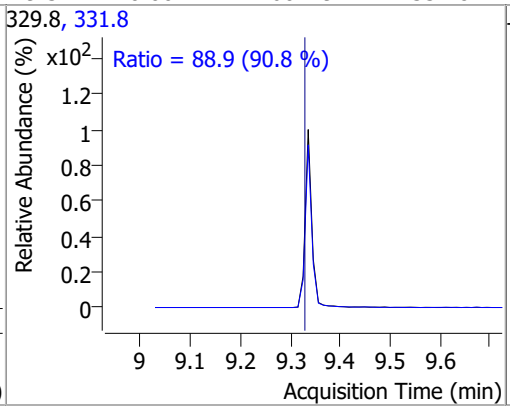

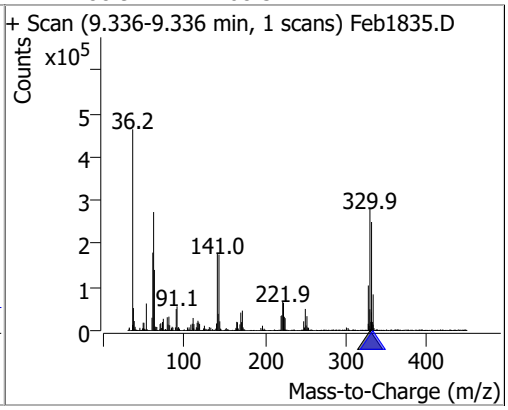

Compound	Conc.	Exp RT	QIon	Exp Ratio	QIon	Exp Ratio
4-Bromophenyl-phenylether	N.D.	9.65	141.0	98.8	250.0	98.2

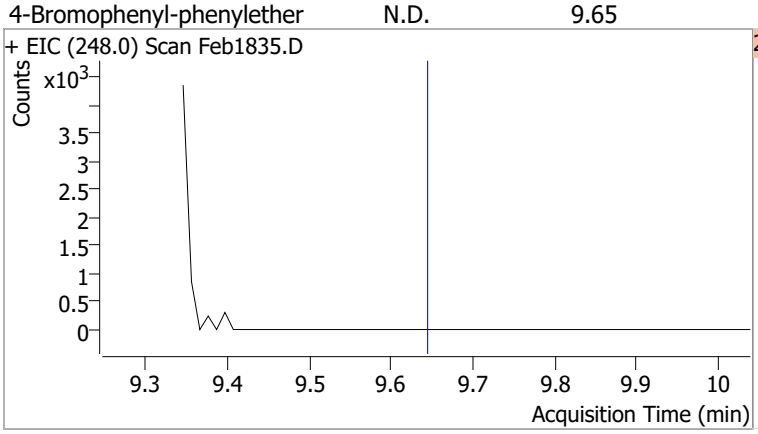

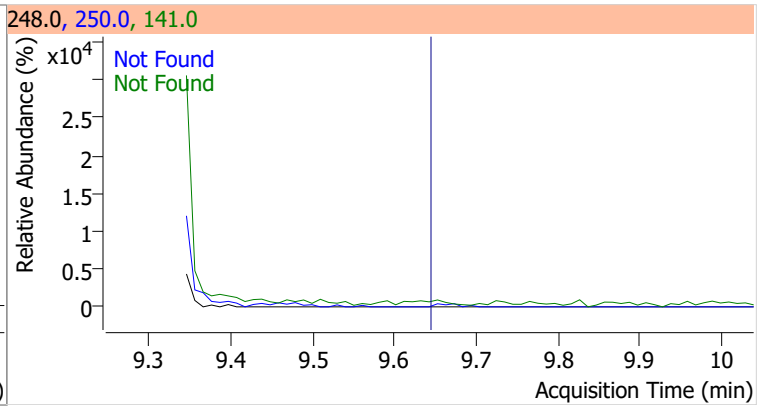

Compound	Conc.	Exp RT	QIon	Exp Ratio
Hexachlorobenzene	N.D.	9.69	142.0	53.8

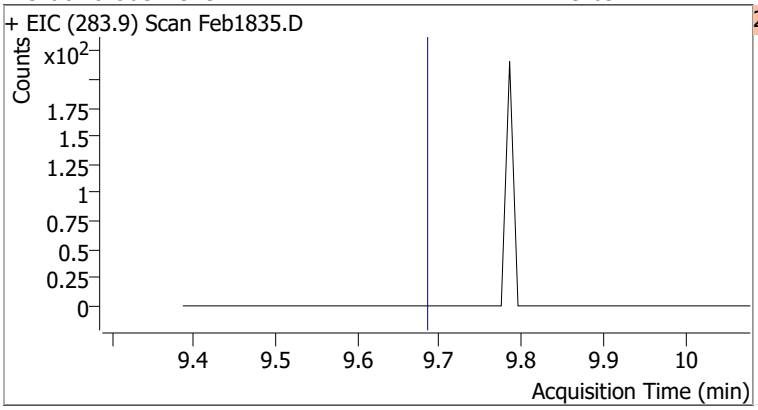

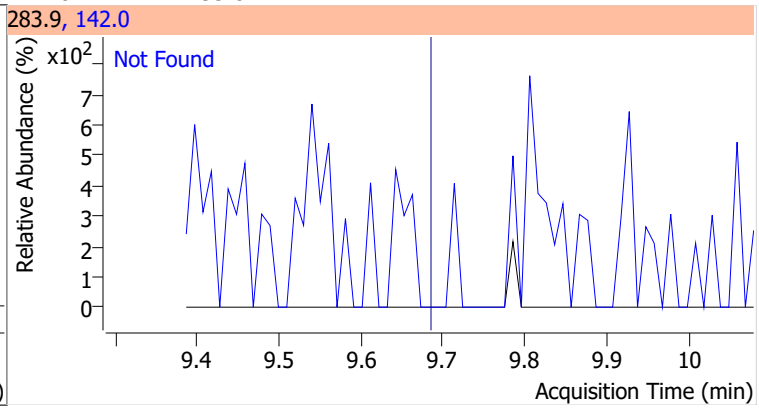

Compound	Conc.	Exp RT	QIon	Exp Ratio	QIon	Exp Ratio
Pentachlorophenol	N.D.	9.97	267.9	59.4	263.9	58.9

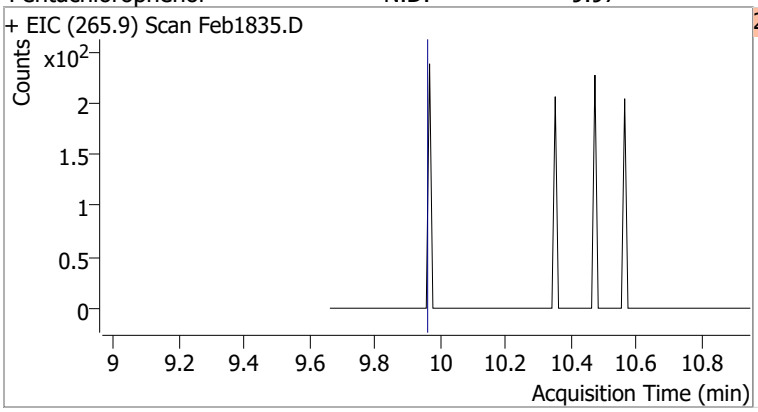

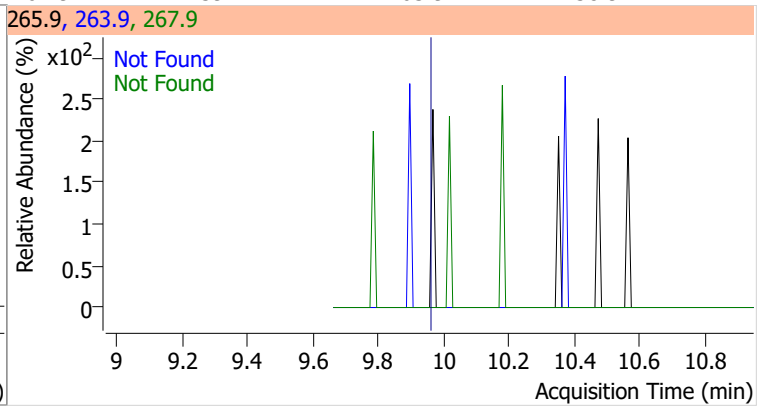

Compound	Conc.	Exp RT	QIon	Exp Ratio
Phenanthrene	N.D.	10.18	176.0	18.5

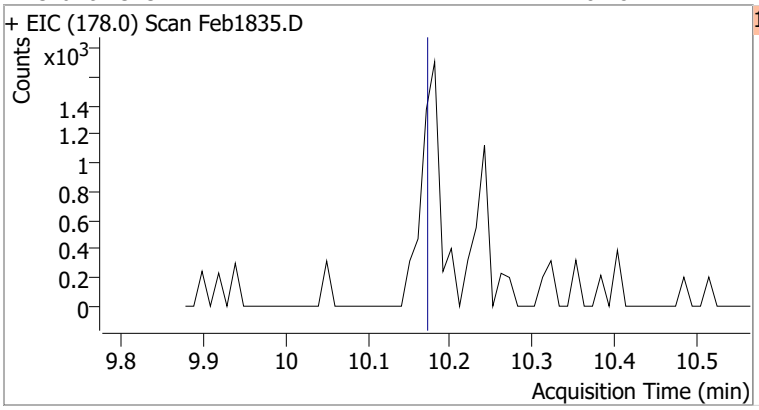

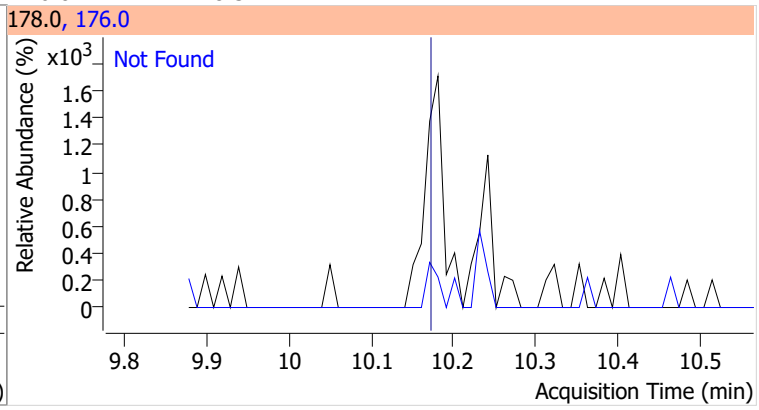

Compound	Conc.	Exp RT	QIon	Exp Ratio
Anthracene	N.D.	10.25	176.0	18.4

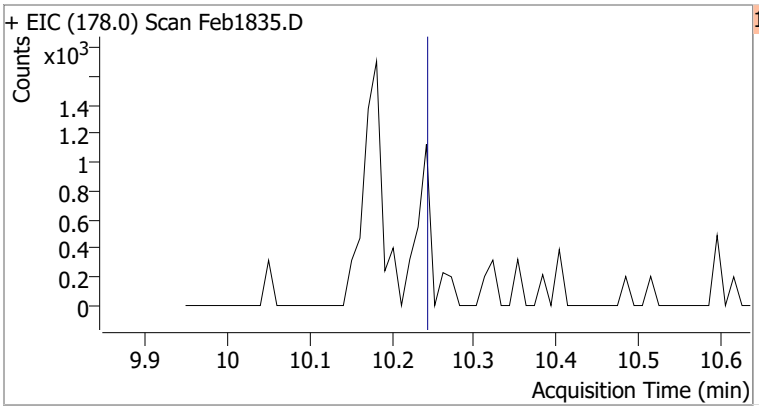

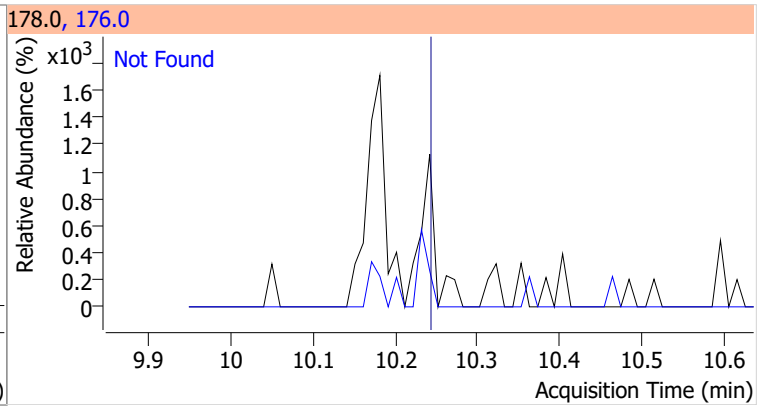

Compound	Conc.	Exp RT	QIon	Exp Ratio	QIon	Exp Ratio
Triallate	N.D.	10.31	268.0	24.1	143.0	22.5

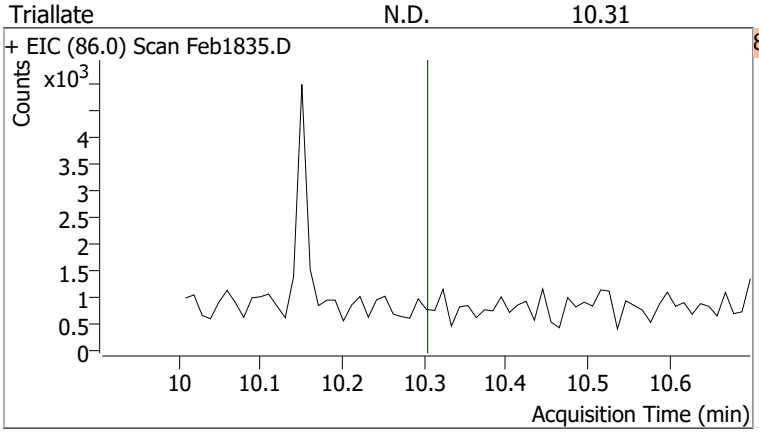

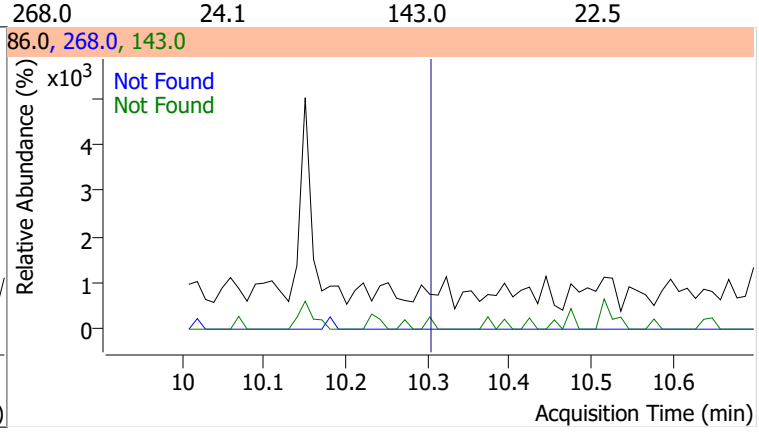

Compound	Conc.	Exp RT	QIon	Exp Ratio
Carbazole	N.D.	10.49	139.0	12.8

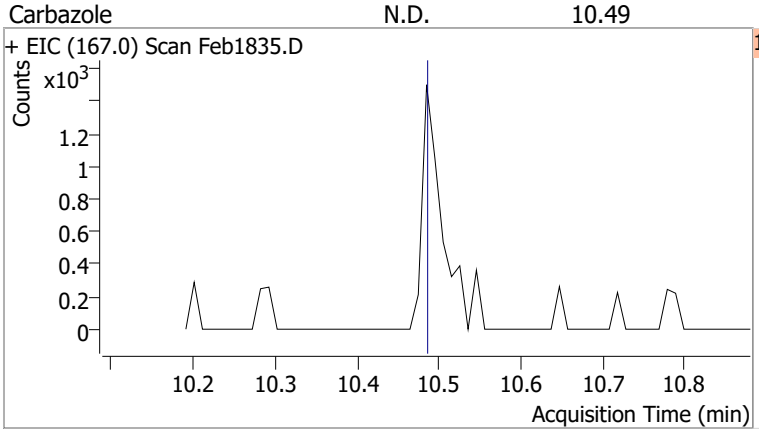

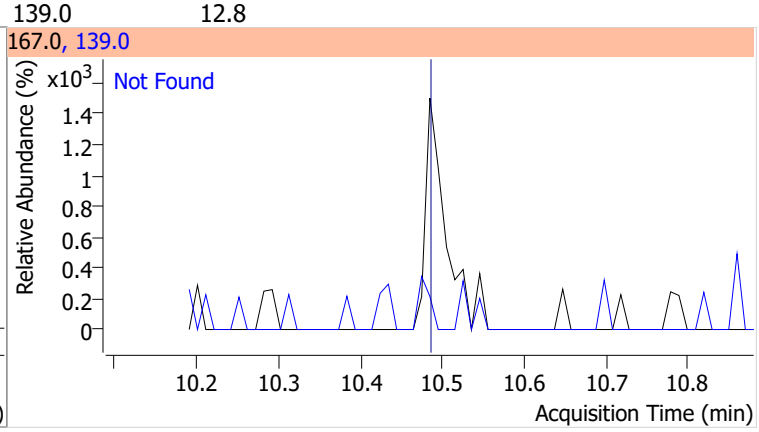

Compound	Conc.	Exp RT	QIon	Exp Ratio	QIon	Exp Ratio
o-Terphenyl	N.D.	10.70	229.0	64.9	215.0	37.0

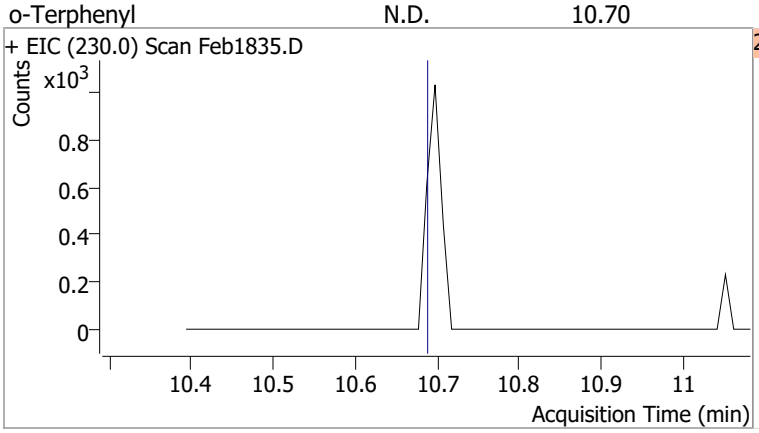

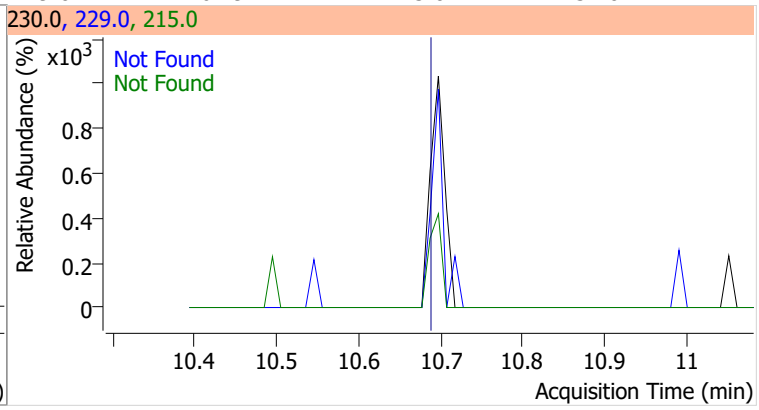

Compound	Conc.	Exp RT	QIon	Exp Ratio	QIon	Exp Ratio
Di-n-Butylphthalate	N.D.	11.08	150.0	9.1	104.0	6.4

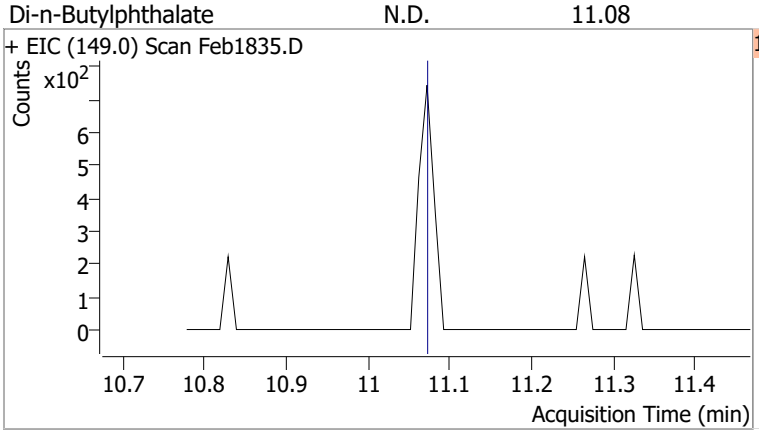

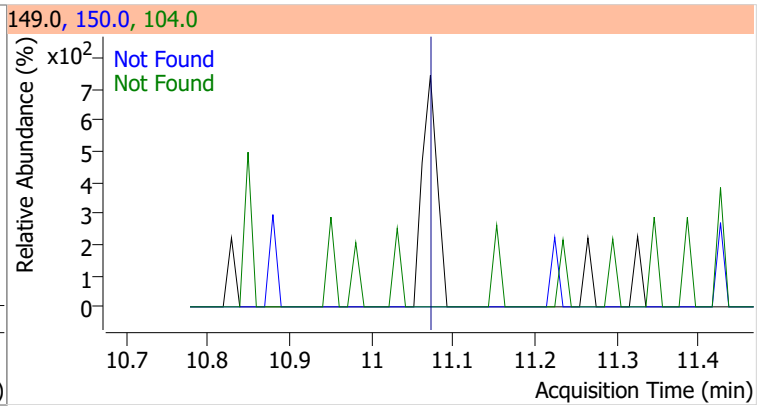

Compound	Conc.	Exp RT	QIon	Exp Ratio
Fluoranthene	N.D.	11.95	101.0	13.4

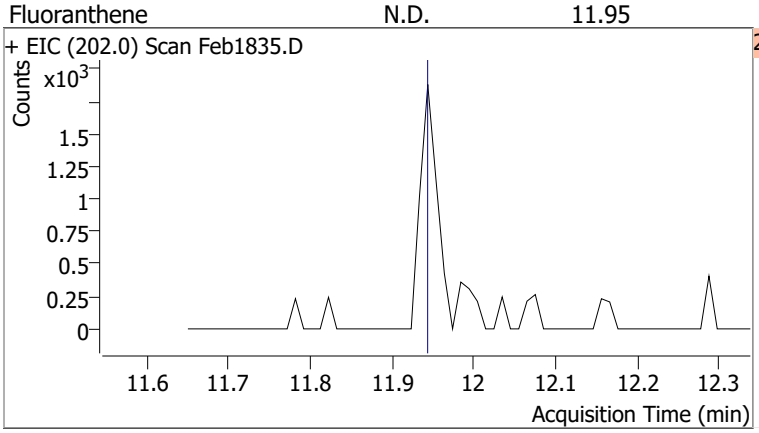

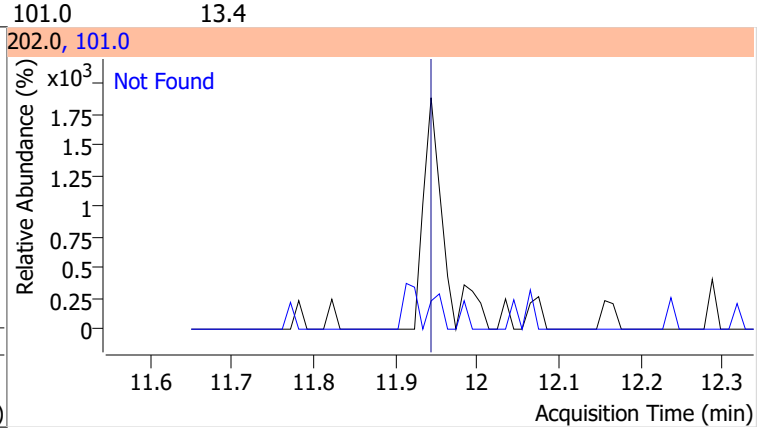

Compound	Conc.	RT	Dev(Min)	Resp.	QIon	QRatio	Lower	Upper
Benzidine		0		0	183.0		8.3	15.4
					92.0		5.8	10.8

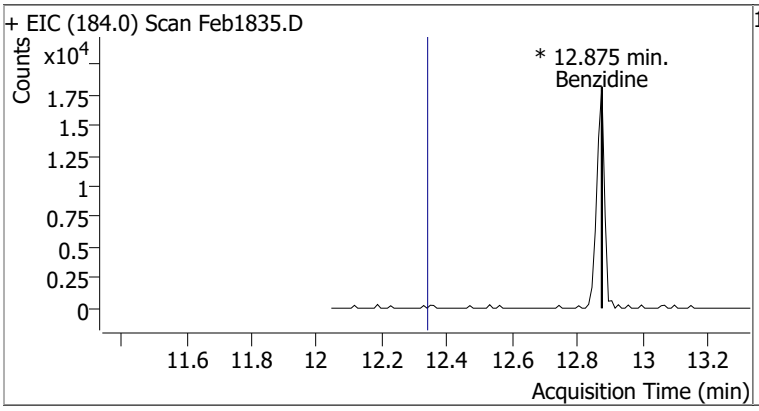

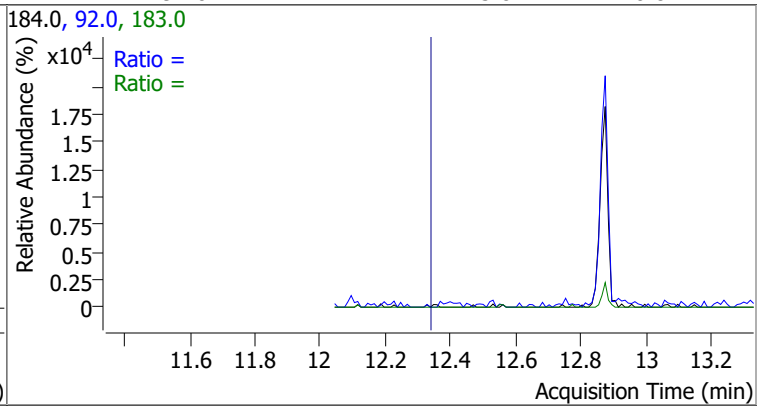

Compound	Conc.	Exp RT	QIon	Exp Ratio
Pyrene	N.D.	12.38	101.0	15.9

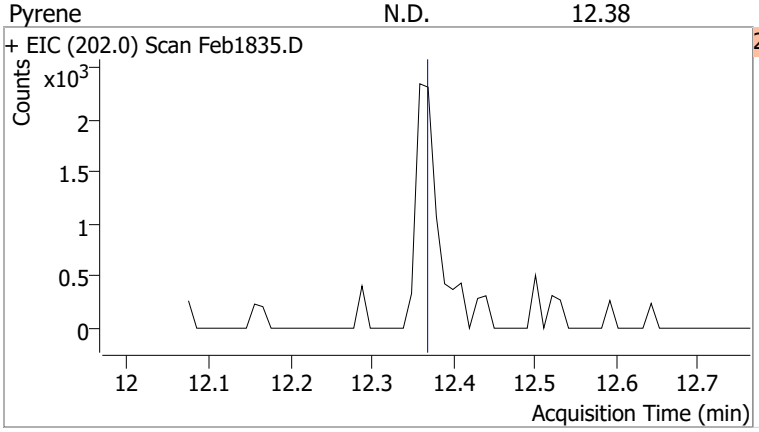

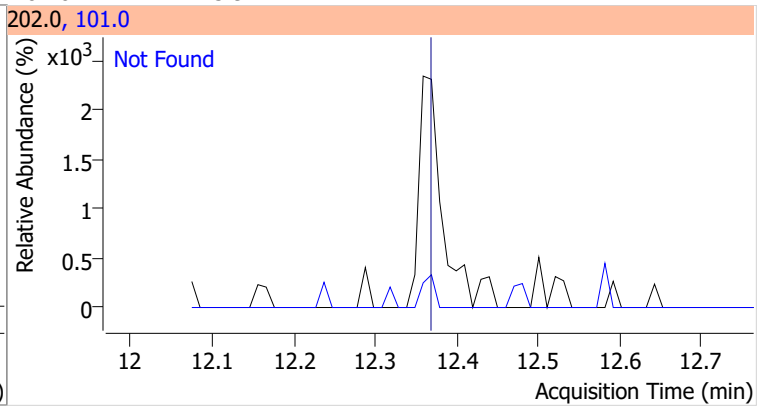

Compound	Conc.	RT	Dev(Min)	Resp.	QIon	QRatio	Lower	Upper
Terphenyl-d14	103.5926	12.88	0.00	1725905	122.0	14.0	10.1	18.7

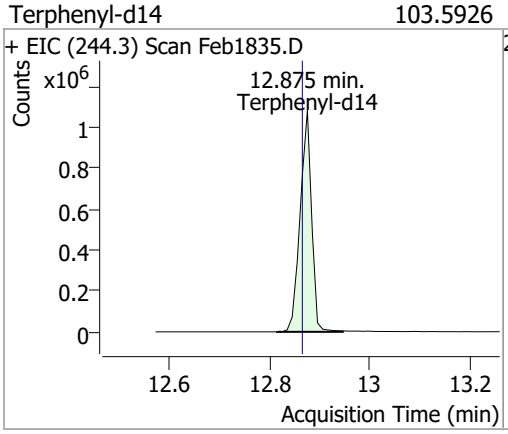

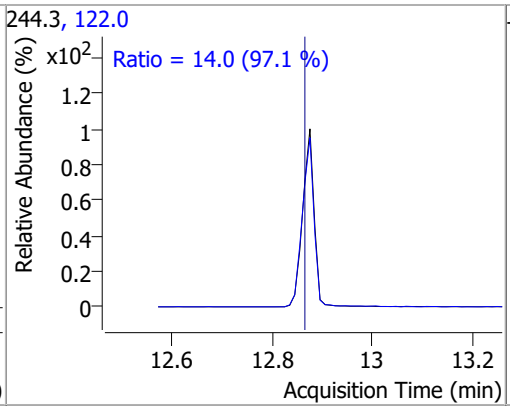

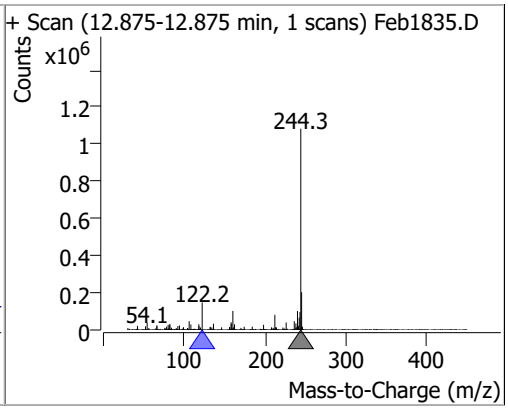

Compound	Conc.	Exp RT	QIon	Exp Ratio	QIon	Exp Ratio
Butylbenzylphthalate	N.D.	14.32	91.0	85.1	206.0	17.5

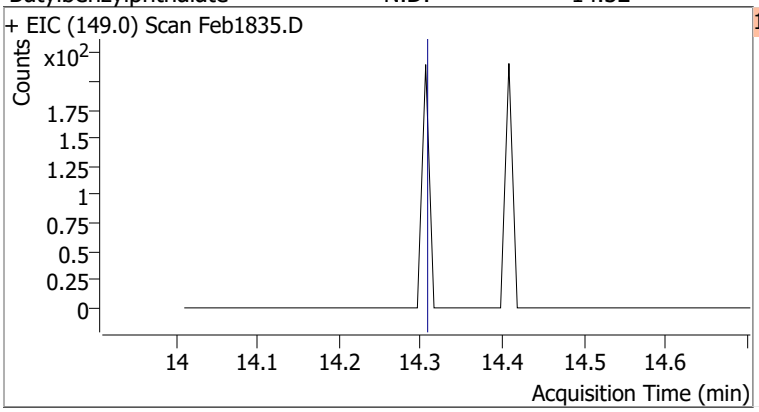

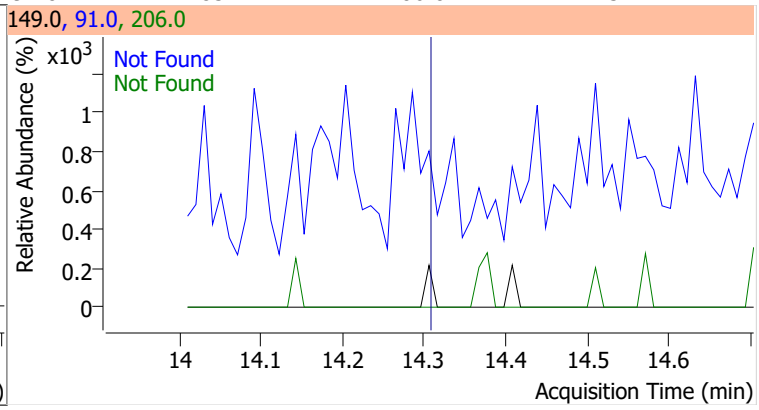

Compound	Conc.	Exp RT	QIon	Exp Ratio	QIon	Exp Ratio
Benzo(a)Anthracene	N.D.	15.51	226.0	26.8	229.0	21.1

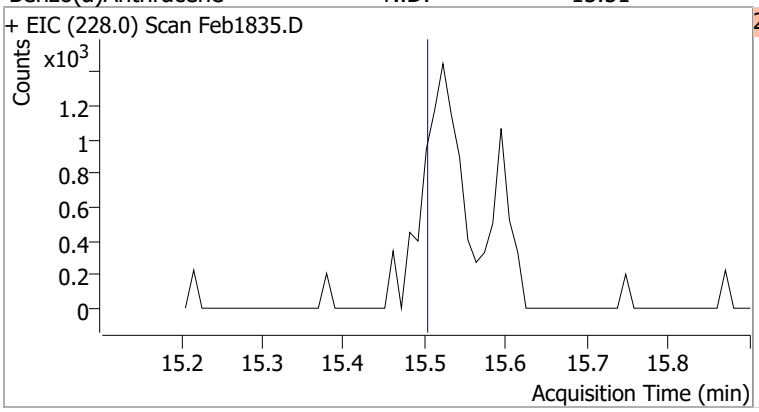

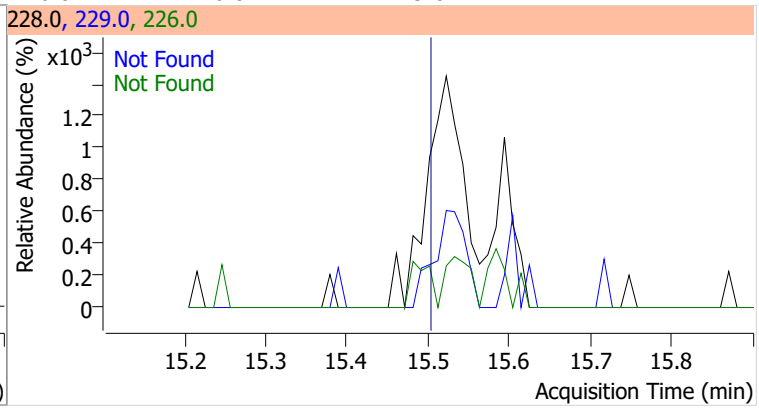

Compound	Conc.	Exp RT	QIon	Exp Ratio	QIon	Exp Ratio
Chrysene	N.D.	15.62	226.0	28.4	229.0	19.7

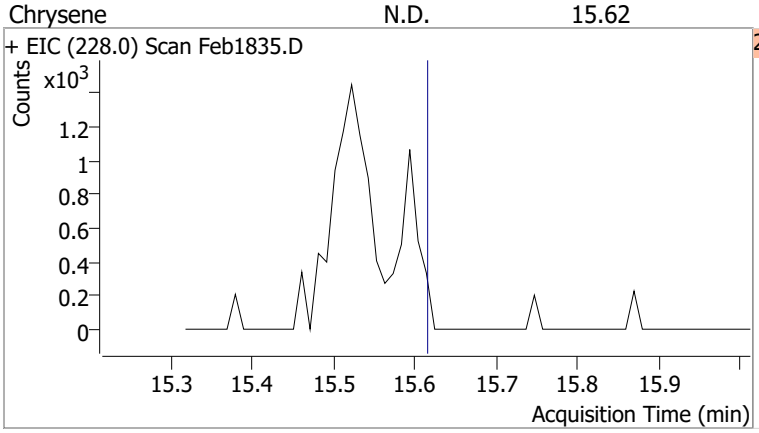

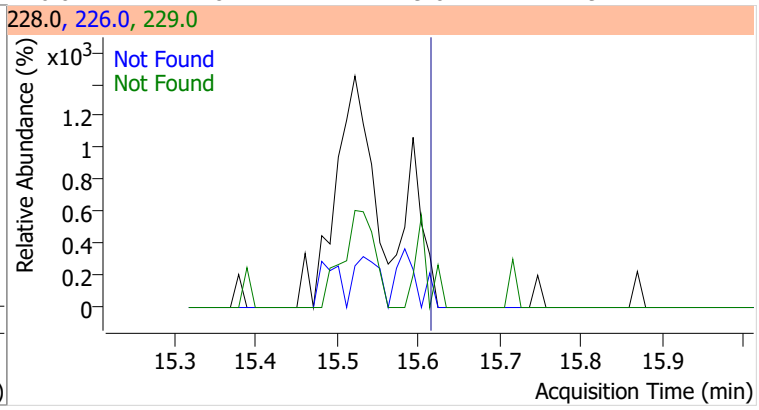

Compound	Conc.	Exp RT	QIon	Exp Ratio
3,3-Dichlorobenzidine	N.D.	15.69	254.0	64.2

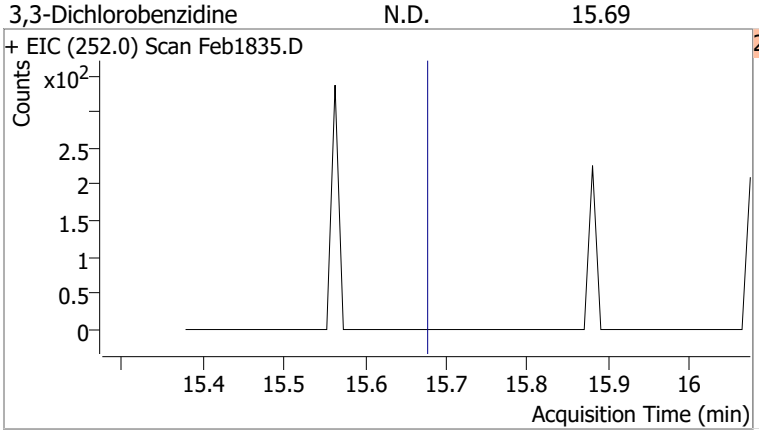

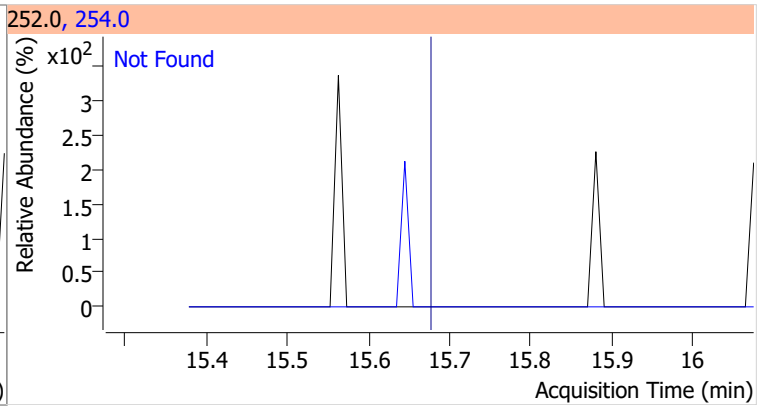

Compound	Conc.	Exp RT	QIon	Exp Ratio	QIon	Exp Ratio
bis(2-ethylhexyl)Phthalate	N.D.	16.37	149.0	390.8	279.0	15.0

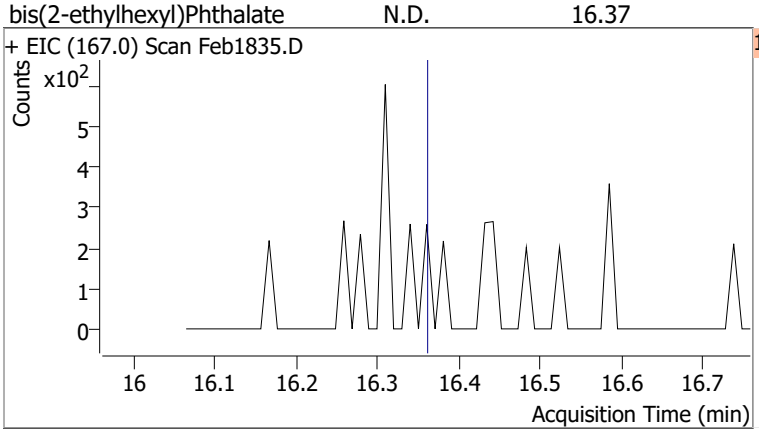

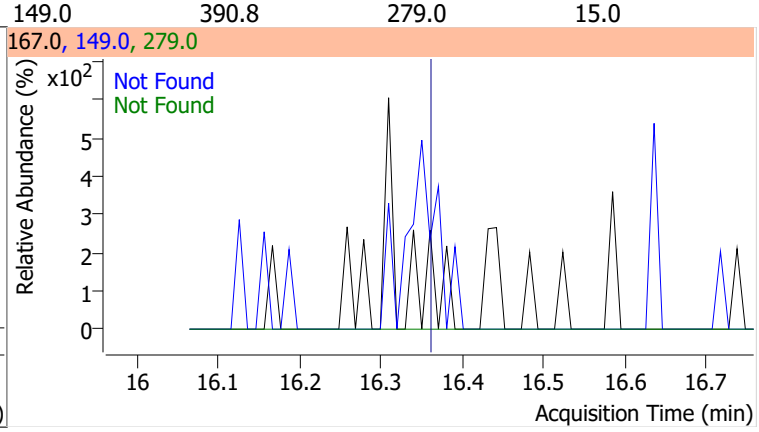

Compound	Conc.	Exp RT	QIon	Exp Ratio
Di-n-octyl Phthalate	N.D.	18.13	150.0	10.0

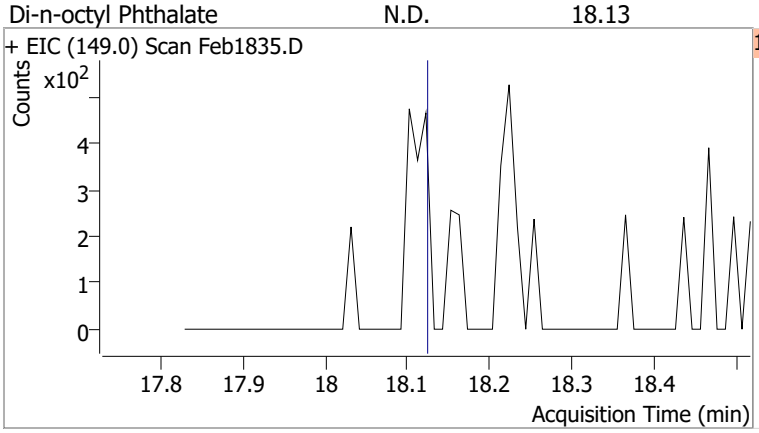

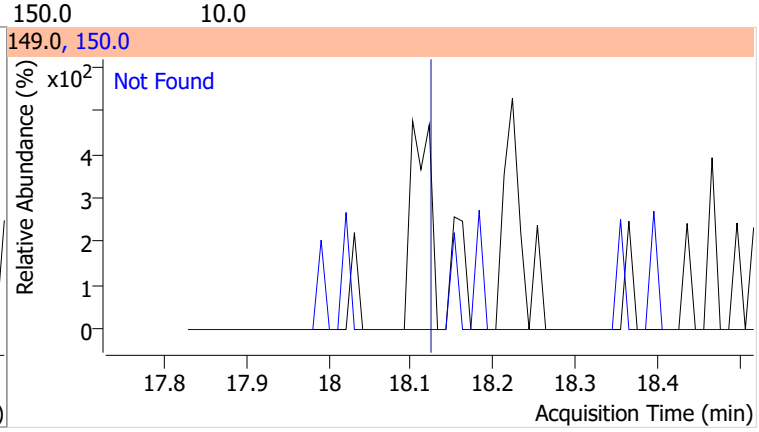

Compound	Conc.	Exp RT	QIon	Exp Ratio
Benzo(b)fluoranthene	N.D.	18.38	253.0	22.3

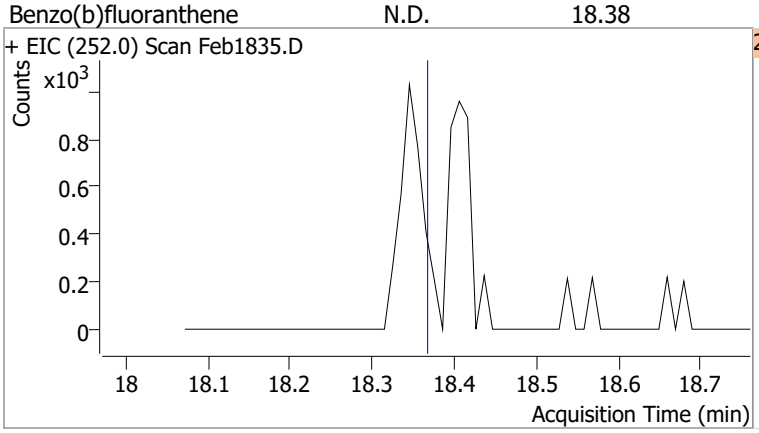

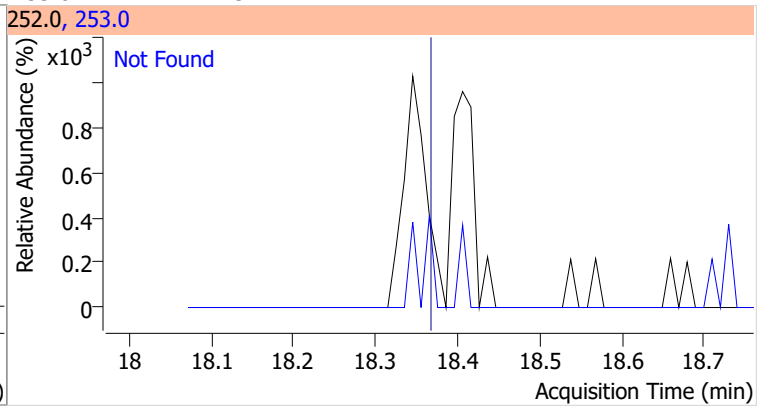

Compound	Conc.	Exp RT	QIon	Exp Ratio
Benzo(k)fluoranthene	N.D.	18.45	253.0	22.0

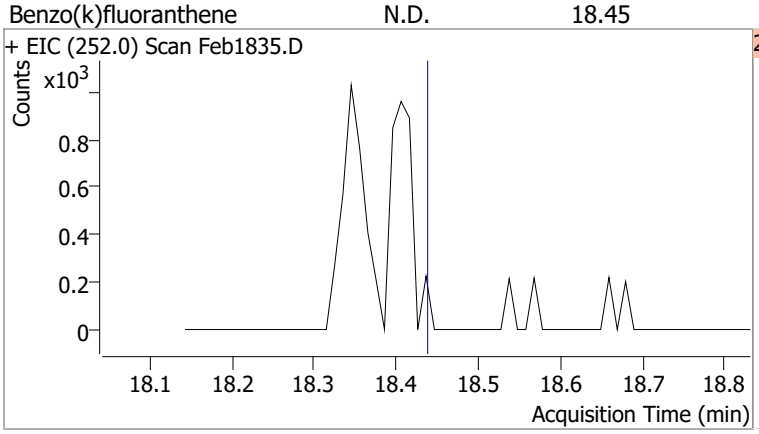

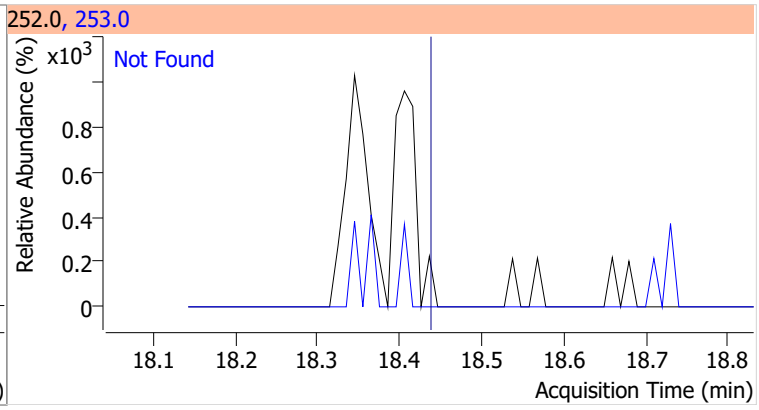

Compound	Conc.	Exp RT	QIon	Exp Ratio
Benzo(a)pyrene	N.D.	18.98	253.0	21.5

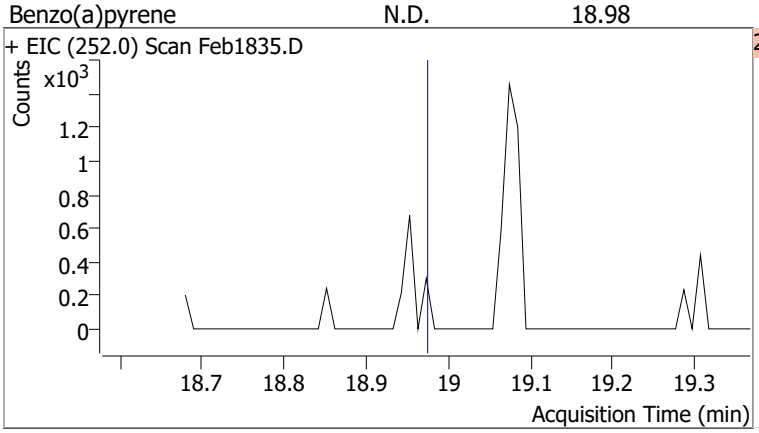

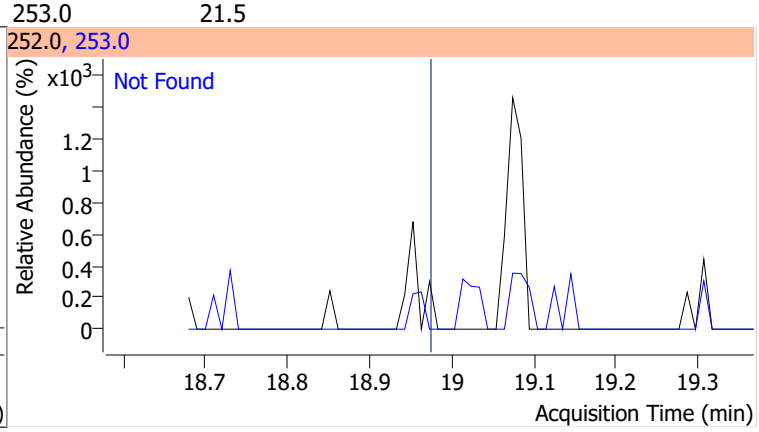

Compound	Conc.	Exp RT	QIon	Exp Ratio
Indeno(1,2,3-c,d)pyrene	N.D.	20.76	138.0	29.6

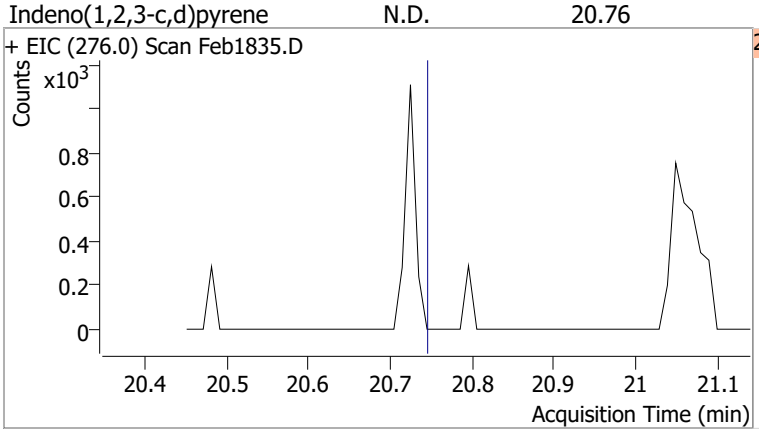

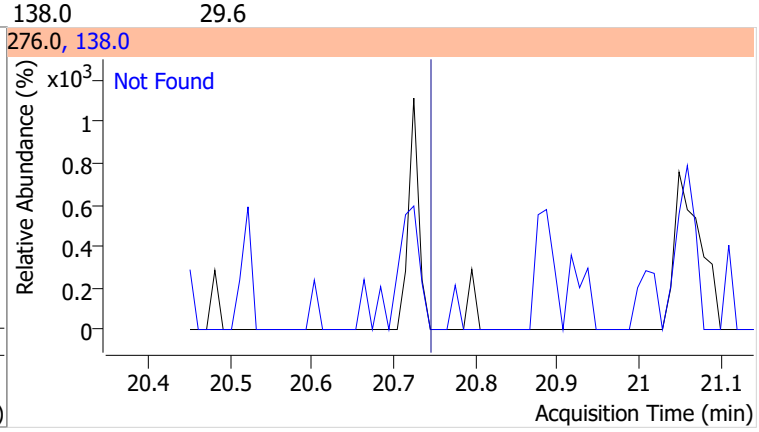

Compound	Conc.	Exp RT	QIon	Exp Ratio	QIon	Exp Ratio
Dibenzo(a,h)anthracene	N.D.	20.82	139.0	25.2	279.0	24.1

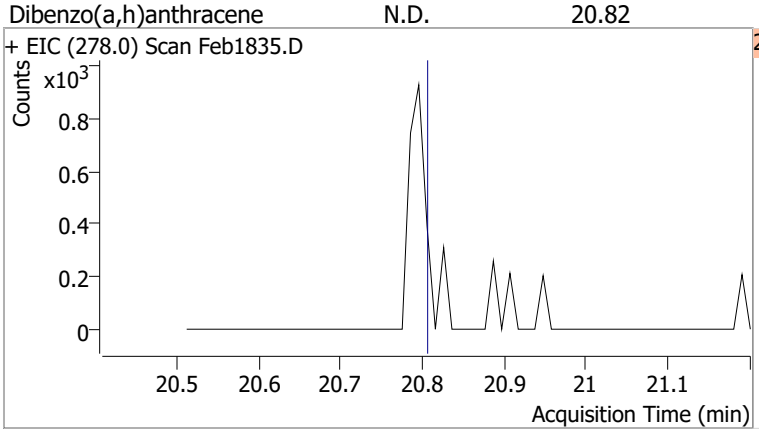

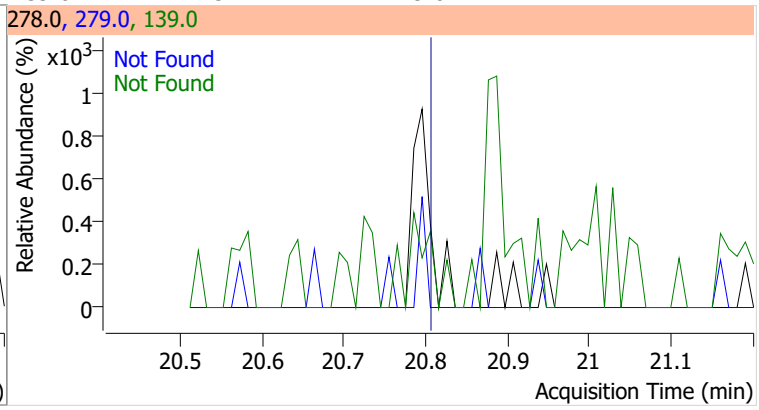

Compound	Conc.	Exp RT	QIon	Exp Ratio	QIon	Exp Ratio
Benzo(g,h,i)perylene	N.D.	21.09	138.0	33.0	277.0	23.2

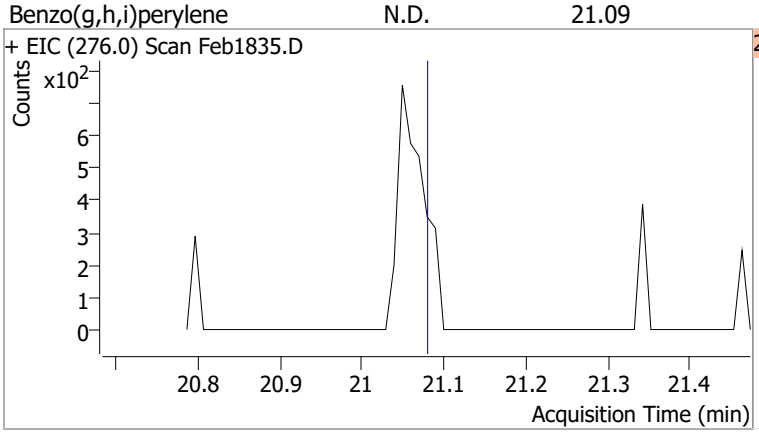

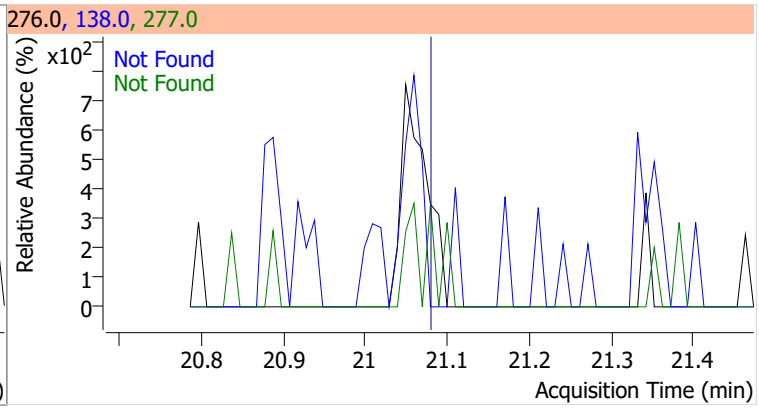

Quantitation Results Report (QT Reviewed)

Data File	Feb1836.D	Operator	LIMS import
Acq. Method	BNA+SIM.M	Acq. Date-Time	2/20/2022 2:40:26 AM
Sample Name	B22020962-016C	Instrument	Instrument #1
Vial	36	Multiplier	1.00
DA Method File	021822 DoD BNA cal.batch.bin	Comment	SVOC-8270-W-LARGO
Tune File	dftppdsm.u	Tune Date	2/18/2022 9:25:00 PM
Batch Name	021822 DoD BNA 2.batch.bin	Last Calib Update	2/20/2022 11:08:57 AM
Ref Library	D:\Org\Library\NIST129K.l		

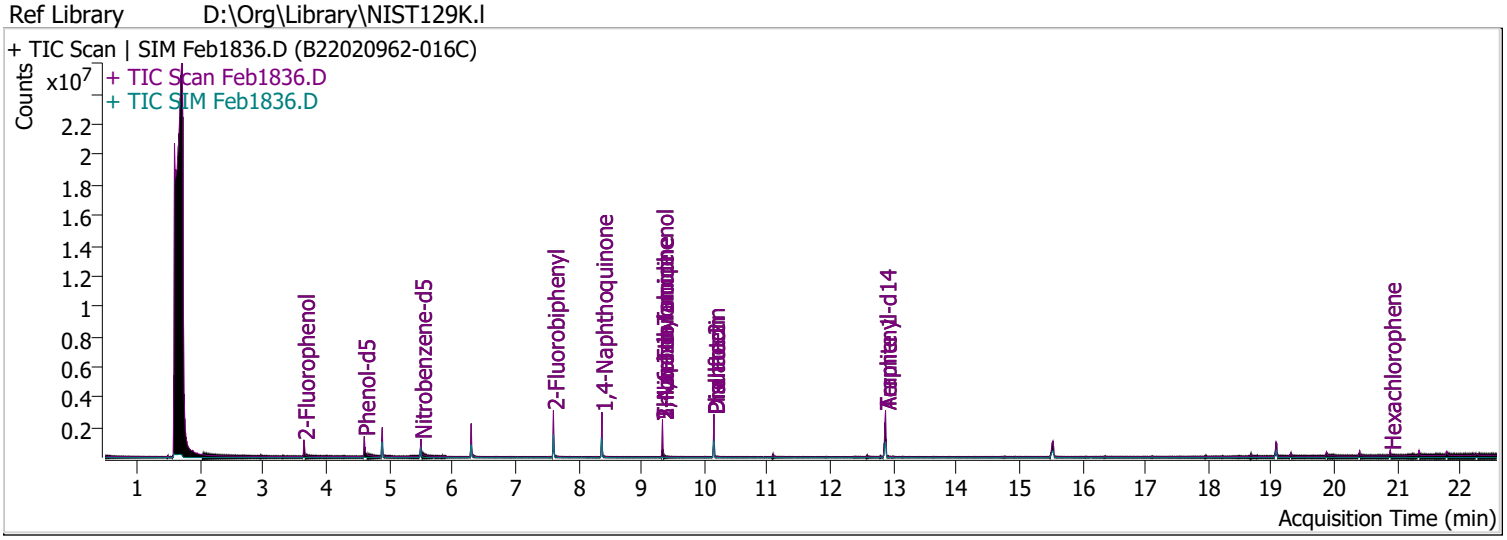

Compound	RT	QIon	Resp.	Conc.	Units		Dev(Min)
Internal Standards							
System Monitoring Compounds							
S 2-Fluorophenol	3.643	112.0	416867	49.3494	µg/L		-0.010
Spiked Amount: 200.000	Range: 10.0 - 75.0%			Recovery = 24.67%			
S Phenol-d5	4.603	99.0	562467	50.8191	µg/L		-0.010
Spiked Amount: 200.000	Range: 10.0 - 65.0%			Recovery = 25.41%			
S Nitrobenzene-d5	5.502	82.0	337128	55.2077	µg/L		0.000
Spiked Amount: 100.000	Range: 32.0 - 94.0%			Recovery = 55.21%			
S 2-Fluorobiphenyl	7.605	172.0	914953	50.2767	µg/L		0.000
Spiked Amount: 100.000	Range: 28.0 - 107.0%			Recovery = 50.28%			
S 2,4,6-Tribromophenol	9.336	329.8	180995	119.4889	µg/L		0.000
Spiked Amount: 200.000	Range: 25.0 - 140.0%			Recovery = 59.74%			
S Terphenyl-d14	12.875	244.3	1633574	94.2213	µg/L		0.000
Spiked Amount: 100.000	Range: 32.0 - 122.0%			Recovery = 94.22%			
Target Compounds							**QValue**
T N-Nitrosodimethylamine	0.000		0	N.D.			
T Pyridine	0.000		0	N.D.			
T Aniline	0.000		0	N.D.			
T Phenol	0.000		0	N.D.			
T bis(-2-Chloroethyl)Ether	0.000		0	N.D.			
T 2-Chlorophenol	0.000		0	N.D.			
T 1,3-Dichlorobenzene	0.000		0	N.D.			
T 1,4-Dichlorobenzene	0.000		0	N.D.			
T 1,2-Dichlorobenzene	0.000		0	N.D.			
T Benzyl Alcohol	0.000		0	N.D.			
T bis(2-chloroisopropyl)Ether	0.000		0	N.D.			
T 2-Methylphenol	0.000		0	N.D.			
T N-nitroso-Di-n-propylamine	5.502	70.0	0		µg/L	md	1
T 4Methylphenol/3Methylphenol	0.000		0	N.D.			
T Hexachloroethane	0.000		0	N.D.			

Compound	RT	QIon	Resp.	Conc.	Units		Dev(Min)
T Nitrobenzene	0.000		0	N.D.			
T Isophorone	0.000		0	N.D.			
T 2-Nitrophenol	0.000		0	N.D.			
T 2,4-Dimethylphenol	0.000		0	N.D.			
T bis(-2-Chloroethoxy)Methane	0.000		0	N.D.			
T 2,4-Dichlorophenol	0.000		0	N.D.			
T Benzoic Acid	0.000		0	N.D.			
T 1,2,4-Trichlorobenzene	0.000		0	N.D.			
T Naphthalene	0.000		0	N.D.			
T 4-Chlorophenol	0.000		0	N.D.			
T p-Chloroaniline	0.000		0	N.D.			
T Hexachlorobutadiene	0.000		0	N.D.			
T 4-Chloro-2-Methylphenol	0.000		0	N.D.			
T 4-Chloro-3-Methylphenol	0.000		0	N.D.			
T 2-Methylnaphthalene	0.000		0	N.D.			
T 1-Methylnaphthalene	0.000		0	N.D.			
T Hexachlorocyclopentadiene	0.000		0	N.D.			
T 2,4,6-Trichlorophenol	0.000		0	N.D.			
T 2,4,5-Trichlorophenol	0.000		0	N.D.			
T 2-Chloronaphthalene	0.000		0	N.D.			
T 2-Nitroaniline	0.000		0	N.D.			
T Dimethyl Phthalate	8.374	163.0	0		µg/L	md	1
T 2,6-Dinitrotoluene	8.374	165.0	0		µg/L	md	1
T Acenaphthylene	0.000		0	N.D.			
T 3-Nitroaniline	0.000		0	N.D.			
T Acenaphthene	0.000		0	N.D.			
T 2,4-Dinitrophenol	0.000		0	N.D.			
T Dibenzofuran	0.000		0	N.D.			
T 2,4-Dinitrotoluene	0.000		0	N.D.			
T 4-Nitrophenol	0.000		0	N.D.			
T Diethylphthalate	0.000		0	N.D.			
T Fluorene	0.000		0	N.D.			
T 4-Chlorophenyl-phenylether	0.000		0	N.D.			
T 4-Nitroaniline	0.000		0	N.D.			
T 4,6-Dinitro-2-methylphenol	0.000		0	N.D.			
T N-nitrosodiphenylamine	0.000		0	N.D.			
T Azobenzene	0.000		0	N.D.			
T 4-Bromophenyl-phenylether	0.000		0	N.D.			
T Hexachlorobenzene	0.000		0	N.D.			
T Pentachlorophenol	0.000		0	N.D.			
T Phenanthrene	0.000		0	N.D.			
T Anthracene	0.000		0	N.D.			
T Triallate	0.000		0	N.D.			
T Carbazole	0.000		0	N.D.			
T o-Terphenyl	0.000		0	N.D.			
T Di-n-Butylphthalate	0.000		0	N.D.			
T Fluoranthene	0.000		0	N.D.			
T Benzidine	12.875	184.0	0		µg/L	md	1
T Pyrene	0.000		0	N.D.			
T Butylbenzylphthalate	0.000		0	N.D.			
T Benzo(a)Anthracene	0.000		0	N.D.			
T Chrysene	0.000		0	N.D.			
T 3,3-Dichlorobenzidine	0.000		0	N.D.			
T bis(2-ethylhexyl)Phthalate	0.000		0	N.D.			
T Di-n-octyl Phthalate	0.000		0	N.D.			

Compound	RT	QIon	Resp.	Conc.	Units	Dev(Min)
T Benzo(b)fluoranthene	0.000		0	N.D.		
T Benzo(k)fluoranthene	0.000		0	N.D.		
T Benzo(a)pyrene	0.000		0	N.D.		
T Indeno(1,2,3-c,d)pyrene	0.000		0	N.D.		
T Dibenzo(a,h)anthracene	0.000		0	N.D.		
T Benzo(g,h,i)perylene	0.000		0	N.D.		

(#) = Qualifier Out of Range; (m) = Manual Integration; (+) = Area Summed; (*) = Surrogate Percent Recovery Out of Range; (d): Zeroed Peak

Compound	Conc.	Exp RT	QIon	Exp Ratio
N-Nitrosodimethylamine	N.D.	2.49	42.0	135.8

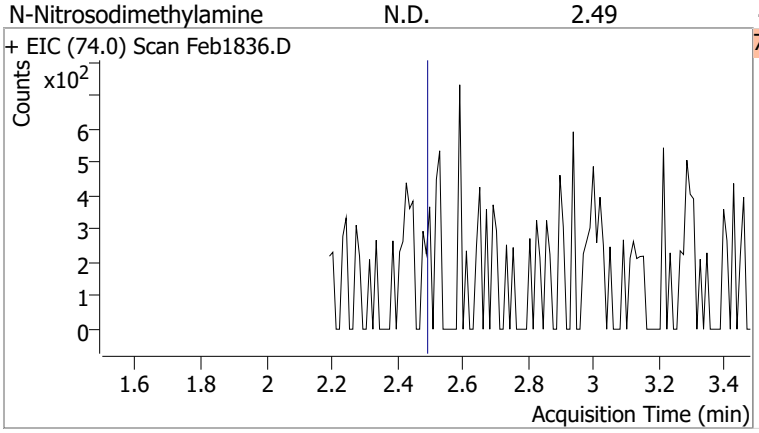

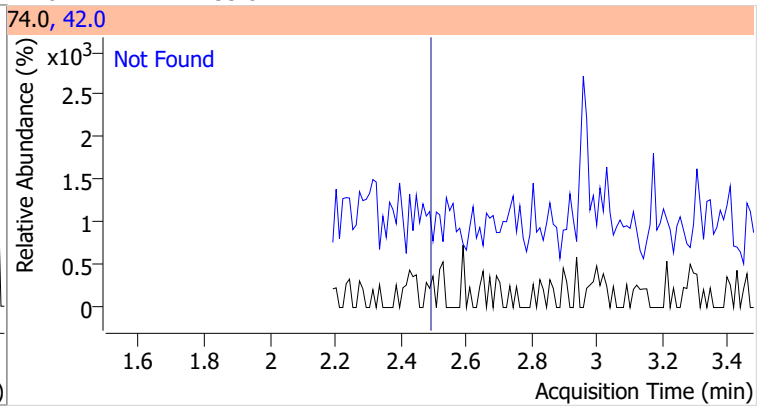

Compound	Conc.	Exp RT	QIon	Exp Ratio
Pyridine	N.D.	2.53	52.0	82.7

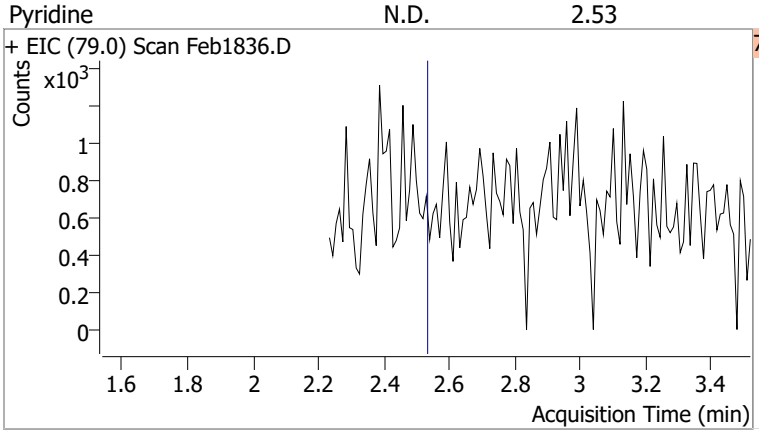

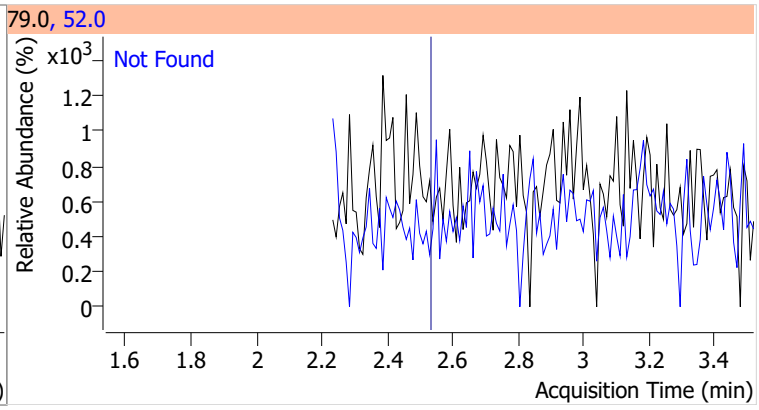

Compound	Conc.	RT	Dev(Min)	Resp.	QIon	QRatio	Lower	Upper
2-Fluorophenol	49.3494	3.64	-0.01	416867	64.0	53.4	34.6	64.3
					92.0	20.5	14.2	26.5

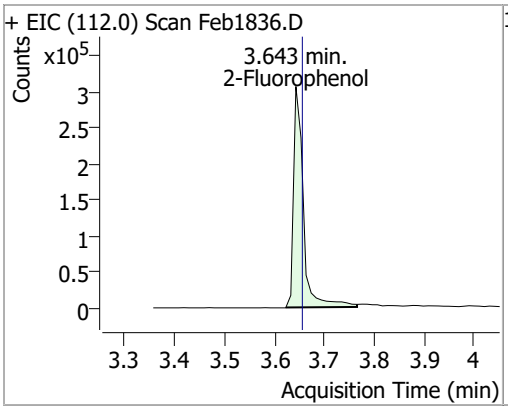

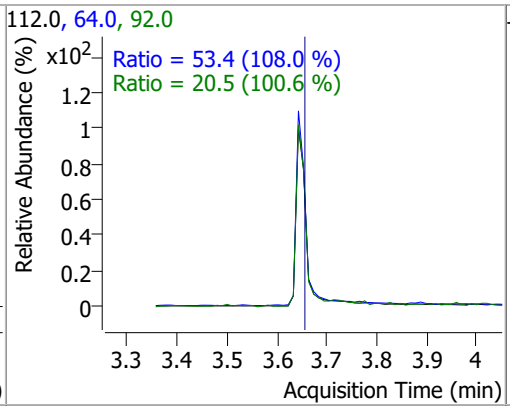

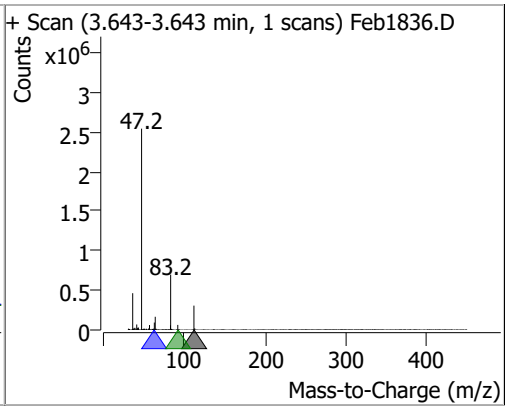

Compound	Conc.	Exp RT	QIon	Exp Ratio	QIon	Exp Ratio
Aniline	N.D.	4.56	66.0	36.7	65.0	18.7

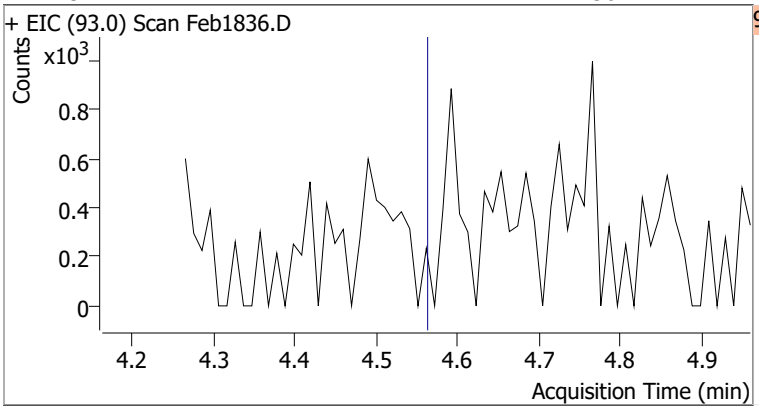

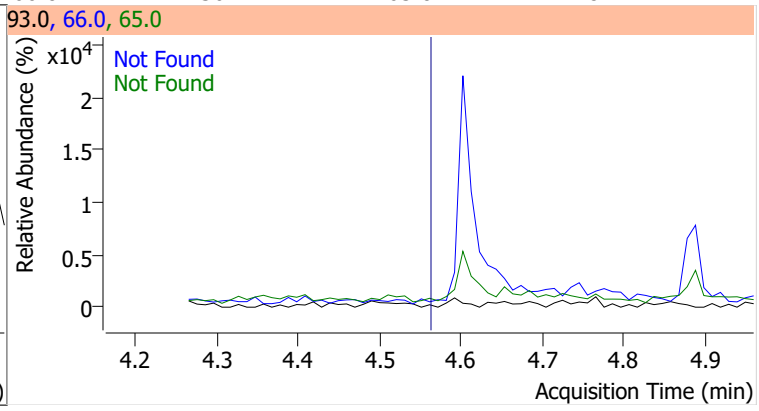

Compound	Conc.	RT	Dev(Min)	Resp.	QIon	QRatio	Lower	Upper
Phenol-d5	50.8191	4.60	-0.01	562467	71.0	34.7	25.8	47.9

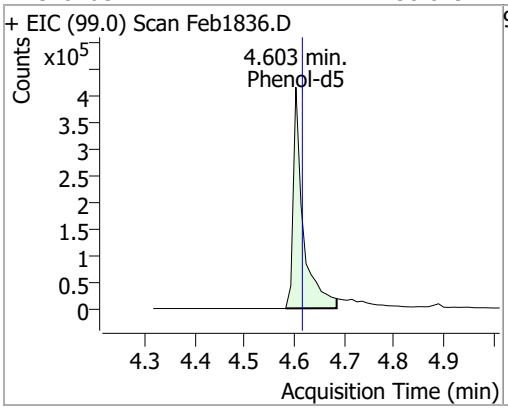

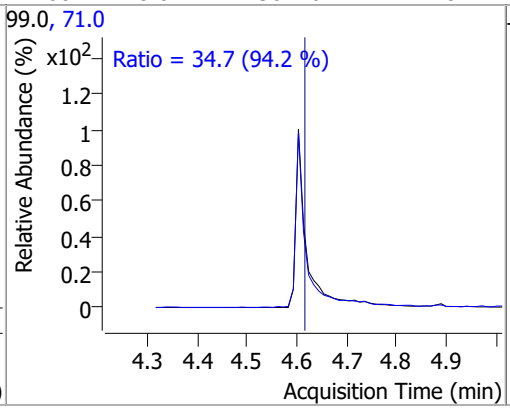

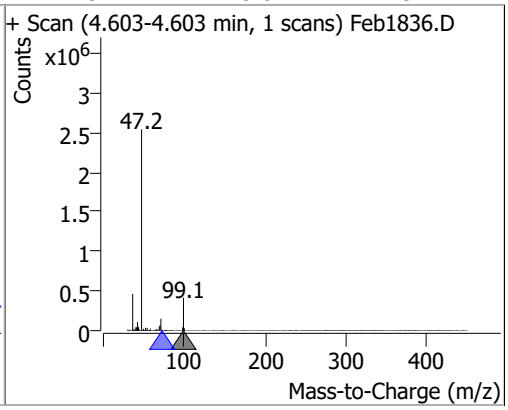

Compound	Conc.	Exp RT	QIon	Exp Ratio
Phenol	N.D.	4.62	66.0	45.3

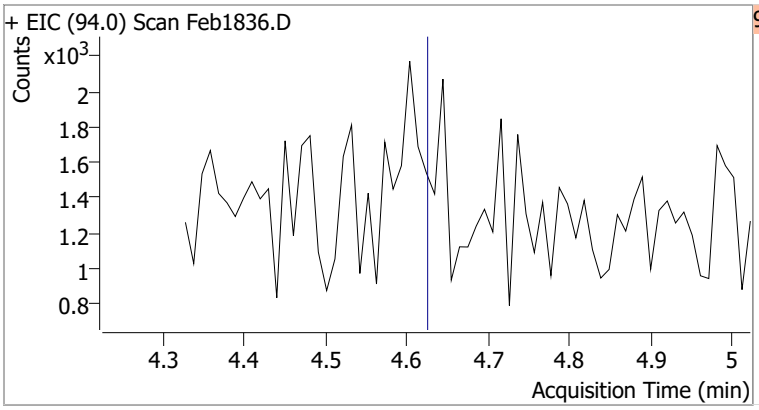

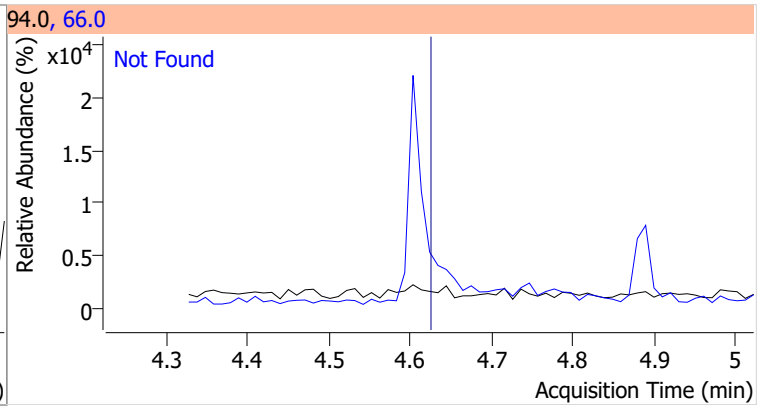

Compound	Conc.	Exp RT	QIon	Exp Ratio
bis(-2-Chloroethyl)Ether	N.D.	4.64	64.0	10.9

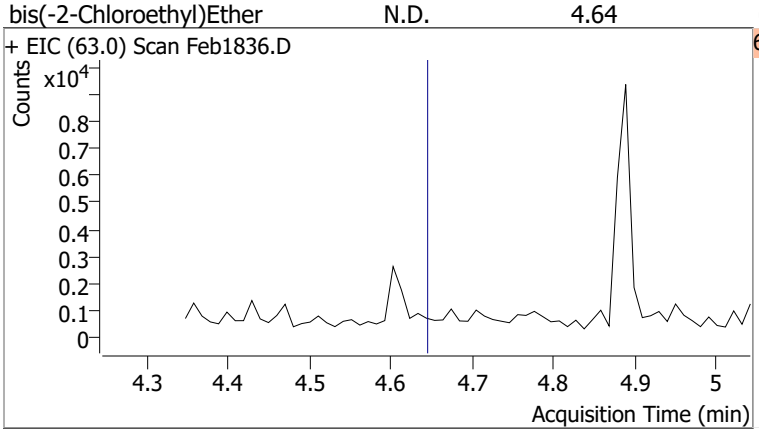

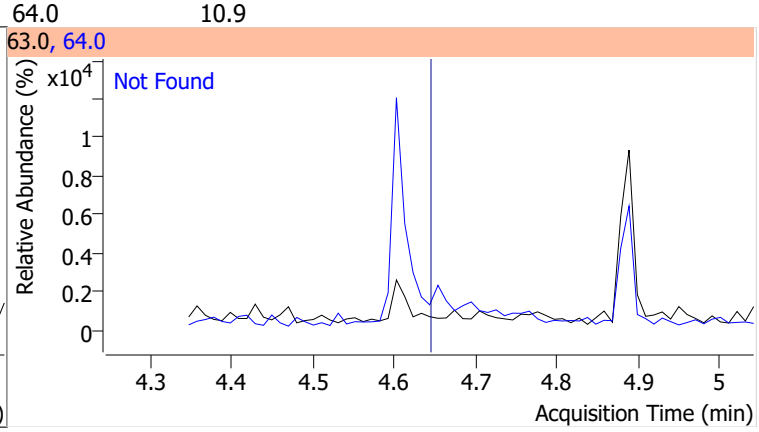

Compound	Conc.	Exp RT	QIon	Exp Ratio
2-Chlorophenol	N.D.	4.69	130.0	32.5

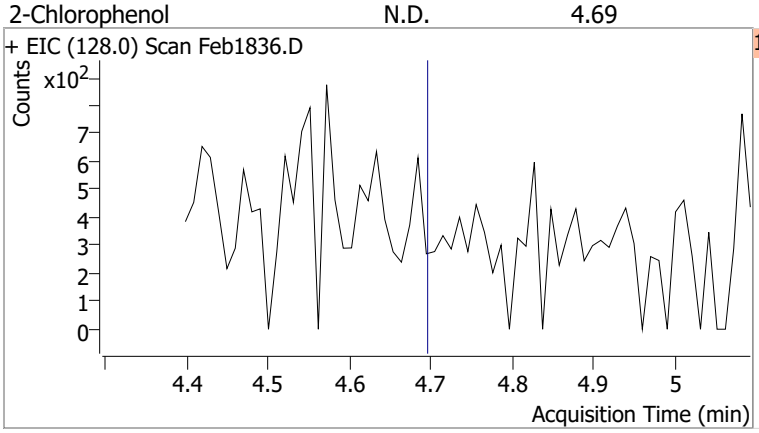

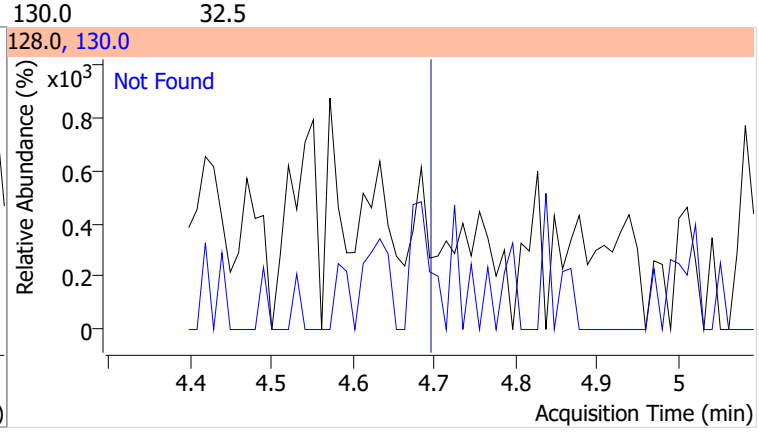

Compound	Conc.	Exp RT	QIon	Exp Ratio	QIon	Exp Ratio
1,3-Dichlorobenzene	N.D.	4.83	148.0	63.7	111.0	36.1

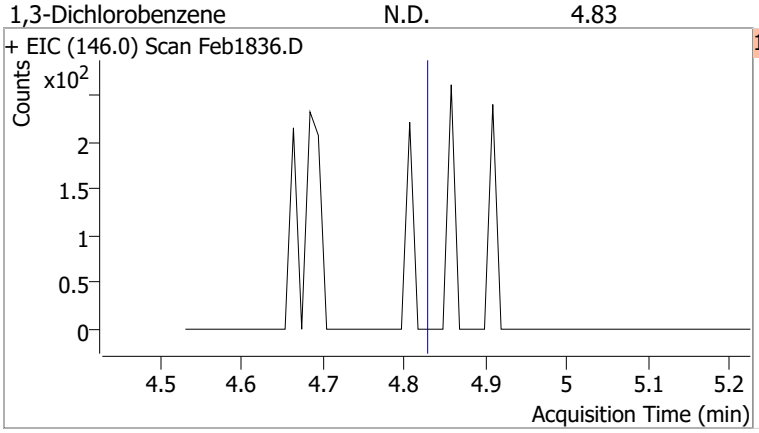

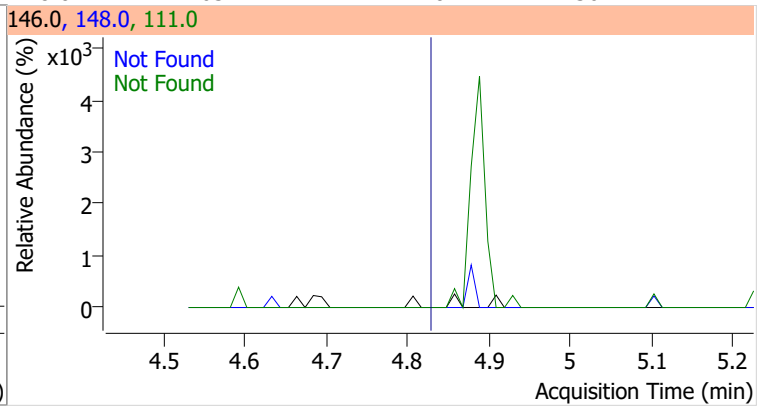

Compound	Conc.	Exp RT	QIon	Exp Ratio	QIon	Exp Ratio
1,4-Dichlorobenzene	N.D.	4.91	148.0	65.2	111.0	36.0

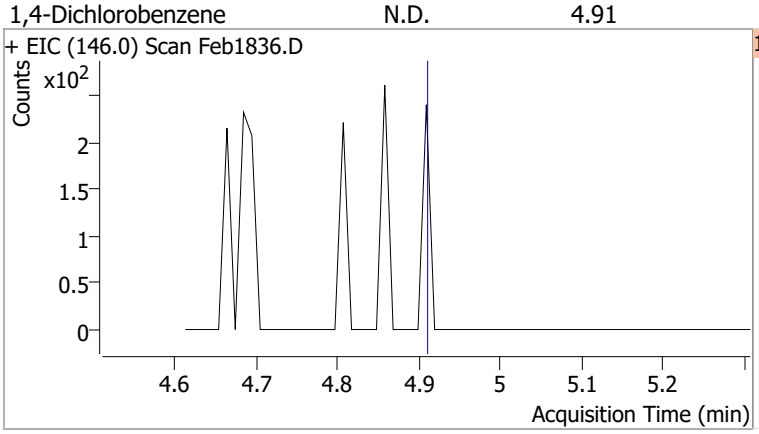

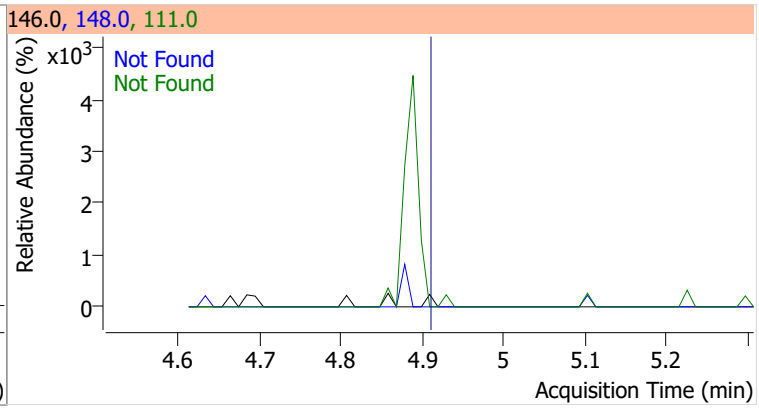

Compound	Conc.	Exp RT	QIon	Exp Ratio	QIon	Exp Ratio
1,2-Dichlorobenzene	N.D.	5.06	148.0	64.4	111.0	37.3

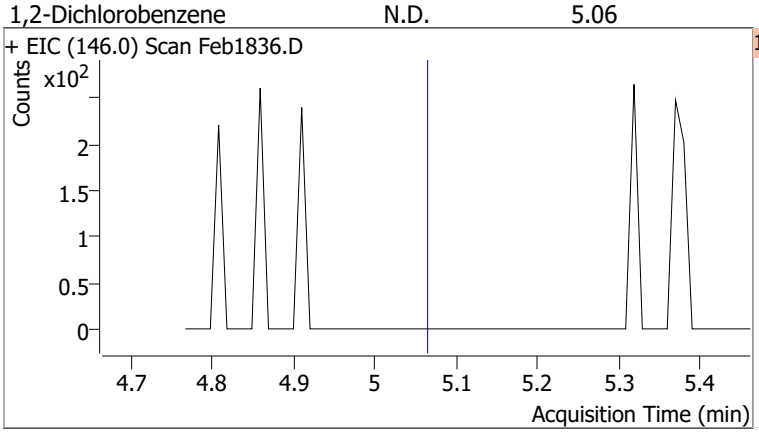

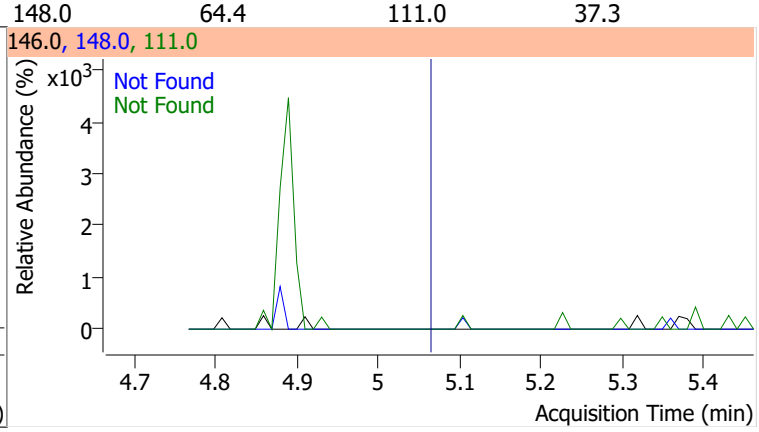

Compound	Conc.	Exp RT	QIon	Exp Ratio	QIon	Exp Ratio
Benzyl Alcohol	N.D.	5.08	79.0	119.3	107.0	70.5

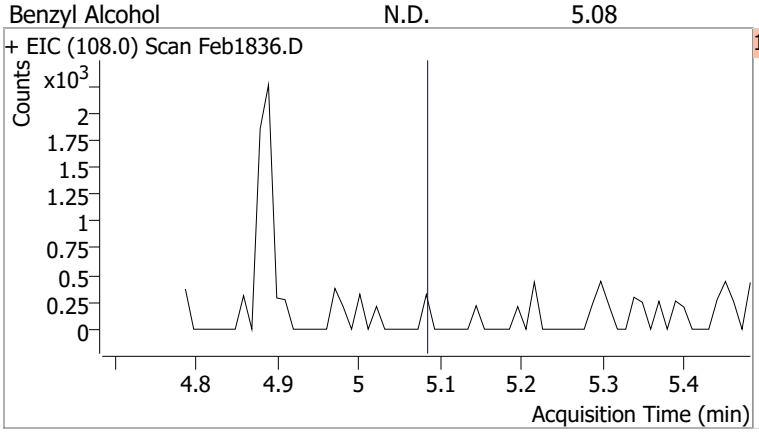

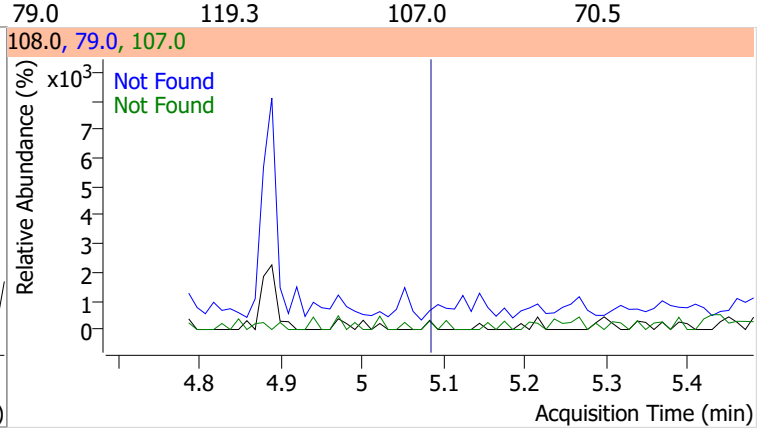

Compound	Conc.	Exp RT	QIon	Exp Ratio
bis(2-chloroisopropyl)Ether	N.D.	5.23	123.0	32.1

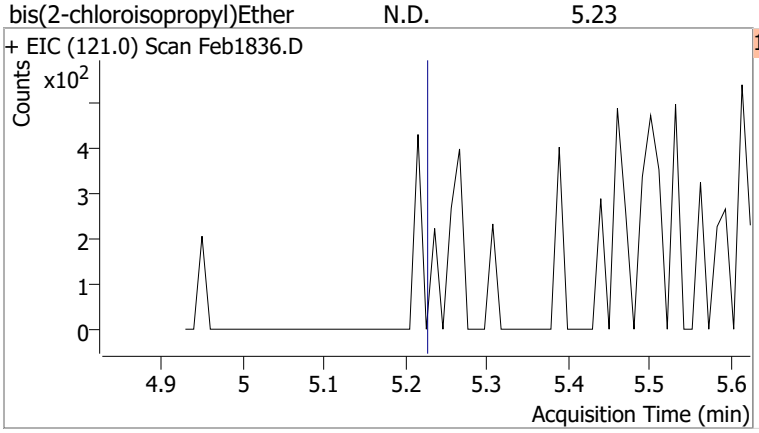

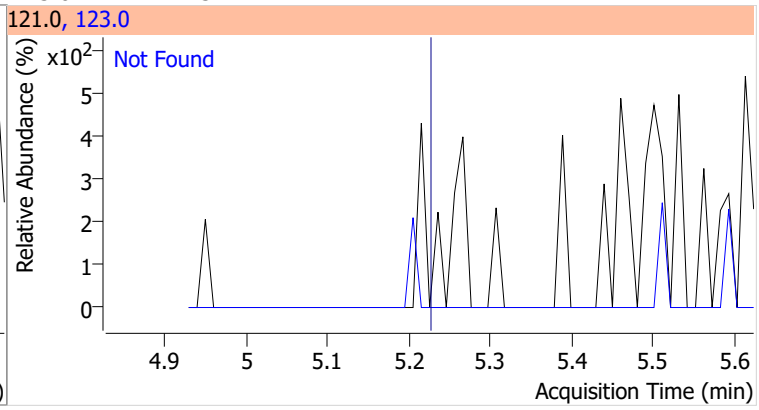

Compound	Conc.	Exp RT	QIon	Exp Ratio
2-Methylphenol	N.D.	5.25	108.0	116.5

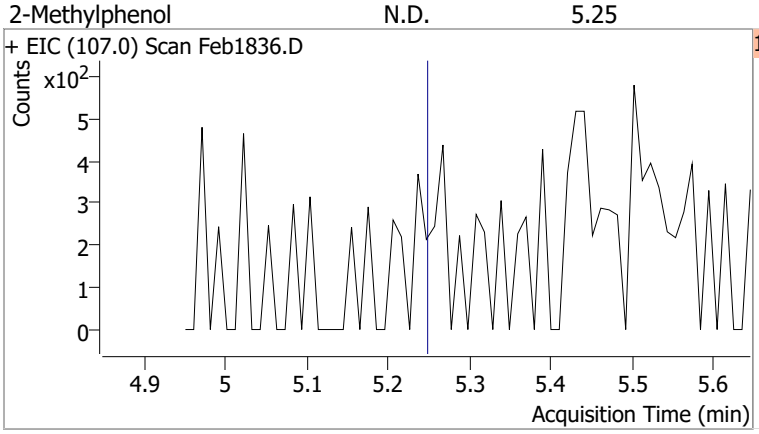

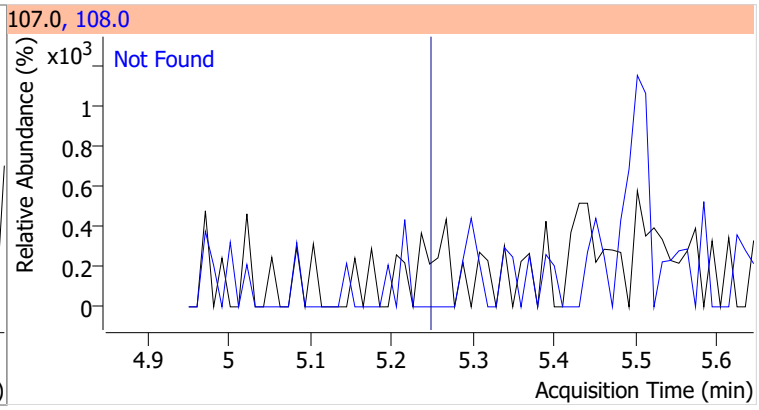

Compound	Conc.	RT	Dev(Min)	Resp.	QIon	QRatio	Lower	Upper
N-nitroso-Di-n-propylamine		0		0	130.0		0.0	38.8

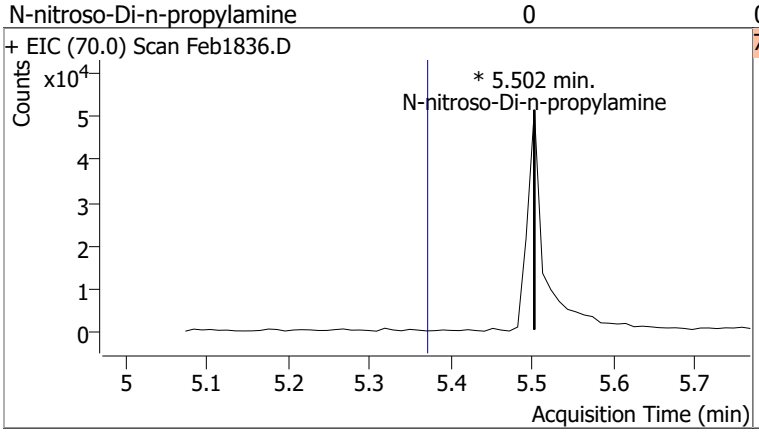

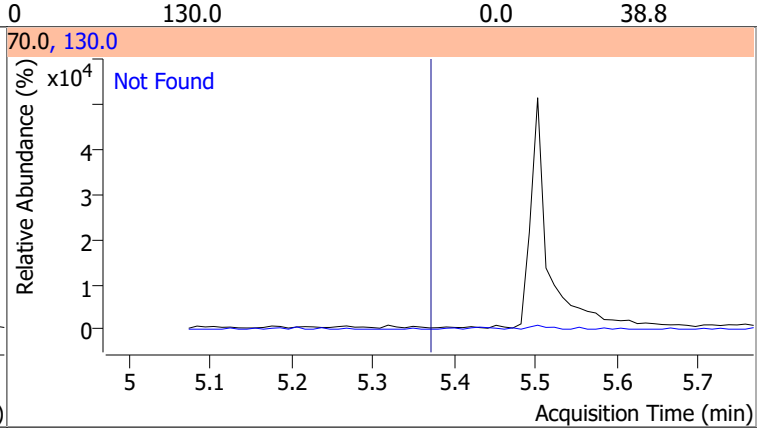

Compound	Conc.	Exp RT	QIon	Exp Ratio
4Methylphenol/3Methylphenol	N.D.	5.43	108.0	83.9

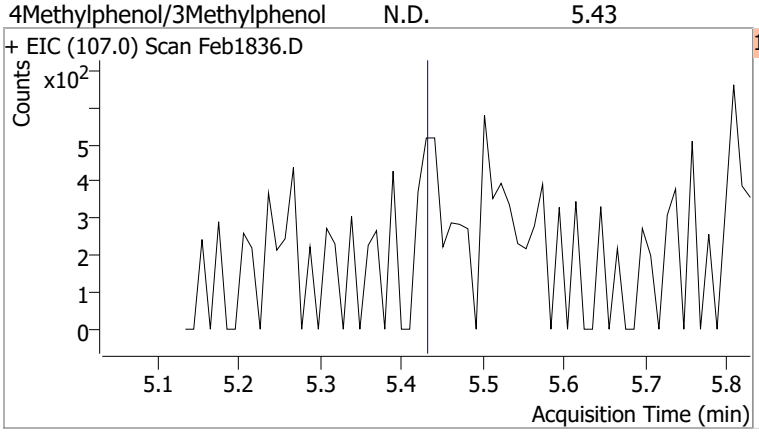

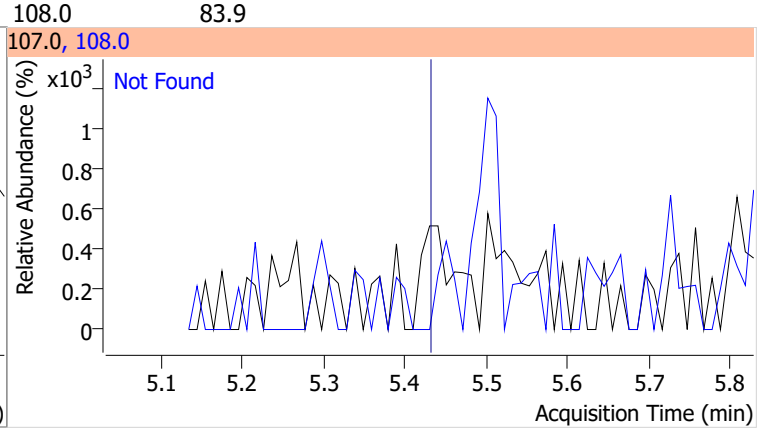

Compound	Conc.	Exp RT	QIon	Exp Ratio	QIon	Exp Ratio
Hexachloroethane	N.D.	5.43	201.0	90.8	199.0	56.9

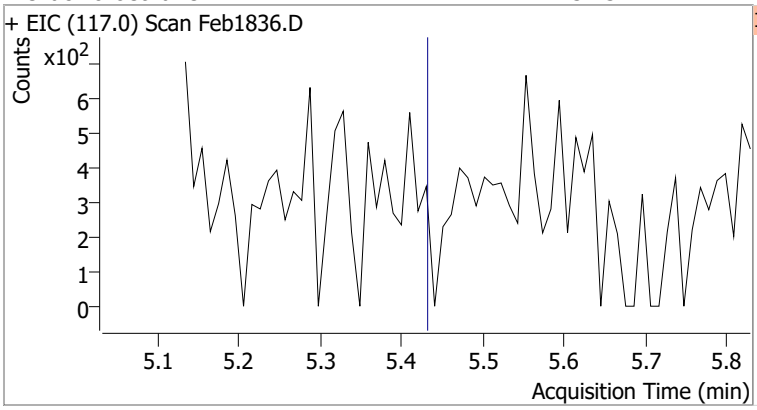

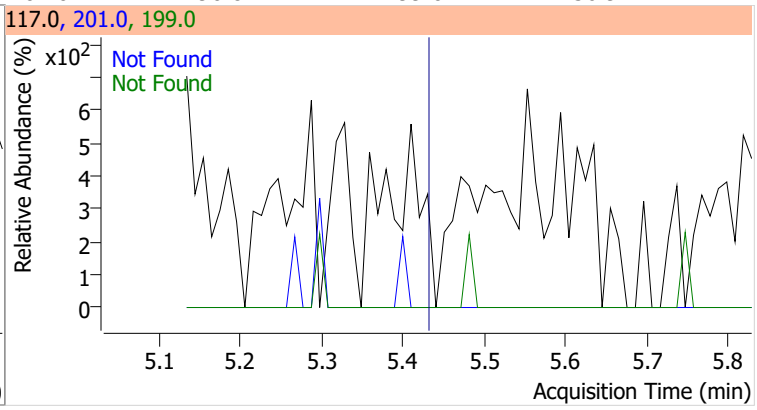

Compound	Conc.	RT	Dev(Min)	Resp.	QIon	QRatio	Lower	Upper
Nitrobenzene-d5	55.2077	5.50	0.00	337128	54.0	64.0	46.3	86.0
					128.0	46.3	34.1	63.3

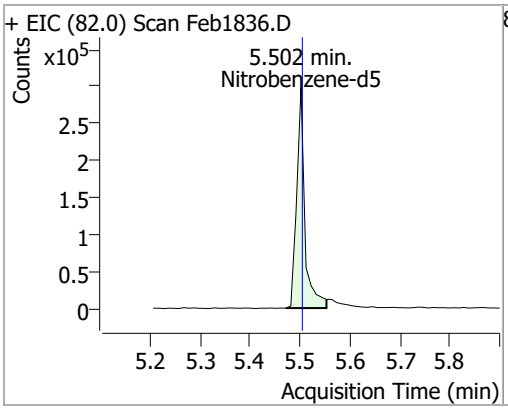

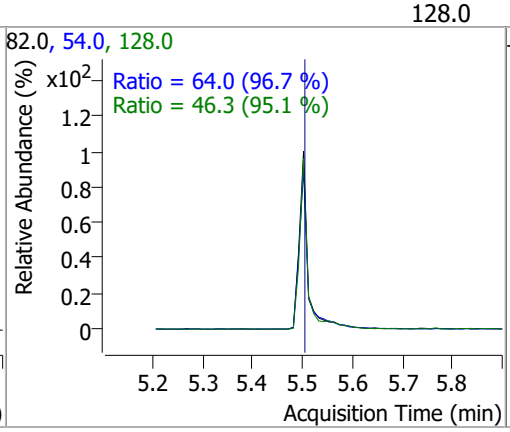

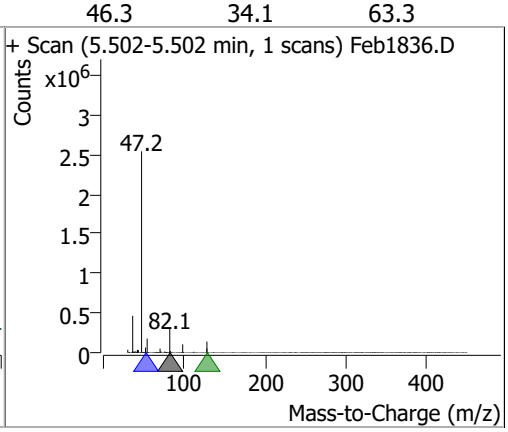

Compound	Conc.	Exp RT	QIon	Exp Ratio	QIon	Exp Ratio
Nitrobenzene	N.D.	5.52	77.0	212.7	51.0	131.0

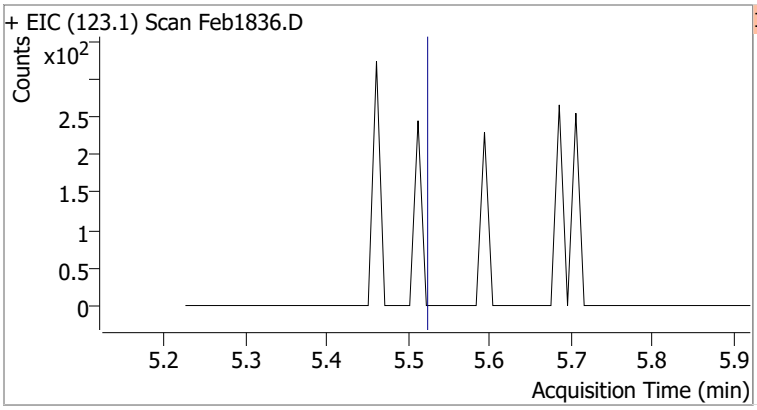

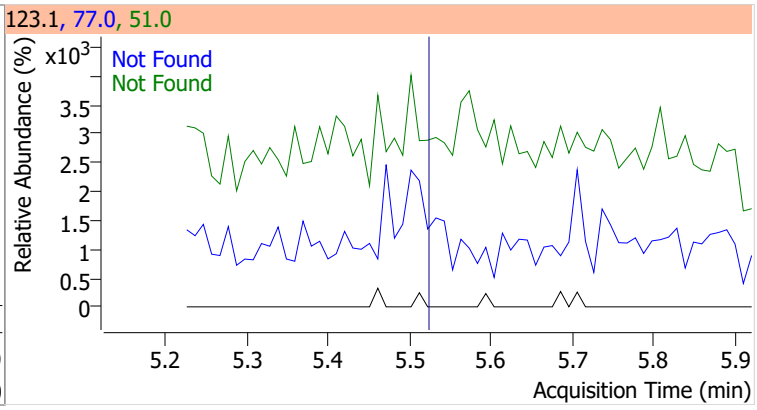

Compound	Conc.	Exp RT	QIon	Exp Ratio
Isophorone	N.D.	5.82	138.0	21.1

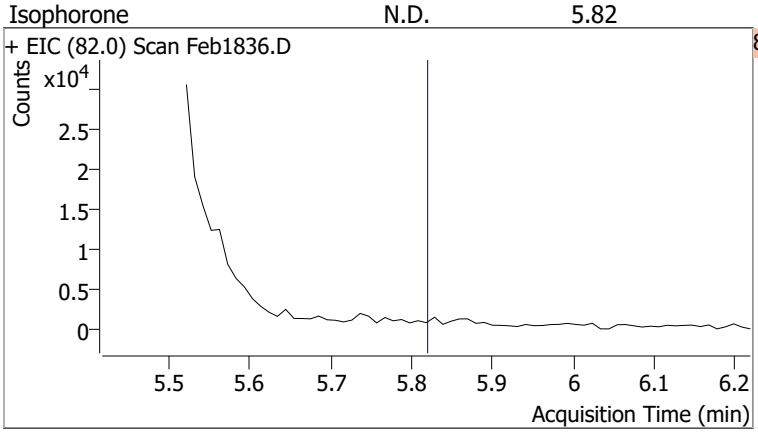

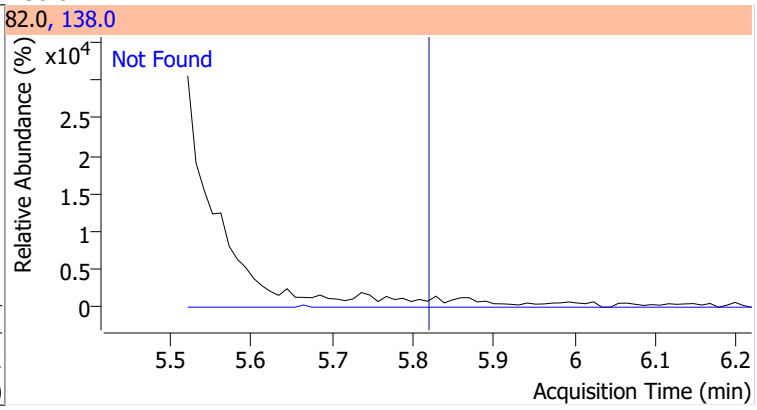

Compound	Conc.	Exp RT	QIon	Exp Ratio	QIon	Exp Ratio
2-Nitrophenol	N.D.	5.88	65.0	48.8	109.0	35.2

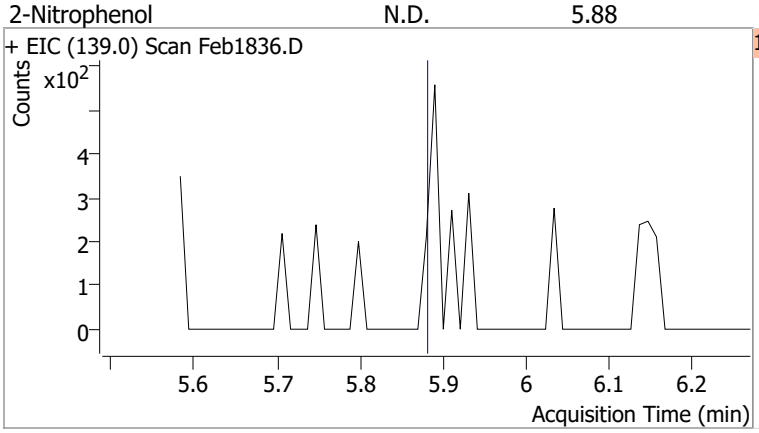

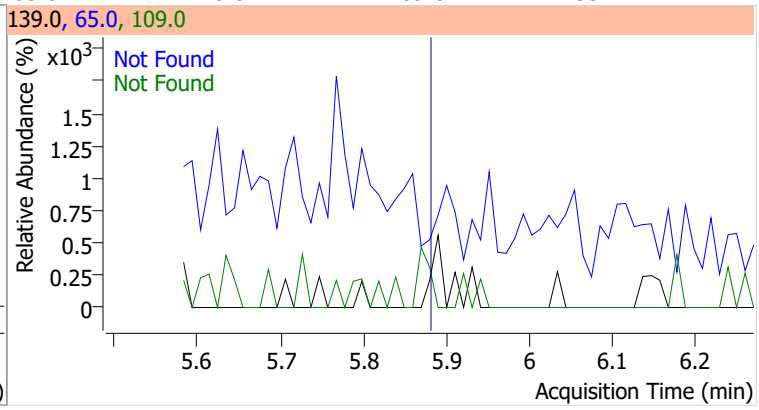

Compound	Conc.	Exp RT	QIon	Exp Ratio	QIon	Exp Ratio
2,4-Dimethylphenol	N.D.	6.00	107.0	109.4	77.0	34.0

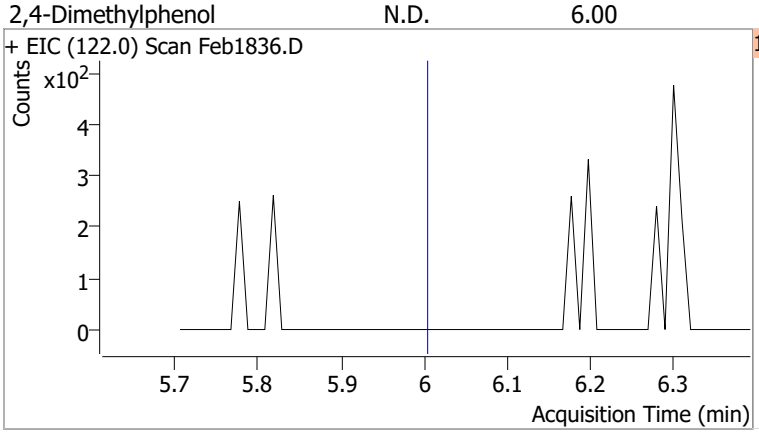

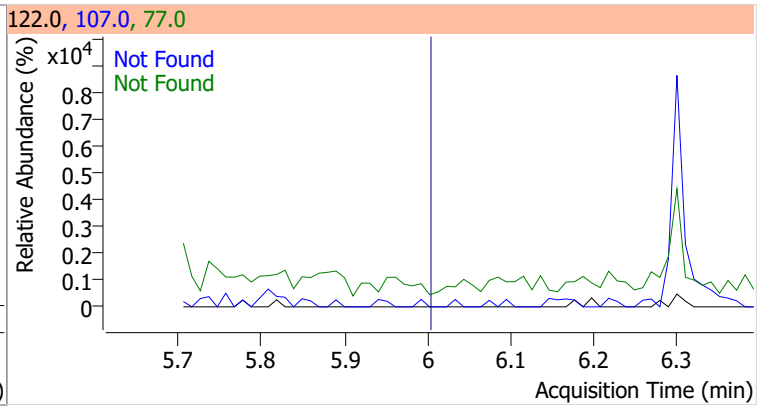

Compound	Conc.	Exp RT	QIon	Exp Ratio	QIon	Exp Ratio
bis(-2-Chloroethoxy)Methane	N.D.	6.08	63.0	68.1	95.0	31.9

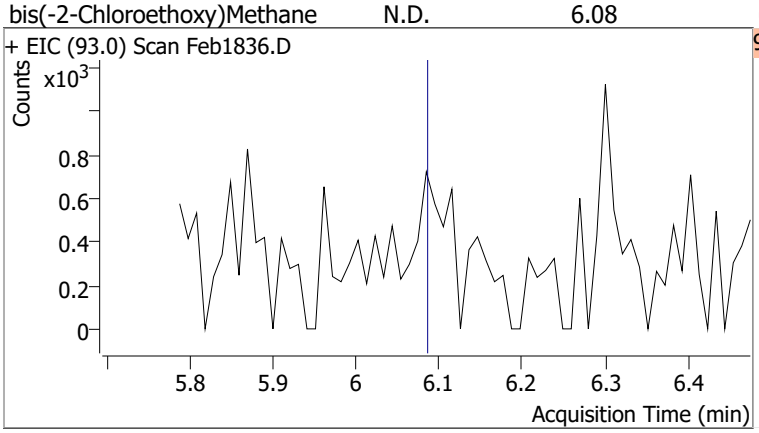

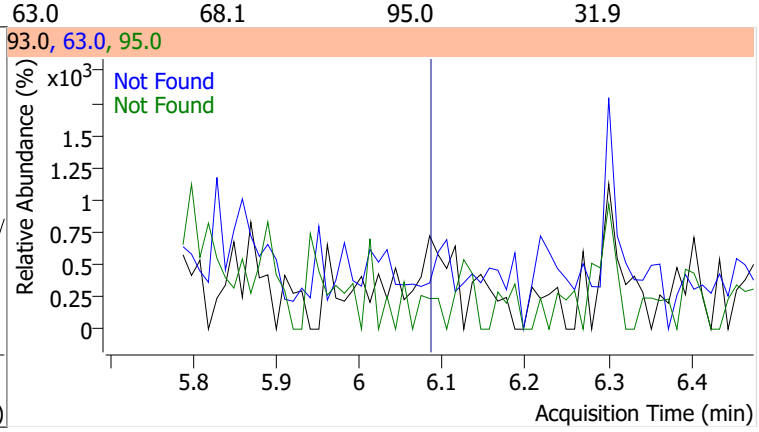

Compound	Conc.	Exp RT	QIon	Exp Ratio	QIon	Exp Ratio
2,4-Dichlorophenol	N.D.	6.19	164.0	65.0	98.0	28.6

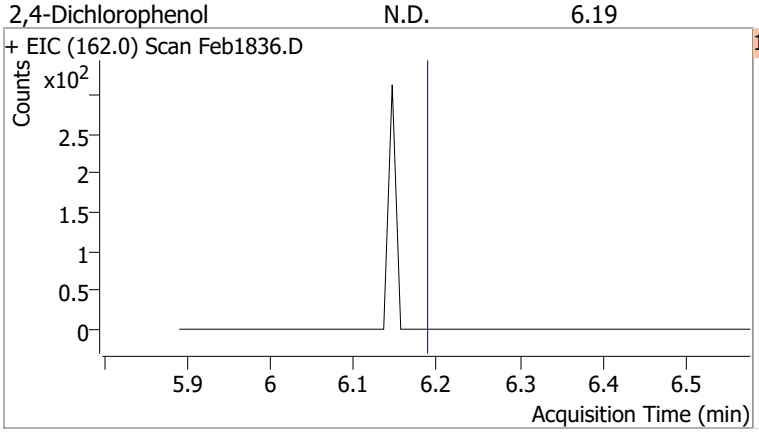

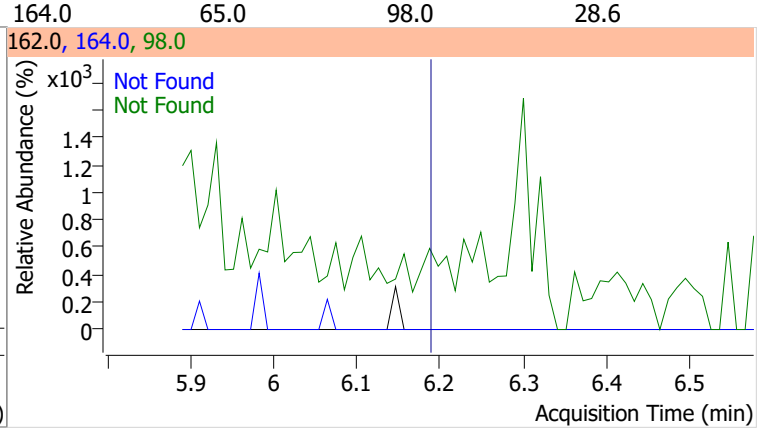

Compound	Conc.	Exp RT	QIon	Exp Ratio	QIon	Exp Ratio
Benzoic Acid	N.D.	6.24	122.0	85.5	77.0	60.4

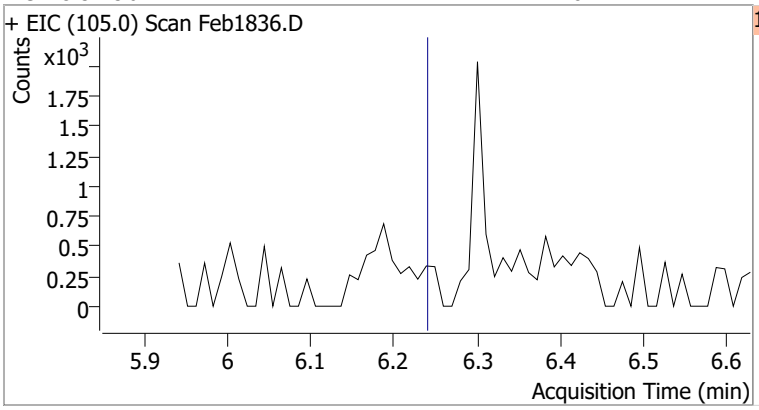

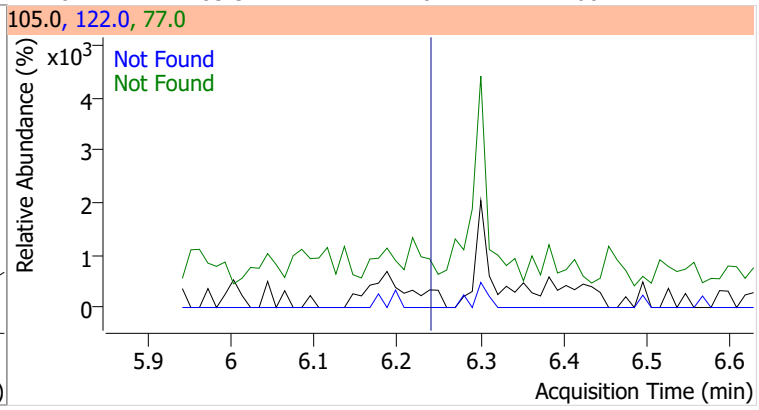

Compound	Conc.	Exp RT	QIon	Exp Ratio	QIon	Exp Ratio
1,2,4-Trichlorobenzene	N.D.	6.25	182.0	94.6	145.0	28.7

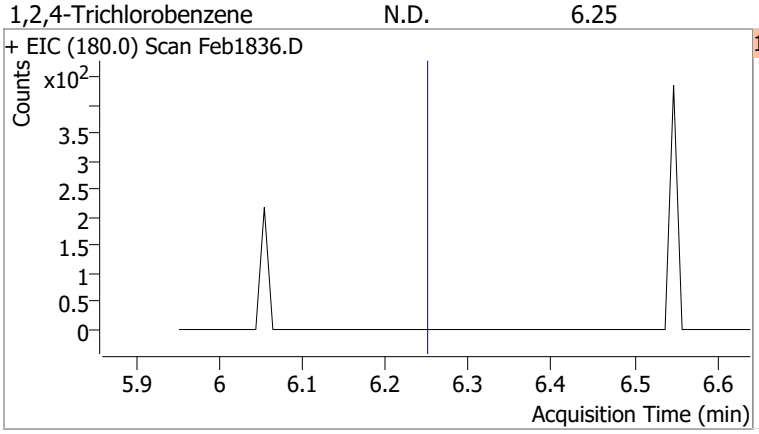

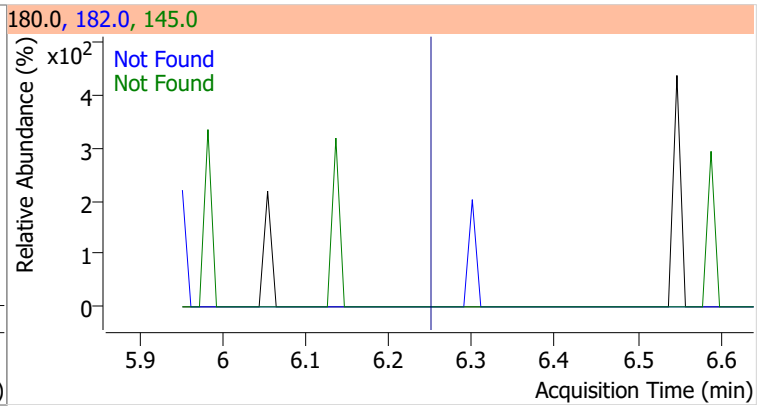

Compound	Conc.	Exp RT	QIon	Exp Ratio	QIon	Exp Ratio
Naphthalene	N.D.	6.33	129.0	11.5	102.0	9.9

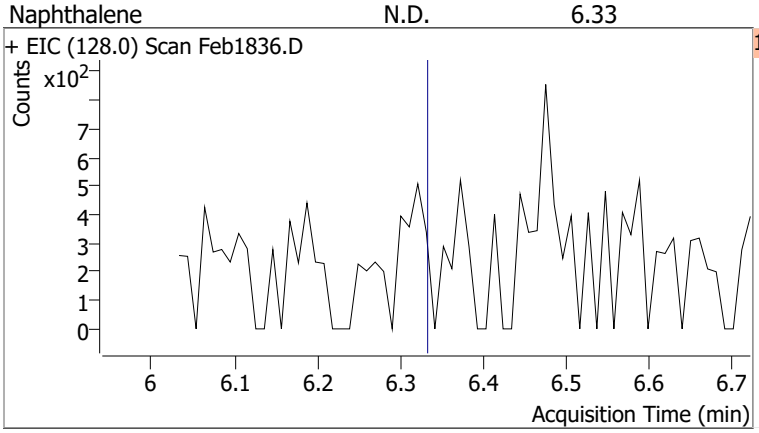

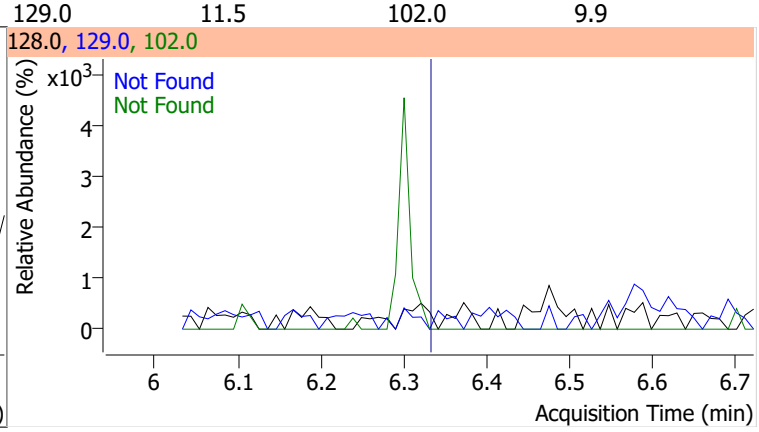

Compound	Conc.	Exp RT	QIon	Exp Ratio
4-Chlorophenol	N.D.	6.41	128.0	316.3

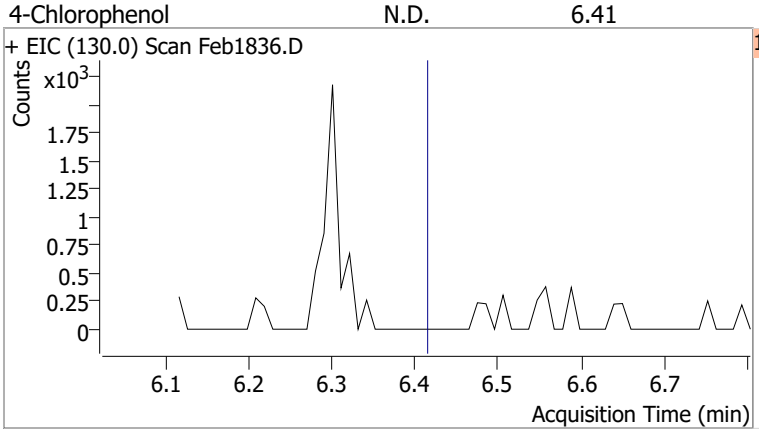

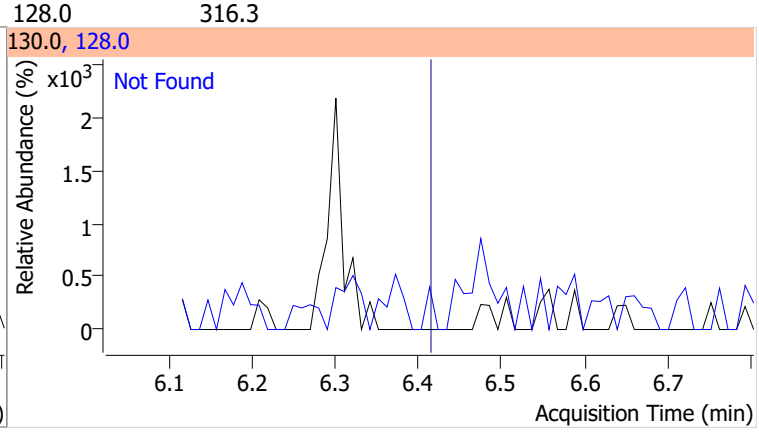

Compound	Conc.	Exp RT	QIon	Exp Ratio	QIon	Exp Ratio
p-Chloroaniline	N.D.	6.43	65.0	60.1	129.0	37.6

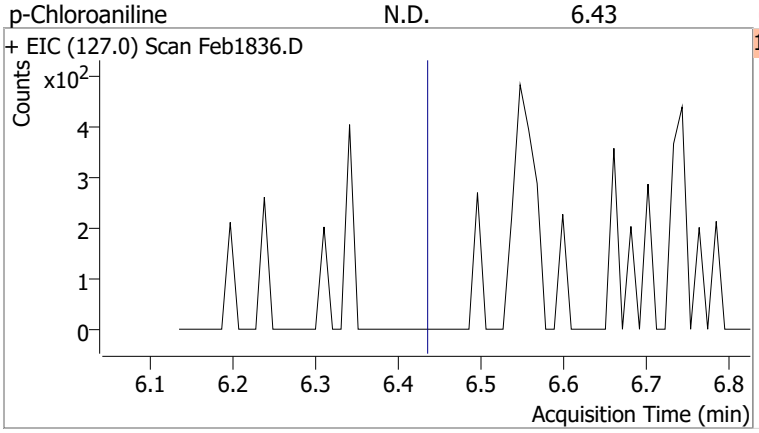

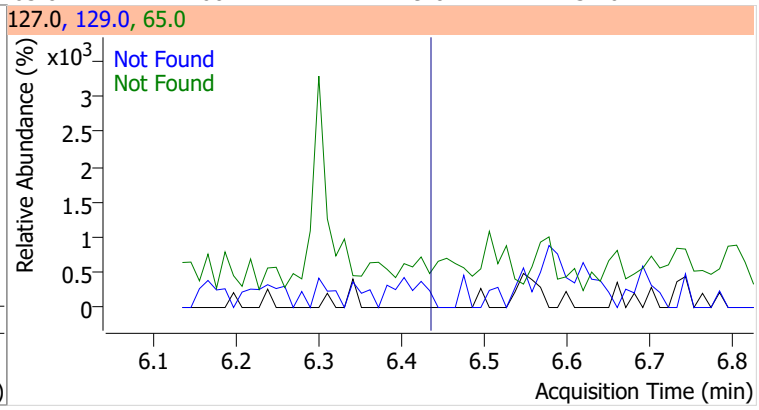

Compound	Conc.	Exp RT	QIon	Exp Ratio	QIon	Exp Ratio
Hexachlorobutadiene	N.D.	6.50	227.0	65.7	223.0	64.3

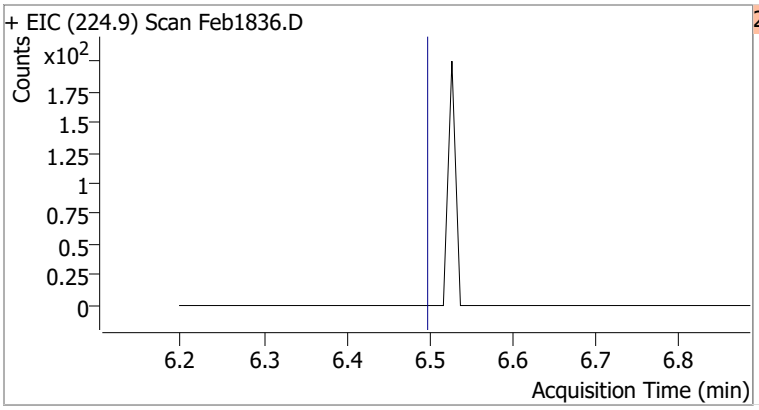

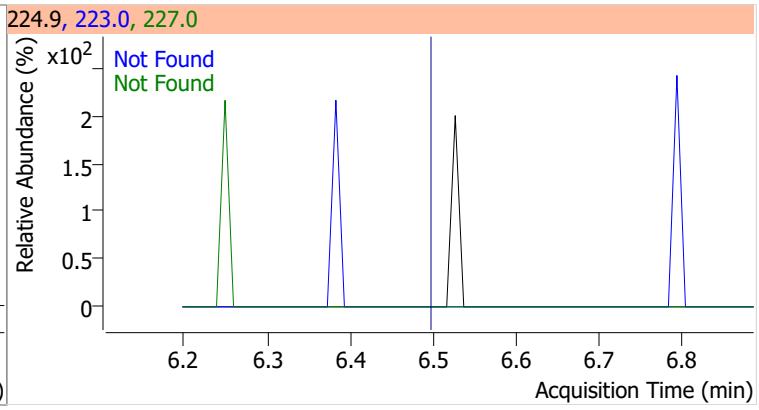

Compound	Conc.	Exp RT	QIon	Exp Ratio
4-Chloro-2-Methylphenol	N.D.	6.94	144.0	27.8

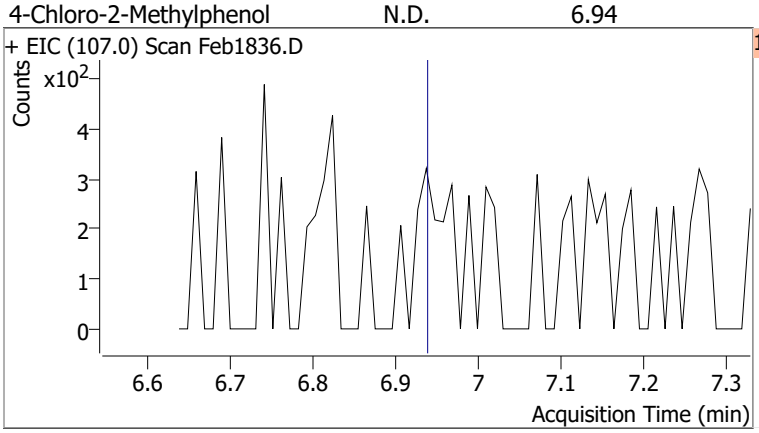

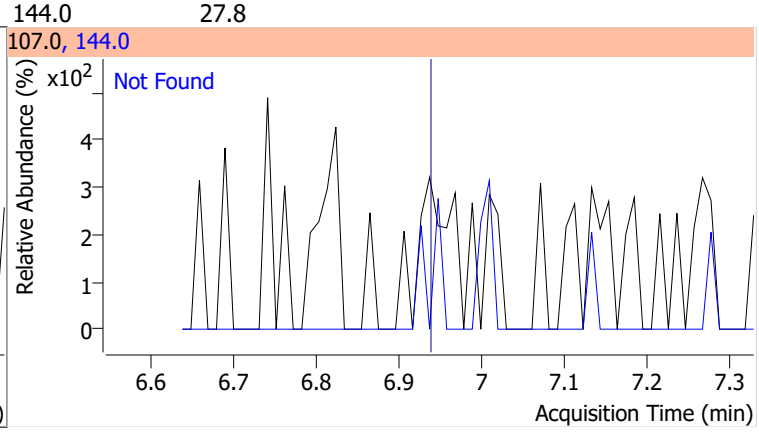

Compound	Conc.	Exp RT	QIon	Exp Ratio
4-Chloro-3-Methylphenol	N.D.	7.07	144.0	27.3

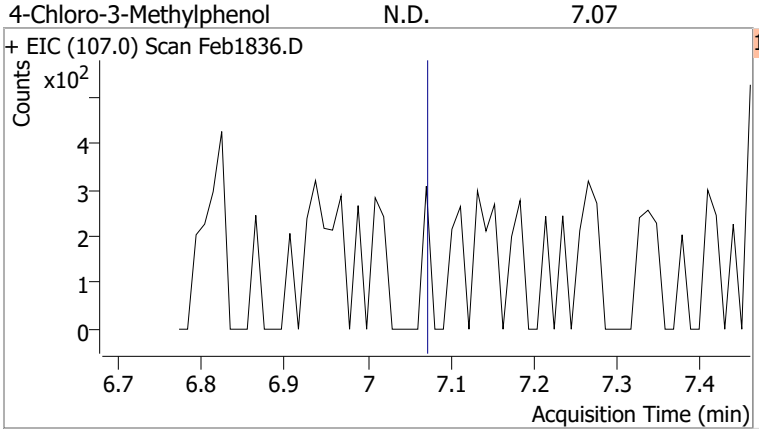

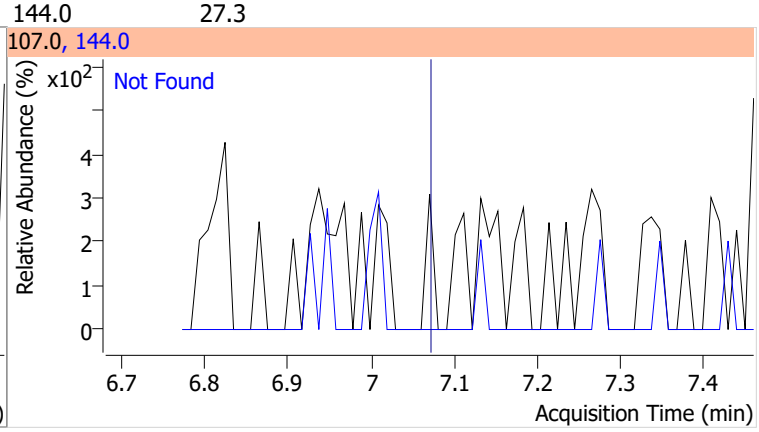

Compound	Conc.	Exp RT	QIon	Exp Ratio	QIon	Exp Ratio
2-Methylnaphthalene	N.D.	7.14	142.0	119.8	115.0	41.7

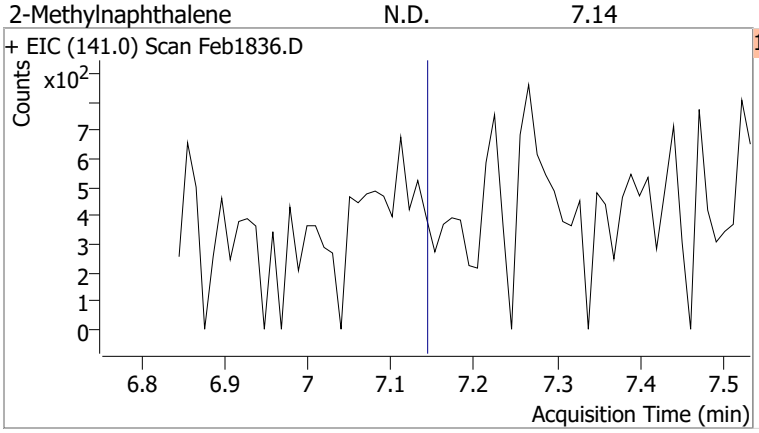

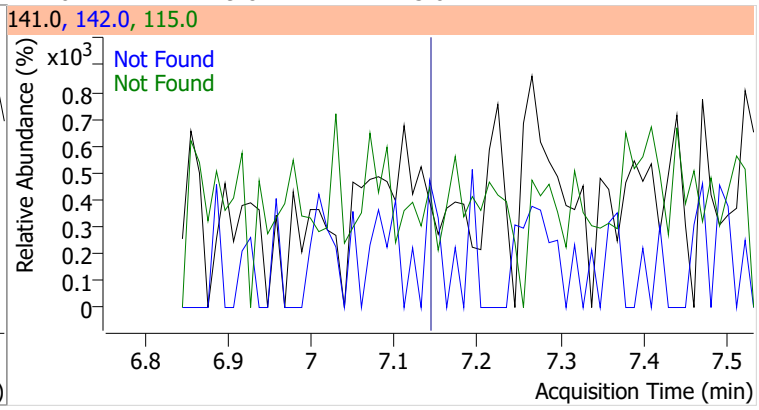

Compound	Conc.	Exp RT	QIon	Exp Ratio	QIon	Exp Ratio
1-Methylnaphthalene	N.D.	7.26	142.0	114.0	115.0	41.3

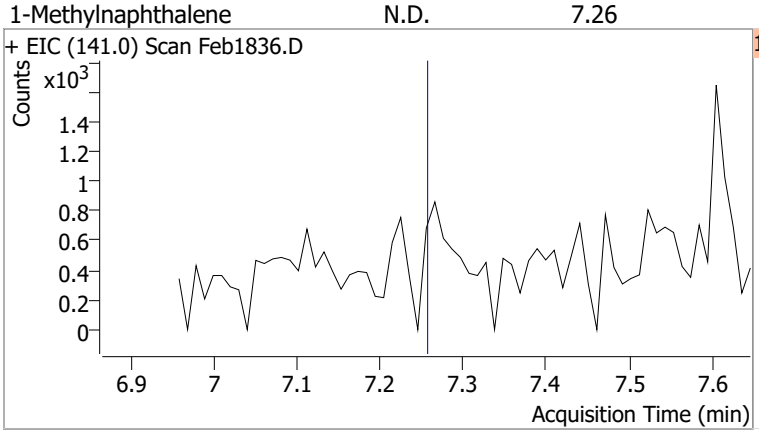

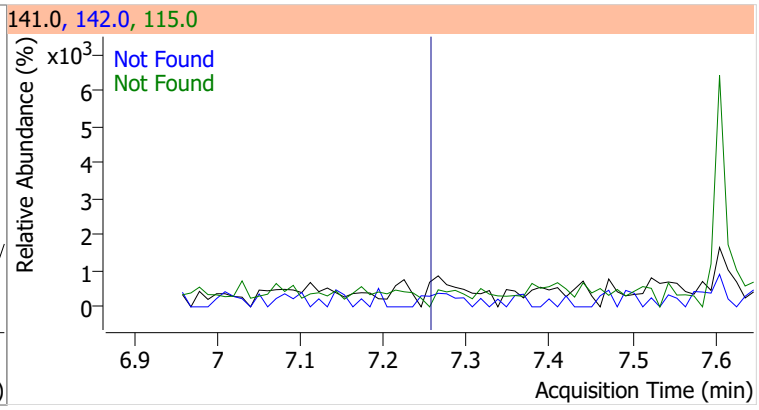

Compound	Conc.	Exp RT	QIon	Exp Ratio	QIon	Exp Ratio
Hexachlorocyclopentadiene	N.D.	7.34	234.9	64.6	238.9	63.8

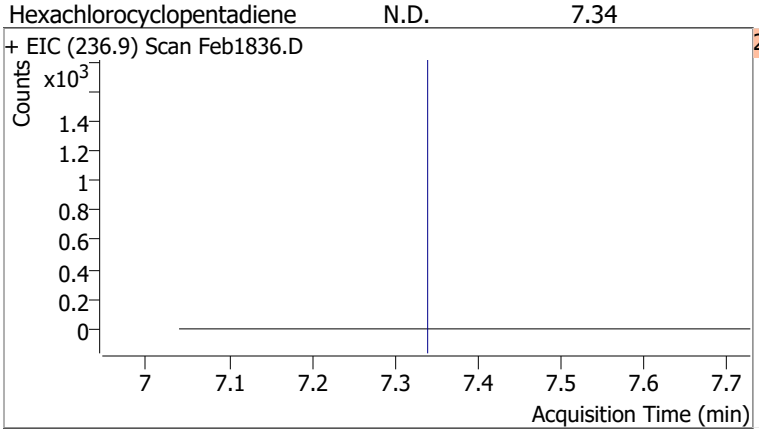

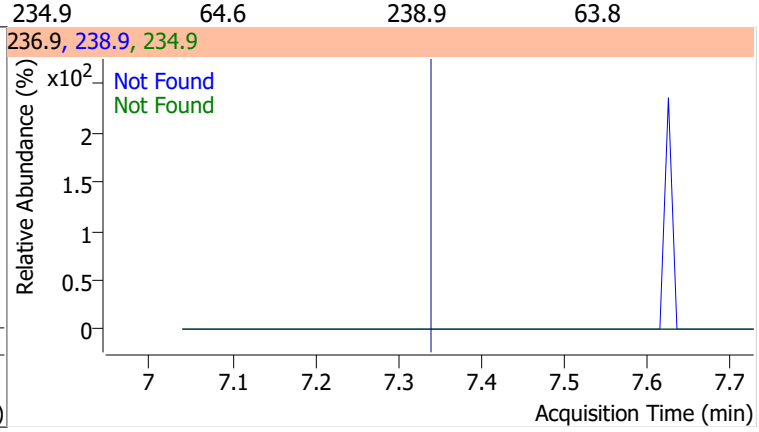

Compound	Conc.	Exp RT	QIon	Exp Ratio
2,4,6-Trichlorophenol	N.D.	7.52	198.0	96.5

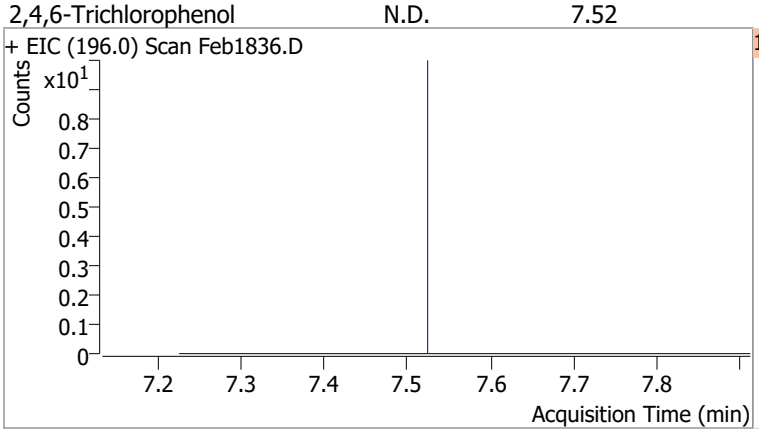

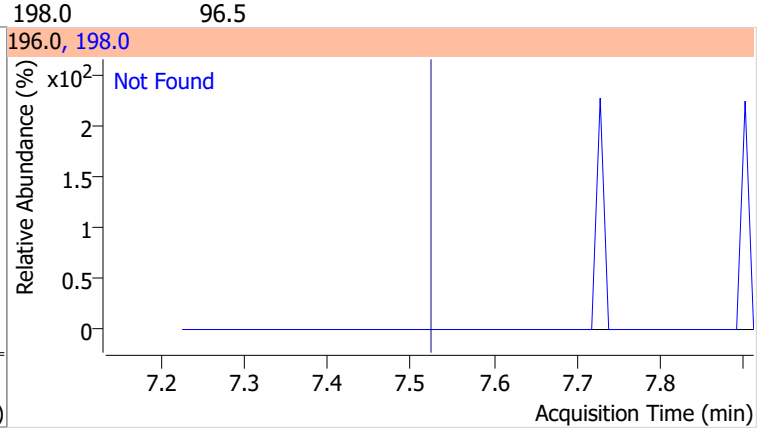

Compound	Conc.	Exp RT	QIon	Exp Ratio
2,4,5-Trichlorophenol	N.D.	7.57	198.0	90.2

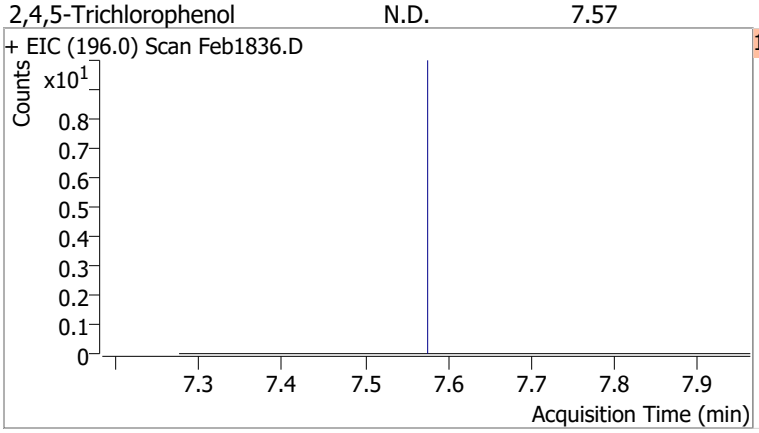

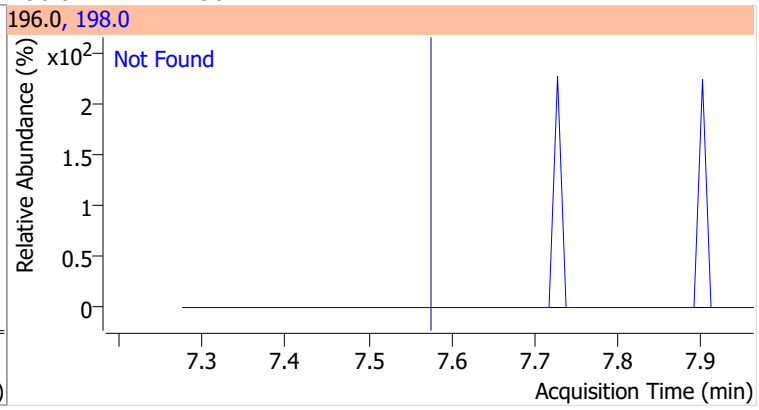

Compound	Conc.	RT	Dev(Min)	Resp.	QIon	QRatio	Lower	Upper
2-Fluorobiphenyl	50.2767	7.60	0.00	914953	171.0	33.8	24.0	44.5

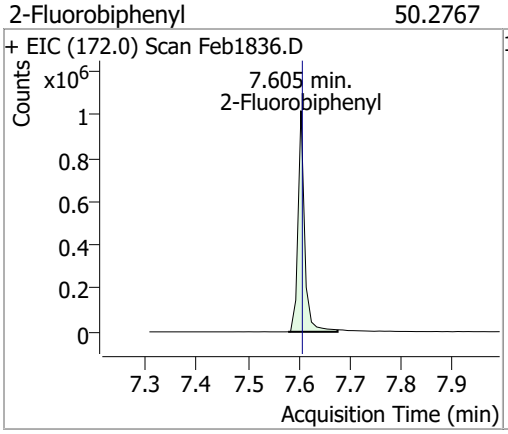

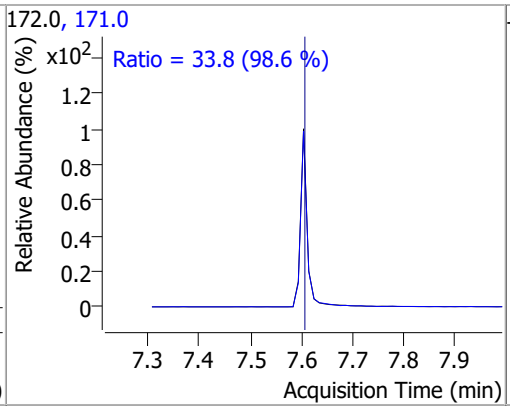

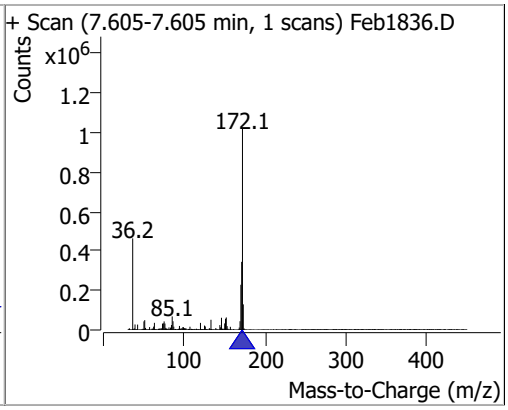

Compound	Conc.	Exp RT	QIon	Exp Ratio	QIon	Exp Ratio
2-Chloronaphthalene	N.D.	7.72	127.0	35.9	164.0	32.1

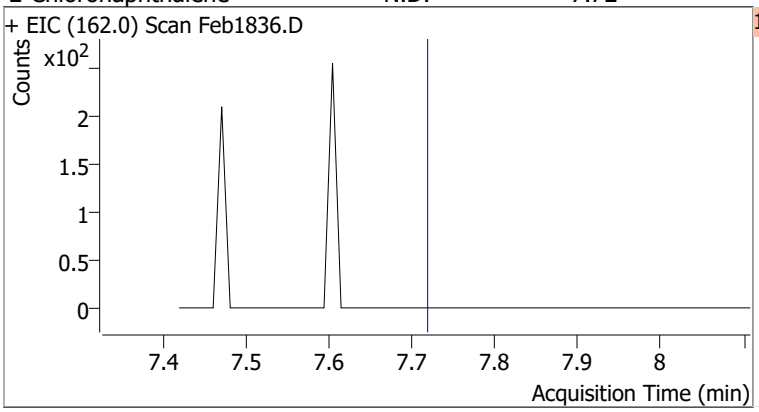

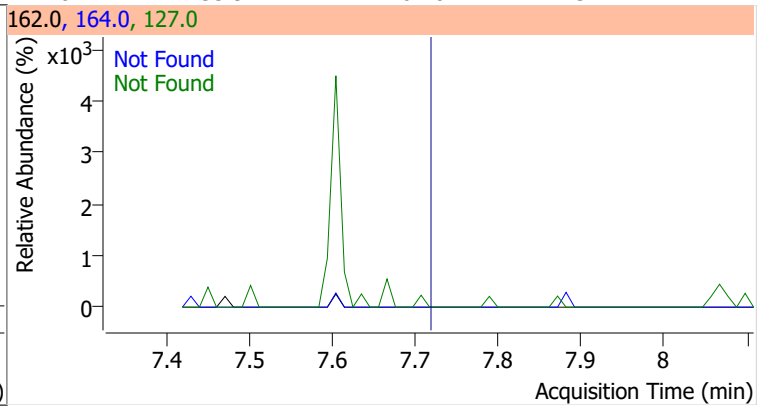

Compound	Conc.	Exp RT	QIon	Exp Ratio
2-Nitroaniline	N.D.	7.88	138.0	110.5

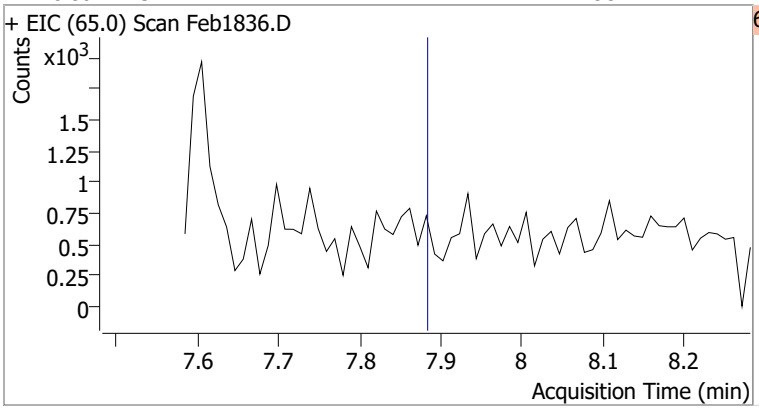

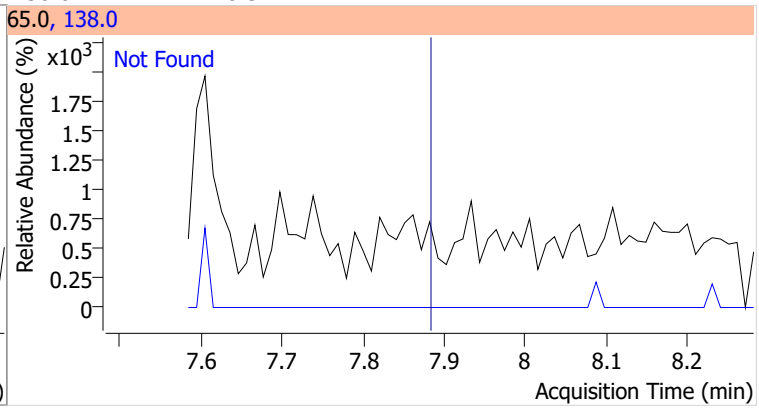

Compound	Conc.	RT	Dev(Min)	Resp.	QIon	QRatio	Lower	Upper
Dimethyl Phthalate		0		0	77.0		13.8	25.7

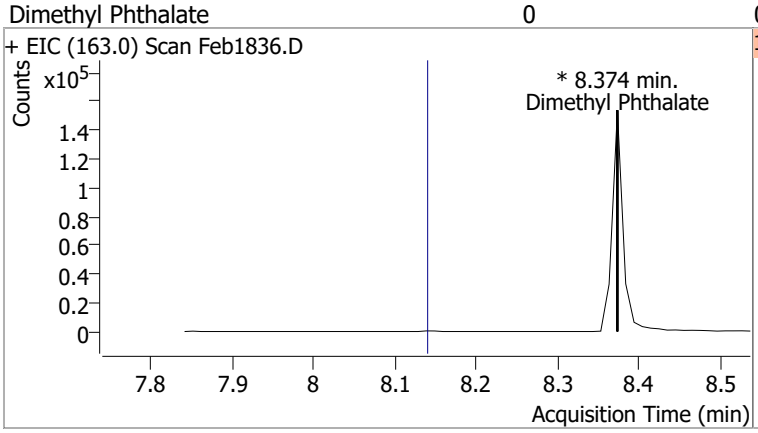

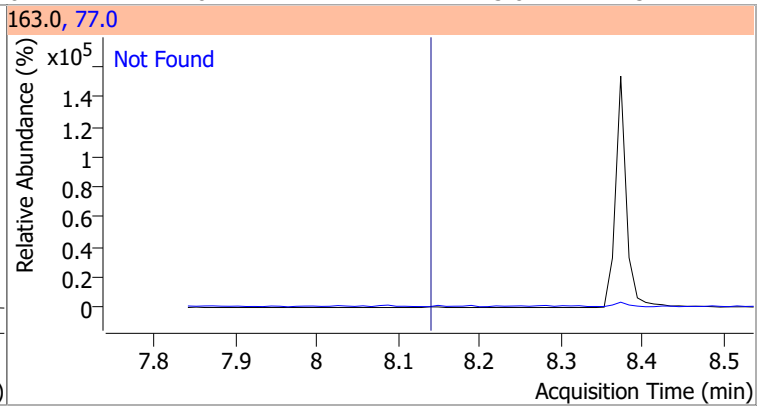

Compound	Conc.	RT	Dev(Min)	Resp.	QIon	QRatio	Lower	Upper
2,6-Dinitrotoluene		0		0	63.0		99.5	184.8
					89.0		43.3	80.3

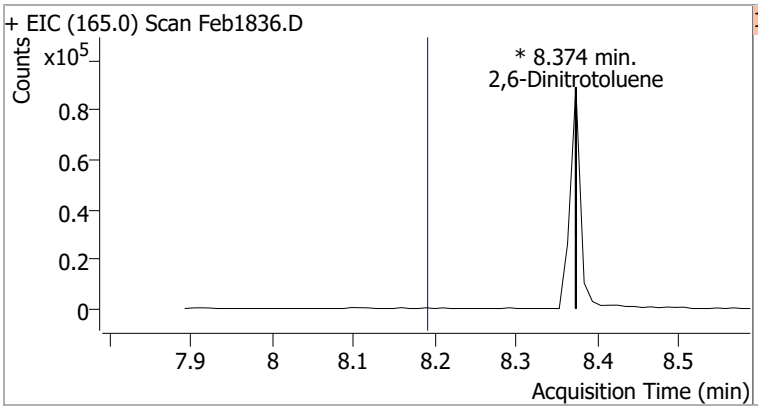

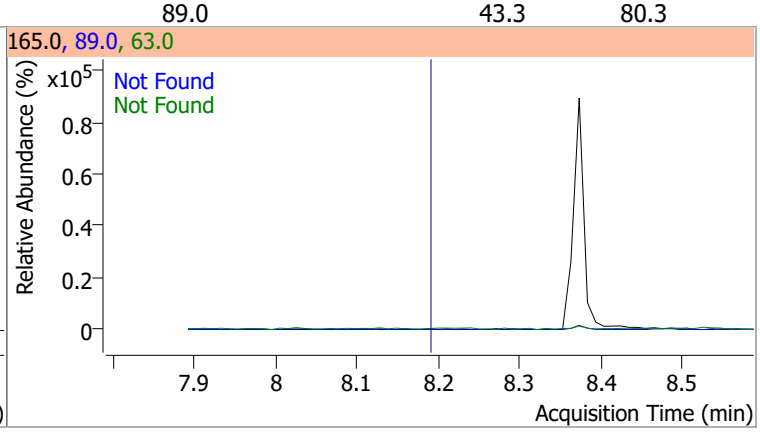

Compound	Conc.	Exp RT	QIon	Exp Ratio
Acenaphthylene	N.D.	8.20	153.1	13.6

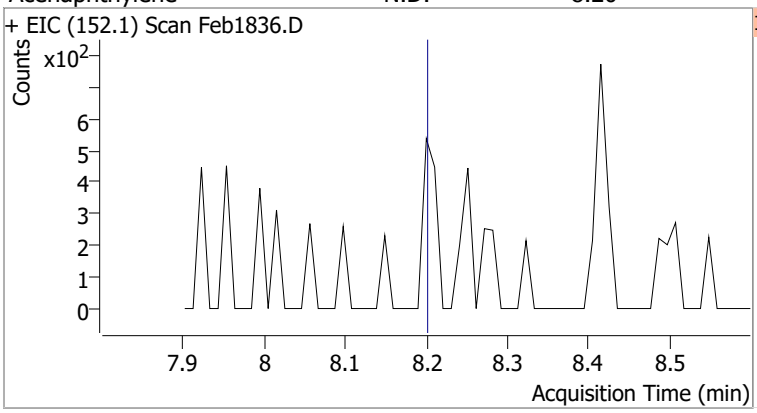

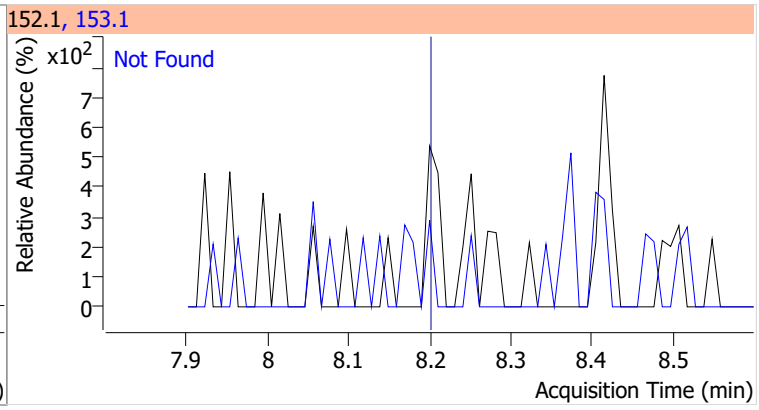

Compound	Conc.	Exp RT	QIon	Exp Ratio	QIon	Exp Ratio
3-Nitroaniline	N.D.	8.39	65.0	129.1	92.0	106.7

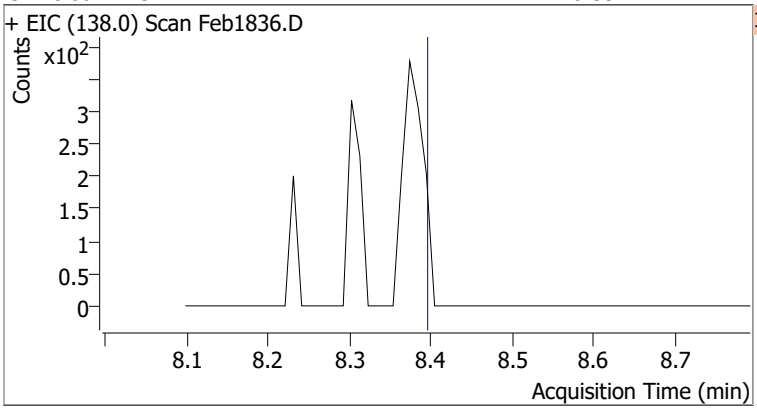

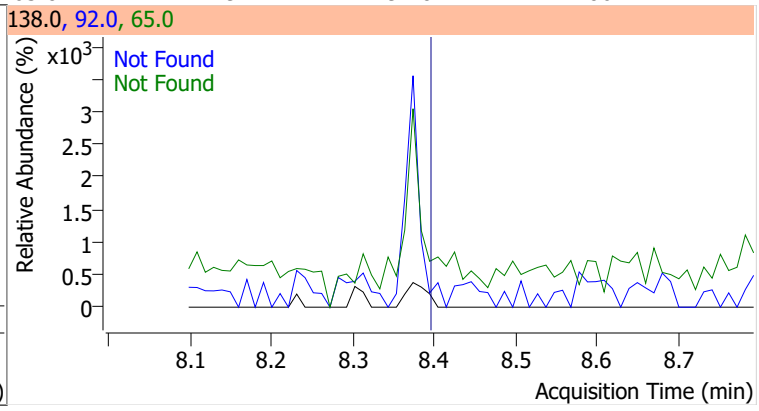

Compound	Conc.	Exp RT	QIon	Exp Ratio	QIon	Exp Ratio
Acenaphthene	N.D.	8.41	153.0	106.5	152.0	51.8

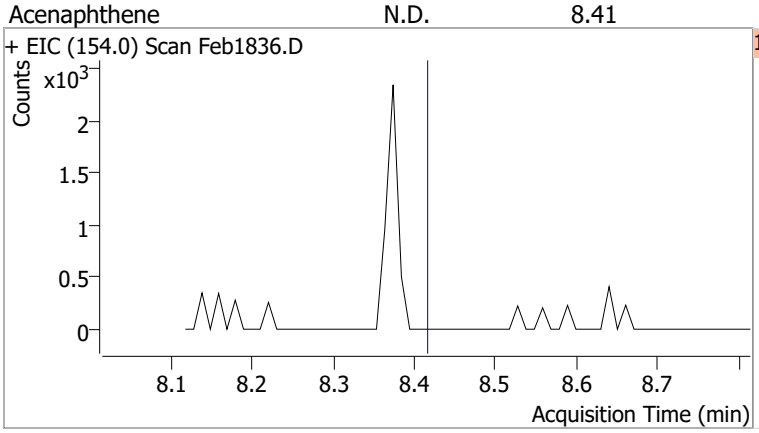

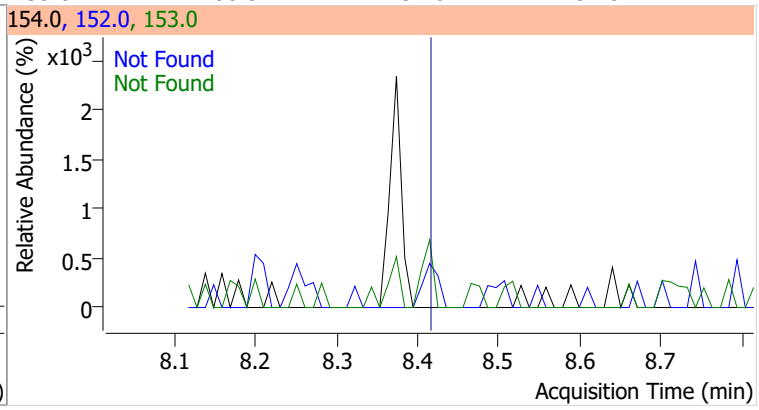

Compound	Conc.	Exp RT	QIon	Exp Ratio
2,4-Dinitrophenol	N.D.	8.52	154.0	62.7

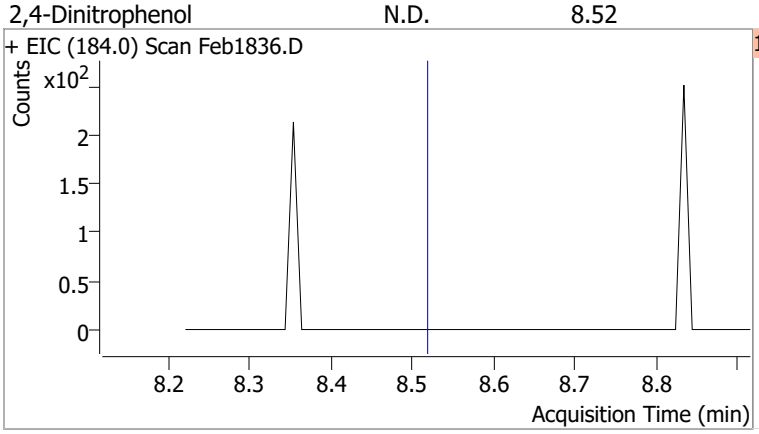

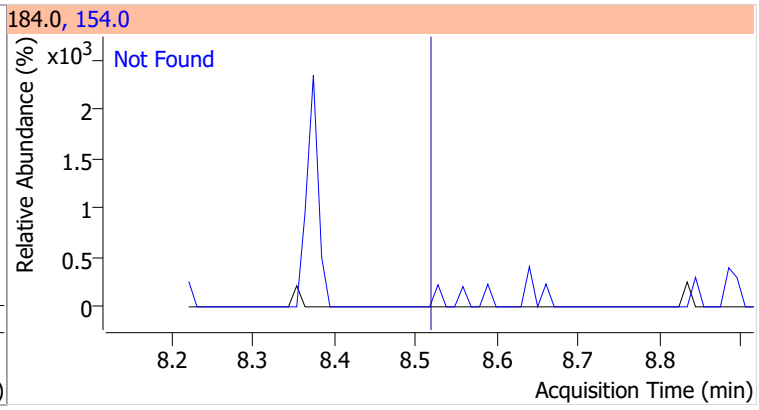

Compound	Conc.	Exp RT	QIon	Exp Ratio
Dibenzofuran	N.D.	8.63	139.0	37.5

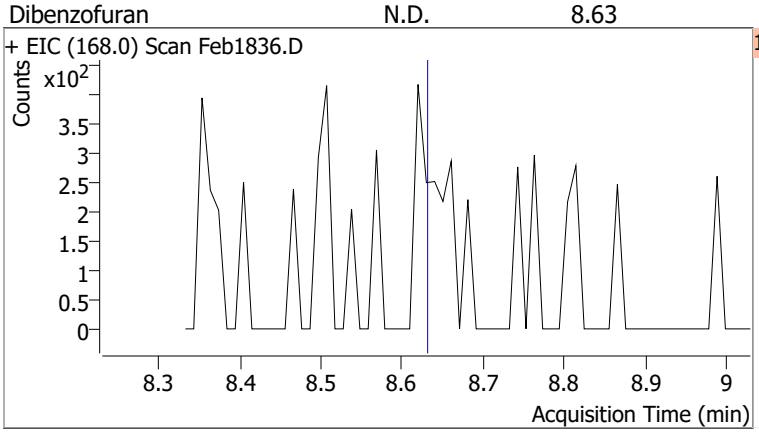

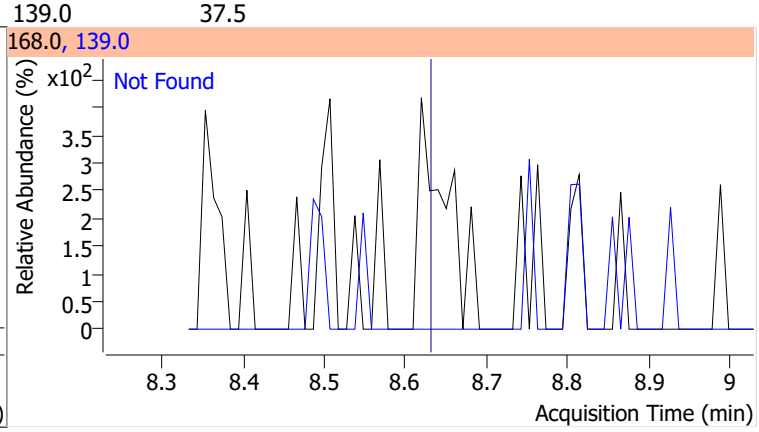

Compound	Conc.	Exp RT	QIon	Exp Ratio	QIon	Exp Ratio
2,4-Dinitrotoluene	N.D.	8.67	89.0	79.2	63.0	48.4

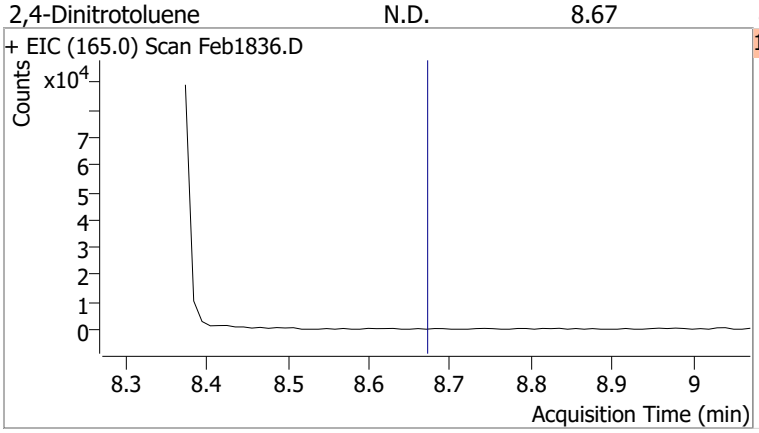

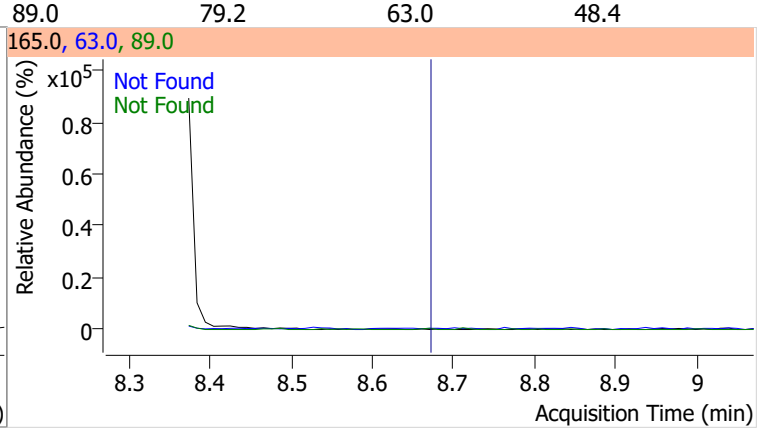

Compound	Conc.	Exp RT	QIon	Exp Ratio	QIon	Exp Ratio
4-Nitrophenol	N.D.	8.70	65.0	72.0	139.0	71.1

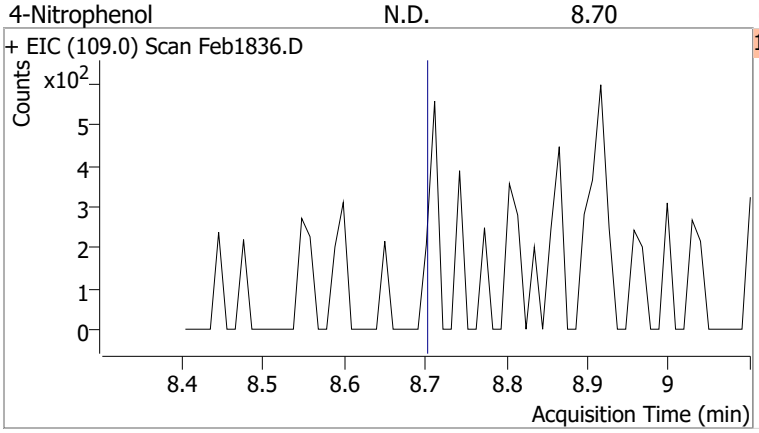

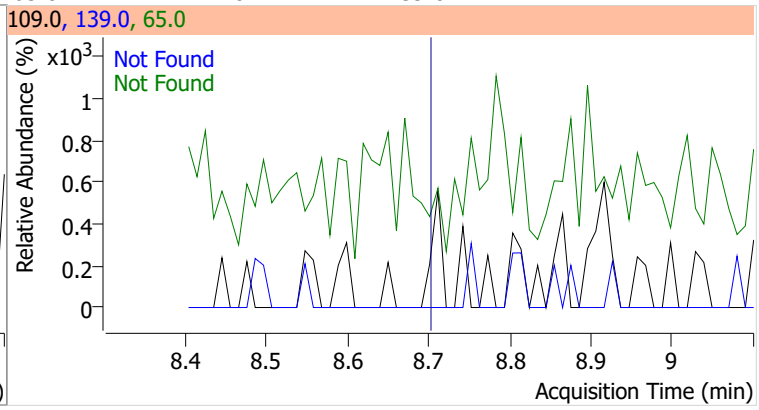

Compound	Conc.	Exp RT	QIon	Exp Ratio	QIon	Exp Ratio
Diethylphthalate	N.D.	9.00	177.0	20.7	150.0	12.5

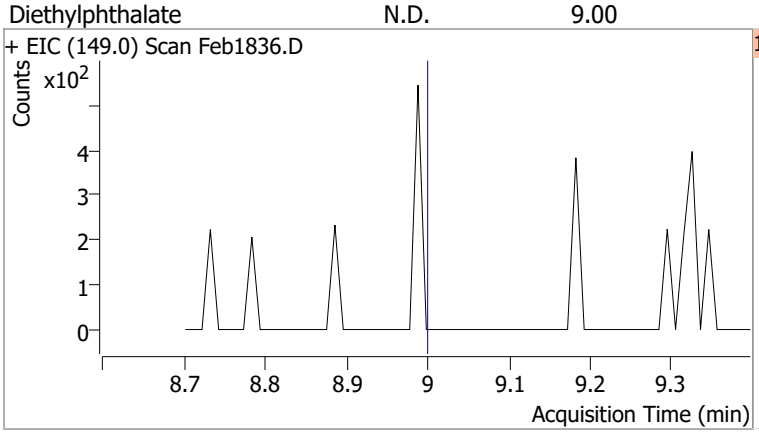

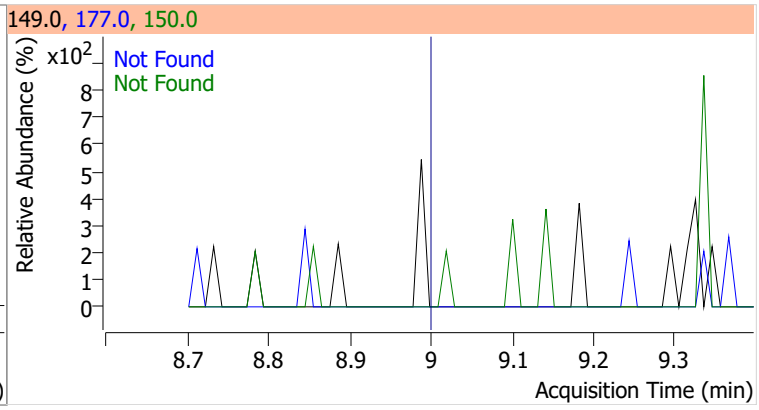

Compound	Conc.	Exp RT	QIon	Exp Ratio	QIon	Exp Ratio
Fluorene	N.D.	9.04	165.0	93.4	167.0	13.7

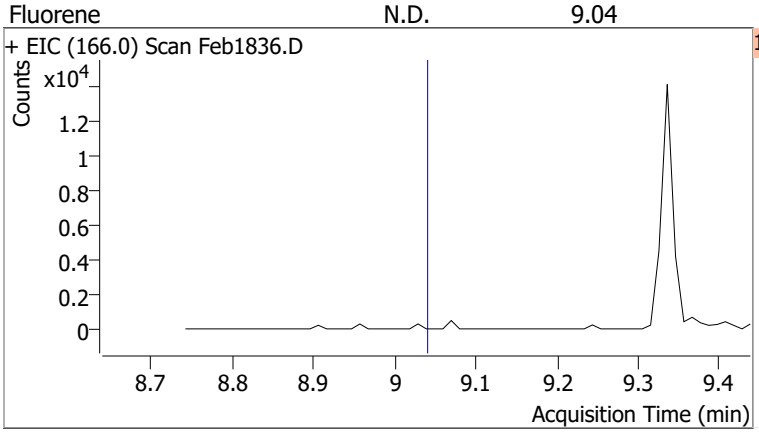

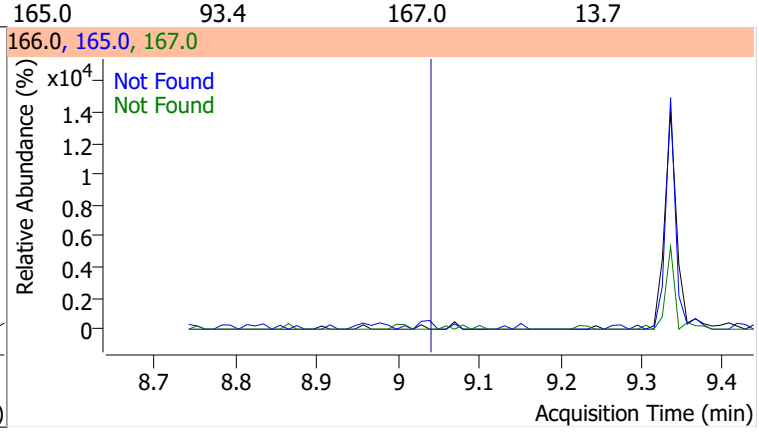

Compound	Conc.	Exp RT	QIon	Exp Ratio	QIon	Exp Ratio
4-Chlorophenyl-phenylether	N.D.	9.07	141.0	61.2	206.0	33.8

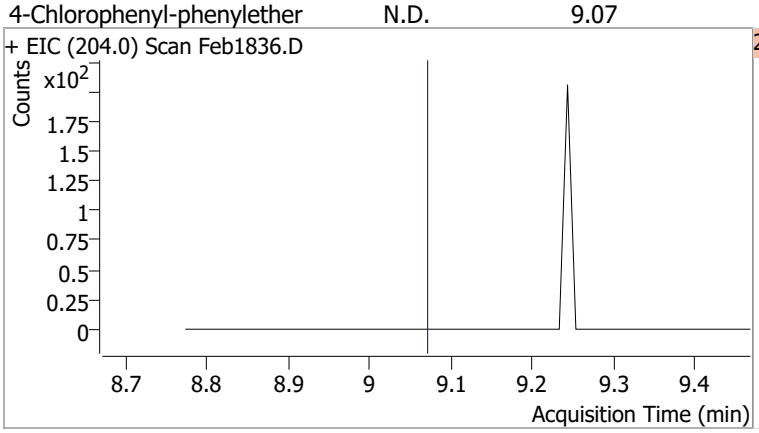

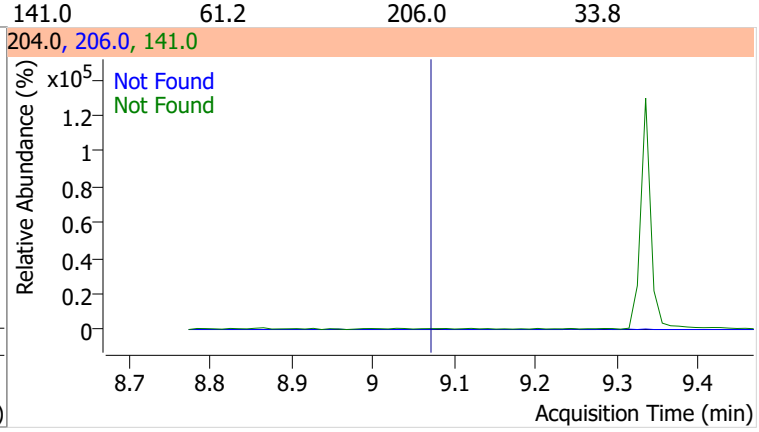

Compound	Conc.	Exp RT	QIon	Exp Ratio	QIon	Exp Ratio
4-Nitroaniline	N.D.	9.14	65.0	112.7	92.0	49.3

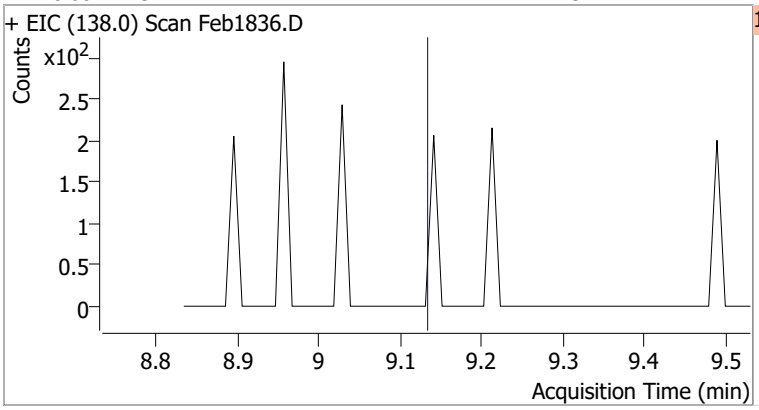

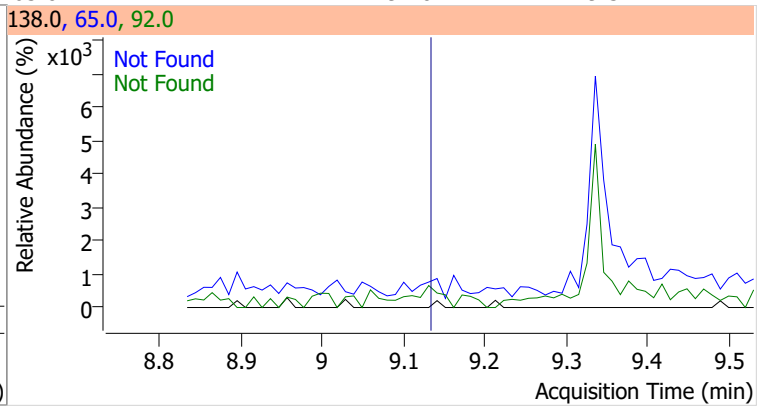

Compound	Conc.	Exp RT	QIon	Exp Ratio
4,6-Dinitro-2-methylphenol	N.D.	9.15	121.0	50.2

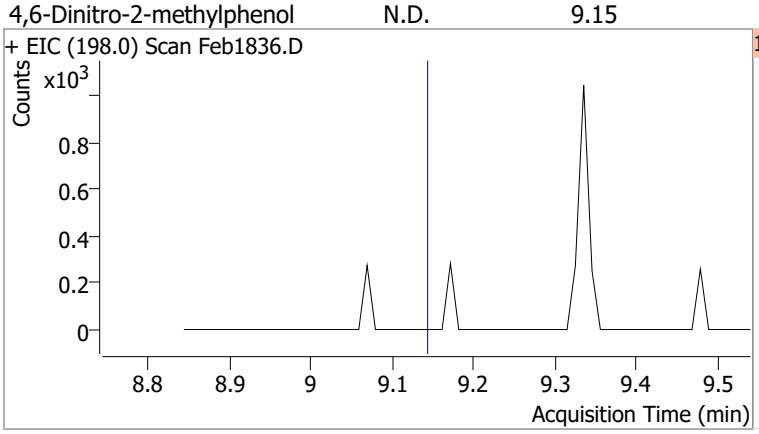

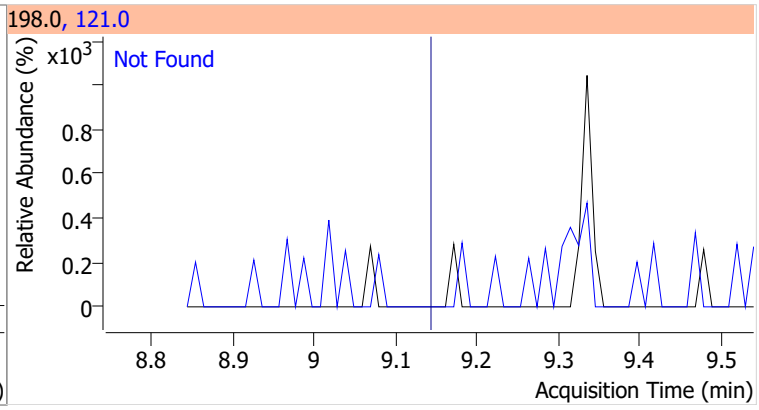

Compound	Conc.	Exp RT	QIon	Exp Ratio	QIon	Exp Ratio
N-nitrosodiphenylamine	N.D.	9.23	168.0	62.8	167.0	34.1

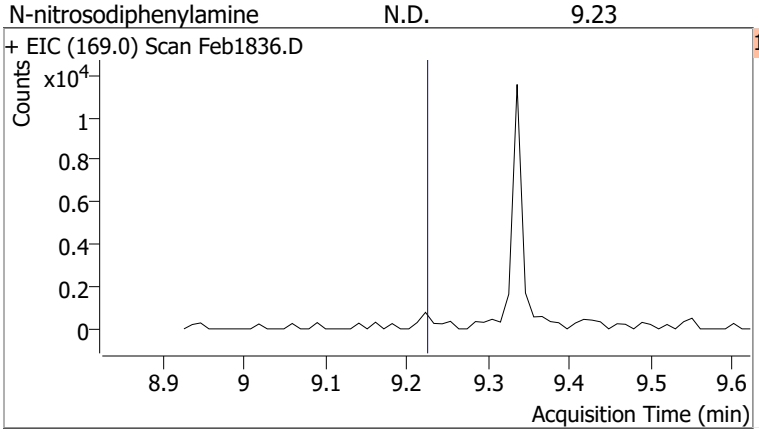

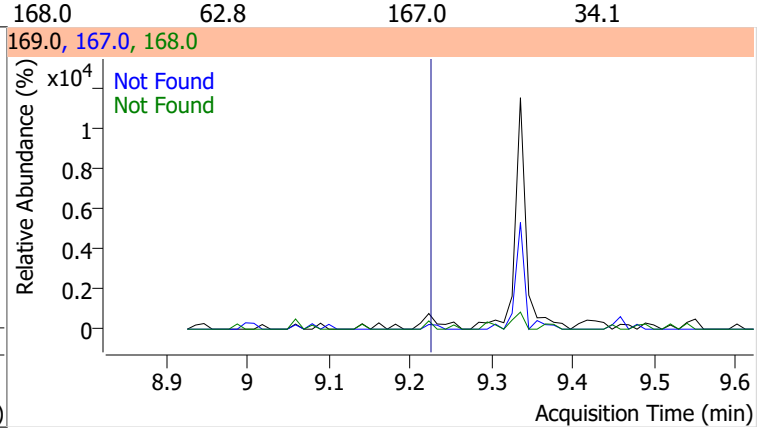

Compound	Conc.	Exp RT	QIon	Exp Ratio	QIon	Exp Ratio
Azobenzene	N.D.	9.26	51.0	45.2	182.0	24.1

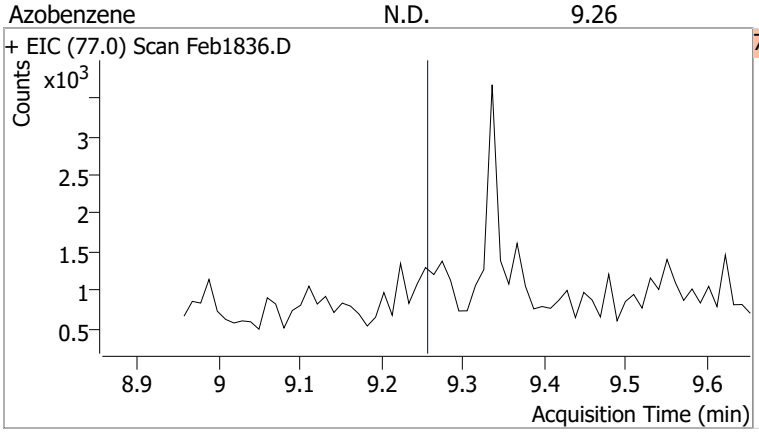

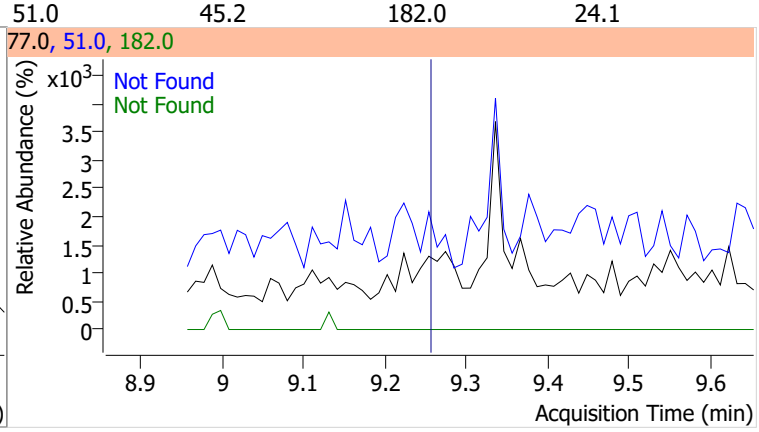

Compound	Conc.	RT	Dev(Min)	Resp.	QIon	QRatio	Lower	Upper
2,4,6-Tribromophenol	119.4889	9.34	0.00	180995	331.8	90.0	68.5	127.2

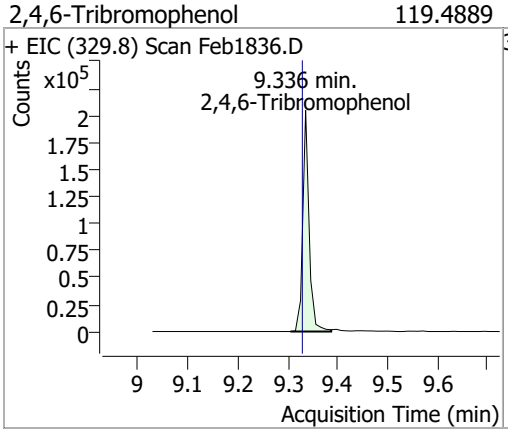

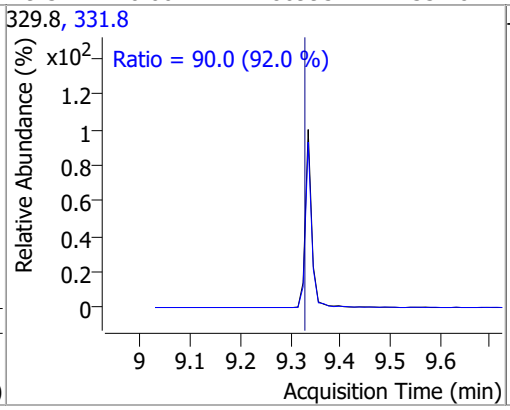

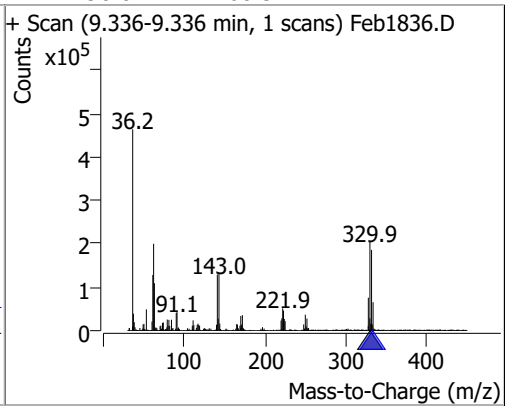

Compound	Conc.	Exp RT	QIon	Exp Ratio	QIon	Exp Ratio
4-Bromophenyl-phenylether	N.D.	9.65	141.0	98.8	250.0	98.2

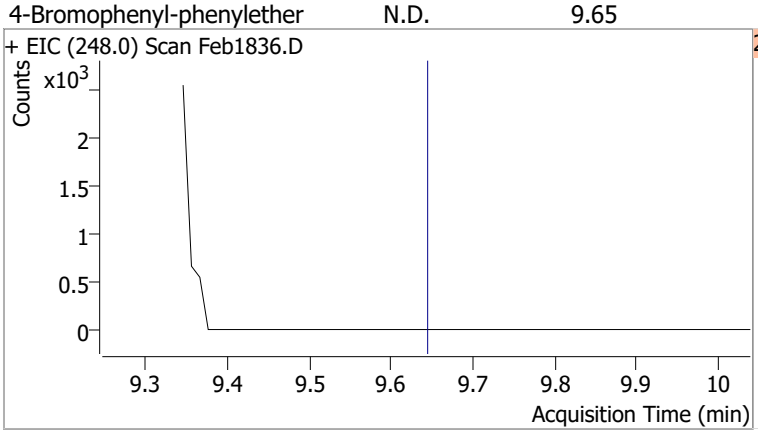

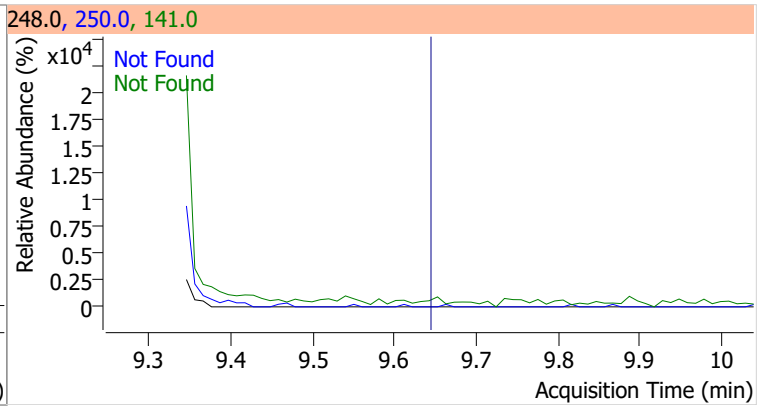

Compound	Conc.	Exp RT	QIon	Exp Ratio
Hexachlorobenzene	N.D.	9.69	142.0	53.8

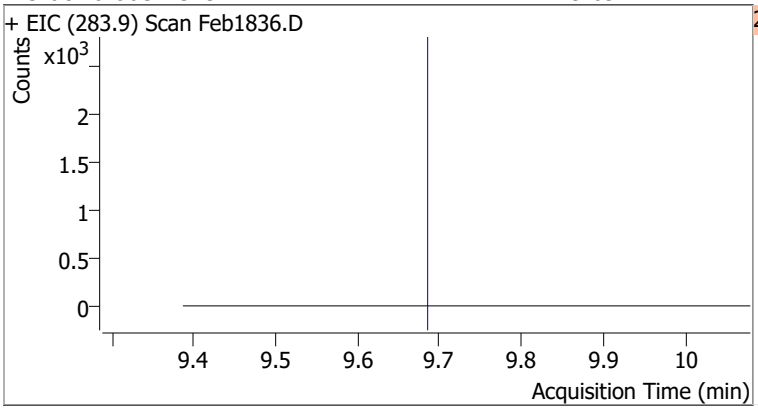

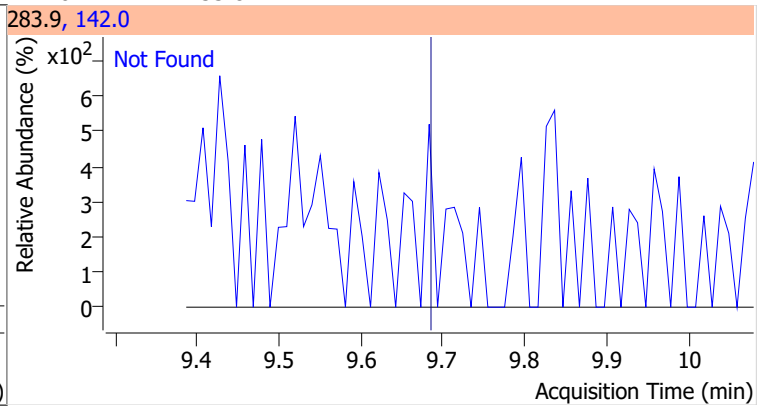

Compound	Conc.	Exp RT	QIon	Exp Ratio	QIon	Exp Ratio
Pentachlorophenol	N.D.	9.97	267.9	59.4	263.9	58.9

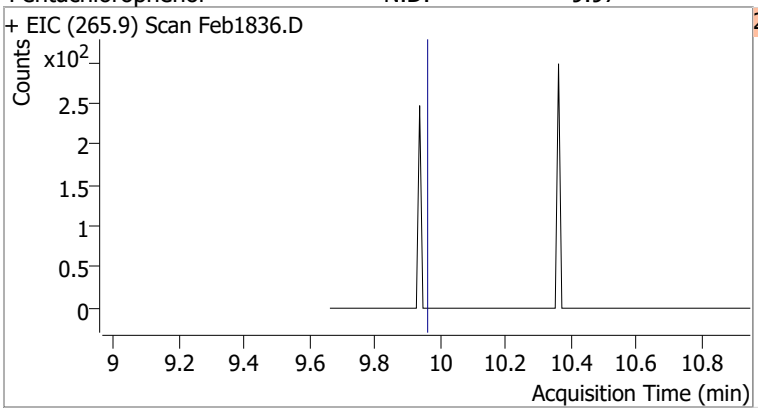

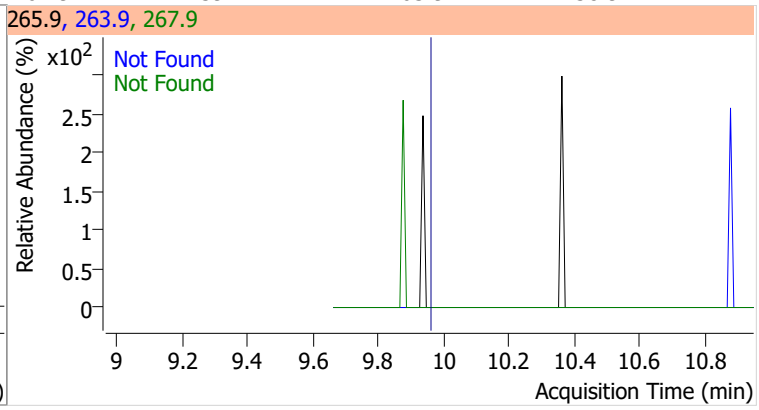

Compound	Conc.	Exp RT	QIon	Exp Ratio
Phenanthrene	N.D.	10.18	176.0	18.5

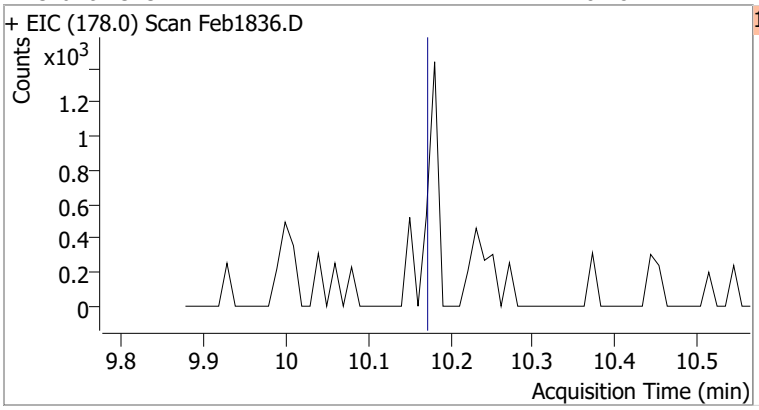

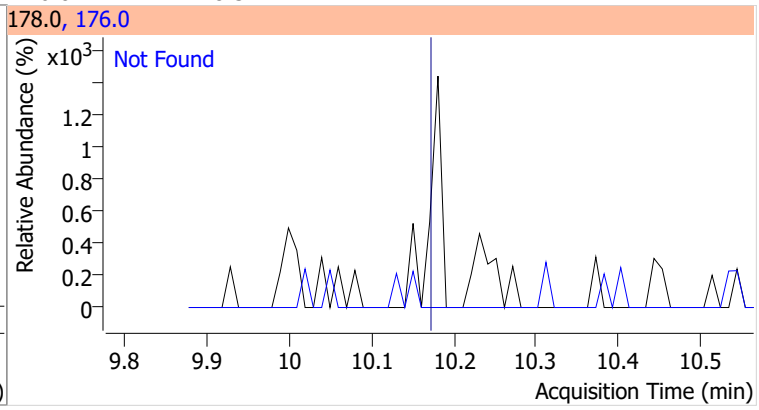

Compound	Conc.	Exp RT	QIon	Exp Ratio
Anthracene	N.D.	10.25	176.0	18.4

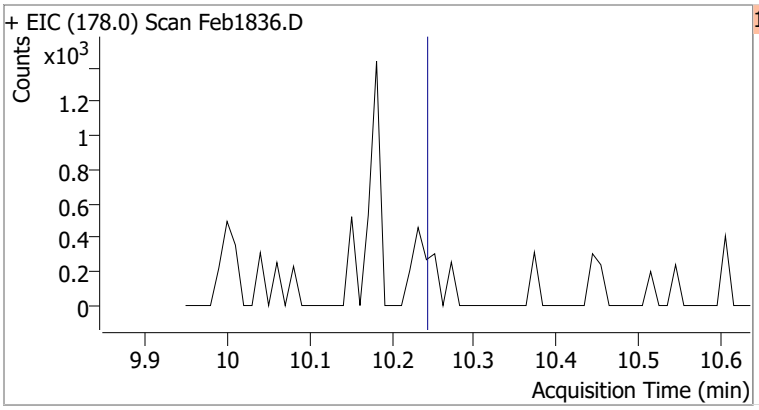

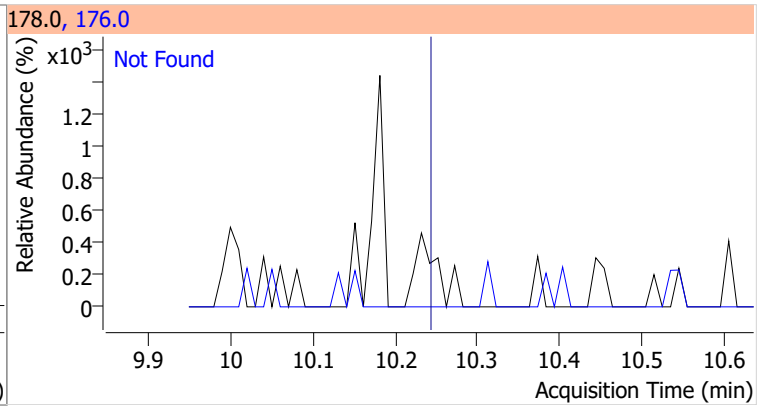

Compound	Conc.	Exp RT	QIon	Exp Ratio	QIon	Exp Ratio
Triallate	N.D.	10.31	268.0	24.1	143.0	22.5

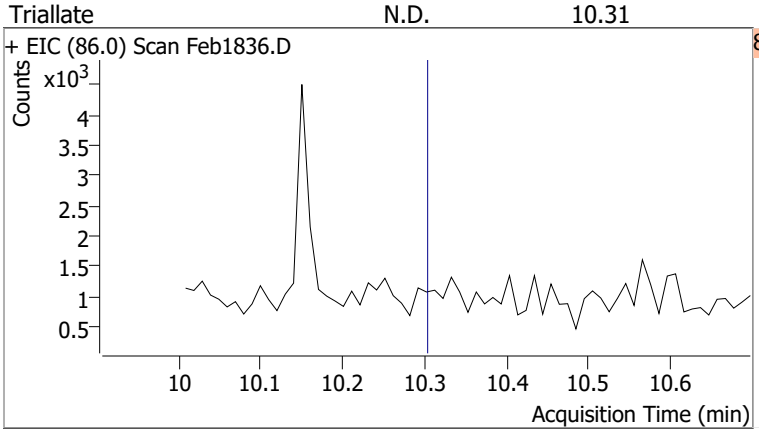

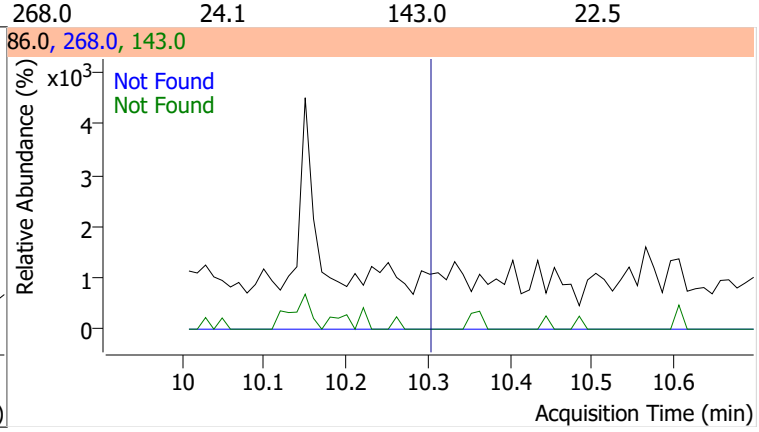

Compound	Conc.	Exp RT	QIon	Exp Ratio
Carbazole	N.D.	10.49	139.0	12.8

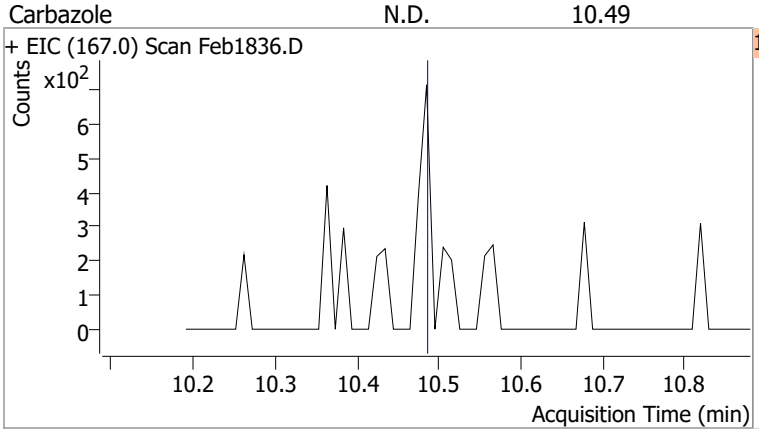

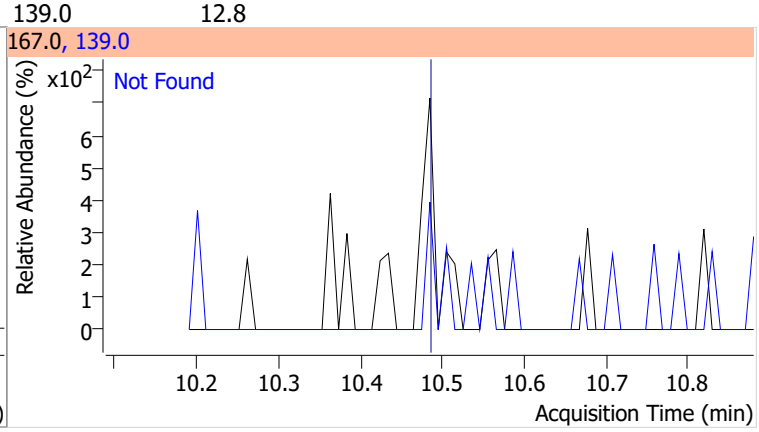

Compound	Conc.	Exp RT	QIon	Exp Ratio	QIon	Exp Ratio
o-Terphenyl	N.D.	10.70	229.0	64.9	215.0	37.0

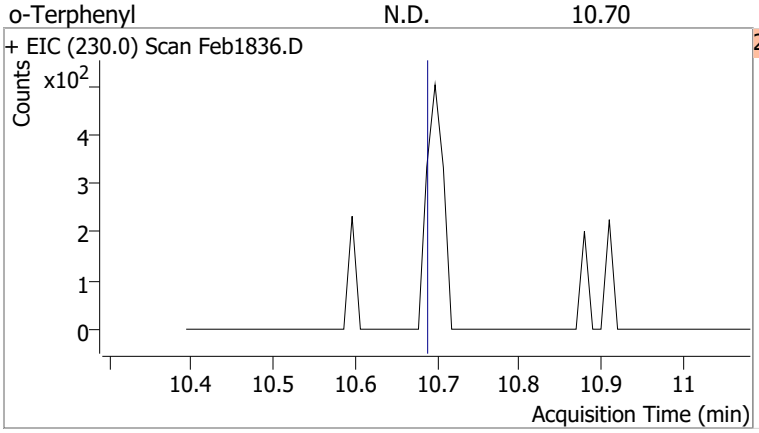

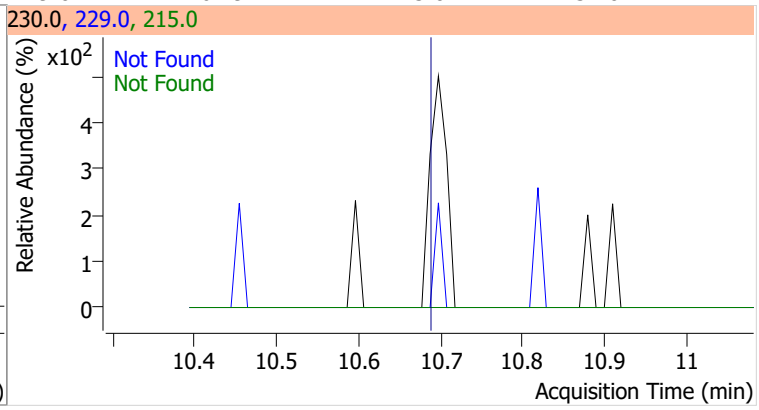

Compound	Conc.	Exp RT	QIon	Exp Ratio	QIon	Exp Ratio
Di-n-Butylphthalate	N.D.	11.08	150.0	9.1	104.0	6.4

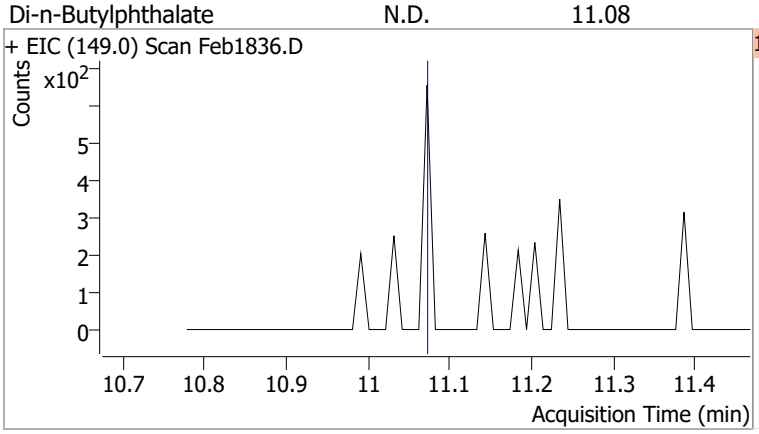

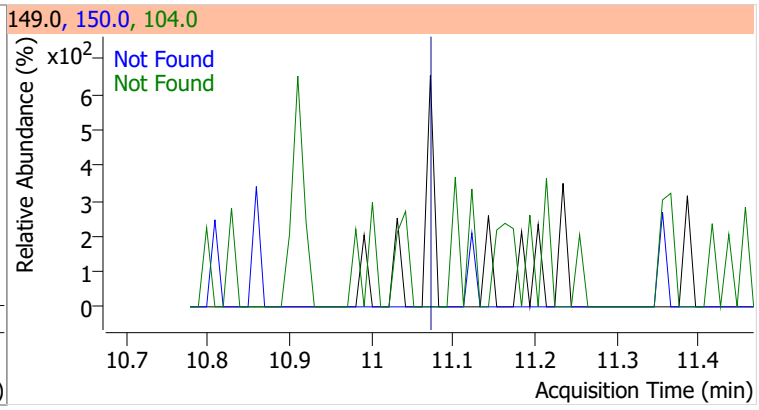

Compound	Conc.	Exp RT	QIon	Exp Ratio
Fluoranthene	N.D.	11.95	101.0	13.4

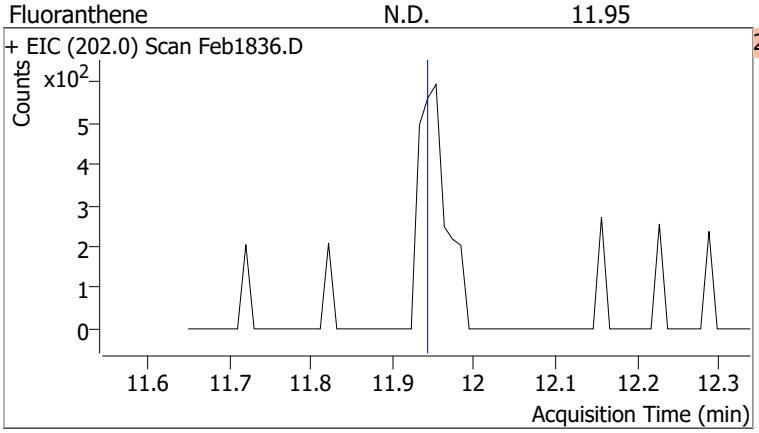

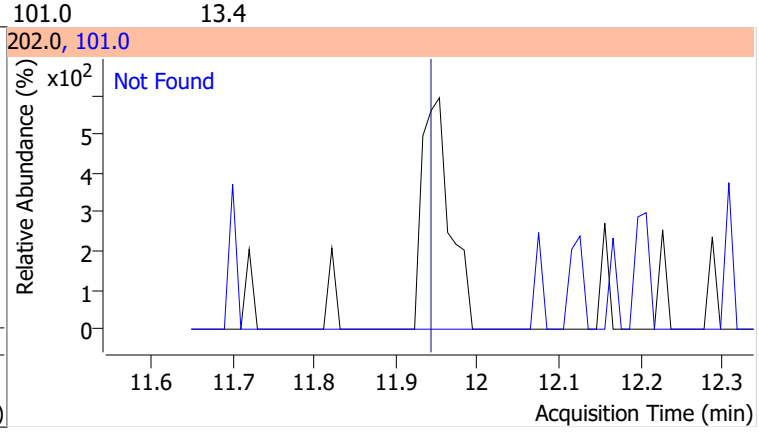

Compound	Conc.	RT	Dev(Min)	Resp.	QIon	QRatio	Lower	Upper
Benzidine		0		0	183.0		8.3	15.4
					92.0		5.8	10.8

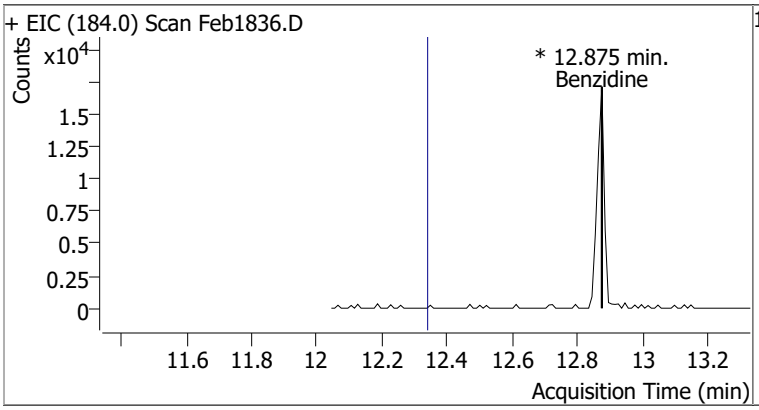

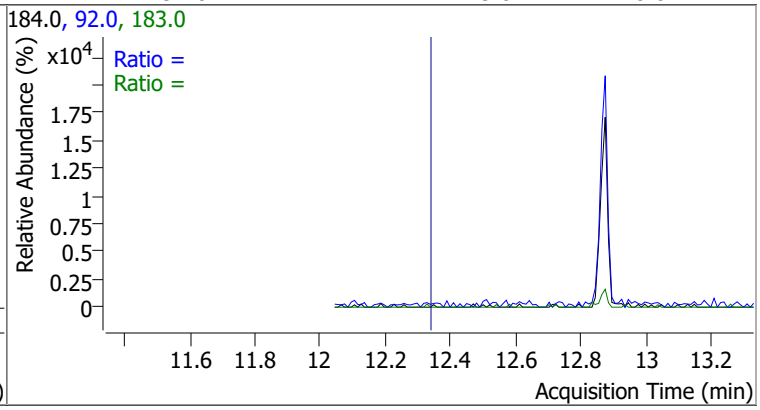

Compound	Conc.	Exp RT	QIon	Exp Ratio
Pyrene	N.D.	12.38	101.0	15.9

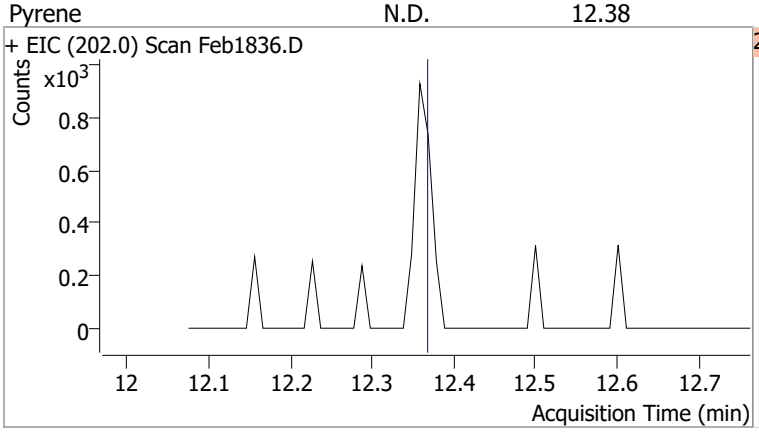

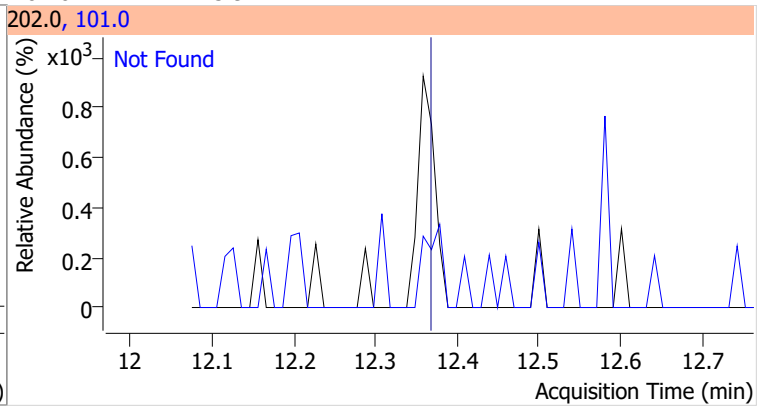

Compound	Conc.	RT	Dev(Min)	Resp.	QIon	QRatio	Lower	Upper
Terphenyl-d14	94.2213	12.88	0.00	1633574	122.0	14.1	10.1	18.7

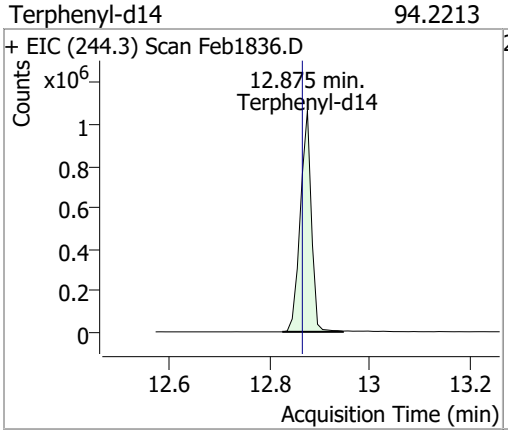

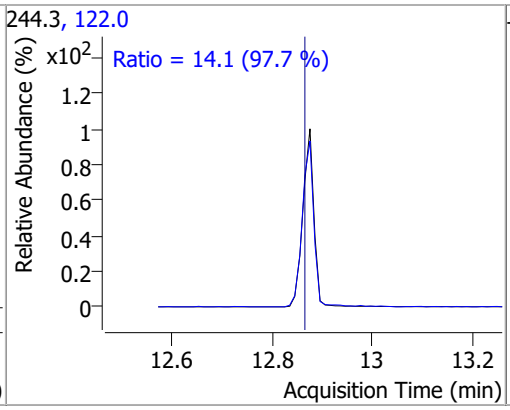

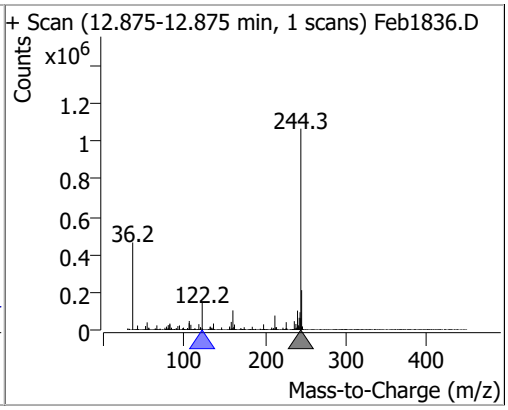

Compound	Conc.	Exp RT	QIon	Exp Ratio	QIon	Exp Ratio
Butylbenzylphthalate	N.D.	14.32	91.0	85.1	206.0	17.5

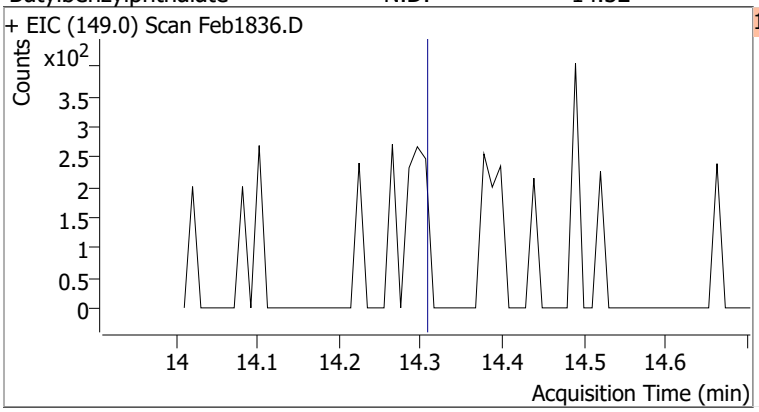

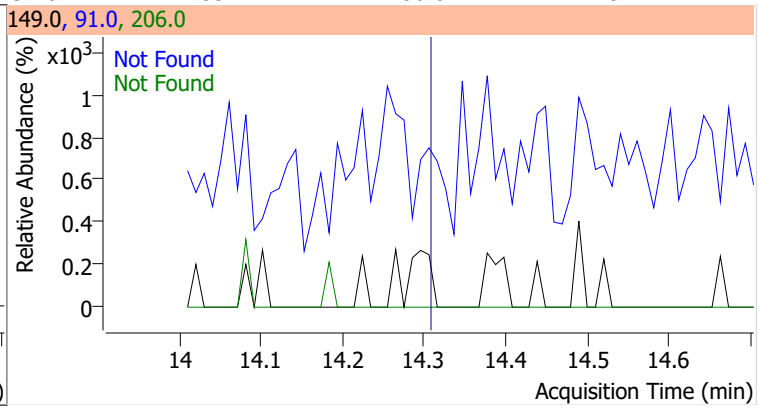

Compound	Conc.	Exp RT	QIon	Exp Ratio	QIon	Exp Ratio
Benzo(a)Anthracene	N.D.	15.51	226.0	26.8	229.0	21.1

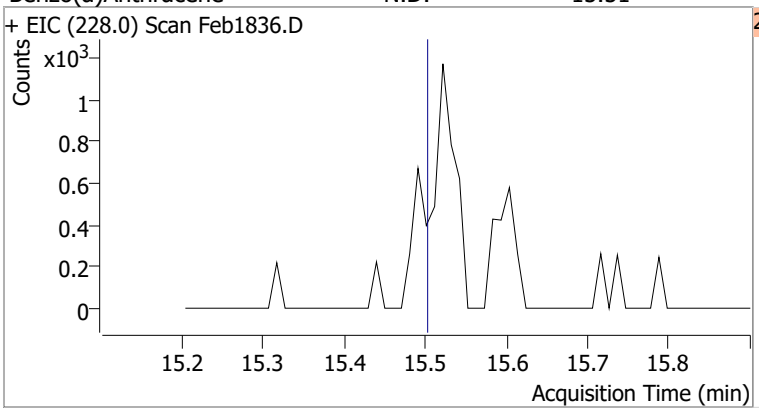

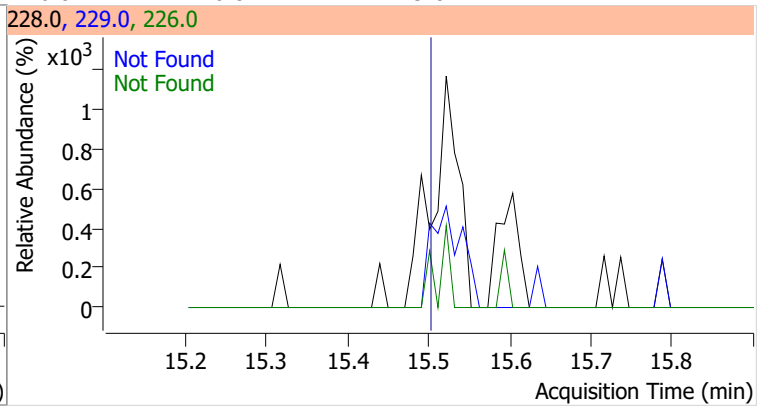

Compound	Conc.	Exp RT	QIon	Exp Ratio	QIon	Exp Ratio
Chrysene	N.D.	15.62	226.0	28.4	229.0	19.7

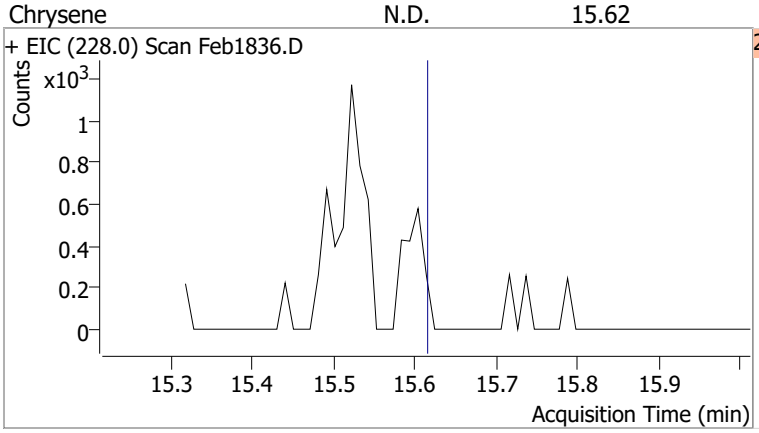

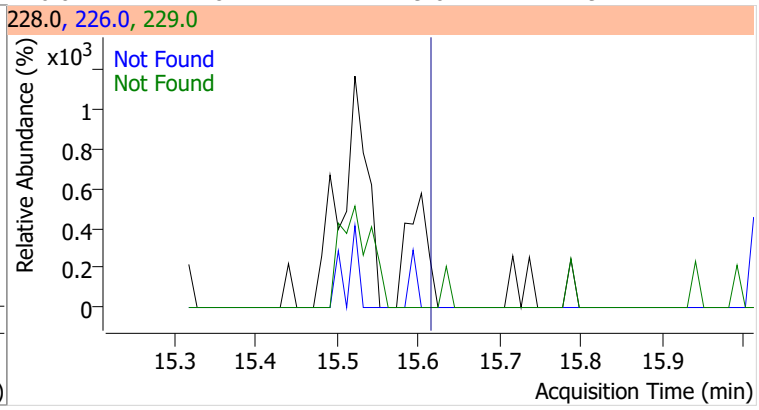

Compound	Conc.	Exp RT	QIon	Exp Ratio
3,3-Dichlorobenzidine	N.D.	15.69	254.0	64.2

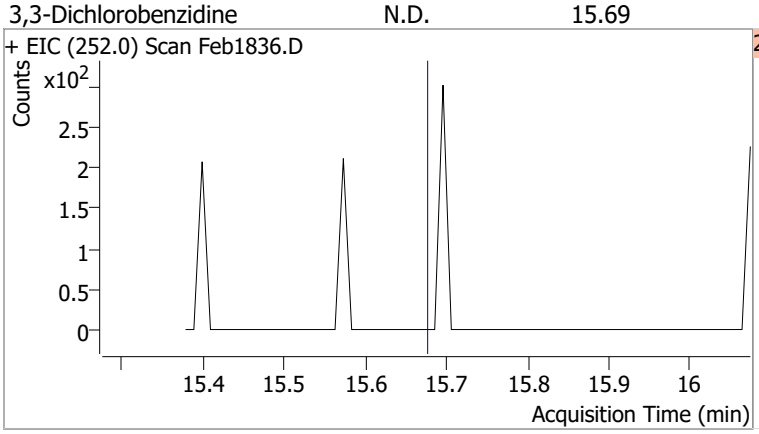

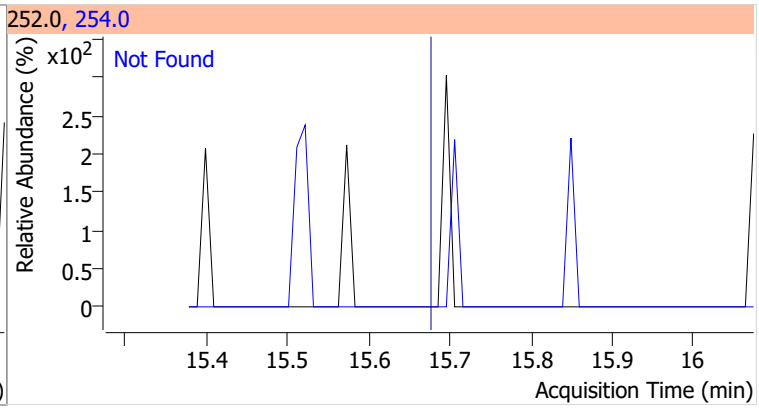

Compound	Conc.	Exp RT	QIon	Exp Ratio	QIon	Exp Ratio
bis(2-ethylhexyl)Phthalate	N.D.	16.37	149.0	390.8	279.0	15.0

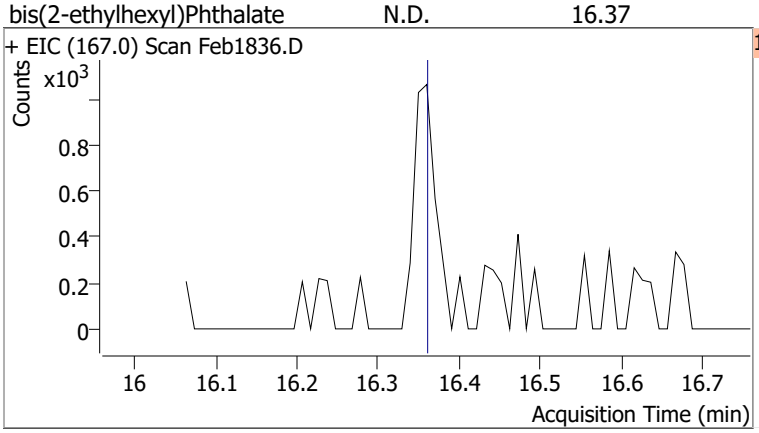

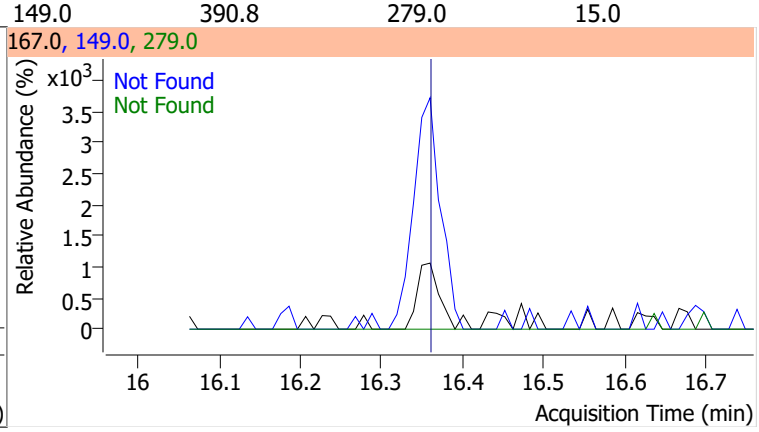

Compound	Conc.	Exp RT	QIon	Exp Ratio
Di-n-octyl Phthalate	N.D.	18.13	150.0	10.0

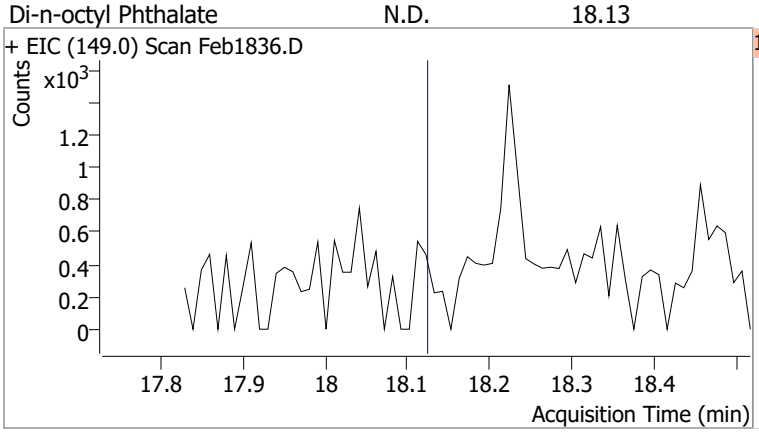

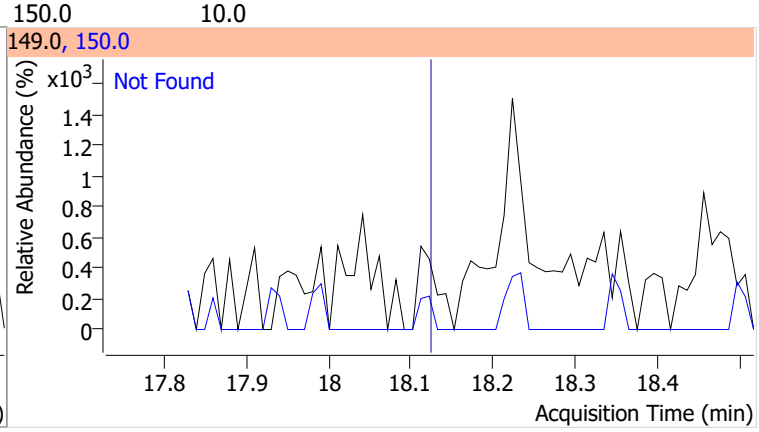

Compound	Conc.	Exp RT	QIon	Exp Ratio
Benzo(b)fluoranthene	N.D.	18.38	253.0	22.3

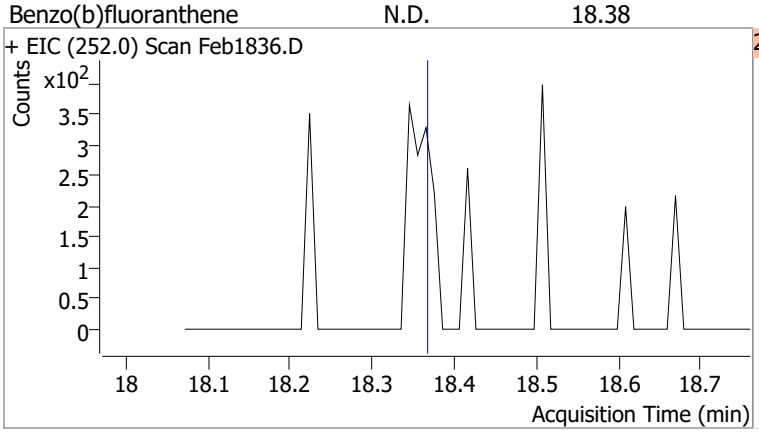

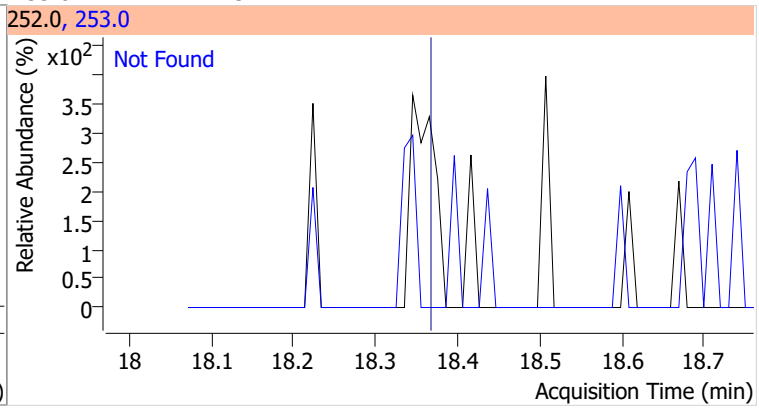

Compound	Conc.	Exp RT	QIon	Exp Ratio
Benzo(k)fluoranthene	N.D.	18.45	253.0	22.0

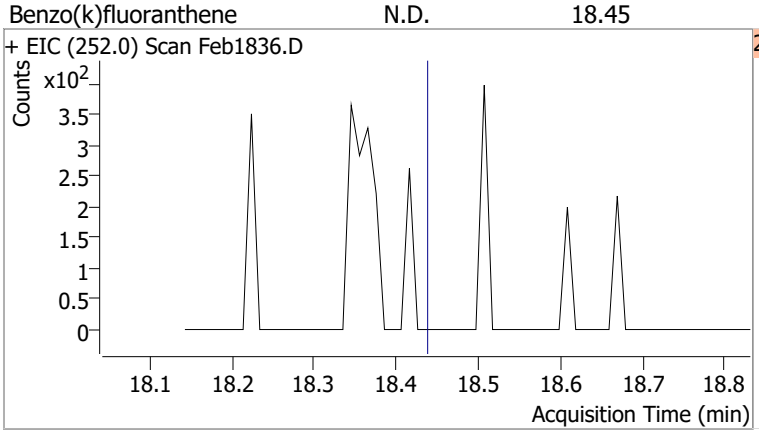

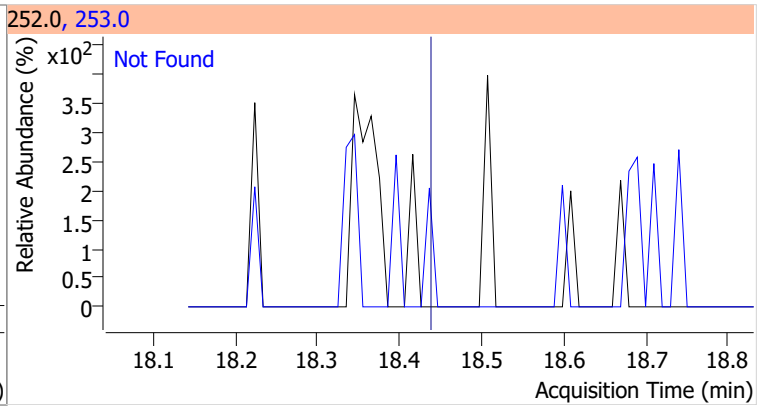

Compound	Conc.	Exp RT	QIon	Exp Ratio
Benzo(a)pyrene	N.D.	18.98	253.0	21.5

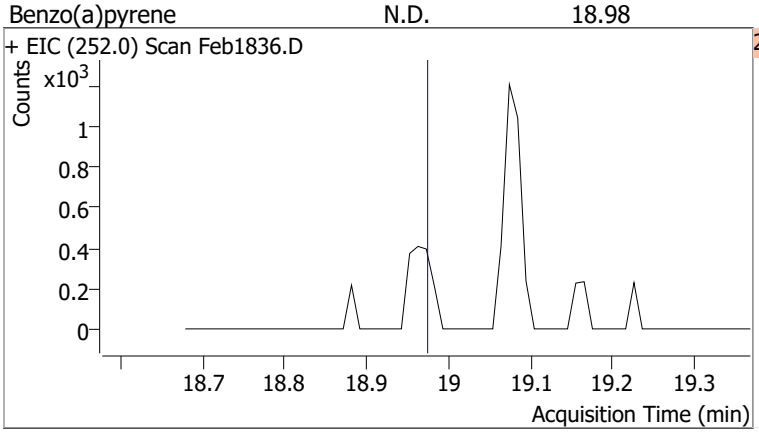

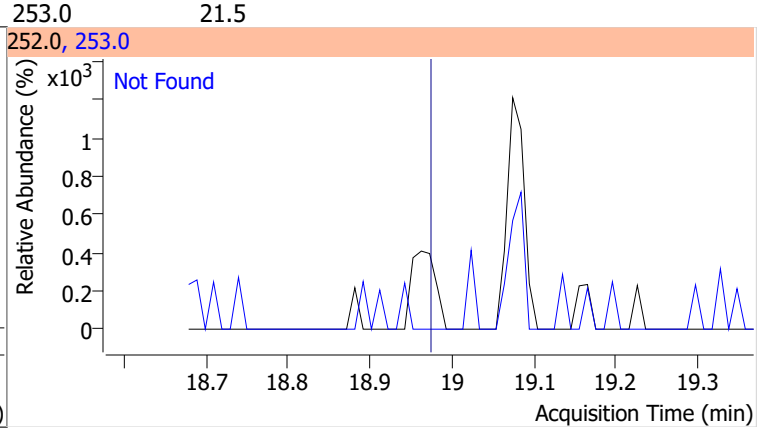

Compound	Conc.	Exp RT	QIon	Exp Ratio
Indeno(1,2,3-c,d)pyrene	N.D.	20.76	138.0	29.6

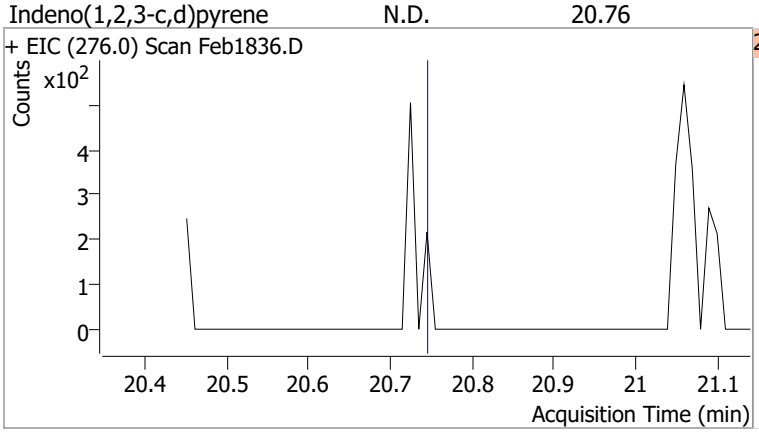

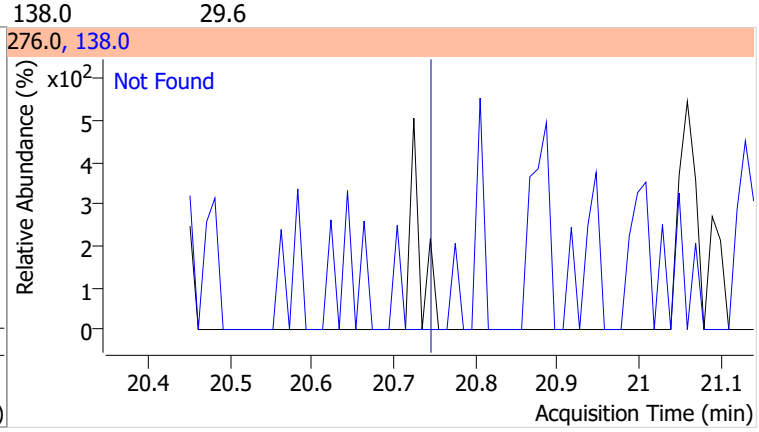

Compound	Conc.	Exp RT	QIon	Exp Ratio	QIon	Exp Ratio
Dibenzo(a,h)anthracene	N.D.	20.82	139.0	25.2	279.0	24.1

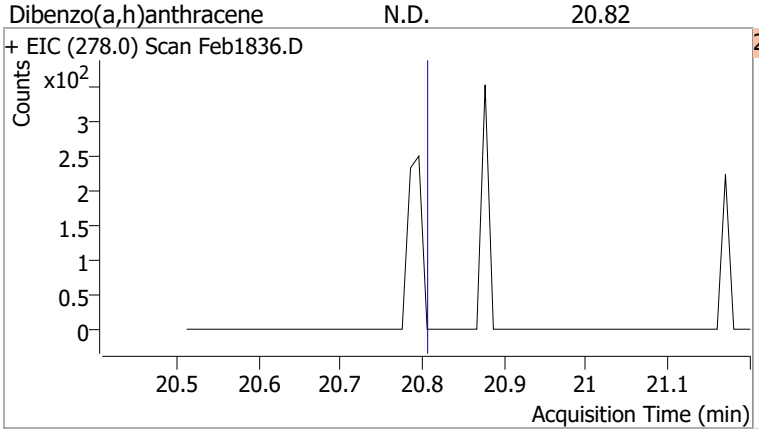

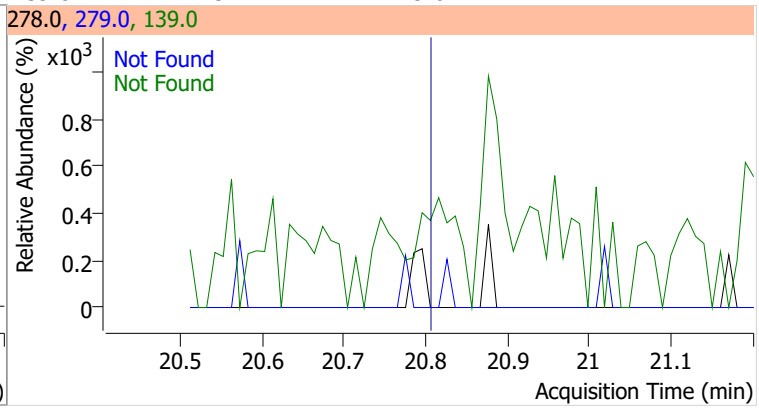

Compound	Conc.	Exp RT	QIon	Exp Ratio	QIon	Exp Ratio
Benzo(g,h,i)perylene	N.D.	21.09	138.0	33.0	277.0	23.2

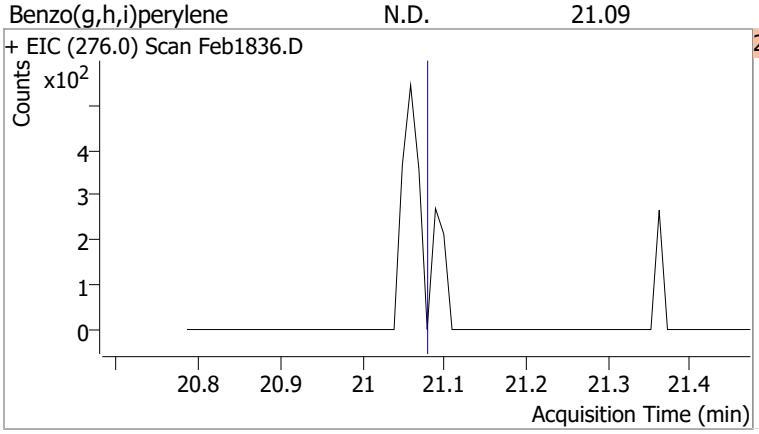

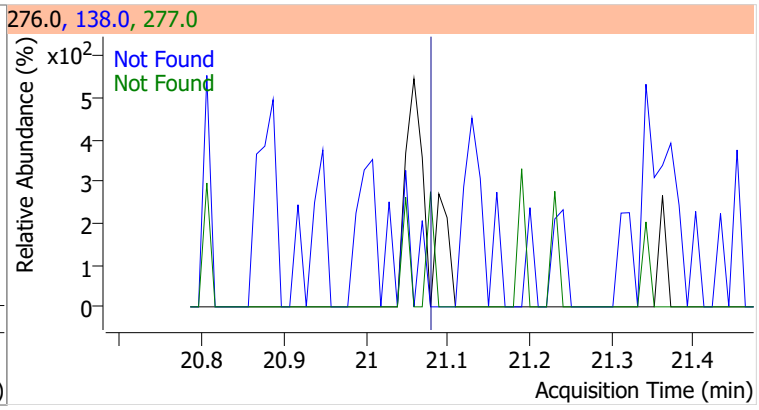

Quantitation Results Report (QT Reviewed)

Data File	Feb1837.D	Operator	LIMS import
Acq. Method	BNA+SIM.M	Acq. Date-Time	2/20/2022 3:12:38 AM
Sample Name	B22020962-021C	Instrument	Instrument #1
Vial	37	Multiplier	1.00
DA Method File	021822 DoD BNA cal.batch.bin	Comment	SVOC-8270-W-LARGO
Tune File	dftppdsm.u	Tune Date	2/18/2022 9:25:00 PM
Batch Name	021822 DoD BNA 2.batch.bin	Last Calib Update	2/20/2022 11:08:57 AM
Ref Library	D:\Org\Library\NIST129K.l		

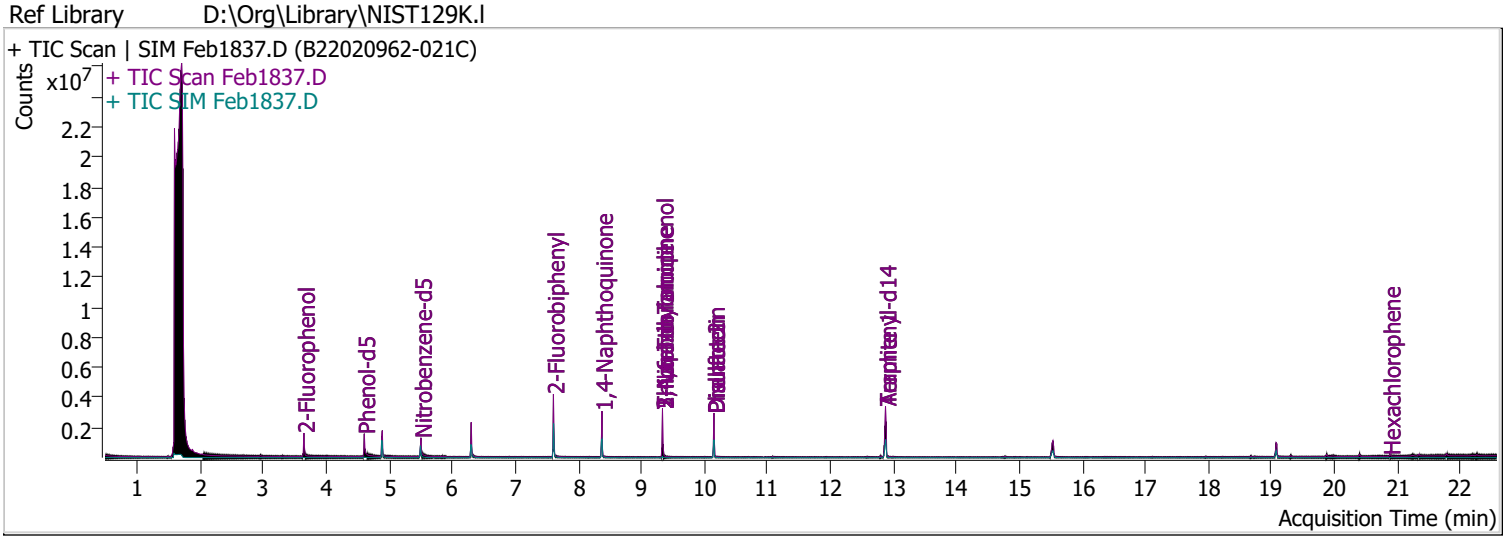

Compound	RT	QIon	Resp.	Conc.	Units		Dev(Min)
Internal Standards							
System Monitoring Compounds							
S 2-Fluorophenol	3.643	112.0	473058	57.1861	µg/L		-0.010
Spiked Amount: 200.000	Range: 10.0 - 75.0%			Recovery = 28.59%			
S Phenol-d5	4.603	99.0	592844	54.9842	µg/L		-0.010
Spiked Amount: 200.000	Range: 10.0 - 65.0%			Recovery = 27.49%			
S Nitrobenzene-d5	5.502	82.0	386082	64.6171	µg/L		0.000
Spiked Amount: 100.000	Range: 32.0 - 94.0%			Recovery = 64.62%			
S 2-Fluorobiphenyl	7.605	172.0	1267723	67.0405	µg/L		0.000
Spiked Amount: 100.000	Range: 28.0 - 107.0%			Recovery = 67.04%			
S 2,4,6-Tribromophenol	9.335	329.8	265406	156.4438	µg/L		0.000
Spiked Amount: 200.000	Range: 25.0 - 140.0%			Recovery = 78.22%			
S Terphenyl-d14	12.875	244.3	1892194	105.4128	µg/L		0.000
Spiked Amount: 100.000	Range: 32.0 - 122.0%			Recovery = 105.41%			
Target Compounds							**QValue**
T N-Nitrosodimethylamine	0.000		0	N.D.			
T Pyridine	0.000		0	N.D.			
T Aniline	0.000		0	N.D.			
T Phenol	0.000		0	N.D.			
T bis(-2-Chloroethyl)Ether	0.000		0	N.D.			
T 2-Chlorophenol	0.000		0	N.D.			
T 1,3-Dichlorobenzene	0.000		0	N.D.			
T 1,4-Dichlorobenzene	0.000		0	N.D.			
T 1,2-Dichlorobenzene	0.000		0	N.D.			
T Benzyl Alcohol	0.000		0	N.D.			
T bis(2-chloroisopropyl)Ether	0.000		0	N.D.			
T 2-Methylphenol	0.000		0	N.D.			
T N-nitroso-Di-n-propylamine	5.502	70.0	0		µg/L	md	1
T 4Methylphenol/3Methylphenol	0.000		0	N.D.			
T Hexachloroethane	0.000		0	N.D.			

Compound	RT	QIon	Resp.	Conc.	Units		Dev(Min)
T Nitrobenzene	0.000		0	N.D.			
T Isophorone	0.000		0	N.D.			
T 2-Nitrophenol	0.000		0	N.D.			
T 2,4-Dimethylphenol	0.000		0	N.D.			
T bis(-2-Chloroethoxy)Methane	0.000		0	N.D.			
T 2,4-Dichlorophenol	0.000		0	N.D.			
T Benzoic Acid	0.000		0	N.D.			
T 1,2,4-Trichlorobenzene	0.000		0	N.D.			
T Naphthalene	0.000		0	N.D.			
T 4-Chlorophenol	0.000		0	N.D.			
T p-Chloroaniline	0.000		0	N.D.			
T Hexachlorobutadiene	0.000		0	N.D.			
T 4-Chloro-2-Methylphenol	0.000		0	N.D.			
T 4-Chloro-3-Methylphenol	0.000		0	N.D.			
T 2-Methylnaphthalene	0.000		0	N.D.			
T 1-Methylnaphthalene	0.000		0	N.D.			
T Hexachlorocyclopentadiene	0.000		0	N.D.			
T 2,4,6-Trichlorophenol	0.000		0	N.D.			
T 2,4,5-Trichlorophenol	0.000		0	N.D.			
T 2-Chloronaphthalene	0.000		0	N.D.			
T 2-Nitroaniline	0.000		0	N.D.			
T Dimethyl Phthalate	8.374	163.0	0		µg/L	md	1
T 2,6-Dinitrotoluene	8.374	165.0	0		µg/L	md	1
T Acenaphthylene	0.000		0	N.D.			
T 3-Nitroaniline	0.000		0	N.D.			
T Acenaphthene	0.000		0	N.D.			
T 2,4-Dinitrophenol	0.000		0	N.D.			
T Dibenzofuran	0.000		0	N.D.			
T 2,4-Dinitrotoluene	0.000		0	N.D.			
T 4-Nitrophenol	0.000		0	N.D.			
T Diethylphthalate	0.000		0	N.D.			
T Fluorene	0.000		0	N.D.			
T 4-Chlorophenyl-phenylether	0.000		0	N.D.			
T 4-Nitroaniline	0.000		0	N.D.			
T 4,6-Dinitro-2-methylphenol	0.000		0	N.D.			
T N-nitrosodiphenylamine	0.000		0	N.D.			
T Azobenzene	0.000		0	N.D.			
T 4-Bromophenyl-phenylether	0.000		0	N.D.			
T Hexachlorobenzene	0.000		0	N.D.			
T Pentachlorophenol	0.000		0	N.D.			
T Phenanthrene	0.000		0	N.D.			
T Anthracene	0.000		0	N.D.			
T Triallate	0.000		0	N.D.			
T Carbazole	0.000		0	N.D.			
T o-Terphenyl	0.000		0	N.D.			
T Di-n-Butylphthalate	0.000		0	N.D.			
T Fluoranthene	0.000		0	N.D.			
T Benzidine	12.875	184.0	0		µg/L	md	1
T Pyrene	0.000		0	N.D.			
T Butylbenzylphthalate	0.000		0	N.D.			
T Benzo(a)Anthracene	0.000		0	N.D.			
T Chrysene	0.000		0	N.D.			
T 3,3-Dichlorobenzidine	0.000		0	N.D.			
T bis(2-ethylhexyl)Phthalate	0.000		0	N.D.			
T Di-n-octyl Phthalate	0.000		0	N.D.			

Compound	RT	QIon	Resp.	Conc.	Units	Dev(Min)
T Benzo(b)fluoranthene	0.000		0	N.D.		
T Benzo(k)fluoranthene	0.000		0	N.D.		
T Benzo(a)pyrene	0.000		0	N.D.		
T Indeno(1,2,3-c,d)pyrene	0.000		0	N.D.		
T Dibenzo(a,h)anthracene	0.000		0	N.D.		
T Benzo(g,h,i)perylene	0.000		0	N.D.		

(#) = Qualifier Out of Range; (m) = Manual Integration; (+) = Area Summed; (*) = Surrogate Percent Recovery Out of Range; (d): Zeroed Peak

Compound	Conc.	Exp RT	QIon	Exp Ratio
N-Nitrosodimethylamine	N.D.	2.49	42.0	135.8

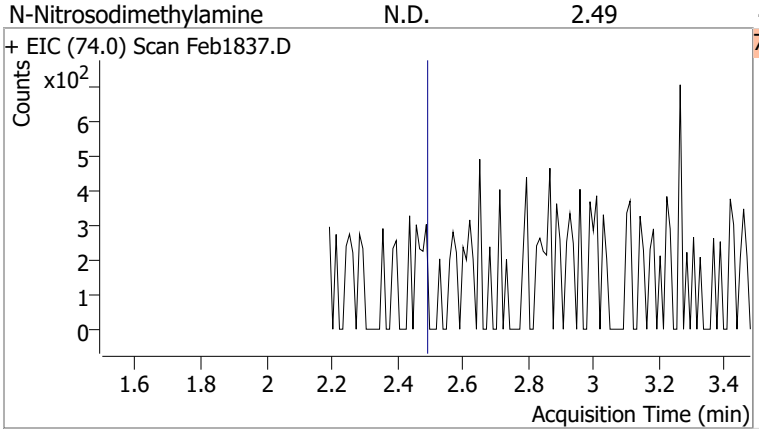

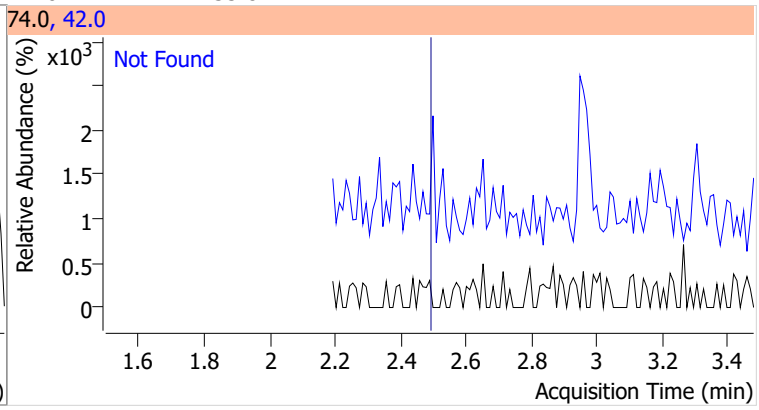

Compound	Conc.	Exp RT	QIon	Exp Ratio
Pyridine	N.D.	2.53	52.0	82.7

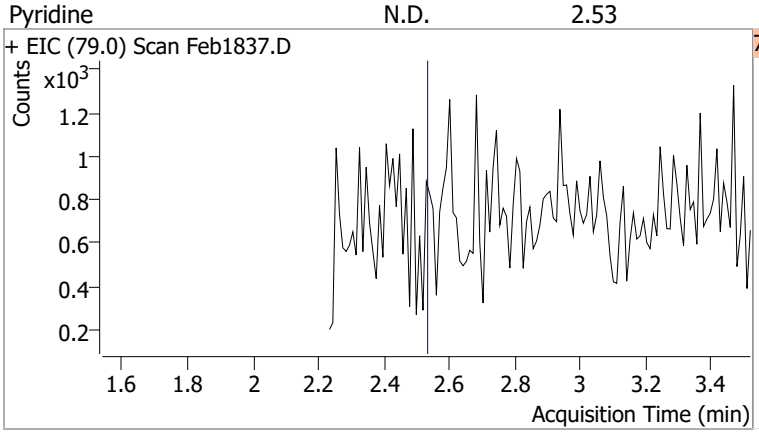

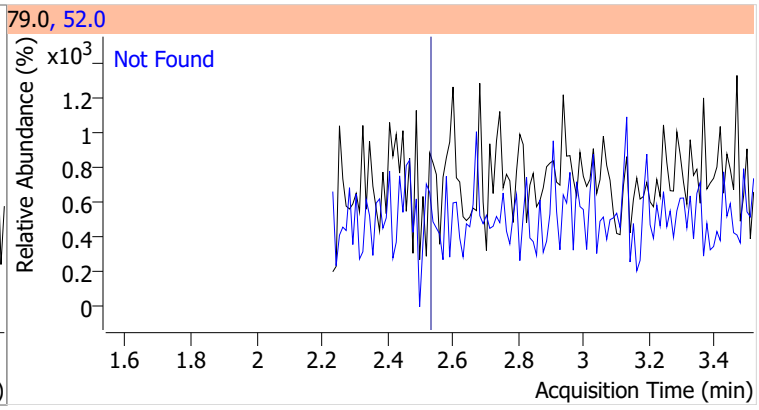

Compound	Conc.	RT	Dev(Min)	Resp.	QIon	QRatio	Lower	Upper
2-Fluorophenol	57.1861	3.64	-0.01	473058	64.0	53.2	34.6	64.3
					92.0	20.8	14.2	26.5

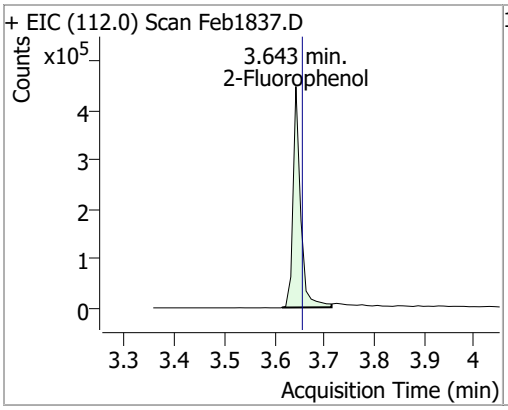

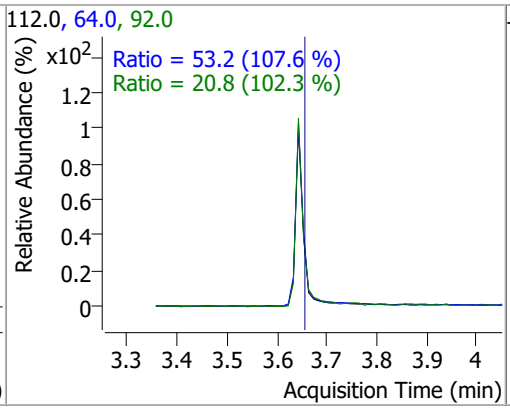

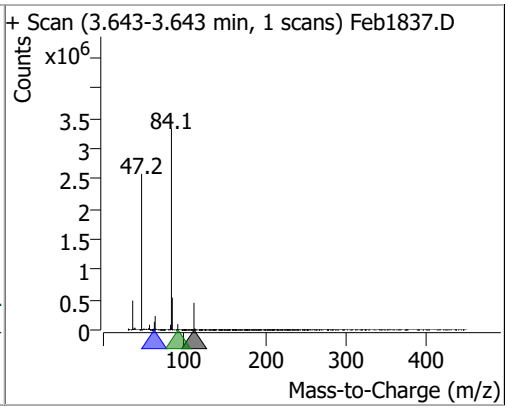

Compound	Conc.	Exp RT	QIon	Exp Ratio	QIon	Exp Ratio
Aniline	N.D.	4.56	66.0	36.7	65.0	18.7

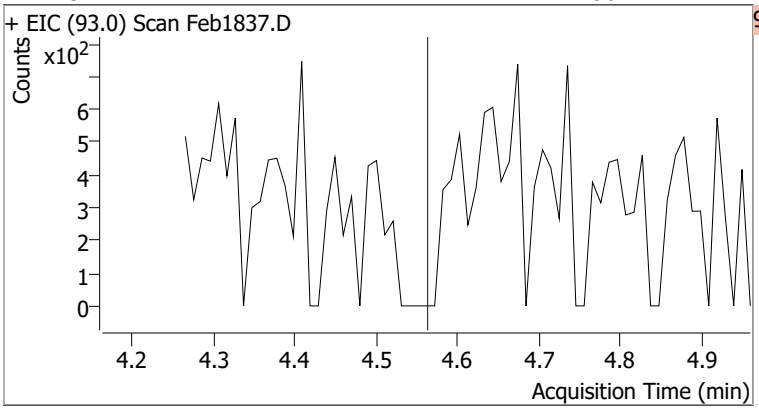

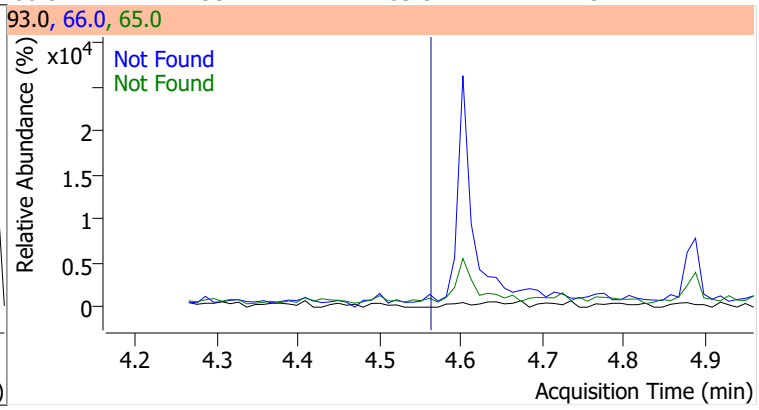

Compound	Conc.	RT	Dev(Min)	Resp.	QIon	QRatio	Lower	Upper
Phenol-d5	54.9842	4.60	-0.01	592844	71.0	34.0	25.8	47.9

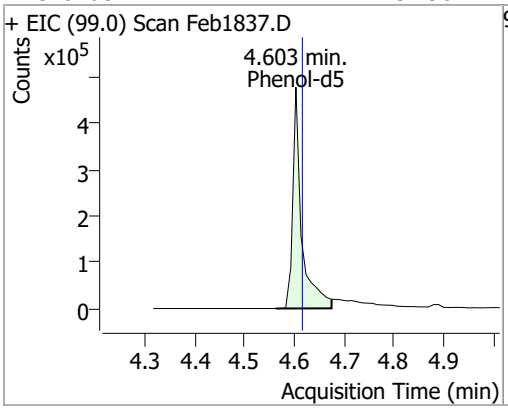

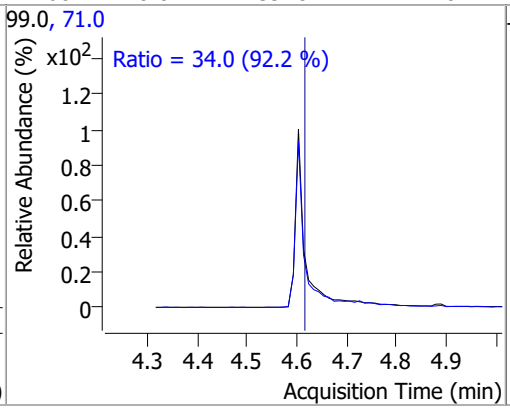

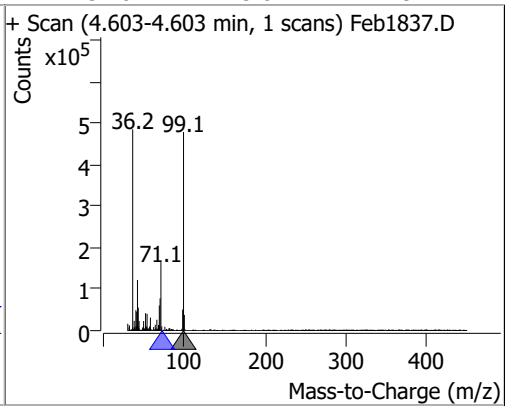

Compound	Conc.	Exp RT	QIon	Exp Ratio
Phenol	N.D.	4.62	66.0	45.3

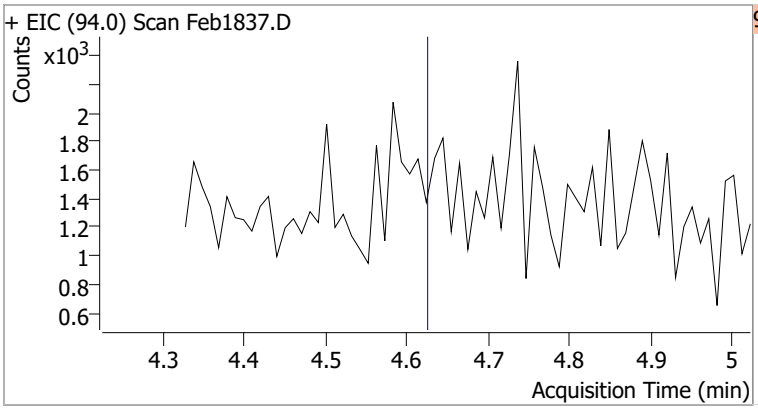

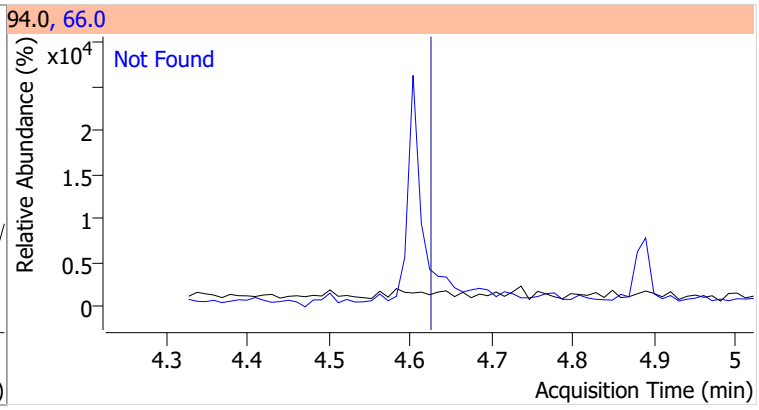

Compound	Conc.	Exp RT	QIon	Exp Ratio
bis(-2-Chloroethyl)Ether	N.D.	4.64	64.0	10.9

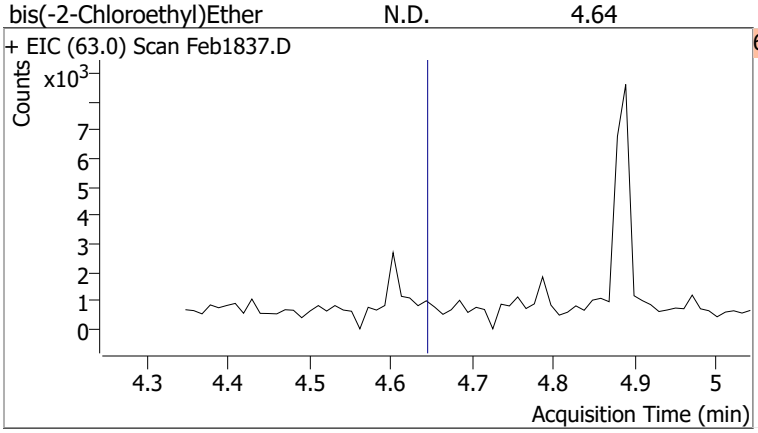

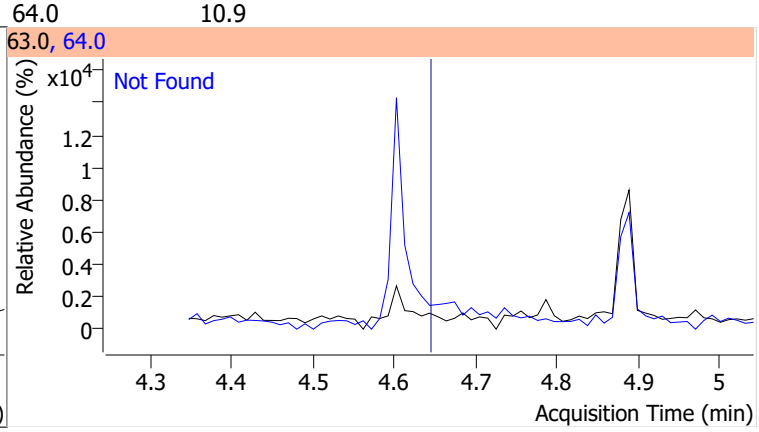

Compound	Conc.	Exp RT	QIon	Exp Ratio
2-Chlorophenol	N.D.	4.69	130.0	32.5

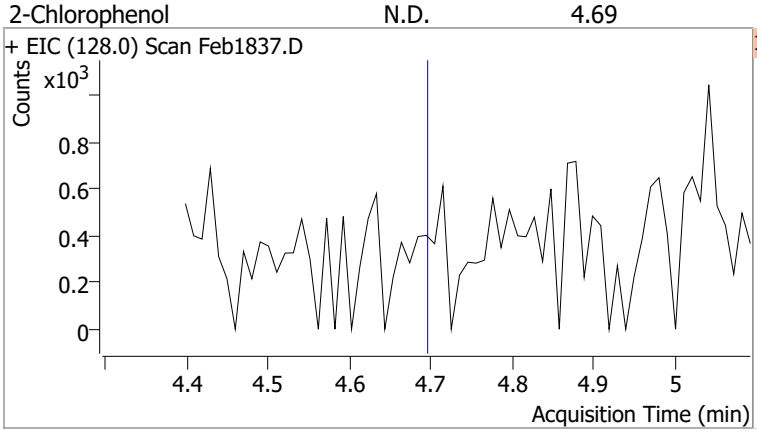

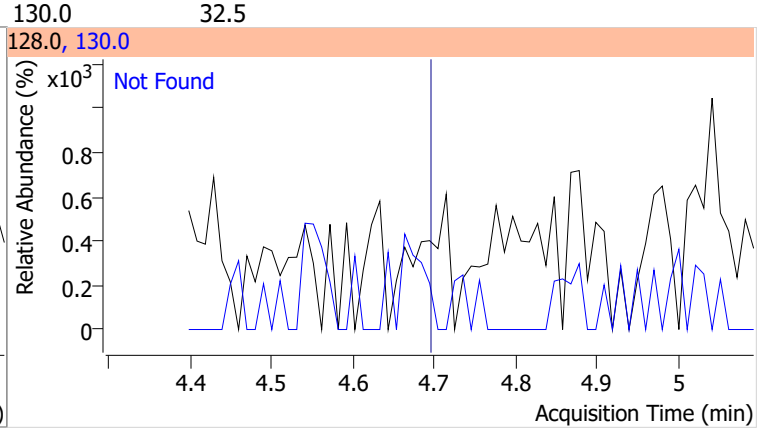

Compound	Conc.	Exp RT	QIon	Exp Ratio	QIon	Exp Ratio
1,3-Dichlorobenzene	N.D.	4.83	148.0	63.7	111.0	36.1

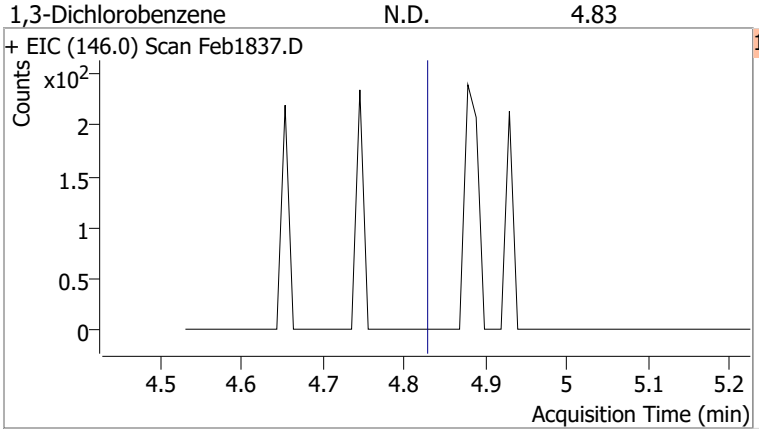

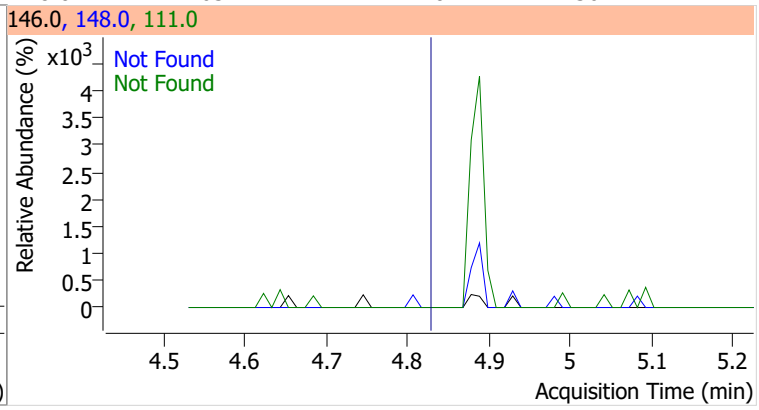

Compound	Conc.	Exp RT	QIon	Exp Ratio	QIon	Exp Ratio
1,4-Dichlorobenzene	N.D.	4.91	148.0	65.2	111.0	36.0

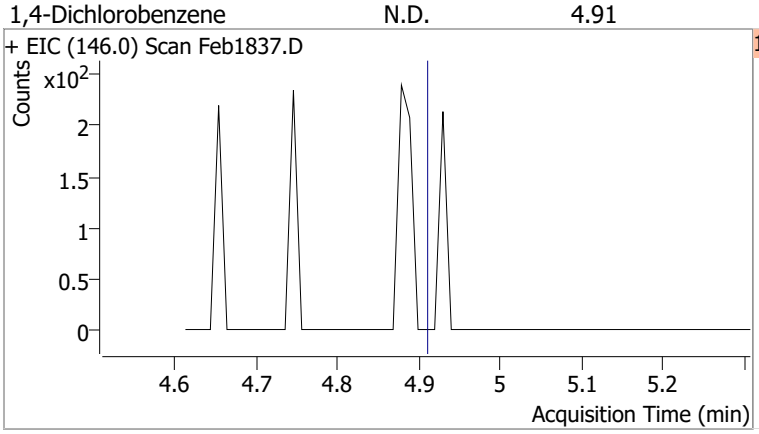

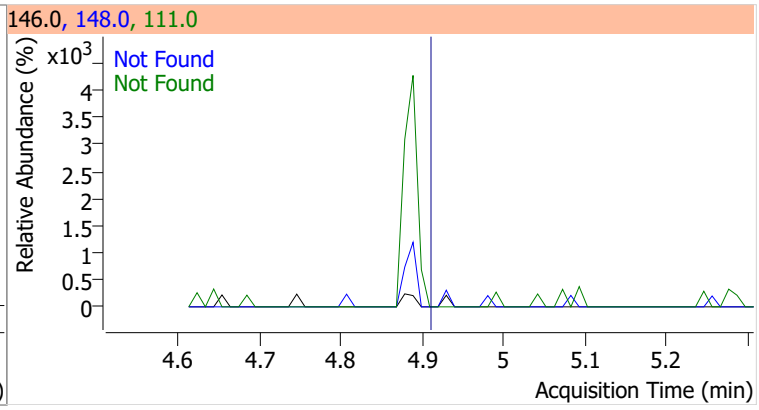

Compound	Conc.	Exp RT	QIon	Exp Ratio	QIon	Exp Ratio
1,2-Dichlorobenzene	N.D.	5.06	148.0	64.4	111.0	37.3

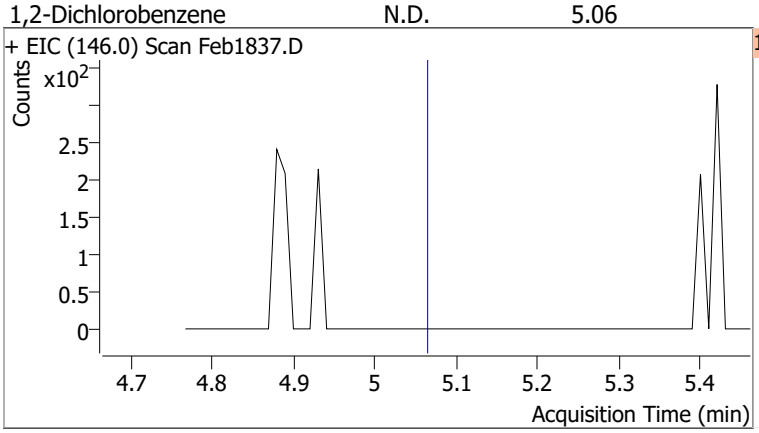

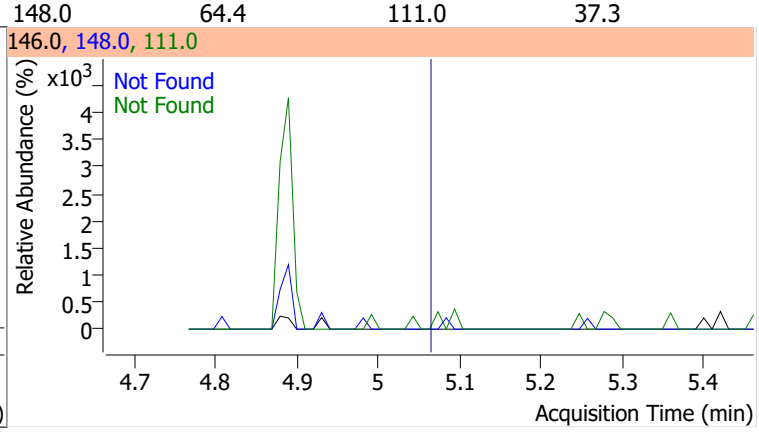

Compound	Conc.	Exp RT	QIon	Exp Ratio	QIon	Exp Ratio
Benzyl Alcohol	N.D.	5.08	79.0	119.3	107.0	70.5

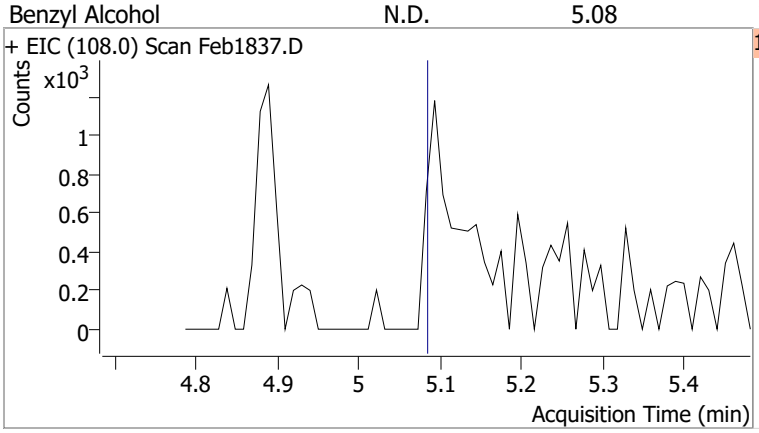

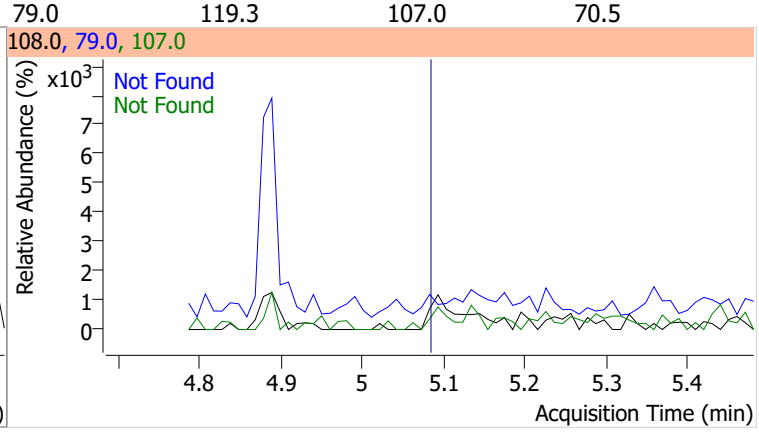

Compound	Conc.	Exp RT	QIon	Exp Ratio
bis(2-chloroisopropyl)Ether	N.D.	5.23	123.0	32.1

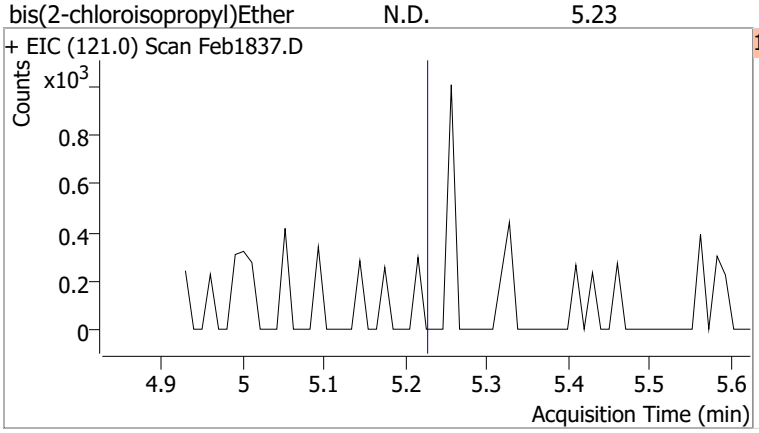

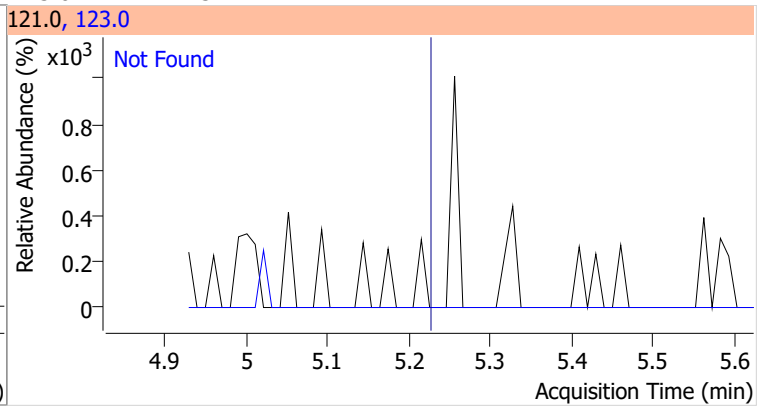

Compound	Conc.	Exp RT	QIon	Exp Ratio
2-Methylphenol	N.D.	5.25	108.0	116.5

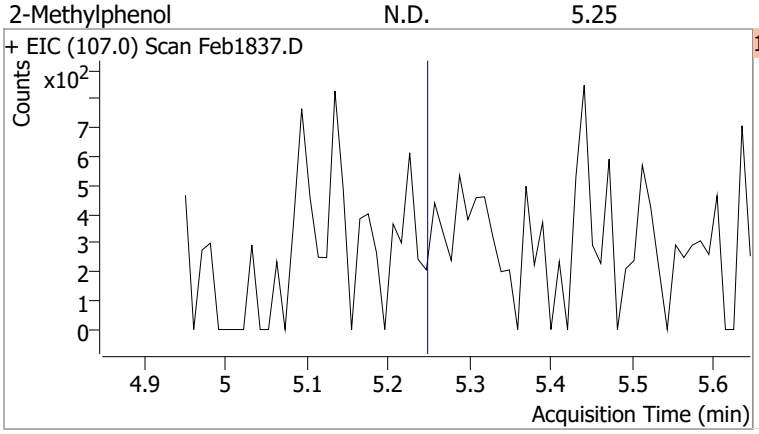

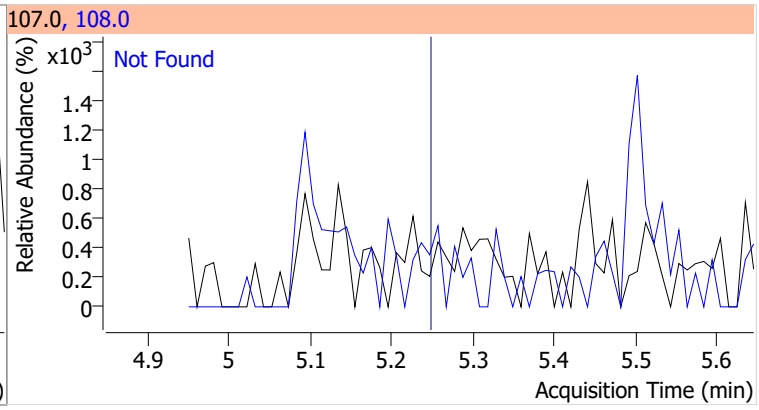

Compound	Conc.	RT	Dev(Min)	Resp.	QIon	QRatio	Lower	Upper
N-nitroso-Di-n-propylamine		0		0	130.0		0.0	38.8

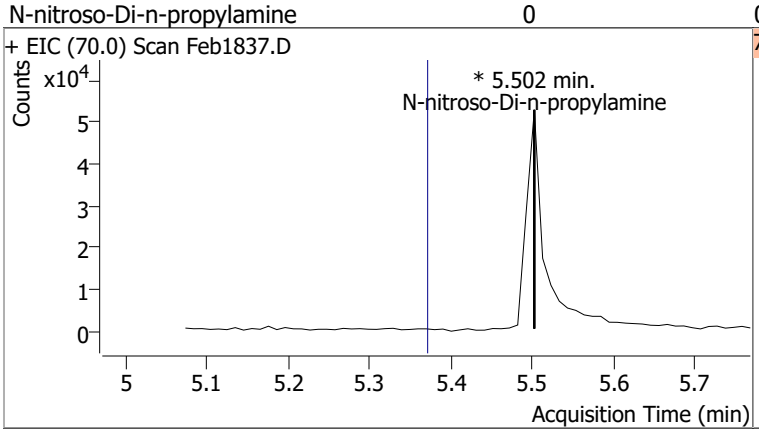

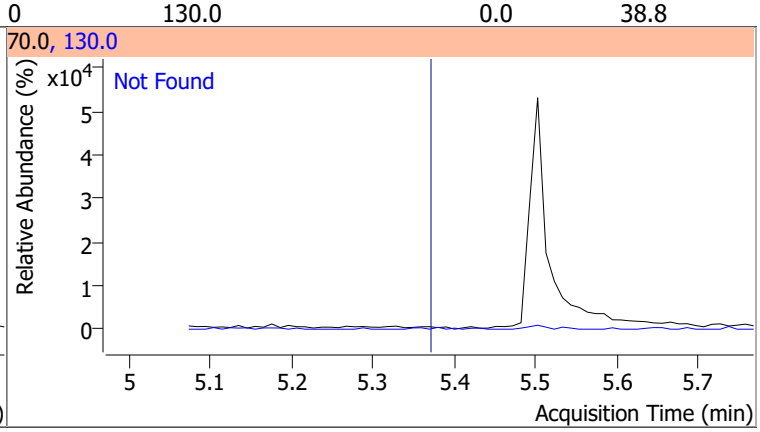

Compound	Conc.	Exp RT	QIon	Exp Ratio
4Methylphenol/3Methylphenol	N.D.	5.43	108.0	83.9

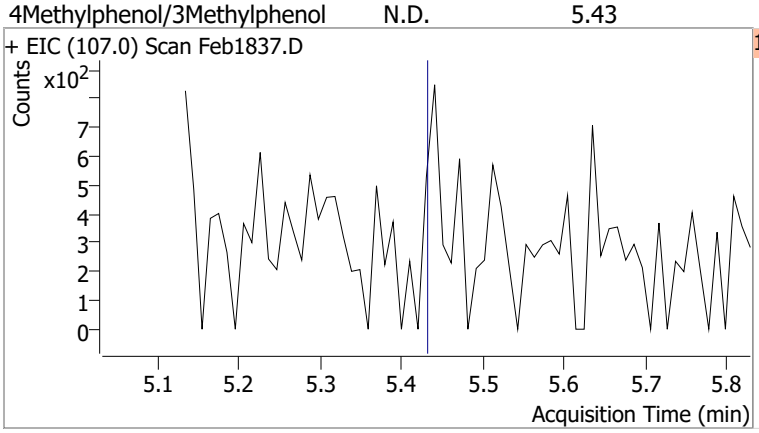

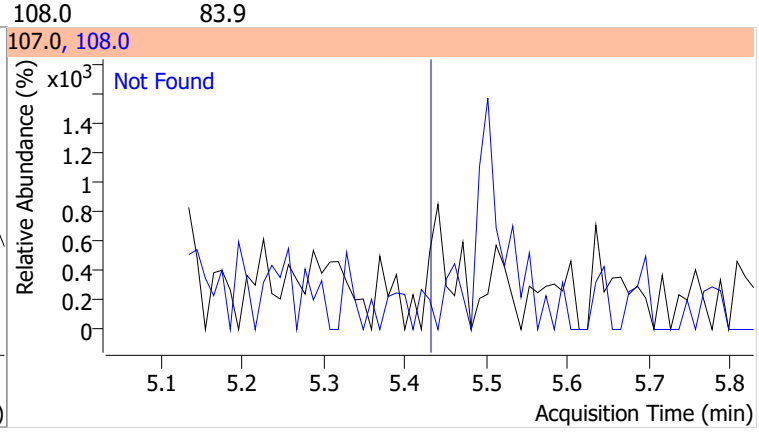

Compound	Conc.	Exp RT	QIon	Exp Ratio	QIon	Exp Ratio
Hexachloroethane	N.D.	5.43	201.0	90.8	199.0	56.9

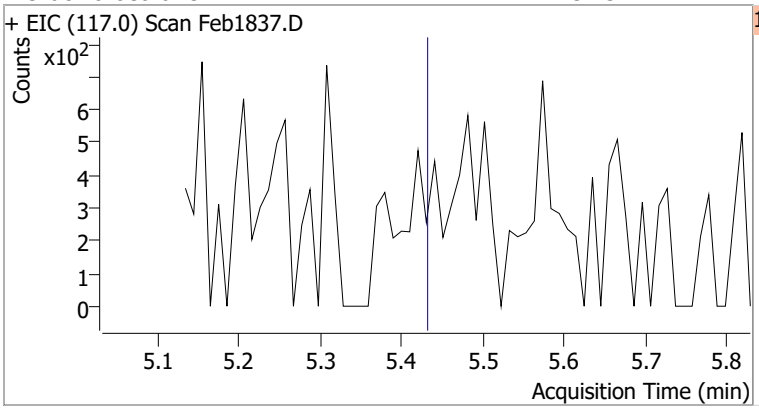

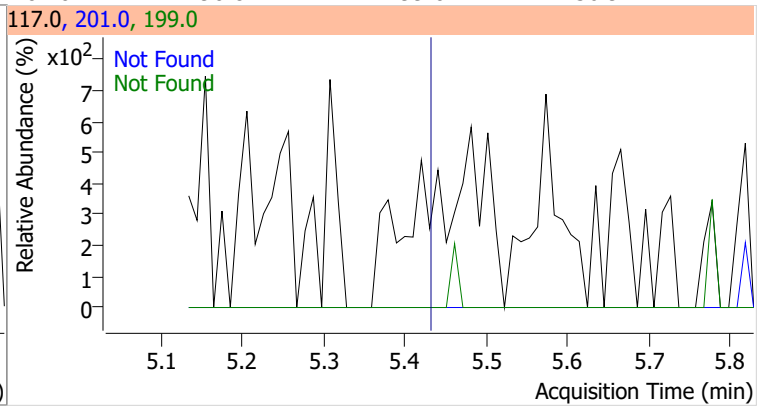

Compound	Conc.	RT	Dev(Min)	Resp.	QIon	QRatio	Lower	Upper
Nitrobenzene-d5	64.6171	5.50	0.00	386082	54.0	62.9	46.3	86.0
					128.0	45.7	34.1	63.3

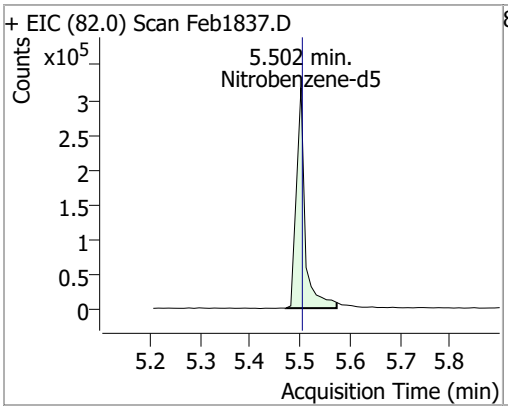

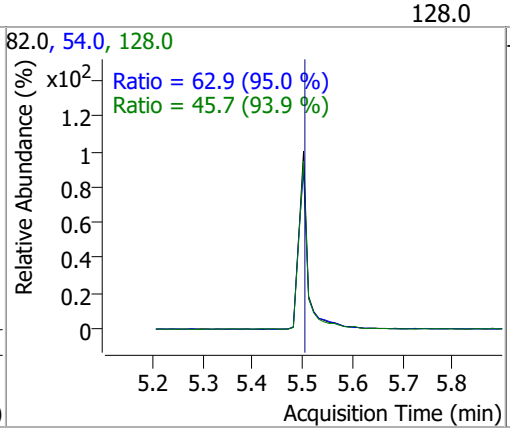

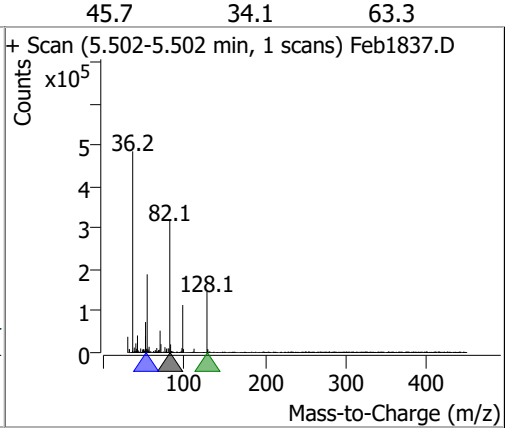

Compound	Conc.	Exp RT	QIon	Exp Ratio	QIon	Exp Ratio
Nitrobenzene	N.D.	5.52	77.0	212.7	51.0	131.0

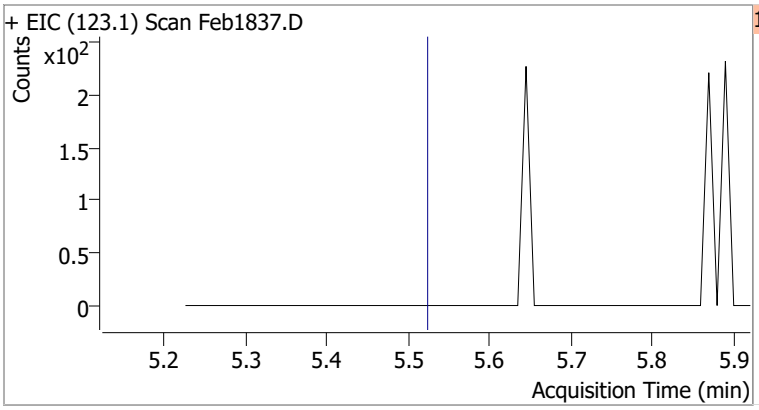

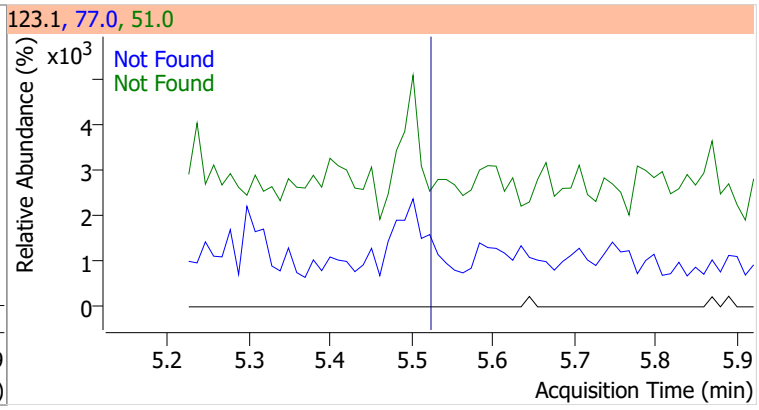

Compound	Conc.	Exp RT	QIon	Exp Ratio
Isophorone	N.D.	5.82	138.0	21.1

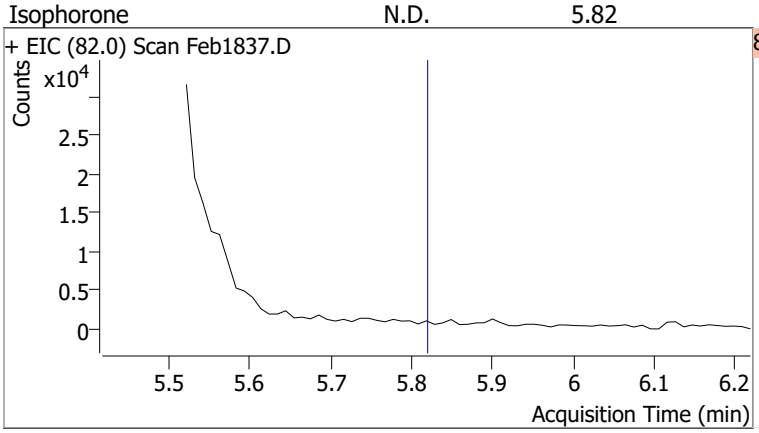

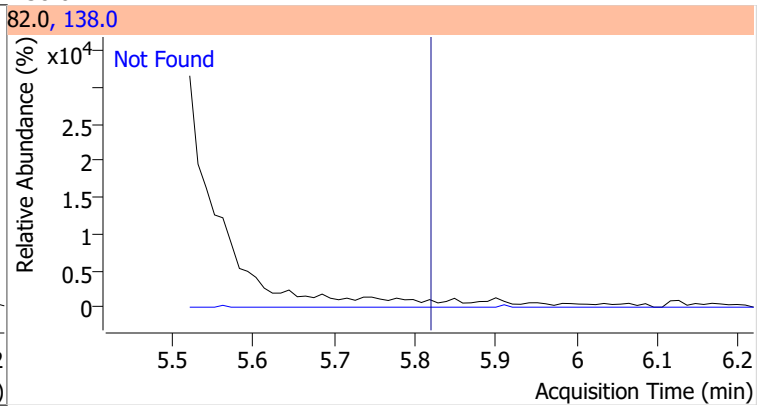

Compound	Conc.	Exp RT	QIon	Exp Ratio	QIon	Exp Ratio
2-Nitrophenol	N.D.	5.88	65.0	48.8	109.0	35.2

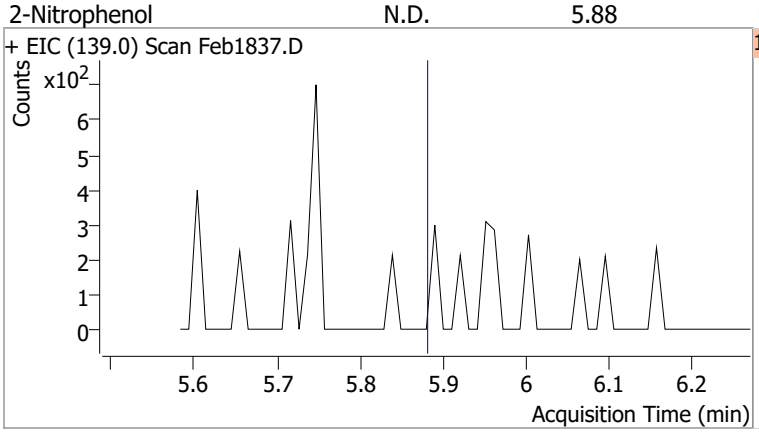

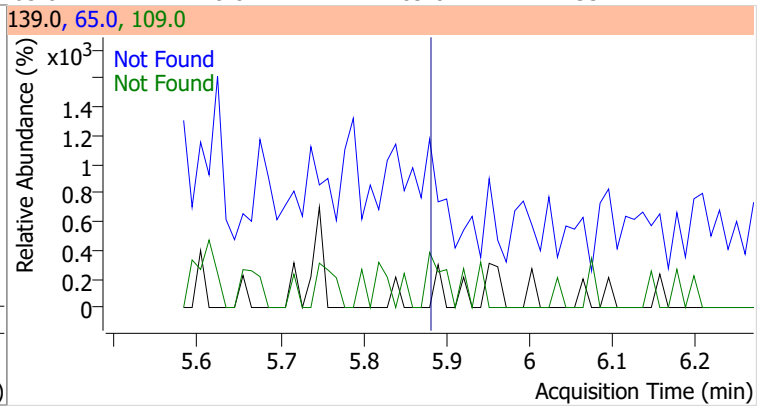

Compound	Conc.	Exp RT	QIon	Exp Ratio	QIon	Exp Ratio
2,4-Dimethylphenol	N.D.	6.00	107.0	109.4	77.0	34.0

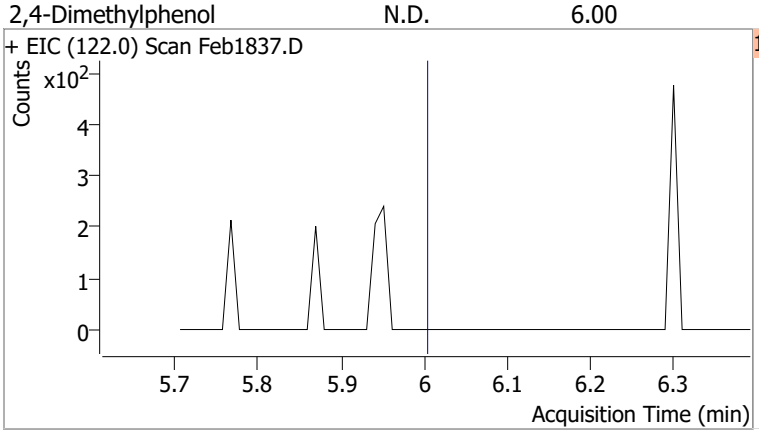

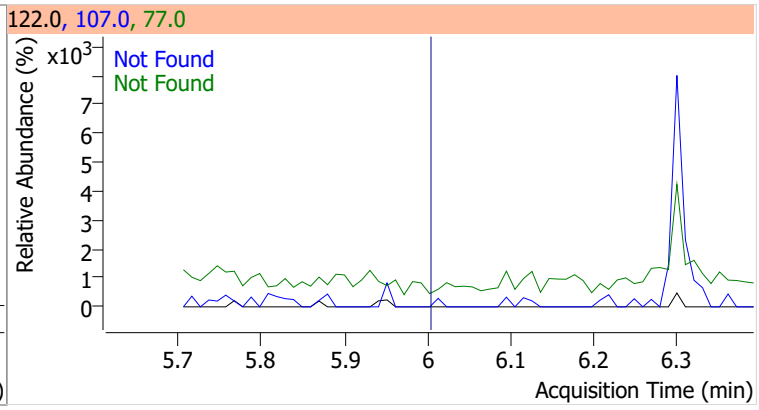

Compound	Conc.	Exp RT	QIon	Exp Ratio	QIon	Exp Ratio
bis(-2-Chloroethoxy)Methane	N.D.	6.08	63.0	68.1	95.0	31.9

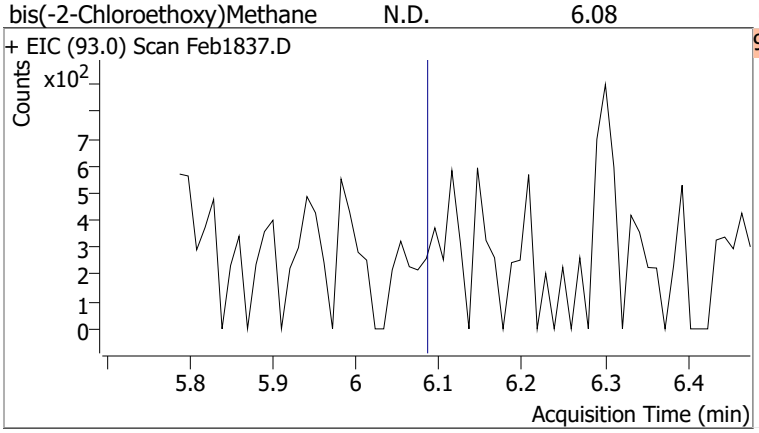

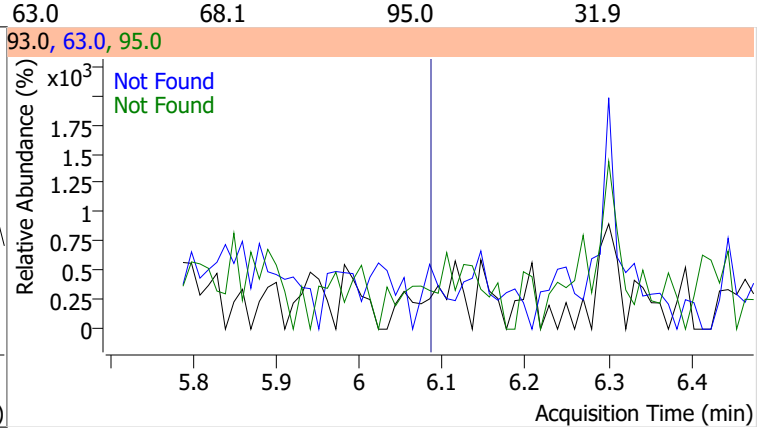

Compound	Conc.	Exp RT	QIon	Exp Ratio	QIon	Exp Ratio
2,4-Dichlorophenol	N.D.	6.19	164.0	65.0	98.0	28.6

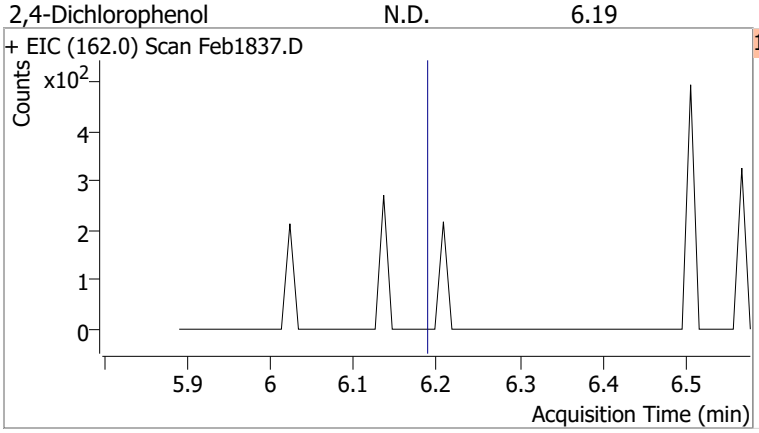

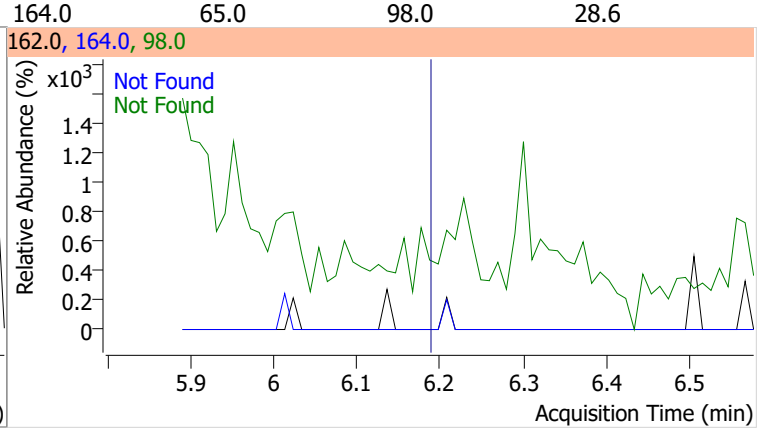

Compound	Conc.	Exp RT	QIon	Exp Ratio	QIon	Exp Ratio
Benzoic Acid	N.D.	6.24	122.0	85.5	77.0	60.4

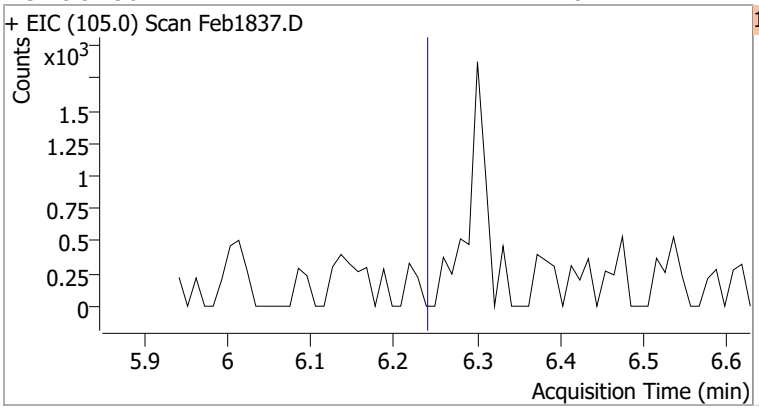

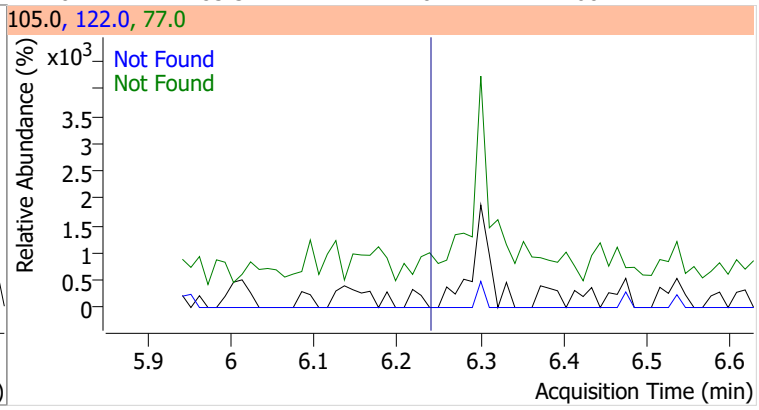

Compound	Conc.	Exp RT	QIon	Exp Ratio	QIon	Exp Ratio
1,2,4-Trichlorobenzene	N.D.	6.25	182.0	94.6	145.0	28.7

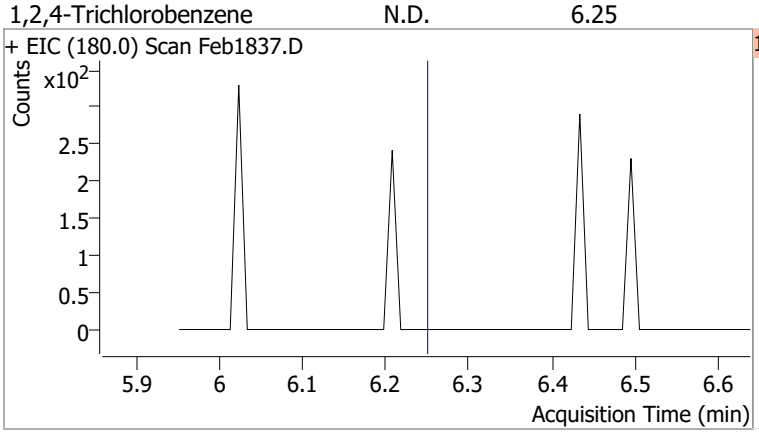

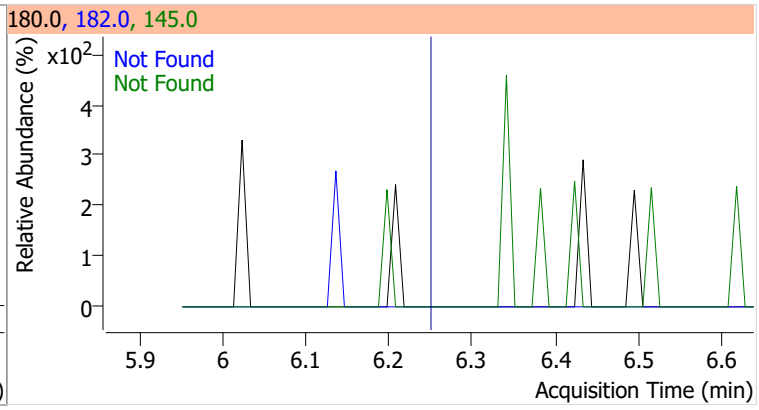

Compound	Conc.	Exp RT	QIon	Exp Ratio	QIon	Exp Ratio
Naphthalene	N.D.	6.33	129.0	11.5	102.0	9.9

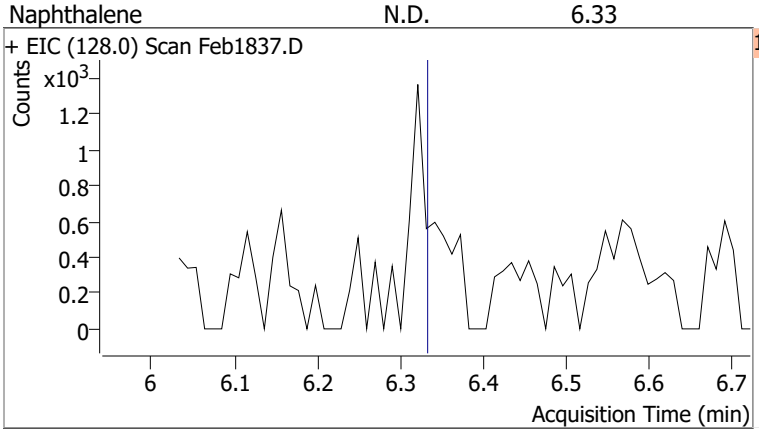

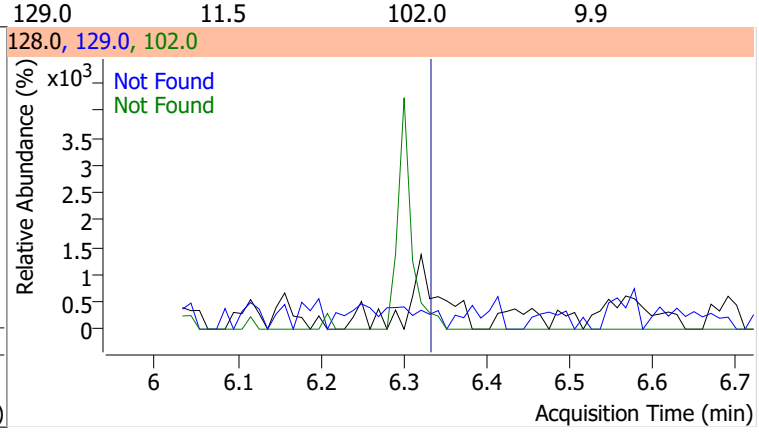

Compound	Conc.	Exp RT	QIon	Exp Ratio
4-Chlorophenol	N.D.	6.41	128.0	316.3

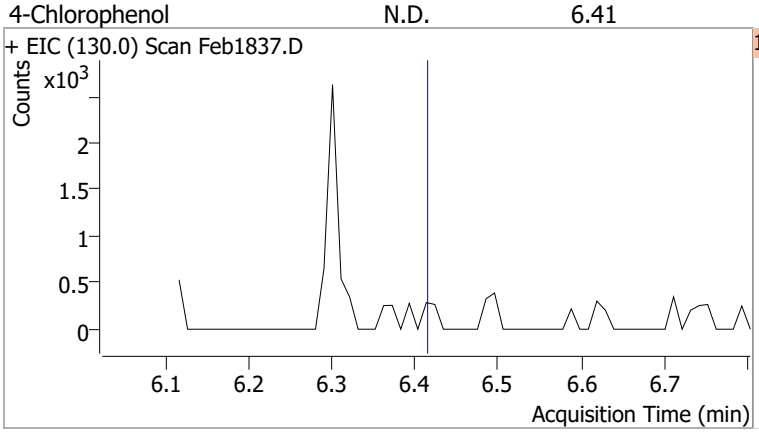

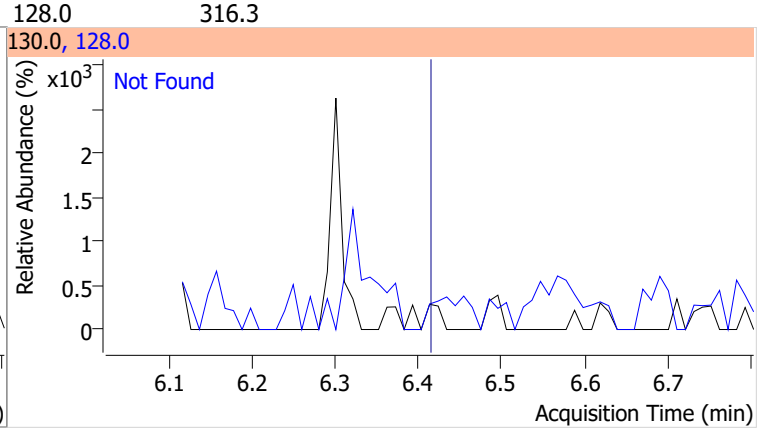

Compound	Conc.	Exp RT	QIon	Exp Ratio	QIon	Exp Ratio
p-Chloroaniline	N.D.	6.43	65.0	60.1	129.0	37.6

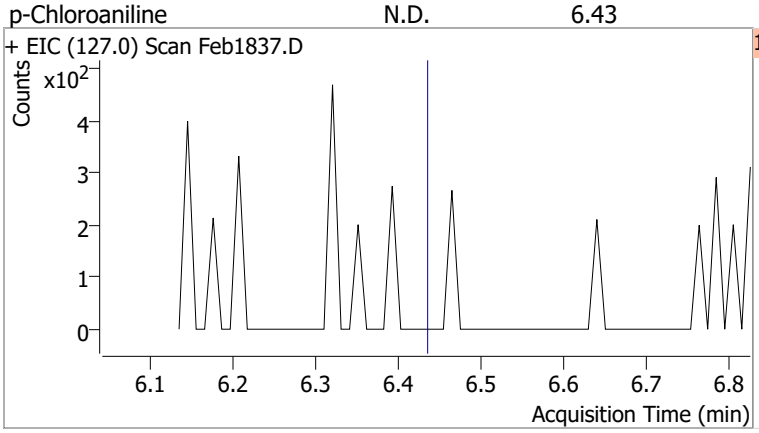

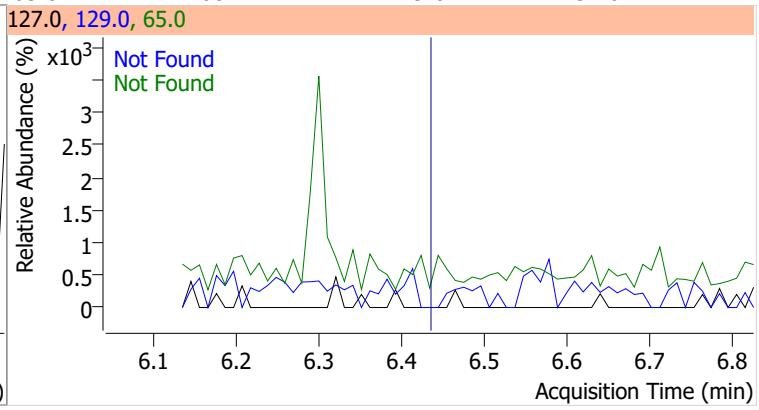

Compound	Conc.	Exp RT	QIon	Exp Ratio	QIon	Exp Ratio
Hexachlorobutadiene	N.D.	6.50	227.0	65.7	223.0	64.3

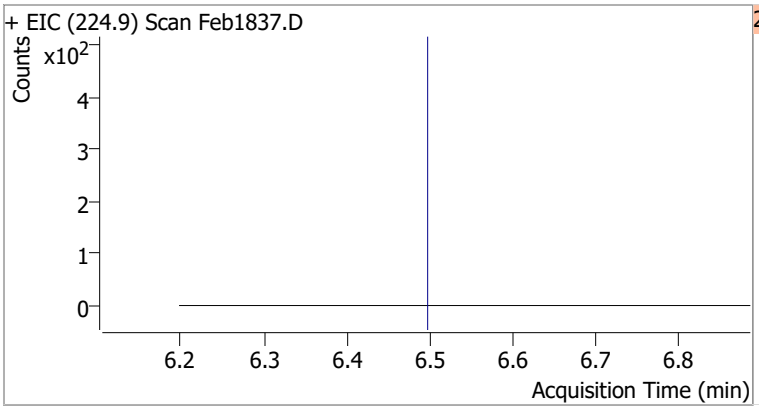

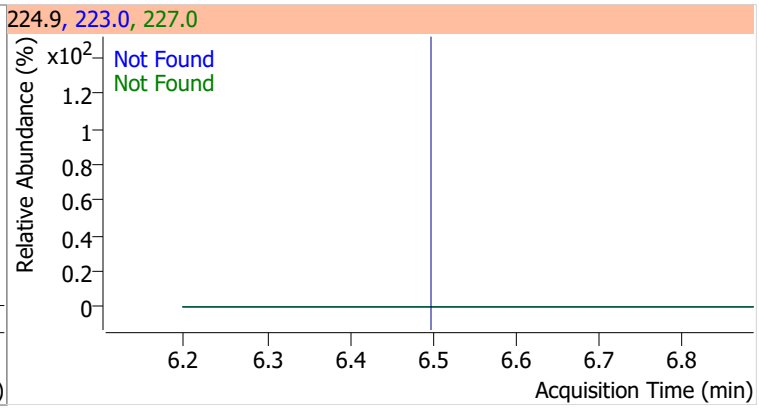

Compound	Conc.	Exp RT	QIon	Exp Ratio
4-Chloro-2-Methylphenol	N.D.	6.94	144.0	27.8

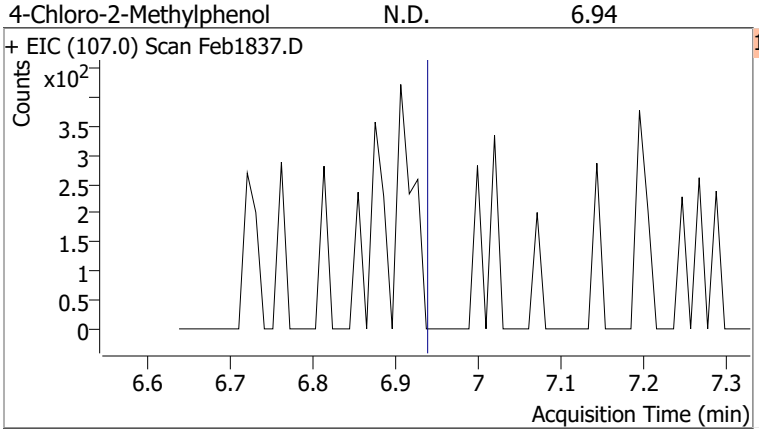

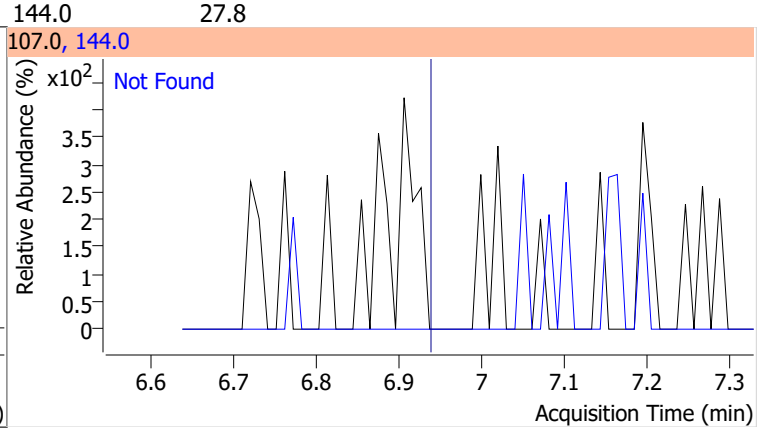

Compound	Conc.	Exp RT	QIon	Exp Ratio
4-Chloro-3-Methylphenol	N.D.	7.07	144.0	27.3

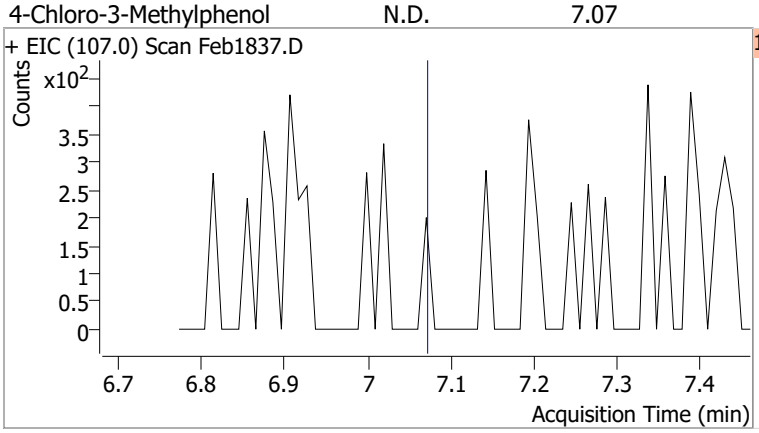

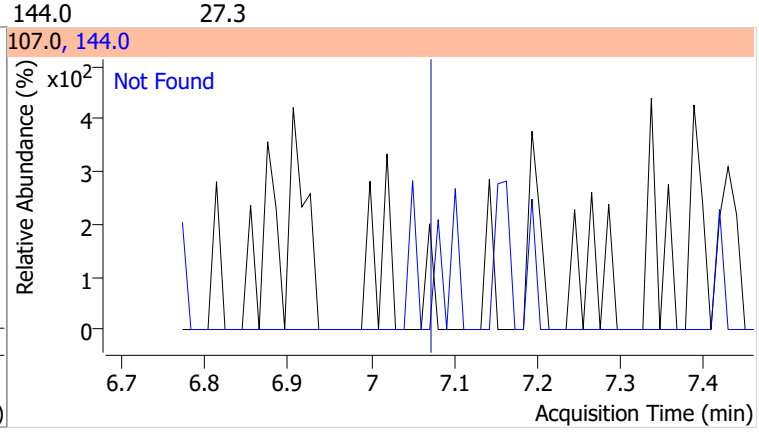

Compound	Conc.	Exp RT	QIon	Exp Ratio	QIon	Exp Ratio
2-Methylnaphthalene	N.D.	7.14	142.0	119.8	115.0	41.7

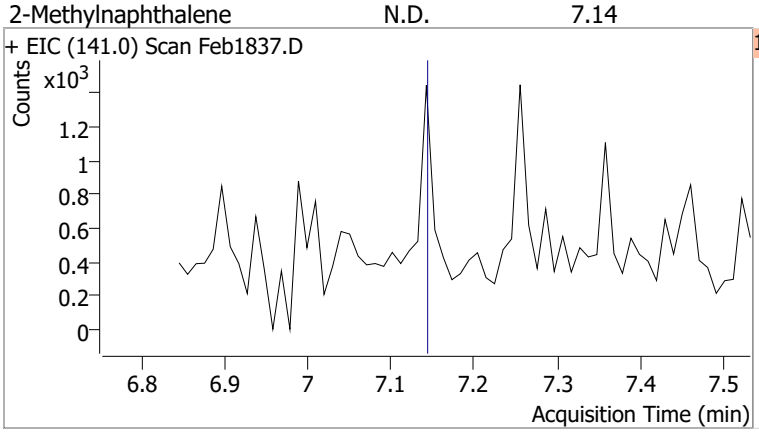

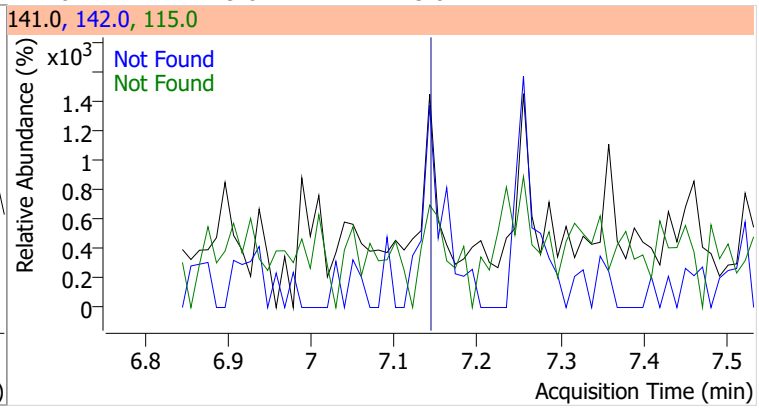

Compound	Conc.	Exp RT	QIon	Exp Ratio	QIon	Exp Ratio
1-Methylnaphthalene	N.D.	7.26	142.0	114.0	115.0	41.3

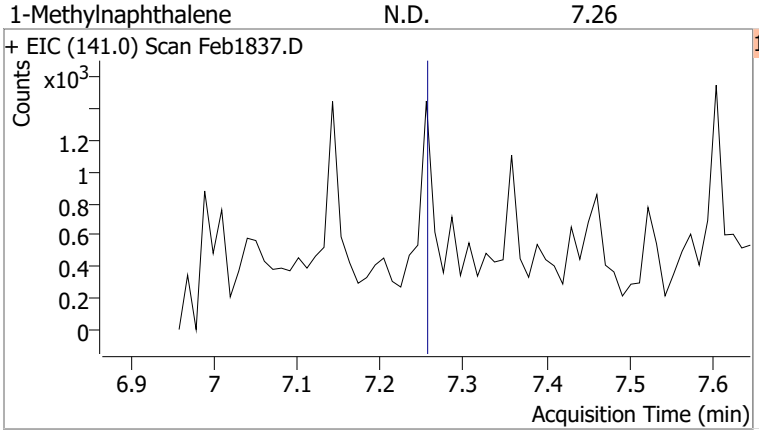

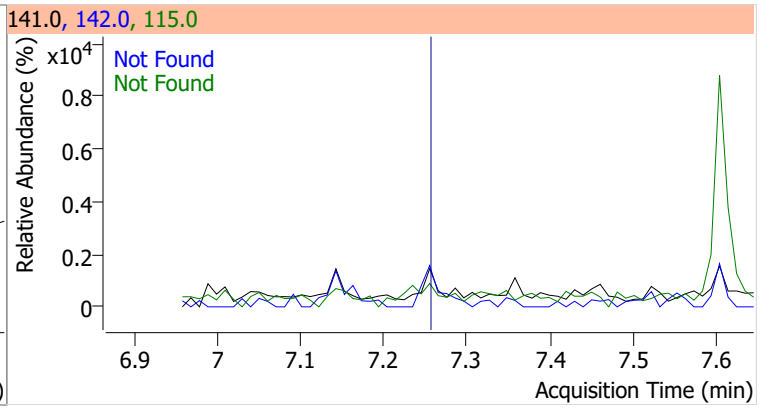

Compound	Conc.	Exp RT	QIon	Exp Ratio	QIon	Exp Ratio
Hexachlorocyclopentadiene	N.D.	7.34	234.9	64.6	238.9	63.8

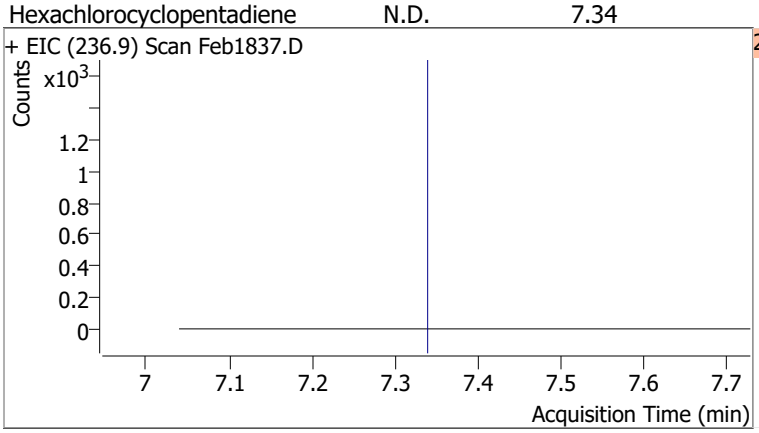

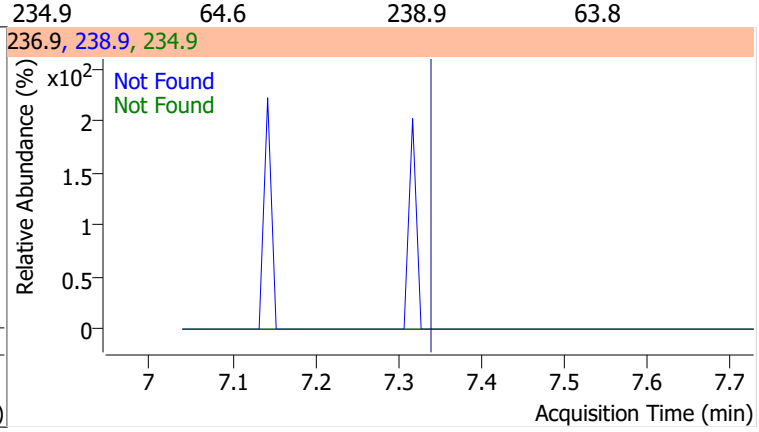

Compound	Conc.	Exp RT	QIon	Exp Ratio
2,4,6-Trichlorophenol	N.D.	7.52	198.0	96.5

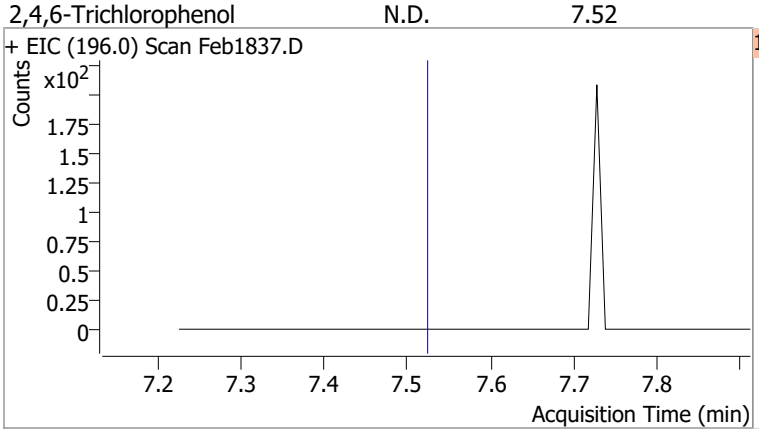

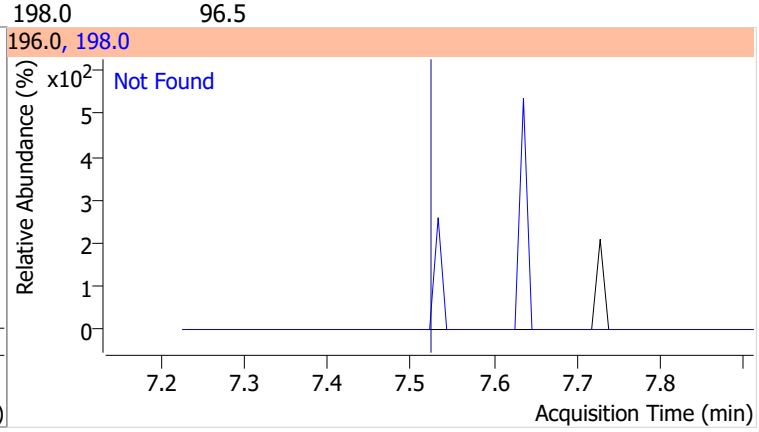

Compound	Conc.	Exp RT	QIon	Exp Ratio
2,4,5-Trichlorophenol	N.D.	7.57	198.0	90.2

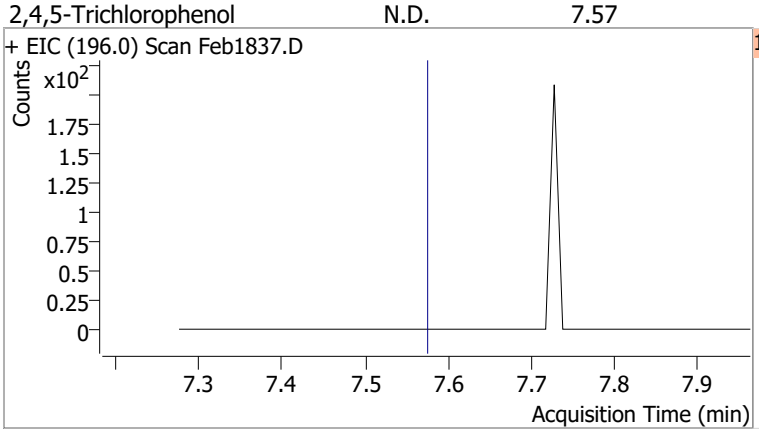

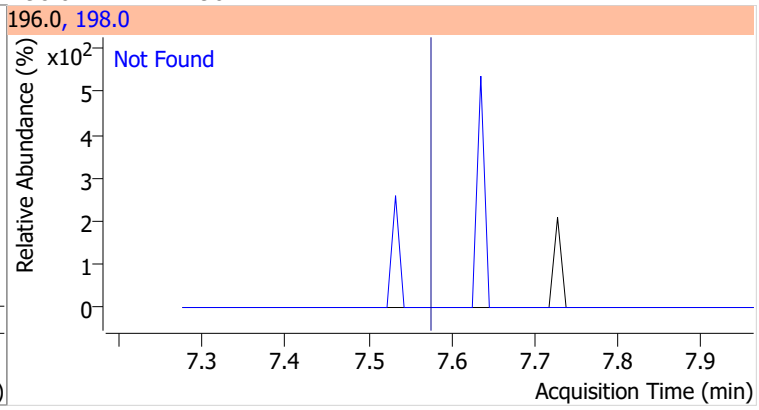

Compound	Conc.	RT	Dev(Min)	Resp.	QIon	QRatio	Lower	Upper
2-Fluorobiphenyl	67.0405	7.60	0.00	1267723	171.0	34.0	24.0	44.5

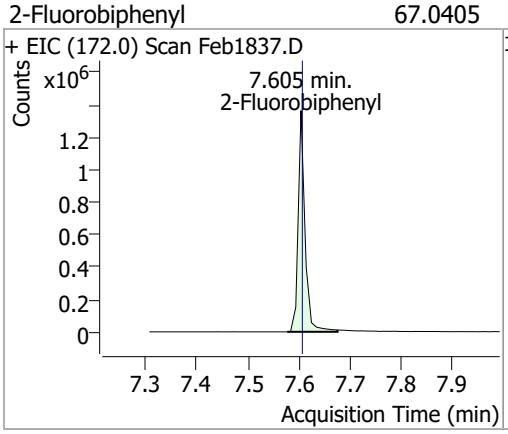

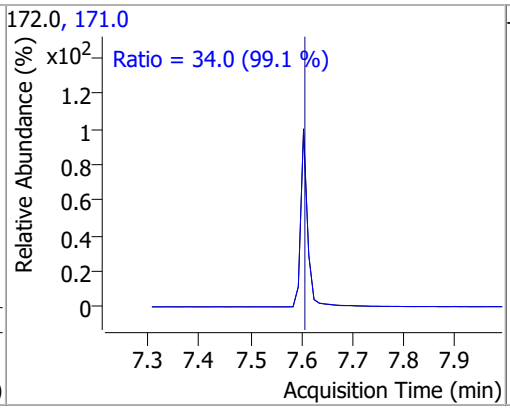

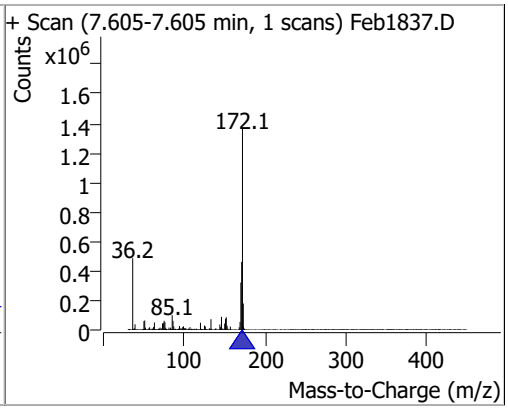

Compound	Conc.	Exp RT	QIon	Exp Ratio	QIon	Exp Ratio
2-Chloronaphthalene	N.D.	7.72	127.0	35.9	164.0	32.1

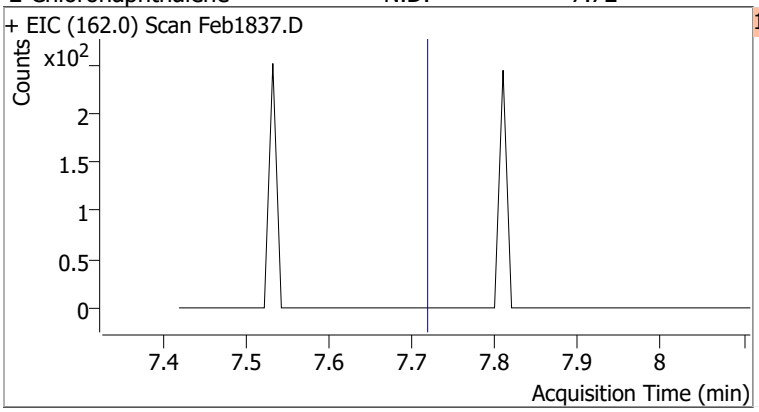

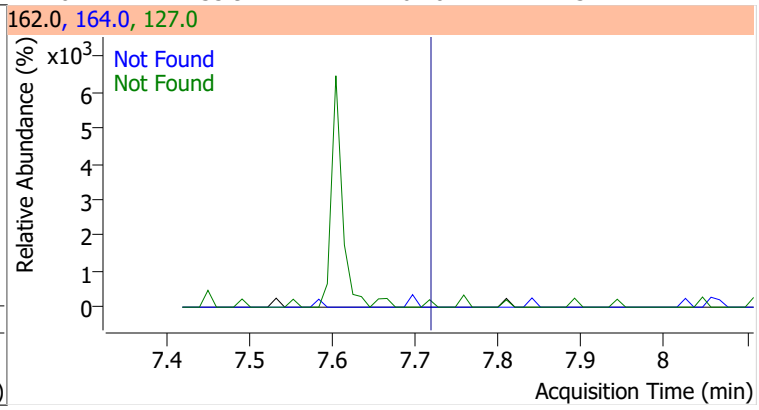

Compound	Conc.	Exp RT	QIon	Exp Ratio
2-Nitroaniline	N.D.	7.88	138.0	110.5

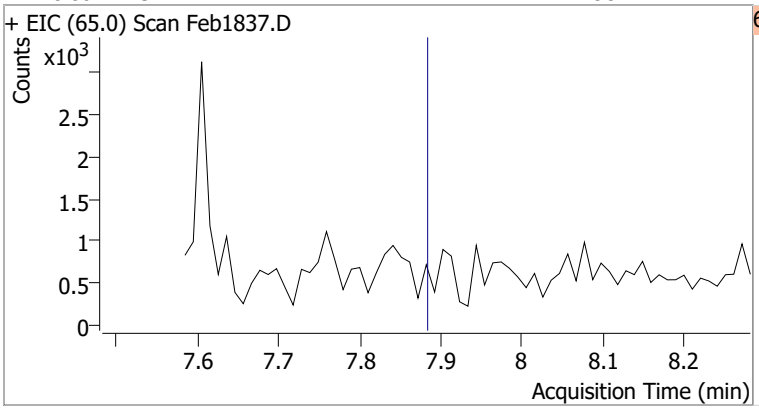

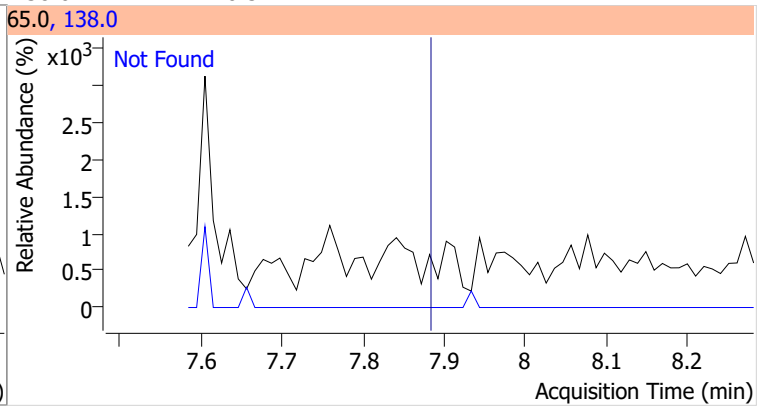

Compound	Conc.	RT	Dev(Min)	Resp.	QIon	QRatio	Lower	Upper
Dimethyl Phthalate		0		0	77.0		13.8	25.7

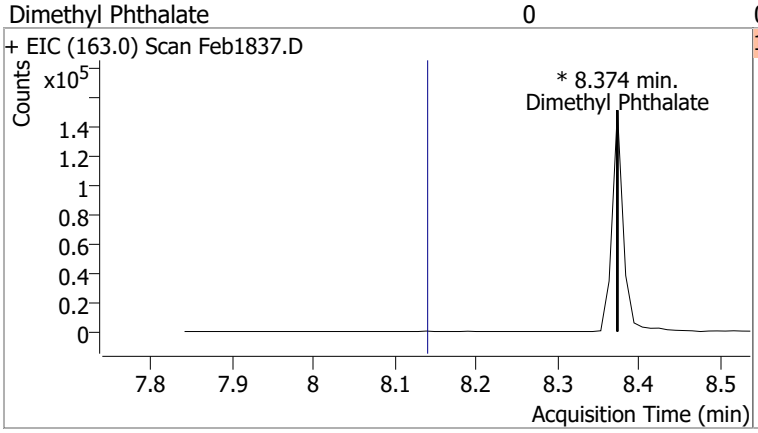

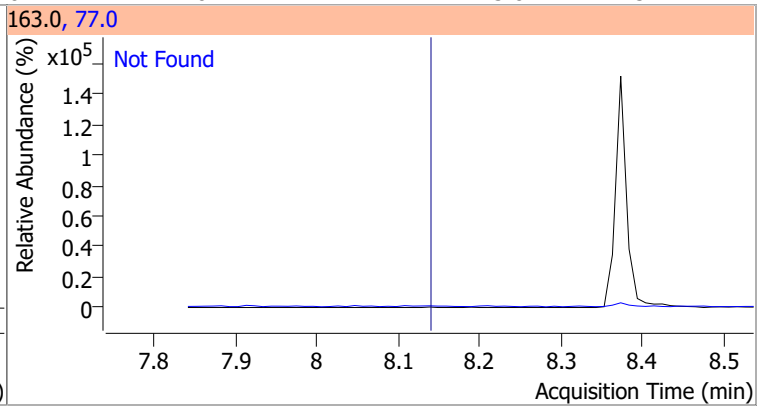

Compound	Conc.	RT	Dev(Min)	Resp.	QIon	QRatio	Lower	Upper
2,6-Dinitrotoluene		0		0	63.0		99.5	184.8
					89.0		43.3	80.3

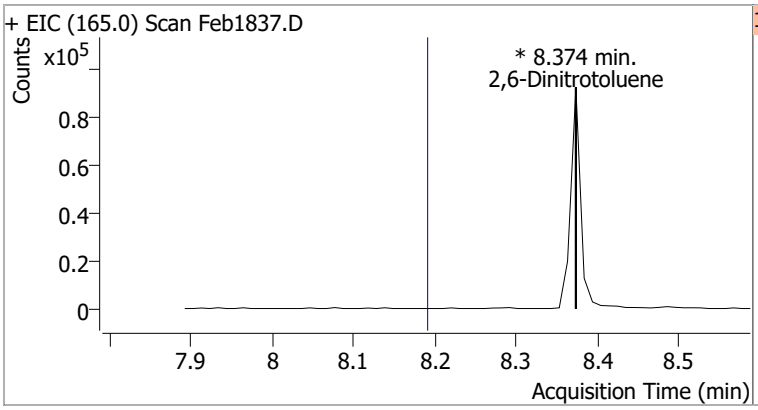

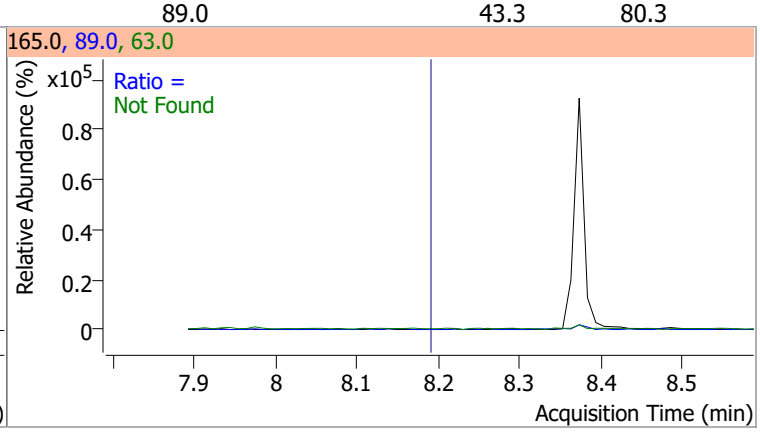

Compound	Conc.	Exp RT	QIon	Exp Ratio
Acenaphthylene	N.D.	8.20	153.1	13.6

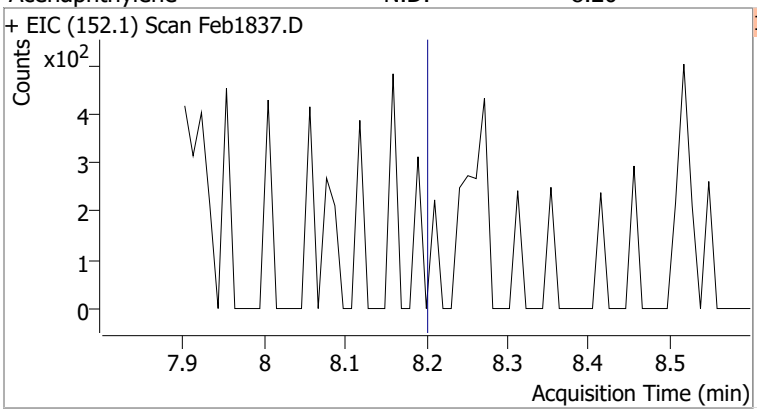

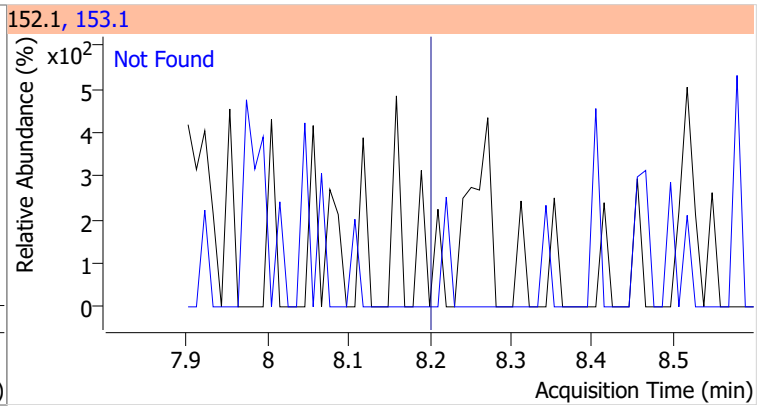

Compound	Conc.	Exp RT	QIon	Exp Ratio	QIon	Exp Ratio
3-Nitroaniline	N.D.	8.39	65.0	129.1	92.0	106.7

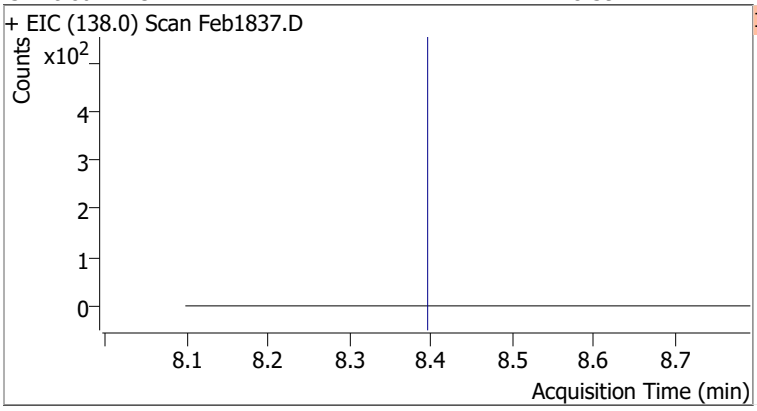

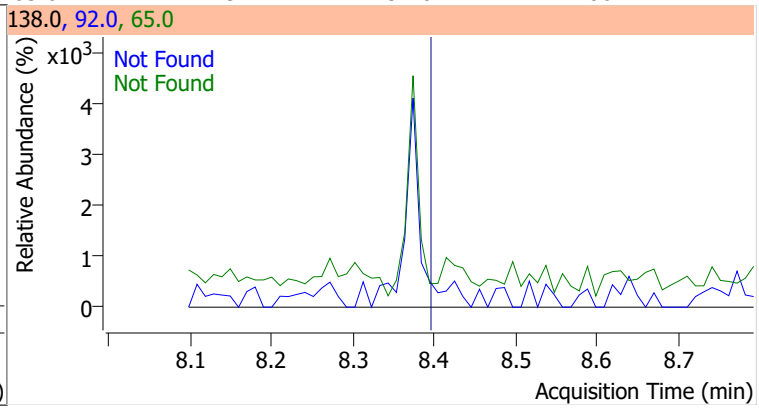

Compound	Conc.	Exp RT	QIon	Exp Ratio	QIon	Exp Ratio
Acenaphthene	N.D.	8.41	153.0	106.5	152.0	51.8

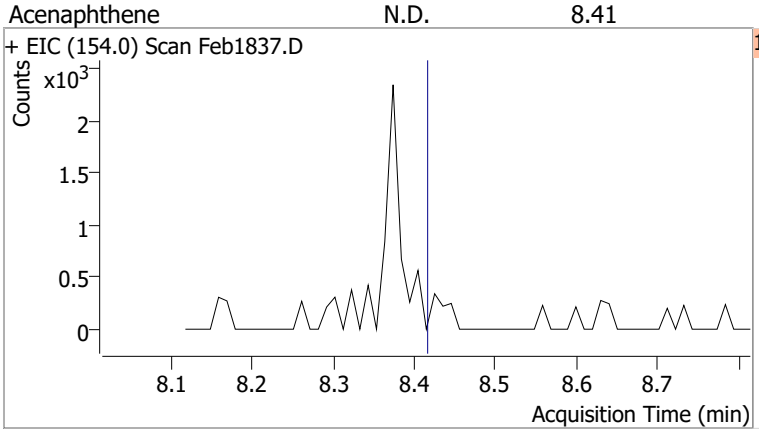

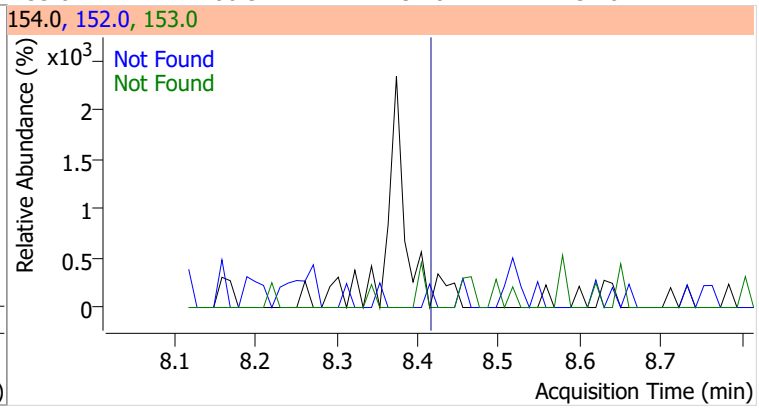

Compound	Conc.	Exp RT	QIon	Exp Ratio
2,4-Dinitrophenol	N.D.	8.52	154.0	62.7

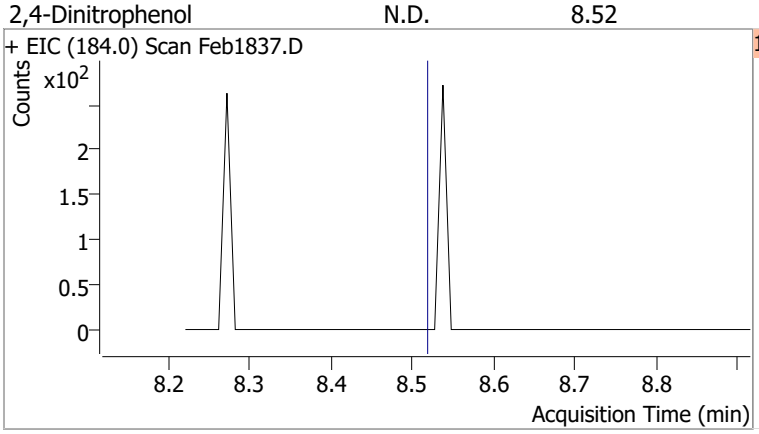

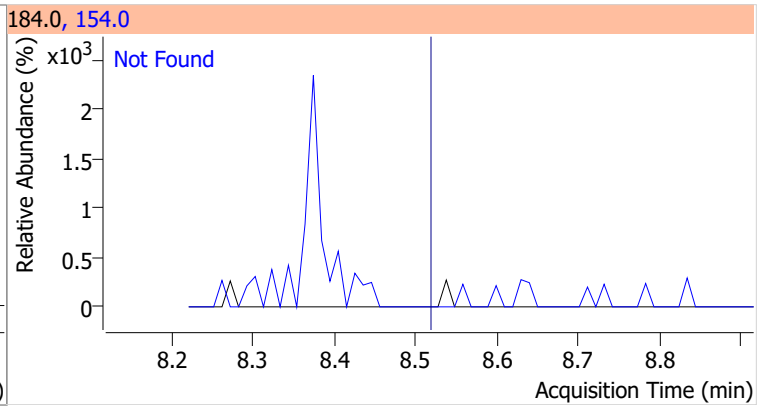

Compound	Conc.	Exp RT	QIon	Exp Ratio
Dibenzofuran	N.D.	8.63	139.0	37.5

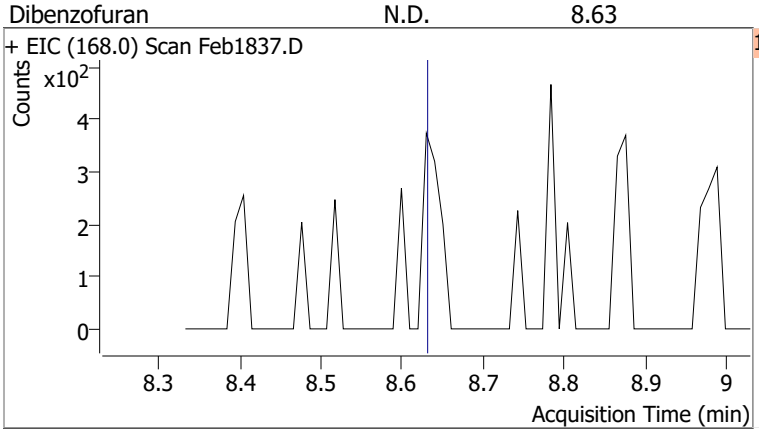

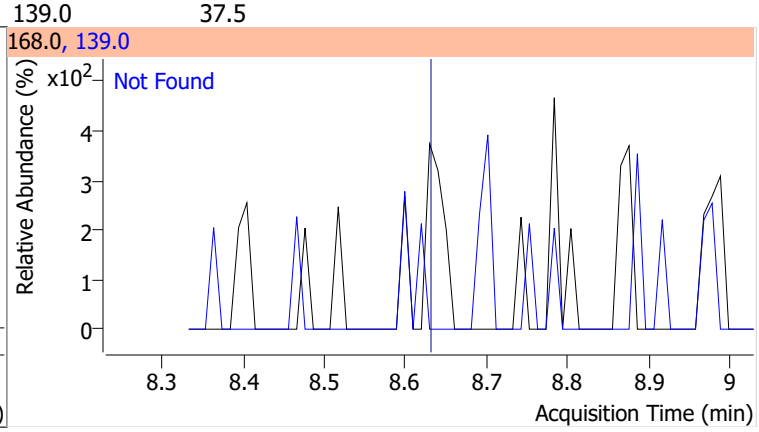

Compound	Conc.	Exp RT	QIon	Exp Ratio	QIon	Exp Ratio
2,4-Dinitrotoluene	N.D.	8.67	89.0	79.2	63.0	48.4

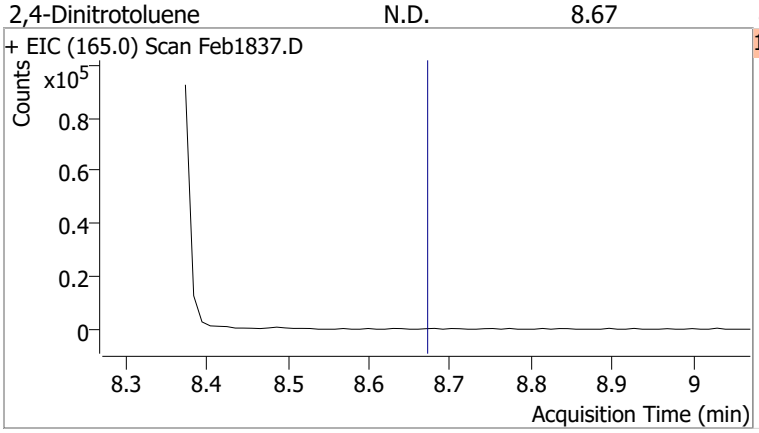

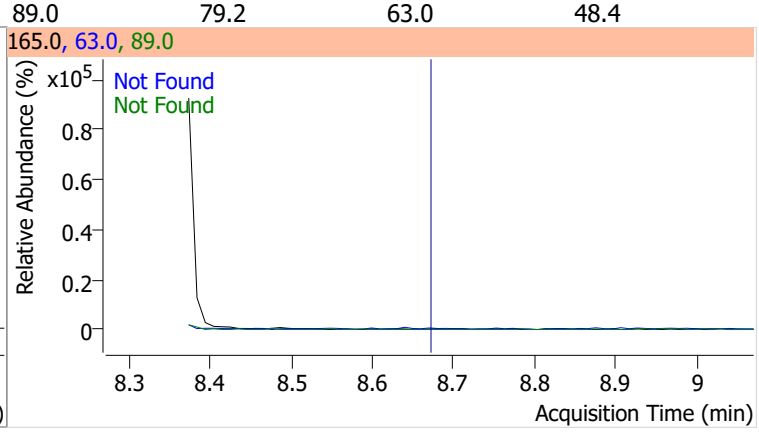

Compound	Conc.	Exp RT	QIon	Exp Ratio	QIon	Exp Ratio
4-Nitrophenol	N.D.	8.70	65.0	72.0	139.0	71.1

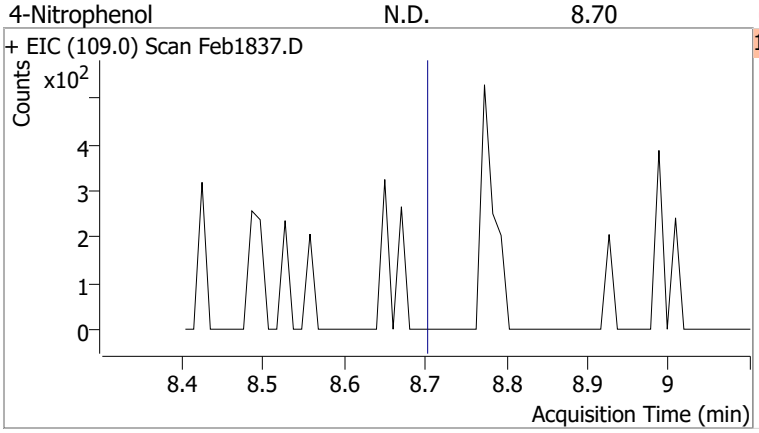

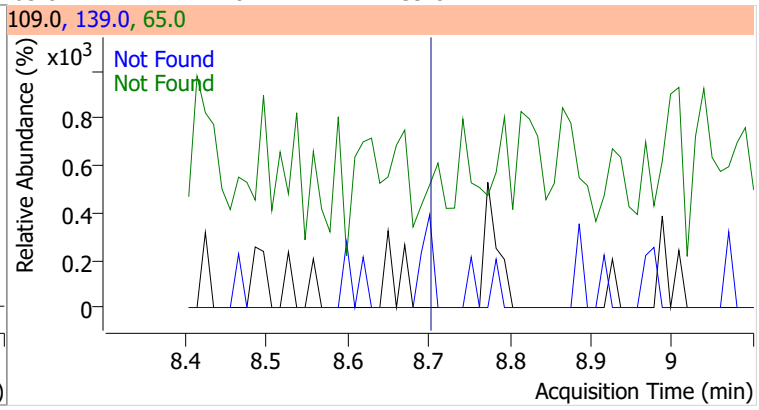

Compound	Conc.	Exp RT	QIon	Exp Ratio	QIon	Exp Ratio
Diethylphthalate	N.D.	9.00	177.0	20.7	150.0	12.5

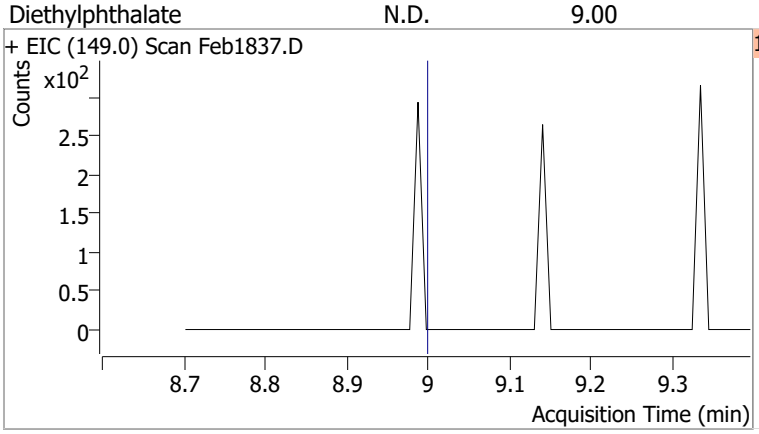

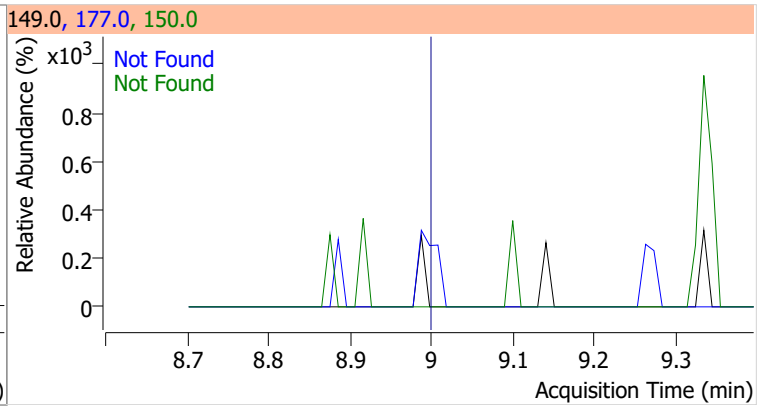

Compound	Conc.	Exp RT	QIon	Exp Ratio	QIon	Exp Ratio
Fluorene	N.D.	9.04	165.0	93.4	167.0	13.7

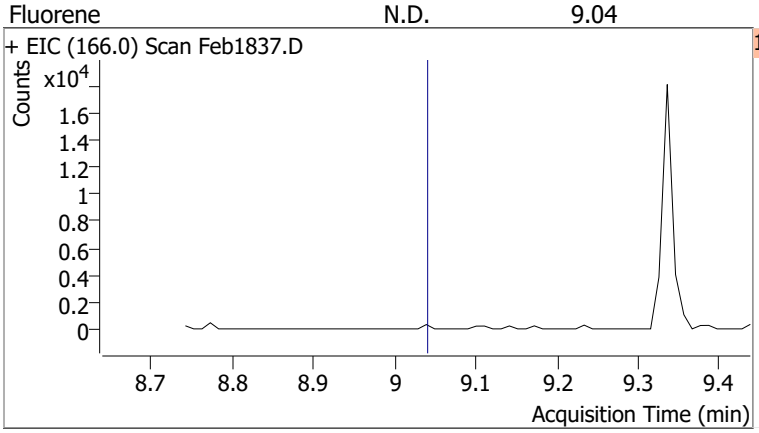

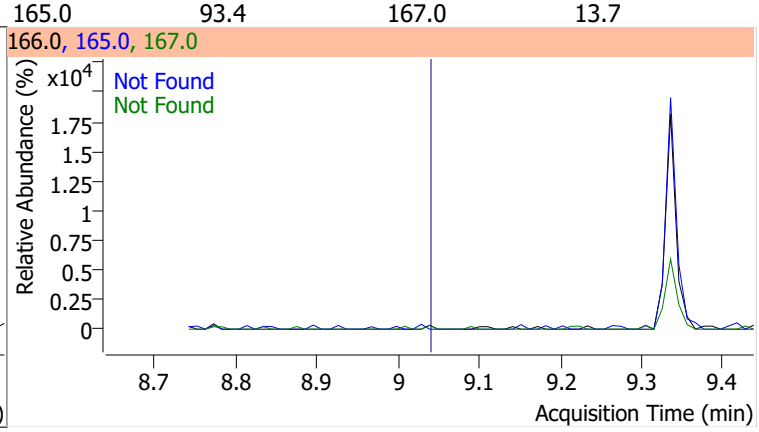

Compound	Conc.	Exp RT	QIon	Exp Ratio	QIon	Exp Ratio
4-Chlorophenyl-phenylether	N.D.	9.07	141.0	61.2	206.0	33.8

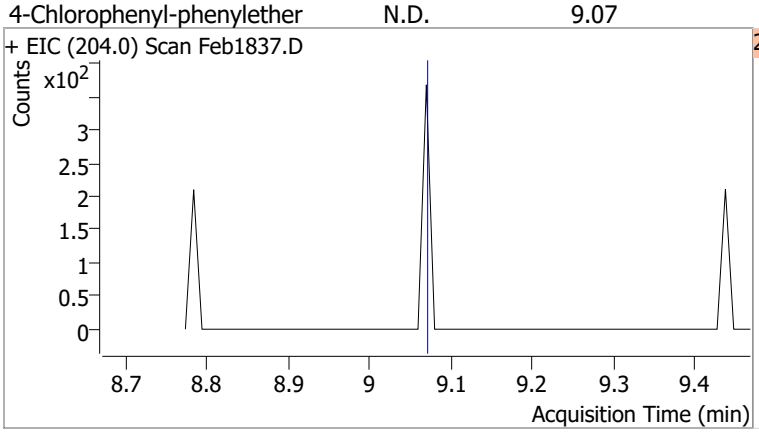

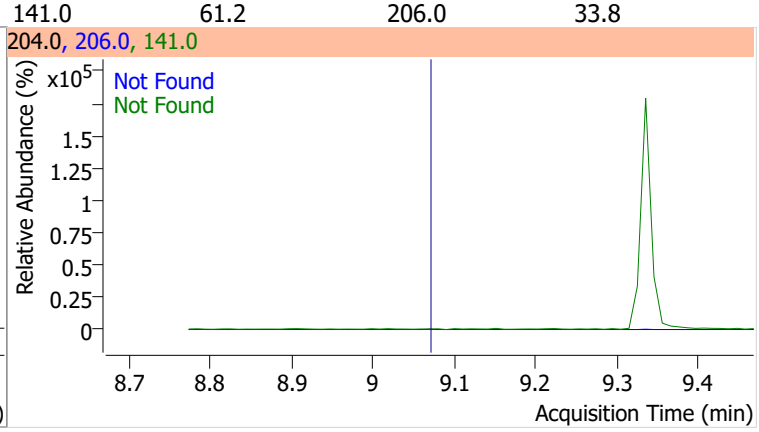

Compound	Conc.	Exp RT	QIon	Exp Ratio	QIon	Exp Ratio
4-Nitroaniline	N.D.	9.14	65.0	112.7	92.0	49.3

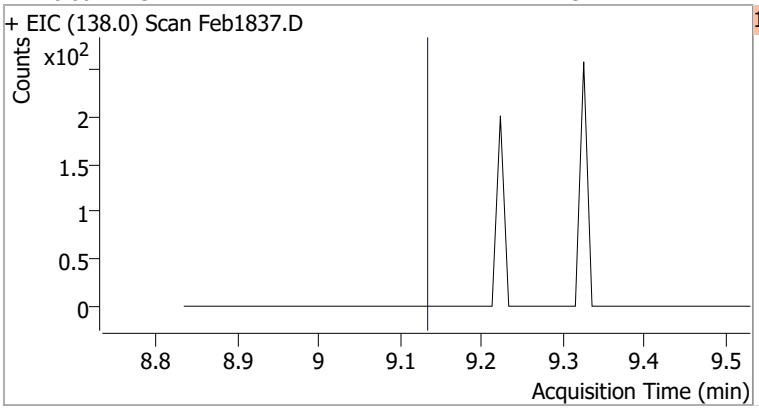

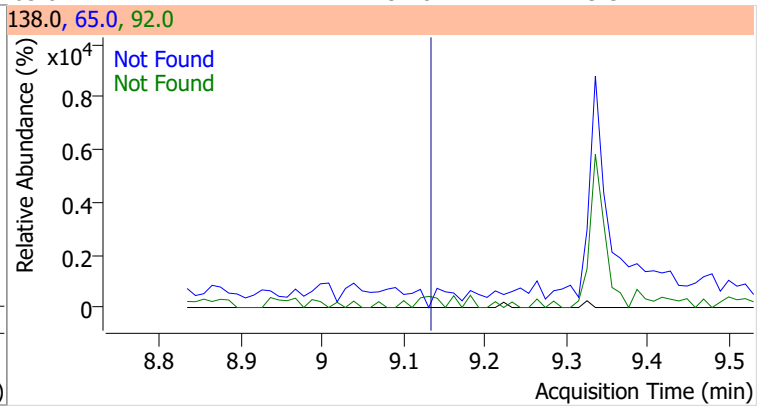

Compound	Conc.	Exp RT	QIon	Exp Ratio
4,6-Dinitro-2-methylphenol	N.D.	9.15	121.0	50.2

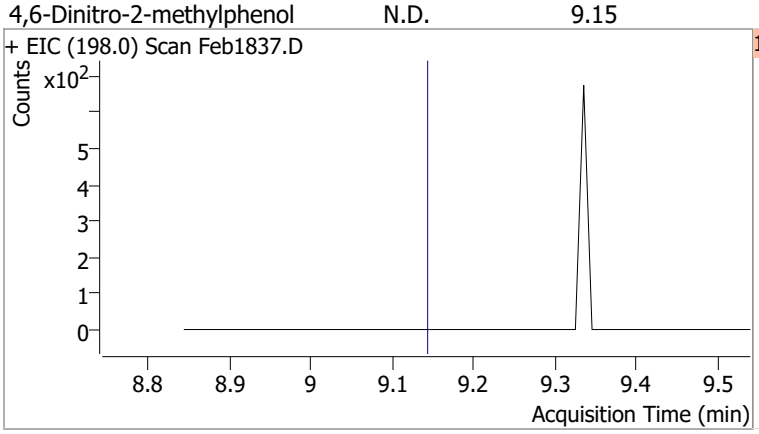

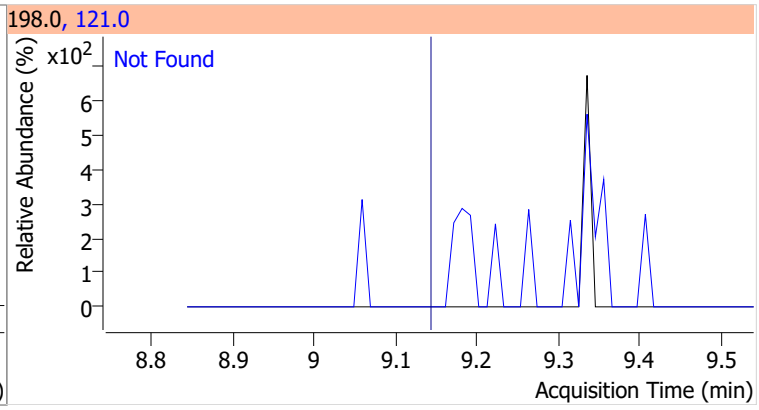

Compound	Conc.	Exp RT	QIon	Exp Ratio	QIon	Exp Ratio
N-nitrosodiphenylamine	N.D.	9.23	168.0	62.8	167.0	34.1

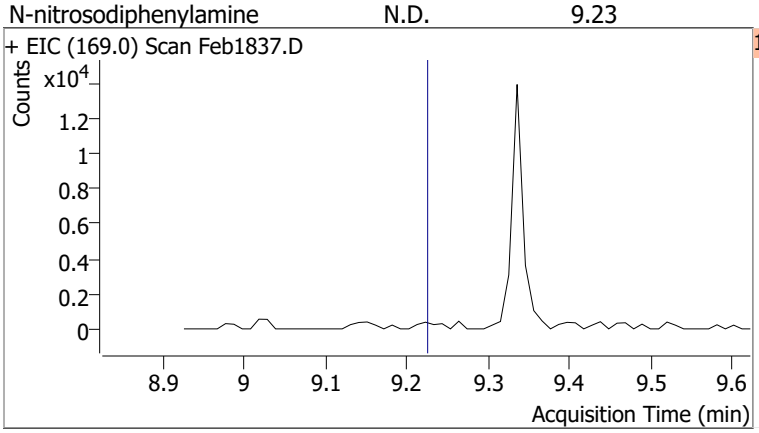

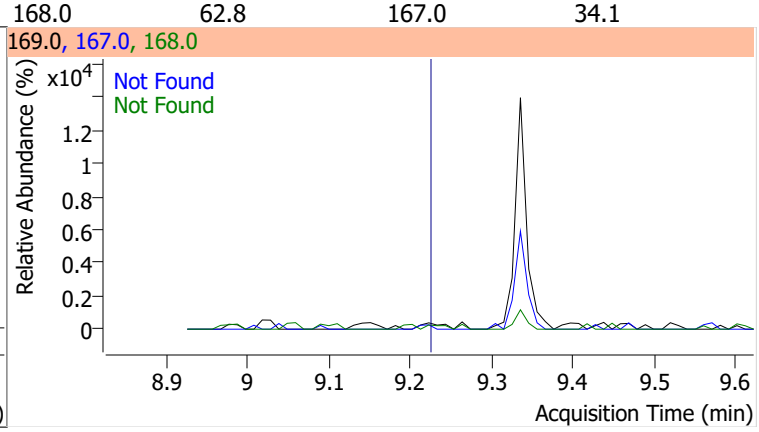

Compound	Conc.	Exp RT	QIon	Exp Ratio	QIon	Exp Ratio
Azobenzene	N.D.	9.26	51.0	45.2	182.0	24.1

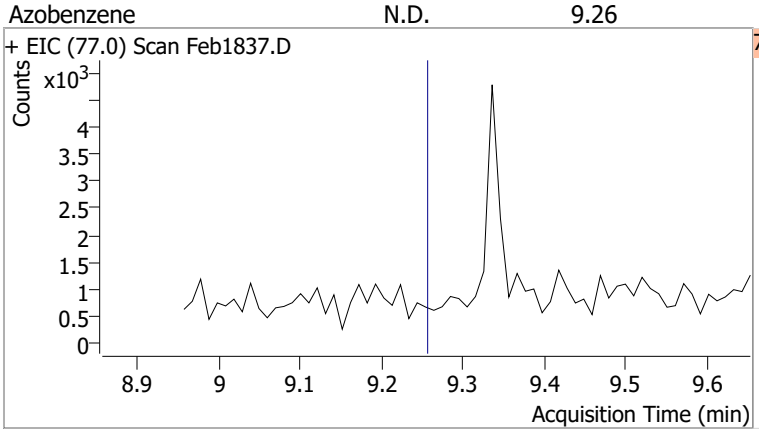

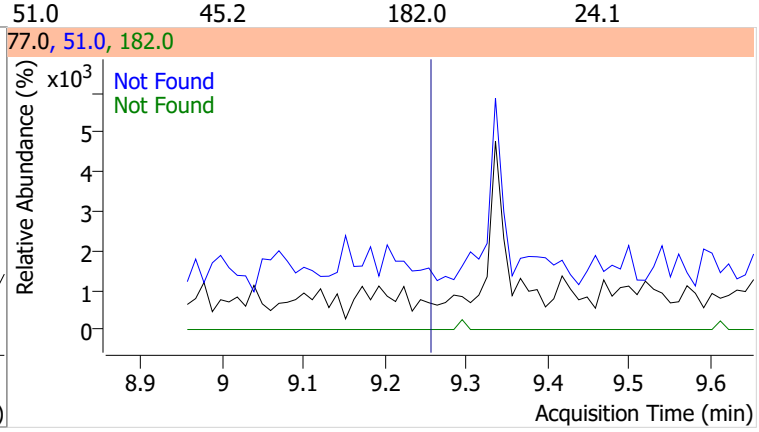

Compound	Conc.	RT	Dev(Min)	Resp.	QIon	QRatio	Lower	Upper
2,4,6-Tribromophenol	156.4438	9.34	0.00	265406	331.8	88.2	68.5	127.2

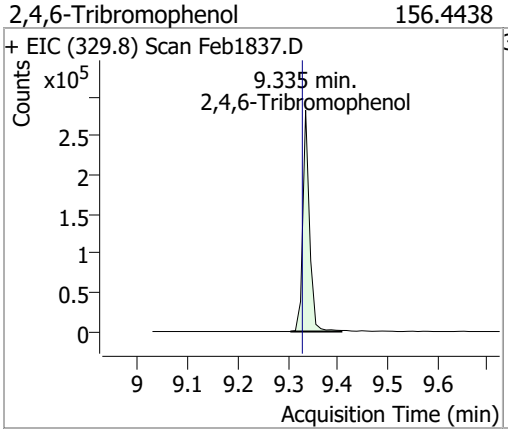

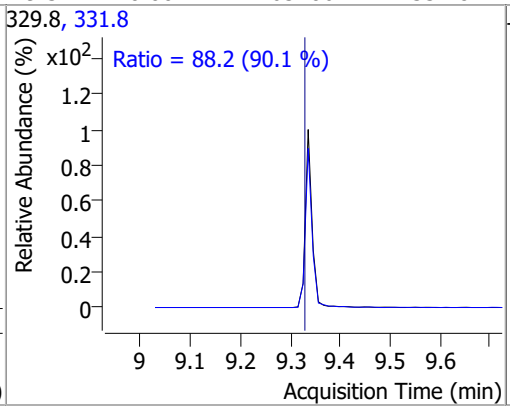

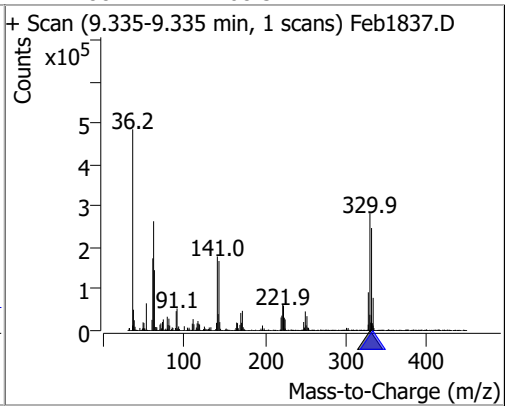

Compound	Conc.	Exp RT	QIon	Exp Ratio	QIon	Exp Ratio
4-Bromophenyl-phenylether	N.D.	9.65	141.0	98.8	250.0	98.2

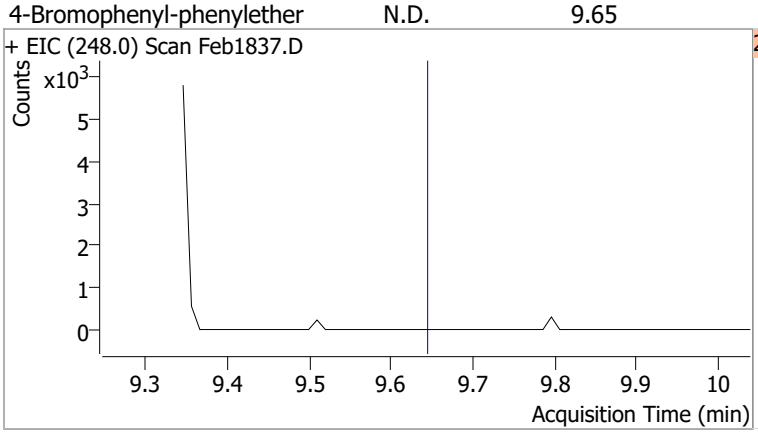

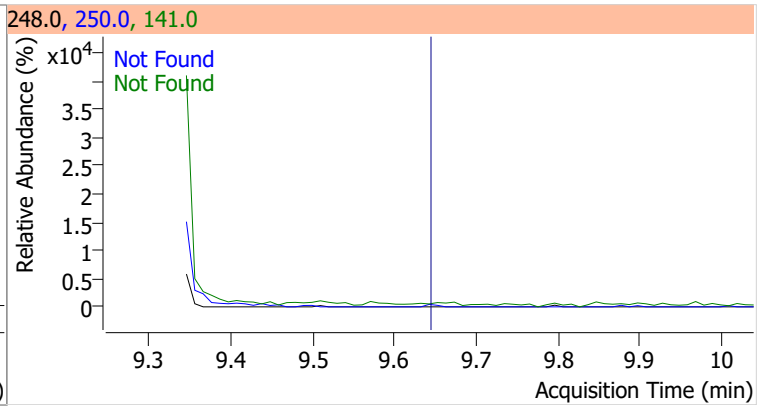

Compound	Conc.	Exp RT	QIon	Exp Ratio
Hexachlorobenzene	N.D.	9.69	142.0	53.8

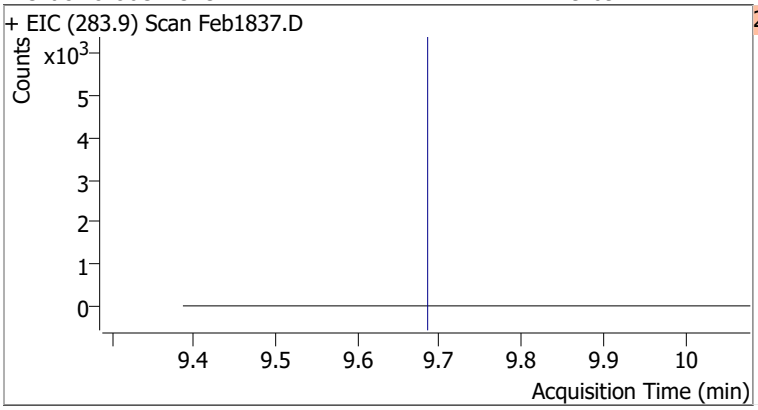

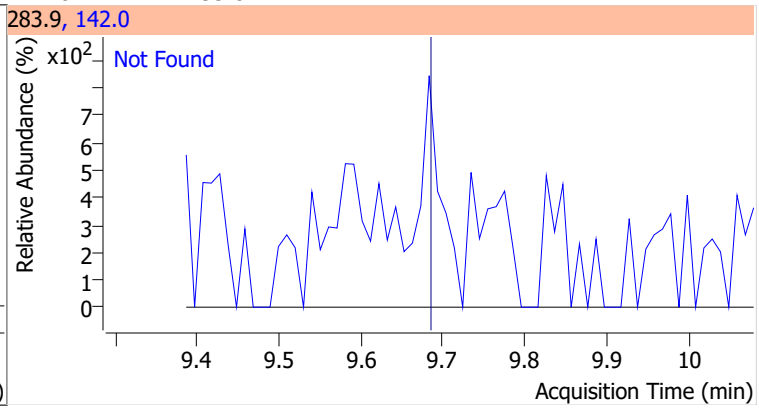

Compound	Conc.	Exp RT	QIon	Exp Ratio	QIon	Exp Ratio
Pentachlorophenol	N.D.	9.97	267.9	59.4	263.9	58.9

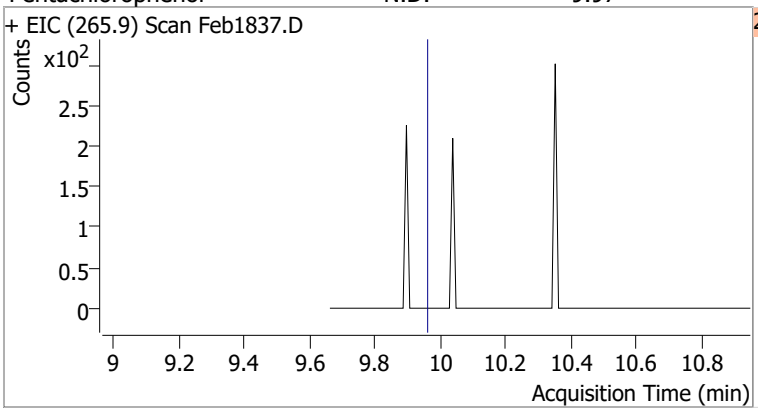

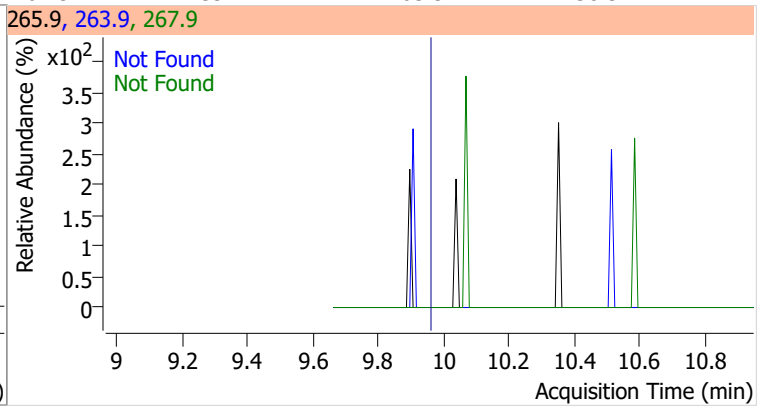

Compound	Conc.	Exp RT	QIon	Exp Ratio
Phenanthrene	N.D.	10.18	176.0	18.5

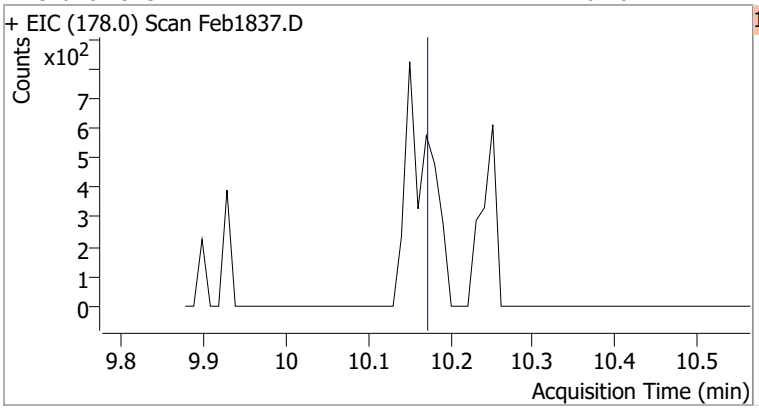

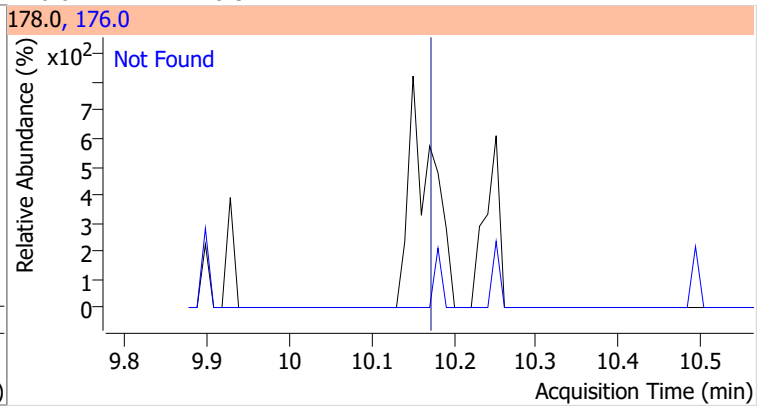

Compound	Conc.	Exp RT	QIon	Exp Ratio
Anthracene	N.D.	10.25	176.0	18.4

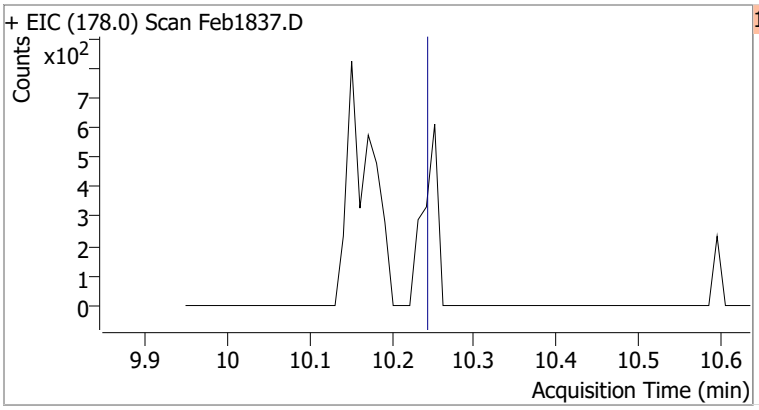

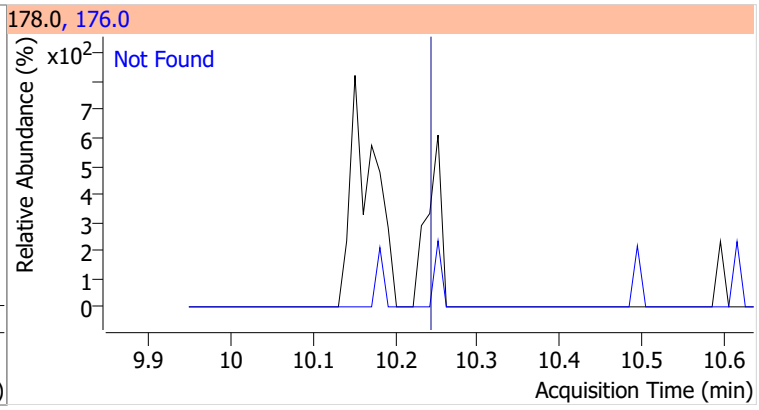

Compound	Conc.	Exp RT	QIon	Exp Ratio	QIon	Exp Ratio
Triallate	N.D.	10.31	268.0	24.1	143.0	22.5

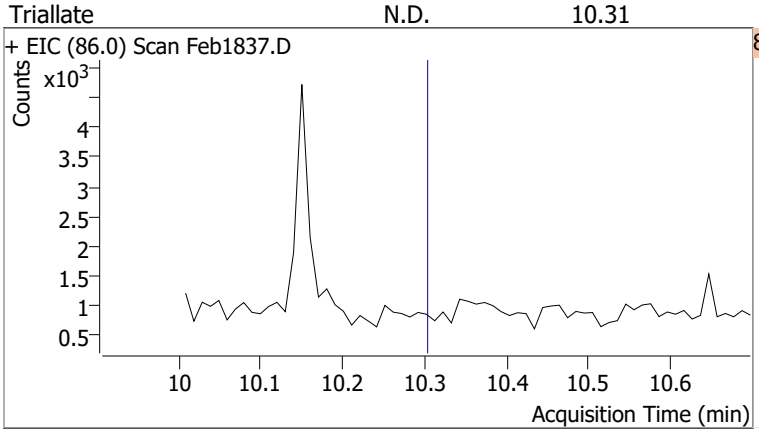

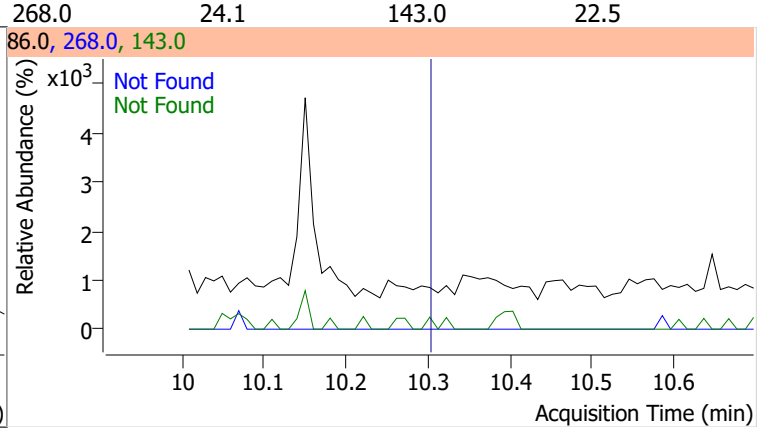

Compound	Conc.	Exp RT	QIon	Exp Ratio
Carbazole	N.D.	10.49	139.0	12.8

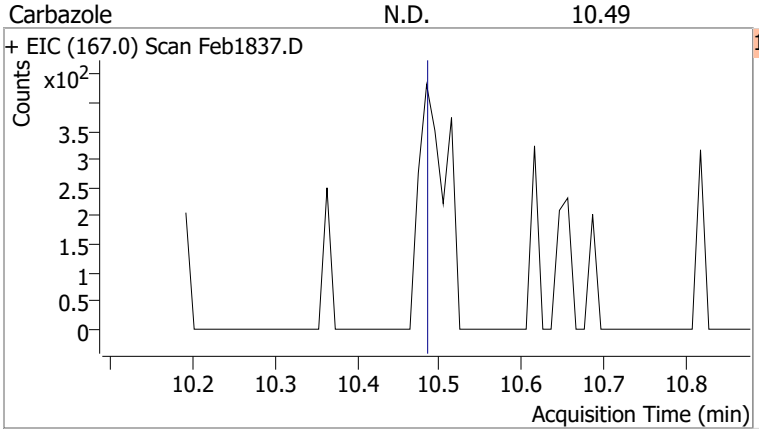

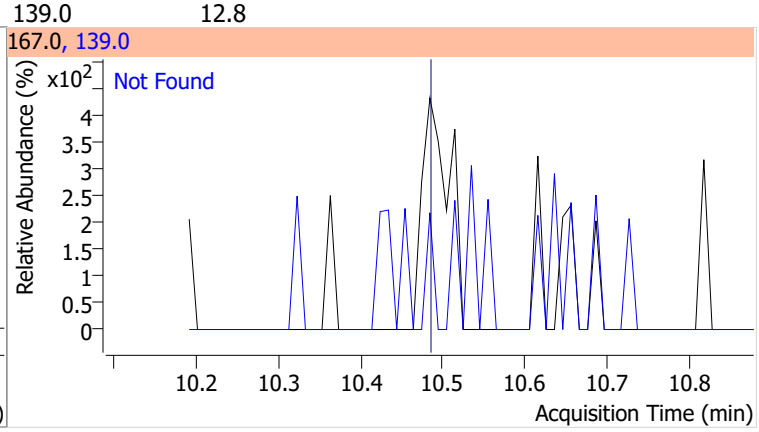

Compound	Conc.	Exp RT	QIon	Exp Ratio	QIon	Exp Ratio
o-Terphenyl	N.D.	10.70	229.0	64.9	215.0	37.0

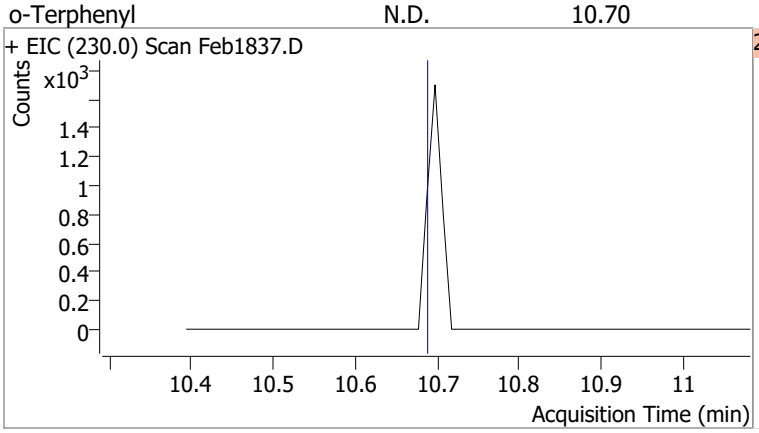

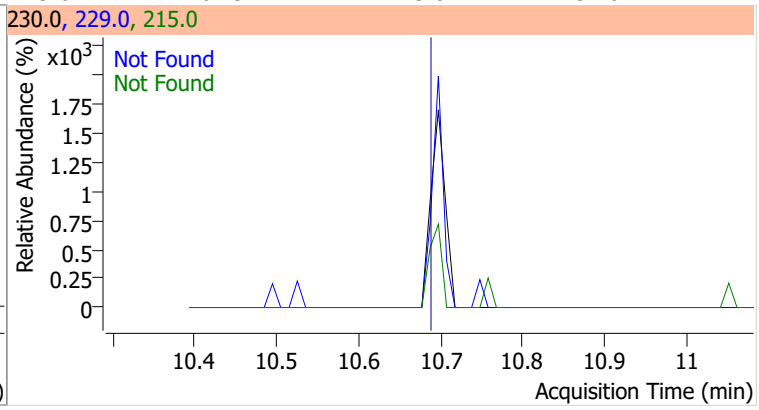

Compound	Conc.	Exp RT	QIon	Exp Ratio	QIon	Exp Ratio
Di-n-Butylphthalate	N.D.	11.08	150.0	9.1	104.0	6.4

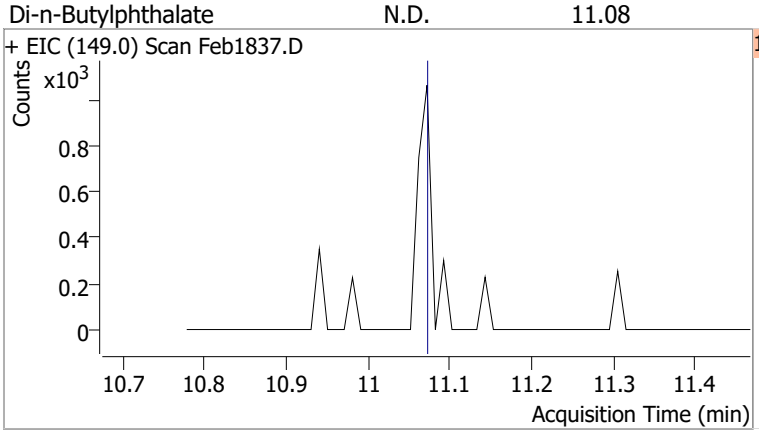

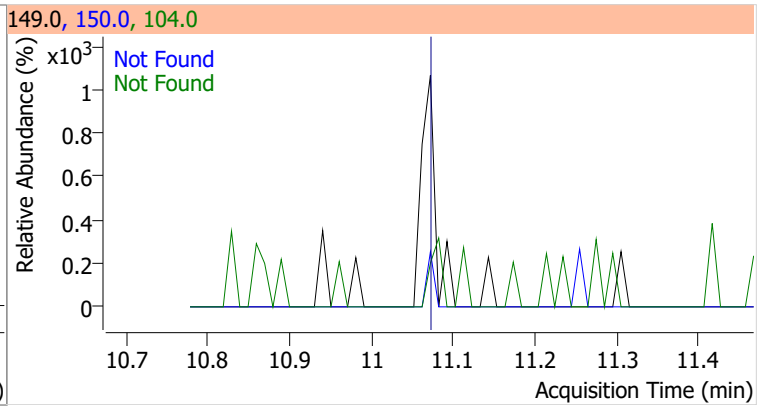

Compound	Conc.	Exp RT	QIon	Exp Ratio
Fluoranthene	N.D.	11.95	101.0	13.4

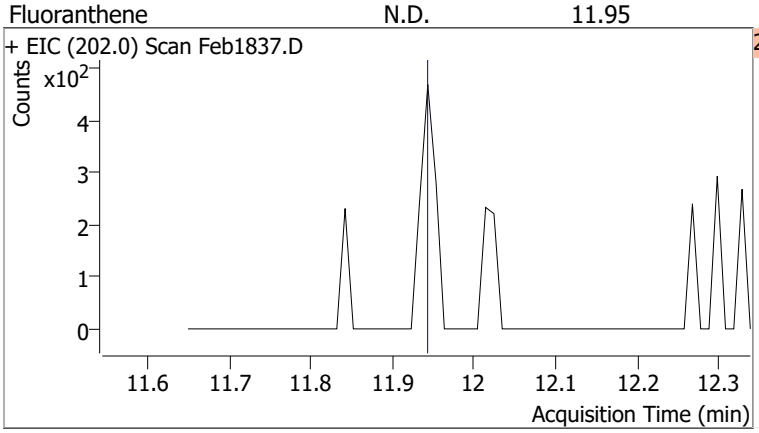

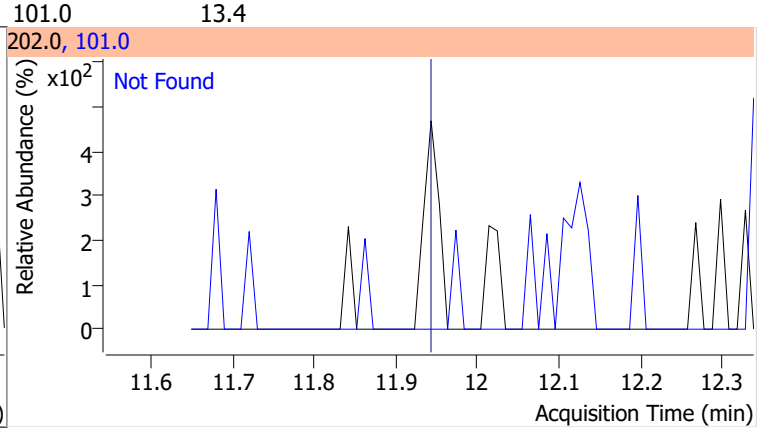

Compound	Conc.	RT	Dev(Min)	Resp.	QIon	QRatio	Lower	Upper
Benzidine		0		0	183.0		8.3	15.4
					92.0		5.8	10.8

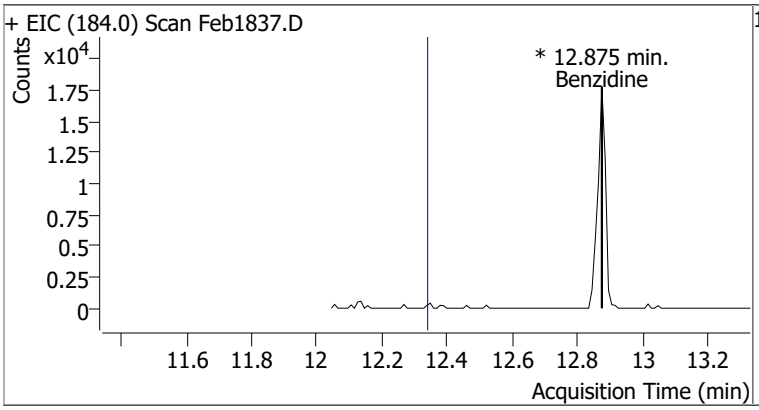

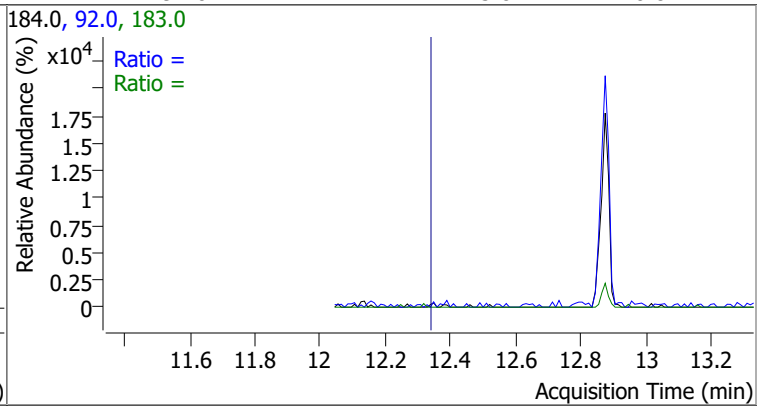

Compound	Conc.	Exp RT	QIon	Exp Ratio
Pyrene	N.D.	12.38	101.0	15.9

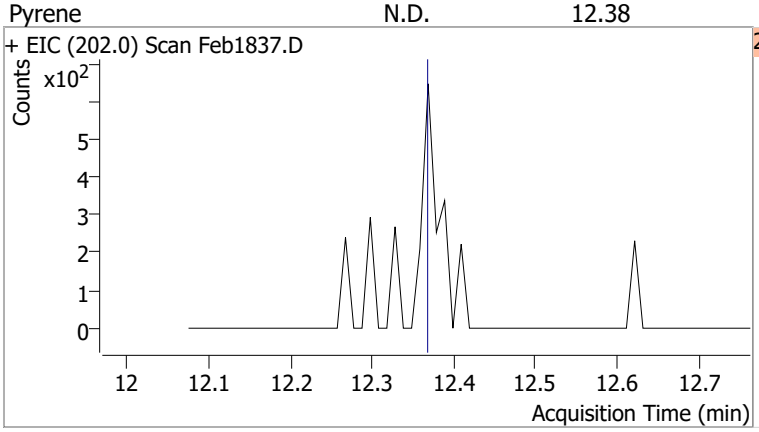

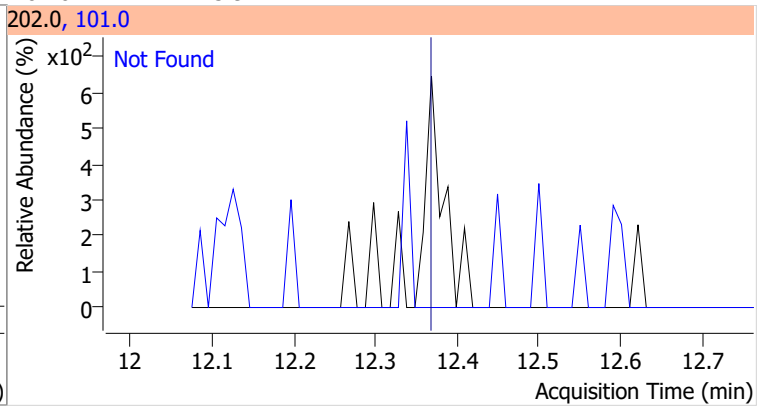

Compound	Conc.	RT	Dev(Min)	Resp.	QIon	QRatio	Lower	Upper
Terphenyl-d14	105.4128	12.88	0.00	1892194	122.0	14.2	10.1	18.7

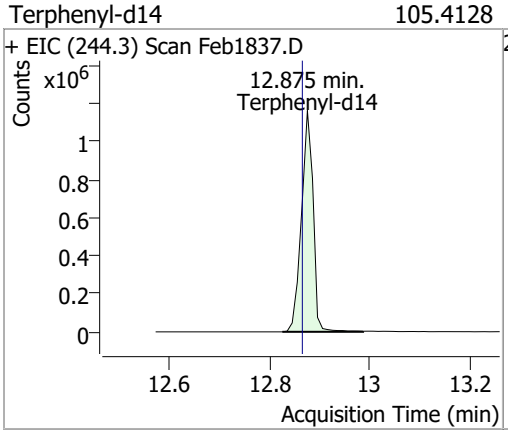

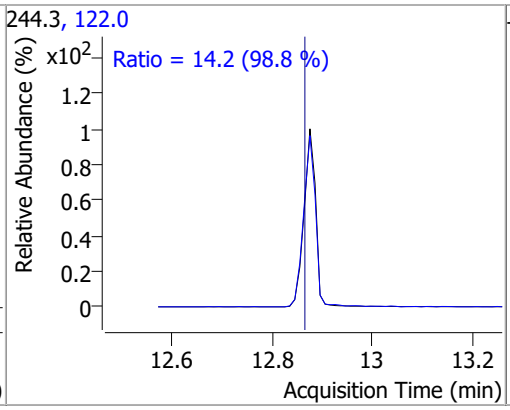

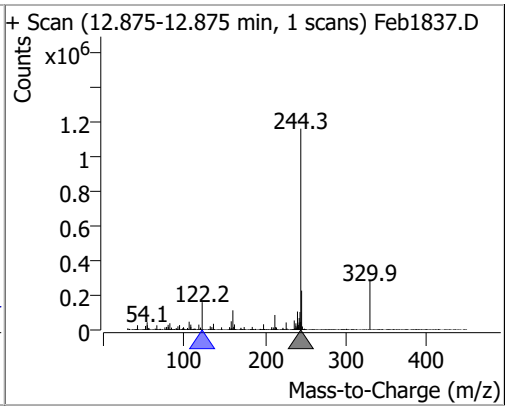

Compound	Conc.	Exp RT	QIon	Exp Ratio	QIon	Exp Ratio
Butylbenzylphthalate	N.D.	14.32	91.0	85.1	206.0	17.5

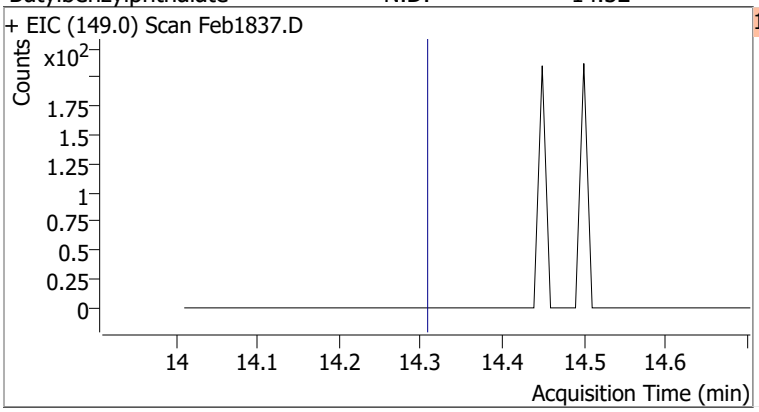

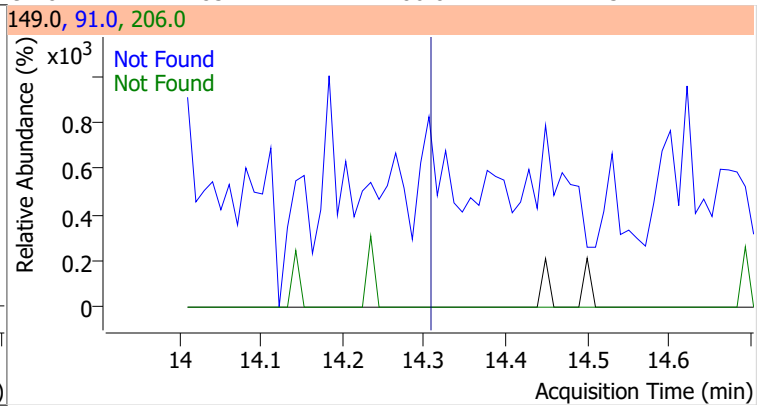

Compound	Conc.	Exp RT	QIon	Exp Ratio	QIon	Exp Ratio
Benzo(a)Anthracene	N.D.	15.51	226.0	26.8	229.0	21.1

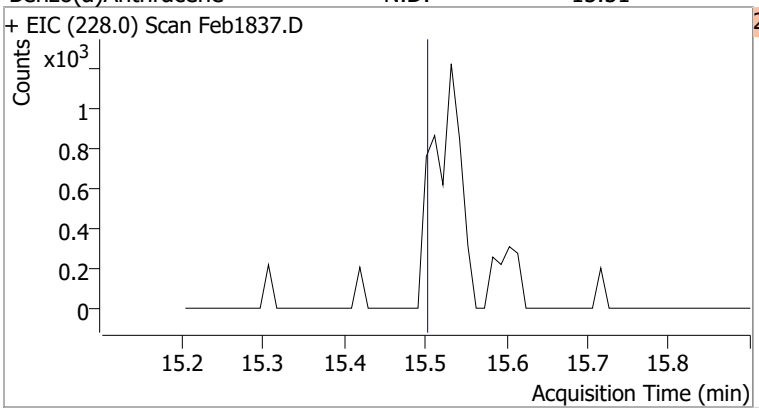

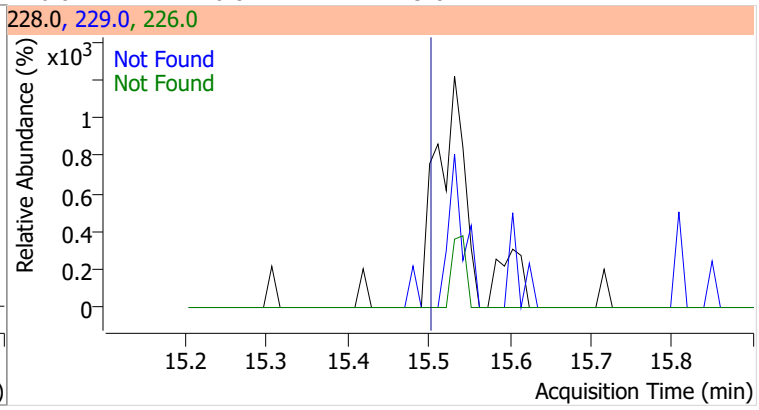

Compound	Conc.	Exp RT	QIon	Exp Ratio	QIon	Exp Ratio
Chrysene	N.D.	15.62	226.0	28.4	229.0	19.7

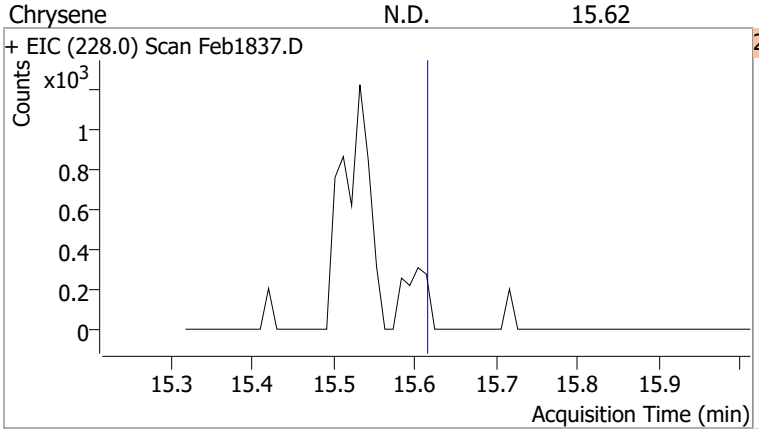

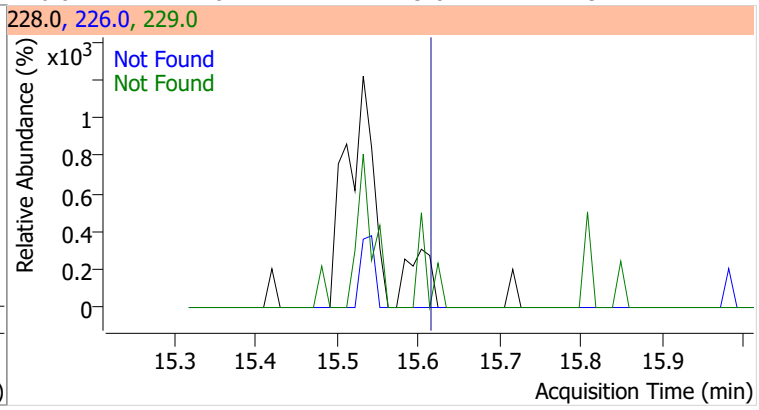

Compound	Conc.	Exp RT	QIon	Exp Ratio
3,3-Dichlorobenzidine	N.D.	15.69	254.0	64.2

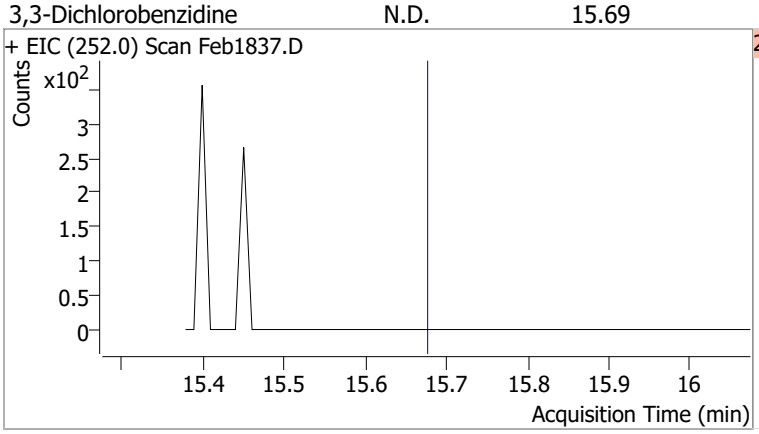

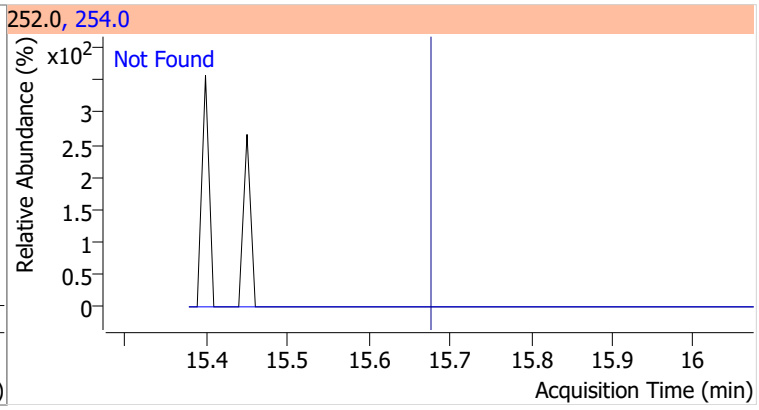

Compound	Conc.	Exp RT	QIon	Exp Ratio	QIon	Exp Ratio
bis(2-ethylhexyl)Phthalate	N.D.	16.37	149.0	390.8	279.0	15.0

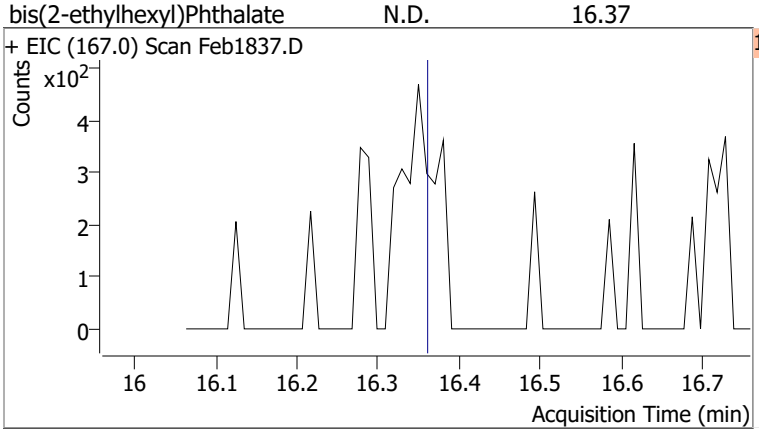

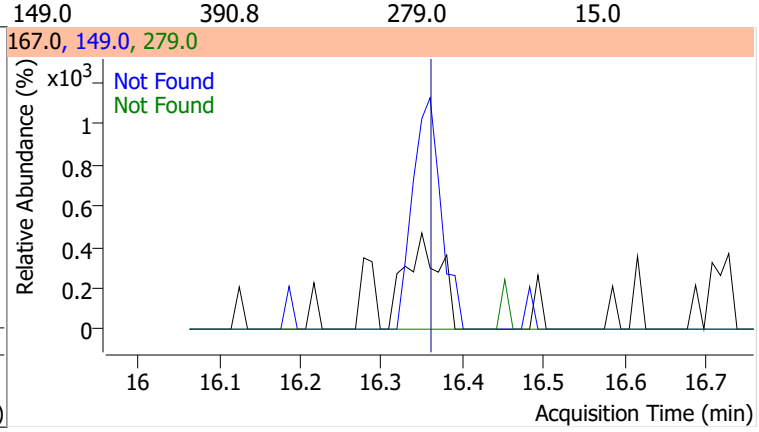

Compound	Conc.	Exp RT	QIon	Exp Ratio
Di-n-octyl Phthalate	N.D.	18.13	150.0	10.0

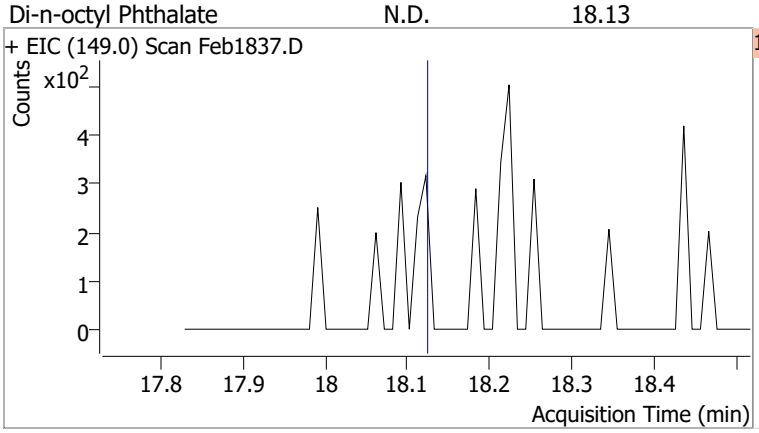

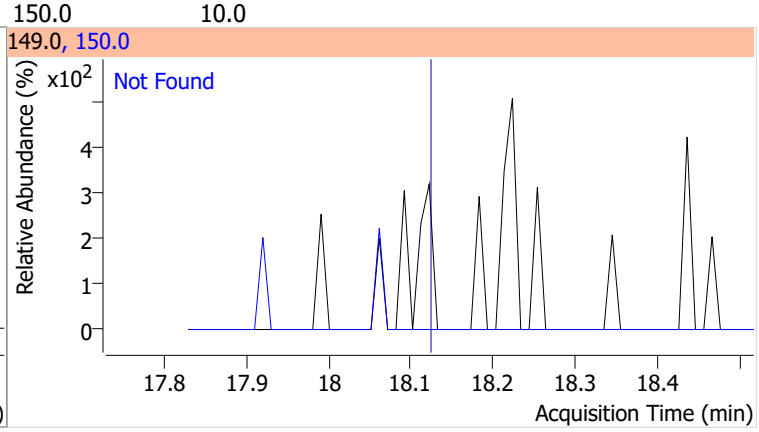

Compound	Conc.	Exp RT	QIon	Exp Ratio
Benzo(b)fluoranthene	N.D.	18.38	253.0	22.3

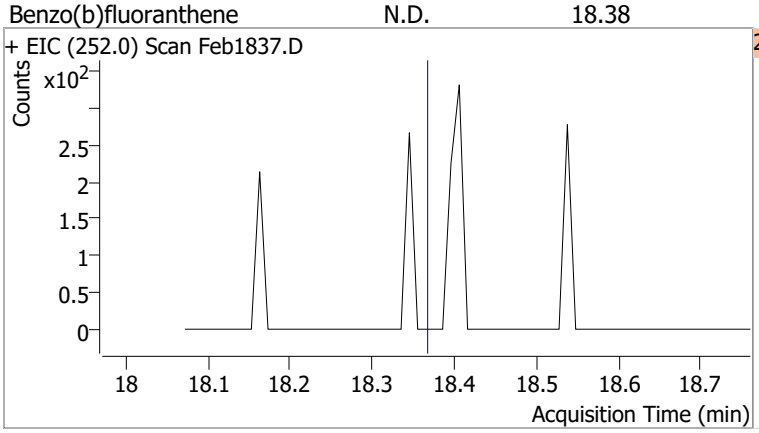

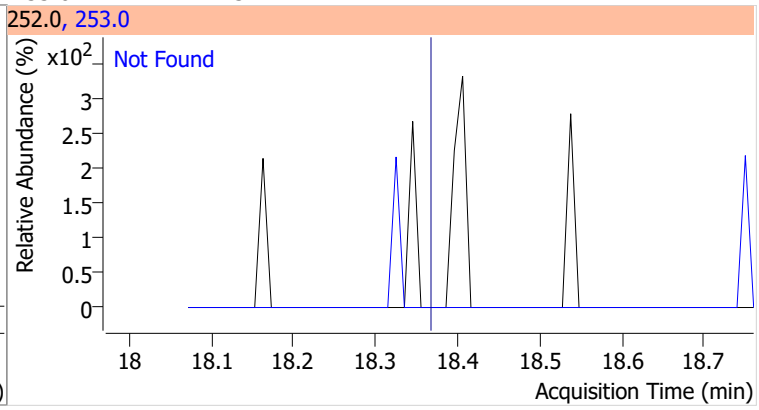

Compound	Conc.	Exp RT	QIon	Exp Ratio
Benzo(k)fluoranthene	N.D.	18.45	253.0	22.0

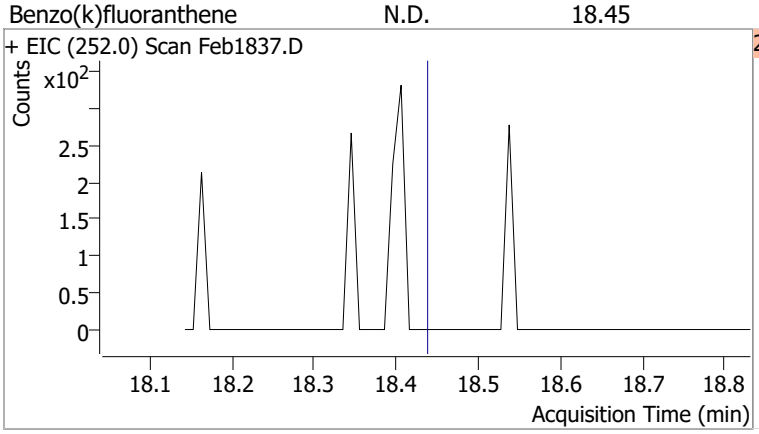

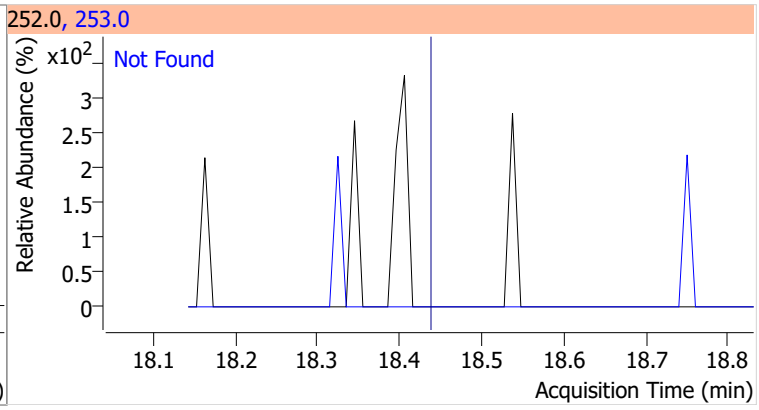

Compound	Conc.	Exp RT	QIon	Exp Ratio
Benzo(a)pyrene	N.D.	18.98	253.0	21.5

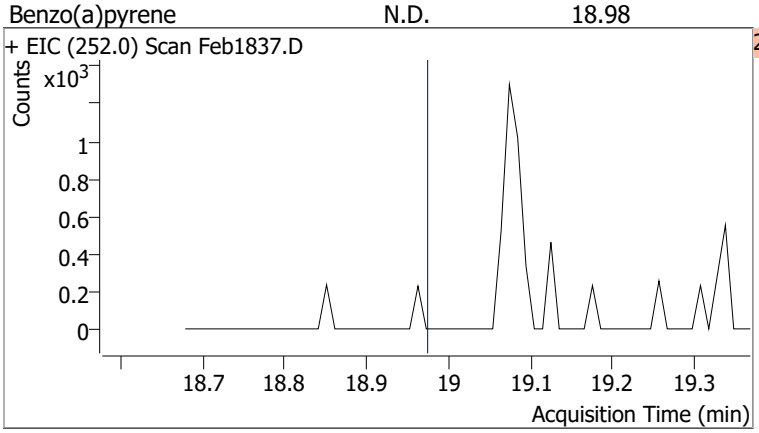

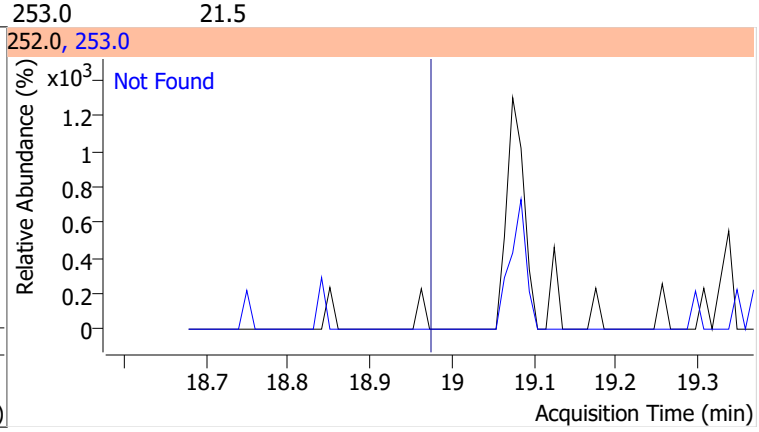

Compound	Conc.	Exp RT	QIon	Exp Ratio
Indeno(1,2,3-c,d)pyrene	N.D.	20.76	138.0	29.6

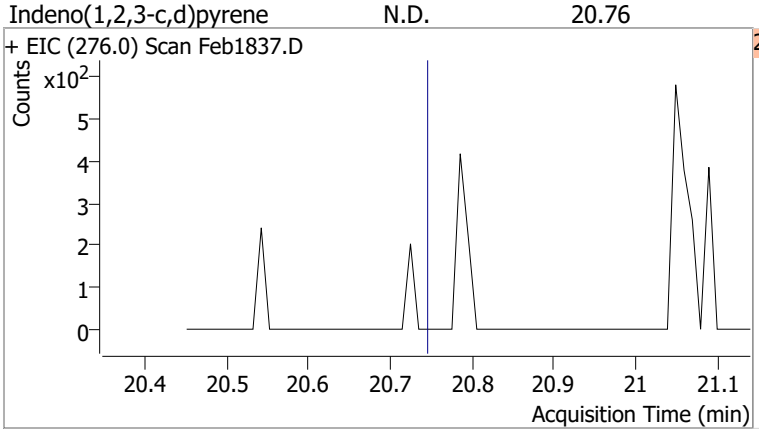

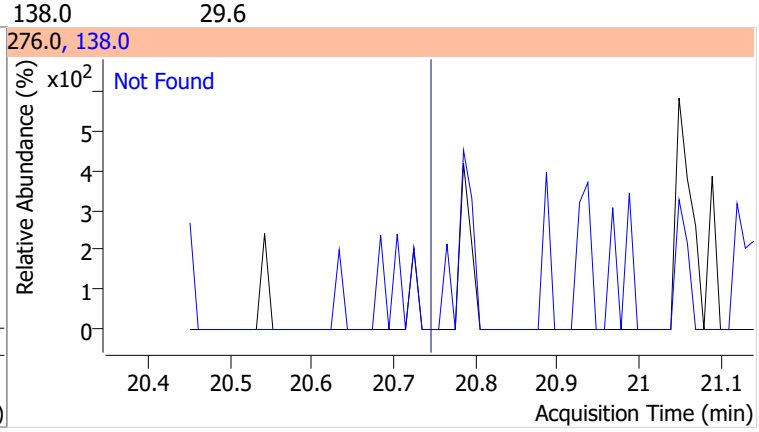

Compound	Conc.	Exp RT	QIon	Exp Ratio	QIon	Exp Ratio
Dibenzo(a,h)anthracene	N.D.	20.82	139.0	25.2	279.0	24.1

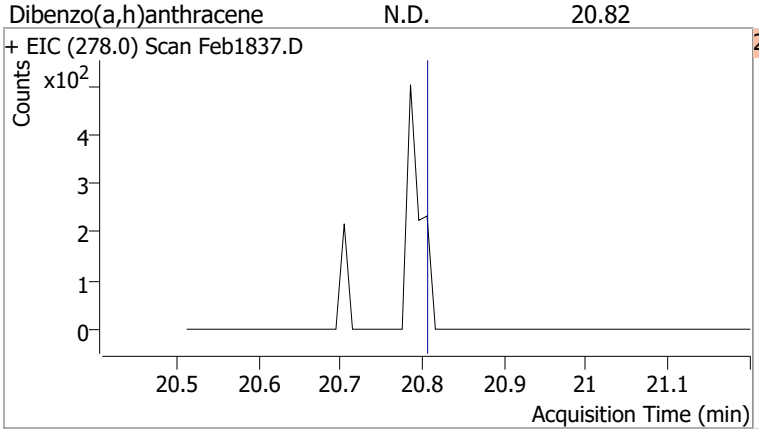

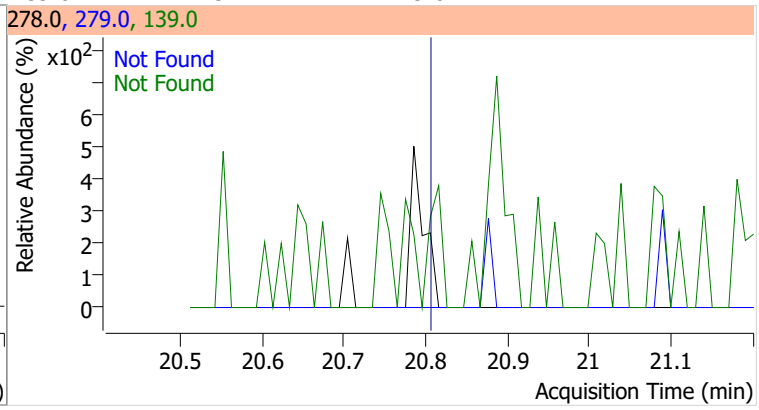

Compound	Conc.	Exp RT	QIon	Exp Ratio	QIon	Exp Ratio
Benzo(g,h,i)perylene	N.D.	21.09	138.0	33.0	277.0	23.2

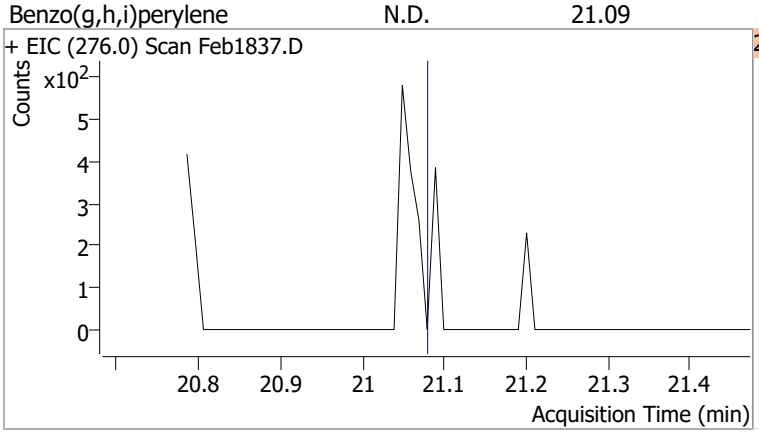

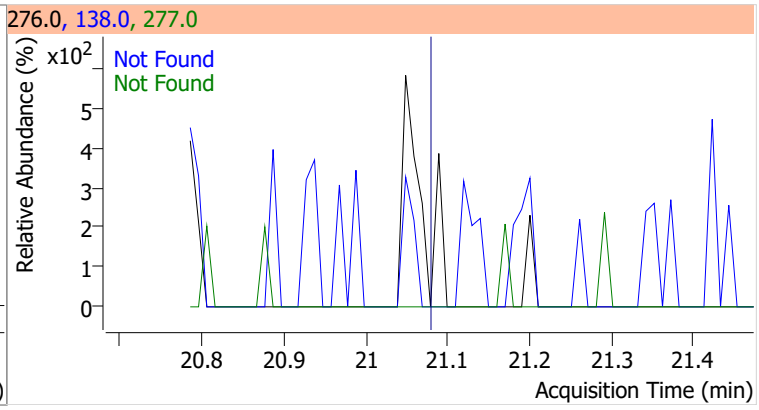

Quantitation Results Report (QT Reviewed)

Data File	Feb1838.D	Operator	LIMS import
Acq. Method	BNA+SIM.M	Acq. Date-Time	2/20/2022 3:44:42 AM
Sample Name	B22020962-026C	Instrument	Instrument #1
Vial	38	Multiplier	1.00
DA Method File	021822 DoD BNA cal.batch.bin	Comment	SVOC-8270-W-LARGO
Tune File	dftppdsm.u	Tune Date	2/18/2022 9:25:00 PM
Batch Name	021822 DoD BNA 2.batch.bin	Last Calib Update	2/20/2022 11:08:57 AM
Ref Library	D:\Org\Library\NIST129K.l		

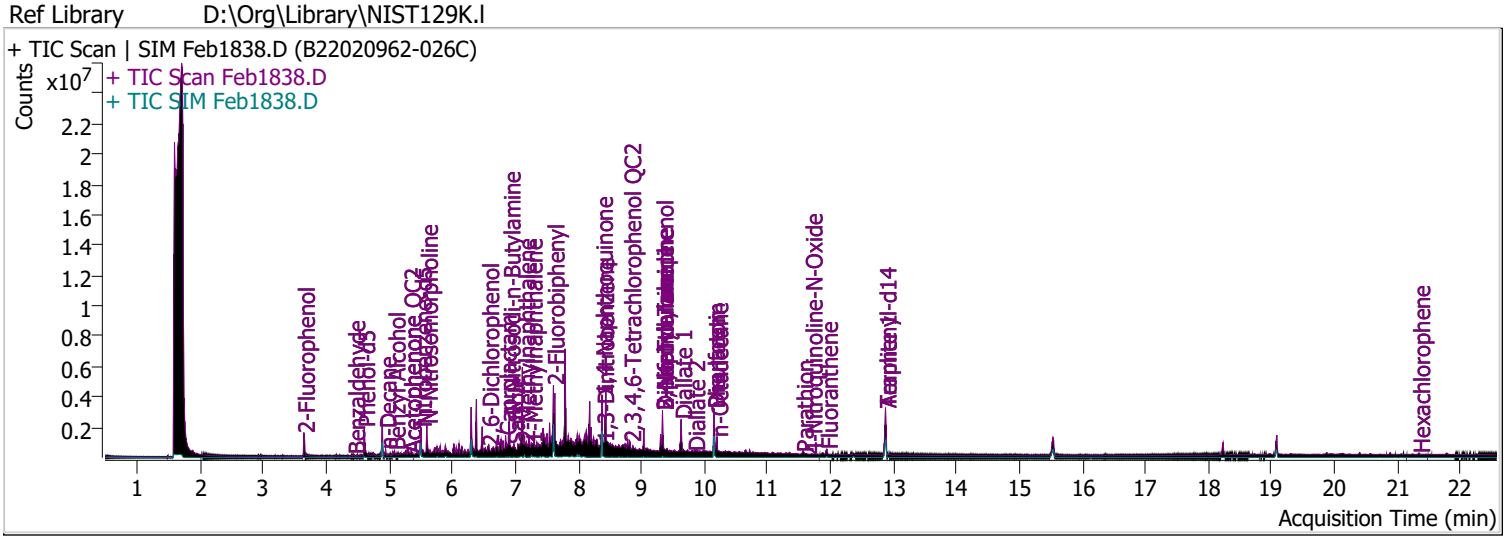

Compound	RT	QIon	Resp.	Conc.	Units		Dev(Min)
Internal Standards							
System Monitoring Compounds							
S 2-Fluorophenol	3.643	112.0	618105	68.8924	µg/L		-0.010
Spiked Amount: 200.000	Range: 10.0 - 75.0%			Recovery = 34.45%			
S Phenol-d5	4.603	99.0	718435	61.8929	µg/L		-0.010
Spiked Amount: 200.000	Range: 10.0 - 65.0%			Recovery = 30.95%			
S Nitrobenzene-d5	5.502	82.0	436510	67.7783	µg/L		0.000
Spiked Amount: 100.000	Range: 32.0 - 94.0%			Recovery = 67.78%			
S 2-Fluorobiphenyl	7.605	172.0	1190440	60.5907	µg/L		0.000
Spiked Amount: 100.000	Range: 28.0 - 107.0%			Recovery = 60.59%			
S 2,4,6-Tribromophenol	9.336	329.8	220262	124.4415	µg/L		0.000
Spiked Amount: 200.000	Range: 25.0 - 140.0%			Recovery = 62.22%			
S Terphenyl-d14	12.875	244.3	1734981	86.5820	µg/L		0.000
Spiked Amount: 100.000	Range: 32.0 - 122.0%			Recovery = 86.58%			
Target Compounds							**QValue**
T N-Nitrosodimethylamine	0.000		0	N.D.			
T Pyridine	0.000		0	N.D.			
T Aniline	0.000		0	N.D.			
T Phenol	0.000		0	N.D.			
T bis(-2-Chloroethyl)Ether	4.889	63.0	0		µg/L	md	1
T 2-Chlorophenol	0.000		0	N.D.			
T 1,3-Dichlorobenzene	0.000		0	N.D.			
T 1,4-Dichlorobenzene	0.000		0	N.D.			
T 1,2-Dichlorobenzene	0.000		0	N.D.			
T Benzyl Alcohol	5.083	108.0	83527	19.0357	µg/L		87
T bis(2-chloroisopropyl)Ether	0.000		0	N.D.			
T 2-Methylphenol	5.083	107.0	0		µg/L	md	1
T N-nitroso-Di-n-propylamine	5.502	70.0	0		µg/L	md	1
T 4Methylphenol/3Methylphenol	0.000		0	N.D.			
T Hexachloroethane	5.502	117.0	0		µg/L	md	1

Compound	RT	QIon	Resp.	Conc.	Units		Dev(Min)
T Nitrobenzene	5.461	123.1	0		µg/L	md	1
T Isophorone	5.900	82.0	0		µg/L	md	1
T 2-Nitrophenol	0.000		0	N.D.			
T 2,4-Dimethylphenol	6.157	122.0	0		µg/L	md	1
T bis(-2-Chloroethoxy)Methane	0.000		0	N.D.			
T 2,4-Dichlorophenol	6.311	162.0	0		µg/L	md	1
T Benzoic Acid	6.311	105.0	0		µg/L	md	1
T 1,2,4-Trichlorobenzene	0.000		0	N.D.			
T Naphthalene	0.000		0	N.D.			
T 4-Chlorophenol	6.383	130.0	0		µg/L	md	1
T p-Chloroaniline	0.000		0	N.D.			
T Hexachlorobutadiene	0.000		0	N.D.			
T 4-Chloro-2-Methylphenol	0.000		0	N.D.			
T 4-Chloro-3-Methylphenol	0.000		0	N.D.			
T 2-Methylnaphthalene	7.143	141.0	35779	1.4965	µg/L	#	84
T 1-Methylnaphthalene	7.256	141.0	39920	1.8417	µg/L		96
T Hexachlorocyclopentadiene	0.000		0	N.D.			
T 2,4,6-Trichlorophenol	7.790	196.0	0		µg/L	md	1
T 2,4,5-Trichlorophenol	0.000		0	N.D.			
T 2-Chloronaphthalene	0.000		0	N.D.			
T 2-Nitroaniline	7.790	65.0	0		µg/L	md	1
T Dimethyl Phthalate	8.374	163.0	0		µg/L	md	1
T 2,6-Dinitrotoluene	8.374	165.0	0		µg/L	md	1
T Acenaphthylene	0.000		0	N.D.			
T 3-Nitroaniline	0.000		0	N.D.			
T Acenaphthene	0.000		0	N.D.			
T 2,4-Dinitrophenol	8.773	184.0	0		µg/L	md	1
T Dibenzofuran	0.000		0	N.D.			
T 2,4-Dinitrotoluene	8.691	165.0	0		µg/L	md	1
T 4-Nitrophenol	8.794	109.0	0		µg/L	md	1
T Diethylphthalate	0.000		0	N.D.			
T Fluorene	0.000		0	N.D.			
T 4-Chlorophenyl-phenylether	0.000		0	N.D.			
T 4-Nitroaniline	0.000		0	N.D.			
T 4,6-Dinitro-2-methylphenol	9.418	198.0	0		µg/L	md	1
T N-nitrosodiphenylamine	0.000		0	N.D.			
T Azobenzene	0.000		0	N.D.			
T 4-Bromophenyl-phenylether	0.000		0	N.D.			
T Hexachlorobenzene	0.000		0	N.D.			
T Pentachlorophenol	0.000		0	N.D.			
T Phenanthrene	0.000		0	N.D.			
T Anthracene	0.000		0	N.D.			
T Triallate	0.000		0	N.D.			
T Carbazole	0.000		0	N.D.			
T o-Terphenyl	0.000		0	N.D.			
T Di-n-Butylphthalate	0.000		0	N.D.			
T Fluoranthene	11.943	202.0	71570	2.1925	µg/L		100
T Benzidine	12.875	184.0	0		µg/L	md	1
T Pyrene	0.000		0	N.D.			
T Butylbenzylphthalate	0.000		0	N.D.			
T Benzo(a)Anthracene	0.000		0	N.D.			
T Chrysene	0.000		0	N.D.			
T 3,3-Dichlorobenzidine	0.000		0	N.D.			
T bis(2-ethylhexyl)Phthalate	0.000		0	N.D.			
T Di-n-octyl Phthalate	18.234	149.0	0		µg/L	md	1

Compound	RT	QIon	Resp.	Conc.	Units	Dev(Min)
T Benzo(b)fluoranthene	0.000		0	N.D.		
T Benzo(k)fluoranthene	0.000		0	N.D.		
T Benzo(a)pyrene	0.000		0	N.D.		
T Indeno(1,2,3-c,d)pyrene	0.000		0	N.D.		
T Dibenzo(a,h)anthracene	0.000		0	N.D.		
T Benzo(g,h,i)perylene	0.000		0	N.D.		

(#) = Qualifier Out of Range; (m) = Manual Integration; (+) = Area Summed; (*) = Surrogate Percent Recovery Out of Range; (d): Zeroed Peak

Compound	Conc.	Exp RT	QIon	Exp Ratio
N-Nitrosodimethylamine	N.D.	2.49	42.0	135.8

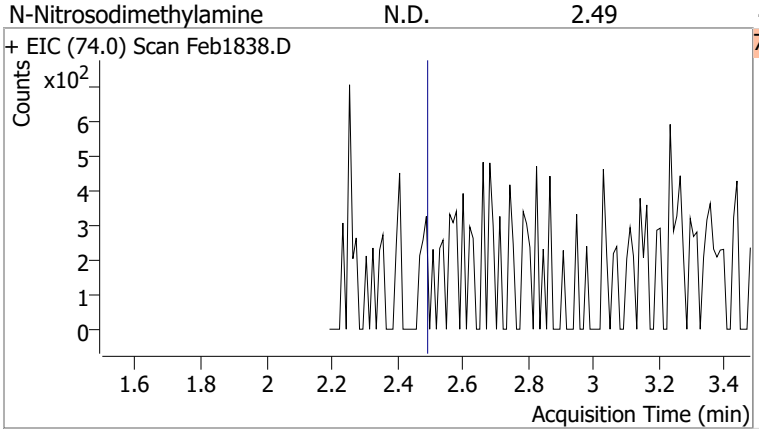

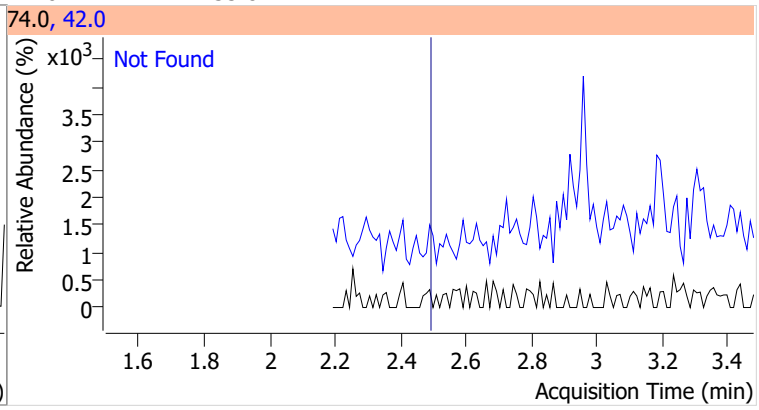

Compound	Conc.	Exp RT	QIon	Exp Ratio
Pyridine	N.D.	2.53	52.0	82.7

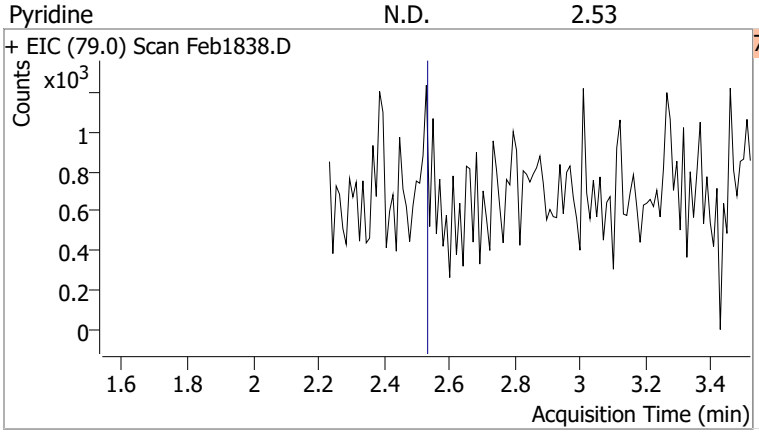

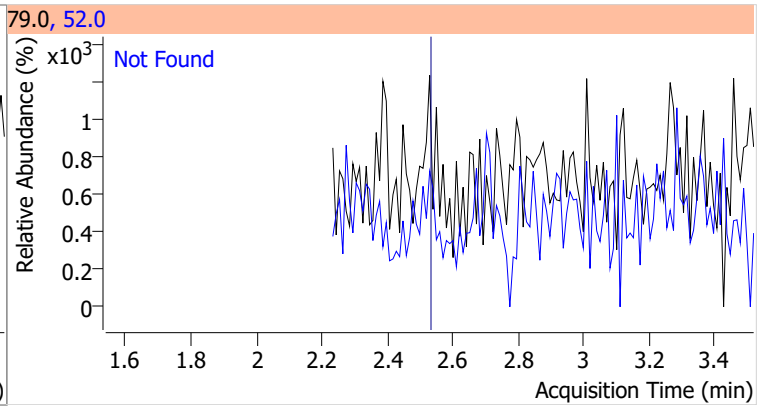

Compound	Conc.	RT	Dev(Min)	Resp.	QIon	QRatio	Lower	Upper
2-Fluorophenol	68.8924	3.64	-0.01	618105	64.0	52.3	34.6	64.3
					92.0	21.0	14.2	26.5

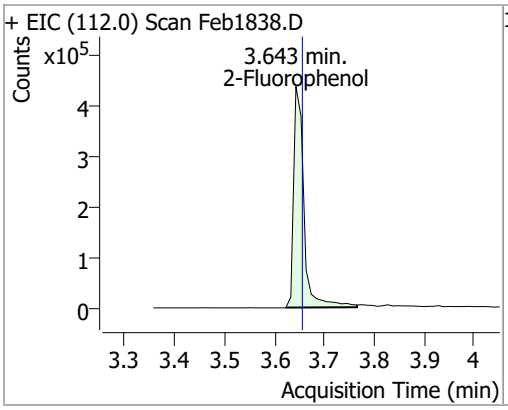

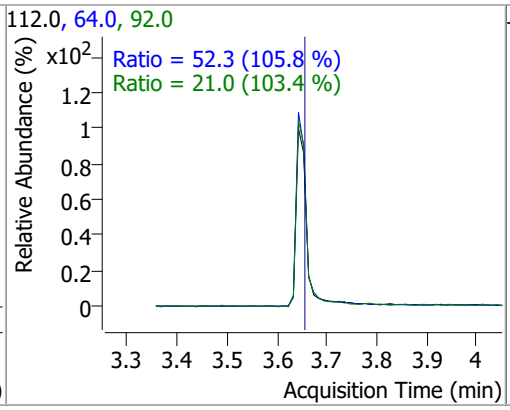

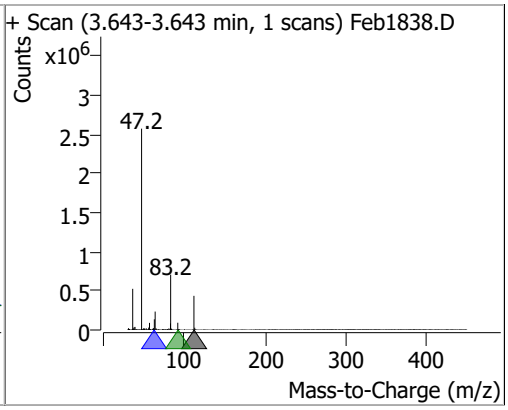

Compound	Conc.	Exp RT	QIon	Exp Ratio	QIon	Exp Ratio
Aniline	N.D.	4.56	66.0	36.7	65.0	18.7

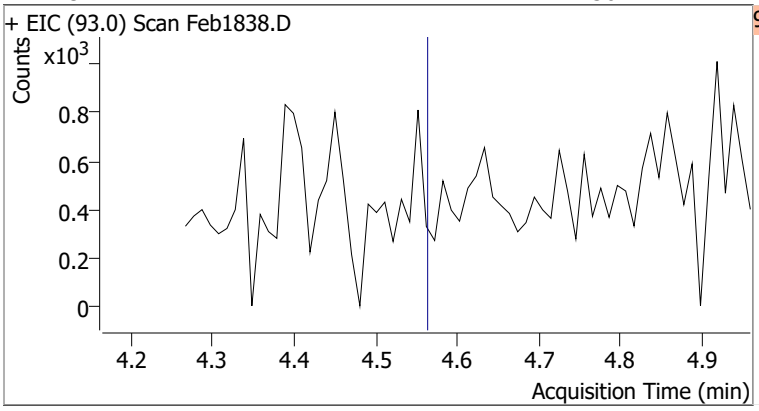

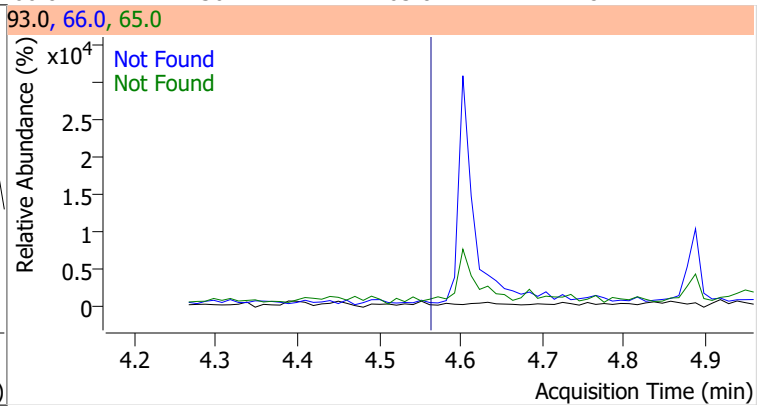

Compound	Conc.	RT	Dev(Min)	Resp.	QIon	QRatio	Lower	Upper
Phenol-d5	61.8929	4.60	-0.01	718435	71.0	34.9	25.8	47.9

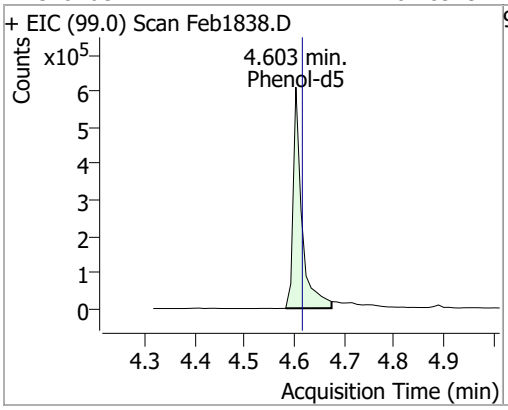

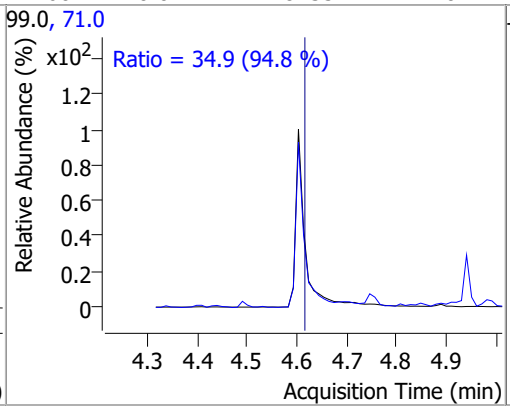

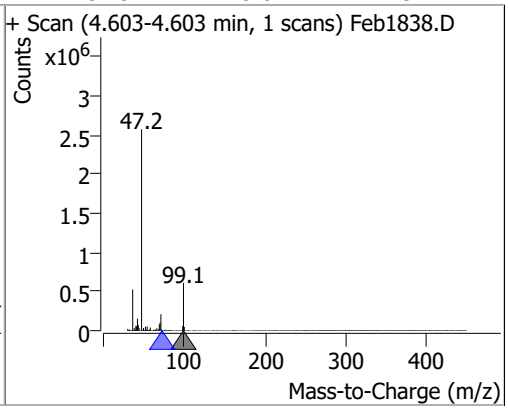

Compound	Conc.	Exp RT	QIon	Exp Ratio
Phenol	N.D.	4.62	66.0	45.3

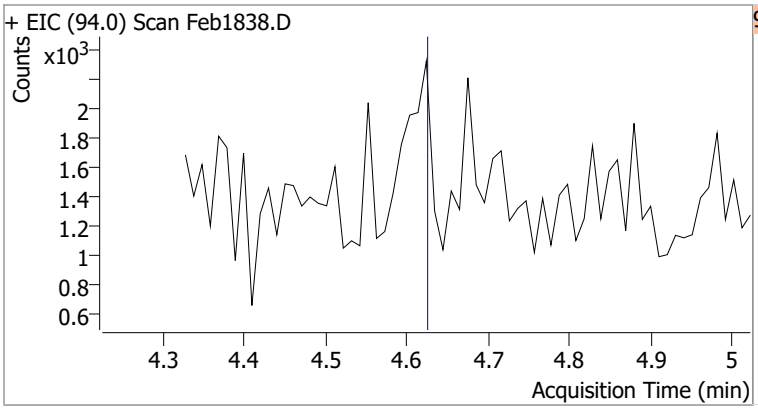

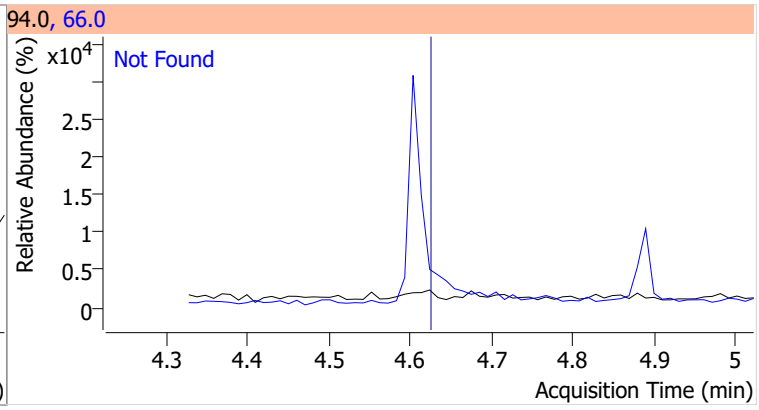

Compound	Conc.	RT	Dev(Min)	Resp.	QIon	QRatio	Lower	Upper
bis(-2-Chloroethyl)Ether		0		0	64.0		7.6	14.1

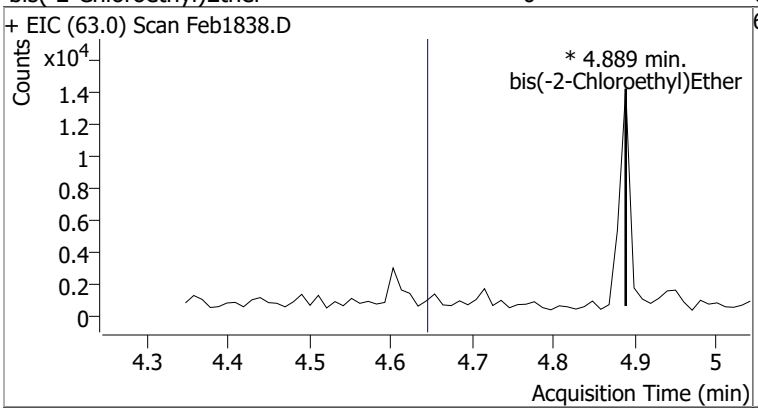

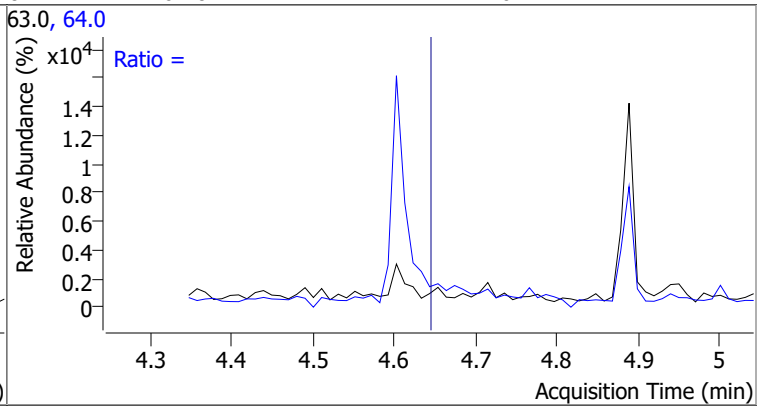

Compound	Conc.	Exp RT	QIon	Exp Ratio
2-Chlorophenol	N.D.	4.69	130.0	32.5

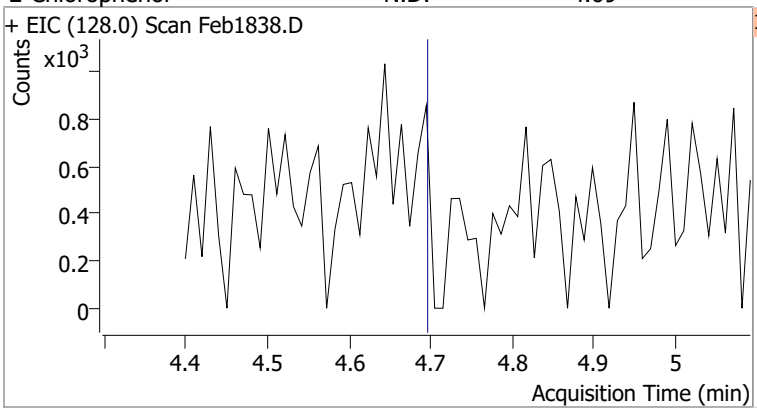

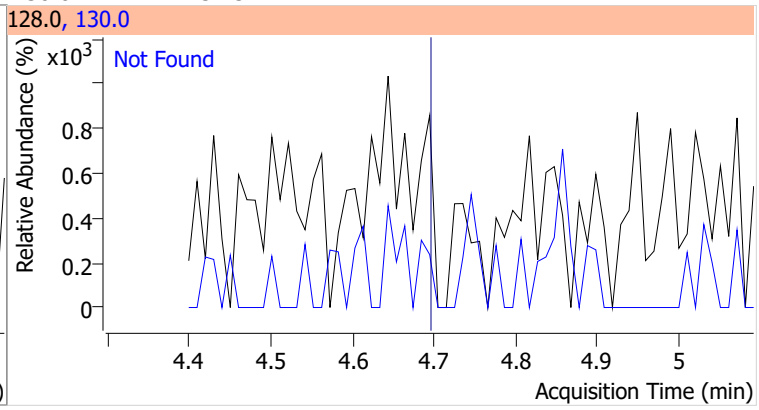

Compound	Conc.	Exp RT	QIon	Exp Ratio	QIon	Exp Ratio
1,3-Dichlorobenzene	N.D.	4.83	148.0	63.7	111.0	36.1

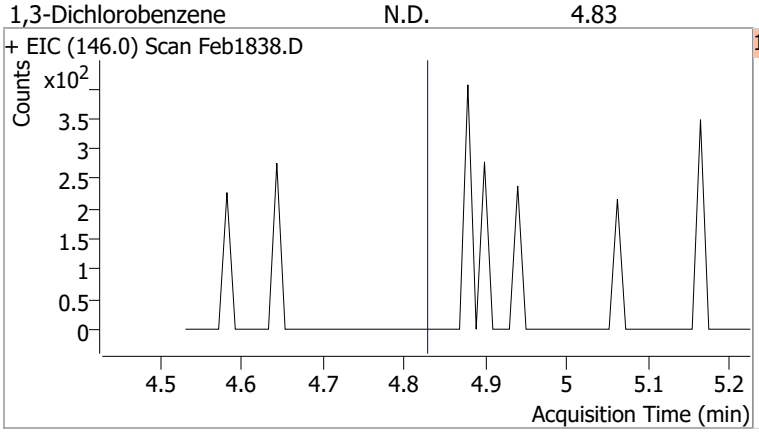

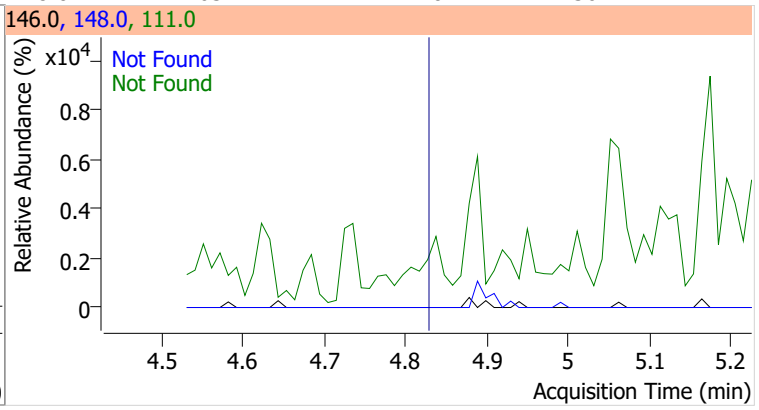

Compound	Conc.	Exp RT	QIon	Exp Ratio	QIon	Exp Ratio
1,4-Dichlorobenzene	N.D.	4.91	148.0	65.2	111.0	36.0

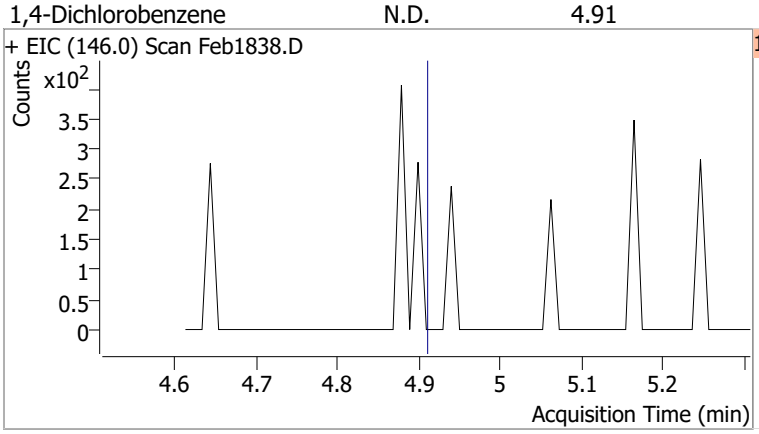

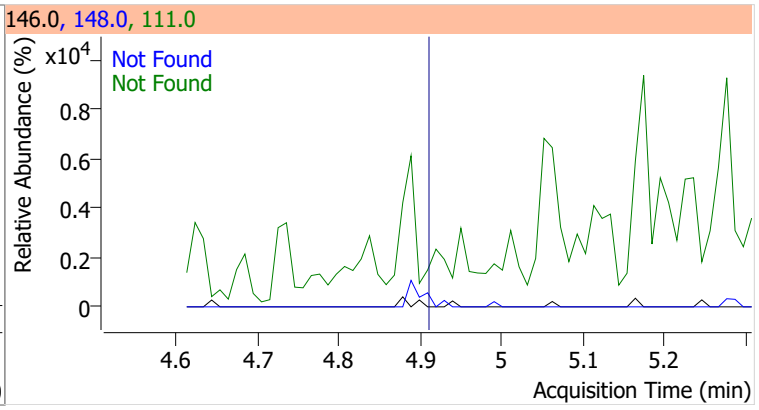

Compound	Conc.	Exp RT	QIon	Exp Ratio	QIon	Exp Ratio
1,2-Dichlorobenzene	N.D.	5.06	148.0	64.4	111.0	37.3

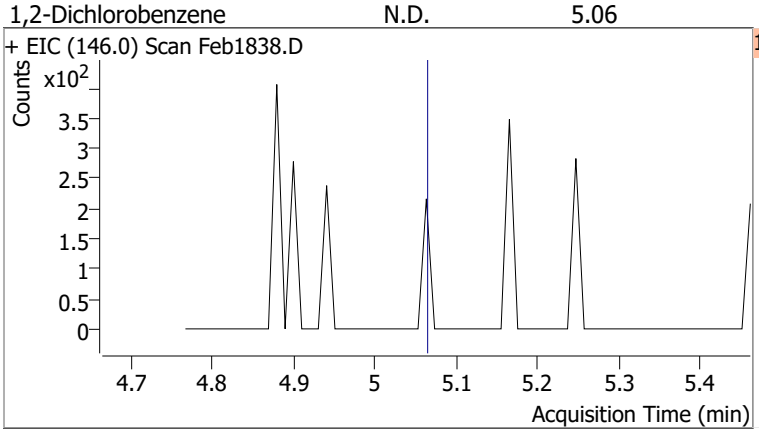

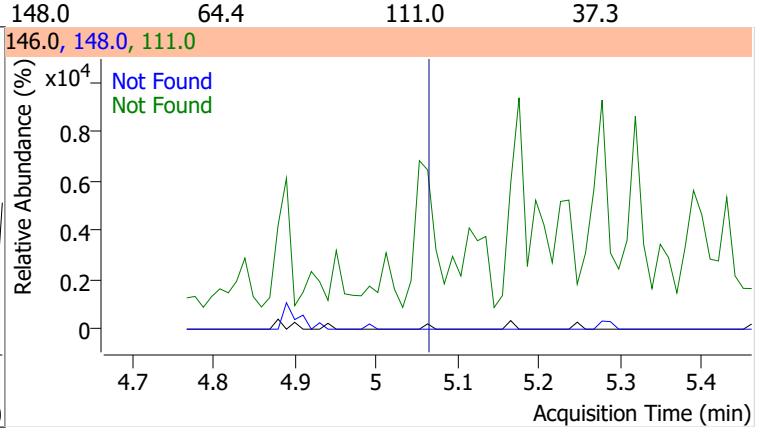

Compound	Conc.	RT	Dev(Min)	Resp.	QIon	QRatio	Lower	Upper
Benzyl Alcohol	19.0357	5.08	0.00	83527	79.0	108.9	83.5	155.1
					107.0	55.4	49.3	91.6

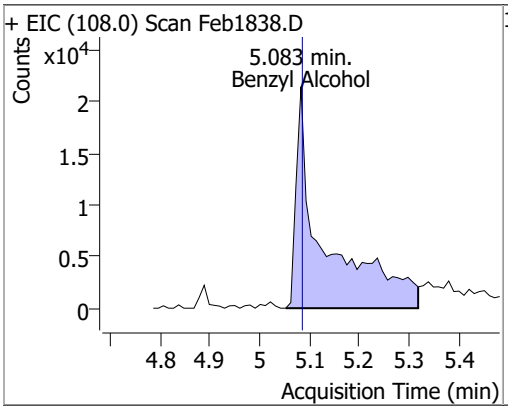

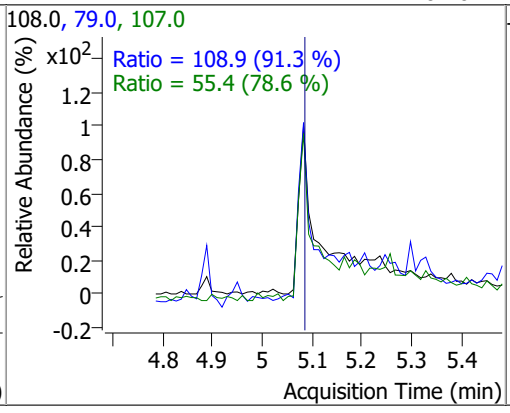

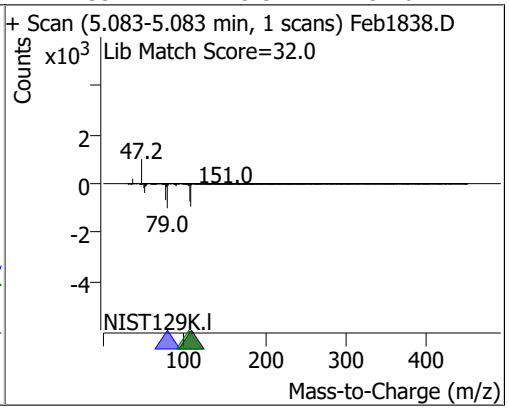

Compound	Conc.	Exp RT	QIon	Exp Ratio
bis(2-chloroisopropyl)Ether	N.D.	5.23	123.0	32.1

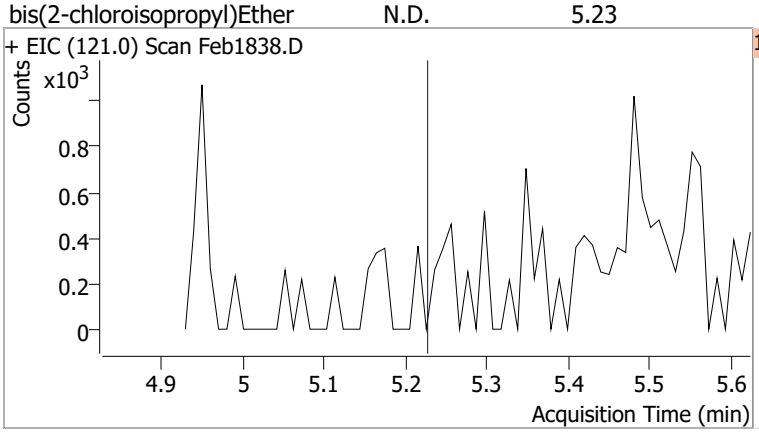

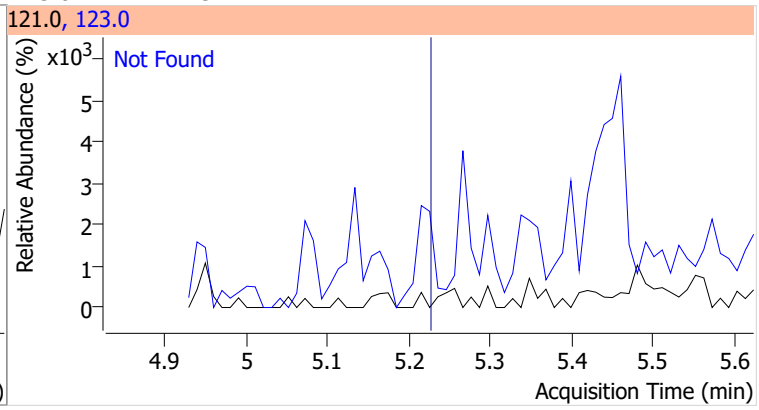

Compound	Conc.	RT	Dev(Min)	Resp.	QIon	QRatio	Lower	Upper
2-Methylphenol		0		0	108.0		81.5	151.4

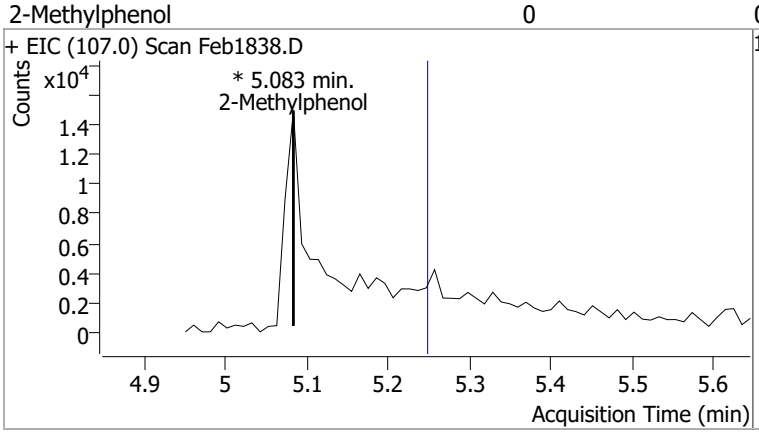

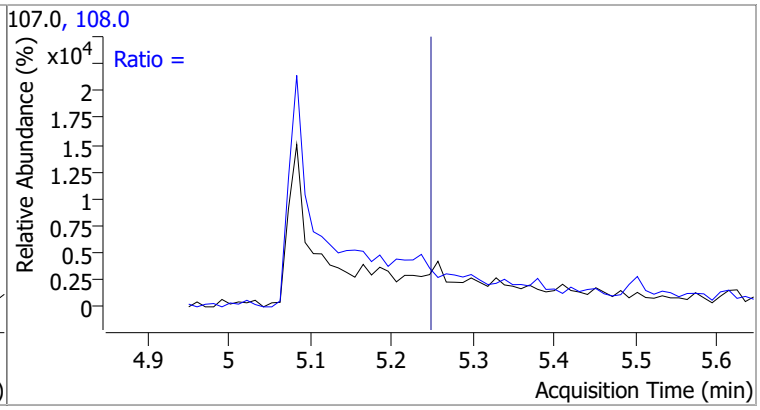

Compound	Conc.	RT	Dev(Min)	Resp.	QIon	QRatio	Lower	Upper
N-nitroso-Di-n-propylamine		0		0	130.0		0.0	38.8

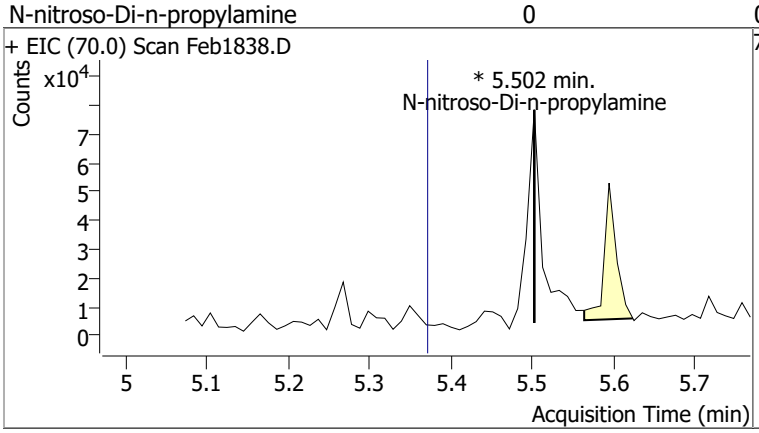

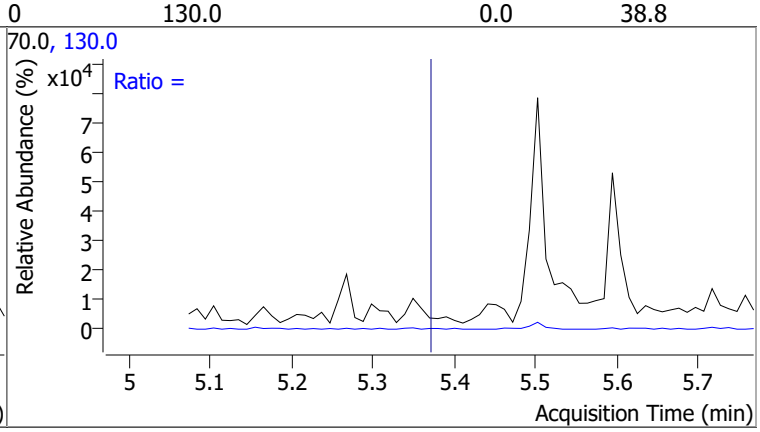

Compound	Conc.	Exp RT	QIon	Exp Ratio
4Methylphenol/3Methylphenol	N.D.	5.43	108.0	83.9

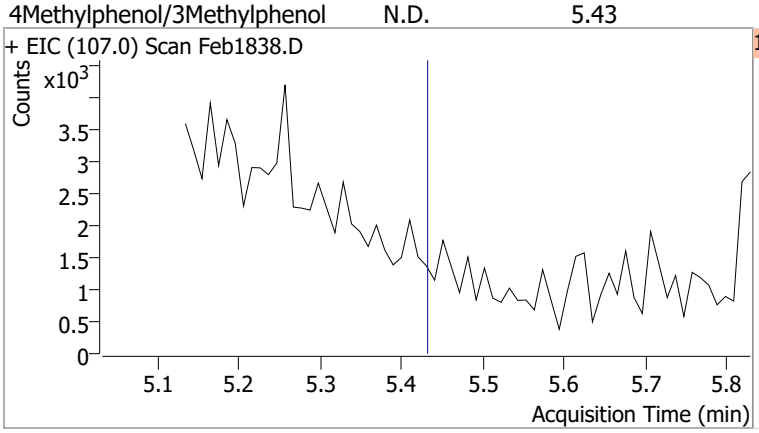

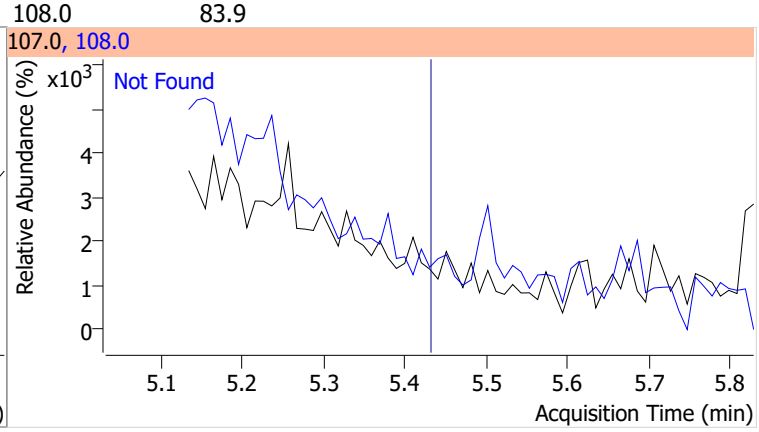

Compound	Conc.	RT	Dev(Min)	Resp.	QIon	QRatio	Lower	Upper
Hexachloroethane		0		0	201.0		63.5	118.0
					199.0		39.8	74.0

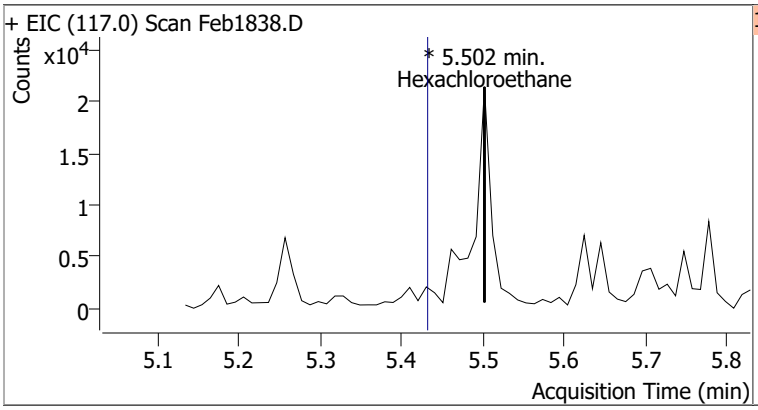

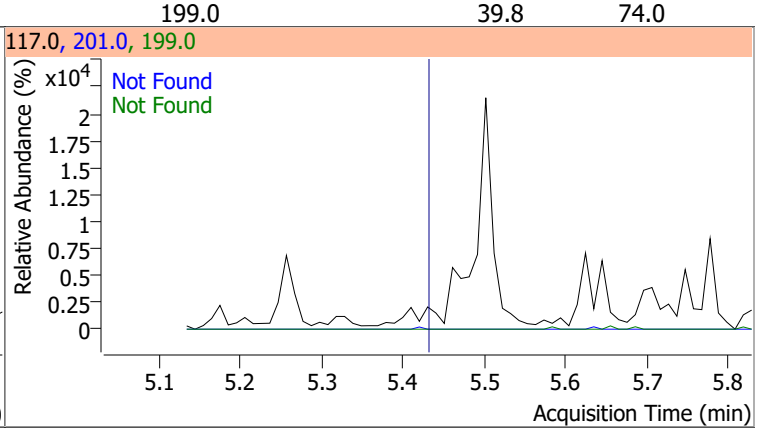

Compound	Conc.	RT	Dev(Min)	Resp.	QIon	QRatio	Lower	Upper
Nitrobenzene-d5	67.7783	5.50	0.00	436510	54.0	61.9	46.3	86.0
					128.0	45.6	34.1	63.3

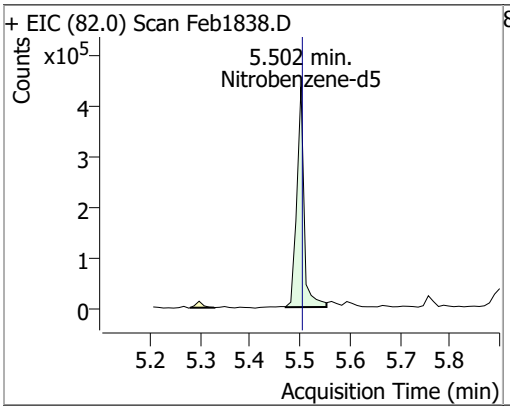

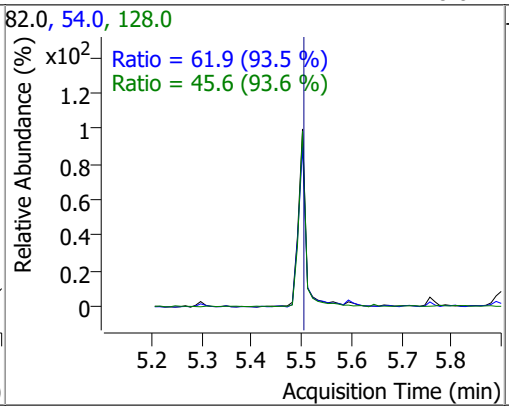

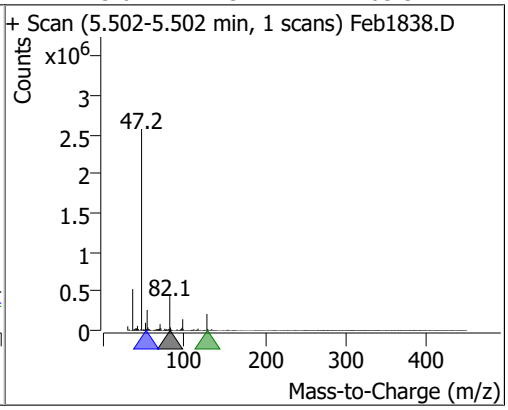

Compound	Conc.	RT	Dev(Min)	Resp.	QIon	QRatio	Lower	Upper
Nitrobenzene		0		0	77.0		148.9	276.5
					51.0		91.7	170.3

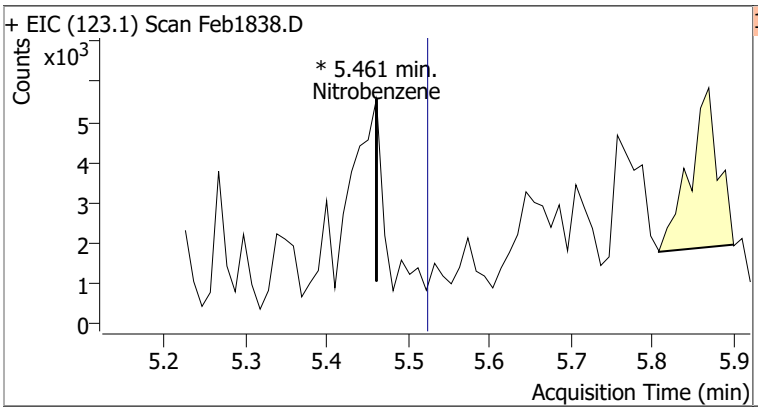

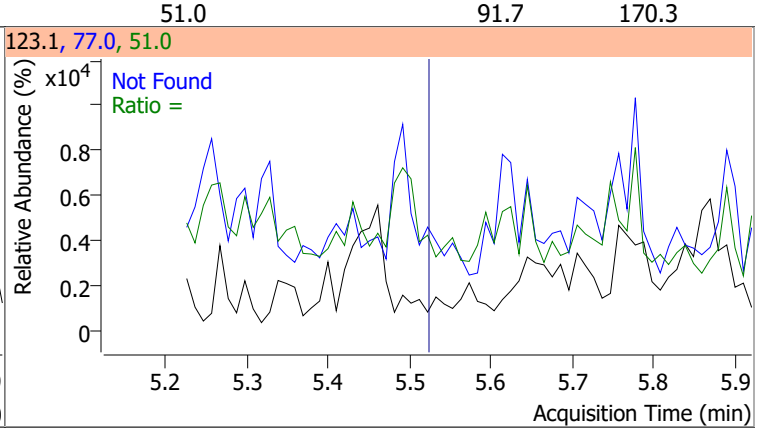

Compound	Conc.	RT	Dev(Min)	Resp.	QIon	QRatio	Lower	Upper
Isophorone		0		0	138.0		14.8	27.5

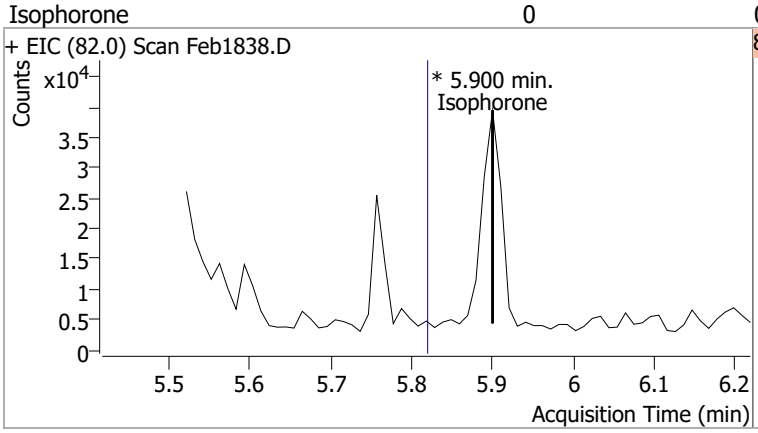

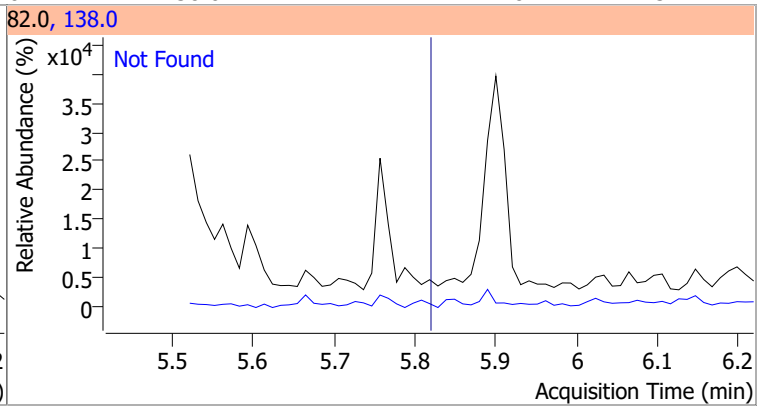

Compound	Conc.	Exp RT	QIon	Exp Ratio	QIon	Exp Ratio
2-Nitrophenol	N.D.	5.88	65.0	48.8	109.0	35.2

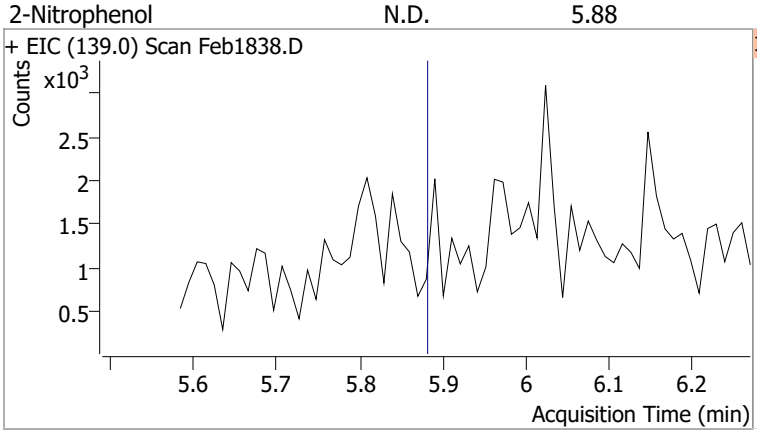

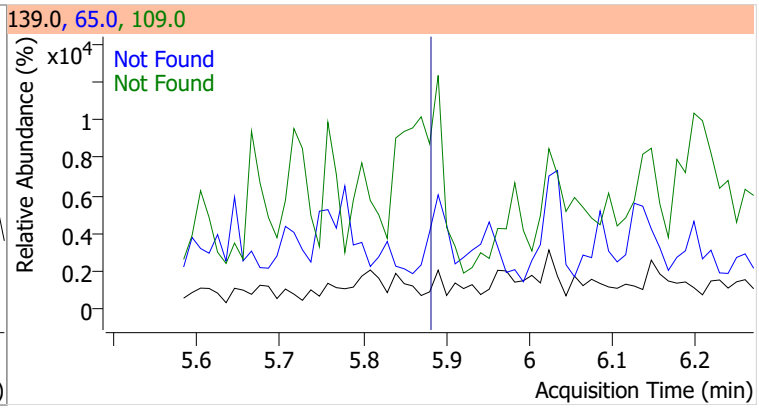

Compound	Conc.	RT	Dev(Min)	Resp.	QIon	QRatio	Lower	Upper
2,4-Dimethylphenol		0		0	107.0		76.6	142.3
					77.0		23.8	44.2

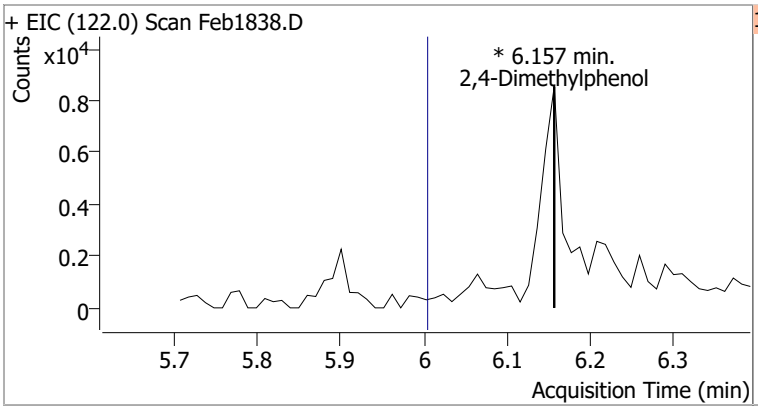

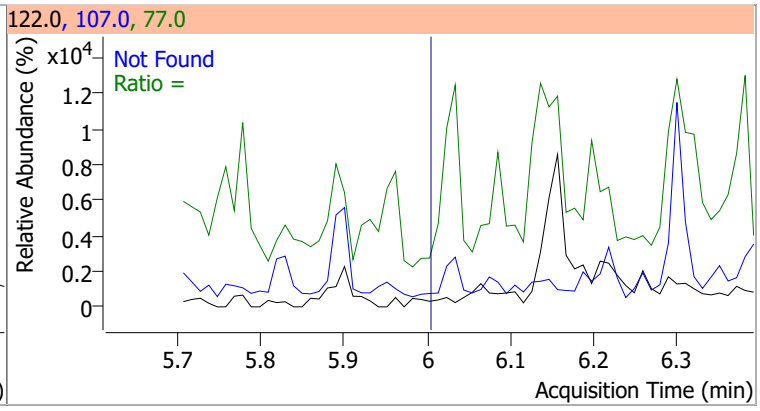

Compound	Conc.	Exp RT	QIon	Exp Ratio	QIon	Exp Ratio
bis(-2-Chloroethoxy)Methane	N.D.	6.08	63.0	68.1	95.0	31.9

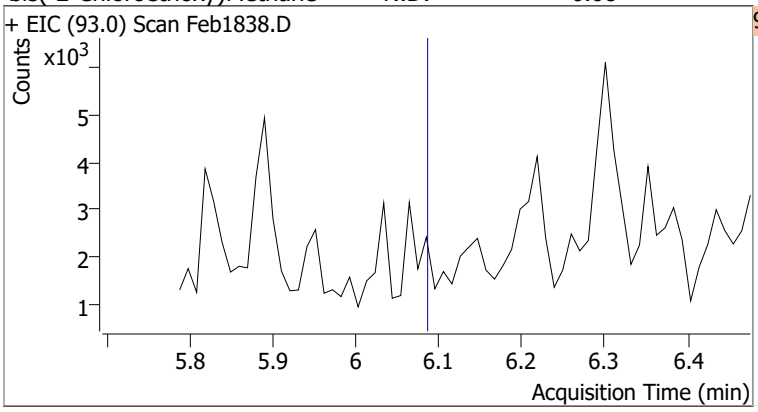

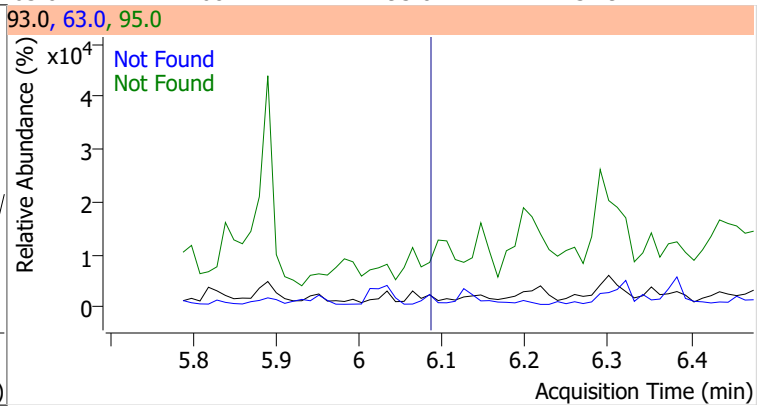

Compound	Conc.	RT	Dev(Min)	Resp.	QIon	QRatio	Lower	Upper
2,4-Dichlorophenol		0		0	164.0		45.5	84.5
					98.0		20.0	37.1

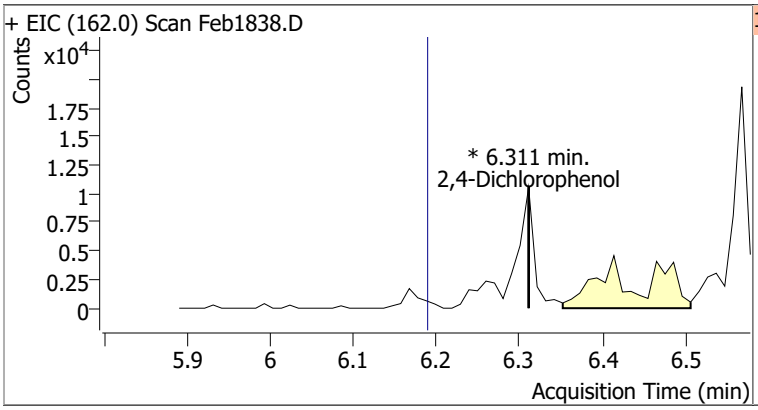

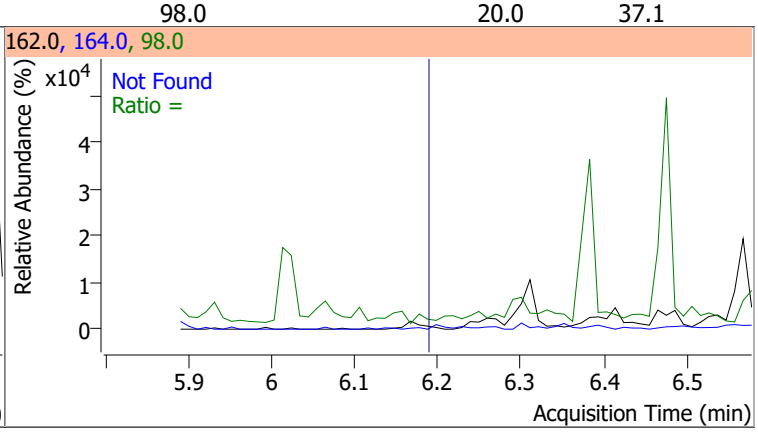

Compound	Conc.	RT	Dev(Min)	Resp.	QIon	QRatio	Lower	Upper
Benzoic Acid		0		0	122.0		59.9	111.2
					77.0		42.3	78.5

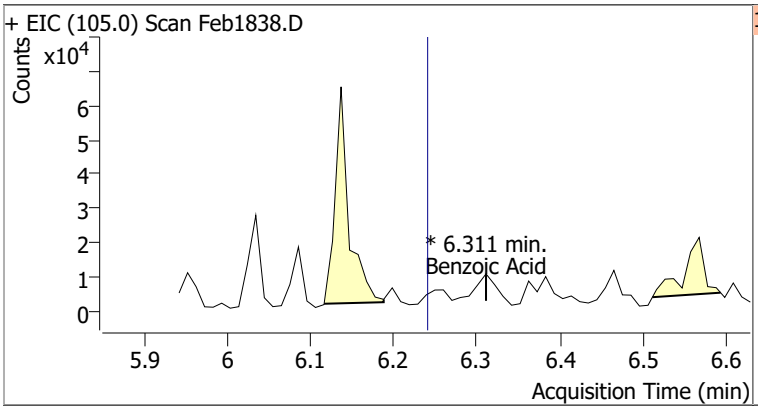

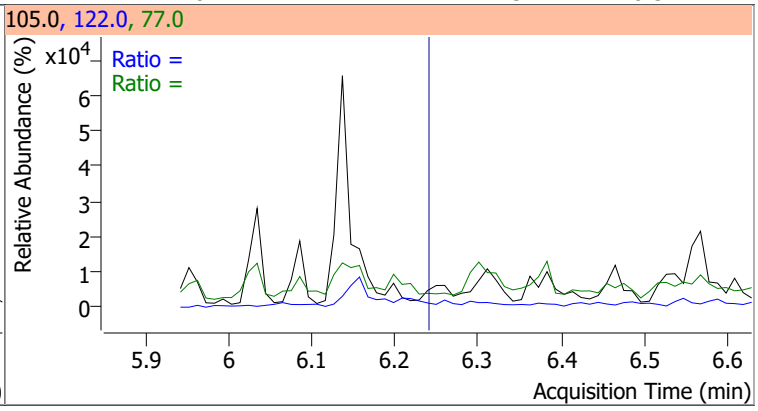

Compound	Conc.	Exp RT	QIon	Exp Ratio	QIon	Exp Ratio
1,2,4-Trichlorobenzene	N.D.	6.25	182.0	94.6	145.0	28.7

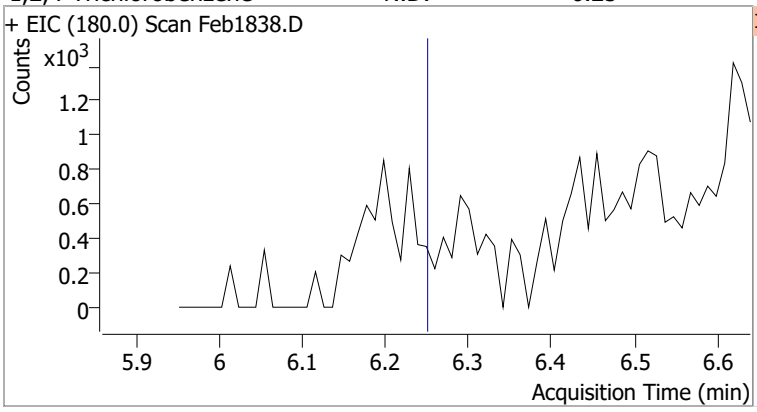

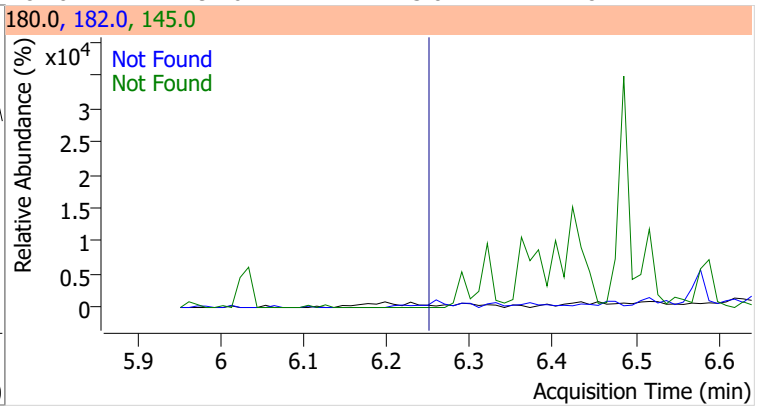

Compound	Conc.	Exp RT	QIon	Exp Ratio	QIon	Exp Ratio
Naphthalene	N.D.	6.33	129.0	11.5	102.0	9.9

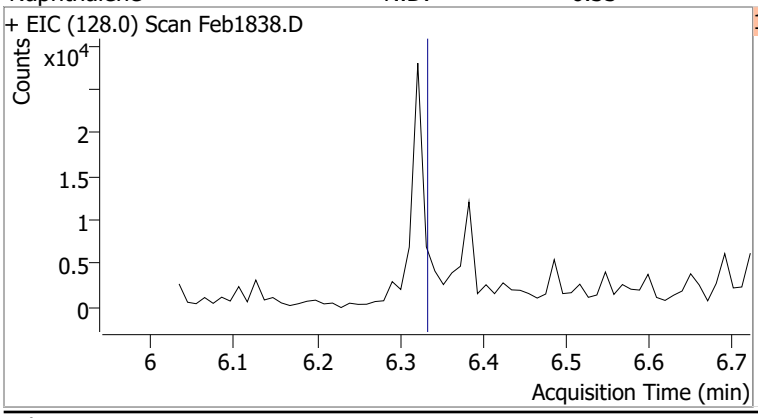

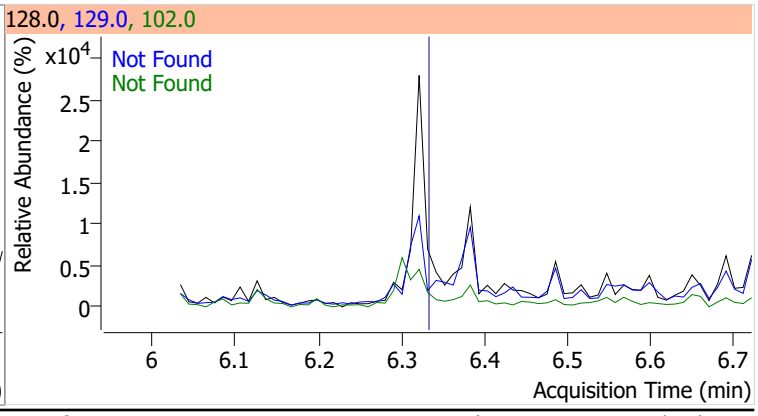

Compound	Conc.	RT	Dev(Min)	Resp.	QIon	QRatio	Lower	Upper
4-Chlorophenol		0		0	128.0		221.4	411.2

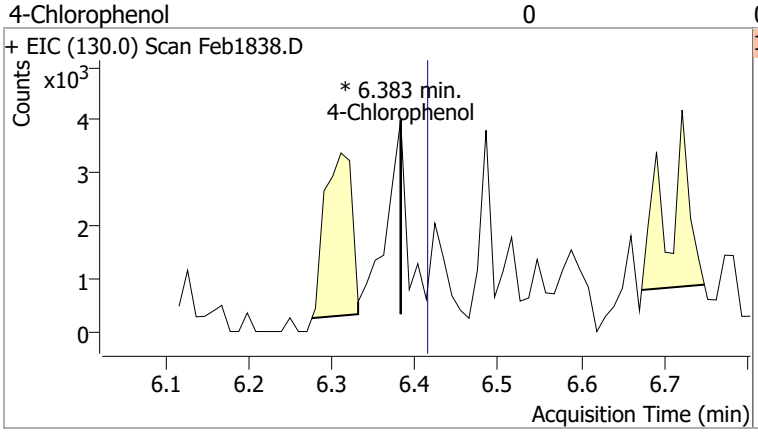

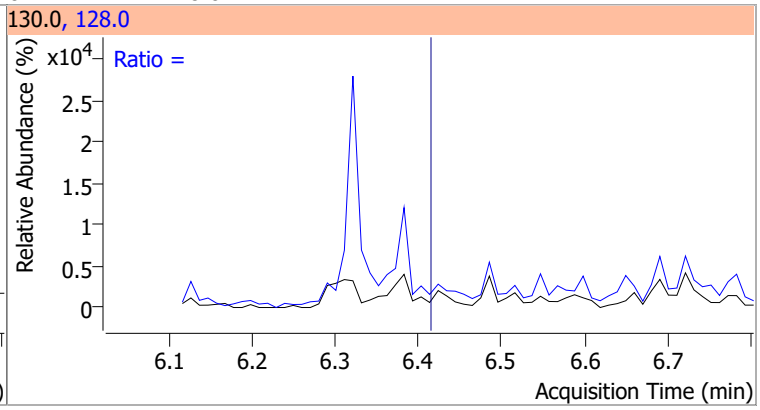

Compound	Conc.	Exp RT	QIon	Exp Ratio	QIon	Exp Ratio
p-Chloroaniline	N.D.	6.43	65.0	60.1	129.0	37.6

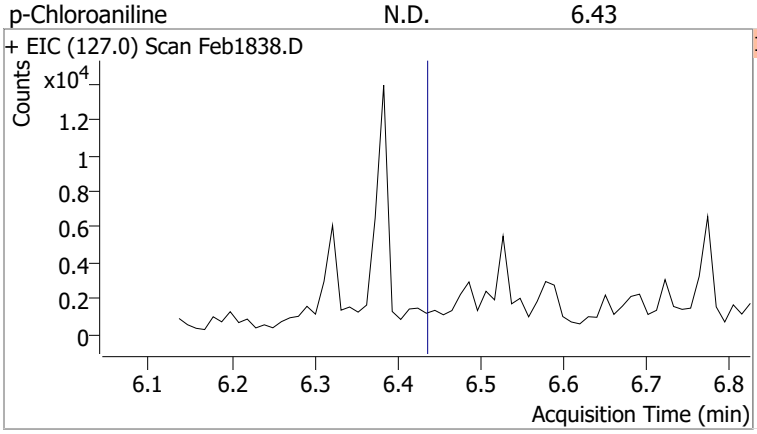

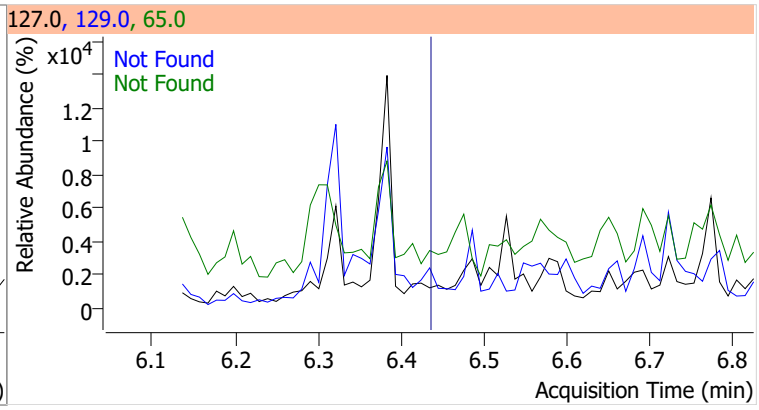

Compound	Conc.	Exp RT	QIon	Exp Ratio	QIon	Exp Ratio
Hexachlorobutadiene	N.D.	6.50	227.0	65.7	223.0	64.3

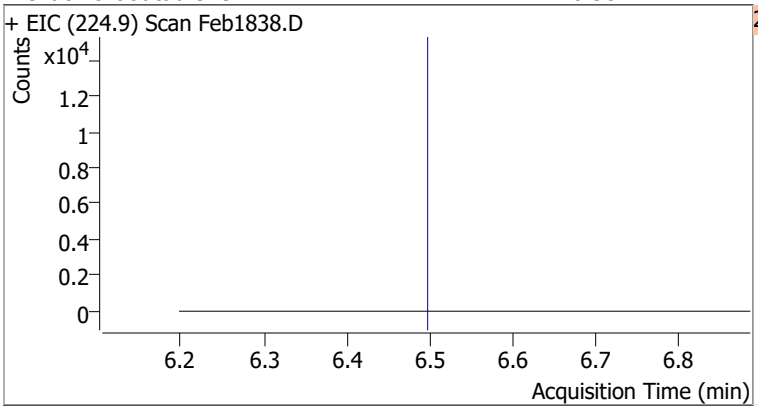

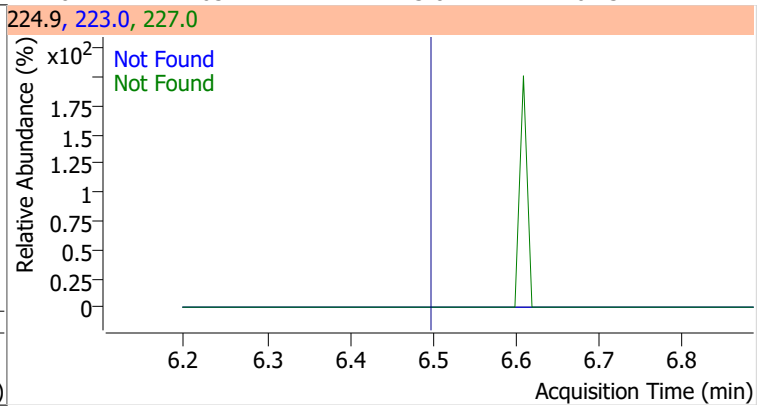

Compound	Conc.	Exp RT	QIon	Exp Ratio
4-Chloro-2-Methylphenol	N.D.	6.94	144.0	27.8

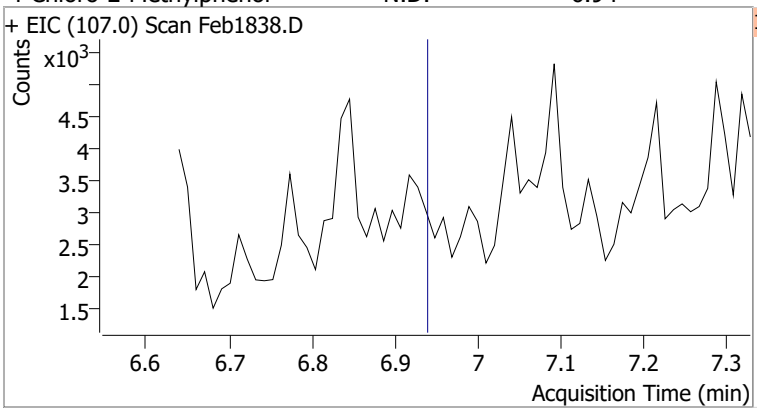

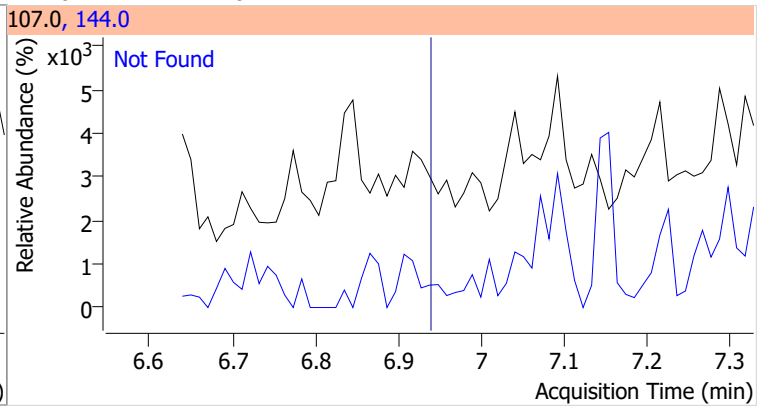

Compound	Conc.	Exp RT	QIon	Exp Ratio
4-Chloro-3-Methylphenol	N.D.	7.07	144.0	27.3

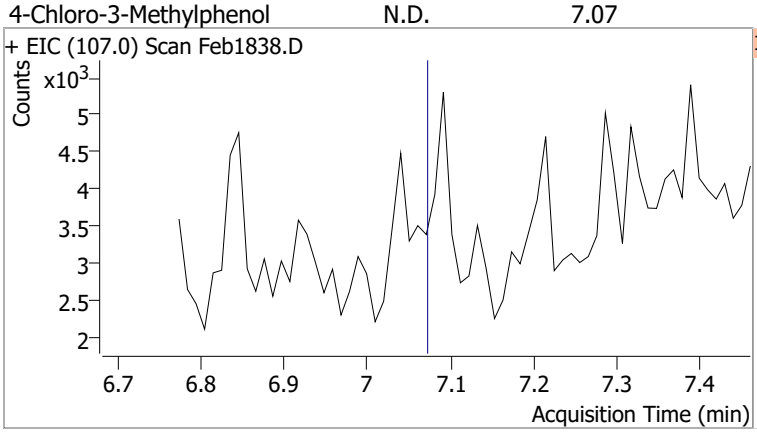

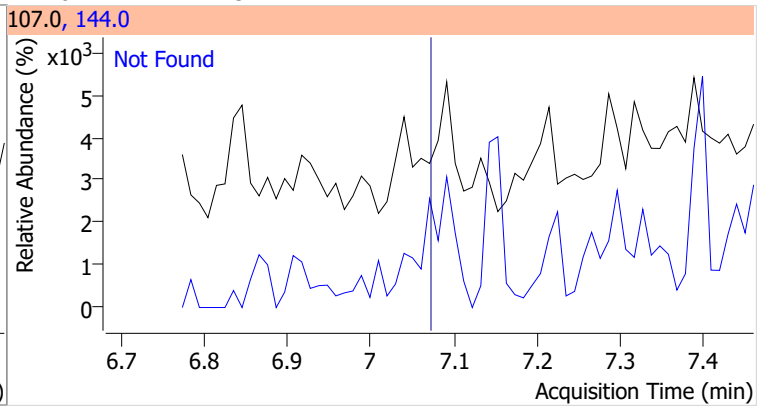

Compound	Conc.	RT	Dev(Min)	Resp.	QIon	QRatio	Lower	Upper
2-Methylnaphthalene	1.4965	7.14	0.00	35779	142.0	106.2	83.8	155.7
					115.0	58.2	29.2	54.3

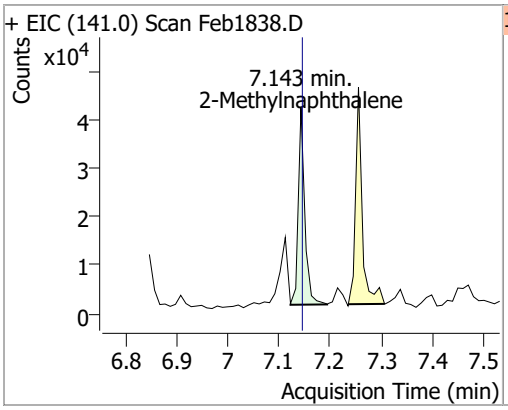

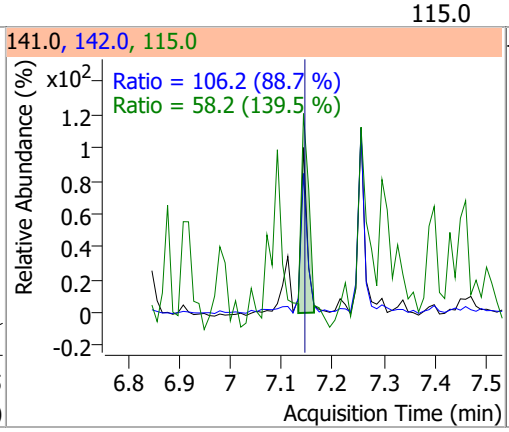

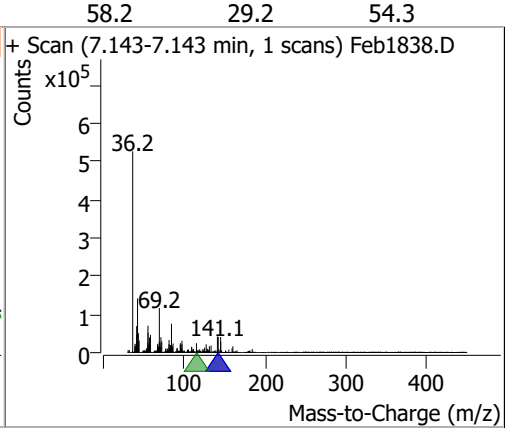

Compound	Conc.	RT	Dev(Min)	Resp.	QIon	QRatio	Lower	Upper
1-Methylnaphthalene	1.8417	7.26	0.00	39920	142.0	116.9	79.8	148.2
					115.0	45.7	28.9	53.7

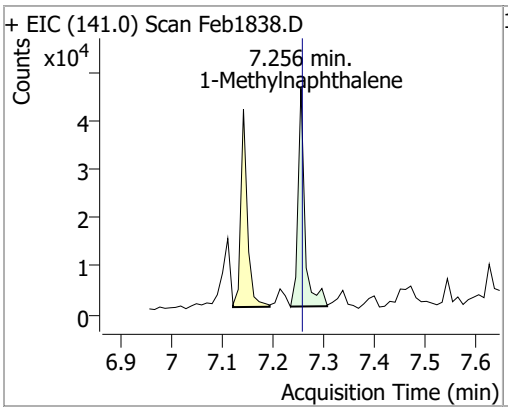

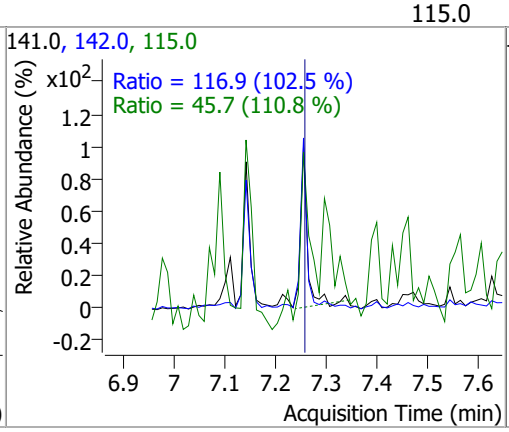

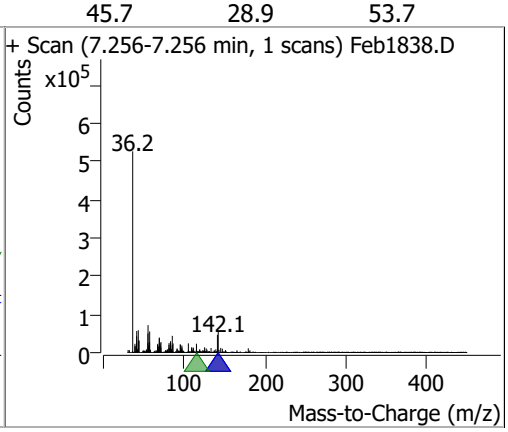

Compound	Conc.	Exp RT	QIon	Exp Ratio	QIon	Exp Ratio
Hexachlorocyclopentadiene	N.D.	7.34	234.9	64.6	238.9	63.8

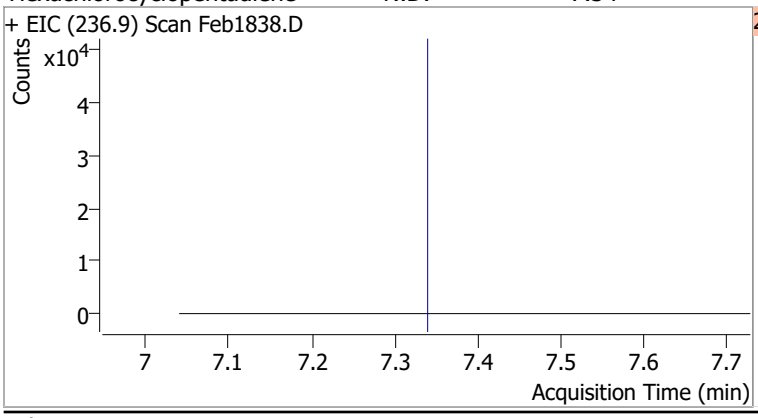

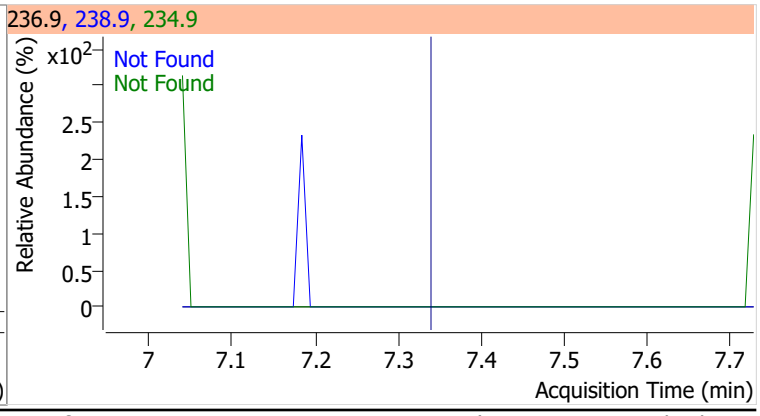

Compound	Conc.	RT	Dev(Min)	Resp.	QIon	QRatio	Lower	Upper
2,4,6-Trichlorophenol		0		0	198.0		67.6	125.5

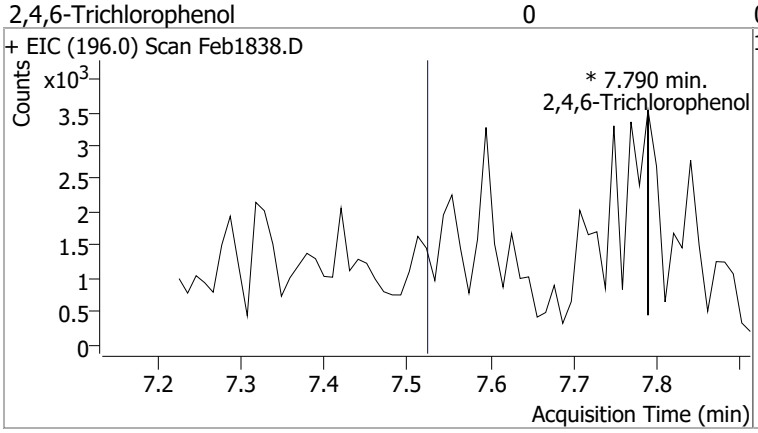

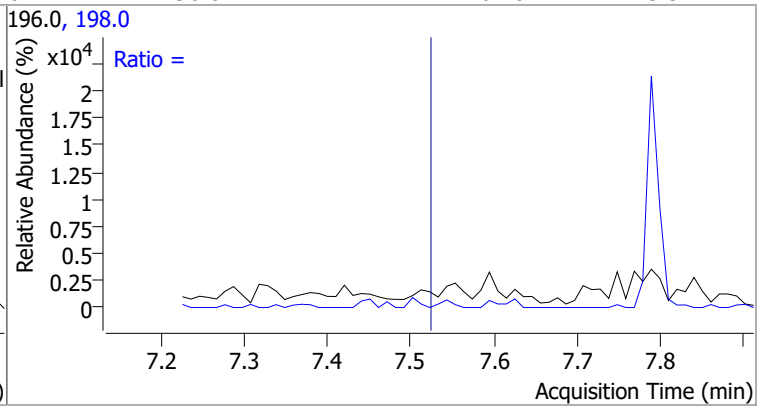

Compound	Conc.	Exp RT	QIon	Exp Ratio
2,4,5-Trichlorophenol	N.D.	7.57	198.0	90.2

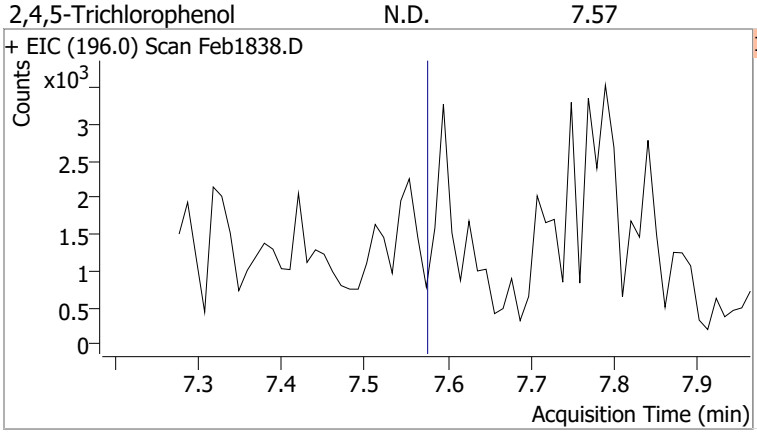

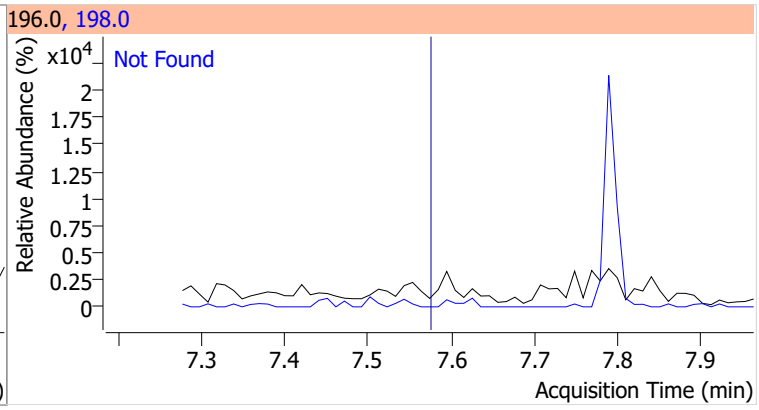

Compound	Conc.	RT	Dev(Min)	Resp.	QIon	QRatio	Lower	Upper
2-Fluorobiphenyl	60.5907	7.60	0.00	1190440	171.0	34.2	24.0	44.5

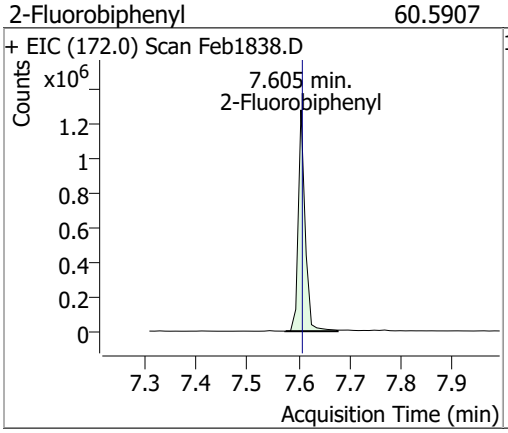

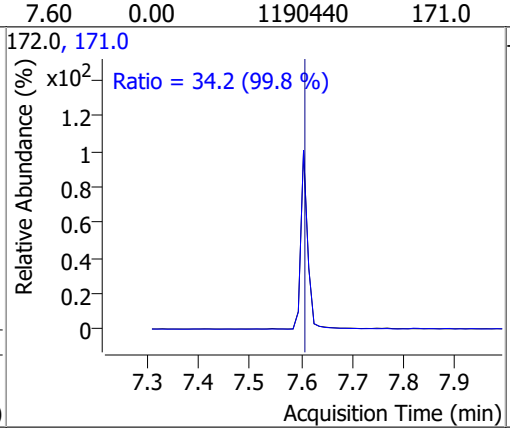

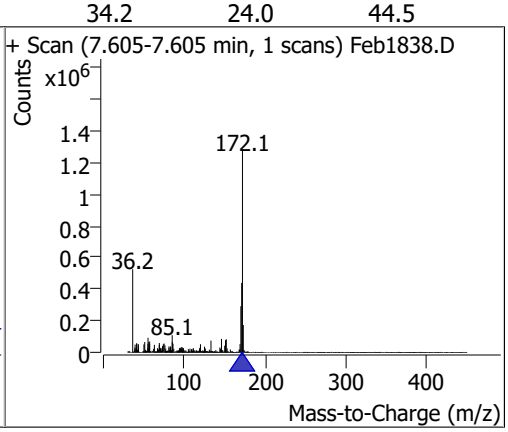

Compound	Conc.	Exp RT	QIon	Exp Ratio	QIon	Exp Ratio
2-Chloronaphthalene	N.D.	7.72	127.0	35.9	164.0	32.1

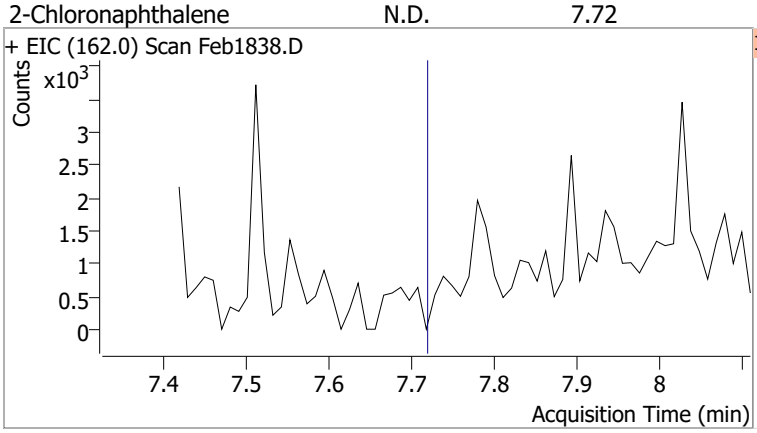

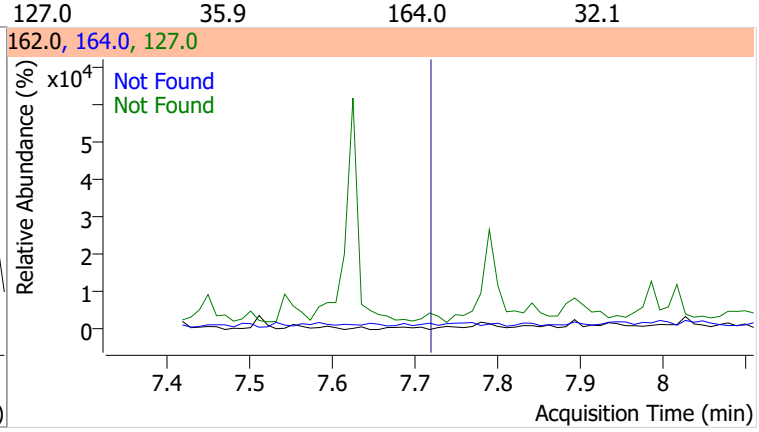

Compound	Conc.	RT	Dev(Min)	Resp.	QIon	QRatio	Lower	Upper
2-Nitroaniline		0		0	138.0		77.4	143.7

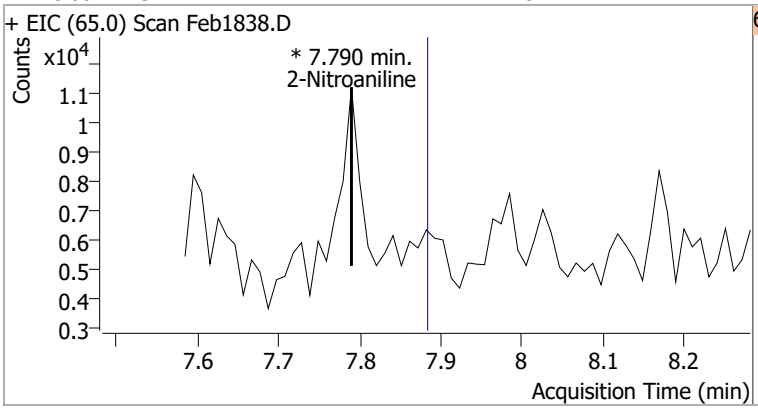

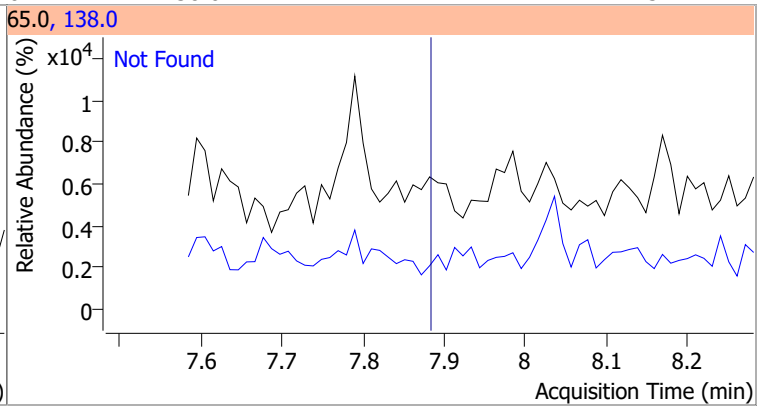

Compound	Conc.	RT	Dev(Min)	Resp.	QIon	QRatio	Lower	Upper
Dimethyl Phthalate		0		0	77.0		13.8	25.7

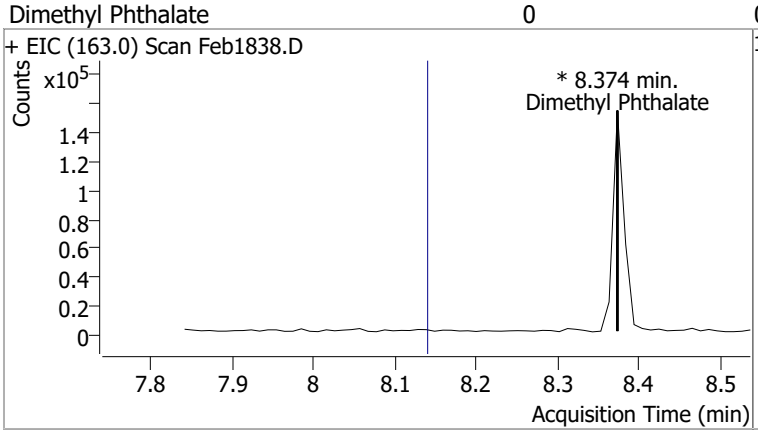

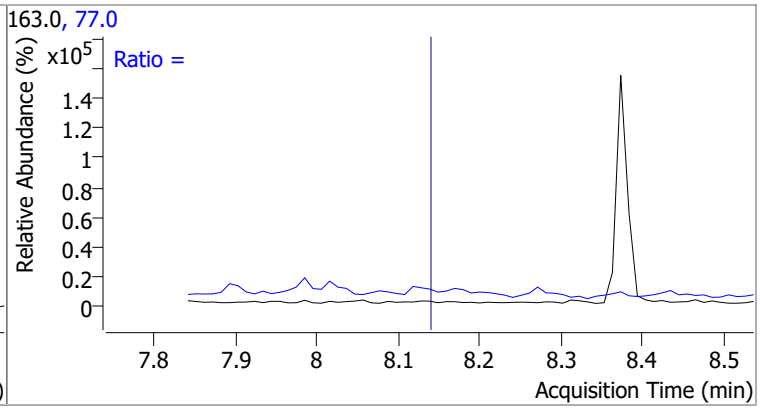

Compound	Conc.	RT	Dev(Min)	Resp.	QIon	QRatio	Lower	Upper
2,6-Dinitrotoluene		0		0	63.0		99.5	184.8
					89.0		43.3	80.3

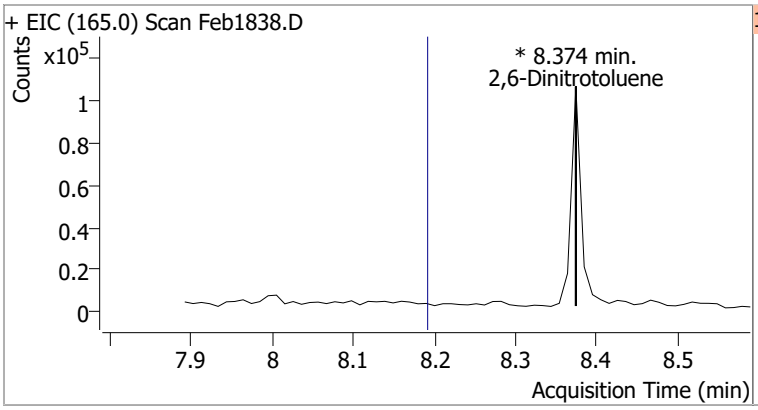

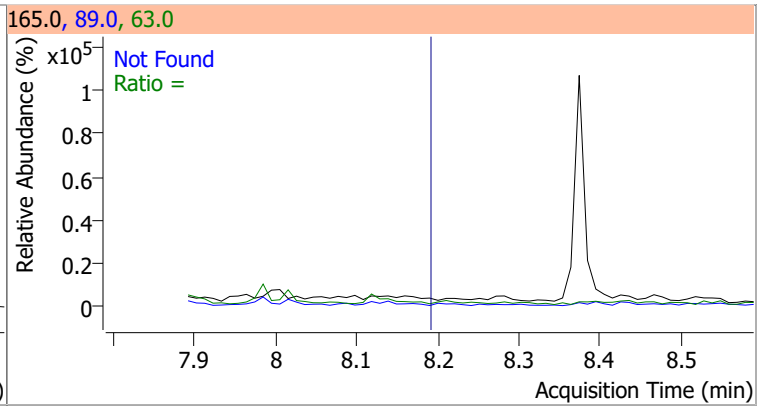

Compound	Conc.	Exp RT	QIon	Exp Ratio
Acenaphthylene	N.D.	8.20	153.1	13.6

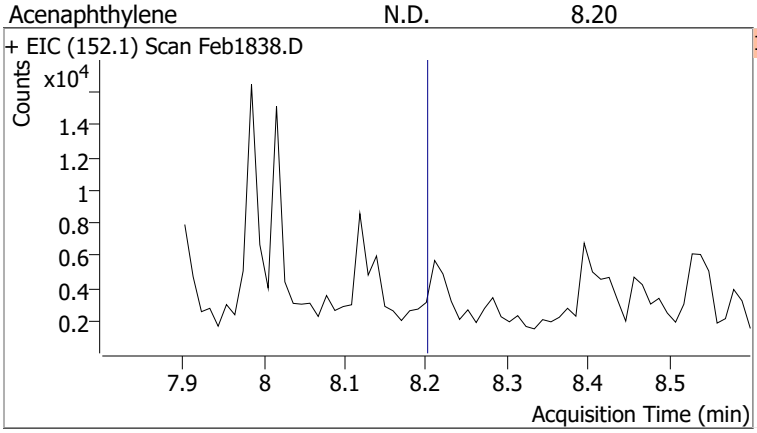

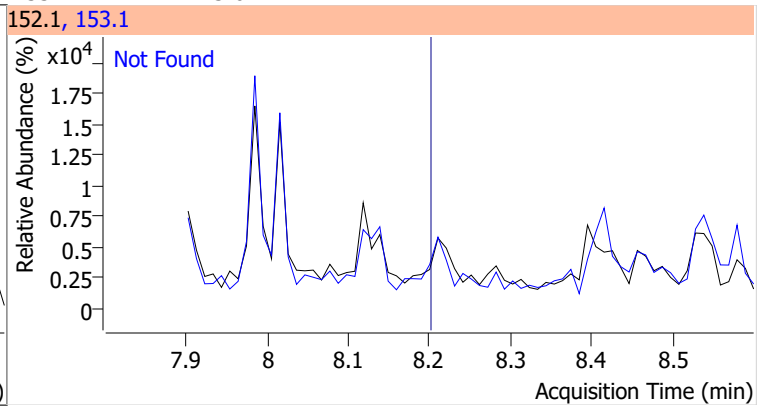

Compound	Conc.	Exp RT	QIon	Exp Ratio	QIon	Exp Ratio
3-Nitroaniline	N.D.	8.39	65.0	129.1	92.0	106.7

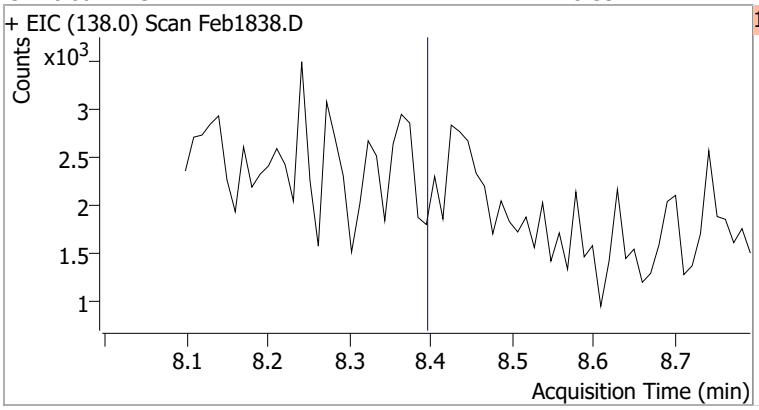

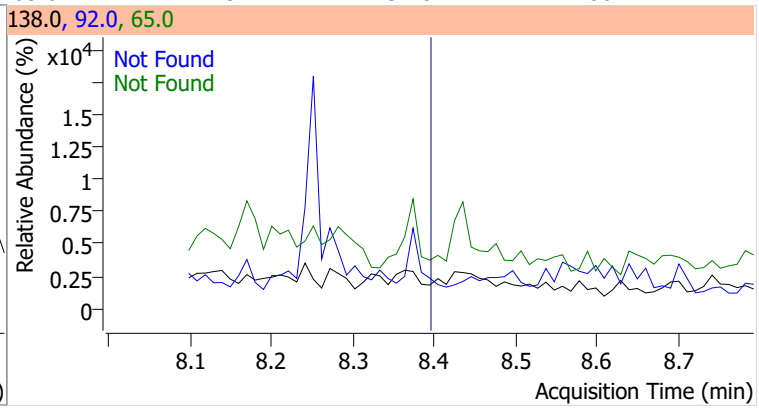

Compound	Conc.	Exp RT	QIon	Exp Ratio	QIon	Exp Ratio
Acenaphthene	N.D.	8.41	153.0	106.5	152.0	51.8

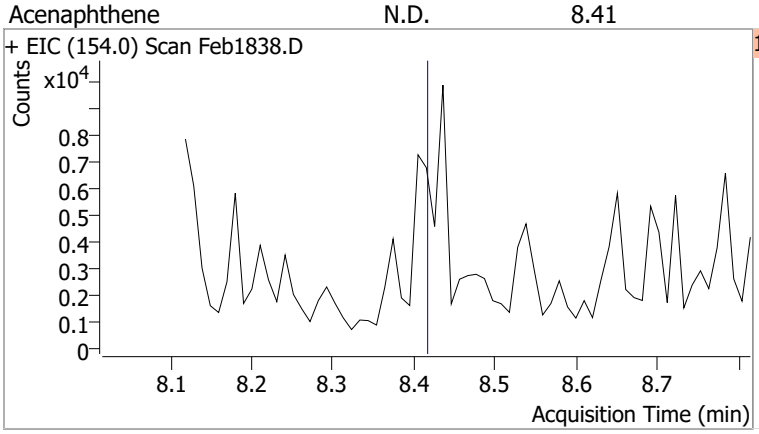

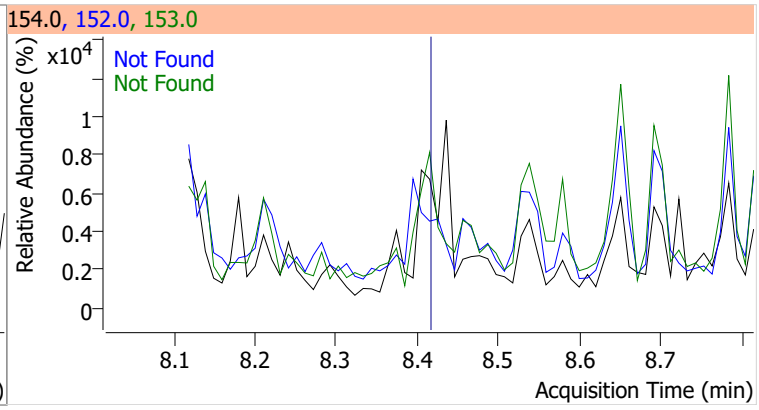

Compound	Conc.	RT	Dev(Min)	Resp.	QIon	QRatio	Lower	Upper
2,4-Dinitrophenol		0		0	154.0		43.9	81.5

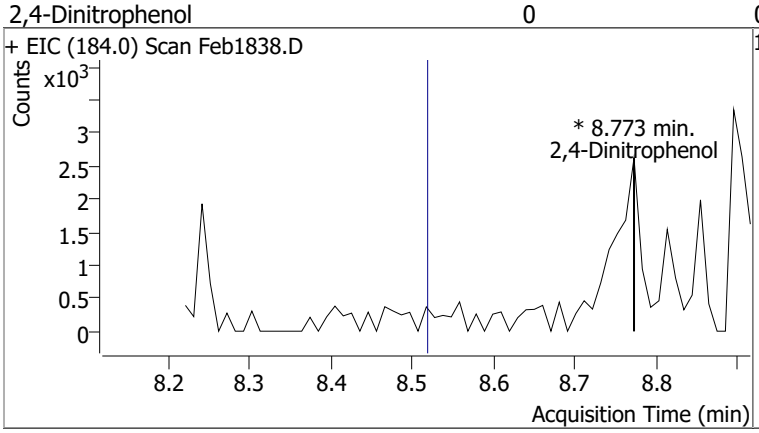

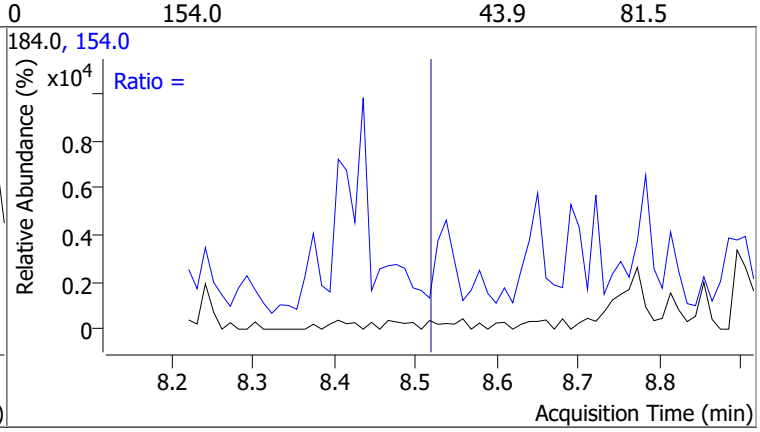

Compound	Conc.	Exp RT	QIon	Exp Ratio
Dibenzofuran	N.D.	8.63	139.0	37.5

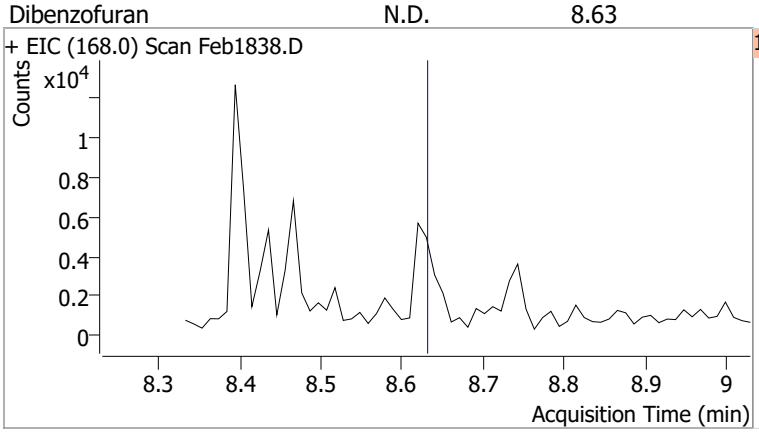

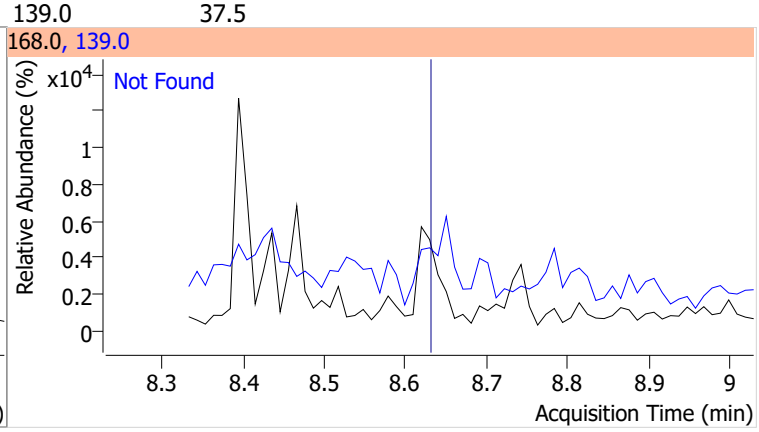

Compound	Conc.	RT	Dev(Min)	Resp.	QIon	QRatio	Lower	Upper
2,4-Dinitrotoluene		0		0	89.0		55.4	102.9
					63.0		33.9	62.9

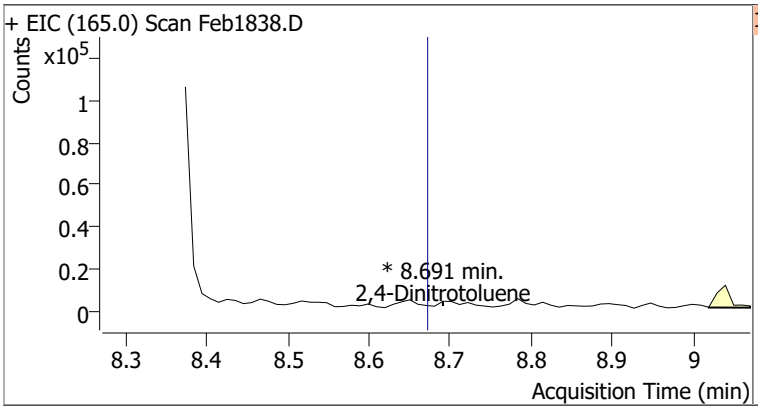

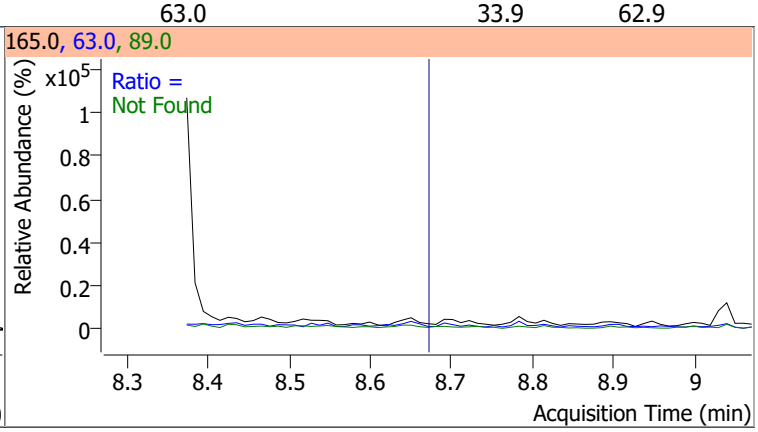

Compound	Conc.	RT	Dev(Min)	Resp.	QIon	QRatio	Lower	Upper
4-Nitrophenol		0		0	65.0		50.4	93.6
					139.0		49.8	92.5

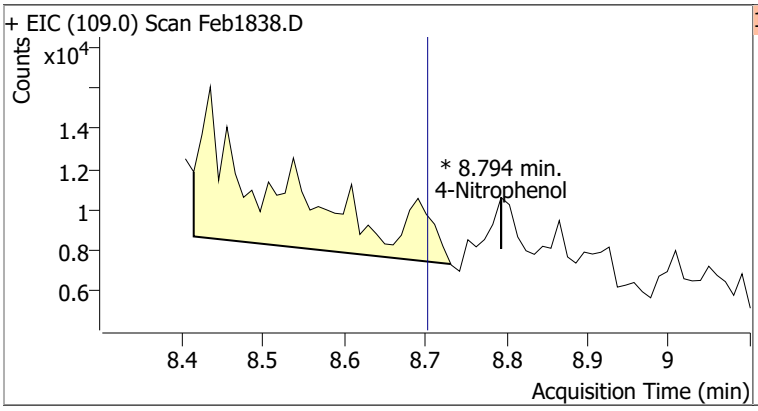

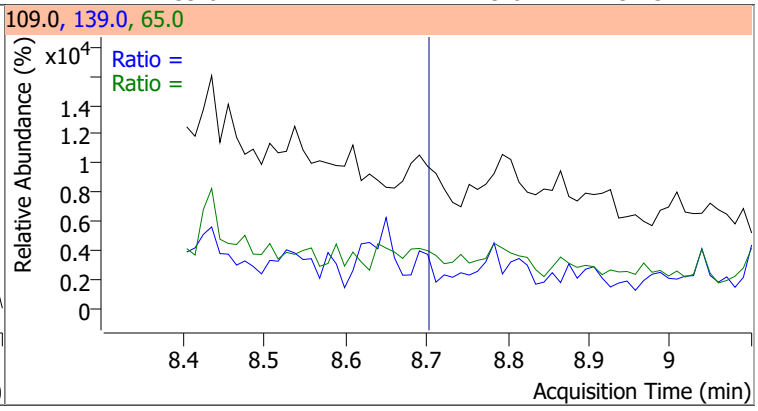

Compound	Conc.	Exp RT	QIon	Exp Ratio	QIon	Exp Ratio
Diethylphthalate	N.D.	9.00	177.0	20.7	150.0	12.5

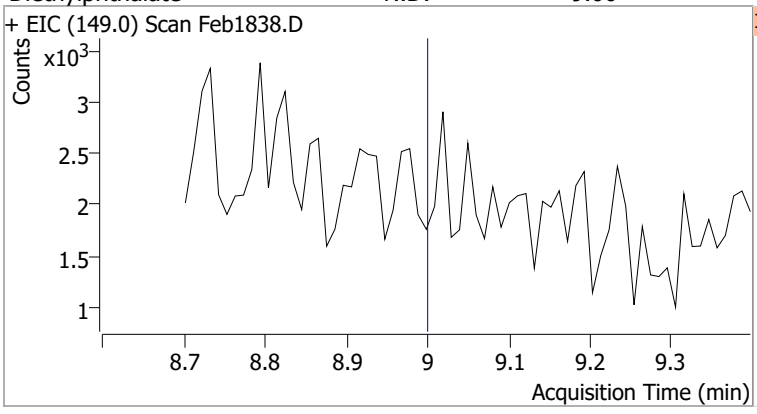

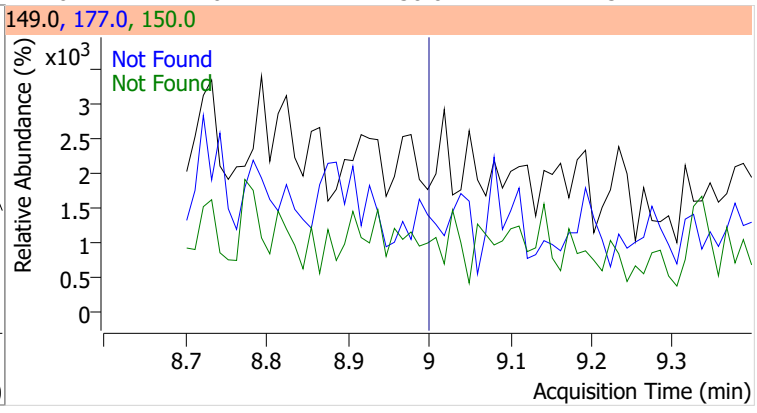

Compound	Conc.	Exp RT	QIon	Exp Ratio	QIon	Exp Ratio
Fluorene	N.D.	9.04	165.0	93.4	167.0	13.7

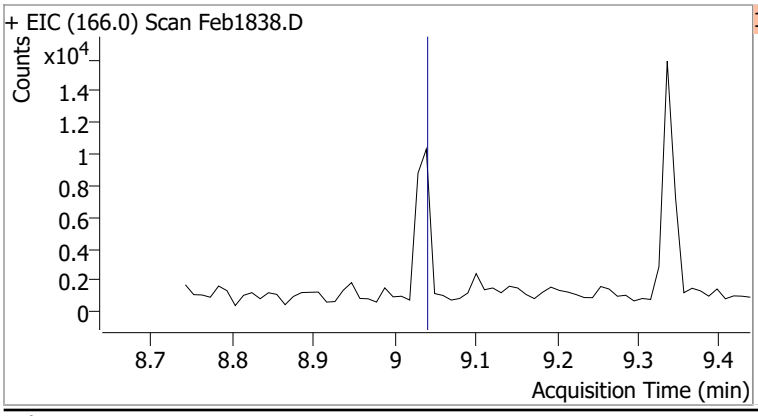

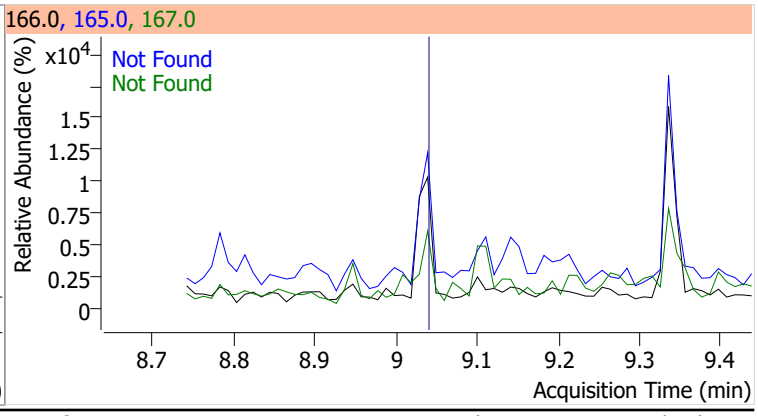

Compound	Conc.	Exp RT	QIon	Exp Ratio	QIon	Exp Ratio
4-Chlorophenyl-phenylether	N.D.	9.07	141.0	61.2	206.0	33.8

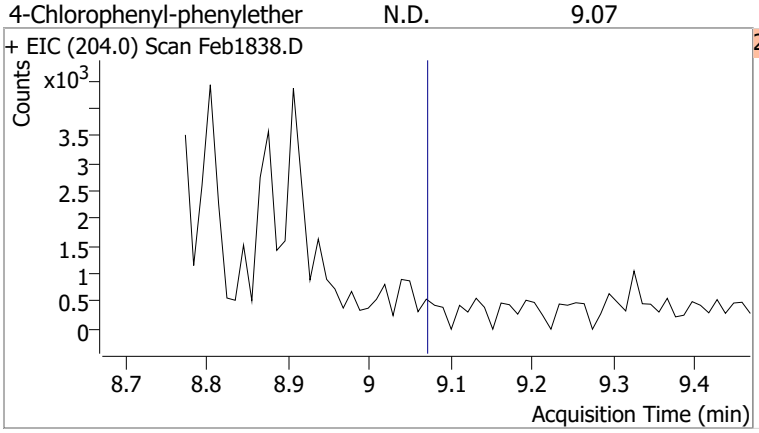

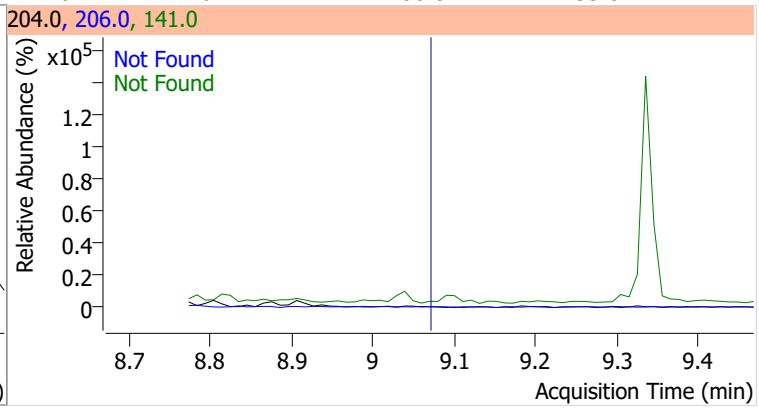

Compound	Conc.	Exp RT	QIon	Exp Ratio	QIon	Exp Ratio
4-Nitroaniline	N.D.	9.14	65.0	112.7	92.0	49.3

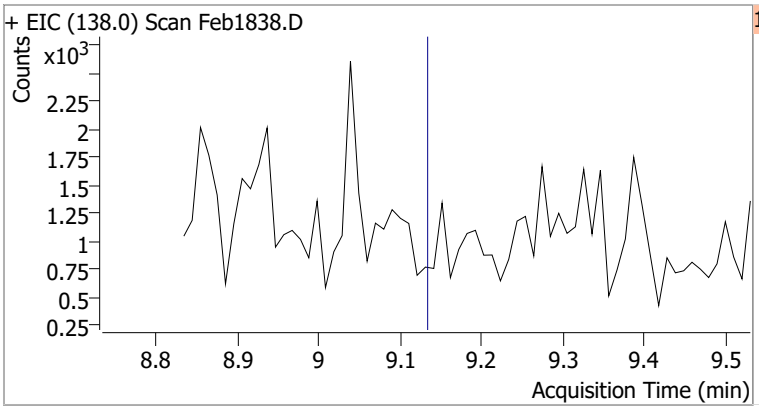

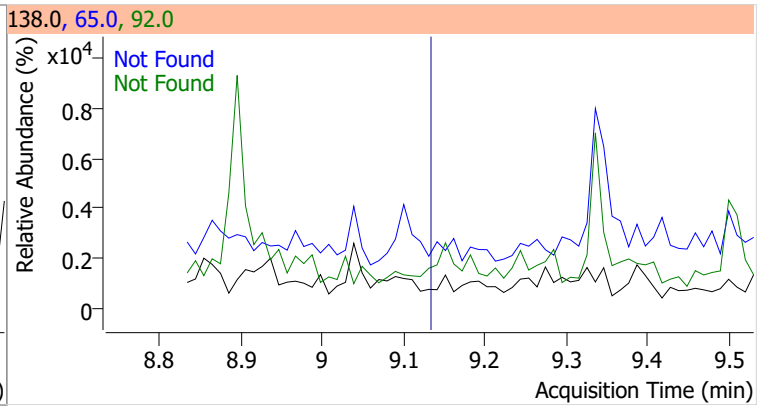

Compound	Conc.	RT	Dev(Min)	Resp.	QIon	QRatio	Lower	Upper
4,6-Dinitro-2-methylphenol		0		0	121.0		35.1	65.3

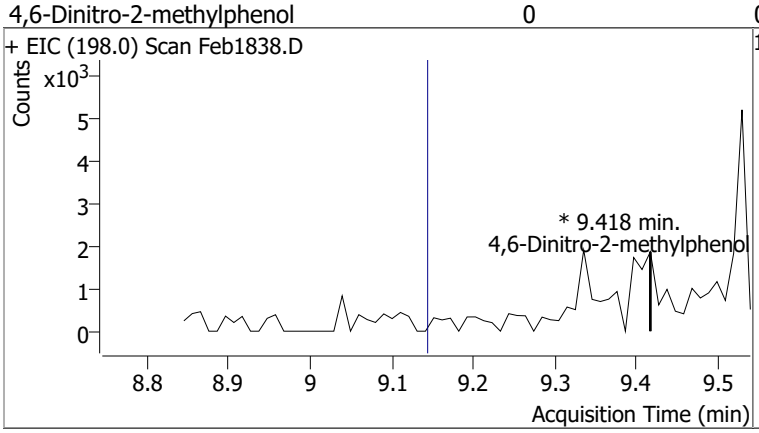

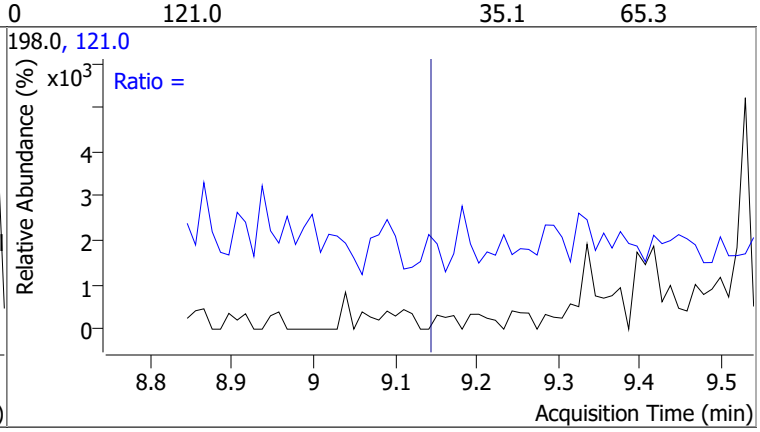

Compound	Conc.	Exp RT	QIon	Exp Ratio	QIon	Exp Ratio
N-nitrosodiphenylamine	N.D.	9.23	168.0	62.8	167.0	34.1

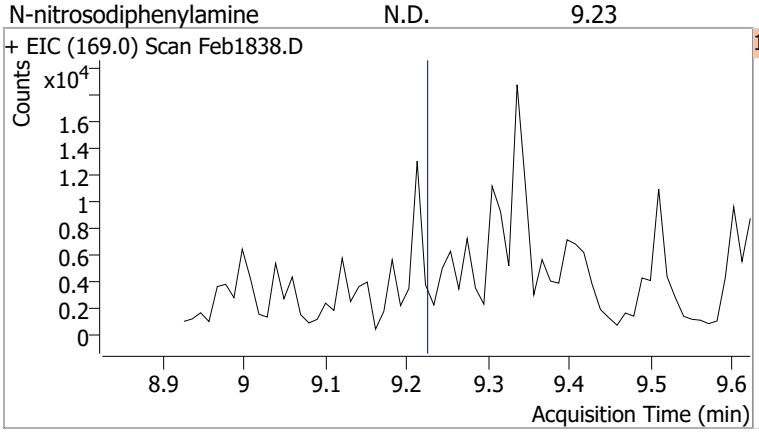

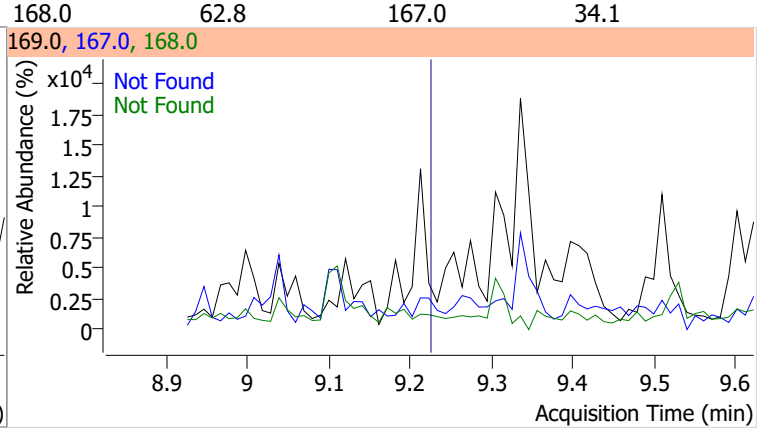

Compound	Conc.	Exp RT	QIon	Exp Ratio	QIon	Exp Ratio
Azobenzene	N.D.	9.26	51.0	45.2	182.0	24.1

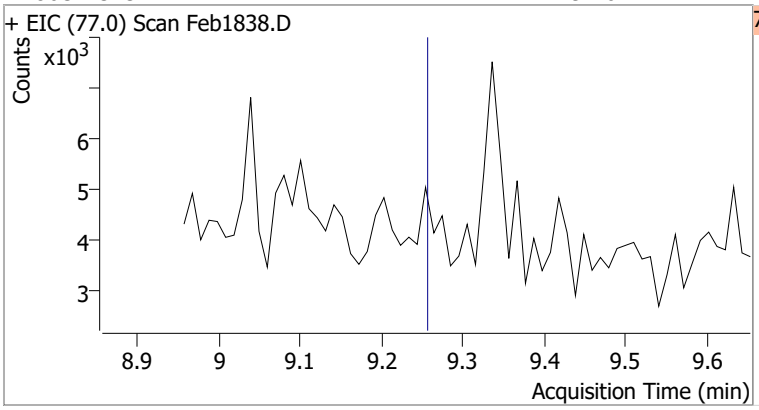

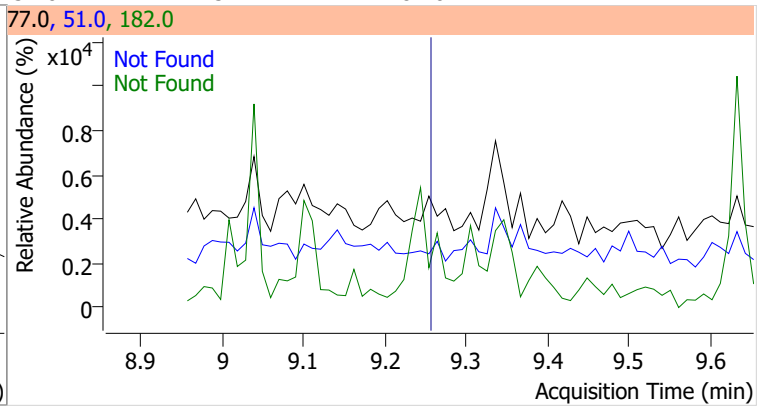

Compound	Conc.	RT	Dev(Min)	Resp.	QIon	QRatio	Lower	Upper
2,4,6-Tribromophenol	124.4415	9.34	0.00	220262	331.8	91.8	68.5	127.2

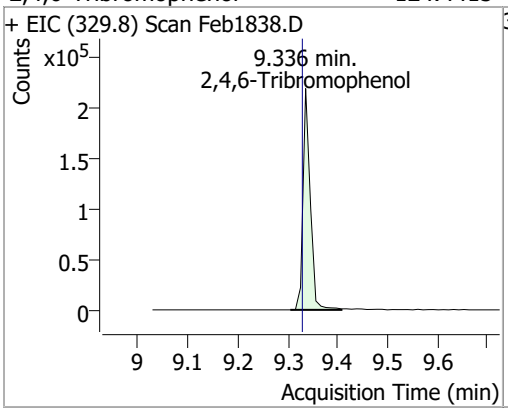

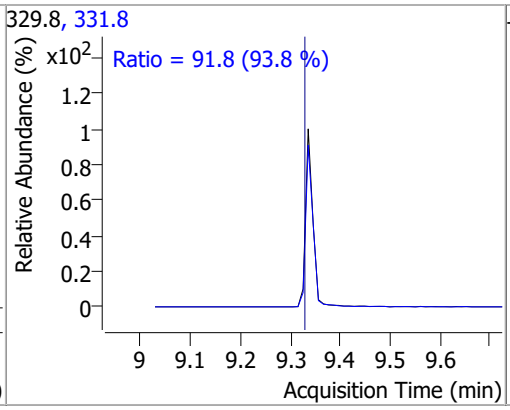

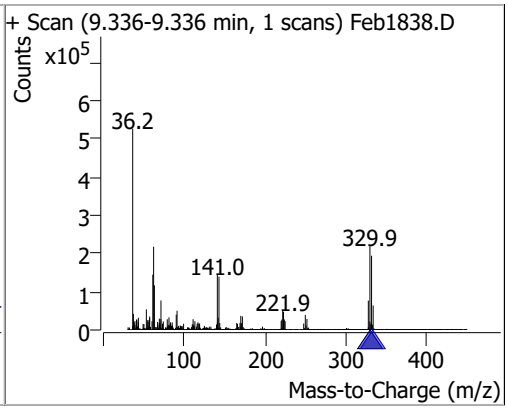

Compound	Conc.	Exp RT	QIon	Exp Ratio	QIon	Exp Ratio
4-Bromophenyl-phenylether	N.D.	9.65	141.0	98.8	250.0	98.2

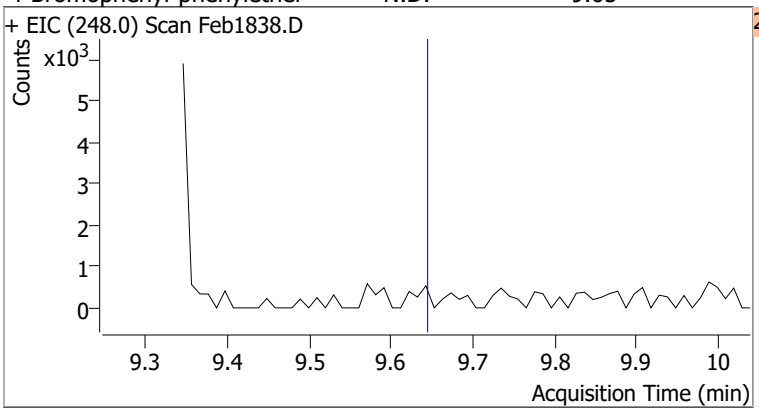

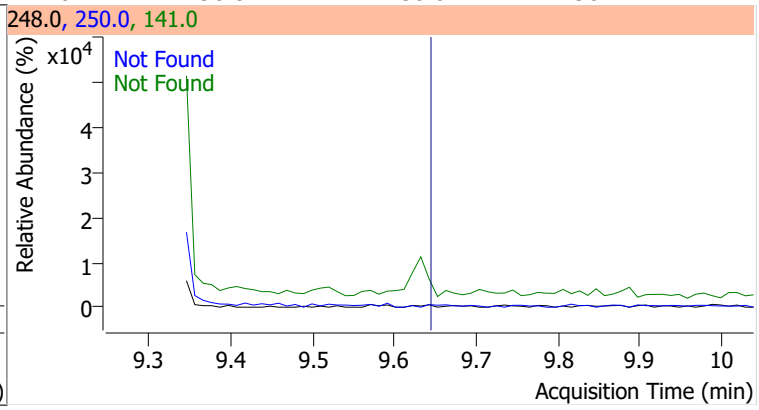

Compound	Conc.	Exp RT	QIon	Exp Ratio
Hexachlorobenzene	N.D.	9.69	142.0	53.8

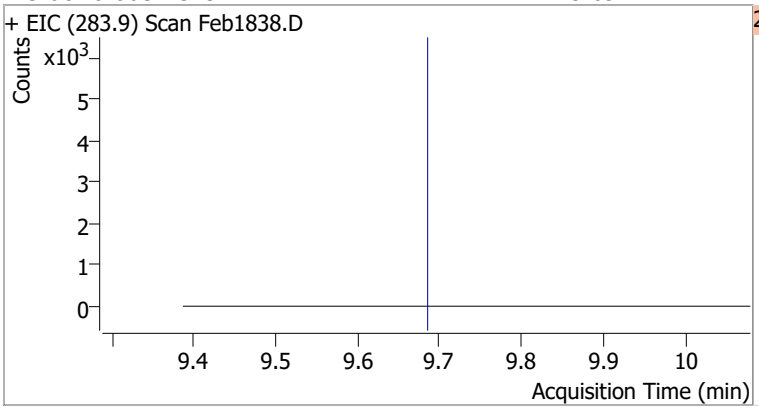

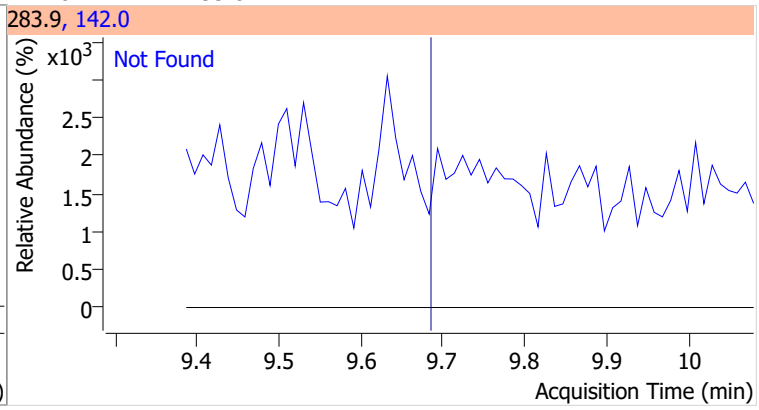

Compound	Conc.	Exp RT	QIon	Exp Ratio	QIon	Exp Ratio
Pentachlorophenol	N.D.	9.97	267.9	59.4	263.9	58.9

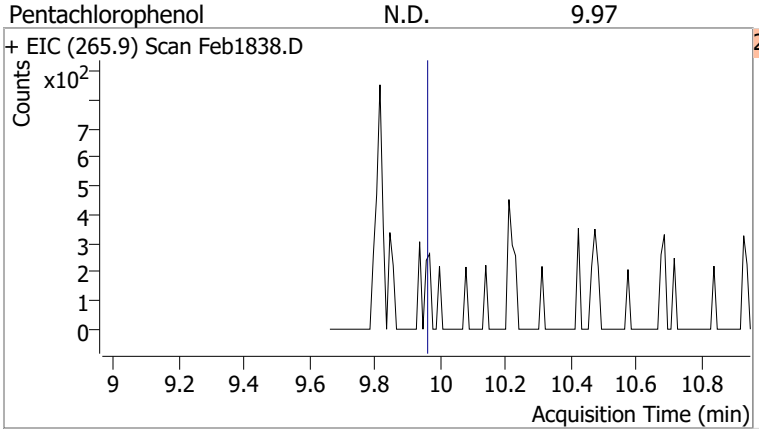

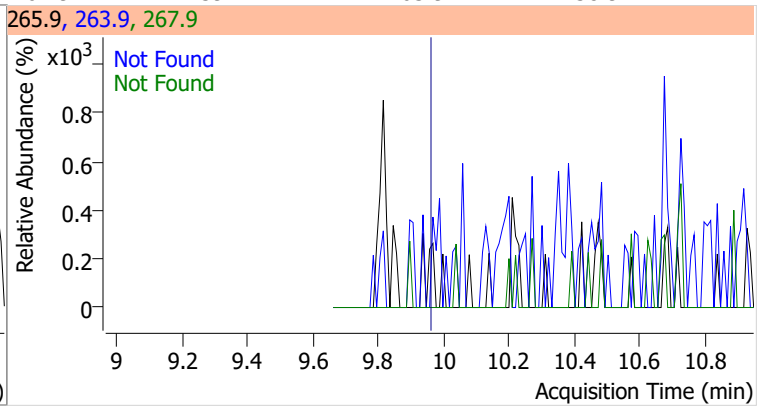

Compound	Conc.	Exp RT	QIon	Exp Ratio
Phenanthrene	N.D.	10.18	176.0	18.5

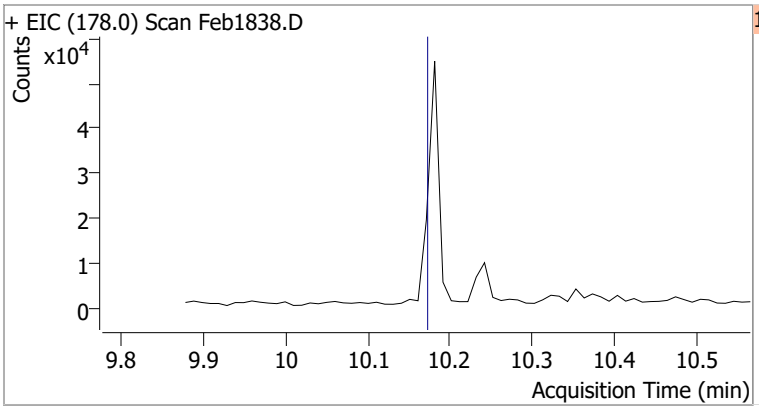

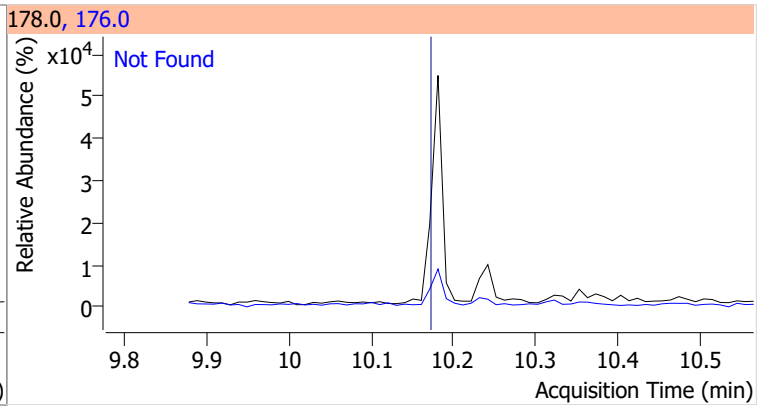

Compound	Conc.	Exp RT	QIon	Exp Ratio
Anthracene	N.D.	10.25	176.0	18.4

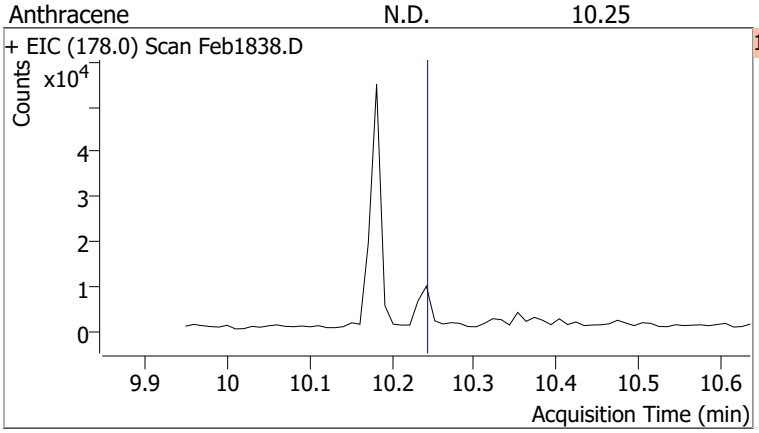

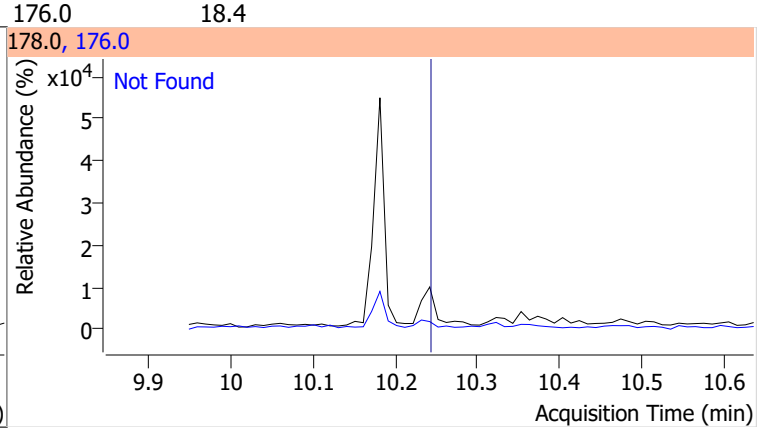

Compound	Conc.	Exp RT	QIon	Exp Ratio	QIon	Exp Ratio
Triallate	N.D.	10.31	268.0	24.1	143.0	22.5

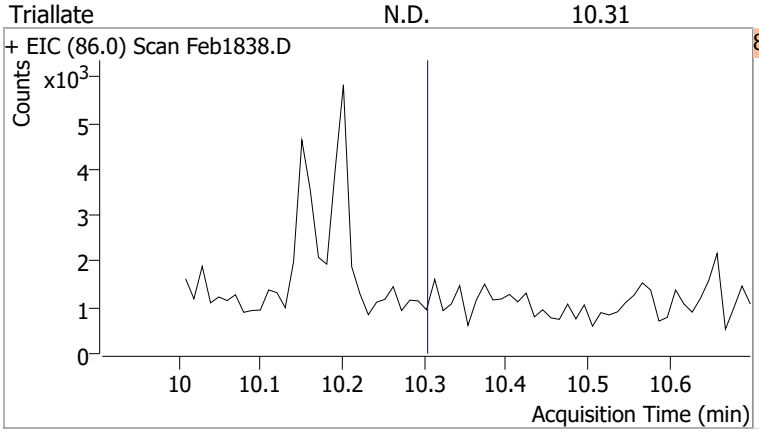

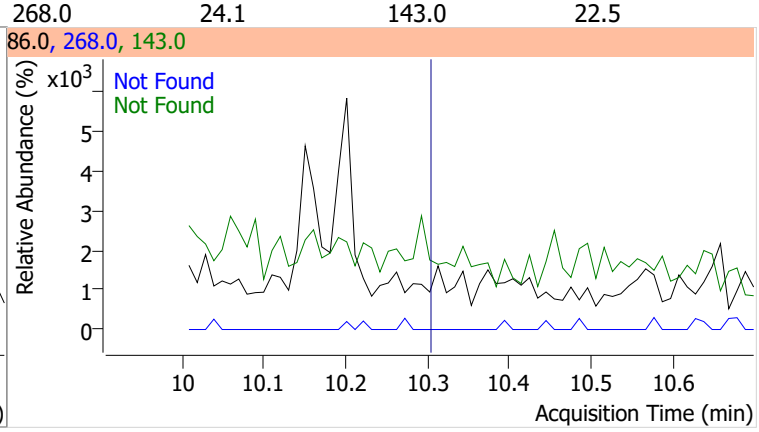

Compound	Conc.	Exp RT	QIon	Exp Ratio
Carbazole	N.D.	10.49	139.0	12.8

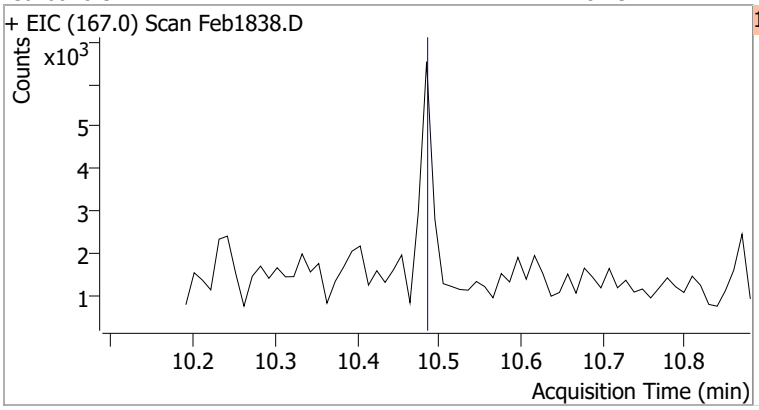

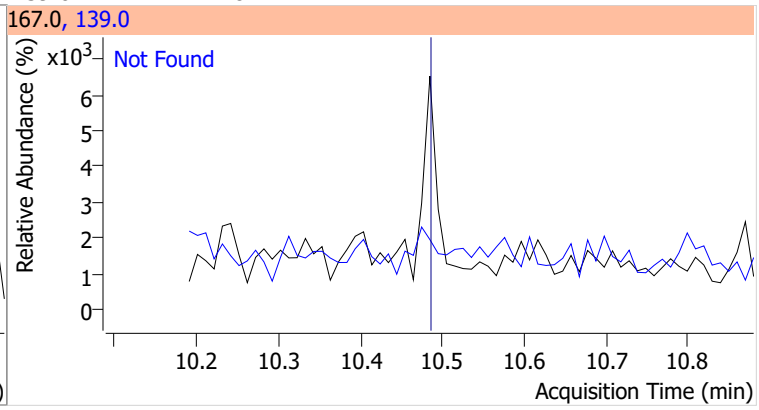

Compound	Conc.	Exp RT	QIon	Exp Ratio	QIon	Exp Ratio
o-Terphenyl	N.D.	10.70	229.0	64.9	215.0	37.0

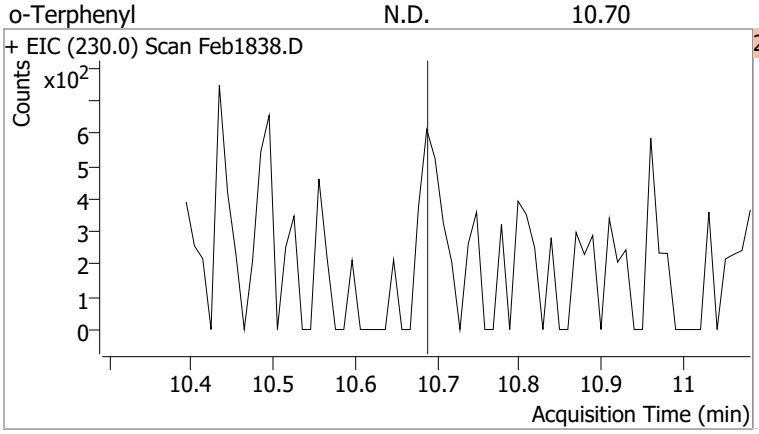

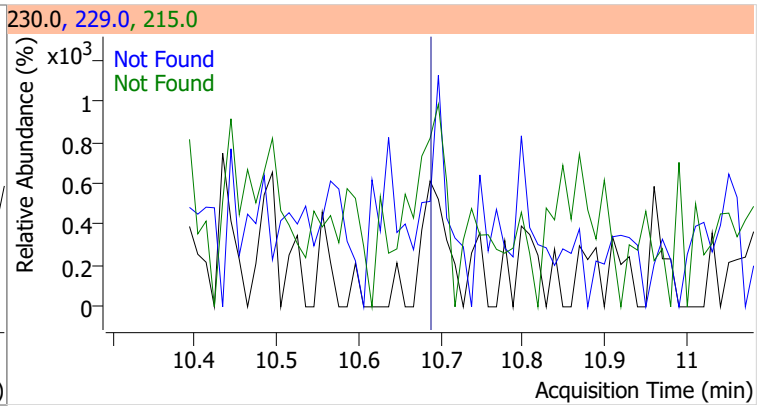

Compound	Conc.	Exp RT	QIon	Exp Ratio	QIon	Exp Ratio
Di-n-Butylphthalate	N.D.	11.08	150.0	9.1	104.0	6.4

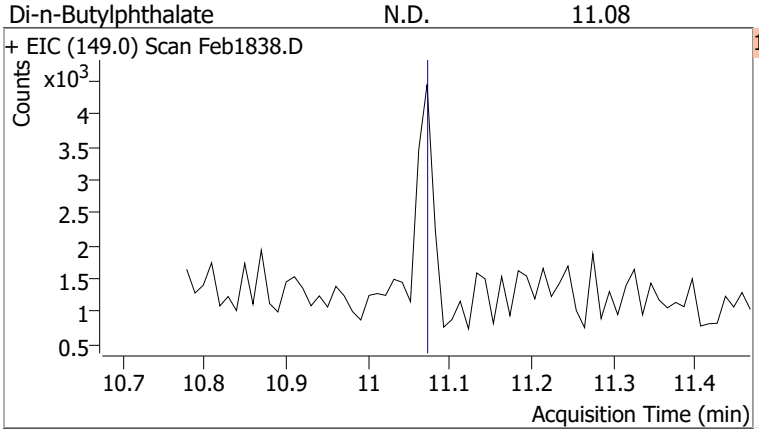

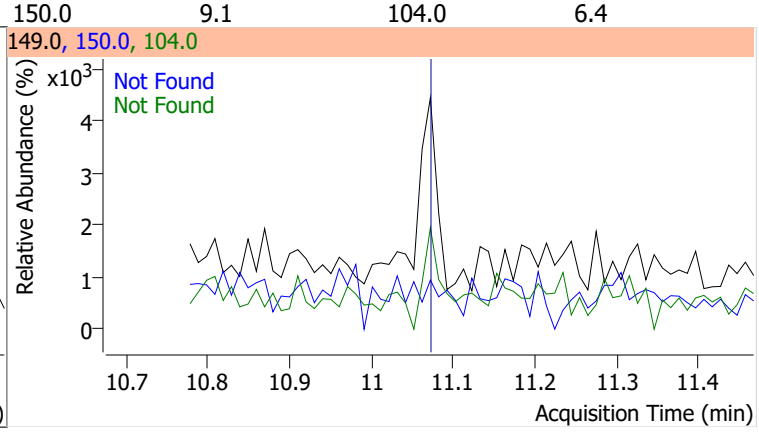

Compound	Conc.	RT	Dev(Min)	Resp.	QIon	QRatio	Lower	Upper
Fluoranthene	2.1925	11.94	-0.01	71570	101.0	13.3	9.4	17.4

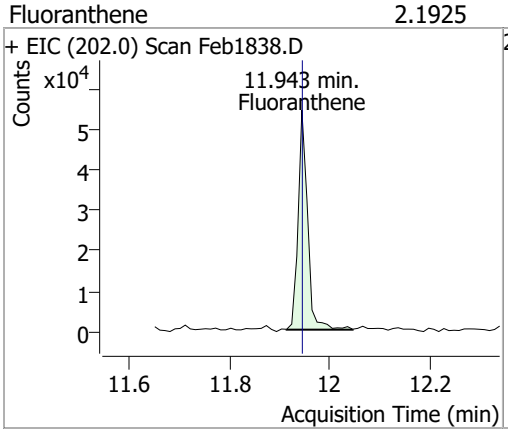

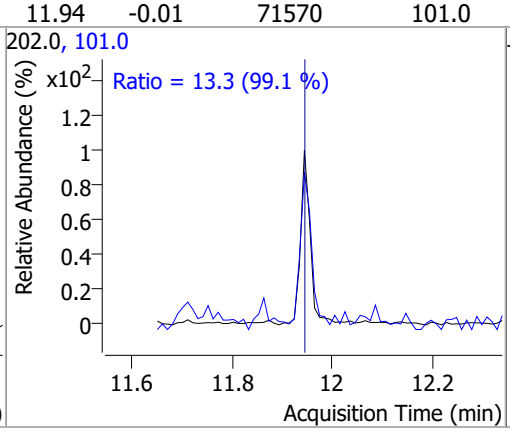

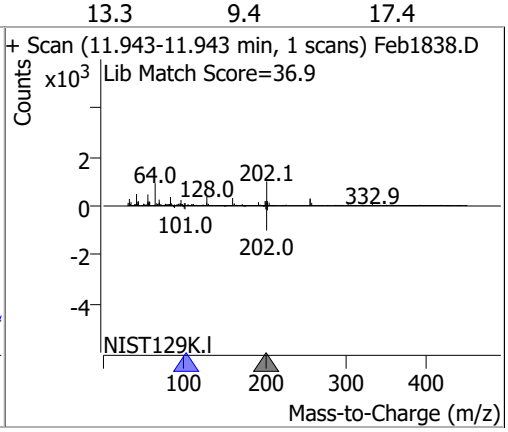

Compound	Conc.	RT	Dev(Min)	Resp.	QIon	QRatio	Lower	Upper
Benzidine		0		0	183.0		8.3	15.4
					92.0		5.8	10.8

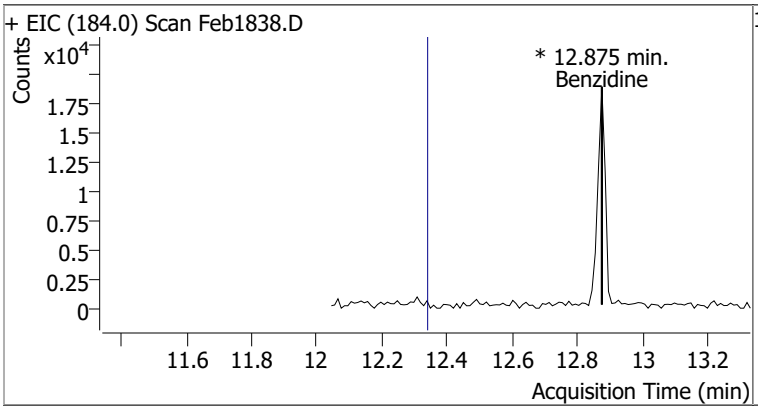

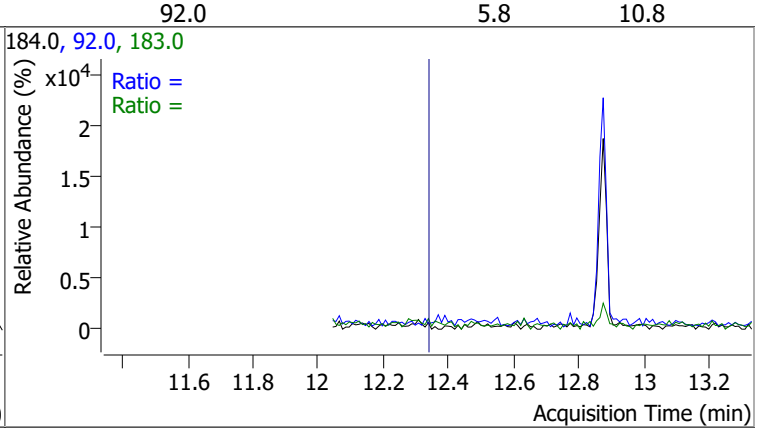

Compound	Conc.	Exp RT	QIon	Exp Ratio
Pyrene	N.D.	12.38	101.0	15.9

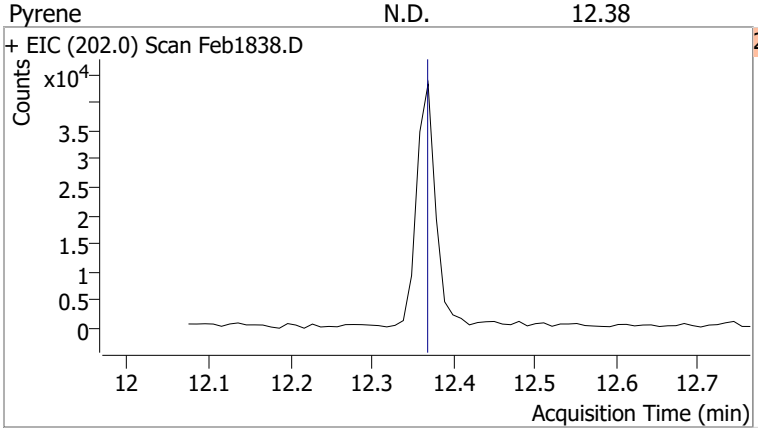

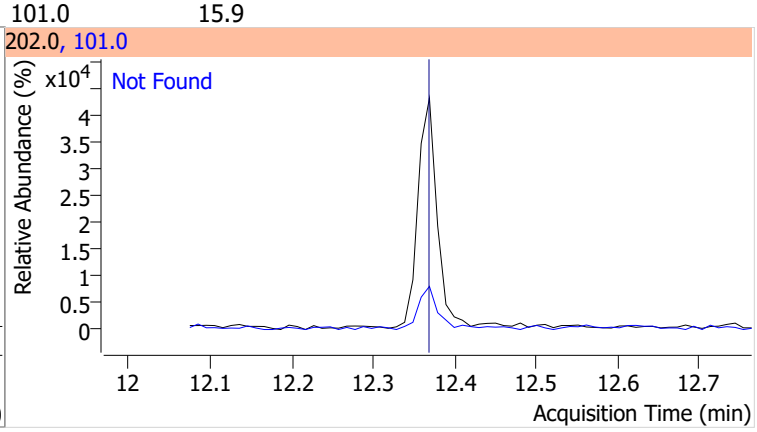

Compound	Conc.	RT	Dev(Min)	Resp.	QIon	QRatio	Lower	Upper
Terphenyl-d14	86.5820	12.88	0.00	1734981	122.0	14.3	10.1	18.7

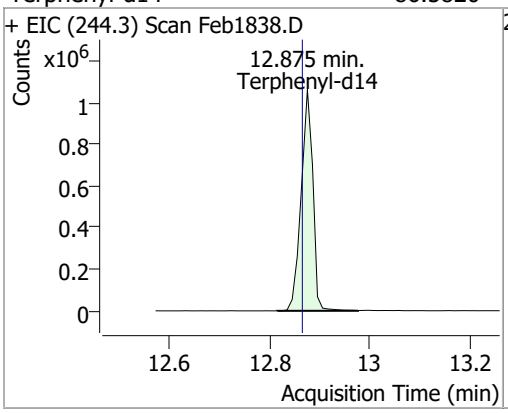

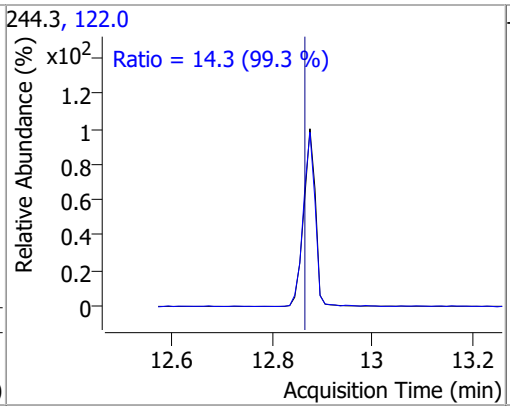

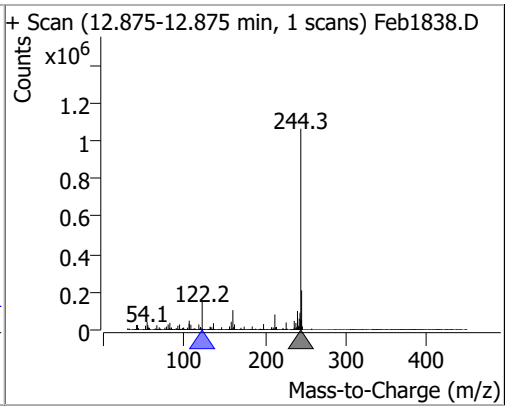

Compound	Conc.	Exp RT	QIon	Exp Ratio	QIon	Exp Ratio
Butylbenzylphthalate	N.D.	14.32	91.0	85.1	206.0	17.5

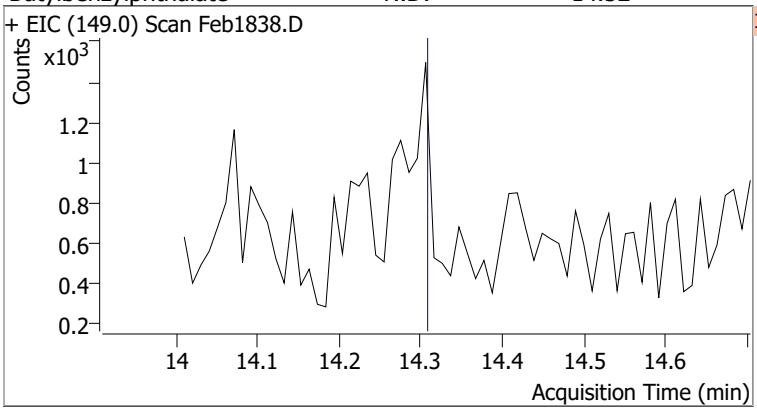

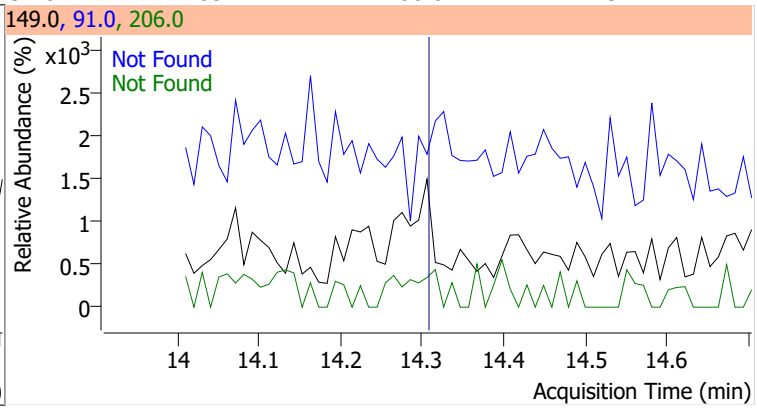

Compound	Conc.	Exp RT	QIon	Exp Ratio	QIon	Exp Ratio
Benzo(a)Anthracene	N.D.	15.51	226.0	26.8	229.0	21.1

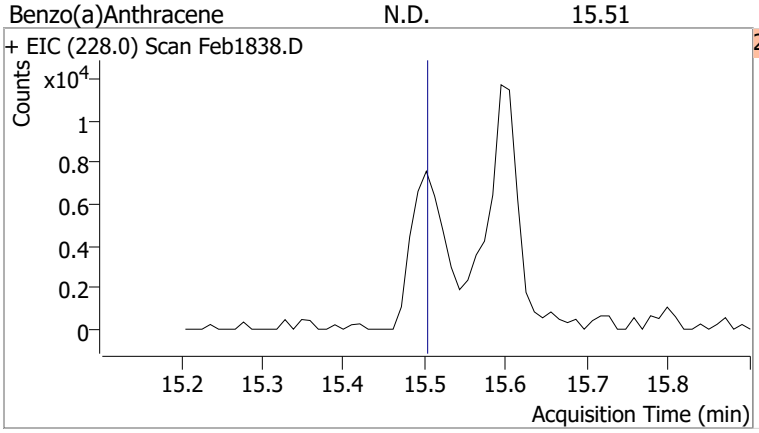

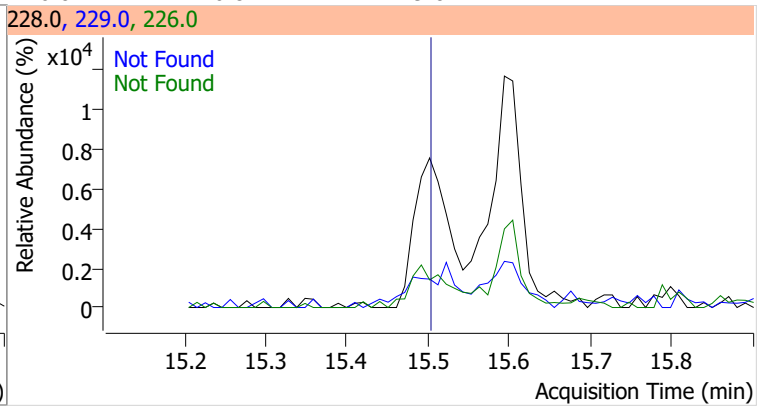

Compound	Conc.	Exp RT	QIon	Exp Ratio	QIon	Exp Ratio
Chrysene	N.D.	15.62	226.0	28.4	229.0	19.7

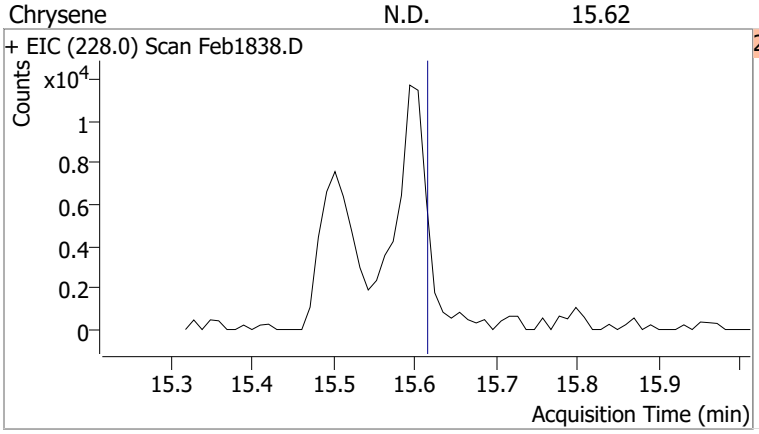

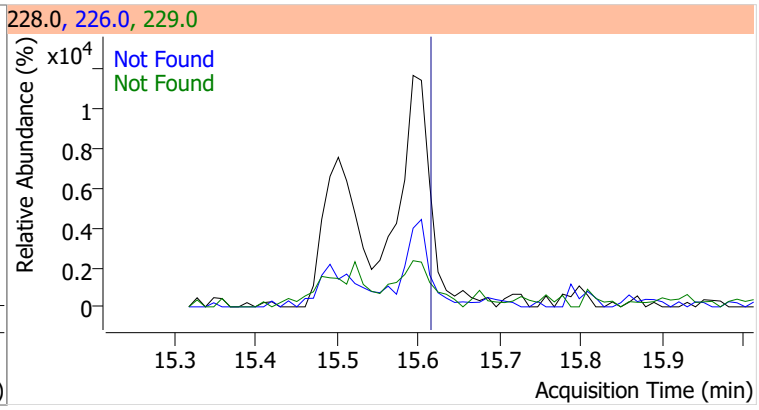

Compound	Conc.	Exp RT	QIon	Exp Ratio
3,3-Dichlorobenzidine	N.D.	15.69	254.0	64.2

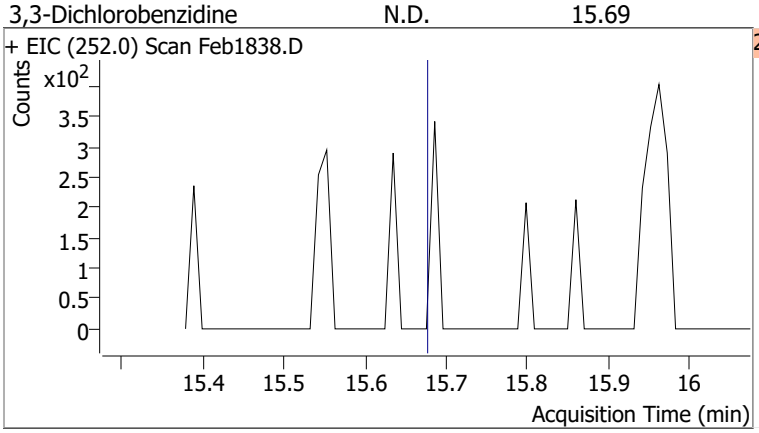

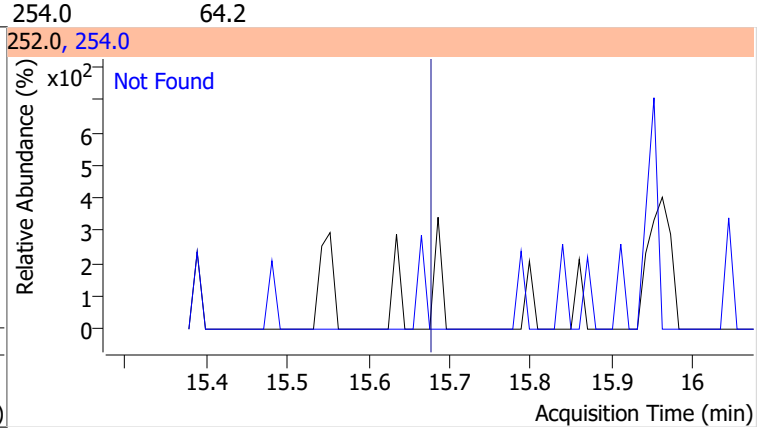

Compound	Conc.	Exp RT	QIon	Exp Ratio	QIon	Exp Ratio
bis(2-ethylhexyl)Phthalate	N.D.	16.37	149.0	390.8	279.0	15.0

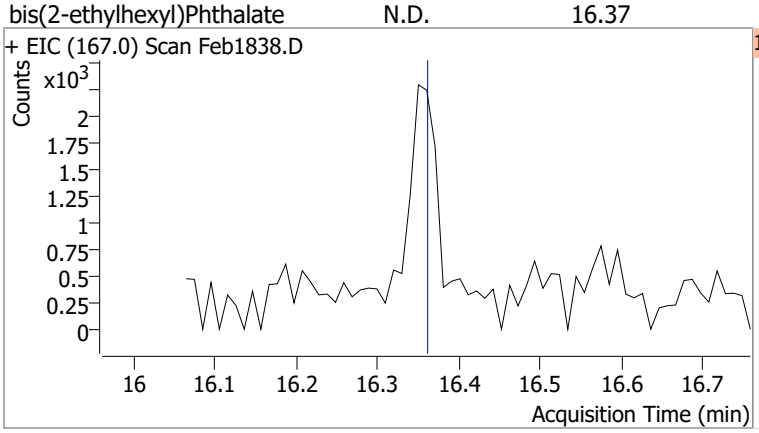

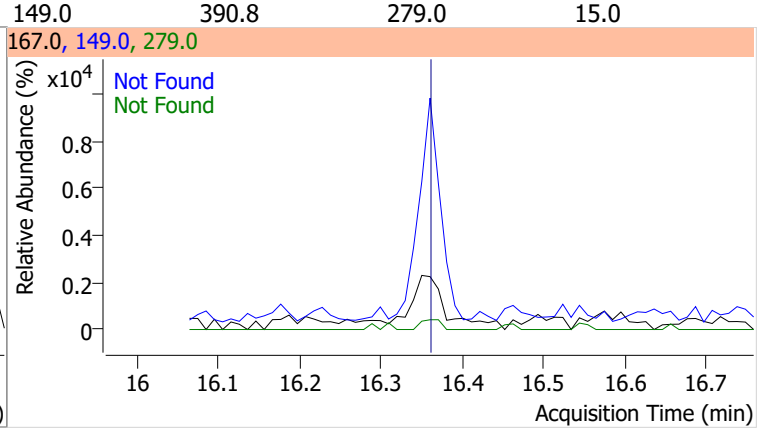

Compound	Conc.	RT	Dev(Min)	Resp.	QIon	QRatio	Lower	Upper
Di-n-octyl Phthalate		0		0	150.0		7.0	13.0

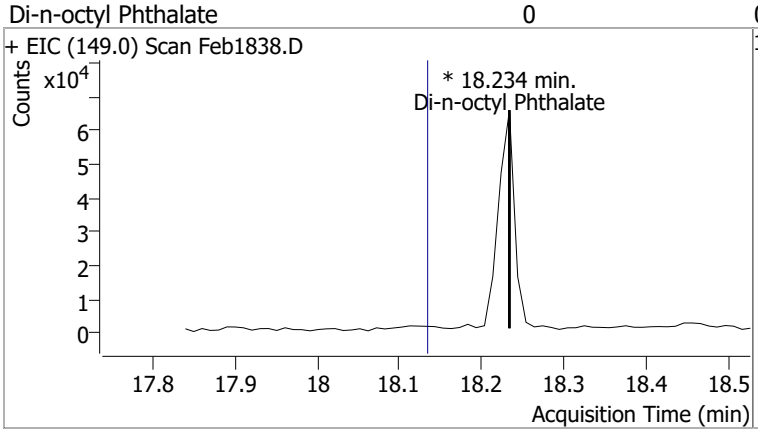

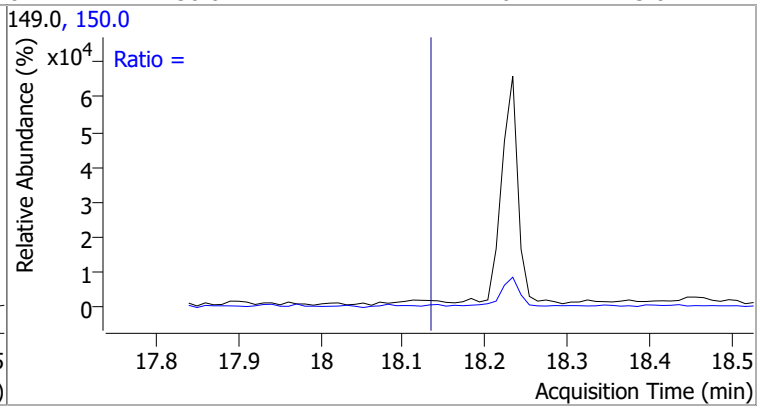

Compound	Conc.	Exp RT	QIon	Exp Ratio
Benzo(b)fluoranthene	N.D.	18.38	253.0	22.3

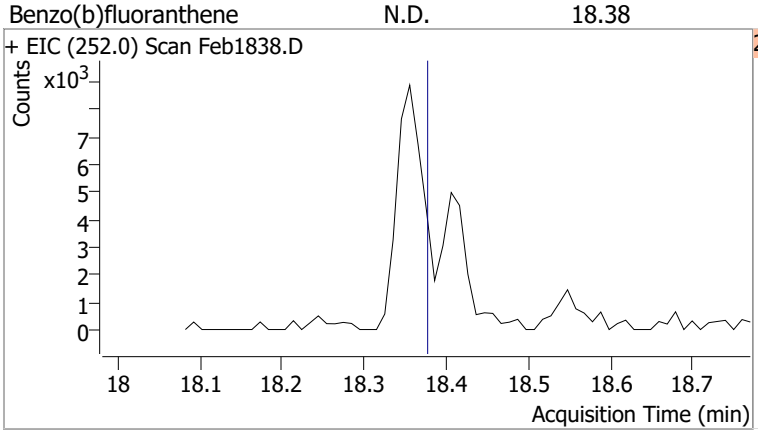

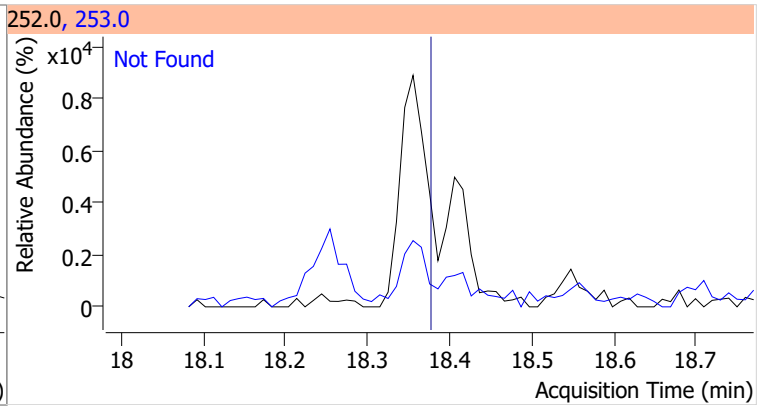

Compound	Conc.	Exp RT	QIon	Exp Ratio
Benzo(k)fluoranthene	N.D.	18.45	253.0	22.0

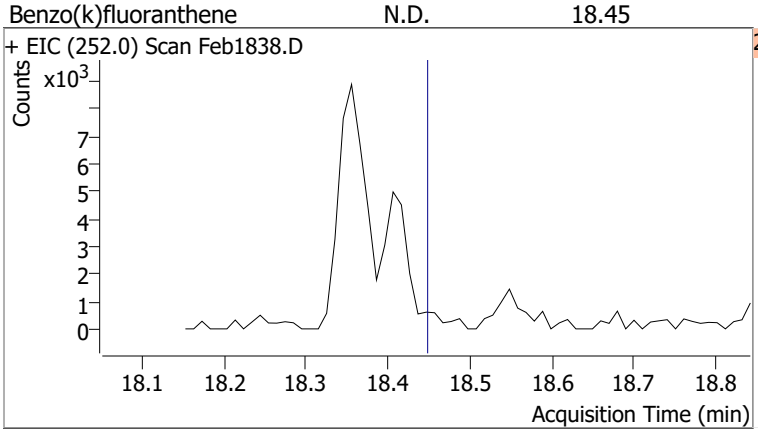

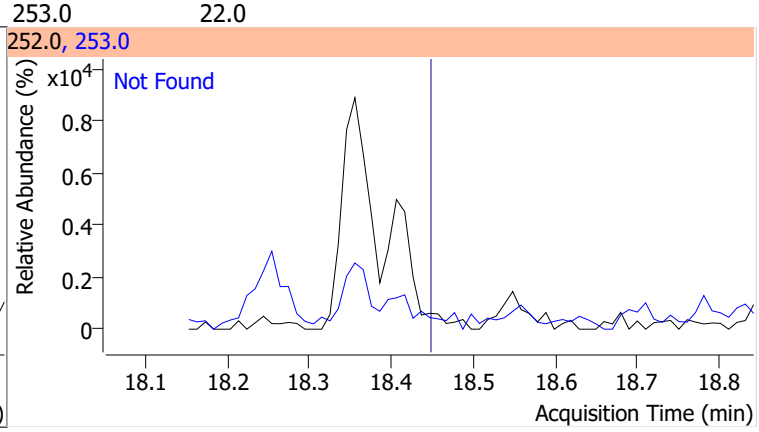

Compound	Conc.	Exp RT	QIon	Exp Ratio
Benzo(a)pyrene	N.D.	18.98	253.0	21.5

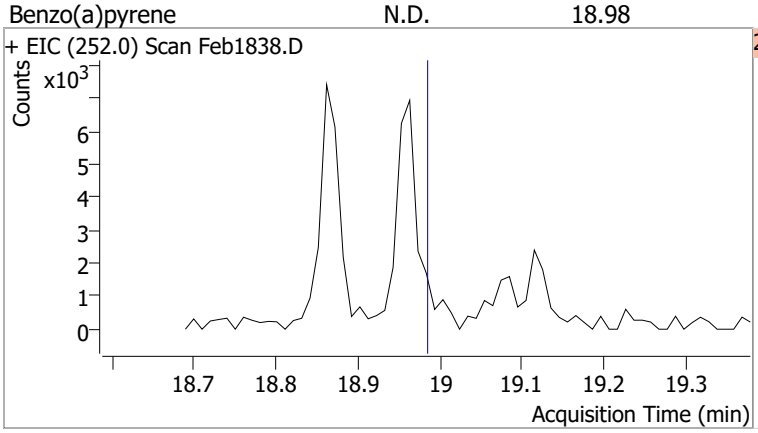

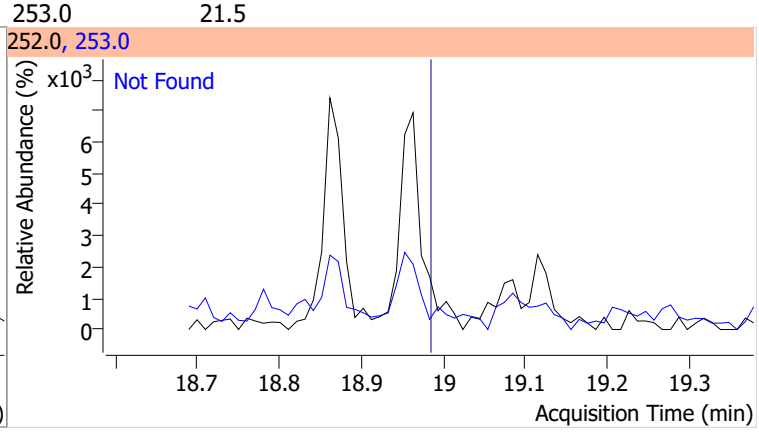

Compound	Conc.	Exp RT	QIon	Exp Ratio
Indeno(1,2,3-c,d)pyrene	N.D.	20.76	138.0	29.6

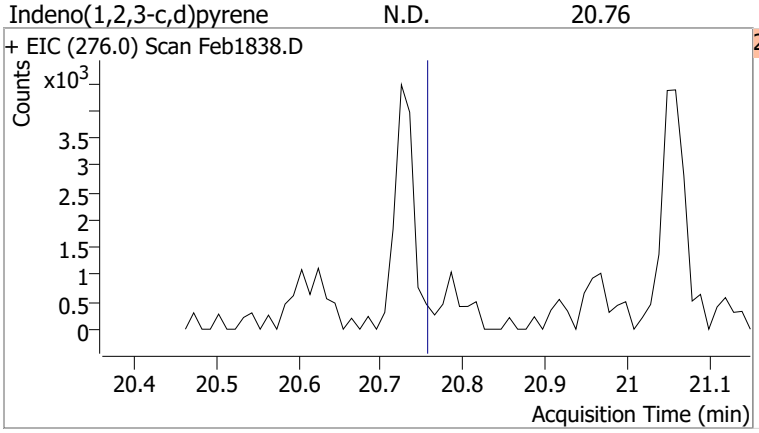

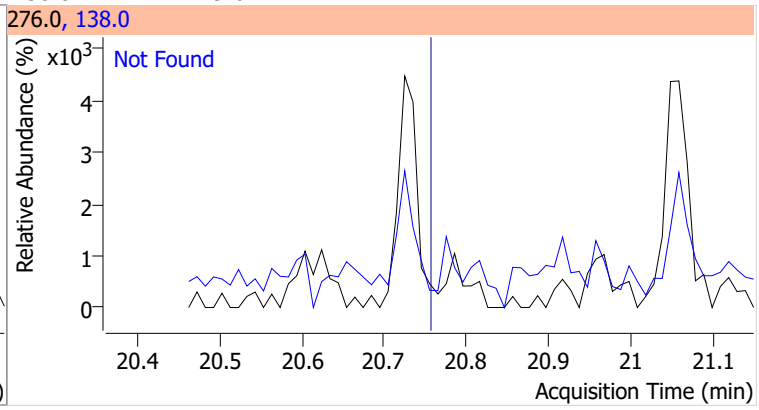

Compound	Conc.	Exp RT	QIon	Exp Ratio	QIon	Exp Ratio
Dibenzo(a,h)anthracene	N.D.	20.82	139.0	25.2	279.0	24.1

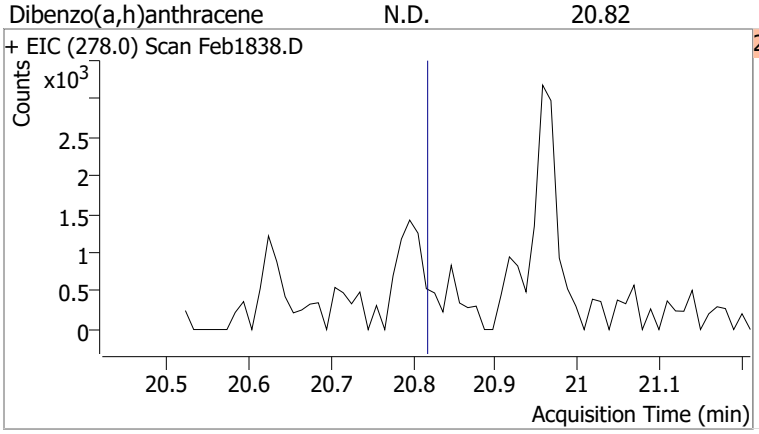

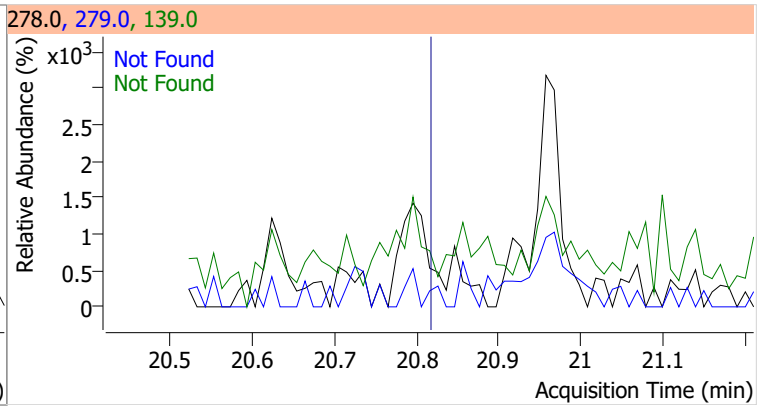

Compound	Conc.	Exp RT	QIon	Exp Ratio	QIon	Exp Ratio
Benzo(g,h,i)perylene	N.D.	21.09	138.0	33.0	277.0	23.2

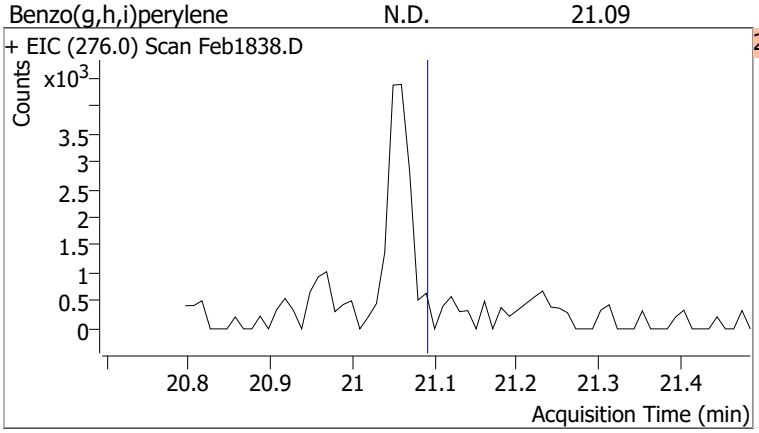

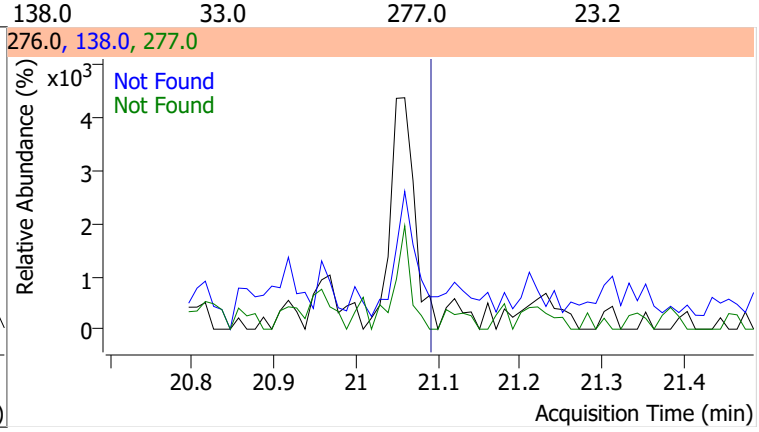

Quantitation Results Report (QT Reviewed)

Data File	Feb1839.D	Operator	LIMS import
Acq. Method	BNA+SIM.M	Acq. Date-Time	2/20/2022 4:16:54 AM
Sample Name	B22020962-031C	Instrument	Instrument #1
Vial	39	Multiplier	1.00
DA Method File	021822 DoD BNA cal.batch.bin	Comment	SVOC-8270-W-LARGO
Tune File	dftppdsm.u	Tune Date	2/18/2022 9:25:00 PM
Batch Name	021822 DoD BNA 2.batch.bin	Last Calib Update	2/20/2022 11:08:57 AM
Ref Library	D:\Org\Library\NIST129K.l		

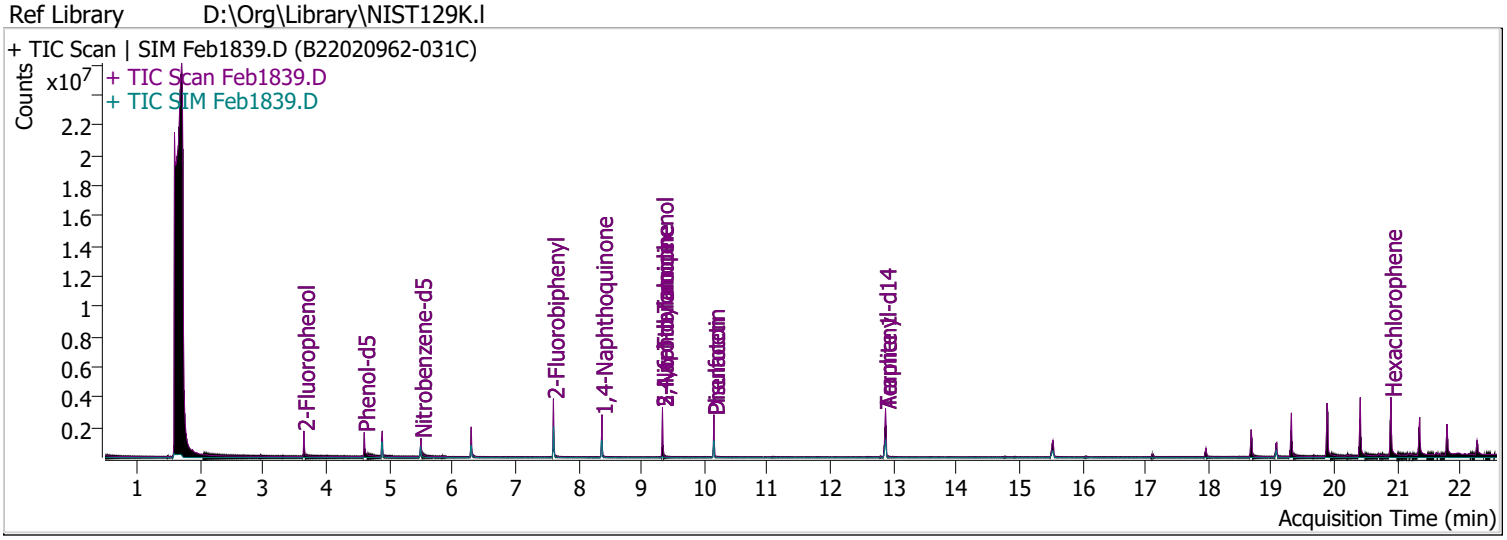

Compound	RT	QIon	Resp.	Conc.	Units		Dev(Min)
Internal Standards							
System Monitoring Compounds							
S 2-Fluorophenol	3.643	112.0	488798	62.1378	µg/L		-0.010
Spiked Amount: 200.000	Range: 10.0 - 75.0%			Recovery = 31.07%			
S Phenol-d5	4.603	99.0	601432	58.8429	µg/L		-0.010
Spiked Amount: 200.000	Range: 10.0 - 65.0%			Recovery = 29.42%			
S Nitrobenzene-d5	5.502	82.0	387625	68.3342	µg/L		0.000
Spiked Amount: 100.000	Range: 32.0 - 94.0%			Recovery = 68.33%			
S 2-Fluorobiphenyl	7.605	172.0	1176255	68.0141	µg/L		0.000
Spiked Amount: 100.000	Range: 28.0 - 107.0%			Recovery = 68.01%			
S 2,4,6-Tribromophenol	9.336	329.8	266255	162.7379	µg/L		0.000
Spiked Amount: 200.000	Range: 25.0 - 140.0%			Recovery = 81.37%			
S Terphenyl-d14	12.875	244.3	1762794	103.1328	µg/L		0.000
Spiked Amount: 100.000	Range: 32.0 - 122.0%			Recovery = 103.13%			
Target Compounds							**QValue**
T N-Nitrosodimethylamine	0.000		0	N.D.			
T Pyridine	0.000		0	N.D.			
T Aniline	0.000		0	N.D.			
T Phenol	0.000		0	N.D.			
T bis(-2-Chloroethyl)Ether	4.889	63.0	0		µg/L	md	1
T 2-Chlorophenol	0.000		0	N.D.			
T 1,3-Dichlorobenzene	0.000		0	N.D.			
T 1,4-Dichlorobenzene	0.000		0	N.D.			
T 1,2-Dichlorobenzene	0.000		0	N.D.			
T Benzyl Alcohol	0.000		0	N.D.			
T bis(2-chloroisopropyl)Ether	0.000		0	N.D.			
T 2-Methylphenol	0.000		0	N.D.			
T N-nitroso-Di-n-propylamine	5.502	70.0	0		µg/L	md	1
T 4Methylphenol/3Methylphenol	0.000		0	N.D.			
T Hexachloroethane	0.000		0	N.D.			

Compound	RT	QIon	Resp.	Conc.	Units		Dev(Min)
T Nitrobenzene	0.000		0	N.D.			
T Isophorone	0.000		0	N.D.			
T 2-Nitrophenol	0.000		0	N.D.			
T 2,4-Dimethylphenol	0.000		0	N.D.			
T bis(-2-Chloroethoxy)Methane	0.000		0	N.D.			
T 2,4-Dichlorophenol	0.000		0	N.D.			
T Benzoic Acid	0.000		0	N.D.			
T 1,2,4-Trichlorobenzene	0.000		0	N.D.			
T Naphthalene	0.000		0	N.D.			
T 4-Chlorophenol	0.000		0	N.D.			
T p-Chloroaniline	0.000		0	N.D.			
T Hexachlorobutadiene	0.000		0	N.D.			
T 4-Chloro-2-Methylphenol	0.000		0	N.D.			
T 4-Chloro-3-Methylphenol	0.000		0	N.D.			
T 2-Methylnaphthalene	0.000		0	N.D.			
T 1-Methylnaphthalene	0.000		0	N.D.			
T Hexachlorocyclopentadiene	0.000		0	N.D.			
T 2,4,6-Trichlorophenol	0.000		0	N.D.			
T 2,4,5-Trichlorophenol	0.000		0	N.D.			
T 2-Chloronaphthalene	0.000		0	N.D.			
T 2-Nitroaniline	0.000		0	N.D.			
T Dimethyl Phthalate	8.374	163.0	0		µg/L	md	1
T 2,6-Dinitrotoluene	8.374	165.0	0		µg/L	md	1
T Acenaphthylene	0.000		0	N.D.			
T 3-Nitroaniline	0.000		0	N.D.			
T Acenaphthene	0.000		0	N.D.			
T 2,4-Dinitrophenol	0.000		0	N.D.			
T Dibenzofuran	0.000		0	N.D.			
T 2,4-Dinitrotoluene	0.000		0	N.D.			
T 4-Nitrophenol	0.000		0	N.D.			
T Diethylphthalate	0.000		0	N.D.			
T Fluorene	0.000		0	N.D.			
T 4-Chlorophenyl-phenylether	0.000		0	N.D.			
T 4-Nitroaniline	0.000		0	N.D.			
T 4,6-Dinitro-2-methylphenol	9.336	198.0	0		µg/L	md	1
T N-nitrosodiphenylamine	0.000		0	N.D.			
T Azobenzene	0.000		0	N.D.			
T 4-Bromophenyl-phenylether	0.000		0	N.D.			
T Hexachlorobenzene	0.000		0	N.D.			
T Pentachlorophenol	0.000		0	N.D.			
T Phenanthrene	0.000		0	N.D.			
T Anthracene	0.000		0	N.D.			
T Triallate	0.000		0	N.D.			
T Carbazole	0.000		0	N.D.			
T o-Terphenyl	0.000		0	N.D.			
T Di-n-Butylphthalate	0.000		0	N.D.			
T Fluoranthene	0.000		0	N.D.			
T Benzidine	12.875	184.0	0		µg/L	md	1
T Pyrene	0.000		0	N.D.			
T Butylbenzylphthalate	0.000		0	N.D.			
T Benzo(a)Anthracene	0.000		0	N.D.			
T Chrysene	0.000		0	N.D.			
T 3,3-Dichlorobenzidine	0.000		0	N.D.			
T bis(2-ethylhexyl)Phthalate	0.000		0	N.D.			
T Di-n-octyl Phthalate	0.000		0	N.D.			

Compound	RT	QIon	Resp.	Conc.	Units	Dev(Min)
T Benzo(b)fluoranthene	0.000		0	N.D.		
T Benzo(k)fluoranthene	0.000		0	N.D.		
T Benzo(a)pyrene	0.000		0	N.D.		
T Indeno(1,2,3-c,d)pyrene	0.000		0	N.D.		
T Dibenzo(a,h)anthracene	0.000		0	N.D.		
T Benzo(g,h,i)perylene	0.000		0	N.D.		

(#) = Qualifier Out of Range; (m) = Manual Integration; (+) = Area Summed; (*) = Surrogate Percent Recovery Out of Range; (d): Zeroed Peak

Compound	Conc.	Exp RT	QIon	Exp Ratio
N-Nitrosodimethylamine	N.D.	2.49	42.0	135.8

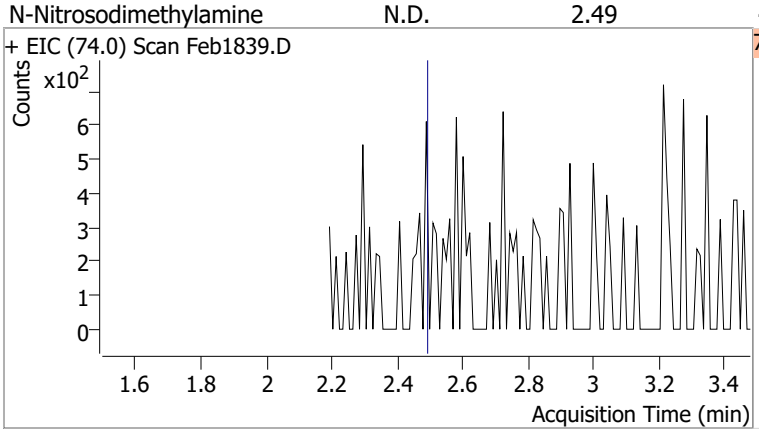

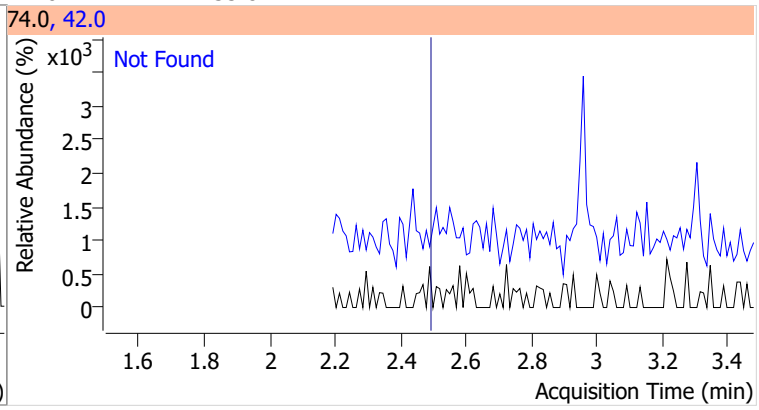

Compound	Conc.	Exp RT	QIon	Exp Ratio
Pyridine	N.D.	2.53	52.0	82.7

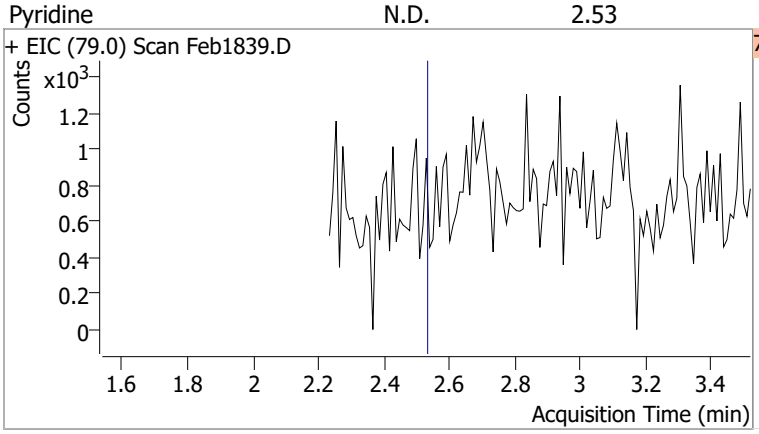

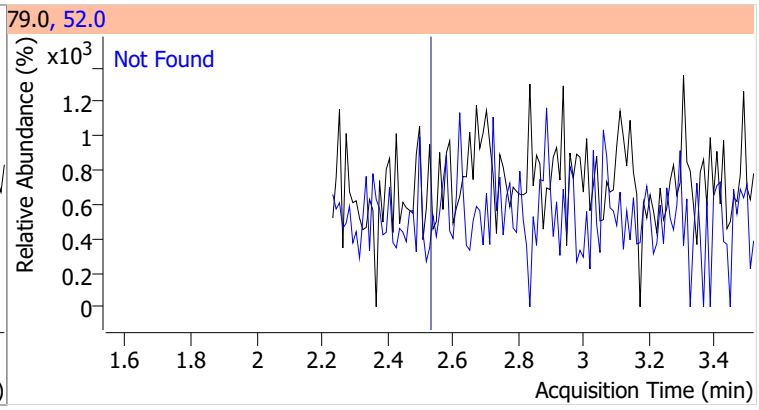

Compound	Conc.	RT	Dev(Min)	Resp.	QIon	QRatio	Lower	Upper
2-Fluorophenol	62.1378	3.64	-0.01	488798	64.0	53.5	34.6	64.3
					92.0	20.3	14.2	26.5

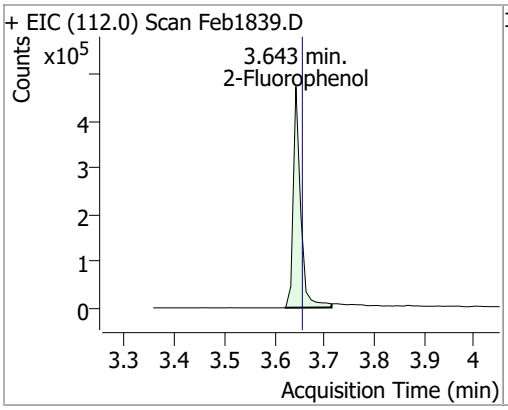

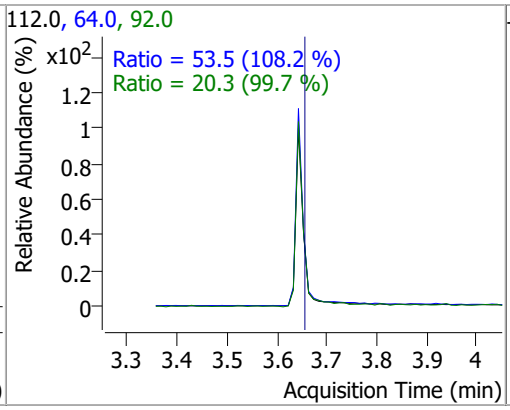

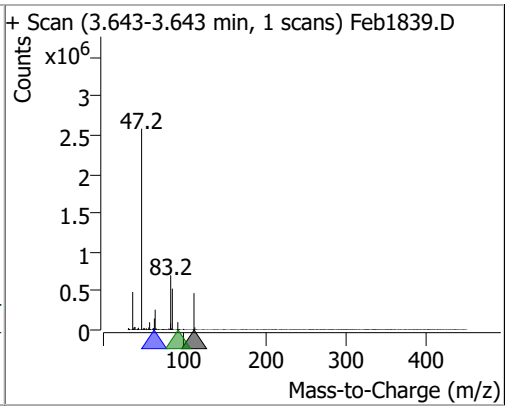

Compound	Conc.	Exp RT	QIon	Exp Ratio	QIon	Exp Ratio
Aniline	N.D.	4.56	66.0	36.7	65.0	18.7

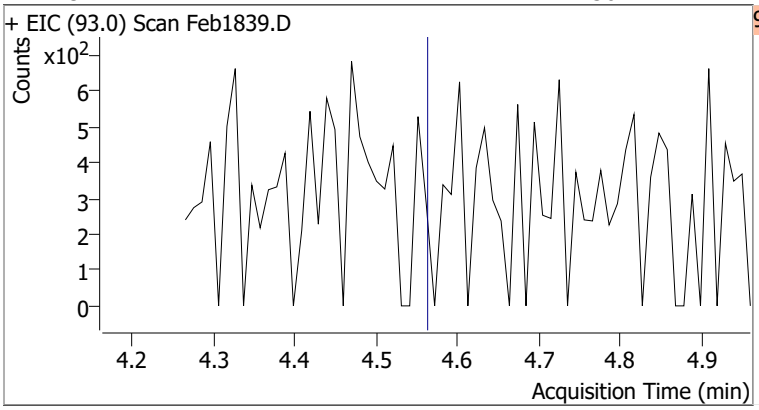

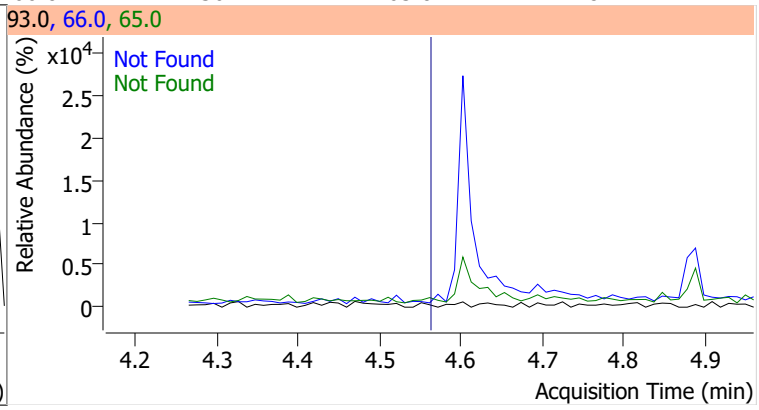

Compound	Conc.	RT	Dev(Min)	Resp.	QIon	QRatio	Lower	Upper
Phenol-d5	58.8429	4.60	-0.01	601432	71.0	36.8	25.8	47.9

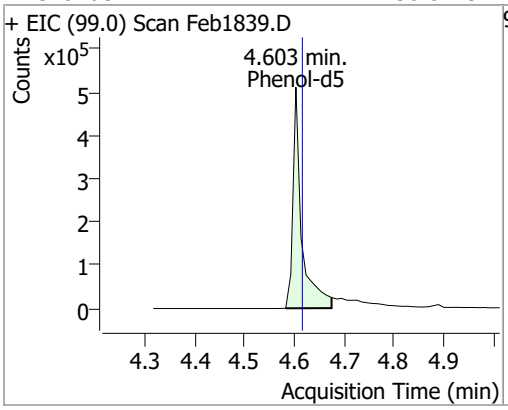

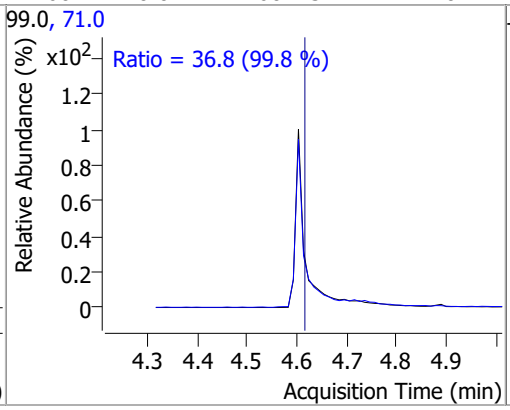

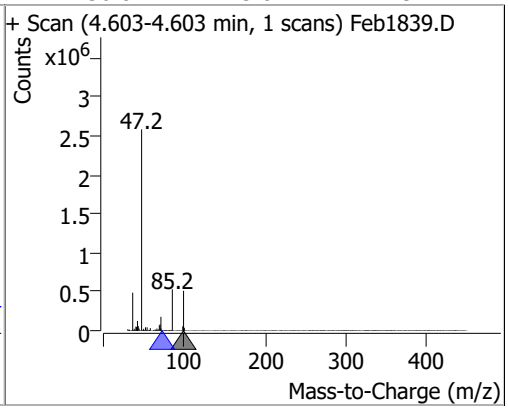

Compound	Conc.	Exp RT	QIon	Exp Ratio
Phenol	N.D.	4.62	66.0	45.3

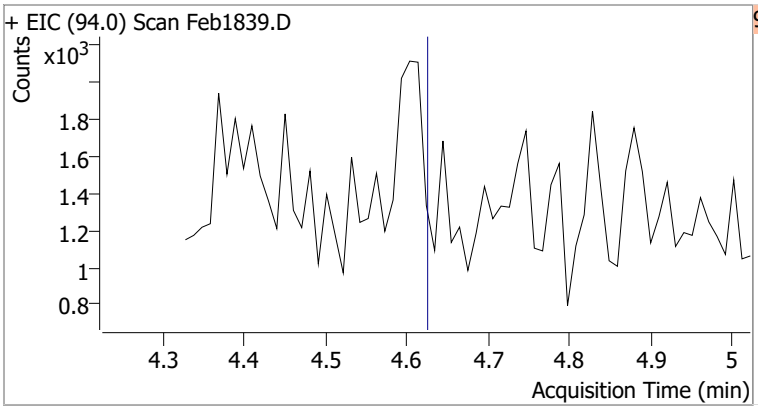

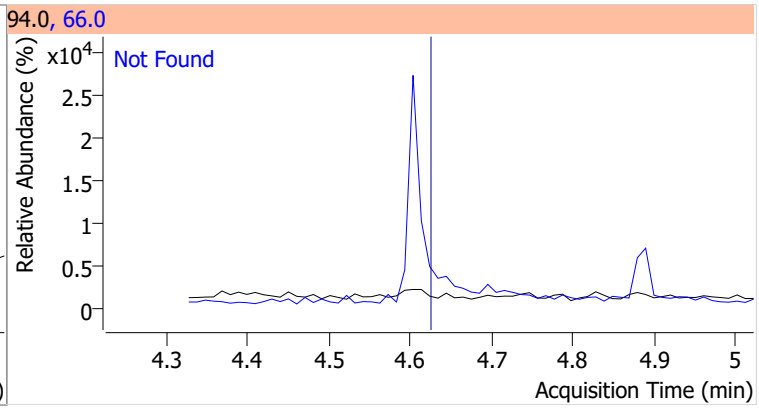

Compound	Conc.	RT	Dev(Min)	Resp.	QIon	QRatio	Lower	Upper
bis(-2-Chloroethyl)Ether		0		0	64.0		7.6	14.1

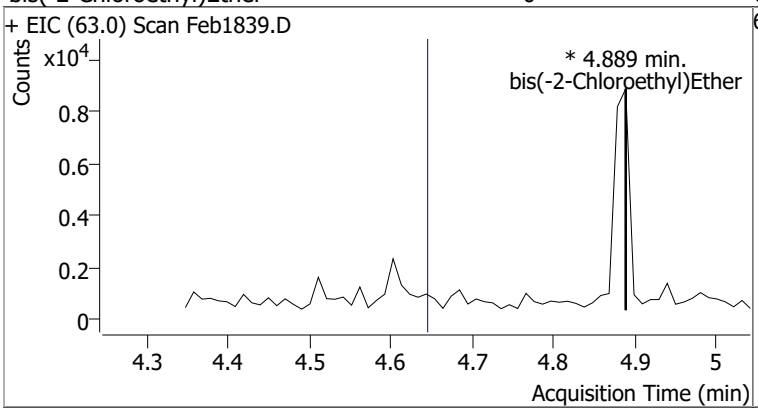

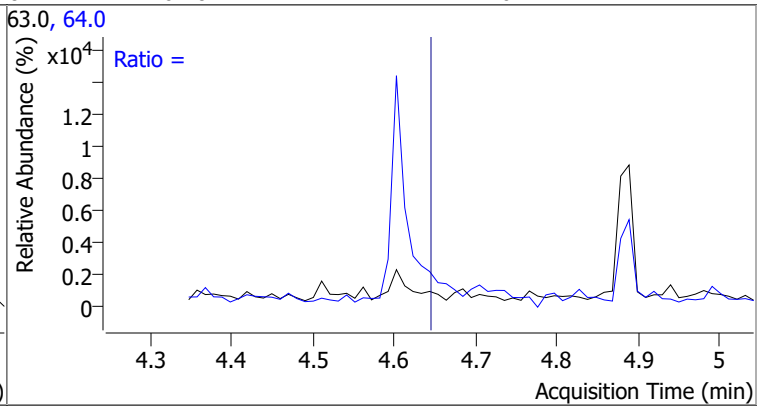

Compound	Conc.	Exp RT	QIon	Exp Ratio
2-Chlorophenol	N.D.	4.69	130.0	32.5

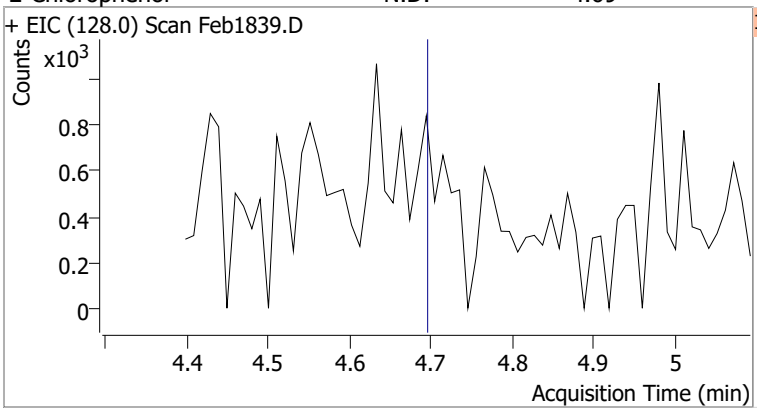

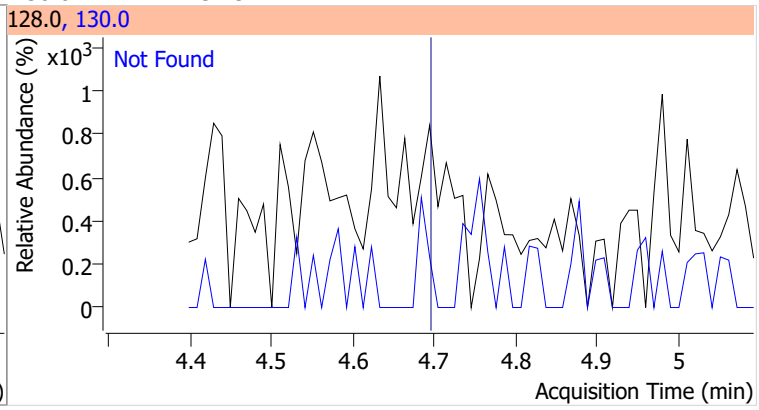

Compound	Conc.	Exp RT	QIon	Exp Ratio	QIon	Exp Ratio
1,3-Dichlorobenzene	N.D.	4.83	148.0	63.7	111.0	36.1

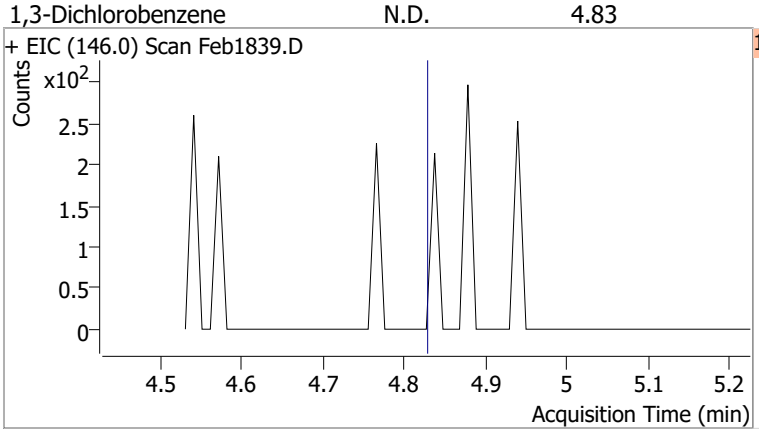

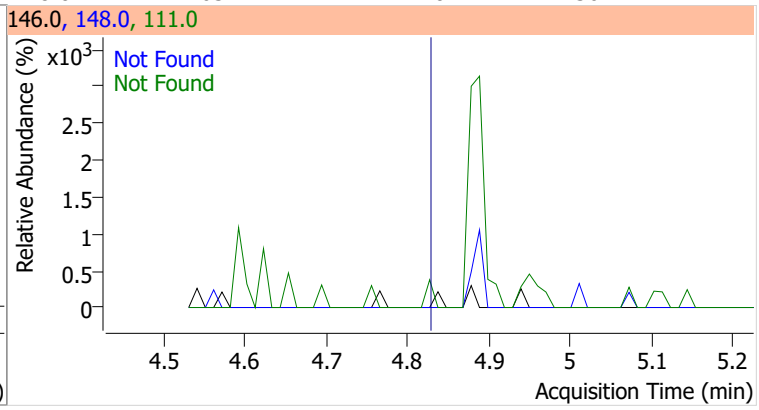

Compound	Conc.	Exp RT	QIon	Exp Ratio	QIon	Exp Ratio
1,4-Dichlorobenzene	N.D.	4.91	148.0	65.2	111.0	36.0

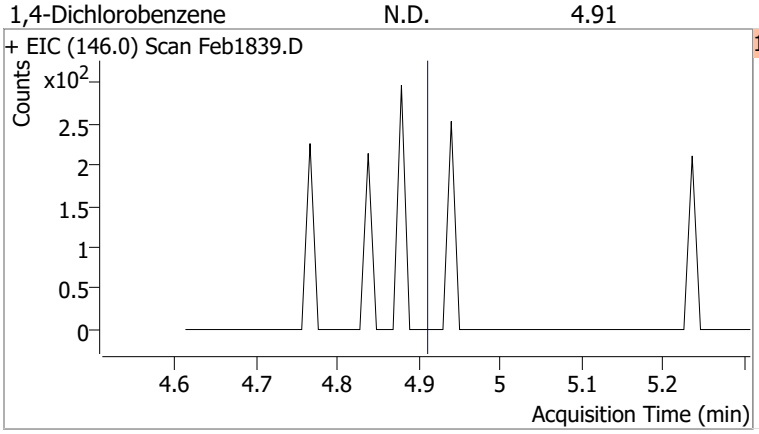

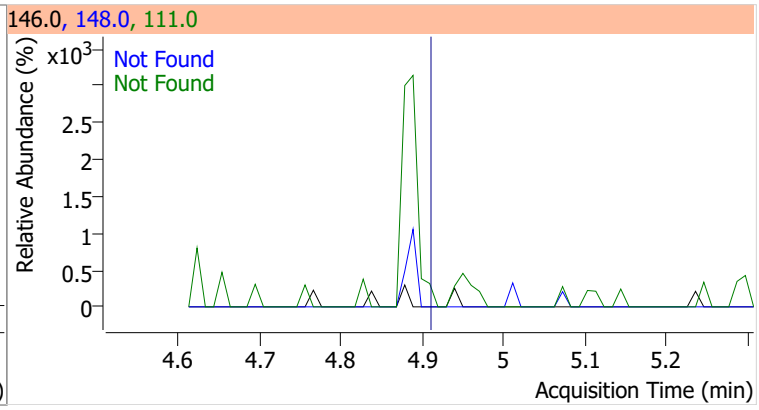

Compound	Conc.	Exp RT	QIon	Exp Ratio	QIon	Exp Ratio
1,2-Dichlorobenzene	N.D.	5.06	148.0	64.4	111.0	37.3

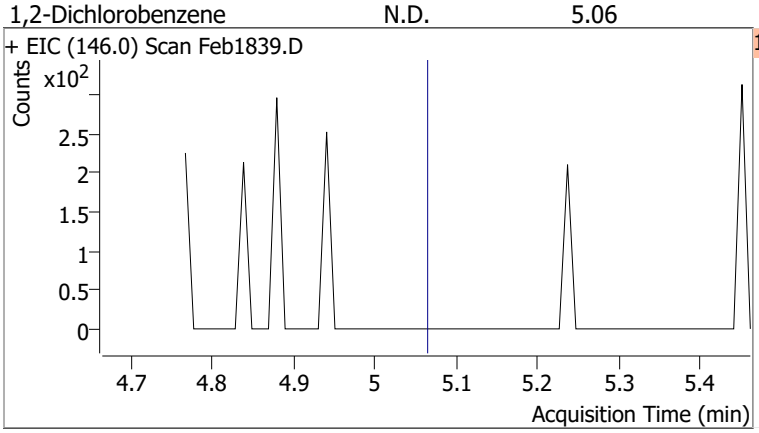

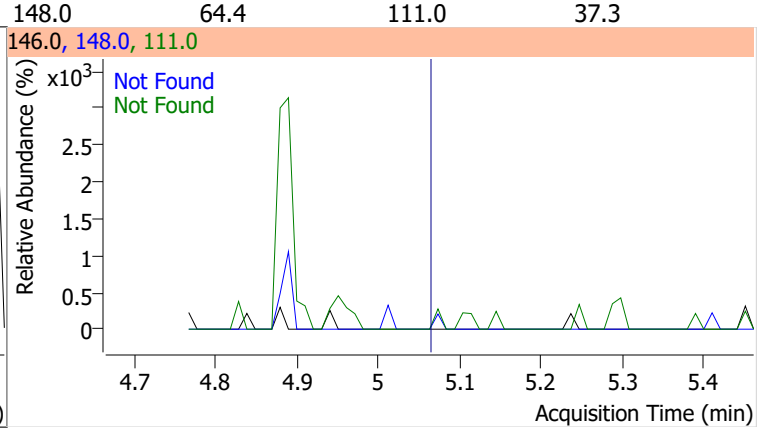

Compound	Conc.	Exp RT	QIon	Exp Ratio	QIon	Exp Ratio
Benzyl Alcohol	N.D.	5.08	79.0	119.3	107.0	70.5

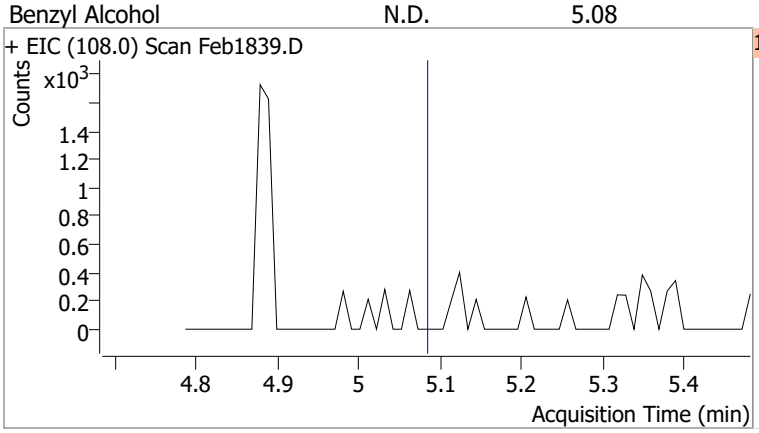

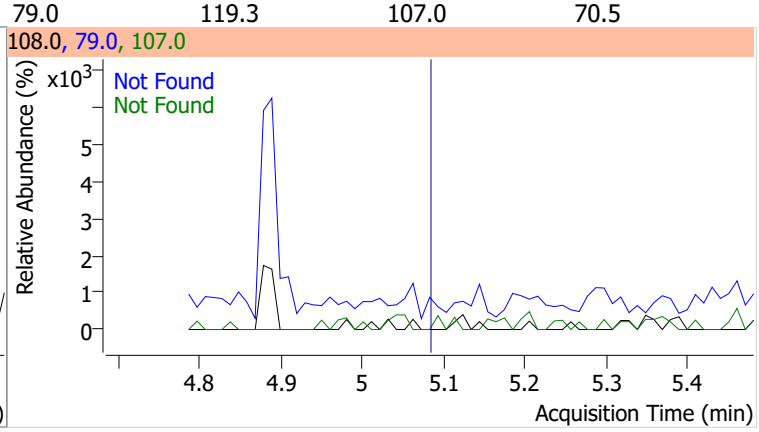

Compound	Conc.	Exp RT	QIon	Exp Ratio
bis(2-chloroisopropyl)Ether	N.D.	5.23	123.0	32.1

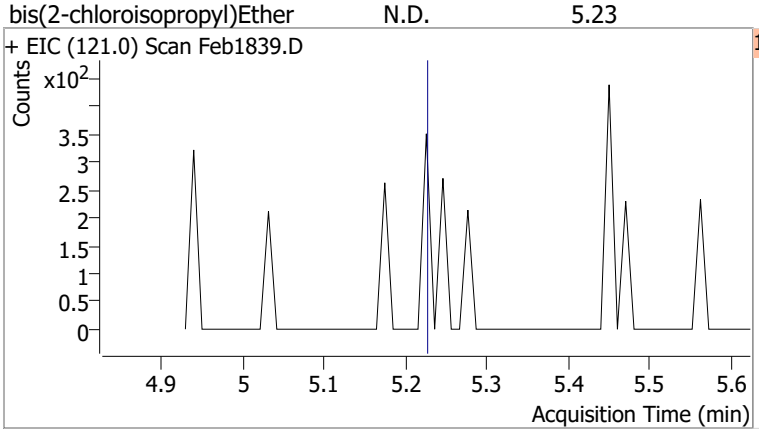

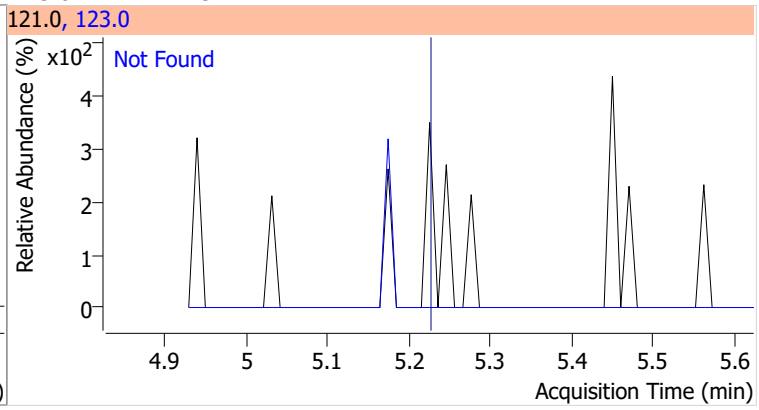

Compound	Conc.	Exp RT	QIon	Exp Ratio
2-Methylphenol	N.D.	5.25	108.0	116.5

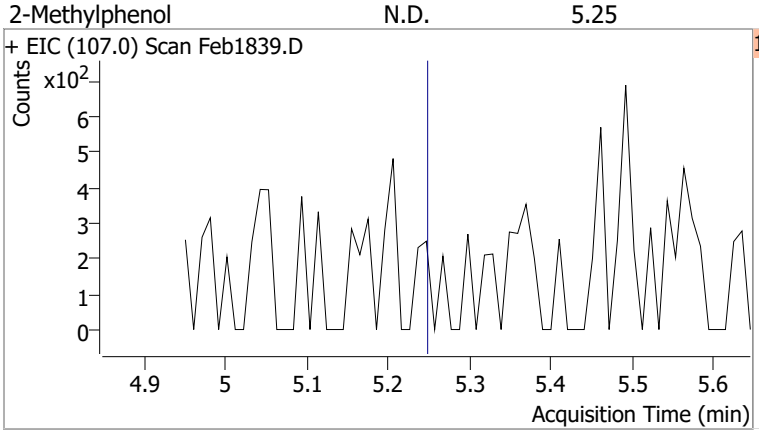

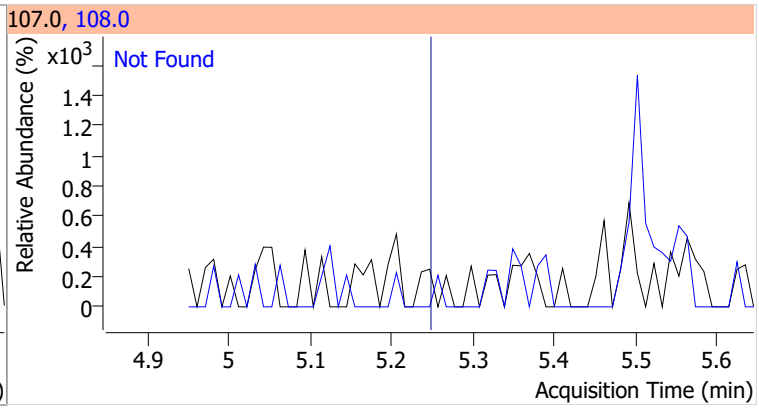

Compound	Conc.	RT	Dev(Min)	Resp.	QIon	QRatio	Lower	Upper
N-nitroso-Di-n-propylamine		0		0	130.0		0.0	38.8

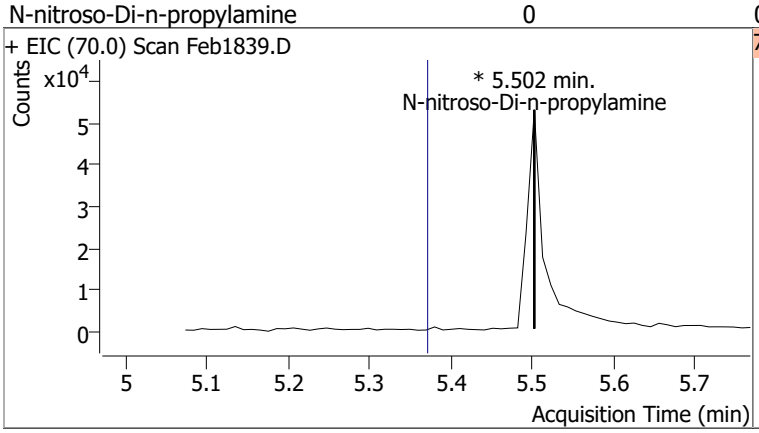

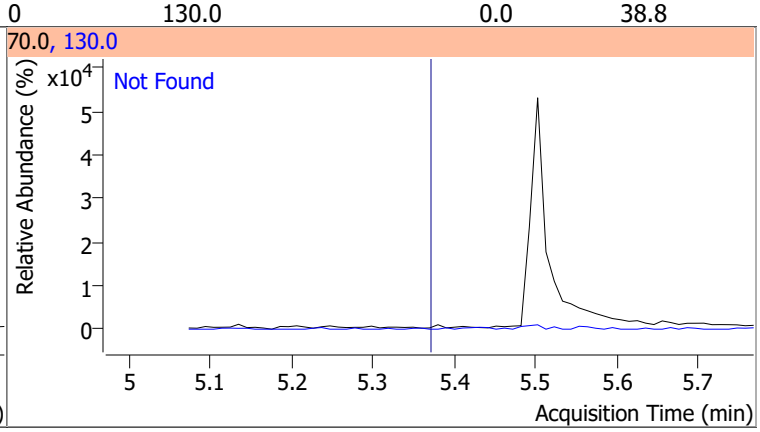

Compound	Conc.	Exp RT	QIon	Exp Ratio
4Methylphenol/3Methylphenol	N.D.	5.43	108.0	83.9

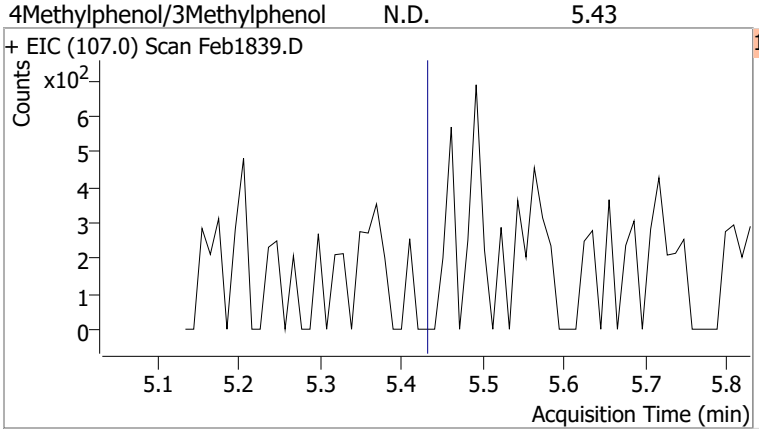

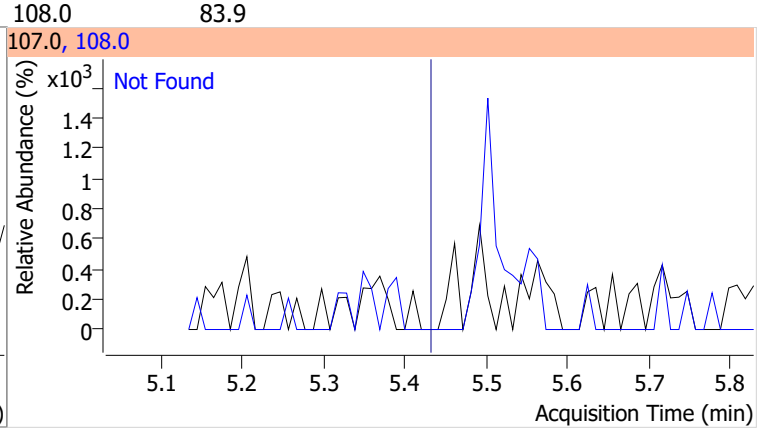

Compound	Conc.	Exp RT	QIon	Exp Ratio	QIon	Exp Ratio
Hexachloroethane	N.D.	5.43	201.0	90.8	199.0	56.9

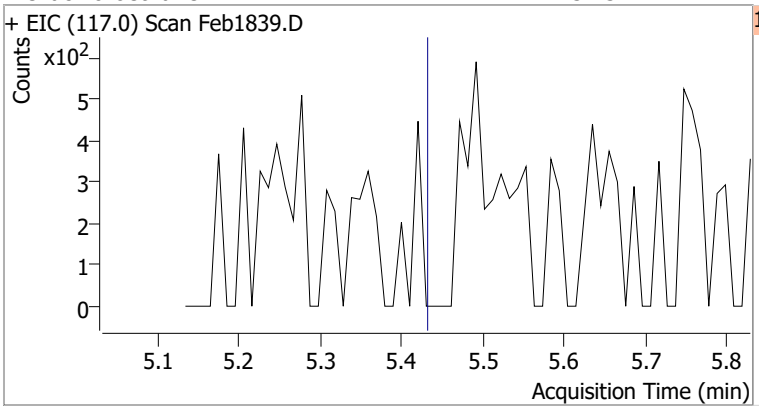

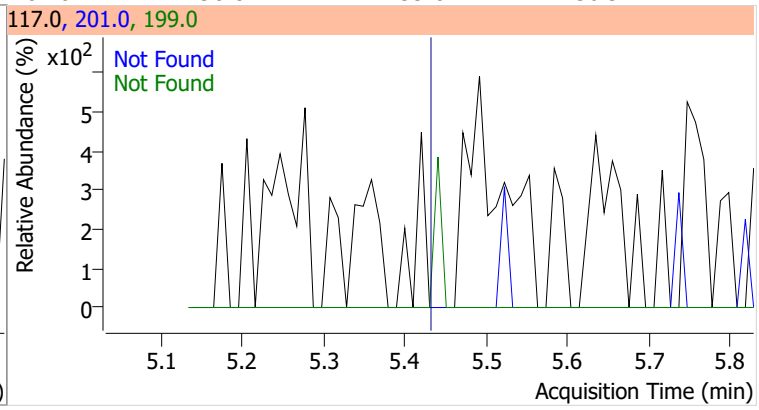

Compound	Conc.	RT	Dev(Min)	Resp.	QIon	QRatio	Lower	Upper
Nitrobenzene-d5	68.3342	5.50	0.00	387625	54.0	60.6	46.3	86.0
					128.0	46.8	34.1	63.3

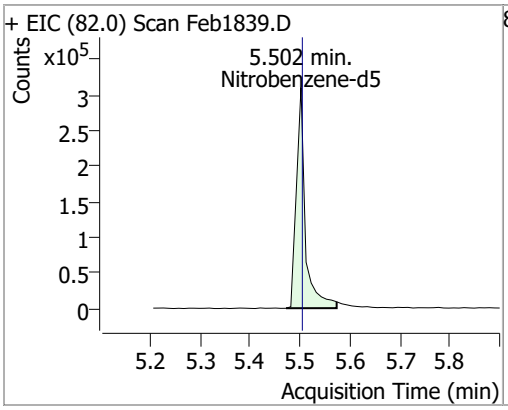

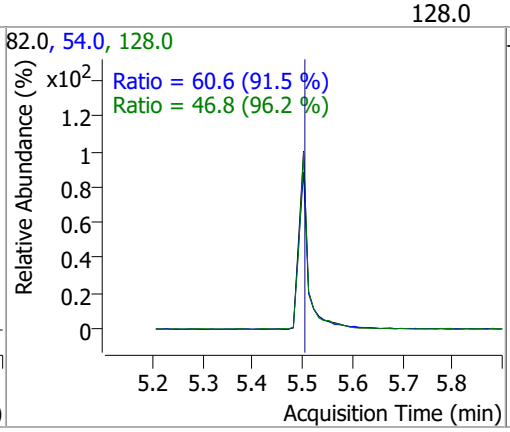

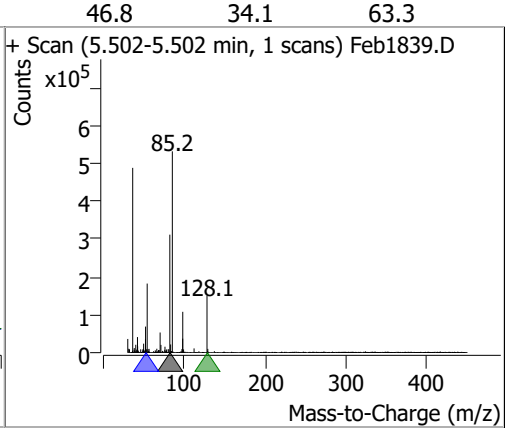

Compound	Conc.	Exp RT	QIon	Exp Ratio	QIon	Exp Ratio
Nitrobenzene	N.D.	5.52	77.0	212.7	51.0	131.0

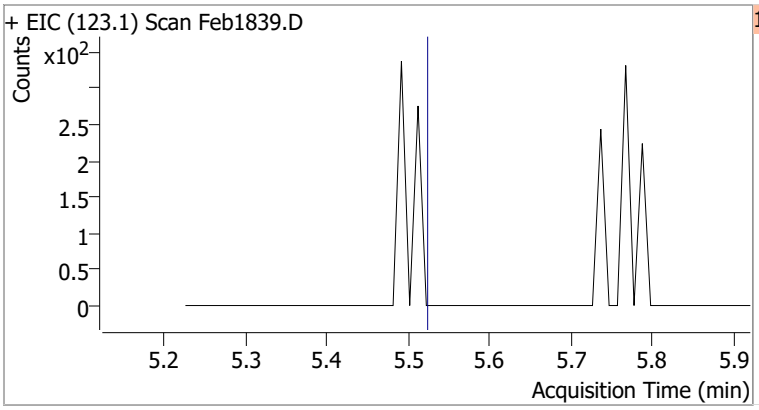

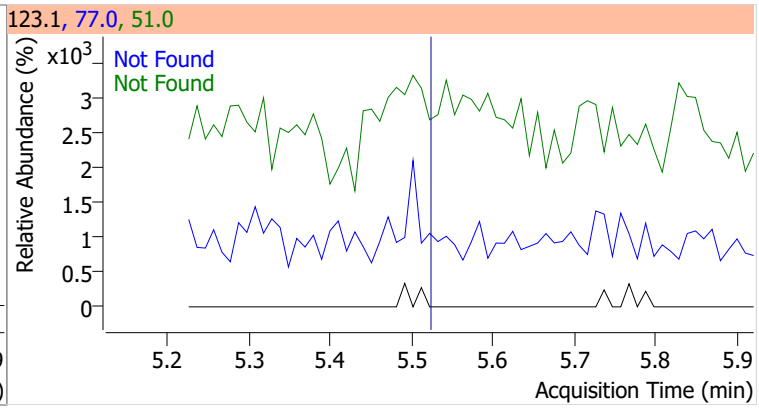

Compound	Conc.	Exp RT	QIon	Exp Ratio
Isophorone	N.D.	5.82	138.0	21.1

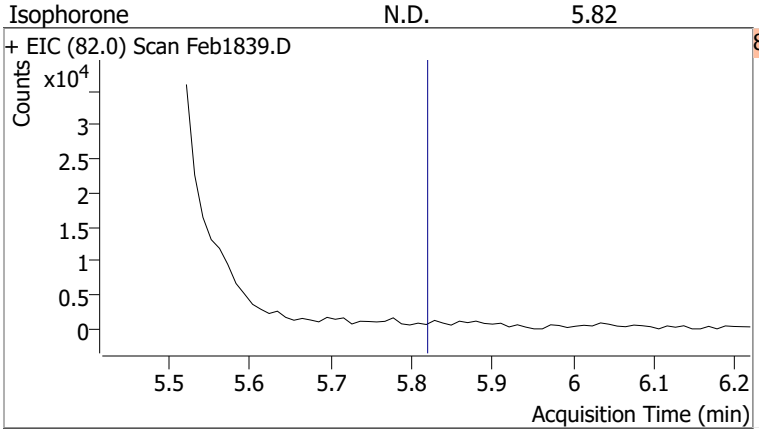

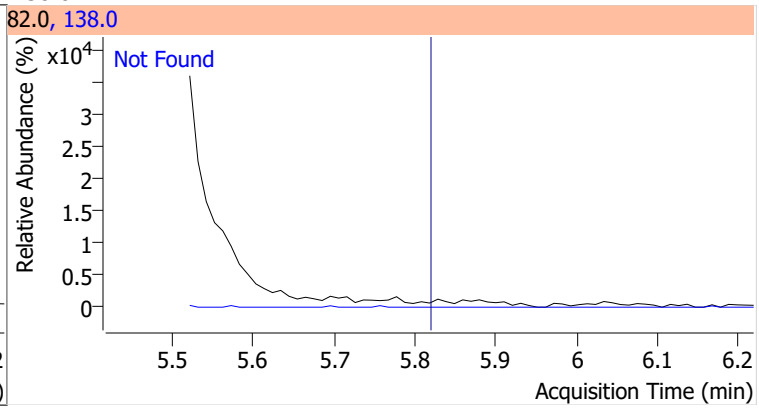

Compound	Conc.	Exp RT	QIon	Exp Ratio	QIon	Exp Ratio
2-Nitrophenol	N.D.	5.88	65.0	48.8	109.0	35.2

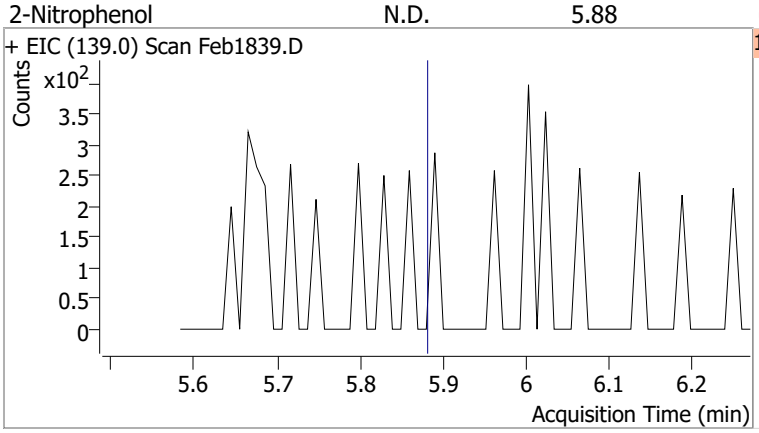

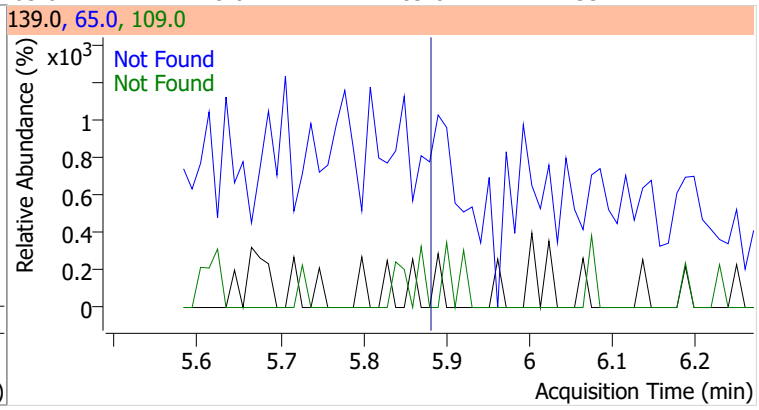

Compound	Conc.	Exp RT	QIon	Exp Ratio	QIon	Exp Ratio
2,4-Dimethylphenol	N.D.	6.00	107.0	109.4	77.0	34.0

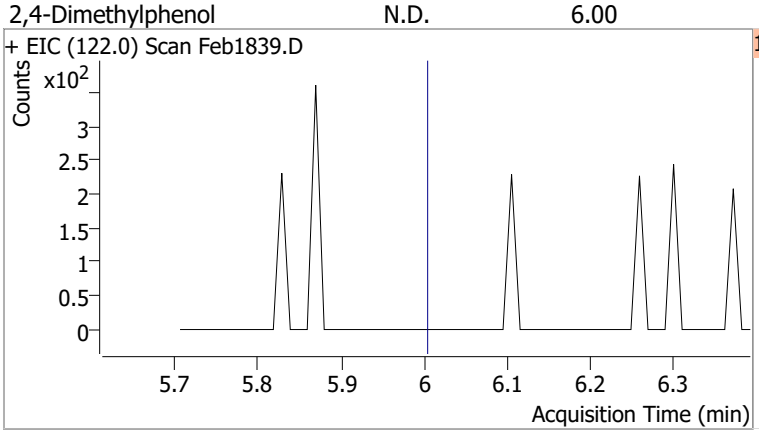

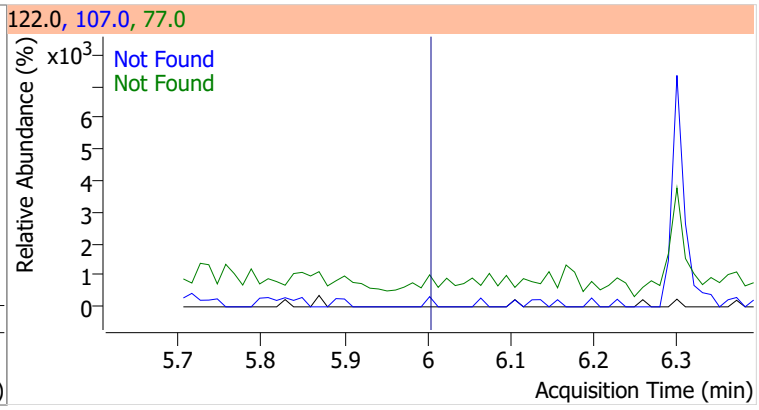

Compound	Conc.	Exp RT	QIon	Exp Ratio	QIon	Exp Ratio
bis(-2-Chloroethoxy)Methane	N.D.	6.08	63.0	68.1	95.0	31.9

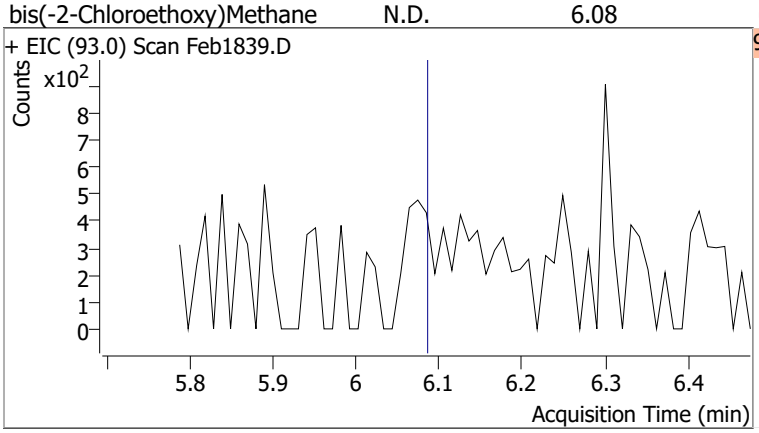

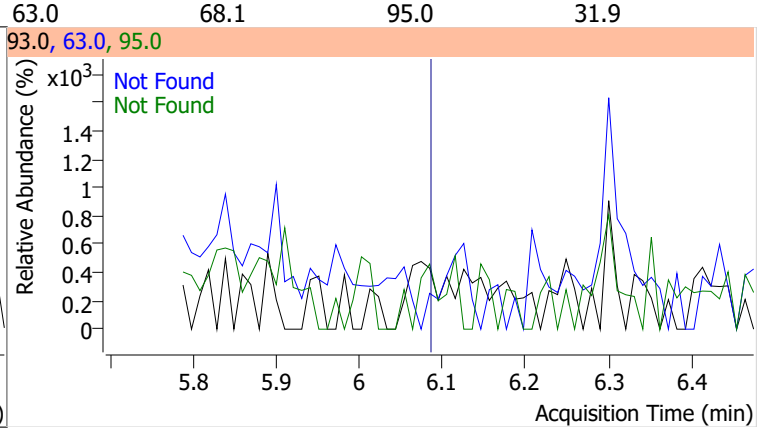

Compound	Conc.	Exp RT	QIon	Exp Ratio	QIon	Exp Ratio
2,4-Dichlorophenol	N.D.	6.19	164.0	65.0	98.0	28.6

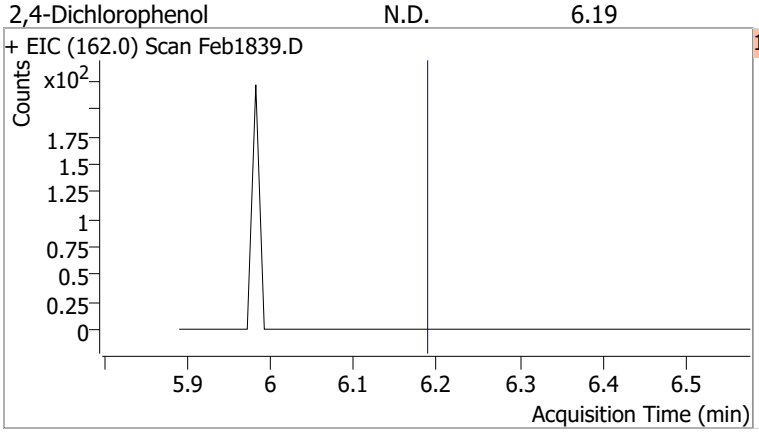

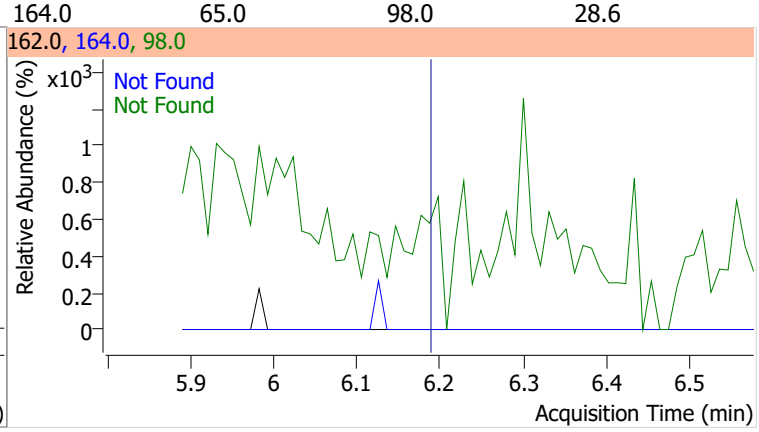

Compound	Conc.	Exp RT	QIon	Exp Ratio	QIon	Exp Ratio
Benzoic Acid	N.D.	6.24	122.0	85.5	77.0	60.4

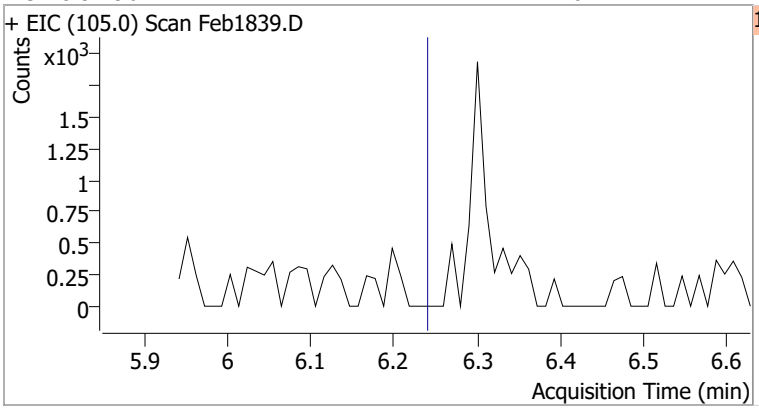

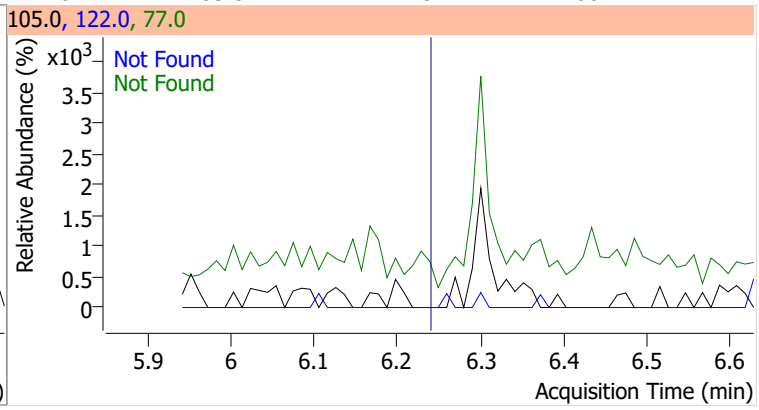

Compound	Conc.	Exp RT	QIon	Exp Ratio	QIon	Exp Ratio
1,2,4-Trichlorobenzene	N.D.	6.25	182.0	94.6	145.0	28.7

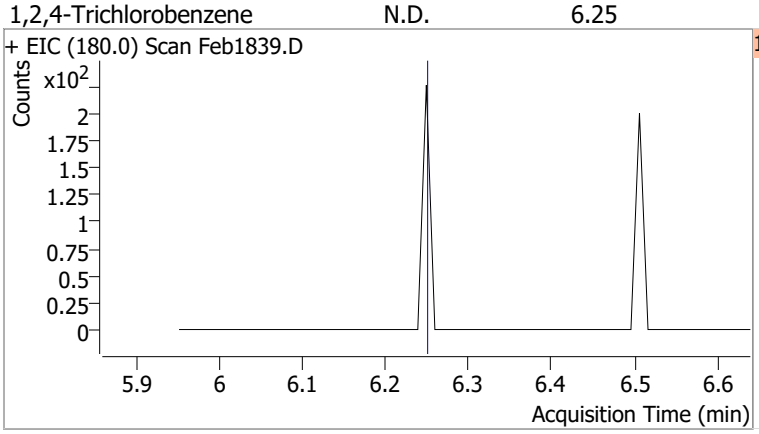

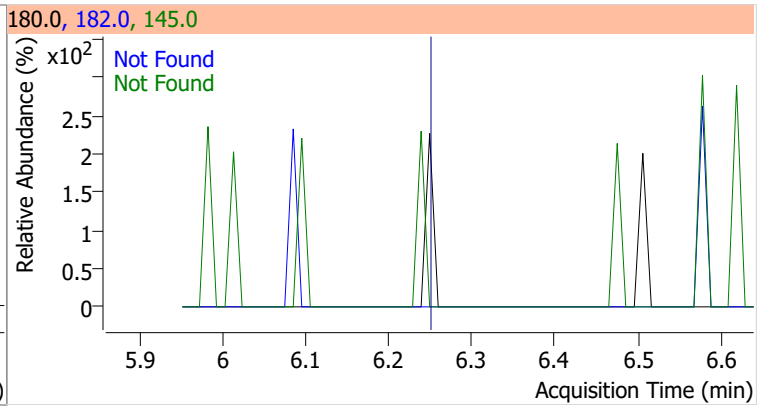

Compound	Conc.	Exp RT	QIon	Exp Ratio	QIon	Exp Ratio
Naphthalene	N.D.	6.33	129.0	11.5	102.0	9.9

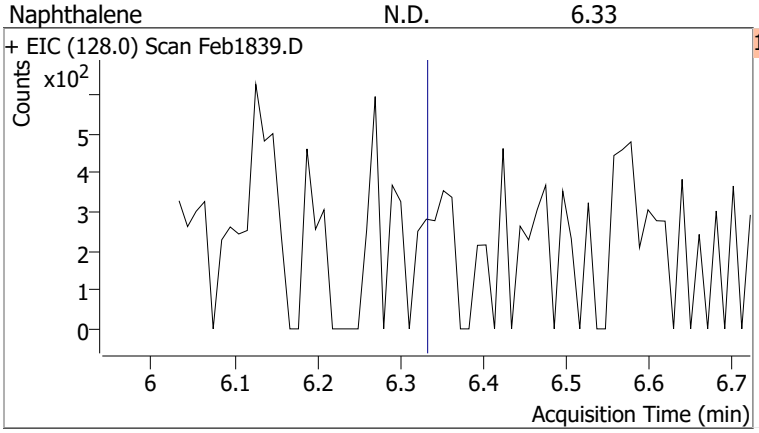

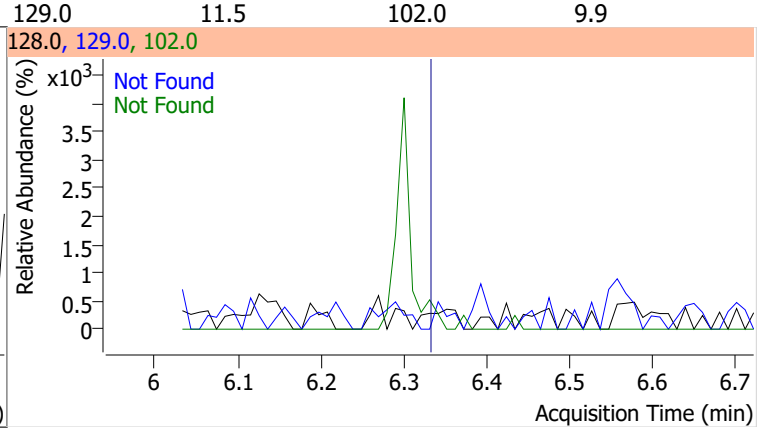

Compound	Conc.	Exp RT	QIon	Exp Ratio
4-Chlorophenol	N.D.	6.41	128.0	316.3

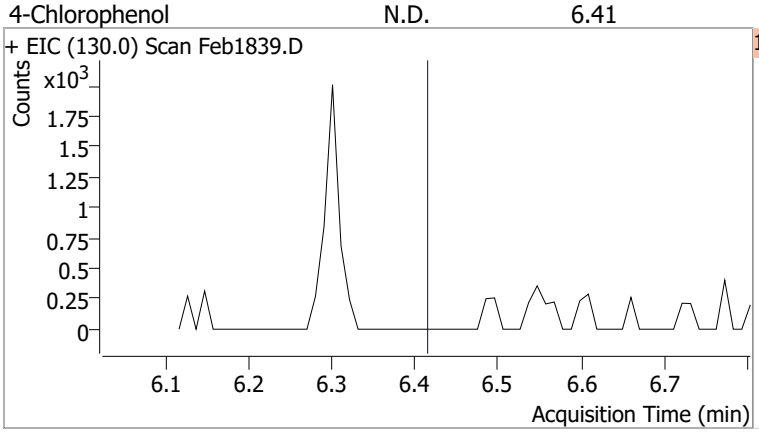

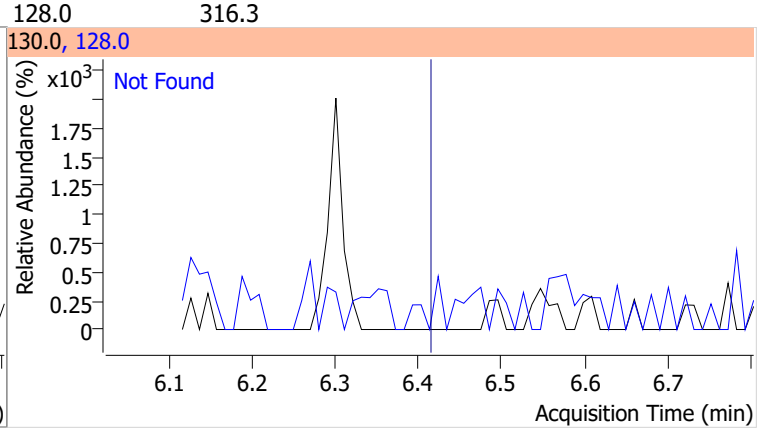

Compound	Conc.	Exp RT	QIon	Exp Ratio	QIon	Exp Ratio
p-Chloroaniline	N.D.	6.43	65.0	60.1	129.0	37.6

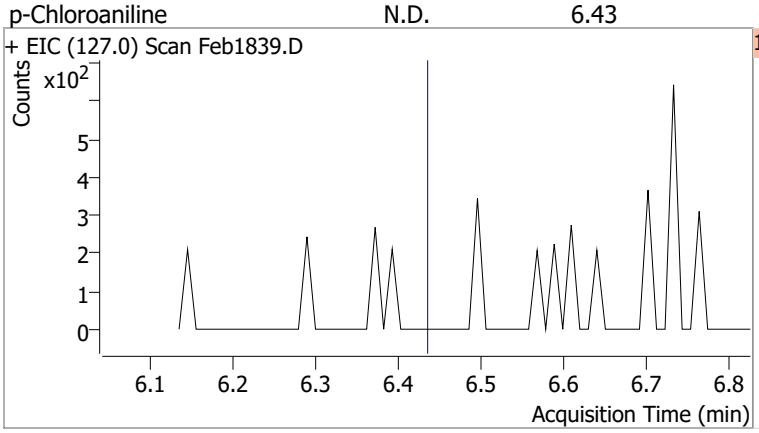

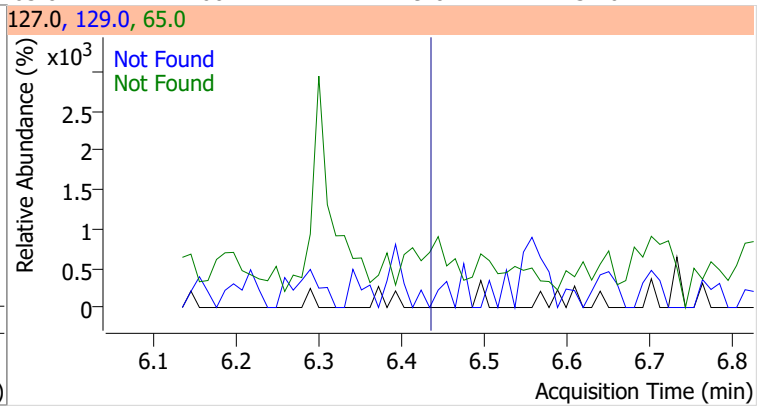

Compound	Conc.	Exp RT	QIon	Exp Ratio	QIon	Exp Ratio
Hexachlorobutadiene	N.D.	6.50	227.0	65.7	223.0	64.3

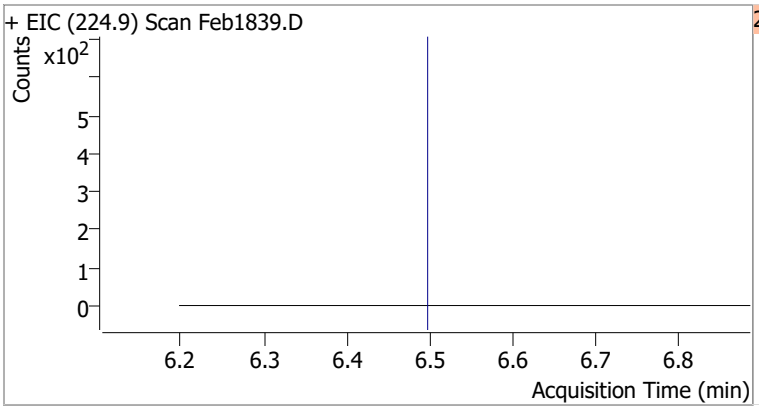

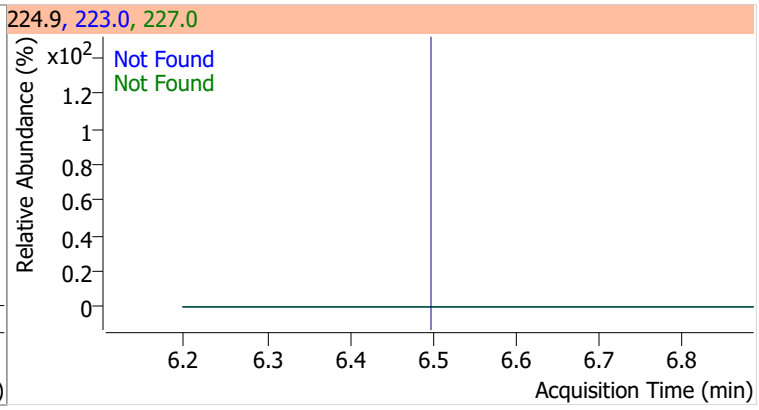

Compound	Conc.	Exp RT	QIon	Exp Ratio
4-Chloro-2-Methylphenol	N.D.	6.94	144.0	27.8

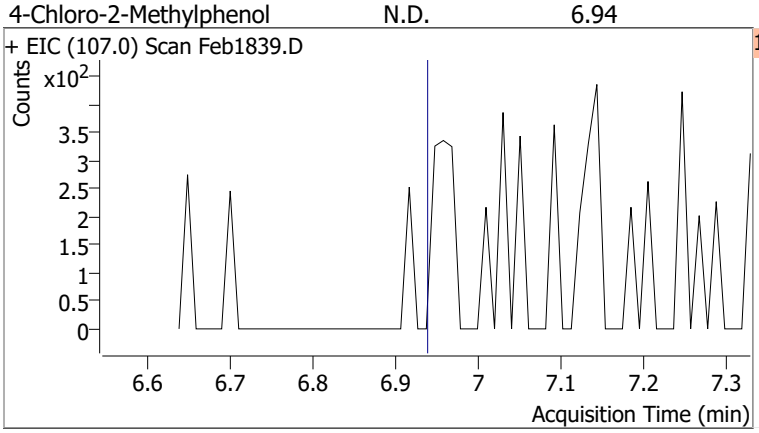

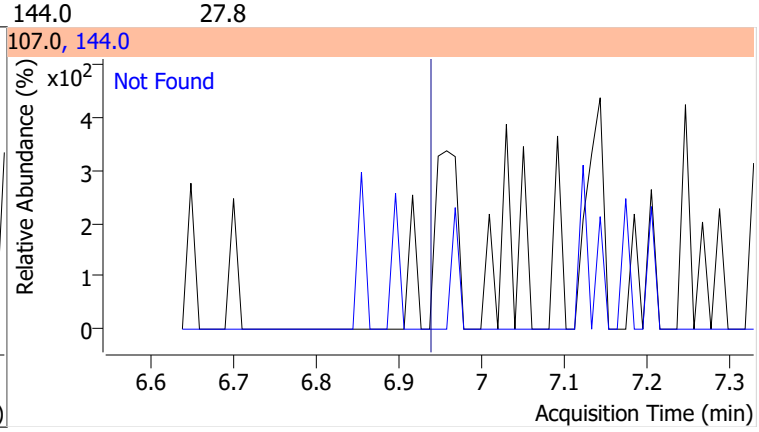

Compound	Conc.	Exp RT	QIon	Exp Ratio
4-Chloro-3-Methylphenol	N.D.	7.07	144.0	27.3

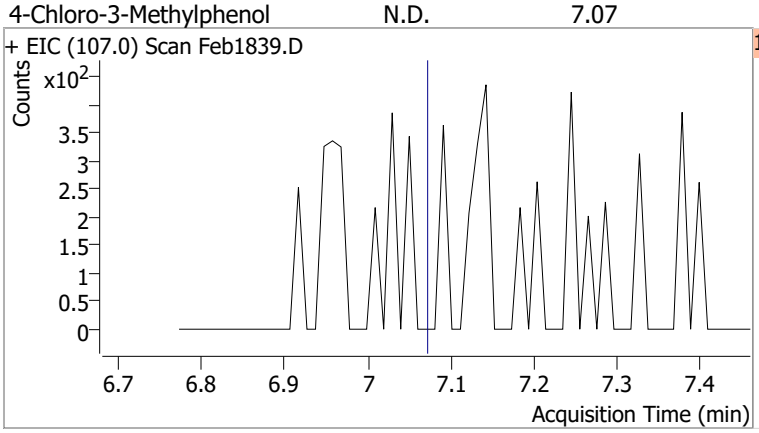

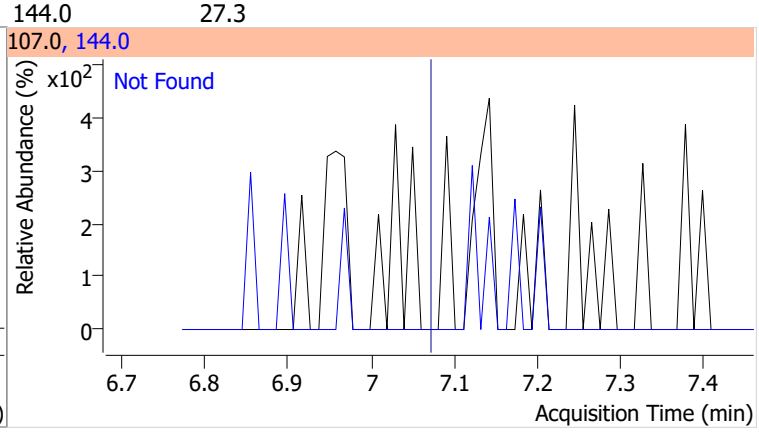

Compound	Conc.	Exp RT	QIon	Exp Ratio	QIon	Exp Ratio
2-Methylnaphthalene	N.D.	7.14	142.0	119.8	115.0	41.7

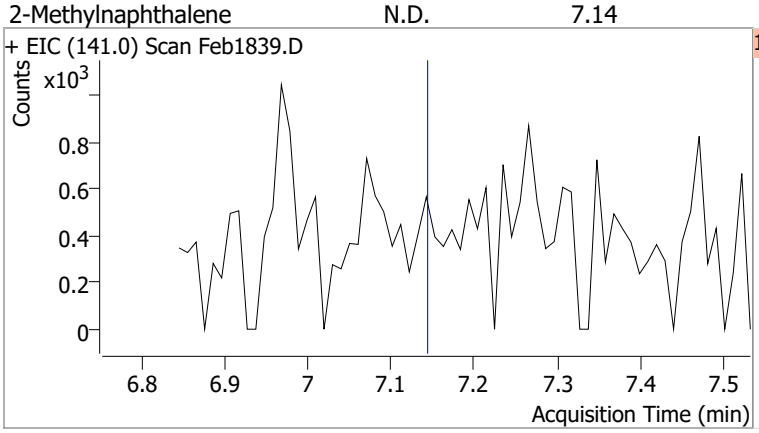

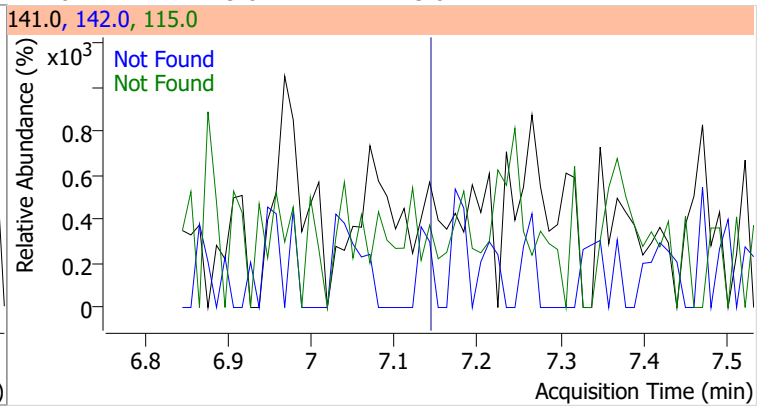

Compound	Conc.	Exp RT	QIon	Exp Ratio	QIon	Exp Ratio
1-Methylnaphthalene	N.D.	7.26	142.0	114.0	115.0	41.3

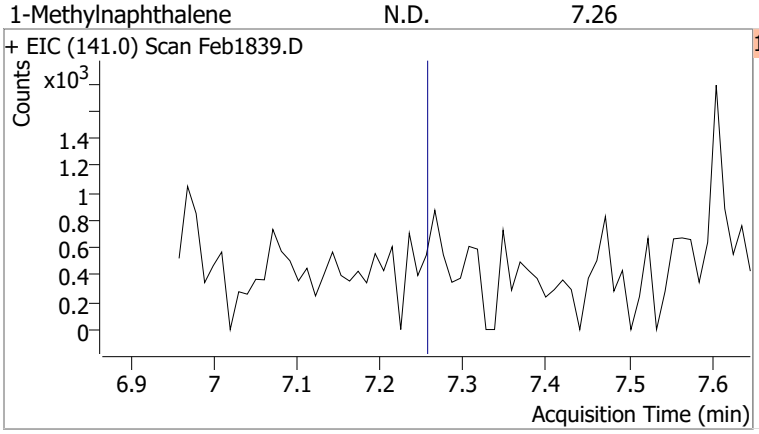

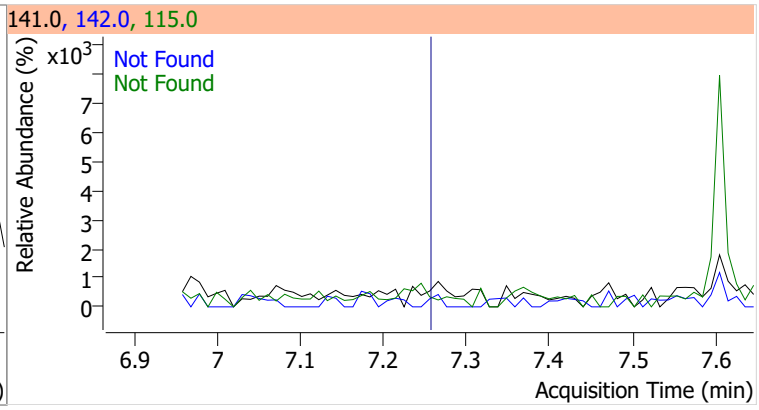

Compound	Conc.	Exp RT	QIon	Exp Ratio	QIon	Exp Ratio
Hexachlorocyclopentadiene	N.D.	7.34	234.9	64.6	238.9	63.8

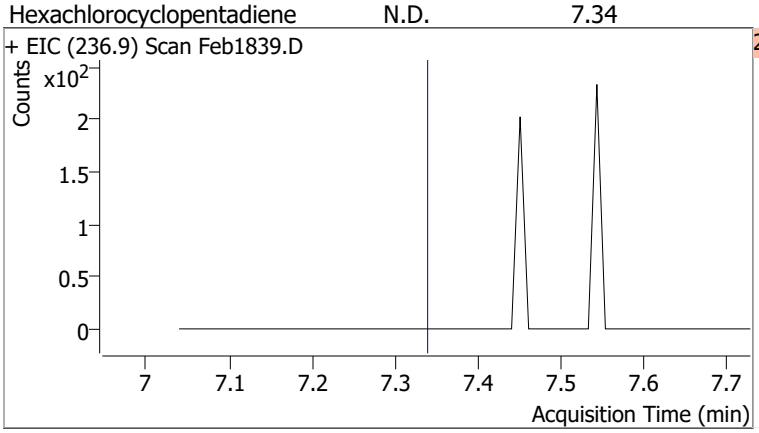

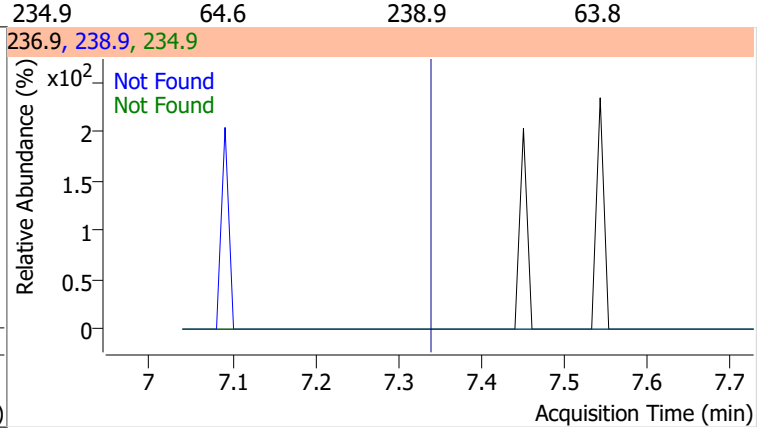

Compound	Conc.	Exp RT	QIon	Exp Ratio
2,4,6-Trichlorophenol	N.D.	7.52	198.0	96.5

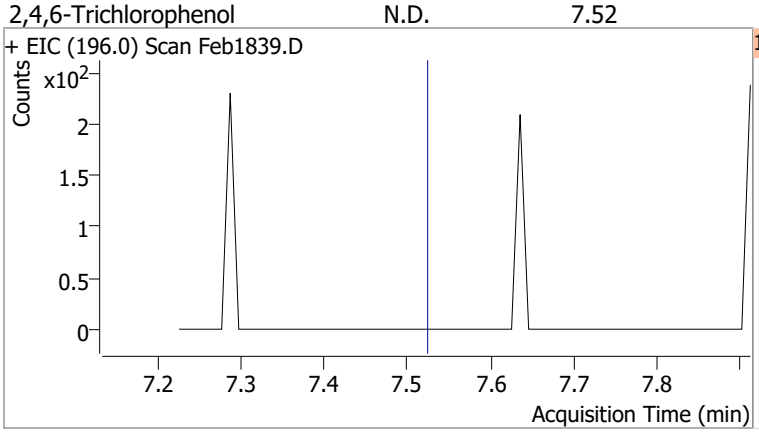

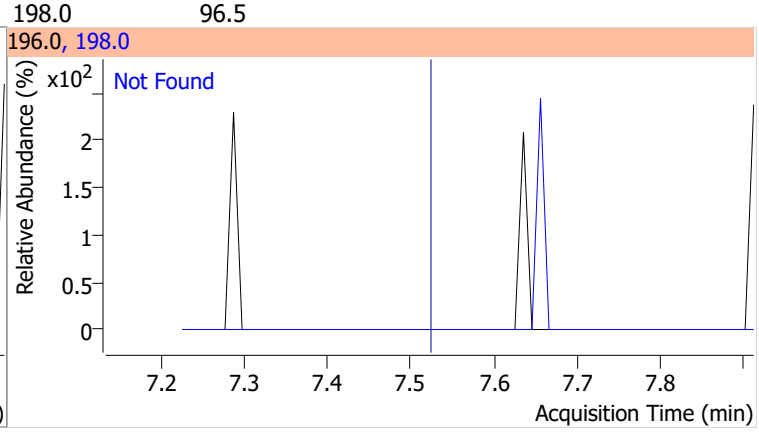

Compound	Conc.	Exp RT	QIon	Exp Ratio
2,4,5-Trichlorophenol	N.D.	7.57	198.0	90.2

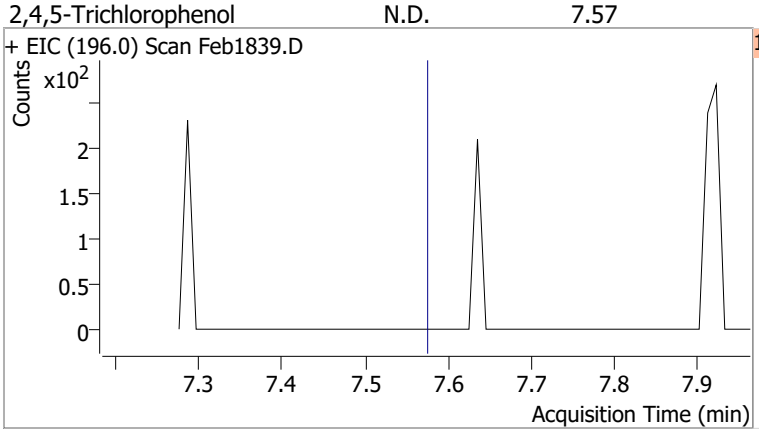

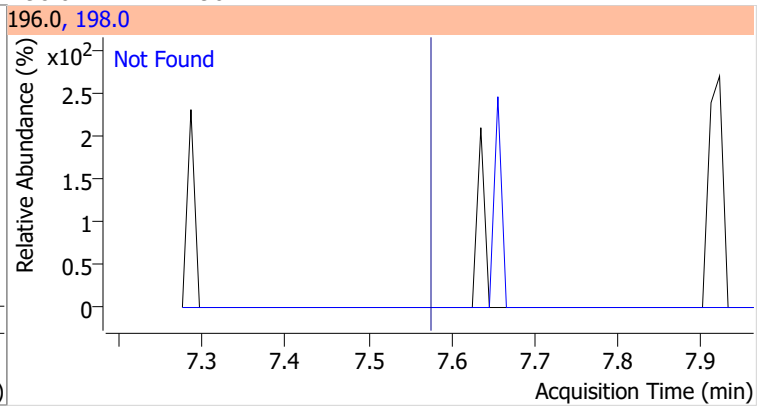

Compound	Conc.	RT	Dev(Min)	Resp.	QIon	QRatio	Lower	Upper
2-Fluorobiphenyl	68.0141	7.60	0.00	1176255	171.0	34.3	24.0	44.5

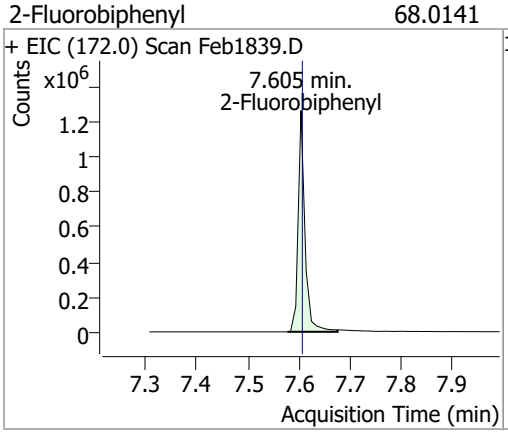

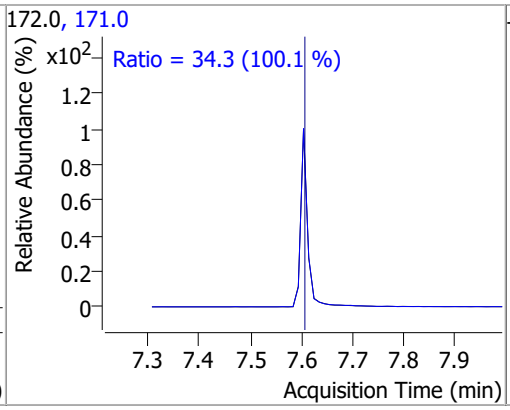

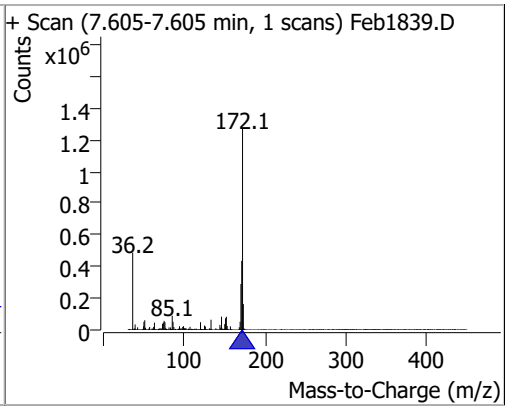

Compound	Conc.	Exp RT	QIon	Exp Ratio	QIon	Exp Ratio
2-Chloronaphthalene	N.D.	7.72	127.0	35.9	164.0	32.1

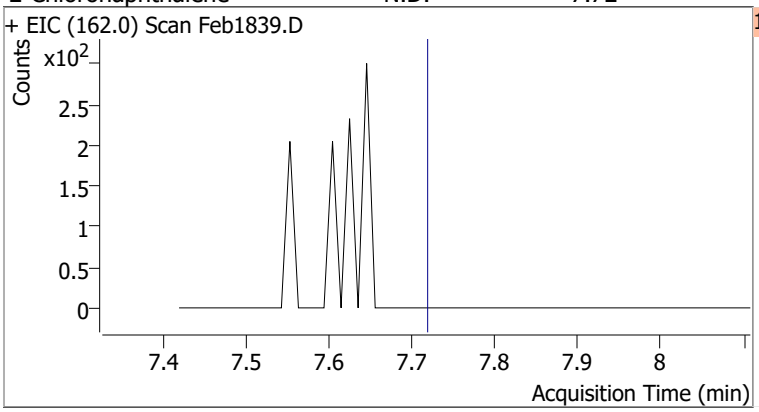

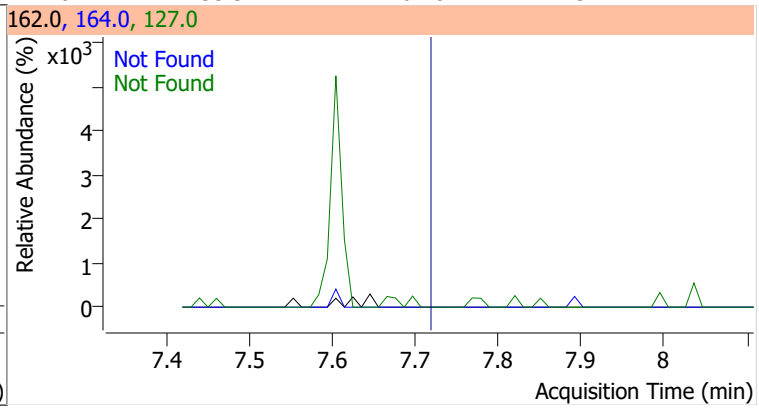

Compound	Conc.	Exp RT	QIon	Exp Ratio
2-Nitroaniline	N.D.	7.88	138.0	110.5

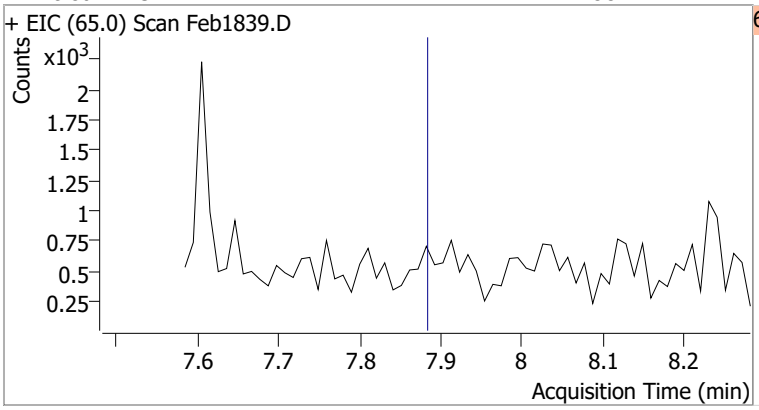

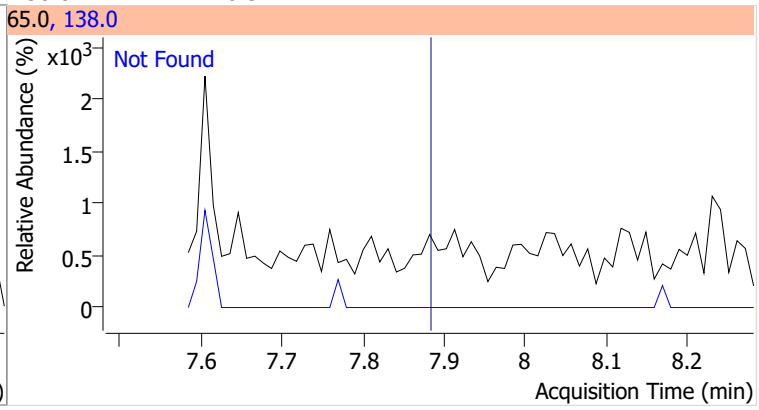

Compound	Conc.	RT	Dev(Min)	Resp.	QIon	QRatio	Lower	Upper
Dimethyl Phthalate		0		0	77.0		13.8	25.7

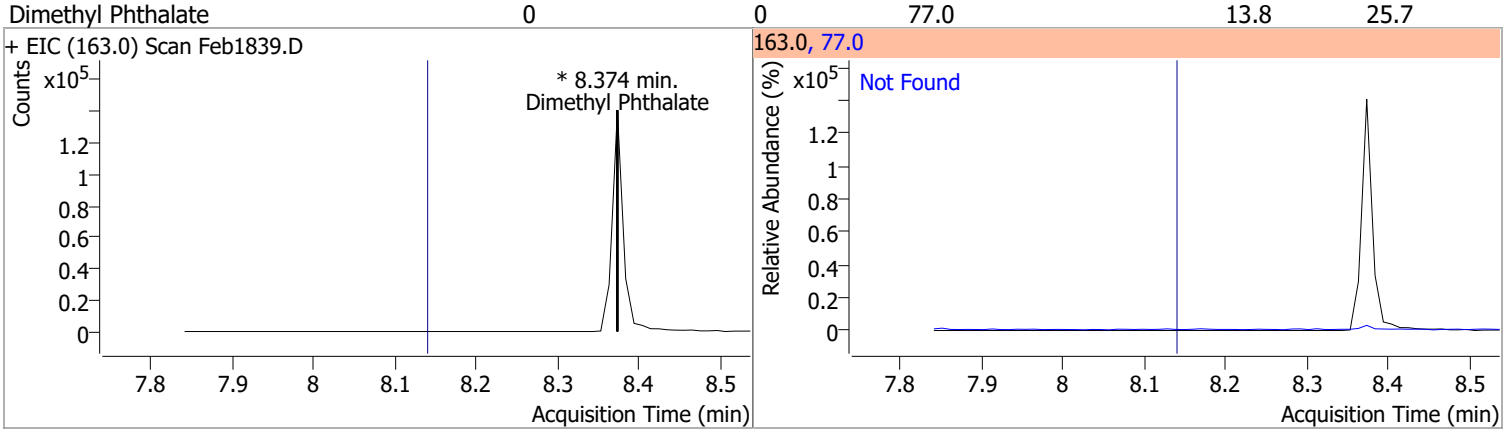

Compound	Conc.	RT	Dev(Min)	Resp.	QIon	QRatio	Lower	Upper
2,6-Dinitrotoluene		0		0	63.0		99.5	184.8
					89.0		43.3	80.3

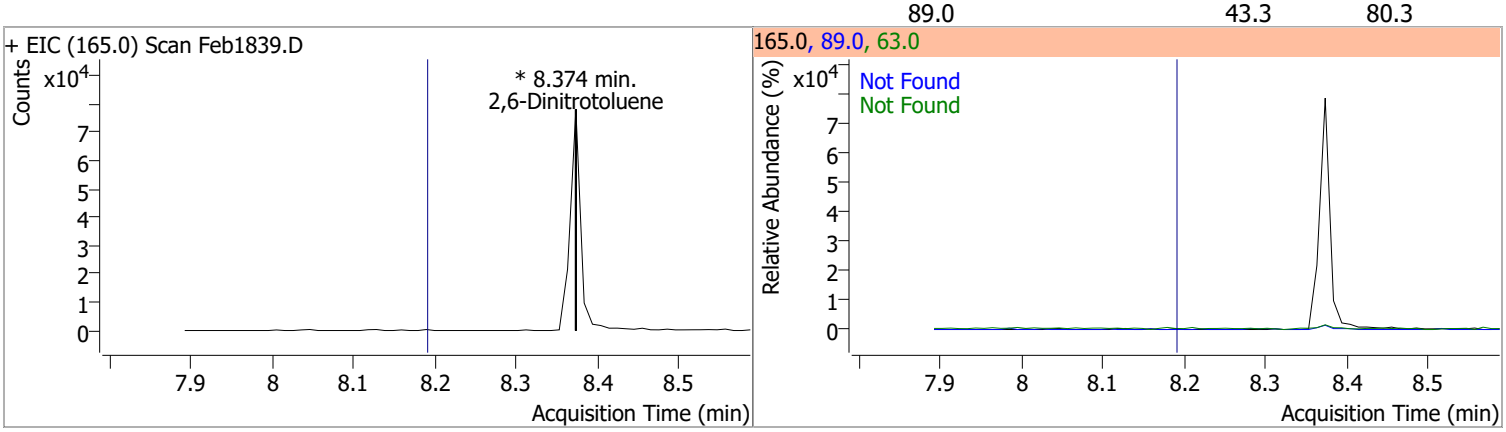

Compound	Conc.	Exp RT	QIon	Exp Ratio
Acenaphthylene	N.D.	8.20	153.1	13.6

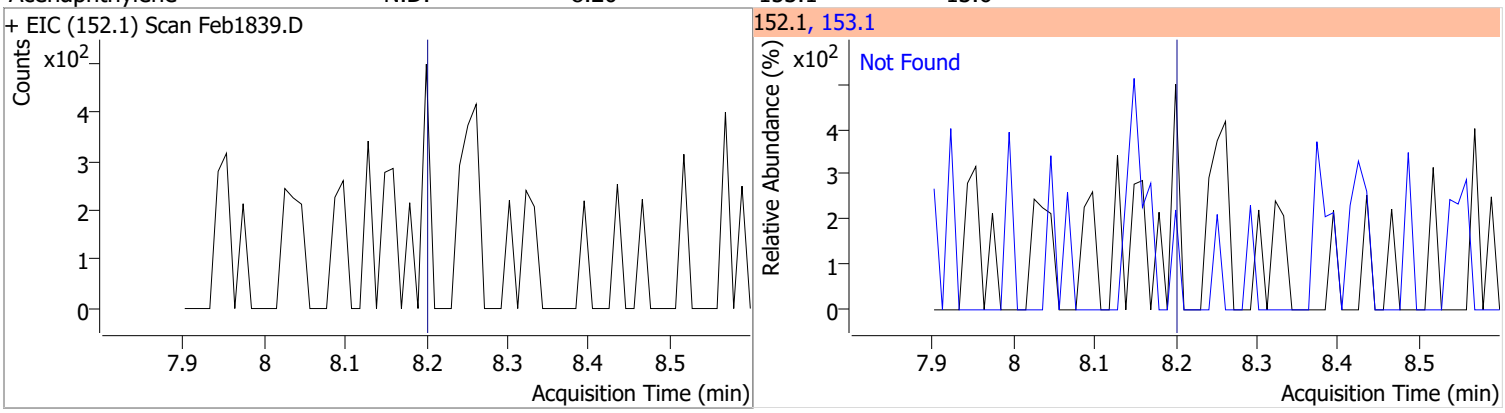

Compound	Conc.	Exp RT	QIon	Exp Ratio	QIon	Exp Ratio
3-Nitroaniline	N.D.	8.39	65.0	129.1	92.0	106.7

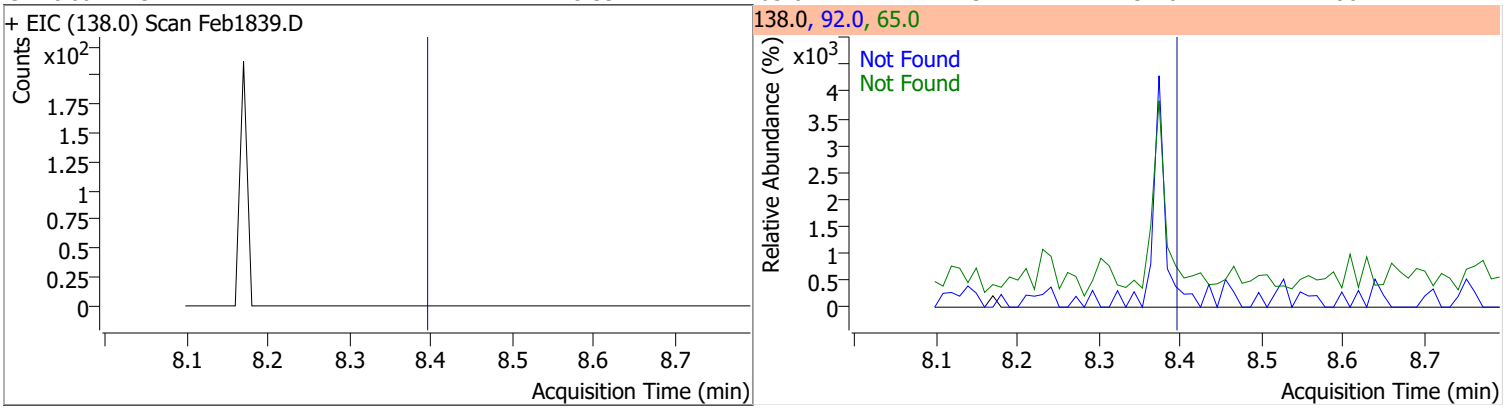

Compound	Conc.	Exp RT	QIon	Exp Ratio	QIon	Exp Ratio
Acenaphthene	N.D.	8.41	153.0	106.5	152.0	51.8

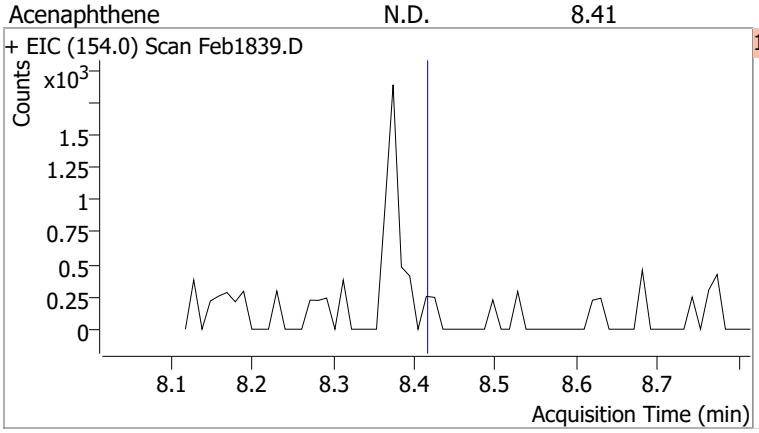

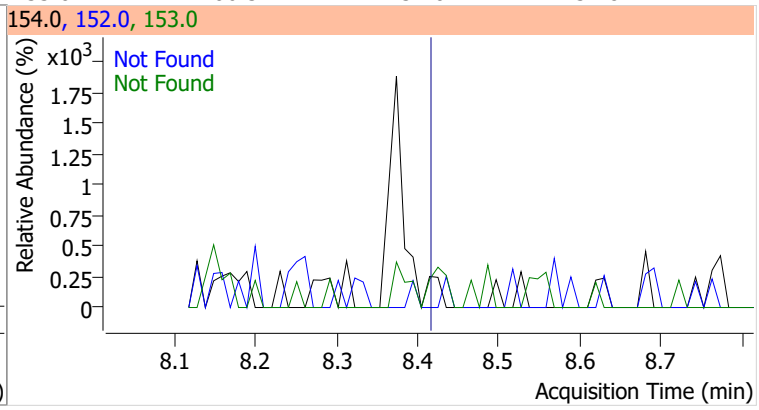

Compound	Conc.	Exp RT	QIon	Exp Ratio
2,4-Dinitrophenol	N.D.	8.52	154.0	62.7

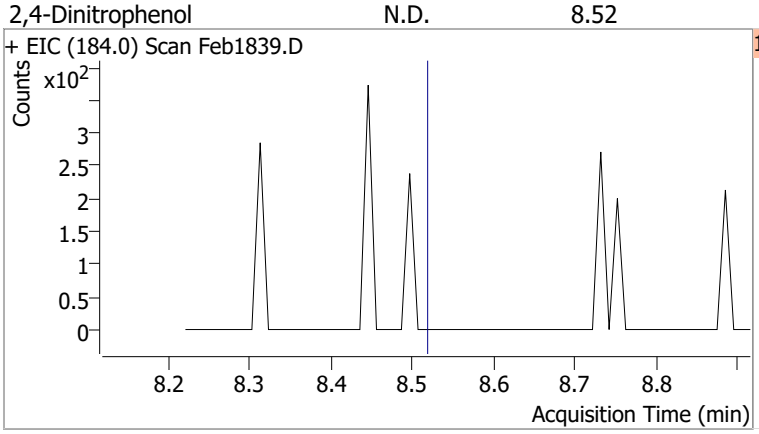

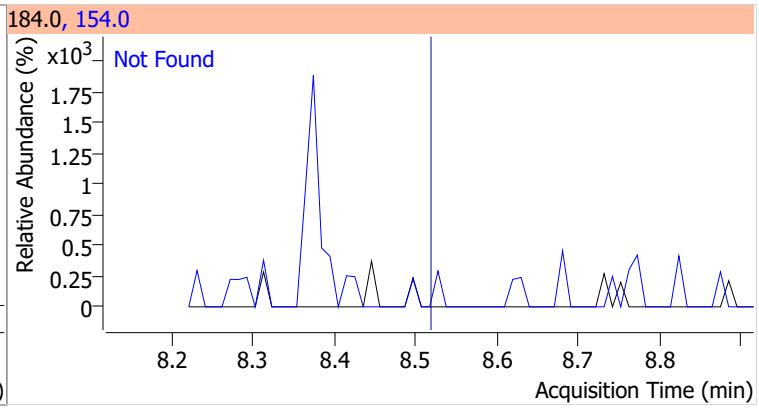

Compound	Conc.	Exp RT	QIon	Exp Ratio
Dibenzofuran	N.D.	8.63	139.0	37.5

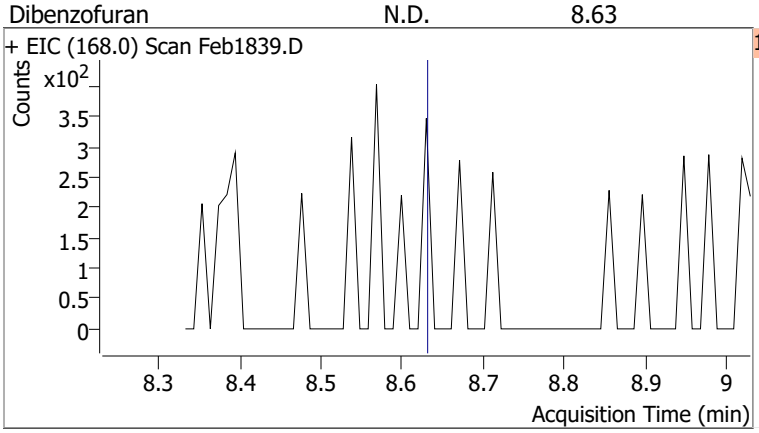

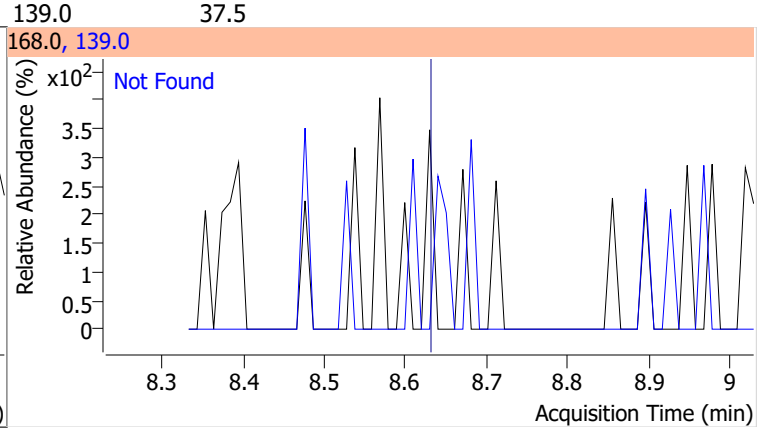

Compound	Conc.	Exp RT	QIon	Exp Ratio	QIon	Exp Ratio
2,4-Dinitrotoluene	N.D.	8.67	89.0	79.2	63.0	48.4

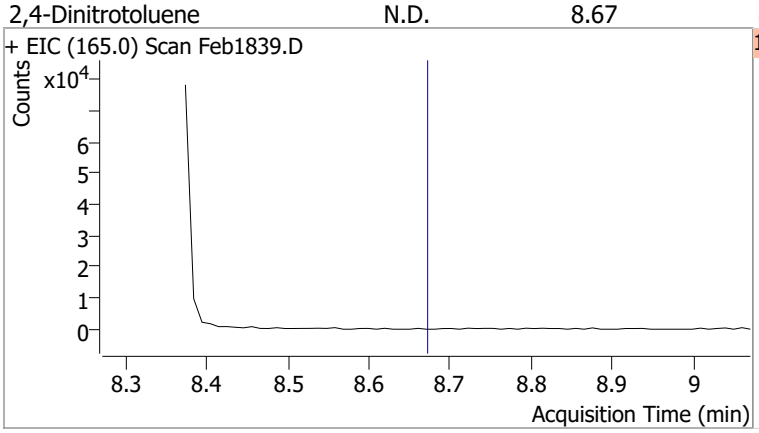

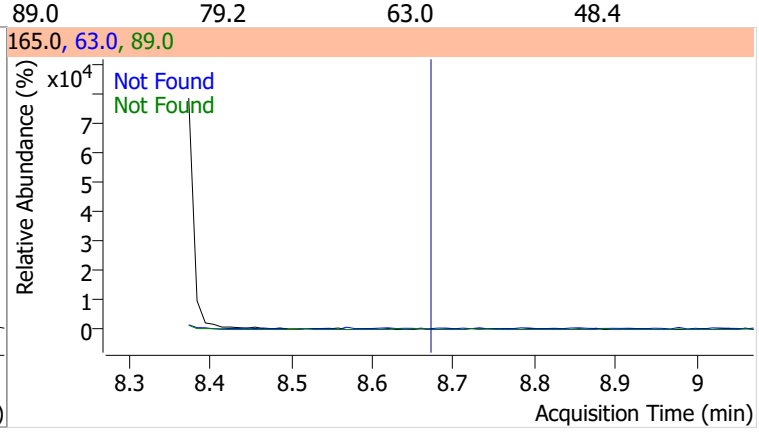

Compound	Conc.	Exp RT	QIon	Exp Ratio	QIon	Exp Ratio
4-Nitrophenol	N.D.	8.70	65.0	72.0	139.0	71.1

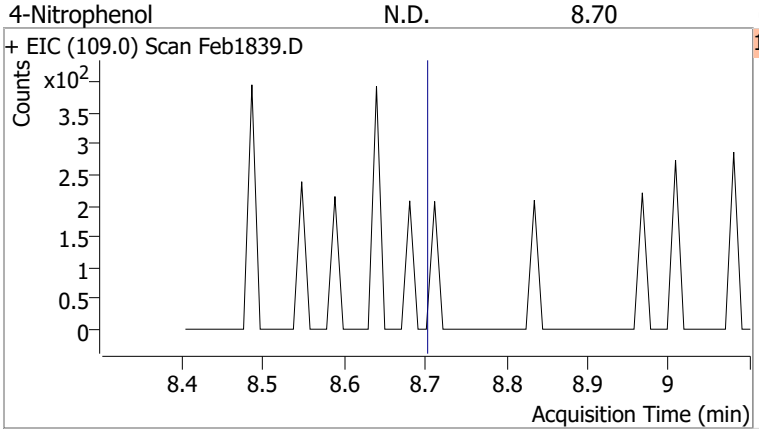

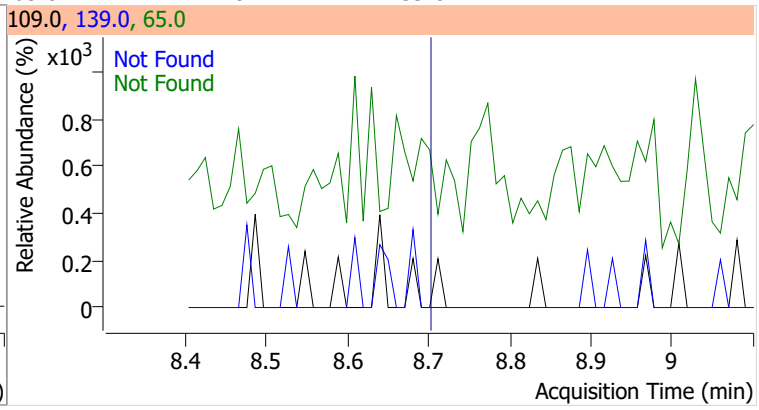

Compound	Conc.	Exp RT	QIon	Exp Ratio	QIon	Exp Ratio
Diethylphthalate	N.D.	9.00	177.0	20.7	150.0	12.5

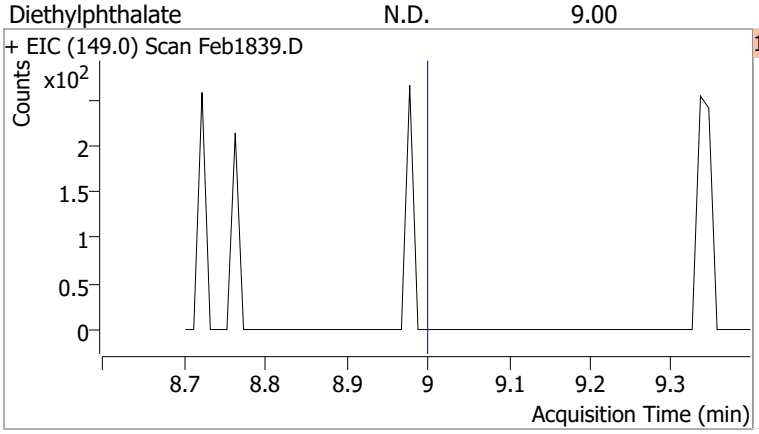

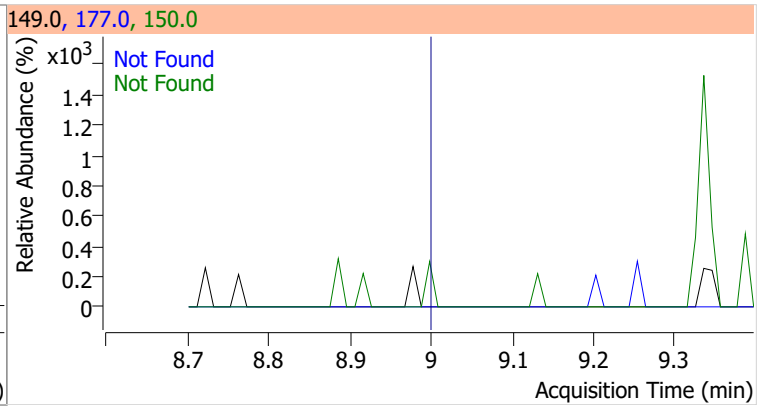

Compound	Conc.	Exp RT	QIon	Exp Ratio	QIon	Exp Ratio
Fluorene	N.D.	9.04	165.0	93.4	167.0	13.7

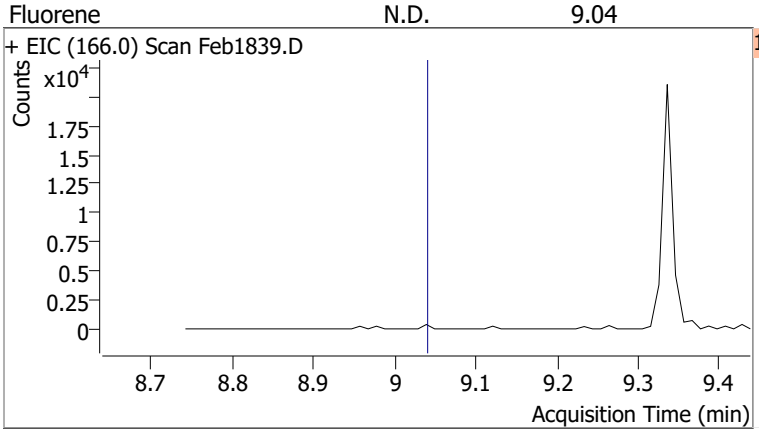

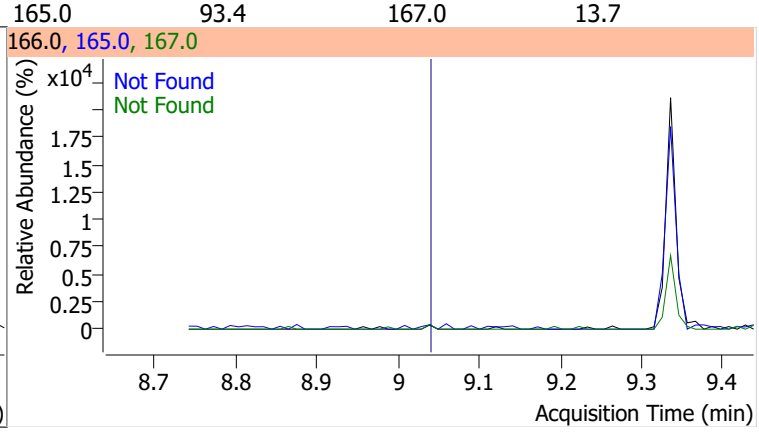

Compound	Conc.	Exp RT	QIon	Exp Ratio	QIon	Exp Ratio
4-Chlorophenyl-phenylether	N.D.	9.07	141.0	61.2	206.0	33.8

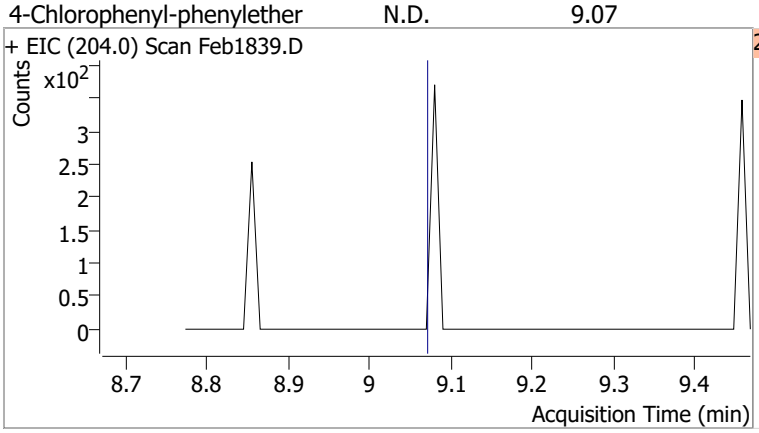

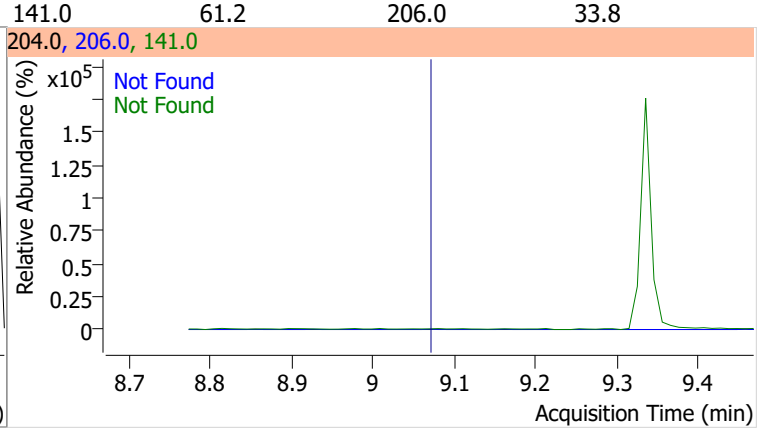

Compound	Conc.	Exp RT	QIon	Exp Ratio	QIon	Exp Ratio
4-Nitroaniline	N.D.	9.14	65.0	112.7	92.0	49.3

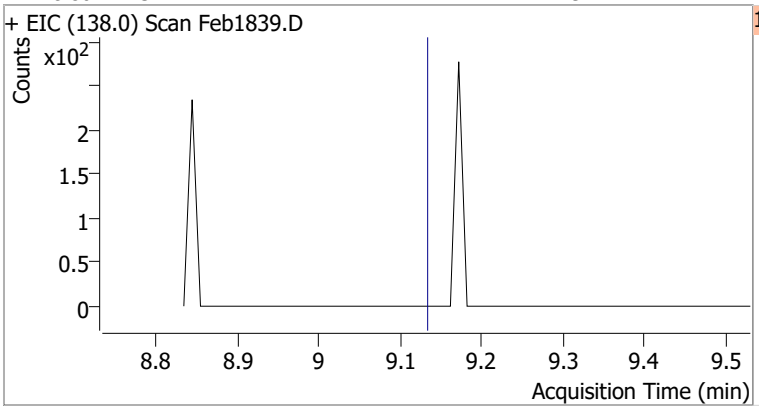

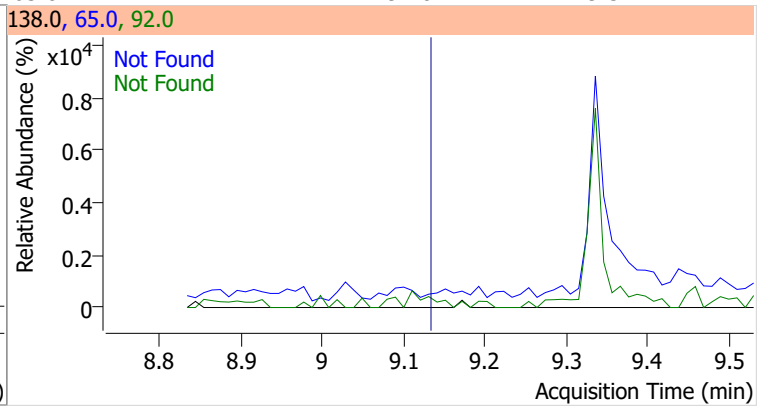

Compound	Conc.	RT	Dev(Min)	Resp.	QIon	QRatio	Lower	Upper
4,6-Dinitro-2-methylphenol		0		0	121.0		35.1	65.3

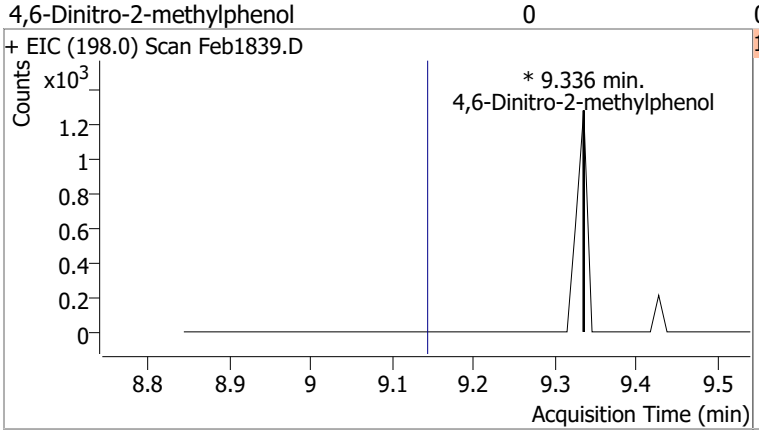

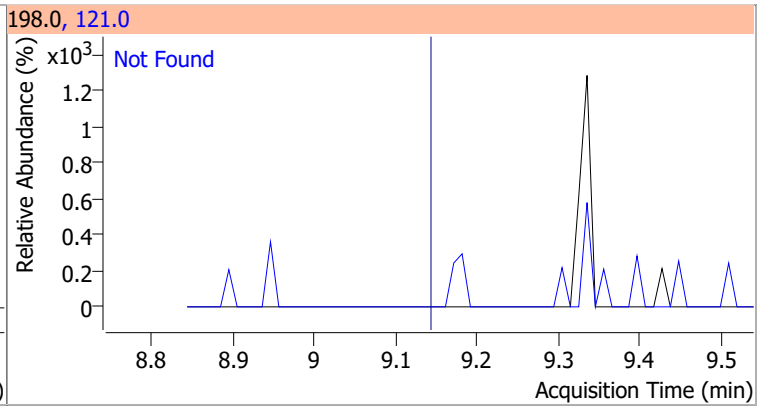

Compound	Conc.	Exp RT	QIon	Exp Ratio	QIon	Exp Ratio
N-nitrosodiphenylamine	N.D.	9.23	168.0	62.8	167.0	34.1

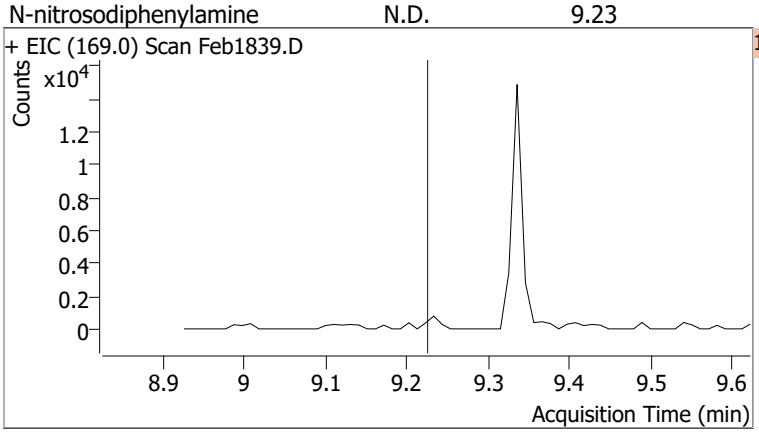

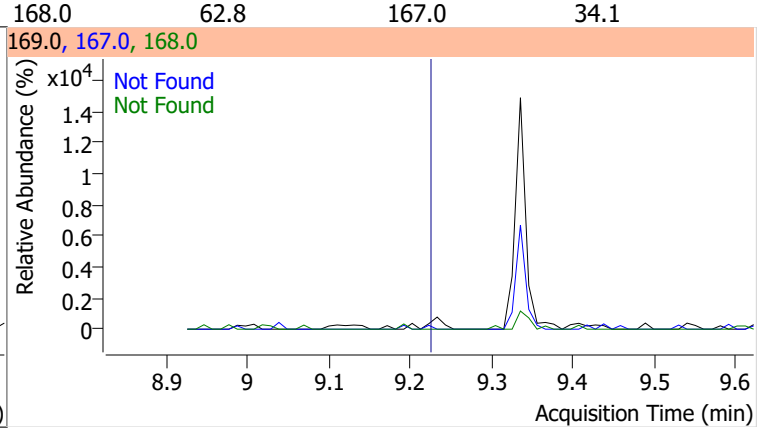

Compound	Conc.	Exp RT	QIon	Exp Ratio	QIon	Exp Ratio
Azobenzene	N.D.	9.26	51.0	45.2	182.0	24.1

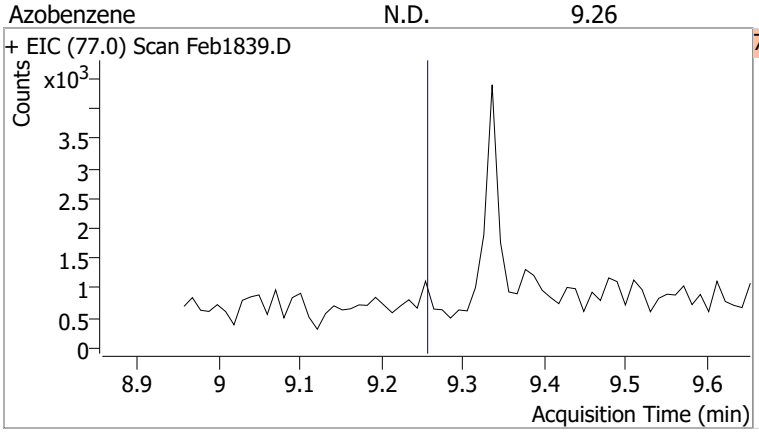

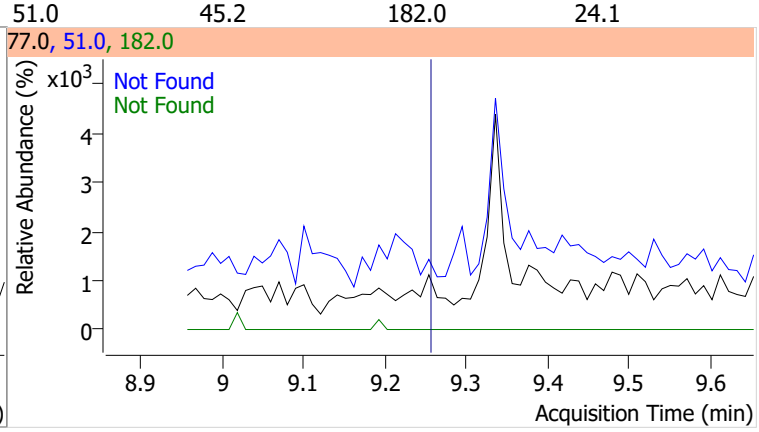

Compound	Conc.	RT	Dev(Min)	Resp.	QIon	QRatio	Lower	Upper
2,4,6-Tribromophenol	162.7379	9.34	0.00	266255	331.8	87.4	68.5	127.2

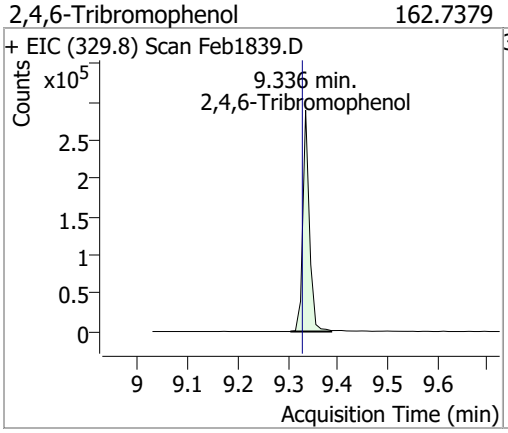

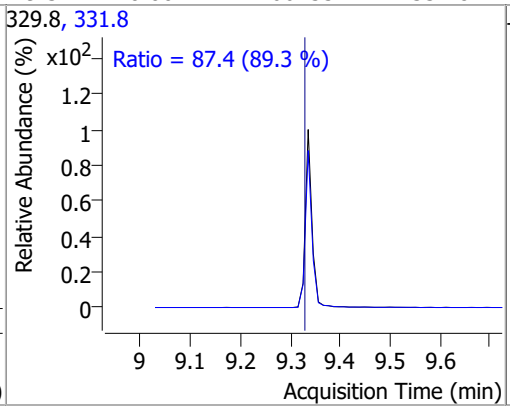

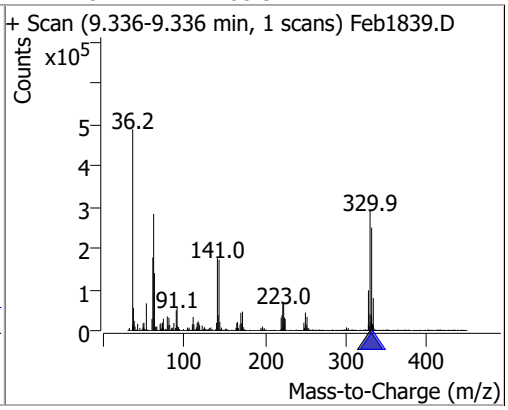

Compound	Conc.	Exp RT	QIon	Exp Ratio	QIon	Exp Ratio
4-Bromophenyl-phenylether	N.D.	9.65	141.0	98.8	250.0	98.2

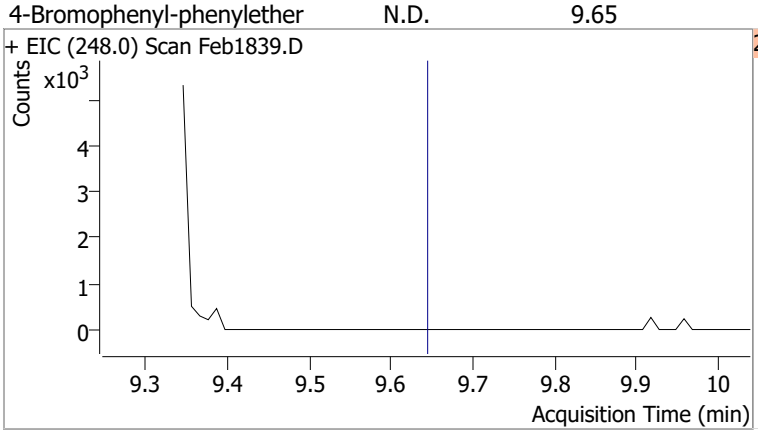

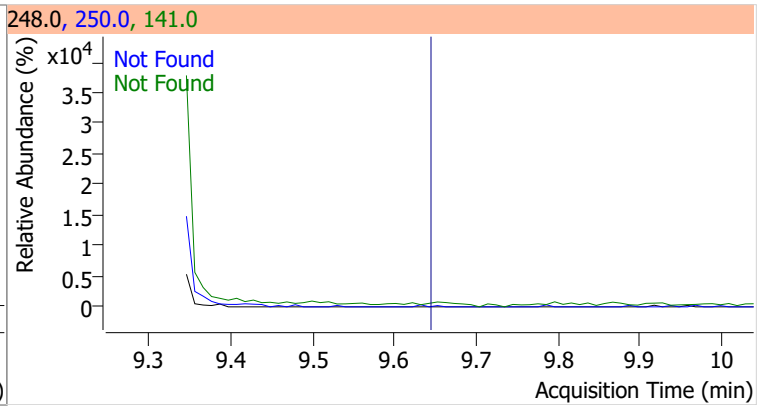

Compound	Conc.	Exp RT	QIon	Exp Ratio
Hexachlorobenzene	N.D.	9.69	142.0	53.8

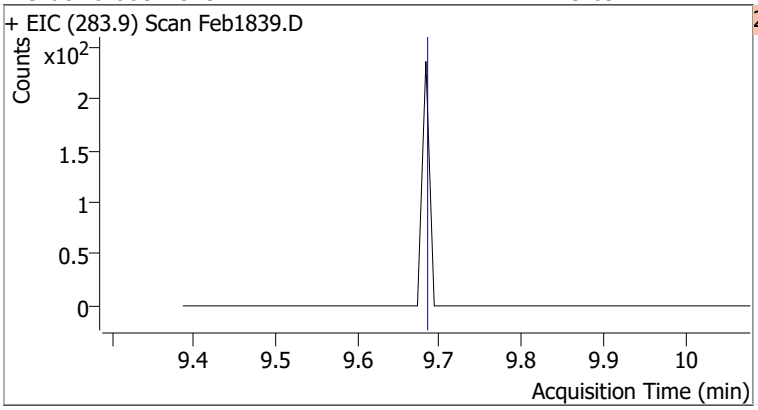

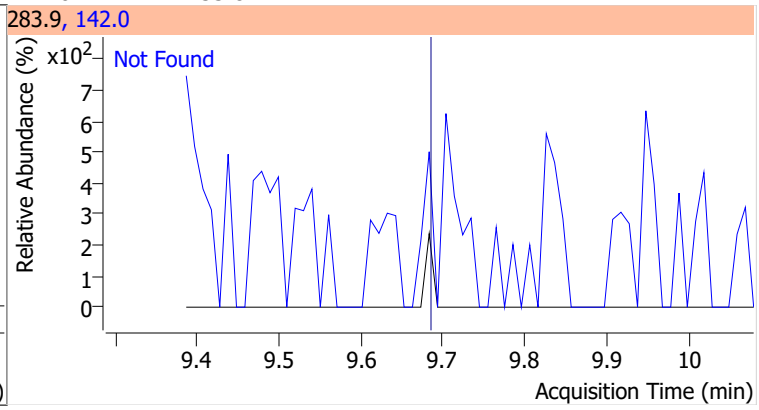

Compound	Conc.	Exp RT	QIon	Exp Ratio	QIon	Exp Ratio
Pentachlorophenol	N.D.	9.97	267.9	59.4	263.9	58.9

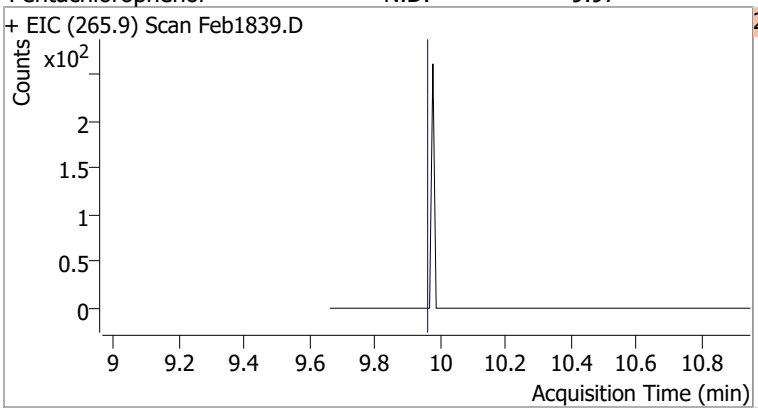

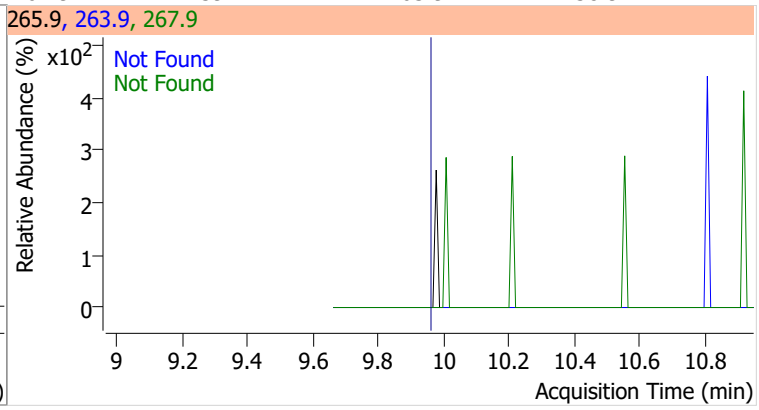

Compound	Conc.	Exp RT	QIon	Exp Ratio
Phenanthrene	N.D.	10.18	176.0	18.5

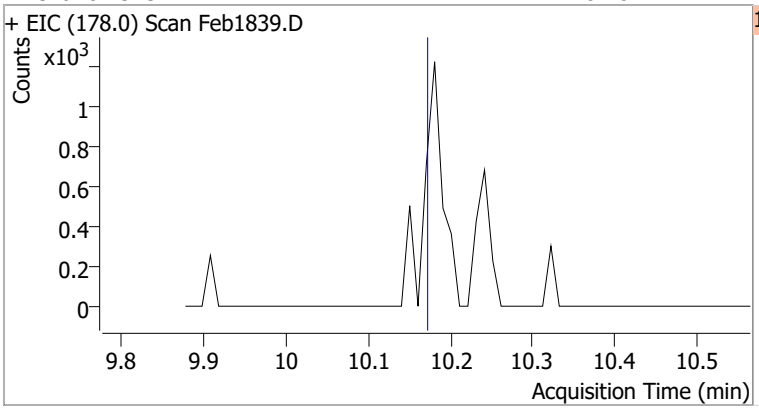

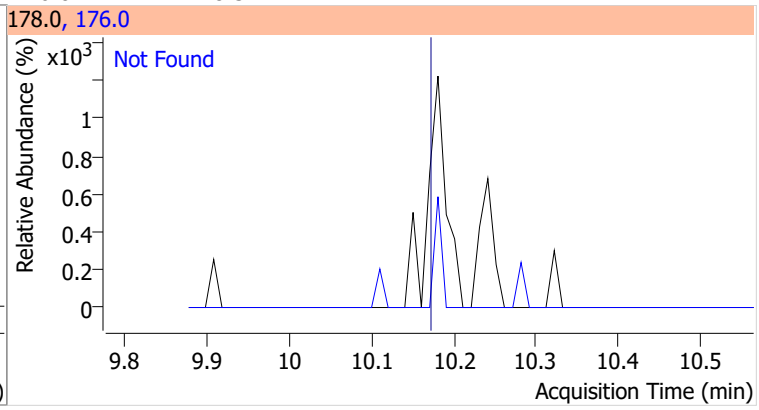

Compound	Conc.	Exp RT	QIon	Exp Ratio
Anthracene	N.D.	10.25	176.0	18.4

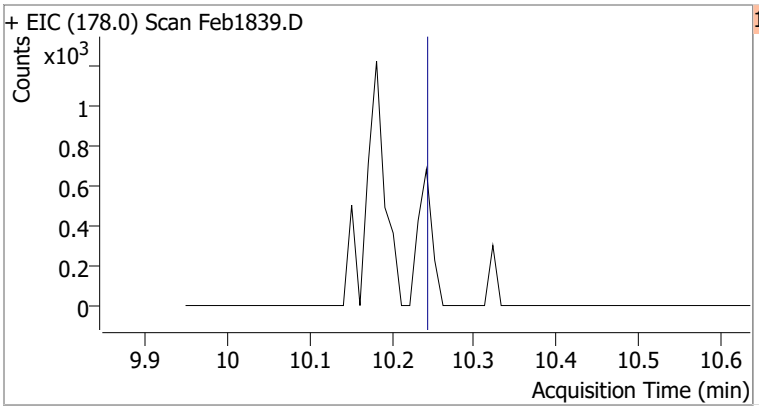

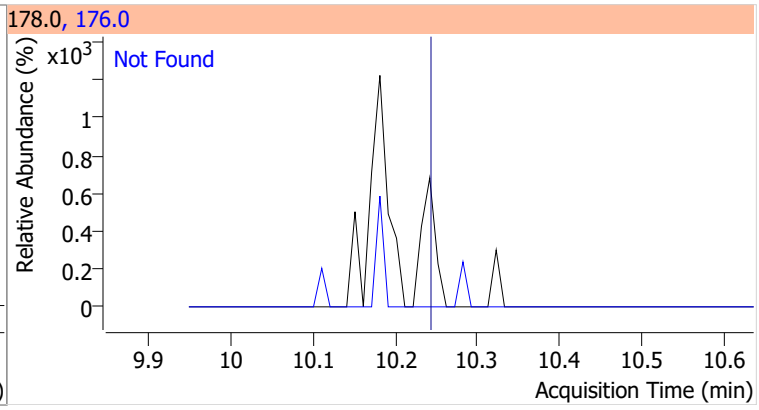

Compound	Conc.	Exp RT	QIon	Exp Ratio	QIon	Exp Ratio
Triallate	N.D.	10.31	268.0	24.1	143.0	22.5

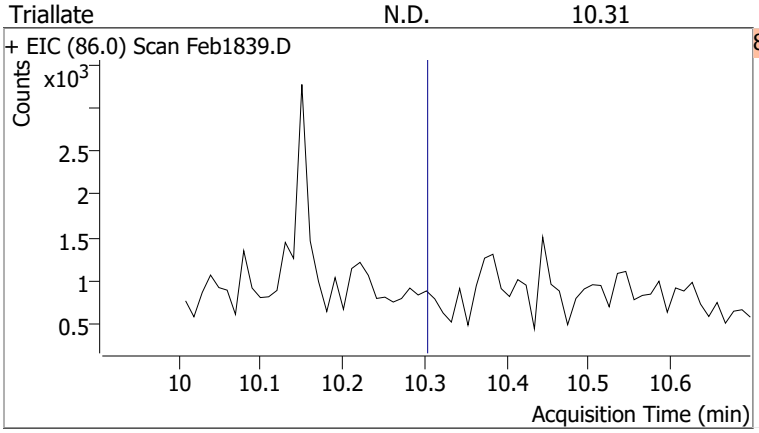

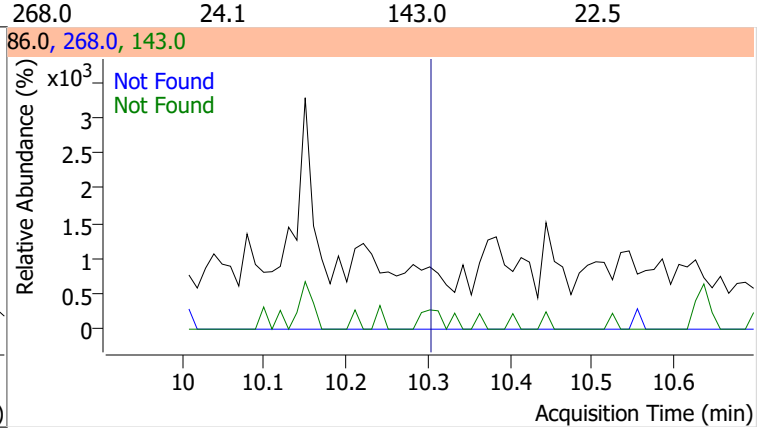

Compound	Conc.	Exp RT	QIon	Exp Ratio
Carbazole	N.D.	10.49	139.0	12.8

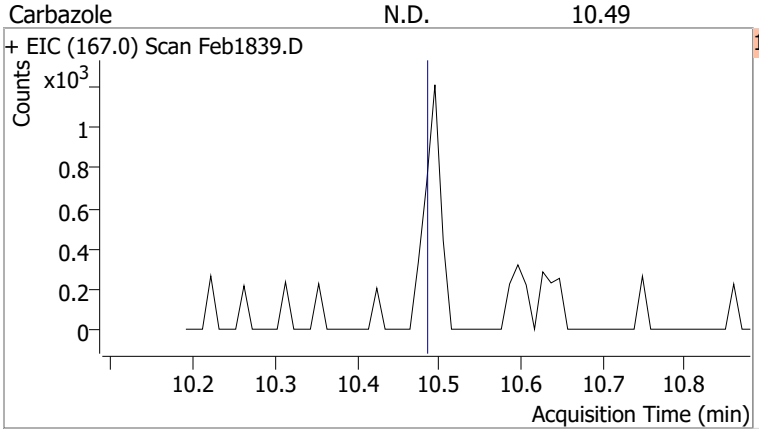

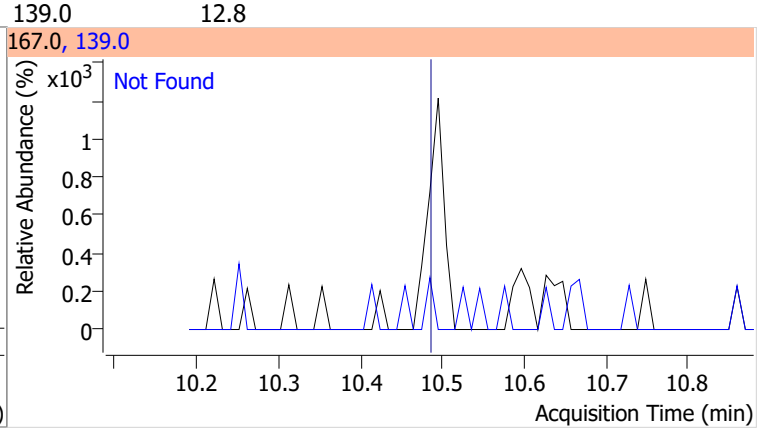

Compound	Conc.	Exp RT	QIon	Exp Ratio	QIon	Exp Ratio
o-Terphenyl	N.D.	10.70	229.0	64.9	215.0	37.0

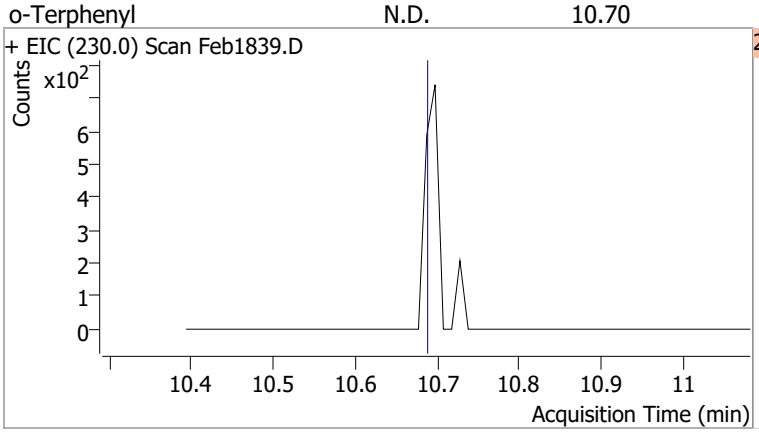

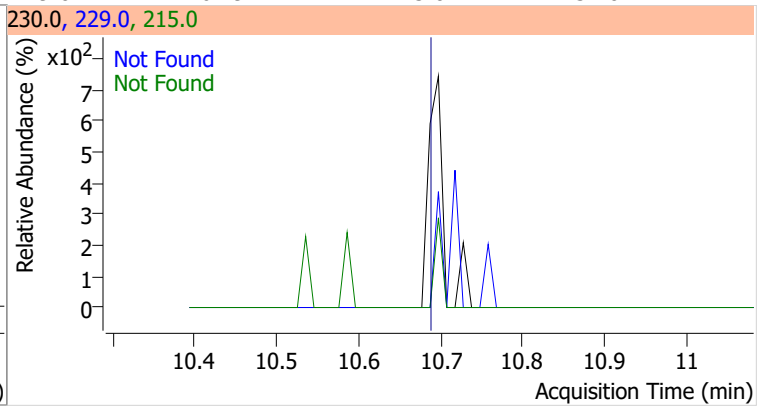

Compound	Conc.	Exp RT	QIon	Exp Ratio	QIon	Exp Ratio
Di-n-Butylphthalate	N.D.	11.08	150.0	9.1	104.0	6.4

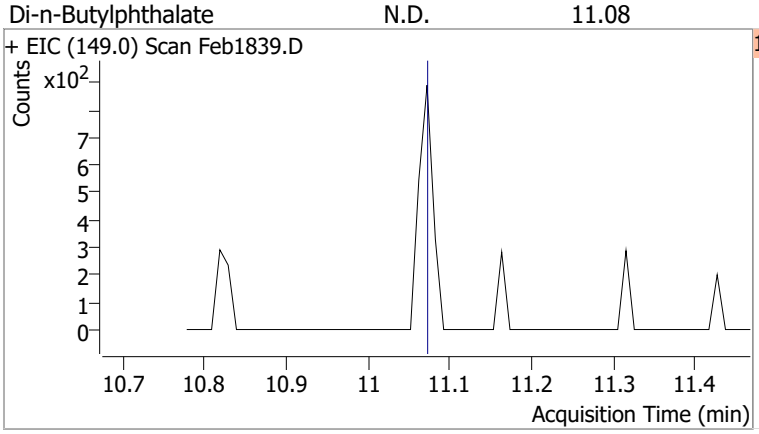

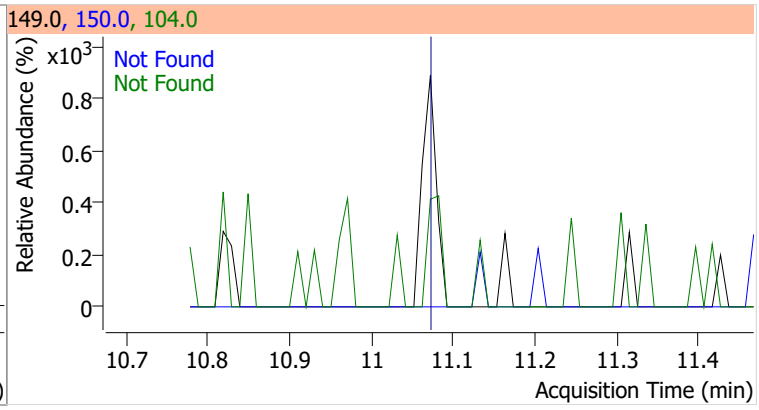

Compound	Conc.	Exp RT	QIon	Exp Ratio
Fluoranthene	N.D.	11.95	101.0	13.4

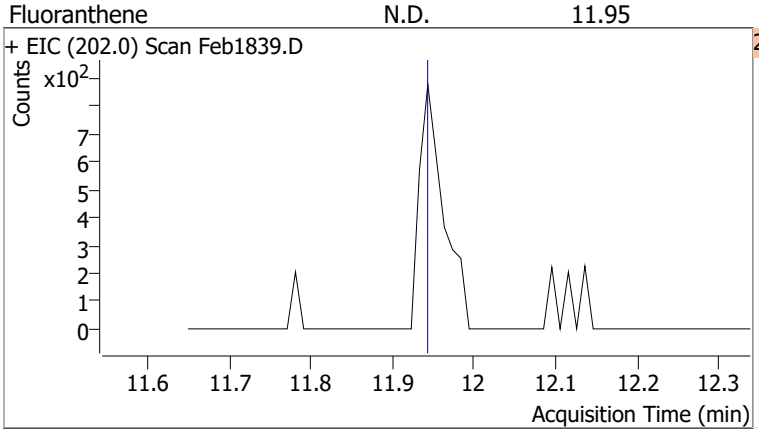

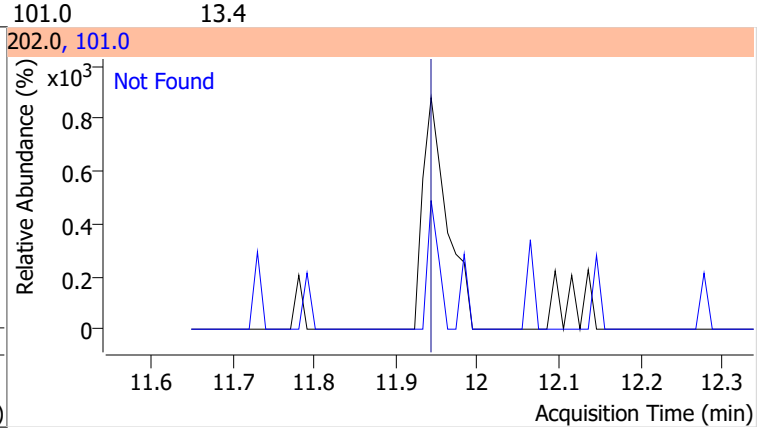

Compound	Conc.	RT	Dev(Min)	Resp.	QIon	QRatio	Lower	Upper
Benzidine		0		0	183.0		8.3	15.4
					92.0		5.8	10.8

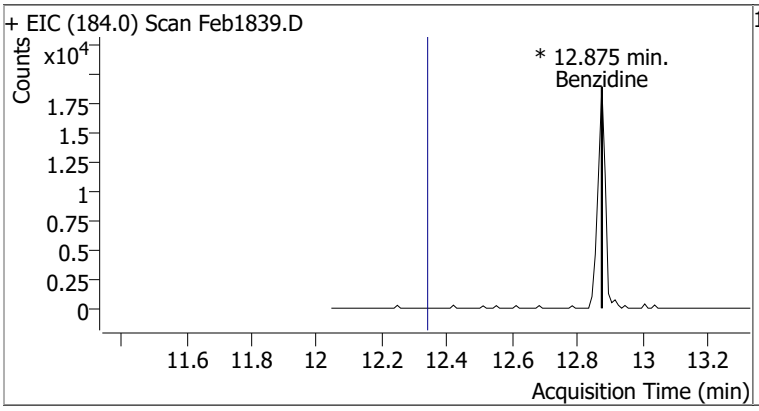

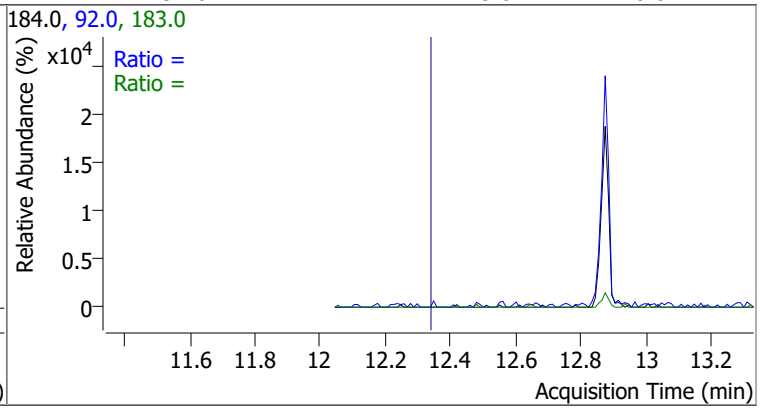

Compound	Conc.	Exp RT	QIon	Exp Ratio
Pyrene	N.D.	12.38	101.0	15.9

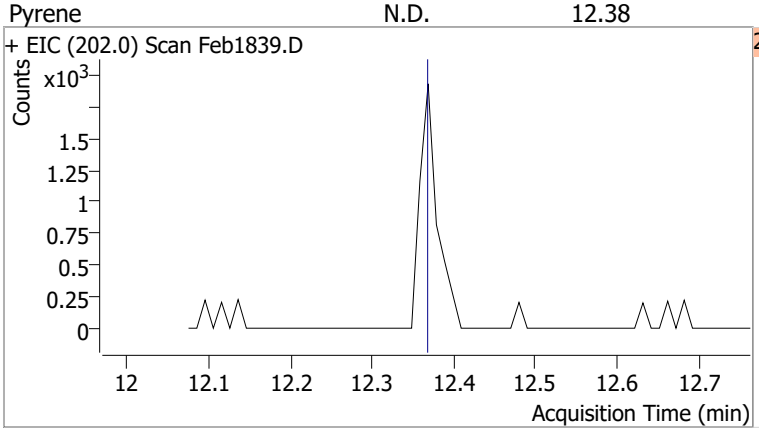

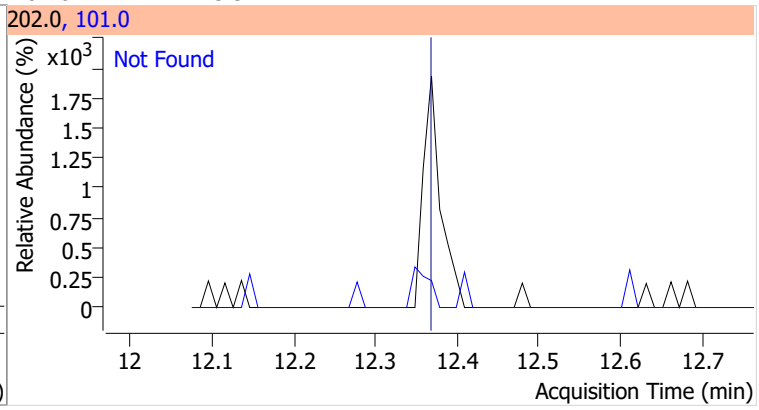

Compound	Conc.	RT	Dev(Min)	Resp.	QIon	QRatio	Lower	Upper
Terphenyl-d14	103.1328	12.88	0.00	1762794	122.0	14.4	10.1	18.7

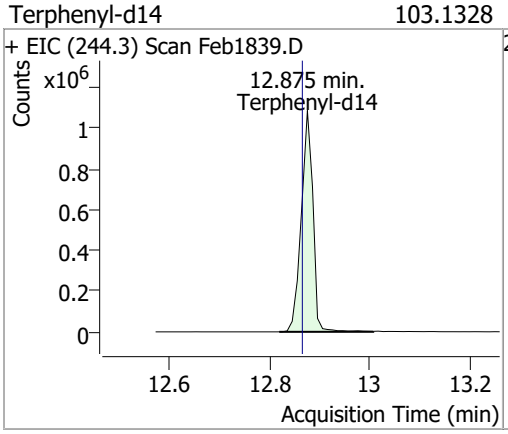

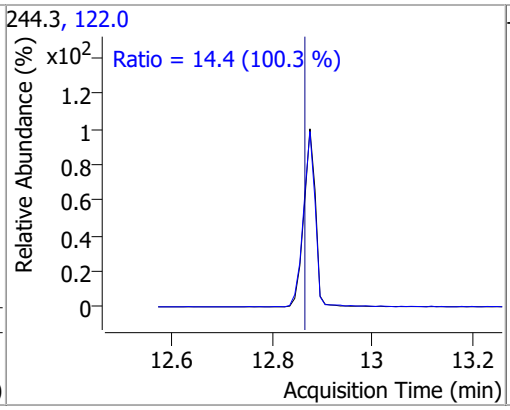

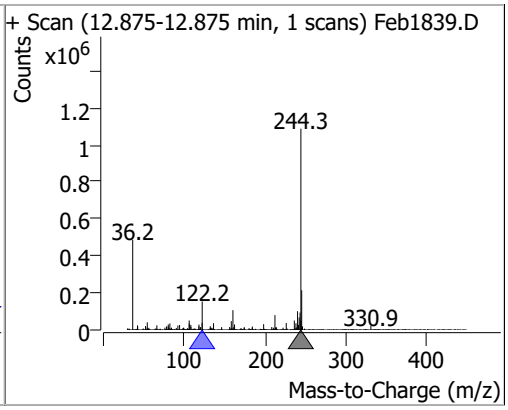

Compound	Conc.	Exp RT	QIon	Exp Ratio	QIon	Exp Ratio
Butylbenzylphthalate	N.D.	14.32	91.0	85.1	206.0	17.5

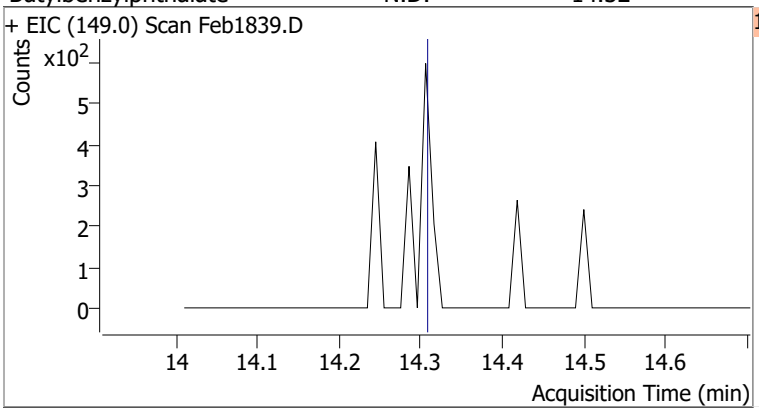

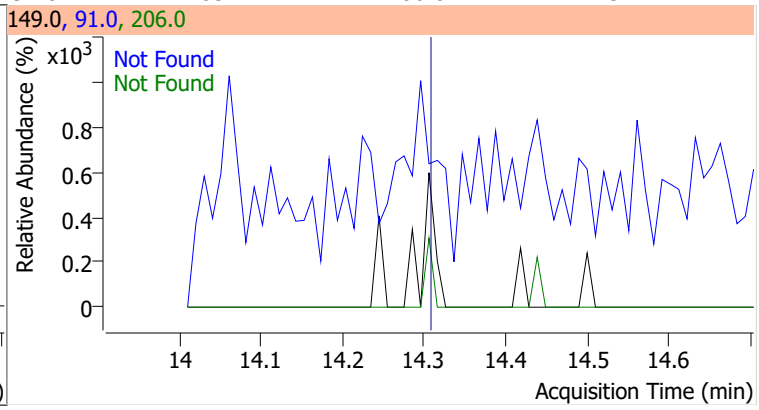

Compound	Conc.	Exp RT	QIon	Exp Ratio	QIon	Exp Ratio
Benzo(a)Anthracene	N.D.	15.51	226.0	26.8	229.0	21.1

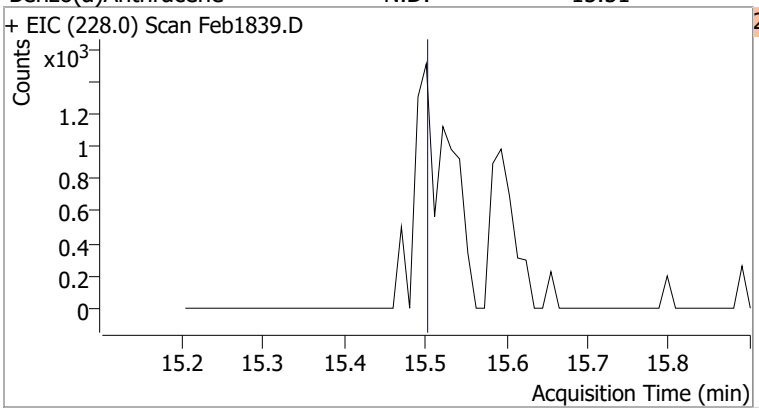

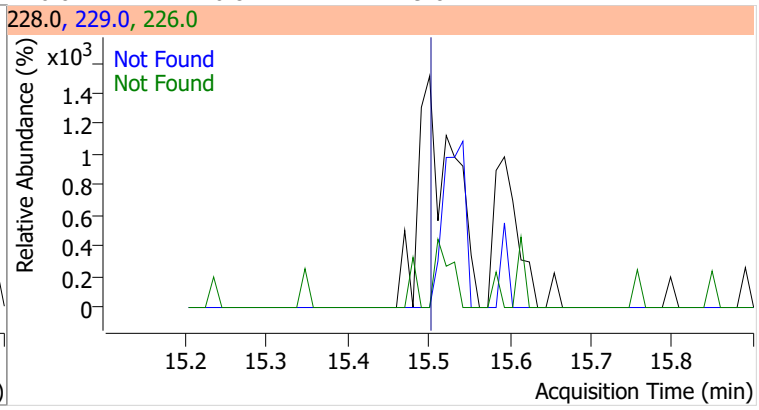

Compound	Conc.	Exp RT	QIon	Exp Ratio	QIon	Exp Ratio
Chrysene	N.D.	15.62	226.0	28.4	229.0	19.7

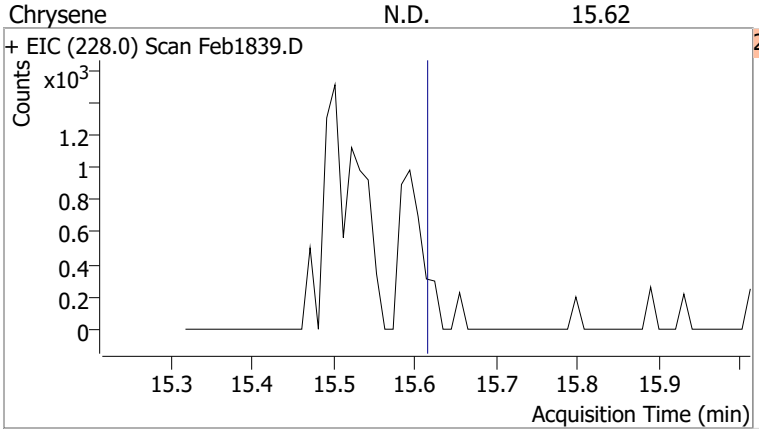

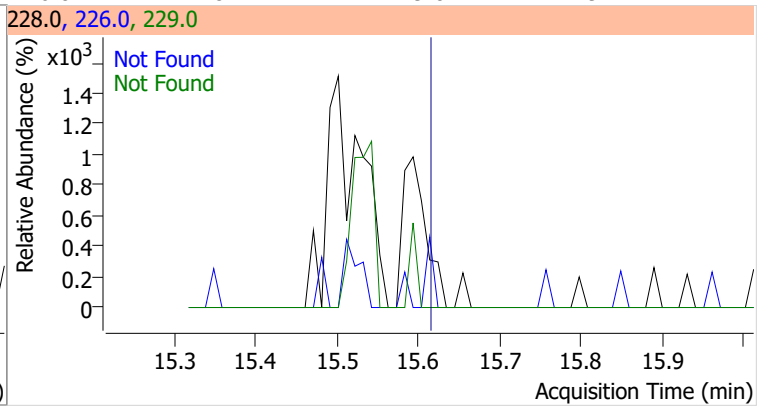

Compound	Conc.	Exp RT	QIon	Exp Ratio
3,3-Dichlorobenzidine	N.D.	15.69	254.0	64.2

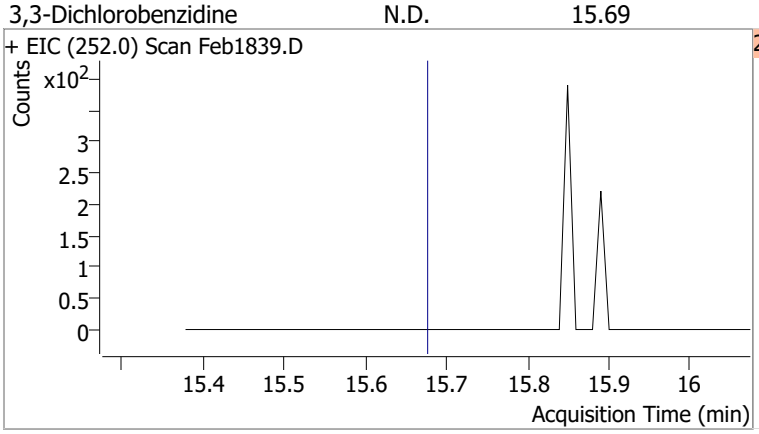

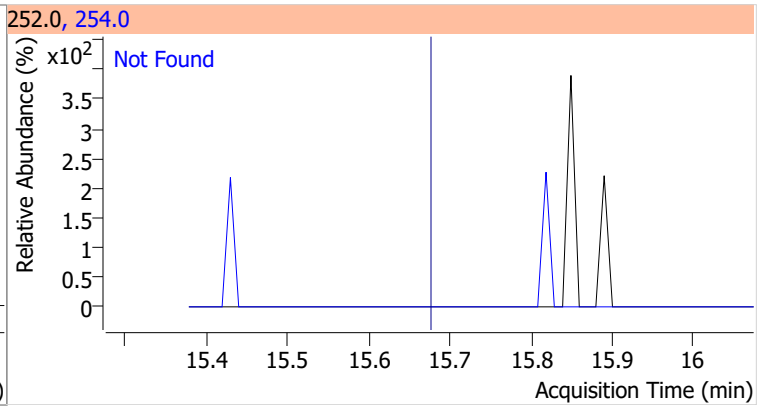

Compound	Conc.	Exp RT	QIon	Exp Ratio	QIon	Exp Ratio
bis(2-ethylhexyl)Phthalate	N.D.	16.37	149.0	390.8	279.0	15.0

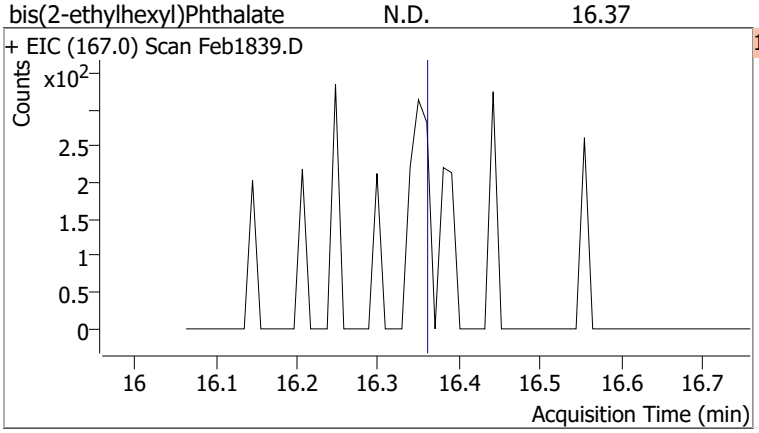

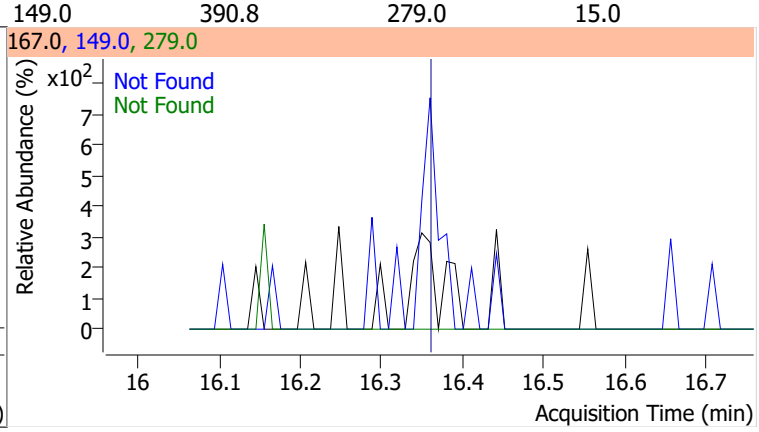

Compound	Conc.	Exp RT	QIon	Exp Ratio
Di-n-octyl Phthalate	N.D.	18.13	150.0	10.0

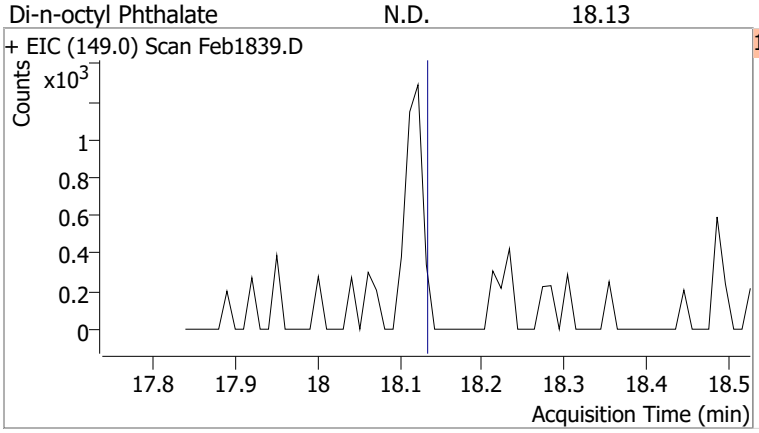

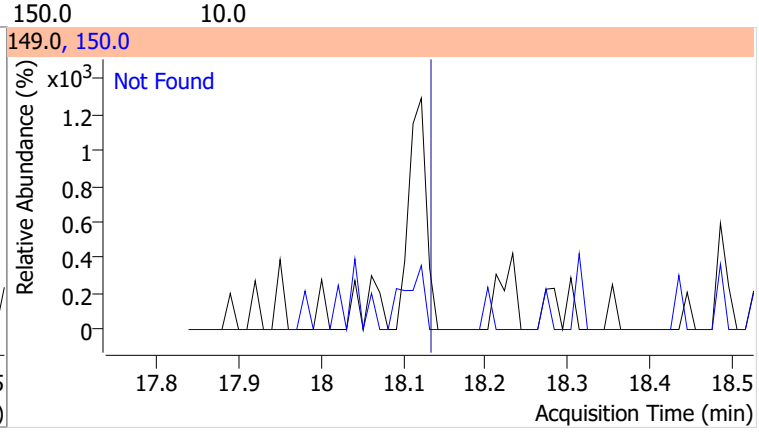

Compound	Conc.	Exp RT	QIon	Exp Ratio
Benzo(b)fluoranthene	N.D.	18.38	253.0	22.3

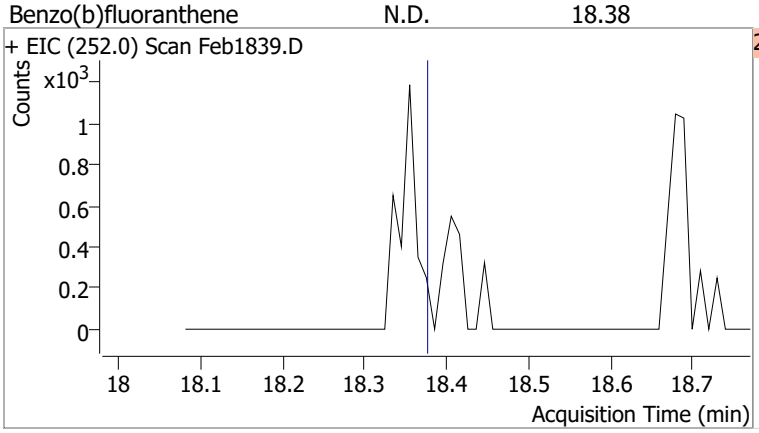

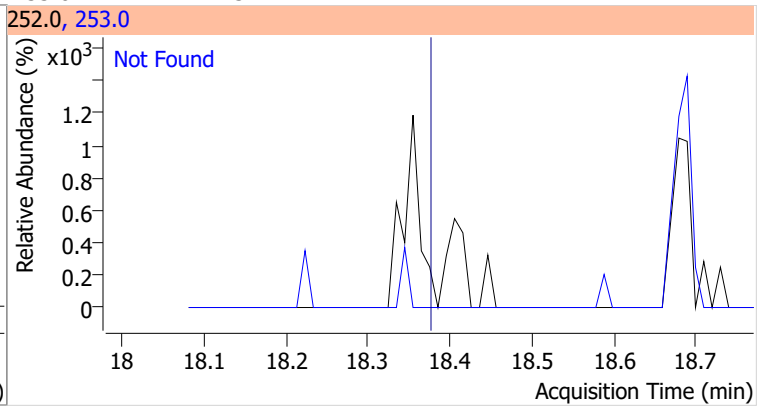

Compound	Conc.	Exp RT	QIon	Exp Ratio
Benzo(k)fluoranthene	N.D.	18.45	253.0	22.0

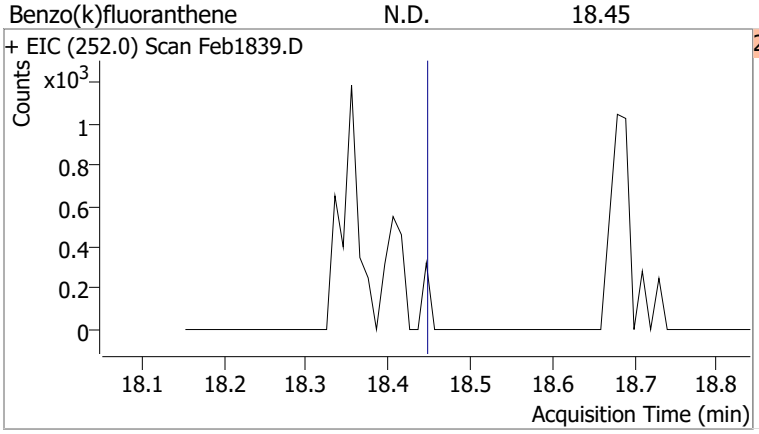

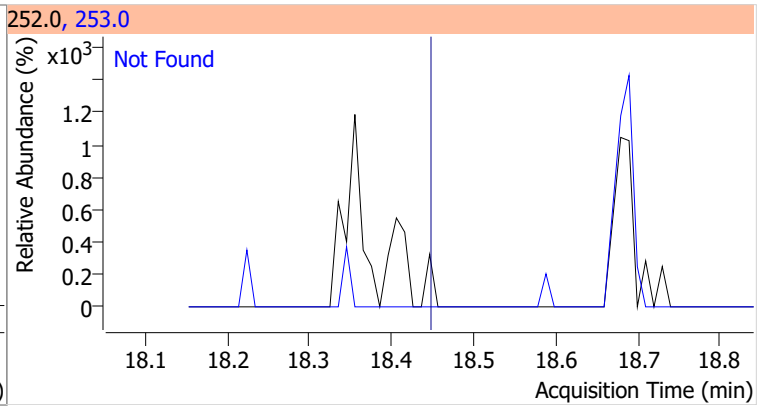

Compound	Conc.	Exp RT	QIon	Exp Ratio
Benzo(a)pyrene	N.D.	18.98	253.0	21.5

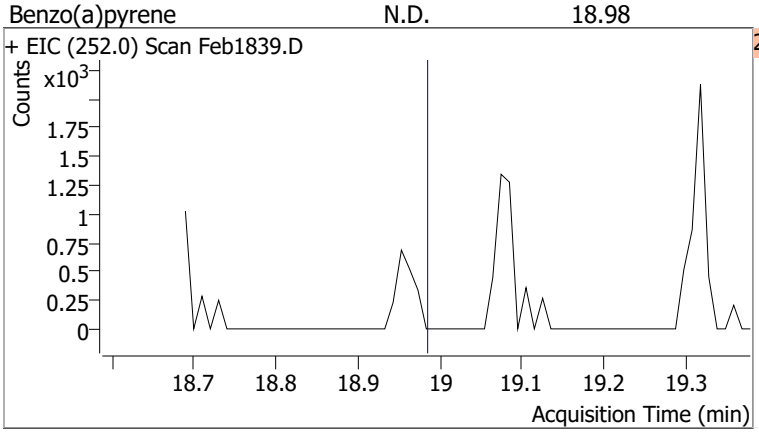

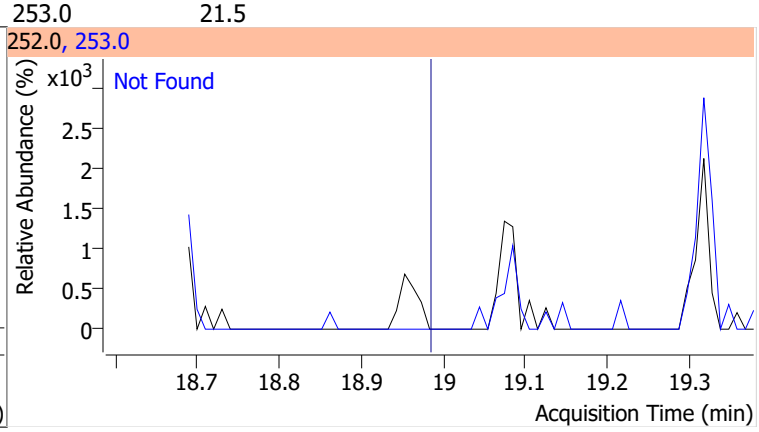

Compound	Conc.	Exp RT	QIon	Exp Ratio
Indeno(1,2,3-c,d)pyrene	N.D.	20.76	138.0	29.6

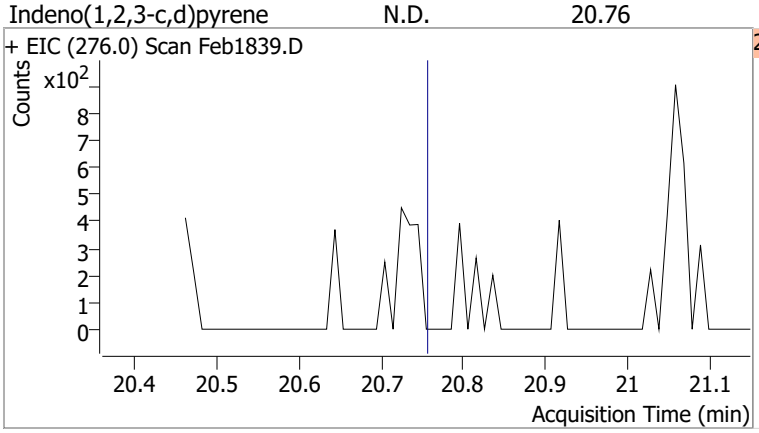

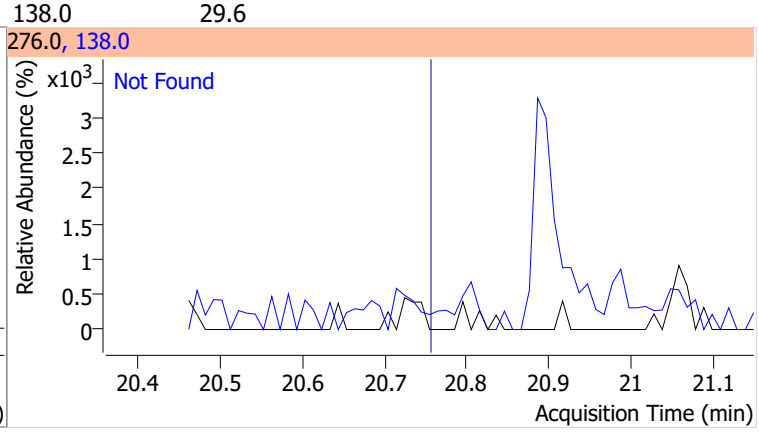

Compound	Conc.	Exp RT	QIon	Exp Ratio	QIon	Exp Ratio
Dibenzo(a,h)anthracene	N.D.	20.82	139.0	25.2	279.0	24.1

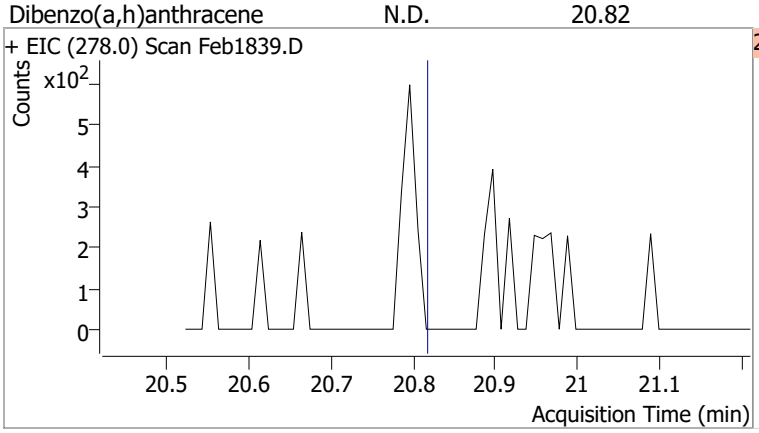

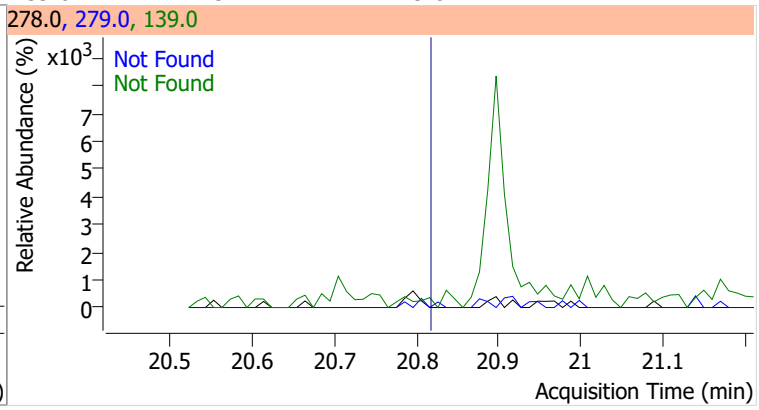

Compound	Conc.	Exp RT	QIon	Exp Ratio	QIon	Exp Ratio
Benzo(g,h,i)perylene	N.D.	21.09	138.0	33.0	277.0	23.2

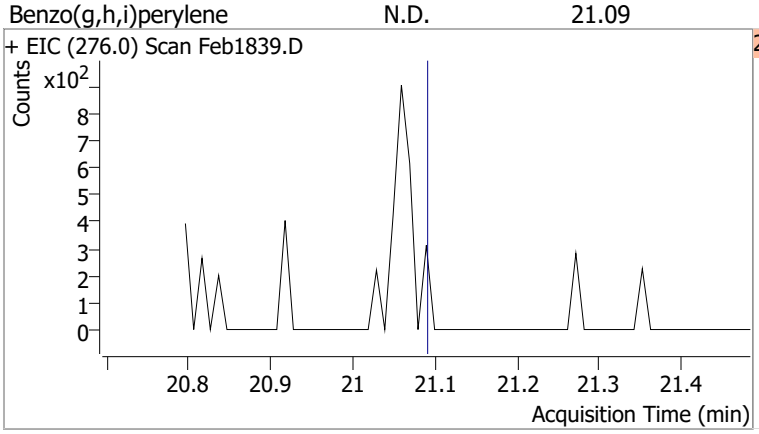

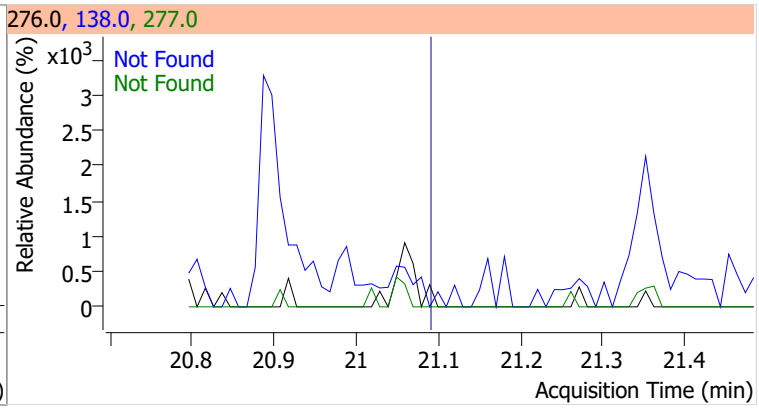

Quantitation Results Report (QT Reviewed)

Data File	Feb1840.D	Operator	LIMS import
Acq. Method	BNA+SIM.M	Acq. Date-Time	2/20/2022 4:49:08 AM
Sample Name	B22020962-032A	Instrument	Instrument #1
Vial	40	Multiplier	1.00
DA Method File	021822 DoD BNA cal.batch.bin	Comment	SVOC-8270-W-LARGO
Tune File	dftppdsm.u	Tune Date	2/18/2022 9:25:00 PM
Batch Name	021822 DoD BNA 2.batch.bin	Last Calib Update	2/20/2022 11:08:57 AM
Ref Library	D:\Org\Library\NIST129K.l		

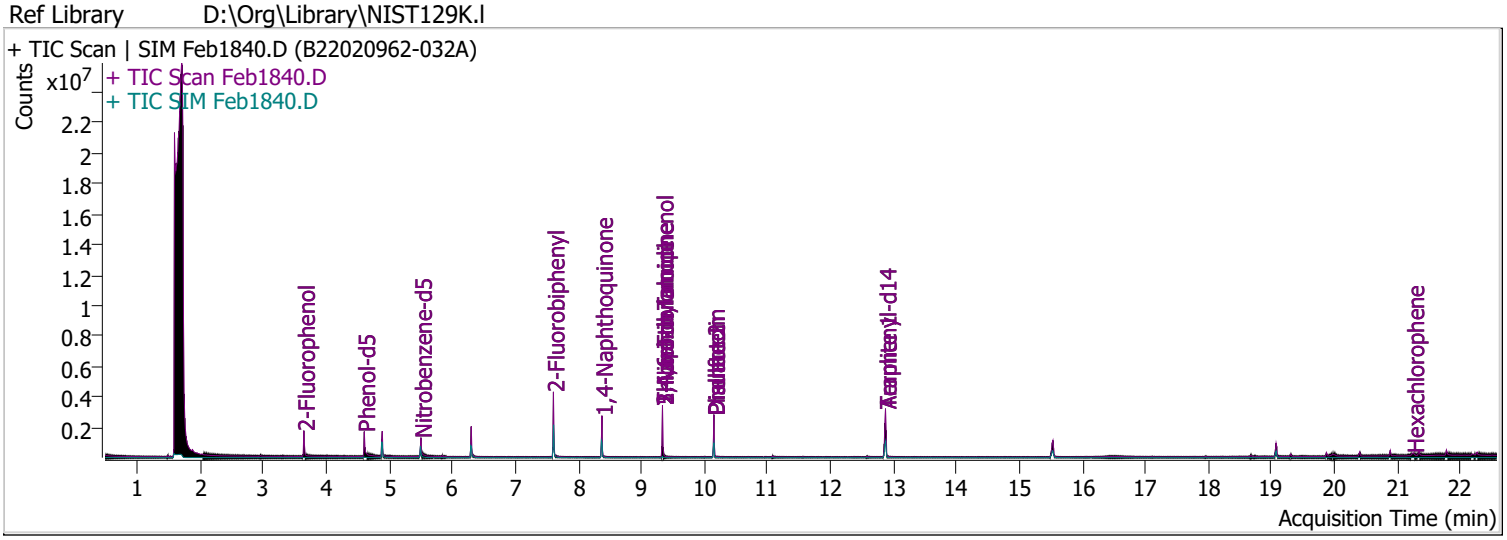

Compound	RT	QIon	Resp.	Conc.	Units		Dev(Min)
Internal Standards							
System Monitoring Compounds							
S 2-Fluorophenol	3.643	112.0	501227	64.7419	µg/L		-0.010
Spiked Amount: 200.000	Range: 10.0 - 75.0%			Recovery = 32.37%			
S Phenol-d5	4.603	99.0	627505	62.4849	µg/L		-0.010
Spiked Amount: 200.000	Range: 10.0 - 65.0%			Recovery = 31.24%			
S Nitrobenzene-d5	5.502	82.0	379415	68.0851	µg/L		0.000
Spiked Amount: 100.000	Range: 32.0 - 94.0%			Recovery = 68.09%			
S 2-Fluorobiphenyl	7.605	172.0	1271175	73.2337	µg/L		0.000
Spiked Amount: 100.000	Range: 28.0 - 107.0%			Recovery = 73.23%			
S 2,4,6-Tribromophenol	9.336	329.8	257411	162.5280	µg/L		0.000
Spiked Amount: 200.000	Range: 25.0 - 140.0%			Recovery = 81.26%			
S Terphenyl-d14	12.875	244.3	1763249	106.5211	µg/L		0.000
Spiked Amount: 100.000	Range: 32.0 - 122.0%			Recovery = 106.52%			
Target Compounds							**QValue**
T N-Nitrosodimethylamine	0.000		0	N.D.			
T Pyridine	0.000		0	N.D.			
T Aniline	0.000		0	N.D.			
T Phenol	0.000		0	N.D.			
T bis(-2-Chloroethyl)Ether	0.000		0	N.D.			
T 2-Chlorophenol	0.000		0	N.D.			
T 1,3-Dichlorobenzene	0.000		0	N.D.			
T 1,4-Dichlorobenzene	0.000		0	N.D.			
T 1,2-Dichlorobenzene	0.000		0	N.D.			
T Benzyl Alcohol	0.000		0	N.D.			
T bis(2-chloroisopropyl)Ether	0.000		0	N.D.			
T 2-Methylphenol	0.000		0	N.D.			
T N-nitroso-Di-n-propylamine	5.502	70.0	0		µg/L	md	1
T 4Methylphenol/3Methylphenol	0.000		0	N.D.			
T Hexachloroethane	0.000		0	N.D.			

Compound	RT	QIon	Resp.	Conc.	Units		Dev(Min)
T Nitrobenzene	0.000		0	N.D.			
T Isophorone	0.000		0	N.D.			
T 2-Nitrophenol	0.000		0	N.D.			
T 2,4-Dimethylphenol	0.000		0	N.D.			
T bis(-2-Chloroethoxy)Methane	0.000		0	N.D.			
T 2,4-Dichlorophenol	0.000		0	N.D.			
T Benzoic Acid	0.000		0	N.D.			
T 1,2,4-Trichlorobenzene	0.000		0	N.D.			
T Naphthalene	0.000		0	N.D.			
T 4-Chlorophenol	0.000		0	N.D.			
T p-Chloroaniline	0.000		0	N.D.			
T Hexachlorobutadiene	0.000		0	N.D.			
T 4-Chloro-2-Methylphenol	0.000		0	N.D.			
T 4-Chloro-3-Methylphenol	0.000		0	N.D.			
T 2-Methylnaphthalene	0.000		0	N.D.			
T 1-Methylnaphthalene	0.000		0	N.D.			
T Hexachlorocyclopentadiene	0.000		0	N.D.			
T 2,4,6-Trichlorophenol	0.000		0	N.D.			
T 2,4,5-Trichlorophenol	0.000		0	N.D.			
T 2-Chloronaphthalene	0.000		0	N.D.			
T 2-Nitroaniline	0.000		0	N.D.			
T Dimethyl Phthalate	8.374	163.0	0		µg/L	md	1
T 2,6-Dinitrotoluene	8.374	165.0	0		µg/L	md	1
T Acenaphthylene	0.000		0	N.D.			
T 3-Nitroaniline	0.000		0	N.D.			
T Acenaphthene	0.000		0	N.D.			
T 2,4-Dinitrophenol	0.000		0	N.D.			
T Dibenzofuran	0.000		0	N.D.			
T 2,4-Dinitrotoluene	0.000		0	N.D.			
T 4-Nitrophenol	0.000		0	N.D.			
T Diethylphthalate	0.000		0	N.D.			
T Fluorene	0.000		0	N.D.			
T 4-Chlorophenyl-phenylether	0.000		0	N.D.			
T 4-Nitroaniline	0.000		0	N.D.			
T 4,6-Dinitro-2-methylphenol	0.000		0	N.D.			
T N-nitrosodiphenylamine	0.000		0	N.D.			
T Azobenzene	0.000		0	N.D.			
T 4-Bromophenyl-phenylether	0.000		0	N.D.			
T Hexachlorobenzene	0.000		0	N.D.			
T Pentachlorophenol	0.000		0	N.D.			
T Phenanthrene	0.000		0	N.D.			
T Anthracene	0.000		0	N.D.			
T Triallate	0.000		0	N.D.			
T Carbazole	0.000		0	N.D.			
T o-Terphenyl	0.000		0	N.D.			
T Di-n-Butylphthalate	0.000		0	N.D.			
T Fluoranthene	0.000		0	N.D.			
T Benzidine	12.875	184.0	0		µg/L	md	1
T Pyrene	0.000		0	N.D.			
T Butylbenzylphthalate	0.000		0	N.D.			
T Benzo(a)Anthracene	0.000		0	N.D.			
T Chrysene	0.000		0	N.D.			
T 3,3-Dichlorobenzidine	0.000		0	N.D.			
T bis(2-ethylhexyl)Phthalate	0.000		0	N.D.			
T Di-n-octyl Phthalate	0.000		0	N.D.			

Compound	RT	QIon	Resp.	Conc.	Units	Dev(Min)
T Benzo(b)fluoranthene	0.000		0	N.D.		
T Benzo(k)fluoranthene	0.000		0	N.D.		
T Benzo(a)pyrene	0.000		0	N.D.		
T Indeno(1,2,3-c,d)pyrene	0.000		0	N.D.		
T Dibenzo(a,h)anthracene	0.000		0	N.D.		
T Benzo(g,h,i)perylene	0.000		0	N.D.		

(#) = Qualifier Out of Range; (m) = Manual Integration; (+) = Area Summed; (*) = Surrogate Percent Recovery Out of Range; (d): Zeroed Peak

Compound	Conc.	Exp RT	QIon	Exp Ratio
N-Nitrosodimethylamine	N.D.	2.49	42.0	135.8

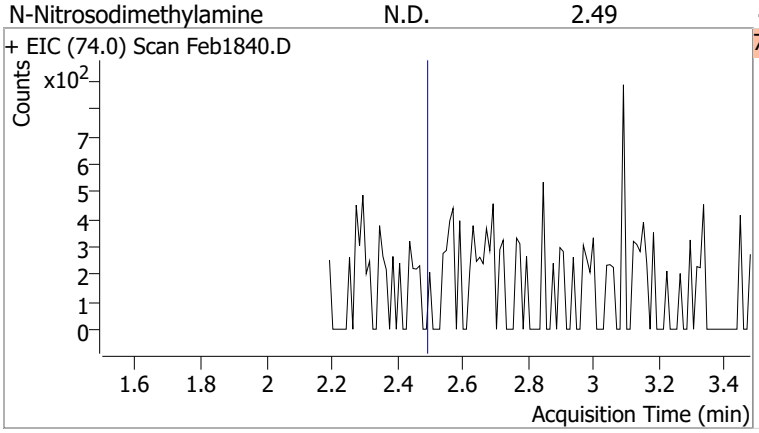

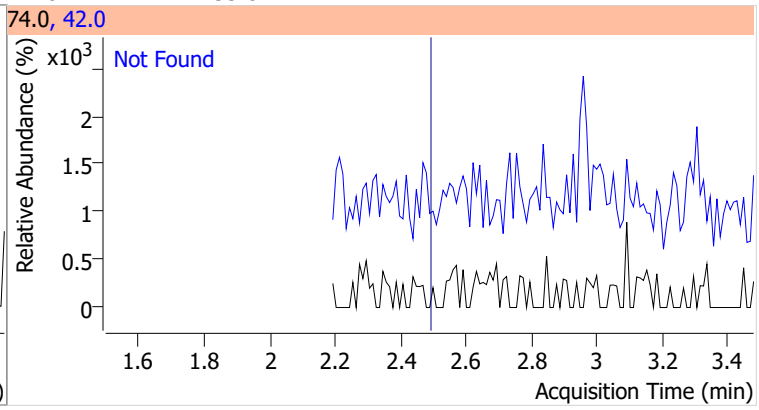

Compound	Conc.	Exp RT	QIon	Exp Ratio
Pyridine	N.D.	2.53	52.0	82.7

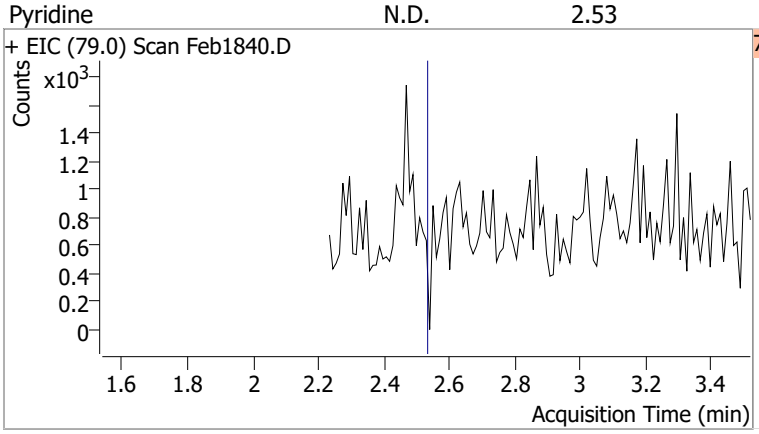

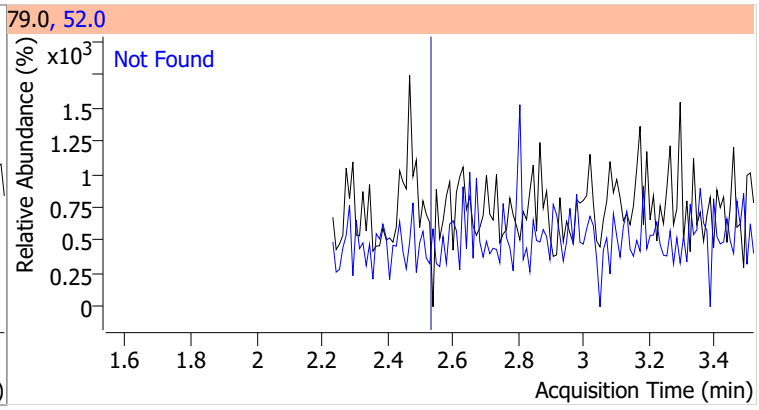

Compound	Conc.	RT	Dev(Min)	Resp.	QIon	QRatio	Lower	Upper
2-Fluorophenol	64.7419	3.64	-0.01	501227	64.0	48.7	34.6	64.3
					92.0	20.9	14.2	26.5

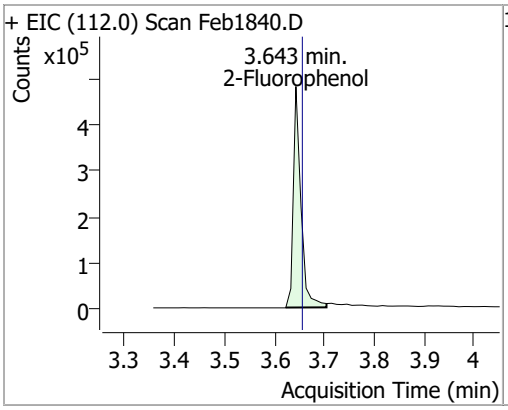

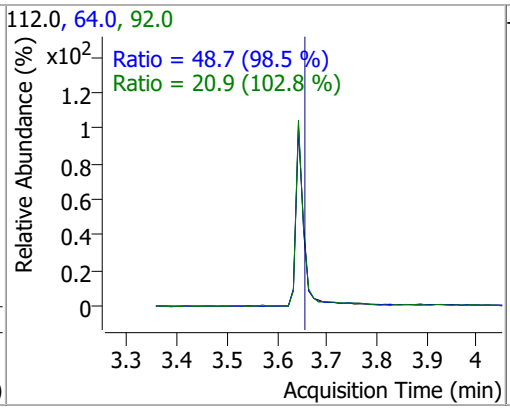

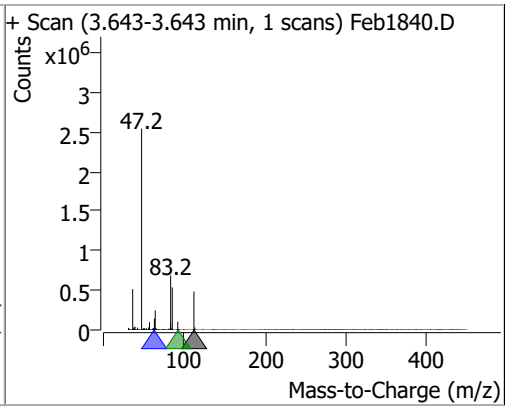

Compound	Conc.	Exp RT	QIon	Exp Ratio	QIon	Exp Ratio
Aniline	N.D.	4.56	66.0	36.7	65.0	18.7

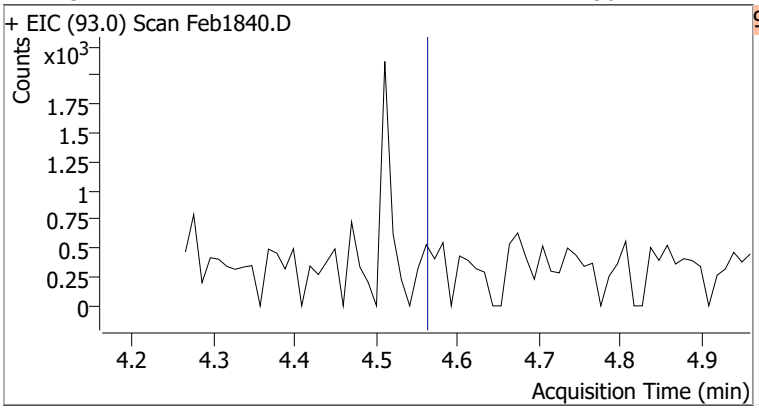

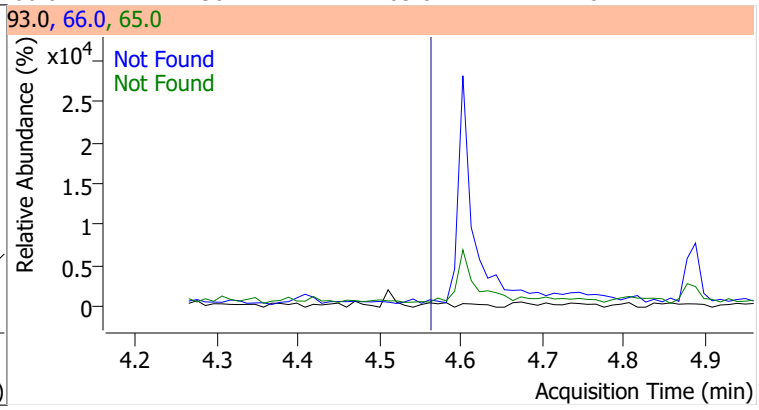

Compound	Conc.	RT	Dev(Min)	Resp.	QIon	QRatio	Lower	Upper
Phenol-d5	62.4849	4.60	-0.01	627505	71.0	35.5	25.8	47.9

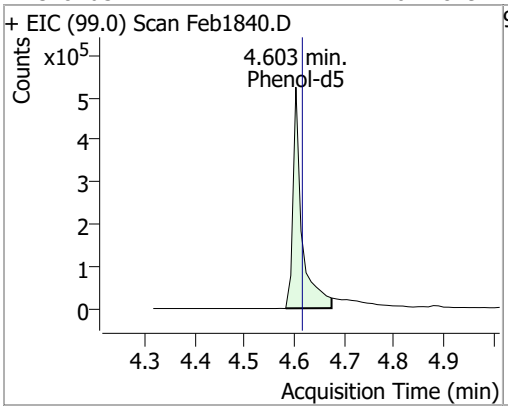

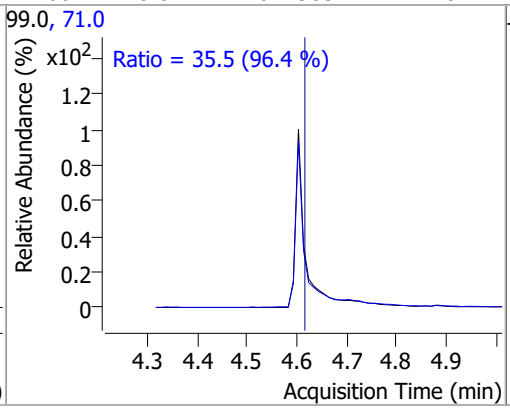

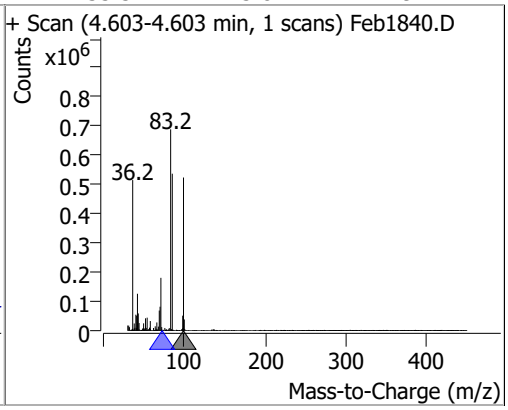

Compound	Conc.	Exp RT	QIon	Exp Ratio
Phenol	N.D.	4.62	66.0	45.3

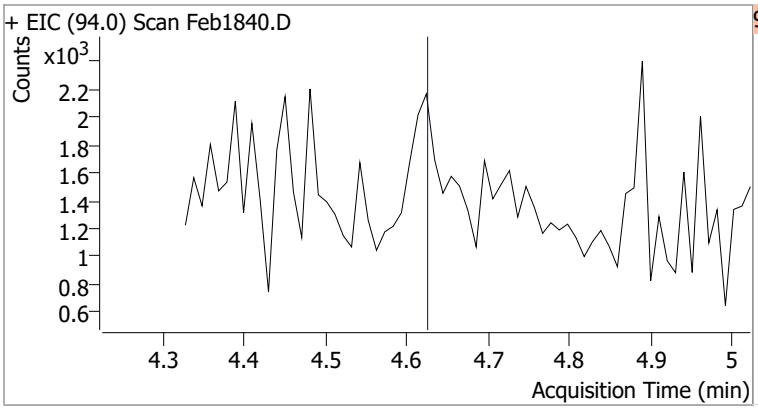

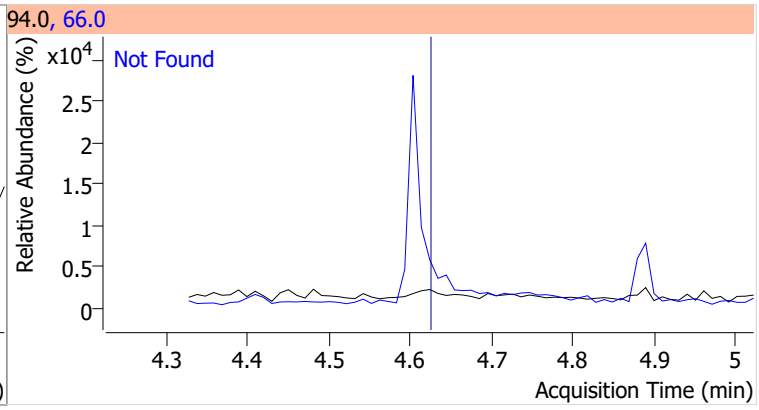

Compound	Conc.	Exp RT	QIon	Exp Ratio
bis(-2-Chloroethyl)Ether	N.D.	4.64	64.0	10.9

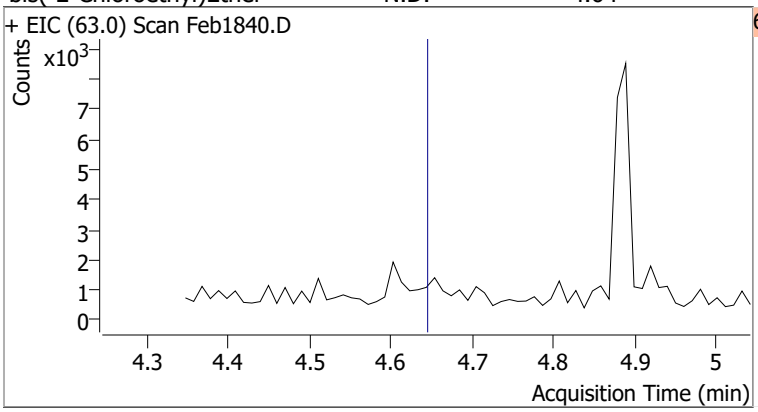

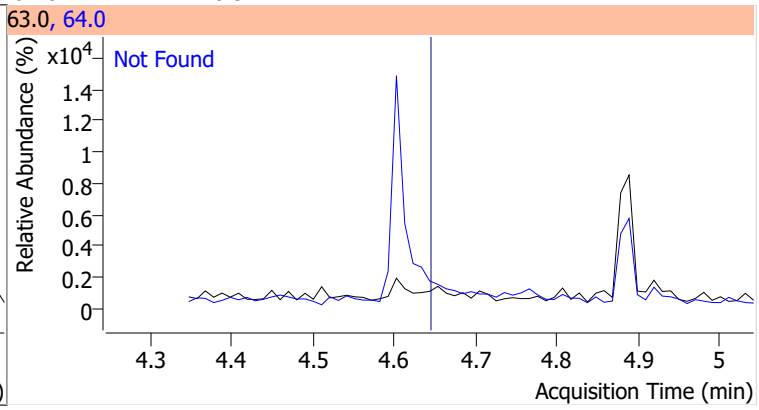

Compound	Conc.	Exp RT	QIon	Exp Ratio
2-Chlorophenol	N.D.	4.69	130.0	32.5

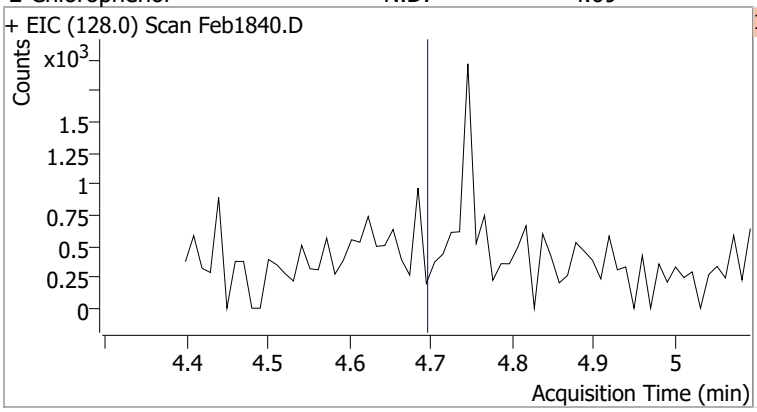

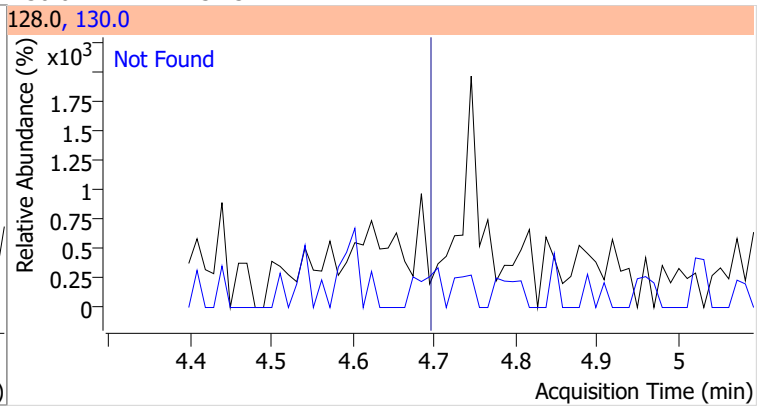

Compound	Conc.	Exp RT	QIon	Exp Ratio	QIon	Exp Ratio
1,3-Dichlorobenzene	N.D.	4.83	148.0	63.7	111.0	36.1

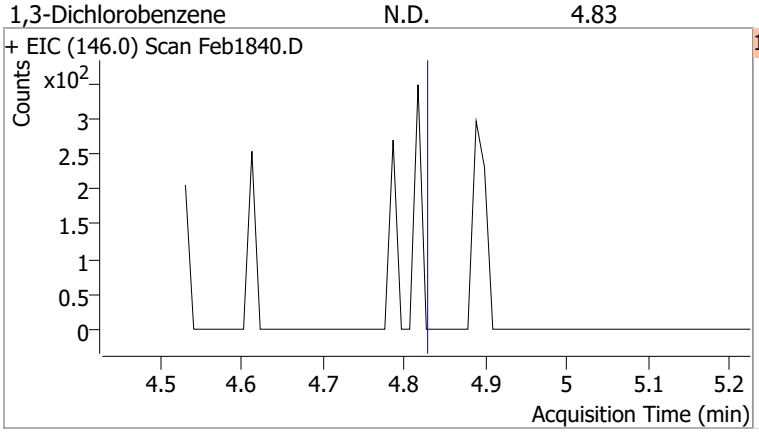

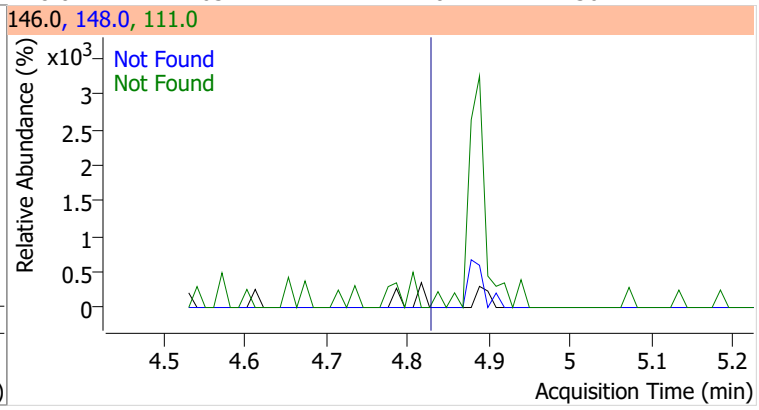

Compound	Conc.	Exp RT	QIon	Exp Ratio	QIon	Exp Ratio
1,4-Dichlorobenzene	N.D.	4.91	148.0	65.2	111.0	36.0

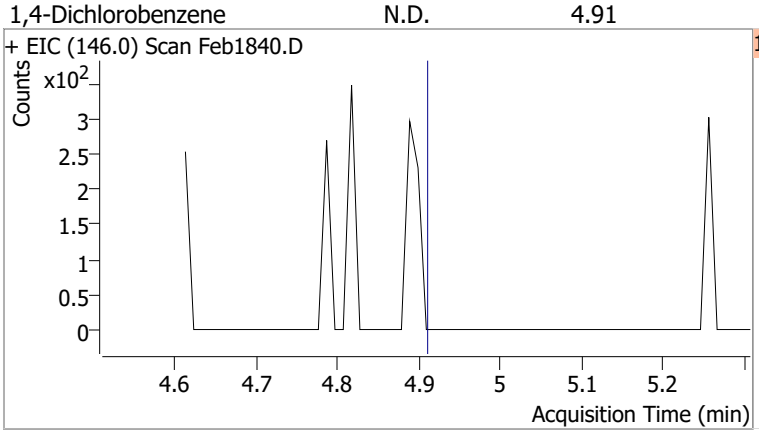

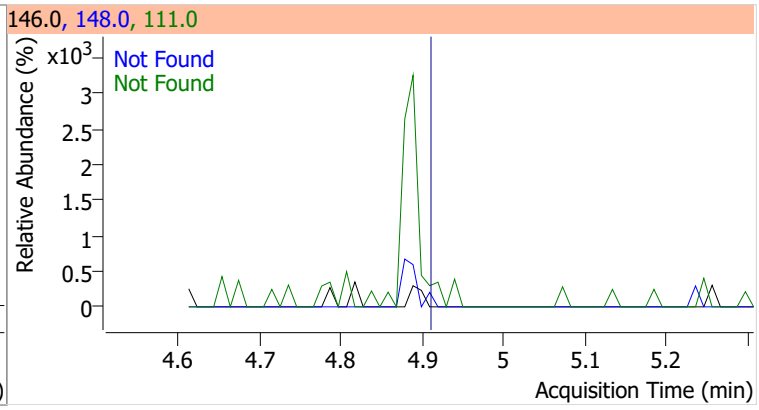

Compound	Conc.	Exp RT	QIon	Exp Ratio	QIon	Exp Ratio
1,2-Dichlorobenzene	N.D.	5.06	148.0	64.4	111.0	37.3

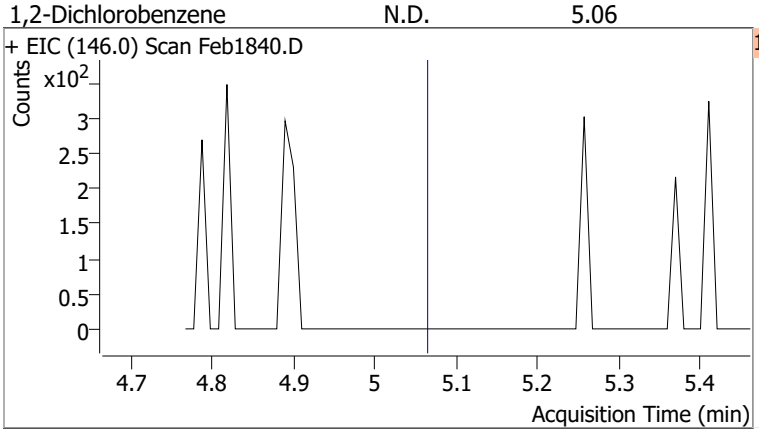

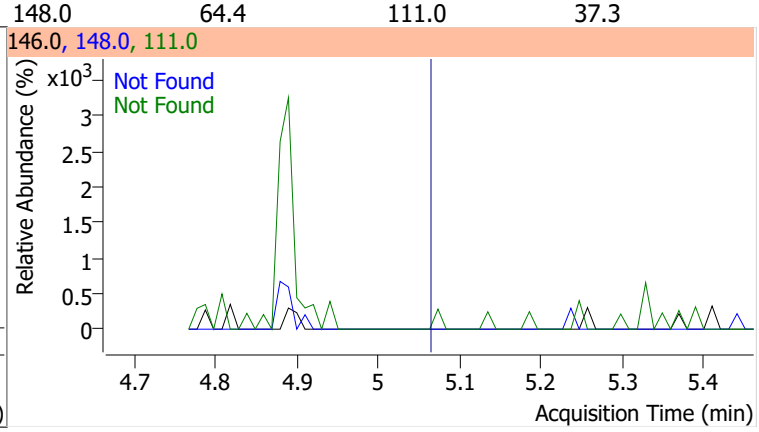

Compound	Conc.	Exp RT	QIon	Exp Ratio	QIon	Exp Ratio
Benzyl Alcohol	N.D.	5.08	79.0	119.3	107.0	70.5

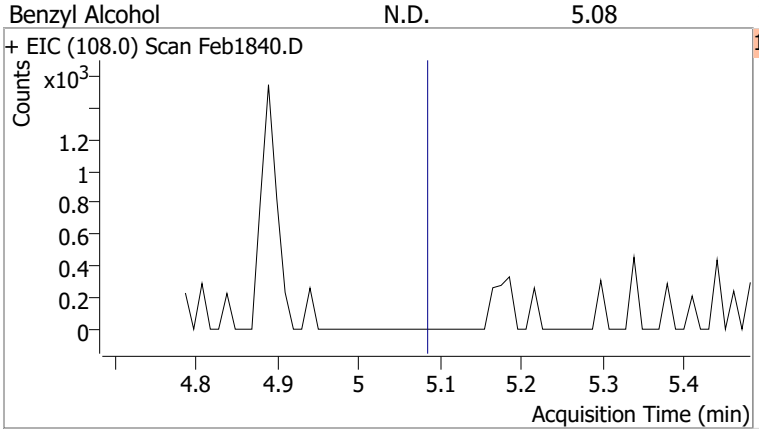

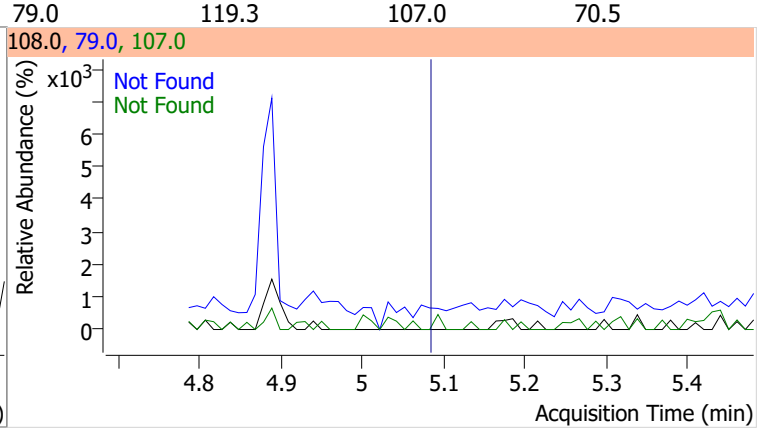

Compound	Conc.	Exp RT	QIon	Exp Ratio
bis(2-chloroisopropyl)Ether	N.D.	5.23	123.0	32.1

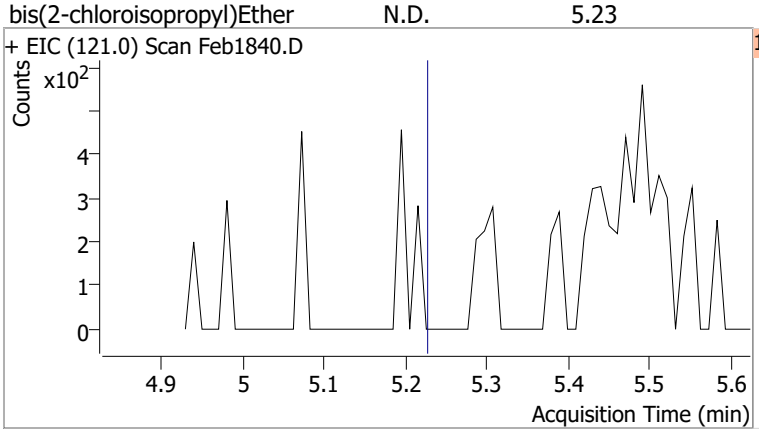

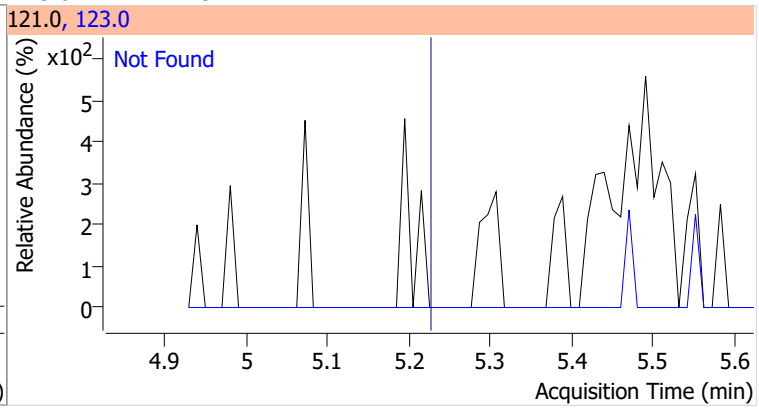

Compound	Conc.	Exp RT	QIon	Exp Ratio
2-Methylphenol	N.D.	5.25	108.0	116.5

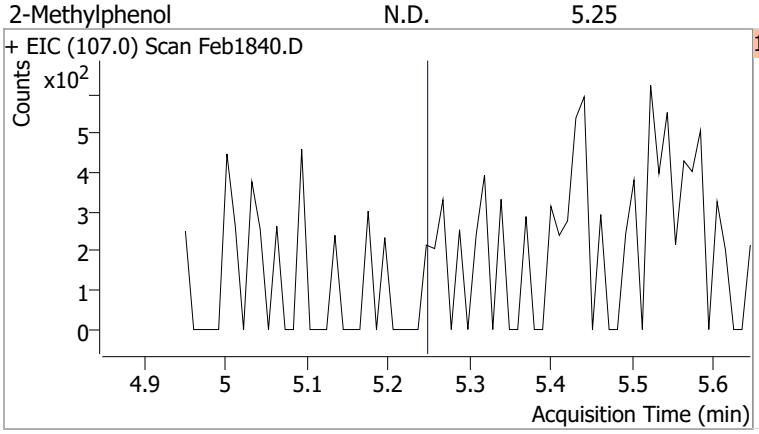

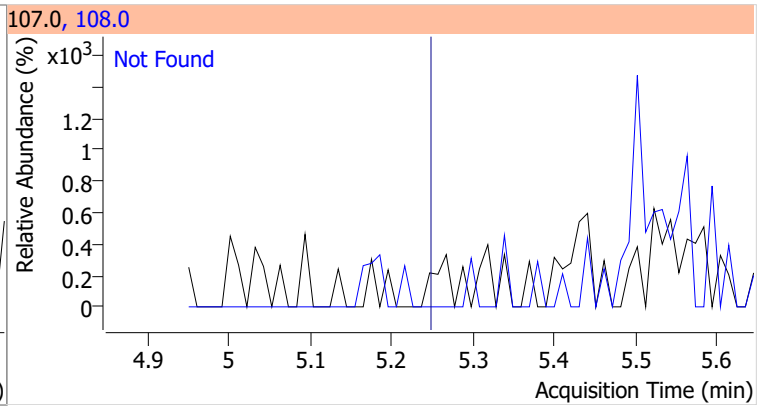

Compound	Conc.	RT	Dev(Min)	Resp.	QIon	QRatio	Lower	Upper
N-nitroso-Di-n-propylamine		0		0	130.0		0.0	38.8

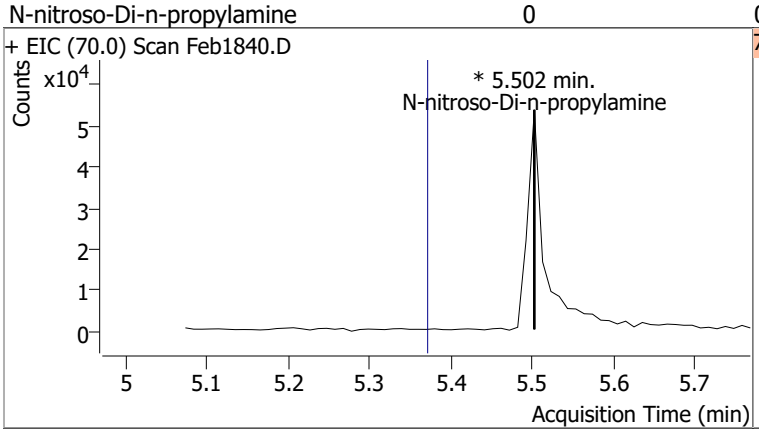

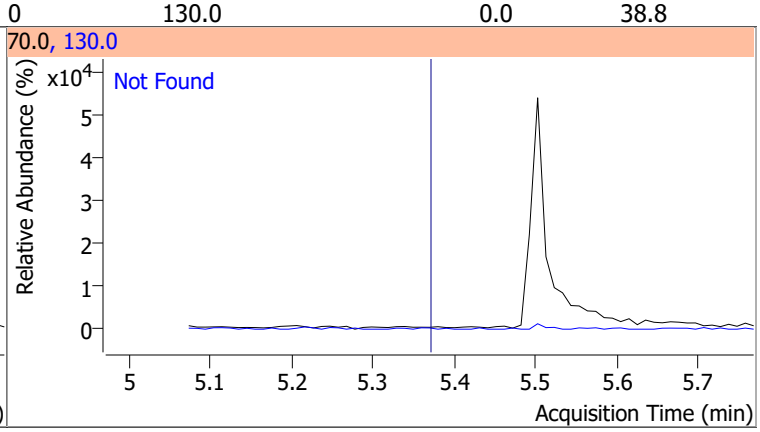

Compound	Conc.	Exp RT	QIon	Exp Ratio
4Methylphenol/3Methylphenol	N.D.	5.43	108.0	83.9

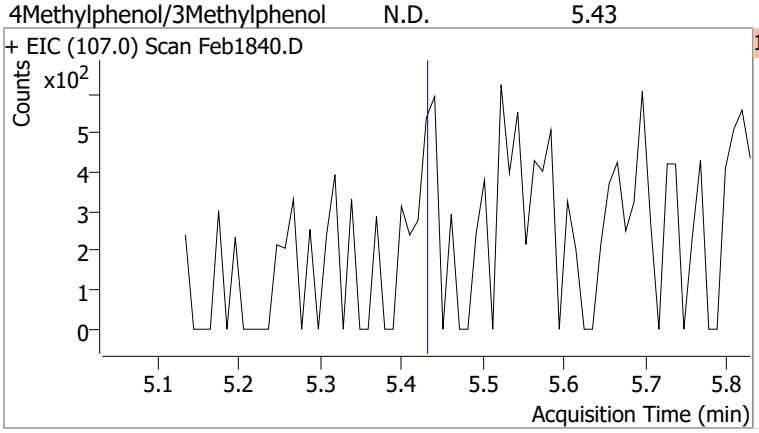

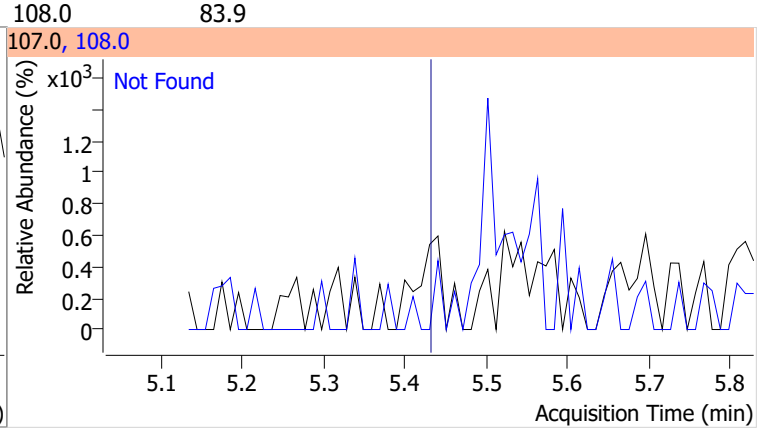

Compound	Conc.	Exp RT	QIon	Exp Ratio	QIon	Exp Ratio
Hexachloroethane	N.D.	5.43	201.0	90.8	199.0	56.9

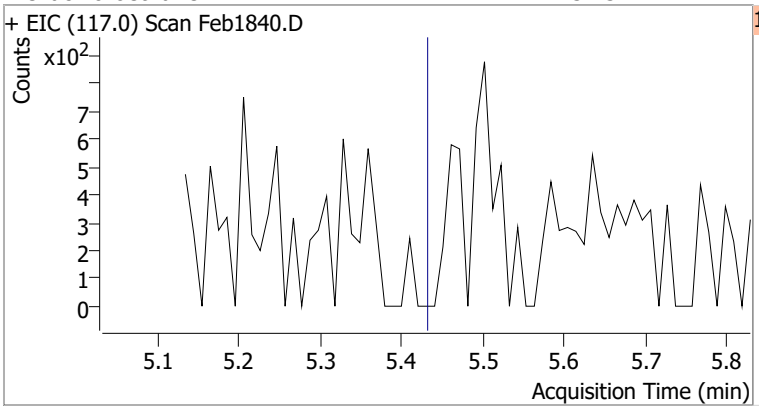

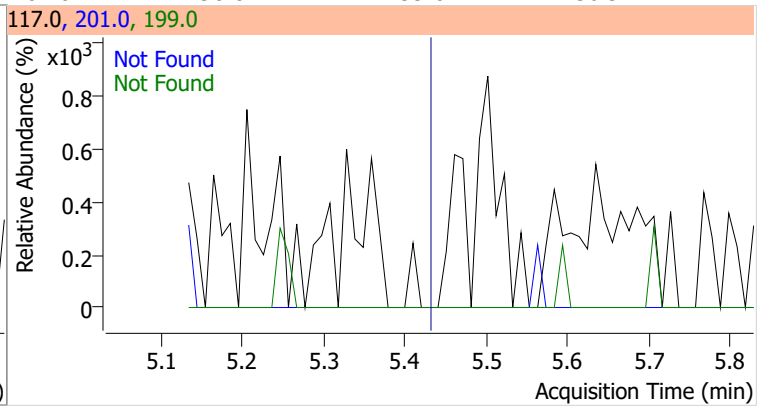

Compound	Conc.	RT	Dev(Min)	Resp.	QIon	QRatio	Lower	Upper
Nitrobenzene-d5	68.0851	5.50	0.00	379415	54.0	60.9	46.3	86.0
					128.0	46.8	34.1	63.3

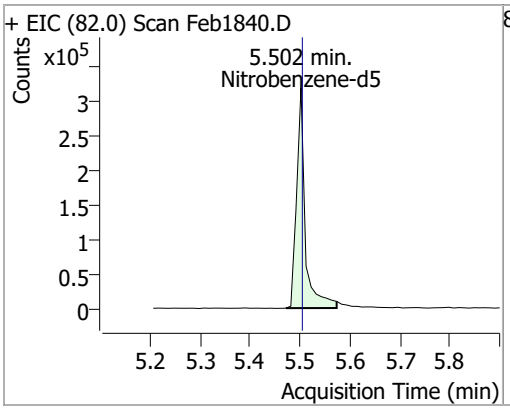

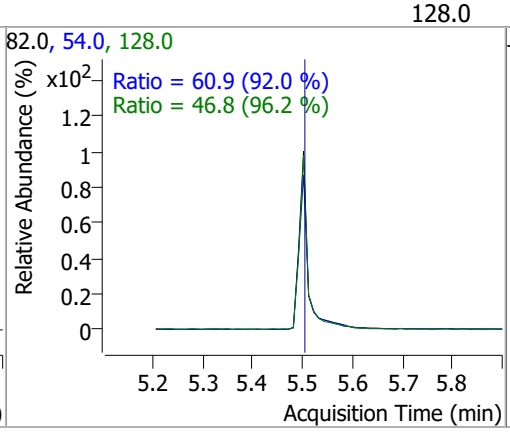

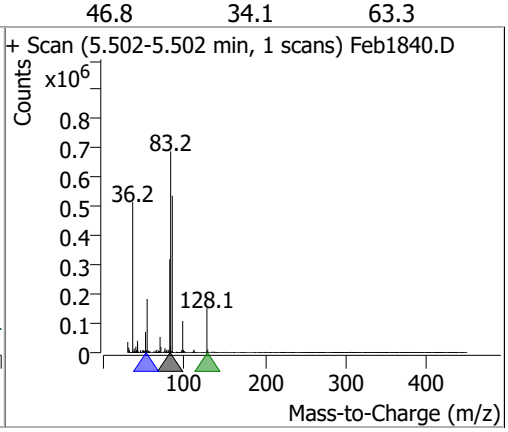

Compound	Conc.	Exp RT	QIon	Exp Ratio	QIon	Exp Ratio
Nitrobenzene	N.D.	5.52	77.0	212.7	51.0	131.0

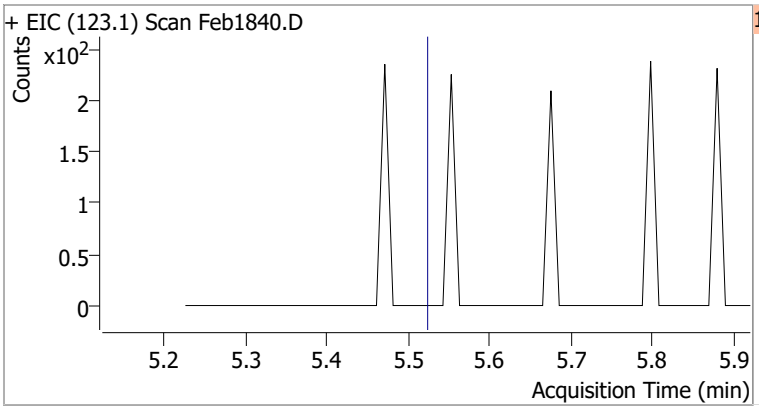

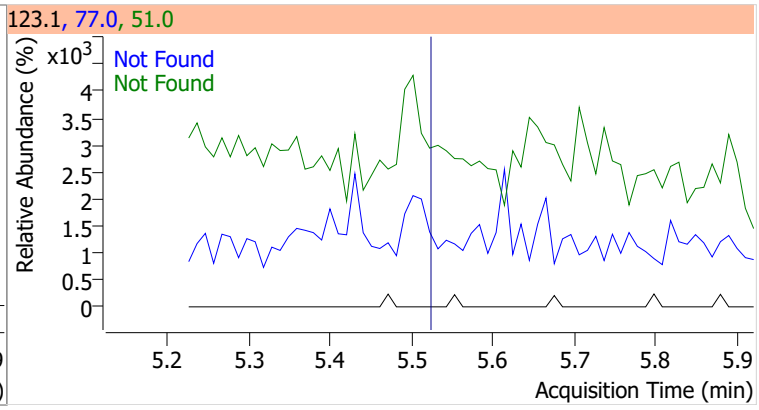

Compound	Conc.	Exp RT	QIon	Exp Ratio
Isophorone	N.D.	5.82	138.0	21.1

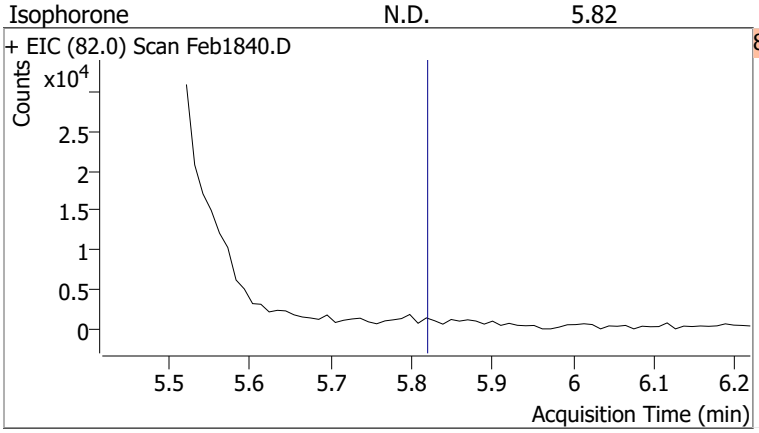

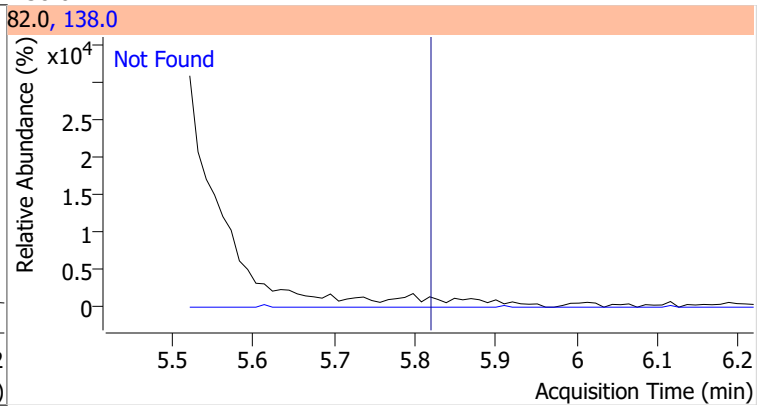

Compound	Conc.	Exp RT	QIon	Exp Ratio	QIon	Exp Ratio
2-Nitrophenol	N.D.	5.88	65.0	48.8	109.0	35.2

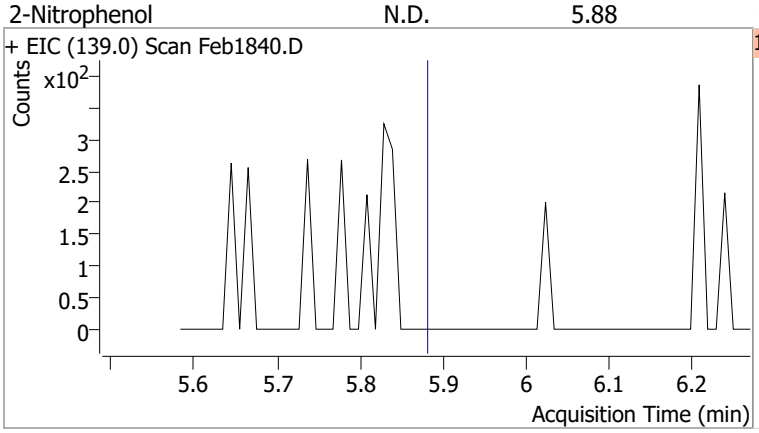

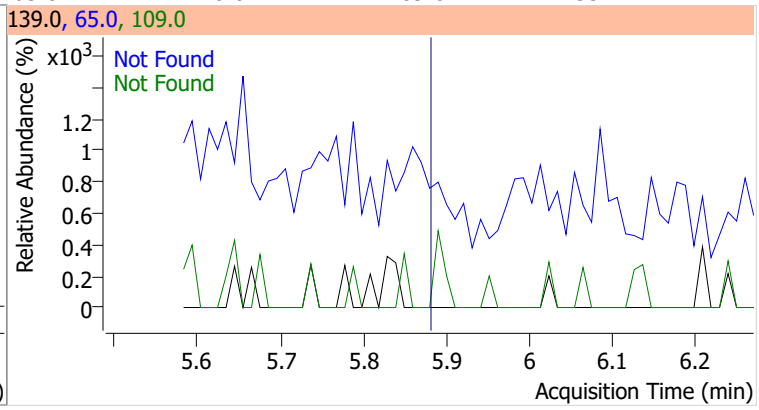

Compound	Conc.	Exp RT	QIon	Exp Ratio	QIon	Exp Ratio
2,4-Dimethylphenol	N.D.	6.00	107.0	109.4	77.0	34.0

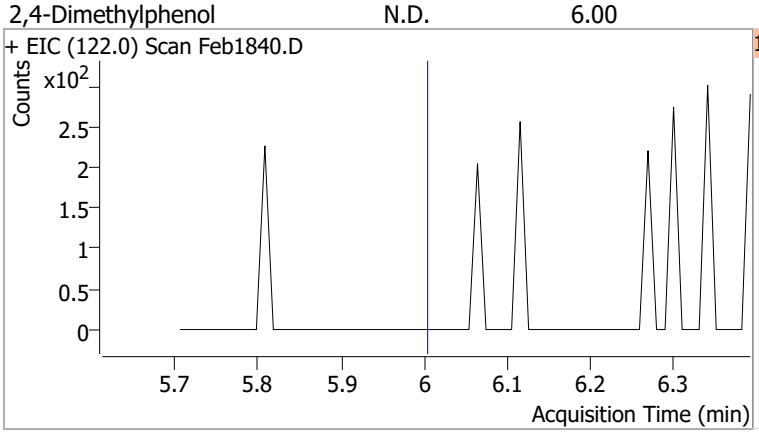

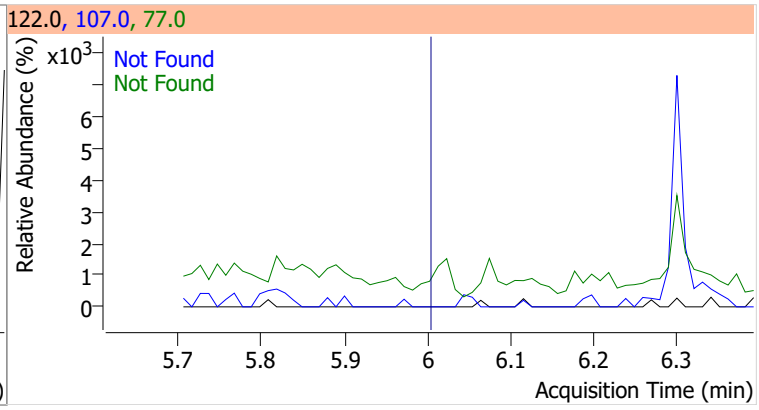

Compound	Conc.	Exp RT	QIon	Exp Ratio	QIon	Exp Ratio
bis(-2-Chloroethoxy)Methane	N.D.	6.08	63.0	68.1	95.0	31.9

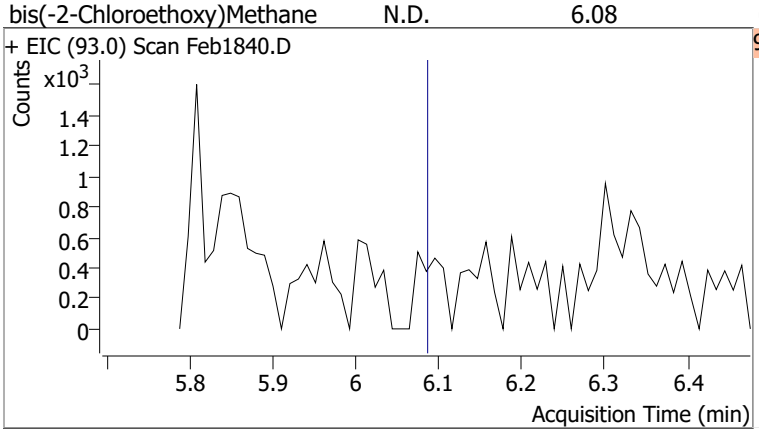

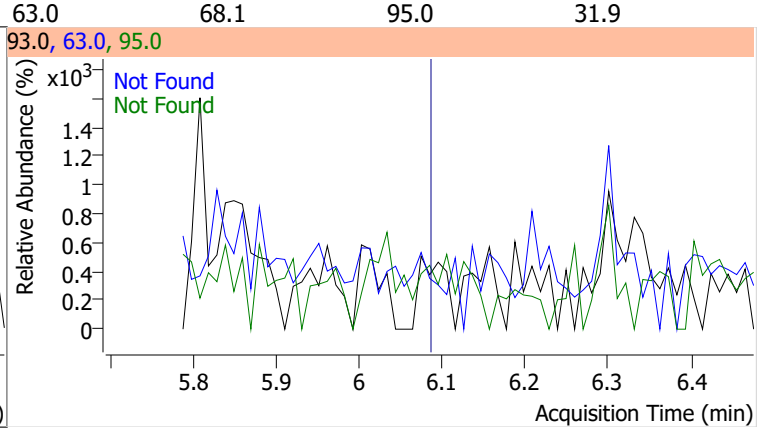

Compound	Conc.	Exp RT	QIon	Exp Ratio	QIon	Exp Ratio
2,4-Dichlorophenol	N.D.	6.19	164.0	65.0	98.0	28.6

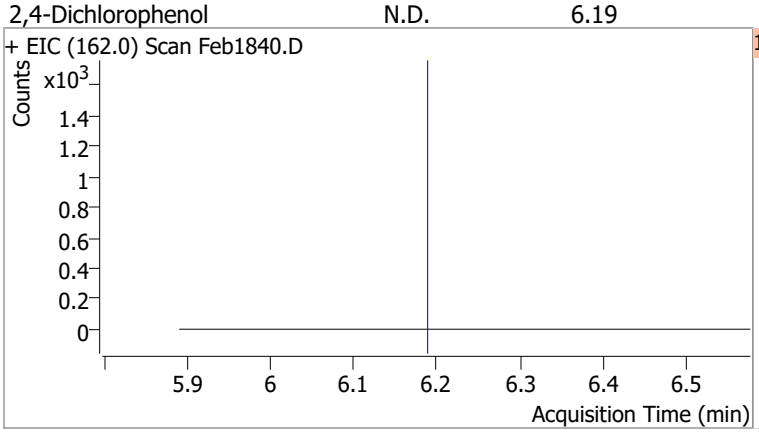

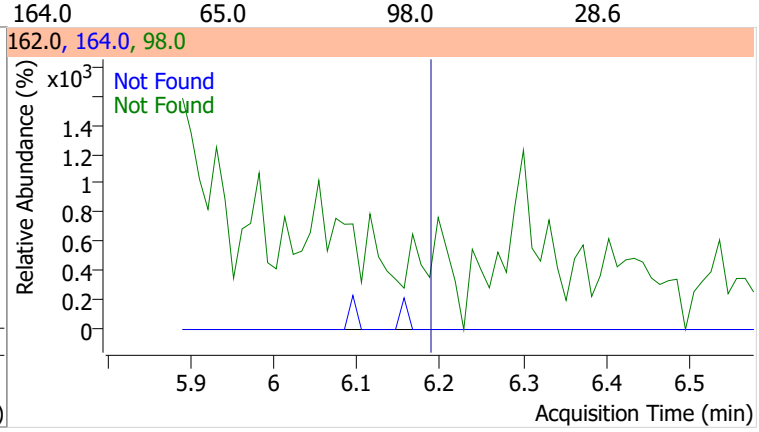

Compound	Conc.	Exp RT	QIon	Exp Ratio	QIon	Exp Ratio
Benzoic Acid	N.D.	6.24	122.0	85.5	77.0	60.4

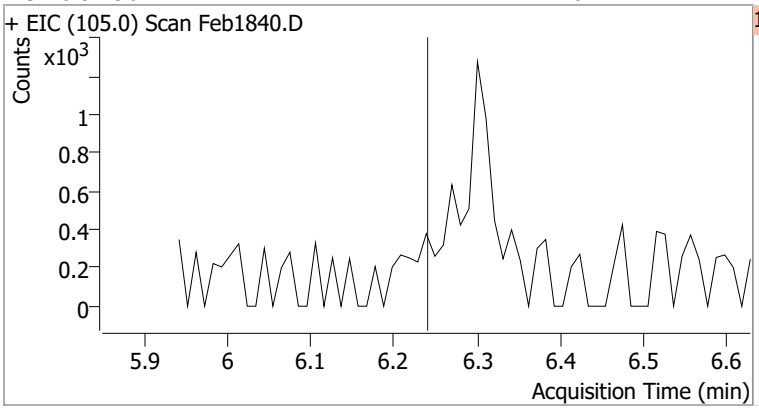

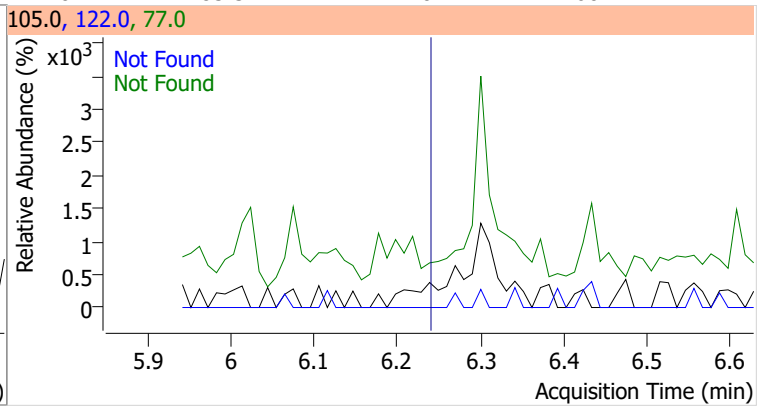

Compound	Conc.	Exp RT	QIon	Exp Ratio	QIon	Exp Ratio
1,2,4-Trichlorobenzene	N.D.	6.25	182.0	94.6	145.0	28.7

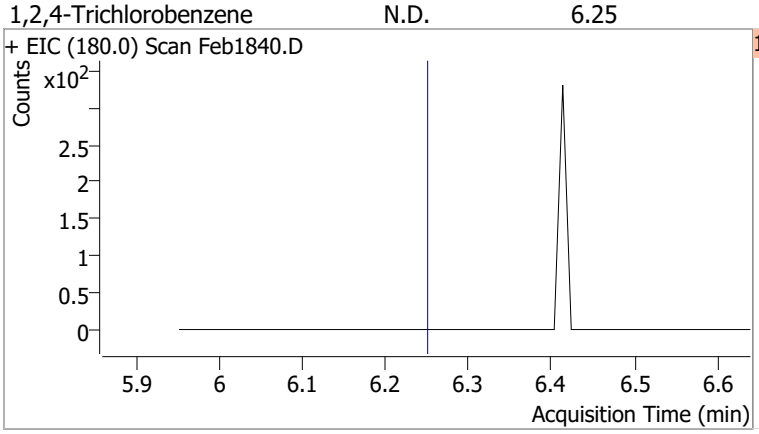

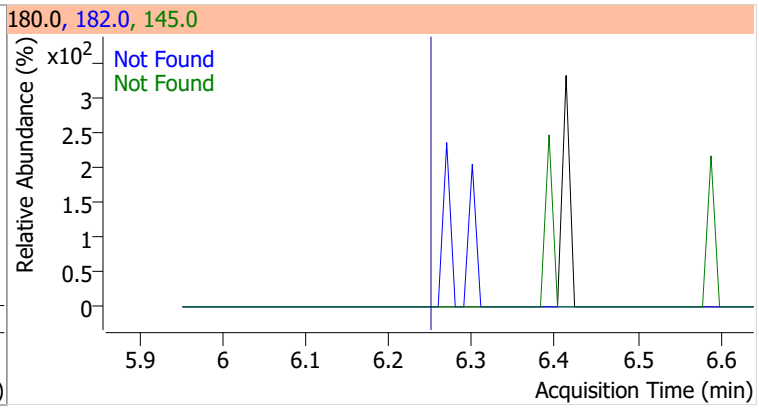

Compound	Conc.	Exp RT	QIon	Exp Ratio	QIon	Exp Ratio
Naphthalene	N.D.	6.33	129.0	11.5	102.0	9.9

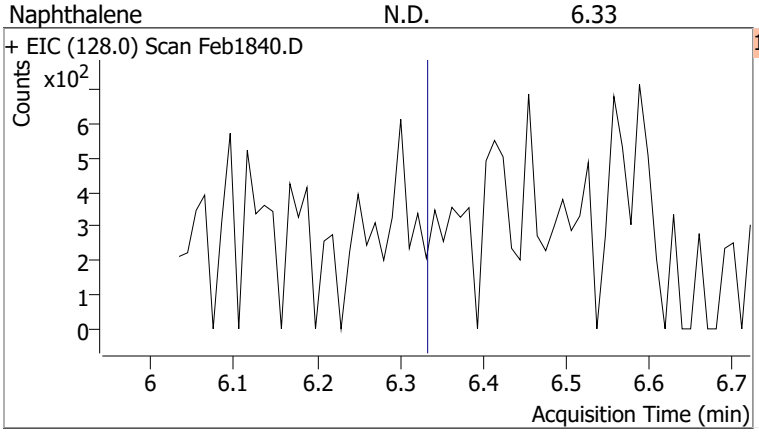

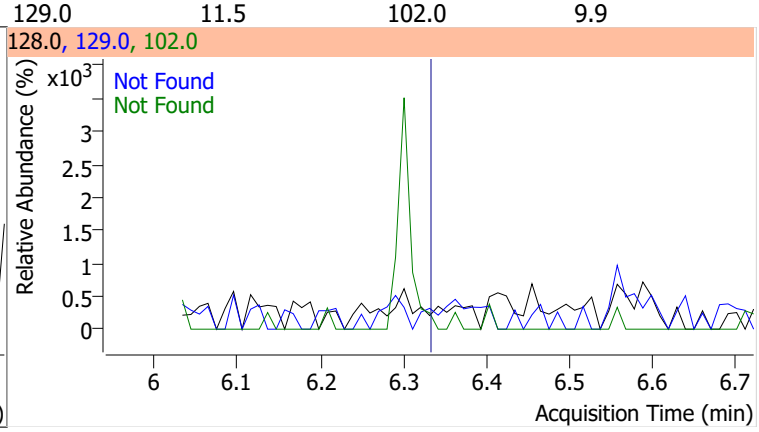

Compound	Conc.	Exp RT	QIon	Exp Ratio
4-Chlorophenol	N.D.	6.41	128.0	316.3

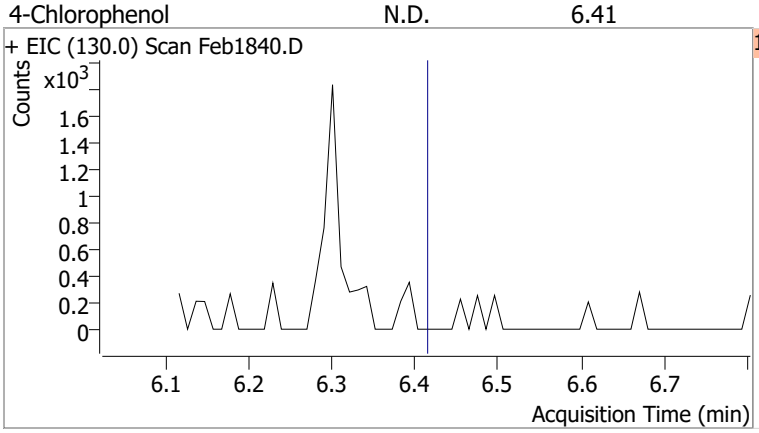

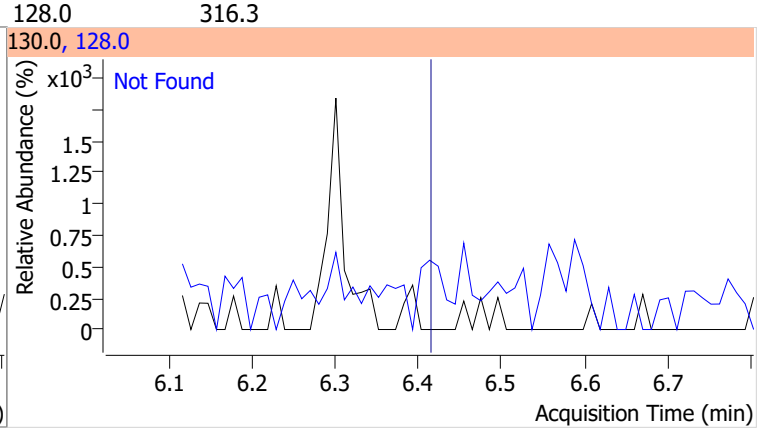

Compound	Conc.	Exp RT	QIon	Exp Ratio	QIon	Exp Ratio
p-Chloroaniline	N.D.	6.43	65.0	60.1	129.0	37.6

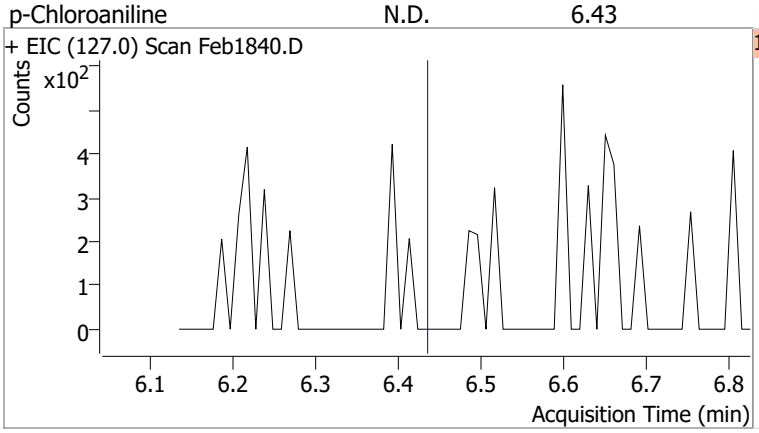

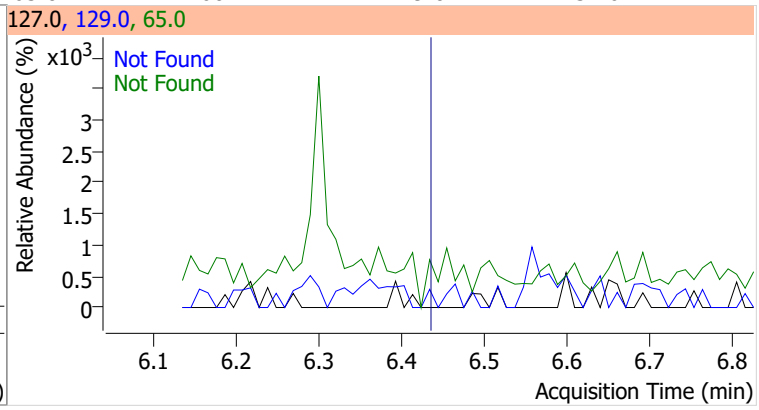

Compound	Conc.	Exp RT	QIon	Exp Ratio	QIon	Exp Ratio
Hexachlorobutadiene	N.D.	6.50	227.0	65.7	223.0	64.3

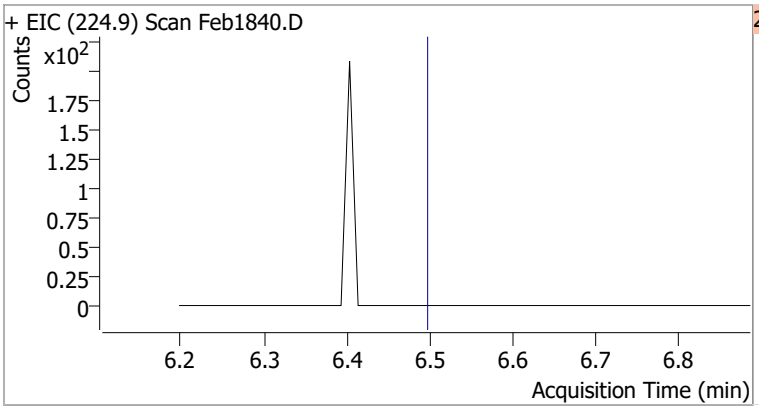

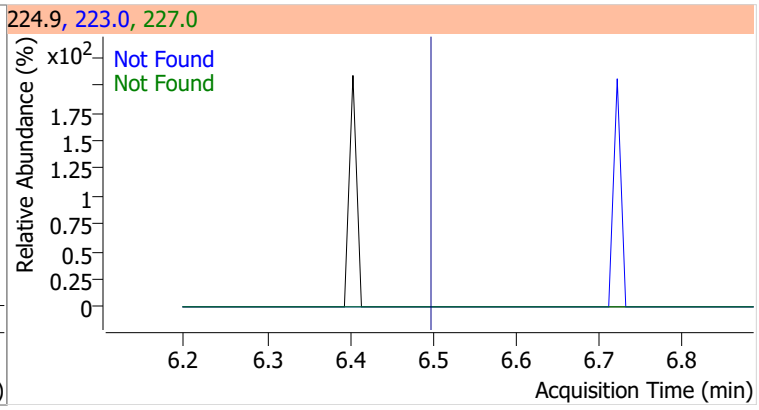

Compound	Conc.	Exp RT	QIon	Exp Ratio
4-Chloro-2-Methylphenol	N.D.	6.94	144.0	27.8

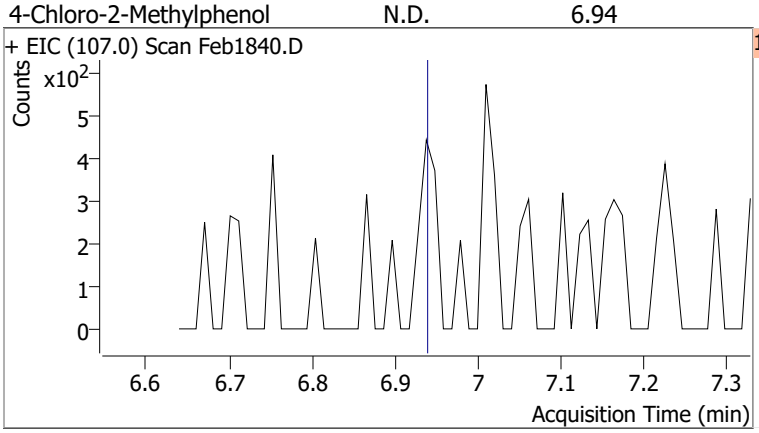

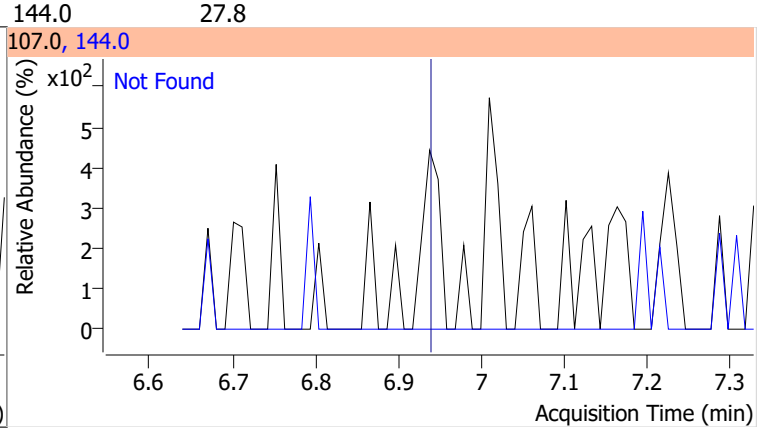

Compound	Conc.	Exp RT	QIon	Exp Ratio
4-Chloro-3-Methylphenol	N.D.	7.07	144.0	27.3

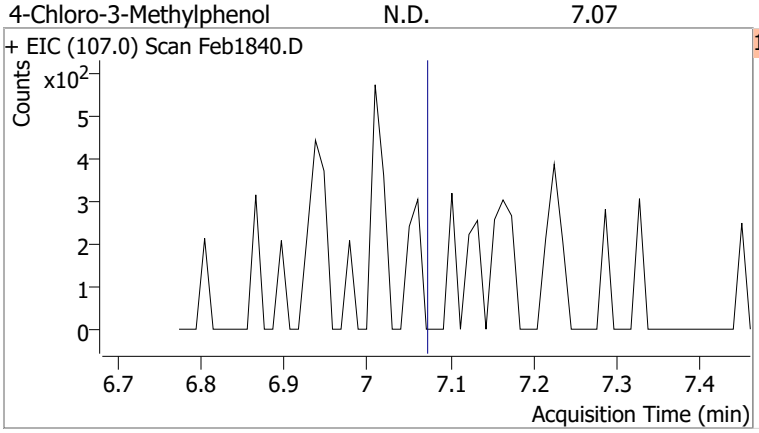

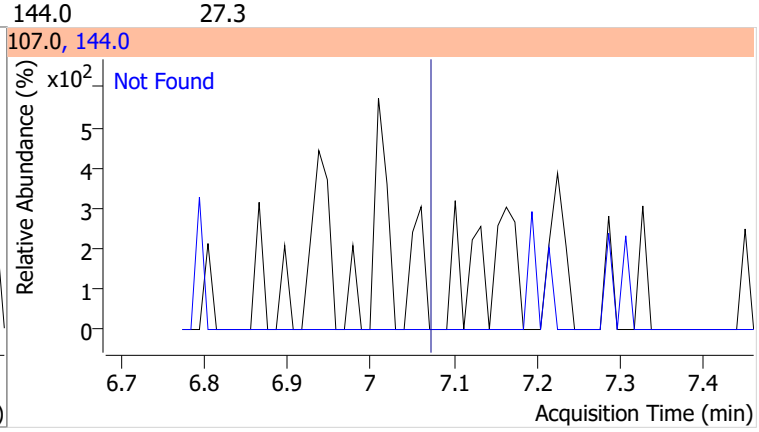

Compound	Conc.	Exp RT	QIon	Exp Ratio	QIon	Exp Ratio
2-Methylnaphthalene	N.D.	7.14	142.0	119.8	115.0	41.7

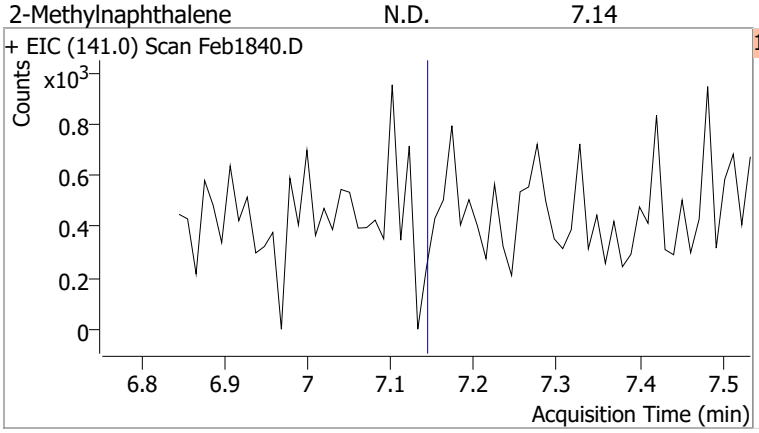

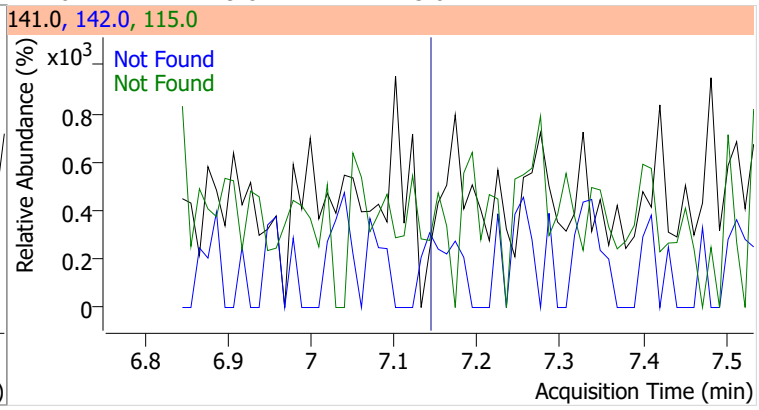

Compound	Conc.	Exp RT	QIon	Exp Ratio	QIon	Exp Ratio
1-Methylnaphthalene	N.D.	7.26	142.0	114.0	115.0	41.3

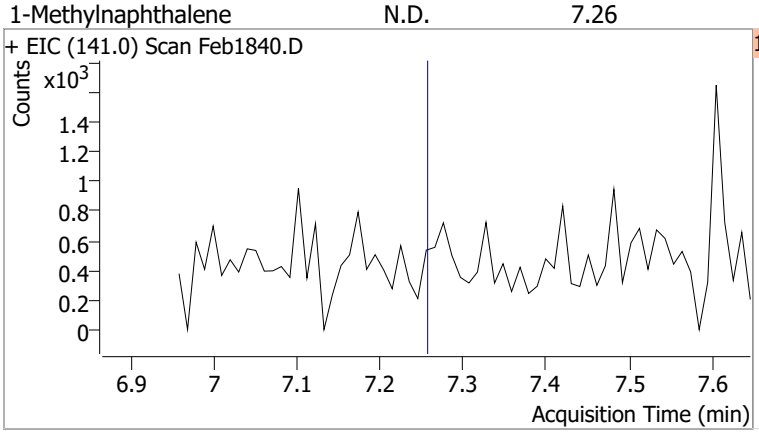

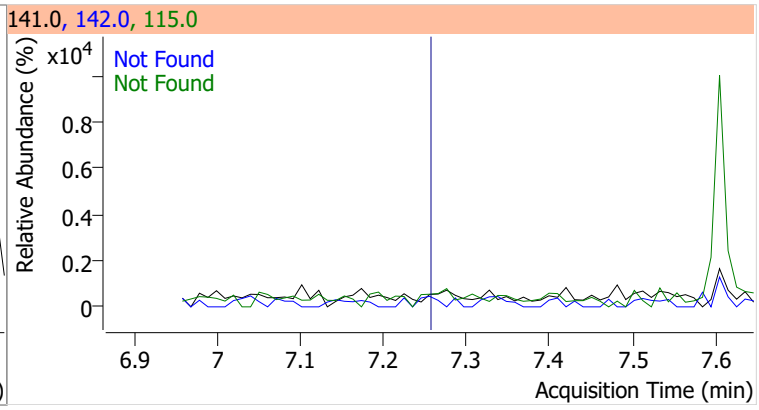

Compound	Conc.	Exp RT	QIon	Exp Ratio	QIon	Exp Ratio
Hexachlorocyclopentadiene	N.D.	7.34	234.9	64.6	238.9	63.8

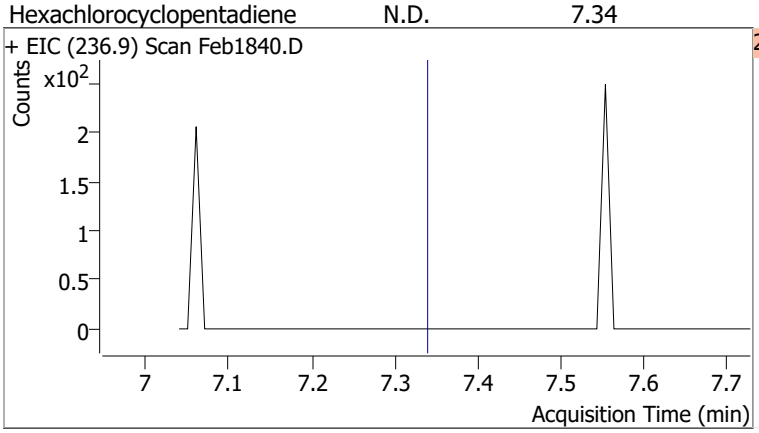

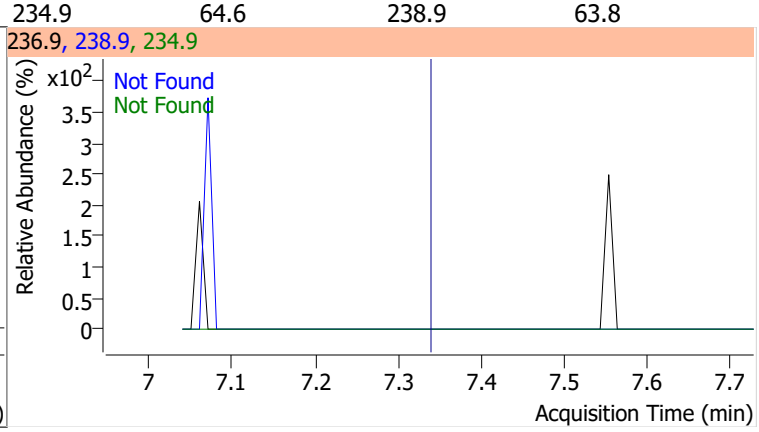

Compound	Conc.	Exp RT	QIon	Exp Ratio
2,4,6-Trichlorophenol	N.D.	7.52	198.0	96.5

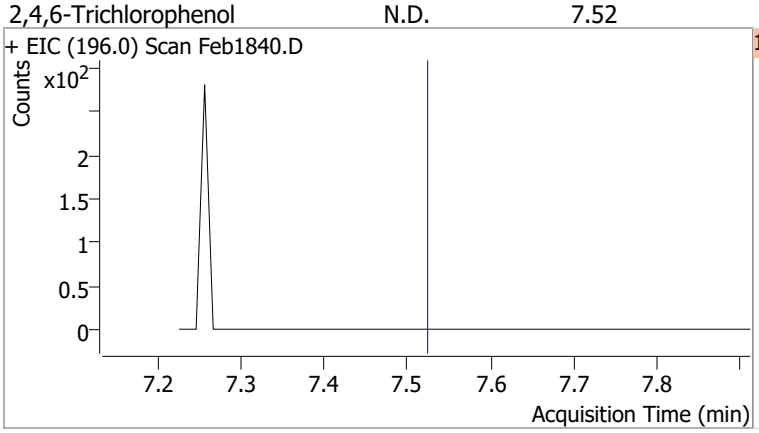

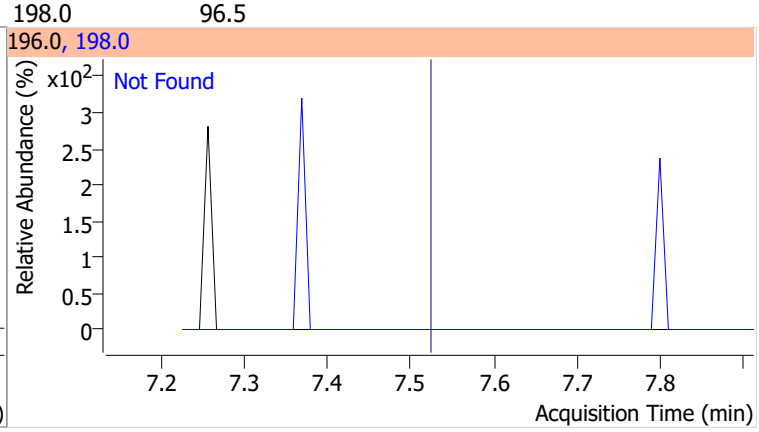

Compound	Conc.	Exp RT	QIon	Exp Ratio
2,4,5-Trichlorophenol	N.D.	7.57	198.0	90.2

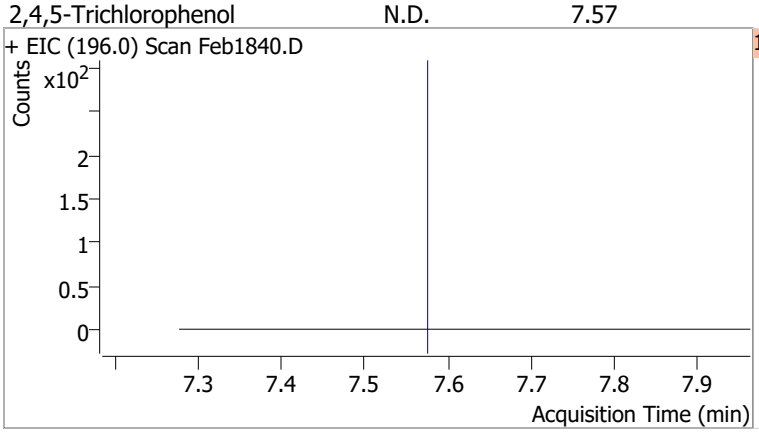

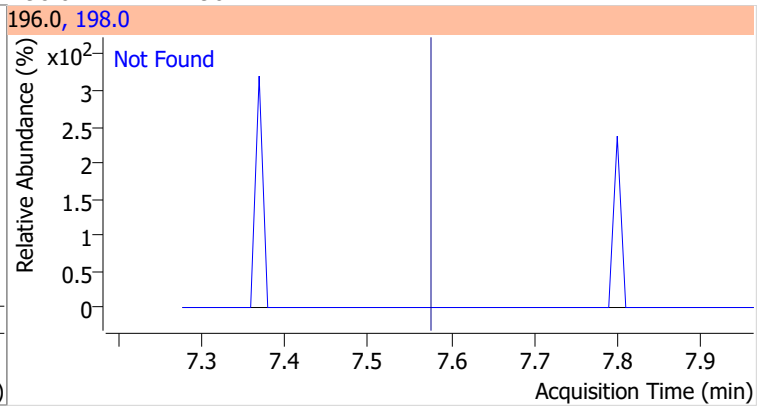

Compound	Conc.	RT	Dev(Min)	Resp.	QIon	QRatio	Lower	Upper
2-Fluorobiphenyl	73.2337	7.60	0.00	1271175	171.0	33.2	24.0	44.5

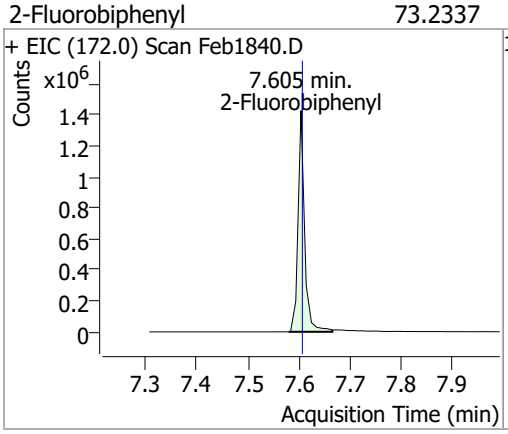

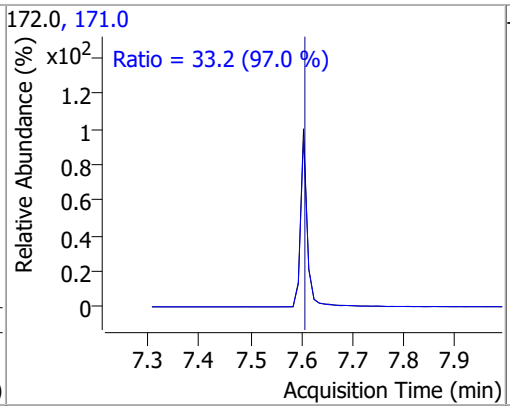

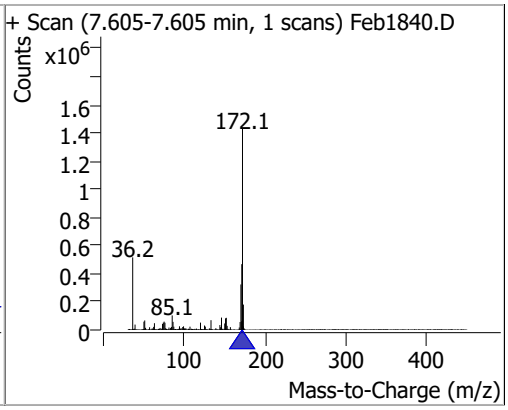

Compound	Conc.	Exp RT	QIon	Exp Ratio	QIon	Exp Ratio
2-Chloronaphthalene	N.D.	7.72	127.0	35.9	164.0	32.1

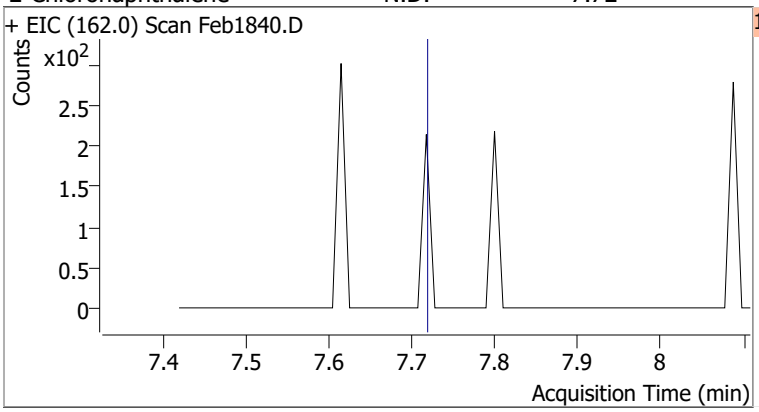

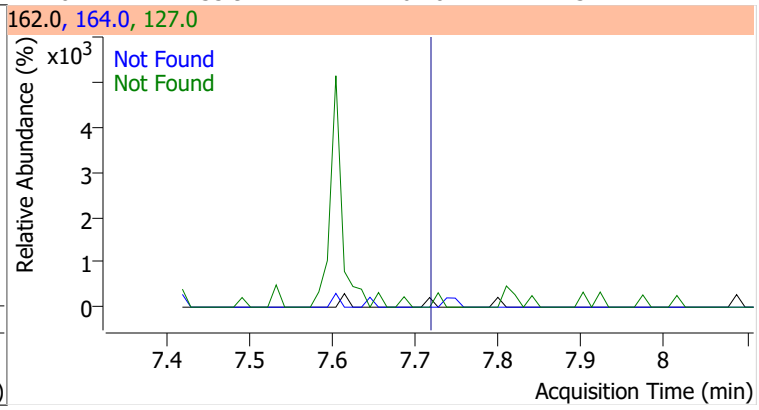

Compound	Conc.	Exp RT	QIon	Exp Ratio
2-Nitroaniline	N.D.	7.88	138.0	110.5

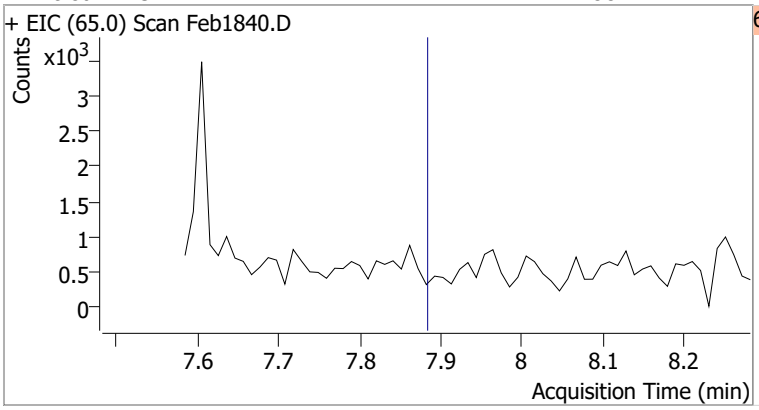

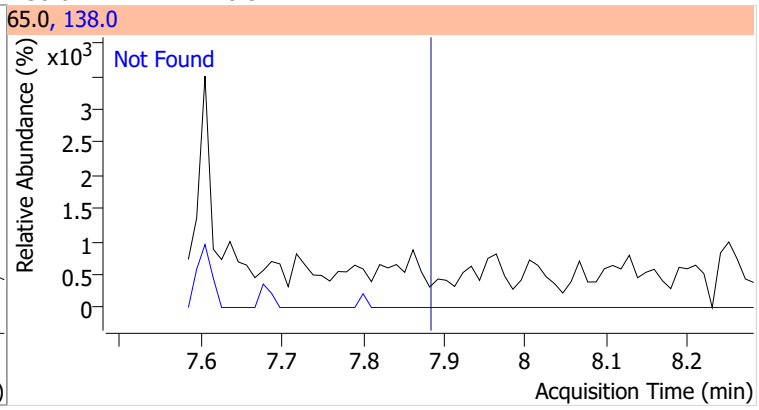

Compound	Conc.	RT	Dev(Min)	Resp.	QIon	QRatio	Lower	Upper
Dimethyl Phthalate		0		0	77.0		13.8	25.7

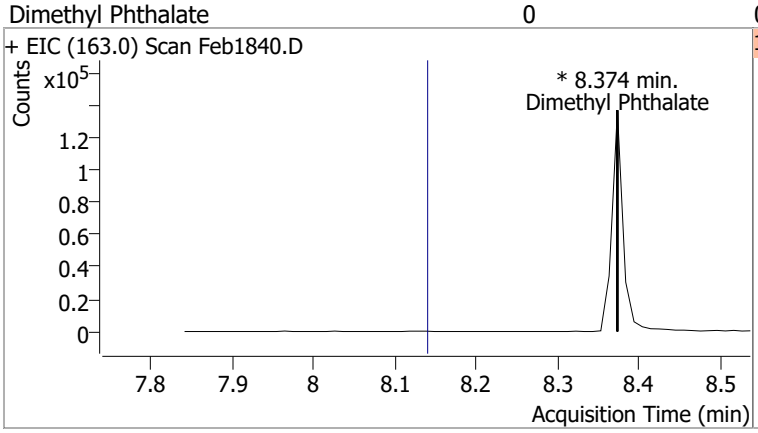

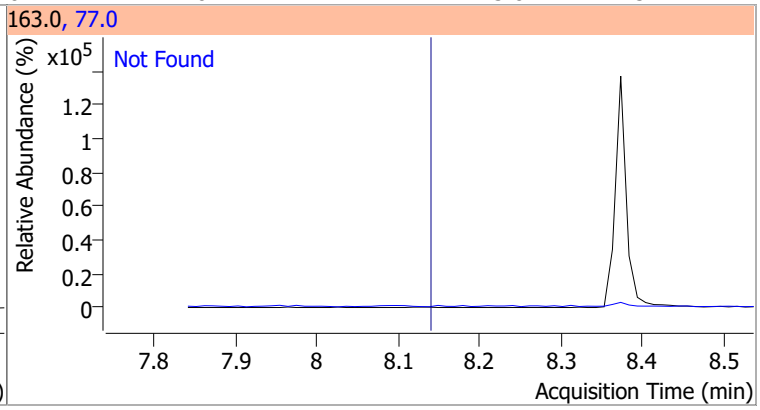

Compound	Conc.	RT	Dev(Min)	Resp.	QIon	QRatio	Lower	Upper
2,6-Dinitrotoluene		0		0	63.0		99.5	184.8
					89.0		43.3	80.3

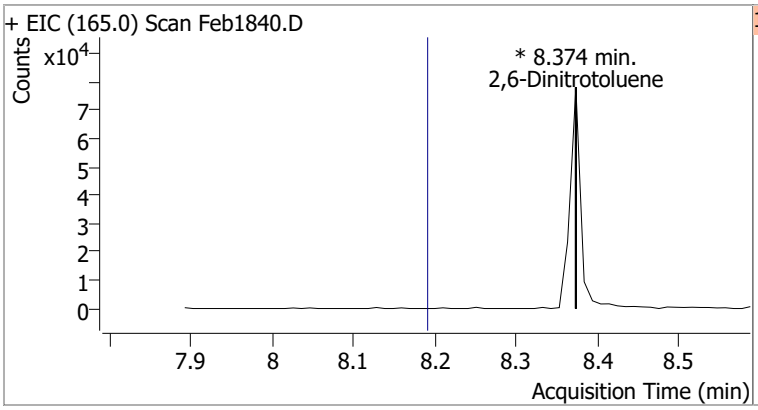

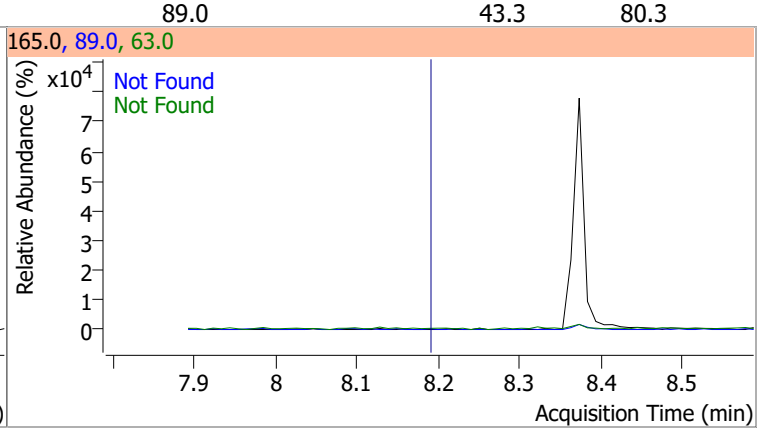

Compound	Conc.	Exp RT	QIon	Exp Ratio
Acenaphthylene	N.D.	8.20	153.1	13.6

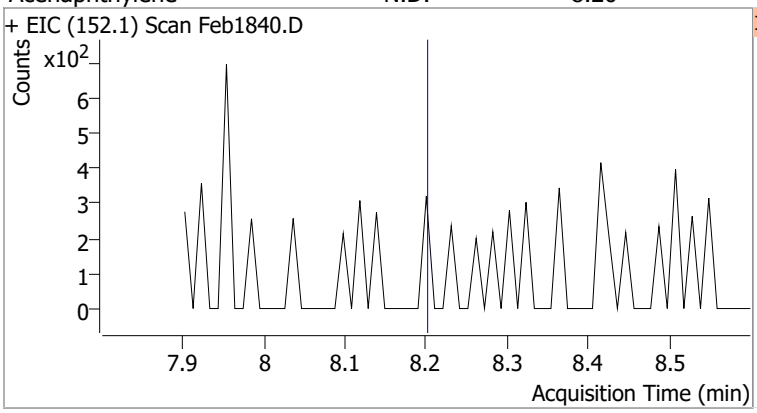

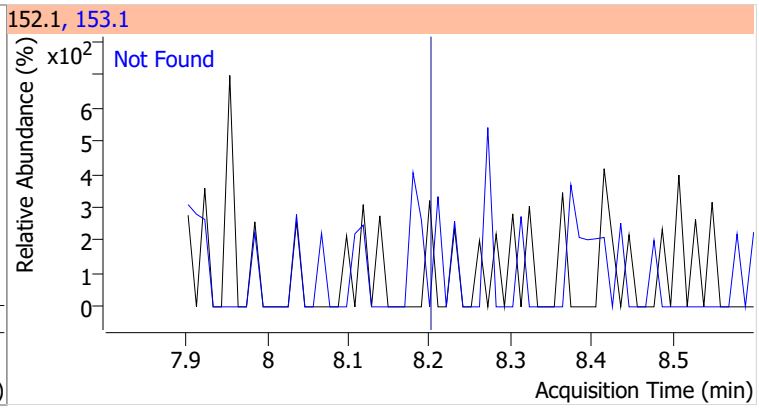

Compound	Conc.	Exp RT	QIon	Exp Ratio	QIon	Exp Ratio
3-Nitroaniline	N.D.	8.39	65.0	129.1	92.0	106.7

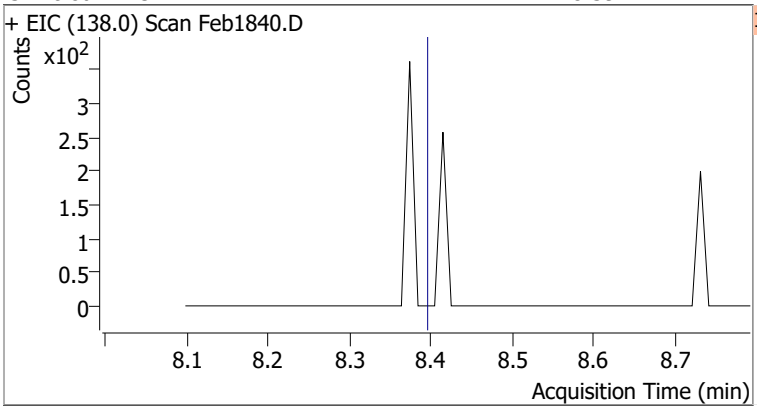

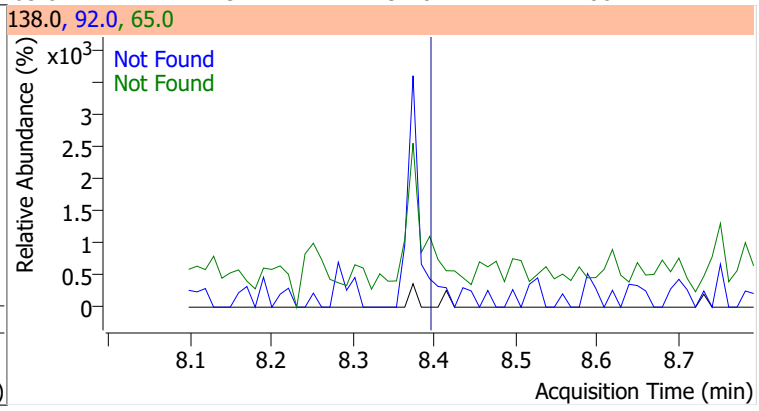

Compound	Conc.	Exp RT	QIon	Exp Ratio	QIon	Exp Ratio
Acenaphthene	N.D.	8.41	153.0	106.5	152.0	51.8

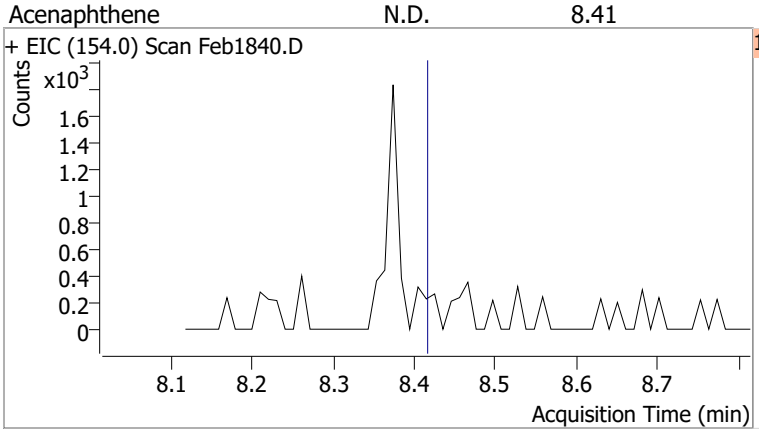

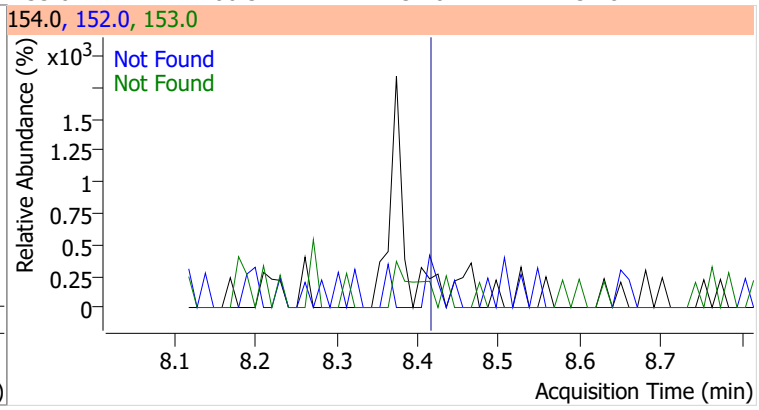

Compound	Conc.	Exp RT	QIon	Exp Ratio
2,4-Dinitrophenol	N.D.	8.52	154.0	62.7

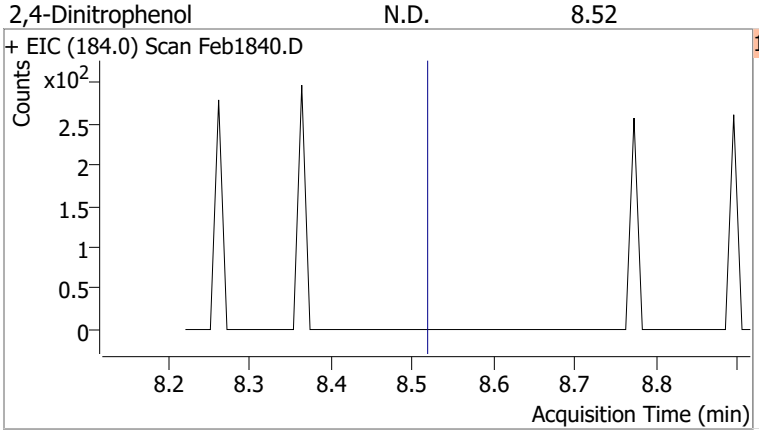

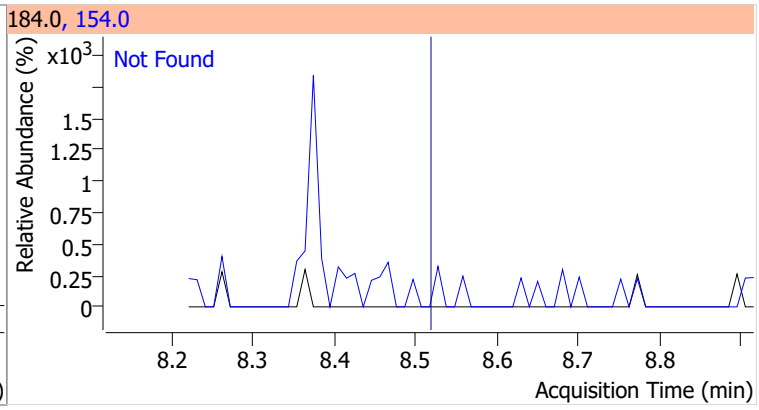

Compound	Conc.	Exp RT	QIon	Exp Ratio
Dibenzofuran	N.D.	8.63	139.0	37.5

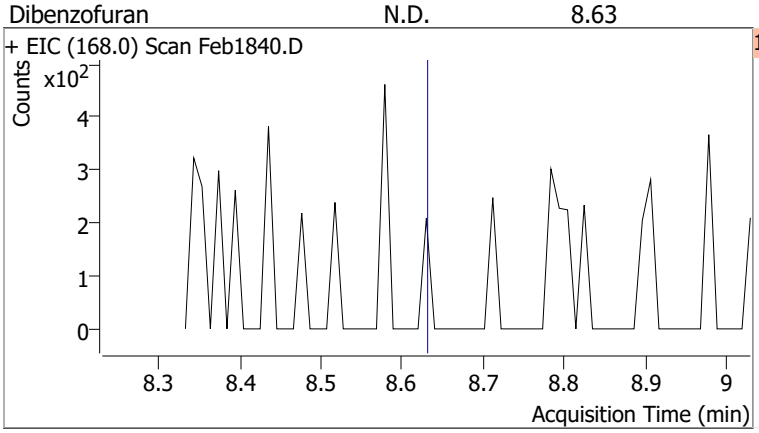

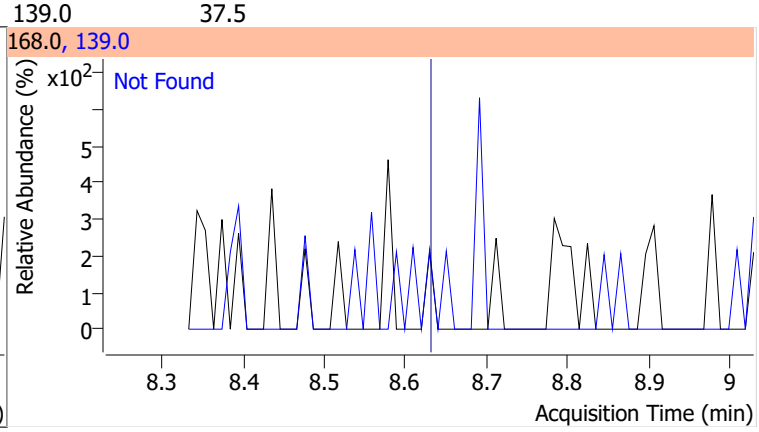

Compound	Conc.	Exp RT	QIon	Exp Ratio	QIon	Exp Ratio
2,4-Dinitrotoluene	N.D.	8.67	89.0	79.2	63.0	48.4

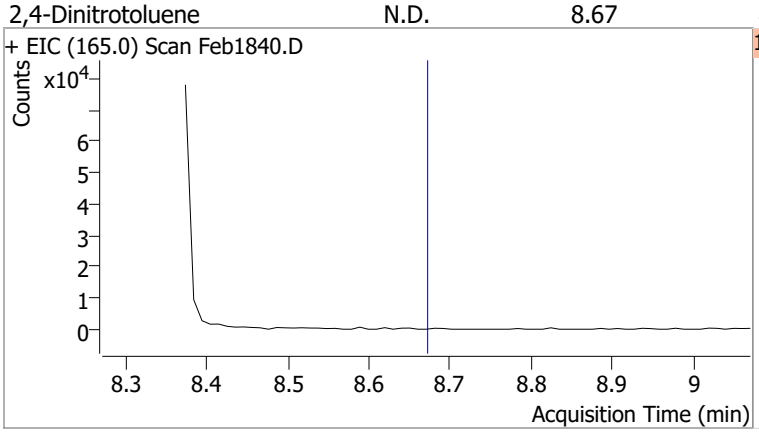

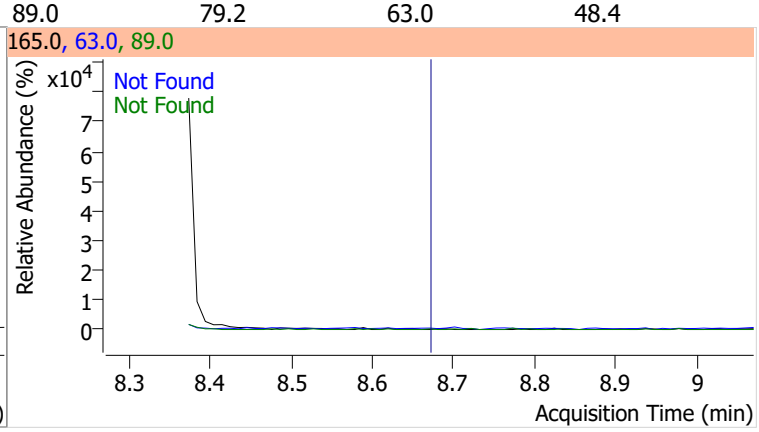

Compound	Conc.	Exp RT	QIon	Exp Ratio	QIon	Exp Ratio
4-Nitrophenol	N.D.	8.70	65.0	72.0	139.0	71.1

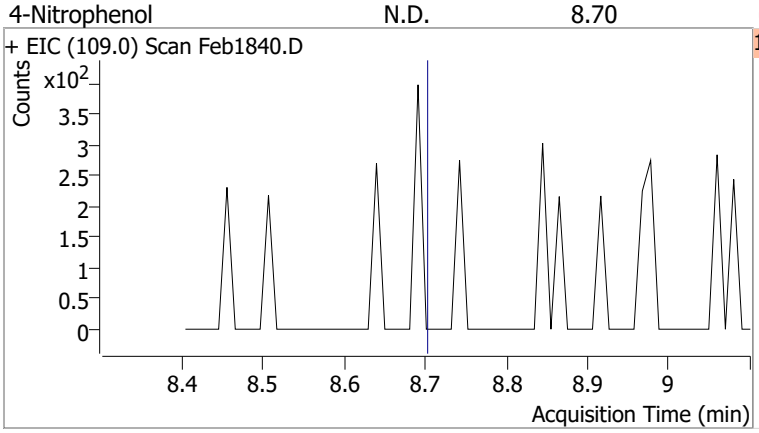

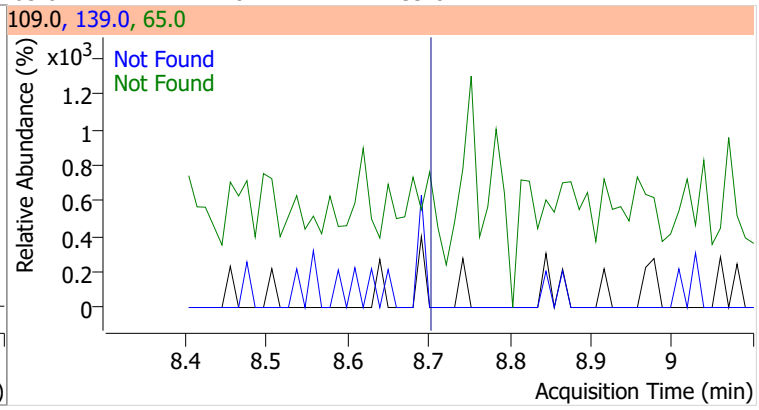

Compound	Conc.	Exp RT	QIon	Exp Ratio	QIon	Exp Ratio
Diethylphthalate	N.D.	9.00	177.0	20.7	150.0	12.5

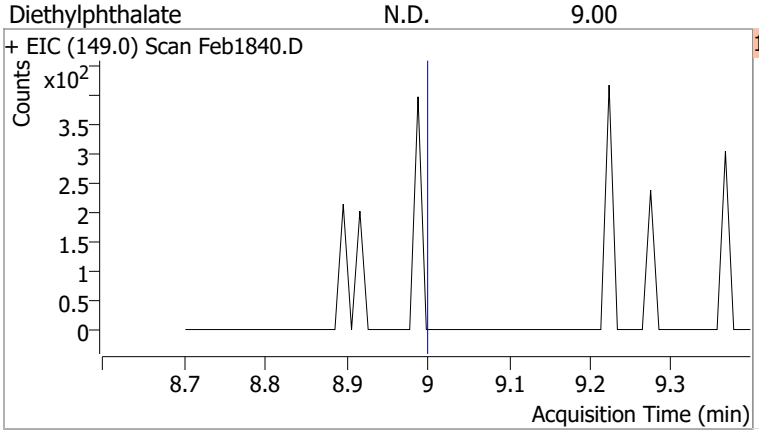

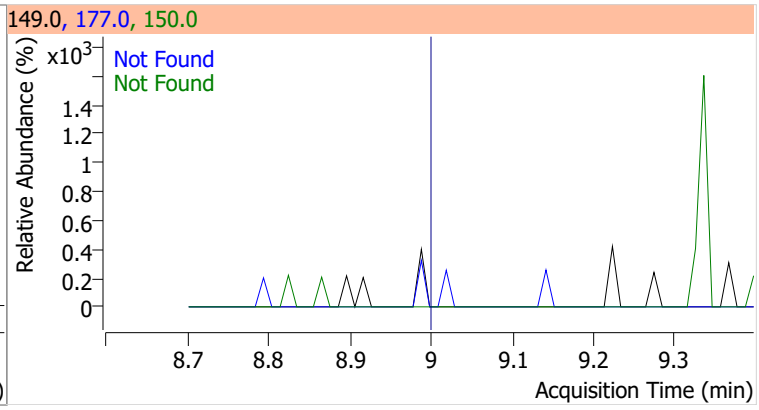

Compound	Conc.	Exp RT	QIon	Exp Ratio	QIon	Exp Ratio
Fluorene	N.D.	9.04	165.0	93.4	167.0	13.7

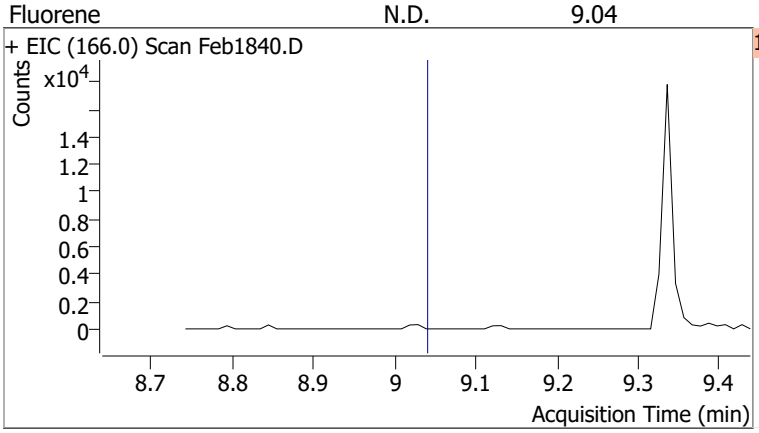

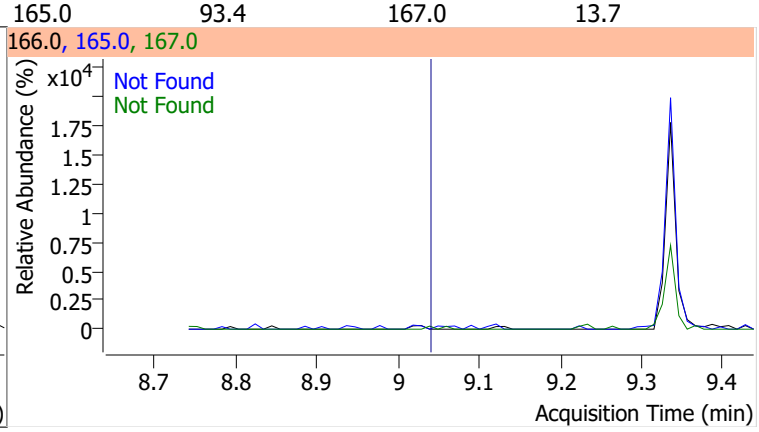

Compound	Conc.	Exp RT	QIon	Exp Ratio	QIon	Exp Ratio
4-Chlorophenyl-phenylether	N.D.	9.07	141.0	61.2	206.0	33.8

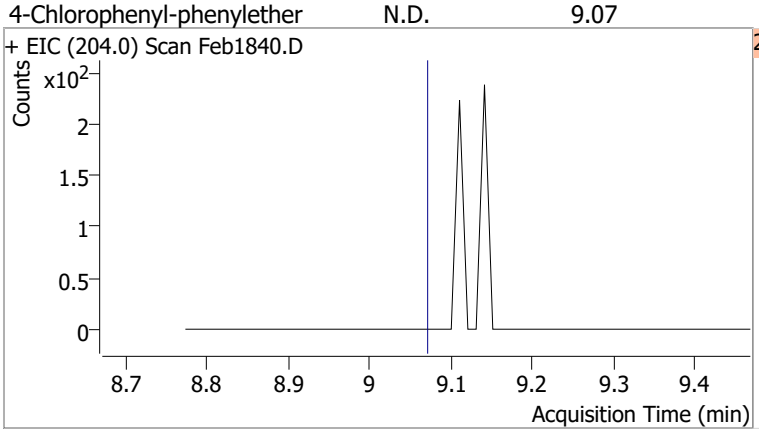

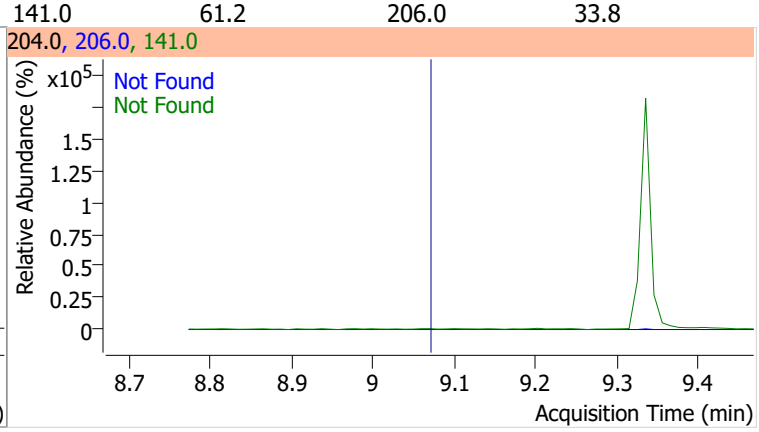

Compound	Conc.	Exp RT	QIon	Exp Ratio	QIon	Exp Ratio
4-Nitroaniline	N.D.	9.14	65.0	112.7	92.0	49.3

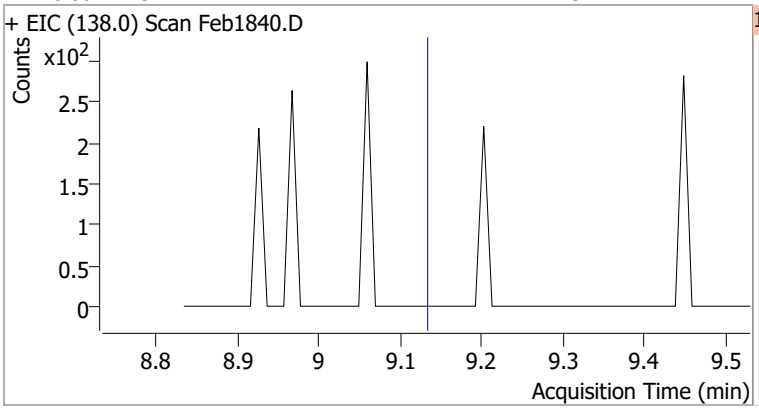

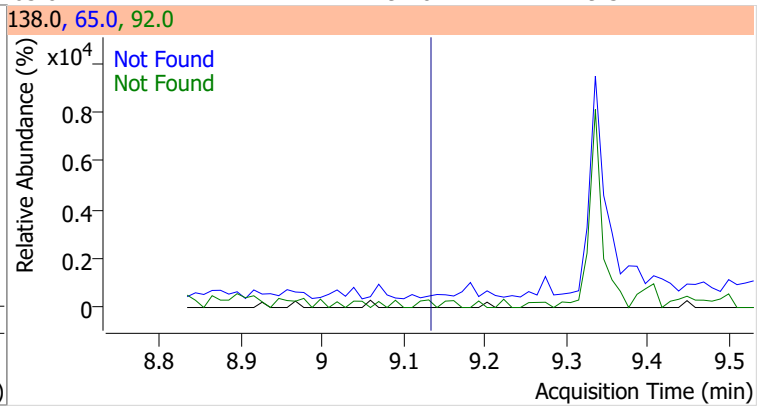

Compound	Conc.	Exp RT	QIon	Exp Ratio
4,6-Dinitro-2-methylphenol	N.D.	9.15	121.0	50.2

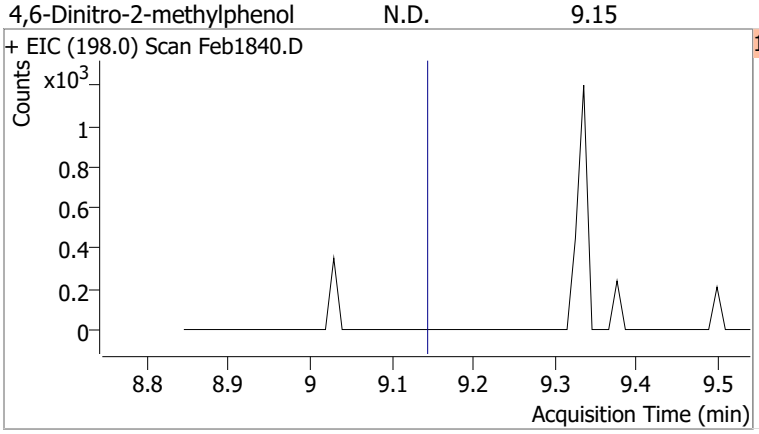

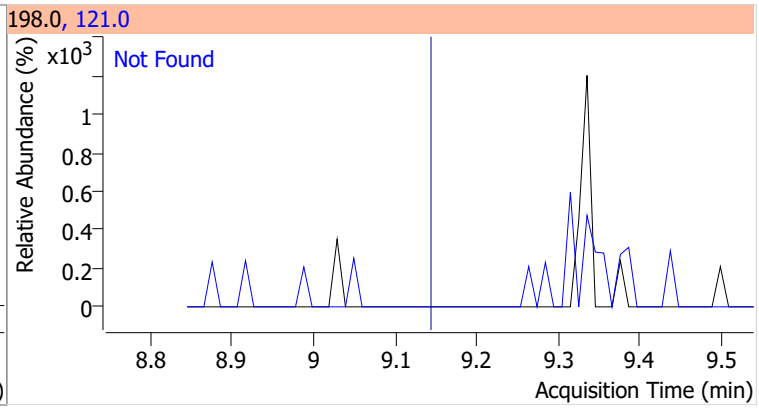

Compound	Conc.	Exp RT	QIon	Exp Ratio	QIon	Exp Ratio
N-nitrosodiphenylamine	N.D.	9.23	168.0	62.8	167.0	34.1

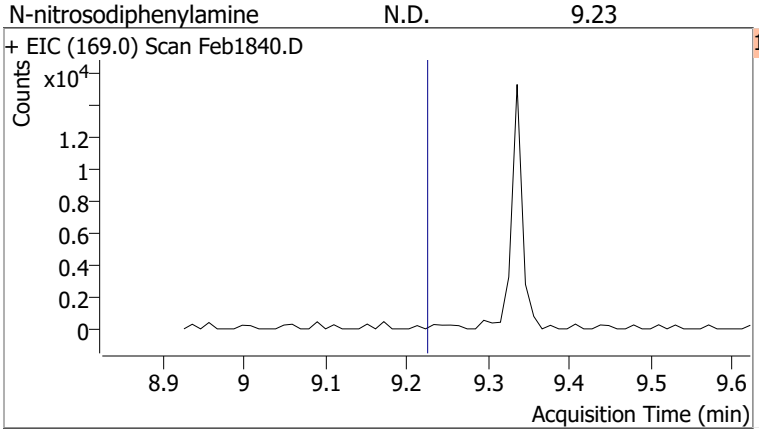

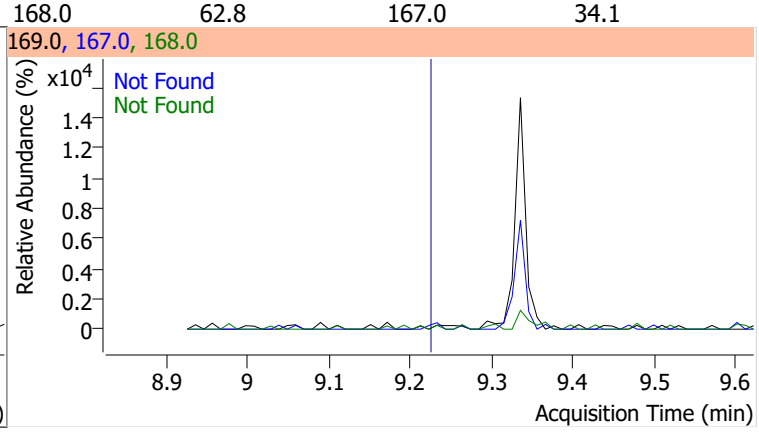

Compound	Conc.	Exp RT	QIon	Exp Ratio	QIon	Exp Ratio
Azobenzene	N.D.	9.26	51.0	45.2	182.0	24.1

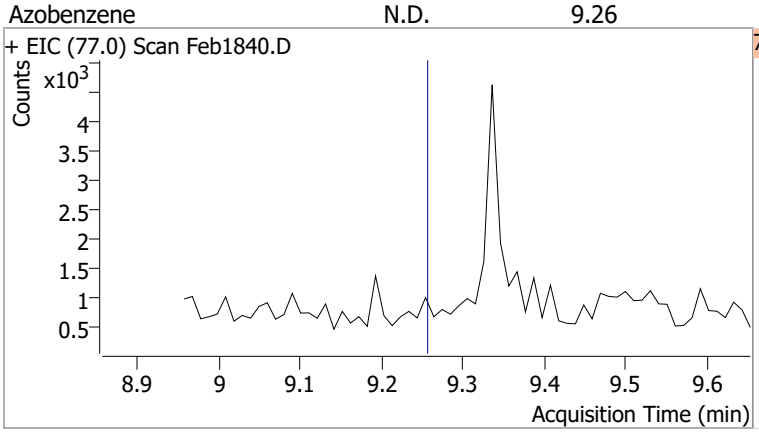

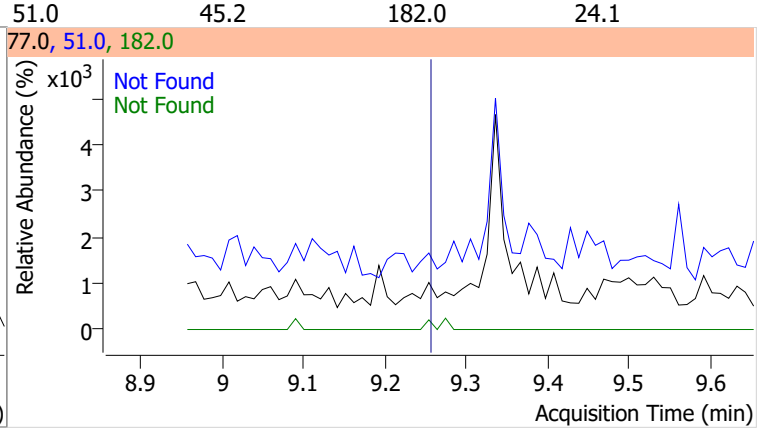

Compound	Conc.	RT	Dev(Min)	Resp.	QIon	QRatio	Lower	Upper
2,4,6-Tribromophenol	162.5280	9.34	0.00	257411	331.8	92.0	68.5	127.2

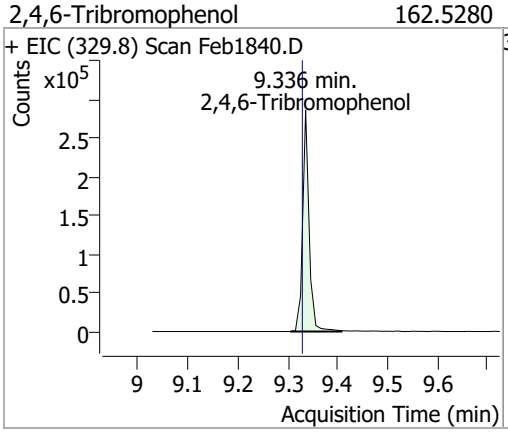

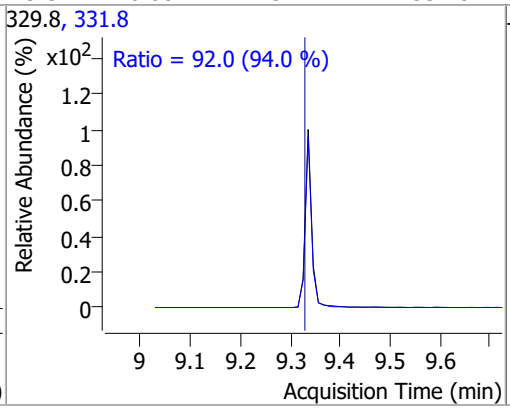

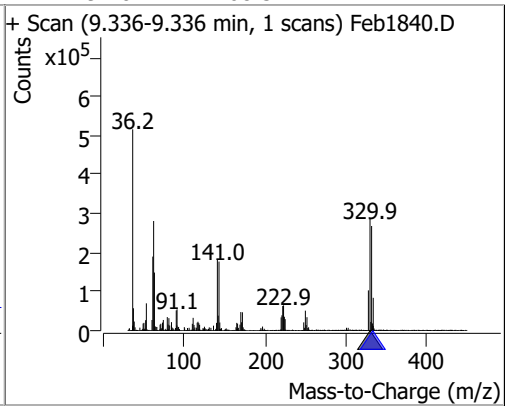

Compound	Conc.	Exp RT	QIon	Exp Ratio	QIon	Exp Ratio
4-Bromophenyl-phenylether	N.D.	9.65	141.0	98.8	250.0	98.2

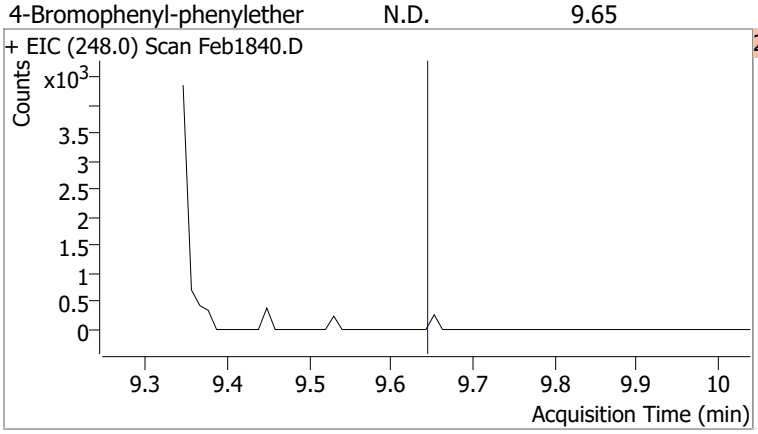

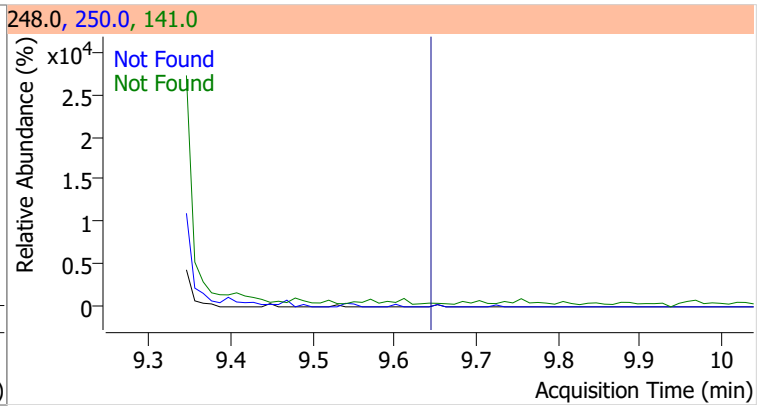

Compound	Conc.	Exp RT	QIon	Exp Ratio
Hexachlorobenzene	N.D.	9.69	142.0	53.8

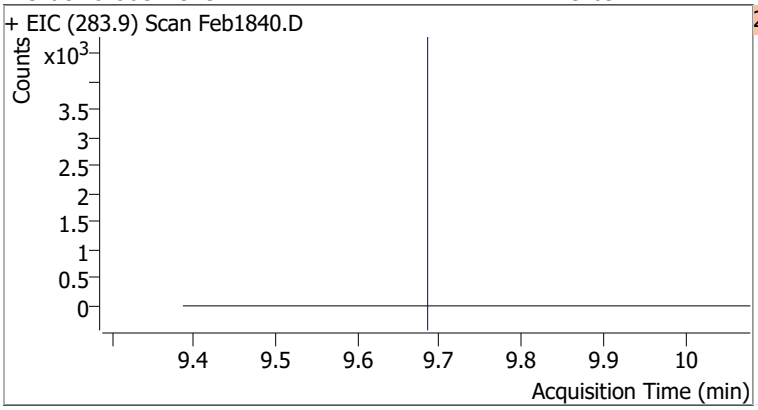

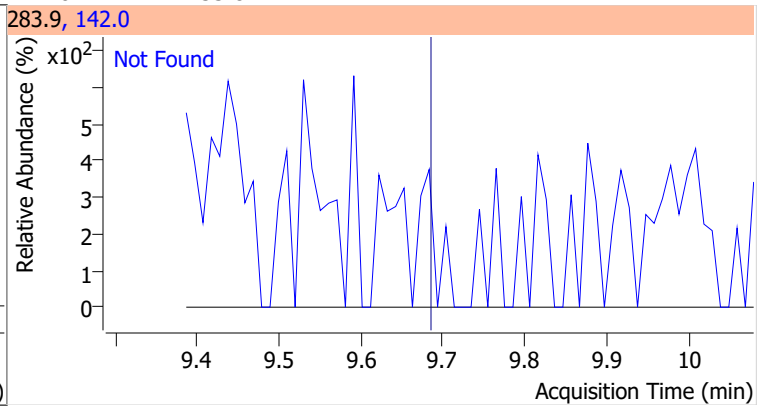

Compound	Conc.	Exp RT	QIon	Exp Ratio	QIon	Exp Ratio
Pentachlorophenol	N.D.	9.97	267.9	59.4	263.9	58.9

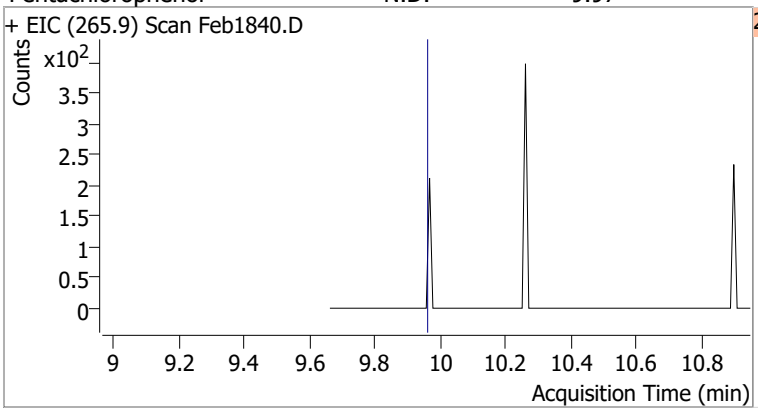

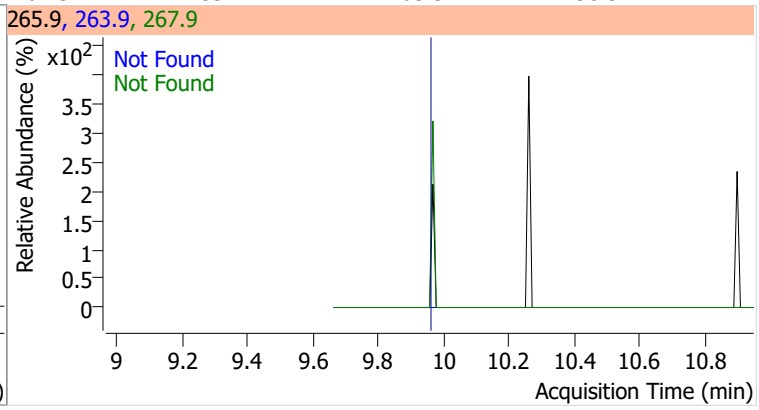

Compound	Conc.	Exp RT	QIon	Exp Ratio
Phenanthrene	N.D.	10.18	176.0	18.5

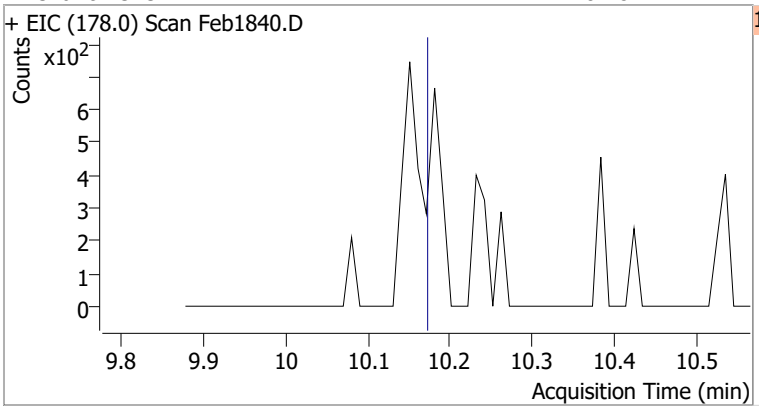

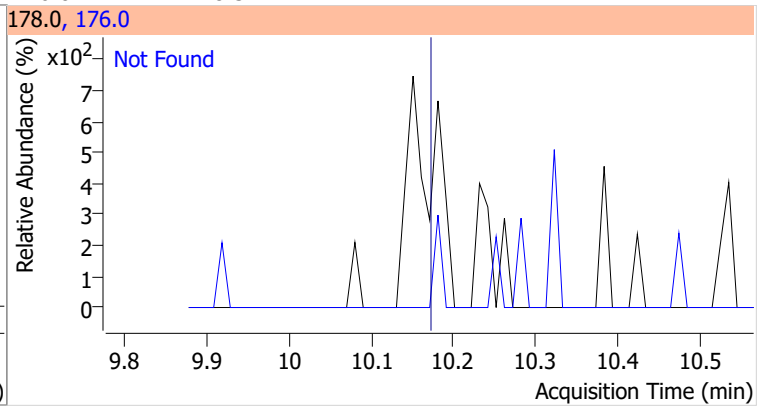

Compound	Conc.	Exp RT	QIon	Exp Ratio
Anthracene	N.D.	10.25	176.0	18.4

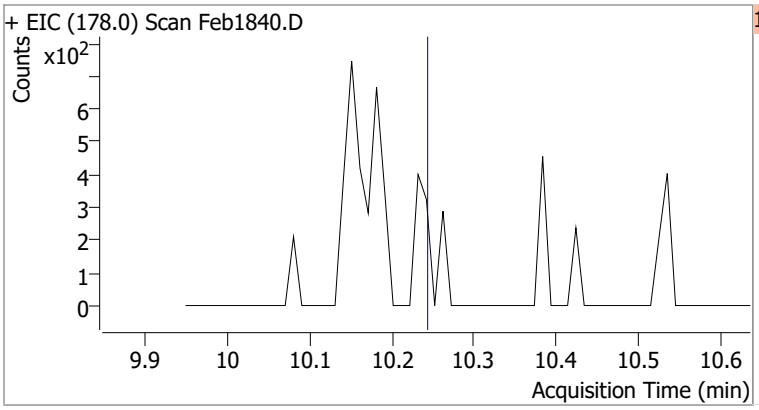

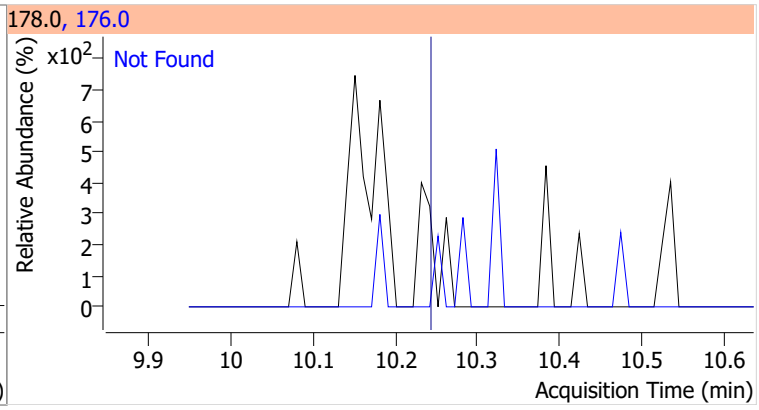

Compound	Conc.	Exp RT	QIon	Exp Ratio	QIon	Exp Ratio
Triallate	N.D.	10.31	268.0	24.1	143.0	22.5

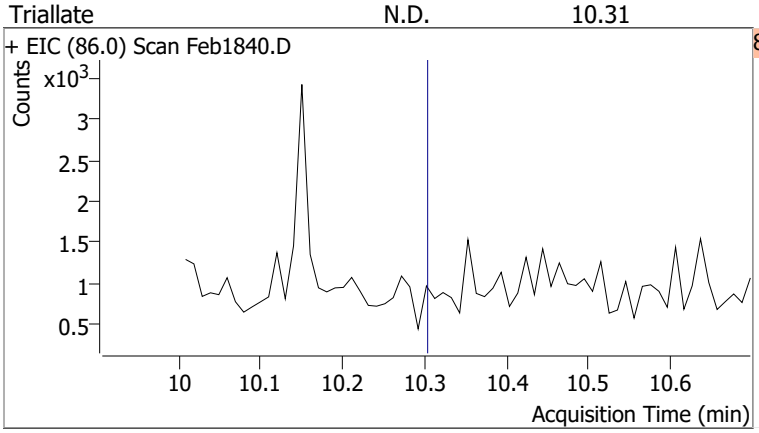

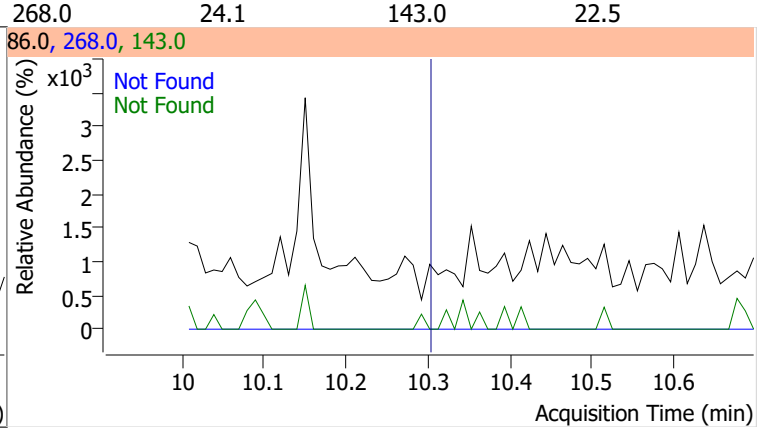

Compound	Conc.	Exp RT	QIon	Exp Ratio
Carbazole	N.D.	10.49	139.0	12.8

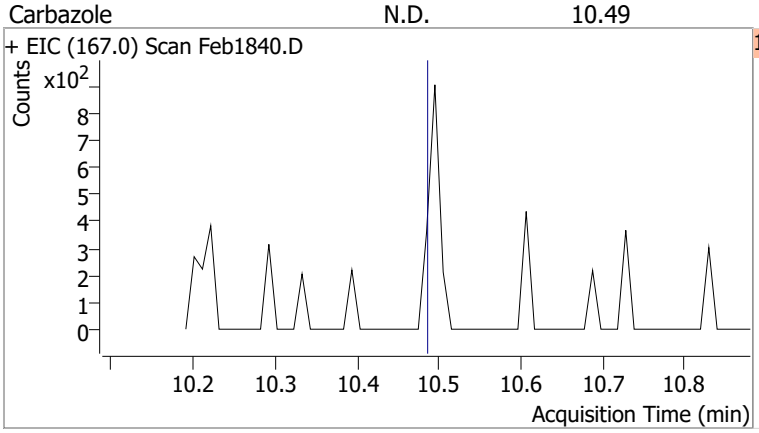

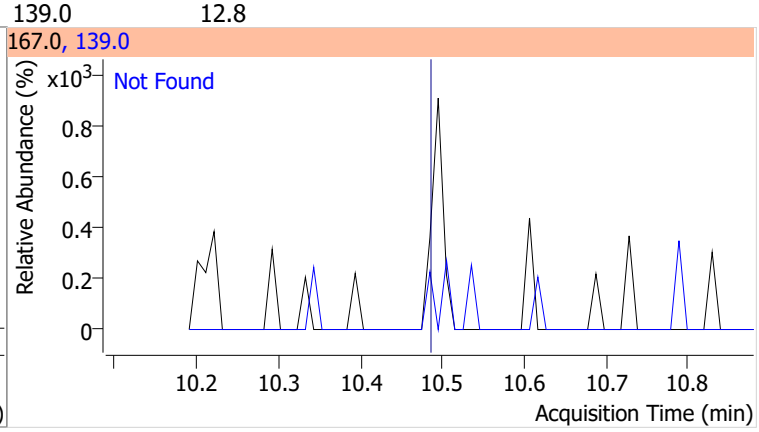

Compound	Conc.	Exp RT	QIon	Exp Ratio	QIon	Exp Ratio
o-Terphenyl	N.D.	10.70	229.0	64.9	215.0	37.0

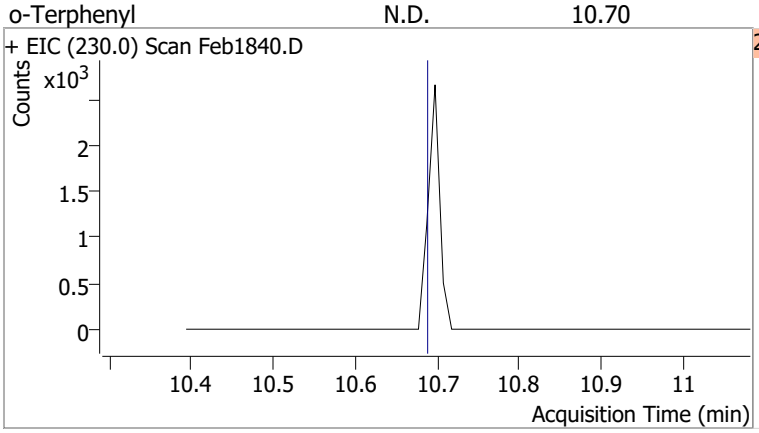

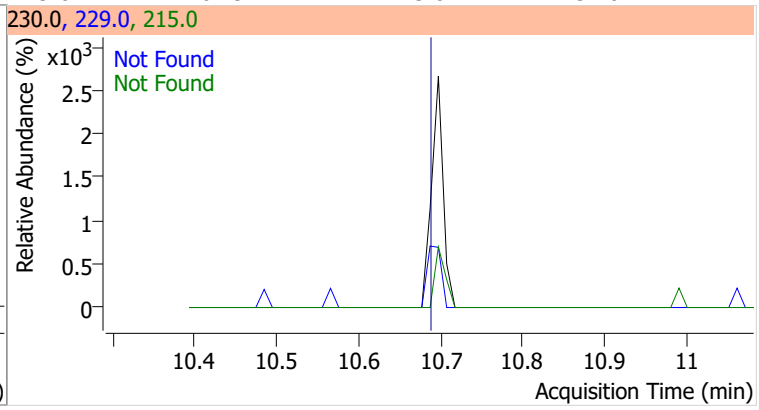

Compound	Conc.	Exp RT	QIon	Exp Ratio	QIon	Exp Ratio
Di-n-Butylphthalate	N.D.	11.08	150.0	9.1	104.0	6.4

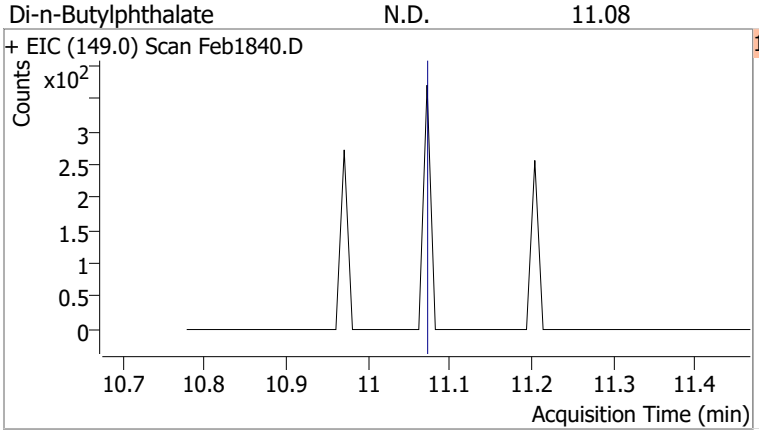

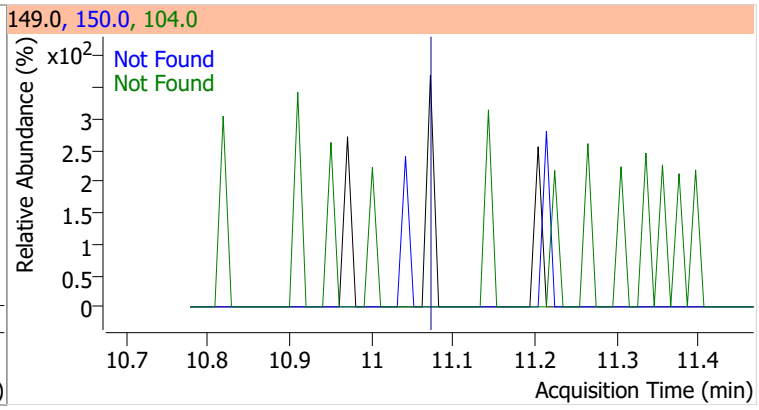

Compound	Conc.	Exp RT	QIon	Exp Ratio
Fluoranthene	N.D.	11.95	101.0	13.4

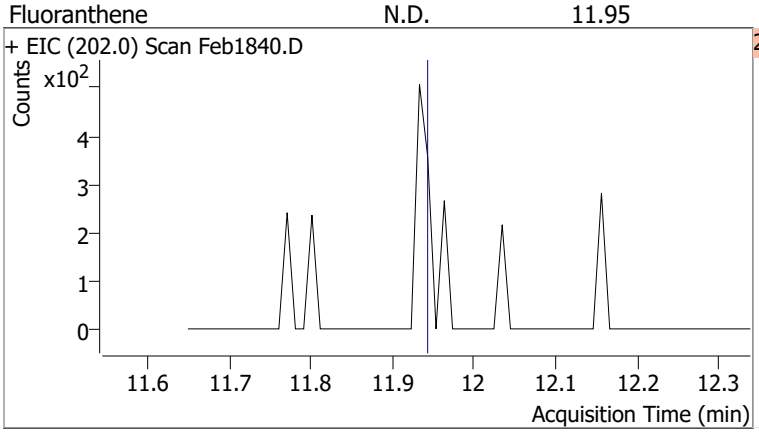

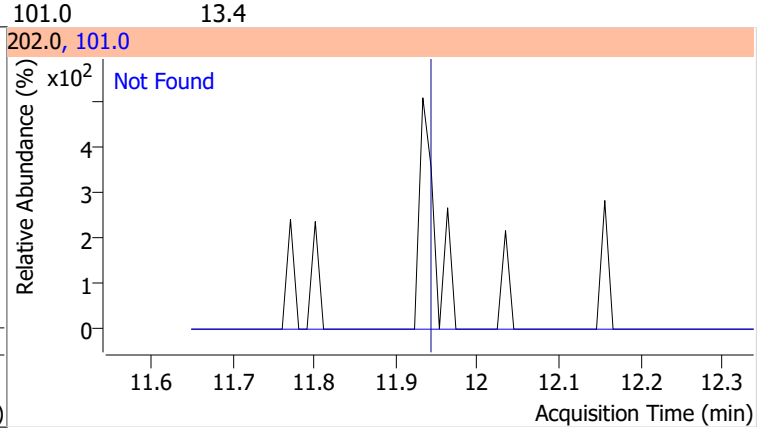

Compound	Conc.	RT	Dev(Min)	Resp.	QIon	QRatio	Lower	Upper
Benzidine		0		0	183.0		8.3	15.4
					92.0		5.8	10.8

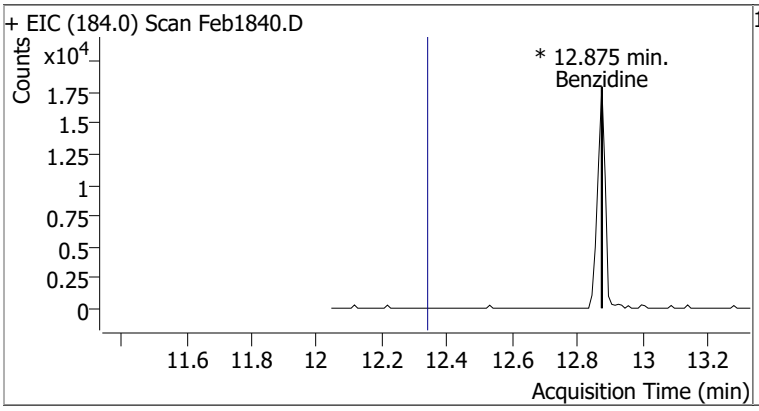

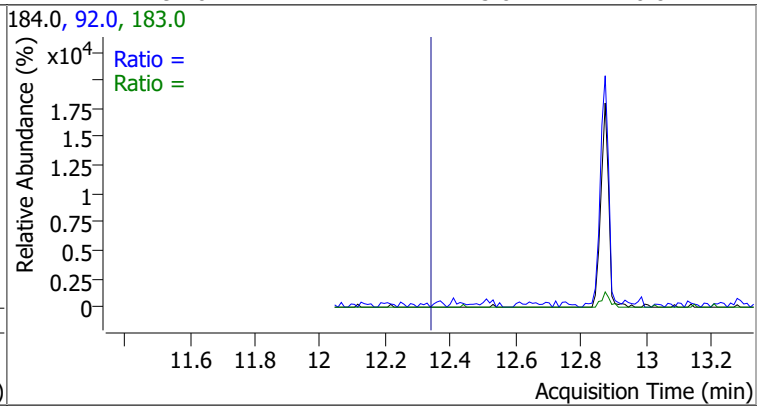

Compound	Conc.	Exp RT	QIon	Exp Ratio
Pyrene	N.D.	12.38	101.0	15.9

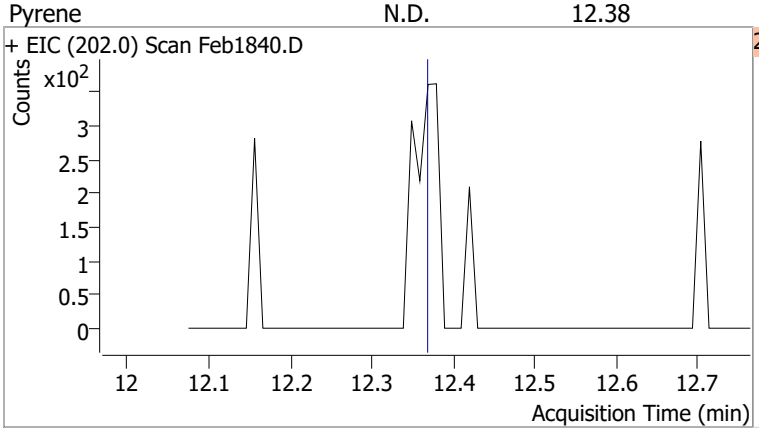

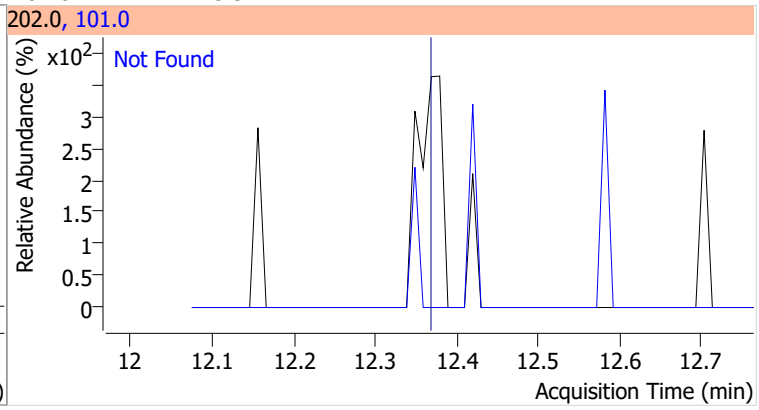

Compound	Conc.	RT	Dev(Min)	Resp.	QIon	QRatio	Lower	Upper
Terphenyl-d14	106.5211	12.88	0.00	1763249	122.0	14.1	10.1	18.7

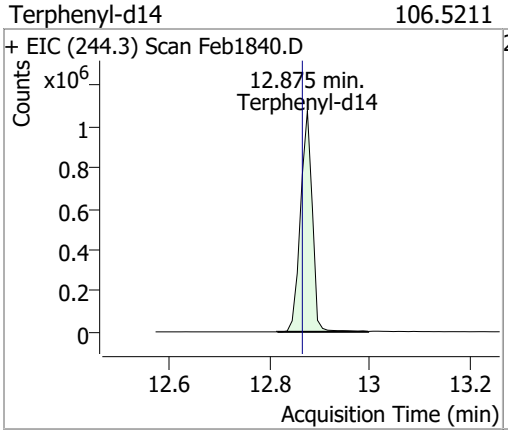

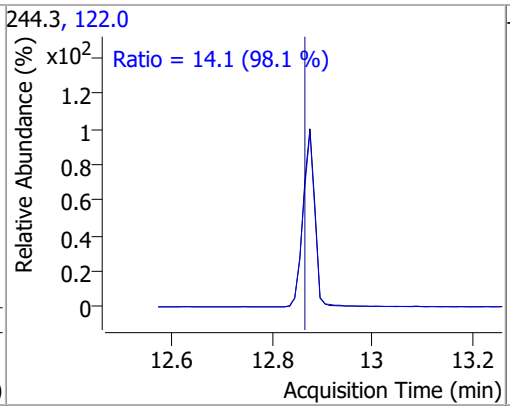

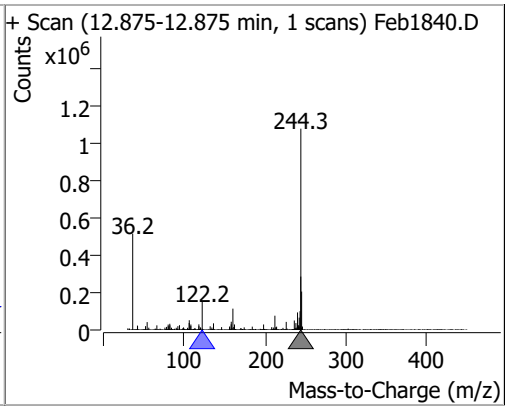

Compound	Conc.	Exp RT	QIon	Exp Ratio	QIon	Exp Ratio
Butylbenzylphthalate	N.D.	14.32	91.0	85.1	206.0	17.5

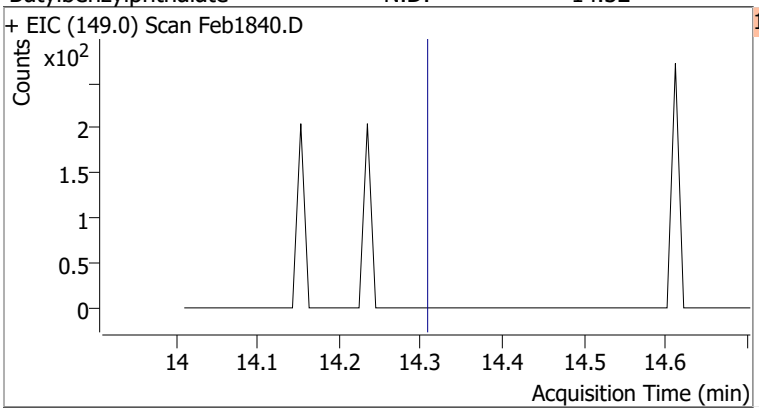

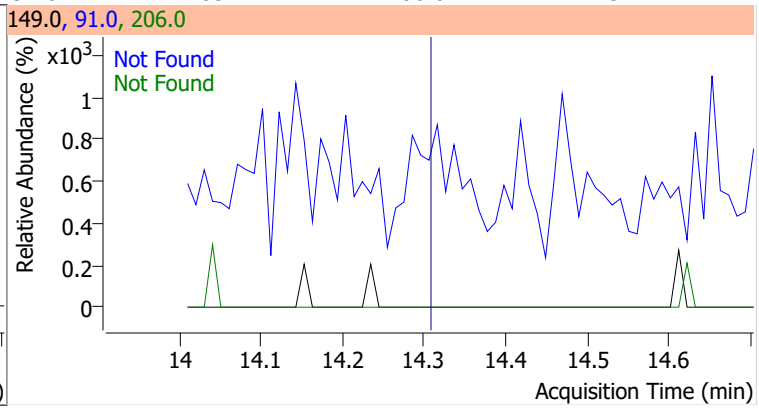

Compound	Conc.	Exp RT	QIon	Exp Ratio	QIon	Exp Ratio
Benzo(a)Anthracene	N.D.	15.51	226.0	26.8	229.0	21.1

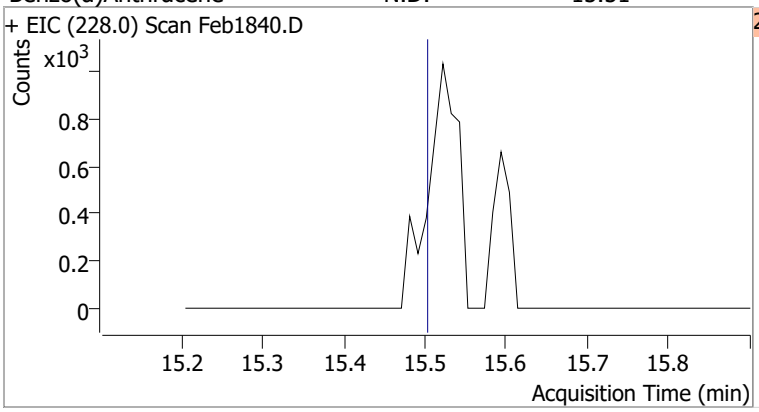

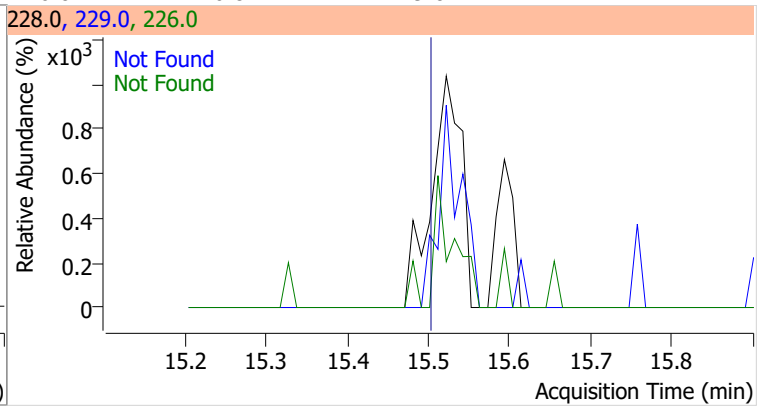

Compound	Conc.	Exp RT	QIon	Exp Ratio	QIon	Exp Ratio
Chrysene	N.D.	15.62	226.0	28.4	229.0	19.7

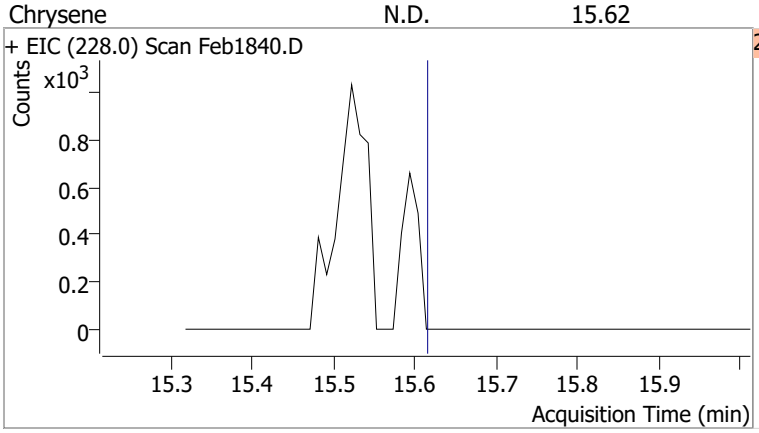

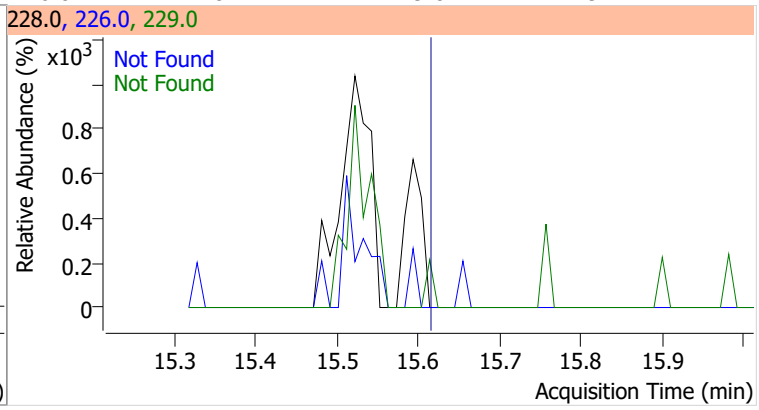

Compound	Conc.	Exp RT	QIon	Exp Ratio
3,3-Dichlorobenzidine	N.D.	15.69	254.0	64.2

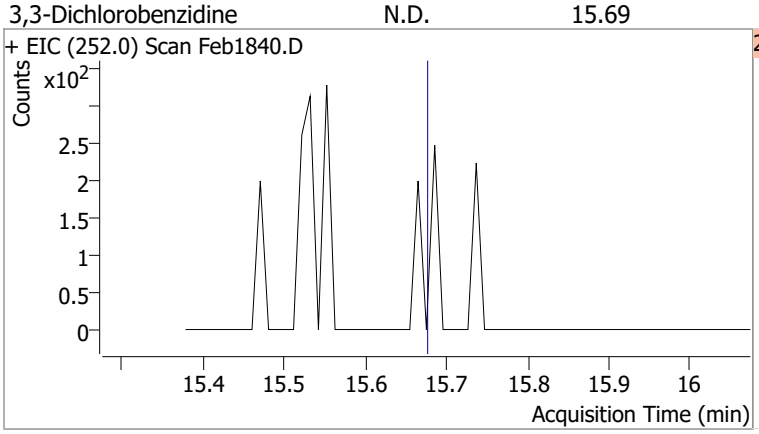

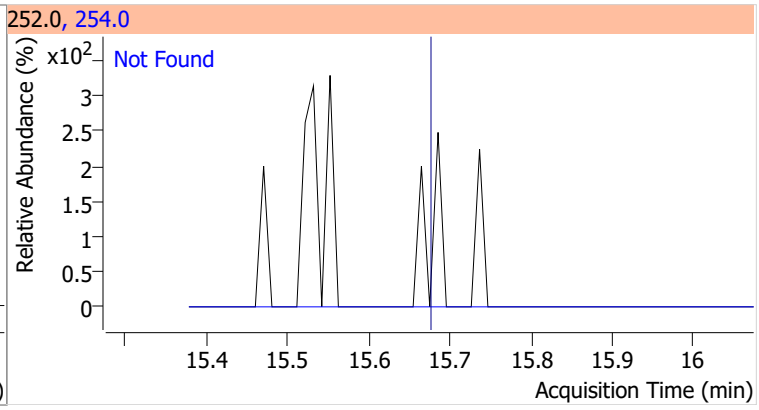

Compound	Conc.	Exp RT	QIon	Exp Ratio	QIon	Exp Ratio
bis(2-ethylhexyl)Phthalate	N.D.	16.37	149.0	390.8	279.0	15.0

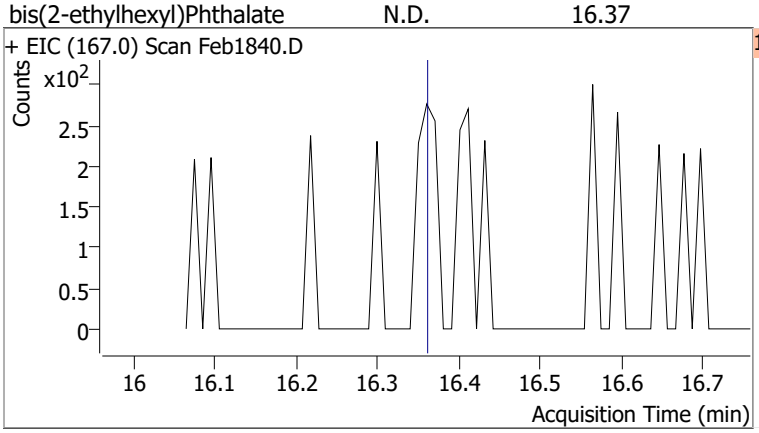

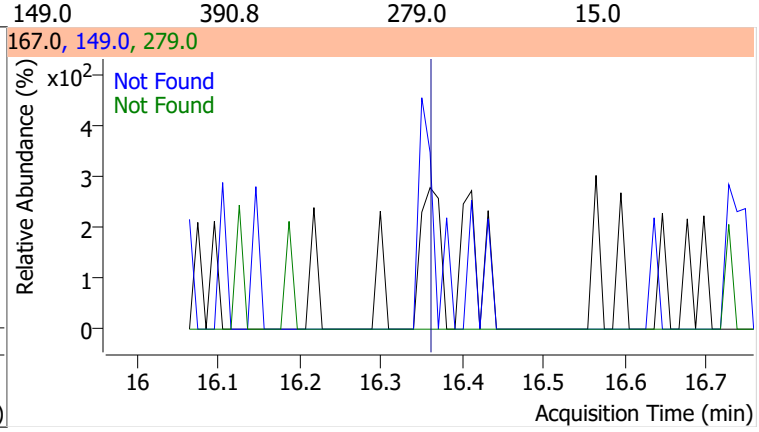

Compound	Conc.	Exp RT	QIon	Exp Ratio
Di-n-octyl Phthalate	N.D.	18.13	150.0	10.0

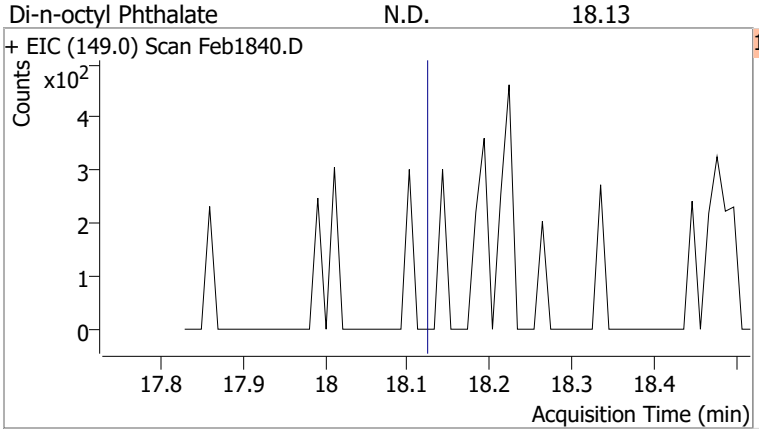

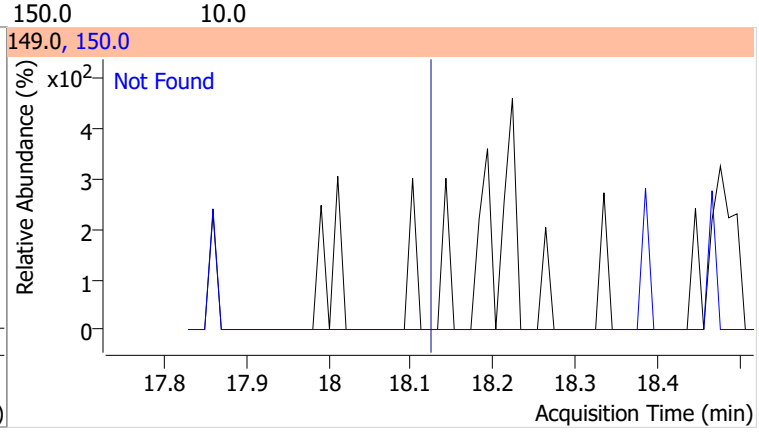

Compound	Conc.	Exp RT	QIon	Exp Ratio
Benzo(b)fluoranthene	N.D.	18.38	253.0	22.3

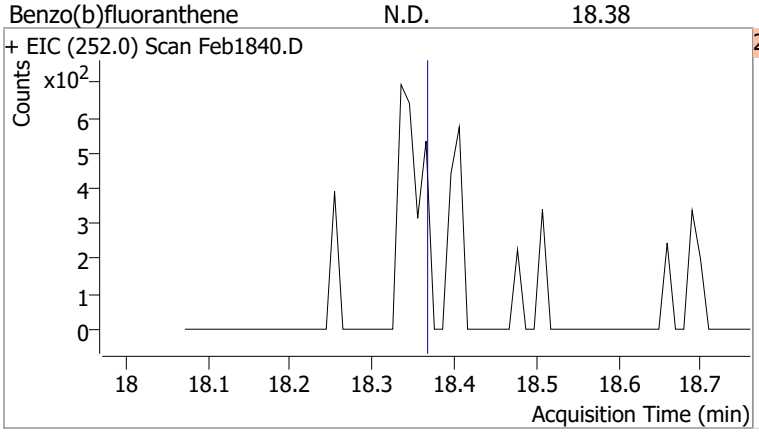

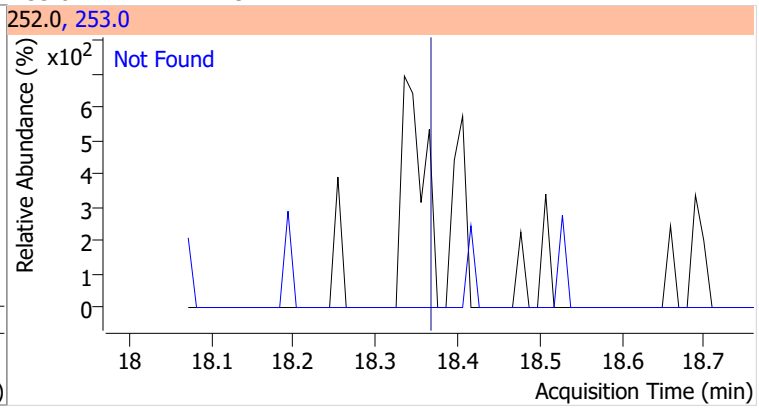

Compound	Conc.	Exp RT	QIon	Exp Ratio
Benzo(k)fluoranthene	N.D.	18.45	253.0	22.0

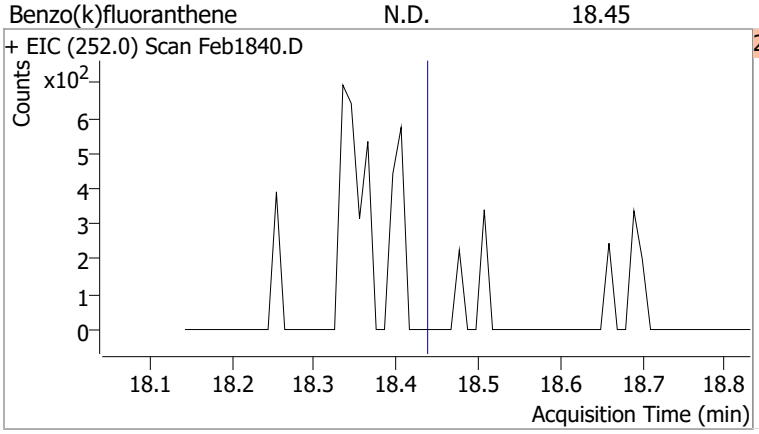

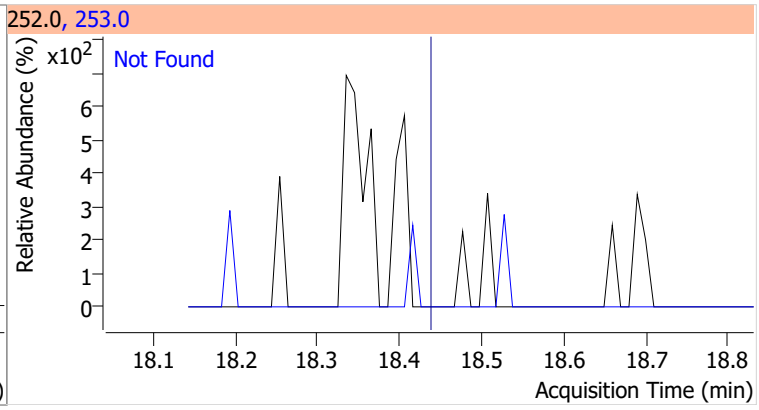

Compound	Conc.	Exp RT	QIon	Exp Ratio
Benzo(a)pyrene	N.D.	18.98	253.0	21.5

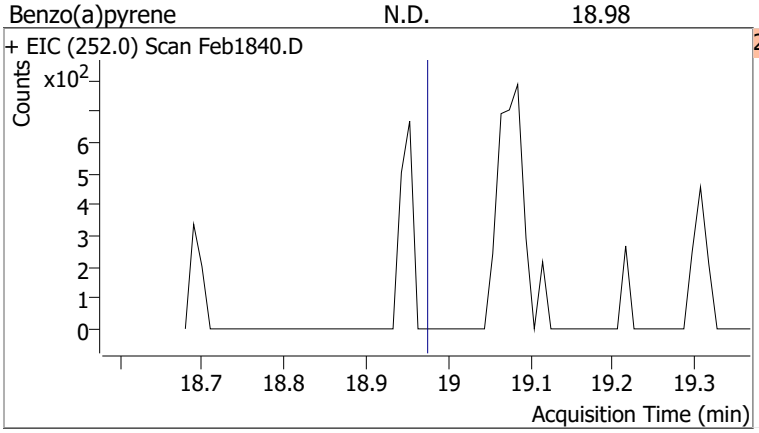

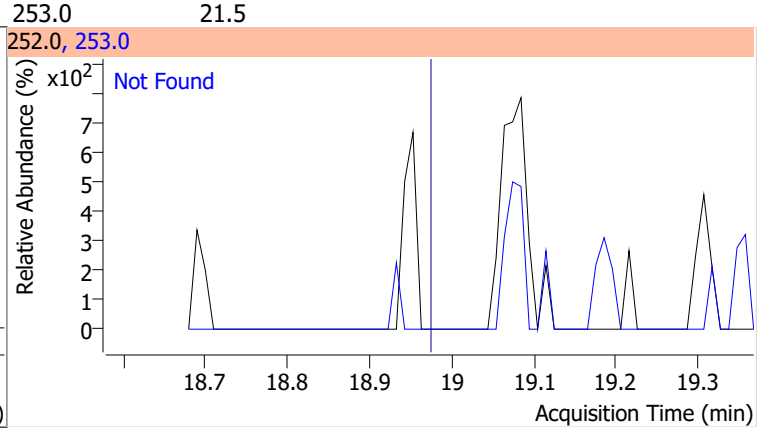

Compound	Conc.	Exp RT	QIon	Exp Ratio
Indeno(1,2,3-c,d)pyrene	N.D.	20.76	138.0	29.6

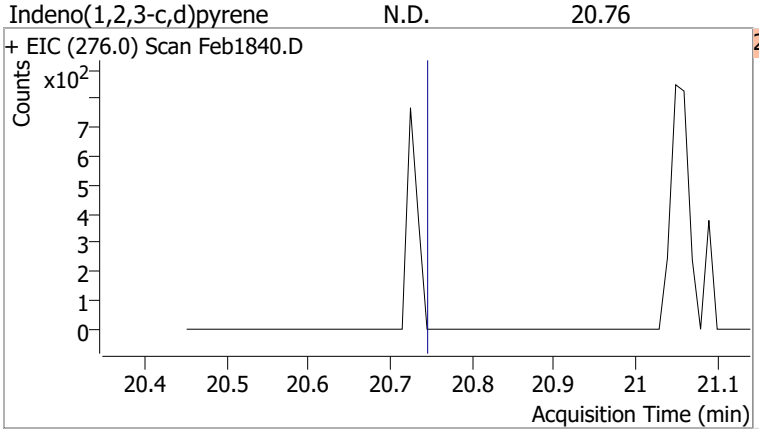

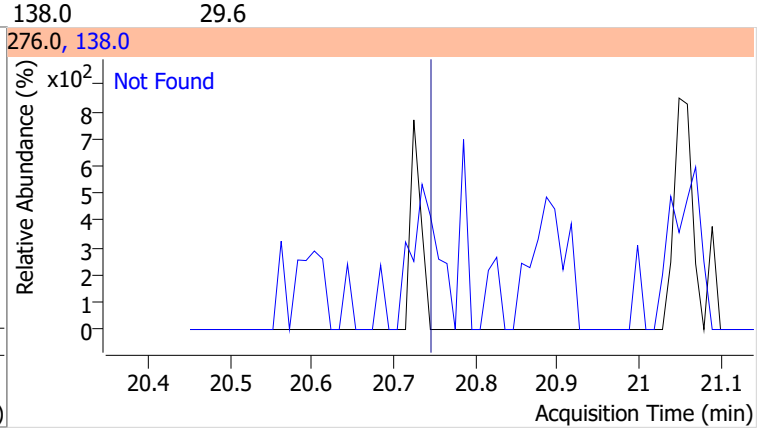

Compound	Conc.	Exp RT	QIon	Exp Ratio	QIon	Exp Ratio
Dibenzo(a,h)anthracene	N.D.	20.82	139.0	25.2	279.0	24.1

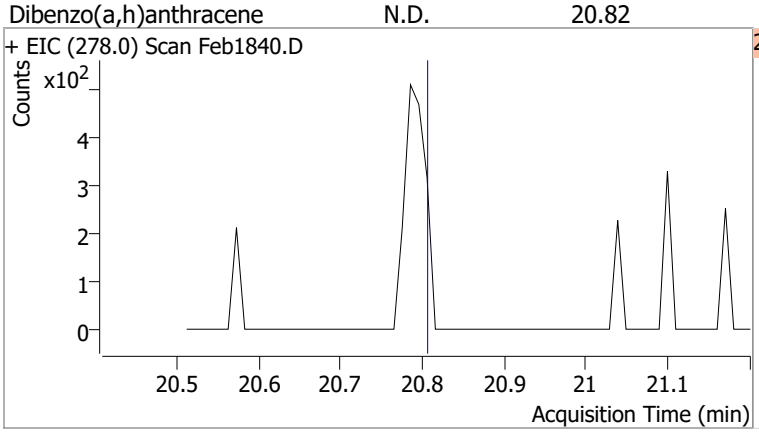

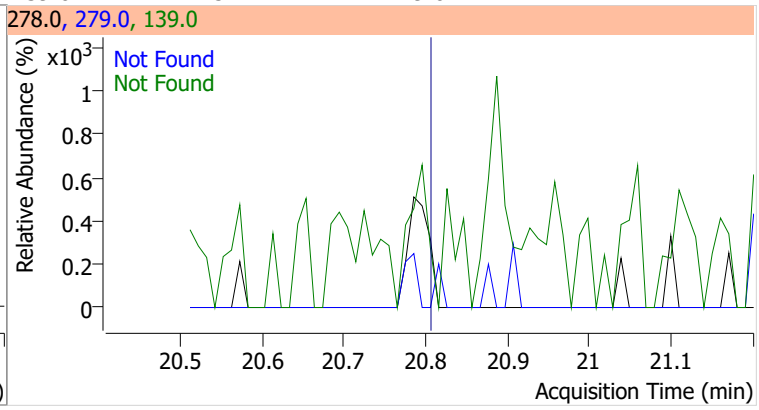

Compound	Conc.	Exp RT	QIon	Exp Ratio	QIon	Exp Ratio
Benzo(g,h,i)perylene	N.D.	21.09	138.0	33.0	277.0	23.2

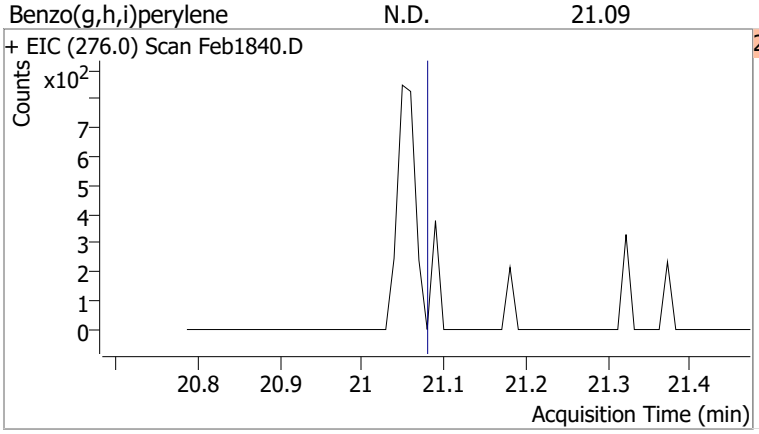

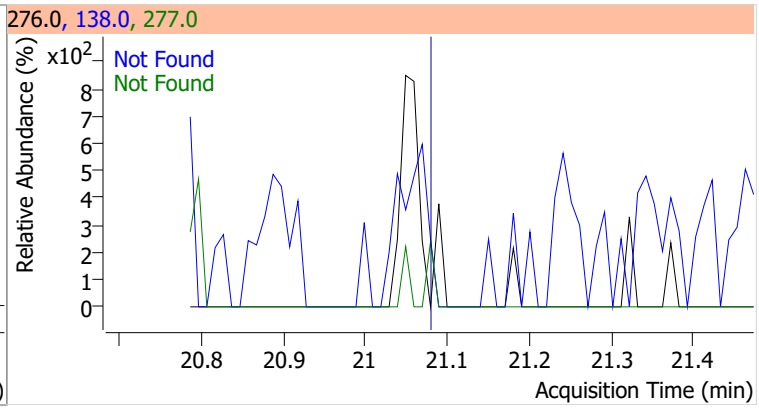

Quantitation Results Report (QT Reviewed)

Data File	Feb1841.D	Operator	LIMS import
Acq. Method	BNA+SIM.M	Acq. Date-Time	2/20/2022 5:21:26 AM
Sample Name	B22020962-032AMS	Instrument	Instrument #1
Vial	41	Multiplier	1.00
DA Method File	021822 DoD BNA cal.batch.bin	Comment	SVOC-8270-W-LARGO
Tune File	dftppdsm.u	Tune Date	2/18/2022 9:25:00 PM
Batch Name	021822 DoD BNA 2.batch.bin	Last Calib Update	2/20/2022 11:08:57 AM
Ref Library	D:\Org\Library\NIST129K.l		

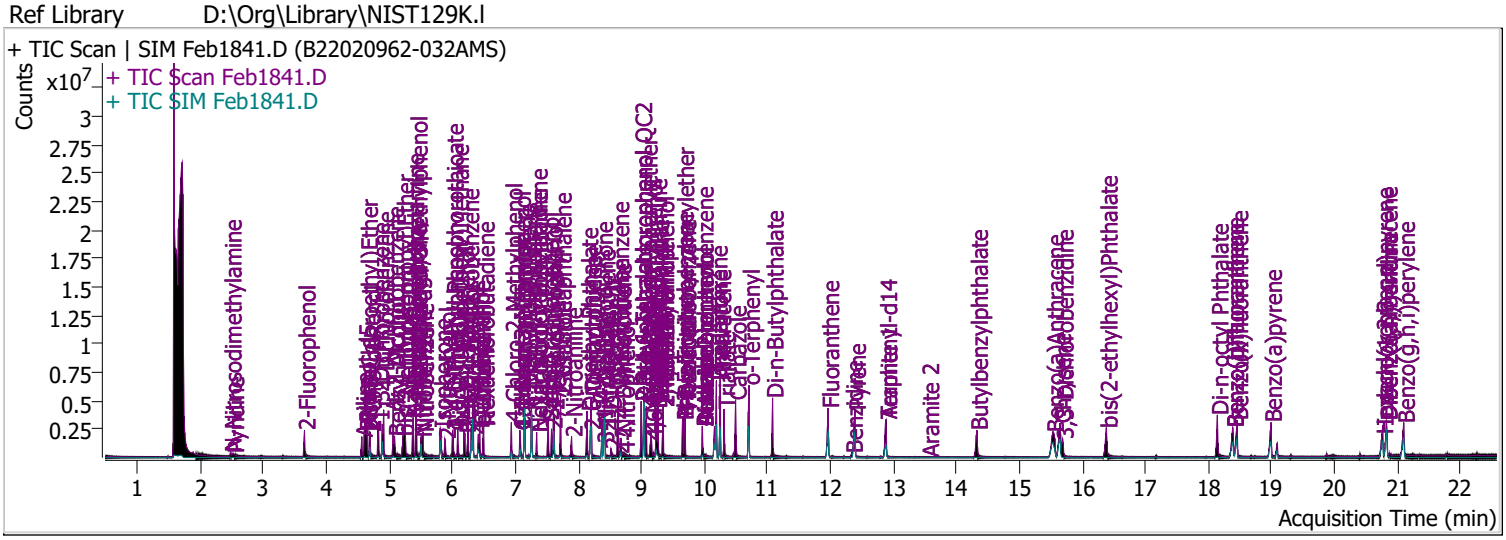

Compound	RT	QIon	Resp.	Conc.	Units		Dev(Min)
Internal Standards							
System Monitoring Compounds							
S 2-Fluorophenol	3.653	112.0	795291	78.9131	µg/L		0.000
Spiked Amount: 200.000	Range: 10.0 - 75.0%			Recovery = 39.46%			
S Phenol-d5	4.613	99.0	1016738	78.5551	µg/L		0.000
Spiked Amount: 200.000	Range: 10.0 - 65.0%			Recovery = 39.28%			
S Nitrobenzene-d5	5.502	82.0	546446	75.7331	µg/L		0.000
Spiked Amount: 100.000	Range: 32.0 - 94.0%			Recovery = 75.73%			
S 2-Fluorobiphenyl	7.605	172.0	1617590	82.7584	µg/L		0.000
Spiked Amount: 100.000	Range: 28.0 - 107.0%			Recovery = 82.76%			
S 2,4,6-Tribromophenol	9.346	329.8	373369	187.7617	µg/L		0.010
Spiked Amount: 200.000	Range: 25.0 - 140.0%			Recovery = 93.88%			
S Terphenyl-d14	12.885	244.3	2031418	102.6868	µg/L		0.010
Spiked Amount: 100.000	Range: 32.0 - 122.0%			Recovery = 102.69%			
Target Compounds							**QValue**
T N-Nitrosodimethylamine	2.479	74.0	166615	56.4427	µg/L		86
T Pyridine	2.520	79.0	251579	33.9137	µg/L		97
T Aniline	4.562	93.0	736521	39.7535	µg/L	m	98
T Phenol	4.624	94.0	664855	46.4842	µg/L		93
T bis(-2-Chloroethyl)Ether	4.644	63.0	712043	73.0373	µg/L		96
T 2-Chlorophenol	4.695	128.0	786683	68.1070	µg/L		100
T 1,3-Dichlorobenzene	4.828	146.0	945695	63.4100	µg/L		99
T 1,4-Dichlorobenzene	4.910	146.0	945704	62.6526	µg/L	m	99
T 1,2-Dichlorobenzene	5.063	146.0	949458	65.4686	µg/L	m	100
T Benzyl Alcohol	5.083	108.0	345444	61.7020	µg/L		100
T bis(2-chloroisopropyl)Ether	5.216	121.0	262155	67.2985	µg/L		99
T 2-Methylphenol	5.247	107.0	756357	75.5170	µg/L		95
T N-nitroso-Di-n-propylamine	5.379	70.0	717658	101.6679	µg/L		97
T 4Methylphenol/3Methylphenol	5.430	107.0	983251	71.8890	µg/L		99
T Hexachloroethane	5.420	117.0	281132	64.0555	µg/L		95

Compound	RT	QIon	Resp.	Conc.	Units		Dev(Min)
T Nitrobenzene	5.533	123.1	301151	82.9070	µg/L		97
T Isophorone	5.808	82.0	1455713	87.6174	µg/L		98
T 2-Nitrophenol	5.880	139.0	341141	89.7779	µg/L		98
T 2,4-Dimethylphenol	6.003	122.0	603030	78.1417	µg/L		99
T bis(-2-Chloroethoxy)Methane	6.085	93.0	781965	80.8099	µg/L		98
T 2,4-Dichlorophenol	6.188	162.0	605852	82.0408	µg/L		97
T Benzoic Acid	6.198	105.0	105320	31.2280	µg/L		90
T 1,2,4-Trichlorobenzene	6.249	180.0	656635	74.0857	µg/L		98
T Naphthalene	6.331	128.0	2201583	84.3410	µg/L		99
T 4-Chlorophenol	6.414	130.0	209993	75.9295	µg/L		97
T p-Chloroaniline	6.434	127.0	689873	66.7464	µg/L		96
T Hexachlorobutadiene	6.496	224.9	327046	71.3426	µg/L		96
T 4-Chloro-2-Methylphenol	6.937	107.0	585319	85.9023	µg/L	m	98
T 4-Chloro-3-Methylphenol	7.071	107.0	647611	90.7287	µg/L	m	96
T 2-Methylnaphthalene	7.143	141.0	1258517	84.3067	µg/L		100
T 1-Methylnaphthalene	7.256	141.0	1152826	79.3557	µg/L		98
T Hexachlorocyclopentadiene	7.338	236.9	207570	75.4382	µg/L		98
T 2,4,6-Trichlorophenol	7.523	196.0	475893	97.9130	µg/L		99
T 2,4,5-Trichlorophenol	7.574	196.0	476609	88.1927	µg/L		92
T 2-Chloronaphthalene	7.718	162.0	1412114	86.0532	µg/L		97
T 2-Nitroaniline	7.892	65.0	290888	98.4328	µg/L		96
T Dimethyl Phthalate	8.139	163.0	1762781	104.3791	µg/L		100
T 2,6-Dinitrotoluene	8.190	165.0	200549	88.2438	µg/L		90
T Acenaphthylene	8.200	152.1	2170210	82.7322	µg/L		99
T 3-Nitroaniline	8.395	138.0	209601	81.2248	µg/L		99
T Acenaphthene	8.415	154.0	1354856	90.7768	µg/L		99
T 2,4-Dinitrophenol	8.517	184.0	111707	93.5543	µg/L		92
T Dibenzofuran	8.630	168.0	2228794	91.6571	µg/L		97
T 2,4-Dinitrotoluene	8.671	165.0	275454	94.7094	µg/L		97
T 4-Nitrophenol	8.722	109.0	100217	38.6023	µg/L		95
T Diethylphthalate	8.998	149.0	1682845	96.5039	µg/L		99
T Fluorene	9.039	166.0	1731520	88.0023	µg/L		100
T 4-Chlorophenyl-phenylether	9.080	204.0	915985	101.9069	µg/L		99
T 4-Nitroaniline	9.152	138.0	266372	95.2528	µg/L		98
T 4,6-Dinitro-2-methylphenol	9.162	198.0	159796	92.5265	µg/L		99
T N-nitrosodiphenylamine	9.233	169.0	1285014	98.8831	µg/L		98
T Azobenzene	9.264	77.0	1552668	89.6532	µg/L		94
T 4-Bromophenyl-phenylether	9.663	248.0	496170	98.7859	µg/L		97
T Hexachlorobenzene	9.694	283.9	472829	95.0792	µg/L		84
T Pentachlorophenol	9.968	265.9	263916	106.5344	µg/L		93
T Phenanthrene	10.191	178.0	2597120	97.9726	µg/L		100
T Anthracene	10.252	178.0	2522503	99.4103	µg/L	m	99
T Triallate	10.313	86.0	574220	92.8873	µg/L		99
T Carbazole	10.495	167.0	2500184	96.8861	µg/L		99
T o-Terphenyl	10.708	230.0	1345987	94.6955	µg/L		99
T Di-n-Butylphthalate	11.083	149.0	2683804	104.8621	µg/L		99
T Fluoranthene	11.964	202.0	2611607	96.7888	µg/L		100
T Benzidine	12.338	184.0	254837	25.8912	µg/L		97
T Pyrene	12.389	202.0	2777957	94.6855	µg/L		99
T Butylbenzylphthalate	14.326	149.0	943594	102.4595	µg/L		97
T Benzo(a)Anthracene	15.532	228.0	2281378	100.4443	µg/L		99
T Chrysene	15.645	228.0	2426176	96.1450	µg/L		98
T 3,3-Dichlorobenzidine	15.686	252.0	642637	79.7772	µg/L		99
T bis(2-ethylhexyl)Phthalate	16.381	167.0	322524	101.5948	µg/L		98
T Di-n-octyl Phthalate	18.143	149.0	2329667	102.9086	µg/L		99

Compound	RT	QIon	Resp.	Conc.	Units	Dev(Min)
T Benzo(b)fluoranthene	18.386	252.0	2192131	94.6933	µg/L	99
T Benzo(k)fluoranthene	18.457	252.0	2107471	85.8311	µg/L	99
T Benzo(a)pyrene	18.993	252.0	1943146	87.9541	µg/L	98
T Indeno(1,2,3-c,d)pyrene	20.765	276.0	1668374	90.1137	µg/L	96
T Dibenzo(a,h)anthracene	20.826	278.0	1950741	96.6373	µg/L	99
T Benzo(g,h,i)perylene	21.100	276.0	2021136	94.6836	µg/L	99

(#) = Qualifier Out of Range; (m) = Manual Integration; (+) = Area Summed; (*) = Surrogate Percent Recovery Out of Range; (d): Zeroed Peak

Compound	Conc.	RT	Dev(Min)	Resp.	QIon	QRatio	Lower	Upper
N-Nitrosodimethylamine	56.4427	2.48	-0.01	166615	42.0	118.7	95.1	176.6

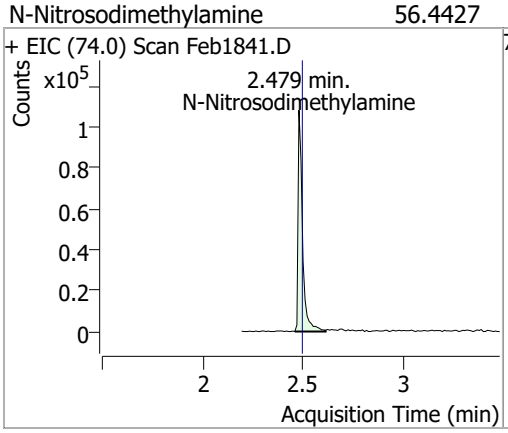

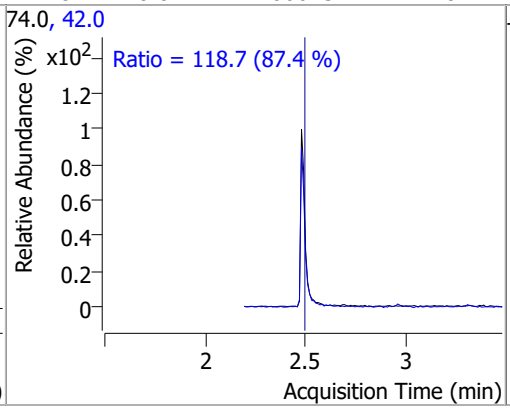

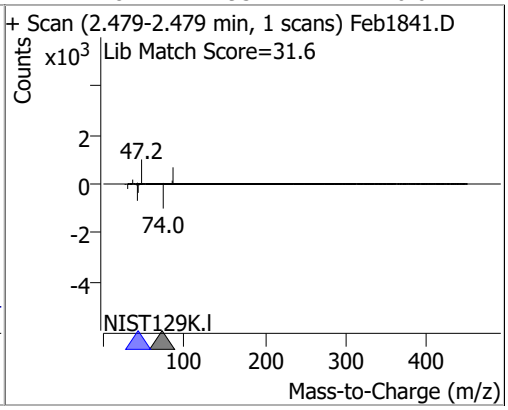

Compound	Conc.	RT	Dev(Min)	Resp.	QIon	QRatio	Lower	Upper
Pyridine	33.9137	2.52	-0.01	251579	52.0	79.8	57.9	107.6

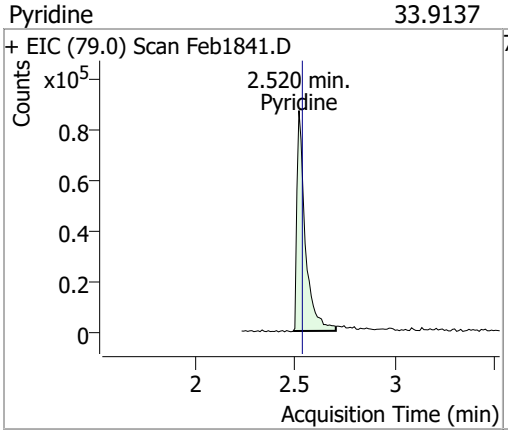

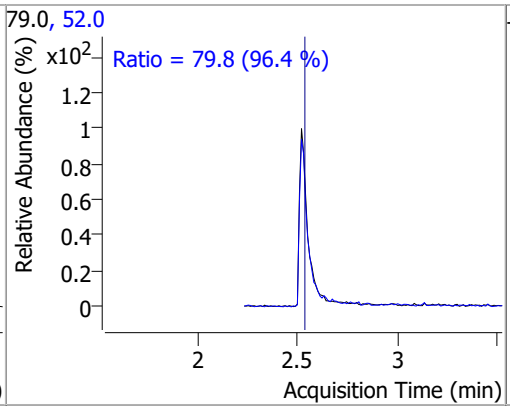

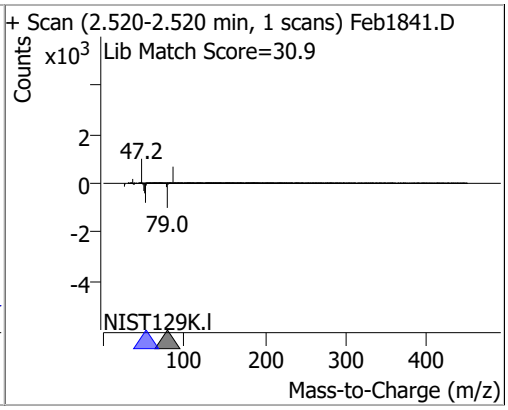

Compound	Conc.	RT	Dev(Min)	Resp.	QIon	QRatio	Lower	Upper
2-Fluorophenol	78.9131	3.65	0.00	795291	64.0	52.0	34.6	64.3
					92.0	21.2	14.2	26.5

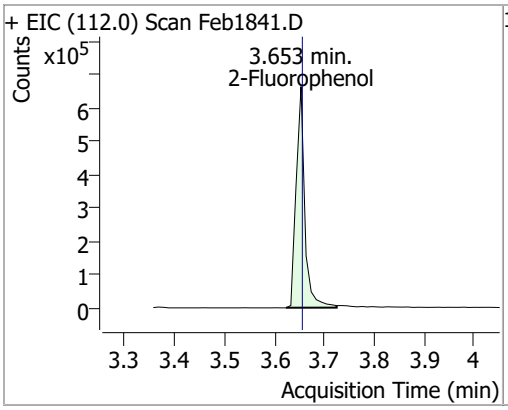

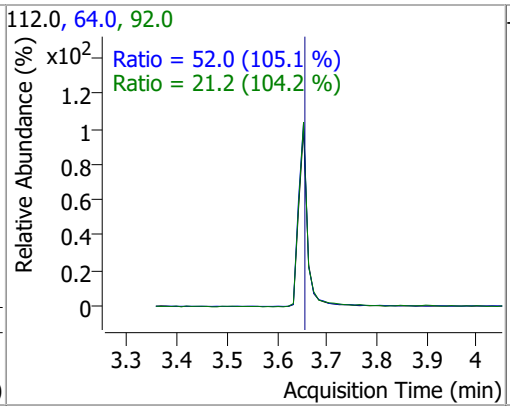

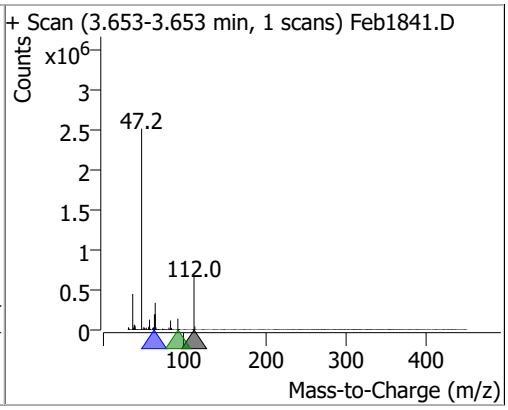

Compound	Conc.	RT	Dev(Min)	Resp.	QIon	QRatio	Lower	Upper
Aniline	39.7535	4.56	0.00	736521 (m)	66.0	34.5	25.7	47.8
					65.0	18.7	13.1	24.4

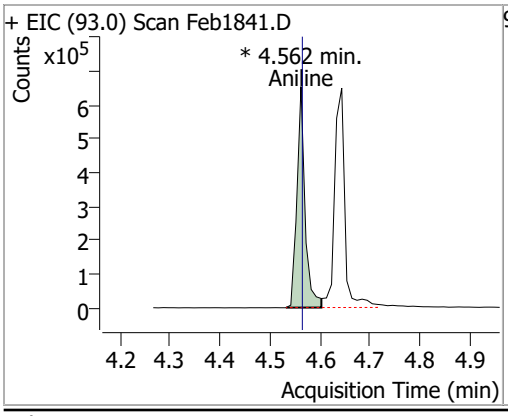

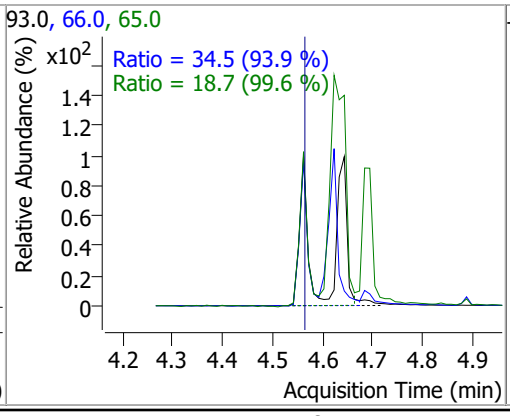

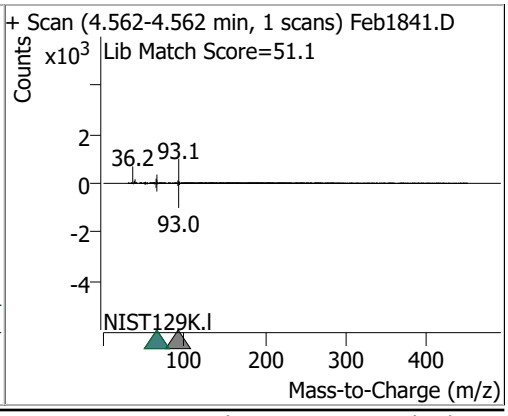

Compound	Conc.	RT	Dev(Min)	Resp.	QIon	QRatio	Lower	Upper
Phenol-d5	78.5551	4.61	0.00	1016738	71.0	36.9	25.8	47.9

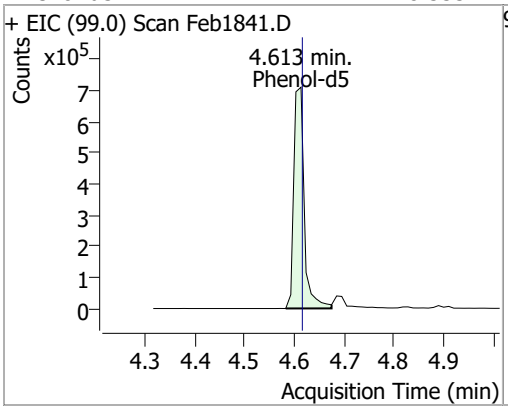

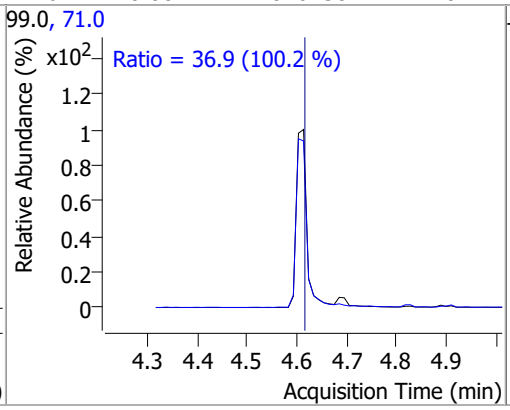

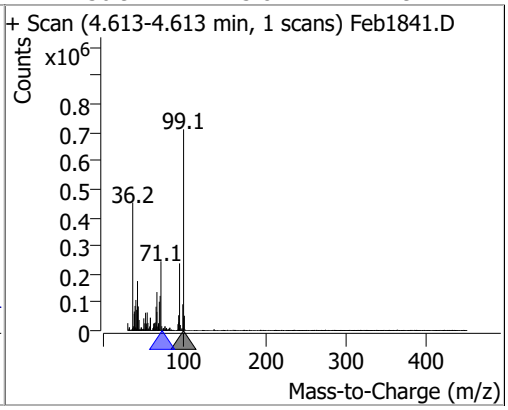

Compound	Conc.	RT	Dev(Min)	Resp.	QIon	QRatio	Lower	Upper
Phenol	46.4842	4.62	0.00	664855	66.0	49.7	31.7	58.9

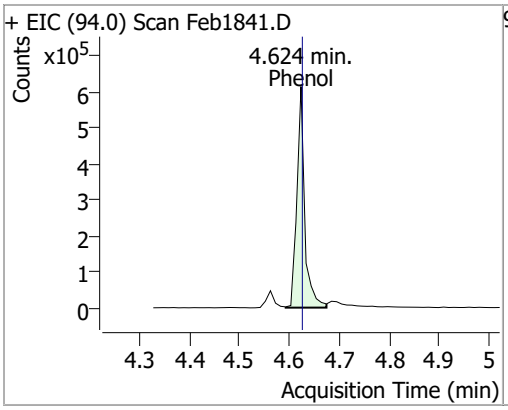

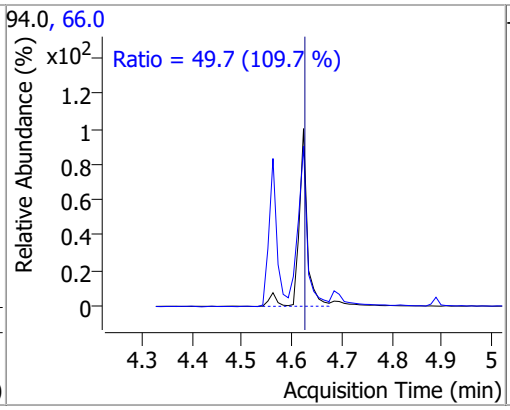

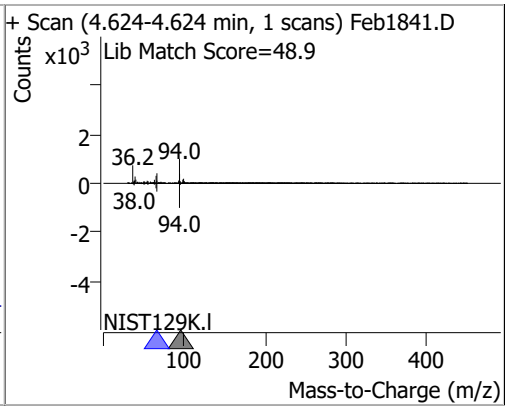

Compound	Conc.	RT	Dev(Min)	Resp.	QIon	QRatio	Lower	Upper
bis(-2-Chloroethyl)Ether	73.0373	4.64	0.00	712043	64.0	12.3	7.6	14.1

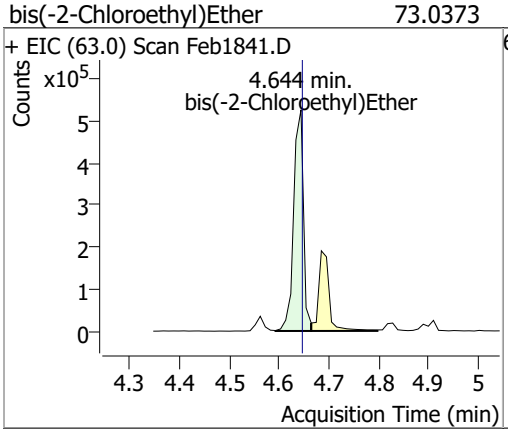

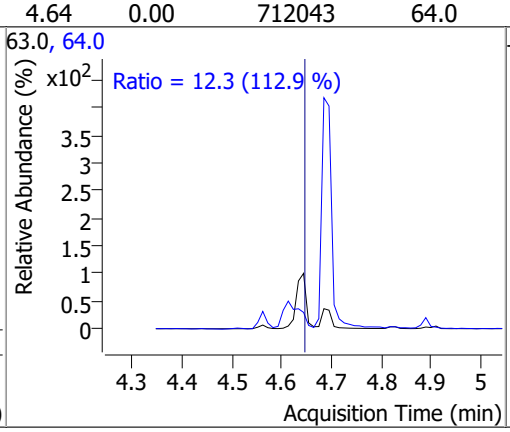

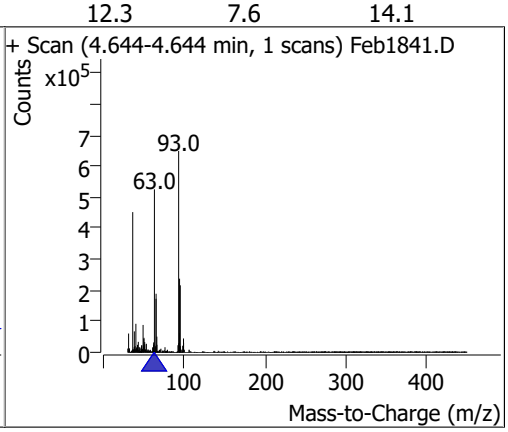

Compound	Conc.	RT	Dev(Min)	Resp.	QIon	QRatio	Lower	Upper
2-Chlorophenol	68.1070	4.70	0.00	786683	130.0	32.2	22.7	42.2

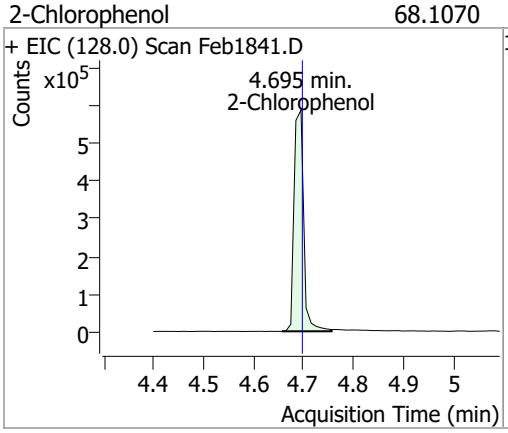

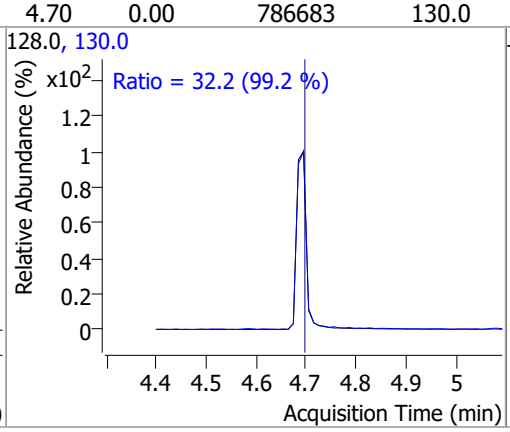

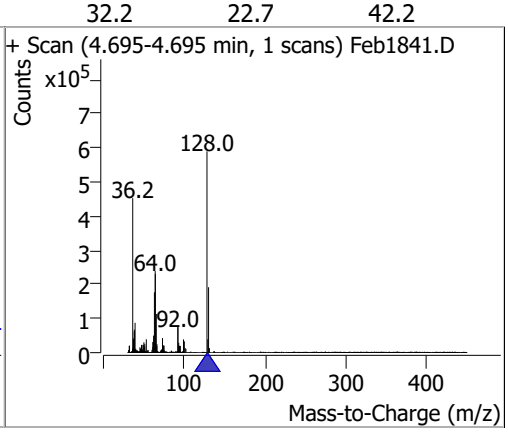

Compound	Conc.	RT	Dev(Min)	Resp.	QIon	QRatio	Lower	Upper
1,3-Dichlorobenzene	63.4100	4.83	0.00	945695	148.0	63.2	44.6	82.8
					111.0	36.6	25.3	47.0

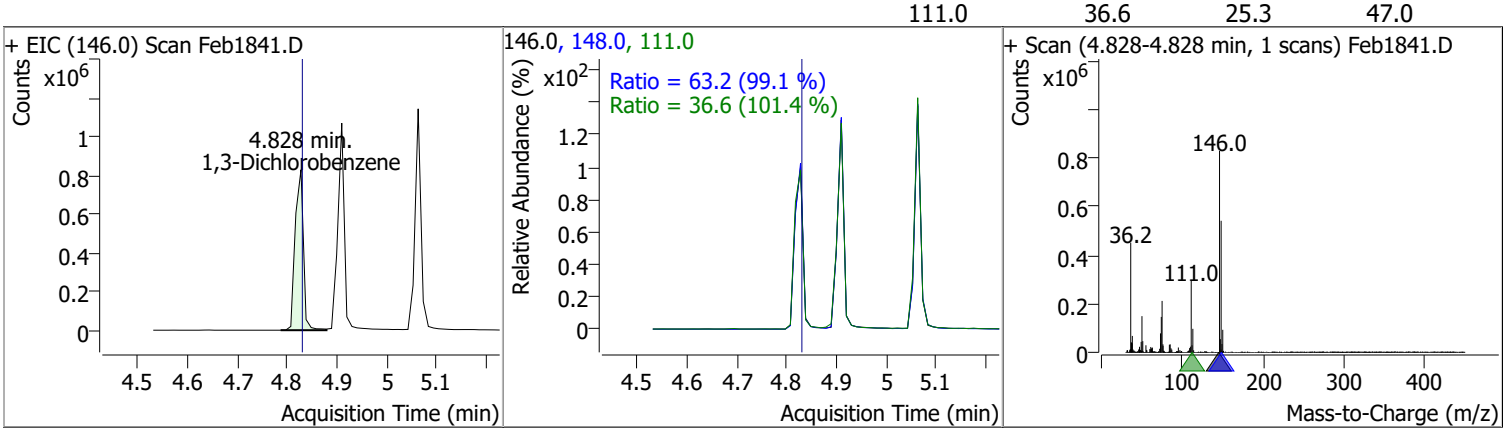

Compound	Conc.	RT	Dev(Min)	Resp.	QIon	QRatio	Lower	Upper
1,4-Dichlorobenzene	62.6526	4.91	0.00	945704 (m)	148.0	63.8	45.6	84.8
					111.0	36.3	25.2	46.8

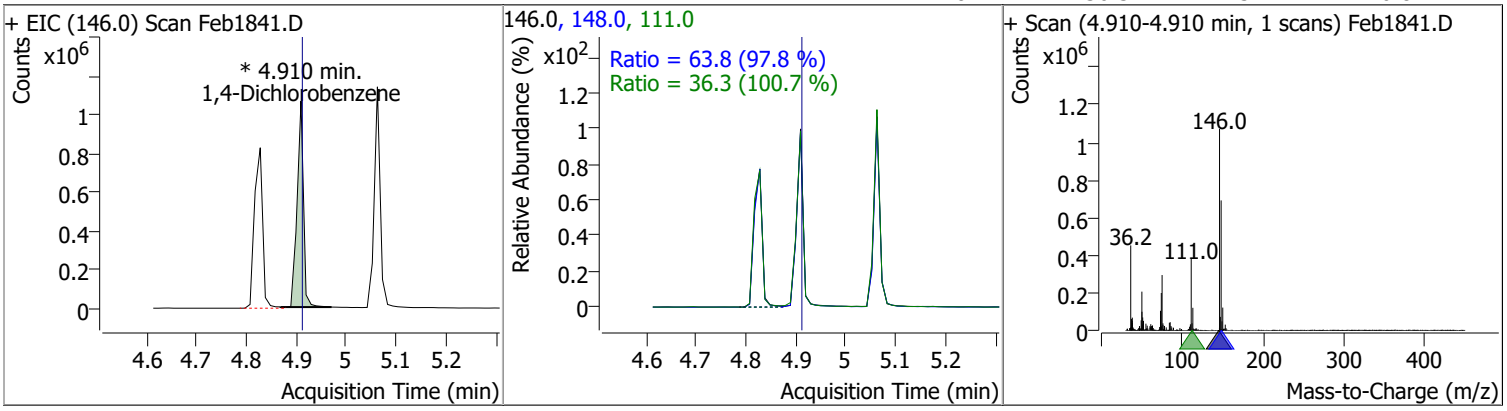

Compound	Conc.	RT	Dev(Min)	Resp.	QIon	QRatio	Lower	Upper
1,2-Dichlorobenzene	65.4686	5.06	0.00	949458 (m)	148.0	64.0	45.1	83.8
					111.0	37.5	26.1	48.5

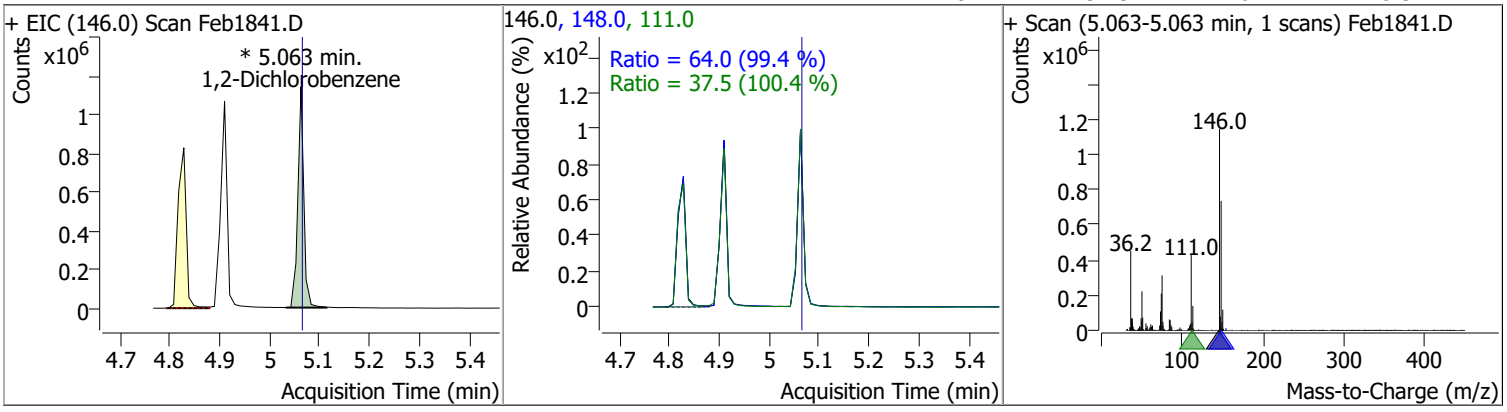

Compound	Conc.	RT	Dev(Min)	Resp.	QIon	QRatio	Lower	Upper
Benzyl Alcohol	61.7020	5.08	0.00	345444	79.0	119.4	83.5	155.1
					107.0	71.2	49.3	91.6

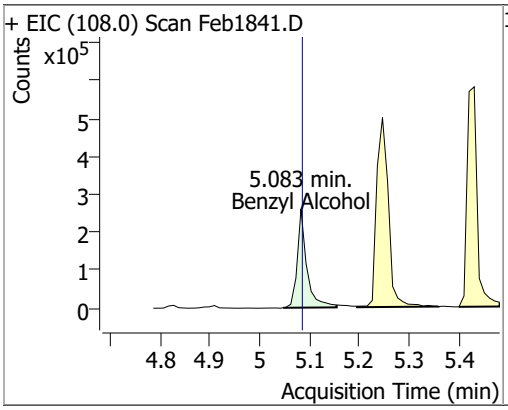

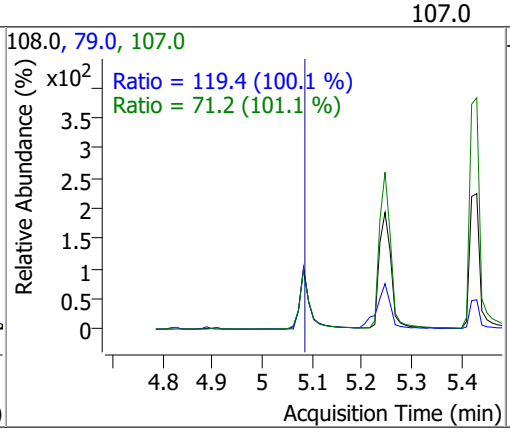

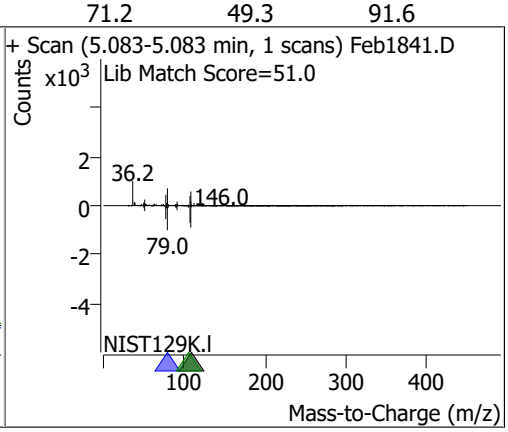

Compound	Conc.	RT	Dev(Min)	Resp.	QIon	QRatio	Lower	Upper
bis(2-chloroisopropyl)Ether	67.2985	5.22	-0.01	262155	123.0	31.4	22.5	41.8

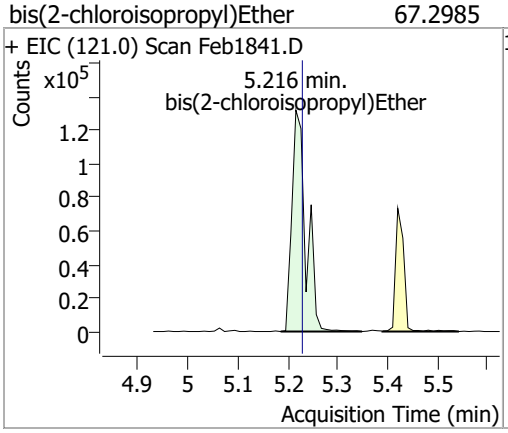

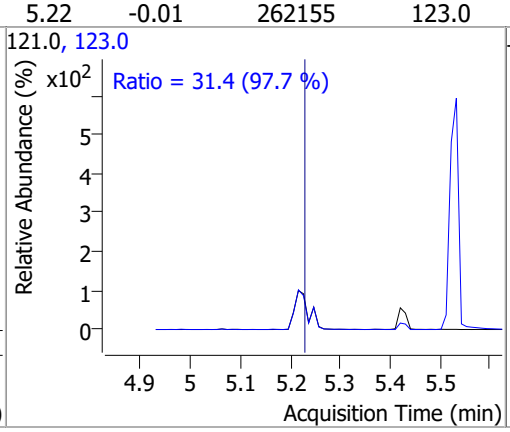

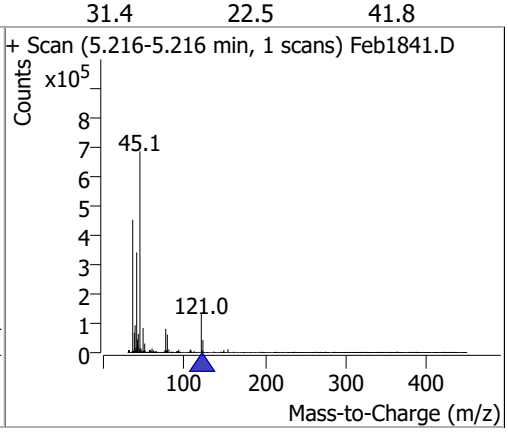

Compound	Conc.	RT	Dev(Min)	Resp.	QIon	QRatio	Lower	Upper
2-Methylphenol	75.5170	5.25	0.00	756357	108.0	110.7	81.5	151.4

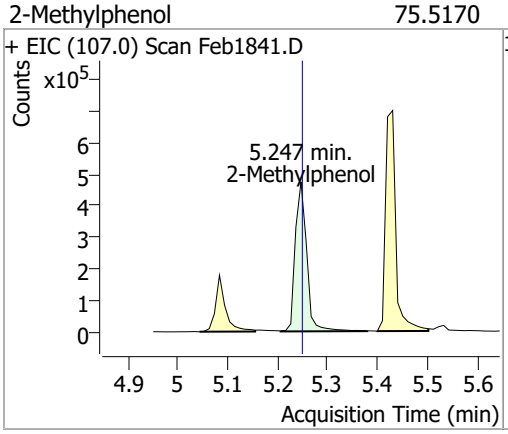

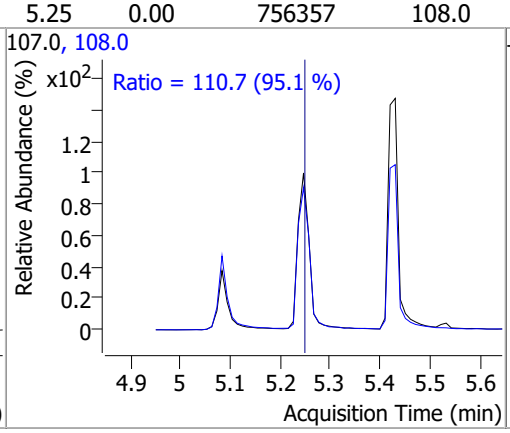

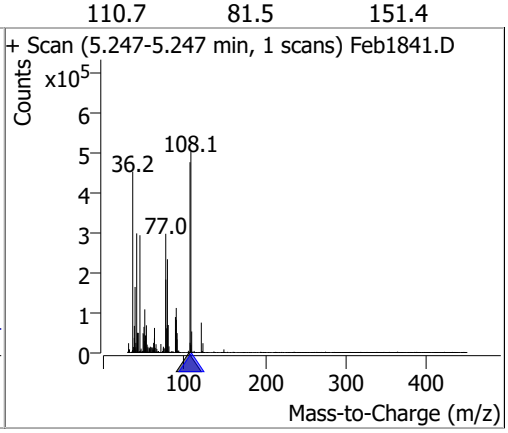

Compound	Conc.	RT	Dev(Min)	Resp.	QIon	QRatio	Lower	Upper
N-nitroso-Di-n-propylamine	101.6679	5.38	0.01	717658	130.0	20.8	0.0	38.8

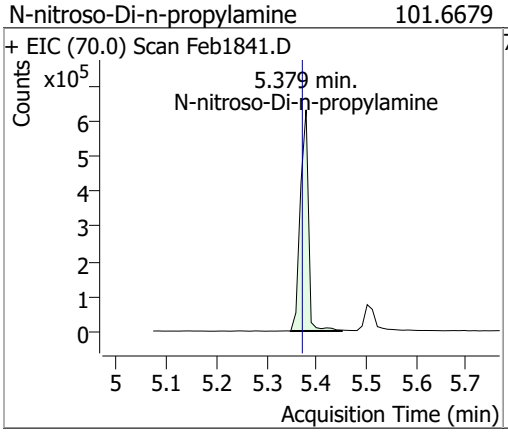

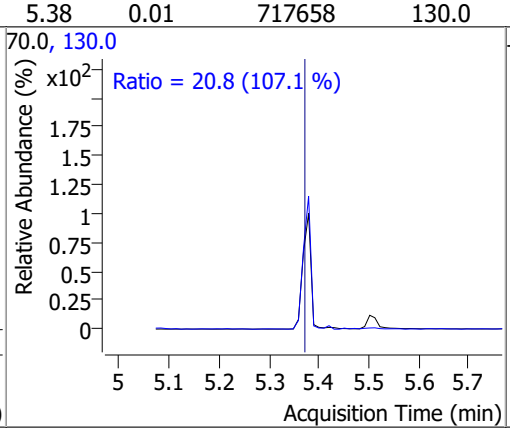

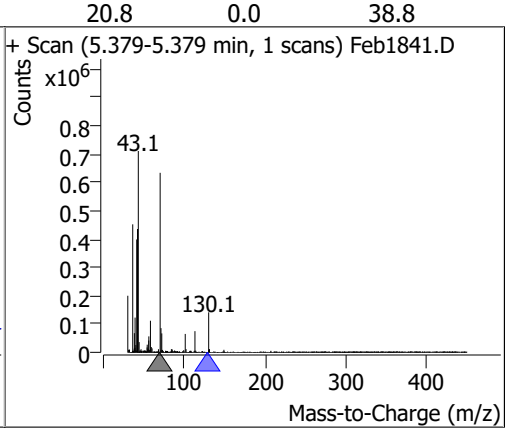

Compound	Conc.	RT	Dev(Min)	Resp.	QIon	QRatio	Lower	Upper
4Methylphenol/3Methylphenol	71.8890	5.43	0.00	983251	108.0	83.4	58.8	109.1

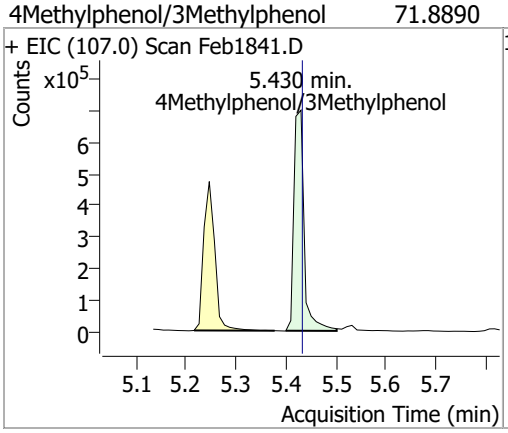

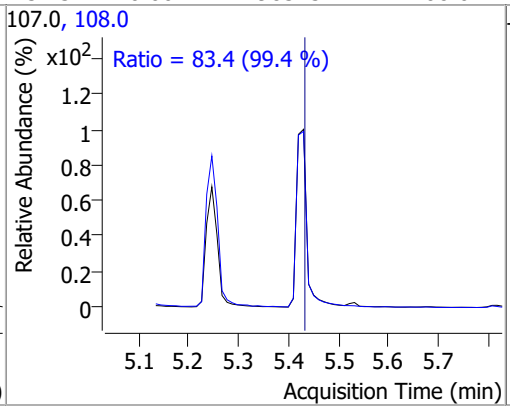

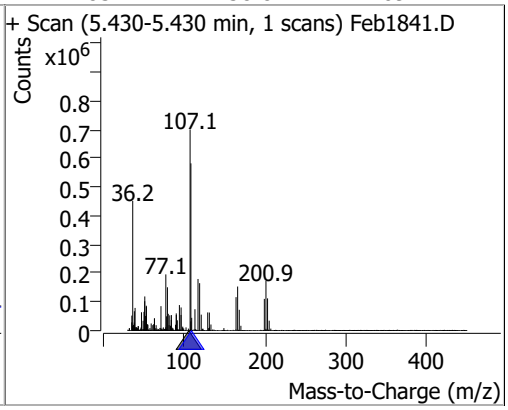

Compound	Conc.	RT	Dev(Min)	Resp.	QIon	QRatio	Lower	Upper
Hexachloroethane	64.0555	5.42	-0.01	281132	201.0	85.4	63.5	118.0
					199.0	54.6	39.8	74.0

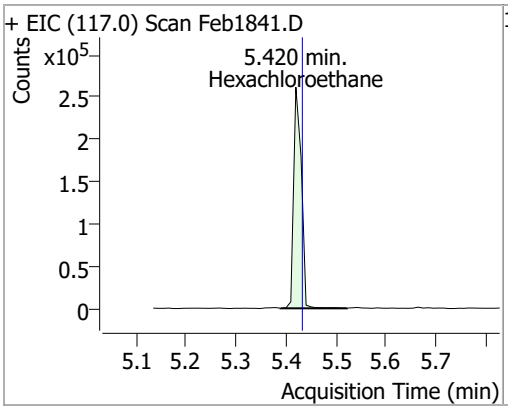

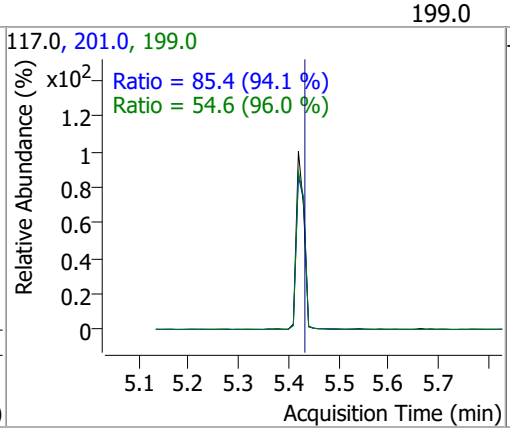

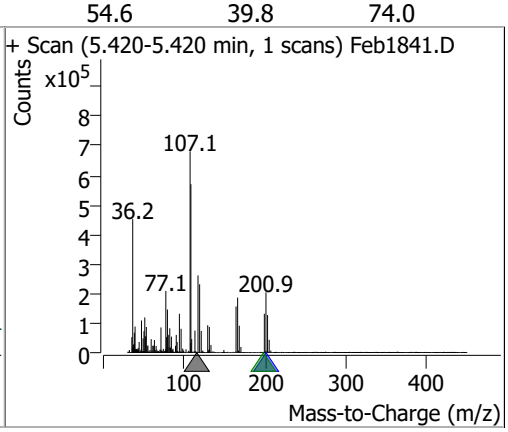

Compound	Conc.	RT	Dev(Min)	Resp.	QIon	QRatio	Lower	Upper
Nitrobenzene-d5	75.7331	5.50	0.00	546446	54.0	63.9	46.3	86.0
					128.0	47.5	34.1	63.3

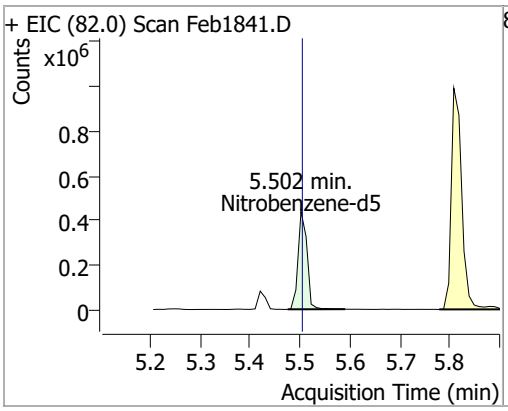

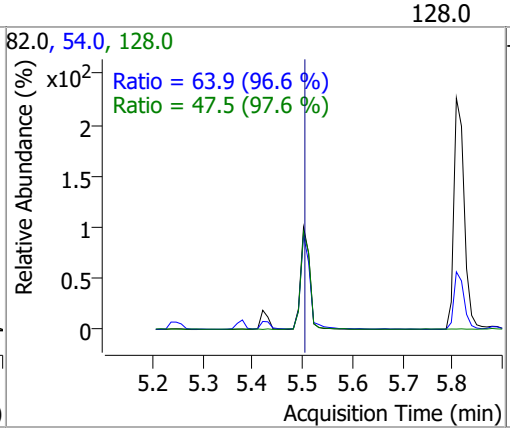

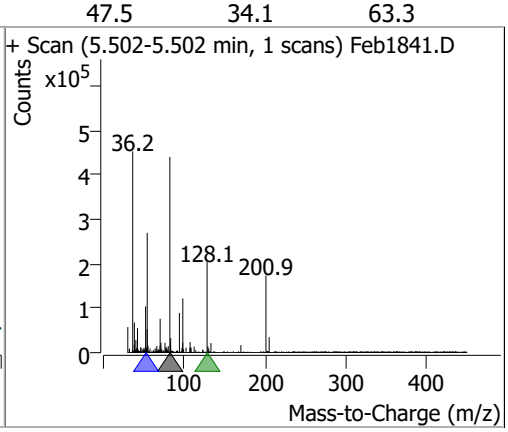

Compound	Conc.	RT	Dev(Min)	Resp.	QIon	QRatio	Lower	Upper
Nitrobenzene	82.9070	5.53	0.01	301151	77.0	207.6	148.9	276.5
					51.0	128.0	91.7	170.3

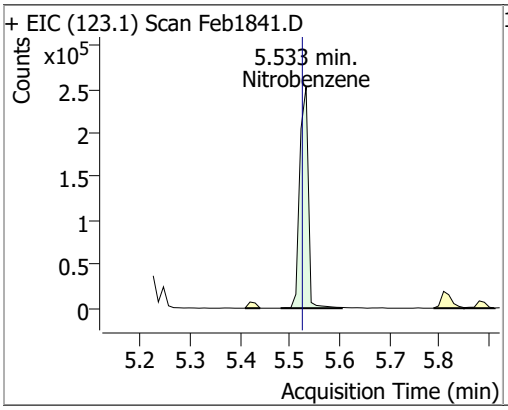

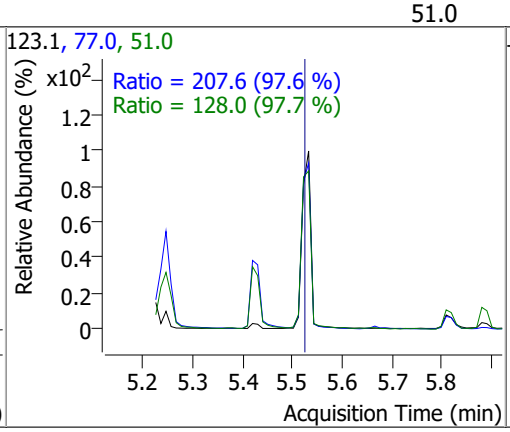

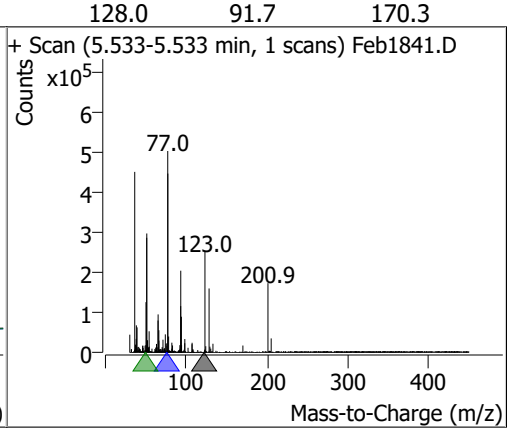

Compound	Conc.	RT	Dev(Min)	Resp.	QIon	QRatio	Lower	Upper
Isophorone	87.6174	5.81	-0.01	1455713	138.0	20.4	14.8	27.5

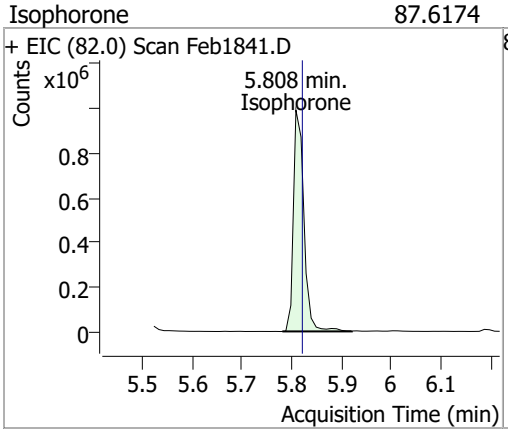

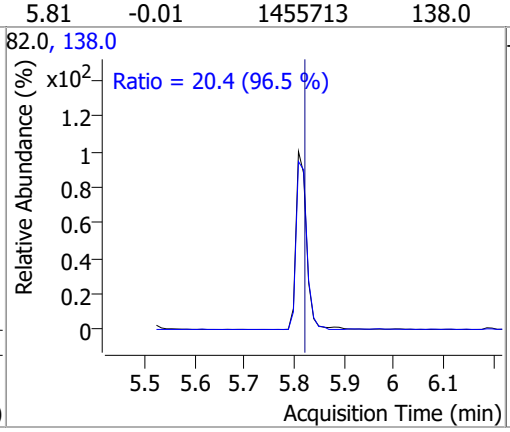

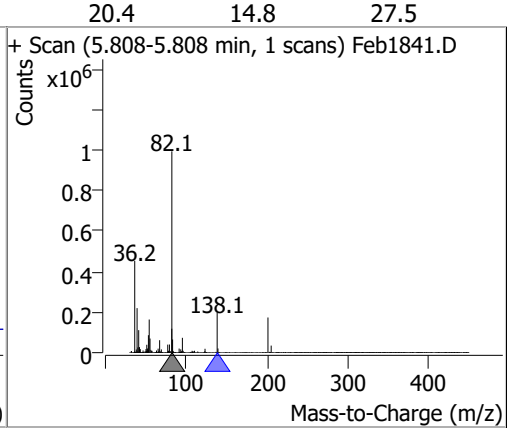

Compound	Conc.	RT	Dev(Min)	Resp.	QIon	QRatio	Lower	Upper
2-Nitrophenol	89.7779	5.88	0.00	341141	65.0	46.9	34.2	63.4
					109.0	36.3	24.6	45.8

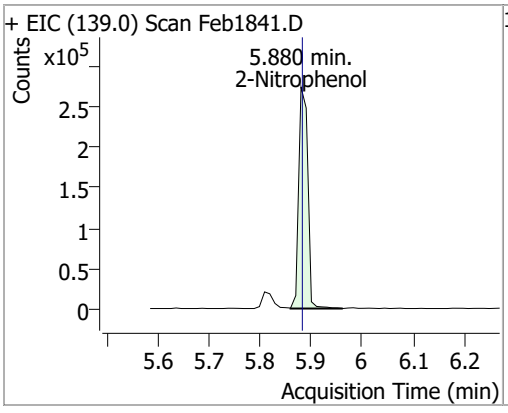

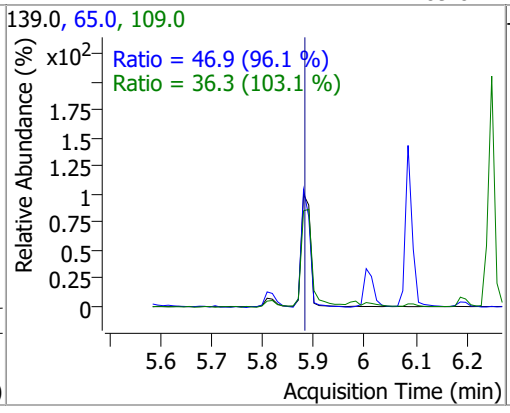

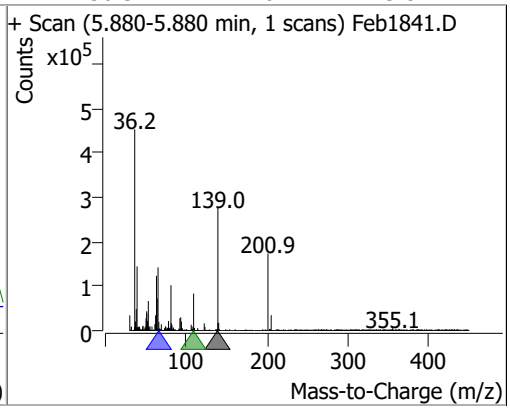

Compound	Conc.	RT	Dev(Min)	Resp.	QIon	QRatio	Lower	Upper
2,4-Dimethylphenol	78.1417	6.00	0.00	603030	107.0	109.4	76.6	142.3
					77.0	31.9	23.8	44.2

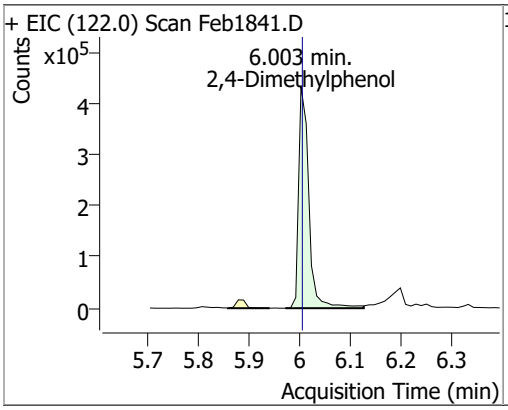

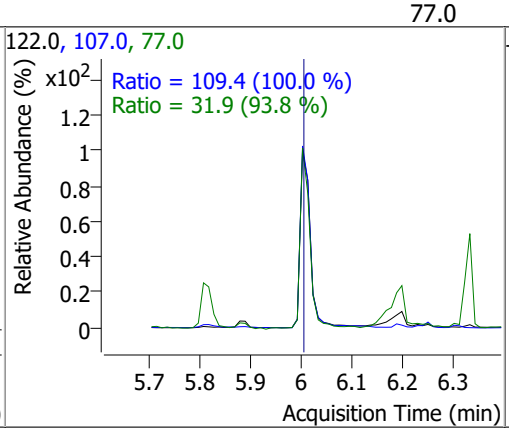

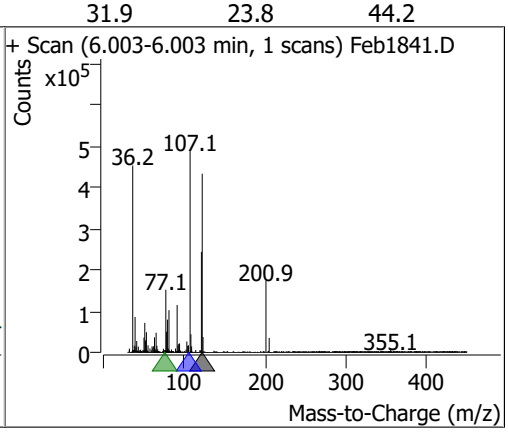

Compound	Conc.	RT	Dev(Min)	Resp.	QIon	QRatio	Lower	Upper
bis(-2-Chloroethoxy)Methane	80.8099	6.08	0.00	781965	63.0	69.8	47.7	88.6
					95.0	33.1	22.3	41.5

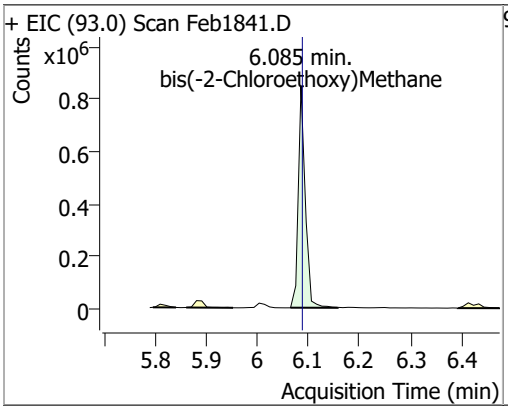

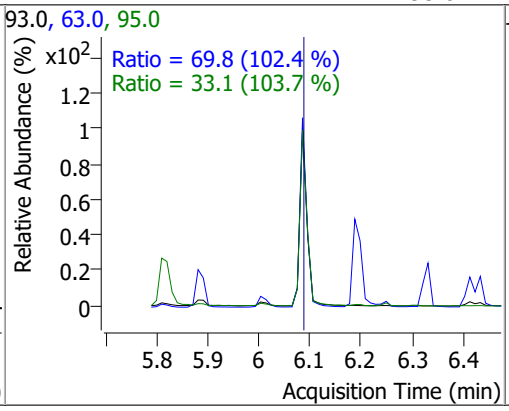

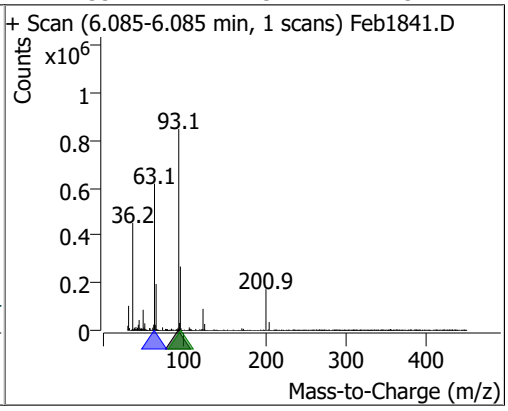

Compound	Conc.	RT	Dev(Min)	Resp.	QIon	QRatio	Lower	Upper
2,4-Dichlorophenol	82.0408	6.19	0.00	605852	164.0	64.3	45.5	84.5
					98.0	32.6	20.0	37.1

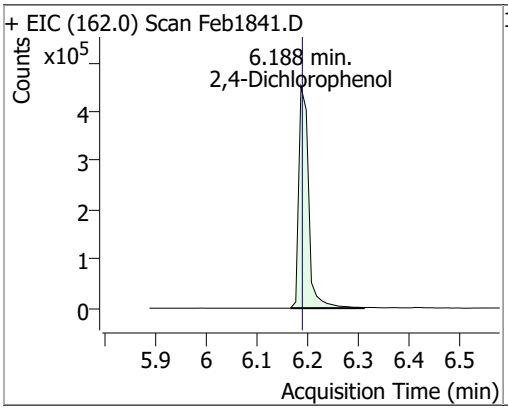

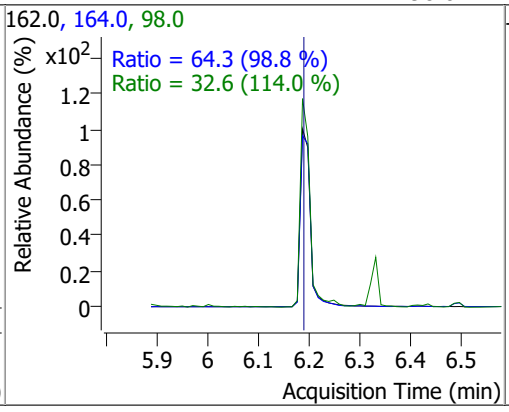

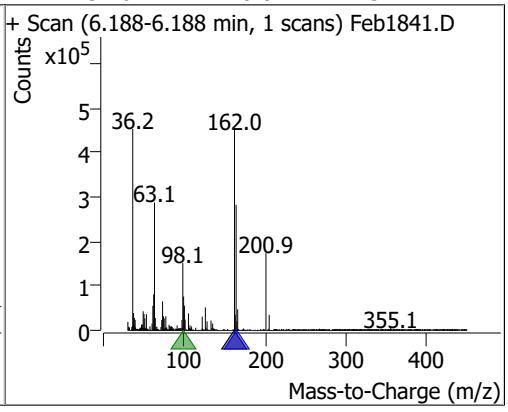

Compound	Conc.	RT	Dev(Min)	Resp.	QIon	QRatio	Lower	Upper
Benzoic Acid	31.2280	6.20	-0.04	105320	122.0	84.9	59.9	111.2
					77.0	77.4	42.3	78.5

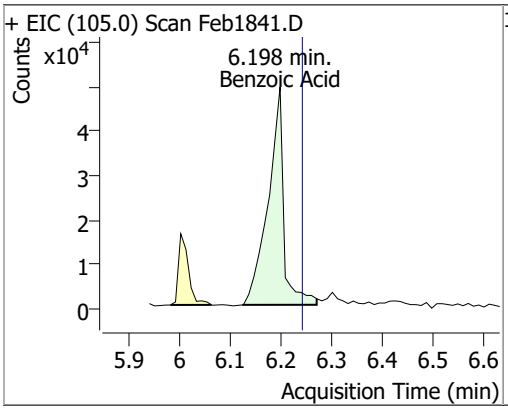

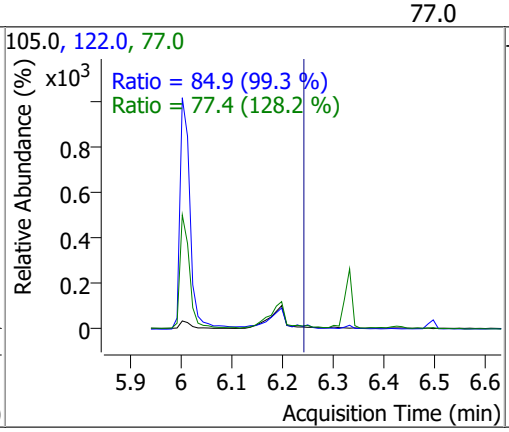

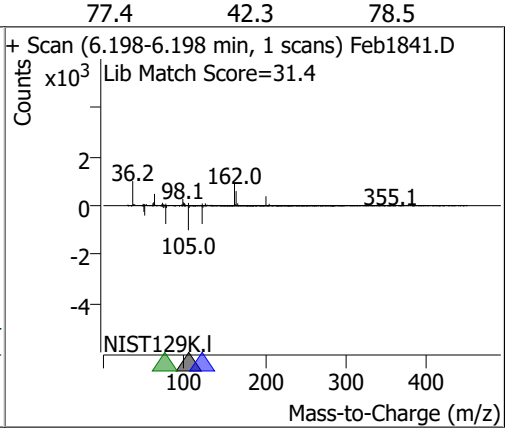

Compound	Conc.	RT	Dev(Min)	Resp.	QIon	QRatio	Lower	Upper
1,2,4-Trichlorobenzene	74.0857	6.25	0.00	656635	182.0	96.9	66.2	122.9
					145.0	29.7	20.1	37.3

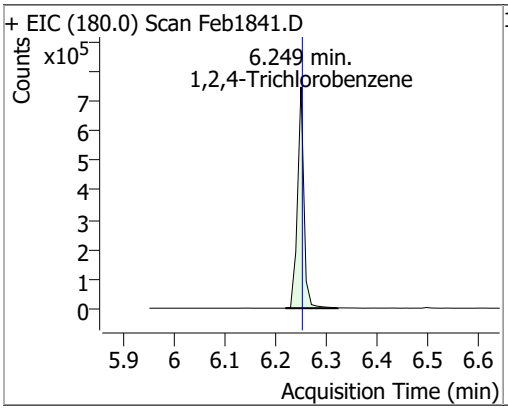

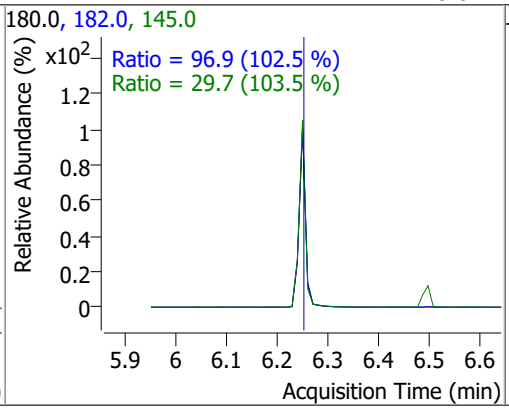

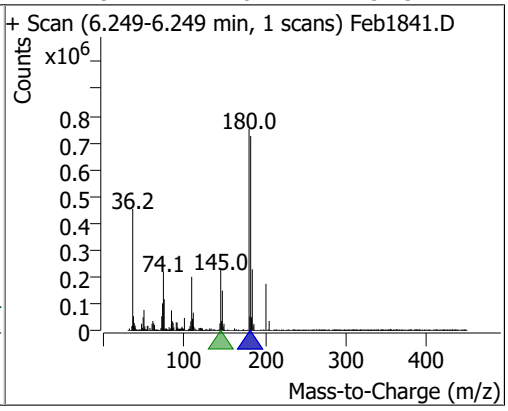

Compound	Conc.	RT	Dev(Min)	Resp.	QIon	QRatio	Lower	Upper
Naphthalene	84.3410	6.33	0.00	2201583	129.0	10.9	8.0	14.9
					102.0	9.7	6.9	12.9

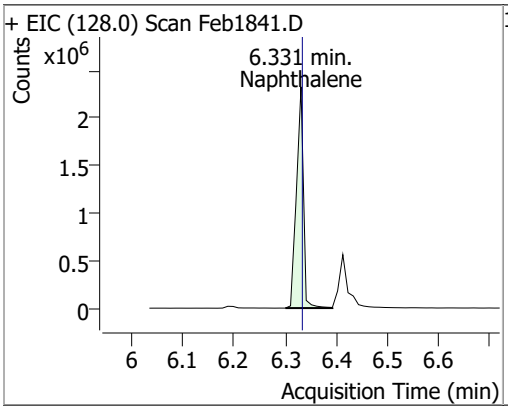

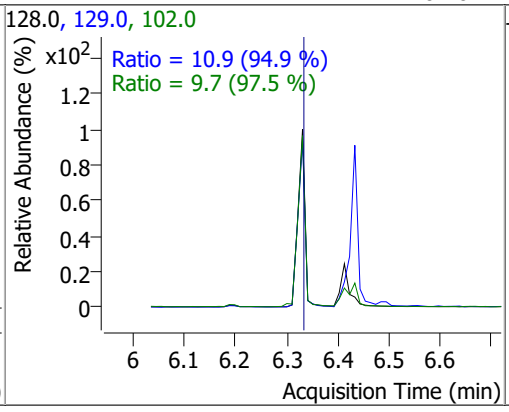

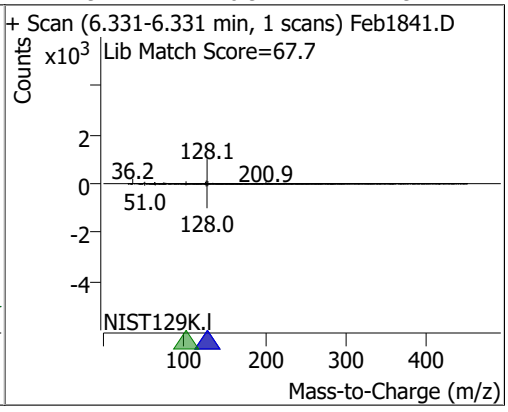

Compound	Conc.	RT	Dev(Min)	Resp.	QIon	QRatio	Lower	Upper
4-Chlorophenol	75.9295	6.41	0.00	209993	128.0	310.2	221.4	411.2

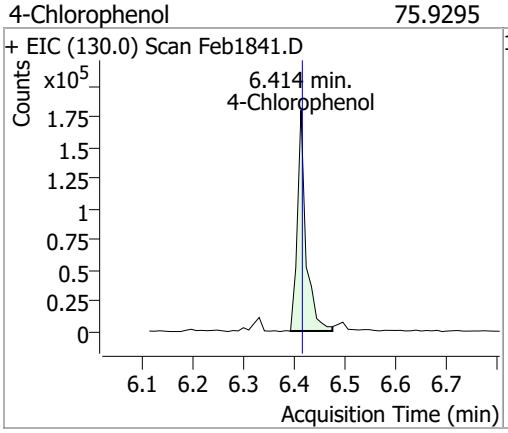

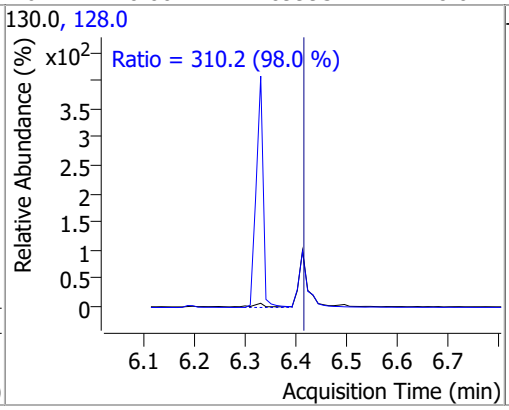

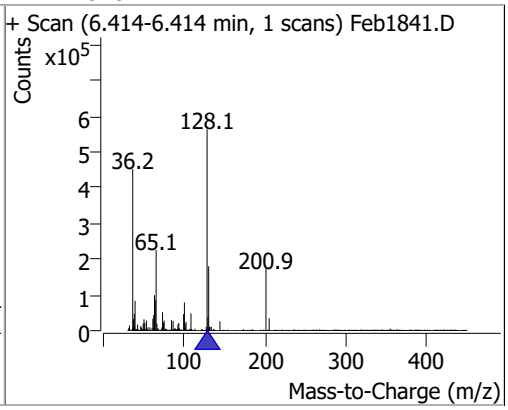

Compound	Conc.	RT	Dev(Min)	Resp.	QIon	QRatio	Lower	Upper
p-Chloroaniline	66.7464	6.43	0.00	689873	65.0	65.2	42.1	78.2
					129.0	37.4	26.3	48.9

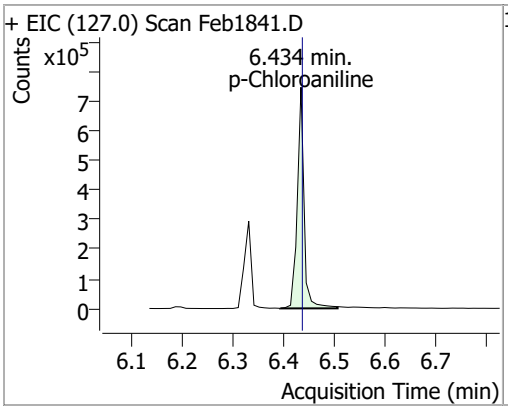

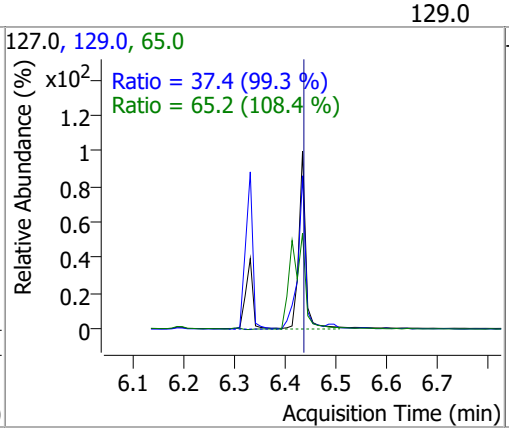

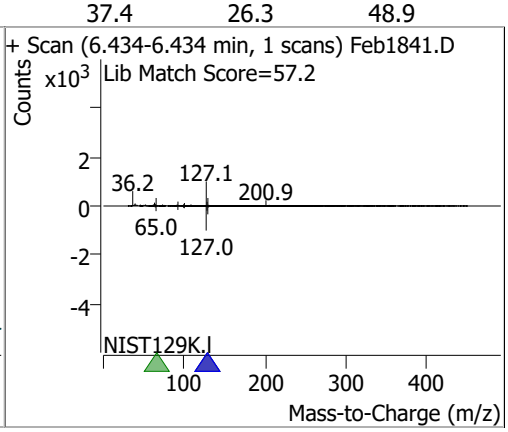

Compound	Conc.	RT	Dev(Min)	Resp.	QIon	QRatio	Lower	Upper
Hexachlorobutadiene	71.3426	6.50	0.00	327046	227.0	62.4	46.0	85.4
					223.0	62.0	45.0	83.6

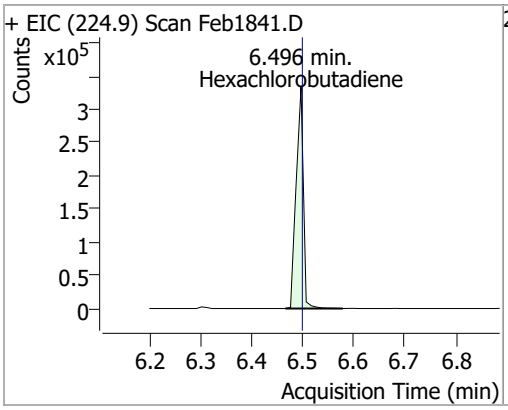

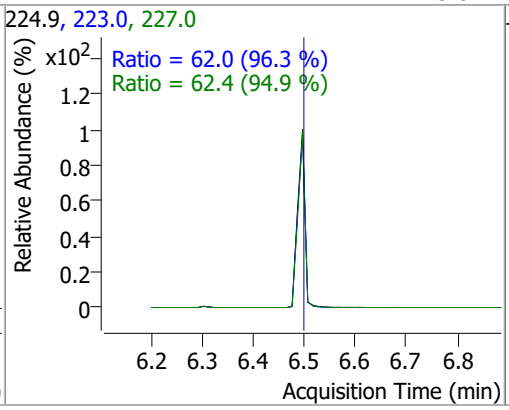

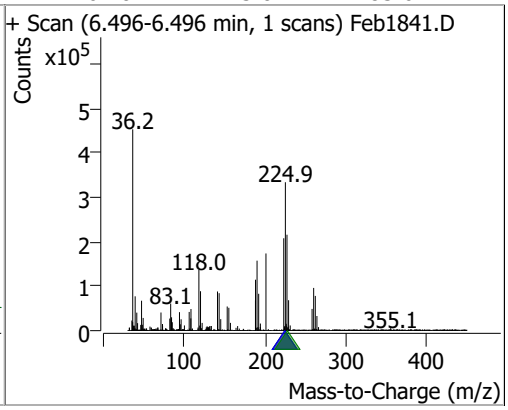

Compound	Conc.	RT	Dev(Min)	Resp.	QIon	QRatio	Lower	Upper
4-Chloro-2-Methylphenol	85.9023	6.94	0.00	585319 (m)	144.0	26.6	19.4	36.1

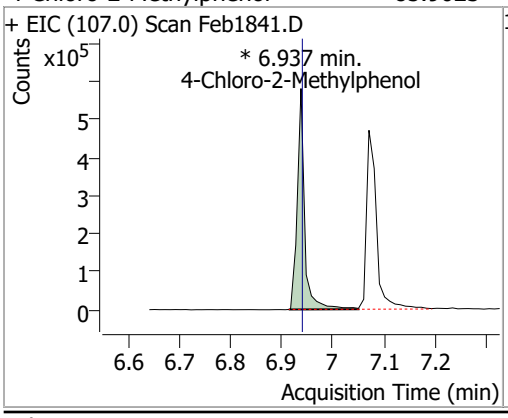

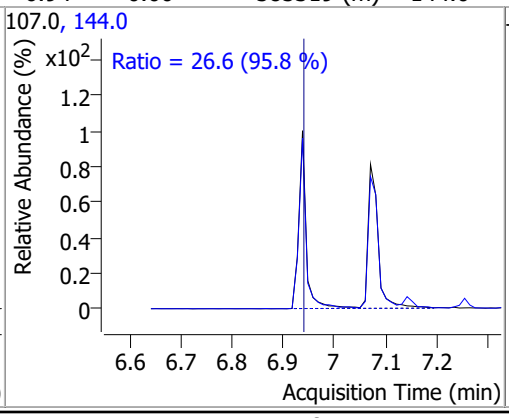

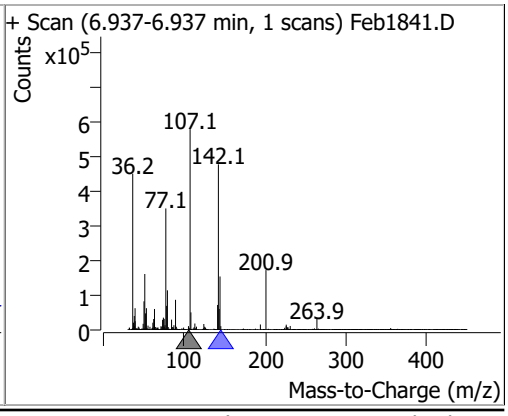

Compound	Conc.	RT	Dev(Min)	Resp.	QIon	QRatio	Lower	Upper
4-Chloro-3-Methylphenol	90.7287	7.07	0.00	647611 (m)	144.0	25.1	19.1	35.5

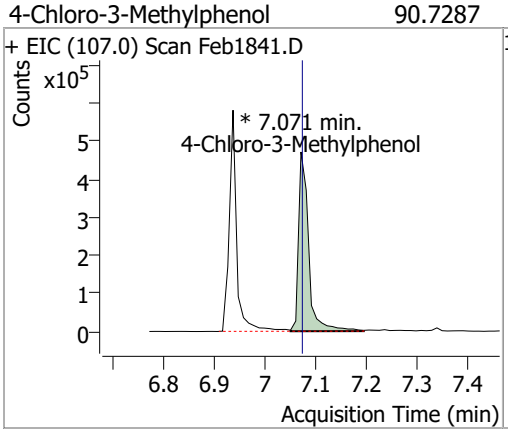

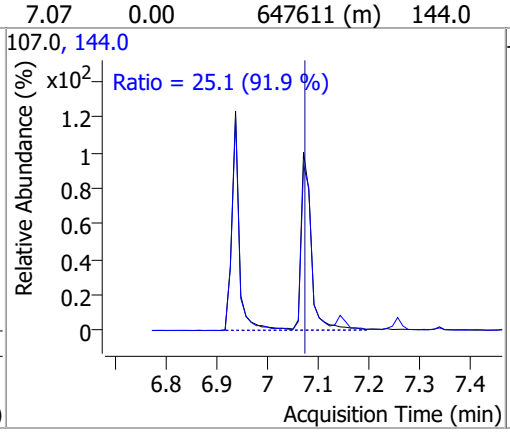

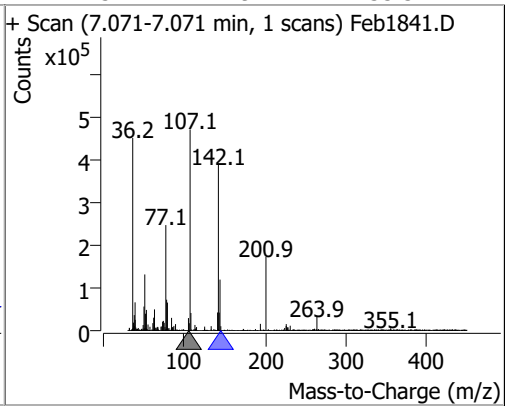

Compound	Conc.	RT	Dev(Min)	Resp.	QIon	QRatio	Lower	Upper
2-Methylnaphthalene	84.3067	7.14	0.00	1258517	142.0	119.4	83.8	155.7
					115.0	41.8	29.2	54.3

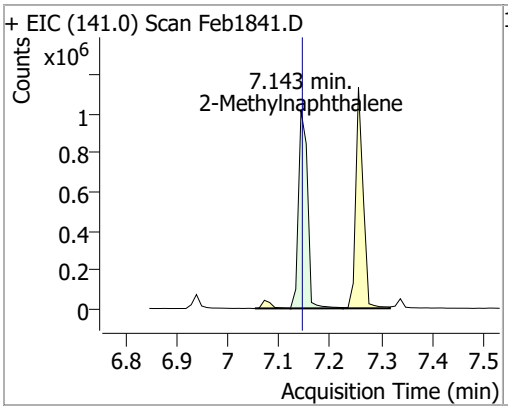

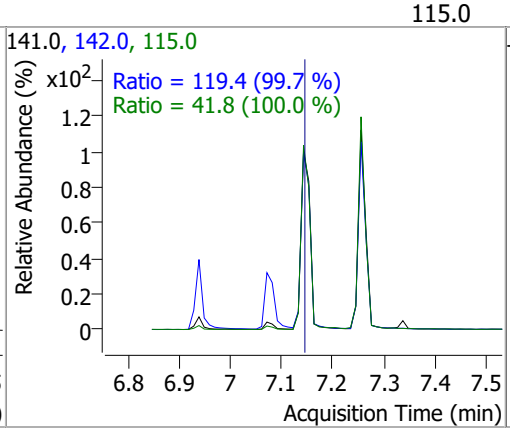

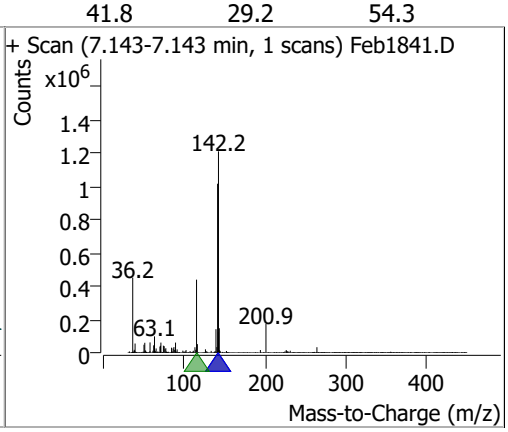

Compound	Conc.	RT	Dev(Min)	Resp.	QIon	QRatio	Lower	Upper
1-Methylnaphthalene	79.3557	7.26	0.00	1152826	142.0	111.9	79.8	148.2
					115.0	42.5	28.9	53.7

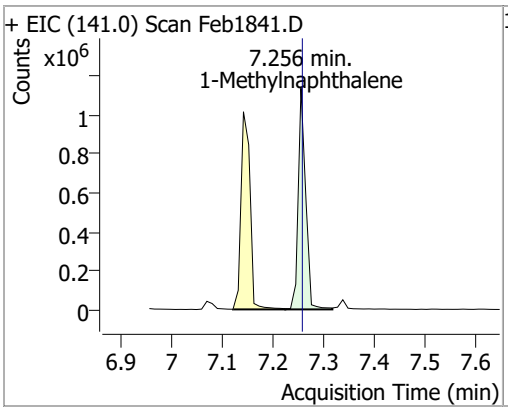

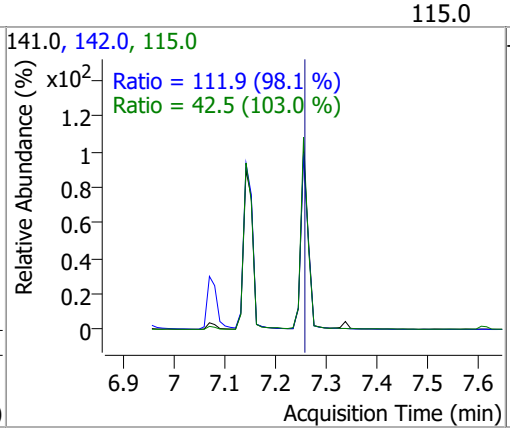

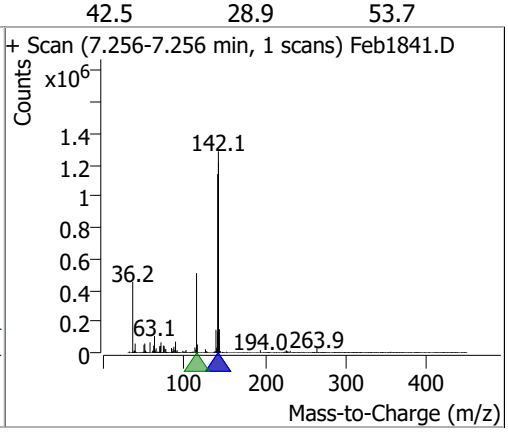

Compound	Conc.	RT	Dev(Min)	Resp.	QIon	QRatio	Lower	Upper
Hexachlorocyclopentadiene	75.4382	7.34	0.00	207570	234.9	61.2	45.2	84.0
					238.9	64.3	44.6	82.9

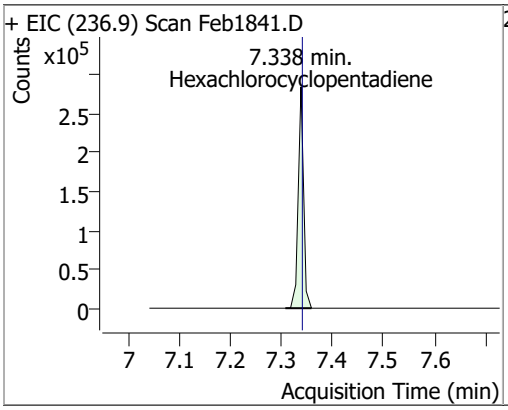

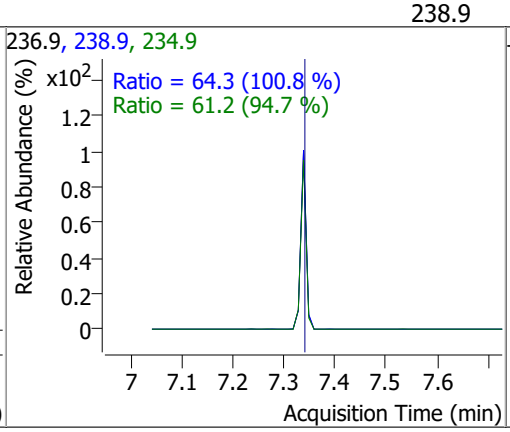

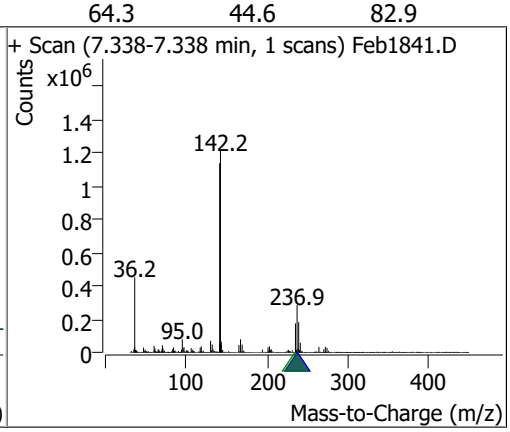

Compound	Conc.	RT	Dev(Min)	Resp.	QIon	QRatio	Lower	Upper
2,4,6-Trichlorophenol	97.9130	7.52	0.00	475893	198.0	95.7	67.6	125.5

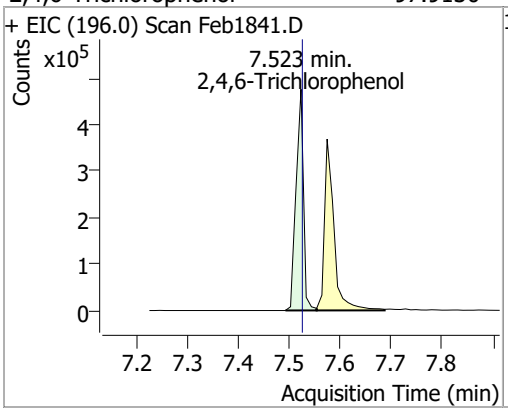

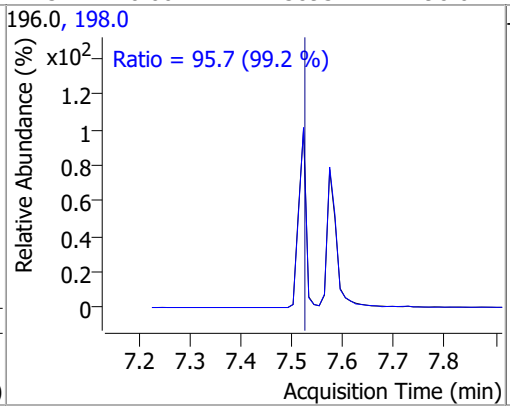

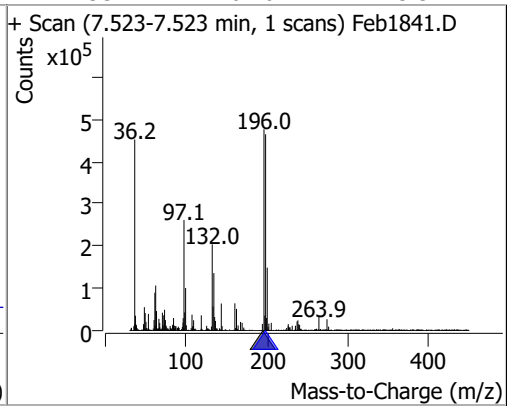

Compound	Conc.	RT	Dev(Min)	Resp.	QIon	QRatio	Lower	Upper
2,4,5-Trichlorophenol	88.1927	7.57	0.00	476609	198.0	98.0	63.2	117.3

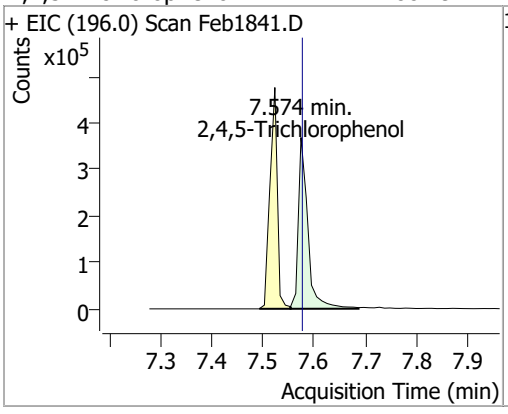

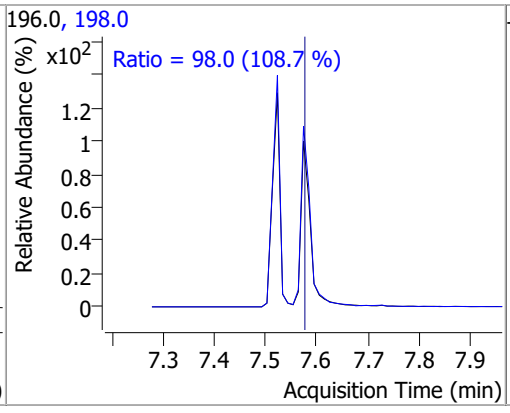

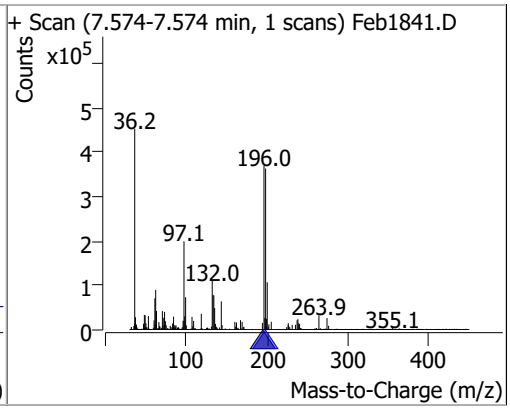

Compound	Conc.	RT	Dev(Min)	Resp.	QIon	QRatio	Lower	Upper
2-Fluorobiphenyl	82.7584	7.60	0.00	1617590	171.0	34.5	24.0	44.5

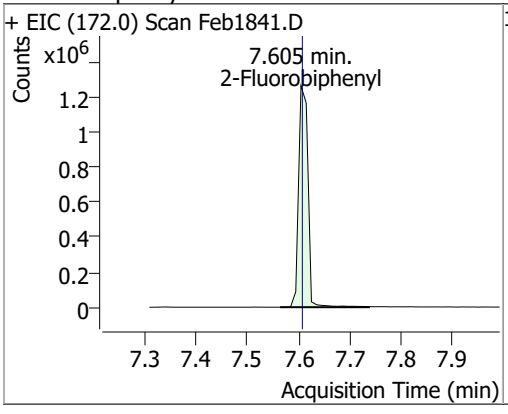

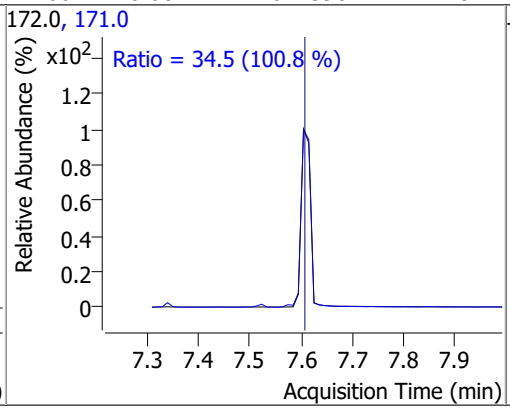

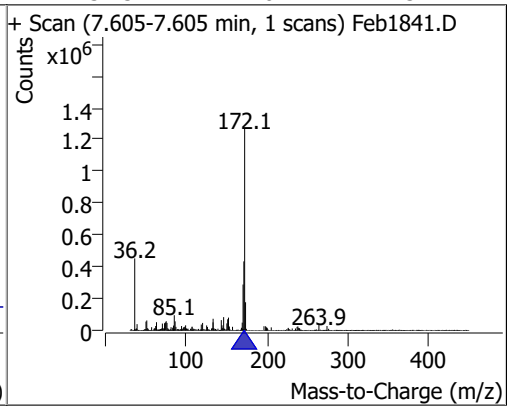

Compound	Conc.	RT	Dev(Min)	Resp.	QIon	QRatio	Lower	Upper
2-Chloronaphthalene	86.0532	7.72	0.00	1412114	127.0	38.6	25.1	46.7
					164.0	32.5	22.5	41.7

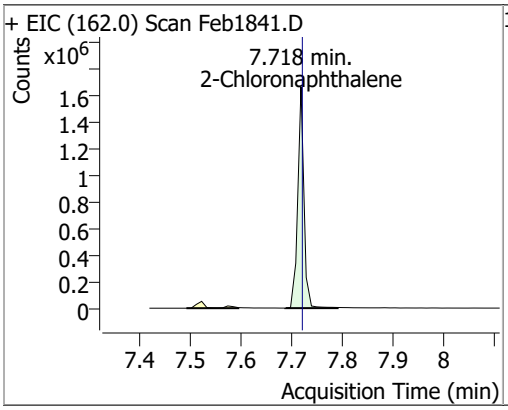

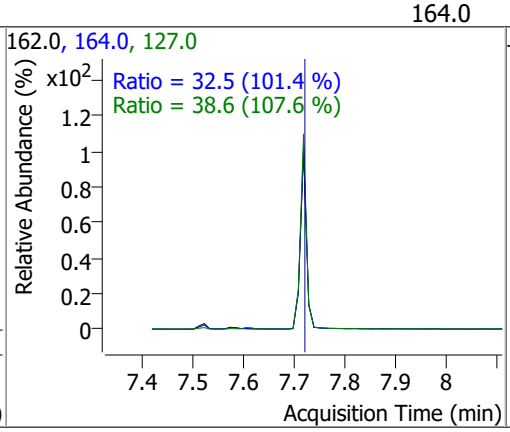

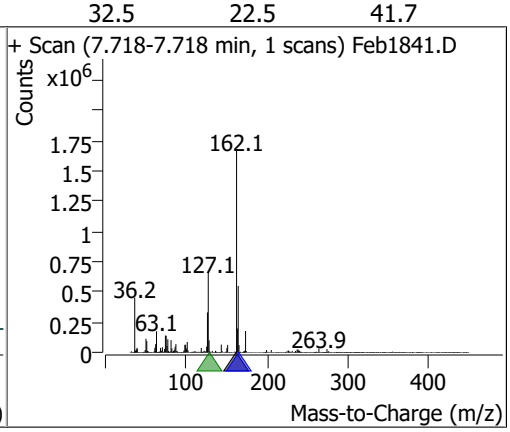

Compound	Conc.	RT	Dev(Min)	Resp.	QIon	QRatio	Lower	Upper
2-Nitroaniline	98.4328	7.89	0.01	290888	138.0	115.0	77.4	143.7

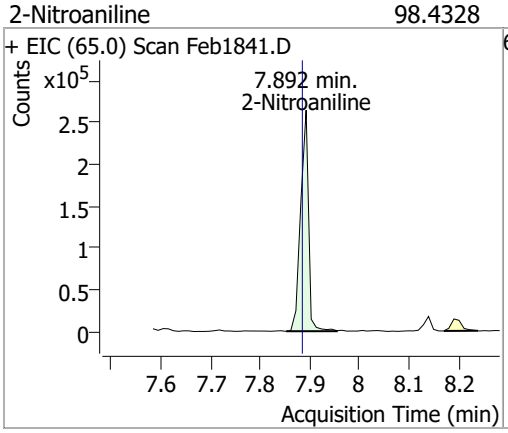

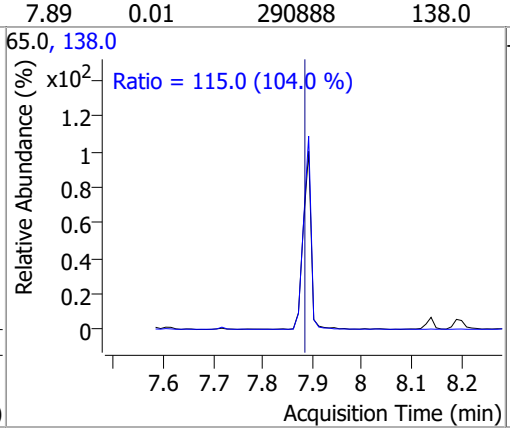

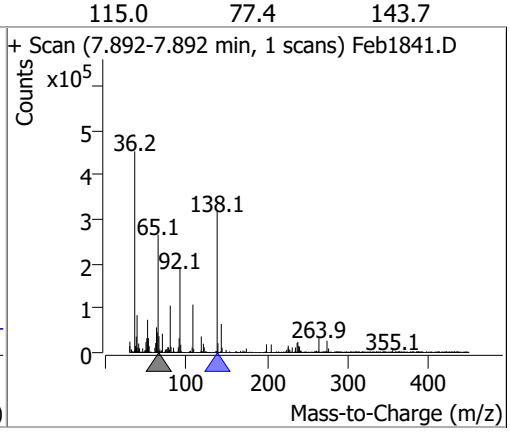

Compound	Conc.	RT	Dev(Min)	Resp.	QIon	QRatio	Lower	Upper
Dimethyl Phthalate	104.3791	8.14	0.00	1762781	77.0	19.8	13.8	25.7

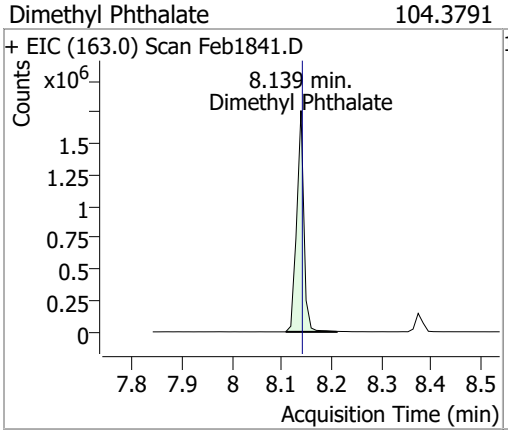

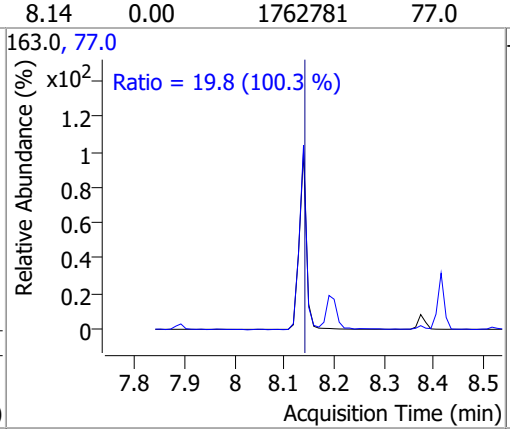

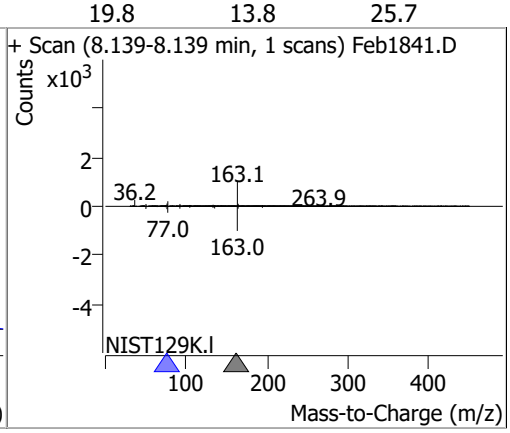

Compound	Conc.	RT	Dev(Min)	Resp.	QIon	QRatio	Lower	Upper
2,6-Dinitrotoluene	88.2438	8.19	0.00	200549	63.0	125.1	99.5	184.8
					89.0	61.7	43.3	80.3

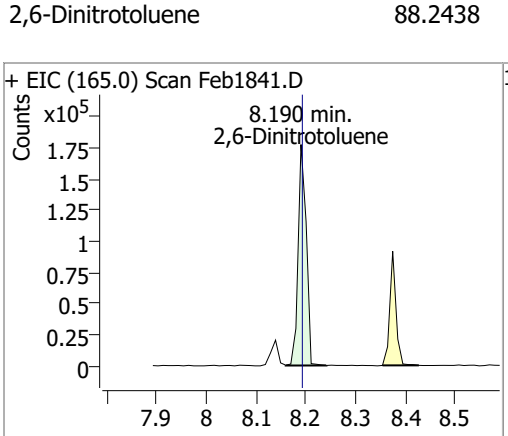

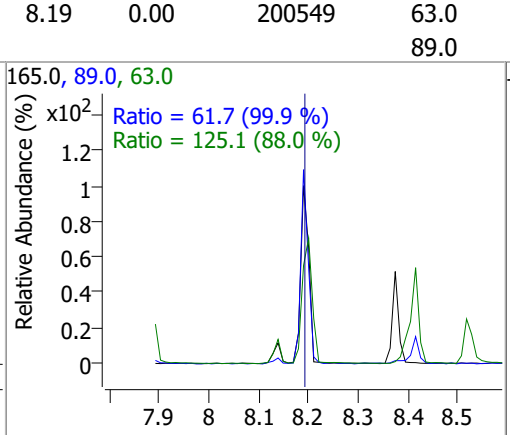

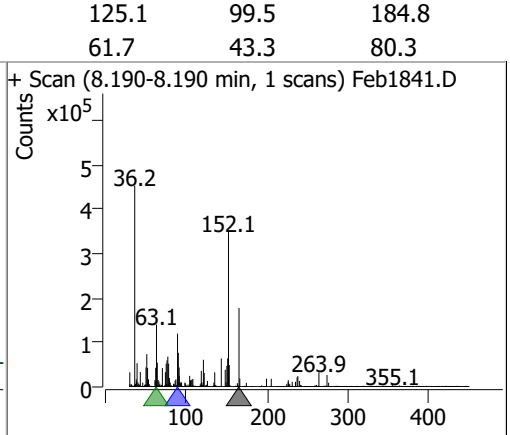

Compound	Conc.	RT	Dev(Min)	Resp.	QIon	QRatio	Lower	Upper
Acenaphthylene	82.7322	8.20	0.00	2170210	153.1	13.8	9.6	17.7

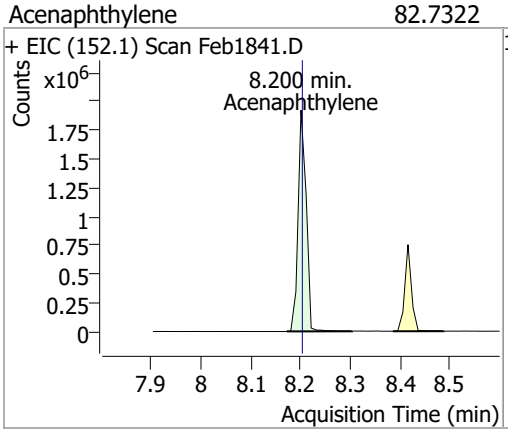

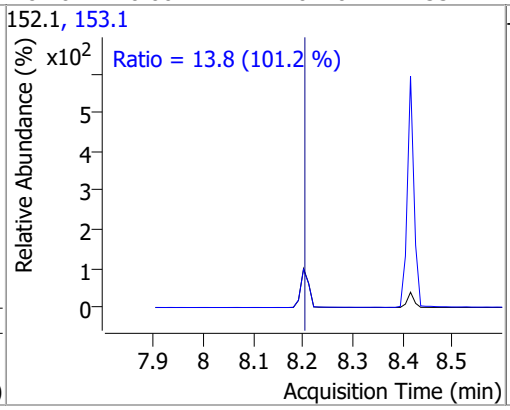

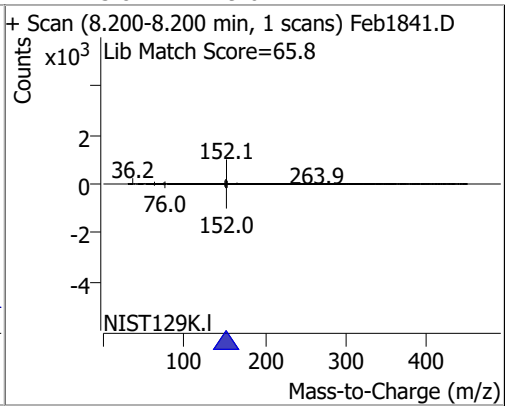

Compound	Conc.	RT	Dev(Min)	Resp.	QIon	QRatio	Lower	Upper
3-Nitroaniline	81.2248	8.39	0.00	209601	65.0	128.3	90.4	167.8
					92.0	107.2	74.7	138.7

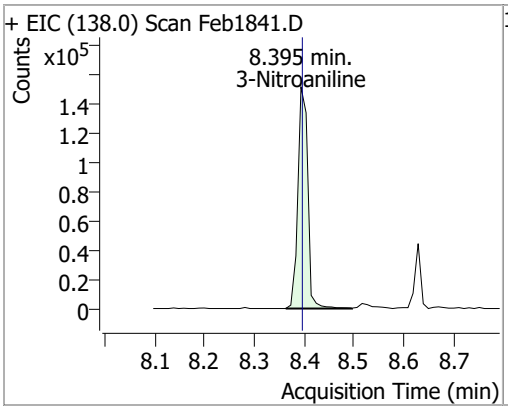

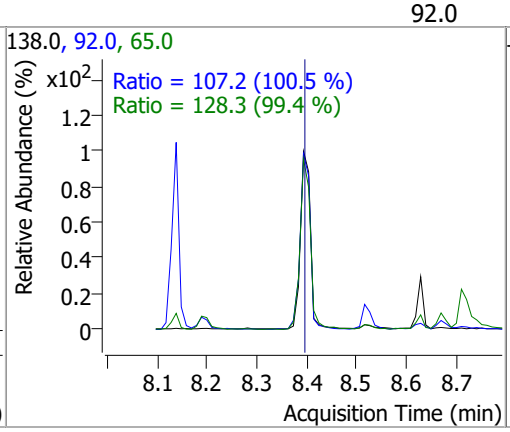

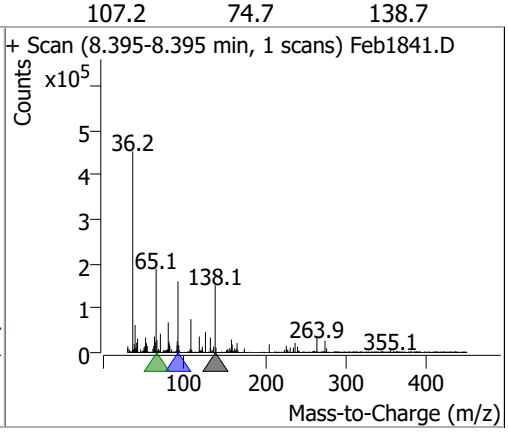

Compound	Conc.	RT	Dev(Min)	Resp.	QIon	QRatio	Lower	Upper
Acenaphthene	90.7768	8.41	0.00	1354856	153.0	107.0	74.5	138.4
					152.0	52.7	36.3	67.4

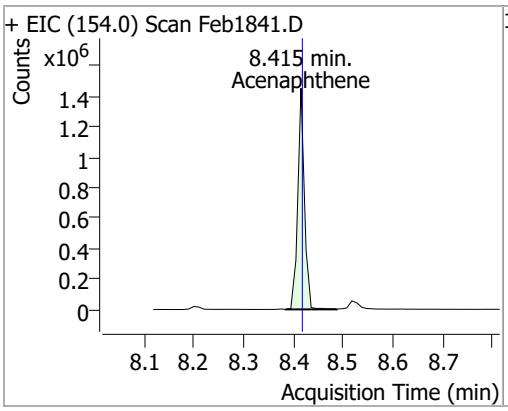

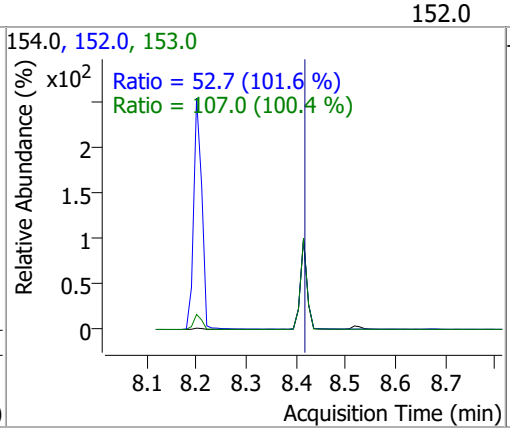

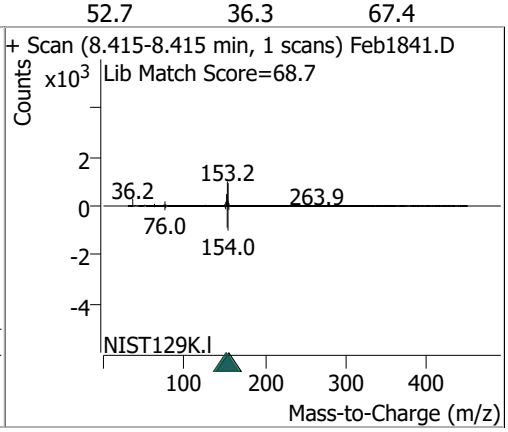

Compound	Conc.	RT	Dev(Min)	Resp.	QIon	QRatio	Lower	Upper
2,4-Dinitrophenol	93.5543	8.52	0.00	111707	154.0	68.8	43.9	81.5

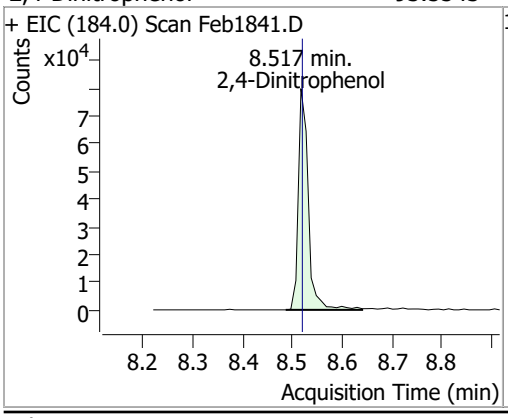

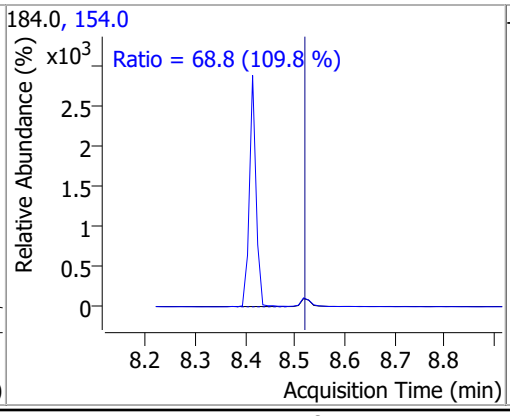

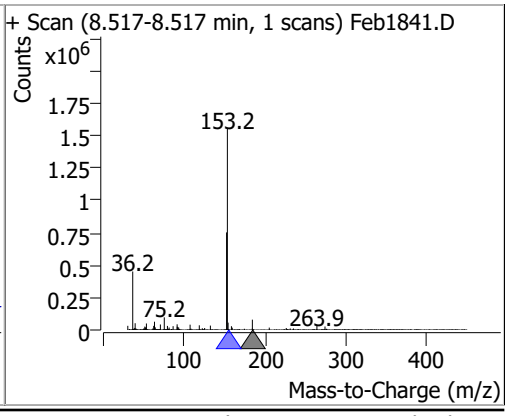

Compound	Conc.	RT	Dev(Min)	Resp.	QIon	QRatio	Lower	Upper
Dibenzofuran	91.6571	8.63	0.00	2228794	139.0	39.5	26.3	48.8

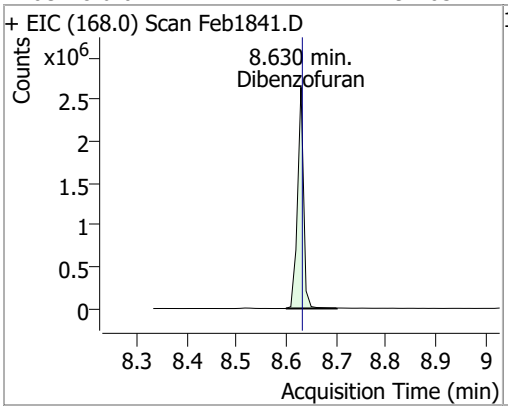

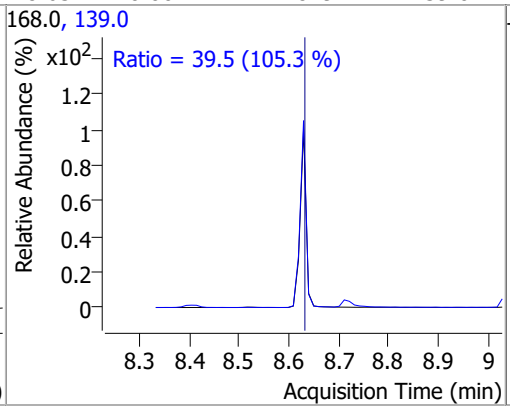

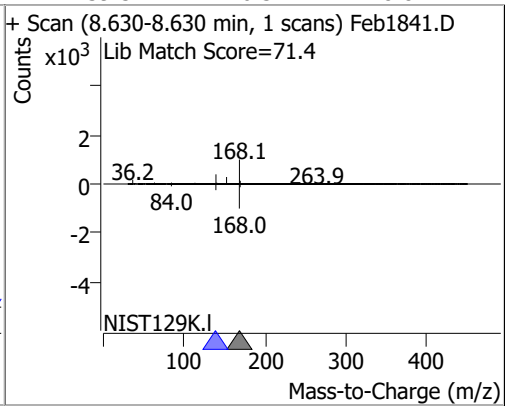

Compound	Conc.	RT	Dev(Min)	Resp.	QIon	QRatio	Lower	Upper
2,4-Dinitrotoluene	94.7094	8.67	0.00	275454	89.0	74.7	55.4	102.9
					63.0	48.4	33.9	62.9

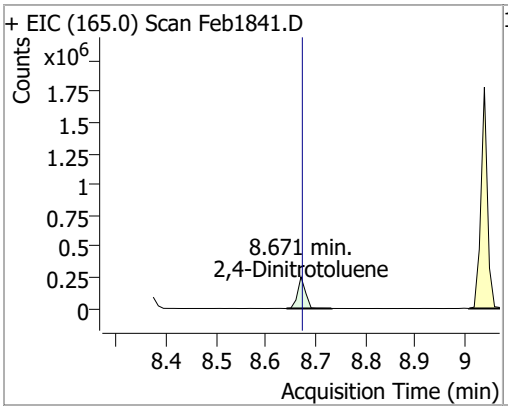

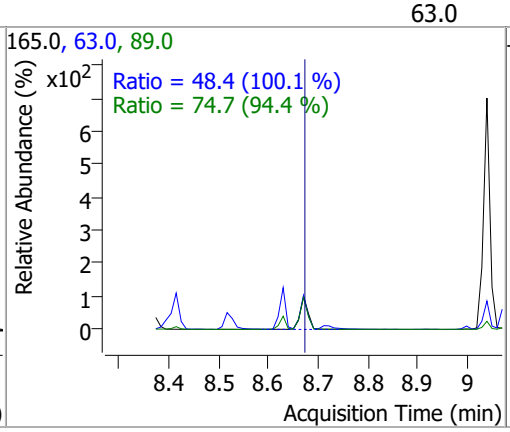

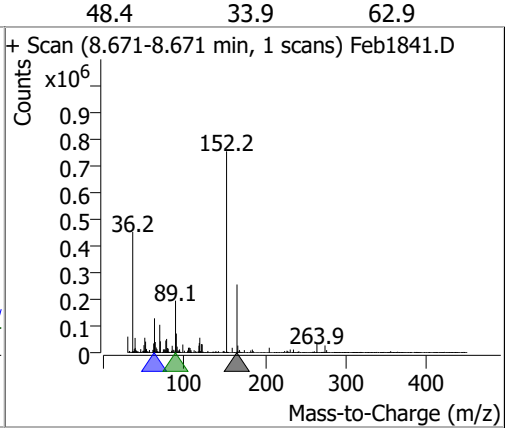

Compound	Conc.	RT	Dev(Min)	Resp.	QIon	QRatio	Lower	Upper
4-Nitrophenol	38.6023	8.72	0.02	100217	65.0	73.2	50.4	93.6
					139.0	63.5	49.8	92.5

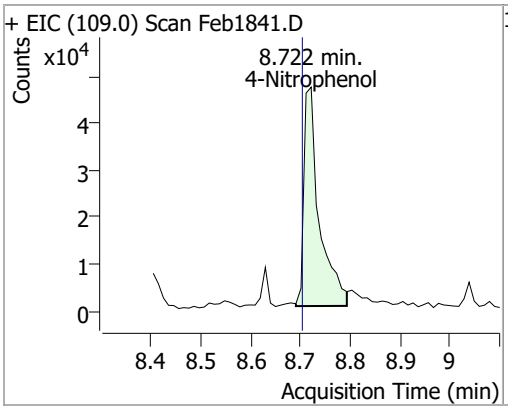

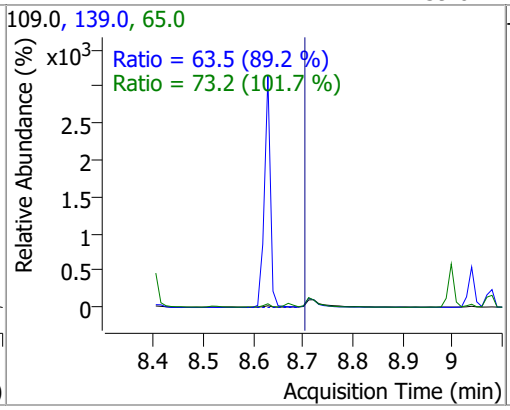

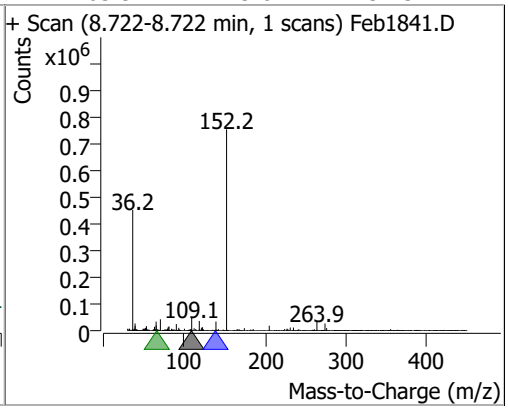

Compound	Conc.	RT	Dev(Min)	Resp.	QIon	QRatio	Lower	Upper
Diethylphthalate	96.5039	9.00	0.00	1682845	177.0	21.2	14.5	27.0
					150.0	12.8	8.7	16.2

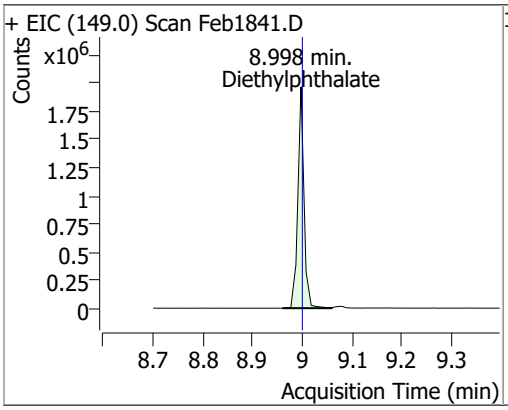

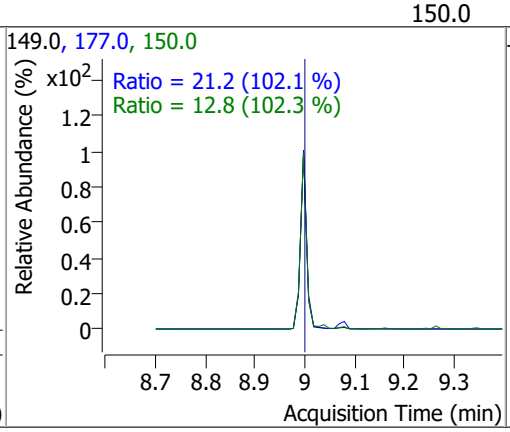

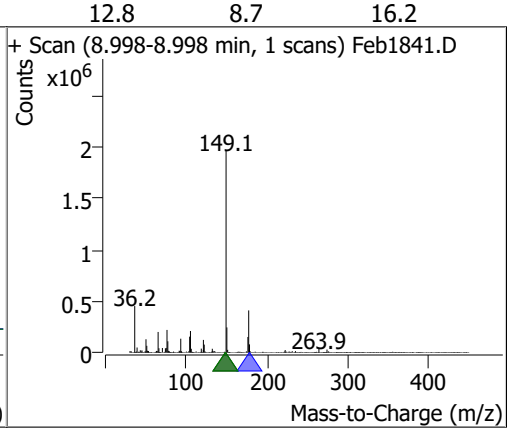

Compound	Conc.	RT	Dev(Min)	Resp.	QIon	QRatio	Lower	Upper
Fluorene	88.0023	9.04	0.00	1731520	165.0	93.2	65.4	121.4
					167.0	14.1	9.6	17.8

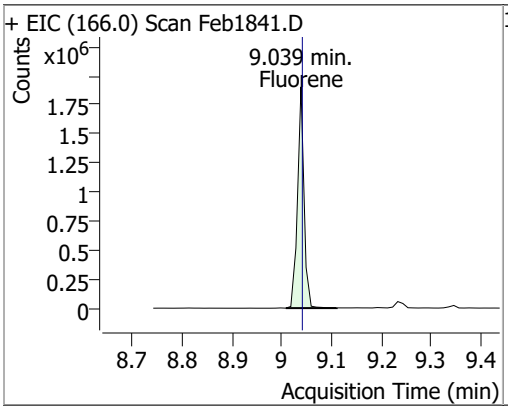

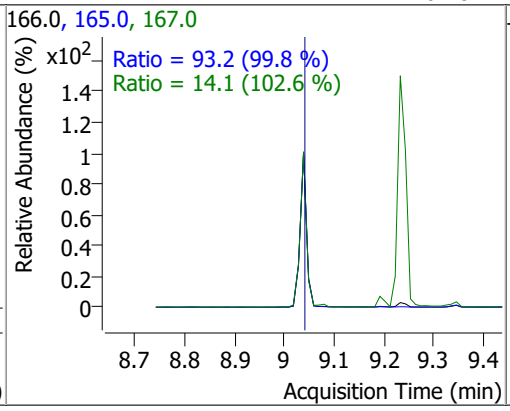

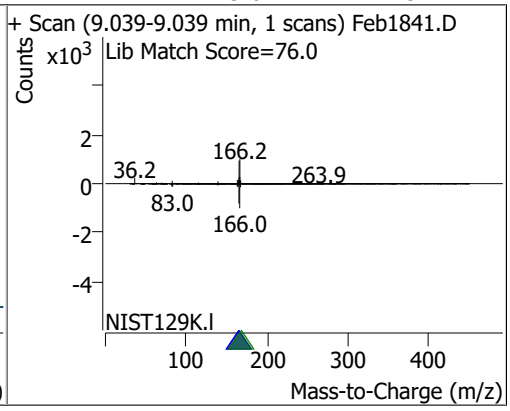

Compound	Conc.	RT	Dev(Min)	Resp.	QIon	QRatio	Lower	Upper
4-Chlorophenyl-phenylether	101.9069	9.08	0.01	915985	141.0	61.5	42.8	79.6
					206.0	33.4	23.6	43.9

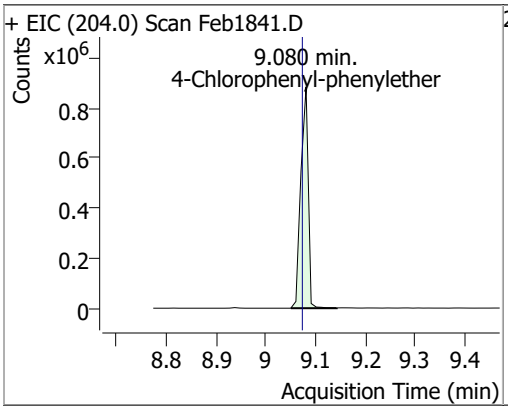

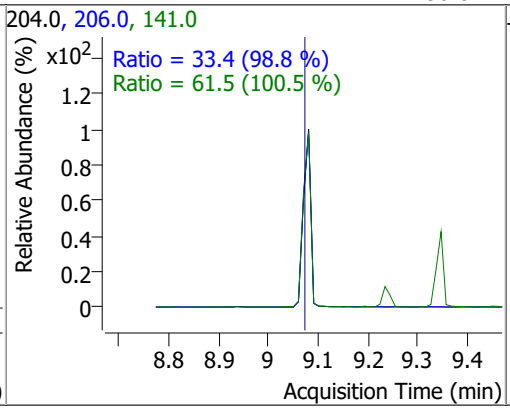

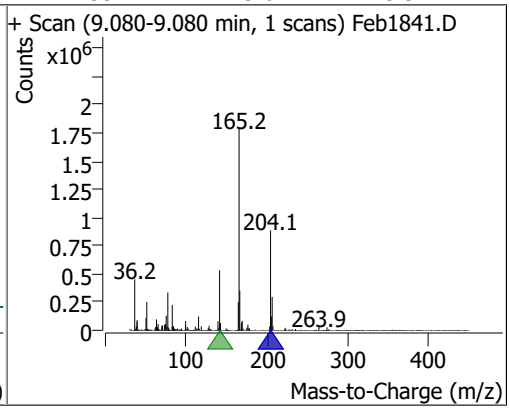

Compound	Conc.	RT	Dev(Min)	Resp.	QIon	QRatio	Lower	Upper
4-Nitroaniline	95.2528	9.15	0.01	266372	65.0	113.8	78.9	146.6
					92.0	51.9	34.5	64.1

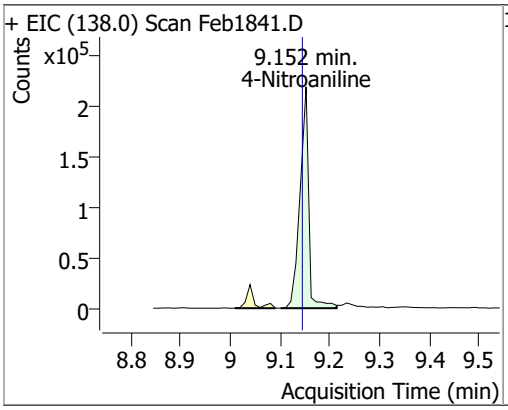

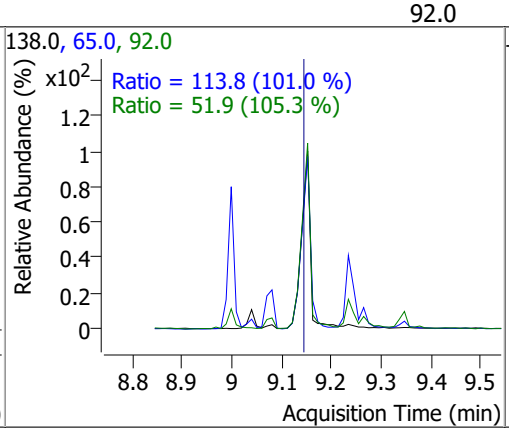

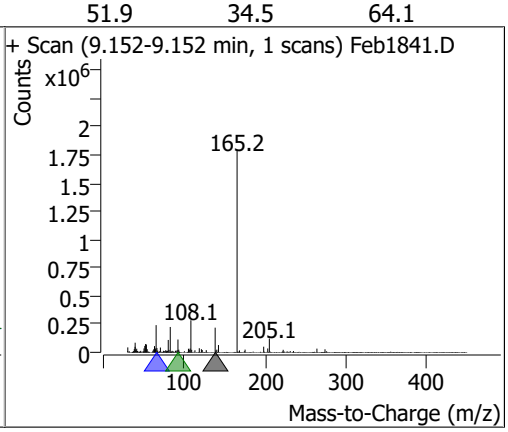

Compound	Conc.	RT	Dev(Min)	Resp.	QIon	QRatio	Lower	Upper
4,6-Dinitro-2-methylphenol	92.5265	9.16	0.01	159796	121.0	49.8	35.1	65.3

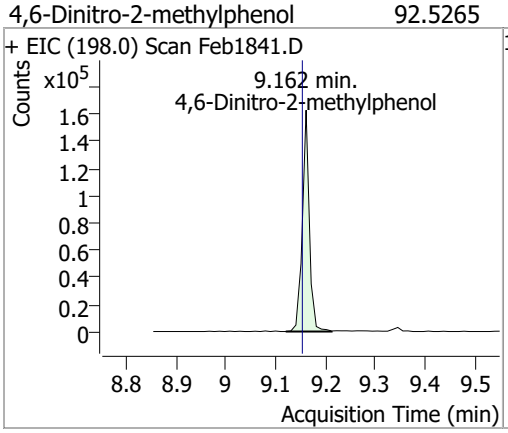

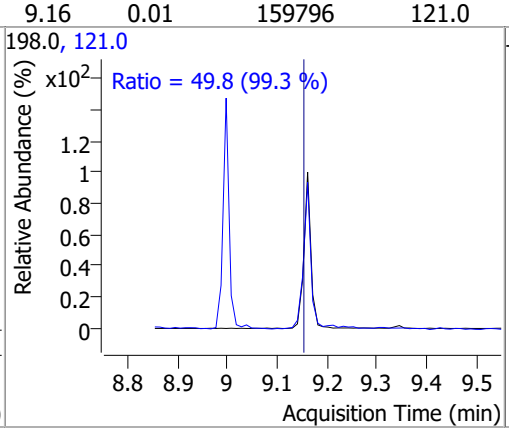

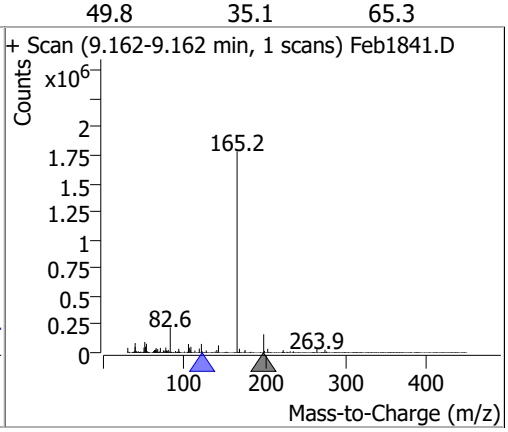

Compound	Conc.	RT	Dev(Min)	Resp.	QIon	QRatio	Lower	Upper
N-nitrosodiphenylamine	98.8831	9.23	0.00	1285014	168.0	63.6	44.0	81.7
					167.0	36.0	23.9	44.3

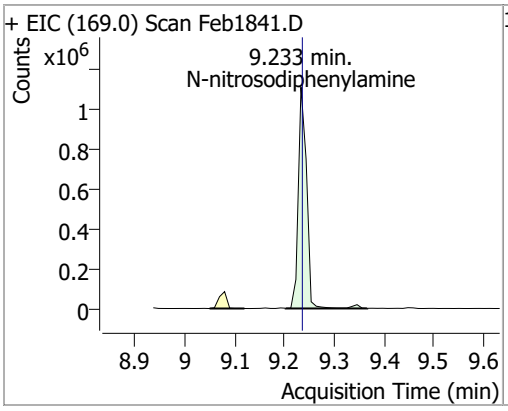

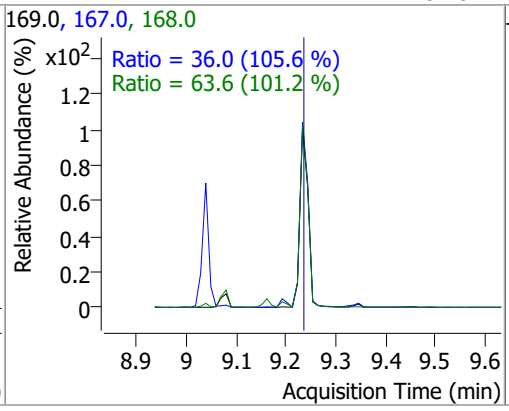

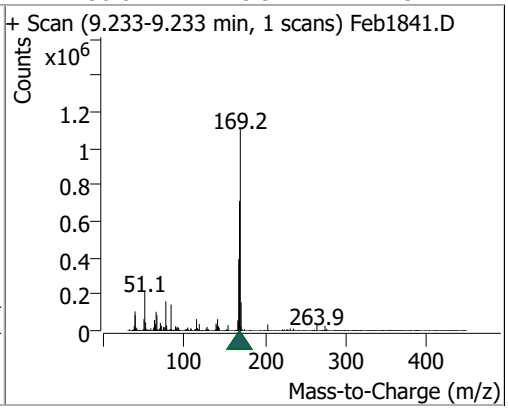

Compound	Conc.	RT	Dev(Min)	Resp.	QIon	QRatio	Lower	Upper
Azobenzene	89.6532	9.26	0.00	1552668	51.0	50.7	31.6	58.7
					182.0	25.4	16.9	31.4

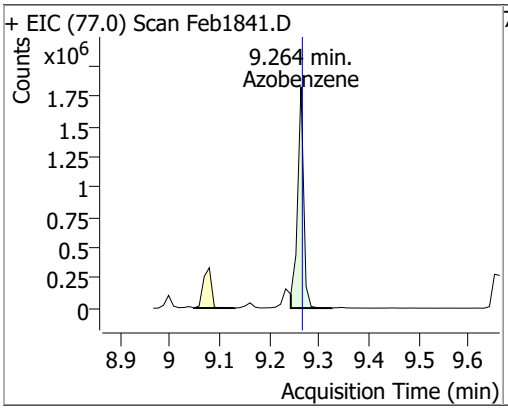

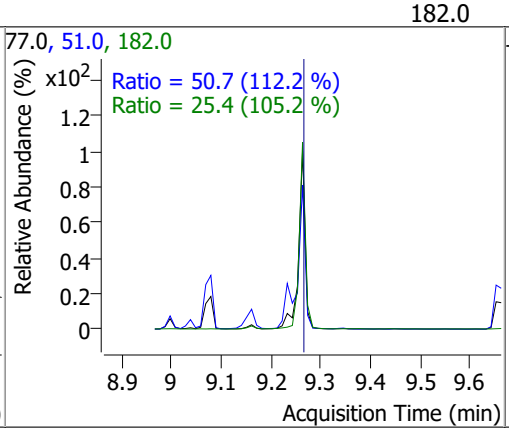

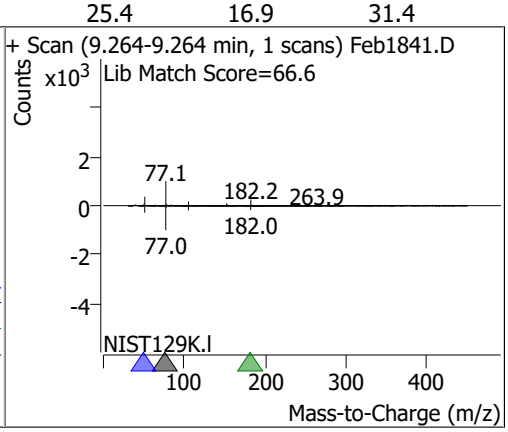

Compound	Conc.	RT	Dev(Min)	Resp.	QIon	QRatio	Lower	Upper
2,4,6-Tribromophenol	187.7617	9.35	0.01	373369	331.8	93.0	68.5	127.2

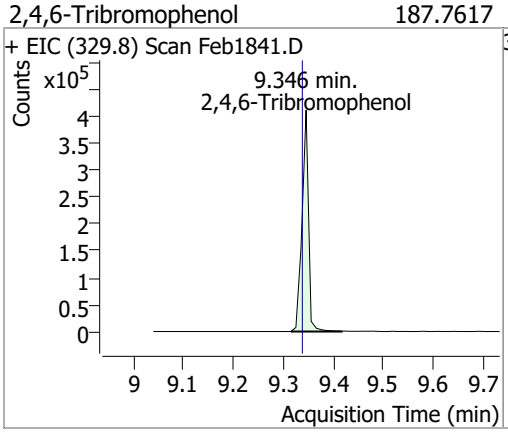

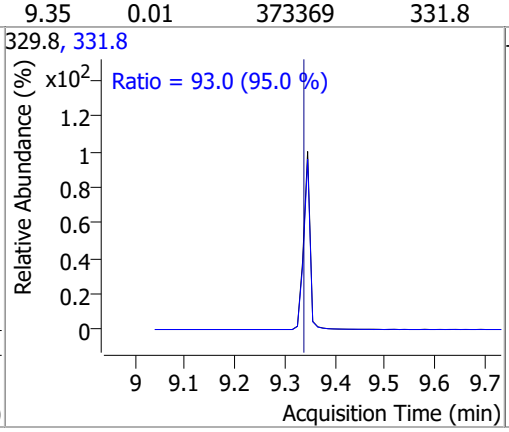

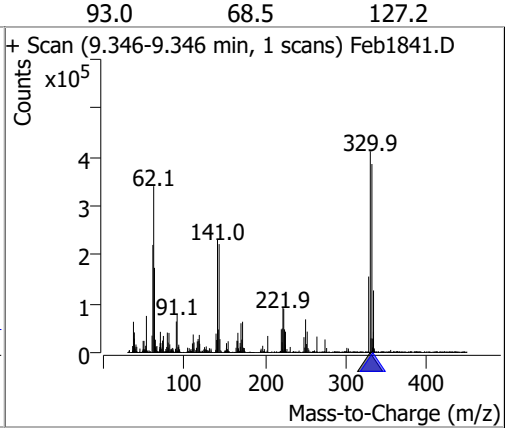

Compound	Conc.	RT	Dev(Min)	Resp.	QIon	QRatio	Lower	Upper
4-Bromophenyl-phenylether	98.7859	9.66	0.01	496170	141.0	100.3	69.1	128.4
					250.0	102.6	68.8	127.7

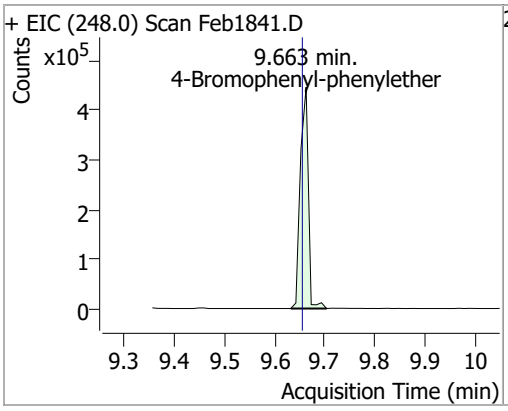

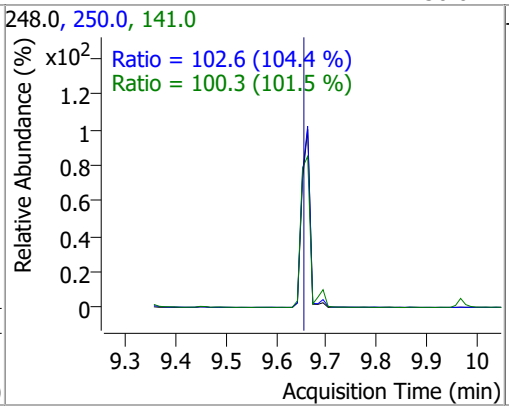

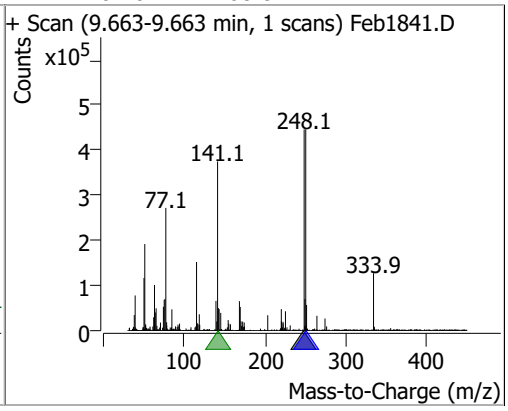

Compound	Conc.	RT	Dev(Min)	Resp.	QIon	QRatio	Lower	Upper
Hexachlorobenzene	95.0792	9.69	0.00	472829	142.0	64.9	37.7	70.0

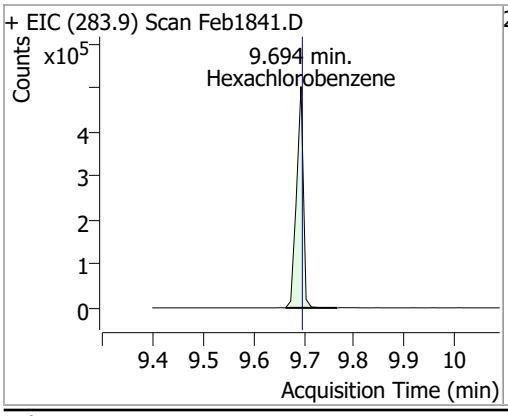

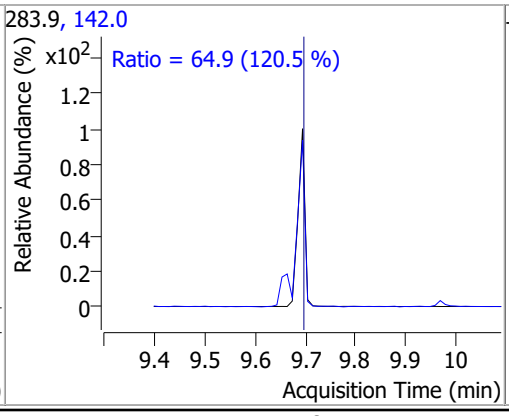

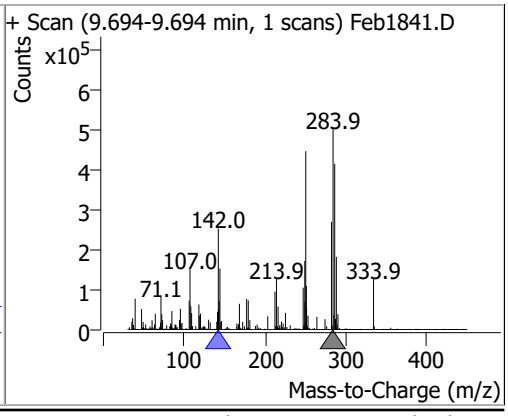

Compound	Conc.	RT	Dev(Min)	Resp.	QIon	QRatio	Lower	Upper
Pentachlorophenol	106.5344	9.97	0.00	263916	267.9	64.5	41.5	77.2
					263.9	63.6	41.2	76.6

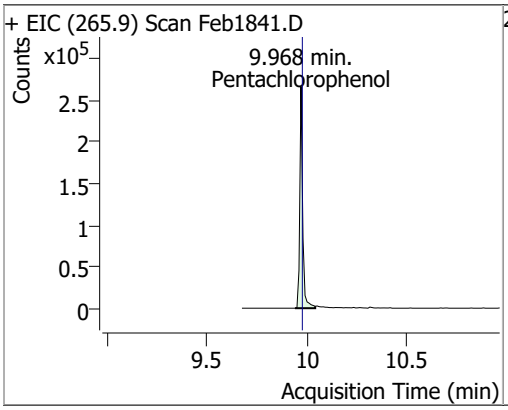

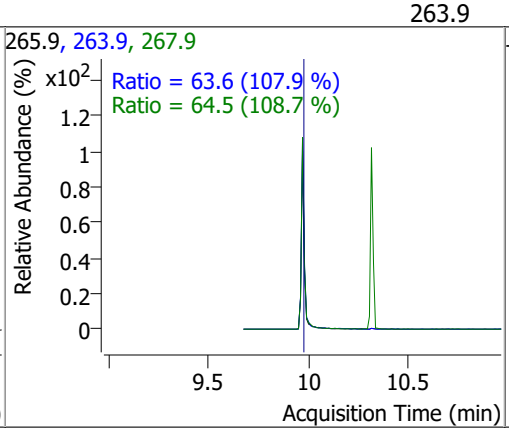

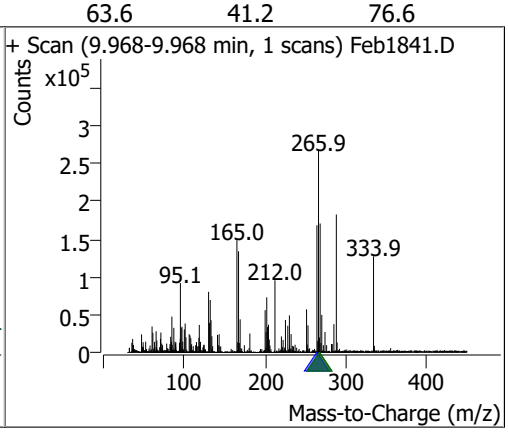

Compound	Conc.	RT	Dev(Min)	Resp.	QIon	QRatio	Lower	Upper
Phenanthrene	97.9726	10.19	0.01	2597120	176.0	18.5	13.0	24.1

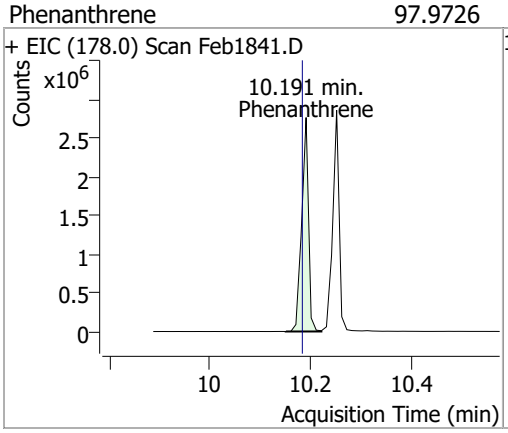

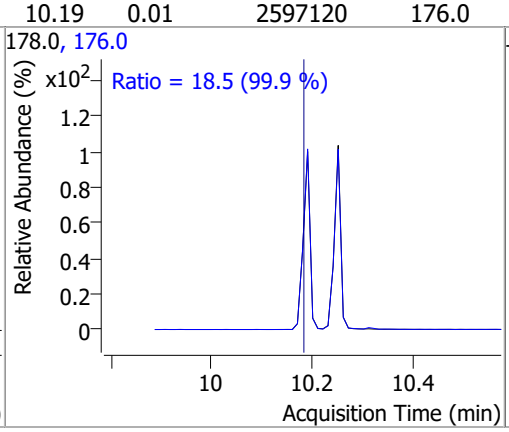

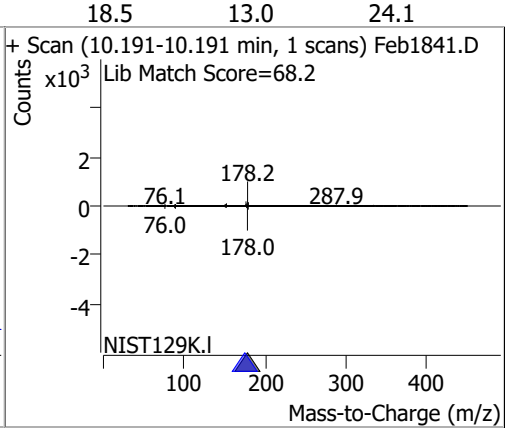

Compound	Conc.	RT	Dev(Min)	Resp.	QIon	QRatio	Lower	Upper
Anthracene	99.4103	10.25	0.00	2522503 (m)	176.0	17.9	12.9	23.9

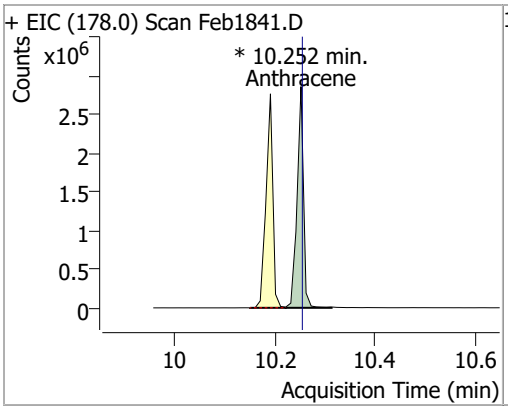

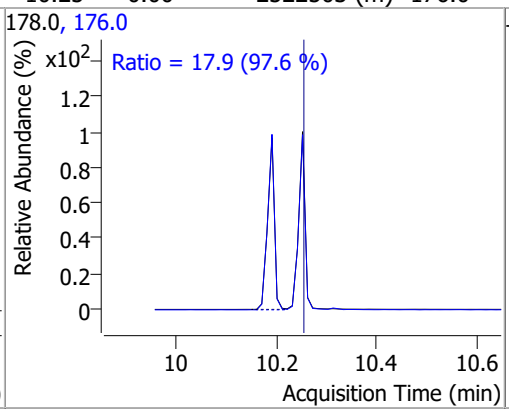

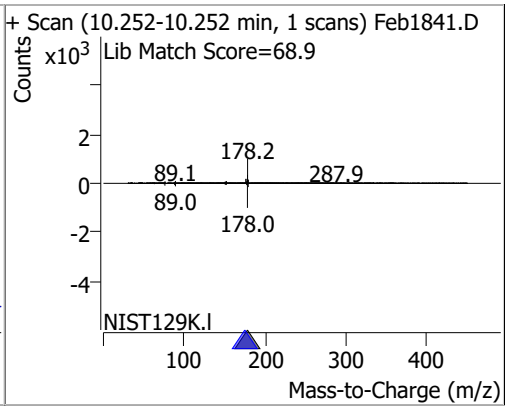

Compound	Conc.	RT	Dev(Min)	Resp.	QIon	QRatio	Lower	Upper
Triallate	92.8873	10.31	0.00	574220	268.0	24.8	16.9	31.4
					143.0	21.9	15.8	29.3

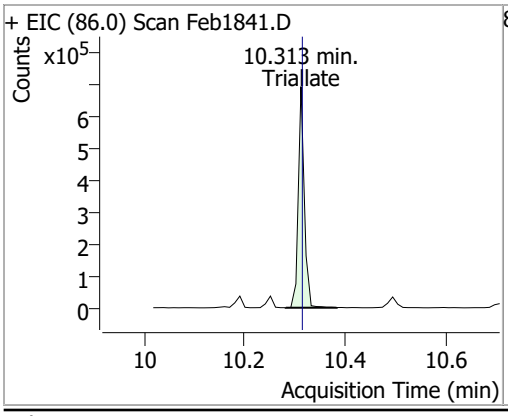

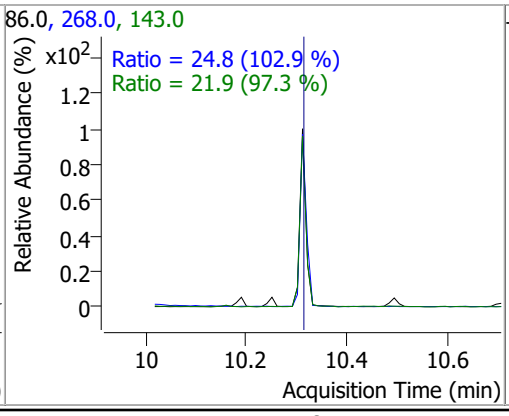

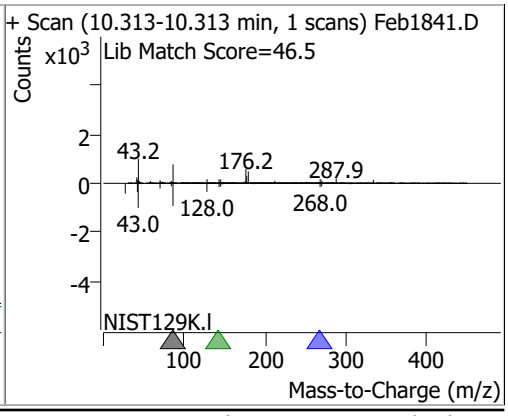

Compound	Conc.	RT	Dev(Min)	Resp.	QIon	QRatio	Lower	Upper
Carbazole	96.8861	10.50	0.00	2500184	139.0	13.3	9.0	16.7

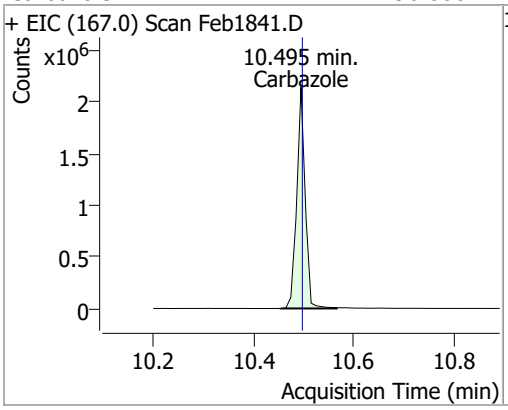

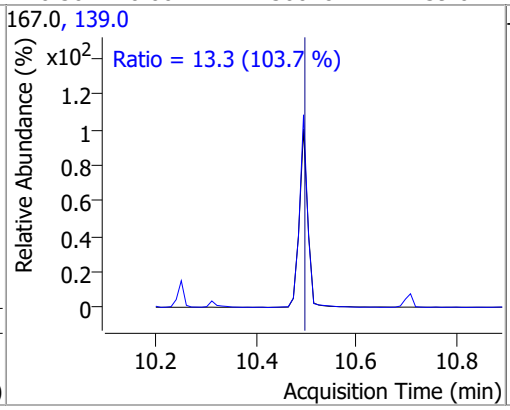

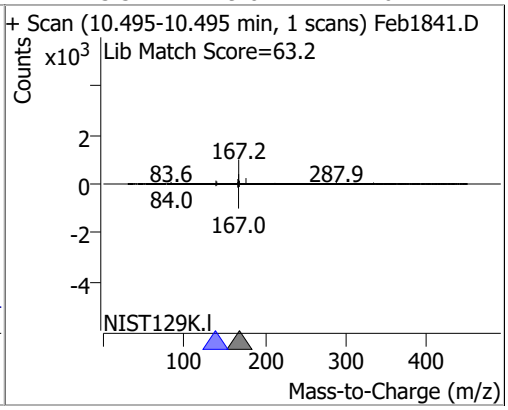

Compound	Conc.	RT	Dev(Min)	Resp.	QIon	QRatio	Lower	Upper
o-Terphenyl	94.6955	10.71	0.01	1345987	229.0	64.8	45.4	84.3
					215.0	38.5	25.9	48.1

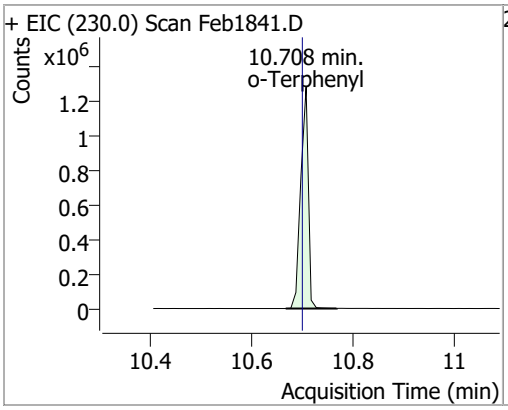

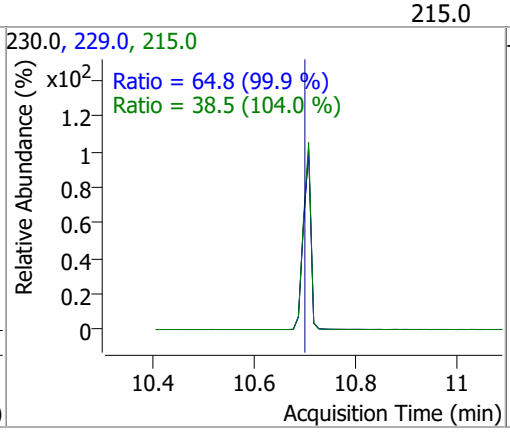

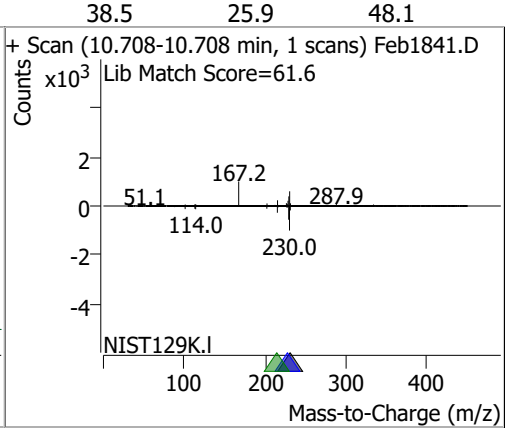

Compound	Conc.	RT	Dev(Min)	Resp.	QIon	QRatio	Lower	Upper
Di-n-Butylphthalate	104.8621	11.08	0.00	2683804	150.0	9.3	6.3	11.8
					104.0	5.9	4.5	8.3

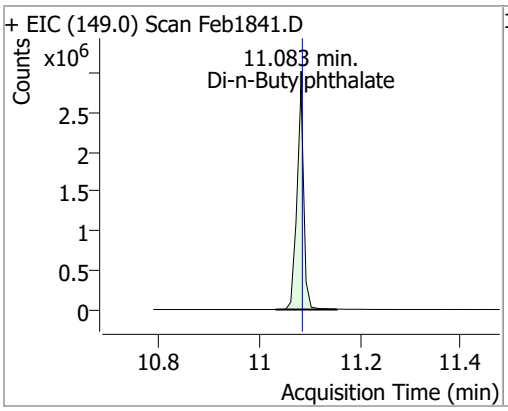

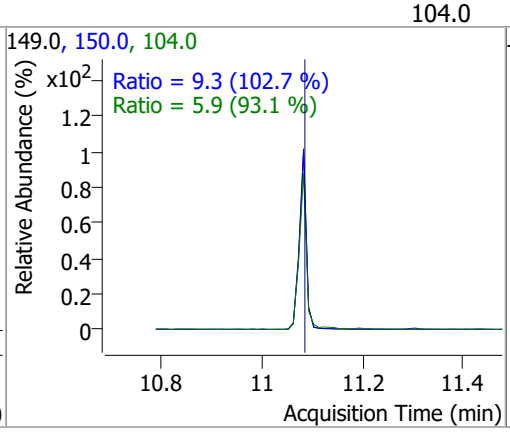

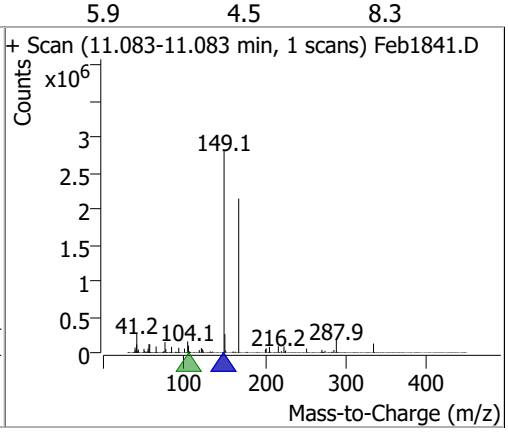

Compound	Conc.	RT	Dev(Min)	Resp.	QIon	QRatio	Lower	Upper
Fluoranthene	96.7888	11.96	0.01	2611607	101.0	13.5	9.4	17.4

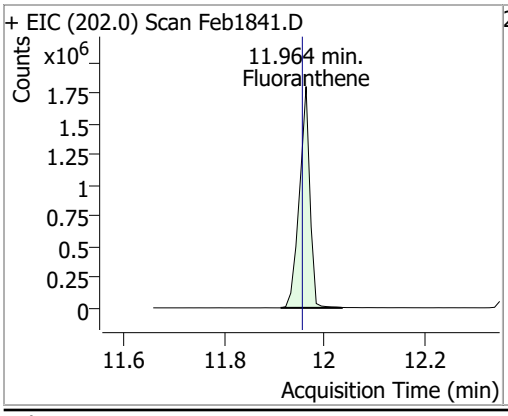

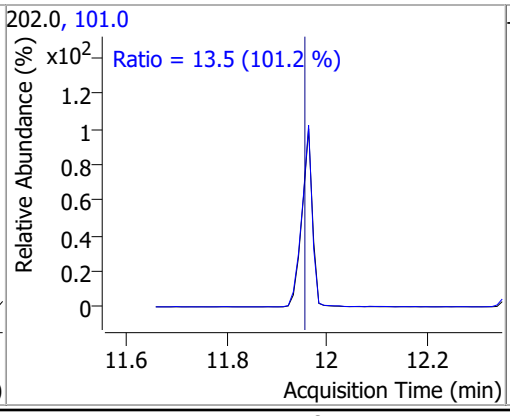

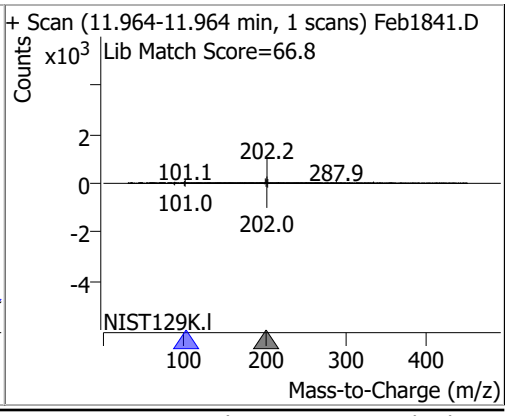

Compound	Conc.	RT	Dev(Min)	Resp.	QIon	QRatio	Lower	Upper
Benzidine	25.8912	12.34	-0.01	254837	183.0	12.7	8.3	15.4
					92.0	9.3	5.8	10.8

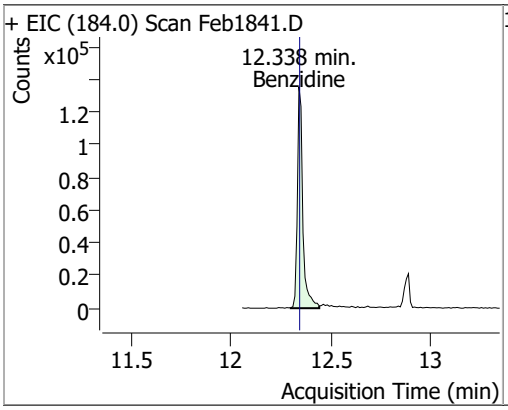

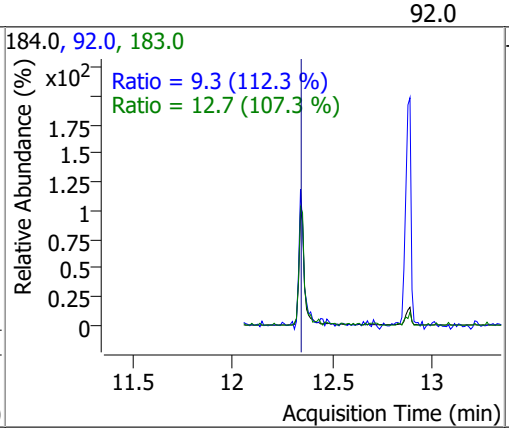

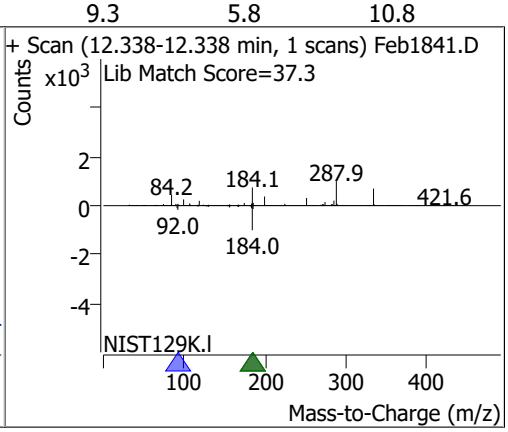

Compound	Conc.	RT	Dev(Min)	Resp.	QIon	QRatio	Lower	Upper
Pyrene	94.6855	12.39	0.01	2777957	101.0	16.4	11.1	20.6

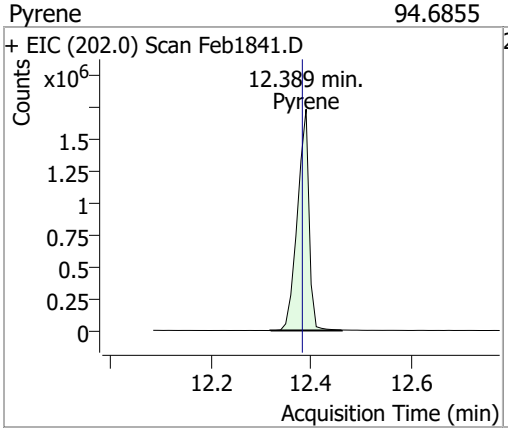

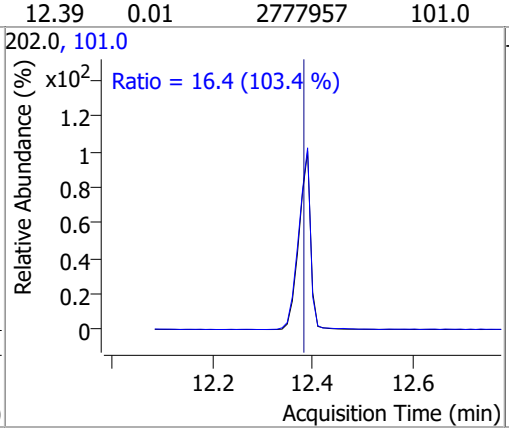

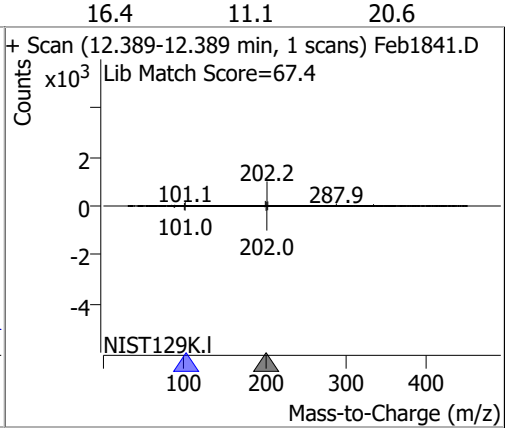

Compound	Conc.	RT	Dev(Min)	Resp.	QIon	QRatio	Lower	Upper
Terphenyl-d14	102.6868	12.89	0.01	2031418	122.0	14.5	10.1	18.7

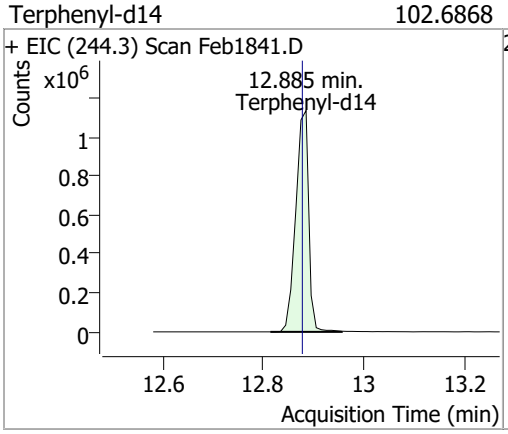

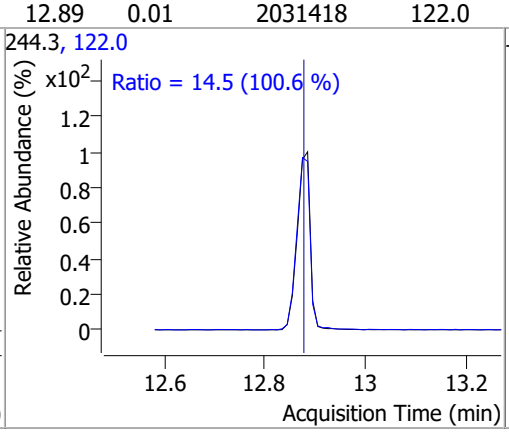

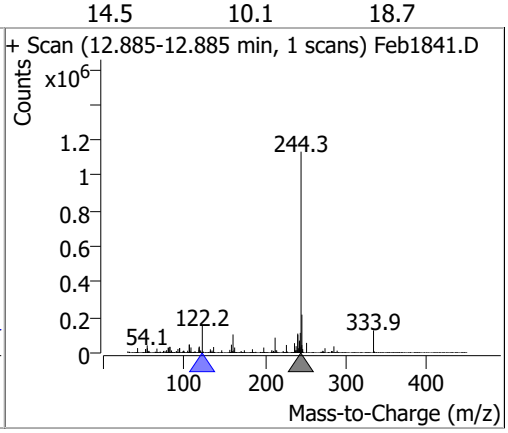

Compound	Conc.	RT	Dev(Min)	Resp.	QIon	QRatio	Lower	Upper
Butylbenzylphthalate	102.4595	14.33	0.01	943594	91.0	82.2	59.6	110.6
					206.0	17.7	12.2	22.7

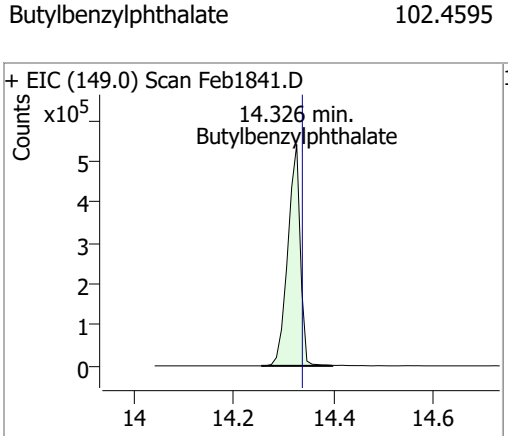

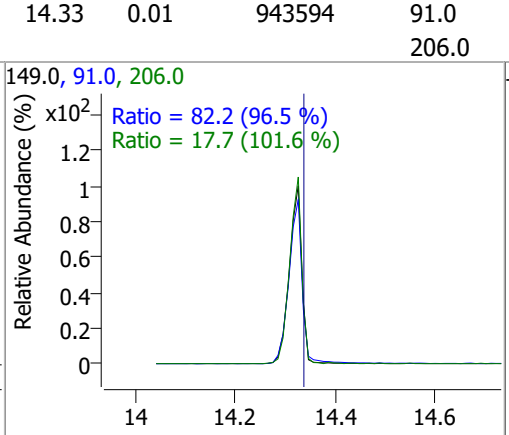

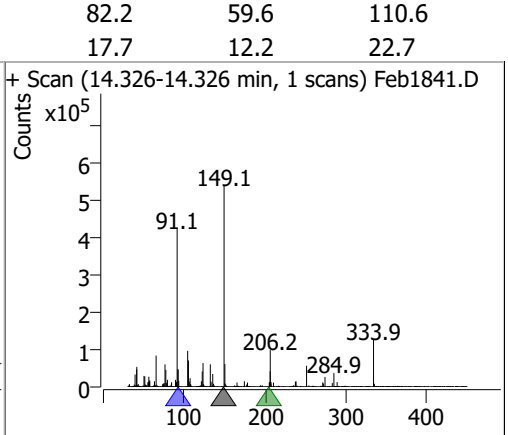

Compound	Conc.	RT	Dev(Min)	Resp.	QIon	QRatio	Lower	Upper
Benzo(a)Anthracene	100.4443	15.53	0.02	2281378	226.0	26.5	18.8	34.9
					229.0	20.5	14.7	27.4

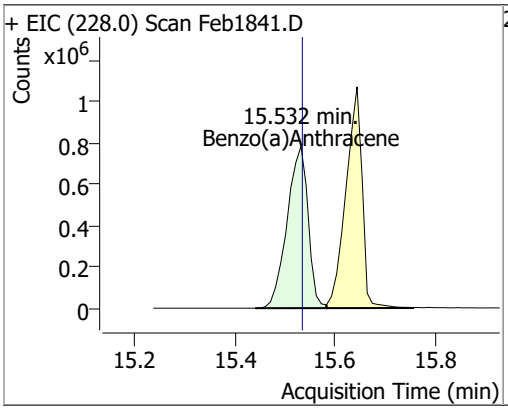

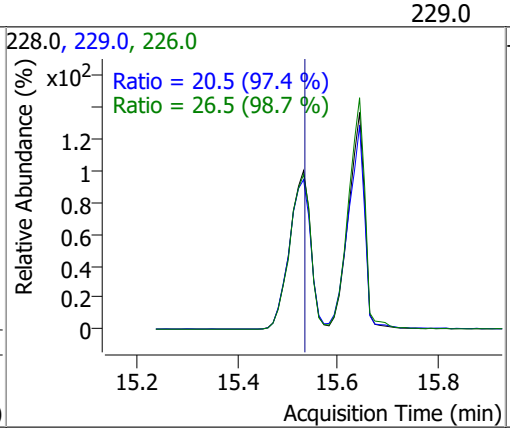

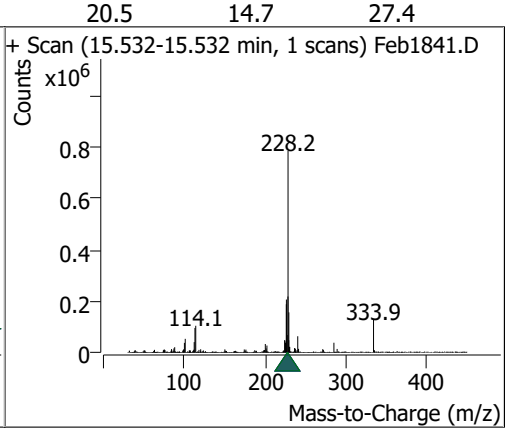

Compound	Conc.	RT	Dev(Min)	Resp.	QIon	QRatio	Lower	Upper
Chrysene	96.1450	15.64	0.02	2426176	226.0	29.4	19.9	36.9
					229.0	20.2	13.8	25.6

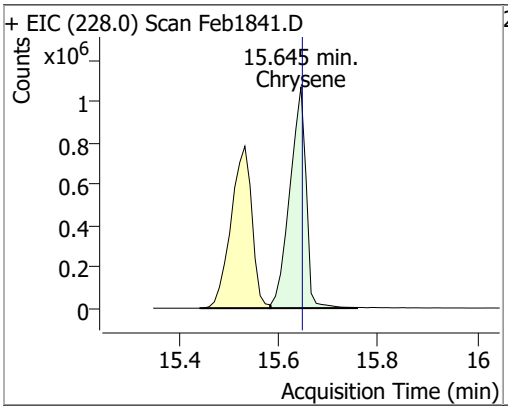

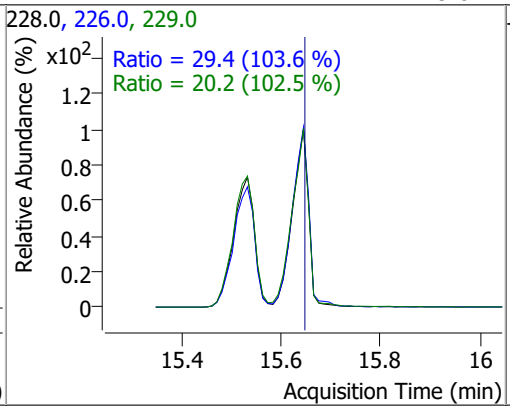

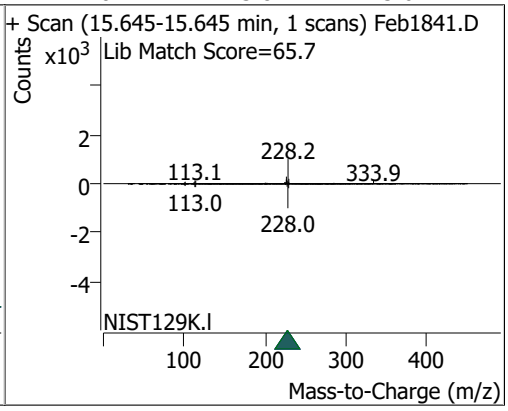

Compound	Conc.	RT	Dev(Min)	Resp.	QIon	QRatio	Lower	Upper
3,3-Dichlorobenzidine	79.7772	15.69	0.00	642637	254.0	65.1	44.9	83.4

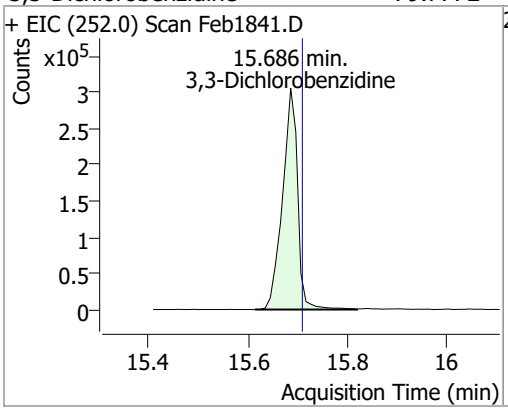

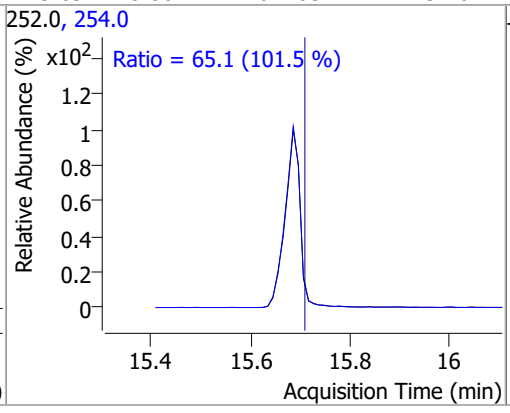

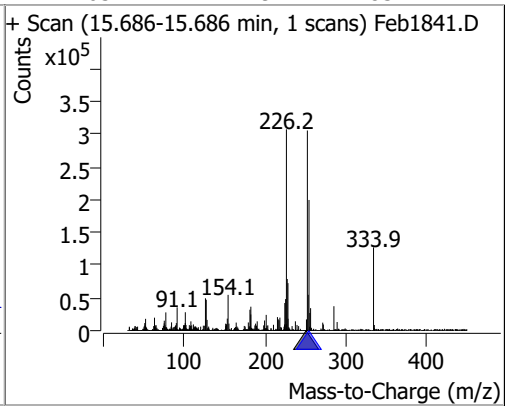

Compound	Conc.	RT	Dev(Min)	Resp.	QIon	QRatio	Lower	Upper
bis(2-ethylhexyl)Phthalate	101.5948	16.38	0.01	322524	149.0	396.0	273.6	508.0
					279.0	15.3	10.5	19.5

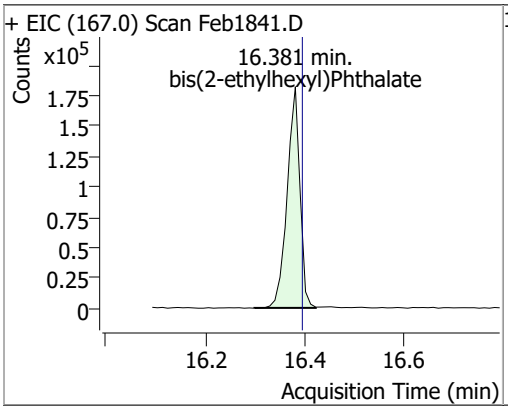

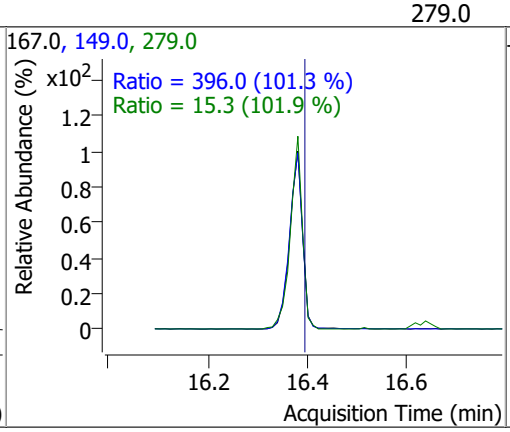

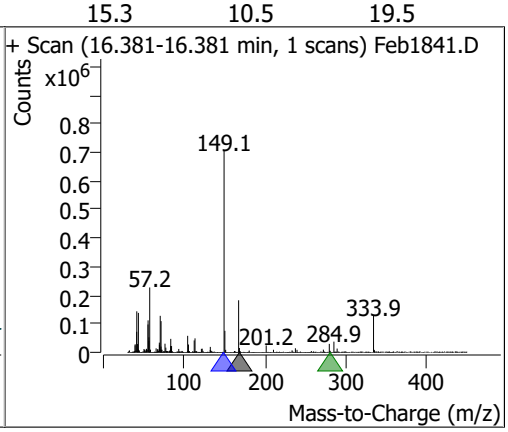

Compound	Conc.	RT	Dev(Min)	Resp.	QIon	QRatio	Lower	Upper
Di-n-octyl Phthalate	102.9086	18.14	0.01	2329667	150.0	9.7	7.0	13.0

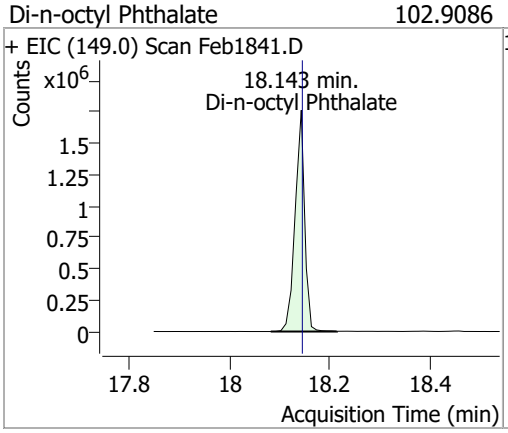

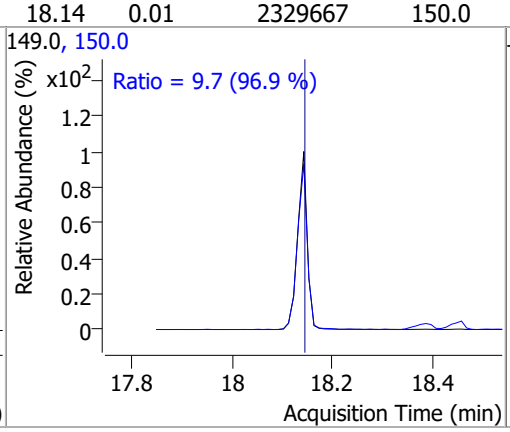

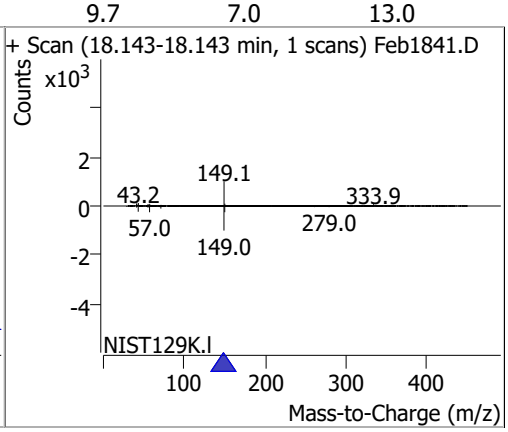

Compound	Conc.	RT	Dev(Min)	Resp.	QIon	QRatio	Lower	Upper
Benzo(b)fluoranthene	94.6933	18.39	0.01	2192131	253.0	22.7	15.6	29.0

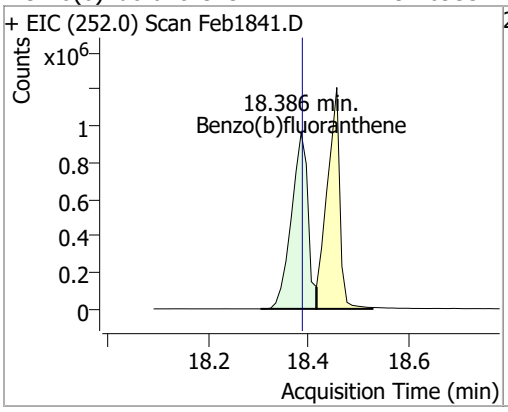

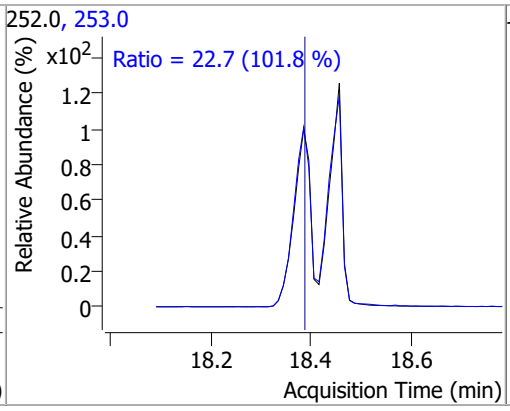

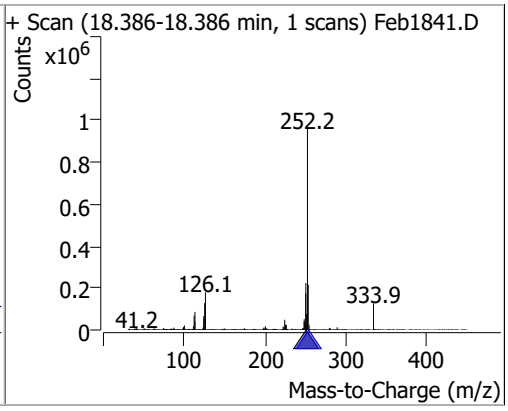

Compound	Conc.	RT	Dev(Min)	Resp.	QIon	QRatio	Lower	Upper
Benzo(k)fluoranthene	85.8311	18.46	0.01	2107471	253.0	22.6	15.4	28.6

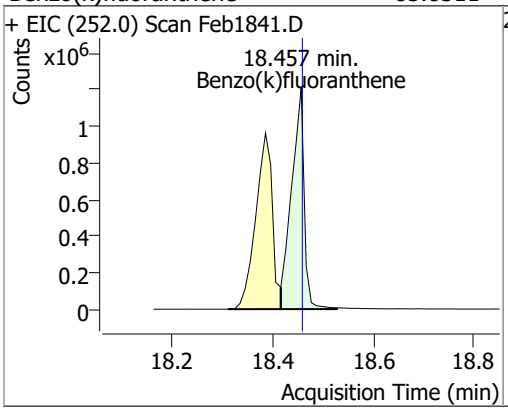

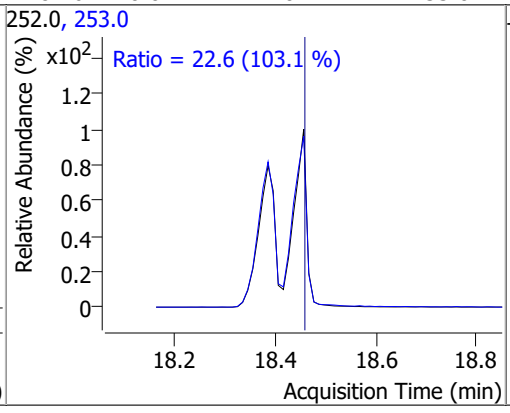

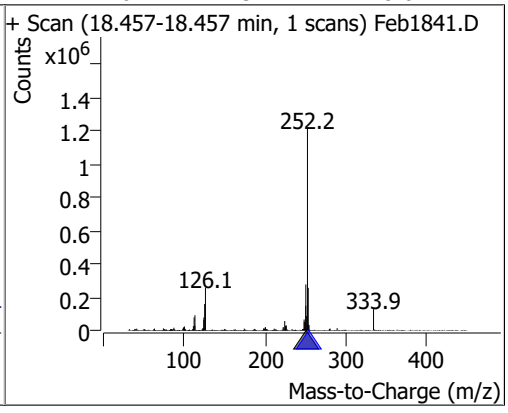

Compound	Conc.	RT	Dev(Min)	Resp.	QIon	QRatio	Lower	Upper
Benzo(a)pyrene	87.9541	18.99	0.01	1943146	253.0	22.4	15.1	28.0

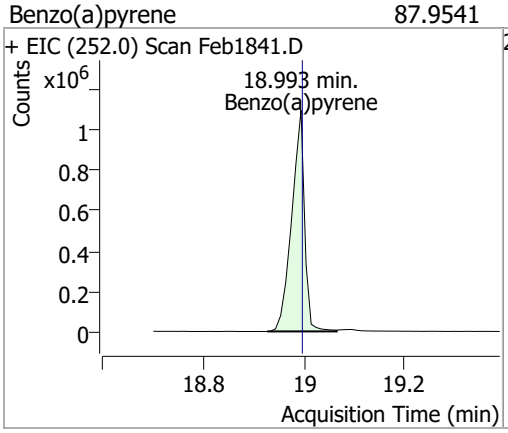

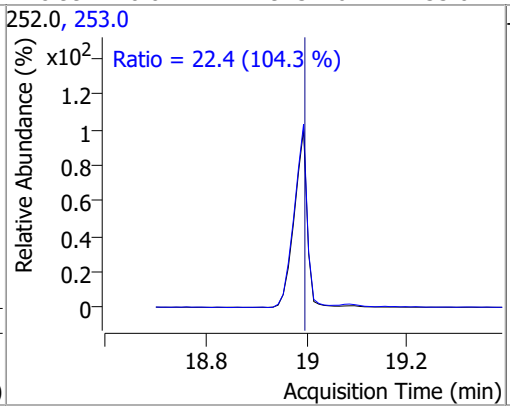

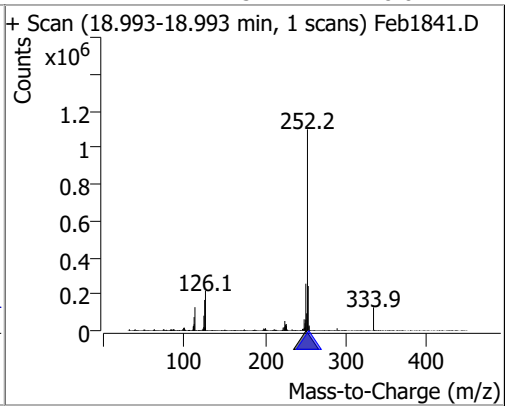

Compound	Conc.	RT	Dev(Min)	Resp.	QIon	QRatio	Lower	Upper
Indeno(1,2,3-c,d)pyrene	90.1137	20.77	0.01	1668374	138.0	31.5	20.7	38.5

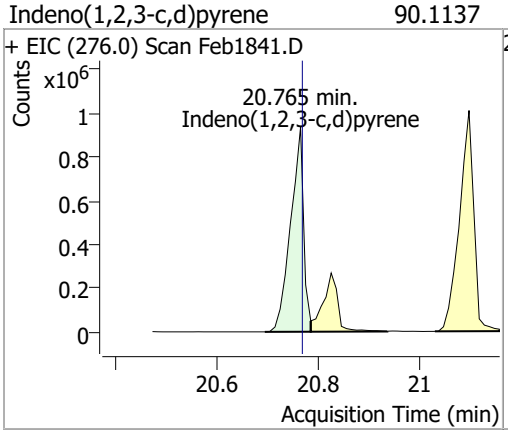

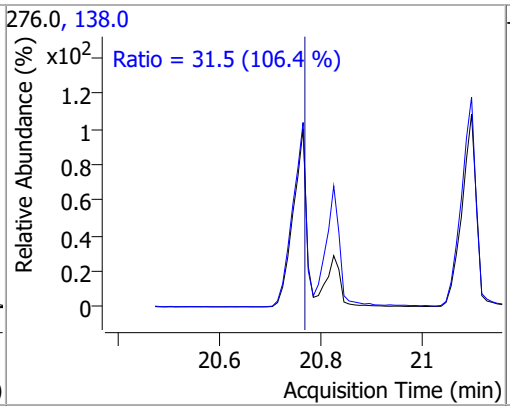

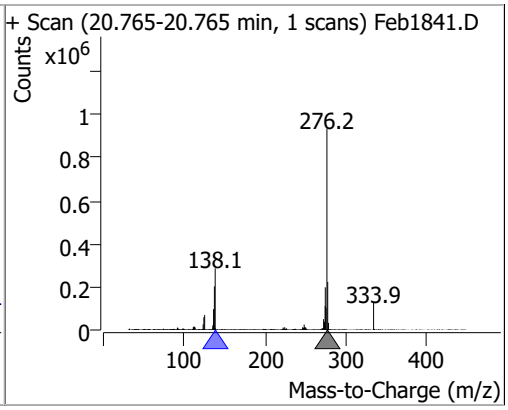

Compound	Conc.	RT	Dev(Min)	Resp.	QIon	QRatio	Lower	Upper
Dibenzo(a,h)anthracene	96.6373	20.83	0.01	1950741	139.0	24.9	17.6	32.7
					279.0	24.5	16.9	31.3

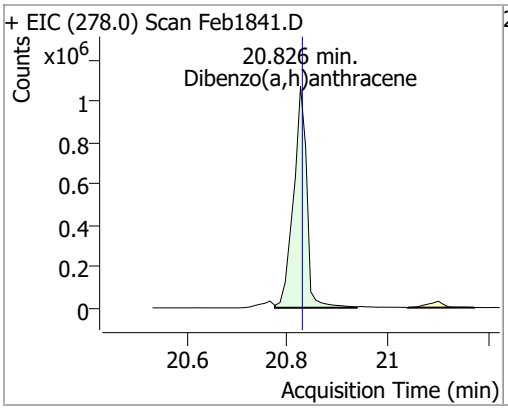

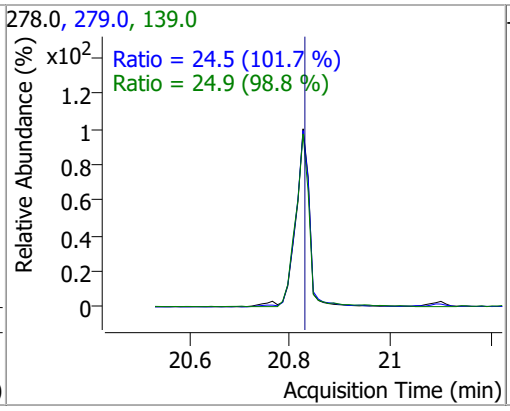

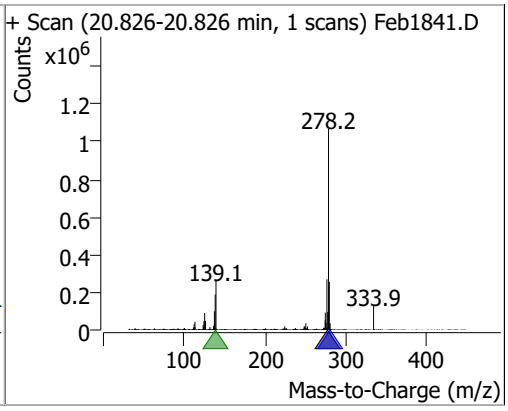

Compound	Conc.	RT	Dev(Min)	Resp.	QIon	QRatio	Lower	Upper
Benzo(g,h,i)perylene	94.6836	21.10	0.01	2021136	138.0	32.4	23.1	42.9
					277.0	23.6	16.3	30.2

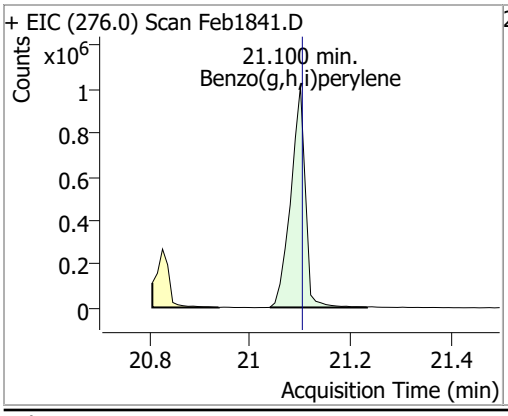

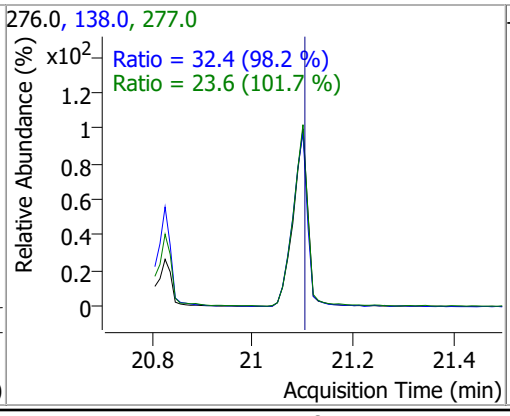

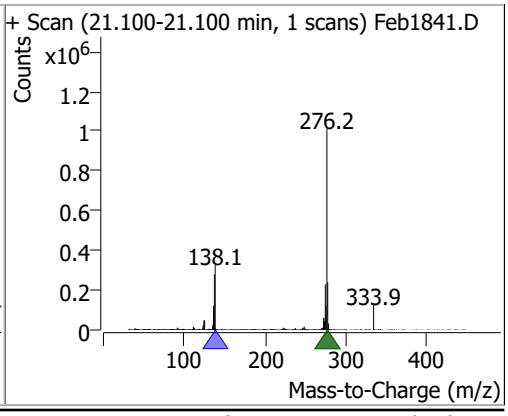

Quantitation Results Report (QT Reviewed)

Data File	Feb1842.D	Operator	LIMS import
Acq. Method	BNA+SIM.M	Acq. Date-Time	2/20/2022 5:53:39 AM
Sample Name	18-Feb-22_CCV_42	Instrument	Instrument #1
Vial	42	Multiplier	1.00
DA Method File	021822 DoD BNA cal.batch.bin	Comment	SVOC-8270-W-LARGO
Tune File	dftppdsm.u	Tune Date	2/18/2022 9:25:00 PM
Batch Name	021822 DoD BNA 2.batch.bin	Last Calib Update	2/20/2022 11:08:57 AM
Ref Library	D:\Org\Library\NIST129K.l		

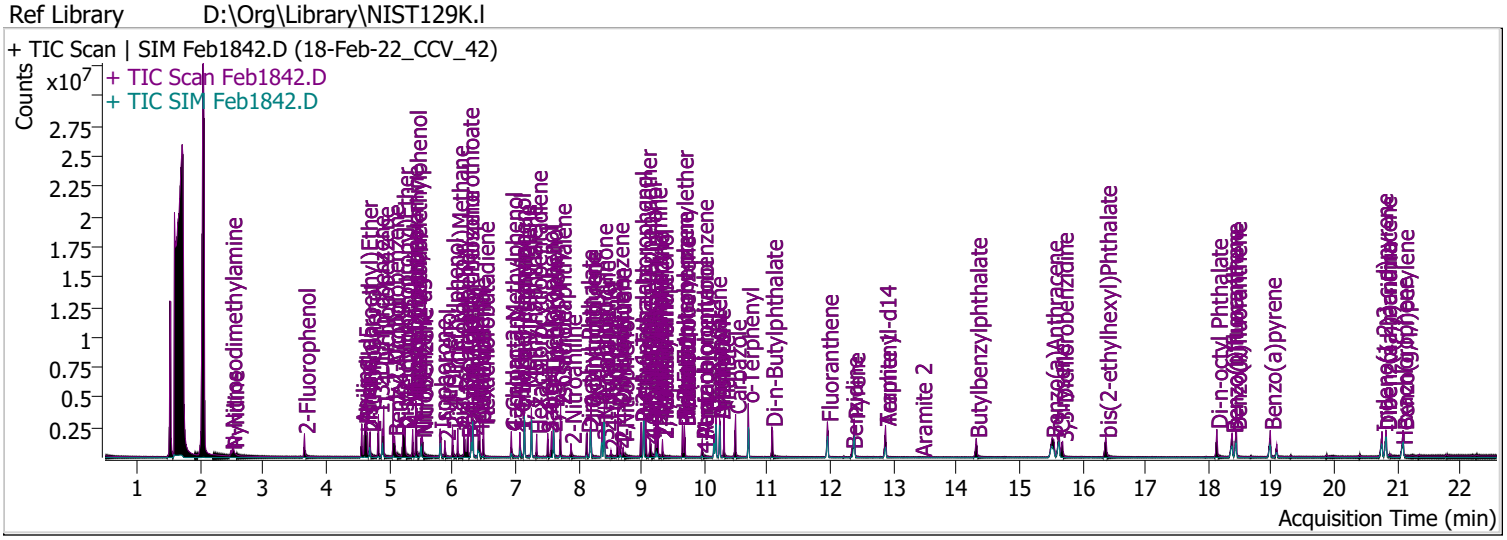

Compound	RT	QIon	Resp.	Conc.	Units		Dev(Min)
Internal Standards							
System Monitoring Compounds							
S 2-Fluorophenol	3.653	112.0	632469	78.9458	µg/L		0.000
Spiked Amount: 200.000	Range: 10.0 - 75.0%			Recovery = 39.47%			
S Phenol-d5	4.613	99.0	831417	80.8356	µg/L		0.000
Spiked Amount: 200.000	Range: 10.0 - 65.0%			Recovery = 40.42%			
S Nitrobenzene-d5	5.502	82.0	453304	78.9307	µg/L		0.000
Spiked Amount: 100.000	Range: 32.0 - 94.0%			Recovery = 78.93%			
S 2-Fluorobiphenyl	7.605	172.0	1209505	72.8566	µg/L		0.000
Spiked Amount: 100.000	Range: 28.0 - 107.0%			Recovery = 72.86%			
S 2,4,6-Tribromophenol	9.336	329.8	106504	79.5208	µg/L		0.000
Spiked Amount: 200.000	Range: 25.0 - 140.0%			Recovery = 39.76%			
S Terphenyl-d14	12.875	244.3	1296361	76.9385	µg/L		0.000
Spiked Amount: 100.000	Range: 32.0 - 122.0%			Recovery = 76.94%			
Target Compounds							**QValue**
T N-Nitrosodimethylamine	2.489	74.0	180624	74.5447	µg/L		97
T Pyridine	2.520	79.0	461712	75.4272	µg/L		94
T Aniline	4.562	93.0	1108434	75.6670	µg/L		98
T Phenol	4.624	94.0	927330	80.8613	µg/L		99
T bis(-2-Chloroethyl)Ether	4.644	63.0	609776	78.7687	µg/L		99
T 2-Chlorophenol	4.695	128.0	730906	80.0424	µg/L		100
T 1,3-Dichlorobenzene	4.828	146.0	914413	78.3036	µg/L		98
T 1,4-Dichlorobenzene	4.910	146.0	939175	80.2777	µg/L	m	99
T 1,2-Dichlorobenzene	5.063	146.0	946577	83.6453	µg/L		100
T Benzyl Alcohol	5.083	108.0	380594	81.7192	µg/L		96
T bis(2-chloroisopropyl)Ether	5.216	121.0	246522	80.2562	µg/L		97
T 2-Methylphenol	5.247	107.0	609587	76.5815	µg/L		99
T N-nitroso-Di-n-propylamine	5.369	70.0	434163	79.1186	µg/L		99
T 4Methylphenol/3Methylphenol	5.420	107.0	881208	81.4692	µg/L		96
T Hexachloroethane	5.420	117.0	272022	77.6067	µg/L		99

Compound	RT	QIon	Resp.	Conc.	Units		Dev(Min)
T Nitrobenzene	5.522	123.1	211632	72.8037	µg/L		99
T Isophorone	5.808	82.0	1136409	82.5799	µg/L		99
T 2-Nitrophenol	5.880	139.0	234003	76.3659	µg/L		96
T 2,4-Dimethylphenol	6.003	122.0	451765	70.2403	µg/L		98
T bis(-2-Chloroethoxy)Methane	6.085	93.0	612776	76.5555	µg/L		93
T 2,4-Dichlorophenol	6.188	162.0	494856	80.8138	µg/L		96
T Benzoic Acid	6.239	105.0	289864	85.8008	µg/L		91
T 1,2,4-Trichlorobenzene	6.249	180.0	605690	83.0739	µg/L		98
T Naphthalene	6.331	128.0	1732032	79.5020	µg/L		99
T 4-Chlorophenol	6.414	130.0	191424	83.3658	µg/L		96
T p-Chloroaniline	6.434	127.0	707560	83.3527	µg/L		100
T Hexachlorobutadiene	6.496	224.9	301995	79.2888	µg/L		99
T 4-Chloro-2-Methylphenol	6.937	107.0	451356	79.6139	µg/L	m	98
T 4-Chloro-3-Methylphenol	7.071	107.0	466184	78.7409	µg/L	m	97
T 2-Methylnaphthalene	7.143	141.0	929354	75.2665	µg/L		98
T 1-Methylnaphthalene	7.256	141.0	920061	76.3567	µg/L		98
T Hexachlorocyclopentadiene	7.338	236.9	182408	77.8645	µg/L		99
T 2,4,6-Trichlorophenol	7.512	196.0	314806	76.9796	µg/L		99
T 2,4,5-Trichlorophenol	7.574	196.0	356620	77.9272	µg/L		96
T 2-Chloronaphthalene	7.718	162.0	1165748	83.6045	µg/L		98
T 2-Nitroaniline	7.882	65.0	175467	70.8549	µg/L		97
T Dimethyl Phthalate	8.139	163.0	1121610	79.9946	µg/L		99
T 2,6-Dinitrotoluene	8.190	165.0	152360	79.0854	µg/L		93
T Acenaphthylene	8.200	152.1	1678261	75.2549	µg/L		99
T 3-Nitroaniline	8.395	138.0	167083	76.5859	µg/L		96
T Acenaphthene	8.415	154.0	1003914	78.3655	µg/L		99
T 2,4-Dinitrophenol	8.517	184.0	69824	73.3850	µg/L		96
T Dibenzofuran	8.630	168.0	1703384	81.3679	µg/L		100
T 2,4-Dinitrotoluene	8.671	165.0	203466	83.9232	µg/L		98
T 4-Nitrophenol	8.712	109.0	186878	78.8243	µg/L		97
T Diethylphthalate	8.998	149.0	1223793	83.7072	µg/L		99
T Fluorene	9.039	166.0	1381686	82.4029	µg/L		100
T 4-Chlorophenyl-phenylether	9.070	204.0	560241	74.2581	µg/L		97
T 4-Nitroaniline	9.141	138.0	182657	78.1488	µg/L		98
T 4,6-Dinitro-2-methylphenol	9.152	198.0	105407	75.0043	µg/L		100
T N-nitrosodiphenylamine	9.233	169.0	892717	81.0355	µg/L		100
T Azobenzene	9.264	77.0	1186541	81.2778	µg/L		90
T 4-Bromophenyl-phenylether	9.653	248.0	306957	74.3581	µg/L		98
T Hexachlorobenzene	9.684	283.9	327758	77.2619	µg/L		100
T Pentachlorophenol	9.968	265.9	173172	86.4769	µg/L		94
T Phenanthrene	10.181	178.0	1794029	78.1892	µg/L		99
T Anthracene	10.242	178.0	1711458	79.1897	µg/L		99
T Triallate	10.313	86.0	452011	86.7288	µg/L		98
T Carbazole	10.495	167.0	1763543	80.4208	µg/L		99
T o-Terphenyl	10.698	230.0	950927	78.1797	µg/L		99
T Di-n-Butylphthalate	11.072	149.0	1701272	81.8939	µg/L		99
T Fluoranthene	11.954	202.0	1840223	80.1775	µg/L		99
T Benzidine	12.338	184.0	459537	55.3115	µg/L		100
T Pyrene	12.379	202.0	1982079	79.1507	µg/L		98
T Butylbenzylphthalate	14.316	149.0	578549	81.4194	µg/L		99
T Benzo(a)Anthracene	15.522	228.0	1490979	79.7402	µg/L		99
T Chrysene	15.624	228.0	1621310	77.3713	µg/L		99
T 3,3-Dichlorobenzidine	15.686	252.0	515060	77.9293	µg/L		99
T bis(2-ethylhexyl)Phthalate	16.370	167.0	200412	81.8497	µg/L		99
T Di-n-octyl Phthalate	18.133	149.0	1395190	83.4971	µg/L		99

Compound	RT	QIon	Resp.	Conc.	Units	Dev(Min)
T Benzo(b)fluoranthene	18.376	252.0	1463054	80.4444	µg/L	100
T Benzo(k)fluoranthene	18.436	252.0	1515832	79.1549	µg/L	98
T Benzo(a)pyrene	18.983	252.0	1351965	78.4149	µg/L	99
T Indeno(1,2,3-c,d)pyrene	20.755	276.0	1133416	78.3448	µg/L	94
T Dibenzo(a,h)anthracene	20.816	278.0	1266606	80.4120	µg/L	98
T Benzo(g,h,i)perylene	21.090	276.0	1317907	79.0266	µg/L	99

(#) = Qualifier Out of Range; (m) = Manual Integration; (+) = Area Summed; (*) = Surrogate Percent Recovery Out of Range; (d): Zeroed Peak

Compound	Conc.	RT	Dev(Min)	Resp.	QIon	QRatio	Lower	Upper
N-Nitrosodimethylamine	74.5447	2.49	0.00	180624	42.0	139.8	95.1	176.6

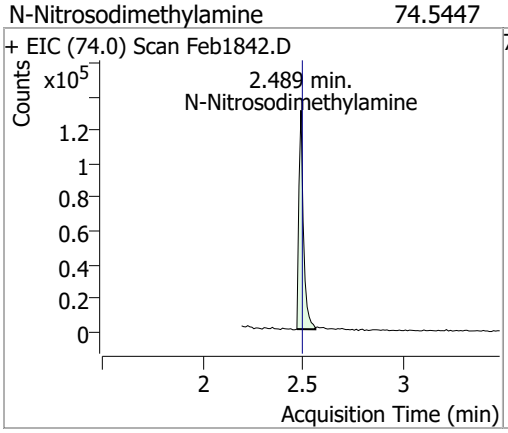

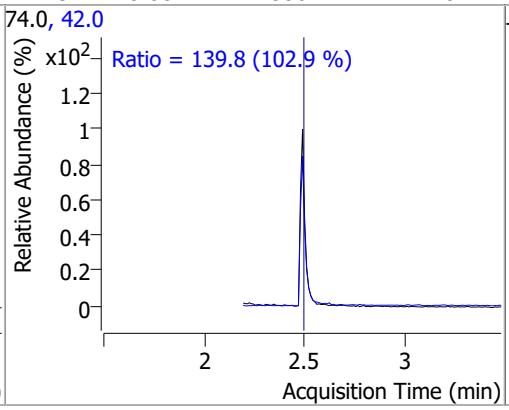

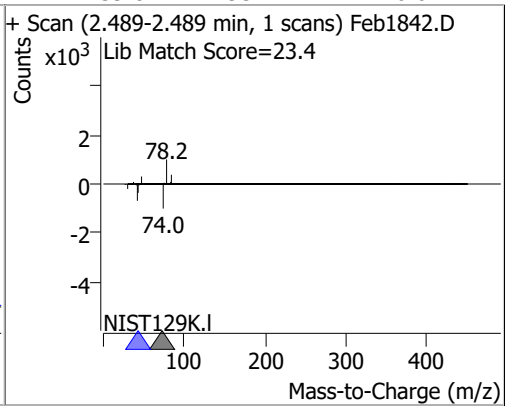

Compound	Conc.	RT	Dev(Min)	Resp.	QIon	QRatio	Lower	Upper
Pyridine	75.4272	2.52	-0.01	461712	52.0	88.5	57.9	107.6

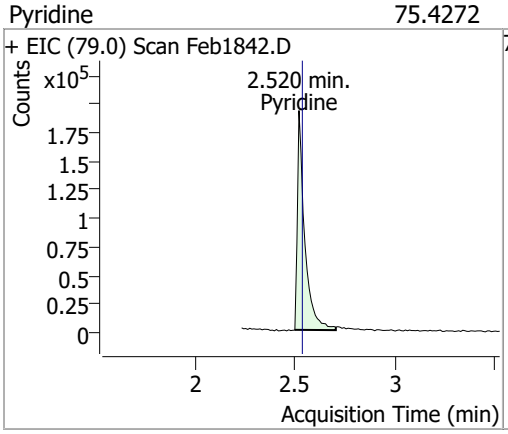

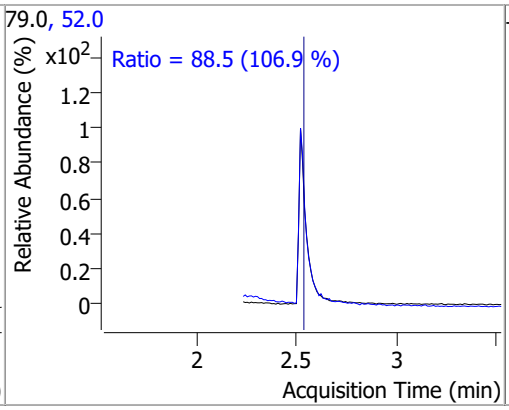

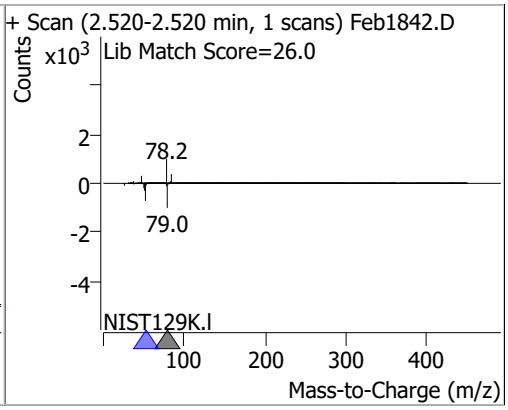

Compound	Conc.	RT	Dev(Min)	Resp.	QIon	QRatio	Lower	Upper
2-Fluorophenol	78.9458	3.65	0.00	632469	64.0	51.6	34.6	64.3
					92.0	20.5	14.2	26.5

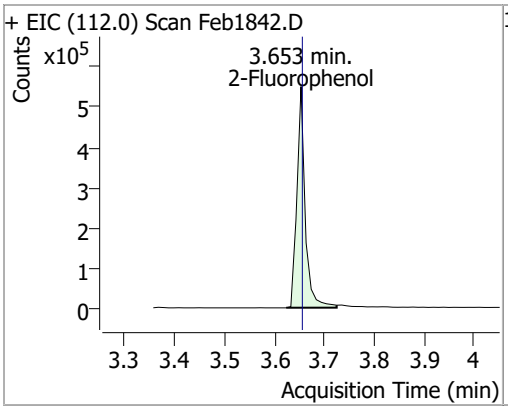

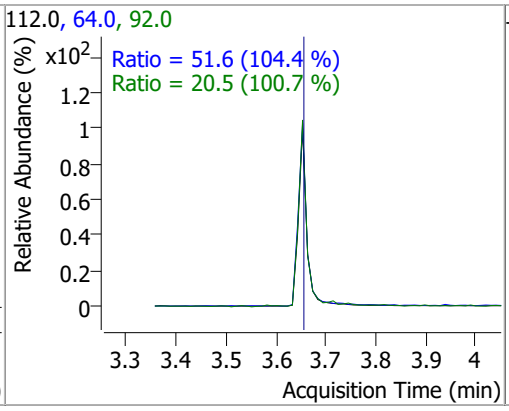

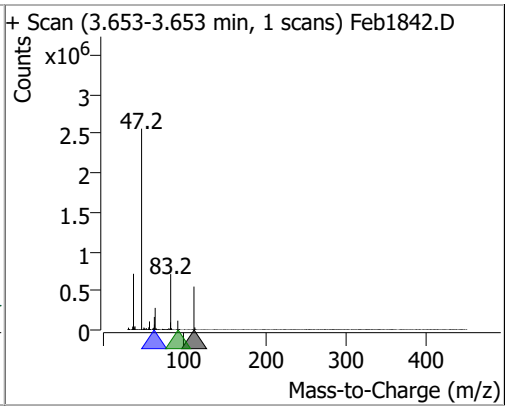

Compound	Conc.	RT	Dev(Min)	Resp.	QIon	QRatio	Lower	Upper
Aniline	75.6670	4.56	0.00	1108434	66.0	35.1	25.7	47.8
					65.0	18.3	13.1	24.4

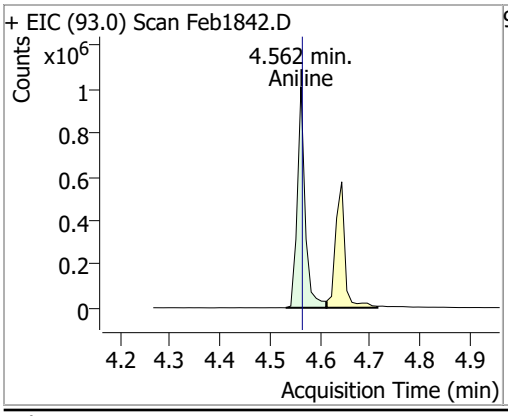

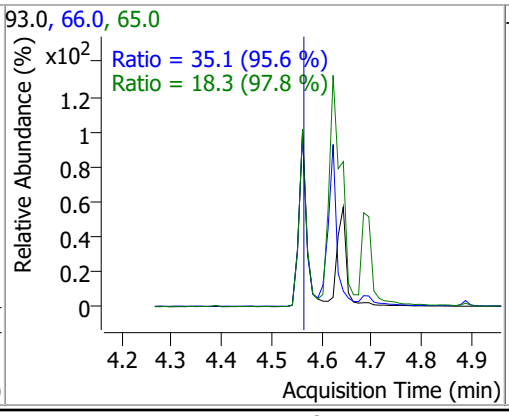

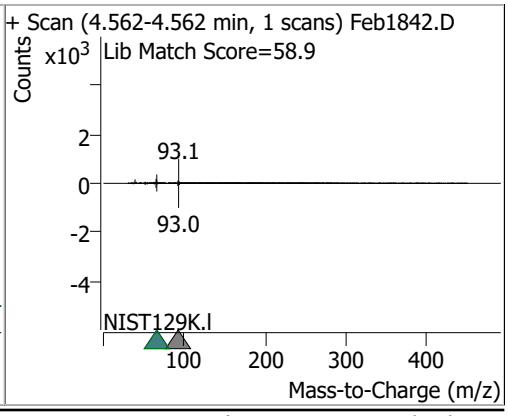

Compound	Conc.	RT	Dev(Min)	Resp.	QIon	QRatio	Lower	Upper
Phenol-d5	80.8356	4.61	0.00	831417	71.0	35.7	25.8	47.9

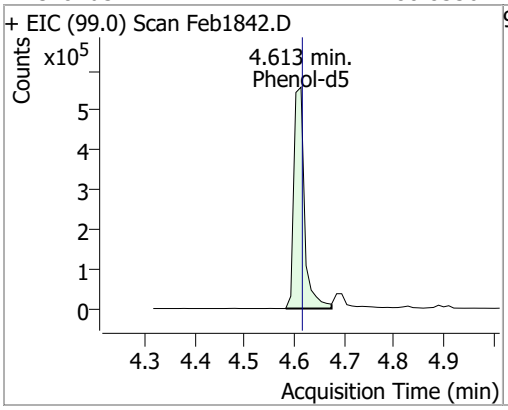

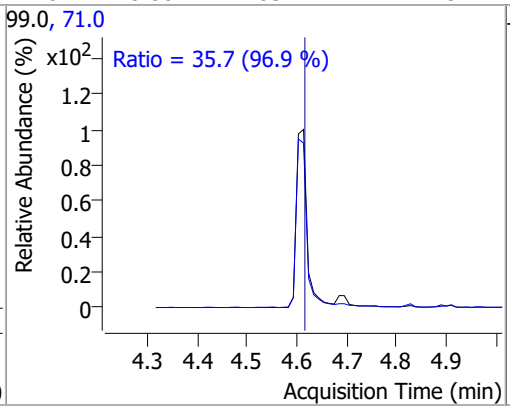

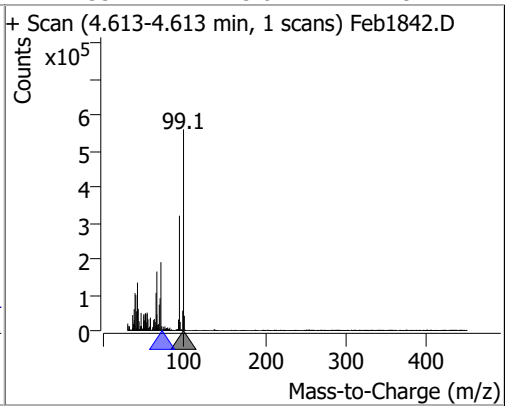

Compound	Conc.	RT	Dev(Min)	Resp.	QIon	QRatio	Lower	Upper
Phenol	80.8613	4.62	0.00	927330	66.0	46.0	31.7	58.9

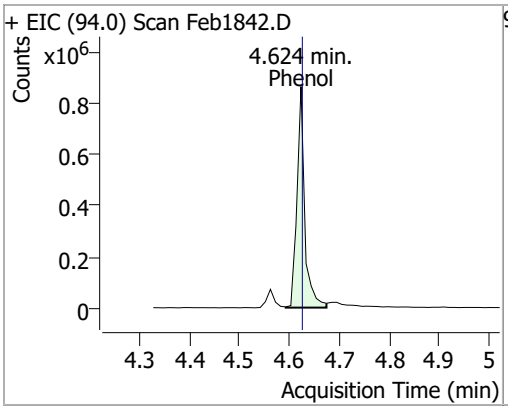

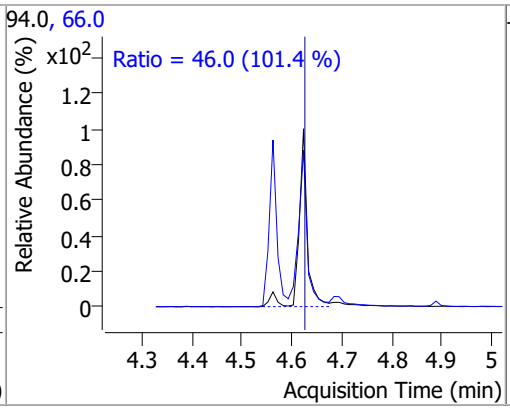

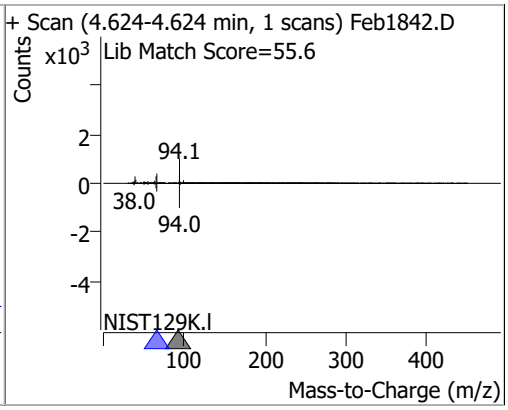

Compound	Conc.	RT	Dev(Min)	Resp.	QIon	QRatio	Lower	Upper
bis(-2-Chloroethyl)Ether	78.7687	4.64	0.00	609776	64.0	10.7	7.6	14.1

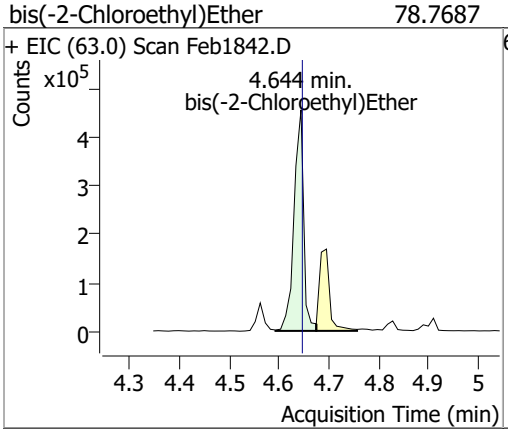

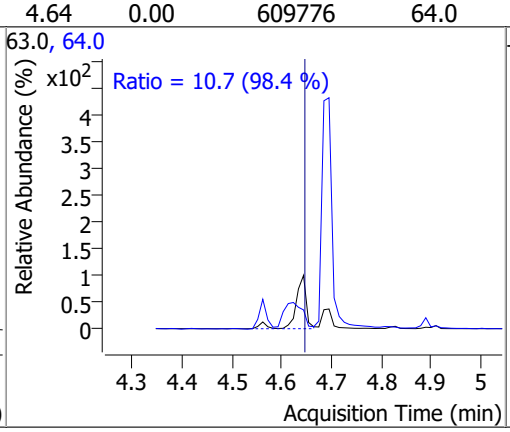

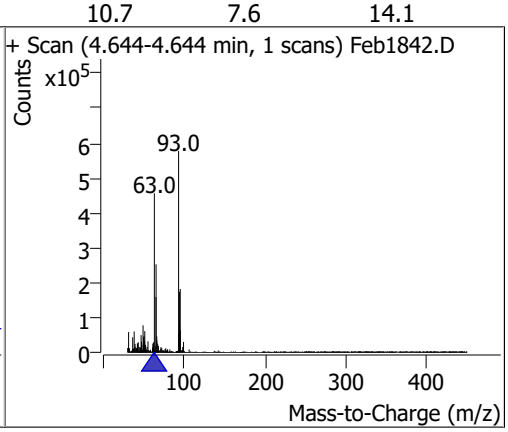

Compound	Conc.	RT	Dev(Min)	Resp.	QIon	QRatio	Lower	Upper
2-Chlorophenol	80.0424	4.70	0.00	730906	130.0	32.3	22.7	42.2

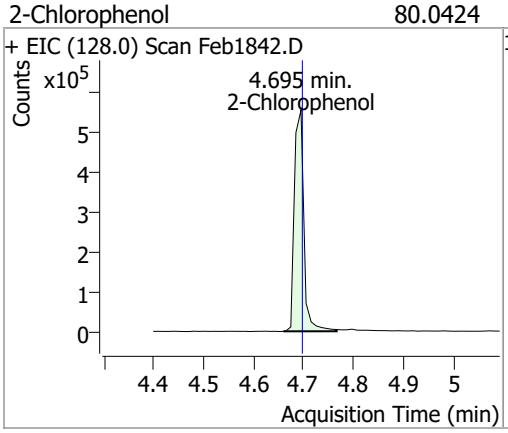

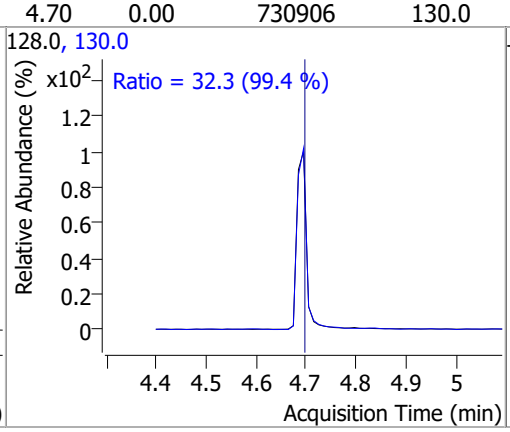

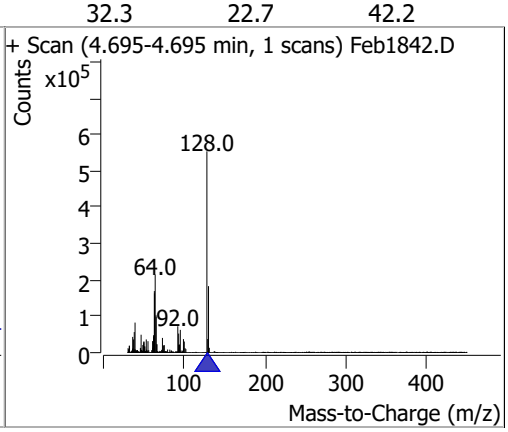

Compound	Conc.	RT	Dev(Min)	Resp.	QIon	QRatio	Lower	Upper
1,3-Dichlorobenzene	78.3036	4.83	0.00	914413	148.0	64.5	44.6	82.8
					111.0	37.9	25.3	47.0

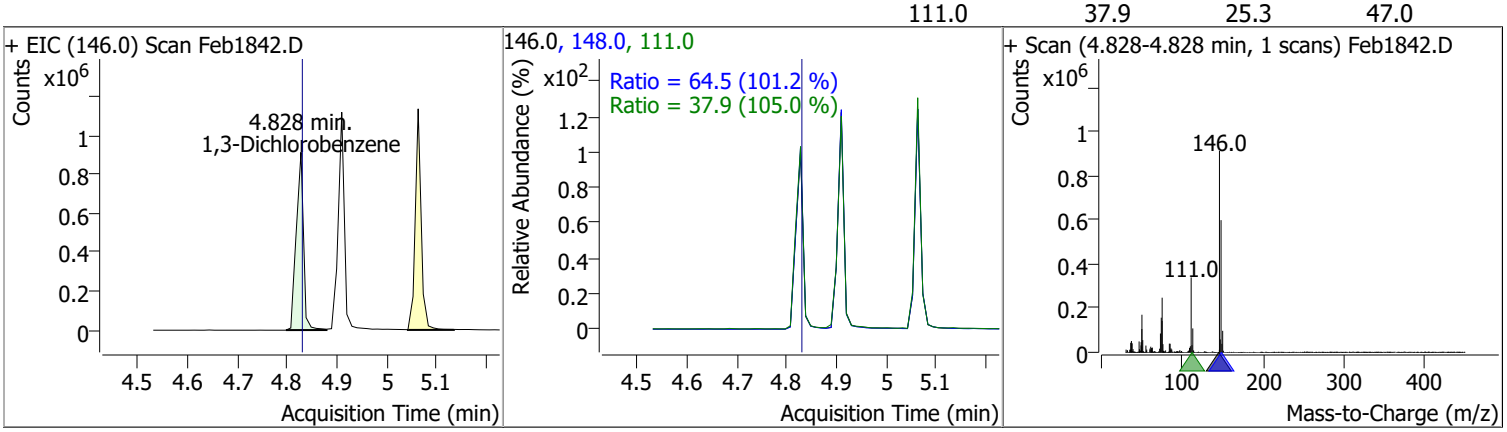

Compound	Conc.	RT	Dev(Min)	Resp.	QIon	QRatio	Lower	Upper
1,4-Dichlorobenzene	80.2777	4.91	0.00	939175 (m)	148.0	63.9	45.6	84.8
					111.0	35.9	25.2	46.8

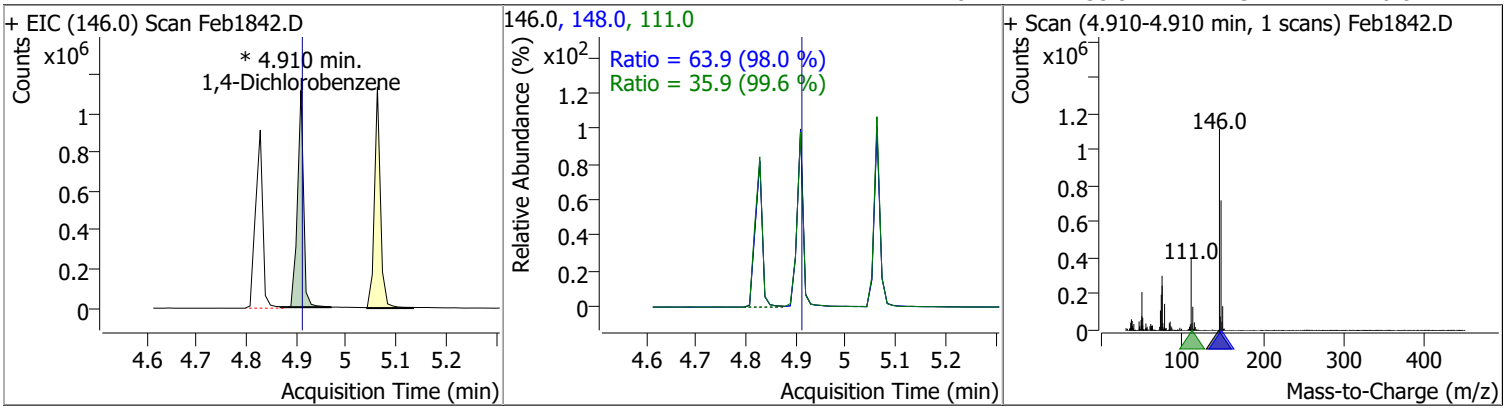

Compound	Conc.	RT	Dev(Min)	Resp.	QIon	QRatio	Lower	Upper
1,2-Dichlorobenzene	83.6453	5.06	0.00	946577	148.0	64.1	45.1	83.8
					111.0	37.2	26.1	48.5

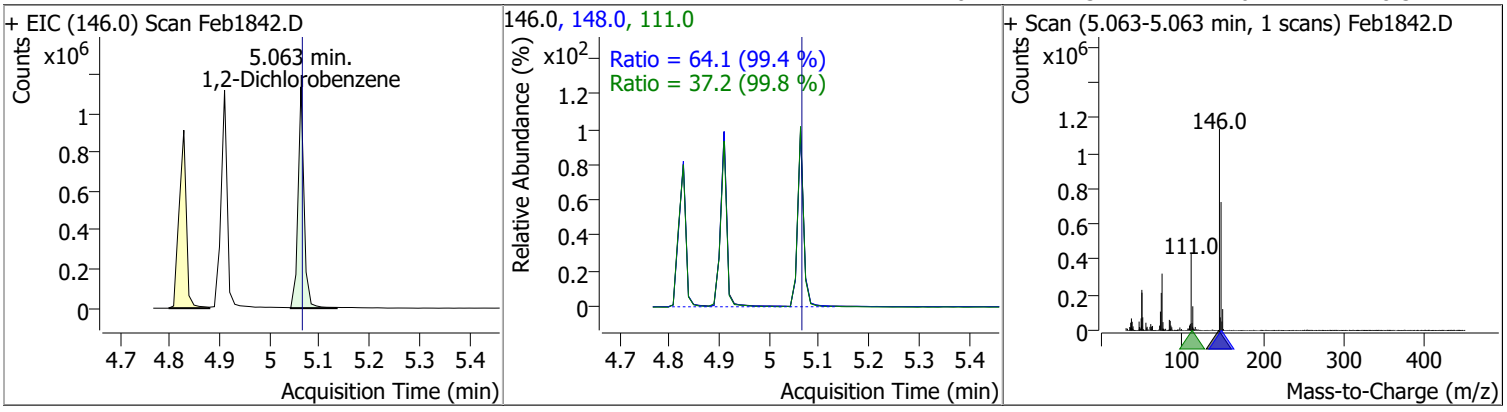

Compound	Conc.	RT	Dev(Min)	Resp.	QIon	QRatio	Lower	Upper
Benzyl Alcohol	81.7192	5.08	0.00	380594	79.0	116.7	83.5	155.1
					107.0	65.8	49.3	91.6

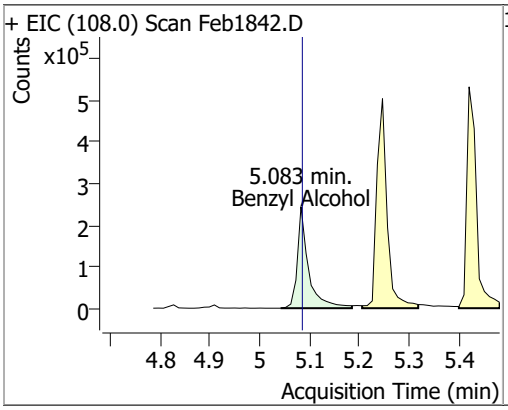

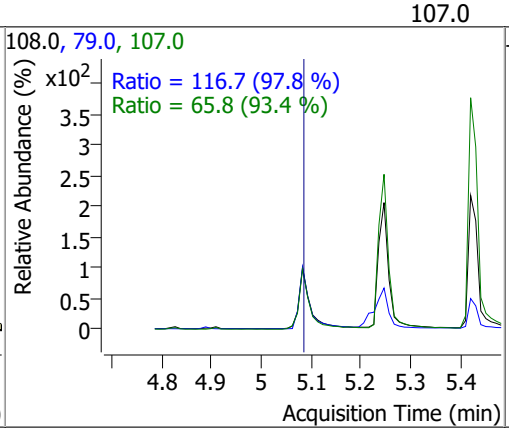

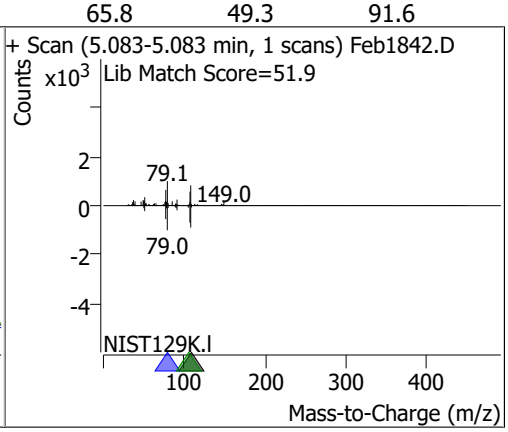

Compound	Conc.	RT	Dev(Min)	Resp.	QIon	QRatio	Lower	Upper
bis(2-chloroisopropyl)Ether	80.2562	5.22	-0.01	246522	123.0	33.9	22.5	41.8

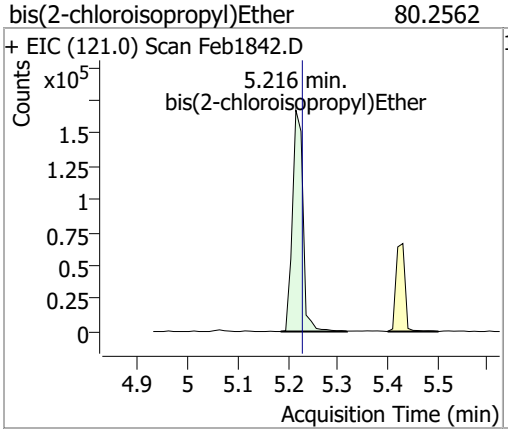

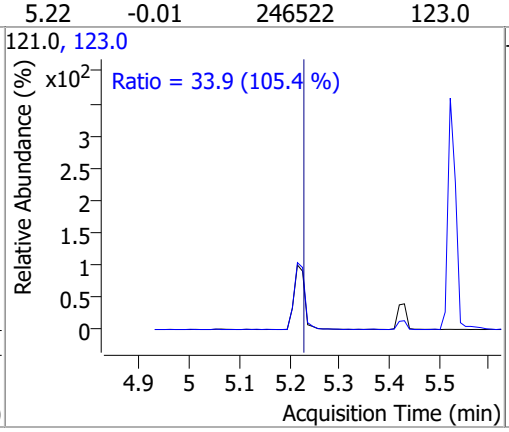

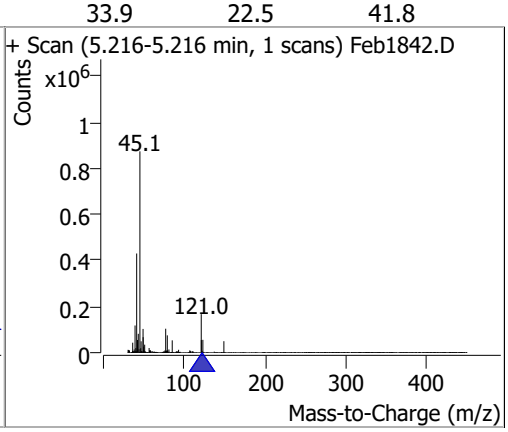

Compound	Conc.	RT	Dev(Min)	Resp.	QIon	QRatio	Lower	Upper
2-Methylphenol	76.5815	5.25	0.00	609587	108.0	118.0	81.5	151.4

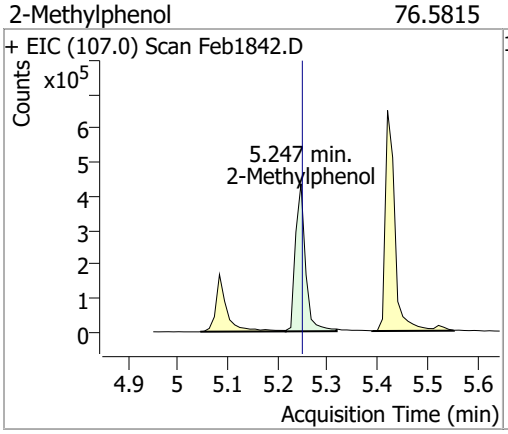

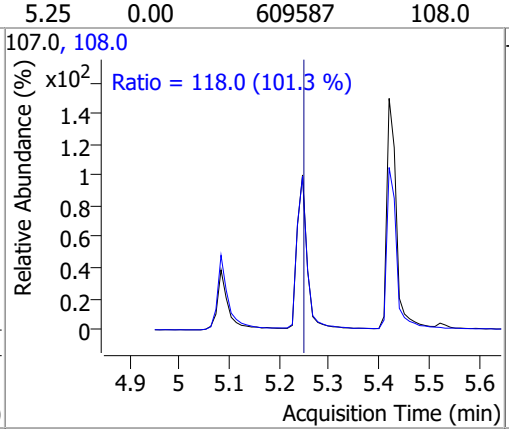

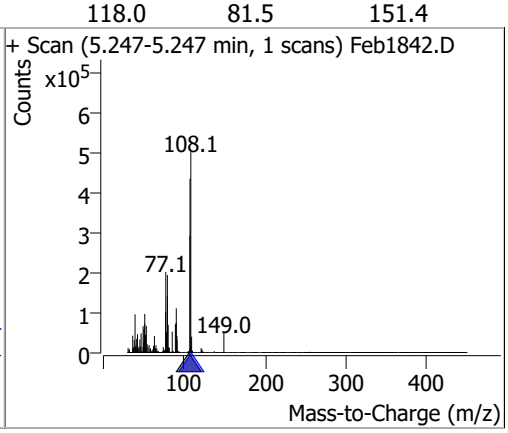

Compound	Conc.	RT	Dev(Min)	Resp.	QIon	QRatio	Lower	Upper
N-nitroso-Di-n-propylamine	79.1186	5.37	0.00	434163	130.0	19.7	0.0	38.8

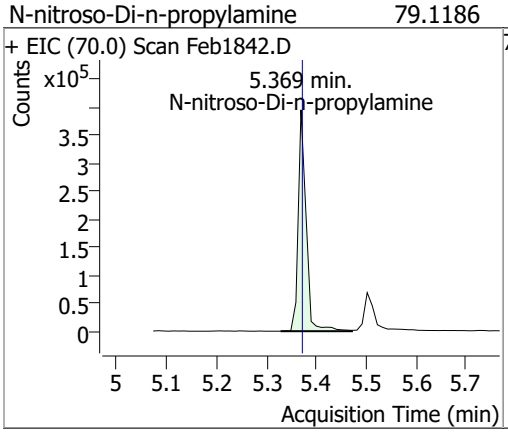

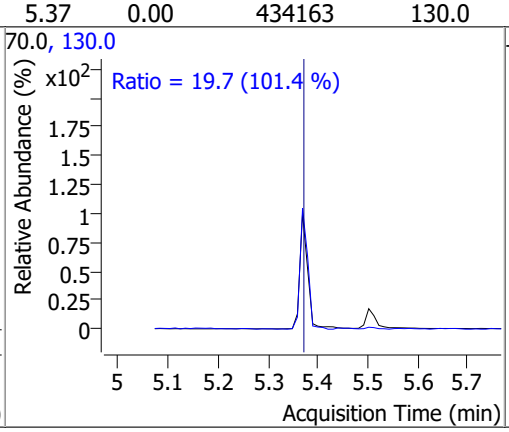

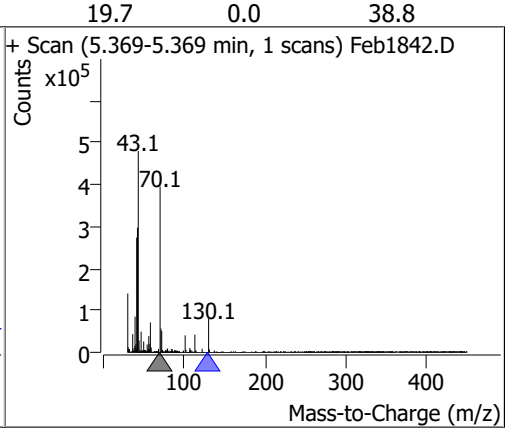

Compound	Conc.	RT	Dev(Min)	Resp.	QIon	QRatio	Lower	Upper
4Methylphenol/3Methylphenol	81.4692	5.42	-0.01	881208	108.0	80.0	58.8	109.1

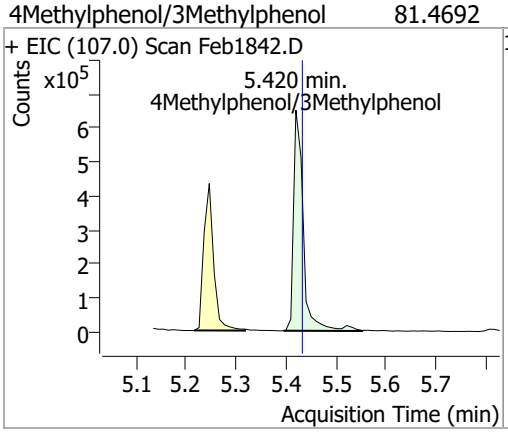

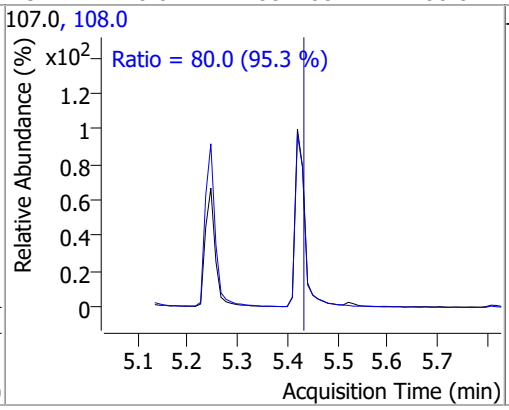

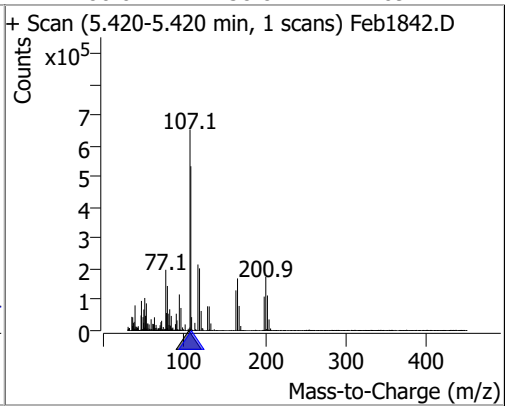

Compound	Conc.	RT	Dev(Min)	Resp.	QIon	QRatio	Lower	Upper
Hexachloroethane	77.6067	5.42	-0.01	272022	201.0	89.7	63.5	118.0
					199.0	55.5	39.8	74.0

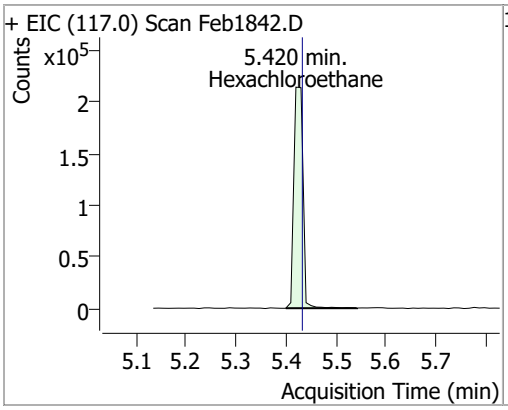

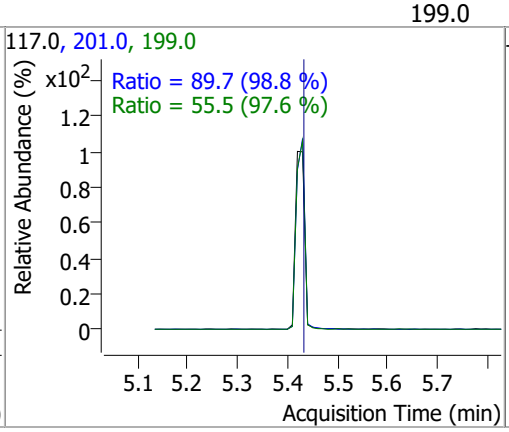

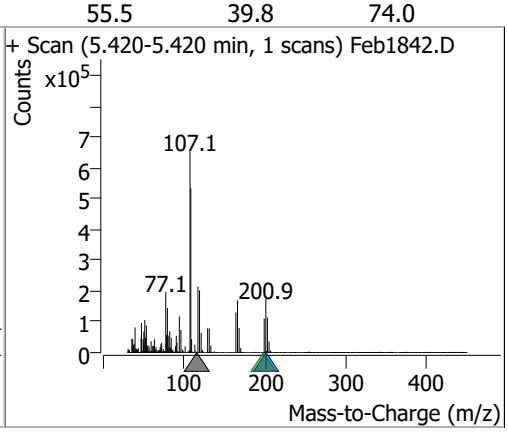

Compound	Conc.	RT	Dev(Min)	Resp.	QIon	QRatio	Lower	Upper
Nitrobenzene-d5	78.9307	5.50	0.00	453304	54.0	62.8	46.3	86.0
					128.0	46.5	34.1	63.3

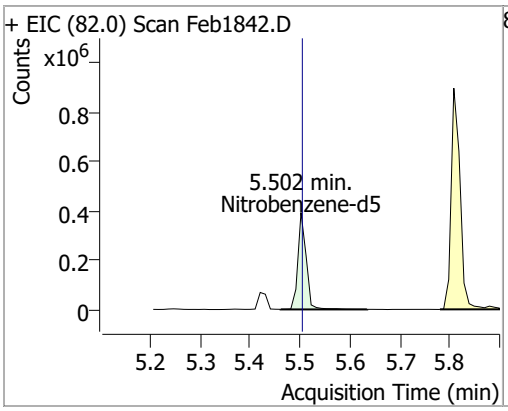

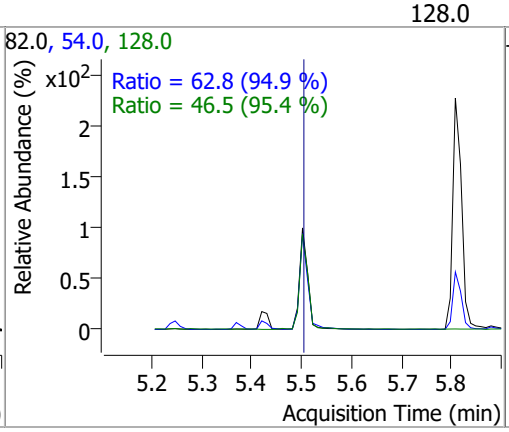

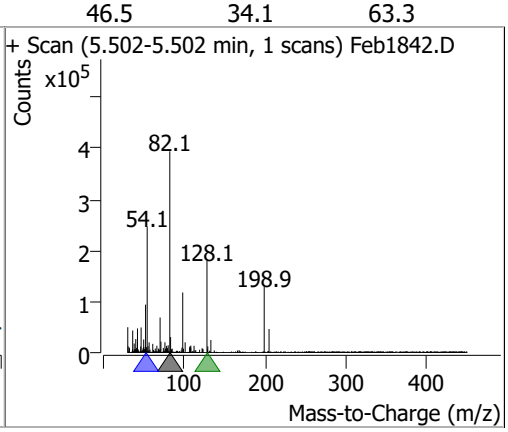

Compound	Conc.	RT	Dev(Min)	Resp.	QIon	QRatio	Lower	Upper
Nitrobenzene	72.8037	5.52	0.00	211632	77.0	213.4	148.9	276.5
					51.0	128.9	91.7	170.3

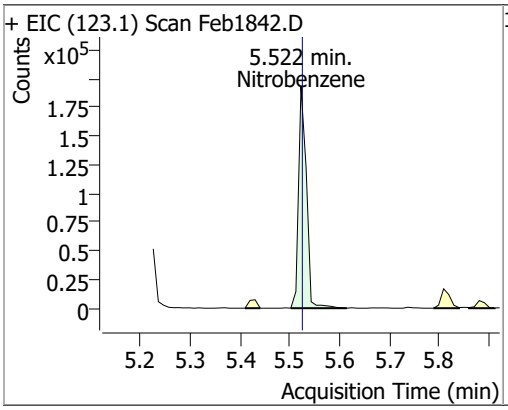

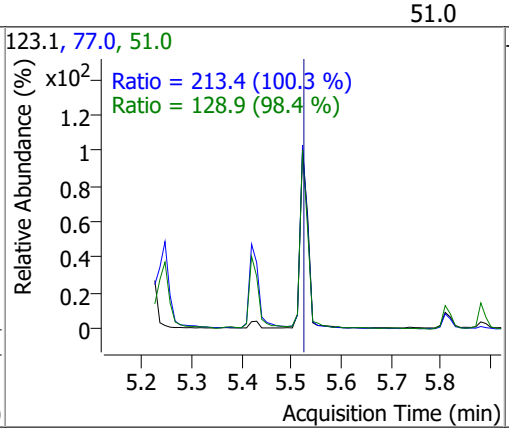

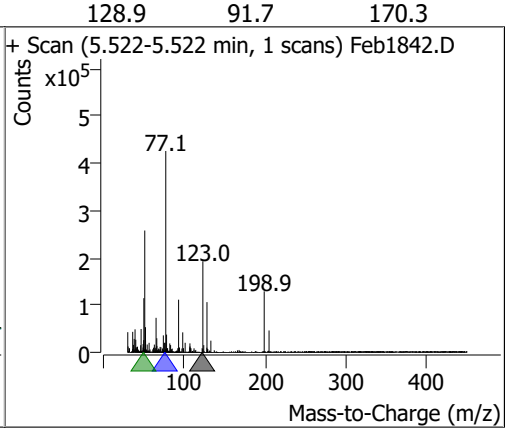

Compound	Conc.	RT	Dev(Min)	Resp.	QIon	QRatio	Lower	Upper
Isophorone	82.5799	5.81	-0.01	1136409	138.0	20.5	14.8	27.5

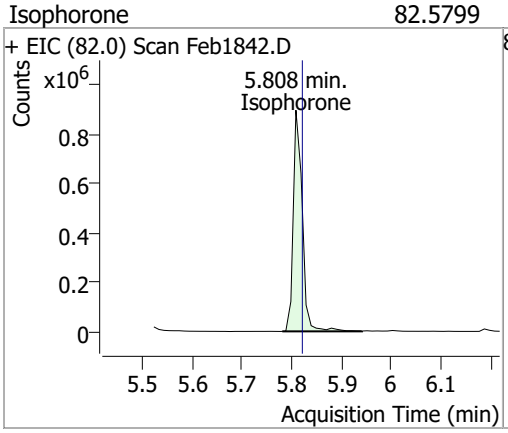

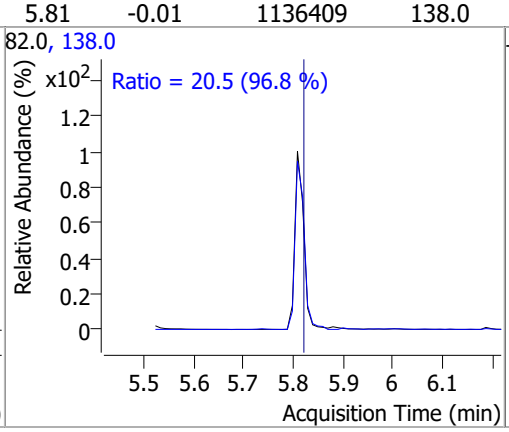

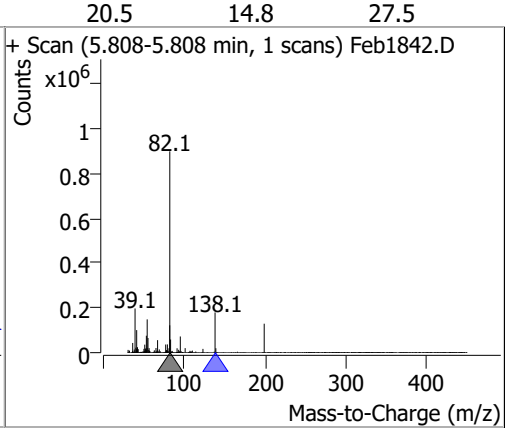

Compound	Conc.	RT	Dev(Min)	Resp.	QIon	QRatio	Lower	Upper
2-Nitrophenol	76.3659	5.88	0.00	234003	65.0	48.7	34.2	63.4
					109.0	40.3	24.6	45.8

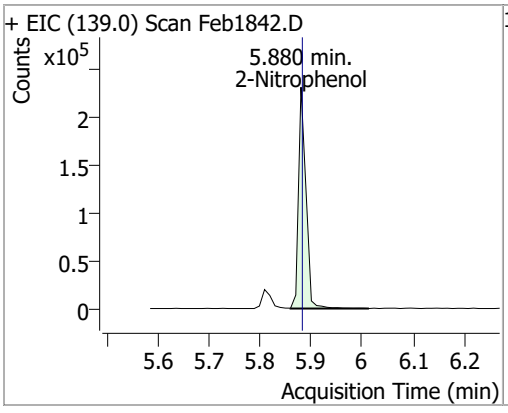

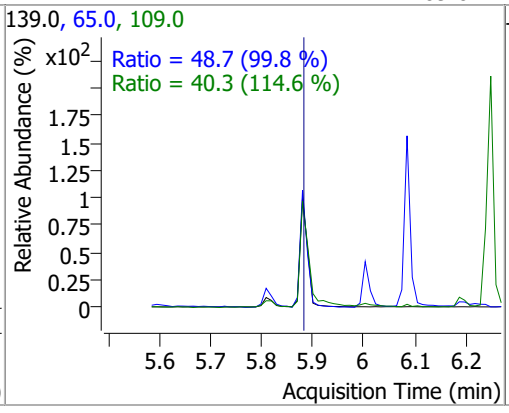

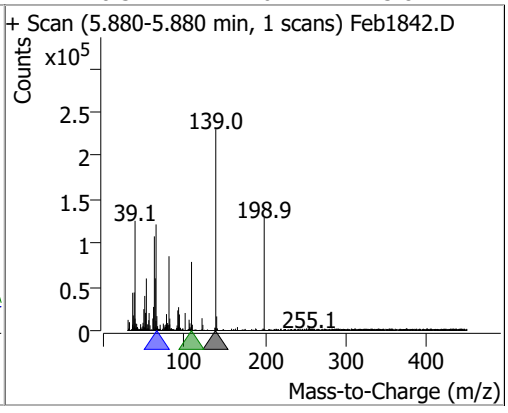

Compound	Conc.	RT	Dev(Min)	Resp.	QIon	QRatio	Lower	Upper
2,4-Dimethylphenol	70.2403	6.00	0.00	451765	107.0	111.9	76.6	142.3
					77.0	33.5	23.8	44.2

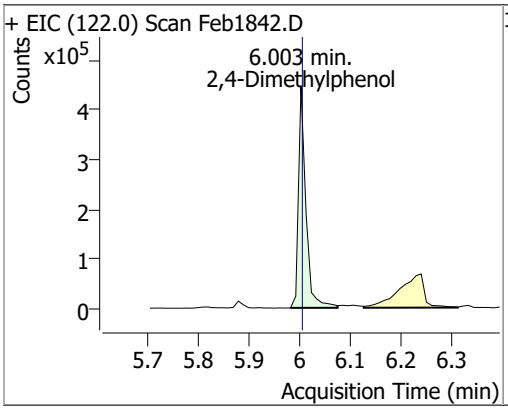

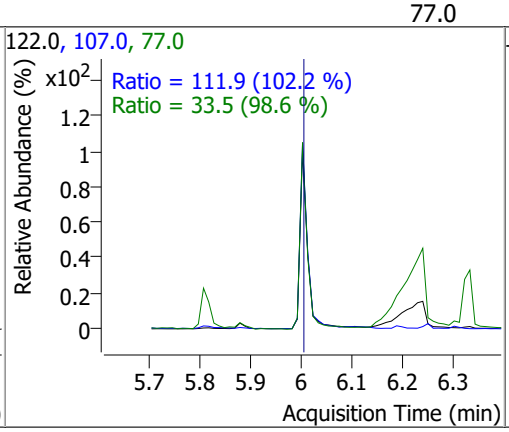

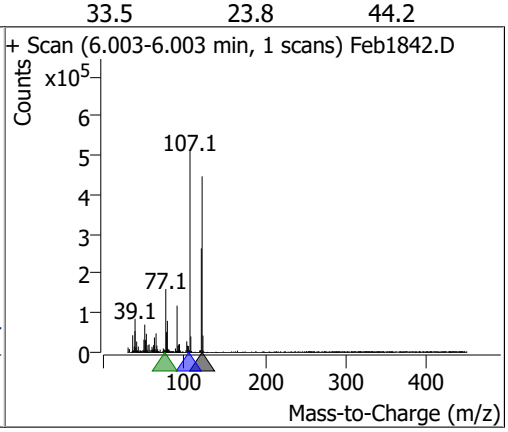

Compound	Conc.	RT	Dev(Min)	Resp.	QIon	QRatio	Lower	Upper
bis(-2-Chloroethoxy)Methane	76.5555	6.08	0.00	612776	63.0	76.3	47.7	88.6
					95.0	30.9	22.3	41.5

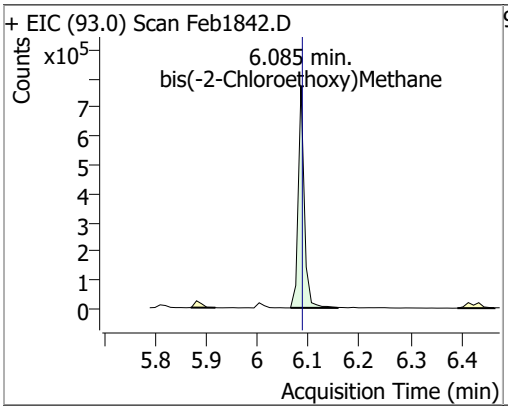

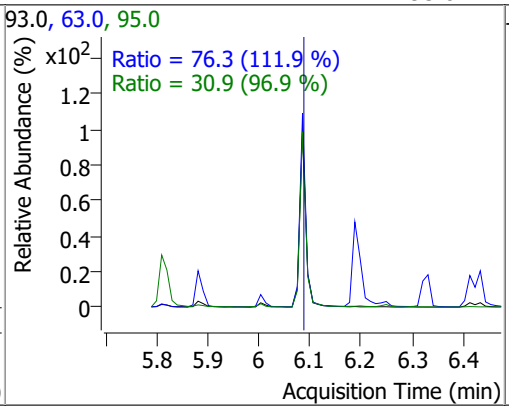

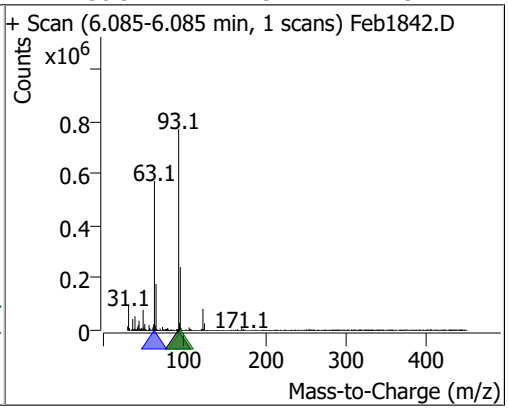

Compound	Conc.	RT	Dev(Min)	Resp.	QIon	QRatio	Lower	Upper
2,4-Dichlorophenol	80.8138	6.19	0.00	494856	164.0	62.7	45.5	84.5
					98.0	32.5	20.0	37.1

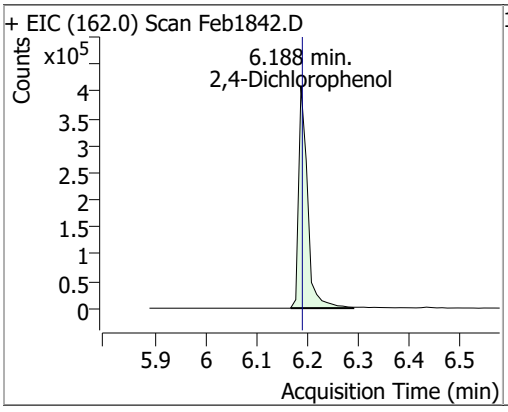

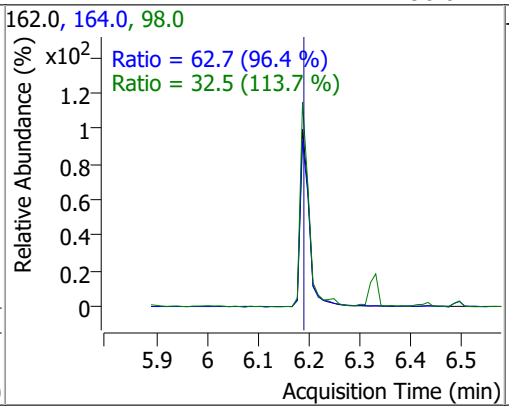

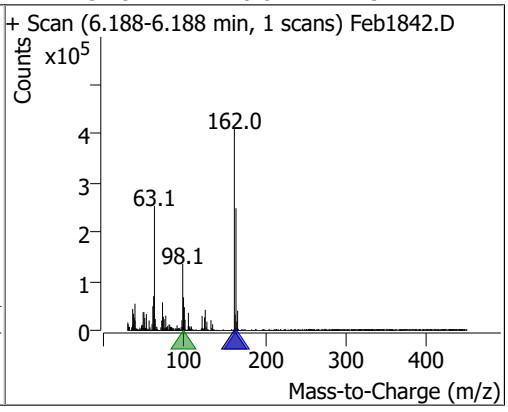

Compound	Conc.	RT	Dev(Min)	Resp.	QIon	QRatio	Lower	Upper
Benzoic Acid	85.8008	6.24	0.00	289864	122.0	83.2	59.9	111.2
					77.0	75.1	42.3	78.5

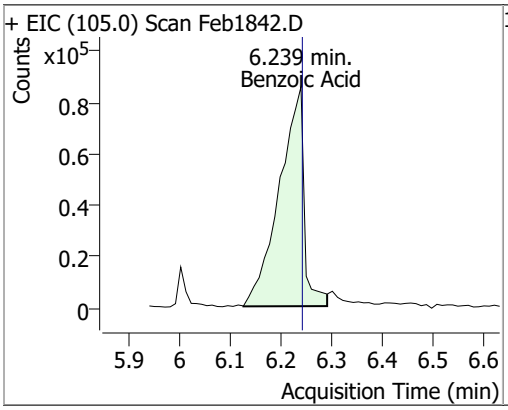

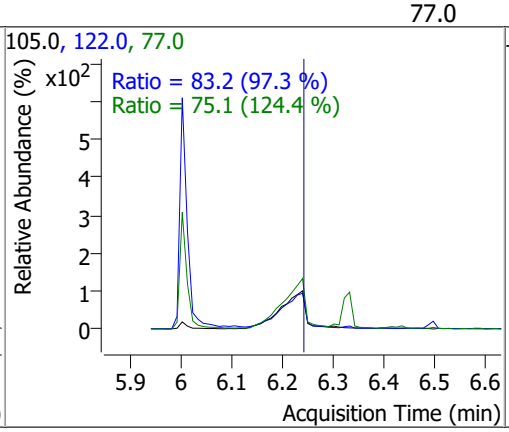

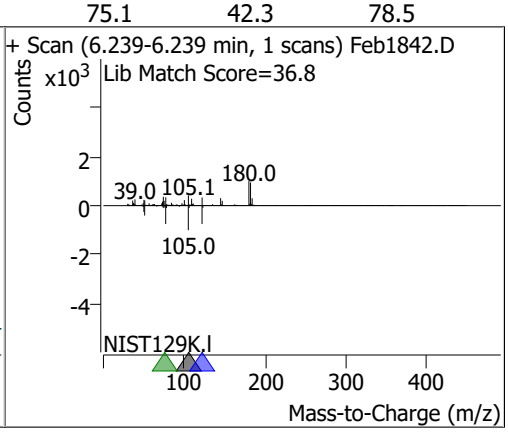

Compound	Conc.	RT	Dev(Min)	Resp.	QIon	QRatio	Lower	Upper
1,2,4-Trichlorobenzene	83.0739	6.25	0.00	605690	182.0	96.7	66.2	122.9
					145.0	29.2	20.1	37.3

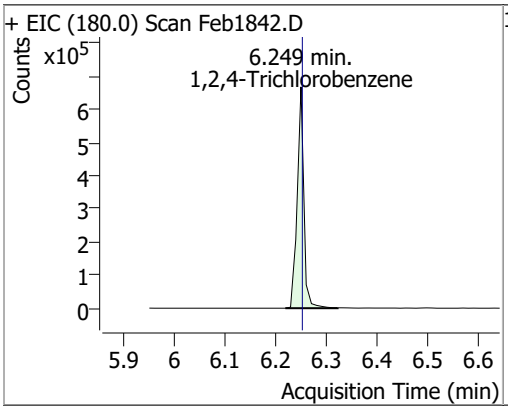

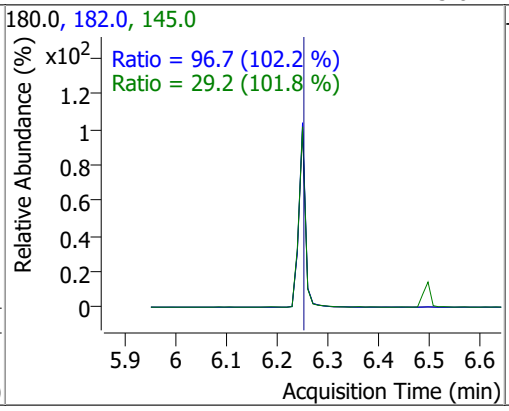

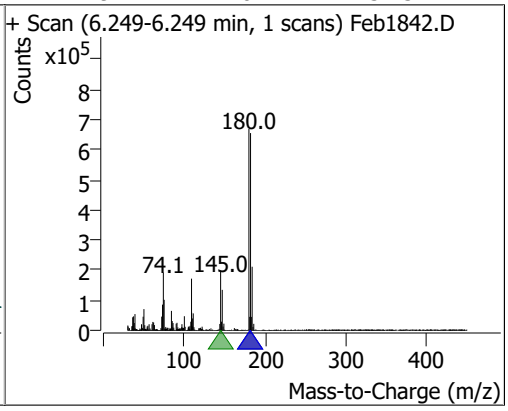

Compound	Conc.	RT	Dev(Min)	Resp.	QIon	QRatio	Lower	Upper
Naphthalene	79.5020	6.33	0.00	1732032	129.0	11.0	8.0	14.9
					102.0	9.9	6.9	12.9

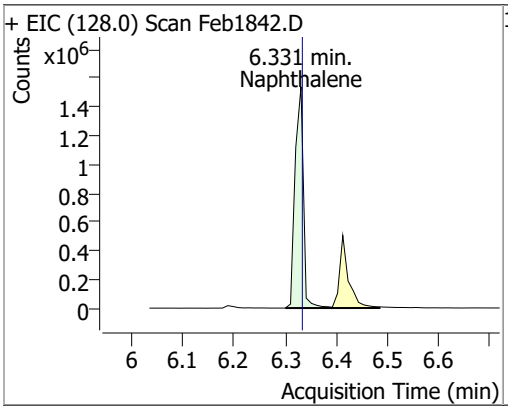

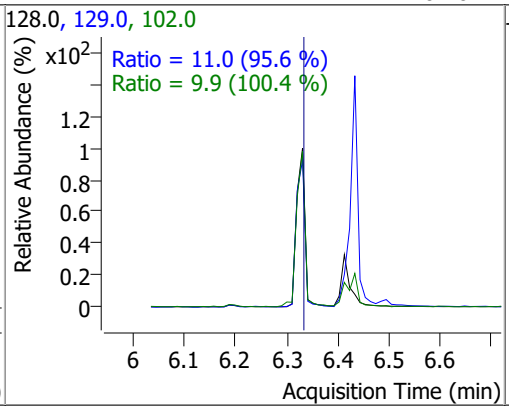

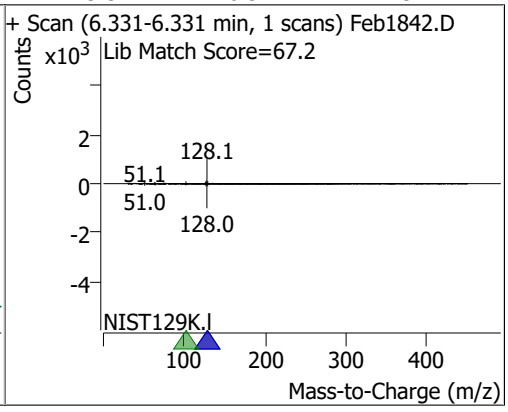

Compound	Conc.	RT	Dev(Min)	Resp.	QIon	QRatio	Lower	Upper
4-Chlorophenol	83.3658	6.41	0.00	191424	128.0	325.1	221.4	411.2

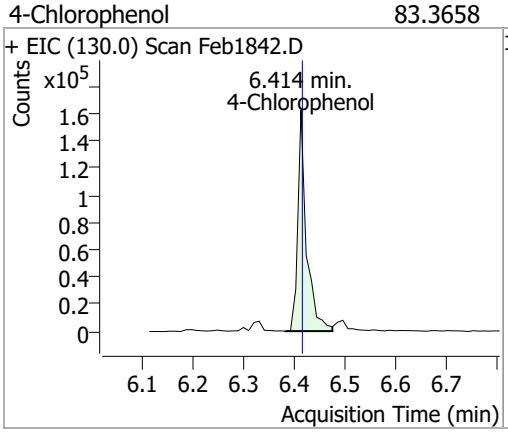

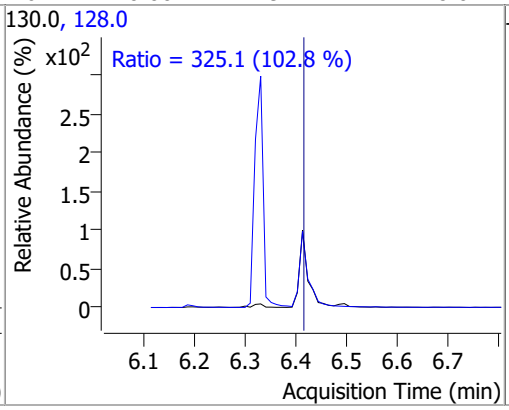

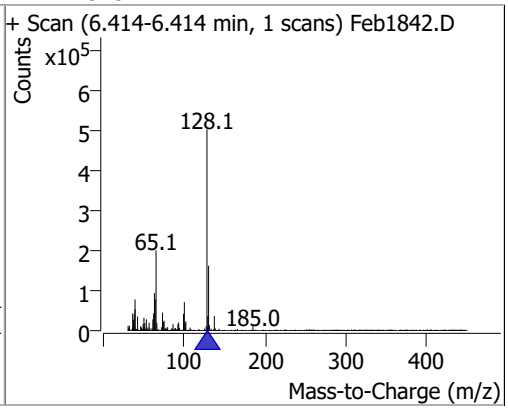

Compound	Conc.	RT	Dev(Min)	Resp.	QIon	QRatio	Lower	Upper
p-Chloroaniline	83.3527	6.43	0.00	707560	65.0	60.2	42.1	78.2
					129.0	38.0	26.3	48.9

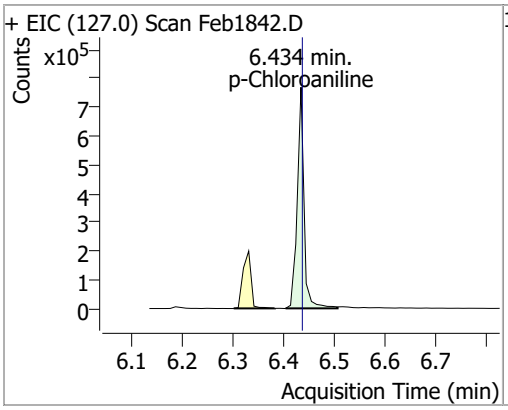

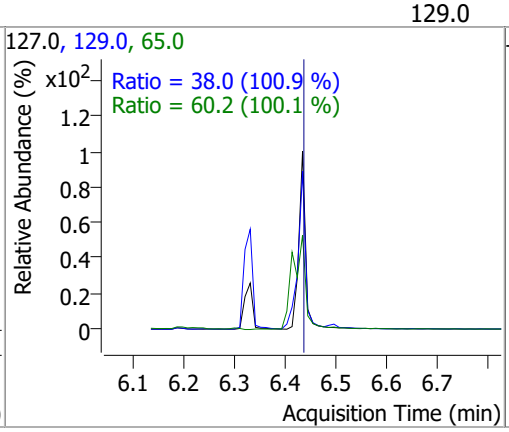

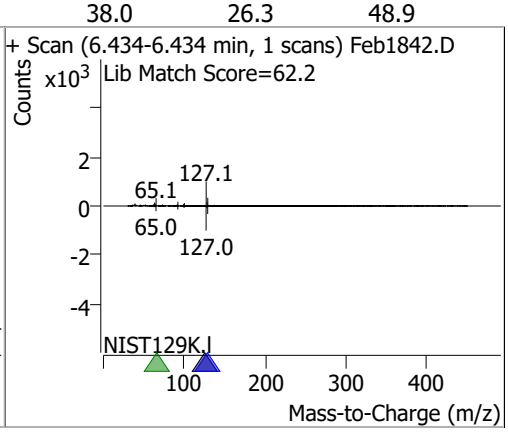

Compound	Conc.	RT	Dev(Min)	Resp.	QIon	QRatio	Lower	Upper
Hexachlorobutadiene	79.2888	6.50	0.00	301995	227.0	65.1	46.0	85.4
					223.0	62.6	45.0	83.6

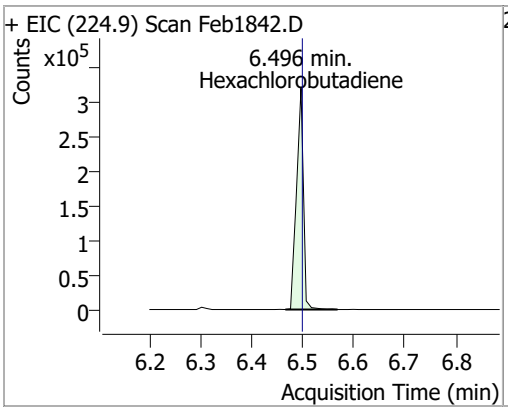

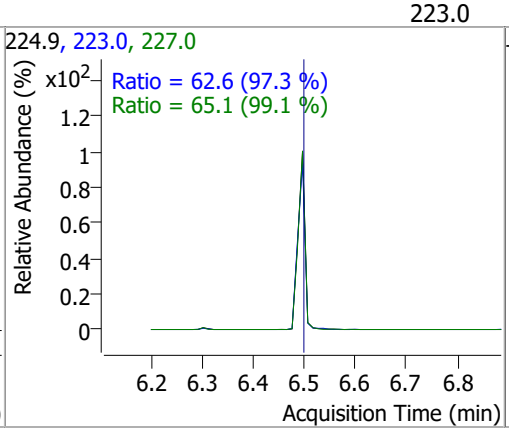

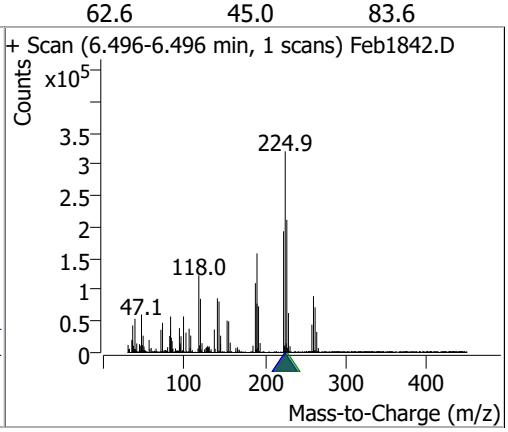

Compound	Conc.	RT	Dev(Min)	Resp.	QIon	QRatio	Lower	Upper
4-Chloro-2-Methylphenol	79.6139	6.94	0.00	451356 (m)	144.0	26.6	19.4	36.1

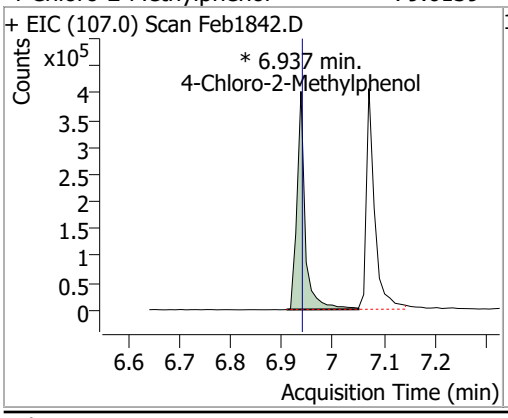

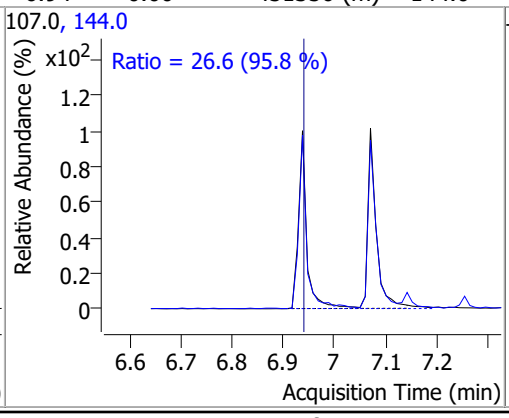

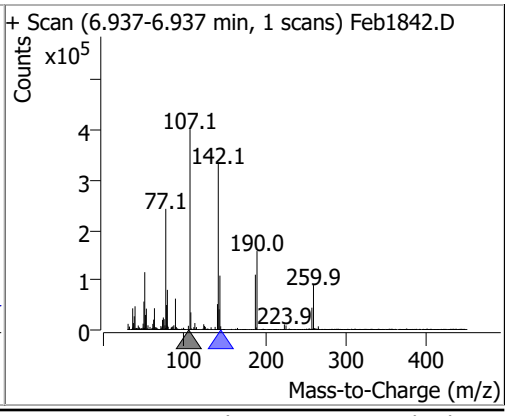

Compound	Conc.	RT	Dev(Min)	Resp.	QIon	QRatio	Lower	Upper
4-Chloro-3-Methylphenol	78.7409	7.07	0.00	466184 (m)	144.0	25.8	19.1	35.5

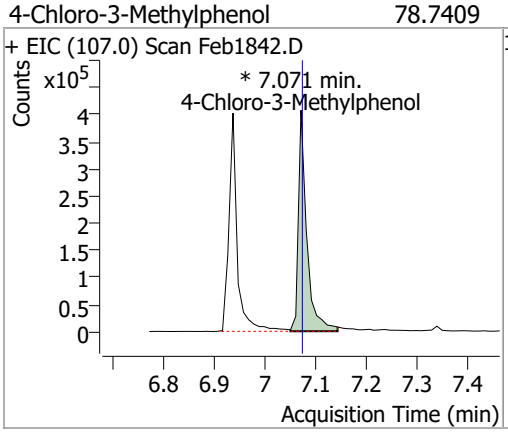

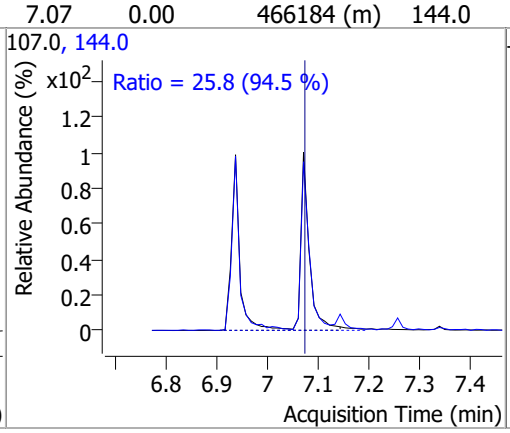

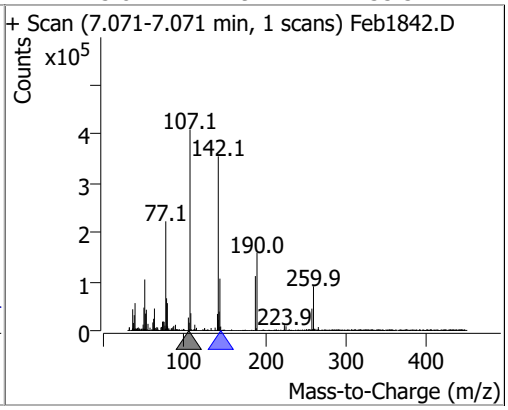

Compound	Conc.	RT	Dev(Min)	Resp.	QIon	QRatio	Lower	Upper
2-Methylnaphthalene	75.2665	7.14	0.00	929354	142.0	120.8	83.8	155.7
					115.0	44.0	29.2	54.3

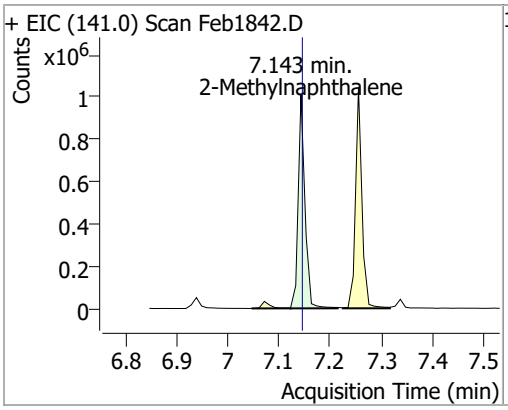

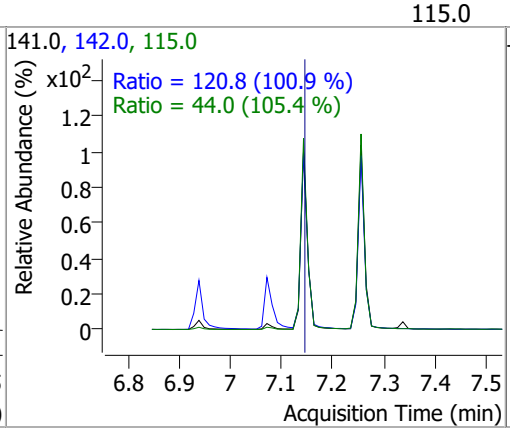

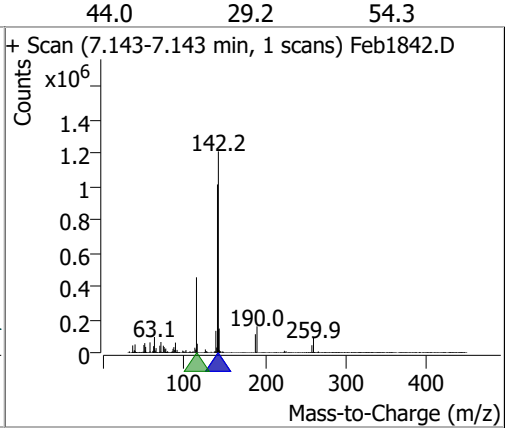

Compound	Conc.	RT	Dev(Min)	Resp.	QIon	QRatio	Lower	Upper
1-Methylnaphthalene	76.3567	7.26	0.00	920061	142.0	112.2	79.8	148.2
					115.0	43.4	28.9	53.7

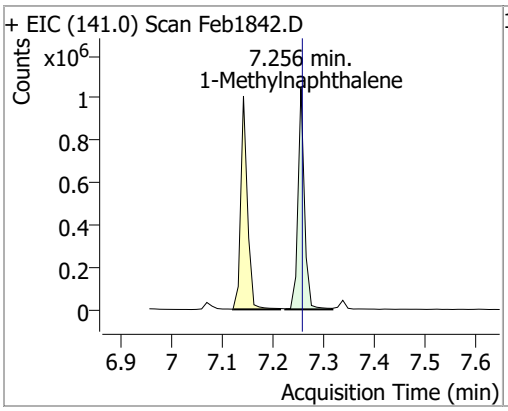

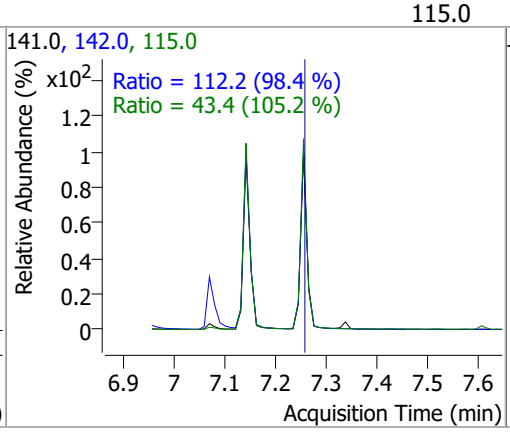

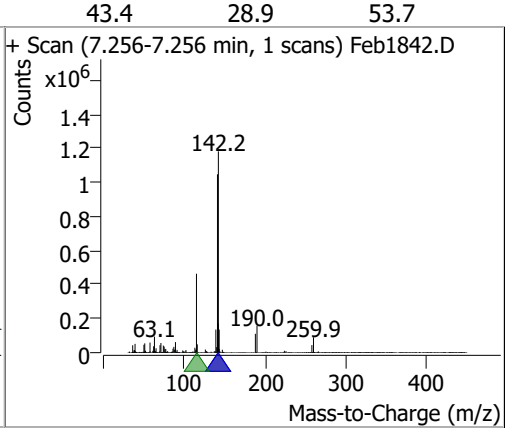

Compound	Conc.	RT	Dev(Min)	Resp.	QIon	QRatio	Lower	Upper
Hexachlorocyclopentadiene	77.8645	7.34	0.00	182408	234.9	63.6	45.2	84.0
					238.9	63.6	44.6	82.9

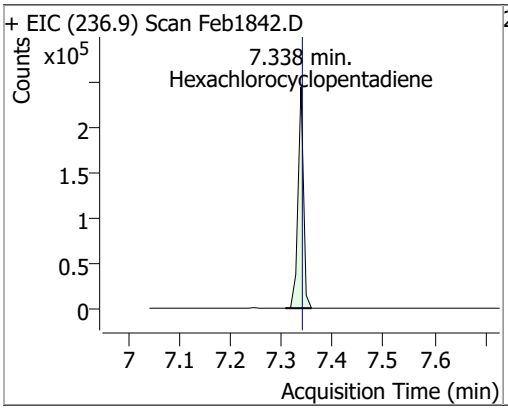

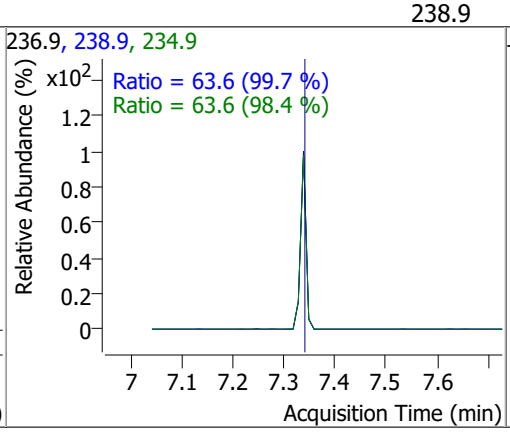

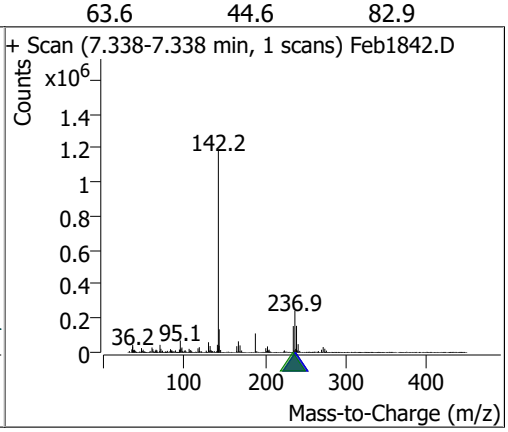

Compound	Conc.	RT	Dev(Min)	Resp.	QIon	QRatio	Lower	Upper
2,4,6-Trichlorophenol	76.9796	7.51	-0.01	314806	198.0	95.8	67.6	125.5

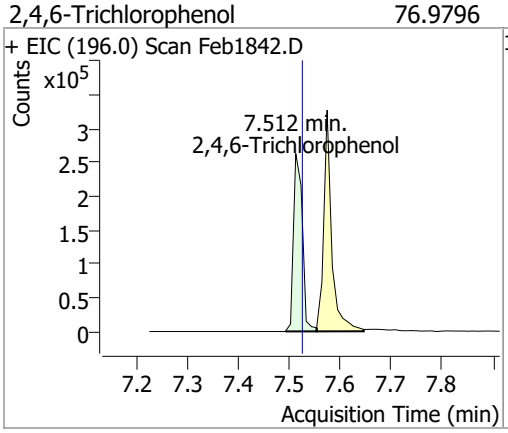

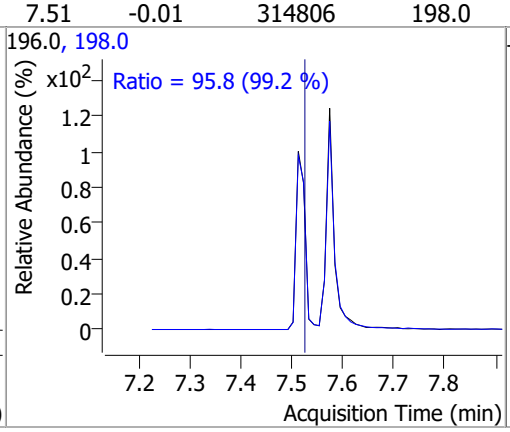

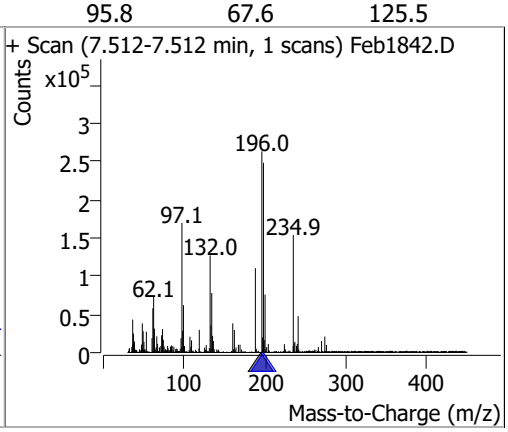

Compound	Conc.	RT	Dev(Min)	Resp.	QIon	QRatio	Lower	Upper
2,4,5-Trichlorophenol	77.9272	7.57	0.00	356620	198.0	94.1	63.2	117.3

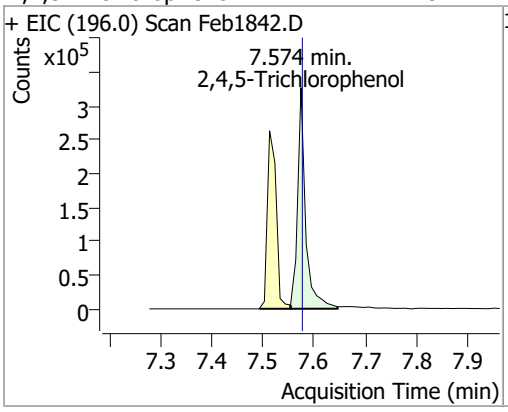

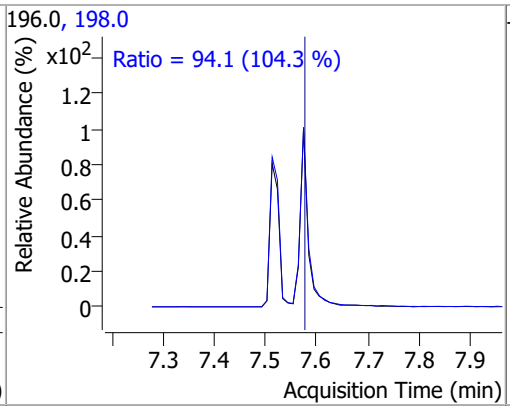

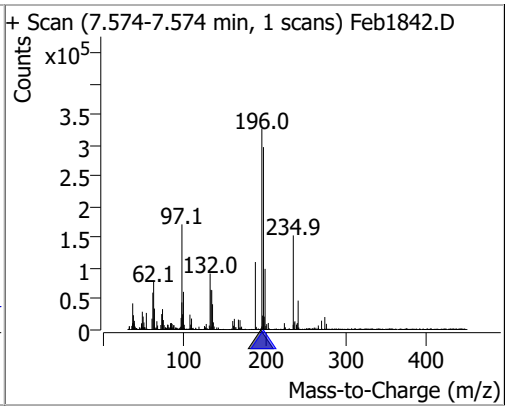

Compound	Conc.	RT	Dev(Min)	Resp.	QIon	QRatio	Lower	Upper
2-Fluorobiphenyl	72.8566	7.60	0.00	1209505	171.0	34.8	24.0	44.5

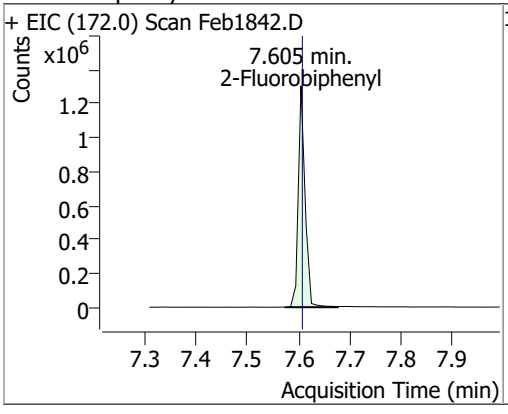

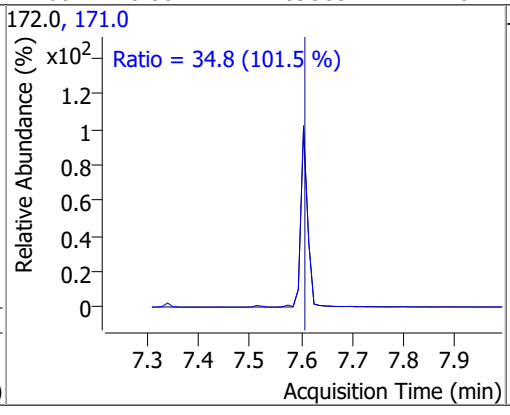

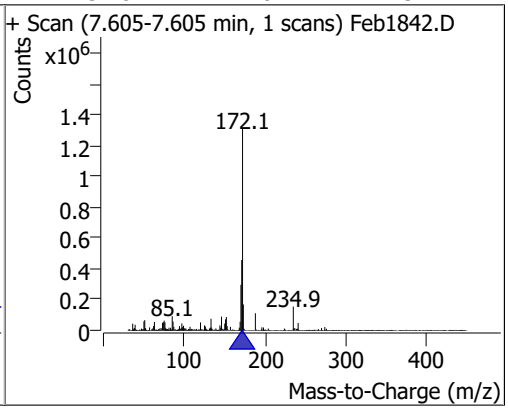

Compound	Conc.	RT	Dev(Min)	Resp.	QIon	QRatio	Lower	Upper
2-Chloronaphthalene	83.6045	7.72	0.00	1165748	127.0	37.4	25.1	46.7
					164.0	32.3	22.5	41.7

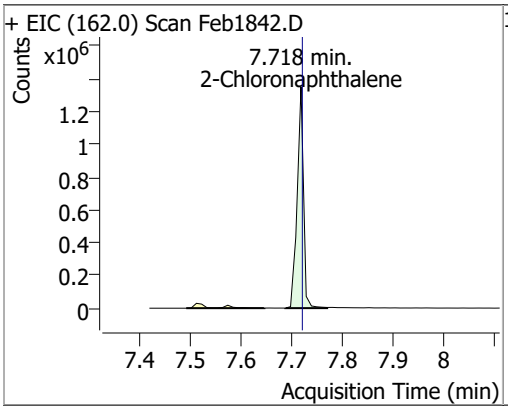

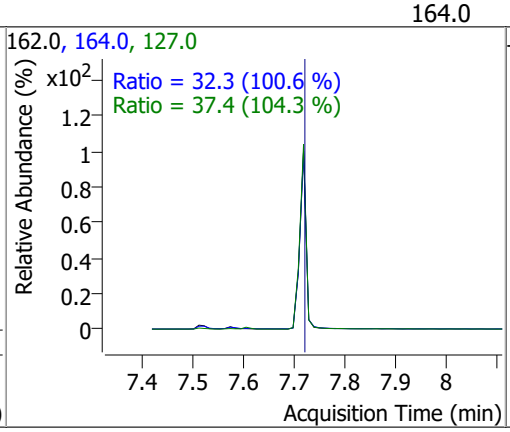

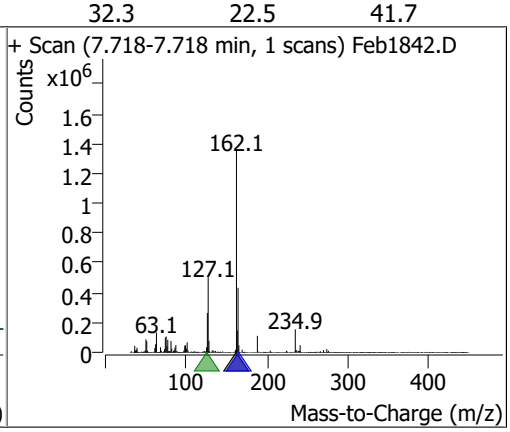

Compound	Conc.	RT	Dev(Min)	Resp.	QIon	QRatio	Lower	Upper
2-Nitroaniline	70.8549	7.88	0.00	175467	138.0	113.5	77.4	143.7

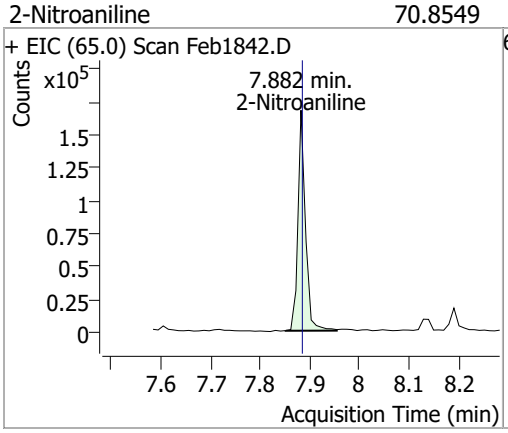

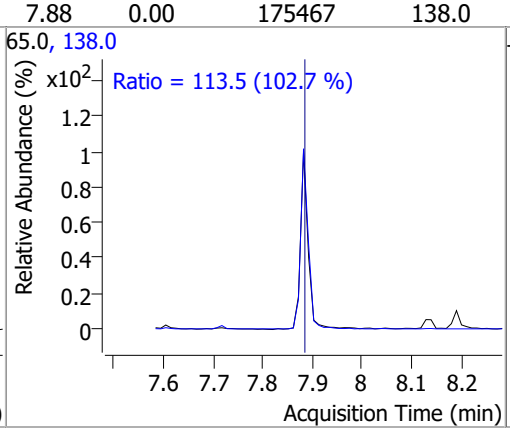

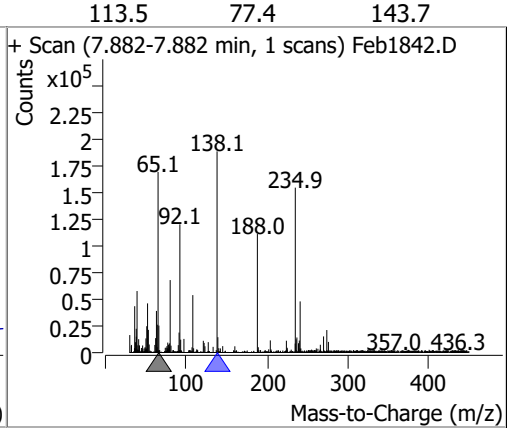

Compound	Conc.	RT	Dev(Min)	Resp.	QIon	QRatio	Lower	Upper
Dimethyl Phthalate	79.9946	8.14	0.00	1121610	77.0	20.1	13.8	25.7

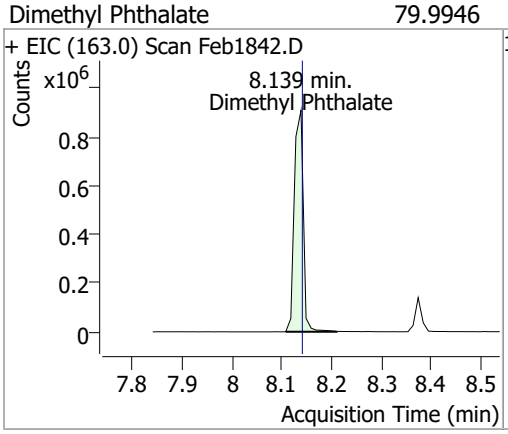

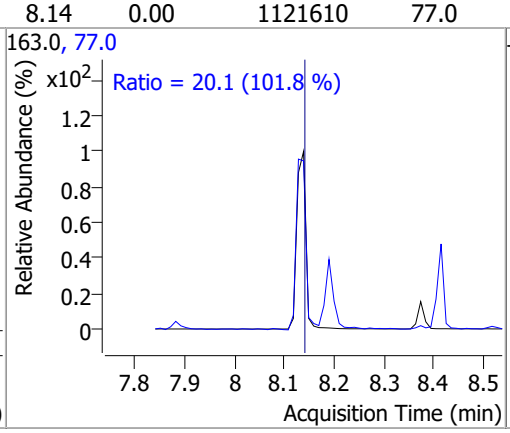

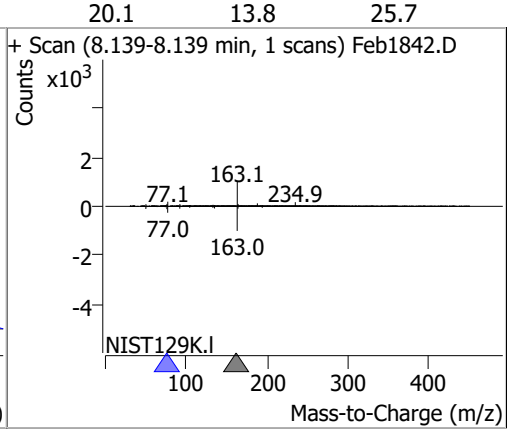

Compound	Conc.	RT	Dev(Min)	Resp.	QIon	QRatio	Lower	Upper
2,6-Dinitrotoluene	79.0854	8.19	0.00	152360	63.0	132.7	99.5	184.8
					89.0	65.7	43.3	80.3

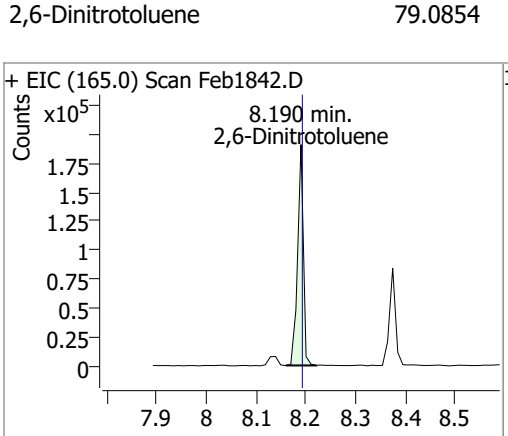

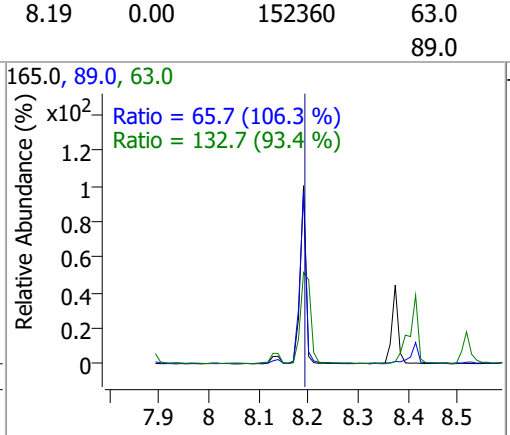

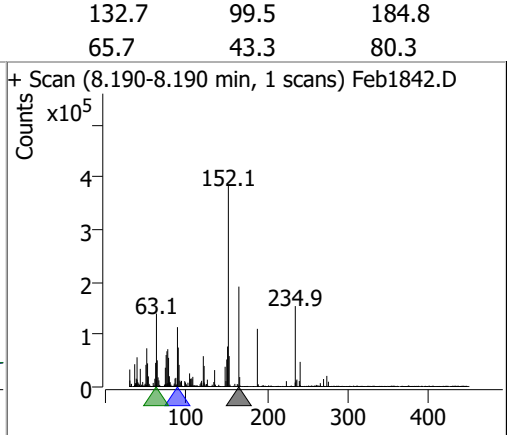

Compound	Conc.	RT	Dev(Min)	Resp.	QIon	QRatio	Lower	Upper
Acenaphthylene	75.2549	8.20	0.00	1678261	153.1	14.0	9.6	17.7

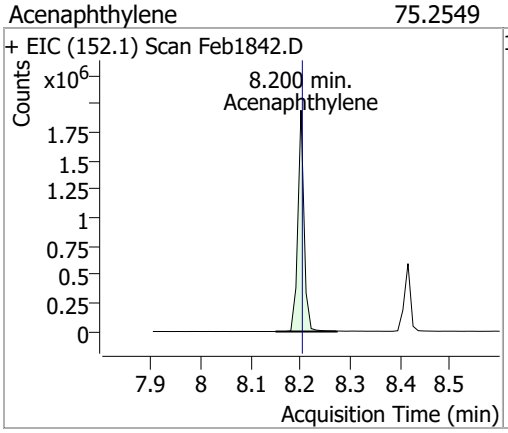

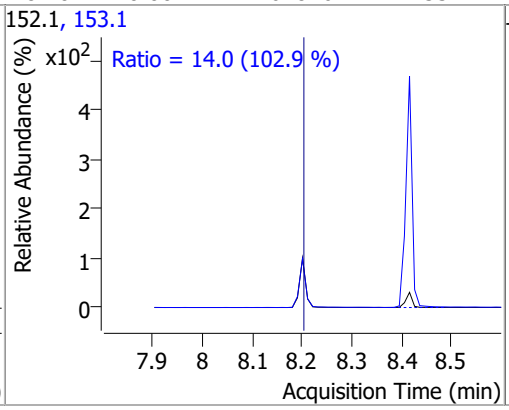

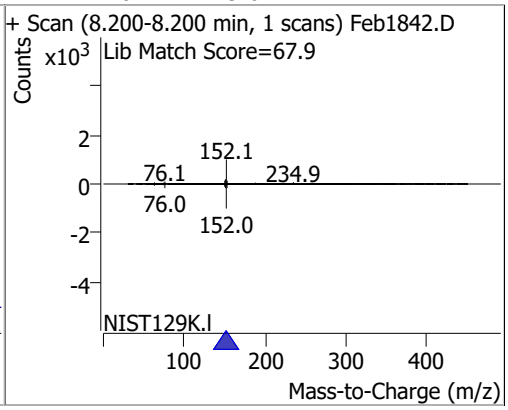

Compound	Conc.	RT	Dev(Min)	Resp.	QIon	QRatio	Lower	Upper
3-Nitroaniline	76.5859	8.39	0.00	167083	65.0	133.3	90.4	167.8
					92.0	110.7	74.7	138.7

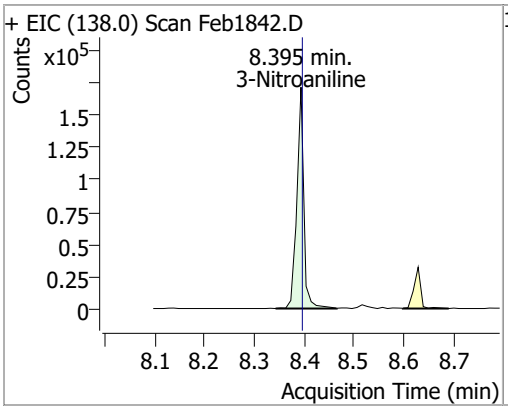

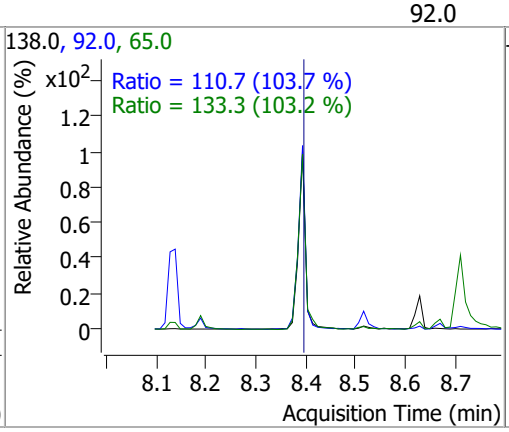

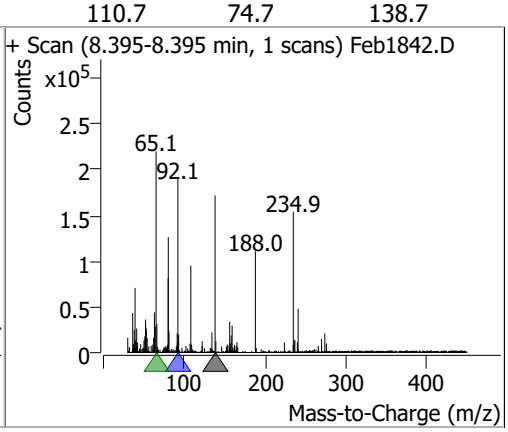

Compound	Conc.	RT	Dev(Min)	Resp.	QIon	QRatio	Lower	Upper
Acenaphthene	78.3655	8.41	0.00	1003914	153.0	107.1	74.5	138.4
					152.0	51.4	36.3	67.4

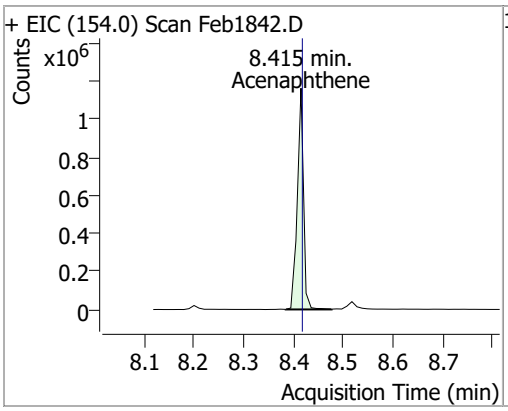

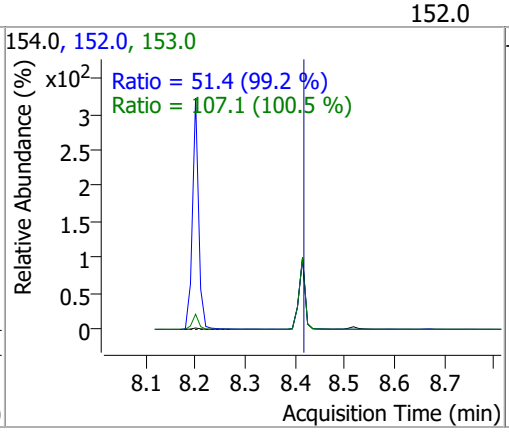

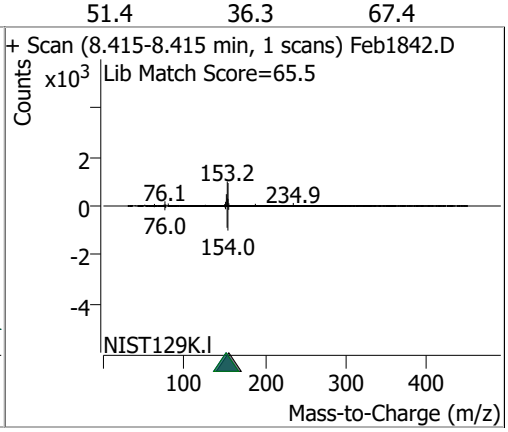

Compound	Conc.	RT	Dev(Min)	Resp.	QIon	QRatio	Lower	Upper
2,4-Dinitrophenol	73.3850	8.52	0.00	69824	154.0	65.6	43.9	81.5

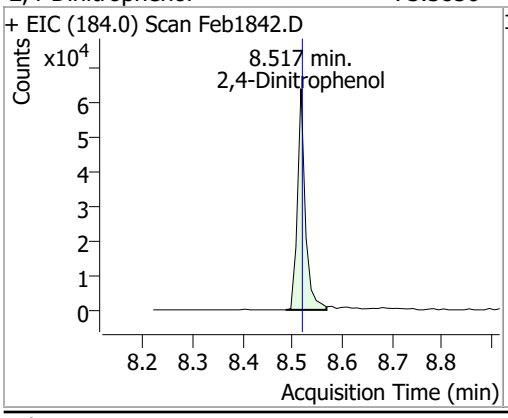

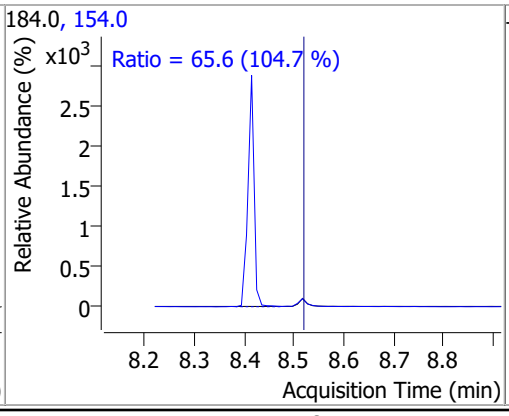

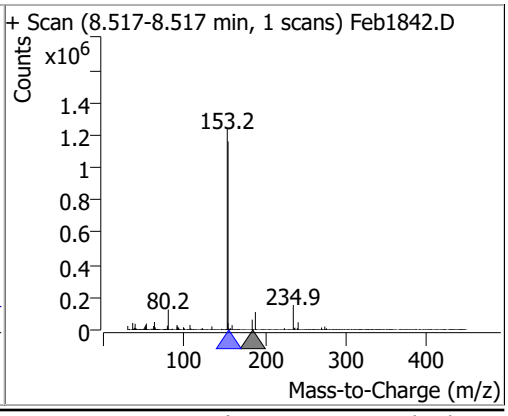

Compound	Conc.	RT	Dev(Min)	Resp.	QIon	QRatio	Lower	Upper
Dibenzofuran	81.3679	8.63	0.00	1703384	139.0	37.8	26.3	48.8

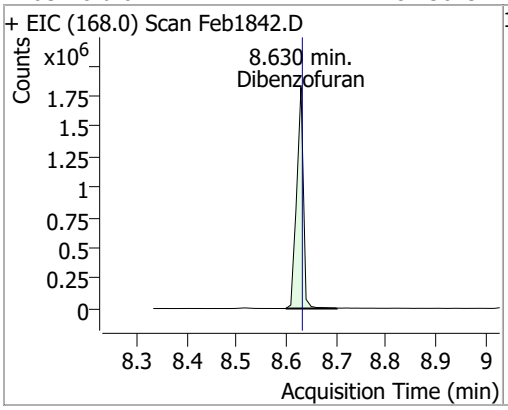

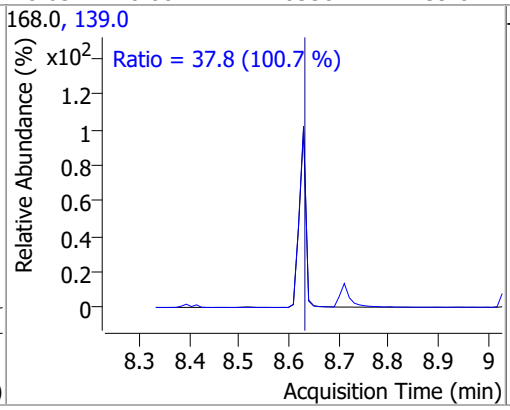

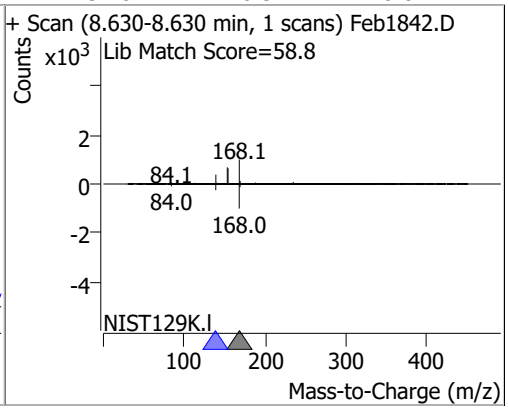

Compound	Conc.	RT	Dev(Min)	Resp.	QIon	QRatio	Lower	Upper
2,4-Dinitrotoluene	83.9232	8.67	0.00	203466	89.0	76.7	55.4	102.9
					63.0	47.7	33.9	62.9

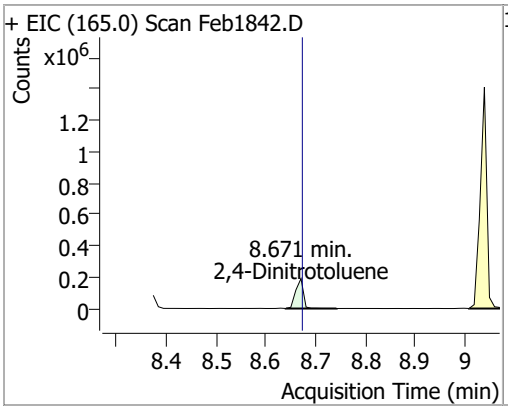

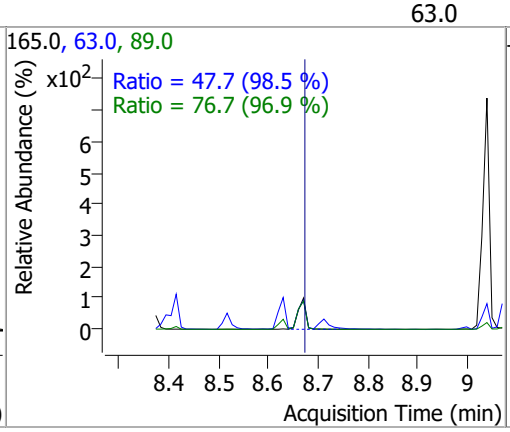

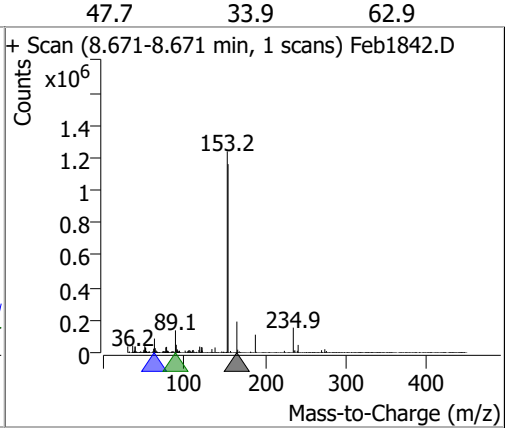

Compound	Conc.	RT	Dev(Min)	Resp.	QIon	QRatio	Lower	Upper
4-Nitrophenol	78.8243	8.71	0.01	186878	65.0	70.3	50.4	93.6
					139.0	67.2	49.8	92.5

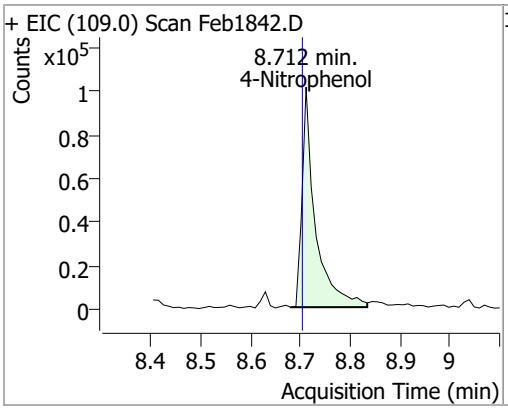

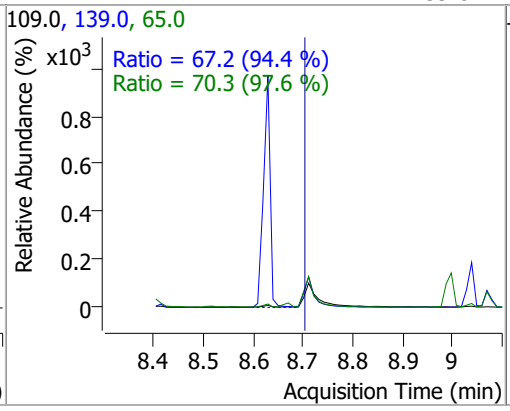

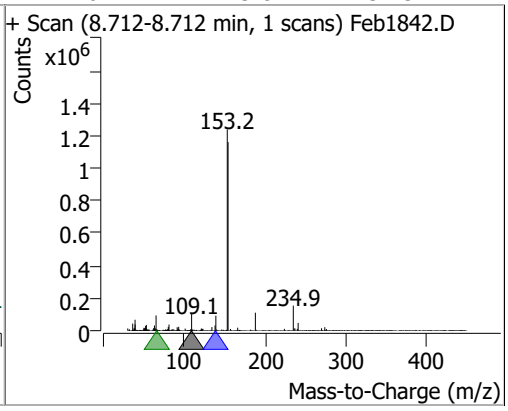

Compound	Conc.	RT	Dev(Min)	Resp.	QIon	QRatio	Lower	Upper
Diethylphthalate	83.7072	9.00	0.00	1223793	177.0	21.3	14.5	27.0
					150.0	12.9	8.7	16.2

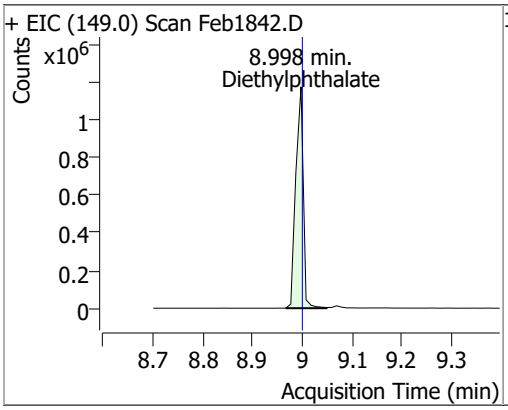

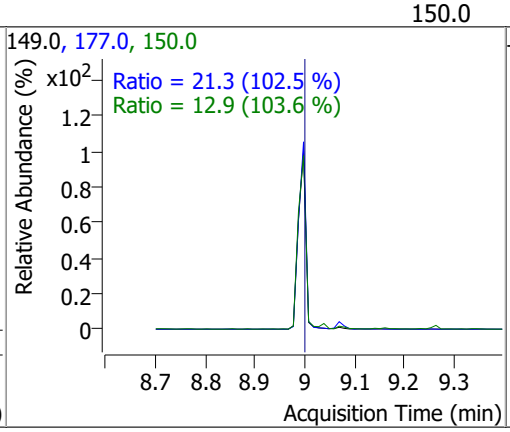

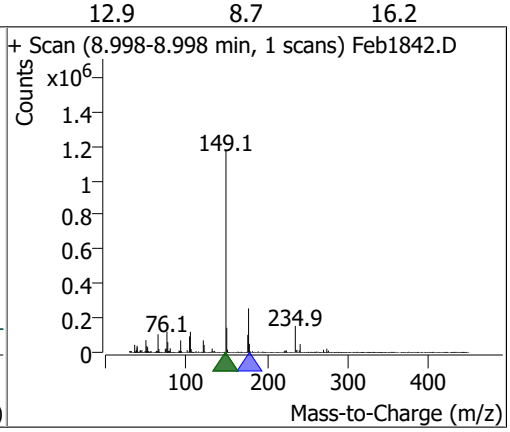

Compound	Conc.	RT	Dev(Min)	Resp.	QIon	QRatio	Lower	Upper
Fluorene	82.4029	9.04	0.00	1381686	165.0	93.5	65.4	121.4
					167.0	13.7	9.6	17.8

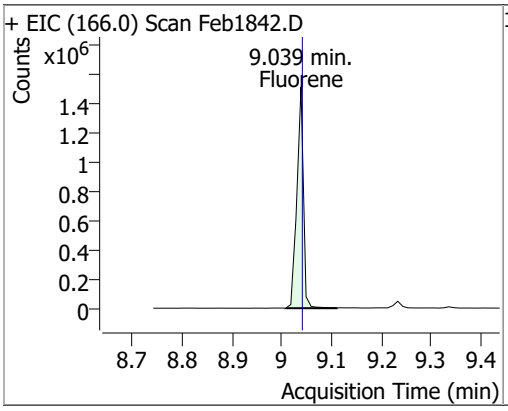

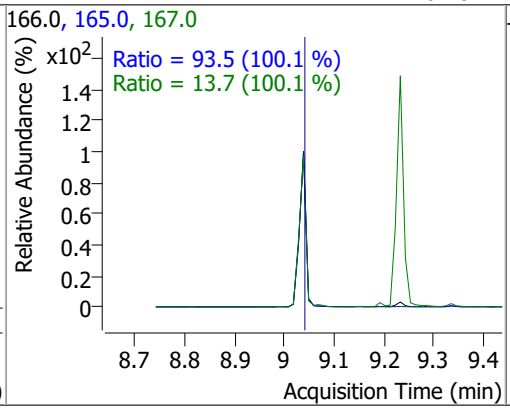

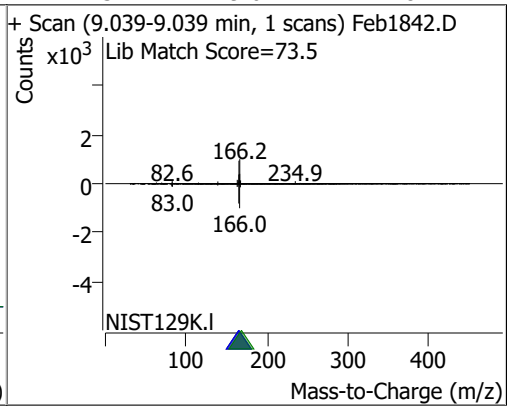

Compound	Conc.	RT	Dev(Min)	Resp.	QIon	QRatio	Lower	Upper
4-Chlorophenyl-phenylether	74.2581	9.07	0.00	560241	141.0	58.3	42.8	79.6
					206.0	33.1	23.6	43.9

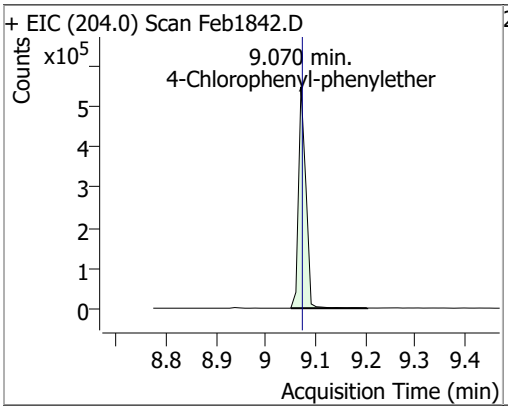

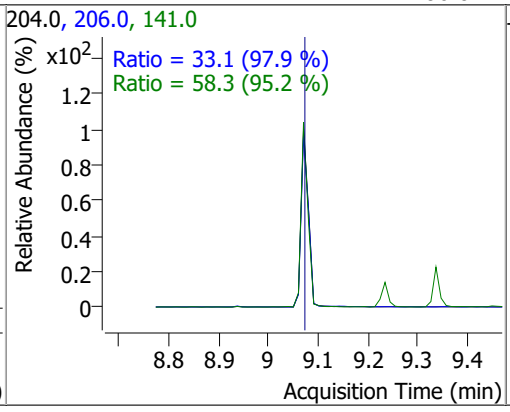

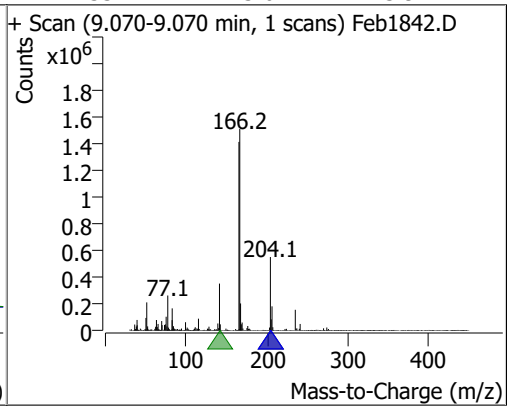

Compound	Conc.	RT	Dev(Min)	Resp.	QIon	QRatio	Lower	Upper
4-Nitroaniline	78.1488	9.14	0.00	182657	65.0	114.8	78.9	146.6
					92.0	50.9	34.5	64.1

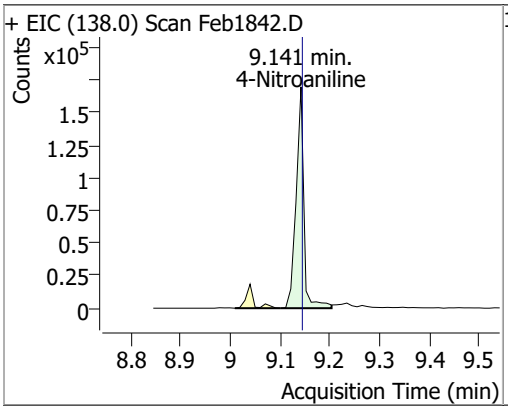

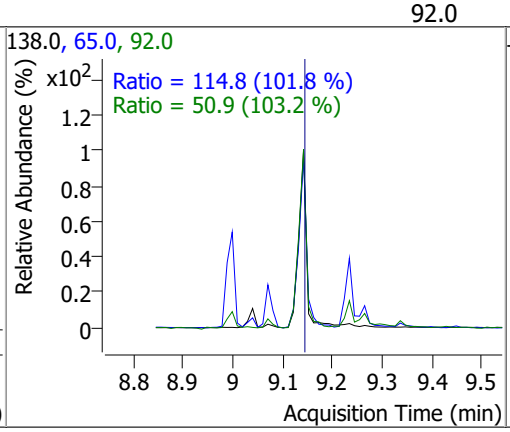

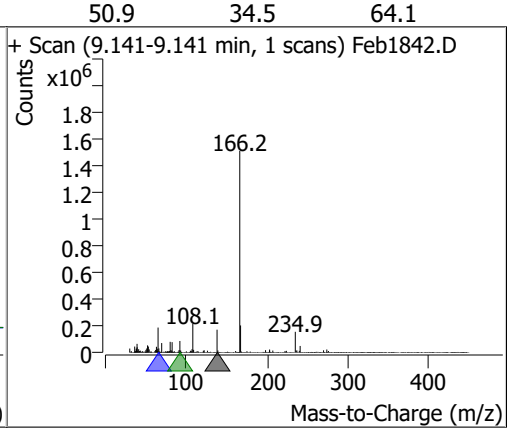

Compound	Conc.	RT	Dev(Min)	Resp.	QIon	QRatio	Lower	Upper
4,6-Dinitro-2-methylphenol	75.0043	9.15	0.00	105407	121.0	50.2	35.1	65.3

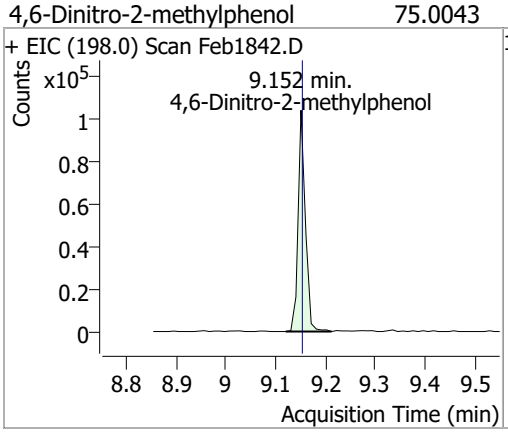

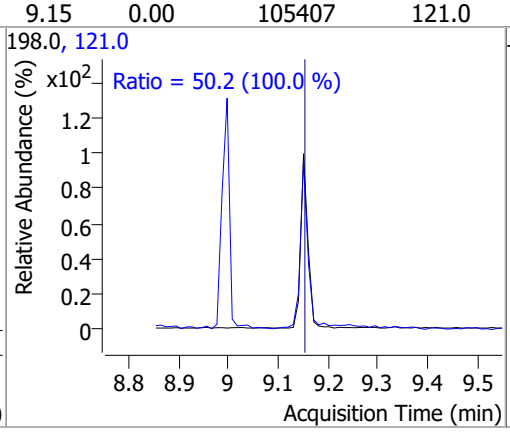

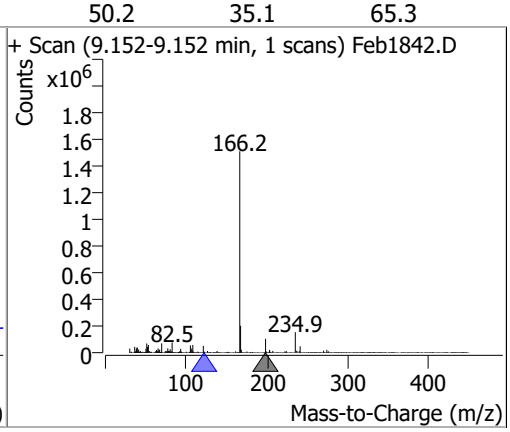

Compound	Conc.	RT	Dev(Min)	Resp.	QIon	QRatio	Lower	Upper
N-nitrosodiphenylamine	81.0355	9.23	0.00	892717	168.0	62.8	44.0	81.7
					167.0	34.4	23.9	44.3

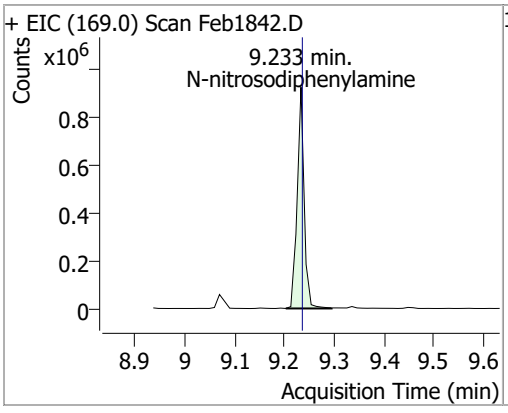

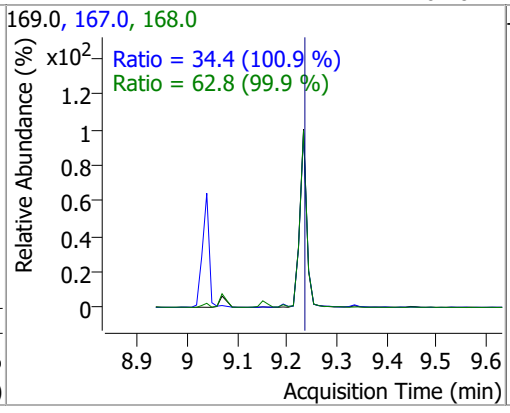

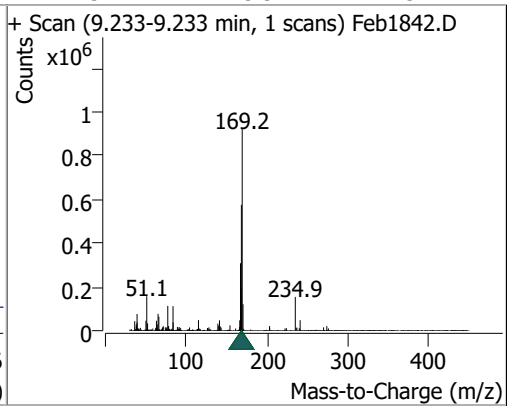

Compound	Conc.	RT	Dev(Min)	Resp.	QIon	QRatio	Lower	Upper
Azobenzene	81.2778	9.26	0.00	1186541	51.0	36.3	31.6	58.7
					182.0	25.8	16.9	31.4

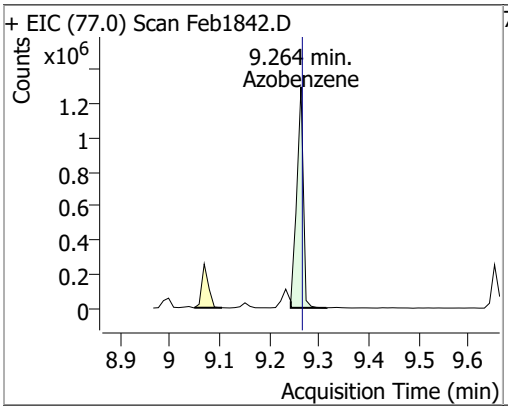

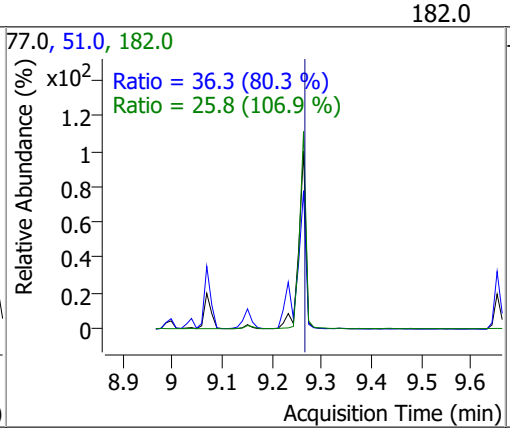

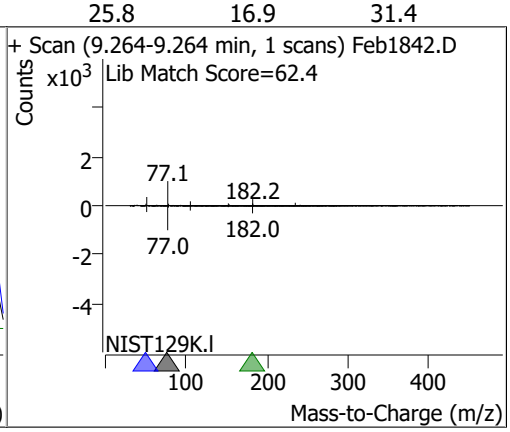

Compound	Conc.	RT	Dev(Min)	Resp.	QIon	QRatio	Lower	Upper
2,4,6-Tribromophenol	79.5208	9.34	0.00	106504	331.8	90.4	68.5	127.2

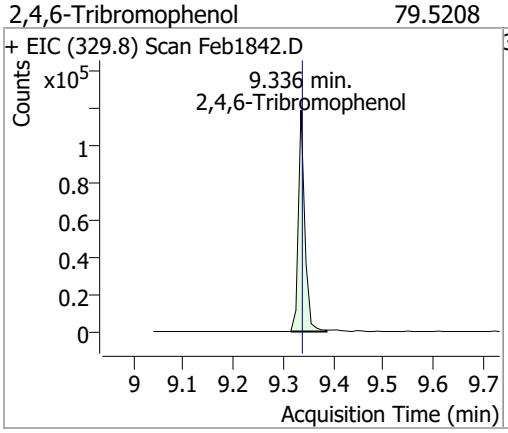

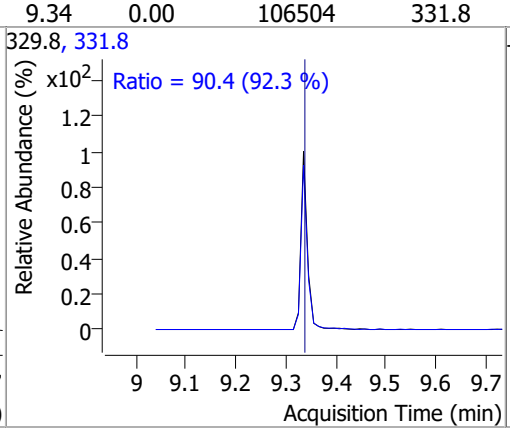

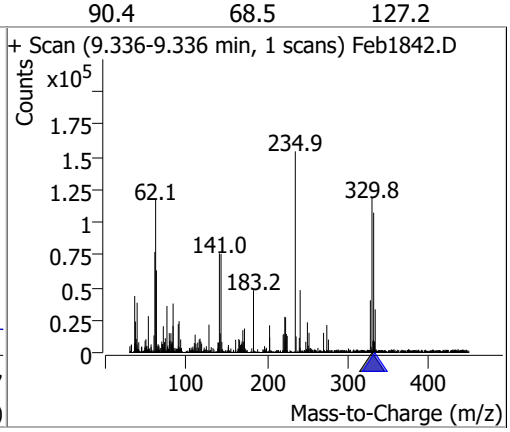

Compound	Conc.	RT	Dev(Min)	Resp.	QIon	QRatio	Lower	Upper
4-Bromophenyl-phenylether	74.3581	9.65	0.00	306957	141.0	102.1	69.1	128.4
					250.0	98.6	68.8	127.7

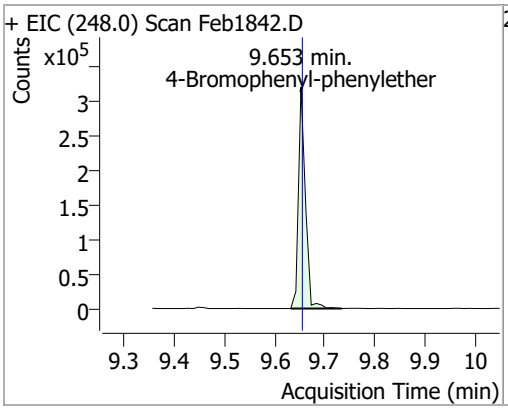

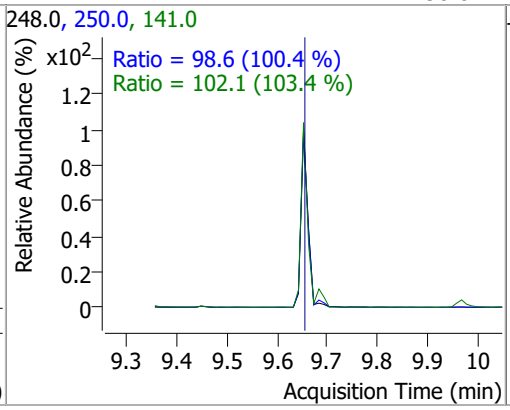

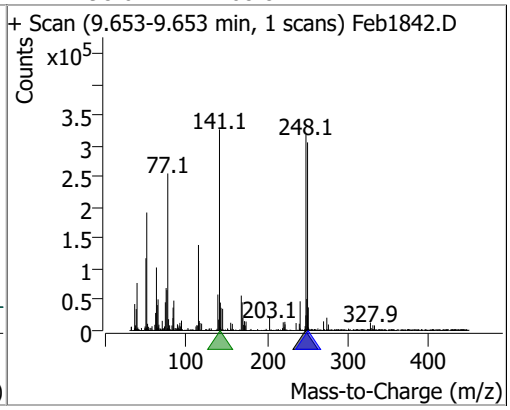

Compound	Conc.	RT	Dev(Min)	Resp.	QIon	QRatio	Lower	Upper
Hexachlorobenzene	77.2619	9.68	-0.01	327758	142.0	54.0	37.7	70.0

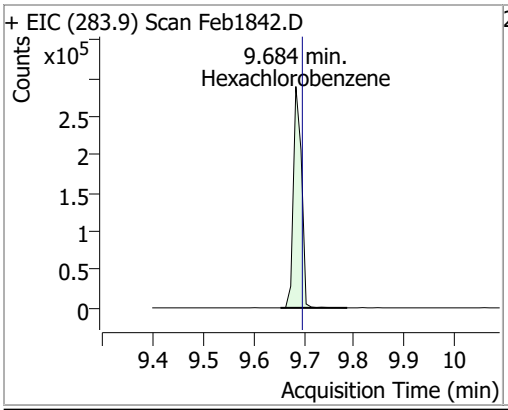

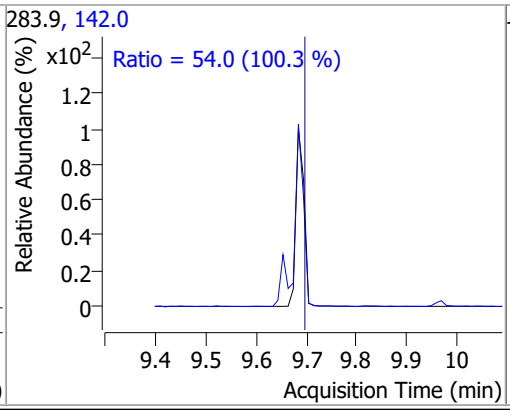

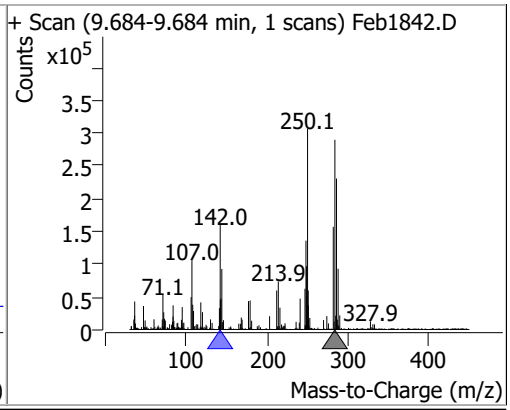

Compound	Conc.	RT	Dev(Min)	Resp.	QIon	QRatio	Lower	Upper
Pentachlorophenol	86.4769	9.97	0.00	173172	267.9	64.5	41.5	77.2
					263.9	63.2	41.2	76.6

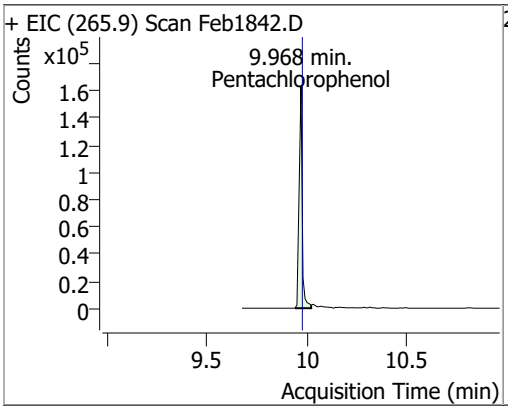

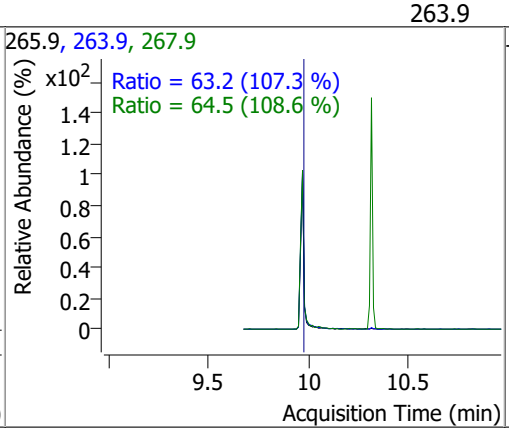

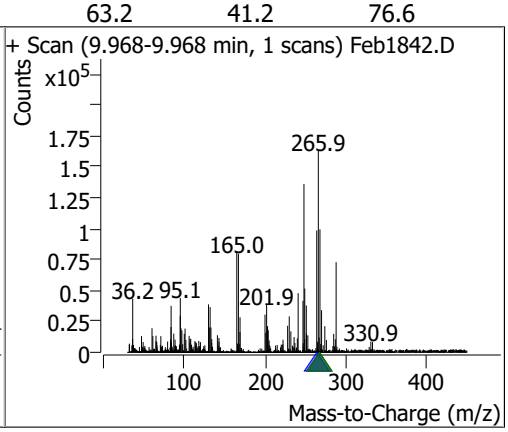

Compound	Conc.	RT	Dev(Min)	Resp.	QIon	QRatio	Lower	Upper
Phenanthrene	78.1892	10.18	0.00	1794029	176.0	18.8	13.0	24.1

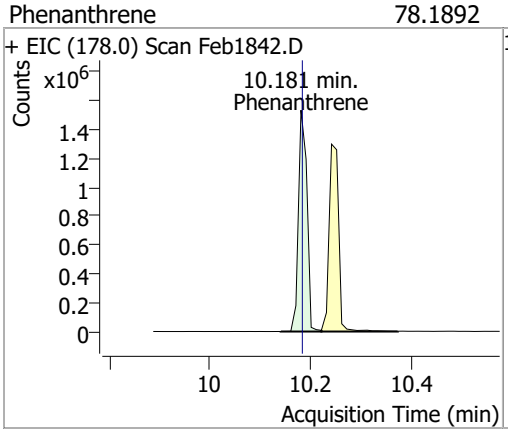

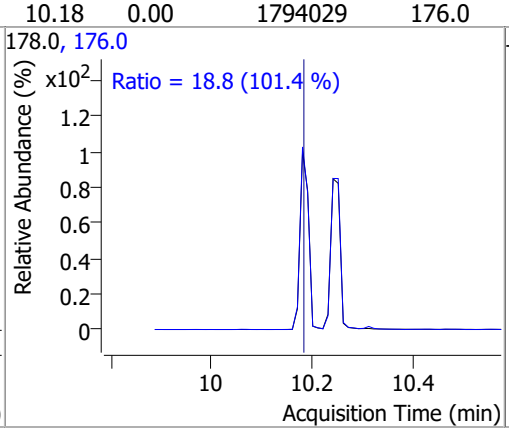

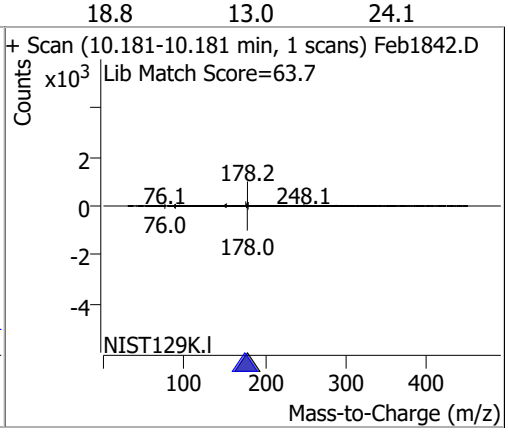

Compound	Conc.	RT	Dev(Min)	Resp.	QIon	QRatio	Lower	Upper
Anthracene	79.1897	10.24	-0.01	1711458	176.0	18.9	12.9	23.9

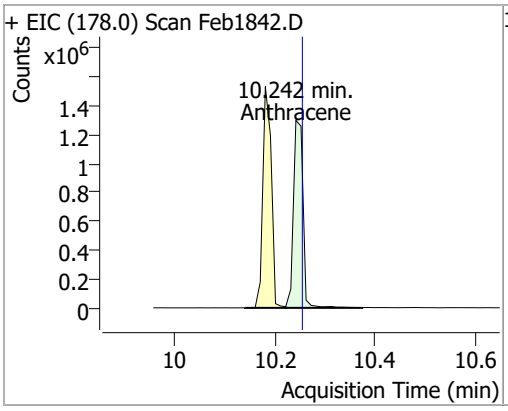

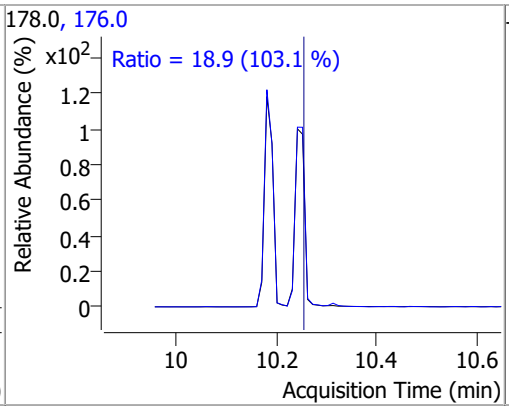

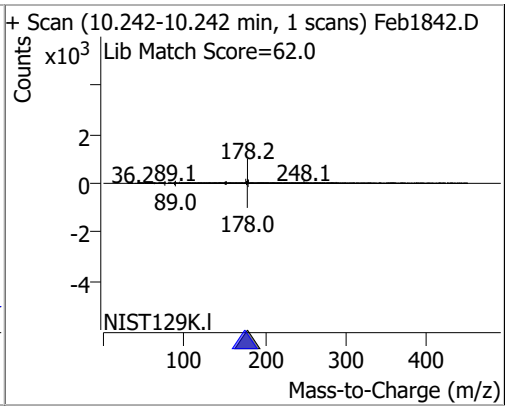

Compound	Conc.	RT	Dev(Min)	Resp.	QIon	QRatio	Lower	Upper
Triallate	86.7288	10.31	0.00	452011	268.0	23.6	16.9	31.4
					143.0	21.1	15.8	29.3

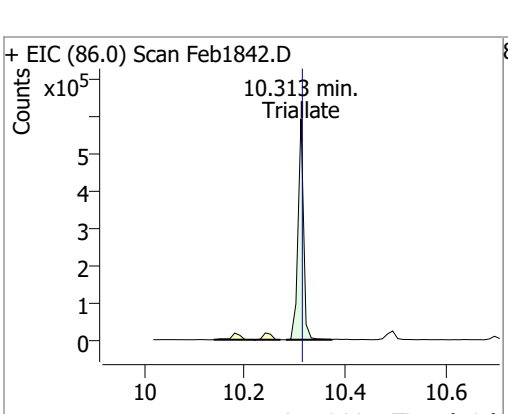

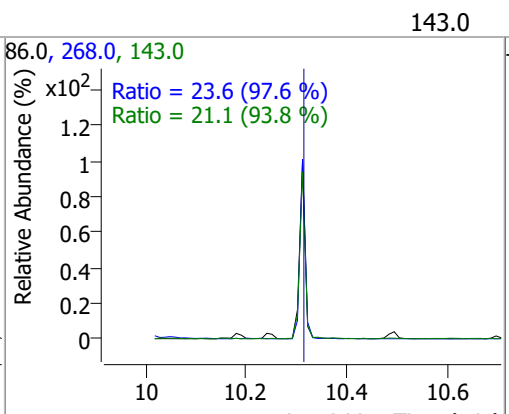

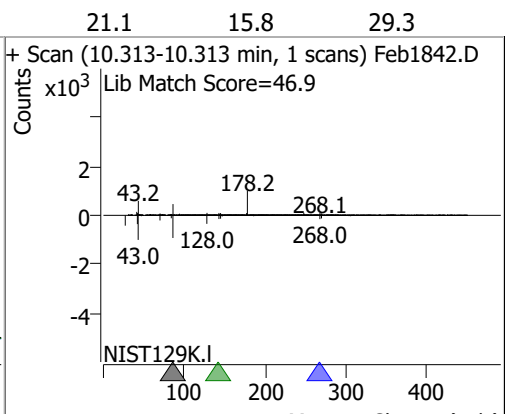

Compound	Conc.	RT	Dev(Min)	Resp.	QIon	QRatio	Lower	Upper
Carbazole	80.4208	10.50	0.00	1763543	139.0	13.3	9.0	16.7

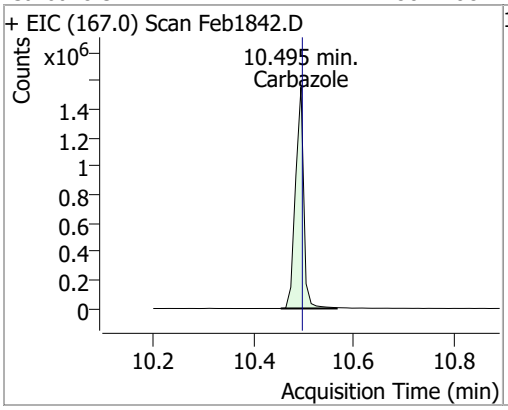

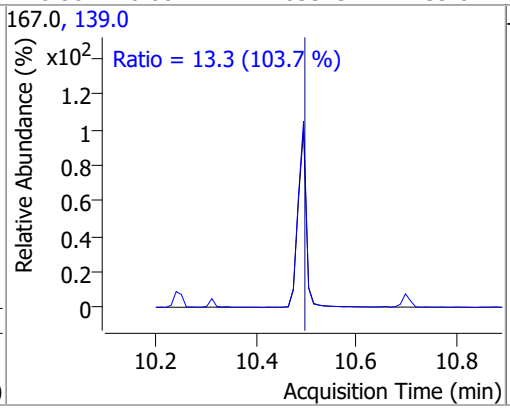

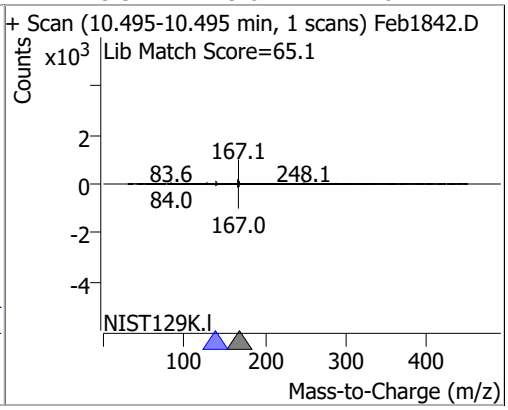

Compound	Conc.	RT	Dev(Min)	Resp.	QIon	QRatio	Lower	Upper
o-Terphenyl	78.1797	10.70	0.00	950927	229.0	64.4	45.4	84.3
					215.0	36.5	25.9	48.1

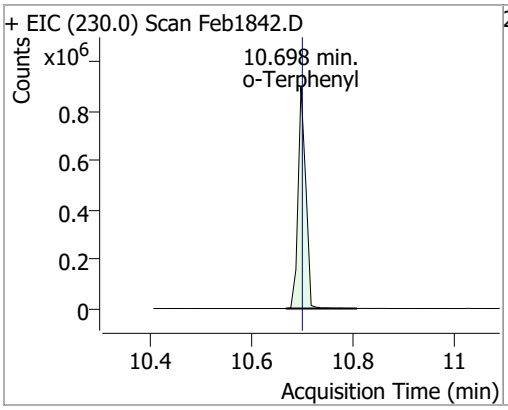

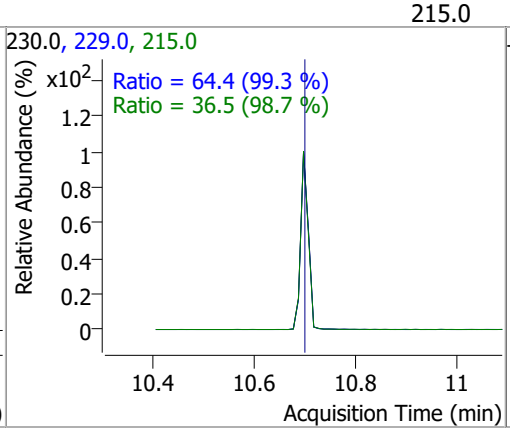

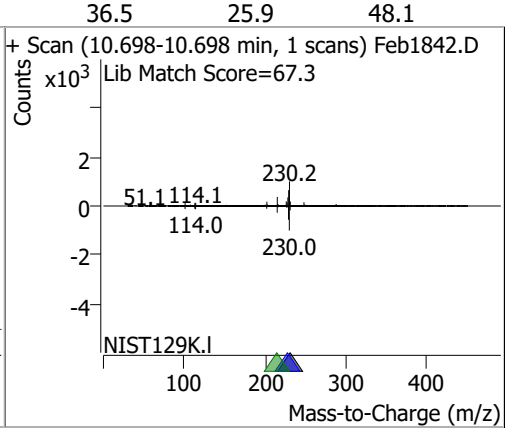

Compound	Conc.	RT	Dev(Min)	Resp.	QIon	QRatio	Lower	Upper
Di-n-Butylphthalate	81.8939	11.07	-0.01	1701272	150.0	9.3	6.3	11.8
					104.0	6.1	4.5	8.3

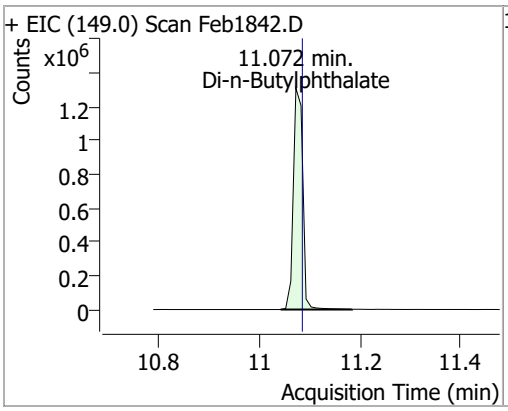

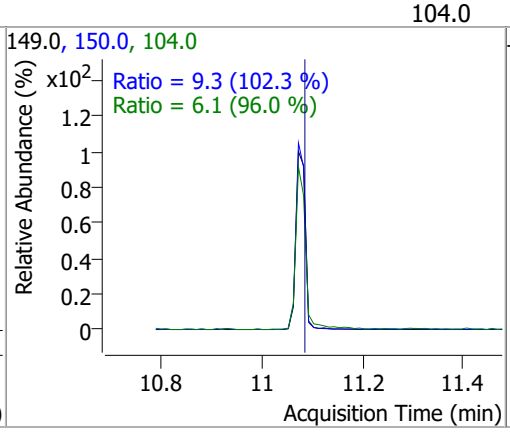

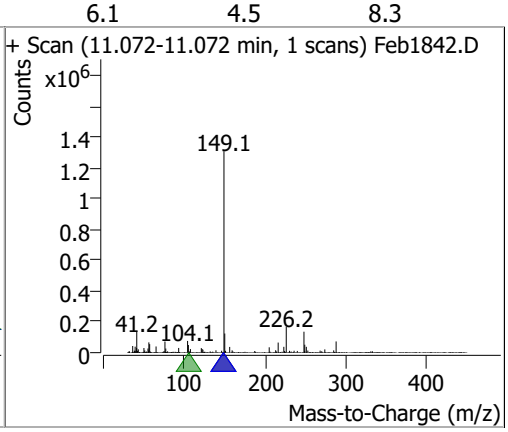

Compound	Conc.	RT	Dev(Min)	Resp.	QIon	QRatio	Lower	Upper
Fluoranthene	80.1775	11.95	0.00	1840223	101.0	13.7	9.4	17.4

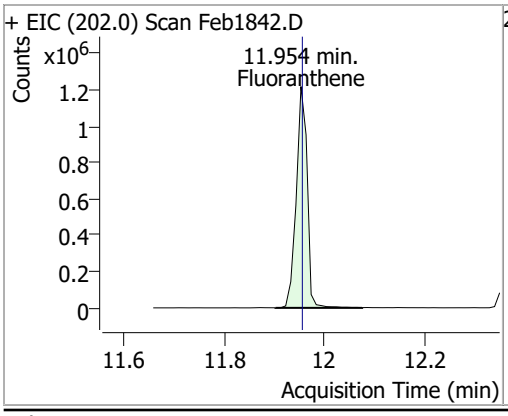

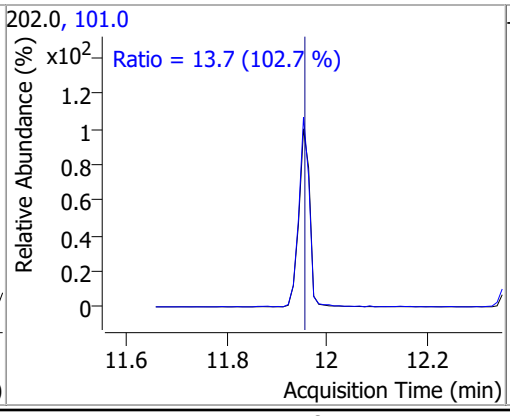

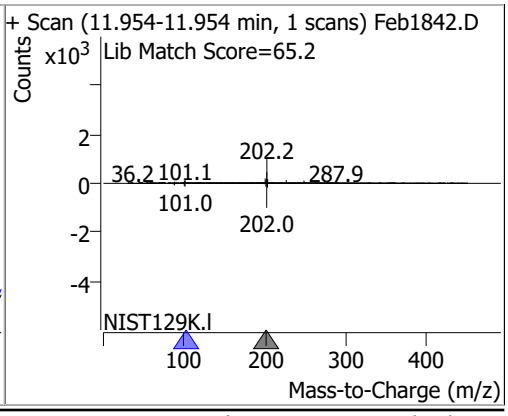

Compound	Conc.	RT	Dev(Min)	Resp.	QIon	QRatio	Lower	Upper
Benzidine	55.3115	12.34	-0.01	459537	183.0	12.0	8.3	15.4
					92.0	8.4	5.8	10.8

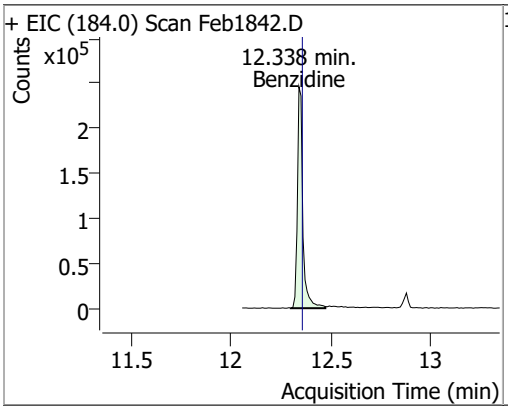

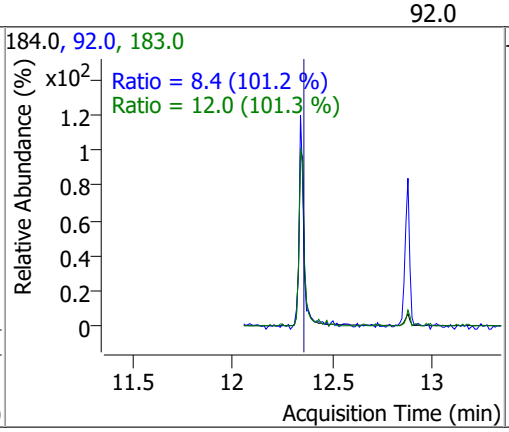

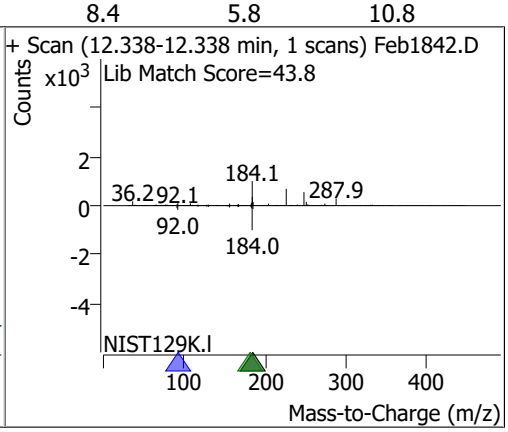

Compound	Conc.	RT	Dev(Min)	Resp.	QIon	QRatio	Lower	Upper
Pyrene	79.1507	12.38	0.00	1982079	101.0	16.6	11.1	20.6

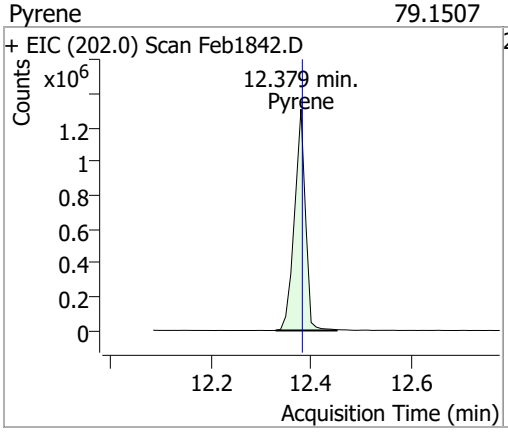

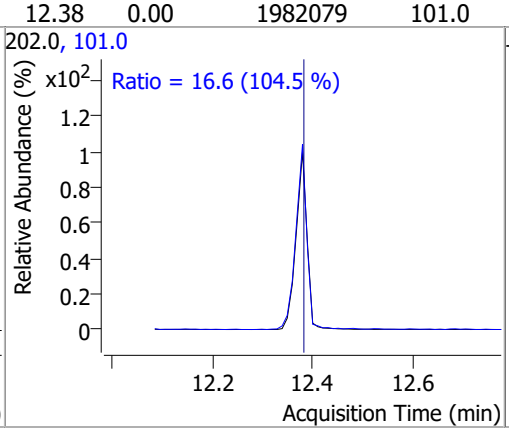

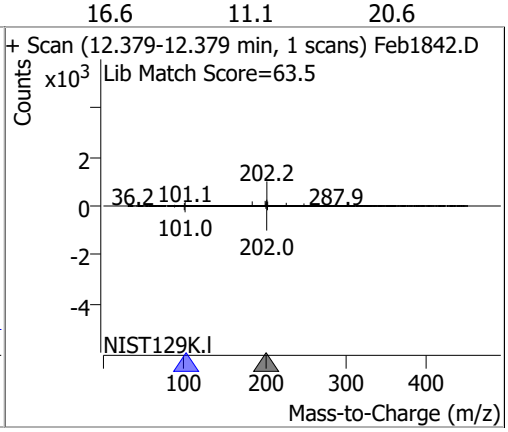

Compound	Conc.	RT	Dev(Min)	Resp.	QIon	QRatio	Lower	Upper
Terphenyl-d14	76.9385	12.88	0.00	1296361	122.0	14.6	10.1	18.7

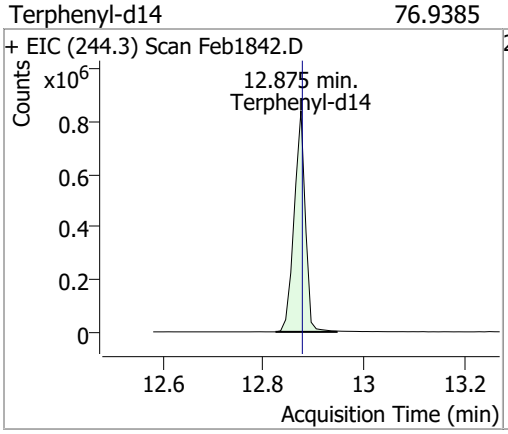

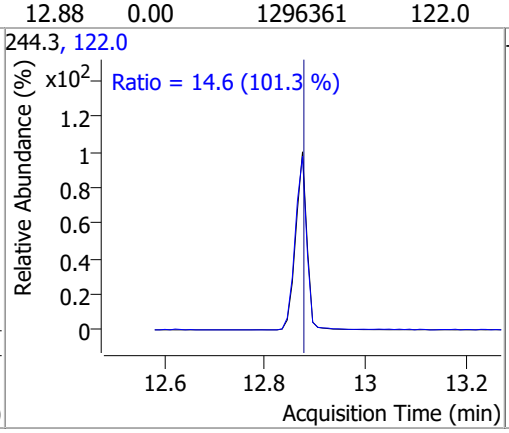

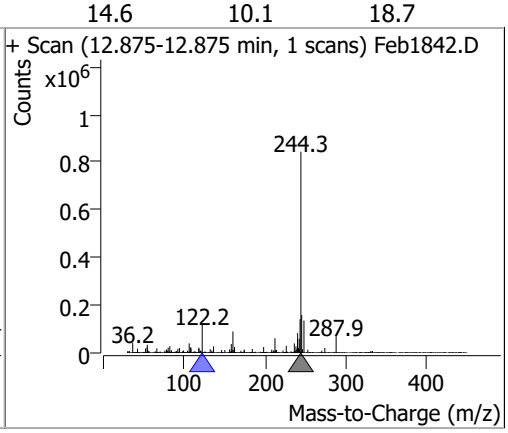

Compound	Conc.	RT	Dev(Min)	Resp.	QIon	QRatio	Lower	Upper
Butylbenzylphthalate	81.4194	14.32	0.00	578549	91.0	85.3	59.6	110.6
					206.0	18.4	12.2	22.7

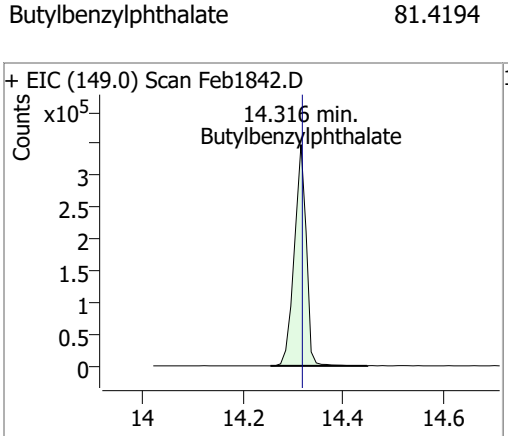

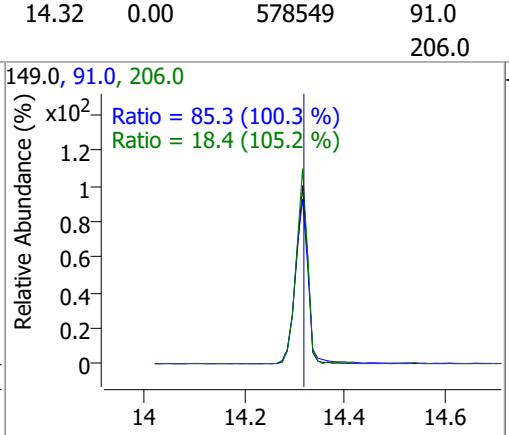

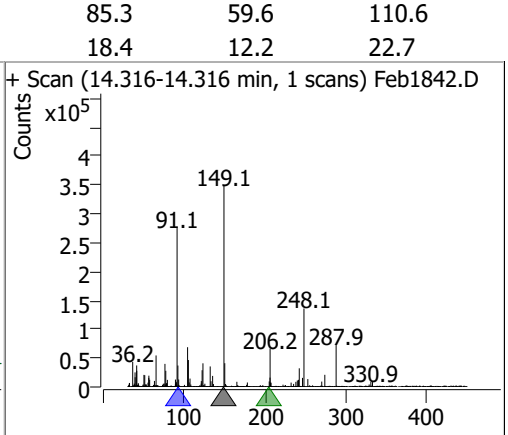

Compound	Conc.	RT	Dev(Min)	Resp.	QIon	QRatio	Lower	Upper
Benzo(a)Anthracene	79.7402	15.52	0.01	1490979	226.0	25.9	18.8	34.9
					229.0	20.9	14.7	27.4

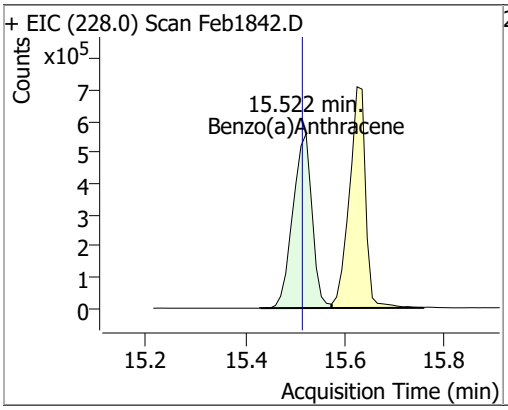

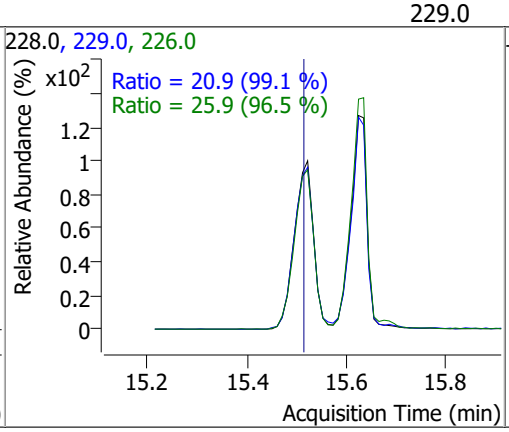

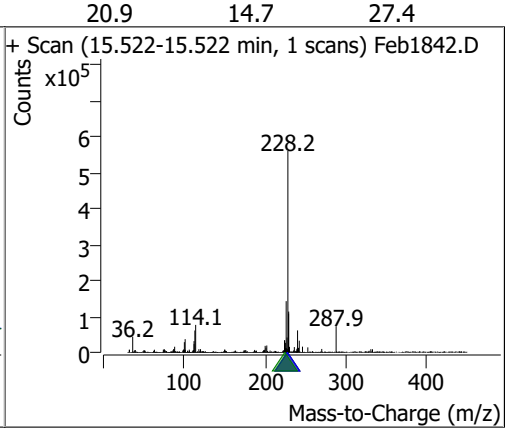

Compound	Conc.	RT	Dev(Min)	Resp.	QIon	QRatio	Lower	Upper
Chrysene	77.3713	15.62	0.00	1621310	226.0	29.1	19.9	36.9
					229.0	20.3	13.8	25.6

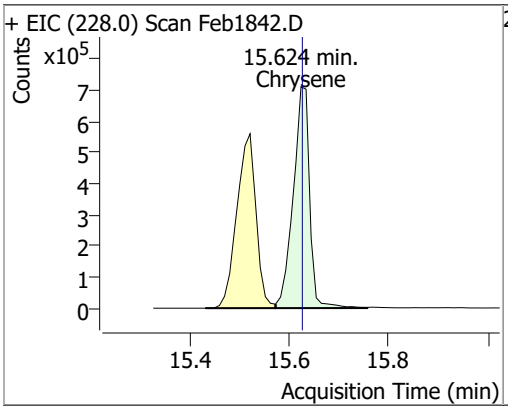

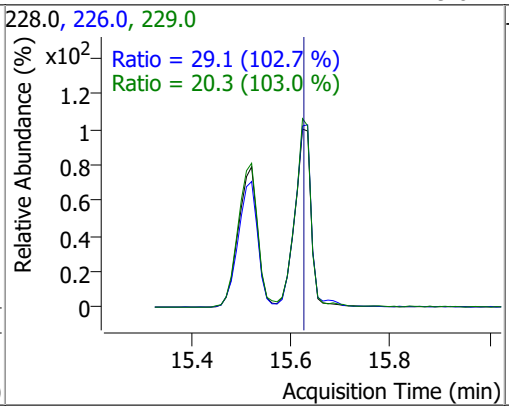

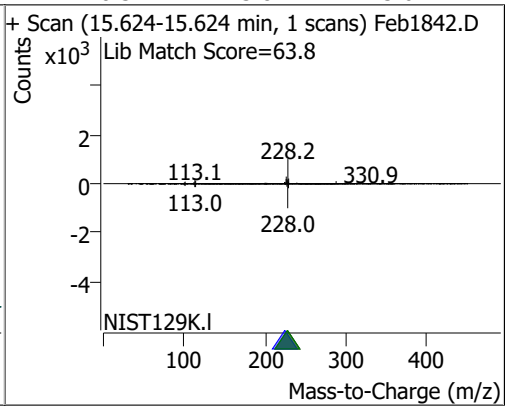

Compound	Conc.	RT	Dev(Min)	Resp.	QIon	QRatio	Lower	Upper
3,3-Dichlorobenzidine	77.9293	15.69	0.00	515060	254.0	64.9	44.9	83.4

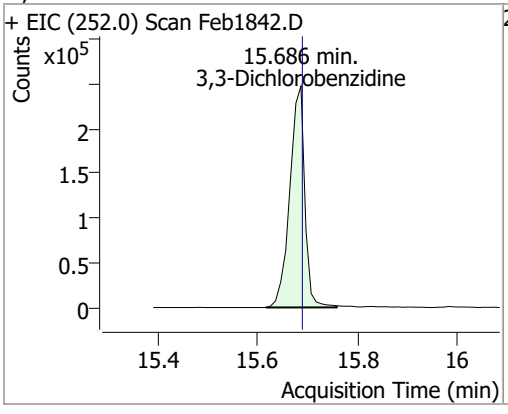

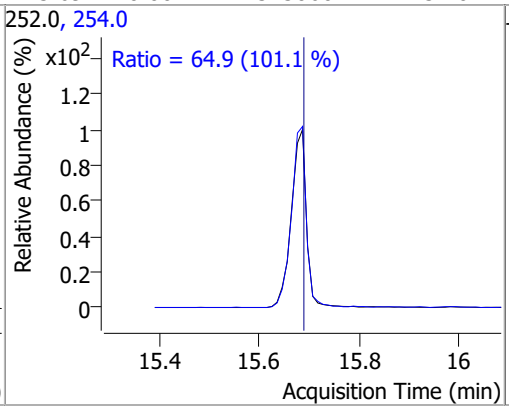

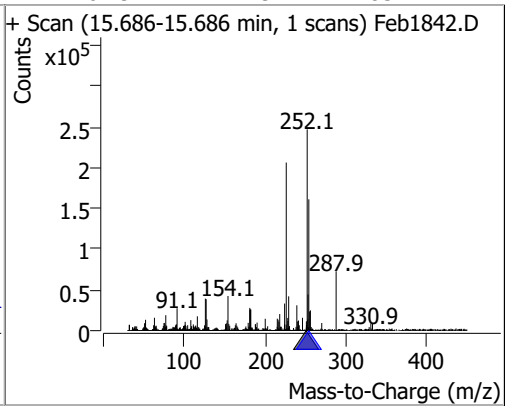

Compound	Conc.	RT	Dev(Min)	Resp.	QIon	QRatio	Lower	Upper
bis(2-ethylhexyl)Phthalate	81.8497	16.37	0.00	200412	149.0	392.4	273.6	508.0
					279.0	14.4	10.5	19.5

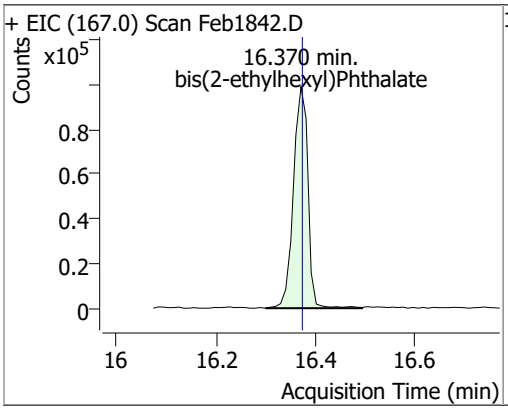

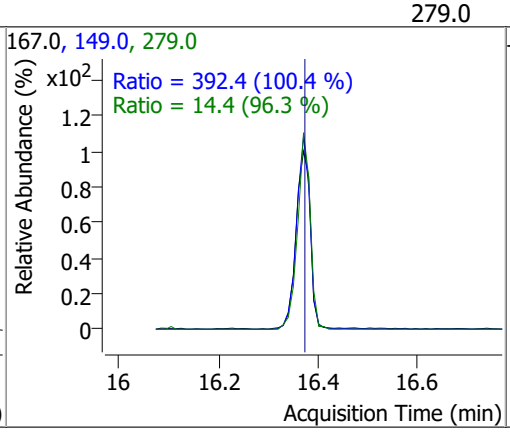

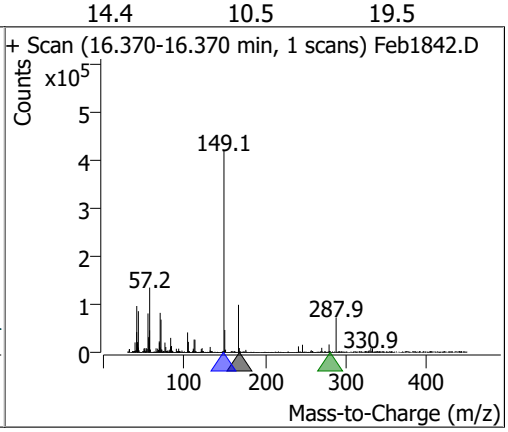

Compound	Conc.	RT	Dev(Min)	Resp.	QIon	QRatio	Lower	Upper
Di-n-octyl Phthalate	83.4971	18.13	0.00	1395190	150.0	9.5	7.0	13.0

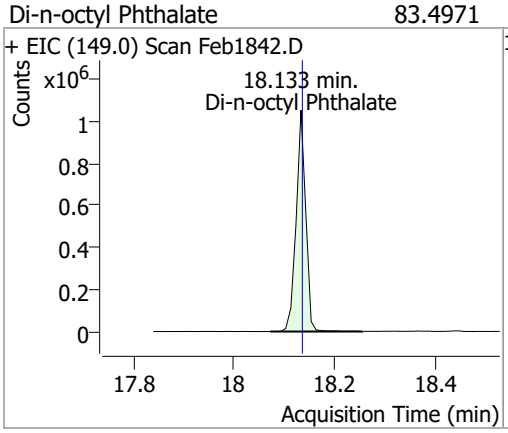

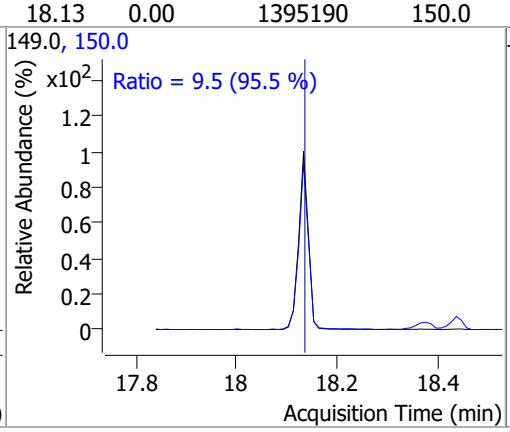

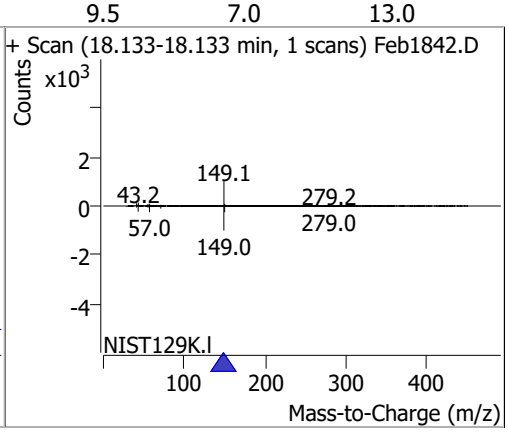

Compound	Conc.	RT	Dev(Min)	Resp.	QIon	QRatio	Lower	Upper
Benzo(b)fluoranthene	80.4444	18.38	0.00	1463054	253.0	22.3	15.6	29.0

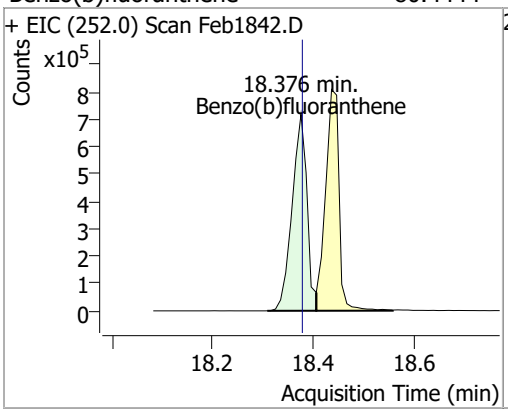

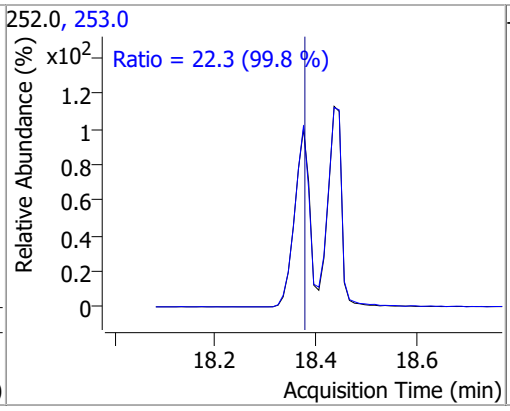

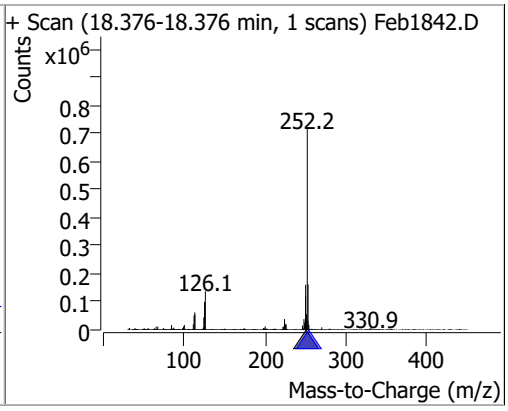

Compound	Conc.	RT	Dev(Min)	Resp.	QIon	QRatio	Lower	Upper
Benzo(k)fluoranthene	79.1549	18.44	-0.01	1515832	253.0	23.0	15.4	28.6

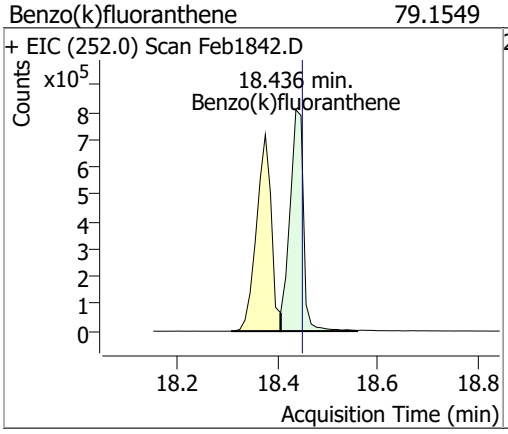

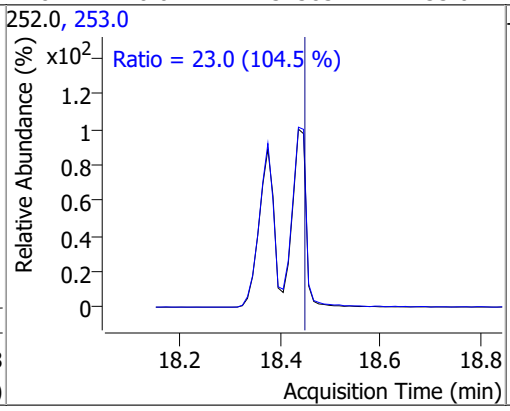

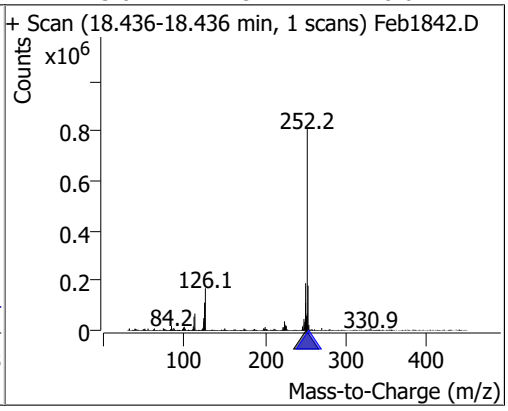

Compound	Conc.	RT	Dev(Min)	Resp.	QIon	QRatio	Lower	Upper
Benzo(a)pyrene	78.4149	18.98	0.00	1351965	253.0	22.1	15.1	28.0

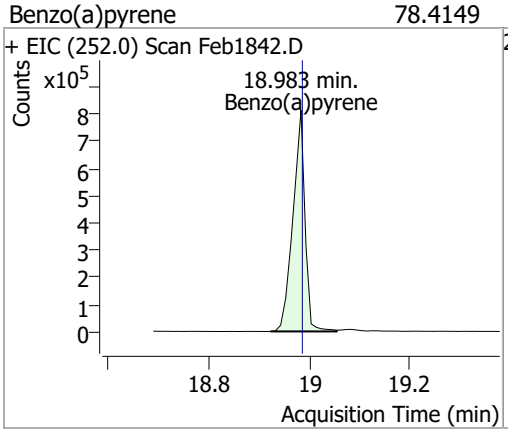

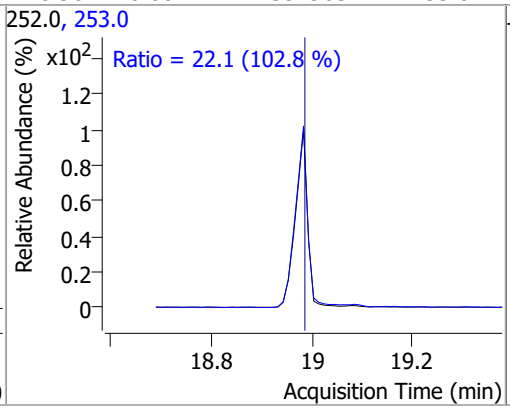

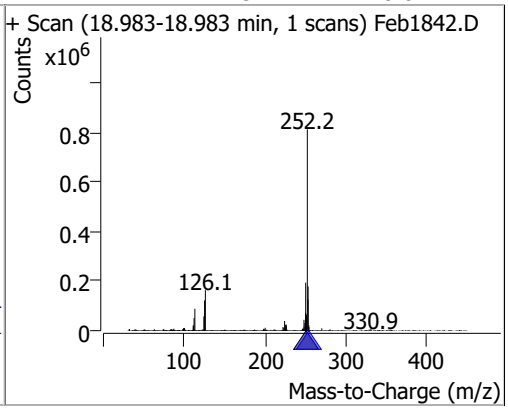

Compound	Conc.	RT	Dev(Min)	Resp.	QIon	QRatio	Lower	Upper
Indeno(1,2,3-c,d)pyrene	78.3448	20.76	0.00	1133416	138.0	32.9	20.7	38.5

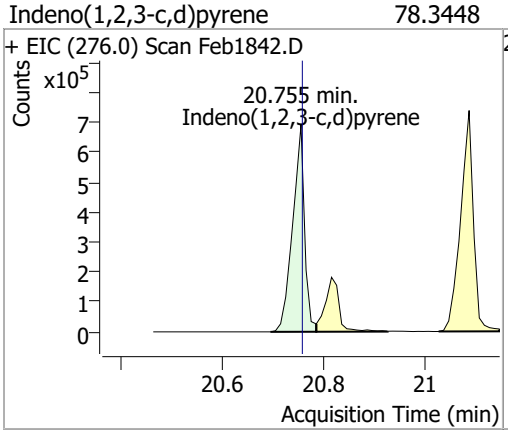

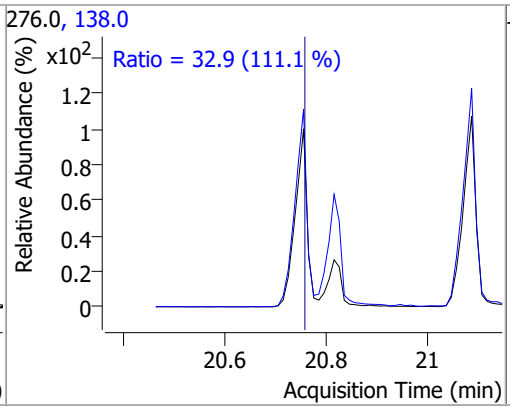

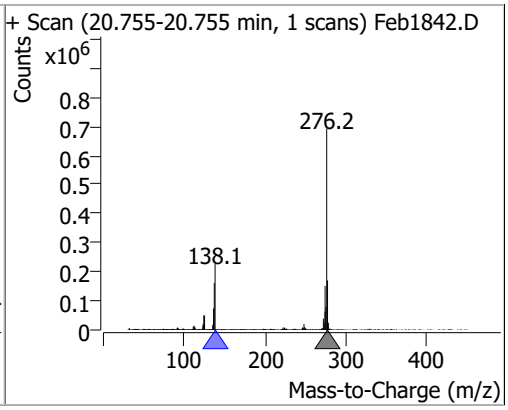

Compound	Conc.	RT	Dev(Min)	Resp.	QIon	QRatio	Lower	Upper
Dibenzo(a,h)anthracene	80.4120	20.82	0.00	1266606	139.0	26.0	17.6	32.7
					279.0	24.8	16.9	31.3

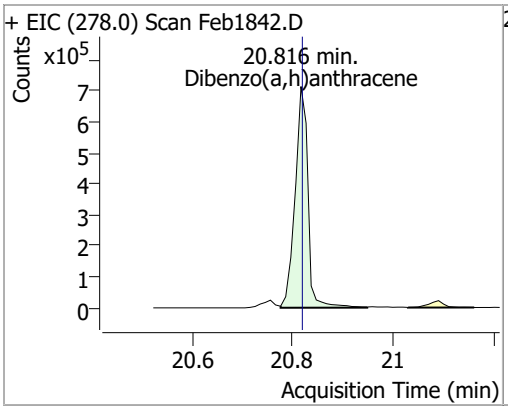

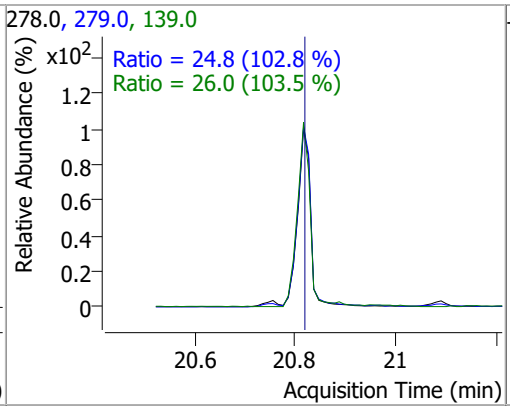

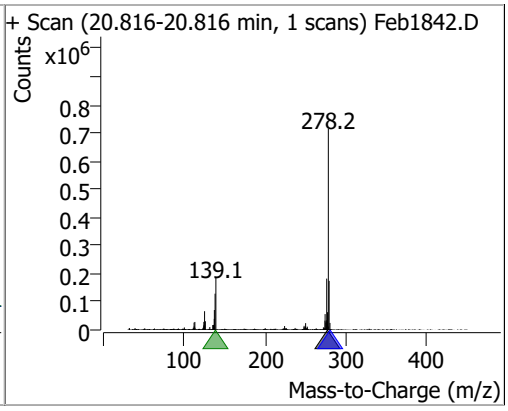

Compound	Conc.	RT	Dev(Min)	Resp.	QIon	QRatio	Lower	Upper
Benzo(g,h,i)perylene	79.0266	21.09	0.00	1317907	138.0	33.6	23.1	42.9
					277.0	22.8	16.3	30.2

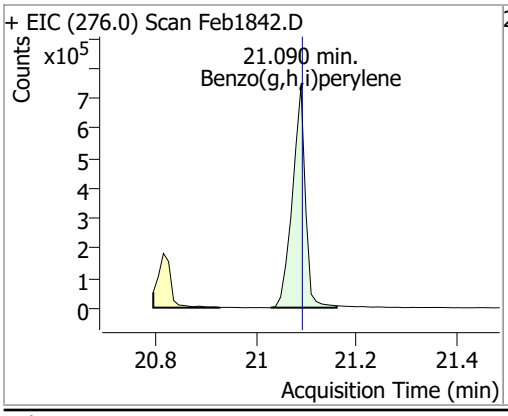

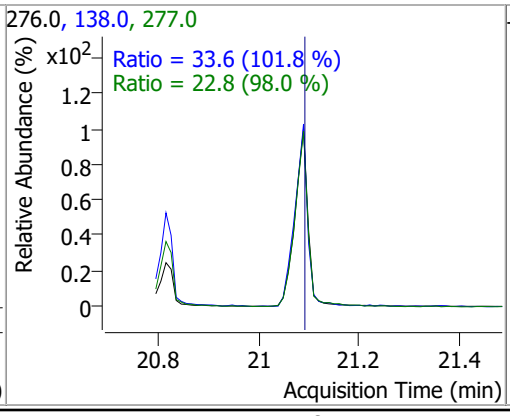

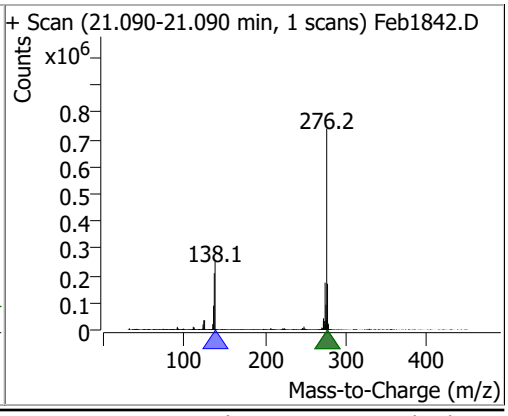

Audit Trail report

Batch name and path: \\MASSHUNTER\Org\Data\SV5973N.I\sd021822\DoD BNA 2\QuantResults\021822 DoD BNA 2.batch.bin
Quant batch version: 10.0
Quant reporting version: 10.0

Name	User	Time	Action	Reason	Comment	Succeed	Exception
CmdNewBatchTable	BL2000\sean	2/20/2022 10:53:56 AM	Create new batch \\MASSHUNTER\Org\Data\SV5973N.I\sd021822\DoD BNA 2\021822 DoD BNA 2.batch.bin			✓	
CmdImportSamplesFromWorklist	BL2000\sean	2/20/2022 10:57:34 AM	Add samples from worklist: \\MASSHUNTER\Org\Data\SV5973N.I\sd021822\DoD BNA 2\Feb1847.D, \\MASSHUNTER\Org\Data\SV5973N.I\sd021822\DoD BNA 2\Feb1846.D, \\MASSHUNTER\Org\Data\SV5973N.I\sd021822\DoD BNA 2\Feb1845.D, \\MASSHUNTER\Org\Data\SV5973N.I\sd021822\DoD BNA 2\Feb1844.D, \\MASSHUNTER\Org\Data\SV5973N.I\sd021822\DoD BNA 2\Feb1843.D, \\MASSHUNTER\Org\Data\SV5973N.I\sd021822\DoD BNA 2\Feb1842.D, \\MASSHUNTER\Org\Data\SV5973N.I\sd021822\DoD BNA 2\Feb1841.D, \\MASSHUNTER\Org\Data\SV5973N.I\sd021822\DoD BNA 2\Feb1840.D, \\MASSHUNTER\Org\Data\SV5973N.I\sd021822\DoD BNA 2\Feb1839.D, \\MASSHUNTER\Org\Data\SV5973N.I\sd021822\DoD BNA 2\Feb1838.D, \\MASSHUNTER\Org\Data\SV5973N.I\sd021822\DoD BNA 2\Feb1837.D, \\MASSHUNTER\Org\Data\SV5973N.I\sd021822\DoD BNA 2\Feb1836.D, \\MASSHUNTER\Org\Data\SV5973N.I\sd021822\DoD BNA 2\Feb1835.D, \\MASSHUNTER\Org\Data\SV5973N.I\sd021822\DoD BNA 2\Feb1834.D, \\MASSHUNTER\Org\Data\SV5973N.I\sd021822\DoD BNA 2\Feb1833.D, \\MASSHUNTER\Org\Data\SV5973N.I\sd021822\DoD BNA 2\Feb1832.D, \\MASSHUNTER\Org\Data\SV5973N.I\sd021822\DoD BNA 2\Feb1831.D, \\MASSHUNTER\Org\Data\SV5973N.I\sd021822\DoD BNA 2\Feb1830.D, \\MASSHUNTER\Org\Data\SV5973N.I\sd021822\DoD BNA 2\Feb1829.D, \\MASSHUNTER\Org\Data\SV5973N.I\sd021822\DoD BNA 2\Feb1828.D, \\MASSHUNTER\Org\Data\SV5973N.I\sd021822\DoD BNA 2\Feb1827.D, \\MASSHUNTER\Org\Data\SV5973N.I\sd021822\DoD BNA 2\Feb1826.D			✓	
CmdSetSampleAttribute	BL2000\sean	2/20/2022 10:57:58 AM	Set SampleType = TuneCheck for sample Feb1826.D; previous value = Sample			✓	

Name	User	Time	Action	Reason	Comment	Succeed	Exception
CmdSaveBatchTable	BL2000\sean	2/20/2022 10:58:31 AM	Save batch \\MASSHUNTER\Org\Data\SV5973N.I\sd021822\DoD BNA 2\QuantResults\021822 DoD BNA 2.batch.bin			✓	
CmdSetSampleAttribute	BL2000\sean	2/20/2022 10:58:38 AM	Set SampleType = CC for sample Feb1827.D; previous value = Sample			✓	
CmdSetSampleAttribute	BL2000\sean	2/20/2022 10:58:40 AM	Set SampleType = Matrix for sample Feb1831.D; previous value = Sample			✓	
CmdSetSampleAttribute	BL2000\sean	2/20/2022 10:58:44 AM	Set SampleType = Matrix for sample Feb1834.D; previous value = Sample			✓	
CmdSetSampleAttribute	BL2000\sean	2/20/2022 10:58:47 AM	Set SampleType = Matrix for sample Feb1841.D; previous value = Sample			✓	
CmdSetSampleAttribute	BL2000\sean	2/20/2022 10:58:50 AM	Set SampleType = CC for sample Feb1842.D; previous value = Sample			✓	
CmdSetSampleAttribute	BL2000\sean	2/20/2022 10:58:56 AM	Set MatrixSpikeGroup = B22020415-032C for sample Feb1830.D; previous value =			✓	
CmdSetSampleAttribute	BL2000\sean	2/20/2022 10:58:57 AM	Set MatrixSpikeGroup = B22020415-032C for sample Feb1831.D; previous value =			✓	
CmdSetSampleAttribute	BL2000\sean	2/20/2022 10:59:00 AM	Set MatrixSpikeGroup = B22020962-006C for sample Feb1833.D; previous value =			✓	
CmdSetSampleAttribute	BL2000\sean	2/20/2022 10:59:01 AM	Set MatrixSpikeGroup = B22020962-006C for sample Feb1834.D; previous value =			✓	
CmdSetSampleAttribute	BL2000\sean	2/20/2022 10:59:04 AM	Set Comment = Feb1840.D for sample Feb1840.D; previous value = SVOC-8270-W-LARGO			✓	
CmdSetSampleAttribute	BL2000\sean	2/20/2022 10:59:04 AM	Set SampleGroup = Sample for sample Feb1840.D; previous value =			✓	
CmdSetSampleAttribute	BL2000\sean	2/20/2022 10:59:05 AM	Set Comment = Feb1840.D for sample Feb1841.D; previous value = SVOC-8270-W-LARGO			✓	
CmdSetSampleAttribute	BL2000\sean	2/20/2022 10:59:05 AM	Set SampleGroup = Sample for sample Feb1841.D; previous value =			✓	
CmdSetSampleAttribute	BL2000\sean	2/20/2022 10:59:10 AM	Set SampleInformation = MatruixA for sample Feb1841.D; previous value =			✓	
CmdSetSampleAttribute	BL2000\sean	2/20/2022 10:59:19 AM	Set SampleInformation = MatrixA for sample Feb1841.D; previous value = MatruixA			✓	
CmdSetSampleAttribute	BL2000\sean	2/20/2022 10:59:26 AM	Set SampleInformation = MatrixA for sample Feb1834.D; previous value =			✓	
CmdSetSampleAttribute	BL2000\sean	2/20/2022 10:59:27 AM	Set SampleInformation = MatrixA for sample Feb1831.D; previous value =			✓	
CmdOpenAndApplyMethodFromBatch	BL2000\sean	2/20/2022 10:59:58 AM	Open and apply method from batch: \\MASSHUNTER\Org\Data\SV5973N.I\sd021822\DoD BNA cal 1\021822 DoD BNA cal.batch.bin			✓	

Name	User	Time	Action	Reason	Comment	Succeed	Exception
CmdSetSampleAttribute	BL2000\sean	2/20/2022 11:00:31 AM	Set LevelName = CCV for sample Feb1827.D; previous value =			✓	
CmdSetSampleAttribute	BL2000\sean	2/20/2022 11:00:40 AM	Set LevelName = CCV for sample Feb1842.D; previous value =			✓	
CmdQuantitate	BL2000\sean	2/20/2022 11:02:02 AM	Quantitate all compounds in all samples			✓	
CmdManuallyIntegrateSplit	BL2000\sean	2/20/2022 11:03:10 AM	Split qualifier 77.0 of compound Benzoic Acid in sample Feb1827.D and keep left peak, new integration is from x, y = 6.126, 1943.72796811901 to 6.290, 2075.59781143733 and new response = 281825, previous integration is from x, y = 6.126, 1944 to 6.383, 2150 and previous response = 379369.			✓	
CmdManuallyIntegrateApplyTargetRtToQualifier	BL2000\sean	2/20/2022 11:03:20 AM	Apply target integration range 4.593-4.675 to qualifier 66.0 for compound Phenol in sample Feb1827.D, new integration is from x, y = 4.593, 16378 to 4.675, 10293 and new response = 475849; previous integration is from x, y = 4.532, 823 to 4.593, 923 and previous response = 518044.			✓	
CmdManuallyIntegrate DropBaseline	BL2000\sean	2/20/2022 11:03:21 AM	Drop baseline for qualifier 66.0 of compound Phenol in sample Feb1827.D to y = 10293, new integration is from x, y = 4.593, 10293 to 4.675, 10293 and new response = 490763; previous integration is from x, y = 4.593, 16378 to 4.675, 10293 and previous response = 475849.			✓	
CmdManuallyIntegratePeak	BL2000\sean	2/20/2022 11:03:40 AM	Manually integrate compound 1,4-Dichlorobenzene in sample Feb1827.D, from x, y = 4.879, 662087 to 5.012, 713155, result = -4246420; previous integration is from x, y = 4.797, 0 to 4.879, 0 and previous response = 1217643.			✓	
CmdManuallyIntegrateSnapBaseline	BL2000\sean	2/20/2022 11:03:41 AM	Snap baseline for compound 1,4-Dichlorobenzene in sample Feb1827.D, from x = 4.879 to x = 5.012, new integration is from x, y = 4.879, 4554 to 5.012, 4489 and new response = 1195149; previous integration is from x, y = 4.879, 662087 to 5.012, 713155 and previous response = -4246420.			✓	
CmdManuallyIntegrate DropBaseline	BL2000\sean	2/20/2022 11:03:42 AM	Drop baseline for compound 1,4-Dichlorobenzene in sample Feb1827.D to y = 4489, new integration is from x, y = 4.879, 4489 to 5.012, 4489 and new response = 1195408; previous integration is from x, y = 4.879, 4554 to 5.012, 4489 and previous response = 1195149.			✓	

Name	User	Time	Action	Reason	Comment	Succeed	Exception
CmdManuallyIntegrateApplyTargetRtToQualifier	BL2000\sean	2/20/2022 11:03:44 AM	Apply target integration range 4.879-5.012 to qualifier 148.0 for compound 1,4-Dichlorobenzene in sample Feb1827.D, new integration is from x, y = 4.879, 3701 to 5.012, 3362 and new response = 780259; previous integration is from x, y = 5.032, 300 to 5.134, 393 and previous response = 741927.			✓	
CmdManuallyIntegrateApplyTargetRtToQualifier	BL2000\sean	2/20/2022 11:03:45 AM	Apply target integration range 4.879-5.012 to qualifier 111.0 for compound 1,4-Dichlorobenzene in sample Feb1827.D, new integration is from x, y = 4.879, 3029 to 5.012, 1601 and new response = 428508; previously no peak.			✓	
CmdManuallyIntegratePeak	BL2000\sean	2/20/2022 11:03:50 AM	Manually integrate compound 1,2-Dichlorobenzene in sample Feb1827.D, from x, y = 5.022, 600805 to 5.185, 641659, result = -4922529; previous integration is from x, y = 4.797, 42 to 4.879, 110 and previous response = 1211911.			✓	
CmdManuallyIntegrateSnapBaseline	BL2000\sean	2/20/2022 11:03:51 AM	Snap baseline for compound 1,2-Dichlorobenzene in sample Feb1827.D, from x = 5.022 to x = 5.185, new integration is from x, y = 5.022, 4073 to 5.185, 2498 and new response = 1135818; previous integration is from x, y = 5.022, 600805 to 5.185, 641659 and previous response = -4922529.			✓	
CmdManuallyIntegrateDropBaseline	BL2000\sean	2/20/2022 11:03:52 AM	Drop baseline for compound 1,2-Dichlorobenzene in sample Feb1827.D to y = 2498, new integration is from x, y = 5.022, 2498 to 5.185, 2498 and new response = 1143538; previous integration is from x, y = 5.022, 4073 to 5.185, 2498 and previous response = 1135818.			✓	
CmdSetTargetCompoundAttribute	BL2000\sean	2/20/2022 11:03:52 AM	Set UserAnnotation = CO for compound 1,2-Dichlorobenzene in sample Feb1827.D; previous value =			✓	
CmdManuallyIntegrateApplyTargetRtToQualifier	BL2000\sean	2/20/2022 11:03:54 AM	Apply target integration range 5.022-5.185 to qualifier 148.0 for compound 1,2-Dichlorobenzene in sample Feb1827.D, new integration is from x, y = 5.022, 2679 to 5.185, 1956 and new response = 729006; previous integration is from x, y = 5.032, 176 to 5.134, 221 and previous response = 742834.			✓	

Name	User	Time	Action	Reason	Comment	Succeed	Exception
CmdManuallyIntegrateApplyTargetRtToQualifier	BL2000\sean	2/20/2022 11:03:56 AM	Apply target integration range 5.022-5.185 to qualifier 111.0 for compound 1,2-Dichlorobenzene in sample Feb1827.D, new integration is from x, y = 5.022, 1345 to 5.185, 677 and new response = 441769; previously no peak.			✓	
CmdManuallyIntegratePeak	BL2000\sean	2/20/2022 11:04:02 AM	Manually integrate compound Benzyl Alcohol in sample Feb1827.D, from x, y = 5.022, 1141863 to 5.042, 1141863, result = -1398385; previous integration is from x, y = 5.056, 5191 to 5.216, 5191 and previous response = 469126.			✓	
CmdClearManualIntegration	BL2000\sean	2/20/2022 11:04:05 AM	Clear manual integration of target signal for compound Benzyl Alcohol in sample Feb1827.D			✓	
CmdManuallyIntegrateSplit	BL2000\sean	2/20/2022 11:04:22 AM	Split qualifier 77.0 of compound Nitrobenzene in sample Feb1827.D and keep right peak, new integration is from x, y = 5.492, 3892.96201358692 to 5.604, 3327.58692436889 and new response = 679445, previous integration is from x, y = 5.395, 4378 to 5.604, 3328 and previous response = 1024010.			✓	
CmdManuallyIntegrateApplyTargetRtToQualifier	BL2000\sean	2/20/2022 11:04:35 AM	Apply target integration range 6.301-6.393 to qualifier 129.0 for compound Naphthalene in sample Feb1827.D, new integration is from x, y = 6.301, 571 to 6.393, 976 and new response = 254436; previously no peak.			✓	
CmdManuallyIntegrate DropBaseline	BL2000\sean	2/20/2022 11:04:36 AM	Drop baseline for qualifier 129.0 of compound Naphthalene in sample Feb1827.D to y = 571, new integration is from x, y = 6.301, 571 to 6.393, 571 and new response = 255559; previous integration is from x, y = 6.301, 571 to 6.393, 976 and previous response = 254436.			✓	
CmdManuallyIntegrateSplit	BL2000\sean	2/20/2022 11:04:43 AM	Split qualifier 129.0 of compound p-Chloroaniline in sample Feb1827.D and keep right peak, new integration is from x, y = 6.393, 496.46356050719 to 6.475, 535.380918656148 and new response = 326191, previous integration is from x, y = 6.290, 448 to 6.475, 535 and previous response = 582321.			✓	

Name	User	Time	Action	Reason	Comment	Succeed	Exception
CmdManuallyIntegrateSplit	BL2000\sean	2/20/2022 11:04:53 AM	Split peak for compound 1-Methylnaphthalene in sample Feb1827.D and keep left peak, new integration is from x, y = 7.225, 1514.0042658776 to 7.317, 1565.49028567921 and new response = 1190045, previous integration is from x, y = 7.225, 1514 to 7.389, 1606 and previous response = 1245089.			✓	
CmdSetTargetCompoundAttribute	BL2000\sean	2/20/2022 11:04:54 AM	Set UserAnnotation = CO for compound 1-Methylnaphthalene in sample Feb1827.D; previous value =			✓	
CmdManuallyIntegrateSplit	BL2000\sean	2/20/2022 11:05:04 AM	Split peak for compound 2,4,6-Trichlorophenol in sample Feb1827.D and keep left peak, new integration is from x, y = 7.492, 132.335927988484 to 7.553, 189.862445326714 and new response = 440005, previous integration is from x, y = 7.492, 132 to 7.646, 277 and previous response = 899269.			✓	
CmdSetTargetCompoundAttribute	BL2000\sean	2/20/2022 11:05:05 AM	Set UserAnnotation = CO for compound 2,4,6-Trichlorophenol in sample Feb1827.D; previous value =			✓	
CmdManuallyIntegrateSplit	BL2000\sean	2/20/2022 11:05:07 AM	Split qualifier 198.0 of compound 2,4,6-Trichlorophenol in sample Feb1827.D and keep left peak, new integration is from x, y = 7.492, 113.926165856292 to 7.553, 177.176923777702 and new response = 424246, previous integration is from x, y = 7.492, 114 to 7.646, 273 and previous response = 858954.			✓	
CmdManuallyIntegratePeak	BL2000\sean	2/20/2022 11:05:27 AM	Manually integrate compound Acenaphthene-d10 in sample Feb1827.D, from x, y = 8.333, -503 to 8.671, 0, result = 705921; previous integration is from x, y = 8.353, 520 to 8.435, 597 and previous response = 649655.			✓	
CmdManuallyIntegrateSnapBaseline	BL2000\sean	2/20/2022 11:05:30 AM	Snap baseline for compound Acenaphthene-d10 in sample Feb1827.D, from x = 8.333 to x = 8.671, new integration is from x, y = 8.333, 0 to 8.671, 0 and new response = 700827; previous integration is from x, y = 8.333, -503 to 8.671, 0 and previous response = 705921.			✓	

Name	User	Time	Action	Reason	Comment	Succeed	Exception
CmdManuallyIntegrateSplit	BL2000\sean	2/20/2022 11:05:39 AM	Split peak for compound 2,4,5-Trichlorophenol in sample Feb1827.D and keep right peak, new integration is from x, y = 7.553, 150.896029640905 to 7.646, 229.650613519341 and new response = 460828, previous integration is from x, y = 7.492, 99 to 7.646, 230 and previous response = 899621.			✓	
CmdSetTargetCompoundAttribute	BL2000\sean	2/20/2022 11:05:40 AM	Set UserAnnotation = CO for compound 2,4,5-Trichlorophenol in sample Feb1827.D; previous value =			✓	
CmdManuallyIntegrateSplit	BL2000\sean	2/20/2022 11:05:42 AM	Split qualifier 198.0 of compound 2,4,5-Trichlorophenol in sample Feb1827.D and keep right peak, new integration is from x, y = 7.553, 146.153649474193 to 7.646, 223.030904505594 and new response = 435768, previous integration is from x, y = 7.492, 95 to 7.646, 223 and previous response = 859257.			✓	
CmdManuallyIntegrateApplyTargetRtToQualifier	BL2000\sean	2/20/2022 11:05:49 AM	Apply target integration range 8.159-8.323 to qualifier 153.1 for compound Acenaphthylene in sample Feb1827.D, new integration is from x, y = 8.159, 0 to 8.323, 1378 and new response = 284820; previous integration is from x, y = 8.374, 0 to 8.486, 0 and previous response = 1296011.			✓	
CmdManuallyIntegrateApplyTargetRtToQualifier	BL2000\sean	2/20/2022 11:05:57 AM	Apply target integration range 8.384-8.486 to qualifier 152.0 for compound Acenaphthene in sample Feb1827.D, new integration is from x, y = 8.384, 2706 to 8.486, 3305 and new response = 610500; previous integration is from x, y = 8.159, 221 to 8.323, 600 and previous response = 2127049.			✓	
CmdManuallyIntegrateApplyTargetRtToQualifier	BL2000\sean	2/20/2022 11:06:07 AM	Apply target integration range 8.497-8.650 to qualifier 154.0 for compound 2,4-Dinitrophenol in sample Feb1827.D, new integration is from x, y = 8.497, 2709 to 8.650, 1698 and new response = 63612; previous integration is from x, y = 8.384, 878 to 8.486, 938 and previous response = 1192294.			✓	
CmdManuallyIntegrateSplit	BL2000\sean	2/20/2022 11:06:16 AM	Split qualifier 63.0 of compound 2,4-Dinitrotoluene in sample Feb1827.D and keep right peak, new integration is from x, y = 8.650, 1887.23791129296 to 8.691, 1853.11175191604 and new response = 114260, previous integration is from x, y = 8.602, 1927 to 8.691, 1853 and previous response = 227591.			✓	

Name	User	Time	Action	Reason	Comment	Succeed	Exception
CmdManuallyIntegratePeak	BL2000\sean	2/20/2022 11:06:43 AM	Manually integrate compound Anthracene in sample Feb1827.D, from x, y = 10.110, 894957 to 10.343, 996973, result = -8540152; previous integration is from x, y = 10.151, 349 to 10.221, 476 and previous response = 2345137.			✓	
CmdManuallyIntegrateSnapBaseline	BL2000\sean	2/20/2022 11:06:44 AM	Snap baseline for compound Anthracene in sample Feb1827.D, from x = 10.110 to x = 10.343, new integration is from x, y = 10.110, 0 to 10.343, 4084 and new response = 4653062; previous integration is from x, y = 10.110, 894957 to 10.343, 996973 and previous response = -8540152.			✓	
CmdManuallyIntegrateDropBaseline	BL2000\sean	2/20/2022 11:06:47 AM	Drop baseline for compound Anthracene in sample Feb1827.D to y = 0, new integration is from x, y = 10.110, 0 to 10.343, 0 and new response = 4681603; previous integration is from x, y = 10.110, 0 to 10.343, 4084 and previous response = 4653062.			✓	
CmdManuallyIntegrateSplit	BL2000\sean	2/20/2022 11:06:48 AM	Split peak for compound Anthracene in sample Feb1827.D and keep right peak, new integration is from x, y = 10.221, 0 to 10.343, 0 and new response = 2334154, previous integration is from x, y = 10.110, 0 to 10.343, 0 and previous response = 4681603.			✓	
CmdSetTargetCompoundAttribute	BL2000\sean	2/20/2022 11:06:48 AM	Set UserAnnotation = CO for compound Anthracene in sample Feb1827.D; previous value =			✓	
CmdManuallyIntegrateApplyTargetRtToQualifier	BL2000\sean	2/20/2022 11:06:51 AM	Apply target integration range 10.221-10.343 to qualifier 176.0 for compound Anthracene in sample Feb1827.D, new integration is from x, y = 10.221, 1653 to 10.343, 693 and new response = 421329; previously no peak.			✓	
CmdManuallyIntegrateDropBaseline	BL2000\sean	2/20/2022 11:06:52 AM	Drop baseline for qualifier 176.0 of compound Anthracene in sample Feb1827.D to y = 693, new integration is from x, y = 10.221, 693 to 10.343, 693 and new response = 424830; previous integration is from x, y = 10.221, 1653 to 10.343, 693 and previous response = 421329.			✓	
CmdSaveBatchTable	BL2000\sean	2/20/2022 11:08:27 AM	Save batch \\MASSHUNTER\Org\Data\SV5973N.I\sd021822\DoD BNA 2\QuantResults\021822 DoD BNA 2.batch.bin			✓	

Name	User	Time	Action	Reason	Comment	Succeed	Exception
CmdCalibrate	BL2000\sean	2/20/2022 11:08:58 AM	Replace level CCV with CC sample Feb1827.D for compounds {Terphenyl-d14, 2,4,6-Tribromophenol, 2-Fluorobiphenyl, Nitrobenzene-d5, Phenol-d5, 2-Fluorophenol, Benzo(g,h,i)perylene, Dibenzo(a,h)anthracene, Indeno(1,2,3-c,d)pyrene, Benzo(a)pyrene, Benzo(k)fluoranthene, Benzo(b)fluoranthene, Di-n-octyl Phthalate, bis(2-ethylhexyl)Phthalate, 3,3-Dichlorobenzidine, Chrysene, Benzo(a)Anthracene, Butylbenzylphthalate, Pyrene, Benzidine, Fluoranthene, Di-n-Butylphthalate, Triallate, Anthracene, Phenanthrene, Pentachlorophenol, Hexachlorobenzene, 4-Bromophenyl-phenylether, Azobenzene, N-nitrosodiphenylamine, 4,6-Dinitro-2-methylphenol, 4-Nitroaniline, Diethylphthalate, 4-Chlorophenyl-phenylether, Fluorene, 2,4-Dinitrotoluene, 4-Nitrophenol, Dibenzofuran, 2,4-Dinitrophenol, 3-Nitroaniline, Acenaphthene, 2,6-Dinitrotoluene, Acenaphthylene, Dimethyl Phthalate, 2-Nitroaniline, 2-Chloronaphthalene, 2,4,5-Trichlorophenol, 2,4,6-Trichlorophenol, Hexachlorocyclopentadiene, 4-Chloro-2-Methylphenol, 1-Methylnaphthalene, 2-Methylnaphthalene, 4-Chloro-3-Methylphenol, Hexachlorobutadiene, p-Chloroaniline, 4-Chlorophenol, Naphthalene, 1,2,4-Trichlorobenzene, 2,4-Dichlorophenol, bis(-2-Chloroethoxy)Methane, 2,4-Dimethylphenol, 2-Nitrophenol, Isophorone, Nitrobenzene, N-nitroso-Di-n-propylamine, Hexachloroethane, 4Methylphenol/3Methylphenol, 2-Methylphenol, bis(2-chloroisopropyl)Ether, Benzyl Alcohol, 1,2-Dichlorobenzene, 1,4-Dichlorobenzene, 1,3-Dichlorobenzene, 2-Chlorophenol, bis(-2-Chloroethyl)Ether, Phenol, Aniline, Pyridine, Carbazole, Benzoic Acid, o-Terphenyl, N-Nitrosodimethylamine};			✓	
CmdQuantitate	BL2000\sean	2/20/2022 11:10:06 AM	Quantitate all compounds in all samples			✓	
CmdQuantitate	BL2000\sean	2/20/2022 11:13:51 AM	Quantitate all compounds in all samples			✓	
CmdQuantitate	BL2000\sean	2/20/2022 11:15:04 AM	Quantitate all compounds in all samples			✓	

Name	User	Time	Action	Reason	Comment	Succeed	Exception
CmdZeroOutPeak	BL2000\sean	2/20/2022 12:53:44 PM	Zero out primary peak of compound 2,6-Dinitrotoluene in sample Feb1828.D			✓	
CmdSetTargetCompoundAttribute	BL2000\sean	2/20/2022 12:53:45 PM	Set UserAnnotation = INT for compound 2,6-Dinitrotoluene in sample Feb1828.D; previous value =			✓	
CmdZeroOutPeak	BL2000\sean	2/20/2022 12:53:47 PM	Zero out primary peak of compound Dimethyl Phthalate in sample Feb1828.D			✓	
CmdSetTargetCompoundAttribute	BL2000\sean	2/20/2022 12:53:48 PM	Set UserAnnotation = INT for compound Dimethyl Phthalate in sample Feb1828.D; previous value =			✓	
CmdZeroOutPeak	BL2000\sean	2/20/2022 12:53:51 PM	Zero out primary peak of compound bis(-2-Chloroethyl)Ether in sample Feb1828.D			✓	
CmdSetTargetCompoundAttribute	BL2000\sean	2/20/2022 12:53:52 PM	Set UserAnnotation = INT for compound bis(-2-Chloroethyl)Ether in sample Feb1828.D; previous value =			✓	
CmdZeroOutPeak	BL2000\sean	2/20/2022 12:53:54 PM	Zero out primary peak of compound 4-Chlorophenol in sample Feb1828.D			✓	
CmdSetTargetCompoundAttribute	BL2000\sean	2/20/2022 12:53:55 PM	Set UserAnnotation = INT for compound 4-Chlorophenol in sample Feb1828.D; previous value =			✓	
CmdZeroOutPeak	BL2000\sean	2/20/2022 12:54:04 PM	Zero out primary peak of compound 2,6-Dinitrotoluene in sample Feb1829.D			✓	
CmdSetTargetCompoundAttribute	BL2000\sean	2/20/2022 12:54:05 PM	Set UserAnnotation = INT for compound 2,6-Dinitrotoluene in sample Feb1829.D; previous value =			✓	
CmdZeroOutPeak	BL2000\sean	2/20/2022 12:54:13 PM	Zero out primary peak of compound Dimethyl Phthalate in sample Feb1829.D			✓	
CmdSetTargetCompoundAttribute	BL2000\sean	2/20/2022 12:54:15 PM	Set UserAnnotation = INT for compound Dimethyl Phthalate in sample Feb1829.D; previous value =			✓	
CmdZeroOutPeak	BL2000\sean	2/20/2022 12:54:20 PM	Zero out primary peak of compound N-nitroso-Di-n-propylamine in sample Feb1829.D			✓	
CmdSetTargetCompoundAttribute	BL2000\sean	2/20/2022 12:54:21 PM	Set UserAnnotation = INT for compound N-nitroso-Di-n-propylamine in sample Feb1829.D; previous value =			✓	
CmdZeroOutPeak	BL2000\sean	2/20/2022 12:54:23 PM	Zero out primary peak of compound Benzidine in sample Feb1829.D			✓	
CmdSetTargetCompoundAttribute	BL2000\sean	2/20/2022 12:54:24 PM	Set UserAnnotation = INT for compound Benzidine in sample Feb1829.D; previous value =			✓	
CmdZeroOutPeak	BL2000\sean	2/20/2022 12:54:26 PM	Zero out primary peak of compound 4,6-Dinitro-2-methylphenol in sample Feb1829.D			✓	

Name	User	Time	Action	Reason	Comment	Succeed	Exception
CmdSetTargetCompoundAttribute	BL2000\sean	2/20/2022 12:54:26 PM	Set UserAnnotation = INT for compound 4,6-Dinitro-2-methylphenol in sample Feb1829.D; previous value =			✓	
CmdZeroOutPeak	BL2000\sean	2/20/2022 12:54:28 PM	Zero out primary peak of compound bis(-2-Chloroethyl)Ether in sample Feb1829.D			✓	
CmdSetTargetCompoundAttribute	BL2000\sean	2/20/2022 12:54:30 PM	Set UserAnnotation = INT for compound bis(-2-Chloroethyl)Ether in sample Feb1829.D; previous value =			✓	
CmdZeroOutPeak	BL2000\sean	2/20/2022 12:54:46 PM	Zero out primary peak of compound 2,6-Dinitrotoluene in sample Feb1830.D			✓	
CmdSetTargetCompoundAttribute	BL2000\sean	2/20/2022 12:54:47 PM	Set UserAnnotation = INT for compound 2,6-Dinitrotoluene in sample Feb1830.D; previous value =			✓	
CmdZeroOutPeak	BL2000\sean	2/20/2022 12:54:49 PM	Zero out primary peak of compound N-nitroso-Di-n-propylamine in sample Feb1830.D			✓	
CmdSetTargetCompoundAttribute	BL2000\sean	2/20/2022 12:54:50 PM	Set UserAnnotation = INT for compound N-nitroso-Di-n-propylamine in sample Feb1830.D; previous value =			✓	
CmdZeroOutPeak	BL2000\sean	2/20/2022 12:54:52 PM	Zero out primary peak of compound Dimethyl Phthalate in sample Feb1830.D			✓	
CmdSetTargetCompoundAttribute	BL2000\sean	2/20/2022 12:54:53 PM	Set UserAnnotation = INT for compound Dimethyl Phthalate in sample Feb1830.D; previous value =			✓	
CmdZeroOutPeak	BL2000\sean	2/20/2022 12:54:55 PM	Zero out primary peak of compound Benzidine in sample Feb1830.D			✓	
CmdSetTargetCompoundAttribute	BL2000\sean	2/20/2022 12:54:56 PM	Set UserAnnotation = INT for compound Benzidine in sample Feb1830.D; previous value =			✓	
CmdZeroOutPeak	BL2000\sean	2/20/2022 12:54:59 PM	Zero out primary peak of compound 4,6-Dinitro-2-methylphenol in sample Feb1830.D			✓	
CmdSetTargetCompoundAttribute	BL2000\sean	2/20/2022 12:55:00 PM	Set UserAnnotation = INT for compound 4,6-Dinitro-2-methylphenol in sample Feb1830.D; previous value =			✓	
CmdManuallyIntegrateSplit	BL2000\sean	2/20/2022 12:55:23 PM	Split peak for compound Aniline in sample Feb1831.D and keep left peak, new integration is from x, y = 4.532, 544.956342565865 to 4.603, 720.473930505427 and new response = 590816, previous integration is from x, y = 4.532, 545 to 4.766, 1126 and previous response = 1409482.			✓	
CmdSetTargetCompoundAttribute	BL2000\sean	2/20/2022 12:55:24 PM	Set UserAnnotation = CO for compound Aniline in sample Feb1831.D; previous value =			✓	

Name	User	Time	Action	Reason	Comment	Succeed	Exception
CmdManuallyIntegrateApplyTargetRtToQualifier	BL2000\sean	2/20/2022 12:55:26 PM	Apply target integration range 4.532-4.603 to qualifier 65.0 for compound Aniline in sample Feb1831.D, new integration is from x, y = 4.532, 1085 to 4.603, 14457 and new response = 84803; previously no peak.			✓	
CmdManuallyIntegrateDropBaseline	BL2000\sean	2/20/2022 12:55:27 PM	Drop baseline for qualifier 65.0 of compound Aniline in sample Feb1831.D to y = 1085, new integration is from x, y = 4.532, 1085 to 4.603, 1085 and new response = 113151; previous integration is from x, y = 4.532, 1085 to 4.603, 14457 and previous response = 84803.			✓	
CmdManuallyIntegratePeak	BL2000\sean	2/20/2022 12:55:41 PM	Manually integrate compound 1,2-Dichlorobenzene in sample Feb1831.D, from x, y = 5.022, 433728 to 5.103, 433728, result = -1295521; previous integration is from x, y = 4.879, 114 to 4.960, 185 and previous response = 791725.			✓	
CmdManuallyIntegrateSnapBaseline	BL2000\sean	2/20/2022 12:55:42 PM	Snap baseline for compound 1,2-Dichlorobenzene in sample Feb1831.D, from x = 5.022 to x = 5.103, new integration is from x, y = 5.022, 3952 to 5.103, 5775 and new response = 806773; previous integration is from x, y = 5.022, 433728 to 5.103, 433728 and previous response = -1295521.			✓	
CmdManuallyIntegrateDropBaseline	BL2000\sean	2/20/2022 12:55:43 PM	Drop baseline for compound 1,2-Dichlorobenzene in sample Feb1831.D to y = 3952, new integration is from x, y = 5.022, 3952 to 5.103, 3952 and new response = 811241; previous integration is from x, y = 5.022, 3952 to 5.103, 5775 and previous response = 806773.			✓	
CmdManuallyIntegrateApplyTargetRtToQualifier	BL2000\sean	2/20/2022 12:55:45 PM	Apply target integration range 5.022-5.103 to qualifier 148.0 for compound 1,2-Dichlorobenzene in sample Feb1831.D, new integration is from x, y = 5.022, 3571 to 5.103, 3755 and new response = 504554; previously no peak.			✓	
CmdManuallyIntegrateApplyTargetRtToQualifier	BL2000\sean	2/20/2022 12:55:46 PM	Apply target integration range 5.022-5.103 to qualifier 111.0 for compound 1,2-Dichlorobenzene in sample Feb1831.D, new integration is from x, y = 5.022, 2551 to 5.103, 2251 and new response = 308198; previously no peak.			✓	

Name	User	Time	Action	Reason	Comment	Succeed	Exception
CmdManuallyIntegrateApplyTargetRtToQualifier	BL2000\sean	2/20/2022 12:55:51 PM	Apply target integration range 5.042-5.154 to qualifier 107.0 for compound Benzyl Alcohol in sample Feb1831.D, new integration is from x, y = 5.042, 0 to 5.154, 4402 and new response = 202149; previously no peak.			✓	
CmdManuallyIntegrate DropBaseline	BL2000\sean	2/20/2022 12:55:52 PM	Drop baseline for qualifier 107.0 of compound Benzyl Alcohol in sample Feb1831.D to y = 0, new integration is from x, y = 5.042, 0 to 5.154, 0 and new response = 216986; previous integration is from x, y = 5.042, 0 to 5.154, 4402 and previous response = 202149.			✓	
CmdManuallyIntegrateApplyTargetRtToQualifier	BL2000\sean	2/20/2022 12:56:20 PM	Apply target integration range 6.393-6.506 to qualifier 129.0 for compound p-Chloroaniline in sample Feb1831.D, new integration is from x, y = 6.393, 1247 to 6.506, 2663 and new response = 222625; previously no peak.			✓	
CmdManuallyIntegrate DropBaseline	BL2000\sean	2/20/2022 12:56:21 PM	Drop baseline for qualifier 129.0 of compound p-Chloroaniline in sample Feb1831.D to y = 1247, new integration is from x, y = 6.393, 1247 to 6.506, 1247 and new response = 227424; previous integration is from x, y = 6.393, 1247 to 6.506, 2663 and previous response = 222625.			✓	
CmdManuallyIntegrateSplit	BL2000\sean	2/20/2022 12:56:26 PM	Split peak for compound 4-Chloro-3-Methylphenol in sample Feb1831.D and keep right peak, new integration is from x, y = 7.050, 719.58472045712 to 7.132, 832.794392693795 and new response = 517256, previous integration is from x, y = 6.907, 523 to 7.132, 833 and previous response = 995354.			✓	
CmdManuallyIntegrateSplit	BL2000\sean	2/20/2022 12:56:28 PM	Split qualifier 144.0 of compound 4-Chloro-3-Methylphenol in sample Feb1831.D and keep right peak, new integration is from x, y = 7.050, 0 to 7.122, 0 and new response = 137912, previous integration is from x, y = 6.906, 0 to 7.122, 0 and previous response = 263910.			✓	
CmdManuallyIntegrateSplit	BL2000\sean	2/20/2022 12:56:35 PM	Split peak for compound 4-Chloro-2-Methylphenol in sample Feb1831.D and keep left peak, new integration is from x, y = 6.909, 735.531462488821 to 7.050, 1046.1703719543 and new response = 476086, previous integration is from x, y = 6.909, 736 to 7.132, 1227 and previous response = 991402.			✓	

Name	User	Time	Action	Reason	Comment	Succeed	Exception
CmdManuallyIntegrateSplit	BL2000\sean	2/20/2022 12:56:38 PM	Split qualifier 144.0 of compound 4-Chloro-2-Methylphenol in sample Feb1831.D and keep left peak, new integration is from x, y = 6.906, 0 to 7.050, 0 and new response = 125998, previous integration is from x, y = 6.906, 0 to 7.122, 0 and previous response = 263910.			✓	
CmdManuallyIntegratePeak	BL2000\sean	2/20/2022 12:56:50 PM	Manually integrate compound 2,6-Dinitrotoluene in sample Feb1831.D, from x, y = 8.159, 14041 to 8.220, 25475, result = 94248; previous integration is from x, y = 8.343, 0 to 8.435, 0 and previous response = 80013.			✓	
CmdManuallyIntegrateSnapBaseline	BL2000\sean	2/20/2022 12:56:51 PM	Snap baseline for compound 2,6-Dinitrotoluene in sample Feb1831.D, from x = 8.159 to x = 8.220, new integration is from x, y = 8.159, 289 to 8.220, 792 and new response = 165026; previous integration is from x, y = 8.159, 14041 to 8.220, 25475 and previous response = 94248.			✓	
CmdSetTargetCompoundAttribute	BL2000\sean	2/20/2022 12:56:52 PM	Set UserAnnotation = CO for compound 2,6-Dinitrotoluene in sample Feb1831.D; previous value =			✓	
CmdManuallyIntegrateApplyTargetRtToQualifier	BL2000\sean	2/20/2022 12:56:57 PM	Apply target integration range 8.384-8.476 to qualifier 152.0 for compound Acenaphthene in sample Feb1831.D, new integration is from x, y = 8.384, 2833 to 8.476, 3406 and new response = 574535; previously no peak.			✓	
CmdManuallyIntegrateDropBaseline	BL2000\sean	2/20/2022 12:56:58 PM	Drop baseline for qualifier 152.0 of compound Acenaphthene in sample Feb1831.D to y = 2833, new integration is from x, y = 8.384, 2833 to 8.476, 2833 and new response = 576117; previous integration is from x, y = 8.384, 2833 to 8.476, 3406 and previous response = 574535.			✓	
CmdManuallyIntegrateApplyTargetRtToQualifier	BL2000\sean	2/20/2022 12:58:13 PM	Apply target integration range 8.497-8.589 to qualifier 154.0 for compound 2,4-Dinitrophenol in sample Feb1831.D, new integration is from x, y = 8.497, 3017 to 8.589, 2581 and new response = 58906; previous integration is from x, y = 8.384, 705 to 8.476, 756 and previous response = 1152164.			✓	

Name	User	Time	Action	Reason	Comment	Succeed	Exception
CmdManuallyIntegrateDropBaseline	BL2000\sean	2/20/2022 12:58:14 PM	Drop baseline for qualifier 154.0 of compound 2,4-Dinitrophenol in sample Feb1831.D to y = 2581, new integration is from x, y = 8.497, 2581 to 8.589, 2581 and new response = 60110; previous integration is from x, y = 8.497, 3017 to 8.589, 2581 and previous response = 58906.			✓	
CmdManuallyIntegrateApplyTargetRtToQualifier	BL2000\sean	2/20/2022 12:58:22 PM	Apply target integration range 8.691-8.844 to qualifier 139.0 for compound 4-Nitrophenol in sample Feb1831.D, new integration is from x, y = 8.691, 1630 to 8.844, 864 and new response = 57998; previous integration is from x, y = 8.599, 397 to 8.691, 517 and previous response = 740610.			✓	
CmdManuallyIntegrateDropBaseline	BL2000\sean	2/20/2022 12:58:22 PM	Drop baseline for qualifier 139.0 of compound 4-Nitrophenol in sample Feb1831.D to y = 864, new integration is from x, y = 8.691, 864 to 8.844, 864 and new response = 61524; previous integration is from x, y = 8.691, 1630 to 8.844, 864 and previous response = 57998.			✓	
CmdManuallyIntegrateSplit	BL2000\sean	2/20/2022 12:58:27 PM	Split qualifier 63.0 of compound 2,4-Dinitrotoluene in sample Feb1831.D and keep right peak, new integration is from x, y = 8.650, 1408.76762553378 to 8.691, 1375.34481167571 and new response = 114403, previous integration is from x, y = 8.599, 1451 to 8.691, 1375 and previous response = 223907.			✓	
CmdManuallyIntegrateSplit	BL2000\sean	2/20/2022 12:58:31 PM	Split qualifier 167.0 of compound Fluorene in sample Feb1831.D and keep left peak, new integration is from x, y = 8.977, 0 to 9.110, 0 and new response = 204392, previous integration is from x, y = 8.977, 0 to 9.295, 0 and previous response = 577750.			✓	
CmdManuallyIntegratePeak	BL2000\sean	2/20/2022 12:58:48 PM	Manually integrate compound Anthracene in sample Feb1831.D, from x, y = 10.120, 1936378 to 10.313, 2037807, result = -18577781; previous integration is from x, y = 10.140, 0 to 10.221, 0 and previous response = 2204609.			✓	

Name	User	Time	Action	Reason	Comment	Succeed	Exception
CmdManuallyIntegrateSnapBaseline	BL2000\sean	2/20/2022 12:58:50 PM	Snap baseline for compound Anthracene in sample Feb1831.D, from x = 10.120 to x = 10.313, new integration is from x, y = 10.120, 202 to 10.313, 10643 and new response = 4302582; previous integration is from x, y = 10.120, 1936378 to 10.313, 2037807 and previous response = -18577781.			✓	
CmdManuallyIntegrateDropBaseline	BL2000\sean	2/20/2022 12:58:50 PM	Drop baseline for compound Anthracene in sample Feb1831.D to y = 202, new integration is from x, y = 10.120, 202 to 10.313, 202 and new response = 4362858; previous integration is from x, y = 10.120, 202 to 10.313, 10643 and previous response = 4302582.			✓	
CmdManuallyIntegrateSplit	BL2000\sean	2/20/2022 12:58:51 PM	Split peak for compound Anthracene in sample Feb1831.D and keep right peak, new integration is from x, y = 10.221, 202 to 10.313, 202 and new response = 2158952, previous integration is from x, y = 10.120, 202 to 10.313, 202 and previous response = 4362858.			✓	
CmdSetTargetCompoundAttribute	BL2000\sean	2/20/2022 12:58:52 PM	Set UserAnnotation = CO for compound Anthracene in sample Feb1831.D; previous value =			✓	
CmdManuallyIntegrateApplyTargetRtToQualifier	BL2000\sean	2/20/2022 12:58:54 PM	Apply target integration range 10.221-10.313 to qualifier 176.0 for compound Anthracene in sample Feb1831.D, new integration is from x, y = 10.221, 1475 to 10.313, 4379 and new response = 379621; previously no peak.			✓	
CmdManuallyIntegrateDropBaseline	BL2000\sean	2/20/2022 12:58:55 PM	Drop baseline for qualifier 176.0 of compound Anthracene in sample Feb1831.D to y = 1475, new integration is from x, y = 10.221, 1475 to 10.313, 1475 and new response = 387562; previous integration is from x, y = 10.221, 1475 to 10.313, 4379 and previous response = 379621.			✓	
CmdManuallyIntegrateSplit	BL2000\sean	2/20/2022 12:59:16 PM	Split peak for compound Indeno(1,2,3-c,d)pyrene in sample Feb1831.D and keep left peak, new integration is from x, y = 20.696, 692.397163001311 to 20.786, 1121.06671605723 and new response = 1428308, previous integration is from x, y = 20.696, 692 to 20.887, 1609 and previous response = 1858242.			✓	
CmdSetTargetCompoundAttribute	BL2000\sean	2/20/2022 12:59:17 PM	Set UserAnnotation = CO for compound Indeno(1,2,3-c,d)pyrene in sample Feb1831.D; previous value =			✓	

Name	User	Time	Action	Reason	Comment	Succeed	Exception
CmdZeroOutPeak	BL2000\sean	2/20/2022 12:59:33 PM	Zero out primary peak of compound 2,6-Dinitrotoluene in sample Feb1832.D			✓	
CmdSetTargetCompoundAttribute	BL2000\sean	2/20/2022 12:59:34 PM	Set UserAnnotation = INT for compound 2,6-Dinitrotoluene in sample Feb1832.D; previous value =			✓	
CmdZeroOutPeak	BL2000\sean	2/20/2022 12:59:36 PM	Zero out primary peak of compound N-nitroso-Di-n-propylamine in sample Feb1832.D			✓	
CmdZeroOutPeak	BL2000\sean	2/20/2022 12:59:38 PM	Zero out primary peak of compound Dimethyl Phthalate in sample Feb1832.D			✓	
CmdSetTargetCompoundAttribute	BL2000\sean	2/20/2022 12:59:39 PM	Set UserAnnotation = INT for compound Dimethyl Phthalate in sample Feb1832.D; previous value =			✓	
CmdZeroOutPeak	BL2000\sean	2/20/2022 12:59:41 PM	Zero out primary peak of compound Benzidine in sample Feb1832.D			✓	
CmdSetTargetCompoundAttribute	BL2000\sean	2/20/2022 12:59:42 PM	Set UserAnnotation = INT for compound Benzidine in sample Feb1832.D; previous value =			✓	
CmdZeroOutPeak	BL2000\sean	2/20/2022 12:59:52 PM	Zero out primary peak of compound 2,6-Dinitrotoluene in sample Feb1833.D			✓	
CmdSetTargetCompoundAttribute	BL2000\sean	2/20/2022 12:59:53 PM	Set UserAnnotation = INT for compound 2,6-Dinitrotoluene in sample Feb1833.D; previous value =			✓	
CmdZeroOutPeak	BL2000\sean	2/20/2022 12:59:55 PM	Zero out primary peak of compound N-nitroso-Di-n-propylamine in sample Feb1833.D			✓	
CmdSetTargetCompoundAttribute	BL2000\sean	2/20/2022 12:59:56 PM	Set UserAnnotation = INT for compound N-nitroso-Di-n-propylamine in sample Feb1833.D; previous value =			✓	
CmdZeroOutPeak	BL2000\sean	2/20/2022 12:59:58 PM	Zero out primary peak of compound Benzyl Alcohol in sample Feb1833.D			✓	
CmdClearManualIntegration	BL2000\sean	2/20/2022 1:00:01 PM	Clear manual integration of target signal for compound Benzyl Alcohol in sample Feb1833.D			✓	
CmdZeroOutPeak	BL2000\sean	2/20/2022 1:00:28 PM	Zero out primary peak of compound Benzyl Alcohol in sample Feb1833.D			✓	
CmdSetTargetCompoundAttribute	BL2000\sean	2/20/2022 1:00:30 PM	Set UserAnnotation = INT for compound Benzyl Alcohol in sample Feb1833.D; previous value =			✓	
CmdZeroOutPeak	BL2000\sean	2/20/2022 1:00:40 PM	Zero out primary peak of compound Dimethyl Phthalate in sample Feb1833.D			✓	
CmdSetTargetCompoundAttribute	BL2000\sean	2/20/2022 1:00:42 PM	Set UserAnnotation = INT for compound Dimethyl Phthalate in sample Feb1833.D; previous value =			✓	
CmdZeroOutPeak	BL2000\sean	2/20/2022 1:00:44 PM	Zero out primary peak of compound Benzidine in sample Feb1833.D			✓	

Name	User	Time	Action	Reason	Comment	Succeed	Exception
CmdSetTargetCompoundAttribute	BL2000\sean	2/20/2022 1:00:45 PM	Set UserAnnotation = INT for compound Benzidine in sample Feb1833.D; previous value =			✓	
CmdZeroOutPeak	BL2000\sean	2/20/2022 1:00:48 PM	Zero out primary peak of compound 2-Methylphenol in sample Feb1833.D			✓	
CmdSetTargetCompoundAttribute	BL2000\sean	2/20/2022 1:00:49 PM	Set UserAnnotation = INT for compound 2-Methylphenol in sample Feb1833.D; previous value =			✓	
CmdZeroOutPeak	BL2000\sean	2/20/2022 1:00:51 PM	Zero out primary peak of compound 4,6-Dinitro-2-methylphenol in sample Feb1833.D			✓	
CmdSetTargetCompoundAttribute	BL2000\sean	2/20/2022 1:00:51 PM	Set UserAnnotation = INT for compound 4,6-Dinitro-2-methylphenol in sample Feb1833.D; previous value =			✓	
CmdZeroOutPeak	BL2000\sean	2/20/2022 1:00:53 PM	Zero out primary peak of compound Hexachloroethane in sample Feb1833.D			✓	
CmdSetTargetCompoundAttribute	BL2000\sean	2/20/2022 1:00:54 PM	Set UserAnnotation = INT for compound Hexachloroethane in sample Feb1833.D; previous value =			✓	
CmdManuallyIntegrateApplyTargetRtToQualifier	BL2000\sean	2/20/2022 1:01:12 PM	Apply target integration range 6.110-6.270 to qualifier 77.0 for compound Benzoic Acid in sample Feb1834.D, new integration is from x, y = 6.110, 3114 to 6.270, 3390 and new response = 79042; previously no peak.			✓	
CmdManuallyIntegrateDropBaseline	BL2000\sean	2/20/2022 1:01:13 PM	Drop baseline for qualifier 77.0 of compound Benzoic Acid in sample Feb1834.D to y = 3114, new integration is from x, y = 6.110, 3114 to 6.270, 3114 and new response = 80364; previous integration is from x, y = 6.110, 3114 to 6.270, 3390 and previous response = 79042.			✓	
CmdManuallyIntegrateSplit	BL2000\sean	2/20/2022 1:01:20 PM	Split peak for compound Aniline in sample Feb1834.D and keep left peak, new integration is from x, y = 4.532, 888.100021294031 to 4.613, 1253.05849329114 and new response = 604908, previous integration is from x, y = 4.532, 888 to 4.715, 1714 and previous response = 1491518.			✓	
CmdManuallyIntegrateSplit	BL2000\sean	2/20/2022 1:01:23 PM	Split qualifier 66.0 of compound Aniline in sample Feb1834.D and keep left peak, new integration is from x, y = 4.532, 909.556117505883 to 4.593, 1029.7023721047 and new response = 212298, previous integration is from x, y = 4.532, 910 to 4.675, 1191 and previous response = 506924.			✓	

Name	User	Time	Action	Reason	Comment	Succeed	Exception
CmdManuallyIntegrateSplit	BL2000\sean	2/20/2022 1:01:25 PM	Split qualifier 65.0 of compound Aniline in sample Feb1834.D and keep left peak, new integration is from x, y = 4.533, 829.548885440531 to 4.593, 937.990118078332 and new response = 110494, previous integration is from x, y = 4.533, 830 to 4.664, 1068 and previous response = 488888.			✓	
CmdManuallyIntegrateSplit	BL2000\sean	2/20/2022 1:01:30 PM	Split qualifier 66.0 of compound Phenol in sample Feb1834.D and keep right peak, new integration is from x, y = 4.593, 941.218642543726 to 4.675, 1111.15695810751 and new response = 296160, previous integration is from x, y = 4.532, 814 to 4.675, 1111 and previous response = 507616.			✓	
CmdManuallyIntegratePeak	BL2000\sean	2/20/2022 1:01:40 PM	Manually integrate compound 1,4-Dichlorobenzene in sample Feb1834.D, from x, y = 4.879, 343506 to 4.961, 407677, result = -875882; previous integration is from x, y = 4.787, 0 to 4.879, 0 and previous response = 952720.			✓	
CmdManuallyIntegrateSnapBaseline	BL2000\sean	2/20/2022 1:01:41 PM	Snap baseline for compound 1,4-Dichlorobenzene in sample Feb1834.D, from x = 4.879 to x = 4.961, new integration is from x, y = 4.879, 4037 to 4.961, 7235 and new response = 937639; previous integration is from x, y = 4.879, 343506 to 4.961, 407677 and previous response = -875882.			✓	
CmdManuallyIntegrate DropBaseline	BL2000\sean	2/20/2022 1:01:41 PM	Drop baseline for compound 1,4-Dichlorobenzene in sample Feb1834.D to y = 4037, new integration is from x, y = 4.879, 4037 to 4.961, 4037 and new response = 945477; previous integration is from x, y = 4.879, 4037 to 4.961, 7235 and previous response = 937639.			✓	
CmdSetTargetCompoundAttribute	BL2000\sean	2/20/2022 1:01:44 PM	Set UserAnnotation = CO for compound 1,4-Dichlorobenzene in sample Feb1834.D; previous value =			✓	
CmdManuallyIntegrateApplyTargetRtToQualifier	BL2000\sean	2/20/2022 1:01:46 PM	Apply target integration range 4.879-4.961 to qualifier 148.0 for compound 1,4-Dichlorobenzene in sample Feb1834.D, new integration is from x, y = 4.879, 4008 to 4.961, 4469 and new response = 595446; previously no peak.			✓	
CmdManuallyIntegrateApplyTargetRtToQualifier	BL2000\sean	2/20/2022 1:01:48 PM	Apply target integration range 4.879-4.961 to qualifier 111.0 for compound 1,4-Dichlorobenzene in sample Feb1834.D, new integration is from x, y = 4.879, 3504 to 4.961, 3183 and new response = 323134; previously no peak.			✓	

Name	User	Time	Action	Reason	Comment	Succeed	Exception
CmdManuallyIntegratePeak	BL2000\sean	2/20/2022 1:01:51 PM	Manually integrate compound 1,2-Dichlorobenzene in sample Feb1834.D, from x, y = 5.012, 319441 to 5.114, 415698, result = -1288049; previous integration is from x, y = 4.790, 61 to 4.879, 92 and previous response = 952266.			✓	
CmdManuallyIntegrateSnapBaseline	BL2000\sean	2/20/2022 1:01:53 PM	Snap baseline for compound 1,2-Dichlorobenzene in sample Feb1834.D, from x = 5.012 to x = 5.114, new integration is from x, y = 5.012, 4261 to 5.114, 5802 and new response = 933586; previous integration is from x, y = 5.012, 319441 to 5.114, 415698 and previous response = -1288049.			✓	
CmdManuallyIntegrate DropBaseline	BL2000\sean	2/20/2022 1:01:53 PM	Drop baseline for compound 1,2-Dichlorobenzene in sample Feb1834.D to y = 4261, new integration is from x, y = 5.012, 4261 to 5.114, 4261 and new response = 938307; previous integration is from x, y = 5.012, 4261 to 5.114, 5802 and previous response = 933586.			✓	
CmdManuallyIntegrateApplyTargetRtToQualifier	BL2000\sean	2/20/2022 1:01:55 PM	Apply target integration range 5.012-5.114 to qualifier 148.0 for compound 1,2-Dichlorobenzene in sample Feb1834.D, new integration is from x, y = 5.012, 3156 to 5.114, 3680 and new response = 614441; previously no peak.			✓	
CmdManuallyIntegrateApplyTargetRtToQualifier	BL2000\sean	2/20/2022 1:01:57 PM	Apply target integration range 5.012-5.114 to qualifier 111.0 for compound 1,2-Dichlorobenzene in sample Feb1834.D, new integration is from x, y = 5.012, 1617 to 5.114, 1961 and new response = 356617; previously no peak.			✓	
CmdManuallyIntegrateApplyTargetRtToQualifier	BL2000\sean	2/20/2022 1:02:22 PM	Apply target integration range 6.393-6.506 to qualifier 129.0 for compound p-Chloroaniline in sample Feb1834.D, new integration is from x, y = 6.393, 1437 to 6.506, 2691 and new response = 227869; previously no peak.			✓	
CmdManuallyIntegrate DropBaseline	BL2000\sean	2/20/2022 1:02:22 PM	Drop baseline for qualifier 129.0 of compound p-Chloroaniline in sample Feb1834.D to y = 1437, new integration is from x, y = 6.393, 1437 to 6.506, 1437 and new response = 232119; previous integration is from x, y = 6.393, 1437 to 6.506, 2691 and previous response = 227869.			✓	

Name	User	Time	Action	Reason	Comment	Succeed	Exception
CmdManuallyIntegrateSplit	BL2000\sean	2/20/2022 1:02:34 PM	Split peak for compound 1-Methylnaphthalene in sample Feb1834.D and keep left peak, new integration is from x, y = 7.235, 1351.69561889336 to 7.317, 1418.1696276176 and new response = 1103897, previous integration is from x, y = 7.235, 1352 to 7.389, 1476 and previous response = 1151327.			✓	
CmdSetTargetCompoundAttribute	BL2000\sean	2/20/2022 1:02:35 PM	Set UserAnnotation = CO for compound 1-Methylnaphthalene in sample Feb1834.D; previous value =			✓	
CmdManuallyIntegrateApplyTargetRtToQualifier	BL2000\sean	2/20/2022 1:02:51 PM	Apply target integration range 8.497-8.630 to qualifier 154.0 for compound 2,4-Dinitrophenol in sample Feb1834.D, new integration is from x, y = 8.497, 2720 to 8.630, 2070 and new response = 66837; previous integration is from x, y = 8.384, 875 to 8.487, 911 and previous response = 1332095.			✓	
CmdManuallyIntegrateDropBaseline	BL2000\sean	2/20/2022 1:02:52 PM	Drop baseline for qualifier 154.0 of compound 2,4-Dinitrophenol in sample Feb1834.D to y = 2070, new integration is from x, y = 8.497, 2070 to 8.630, 2070 and new response = 69430; previous integration is from x, y = 8.497, 2720 to 8.630, 2070 and previous response = 66837.			✓	
CmdManuallyIntegrateSplit	BL2000\sean	2/20/2022 1:03:00 PM	Split qualifier 63.0 of compound 2,4-Dinitrotoluene in sample Feb1834.D and keep right peak, new integration is from x, y = 8.650, 748.29494124922 to 8.701, 835.749708888348 and new response = 130806, previous integration is from x, y = 8.599, 661 to 8.701, 836 and previous response = 265276.			✓	
CmdManuallyIntegratePeak	BL2000\sean	2/20/2022 1:04:05 PM	Manually integrate compound Anthracene in sample Feb1834.D, from x, y = 10.110, 1224703 to 10.323, 1243362, result = -10713903; previous integration is from x, y = 10.151, 464 to 10.222, 647 and previous response = 2582158.			✓	
CmdManuallyIntegrateSnapBaseline	BL2000\sean	2/20/2022 1:04:07 PM	Snap baseline for compound Anthracene in sample Feb1834.D, from x = 10.110 to x = 10.323, new integration is from x, y = 10.110, 0 to 10.323, 7869 and new response = 4984612; previous integration is from x, y = 10.110, 1224703 to 10.323, 1243362 and previous response = -10713903.			✓	

Name	User	Time	Action	Reason	Comment	Succeed	Exception
CmdManuallyIntegrateDropBaseline	BL2000\sean	2/20/2022 1:04:08 PM	Drop baseline for compound Anthracene in sample Feb1834.D to y = 0, new integration is from x, y = 10.110, 0 to 10.323, 0 and new response = 5034824; previous integration is from x, y = 10.110, 0 to 10.323, 7869 and previous response = 4984612.			✓	
CmdManuallyIntegrateSplit	BL2000\sean	2/20/2022 1:04:10 PM	Split peak for compound Anthracene in sample Feb1834.D and keep right peak, new integration is from x, y = 10.222, 0 to 10.323, 0 and new response = 2449636, previous integration is from x, y = 10.110, 0 to 10.323, 0 and previous response = 5034824.			✓	
CmdSetTargetCompoundAttribute	BL2000\sean	2/20/2022 1:04:11 PM	Set UserAnnotation = CO for compound Anthracene in sample Feb1834.D; previous value =			✓	
CmdManuallyIntegrateApplyTargetRtToQualifier	BL2000\sean	2/20/2022 1:04:13 PM	Apply target integration range 10.222-10.323 to qualifier 176.0 for compound Anthracene in sample Feb1834.D, new integration is from x, y = 10.222, 1936 to 10.323, 3119 and new response = 434555; previously no peak.			✓	
CmdManuallyIntegrateDropBaseline	BL2000\sean	2/20/2022 1:04:14 PM	Drop baseline for qualifier 176.0 of compound Anthracene in sample Feb1834.D to y = 1936, new integration is from x, y = 10.222, 1936 to 10.323, 1936 and new response = 438150; previous integration is from x, y = 10.222, 1936 to 10.323, 3119 and previous response = 434555.			✓	
CmdManuallyIntegratePeak	BL2000\sean	2/20/2022 1:04:40 PM	Manually integrate compound Benzidine in sample Feb1834.D, from x, y = 12.257, 0 to 12.825, 0, result = 53736; previous integration is from x, y = 12.318, 222 to 12.511, 222 and previous response = 43383.			✓	
CmdSetTargetCompoundAttribute	BL2000\sean	2/20/2022 1:04:41 PM	Set UserAnnotation = BA for compound Benzidine in sample Feb1834.D; previous value =			✓	
CmdZeroOutPeak	BL2000\sean	2/20/2022 1:05:22 PM	Zero out primary peak of compound 2,6-Dinitrotoluene in sample Feb1835.D			✓	
CmdSetTargetCompoundAttribute	BL2000\sean	2/20/2022 1:05:23 PM	Set UserAnnotation = INT for compound 2,6-Dinitrotoluene in sample Feb1835.D; previous value =			✓	
CmdZeroOutPeak	BL2000\sean	2/20/2022 1:05:25 PM	Zero out primary peak of compound N-nitroso-Di-n-propylamine in sample Feb1835.D			✓	

Name	User	Time	Action	Reason	Comment	Succeed	Exception
CmdSetTargetCompoundAttribute	BL2000\sean	2/20/2022 1:05:26 PM	Set UserAnnotation = INT for compound N-nitroso-Di-n-propylamine in sample Feb1835.D; previous value =			✓	
CmdZeroOutPeak	BL2000\sean	2/20/2022 1:05:28 PM	Zero out primary peak of compound Dimethyl Phthalate in sample Feb1835.D			✓	
CmdSetTargetCompoundAttribute	BL2000\sean	2/20/2022 1:05:29 PM	Set UserAnnotation = INT for compound Dimethyl Phthalate in sample Feb1835.D; previous value =			✓	
CmdZeroOutPeak	BL2000\sean	2/20/2022 1:05:30 PM	Zero out primary peak of compound Benzidine in sample Feb1835.D			✓	
CmdSetTargetCompoundAttribute	BL2000\sean	2/20/2022 1:05:31 PM	Set UserAnnotation = INT for compound Benzidine in sample Feb1835.D; previous value =			✓	
CmdZeroOutPeak	BL2000\sean	2/20/2022 1:05:33 PM	Zero out primary peak of compound 4,6-Dinitro-2-methylphenol in sample Feb1835.D			✓	
CmdSetTargetCompoundAttribute	BL2000\sean	2/20/2022 1:05:35 PM	Set UserAnnotation = INT for compound 4,6-Dinitro-2-methylphenol in sample Feb1835.D; previous value =			✓	
CmdZeroOutPeak	BL2000\sean	2/20/2022 1:05:37 PM	Zero out primary peak of compound 4-Chlorophenol in sample Feb1835.D			✓	
CmdSetTargetCompoundAttribute	BL2000\sean	2/20/2022 1:05:39 PM	Set UserAnnotation = INT for compound 4-Chlorophenol in sample Feb1835.D; previous value =			✓	
CmdZeroOutPeak	BL2000\sean	2/20/2022 1:05:47 PM	Zero out primary peak of compound 2,6-Dinitrotoluene in sample Feb1836.D			✓	
CmdSetTargetCompoundAttribute	BL2000\sean	2/20/2022 1:05:48 PM	Set UserAnnotation = INT for compound 2,6-Dinitrotoluene in sample Feb1836.D; previous value =			✓	
CmdZeroOutPeak	BL2000\sean	2/20/2022 1:05:50 PM	Zero out primary peak of compound N-nitroso-Di-n-propylamine in sample Feb1836.D			✓	
CmdSetTargetCompoundAttribute	BL2000\sean	2/20/2022 1:05:50 PM	Set UserAnnotation = INT for compound N-nitroso-Di-n-propylamine in sample Feb1836.D; previous value =			✓	
CmdZeroOutPeak	BL2000\sean	2/20/2022 1:05:52 PM	Zero out primary peak of compound Dimethyl Phthalate in sample Feb1836.D			✓	
CmdSetTargetCompoundAttribute	BL2000\sean	2/20/2022 1:05:52 PM	Set UserAnnotation = INT for compound Dimethyl Phthalate in sample Feb1836.D; previous value =			✓	
CmdZeroOutPeak	BL2000\sean	2/20/2022 1:05:55 PM	Zero out primary peak of compound Benzidine in sample Feb1836.D			✓	
CmdSetTargetCompoundAttribute	BL2000\sean	2/20/2022 1:05:55 PM	Set UserAnnotation = INT for compound Benzidine in sample Feb1836.D; previous value =			✓	

Name	User	Time	Action	Reason	Comment	Succeed	Exception
CmdZeroOutPeak	BL2000\sean	2/20/2022 1:06:06 PM	Zero out primary peak of compound 2,6-Dinitrotoluene in sample Feb1837.D			✓	
CmdSetTargetCompoundAttribute	BL2000\sean	2/20/2022 1:06:07 PM	Set UserAnnotation = INT for compound 2,6-Dinitrotoluene in sample Feb1837.D; previous value =			✓	
CmdZeroOutPeak	BL2000\sean	2/20/2022 1:06:09 PM	Zero out primary peak of compound N-nitroso-Di-n-propylamine in sample Feb1837.D			✓	
CmdSetTargetCompoundAttribute	BL2000\sean	2/20/2022 1:06:11 PM	Set UserAnnotation = INT for compound N-nitroso-Di-n-propylamine in sample Feb1837.D; previous value =			✓	
CmdZeroOutPeak	BL2000\sean	2/20/2022 1:06:12 PM	Zero out primary peak of compound Dimethyl Phthalate in sample Feb1837.D			✓	
CmdSetTargetCompoundAttribute	BL2000\sean	2/20/2022 1:06:14 PM	Set UserAnnotation = INT for compound Dimethyl Phthalate in sample Feb1837.D; previous value =			✓	
CmdZeroOutPeak	BL2000\sean	2/20/2022 1:06:15 PM	Zero out primary peak of compound Benzidine in sample Feb1837.D			✓	
CmdSetTargetCompoundAttribute	BL2000\sean	2/20/2022 1:06:17 PM	Set UserAnnotation = INT for compound Benzidine in sample Feb1837.D; previous value =			✓	
CmdZeroOutPeak	BL2000\sean	2/20/2022 1:09:46 PM	Zero out primary peak of compound 2,6-Dinitrotoluene in sample Feb1838.D			✓	
CmdSetTargetCompoundAttribute	BL2000\sean	2/20/2022 1:09:47 PM	Set UserAnnotation = INT for compound 2,6-Dinitrotoluene in sample Feb1838.D; previous value =			✓	
CmdClearManualIntegration	BL2000\sean	2/20/2022 1:14:52 PM	Clear manual integration of target signal for compound Benzyl Alcohol in sample Feb1833.D			✓	
CmdSetTargetCompoundAttribute	BL2000\sean	2/20/2022 1:14:52 PM	Set UserAnnotation = for compound Benzyl Alcohol in sample Feb1833.D; previous value = INT			✓	
CmdManuallyIntegrateDropBaseline	BL2000\sean	2/20/2022 1:15:01 PM	Drop baseline for qualifier 79.0 of compound Benzyl Alcohol in sample Feb1833.D to y = 934, new integration is from x, y = 5.063, 934 to 5.338, 934 and new response = 47138; previous integration is from x, y = 5.063, 934 to 5.338, 1432 and previous response = 41851.			✓	
CmdZeroOutPeak	BL2000\sean	2/20/2022 1:15:45 PM	Zero out primary peak of compound N-nitroso-Di-n-propylamine in sample Feb1838.D			✓	
CmdSetTargetCompoundAttribute	BL2000\sean	2/20/2022 1:15:47 PM	Set UserAnnotation = INT for compound N-nitroso-Di-n-propylamine in sample Feb1838.D; previous value =			✓	

Name	User	Time	Action	Reason	Comment	Succeed	Exception
CmdZeroOutPeak	BL2000\sean	2/20/2022 1:15:49 PM	Zero out primary peak of compound 2,4-Dinitrophenol in sample Feb1838.D			✓	
CmdSetTargetCompoundAttribute	BL2000\sean	2/20/2022 1:15:50 PM	Set UserAnnotation = INT for compound 2,4-Dinitrophenol in sample Feb1838.D; previous value =			✓	
CmdZeroOutPeak	BL2000\sean	2/20/2022 1:15:52 PM	Zero out primary peak of compound Dimethyl Phthalate in sample Feb1838.D			✓	
CmdSetTargetCompoundAttribute	BL2000\sean	2/20/2022 1:15:53 PM	Set UserAnnotation = INT for compound Dimethyl Phthalate in sample Feb1838.D; previous value =			✓	
CmdZeroOutPeak	BL2000\sean	2/20/2022 1:15:55 PM	Zero out primary peak of compound Hexachloroethane in sample Feb1838.D			✓	
CmdSetTargetCompoundAttribute	BL2000\sean	2/20/2022 1:15:56 PM	Set UserAnnotation = INT for compound Hexachloroethane in sample Feb1838.D; previous value =			✓	
CmdZeroOutPeak	BL2000\sean	2/20/2022 1:15:58 PM	Zero out primary peak of compound 2-Methylphenol in sample Feb1838.D			✓	
CmdSetTargetCompoundAttribute	BL2000\sean	2/20/2022 1:16:00 PM	Set UserAnnotation = INT for compound 2-Methylphenol in sample Feb1838.D; previous value =			✓	
CmdZeroOutPeak	BL2000\sean	2/20/2022 1:16:03 PM	Zero out primary peak of compound Di-n-octyl Phthalate in sample Feb1838.D			✓	
CmdSetTargetCompoundAttribute	BL2000\sean	2/20/2022 1:16:05 PM	Set UserAnnotation = INT for compound Di-n-octyl Phthalate in sample Feb1838.D; previous value =			✓	
CmdZeroOutPeak	BL2000\sean	2/20/2022 1:16:07 PM	Zero out primary peak of compound 2,4,6-Trichlorophenol in sample Feb1838.D			✓	
CmdSetTargetCompoundAttribute	BL2000\sean	2/20/2022 1:16:08 PM	Set UserAnnotation = INT for compound 2,4,6-Trichlorophenol in sample Feb1838.D; previous value =			✓	
CmdZeroOutPeak	BL2000\sean	2/20/2022 1:16:11 PM	Zero out primary peak of compound 4,6-Dinitro-2-methylphenol in sample Feb1838.D			✓	
CmdSetTargetCompoundAttribute	BL2000\sean	2/20/2022 1:16:12 PM	Set UserAnnotation = INT for compound 4,6-Dinitro-2-methylphenol in sample Feb1838.D; previous value =			✓	
CmdZeroOutPeak	BL2000\sean	2/20/2022 1:16:14 PM	Zero out primary peak of compound Isophorone in sample Feb1838.D			✓	
CmdSetTargetCompoundAttribute	BL2000\sean	2/20/2022 1:16:16 PM	Set UserAnnotation = INT for compound Isophorone in sample Feb1838.D; previous value =			✓	
CmdZeroOutPeak	BL2000\sean	2/20/2022 1:16:18 PM	Zero out primary peak of compound 2-Nitroaniline in sample Feb1838.D			✓	
CmdSetTargetCompoundAttribute	BL2000\sean	2/20/2022 1:16:20 PM	Set UserAnnotation = INT for compound 2-Nitroaniline in sample Feb1838.D; previous value =			✓	

Name	User	Time	Action	Reason	Comment	Succeed	Exception
CmdZeroOutPeak	BL2000\sean	2/20/2022 1:16:22 PM	Zero out primary peak of compound Nitrobenzene in sample Feb1838.D			✓	
CmdSetTargetCompoundAttribute	BL2000\sean	2/20/2022 1:16:24 PM	Set UserAnnotation = INT for compound Nitrobenzene in sample Feb1838.D; previous value =			✓	
CmdZeroOutPeak	BL2000\sean	2/20/2022 1:16:26 PM	Zero out primary peak of compound Benzoic Acid in sample Feb1838.D			✓	
CmdSetTargetCompoundAttribute	BL2000\sean	2/20/2022 1:16:27 PM	Set UserAnnotation = INT for compound Benzoic Acid in sample Feb1838.D; previous value =			✓	
CmdZeroOutPeak	BL2000\sean	2/20/2022 1:16:30 PM	Zero out primary peak of compound 4-Nitrophenol in sample Feb1838.D			✓	
CmdSetTargetCompoundAttribute	BL2000\sean	2/20/2022 1:16:32 PM	Set UserAnnotation = INT for compound 4-Nitrophenol in sample Feb1838.D; previous value =			✓	
CmdZeroOutPeak	BL2000\sean	2/20/2022 1:16:38 PM	Zero out primary peak of compound Benzidine in sample Feb1838.D			✓	
CmdSetTargetCompoundAttribute	BL2000\sean	2/20/2022 1:16:39 PM	Set UserAnnotation = INT for compound Benzidine in sample Feb1838.D; previous value =			✓	
CmdZeroOutPeak	BL2000\sean	2/20/2022 1:16:41 PM	Zero out primary peak of compound 2,4-Dimethylphenol in sample Feb1838.D			✓	
CmdSetTargetCompoundAttribute	BL2000\sean	2/20/2022 1:16:42 PM	Set UserAnnotation = INT for compound 2,4-Dimethylphenol in sample Feb1838.D; previous value =			✓	
CmdZeroOutPeak	BL2000\sean	2/20/2022 1:16:43 PM	Zero out primary peak of compound 2,4-Dichlorophenol in sample Feb1838.D			✓	
CmdSetTargetCompoundAttribute	BL2000\sean	2/20/2022 1:16:45 PM	Set UserAnnotation = INT for compound 2,4-Dichlorophenol in sample Feb1838.D; previous value =			✓	
CmdZeroOutPeak	BL2000\sean	2/20/2022 1:16:46 PM	Zero out primary peak of compound 2,4-Dinitrotoluene in sample Feb1838.D			✓	
CmdSetTargetCompoundAttribute	BL2000\sean	2/20/2022 1:16:47 PM	Set UserAnnotation = INT for compound 2,4-Dinitrotoluene in sample Feb1838.D; previous value =			✓	
CmdZeroOutPeak	BL2000\sean	2/20/2022 1:16:49 PM	Zero out primary peak of compound bis(-2-Chloroethyl)Ether in sample Feb1838.D			✓	
CmdSetTargetCompoundAttribute	BL2000\sean	2/20/2022 1:16:50 PM	Set UserAnnotation = INT for compound bis(-2-Chloroethyl)Ether in sample Feb1838.D; previous value =			✓	
CmdZeroOutPeak	BL2000\sean	2/20/2022 1:16:51 PM	Zero out primary peak of compound Fluoranthene in sample Feb1838.D			✓	
CmdClearManualIntegration	BL2000\sean	2/20/2022 1:16:54 PM	Clear manual integration of target signal for compound Fluoranthene in sample Feb1838.D			✓	

Name	User	Time	Action	Reason	Comment	Succeed	Exception
CmdManuallyIntegrateApplyTargetRtToQualifier	BL2000\sean	2/20/2022 1:16:58 PM	Apply target integration range 7.235-7.307 to qualifier 142.0 for compound 1-Methylnaphthalene in sample Feb1838.D, new integration is from x, y = 7.235, 734 to 7.307, 1887 and new response = 44187; previously no peak.			✓	
CmdManuallyIntegrateDropBaseline	BL2000\sean	2/20/2022 1:16:59 PM	Drop baseline for qualifier 142.0 of compound 1-Methylnaphthalene in sample Feb1838.D to y = 734, new integration is from x, y = 7.235, 734 to 7.307, 734 and new response = 46669; previous integration is from x, y = 7.235, 734 to 7.307, 1887 and previous response = 44187.			✓	
CmdManuallyIntegrateSplit	BL2000\sean	2/20/2022 1:17:01 PM	Split qualifier 115.0 of compound 1-Methylnaphthalene in sample Feb1838.D and keep left peak, new integration is from x, y = 7.240, 5349.3682502726 to 7.276, 5691.45389955253 and new response = 18263, previous integration is from x, y = 7.240, 5349 to 7.346, 6345 and previous response = 38648.			✓	
CmdZeroOutPeak	BL2000\sean	2/20/2022 1:17:06 PM	Zero out primary peak of compound 4-Chlorophenol in sample Feb1838.D			✓	
CmdSetTargetCompoundAttribute	BL2000\sean	2/20/2022 1:17:09 PM	Set UserAnnotation = INT for compound 4-Chlorophenol in sample Feb1838.D; previous value =			✓	
CmdManuallyIntegrateApplyTargetRtToQualifier	BL2000\sean	2/20/2022 1:17:14 PM	Apply target integration range 7.122-7.194 to qualifier 142.0 for compound 2-Methylnaphthalene in sample Feb1838.D, new integration is from x, y = 7.122, 411 to 7.194, 807 and new response = 37151; previously no peak.			✓	
CmdManuallyIntegrateDropBaseline	BL2000\sean	2/20/2022 1:17:15 PM	Drop baseline for qualifier 142.0 of compound 2-Methylnaphthalene in sample Feb1838.D to y = 411, new integration is from x, y = 7.122, 411 to 7.194, 411 and new response = 38005; previous integration is from x, y = 7.122, 411 to 7.194, 807 and previous response = 37151.			✓	
CmdSaveBatchTable	BL2000\sean	2/20/2022 1:17:23 PM	Save batch \\MASSHUNTER\Org\Data\SV5973N.I\sd021822\DoD BNA 2\QuantResults\021822 DoD BNA 2.batch.bin			✓	
CmdZeroOutPeak	BL2000\sean	2/20/2022 1:17:32 PM	Zero out primary peak of compound 2,6-Dinitrotoluene in sample Feb1839.D			✓	
CmdSetTargetCompoundAttribute	BL2000\sean	2/20/2022 1:17:32 PM	Set UserAnnotation = INT for compound 2,6-Dinitrotoluene in sample Feb1839.D; previous value =			✓	

Name	User	Time	Action	Reason	Comment	Succeed	Exception
CmdZeroOutPeak	BL2000\sean	2/20/2022 1:17:34 PM	Zero out primary peak of compound N-nitroso-Di-n-propylamine in sample Feb1839.D			✓	
CmdSetTargetCompoundAttribute	BL2000\sean	2/20/2022 1:17:35 PM	Set UserAnnotation = INT for compound N-nitroso-Di-n-propylamine in sample Feb1839.D; previous value =			✓	
CmdZeroOutPeak	BL2000\sean	2/20/2022 1:17:37 PM	Zero out primary peak of compound Dimethyl Phthalate in sample Feb1839.D			✓	
CmdSetTargetCompoundAttribute	BL2000\sean	2/20/2022 1:17:39 PM	Set UserAnnotation = INT for compound Dimethyl Phthalate in sample Feb1839.D; previous value =			✓	
CmdZeroOutPeak	BL2000\sean	2/20/2022 1:17:41 PM	Zero out primary peak of compound Benzidine in sample Feb1839.D			✓	
CmdSetTargetCompoundAttribute	BL2000\sean	2/20/2022 1:17:42 PM	Set UserAnnotation = INT for compound Benzidine in sample Feb1839.D; previous value =			✓	
CmdZeroOutPeak	BL2000\sean	2/20/2022 1:17:44 PM	Zero out primary peak of compound 4,6-Dinitro-2-methylphenol in sample Feb1839.D			✓	
CmdSetTargetCompoundAttribute	BL2000\sean	2/20/2022 1:17:46 PM	Set UserAnnotation = INT for compound 4,6-Dinitro-2-methylphenol in sample Feb1839.D; previous value =			✓	
CmdZeroOutPeak	BL2000\sean	2/20/2022 1:17:47 PM	Zero out primary peak of compound bis(-2-Chloroethyl)Ether in sample Feb1839.D			✓	
CmdSetTargetCompoundAttribute	BL2000\sean	2/20/2022 1:17:49 PM	Set UserAnnotation = INT for compound bis(-2-Chloroethyl)Ether in sample Feb1839.D; previous value =			✓	
CmdZeroOutPeak	BL2000\sean	2/20/2022 1:18:01 PM	Zero out primary peak of compound 2,6-Dinitrotoluene in sample Feb1840.D			✓	
CmdSetTargetCompoundAttribute	BL2000\sean	2/20/2022 1:18:02 PM	Set UserAnnotation = INT for compound 2,6-Dinitrotoluene in sample Feb1840.D; previous value =			✓	
CmdZeroOutPeak	BL2000\sean	2/20/2022 1:18:05 PM	Zero out primary peak of compound N-nitroso-Di-n-propylamine in sample Feb1840.D			✓	
CmdSetTargetCompoundAttribute	BL2000\sean	2/20/2022 1:18:06 PM	Set UserAnnotation = INT for compound N-nitroso-Di-n-propylamine in sample Feb1840.D; previous value =			✓	
CmdZeroOutPeak	BL2000\sean	2/20/2022 1:18:08 PM	Zero out primary peak of compound Dimethyl Phthalate in sample Feb1840.D			✓	
CmdSetTargetCompoundAttribute	BL2000\sean	2/20/2022 1:18:09 PM	Set UserAnnotation = INT for compound Dimethyl Phthalate in sample Feb1840.D; previous value =			✓	
CmdZeroOutPeak	BL2000\sean	2/20/2022 1:18:11 PM	Zero out primary peak of compound Benzidine in sample Feb1840.D			✓	

Name	User	Time	Action	Reason	Comment	Succeed	Exception
CmdSetTargetCompoundAttribute	BL2000\sean	2/20/2022 1:18:13 PM	Set UserAnnotation = INT for compound Benzidine in sample Feb1840.D; previous value =			✓	
CmdSetSampleAttribute	BL2000\sean	2/20/2022 1:18:46 PM	Set MatrixSpikeGroup = B22020962-032A for sample Feb1840.D; previous value =			✓	
CmdSetSampleAttribute	BL2000\sean	2/20/2022 1:18:47 PM	Set MatrixSpikeGroup = B22020962-032A for sample Feb1841.D; previous value =			✓	
CmdQuantitate	BL2000\sean	2/20/2022 1:19:52 PM	Quantitate all compounds in all samples			✓	
CmdManuallyIntegrateApplyTargetRtToQualifier	BL2000\sean	2/20/2022 1:20:13 PM	Apply target integration range 6.124-6.270 to qualifier 122.0 for compound Benzoic Acid in sample Feb1841.D, new integration is from x, y = 6.124, 4485 to 6.270, 1653 and new response = 77403; previously no peak.			✓	
CmdManuallyIntegrateDropBaseline	BL2000\sean	2/20/2022 1:20:14 PM	Drop baseline for qualifier 122.0 of compound Benzoic Acid in sample Feb1841.D to y = 1653, new integration is from x, y = 6.124, 1653 to 6.270, 1653 and new response = 89421; previous integration is from x, y = 6.124, 4485 to 6.270, 1653 and previous response = 77403.			✓	
CmdManuallyIntegrateSplit	BL2000\sean	2/20/2022 1:20:57 PM	Split peak for compound Aniline in sample Feb1841.D and keep left peak, new integration is from x, y = 4.532, 694.487537926843 to 4.603, 904.331730881083 and new response = 736521, previous integration is from x, y = 4.532, 694 to 4.715, 1236 and previous response = 1657218.			✓	
CmdSetTargetCompoundAttribute	BL2000\sean	2/20/2022 1:20:58 PM	Set UserAnnotation = CO for compound Aniline in sample Feb1841.D; previous value =			✓	
CmdManuallyIntegrateSplit	BL2000\sean	2/20/2022 1:21:00 PM	Split qualifier 66.0 of compound Aniline in sample Feb1841.D and keep left peak, new integration is from x, y = 4.534, 888.825336238779 to 4.593, 1001.96423927123 and new response = 254037, previous integration is from x, y = 4.534, 889 to 4.675, 1158 and previous response = 583737.			✓	
CmdManuallyIntegrateSplit	BL2000\sean	2/20/2022 1:21:02 PM	Split qualifier 65.0 of compound Aniline in sample Feb1841.D and keep left peak, new integration is from x, y = 4.532, 937.269256760172 to 4.593, 1080.22586138961 and new response = 137535, previous integration is from x, y = 4.532, 937 to 4.664, 1247 and previous response = 539637.			✓	

Name	User	Time	Action	Reason	Comment	Succeed	Exception
CmdManuallyIntegrateSplit	BL2000\sean	2/20/2022 1:21:06 PM	Split qualifier 66.0 of compound Phenol in sample Feb1841.D and keep right peak, new integration is from x, y = 4.593, 904.618227705694 to 4.675, 1041.82810105258 and new response = 330707, previous integration is from x, y = 4.533, 804 to 4.675, 1042 and previous response = 584540.			✓	
CmdManuallyIntegratePeak	BL2000\sean	2/20/2022 1:21:13 PM	Manually integrate compound 1,4-Dichlorobenzene in sample Feb1841.D, from x, y = 4.869, 620951 to 4.971, 677530, result = -2997128; previous integration is from x, y = 4.787, 0 to 4.879, 0 and previous response = 945695.			✓	
CmdManuallyIntegrateSnapBaseline	BL2000\sean	2/20/2022 1:21:15 PM	Snap baseline for compound 1,4-Dichlorobenzene in sample Feb1841.D, from x = 4.869 to x = 4.971, new integration is from x, y = 4.869, 6708 to 4.971, 5828 and new response = 943007; previous integration is from x, y = 4.869, 620951 to 4.971, 677530 and previous response = -2997128.			✓	
CmdManuallyIntegrateDropBaseline	BL2000\sean	2/20/2022 1:21:16 PM	Drop baseline for compound 1,4-Dichlorobenzene in sample Feb1841.D to y = 5828, new integration is from x, y = 4.869, 5828 to 4.971, 5828 and new response = 945704; previous integration is from x, y = 4.869, 6708 to 4.971, 5828 and previous response = 943007.			✓	
CmdSetTargetCompoundAttribute	BL2000\sean	2/20/2022 1:21:17 PM	Set UserAnnotation = CO for compound 1,4-Dichlorobenzene in sample Feb1841.D; previous value =			✓	
CmdManuallyIntegrateApplyTargetRtToQualifier	BL2000\sean	2/20/2022 1:21:19 PM	Apply target integration range 4.869-4.971 to qualifier 148.0 for compound 1,4-Dichlorobenzene in sample Feb1841.D, new integration is from x, y = 4.869, 4372 to 4.971, 4820 and new response = 602915; previous integration is from x, y = 4.797, 105 to 4.879, 188 and previous response = 598593.			✓	
CmdManuallyIntegrateApplyTargetRtToQualifier	BL2000\sean	2/20/2022 1:21:20 PM	Apply target integration range 4.869-4.971 to qualifier 111.0 for compound 1,4-Dichlorobenzene in sample Feb1841.D, new integration is from x, y = 4.869, 2351 to 4.971, 2530 and new response = 343138; previous integration is from x, y = 4.797, 0 to 4.869, 0 and previous response = 346502.			✓	

Name	User	Time	Action	Reason	Comment	Succeed	Exception
CmdManuallyIntegratePeak	BL2000\sean	2/20/2022 1:21:24 PM	Manually integrate compound 1,2-Dichlorobenzene in sample Feb1841.D, from x, y = 5.032, 459294 to 5.114, 515874, result = -1425184; previous integration is from x, y = 4.793, 112 to 4.879, 168 and previous response = 944932.			✓	
CmdManuallyIntegrateSnapBaseline	BL2000\sean	2/20/2022 1:21:25 PM	Snap baseline for compound 1,2-Dichlorobenzene in sample Feb1841.D, from x = 5.032 to x = 5.114, new integration is from x, y = 5.032, 3161 to 5.114, 5716 and new response = 943196; previous integration is from x, y = 5.032, 459294 to 5.114, 515874 and previous response = -1425184.			✓	
CmdManuallyIntegrate DropBaseline	BL2000\sean	2/20/2022 1:21:26 PM	Drop baseline for compound 1,2-Dichlorobenzene in sample Feb1841.D to y = 3161, new integration is from x, y = 5.032, 3161 to 5.114, 3161 and new response = 949458; previous integration is from x, y = 5.032, 3161 to 5.114, 5716 and previous response = 943196.			✓	
CmdManuallyIntegrate DropBaseline	BL2000\sean	2/20/2022 1:21:27 PM	Drop baseline for compound 1,2-Dichlorobenzene in sample Feb1841.D to y = 3161, new integration is from x, y = 5.032, 3161 to 5.114, 3161 and new response = 949458; previous integration is from x, y = 5.032, 3161 to 5.114, 3161 and previous response = 949458.			✓	
CmdManuallyIntegrateApplyTargetRtToQualifier	BL2000\sean	2/20/2022 1:21:28 PM	Apply target integration range 5.032-5.114 to qualifier 148.0 for compound 1,2-Dichlorobenzene in sample Feb1841.D, new integration is from x, y = 5.032, 1911 to 5.114, 3089 and new response = 607981; previously no peak.			✓	
CmdManuallyIntegrateApplyTargetRtToQualifier	BL2000\sean	2/20/2022 1:21:30 PM	Apply target integration range 5.032-5.114 to qualifier 111.0 for compound 1,2-Dichlorobenzene in sample Feb1841.D, new integration is from x, y = 5.032, 1463 to 5.114, 2486 and new response = 356019; previously no peak.			✓	
CmdSetTargetCompoundAttribute	BL2000\sean	2/20/2022 1:21:32 PM	Set UserAnnotation = CO for compound 1,2-Dichlorobenzene in sample Feb1841.D; previous value =			✓	

Name	User	Time	Action	Reason	Comment	Succeed	Exception
CmdManuallyIntegrateApplyTargetRtToQualifier	BL2000\sean	2/20/2022 1:21:52 PM	Apply target integration range 6.393-6.475 to qualifier 128.0 for compound 4-Chlorophenol in sample Feb1841.D, new integration is from x, y = 6.393, 7793 to 6.475, 10801 and new response = 643906; previous integration is from x, y = 6.301, 644 to 6.393, 792 and previous response = 2211382.			✓	
CmdManuallyIntegrateDropBaseline	BL2000\sean	2/20/2022 1:21:52 PM	Drop baseline for qualifier 128.0 of compound 4-Chlorophenol in sample Feb1841.D to y = 7793, new integration is from x, y = 6.393, 7793 to 6.475, 7793 and new response = 651319; previous integration is from x, y = 6.393, 7793 to 6.475, 10801 and previous response = 643906.			✓	
CmdManuallyIntegrateApplyTargetRtToQualifier	BL2000\sean	2/20/2022 1:21:57 PM	Apply target integration range 6.393-6.506 to qualifier 65.0 for compound p-Chloroaniline in sample Feb1841.D, new integration is from x, y = 6.393, 1522 to 6.506, 4778 and new response = 449582; previous integration is from x, y = 6.381, 1254 to 6.506, 1325 and previous response = 462222.			✓	
CmdManuallyIntegrateApplyTargetRtToQualifier	BL2000\sean	2/20/2022 1:21:58 PM	Apply target integration range 6.393-6.506 to qualifier 129.0 for compound p-Chloroaniline in sample Feb1841.D, new integration is from x, y = 6.393, 680 to 6.506, 2568 and new response = 257810; previous integration is from x, y = 6.290, 346 to 6.393, 380 and previous response = 242690.			✓	
CmdManuallyIntegrateDropBaseline	BL2000\sean	2/20/2022 1:21:59 PM	Drop baseline for qualifier 129.0 of compound p-Chloroaniline in sample Feb1841.D to y = 680, new integration is from x, y = 6.393, 680 to 6.506, 680 and new response = 264208; previous integration is from x, y = 6.393, 680 to 6.506, 2568 and previous response = 257810.			✓	
CmdManuallyIntegrateApplyTargetRtToQualifier	BL2000\sean	2/20/2022 1:22:01 PM	Apply target integration range 6.393-6.506 to qualifier 129.0 for compound p-Chloroaniline in sample Feb1841.D, new integration is from x, y = 6.393, 680 to 6.506, 2568 and new response = 257810; previous integration is from x, y = 6.393, 680 to 6.506, 680 and previous response = 264208.			✓	

Name	User	Time	Action	Reason	Comment	Succeed	Exception
CmdManuallyIntegrateSplit	BL2000\sean	2/20/2022 1:22:06 PM	Split peak for compound 4-Chloro-3-Methylphenol in sample Feb1841.D and keep right peak, new integration is from x, y = 7.050, 968.828808984078 to 7.194, 1268.31178926932 and new response = 647611, previous integration is from x, y = 6.910, 677 to 7.194, 1268 and previous response = 1236723.			✓	
CmdSetTargetCompoundAttribute	BL2000\sean	2/20/2022 1:22:07 PM	Set UserAnnotation = CO for compound 4-Chloro-3-Methylphenol in sample Feb1841.D; previous value =			✓	
CmdManuallyIntegrateSplit	BL2000\sean	2/20/2022 1:22:09 PM	Split qualifier 144.0 of compound 4-Chloro-3-Methylphenol in sample Feb1841.D and keep right peak, new integration is from x, y = 7.050, 239.306980095731 to 7.194, 374.70061836402 and new response = 179111, previous integration is from x, y = 6.910, 107 to 7.194, 375 and previous response = 335317.			✓	
CmdManuallyIntegrateSplit	BL2000\sean	2/20/2022 1:22:11 PM	Split qualifier 144.0 of compound 4-Chloro-3-Methylphenol in sample Feb1841.D and keep left peak, new integration is from x, y = 7.050, 239.306980095731 to 7.122, 306.995952142924 and new response = 162589, previous integration is from x, y = 7.050, 239 to 7.194, 375 and previous response = 179111.			✓	
CmdManuallyIntegrateSplit	BL2000\sean	2/20/2022 1:22:19 PM	Split peak for compound 4-Chloro-2-Methylphenol in sample Feb1841.D and keep left peak, new integration is from x, y = 6.913, 971.420805985079 to 7.050, 1618.08797138043 and new response = 585319, previous integration is from x, y = 6.913, 971 to 7.194, 2296 and previous response = 1225696.			✓	
CmdSetTargetCompoundAttribute	BL2000\sean	2/20/2022 1:22:21 PM	Set UserAnnotation = CO for compound 4-Chloro-2-Methylphenol in sample Feb1841.D; previous value =			✓	
CmdManuallyIntegrateSplit	BL2000\sean	2/20/2022 1:22:23 PM	Split qualifier 144.0 of compound 4-Chloro-2-Methylphenol in sample Feb1841.D and keep left peak, new integration is from x, y = 6.912, 165.96052256521 to 7.050, 323.197441987966 and new response = 155639, previous integration is from x, y = 6.912, 166 to 7.194, 487 and previous response = 333904.			✓	

Name	User	Time	Action	Reason	Comment	Succeed	Exception
CmdManuallyIntegrateApplyTargetRtToQualifier	BL2000\sean	2/20/2022 1:22:42 PM	Apply target integration range 8.172-8.302 to qualifier 153.1 for compound Acenaphthylene in sample Feb1841.D, new integration is from x, y = 8.172, 0 to 8.302, 1239 and new response = 294724; previously no peak.			✓	
CmdManuallyIntegrate DropBaseline	BL2000\sean	2/20/2022 1:22:44 PM	Drop baseline for qualifier 153.1 of compound Acenaphthylene in sample Feb1841.D to y = 0, new integration is from x, y = 8.172, 0 to 8.302, 0 and new response = 299584; previous integration is from x, y = 8.172, 0 to 8.302, 1239 and previous response = 294724.			✓	
CmdManuallyIntegrateApplyTargetRtToQualifier	BL2000\sean	2/20/2022 1:22:52 PM	Apply target integration range 8.487-8.640 to qualifier 154.0 for compound 2,4-Dinitrophenol in sample Feb1841.D, new integration is from x, y = 8.487, 3537 to 8.640, 2457 and new response = 71871; previous integration is from x, y = 8.384, 804 to 8.487, 897 and previous response = 1355215.			✓	
CmdManuallyIntegrate DropBaseline	BL2000\sean	2/20/2022 1:22:53 PM	Drop baseline for qualifier 154.0 of compound 2,4-Dinitrophenol in sample Feb1841.D to y = 2457, new integration is from x, y = 8.487, 2457 to 8.640, 2457 and new response = 76842; previous integration is from x, y = 8.487, 3537 to 8.640, 2457 and previous response = 71871.			✓	
CmdManuallyIntegrateApplyTargetRtToQualifier	BL2000\sean	2/20/2022 1:22:59 PM	Apply target integration range 8.691-8.793 to qualifier 139.0 for compound 4-Nitrophenol in sample Feb1841.D, new integration is from x, y = 8.691, 2032 to 8.793, 2233 and new response = 63002; previous integration is from x, y = 8.589, 275 to 8.691, 453 and previous response = 877789.			✓	
CmdManuallyIntegrate DropBaseline	BL2000\sean	2/20/2022 1:23:00 PM	Drop baseline for qualifier 139.0 of compound 4-Nitrophenol in sample Feb1841.D to y = 2032, new integration is from x, y = 8.691, 2032 to 8.793, 2032 and new response = 63619; previous integration is from x, y = 8.691, 2032 to 8.793, 2233 and previous response = 63002.			✓	
CmdManuallyIntegrate QualifierPeak	BL2000\sean	2/20/2022 1:23:09 PM	Manually integrate qualifier 63.0 of compound 2,4-Dinitrotoluene in sample Feb1841.D, from x, y = 8.650, 1858 to 8.701, 1414, result = 133323; previous integration is from x, y = 8.589, 1384 to 8.742, 1216 and previous response = 289141.			✓	

Name	User	Time	Action	Reason	Comment	Succeed	Exception
CmdManuallyIntegratePeak	BL2000\sean	2/20/2022 1:23:28 PM	Manually integrate compound Anthracene in sample Feb1841.D, from x, y = 10.151, 2355723 to 10.313, 2671961, result = -19316510; previous integration is from x, y = 10.151, 343 to 10.222, 508 and previous response = 2597565.			✓	
CmdManuallyIntegrateSnapBaseline	BL2000\sean	2/20/2022 1:23:29 PM	Snap baseline for compound Anthracene in sample Feb1841.D, from x = 10.151 to x = 10.313, new integration is from x, y = 10.151, 676 to 10.313, 11319 and new response = 5067263; previous integration is from x, y = 10.151, 2355723 to 10.313, 2671961 and previous response = -19316510.			✓	
CmdManuallyIntegrateDropBaseline	BL2000\sean	2/20/2022 1:23:30 PM	Drop baseline for compound Anthracene in sample Feb1841.D to y = 676, new integration is from x, y = 10.151, 676 to 10.313, 676 and new response = 5119004; previous integration is from x, y = 10.151, 676 to 10.313, 11319 and previous response = 5067263.			✓	
CmdManuallyIntegrateSplit	BL2000\sean	2/20/2022 1:23:32 PM	Split peak for compound Anthracene in sample Feb1841.D and keep right peak, new integration is from x, y = 10.222, 676 to 10.313, 676 and new response = 2522503, previous integration is from x, y = 10.151, 676 to 10.313, 676 and previous response = 5119004.			✓	
CmdSetTargetCompoundAttribute	BL2000\sean	2/20/2022 1:23:33 PM	Set UserAnnotation = CO for compound Anthracene in sample Feb1841.D; previous value =			✓	
CmdManuallyIntegrateApplyTargetRtToQualifier	BL2000\sean	2/20/2022 1:23:35 PM	Apply target integration range 10.222-10.313 to qualifier 176.0 for compound Anthracene in sample Feb1841.D, new integration is from x, y = 10.222, 1446 to 10.313, 5417 and new response = 441811; previously no peak.			✓	
CmdManuallyIntegrateDropBaseline	BL2000\sean	2/20/2022 1:23:36 PM	Drop baseline for qualifier 176.0 of compound Anthracene in sample Feb1841.D to y = 1446, new integration is from x, y = 10.222, 1446 to 10.313, 1446 and new response = 452670; previous integration is from x, y = 10.222, 1446 to 10.313, 5417 and previous response = 441811.			✓	
CmdSaveBatchTable	BL2000\sean	2/20/2022 1:25:48 PM	Save batch \\MASSHUNTER\Org\Data\SV5973N.I\sd021822\DoD BNA 2\QuantResults\021822 DoD BNA 2.batch.bin			✓	

Name	User	Time	Action	Reason	Comment	Succeed	Exception
CmdManuallyIntegrateApplyTargetRtToQualifier	BL2000\sean	2/20/2022 1:25:57 PM	Apply target integration range 4.532-4.613 to qualifier 66.0 for compound Aniline in sample Feb1842.D, new integration is from x, y = 4.532, 510 to 4.613, 164288 and new response = 71120; previously no peak.			✓	
CmdManuallyIntegrateDropBaseline	BL2000\sean	2/20/2022 1:25:58 PM	Drop baseline for qualifier 66.0 of compound Aniline in sample Feb1842.D to y = 510, new integration is from x, y = 4.532, 510 to 4.613, 510 and new response = 472540; previous integration is from x, y = 4.532, 510 to 4.613, 164288 and previous response = 71120.			✓	
CmdManuallyIntegrateSplit	BL2000\sean	2/20/2022 1:26:00 PM	Split qualifier 66.0 of compound Aniline in sample Feb1842.D and keep left peak, new integration is from x, y = 4.532, 510 to 4.613, 510 and new response = 472540, previous integration is from x, y = 4.532, 510 to 4.613, 510 and previous response = 472540.			✓	
CmdManuallyIntegrateQualifierPeak	BL2000\sean	2/20/2022 1:26:07 PM	Manually integrate qualifier 66.0 of compound Aniline in sample Feb1842.D, from x, y = 4.532, 510 to 4.593, 7244, result = 377031; previous integration is from x, y = 4.532, 510 to 4.613, 510 and previous response = 472540.			✓	
CmdManuallyIntegrateDropBaseline	BL2000\sean	2/20/2022 1:26:08 PM	Drop baseline for qualifier 66.0 of compound Aniline in sample Feb1842.D to y = 510, new integration is from x, y = 4.532, 510 to 4.593, 510 and new response = 389411; previous integration is from x, y = 4.532, 510 to 4.593, 7244 and previous response = 377031.			✓	
CmdManuallyIntegrateSplit	BL2000\sean	2/20/2022 1:26:12 PM	Split qualifier 66.0 of compound Phenol in sample Feb1842.D and keep right peak, new integration is from x, y = 4.593, 921.069068242621 to 4.675, 1005.35176703712 and new response = 426296, previous integration is from x, y = 4.533, 859 to 4.675, 1005 and previous response = 813686.			✓	
CmdManuallyIntegrateSplit	BL2000\sean	2/20/2022 1:26:22 PM	Split qualifier 64.0 of compound bis(-2-Chloroethyl)Ether in sample Feb1842.D and keep right peak, new integration is from x, y = 4.583, 437.309017721181 to 4.664, 465.525437896823 and new response = 65272, previous integration is from x, y = 4.540, 422 to 4.664, 466 and previous response = 92805.			✓	

Name	User	Time	Action	Reason	Comment	Succeed	Exception
CmdManuallyIntegrateApplyTargetRtToQualifier	BL2000\sean	2/20/2022 1:26:30 PM	Apply target integration range 4.798-4.879 to qualifier 148.0 for compound 1,3-Dichlorobenzene in sample Feb1842.D, new integration is from x, y = 4.798, 0 to 4.879, 2501 and new response = 589789; previously no peak.			✓	
CmdManuallyIntegratePeak	BL2000\sean	2/20/2022 1:26:35 PM	Manually integrate compound 1,4-Dichlorobenzene in sample Feb1842.D, from x, y = 4.869, 399116 to 4.971, 519274, result = -1842723; previous integration is from x, y = 4.797, 134 to 4.879, 246 and previous response = 916280.			✓	
CmdManuallyIntegrateSnapBaseline	BL2000\sean	2/20/2022 1:26:36 PM	Snap baseline for compound 1,4-Dichlorobenzene in sample Feb1842.D, from x = 4.869 to x = 4.971, new integration is from x, y = 4.869, 7243 to 4.971, 5230 and new response = 933008; previous integration is from x, y = 4.869, 399116 to 4.971, 519274 and previous response = -1842723.			✓	
CmdManuallyIntegrateDropBaseline	BL2000\sean	2/20/2022 1:26:37 PM	Drop baseline for compound 1,4-Dichlorobenzene in sample Feb1842.D to y = 5230, new integration is from x, y = 4.869, 5230 to 4.971, 5230 and new response = 939175; previous integration is from x, y = 4.869, 7243 to 4.971, 5230 and previous response = 933008.			✓	
CmdSetTargetCompoundAttribute	BL2000\sean	2/20/2022 1:26:39 PM	Set UserAnnotation = CO for compound 1,4-Dichlorobenzene in sample Feb1842.D; previous value =			✓	
CmdManuallyIntegrateApplyTargetRtToQualifier	BL2000\sean	2/20/2022 1:26:41 PM	Apply target integration range 4.869-4.971 to qualifier 148.0 for compound 1,4-Dichlorobenzene in sample Feb1842.D, new integration is from x, y = 4.869, 3517 to 4.971, 3771 and new response = 600043; previously no peak.			✓	
CmdManuallyIntegrateApplyTargetRtToQualifier	BL2000\sean	2/20/2022 1:26:43 PM	Apply target integration range 4.869-4.971 to qualifier 111.0 for compound 1,4-Dichlorobenzene in sample Feb1842.D, new integration is from x, y = 4.869, 2212 to 4.971, 1963 and new response = 337132; previous integration is from x, y = 4.797, 0 to 4.869, 0 and previous response = 346921.			✓	

Name	User	Time	Action	Reason	Comment	Succeed	Exception
CmdManuallyIntegrateSplit	BL2000\sean	2/20/2022 1:26:48 PM	Split qualifier 148.0 of compound 1,2-Dichlorobenzene in sample Feb1842.D and keep right peak, new integration is from x, y = 5.042, 196.842419537903 to 5.134, 258.249636046685 and new response = 606432, previous integration is from x, y = 4.797, 33 to 5.134, 258 and previous response = 1831156.			✓	
CmdManuallyIntegrateApplyTargetRtToQualifier	BL2000\sean	2/20/2022 1:26:51 PM	Apply target integration range 5.042-5.134 to qualifier 111.0 for compound 1,2-Dichlorobenzene in sample Feb1842.D, new integration is from x, y = 5.042, 1067 to 5.134, 2297 and new response = 349120; previously no peak.			✓	
CmdManuallyIntegrateDropBaseline	BL2000\sean	2/20/2022 1:26:52 PM	Drop baseline for qualifier 111.0 of compound 1,2-Dichlorobenzene in sample Feb1842.D to y = 1067, new integration is from x, y = 5.042, 1067 to 5.134, 1067 and new response = 352512; previous integration is from x, y = 5.042, 1067 to 5.134, 2297 and previous response = 349120.			✓	
CmdManuallyIntegrateSplit	BL2000\sean	2/20/2022 1:27:28 PM	Split peak for compound 4-Chloro-3-Methylphenol in sample Feb1842.D and keep right peak, new integration is from x, y = 7.050, 768.087842334623 to 7.143, 895.059055417239 and new response = 466184, previous integration is from x, y = 6.907, 571 to 7.143, 895 and previous response = 920572.			✓	
CmdManuallyIntegrateSplit	BL2000\sean	2/20/2022 1:27:30 PM	Split qualifier 144.0 of compound 4-Chloro-3-Methylphenol in sample Feb1842.D and keep right peak, new integration is from x, y = 7.050, 0 to 7.194, 0 and new response = 135153, previous integration is from x, y = 6.907, 0 to 7.194, 0 and previous response = 255172.			✓	
CmdManuallyIntegrateSplit	BL2000\sean	2/20/2022 1:27:33 PM	Split qualifier 144.0 of compound 4-Chloro-3-Methylphenol in sample Feb1842.D and keep left peak, new integration is from x, y = 7.050, 0 to 7.122, 0 and new response = 120364, previous integration is from x, y = 7.050, 0 to 7.194, 0 and previous response = 135153.			✓	
CmdSetTargetCompoundAttribute	BL2000\sean	2/20/2022 1:27:34 PM	Set UserAnnotation = CO for compound 4-Chloro-3-Methylphenol in sample Feb1842.D; previous value =			✓	

Name	User	Time	Action	Reason	Comment	Succeed	Exception
CmdManuallyIntegrateSplit	BL2000\sean	2/20/2022 1:27:42 PM	Split peak for compound 4-Chloro-2-Methylphenol in sample Feb1842.D and keep left peak, new integration is from x, y = 6.909, 862.782511837831 to 7.050, 1285.94734706508 and new response = 451356, previous integration is from x, y = 6.909, 863 to 7.143, 1562 and previous response = 914001.			✓	
CmdSetTargetCompoundAttribute	BL2000\sean	2/20/2022 1:27:44 PM	Set UserAnnotation = CO for compound 4-Chloro-2-Methylphenol in sample Feb1842.D; previous value =			✓	
CmdManuallyIntegrateSplit	BL2000\sean	2/20/2022 1:27:46 PM	Split qualifier 144.0 of compound 4-Chloro-2-Methylphenol in sample Feb1842.D and keep left peak, new integration is from x, y = 6.907, 0 to 7.050, 0 and new response = 120019, previous integration is from x, y = 6.907, 0 to 7.194, 0 and previous response = 255172.			✓	
CmdManuallyIntegrateApplyTargetRtToQualifier	BL2000\sean	2/20/2022 1:28:00 PM	Apply target integration range 8.149-8.272 to qualifier 153.1 for compound Acenaphthylene in sample Feb1842.D, new integration is from x, y = 8.149, 0 to 8.272, 1772 and new response = 229173; previous integration is from x, y = 8.374, 0 to 8.487, 0 and previous response = 1081584.			✓	
CmdManuallyIntegrateDropBaseline	BL2000\sean	2/20/2022 1:28:01 PM	Drop baseline for qualifier 153.1 of compound Acenaphthylene in sample Feb1842.D to y = 0, new integration is from x, y = 8.149, 0 to 8.272, 0 and new response = 235699; previous integration is from x, y = 8.149, 0 to 8.272, 1772 and previous response = 229173.			✓	
CmdManuallyIntegrateApplyTargetRtToQualifier	BL2000\sean	2/20/2022 1:28:07 PM	Apply target integration range 8.384-8.476 to qualifier 152.0 for compound Acenaphthene in sample Feb1842.D, new integration is from x, y = 8.384, 2041 to 8.476, 2329 and new response = 515532; previous integration is from x, y = 8.169, 268 to 8.272, 389 and previous response = 1676023.			✓	
CmdManuallyIntegrateDropBaseline	BL2000\sean	2/20/2022 1:28:08 PM	Drop baseline for qualifier 152.0 of compound Acenaphthene in sample Feb1842.D to y = 2041, new integration is from x, y = 8.384, 2041 to 8.476, 2041 and new response = 516327; previous integration is from x, y = 8.384, 2041 to 8.476, 2329 and previous response = 515532.			✓	

Name	User	Time	Action	Reason	Comment	Succeed	Exception
CmdManuallyIntegrateApplyTargetRtToQualifier	BL2000\sean	2/20/2022 1:28:13 PM	Apply target integration range 8.487-8.568 to qualifier 154.0 for compound 2,4-Dinitrophenol in sample Feb1842.D, new integration is from x, y = 8.487, 3317 to 8.568, 2114 and new response = 42853; previous integration is from x, y = 8.384, 620 to 8.476, 634 and previous response = 1003249.			✓	
CmdManuallyIntegrateDropBaseline	BL2000\sean	2/20/2022 1:28:14 PM	Drop baseline for qualifier 154.0 of compound 2,4-Dinitrophenol in sample Feb1842.D to y = 2114, new integration is from x, y = 8.487, 2114 to 8.568, 2114 and new response = 45806; previous integration is from x, y = 8.487, 3317 to 8.568, 2114 and previous response = 42853.			✓	
CmdManuallyIntegrateApplyTargetRtToQualifier	BL2000\sean	2/20/2022 1:28:20 PM	Apply target integration range 8.681-8.834 to qualifier 139.0 for compound 4-Nitrophenol in sample Feb1842.D, new integration is from x, y = 8.681, 2162 to 8.834, 1594 and new response = 122931; previous integration is from x, y = 8.599, 319 to 8.691, 468 and previous response = 643352.			✓	
CmdManuallyIntegrateDropBaseline	BL2000\sean	2/20/2022 1:28:21 PM	Drop baseline for qualifier 139.0 of compound 4-Nitrophenol in sample Feb1842.D to y = 1594, new integration is from x, y = 8.681, 1594 to 8.834, 1594 and new response = 125546; previous integration is from x, y = 8.681, 2162 to 8.834, 1594 and previous response = 122931.			✓	
CmdManuallyIntegrateSplit	BL2000\sean	2/20/2022 1:28:27 PM	Split qualifier 63.0 of compound 2,4-Dinitrotoluene in sample Feb1842.D and keep left peak, new integration is from x, y = 8.640, 1492.4623186026 to 8.691, 1445.48431453094 and new response = 96967, previous integration is from x, y = 8.640, 1492 to 8.742, 1399 and previous response = 139114.			✓	
CmdManuallyIntegrateApplyTargetRtToQualifier	BL2000\sean	2/20/2022 1:28:31 PM	Apply target integration range 9.008-9.111 to qualifier 167.0 for compound Fluorene in sample Feb1842.D, new integration is from x, y = 9.008, 398 to 9.111, 398 and new response = 189620; previous integration is from x, y = 9.182, 725 to 9.305, 930 and previous response = 303953.			✓	

Name	User	Time	Action	Reason	Comment	Succeed	Exception
CmdManuallyIntegrateDropBaseline	BL2000\sean	2/20/2022 1:28:32 PM	Drop baseline for qualifier 167.0 of compound Fluorene in sample Feb1842.D to y = 398, new integration is from x, y = 9.008, 398 to 9.111, 398 and new response = 189620; previous integration is from x, y = 9.008, 398 to 9.111, 398 and previous response = 189620.			✓	
CmdSaveBatchTable	BL2000\sean	2/20/2022 1:30:40 PM	Save batch \\MASSHUNTER\Org\Data\SV5973N.I\sd021822\DoD BNA 2\QuantResults\021822 DoD BNA 2.batch.bin			✓	
CmdZeroOutPeak	BL2000\sean	2/20/2022 1:31:02 PM	Zero out primary peak of compound Benzyl Alcohol in sample Feb1843.D			✓	
CmdManuallyIntegrateApplyTargetRtToQualifier	BL2000\sean	2/20/2022 1:31:11 PM	Apply target integration range 6.116-6.331 to qualifier 0 for compound 22 in sample 17.			✓	
CmdManuallyIntegrateQualifierPeak	BL2000\sean	2/20/2022 1:31:13 PM	Manually integrate qualifier122.0 of compound Benzoic Acid in sample Feb1843.D from x, y = 6.352, 277944 to 6.362, 298747; result = 0			✓	
CmdManuallyIntegrateApplyTargetRtToQualifier	BL2000\sean	2/20/2022 1:31:14 PM	Apply target integration range 6.116-6.331 to qualifier 0 for compound 22 in sample 17.			✓	
CmdManuallyIntegrateApplyTargetRtToQualifier	BL2000\sean	2/20/2022 1:31:16 PM	Apply target integration range 6.116-6.331 to qualifier 0 for compound 22 in sample 17.			✓	
CmdManuallyIntegrateQualifierPeak	BL2000\sean	2/20/2022 1:31:22 PM	Manually integrate qualifier122.0 of compound Benzoic Acid in sample Feb1843.D from x, y = 6.208, 2882 to 6.342, 3640; result = 324914			✓	
CmdManuallyIntegrateDropBaseline	BL2000\sean	2/20/2022 1:31:24 PM	Drop baseline for qualifier 122.0 of compound Benzoic Acid in sample Feb1843.D to y = 2882, new integration is from x, y = 6.208, 2882 to 6.342, 2882 and new response = 327951; previous integration is from x, y = 6.208, 2882 to 6.342, 3640 and previous response = 324914.			✓	
CmdManuallyIntegrateSplit	BL2000\sean	2/20/2022 1:31:32 PM	Split qualifier 92.0 of compound 2-Fluorophenol in sample Feb1843.D and keep right peak, new integration is from x, y = 3.612, 695.600516031181 to 3.714, 755.800633504026 and new response = 165474, previous integration is from x, y = 3.541, 654 to 3.714, 756 and previous response = 242791.			✓	
CmdZeroOutPeak	BL2000\sean	2/20/2022 1:31:45 PM	Zero out primary peak of compound 2,6-Dinitrotoluene in sample Feb1843.D			✓	

Name	User	Time	Action	Reason	Comment	Succeed	Exception
CmdManuallyIntegrateSplit	BL2000\sean	2/20/2022 1:31:54 PM	Split peak for compound 1-Methylnaphthalene in sample Feb1843.D and keep right peak, new integration is from x, y = 7.235, 646.22948582612 to 7.317, 656.346416458365 and new response = 107200, previous integration is from x, y = 7.085, 628 to 7.317, 656 and previous response = 258461.			✓	
CmdManuallyIntegrateSplit	BL2000\sean	2/20/2022 1:31:55 PM	Split qualifier 142.0 of compound 1-Methylnaphthalene in sample Feb1843.D and keep right peak, new integration is from x, y = 7.225, 466.908033543589 to 7.327, 498.202772350181 and new response = 126728, previous integration is from x, y = 7.119, 435 to 7.327, 498 and previous response = 298721.			✓	
CmdManuallyIntegrateSplit	BL2000\sean	2/20/2022 1:32:00 PM	Split peak for compound 2-Methylnaphthalene in sample Feb1843.D and keep left peak, new integration is from x, y = 7.086, 689.332043156473 to 7.235, 710.88197391652 and new response = 150731, previous integration is from x, y = 7.086, 689 to 7.317, 723 and previous response = 257593.			✓	
CmdManuallyIntegrateSplit	BL2000\sean	2/20/2022 1:32:01 PM	Split qualifier 142.0 of compound 2-Methylnaphthalene in sample Feb1843.D and keep left peak, new integration is from x, y = 7.121, 472.547183327937 to 7.225, 531.79346720755 and new response = 171677, previous integration is from x, y = 7.121, 473 to 7.327, 590 and previous response = 297883.			✓	
CmdManuallyIntegrateApplyTargetRtToQualifier	BL2000\sean	2/20/2022 1:32:02 PM	Apply target integration range 7.086-7.235 to qualifier 115.0 for compound 2-Methylnaphthalene in sample Feb1843.D, new integration is from x, y = 7.086, 3783 to 7.235, 3463 and new response = 44742; previous integration is from x, y = 7.216, 1283 to 7.327, 1408 and previous response = 56319.			✓	
CmdManuallyIntegrateDropBaseline	BL2000\sean	2/20/2022 1:32:03 PM	Drop baseline for qualifier 115.0 of compound 2-Methylnaphthalene in sample Feb1843.D to y = 3463, new integration is from x, y = 7.086, 3463 to 7.235, 3463 and new response = 46267; previous integration is from x, y = 7.086, 3783 to 7.235, 3463 and previous response = 44742.			✓	

Name	User	Time	Action	Reason	Comment	Succeed	Exception
CmdManuallyIntegrate QualifierPeak	BL2000\sean	2/20/2022 1:32:10 PM	Manually integrate qualifier 115.0 of compound 2-Methylnaphthalene in sample Feb1843.D, from x, y = 7.112, 926 to 7.214, 1159, result = 62115; previous integration is from x, y = 7.086, 3463 to 7.235, 3463 and previous response = 46267.			✓	
CmdManuallyIntegrate DropBaseline	BL2000\sean	2/20/2022 1:32:12 PM	Drop baseline for qualifier 115.0 of compound 2-Methylnaphthalene in sample Feb1843.D to y = 926, new integration is from x, y = 7.112, 926 to 7.214, 926 and new response = 62833; previous integration is from x, y = 7.112, 926 to 7.214, 1159 and previous response = 62115.			✓	
CmdZeroOutPeak	BL2000\sean	2/20/2022 1:32:14 PM	Zero out primary peak of compound 4-Chloro-2-Methylphenol in sample Feb1843.D			✓	
CmdZeroOutPeak	BL2000\sean	2/20/2022 1:32:16 PM	Zero out primary peak of compound 4-Chloro-3-Methylphenol in sample Feb1843.D			✓	
CmdZeroOutPeak	BL2000\sean	2/20/2022 1:32:18 PM	Zero out primary peak of compound 2,4-Dinitrotoluene in sample Feb1843.D			✓	
CmdZeroOutPeak	BL2000\sean	2/20/2022 1:32:19 PM	Zero out primary peak of compound Dimethyl Phthalate in sample Feb1843.D			✓	
CmdZeroOutPeak	BL2000\sean	2/20/2022 1:32:22 PM	Zero out primary peak of compound Benzidine in sample Feb1843.D			✓	
CmdZeroOutPeak	BL2000\sean	2/20/2022 1:32:24 PM	Zero out primary peak of compound Triallate in sample Feb1843.D			✓	
CmdZeroOutPeak	BL2000\sean	2/20/2022 1:32:27 PM	Zero out primary peak of compound N-Nitrosodimethylamine in sample Feb1843.D			✓	
CmdZeroOutPeak	BL2000\sean	2/20/2022 1:32:28 PM	Zero out primary peak of compound Nitrobenzene in sample Feb1843.D			✓	
CmdZeroOutPeak	BL2000\sean	2/20/2022 1:32:29 PM	Zero out primary peak of compound 2,4-Dinitrophenol in sample Feb1843.D			✓	
CmdZeroOutPeak	BL2000\sean	2/20/2022 1:32:30 PM	Zero out primary peak of compound N-nitroso-Di-n-propylamine in sample Feb1843.D			✓	
CmdZeroOutPeak	BL2000\sean	2/20/2022 1:32:31 PM	Zero out primary peak of compound 4,6-Dinitro-2-methylphenol in sample Feb1843.D			✓	
CmdZeroOutPeak	BL2000\sean	2/20/2022 1:32:32 PM	Zero out primary peak of compound p-Chloroaniline in sample Feb1843.D			✓	
CmdZeroOutPeak	BL2000\sean	2/20/2022 1:32:34 PM	Zero out primary peak of compound p-Chloroaniline in sample Feb1843.D			✓	
CmdZeroOutPeak	BL2000\sean	2/20/2022 1:32:35 PM	Zero out primary peak of compound bis(-2-Chloroethoxy)Methane in sample Feb1843.D			✓	

Name	User	Time	Action	Reason	Comment	Succeed	Exception
CmdZeroOutPeak	BL2000\sean	2/20/2022 1:32:36 PM	Zero out primary peak of compound Hexachloroethane in sample Feb1843.D			✓	
CmdZeroOutPeak	BL2000\sean	2/20/2022 1:32:38 PM	Zero out primary peak of compound 4-Chlorophenol in sample Feb1843.D			✓	
CmdZeroOutPeak	BL2000\sean	2/20/2022 1:32:46 PM	Zero out primary peak of compound 2,6-Dinitrotoluene in sample Feb1844.D			✓	
CmdZeroOutPeak	BL2000\sean	2/20/2022 1:32:47 PM	Zero out primary peak of compound N-nitroso-Di-n-propylamine in sample Feb1844.D			✓	
CmdZeroOutPeak	BL2000\sean	2/20/2022 1:32:49 PM	Zero out primary peak of compound Dimethyl Phthalate in sample Feb1844.D			✓	
CmdZeroOutPeak	BL2000\sean	2/20/2022 1:32:52 PM	Zero out primary peak of compound Benzyl Alcohol in sample Feb1844.D			✓	
CmdZeroOutPeak	BL2000\sean	2/20/2022 1:32:53 PM	Zero out primary peak of compound Phenol in sample Feb1844.D			✓	
CmdZeroOutPeak	BL2000\sean	2/20/2022 1:32:55 PM	Zero out primary peak of compound Benzidine in sample Feb1844.D			✓	
CmdZeroOutPeak	BL2000\sean	2/20/2022 1:32:57 PM	Zero out primary peak of compound 2-Methylphenol in sample Feb1844.D			✓	
CmdZeroOutPeak	BL2000\sean	2/20/2022 1:32:58 PM	Zero out primary peak of compound bis(2-ethylhexyl)Phthalate in sample Feb1844.D			✓	
CmdZeroOutPeak	BL2000\sean	2/20/2022 1:32:59 PM	Zero out primary peak of compound 4-Chlorophenol in sample Feb1844.D			✓	
CmdClearManualIntegration	BL2000\sean	2/20/2022 1:33:02 PM	Clear manual integration of target signal for compound bis(2-ethylhexyl)Phthalate in sample Feb1844.D			✓	
CmdManuallyIntegrateQualifierPeak	BL2000\sean	2/20/2022 1:33:05 PM	Manually integrate qualifier279.0 of compound bis(2-ethylhexyl)Phthalate in sample Feb1844.D from x, y = 16.329, 0 to 16.370, 21; result = 563			✓	
CmdManuallyIntegrateDropBaseline	BL2000\sean	2/20/2022 1:33:08 PM	Drop baseline for qualifier 279.0 of compound bis(2-ethylhexyl)Phthalate in sample Feb1844.D to y = 0, new integration is from x, y = 16.329, 0 to 16.370, 0 and new response = 590; previous integration is from x, y = 16.329, 0 to 16.370, 21 and previous response = 563.			✓	
CmdManuallyIntegratePeak	BL2000\sean	2/20/2022 1:33:08 PM	Manually integrate compound bis(2-ethylhexyl)Phthalate in sample Feb1844.D, from x, y = 16.616, 2643 to 16.646, 2696, result = -4912; previous integration is from x, y = 16.319, 0 to 16.391, 0 and previous response = 5655.			✓	

Name	User	Time	Action	Reason	Comment	Succeed	Exception
CmdZeroOutPeak	BL2000\sean	2/20/2022 1:33:19 PM	Zero out primary peak of compound 2,6-Dinitrotoluene in sample Feb1845.D			✓	
CmdZeroOutPeak	BL2000\sean	2/20/2022 1:33:20 PM	Zero out primary peak of compound N-nitroso-Di-n-propylamine in sample Feb1845.D			✓	
CmdZeroOutPeak	BL2000\sean	2/20/2022 1:33:21 PM	Zero out primary peak of compound Dimethyl Phthalate in sample Feb1845.D			✓	
CmdZeroOutPeak	BL2000\sean	2/20/2022 1:33:22 PM	Zero out primary peak of compound Benzidine in sample Feb1845.D			✓	
CmdZeroOutPeak	BL2000\sean	2/20/2022 1:33:23 PM	Zero out primary peak of compound 4,6-Dinitro-2-methylphenol in sample Feb1845.D			✓	
CmdZeroOutPeak	BL2000\sean	2/20/2022 1:33:32 PM	Zero out primary peak of compound 2,6-Dinitrotoluene in sample Feb1846.D			✓	
CmdZeroOutPeak	BL2000\sean	2/20/2022 1:33:34 PM	Zero out primary peak of compound 4,6-Dinitro-2-methylphenol in sample Feb1846.D			✓	
CmdZeroOutPeak	BL2000\sean	2/20/2022 1:33:36 PM	Zero out primary peak of compound N-nitroso-Di-n-propylamine in sample Feb1846.D			✓	
CmdZeroOutPeak	BL2000\sean	2/20/2022 1:33:39 PM	Zero out primary peak of compound Dimethyl Phthalate in sample Feb1846.D			✓	
CmdZeroOutPeak	BL2000\sean	2/20/2022 1:33:45 PM	Zero out primary peak of compound Benzoic Acid in sample Feb1846.D			✓	
CmdZeroOutPeak	BL2000\sean	2/20/2022 1:33:47 PM	Zero out primary peak of compound Benzidine in sample Feb1846.D			✓	
CmdZeroOutPeak	BL2000\sean	2/20/2022 1:33:48 PM	Zero out primary peak of compound Hexachloroethane in sample Feb1846.D			✓	
CmdZeroOutPeak	BL2000\sean	2/20/2022 1:33:49 PM	Zero out primary peak of compound 4-Chlorophenol in sample Feb1846.D			✓	
CmdZeroOutPeak	BL2000\sean	2/20/2022 1:33:57 PM	Zero out primary peak of compound Hexachloroethane in sample Feb1847.D			✓	
CmdZeroOutPeak	BL2000\sean	2/20/2022 1:34:01 PM	Zero out primary peak of compound 2,6-Dinitrotoluene in sample Feb1847.D			✓	
CmdZeroOutPeak	BL2000\sean	2/20/2022 1:34:03 PM	Zero out primary peak of compound 4-Nitrophenol in sample Feb1847.D			✓	
CmdZeroOutPeak	BL2000\sean	2/20/2022 1:34:04 PM	Zero out primary peak of compound N-nitroso-Di-n-propylamine in sample Feb1847.D			✓	
CmdZeroOutPeak	BL2000\sean	2/20/2022 1:34:06 PM	Zero out primary peak of compound bis(2-chloroisopropyl)Ether in sample Feb1847.D			✓	

Name	User	Time	Action	Reason	Comment	Succeed	Exception
CmdZeroOutPeak	BL2000\sean	2/20/2022 1:34:07 PM	Zero out primary peak of compound Dimethyl Phthalate in sample Feb1847.D			✓	
CmdZeroOutPeak	BL2000\sean	2/20/2022 1:34:09 PM	Zero out primary peak of compound bis(-2-Chloroethyl)Ether in sample Feb1847.D			✓	
CmdZeroOutPeak	BL2000\sean	2/20/2022 1:34:11 PM	Zero out primary peak of compound Benzidine in sample Feb1847.D			✓	
CmdZeroOutPeak	BL2000\sean	2/20/2022 1:34:13 PM	Zero out primary peak of compound 2-Nitroaniline in sample Feb1847.D			✓	
CmdZeroOutPeak	BL2000\sean	2/20/2022 1:34:15 PM	Zero out primary peak of compound 2,4-Dinitrophenol in sample Feb1847.D			✓	
CmdZeroOutPeak	BL2000\sean	2/20/2022 1:34:16 PM	Zero out primary peak of compound 4,6-Dinitro-2-methylphenol in sample Feb1847.D			✓	
CmdZeroOutPeak	BL2000\sean	2/20/2022 1:34:17 PM	Zero out primary peak of compound 2,4-Dinitrotoluene in sample Feb1847.D			✓	
CmdZeroOutPeak	BL2000\sean	2/20/2022 1:34:19 PM	Zero out primary peak of compound 4-Chloro-3-Methylphenol in sample Feb1847.D			✓	
CmdSaveBatchTable	BL2000\sean	2/20/2022 1:34:24 PM	Save batch \\MASSHUNTER\Org\Data\SV5973N.I\sd021822\DoD BNA 2\QuantResults\021822 DoD BNA 2.batch.bin			✓	
CmdZeroOutPeak	BL2000\sean	2/20/2022 1:34:39 PM	Zero out primary peak of compound bis(-2-Chloroethyl)Ether in sample Feb1843.D			✓	
CmdSaveBatchTable	BL2000\sean	2/20/2022 1:34:49 PM	Save batch \\MASSHUNTER\Org\Data\SV5973N.I\sd021822\DoD BNA 2\QuantResults\021822 DoD BNA 2.batch.bin			✓	
CmdSaveBatchTable	BL2000\sean	2/20/2022 1:37:34 PM	Save batch \\MASSHUNTER\Org\Data\SV5973N.I\sd021822\DoD BNA 2\QuantResults\021822 DoD BNA 2.batch.bin			✓	
CmdSetSampleAttribute	BL2000\sean	2/20/2022 1:37:42 PM	Set SampleApproved = True for sample Feb1826.D; previous value = False			✓	
CmdSetSampleAttribute	BL2000\sean	2/20/2022 1:37:43 PM	Set SampleApproved = True for sample Feb1827.D; previous value = False			✓	
CmdSetSampleAttribute	BL2000\sean	2/20/2022 1:37:44 PM	Set SampleApproved = True for sample Feb1828.D; previous value = False			✓	
CmdSetSampleAttribute	BL2000\sean	2/20/2022 1:37:45 PM	Set SampleApproved = True for sample Feb1829.D; previous value = False			✓	

Name	User	Time	Action	Reason	Comment	Succeed	Exception
CmdSetSampleAttribute	BL2000\sean	2/20/2022 1:37:47 PM	Set SampleApproved = True for sample Feb1830.D; previous value = False			✓	
CmdSetSampleAttribute	BL2000\sean	2/20/2022 1:37:48 PM	Set SampleApproved = True for sample Feb1831.D; previous value = False			✓	
CmdSetSampleAttribute	BL2000\sean	2/20/2022 1:37:49 PM	Set SampleApproved = True for sample Feb1832.D; previous value = False			✓	
CmdSetSampleAttribute	BL2000\sean	2/20/2022 1:37:49 PM	Set SampleApproved = True for sample Feb1833.D; previous value = False			✓	
CmdSetSampleAttribute	BL2000\sean	2/20/2022 1:37:50 PM	Set SampleApproved = True for sample Feb1834.D; previous value = False			✓	
CmdSetSampleAttribute	BL2000\sean	2/20/2022 1:37:51 PM	Set SampleApproved = True for sample Feb1835.D; previous value = False			✓	
CmdSetSampleAttribute	BL2000\sean	2/20/2022 1:37:53 PM	Set SampleApproved = True for sample Feb1836.D; previous value = False			✓	
CmdSetSampleAttribute	BL2000\sean	2/20/2022 1:37:54 PM	Set SampleApproved = True for sample Feb1837.D; previous value = False			✓	
CmdSetSampleAttribute	BL2000\sean	2/20/2022 1:37:54 PM	Set SampleApproved = True for sample Feb1838.D; previous value = False			✓	
CmdSetSampleAttribute	BL2000\sean	2/20/2022 1:37:55 PM	Set SampleApproved = True for sample Feb1839.D; previous value = False			✓	
CmdSetSampleAttribute	BL2000\sean	2/20/2022 1:37:56 PM	Set SampleApproved = True for sample Feb1840.D; previous value = False			✓	
CmdSetSampleAttribute	BL2000\sean	2/20/2022 1:37:58 PM	Set SampleApproved = True for sample Feb1841.D; previous value = False			✓	
CmdSetSampleAttribute	BL2000\sean	2/20/2022 1:37:59 PM	Set SampleApproved = True for sample Feb1842.D; previous value = False			✓	
CmdQuantitate	BL2000\sean	2/20/2022 1:39:18 PM	Quantitate all compounds in all samples			✓	
CmdSetSampleAttribute	BL2000\sean	2/20/2022 1:40:07 PM	Set Comment = SVOC-8270-W-LARGO for sample Feb1840.D; previous value = Feb1840.D			✓	
CmdSetSampleAttribute	BL2000\sean	2/20/2022 1:40:08 PM	Set Comment = SVOC-8270-W-LARGO for sample Feb1841.D; previous value = Feb1840.D			✓	
CmdQuantitate	BL2000\sean	2/20/2022 1:41:22 PM	Quantitate all compounds in all samples			✓	

Audit Trail report

Name	User	Time	Action	Reason	Comment	Succeed	Exception
CmdSaveBatchTable	BL2000\sean	2/20/2022 1:42:14 PM	Save batch \\MASSHUNTER\Org\Data\SV5973N.I\sd021822\DoD BNA 2\QuantResults\021822 DoD BNA 2.batch.bin			✓	
GenerateReport	BL2000\sean	2/20/2022 1:44:16 PM	Generates report - Method: \\MASSHUNTER\Org\reports\LevelIV_Reports\Tests_for_LevelIV\CC_mid_rpt.m, Output Path: \\MASSHUNTER\Org\Data\SV5973N.I\sd021822\DoD BNA 2\QuantReports\021822 DoD BNA 2			✓	
GenerateReport	BL2000\sean	2/20/2022 1:56:33 PM	Generates report - Method: \\MASSHUNTER\Org\reports\LevelIV_Reports\Tests_for_LevelIV\CC_mid_rpt.m, Output Path: \\MASSHUNTER\Org\Data\SV5973N.I\sd021822\DoD BNA 2\QuantReports\021822 DoD BNA 2-1			✓	

Continuing Calibration Report

Batch Name \\MASSHUNTER\Org\Data\SV5973N.I\sd021822\DoD BNA 2\QuantResults\021822 DoD BNA 2.batch.bin
Method File \\MASSHUNTER\Org\Data\SV5973N.I\sd021822\DoD BNA cal 1\021822 DoD BNA cal.batch.bin
Daily CC \\MASSHUNTER\Org\Data\SV5973N.I\sd021822\DoD BNA 2Feb1827.D

Level name	Injection Time	Calibration Files
1	2/19/2022 11:48:03 AM	\\MASSHUNTER\Org\Data\SV5973N.I\sd021822\DoD BNA cal 1\Feb1808.D
2	2/19/2022 11:15:42 AM	\\MASSHUNTER\Org\Data\SV5973N.I\sd021822\DoD BNA cal 1\Feb1807.D
3	2/19/2022 10:43:35 AM	\\MASSHUNTER\Org\Data\SV5973N.I\sd021822\DoD BNA cal 1\Feb1806.D
4	2/19/2022 9:57:53 AM	\\MASSHUNTER\Org\Data\SV5973N.I\sd021822\DoD BNA cal 1\Feb1805.D
5	2/19/2022 9:25:44 AM	\\MASSHUNTER\Org\Data\SV5973N.I\sd021822\DoD BNA cal 1\Feb1804.D
6	2/19/2022 8:53:27 AM	\\MASSHUNTER\Org\Data\SV5973N.I\sd021822\DoD BNA cal 1\Feb1803.D
7	2/19/2022 8:21:26 AM	\\MASSHUNTER\Org\Data\SV5973N.I\sd021822\DoD BNA cal 1\Feb1802.D
CCV	2/19/2022 9:50:34 PM	\\MASSHUNTER\Org\Data\SV5973N.I\sd021822\DoD BNA 2\Feb1827.D <======

ISTD Compound:	Avg Resp	Mid Resp	CC Resp	Area%	A/M
1,4-Dichlorobenzene-d4	349222	362851	445643	122.82	M
Naphthalene-d8	1013729	1062572	1270730	119.59	M
Acenaphthene-d10	558272	582178	700827	120.38	M
Phenanthrene-d10	990554	1023524	1277551	124.82	M
Chrysene-d12	720048	738511	973686	131.84	M
Perylene-d12	459625	469307	635564	135.43	M

Target Compound	AvgRF/R2	CC RF	Exp. Conc	Calc. Conc	%Dev	Area%	Curve Fit
1,4-Dichlorobenzene-d4	----------ISTD----------						
N-Nitrosodimethylamine	0.9982	0.3467	75.00	88.85	-18.46	245.80	Quadratic
Pyridine	0.9984	0.7709	75.00	79.94	-6.58	204.23	Quadratic
2-Fluorophenol	0.9992	0.9950	75.00	79.11	-5.48	200.37	Quadratic
Aniline	0.9988	1.7452	75.00	75.90	-1.20	190.10	Quadratic
Phenol-d5	0.9995	1.2517	75.00	77.49	-3.32	193.44	Quadratic
Phenol	0.9987	1.3910	75.00	77.29	-3.06	196.83	Quadratic
bis(-2-Chloroethyl)Ether	0.9996	0.9735	75.00	80.12	-6.83	202.21	Quadratic
2-Chlorophenol	0.9991	1.1184	75.00	77.94	-3.92	197.90	Quadratic
1,3-Dichlorobenzene	0.9991	1.4572	75.00	79.60	-6.13	198.59	Quadratic
1,4-Dichlorobenzene	0.9990	1.4306	75.00	77.59	-3.46	192.23	Quadratic
1,2-Dichlorobenzene	0.9998	1.3686	75.00	76.47	-1.95	186.96	Quadratic
Benzyl Alcohol	0.9973	0.5614	75.00	77.50	-3.34	220.12	Quadratic
bis(2-chloroisopropyl)Ether	0.9984	0.3738	75.00	77.38	-3.17	194.42	Quadratic
2-Methylphenol	0.9983	0.9570	75.00	76.59	-2.12	192.14	Quadratic
N-nitroso-Di-n-propylamine	0.9994	0.7609	75.00	87.57	-16.76	215.18	Quadratic
4Methylphenol/3Methylphenol	0.9990	1.3880	75.00	81.75	-9.01	205.61	Quadratic
Hexachloroethane	0.9987	0.4257	75.00	77.36	-3.15	201.04	Quadratic
Nitrobenzene-d5	0.9990	0.7159	75.00	79.39	-5.86	206.55	Quadratic
Nitrobenzene	0.9943	0.3846	75.00	84.98	-13.31	209.62	Quadratic
Naphthalene-d8	----------ISTD----------						
Isophorone	0.9986	0.5996	75.00	81.27	-8.36	207.21	Quadratic
2-Nitrophenol	0.9966	0.1392	75.00	83.44	-11.25	227.40	Quadratic
2,4-Dimethylphenol	0.9946	0.2558	75.00	74.34	0.88	196.01	Quadratic
bis(-2-Chloroethoxy)Methane	0.9977	0.3216	75.00	74.98	0.03	180.77	Quadratic
2,4-Dichlorophenol	0.9975	0.2592	75.00	78.96	-5.28	204.03	Quadratic
Benzoic Acid	0.9948	0.1638	75.00	89.42	-19.22	258.58	Quadratic
1,2,4-Trichlorobenzene	0.9993	0.3138	75.00	80.00	-6.67	195.87	Quadratic
Naphthalene	0.9979	0.9610	75.00	82.56	-10.08	206.23	Quadratic
4-Chlorophenol	0.9994	0.0993	75.00	80.69	-7.59	202.49	Quadratic
p-Chloroaniline	0.9987	0.3690	75.00	80.92	-7.89	193.98	Quadratic
Hexachlorobutadiene	0.9987	0.1699	75.00	83.09	-10.79	215.27	Quadratic
4-Chloro-2-Methylphenol	0.9965	0.2443	75.00	80.37	-7.16	212.43	Quadratic

Target Compound	AvgRF/R2	CC RF	Exp. Conc	Calc. Conc	%Dev	Area%	Curve Fit
4-Chloro-3-Methylphenol	0.2382	0.2547	75.00	80.21	-6.95	194.59	Avg RF
2-Methylnaphthalene	0.9998	0.5184	75.00	78.21	-4.28	184.17	Quadratic
1-Methylnaphthalene	0.9993	0.4995	75.00	77.28	-3.04	177.05	Quadratic
Acenaphthene-d10	----------ISTD----------						
Hexachlorocyclopentadiene	0.9982	0.1888	75.00	83.71	-11.61	219.57	Quadratic
2,4,6-Trichlorophenol	0.9939	0.3348	75.00	85.07	-13.42	236.15	Quadratic
2,4,5-Trichlorophenol	0.9986	0.3507	75.00	79.89	-6.52	206.36	Quadratic
2-Fluorobiphenyl	0.9986	1.2675	75.00	79.63	-6.18	198.17	Quadratic
2-Chloronaphthalene	1.0024	1.0492	75.00	78.50	-4.67	189.77	Avg RF
2-Nitroaniline	0.9911	0.2002	75.00	83.71	-11.62	216.50	Quadratic
Dimethyl Phthalate	0.9976	1.1148	75.00	82.72	-10.29	222.47	Quadratic
2,6-Dinitrotoluene	0.9930	0.1378	75.00	74.72	0.37	195.37	Quadratic
Acenaphthylene	0.9997	1.6218	75.00	75.87	-1.16	178.25	Quadratic
3-Nitroaniline	0.9942	0.1647	75.00	78.57	-4.75	217.85	Quadratic
Acenaphthene	0.9995	0.9071	75.00	73.59	1.88	171.60	Quadratic
2,4-Dinitrophenol	0.9987	0.0767	75.00	81.79	-9.06	230.00	Quadratic
Dibenzofuran	0.9969	1.5455	75.00	76.56	-2.08	196.24	Quadratic
2,4-Dinitrotoluene	0.9989	0.1858	75.00	80.45	-7.27	210.66	Quadratic
4-Nitrophenol	0.9972	0.1946	75.00	84.95	-13.27	235.22	Quadratic
Diethylphthalate	0.9968	1.0974	75.00	78.75	-4.99	215.17	Quadratic
Fluorene	0.9988	1.1857	75.00	73.43	2.10	174.75	Quadratic
4-Chlorophenyl-phenylether	0.9957	0.6062	75.00	83.47	-11.29	221.36	Quadratic
Phenanthrene-d10	----------ISTD----------						
4-Nitroaniline	0.9926	0.1096	75.00	86.07	-14.76	253.85	Quadratic
4,6-Dinitro-2-methylphenol	0.9985	0.0653	75.00	84.03	-12.05	229.98	Quadratic
N-nitrosodiphenylamine	0.9998	0.4686	75.00	78.84	-5.12	199.19	Quadratic
Azobenzene	0.9991	0.5999	75.00	76.59	-2.12	189.67	Quadratic
2,4,6-Tribromophenol	0.9995	0.0613	75.00	83.86	-11.81	235.45	Quadratic
4-Bromophenyl-phenylether	0.9969	0.1812	75.00	80.57	-7.43	201.75	Quadratic
Hexachlorobenzene	0.9959	0.1896	75.00	82.84	-10.45	218.31	Quadratic
Pentachlorophenol	0.9986	0.0914	75.00	84.95	-13.26	238.71	Quadratic
Phenanthrene	0.9974	0.9799	75.00	79.18	-5.58	202.02	Quadratic
Anthracene	0.8750	0.9744	75.00	83.53	-11.37	213.63	Avg RF
Triallate	0.9997	0.2274	75.00	81.53	-8.71	213.21	Quadratic
Carbazole	1.0000	0.9043	75.00	76.44	-1.92	192.72	Quadratic
o-Terphenyl	0.9973	0.5344	75.00	81.47	-8.62	210.01	Quadratic
Di-n-Butylphthalate	0.9987	0.9690	75.00	85.70	-14.26	239.11	Quadratic
Fluoranthene	0.9997	0.9774	75.00	78.89	-5.19	199.15	Quadratic
Benzidine	0.9992	0.3739	75.00	86.66	-15.54	208.24	Quadratic
Pyrene	0.9996	1.0458	75.00	77.35	-3.13	191.52	Quadratic
Terphenyl-d14	0.6821	0.7137	75.00	78.47	-4.62	200.85	Avg RF
Chrysene-d12	----------ISTD----------						
Butylbenzylphthalate	0.9985	0.4303	75.00	82.35	-9.79	257.46	Quadratic
Benzo(a)Anthracene	1.0282	1.0715	75.00	78.16	-4.22	207.15	Avg RF
Chrysene	0.9996	1.1486	75.00	74.67	0.44	199.68	Quadratic
3,3-Dichlorobenzidine	0.9980	0.3963	75.00	81.28	-8.38	241.32	Quadratic
bis(2-ethylhexyl)Phthalate	0.9986	0.1531	75.00	84.50	-12.66	267.31	Quadratic
Perylene-d12	----------ISTD----------						
Di-n-octyl Phthalate	0.9982	1.6196	75.00	83.38	-11.17	273.02	Quadratic
Benzo(b)fluoranthene	0.9994	1.5202	75.00	71.54	4.61	199.46	Quadratic
Benzo(k)fluoranthene	0.9991	1.7093	75.00	76.73	-2.31	213.02	Quadratic
Benzo(a)pyrene	0.9994	1.4901	75.00	74.29	0.95	203.37	Quadratic
Indeno(1,2,3-c,d)pyrene	0.9983	1.2846	75.00	76.33	-1.77	215.04	Quadratic
Dibenzo(a,h)anthracene	0.9990	1.3557	75.00	74.00	1.34	210.52	Quadratic
Benzo(g,h,i)perylene	0.9993	1.4514	75.00	74.80	0.27	210.20	Quadratic

A -- against Average; M -- against Mid Point; P -- against Previous CC in the Method;

Continuing Calibration Report

Batch Name	\\MASSHUNTER\Org\Data\SV5973N.I\sd021822\DoD BNA 2\QuantResults\021822 DoD BNA 2.batch.bin
Method File	\\MASSHUNTER\Org\Data\SV5973N.I\sd021822\DoD BNA cal 1\021822 DoD BNA cal.batch.bin
Daily CC	\\MASSHUNTER\Org\Data\SV5973N.I\sd021822\DoD BNA 2Feb1842.D

Level name	Injection Time	Calibration Files
1	2/19/2022 11:48:03 AM	\\MASSHUNTER\Org\Data\SV5973N.I\sd021822\DoD BNA cal 1\Feb1808.D
2	2/19/2022 11:15:42 AM	\\MASSHUNTER\Org\Data\SV5973N.I\sd021822\DoD BNA cal 1\Feb1807.D
3	2/19/2022 10:43:35 AM	\\MASSHUNTER\Org\Data\SV5973N.I\sd021822\DoD BNA cal 1\Feb1806.D
4	2/19/2022 9:57:53 AM	\\MASSHUNTER\Org\Data\SV5973N.I\sd021822\DoD BNA cal 1\Feb1805.D
5	2/19/2022 9:25:44 AM	\\MASSHUNTER\Org\Data\SV5973N.I\sd021822\DoD BNA cal 1\Feb1804.D
6	2/19/2022 8:53:27 AM	\\MASSHUNTER\Org\Data\SV5973N.I\sd021822\DoD BNA cal 1\Feb1803.D
7	2/19/2022 8:21:26 AM	\\MASSHUNTER\Org\Data\SV5973N.I\sd021822\DoD BNA cal 1\Feb1802.D
CCV	2/19/2022 9:50:34 PM	\\MASSHUNTER\Org\Data\SV5973N.I\sd021822\DoD BNA 2\Feb1827.D <======

ISTD Compound:	Avg Resp	Mid Resp	CC Resp	Area%	A/M
1,4-Dichlorobenzene-d4	349222	362851	339737	93.63	M
Naphthalene-d8	1013729	1062572	994326	93.58	M
Acenaphthene-d10	558272	582178	556401	95.57	M
Phenanthrene-d10	990554	1023524	988038	96.53	M
Chrysene-d12	720048	738511	727437	98.50	M
Perylene-d12	459625	469307	458643	97.73	M

Target Compound	AvgRF/R2	CC RF	Exp. Conc	Calc. Conc	%Dev	Area%	Curve Fit
1,4-Dichlorobenzene-d4	----------ISTD----------						
N-Nitrosodimethylamine	0.9982	0.2836	75.00	74.54	0.61	153.27	Quadratic
Pyridine	0.9984	0.7248	75.00	75.43	-0.57	146.39	Quadratic
2-Fluorophenol	0.9992	0.9929	75.00	78.95	-5.26	152.42	Quadratic
Aniline	0.9988	1.7401	75.00	75.67	-0.89	144.49	Quadratic
Phenol-d5	0.9995	1.3052	75.00	80.84	-7.78	153.77	Quadratic
Phenol	0.9987	1.4558	75.00	80.86	-7.82	157.04	Quadratic
bis(-2-Chloroethyl)Ether	0.9996	0.9573	75.00	78.77	-5.02	151.59	Quadratic
2-Chlorophenol	0.9991	1.1474	75.00	80.04	-6.72	154.78	Quadratic
1,3-Dichlorobenzene	0.9991	1.4355	75.00	78.30	-4.40	149.14	Quadratic
1,4-Dichlorobenzene	0.9990	1.4744	75.00	80.28	-7.04	151.02	Quadratic
1,2-Dichlorobenzene	0.9998	1.4860	75.00	83.65	-11.53	154.76	Quadratic
Benzyl Alcohol	0.9973	0.5975	75.00	81.72	-8.96	178.58	Quadratic
bis(2-chloroisopropyl)Ether	0.9984	0.3870	75.00	80.26	-7.01	153.45	Quadratic
2-Methylphenol	0.9983	0.9570	75.00	76.58	-2.11	146.47	Quadratic
N-nitroso-Di-n-propylamine	0.9994	0.6816	75.00	79.12	-5.49	146.95	Quadratic
4Methylphenol/3Methylphenol	0.9990	1.3834	75.00	81.47	-8.63	156.23	Quadratic
Hexachloroethane	0.9987	0.4270	75.00	77.61	-3.48	153.75	Quadratic
Nitrobenzene-d5	0.9990	0.7116	75.00	78.93	-5.24	156.52	Quadratic
Nitrobenzene	0.9943	0.3322	75.00	72.80	2.93	138.03	Quadratic
Naphthalene-d8	----------ISTD----------						
Isophorone	0.9986	0.6095	75.00	82.58	-10.11	164.82	Quadratic
2-Nitrophenol	0.9966	0.1255	75.00	76.37	-1.82	160.42	Quadratic
2,4-Dimethylphenol	0.9946	0.2423	75.00	70.24	6.35	145.26	Quadratic
bis(-2-Chloroethoxy)Methane	0.9977	0.3287	75.00	76.56	-2.07	144.58	Quadratic
2,4-Dichlorophenol	0.9975	0.2654	75.00	80.81	-7.75	163.48	Quadratic
Benzoic Acid	0.9948	0.1555	75.00	85.80	-14.40	192.10	Quadratic
1,2,4-Trichlorobenzene	0.9993	0.3249	75.00	83.07	-10.77	158.70	Quadratic
Naphthalene	0.9979	0.9290	75.00	79.50	-6.00	156.01	Quadratic
4-Chlorophenol	0.9994	0.1027	75.00	83.37	-11.15	163.76	Quadratic
p-Chloroaniline	0.9987	0.3795	75.00	83.35	-11.14	156.12	Quadratic
Hexachlorobutadiene	0.9987	0.1620	75.00	79.29	-5.72	160.60	Quadratic
4-Chloro-2-Methylphenol	0.9965	0.2421	75.00	79.61	-6.15	164.72	Quadratic

Target Compound	AvgRF/R2	CC RF	Exp. Conc	Calc. Conc	%Dev	Area%	Curve Fit
4-Chloro-3-Methylphenol	0.2382	0.2501	75.00	78.74	-4.99	149.47	Avg RF
2-Methylnaphthalene	0.9998	0.4985	75.00	75.27	-0.36	138.57	Quadratic
1-Methylnaphthalene	0.9993	0.4935	75.00	76.36	-1.81	136.89	Quadratic
Acenaphthene-d10	----------ISTD----------						
Hexachlorocyclopentadiene	0.9982	0.1748	75.00	77.86	-3.82	161.42	Quadratic
2,4,6-Trichlorophenol	0.9939	0.3018	75.00	76.98	-2.64	168.96	Quadratic
2,4,5-Trichlorophenol	0.9986	0.3418	75.00	77.93	-3.90	159.69	Quadratic
2-Fluorobiphenyl	0.9986	1.1594	75.00	72.86	2.86	143.90	Quadratic
2-Chloronaphthalene	1.0024	1.1174	75.00	83.60	-11.47	160.47	Avg RF
2-Nitroaniline	0.9911	0.1682	75.00	70.85	5.53	144.44	Quadratic
Dimethyl Phthalate	0.9976	1.0751	75.00	79.99	-6.66	170.34	Quadratic
2,6-Dinitrotoluene	0.9930	0.1460	75.00	79.09	-5.45	164.40	Quadratic
Acenaphthylene	0.9997	1.6087	75.00	75.25	-0.34	140.37	Quadratic
3-Nitroaniline	0.9942	0.1602	75.00	76.59	-2.11	168.23	Quadratic
Acenaphthene	0.9995	0.9623	75.00	78.37	-4.49	144.52	Quadratic
2,4-Dinitrophenol	0.9987	0.0669	75.00	73.38	2.15	159.33	Quadratic
Dibenzofuran	0.9969	1.6328	75.00	81.37	-8.49	164.59	Quadratic
2,4-Dinitrotoluene	0.9989	0.1950	75.00	83.92	-11.90	175.58	Quadratic
4-Nitrophenol	0.9972	0.1791	75.00	78.82	-5.10	171.91	Quadratic
Diethylphthalate	0.9968	1.1731	75.00	83.71	-11.61	182.60	Quadratic
Fluorene	0.9988	1.3244	75.00	82.40	-9.87	154.96	Quadratic
4-Chlorophenyl-phenylether	0.9957	0.5370	75.00	74.26	0.99	155.69	Quadratic
Phenanthrene-d10	----------ISTD----------						
4-Nitroaniline	0.9926	0.0986	75.00	78.15	-4.20	176.65	Quadratic
4,6-Dinitro-2-methylphenol	0.9985	0.0569	75.00	75.00	-0.01	154.98	Quadratic
N-nitrosodiphenylamine	0.9998	0.4819	75.00	81.04	-8.05	158.42	Quadratic
Azobenzene	0.9991	0.6405	75.00	81.28	-8.37	156.62	Quadratic
2,4,6-Tribromophenol	0.9995	0.0575	75.00	79.52	-6.03	170.81	Quadratic
4-Bromophenyl-phenylether	0.9969	0.1657	75.00	74.36	0.86	142.66	Quadratic
Hexachlorobenzene	0.9959	0.1769	75.00	77.26	-3.02	157.54	Quadratic
Pentachlorophenol	0.9986	0.0935	75.00	86.48	-15.30	188.72	Quadratic
Phenanthrene	0.9974	0.9684	75.00	78.19	-4.25	154.40	Quadratic
Anthracene	0.8750	0.9238	75.00	79.19	-5.59	156.64	Avg RF
Triallate	0.9997	0.2440	75.00	86.73	-15.64	176.96	Quadratic
Carbazole	1.0000	0.9519	75.00	80.42	-7.23	156.90	Quadratic
o-Terphenyl	0.9973	0.5133	75.00	78.18	-4.24	156.01	Quadratic
Di-n-Butylphthalate	0.9987	0.9183	75.00	81.89	-9.19	175.25	Quadratic
Fluoranthene	0.9997	0.9933	75.00	80.18	-6.90	156.54	Quadratic
Benzidine	0.9992	0.2481	75.00	55.31	26.25	106.85	Quadratic
Pyrene	0.9996	1.0699	75.00	79.15	-5.53	151.53	Quadratic
Terphenyl-d14	0.6821	0.6998	75.00	76.94	-2.58	152.31	Avg RF
Chrysene-d12	----------ISTD----------						
Butylbenzylphthalate	0.9985	0.4242	75.00	81.42	-8.56	189.62	Quadratic
Benzo(a)Anthracene	1.0282	1.0931	75.00	79.74	-6.32	157.89	Avg RF
Chrysene	0.9996	1.1887	75.00	77.37	-3.16	154.39	Quadratic
3,3-Dichlorobenzidine	0.9980	0.3776	75.00	77.93	-3.91	171.81	Quadratic
bis(2-ethylhexyl)Phthalate	0.9986	0.1469	75.00	81.85	-9.13	191.72	Quadratic
Perylene-d12	----------ISTD----------						
Di-n-octyl Phthalate	0.9982	1.6224	75.00	83.50	-11.33	197.36	Quadratic
Benzo(b)fluoranthene	0.9994	1.7013	75.00	80.44	-7.26	161.09	Quadratic
Benzo(k)fluoranthene	0.9991	1.7627	75.00	79.15	-5.54	158.53	Quadratic
Benzo(a)pyrene	0.9994	1.5721	75.00	78.41	-4.55	154.84	Quadratic
Indeno(1,2,3-c,d)pyrene	0.9983	1.3180	75.00	78.34	-4.46	159.21	Quadratic
Dibenzo(a,h)anthracene	0.9990	1.4729	75.00	80.41	-7.22	165.05	Quadratic
Benzo(g,h,i)perylene	0.9993	1.5325	75.00	79.03	-5.37	160.16	Quadratic

A -- against Average; M -- against Mid Point; P -- against Previous CC in the Method;

Prep Batch 163724 Standards Traceability Report

Spike ID: sv83514
Spike Name: Additionals
Prep Date: 9/22/2021
Exp Date: 10/1/2022
Department: GCMSPR
Vendor: AccuStandard
Lot Number: 22002155-02
Balance ID:
Comments: 12x1mL ampules

Type: Primary
Prep By: Ryan F. Benge
Status: Open
Final Volume: 1 mL

Chemical/Solvent Used	Bottle No	Amt	Units	Expires
Custom Semi-Volatile Standard	14279	1	mL	10/1/2022

Stock Source	Base Units	Amount Added

Prep Batch 163724 Standards Traceability Report

Spike ID: sv83604
Spike Name: BN Surr
Prep Date: 10/25/2021
Exp Date: 7/31/2027
Department: GCMSPR
Vendor: Restek
Lot Number: A0175748
Balance ID:
Comments: 6 ampules

Type: Primary
Prep By: Ryan F. Benge
Status: New
Final Volume: 5 mL

Chemical/Solvent Used	Bottle No	Amt	Units	Expires
B/N Surrogate Mix (4/89 SOW)	14431	5	mL	7/31/2027

Stock Source	Base Units	Amount Added

Prep Batch 163724 Standards Traceability Report

Spike ID: sv83608
Spike Name: 625 LCS
Prep Date: 11/29/2021
Exp Date: 9/15/2026
Department: GCMSPR
Vendor:
Lot Number:
Balance ID:
Comments: 20x1 mL ampule

Type: Secondary
Prep By: Ryan F. Benge
Status: New
Final Volume: mL

Chemical/Solvent Used	Bottle No	Amt	Units	Expires
CLP Semi-volatile calibration standard	14546		mL	9/15/2026

Stock Source	Base Units	Amount Added

Prep Batch 163724 Standards Traceability Report

Spike ID: sv83609
Spike Name: AE Surrogate
Prep Date: 11/29/2021
Exp Date: 3/6/2023
Department: GCMSPR
Vendor:
Lot Number:
Balance ID:
Comments: 5x1 mL ampule

Type: Secondary
Prep By: Ryan F. Benge
Status: New
Final Volume: mL

Chemical/Solvent Used	Bottle No	Amt	Units	Expires
Acid Surrogate	14527		mL	3/6/2023

Stock Source	Base Units	Amount Added

Prep Batch 163724 Standards Traceability Report

Spike ID: sv92706
Spike Name: BNA Surr
Prep Date: 12/22/2021
Exp Date: 3/31/2022
Department: GCMSPR
Vendor:
Lot Number:
Balance ID:
Comments: 2000/1000ug/mL

Type: Tertiary
Prep By: Zachary B. Zaccardi
Status: New
Final Volume: 25 mL

Chemical/Solvent Used	Bottle No	Amt	Units	Expires
Acetone DZ963	13755	17.5	mL	3/31/2022

Stock Source	Base Units	Amount Added
sv83609	ug/mL	2.5 mL
sv83604	ug/mL	5 mL

Prep Batch 163724 Standards Traceability Report

Spike ID: sv92717
Spike Name: LL BNA Surr
Prep Date: 1/14/2022
Exp Date: 3/31/2022
Department: GCMSPR
Vendor:
Lot Number:
Balance ID:
Comments: 100/50 ug/mL

Type: Tertiary
Prep By: Zachary B. Zaccardi
Status: New
Final Volume: 4 mL

Chemical/Solvent Used	Bottle No	Amt	Units	Expires
Acetone DZ963	13755	3.8	mL	3/31/2022

Stock Source	Base Units	Amount Added
sv92706	ug/mL	0.2 mL

Prep Batch 163724 Standards Traceability Report

Spike ID: sv92807
Spike Name: AE Surrogate
Prep Date: 2/3/2022
Exp Date: 3/6/2023
Department: GCMSPR
Vendor:
Lot Number:
Balance ID:
Comments: 5x1 mL ampule

Type: Secondary
Prep By: Zachary B. Zaccardi
Status: New
Final Volume: mL

Chemical/Solvent Used	Bottle No	Amt	Units	Expires
Acid Surrogate	14587		mL	3/6/2023

Stock Source	Base Units	Amount Added

Prep Batch 163724 Standards Traceability Report

Spike ID: sv92809
Spike Name: LCS/Add Extractions
Prep Date: 2/7/2022
Exp Date: 7/22/2022
Department: GCMSPR
Vendor:
Lot Number:
Balance ID:
Comments: 100ug/mL. Spike 1mL into water.

Type: Secondary
Prep By: Zachary B. Zaccardi
Status: New
Final Volume: 25 mL

Chemical/Solvent Used	Bottle No	Amt	Units	Expires
Acetone DZ509	13553	21.25	mL	7/22/2022

Stock Source	Base Units	Amount Added
sv83514	ug/mL	1.25 mL
sv83608	ug/mL	2.5 mL

Prep Batch 163724 Standards Traceability Report

Spike ID: sv92811
Spike Name: BNA Surr
Prep Date: 2/7/2022
Exp Date: 7/22/2022
Department: GCMSPR
Vendor:
Lot Number:
Balance ID:
Comments: 2000/1000ug/mL

Type: Tertiary
Prep By: Zachary B. Zaccardi
Status: New
Final Volume: 25 mL

Chemical/Solvent Used	Bottle No	Amt	Units	Expires
Acetone DZ509	13553	17.5	mL	7/22/2022

Stock Source	Base Units	Amount Added
sv92807	ug/mL	2.5 mL
sv83604	ug/mL	5 mL

4KML

ID #: 13553
Opened:
Acetone DZ509
Expires: 7/22/2022
Rec'd: 2/16/2021
Energy Laboratories Inc 1120 So. 27th Street
Billings MT 59107

Honeywell
CERTIFICATE OF ANALYSIS

Honeywell Burdick & Jackson®
1953 South Harvey Street
Muskegon, MI 49442
Phone: (800) 368-0050
Fax: (231) 728-8226
lab.honeywell.com

Brand:	Research Chemicals - B&J
Product:	010
Lot No.:	DZ509
Production Date:	22-Jul-2020
Best Before:	22-Jul-2022

Acetone, B&J Brand™, >99.9%

for HPLC, GC, pesticide residue analysis and spectrophotometry

Parameter	Specification Min.	Max.	Result	Units
Water by Karl Fischer Titration		0.50	0.24	%
UV Cutoff		330	328	nm
Refractive Index (20°C)	1.3583	1.3589	1.3587	
Residue		1	<0.5	mg/L
GC Analysis (excluding water)	99.9		99.98	%
Electron Capture GC		10	<10	ng/L
UV Absorbance @ 340 nm		0.060	0.0511	AU
UV Absorbance @ 350 nm		0.010	0.0007	AU
UV Absorbance @ 375 nm		0.005	<0.0001	AU
UV Absorbance @ 400 nm		0.005	0.0004	AU

Honeywell
Quality Control Approval
Janna Dickinson

Muskegon 7/22/2020 LIMS Sample No.: AL02344

ID #: 13755
Opened:
Acetone DZ963
Expires: 9/24/2022
Rec'd: 4/13/2021
Energy Laboratories Inc 1120 So. 27th Street
Billings MT 59107

Honeywell

CERTIFICATE OF ANALYSIS

Honeywell Burdick & Jackson®
1953 South Harvey Street
Muskegon, MI 49442
Phone: (800) 368-0050
Fax: (231) 728-8226
lab.honeywell.com

Brand:	Research Chemicals - B&J
Product:	010
Lot No.:	DZ963
Production Date:	24-Sep-2020
Best Before:	24-Sep-2022

Acetone, B&J Brand™, >99.9%
for HPLC, GC, pesticide residue analysis and spectrophotometry

Parameter	Specification Min.	Max.	Result	Units
Water by Karl Fischer Titration		0.50	0.45	%
UV Cutoff		330	328	nm
Refractive Index (20°C)	1.3583	1.3589	1.3585	
Residue		1	<0.5	mg/L
GC Analysis (excluding water)	99.9		99.98	%
Electron Capture GC		10	<10	ng/L
UV Absorbance @ 340 nm		0.060	0.0482	AU
UV Absorbance @ 350 nm		0.010	0.0047	AU
UV Absorbance @ 375 nm		0.005	<0.0001	AU
UV Absorbance @ 400 nm		0.005	<0.0001	AU

Honeywell
Quality Control Approval
Janna Dickinson

Muskegon 9/24/2020 LIMS Sample No.: AL03008

125 Market Street
New Haven, CT 06513
USA

AccuStandard®

Tel (203)786-5290
Fax (203)786-5287
www.AccuStandard.com

CERTIFICATE OF ANALYSIS

Catalog No: S-14500-R2
Description: Custom Semi-Volatile Standard
Lot: 220021255-02
Solvent: Dichloromethane
Hazards: *Refer to SDS for complete safety information*

Signal Word: Warning

Date Certified: Aug 31, 2021
Expiration: Oct 1, 2022
Sample Size: 1 mL
Components: 10
Storage Condition: Freeze (<-10 °C)/Sonicate

Certified Reference Material

ANAB ACCREDITED REFERENCE MATERIAL PRODUCER AR-1463

ilac-MRA

Component	CAS #	Purity % (GC/MS)	Prepared Concentration² (µg/mL)	Certified Analyte Concentration¹ (µg/mL)
Pyridine	110-86-1	98.7	2026	2000
4-Chlorophenol	106-48-9	100.0	2019	2019
1-Methylnaphthalene	90-12-0	98.5	2003	1973
N-Nitrosodiphenylamine	86-30-6	100.0	2022	2022
4-Chloro-2-methylphenol	1570-64-5	97.0	2069*	2007
Benzoic acid	65-85-0	99.5	2010	2000
Aniline	62-53-3	98.0	2002	1962
Benzyl alcohol	100-51-6	99.9	2011	2009
Triallate	2303-17-5	99.9	2013	2011
o-Terphenyl	84-15-1	99.9	2019	2017

ID #: 14279
Opened:
Custom Semi-Volatile Standard
Expires: 10/1/2022
Rec'd: 9/16/2021
Energy Laboratories Inc 1120 So. 27th Street
Billings MT 59107

This Certified Reference Material was verified in accordance with ISO/IEC 17025

* Weight compensated to 100% purity.

A product with a suffix (-1A, -2B, etc. or -01, -02, etc.) on its lot number has had its expiration date extended and is identical to the same lot number without the suffix.

² All weights are traceable through NIST, Test No. 684/289871-17

¹ Certified Analyte Concentration = Purity x Prepared Concentration.

The Uncertainty associated with the certified concentration reported on this certificate is ±2.4%. This value is the combined expanded uncertainty and represents an estimated standard deviation equal to the positive square root of the total variation of the uncertainty of components. A normal distribution is assumed and a coverage factor of K=2 is chosen using approximately a 95% confidence level.

Labels and certificates follow U.S. Conventions in reporting numerical values: A comma (,) is used to separate units of one-thousand or greater. A period (.) is used as a decimal place marker.

The information on this certificate may not be reproduced without the express permission of the manufacturer. See reverse side for additional information

Hazard Information: Please refer to the SDS for information regarding the hazards associated with using this material.

This product was prepared according to in-house procedures and is guaranteed to be homogeneous.

Certified By: Larry Decker, Organic QC Manager

Page 1 of 1

For use in routine laboratory analysis.

RESTEK®
110 Benner Circle
Bellefonte, PA 16823-8812
Tel: (800)356-1688
Fax: (814)353-1309

www.restek.com

CERTIFIED REFERENCE MATERIAL

Certificate of Analysis

ACCREDITED
ISO 17034 Accredited
Reference Material Producer
Certificate #3222.01

ilac-MRA

ACCREDITED
ISO/IEC 17025 Accredited
Testing Laboratory
Certificate #3222.02

FOR LABORATORY USE ONLY-READ SDS PRIOR TO USE.

This Reference Material is intended for Laboratory Use Only as a standard for the qualitative and/or quantitative determination of the analyte(s) listed.

Catalog No. : 31086 **Lot No.:** A0175748

Description : B/N Surrogate Mix (4/89 SOW)

Base Neutral Surrogate 5000µg/mL, Methylene Chloride, 5mL/ampul

Container Size : 5 mL **Pkg Amt:** > 5 mL

Expiration Date : July 31, 2027 **Storage:** 10°C or colder

Handling: Sonicate prior to use. **Ship:** Ambient

ID #: 14431
Opened:
B/N Surrogate Mix (4/89 SOW)
Expires: 7/31/2027
Rec'd: 10/25/2021
Energy Laboratories Inc 1120 So. 27th Street
Billings MT 59107

CERTIFIED VALUES

Elution Order	Compound		Grav. Conc. (weight/volume)	Expanded Uncertainty (95% C.L.; K=2)	
1	Nitrobenzene-d5 **CAS #** 4165-60-0 **Purity** 99%	(Lot PR-29940A)	5,027.3 µg/mL	+/- 29.2293 µg/mL +/- 226.4341 µg/mL +/- 251.2566 µg/mL	Gravimetric Unstressed Stressed
2	2-Fluorobiphenyl **CAS #** 321-60-8 **Purity** 99%	(Lot 00019169)	5,001.1 µg/mL	+/- 29.0767 µg/mL +/- 225.2518 µg/mL +/- 249.9447 µg/mL	Gravimetric Unstressed Stressed
3	p-Terphenyl-d14 **CAS #** 1718-51-0 **Purity** 99%	(Lot PR-30504)	5,001.4 µg/mL	+/- 29.0787 µg/mL +/- 225.2668 µg/mL +/- 249.9613 µg/mL	Gravimetric Unstressed Stressed

Solvent: Methylene chloride
CAS # 75-09-2
Purity 99%

Tech Tips:
Due to the limited solubility of p-terphenyl-d14 in methanol, we do not recommend that this mixture be diluted in methanol.

Column:
30m x 0.25mm x 0.25µm
Rtx-5 (cat.#10223)

Carrier Gas:
hydrogen-constant pressure 10 psi.

Temp. Program:
40°C (hold 2 min.) to 330°C
@ 10°C/min. (hold 10 min.)

Inj. Temp:
250°C

Det. Temp:
330°C

Det. Type:
FID

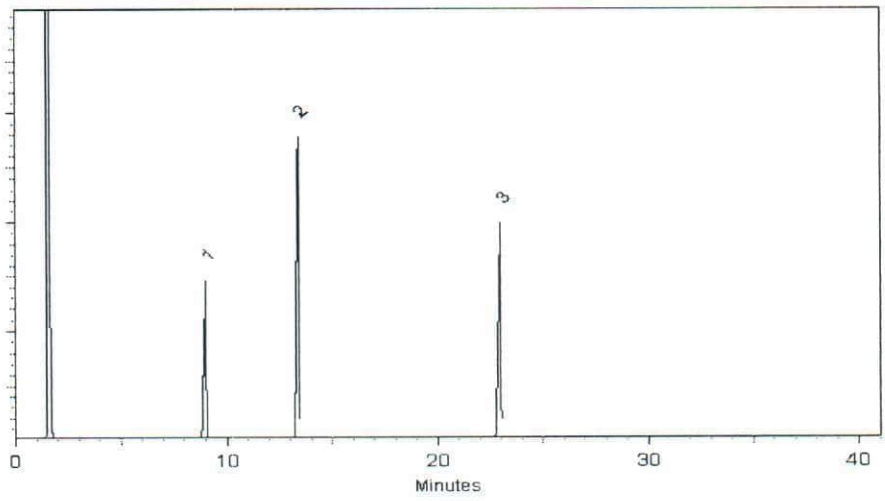

This chromatogram represents a general set of testing conditions chosen for product acceptance. For optimal results in your lab, conditions should be adjusted for your specific instrument, method, and application.

Sam Moodler - Operations Tech I

Date Mixed: 25-Aug-2021 **Balance:** B345965662

Marlina Cowan - Operations Tech I

Date Passed: 27-Aug-2021

Manufactured under Restek's ISO 9001:2015
Registered Quality System
Certificate #FM 80397

General Certified Reference Material Notes

Expiration Notes:

- Expiration date valid for unopened ampul stored in compliance with the recommended conditions.
- Uncertainty, concentration, and expiration of the CRM are based on the unopened product being stored according to the recommended condition found in the storage field.

Purity Notes:

- Purity and/or chemical identity are determined by one or more of the following techniques: GC/FID, HPLC, GC/μECD, GC/MS, LC/MS, RI, and/or melting point.
- Compounds with a listed purity of less than 99% have been weight corrected to compensate for impurities and/or salts. A correction factor is used to calculate the amount of compound necessary to achieve the desired concentration of the parent compound in solution.
- Purity of isomeric compounds is reported as the sum of the isomers.
- Purity values are rounded to the nearest whole number.

Certified Uncertainty Value Notes:

- The uncertainties are determined in accordance with ISO 17034 and Guide 35. The certified combined stressed uncertainty value (includes gravimetric uncertainty, homogeneity between-ampul uncertainty, storage stability uncertainty and shipping stability uncertainty and were combined using the following formula:

$$U_{combined\ stressed} = k\sqrt{U^2_{gravimetric} + U^2_{homogeneity} + U^2_{storage\ stability} + U^2_{shipping\ stability}}$$

  k is a coverage factor of 2, which gives a level of confidence of approximately 95%.
- It is important to note that the shipping stability uncertainty was obtained under temperature extremes for specific time intervals; therefore, the certified combined stressed uncertainty value should only be applied to the product if it was stored at non-standard temperature conditions up to and including 7 days. Contact Restek Technical Service at www.restek.com/Contact-Us for use recommendations if your shipment was in-transit for more than 7 days at non-standard temperature conditions.
- Apply the certified combined unstressed uncertainty value if the product was received under standard shipping conditions. Apply the certified combined stressed uncertainty value if the product was received under non-standard conditions as specified below.

Label Conditions	Standard Conditions	Non-Standard Conditions
25°C Nominal (Room Temperature)	< 60°C	≥ 60°C up to 7 days
10°C or colder (Refrigerate)	< 40°C	≥ 40°C up to 7 days
0°C or colder (Freezer) -20°C or colder (Deep Freezer)	< 25°C	≥ 25°C up to 7 days

- Separate (not combined) uncertainty values for gravimetric uncertainty are also displayed on the certificate, if needed, separate homogeneity between-ampul uncertainty, storage stability uncertainty and shipping stability uncertainty values are available by contacting Restek Technical Service at www.restek.com/Contact-Us.
- The packaged amount is the minimum sample size for which uncertainty is valid. The ampules are over-filled to ensure that the minimum packaged amount can be sufficiently transferred.

Manufacturing Notes:

- Concentration is based upon gravimetric preparation using either a balance whose calibration has been verified daily using NIST traceable weights, and/or dilutions with Class A glassware.

Handling Notes:

- Stability of the unopened product, when stored in compliance with the recommended conditions, is guaranteed through the expiration displayed on the product label and certificate. Contact Restek for additional opened product stability information, with the knowledge/understanding that open product stability is subject to the specific handling and environmental conditions to which the product is exposed. For your convenience Restek supplies deactivated vials with most standards packed in 2mL ampules. Larger volume deactivated vials are available through Restek as a custom ordered item. Additionally, Restek sells DMDCS for the purpose of glassware deactivation as catalog number 31861, which includes complete instructions.

125 Market Street
New Haven, CT 06513
USA

AccuStandard®

Tel (203)786-5290
Fax (203)786-5287
www.AccuStandard.com

CERTIFICATE OF ANALYSIS

Catalog No: CLP-AS-10X
Description: Acid Surrogate
Lot: 220031065
Solvent: Methanol
Hazards: *Refer to SDS for complete safety information*

Signal Word: Danger

Date Certified: Mar 6, 2020
Expiration: Mar 6, 2023
Sample Size: 1 mL
Components: 3
Storage Condition: Ambient (>5 °C)

Certified Reference Material

ANAB ACCREDITED REFERENCE MATERIAL PRODUCER AR-1463
ANAB ACCREDITED TESTING LABORATORY AT-1339
ilac-MRA

Component	CAS #	Purity % (GC/MS)	Prepared Concentration[2] (mg/mL)	Certified Analyte Concentration[1] (mg/mL)
2-Fluorophenol	367-12-4	99.8	20.20	20.16
Phenol-d5	4165-62-2	99.9	20.05	20.03
2,4,6-Tribromophenol	118-79-6	99.9	20.19	20.17

ID #: 14527
Opened:
Acid Surrogate
Expires: 3/6/2023
Rec'd: 11/17/2021
Energy Laboratories Inc 1120 So. 27th Street
Billings MT 59107

A product with a suffix (-1A, -2B, etc. or -01, -02, etc.) on its lot number has had its expiration date extended and is identical to the same lot number without the suffix.

[2] All weights are traceable through NIST, Test No. 684/289871-17

[1] Certified Analyte Concentration = Purity x Prepared Concentration.

The Uncertainty associated with the certified concentration reported on this certificate is ±2.4%. This value is the combined expanded uncertainty and represents an estimated standard deviation equal to the positive square root of the total variation of the uncertainty of components. A normal distribution is assumed and a coverage factor of K=2 is chosen using approximately a 95% confidence level.

Labels and certificates follow U.S. Conventions in reporting numerical values: A comma (,) is used to separate units of one-thousand or greater. A period (.) is used as a decimal place marker.

The information on this certificate may not be reproduced without the express permission of the manufacturer. See reverse side for additional information

Hazard Information: Please refer to the SDS for information regarding the hazards associated with using this material.

This product was prepared according to in-house procedures and is guaranteed to be homogeneous.

Certified By: Larry Decker, Organic QC Manager

For use in routine laboratory analysis.

AccuStandard is accredited to ISO 17034, ISO/IEC 17025 and certified to ISO 9001:2015

CERTIFIED WEIGHT REPORT

Part Number: 92180
Lot Number: 091521
Description: CLP Semi-Volatile Calibration Standard
64 components
Expiration Date: 091526
Recommended Storage: Freezer (0 °C)
Nominal Concentration (µg/mL): 1000
NIST Test ID#: 6UTB

Solvent: Methylene chloride **Lot#** 104929

Formulated By: Prashant Chauhan 091521 DATE

Reviewed By: Pedro L. Rentas 091521 DATE

Weight(s) shown below were combined and diluted to (mL): 100.0 | 5E-05 Balance Uncertainty | 0.003 Flask Uncertainty

Compound	(RM#) Part Number	Lot Number	Dil. Factor	Initial Vol. (mL)	Initial Conc (ug/mL)	Nominal Conc (µg/mL)	Purity (%)	Uncertainty Purity (%)	Uncertainty Pipette (mL)	Target Weight(g)	Actual Weight(g)	Actual Conc (µg/mL)	Expanded Uncertainty (+/-) (µg/mL)	SDS Information (Solvent Safety Info. On Attached pg.) CAS#	OSHA PEL (TWA)	LD50
1. 2,2'-Oxybis(1-chloropropane)	(0078)	012016AR	NA	NA	NA	1000	98.9	0.2	NA	0.10112	0.10129	1001.7	4.2	108-60-1	N/A	orl-rat 240mg/kg
2. Hexachlorobenzene	(0195)	051697	NA	NA	NA	1000	99	0.2	NA	0.10102	0.10128	1002.6	4.2	118-74-1	N/A	orl-rat 10g/kg
3. bis(2-Chloroethoxy) methane	10111	011214	0.05	5.00	20018.4	1000	NA	NA	0.017	NA	NA	1000.8	8.0	111-91-1	N/A	N/A
4. bis(2-Chloroethyl) ether	10111	011214	0.05	5.00	20012.4	1000	NA	NA	0.017	NA	NA	1000.5	8.0	111-44-4	15 ppm (90mg/m3/8H)(skin)	orl-rat 75mg/kg
5. bis(2-Ethylhexyl) phthalate	10111	011214	0.05	5.00	20014.3	1000	NA	NA	0.017	NA	NA	1000.6	8.0	117-81-7	5mg/m3/8H	orl-rat 30600mg/kg
6. 4-Bromophenyl phenyl ether	10111	011214	0.05	5.00	20008.8	1000	NA	NA	0.017	NA	NA	1000.3	8.0	101-55-3	N/A	N/A
7. Benzyl butyl phthalate	10111	011214	0.05	5.00	20011.3	1000	NA	NA	0.017	NA	NA	1000.5	8.0	85-68-7	N/A	orl-rat 2330mg/kg
8. 4-Chlorophenyl phenyl ether	10111	011214	0.05	5.00	20009.5	1000	NA	NA	0.017	NA	NA	1000.4	8.0	7005-72-3	N/A	N/A
9. Diethyl phthalate	10111	011214	0.05	5.00	20013.6	1000	NA	NA	0.017	NA	NA	1000.6	8.0	84-66-2	5mg/m3/8H	orl-rat 8600mg/kg
10. Dimethyl phthalate	10111	011214	0.05	5.00	20015.7	1000	NA	NA	0.017	NA	NA	1000.7	8.0	131-11-3	5mg/m3/8H	orl-rat 6800mg/kg
11. Di-n-butyl phthalate	10111	011214	0.05	5.00	20011.6	1000	NA	NA	0.017	NA	NA	1000.5	8.0	84-74-2	5mg/m3/8H	orl-rat 8000mg/kg
12. Di-n-octyl phthalate	10111	011214	0.05	5.00	20012.2	1000	NA	NA	0.017	NA	NA	1000.5	8.0	117-84-0	N/A	orl-rat 47000mg/kg
13. N-Nitrosodimethylamine	10111	011214	0.05	5.00	20010.0	1000	NA	NA	0.017	NA	NA	1000.4	8.0	62-75-9	N/A	orl-rat 58mg/kg
14. N-Nitrosodi-n-propylamine	10111	011214	0.05	5.00	20010.5	1000	NA	NA	0.017	NA	NA	1000.4	8.0	621-64-7	N/A	orl-rat 480mg/kg
15. 1,2-Diphenylhydrazine (as Azobenzene)	10112	042820	0.05	5.00	20003.9	1000	NA	NA	0.017	NA	NA	1000.1	8.1	103-33-3	N/A	orl-rat 1000mg/kg
16. 2-Chloronaphthalene	10112	042820	0.05	5.00	20002.3	1000	NA	NA	0.017	NA	NA	1000.0	8.0	91-58-7	N/A	orl-rat 2078mg/kg
17. 1,2-Dichlorobenzene	10112	042820	0.05	5.00	20005.4	1000	NA	NA	0.017	NA	NA	1000.2	8.0	95-50-1	50 ppm (300mg/m3) (CL)	orl-rat 500mg/kg
18. 1,3-Dichlorobenzene	10112	042820	0.05	5.00	20003.7	1000	NA	NA	0.017	NA	NA	1000.1	8.0	541-73-1	N/A	ipr-mus 1062mg/kg
19. 1,4-Dichlorobenzene	10112	042820	0.05	5.00	20005.4	1000	NA	NA	0.017	NA	NA	1000.2	8.0	106-46-7	75 ppm (450mg/m3/8H)	orl-rat 500mg/kg
20. 2,4-Dinitrotoluene	10112	042820	0.05	5.00	20003.3	1000	NA	NA	0.017	NA	NA	1000.1	8.1	121-14-2	1.5mg/m3/8H (skin)	orl-rat 268mg/kg
21. 2,6-Dinitrotoluene	10112	042820	0.05	5.00	20002.4	1000	NA	NA	0.017	NA	NA	1000.0	8.0	606-20-2	1.5mg/m3/8H (skin)	orl-rat 177mg/kg
22. Hexachloro-1,3-butadiene	10112	042820	0.05	5.00	20009.4	1000	NA	NA	0.017	NA	NA	1000.4	12.4	87-68-3	0.02 ppm (0.24mg/m3/8H)	orl-rat 82mg/kg
23. Hexachlorocyclopentadiene	10112	042820	0.05	5.00	20001.8	1000	NA	NA	0.017	NA	NA	1000.0	8.0	77-47-4	0.01 ppm (0.1mg/m3/8H)	orl-rat 1300mg/kg
24. Hexachloroethane	10112	042820	0.05	5.00	20002.4	1000	NA	NA	0.017	NA	NA	1000.0	8.0	67-72-1	1 ppm (10mg/m3/8H)(skin)	orl-gpg 4970mg/kg
25. Isophorone	10112	042820	0.05	5.00	20003.8	1000	NA	NA	0.017	NA	NA	1000.1	8.1	78-59-1	25 ppm	orl-rat 2330mg/kg
26. Nitrobenzene	10112	042820	0.05	5.00	20004.9	1000	NA	NA	0.017	NA	NA	1000.1	8.0	98-95-3	1 ppm (5mg/m3/8H)(skin)	orl-rat 780mg/kg
27. 1,2,4-Trichlorobenzene	10112	042820	0.05	5.00	20002.0	1000	NA	NA	0.017	NA	NA	1000.0	8.0	120-82-1	5 ppm (CL) (40mg/m3)	orl-rat 756mg/kg
28. o-Cresol (2-Methylphenol)	10114	081919	0.05	5.00	20010.2	1000	NA	NA	0.017	NA	NA	1000.4	8.0	95-48-7	5 ppm (22mg/m3/8H)(skin)	orl-rat 121mg/kg
29. p-Cresol (4-Methylphenol)	10114	081919	0.05	5.00	20061.2	1000	NA	NA	0.017	NA	NA	1003.0	8.0	106-44-5	5 ppm (22mg/m3/8H)(skin)	orl-rat 207mg/kg
30. 2,4,5-Trichlorophenol	10114	081919	0.05	5.00	20023.2	1000	NA	NA	0.017	NA	NA	1001.1	8.0	95-95-4	N/A	orl-rat 820mg/kg
31. 4-Chloroaniline	10115	060512	0.05	5.00	20009.6	1000	NA	NA	0.017	NA	NA	1000.4	8.0	106-47-8	N/A	orl-rat 310mg/kg
32. Dibenzofuran	10115	060512	0.05	5.00	20020.2	1000	NA	NA	0.017	NA	NA	1000.9	8.0	132-64-9	N/A	N/A
33. 2-Methylnaphthalene	10115	060512	0.05	5.00	20012.9	1000	NA	NA	0.017	NA	NA	1000.5	8.1	91-57-6	N/A	orl-rat 1630mg/kg
34. 2-Nitroaniline	10115	060512	0.05	5.00	20011.8	1000	NA	NA	0.017	NA	NA	1000.5	8.0	88-74-4	N/A	orl-rat 1600mg/kg
35. 3-Nitroaniline	10115	060512	0.05	5.00	20018.6	1000	NA	NA	0.017	NA	NA	1000.8	8.0	99-09-2	N/A	orl-rat 535mg/kg
36. 4-Nitroaniline	10115	060512	0.05	5.00	20014.9	1000	NA	NA	0.017	NA	NA	1000.6	8.0	100-01-6	1 ppm (6mg/m3/8H)(skin)	orl-rat 750mg/kg
37. 4-Chloro-3-methylphenol	10118	072120	0.05	5.00	20003.9	1000	NA	NA	0.017	NA	NA	1000.1	8.0	59-50-7	N/A	orl-rat 1830mg/kg
38. 2-Chlorophenol	10118	072120	0.05	5.00	20002.9	1000	NA	NA	0.017	NA	NA	1000.0	8.0	95-57-8	N/A	orl-rat 670mg/kg
39. 2,4-Dichlorophenol	10118	072120	0.05	5.00	20003.1	1000	NA	NA	0.017	NA	NA	1000.1	8.0	120-83-2	N/A	orl-rat 580mg/kg
40. 2,4-Dimethylphenol	10118	072120	0.05	5.00	20003.3	1000	NA	NA	0.017	NA	NA	1000.1	8.1	105-67-9	N/A	orl-rat 3200mg/kg
41. 2,4-Dinitrophenol	10118	072120	0.05	5.00	20001.8	1000	NA	NA	0.017	NA	NA	1000.0	8.0	51-28-5	N/A	orl-rat 30mg/kg
42. 4,6-Dinitro-2-methylphenol	10118	072120	0.05	5.00	20002.5	1000	NA	NA	0.017	NA	NA	1000.0	8.0	534-52-1	N/A	N/A
43. 2-Nitrophenol	10118	072120	0.05	5.00	20003.7	1000	NA	NA	0.017	NA	NA	1000.1	8.0	88-75-5	N/A	orl-rat 334mg/kg
44. 4-Nitrophenol	10118	072120	0.05	5.00	20002.0	1000	NA	NA	0.017	NA	NA	1000.0	8.0	100-02-7	N/A	orl-rat 250mg/kg
45. Pentachlorophenol	10118	072120	0.05	5.00	20002.8	1000	NA	NA	0.017	NA	NA	1000.0	8.0	87-86-5	0.5mg/m3/8H (skin)	orl-rat 27mg/kg
46. Phenol	10118	072120	0.05	5.00	20003.9	1000	NA	NA	0.017	NA	NA	1000.1	8.0	108-95-2	5 ppm (19mg/m3/8H)(skin)	orl-rat 317mg/kg
47. 2,4,6-Trichlorophenol	10118	072120	0.05	5.00	20004.2	1000	NA	NA	0.017	NA	NA	1000.1	8.0	88-06-2	N/A	orl-rat 820mg/kg
48. Acenaphthene	10007	042420	0.50	50.00	2001.2	1000	NA	NA	0.018	NA	NA	1000.5	4.1	83-32-9	N/A	ipr-rat 600mg/kg
49. Acenaphthylene	10007	042420	0.50	50.00	2000.2	1000	NA	NA	0.018	NA	NA	1000.0	4.2	208-96-8	N/A	N/A
50. Anthracene	10007	042420	0.50	50.00	2000.3	1000	NA	NA	0.018	NA	NA	1000.1	4.1	120-12-7	0.2mg/m3 (8H)	ipr-mus 430mg/kg
51. Benzo(a)anthracene	10007	042420	0.50	50.00	2001.3	1000	NA	NA	0.018	NA	NA	1000.6	4.2	56-55-3	N/A	N/A
52. Benzo(a)pyrene	10007	042420	0.50	50.00	2000.0	1000	NA	NA	0.018	NA	NA	999.9	4.1	50-32-8	0.2mg/m3 (8H)	scu-rat 50mg/kg
53. Benzo(b)fluoranthene	10007	042420	0.50	50.00	2000.9	1000	NA	NA	0.018	NA	NA	1000.4	4.1	205-99-2	N/A	N/A
54. Benzo(k)fluoranthene	10007	042420	0.50	50.00	2001.2	1000	NA	NA	0.018	NA	NA	1000.5	4.1	207-08-9	N/A	N/A
55. Benzo(g,h,i)perylene	10007	042420	0.50	50.00	2000.0	1000	NA	NA	0.018	NA	NA	999.9	4.1	191-24-2	N/A	N/A
56. Carbazole	10007	042420	0.50	50.00	2000.3	1000	NA	NA	0.018	NA	NA	1000.0	4.2	86-74-8	N/A	ipr-mus 200mg/kg
57. Chrysene	10007	042420	0.50	50.00	2000.8	1000	NA	NA	0.018	NA	NA	1000.3	4.2	218-01-9	0.2mg/m3	N/A
58. Dibenzo(a,h)anthracene	10007	042420	0.50	50.00	2000.8	1000	NA	NA	0.018	NA	NA	1000.3	4.2	53-70-3	0.2mg/m3	N/A
59. Fluoranthene	10007	042420	0.50	50.00	2000.3	1000	NA	NA	0.018	NA	NA	1000.1	4.2	206-44-0	N/A	orl-rat 2000mg/kg
60. Fluorene	10007	042420	0.50	50.00	2000.9	1000	NA	NA	0.018	NA	NA	1000.3	4.2	86-73-7	N/A	ipr-mus 2 g/kg
61. Indeno(1,2,3-cd)pyrene	10007	042420	0.50	50.00	2000.1	1000	NA	NA	0.018	NA	NA	1000.0	4.1	193-39-5	N/A	N/A
62. Naphthalene	10007	042420	0.50	50.00	2000.9	1000	NA	NA	0.018	NA	NA	1000.4	4.1	91-20-3	10 ppm (50mg/m3/8H)	orl-rat 490mg/kg
63. Phenanthrene	10007	042420	0.50	50.00	2000.9	1000	NA	NA	0.018	NA	NA	1000.4	4.1	85-01-8	0.2mg/m3/8H	orl-mus 700mg/kg
64. Pyrene	10007	042420	0.50	50.00	2001.0	1000	NA	NA	0.018	NA	NA	1000.4	4.2	129-00-0	0.2mg/m3/8H	orl-rat 2700mg/kg

- The certified value is the concentration calculated from gravimetric and volumetric measurements unless otherwise stated.
- Standards are prepared gravimetrically using balances that are calibrated with weights traceable to NIST (see above).
- Standards are certified (+/-) 0.5% of the stated value, unless otherwise stated.
- All Standards, after opening ampule, should be stored with caps tight and under appropriate laboratory conditions.
- Uncertainty Reference: Taylor, B.N. and Kuyat, C.E., "Guidelines for Evaluating and Expressing the Uncertainty of NIST Measurement Result," NIST Technical Note 1297, U.S. Government Printing Office, Washington, DC, (1994).

ID #: 14546
Opened:
CLP Semi-volatile calibration standard
Expires: 9/15/2026
Rec'd: 11/23/2021
Energy Laboratories Inc 1120 So. 27th Street
Billings MT 59107

Method GC8MSD-2.M: Column:SBB-5 (30m X 0.25mm ID X 0.25µm film thickness) Temp 1 = 50°C (1min.), Temp 2 = 300°C (14 min.), Rate = 10°C/min., Injector B= 250°C, Detector B = 290°C, Split Ratio = 100:1, Scan Rate = 2. Analysis performed by Melissa Stonier.



Peak No	Name	MSD RT (min.)
1	N-nitrosodimethylamine	2.67
2	Phenol	6.05
3	bis(2-Chloroethyl)ether	6.20
4	2-Chlorophenol	6.26
5	1,3-Dichlorobenzene	6.55
6	1,4-Dichlorobenzene	6.63
7	1,2-Dichlorobenzene	7.04
8	o-Cresol (2-methylphenol)	7.29
9	bis(2-Chloroisopropyl)ether	7.34
10	p-Cresol (4-methylphenol)/N-nitrosodi-n-propylamine	7.63
11	Hexachloroethane	7.70
12	Nitrobenzene	7.92
13	Isophorone	8.49
14	2-Nitrophenol	8.66
15	2,4-Dimethylphenol	8.84
16	bis(2-Chloroethoxy)methane	9.07
17	2,4-Dichlorophenol	9.22
18	1,2,4-Trichlorobenzene	9.41
19	Naphthalene	9.54
20	4-Chloroaniline	9.76
21	Hexachloro-1,3-butadiene	10.03
22	4-Chloro-3-methylphenol	11.02
23	2-Methylnaphthalene	11.24
24	Hexachlorocyclopentadiene	11.84
25	2,4,6-Trichlorophenol	12.04
26	2,4,5-Trichlorophenol	12.13
27	2-Chloronaphthalene	12.45
28	2-Nitroaniline	12.84
29	Dimethyl phthalate	13.45
30	Acenaphthylene	13.50
31	2,6-Dinitrotoluene	13.59
32	3-Nitroaniline	13.91
33	Acenaphthene	13.99
34	2,4-Dinitrophenol	14.16
35	Dibenzofuran/4-Nitrophenol	14.40
36	2,4-Dinitrotoluene	14.57
37	Diethyl phthalate/Fluorene	15.22
38	4-Chlorophenyl phenyl ether	15.33
39	4-Nitroaniline	15.52
40	4,6-Dinitro-2-methylphenol	15.60
41	Azobenzene	15.73
42	4-Bromophenyl phenyl ether	16.56
43	Hexachlorobenzene	16.89
44	Pentachlorophenol	13.35
45	Phenanthrene	17.70
46	Anthracene	17.82
47	Carbazole	18.27
48	Di-n-butyl phthalate	19.45
49	Fluoranthene	20.75
50	Pyrene	21.31
51	Benzyl butyl phthalate	23.23
52	Benzo(a)anthracene	24.40
53	Chrysene	24.51
54	bis(2-Ehtylhexyl)phthalate	24.82
55	Di-n-octyl phthalate	26.30
56	Benzo(b)fluoranthene	27.07
57	Benzo(k)fluoranthene	27.15
58	Benzo(a)pyrene	27.92
59	Indeno(1,2,3-cd)pyrene/Dibenzo(a,h)anthracene	31.68
60	Benzo(g,h,i)perylene	32.61

Analytical RunID SV5973N.I_220218B Standards Traceability Report

Spike ID: sv100507
Spike Name: BNA mix
Prep Date: 6/9/2021
Exp Date: 3/31/2022
Department: GCMSSEMI
Vendor:
Lot Number:
Balance ID:
Comments: 200 ug/mL

Type: Secondary
Prep By: Sean McGrew
Status: New
Final Volume: 1.5 mL

Chemical/Solvent Used	Bottle No	Amt	Units	Expires
Dichloromethane EA342	13510	0.51	mL	3/31/2022

Stock Source	Base Units	Amount Added
sv82908	ug/mL	0.03 mL
sv83301	ug/mL	0.15 mL
sv83406	ug/mL	0.15 mL
sv83419	ug/mL	0.15 mL
sv82913	ug/mL	0.15 mL
sv83410	ug/mL	0.15 mL
sv83407	ug/mL	0.06 mL
sv83201	ug/mL	0.15 mL

Analytical RunID SV5973N.I_220218B Standards Traceability Report

Spike ID: sv100516
Spike Name: BNA Internals 2000 ug/mL
Prep Date: 7/25/2021
Exp Date: 6/30/2023
Department: GCMSSEMI
Vendor: Chemservice
Lot Number: 8443500
Balance ID:
Comments:

Type: Secondary
Prep By: John P. Heine
Status: New
Final Volume: 2.12 mL

Chemical/Solvent Used	Bottle No	Amt	Units	Expires
Dichloromethane EA342	13510	1.06	mL	6/30/2023

Stock Source	Base Units	Amount Added
sv83506	ug/mL	1.06 mL

Analytical RunID SV5973N.I_220218B Standards Traceability Report

Spike ID: sv100610
Spike Name: QC2/TEL
Prep Date: 8/3/2021
Exp Date: 8/3/2022
Department: GCMSSEMI
Vendor:
Lot Number:
Balance ID:
Comments:

Type: Secondary
Prep By: Sean McGrew
Status: New
Final Volume: 1.5 mL

Chemical/Solvent Used	Bottle No	Amt	Units	Expires
Dichloromethane EA342	13510	1.2	mL	8/3/2022

Stock Source	Base Units	Amount Added
sv83015	ug/mL	0.15 mL
sv83509	ug/mL	0.15 mL

Analytical RunID SV5973N.I_220218B Standards Traceability Report

Spike ID: sv100714
Spike Name: BNA 2nd source
Prep Date: 12/20/2021
Exp Date: 10/1/2022
Department: GCMSSEMI
Vendor:
Lot Number:
Balance ID:
Comments: 200 ug/mL

Type: Secondary
Prep By: Sean McGrew
Status: New
Final Volume: 1 mL

Chemical/Solvent Used	Bottle No	Amt	Units	Expires
Dichloromethane EA342	13510	0.54	mL	10/1/2022

Stock Source	Base Units	Amount Added
sv83514	ug/mL	0.1 mL
sv82702	ug/mL	0.02 mL
sv83218	ug/mL	0.1 mL
sv83408	ug/mL	0.2 mL
sv83411	ug/mL	0.04 mL

Analytical RunID SV5973N.I_220218B Standards Traceability Report

Standard ID: sv82702
Standard Name: AE Surr
Prep Date: 8/28/2018
Exp Date: 4/30/2023
Department: GCMSPR
Vendor: Restek
Lot Number: A0137474
Balance ID:
Comments:

Type: Primary
Prep By: Craig A. Bardelli
Status: New
Final Volume: mL

Chemical/Solvent Used	Bottle No	Amt	Units	Expires
Acid Surrogate Standard Mix (4/89)	10707	1	mL	4/30/2023

Stock Source	Base Units	Amount Added

Analytical RunID SV5973N.I_220218B Standards Traceability Report

Spike ID: sv82908
Spike Name: AE surr
Prep Date: 4/10/2019
Exp Date: 3/31/2022
Department: GCMSSEMI
Vendor: Sigma-Aldrich
Lot Number: LRAC2239
Balance ID:
Comments:

Type: Primary
Prep By: Sean McGrew
Status: New
Final Volume: mL

Chemical/Solvent Used	Bottle No	Amt	Units	Expires
EPA 8270 Acids Surrogate Spike Mix HC	11383		mL	3/31/2022

Stock Source	Base Units	Amount Added

Analytical RunID SV5973N.I_220218B Standards Traceability Report

Spike ID: sv82913
Spike Name: BNA Custom for cal
Prep Date: 5/2/2019
Exp Date: 5/28/2023
Department: GCMSSEMI
Vendor: AccuStandard
Lot Number: 219041483
Balance ID:
Comments:

Type: Primary
Prep By: Sean McGrew
Status: New
Final Volume: 1 mL

Chemical/Solvent Used	Bottle No	Amt	Units	Expires
Custom BNA Mix	11451		mL	5/28/2023

Stock Source	Base Units	Amount Added

Analytical RunID SV5973N.I_220218B Standards Traceability Report

Spike ID: sv83015
Spike Name: TEL
Prep Date: 9/27/2019
Exp Date: 5/8/2023
Department: GCMSSEMI
Vendor: Absolute Standards
Lot Number: 050818
Balance ID:
Comments:

Type: Primary
Prep By: Sean McGrew
Status: New
Final Volume: mL

Chemical/Solvent Used	Bottle No	Amt	Units	Expires
Tetraethyllead	11760		mL	5/8/2023

Stock Source	Base Units	Amount Added

Analytical RunID SV5973N.I_220218B Standards Traceability Report

Spike ID: sv83201
Spike Name: Phenols mix
Prep Date: 3/17/2020
Exp Date: 1/31/2028
Department: GCMSSEMI
Vendor: Restek
Lot Number: A0157111
Balance ID:
Comments:

Type: Primary
Prep By: Sean McGrew
Status: New
Final Volume: 1 mL

Chemical/Solvent Used	Bottle No	Amt	Units	Expires
604 Phenols Calibration Mix	12512		mL	1/31/2028

Stock Source	Base Units	Amount Added

Analytical RunID SV5973N.I_220218B Standards Traceability Report

Spike ID: SV83202
Spike Name: BNA 2nd source short
Prep Date: 3/24/2020
Exp Date: 3/16/2023
Department: GCMSSEMI
Vendor: Absolute Standards
Lot Number: 031620
Balance ID:
Comments:

Type: Primary
Prep By: Sean McGrew
Status: New
Final Volume: 1 mL

Chemical/Solvent Used	Bottle No	Amt	Units	Expires
BNA 2nd Source Standard Rev 1	12532		mL	3/16/2023

Stock Source	Base Units	Amount Added

Analytical RunID SV5973N.I_220218B Standards Traceability Report

Spike ID: sv83218
Spike Name: Benzidines
Prep Date: 7/7/2020
Exp Date: 5/1/2024
Department: GCMSSEMI
Vendor: AccuStandard
Lot Number: 220041353
Balance ID:
Comments: 2000 ug/mL 12839

Type: Primary
Prep By: John P. Heine
Status: New
Final Volume: 1 mL

Chemical/Solvent Used	Bottle No	Amt	Units	Expires
Benzidine & 3,3'-Dichlorobenzidine	12839	1	mL	5/1/2024

Stock Source	Base Units	Amount Added

Analytical RunID SV5973N.I_220218B Standards Traceability Report

Spike ID: sv83301
Spike Name: PAH Mix
Prep Date: 7/13/2020
Exp Date: 9/30/2022
Department: GCMSSEMI
Vendor: Sigma-Aldrich
Lot Number: LRAC3877
Balance ID:
Comments: 4 x 1mlL

Type: Primary
Prep By: John P. Heine
Status: New
Final Volume: 6 mL

Chemical/Solvent Used	Bottle No	Amt	Units	Expires
TCL PAH Mix	12846	6	mL	9/30/2022

Stock Source	Base Units	Amount Added

Analytical RunID SV5973N.I_220218B Standards Traceability Report

Spike ID: sv83406
Spike Name: BN mix 2000ug/mL
Prep Date: 1/20/2021
Exp Date: 1/31/2023
Department: GCMSSEMI
Vendor: Sigma-Aldrich
Lot Number: LRAC4915
Balance ID:
Comments:

Type: Primary
Prep By: Sean McGrew
Status: New
Final Volume: 1 mL

Chemical/Solvent Used	Bottle No	Amt	Units	Expires
TCL Base-Neutrals Mix	13494	1	mL	1/31/2023

Stock Source	Base Units	Amount Added

Analytical RunID SV5973N.I_220218B Standards Traceability Report

Standard ID: sv83407
Standard Name: BN Surr 5000 ug/mL
Prep Date: 12/14/2020
Exp Date: 10/31/2026
Department: GCMSSEMI
Vendor: Restek
Lot Number: A0166081
Balance ID:
Comments:

Type: Primary
Prep By: John P. Heine
Status: New
Final Volume: 5 mL

Chemical/Solvent Used	Bottle No	Amt	Units	Expires
B/N Surrogate Mix (4/89 SOW)	13328	1	mL	10/31/2026

Stock Source	Base Units	Amount Added

Analytical RunID SV5973N.I_220218B Standards Traceability Report

Spike ID: sv83408
Spike Name: 625 LCS Spk
Prep Date: 2/9/2021
Exp Date: 2/2/2026
Department: GCMSPR
Vendor: Absolute Standards
Lot Number: 050120
Balance ID:
Comments: 12x1mL ampules

Type: Primary
Prep By: Ryan F. Benge
Status: Open
Final Volume: 1 mL

Chemical/Solvent Used	Bottle No	Amt	Units	Expires
CLP Semi-Volatiel Calibration Standard	13539	1	mL	2/2/2026

Stock Source	Base Units	Amount Added

Analytical RunID SV5973N.I_220218B Standards Traceability Report

Spike ID: sv83410
Spike Name: H.S. Mix
Prep Date: 4/7/2021
Exp Date: 2/28/2024
Department: GCMSSEMI
Vendor: Sigma-Aldrich
Lot Number: LRAC9004
Balance ID:
Comments: 2000 ug/mL

Type: Primary
Prep By: Sean McGrew
Status: New
Final Volume: mL

Chemical/Solvent Used	Bottle No	Amt	Units	Expires
EPA TCL Hazardous Substances Mix (12 cmpds)	13691		mL	2/28/2024

Stock Source	Base Units	Amount Added

Analytical RunID SV5973N.I_220218B Standards Traceability Report

Spike ID: sv83411
Spike Name: BN surr
Prep Date: 4/7/2021
Exp Date: 11/20/2026
Department: GCMSSEMI
Vendor: Restek
Lot Number: A6167670
Balance ID:
Comments: 5000 ug/mL

Type: Primary
Prep By: Sean McGrew
Status: New
Final Volume: mL

Chemical/Solvent Used	Bottle No	Amt	Units	Expires
B/N Surrogate Mix (4/89 SOW)	13666		mL	11/20/2026

Stock Source	Base Units	Amount Added

Analytical RunID SV5973N.I_220218B Standards Traceability Report

Spike ID: sv83419
Spike Name: Benzidines CAL 2000ug/mL
Prep Date: 5/18/2021
Exp Date: 4/30/2023
Department: GCMSSEMI
Vendor: Agilent
Lot Number: 0006592783
Balance ID:
Comments: 2000 ug/mL

Type: Primary
Prep By: John P. Heine
Status: New
Final Volume: 1 mL

Chemical/Solvent Used	Bottle No	Amt	Units	Expires
Benzidines Standard	13854	1	mL	4/30/2023

Stock Source	Base Units	Amount Added

Analytical RunID SV5973N.I_220218B Standards Traceability Report

Standard ID: sv83506
Standard Name: BNA Internals 4000 ug/mL
Prep Date: 6/18/2021
Exp Date: 6/30/2023
Department: GCMSSEMI
Vendor: Chemservice
Lot Number: 8443500
Balance ID:
Comments:

Type: Secondary
Prep By: John P. Heine
Status: New
Final Volume: 8 mL

Chemical/Solvent Used	Bottle No	Amt	Units	Expires
Mixture #8-Internal Standards	13968	8	mL	6/30/2023

Stock Source	Base Units	Amount Added

Analytical RunID SV5973N.I_220218B Standards Traceability Report

Spike ID: sv83509
Spike Name: QC2 2nd source
Prep Date: 7/12/2021
Exp Date: 5/7/2026
Department: GCMSSEMI
Vendor: Absolute Standards
Lot Number: 050721
Balance ID:
Comments:

Type: Primary
Prep By: John P. Heine
Status: New
Final Volume: mL

Chemical/Solvent Used	Bottle No	Amt	Units	Expires
Semi-Volatile Mix	13964	6	mL	5/7/2026

Stock Source	Base Units	Amount Added

Analytical RunID SV5973N.I_220218B Standards Traceability Report

Spike ID: sv83514
Spike Name: Additionals
Prep Date: 9/22/2021
Exp Date: 10/1/2022
Department: GCMSPR
Vendor: AccuStandard
Lot Number: 22002155-02
Balance ID:
Comments: 12x1mL ampules

Type: Primary
Prep By: Ryan F. Benge
Status: Open
Final Volume: 1 mL

Chemical/Solvent Used	Bottle No	Amt	Units	Expires
Custom Semi-Volatile Standard	14279	1	mL	10/1/2022

Stock Source	Base Units	Amount Added

Analytical RunID SV5973N.I_220218B Standards Traceability Report

Spike ID: sv90820
Spike Name: BNA 2nd source short (new)
Prep Date: 3/24/2020
Exp Date: 3/16/2023
Department: GCMSSEMI
Vendor:
Lot Number:
Balance ID:
Comments: 200 ug/mL

Type: Secondary
Prep By: Sean McGrew
Status: New
Final Volume: 1.5 mL

Chemical/Solvent Used	Bottle No	Amt	Units	Expires
Dichloromethane DX975	12485	1.35	mL	3/16/2023

Stock Source	Base Units	Amount Added
sv83202	ug/mL	0.15 mL

RESTEK® CERTIFIED REFERENCE MATERIAL

110 Benner Circle
Bellefonte, PA 16823-8812
Tel: (800)356-1688
Fax: (814)353-1309

www.restek.com

Certificate of Analysis

ACCREDITED ISO 17034 Accredited Reference Material Producer Certificate #3222.01

ACCREDITED ISO/IEC 17025 Accredited Testing Laboratory Certificate #3222.02

FOR LABORATORY USE ONLY-READ SDS PRIOR TO USE.

This Reference Material is intended for Laboratory Use Only as a standard for the qualitative and/or quantitative determination of the analyte(s) listed.

Catalog No. : 31063 **Lot No.:** A0137474

Description : Acid Surrogate Standard Mix (4/89)

Acid Surrogate Standard Mix (4/89) 10,000 µg/mL, Methanol, 1mL/ampul

Container Size : 2 mL **Pkg Amt:** > 1 mL

Expiration Date : April 30, 2023 **Storage:** 10°C or colder

CERTIFIED VALUES

Elution Order	Compound		Grav. Conc. (weight/volume)	Expanded Uncertainty (95 % C.L., K=2)	
1	2-Fluorophenol		10,046.4 µg/mL	+/- 58.8239 µg/mL	Gravimetric
	CAS # 367-12-4	(Lot STBD7945V)		+/- 293.2702 µg/mL	Unstressed
	Purity 99%			+/- 355.8400 µg/mL	Stressed
2	Phenol-d6		10,023.6 µg/mL	+/- 58.6904 µg/mL	Gravimetric
	CAS # 13127-88-3	(Lot PR-27801)		+/- 292.6047 µg/mL	Unstressed
	Purity 99%			+/- 355.0324 µg/mL	Stressed
3	2,4,6-Tribromophenol		10,057.2 µg/mL	+/- 58.8871 µg/mL	Gravimetric
	CAS # 118-79-6	(Lot 29699MJV)		+/- 293.5855 µg/mL	Unstressed
	Purity 99%			+/- 356.2225 µg/mL	Stressed

Solvent: Methanol
CAS # 67-56-1
Purity 99%

ID #: 10707
Opened:
Acid Surrogate Standard Mix (4/89)
Expires: 4/30/2023
Rec'd: 8/24/2018
Energy Laboratories Inc 1120 So 27th Street
Billings MT 59107

Certificate of Analysis

EPA 8270 ACIDS SURROGATE SPIKE MIX HC,1X1ML,10MG/ML,METHANOL

Certified Reference Material

Description

Product ID 47260-U
Lot LRAC2239
Expiration Date March 2022
Manufacturing Date March 2019
Storage Conditions Room Temperature
Solvent/Matrix METHANOL

Certified Values

Analyte	*Units*	*Certified Value* [1,4]	*Raw Material Purity,%*	*Analytical Value*	*Elution order*	*Raw Material Lot*	*CAS*
2-FLUOROPHENOL	µg/mL	9930 ± 288	99.9	10037	1	LB92543	367-12-4
PHENOL-D6	µg/mL	9930 ± 290	99.4	9900	2	LB91188	13127-88-3
2,4,6-TRIBROMOPHENOL	µg/mL	9930 ± 318	99.7	9900	3	LB81262	118-79-6

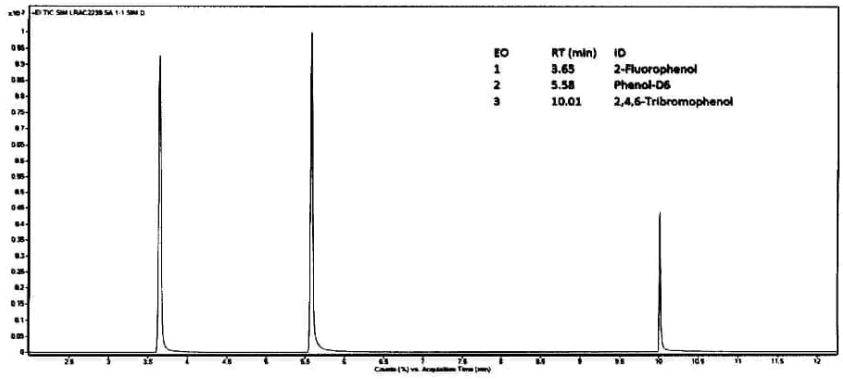

Additional Information:
Analytical Method Parameters:

Column: SLB-5MS, 30 m x 0.25 mm x 0.25 µm df , Flow: 1.0 ml/min
Inlet: 200 °C, Injection Mode: Split, 60:1
80 °C (5 min) to 250 °C (3 min) at 40 °C /min
Detector: MSD, SIM, Transfer line: 250 °C
Injection Volume: 0.5 µL

ID #: 11383
Opened:
EPA 8270 Acids Surrogate Spike Mix HC
Expires: 3/31/2022
Rec'd: 4/10/2019
Energy Laboratories Inc 1120 So. 27th Street
Billings MT 59107

ANAB ACCREDITED REFERENCE MATERIAL PRODUCER
ANAB ACCREDITED TESTING LABORATORY

SIGMA-ALDRICH®
2931 Soldier Springs Rd. Laramie, Wyoming 82070 USA
307-742-5452
ritstechgroup@sial.com www.sigma-aldrich.com

125 Market Street
New Haven, CT 06513
USA

AccuStandard®

Tel (203)786-5290
Fax (203)786-5287
www.AccuStandard.com

CERTIFICATE OF ANALYSIS

Catalog No: S-6237A-R1
Description: Custom BNA Mix
Lot: 219041483
Solvent: Dichloromethane
Hazards: *Refer to SDS for complete safety information*

Signal Word: Warning

Date Certified: Apr 24, 2019
Expiration: May 24, 2021
Sample Size: 1 mL
Components: 6
Storage Condition: Ambient (>5 °C)

Certified Reference Material

ANAB AR-1483 ANAB AT-1339

Component	CAS #	Purity % (GC/MS)	Prepared Concentration[2] (µg/mL)	Certified Analyte Concentration[3] (µg/mL)
4-Chloro-2-methylphenol	1570-64-5	97.0	2068*	2006
4-Chlorophenol	106-48-9	98.6	2000	1972
1-Methylnaphthalene	90-12-0	98.4	2000	1968
Pyridine	110-86-1	98.7	2008	1982
o-Terphenyl	84-15-1	99.9	2000	1998
Triallate	2303-17-5	99.9	2004	2002

ID #: 11451
Opened:
Custom BNA Mix
Expires: 5/24/2021
Rec'd: 5/2/2019
Energy Laboratories Inc 1120 So. 27th Street
Billings MT 59107

* Weight compensated to 100% purity.

A product with a suffix (-1A, -2B, etc. or -01, -02, etc.) on its lot number has had its expiration date extended and is identical to the same lot number without the suffix.

[2] All weights are traceable through NIST, Test No. 684/289871-17

[3] Certified Analyte Concentration = Purity x Prepared Concentration.

The Uncertainty associated with the certified concentration reported on this certificate is ±2.4%. This value is the combined expanded uncertainty and represents an estimated standard deviation equal to the positive square root of the total variation of the uncertainty of components. A normal distribution is assumed and a coverage factor of K=2 is chosen using approximately a 95% confidence level.

Labels and certificates follow U.S. Conventions in reporting numerical values: A comma (,) is used to separate units of one-thousand or greater. A period (.) is used as a decimal place marker.

The information on this certificate may not be reproduced without the express permission of the manufacturer. See reverse side for additional information

Certified By: Larry Decker, Organic QC Manager

For use in routine laboratory analysis.

AccuStandard is accredited to ISO 17034, ISO/IEC 17025 and certified to ISO 9001:2015

QR-ORG/INO-001
Rev. 5/18

Absolute Standards, Inc.
800-368-1131
www.absolutestandards.com

Certified Reference Material CRM

ISO 17034 Accredited
Scopes: http://AbsoluteStandards.com

CERTIFIED WEIGHT REPORT

Part Number: 93726
Lot Number: 050818
Description: Tetraethyllead

Solvent(s): Methylene chloride Lot# 76782

Expiration Date: 050823
Recommended Storage: Refrigerate (4 °C)
Nominal Concentration (µg/mL): 2000
NIST Test ID#: 2684186

Weight(s) shown below were combined and diluted to (mL): 50.0

SE-05 Balance Uncertainty
0.010 Flask Uncertainty

Justin Dippold 050818
Formulated By: Justin Dippold DATE

Pedro Rentas 050818
Reviewed By: Pedro L. Rentas DATE

Compound	RM#	Lot Number	Nominal Conc (µg/mL)	Purity (%)	Uncertainty Purity	Target Weight (g)	Actual Weight (g)	Actual Conc(µg/mL)	Expanded Uncertainty (+/-) (µg/mL)	SDS Information (Solvent Safety Info. On Attached pg.) CAS#	OSHA PEL (TWA)	LD50
1. Tetraethyllead	1412	15309DO	2000	99.99	0.2	0.10001	0.10025	2004.7	8.3	78-00-2	0.075mg/m3/8H(skin)	orl-rat 12300ug/kg

Method GC6MSD-1: Column: Vocol (60m X 0.25mm ID X 1.5µm film thickness). Temp. 1 = 35°C (10min.), Temp. 2 = 200°C (8.75 min.), Rate = 4°C/min., Injector Temp.= 200°C, Detector Temp. = 220°C. Analysis performed by Candice Warren.

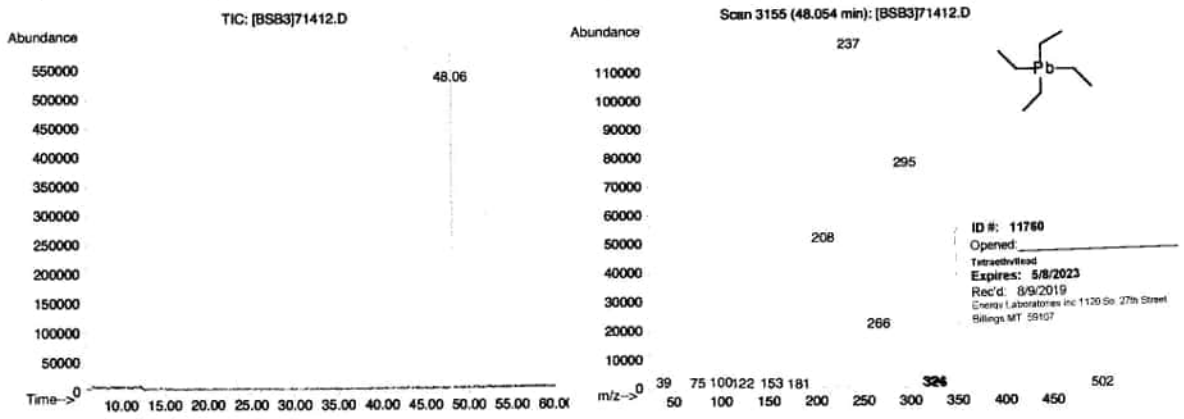

ID #: 11760
Opened:
Tetraethyllead
Expires: 5/8/2023
Rec'd: 8/9/2019
Energy Laboratories Inc 1120 So 27th Street
Billings,MT 59107

- The certified value is the concentration calculated from gravimetric and volumetric measurements unless otherwise stated.
- Standards are prepared gravimetrically using balances that are calibrated with weights traceable to NIST (see above).
- Standards are certified (+/-) 0.5% of the stated value, unless otherwise stated.
- All Standards, after opening ampule, should be stored with caps tight and under appropriate laboratory conditions.
- Uncertainty Reference: Taylor, B.N. and Kuyat, C.E., "Guidelines for Evaluating and Expressing the Uncertainty of NIST Measurement Result," NIST Technical Note 1297, U.S. Government Printing Office, Washington, DC, (1994).

2

Honeywell

CERTIFICATE OF ANALYSIS

Honeywell Burdick & Jackson®
1953 South Harvey Street
Muskegon, MI 49442
Phone: (800) 368-0050
Fax: (231) 728-8226
www.lab-honeywell.com

Brand:	Research Chemicals - B&J
Product:	CS299AA-200
Lot No.:	DX975
Production Date:	16-Dec-2019
Best Before:	15-Dec-2021

Dichloromethane, Custom, Contains Amylene Preservative, >99.9%
for pesticide residue analysis

Parameter	Specification Min.	Max.	Result	Units
Water by Karl Fischer Titration		0.010	0.0014	%
UV Cutoff		233	230	nm
Refractive Index (20°C)	1.4236	1.4246	1.4243	
Residue		1	<0.5	mg/L
GC Analysis	99.9		>99.99	%
Acidity (as HCl)		1	<1	mg/L
Chloride		10	<10	mg/L
Electron Capture GC		10	<10	ng/L
Flame Ionization GC		5	<5	ppb
UV Absorbance @ 240 nm		0.100	0.0898	AU
UV Absorbance @ 250 nm		0.010	0.0097	AU
UV Absorbance @ 300 nm		0.005	0.0004	AU
UV Absorbance @ 400 nm		0.005	0.0020	AU

ID #: 12485
Opened:
Dichloromethane DX975
Expires: 12/15/2021
Rec'd: 3/10/2020
Energy Laboratories Inc 1120 So. 27th Street
Billings MT 59107

Honeywell
Quality Control Approval

Muskegon 12/16/2019 LIMS Sample No.: AK03676

RESTEK
110 Benner Circle
Bellefonte, PA 16823-8812
Tel: (800)356-1688
Fax: (814)353-1309

www.restek.com

CERTIFIED REFERENCE MATERIAL

Certificate of Analysis

ACCREDITED ISO 17034 Accredited Reference Material Producer Certificate #3222.01

ACCREDITED ISO/IEC 17025 Accredited Testing Laboratory Certificate #3222.02

FOR LABORATORY USE ONLY-READ SDS PRIOR TO USE.

This Reference Material is intended for Laboratory Use Only as a standard for the qualitative and/or quantitative determination of the analyte(s) listed.

Catalog No. : 31029 **Lot No.:** A0157111

Description : 604 Phenols Calibration Mix

604 Calibration Std Phenols 2000µg/mL, Methanol, 1mL/ampul

Container Size : 2 mL **Pkg Amt:** > 1 mL

Expiration Date : January 31, 2028 **Storage:** 10°C or colder

ID #: 12512
Opened:
604 Phenols Calibration Mix
Expires: 1/31/2028
Rec'd: 3/17/2020
Energy Laboratories Inc 1120 So. 27th Street Billings MT 59107

CERTIFIED VALUES

Elution Order	Compound		Grav. Conc. (weight/volume)	Expanded Uncertainty (95% C.I., K=2)	
1	Phenol **CAS #** 108-95-2 **Purity** 99%	(Lot SHBF9719V)	2,004.0 µg/mL	+/- 11.9032 µg/mL +/- 58.5341 µg/mL +/- 71.0092 µg/mL	Gravimetric Unstressed Stressed
2	2-Chlorophenol **CAS #** 95-57-8 **Purity** 99%	(Lot STBH7290)	2,000.0 µg/mL	+/- 11.8794 µg/mL +/- 58.4173 µg/mL +/- 70.8674 µg/mL	Gravimetric Unstressed Stressed
3	2-Nitrophenol **CAS #** 88-75-5 **Purity** 99%	(Lot BCBH7602V)	2,000.0 µg/mL	+/- 11.8794 µg/mL +/- 58.4173 µg/mL +/- 70.8674 µg/mL	Gravimetric Unstressed Stressed
4	2,4-Dimethylphenol **CAS #** 105-67-9 **Purity** 99%	(Lot 10165155)	2,000.0 µg/mL	+/- 11.8794 µg/mL +/- 58.4173 µg/mL +/- 70.8674 µg/mL	Gravimetric Unstressed Stressed
5	2,4-Dichlorophenol **CAS #** 120-83-2 **Purity** 99%	(Lot BCBJ8113V)	2,004.0 µg/mL	+/- 11.9032 µg/mL +/- 58.5341 µg/mL +/- 71.0092 µg/mL	Gravimetric Unstressed Stressed
6	4-Chloro-3-methylphenol **CAS #** 59-50-7 **Purity** 99%	(Lot STBC7309V)	2,004.0 µg/mL	+/- 11.9032 µg/mL +/- 58.5341 µg/mL +/- 71.0092 µg/mL	Gravimetric Unstressed Stressed
7	2,4,6-Trichlorophenol **CAS #** 88-06-2 **Purity** 99%	(Lot STBH7520)	2,002.0 µg/mL	+/- 11.8913 µg/mL +/- 58.4757 µg/mL +/- 70.9383 µg/mL	Gravimetric Unstressed Stressed

Absolute Standards, Inc.
800-368-1131
www.absolutestandards.com

Certified Reference Material CRM

ANAB ISO 17034 Accredited
AR-1539 Certificate Number
https://Absolutestandards.com

CERTIFIED WEIGHT REPORT

Part Number: 64480
Lot Number: 031620
Description: BNA 2nd Source Standard Rev 1
5 components
Expiration Date: 031623
Recommended Storage: Refrigerate (4 °C)
Nominal Concentration (µg/mL): 2000
NIST Test ID#: 6UTB

Solvent: Methylene chloride **Lot#** 104929

5E-05 Balance Uncertainty
Weight(s) shown below were combined and diluted to (mL): 20.0 0.003 Flask Uncertainty

Gabriel Helland 031620
Formulated By: Gabriel Helland DATE

Pedro Rentas 031620
Reviewed By: Pedro L. Rentas DATE

	Compound	RM#	Lot Number	Nominal Conc (µg/mL)	Purity (%)	Uncertainty Purity	Target Weight(g)	Actual Weight(g)	Actual Conc (µg/mL)	Expanded Uncertainty (+/-) (µg/mL)	SDS Information (Solvent Safety Info. On Attached pg.) CAS#	OSHA PEL (TWA)	LD50
1.	Aniline	11	03929TV	2000	99	0.2	0.04043	0.04075	2015.9	9.6	62-53-3	5 ppm (8H)	orl-rat 250mg/kg
2.	Benzidine	27	SLBH5327V	2000	98	0.2	0.04084	0.04088	2001.9	9.5	92-87-5	N/A	orl-rat 309mg/kg
3.	4-Chloroaniline	67	052597	2000	98	0.2	0.04084	0.04094	2004.9	9.6	106-47-8	N/A	orl-rat 310mg/kg
4.	3,3'-Dichlorobenzidine	130	040919	2000	98	0.2	0.04084	0.04087	2001.5	9.5	91-94-1	Cancer Suspect Agent	orl-rat 3.82g/kg
5.	Pyridine	260	SHBG3194V	2000	99.8	0.2	0.04010	0.04030	2009.8	9.5	110-86-1	5 ppm (15mg/m3/8H)	orl-rat 891mg/kg

ID #: 12532
Opened:_____
BNA 2nd Source Standard Rev 1
Expires: 3/16/2023
Rec'd: 3/23/2020
Energy Laboratories Inc 1120 So. 27th Street
Billings MT 59107

- **The certified value is the concentration calculated from gravimetric and volumetric measurements unless otherwise stated.**
- **Standards are prepared gravimetrically using balances that are calibrated with weights traceable to NIST (see above).**
- **Standards are certified (+/-) 0.5% of the stated value, unless otherwise stated.**
- **All Standards, after opening ampule, should be stored with caps tight and under appropriate laboratory conditions.**
- **Uncertainty Reference: Taylor, B.N. and Kuyat, C.E., "Guidelines for Evaluating and Expressing the Uncertainty of NIST Measurement Result," NIST Technical Note 1297, U.S. Government Printing Office, Washington, DC, (1994).**

Certificate of Analysis

TCL PAH
MIX,1X1ML,2000UG/ML,BENZENE:DICHLOROMETHANE

Certified Reference Material

Description

Product ID CRM48905
Lot **LRAC3877**
Expiration Date September 2022
Manufacturing Date September 2019
Storage Conditions Refrigerate
Solvent/Matrix methylene chloride: benzene (1:1)

Certified Values

Analyte	*Certified Value* [1,4]	*Units*	*Raw Material Purity,%*	*Analytical Value* [6]	*Elution order*	*Raw Material Lot*	*CAS*
NAPHTHALENE	2000 ± 32	µg/mL	100.0	2022	01	01112017-5	91-20-
ACENAPHTHYLENE	2000 ± 66	µg/mL	99.8	2005	02	LC21494	208-96-
ACENAPHTHENE	2000 ± 63	µg/mL	99.9	2031	03	MKCC8329	83-32-
FLUORENE	2000 ± 90	µg/mL	99.4	2009	04	LC19126	86-73-
PHENANTHRENE	2000 ± 56	µg/mL	99.6	2043	05	MKCD3760	85-01-
ANTHRACENE	2000 ± 39	µg/mL	99.9	2005	06	LC14310	120-12-
FLUORANTHENE	2000 ± 69	µg/mL	98.5	2031	07	LB99099	206-44-
PYRENE	2000 ± 68	µg/mL	91.6	2078	08	LB70761	129-00-
BENZO (A) ANTHRACENE	2000 ± 63	µg/mL	99.9	2002	09	LC19271	56-55-
CHRYSENE	2000 ± 59	µg/mL	99.0	2026	10	21L74	218-01-
BENZO (B) FLUORANTHENE	2000 ± 62	µg/mL	99.5	1998	11	LB95773	205-99-
BENZO (K) FLUORANTHENE	2000 ± 62	µg/mL	99.9	2043	12	0000029501	207-08-
BENZO(A)PYRENE	2002 ± 64	µg/mL	99.6	2037	13	LB73826	50-32-
DIBENZ (A,H) ANTHRACENE	2000 ± 64	µg/mL	99.0	2050	14	0012014	53-70-
BENZO (G,H,I) PERYLENE	2000 ± 67	µg/mL	98.5	2059	15	LC19498	191-24-
INDENO (1,2,3-CD) PYRENE	2000 ± 64	µg/mL	99.5	1995	16	ER082107-02	193-39-

ID #: 12846
Opened:
TCL PAH
Expires: 9/30/2022
Rec'd: 7/13/2020
Energy Laboratories Inc 1120 So 27th Street
Billings MT 59107

ANAB ACCREDITED ISO 17034 REFERENCE MATERIAL PRODUCER
ANAB ACCREDITED ISO/IEC 17025 TESTING LABORATORY

SIGMA-ALDRICH
2931 Soldier Springs Rd. Laramie, Wyoming 82070 USA
307-742-5452
rtctechgroup@sial.com
www.sigma-aldrich.com

Description

Lot LRAC3877
Expiration Date September 2022
Manufacturing Date September 2019
Storage Conditions Refrigerate
Solvent/Matrix methylene chloride: benzene (1:1)

Informational Values

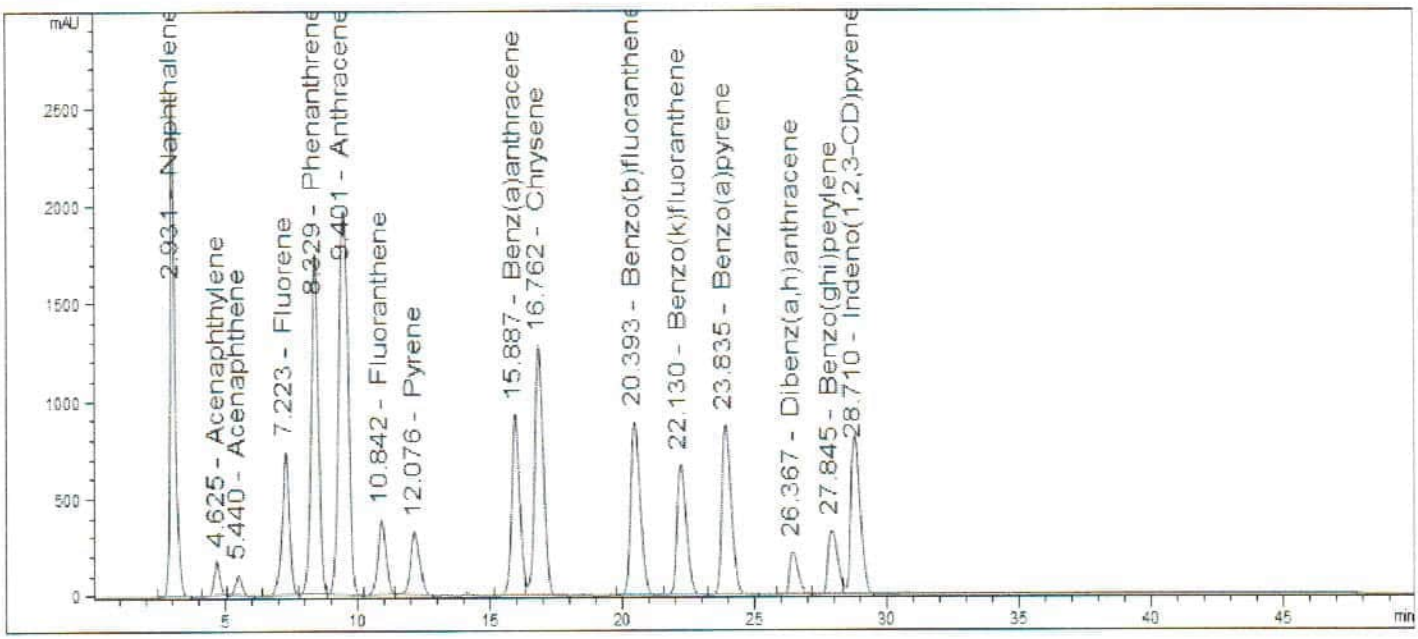

Additional Information:

Analytical Method Parameters:
Column: Supelco LC-PAH, 250 mm x 4.6mm, 5µm particle size
Mobile Phase A: Water
Mobile Phase B: Acetonitrile
Detector: UV/DAD/VWD, Wavelength: 254 nm
Flow Rate: 1.7 mL/min
Column Temperature: 30 °C
Injection Volume: 2 µL

Gradient

TIME (min)	A%	B%
0	40	60
5	40	60
30	0	100
45	0	100
50	40	60

Certificate of Analysis

TCL PAH
MIX,1X1ML,2000UG/ML,BENZENE:DICHLOROMETHANE

Certified Reference Material

Description

Product ID CRM48905
Lot **LRAC3877**
Expiration Date September 2022
Manufacturing Date September 2019
Storage Conditions Refrigerate
Solvent/Matrix methylene chloride: benzene (1:1)

1 **Metrological traceability:** Traceable to the SI and higher order standards from NIST through an unbroken chain of comparisons. The balance used to weigh raw materials is accurate to +/-0.0001 g and calibrated regularly using mass standards traceable to NIST. All dilutions were performed gravimetrically. Additionally, individual analytes are traceable to NIST SRMs where available and specified above.
4 Ucrm - Uncertainty values in this document are expressed as Expanded Uncertainty (Ucrm) corresponding to the 95% confidence interval. Ucrm is derived from the combined standard uncertainty multiplied by the coverage factor k, which is obtained from a *t*-distribution and degrees of freedom. The components of combined standard uncertainty include the uncertainties due to characterization, homogeneity, long term stability, and short term stability (transport). The components due to stability are generally considered to be negligible unless otherwise indicated by stability studies. The mathematical representation of the Ucrm calculation is as follows:

$$u_{CRM} = \sqrt{u^2_{char} + u^2_{homogeneity} + u^2_{stability}}$$

k: Coverage factor derived from a t-distribution table, based on the degrees of freedom of the data set. Assume 2.0 for a **Confidence Interval** = 95%

6 Analytical Value- For QC verification of the certified value only- not to be used in calculations. Represents the analytical data obtained by comparison to a standard as analyzed by the method described in the CoA or another acceptable method. The result may differ from the certified value and UCRM based on method uncertainty as well as the uncertainty associated with the standard used for comparison.

Traceability: The standard was manufactured under an ISO/IEC 17025:2017 certified quality system. The balance used to weigh raw materials is accurate to +/- 0.0001g and calibrated regularly using mass standards traceable to NIST. All dilutions were preformed gravimetrically. Additionally, individual analytes are traceable to NIST SRMs where available and specified above.

Homogeneity: Homogeneity was assessed in accordance with ISO 17034:2016. Completed units were sampled using a random stratified sampling protocol. The results of chemical analysis were then compared using a one-way analysis of variance approach as described by TNI EL-V3-2009 Appendix A.2. See Instructions for minimum sub-sample size.

Expiration is at end of month given on certificate and label.

THIS PRODUCT WAS DESIGNED, PRODUCED AND VERIFIED FOR ACCURACY AND STABILITY IN ACCORDANCE WITH **ISO/IEC 17025:2017 (ANAB Cert AT-1467)** and **ISO 17034:2016 (ANAB Cert AR-1470).**

MSDS reports for components comprising greater than 1.0% of the solution or 0.1% for components known to be carcinogens are available upon request.

Andy Ommen - QC Manager

Mark Pooler - QA Supervisor

Certification Date October 17, 2019
Version 0-10172019

ANAB ACCREDITED ISO 17034 REFERENCE MATERIAL PRODUCER
ANAB ACCREDITED ISO/IEC 17025 TESTING LABORATORY

SIGMA-ALDRICH
2931 Soldier Springs Rd. Laramie, Wyoming 82070 USA
307-742-5452
rtctechgroup@sial.com www.sigma-aldrich.com

RESTEK®
110 Benner Circle
Bellefonte, PA 16823-8812
Tel: (800)356-1688
Fax: (814)353-1309

www.restek.com

CERTIFIED REFERENCE MATERIAL

Certificate of Analysis

ACCREDITED
ISO 17034 Accredited
Reference Material Producer
Certificate #3222.01

ACCREDITED
ISO/IEC 17025 Accredited
Testing Laboratory
Certificate #3222.02

FOR LABORATORY USE ONLY-READ SDS PRIOR TO USE.

This Reference Material is intended for Laboratory Use Only as a standard for the qualitative and/or quantitative determination of the analyte(s) listed.

Catalog No. : 31086 **Lot No.:** A0166081

Description : B/N Surrogate Mix (4/89 SOW)

Base Neutral Surrogate 5000µg/mL, Methylene Chloride, 5mL/ampul

Container Size : 5 mL **Pkg Amt:** > 5 mL

Expiration Date : October 31, 2026 **Storage:** 10°C or colder

Handling: Sonicate prior to use. **Ship:** Ambient

ID #: 13328
Opened:
B/N Surrogate Mix (4/89 SOW)
Expires: 10/31/2026
Rec'd: 12/14/2020
Energy Laboratories Inc 1120 So. 27th Street
Billings MT 59107

CERTIFIED VALUES

Elution Order	Compound	Grav. Conc. (weight/volume)	Expanded Uncertainty (95% C.L.; K=2)	
1	Nitrobenzene-d5 **CAS #** 4165-60-0 **Purity** 99% (Lot PR-29940B)	5,017.7 µg/mL	+/- 29.1731 µg/mL +/- 225.9987 µg/mL +/- 250.7735 µg/mL	Gravimetric Unstressed Stressed
2	2-Fluorobiphenyl **CAS #** 321-60-8 **Purity** 99% (Lot 00019169)	5,049.7 µg/mL	+/- 29.3592 µg/mL +/- 227.4400 µg/mL +/- 252.3728 µg/mL	Gravimetric Unstressed Stressed
3	p-Terphenyl-d14 **CAS #** 1718-51-0 **Purity** 99% (Lot PR-27278)	5,029.9 µg/mL	+/- 29.2444 µg/mL +/- 226.5505 µg/mL +/- 251.3857 µg/mL	Gravimetric Unstressed Stressed

Solvent: Methylene chloride
CAS # 75-09-2
Purity 99%

Tech Tips:
Due to the limited solubility of p-terphenyl-d14 in methanol, we do not recommend that this mixture be diluted in methanol.

Column:
30m x 0.25mm x 0.25µm
Rtx-5 (cat.#10223)

Carrier Gas:
hydrogen-constant pressure 10 psi.

Temp. Program:
40°C (hold 2 min.) to 330°C
@ 10°C/min. (hold 10 min.)

Inj. Temp:
250°C

Det. Temp:
330°C

Det. Type:
FID

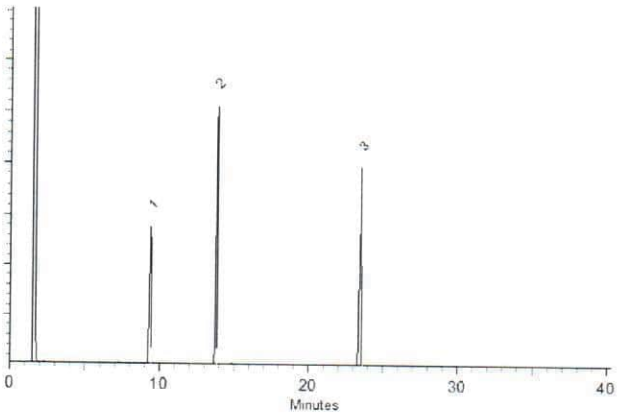

This chromatogram represents a general set of testing conditions chosen for product acceptance. For optimal results in your lab, conditions should be adjusted for your specific instrument, method, and application.

Dalton Stover - Operations Technician I

Date Mixed: 04-Nov-2020 **Balance:** 1128353505

Justine Albertson - Operations Tech-ARM QC

Date Passed: 06-Nov-2020

Manufactured under Restek's ISO 9001:2015 Registered Quality System Certificate #FM 80397

General Certified Reference Material Notes

Expiration Notes:

- Expiration date valid for unopened ampul stored in compliance with the recommended conditions.
- Uncertainty, concentration, and expiration of the CRM are based on the unopened product being stored according to the recommended condition found in the storage field.

Purity Notes:

- Purity and/or chemical identity are determined by one or more of the following techniques: GC/FID, HPLC, GC/μECD, GC/MS, LC/MS, RI, and/or melting point.
- Compounds with a listed purity of less than 99% have been weight corrected to compensate for impurities and/or salts. A correction factor is used to calculate the amount of compound necessary to achieve the desired concentration of the parent compound in solution.
- Purity of isomeric compounds is reported as the sum of the isomers.
- Purity values are rounded to the nearest whole number.

Certified Uncertainty Value Notes:

- The uncertainties are determined in accordance with ISO 17034 and Guide 35. The certified combined stressed uncertainty value (includes gravimetric uncertainty, homogeneity between-ampul uncertainty, storage stability uncertainty and shipping stability uncertainty and were combined using the following formula:

$$U_{combined\ stressed} = k\sqrt{U^2_{gravimetric} + U^2_{homogeneity} + U^2_{storage\ stability} + U^2_{shipping\ stability}}$$

k is a coverage factor of 2, which gives a level of confidence of approximately 95%.

- It is important to note that the shipping stability uncertainty was obtained under temperature extremes for specific time intervals; therefore, the certified combined stressed uncertainty value should only be applied to the product if it was stored at non-standard temperature conditions up to and including 7 days. Contact Restek Technical Service at www.restek.com/Contact-Us for use recommendations if your shipment was in-transit for more than 7 days at non-standard temperature conditions.
- Apply the certified combined unstressed uncertainty value if the product was received under standard shipping conditions. Apply the certified combined stressed uncertainty value if the product was received under non-standard conditions as specified below.

Label Conditions	Standard Conditions	Non-Standard Conditions
25°C Nominal (Room Temperature)	< 60°C	≥ 60°C up to 7 days
10°C or colder (Refrigerate)	< 40°C	≥ 40°C up to 7 days
0°C or colder (Freezer) -20°C or colder (Deep Freezer)	< 25°C	≥ 25°C up to 7 days

- Separate (not combined) uncertainty values for gravimetric uncertainty are also displayed on the certificate, if needed, separate homogeneity between-ampul uncertainty, storage stability uncertainty and shipping stability uncertainty values are available by contacting Restek Technical Service at www.restek.com/Contact-Us.
- The packaged amount is the minimum sample size for which uncertainty is valid. The ampules are over-filled to ensure that the minimum packaged amount can be sufficiently transferred.

Manufacturing Notes:

- Concentration is based upon gravimetric preparation using either a balance whose calibration has been verified daily using NIST traceable weights, and/or dilutions with Class A glassware.

Handling Notes:

- Stability of the unopened product, when stored in compliance with the recommended conditions, is guaranteed through the expiration displayed on the product label and certificate. Contact Restek for additional opened product stability information, with the knowledge/understanding that open product stability is subject to the specific handling and environmental conditions to which the product is exposed. For your convenience Restek supplies deactivated vials with most standards packed in 2mL ampules. Larger volume deactivated vials are available through Restek as a custom ordered item. Additionally, Restek sells DMDCS for the purpose of glassware deactivation as catalog number 31861, which includes complete instructions.

Certificate of Analysis

TCL BASE-NEUTRALS MIX,1X1ML,2000UG/ML,DICHLOROMETHANE

Certified Reference Material

Description

Product ID 47991-U
Lot **LRAC4915**
Expiration Date January 2023
Manufacturing Date January 2020
Storage Conditions Refrigerate
Solvent/Matrix DICHLOROMETHANE

ID #: 13494
Opened:_____
TCL Base-Neutrals Mix
Expires: 1/31/2023
Rec'd: 1/20/2021
Energy Laboratories Inc 1120 So. 27th Street
Billings MT 59107

Certified Values

Analyte	Certified Value [1,4]	Units	Raw Material Purity,%	Elution order	Raw Material Lot	CAS
N-NITROSODIMETHYLAMINE	1999 ± 39	µg/mL	98.1	1	11-RFS-142-1	62-75-9
BIS (2-CHLOROETHYL) ETHER	2003 ± 42	µg/mL	99.4	2	06413MS	111-44-4
1,3-DICHLOROBENZENE	2001 ± 47	µg/mL	99.6	3	11221HC	541-73-1
1,4-DICHLOROBENZENE	2000 ± 66	µg/mL	99.9	4	MKBG7690V	106-46-7
1,2-DICHLOROBENZENE	2005 ± 65	µg/mL	99.4	5	LB58923	95-50-1
BIS (2-CHLOROISOPROPYL) ETHER	2000 ± 45	µg/mL	96.7	6	LC19632	108-60-1
N-NITROSODI-N-PROPYLAMINE	2001 ± 36	µg/mL	100.0	7	2D5VJ-PB	621-64-7
HEXACHLOROETHANE	2000 ± 125	µg/mL	99.9	8	12719AO	67-72-1
NITROBENZENE	2000 ± 53	µg/mL	99.9	9	LB47070	98-95-3
ISOPHORONE	1999 ± 34	µg/mL	99.5	10	LC14006	78-59-1
BIS (2-CHLOROETHOXY) METHANE	2000 ± 33	µg/mL	98.7	11	LB46081	111-91-1
1,2,4-TRICHLOROBENZENE	2003 ± 91	µg/mL	99.9	12	447	120-82-1
HEXACHLOROBUTADIENE	1999 ± 97	µg/mL	97.2	13	MKCG6212	87-68-3
HEXACHLOROCYCLOPENTADIENE	2001 ± 111	µg/mL	96.0	14	LB95525	77-47-4
2-CHLORONAPHTHALENE	2000 ± 120	µg/mL	99.9	15	LC11403	91-58-7
DIMETHYL PHTHALATE	2006 ± 44	µg/mL	99.9	16	LB30494	131-11-3
2,6-DINITROTOLUENE	2000 ± 91	µg/mL	99.2	17	11231AN	606-20-2
2,4-DINITROTOLUENE	2000 ± 71	µg/mL	98.9	18	12316HF	121-14-2
DIETHYL PHTHALATE	1998 ± 51	µg/mL	99.9	19	207	84-66-2
4-CHLOROPHENYLPHENYL ETHER	2006 ± 52	µg/mL	99.3	20	JS00081	7005-72-3
N-NITROSODIPHENYLAMINE	2000 ± 72	µg/mL	95.5	21	LC07185	86-30-6
AZOBENZENE	2000 ± 48	µg/mL	98.2	22	BCBS6535V	103-33-3
4-BROMOPHENYLPHENYL ETHER	2006 ± 48	µg/mL	99.0	23	05916LS	101-55-3

ANAB ACCREDITED ISO 17034 REFERENCE MATERIAL PRODUCER
ANAB ACCREDITED ISO/IEC 17025 TESTING LABORATORY

SIGMA-ALDRICH
2931 Soldier Springs Rd. Laramie, Wyoming 82070 USA
800-325-5832
TechService@milliporesigma.com www.sigma-aldrich.com

Description

Lot LRAC4915
Expiration Date January 2023
Manufacturing Date January 2020
Storage Conditions Refrigerate
Solvent/Matrix DICHLOROMETHANE

HEXACHLOROBENZENE	2000 ± 116	µg/mL	98.0	24	1-AWT-44-1	118-74-1
CARBAZOLE	2000 ± 117	µg/mL	98.1	25	LC13236	86-74-8
DI-N-BUTYL PHTHALATE	1999 ± 81	µg/mL	99.9	26	10202KN	84-74-2
BENZYL BUTYL PHTHALATE	2001 ± 40	µg/mL	99.0	27	1628	85-68-7
BIS (2-ETHYLHEXYL) PHTHALATE	1999 ± 51	µg/mL	99.7	28	LB39572	117-81-7
DI-N-OCTYL PHTHALATE	2004 ± 51	µg/mL	98.3	29	BCBR9722V	117-84-0

Informational Values

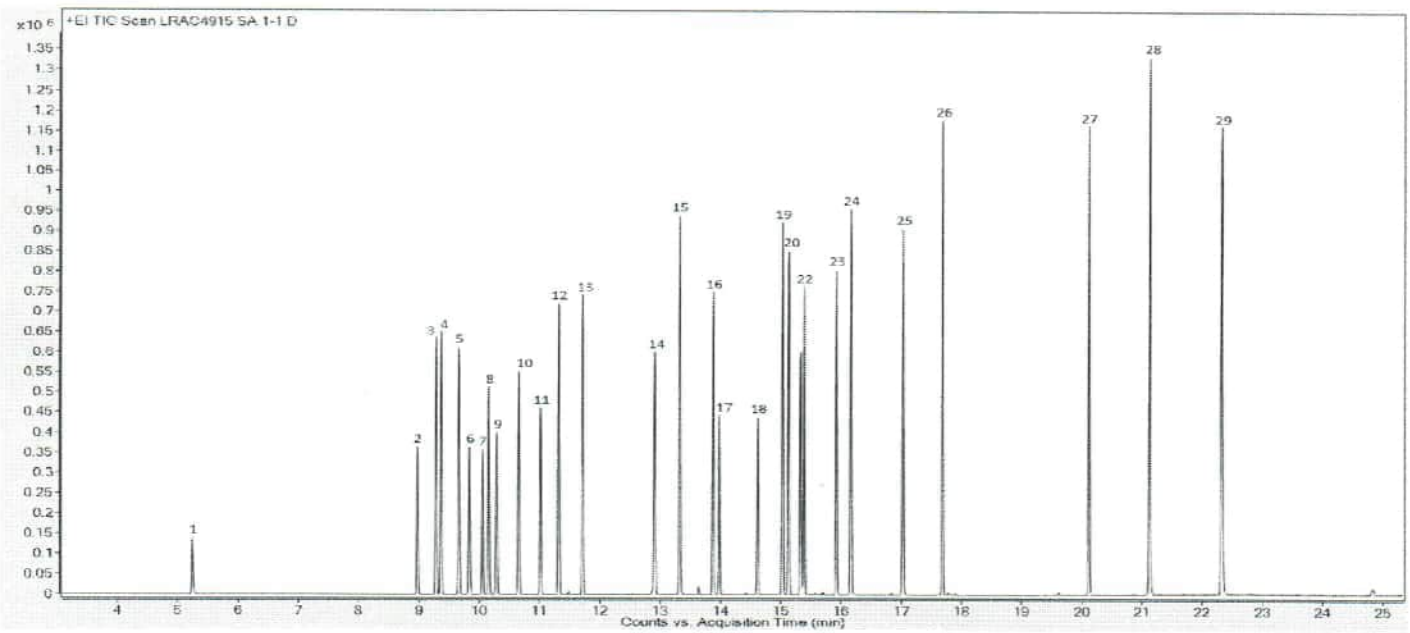

Certificate of Analysis

TCL BASE-NEUTRALS
MIX,1X1ML,2000UG/ML,DICHLOROMETHANE

Certified Reference Material

Description

Product ID 47991-U
Lot **LRAC4915**
Expiration Date January 2023
Manufacturing Date January 2020
Storage Conditions Refrigerate
Solvent/Matrix DICHLOROMETHANE

ELUTION DETAILS

EO	RT(MIN)	ANALYTE
1	5.25	N-nitrosodimethylamine
2	8.98	Bis-(2-chloroethyl) ether
3	9.29	1,3-dichlorobenzene
4	9.37	1,4-dichlorobenzene
5	9.67	1,2-dichlorobenzene
6	9.84	Bis-(2-chloroisopropyl) ether
7	10.06	N-nitrosodipropylamine
8	10.16	Hexachloroethane
9	10.29	Nitrobenzene
10	10.66	Isophorone
11	11.02	Bis-(2-chloroethoxy) methane
12	11.32	1,2,4-trichlorobenzene
13	11.72	Hexachlorobutadiene
14	12.91	Hexachlorocyclopentadiene
15	13.33	2-chloronaphthalene
16	13.88	Dimethyl phthalate
17	13.99	2,6-dinitrotoluene
18	14.62	2,4-dinitrotoluene
19	15.03	Diethyl Phthalate
20	15.13	4-chlorodiphenylether
21	15.33	N-nitrosodiphenylamine
22	15.39	Azobenzene
23	15.93	4-bromodiphenylether
24	16.17	Hexachlorobenzene
25	17.04	Carbazole
26	17.69	Dibutyl phthalate
27	20.12	Benzyl butyl phthalate
28	21.13	Bis-(2-ethylhexyl) phthalate
29	22.33	Di-n-octyl phthalate

Additional Information:

Analytical Method Parameters:
Column: SPB-5, 30 m × 0.25 mm I.D., 0.25 µm film thickness (Column #230)
Carrier Gas: He, Flow: 0.8 mL/min
Inlet Temperature: 240 °C, Injection Volume: 0.5 µL
Injection Mode: Split with Split Ratio 70:1
Temperature Program: 40 °C (Hold 3 min) @ 15 °C/min to 300 °C (Hold 5 min)
Detector: MSD, Mode: FS, Mass Range: 40-400 m/z, Scan Rate: 4 scans/sec Solvent delay: 3.0 min
Detector Temperature: Transfer line: 300 °C, Ion Source: 230 °C, and Quadrupole: 150 °C

SIGMA-ALDRICH
2931 Soldier Springs Rd. Laramie, Wyoming 82070 USA
800-325-5832
TechService@milliporesigma.com www.sigma-aldrich.com

Description

Lot LRAC4915
Expiration Date January 2023
Manufacturing Date January 2020
Storage Conditions Refrigerate
Solvent/Matrix DICHLOROMETHANE

1 **Metrological traceability:** Traceable to the SI and higher order standards from NIST through an unbroken chain of comparisons. The balance used to weigh raw materials is accurate to +/-0.0001 g and calibrated regularly using mass standards traceable to NIST. All dilutions were performed gravimetrically. Additionally, individual analytes are traceable to NIST SRMs where available and specified above.
4 Ucrm - Uncertainty values in this document are expressed as Expanded Uncertainty (Ucrm) corresponding to the 95% confidence interval. Ucrm is derived from the combined standard uncertainty multiplied by the coverage factor k, which is obtained from a *t*-distribution and degrees of freedom. The components of combined standard uncertainty include the uncertainties due to characterization, homogeneity, long term stability, and short term stability (transport). The components due to stability are generally considered to be negligible unless otherwise indicated by stability studies. The mathematical representation of the Ucrm calculation is as follows:

$$u_{CRM} = \sqrt{u^2_{char} + u^2_{hom.\ eccenity} + u^2_{stability}}$$

k: Coverage factor derived from a t-distribution table, based on the degrees of freedom of the data set. Assume 2.0 for a **Confidence Interval = 95%**

6 Analytical Value- For QC verification of the certified value only- not to be used in calculations. Represents the analytical data obtained by comparison to a standard as analyzed by the method described in the CoA or another acceptable method. The result may differ from the certified value and UCRM based on method uncertainty as well as the uncertainty associated with the standard used for comparison.

Traceability: The standard was manufactured under an ISO/IEC 17025:2017 certified quality system. The balance used to weigh raw materials is accurate to +/- 0.0001g and calibrated regularly using mass standards traceable to NIST. All dilutions were preformed gravimetrically. Additionally, individual analytes are traceable to NIST SRMs where available and specified above.

Homogeneity: Homogeneity was assessed in accordance with ISO 17034:2016. Completed units were sampled using a random stratified sampling protocol. The results of chemical analysis were then compared using a one-way analysis of variance approach as described by TNI EL-V3-2009 Appendix A.2. See Instructions for minimum sub-sample size.

Expiration is at end of month given on certificate and label.

MSDS reports for components comprising greater than 1.0% of the solution or 0.1% for components known to be carcinogens are available upon request.

THIS PRODUCT WAS DESIGNED, PRODUCED AND VERIFIED FOR ACCURACY AND STABILITY IN ACCORDANCE WITH **ISO/IEC 17025:2017 (ANAB Cert AT-1467)** and **ISO 17034:2016 (ANAB Cert AR-1470).**

Andy Ommen - QC Manager

Mark Pooler - QA Supervisor

Certification Date February 28, 2020
Version 0-2282020

ID #: 13510
Opened:
Dichloromethane EA342
Expires: 11/17/2022
Rec'd: 1/26/2021
Energy Laboratories Inc 1120 So. 27th Street
Billings MT 59107

Honeywell

CERTIFICATE OF ANALYSIS

Honeywell Burdick & Jackson®
1953 South Harvey Street
Muskegon, MI 49442
Phone: (800) 368-0050
Fax: (231) 728-8226
lab.honeywell.com

Brand:	Research Chemicals - B&J
Product:	CS299AA-200
Lot No.:	EA342
Production Date:	17-Nov-2020
Best Before:	17-Nov-2022

Dichloromethane, Custom, Contains Amylene Preservative, >99.9%
for pesticide residue analysis

Parameter	Specification Min.	Max.	Result	Units
Water by Karl Fischer Titration		0.010	0.0016	%
UV Cutoff		233	230	nm
Refractive Index (20°C)	1.4236	1.4246	1.4241	
Residue		1	<0.5	mg/L
GC Analysis	99.9		>99.99	%
Acidity (as HCl)		1	<1	mg/L
Chloride		10	<10	mg/L
Electron Capture GC		10	<10	ng/L
Flame Ionization GC		5	<5	ppb
UV Absorbance @ 240 nm		0.100	0.0920	AU
UV Absorbance @ 250 nm		0.010	0.0099	AU
UV Absorbance @ 300 nm		0.005	0.0008	AU
UV Absorbance @ 400 nm		0.005	0.0028	AU

Honeywell
Quality Control Approval

Janna Dickinson

Muskegon 11/17/2020 LIMS Sample No.: AL03611

CERTIFIED WEIGHT REPORT

Part Number: 92180
Lot Number: 020221
Description: CLP Semi-Volatile Calibration Standard
64 components
Expiration Date: 020226
Recommended Storage: Freezer (0 °C)
Nominal Concentration (µg/mL): 1000
NIST Test ID#: 23060

Solvent: Methylene chloride **Lot#** 104929

Formulated By:	Eli Aloga	020221 DATE
Reviewed By:	Pedro L. Rentas	020221 DATE

5E-05 Balance Uncertainty

Weight(s) shown below were combined and diluted to (mL): 100.0 0.003 Flask Uncertainty

	Compound	(RM#) Part Number	Lot Number	Dil. Factor	Intial Vol. (mL)	Initial Conc.(ug/mL)	Nominal Conc (µg/mL)	Purity (%)	Uncertainty Purity (%)	Uncertainty Pipette (mL)	Target Weight(g)	Actual Weight(g)	Actual Conc (µg/mL)	Expanded Uncertainty (+/-) (µg/mL)	SDS Information (Solvent Safety Info. On Attached pg.) CAS#	OSHA PEL (TWA)	LD50
1.	2,2'-Oxybis(1-chloropropane)	(0078)	012016AR	NA	NA	NA	1000	98.9	0.2	NA	0.10112	0.10135	1002.3	4.2	108-60-1	N/A	orl-rat 240mg/kg
2.	Hexachlorobenzene	(0195)	051697	NA	NA	NA	1000	99	0.2	NA	0.10102	0.10121	1001.9	4.2	118-74-1	N/A	orl-rat 10g/kg
3.	bis(2-Chloroethoxy) methane	10111	011214	0.05	5.00	20018.4	1000	NA	NA	0.017	NA	NA	1000.8	8.0	111-91-1	N/A	N/A
4.	bis(2-Chloroethyl) ether	10111	011214	0.05	5.00	20012.4	1000	NA	NA	0.017	NA	NA	1000.5	8.0	111-44-4	15 ppm (90mg/m3/8H)(skin)	orl-rat 75mg/kg
5.	bis(2-Ethylhexyl) phthalate	10111	011214	0.05	5.00	20014.3	1000	NA	NA	0.017	NA	NA	1000.6	8.0	117-81-7	5mg/m3/8H	orl-rat 30600mg/kg
6.	4-Bromophenyl phenyl ether	10111	011214	0.05	5.00	20008.8	1000	NA	NA	0.017	NA	NA	1000.3	8.0	101-55-3	N/A	N/A
7.	Benzyl butyl phthalate	10111	011214	0.05	5.00	20011.3	1000	NA	NA	0.017	NA	NA	1000.5	8.0	85-68-7	N/A	orl-rat 2330mg/kg
8.	4-Chlorophenyl phenyl ether	10111	011214	0.05	5.00	20009.5	1000	NA	NA	0.017	NA	NA	1000.4	8.0	7005-72-3	N/A	N/A
9.	Diethyl phthalate	10111	011214	0.05	5.00	20013.6	1000	NA	NA	0.017	NA	NA	1000.6	8.0	84-66-2	5mg/m3/8H	orl-rat 8600mg/kg
10.	Dimethyl phthalate	10111	011214	0.05	5.00	20015.7	1000	NA	NA	0.017	NA	NA	1000.7	8.0	131-11-3	5mg/m3/8H	orl-rat 6900mg/kg
11.	Di-n-butyl phthalate	10111	011214	0.05	5.00	20011.6	1000	NA	NA	0.017	NA	NA	1000.5	8.0	84-74-2	5mg/m3/8H	orl-rat 8000mg/kg
12.	Di-n-octyl phthalate	10111	011214	0.05	5.00	20012.2	1000	NA	NA	0.017	NA	NA	1000.5	8.0	117-84-0	N/A	orl-rat 47000mg/kg
13.	N-Nitrosodimethylamine	10111	011214	0.05	5.00	20010.0	1000	NA	NA	0.017	NA	NA	1000.4	8.0	62-75-9	N/A	orl-rat 58mg/kg
14.	N-Nitrosodi-n-propylamine	10111	011214	0.05	5.00	20010.5	1000	NA	NA	0.017	NA	NA	1000.4	8.0	621-64-7	N/A	orl-rat 480mg/kg
15.	1,2-Diphenylhydrazine (as Azobenzene)	10112	042820	0.05	5.00	20003.9	1000	NA	NA	0.017	NA	NA	1000.1	8.1	103-33-3	N/A	orl-rat 1000mg/kg
16.	2-Chloronaphthalene	10112	042820	0.05	5.00	20002.3	1000	NA	NA	0.017	NA	NA	1000.0	8.0	91-58-7	N/A	orl-rat 2078mg/kg
17.	1,2-Dichlorobenzene	10112	042820	0.05	5.00	20005.4	1000	NA	NA	0.017	NA	NA	1000.2	8.0	95-50-1	50 ppm (300mg/m3) (CL)	orl-rat 500mg/kg
18.	1,3-Dichlorobenzene	10112	042820	0.05	5.00	20003.7	1000	NA	NA	0.017	NA	NA	1000.1	8.0	541-73-1	N/A	ipr-mus 1062mg/kg
19.	1,4-Dichlorobenzene	10112	042820	0.05	5.00	20005.4	1000	NA	NA	0.017	NA	NA	1000.2	8.0	106-46-7	75 ppm (450mg/m3/8H)	orl-rat 500mg/kg
20.	2,4-Dinitrotoluene	10112	042820	0.05	5.00	20003.3	1000	NA	NA	0.017	NA	NA	1000.1	8.1	121-14-2	1.5mg/m3/8H (skin)	orl-rat 268mg/kg
21.	2,6-Dinitrotoluene	10112	042820	0.05	5.00	20002.4	1000	NA	NA	0.017	NA	NA	1000.0	8.0	606-20-2	1.5mg/m3/8H (skin)	orl-rat 177mg/kg
22.	Hexachloro-1,3-butadiene	10112	042820	0.05	5.00	20009.4	1000	NA	NA	0.017	NA	NA	1000.4	12.4	87-68-3	0.02 ppm (0.24mg/m3/8H)	orl-rat 82mg/kg
23.	Hexachlorocyclopentadiene	10112	042820	0.05	5.00	20001.8	1000	NA	NA	0.017	NA	NA	1000.0	8.0	77-47-4	0.01 ppm (0.1mg/m3/8H)	orl-rat 1300mg/kg
24.	Hexachloroethane	10112	042820	0.05	5.00	20002.4	1000	NA	NA	0.017	NA	NA	1000.0	8.0	67-72-1	1 ppm (10mg/m3/8H)(skin)	orl-gpg 4070mg/kg
25.	Isophorone	10112	042820	0.05	5.00	20003.8	1000	NA	NA	0.017	NA	NA	1000.1	8.1	78-59-1	25 ppm	orl-rat 2330mg/kg
26.	Nitrobenzene	10112	042820	0.05	5.00	20004.9	1000	NA	NA	0.017	NA	NA	1000.1	8.0	98-95-3	1 ppm (5mg/m3/8H)(skin)	orl-rat 780mg/kg
27.	1,2,4-Trichlorobenzene	10112	042820	0.05	5.00	20002.0	1000	NA	NA	0.017	NA	NA	1000.0	8.0	120-82-1	5 ppm (CL) (40mg/m3)	orl-rat 756mg/kg
28.	o-Cresol (2-Methylphenol)	10114	081919	0.05	5.00	20010.2	1000	NA	NA	0.017	NA	NA	1000.4	8.0	95-48-7	5 ppm (22mg/m3/8H)(skin)	orl-rat 121mg/kg
29.	p-Cresol (4-Methylphenol)	10114	081919	0.05	5.00	20061.2	1000	NA	NA	0.017	NA	NA	1003.0	8.0	106-44-5	5 ppm (22mg/m3/8H)(skin)	orl-rat 207mg/kg
30.	2,4,5-Trichlorophenol	10114	081919	0.05	5.00	20023.2	1000	NA	NA	0.017	NA	NA	1001.1	8.0	95-95-4	N/A	orl-rat 820mg/kg
31.	4-Chloroaniline	10115	060512	0.05	5.00	20009.6	1000	NA	NA	0.017	NA	NA	1000.4	8.0	106-47-8	N/A	orl-rat 310mg/kg
32.	Dibenzofuran	10115	060512	0.05	5.00	20020.2	1000	NA	NA	0.017	NA	NA	1000.9	8.0	132-64-9	N/A	N/A
33.	2-Methylnaphthalene	10115	060512	0.05	5.00	20012.9	1000	NA	NA	0.017	NA	NA	1000.5	8.1	91-57-6	N/A	orl-rat 1630mg/kg
34.	2-Nitroaniline	10115	060512	0.05	5.00	20011.8	1000	NA	NA	0.017	NA	NA	1000.5	8.0	88-74-4	N/A	orl-rat 1600mg/kg
35.	3-Nitroaniline	10115	060512	0.05	5.00	20018.6	1000	NA	NA	0.017	NA	NA	1000.8	8.0	99-09-2	N/A	orl-rat 535mg/kg
36.	4-Nitroaniline	10115	060512	0.05	5.00	20014.9	1000	NA	NA	0.017	NA	NA	1000.6	8.0	100-01-6	1 ppm (6mg/m3/8H)(skin)	orl-rat 750mg/kg
37.	4-Chloro-3-methylphenol	10118	072120	0.05	5.00	20003.9	1000	NA	NA	0.017	NA	NA	1000.1	8.0	59-50-7	N/A	orl-rat 1830mg/kg
38.	2-Chlorophenol	10118	072120	0.05	5.00	20002.9	1000	NA	NA	0.017	NA	NA	1000.0	8.0	95-57-8	N/A	orl-rat 670mg/kg
39.	2,4-Dichlorophenol	10118	072120	0.05	5.00	20003.1	1000	NA	NA	0.017	NA	NA	1000.1	8.0	120-83-2	N/A	orl-rat 580mg/kg
40.	2,4-Dimethylphenol	10118	072120	0.05	5.00	20003.3	1000	NA	NA	0.017	NA	NA	1000.1	8.1	105-67-9	N/A	orl-rat 3200mg/kg
41.	2,4-Dinitrophenol	10118	072120	0.05	5.00	20001.8	1000	NA	NA	0.017	NA	NA	1000.0	8.0	51-28-5	N/A	orl-rat 30mg/kg
42.	4,6-Dinitro-2-methylphenol	10118	072120	0.05	5.00	20002.5	1000	NA	NA	0.017	NA	NA	1000.0	8.0	534-52-1	N/A	N/A
43.	2-Nitrophenol	10118	072120	0.05	5.00	20003.7	1000	NA	NA	0.017	NA	NA	1000.1	8.0	88-75-5	N/A	orl-rat 334mg/kg
44.	4-Nitrophenol	10118	072120	0.05	5.00	20002.0	1000	NA	NA	0.017	NA	NA	1000.0	8.0	100-02-7	N/A	orl-rat 250mg/kg
45.	Pentachlorophenol	10118	072120	0.05	5.00	20002.8	1000	NA	NA	0.017	NA	NA	1000.0	8.0	87-86-5	0.5mg/m3/8H (skin)	orl-rat 27mg/kg
46.	Phenol	10118	072120	0.05	5.00	20003.9	1000	NA	NA	0.017	NA	NA	1000.1	8.0	108-95-2	5 ppm (19mg/m3/8H)(skin)	orl-rat 317mg/kg
47.	2,4,6-Trichlorophenol	10118	072120	0.05	5.00	20004.2	1000	NA	NA	0.017	NA	NA	1000.1	8.0	88-06-2	N/A	orl-rat 820mg/kg
48.	Acenaphthene	10007	042420	0.50	50.00	2001.2	1000	NA	NA	0.018	NA	NA	1000.5	4.1	83-32-9	N/A	ipr-rat 600mg/kg
49.	Acenaphthylene	10007	042420	0.50	50.00	2000.2	1000	NA	NA	0.018	NA	NA	1000.0	4.2	208-96-8	N/A	N/A
50.	Anthracene	10007	042420	0.50	50.00	2000.3	1000	NA	NA	0.018	NA	NA	1000.1	4.1	120-12-7	0.2mg/m3 (8H)	ipr-mus 430mg/kg
51.	Benzo(a)anthracene	10007	042420	0.50	50.00	2001.3	1000	NA	NA	0.018	NA	NA	1000.6	4.2	56-55-3	N/A	N/A
52.	Benzo(a)pyrene	10007	042420	0.50	50.00	2000.0	1000	NA	NA	0.018	NA	NA	999.9	4.1	50-32-8	0.2mg/m3 (8H)	scu-rat 50mg/kg
53.	Benzo(b)fluoranthene	10007	042420	0.50	50.00	2000.9	1000	NA	NA	0.018	NA	NA	1000.4	4.1	205-99-2	N/A	N/A
54.	Benzo(k)fluoranthene	10007	042420	0.50	50.00	2001.2	1000	NA	NA	0.018	NA	NA	1000.5	4.1	207-08-9	N/A	N/A
55.	Benzo(g,h,i)perylene	10007	042420	0.50	50.00	2000.0	1000	NA	NA	0.018	NA	NA	999.9	4.1	191-24-2	N/A	N/A
56.	Carbazole	10007	042420	0.50	50.00	2000.3	1000	NA	NA	0.018	NA	NA	1000.0	4.2	86-74-8	N/A	ipr-mus 200mg/kg
57.	Chrysene	10007	042420	0.50	50.00	2000.8	1000	NA	NA	0.018	NA	NA	1000.3	4.2	218-01-9	0.2mg/m3	N/A
58.	Dibenzo(a,h)anthracene	10007	042420	0.50	50.00	2000.8	1000	NA	NA	0.018	NA	NA	1000.3	4.2	53-70-3	0.2mg/m3	N/A
59.	Fluoranthene	10007	042420	0.50	50.00	2000.3	1000	NA	NA	0.018	NA	NA	1000.1	4.2	206-44-0	N/A	orl-rat 2000mg/kg
60.	Fluorene	10007	042420	0.50	50.00	2000.9	1000	NA	NA	0.018	NA	NA	1000.3	4.2	86-73-7	N/A	ipr-mus 2 g/kg
61.	Indeno(1,2,3-cd)pyrene	10007	042420	0.50	50.00	2000.1	1000	NA	NA	0.018	NA	NA	1000.0	4.1	193-39-5	N/A	N/A
62.	Naphthalene	10007	042420	0.50	50.00	2000.9	1000	NA	NA	0.018	NA	NA	1000.4	4.1	91-20-3	10 ppm (50mg/m3/8H)	orl-rat 490mg/kg
63.	Phenanthrene	10007	042420	0.50	50.00	2000.9	1000	NA	NA	0.018	NA	NA	1000.4	4.1	85-01-8	0.2mg/m3/8H	orl-mus 700mg/kg
64.	Pyrene	10007	042420	0.50	50.00	2001.0	1000	NA	NA	0.018	NA	NA	1000.4	4.2	129-00-0	0.2mg/m3/8H	orl-rat 2700mg/kg

- The certified value is the concentration calculated from gravimetric and volumetric measurements unless otherwise stated.
- Standards are prepared gravimetrically using balances that are calibrated with weights traceable to NIST (see above).
- Standards are certified (+/-) 0.5% of the stated value, unless otherwise stated.
- All Standards, after opening ampule, should be stored with caps tight and under appropriate laboratory conditions.
- Uncertainty Reference: Taylor, B.N. and Kuyat, C.E., "Guidelines for Evaluating and Expressing the Uncertainty of NIST Measurement Result," NIST Technical Note 1297, U.S. Government Printing Office, Washington, DC, (1994).

ID #: 13539
Opened: _____
CLP Semi-Volatiel Calibration Standard
Expires: 2/2/2026
Rec'd: 2/5/2021
Energy Laboratories Inc 1120 So. 27th Street
Billings MT 59107

Method GC8MSD-2.M: Column:SBB-5 (30m X 0.25mm ID X 0.25µm film thickness) Temp 1 = 50°C (1min.), Temp 2 = 300°C (14 min.), Rate = 10°C/min., Injector B= 250°C, Detector B = 290°C, Split Ratio = 100:1, Scan Rate = 2. Analysis performed by Melissa Stonier.

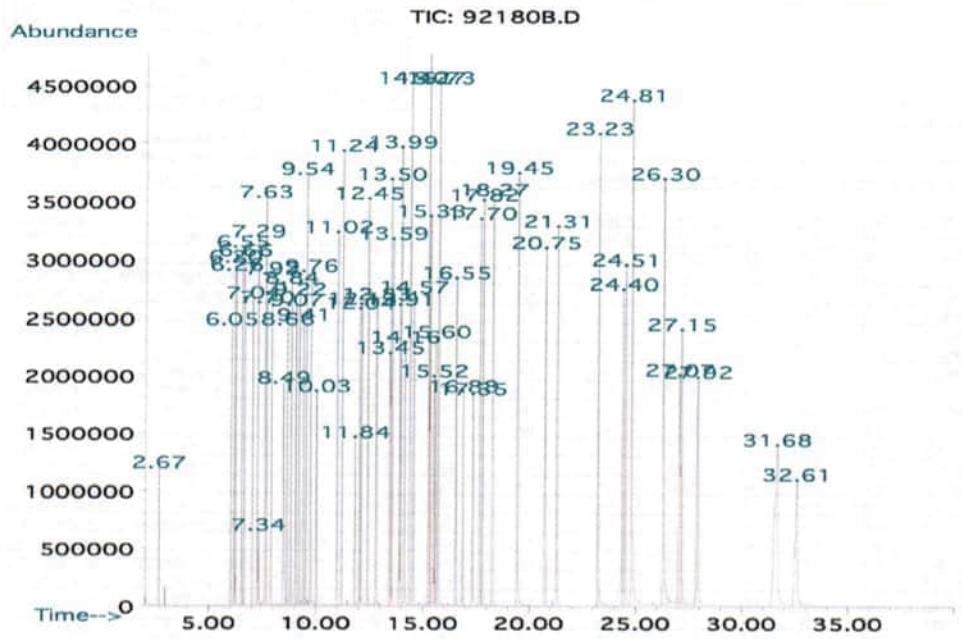

Peak No	Name	MSD RT (min.)
1	N-nitrosodimethylamine	2.67
2	Phenol	6.05
3	bis(2-Chloroethyl)ether	6.20
4	2-Chlorophenol	6.26
5	1,3-Dichlorobenzene	6.55
6	1,4-Dichlorobenzene	6.63
7	1,2-Dichlorobenzene	7.04
8	o-Cresol (2-methylphenol)	7.29
9	bis(2-Chloroisopropyl)ether	7.34
10	p-Cresol (4-methylphenol)/N-nitrosodi-n-propylamine	7.63
11	Hexachloroethane	7.70
12	Nitrobenzene	7.92
13	Isophorone	8.49
14	2-Nitrophenol	8.66
15	2,4-Dimethylphenol	8.84
16	bis(2-Chloroethoxy)methane	9.07
17	2,4-Dichlorophenol	9.22
18	1,2,4-Trichlorobenzene	9.41
19	Naphthalene	9.54
20	4-Chloroaniline	9.76
21	Hexachloro-1,3-butadiene	10.03
22	4-Chloro-3-methylphenol	11.02
23	2-Methylnaphthalene	11.24
24	Hexachlorocyclopentadiene	11.84
25	2,4,6-Trichlorophenol	12.04
26	2,4,5-Trichlorophenol	12.13
27	2-Chloronaphthalene	12.45
28	2-Nitroaniline	12.84
29	Dimethyl phthalate	13.45
30	Acenaphthylene	13.50
31	2,6-Dinitrotoluene	13.59
32	3-Nitroaniline	13.91
33	Acenaphthene	13.99
34	2,4-Dinitrophenol	14.16
35	Dibenzofuran/4-Nitrophenol	14.40
36	2,4-Dinitrotoluene	14.57
37	Diethyl phthalate/Fluorene	15.27
38	4-Chlorophenyl phenyl ether	15.33
39	4-Nitroaniline	15.52
40	4,6-Dinitro-2-methylphenol	15.60
41	Azobenzene	15.73
42	4-Bromophenyl phenyl ether	16.56
43	Hexachlorobenzene	16.89
44	Pentachlorophenol	13.35
45	Phenanthrene	17.70
46	Anthracene	17.82
47	Carbazole	18.27
48	Di-n-butyl phthalate	19.45
49	Fluoranthene	20.75
50	Pyrene	21.31
51	Benzyl butyl phthalate	23.23
52	Benzo(a)anthracene	24.40
53	Chrysene	24.51
54	bis(2-Ehtylhexyl)phthalate	24.82
55	Di-n-octyl phthalate	26.30
56	Benzo(b)fluoranthene	27.07
57	Benzo(k)fluoranthene	27.15
58	Benzo(a)pyrene	27.92
59	Indeno(1,2,3-cd)pyrene/Dibenz(a,h)anthracene	31.68
60	Benzo(g,h,i)perylene	32.61

RESTEK
110 Benner Circle
Bellefonte, PA 16823-8812
Tel: (800)356-1688
Fax: (814)353-1309

www.restek.com

CERTIFIED REFERENCE MATERIAL

Certificate of Analysis

ACCREDITED
ISO 17034 Accredited
Reference Material Producer
Certificate #3222.01

ACCREDITED
ISO/IEC 17025 Accredited
Testing Laboratory
Certificate #3222.02

FOR LABORATORY USE ONLY-READ SDS PRIOR TO USE.

This Reference Material is intended for Laboratory Use Only as a standard for the qualitative and/or quantitative determination of the analyte(s) listed.

Catalog No. : 31062 **Lot No.:** A0167670

Description : B/N Surrogate Mix (4/89 SOW)

Base Neutral Surrogate 4/89(SOW) 5000µg/mL, Methylene Chloride, 1mL/ampul

Container Size : 2 mL **Pkg Amt:** > 1 mL

Expiration Date : November 30, 2026 **Storage:** 10°C or colder

Handling: Sonicate prior to use. **Ship:** Ambient

CERTIFIED VALUES

Elution Order	Compound		Grav. Conc. (weight/volume)	Expanded Uncertainty (95% C.L.; K=2)	
1	Nitrobenzene-d5 **CAS #** 4165-60-0 **Purity** 99%	(Lot PR-29940B)	5,014.0 µg/mL	+/- 29.3583 µg/mL +/- 225.8621 µg/mL +/- 250.6163 µg/mL	Gravimetric Unstressed Stressed
2	2-Fluorobiphenyl **CAS #** 321-60-8 **Purity** 99%	(Lot 00019169)	5,019.6 µg/mL	+/- 29.3911 µg/mL +/- 226.1143 µg/mL +/- 250.8962 µg/mL	Gravimetric Unstressed Stressed
3	p-Terphenyl-d14 **CAS #** 1718-51-0 **Purity** 99%	(Lot PR-27278)	5,020.6 µg/mL	+/- 29.3967 µg/mL +/- 226.1576 µg/mL +/- 250.9442 µg/mL	Gravimetric Unstressed Stressed

Solvent: Methylene chloride
CAS # 75-09-2
Purity 99%

ID #: 13666
Opened:
B/N Surrogate Mix (4/89 SOW)
Expires: 11/30/2026
Rec'd: 3/19/2021
Energy Laboratories Inc 1120 So. 27th Street
Billings MT 59107

Tech Tips:
Due to the limited solubility of p-terphenyl-d14 in methanol, we do not recommend that this mixture be diluted in methanol.

Column:
30m x 0.25mm x 0.25µm
Rtx-5 (cat.#10223)

Carrier Gas:
hydrogen-constant pressure 10 psi.

Temp. Program:
75°C (hold 1 min.) to 330°C
@ 20°C/min. (hold 10 min.)

Inj. Temp:
250°C

Det. Temp:
330°C

Det. Type:
FID

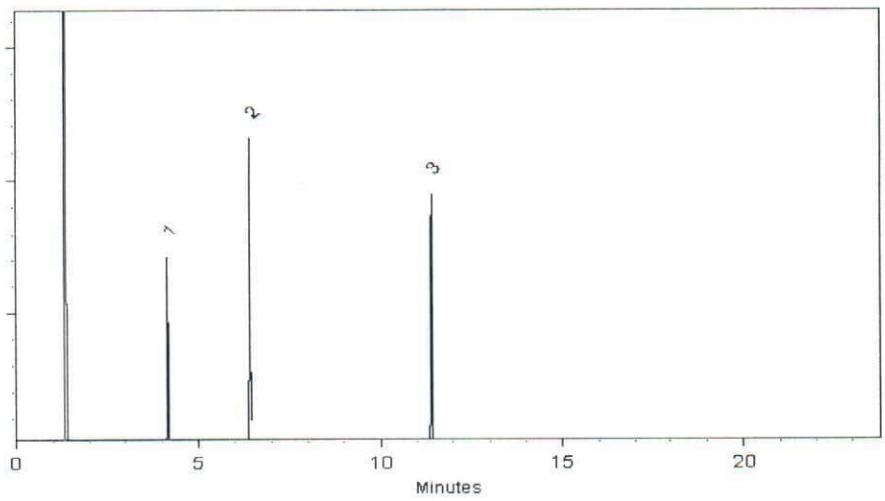

This chromatogram represents a general set of testing conditions chosen for product acceptance. For optimal results in your lab, conditions should be adjusted for your specific instrument, method, and application.

Katelyn McGinnl - Operations Tech I

Date Mixed: 30-Dec-2020 **Balance:** 1128353505

Alexis Shelow - Operations Tech I

Date Passed: 06-Jan-2021

Manufactured under Restek's ISO 9001:2015 Registered Quality System Certificate #FM 80397

General Certified Reference Material Notes

Expiration Notes:

- Expiration date valid for unopened ampul stored in compliance with the recommended conditions.
- Uncertainty, concentration, and expiration of the CRM are based on the unopened product being stored according to the recommended condition found in the storage field.

Purity Notes:

- Purity and/or chemical identity are determined by one or more of the following techniques: GC/FID, HPLC, GC/μECD, GC/MS, LC/MS, RI, and/or melting point.
- Compounds with a listed purity of less than 99% have been weight corrected to compensate for impurities and/or salts. A correction factor is used to calculate the amount of compound necessary to achieve the desired concentration of the parent compound in solution.
- Purity of isomeric compounds is reported as the sum of the isomers.
- Purity values are rounded to the nearest whole number.

Certified Uncertainty Value Notes:

- The uncertainties are determined in accordance with ISO 17034 and Guide 35. The certified combined stressed uncertainty value (includes gravimetric uncertainty, homogeneity between-ampul uncertainty, storage stability uncertainty and shipping stability uncertainty and were combined using the following formula:

$$U_{combined\ stressed} = k\sqrt{U^2_{gravimetric} + U^2_{homogeneity} + U^2_{storage\ stability} + U^2_{shipping\ stability}}$$

k is a coverage factor of 2, which gives a level of confidence of approximately 95%.

- It is important to note that the shipping stability uncertainty was obtained under temperature extremes for specific time intervals; therefore, the certified combined stressed uncertainty value should only be applied to the product if it was stored at non-standard temperature conditions up to and including 7 days. Contact Restek Technical Service at www.restek.com/Contact-Us for use recommendations if your shipment was in-transit for more than 7 days at non-standard temperature conditions.
- Apply the certified combined unstressed uncertainty value if the product was received under standard shipping conditions. Apply the certified combined stressed uncertainty value if the product was received under non-standard conditions as specified below.

Label Conditions	Standard Conditions	Non-Standard Conditions
25°C Nominal (Room Temperature)	< 60°C	≥ 60°C up to 7 days
10°C or colder (Refrigerate)	< 40°C	≥ 40°C up to 7 days
0°C or colder (Freezer) -20°C or colder (Deep Freezer)	< 25°C	≥ 25°C up to 7 days

- Separate (not combined) uncertainty values for gravimetric uncertainty are also displayed on the certificate, if needed, separate homogeneity between-ampul uncertainty, storage stability uncertainty and shipping stability uncertainty values are available by contacting Restek Technical Service at www.restek.com/Contact-Us.
- The packaged amount is the minimum sample size for which uncertainty is valid. The ampules are over-filled to ensure that the minimum packaged amount can be sufficiently transferred.

Manufacturing Notes:

- Concentration is based upon gravimetric preparation using either a balance whose calibration has been verified daily using NIST traceable weights, and/or dilutions with Class A glassware.

Handling Notes:

- Stability of the unopened product, when stored in compliance with the recommended conditions, is guaranteed through the expiration displayed on the product label and certificate. Contact Restek for additional opened product stability information, with the knowledge/understanding that open product stability is subject to the specific handling and environmental conditions to which the product is exposed. For your convenience Restek supplies deactivated vials with most standards packed in 2mL ampules. Larger volume deactivated vials are available through Restek as a custom ordered item. Additionally, Restek sells DMDCS for the purpose of glassware deactivation as catalog number 31861, which includes complete instructions.

Supelco®

www.sigmaaldrich.com

Certificate of Analysis - Certified Reference Material

EPA TCL Hazardous Substances Mix (12 cmpds)

Product no.:	47990-U
Lot no.:	LRAC9004
Expiry Date:	February 2024
Manufacturing Date:	February 2021
Storage:	Refrigerate
Solvent/Matrix:	Dichloromethane
Certificate version:	LRAC9004.01 *(Note: Certificates may be updated due to the availability of new data. Check our website at: www.sigma-aldrich.com for the most current version.)*

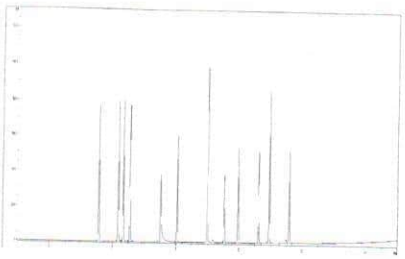

Certified Values:

Analyte	*Certified Value*	*Units*	*Raw Material Purity,%*	*Elution order*	*Raw Material Lot*
ANILINE CAS# 62-53-3	2022 ± 25	µg/mL	99.9	01	LA41596
BENZYL ALCOHOL CAS# 100-51-6	2022 ± 15	µg/mL	99.7	02	LB99705
2-METHYLPHENOL CAS# 95-48-7	2022 ± 14	µg/mL	99.9	03	LB91878
4-METHYLPHENOL CAS# 106-44-5	2022 ± 17	µg/mL	99.9	04	LB32518
BENZOIC ACID CAS# 65-85-0	2021 ± 27	µg/mL	98.8	05	442-137B
4-CHLOROANILINE CAS# 106-47-8	2022 ± 32	µg/mL	100.0	06	MKBZ6909V
2,4,5-TRICHLOROPHENOL CAS# 95-95-4	2022 ± 18	µg/mL	99.9	07	JS00008
2-METHYLNAPHTHALENE CAS# 91-57-6	2021 ± 11	µg/mL	98.2	08	LB97828
2-NITROANILINE CAS# 88-74-4	2022 ± 12	µg/mL	99.9	09	07411KN
3-NITROANILINE CAS# 99-09-2	2022 ± 15	µg/mL	99.9	10	LC09264
DIBENZOFURAN CAS# 132-64-9	2021 ± 10	µg/mL	98.8	11	LB78814
4-NITROANILINE CAS# 100-01-6	2022 ± 23	µg/mL	99.9	12	15609AA

ID #: 13691
Opened:
EPA TCL Hazardous Substances Mix (12 cmp
Expires: 2/28/2024
Rec'd: 3/26/2021
Energy Laboratories Inc 1120 So. 27th Street
Billings MT 59107

Sigma-Aldrich RTC, 2931 Soldier Springs Rd. Laramie, WY 82070, USA;
Tel. 1 307-742-5452; Fax 1 307-855-831-9211; www.sigmaaldrich.com
Sigma-Aldrich RTC is a subsidiary of Merck KGaA, Darmstadt, Germany.

Informational Values:

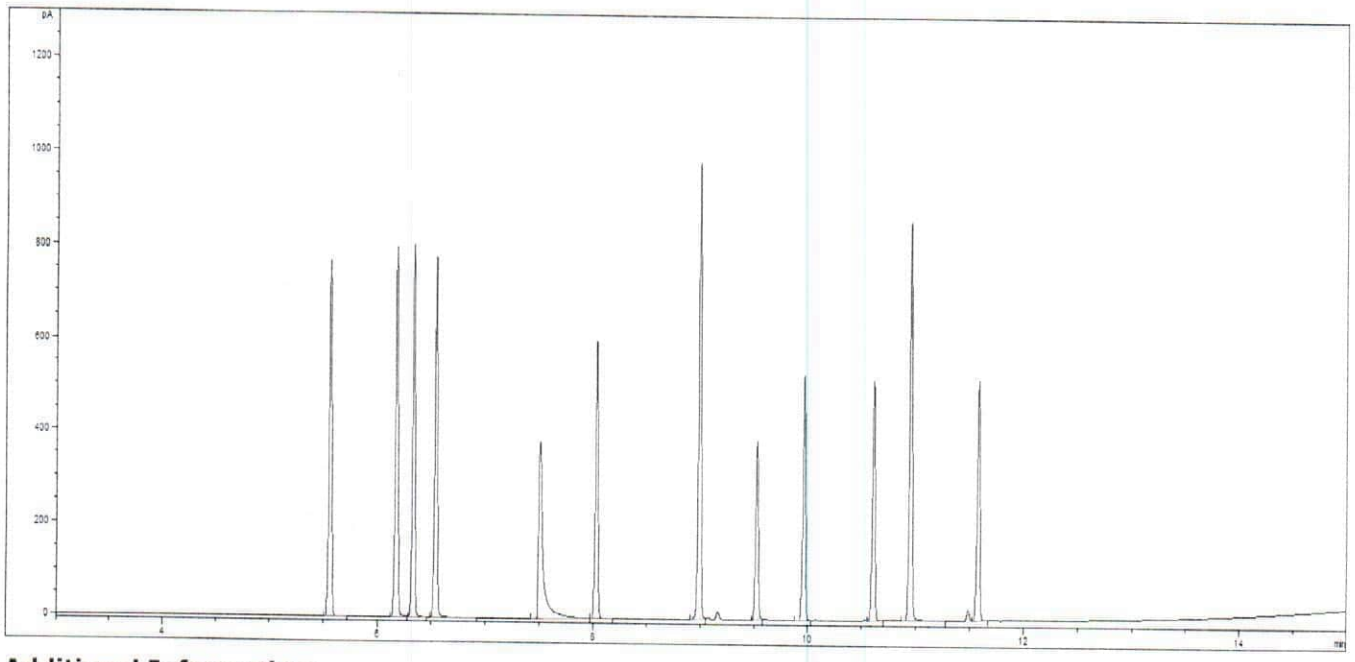

Additional Information:

Analytical Method Parameters:
Column: SPB-5, 30 m × 0.53 mm I.D., 1.5 µm film thickness (Column #214)
Carrier Gas: H2, Flow: 4.5 mL/min
Inlet Temperature: 240 °C, Injection Volume: 1 µL
Injection Mode: Split, Split Ratio: 25:1
Temperature Program: 80 °C (Hold 2 min) @ 15 °C/min to 280 °C (Hold 2 min)
Detector: FID
Detector Temperature: 310 °C

Metrological traceability:	Traceable to the SI and higher order standards from NIST through an unbroken chain of comparisons. The balance used to weigh raw materials is accurate to +/-0.0001 g and calibrated regularly using mass standards traceable to NIST. All dilutions were performed gravimetrically. Additionally, individual analytes are traceable to NIST SRMs where available and specified above.
Measurement method:	Where applicable, the assigned value is based on a purity determination by mass balance and gravimetrically prepared value.
Intended use:	Intended for R&D and Analytical Use only. Not for drug, household or other uses.
Minimum sample size:	1 µL
Packaging:	1 ML IN AMBER AMPULE
Instructions for handling and correct use:	Use on the as is basis. The internal pressure of the container may be slightly different from the atmospheric pressure at the user`s location. Open slowly and carefully to avoid dispersion of the material.
Health and safety information:	All chemical reference materials should be considered potentially hazardous and should be used only by qualified laboratory personnel. Please refer to the Safety Data Sheet for detailed information about the nature of any hazard and appropriate precautions to be taken.
Accreditation:	Sigma-Aldrich RTC is accredited by the US accreditation authority ANAB as a registered reference material producer AR-1470 in accordance with ISO 17034.
Certificate issue date:	26-Feb-2021

ANAB ACCREDITED ISO 17034 REFERENCE MATERIAL PRODUCER

Andy Ommen - QC Manager

Mark Pooler - QA Supervisor

Details on metrological traceability:

This standard has been gravimetrically prepared using balances that have been fully qualified and calibrated to ISO 17025 requirements. All calibrations utilize NIST traceable weights which are calibrated externally by a qualified ISO 17025 accredited calibration laboratory to NIST standards. Qualification of each balance includes the assignment of a minimum weighing by a qualified and ISO 17025 accredited calibration vendor taking into consideration the balance and installed environmental conditions to ensure compliance with USP tolerances of NMT 0.10% relative error. Fill volume to predetermined specifications is gravimetrically verified throughout the dispensing process using qualified and calibrated balances. Further traceability to a corresponding Primary Standard may be achieved through a direct comparison assay. Where a Primary Standard is available, the assay value will be included in the specified section of the COA.

Details on metrological traceability:

Ucrm - Uncertainty values in this document are expressed as Expanded Uncertainty (Ucrm) corresponding to the 95% confidence interval. Ucrm is derived from the combined standard uncertainty multiplied by the coverage factor k, which is obtained from a *t*-distribution and degrees of freedom. The components of combined standard uncertainty include the uncertainties due to characterization, homogeneity, long term stability, and short term stability (transport). The components due to stability are generally considered to be negligible unless otherwise indicated by stability studies. The mathematical

$$u_{CRM} = \sqrt{u_{char}^2 + u_{hom\ ogeneity}^2 + u_{stability}^2}$$

Homogeneity assessment:

Homogeneity was assessed in accordance with ISO Guide 35. Completed units were sampled using a random stratified sampling protocol. The results of chemical analysis were then compared by Single Factor Analysis of Variance (ANOVA). The uncertainty due to homogeneity was derived from the ANOVA. Heterogeneity was not detected under the conditions of the ANOVA.

Stability assessment:

Significance of the stability assessment will be demonstrated if the analytical result of the study and the range of values represented by the Expanded Uncertainty do not overlap the result of the original assay and the range of its values represented by the Expanded Uncertainty. The method employed will usually be the same method used to characterize the assay value in the initial

Certificate of analysis revision history:

Certificate version	Date	Reason for version
LRAC9004.01	26-Feb-2021	Original Release Date

Disclaimer: The purchaser is required to determine the suitability of this product for any particular application. Sigma-Aldrich RTC makes no warranty of any kind, express or implied, other than its products meet all quality control standards set by Sigma-Aldrich RTC. We do not guarantee that the product can be used for any particular application.

The vibrant M, Supelco, TraceCERT and Sigma-Aldrich are trademarks of Merck KGaA, Darmstadt, Germany or its affiliates. All other trademarks are the property of their respective owners. Detailed information on trademarks is available via publicly accessible resources. © 2018 Merck KGaA, Darmstadt, Germany and/or its affiliates. All Rights Reserved.

The life science business of Merck KGaA, Darmstadt, Germany operates as MilliporeSigma in the US and Canada.

Agilent

ID #: 13854
Opened: _____
Benzidines Standard
Expires: 4/30/2023
Rec'd: 5/14/2021
Energy Laboratories Inc 1120 So. 27th Street
Billings MT 59107

Certificate of Analysis

Product Name: Benzidines Standard

Product Number: US-290-1

Lot Number: 0006592783

Lot Issue Date: 03-Mar-2021

Expiration Date: 30-Apr-2023

Description:
This analytical reference material (RM) was manufactured and verified in accordance with an ISO 9001 registered quality system and analyte concentrations were verified by an ISO 17025 accredited laboratory. The concentration and uncertainty value at the 95% confidence level for each analyte, determined gravimetrically, is listed below.

Analyte	CAS#	Analyte Lot	Concentration ± Uncertainty
benzidine	000092-87-5	RM10200	2004 ± 10 µg/mL
3,3'-dichlorobenzidine	000091-94-1	RM12559	2001 ± 10 µg/mL

Matrix: methylene chloride (dichloromethane)

Storage Conditions: Store at Room Temperature (15° to 30°C).

Traceability:
The balances used for these measurements are calibrated with weights traceable to NIST in compliance with ANSI/NCSL Z540.3, ISO 9001, ISO 17025, and ISO 17034. Calibrated Class A glassware is used for volumetric measurements. Thermometers are calibrated against a NIST traceable thermometer in accordance with NIST Special Publication 1088.

Homogeneity:
This RM was unitized according to an in-house procedure and is guaranteed to be homogeneous. There is no minimum sub-sample size required.

Intended Use:
This RM is intended for the preparation of working reference samples for use in routine laboratory analyses, calibration of instruments, validation of analytical methods, assessments of measurement methods, and continuing calibration verification.

Instructions for Use:
Sample aliquots for analysis should be withdrawn at 20°C to 25°C immediately after opening the container and should be processed without delay for the certified values to be valid within the stated uncertainties.

Hazards:
Refer to the Safety Data Sheet on www.agilent.com for information regarding this RM.

Expiration of Certification:
The certification of this RM is valid until the expiration date specified above, provided the RM is handled and stored in accordance with the instructions given in this certificate. This certification is nullified if the RM is damaged, contaminated, or otherwise modified.

Maintenance of Certification:
If substantive changes are noted that affect the certification before the expiration of this certificate, Agilent will notify the purchaser.

Sample lot approver:

Monica Bourgeois
QMS Representative

ANAB ACCREDITED ISO17034 REFERENCE MATERIAL PRODUCER
ISO 17034 Cert No. AR-1936

RM was produced in accordance with the LRQA registered ISO 9001:2015 Quality Management System. Cert # 10303760
Page: 1 of 1

www.agilent.com/quality/
CSD-QA-015.1

ANAB ACCREDITED ISO/IEC 17025 TESTING LABORATORY
ISO 17025 Cert No. AT-1937

250 Smith Street North Kingstown, Rhode Island 02852 www.agilent.com/quality

Absolute Standards, Inc.
800-368-1131
www.absolutestandards.com

Certified Reference Material CRM

ANAB ISO 17034 Accredite
AR-1539 Certificate Numbe
https://Absolutestandards.cor

CERTIFIED WEIGHT REPORT

Part Number: **95230**
Lot Number: 050721
Description: Semi-Volatile Mix
11 components
Expiration Date: 050726
Recommended Storage: Refrigerate (4 °C)
Nominal Concentration (µg/mL): 2000
NIST Test ID#: 6UTB
Weight(s) shown below were combined and diluted to (mL): 50.0

Solvent(s): **Lot#**
Methylene chloride 105345

5E-05 Balance Uncertainty
0.058 Flask Uncertainty

Formulated By:	Prashant Chauhan	050721 DATE
Reviewed By:	Pedro L. Rentas	050721 DATE

	Compound	RM#	Lot Number	Nominal Conc (µg/mL)	Purity (%)	Uncertainty Purity	Target Weight (g)	Actual Weight (g)	Actual Conc(µg/mL)	Expanded Uncertainty (+/-) (µg/mL)	SDS Information (Solvent Safety Info. On Attached pg.) CAS#	OSHA PEL (TWA)	LD50
1.	Acetophenone	434	04511JX	2000	99	0.2	0.10106	0.10122	2003.1	9.6	98-86-2	N/A	orl-rat 815mg/kg
2.	Atrazine	23	BCBZ3835	2000	99.1	0.2	0.10096	0.10120	2004.7	9.6	1912-24-9	5mg/m3	orl-rat 1960mg/kg
3.	Benzaldehyde	1707	22496TMV	2000	99.5	0.2	0.10056	0.10073	2003.5	9.5	100-52-7	N/A	orl-rat 1300mg/kg
4.	Biphenyl	556	MKBS5244V	2000	99.5	0.2	0.10056	0.10070	2002.9	9.5	92-52-4	0.2 ppm(1mg/m3/8H)	orl-rat 2400mg/kg
5.	ε-Caprolactam	1695	MKBK9562V	2000	99	0.5	0.10106	0.10116	2001.9	20.8	105-60-2	1 mg/m3	orl-rat 1210 mg/kg
6.	n-Decane	106	00936AA	2000	99	0.2	0.10106	0.10116	2001.9	9.6	124-18-5	N/A	N/A
7.	2,3-Dichloroaniline	1131	05612AI	2000	99	0.2	0.10106	0.10121	2002.9	9.6	608-27-5	N/A	N/A
8.	n-Octadecane	971	MKCG6046	2000	100	0.2	0.10005	0.10015	2002.0	9.5	593-45-3	N/A	N/A
9.	alpha-Terpineol	1752	GG01	2000	95	0.2	0.10532	0.10545	2002.5	9.8	98-55-5	N/A	N/A
10.	1,2,4,5-Tetrachlorobenzene	274	10408AS	2000	98	0.2	0.10209	0.10220	2002.1	9.6	95-94-3	N/A	orl-rat 1500mg/kg
11.	2,3,4,6-Tetrachlorophenol	477	100317	2000	99.3	0.2	0.10076	0.10095	2003.8	9.5	58-90-2	N/A	orl-rat 140mg/kg

ID #: 13964
Opened:_____
Semi-Volatile Mix
Expires: 5/7/2026
Rec'd: 6/17/2021
Energy Laboratories Inc 1120 So. 27th Street
Billings MT 59107

- The certified value is the concentration calculated from gravimetric and volumetric measurements unless otherwise stated.
- Standards are prepared gravimetrically using balances that are calibrated with weights traceable to NIST (see above).
- Standards are certifed (+/-) 0.5% of the stated value, unless otherwise stated.
- All Standards, after opening ampule, should be stored with caps tight and under appropriate laboratory conditions.
- Uncertainty Reference: Taylor, B.N. and Kuyat, C.E., "Guidelines for Evaluating and Expressing the Uncertainty of NIST Measurement Result," NIST Technical Note 1297, U.S. Government Printing Office, Washington, DC, (1994).

TIC: 95230.D

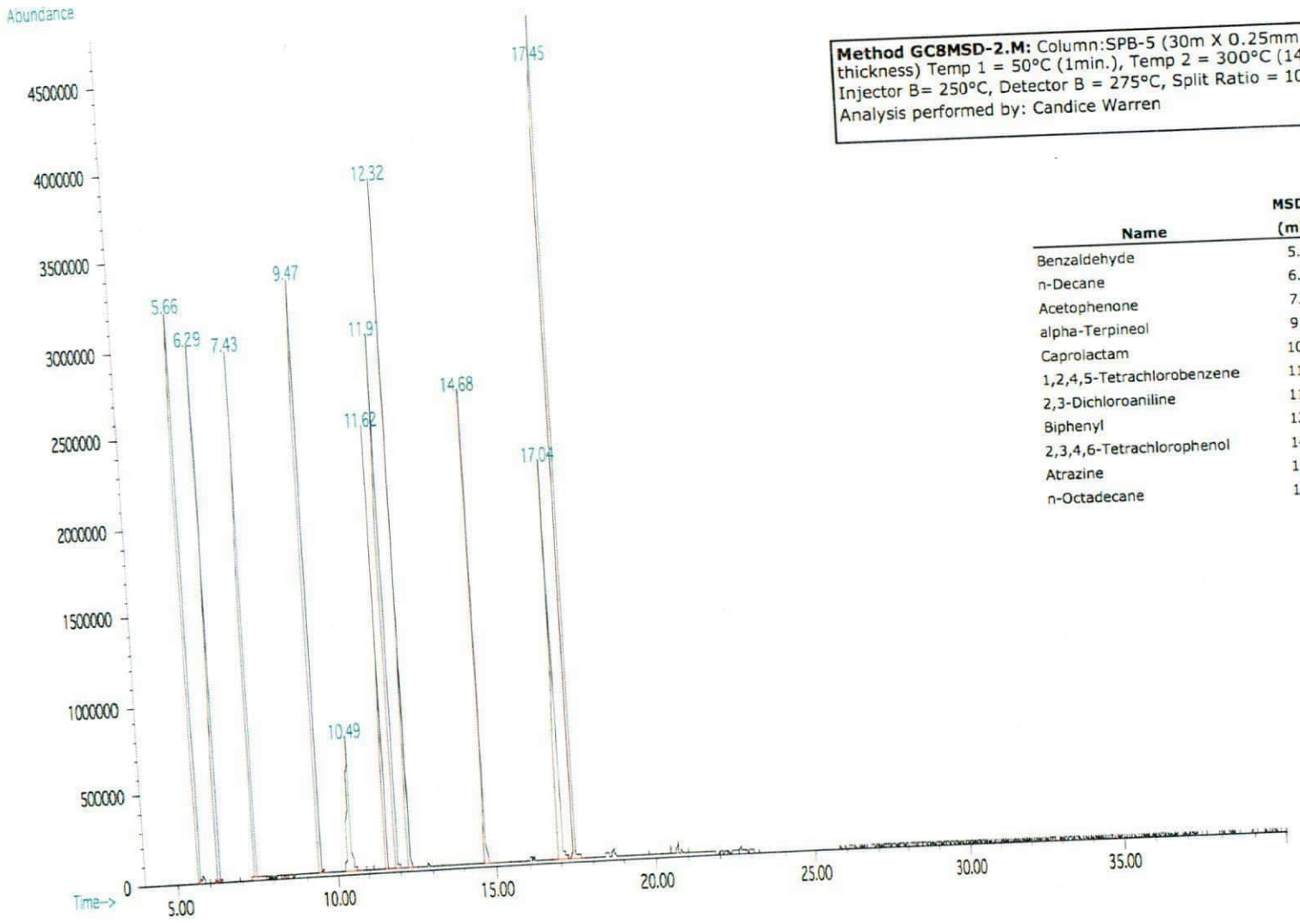

Method GC8MSD-2.M: Column:SPB-5 (30m X 0.25mm ID X 0.25µm film thickness) Temp 1 = 50°C (1min.), Temp 2 = 300°C (14min.), Rate = 10°C/min., Injector B= 250°C, Detector B = 275°C, Split Ratio = 100:1, Scan Rate = 2.
Analysis performed by: Candice Warren

Name	MSD RT (min.)
Benzaldehyde	5.66
n-Decane	6.29
Acetophenone	7.43
alpha-Terpineol	9.47
Caprolactam	10.49
1,2,4,5-Tetrachlorobenzene	11.62
2,3-Dichloroaniline	11.91
Biphenyl	12.32
2,3,4,6-Tetrachlorophenol	14.68
Atrazine	17.04
n-Octadecane	17.45

CHEM SERVICE INC

660 Tower Lane • P.O. Box 599 • West Chester, PA 19381-0599
1-800-452-9994 • 1-610-692-3026 • Fax 1-610-692-8729
info@chemservice.com • www.chemservice.com

CERTIFICATE OF ANALYSIS

Mixture #8-Internal Standards

CONCENTRATION	4000ug/ml in Methylene chloride
CATALOG NUMBER	M-PPHC8X12-1ML
LOT NUMBER	11925100
DATE CERTIFIED	06/09/21
EXPIRATION DATE	06/30/23
STORAGE	Store at room temperature (20 - 25 °C).
HANDLING	See Safety Data Sheet
INTENDED USE	For laboratoy use only.
ISO 17034:2016 CERTIFIED	[X]

ID	Analyte	CAS	Weight Analyte (mg)	Lot	Purity	Certified Concentration (ug/mL)
N-11000	Acenaphthene-d10	15067-26-2	804.000	00026778	99.5	3999.9
N-11467	Chrysene-d12	1719-03-5	809.700	00025144	99.5	4028.3
N-10217	1,4-Dichlorobenzene-d4	3855-82-1	804.000	00027328	99.5	3999.9
N-12645	Naphthalene-d8	1146-65-2	807.500	00029881	99.3	4009.2
N-12851	Perylene-d12	1520-96-3	805.100	00024295	99.5	4005.4
N-12856	Phenanthrene-d10	1517-22-2	808.700	00027331	99.0	4003.1

Analytical Test	Value
CONCENTRATION (GC/FID)	VERIFIED

ID #: 13968
Opened:
Mixture #8-Internal Standards
Expires: 6/30/2023
Rec'd: 6/18/2021
Energy Laboratories Inc 1120 So. 27th Street
Billings MT 59107

COA Form
Revision 3 (3/2015)

PJLA Testing
Accreditation #63329

Print Date: 06/14/21

660 Tower Lane • P.O. Box 599 • West Chester, PA 19381-0599
1-800-452-9994 • 1-610-692-3026 • Fax 1-610-692-8729
info@chemservice.com • www.chemservice.com

Instructions for Use:
Shake mixture prior to use. If particles are present, sonicate for homogeneity. If sample is diluted to lower concentrations, Class A volumetric glassware must be used.
Minimum Sample Size- 0.2 uL for Direct Injection.
Chem Service Inc. guarantees the expanded uncertainty of the above analytes to be +/- 2.0% of the certified concentrations based on gravimetric preparation. The test results published in this report were obtained using equipment capable of producing results that are traceable to NIST and through NIST to the International System of Units (SI). The reported expanded uncertainty of measurement is stated as the combined standard uncertainty of measurement multiplied by the coverage factor k (k=2) such that the coverage probability corresponds to approximately 95%. For certified reference materials, homogeneity and thermal stability testing are available upon request.

Certified By:

Mary Beth O'Donnell

Mary Beth O'Donnell
CSM/TC

PJLA
Testing
Accreditation #63520

660 Tower Lane • P.O. Box 599 • West Chester, PA 19381-0599
1-800-452-9994 • 1-610-692-3026 • Fax 1-610-692-8729
info@chemservice.com • www.chemservice.com

CERTIFICATE OF ANALYSIS

Gas Chromatography / Flame Ionization Detector (GC/FID)

Data file:	C:\CHEM32\1\DATA\2021 DATA\0621\M-PPHC8X12.D		
Sample name:	M-PPHC8X12		
Acq. method:	SCREEN-BACK.M		
Instrument:	GC3	**Location:**	201
Injection date:	6/9/2021 11:56:12 AM	**Injection Vol:**	1.000
Column name:	RTx-5MS (30m x 0.25mm x 0.5µm)	**# Of Injections:**	1

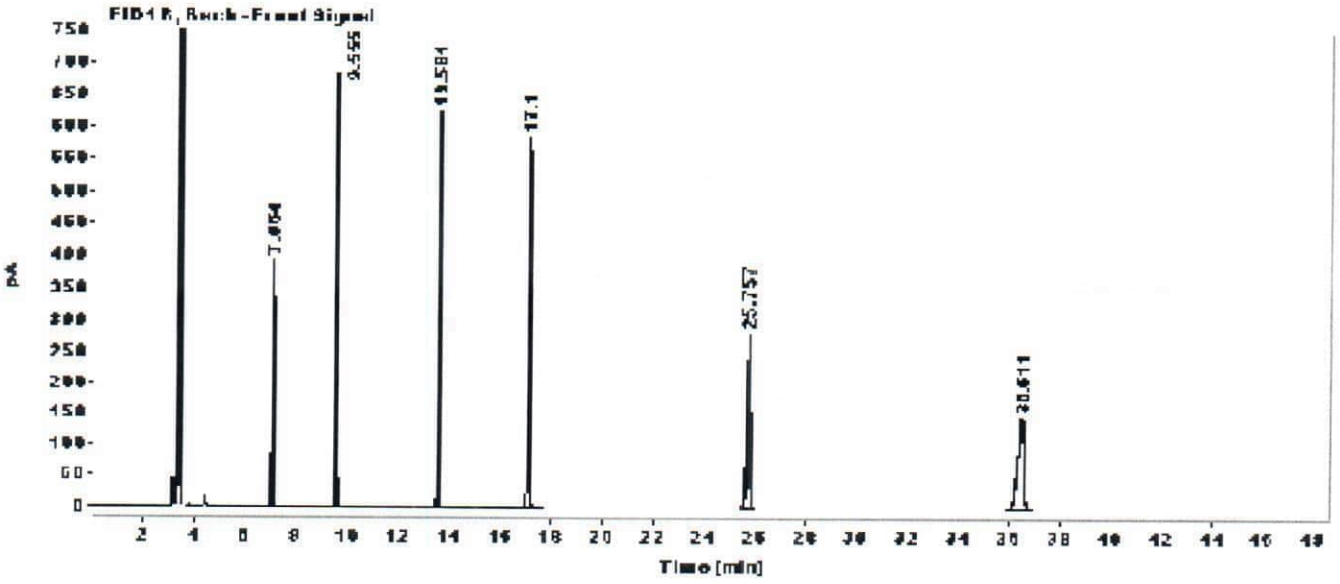

Signal: FID1 B, Back - Front Signal

RT [min]	Type	Width [min]	Area	Height	Area%
7.064	BB	0.0442	1119.2875	393.3396	8.4245
9.555	BV R	0.0512	2239.5649	684.7053	16.8565
13.581	BB	0.0598	2394.9761	624.3607	18.0262
17.100	BB	0.0685	2531.9221	584.9907	19.0569
25.757	BB	0.1314	2450.2429	284.7773	18.4422
36.511	BB	0.2375	2550.0964	149.1623	19.1937
		Sum	13286.0900		

PJLA Testing

125 Market Street
New Haven, CT 06513
USA

AccuStandard®

Tel (203)786-5290
Fax (203)786-5287
www.AccuStandard.com

CERTIFICATE OF ANALYSIS

Catalog No: S-14500-R2
Description: Custom Semi-Volatile Standard
Lot: 220021255-02
Solvent: Dichloromethane
Hazards: *Refer to SDS for complete safety information*

Signal Word: Warning

Date Certified: Aug 31, 2021
Expiration: Oct 1, 2022
Sample Size: 1 mL
Components: 10
Storage Condition: Freeze (<-10 °C)/Sonicate

Certified Reference Material

ANAB ACCREDITED REFERENCE MATERIAL PRODUCER AR-1463

ilac-MRA

Component	CAS #	Purity % (GC/MS)	Prepared Concentration² (µg/mL)	Certified Analyte Concentration¹ (µg/mL)
Pyridine	110-86-1	98.7	2026	2000
4-Chlorophenol	106-48-9	100.0	2019	2019
1-Methylnaphthalene	90-12-0	98.5	2003	1973
N-Nitrosodiphenylamine	86-30-6	100.0	2022	2022
4-Chloro-2-methylphenol	1570-64-5	97.0	2069*	2007
Benzoic acid	65-85-0	99.5	2010	2000
Aniline	62-53-3	98.0	2002	1962
Benzyl alcohol	100-51-6	99.9	2011	2009
Triallate	2303-17-5	99.9	2013	2011
o-Terphenyl	84-15-1	99.9	2019	2017

ID #: 14279
Opened:
Custom Semi-Volatile Standard
Expires: 10/1/2022
Rec'd: 9/16/2021
Energy Laboratories Inc 1120 So. 27th Street
Billings MT 59107

This Certified Reference Material was verified in accordance with ISO/IEC 17025

* Weight compensated to 100% purity.

A product with a suffix (-1A, -2B, etc. or -01, -02, etc.) on its lot number has had its expiration date extended and is identical to the same lot number without the suffix.

² All weights are traceable through NIST, Test No. 684/289871-17

¹ Certified Analyte Concentration = Purity x Prepared Concentration.

The Uncertainty associated with the certified concentration reported on this certificate is ±2.4%. This value is the combined expanded uncertainty and represents an estimated standard deviation equal to the positive square root of the total variation of the uncertainty of components. A normal distribution is assumed and a coverage factor of K=2 is chosen using approximately a 95% confidence level.

Labels and certificates follow U.S. Conventions in reporting numerical values: A comma (,) is used to separate units of one-thousand or greater. A period (.) is used as a decimal place marker.

The information on this certificate may not be reproduced without the express permission of the manufacturer. See reverse side for additional information

Hazard Information: Please refer to the SDS for information regarding the hazards associated with using this material.

This product was prepared according to in-house procedures and is guaranteed to be homogeneous.

Certified By: Larry Decker, Organic QC Manager

Page 1 of 1

For use in routine laboratory analysis.

125 Market Street
New Haven, CT 06513
USA

AccuStandard®

Tel (203)786-5290
Fax (203)786-5287
www.AccuStandard.com

CERTIFICATE OF ANALYSIS

Catalog No: Z-014F
Description: Benzidine & 3,3'-Dichlorobenzidine
Lot: 220041353
Solvent: Methanol
Hazards: *Refer to SDS for complete safety information*

Signal Word: Danger

Date Certified: May 1, 2020
Expiration: May 1, 2024
Sample Size: 1 mL
Components: 2
Storage Condition: Ambient (>5 °C)

Certified Reference Material

ANAB ACCREDITED INTERNATIONAL PRODUCER AR-1463
ANAB ACCREDITED TESTING LABORATORY AT-1339
ilac-MRA

Component	CAS #	Purity % (GC/MS)	Prepared Concentration² (µg/mL)	Certified Analyte Concentration¹ (µg/mL)
Benzidine **	92-87-5	99.9	2004	2002
3,3'-Dichlorobenzidine **	91-94-1	100.0	2001	2001

ID #: 12839
Opened:_____
Benzidine & 3,3'-Dichlorobenzidine
Expires: 5/1/2024
Rec'd: 7/7/2020
Energy Laboratories Inc 1120 So. 27th Street
Billings MT 59107

**Benzidine and 3,3'-Dichlorobenzidine are subject to oxidative degradation

**Benzidine and 3,3'-Dichlorobenzidine are subject to oxidative degredation

A product with a suffix (-1A, -2B, etc. or -01, -02, etc.) on its lot number has had its expiration date extended and is identical to the same lot number without the suffix.

² All weights are traceable through NIST, Test No. 684/289871-17

¹ Certified Analyte Concentration = Purity x Prepared Concentration.

The Uncertainty associated with the certified concentration reported on this certificate is ±2.4%. This value is the combined expanded uncertainty and represents an estimated standard deviation equal to the positive square root of the total variation of the uncertainty of components. A normal distribution is assumed and a coverage factor of K=2 is chosen using approximately a 95% confidence level.

Labels and certificates follow U.S. Conventions in reporting numerical values: A comma (,) is used to separate units of one-thousand or greater. A period (.) is used as a decimal place marker.

The information on this certificate may not be reproduced without the express permission of the manufacturer. See reverse side for additional information

Certified By: _____
Larry Decker, Organic QC Manager

For use in routine laboratory analysis.

AccuStandard is accredited to ISO 17034, ISO/IEC 17025 and certified to ISO 9001:2015

QR-ORG/INO-001
Rev. 5/18

125 Market Street
New Haven, CT 06513
USA

AccuStandard®

Tel (203)786-5290
Fax (203)786-5287
www.AccuStandard.com

CERTIFICATE OF ANALYSIS

Catalog No: Z-014F
Description: Benzidine & 3,3'-Dichlorobenzidine
Lot: 220041353
Solvent: Methanol

Date Certified: May 1, 2020
Expiration: May 1, 2024
Sample Size: 1 mL
Components: 2

T-TEST

AccuStandard, Inc.
Statistical Report for CLP (SOW 1991)
1-May-2020

QR-QCO-003 rev. 1/16

Peak #	Component	Z-014F 220041353 Run #1	Run #2	Run #3	Run #4	Mean	Std Dev	% RSD	Z-014F 220031213 Run #1	Run #2	Run #3	Run #4	Mean	Std Dev	% RSD	NOTES: L-025 test	CI 220041353 Component	CI	# of Runs	10 % error check of Conc. means
1	Benzidine (92-87-5)	90	83	79	75	83	5.45	6.60%	84	84	80	76	81	3.83	4.73%	0.45	20.7	21.9	4	2000	2 %
2	3,3'-Dichlorobenzidine (91-94-1)	104	96	93	91	96	5.72	5.95%	98	99	94	89	95	4.27	4.51%	0.55	20.9	15.8	4	2000	1 %

AccuStandard

For use in routine laboratory analysis.

AccuStandard is accredited to ISO 17034, ISO/IEC 17025 and certified to ISO 9001:2015

QR-ORG/INO-001
Rev. 5/18

125 Market Street
New Haven, CT 06513
USA

AccuStandard®

Tel (203)786-5290
Fax (203)786-5287
www.AccuStandard.com

CERTIFICATE OF ANALYSIS

Catalog No: Z-014F
Description: Benzidine & 3,3'-Dichlorobenzidine
Lot: 220041353
Solvent: Methanol

Date Certified: May 1, 2020
Expiration: May 1, 2024
Sample Size: 1 mL
Components: 2

Chromatogram

```
File       :D:\MassHunter\GCMS\1\DATA\043020\14-  220041353.D
Operator   : Organic QC Lab
Acquired   : 30 Apr 2020  17:16     using AcqMethod CHICK_2019_S100.M
Instrument :   GCMS 6
Sample Name: Z-014F  (220041353)
Misc Info  : Z-014F @2000ug/mL in Methanol
Vial Number: 138
```

AccuStandard®
Leader in Analytical Reference Standards

Column: . DB-5MS, 30m, 0.25 ID, 0.25 um
Oven Program: 80c 17c/min to 340c, 8min
GC Parameters: Cons. Split, 12psi constant flow
Split 100:1, 1uL inj.; GC/MS; INJ 270c

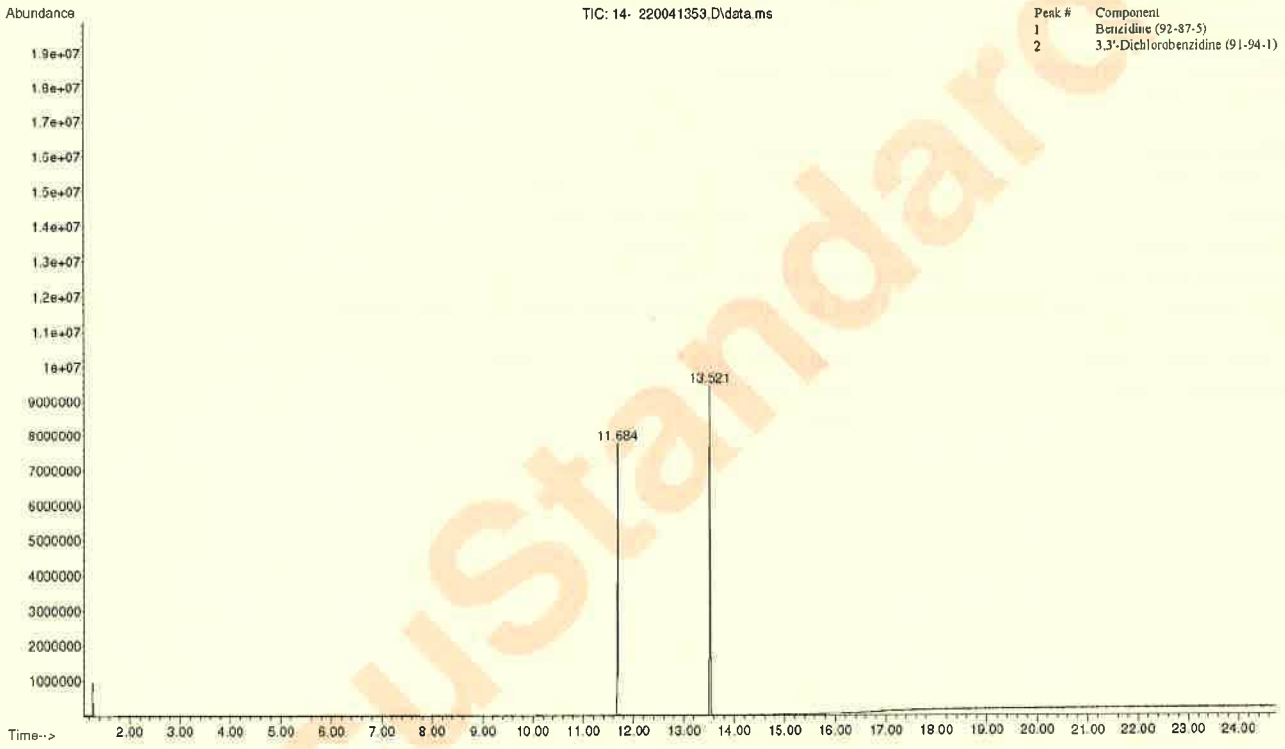

Peak #	Component
1	Benzidine (92-87-5)
2	3,3'-Dichlorobenzidine (91-94-1)

AccuStandard

For use in routine laboratory analysis.

AccuStandard is accredited to ISO 17034, ISO/IEC 17025 and certified to ISO 9001:2015

QR-ORG/INO-001
Rev. 5/18

125 Market Street
New Haven, CT 06513
USA

AccuStandard®

Tel (203)786-5290
Fax (203)786-5287
www.AccuStandard.com

CERTIFICATE OF ANALYSIS

Catalog No: Z-014F
Description: Benzidine & 3,3'-Dichlorobenzidine
Lot: 220041353
Solvent: Methanol

Date Certified: May 1, 2020
Expiration: May 1, 2024
Sample Size: 1 mL
Components: 2

RAW DATA

```
Data Path : D:\MassHunter\GCMS\1\DATA\043020\
Data File : 14-  220041353.D
Acq On    : 30 Apr 20  05:16 pm
Operator  : Organic QC Lab
Sample    : Z-014F  (220041353)
Misc      : Z-014F @2000ug/mL in Methanol
ALS Vial  : 138   Sample Multiplier: 1

Integration Parameters: events.e
Integrator: ChemStation

Method    : D:\MassHunter\GCMS\1\methods\CHICK_2019.M
Title     :

Signal      : TIC: 14-  220041353.D\data.ms
```

Peak #	R.T. min	first scan	max scan	last scan	PK TY	peak height	corr. area	corr. % max.	% of total
1	11.684	2371	2386	2399	PV	7555441	90932217	86.94%	46.506%
2	13.521	2790	2799	2825	BB	9071921	104594086	100.00%	53.494%

For use in routine laboratory analysis.

AccuStandard is accredited to ISO 17034, ISO/IEC 17025 and certified to ISO 9001:2015

QR-ORG/INC-001
Rev. 5/18

ANALYTICAL SUMMARY REPORT

March 04, 2022

AECOM - Honolulu
1001 Bishop Street, Suite 1600
Honolulu HI, 96813-3698

Work Order: B22021435 Quote ID: 5912

Project Name: CV18F0126, 60571032.02.46.01

Energy Laboratories Inc Billings MT received the following 36 samples from AECOM - Honolulu on 2/21/2022 for analysis.

Lab ID	Client Sample ID	Collect Date	Received Date	Matrix	Test
B22021435-001	ERH2542 (OWDFMW07A)	02/17/22 13:15	02/21/2022	Ground Water	Metals Digestion by SW3010A DRO-Liquid-Liquid Extraction SW3520C Low Level PAH by 8270C SIM SW8270CSIM Separatory Funnel SW3510C Liquid-Liquid Ext. Carbon, Total Organic SW9060A Metals by ICP-MS, Dissolved SW6020 Metals by ICP-MS, Total SW6020 8260-Volatile Organic Compounds-Short List SW8260B EDB in Water by ECD SW8011 Gasoline Range Organics SW8015C Diesel Range Organics SW8015C Headspace Gas Analysis SW8015M Semi-Volatile Organic Compounds, Extended List SW8270C SW8011 Microextraction
B22021435-002	ERH2541 (Trip Blank) 14833	02/17/22 13:15	02/21/2022	Trip Blank	8260-Volatile Organic Compounds-Short List SW8260B
B22021435-003	ERH2541 (Trip Blank) 14754	02/17/22 13:15	02/21/2022	Trip Blank	Gasoline Range Organics SW8015C
B22021435-004	ERH2541 (Trip Blank) 14733	02/17/22 13:15	02/21/2022	Trip Blank	EDB in Water by ECD SW8011 SW8011 Microextraction
B22021435-005	ERH2541 (Trip Blank) 14808	02/17/22 13:15	02/21/2022	Trip Blank	Headspace Gas Analysis SW8015M

ANALYTICAL SUMMARY REPORT

B22021435-006	ERH2544 (OWDFMW08A)	02/16/22 16:30	02/21/2022	Ground Water	Metals Digestion by SW3010A DRO-Liquid-Liquid Extraction SW3520C Low Level PAH by 8270C SIM SW8270CSIM Separatory Funnel SW3510C Liquid-Liquid Ext. Carbon, Total Organic SW9060A Metals by ICP-MS, Dissolved SW6020 Metals by ICP-MS, Total SW6020 8260-Volatile Organic Compounds-Short List SW8260B EDB in Water by ECD SW8011 Gasoline Range Organics SW8015C Diesel Range Organics SW8015C Headspace Gas Analysis SW8015M Semi-Volatile Organic Compounds, Extended List SW8270C SW8011 Microextraction
B22021435-007	ERH2545 (OWDFMW08A)	02/16/22 16:30	02/21/2022	Ground Water	DRO-Liquid-Liquid Extraction SW3520C Low Level PAH by 8270C SIM SW8270CSIM Separatory Funnel SW3510C Liquid-Liquid Ext. 8260-Volatile Organic Compounds-Short List SW8260B Gasoline Range Organics SW8015C Diesel Range Organics SW8015C Semi-Volatile Organic Compounds, Extended List SW8270C
B22021435-008	ERH2543 (Trip Blank) 14833	02/16/22 16:30	02/21/2022	Trip Blank	8260-Volatile Organic Compounds-Short List SW8260B
B22021435-009	ERH2543 (Trip Blank) 14754	02/16/22 16:30	02/21/2022	Trip Blank	Gasoline Range Organics SW8015C
B22021435-010	ERH2543 (Trip Blank) 14733	02/16/22 16:30	02/21/2022	Trip Blank	EDB in Water by ECD SW8011 SW8011 Microextraction
B22021435-011	ERH2543 (Trip Blank) 14808	02/16/22 16:30	02/21/2022	Trip Blank	Headspace Gas Analysis SW8015M

ANALYTICAL SUMMARY REPORT

B22021435-012	ERH2547 (RHMW19)	02/17/22 12:25	02/21/2022	Ground Water	Metals Digestion by SW3010A DRO-Liquid-Liquid Extraction SW3520C Low Level PAH by 8270C SIM SW8270CSIM Separatory Funnel SW3510C Liquid-Liquid Ext. Carbon, Total Organic SW9060A Metals by ICP-MS, Dissolved SW6020 Metals by ICP-MS, Total SW6020 8260-Volatile Organic Compounds-Short List SW8260B EDB in Water by ECD SW8011 Gasoline Range Organics SW8015C Diesel Range Organics SW8015C Headspace Gas Analysis SW8015M Semi-Volatile Organic Compounds, Extended List SW8270C SW8011 Microextraction
B22021435-013	ERH2546 (Trip Blank) 14833	02/17/22 12:25	02/21/2022	Trip Blank	8260-Volatile Organic Compounds-Short List SW8260B
B22021435-014	ERH2546 (Trip Blank) 14754	02/17/22 12:25	02/21/2022	Trip Blank	Gasoline Range Organics SW8015C
B22021435-015	ERH2546 (Trip Blank) 14733	02/17/22 12:25	02/21/2022	Trip Blank	EDB in Water by ECD SW8011 SW8011 Microextraction
B22021435-016	ERH2546 (Trip Blank) 14808	02/17/22 12:25	02/21/2022	Trip Blank	Headspace Gas Analysis SW8015M
B22021435-017	ERH2549 (RHMW01R)	02/16/22 15:30	02/21/2022	Ground Water	Metals Digestion by SW3010A DRO-Liquid-Liquid Extraction SW3520C Low Level PAH by 8270C SIM SW8270CSIM Separatory Funnel SW3510C Liquid-Liquid Ext. Carbon, Total Organic SW9060A Metals by ICP-MS, Dissolved SW6020 Metals by ICP-MS, Total SW6020 8260-Volatile Organic Compounds-Short List SW8260B EDB in Water by ECD SW8011 Gasoline Range Organics SW8015C Diesel Range Organics SW8015C Headspace Gas Analysis SW8015M Semi-Volatile Organic Compounds, Extended List SW8270C SW8011 Microextraction
B22021435-018	ERH2548 (Trip Blank) 14833	02/16/22 15:30	02/21/2022	Trip Blank	8260-Volatile Organic Compounds-Short List SW8260B

ANALYTICAL SUMMARY REPORT

B22021435-019	ERH2548 (Trip Blank) 14754	02/16/22 15:30	02/21/2022	Trip Blank	Gasoline Range Organics SW8015C
B22021435-020	ERH2548 (Trip Blank) 14733	02/16/22 15:30	02/21/2022	Trip Blank	EDB in Water by ECD SW8011 SW8011 Microextraction
B22021435-021	ERH2548 (Trip Blank) 14808	02/16/22 15:30	02/21/2022	Trip Blank	Headspace Gas Analysis SW8015M
B22021435-022	ERH2551 (RHMW2254-01 Bailer)	02/17/22 13:40	02/21/2022	Ground Water	Metals Digestion by SW3010A DRO-Liquid-Liquid Extraction SW3520C Low Level PAH by 8270C SIM SW8270CSIM Separatory Funnel SW3510C Liquid-Liquid Ext. Carbon, Total Organic SW9060A Metals by ICP-MS, Dissolved SW6020 Metals by ICP-MS, Total SW6020 8260-Volatile Organic Compounds-Short List SW8260B EDB in Water by ECD SW8011 Gasoline Range Organics SW8015C Diesel Range Organics SW8015C Headspace Gas Analysis SW8015M Semi-Volatile Organic Compounds, Extended List SW8270C SW8011 Microextraction
B22021435-023	ERH2550 (Trip Blank) 14754	02/17/22 13:40	02/21/2022	Trip Blank	8260-Volatile Organic Compounds-Short List SW8260B
B22021435-024	ERH2550 (Trip Blank) 14833	02/17/22 13:40	02/21/2022	Trip Blank	Gasoline Range Organics SW8015C
B22021435-025	ERH2550 (Trip Blank) 14733	02/17/22 13:40	02/21/2022	Trip Blank	EDB in Water by ECD SW8011 SW8011 Microextraction
B22021435-026	ERH2550 (Trip Blank) 14732	02/17/22 13:40	02/21/2022	Trip Blank	Headspace Gas Analysis SW8015M

ANALYTICAL SUMMARY REPORT

B22021435-027	ERH2553 (RHMW2254-01 Low Flow)	02/17/22 14:30	02/21/2022	Ground Water	Metals Digestion by SW3010A DRO-Liquid-Liquid Extraction SW3520C Low Level PAH by 8270C SIM SW8270CSIM Separatory Funnel SW3510C Liquid-Liquid Ext. Carbon, Total Organic SW9060A Metals by ICP-MS, Dissolved SW6020 Metals by ICP-MS, Total SW6020 8260-Volatile Organic Compounds-Short List SW8260B EDB in Water by ECD SW8011 Gasoline Range Organics SW8015C Diesel Range Organics SW8015C Headspace Gas Analysis SW8015M Semi-Volatile Organic Compounds, Extended List SW8270C SW8011 Microextraction
B22021435-028	ERH2552 (Trip Blank) 14733	02/17/22 14:30	02/21/2022	Trip Blank	8260-Volatile Organic Compounds-Short List SW8260B
B22021435-029	ERH2552 (Trip Blank) 14754	02/17/22 14:30	02/21/2022	Trip Blank	Gasoline Range Organics SW8015C
B22021435-030	ERH2552 (Trip Blank) 14733	02/17/22 14:30	02/21/2022	Trip Blank	EDB in Water by ECD SW8011 SW8011 Microextraction
B22021435-031	ERH2552 (Trip Blank) 14732	02/17/22 14:30	02/21/2022	Trip Blank	Headspace Gas Analysis SW8015M
B22021435-032	ERH2555 (Sump Audit 3)	02/17/22 15:40	02/21/2022	Ground Water	Metals Digestion by SW3010A DRO-Liquid-Liquid Extraction SW3520C Low Level PAH by 8270C SIM SW8270CSIM Separatory Funnel SW3510C Liquid-Liquid Ext. Carbon, Total Organic SW9060A Metals by ICP-MS, Dissolved SW6020 Metals by ICP-MS, Total SW6020 8260-Volatile Organic Compounds-Short List SW8260B EDB in Water by ECD SW8011 Gasoline Range Organics SW8015C Diesel Range Organics SW8015C Headspace Gas Analysis SW8015M Semi-Volatile Organic Compounds, Extended List SW8270C SW8011 Microextraction
B22021435-033	ERH2554 (Trip Blank) 14833	02/17/22 15:40	02/21/2022	Trip Blank	8260-Volatile Organic Compounds-Short List SW8260B

ANALYTICAL SUMMARY REPORT

B22021435-034	ERH2554 (Trip Blank) 14754	02/17/22 15:40	02/21/2022	Trip Blank	Gasoline Range Organics SW8015C
B22021435-035	ERH2554 (Trip Blank) 14733	02/17/22 15:40	02/21/2022	Trip Blank	EDB in Water by ECD SW8011 SW8011 Microextraction
B22021435-036	ERH2554 (Trip Blank) 14808	02/17/22 15:40	02/21/2022	Trip Blank	Headspace Gas Analysis SW8015M

The analyses presented in this report were performed by Energy Laboratories, Inc., 1120 S 27th St., Billings, MT 59101, unless otherwise noted. Any exceptions or problems with the analyses are noted in the report package. Any issues encountered during sample receipt are documented in the Work Order Receipt Checklist.

The results as reported relate only to the item(s) submitted for testing. This report shall be used or copied only in its entirety. Energy Laboratories, Inc. is not responsible for the consequences arising from the use of a partial report.

If you have any questions regarding these test results, please contact your Project Manager.

Report Approved By:

Cindy Rohrer
Laboratory Manager

Digitally signed by Cindy Rohrer
Date: 2022.03.04 18:27:32 -07:00

CLIENT: AECOM - Honolulu
Project: CV18F0126, 60571032.02.46.01
Work Order: B22021435

Report Date: 3/4/2022

CASE NARRATIVE

General Comments:

For any question please contact your Project Manager at (406) 252-6325 or billingspm@energylab.com.

All analyses have been performed in accordance with DOD QSM Version 5.3 unless otherwise noted below. The specific methodologies used in obtaining the enclosed analytical results are indicated on the Analytical Summary Report and the Laboratory Analytical Report. The samples were received at the appropriate temperature and in accordance with the chain of custody unless otherwise noted in the Work Order Receipt Checklist.

The tests listed below are accredited and meet the requirements of DoD QSM Version 5.3 as verified by ANSI-ASQ National Accreditation Board (ANAB) certificate number ADE-2588. Exceptions to this require client authorization and records documenting this approval are attached in the Sample Management Records. Accreditation may not be offered or required for all methods and analytes reported in this package. Refer to the certificate and scope of accreditation located at https://www.energylab.com/whyus/certifications-quality-control/ or contact your project manager.

Tests for Total Organic Carbon by SW9060A associated with analyst identified as ELI-CA were subcontracted to Energy Laboratories, PO Box 247, Casper, WY, EPA Number WY00002.

Project specific matrix quality control samples may not be reported if site specific samples were not submitted. Matrix quality control samples were performed on project samples where adequate volume was available. All quality control measures met criteria unless otherwise noted in the Analytical QC Exceptions report and in the Analysis Specific Comments below. Where available, sample management records are attached.

The Stage 4 Validation Package includes data reports for all analyses associated with the instrument calibration, quality control (QC) sample analysis, and sample analysis. All analytical data is within method specifications except as noted in the Analytical QC Exceptions report or the Analysis Specific Comments below. The analytical report identifies preparation batch and analytical run IDs associated with each result for a sample. Only the raw data associated with the parameters listed on this report should be validated.

Analysis Specific Comments:

An Analytical QC Exceptions Report has been attached, summarizing all qualified QC results. Where qualified, an analyte exceeded quality control limits, but was not detected in the associated sample(s).

8260B:

The following samples had a slightly high recovery for surrogate 1,2-Dichloroethane-d4. This recovery was above the QSM 5.3 recovery limits but within EPA 8260B method defined limits:

ERH2550 (Trip Blank) 14754 (B22021435-023)
ERH2554 (Trip Blank) 14833 (B22021435-033)

There were no analytes detected above the MDL so no further analysis was performed.

ENERGY LABORATORIES
Trust our People. Trust our Data.

Chain of Custody & Analytical Request Record

www.energylab.com

COC # 202202-17NOI

DoD Samples Page 1 of 1

Account Information (Billing Information)

Company/Name	AECOM
Contact	Alethea Ramos / Margie Pascua
Phone	808-529-7283 / 808-356-5373
Mailing Address	1001 Bishop St., Suite 1600
City, State, Zip	Honolulu, Hawaii 96813
Email	alethea.ramos / margie.pascua@aecom.com
Receive Invoice	☐Hard Copy ☒Email
Receive Report	☐Hard Copy ☒Email
Purchase Order	N/A
Quote	N/A
Bottle Order	N/A

Report Information (if different than Account Information)

Company/Name	AECOM
Contact	see Account information
Phone	
Mailing Address	
City, State, Zip	
Email	USAPimaging@aecom.com
Receive Report	☐Hard Copy ☒Email
Special Report/Formats:	☒ LEVEL IV ☐NELAC ☒ EDD/EDT (contact laboratory) ☐ Other

Comments

1. Project performed under DoD QSM.
2. TPH-d/o needs 3520 extraction
3. Preliminary data (or Level 1) in 1-2 business days; Level IV report in 10 working days.
4. Note: NOI log is separate from other COC's.
5. *SVOC/VOC (full suite), PAH SIM (naphthalene, 1-methylnaphthalene, 2-methylnaphthlene)

Project Information

Project Name, PWSID, Permit, etc.	CV18F0126, 60571032.02.46.01
Sampler Name	Sampler Phone
Sample Origin State Hawaii	EPA/State Compliance ☐ Yes ☒ No

The following tests will be subcontracted to other certified laboratories as shown. Signing this COC is authorization to subcontract the analyses as indicated:

Analysis	Subcontract Lab
TOC	Energy Laboratories Inc., Casper

Matrix Codes
A - Air
W - Water
S - Soils/Solids
V - Vegetation
B - Bioassay
O - Oil
DW - Drinking Water

All turnaround times are standard unless marked as RUSH
Energy Laboratories MUST be contacted prior to RUSH sample submittal for charges and scheduling – See Instructions Page

	Sample Identification (Name, Location, Interval, etc.)	Collection Date	Collection Time	Number of Containers	Matrix (See Codes Above)	8260 VOC's (Full Suite) + DCA* [40ml VOA w/HCL]	8015 TPH-g [40ml VOA w/HCL]	RSK175 Methane [40ml VOA w/H2SO4]	8011 EDB [40ml VOA w/HCL]	SVOCs (full suite+Nap, 1-2-Methylnap) by 8270DSIM*	EPA 3630/8015 TPH-d/o +SGC [1-L AG w/H2SO4]	EPA 9060 TOC [250ml AG w/H3PO4]	EPA 6020 Total Lead [250ml HDPE w/HNO3]	EPA 6020 Diss. Lead [250ml HDPE w/HNO3] (field Filtered)	See Attached	RUSH TAT	ELI LAB ID Laboratory Use Only
1	ERH2541 (Trip Blank)	2/17/22	0915	8	~~GW~~ MQ	✔	✔	✔	✔							X	B2202143S-002/-003 -004/-005
2	ERH2542 (OWDFMW07A)	2/17/22	0935	19	GW	✔	✔	✔	✔	✔	✔	✔	✔	✔		X	-001
3	~~Trip Blank-14833 (8260)~~			2													-002
4	Trip Blank-14754 (GRO)			2													-003
5	Trip Blank-14733 (8011)			2													-004
6	Trip Blank-14808 (Methane)	[illegible]	2/22/22	2	[illegible]	2/17/22											-005
7																	
8																	
9																	

ELI is REQUIRED to provide preservative traceability. If the preservatives supplied with the bottle order were **NOT** used, please attach your preservative information with this COC

Custody Record MUST be signed	Relinquished by (print)	Date/Time	Signature	Received by (print)	Date/Time	Signature
	Alex Eli Edmonds	2/17/22 1630	[illegible]			
	Relinquished by (print)	Date/Time	Signature	Received by Laboratory (print)	Date/Time	Signature
					2/21/22 0910	[illegible]

LABORATORY USE ONLY

Shipped By	Cooler ID(s)	Custody Seals Y N C B	Intact Y N	Receipt Temp °C	Temp Blank Y N	On Ice Y N	Payment Type CC Cash Check	Amount $	Receipt Number (cash/check only)
				0.6	Y	Y			

In certain circumstances, samples submitted to Energy Laboratories, Inc. may be subcontracted to other certified laboratories in order to complete the analysis requested. This serves as notice of this possibility. All subcontracted data will be clearly notated on your analytical report.

ELI-COC-01/21 v.4

ENERGY LABORATORIES
Trust our People. Trust our Data.

Chain of Custody & Analytical Request Record

www.energylab.com

COC # 202202-19NOI

DoD Samples Page 1 of 1

Account Information (Billing information)

Company/Name	AECOM
Contact	Alethea Ramos / Margie Pascua
Phone	808-529-7283 / 808-356-5373
Mailing Address	1001 Bishop St., Suite 1600
City, State, Zip	Honolulu, Hawaii 96813
Email	alethea.ramos / margie.pascua@aecom.com
Receive Invoice	☐Hard Copy ☒Email
Receive Report	☐Hard Copy ☒Email
Purchase Order	N/A
Quote	N/A
Bottle Order	N/A

Report Information (If different than Account Information)

Company/Name	AECOM
Contact	see Account information
Phone	
Mailing Address	
City, State, Zip	
Email	USAPimaging@aecom.com
Receive Report	☐Hard Copy ☒Email
Special Report/Formats:	☒ LEVEL IV ☐NELAC ☒ EDD/EDT (contact laboratory) ☐ Other_____

Comments

1. Project performed under DoD QSM.
2. TPH-d/o needs 3520 extraction.
3. Preliminary data (or Level 1) in 1-2 business days; Level IV report in 10 working days.
4. Note NOI log is separate from other COC's.
5. *SVOC/VOC (full suite); PAH SIM (naphthalene, 1-methylnaphthalene, 2-methylnaphthlene)

Project Information

Project Name, PWSID, Permit, etc.	CV18F0126, 60571032.02.46.01
Sampler Name Matt Yim	Sampler Phone 808-349-4738
Sample Origin State Hawaii	EPA/State Compliance ☐ Yes ☒ No

The following tests will be subcontracted to other certified laboratories as shown. Signing this COC is authorization to subcontract the analyses as indicated.

Analysis	Subcontract Lab
TOC	Energy Laboratories Inc., Casper

Matrix Codes
A - Air
W - Water
S - Soils/Solids
V - Vegetation
B - Bioassay
O - Oil
DW - Drinking Water

All turnaround times are standard unless marked as RUSH.
Energy Laboratories MUST be contacted prior to RUSH sample submittal for charges and scheduling – See Instructions Page

	Sample Identification (Name, Location, Interval, etc.)	Collection Date	Collection Time	Number of Containers	Matrix (See Codes Above)	8260 VOC's (Full Suite) + DCA* [40ml VOA w/HCL]	8015 TPH-g [40ml VOA w/HCL]	RSK175 Methane [40ml VOA w/H2SO4]	8011 EDB [40ml VOA w/HCL]	SVOCs (full suite+Nap, 1-2-Methylnap) by 8270DSIM*	EPA 3630/8015 TPH-d/o +SGC [1-L AG w/H2SO4]	EPA 9060 TOC [250ml AG w/H3PO4]	EPA 6020 Total Lead [250ml HDPE w/HNO3]	EPA 6020 Diss. Lead [250ml HDPE w/HNO3] (field Filtered)	See Attached	RUSH TAT	ELI LAB ID Laboratory Use Only
1	ERH2545 (OWDFMW08A)	02/16/2022	12:30 pm	4	GW					✔	✔					X	B2202 1435-007
2																	
3																	
4																	
5																	
6																	
7																	
8																	
9																	

AN 02/17/22

ELI is REQUIRED to provide preservative traceability. If the preservatives supplied with the bottle order were **NOT** used, please attach your preservative information with this COC.

Custody Record MUST be signed	Relinquished by (print)	Date/Time	Signature	Received by (print)	Date/Time	Signature
	Alex Edmonds	2/17/22 1640	[signature]			
	Relinquished by (print)	Date/Time	Signature	Received by Laboratory (print)	Date/Time	Signature
				[signature]	2/21/22 0910	[signature]

LABORATORY USE ONLY

Shipped By	Cooler ID(s)	Custody Seals	Intact	Receipt Temp	Temp Blank	On Ice	Payment Type	Amount	Receipt Number (cash/check only)
		Y N C B	Y N	0.5 °C	(Y) N	(Y) N	CC Cash Check_____	$	

In certain circumstances, samples submitted to Energy Laboratories, Inc. may be subcontracted to other certified laboratories in order to complete the analysis requested. This serves as notice of this possibility. All subcontracted data will be clearly notated on your analytical report.

ELI-COC-01/21 v.4

ENERGY LABORATORIES
Trust our People. Trust our Data.

Chain of Custody & Analytical Request Record

COC # 202202-18NOI

www.energylab.com

DoD Samples Page 1 of 1

Account Information (Billing information)

Company/Name	AECOM
Contact	Alethea Ramos / Margie Pascua
Phone	808-529-7283 / 808-356-5373
Mailing Address	1001 Bishop St., Suite 1600
City, State, Zip	Honolulu, Hawaii 96813
Email	alethea.ramos / margie.pascua@aecom.com
Receive Invoice	☐Hard Copy ☒Email
Receive Report	☐Hard Copy ☒Email
Purchase Order	N/A
Quote	N/A
Bottle Order	N/A

Report Information (if different than Account Information)

Company/Name	AECOM
Contact	see Account information
Phone	
Mailing Address	
City, State, Zip	
Email	USAPimaging@aecom.com
Receive Report	☐Hard Copy ☒Email

Special Report/Formats: ☒ LEVEL IV ☐NELAC ☒ EDD/EDT (contact laboratory) ☐ Other_____

Comments

1. Project performed under DoD QSM.
2. TPH-d/o needs 3520 extraction.
3. Preliminary data (or Level 1) in 1-2 business days, Level IV report in 10 working days.
4. Note. NOI log is separate from other COC's.
5. *SVOC/VOC (full suite); PAH SIM (naphthalene, 1-methylnaphthalene, 2-methylnaphthlene)

Project Information

Project Name, PWSID, Permit, etc.	CV18F0126, 60571032.02.46.01
Sampler Name	Matt Yim
Sampler Phone	808-349-4738
Sample Origin State	Hawaii
EPA/State Compliance	☐ Yes ☒ No

The following tests will be subcontracted to other certified laboratories as shown. Signing this COC is authorization to subcontract the analyses as indicated.

Analysis	Subcontract Lab
TOC	Energy Laboratories Inc., Casper

Matrix Codes

A - Air
W - Water
S - Soils/Solids
V - Vegetation
B - Bioassay
O - Oil
DW - Drinking Water

All turnaround times are standard unless marked as RUSH.
Energy Laboratories MUST be contacted prior to RUSH sample submittal for charges and scheduling – See Instructions Page

	Sample Identification (Name, Location, Interval, etc.)	Collection Date	Collection Time	Number of Containers	Matrix (See Codes Above)	8260 VOC's (Full Suite) + DCA* [40ml VOA w/HCL]	8015 TPH-g [40ml VOA w/ HCL]	RSK175 Methane [40ml VOA w/H2SO4]	8011 EDB [40ml VOA w/HCL]	SVOCs (full suite+Nap, 1-2-Methylnap) by 8270SIM*	EPA 3630/8015 TPH-d/o +SGC [1-L AG w/H2SO4]	EPA 9060 TOC [250ml AG w/ H3PO4]	EPA 6020 Total Lead [250ml HDPE w/HNO3]	EPA 6020 Diss. Lead [250ml HDPE w/HNO3] (field Filtered)	See Attached	RUSH TAT	ELI LAB ID (Laboratory Use Only)
1	ERH2543 (Trip Blank)	02/16/2022	10:45 am	8	WQ	✔	✔	✔	✔							X	B2202 1435 - 008 -009 -010 -011
2	ERH2544 (OWDFMW08A)	02/16/2022	12:30 pm	19	GW	✔	✔	✔	✔	✔	✔	✔	✔	✔		X	-006
3	ERH2545 (OWDFMW08A)	02/16/2022	12:30 pm	6	GW	✔	✔									X	-007
4																	
5	TB (8260) - 14833																-008
6	TB (GRO) - 14754																-009
7	TB (8011) - 14733																-010
8	TB (Methane) - 14808																-011
9																	

2/17/2022

TB 2/22/22

ELI is REQUIRED to provide preservative traceability. If the preservatives supplied with the bottle order were **NOT** used, please attach your preservative information with this COC.

Custody Record MUST be signed	Relinquished by (print)	Date/Time	Signature	Received by (print)	Date/Time	Signature
	Diana Escobar	2/17/22				
	Relinquished by (print)	Date/Time	Signature	Received by Laboratory (print)	Date/Time	Signature
					2/18/22 0910	

LABORATORY USE ONLY

Shipped By	Cooler ID(s)	Custody Seals Y N C B	Intact Y N	Receipt Temp °C	Temp Blank Y N	On Ice Y N	Payment Type CC Cash Check_____	Amount $	Receipt Number (cash/check only)
				1.0					

In certain circumstances, samples submitted to Energy Laboratories, Inc. may be subcontracted to other certified laboratories in order to complete the analysis requested. This serves as notice of this possibility. All subcontracted data will be clearly notated on your analytical report.

ELI-COC-01/21 v.4

Chain of Custody & Analytical Request Record

COC # 202202-20NOI

ENERGY LABORATORIES — Trust our People. Trust our Data.

www.energylab.com

DoD Samples Page 1 of 1

Account Information (Billing Information)

Company/Name	AECOM
Contact	Alethea Ramos / Margie Pascua
Phone	808-529-7283 / 808-356-5373
Mailing Address	1001 Bishop St., Suite 1600
City, State, Zip	Honolulu, Hawaii 96813
Email	alethea.ramos / margie.pascua@aecom.com
Receive Invoice	☐Hard Copy ☒Email
Receive Report	☐Hard Copy ☒Email
Purchase Order	N/A
Quote	N/A
Bottle Order	N/A

Report Information (If different than Account Information)

Company/Name	AECOM
Contact	see Account information
Phone	
Mailing Address	
City, State, Zip	
Email	USAPimaging@aecom.com
Receive Report	☐Hard Copy ☒Email

Special Report/Formats: ☒ LEVEL IV ☐NELAC ☒EDD/EDT (contact laboratory) ☐ Other_____

Comments

1. Project performed under DoD QSM.
2. TPH-d/o needs 3520 extraction.
3. Preliminary data (or Level 1) in 1-2 business days; Level IV report in 10 working days.
4. Note: NOI log is separate from other COC's.
5 *SVOC/VOC (full suite); PAH SIM (naphthalene, 1-methylnaphthalene, 2-methylnaphthlene)

Project Information

Project Name, PWSID, Permit, etc.	CV18F0126, 60571032.02.46.01
Sampler Name	Gavin Man
Sampler Phone	(808) 957-3201
Sample Origin State	Hawaii
EPA/State Compliance	☐ Yes ☒ No

The following tests will be subcontracted to other certified laboratories as shown. Signing this COC is authorization to subcontract the analyses as indicated:

Analysis	Subcontract Lab
TOC	Energy Laboratories Inc., Casper

Matrix Codes: A - Air; W - Water; S - Soils/Solids; V - Vegetation; B - Bioassay; O - Oil; DW - Drinking Water

All turnaround times are standard unless marked as RUSH. Energy Laboratories MUST be contacted prior to RUSH sample submittal for charges and scheduling -- See Instructions Page

	Sample Identification (Name, Location, Interval, etc.)	Collection Date	Collection Time	Number of Containers	Matrix (See Codes Above)	8260 VOCs (Full Suite) + DCA* [40ml VOA w/HCL]	8015 TPH-g [40ml VOA w/ HCL]	RSK175 Methane [40ml VOA w/H2SO4]	8011 EDB [40ml VOA w/HCL]	SVOCs (full suite+Nap, 1-2-Methylnap) by 8270DSIM*	EPA 3630/8015 TPH-d/o +SGC [1-L AG w/H2SO4]	EPA 9060 TOC [250ml AG w/ H3PO4]	EPA 6020 Total Lead [250ml HDPE w/HNO3]	EPA 6020 Diss. Lead [250ml HDPE w/HNO3] (field Filtered)	See Attached	RUSH TAT	ELI LAB ID (Laboratory Use Only)
1	ERH2546 (Trip Blank)	02/17/22	0800	8	QW	✔	✔	✔	✔							X	B2202148S-12A
2	ERH2547 (RHMW19)	02/17/22	0825	19	GW	✔	✔	✔	✔	✔	✔	✔	✔	✔		X	-13A
3																	-14A
4	TB 144033 (4760)			2													-15A
5	TB 14784 (GRO)																-16A
6	TB 14733 (DOH)																
7	TB 14806 (Methane)			2													
8																	
9																	

ELI is REQUIRED to provide preservative traceability. If the preservatives supplied with the bottle order were **NOT** used, please attach your preservative information with this COC.

Custody Record MUST be signed	Relinquished by (print)	Date/Time	Signature	Received by (print)	Date/Time	Signature
	Christina Hamilton	2/17/22 1700				
	Relinquished by (print)	Date/Time	Signature	Received by Laboratory (print)	Date/Time	Signature
					2/18/22 0910	

LABORATORY USE ONLY

Shipped By	Cooler ID(s)	Custody Seals Y N C B	Intact Y N	Receipt Temp	Temp Blank	On Ice	Payment Type	Amount	Receipt Number (cash/check only)
				0.4 °C	Y (N)	Y (N)	CC Cash Check_____	$	

In certain circumstances, samples submitted to Energy Laboratories, Inc. may be subcontracted to other certified laboratories in order to complete the analysis requested. This serves as notice of this possibility. All subcontracted data will be clearly notated on your analytical report.

ELI-COC-01/21 v.4

D

QC Form

TB: ERH 2546

Sample ID/Well Number: ERH2547 / RHMW19

1. QC SIGN/DATE: [signature] 2/17/22

2. QC SIGN/DATE: _____

3. QC SIGN/DATE _____

Analysis	Container	Preservative	Bottle Count	ERH # from Label	1. QC Prep. kit	2. QC Field Samples	3 QC Packing
VOCs (Full Suite) + DCA by 8260 +TPG-g by 8015	40mL VOAs	HCl			2547	6	
Methane by RSK175	40mL VOAs	H2SO4			2547	2	
EDB by 8011	40mL VOAs	HCl			2547	3	
SVOCs (full suite + Nap, 1-2 Methylnap) by 8270DSIM	1L amber glass	UNPRESERVED			2547	2	
THP-d/o	1L amber glass	H2SO4			2547	2	
Total Organic Carbon by EPA 9060	250 mL amber glass	H3PO4			2547	2	
Total Lead by EPA 6020	250 mL plastic	HNO3			2547	1	
Dissolved Lead by EPA 6020 (field filtered)	250 mL plastic	HNO3			2547	1	
TRIP BLANKS							
VOCs, TPH-G	40-mL VOA	HCl			2546	4 1 VOA w/BBL	
EDB	40-mL VOA	HCl			2546	2 ✗ Bubble in 1 VOA	
Methane	40-mL VOA	H2SO4			2546	2 ✗ Bubbles in both	

ALL VOAs CHECKED FOR BUBBLES? (Y) / N is bubble smaller than a pea-size? Y / (N); if No, it needs to be replaced for a new VOA.

FILTER INSIDE COOLERS? Y /N

ADDITIONAL PLASTIC BAGS? Y / N

CUSTODY SEAL INCLUDED? Y / N

LIST LABS TO SEND SAMPLES: Energy

******* Keep the form attached to the inside top of cooler*******

QC Form / Prep. Sample Kit

Sample ID/Well Number: RHMW19 | ERH 2547 | ERH 2546 TB

QC SIGN/DATE: Diana Escobar 2/15/22

QC SIGN/DATE: _____

Analysis	Container	Preservative	Bottle Count	ERH # from Label
VOCs (Full Suite) + DCA by 8260 +TPG-g by 8015	40mL VOAs	HCl	6	ERH 2547
Methane by RSK175	40mL VOAs	H2SO4	3	ERH 2547
EDB by 8011	40mL VOAs	HCl	3	ERH 2547
SVOCs (full suite + Nap, 1-2 Methylnap) by 8270DSIM	1L amber glass	UNPRESERVED	2	ERH 2547
THP-d/o	1L amber glass	H2SO4	2	ERH 2547
Total Organic Carbon by EPA 9060	250 mL amber glass	H3PO4	2	ERH 2547
Total Lead by EPA 6020	250 mL plastic	HNO3	1	ERH 2547
Dissolved Lead by EPA 6020 (field filtered)	250 mL plastic	HNO3	1	ERH 2547
TRIP BLANKS				
VOCs, TPH-G	40-mL VOA	HCl	4	ERH 2546
EDB	40-mL VOA	HCl	2	ERH 2546
Methane	40-mL VOA	H2SO4	2	ERH 2546

ALL VOAs CHECKED FOR BUBBLES? (Y)/ N is bubble smaller than a pea-size? Y / N; if No, it needs to be replaced for a new VOA.

FILTER INSIDE COOLERS? (Y)/N

ADDITIONAL PLASTIC BAGS? (Y)/ N

CUSTODY SEAL INCLUDED? (Y) / N

LIST LABS TO SEND SAMPLES: Energy.

******* Keep the form attached to the inside top of cooler*******

ENERGY LABORATORIES
Trust our People. Trust our Data.

Chain of Custody & Analytical Request Record

www.energylab.com

COC # 202202-21NOI

DoD Samples Page 1 of 1

Account Information (Billing information)

Company/Name	AECOM
Contact	Alethea Ramos / Margie Pascua
Phone	808-529-7283 / 808-356-5373
Mailing Address	1001 Bishop St., Suite 1600
City, State, Zip	Honolulu, Hawaii 96813
Email	alethea.ramos / margie.pascua@aecom.com
Receive Invoice	☐Hard Copy ☒Email
Receive Report	☐Hard Copy ☒Email
Purchase Order	N/A
Quote	N/A
Bottle Order	N/A

Report Information (If different than Account Information)

Company/Name	AECOM
Contact	see Account information
Phone	
Mailing Address	
City, State, Zip	
Email	USAPimaging@aecom.com
Receive Report	☐Hard Copy ☒Email
Special Report/Formats:	☒ LEVEL IV ☐NELAC ☒ EDD/EDT (contact laboratory) ☐ Other_____

Comments

1. Project performed under DoD QSM
2. TPH-d/o needs 3520 extraction.
3. Preliminary data (or Level 1) in 1-2 business days; Level IV report in 10 working days.
4. Note: NOI log is separate from other COC's.
5. *SVOC/VOC (full suite); PAH SIM (naphthalene, 1-methylnaphthalene, 2-methylnaphthlene)

Project Information

Project Name, PWSID, Permit, etc.	CV18F0126, 60571032.02.46.01
Sampler Name	Nicolette Lawlor
Sampler Phone	916-8356425
Sample Origin State	Hawaii
EPA/State Compliance	☐ Yes ☒ No

The following tests will be subcontracted to other certified laboratories as shown. Signing this COC is authorization to subcontract the analyses as indicated:

Analysis	Subcontract Lab
TOC	Energy Laboratories Inc., Casper

Matrix Codes
A - Air
W - Water
S - Soils/Solids
V - Vegetation
B - Bioassay
O - Oil
DW - Drinking Water

All turnaround times are standard unless marked as RUSH.
Energy Laboratories MUST be contacted prior to RUSH sample submittal for charges and scheduling – See Instructions Page

Analysis Requested

	Sample Identification (Name, Location, Interval, etc.)	Collection Date	Collection Time	Number of Containers	Matrix (See Codes Above)	8260 VOC's (Full Suite) + DCA* [40ml VOA w/HCL]	8015 TPH-g [40ml VOA w/HCL]	RSK175 Methane [40ml VOA w/H2SO4]	8011 EDB [40ml VOA w/HCL]	SVOCs (full suite+Nap, 1-2-Methylnap) by 8270DSIM*	EPA 3630/8015 TPH-d/o +SGC [1-L AG w/H2SO4]	EPA 9060 TOC [250ml AG w/H3PO4]	EPA 6020 Total Lead [250ml HDPE w/HNO3]	EPA 6020 Diss. Lead [250ml HDPE w/HNO3] (field Filtered)	See Attached	RUSH TAT	ELI LAB ID Laboratory Use Only
1	ERH2548 (Trip Blank)	02/16/22	11:20	8	QW	✔	✔	✔	✔							X	B22021435
2	ERH2549 (RHMW01R)	02/16/22	11:30	19	GW	✔	✔	✔	✔	✔	✔	✔	✔	✔		X	-017
3																	
4	TB-14833 (8260)	TAE 2/22/22		2													-018
5	TB-14754 (GRO)			2													-019
6	TB-14733 (8011) 2	DF 2/17/2022															-020
7	TB-14808 (Methane)			2													-021
8																	
9																	

ELI is REQUIRED to provide preservative traceability. If the preservatives supplied with the bottle order were NOT used, please attach your preservative information with this COC.

Custody Record MUST be signed	Relinquished by (print)	Date/Time	Signature	Received by (print)	Date/Time	Signature
	Diana Escobar	2/17/22				
	Relinquished by (print)	Date/Time	Signature	Received by Laboratory (print)	Date/Time	Signature
	[illegible]				2/21/22 0910	[illegible]

LABORATORY USE ONLY

Shipped By	Cooler ID(s)	Custody Seals	Intact	Receipt Temp	Temp Blank	On Ice	Payment Type	Amount	Receipt Number (cash/check only)
		Y N C B	Y N	0.3°C	Y N	Y N	CC Cash Check_____	$	

In certain circumstances, samples submitted to Energy Laboratories, Inc. may be subcontracted to other certified laboratories in order to complete the analysis requested. This serves as notice of this possibility. All subcontracted data will be clearly notated on your analytical report.

ELI-COC-01/21 v.4

Chain of Custody & Analytical Request Record

COC # 202202-22NOI

ENERGY LABORATORIES — Trust our People. Trust our Data.

www.energylab.com

DoD Samples Page 1 of 1

Account Information (Billing Information)

Company/Name	AECOM
Contact	Alethea Ramos / Margie Pascua
Phone	808-529-7283 / 808-356-5373
Mailing Address	1001 Bishop St., Suite 1600
City, State, Zip	Honolulu, Hawaii 96813
Email	alethea.ramos / margie.pascua@aecom.com
Receive Invoice	☐Hard Copy ☒Email
Receive Report	☐Hard Copy ☒Email
Purchase Order	N/A
Quote	N/A
Bottle Order	N/A

Report Information (if different than Account Information)

Company/Name	AECOM
Contact	see Account information
Phone	
Mailing Address	
City, State, Zip	
Email	USAPImaging@aecom.com
Receive Report	☐Hard Copy ☒Email
Special Report/Formats:	☒LEVEL IV ☐NELAC ☒EDD/EDT (contact laboratory) ☐Other

Comments

1. Project performed under DoD QSM.
2. TPH-d/o needs 3520 extraction.
3. Preliminary data (or Level 1) in 1-2 business days; Level IV report in 10 working days.
4. Note: NOI log is separate from other COC's.
5. *SVOC/VOC (full suite); PAH SIM (naphthalene, 1-methylnaphthalene, 2-methylnaphthlene)

Project Information

Project Name, PWSID, Permit, etc.	CV18F0126, 60571032.02.46.01
Sampler Name	Kevin Lee
Sampler Phone	808-636-3319
Sample Origin State	Hawaii
EPA/State Compliance	☐Yes ☒No

The following tests will be subcontracted to other certified laboratories as shown. Signing this COC is authorization to subcontract the analyses as indicated.

Analysis	Subcontract Lab
TOC	Energy Laboratories Inc., Casper

Matrix Codes: A - Air; W - Water; S - Soils/Solids; V - Vegetation; B - Bioassay; O - Oil; DW - Drinking Water

All turnaround times are standard unless marked as RUSH.
Energy Laboratories MUST be contacted prior to RUSH sample submittal for charges and scheduling -- See Instructions Page

	Sample Identification (Name, Location, Interval, etc.)	Collection Date	Collection Time	Number of Containers	Matrix (See Codes Above)	8260 VOC's (Full Suite) + DCA* [4 0ml VOA w/HCL]	8015 TPH-g [40ml VOA w/ HCL]	RSK175 Methane [40ml VOA w/H2SO4]	8011 EDB [40ml VOA w/HCL]	SVOCs (full suite+Nap, 1-2-Methylnap) by 8270SIM*	EPA 3630/8015 TPH-d/o +SGC [1-L AG w/H2SO4]	EPA 9060 TOC [250ml AG w/ H3PO4]	EPA 8020 Total Lead [250ml HDPE w/HNO3]	EPA 6020 Diss. Lead [250ml HDPE w/HNO3] (field Filtered)	See Attached	RUSH TAT	ELI LAB ID (Laboratory Use Only)
1	ERH2550 (Trip Blank)	2/17/22	0915	8	QW	✔	✔	✔	✔							X	B220214 35-22A
2	ERH2551 (RHMW2254-01 Bailer)	2/17/22	0940	19	GW	✔	✔	✔	✔	✔	✔	✔	✔	✔		X	-023A
3																	-024A -025A
4	TB 14754 (8260)			3													-025A
5	TB 14833 (GRO)			2													-026A
6	TB 14733 (BTEX)			2													
7	TB 14732 (Methane)			2													
8																	

2/17/22

ELI is REQUIRED to provide preservative traceability. If the preservatives supplied with the bottle order were **NOT** used, please attach your preservative information with this COC.

Custody Record MUST be signed	Relinquished by (print)	Date/Time	Signature	Received by (print)	Date/Time	Signature
	Christina Hanstle	2/17/22 1500				
	Relinquished by (print)	Date/Time	Signature	Received by Laboratory (print)	Date/Time	Signature
					2/24/22 09:10	

LABORATORY USE ONLY

Shipped By	Cooler ID(s)	Custody Seals Y N C B	Intact Y N	Receipt Temp °C	Temp Blank Y N	On Ice Y N	Payment Type CC Cash Check	Amount $	Receipt Number (cash/check only)
				0.3	Y	Y			

In certain circumstances, samples submitted to Energy Laboratories, Inc. may be subcontracted to other certified laboratories in order to complete the analysis requested. This serves as notice of this possibility. All subcontracted data will be clearly notated on your analytical report.

ELI-COC-01/21 v.4

QC Form

Sample ID/Well Number: TB ERH 2550 ERH 2551 / RHMW 2254-01

1. QC SIGN/DATE: [signature] / 02-17-22

2. QC SIGN/DATE: _____

3. QC SIGN/DATE _____

Analysis	Container	Preservative	Bottle Count	ERH # from Label	1. QC Prep. kit	2. QC Field Samples	3 QC Packing
VOCs (Full Suite) + DCA by 8260 +TPG-g by 8015	40mL VOAs	HCl			2551	6	
Methane by RSK175	40mL VOAs	H2SO4			2551	2	
EDB by 8011	40mL VOAs	HCl			2551	3	
SVOCs (full suite + Nap, 1-2 Methylnap) by 8270DSIM	1L amber glass	UNPRESERVED			2551	2	
THP-d/o	1L amber glass	H2SO4			2551	2	
Total Organic Carbon by EPA 9060	250 mL amber glass	H3PO4			2551	2	
Total Lead by EPA 6020	250 mL plastic	HNO3			2551	1	
Dissolved Lead by EPA 6020 (field filtered)	250 mL plastic	HNO3			2551	1	
TRIP BLANKS							
VOCs, TPH-G	40-mL VOA	HCl		2550	4	bbl	
EDB	40-mL VOA	HCl		2550	2	bubble	
Methane	40-mL VOA	H2SO4		2550	2		

ALL VOAs CHECKED FOR BUBBLES? Y / N is bubble smaller than a pea-size? Y/ N; if No, it needs to be replaced for a new VOA.

FILTER INSIDE COOLERS? Y /N

ADDITIONAL PLASTIC BAGS? Y / N

CUSTODY SEAL INCLUDED? Y / N

LIST LABS TO SEND SAMPLES: Energy

******* Keep the form attached to the inside top of cooler*******

QC Form / Prep. Sample Kit

Sample ID/Well Number: ERH 2550 / ERH 2551

QC SIGN/DATE: Diana Escobar 2/15/22

QC SIGN/DATE: _____

Analysis	Container	Preservative	Bottle Count	ERH # from Label
VOCs (Full Suite) + DCA by 8260 +TPG-g by 8015	40mL VOAs	HCl	6	ERH 2551
Methane by RSK175	40mL VOAs	H2SO4	2	ERH 2551
EDB by 8011	40mL VOAs	HCl	3	ERH 2551
SVOCs (full suite + Nap, 1-2 Methylnap) by 8270DSIM	1L amber glass	UNPRESERVED	2	ERH 2551
THP-d/o	1L amber glass	H2SO4	2	ERH 2551
Total Organic Carbon by EPA 9060	250 mL amber glass	H3PO4	2	ERH 2551
Total Lead by EPA 6020	250 mL plastic	HNO3	1	ERH 2551
Dissolved Lead by EPA 6020 (field filtered)	250 mL plastic	HNO3	1	ERH 2551
TRIP BLANKS				
VOCs, TPH-G	40-mL VOA	HCl	4	ERH 2550
EDB	40-mL VOA	HCl	2	" "
Methane	40-mL VOA	H2SO4	2	" "

ALL VOAs CHECKED FOR BUBBLES? Y / (N) is bubble smaller than a pea-size? Y / N; if No, it needs to be replaced for a new VOA.

FILTER INSIDE COOLERS? (Y)/N

ADDITIONAL PLASTIC BAGS? (Y) / N

CUSTODY SEAL INCLUDED? (Y)/ N

LIST LABS TO SEND SAMPLES: ERRoy

******* Keep the form attached to the inside top of cooler*******

ENERGY LABORATORIES
Trust our People. Trust our Data.

Chain of Custody & Analytical Request Record

COC # 202202-23NOI

www.energylab.com

DoD Samples Page 1 of 1

Account Information (Billing information)

Company/Name	AECOM
Contact	Alethea Ramos / Margie Pascua
Phone	808-529-7283 / 808-356-5373
Mailing Address	1001 Bishop St., Suite 1600
City, State, Zip	Honolulu, Hawaii 96813
Email	alethea.ramos / margie.pascua@aecom.com
Receive Invoice	☐Hard Copy ☒Email
Receive Report	☐Hard Copy ☒Email
Purchase Order	N/A
Quote	N/A
Bottle Order	N/A

Report Information (if different than Account Information)

Company/Name	AECOM
Contact	see Account information
Phone	
Mailing Address	
City, State, Zip	
Email	USAPimaging@aecom.com
Receive Report	☐Hard Copy ☒Email

Special Report/Formats: ☒ LEVEL IV ☐NELAC ☒ EDD/EDT (contact laboratory) ☐ Other_____

Comments

1. Project performed under DoD QSM.
2. TPH-d/o needs 3520 extraction.
3. Preliminary data (or Level 1) in 1-2 business days; Level IV report in 10 working days.
4. Note: NOI log is separate from other COC's.
5. *SVOC/VOC (full suite); PAH SIM (naphthalene, 1-methylnaphthalene, 2-methylnaphthlene)

Project Information

Project Name, PWSID, Permit, etc.	CV18F0126, 60571032.02.46.01
Sampler Name	Kainlee
Sampler Phone	808 636 7319
Sample Origin State	Hawaii
EPA/State Compliance	☐ Yes ☒ No

The following tests will be subcontracted to other certified laboratories as shown. Signing this COC is authorization to subcontract the analyses as indicated.

Analysis	Subcontract Lab
TOC	Energy Laboratories Inc., Casper

Matrix Codes

A - Air
W - Water
S - Soils/Solids
V - Vegetation
B - Bioassay
O - Oil
DW - Drinking Water

Analysis Requested

Sample Identification (Name, Location, Interval, etc.)	Collection Date	Collection Time	Number of Containers	Matrix (See Codes Above)	8260 VOC's (Full Suite) + DCA* [40ml VOA w/HCL]	8015 TPH-g [40ml VOA w/ HCL]	RSK175 Methane [40ml VOA w/H2SO4]	8011 EDB [40ml VOA w/HCL]	SVOCs (full suite+Nap, 1-2-Methylnap) by 8270SIM*	EPA 3630/8015 TPH-d/o +SGC [1-L AG w/H2SO4]	EPA 9060 TOC [250ml AG w/ H3PO4]	EPA 6020 Total Lead [250ml HDPE w/HNO3]	EPA 6020 Diss. Lead [250ml HDPE w/HNO3] (field Filtered)	See Attached	RUSH TAT	ELI LAB ID (Laboratory Use Only)
1 ERH2552 (Trip Blank)	02/17/22	0920	8	QW	✔	✔	✔	✔							X	2202435
2 ERH2553 (RHMW2254-01 Low Flow)	02/17/22	1030	19	GW	✔	✔	✔	✔	✔	✔	✔	✔	✔		X	-027
3																
4 TB-14733 (8260)	TAT	2-22-22	2													-028
5 TB-14754 (GRO)			2													-029
6 TB-14733 (8011)			2													-030
7 TB-14732 (Methane)			2													-031
8																
9																

On 2/17/2022

All turnaround times are standard unless marked as RUSH.
Energy Laboratories MUST be contacted prior to RUSH sample submittal for charges and scheduling – See Instructions Page

ELI is REQUIRED to provide preservative traceability. If the preservatives supplied with the bottle order were **NOT** used, please attach your preservative information with this COC

Custody Record MUST be signed	Relinquished by (print)	Date/Time	Signature	Received by (print)	Date/Time	Signature
	Kainlee	02/17/22 1315		Christina Hardtke	2/17/22 1315	
	Relinquished by (print)	Date/Time	Signature	Received by Laboratory (print)	Date/Time	Signature
	Christina Hardtke	2-17-22 1500			2/18/22 0910	

LABORATORY USE ONLY

Shipped By	Cooler ID(s)	Custody Seals Y N C B	Intact Y N	Receipt Temp	Temp Blank Y N	On Ice Y N	Payment Type CC Cash Check_____	Amount $	Receipt Number (cash/check only)
				0.4 °C	Y N	Y N			

In certain circumstances, samples submitted to Energy Laboratories, Inc. may be subcontracted to other certified laboratories in order to complete the analysis requested. This serves as notice of this possibility. All subcontracted data will be clearly notated on your analytical report.

ELI-COC-01/21 v.4

QC Form

~~ERH 2552~~ CM

Sample ID/Well Number: ERH 2553 + TB.ERH2552 : RHMW2254-01 Low Flow

1. QC SIGN/DATE: [signature] 02/17/22

2. QC SIGN/DATE: _____

3. QC SIGN/DATE _____

Analysis	Container	Preservative	Bottle Count	ERH # from Label	1. QC Prep. kit	2. QC Field Samples	3 QC Packing
VOCs (Full Suite) + DCA by 8260 +TPG-g by 8015	40mL VOAs	HCl	6	2553		~~3+3~~ CM 6	
Methane by RSK175	40mL VOAs	H2SO4	2	2553		2	
EDB by 8011	40mL VOAs	HCl	3	2553		3	
SVOCs (full suite + Nap, 1-2 Methylnap) by 8270DSIM	1L amber glass	UNPRESERVED	2	2553		2	
THP-d/o	1L amber glass	H2SO4	2	2553		2	
Total Organic Carbon by EPA 9060	250 mL amber glass	H3PO4	2	2553		2	
Total Lead by EPA 6020	250 mL plastic	HNO3	1	2553		1	
Dissolved Lead by EPA 6020 (field filtered)	250 mL plastic	HNO3	1	2553		1	
TRIP BLANKS							
VOCs, TPH-G	40-mL VOA	HCl	4	2552		4	
EDB	40-mL VOA	HCl	2	2552		2	
Methane	40-mL VOA	H2SO4	2	2552		2	

ALL VOAs CHECKED FOR BUBBLES? Y / N is bubble smaller than a pea-size? Y / N; if No, it needs to be replaced for a new VOA.

FILTER INSIDE COOLERS? Y /N

ADDITIONAL PLASTIC BAGS? Y / N

CUSTODY SEAL INCLUDED? Y / N

LIST LABS TO SEND SAMPLES: Energy

******* Keep the form attached to the inside top of cooler*******

QC Form / Prep. Sample Kit

Sample ID/Well Number: RHMW254-01 - ERH2553, ERH2552

QC SIGN/DATE: Alex E. [signature] 2/15/22

QC SIGN/DATE: _____

Analysis	Container	Preservative	Bottle Count	ERH # from Label
VOCs (Full Suite) + DCA by 8260 +TPG-g by 8015	40mL VOAs	HCl	6	ERH2553
Methane by RSK175	40mL VOAs	H2SO4	2	ERH2553
EDB by 8011	40mL VOAs	HCl	3	ERH2553
SVOCs (full suite + Nap, 1-2 Methylnap) by 8270DSIM	1L amber glass	UNPRESERVED	2	ERH2553
THP-d/o	1L amber glass	H2SO4	2	ERH2553
Total Organic Carbon by EPA 9060	250 mL amber glass	H3PO4	2	ERH2553
Total Lead by EPA 6020	250 mL plastic	HNO3	1	ERH2553
Dissolved Lead by EPA 6020 (field filtered)	250 mL plastic	HNO3	1	ERH2553
TRIP BLANKS				
VOCs, TPH-G	40-mL VOA	HCl	4	ERH2552
EDB	40-mL VOA	HCl	2	ERH2552
Methane	40-mL VOA	H2SO4	2	ERH2552

ALL VOAs CHECKED FOR BUBBLES? (Y) / N is bubble smaller than a pea-size? Y / N; if No, it needs to be replaced for a new VOA.

FILTER INSIDE COOLERS? (Y) /N

ADDITIONAL PLASTIC BAGS? (Y)/ N

CUSTODY SEAL INCLUDED? (Y) / N

LIST LABS TO SEND SAMPLES: Energy

******* Keep the form attached to the inside top of cooler*******

Chain of Custody & Analytical Request Record

COC # 202202-24NOI

ENERGY LABORATORIES — Trust our People. Trust our Data.

www.energylab.com

DoD Samples Page 1 of 1

Account Information (Billing information)

Company/Name	AECOM
Contact	Alethea Ramos / Margie Pascua
Phone	808-529-7283 / 808-356-5373
Mailing Address	1001 Bishop St., Suite 1600
City, State, Zip	Honolulu, Hawaii 96813
Email	alethea.ramos / margie.pascua@aecom.com
Receive Invoice	☐Hard Copy ☒Email
Receive Report	☐Hard Copy ☒Email
Purchase Order	N/A
Quote	N/A
Bottle Order	N/A

Report Information (if different than Account Information)

Company/Name	AECOM
Contact	see Account information
Phone	
Mailing Address	
City, State, Zip	
Email	USAPimaging@aecom.com
Receive Report	☐Hard Copy ☒Email
Special Report/Formats:	☒ LEVEL IV ☐NELAC ☒ EDD/EDT (contact laboratory) ☐ Other

Comments

1. Project performed under DoD QSM.
2. TPH-d/o needs 3520 extraction
3. Preliminary data (or Level 1) in 1-2 business days, Level IV report in 10 working days
4. Note: NOI log is separate from other COC's.
5. *SVOC/VOC (full suite); PAH SIM (naphthalene, 1-methylnaphthalene, 2-methylnaphthlene)

Project Information

Project Name, PWSID, Permit, etc.	CV18F0126, 60571032.02.46.01
Sampler Name	Kevin Lee
Sampler Phone	808-636-3319
Sample Origin State	Hawaii
EPA/State Compliance	☐ Yes ☒ No

The following tests will be subcontracted to other certified laboratories as shown. Signing this COC is authorization to subcontract the analyses as indicated.

Analysis	Subcontract Lab
TOC	Energy Laboratories Inc., Casper

Matrix Codes

A - Air
W - Water
S - Soils/Solids
V - Vegetation
B - Bioassay
O - Oil
DW - Drinking Water

All turnaround times are standard unless marked as RUSH.
Energy Laboratories MUST be contacted prior to RUSH sample submittal for charges and scheduling – See Instructions Page

	Sample Identification (Name, Location, Interval, etc.)	Collection Date	Collection Time	Number of Containers	Matrix (See Codes above)	8260 VOC's (Full Suite) + DCA* [40ml VOA w/HCL]	8015 TPH-g [40ml VOA w/ HCL]	RSK175 Methane [40ml VOA w/H2SO4]	8011 EDB [40ml VOA w/HCL]	SVOCs (full suite+Nap, 1-2-Methylnap) by 8270DSIM*	EPA 3630/8015 TPH-d/o +SGC [1-L AG w/H2SO4]	EPA 9060 TOC [250ml AG w/ H3PO4]	EPA 6020 Total Lead [250ml HDPE w/HNO3]	EPA 6020 Diss. Lead [250ml HDPE w/HNO3] (field Filtered)	See Attached	RUSH TAT	ELI LAB ID (Laboratory Use Only)
1	ERH2554 (Trip Blank)	2/17/22	1120	8	~~GW~~ WQ	✔	✔	✔	✔							X	8220214 35-032
2	ERH2555 (Sump Audit 3)	2/17/22	1140	19	GW	✔	✔	✔	✔	✔	✔	✔	✔	✔		X	-033, -034, -035, -036
3																	
4	TB (8260) - 14833	2															-032
5	TB (GRO) - 14754	2															-034
6	TB (8011) - 14733	2	DE 2/17/22														-035
7	TB (Methane) - 14808	2															-036
8	TB 2/22/22																
9																	

ELI is REQUIRED to provide preservative traceability. If the preservatives supplied with the bottle order were **NOT** used, please attach your preservative information with this COC.

Custody Record MUST be signed	Relinquished by (print)	Date/Time	Signature	Received by (print)	Date/Time	Signature
	Diana Escobar	2/17/2022				
	Relinquished by (print)	Date/Time	Signature	Received by Laboratory (print)	Date/Time	Signature
					2/21/22 0910	

LABORATORY USE ONLY

Shipped By	Cooler ID(s)	Custody Seals Y N C B	Intact Y N	Receipt Temp 0.4 °C	Temp Blank Y N	On Ice Y N	Payment Type CC Cash Check	Amount $	Receipt Number (cash/check only)

In certain circumstances, samples submitted to Energy Laboratories, Inc. may be subcontracted to other certified laboratories in order to complete the analysis requested. This serves as notice of this possibility. All subcontracted data will be clearly notated on your analytical report.

ELI-COC-01/21 v.4

Work Order Receipt Checklist

AECOM - Honolulu

B22021435

Login completed by:	Richard L. Shular	Date Received:	2/21/2022
Reviewed by:	BL2000\tedwards	Received by:	leb
Reviewed Date:	2/25/2022	Carrier name:	FedEx

Shipping container/cooler in good condition?	Yes ☑	No ☐	Not Present ☐
Custody seals intact on all shipping container(s)/cooler(s)?	Yes ☑	No ☐	Not Present ☐
Custody seals intact on all sample bottles?	Yes ☐	No ☐	Not Present ☑
Chain of custody present?	Yes ☑	No ☐	
Chain of custody signed when relinquished and received?	Yes ☑	No ☐	
Chain of custody agrees with sample labels?	Yes ☑	No ☐	
Samples in proper container/bottle?	Yes ☑	No ☐	
Sample containers intact?	Yes ☐	No ☑	
Sufficient sample volume for indicated test?	Yes ☑	No ☐	
All samples received within holding time? (Exclude analyses that are considered field parameters such as pH, DO, Res Cl, Sulfite, Ferrous Iron, etc.)	Yes ☑	No ☐	
Temp Blank received in all shipping container(s)/cooler(s)?	Yes ☑	No ☐	Not Applicable ☐
Container/Temp Blank temperature:	°C On Ice		
Water - VOA vials have zero headspace?	Yes ☑	No ☐	Not Applicable ☐
Water - pH acceptable upon receipt?	Yes ☑	No ☐	Not Applicable ☐

Standard Reporting Procedures:

Lab measurement of analytes considered field parameters that require analysis within 15 minutes of sampling such as pH, Dissolved Oxygen and Residual Chlorine, are qualified as being analyzed outside of recommended holding time.

Solid/soil samples are reported on a wet weight basis (as received) unless specifically indicated. If moisture corrected, data units are typically noted as –dry. For agricultural and mining soil parameters/characteristics, all samples are dried and ground prior to sample analysis.

Contact and Corrective Action Comments:

The Temperature Blank temperature for shipping container 1 was 0.6°C, shipping container 2 was 0.5°C, shipping container 3 was 1.0°C, shipping container 4 was 0.4°C, shipping container 5 was 0.3°C, shipping container 6 was 0.3°C, shipping container 7 was 0.4°C and shipping container 8 was 0.4°C.

The collection time indicated on the Chain of Custody for all samples is in Hawaii-Aleutian Standard Time. The collection time has been converted (+4 Hours) to Mountain Standard Time.

All the sample containers had custody seals present except for the VOA vials submitted for method SW8011 with sample ERH2544 (OWDFMW08A).

One of the two VOA vials received for the Methane analysis for sample ERH2549 (RHMW01R) was received broken. There is sufficient volume to continue with the analysis using the remaining vial.

The Hydrochloric preserved VOA containers for the 8260 VOC requested analysis for sample ERH2549 (RHMW01R) were not received with the bottle order label on the bubble bag that holds the VOA containers. Preservative traceability is not available for these containers. Proceeded with the 8260 VOC requested analysis per Shari Endy, Energy Laboratories Project Manager.

Qualifiers and Abbreviations

Qualifier	Qualifier Description
##	Limit of Quantitation (LOQ) for this analyte exceeds the Maximum Contaminant Level (MCL)
*	Result exceeds the Maximum Contaminant Level (MCL)
A	The analyte level was greater than four times the spike level - in accordance with the method, percent recovery is not calculated
B	Analyte detected in the method blank
C	Continuing calibration verification was outside of the quality control advisory limits
D	Limit of Quantitation (LOQ) increased due to sample matrix
E	Estimated value - result exceeds the instrument upper quantitation limit
H	Analysis performed past the method holding time
J	The reported result is an estimated value
L	Lowest Limit of Quantitation (LOQ) available for the analytical method used
N	Analyte concentration was not sufficiently high to calculate a Relative Percent Difference (RPD) for the serial dilution test
O	Diluted out
P	Poor method performance - method validations have shown no recoveries at low concentrations or method performance was erratic
Q	Values reported below the Limit of Quantitation (LOQ) are statistically invalid
R	Relative Percent Difference (RPD) exceeds advisory limit
S	Spike recovery outside of advisory limits
T	Analyte detected in the associated trip blank
U	Not detected at the Limit of Detection (LOD)
V	The RPD value for this duplicate represents the RER value and the RPDLimit of 2 is the RER upper limit.

Qualifiers and Abbreviations

Abbreviation

Reporting	Explanation of Abbreviation
DF	Dilution Factor
DL	Detection Limit
LOD	Limit of Detection
LOQ	Limit of Quantitation
MCL	Maximum Contaminant Level
MDC	Minimum Detectable Concentration
ND	Not detected at the Limit of Quantitaton (LOQ)
RBSL	Risk-Based Screening Levels
REC	Recovery
RER	Relative Error Ratio
RPD	Relative Percent Difference
SPK	Spike

Sample Types	Explanation of Abbreviation
CCB	Continuing Calibration Blank
CCV	Continuing Calibration Verification Standard
DUP	Sample Duplicate
ICSA	Interference Check Sample A
ICSAB	Interference Check Sample AB
ICV	Initial Calibration Verification Standard
LCS	Laboratory Control Sample
LCSD	Laboratory Control Sample Duplicate
LFB	Laboratory Fortified Blank
LRB	Laboratory Reagent Blank
MBLK	Method Blank
MS	Sample Matrix Spike
MSD	Sample Matrix Spike Duplicate
PDS	Post Digestion/Distillation Spike
QCS	Quality Control Sample
SD	Serial Dilution
SRM	Standard Reference Material

LABORATORY ANALYTICAL REPORT

Prepared by Billings, MT Branch

Client: AECOM - Honolulu
Client Sample ID: ERH2542 (OWDFMW07A)
Project: CV18F0126, 60571032.02.46.01
Matrix: Ground Water

Lab ID: B22021435-001
Collection Date: 02/17/2022 13:15
Date Received: 02/21/2022
Report Date: 03/04/2022

Analyses	Result	Units	DF	Qual	LOQ	LOD	DL	MCL	Method	Analysis Date / By	RunID : Run Order	BatchID
LOW LEVEL PAH BY 8270C SIM												
1-Methylnaphthalene	ND	ug/L	1	U	0.10	0.050	0.021		SW8270CSIM	02/28/2022 18:31/jph	SV5975.I_220228A : 15	163957
2-Methylnaphthalene	ND	ug/L	1	U	0.10	0.050	0.018		SW8270CSIM	02/28/2022 18:31/jph	SV5975.I_220228A : 15	163957
Acenaphthene	ND	ug/L	1	U	0.10	0.050	0.032		SW8270CSIM	02/28/2022 18:31/jph	SV5975.I_220228A : 15	163957
Acenaphthylene	ND	ug/L	1	U	0.10	0.050	0.025		SW8270CSIM	02/28/2022 18:31/jph	SV5975.I_220228A : 15	163957
Anthracene	ND	ug/L	1	U	0.10	0.050	0.028		SW8270CSIM	02/28/2022 18:31/jph	SV5975.I_220228A : 15	163957
Benzo(a)anthracene	ND	ug/L	1	U	0.10	0.050	0.027		SW8270CSIM	02/28/2022 18:31/jph	SV5975.I_220228A : 15	163957
Benzo(a)pyrene	ND	ug/L	1	U	0.10	0.050	0.035		SW8270CSIM	02/28/2022 18:31/jph	SV5975.I_220228A : 15	163957
Benzo(b)fluoranthene	ND	ug/L	1	U	0.10	0.050	0.023		SW8270CSIM	02/28/2022 18:31/jph	SV5975.I_220228A : 15	163957
Benzo(g,h,i)perylene	ND	ug/L	1	U	0.10	0.050	0.027		SW8270CSIM	02/28/2022 18:31/jph	SV5975.I_220228A : 15	163957
Benzo(k)fluoranthene	ND	ug/L	1	U	0.10	0.050	0.030		SW8270CSIM	02/28/2022 18:31/jph	SV5975.I_220228A : 15	163957
Chrysene	ND	ug/L	1	U	0.10	0.050	0.046		SW8270CSIM	02/28/2022 18:31/jph	SV5975.I_220228A : 15	163957
Dibenzo(a,h)anthracene	ND	ug/L	1	U	0.10	0.050	0.037		SW8270CSIM	02/28/2022 18:31/jph	SV5975.I_220228A : 15	163957
Fluoranthene	ND	ug/L	1	U	0.10	0.050	0.023		SW8270CSIM	02/28/2022 18:31/jph	SV5975.I_220228A : 15	163957
Fluorene	ND	ug/L	1	U	0.10	0.050	0.022		SW8270CSIM	02/28/2022 18:31/jph	SV5975.I_220228A : 15	163957
Indeno(1,2,3-cd)pyrene	ND	ug/L	1	U	0.10	0.050	0.049		SW8270CSIM	02/28/2022 18:31/jph	SV5975.I_220228A : 15	163957
Naphthalene	ND	ug/L	1	U	0.10	0.050	0.029		SW8270CSIM	02/28/2022 18:31/jph	SV5975.I_220228A : 15	163957
Phenanthrene	ND	ug/L	1	U	0.10	0.050	0.030		SW8270CSIM	02/28/2022 18:31/jph	SV5975.I_220228A : 15	163957
Pyrene	ND	ug/L	1	U	0.10	0.050	0.024		SW8270CSIM	02/28/2022 18:31/jph	SV5975.I_220228A : 15	163957
AGGREGATE ORGANICS												
Organic Carbon, Total (TOC) - TOC Range is 0.3 to 0.3	0.27	mg/L	1	J	0.50	0.50	0.17		SW9060A	02/25/2022 16:47/eli-ca	SUB-C280065 : 4	C_R280065
METALS, DISSOLVED												
Lead	ND	mg/L	1	U	0.001	0.00005	0.00003		SW6020	02/24/2022 17:00/car	ICPMS207-B_220224A : 35	R375174
METALS, TOTAL												
Lead	ND	mg/L	1	U	0.001	0.0001	0.00008		SW6020	02/24/2022 17:31/car	ICPMS207-B_220224A : 40	163954
VOLATILE ORGANIC COMPOUNDS												
Benzene	ND	ug/L	1	U	1.0	0.20	0.091		SW8260B	02/22/2022 16:27/msc	VOA5975C.I_220222A : 13	R375218
Bromobenzene	ND	ug/L	1	U	1.0	0.20	0.083		SW8260B	02/22/2022 16:27/msc	VOA5975C.I_220222A : 13	R375218
Bromochloromethane	ND	ug/L	1	U	1.0	0.50	0.14		SW8260B	02/22/2022 16:27/msc	VOA5975C.I_220222A : 13	R375218
Bromodichloromethane	ND	ug/L	1	U	1.0	0.25	0.12		SW8260B	02/22/2022 16:27/msc	VOA5975C.I_220222A : 13	R375218
Bromoform	ND	ug/L	1	U	1.0	0.25	0.12		SW8260B	02/22/2022 16:27/msc	VOA5975C.I_220222A : 13	R375218
Carbon tetrachloride	ND	ug/L	1	U	1.0	0.50	0.14		SW8260B	02/22/2022 16:27/msc	VOA5975C.I_220222A : 13	R375218
Chlorobenzene	ND	ug/L	1	U	1.0	0.20	0.091		SW8260B	02/22/2022 16:27/msc	VOA5975C.I_220222A : 13	R375218
Chlorodibromomethane	ND	ug/L	1	U	1.0	0.20	0.084		SW8260B	02/22/2022 16:27/msc	VOA5975C.I_220222A : 13	R375218
Chloroethane	ND	ug/L	1	U	1.0	0.50	0.17		SW8260B	02/22/2022 16:27/msc	VOA5975C.I_220222A : 13	R375218
Chloroform	ND	ug/L	1	U	1.0	0.20	0.079		SW8260B	02/22/2022 16:27/msc	VOA5975C.I_220222A : 13	R375218
Chloromethane	ND	ug/L	1	U	1.0	0.50	0.16		SW8260B	02/22/2022 16:27/msc	VOA5975C.I_220222A : 13	R375218

LABORATORY ANALYTICAL REPORT

Prepared by Billings, MT Branch

Client: AECOM - Honolulu
Client Sample ID: ERH2542 (OWDFMW07A)
Project: CV18F0126, 60571032.02.46.01
Matrix: Ground Water

Lab ID: B22021435-001
Collection Date: 02/17/2022 13:15
Date Received: 02/21/2022
Report Date: 03/04/2022

Analyses	Result	Units	DF	Qual	LOQ	LOD	DL	MCL	Method	Analysis Date / By	RunID : Run Order	BatchID
VOLATILE ORGANIC COMPOUNDS												
1,2-Dibromoethane	ND	ug/L	1	U	1.0	0.20	0.092		SW8260B	02/22/2022 16:27/msc	VOA5975C.I_220222A : 13	R375218
2-Chlorotoluene	ND	ug/L	1	U	1.0	0.20	0.088		SW8260B	02/22/2022 16:27/msc	VOA5975C.I_220222A : 13	R375218
4-Chlorotoluene	ND	ug/L	1	U	1.0	0.20	0.073		SW8260B	02/22/2022 16:27/msc	VOA5975C.I_220222A : 13	R375218
Dibromomethane	ND	ug/L	1	U	1.0	0.50	0.15		SW8260B	02/22/2022 16:27/msc	VOA5975C.I_220222A : 13	R375218
1,2-Dichlorobenzene	ND	ug/L	1	U	1.0	0.20	0.075		SW8260B	02/22/2022 16:27/msc	VOA5975C.I_220222A : 13	R375218
1,3-Dichlorobenzene	ND	ug/L	1	U	1.0	0.20	0.080		SW8260B	02/22/2022 16:27/msc	VOA5975C.I_220222A : 13	R375218
1,4-Dichlorobenzene	ND	ug/L	1	U	1.0	0.20	0.086		SW8260B	02/22/2022 16:27/msc	VOA5975C.I_220222A : 13	R375218
Dichlorodifluoromethane	ND	ug/L	1	U	1.0	0.50	0.18		SW8260B	02/22/2022 16:27/msc	VOA5975C.I_220222A : 13	R375218
1,1-Dichloroethane	ND	ug/L	1	U	1.0	0.50	0.14		SW8260B	02/22/2022 16:27/msc	VOA5975C.I_220222A : 13	R375218
1,2-Dichloroethane	ND	ug/L	1	U	1.0	0.25	0.12		SW8260B	02/22/2022 16:27/msc	VOA5975C.I_220222A : 13	R375218
1,1-Dichloroethene	ND	ug/L	1	U	1.0	0.50	0.14		SW8260B	02/22/2022 16:27/msc	VOA5975C.I_220222A : 13	R375218
cis-1,2-Dichloroethene	ND	ug/L	1	U	1.0	0.25	0.11		SW8260B	02/22/2022 16:27/msc	VOA5975C.I_220222A : 13	R375218
trans-1,2-Dichloroethene	ND	ug/L	1	U	1.0	0.25	0.12		SW8260B	02/22/2022 16:27/msc	VOA5975C.I_220222A : 13	R375218
1,2-Dichloropropane	ND	ug/L	1	U	1.0	0.20	0.085		SW8260B	02/22/2022 16:27/msc	VOA5975C.I_220222A : 13	R375218
1,3-Dichloropropane	ND	ug/L	1	U	1.0	0.20	0.079		SW8260B	02/22/2022 16:27/msc	VOA5975C.I_220222A : 13	R375218
2,2-Dichloropropane	ND	ug/L	1	U	1.0	0.50	0.19		SW8260B	02/22/2022 16:27/msc	VOA5975C.I_220222A : 13	R375218
1,1-Dichloropropene	ND	ug/L	1	U	1.0	0.20	0.083		SW8260B	02/22/2022 16:27/msc	VOA5975C.I_220222A : 13	R375218
cis-1,3-Dichloropropene	ND	ug/L	1	U	1.0	0.20	0.073		SW8260B	02/22/2022 16:27/msc	VOA5975C.I_220222A : 13	R375218
trans-1,3-Dichloropropene	ND	ug/L	1	U	1.0	0.20	0.085		SW8260B	02/22/2022 16:27/msc	VOA5975C.I_220222A : 13	R375218
Ethylbenzene	ND	ug/L	1	U	1.0	0.20	0.084		SW8260B	02/22/2022 16:27/msc	VOA5975C.I_220222A : 13	R375218
Methyl ethyl ketone	ND	ug/L	1	U	20	5.0	1.8		SW8260B	02/22/2022 16:27/msc	VOA5975C.I_220222A : 13	R375218
Methyl tert-butyl ether (MTBE)	ND	ug/L	1	U	1.0	0.25	0.10		SW8260B	02/22/2022 16:27/msc	VOA5975C.I_220222A : 13	R375218
Methylene chloride	ND	ug/L	1	U	1.0	0.50	0.34		SW8260B	02/22/2022 16:27/msc	VOA5975C.I_220222A : 13	R375218
Styrene	ND	ug/L	1	U	1.0	0.20	0.067		SW8260B	02/22/2022 16:27/msc	VOA5975C.I_220222A : 13	R375218
1,1,1,2-Tetrachloroethane	ND	ug/L	1	U	1.0	0.25	0.10		SW8260B	02/22/2022 16:27/msc	VOA5975C.I_220222A : 13	R375218
1,1,2,2-Tetrachloroethane	ND	ug/L	1	U	1.0	0.20	0.087		SW8260B	02/22/2022 16:27/msc	VOA5975C.I_220222A : 13	R375218
Tetrachloroethene	ND	ug/L	1	U	1.0	0.20	0.067		SW8260B	02/22/2022 16:27/msc	VOA5975C.I_220222A : 13	R375218
Toluene	ND	ug/L	1	U	1.0	0.20	0.068		SW8260B	02/22/2022 16:27/msc	VOA5975C.I_220222A : 13	R375218
1,1,1-Trichloroethane	ND	ug/L	1	U	1.0	0.50	0.13		SW8260B	02/22/2022 16:27/msc	VOA5975C.I_220222A : 13	R375218
1,1,2-Trichloroethane	ND	ug/L	1	U	1.0	0.25	0.11		SW8260B	02/22/2022 16:27/msc	VOA5975C.I_220222A : 13	R375218
Trichloroethene	ND	ug/L	1	U	1.0	0.20	0.099		SW8260B	02/22/2022 16:27/msc	VOA5975C.I_220222A : 13	R375218
Trichlorofluoromethane	ND	ug/L	1	U	1.0	0.50	0.13		SW8260B	02/22/2022 16:27/msc	VOA5975C.I_220222A : 13	R375218
1,2,3-Trichloropropane	ND	ug/L	1	U	1.0	0.50	0.24		SW8260B	02/22/2022 16:27/msc	VOA5975C.I_220222A : 13	R375218
Vinyl chloride	ND	ug/L	1	U	1.0	0.50	0.15		SW8260B	02/22/2022 16:27/msc	VOA5975C.I_220222A : 13	R375218
m+p-Xylenes	ND	ug/L	1	U	1.0	0.50	0.15		SW8260B	02/22/2022 16:27/msc	VOA5975C.I_220222A : 13	R375218
o-Xylene	ND	ug/L	1	U	1.0	0.20	0.060		SW8260B	02/22/2022 16:27/msc	VOA5975C.I_220222A : 13	R375218
Xylenes, Total	ND	ug/L	1	U	1.0	0.20	0.060		SW8260B	02/22/2022 16:27/msc	VOA5975C.I_220222A : 13	R375218
Surr: Dibromofluoromethane	114.0	%REC	1		80-119				SW8260B	02/22/2022 16:27/msc	VOA5975C.I_220222A : 13	R375218
Surr: 1,2-Dichloroethane-d4	117.0	%REC	1		81-118				SW8260B	02/22/2022 16:27/msc	VOA5975C.I_220222A : 13	R375218

LABORATORY ANALYTICAL REPORT

Prepared by Billings, MT Branch

Client: AECOM - Honolulu
Client Sample ID: ERH2542 (OWDFMW07A)
Project: CV18F0126, 60571032.02.46.01
Matrix: Ground Water

Lab ID: B22021435-001
Collection Date: 02/17/2022 13:15
Date Received: 02/21/2022
Report Date: 03/04/2022

Analyses	Result	Units	DF	Qual	LOQ	LOD	DL	MCL	Method	Analysis Date / By	RunID : Run Order	BatchID
VOLATILE ORGANIC COMPOUNDS												
Surr: Toluene-d8	106.0	%REC	1		89-112				SW8260B	02/22/2022 16:27/msc	VOA5975C.I_220222A : 13	R375218
Surr: p-Bromofluorobenzene	109.0	%REC	1		85-114				SW8260B	02/22/2022 16:27/msc	VOA5975C.I_220222A : 13	R375218
VOCS BY MICROEXTRACTION-ECD												
1,2-Dibromoethane	ND	ug/L	1	U	0.010	0.0049	0.0025		SW8011	02/24/2022 21:02/clt	GECD.I_220224A : 21	163984
Surr: 1,1,1,2-Tetrachloroethane	100.0	%REC	1		70-130				SW8011	02/24/2022 21:02/clt	GECD.I_220224A : 21	163984
PETROLEUM HYDROCARBONS-VOLATILE												
C6 to C10	ND	ug/L	1	U	20	8.7	2.0		SW8015C	02/23/2022 19:36/jp	VARIAN1_220223A : 13	R375111
Total Purgeable Hydrocarbons	ND	ug/L	1	U	20	10	3.1		SW8015C	02/23/2022 19:36/jp	VARIAN1_220223A : 13	R375111
Surr: Trifluorotoluene	74.0	%REC	1		70-130				SW8015C	02/23/2022 19:36/jp	VARIAN1_220223A : 13	R375111
- Note 1: C6 to C10 is defined as all hydrocarbons eluting between 2-Methylpentane and 1,2,4-Trimethylbenzene.												
- Note 2: Total Purgeable Hydrocarbons are defined as the total hydrocarbon response regardless of elution time.												
PETROLEUM HYDROCARBONS-SEMI-VOLATILE												
Diesel Range Organics (C10 to C24)	ND	mg/L	1	U	0.30	0.14	0.037		SW8015C	02/23/2022 16:31/amn	GCFID-HP5-B_220223A : 6	163927
Oil Range Hydrocarbons (C24 to C40)	ND	mg/L	1	U	0.30	0.14	0.083		SW8015C	02/23/2022 16:31/amn	GCFID-HP5-B_220223A : 6	163927
Total Extractable Hydrocarbons	ND	mg/L	1	U	0.30	0.14	0.071		SW8015C	02/23/2022 16:31/amn	GCFID-HP5-B_220223A : 6	163927
Surr: o-Terphenyl	89.0	%REC	1		56-125				SW8015C	02/23/2022 16:31/amn	GCFID-HP5-B_220223A : 6	163927
Surr: n-Triacontane	82.0	%REC	1		50-150				SW8015C	02/23/2022 16:31/amn	GCFID-HP5-B_220223A : 6	163927
- Note: Total Extractable Hydrocarbons are defined as the total hydrocarbon responses regardless of elution time.												
- Since there were no detectable hydrocarbons, Silica Gel Treatment (SGT) results are equivalent to non-SGT results.												
ORGANIC CHARACTERISTICS												
Methane	ND	mg/L	1	U	0.0020	0.0012	0.00070		SW8015M	02/23/2022 10:38/jdw	FID-HEADSPACE_220223A : 5	R375084
SEMI-VOLATILE ORGANIC COMPOUNDS												
1,2,4-Trichlorobenzene	ND	ug/L	1	U	10	5.0	1.9		SW8270C	02/24/2022 18:52/dsm	SV5973N.I_220224A : 7	163957
1,2-Dichlorobenzene	ND	ug/L	1	U	10	5.0	2.0		SW8270C	02/24/2022 18:52/dsm	SV5973N.I_220224A : 7	163957
1,3-Dichlorobenzene	ND	ug/L	1	U	10	5.0	2.1		SW8270C	02/24/2022 18:52/dsm	SV5973N.I_220224A : 7	163957
1,4-Dichlorobenzene	ND	ug/L	1	U	10	5.0	2.0		SW8270C	02/24/2022 18:52/dsm	SV5973N.I_220224A : 7	163957
2,4,5-Trichlorophenol	ND	ug/L	1	U	10	5.0	2.2		SW8270C	02/24/2022 18:52/dsm	SV5973N.I_220224A : 7	163957
2,4,6-Trichlorophenol	ND	ug/L	1	U	10	5.0	2.6		SW8270C	02/24/2022 18:52/dsm	SV5973N.I_220224A : 7	163957
2,4-Dichlorophenol	ND	ug/L	1	U	10	5.0	1.7		SW8270C	02/24/2022 18:52/dsm	SV5973N.I_220224A : 7	163957
2,4-Dimethylphenol	ND	ug/L	1	U	10	5.0	1.7		SW8270C	02/24/2022 18:52/dsm	SV5973N.I_220224A : 7	163957
2,4-Dinitrophenol	ND	ug/L	1	U	10	10	4.3		SW8270C	02/24/2022 18:52/dsm	SV5973N.I_220224A : 7	163957
2,4-Dinitrotoluene	ND	ug/L	1	U	10	5.0	3.0		SW8270C	02/24/2022 18:52/dsm	SV5973N.I_220224A : 7	163957
2,6-Dinitrotoluene	ND	ug/L	1	U	10	5.0	3.2		SW8270C	02/24/2022 18:52/dsm	SV5973N.I_220224A : 7	163957
2-Chloronaphthalene	ND	ug/L	1	U	10	5.0	2.1		SW8270C	02/24/2022 18:52/dsm	SV5973N.I_220224A : 7	163957
2-Chlorophenol	ND	ug/L	1	U	10	5.0	2.5		SW8270C	02/24/2022 18:52/dsm	SV5973N.I_220224A : 7	163957
2-Nitrophenol	ND	ug/L	1	U	10	5.0	2.4		SW8270C	02/24/2022 18:52/dsm	SV5973N.I_220224A : 7	163957
3,3´-Dichlorobenzidine	ND	ug/L	1	U	10	5.0	2.1		SW8270C	02/24/2022 18:52/dsm	SV5973N.I_220224A : 7	163957
4,6-Dinitro-2-methylphenol	ND	ug/L	1	U	10	10	2.3		SW8270C	02/24/2022 18:52/dsm	SV5973N.I_220224A : 7	163957

LABORATORY ANALYTICAL REPORT

Prepared by Billings, MT Branch

Client: AECOM - Honolulu
Client Sample ID: ERH2542 (OWDFMW07A)
Project: CV18F0126, 60571032.02.46.01
Matrix: Ground Water

Lab ID: B22021435-001
Collection Date: 02/17/2022 13:15
Date Received: 02/21/2022
Report Date: 03/04/2022

Analyses	Result	Units	DF	Qual	LOQ	LOD	DL	MCL	Method	Analysis Date / By	RunID : Run Order	BatchID
SEMI-VOLATILE ORGANIC COMPOUNDS												
4-Bromophenyl phenyl ether	ND	ug/L	1	U	10	5.0	1.7		SW8270C	02/24/2022 18:52/dsm	SV5973N.I_220224A : 7	163957
4-Chloro-3-methylphenol	ND	ug/L	1	U	10	5.0	1.5		SW8270C	02/24/2022 18:52/dsm	SV5973N.I_220224A : 7	163957
4-Chlorophenol	ND	ug/L	1	U	10	5.0	2.6		SW8270C	02/24/2022 18:52/dsm	SV5973N.I_220224A : 7	163957
4-Chlorophenyl phenyl ether	ND	ug/L	1	U	10	5.0	2.0		SW8270C	02/24/2022 18:52/dsm	SV5973N.I_220224A : 7	163957
4-Nitrophenol	ND	ug/L	1	U	10	10	2.5		SW8270C	02/24/2022 18:52/dsm	SV5973N.I_220224A : 7	163957
Azobenzene	ND	ug/L	1	U	10	5.0	1.1		SW8270C	02/24/2022 18:52/dsm	SV5973N.I_220224A : 7	163957
bis(-2-chloroethoxy)Methane	ND	ug/L	1	U	10	5.0	1.4		SW8270C	02/24/2022 18:52/dsm	SV5973N.I_220224A : 7	163957
bis(-2-chloroethyl)Ether	ND	ug/L	1	U	10	5.0	2.6		SW8270C	02/24/2022 18:52/dsm	SV5973N.I_220224A : 7	163957
bis(2-chloroisopropyl)Ether	ND	ug/L	1	U	10	5.0	1.5		SW8270C	02/24/2022 18:52/dsm	SV5973N.I_220224A : 7	163957
bis(2-ethylhexyl)Phthalate	ND	ug/L	1	U	10	5.0	1.9		SW8270C	02/24/2022 18:52/dsm	SV5973N.I_220224A : 7	163957
Butylbenzylphthalate	ND	ug/L	1	U	10	5.0	1.6		SW8270C	02/24/2022 18:52/dsm	SV5973N.I_220224A : 7	163957
Di-n-butyl phthalate	ND	ug/L	1	U	10	5.0	0.93		SW8270C	02/24/2022 18:52/dsm	SV5973N.I_220224A : 7	163957
Di-n-octyl phthalate	ND	ug/L	1	U	10	5.0	1.3		SW8270C	02/24/2022 18:52/dsm	SV5973N.I_220224A : 7	163957
Diethyl phthalate	ND	ug/L	1	U	10	5.0	2.2		SW8270C	02/24/2022 18:52/dsm	SV5973N.I_220224A : 7	163957
Dimethyl phthalate	ND	ug/L	1	U	10	5.0	1.7		SW8270C	02/24/2022 18:52/dsm	SV5973N.I_220224A : 7	163957
Hexachlorobenzene	ND	ug/L	1	U	10	5.0	1.3		SW8270C	02/24/2022 18:52/dsm	SV5973N.I_220224A : 7	163957
Hexachlorobutadiene	ND	ug/L	1	U	10	5.0	2.3		SW8270C	02/24/2022 18:52/dsm	SV5973N.I_220224A : 7	163957
Hexachlorocyclopentadiene	ND	ug/L	1	U	10	5.0	3.0		SW8270C	02/24/2022 18:52/dsm	SV5973N.I_220224A : 7	163957
Hexachloroethane	ND	ug/L	1	U	10	5.0	1.8		SW8270C	02/24/2022 18:52/dsm	SV5973N.I_220224A : 7	163957
Isophorone	ND	ug/L	1	U	10	5.0	1.7		SW8270C	02/24/2022 18:52/dsm	SV5973N.I_220224A : 7	163957
m+p-Cresols	ND	ug/L	1	U	10	5.0	1.8		SW8270C	02/24/2022 18:52/dsm	SV5973N.I_220224A : 7	163957
n-Nitroso-di-n-propylamine	ND	ug/L	1	U	10	5.0	1.5		SW8270C	02/24/2022 18:52/dsm	SV5973N.I_220224A : 7	163957
n-Nitrosodimethylamine	ND	ug/L	1	U	10	5.0	1.5		SW8270C	02/24/2022 18:52/dsm	SV5973N.I_220224A : 7	163957
n-Nitrosodiphenylamine	ND	ug/L	1	U	10	5.0	1.2		SW8270C	02/24/2022 18:52/dsm	SV5973N.I_220224A : 7	163957
Nitrobenzene	ND	ug/L	1	U	10	5.0	2.3		SW8270C	02/24/2022 18:52/dsm	SV5973N.I_220224A : 7	163957
o-Cresol	ND	ug/L	1	U	10	5.0	1.8		SW8270C	02/24/2022 18:52/dsm	SV5973N.I_220224A : 7	163957
Pentachlorophenol	ND	ug/L	1	U	10	10	4.2		SW8270C	02/24/2022 18:52/dsm	SV5973N.I_220224A : 7	163957
Phenol	ND	ug/L	1	U	10	5.0	1.5		SW8270C	02/24/2022 18:52/dsm	SV5973N.I_220224A : 7	163957
Pyridine	ND	ug/L	1	U	10	5.0	3.2		SW8270C	02/24/2022 18:52/dsm	SV5973N.I_220224A : 7	163957
Surr: 2,4,6-Tribromophenol	78.0	%REC	1		43-140				SW8270C	02/24/2022 18:52/dsm	SV5973N.I_220224A : 7	163957
Surr: 2-Fluorobiphenyl	69.0	%REC	1		44-119				SW8270C	02/24/2022 18:52/dsm	SV5973N.I_220224A : 7	163957
Surr: 2-Fluorophenol	31.0	%REC	1		19-119				SW8270C	02/24/2022 18:52/dsm	SV5973N.I_220224A : 7	163957
Surr: Nitrobenzene-d5	69.0	%REC	1		44-120				SW8270C	02/24/2022 18:52/dsm	SV5973N.I_220224A : 7	163957
Surr: Phenol-d5	31.0	%REC	1		10-65				SW8270C	02/24/2022 18:52/dsm	SV5973N.I_220224A : 7	163957
Surr: Terphenyl-d14	109.0	%REC	1		50-134				SW8270C	02/24/2022 18:52/dsm	SV5973N.I_220224A : 7	163957

LABORATORY ANALYTICAL REPORT

Prepared by Billings, MT Branch

Client: AECOM - Honolulu
Client Sample ID: ERH2541 (Trip Blank) 14833
Project: CV18F0126, 60571032.02.46.01
Matrix: Trip Blank

Lab ID: B22021435-002
Collection Date: 02/17/2022 13:15
Date Received: 02/21/2022
Report Date: 03/04/2022

Analyses	Result	Units	DF	Qual	LOQ	LOD	DL	MCL	Method	Analysis Date / By	RunID : Run Order	BatchID
VOLATILE ORGANIC COMPOUNDS												
Benzene	ND	ug/L	1	U	1.0	0.20	0.091		SW8260B	02/22/2022 16:55/msc	VOA5975C.I_220222A : 14	R375218
Bromobenzene	ND	ug/L	1	U	1.0	0.20	0.083		SW8260B	02/22/2022 16:55/msc	VOA5975C.I_220222A : 14	R375218
Bromochloromethane	ND	ug/L	1	U	1.0	0.50	0.14		SW8260B	02/22/2022 16:55/msc	VOA5975C.I_220222A : 14	R375218
Bromodichloromethane	ND	ug/L	1	U	1.0	0.25	0.12		SW8260B	02/22/2022 16:55/msc	VOA5975C.I_220222A : 14	R375218
Bromoform	ND	ug/L	1	U	1.0	0.25	0.12		SW8260B	02/22/2022 16:55/msc	VOA5975C.I_220222A : 14	R375218
Carbon tetrachloride	ND	ug/L	1	U	1.0	0.50	0.14		SW8260B	02/22/2022 16:55/msc	VOA5975C.I_220222A : 14	R375218
Chlorobenzene	ND	ug/L	1	U	1.0	0.20	0.091		SW8260B	02/22/2022 16:55/msc	VOA5975C.I_220222A : 14	R375218
Chlorodibromomethane	ND	ug/L	1	U	1.0	0.20	0.084		SW8260B	02/22/2022 16:55/msc	VOA5975C.I_220222A : 14	R375218
Chloroethane	ND	ug/L	1	U	1.0	0.50	0.17		SW8260B	02/22/2022 16:55/msc	VOA5975C.I_220222A : 14	R375218
Chloroform	ND	ug/L	1	U	1.0	0.20	0.079		SW8260B	02/22/2022 16:55/msc	VOA5975C.I_220222A : 14	R375218
Chloromethane	ND	ug/L	1	U	1.0	0.50	0.16		SW8260B	02/22/2022 16:55/msc	VOA5975C.I_220222A : 14	R375218
1,2-Dibromoethane	ND	ug/L	1	U	1.0	0.20	0.092		SW8260B	02/22/2022 16:55/msc	VOA5975C.I_220222A : 14	R375218
2-Chlorotoluene	ND	ug/L	1	U	1.0	0.20	0.088		SW8260B	02/22/2022 16:55/msc	VOA5975C.I_220222A : 14	R375218
4-Chlorotoluene	ND	ug/L	1	U	1.0	0.20	0.073		SW8260B	02/22/2022 16:55/msc	VOA5975C.I_220222A : 14	R375218
Dibromomethane	ND	ug/L	1	U	1.0	0.50	0.15		SW8260B	02/22/2022 16:55/msc	VOA5975C.I_220222A : 14	R375218
1,2-Dichlorobenzene	ND	ug/L	1	U	1.0	0.20	0.075		SW8260B	02/22/2022 16:55/msc	VOA5975C.I_220222A : 14	R375218
1,3-Dichlorobenzene	ND	ug/L	1	U	1.0	0.20	0.080		SW8260B	02/22/2022 16:55/msc	VOA5975C.I_220222A : 14	R375218
1,4-Dichlorobenzene	ND	ug/L	1	U	1.0	0.20	0.086		SW8260B	02/22/2022 16:55/msc	VOA5975C.I_220222A : 14	R375218
Dichlorodifluoromethane	ND	ug/L	1	U	1.0	0.50	0.18		SW8260B	02/22/2022 16:55/msc	VOA5975C.I_220222A : 14	R375218
1,1-Dichloroethane	ND	ug/L	1	U	1.0	0.50	0.14		SW8260B	02/22/2022 16:55/msc	VOA5975C.I_220222A : 14	R375218
1,2-Dichloroethane	ND	ug/L	1	U	1.0	0.25	0.12		SW8260B	02/22/2022 16:55/msc	VOA5975C.I_220222A : 14	R375218
1,1-Dichloroethene	ND	ug/L	1	U	1.0	0.50	0.14		SW8260B	02/22/2022 16:55/msc	VOA5975C.I_220222A : 14	R375218
cis-1,2-Dichloroethene	ND	ug/L	1	U	1.0	0.25	0.11		SW8260B	02/22/2022 16:55/msc	VOA5975C.I_220222A : 14	R375218
trans-1,2-Dichloroethene	ND	ug/L	1	U	1.0	0.25	0.12		SW8260B	02/22/2022 16:55/msc	VOA5975C.I_220222A : 14	R375218
1,2-Dichloropropane	ND	ug/L	1	U	1.0	0.20	0.085		SW8260B	02/22/2022 16:55/msc	VOA5975C.I_220222A : 14	R375218
1,3-Dichloropropane	ND	ug/L	1	U	1.0	0.20	0.079		SW8260B	02/22/2022 16:55/msc	VOA5975C.I_220222A : 14	R375218
2,2-Dichloropropane	ND	ug/L	1	U	1.0	0.50	0.19		SW8260B	02/22/2022 16:55/msc	VOA5975C.I_220222A : 14	R375218
1,1-Dichloropropene	ND	ug/L	1	U	1.0	0.20	0.083		SW8260B	02/22/2022 16:55/msc	VOA5975C.I_220222A : 14	R375218
cis-1,3-Dichloropropene	ND	ug/L	1	U	1.0	0.20	0.073		SW8260B	02/22/2022 16:55/msc	VOA5975C.I_220222A : 14	R375218
trans-1,3-Dichloropropene	ND	ug/L	1	U	1.0	0.20	0.085		SW8260B	02/22/2022 16:55/msc	VOA5975C.I_220222A : 14	R375218
Ethylbenzene	ND	ug/L	1	U	1.0	0.20	0.084		SW8260B	02/22/2022 16:55/msc	VOA5975C.I_220222A : 14	R375218
Methyl ethyl ketone	ND	ug/L	1	U	20	5.0	1.8		SW8260B	02/22/2022 16:55/msc	VOA5975C.I_220222A : 14	R375218
Methyl tert-butyl ether (MTBE)	ND	ug/L	1	U	1.0	0.25	0.10		SW8260B	02/22/2022 16:55/msc	VOA5975C.I_220222A : 14	R375218
Methylene chloride	ND	ug/L	1	U	1.0	0.50	0.34		SW8260B	02/22/2022 16:55/msc	VOA5975C.I_220222A : 14	R375218
Styrene	ND	ug/L	1	U	1.0	0.20	0.067		SW8260B	02/22/2022 16:55/msc	VOA5975C.I_220222A : 14	R375218
1,1,1,2-Tetrachloroethane	ND	ug/L	1	U	1.0	0.25	0.10		SW8260B	02/22/2022 16:55/msc	VOA5975C.I_220222A : 14	R375218
1,1,2,2-Tetrachloroethane	ND	ug/L	1	U	1.0	0.20	0.087		SW8260B	02/22/2022 16:55/msc	VOA5975C.I_220222A : 14	R375218
Tetrachloroethene	ND	ug/L	1	U	1.0	0.20	0.067		SW8260B	02/22/2022 16:55/msc	VOA5975C.I_220222A : 14	R375218
Toluene	ND	ug/L	1	U	1.0	0.20	0.068		SW8260B	02/22/2022 16:55/msc	VOA5975C.I_220222A : 14	R375218

LABORATORY ANALYTICAL REPORT

Prepared by Billings, MT Branch

Lab ID: B22021435-002
Client: AECOM - Honolulu
Collection Date: 02/17/2022 13:15
Client Sample ID: ERH2541 (Trip Blank) 14833
Date Received: 02/21/2022
Project: CV18F0126, 60571032.02.46.01
Report Date: 03/04/2022
Matrix: Trip Blank

Analyses	Result	Units	DF	Qual	LOQ	LOD	DL	MCL	Method	Analysis Date / By	RunID : Run Order	BatchID
VOLATILE ORGANIC COMPOUNDS												
1,1,1-Trichloroethane	ND	ug/L	1	U	1.0	0.50	0.13		SW8260B	02/22/2022 16:55/msc	VOA5975C.I_220222A : 14	R375218
1,1,2-Trichloroethane	ND	ug/L	1	U	1.0	0.25	0.11		SW8260B	02/22/2022 16:55/msc	VOA5975C.I_220222A : 14	R375218
Trichloroethene	ND	ug/L	1	U	1.0	0.20	0.099		SW8260B	02/22/2022 16:55/msc	VOA5975C.I_220222A : 14	R375218
Trichlorofluoromethane	ND	ug/L	1	U	1.0	0.50	0.13		SW8260B	02/22/2022 16:55/msc	VOA5975C.I_220222A : 14	R375218
1,2,3-Trichloropropane	ND	ug/L	1	U	1.0	0.50	0.24		SW8260B	02/22/2022 16:55/msc	VOA5975C.I_220222A : 14	R375218
Vinyl chloride	ND	ug/L	1	U	1.0	0.50	0.15		SW8260B	02/22/2022 16:55/msc	VOA5975C.I_220222A : 14	R375218
m+p-Xylenes	ND	ug/L	1	U	1.0	0.50	0.15		SW8260B	02/22/2022 16:55/msc	VOA5975C.I_220222A : 14	R375218
o-Xylene	ND	ug/L	1	U	1.0	0.20	0.060		SW8260B	02/22/2022 16:55/msc	VOA5975C.I_220222A : 14	R375218
Xylenes, Total	ND	ug/L	1	U	1.0	0.20	0.060		SW8260B	02/22/2022 16:55/msc	VOA5975C.I_220222A : 14	R375218
Surr: Dibromofluoromethane	110.0	%REC	1		80-119				SW8260B	02/22/2022 16:55/msc	VOA5975C.I_220222A : 14	R375218
Surr: 1,2-Dichloroethane-d4	114.0	%REC	1		81-118				SW8260B	02/22/2022 16:55/msc	VOA5975C.I_220222A : 14	R375218
Surr: Toluene-d8	105.0	%REC	1		89-112				SW8260B	02/22/2022 16:55/msc	VOA5975C.I_220222A : 14	R375218
Surr: p-Bromofluorobenzene	111.0	%REC	1		85-114				SW8260B	02/22/2022 16:55/msc	VOA5975C.I_220222A : 14	R375218

LABORATORY ANALYTICAL REPORT

Prepared by Billings, MT Branch

Lab ID: B22021435-003
Client: AECOM - Honolulu
Collection Date: 02/17/2022 13:15
Client Sample ID: ERH2541 (Trip Blank) 14754
Date Received: 02/21/2022
Project: CV18F0126, 60571032.02.46.01
Report Date: 03/04/2022
Matrix: Trip Blank

Analyses	Result	Units	DF	Qual	LOQ	LOD	DL	MCL	Method	Analysis Date / By	RunID : Run Order	BatchID
PETROLEUM HYDROCARBONS-VOLATILE												
C6 to C10	ND	ug/L	1	U	20	8.7	2.0		SW8015C	02/23/2022 15:37/jp	VARIAN1_220223A : 6	R375111
Total Purgeable Hydrocarbons	ND	ug/L	1	U	20	10	3.1		SW8015C	02/23/2022 15:37/jp	VARIAN1_220223A : 6	R375111
Surr: Trifluorotoluene	73.0	%REC	1		70-130				SW8015C	02/23/2022 15:37/jp	VARIAN1_220223A : 6	R375111

- Note 1: C6 to C10 is defined as all hydrocarbons eluting between 2-Methylpentane and 1,2,4-Trimethylbenzene.
- Note 2: Total Purgeable Hydrocarbons are defined as the total hydrocarbon response regardless of elution time.

LABORATORY ANALYTICAL REPORT

Prepared by Billings, MT Branch

Lab ID: B22021435-004
Client: AECOM - Honolulu
Collection Date: 02/17/2022 13:15
Client Sample ID: ERH2541 (Trip Blank) 14733
Date Received: 02/21/2022
Project: CV18F0126, 60571032.02.46.01
Report Date: 03/04/2022
Matrix: Trip Blank

Analyses	Result	Units	DF	Qual	LOQ	LOD	DL	MCL	Method	Analysis Date / By	RunID : Run Order	BatchID
VOCS BY MICROEXTRACTION-ECD												
1,2-Dibromoethane	ND	ug/L	1	U	0.010	0.0049	0.0025		SW8011	02/24/2022 18:44/clt	GECD.I_220224A : 14	163984
Surr: 1,1,1,2-Tetrachloroethane	93.0	%REC	1		70-130				SW8011	02/24/2022 18:44/clt	GECD.I_220224A : 14	163984

LABORATORY ANALYTICAL REPORT

Prepared by Billings, MT Branch

Lab ID: B22021435-005
Client: AECOM - Honolulu
Collection Date: 02/17/2022 13:15
Client Sample ID: ERH2541 (Trip Blank) 14808
Date Received: 02/21/2022
Project: CV18F0126, 60571032.02.46.01
Report Date: 03/04/2022
Matrix: Trip Blank

Analyses	Result	Units	DF	Qual	LOQ	LOD	DL	MCL	Method	Analysis Date / By	RunID : Run Order	BatchID
ORGANIC CHARACTERISTICS												
Methane	ND	mg/L	1	U	0.0020	0.0012	0.00070		SW8015M	02/23/2022 10:45/jdw	FID-HEADSPACE_220223A : 6	R375084

LABORATORY ANALYTICAL REPORT

Prepared by Billings, MT Branch

Client: AECOM - Honolulu
Client Sample ID: ERH2544 (OWDFMW08A)
Project: CV18F0126, 60571032.02.46.01
Matrix: Ground Water

Lab ID: B22021435-006
Collection Date: 02/16/2022 16:30
Date Received: 02/21/2022
Report Date: 03/04/2022

Analyses	Result	Units	DF	Qual	LOQ	LOD	DL	MCL	Method	Analysis Date / By	RunID : Run Order	BatchID
LOW LEVEL PAH BY 8270C SIM												
1-Methylnaphthalene	ND	ug/L	1	U	0.10	0.050	0.021		SW8270CSIM	02/28/2022 19:03/jph	SV5975.I_220228A : 16	163957
2-Methylnaphthalene	ND	ug/L	1	U	0.10	0.050	0.018		SW8270CSIM	02/28/2022 19:03/jph	SV5975.I_220228A : 16	163957
Acenaphthene	ND	ug/L	1	U	0.10	0.050	0.032		SW8270CSIM	02/28/2022 19:03/jph	SV5975.I_220228A : 16	163957
Acenaphthylene	ND	ug/L	1	U	0.10	0.050	0.025		SW8270CSIM	02/28/2022 19:03/jph	SV5975.I_220228A : 16	163957
Anthracene	ND	ug/L	1	U	0.10	0.050	0.028		SW8270CSIM	02/28/2022 19:03/jph	SV5975.I_220228A : 16	163957
Benzo(a)anthracene	ND	ug/L	1	U	0.10	0.050	0.027		SW8270CSIM	02/28/2022 19:03/jph	SV5975.I_220228A : 16	163957
Benzo(a)pyrene	ND	ug/L	1	U	0.10	0.050	0.035		SW8270CSIM	02/28/2022 19:03/jph	SV5975.I_220228A : 16	163957
Benzo(b)fluoranthene	ND	ug/L	1	U	0.10	0.050	0.023		SW8270CSIM	02/28/2022 19:03/jph	SV5975.I_220228A : 16	163957
Benzo(g,h,i)perylene	ND	ug/L	1	U	0.10	0.050	0.027		SW8270CSIM	02/28/2022 19:03/jph	SV5975.I_220228A : 16	163957
Benzo(k)fluoranthene	ND	ug/L	1	U	0.10	0.050	0.030		SW8270CSIM	02/28/2022 19:03/jph	SV5975.I_220228A : 16	163957
Chrysene	ND	ug/L	1	U	0.10	0.050	0.046		SW8270CSIM	02/28/2022 19:03/jph	SV5975.I_220228A : 16	163957
Dibenzo(a,h)anthracene	ND	ug/L	1	U	0.10	0.050	0.037		SW8270CSIM	02/28/2022 19:03/jph	SV5975.I_220228A : 16	163957
Fluoranthene	ND	ug/L	1	U	0.10	0.050	0.023		SW8270CSIM	02/28/2022 19:03/jph	SV5975.I_220228A : 16	163957
Fluorene	ND	ug/L	1	U	0.10	0.050	0.022		SW8270CSIM	02/28/2022 19:03/jph	SV5975.I_220228A : 16	163957
Indeno(1,2,3-cd)pyrene	ND	ug/L	1	U	0.10	0.050	0.049		SW8270CSIM	02/28/2022 19:03/jph	SV5975.I_220228A : 16	163957
Naphthalene	ND	ug/L	1	U	0.10	0.050	0.029		SW8270CSIM	02/28/2022 19:03/jph	SV5975.I_220228A : 16	163957
Phenanthrene	ND	ug/L	1	U	0.10	0.050	0.030		SW8270CSIM	02/28/2022 19:03/jph	SV5975.I_220228A : 16	163957
Pyrene	ND	ug/L	1	U	0.10	0.050	0.024		SW8270CSIM	02/28/2022 19:03/jph	SV5975.I_220228A : 16	163957
AGGREGATE ORGANICS												
Organic Carbon, Total (TOC) - TOC Range is 0.4 to 0.4	0.36	mg/L	1	J	0.50	0.50	0.17		SW9060A	02/25/2022 18:49/eli-ca	SUB-C280065 : 7	C_R280065
METALS, DISSOLVED												
Lead	ND	mg/L	1	U	0.001	0.00005	0.00003		SW6020	02/24/2022 18:21/car	ICPMS207-B_220224A : 48	R375174
METALS, TOTAL												
Lead	ND	mg/L	1	U	0.001	0.0001	0.00008		SW6020	02/24/2022 18:28/car	ICPMS207-B_220224A : 49	163954
VOLATILE ORGANIC COMPOUNDS												
Benzene	ND	ug/L	1	U	1.0	0.20	0.091		SW8260B	02/22/2022 13:17/msc	VOA5975C.I_220222A : 6	R375218
Bromobenzene	ND	ug/L	1	U	1.0	0.20	0.083		SW8260B	02/22/2022 13:17/msc	VOA5975C.I_220222A : 6	R375218
Bromochloromethane	ND	ug/L	1	U	1.0	0.50	0.14		SW8260B	02/22/2022 13:17/msc	VOA5975C.I_220222A : 6	R375218
Bromodichloromethane	ND	ug/L	1	U	1.0	0.25	0.12		SW8260B	02/22/2022 13:17/msc	VOA5975C.I_220222A : 6	R375218
Bromoform	ND	ug/L	1	U	1.0	0.25	0.12		SW8260B	02/22/2022 13:17/msc	VOA5975C.I_220222A : 6	R375218
Carbon tetrachloride	ND	ug/L	1	U	1.0	0.50	0.14		SW8260B	02/22/2022 13:17/msc	VOA5975C.I_220222A : 6	R375218
Chlorobenzene	ND	ug/L	1	U	1.0	0.20	0.091		SW8260B	02/22/2022 13:17/msc	VOA5975C.I_220222A : 6	R375218
Chlorodibromomethane	ND	ug/L	1	U	1.0	0.20	0.084		SW8260B	02/22/2022 13:17/msc	VOA5975C.I_220222A : 6	R375218
Chloroethane	ND	ug/L	1	U	1.0	0.50	0.17		SW8260B	02/22/2022 13:17/msc	VOA5975C.I_220222A : 6	R375218
Chloroform	0.27	ug/L	1	J	1.0	0.20	0.079		SW8260B	02/22/2022 13:17/msc	VOA5975C.I_220222A : 6	R375218
Chloromethane	ND	ug/L	1	U	1.0	0.50	0.16		SW8260B	02/22/2022 13:17/msc	VOA5975C.I_220222A : 6	R375218

LABORATORY ANALYTICAL REPORT

Prepared by Billings, MT Branch

Client: AECOM - Honolulu
Client Sample ID: ERH2544 (OWDFMW08A)
Project: CV18F0126, 60571032.02.46.01
Matrix: Ground Water

Lab ID: B22021435-006
Collection Date: 02/16/2022 16:30
Date Received: 02/21/2022
Report Date: 03/04/2022

Analyses	Result	Units	DF	Qual	LOQ	LOD	DL	MCL	Method	Analysis Date / By	RunID : Run Order	BatchID
VOLATILE ORGANIC COMPOUNDS												
1,2-Dibromoethane	ND	ug/L	1	U	1.0	0.20	0.092		SW8260B	02/22/2022 13:17/msc	VOA5975C.I_220222A : 6	R375218
2-Chlorotoluene	ND	ug/L	1	U	1.0	0.20	0.088		SW8260B	02/22/2022 13:17/msc	VOA5975C.I_220222A : 6	R375218
4-Chlorotoluene	ND	ug/L	1	U	1.0	0.20	0.073		SW8260B	02/22/2022 13:17/msc	VOA5975C.I_220222A : 6	R375218
Dibromomethane	ND	ug/L	1	U	1.0	0.50	0.15		SW8260B	02/22/2022 13:17/msc	VOA5975C.I_220222A : 6	R375218
1,2-Dichlorobenzene	ND	ug/L	1	U	1.0	0.20	0.075		SW8260B	02/22/2022 13:17/msc	VOA5975C.I_220222A : 6	R375218
1,3-Dichlorobenzene	ND	ug/L	1	U	1.0	0.20	0.080		SW8260B	02/22/2022 13:17/msc	VOA5975C.I_220222A : 6	R375218
1,4-Dichlorobenzene	ND	ug/L	1	U	1.0	0.20	0.086		SW8260B	02/22/2022 13:17/msc	VOA5975C.I_220222A : 6	R375218
Dichlorodifluoromethane	ND	ug/L	1	U	1.0	0.50	0.18		SW8260B	02/22/2022 13:17/msc	VOA5975C.I_220222A : 6	R375218
1,1-Dichloroethane	ND	ug/L	1	U	1.0	0.50	0.14		SW8260B	02/22/2022 13:17/msc	VOA5975C.I_220222A : 6	R375218
1,2-Dichloroethane	ND	ug/L	1	U	1.0	0.25	0.12		SW8260B	02/22/2022 13:17/msc	VOA5975C.I_220222A : 6	R375218
1,1-Dichloroethene	ND	ug/L	1	U	1.0	0.50	0.14		SW8260B	02/22/2022 13:17/msc	VOA5975C.I_220222A : 6	R375218
cis-1,2-Dichloroethene	ND	ug/L	1	U	1.0	0.25	0.11		SW8260B	02/22/2022 13:17/msc	VOA5975C.I_220222A : 6	R375218
trans-1,2-Dichloroethene	ND	ug/L	1	U	1.0	0.25	0.12		SW8260B	02/22/2022 13:17/msc	VOA5975C.I_220222A : 6	R375218
1,2-Dichloropropane	ND	ug/L	1	U	1.0	0.20	0.085		SW8260B	02/22/2022 13:17/msc	VOA5975C.I_220222A : 6	R375218
1,3-Dichloropropane	ND	ug/L	1	U	1.0	0.20	0.079		SW8260B	02/22/2022 13:17/msc	VOA5975C.I_220222A : 6	R375218
2,2-Dichloropropane	ND	ug/L	1	U	1.0	0.50	0.19		SW8260B	02/22/2022 13:17/msc	VOA5975C.I_220222A : 6	R375218
1,1-Dichloropropene	ND	ug/L	1	U	1.0	0.20	0.083		SW8260B	02/22/2022 13:17/msc	VOA5975C.I_220222A : 6	R375218
cis-1,3-Dichloropropene	ND	ug/L	1	U	1.0	0.20	0.073		SW8260B	02/22/2022 13:17/msc	VOA5975C.I_220222A : 6	R375218
trans-1,3-Dichloropropene	ND	ug/L	1	U	1.0	0.20	0.085		SW8260B	02/22/2022 13:17/msc	VOA5975C.I_220222A : 6	R375218
Ethylbenzene	ND	ug/L	1	U	1.0	0.20	0.084		SW8260B	02/22/2022 13:17/msc	VOA5975C.I_220222A : 6	R375218
Methyl ethyl ketone	ND	ug/L	1	U	20	5.0	1.8		SW8260B	02/22/2022 13:17/msc	VOA5975C.I_220222A : 6	R375218
Methyl tert-butyl ether (MTBE)	ND	ug/L	1	U	1.0	0.25	0.10		SW8260B	02/22/2022 13:17/msc	VOA5975C.I_220222A : 6	R375218
Methylene chloride	ND	ug/L	1	U	1.0	0.50	0.34		SW8260B	02/22/2022 13:17/msc	VOA5975C.I_220222A : 6	R375218
Styrene	ND	ug/L	1	U	1.0	0.20	0.067		SW8260B	02/22/2022 13:17/msc	VOA5975C.I_220222A : 6	R375218
1,1,1,2-Tetrachloroethane	ND	ug/L	1	U	1.0	0.25	0.10		SW8260B	02/22/2022 13:17/msc	VOA5975C.I_220222A : 6	R375218
1,1,2,2-Tetrachloroethane	ND	ug/L	1	U	1.0	0.20	0.087		SW8260B	02/22/2022 13:17/msc	VOA5975C.I_220222A : 6	R375218
Tetrachloroethene	ND	ug/L	1	U	1.0	0.20	0.067		SW8260B	02/22/2022 13:17/msc	VOA5975C.I_220222A : 6	R375218
Toluene	ND	ug/L	1	U	1.0	0.20	0.068		SW8260B	02/22/2022 13:17/msc	VOA5975C.I_220222A : 6	R375218
1,1,1-Trichloroethane	ND	ug/L	1	U	1.0	0.50	0.13		SW8260B	02/22/2022 13:17/msc	VOA5975C.I_220222A : 6	R375218
1,1,2-Trichloroethane	ND	ug/L	1	U	1.0	0.25	0.11		SW8260B	02/22/2022 13:17/msc	VOA5975C.I_220222A : 6	R375218
Trichloroethene	ND	ug/L	1	U	1.0	0.20	0.099		SW8260B	02/22/2022 13:17/msc	VOA5975C.I_220222A : 6	R375218
Trichlorofluoromethane	ND	ug/L	1	U	1.0	0.50	0.13		SW8260B	02/22/2022 13:17/msc	VOA5975C.I_220222A : 6	R375218
1,2,3-Trichloropropane	ND	ug/L	1	U	1.0	0.50	0.24		SW8260B	02/22/2022 13:17/msc	VOA5975C.I_220222A : 6	R375218
Vinyl chloride	ND	ug/L	1	U	1.0	0.50	0.15		SW8260B	02/22/2022 13:17/msc	VOA5975C.I_220222A : 6	R375218
m+p-Xylenes	ND	ug/L	1	U	1.0	0.50	0.15		SW8260B	02/22/2022 13:17/msc	VOA5975C.I_220222A : 6	R375218
o-Xylene	ND	ug/L	1	U	1.0	0.20	0.060		SW8260B	02/22/2022 13:17/msc	VOA5975C.I_220222A : 6	R375218
Xylenes, Total	ND	ug/L	1	U	1.0	0.20	0.060		SW8260B	02/22/2022 13:17/msc	VOA5975C.I_220222A : 6	R375218
Surr: Dibromofluoromethane	112.0	%REC	1		80-119				SW8260B	02/22/2022 13:17/msc	VOA5975C.I_220222A : 6	R375218
Surr: 1,2-Dichloroethane-d4	115.0	%REC	1		81-118				SW8260B	02/22/2022 13:17/msc	VOA5975C.I_220222A : 6	R375218

LABORATORY ANALYTICAL REPORT

Prepared by Billings, MT Branch

Client: AECOM - Honolulu
Client Sample ID: ERH2544 (OWDFMW08A)
Project: CV18F0126, 60571032.02.46.01
Matrix: Ground Water

Lab ID: B22021435-006
Collection Date: 02/16/2022 16:30
Date Received: 02/21/2022
Report Date: 03/04/2022

Analyses	Result	Units	DF	Qual	LOQ	LOD	DL	MCL	Method	Analysis Date / By	RunID : Run Order	BatchID
VOLATILE ORGANIC COMPOUNDS												
Surr: Toluene-d8	105.0	%REC	1		89-112				SW8260B	02/22/2022 13:17/msc	VOA5975C.I_220222A : 6	R375218
Surr: p-Bromofluorobenzene	109.0	%REC	1		85-114				SW8260B	02/22/2022 13:17/msc	VOA5975C.I_220222A : 6	R375218
VOCS BY MICROEXTRACTION-ECD												
1,2-Dibromoethane	ND	ug/L	1	U	0.010	0.0050	0.0026		SW8011	02/24/2022 19:04/clt	GECD.I_220224A : 15	163984
Surr: 1,1,1,2-Tetrachloroethane	117.0	%REC	1		70-130				SW8011	02/24/2022 19:04/clt	GECD.I_220224A : 15	163984
PETROLEUM HYDROCARBONS-VOLATILE												
C6 to C10	ND	ug/L	1	U	20	8.7	2.0		SW8015C	02/24/2022 01:16/jp	VARIAN1_220223A : 20	R375111
Total Purgeable Hydrocarbons	ND	ug/L	1	U	20	10	3.1		SW8015C	02/24/2022 01:16/jp	VARIAN1_220223A : 20	R375111
Surr: Trifluorotoluene	75.0	%REC	1		70-130				SW8015C	02/24/2022 01:16/jp	VARIAN1_220223A : 20	R375111
- Note 1: C6 to C10 is defined as all hydrocarbons eluting between 2-Methylpentane and 1,2,4-Trimethylbenzene.												
- Note 2: Total Purgeable Hydrocarbons are defined as the total hydrocarbon response regardless of elution time.												
PETROLEUM HYDROCARBONS-SEMI-VOLATILE												
Diesel Range Organics (C10 to C24)	ND	mg/L	1	U	0.30	0.14	0.037		SW8015C	02/23/2022 17:57/amn	GCFID-HP5-B_220223A : 8	163927
Oil Range Hydrocarbons (C24 to C40)	ND	mg/L	1	U	0.30	0.14	0.083		SW8015C	02/23/2022 17:57/amn	GCFID-HP5-B_220223A : 8	163927
Total Extractable Hydrocarbons	ND	mg/L	1	U	0.30	0.14	0.071		SW8015C	02/23/2022 17:57/amn	GCFID-HP5-B_220223A : 8	163927
Surr: o-Terphenyl	94.0	%REC	1		56-125				SW8015C	02/23/2022 17:57/amn	GCFID-HP5-B_220223A : 8	163927
Surr: n-Triacontane	85.0	%REC	1		50-150				SW8015C	02/23/2022 17:57/amn	GCFID-HP5-B_220223A : 8	163927
- Note: Total Extractable Hydrocarbons are defined as the total hydrocarbon responses regardless of elution time.												
- Since there were no detectable hydrocarbons, Silica Gel Treatment (SGT) results are equivalent to non-SGT results.												
ORGANIC CHARACTERISTICS												
Methane	ND	mg/L	1	U	0.0020	0.0012	0.00070		SW8015M	02/23/2022 10:51/jdw	FID-HEADSPACE_220223A : 7	R375084
SEMI-VOLATILE ORGANIC COMPOUNDS												
1,2,4-Trichlorobenzene	ND	ug/L	1	U	10	5.0	1.9		SW8270C	02/24/2022 19:57/dsm	SV5973N.I_220224A : 9	163957
1,2-Dichlorobenzene	ND	ug/L	1	U	10	5.0	2.0		SW8270C	02/24/2022 19:57/dsm	SV5973N.I_220224A : 9	163957
1,3-Dichlorobenzene	ND	ug/L	1	U	10	5.0	2.1		SW8270C	02/24/2022 19:57/dsm	SV5973N.I_220224A : 9	163957
1,4-Dichlorobenzene	ND	ug/L	1	U	10	5.0	2.0		SW8270C	02/24/2022 19:57/dsm	SV5973N.I_220224A : 9	163957
2,4,5-Trichlorophenol	ND	ug/L	1	U	10	5.0	2.2		SW8270C	02/24/2022 19:57/dsm	SV5973N.I_220224A : 9	163957
2,4,6-Trichlorophenol	ND	ug/L	1	U	10	5.0	2.6		SW8270C	02/24/2022 19:57/dsm	SV5973N.I_220224A : 9	163957
2,4-Dichlorophenol	ND	ug/L	1	U	10	5.0	1.7		SW8270C	02/24/2022 19:57/dsm	SV5973N.I_220224A : 9	163957
2,4-Dimethylphenol	ND	ug/L	1	U	10	5.0	1.7		SW8270C	02/24/2022 19:57/dsm	SV5973N.I_220224A : 9	163957
2,4-Dinitrophenol	ND	ug/L	1	U	10	10	4.3		SW8270C	02/24/2022 19:57/dsm	SV5973N.I_220224A : 9	163957
2,4-Dinitrotoluene	ND	ug/L	1	U	10	5.0	3.0		SW8270C	02/24/2022 19:57/dsm	SV5973N.I_220224A : 9	163957
2,6-Dinitrotoluene	ND	ug/L	1	U	10	5.0	3.2		SW8270C	02/24/2022 19:57/dsm	SV5973N.I_220224A : 9	163957
2-Chloronaphthalene	ND	ug/L	1	U	10	5.0	2.1		SW8270C	02/24/2022 19:57/dsm	SV5973N.I_220224A : 9	163957
2-Chlorophenol	ND	ug/L	1	U	10	5.0	2.5		SW8270C	02/24/2022 19:57/dsm	SV5973N.I_220224A : 9	163957
2-Nitrophenol	ND	ug/L	1	U	10	5.0	2.4		SW8270C	02/24/2022 19:57/dsm	SV5973N.I_220224A : 9	163957
3,3´-Dichlorobenzidine	ND	ug/L	1	U	10	5.0	2.1		SW8270C	02/24/2022 19:57/dsm	SV5973N.I_220224A : 9	163957
4,6-Dinitro-2-methylphenol	ND	ug/L	1	U	10	10	2.3		SW8270C	02/24/2022 19:57/dsm	SV5973N.I_220224A : 9	163957

LABORATORY ANALYTICAL REPORT

Prepared by Billings, MT Branch

Lab ID: B22021435-006
Client: AECOM - Honolulu
Collection Date: 02/16/2022 16:30
Client Sample ID: ERH2544 (OWDFMW08A)
Date Received: 02/21/2022
Project: CV18F0126, 60571032.02.46.01
Report Date: 03/04/2022
Matrix: Ground Water

Analyses	Result	Units	DF	Qual	LOQ	LOD	DL	MCL	Method	Analysis Date / By	RunID : Run Order	BatchID
SEMI-VOLATILE ORGANIC COMPOUNDS												
4-Bromophenyl phenyl ether	ND	ug/L	1	U	10	5.0	1.7		SW8270C	02/24/2022 19:57/dsm	SV5973N.I_220224A : 9	163957
4-Chloro-3-methylphenol	ND	ug/L	1	U	10	5.0	1.5		SW8270C	02/24/2022 19:57/dsm	SV5973N.I_220224A : 9	163957
4-Chlorophenol	ND	ug/L	1	U	10	5.0	2.6		SW8270C	02/24/2022 19:57/dsm	SV5973N.I_220224A : 9	163957
4-Chlorophenyl phenyl ether	ND	ug/L	1	U	10	5.0	2.0		SW8270C	02/24/2022 19:57/dsm	SV5973N.I_220224A : 9	163957
4-Nitrophenol	ND	ug/L	1	U	10	10	2.5		SW8270C	02/24/2022 19:57/dsm	SV5973N.I_220224A : 9	163957
Azobenzene	ND	ug/L	1	U	10	5.0	1.1		SW8270C	02/24/2022 19:57/dsm	SV5973N.I_220224A : 9	163957
bis(-2-chloroethoxy)Methane	ND	ug/L	1	U	10	5.0	1.4		SW8270C	02/24/2022 19:57/dsm	SV5973N.I_220224A : 9	163957
bis(-2-chloroethyl)Ether	ND	ug/L	1	U	10	5.0	2.6		SW8270C	02/24/2022 19:57/dsm	SV5973N.I_220224A : 9	163957
bis(2-chloroisopropyl)Ether	ND	ug/L	1	U	10	5.0	1.5		SW8270C	02/24/2022 19:57/dsm	SV5973N.I_220224A : 9	163957
bis(2-ethylhexyl)Phthalate	ND	ug/L	1	U	10	5.0	1.9		SW8270C	02/24/2022 19:57/dsm	SV5973N.I_220224A : 9	163957
Butylbenzylphthalate	ND	ug/L	1	U	10	5.0	1.6		SW8270C	02/24/2022 19:57/dsm	SV5973N.I_220224A : 9	163957
Di-n-butyl phthalate	ND	ug/L	1	U	10	5.0	0.93		SW8270C	02/24/2022 19:57/dsm	SV5973N.I_220224A : 9	163957
Di-n-octyl phthalate	ND	ug/L	1	U	10	5.0	1.3		SW8270C	02/24/2022 19:57/dsm	SV5973N.I_220224A : 9	163957
Diethyl phthalate	ND	ug/L	1	U	10	5.0	2.2		SW8270C	02/24/2022 19:57/dsm	SV5973N.I_220224A : 9	163957
Dimethyl phthalate	ND	ug/L	1	U	10	5.0	1.7		SW8270C	02/24/2022 19:57/dsm	SV5973N.I_220224A : 9	163957
Hexachlorobenzene	ND	ug/L	1	U	10	5.0	1.3		SW8270C	02/24/2022 19:57/dsm	SV5973N.I_220224A : 9	163957
Hexachlorobutadiene	ND	ug/L	1	U	10	5.0	2.3		SW8270C	02/24/2022 19:57/dsm	SV5973N.I_220224A : 9	163957
Hexachlorocyclopentadiene	ND	ug/L	1	U	10	5.0	3.0		SW8270C	02/24/2022 19:57/dsm	SV5973N.I_220224A : 9	163957
Hexachloroethane	ND	ug/L	1	U	10	5.0	1.8		SW8270C	02/24/2022 19:57/dsm	SV5973N.I_220224A : 9	163957
Isophorone	ND	ug/L	1	U	10	5.0	1.7		SW8270C	02/24/2022 19:57/dsm	SV5973N.I_220224A : 9	163957
m+p-Cresols	ND	ug/L	1	U	10	5.0	1.8		SW8270C	02/24/2022 19:57/dsm	SV5973N.I_220224A : 9	163957
n-Nitroso-di-n-propylamine	ND	ug/L	1	U	10	5.0	1.5		SW8270C	02/24/2022 19:57/dsm	SV5973N.I_220224A : 9	163957
n-Nitrosodimethylamine	ND	ug/L	1	U	10	5.0	1.5		SW8270C	02/24/2022 19:57/dsm	SV5973N.I_220224A : 9	163957
n-Nitrosodiphenylamine	ND	ug/L	1	U	10	5.0	1.2		SW8270C	02/24/2022 19:57/dsm	SV5973N.I_220224A : 9	163957
Nitrobenzene	ND	ug/L	1	U	10	5.0	2.3		SW8270C	02/24/2022 19:57/dsm	SV5973N.I_220224A : 9	163957
o-Cresol	ND	ug/L	1	U	10	5.0	1.8		SW8270C	02/24/2022 19:57/dsm	SV5973N.I_220224A : 9	163957
Pentachlorophenol	ND	ug/L	1	U	10	10	4.2		SW8270C	02/24/2022 19:57/dsm	SV5973N.I_220224A : 9	163957
Phenol	ND	ug/L	1	U	10	5.0	1.5		SW8270C	02/24/2022 19:57/dsm	SV5973N.I_220224A : 9	163957
Pyridine	ND	ug/L	1	U	10	5.0	3.2		SW8270C	02/24/2022 19:57/dsm	SV5973N.I_220224A : 9	163957
Surr: 2,4,6-Tribromophenol	67.0	%REC	1		43-140				SW8270C	02/24/2022 19:57/dsm	SV5973N.I_220224A : 9	163957
Surr: 2-Fluorobiphenyl	52.0	%REC	1		44-119				SW8270C	02/24/2022 19:57/dsm	SV5973N.I_220224A : 9	163957
Surr: 2-Fluorophenol	26.0	%REC	1		19-119				SW8270C	02/24/2022 19:57/dsm	SV5973N.I_220224A : 9	163957
Surr: Nitrobenzene-d5	53.0	%REC	1		44-120				SW8270C	02/24/2022 19:57/dsm	SV5973N.I_220224A : 9	163957
Surr: Phenol-d5	25.0	%REC	1		10-65				SW8270C	02/24/2022 19:57/dsm	SV5973N.I_220224A : 9	163957
Surr: Terphenyl-d14	90.0	%REC	1		50-134				SW8270C	02/24/2022 19:57/dsm	SV5973N.I_220224A : 9	163957

LABORATORY ANALYTICAL REPORT

Prepared by Billings, MT Branch

Client: AECOM - Honolulu
Client Sample ID: ERH2545 (OWDFMW08A)
Project: CV18F0126, 60571032.02.46.01
Matrix: Ground Water

Lab ID: B22021435-007
Collection Date: 02/16/2022 16:30
Date Received: 02/21/2022
Report Date: 03/04/2022

Analyses	Result	Units	DF	Qual	LOQ	LOD	DL	MCL	Method	Analysis Date / By	RunID : Run Order	BatchID
LOW LEVEL PAH BY 8270C SIM												
1-Methylnaphthalene	ND	ug/L	1	U	0.10	0.050	0.021		SW8270CSIM	02/28/2022 19:36/jph	SV5975.I_220228A : 17	163957
2-Methylnaphthalene	ND	ug/L	1	U	0.10	0.050	0.018		SW8270CSIM	02/28/2022 19:36/jph	SV5975.I_220228A : 17	163957
Acenaphthene	ND	ug/L	1	U	0.10	0.050	0.032		SW8270CSIM	02/28/2022 19:36/jph	SV5975.I_220228A : 17	163957
Acenaphthylene	ND	ug/L	1	U	0.10	0.050	0.025		SW8270CSIM	02/28/2022 19:36/jph	SV5975.I_220228A : 17	163957
Anthracene	ND	ug/L	1	U	0.10	0.050	0.028		SW8270CSIM	02/28/2022 19:36/jph	SV5975.I_220228A : 17	163957
Benzo(a)anthracene	ND	ug/L	1	U	0.10	0.050	0.027		SW8270CSIM	02/28/2022 19:36/jph	SV5975.I_220228A : 17	163957
Benzo(a)pyrene	ND	ug/L	1	U	0.10	0.050	0.035		SW8270CSIM	02/28/2022 19:36/jph	SV5975.I_220228A : 17	163957
Benzo(b)fluoranthene	ND	ug/L	1	U	0.10	0.050	0.023		SW8270CSIM	02/28/2022 19:36/jph	SV5975.I_220228A : 17	163957
Benzo(g,h,i)perylene	ND	ug/L	1	U	0.10	0.050	0.027		SW8270CSIM	02/28/2022 19:36/jph	SV5975.I_220228A : 17	163957
Benzo(k)fluoranthene	ND	ug/L	1	U	0.10	0.050	0.030		SW8270CSIM	02/28/2022 19:36/jph	SV5975.I_220228A : 17	163957
Chrysene	ND	ug/L	1	U	0.10	0.050	0.046		SW8270CSIM	02/28/2022 19:36/jph	SV5975.I_220228A : 17	163957
Dibenzo(a,h)anthracene	ND	ug/L	1	U	0.10	0.050	0.037		SW8270CSIM	02/28/2022 19:36/jph	SV5975.I_220228A : 17	163957
Fluoranthene	ND	ug/L	1	U	0.10	0.050	0.023		SW8270CSIM	02/28/2022 19:36/jph	SV5975.I_220228A : 17	163957
Fluorene	ND	ug/L	1	U	0.10	0.050	0.022		SW8270CSIM	02/28/2022 19:36/jph	SV5975.I_220228A : 17	163957
Indeno(1,2,3-cd)pyrene	ND	ug/L	1	U	0.10	0.050	0.049		SW8270CSIM	02/28/2022 19:36/jph	SV5975.I_220228A : 17	163957
Naphthalene	ND	ug/L	1	U	0.10	0.050	0.029		SW8270CSIM	02/28/2022 19:36/jph	SV5975.I_220228A : 17	163957
Phenanthrene	ND	ug/L	1	U	0.10	0.050	0.030		SW8270CSIM	02/28/2022 19:36/jph	SV5975.I_220228A : 17	163957
Pyrene	ND	ug/L	1	U	0.10	0.050	0.024		SW8270CSIM	02/28/2022 19:36/jph	SV5975.I_220228A : 17	163957
VOLATILE ORGANIC COMPOUNDS												
Benzene	ND	ug/L	1	U	1.0	0.20	0.091		SW8260B	02/22/2022 13:44/msc	VOA5975C.I_220222A : 7	R375218
Bromobenzene	ND	ug/L	1	U	1.0	0.20	0.083		SW8260B	02/22/2022 13:44/msc	VOA5975C.I_220222A : 7	R375218
Bromochloromethane	ND	ug/L	1	U	1.0	0.50	0.14		SW8260B	02/22/2022 13:44/msc	VOA5975C.I_220222A : 7	R375218
Bromodichloromethane	ND	ug/L	1	U	1.0	0.25	0.12		SW8260B	02/22/2022 13:44/msc	VOA5975C.I_220222A : 7	R375218
Bromoform	ND	ug/L	1	U	1.0	0.25	0.12		SW8260B	02/22/2022 13:44/msc	VOA5975C.I_220222A : 7	R375218
Carbon tetrachloride	ND	ug/L	1	U	1.0	0.50	0.14		SW8260B	02/22/2022 13:44/msc	VOA5975C.I_220222A : 7	R375218
Chlorobenzene	ND	ug/L	1	U	1.0	0.20	0.091		SW8260B	02/22/2022 13:44/msc	VOA5975C.I_220222A : 7	R375218
Chlorodibromomethane	ND	ug/L	1	U	1.0	0.20	0.084		SW8260B	02/22/2022 13:44/msc	VOA5975C.I_220222A : 7	R375218
Chloroethane	ND	ug/L	1	U	1.0	0.50	0.17		SW8260B	02/22/2022 13:44/msc	VOA5975C.I_220222A : 7	R375218
Chloroform	0.30	ug/L	1	J	1.0	0.20	0.079		SW8260B	02/22/2022 13:44/msc	VOA5975C.I_220222A : 7	R375218
Chloromethane	ND	ug/L	1	U	1.0	0.50	0.16		SW8260B	02/22/2022 13:44/msc	VOA5975C.I_220222A : 7	R375218
1,2-Dibromoethane	ND	ug/L	1	U	1.0	0.20	0.092		SW8260B	02/22/2022 13:44/msc	VOA5975C.I_220222A : 7	R375218
2-Chlorotoluene	ND	ug/L	1	U	1.0	0.20	0.088		SW8260B	02/22/2022 13:44/msc	VOA5975C.I_220222A : 7	R375218
4-Chlorotoluene	ND	ug/L	1	U	1.0	0.20	0.073		SW8260B	02/22/2022 13:44/msc	VOA5975C.I_220222A : 7	R375218
Dibromomethane	ND	ug/L	1	U	1.0	0.50	0.15		SW8260B	02/22/2022 13:44/msc	VOA5975C.I_220222A : 7	R375218
1,2-Dichlorobenzene	ND	ug/L	1	U	1.0	0.20	0.075		SW8260B	02/22/2022 13:44/msc	VOA5975C.I_220222A : 7	R375218
1,3-Dichlorobenzene	ND	ug/L	1	U	1.0	0.20	0.080		SW8260B	02/22/2022 13:44/msc	VOA5975C.I_220222A : 7	R375218
1,4-Dichlorobenzene	ND	ug/L	1	U	1.0	0.20	0.086		SW8260B	02/22/2022 13:44/msc	VOA5975C.I_220222A : 7	R375218
Dichlorodifluoromethane	ND	ug/L	1	U	1.0	0.50	0.18		SW8260B	02/22/2022 13:44/msc	VOA5975C.I_220222A : 7	R375218

LABORATORY ANALYTICAL REPORT

Prepared by Billings, MT Branch

Client: AECOM - Honolulu
Client Sample ID: ERH2545 (OWDFMW08A)
Project: CV18F0126, 60571032.02.46.01
Matrix: Ground Water

Lab ID: B22021435-007
Collection Date: 02/16/2022 16:30
Date Received: 02/21/2022
Report Date: 03/04/2022

Analyses	Result	Units	DF	Qual	LOQ	LOD	DL	MCL	Method	Analysis Date / By	RunID : Run Order	BatchID
VOLATILE ORGANIC COMPOUNDS												
1,1-Dichloroethane	ND	ug/L	1	U	1.0	0.50	0.14		SW8260B	02/22/2022 13:44/msc	VOA5975C.I_220222A : 7	R375218
1,2-Dichloroethane	ND	ug/L	1	U	1.0	0.25	0.12		SW8260B	02/22/2022 13:44/msc	VOA5975C.I_220222A : 7	R375218
1,1-Dichloroethene	ND	ug/L	1	U	1.0	0.50	0.14		SW8260B	02/22/2022 13:44/msc	VOA5975C.I_220222A : 7	R375218
cis-1,2-Dichloroethene	ND	ug/L	1	U	1.0	0.25	0.11		SW8260B	02/22/2022 13:44/msc	VOA5975C.I_220222A : 7	R375218
trans-1,2-Dichloroethene	ND	ug/L	1	U	1.0	0.25	0.12		SW8260B	02/22/2022 13:44/msc	VOA5975C.I_220222A : 7	R375218
1,2-Dichloropropane	ND	ug/L	1	U	1.0	0.20	0.085		SW8260B	02/22/2022 13:44/msc	VOA5975C.I_220222A : 7	R375218
1,3-Dichloropropane	ND	ug/L	1	U	1.0	0.20	0.079		SW8260B	02/22/2022 13:44/msc	VOA5975C.I_220222A : 7	R375218
2,2-Dichloropropane	ND	ug/L	1	U	1.0	0.50	0.19		SW8260B	02/22/2022 13:44/msc	VOA5975C.I_220222A : 7	R375218
1,1-Dichloropropene	ND	ug/L	1	U	1.0	0.20	0.083		SW8260B	02/22/2022 13:44/msc	VOA5975C.I_220222A : 7	R375218
cis-1,3-Dichloropropene	ND	ug/L	1	U	1.0	0.20	0.073		SW8260B	02/22/2022 13:44/msc	VOA5975C.I_220222A : 7	R375218
trans-1,3-Dichloropropene	ND	ug/L	1	U	1.0	0.20	0.085		SW8260B	02/22/2022 13:44/msc	VOA5975C.I_220222A : 7	R375218
Ethylbenzene	ND	ug/L	1	U	1.0	0.20	0.084		SW8260B	02/22/2022 13:44/msc	VOA5975C.I_220222A : 7	R375218
Methyl ethyl ketone	ND	ug/L	1	U	20	5.0	1.8		SW8260B	02/22/2022 13:44/msc	VOA5975C.I_220222A : 7	R375218
Methyl tert-butyl ether (MTBE)	ND	ug/L	1	U	1.0	0.25	0.10		SW8260B	02/22/2022 13:44/msc	VOA5975C.I_220222A : 7	R375218
Methylene chloride	ND	ug/L	1	U	1.0	0.50	0.34		SW8260B	02/22/2022 13:44/msc	VOA5975C.I_220222A : 7	R375218
Styrene	ND	ug/L	1	U	1.0	0.20	0.067		SW8260B	02/22/2022 13:44/msc	VOA5975C.I_220222A : 7	R375218
1,1,1,2-Tetrachloroethane	ND	ug/L	1	U	1.0	0.25	0.10		SW8260B	02/22/2022 13:44/msc	VOA5975C.I_220222A : 7	R375218
1,1,2,2-Tetrachloroethane	ND	ug/L	1	U	1.0	0.20	0.087		SW8260B	02/22/2022 13:44/msc	VOA5975C.I_220222A : 7	R375218
Tetrachloroethene	ND	ug/L	1	U	1.0	0.20	0.067		SW8260B	02/22/2022 13:44/msc	VOA5975C.I_220222A : 7	R375218
Toluene	ND	ug/L	1	U	1.0	0.20	0.068		SW8260B	02/22/2022 13:44/msc	VOA5975C.I_220222A : 7	R375218
1,1,1-Trichloroethane	ND	ug/L	1	U	1.0	0.50	0.13		SW8260B	02/22/2022 13:44/msc	VOA5975C.I_220222A : 7	R375218
1,1,2-Trichloroethane	ND	ug/L	1	U	1.0	0.25	0.11		SW8260B	02/22/2022 13:44/msc	VOA5975C.I_220222A : 7	R375218
Trichloroethene	ND	ug/L	1	U	1.0	0.20	0.099		SW8260B	02/22/2022 13:44/msc	VOA5975C.I_220222A : 7	R375218
Trichlorofluoromethane	ND	ug/L	1	U	1.0	0.50	0.13		SW8260B	02/22/2022 13:44/msc	VOA5975C.I_220222A : 7	R375218
1,2,3-Trichloropropane	ND	ug/L	1	U	1.0	0.50	0.24		SW8260B	02/22/2022 13:44/msc	VOA5975C.I_220222A : 7	R375218
Vinyl chloride	ND	ug/L	1	U	1.0	0.50	0.15		SW8260B	02/22/2022 13:44/msc	VOA5975C.I_220222A : 7	R375218
m+p-Xylenes	ND	ug/L	1	U	1.0	0.50	0.15		SW8260B	02/22/2022 13:44/msc	VOA5975C.I_220222A : 7	R375218
o-Xylene	ND	ug/L	1	U	1.0	0.20	0.060		SW8260B	02/22/2022 13:44/msc	VOA5975C.I_220222A : 7	R375218
Xylenes, Total	ND	ug/L	1	U	1.0	0.20	0.060		SW8260B	02/22/2022 13:44/msc	VOA5975C.I_220222A : 7	R375218
Surr: Dibromofluoromethane	113.0	%REC	1		80-119				SW8260B	02/22/2022 13:44/msc	VOA5975C.I_220222A : 7	R375218
Surr: 1,2-Dichloroethane-d4	116.0	%REC	1		81-118				SW8260B	02/22/2022 13:44/msc	VOA5975C.I_220222A : 7	R375218
Surr: Toluene-d8	107.0	%REC	1		89-112				SW8260B	02/22/2022 13:44/msc	VOA5975C.I_220222A : 7	R375218
Surr: p-Bromofluorobenzene	108.0	%REC	1		85-114				SW8260B	02/22/2022 13:44/msc	VOA5975C.I_220222A : 7	R375218
PETROLEUM HYDROCARBONS-VOLATILE												
C6 to C10	ND	ug/L	1	U	20	8.7	2.0		SW8015C	02/23/2022 14:29/jp	VARIAN1_220223A : 5	R375111
Total Purgeable Hydrocarbons	ND	ug/L	1	U	20	10	3.1		SW8015C	02/23/2022 14:29/jp	VARIAN1_220223A : 5	R375111
Surr: Trifluorotoluene	74.0	%REC	1		70-130				SW8015C	02/23/2022 14:29/jp	VARIAN1_220223A : 5	R375111

- Note 1: C6 to C10 is defined as all hydrocarbons eluting between 2-Methylpentane and 1,2,4-Trimethylbenzene.
- Note 2: Total Purgeable Hydrocarbons are defined as the total hydrocarbon response regardless of elution time.

LABORATORY ANALYTICAL REPORT

Prepared by Billings, MT Branch

Client: AECOM - Honolulu
Client Sample ID: ERH2545 (OWDFMW08A)
Project: CV18F0126, 60571032.02.46.01
Matrix: Ground Water

Lab ID: B22021435-007
Collection Date: 02/16/2022 16:30
Date Received: 02/21/2022
Report Date: 03/04/2022

Analyses	Result	Units	DF	Qual	LOQ	LOD	DL	MCL	Method	Analysis Date / By	RunID : Run Order	BatchID
PETROLEUM HYDROCARBONS-SEMI-VOLATILE												
Diesel Range Organics (C10 to C24)	ND	mg/L	1	U	0.30	0.14	0.037		SW8015C	02/23/2022 19:23/amn	GCFID-HP5-B_220223A : 9	163927
Oil Range Hydrocarbons (C24 to C40)	ND	mg/L	1	U	0.30	0.14	0.083		SW8015C	02/23/2022 19:23/amn	GCFID-HP5-B_220223A : 9	163927
Total Extractable Hydrocarbons	ND	mg/L	1	U	0.30	0.14	0.071		SW8015C	02/23/2022 19:23/amn	GCFID-HP5-B_220223A : 9	163927
Surr: o-Terphenyl	91.0	%REC	1		56-125				SW8015C	02/23/2022 19:23/amn	GCFID-HP5-B_220223A : 9	163927
Surr: n-Triacontane	84.0	%REC	1		50-150				SW8015C	02/23/2022 19:23/amn	GCFID-HP5-B_220223A : 9	163927
- Note: Total Extractable Hydrocarbons are defined as the total hydrocarbon responses regardless of elution time.												
- Since there were no detectable hydrocarbons, Silica Gel Treatment (SGT) results are equivalent to non-SGT results.												
SEMI-VOLATILE ORGANIC COMPOUNDS												
1,2,4-Trichlorobenzene	ND	ug/L	1	U	10	5.0	1.9		SW8270C	02/24/2022 21:01/dsm	SV5973N.I_220224A : 11	163957
1,2-Dichlorobenzene	ND	ug/L	1	U	10	5.0	2.0		SW8270C	02/24/2022 21:01/dsm	SV5973N.I_220224A : 11	163957
1,3-Dichlorobenzene	ND	ug/L	1	U	10	5.0	2.1		SW8270C	02/24/2022 21:01/dsm	SV5973N.I_220224A : 11	163957
1,4-Dichlorobenzene	ND	ug/L	1	U	10	5.0	2.0		SW8270C	02/24/2022 21:01/dsm	SV5973N.I_220224A : 11	163957
2,4,5-Trichlorophenol	ND	ug/L	1	U	10	5.0	2.2		SW8270C	02/24/2022 21:01/dsm	SV5973N.I_220224A : 11	163957
2,4,6-Trichlorophenol	ND	ug/L	1	U	10	5.0	2.6		SW8270C	02/24/2022 21:01/dsm	SV5973N.I_220224A : 11	163957
2,4-Dichlorophenol	ND	ug/L	1	U	10	5.0	1.7		SW8270C	02/24/2022 21:01/dsm	SV5973N.I_220224A : 11	163957
2,4-Dimethylphenol	ND	ug/L	1	U	10	5.0	1.7		SW8270C	02/24/2022 21:01/dsm	SV5973N.I_220224A : 11	163957
2,4-Dinitrophenol	ND	ug/L	1	U	10	10	4.3		SW8270C	02/24/2022 21:01/dsm	SV5973N.I_220224A : 11	163957
2,4-Dinitrotoluene	ND	ug/L	1	U	10	5.0	3.0		SW8270C	02/24/2022 21:01/dsm	SV5973N.I_220224A : 11	163957
2,6-Dinitrotoluene	ND	ug/L	1	U	10	5.0	3.2		SW8270C	02/24/2022 21:01/dsm	SV5973N.I_220224A : 11	163957
2-Chloronaphthalene	ND	ug/L	1	U	10	5.0	2.1		SW8270C	02/24/2022 21:01/dsm	SV5973N.I_220224A : 11	163957
2-Chlorophenol	ND	ug/L	1	U	10	5.0	2.5		SW8270C	02/24/2022 21:01/dsm	SV5973N.I_220224A : 11	163957
2-Nitrophenol	ND	ug/L	1	U	10	5.0	2.4		SW8270C	02/24/2022 21:01/dsm	SV5973N.I_220224A : 11	163957
3,3´-Dichlorobenzidine	ND	ug/L	1	U	10	5.0	2.1		SW8270C	02/24/2022 21:01/dsm	SV5973N.I_220224A : 11	163957
4,6-Dinitro-2-methylphenol	ND	ug/L	1	U	10	10	2.3		SW8270C	02/24/2022 21:01/dsm	SV5973N.I_220224A : 11	163957
4-Bromophenyl phenyl ether	ND	ug/L	1	U	10	5.0	1.7		SW8270C	02/24/2022 21:01/dsm	SV5973N.I_220224A : 11	163957
4-Chloro-3-methylphenol	ND	ug/L	1	U	10	5.0	1.5		SW8270C	02/24/2022 21:01/dsm	SV5973N.I_220224A : 11	163957
4-Chlorophenol	ND	ug/L	1	U	10	5.0	2.6		SW8270C	02/24/2022 21:01/dsm	SV5973N.I_220224A : 11	163957
4-Chlorophenyl phenyl ether	ND	ug/L	1	U	10	5.0	2.0		SW8270C	02/24/2022 21:01/dsm	SV5973N.I_220224A : 11	163957
4-Nitrophenol	ND	ug/L	1	U	10	10	2.5		SW8270C	02/24/2022 21:01/dsm	SV5973N.I_220224A : 11	163957
Azobenzene	ND	ug/L	1	U	10	5.0	1.1		SW8270C	02/24/2022 21:01/dsm	SV5973N.I_220224A : 11	163957
bis(-2-chloroethoxy)Methane	ND	ug/L	1	U	10	5.0	1.4		SW8270C	02/24/2022 21:01/dsm	SV5973N.I_220224A : 11	163957
bis(-2-chloroethyl)Ether	ND	ug/L	1	U	10	5.0	2.6		SW8270C	02/24/2022 21:01/dsm	SV5973N.I_220224A : 11	163957
bis(2-chloroisopropyl)Ether	ND	ug/L	1	U	10	5.0	1.5		SW8270C	02/24/2022 21:01/dsm	SV5973N.I_220224A : 11	163957
bis(2-ethylhexyl)Phthalate	ND	ug/L	1	U	10	5.0	1.9		SW8270C	02/24/2022 21:01/dsm	SV5973N.I_220224A : 11	163957
Butylbenzylphthalate	ND	ug/L	1	U	10	5.0	1.6		SW8270C	02/24/2022 21:01/dsm	SV5973N.I_220224A : 11	163957
Di-n-butyl phthalate	ND	ug/L	1	U	10	5.0	0.93		SW8270C	02/24/2022 21:01/dsm	SV5973N.I_220224A : 11	163957
Di-n-octyl phthalate	ND	ug/L	1	U	10	5.0	1.3		SW8270C	02/24/2022 21:01/dsm	SV5973N.I_220224A : 11	163957
Diethyl phthalate	ND	ug/L	1	U	10	5.0	2.2		SW8270C	02/24/2022 21:01/dsm	SV5973N.I_220224A : 11	163957
Dimethyl phthalate	ND	ug/L	1	U	10	5.0	1.7		SW8270C	02/24/2022 21:01/dsm	SV5973N.I_220224A : 11	163957

LABORATORY ANALYTICAL REPORT

Prepared by Billings, MT Branch

Lab ID: B22021435-007
Client: AECOM - Honolulu
Collection Date: 02/16/2022 16:30
Client Sample ID: ERH2545 (OWDFMW08A)
Date Received: 02/21/2022
Project: CV18F0126, 60571032.02.46.01
Report Date: 03/04/2022
Matrix: Ground Water

Analyses	Result	Units	DF	Qual	LOQ	LOD	DL	MCL	Method	Analysis Date / By	RunID : Run Order	BatchID
SEMI-VOLATILE ORGANIC COMPOUNDS												
Hexachlorobenzene	ND	ug/L	1	U	10	5.0	1.3		SW8270C	02/24/2022 21:01/dsm	SV5973N.I_220224A : 11	163957
Hexachlorobutadiene	ND	ug/L	1	U	10	5.0	2.3		SW8270C	02/24/2022 21:01/dsm	SV5973N.I_220224A : 11	163957
Hexachlorocyclopentadiene	ND	ug/L	1	U	10	5.0	3.0		SW8270C	02/24/2022 21:01/dsm	SV5973N.I_220224A : 11	163957
Hexachloroethane	ND	ug/L	1	U	10	5.0	1.8		SW8270C	02/24/2022 21:01/dsm	SV5973N.I_220224A : 11	163957
Isophorone	ND	ug/L	1	U	10	5.0	1.7		SW8270C	02/24/2022 21:01/dsm	SV5973N.I_220224A : 11	163957
m+p-Cresols	ND	ug/L	1	U	10	5.0	1.8		SW8270C	02/24/2022 21:01/dsm	SV5973N.I_220224A : 11	163957
n-Nitroso-di-n-propylamine	ND	ug/L	1	U	10	5.0	1.5		SW8270C	02/24/2022 21:01/dsm	SV5973N.I_220224A : 11	163957
n-Nitrosodimethylamine	ND	ug/L	1	U	10	5.0	1.5		SW8270C	02/24/2022 21:01/dsm	SV5973N.I_220224A : 11	163957
n-Nitrosodiphenylamine	ND	ug/L	1	U	10	5.0	1.2		SW8270C	02/24/2022 21:01/dsm	SV5973N.I_220224A : 11	163957
Nitrobenzene	ND	ug/L	1	U	10	5.0	2.3		SW8270C	02/24/2022 21:01/dsm	SV5973N.I_220224A : 11	163957
o-Cresol	ND	ug/L	1	U	10	5.0	1.8		SW8270C	02/24/2022 21:01/dsm	SV5973N.I_220224A : 11	163957
Pentachlorophenol	ND	ug/L	1	U	10	10	4.2		SW8270C	02/24/2022 21:01/dsm	SV5973N.I_220224A : 11	163957
Phenol	ND	ug/L	1	U	10	5.0	1.5		SW8270C	02/24/2022 21:01/dsm	SV5973N.I_220224A : 11	163957
Pyridine	ND	ug/L	1	U	10	5.0	3.2		SW8270C	02/24/2022 21:01/dsm	SV5973N.I_220224A : 11	163957
Surr: 2,4,6-Tribromophenol	72.0	%REC	1		43-140				SW8270C	02/24/2022 21:01/dsm	SV5973N.I_220224A : 11	163957
Surr: 2-Fluorobiphenyl	55.0	%REC	1		44-119				SW8270C	02/24/2022 21:01/dsm	SV5973N.I_220224A : 11	163957
Surr: 2-Fluorophenol	28.0	%REC	1		19-119				SW8270C	02/24/2022 21:01/dsm	SV5973N.I_220224A : 11	163957
Surr: Nitrobenzene-d5	57.0	%REC	1		44-120				SW8270C	02/24/2022 21:01/dsm	SV5973N.I_220224A : 11	163957
Surr: Phenol-d5	25.0	%REC	1		10-65				SW8270C	02/24/2022 21:01/dsm	SV5973N.I_220224A : 11	163957
Surr: Terphenyl-d14	92.0	%REC	1		50-134				SW8270C	02/24/2022 21:01/dsm	SV5973N.I_220224A : 11	163957

LABORATORY ANALYTICAL REPORT

Prepared by Billings, MT Branch

Client: AECOM - Honolulu
Client Sample ID: ERH2543 (Trip Blank) 14833
Project: CV18F0126, 60571032.02.46.01
Matrix: Trip Blank

Lab ID: B22021435-008
Collection Date: 02/16/2022 16:30
Date Received: 02/21/2022
Report Date: 03/04/2022

Analyses	Result	Units	DF	Qual	LOQ	LOD	DL	MCL	Method	Analysis Date / By	RunID : Run Order	BatchID
VOLATILE ORGANIC COMPOUNDS												
Benzene	ND	ug/L	1	U	1.0	0.20	0.091		SW8260B	02/22/2022 17:22/msc	VOA5975C.I_220222A : 15	R375218
Bromobenzene	ND	ug/L	1	U	1.0	0.20	0.083		SW8260B	02/22/2022 17:22/msc	VOA5975C.I_220222A : 15	R375218
Bromochloromethane	ND	ug/L	1	U	1.0	0.50	0.14		SW8260B	02/22/2022 17:22/msc	VOA5975C.I_220222A : 15	R375218
Bromodichloromethane	ND	ug/L	1	U	1.0	0.25	0.12		SW8260B	02/22/2022 17:22/msc	VOA5975C.I_220222A : 15	R375218
Bromoform	ND	ug/L	1	U	1.0	0.25	0.12		SW8260B	02/22/2022 17:22/msc	VOA5975C.I_220222A : 15	R375218
Carbon tetrachloride	ND	ug/L	1	U	1.0	0.50	0.14		SW8260B	02/22/2022 17:22/msc	VOA5975C.I_220222A : 15	R375218
Chlorobenzene	ND	ug/L	1	U	1.0	0.20	0.091		SW8260B	02/22/2022 17:22/msc	VOA5975C.I_220222A : 15	R375218
Chlorodibromomethane	ND	ug/L	1	U	1.0	0.20	0.084		SW8260B	02/22/2022 17:22/msc	VOA5975C.I_220222A : 15	R375218
Chloroethane	ND	ug/L	1	U	1.0	0.50	0.17		SW8260B	02/22/2022 17:22/msc	VOA5975C.I_220222A : 15	R375218
Chloroform	ND	ug/L	1	U	1.0	0.20	0.079		SW8260B	02/22/2022 17:22/msc	VOA5975C.I_220222A : 15	R375218
Chloromethane	ND	ug/L	1	U	1.0	0.50	0.16		SW8260B	02/22/2022 17:22/msc	VOA5975C.I_220222A : 15	R375218
1,2-Dibromoethane	ND	ug/L	1	U	1.0	0.20	0.092		SW8260B	02/22/2022 17:22/msc	VOA5975C.I_220222A : 15	R375218
2-Chlorotoluene	ND	ug/L	1	U	1.0	0.20	0.088		SW8260B	02/22/2022 17:22/msc	VOA5975C.I_220222A : 15	R375218
4-Chlorotoluene	ND	ug/L	1	U	1.0	0.20	0.073		SW8260B	02/22/2022 17:22/msc	VOA5975C.I_220222A : 15	R375218
Dibromomethane	ND	ug/L	1	U	1.0	0.50	0.15		SW8260B	02/22/2022 17:22/msc	VOA5975C.I_220222A : 15	R375218
1,2-Dichlorobenzene	ND	ug/L	1	U	1.0	0.20	0.075		SW8260B	02/22/2022 17:22/msc	VOA5975C.I_220222A : 15	R375218
1,3-Dichlorobenzene	ND	ug/L	1	U	1.0	0.20	0.080		SW8260B	02/22/2022 17:22/msc	VOA5975C.I_220222A : 15	R375218
1,4-Dichlorobenzene	ND	ug/L	1	U	1.0	0.20	0.086		SW8260B	02/22/2022 17:22/msc	VOA5975C.I_220222A : 15	R375218
Dichlorodifluoromethane	ND	ug/L	1	U	1.0	0.50	0.18		SW8260B	02/22/2022 17:22/msc	VOA5975C.I_220222A : 15	R375218
1,1-Dichloroethane	ND	ug/L	1	U	1.0	0.50	0.14		SW8260B	02/22/2022 17:22/msc	VOA5975C.I_220222A : 15	R375218
1,2-Dichloroethane	ND	ug/L	1	U	1.0	0.25	0.12		SW8260B	02/22/2022 17:22/msc	VOA5975C.I_220222A : 15	R375218
1,1-Dichloroethene	ND	ug/L	1	U	1.0	0.50	0.14		SW8260B	02/22/2022 17:22/msc	VOA5975C.I_220222A : 15	R375218
cis-1,2-Dichloroethene	ND	ug/L	1	U	1.0	0.25	0.11		SW8260B	02/22/2022 17:22/msc	VOA5975C.I_220222A : 15	R375218
trans-1,2-Dichloroethene	ND	ug/L	1	U	1.0	0.25	0.12		SW8260B	02/22/2022 17:22/msc	VOA5975C.I_220222A : 15	R375218
1,2-Dichloropropane	ND	ug/L	1	U	1.0	0.20	0.085		SW8260B	02/22/2022 17:22/msc	VOA5975C.I_220222A : 15	R375218
1,3-Dichloropropane	ND	ug/L	1	U	1.0	0.20	0.079		SW8260B	02/22/2022 17:22/msc	VOA5975C.I_220222A : 15	R375218
2,2-Dichloropropane	ND	ug/L	1	U	1.0	0.50	0.19		SW8260B	02/22/2022 17:22/msc	VOA5975C.I_220222A : 15	R375218
1,1-Dichloropropene	ND	ug/L	1	U	1.0	0.20	0.083		SW8260B	02/22/2022 17:22/msc	VOA5975C.I_220222A : 15	R375218
cis-1,3-Dichloropropene	ND	ug/L	1	U	1.0	0.20	0.073		SW8260B	02/22/2022 17:22/msc	VOA5975C.I_220222A : 15	R375218
trans-1,3-Dichloropropene	ND	ug/L	1	U	1.0	0.20	0.085		SW8260B	02/22/2022 17:22/msc	VOA5975C.I_220222A : 15	R375218
Ethylbenzene	ND	ug/L	1	U	1.0	0.20	0.084		SW8260B	02/22/2022 17:22/msc	VOA5975C.I_220222A : 15	R375218
Methyl ethyl ketone	ND	ug/L	1	U	20	5.0	1.8		SW8260B	02/22/2022 17:22/msc	VOA5975C.I_220222A : 15	R375218
Methyl tert-butyl ether (MTBE)	ND	ug/L	1	U	1.0	0.25	0.10		SW8260B	02/22/2022 17:22/msc	VOA5975C.I_220222A : 15	R375218
Methylene chloride	ND	ug/L	1	U	1.0	0.50	0.34		SW8260B	02/22/2022 17:22/msc	VOA5975C.I_220222A : 15	R375218
Styrene	ND	ug/L	1	U	1.0	0.20	0.067		SW8260B	02/22/2022 17:22/msc	VOA5975C.I_220222A : 15	R375218
1,1,1,2-Tetrachloroethane	ND	ug/L	1	U	1.0	0.25	0.10		SW8260B	02/22/2022 17:22/msc	VOA5975C.I_220222A : 15	R375218
1,1,2,2-Tetrachloroethane	ND	ug/L	1	U	1.0	0.20	0.087		SW8260B	02/22/2022 17:22/msc	VOA5975C.I_220222A : 15	R375218
Tetrachloroethene	ND	ug/L	1	U	1.0	0.20	0.067		SW8260B	02/22/2022 17:22/msc	VOA5975C.I_220222A : 15	R375218
Toluene	ND	ug/L	1	U	1.0	0.20	0.068		SW8260B	02/22/2022 17:22/msc	VOA5975C.I_220222A : 15	R375218

LABORATORY ANALYTICAL REPORT

Prepared by Billings, MT Branch

Lab ID: B22021435-008
Client: AECOM - Honolulu
Collection Date: 02/16/2022 16:30
Client Sample ID: ERH2543 (Trip Blank) 14833
Date Received: 02/21/2022
Project: CV18F0126, 60571032.02.46.01
Report Date: 03/04/2022
Matrix: Trip Blank

Analyses	Result	Units	DF	Qual	LOQ	LOD	DL	MCL	Method	Analysis Date / By	RunID : Run Order	BatchID
VOLATILE ORGANIC COMPOUNDS												
1,1,1-Trichloroethane	ND	ug/L	1	U	1.0	0.50	0.13		SW8260B	02/22/2022 17:22/msc	VOA5975C.I_220222A : 15	R375218
1,1,2-Trichloroethane	ND	ug/L	1	U	1.0	0.25	0.11		SW8260B	02/22/2022 17:22/msc	VOA5975C.I_220222A : 15	R375218
Trichloroethene	ND	ug/L	1	U	1.0	0.20	0.099		SW8260B	02/22/2022 17:22/msc	VOA5975C.I_220222A : 15	R375218
Trichlorofluoromethane	ND	ug/L	1	U	1.0	0.50	0.13		SW8260B	02/22/2022 17:22/msc	VOA5975C.I_220222A : 15	R375218
1,2,3-Trichloropropane	ND	ug/L	1	U	1.0	0.50	0.24		SW8260B	02/22/2022 17:22/msc	VOA5975C.I_220222A : 15	R375218
Vinyl chloride	ND	ug/L	1	U	1.0	0.50	0.15		SW8260B	02/22/2022 17:22/msc	VOA5975C.I_220222A : 15	R375218
m+p-Xylenes	ND	ug/L	1	U	1.0	0.50	0.15		SW8260B	02/22/2022 17:22/msc	VOA5975C.I_220222A : 15	R375218
o-Xylene	ND	ug/L	1	U	1.0	0.20	0.060		SW8260B	02/22/2022 17:22/msc	VOA5975C.I_220222A : 15	R375218
Xylenes, Total	ND	ug/L	1	U	1.0	0.20	0.060		SW8260B	02/22/2022 17:22/msc	VOA5975C.I_220222A : 15	R375218
Surr: Dibromofluoromethane	113.0	%REC	1		80-119				SW8260B	02/22/2022 17:22/msc	VOA5975C.I_220222A : 15	R375218
Surr: 1,2-Dichloroethane-d4	114.0	%REC	1		81-118				SW8260B	02/22/2022 17:22/msc	VOA5975C.I_220222A : 15	R375218
Surr: Toluene-d8	105.0	%REC	1		89-112				SW8260B	02/22/2022 17:22/msc	VOA5975C.I_220222A : 15	R375218
Surr: p-Bromofluorobenzene	107.0	%REC	1		85-114				SW8260B	02/22/2022 17:22/msc	VOA5975C.I_220222A : 15	R375218

LABORATORY ANALYTICAL REPORT

Prepared by Billings, MT Branch

Lab ID: B22021435-009
Client: AECOM - Honolulu
Collection Date: 02/16/2022 16:30
Client Sample ID: ERH2543 (Trip Blank) 14754
Date Received: 02/21/2022
Project: CV18F0126, 60571032.02.46.01
Report Date: 03/04/2022
Matrix: Trip Blank

Analyses	Result	Units	DF	Qual	LOQ	LOD	DL	MCL	Method	Analysis Date / By	RunID : Run Order	BatchID
PETROLEUM HYDROCARBONS-VOLATILE												
C6 to C10	ND	ug/L	1	U	20	8.7	2.0		SW8015C	02/23/2022 16:11/jp	VARIAN1_220223A : 7	R375111
Total Purgeable Hydrocarbons	ND	ug/L	1	U	20	10	3.1		SW8015C	02/23/2022 16:11/jp	VARIAN1_220223A : 7	R375111
Surr: Trifluorotoluene	78.0	%REC	1		70-130				SW8015C	02/23/2022 16:11/jp	VARIAN1_220223A : 7	R375111

- Note 1: C6 to C10 is defined as all hydrocarbons eluting between 2-Methylpentane and 1,2,4-Trimethylbenzene.
- Note 2: Total Purgeable Hydrocarbons are defined as the total hydrocarbon response regardless of elution time.

LABORATORY ANALYTICAL REPORT

Prepared by Billings, MT Branch

Lab ID: B22021435-010
Client: AECOM - Honolulu
Collection Date: 02/16/2022 16:30
Client Sample ID: ERH2543 (Trip Blank) 14733
Date Received: 02/21/2022
Project: CV18F0126, 60571032.02.46.01
Report Date: 03/04/2022
Matrix: Trip Blank

Analyses	Result	Units	DF	Qual	LOQ	LOD	DL	MCL	Method	Analysis Date / By	RunID : Run Order	BatchID
VOCS BY MICROEXTRACTION-ECD												
1,2-Dibromoethane	ND	ug/L	1	U	0.010	0.0049	0.0025		SW8011	02/24/2022 19:24/clt	GECD.I_220224A : 16	163984
Surr: 1,1,1,2-Tetrachloroethane	93.0	%REC	1		70-130				SW8011	02/24/2022 19:24/clt	GECD.I_220224A : 16	163984

LABORATORY ANALYTICAL REPORT

Prepared by Billings, MT Branch

Lab ID: B22021435-011
Client: AECOM - Honolulu
Collection Date: 02/16/2022 16:30
Client Sample ID: ERH2543 (Trip Blank) 14808
Date Received: 02/21/2022
Project: CV18F0126, 60571032.02.46.01
Report Date: 03/04/2022
Matrix: Trip Blank

Analyses	Result	Units	DF	Qual	LOQ	LOD	DL	MCL	Method	Analysis Date / By	RunID : Run Order	BatchID
ORGANIC CHARACTERISTICS												
Methane	ND	mg/L	1	U	0.0020	0.0012	0.00070		SW8015M	02/23/2022 11:04/jdw	FID-HEADSPACE_220223A : 8	R375084

LABORATORY ANALYTICAL REPORT

Prepared by Billings, MT Branch

Client: AECOM - Honolulu
Client Sample ID: ERH2547 (RHMW19)
Project: CV18F0126, 60571032.02.46.01
Matrix: Ground Water

Lab ID: B22021435-012
Collection Date: 02/17/2022 12:25
Date Received: 02/21/2022
Report Date: 03/04/2022

Analyses	Result	Units	DF	Qual	LOQ	LOD	DL	MCL	Method	Analysis Date / By	RunID : Run Order	BatchID
LOW LEVEL PAH BY 8270C SIM												
1-Methylnaphthalene	ND	ug/L	1	U	0.10	0.050	0.021		SW8270CSIM	02/28/2022 20:41/jph	SV5975.I_220228A : 19	163957
2-Methylnaphthalene	ND	ug/L	1	U	0.10	0.050	0.018		SW8270CSIM	02/28/2022 20:41/jph	SV5975.I_220228A : 19	163957
Acenaphthene	ND	ug/L	1	U	0.10	0.050	0.032		SW8270CSIM	02/28/2022 20:41/jph	SV5975.I_220228A : 19	163957
Acenaphthylene	ND	ug/L	1	U	0.10	0.050	0.025		SW8270CSIM	02/28/2022 20:41/jph	SV5975.I_220228A : 19	163957
Anthracene	ND	ug/L	1	U	0.10	0.050	0.028		SW8270CSIM	02/28/2022 20:41/jph	SV5975.I_220228A : 19	163957
Benzo(a)anthracene	ND	ug/L	1	U	0.10	0.050	0.027		SW8270CSIM	02/28/2022 20:41/jph	SV5975.I_220228A : 19	163957
Benzo(a)pyrene	ND	ug/L	1	U	0.10	0.050	0.035		SW8270CSIM	02/28/2022 20:41/jph	SV5975.I_220228A : 19	163957
Benzo(b)fluoranthene	ND	ug/L	1	U	0.10	0.050	0.023		SW8270CSIM	02/28/2022 20:41/jph	SV5975.I_220228A : 19	163957
Benzo(g,h,i)perylene	ND	ug/L	1	U	0.10	0.050	0.027		SW8270CSIM	02/28/2022 20:41/jph	SV5975.I_220228A : 19	163957
Benzo(k)fluoranthene	ND	ug/L	1	U	0.10	0.050	0.030		SW8270CSIM	02/28/2022 20:41/jph	SV5975.I_220228A : 19	163957
Chrysene	ND	ug/L	1	U	0.10	0.050	0.046		SW8270CSIM	02/28/2022 20:41/jph	SV5975.I_220228A : 19	163957
Dibenzo(a,h)anthracene	ND	ug/L	1	U	0.10	0.050	0.037		SW8270CSIM	02/28/2022 20:41/jph	SV5975.I_220228A : 19	163957
Fluoranthene	ND	ug/L	1	U	0.10	0.050	0.023		SW8270CSIM	02/28/2022 20:41/jph	SV5975.I_220228A : 19	163957
Fluorene	ND	ug/L	1	U	0.10	0.050	0.022		SW8270CSIM	02/28/2022 20:41/jph	SV5975.I_220228A : 19	163957
Indeno(1,2,3-cd)pyrene	ND	ug/L	1	U	0.10	0.050	0.049		SW8270CSIM	02/28/2022 20:41/jph	SV5975.I_220228A : 19	163957
Naphthalene	ND	ug/L	1	U	0.10	0.050	0.029		SW8270CSIM	02/28/2022 20:41/jph	SV5975.I_220228A : 19	163957
Phenanthrene	ND	ug/L	1	U	0.10	0.050	0.030		SW8270CSIM	02/28/2022 20:41/jph	SV5975.I_220228A : 19	163957
Pyrene	ND	ug/L	1	U	0.10	0.050	0.024		SW8270CSIM	02/28/2022 20:41/jph	SV5975.I_220228A : 19	163957
AGGREGATE ORGANICS												
Organic Carbon, Total (TOC) - TOC Range is 0.7 to 0.7	0.70	mg/L	1		0.50	0.50	0.17		SW9060A	02/25/2022 19:31/eli-ca	SUB-C280065 : 8	C_R280065
METALS, DISSOLVED												
Lead	0.00003	mg/L	1	J	0.001	0.00005	0.00003		SW6020	02/24/2022 18:34/car	ICPMS207-B_220224A : 50	R375174
METALS, TOTAL												
Lead	ND	mg/L	1	U	0.001	0.0001	0.00008		SW6020	02/24/2022 18:40/car	ICPMS207-B_220224A : 51	163954
VOLATILE ORGANIC COMPOUNDS												
Benzene	ND	ug/L	1	U	1.0	0.20	0.091		SW8260B	02/22/2022 14:11/msc	VOA5975C.I_220222A : 8	R375218
Bromobenzene	ND	ug/L	1	U	1.0	0.20	0.083		SW8260B	02/22/2022 14:11/msc	VOA5975C.I_220222A : 8	R375218
Bromochloromethane	ND	ug/L	1	U	1.0	0.50	0.14		SW8260B	02/22/2022 14:11/msc	VOA5975C.I_220222A : 8	R375218
Bromodichloromethane	ND	ug/L	1	U	1.0	0.25	0.12		SW8260B	02/22/2022 14:11/msc	VOA5975C.I_220222A : 8	R375218
Bromoform	ND	ug/L	1	U	1.0	0.25	0.12		SW8260B	02/22/2022 14:11/msc	VOA5975C.I_220222A : 8	R375218
Carbon tetrachloride	ND	ug/L	1	U	1.0	0.50	0.14		SW8260B	02/22/2022 14:11/msc	VOA5975C.I_220222A : 8	R375218
Chlorobenzene	ND	ug/L	1	U	1.0	0.20	0.091		SW8260B	02/22/2022 14:11/msc	VOA5975C.I_220222A : 8	R375218
Chlorodibromomethane	ND	ug/L	1	U	1.0	0.20	0.084		SW8260B	02/22/2022 14:11/msc	VOA5975C.I_220222A : 8	R375218
Chloroethane	ND	ug/L	1	U	1.0	0.50	0.17		SW8260B	02/22/2022 14:11/msc	VOA5975C.I_220222A : 8	R375218
Chloroform	ND	ug/L	1	U	1.0	0.20	0.079		SW8260B	02/22/2022 14:11/msc	VOA5975C.I_220222A : 8	R375218
Chloromethane	ND	ug/L	1	U	1.0	0.50	0.16		SW8260B	02/22/2022 14:11/msc	VOA5975C.I_220222A : 8	R375218

LABORATORY ANALYTICAL REPORT

Prepared by Billings, MT Branch

Client: AECOM - Honolulu
Client Sample ID: ERH2547 (RHMW19)
Project: CV18F0126, 60571032.02.46.01
Matrix: Ground Water

Lab ID: B22021435-012
Collection Date: 02/17/2022 12:25
Date Received: 02/21/2022
Report Date: 03/04/2022

Analyses	Result	Units	DF	Qual	LOQ	LOD	DL	MCL	Method	Analysis Date / By	RunID : Run Order	BatchID
VOLATILE ORGANIC COMPOUNDS												
1,2-Dibromoethane	ND	ug/L	1	U	1.0	0.20	0.092		SW8260B	02/22/2022 14:11/msc	VOA5975C.I_220222A : 8	R375218
2-Chlorotoluene	ND	ug/L	1	U	1.0	0.20	0.088		SW8260B	02/22/2022 14:11/msc	VOA5975C.I_220222A : 8	R375218
4-Chlorotoluene	ND	ug/L	1	U	1.0	0.20	0.073		SW8260B	02/22/2022 14:11/msc	VOA5975C.I_220222A : 8	R375218
Dibromomethane	ND	ug/L	1	U	1.0	0.50	0.15		SW8260B	02/22/2022 14:11/msc	VOA5975C.I_220222A : 8	R375218
1,2-Dichlorobenzene	ND	ug/L	1	U	1.0	0.20	0.075		SW8260B	02/22/2022 14:11/msc	VOA5975C.I_220222A : 8	R375218
1,3-Dichlorobenzene	ND	ug/L	1	U	1.0	0.20	0.080		SW8260B	02/22/2022 14:11/msc	VOA5975C.I_220222A : 8	R375218
1,4-Dichlorobenzene	ND	ug/L	1	U	1.0	0.20	0.086		SW8260B	02/22/2022 14:11/msc	VOA5975C.I_220222A : 8	R375218
Dichlorodifluoromethane	ND	ug/L	1	U	1.0	0.50	0.18		SW8260B	02/22/2022 14:11/msc	VOA5975C.I_220222A : 8	R375218
1,1-Dichloroethane	ND	ug/L	1	U	1.0	0.50	0.14		SW8260B	02/22/2022 14:11/msc	VOA5975C.I_220222A : 8	R375218
1,2-Dichloroethane	ND	ug/L	1	U	1.0	0.25	0.12		SW8260B	02/22/2022 14:11/msc	VOA5975C.I_220222A : 8	R375218
1,1-Dichloroethene	ND	ug/L	1	U	1.0	0.50	0.14		SW8260B	02/22/2022 14:11/msc	VOA5975C.I_220222A : 8	R375218
cis-1,2-Dichloroethene	ND	ug/L	1	U	1.0	0.25	0.11		SW8260B	02/22/2022 14:11/msc	VOA5975C.I_220222A : 8	R375218
trans-1,2-Dichloroethene	ND	ug/L	1	U	1.0	0.25	0.12		SW8260B	02/22/2022 14:11/msc	VOA5975C.I_220222A : 8	R375218
1,2-Dichloropropane	ND	ug/L	1	U	1.0	0.20	0.085		SW8260B	02/22/2022 14:11/msc	VOA5975C.I_220222A : 8	R375218
1,3-Dichloropropane	ND	ug/L	1	U	1.0	0.20	0.079		SW8260B	02/22/2022 14:11/msc	VOA5975C.I_220222A : 8	R375218
2,2-Dichloropropane	ND	ug/L	1	U	1.0	0.50	0.19		SW8260B	02/22/2022 14:11/msc	VOA5975C.I_220222A : 8	R375218
1,1-Dichloropropene	ND	ug/L	1	U	1.0	0.20	0.083		SW8260B	02/22/2022 14:11/msc	VOA5975C.I_220222A : 8	R375218
cis-1,3-Dichloropropene	ND	ug/L	1	U	1.0	0.20	0.073		SW8260B	02/22/2022 14:11/msc	VOA5975C.I_220222A : 8	R375218
trans-1,3-Dichloropropene	ND	ug/L	1	U	1.0	0.20	0.085		SW8260B	02/22/2022 14:11/msc	VOA5975C.I_220222A : 8	R375218
Ethylbenzene	ND	ug/L	1	U	1.0	0.20	0.084		SW8260B	02/22/2022 14:11/msc	VOA5975C.I_220222A : 8	R375218
Methyl ethyl ketone	ND	ug/L	1	U	20	5.0	1.8		SW8260B	02/22/2022 14:11/msc	VOA5975C.I_220222A : 8	R375218
Methyl tert-butyl ether (MTBE)	ND	ug/L	1	U	1.0	0.25	0.10		SW8260B	02/22/2022 14:11/msc	VOA5975C.I_220222A : 8	R375218
Methylene chloride	ND	ug/L	1	U	1.0	0.50	0.34		SW8260B	02/22/2022 14:11/msc	VOA5975C.I_220222A : 8	R375218
Styrene	ND	ug/L	1	U	1.0	0.20	0.067		SW8260B	02/22/2022 14:11/msc	VOA5975C.I_220222A : 8	R375218
1,1,1,2-Tetrachloroethane	ND	ug/L	1	U	1.0	0.25	0.10		SW8260B	02/22/2022 14:11/msc	VOA5975C.I_220222A : 8	R375218
1,1,2,2-Tetrachloroethane	ND	ug/L	1	U	1.0	0.20	0.087		SW8260B	02/22/2022 14:11/msc	VOA5975C.I_220222A : 8	R375218
Tetrachloroethene	ND	ug/L	1	U	1.0	0.20	0.067		SW8260B	02/22/2022 14:11/msc	VOA5975C.I_220222A : 8	R375218
Toluene	ND	ug/L	1	UT	1.0	0.20	0.068		SW8260B	02/22/2022 14:11/msc	VOA5975C.I_220222A : 8	R375218
1,1,1-Trichloroethane	ND	ug/L	1	U	1.0	0.50	0.13		SW8260B	02/22/2022 14:11/msc	VOA5975C.I_220222A : 8	R375218
1,1,2-Trichloroethane	ND	ug/L	1	U	1.0	0.25	0.11		SW8260B	02/22/2022 14:11/msc	VOA5975C.I_220222A : 8	R375218
Trichloroethene	ND	ug/L	1	U	1.0	0.20	0.099		SW8260B	02/22/2022 14:11/msc	VOA5975C.I_220222A : 8	R375218
Trichlorofluoromethane	ND	ug/L	1	U	1.0	0.50	0.13		SW8260B	02/22/2022 14:11/msc	VOA5975C.I_220222A : 8	R375218
1,2,3-Trichloropropane	ND	ug/L	1	U	1.0	0.50	0.24		SW8260B	02/22/2022 14:11/msc	VOA5975C.I_220222A : 8	R375218
Vinyl chloride	ND	ug/L	1	U	1.0	0.50	0.15		SW8260B	02/22/2022 14:11/msc	VOA5975C.I_220222A : 8	R375218
m+p-Xylenes	ND	ug/L	1	U	1.0	0.50	0.15		SW8260B	02/22/2022 14:11/msc	VOA5975C.I_220222A : 8	R375218
o-Xylene	ND	ug/L	1	U	1.0	0.20	0.060		SW8260B	02/22/2022 14:11/msc	VOA5975C.I_220222A : 8	R375218
Xylenes, Total	ND	ug/L	1	U	1.0	0.20	0.060		SW8260B	02/22/2022 14:11/msc	VOA5975C.I_220222A : 8	R375218
Surr: Dibromofluoromethane	113.0	%REC	1		80-119				SW8260B	02/22/2022 14:11/msc	VOA5975C.I_220222A : 8	R375218
Surr: 1,2-Dichloroethane-d4	117.0	%REC	1		81-118				SW8260B	02/22/2022 14:11/msc	VOA5975C.I_220222A : 8	R375218

LABORATORY ANALYTICAL REPORT

Prepared by Billings, MT Branch

Lab ID: B22021435-012
Client: AECOM - Honolulu
Collection Date: 02/17/2022 12:25
Client Sample ID: ERH2547 (RHMW19)
Date Received: 02/21/2022
Project: CV18F0126, 60571032.02.46.01
Report Date: 03/04/2022
Matrix: Ground Water

Analyses	Result	Units	DF	Qual	LOQ	LOD	DL	MCL	Method	Analysis Date / By	RunID : Run Order	BatchID
VOLATILE ORGANIC COMPOUNDS												
Surr: Toluene-d8	106.0	%REC	1		89-112				SW8260B	02/22/2022 14:11/msc	VOA5975C.I_220222A : 8	R375218
Surr: p-Bromofluorobenzene	108.0	%REC	1		85-114				SW8260B	02/22/2022 14:11/msc	VOA5975C.I_220222A : 8	R375218
VOCS BY MICROEXTRACTION-ECD												
1,2-Dibromoethane	ND	ug/L	1	U	0.010	0.0049	0.0025		SW8011	02/24/2022 19:44/clt	GECD.I_220224A : 17	163984
Surr: 1,1,1,2-Tetrachloroethane	97.0	%REC	1		70-130				SW8011	02/24/2022 19:44/clt	GECD.I_220224A : 17	163984
PETROLEUM HYDROCARBONS-VOLATILE												
C6 to C10	ND	ug/L	1	U	20	8.7	2.0		SW8015C	02/24/2022 02:24/jp	VARIAN1_220223A : 21	R375111
Total Purgeable Hydrocarbons	ND	ug/L	1	U	20	10	3.1		SW8015C	02/24/2022 02:24/jp	VARIAN1_220223A : 21	R375111
Surr: Trifluorotoluene	76.0	%REC	1		70-130				SW8015C	02/24/2022 02:24/jp	VARIAN1_220223A : 21	R375111
- Note 1: C6 to C10 is defined as all hydrocarbons eluting between 2-Methylpentane and 1,2,4-Trimethylbenzene.												
- Note 2: Total Purgeable Hydrocarbons are defined as the total hydrocarbon response regardless of elution time.												
PETROLEUM HYDROCARBONS-SEMI-VOLATILE												
Diesel Range Organics (C10 to C24)	ND	mg/L	1	U	0.30	0.14	0.037		SW8015C	02/23/2022 20:06/amn	GCFID-HP5-B_220223A : 10	163927
Diesel Range Organics (SGT-C10 to C24)	ND	mg/L	1	U	0.30	0.11	0.026		SW8015C	02/25/2022 05:06/amn	GCFID-HP5-B_220223B : 6	163927
Oil Range Hydrocarbons (C24 to C40)	0.11	mg/L	1	J	0.30	0.14	0.083		SW8015C	02/23/2022 20:06/amn	GCFID-HP5-B_220223A : 10	163927
Oil Range Hydrocarbons (SGT-C24 to C40)	ND	mg/L	1	U	0.30	0.14	0.083		SW8015C	02/25/2022 05:06/amn	GCFID-HP5-B_220223B : 6	163927
Total Extractable Hydrocarbons	0.15	mg/L	1	J	0.30	0.14	0.071		SW8015C	02/23/2022 20:06/amn	GCFID-HP5-B_220223A : 10	163927
Total Extractable Hydrocarbons (SGT)	0.044	mg/L	1	J	0.30	0.11	0.034		SW8015C	02/25/2022 05:06/amn	GCFID-HP5-B_220223B : 6	163927
Surr: o-Terphenyl	97.0	%REC	1		56-125				SW8015C	02/23/2022 20:06/amn	GCFID-HP5-B_220223A : 10	163927
Surr: o-Terphenyl (SGT)	90.0	%REC	1		56-125				SW8015C	02/25/2022 05:06/amn	GCFID-HP5-B_220223B : 6	163927
Surr: n-Triacontane	89.0	%REC	1		50-150				SW8015C	02/23/2022 20:06/amn	GCFID-HP5-B_220223A : 10	163927
Surr: n-Triacontane (SGT)	78.0	%REC	1		50-150				SW8015C	02/25/2022 05:06/amn	GCFID-HP5-B_220223B : 6	163927
- Note: Total Extractable Hydrocarbons are defined as the total hydrocarbon responses regardless of elution time.												
ORGANIC CHARACTERISTICS												
Methane	ND	mg/L	1	U	0.0020	0.0012	0.00070		SW8015M	02/23/2022 11:09/jdw	FID-HEADSPACE_220223A : 9	R375084
SEMI-VOLATILE ORGANIC COMPOUNDS												
1,2,4-Trichlorobenzene	ND	ug/L	1	U	10	5.0	1.9		SW8270C	02/24/2022 21:33/dsm	SV5973N.I_220224A : 12	163957
1,2-Dichlorobenzene	ND	ug/L	1	U	10	5.0	2.0		SW8270C	02/24/2022 21:33/dsm	SV5973N.I_220224A : 12	163957
1,3-Dichlorobenzene	ND	ug/L	1	U	10	5.0	2.1		SW8270C	02/24/2022 21:33/dsm	SV5973N.I_220224A : 12	163957
1,4-Dichlorobenzene	ND	ug/L	1	U	10	5.0	2.0		SW8270C	02/24/2022 21:33/dsm	SV5973N.I_220224A : 12	163957
2,4,5-Trichlorophenol	ND	ug/L	1	U	10	5.0	2.2		SW8270C	02/24/2022 21:33/dsm	SV5973N.I_220224A : 12	163957
2,4,6-Trichlorophenol	ND	ug/L	1	U	10	5.0	2.6		SW8270C	02/24/2022 21:33/dsm	SV5973N.I_220224A : 12	163957
2,4-Dichlorophenol	ND	ug/L	1	U	10	5.0	1.7		SW8270C	02/24/2022 21:33/dsm	SV5973N.I_220224A : 12	163957
2,4-Dimethylphenol	ND	ug/L	1	U	10	5.0	1.7		SW8270C	02/24/2022 21:33/dsm	SV5973N.I_220224A : 12	163957
2,4-Dinitrophenol	ND	ug/L	1	U	10	10	4.3		SW8270C	02/24/2022 21:33/dsm	SV5973N.I_220224A : 12	163957
2,4-Dinitrotoluene	ND	ug/L	1	U	10	5.0	3.0		SW8270C	02/24/2022 21:33/dsm	SV5973N.I_220224A : 12	163957

LABORATORY ANALYTICAL REPORT

Prepared by Billings, MT Branch

Lab ID: B22021435-012
Client: AECOM - Honolulu
Collection Date: 02/17/2022 12:25
Client Sample ID: ERH2547 (RHMW19)
Date Received: 02/21/2022
Project: CV18F0126, 60571032.02.46.01
Report Date: 03/04/2022
Matrix: Ground Water

Analyses	Result	Units	DF	Qual	LOQ	LOD	DL	MCL	Method	Analysis Date / By	RunID : Run Order	BatchID
SEMI-VOLATILE ORGANIC COMPOUNDS												
2,6-Dinitrotoluene	ND	ug/L	1	U	10	5.0	3.2		SW8270C	02/24/2022 21:33/dsm	SV5973N.I_220224A : 12	163957
2-Chloronaphthalene	ND	ug/L	1	U	10	5.0	2.1		SW8270C	02/24/2022 21:33/dsm	SV5973N.I_220224A : 12	163957
2-Chlorophenol	ND	ug/L	1	U	10	5.0	2.5		SW8270C	02/24/2022 21:33/dsm	SV5973N.I_220224A : 12	163957
2-Nitrophenol	ND	ug/L	1	U	10	5.0	2.4		SW8270C	02/24/2022 21:33/dsm	SV5973N.I_220224A : 12	163957
3,3´-Dichlorobenzidine	ND	ug/L	1	U	10	5.0	2.1		SW8270C	02/24/2022 21:33/dsm	SV5973N.I_220224A : 12	163957
4,6-Dinitro-2-methylphenol	ND	ug/L	1	U	10	10	2.3		SW8270C	02/24/2022 21:33/dsm	SV5973N.I_220224A : 12	163957
4-Bromophenyl phenyl ether	ND	ug/L	1	U	10	5.0	1.7		SW8270C	02/24/2022 21:33/dsm	SV5973N.I_220224A : 12	163957
4-Chloro-3-methylphenol	ND	ug/L	1	U	10	5.0	1.5		SW8270C	02/24/2022 21:33/dsm	SV5973N.I_220224A : 12	163957
4-Chlorophenol	ND	ug/L	1	U	10	5.0	2.6		SW8270C	02/24/2022 21:33/dsm	SV5973N.I_220224A : 12	163957
4-Chlorophenyl phenyl ether	ND	ug/L	1	U	10	5.0	2.0		SW8270C	02/24/2022 21:33/dsm	SV5973N.I_220224A : 12	163957
4-Nitrophenol	ND	ug/L	1	U	10	10	2.5		SW8270C	02/24/2022 21:33/dsm	SV5973N.I_220224A : 12	163957
Azobenzene	ND	ug/L	1	U	10	5.0	1.1		SW8270C	02/24/2022 21:33/dsm	SV5973N.I_220224A : 12	163957
bis(-2-chloroethoxy)Methane	ND	ug/L	1	U	10	5.0	1.4		SW8270C	02/24/2022 21:33/dsm	SV5973N.I_220224A : 12	163957
bis(-2-chloroethyl)Ether	ND	ug/L	1	U	10	5.0	2.6		SW8270C	02/24/2022 21:33/dsm	SV5973N.I_220224A : 12	163957
bis(2-chloroisopropyl)Ether	ND	ug/L	1	U	10	5.0	1.5		SW8270C	02/24/2022 21:33/dsm	SV5973N.I_220224A : 12	163957
bis(2-ethylhexyl)Phthalate	ND	ug/L	1	U	10	5.0	1.9		SW8270C	02/24/2022 21:33/dsm	SV5973N.I_220224A : 12	163957
Butylbenzylphthalate	ND	ug/L	1	U	10	5.0	1.6		SW8270C	02/24/2022 21:33/dsm	SV5973N.I_220224A : 12	163957
Di-n-butyl phthalate	ND	ug/L	1	U	10	5.0	0.93		SW8270C	02/24/2022 21:33/dsm	SV5973N.I_220224A : 12	163957
Di-n-octyl phthalate	ND	ug/L	1	U	10	5.0	1.3		SW8270C	02/24/2022 21:33/dsm	SV5973N.I_220224A : 12	163957
Diethyl phthalate	ND	ug/L	1	U	10	5.0	2.2		SW8270C	02/24/2022 21:33/dsm	SV5973N.I_220224A : 12	163957
Dimethyl phthalate	ND	ug/L	1	U	10	5.0	1.7		SW8270C	02/24/2022 21:33/dsm	SV5973N.I_220224A : 12	163957
Hexachlorobenzene	ND	ug/L	1	U	10	5.0	1.3		SW8270C	02/24/2022 21:33/dsm	SV5973N.I_220224A : 12	163957
Hexachlorobutadiene	ND	ug/L	1	U	10	5.0	2.3		SW8270C	02/24/2022 21:33/dsm	SV5973N.I_220224A : 12	163957
Hexachlorocyclopentadiene	ND	ug/L	1	U	10	5.0	3.0		SW8270C	02/24/2022 21:33/dsm	SV5973N.I_220224A : 12	163957
Hexachloroethane	ND	ug/L	1	U	10	5.0	1.8		SW8270C	02/24/2022 21:33/dsm	SV5973N.I_220224A : 12	163957
Isophorone	ND	ug/L	1	U	10	5.0	1.7		SW8270C	02/24/2022 21:33/dsm	SV5973N.I_220224A : 12	163957
m+p-Cresols	ND	ug/L	1	U	10	5.0	1.8		SW8270C	02/24/2022 21:33/dsm	SV5973N.I_220224A : 12	163957
n-Nitroso-di-n-propylamine	ND	ug/L	1	U	10	5.0	1.5		SW8270C	02/24/2022 21:33/dsm	SV5973N.I_220224A : 12	163957
n-Nitrosodimethylamine	ND	ug/L	1	U	10	5.0	1.5		SW8270C	02/24/2022 21:33/dsm	SV5973N.I_220224A : 12	163957
n-Nitrosodiphenylamine	ND	ug/L	1	U	10	5.0	1.2		SW8270C	02/24/2022 21:33/dsm	SV5973N.I_220224A : 12	163957
Nitrobenzene	ND	ug/L	1	U	10	5.0	2.3		SW8270C	02/24/2022 21:33/dsm	SV5973N.I_220224A : 12	163957
o-Cresol	ND	ug/L	1	U	10	5.0	1.8		SW8270C	02/24/2022 21:33/dsm	SV5973N.I_220224A : 12	163957
Pentachlorophenol	ND	ug/L	1	U	10	10	4.2		SW8270C	02/24/2022 21:33/dsm	SV5973N.I_220224A : 12	163957
Phenol	ND	ug/L	1	U	10	5.0	1.5		SW8270C	02/24/2022 21:33/dsm	SV5973N.I_220224A : 12	163957
Pyridine	ND	ug/L	1	U	10	5.0	3.2		SW8270C	02/24/2022 21:33/dsm	SV5973N.I_220224A : 12	163957
Surr: 2,4,6-Tribromophenol	76.0	%REC	1		43-140				SW8270C	02/24/2022 21:33/dsm	SV5973N.I_220224A : 12	163957
Surr: 2-Fluorobiphenyl	59.0	%REC	1		44-119				SW8270C	02/24/2022 21:33/dsm	SV5973N.I_220224A : 12	163957
Surr: 2-Fluorophenol	28.0	%REC	1		19-119				SW8270C	02/24/2022 21:33/dsm	SV5973N.I_220224A : 12	163957
Surr: Nitrobenzene-d5	61.0	%REC	1		44-120				SW8270C	02/24/2022 21:33/dsm	SV5973N.I_220224A : 12	163957

LABORATORY ANALYTICAL REPORT

Prepared by Billings, MT Branch

Lab ID: B22021435-012
Client: AECOM - Honolulu
Collection Date: 02/17/2022 12:25
Client Sample ID: ERH2547 (RHMW19)
Date Received: 02/21/2022
Project: CV18F0126, 60571032.02.46.01
Report Date: 03/04/2022
Matrix: Ground Water

Analyses	Result	Units	DF	Qual	LOQ	LOD	DL	MCL	Method	Analysis Date / By	RunID : Run Order	BatchID
SEMI-VOLATILE ORGANIC COMPOUNDS												
Surr: Phenol-d5	25.0	%REC	1		10-65				SW8270C	02/24/2022 21:33/dsm	SV5973N.I_220224A : 12	163957
Surr: Terphenyl-d14	93.0	%REC	1		50-134				SW8270C	02/24/2022 21:33/dsm	SV5973N.I_220224A : 12	163957

LABORATORY ANALYTICAL REPORT

Prepared by Billings, MT Branch

Client: AECOM - Honolulu
Client Sample ID: ERH2546 (Trip Blank) 14833
Project: CV18F0126, 60571032.02.46.01
Matrix: Trip Blank

Lab ID: B22021435-013
Collection Date: 02/17/2022 12:25
Date Received: 02/21/2022
Report Date: 03/04/2022

Analyses	Result	Units	DF	Qual	LOQ	LOD	DL	MCL	Method	Analysis Date / By	RunID : Run Order	BatchID
VOLATILE ORGANIC COMPOUNDS												
Benzene	ND	ug/L	1	U	1.0	0.20	0.091		SW8260B	02/22/2022 17:49/msc	VOA5975C.I_220222A : 16	R375218
Bromobenzene	ND	ug/L	1	U	1.0	0.20	0.083		SW8260B	02/22/2022 17:49/msc	VOA5975C.I_220222A : 16	R375218
Bromochloromethane	ND	ug/L	1	U	1.0	0.50	0.14		SW8260B	02/22/2022 17:49/msc	VOA5975C.I_220222A : 16	R375218
Bromodichloromethane	ND	ug/L	1	U	1.0	0.25	0.12		SW8260B	02/22/2022 17:49/msc	VOA5975C.I_220222A : 16	R375218
Bromoform	ND	ug/L	1	U	1.0	0.25	0.12		SW8260B	02/22/2022 17:49/msc	VOA5975C.I_220222A : 16	R375218
Carbon tetrachloride	ND	ug/L	1	U	1.0	0.50	0.14		SW8260B	02/22/2022 17:49/msc	VOA5975C.I_220222A : 16	R375218
Chlorobenzene	ND	ug/L	1	U	1.0	0.20	0.091		SW8260B	02/22/2022 17:49/msc	VOA5975C.I_220222A : 16	R375218
Chlorodibromomethane	ND	ug/L	1	U	1.0	0.20	0.084		SW8260B	02/22/2022 17:49/msc	VOA5975C.I_220222A : 16	R375218
Chloroethane	ND	ug/L	1	U	1.0	0.50	0.17		SW8260B	02/22/2022 17:49/msc	VOA5975C.I_220222A : 16	R375218
Chloroform	ND	ug/L	1	U	1.0	0.20	0.079		SW8260B	02/22/2022 17:49/msc	VOA5975C.I_220222A : 16	R375218
Chloromethane	ND	ug/L	1	U	1.0	0.50	0.16		SW8260B	02/22/2022 17:49/msc	VOA5975C.I_220222A : 16	R375218
1,2-Dibromoethane	ND	ug/L	1	U	1.0	0.20	0.092		SW8260B	02/22/2022 17:49/msc	VOA5975C.I_220222A : 16	R375218
2-Chlorotoluene	ND	ug/L	1	U	1.0	0.20	0.088		SW8260B	02/22/2022 17:49/msc	VOA5975C.I_220222A : 16	R375218
4-Chlorotoluene	ND	ug/L	1	U	1.0	0.20	0.073		SW8260B	02/22/2022 17:49/msc	VOA5975C.I_220222A : 16	R375218
Dibromomethane	ND	ug/L	1	U	1.0	0.50	0.15		SW8260B	02/22/2022 17:49/msc	VOA5975C.I_220222A : 16	R375218
1,2-Dichlorobenzene	ND	ug/L	1	U	1.0	0.20	0.075		SW8260B	02/22/2022 17:49/msc	VOA5975C.I_220222A : 16	R375218
1,3-Dichlorobenzene	ND	ug/L	1	U	1.0	0.20	0.080		SW8260B	02/22/2022 17:49/msc	VOA5975C.I_220222A : 16	R375218
1,4-Dichlorobenzene	ND	ug/L	1	U	1.0	0.20	0.086		SW8260B	02/22/2022 17:49/msc	VOA5975C.I_220222A : 16	R375218
Dichlorodifluoromethane	ND	ug/L	1	U	1.0	0.50	0.18		SW8260B	02/22/2022 17:49/msc	VOA5975C.I_220222A : 16	R375218
1,1-Dichloroethane	ND	ug/L	1	U	1.0	0.50	0.14		SW8260B	02/22/2022 17:49/msc	VOA5975C.I_220222A : 16	R375218
1,2-Dichloroethane	ND	ug/L	1	U	1.0	0.25	0.12		SW8260B	02/22/2022 17:49/msc	VOA5975C.I_220222A : 16	R375218
1,1-Dichloroethene	ND	ug/L	1	U	1.0	0.50	0.14		SW8260B	02/22/2022 17:49/msc	VOA5975C.I_220222A : 16	R375218
cis-1,2-Dichloroethene	ND	ug/L	1	U	1.0	0.25	0.11		SW8260B	02/22/2022 17:49/msc	VOA5975C.I_220222A : 16	R375218
trans-1,2-Dichloroethene	ND	ug/L	1	U	1.0	0.25	0.12		SW8260B	02/22/2022 17:49/msc	VOA5975C.I_220222A : 16	R375218
1,2-Dichloropropane	ND	ug/L	1	U	1.0	0.20	0.085		SW8260B	02/22/2022 17:49/msc	VOA5975C.I_220222A : 16	R375218
1,3-Dichloropropane	ND	ug/L	1	U	1.0	0.20	0.079		SW8260B	02/22/2022 17:49/msc	VOA5975C.I_220222A : 16	R375218
2,2-Dichloropropane	ND	ug/L	1	U	1.0	0.50	0.19		SW8260B	02/22/2022 17:49/msc	VOA5975C.I_220222A : 16	R375218
1,1-Dichloropropene	ND	ug/L	1	U	1.0	0.20	0.083		SW8260B	02/22/2022 17:49/msc	VOA5975C.I_220222A : 16	R375218
cis-1,3-Dichloropropene	ND	ug/L	1	U	1.0	0.20	0.073		SW8260B	02/22/2022 17:49/msc	VOA5975C.I_220222A : 16	R375218
trans-1,3-Dichloropropene	ND	ug/L	1	U	1.0	0.20	0.085		SW8260B	02/22/2022 17:49/msc	VOA5975C.I_220222A : 16	R375218
Ethylbenzene	ND	ug/L	1	U	1.0	0.20	0.084		SW8260B	02/22/2022 17:49/msc	VOA5975C.I_220222A : 16	R375218
Methyl ethyl ketone	ND	ug/L	1	U	20	5.0	1.8		SW8260B	02/22/2022 17:49/msc	VOA5975C.I_220222A : 16	R375218
Methyl tert-butyl ether (MTBE)	ND	ug/L	1	U	1.0	0.25	0.10		SW8260B	02/22/2022 17:49/msc	VOA5975C.I_220222A : 16	R375218
Methylene chloride	ND	ug/L	1	U	1.0	0.50	0.34		SW8260B	02/22/2022 17:49/msc	VOA5975C.I_220222A : 16	R375218
Styrene	ND	ug/L	1	U	1.0	0.20	0.067		SW8260B	02/22/2022 17:49/msc	VOA5975C.I_220222A : 16	R375218
1,1,1,2-Tetrachloroethane	ND	ug/L	1	U	1.0	0.25	0.10		SW8260B	02/22/2022 17:49/msc	VOA5975C.I_220222A : 16	R375218
1,1,2,2-Tetrachloroethane	ND	ug/L	1	U	1.0	0.20	0.087		SW8260B	02/22/2022 17:49/msc	VOA5975C.I_220222A : 16	R375218
Tetrachloroethene	ND	ug/L	1	U	1.0	0.20	0.067		SW8260B	02/22/2022 17:49/msc	VOA5975C.I_220222A : 16	R375218
Toluene	0.11	ug/L	1	J	1.0	0.20	0.068		SW8260B	02/22/2022 17:49/msc	VOA5975C.I_220222A : 16	R375218

LABORATORY ANALYTICAL REPORT

Prepared by Billings, MT Branch

Lab ID: B22021435-013
Client: AECOM - Honolulu
Collection Date: 02/17/2022 12:25
Client Sample ID: ERH2546 (Trip Blank) 14833
Date Received: 02/21/2022
Project: CV18F0126, 60571032.02.46.01
Report Date: 03/04/2022
Matrix: Trip Blank

Analyses	Result	Units	DF	Qual	LOQ	LOD	DL	MCL	Method	Analysis Date / By	RunID : Run Order	BatchID
VOLATILE ORGANIC COMPOUNDS												
1,1,1-Trichloroethane	ND	ug/L	1	U	1.0	0.50	0.13		SW8260B	02/22/2022 17:49/msc	VOA5975C.I_220222A : 16	R375218
1,1,2-Trichloroethane	ND	ug/L	1	U	1.0	0.25	0.11		SW8260B	02/22/2022 17:49/msc	VOA5975C.I_220222A : 16	R375218
Trichloroethene	ND	ug/L	1	U	1.0	0.20	0.099		SW8260B	02/22/2022 17:49/msc	VOA5975C.I_220222A : 16	R375218
Trichlorofluoromethane	ND	ug/L	1	U	1.0	0.50	0.13		SW8260B	02/22/2022 17:49/msc	VOA5975C.I_220222A : 16	R375218
1,2,3-Trichloropropane	ND	ug/L	1	U	1.0	0.50	0.24		SW8260B	02/22/2022 17:49/msc	VOA5975C.I_220222A : 16	R375218
Vinyl chloride	ND	ug/L	1	U	1.0	0.50	0.15		SW8260B	02/22/2022 17:49/msc	VOA5975C.I_220222A : 16	R375218
m+p-Xylenes	ND	ug/L	1	U	1.0	0.50	0.15		SW8260B	02/22/2022 17:49/msc	VOA5975C.I_220222A : 16	R375218
o-Xylene	ND	ug/L	1	U	1.0	0.20	0.060		SW8260B	02/22/2022 17:49/msc	VOA5975C.I_220222A : 16	R375218
Xylenes, Total	ND	ug/L	1	U	1.0	0.20	0.060		SW8260B	02/22/2022 17:49/msc	VOA5975C.I_220222A : 16	R375218
Surr: Dibromofluoromethane	114.0	%REC	1		80-119				SW8260B	02/22/2022 17:49/msc	VOA5975C.I_220222A : 16	R375218
Surr: 1,2-Dichloroethane-d4	117.0	%REC	1		81-118				SW8260B	02/22/2022 17:49/msc	VOA5975C.I_220222A : 16	R375218
Surr: Toluene-d8	106.0	%REC	1		89-112				SW8260B	02/22/2022 17:49/msc	VOA5975C.I_220222A : 16	R375218
Surr: p-Bromofluorobenzene	108.0	%REC	1		85-114				SW8260B	02/22/2022 17:49/msc	VOA5975C.I_220222A : 16	R375218

LABORATORY ANALYTICAL REPORT

Prepared by Billings, MT Branch

Lab ID: B22021435-014
Client: AECOM - Honolulu
Collection Date: 02/17/2022 12:25
Client Sample ID: ERH2546 (Trip Blank) 14754
Date Received: 02/21/2022
Project: CV18F0126, 60571032.02.46.01
Report Date: 03/04/2022
Matrix: Trip Blank

Analyses	Result	Units	DF	Qual	LOQ	LOD	DL	MCL	Method	Analysis Date / By	RunID : Run Order	BatchID
PETROLEUM HYDROCARBONS-VOLATILE												
C6 to C10	ND	ug/L	1	U	20	8.7	2.0		SW8015C	02/23/2022 16:45/jp	VARIAN1_220223A : 8	R375111
Total Purgeable Hydrocarbons	ND	ug/L	1	U	20	10	3.1		SW8015C	02/23/2022 16:45/jp	VARIAN1_220223A : 8	R375111
Surr: Trifluorotoluene	78.0	%REC	1		70-130				SW8015C	02/23/2022 16:45/jp	VARIAN1_220223A : 8	R375111

- Note 1: C6 to C10 is defined as all hydrocarbons eluting between 2-Methylpentane and 1,2,4-Trimethylbenzene.
- Note 2: Total Purgeable Hydrocarbons are defined as the total hydrocarbon response regardless of elution time.

LABORATORY ANALYTICAL REPORT

Prepared by Billings, MT Branch

Lab ID: B22021435-015
Client: AECOM - Honolulu
Collection Date: 02/17/2022 12:25
Client Sample ID: ERH2546 (Trip Blank) 14733
Date Received: 02/21/2022
Project: CV18F0126, 60571032.02.46.01
Report Date: 03/04/2022
Matrix: Trip Blank

Analyses	Result	Units	DF	Qual	LOQ	LOD	DL	MCL	Method	Analysis Date / By	RunID : Run Order	BatchID
VOCS BY MICROEXTRACTION-ECD												
1,2-Dibromoethane	ND	ug/L	1	U	0.010	0.0049	0.0025		SW8011	02/24/2022 20:03/clt	GECD.I_220224A : 18	163984
Surr: 1,1,1,2-Tetrachloroethane	99.0	%REC	1		70-130				SW8011	02/24/2022 20:03/clt	GECD.I_220224A : 18	163984

LABORATORY ANALYTICAL REPORT

Prepared by Billings, MT Branch

Lab ID: B22021435-016
Client: AECOM - Honolulu
Collection Date: 02/17/2022 12:25
Client Sample ID: ERH2546 (Trip Blank) 14808
Date Received: 02/21/2022
Project: CV18F0126, 60571032.02.46.01
Report Date: 03/04/2022
Matrix: Trip Blank

Analyses	Result	Units	DF	Qual	LOQ	LOD	DL	MCL	Method	Analysis Date / By	RunID : Run Order	BatchID
ORGANIC CHARACTERISTICS												
Methane	ND	mg/L	1	U	0.0020	0.0012	0.00070		SW8015M	02/23/2022 11:15/jdw	FID-HEADSPACE_220223A : 10	R375084

LABORATORY ANALYTICAL REPORT

Prepared by Billings, MT Branch

Client: AECOM - Honolulu
Client Sample ID: ERH2549 (RHMW01R)
Project: CV18F0126, 60571032.02.46.01
Matrix: Ground Water

Lab ID: B22021435-017
Collection Date: 02/16/2022 15:30
Date Received: 02/21/2022
Report Date: 03/04/2022

Analyses	Result	Units	DF	Qual	LOQ	LOD	DL	MCL	Method	Analysis Date / By	RunID : Run Order	BatchID
LOW LEVEL PAH BY 8270C SIM												
1-Methylnaphthalene	ND	ug/L	1	U	0.10	0.050	0.021		SW8270CSIM	02/28/2022 21:46/jph	SV5975.I_220228A : 21	163957
2-Methylnaphthalene	ND	ug/L	1	U	0.10	0.050	0.018		SW8270CSIM	02/28/2022 21:46/jph	SV5975.I_220228A : 21	163957
Acenaphthene	ND	ug/L	1	U	0.10	0.050	0.032		SW8270CSIM	02/28/2022 21:46/jph	SV5975.I_220228A : 21	163957
Acenaphthylene	ND	ug/L	1	U	0.10	0.050	0.025		SW8270CSIM	02/28/2022 21:46/jph	SV5975.I_220228A : 21	163957
Anthracene	ND	ug/L	1	U	0.10	0.050	0.028		SW8270CSIM	02/28/2022 21:46/jph	SV5975.I_220228A : 21	163957
Benzo(a)anthracene	ND	ug/L	1	U	0.10	0.050	0.027		SW8270CSIM	02/28/2022 21:46/jph	SV5975.I_220228A : 21	163957
Benzo(a)pyrene	ND	ug/L	1	U	0.10	0.050	0.035		SW8270CSIM	02/28/2022 21:46/jph	SV5975.I_220228A : 21	163957
Benzo(b)fluoranthene	ND	ug/L	1	U	0.10	0.050	0.023		SW8270CSIM	02/28/2022 21:46/jph	SV5975.I_220228A : 21	163957
Benzo(g,h,i)perylene	ND	ug/L	1	U	0.10	0.050	0.027		SW8270CSIM	02/28/2022 21:46/jph	SV5975.I_220228A : 21	163957
Benzo(k)fluoranthene	ND	ug/L	1	U	0.10	0.050	0.030		SW8270CSIM	02/28/2022 21:46/jph	SV5975.I_220228A : 21	163957
Chrysene	ND	ug/L	1	U	0.10	0.050	0.046		SW8270CSIM	02/28/2022 21:46/jph	SV5975.I_220228A : 21	163957
Dibenzo(a,h)anthracene	ND	ug/L	1	U	0.10	0.050	0.037		SW8270CSIM	02/28/2022 21:46/jph	SV5975.I_220228A : 21	163957
Fluoranthene	ND	ug/L	1	U	0.10	0.050	0.023		SW8270CSIM	02/28/2022 21:46/jph	SV5975.I_220228A : 21	163957
Fluorene	ND	ug/L	1	U	0.10	0.050	0.022		SW8270CSIM	02/28/2022 21:46/jph	SV5975.I_220228A : 21	163957
Indeno(1,2,3-cd)pyrene	ND	ug/L	1	U	0.10	0.050	0.049		SW8270CSIM	02/28/2022 21:46/jph	SV5975.I_220228A : 21	163957
Naphthalene	ND	ug/L	1	U	0.10	0.050	0.029		SW8270CSIM	02/28/2022 21:46/jph	SV5975.I_220228A : 21	163957
Phenanthrene	ND	ug/L	1	U	0.10	0.050	0.030		SW8270CSIM	02/28/2022 21:46/jph	SV5975.I_220228A : 21	163957
Pyrene	ND	ug/L	1	U	0.10	0.050	0.024		SW8270CSIM	02/28/2022 21:46/jph	SV5975.I_220228A : 21	163957
AGGREGATE ORGANICS												
Organic Carbon, Total (TOC) - TOC Range is 1.1 to 1.2	1.1	mg/L	1		0.50	0.50	0.17		SW9060A	02/25/2022 20:11/eli-ca	SUB-C280065 : 9	C_R280065
METALS, DISSOLVED												
Lead	ND	mg/L	1	U	0.001	0.00005	0.00003		SW6020	02/24/2022 18:46/car	ICPMS207-B_220224A : 52	R375174
METALS, TOTAL												
Lead	0.00035	mg/L	1	J	0.001	0.0001	0.00008		SW6020	02/24/2022 18:53/car	ICPMS207-B_220224A : 53	163954
VOLATILE ORGANIC COMPOUNDS												
Benzene	ND	ug/L	1	U	1.0	0.20	0.091		SW8260B	02/22/2022 14:38/msc	VOA5975C.I_220222A : 9	R375218
Bromobenzene	ND	ug/L	1	U	1.0	0.20	0.083		SW8260B	02/22/2022 14:38/msc	VOA5975C.I_220222A : 9	R375218
Bromochloromethane	ND	ug/L	1	U	1.0	0.50	0.14		SW8260B	02/22/2022 14:38/msc	VOA5975C.I_220222A : 9	R375218
Bromodichloromethane	ND	ug/L	1	U	1.0	0.25	0.12		SW8260B	02/22/2022 14:38/msc	VOA5975C.I_220222A : 9	R375218
Bromoform	ND	ug/L	1	U	1.0	0.25	0.12		SW8260B	02/22/2022 14:38/msc	VOA5975C.I_220222A : 9	R375218
Carbon tetrachloride	ND	ug/L	1	U	1.0	0.50	0.14		SW8260B	02/22/2022 14:38/msc	VOA5975C.I_220222A : 9	R375218
Chlorobenzene	ND	ug/L	1	U	1.0	0.20	0.091		SW8260B	02/22/2022 14:38/msc	VOA5975C.I_220222A : 9	R375218
Chlorodibromomethane	ND	ug/L	1	U	1.0	0.20	0.084		SW8260B	02/22/2022 14:38/msc	VOA5975C.I_220222A : 9	R375218
Chloroethane	ND	ug/L	1	U	1.0	0.50	0.17		SW8260B	02/22/2022 14:38/msc	VOA5975C.I_220222A : 9	R375218
Chloroform	ND	ug/L	1	U	1.0	0.20	0.079		SW8260B	02/22/2022 14:38/msc	VOA5975C.I_220222A : 9	R375218
Chloromethane	ND	ug/L	1	U	1.0	0.50	0.16		SW8260B	02/22/2022 14:38/msc	VOA5975C.I_220222A : 9	R375218

LABORATORY ANALYTICAL REPORT

Prepared by Billings, MT Branch

Lab ID: B22021435-017
Client: AECOM - Honolulu
Collection Date: 02/16/2022 15:30
Client Sample ID: ERH2549 (RHMW01R)
Date Received: 02/21/2022
Project: CV18F0126, 60571032.02.46.01
Report Date: 03/04/2022
Matrix: Ground Water

Analyses	Result	Units	DF	Qual	LOQ	LOD	DL	MCL	Method	Analysis Date / By	RunID : Run Order	BatchID
VOLATILE ORGANIC COMPOUNDS												
1,2-Dibromoethane	ND	ug/L	1	U	1.0	0.20	0.092		SW8260B	02/22/2022 14:38/msc	VOA5975C.I_220222A : 9	R375218
2-Chlorotoluene	ND	ug/L	1	U	1.0	0.20	0.088		SW8260B	02/22/2022 14:38/msc	VOA5975C.I_220222A : 9	R375218
4-Chlorotoluene	ND	ug/L	1	U	1.0	0.20	0.073		SW8260B	02/22/2022 14:38/msc	VOA5975C.I_220222A : 9	R375218
Dibromomethane	ND	ug/L	1	U	1.0	0.50	0.15		SW8260B	02/22/2022 14:38/msc	VOA5975C.I_220222A : 9	R375218
1,2-Dichlorobenzene	ND	ug/L	1	U	1.0	0.20	0.075		SW8260B	02/22/2022 14:38/msc	VOA5975C.I_220222A : 9	R375218
1,3-Dichlorobenzene	ND	ug/L	1	U	1.0	0.20	0.080		SW8260B	02/22/2022 14:38/msc	VOA5975C.I_220222A : 9	R375218
1,4-Dichlorobenzene	ND	ug/L	1	U	1.0	0.20	0.086		SW8260B	02/22/2022 14:38/msc	VOA5975C.I_220222A : 9	R375218
Dichlorodifluoromethane	ND	ug/L	1	U	1.0	0.50	0.18		SW8260B	02/22/2022 14:38/msc	VOA5975C.I_220222A : 9	R375218
1,1-Dichloroethane	ND	ug/L	1	U	1.0	0.50	0.14		SW8260B	02/22/2022 14:38/msc	VOA5975C.I_220222A : 9	R375218
1,2-Dichloroethane	ND	ug/L	1	U	1.0	0.25	0.12		SW8260B	02/22/2022 14:38/msc	VOA5975C.I_220222A : 9	R375218
1,1-Dichloroethene	ND	ug/L	1	U	1.0	0.50	0.14		SW8260B	02/22/2022 14:38/msc	VOA5975C.I_220222A : 9	R375218
cis-1,2-Dichloroethene	ND	ug/L	1	U	1.0	0.25	0.11		SW8260B	02/22/2022 14:38/msc	VOA5975C.I_220222A : 9	R375218
trans-1,2-Dichloroethene	ND	ug/L	1	U	1.0	0.25	0.12		SW8260B	02/22/2022 14:38/msc	VOA5975C.I_220222A : 9	R375218
1,2-Dichloropropane	ND	ug/L	1	U	1.0	0.20	0.085		SW8260B	02/22/2022 14:38/msc	VOA5975C.I_220222A : 9	R375218
1,3-Dichloropropane	ND	ug/L	1	U	1.0	0.20	0.079		SW8260B	02/22/2022 14:38/msc	VOA5975C.I_220222A : 9	R375218
2,2-Dichloropropane	ND	ug/L	1	U	1.0	0.50	0.19		SW8260B	02/22/2022 14:38/msc	VOA5975C.I_220222A : 9	R375218
1,1-Dichloropropene	ND	ug/L	1	U	1.0	0.20	0.083		SW8260B	02/22/2022 14:38/msc	VOA5975C.I_220222A : 9	R375218
cis-1,3-Dichloropropene	ND	ug/L	1	U	1.0	0.20	0.073		SW8260B	02/22/2022 14:38/msc	VOA5975C.I_220222A : 9	R375218
trans-1,3-Dichloropropene	ND	ug/L	1	U	1.0	0.20	0.085		SW8260B	02/22/2022 14:38/msc	VOA5975C.I_220222A : 9	R375218
Ethylbenzene	ND	ug/L	1	U	1.0	0.20	0.084		SW8260B	02/22/2022 14:38/msc	VOA5975C.I_220222A : 9	R375218
Methyl ethyl ketone	12	ug/L	1	J	20	5.0	1.8		SW8260B	02/22/2022 14:38/msc	VOA5975C.I_220222A : 9	R375218
Methyl tert-butyl ether (MTBE)	ND	ug/L	1	U	1.0	0.25	0.10		SW8260B	02/22/2022 14:38/msc	VOA5975C.I_220222A : 9	R375218
Methylene chloride	ND	ug/L	1	U	1.0	0.50	0.34		SW8260B	02/22/2022 14:38/msc	VOA5975C.I_220222A : 9	R375218
Styrene	ND	ug/L	1	U	1.0	0.20	0.067		SW8260B	02/22/2022 14:38/msc	VOA5975C.I_220222A : 9	R375218
1,1,1,2-Tetrachloroethane	ND	ug/L	1	U	1.0	0.25	0.10		SW8260B	02/22/2022 14:38/msc	VOA5975C.I_220222A : 9	R375218
1,1,2,2-Tetrachloroethane	ND	ug/L	1	U	1.0	0.20	0.087		SW8260B	02/22/2022 14:38/msc	VOA5975C.I_220222A : 9	R375218
Tetrachloroethene	ND	ug/L	1	U	1.0	0.20	0.067		SW8260B	02/22/2022 14:38/msc	VOA5975C.I_220222A : 9	R375218
Toluene	ND	ug/L	1	U	1.0	0.20	0.068		SW8260B	02/22/2022 14:38/msc	VOA5975C.I_220222A : 9	R375218
1,1,1-Trichloroethane	ND	ug/L	1	U	1.0	0.50	0.13		SW8260B	02/22/2022 14:38/msc	VOA5975C.I_220222A : 9	R375218
1,1,2-Trichloroethane	ND	ug/L	1	U	1.0	0.25	0.11		SW8260B	02/22/2022 14:38/msc	VOA5975C.I_220222A : 9	R375218
Trichloroethene	ND	ug/L	1	U	1.0	0.20	0.099		SW8260B	02/22/2022 14:38/msc	VOA5975C.I_220222A : 9	R375218
Trichlorofluoromethane	ND	ug/L	1	U	1.0	0.50	0.13		SW8260B	02/22/2022 14:38/msc	VOA5975C.I_220222A : 9	R375218
1,2,3-Trichloropropane	ND	ug/L	1	U	1.0	0.50	0.24		SW8260B	02/22/2022 14:38/msc	VOA5975C.I_220222A : 9	R375218
Vinyl chloride	ND	ug/L	1	U	1.0	0.50	0.15		SW8260B	02/22/2022 14:38/msc	VOA5975C.I_220222A : 9	R375218
m+p-Xylenes	ND	ug/L	1	U	1.0	0.50	0.15		SW8260B	02/22/2022 14:38/msc	VOA5975C.I_220222A : 9	R375218
o-Xylene	ND	ug/L	1	U	1.0	0.20	0.060		SW8260B	02/22/2022 14:38/msc	VOA5975C.I_220222A : 9	R375218
Xylenes, Total	ND	ug/L	1	U	1.0	0.20	0.060		SW8260B	02/22/2022 14:38/msc	VOA5975C.I_220222A : 9	R375218
Surr: Dibromofluoromethane	112.0	%REC	1		80-119				SW8260B	02/22/2022 14:38/msc	VOA5975C.I_220222A : 9	R375218
Surr: 1,2-Dichloroethane-d4	115.0	%REC	1		81-118				SW8260B	02/22/2022 14:38/msc	VOA5975C.I_220222A : 9	R375218

LABORATORY ANALYTICAL REPORT

Prepared by Billings, MT Branch

Client: AECOM - Honolulu
Client Sample ID: ERH2549 (RHMW01R)
Project: CV18F0126, 60571032.02.46.01
Matrix: Ground Water

Lab ID: B22021435-017
Collection Date: 02/16/2022 15:30
Date Received: 02/21/2022
Report Date: 03/04/2022

Analyses	Result	Units	DF	Qual	LOQ	LOD	DL	MCL	Method	Analysis Date / By	RunID : Run Order	BatchID
VOLATILE ORGANIC COMPOUNDS												
Surr: Toluene-d8	105.0	%REC	1		89-112				SW8260B	02/22/2022 14:38/msc	VOA5975C.I_220222A : 9	R375218
Surr: p-Bromofluorobenzene	106.0	%REC	1		85-114				SW8260B	02/22/2022 14:38/msc	VOA5975C.I_220222A : 9	R375218
VOCS BY MICROEXTRACTION-ECD												
1,2-Dibromoethane	ND	ug/L	1	U	0.010	0.0049	0.0025		SW8011	02/24/2022 20:23/clt	GECD.I_220224A : 19	163984
Surr: 1,1,1,2-Tetrachloroethane	105.0	%REC	1		70-130				SW8011	02/24/2022 20:23/clt	GECD.I_220224A : 19	163984
PETROLEUM HYDROCARBONS-VOLATILE												
C6 to C10	3.8	ug/L	1	J	20	8.7	2.0		SW8015C	02/24/2022 03:32/jp	VARIAN1_220223A : 22	R375111
Total Purgeable Hydrocarbons	32	ug/L	1		20	10	3.1		SW8015C	02/24/2022 03:32/jp	VARIAN1_220223A : 22	R375111
Surr: Trifluorotoluene	76.0	%REC	1		70-130				SW8015C	02/24/2022 03:32/jp	VARIAN1_220223A : 22	R375111
- Note 1: C6 to C10 is defined as all hydrocarbons eluting between 2-Methylpentane and 1,2,4-Trimethylbenzene.												
- Note 2: Total Purgeable Hydrocarbons are defined as the total hydrocarbon response regardless of elution time.												
PETROLEUM HYDROCARBONS-SEMI-VOLATILE												
Diesel Range Organics (C10 to C24)	0.27	mg/L	1	J	0.30	0.14	0.037		SW8015C	02/24/2022 06:51/amn	GCFID-HP5-B_220223A : 17	163927
Diesel Range Organics (SGT-C10 to C24)	0.038	mg/L	1	J	0.30	0.11	0.026		SW8015C	02/25/2022 09:24/amn	GCFID-HP5-B_220223B : 10	163927
Oil Range Hydrocarbons (C24 to C40)	0.17	mg/L	1	J	0.30	0.14	0.083		SW8015C	02/24/2022 06:51/amn	GCFID-HP5-B_220223A : 17	163927
Oil Range Hydrocarbons (SGT-C24 to C40)	ND	mg/L	1	U	0.30	0.14	0.083		SW8015C	02/25/2022 09:24/amn	GCFID-HP5-B_220223B : 10	163927
Total Extractable Hydrocarbons	0.56	mg/L	1		0.30	0.14	0.071		SW8015C	02/24/2022 06:51/amn	GCFID-HP5-B_220223A : 17	163927
Total Extractable Hydrocarbons (SGT)	0.043	mg/L	1	J	0.30	0.11	0.034		SW8015C	02/25/2022 09:24/amn	GCFID-HP5-B_220223B : 10	163927
Surr: o-Terphenyl	86.0	%REC	1		56-125				SW8015C	02/24/2022 06:51/amn	GCFID-HP5-B_220223A : 17	163927
Surr: o-Terphenyl (SGT)	82.0	%REC	1		56-125				SW8015C	02/25/2022 09:24/amn	GCFID-HP5-B_220223B : 10	163927
Surr: n-Triacontane	85.0	%REC	1		50-150				SW8015C	02/24/2022 06:51/amn	GCFID-HP5-B_220223A : 17	163927
Surr: n-Triacontane (SGT)	77.0	%REC	1		50-150				SW8015C	02/25/2022 09:24/amn	GCFID-HP5-B_220223B : 10	163927
- Note: Total Extractable Hydrocarbons are defined as the total hydrocarbon responses regardless of elution time.												
ORGANIC CHARACTERISTICS												
Methane	0.35	mg/L	78		0.16	0.090	0.055		SW8015M	02/23/2022 11:36/jdw	FID-HEADSPACE_220223A : 11	R375084
SEMI-VOLATILE ORGANIC COMPOUNDS												
1,2,4-Trichlorobenzene	ND	ug/L	1	U	10	5.0	1.9		SW8270C	02/24/2022 22:05/dsm	SV5973N.I_220224A : 13	163957
1,2-Dichlorobenzene	ND	ug/L	1	U	10	5.0	2.0		SW8270C	02/24/2022 22:05/dsm	SV5973N.I_220224A : 13	163957
1,3-Dichlorobenzene	ND	ug/L	1	U	10	5.0	2.1		SW8270C	02/24/2022 22:05/dsm	SV5973N.I_220224A : 13	163957
1,4-Dichlorobenzene	ND	ug/L	1	U	10	5.0	2.0		SW8270C	02/24/2022 22:05/dsm	SV5973N.I_220224A : 13	163957
2,4,5-Trichlorophenol	ND	ug/L	1	U	10	5.0	2.2		SW8270C	02/24/2022 22:05/dsm	SV5973N.I_220224A : 13	163957
2,4,6-Trichlorophenol	ND	ug/L	1	U	10	5.0	2.6		SW8270C	02/24/2022 22:05/dsm	SV5973N.I_220224A : 13	163957
2,4-Dichlorophenol	ND	ug/L	1	U	10	5.0	1.7		SW8270C	02/24/2022 22:05/dsm	SV5973N.I_220224A : 13	163957
2,4-Dimethylphenol	ND	ug/L	1	U	10	5.0	1.7		SW8270C	02/24/2022 22:05/dsm	SV5973N.I_220224A : 13	163957
2,4-Dinitrophenol	ND	ug/L	1	U	10	10	4.3		SW8270C	02/24/2022 22:05/dsm	SV5973N.I_220224A : 13	163957
2,4-Dinitrotoluene	ND	ug/L	1	U	10	5.0	3.0		SW8270C	02/24/2022 22:05/dsm	SV5973N.I_220224A : 13	163957

LABORATORY ANALYTICAL REPORT

Prepared by Billings, MT Branch

Lab ID: B22021435-017
Client: AECOM - Honolulu
Collection Date: 02/16/2022 15:30
Client Sample ID: ERH2549 (RHMW01R)
Date Received: 02/21/2022
Project: CV18F0126, 60571032.02.46.01
Report Date: 03/04/2022
Matrix: Ground Water

Analyses	Result	Units	DF	Qual	LOQ	LOD	DL	MCL	Method	Analysis Date / By	RunID : Run Order	BatchID
SEMI-VOLATILE ORGANIC COMPOUNDS												
2,6-Dinitrotoluene	ND	ug/L	1	U	10	5.0	3.2		SW8270C	02/24/2022 22:05/dsm	SV5973N.I_220224A : 13	163957
2-Chloronaphthalene	ND	ug/L	1	U	10	5.0	2.1		SW8270C	02/24/2022 22:05/dsm	SV5973N.I_220224A : 13	163957
2-Chlorophenol	ND	ug/L	1	U	10	5.0	2.5		SW8270C	02/24/2022 22:05/dsm	SV5973N.I_220224A : 13	163957
2-Nitrophenol	ND	ug/L	1	U	10	5.0	2.4		SW8270C	02/24/2022 22:05/dsm	SV5973N.I_220224A : 13	163957
3,3´-Dichlorobenzidine	ND	ug/L	1	U	10	5.0	2.1		SW8270C	02/24/2022 22:05/dsm	SV5973N.I_220224A : 13	163957
4,6-Dinitro-2-methylphenol	ND	ug/L	1	U	10	10	2.3		SW8270C	02/24/2022 22:05/dsm	SV5973N.I_220224A : 13	163957
4-Bromophenyl phenyl ether	ND	ug/L	1	U	10	5.0	1.7		SW8270C	02/24/2022 22:05/dsm	SV5973N.I_220224A : 13	163957
4-Chloro-3-methylphenol	ND	ug/L	1	U	10	5.0	1.5		SW8270C	02/24/2022 22:05/dsm	SV5973N.I_220224A : 13	163957
4-Chlorophenol	ND	ug/L	1	U	10	5.0	2.6		SW8270C	02/24/2022 22:05/dsm	SV5973N.I_220224A : 13	163957
4-Chlorophenyl phenyl ether	ND	ug/L	1	U	10	5.0	2.0		SW8270C	02/24/2022 22:05/dsm	SV5973N.I_220224A : 13	163957
4-Nitrophenol	ND	ug/L	1	U	10	10	2.5		SW8270C	02/24/2022 22:05/dsm	SV5973N.I_220224A : 13	163957
Azobenzene	ND	ug/L	1	U	10	5.0	1.1		SW8270C	02/24/2022 22:05/dsm	SV5973N.I_220224A : 13	163957
bis(-2-chloroethoxy)Methane	ND	ug/L	1	U	10	5.0	1.4		SW8270C	02/24/2022 22:05/dsm	SV5973N.I_220224A : 13	163957
bis(-2-chloroethyl)Ether	ND	ug/L	1	U	10	5.0	2.6		SW8270C	02/24/2022 22:05/dsm	SV5973N.I_220224A : 13	163957
bis(2-chloroisopropyl)Ether	ND	ug/L	1	U	10	5.0	1.5		SW8270C	02/24/2022 22:05/dsm	SV5973N.I_220224A : 13	163957
bis(2-ethylhexyl)Phthalate	ND	ug/L	1	U	10	5.0	1.9		SW8270C	02/24/2022 22:05/dsm	SV5973N.I_220224A : 13	163957
Butylbenzylphthalate	ND	ug/L	1	U	10	5.0	1.6		SW8270C	02/24/2022 22:05/dsm	SV5973N.I_220224A : 13	163957
Di-n-butyl phthalate	ND	ug/L	1	U	10	5.0	0.93		SW8270C	02/24/2022 22:05/dsm	SV5973N.I_220224A : 13	163957
Di-n-octyl phthalate	ND	ug/L	1	U	10	5.0	1.3		SW8270C	02/24/2022 22:05/dsm	SV5973N.I_220224A : 13	163957
Diethyl phthalate	ND	ug/L	1	U	10	5.0	2.2		SW8270C	02/24/2022 22:05/dsm	SV5973N.I_220224A : 13	163957
Dimethyl phthalate	ND	ug/L	1	U	10	5.0	1.7		SW8270C	02/24/2022 22:05/dsm	SV5973N.I_220224A : 13	163957
Hexachlorobenzene	ND	ug/L	1	U	10	5.0	1.3		SW8270C	02/24/2022 22:05/dsm	SV5973N.I_220224A : 13	163957
Hexachlorobutadiene	ND	ug/L	1	U	10	5.0	2.3		SW8270C	02/24/2022 22:05/dsm	SV5973N.I_220224A : 13	163957
Hexachlorocyclopentadiene	ND	ug/L	1	U	10	5.0	3.0		SW8270C	02/24/2022 22:05/dsm	SV5973N.I_220224A : 13	163957
Hexachloroethane	ND	ug/L	1	U	10	5.0	1.8		SW8270C	02/24/2022 22:05/dsm	SV5973N.I_220224A : 13	163957
Isophorone	ND	ug/L	1	U	10	5.0	1.7		SW8270C	02/24/2022 22:05/dsm	SV5973N.I_220224A : 13	163957
m+p-Cresols	ND	ug/L	1	U	10	5.0	1.8		SW8270C	02/24/2022 22:05/dsm	SV5973N.I_220224A : 13	163957
n-Nitroso-di-n-propylamine	ND	ug/L	1	U	10	5.0	1.5		SW8270C	02/24/2022 22:05/dsm	SV5973N.I_220224A : 13	163957
n-Nitrosodimethylamine	ND	ug/L	1	U	10	5.0	1.5		SW8270C	02/24/2022 22:05/dsm	SV5973N.I_220224A : 13	163957
n-Nitrosodiphenylamine	ND	ug/L	1	U	10	5.0	1.2		SW8270C	02/24/2022 22:05/dsm	SV5973N.I_220224A : 13	163957
Nitrobenzene	ND	ug/L	1	U	10	5.0	2.3		SW8270C	02/24/2022 22:05/dsm	SV5973N.I_220224A : 13	163957
o-Cresol	ND	ug/L	1	U	10	5.0	1.8		SW8270C	02/24/2022 22:05/dsm	SV5973N.I_220224A : 13	163957
Pentachlorophenol	ND	ug/L	1	U	10	10	4.2		SW8270C	02/24/2022 22:05/dsm	SV5973N.I_220224A : 13	163957
Phenol	ND	ug/L	1	U	10	5.0	1.5		SW8270C	02/24/2022 22:05/dsm	SV5973N.I_220224A : 13	163957
Pyridine	ND	ug/L	1	U	10	5.0	3.2		SW8270C	02/24/2022 22:05/dsm	SV5973N.I_220224A : 13	163957
Surr: 2,4,6-Tribromophenol	61.0	%REC	1		43-140				SW8270C	02/24/2022 22:05/dsm	SV5973N.I_220224A : 13	163957
Surr: 2-Fluorobiphenyl	58.0	%REC	1		44-119				SW8270C	02/24/2022 22:05/dsm	SV5973N.I_220224A : 13	163957
Surr: 2-Fluorophenol	21.0	%REC	1		19-119				SW8270C	02/24/2022 22:05/dsm	SV5973N.I_220224A : 13	163957
Surr: Nitrobenzene-d5	61.0	%REC	1		44-120				SW8270C	02/24/2022 22:05/dsm	SV5973N.I_220224A : 13	163957

LABORATORY ANALYTICAL REPORT

Prepared by Billings, MT Branch

Lab ID: B22021435-017
Client: AECOM - Honolulu
Collection Date: 02/16/2022 15:30
Client Sample ID: ERH2549 (RHMW01R)
Date Received: 02/21/2022
Project: CV18F0126, 60571032.02.46.01
Report Date: 03/04/2022
Matrix: Ground Water

Analyses	Result	Units	DF	Qual	LOQ	LOD	DL	MCL	Method	Analysis Date / By	RunID : Run Order	BatchID
SEMI-VOLATILE ORGANIC COMPOUNDS												
Surr: Phenol-d5	26.0	%REC	1		10-65				SW8270C	02/24/2022 22:05/dsm	SV5973N.I_220224A : 13	163957
Surr: Terphenyl-d14	94.0	%REC	1		50-134				SW8270C	02/24/2022 22:05/dsm	SV5973N.I_220224A : 13	163957

LABORATORY ANALYTICAL REPORT

Prepared by Billings, MT Branch

Client: AECOM - Honolulu
Client Sample ID: ERH2548 (Trip Blank) 14833
Project: CV18F0126, 60571032.02.46.01
Matrix: Trip Blank

Lab ID: B22021435-018
Collection Date: 02/16/2022 15:30
Date Received: 02/21/2022
Report Date: 03/04/2022

Analyses	Result	Units	DF	Qual	LOQ	LOD	DL	MCL	Method	Analysis Date / By	RunID : Run Order	BatchID
VOLATILE ORGANIC COMPOUNDS												
Benzene	ND	ug/L	1	U	1.0	0.20	0.091		SW8260B	02/22/2022 18:16/msc	VOA5975C.I_220222A : 17	R375218
Bromobenzene	ND	ug/L	1	U	1.0	0.20	0.083		SW8260B	02/22/2022 18:16/msc	VOA5975C.I_220222A : 17	R375218
Bromochloromethane	ND	ug/L	1	U	1.0	0.50	0.14		SW8260B	02/22/2022 18:16/msc	VOA5975C.I_220222A : 17	R375218
Bromodichloromethane	ND	ug/L	1	U	1.0	0.25	0.12		SW8260B	02/22/2022 18:16/msc	VOA5975C.I_220222A : 17	R375218
Bromoform	ND	ug/L	1	U	1.0	0.25	0.12		SW8260B	02/22/2022 18:16/msc	VOA5975C.I_220222A : 17	R375218
Carbon tetrachloride	ND	ug/L	1	U	1.0	0.50	0.14		SW8260B	02/22/2022 18:16/msc	VOA5975C.I_220222A : 17	R375218
Chlorobenzene	ND	ug/L	1	U	1.0	0.20	0.091		SW8260B	02/22/2022 18:16/msc	VOA5975C.I_220222A : 17	R375218
Chlorodibromomethane	ND	ug/L	1	U	1.0	0.20	0.084		SW8260B	02/22/2022 18:16/msc	VOA5975C.I_220222A : 17	R375218
Chloroethane	ND	ug/L	1	U	1.0	0.50	0.17		SW8260B	02/22/2022 18:16/msc	VOA5975C.I_220222A : 17	R375218
Chloroform	ND	ug/L	1	U	1.0	0.20	0.079		SW8260B	02/22/2022 18:16/msc	VOA5975C.I_220222A : 17	R375218
Chloromethane	ND	ug/L	1	U	1.0	0.50	0.16		SW8260B	02/22/2022 18:16/msc	VOA5975C.I_220222A : 17	R375218
1,2-Dibromoethane	ND	ug/L	1	U	1.0	0.20	0.092		SW8260B	02/22/2022 18:16/msc	VOA5975C.I_220222A : 17	R375218
2-Chlorotoluene	ND	ug/L	1	U	1.0	0.20	0.088		SW8260B	02/22/2022 18:16/msc	VOA5975C.I_220222A : 17	R375218
4-Chlorotoluene	ND	ug/L	1	U	1.0	0.20	0.073		SW8260B	02/22/2022 18:16/msc	VOA5975C.I_220222A : 17	R375218
Dibromomethane	ND	ug/L	1	U	1.0	0.50	0.15		SW8260B	02/22/2022 18:16/msc	VOA5975C.I_220222A : 17	R375218
1,2-Dichlorobenzene	ND	ug/L	1	U	1.0	0.20	0.075		SW8260B	02/22/2022 18:16/msc	VOA5975C.I_220222A : 17	R375218
1,3-Dichlorobenzene	ND	ug/L	1	U	1.0	0.20	0.080		SW8260B	02/22/2022 18:16/msc	VOA5975C.I_220222A : 17	R375218
1,4-Dichlorobenzene	ND	ug/L	1	U	1.0	0.20	0.086		SW8260B	02/22/2022 18:16/msc	VOA5975C.I_220222A : 17	R375218
Dichlorodifluoromethane	ND	ug/L	1	U	1.0	0.50	0.18		SW8260B	02/22/2022 18:16/msc	VOA5975C.I_220222A : 17	R375218
1,1-Dichloroethane	ND	ug/L	1	U	1.0	0.50	0.14		SW8260B	02/22/2022 18:16/msc	VOA5975C.I_220222A : 17	R375218
1,2-Dichloroethane	ND	ug/L	1	U	1.0	0.25	0.12		SW8260B	02/22/2022 18:16/msc	VOA5975C.I_220222A : 17	R375218
1,1-Dichloroethene	ND	ug/L	1	U	1.0	0.50	0.14		SW8260B	02/22/2022 18:16/msc	VOA5975C.I_220222A : 17	R375218
cis-1,2-Dichloroethene	ND	ug/L	1	U	1.0	0.25	0.11		SW8260B	02/22/2022 18:16/msc	VOA5975C.I_220222A : 17	R375218
trans-1,2-Dichloroethene	ND	ug/L	1	U	1.0	0.25	0.12		SW8260B	02/22/2022 18:16/msc	VOA5975C.I_220222A : 17	R375218
1,2-Dichloropropane	ND	ug/L	1	U	1.0	0.20	0.085		SW8260B	02/22/2022 18:16/msc	VOA5975C.I_220222A : 17	R375218
1,3-Dichloropropane	ND	ug/L	1	U	1.0	0.20	0.079		SW8260B	02/22/2022 18:16/msc	VOA5975C.I_220222A : 17	R375218
2,2-Dichloropropane	ND	ug/L	1	U	1.0	0.50	0.19		SW8260B	02/22/2022 18:16/msc	VOA5975C.I_220222A : 17	R375218
1,1-Dichloropropene	ND	ug/L	1	U	1.0	0.20	0.083		SW8260B	02/22/2022 18:16/msc	VOA5975C.I_220222A : 17	R375218
cis-1,3-Dichloropropene	ND	ug/L	1	U	1.0	0.20	0.073		SW8260B	02/22/2022 18:16/msc	VOA5975C.I_220222A : 17	R375218
trans-1,3-Dichloropropene	ND	ug/L	1	U	1.0	0.20	0.085		SW8260B	02/22/2022 18:16/msc	VOA5975C.I_220222A : 17	R375218
Ethylbenzene	ND	ug/L	1	U	1.0	0.20	0.084		SW8260B	02/22/2022 18:16/msc	VOA5975C.I_220222A : 17	R375218
Methyl ethyl ketone	ND	ug/L	1	U	20	5.0	1.8		SW8260B	02/22/2022 18:16/msc	VOA5975C.I_220222A : 17	R375218
Methyl tert-butyl ether (MTBE)	ND	ug/L	1	U	1.0	0.25	0.10		SW8260B	02/22/2022 18:16/msc	VOA5975C.I_220222A : 17	R375218
Methylene chloride	ND	ug/L	1	U	1.0	0.50	0.34		SW8260B	02/22/2022 18:16/msc	VOA5975C.I_220222A : 17	R375218
Styrene	ND	ug/L	1	U	1.0	0.20	0.067		SW8260B	02/22/2022 18:16/msc	VOA5975C.I_220222A : 17	R375218
1,1,1,2-Tetrachloroethane	ND	ug/L	1	U	1.0	0.25	0.10		SW8260B	02/22/2022 18:16/msc	VOA5975C.I_220222A : 17	R375218
1,1,2,2-Tetrachloroethane	ND	ug/L	1	U	1.0	0.20	0.087		SW8260B	02/22/2022 18:16/msc	VOA5975C.I_220222A : 17	R375218
Tetrachloroethene	ND	ug/L	1	U	1.0	0.20	0.067		SW8260B	02/22/2022 18:16/msc	VOA5975C.I_220222A : 17	R375218
Toluene	ND	ug/L	1	U	1.0	0.20	0.068		SW8260B	02/22/2022 18:16/msc	VOA5975C.I_220222A : 17	R375218

LABORATORY ANALYTICAL REPORT

Prepared by Billings, MT Branch

Lab ID: B22021435-018
Client: AECOM - Honolulu
Collection Date: 02/16/2022 15:30
Client Sample ID: ERH2548 (Trip Blank) 14833
Date Received: 02/21/2022
Project: CV18F0126, 60571032.02.46.01
Report Date: 03/04/2022
Matrix: Trip Blank

Analyses	Result	Units	DF	Qual	LOQ	LOD	DL	MCL	Method	Analysis Date / By	RunID : Run Order	BatchID
VOLATILE ORGANIC COMPOUNDS												
1,1,1-Trichloroethane	ND	ug/L	1	U	1.0	0.50	0.13		SW8260B	02/22/2022 18:16/msc	VOA5975C.I_220222A : 17	R375218
1,1,2-Trichloroethane	ND	ug/L	1	U	1.0	0.25	0.11		SW8260B	02/22/2022 18:16/msc	VOA5975C.I_220222A : 17	R375218
Trichloroethene	ND	ug/L	1	U	1.0	0.20	0.099		SW8260B	02/22/2022 18:16/msc	VOA5975C.I_220222A : 17	R375218
Trichlorofluoromethane	ND	ug/L	1	U	1.0	0.50	0.13		SW8260B	02/22/2022 18:16/msc	VOA5975C.I_220222A : 17	R375218
1,2,3-Trichloropropane	ND	ug/L	1	U	1.0	0.50	0.24		SW8260B	02/22/2022 18:16/msc	VOA5975C.I_220222A : 17	R375218
Vinyl chloride	ND	ug/L	1	U	1.0	0.50	0.15		SW8260B	02/22/2022 18:16/msc	VOA5975C.I_220222A : 17	R375218
m+p-Xylenes	ND	ug/L	1	U	1.0	0.50	0.15		SW8260B	02/22/2022 18:16/msc	VOA5975C.I_220222A : 17	R375218
o-Xylene	ND	ug/L	1	U	1.0	0.20	0.060		SW8260B	02/22/2022 18:16/msc	VOA5975C.I_220222A : 17	R375218
Xylenes, Total	ND	ug/L	1	U	1.0	0.20	0.060		SW8260B	02/22/2022 18:16/msc	VOA5975C.I_220222A : 17	R375218
Surr: Dibromofluoromethane	111.0	%REC	1		80-119				SW8260B	02/22/2022 18:16/msc	VOA5975C.I_220222A : 17	R375218
Surr: 1,2-Dichloroethane-d4	114.0	%REC	1		81-118				SW8260B	02/22/2022 18:16/msc	VOA5975C.I_220222A : 17	R375218
Surr: Toluene-d8	105.0	%REC	1		89-112				SW8260B	02/22/2022 18:16/msc	VOA5975C.I_220222A : 17	R375218
Surr: p-Bromofluorobenzene	107.0	%REC	1		85-114				SW8260B	02/22/2022 18:16/msc	VOA5975C.I_220222A : 17	R375218

LABORATORY ANALYTICAL REPORT

Prepared by Billings, MT Branch

Lab ID: B22021435-019
Client: AECOM - Honolulu
Collection Date: 02/16/2022 15:30
Client Sample ID: ERH2548 (Trip Blank) 14754
Date Received: 02/21/2022
Project: CV18F0126, 60571032.02.46.01
Report Date: 03/04/2022
Matrix: Trip Blank

Analyses	Result	Units	DF	Qual	LOQ	LOD	DL	MCL	Method	Analysis Date / By	RunID : Run Order	BatchID
PETROLEUM HYDROCARBONS-VOLATILE												
C6 to C10	ND	ug/L	1	U	20	8.7	2.0		SW8015C	02/23/2022 17:20/jp	VARIAN1_220223A : 9	R375111
Total Purgeable Hydrocarbons	ND	ug/L	1	U	20	10	3.1		SW8015C	02/23/2022 17:20/jp	VARIAN1_220223A : 9	R375111
Surr: Trifluorotoluene	78.0	%REC	1		70-130				SW8015C	02/23/2022 17:20/jp	VARIAN1_220223A : 9	R375111

- Note 1: C6 to C10 is defined as all hydrocarbons eluting between 2-Methylpentane and 1,2,4-Trimethylbenzene.
- Note 2: Total Purgeable Hydrocarbons are defined as the total hydrocarbon response regardless of elution time.

LABORATORY ANALYTICAL REPORT

Prepared by Billings, MT Branch

Lab ID: B22021435-020
Client: AECOM - Honolulu
Collection Date: 02/16/2022 15:30
Client Sample ID: ERH2548 (Trip Blank) 14733
Date Received: 02/21/2022
Project: CV18F0126, 60571032.02.46.01
Report Date: 03/04/2022
Matrix: Trip Blank

Analyses	Result	Units	DF	Qual	LOQ	LOD	DL	MCL	Method	Analysis Date / By	RunID : Run Order	BatchID
VOCS BY MICROEXTRACTION-ECD												
1,2-Dibromoethane	ND	ug/L	1	U	0.010	0.0050	0.0026		SW8011	02/24/2022 20:43/clt	GECD.I_220224A : 20	163984
Surr: 1,1,1,2-Tetrachloroethane	97.0	%REC	1		70-130				SW8011	02/24/2022 20:43/clt	GECD.I_220224A : 20	163984

LABORATORY ANALYTICAL REPORT

Prepared by Billings, MT Branch

Lab ID: B22021435-021
Client: AECOM - Honolulu
Collection Date: 02/16/2022 15:30
Client Sample ID: ERH2548 (Trip Blank) 14808
Date Received: 02/21/2022
Project: CV18F0126, 60571032.02.46.01
Report Date: 03/04/2022
Matrix: Trip Blank

Analyses	Result	Units	DF	Qual	LOQ	LOD	DL	MCL	Method	Analysis Date / By	RunID : Run Order	BatchID
ORGANIC CHARACTERISTICS												
Methane	ND	mg/L	1	U	0.0020	0.0012	0.00070		SW8015M	02/23/2022 11:59/jdw	FID-HEADSPACE_220223A : 13	R375084

LABORATORY ANALYTICAL REPORT

Prepared by Billings, MT Branch

Client: AECOM - Honolulu
Client Sample ID: ERH2551 (RHMW2254-01 Bailer)
Project: CV18F0126, 60571032.02.46.01
Matrix: Ground Water

Lab ID: B22021435-022
Collection Date: 02/17/2022 13:40
Date Received: 02/21/2022
Report Date: 03/04/2022

Analyses	Result	Units	DF	Qual	LOQ	LOD	DL	MCL	Method	Analysis Date / By	RunID : Run Order	BatchID
LOW LEVEL PAH BY 8270C SIM												
1-Methylnaphthalene	ND	ug/L	1	U	0.10	0.050	0.021		SW8270CSIM	02/28/2022 22:18/jph	SV5975.I_220228A : 22	163957
2-Methylnaphthalene	ND	ug/L	1	U	0.10	0.050	0.018		SW8270CSIM	02/28/2022 22:18/jph	SV5975.I_220228A : 22	163957
Acenaphthene	ND	ug/L	1	U	0.10	0.050	0.032		SW8270CSIM	02/28/2022 22:18/jph	SV5975.I_220228A : 22	163957
Acenaphthylene	ND	ug/L	1	U	0.10	0.050	0.025		SW8270CSIM	02/28/2022 22:18/jph	SV5975.I_220228A : 22	163957
Anthracene	ND	ug/L	1	U	0.10	0.050	0.028		SW8270CSIM	02/28/2022 22:18/jph	SV5975.I_220228A : 22	163957
Benzo(a)anthracene	ND	ug/L	1	U	0.10	0.050	0.027		SW8270CSIM	02/28/2022 22:18/jph	SV5975.I_220228A : 22	163957
Benzo(a)pyrene	ND	ug/L	1	U	0.10	0.050	0.035		SW8270CSIM	02/28/2022 22:18/jph	SV5975.I_220228A : 22	163957
Benzo(b)fluoranthene	ND	ug/L	1	U	0.10	0.050	0.023		SW8270CSIM	02/28/2022 22:18/jph	SV5975.I_220228A : 22	163957
Benzo(g,h,i)perylene	ND	ug/L	1	U	0.10	0.050	0.027		SW8270CSIM	02/28/2022 22:18/jph	SV5975.I_220228A : 22	163957
Benzo(k)fluoranthene	ND	ug/L	1	U	0.10	0.050	0.030		SW8270CSIM	02/28/2022 22:18/jph	SV5975.I_220228A : 22	163957
Chrysene	ND	ug/L	1	U	0.10	0.050	0.046		SW8270CSIM	02/28/2022 22:18/jph	SV5975.I_220228A : 22	163957
Dibenzo(a,h)anthracene	ND	ug/L	1	U	0.10	0.050	0.037		SW8270CSIM	02/28/2022 22:18/jph	SV5975.I_220228A : 22	163957
Fluoranthene	ND	ug/L	1	U	0.10	0.050	0.023		SW8270CSIM	02/28/2022 22:18/jph	SV5975.I_220228A : 22	163957
Fluorene	ND	ug/L	1	U	0.10	0.050	0.022		SW8270CSIM	02/28/2022 22:18/jph	SV5975.I_220228A : 22	163957
Indeno(1,2,3-cd)pyrene	ND	ug/L	1	U	0.10	0.050	0.049		SW8270CSIM	02/28/2022 22:18/jph	SV5975.I_220228A : 22	163957
Naphthalene	ND	ug/L	1	U	0.10	0.050	0.029		SW8270CSIM	02/28/2022 22:18/jph	SV5975.I_220228A : 22	163957
Phenanthrene	ND	ug/L	1	U	0.10	0.050	0.030		SW8270CSIM	02/28/2022 22:18/jph	SV5975.I_220228A : 22	163957
Pyrene	ND	ug/L	1	U	0.10	0.050	0.024		SW8270CSIM	02/28/2022 22:18/jph	SV5975.I_220228A : 22	163957
AGGREGATE ORGANICS												
Organic Carbon, Total (TOC) - TOC Range is 0.3 to 0.3	0.30	mg/L	1	J	0.50	0.50	0.17		SW9060A	02/25/2022 20:52/eli-ca	SUB-C280065 : 10	C_R280065
METALS, DISSOLVED												
Lead	ND	mg/L	1	U	0.001	0.00005	0.00003		SW6020	02/24/2022 18:59/car	ICPMS207-B_220224A : 54	R375174
METALS, TOTAL												
Lead	ND	mg/L	1	U	0.001	0.0001	0.00008		SW6020	02/24/2022 19:05/car	ICPMS207-B_220224A : 55	163954
VOLATILE ORGANIC COMPOUNDS												
Benzene	ND	ug/L	1	U	1.0	0.20	0.091		SW8260B	02/22/2022 15:06/msc	VOA5975C.I_220222A : 10	R375218
Bromobenzene	ND	ug/L	1	U	1.0	0.20	0.083		SW8260B	02/22/2022 15:06/msc	VOA5975C.I_220222A : 10	R375218
Bromochloromethane	ND	ug/L	1	U	1.0	0.50	0.14		SW8260B	02/22/2022 15:06/msc	VOA5975C.I_220222A : 10	R375218
Bromodichloromethane	ND	ug/L	1	U	1.0	0.25	0.12		SW8260B	02/22/2022 15:06/msc	VOA5975C.I_220222A : 10	R375218
Bromoform	ND	ug/L	1	U	1.0	0.25	0.12		SW8260B	02/22/2022 15:06/msc	VOA5975C.I_220222A : 10	R375218
Carbon tetrachloride	ND	ug/L	1	U	1.0	0.50	0.14		SW8260B	02/22/2022 15:06/msc	VOA5975C.I_220222A : 10	R375218
Chlorobenzene	ND	ug/L	1	U	1.0	0.20	0.091		SW8260B	02/22/2022 15:06/msc	VOA5975C.I_220222A : 10	R375218
Chlorodibromomethane	ND	ug/L	1	U	1.0	0.20	0.084		SW8260B	02/22/2022 15:06/msc	VOA5975C.I_220222A : 10	R375218
Chloroethane	ND	ug/L	1	U	1.0	0.50	0.17		SW8260B	02/22/2022 15:06/msc	VOA5975C.I_220222A : 10	R375218
Chloroform	ND	ug/L	1	U	1.0	0.20	0.079		SW8260B	02/22/2022 15:06/msc	VOA5975C.I_220222A : 10	R375218
Chloromethane	ND	ug/L	1	U	1.0	0.50	0.16		SW8260B	02/22/2022 15:06/msc	VOA5975C.I_220222A : 10	R375218

LABORATORY ANALYTICAL REPORT

Prepared by Billings, MT Branch

Client: AECOM - Honolulu
Client Sample ID: ERH2551 (RHMW2254-01 Bailer)
Project: CV18F0126, 60571032.02.46.01
Matrix: Ground Water

Lab ID: B22021435-022
Collection Date: 02/17/2022 13:40
Date Received: 02/21/2022
Report Date: 03/04/2022

Analyses	Result	Units	DF	Qual	LOQ	LOD	DL	MCL	Method	Analysis Date / By	RunID : Run Order	BatchID
VOLATILE ORGANIC COMPOUNDS												
1,2-Dibromoethane	ND	ug/L	1	U	1.0	0.20	0.092		SW8260B	02/22/2022 15:06/msc	VOA5975C.I_220222A : 10	R375218
2-Chlorotoluene	ND	ug/L	1	U	1.0	0.20	0.088		SW8260B	02/22/2022 15:06/msc	VOA5975C.I_220222A : 10	R375218
4-Chlorotoluene	ND	ug/L	1	U	1.0	0.20	0.073		SW8260B	02/22/2022 15:06/msc	VOA5975C.I_220222A : 10	R375218
Dibromomethane	ND	ug/L	1	U	1.0	0.50	0.15		SW8260B	02/22/2022 15:06/msc	VOA5975C.I_220222A : 10	R375218
1,2-Dichlorobenzene	ND	ug/L	1	U	1.0	0.20	0.075		SW8260B	02/22/2022 15:06/msc	VOA5975C.I_220222A : 10	R375218
1,3-Dichlorobenzene	ND	ug/L	1	U	1.0	0.20	0.080		SW8260B	02/22/2022 15:06/msc	VOA5975C.I_220222A : 10	R375218
1,4-Dichlorobenzene	ND	ug/L	1	U	1.0	0.20	0.086		SW8260B	02/22/2022 15:06/msc	VOA5975C.I_220222A : 10	R375218
Dichlorodifluoromethane	ND	ug/L	1	U	1.0	0.50	0.18		SW8260B	02/22/2022 15:06/msc	VOA5975C.I_220222A : 10	R375218
1,1-Dichloroethane	ND	ug/L	1	U	1.0	0.50	0.14		SW8260B	02/22/2022 15:06/msc	VOA5975C.I_220222A : 10	R375218
1,2-Dichloroethane	ND	ug/L	1	U	1.0	0.25	0.12		SW8260B	02/22/2022 15:06/msc	VOA5975C.I_220222A : 10	R375218
1,1-Dichloroethene	ND	ug/L	1	U	1.0	0.50	0.14		SW8260B	02/22/2022 15:06/msc	VOA5975C.I_220222A : 10	R375218
cis-1,2-Dichloroethene	ND	ug/L	1	U	1.0	0.25	0.11		SW8260B	02/22/2022 15:06/msc	VOA5975C.I_220222A : 10	R375218
trans-1,2-Dichloroethene	ND	ug/L	1	U	1.0	0.25	0.12		SW8260B	02/22/2022 15:06/msc	VOA5975C.I_220222A : 10	R375218
1,2-Dichloropropane	ND	ug/L	1	U	1.0	0.20	0.085		SW8260B	02/22/2022 15:06/msc	VOA5975C.I_220222A : 10	R375218
1,3-Dichloropropane	ND	ug/L	1	U	1.0	0.20	0.079		SW8260B	02/22/2022 15:06/msc	VOA5975C.I_220222A : 10	R375218
2,2-Dichloropropane	ND	ug/L	1	U	1.0	0.50	0.19		SW8260B	02/22/2022 15:06/msc	VOA5975C.I_220222A : 10	R375218
1,1-Dichloropropene	ND	ug/L	1	U	1.0	0.20	0.083		SW8260B	02/22/2022 15:06/msc	VOA5975C.I_220222A : 10	R375218
cis-1,3-Dichloropropene	ND	ug/L	1	U	1.0	0.20	0.073		SW8260B	02/22/2022 15:06/msc	VOA5975C.I_220222A : 10	R375218
trans-1,3-Dichloropropene	ND	ug/L	1	U	1.0	0.20	0.085		SW8260B	02/22/2022 15:06/msc	VOA5975C.I_220222A : 10	R375218
Ethylbenzene	ND	ug/L	1	U	1.0	0.20	0.084		SW8260B	02/22/2022 15:06/msc	VOA5975C.I_220222A : 10	R375218
Methyl ethyl ketone	5.1	ug/L	1	J	20	5.0	1.8		SW8260B	02/22/2022 15:06/msc	VOA5975C.I_220222A : 10	R375218
Methyl tert-butyl ether (MTBE)	ND	ug/L	1	U	1.0	0.25	0.10		SW8260B	02/22/2022 15:06/msc	VOA5975C.I_220222A : 10	R375218
Methylene chloride	ND	ug/L	1	U	1.0	0.50	0.34		SW8260B	02/22/2022 15:06/msc	VOA5975C.I_220222A : 10	R375218
Styrene	ND	ug/L	1	U	1.0	0.20	0.067		SW8260B	02/22/2022 15:06/msc	VOA5975C.I_220222A : 10	R375218
1,1,1,2-Tetrachloroethane	ND	ug/L	1	U	1.0	0.25	0.10		SW8260B	02/22/2022 15:06/msc	VOA5975C.I_220222A : 10	R375218
1,1,2,2-Tetrachloroethane	ND	ug/L	1	U	1.0	0.20	0.087		SW8260B	02/22/2022 15:06/msc	VOA5975C.I_220222A : 10	R375218
Tetrachloroethene	ND	ug/L	1	U	1.0	0.20	0.067		SW8260B	02/22/2022 15:06/msc	VOA5975C.I_220222A : 10	R375218
Toluene	ND	ug/L	1	U	1.0	0.20	0.068		SW8260B	02/22/2022 15:06/msc	VOA5975C.I_220222A : 10	R375218
1,1,1-Trichloroethane	ND	ug/L	1	U	1.0	0.50	0.13		SW8260B	02/22/2022 15:06/msc	VOA5975C.I_220222A : 10	R375218
1,1,2-Trichloroethane	ND	ug/L	1	U	1.0	0.25	0.11		SW8260B	02/22/2022 15:06/msc	VOA5975C.I_220222A : 10	R375218
Trichloroethene	ND	ug/L	1	U	1.0	0.20	0.099		SW8260B	02/22/2022 15:06/msc	VOA5975C.I_220222A : 10	R375218
Trichlorofluoromethane	ND	ug/L	1	U	1.0	0.50	0.13		SW8260B	02/22/2022 15:06/msc	VOA5975C.I_220222A : 10	R375218
1,2,3-Trichloropropane	ND	ug/L	1	U	1.0	0.50	0.24		SW8260B	02/22/2022 15:06/msc	VOA5975C.I_220222A : 10	R375218
Vinyl chloride	ND	ug/L	1	U	1.0	0.50	0.15		SW8260B	02/22/2022 15:06/msc	VOA5975C.I_220222A : 10	R375218
m+p-Xylenes	ND	ug/L	1	U	1.0	0.50	0.15		SW8260B	02/22/2022 15:06/msc	VOA5975C.I_220222A : 10	R375218
o-Xylene	ND	ug/L	1	U	1.0	0.20	0.060		SW8260B	02/22/2022 15:06/msc	VOA5975C.I_220222A : 10	R375218
Xylenes, Total	ND	ug/L	1	U	1.0	0.20	0.060		SW8260B	02/22/2022 15:06/msc	VOA5975C.I_220222A : 10	R375218
Surr: Dibromofluoromethane	109.0	%REC	1		80-119				SW8260B	02/22/2022 15:06/msc	VOA5975C.I_220222A : 10	R375218
Surr: 1,2-Dichloroethane-d4	115.0	%REC	1		81-118				SW8260B	02/22/2022 15:06/msc	VOA5975C.I_220222A : 10	R375218

LABORATORY ANALYTICAL REPORT

Prepared by Billings, MT Branch

Client: AECOM - Honolulu
Client Sample ID: ERH2551 (RHMW2254-01 Bailer)
Project: CV18F0126, 60571032.02.46.01
Matrix: Ground Water

Lab ID: B22021435-022
Collection Date: 02/17/2022 13:40
Date Received: 02/21/2022
Report Date: 03/04/2022

Analyses	Result	Units	DF	Qual	LOQ	LOD	DL	MCL	Method	Analysis Date / By	RunID : Run Order	BatchID
VOLATILE ORGANIC COMPOUNDS												
Surr: Toluene-d8	105.0	%REC	1		89-112				SW8260B	02/22/2022 15:06/msc	VOA5975C.I_220222A : 10	R375218
Surr: p-Bromofluorobenzene	106.0	%REC	1		85-114				SW8260B	02/22/2022 15:06/msc	VOA5975C.I_220222A : 10	R375218
VOCS BY MICROEXTRACTION-ECD												
1,2-Dibromoethane	ND	ug/L	1	U	0.010	0.0049	0.0025		SW8011	02/24/2022 23:01/clt	GECD.I_220224A : 25	163984
Surr: 1,1,1,2-Tetrachloroethane	100.0	%REC	1		70-130				SW8011	02/24/2022 23:01/clt	GECD.I_220224A : 25	163984
PETROLEUM HYDROCARBONS-VOLATILE												
C6 to C10	2.1	ug/L	1	J	20	8.7	2.0		SW8015C	02/24/2022 04:40/jp	VARIAN1_220223A : 23	R375111
Total Purgeable Hydrocarbons	ND	ug/L	1	U	20	10	3.1		SW8015C	02/24/2022 04:40/jp	VARIAN1_220223A : 23	R375111
Surr: Trifluorotoluene	77.0	%REC	1		70-130				SW8015C	02/24/2022 04:40/jp	VARIAN1_220223A : 23	R375111
- Note 1: C6 to C10 is defined as all hydrocarbons eluting between 2-Methylpentane and 1,2,4-Trimethylbenzene.												
- Note 2: Total Purgeable Hydrocarbons are defined as the total hydrocarbon response regardless of elution time.												
PETROLEUM HYDROCARBONS-SEMI-VOLATILE												
Diesel Range Organics (C10 to C24)	ND	mg/L	1	U	0.30	0.14	0.037		SW8015C	02/24/2022 01:07/amn	GCFID-HP5-B_220223A : 14	163927
Oil Range Hydrocarbons (C24 to C40)	ND	mg/L	1	U	0.30	0.14	0.083		SW8015C	02/24/2022 01:07/amn	GCFID-HP5-B_220223A : 14	163927
Total Extractable Hydrocarbons	ND	mg/L	1	U	0.30	0.14	0.071		SW8015C	02/24/2022 01:07/amn	GCFID-HP5-B_220223A : 14	163927
Surr: o-Terphenyl	93.0	%REC	1		56-125				SW8015C	02/24/2022 01:07/amn	GCFID-HP5-B_220223A : 14	163927
Surr: n-Triacontane	85.0	%REC	1		50-150				SW8015C	02/24/2022 01:07/amn	GCFID-HP5-B_220223A : 14	163927
- Note: Total Extractable Hydrocarbons are defined as the total hydrocarbon responses regardless of elution time.												
- Since there were no detectable hydrocarbons, Silica Gel Treatment (SGT) results are equivalent to non-SGT results.												
ORGANIC CHARACTERISTICS												
Methane	ND	mg/L	1	U	0.0020	0.0012	0.00070		SW8015M	02/23/2022 12:05/jdw	FID-HEADSPACE_220223A : 14	R375084
SEMI-VOLATILE ORGANIC COMPOUNDS												
1,2,4-Trichlorobenzene	ND	ug/L	1	U	10	5.0	1.9		SW8270C	02/24/2022 22:37/dsm	SV5973N.I_220224A : 14	163957
1,2-Dichlorobenzene	ND	ug/L	1	U	10	5.0	2.0		SW8270C	02/24/2022 22:37/dsm	SV5973N.I_220224A : 14	163957
1,3-Dichlorobenzene	ND	ug/L	1	U	10	5.0	2.1		SW8270C	02/24/2022 22:37/dsm	SV5973N.I_220224A : 14	163957
1,4-Dichlorobenzene	ND	ug/L	1	U	10	5.0	2.0		SW8270C	02/24/2022 22:37/dsm	SV5973N.I_220224A : 14	163957
2,4,5-Trichlorophenol	ND	ug/L	1	U	10	5.0	2.2		SW8270C	02/24/2022 22:37/dsm	SV5973N.I_220224A : 14	163957
2,4,6-Trichlorophenol	ND	ug/L	1	U	10	5.0	2.6		SW8270C	02/24/2022 22:37/dsm	SV5973N.I_220224A : 14	163957
2,4-Dichlorophenol	ND	ug/L	1	U	10	5.0	1.7		SW8270C	02/24/2022 22:37/dsm	SV5973N.I_220224A : 14	163957
2,4-Dimethylphenol	ND	ug/L	1	U	10	5.0	1.7		SW8270C	02/24/2022 22:37/dsm	SV5973N.I_220224A : 14	163957
2,4-Dinitrophenol	ND	ug/L	1	U	10	10	4.3		SW8270C	02/24/2022 22:37/dsm	SV5973N.I_220224A : 14	163957
2,4-Dinitrotoluene	ND	ug/L	1	U	10	5.0	3.0		SW8270C	02/24/2022 22:37/dsm	SV5973N.I_220224A : 14	163957
2,6-Dinitrotoluene	ND	ug/L	1	U	10	5.0	3.2		SW8270C	02/24/2022 22:37/dsm	SV5973N.I_220224A : 14	163957
2-Chloronaphthalene	ND	ug/L	1	U	10	5.0	2.1		SW8270C	02/24/2022 22:37/dsm	SV5973N.I_220224A : 14	163957
2-Chlorophenol	ND	ug/L	1	U	10	5.0	2.5		SW8270C	02/24/2022 22:37/dsm	SV5973N.I_220224A : 14	163957
2-Nitrophenol	ND	ug/L	1	U	10	5.0	2.4		SW8270C	02/24/2022 22:37/dsm	SV5973N.I_220224A : 14	163957
3,3´-Dichlorobenzidine	ND	ug/L	1	U	10	5.0	2.1		SW8270C	02/24/2022 22:37/dsm	SV5973N.I_220224A : 14	163957
4,6-Dinitro-2-methylphenol	ND	ug/L	1	U	10	10	2.3		SW8270C	02/24/2022 22:37/dsm	SV5973N.I_220224A : 14	163957

LABORATORY ANALYTICAL REPORT

Prepared by Billings, MT Branch

Lab ID: B22021435-022
Client: AECOM - Honolulu
Collection Date: 02/17/2022 13:40
Client Sample ID: ERH2551 (RHMW2254-01 Bailer)
Date Received: 02/21/2022
Project: CV18F0126, 60571032.02.46.01
Report Date: 03/04/2022
Matrix: Ground Water

Analyses	Result	Units	DF	Qual	LOQ	LOD	DL	MCL	Method	Analysis Date / By	RunID : Run Order	BatchID
SEMI-VOLATILE ORGANIC COMPOUNDS												
4-Bromophenyl phenyl ether	ND	ug/L	1	U	10	5.0	1.7		SW8270C	02/24/2022 22:37/dsm	SV5973N.I_220224A : 14	163957
4-Chloro-3-methylphenol	ND	ug/L	1	U	10	5.0	1.5		SW8270C	02/24/2022 22:37/dsm	SV5973N.I_220224A : 14	163957
4-Chlorophenol	ND	ug/L	1	U	10	5.0	2.6		SW8270C	02/24/2022 22:37/dsm	SV5973N.I_220224A : 14	163957
4-Chlorophenyl phenyl ether	ND	ug/L	1	U	10	5.0	2.0		SW8270C	02/24/2022 22:37/dsm	SV5973N.I_220224A : 14	163957
4-Nitrophenol	ND	ug/L	1	U	10	10	2.5		SW8270C	02/24/2022 22:37/dsm	SV5973N.I_220224A : 14	163957
Azobenzene	ND	ug/L	1	U	10	5.0	1.1		SW8270C	02/24/2022 22:37/dsm	SV5973N.I_220224A : 14	163957
bis(-2-chloroethoxy)Methane	ND	ug/L	1	U	10	5.0	1.4		SW8270C	02/24/2022 22:37/dsm	SV5973N.I_220224A : 14	163957
bis(-2-chloroethyl)Ether	ND	ug/L	1	U	10	5.0	2.6		SW8270C	02/24/2022 22:37/dsm	SV5973N.I_220224A : 14	163957
bis(2-chloroisopropyl)Ether	ND	ug/L	1	U	10	5.0	1.5		SW8270C	02/24/2022 22:37/dsm	SV5973N.I_220224A : 14	163957
bis(2-ethylhexyl)Phthalate	ND	ug/L	1	U	10	5.0	1.9		SW8270C	02/24/2022 22:37/dsm	SV5973N.I_220224A : 14	163957
Butylbenzylphthalate	ND	ug/L	1	U	10	5.0	1.6		SW8270C	02/24/2022 22:37/dsm	SV5973N.I_220224A : 14	163957
Di-n-butyl phthalate	ND	ug/L	1	U	10	5.0	0.93		SW8270C	02/24/2022 22:37/dsm	SV5973N.I_220224A : 14	163957
Di-n-octyl phthalate	ND	ug/L	1	U	10	5.0	1.3		SW8270C	02/24/2022 22:37/dsm	SV5973N.I_220224A : 14	163957
Diethyl phthalate	ND	ug/L	1	U	10	5.0	2.2		SW8270C	02/24/2022 22:37/dsm	SV5973N.I_220224A : 14	163957
Dimethyl phthalate	ND	ug/L	1	U	10	5.0	1.7		SW8270C	02/24/2022 22:37/dsm	SV5973N.I_220224A : 14	163957
Hexachlorobenzene	ND	ug/L	1	U	10	5.0	1.3		SW8270C	02/24/2022 22:37/dsm	SV5973N.I_220224A : 14	163957
Hexachlorobutadiene	ND	ug/L	1	U	10	5.0	2.3		SW8270C	02/24/2022 22:37/dsm	SV5973N.I_220224A : 14	163957
Hexachlorocyclopentadiene	ND	ug/L	1	U	10	5.0	3.0		SW8270C	02/24/2022 22:37/dsm	SV5973N.I_220224A : 14	163957
Hexachloroethane	ND	ug/L	1	U	10	5.0	1.8		SW8270C	02/24/2022 22:37/dsm	SV5973N.I_220224A : 14	163957
Isophorone	ND	ug/L	1	U	10	5.0	1.7		SW8270C	02/24/2022 22:37/dsm	SV5973N.I_220224A : 14	163957
m+p-Cresols	ND	ug/L	1	U	10	5.0	1.8		SW8270C	02/24/2022 22:37/dsm	SV5973N.I_220224A : 14	163957
n-Nitroso-di-n-propylamine	ND	ug/L	1	U	10	5.0	1.5		SW8270C	02/24/2022 22:37/dsm	SV5973N.I_220224A : 14	163957
n-Nitrosodimethylamine	ND	ug/L	1	U	10	5.0	1.5		SW8270C	02/24/2022 22:37/dsm	SV5973N.I_220224A : 14	163957
n-Nitrosodiphenylamine	ND	ug/L	1	U	10	5.0	1.2		SW8270C	02/24/2022 22:37/dsm	SV5973N.I_220224A : 14	163957
Nitrobenzene	ND	ug/L	1	U	10	5.0	2.3		SW8270C	02/24/2022 22:37/dsm	SV5973N.I_220224A : 14	163957
o-Cresol	ND	ug/L	1	U	10	5.0	1.8		SW8270C	02/24/2022 22:37/dsm	SV5973N.I_220224A : 14	163957
Pentachlorophenol	ND	ug/L	1	U	10	10	4.2		SW8270C	02/24/2022 22:37/dsm	SV5973N.I_220224A : 14	163957
Phenol	ND	ug/L	1	U	10	5.0	1.5		SW8270C	02/24/2022 22:37/dsm	SV5973N.I_220224A : 14	163957
Pyridine	ND	ug/L	1	U	10	5.0	3.2		SW8270C	02/24/2022 22:37/dsm	SV5973N.I_220224A : 14	163957
Surr: 2,4,6-Tribromophenol	80.0	%REC	1		43-140				SW8270C	02/24/2022 22:37/dsm	SV5973N.I_220224A : 14	163957
Surr: 2-Fluorobiphenyl	64.0	%REC	1		44-119				SW8270C	02/24/2022 22:37/dsm	SV5973N.I_220224A : 14	163957
Surr: 2-Fluorophenol	35.0	%REC	1		19-119				SW8270C	02/24/2022 22:37/dsm	SV5973N.I_220224A : 14	163957
Surr: Nitrobenzene-d5	66.0	%REC	1		44-120				SW8270C	02/24/2022 22:37/dsm	SV5973N.I_220224A : 14	163957
Surr: Phenol-d5	27.0	%REC	1		10-65				SW8270C	02/24/2022 22:37/dsm	SV5973N.I_220224A : 14	163957
Surr: Terphenyl-d14	103.0	%REC	1		50-134				SW8270C	02/24/2022 22:37/dsm	SV5973N.I_220224A : 14	163957

LABORATORY ANALYTICAL REPORT

Prepared by Billings, MT Branch

Client: AECOM - Honolulu
Client Sample ID: ERH2550 (Trip Blank) 14754
Project: CV18F0126, 60571032.02.46.01
Matrix: Trip Blank

Lab ID: B22021435-023
Collection Date: 02/17/2022 13:40
Date Received: 02/21/2022
Report Date: 03/04/2022

Analyses	Result	Units	DF	Qual	LOQ	LOD	DL	MCL	Method	Analysis Date / By	RunID : Run Order	BatchID
VOLATILE ORGANIC COMPOUNDS												
Benzene	ND	ug/L	1	U	1.0	0.20	0.091		SW8260B	02/22/2022 18:43/msc	VOA5975C.I_220222A : 18	R375218
Bromobenzene	ND	ug/L	1	U	1.0	0.20	0.083		SW8260B	02/22/2022 18:43/msc	VOA5975C.I_220222A : 18	R375218
Bromochloromethane	ND	ug/L	1	U	1.0	0.50	0.14		SW8260B	02/22/2022 18:43/msc	VOA5975C.I_220222A : 18	R375218
Bromodichloromethane	ND	ug/L	1	U	1.0	0.25	0.12		SW8260B	02/22/2022 18:43/msc	VOA5975C.I_220222A : 18	R375218
Bromoform	ND	ug/L	1	U	1.0	0.25	0.12		SW8260B	02/22/2022 18:43/msc	VOA5975C.I_220222A : 18	R375218
Carbon tetrachloride	ND	ug/L	1	U	1.0	0.50	0.14		SW8260B	02/22/2022 18:43/msc	VOA5975C.I_220222A : 18	R375218
Chlorobenzene	ND	ug/L	1	U	1.0	0.20	0.091		SW8260B	02/22/2022 18:43/msc	VOA5975C.I_220222A : 18	R375218
Chlorodibromomethane	ND	ug/L	1	U	1.0	0.20	0.084		SW8260B	02/22/2022 18:43/msc	VOA5975C.I_220222A : 18	R375218
Chloroethane	ND	ug/L	1	U	1.0	0.50	0.17		SW8260B	02/22/2022 18:43/msc	VOA5975C.I_220222A : 18	R375218
Chloroform	ND	ug/L	1	U	1.0	0.20	0.079		SW8260B	02/22/2022 18:43/msc	VOA5975C.I_220222A : 18	R375218
Chloromethane	ND	ug/L	1	U	1.0	0.50	0.16		SW8260B	02/22/2022 18:43/msc	VOA5975C.I_220222A : 18	R375218
1,2-Dibromoethane	ND	ug/L	1	U	1.0	0.20	0.092		SW8260B	02/22/2022 18:43/msc	VOA5975C.I_220222A : 18	R375218
2-Chlorotoluene	ND	ug/L	1	U	1.0	0.20	0.088		SW8260B	02/22/2022 18:43/msc	VOA5975C.I_220222A : 18	R375218
4-Chlorotoluene	ND	ug/L	1	U	1.0	0.20	0.073		SW8260B	02/22/2022 18:43/msc	VOA5975C.I_220222A : 18	R375218
Dibromomethane	ND	ug/L	1	U	1.0	0.50	0.15		SW8260B	02/22/2022 18:43/msc	VOA5975C.I_220222A : 18	R375218
1,2-Dichlorobenzene	ND	ug/L	1	U	1.0	0.20	0.075		SW8260B	02/22/2022 18:43/msc	VOA5975C.I_220222A : 18	R375218
1,3-Dichlorobenzene	ND	ug/L	1	U	1.0	0.20	0.080		SW8260B	02/22/2022 18:43/msc	VOA5975C.I_220222A : 18	R375218
1,4-Dichlorobenzene	ND	ug/L	1	U	1.0	0.20	0.086		SW8260B	02/22/2022 18:43/msc	VOA5975C.I_220222A : 18	R375218
Dichlorodifluoromethane	ND	ug/L	1	U	1.0	0.50	0.18		SW8260B	02/22/2022 18:43/msc	VOA5975C.I_220222A : 18	R375218
1,1-Dichloroethane	ND	ug/L	1	U	1.0	0.50	0.14		SW8260B	02/22/2022 18:43/msc	VOA5975C.I_220222A : 18	R375218
1,2-Dichloroethane	ND	ug/L	1	U	1.0	0.25	0.12		SW8260B	02/22/2022 18:43/msc	VOA5975C.I_220222A : 18	R375218
1,1-Dichloroethene	ND	ug/L	1	U	1.0	0.50	0.14		SW8260B	02/22/2022 18:43/msc	VOA5975C.I_220222A : 18	R375218
cis-1,2-Dichloroethene	ND	ug/L	1	U	1.0	0.25	0.11		SW8260B	02/22/2022 18:43/msc	VOA5975C.I_220222A : 18	R375218
trans-1,2-Dichloroethene	ND	ug/L	1	U	1.0	0.25	0.12		SW8260B	02/22/2022 18:43/msc	VOA5975C.I_220222A : 18	R375218
1,2-Dichloropropane	ND	ug/L	1	U	1.0	0.20	0.085		SW8260B	02/22/2022 18:43/msc	VOA5975C.I_220222A : 18	R375218
1,3-Dichloropropane	ND	ug/L	1	U	1.0	0.20	0.079		SW8260B	02/22/2022 18:43/msc	VOA5975C.I_220222A : 18	R375218
2,2-Dichloropropane	ND	ug/L	1	U	1.0	0.50	0.19		SW8260B	02/22/2022 18:43/msc	VOA5975C.I_220222A : 18	R375218
1,1-Dichloropropene	ND	ug/L	1	U	1.0	0.20	0.083		SW8260B	02/22/2022 18:43/msc	VOA5975C.I_220222A : 18	R375218
cis-1,3-Dichloropropene	ND	ug/L	1	U	1.0	0.20	0.073		SW8260B	02/22/2022 18:43/msc	VOA5975C.I_220222A : 18	R375218
trans-1,3-Dichloropropene	ND	ug/L	1	U	1.0	0.20	0.085		SW8260B	02/22/2022 18:43/msc	VOA5975C.I_220222A : 18	R375218
Ethylbenzene	ND	ug/L	1	U	1.0	0.20	0.084		SW8260B	02/22/2022 18:43/msc	VOA5975C.I_220222A : 18	R375218
Methyl ethyl ketone	ND	ug/L	1	U	20	5.0	1.8		SW8260B	02/22/2022 18:43/msc	VOA5975C.I_220222A : 18	R375218
Methyl tert-butyl ether (MTBE)	ND	ug/L	1	U	1.0	0.25	0.10		SW8260B	02/22/2022 18:43/msc	VOA5975C.I_220222A : 18	R375218
Methylene chloride	ND	ug/L	1	U	1.0	0.50	0.34		SW8260B	02/22/2022 18:43/msc	VOA5975C.I_220222A : 18	R375218
Styrene	ND	ug/L	1	U	1.0	0.20	0.067		SW8260B	02/22/2022 18:43/msc	VOA5975C.I_220222A : 18	R375218
1,1,1,2-Tetrachloroethane	ND	ug/L	1	U	1.0	0.25	0.10		SW8260B	02/22/2022 18:43/msc	VOA5975C.I_220222A : 18	R375218
1,1,2,2-Tetrachloroethane	ND	ug/L	1	U	1.0	0.20	0.087		SW8260B	02/22/2022 18:43/msc	VOA5975C.I_220222A : 18	R375218
Tetrachloroethene	ND	ug/L	1	U	1.0	0.20	0.067		SW8260B	02/22/2022 18:43/msc	VOA5975C.I_220222A : 18	R375218
Toluene	ND	ug/L	1	U	1.0	0.20	0.068		SW8260B	02/22/2022 18:43/msc	VOA5975C.I_220222A : 18	R375218

LABORATORY ANALYTICAL REPORT

Prepared by Billings, MT Branch

Lab ID: B22021435-023
Client: AECOM - Honolulu
Collection Date: 02/17/2022 13:40
Client Sample ID: ERH2550 (Trip Blank) 14754
Date Received: 02/21/2022
Project: CV18F0126, 60571032.02.46.01
Report Date: 03/04/2022
Matrix: Trip Blank

Analyses	Result	Units	DF	Qual	LOQ	LOD	DL	MCL	Method	Analysis Date / By	RunID : Run Order	BatchID
VOLATILE ORGANIC COMPOUNDS												
1,1,1-Trichloroethane	ND	ug/L	1	U	1.0	0.50	0.13		SW8260B	02/22/2022 18:43/msc	VOA5975C.I_220222A : 18	R375218
1,1,2-Trichloroethane	ND	ug/L	1	U	1.0	0.25	0.11		SW8260B	02/22/2022 18:43/msc	VOA5975C.I_220222A : 18	R375218
Trichloroethene	ND	ug/L	1	U	1.0	0.20	0.099		SW8260B	02/22/2022 18:43/msc	VOA5975C.I_220222A : 18	R375218
Trichlorofluoromethane	ND	ug/L	1	U	1.0	0.50	0.13		SW8260B	02/22/2022 18:43/msc	VOA5975C.I_220222A : 18	R375218
1,2,3-Trichloropropane	ND	ug/L	1	U	1.0	0.50	0.24		SW8260B	02/22/2022 18:43/msc	VOA5975C.I_220222A : 18	R375218
Vinyl chloride	ND	ug/L	1	U	1.0	0.50	0.15		SW8260B	02/22/2022 18:43/msc	VOA5975C.I_220222A : 18	R375218
m+p-Xylenes	ND	ug/L	1	U	1.0	0.50	0.15		SW8260B	02/22/2022 18:43/msc	VOA5975C.I_220222A : 18	R375218
o-Xylene	ND	ug/L	1	U	1.0	0.20	0.060		SW8260B	02/22/2022 18:43/msc	VOA5975C.I_220222A : 18	R375218
Xylenes, Total	ND	ug/L	1	U	1.0	0.20	0.060		SW8260B	02/22/2022 18:43/msc	VOA5975C.I_220222A : 18	R375218
Surr: Dibromofluoromethane	112.0	%REC	1		80-119				SW8260B	02/22/2022 18:43/msc	VOA5975C.I_220222A : 18	R375218
Surr: 1,2-Dichloroethane-d4	119.0	%REC	1	S	81-118				SW8260B	02/22/2022 18:43/msc	VOA5975C.I_220222A : 18	R375218
Surr: Toluene-d8	106.0	%REC	1		89-112				SW8260B	02/22/2022 18:43/msc	VOA5975C.I_220222A : 18	R375218
Surr: p-Bromofluorobenzene	109.0	%REC	1		85-114				SW8260B	02/22/2022 18:43/msc	VOA5975C.I_220222A : 18	R375218

- The sample had a slightly high recovery for surrogate 1,2-Dichloroethane-d4. This recovery was slightly above the QSM 5.3 recovery limits but within EPA 8260B method defined limits. There were no analytes detected above the MDL so no further analysis was performed.

LABORATORY ANALYTICAL REPORT

Prepared by Billings, MT Branch

Lab ID: B22021435-024
Client: AECOM - Honolulu
Collection Date: 02/17/2022 13:40
Client Sample ID: ERH2550 (Trip Blank) 14833
Date Received: 02/21/2022
Project: CV18F0126, 60571032.02.46.01
Report Date: 03/04/2022
Matrix: Trip Blank

Analyses	Result	Units	DF	Qual	LOQ	LOD	DL	MCL	Method	Analysis Date / By	RunID : Run Order	BatchID
PETROLEUM HYDROCARBONS-VOLATILE												
C6 to C10	ND	ug/L	1	U	20	8.7	2.0		SW8015C	02/23/2022 17:53/jp	VARIAN1_220223A : 10	R375111
Total Purgeable Hydrocarbons	ND	ug/L	1	U	20	10	3.1		SW8015C	02/23/2022 17:53/jp	VARIAN1_220223A : 10	R375111
Surr: Trifluorotoluene	76.0	%REC	1		70-130				SW8015C	02/23/2022 17:53/jp	VARIAN1_220223A : 10	R375111

- Note 1: C6 to C10 is defined as all hydrocarbons eluting between 2-Methylpentane and 1,2,4-Trimethylbenzene.
- Note 2: Total Purgeable Hydrocarbons are defined as the total hydrocarbon response regardless of elution time.

LABORATORY ANALYTICAL REPORT

Prepared by Billings, MT Branch

Lab ID: B22021435-025
Client: AECOM - Honolulu
Collection Date: 02/17/2022 13:40
Client Sample ID: ERH2550 (Trip Blank) 14733
Date Received: 02/21/2022
Project: CV18F0126, 60571032.02.46.01
Report Date: 03/04/2022
Matrix: Trip Blank

Analyses	Result	Units	DF	Qual	LOQ	LOD	DL	MCL	Method	Analysis Date / By	RunID : Run Order	BatchID
VOCS BY MICROEXTRACTION-ECD												
1,2-Dibromoethane	ND	ug/L	1	U	0.010	0.0049	0.0025		SW8011	02/24/2022 23:21/clt	GECD.I_220224A : 26	163984
Surr: 1,1,1,2-Tetrachloroethane	98.0	%REC	1		70-130				SW8011	02/24/2022 23:21/clt	GECD.I_220224A : 26	163984

LABORATORY ANALYTICAL REPORT

Prepared by Billings, MT Branch

Lab ID: B22021435-026
Client: AECOM - Honolulu
Collection Date: 02/17/2022 13:40
Client Sample ID: ERH2550 (Trip Blank) 14732
Date Received: 02/21/2022
Project: CV18F0126, 60571032.02.46.01
Report Date: 03/04/2022
Matrix: Trip Blank

Analyses	Result	Units	DF	Qual	LOQ	LOD	DL	MCL	Method	Analysis Date / By	RunID : Run Order	BatchID
ORGANIC CHARACTERISTICS												
Methane	ND	mg/L	1	U	0.0020	0.0012	0.00070		SW8015M	02/23/2022 12:11/jdw	FID-HEADSPACE_220223A : 15	R375084

LABORATORY ANALYTICAL REPORT

Prepared by Billings, MT Branch

Client: AECOM - Honolulu
Client Sample ID: ERH2553 (RHMW2254-01 Low Flow)
Project: CV18F0126, 60571032.02.46.01
Matrix: Ground Water

Lab ID: B22021435-027
Collection Date: 02/17/2022 14:30
Date Received: 02/21/2022
Report Date: 03/04/2022

Analyses	Result	Units	DF	Qual	LOQ	LOD	DL	MCL	Method	Analysis Date / By	RunID : Run Order	BatchID
LOW LEVEL PAH BY 8270C SIM												
1-Methylnaphthalene	ND	ug/L	1	U	0.10	0.050	0.021		SW8270CSIM	02/28/2022 22:51/jph	SV5975.I_220228A : 23	163957
2-Methylnaphthalene	ND	ug/L	1	U	0.10	0.050	0.018		SW8270CSIM	02/28/2022 22:51/jph	SV5975.I_220228A : 23	163957
Acenaphthene	ND	ug/L	1	U	0.10	0.050	0.032		SW8270CSIM	02/28/2022 22:51/jph	SV5975.I_220228A : 23	163957
Acenaphthylene	ND	ug/L	1	U	0.10	0.050	0.025		SW8270CSIM	02/28/2022 22:51/jph	SV5975.I_220228A : 23	163957
Anthracene	ND	ug/L	1	U	0.10	0.050	0.028		SW8270CSIM	02/28/2022 22:51/jph	SV5975.I_220228A : 23	163957
Benzo(a)anthracene	ND	ug/L	1	U	0.10	0.050	0.027		SW8270CSIM	02/28/2022 22:51/jph	SV5975.I_220228A : 23	163957
Benzo(a)pyrene	ND	ug/L	1	U	0.10	0.050	0.035		SW8270CSIM	02/28/2022 22:51/jph	SV5975.I_220228A : 23	163957
Benzo(b)fluoranthene	ND	ug/L	1	U	0.10	0.050	0.023		SW8270CSIM	02/28/2022 22:51/jph	SV5975.I_220228A : 23	163957
Benzo(g,h,i)perylene	ND	ug/L	1	U	0.10	0.050	0.027		SW8270CSIM	02/28/2022 22:51/jph	SV5975.I_220228A : 23	163957
Benzo(k)fluoranthene	ND	ug/L	1	U	0.10	0.050	0.030		SW8270CSIM	02/28/2022 22:51/jph	SV5975.I_220228A : 23	163957
Chrysene	ND	ug/L	1	U	0.10	0.050	0.046		SW8270CSIM	02/28/2022 22:51/jph	SV5975.I_220228A : 23	163957
Dibenzo(a,h)anthracene	ND	ug/L	1	U	0.10	0.050	0.037		SW8270CSIM	02/28/2022 22:51/jph	SV5975.I_220228A : 23	163957
Fluoranthene	ND	ug/L	1	U	0.10	0.050	0.023		SW8270CSIM	02/28/2022 22:51/jph	SV5975.I_220228A : 23	163957
Fluorene	ND	ug/L	1	U	0.10	0.050	0.022		SW8270CSIM	02/28/2022 22:51/jph	SV5975.I_220228A : 23	163957
Indeno(1,2,3-cd)pyrene	ND	ug/L	1	U	0.10	0.050	0.049		SW8270CSIM	02/28/2022 22:51/jph	SV5975.I_220228A : 23	163957
Naphthalene	ND	ug/L	1	U	0.10	0.050	0.029		SW8270CSIM	02/28/2022 22:51/jph	SV5975.I_220228A : 23	163957
Phenanthrene	ND	ug/L	1	U	0.10	0.050	0.030		SW8270CSIM	02/28/2022 22:51/jph	SV5975.I_220228A : 23	163957
Pyrene	ND	ug/L	1	U	0.10	0.050	0.024		SW8270CSIM	02/28/2022 22:51/jph	SV5975.I_220228A : 23	163957
AGGREGATE ORGANICS												
Organic Carbon, Total (TOC) - TOC Range is 0.2 to 0.2	0.23	mg/L	1	J	0.50	0.50	0.17		SW9060A	02/25/2022 21:34/eli-ca	SUB-C280065 : 11	C_R280065
METALS, DISSOLVED												
Lead	ND	mg/L	1	U	0.001	0.00005	0.00003		SW6020	02/24/2022 19:11/car	ICPMS207-B_220224A : 56	R375174
METALS, TOTAL												
Lead	ND	mg/L	1	U	0.001	0.0001	0.00008		SW6020	02/24/2022 19:30/car	ICPMS207-B_220224A : 59	163954
VOLATILE ORGANIC COMPOUNDS												
Benzene	ND	ug/L	1	U	1.0	0.20	0.091		SW8260B	02/22/2022 15:33/msc	VOA5975C.I_220222A : 11	R375218
Bromobenzene	ND	ug/L	1	U	1.0	0.20	0.083		SW8260B	02/22/2022 15:33/msc	VOA5975C.I_220222A : 11	R375218
Bromochloromethane	ND	ug/L	1	U	1.0	0.50	0.14		SW8260B	02/22/2022 15:33/msc	VOA5975C.I_220222A : 11	R375218
Bromodichloromethane	ND	ug/L	1	U	1.0	0.25	0.12		SW8260B	02/22/2022 15:33/msc	VOA5975C.I_220222A : 11	R375218
Bromoform	ND	ug/L	1	U	1.0	0.25	0.12		SW8260B	02/22/2022 15:33/msc	VOA5975C.I_220222A : 11	R375218
Carbon tetrachloride	ND	ug/L	1	U	1.0	0.50	0.14		SW8260B	02/22/2022 15:33/msc	VOA5975C.I_220222A : 11	R375218
Chlorobenzene	ND	ug/L	1	U	1.0	0.20	0.091		SW8260B	02/22/2022 15:33/msc	VOA5975C.I_220222A : 11	R375218
Chlorodibromomethane	ND	ug/L	1	U	1.0	0.20	0.084		SW8260B	02/22/2022 15:33/msc	VOA5975C.I_220222A : 11	R375218
Chloroethane	ND	ug/L	1	U	1.0	0.50	0.17		SW8260B	02/22/2022 15:33/msc	VOA5975C.I_220222A : 11	R375218
Chloroform	ND	ug/L	1	U	1.0	0.20	0.079		SW8260B	02/22/2022 15:33/msc	VOA5975C.I_220222A : 11	R375218
Chloromethane	ND	ug/L	1	U	1.0	0.50	0.16		SW8260B	02/22/2022 15:33/msc	VOA5975C.I_220222A : 11	R375218

LABORATORY ANALYTICAL REPORT

Prepared by Billings, MT Branch

Lab ID: B22021435-027
Client: AECOM - Honolulu
Collection Date: 02/17/2022 14:30
Client Sample ID: ERH2553 (RHMW2254-01 Low Flow)
Date Received: 02/21/2022
Project: CV18F0126, 60571032.02.46.01
Report Date: 03/04/2022
Matrix: Ground Water

Analyses	Result	Units	DF	Qual	LOQ	LOD	DL	MCL	Method	Analysis Date / By	RunID : Run Order	BatchID
VOLATILE ORGANIC COMPOUNDS												
1,2-Dibromoethane	ND	ug/L	1	U	1.0	0.20	0.092		SW8260B	02/22/2022 15:33/msc	VOA5975C.I_220222A : 11	R375218
2-Chlorotoluene	ND	ug/L	1	U	1.0	0.20	0.088		SW8260B	02/22/2022 15:33/msc	VOA5975C.I_220222A : 11	R375218
4-Chlorotoluene	ND	ug/L	1	U	1.0	0.20	0.073		SW8260B	02/22/2022 15:33/msc	VOA5975C.I_220222A : 11	R375218
Dibromomethane	ND	ug/L	1	U	1.0	0.50	0.15		SW8260B	02/22/2022 15:33/msc	VOA5975C.I_220222A : 11	R375218
1,2-Dichlorobenzene	ND	ug/L	1	U	1.0	0.20	0.075		SW8260B	02/22/2022 15:33/msc	VOA5975C.I_220222A : 11	R375218
1,3-Dichlorobenzene	ND	ug/L	1	U	1.0	0.20	0.080		SW8260B	02/22/2022 15:33/msc	VOA5975C.I_220222A : 11	R375218
1,4-Dichlorobenzene	ND	ug/L	1	U	1.0	0.20	0.086		SW8260B	02/22/2022 15:33/msc	VOA5975C.I_220222A : 11	R375218
Dichlorodifluoromethane	ND	ug/L	1	U	1.0	0.50	0.18		SW8260B	02/22/2022 15:33/msc	VOA5975C.I_220222A : 11	R375218
1,1-Dichloroethane	ND	ug/L	1	U	1.0	0.50	0.14		SW8260B	02/22/2022 15:33/msc	VOA5975C.I_220222A : 11	R375218
1,2-Dichloroethane	ND	ug/L	1	U	1.0	0.25	0.12		SW8260B	02/22/2022 15:33/msc	VOA5975C.I_220222A : 11	R375218
1,1-Dichloroethene	ND	ug/L	1	U	1.0	0.50	0.14		SW8260B	02/22/2022 15:33/msc	VOA5975C.I_220222A : 11	R375218
cis-1,2-Dichloroethene	ND	ug/L	1	U	1.0	0.25	0.11		SW8260B	02/22/2022 15:33/msc	VOA5975C.I_220222A : 11	R375218
trans-1,2-Dichloroethene	ND	ug/L	1	U	1.0	0.25	0.12		SW8260B	02/22/2022 15:33/msc	VOA5975C.I_220222A : 11	R375218
1,2-Dichloropropane	ND	ug/L	1	U	1.0	0.20	0.085		SW8260B	02/22/2022 15:33/msc	VOA5975C.I_220222A : 11	R375218
1,3-Dichloropropane	ND	ug/L	1	U	1.0	0.20	0.079		SW8260B	02/22/2022 15:33/msc	VOA5975C.I_220222A : 11	R375218
2,2-Dichloropropane	ND	ug/L	1	U	1.0	0.50	0.19		SW8260B	02/22/2022 15:33/msc	VOA5975C.I_220222A : 11	R375218
1,1-Dichloropropene	ND	ug/L	1	U	1.0	0.20	0.083		SW8260B	02/22/2022 15:33/msc	VOA5975C.I_220222A : 11	R375218
cis-1,3-Dichloropropene	ND	ug/L	1	U	1.0	0.20	0.073		SW8260B	02/22/2022 15:33/msc	VOA5975C.I_220222A : 11	R375218
trans-1,3-Dichloropropene	ND	ug/L	1	U	1.0	0.20	0.085		SW8260B	02/22/2022 15:33/msc	VOA5975C.I_220222A : 11	R375218
Ethylbenzene	ND	ug/L	1	U	1.0	0.20	0.084		SW8260B	02/22/2022 15:33/msc	VOA5975C.I_220222A : 11	R375218
Methyl ethyl ketone	3.4	ug/L	1	J	20	5.0	1.8		SW8260B	02/22/2022 15:33/msc	VOA5975C.I_220222A : 11	R375218
Methyl tert-butyl ether (MTBE)	ND	ug/L	1	U	1.0	0.25	0.10		SW8260B	02/22/2022 15:33/msc	VOA5975C.I_220222A : 11	R375218
Methylene chloride	ND	ug/L	1	U	1.0	0.50	0.34		SW8260B	02/22/2022 15:33/msc	VOA5975C.I_220222A : 11	R375218
Styrene	ND	ug/L	1	U	1.0	0.20	0.067		SW8260B	02/22/2022 15:33/msc	VOA5975C.I_220222A : 11	R375218
1,1,1,2-Tetrachloroethane	ND	ug/L	1	U	1.0	0.25	0.10		SW8260B	02/22/2022 15:33/msc	VOA5975C.I_220222A : 11	R375218
1,1,2,2-Tetrachloroethane	ND	ug/L	1	U	1.0	0.20	0.087		SW8260B	02/22/2022 15:33/msc	VOA5975C.I_220222A : 11	R375218
Tetrachloroethene	ND	ug/L	1	U	1.0	0.20	0.067		SW8260B	02/22/2022 15:33/msc	VOA5975C.I_220222A : 11	R375218
Toluene	ND	ug/L	1	U	1.0	0.20	0.068		SW8260B	02/22/2022 15:33/msc	VOA5975C.I_220222A : 11	R375218
1,1,1-Trichloroethane	ND	ug/L	1	U	1.0	0.50	0.13		SW8260B	02/22/2022 15:33/msc	VOA5975C.I_220222A : 11	R375218
1,1,2-Trichloroethane	ND	ug/L	1	U	1.0	0.25	0.11		SW8260B	02/22/2022 15:33/msc	VOA5975C.I_220222A : 11	R375218
Trichloroethene	ND	ug/L	1	U	1.0	0.20	0.099		SW8260B	02/22/2022 15:33/msc	VOA5975C.I_220222A : 11	R375218
Trichlorofluoromethane	ND	ug/L	1	U	1.0	0.50	0.13		SW8260B	02/22/2022 15:33/msc	VOA5975C.I_220222A : 11	R375218
1,2,3-Trichloropropane	ND	ug/L	1	U	1.0	0.50	0.24		SW8260B	02/22/2022 15:33/msc	VOA5975C.I_220222A : 11	R375218
Vinyl chloride	ND	ug/L	1	U	1.0	0.50	0.15		SW8260B	02/22/2022 15:33/msc	VOA5975C.I_220222A : 11	R375218
m+p-Xylenes	ND	ug/L	1	U	1.0	0.50	0.15		SW8260B	02/22/2022 15:33/msc	VOA5975C.I_220222A : 11	R375218
o-Xylene	ND	ug/L	1	U	1.0	0.20	0.060		SW8260B	02/22/2022 15:33/msc	VOA5975C.I_220222A : 11	R375218
Xylenes, Total	ND	ug/L	1	U	1.0	0.20	0.060		SW8260B	02/22/2022 15:33/msc	VOA5975C.I_220222A : 11	R375218
Surr: Dibromofluoromethane	108.0	%REC	1		80-119				SW8260B	02/22/2022 15:33/msc	VOA5975C.I_220222A : 11	R375218
Surr: 1,2-Dichloroethane-d4	114.0	%REC	1		81-118				SW8260B	02/22/2022 15:33/msc	VOA5975C.I_220222A : 11	R375218

LABORATORY ANALYTICAL REPORT

Prepared by Billings, MT Branch

Client: AECOM - Honolulu
Client Sample ID: ERH2553 (RHMW2254-01 Low Flow)
Project: CV18F0126, 60571032.02.46.01
Matrix: Ground Water

Lab ID: B22021435-027
Collection Date: 02/17/2022 14:30
Date Received: 02/21/2022
Report Date: 03/04/2022

Analyses	Result	Units	DF	Qual	LOQ	LOD	DL	MCL	Method	Analysis Date / By	RunID : Run Order	BatchID
VOLATILE ORGANIC COMPOUNDS												
Surr: Toluene-d8	106.0	%REC	1		89-112				SW8260B	02/22/2022 15:33/msc	VOA5975C.I_220222A : 11	R375218
Surr: p-Bromofluorobenzene	108.0	%REC	1		85-114				SW8260B	02/22/2022 15:33/msc	VOA5975C.I_220222A : 11	R375218
VOCS BY MICROEXTRACTION-ECD												
1,2-Dibromoethane	ND	ug/L	1	U	0.010	0.0049	0.0025		SW8011	02/24/2022 23:41/clt	GECD.I_220224A : 27	163984
Surr: 1,1,1,2-Tetrachloroethane	118.0	%REC	1		70-130				SW8011	02/24/2022 23:41/clt	GECD.I_220224A : 27	163984
PETROLEUM HYDROCARBONS-VOLATILE												
C6 to C10	ND	ug/L	1	U	20	8.7	2.0		SW8015C	02/24/2022 05:48/jp	VARIAN1_220223A : 24	R375111
Total Purgeable Hydrocarbons	ND	ug/L	1	U	20	10	3.1		SW8015C	02/24/2022 05:48/jp	VARIAN1_220223A : 24	R375111
Surr: Trifluorotoluene	76.0	%REC	1		70-130				SW8015C	02/24/2022 05:48/jp	VARIAN1_220223A : 24	R375111
- Note 1: C6 to C10 is defined as all hydrocarbons eluting between 2-Methylpentane and 1,2,4-Trimethylbenzene.												
- Note 2: Total Purgeable Hydrocarbons are defined as the total hydrocarbon response regardless of elution time.												
PETROLEUM HYDROCARBONS-SEMI-VOLATILE												
Diesel Range Organics (C10 to C24)	ND	mg/L	1	U	0.30	0.14	0.037		SW8015C	02/23/2022 17:14/amn	GCFID-HP5-B_220223A : 7	163927
Oil Range Hydrocarbons (C24 to C40)	ND	mg/L	1	U	0.30	0.14	0.083		SW8015C	02/23/2022 17:14/amn	GCFID-HP5-B_220223A : 7	163927
Total Extractable Hydrocarbons	ND	mg/L	1	U	0.30	0.14	0.071		SW8015C	02/23/2022 17:14/amn	GCFID-HP5-B_220223A : 7	163927
Surr: o-Terphenyl	91.0	%REC	1		56-125				SW8015C	02/23/2022 17:14/amn	GCFID-HP5-B_220223A : 7	163927
Surr: n-Triacontane	83.0	%REC	1		50-150				SW8015C	02/23/2022 17:14/amn	GCFID-HP5-B_220223A : 7	163927
- Note: Total Extractable Hydrocarbons are defined as the total hydrocarbon responses regardless of elution time.												
- Since there were no detectable hydrocarbons, Silica Gel Treatment (SGT) results are equivalent to non-SGT results.												
ORGANIC CHARACTERISTICS												
Methane	ND	mg/L	1	U	0.0020	0.0012	0.00070		SW8015M	02/23/2022 12:16/jdw	FID-HEADSPACE_220223A : 16	R375084
SEMI-VOLATILE ORGANIC COMPOUNDS												
1,2,4-Trichlorobenzene	ND	ug/L	1	U	10	5.0	1.9		SW8270C	02/24/2022 23:10/dsm	SV5973N.I_220224A : 15	163957
1,2-Dichlorobenzene	ND	ug/L	1	U	10	5.0	2.0		SW8270C	02/24/2022 23:10/dsm	SV5973N.I_220224A : 15	163957
1,3-Dichlorobenzene	ND	ug/L	1	U	10	5.0	2.1		SW8270C	02/24/2022 23:10/dsm	SV5973N.I_220224A : 15	163957
1,4-Dichlorobenzene	ND	ug/L	1	U	10	5.0	2.0		SW8270C	02/24/2022 23:10/dsm	SV5973N.I_220224A : 15	163957
2,4,5-Trichlorophenol	ND	ug/L	1	U	10	5.0	2.2		SW8270C	02/24/2022 23:10/dsm	SV5973N.I_220224A : 15	163957
2,4,6-Trichlorophenol	ND	ug/L	1	U	10	5.0	2.6		SW8270C	02/24/2022 23:10/dsm	SV5973N.I_220224A : 15	163957
2,4-Dichlorophenol	ND	ug/L	1	U	10	5.0	1.7		SW8270C	02/24/2022 23:10/dsm	SV5973N.I_220224A : 15	163957
2,4-Dimethylphenol	ND	ug/L	1	U	10	5.0	1.7		SW8270C	02/24/2022 23:10/dsm	SV5973N.I_220224A : 15	163957
2,4-Dinitrophenol	ND	ug/L	1	U	10	10	4.3		SW8270C	02/24/2022 23:10/dsm	SV5973N.I_220224A : 15	163957
2,4-Dinitrotoluene	ND	ug/L	1	U	10	5.0	3.0		SW8270C	02/24/2022 23:10/dsm	SV5973N.I_220224A : 15	163957
2,6-Dinitrotoluene	ND	ug/L	1	U	10	5.0	3.2		SW8270C	02/24/2022 23:10/dsm	SV5973N.I_220224A : 15	163957
2-Chloronaphthalene	ND	ug/L	1	U	10	5.0	2.1		SW8270C	02/24/2022 23:10/dsm	SV5973N.I_220224A : 15	163957
2-Chlorophenol	ND	ug/L	1	U	10	5.0	2.5		SW8270C	02/24/2022 23:10/dsm	SV5973N.I_220224A : 15	163957
2-Nitrophenol	ND	ug/L	1	U	10	5.0	2.4		SW8270C	02/24/2022 23:10/dsm	SV5973N.I_220224A : 15	163957
3,3´-Dichlorobenzidine	ND	ug/L	1	U	10	5.0	2.1		SW8270C	02/24/2022 23:10/dsm	SV5973N.I_220224A : 15	163957
4,6-Dinitro-2-methylphenol	ND	ug/L	1	U	10	10	2.3		SW8270C	02/24/2022 23:10/dsm	SV5973N.I_220224A : 15	163957

LABORATORY ANALYTICAL REPORT

Prepared by Billings, MT Branch

Lab ID: B22021435-027
Client: AECOM - Honolulu
Collection Date: 02/17/2022 14:30
Client Sample ID: ERH2553 (RHMW2254-01 Low Flow)
Date Received: 02/21/2022
Project: CV18F0126, 60571032.02.46.01
Report Date: 03/04/2022
Matrix: Ground Water

Analyses	Result	Units	DF	Qual	LOQ	LOD	DL	MCL	Method	Analysis Date / By	RunID : Run Order	BatchID
SEMI-VOLATILE ORGANIC COMPOUNDS												
4-Bromophenyl phenyl ether	ND	ug/L	1	U	10	5.0	1.7		SW8270C	02/24/2022 23:10/dsm	SV5973N.I_220224A : 15	163957
4-Chloro-3-methylphenol	ND	ug/L	1	U	10	5.0	1.5		SW8270C	02/24/2022 23:10/dsm	SV5973N.I_220224A : 15	163957
4-Chlorophenol	ND	ug/L	1	U	10	5.0	2.6		SW8270C	02/24/2022 23:10/dsm	SV5973N.I_220224A : 15	163957
4-Chlorophenyl phenyl ether	ND	ug/L	1	U	10	5.0	2.0		SW8270C	02/24/2022 23:10/dsm	SV5973N.I_220224A : 15	163957
4-Nitrophenol	ND	ug/L	1	U	10	10	2.5		SW8270C	02/24/2022 23:10/dsm	SV5973N.I_220224A : 15	163957
Azobenzene	ND	ug/L	1	U	10	5.0	1.1		SW8270C	02/24/2022 23:10/dsm	SV5973N.I_220224A : 15	163957
bis(-2-chloroethoxy)Methane	ND	ug/L	1	U	10	5.0	1.4		SW8270C	02/24/2022 23:10/dsm	SV5973N.I_220224A : 15	163957
bis(-2-chloroethyl)Ether	ND	ug/L	1	U	10	5.0	2.6		SW8270C	02/24/2022 23:10/dsm	SV5973N.I_220224A : 15	163957
bis(2-chloroisopropyl)Ether	ND	ug/L	1	U	10	5.0	1.5		SW8270C	02/24/2022 23:10/dsm	SV5973N.I_220224A : 15	163957
bis(2-ethylhexyl)Phthalate	ND	ug/L	1	U	10	5.0	1.9		SW8270C	02/24/2022 23:10/dsm	SV5973N.I_220224A : 15	163957
Butylbenzylphthalate	ND	ug/L	1	U	10	5.0	1.6		SW8270C	02/24/2022 23:10/dsm	SV5973N.I_220224A : 15	163957
Di-n-butyl phthalate	ND	ug/L	1	U	10	5.0	0.93		SW8270C	02/24/2022 23:10/dsm	SV5973N.I_220224A : 15	163957
Di-n-octyl phthalate	ND	ug/L	1	U	10	5.0	1.3		SW8270C	02/24/2022 23:10/dsm	SV5973N.I_220224A : 15	163957
Diethyl phthalate	ND	ug/L	1	U	10	5.0	2.2		SW8270C	02/24/2022 23:10/dsm	SV5973N.I_220224A : 15	163957
Dimethyl phthalate	ND	ug/L	1	U	10	5.0	1.7		SW8270C	02/24/2022 23:10/dsm	SV5973N.I_220224A : 15	163957
Hexachlorobenzene	ND	ug/L	1	U	10	5.0	1.3		SW8270C	02/24/2022 23:10/dsm	SV5973N.I_220224A : 15	163957
Hexachlorobutadiene	ND	ug/L	1	U	10	5.0	2.3		SW8270C	02/24/2022 23:10/dsm	SV5973N.I_220224A : 15	163957
Hexachlorocyclopentadiene	ND	ug/L	1	U	10	5.0	3.0		SW8270C	02/24/2022 23:10/dsm	SV5973N.I_220224A : 15	163957
Hexachloroethane	ND	ug/L	1	U	10	5.0	1.8		SW8270C	02/24/2022 23:10/dsm	SV5973N.I_220224A : 15	163957
Isophorone	ND	ug/L	1	U	10	5.0	1.7		SW8270C	02/24/2022 23:10/dsm	SV5973N.I_220224A : 15	163957
m+p-Cresols	ND	ug/L	1	U	10	5.0	1.8		SW8270C	02/24/2022 23:10/dsm	SV5973N.I_220224A : 15	163957
n-Nitroso-di-n-propylamine	ND	ug/L	1	U	10	5.0	1.5		SW8270C	02/24/2022 23:10/dsm	SV5973N.I_220224A : 15	163957
n-Nitrosodimethylamine	ND	ug/L	1	U	10	5.0	1.5		SW8270C	02/24/2022 23:10/dsm	SV5973N.I_220224A : 15	163957
n-Nitrosodiphenylamine	ND	ug/L	1	U	10	5.0	1.2		SW8270C	02/24/2022 23:10/dsm	SV5973N.I_220224A : 15	163957
Nitrobenzene	ND	ug/L	1	U	10	5.0	2.3		SW8270C	02/24/2022 23:10/dsm	SV5973N.I_220224A : 15	163957
o-Cresol	ND	ug/L	1	U	10	5.0	1.8		SW8270C	02/24/2022 23:10/dsm	SV5973N.I_220224A : 15	163957
Pentachlorophenol	ND	ug/L	1	U	10	10	4.2		SW8270C	02/24/2022 23:10/dsm	SV5973N.I_220224A : 15	163957
Phenol	ND	ug/L	1	U	10	5.0	1.5		SW8270C	02/24/2022 23:10/dsm	SV5973N.I_220224A : 15	163957
Pyridine	ND	ug/L	1	U	10	5.0	3.2		SW8270C	02/24/2022 23:10/dsm	SV5973N.I_220224A : 15	163957
Surr: 2,4,6-Tribromophenol	67.0	%REC	1		43-140				SW8270C	02/24/2022 23:10/dsm	SV5973N.I_220224A : 15	163957
Surr: 2-Fluorobiphenyl	56.0	%REC	1		44-119				SW8270C	02/24/2022 23:10/dsm	SV5973N.I_220224A : 15	163957
Surr: 2-Fluorophenol	29.0	%REC	1		19-119				SW8270C	02/24/2022 23:10/dsm	SV5973N.I_220224A : 15	163957
Surr: Nitrobenzene-d5	56.0	%REC	1		44-120				SW8270C	02/24/2022 23:10/dsm	SV5973N.I_220224A : 15	163957
Surr: Phenol-d5	26.0	%REC	1		10-65				SW8270C	02/24/2022 23:10/dsm	SV5973N.I_220224A : 15	163957
Surr: Terphenyl-d14	94.0	%REC	1		50-134				SW8270C	02/24/2022 23:10/dsm	SV5973N.I_220224A : 15	163957

LABORATORY ANALYTICAL REPORT

Prepared by Billings, MT Branch

Client: AECOM - Honolulu
Client Sample ID: ERH2552 (Trip Blank) 14733
Project: CV18F0126, 60571032.02.46.01
Matrix: Trip Blank

Lab ID: B22021435-028
Collection Date: 02/17/2022 14:30
Date Received: 02/21/2022
Report Date: 03/04/2022

Analyses	Result	Units	DF	Qual	LOQ	LOD	DL	MCL	Method	Analysis Date / By	RunID : Run Order	BatchID
VOLATILE ORGANIC COMPOUNDS												
Benzene	ND	ug/L	1	U	1.0	0.20	0.091		SW8260B	02/22/2022 19:10/msc	VOA5975C.I_220222A : 19	R375218
Bromobenzene	ND	ug/L	1	U	1.0	0.20	0.083		SW8260B	02/22/2022 19:10/msc	VOA5975C.I_220222A : 19	R375218
Bromochloromethane	ND	ug/L	1	U	1.0	0.50	0.14		SW8260B	02/22/2022 19:10/msc	VOA5975C.I_220222A : 19	R375218
Bromodichloromethane	ND	ug/L	1	U	1.0	0.25	0.12		SW8260B	02/22/2022 19:10/msc	VOA5975C.I_220222A : 19	R375218
Bromoform	ND	ug/L	1	U	1.0	0.25	0.12		SW8260B	02/22/2022 19:10/msc	VOA5975C.I_220222A : 19	R375218
Carbon tetrachloride	ND	ug/L	1	U	1.0	0.50	0.14		SW8260B	02/22/2022 19:10/msc	VOA5975C.I_220222A : 19	R375218
Chlorobenzene	ND	ug/L	1	U	1.0	0.20	0.091		SW8260B	02/22/2022 19:10/msc	VOA5975C.I_220222A : 19	R375218
Chlorodibromomethane	ND	ug/L	1	U	1.0	0.20	0.084		SW8260B	02/22/2022 19:10/msc	VOA5975C.I_220222A : 19	R375218
Chloroethane	ND	ug/L	1	U	1.0	0.50	0.17		SW8260B	02/22/2022 19:10/msc	VOA5975C.I_220222A : 19	R375218
Chloroform	ND	ug/L	1	U	1.0	0.20	0.079		SW8260B	02/22/2022 19:10/msc	VOA5975C.I_220222A : 19	R375218
Chloromethane	ND	ug/L	1	U	1.0	0.50	0.16		SW8260B	02/22/2022 19:10/msc	VOA5975C.I_220222A : 19	R375218
1,2-Dibromoethane	ND	ug/L	1	U	1.0	0.20	0.092		SW8260B	02/22/2022 19:10/msc	VOA5975C.I_220222A : 19	R375218
2-Chlorotoluene	ND	ug/L	1	U	1.0	0.20	0.088		SW8260B	02/22/2022 19:10/msc	VOA5975C.I_220222A : 19	R375218
4-Chlorotoluene	ND	ug/L	1	U	1.0	0.20	0.073		SW8260B	02/22/2022 19:10/msc	VOA5975C.I_220222A : 19	R375218
Dibromomethane	ND	ug/L	1	U	1.0	0.50	0.15		SW8260B	02/22/2022 19:10/msc	VOA5975C.I_220222A : 19	R375218
1,2-Dichlorobenzene	ND	ug/L	1	U	1.0	0.20	0.075		SW8260B	02/22/2022 19:10/msc	VOA5975C.I_220222A : 19	R375218
1,3-Dichlorobenzene	ND	ug/L	1	U	1.0	0.20	0.080		SW8260B	02/22/2022 19:10/msc	VOA5975C.I_220222A : 19	R375218
1,4-Dichlorobenzene	ND	ug/L	1	U	1.0	0.20	0.086		SW8260B	02/22/2022 19:10/msc	VOA5975C.I_220222A : 19	R375218
Dichlorodifluoromethane	ND	ug/L	1	U	1.0	0.50	0.18		SW8260B	02/22/2022 19:10/msc	VOA5975C.I_220222A : 19	R375218
1,1-Dichloroethane	ND	ug/L	1	U	1.0	0.50	0.14		SW8260B	02/22/2022 19:10/msc	VOA5975C.I_220222A : 19	R375218
1,2-Dichloroethane	ND	ug/L	1	U	1.0	0.25	0.12		SW8260B	02/22/2022 19:10/msc	VOA5975C.I_220222A : 19	R375218
1,1-Dichloroethene	ND	ug/L	1	U	1.0	0.50	0.14		SW8260B	02/22/2022 19:10/msc	VOA5975C.I_220222A : 19	R375218
cis-1,2-Dichloroethene	ND	ug/L	1	U	1.0	0.25	0.11		SW8260B	02/22/2022 19:10/msc	VOA5975C.I_220222A : 19	R375218
trans-1,2-Dichloroethene	ND	ug/L	1	U	1.0	0.25	0.12		SW8260B	02/22/2022 19:10/msc	VOA5975C.I_220222A : 19	R375218
1,2-Dichloropropane	ND	ug/L	1	U	1.0	0.20	0.085		SW8260B	02/22/2022 19:10/msc	VOA5975C.I_220222A : 19	R375218
1,3-Dichloropropane	ND	ug/L	1	U	1.0	0.20	0.079		SW8260B	02/22/2022 19:10/msc	VOA5975C.I_220222A : 19	R375218
2,2-Dichloropropane	ND	ug/L	1	U	1.0	0.50	0.19		SW8260B	02/22/2022 19:10/msc	VOA5975C.I_220222A : 19	R375218
1,1-Dichloropropene	ND	ug/L	1	U	1.0	0.20	0.083		SW8260B	02/22/2022 19:10/msc	VOA5975C.I_220222A : 19	R375218
cis-1,3-Dichloropropene	ND	ug/L	1	U	1.0	0.20	0.073		SW8260B	02/22/2022 19:10/msc	VOA5975C.I_220222A : 19	R375218
trans-1,3-Dichloropropene	ND	ug/L	1	U	1.0	0.20	0.085		SW8260B	02/22/2022 19:10/msc	VOA5975C.I_220222A : 19	R375218
Ethylbenzene	ND	ug/L	1	U	1.0	0.20	0.084		SW8260B	02/22/2022 19:10/msc	VOA5975C.I_220222A : 19	R375218
Methyl ethyl ketone	ND	ug/L	1	U	20	5.0	1.8		SW8260B	02/22/2022 19:10/msc	VOA5975C.I_220222A : 19	R375218
Methyl tert-butyl ether (MTBE)	ND	ug/L	1	U	1.0	0.25	0.10		SW8260B	02/22/2022 19:10/msc	VOA5975C.I_220222A : 19	R375218
Methylene chloride	ND	ug/L	1	U	1.0	0.50	0.34		SW8260B	02/22/2022 19:10/msc	VOA5975C.I_220222A : 19	R375218
Styrene	ND	ug/L	1	U	1.0	0.20	0.067		SW8260B	02/22/2022 19:10/msc	VOA5975C.I_220222A : 19	R375218
1,1,1,2-Tetrachloroethane	ND	ug/L	1	U	1.0	0.25	0.10		SW8260B	02/22/2022 19:10/msc	VOA5975C.I_220222A : 19	R375218
1,1,2,2-Tetrachloroethane	ND	ug/L	1	U	1.0	0.20	0.087		SW8260B	02/22/2022 19:10/msc	VOA5975C.I_220222A : 19	R375218
Tetrachloroethene	ND	ug/L	1	U	1.0	0.20	0.067		SW8260B	02/22/2022 19:10/msc	VOA5975C.I_220222A : 19	R375218
Toluene	ND	ug/L	1	U	1.0	0.20	0.068		SW8260B	02/22/2022 19:10/msc	VOA5975C.I_220222A : 19	R375218

LABORATORY ANALYTICAL REPORT

Prepared by Billings, MT Branch

Lab ID: B22021435-028
Client: AECOM - Honolulu
Collection Date: 02/17/2022 14:30
Client Sample ID: ERH2552 (Trip Blank) 14733
Date Received: 02/21/2022
Project: CV18F0126, 60571032.02.46.01
Report Date: 03/04/2022
Matrix: Trip Blank

Analyses	Result	Units	DF	Qual	LOQ	LOD	DL	MCL	Method	Analysis Date / By	RunID : Run Order	BatchID
VOLATILE ORGANIC COMPOUNDS												
1,1,1-Trichloroethane	ND	ug/L	1	U	1.0	0.50	0.13		SW8260B	02/22/2022 19:10/msc	VOA5975C.I_220222A : 19	R375218
1,1,2-Trichloroethane	ND	ug/L	1	U	1.0	0.25	0.11		SW8260B	02/22/2022 19:10/msc	VOA5975C.I_220222A : 19	R375218
Trichloroethene	ND	ug/L	1	U	1.0	0.20	0.099		SW8260B	02/22/2022 19:10/msc	VOA5975C.I_220222A : 19	R375218
Trichlorofluoromethane	ND	ug/L	1	U	1.0	0.50	0.13		SW8260B	02/22/2022 19:10/msc	VOA5975C.I_220222A : 19	R375218
1,2,3-Trichloropropane	ND	ug/L	1	U	1.0	0.50	0.24		SW8260B	02/22/2022 19:10/msc	VOA5975C.I_220222A : 19	R375218
Vinyl chloride	ND	ug/L	1	U	1.0	0.50	0.15		SW8260B	02/22/2022 19:10/msc	VOA5975C.I_220222A : 19	R375218
m+p-Xylenes	ND	ug/L	1	U	1.0	0.50	0.15		SW8260B	02/22/2022 19:10/msc	VOA5975C.I_220222A : 19	R375218
o-Xylene	ND	ug/L	1	U	1.0	0.20	0.060		SW8260B	02/22/2022 19:10/msc	VOA5975C.I_220222A : 19	R375218
Xylenes, Total	ND	ug/L	1	U	1.0	0.20	0.060		SW8260B	02/22/2022 19:10/msc	VOA5975C.I_220222A : 19	R375218
Surr: Dibromofluoromethane	113.0	%REC	1		80-119				SW8260B	02/22/2022 19:10/msc	VOA5975C.I_220222A : 19	R375218
Surr: 1,2-Dichloroethane-d4	115.0	%REC	1		81-118				SW8260B	02/22/2022 19:10/msc	VOA5975C.I_220222A : 19	R375218
Surr: Toluene-d8	104.0	%REC	1		89-112				SW8260B	02/22/2022 19:10/msc	VOA5975C.I_220222A : 19	R375218
Surr: p-Bromofluorobenzene	107.0	%REC	1		85-114				SW8260B	02/22/2022 19:10/msc	VOA5975C.I_220222A : 19	R375218

LABORATORY ANALYTICAL REPORT

Prepared by Billings, MT Branch

Lab ID: B22021435-029
Client: AECOM - Honolulu
Collection Date: 02/17/2022 14:30
Client Sample ID: ERH2552 (Trip Blank) 14754
Date Received: 02/21/2022
Project: CV18F0126, 60571032.02.46.01
Report Date: 03/04/2022
Matrix: Trip Blank

Analyses	Result	Units	DF	Qual	LOQ	LOD	DL	MCL	Method	Analysis Date / By	RunID : Run Order	BatchID
PETROLEUM HYDROCARBONS-VOLATILE												
C6 to C10	ND	ug/L	1	U	20	8.7	2.0		SW8015C	02/23/2022 18:27/jp	VARIAN1_220223A : 11	R375111
Total Purgeable Hydrocarbons	ND	ug/L	1	U	20	10	3.1		SW8015C	02/23/2022 18:27/jp	VARIAN1_220223A : 11	R375111
Surr: Trifluorotoluene	78.0	%REC	1		70-130				SW8015C	02/23/2022 18:27/jp	VARIAN1_220223A : 11	R375111

- Note 1: C6 to C10 is defined as all hydrocarbons eluting between 2-Methylpentane and 1,2,4-Trimethylbenzene.
- Note 2: Total Purgeable Hydrocarbons are defined as the total hydrocarbon response regardless of elution time.

LABORATORY ANALYTICAL REPORT

Prepared by Billings, MT Branch

Lab ID: B22021435-030
Client: AECOM - Honolulu
Collection Date: 02/17/2022 14:30
Client Sample ID: ERH2552 (Trip Blank) 14733
Date Received: 02/21/2022
Project: CV18F0126, 60571032.02.46.01
Report Date: 03/04/2022
Matrix: Trip Blank

Analyses	Result	Units	DF	Qual	LOQ	LOD	DL	MCL	Method	Analysis Date / By	RunID : Run Order	BatchID
VOCS BY MICROEXTRACTION-ECD												
1,2-Dibromoethane	ND	ug/L	1	U	0.010	0.0050	0.0026		SW8011	02/25/2022 00:00/clt	GECD.I_220224A : 28	163984
Surr: 1,1,1,2-Tetrachloroethane	108.0	%REC	1		70-130				SW8011	02/25/2022 00:00/clt	GECD.I_220224A : 28	163984

LABORATORY ANALYTICAL REPORT

Prepared by Billings, MT Branch

Lab ID: B22021435-031
Client: AECOM - Honolulu
Collection Date: 02/17/2022 14:30
Client Sample ID: ERH2552 (Trip Blank) 14732
Date Received: 02/21/2022
Project: CV18F0126, 60571032.02.46.01
Report Date: 03/04/2022
Matrix: Trip Blank

Analyses	Result	Units	DF	Qual	LOQ	LOD	DL	MCL	Method	Analysis Date / By	RunID : Run Order	BatchID
ORGANIC CHARACTERISTICS												
Methane	ND	mg/L	1	U	0.0020	0.0012	0.00070		SW8015M	02/23/2022 12:23/jdw	FID-HEADSPACE_220223A : 17	R375084

LABORATORY ANALYTICAL REPORT

Prepared by Billings, MT Branch

Client: AECOM - Honolulu
Client Sample ID: ERH2555 (Sump Audit 3)
Project: CV18F0126, 60571032.02.46.01
Matrix: Ground Water

Lab ID: B22021435-032
Collection Date: 02/17/2022 15:40
Date Received: 02/21/2022
Report Date: 03/04/2022

Analyses	Result	Units	DF	Qual	LOQ	LOD	DL	MCL	Method	Analysis Date / By	RunID : Run Order	BatchID
LOW LEVEL PAH BY 8270C SIM												
1-Methylnaphthalene	ND	ug/L	1	U	0.10	0.050	0.021		SW8270CSIM	02/28/2022 23:24/jph	SV5975.I_220228A : 24	163957
2-Methylnaphthalene	ND	ug/L	1	U	0.10	0.050	0.018		SW8270CSIM	02/28/2022 23:24/jph	SV5975.I_220228A : 24	163957
Acenaphthene	ND	ug/L	1	U	0.10	0.050	0.032		SW8270CSIM	02/28/2022 23:24/jph	SV5975.I_220228A : 24	163957
Acenaphthylene	ND	ug/L	1	U	0.10	0.050	0.025		SW8270CSIM	02/28/2022 23:24/jph	SV5975.I_220228A : 24	163957
Anthracene	ND	ug/L	1	U	0.10	0.050	0.028		SW8270CSIM	02/28/2022 23:24/jph	SV5975.I_220228A : 24	163957
Benzo(a)anthracene	0.058	ug/L	1	J	0.10	0.050	0.027		SW8270CSIM	02/28/2022 23:24/jph	SV5975.I_220228A : 24	163957
Benzo(a)pyrene	0.069	ug/L	1	J	0.10	0.050	0.035		SW8270CSIM	02/28/2022 23:24/jph	SV5975.I_220228A : 24	163957
Benzo(b)fluoranthene	0.12	ug/L	1		0.10	0.050	0.023		SW8270CSIM	02/28/2022 23:24/jph	SV5975.I_220228A : 24	163957
Benzo(g,h,i)perylene	0.14	ug/L	1		0.10	0.050	0.027		SW8270CSIM	02/28/2022 23:24/jph	SV5975.I_220228A : 24	163957
Benzo(k)fluoranthene	0.10	ug/L	1		0.10	0.050	0.030		SW8270CSIM	02/28/2022 23:24/jph	SV5975.I_220228A : 24	163957
Chrysene	ND	ug/L	1	U	0.10	0.050	0.046		SW8270CSIM	02/28/2022 23:24/jph	SV5975.I_220228A : 24	163957
Dibenzo(a,h)anthracene	0.12	ug/L	1		0.10	0.050	0.037		SW8270CSIM	02/28/2022 23:24/jph	SV5975.I_220228A : 24	163957
Fluoranthene	ND	ug/L	1	U	0.10	0.050	0.023		SW8270CSIM	02/28/2022 23:24/jph	SV5975.I_220228A : 24	163957
Fluorene	ND	ug/L	1	U	0.10	0.050	0.022		SW8270CSIM	02/28/2022 23:24/jph	SV5975.I_220228A : 24	163957
Indeno(1,2,3-cd)pyrene	0.12	ug/L	1		0.10	0.050	0.049		SW8270CSIM	02/28/2022 23:24/jph	SV5975.I_220228A : 24	163957
Naphthalene	ND	ug/L	1	U	0.10	0.050	0.029		SW8270CSIM	02/28/2022 23:24/jph	SV5975.I_220228A : 24	163957
Phenanthrene	ND	ug/L	1	U	0.10	0.050	0.030		SW8270CSIM	02/28/2022 23:24/jph	SV5975.I_220228A : 24	163957
Pyrene	ND	ug/L	1	U	0.10	0.050	0.024		SW8270CSIM	02/28/2022 23:24/jph	SV5975.I_220228A : 24	163957
AGGREGATE ORGANICS												
Organic Carbon, Total (TOC) - TOC Range is 0.6 to 0.7	0.61	mg/L	1		0.50	0.50	0.17		SW9060A	02/25/2022 22:15/eli-ca	SUB-C280065 : 12	C_R280065
METALS, DISSOLVED												
Lead	0.00006	mg/L	1	J	0.001	0.00005	0.00003		SW6020	02/24/2022 19:36/car	ICPMS207-B_220224A : 60	R375174
METALS, TOTAL												
Lead	0.00036	mg/L	1	J	0.001	0.0001	0.00008		SW6020	02/24/2022 19:43/car	ICPMS207-B_220224A : 61	163954
VOLATILE ORGANIC COMPOUNDS												
Benzene	ND	ug/L	1	U	1.0	0.20	0.091		SW8260B	02/22/2022 16:00/msc	VOA5975C.I_220222A : 12	R375218
Bromobenzene	ND	ug/L	1	U	1.0	0.20	0.083		SW8260B	02/22/2022 16:00/msc	VOA5975C.I_220222A : 12	R375218
Bromochloromethane	ND	ug/L	1	U	1.0	0.50	0.14		SW8260B	02/22/2022 16:00/msc	VOA5975C.I_220222A : 12	R375218
Bromodichloromethane	ND	ug/L	1	U	1.0	0.25	0.12		SW8260B	02/22/2022 16:00/msc	VOA5975C.I_220222A : 12	R375218
Bromoform	ND	ug/L	1	U	1.0	0.25	0.12		SW8260B	02/22/2022 16:00/msc	VOA5975C.I_220222A : 12	R375218
Carbon tetrachloride	ND	ug/L	1	U	1.0	0.50	0.14		SW8260B	02/22/2022 16:00/msc	VOA5975C.I_220222A : 12	R375218
Chlorobenzene	ND	ug/L	1	U	1.0	0.20	0.091		SW8260B	02/22/2022 16:00/msc	VOA5975C.I_220222A : 12	R375218
Chlorodibromomethane	ND	ug/L	1	U	1.0	0.20	0.084		SW8260B	02/22/2022 16:00/msc	VOA5975C.I_220222A : 12	R375218
Chloroethane	ND	ug/L	1	U	1.0	0.50	0.17		SW8260B	02/22/2022 16:00/msc	VOA5975C.I_220222A : 12	R375218
Chloroform	0.18	ug/L	1	J	1.0	0.20	0.079		SW8260B	02/22/2022 16:00/msc	VOA5975C.I_220222A : 12	R375218
Chloromethane	ND	ug/L	1	U	1.0	0.50	0.16		SW8260B	02/22/2022 16:00/msc	VOA5975C.I_220222A : 12	R375218

LABORATORY ANALYTICAL REPORT

Prepared by Billings, MT Branch

Client: AECOM - Honolulu
Client Sample ID: ERH2555 (Sump Audit 3)
Project: CV18F0126, 60571032.02.46.01
Matrix: Ground Water

Lab ID: B22021435-032
Collection Date: 02/17/2022 15:40
Date Received: 02/21/2022
Report Date: 03/04/2022

Analyses	Result	Units	DF	Qual	LOQ	LOD	DL	MCL	Method	Analysis Date / By	RunID : Run Order	BatchID
VOLATILE ORGANIC COMPOUNDS												
1,2-Dibromoethane	ND	ug/L	1	U	1.0	0.20	0.092		SW8260B	02/22/2022 16:00/msc	VOA5975C.I_220222A : 12	R375218
2-Chlorotoluene	ND	ug/L	1	U	1.0	0.20	0.088		SW8260B	02/22/2022 16:00/msc	VOA5975C.I_220222A : 12	R375218
4-Chlorotoluene	ND	ug/L	1	U	1.0	0.20	0.073		SW8260B	02/22/2022 16:00/msc	VOA5975C.I_220222A : 12	R375218
Dibromomethane	ND	ug/L	1	U	1.0	0.50	0.15		SW8260B	02/22/2022 16:00/msc	VOA5975C.I_220222A : 12	R375218
1,2-Dichlorobenzene	ND	ug/L	1	U	1.0	0.20	0.075		SW8260B	02/22/2022 16:00/msc	VOA5975C.I_220222A : 12	R375218
1,3-Dichlorobenzene	ND	ug/L	1	U	1.0	0.20	0.080		SW8260B	02/22/2022 16:00/msc	VOA5975C.I_220222A : 12	R375218
1,4-Dichlorobenzene	ND	ug/L	1	U	1.0	0.20	0.086		SW8260B	02/22/2022 16:00/msc	VOA5975C.I_220222A : 12	R375218
Dichlorodifluoromethane	ND	ug/L	1	U	1.0	0.50	0.18		SW8260B	02/22/2022 16:00/msc	VOA5975C.I_220222A : 12	R375218
1,1-Dichloroethane	ND	ug/L	1	U	1.0	0.50	0.14		SW8260B	02/22/2022 16:00/msc	VOA5975C.I_220222A : 12	R375218
1,2-Dichloroethane	ND	ug/L	1	U	1.0	0.25	0.12		SW8260B	02/22/2022 16:00/msc	VOA5975C.I_220222A : 12	R375218
1,1-Dichloroethene	ND	ug/L	1	U	1.0	0.50	0.14		SW8260B	02/22/2022 16:00/msc	VOA5975C.I_220222A : 12	R375218
cis-1,2-Dichloroethene	ND	ug/L	1	U	1.0	0.25	0.11		SW8260B	02/22/2022 16:00/msc	VOA5975C.I_220222A : 12	R375218
trans-1,2-Dichloroethene	ND	ug/L	1	U	1.0	0.25	0.12		SW8260B	02/22/2022 16:00/msc	VOA5975C.I_220222A : 12	R375218
1,2-Dichloropropane	ND	ug/L	1	U	1.0	0.20	0.085		SW8260B	02/22/2022 16:00/msc	VOA5975C.I_220222A : 12	R375218
1,3-Dichloropropane	ND	ug/L	1	U	1.0	0.20	0.079		SW8260B	02/22/2022 16:00/msc	VOA5975C.I_220222A : 12	R375218
2,2-Dichloropropane	ND	ug/L	1	U	1.0	0.50	0.19		SW8260B	02/22/2022 16:00/msc	VOA5975C.I_220222A : 12	R375218
1,1-Dichloropropene	ND	ug/L	1	U	1.0	0.20	0.083		SW8260B	02/22/2022 16:00/msc	VOA5975C.I_220222A : 12	R375218
cis-1,3-Dichloropropene	ND	ug/L	1	U	1.0	0.20	0.073		SW8260B	02/22/2022 16:00/msc	VOA5975C.I_220222A : 12	R375218
trans-1,3-Dichloropropene	ND	ug/L	1	U	1.0	0.20	0.085		SW8260B	02/22/2022 16:00/msc	VOA5975C.I_220222A : 12	R375218
Ethylbenzene	ND	ug/L	1	U	1.0	0.20	0.084		SW8260B	02/22/2022 16:00/msc	VOA5975C.I_220222A : 12	R375218
Methyl ethyl ketone	19	ug/L	1	J	20	5.0	1.8		SW8260B	02/22/2022 16:00/msc	VOA5975C.I_220222A : 12	R375218
Methyl tert-butyl ether (MTBE)	ND	ug/L	1	U	1.0	0.25	0.10		SW8260B	02/22/2022 16:00/msc	VOA5975C.I_220222A : 12	R375218
Methylene chloride	ND	ug/L	1	U	1.0	0.50	0.34		SW8260B	02/22/2022 16:00/msc	VOA5975C.I_220222A : 12	R375218
Styrene	ND	ug/L	1	U	1.0	0.20	0.067		SW8260B	02/22/2022 16:00/msc	VOA5975C.I_220222A : 12	R375218
1,1,1,2-Tetrachloroethane	ND	ug/L	1	U	1.0	0.25	0.10		SW8260B	02/22/2022 16:00/msc	VOA5975C.I_220222A : 12	R375218
1,1,2,2-Tetrachloroethane	ND	ug/L	1	U	1.0	0.20	0.087		SW8260B	02/22/2022 16:00/msc	VOA5975C.I_220222A : 12	R375218
Tetrachloroethene	ND	ug/L	1	U	1.0	0.20	0.067		SW8260B	02/22/2022 16:00/msc	VOA5975C.I_220222A : 12	R375218
Toluene	ND	ug/L	1	U	1.0	0.20	0.068		SW8260B	02/22/2022 16:00/msc	VOA5975C.I_220222A : 12	R375218
1,1,1-Trichloroethane	ND	ug/L	1	U	1.0	0.50	0.13		SW8260B	02/22/2022 16:00/msc	VOA5975C.I_220222A : 12	R375218
1,1,2-Trichloroethane	ND	ug/L	1	U	1.0	0.25	0.11		SW8260B	02/22/2022 16:00/msc	VOA5975C.I_220222A : 12	R375218
Trichloroethene	ND	ug/L	1	U	1.0	0.20	0.099		SW8260B	02/22/2022 16:00/msc	VOA5975C.I_220222A : 12	R375218
Trichlorofluoromethane	ND	ug/L	1	U	1.0	0.50	0.13		SW8260B	02/22/2022 16:00/msc	VOA5975C.I_220222A : 12	R375218
1,2,3-Trichloropropane	ND	ug/L	1	U	1.0	0.50	0.24		SW8260B	02/22/2022 16:00/msc	VOA5975C.I_220222A : 12	R375218
Vinyl chloride	ND	ug/L	1	U	1.0	0.50	0.15		SW8260B	02/22/2022 16:00/msc	VOA5975C.I_220222A : 12	R375218
m+p-Xylenes	ND	ug/L	1	U	1.0	0.50	0.15		SW8260B	02/22/2022 16:00/msc	VOA5975C.I_220222A : 12	R375218
o-Xylene	0.11	ug/L	1	J	1.0	0.20	0.060		SW8260B	02/22/2022 16:00/msc	VOA5975C.I_220222A : 12	R375218
Xylenes, Total	0.11	ug/L	1	J	1.0	0.20	0.060		SW8260B	02/22/2022 16:00/msc	VOA5975C.I_220222A : 12	R375218
Surr: Dibromofluoromethane	110.0	%REC	1		80-119				SW8260B	02/22/2022 16:00/msc	VOA5975C.I_220222A : 12	R375218
Surr: 1,2-Dichloroethane-d4	113.0	%REC	1		81-118				SW8260B	02/22/2022 16:00/msc	VOA5975C.I_220222A : 12	R375218

LABORATORY ANALYTICAL REPORT

Prepared by Billings, MT Branch

Lab ID: B22021435-032
Client: AECOM - Honolulu
Collection Date: 02/17/2022 15:40
Client Sample ID: ERH2555 (Sump Audit 3)
Date Received: 02/21/2022
Project: CV18F0126, 60571032.02.46.01
Report Date: 03/04/2022
Matrix: Ground Water

Analyses	Result	Units	DF	Qual	LOQ	LOD	DL	MCL	Method	Analysis Date / By	RunID : Run Order	BatchID
VOLATILE ORGANIC COMPOUNDS												
Surr: Toluene-d8	106.0	%REC	1		89-112				SW8260B	02/22/2022 16:00/msc	VOA5975C.I_220222A : 12	R375218
Surr: p-Bromofluorobenzene	105.0	%REC	1		85-114				SW8260B	02/22/2022 16:00/msc	VOA5975C.I_220222A : 12	R375218
VOCS BY MICROEXTRACTION-ECD												
1,2-Dibromoethane	ND	ug/L	1	U	0.010	0.0049	0.0025		SW8011	02/25/2022 16:15/clt	GECD.I_220225A : 10	164037
Surr: 1,1,1,2-Tetrachloroethane	107.0	%REC	1		70-130				SW8011	02/25/2022 16:15/clt	GECD.I_220225A : 10	164037
PETROLEUM HYDROCARBONS-VOLATILE												
C6 to C10	5.2	ug/L	1	J	20	8.7	2.0		SW8015C	02/24/2022 06:57/jp	VARIAN1_220223A : 25	R375111
Total Purgeable Hydrocarbons	55	ug/L	1		20	10	3.1		SW8015C	02/24/2022 06:57/jp	VARIAN1_220223A : 25	R375111
Surr: Trifluorotoluene	75.0	%REC	1		70-130				SW8015C	02/24/2022 06:57/jp	VARIAN1_220223A : 25	R375111
- Note 1: C6 to C10 is defined as all hydrocarbons eluting between 2-Methylpentane and 1,2,4-Trimethylbenzene.												
- Note 2: Total Purgeable Hydrocarbons are defined as the total hydrocarbon response regardless of elution time.												
PETROLEUM HYDROCARBONS-SEMI-VOLATILE												
Diesel Range Organics (C10 to C24)	0.18	mg/L	1	J	0.30	0.14	0.037		SW8015C	02/24/2022 01:50/amn	GCFID-HP5-B_220223A : 15	163927
Diesel Range Organics (SGT-C10 to C24)	0.088	mg/L	1	J	0.30	0.11	0.027		SW8015C	02/25/2022 07:15/amn	GCFID-HP5-B_220223B : 8	163927
Oil Range Hydrocarbons (C24 to C40)	ND	mg/L	1	U	0.30	0.14	0.084		SW8015C	02/24/2022 01:50/amn	GCFID-HP5-B_220223A : 15	163927
Oil Range Hydrocarbons (SGT-C24 to C40)	ND	mg/L	1	U	0.30	0.14	0.084		SW8015C	02/25/2022 07:15/amn	GCFID-HP5-B_220223B : 8	163927
Total Extractable Hydrocarbons	0.28	mg/L	1	J	0.30	0.14	0.071		SW8015C	02/24/2022 01:50/amn	GCFID-HP5-B_220223A : 15	163927
Total Extractable Hydrocarbons (SGT)	0.094	mg/L	1	J	0.30	0.11	0.034		SW8015C	02/25/2022 07:15/amn	GCFID-HP5-B_220223B : 8	163927
Surr: o-Terphenyl	98.0	%REC	1		56-125				SW8015C	02/24/2022 01:50/amn	GCFID-HP5-B_220223A : 15	163927
Surr: o-Terphenyl (SGT)	94.0	%REC	1		56-125				SW8015C	02/25/2022 07:15/amn	GCFID-HP5-B_220223B : 8	163927
Surr: n-Triacontane	89.0	%REC	1		50-150				SW8015C	02/24/2022 01:50/amn	GCFID-HP5-B_220223A : 15	163927
Surr: n-Triacontane (SGT)	81.0	%REC	1		50-150				SW8015C	02/25/2022 07:15/amn	GCFID-HP5-B_220223B : 8	163927
- Note: Total Extractable Hydrocarbons are defined as the total hydrocarbon responses regardless of elution time.												
ORGANIC CHARACTERISTICS												
Methane	0.0022	mg/L	1		0.0020	0.0012	0.00070		SW8015M	02/23/2022 12:32/jdw	FID-HEADSPACE_220223A : 18	R375084
SEMI-VOLATILE ORGANIC COMPOUNDS												
1,2,4-Trichlorobenzene	ND	ug/L	1	U	10	5.0	1.9		SW8270C	02/24/2022 23:42/dsm	SV5973N.I_220224A : 16	163957
1,2-Dichlorobenzene	ND	ug/L	1	U	10	5.0	2.0		SW8270C	02/24/2022 23:42/dsm	SV5973N.I_220224A : 16	163957
1,3-Dichlorobenzene	ND	ug/L	1	U	10	5.0	2.1		SW8270C	02/24/2022 23:42/dsm	SV5973N.I_220224A : 16	163957
1,4-Dichlorobenzene	ND	ug/L	1	U	10	5.0	2.0		SW8270C	02/24/2022 23:42/dsm	SV5973N.I_220224A : 16	163957
2,4,5-Trichlorophenol	ND	ug/L	1	U	10	5.0	2.2		SW8270C	02/24/2022 23:42/dsm	SV5973N.I_220224A : 16	163957
2,4,6-Trichlorophenol	ND	ug/L	1	U	10	5.0	2.6		SW8270C	02/24/2022 23:42/dsm	SV5973N.I_220224A : 16	163957
2,4-Dichlorophenol	ND	ug/L	1	U	10	5.0	1.7		SW8270C	02/24/2022 23:42/dsm	SV5973N.I_220224A : 16	163957
2,4-Dimethylphenol	ND	ug/L	1	U	10	5.0	1.7		SW8270C	02/24/2022 23:42/dsm	SV5973N.I_220224A : 16	163957
2,4-Dinitrophenol	ND	ug/L	1	U	10	10	4.3		SW8270C	02/24/2022 23:42/dsm	SV5973N.I_220224A : 16	163957
2,4-Dinitrotoluene	ND	ug/L	1	U	10	5.0	3.0		SW8270C	02/24/2022 23:42/dsm	SV5973N.I_220224A : 16	163957

LABORATORY ANALYTICAL REPORT

Prepared by Billings, MT Branch

Client: AECOM - Honolulu
Client Sample ID: ERH2555 (Sump Audit 3)
Project: CV18F0126, 60571032.02.46.01
Matrix: Ground Water

Lab ID: B22021435-032
Collection Date: 02/17/2022 15:40
Date Received: 02/21/2022
Report Date: 03/04/2022

Analyses	Result	Units	DF	Qual	LOQ	LOD	DL	MCL	Method	Analysis Date / By	RunID : Run Order	BatchID
SEMI-VOLATILE ORGANIC COMPOUNDS												
2,6-Dinitrotoluene	ND	ug/L	1	U	10	5.0	3.2		SW8270C	02/24/2022 23:42/dsm	SV5973N.I_220224A : 16	163957
2-Chloronaphthalene	ND	ug/L	1	U	10	5.0	2.1		SW8270C	02/24/2022 23:42/dsm	SV5973N.I_220224A : 16	163957
2-Chlorophenol	ND	ug/L	1	U	10	5.0	2.5		SW8270C	02/24/2022 23:42/dsm	SV5973N.I_220224A : 16	163957
2-Nitrophenol	ND	ug/L	1	U	10	5.0	2.4		SW8270C	02/24/2022 23:42/dsm	SV5973N.I_220224A : 16	163957
3,3´-Dichlorobenzidine	ND	ug/L	1	U	10	5.0	2.1		SW8270C	02/24/2022 23:42/dsm	SV5973N.I_220224A : 16	163957
4,6-Dinitro-2-methylphenol	ND	ug/L	1	U	10	10	2.3		SW8270C	02/24/2022 23:42/dsm	SV5973N.I_220224A : 16	163957
4-Bromophenyl phenyl ether	ND	ug/L	1	U	10	5.0	1.7		SW8270C	02/24/2022 23:42/dsm	SV5973N.I_220224A : 16	163957
4-Chloro-3-methylphenol	ND	ug/L	1	U	10	5.0	1.5		SW8270C	02/24/2022 23:42/dsm	SV5973N.I_220224A : 16	163957
4-Chlorophenol	ND	ug/L	1	U	10	5.0	2.6		SW8270C	02/24/2022 23:42/dsm	SV5973N.I_220224A : 16	163957
4-Chlorophenyl phenyl ether	ND	ug/L	1	U	10	5.0	2.0		SW8270C	02/24/2022 23:42/dsm	SV5973N.I_220224A : 16	163957
4-Nitrophenol	ND	ug/L	1	U	10	10	2.5		SW8270C	02/24/2022 23:42/dsm	SV5973N.I_220224A : 16	163957
Azobenzene	ND	ug/L	1	U	10	5.0	1.1		SW8270C	02/24/2022 23:42/dsm	SV5973N.I_220224A : 16	163957
bis(-2-chloroethoxy)Methane	ND	ug/L	1	U	10	5.0	1.4		SW8270C	02/24/2022 23:42/dsm	SV5973N.I_220224A : 16	163957
bis(-2-chloroethyl)Ether	ND	ug/L	1	U	10	5.0	2.6		SW8270C	02/24/2022 23:42/dsm	SV5973N.I_220224A : 16	163957
bis(2-chloroisopropyl)Ether	ND	ug/L	1	U	10	5.0	1.5		SW8270C	02/24/2022 23:42/dsm	SV5973N.I_220224A : 16	163957
bis(2-ethylhexyl)Phthalate	ND	ug/L	1	U	10	5.0	1.9		SW8270C	02/24/2022 23:42/dsm	SV5973N.I_220224A : 16	163957
Butylbenzylphthalate	ND	ug/L	1	U	10	5.0	1.6		SW8270C	02/24/2022 23:42/dsm	SV5973N.I_220224A : 16	163957
Di-n-butyl phthalate	ND	ug/L	1	U	10	5.0	0.93		SW8270C	02/24/2022 23:42/dsm	SV5973N.I_220224A : 16	163957
Di-n-octyl phthalate	ND	ug/L	1	U	10	5.0	1.3		SW8270C	02/24/2022 23:42/dsm	SV5973N.I_220224A : 16	163957
Diethyl phthalate	ND	ug/L	1	U	10	5.0	2.2		SW8270C	02/24/2022 23:42/dsm	SV5973N.I_220224A : 16	163957
Dimethyl phthalate	ND	ug/L	1	U	10	5.0	1.7		SW8270C	02/24/2022 23:42/dsm	SV5973N.I_220224A : 16	163957
Hexachlorobenzene	ND	ug/L	1	U	10	5.0	1.3		SW8270C	02/24/2022 23:42/dsm	SV5973N.I_220224A : 16	163957
Hexachlorobutadiene	ND	ug/L	1	U	10	5.0	2.3		SW8270C	02/24/2022 23:42/dsm	SV5973N.I_220224A : 16	163957
Hexachlorocyclopentadiene	ND	ug/L	1	U	10	5.0	3.0		SW8270C	02/24/2022 23:42/dsm	SV5973N.I_220224A : 16	163957
Hexachloroethane	ND	ug/L	1	U	10	5.0	1.8		SW8270C	02/24/2022 23:42/dsm	SV5973N.I_220224A : 16	163957
Isophorone	ND	ug/L	1	U	10	5.0	1.7		SW8270C	02/24/2022 23:42/dsm	SV5973N.I_220224A : 16	163957
m+p-Cresols	ND	ug/L	1	U	10	5.0	1.8		SW8270C	02/24/2022 23:42/dsm	SV5973N.I_220224A : 16	163957
n-Nitroso-di-n-propylamine	ND	ug/L	1	U	10	5.0	1.5		SW8270C	02/24/2022 23:42/dsm	SV5973N.I_220224A : 16	163957
n-Nitrosodimethylamine	ND	ug/L	1	U	10	5.0	1.5		SW8270C	02/24/2022 23:42/dsm	SV5973N.I_220224A : 16	163957
n-Nitrosodiphenylamine	ND	ug/L	1	U	10	5.0	1.2		SW8270C	02/24/2022 23:42/dsm	SV5973N.I_220224A : 16	163957
Nitrobenzene	ND	ug/L	1	U	10	5.0	2.3		SW8270C	02/24/2022 23:42/dsm	SV5973N.I_220224A : 16	163957
o-Cresol	ND	ug/L	1	U	10	5.0	1.8		SW8270C	02/24/2022 23:42/dsm	SV5973N.I_220224A : 16	163957
Pentachlorophenol	ND	ug/L	1	U	10	10	4.2		SW8270C	02/24/2022 23:42/dsm	SV5973N.I_220224A : 16	163957
Phenol	ND	ug/L	1	U	10	5.0	1.5		SW8270C	02/24/2022 23:42/dsm	SV5973N.I_220224A : 16	163957
Pyridine	ND	ug/L	1	U	10	5.0	3.2		SW8270C	02/24/2022 23:42/dsm	SV5973N.I_220224A : 16	163957
Surr: 2,4,6-Tribromophenol	67.0	%REC	1		43-140				SW8270C	02/24/2022 23:42/dsm	SV5973N.I_220224A : 16	163957
Surr: 2-Fluorobiphenyl	57.0	%REC	1		44-119				SW8270C	02/24/2022 23:42/dsm	SV5973N.I_220224A : 16	163957
Surr: 2-Fluorophenol	28.0	%REC	1		19-119				SW8270C	02/24/2022 23:42/dsm	SV5973N.I_220224A : 16	163957
Surr: Nitrobenzene-d5	57.0	%REC	1		44-120				SW8270C	02/24/2022 23:42/dsm	SV5973N.I_220224A : 16	163957

LABORATORY ANALYTICAL REPORT

Prepared by Billings, MT Branch

Lab ID: B22021435-032
Client: AECOM - Honolulu
Collection Date: 02/17/2022 15:40
Client Sample ID: ERH2555 (Sump Audit 3)
Date Received: 02/21/2022
Project: CV18F0126, 60571032.02.46.01
Report Date: 03/04/2022
Matrix: Ground Water

Analyses	Result	Units	DF	Qual	LOQ	LOD	DL	MCL	Method	Analysis Date / By	RunID : Run Order	BatchID
SEMI-VOLATILE ORGANIC COMPOUNDS												
Surr: Phenol-d5	26.0	%REC	1		10-65				SW8270C	02/24/2022 23:42/dsm	SV5973N.I_220224A : 16	163957
Surr: Terphenyl-d14	91.0	%REC	1		50-134				SW8270C	02/24/2022 23:42/dsm	SV5973N.I_220224A : 16	163957

LABORATORY ANALYTICAL REPORT

Prepared by Billings, MT Branch

Client: AECOM - Honolulu
Client Sample ID: ERH2554 (Trip Blank) 14833
Project: CV18F0126, 60571032.02.46.01
Matrix: Trip Blank

Lab ID: B22021435-033
Collection Date: 02/17/2022 15:40
Date Received: 02/21/2022
Report Date: 03/04/2022

Analyses	Result	Units	DF	Qual	LOQ	LOD	DL	MCL	Method	Analysis Date / By	RunID : Run Order	BatchID
VOLATILE ORGANIC COMPOUNDS												
Benzene	ND	ug/L	1	U	1.0	0.20	0.091		SW8260B	02/22/2022 19:37/msc	VOA5975C.I_220222A : 20	R375218
Bromobenzene	ND	ug/L	1	U	1.0	0.20	0.083		SW8260B	02/22/2022 19:37/msc	VOA5975C.I_220222A : 20	R375218
Bromochloromethane	ND	ug/L	1	U	1.0	0.50	0.14		SW8260B	02/22/2022 19:37/msc	VOA5975C.I_220222A : 20	R375218
Bromodichloromethane	ND	ug/L	1	U	1.0	0.25	0.12		SW8260B	02/22/2022 19:37/msc	VOA5975C.I_220222A : 20	R375218
Bromoform	ND	ug/L	1	U	1.0	0.25	0.12		SW8260B	02/22/2022 19:37/msc	VOA5975C.I_220222A : 20	R375218
Carbon tetrachloride	ND	ug/L	1	U	1.0	0.50	0.14		SW8260B	02/22/2022 19:37/msc	VOA5975C.I_220222A : 20	R375218
Chlorobenzene	ND	ug/L	1	U	1.0	0.20	0.091		SW8260B	02/22/2022 19:37/msc	VOA5975C.I_220222A : 20	R375218
Chlorodibromomethane	ND	ug/L	1	U	1.0	0.20	0.084		SW8260B	02/22/2022 19:37/msc	VOA5975C.I_220222A : 20	R375218
Chloroethane	ND	ug/L	1	U	1.0	0.50	0.17		SW8260B	02/22/2022 19:37/msc	VOA5975C.I_220222A : 20	R375218
Chloroform	ND	ug/L	1	U	1.0	0.20	0.079		SW8260B	02/22/2022 19:37/msc	VOA5975C.I_220222A : 20	R375218
Chloromethane	ND	ug/L	1	U	1.0	0.50	0.16		SW8260B	02/22/2022 19:37/msc	VOA5975C.I_220222A : 20	R375218
1,2-Dibromoethane	ND	ug/L	1	U	1.0	0.20	0.092		SW8260B	02/22/2022 19:37/msc	VOA5975C.I_220222A : 20	R375218
2-Chlorotoluene	ND	ug/L	1	U	1.0	0.20	0.088		SW8260B	02/22/2022 19:37/msc	VOA5975C.I_220222A : 20	R375218
4-Chlorotoluene	ND	ug/L	1	U	1.0	0.20	0.073		SW8260B	02/22/2022 19:37/msc	VOA5975C.I_220222A : 20	R375218
Dibromomethane	ND	ug/L	1	U	1.0	0.50	0.15		SW8260B	02/22/2022 19:37/msc	VOA5975C.I_220222A : 20	R375218
1,2-Dichlorobenzene	ND	ug/L	1	U	1.0	0.20	0.075		SW8260B	02/22/2022 19:37/msc	VOA5975C.I_220222A : 20	R375218
1,3-Dichlorobenzene	ND	ug/L	1	U	1.0	0.20	0.080		SW8260B	02/22/2022 19:37/msc	VOA5975C.I_220222A : 20	R375218
1,4-Dichlorobenzene	ND	ug/L	1	U	1.0	0.20	0.086		SW8260B	02/22/2022 19:37/msc	VOA5975C.I_220222A : 20	R375218
Dichlorodifluoromethane	ND	ug/L	1	U	1.0	0.50	0.18		SW8260B	02/22/2022 19:37/msc	VOA5975C.I_220222A : 20	R375218
1,1-Dichloroethane	ND	ug/L	1	U	1.0	0.50	0.14		SW8260B	02/22/2022 19:37/msc	VOA5975C.I_220222A : 20	R375218
1,2-Dichloroethane	ND	ug/L	1	U	1.0	0.25	0.12		SW8260B	02/22/2022 19:37/msc	VOA5975C.I_220222A : 20	R375218
1,1-Dichloroethene	ND	ug/L	1	U	1.0	0.50	0.14		SW8260B	02/22/2022 19:37/msc	VOA5975C.I_220222A : 20	R375218
cis-1,2-Dichloroethene	ND	ug/L	1	U	1.0	0.25	0.11		SW8260B	02/22/2022 19:37/msc	VOA5975C.I_220222A : 20	R375218
trans-1,2-Dichloroethene	ND	ug/L	1	U	1.0	0.25	0.12		SW8260B	02/22/2022 19:37/msc	VOA5975C.I_220222A : 20	R375218
1,2-Dichloropropane	ND	ug/L	1	U	1.0	0.20	0.085		SW8260B	02/22/2022 19:37/msc	VOA5975C.I_220222A : 20	R375218
1,3-Dichloropropane	ND	ug/L	1	U	1.0	0.20	0.079		SW8260B	02/22/2022 19:37/msc	VOA5975C.I_220222A : 20	R375218
2,2-Dichloropropane	ND	ug/L	1	U	1.0	0.50	0.19		SW8260B	02/22/2022 19:37/msc	VOA5975C.I_220222A : 20	R375218
1,1-Dichloropropene	ND	ug/L	1	U	1.0	0.20	0.083		SW8260B	02/22/2022 19:37/msc	VOA5975C.I_220222A : 20	R375218
cis-1,3-Dichloropropene	ND	ug/L	1	U	1.0	0.20	0.073		SW8260B	02/22/2022 19:37/msc	VOA5975C.I_220222A : 20	R375218
trans-1,3-Dichloropropene	ND	ug/L	1	U	1.0	0.20	0.085		SW8260B	02/22/2022 19:37/msc	VOA5975C.I_220222A : 20	R375218
Ethylbenzene	ND	ug/L	1	U	1.0	0.20	0.084		SW8260B	02/22/2022 19:37/msc	VOA5975C.I_220222A : 20	R375218
Methyl ethyl ketone	ND	ug/L	1	U	20	5.0	1.8		SW8260B	02/22/2022 19:37/msc	VOA5975C.I_220222A : 20	R375218
Methyl tert-butyl ether (MTBE)	ND	ug/L	1	U	1.0	0.25	0.10		SW8260B	02/22/2022 19:37/msc	VOA5975C.I_220222A : 20	R375218
Methylene chloride	ND	ug/L	1	U	1.0	0.50	0.34		SW8260B	02/22/2022 19:37/msc	VOA5975C.I_220222A : 20	R375218
Styrene	ND	ug/L	1	U	1.0	0.20	0.067		SW8260B	02/22/2022 19:37/msc	VOA5975C.I_220222A : 20	R375218
1,1,1,2-Tetrachloroethane	ND	ug/L	1	U	1.0	0.25	0.10		SW8260B	02/22/2022 19:37/msc	VOA5975C.I_220222A : 20	R375218
1,1,2,2-Tetrachloroethane	ND	ug/L	1	U	1.0	0.20	0.087		SW8260B	02/22/2022 19:37/msc	VOA5975C.I_220222A : 20	R375218
Tetrachloroethene	ND	ug/L	1	U	1.0	0.20	0.067		SW8260B	02/22/2022 19:37/msc	VOA5975C.I_220222A : 20	R375218
Toluene	ND	ug/L	1	U	1.0	0.20	0.068		SW8260B	02/22/2022 19:37/msc	VOA5975C.I_220222A : 20	R375218

LABORATORY ANALYTICAL REPORT

Prepared by Billings, MT Branch

Lab ID: B22021435-033
Client: AECOM - Honolulu
Collection Date: 02/17/2022 15:40
Client Sample ID: ERH2554 (Trip Blank) 14833
Date Received: 02/21/2022
Project: CV18F0126, 60571032.02.46.01
Report Date: 03/04/2022
Matrix: Trip Blank

Analyses	Result	Units	DF	Qual	LOQ	LOD	DL	MCL	Method	Analysis Date / By	RunID : Run Order	BatchID
VOLATILE ORGANIC COMPOUNDS												
1,1,1-Trichloroethane	ND	ug/L	1	U	1.0	0.50	0.13		SW8260B	02/22/2022 19:37/msc	VOA5975C.I_220222A : 20	R375218
1,1,2-Trichloroethane	ND	ug/L	1	U	1.0	0.25	0.11		SW8260B	02/22/2022 19:37/msc	VOA5975C.I_220222A : 20	R375218
Trichloroethene	ND	ug/L	1	U	1.0	0.20	0.099		SW8260B	02/22/2022 19:37/msc	VOA5975C.I_220222A : 20	R375218
Trichlorofluoromethane	ND	ug/L	1	U	1.0	0.50	0.13		SW8260B	02/22/2022 19:37/msc	VOA5975C.I_220222A : 20	R375218
1,2,3-Trichloropropane	ND	ug/L	1	U	1.0	0.50	0.24		SW8260B	02/22/2022 19:37/msc	VOA5975C.I_220222A : 20	R375218
Vinyl chloride	ND	ug/L	1	U	1.0	0.50	0.15		SW8260B	02/22/2022 19:37/msc	VOA5975C.I_220222A : 20	R375218
m+p-Xylenes	ND	ug/L	1	U	1.0	0.50	0.15		SW8260B	02/22/2022 19:37/msc	VOA5975C.I_220222A : 20	R375218
o-Xylene	ND	ug/L	1	U	1.0	0.20	0.060		SW8260B	02/22/2022 19:37/msc	VOA5975C.I_220222A : 20	R375218
Xylenes, Total	ND	ug/L	1	U	1.0	0.20	0.060		SW8260B	02/22/2022 19:37/msc	VOA5975C.I_220222A : 20	R375218
Surr: Dibromofluoromethane	116.0	%REC	1		80-119				SW8260B	02/22/2022 19:37/msc	VOA5975C.I_220222A : 20	R375218
Surr: 1,2-Dichloroethane-d4	119.0	%REC	1	S	81-118				SW8260B	02/22/2022 19:37/msc	VOA5975C.I_220222A : 20	R375218
Surr: Toluene-d8	104.0	%REC	1		89-112				SW8260B	02/22/2022 19:37/msc	VOA5975C.I_220222A : 20	R375218
Surr: p-Bromofluorobenzene	109.0	%REC	1		85-114				SW8260B	02/22/2022 19:37/msc	VOA5975C.I_220222A : 20	R375218

- The sample had a slightly high recovery for surrogate 1,2-Dichloroethane-d4. This recovery was slightly above the QSM 5.3 recovery limits but within EPA 8260B method defined limits. There were no analytes detected above the MDL so no further analysis was performed.

LABORATORY ANALYTICAL REPORT

Prepared by Billings, MT Branch

Lab ID: B22021435-034
Client: AECOM - Honolulu
Collection Date: 02/17/2022 15:40
Client Sample ID: ERH2554 (Trip Blank) 14754
Date Received: 02/21/2022
Project: CV18F0126, 60571032.02.46.01
Report Date: 03/04/2022
Matrix: Trip Blank

Analyses	Result	Units	DF	Qual	LOQ	LOD	DL	MCL	Method	Analysis Date / By	RunID : Run Order	BatchID
PETROLEUM HYDROCARBONS-VOLATILE												
C6 to C10	ND	ug/L	1	U	20	8.7	2.0		SW8015C	02/23/2022 19:02/jp	VARIAN1_220223A : 12	R375111
Total Purgeable Hydrocarbons	ND	ug/L	1	U	20	10	3.1		SW8015C	02/23/2022 19:02/jp	VARIAN1_220223A : 12	R375111
Surr: Trifluorotoluene	77.0	%REC	1		70-130				SW8015C	02/23/2022 19:02/jp	VARIAN1_220223A : 12	R375111

- Note 1: C6 to C10 is defined as all hydrocarbons eluting between 2-Methylpentane and 1,2,4-Trimethylbenzene.
- Note 2: Total Purgeable Hydrocarbons are defined as the total hydrocarbon response regardless of elution time.

LABORATORY ANALYTICAL REPORT

Prepared by Billings, MT Branch

Lab ID: B22021435-035
Client: AECOM - Honolulu
Collection Date: 02/17/2022 15:40
Client Sample ID: ERH2554 (Trip Blank) 14733
Date Received: 02/21/2022
Project: CV18F0126, 60571032.02.46.01
Report Date: 03/04/2022
Matrix: Trip Blank

Analyses	Result	Units	DF	Qual	LOQ	LOD	DL	MCL	Method	Analysis Date / By	RunID : Run Order	BatchID
VOCS BY MICROEXTRACTION-ECD												
1,2-Dibromoethane	ND	ug/L	1	U	0.010	0.0049	0.0025		SW8011	02/25/2022 16:34/clt	GECD.I_220225A : 11	163984
Surr: 1,1,1,2-Tetrachloroethane	100.0	%REC	1		70-130				SW8011	02/25/2022 16:34/clt	GECD.I_220225A : 11	163984

LABORATORY ANALYTICAL REPORT

Prepared by Billings, MT Branch

Lab ID: B22021435-036
Client: AECOM - Honolulu
Collection Date: 02/17/2022 15:40
Client Sample ID: ERH2554 (Trip Blank) 14808
Date Received: 02/21/2022
Project: CV18F0126, 60571032.02.46.01
Report Date: 03/04/2022
Matrix: Trip Blank

Analyses	Result	Units	DF	Qual	LOQ	LOD	DL	MCL	Method	Analysis Date / By	RunID : Run Order	BatchID
ORGANIC CHARACTERISTICS												
Methane	ND	mg/L	1	U	0.0020	0.0012	0.00070		SW8015M	02/23/2022 12:43/jdw	FID-HEADSPACE_220223A : 19	R375084

Analytical QC Summary Report

Prepared by Billings, MT Branch

Client: AECOM - Honolulu
Workorder: B22021435
Project: CV18F0126, 60571032.02.46.01 **Report Date:** 03/04/2022

Run ID: Run Order: SV5975.I_220228A: 12 **SampType:** Method Blank **Batch ID:** 163957
Method: SW8270CSIM **Analysis Date:** 02/28/2022 16:53 **Prep Date:** 02/23/2022 09:42
Lab ID: MB-163957 **Units:** ug/L **Prep Method:** SW3510C

Analytes	Result	LOQ	Spk value	Spk RefVal	%REC	LowLimit	HighLimit	RPD RefVal	%RPD	RPDLimit	Qual
1-Methylnaphthalene	ND	0.10									
2-Methylnaphthalene	ND	0.10									
Acenaphthene	ND	0.10									
Acenaphthylene	ND	0.10									
Anthracene	ND	0.10									
Benzo(a)anthracene	ND	0.10									
Benzo(a)pyrene	ND	0.10									
Benzo(b)fluoranthene	ND	0.10									
Benzo(g,h,i)perylene	ND	0.10									
Benzo(k)fluoranthene	ND	0.10									
Chrysene	ND	0.10									
Dibenzo(a,h)anthracene	ND	0.10									
Fluoranthene	ND	0.10									
Fluorene	ND	0.10									
Indeno(1,2,3-cd)pyrene	ND	0.10									
Naphthalene	ND	0.10									
Phenanthrene	ND	0.10									
Pyrene	ND	0.10									

Associated Samples: **B22021435-001C, B22021435-006C, B22021435-007A, B22021435-012C, B22021435-017C, B22021435-022C, B22021435-027C, B22021435-032C**

Run ID: Run Order: SV5975.I_220228A: 13 **SampType:** Laboratory Control Sample **Batch ID:** 163957
Method: SW8270CSIM **Analysis Date:** 02/28/2022 17:26 **Prep Date:** 02/23/2022 09:42
Lab ID: LLCS-163957 **Units:** ug/L **Prep Method:** SW3510C

Analytes	Result	LOQ	Spk value	Spk RefVal	%REC	LowLimit	HighLimit	RPD RefVal	%RPD	RPDLimit	Qual
1-Methylnaphthalene	2.6	0.10	5.0		51.0	41	115				

Analytical QC Summary Report

Prepared by Billings, MT Branch

Client: AECOM - Honolulu
Workorder: B22021435
Project: CV18F0126, 60571032.02.46.01 **Report Date:** 03/04/2022

Run ID: Run Order: SV5975.I_220228A: 13 **SampType:** Laboratory Control Sample **Batch ID:** 163957
Method: SW8270CSIM **Analysis Date:** 02/28/2022 17:26 **Prep Date:** 02/23/2022 09:42
Lab ID: LLCS-163957 **Units:** ug/L **Prep Method:** SW3510C

Analytes	Result	LOQ	Spk value	Spk RefVal	%REC	LowLimit	HighLimit	RPD RefVal	%RPD	RPDLimit	Qual
2-Methylnaphthalene	3.3	0.10	5.0		67.0	39	114				
Acenaphthene	3.5	0.10	5.0		69.0	48	114				
Acenaphthylene	2.8	0.10	5.0		57.0	35	121				
Anthracene	4.2	0.10	5.0		84.0	53	119				
Benzo(a)anthracene	4.3	0.10	5.0		87.0	59	120				
Benzo(a)pyrene	3.8	0.10	5.0		75.0	53	120				
Benzo(b)fluoranthene	4.1	0.10	5.0		83.0	53	126				
Benzo(g,h,i)perylene	3.8	0.10	5.0		76.0	44	128				
Benzo(k)fluoranthene	4.0	0.10	5.0		80.0	54	125				
Chrysene	4.5	0.10	5.0		89.0	57	120				
Dibenzo(a,h)anthracene	4.1	0.10	5.0		82.0	44	141				
Fluoranthene	3.9	0.10	5.0		79.0	58	120				
Fluorene	3.5	0.10	5.0		70.0	50	118				
Indeno(1,2,3-cd)pyrene	3.9	0.10	5.0		78.0	48	130				
Naphthalene	2.6	0.10	5.0		53.0	43	114				
Phenanthrene	4.1	0.10	5.0		81.0	53	115				
Pyrene	4.3	0.10	5.0		87.0	53	121				

Associated Samples: **B22021435-001C, B22021435-006C, B22021435-007A, B22021435-012C, B22021435-017C, B22021435-022C, B22021435-027C, B22021435-032C**

Run ID: Run Order: SV5975.I_220228A: 14 **SampType:** Laboratory Control Sample Duplicate **Batch ID:** 163957
Method: SW8270CSIM **Analysis Date:** 02/28/2022 17:58 **Prep Date:** 02/23/2022 09:42
Lab ID: LLCSD-163957 **Units:** ug/L **Prep Method:** SW3510C

Analytes	Result	LOQ	Spk value	Spk RefVal	%REC	LowLimit	HighLimit	RPD RefVal	%RPD	RPDLimit	Qual
1-Methylnaphthalene	2.6	0.10	5.0		52.0	41	115	2.6	2.0	40.0	
2-Methylnaphthalene	3.1	0.10	5.0		62.0	39	114	3.3	8.0	40.0	

Analytical QC Summary Report

Prepared by Billings, MT Branch

Client: AECOM - Honolulu
Workorder: B22021435
Project: CV18F0126, 60571032.02.46.01 **Report Date:** 03/04/2022

Run ID: Run Order: SV5975.I_220228A: 14 **SampType:** Laboratory Control Sample Duplicate **Batch ID:** 163957
Method: SW8270CSIM **Analysis Date:** 02/28/2022 17:58 **Prep Date:** 02/23/2022 09:42
Lab ID: LLCSD-163957 **Units:** ug/L **Prep Method:** SW3510C

Analytes	Result	LOQ	Spk value	Spk RefVal	%REC	LowLimit	HighLimit	RPD RefVal	%RPD	RPDLimit	Qual
Acenaphthene	3.7	0.10	5.0		74.0	48	114	3.5	6.4	40.0	
Acenaphthylene	3.5	0.10	5.0		69.0	35	121	2.8	19.0	40.0	
Anthracene	4.8	0.10	5.0		96.0	53	119	4.2	14.0	40.0	
Benzo(a)anthracene	5.0	0.10	5.0		101.0	59	120	4.3	15.0	40.0	
Benzo(a)pyrene	4.4	0.10	5.0		89.0	53	120	3.8	17.0	40.0	
Benzo(b)fluoranthene	5.0	0.10	5.0		100.0	53	126	4.1	19.0	40.0	
Benzo(g,h,i)perylene	4.6	0.10	5.0		93.0	44	128	3.8	20.0	40.0	
Benzo(k)fluoranthene	4.7	0.10	5.0		95.0	54	125	4.0	17.0	40.0	
Chrysene	5.1	0.10	5.0		101.0	57	120	4.5	13.0	40.0	
Dibenzo(a,h)anthracene	4.8	0.10	5.0		96.0	44	141	4.1	15.0	40.0	
Fluoranthene	4.5	0.10	5.0		90.0	58	120	3.9	13.0	40.0	
Fluorene	4.0	0.10	5.0		80.0	50	118	3.5	14.0	40.0	
Indeno(1,2,3-cd)pyrene	4.7	0.10	5.0		94.0	48	130	3.9	18.0	40.0	
Naphthalene	2.8	0.10	5.0		56.0	43	114	2.6	5.4	40.0	
Phenanthrene	4.6	0.10	5.0		92.0	53	115	4.1	12.0	40.0	
Pyrene	5.0	0.10	5.0		99.0	53	121	4.3	13.0	40.0	

Associated Samples: **B22021435-001C, B22021435-006C, B22021435-007A, B22021435-012C, B22021435-017C, B22021435-022C, B22021435-027C, B22021435-032C**

- Insufficient sample was submitted to perform a Matrix Spike/Duplicate, so a Laboratory Control Sample Duplicate is included in the reporting package to assess precision.

Run ID: Run Order: SV5975.I_220228A: 18 **SampType:** Sample Matrix Spike **Batch ID:** 163957
Method: SW8270CSIM **Analysis Date:** 02/28/2022 20:09 **Prep Date:** 02/23/2022 09:43
Lab ID: B22021435-007ALMS **Units:** ug/L **Prep Method:** SW3510C

Analytes	Result	LOQ	Spk value	Spk RefVal	%REC	LowLimit	HighLimit	RPD RefVal	%RPD	RPDLimit	Qual
1-Methylnaphthalene	2.8	0.10	5.0	0.0	57.0	41	115				
2-Methylnaphthalene	3.6	0.10	5.0	0.0	72.0	39	114				
Acenaphthene	3.9	0.10	5.0	0.0	77.0	48	114				

Analytical QC Summary Report

Prepared by Billings, MT Branch

Client: AECOM - Honolulu
Workorder: B22021435
Project: CV18F0126, 60571032.02.46.01 **Report Date:** 03/04/2022

Run ID: Run Order: SV5975.I_220228A: 18 **SampType:** Sample Matrix Spike **Batch ID:** 163957
Method: SW8270CSIM **Analysis Date:** 02/28/2022 20:09 **Prep Date:** 02/23/2022 09:43
Lab ID: B22021435-007ALMS **Units:** ug/L **Prep Method:** SW3510C

Analytes	Result	LOQ	Spk value	Spk RefVal	%REC	LowLimit	HighLimit	RPD RefVal	%RPD	RPDLimit	Qual
Acenaphthylene	3.3	0.10	5.0	0.0	66.0	35	121				
Anthracene	4.7	0.10	5.0	0.0	94.0	53	119				
Benzo(a)anthracene	5.0	0.10	5.0	0.0	100.0	59	120				
Benzo(a)pyrene	4.3	0.10	5.0	0.0	86.0	53	120				
Benzo(b)fluoranthene	4.8	0.10	5.0	0.0	96.0	53	126				
Benzo(g,h,i)perylene	4.5	0.10	5.0	0.0	91.0	44	128				
Benzo(k)fluoranthene	4.5	0.10	5.0	0.0	91.0	54	125				
Chrysene	5.1	0.10	5.0	0.0	102.0	57	120				
Dibenzo(a,h)anthracene	4.7	0.10	5.0	0.0	94.0	44	141				
Fluoranthene	4.3	0.10	5.0	0.0	85.0	58	120				
Fluorene	3.8	0.10	5.0	0.0	76.0	50	118				
Indeno(1,2,3-cd)pyrene	4.5	0.10	5.0	0.0	91.0	48	130				
Naphthalene	3.0	0.10	5.0	0.0	60.0	43	114				
Phenanthrene	4.6	0.10	5.0	0.0	91.0	53	115				
Pyrene	4.8	0.10	5.0	0.0	97.0	53	121				

Associated Samples: **B22021435-001C, B22021435-006C, B22021435-007A, B22021435-012C, B22021435-017C, B22021435-022C, B22021435-027C, B22021435-032C**

Analytical QC Summary Report

Prepared by Billings, MT Branch

Client: AECOM - Honolulu
Workorder: B22021435
Project: CV18F0126, 60571032.02.46.01 **Report Date:** 03/04/2022

Run ID: Run Order: SV5975.I_220228A: 20 **SampType:** Sample Matrix Spike **Batch ID:** 163957
Method: SW8270CSIM **Analysis Date:** 02/28/2022 21:14 **Prep Date:** 02/23/2022 09:43
Lab ID: B22021435-012CLMS **Units:** ug/L **Prep Method:** SW3510C

Analytes	Result	LOQ	Spk value	Spk RefVal	%REC	LowLimit	HighLimit	RPD RefVal	%RPD	RPDLimit	Qual
1-Methylnaphthalene	2.3	0.10	5.0	0.0	45.0	41	115				
2-Methylnaphthalene	2.7	0.10	5.0	0.0	55.0	39	114				
Acenaphthene	3.2	0.10	5.0	0.0	64.0	48	114				
Acenaphthylene	3.0	0.10	5.0	0.0	60.0	35	121				
Anthracene	4.4	0.10	5.0	0.0	88.0	53	119				
Benzo(a)anthracene	4.5	0.10	5.0	0.0	90.0	59	120				
Benzo(a)pyrene	4.0	0.10	5.0	0.0	81.0	53	120				
Benzo(b)fluoranthene	4.6	0.10	5.0	0.0	91.0	53	126				
Benzo(g,h,i)perylene	4.2	0.10	5.0	0.0	84.0	44	128				
Benzo(k)fluoranthene	4.2	0.10	5.0	0.0	84.0	54	125				
Chrysene	4.5	0.10	5.0	0.0	91.0	57	120				
Dibenzo(a,h)anthracene	4.4	0.10	5.0	0.0	88.0	44	141				
Fluoranthene	4.1	0.10	5.0	0.0	83.0	58	120				
Fluorene	3.7	0.10	5.0	0.0	73.0	50	118				
Indeno(1,2,3-cd)pyrene	4.1	0.10	5.0	0.0	83.0	48	130				
Naphthalene	2.3	0.10	5.0	0.0	45.0	43	114				
Phenanthrene	4.4	0.10	5.0	0.0	87.0	53	115				
Pyrene	4.3	0.10	5.0	0.0	87.0	53	121				

Associated Samples: **B22021435-001C, B22021435-006C, B22021435-007A, B22021435-012C, B22021435-017C, B22021435-022C, B22021435-027C, B22021435-032C**

Analytical QC Summary Report

Prepared by Billings, MT Branch

Client: AECOM - Honolulu
Workorder: B22021435
Project: CV18F0126, 60571032.02.46.01 **Report Date:** 03/04/2022

Run ID: Run Order: SV5975.I_220228A: 10 **SampType:** Continuing Calibration Verification Standard **Batch ID:** R375360
Method: SW8270CSIM **Analysis Date:** 02/28/2022 15:48 **Prep Date:**
Lab ID: 28-Feb-22_CCV_9 **Units:** ug/L **Prep Method:**

Analytes	Result	LOQ	Spk value	Spk RefVal	%REC	LowLimit	HighLimit	RPD RefVal	%RPD	RPDLimit	Qual
1-Methylnaphthalene	2.1	0.10	2.0		107.0	80	120				
2-Methylnaphthalene	2.4	0.10	2.0		119.0	80	120				
Acenaphthene	2.2	0.10	2.0		112.0	80	120				
Acenaphthylene	1.9	0.10	2.0		96.0	80	120				
Anthracene	2.2	0.10	2.0		111.0	80	120				
Benzo(a)anthracene	2.2	0.10	2.0		110.0	80	120				
Benzo(a)pyrene	1.9	0.10	2.0		96.0	80	120				
Benzo(b)fluoranthene	2.1	0.10	2.0		103.0	80	120				
Benzo(g,h,i)perylene	2.0	0.10	2.0		100.0	80	120				
Benzo(k)fluoranthene	2.1	0.10	2.0		105.0	80	120				
Chrysene	2.3	0.10	2.0		114.0	80	120				
Dibenzo(a,h)anthracene	2.0	0.10	2.0		98.0	80	120				
Fluoranthene	2.1	0.10	2.0		103.0	80	120				
Fluorene	1.8	0.10	2.0		91.0	80	120				
Indeno(1,2,3-cd)pyrene	2.1	0.10	2.0		104.0	80	120				
Naphthalene	2.1	0.10	2.0		107.0	80	120				
Phenanthrene	2.2	0.10	2.0		110.0	80	120				
Pyrene	2.0	0.10	2.0		101.0	80	120				

Associated Samples: **B22021435-001C, B22021435-006C, B22021435-007A, B22021435-012C, B22021435-017C, B22021435-022C, B22021435-027C, B22021435-032C**

Run ID: Run Order: SV5975.I_220228A: 25 **SampType:** Continuing Calibration Verification Standard **Batch ID:** R375360
Method: SW8270CSIM **Analysis Date:** 02/28/2022 23:56 **Prep Date:**
Lab ID: 28-Feb-22_CCV_24 **Units:** ug/L **Prep Method:**

Analytes	Result	LOQ	Spk value	Spk RefVal	%REC	LowLimit	HighLimit	RPD RefVal	%RPD	RPDLimit	Qual
1-Methylnaphthalene	2.1	0.10	2.0		103.0	50	150				

Analytical QC Summary Report

Prepared by Billings, MT Branch

Client: AECOM - Honolulu
Workorder: B22021435
Project: CV18F0126, 60571032.02.46.01 **Report Date:** 03/04/2022

Run ID: Run Order: SV5975.I_220228A: 25 **SampType:** Continuing Calibration Verification Standard **Batch ID:** R375360
Method: SW8270CSIM **Analysis Date:** 02/28/2022 23:56 **Prep Date:**
Lab ID: 28-Feb-22_CCV_24 **Units:** ug/L **Prep Method:**

Analytes	Result	LOQ	Spk value	Spk RefVal	%REC	LowLimit	HighLimit	RPD RefVal	%RPD	RPDLimit	Qual
2-Methylnaphthalene	2.1	0.10	2.0		105.0	50	150				
Acenaphthene	1.9	0.10	2.0		97.0	50	150				
Acenaphthylene	1.9	0.10	2.0		96.0	50	150				
Anthracene	2.0	0.10	2.0		98.0	50	150				
Benzo(a)anthracene	2.0	0.10	2.0		99.0	50	150				
Benzo(a)pyrene	1.9	0.10	2.0		95.0	50	150				
Benzo(b)fluoranthene	1.9	0.10	2.0		93.0	50	150				
Benzo(g,h,i)perylene	1.7	0.10	2.0		87.0	50	150				
Benzo(k)fluoranthene	1.8	0.10	2.0		91.0	50	150				
Chrysene	2.0	0.10	2.0		101.0	50	150				
Dibenzo(a,h)anthracene	1.9	0.10	2.0		95.0	50	150				
Fluoranthene	1.9	0.10	2.0		95.0	50	150				
Fluorene	1.8	0.10	2.0		92.0	50	150				
Indeno(1,2,3-cd)pyrene	1.9	0.10	2.0		95.0	50	150				
Naphthalene	1.9	0.10	2.0		97.0	50	150				
Phenanthrene	2.0	0.10	2.0		100.0	50	150				
Pyrene	1.8	0.10	2.0		92.0	50	150				

Associated Samples: **B22021435-001C, B22021435-006C, B22021435-007A, B22021435-012C, B22021435-017C, B22021435-022C, B22021435-027C, B22021435-032C**

Analytical QC Summary Report

Prepared by Billings, MT Branch

Client: AECOM - Honolulu
Workorder: B22021435
Project: CV18F0126, 60571032.02.46.01 **Report Date:** 03/04/2022

Run ID: Run Order: SUB-C280065: 2 **SampType:** Method Blank **Batch ID:** C_R280065
Method: SW9060A **Analysis Date:** 02/25/2022 15:28 **Prep Date:**
Lab ID: MBLK **Units:** mg/L **Prep Method:**

Analytes	Result	LOQ	Spk value	Spk RefVal	%REC	LowLimit	HighLimit	RPD RefVal	%RPD	RPDLimit	Qual
Organic Carbon, Total (TOC)	ND	0.20									

Associated Samples: **B22021435-001E, B22021435-006E, B22021435-012E, B22021435-017E, B22021435-022E, B22021435-027E, B22021435-032E**
- TOC Range is 0.0 to 0.0

Run ID: Run Order: SUB-C280065: 1 **SampType:** Laboratory Control Sample **Batch ID:** C_R280065
Method: SW9060A **Analysis Date:** 02/25/2022 14:48 **Prep Date:**
Lab ID: LCS **Units:** mg/L **Prep Method:**

Analytes	Result	LOQ	Spk value	Spk RefVal	%REC	LowLimit	HighLimit	RPD RefVal	%RPD	RPDLimit	Qual
Organic Carbon, Total (TOC)	4.8	0.50	5.0		97.0	91	111				

Associated Samples: **B22021435-001E, B22021435-006E, B22021435-012E, B22021435-017E, B22021435-022E, B22021435-027E, B22021435-032E**
- TOC Range is 4.8 to 4.9

Run ID: Run Order: SUB-C280065: 5 **SampType:** Sample Matrix Spike **Batch ID:** C_R280065
Method: SW9060A **Analysis Date:** 02/25/2022 17:27 **Prep Date:**
Lab ID: B22021435-001E **Units:** mg/L **Prep Method:**

Analytes	Result	LOQ	Spk value	Spk RefVal	%REC	LowLimit	HighLimit	RPD RefVal	%RPD	RPDLimit	Qual
Organic Carbon, Total (TOC)	5.0	0.50	5.0	0.27	95.0	91	111				

Associated Samples: **B22021435-001E, B22021435-006E, B22021435-012E, B22021435-017E, B22021435-022E, B22021435-027E, B22021435-032E**
- TOC Range is 5.0 to 5.1

Analytical QC Summary Report

Prepared by Billings, MT Branch

Client: AECOM - Honolulu
Workorder: B22021435
Project: CV18F0126, 60571032.02.46.01 **Report Date:** 03/04/2022

Run ID: Run Order: SUB-C280065: 6 **SampType:** Sample Matrix Spike Duplicate **Batch ID:** C_R280065
Method: SW9060A **Analysis Date:** 02/25/2022 18:08 **Prep Date:**
Lab ID: B22021435-001E **Units:** mg/L **Prep Method:**

Analytes	Result	LOQ	Spk value	Spk RefVal	%REC	LowLimit	HighLimit	RPD RefVal	%RPD	RPDLimit	Qual
Organic Carbon, Total (TOC)	5.0	0.50	5.0	0.27	94.0	91	111	5.0	0.5	10.0	

Associated Samples: **B22021435-001E, B22021435-006E, B22021435-012E, B22021435-017E, B22021435-022E, B22021435-027E, B22021435-032E**
- TOC Range is 4.9 to 5.1

Run ID: Run Order: SUB-C280065: 3 **SampType:** Continuing Calibration Verification Standard **Batch ID:** C_R280065
Method: SW9060A **Analysis Date:** 02/25/2022 16:07 **Prep Date:**
Lab ID: CCV **Units:** mg/L **Prep Method:**

Analytes	Result	LOQ	Spk value	Spk RefVal	%REC	LowLimit	HighLimit	RPD RefVal	%RPD	RPDLimit	Qual
Organic Carbon, Total (TOC)	4.8	0.50	5.0		95.0	90	110				

Associated Samples: **B22021435-001E, B22021435-006E, B22021435-012E, B22021435-017E, B22021435-022E, B22021435-027E, B22021435-032E**
- TOC Range is 4.7 to 4.8

Run ID: Run Order: SUB-C280065: 13 **SampType:** Continuing Calibration Verification Standard **Batch ID:** C_R280065
Method: SW9060A **Analysis Date:** 02/25/2022 22:57 **Prep Date:**
Lab ID: CCV **Units:** mg/L **Prep Method:**

Analytes	Result	LOQ	Spk value	Spk RefVal	%REC	LowLimit	HighLimit	RPD RefVal	%RPD	RPDLimit	Qual
Organic Carbon, Total (TOC)	4.7	0.50	5.0		95.0	90	110				

Associated Samples: **B22021435-001E, B22021435-006E, B22021435-012E, B22021435-017E, B22021435-022E, B22021435-027E, B22021435-032E**
- TOC Range is 4.7 to 4.8

Analytical QC Summary Report

Prepared by Billings, MT Branch

Client: AECOM - Honolulu
Workorder: B22021435
Project: CV18F0126, 60571032.02.46.01 **Report Date:** 03/04/2022

Run ID: Run Order: ICPMS207-B_220224A: 24 **SampType:** Method Blank **Batch ID:** R375174
Method: SW6020 **Analysis Date:** 02/24/2022 15:51 **Prep Date:**
Lab ID: LRB **Units:** mg/L **Prep Method:**

Analytes	Result	LOQ	Spk value	Spk RefVal	%REC	LowLimit	HighLimit	RPD RefVal	%RPD	RPDLimit	Qual
Lead	ND	0.0005									

Associated Samples: **B22021435-001A, B22021435-006A, B22021435-012A, B22021435-017A, B22021435-022A, B22021435-027A, B22021435-032A**

Run ID: Run Order: ICPMS207-B_220224A: 25 **SampType:** Laboratory Fortified Blank **Batch ID:** R375174
Method: SW6020 **Analysis Date:** 02/24/2022 15:58 **Prep Date:**
Lab ID: LFB **Units:** mg/L **Prep Method:**

Analytes	Result	LOQ	Spk value	Spk RefVal	%REC	LowLimit	HighLimit	RPD RefVal	%RPD	RPDLimit	Qual
Lead	0.052	0.001	0.050		104.0	88	115				

Associated Samples: **B22021435-001A, B22021435-006A, B22021435-012A, B22021435-017A, B22021435-022A, B22021435-027A, B22021435-032A**

Run ID: Run Order: ICPMS207-B_220224A: 37 **SampType:** Sample Matrix Spike **Batch ID:** R375174
Method: SW6020 **Analysis Date:** 02/24/2022 17:13 **Prep Date:**
Lab ID: B22021435-001AMS **Units:** mg/L **Prep Method:**

Analytes	Result	LOQ	Spk value	Spk RefVal	%REC	LowLimit	HighLimit	RPD RefVal	%RPD	RPDLimit	Qual
Lead	0.050	0.001	0.050	0.00	100.0	88	115				

Associated Samples: **B22021435-001A, B22021435-006A, B22021435-012A, B22021435-017A, B22021435-022A, B22021435-027A, B22021435-032A**

Analytical QC Summary Report

Prepared by Billings, MT Branch

Client: AECOM - Honolulu
Workorder: B22021435
Project: CV18F0126, 60571032.02.46.01 **Report Date:** 03/04/2022

Run ID: Run Order: ICPMS207-B_220224A: 38 **SampType:** Sample Matrix Spike Duplicate **Batch ID:** R375174
Method: SW6020 **Analysis Date:** 02/24/2022 17:19 **Prep Date:**
Lab ID: B22021435-001AMSD **Units:** mg/L **Prep Method:**

Analytes	Result	LOQ	Spk value	Spk RefVal	%REC	LowLimit	HighLimit	RPD RefVal	%RPD	RPDLimit	Qual
Lead	0.050	0.001	0.050	0.00	101.0	88	115	0.050	1.0	20.0	

Associated Samples: **B22021435-001A, B22021435-006A, B22021435-012A, B22021435-017A, B22021435-022A, B22021435-027A, B22021435-032A**

Run ID: Run Order: ICPMS207-B_220224A: 36 **SampType:** Serial Dilution **Batch ID:** R375174
Method: SW6020 **Analysis Date:** 02/24/2022 17:06 **Prep Date:**
Lab ID: B22021435-001ADIL **Units:** mg/L **Prep Method:**

Analytes	Result	LOQ	Spk value	Spk RefVal	%REC	LowLimit	HighLimit	RPD RefVal	%RPD	RPDLimit	Qual
Lead	ND	0.001						0.00		10.0	

Associated Samples: **B22021435-001A, B22021435-006A, B22021435-012A, B22021435-017A, B22021435-022A, B22021435-027A, B22021435-032A**

Run ID: Run Order: ICPMS207-B_220224A: 32 **SampType:** Method Blank **Batch ID:** 163954
Method: SW6020 **Analysis Date:** 02/24/2022 16:41 **Prep Date:** 02/23/2022 09:09
Lab ID: MB-163954 **Units:** mg/L **Prep Method:** SW3010A

Analytes	Result	LOQ	Spk value	Spk RefVal	%REC	LowLimit	HighLimit	RPD RefVal	%RPD	RPDLimit	Qual
Lead	ND	0.0005									

Associated Samples: **B22021435-001B, B22021435-006B, B22021435-012B, B22021435-017B, B22021435-022B, B22021435-027B, B22021435-032B**

Analytical QC Summary Report

Prepared by Billings, MT Branch

Client: AECOM - Honolulu
Workorder: B22021435
Project: CV18F0126, 60571032.02.46.01 **Report Date:** 03/04/2022

Run ID: Run Order: ICPMS207-B_220224A: 33 **SampType:** Laboratory Control Sample **Batch ID:** 163954
Method: SW6020 **Analysis Date:** 02/24/2022 16:48 **Prep Date:** 02/23/2022 09:09
Lab ID: LCS4-163954 **Units:** mg/L **Prep Method:** SW3010A

Analytes	Result	LOQ	Spk value	Spk RefVal	%REC	LowLimit	HighLimit	RPD RefVal	%RPD	RPDLimit	Qual
Lead	0.101	0.001	0.100		101.0	88	115				

Associated Samples: **B22021435-001B, B22021435-006B, B22021435-012B, B22021435-017B, B22021435-022B, B22021435-027B, B22021435-032B**

Run ID: Run Order: ICPMS207-B_220224A: 43 **SampType:** Sample Matrix Spike **Batch ID:** 163954
Method: SW6020 **Analysis Date:** 02/24/2022 17:50 **Prep Date:** 02/23/2022 09:10
Lab ID: B22021435-001BMS4 **Units:** mg/L **Prep Method:** SW3010A

Analytes	Result	LOQ	Spk value	Spk RefVal	%REC	LowLimit	HighLimit	RPD RefVal	%RPD	RPDLimit	Qual
Lead	0.100	0.001	0.100	0.00	100.0	88	115				

Associated Samples: **B22021435-001B, B22021435-006B, B22021435-012B, B22021435-017B, B22021435-022B, B22021435-027B, B22021435-032B**

Run ID: Run Order: ICPMS207-B_220224A: 46 **SampType:** Sample Matrix Spike Duplicate **Batch ID:** 163954
Method: SW6020 **Analysis Date:** 02/24/2022 18:09 **Prep Date:** 02/23/2022 09:10
Lab ID: B22021435-001BMSD4 **Units:** mg/L **Prep Method:** SW3010A

Analytes	Result	LOQ	Spk value	Spk RefVal	%REC	LowLimit	HighLimit	RPD RefVal	%RPD	RPDLimit	Qual
Lead	0.102	0.001	0.100	0.00	102.0	88	115	0.100	1.8	20.0	

Associated Samples: **B22021435-001B, B22021435-006B, B22021435-012B, B22021435-017B, B22021435-022B, B22021435-027B, B22021435-032B**

Analytical QC Summary Report

Prepared by Billings, MT Branch

Client: AECOM - Honolulu
Workorder: B22021435
Project: CV18F0126, 60571032.02.46.01 **Report Date:** 03/04/2022

Run ID: Run Order: ICPMS207-B_220224A: 42 **SampType:** Post Digestion/Distillation Spike **Batch ID:** 163954
Method: SW6020 **Analysis Date:** 02/24/2022 17:44 **Prep Date:** 02/23/2022 09:10
Lab ID: B22021435-001BPDS1 **Units:** mg/L **Prep Method:** SW3010A

Analytes	Result	LOQ	Spk value	Spk RefVal	%REC	LowLimit	HighLimit	RPD RefVal	%RPD	RPDLimit	Qual
Lead	0.050	0.001	0.052	0.00	96.0	80	120				

Associated Samples: **B22021435-001B, B22021435-006B, B22021435-012B, B22021435-017B, B22021435-022B, B22021435-027B, B22021435-032B**

Run ID: Run Order: ICPMS207-B_220224A: 41 **SampType:** Serial Dilution **Batch ID:** 163954
Method: SW6020 **Analysis Date:** 02/24/2022 17:38 **Prep Date:** 02/23/2022 09:10
Lab ID: B22021435-001BDIL **Units:** mg/L **Prep Method:** SW3010A

Analytes	Result	LOQ	Spk value	Spk RefVal	%REC	LowLimit	HighLimit	RPD RefVal	%RPD	RPDLimit	Qual
Lead	ND	0.001						0.00		10.0	

Associated Samples: **B22021435-001B, B22021435-006B, B22021435-012B, B22021435-017B, B22021435-022B, B22021435-027B, B22021435-032B**

Run ID: Run Order: ICPMS207-B_220224A: 30 **SampType:** Continuing Calibration Verification Standard **Batch ID:** R375174
Method: SW6020 **Analysis Date:** 02/24/2022 16:29 **Prep Date:**
Lab ID: CCV **Units:** mg/L **Prep Method:**

Analytes	Result	LOQ	Spk value	Spk RefVal	%REC	LowLimit	HighLimit	RPD RefVal	%RPD	RPDLimit	Qual
Lead	0.050	0.001	0.050		101.0	90	110				

Associated Samples: **B22021435-001A, B22021435-001B, B22021435-006A, B22021435-006B, B22021435-012A, B22021435-012B, B22021435-017A, B22021435-017B, B22021435-022A, B22021435-022B, B22021435-027A, B22021435-027B, B22021435-032A, B22021435-032B**

Analytical QC Summary Report

Prepared by Billings, MT Branch

Client: AECOM - Honolulu
Workorder: B22021435
Project: CV18F0126, 60571032.02.46.01 **Report Date:** 03/04/2022

Run ID: Run Order: ICPMS207-B_220224A: 44 **SampType:** Continuing Calibration Verification Standard **Batch ID:** R375174
Method: SW6020 **Analysis Date:** 02/24/2022 17:56 **Prep Date:**
Lab ID: CCV **Units:** mg/L **Prep Method:**

Analytes	Result	LOQ	Spk value	Spk RefVal	%REC	LowLimit	HighLimit	RPD RefVal	%RPD	RPDLimit	Qual
Lead	0.050	0.001	0.050		100.0	90	110				

Associated Samples: **B22021435-001A, B22021435-001B, B22021435-006A, B22021435-006B, B22021435-012A, B22021435-012B, B22021435-017A, B22021435-017B, B22021435-022A, B22021435-022B, B22021435-027A, B22021435-027B, B22021435-032A, B22021435-032B**

Run ID: Run Order: ICPMS207-B_220224A: 57 **SampType:** Continuing Calibration Verification Standard **Batch ID:** R375174
Method: SW6020 **Analysis Date:** 02/24/2022 19:18 **Prep Date:**
Lab ID: CCV **Units:** mg/L **Prep Method:**

Analytes	Result	LOQ	Spk value	Spk RefVal	%REC	LowLimit	HighLimit	RPD RefVal	%RPD	RPDLimit	Qual
Lead	0.050	0.001	0.050		100.0	90	110				

Associated Samples: **B22021435-001A, B22021435-001B, B22021435-006A, B22021435-006B, B22021435-012A, B22021435-012B, B22021435-017A, B22021435-017B, B22021435-022A, B22021435-022B, B22021435-027A, B22021435-027B, B22021435-032A, B22021435-032B**

Run ID: Run Order: ICPMS207-B_220224A: 62 **SampType:** Continuing Calibration Verification Standard **Batch ID:** R375174
Method: SW6020 **Analysis Date:** 02/24/2022 19:49 **Prep Date:**
Lab ID: CCV **Units:** mg/L **Prep Method:**

Analytes	Result	LOQ	Spk value	Spk RefVal	%REC	LowLimit	HighLimit	RPD RefVal	%RPD	RPDLimit	Qual
Lead	0.050	0.001	0.050		100.0	90	110				

Associated Samples: **B22021435-001A, B22021435-001B, B22021435-006A, B22021435-006B, B22021435-012A, B22021435-012B, B22021435-017A, B22021435-017B, B22021435-022A, B22021435-022B, B22021435-027A, B22021435-027B, B22021435-032A, B22021435-032B**

Analytical QC Summary Report

Prepared by Billings, MT Branch

Client: AECOM - Honolulu
Workorder: B22021435
Project: CV18F0126, 60571032.02.46.01 **Report Date:** 03/04/2022

Run ID: Run Order: VOA5975C.I_220222A: 4 **SampType:** Method Blank **Batch ID:** R375218
Method: SW8260B **Analysis Date:** 02/22/2022 11:50 **Prep Date:**
Lab ID: MBLK022222_ **Units:** ug/L **Prep Method:**

Analytes	Result	LOQ	Spk value	Spk RefVal	%REC	LowLimit	HighLimit	RPD RefVal	%RPD	RPDLimit	Qual
Benzene	ND	0.50									
Bromobenzene	ND	0.50									
Bromochloromethane	ND	0.50									
Bromodichloromethane	ND	0.50									
Bromoform	ND	0.50									
Carbon tetrachloride	ND	0.50									
Chlorobenzene	ND	0.50									
Chlorodibromomethane	ND	0.50									
Chloroethane	ND	0.50									
Chloroform	ND	0.50									
Chloromethane	ND	0.50									
1,2-Dibromoethane	ND	0.50									
2-Chlorotoluene	ND	0.50									
Dibromomethane	ND	0.50									
1,2-Dichlorobenzene	ND	0.50									
4-Chlorotoluene	ND	0.50									
1,3-Dichlorobenzene	ND	0.50									
1,4-Dichlorobenzene	ND	0.50									
Dichlorodifluoromethane	ND	0.50									
1,1-Dichloroethane	ND	0.50									
1,2-Dichloroethane	ND	0.50									
1,1-Dichloroethene	ND	0.50									
cis-1,2-Dichloroethene	ND	0.50									
trans-1,2-Dichloroethene	ND	0.50									
1,2-Dichloropropane	ND	0.50									
1,3-Dichloropropane	ND	0.50									
2,2-Dichloropropane	ND	0.50									

Analytical QC Summary Report

Prepared by Billings, MT Branch

Client: AECOM - Honolulu
Workorder: B22021435
Project: CV18F0126, 60571032.02.46.01 **Report Date:** 03/04/2022

Run ID: Run Order: VOA5975C.I_220222A: 4 **SampType:** Method Blank **Batch ID:** R375218
Method: SW8260B **Analysis Date:** 02/22/2022 11:50 **Prep Date:**
Lab ID: MBLK022222_ **Units:** ug/L **Prep Method:**

Analytes	Result	LOQ	Spk value	Spk RefVal	%REC	LowLimit	HighLimit	RPD RefVal	%RPD	RPDLimit	Qual
1,1-Dichloropropene	ND	0.50									
cis-1,3-Dichloropropene	ND	0.50									
trans-1,3-Dichloropropene	ND	0.50									
Ethylbenzene	ND	0.50									
Methyl tert-butyl ether (MTBE)	ND	0.50									
Methyl ethyl ketone	ND	10									
Methylene chloride	ND	0.50									
Styrene	ND	0.50									
1,1,1,2-Tetrachloroethane	ND	0.50									
1,1,2,2-Tetrachloroethane	ND	0.50									
Tetrachloroethene	ND	0.50									
Toluene	ND	0.50									
1,1,1-Trichloroethane	ND	0.50									
1,1,2-Trichloroethane	ND	0.50									
Trichloroethene	ND	0.50									
Trichlorofluoromethane	ND	0.50									
1,2,3-Trichloropropane	ND	0.50									
Vinyl chloride	ND	0.50									
m+p-Xylenes	ND	0.50									
o-Xylene	ND	0.50									
Xylenes, Total	ND	0.50									
Surr: 1,2-Dichloroethane-d4	11	0.50	10		113.0	81	118				
Surr: Dibromofluoromethane	11	0.50	10		110.0	80	119				
Surr: p-Bromofluorobenzene	11	0.50	10		107.0	85	114				

Analytical QC Summary Report

Prepared by Billings, MT Branch

Client: AECOM - Honolulu
Workorder: B22021435
Project: CV18F0126, 60571032.02.46.01 **Report Date:** 03/04/2022

Run ID: Run Order: VOA5975C.I_220222A: 4 **SampType:** Method Blank **Batch ID:** R375218
Method: SW8260B **Analysis Date:** 02/22/2022 11:50 **Prep Date:**
Lab ID: MBLK022222_ **Units:** ug/L **Prep Method:**

Analytes	Result	LOQ	Spk value	Spk RefVal	%REC	LowLimit	HighLimit	RPD RefVal	%RPD	RPDLimit	Qual
Surr: Toluene-d8	11	0.50	10		106.0	89	112				

Associated Samples: **B22021435-001F, B22021435-002A, B22021435-006F, B22021435-007C, B22021435-008A, B22021435-012F, B22021435-013A, B22021435-017F, B22021435-018A, B22021435-022F, B22021435-023A, B22021435-027F, B22021435-028A, B22021435-032F, B22021435-033A**

Run ID: Run Order: VOA5975C.I_220222A: 3 **SampType:** Laboratory Control Sample **Batch ID:** R375218
Method: SW8260B **Analysis Date:** 02/22/2022 10:55 **Prep Date:**
Lab ID: LCS022222_ **Units:** ug/L **Prep Method:**

Analytes	Result	LOQ	Spk value	Spk RefVal	%REC	LowLimit	HighLimit	RPD RefVal	%RPD	RPDLimit	Qual
Benzene	5.2	0.50	5.0		104.0	79	120				
Bromobenzene	5.4	0.50	5.0		109.0	80	120				
Bromochloromethane	5.0	0.50	5.0		101.0	78	123				
Bromodichloromethane	5.2	0.50	5.0		103.0	79	125				
Bromoform	5.3	0.50	5.0		106.0	66	130				
Carbon tetrachloride	4.9	0.50	5.0		99.0	72	136				
Chlorobenzene	5.1	0.50	5.0		103.0	82	118				
Chlorodibromomethane	5.1	0.50	5.0		101.0	74	126				
Chloroethane	4.5	0.50	5.0		90.0	60	138				
Chloroform	4.9	0.50	5.0		98.0	79	124				
Chloromethane	5.0	0.50	5.0		99.0	50	139				
1,2-Dibromoethane	5.3	0.50	5.0		105.0	78	122				
2-Chlorotoluene	5.3	0.50	5.0		106.0	79	122				
Dibromomethane	5.3	0.50	5.0		107.0	79	123				
1,2-Dichlorobenzene	5.2	0.50	5.0		105.0	80	119				

Analytical QC Summary Report

Prepared by Billings, MT Branch

Client: AECOM - Honolulu
Workorder: B22021435
Project: CV18F0126, 60571032.02.46.01 **Report Date:** 03/04/2022

Run ID: Run Order: VOA5975C.I_220222A: 3 **SampType:** Laboratory Control Sample **Batch ID:** R375218
Method: SW8260B **Analysis Date:** 02/22/2022 10:55 **Prep Date:**
Lab ID: LCS022222_ **Units:** ug/L **Prep Method:**

Analytes	Result	LOQ	Spk value	Spk RefVal	%REC	LowLimit	HighLimit	RPD RefVal	%RPD	RPDLimit	Qual
4-Chlorotoluene	5.5	0.50	5.0		109.0	78	122				
1,3-Dichlorobenzene	5.3	0.50	5.0		106.0	80	119				
1,4-Dichlorobenzene	5.2	0.50	5.0		104.0	79	118				
Dichlorodifluoromethane	4.7	0.50	5.0		94.0	32	152				
1,1-Dichloroethane	5.2	0.50	5.0		104.0	77	125				
1,2-Dichloroethane	4.8	0.50	5.0		96.0	73	128				
1,1-Dichloroethene	5.1	0.50	5.0		102.0	71	131				
cis-1,2-Dichloroethene	5.2	0.50	5.0		104.0	78	123				
trans-1,2-Dichloroethene	5.1	0.50	5.0		102.0	75	124				
1,2-Dichloropropane	5.3	0.50	5.0		105.0	78	122				
1,3-Dichloropropane	5.1	0.50	5.0		103.0	80	119				
2,2-Dichloropropane	5.4	0.50	5.0		108.0	60	139				
1,1-Dichloropropene	4.9	0.50	5.0		99.0	79	125				
cis-1,3-Dichloropropene	5.0	0.50	5.0		100.0	75	124				
trans-1,3-Dichloropropene	5.6	0.50	5.0		113.0	73	127				
Ethylbenzene	5.0	0.50	5.0		101.0	79	121				
Methyl tert-butyl ether (MTBE)	5.2	0.50	5.0		104.0	71	124				
Methyl ethyl ketone	57	10	50		114.0	56	143				
Methylene chloride	5.1	0.50	5.0		102.0	74	124				
Styrene	5.1	0.50	5.0		102.0	78	123				
1,1,1,2-Tetrachloroethane	5.1	0.50	5.0		102.0	78	124				
1,1,2,2-Tetrachloroethane	5.4	0.50	5.0		107.0	71	121				
Tetrachloroethene	4.9	0.50	5.0		98.0	74	129				
Toluene	5.3	0.50	5.0		107.0	80	121				
1,1,1-Trichloroethane	5.0	0.50	5.0		100.0	74	131				
1,1,2-Trichloroethane	5.1	0.50	5.0		102.0	80	119				
Trichloroethene	5.1	0.50	5.0		103.0	79	123				

Analytical QC Summary Report

Prepared by Billings, MT Branch

Client: AECOM - Honolulu
Workorder: B22021435
Project: CV18F0126, 60571032.02.46.01 **Report Date:** 03/04/2022

Run ID: Run Order: VOA5975C.I_220222A: 3 **SampType:** Laboratory Control Sample **Batch ID:** R375218
Method: SW8260B **Analysis Date:** 02/22/2022 10:55 **Prep Date:**
Lab ID: LCS022222_ **Units:** ug/L **Prep Method:**

Analytes	Result	LOQ	Spk value	Spk RefVal	%REC	LowLimit	HighLimit	RPD RefVal	%RPD	RPDLimit	Qual
Trichlorofluoromethane	4.6	0.50	5.0		93.0	65	141				
1,2,3-Trichloropropane	5.2	0.50	5.0		104.0	73	125				
Vinyl chloride	5.1	0.50	5.0		102.0	58	137				
m+p-Xylenes	9.8	0.50	10		98.0	80	121				
o-Xylene	5.0	0.50	5.0		100.0	78	122				
Xylenes, Total	15	0.50	15		99.0	79	121				
Surr: 1,2-Dichloroethane-d4	11	0.50	10		113.0	81	118				
Surr: Dibromofluoromethane	11	0.50	10		109.0	80	119				
Surr: p-Bromofluorobenzene	11	0.50	10		106.0	85	114				
Surr: Toluene-d8	11	0.50	10		109.0	89	112				

Associated Samples: **B22021435-001F, B22021435-002A, B22021435-006F, B22021435-007C, B22021435-008A, B22021435-012F, B22021435-013A, B22021435-017F, B22021435-018A, B22021435-022F, B22021435-023A, B22021435-027F, B22021435-028A, B22021435-032F, B22021435-033A**

Run ID: Run Order: VOA5975C.I_220222A: 22 **SampType:** Sample Matrix Spike **Batch ID:** R375218
Method: SW8260B **Analysis Date:** 02/22/2022 20:05 **Prep Date:**
Lab ID: B22021435-006FMS **Units:** ug/L **Prep Method:**

Analytes	Result	LOQ	Spk value	Spk RefVal	%REC	LowLimit	HighLimit	RPD RefVal	%RPD	RPDLimit	Qual
Benzene	5.3	0.50	5.0	0.0	106.0	79	120				
Bromobenzene	5.4	0.50	5.0	0.0	109.0	80	120				
Bromochloromethane	4.9	0.50	5.0	0.0	99.0	78	123				
Bromodichloromethane	5.4	0.50	5.0	0.0	108.0	79	125				
Bromoform	5.3	0.50	5.0	0.0	105.0	66	130				
Carbon tetrachloride	5.3	0.50	5.0	0.0	106.0	72	136				
Chlorobenzene	5.4	0.50	5.0	0.0	108.0	82	118				
Chlorodibromomethane	5.2	0.50	5.0	0.0	104.0	74	126				
Chloroethane	5.5	0.50	5.0	0.0	110.0	60	138				

Analytical QC Summary Report

Prepared by Billings, MT Branch

Client: AECOM - Honolulu
Workorder: B22021435
Project: CV18F0126, 60571032.02.46.01 **Report Date:** 03/04/2022

Run ID: Run Order: VOA5975C.I_220222A: 22 **SampType:** Sample Matrix Spike **Batch ID:** R375218
Method: SW8260B **Analysis Date:** 02/22/2022 20:05 **Prep Date:**
Lab ID: B22021435-006FMS **Units:** ug/L **Prep Method:**

Analytes	Result	LOQ	Spk value	Spk RefVal	%REC	LowLimit	HighLimit	RPD RefVal	%RPD	RPDLimit	Qual
Chloroform	5.1	0.50	5.0	0.27	97.0	79	124				
Chloromethane	4.7	0.50	5.0	0.0	94.0	50	139				
1,2-Dibromoethane	5.2	0.50	5.0	0.0	105.0	78	122				
2-Chlorotoluene	5.5	0.50	5.0	0.0	111.0	79	122				
Dibromomethane	5.4	0.50	5.0	0.0	108.0	79	123				
1,2-Dichlorobenzene	5.4	0.50	5.0	0.0	108.0	80	119				
4-Chlorotoluene	5.7	0.50	5.0	0.0	114.0	78	122				
1,3-Dichlorobenzene	5.5	0.50	5.0	0.0	110.0	80	119				
1,4-Dichlorobenzene	5.4	0.50	5.0	0.0	108.0	79	118				
Dichlorodifluoromethane	4.7	0.50	5.0	0.0	94.0	32	152				
1,1-Dichloroethane	5.5	0.50	5.0	0.0	110.0	77	125				
1,2-Dichloroethane	5.1	0.50	5.0	0.0	103.0	73	128				
1,1-Dichloroethene	5.3	0.50	5.0	0.0	106.0	71	131				
cis-1,2-Dichloroethene	5.3	0.50	5.0	0.0	106.0	78	123				
trans-1,2-Dichloroethene	5.1	0.50	5.0	0.0	103.0	75	124				
1,2-Dichloropropane	5.3	0.50	5.0	0.0	105.0	78	122				
1,3-Dichloropropane	5.1	0.50	5.0	0.0	102.0	80	119				
2,2-Dichloropropane	5.1	0.50	5.0	0.0	102.0	60	139				
1,1-Dichloropropene	5.1	0.50	5.0	0.0	102.0	79	125				
cis-1,3-Dichloropropene	4.9	0.50	5.0	0.0	99.0	75	124				
trans-1,3-Dichloropropene	5.4	0.50	5.0	0.0	108.0	73	127				
Ethylbenzene	5.3	0.50	5.0	0.0	105.0	79	121				
Methyl tert-butyl ether (MTBE)	4.9	0.50	5.0	0.0	99.0	71	124				
Methyl ethyl ketone	46	10	50	0.0	92.0	56	143				
Methylene chloride	5.0	0.50	5.0	0.0	101.0	74	124				
Styrene	2.8	0.50	5.0	0.0	56.0	78	123				S
1,1,1,2-Tetrachloroethane	5.3	0.50	5.0	0.0	106.0	78	124				

Analytical QC Summary Report

Prepared by Billings, MT Branch

Client: AECOM - Honolulu
Workorder: B22021435
Project: CV18F0126, 60571032.02.46.01 **Report Date:** 03/04/2022

Run ID: Run Order: VOA5975C.I_220222A: 22 **SampType:** Sample Matrix Spike **Batch ID:** R375218
Method: SW8260B **Analysis Date:** 02/22/2022 20:05 **Prep Date:**
Lab ID: B22021435-006FMS **Units:** ug/L **Prep Method:**

Analytes	Result	LOQ	Spk value	Spk RefVal	%REC	LowLimit	HighLimit	RPD RefVal	%RPD	RPDLimit	Qual
1,1,2,2-Tetrachloroethane	5.6	0.50	5.0	0.0	112.0	71	121				
Tetrachloroethene	5.3	0.50	5.0	0.0	105.0	74	129				
Toluene	5.4	0.50	5.0	0.0	108.0	80	121				
1,1,1-Trichloroethane	5.3	0.50	5.0	0.0	105.0	74	131				
1,1,2-Trichloroethane	5.5	0.50	5.0	0.0	109.0	80	119				
Trichloroethene	5.5	0.50	5.0	0.0	109.0	79	123				
Trichlorofluoromethane	4.8	0.50	5.0	0.0	96.0	65	141				
1,2,3-Trichloropropane	5.2	0.50	5.0	0.0	104.0	73	125				
Vinyl chloride	5.0	0.50	5.0	0.0	101.0	58	137				
m+p-Xylenes	10	0.50	10	0.0	102.0	80	121				
o-Xylene	5.2	0.50	5.0	0.0	104.0	78	122				
Xylenes, Total	15	0.50	15	0.0	103.0	79	121				
Surr: 1,2-Dichloroethane-d4	11	0.50	10	0.0	111.0	81	118				
Surr: Dibromofluoromethane	11	0.50	10	0.0	110.0	80	119				
Surr: p-Bromofluorobenzene	11	0.50	10	0.0	107.0	85	114				
Surr: Toluene-d8	11	0.50	10	0.0	110.0	89	112				

Associated Samples: **B22021435-001F, B22021435-002A, B22021435-006F, B22021435-007C, B22021435-008A, B22021435-012F, B22021435-013A, B22021435-017F, B22021435-018A, B22021435-022F, B22021435-023A, B22021435-027F, B22021435-028A, B22021435-032F, B22021435-033A**

Run ID: Run Order: VOA5975C.I_220222A: 23 **SampType:** Sample Matrix Spike Duplicate **Batch ID:** R375218
Method: SW8260B **Analysis Date:** 02/22/2022 20:32 **Prep Date:**
Lab ID: B22021435-006FMSD **Units:** ug/L **Prep Method:**

Analytes	Result	LOQ	Spk value	Spk RefVal	%REC	LowLimit	HighLimit	RPD RefVal	%RPD	RPDLimit	Qual
Benzene	5.3	0.50	5.0	0.0	106.0	79	120	5.3	0.5	20.0	
Bromobenzene	5.4	0.50	5.0	0.0	109.0	80	120	5.4	0.0	20.0	
Bromochloromethane	5.0	0.50	5.0	0.0	100.0	78	123	4.9	1.1	20.0	

Analytical QC Summary Report

Prepared by Billings, MT Branch

Client: AECOM - Honolulu
Workorder: B22021435
Project: CV18F0126, 60571032.02.46.01 **Report Date:** 03/04/2022

Run ID: Run Order: VOA5975C.I_220222A: 23 **SampType:** Sample Matrix Spike Duplicate **Batch ID:** R375218
Method: SW8260B **Analysis Date:** 02/22/2022 20:32 **Prep Date:**
Lab ID: B22021435-006FMSD **Units:** ug/L **Prep Method:**

Analytes	Result	LOQ	Spk value	Spk RefVal	%REC	LowLimit	HighLimit	RPD RefVal	%RPD	RPDLimit	Qual
Bromodichloromethane	5.4	0.50	5.0	0.0	107.0	79	125	5.4	0.3	20.0	
Bromoform	5.6	0.50	5.0	0.0	112.0	66	130	5.3	6.1	20.0	
Carbon tetrachloride	5.3	0.50	5.0	0.0	106.0	72	136	5.3	0.6	20.0	
Chlorobenzene	5.4	0.50	5.0	0.0	108.0	82	118	5.4	0.4	20.0	
Chlorodibromomethane	5.3	0.50	5.0	0.0	106.0	74	126	5.2	2.2	20.0	
Chloroethane	5.7	0.50	5.0	0.0	115.0	60	138	5.5	4.5	20.0	
Chloroform	5.3	0.50	5.0	0.27	100.0	79	124	5.1	2.6	20.0	
Chloromethane	5.0	0.50	5.0	0.0	101.0	50	139	4.7	6.6	20.0	
1,2-Dibromoethane	5.2	0.50	5.0	0.0	105.0	78	122	5.2	0.2	20.0	
2-Chlorotoluene	5.6	0.50	5.0	0.0	112.0	79	122	5.5	0.8	20.0	
Dibromomethane	5.1	0.50	5.0	0.0	102.0	79	123	5.4	5.2	20.0	
1,2-Dichlorobenzene	5.6	0.50	5.0	0.0	112.0	80	119	5.4	3.4	20.0	
4-Chlorotoluene	5.8	0.50	5.0	0.0	116.0	78	122	5.7	1.7	20.0	
1,3-Dichlorobenzene	5.6	0.50	5.0	0.0	112.0	80	119	5.5	1.6	20.0	
1,4-Dichlorobenzene	5.4	0.50	5.0	0.0	109.0	79	118	5.4	0.9	20.0	
Dichlorodifluoromethane	5.1	0.50	5.0	0.0	103.0	32	152	4.7	9.0	20.0	
1,1-Dichloroethane	5.4	0.50	5.0	0.0	109.0	77	125	5.5	0.9	20.0	
1,2-Dichloroethane	4.9	0.50	5.0	0.0	99.0	73	128	5.1	3.7	20.0	
1,1-Dichloroethene	4.3	0.50	5.0	0.0	86.0	71	131	5.3	21.0	20.0	R
cis-1,2-Dichloroethene	5.3	0.50	5.0	0.0	106.0	78	123	5.3	0.3	20.0	
trans-1,2-Dichloroethene	5.2	0.50	5.0	0.0	103.0	75	124	5.1	0.5	20.0	
1,2-Dichloropropane	5.2	0.50	5.0	0.0	105.0	78	122	5.3	0.6	20.0	
1,3-Dichloropropane	5.1	0.50	5.0	0.0	102.0	80	119	5.1	0.5	20.0	
2,2-Dichloropropane	5.2	0.50	5.0	0.0	103.0	60	139	5.1	0.6	20.0	
1,1-Dichloropropene	5.2	0.50	5.0	0.0	103.0	79	125	5.1	1.5	20.0	
cis-1,3-Dichloropropene	5.0	0.50	5.0	0.0	100.0	75	124	4.9	1.8	20.0	
trans-1,3-Dichloropropene	5.4	0.50	5.0	0.0	109.0	73	127	5.4	0.5	20.0	

Analytical QC Summary Report

Prepared by Billings, MT Branch

Client: AECOM - Honolulu
Workorder: B22021435
Project: CV18F0126, 60571032.02.46.01 **Report Date:** 03/04/2022

Run ID: Run Order: VOA5975C.I_220222A: 23 **SampType:** Sample Matrix Spike Duplicate **Batch ID:** R375218
Method: SW8260B **Analysis Date:** 02/22/2022 20:32 **Prep Date:**
Lab ID: B22021435-006FMSD **Units:** ug/L **Prep Method:**

Analytes	Result	LOQ	Spk value	Spk RefVal	%REC	LowLimit	HighLimit	RPD RefVal	%RPD	RPDLimit	Qual
Ethylbenzene	5.2	0.50	5.0	0.0	104.0	79	121	5.3	1.5	20.0	
Methyl tert-butyl ether (MTBE)	5.2	0.50	5.0	0.0	104.0	71	124	4.9	5.6	20.0	
Methyl ethyl ketone	52	10	50	0.0	104.0	56	143	46	12.0	20.0	
Methylene chloride	4.5	0.50	5.0	0.0	89.0	74	124	5.0	12.0	20.0	
Styrene	2.4	0.50	5.0	0.0	49.0	78	123	2.8	13.0	20.0	S
1,1,1,2-Tetrachloroethane	5.1	0.50	5.0	0.0	103.0	78	124	5.3	2.8	20.0	
1,1,2,2-Tetrachloroethane	5.6	0.50	5.0	0.0	111.0	71	121	5.6	0.7	20.0	
Tetrachloroethene	5.2	0.50	5.0	0.0	103.0	74	129	5.3	1.5	20.0	
Toluene	5.4	0.50	5.0	0.0	108.0	80	121	5.4	0.1	20.0	
1,1,1-Trichloroethane	5.2	0.50	5.0	0.0	104.0	74	131	5.3	1.3	20.0	
1,1,2-Trichloroethane	5.3	0.50	5.0	0.0	107.0	80	119	5.5	2.0	20.0	
Trichloroethene	5.3	0.50	5.0	0.0	106.0	79	123	5.5	2.5	20.0	
Trichlorofluoromethane	4.9	0.50	5.0	0.0	98.0	65	141	4.8	2.2	20.0	
1,2,3-Trichloropropane	5.5	0.50	5.0	0.0	110.0	73	125	5.2	4.9	20.0	
Vinyl chloride	5.3	0.50	5.0	0.0	106.0	58	137	5.0	5.1	20.0	
m+p-Xylenes	10	0.50	10	0.0	102.0	80	121	10	0.3	20.0	
o-Xylene	5.2	0.50	5.0	0.0	104.0	78	122	5.2	0.0	20.0	
Xylenes, Total	15	0.50	15	0.0	103.0	79	121	15	0.2	20.0	
Surr: 1,2-Dichloroethane-d4	11	0.50	10	0.0	114.0	81	118	0.0			
Surr: Dibromofluoromethane	11	0.50	10	0.0	109.0	80	119	0.0			
Surr: p-Bromofluorobenzene	11	0.50	10	0.0	108.0	85	114	0.0			
Surr: Toluene-d8	11	0.50	10	0.0	110.0	89	112	0.0			

Associated Samples: **B22021435-001F, B22021435-002A, B22021435-006F, B22021435-007C, B22021435-008A, B22021435-012F, B22021435-013A, B22021435-017F, B22021435-018A, B22021435-022F, B22021435-023A, B22021435-027F, B22021435-028A, B22021435-032F, B22021435-033A**

Analytical QC Summary Report

Prepared by Billings, MT Branch

Client: AECOM - Honolulu
Workorder: B22021435
Project: CV18F0126, 60571032.02.46.01 **Report Date:** 03/04/2022

Run ID: Run Order: VOA5975C.I_220222A: 2 **SampType:** Continuing Calibration Verification Standard **Batch ID:** R375218
Method: SW8260B **Analysis Date:** 02/22/2022 10:03 **Prep Date:**
Lab ID: CCV022222_ **Units:** ug/L **Prep Method:**

Analytes	Result	LOQ	Spk value	Spk RefVal	%REC	LowLimit	HighLimit	RPD RefVal	%RPD	RPDLimit	Qual
Benzene	5.2	0.50	5.0		103.0	80	120				
Bromobenzene	5.2	0.50	5.0		103.0	80	120				
Bromochloromethane	5.1	0.50	5.0		101.0	80	120				
Bromodichloromethane	5.2	0.50	5.0		103.0	80	120				
Bromoform	5.1	0.50	5.0		103.0	80	120				
Carbon tetrachloride	5.1	0.50	5.0		103.0	80	120				
Chlorobenzene	5.1	0.50	5.0		101.0	80	120				
Chlorodibromomethane	5.2	0.50	5.0		105.0	80	120				
Chloroethane	5.7	0.50	5.0		113.0	80	120				
Chloroform	4.9	0.50	5.0		99.0	80	120				
Chloromethane	5.5	0.50	5.0		110.0	80	120				
1,2-Dibromoethane	5.2	0.50	5.0		105.0	80	120				
2-Chlorotoluene	5.2	0.50	5.0		103.0	80	120				
Dibromomethane	5.2	0.50	5.0		105.0	80	120				
1,2-Dichlorobenzene	5.0	0.50	5.0		100.0	80	120				
4-Chlorotoluene	5.3	0.50	5.0		106.0	80	120				
1,3-Dichlorobenzene	5.0	0.50	5.0		100.0	80	120				
1,4-Dichlorobenzene	5.1	0.50	5.0		103.0	80	120				
Dichlorodifluoromethane	5.5	0.50	5.0		111.0	80	120				
1,1-Dichloroethane	5.0	0.50	5.0		101.0	80	120				
1,2-Dichloroethane	5.1	0.50	5.0		103.0	80	120				
1,1-Dichloroethene	5.0	0.50	5.0		100.0	80	120				
cis-1,2-Dichloroethene	5.1	0.50	5.0		101.0	80	120				
trans-1,2-Dichloroethene	4.9	0.50	5.0		97.0	80	120				
1,2-Dichloropropane	5.3	0.50	5.0		106.0	80	120				
1,3-Dichloropropane	5.2	0.50	5.0		105.0	80	120				
2,2-Dichloropropane	5.3	0.50	5.0		105.0	80	120				

Analytical QC Summary Report

Prepared by Billings, MT Branch

Client: AECOM - Honolulu
Workorder: B22021435
Project: CV18F0126, 60571032.02.46.01 **Report Date:** 03/04/2022

Run ID: Run Order: VOA5975C.I_220222A: 2 **SampType:** Continuing Calibration Verification Standard **Batch ID:** R375218
Method: SW8260B **Analysis Date:** 02/22/2022 10:03 **Prep Date:**
Lab ID: CCV022222_ **Units:** ug/L **Prep Method:**

Analytes	Result	LOQ	Spk value	Spk RefVal	%REC	LowLimit	HighLimit	RPD RefVal	%RPD	RPDLimit	Qual
1,1-Dichloropropene	5.2	0.50	5.0		104.0	80	120				
cis-1,3-Dichloropropene	5.3	0.50	5.0		107.0	80	120				
trans-1,3-Dichloropropene	5.4	0.50	5.0		109.0	80	120				
Ethylbenzene	5.0	0.50	5.0		101.0	80	120				
Methyl tert-butyl ether (MTBE)	5.0	0.50	5.0		99.0	80	120				
Methyl ethyl ketone	42	10	50		84.0	80	120				
Methylene chloride	5.1	0.50	5.0		103.0	80	120				
Styrene	5.1	0.50	5.0		102.0	80	120				
1,1,1,2-Tetrachloroethane	5.1	0.50	5.0		102.0	80	120				
1,1,2,2-Tetrachloroethane	5.4	0.50	5.0		108.0	80	120				
Tetrachloroethene	4.9	0.50	5.0		98.0	80	120				
Toluene	5.2	0.50	5.0		105.0	80	120				
1,1,1-Trichloroethane	5.1	0.50	5.0		102.0	80	120				
1,1,2-Trichloroethane	5.3	0.50	5.0		106.0	80	120				
Trichloroethene	5.3	0.50	5.0		105.0	80	120				
Trichlorofluoromethane	5.7	0.50	5.0		113.0	80	120				
1,2,3-Trichloropropane	5.3	0.50	5.0		105.0	80	120				
Vinyl chloride	5.4	0.50	5.0		109.0	80	120				
m+p-Xylenes	10	0.50	10		101.0	80	120				
o-Xylene	5.0	0.50	5.0		100.0	80	120				
Xylenes, Total	15	0.50	15		101.0	80	120				
Surr: 1,2-Dichloroethane-d4	11	0.50	10		110.0	80	120				
Surr: Dibromofluoromethane	11	0.50	10		107.0	80	120				
Surr: p-Bromofluorobenzene	11	0.50	10		106.0	80	120				

Analytical QC Summary Report

Prepared by Billings, MT Branch

Client: AECOM - Honolulu
Workorder: B22021435
Project: CV18F0126, 60571032.02.46.01 **Report Date:** 03/04/2022

Run ID: Run Order: VOA5975C.I_220222A: 2 **SampType:** Continuing Calibration Verification Standard **Batch ID:** R375218
Method: SW8260B **Analysis Date:** 02/22/2022 10:03 **Prep Date:**
Lab ID: CCV022222_ **Units:** ug/L **Prep Method:**

Analytes	Result	LOQ	Spk value	Spk RefVal	%REC	LowLimit	HighLimit	RPD RefVal	%RPD	RPDLimit	Qual
Surr: Toluene-d8	11	0.50	10		109.0	80	120				

Associated Samples: **B22021435-001F, B22021435-002A, B22021435-006F, B22021435-007C, B22021435-008A, B22021435-012F, B22021435-013A, B22021435-017F, B22021435-018A, B22021435-022F, B22021435-023A, B22021435-027F, B22021435-028A, B22021435-032F, B22021435-033A**

Run ID: Run Order: VOA5975C.I_220222A: 24 **SampType:** Continuing Calibration Verification Standard **Batch ID:** R375218
Method: SW8260B **Analysis Date:** 02/22/2022 21:26 **Prep Date:**
Lab ID: CCV022222_Closing **Units:** ug/L **Prep Method:**

Analytes	Result	LOQ	Spk value	Spk RefVal	%REC	LowLimit	HighLimit	RPD RefVal	%RPD	RPDLimit	Qual
Benzene	4.8	0.50	5.0		97.0	50	150				
Bromobenzene	4.7	0.50	5.0		93.0	50	150				
Bromochloromethane	4.9	0.50	5.0		98.0	50	150				
Bromodichloromethane	4.9	0.50	5.0		98.0	50	150				
Bromoform	4.5	0.50	5.0		91.0	50	150				
Carbon tetrachloride	4.9	0.50	5.0		98.0	50	150				
Chlorobenzene	4.7	0.50	5.0		93.0	50	150				
Chlorodibromomethane	4.7	0.50	5.0		94.0	50	150				
Chloroethane	6.2	0.50	5.0		124.0	50	150				
Chloroform	4.7	0.50	5.0		94.0	50	150				
Chloromethane	5.4	0.50	5.0		109.0	50	150				
1,2-Dibromoethane	4.7	0.50	5.0		95.0	50	150				
2-Chlorotoluene	4.8	0.50	5.0		95.0	50	150				
Dibromomethane	4.8	0.50	5.0		96.0	50	150				
1,2-Dichlorobenzene	4.6	0.50	5.0		91.0	50	150				

Analytical QC Summary Report

Prepared by Billings, MT Branch

Client: AECOM - Honolulu
Workorder: B22021435
Project: CV18F0126, 60571032.02.46.01 **Report Date:** 03/04/2022

Run ID: Run Order: VOA5975C.I_220222A: 24 **SampType:** Continuing Calibration Verification Standard **Batch ID:** R375218
Method: SW8260B **Analysis Date:** 02/22/2022 21:26 **Prep Date:**
Lab ID: CCV022222_Closing **Units:** ug/L **Prep Method:**

Analytes	Result	LOQ	Spk value	Spk RefVal	%REC	LowLimit	HighLimit	RPD RefVal	%RPD	RPDLimit	Qual
4-Chlorotoluene	4.9	0.50	5.0		98.0	50	150				
1,3-Dichlorobenzene	4.5	0.50	5.0		91.0	50	150				
1,4-Dichlorobenzene	4.7	0.50	5.0		94.0	50	150				
Dichlorodifluoromethane	5.7	0.50	5.0		114.0	50	150				
1,1-Dichloroethane	4.8	0.50	5.0		96.0	50	150				
1,2-Dichloroethane	4.6	0.50	5.0		92.0	50	150				
1,1-Dichloroethene	4.8	0.50	5.0		96.0	50	150				
cis-1,2-Dichloroethene	4.8	0.50	5.0		95.0	50	150				
trans-1,2-Dichloroethene	4.7	0.50	5.0		93.0	50	150				
1,2-Dichloropropane	4.8	0.50	5.0		97.0	50	150				
1,3-Dichloropropane	4.9	0.50	5.0		97.0	50	150				
2,2-Dichloropropane	4.7	0.50	5.0		93.0	50	150				
1,1-Dichloropropene	5.0	0.50	5.0		100.0	50	150				
cis-1,3-Dichloropropene	4.6	0.50	5.0		92.0	50	150				
trans-1,3-Dichloropropene	4.8	0.50	5.0		96.0	50	150				
Ethylbenzene	4.6	0.50	5.0		93.0	50	150				
Methyl tert-butyl ether (MTBE)	4.7	0.50	5.0		93.0	50	150				
Methyl ethyl ketone	41	10	50		81.0	50	150				
Methylene chloride	4.7	0.50	5.0		95.0	50	150				
Styrene	4.6	0.50	5.0		92.0	50	150				
1,1,1,2-Tetrachloroethane	4.7	0.50	5.0		94.0	50	150				
1,1,2,2-Tetrachloroethane	4.7	0.50	5.0		94.0	50	150				
Tetrachloroethene	4.6	0.50	5.0		93.0	50	150				
Toluene	4.8	0.50	5.0		97.0	50	150				
1,1,1-Trichloroethane	4.9	0.50	5.0		97.0	50	150				
1,1,2-Trichloroethane	4.8	0.50	5.0		96.0	50	150				
Trichloroethene	4.9	0.50	5.0		98.0	50	150				

Analytical QC Summary Report

Prepared by Billings, MT Branch

Client: AECOM - Honolulu
Workorder: B22021435
Project: CV18F0126, 60571032.02.46.01 **Report Date:** 03/04/2022

Run ID: Run Order: VOA5975C.I_220222A: 24 **SampType:** Continuing Calibration Verification Standard **Batch ID:** R375218
Method: SW8260B **Analysis Date:** 02/22/2022 21:26 **Prep Date:**
Lab ID: CCV022222_Closing **Units:** ug/L **Prep Method:**

Analytes	Result	LOQ	Spk value	Spk RefVal	%REC	LowLimit	HighLimit	RPD RefVal	%RPD	RPDLimit	Qual
Trichlorofluoromethane	5.4	0.50	5.0		108.0	50	150				
1,2,3-Trichloropropane	4.6	0.50	5.0		92.0	50	150				
Vinyl chloride	5.4	0.50	5.0		109.0	50	150				
m+p-Xylenes	9.4	0.50	10		94.0	50	150				
o-Xylene	4.6	0.50	5.0		92.0	50	150				
Xylenes, Total	14	0.50	15		93.0	50	150				
Surr: 1,2-Dichloroethane-d4	11	0.50	10		112.0	50	150				
Surr: Dibromofluoromethane	11	0.50	10		109.0	50	150				
Surr: p-Bromofluorobenzene	10	0.50	10		102.0	50	150				
Surr: Toluene-d8	11	0.50	10		109.0	50	150				

Associated Samples: **B22021435-001F, B22021435-002A, B22021435-006F, B22021435-007C, B22021435-008A, B22021435-012F, B22021435-013A, B22021435-017F, B22021435-018A, B22021435-022F, B22021435-023A, B22021435-027F, B22021435-028A, B22021435-032F, B22021435-033A**

Analytical QC Summary Report

Prepared by Billings, MT Branch

Client: AECOM - Honolulu
Workorder: B22021435
Project: CV18F0126, 60571032.02.46.01 **Report Date:** 03/04/2022

Run ID: Run Order: GECD.I_220224A: 10 **SampType:** Method Blank **Batch ID:** 163984
Method: SW8011 **Analysis Date:** 02/24/2022 17:06 **Prep Date:** 02/24/2022 07:53
Lab ID: MB-163984 **Units:** ug/L **Prep Method:** SW8011

Analytes	Result	LOQ	Spk value	Spk RefVal	%REC	LowLimit	HighLimit	RPD RefVal	%RPD	RPDLimit	Qual
1,2-Dibromoethane	ND	0.0050									
Surr: 1,1,1,2-Tetrachloroethane	0.097	0.020	0.10		97.0	70	130				

Associated Samples: **B22021435-001H, B22021435-004A, B22021435-006H, B22021435-010A, B22021435-012H, B22021435-015A, B22021435-017H, B22021435-020A, B22021435-022H, B22021435-025A, B22021435-027H, B22021435-030A, B22021435-035A**

Run ID: Run Order: GECD.I_220224A: 11 **SampType:** Laboratory Control Sample **Batch ID:** 163984
Method: SW8011 **Analysis Date:** 02/24/2022 17:25 **Prep Date:** 02/24/2022 07:53
Lab ID: LCS-163984 **Units:** ug/L **Prep Method:** SW8011

Analytes	Result	LOQ	Spk value	Spk RefVal	%REC	LowLimit	HighLimit	RPD RefVal	%RPD	RPDLimit	Qual
1,2-Dibromoethane	0.24	0.010	0.25		97.0	60	140				
Surr: 1,1,1,2-Tetrachloroethane	0.096	0.020	0.10		96.0	70	130				

Associated Samples: **B22021435-001H, B22021435-004A, B22021435-006H, B22021435-010A, B22021435-012H, B22021435-015A, B22021435-017H, B22021435-020A, B22021435-022H, B22021435-025A, B22021435-027H, B22021435-030A, B22021435-035A**

Run ID: Run Order: GECD.I_220224A: 12 **SampType:** Laboratory Control Sample **Batch ID:** 163984
Method: SW8011 **Analysis Date:** 02/24/2022 17:45 **Prep Date:** 02/24/2022 07:55
Lab ID: LCS1-163984 **Units:** ug/L **Prep Method:** SW8011

Analytes	Result	LOQ	Spk value	Spk RefVal	%REC	LowLimit	HighLimit	RPD RefVal	%RPD	RPDLimit	Qual
1,2-Dibromoethane	0.11	0.010	0.10		107.0	60	140				
Surr: 1,1,1,2-Tetrachloroethane	0.10	0.020	0.10		102.0	70	130				

Associated Samples: **B22021435-001H, B22021435-004A, B22021435-006H, B22021435-010A, B22021435-012H, B22021435-015A, B22021435-017H, B22021435-020A, B22021435-022H, B22021435-025A, B22021435-027H, B22021435-030A, B22021435-035A**

Analytical QC Summary Report

Prepared by Billings, MT Branch

Client: AECOM - Honolulu
Workorder: B22021435
Project: CV18F0126, 60571032.02.46.01 **Report Date:** 03/04/2022

Run ID: Run Order: GECD.I_220224A: 22 **SampType:** Sample Matrix Spike **Batch ID:** 163984
Method: SW8011 **Analysis Date:** 02/24/2022 21:22 **Prep Date:** 02/24/2022 08:00
Lab ID: B22021435-001HMS **Units:** ug/L **Prep Method:** SW8011

Analytes	Result	LOQ	Spk value	Spk RefVal	%REC	LowLimit	HighLimit	RPD RefVal	%RPD	RPDLimit	Qual
1,2-Dibromoethane	0.24	0.010	0.24	0.0	97.0	60	140				
Surr: 1,1,1,2-Tetrachloroethane	0.095	0.020	0.098	0.0	97.0	70	130				

Associated Samples: **B22021435-001H, B22021435-004A, B22021435-006H, B22021435-010A, B22021435-012H, B22021435-015A, B22021435-017H, B22021435-020A, B22021435-022H, B22021435-025A, B22021435-027H, B22021435-030A, B22021435-035A**

Run ID: Run Order: GECD.I_220224A: 23 **SampType:** Sample Matrix Spike Duplicate **Batch ID:** 163984
Method: SW8011 **Analysis Date:** 02/24/2022 21:42 **Prep Date:** 02/24/2022 08:00
Lab ID: B22021435-001HMSD **Units:** ug/L **Prep Method:** SW8011

Analytes	Result	LOQ	Spk value	Spk RefVal	%REC	LowLimit	HighLimit	RPD RefVal	%RPD	RPDLimit	Qual
1,2-Dibromoethane	0.23	0.010	0.24	0.0	95.0	60	140	0.24	1.7	40.0	
Surr: 1,1,1,2-Tetrachloroethane	0.097	0.020	0.098	0.0	99.0	70	130	0.0			

Associated Samples: **B22021435-001H, B22021435-004A, B22021435-006H, B22021435-010A, B22021435-012H, B22021435-015A, B22021435-017H, B22021435-020A, B22021435-022H, B22021435-025A, B22021435-027H, B22021435-030A, B22021435-035A**

Run ID: Run Order: GECD.I_220225A: 2 **SampType:** Method Blank **Batch ID:** 164037
Method: SW8011 **Analysis Date:** 02/25/2022 13:16 **Prep Date:** 02/25/2022 09:49
Lab ID: MB-164037 **Units:** ug/L **Prep Method:** SW8011

Analytes	Result	LOQ	Spk value	Spk RefVal	%REC	LowLimit	HighLimit	RPD RefVal	%RPD	RPDLimit	Qual
1,2-Dibromoethane	ND	0.0050									
Surr: 1,1,1,2-Tetrachloroethane	0.10	0.020	0.10		100.0	70	130				

Associated Samples: **B22021435-032H, B22021435-035A**

Analytical QC Summary Report

Prepared by Billings, MT Branch

Client: AECOM - Honolulu
Workorder: B22021435
Project: CV18F0126, 60571032.02.46.01 **Report Date:** 03/04/2022

Run ID: Run Order: GECD.I_220225A: 3 **SampType:** Laboratory Control Sample **Batch ID:** 164037
Method: SW8011 **Analysis Date:** 02/25/2022 13:36 **Prep Date:** 02/25/2022 09:49
Lab ID: LCS-164037 **Units:** ug/L **Prep Method:** SW8011

Analytes	Result	LOQ	Spk value	Spk RefVal	%REC	LowLimit	HighLimit	RPD RefVal	%RPD	RPDLimit	Qual
1,2-Dibromoethane	0.25	0.010	0.25		98.0	60	140				
Surr: 1,1,1,2-Tetrachloroethane	0.098	0.020	0.10		98.0	70	130				

Associated Samples: **B22021435-032H**

Run ID: Run Order: GECD.I_220225A: 4 **SampType:** Laboratory Control Sample **Batch ID:** 164037
Method: SW8011 **Analysis Date:** 02/25/2022 13:56 **Prep Date:** 02/25/2022 09:49
Lab ID: LCS1-164037 **Units:** ug/L **Prep Method:** SW8011

Analytes	Result	LOQ	Spk value	Spk RefVal	%REC	LowLimit	HighLimit	RPD RefVal	%RPD	RPDLimit	Qual
1,2-Dibromoethane	0.10	0.010	0.10		102.0	60	140				
Surr: 1,1,1,2-Tetrachloroethane	0.098	0.020	0.10		98.0	70	130				

Associated Samples: **B22021435-032H**

Run ID: Run Order: GECD.I_220225A: 13 **SampType:** Sample Matrix Spike **Batch ID:** 164037
Method: SW8011 **Analysis Date:** 02/25/2022 17:14 **Prep Date:** 02/25/2022 09:50
Lab ID: B22021627-001HMS **Units:** ug/L **Prep Method:** SW8011

Analytes	Result	LOQ	Spk value	Spk RefVal	%REC	LowLimit	HighLimit	RPD RefVal	%RPD	RPDLimit	Qual
1,2-Dibromoethane	0.25	0.010	0.24	0.0	102.0	60	140				
Surr: 1,1,1,2-Tetrachloroethane	0.10	0.020	0.098	0.0	102.0	70	130				

Associated Samples: **B22021435-032H**

Analytical QC Summary Report

Prepared by Billings, MT Branch

Client: AECOM - Honolulu
Workorder: B22021435
Project: CV18F0126, 60571032.02.46.01 **Report Date:** 03/04/2022

Run ID: Run Order: GECD.I_220225A: 14 **SampType:** Sample Matrix Spike Duplicate **Batch ID:** 164037
Method: SW8011 **Analysis Date:** 02/25/2022 17:34 **Prep Date:** 02/25/2022 09:50
Lab ID: B22021627-001HMSD **Units:** ug/L **Prep Method:** SW8011

Analytes	Result	LOQ	Spk value	Spk RefVal	%REC	LowLimit	HighLimit	RPD RefVal	%RPD	RPDLimit	Qual
1,2-Dibromoethane	0.25	0.010	0.24	0.0	105.0	60	140	0.25	2.1	20.0	
Surr: 1,1,1,2-Tetrachloroethane	0.10	0.020	0.097	0.0	107.0	70	130	0.0			

Associated Samples: **B22021435-032H**

Run ID: Run Order: GECD.I_220224A: 9 **SampType:** Continuing Calibration Verification Standard **Batch ID:** 163984
Method: SW8011 **Analysis Date:** 02/24/2022 16:46 **Prep Date:** 02/24/2022 07:58
Lab ID: CAL3-163984 **Units:** ug/L **Prep Method:** SW8011

Analytes	Result	LOQ	Spk value	Spk RefVal	%REC	LowLimit	HighLimit	RPD RefVal	%RPD	RPDLimit	Qual
1,2-Dibromoethane	0.10	0.010	0.10		102.0	80	120				
Surr: 1,1,1,2-Tetrachloroethane	0.094	0.020	0.10		94.0	80	120				

Associated Samples: **B22021435-001H, B22021435-004A, B22021435-006H, B22021435-010A, B22021435-012H, B22021435-015A, B22021435-017H, B22021435-020A, B22021435-022H, B22021435-025A, B22021435-027H, B22021435-030A**

Run ID: Run Order: GECD.I_220224A: 24 **SampType:** Continuing Calibration Verification Standard **Batch ID:** 163984
Method: SW8011 **Analysis Date:** 02/24/2022 22:22 **Prep Date:** 02/24/2022 07:59
Lab ID: CAL5-163984 **Units:** ug/L **Prep Method:** SW8011

Analytes	Result	LOQ	Spk value	Spk RefVal	%REC	LowLimit	HighLimit	RPD RefVal	%RPD	RPDLimit	Qual
1,2-Dibromoethane	0.41	0.010	0.40		103.0	80	120				
Surr: 1,1,1,2-Tetrachloroethane	0.42	0.020	0.40		106.0	80	120				

Associated Samples: **B22021435-001H, B22021435-004A, B22021435-006H, B22021435-010A, B22021435-012H, B22021435-015A, B22021435-017H, B22021435-020A, B22021435-022H, B22021435-025A, B22021435-027H, B22021435-030A**

Analytical QC Summary Report

Prepared by Billings, MT Branch

Client: AECOM - Honolulu
Workorder: B22021435
Project: CV18F0126, 60571032.02.46.01 **Report Date:** 03/04/2022

Run ID: Run Order: GECD.I_220224A: 31 **SampType:** Continuing Calibration Verification Standard **Batch ID:** 163984
Method: SW8011 **Analysis Date:** 02/25/2022 02:38 **Prep Date:** 02/24/2022 07:58
Lab ID: CAL3-163984 **Units:** ug/L **Prep Method:** SW8011

Analytes	Result	LOQ	Spk value	Spk RefVal	%REC	LowLimit	HighLimit	RPD RefVal	%RPD	RPDLimit	Qual
1,2-Dibromoethane	0.12	0.010	0.10		119.0	80	120				
Surr: 1,1,1,2-Tetrachloroethane	0.10	0.020	0.10		103.0	80	120				

Associated Samples: **B22021435-001H, B22021435-004A, B22021435-006H, B22021435-010A, B22021435-012H, B22021435-015A, B22021435-017H, B22021435-020A, B22021435-022H, B22021435-025A, B22021435-027H, B22021435-030A**

Run ID: Run Order: GECD.I_220225A: 15 **SampType:** Continuing Calibration Verification Standard **Batch ID:** 164037
Method: SW8011 **Analysis Date:** 02/25/2022 18:13 **Prep Date:** 02/25/2022 09:50
Lab ID: CK5-164037 **Units:** ug/L **Prep Method:** SW8011

Analytes	Result	LOQ	Spk value	Spk RefVal	%REC	LowLimit	HighLimit	RPD RefVal	%RPD	RPDLimit	Qual
1,2-Dibromoethane	0.45	0.010	0.40		112.0	80	120				
Surr: 1,1,1,2-Tetrachloroethane	0.46	0.020	0.40		115.0	80	120				

Associated Samples: **B22021435-032H, B22021435-035A**

Run ID: Run Order: GECD.I_220225A: 18 **SampType:** Continuing Calibration Verification Standard **Batch ID:** 164037
Method: SW8011 **Analysis Date:** 02/25/2022 19:52 **Prep Date:** 02/25/2022 09:50
Lab ID: CK3-164037 **Units:** ug/L **Prep Method:** SW8011

Analytes	Result	LOQ	Spk value	Spk RefVal	%REC	LowLimit	HighLimit	RPD RefVal	%RPD	RPDLimit	Qual
1,2-Dibromoethane	0.12	0.010	0.10		123.0	70	130				
Surr: 1,1,1,2-Tetrachloroethane	0.11	0.020	0.10		106.0	70	130				

Associated Samples: **B22021435-032H, B22021435-035A**

Analytical QC Summary Report

Prepared by Billings, MT Branch

Client: AECOM - Honolulu
Workorder: B22021435
Project: CV18F0126, 60571032.02.46.01 **Report Date:** 03/04/2022

Run ID: Run Order: VARIAN1_220223A: 4 **SampType:** Method Blank **Batch ID:** R375111
Method: SW8015C **Analysis Date:** 02/23/2022 13:21 **Prep Date:**
Lab ID: MBLK_0223VAR05r **Units:** ug/L **Prep Method:**

Analytes	Result	LOQ	Spk value	Spk RefVal	%REC	LowLimit	HighLimit	RPD RefVal	%RPD	RPDLimit	Qual
C6 to C10	ND	10									
Total Purgeable Hydrocarbons	ND	10									
Surr: Trifluorotoluene	19	1.0	25		77.0	70	130				

Associated Samples: **B22021435-001G, B22021435-003A, B22021435-006G, B22021435-007D, B22021435-009A, B22021435-012G, B22021435-014A, B22021435-017G, B22021435-019A, B22021435-022G, B22021435-024A, B22021435-027G, B22021435-029A, B22021435-032G, B22021435-034A**

Run ID: Run Order: VARIAN1_220223A: 19 **SampType:** Method Blank **Batch ID:** R375111
Method: SW8015C **Analysis Date:** 02/24/2022 00:42 **Prep Date:**
Lab ID: MBLK_0223VAR25r **Units:** ug/L **Prep Method:**

Analytes	Result	LOQ	Spk value	Spk RefVal	%REC	LowLimit	HighLimit	RPD RefVal	%RPD	RPDLimit	Qual
C6 to C10	ND	10									
Total Purgeable Hydrocarbons	ND	10									
Surr: Trifluorotoluene	19	1.0	25		77.0	70	130				

Associated Samples: **B22021435-001G, B22021435-003A, B22021435-006G, B22021435-007D, B22021435-009A, B22021435-012G, B22021435-014A, B22021435-017G, B22021435-019A, B22021435-022G, B22021435-024A, B22021435-027G, B22021435-029A, B22021435-032G, B22021435-034A**

Analytical QC Summary Report

Prepared by Billings, MT Branch

Client: AECOM - Honolulu
Workorder: B22021435
Project: CV18F0126, 60571032.02.46.01 **Report Date:** 03/04/2022

Run ID: Run Order: VARIAN1_220223A: 3 **SampType:** Laboratory Control Sample **Batch ID:** R375111
Method: SW8015C **Analysis Date:** 02/23/2022 12:14 **Prep Date:**
Lab ID: LCS_0223VAR03r **Units:** ug/L **Prep Method:**

Analytes	Result	LOQ	Spk value	Spk RefVal	%REC	LowLimit	HighLimit	RPD RefVal	%RPD	RPDLimit	Qual
C6 to C10	162	20	170		95.0	78	122				
Total Purgeable Hydrocarbons	195	20	200		98.0	70	130				
Surr: Trifluorotoluene	22	1.0	25		87.0	70	130				

Associated Samples: **B22021435-001G, B22021435-003A, B22021435-006G, B22021435-007D, B22021435-009A, B22021435-012G, B22021435-014A, B22021435-017G, B22021435-019A, B22021435-022G, B22021435-024A, B22021435-027G, B22021435-029A, B22021435-032G, B22021435-034A**

Run ID: Run Order: VARIAN1_220223A: 18 **SampType:** Laboratory Control Sample **Batch ID:** R375111
Method: SW8015C **Analysis Date:** 02/23/2022 23:34 **Prep Date:**
Lab ID: LCS_0223VAR23r **Units:** ug/L **Prep Method:**

Analytes	Result	LOQ	Spk value	Spk RefVal	%REC	LowLimit	HighLimit	RPD RefVal	%RPD	RPDLimit	Qual
C6 to C10	166	20	170		98.0	78	122				
Total Purgeable Hydrocarbons	200	20	200		100.0	70	130				
Surr: Trifluorotoluene	22	1.0	25		90.0	70	130				

Associated Samples: **B22021435-001G, B22021435-003A, B22021435-006G, B22021435-007D, B22021435-009A, B22021435-012G, B22021435-014A, B22021435-017G, B22021435-019A, B22021435-022G, B22021435-024A, B22021435-027G, B22021435-029A, B22021435-032G, B22021435-034A**

Analytical QC Summary Report

Prepared by Billings, MT Branch

Client: AECOM - Honolulu
Workorder: B22021435
Project: CV18F0126, 60571032.02.46.01 **Report Date:** 03/04/2022

Run ID: Run Order: VARIAN1_220223A: 14 **SampType:** Sample Matrix Spike **Batch ID:** R375111
Method: SW8015C **Analysis Date:** 02/23/2022 20:44 **Prep Date:**
Lab ID: B22021435-007DMS **Units:** ug/L **Prep Method:**

Analytes	Result	LOQ	Spk value	Spk RefVal	%REC	LowLimit	HighLimit	RPD RefVal	%RPD	RPDLimit	Qual
C6 to C10	164	20	170	0.0	97.0	78	122				
Total Purgeable Hydrocarbons	199	20	200	0.0	100.0	70	130				
Surr: Trifluorotoluene	22	1.0	25	0.0	89.0	70	130				

Associated Samples: **B22021435-001G, B22021435-003A, B22021435-006G, B22021435-007D, B22021435-009A, B22021435-012G, B22021435-014A, B22021435-017G, B22021435-019A, B22021435-022G, B22021435-024A, B22021435-027G, B22021435-029A, B22021435-032G, B22021435-034A**

Run ID: Run Order: VARIAN1_220223A: 15 **SampType:** Sample Matrix Spike Duplicate **Batch ID:** R375111
Method: SW8015C **Analysis Date:** 02/23/2022 21:18 **Prep Date:**
Lab ID: B22021435-007DMSD **Units:** ug/L **Prep Method:**

Analytes	Result	LOQ	Spk value	Spk RefVal	%REC	LowLimit	HighLimit	RPD RefVal	%RPD	RPDLimit	Qual
C6 to C10	161	20	170	0.0	95.0	78	122	164	1.8	20.0	
Total Purgeable Hydrocarbons	195	20	200	0.0	98.0	70	130	199	2.1	20.0	
Surr: Trifluorotoluene	22	1.0	25	0.0	89.0	70	130	0.0			

Associated Samples: **B22021435-001G, B22021435-003A, B22021435-006G, B22021435-007D, B22021435-009A, B22021435-012G, B22021435-014A, B22021435-017G, B22021435-019A, B22021435-022G, B22021435-024A, B22021435-027G, B22021435-029A, B22021435-032G, B22021435-034A**

Analytical QC Summary Report

Prepared by Billings, MT Branch

Client: AECOM - Honolulu
Workorder: B22021435
Project: CV18F0126, 60571032.02.46.01 **Report Date:** 03/04/2022

Run ID: Run Order: GCFID-HP5-B_220223A: 5 **SampType:** Method Blank **Batch ID:** 163927
Method: SW8015C **Analysis Date:** 02/23/2022 15:48 **Prep Date:** 02/22/2022 12:25
Lab ID: MB-163927 **Units:** mg/L **Prep Method:** SW3520C

Analytes	Result	LOQ	Spk value	Spk RefVal	%REC	LowLimit	HighLimit	RPD RefVal	%RPD	RPDLimit	Qual
Diesel Range Organics (C10 to C24)	ND	0.15									
Oil Range Hydrocarbons (C24 to C40)	ND	0.15									
Total Extractable Hydrocarbons	ND	0.15									
Surr: o-Terphenyl	0.19	0.0020	0.20		93.0	56	125				
Surr: n-Triacontane	0.085	0.0020	0.10		85.0	50	150				

Associated Samples: **B22021435-001D, B22021435-006D, B22021435-007B, B22021435-012D, B22021435-017D, B22021435-022D, B22021435-027D, B22021435-032D**

Run ID: Run Order: GCFID-HP5-B_220223B: 5 **SampType:** Method Blank **Batch ID:** 163927
Method: SW8015C **Analysis Date:** 02/25/2022 04:24 **Prep Date:** 02/22/2022 12:25
Lab ID: MB-163927 **Units:** mg/L **Prep Method:** SW3520C

Analytes	Result	LOQ	Spk value	Spk RefVal	%REC	LowLimit	HighLimit	RPD RefVal	%RPD	RPDLimit	Qual
Diesel Range Organics (SGT-C10 to C24)	ND	0.15									
Oil Range Hydrocarbons (SGT-C24 to C40)	ND	0.15									
Total Extractable Hydrocarbons (SGT)	ND	0.15									
Surr: o-Terphenyl (SGT)	0.18	0.0020	0.20		88.0	56	125				
Surr: n-Triacontane (SGT)	0.078	0.0020	0.10		78.0	50	150				

Associated Samples: **B22021435-001D, B22021435-006D, B22021435-007B, B22021435-012D, B22021435-017D, B22021435-022D, B22021435-027D, B22021435-032D**

Analytical QC Summary Report

Prepared by Billings, MT Branch

Client: AECOM - Honolulu
Workorder: B22021435
Project: CV18F0126, 60571032.02.46.01 **Report Date:** 03/04/2022

Run ID: Run Order: GCFID-HP5-B_220223A: 3 **SampType:** Laboratory Control Sample **Batch ID:** 163927
Method: SW8015C **Analysis Date:** 02/23/2022 14:22 **Prep Date:** 02/22/2022 12:25
Lab ID: LCS-163927 **Units:** mg/L **Prep Method:** SW3520C

Analytes	Result	LOQ	Spk value	Spk RefVal	%REC	LowLimit	HighLimit	RPD RefVal	%RPD	RPDLimit	Qual
Diesel Range Organics (C10 to C24)	12	0.30	15		81.0	36	132				
Total Extractable Hydrocarbons	13	0.30	15		86.0	60	132				
Surr: o-Terphenyl	0.18	0.0020	0.20		92.0	56	125				

Associated Samples: **B22021435-001D, B22021435-006D, B22021435-007B, B22021435-012D, B22021435-017D, B22021435-022D, B22021435-027D, B22021435-032D**

Run ID: Run Order: GCFID-HP5-B_220223A: 4 **SampType:** Laboratory Control Sample Duplicate **Batch ID:** 163927
Method: SW8015C **Analysis Date:** 02/23/2022 15:05 **Prep Date:** 02/22/2022 12:25
Lab ID: LCSD-163927 **Units:** mg/L **Prep Method:** SW3520C

Analytes	Result	LOQ	Spk value	Spk RefVal	%REC	LowLimit	HighLimit	RPD RefVal	%RPD	RPDLimit	Qual
Diesel Range Organics (C10 to C24)	13	0.30	15		84.0	36	132	12	3.4	20.0	
Total Extractable Hydrocarbons	13	0.30	15		89.0	60	132	13	3.4	20.0	
Surr: o-Terphenyl	0.19	0.0020	0.20		95.0	56	125	0.0			

Associated Samples: **B22021435-001D, B22021435-006D, B22021435-007B, B22021435-012D, B22021435-017D, B22021435-022D, B22021435-027D, B22021435-032D**

Run ID: Run Order: GCFID-HP5-B_220223A: 21 **SampType:** Laboratory Control Sample **Batch ID:** 163927
Method: SW8015C **Analysis Date:** 02/24/2022 14:02 **Prep Date:** 02/22/2022 12:25
Lab ID: LCS-RRO-163927 **Units:** mg/L **Prep Method:** SW3520C

Analytes	Result	LOQ	Spk value	Spk RefVal	%REC	LowLimit	HighLimit	RPD RefVal	%RPD	RPDLimit	Qual
TEH(Oil Range)	5.2	0.30	5.0		104.0	41	113				
Surr: n-Triacontane	0.091	0.0020	0.10		91.0	50	150				

Associated Samples: **B22021435-001D, B22021435-006D, B22021435-007B, B22021435-012D, B22021435-017D, B22021435-022D, B22021435-027D, B22021435-032D**

Analytical QC Summary Report

Prepared by Billings, MT Branch

Client: AECOM - Honolulu
Workorder: B22021435
Project: CV18F0126, 60571032.02.46.01 **Report Date:** 03/04/2022

Run ID: Run Order: GCFID-HP5-B_220223A: 22 **SampType:** Laboratory Control Sample Duplicate **Batch ID:** 163927
Method: SW8015C **Analysis Date:** 02/24/2022 14:45 **Prep Date:** 02/22/2022 12:25
Lab ID: LCSD-RRO-163927 **Units:** mg/L **Prep Method:** SW3520C

Analytes	Result	LOQ	Spk value	Spk RefVal	%REC	LowLimit	HighLimit	RPD RefVal	%RPD	RPDLimit	Qual
TEH(Oil Range)	5.1	0.30	5.0		103.0	41	113	5.2	0.8	20.0	
Surr: n-Triacontane	0.087	0.0020	0.10		87.0	50	150	0.0			

Associated Samples: **B22021435-001D, B22021435-006D, B22021435-007B, B22021435-012D, B22021435-017D, B22021435-022D, B22021435-027D, B22021435-032D**

Run ID: Run Order: GCFID-HP5-B_220223B: 3 **SampType:** Laboratory Control Sample **Batch ID:** 163927
Method: SW8015C **Analysis Date:** 02/25/2022 02:58 **Prep Date:** 02/22/2022 12:25
Lab ID: LCS-163927 **Units:** mg/L **Prep Method:** SW3520C

Analytes	Result	LOQ	Spk value	Spk RefVal	%REC	LowLimit	HighLimit	RPD RefVal	%RPD	RPDLimit	Qual
Diesel Range Organics (SGT-C10 to C24)	12	0.30	15		77.0	36	132				
Total Extractable Hydrocarbons (SGT)	12	0.30	15		82.0	60	132				
Surr: o-Terphenyl (SGT)	0.19	0.0020	0.20		93.0	56	125				

Associated Samples: **B22021435-001D, B22021435-006D, B22021435-007B, B22021435-012D, B22021435-017D, B22021435-022D, B22021435-027D, B22021435-032D**

Run ID: Run Order: GCFID-HP5-B_220223B: 4 **SampType:** Laboratory Control Sample Duplicate **Batch ID:** 163927
Method: SW8015C **Analysis Date:** 02/25/2022 03:41 **Prep Date:** 02/22/2022 12:25
Lab ID: LCSD-163927 **Units:** mg/L **Prep Method:** SW3520C

Analytes	Result	LOQ	Spk value	Spk RefVal	%REC	LowLimit	HighLimit	RPD RefVal	%RPD	RPDLimit	Qual
Diesel Range Organics (SGT-C10 to C24)	12	0.30	15		80.0	36	132	12	3.9	20.0	
Total Extractable Hydrocarbons (SGT)	13	0.30	15		85.0	60	132	12	3.6	20.0	
Surr: o-Terphenyl (SGT)	0.19	0.0020	0.20		94.0	56	125	0.0			

Associated Samples: **B22021435-001D, B22021435-006D, B22021435-007B, B22021435-012D, B22021435-017D, B22021435-022D, B22021435-027D, B22021435-032D**

Analytical QC Summary Report

Prepared by Billings, MT Branch

Client: AECOM - Honolulu
Workorder: B22021435
Project: CV18F0126, 60571032.02.46.01 **Report Date:** 03/04/2022

Run ID: Run Order: GCFID-HP5-B_220223B: 16 **SampType:** Laboratory Control Sample **Batch ID:** 163927
Method: SW8015C **Analysis Date:** 02/25/2022 15:50 **Prep Date:** 02/22/2022 12:25
Lab ID: LCS-RRO-163927 **Units:** mg/L **Prep Method:** SW3520C

Analytes	Result	LOQ	Spk value	Spk RefVal	%REC	LowLimit	HighLimit	RPD RefVal	%RPD	RPDLimit	Qual
TEH (SGT-Oil Range)	4.9	0.30	5.0		98.0	41	113				
Surr: n-Triacontane (SGT)	0.083	0.0020	0.10		83.0	50	150				

Associated Samples: **B22021435-001D, B22021435-006D, B22021435-007B, B22021435-012D, B22021435-017D, B22021435-022D, B22021435-027D, B22021435-032D**

Run ID: Run Order: GCFID-HP5-B_220223B: 17 **SampType:** Laboratory Control Sample Duplicate **Batch ID:** 163927
Method: SW8015C **Analysis Date:** 02/25/2022 17:15 **Prep Date:** 02/22/2022 12:25
Lab ID: LCSD-RRO-163927 **Units:** mg/L **Prep Method:** SW3520C

Analytes	Result	LOQ	Spk value	Spk RefVal	%REC	LowLimit	HighLimit	RPD RefVal	%RPD	RPDLimit	Qual
TEH (SGT-Oil Range)	4.6	0.30	5.0		93.0	41	113	4.9	5.3	20.0	
Surr: n-Triacontane (SGT)	0.077	0.0020	0.10		77.0	50	150	0.0			

Associated Samples: **B22021435-001D, B22021435-006D, B22021435-007B, B22021435-012D, B22021435-017D, B22021435-022D, B22021435-027D, B22021435-032D**

Run ID: Run Order: GCFID-HP5-B_220223A: 11 **SampType:** Sample Matrix Spike **Batch ID:** 163927
Method: SW8015C **Analysis Date:** 02/23/2022 20:49 **Prep Date:** 02/22/2022 12:25
Lab ID: B22021435-012DMS **Units:** mg/L **Prep Method:** SW3520C

Analytes	Result	LOQ	Spk value	Spk RefVal	%REC	LowLimit	HighLimit	RPD RefVal	%RPD	RPDLimit	Qual
Diesel Range Organics (C10 to C24)	12	0.30	14	0.0	85.0	36	132				
Total Extractable Hydrocarbons	13	0.30	14	0.15	91.0	60	132				
Surr: o-Terphenyl	0.18	0.0020	0.19	0.0	95.0	56	125				

Associated Samples: **B22021435-001D, B22021435-006D, B22021435-007B, B22021435-012D, B22021435-017D, B22021435-022D, B22021435-027D, B22021435-032D**

Analytical QC Summary Report

Prepared by Billings, MT Branch

Client: AECOM - Honolulu
Workorder: B22021435
Project: CV18F0126, 60571032.02.46.01 **Report Date:** 03/04/2022

Run ID: Run Order: GCFID-HP5-B_220223A: 18 **SampType:** Sample Matrix Spike **Batch ID:** 163927
Method: SW8015C **Analysis Date:** 02/24/2022 07:34 **Prep Date:** 02/22/2022 12:26
Lab ID: B22021435-017DMS-RRO **Units:** mg/L **Prep Method:** SW3520C

Analytes	Result	LOQ	Spk value	Spk RefVal	%REC	LowLimit	HighLimit	RPD RefVal	%RPD	RPDLimit	Qual
TEH(Oil Range)	4.8	0.30	4.7	0.42	94.0	41	113				
Surr: n-Triacontane	0.078	0.0020	0.094	0.0	83.0	50	150				

Associated Samples: **B22021435-001D, B22021435-006D, B22021435-007B, B22021435-012D, B22021435-017D, B22021435-022D, B22021435-027D, B22021435-032D**

Run ID: Run Order: GCFID-HP5-B_220223B: 7 **SampType:** Sample Matrix Spike **Batch ID:** 163927
Method: SW8015C **Analysis Date:** 02/25/2022 05:49 **Prep Date:** 02/22/2022 12:25
Lab ID: B22021435-012DMS **Units:** mg/L **Prep Method:** SW3520C

Analytes	Result	LOQ	Spk value	Spk RefVal	%REC	LowLimit	HighLimit	RPD RefVal	%RPD	RPDLimit	Qual
Diesel Range Organics (SGT-C10 to C24)	12	0.30	14	0.0	82.0	36	132				
Total Extractable Hydrocarbons (SGT)	13	0.30	14	0.044	87.0	60	132				
Surr: o-Terphenyl (SGT)	0.19	0.0020	0.19	0.0	98.0	56	125				

Associated Samples: **B22021435-001D, B22021435-006D, B22021435-007B, B22021435-012D, B22021435-017D, B22021435-022D, B22021435-027D, B22021435-032D**

Run ID: Run Order: GCFID-HP5-B_220223B: 11 **SampType:** Sample Matrix Spike **Batch ID:** 163927
Method: SW8015C **Analysis Date:** 02/25/2022 10:06 **Prep Date:** 02/22/2022 12:26
Lab ID: B22021435-017DMS-RRO **Units:** mg/L **Prep Method:** SW3520C

Analytes	Result	LOQ	Spk value	Spk RefVal	%REC	LowLimit	HighLimit	RPD RefVal	%RPD	RPDLimit	Qual
TEH (SGT-Oil Range)	4.4	0.30	4.7	0.0	93.0	41	113				
Surr: n-Triacontane (SGT)	0.075	0.0020	0.094	0.0	80.0	50	150				

Associated Samples: **B22021435-001D, B22021435-006D, B22021435-007B, B22021435-012D, B22021435-017D, B22021435-022D, B22021435-027D, B22021435-032D**

Analytical QC Summary Report

Prepared by Billings, MT Branch

Client: AECOM - Honolulu
Workorder: B22021435
Project: CV18F0126, 60571032.02.46.01 **Report Date:** 03/04/2022

Run ID: Run Order: VARIAN1_220223A: 2 **SampType:** Continuing Calibration Verification Standard **Batch ID:** R375111
Method: SW8015C **Analysis Date:** 02/23/2022 11:40 **Prep Date:**
Lab ID: CCV_0223VAR02r **Units:** ug/L **Prep Method:**

Analytes	Result	LOQ	Spk value	Spk RefVal	%REC	LowLimit	HighLimit	RPD RefVal	%RPD	RPDLimit	Qual
C6 to C10	168	20	168		100.0	80	120				
Total Purgeable Hydrocarbons	201	20	200		101.0	80	120				
Surr: Trifluorotoluene	22	1.0	25		89.0	80	120				

Associated Samples: **B22021435-001G, B22021435-003A, B22021435-006G, B22021435-007D, B22021435-009A, B22021435-012G, B22021435-014A, B22021435-017G, B22021435-019A, B22021435-022G, B22021435-024A, B22021435-027G, B22021435-029A, B22021435-032G, B22021435-034A**

Run ID: Run Order: VARIAN1_220223A: 17 **SampType:** Continuing Calibration Verification Standard **Batch ID:** R375111
Method: SW8015C **Analysis Date:** 02/23/2022 23:00 **Prep Date:**
Lab ID: CCV_0223VAR22r **Units:** ug/L **Prep Method:**

Analytes	Result	LOQ	Spk value	Spk RefVal	%REC	LowLimit	HighLimit	RPD RefVal	%RPD	RPDLimit	Qual
C6 to C10	170	20	168		101.0	80	120				
Total Purgeable Hydrocarbons	205	20	200		102.0	80	120				
Surr: Trifluorotoluene	22	1.0	25		89.0	80	120				

Associated Samples: **B22021435-001G, B22021435-003A, B22021435-006G, B22021435-007D, B22021435-009A, B22021435-012G, B22021435-014A, B22021435-017G, B22021435-019A, B22021435-022G, B22021435-024A, B22021435-027G, B22021435-029A, B22021435-032G, B22021435-034A**

Analytical QC Summary Report

Prepared by Billings, MT Branch

Client: AECOM - Honolulu
Workorder: B22021435
Project: CV18F0126, 60571032.02.46.01 **Report Date:** 03/04/2022

Run ID: Run Order: VARIAN1_220223A: 27 **SampType:** Continuing Calibration Verification Standard **Batch ID:** R375111
Method: SW8015C **Analysis Date:** 02/24/2022 08:39 **Prep Date:**
Lab ID: CCV_0223VAR39r **Units:** ug/L **Prep Method:**

Analytes	Result	LOQ	Spk value	Spk RefVal	%REC	LowLimit	HighLimit	RPD RefVal	%RPD	RPDLimit	Qual
C6 to C10	166	20	166		100.0	80	120				
Total Purgeable Hydrocarbons	200	20	200		100.0	80	120				
Surr: Trifluorotoluene	22	1.0	25		89.0	80	120				

Associated Samples: **B22021435-001G, B22021435-003A, B22021435-006G, B22021435-007D, B22021435-009A, B22021435-012G, B22021435-014A, B22021435-017G, B22021435-019A, B22021435-022G, B22021435-024A, B22021435-027G, B22021435-029A, B22021435-032G, B22021435-034A**

Run ID: Run Order: GCFID-HP5-B_220223A: 1 **SampType:** Continuing Calibration Verification Standard **Batch ID:** R375155
Method: SW8015C **Analysis Date:** 02/23/2022 11:22 **Prep Date:**
Lab ID: CCV_0223HP504r-W **Units:** mg/L **Prep Method:**

Analytes	Result	LOQ	Spk value	Spk RefVal	%REC	LowLimit	HighLimit	RPD RefVal	%RPD	RPDLimit	Qual
TEH(Oil Range)	5.6	0.30	5.0		111.0	80	120				
Surr: n-Triacontane	0.19	0.0020	0.20		96.0	80	120				

Associated Samples: **B22021435-001D, B22021435-006D, B22021435-007B, B22021435-012D, B22021435-017D, B22021435-022D, B22021435-027D, B22021435-032D**

Run ID: Run Order: GCFID-HP5-B_220223A: 2 **SampType:** Continuing Calibration Verification Standard **Batch ID:** R375155
Method: SW8015C **Analysis Date:** 02/23/2022 12:05 **Prep Date:**
Lab ID: CCV_0223HP505r **Units:** mg/L **Prep Method:**

Analytes	Result	LOQ	Spk value	Spk RefVal	%REC	LowLimit	HighLimit	RPD RefVal	%RPD	RPDLimit	Qual
Diesel Range Organics (C10 to C24)	14	0.30	15		96.0	80	120				
Total Extractable Hydrocarbons	15	0.30	15		100.0	80	120				
Surr: o-Terphenyl	0.18	0.0020	0.20		92.0	80	120				

Associated Samples: **B22021435-001D, B22021435-006D, B22021435-007B, B22021435-012D, B22021435-017D, B22021435-022D, B22021435-027D, B22021435-032D**

Analytical QC Summary Report

Prepared by Billings, MT Branch

Client: AECOM - Honolulu
Workorder: B22021435
Project: CV18F0126, 60571032.02.46.01 **Report Date:** 03/04/2022

Run ID: Run Order: GCFID-HP5-B_220223A: 12 **SampType:** Continuing Calibration Verification Standard **Batch ID:** R375155
Method: SW8015C **Analysis Date:** 02/23/2022 22:15 **Prep Date:**
Lab ID: CCV_0223HP519r-W **Units:** mg/L **Prep Method:**

Analytes	Result	LOQ	Spk value	Spk RefVal	%REC	LowLimit	HighLimit	RPD RefVal	%RPD	RPDLimit	Qual
TEH(Oil Range)	5.3	0.30	5.0		106.0	80	120				
Surr: n-Triacontane	0.20	0.0020	0.20		98.0	80	120				

Associated Samples: **B22021435-001D, B22021435-006D, B22021435-007B, B22021435-012D, B22021435-017D, B22021435-022D, B22021435-027D, B22021435-032D**

Run ID: Run Order: GCFID-HP5-B_220223A: 13 **SampType:** Continuing Calibration Verification Standard **Batch ID:** R375155
Method: SW8015C **Analysis Date:** 02/23/2022 22:58 **Prep Date:**
Lab ID: CCV_0223HP520r **Units:** mg/L **Prep Method:**

Analytes	Result	LOQ	Spk value	Spk RefVal	%REC	LowLimit	HighLimit	RPD RefVal	%RPD	RPDLimit	Qual
Diesel Range Organics (C10 to C24)	14	0.30	15		92.0	80	120				
Total Extractable Hydrocarbons	14	0.30	15		96.0	80	120				
Surr: o-Terphenyl	0.18	0.0020	0.20		88.0	80	120				

Associated Samples: **B22021435-001D, B22021435-006D, B22021435-007B, B22021435-012D, B22021435-017D, B22021435-022D, B22021435-027D, B22021435-032D**

Run ID: Run Order: GCFID-HP5-B_220223B: 2 **SampType:** Continuing Calibration Verification Standard **Batch ID:** R375295
Method: SW8015C **Analysis Date:** 02/25/2022 00:49 **Prep Date:**
Lab ID: CCV_0223HP556r **Units:** mg/L **Prep Method:**

Analytes	Result	LOQ	Spk value	Spk RefVal	%REC	LowLimit	HighLimit	RPD RefVal	%RPD	RPDLimit	Qual
Diesel Range Organics (C10 to C24)	15	0.30	15		101.0	80	120				
Total Extractable Hydrocarbons	16	0.30	15		105.0	80	120				
Surr: o-Terphenyl	0.19	0.0020	0.20		96.0	80	120				

Associated Samples: **B22021435-012D, B22021435-017D, B22021435-032D**

Analytical QC Summary Report

Prepared by Billings, MT Branch

Client: AECOM - Honolulu
Workorder: B22021435
Project: CV18F0126, 60571032.02.46.01 **Report Date:** 03/04/2022

Run ID: Run Order: GCFID-HP5-B_220223B: 12 **SampType:** Continuing Calibration Verification Standard **Batch ID:** R375295
Method: SW8015C **Analysis Date:** 02/25/2022 11:33 **Prep Date:**
Lab ID: CCV_0223HP571r-W **Units:** mg/L **Prep Method:**

Analytes	Result	LOQ	Spk value	Spk RefVal	%REC	LowLimit	HighLimit	RPD RefVal	%RPD	RPDLimit	Qual
TEH(Oil Range)	5.2	0.30	5.0		105.0	80	120				
Surr: n-Triacontane	0.19	0.0020	0.20		97.0	80	120				

Associated Samples: **B22021435-012D, B22021435-017D, B22021435-032D**

Run ID: Run Order: GCFID-HP5-B_220223B: 13 **SampType:** Continuing Calibration Verification Standard **Batch ID:** R375295
Method: SW8015C **Analysis Date:** 02/25/2022 12:16 **Prep Date:**
Lab ID: CCV_0223HP572r **Units:** mg/L **Prep Method:**

Analytes	Result	LOQ	Spk value	Spk RefVal	%REC	LowLimit	HighLimit	RPD RefVal	%RPD	RPDLimit	Qual
Diesel Range Organics (C10 to C24)	15	0.30	15		99.0	80	120				
Total Extractable Hydrocarbons	15	0.30	15		102.0	80	120				
Surr: o-Terphenyl	0.19	0.0020	0.20		94.0	80	120				

Associated Samples: **B22021435-012D, B22021435-017D, B22021435-032D**

Analytical QC Summary Report

Prepared by Billings, MT Branch

Client: AECOM - Honolulu
Workorder: B22021435
Project: CV18F0126, 60571032.02.46.01 **Report Date:** 03/04/2022

Run ID: Run Order: FID-HEADSPACE_220223A: 4 **SampType:** Method Blank **Batch ID:** R375084
Method: SW8015M **Analysis Date:** 02/23/2022 10:32 **Prep Date:**
Lab ID: MBLK **Units:** mg/L **Prep Method:**

Analytes	Result	LOQ	Spk value	Spk RefVal	%REC	LowLimit	HighLimit	RPD RefVal	%RPD	RPDLimit	Qual
Methane	ND	0.0010			0.0						

Associated Samples: **B22021435-001I, B22021435-005A, B22021435-006I, B22021435-011A, B22021435-012I, B22021435-016A, B22021435-017I, B22021435-021A, B22021435-022I, B22021435-026A, B22021435-027I, B22021435-031A, B22021435-032I, B22021435-036A**

Run ID: Run Order: FID-HEADSPACE_220223A: 2 **SampType:** Laboratory Control Sample **Batch ID:** R375084
Method: SW8015M **Analysis Date:** 02/23/2022 08:56 **Prep Date:**
Lab ID: LCS **Units:** ppm **Prep Method:**

Analytes	Result	LOQ	Spk value	Spk RefVal	%REC	LowLimit	HighLimit	RPD RefVal	%RPD	RPDLimit	Qual
Methane	100	2.0	100		101.0	85	115				

Associated Samples: **B22021435-001I, B22021435-005A, B22021435-006I, B22021435-011A, B22021435-012I, B22021435-016A, B22021435-017I, B22021435-021A, B22021435-022I, B22021435-026A, B22021435-027I, B22021435-031A, B22021435-032I, B22021435-036A**

Run ID: Run Order: FID-HEADSPACE_220223A: 3 **SampType:** Laboratory Control Sample Duplicate **Batch ID:** R375084
Method: SW8015M **Analysis Date:** 02/23/2022 09:02 **Prep Date:**
Lab ID: LCSD **Units:** ppm **Prep Method:**

Analytes	Result	LOQ	Spk value	Spk RefVal	%REC	LowLimit	HighLimit	RPD RefVal	%RPD	RPDLimit	Qual
Methane	100	2.0	100		101.0	85	115	100	0.6	20.0	

Associated Samples: **B22021435-001I, B22021435-005A, B22021435-006I, B22021435-011A, B22021435-012I, B22021435-016A, B22021435-017I, B22021435-021A, B22021435-022I, B22021435-026A, B22021435-027I, B22021435-031A, B22021435-032I, B22021435-036A**

Analytical QC Summary Report

Prepared by Billings, MT Branch

Client: AECOM - Honolulu
Workorder: B22021435
Project: CV18F0126, 60571032.02.46.01 **Report Date:** 03/04/2022

Run ID: Run Order: FID-HEADSPACE_220223A: 12 **SampType:** Sample Duplicate **Batch ID:** R375084
Method: SW8015M **Analysis Date:** 02/23/2022 11:48 **Prep Date:**
Lab ID: B22021435-017IDUP **Units:** mg/L **Prep Method:**

Analytes	Result	LOQ	Spk value	Spk RefVal	%REC	LowLimit	HighLimit	RPD RefVal	%RPD	RPDLimit	Qual
Methane	0.34	0.16			0.0			0.35	2.8	20.0	

Associated Samples: **B22021435-001I, B22021435-005A, B22021435-006I, B22021435-011A, B22021435-012I, B22021435-016A, B22021435-017I, B22021435-021A, B22021435-022I, B22021435-026A, B22021435-027I, B22021435-031A, B22021435-032I, B22021435-036A**

Run ID: Run Order: FID-HEADSPACE_220223A: 1 **SampType:** Continuing Calibration Verification Standard **Batch ID:** R375084
Method: SW8015M **Analysis Date:** 02/23/2022 08:47 **Prep Date:**
Lab ID: CCV **Units:** ppm **Prep Method:**

Analytes	Result	LOQ	Spk value	Spk RefVal	%REC	LowLimit	HighLimit	RPD RefVal	%RPD	RPDLimit	Qual
Methane	98	2.0	100		98.0	85	115				

Associated Samples: **B22021435-001I, B22021435-005A, B22021435-006I, B22021435-011A, B22021435-012I, B22021435-016A, B22021435-017I, B22021435-021A, B22021435-022I, B22021435-026A, B22021435-027I, B22021435-031A, B22021435-032I, B22021435-036A**

Run ID: Run Order: FID-HEADSPACE_220223A: 20 **SampType:** Continuing Calibration Verification Standard **Batch ID:** R375084
Method: SW8015M **Analysis Date:** 02/23/2022 12:48 **Prep Date:**
Lab ID: CCV **Units:** ppm **Prep Method:**

Analytes	Result	LOQ	Spk value	Spk RefVal	%REC	LowLimit	HighLimit	RPD RefVal	%RPD	RPDLimit	Qual
Methane	100	2.0	100		101.0	85	115				

Associated Samples: **B22021435-001I, B22021435-005A, B22021435-006I, B22021435-011A, B22021435-012I, B22021435-016A, B22021435-017I, B22021435-021A, B22021435-022I, B22021435-026A, B22021435-027I, B22021435-031A, B22021435-032I, B22021435-036A**

Analytical QC Summary Report

Prepared by Billings, MT Branch

Client: AECOM - Honolulu
Workorder: B22021435
Project: CV18F0126, 60571032.02.46.01 **Report Date:** 03/04/2022

Run ID: Run Order: SV5973N.I_220224A: 4 **SampType:** Method Blank **Batch ID:** 163957
Method: SW8270C **Analysis Date:** 02/24/2022 17:15 **Prep Date:** 02/23/2022 09:42
Lab ID: MB-163957 **Units:** ug/L **Prep Method:** SW3510C

Analytes	Result	LOQ	Spk value	Spk RefVal	%REC	LowLimit	HighLimit	RPD RefVal	%RPD	RPDLimit	Qual
1,2,4-Trichlorobenzene	ND	5.0									
1,2-Dichlorobenzene	ND	5.0									
1,3-Dichlorobenzene	ND	5.0									
1,4-Dichlorobenzene	ND	5.0									
2,4,5-Trichlorophenol	ND	5.0									
2,4,6-Trichlorophenol	ND	5.0									
2,4-Dichlorophenol	ND	5.0									
2,4-Dimethylphenol	ND	5.0									
2,4-Dinitrophenol	ND	10									
2,4-Dinitrotoluene	ND	5.0									
2,6-Dinitrotoluene	ND	5.0									
2-Chloronaphthalene	ND	5.0									
2-Chlorophenol	ND	5.0									
2-Nitrophenol	ND	5.0									
3,3´-Dichlorobenzidine	ND	10									
4,6-Dinitro-2-methylphenol	ND	10									
4-Bromophenyl phenyl ether	ND	5.0									
4-Chloro-3-methylphenol	ND	5.0									
4-Chlorophenol	ND	5.0									
4-Chlorophenyl phenyl ether	ND	5.0									
4-Nitrophenol	ND	10									
Azobenzene	ND	5.0									
bis(-2-chloroethoxy)Methane	ND	5.0									
bis(-2-chloroethyl)Ether	ND	5.0									
bis(2-chloroisopropyl)Ether	ND	5.0									
bis(2-ethylhexyl)Phthalate	ND	5.0									
Butylbenzylphthalate	ND	5.0									

Analytical QC Summary Report

Prepared by Billings, MT Branch

Client: AECOM - Honolulu
Workorder: B22021435
Project: CV18F0126, 60571032.02.46.01 **Report Date:** 03/04/2022

Run ID: Run Order: SV5973N.I_220224A: 4 **SampType:** Method Blank **Batch ID:** 163957
Method: SW8270C **Analysis Date:** 02/24/2022 17:15 **Prep Date:** 02/23/2022 09:42
Lab ID: MB-163957 **Units:** ug/L **Prep Method:** SW3510C

Analytes	Result	LOQ	Spk value	Spk RefVal	%REC	LowLimit	HighLimit	RPD RefVal	%RPD	RPDLimit	Qual
Diethyl phthalate	ND	5.0									
Dimethyl phthalate	ND	5.0									
Di-n-butyl phthalate	ND	5.0									
Di-n-octyl phthalate	ND	5.0									
Hexachlorobenzene	ND	5.0									
Hexachlorobutadiene	ND	5.0									
Hexachlorocyclopentadiene	ND	5.0									
Hexachloroethane	ND	5.0									
Isophorone	ND	5.0									
m+p-Cresols	ND	5.0									
Nitrobenzene	ND	5.0									
n-Nitrosodimethylamine	ND	5.0									
n-Nitroso-di-n-propylamine	ND	5.0									
n-Nitrosodiphenylamine	ND	10									
o-Cresol	ND	5.0									
Pentachlorophenol	ND	10									
Phenol	ND	5.0									
Pyridine	ND	5.0									
Surr: 2,4,6-Tribromophenol	134	5.0	200		67.0	43	140				
Surr: 2-Fluorobiphenyl	64	5.0	100		64.0	44	119				
Surr: 2-Fluorophenol	62	5.0	200		31.0	19	119				
Surr: Nitrobenzene-d5	61	5.0	100		61.0	44	120				
Surr: Phenol-d5	56	5.0	200		28.0	10	65				
Surr: Terphenyl-d14	100	5.0	100		100.0	50	134				

Associated Samples: **B22021435-001C, B22021435-006C, B22021435-007A, B22021435-012C, B22021435-017C, B22021435-022C, B22021435-027C, B22021435-032C**

Analytical QC Summary Report

Prepared by Billings, MT Branch

Client: AECOM - Honolulu
Workorder: B22021435
Project: CV18F0126, 60571032.02.46.01 **Report Date:** 03/04/2022

Run ID: Run Order: SV5973N.I_220224A: 5 **SampType:** Laboratory Control Sample **Batch ID:** 163957
Method: SW8270C **Analysis Date:** 02/24/2022 17:48 **Prep Date:** 02/23/2022 09:42
Lab ID: LCS-163957 **Units:** ug/L **Prep Method:** SW3510C

Analytes	Result	LOQ	Spk value	Spk RefVal	%REC	LowLimit	HighLimit	RPD RefVal	%RPD	RPDLimit	Qual
1,2,4-Trichlorobenzene	60	10	100		60.0	29	116				
1,2-Dichlorobenzene	57	10	100		57.0	32	111				
1,3-Dichlorobenzene	55	10	100		55.0	28	110				
1,4-Dichlorobenzene	52	10	100		52.0	29	112				
2,4,5-Trichlorophenol	73	10	100		73.0	53	123				
2,4,6-Trichlorophenol	75	10	100		75.0	50	125				
2,4-Dichlorophenol	66	10	100		66.0	47	121				
2,4-Dimethylphenol	76	10	100		76.0	31	124				
2,4-Dinitrophenol	71	10	100		71.0	23	142				
2,4-Dinitrotoluene	91	10	100		91.0	57	128				
2,6-Dinitrotoluene	83	10	100		83.0	50	118				
2-Chloronaphthalene	77	10	100		77.0	40	116				
2-Chlorophenol	57	10	100		57.0	38	117				
2-Nitrophenol	76	10	100		76.0	47	123				
3,3´-Dichlorobenzidine	60	10	100		60.0	27	129				
4,6-Dinitro-2-methylphenol	83	10	100		83.0	44	137				
4-Bromophenyl phenyl ether	83	10	100		83.0	55	124				
4-Chloro-3-methylphenol	71	10	100		71.0	52	119				
4-Chlorophenol	59	10	100		59.0	41	81				
4-Chlorophenyl phenyl ether	85	10	100		85.0	53	121				
4-Nitrophenol	38	10	100		38.0	15	36				S
Azobenzene	73	10	100		73.0	61	116				
bis(-2-chloroethoxy)Methane	74	10	100		74.0	48	120				
bis(-2-chloroethyl)Ether	64	10	100		64.0	43	118				
bis(2-chloroisopropyl)Ether	58	10	100		58.0	37	130				
bis(2-ethylhexyl)Phthalate	92	10	100		92.0	55	135				
Butylbenzylphthalate	89	10	100		89.0	53	134				

Analytical QC Summary Report

Prepared by Billings, MT Branch

Client: AECOM - Honolulu
Workorder: B22021435
Project: CV18F0126, 60571032.02.46.01 **Report Date:** 03/04/2022

Run ID: Run Order: SV5973N.I_220224A: 5 **SampType:** Laboratory Control Sample **Batch ID:** 163957
Method: SW8270C **Analysis Date:** 02/24/2022 17:48 **Prep Date:** 02/23/2022 09:42
Lab ID: LCS-163957 **Units:** ug/L **Prep Method:** SW3510C

Analytes	Result	LOQ	Spk value	Spk RefVal	%REC	LowLimit	HighLimit	RPD RefVal	%RPD	RPDLimit	Qual
Diethyl phthalate	91	10	100		91.0	56	125				
Dimethyl phthalate	91	10	100		91.0	45	127				
Di-n-butyl phthalate	93	10	100		93.0	59	127				
Di-n-octyl phthalate	93	10	100		93.0	51	140				
Hexachlorobenzene	80	10	100		80.0	53	125				
Hexachlorobutadiene	55	10	100		55.0	22	124				
Hexachlorocyclopentadiene	67	10	100		67.0	39	91				
Hexachloroethane	56	10	100		56.0	21	115				
Isophorone	76	10	100		76.0	42	124				
m+p-Cresols	66	10	100		66.0	29	110				
Nitrobenzene	70	10	100		70.0	45	121				
n-Nitrosodimethylamine	46	10	100		46.0	20	45				S
n-Nitroso-di-n-propylamine	83	10	100		83.0	49	119				
n-Nitrosodiphenylamine	83	10	100		83.0	51	123				
o-Cresol	64	10	100		64.0	30	117				
Pentachlorophenol	82	10	100		82.0	35	138				
Phenol	41	10	100		41.0	37	75				
Pyridine	29	10	100		29.0	16	45				
Surr: 2,4,6-Tribromophenol	161	10	200		80.0	43	140				
Surr: 2-Fluorobiphenyl	71	10	100		71.0	44	119				
Surr: 2-Fluorophenol	78	10	200		39.0	19	119				
Surr: Nitrobenzene-d5	73	10	100		73.0	44	120				
Surr: Phenol-d5	73	10	200		36.0	10	65				
Surr: Terphenyl-d14	91	10	100		91.0	50	134				

Associated Samples: **B22021435-001C, B22021435-006C, B22021435-007A, B22021435-012C, B22021435-017C, B22021435-022C, B22021435-027C, B22021435-032C**

Analytical QC Summary Report

Prepared by Billings, MT Branch

Client: AECOM - Honolulu
Workorder: B22021435
Project: CV18F0126, 60571032.02.46.01 **Report Date:** 03/04/2022

Run ID: Run Order: SV5973N.I_220224A: 6 **SampType:** Laboratory Control Sample Duplicate **Batch ID:** 163957
Method: SW8270C **Analysis Date:** 02/24/2022 18:20 **Prep Date:** 02/23/2022 09:42
Lab ID: LCSD-163957 **Units:** ug/L **Prep Method:** SW3510C

Analytes	Result	LOQ	Spk value	Spk RefVal	%REC	LowLimit	HighLimit	RPD RefVal	%RPD	RPDLimit	Qual
1,2,4-Trichlorobenzene	63	10	100		63.0	29	116	60	5.1	20.0	
1,2-Dichlorobenzene	76	10	100		76.0	32	111	57	29.0	20.0	R
1,3-Dichlorobenzene	64	10	100		64.0	28	110	55	15.0	20.0	
1,4-Dichlorobenzene	61	10	100		61.0	29	112	52	15.0	20.0	
2,4,5-Trichlorophenol	81	10	100		81.0	53	123	73	11.0	20.0	
2,4,6-Trichlorophenol	91	10	100		91.0	50	125	75	20.0	20.0	
2,4-Dichlorophenol	67	10	100		67.0	47	121	66	2.6	20.0	
2,4-Dimethylphenol	72	10	100		72.0	31	124	76	4.6	20.0	
2,4-Dinitrophenol	74	10	100		74.0	23	142	71	4.3	20.0	
2,4-Dinitrotoluene	108	10	100		108.0	57	128	91	17.0	20.0	
2,6-Dinitrotoluene	100	10	100		100.0	50	118	83	18.0	20.0	
2-Chloronaphthalene	92	10	100		92.0	40	116	77	18.0	20.0	
2-Chlorophenol	66	10	100		66.0	38	117	57	14.0	20.0	
2-Nitrophenol	79	10	100		79.0	47	123	76	4.8	20.0	
3,3´-Dichlorobenzidine	67	10	100		67.0	27	129	60	11.0	20.0	
4,6-Dinitro-2-methylphenol	82	10	100		82.0	44	137	83	1.4	20.0	
4-Bromophenyl phenyl ether	93	10	100		93.0	55	124	83	11.0	20.0	
4-Chloro-3-methylphenol	75	10	100		75.0	52	119	71	6.0	20.0	
4-Chlorophenol	63	10	100		63.0	41	81	59	5.9	20.0	
4-Chlorophenyl phenyl ether	105	10	100		105.0	53	121	85	21.0	20.0	R
4-Nitrophenol	42	10	100		42.0	15	36	38	9.2	20.0	S
Azobenzene	80	10	100		80.0	61	116	73	8.5	20.0	
bis(-2-chloroethoxy)Methane	75	10	100		75.0	48	120	74	1.3	20.0	
bis(-2-chloroethyl)Ether	75	10	100		75.0	43	118	64	16.0	20.0	
bis(2-chloroisopropyl)Ether	70	10	100		70.0	37	130	58	18.0	20.0	
bis(2-ethylhexyl)Phthalate	107	10	100		107.0	55	135	92	15.0	20.0	
Butylbenzylphthalate	105	10	100		105.0	53	134	89	16.0	20.0	

Analytical QC Summary Report

Prepared by Billings, MT Branch

Client: AECOM - Honolulu
Workorder: B22021435
Project: CV18F0126, 60571032.02.46.01 **Report Date:** 03/04/2022

Run ID: Run Order: SV5973N.I_220224A: 6 **SampType:** Laboratory Control Sample Duplicate **Batch ID:** 163957
Method: SW8270C **Analysis Date:** 02/24/2022 18:20 **Prep Date:** 02/23/2022 09:42
Lab ID: LCSD-163957 **Units:** ug/L **Prep Method:** SW3510C

Analytes	Result	LOQ	Spk value	Spk RefVal	%REC	LowLimit	HighLimit	RPD RefVal	%RPD	RPDLimit	Qual
Diethyl phthalate	116	10	100		116.0	56	125	91	24.0	20.0	R
Dimethyl phthalate	108	10	100		108.0	45	127	91	17.0	20.0	
Di-n-butyl phthalate	105	10	100		105.0	59	127	93	13.0	20.0	
Di-n-octyl phthalate	94	10	100		94.0	51	140	93	1.5	20.0	
Hexachlorobenzene	86	10	100		86.0	53	125	80	7.3	20.0	
Hexachlorobutadiene	60	10	100		60.0	22	124	55	8.5	20.0	
Hexachlorocyclopentadiene	78	10	100		78.0	39	91	67	15.0	20.0	
Hexachloroethane	63	10	100		63.0	21	115	56	12.0	20.0	
Isophorone	78	10	100		78.0	42	124	76	3.2	20.0	
m+p-Cresols	74	10	100		74.0	29	110	66	12.0	20.0	
Nitrobenzene	88	10	100		88.0	45	121	70	23.0	20.0	R
n-Nitrosodimethylamine	62	10	100		62.0	20	45	46	30.0	20.0	SR
n-Nitroso-di-n-propylamine	95	10	100		95.0	49	119	83	14.0	20.0	
n-Nitrosodiphenylamine	95	10	100		95.0	51	123	83	14.0	20.0	
o-Cresol	72	10	100		72.0	30	117	64	11.0	20.0	
Pentachlorophenol	92	10	100		92.0	35	138	82	12.0	20.0	
Phenol	47	10	100		47.0	37	75	41	15.0	20.0	
Pyridine	37	10	100		37.0	16	45	29	25.0	20.0	R
Surr: 2,4,6-Tribromophenol	171	10	200		86.0	43	140	0.0	0.0		
Surr: 2-Fluorobiphenyl	88	10	100		88.0	44	119	0.0	0.0		
Surr: 2-Fluorophenol	87	10	200		43.0	19	119	0.0	0.0		
Surr: Nitrobenzene-d5	84	10	100		84.0	44	120	0.0	0.0		
Surr: Phenol-d5	90	10	200		45.0	10	65	0.0	0.0		
Surr: Terphenyl-d14	92	10	100		92.0	50	134	0.0	0.0		

Associated Samples: **B22021435-001C, B22021435-006C, B22021435-007A, B22021435-012C, B22021435-017C, B22021435-022C, B22021435-027C, B22021435-032C**

Analytical QC Summary Report

Prepared by Billings, MT Branch

Client: AECOM - Honolulu
Workorder: B22021435
Project: CV18F0126, 60571032.02.46.01 **Report Date:** 03/04/2022

Run ID: Run Order: SV5973N.I_220224A: 8 **SampType:** Sample Matrix Spike **Batch ID:** 163957
Method: SW8270C **Analysis Date:** 02/24/2022 19:24 **Prep Date:** 02/23/2022 09:43
Lab ID: B22021435-001CMS **Units:** ug/L **Prep Method:** SW3510C

Analytes	Result	LOQ	Spk value	Spk RefVal	%REC	LowLimit	HighLimit	RPD RefVal	%RPD	RPDLimit	Qual
1,2,4-Trichlorobenzene	62	10	100	0.0	62.0	48	98				
1,2-Dichlorobenzene	62	10	100	0.0	62.0	48	91				
1,3-Dichlorobenzene	59	10	100	0.0	59.0	46	89				
1,4-Dichlorobenzene	56	10	100	0.0	56.0	46	90				
2,4,5-Trichlorophenol	67	10	100	0.0	67.0	27	123				
2,4,6-Trichlorophenol	70	10	100	0.0	70.0	24	120				
2,4-Dichlorophenol	64	10	100	0.0	64.0	24	107				
2,4-Dimethylphenol	76	10	100	0.0	76.0	39	96				
2,4-Dinitrophenol	67	10	100	0.0	67.0	16	105				
2,4-Dinitrotoluene	89	10	100	0.0	89.0	64	116				
2,6-Dinitrotoluene	80	10	100	0.0	80.0	56	116				
2-Chloronaphthalene	78	10	100	0.0	78.0	55	104				
2-Chlorophenol	58	10	100	0.0	58.0	22	97				
2-Nitrophenol	74	10	100	0.0	74.0	30	105				
3,3´-Dichlorobenzidine	59	10	100	0.0	59.0	36	120				
4,6-Dinitro-2-methylphenol	81	10	100	0.0	81.0	19	128				
4-Bromophenyl phenyl ether	88	10	100	0.0	88.0	60	113				
4-Chloro-3-methylphenol	77	10	100	0.0	77.0	35	101				
4-Chlorophenol	62	10	100	0.0	62.0	16	98				
4-Chlorophenyl phenyl ether	89	10	100	0.0	89.0	60	108				
4-Nitrophenol	37	10	100	0.0	37.0	10	77				
Azobenzene	75	10	100	0.0	75.0	58	107				
bis(-2-chloroethoxy)Methane	76	10	100	0.0	76.0	54	102				
bis(-2-chloroethyl)Ether	64	10	100	0.0	64.0	45	92				
bis(2-chloroisopropyl)Ether	59	10	100	0.0	59.0	43	85				
bis(2-ethylhexyl)Phthalate	90	10	100	0.0	90.0	44	128				
Butylbenzylphthalate	93	10	100	0.0	93.0	57	121				

Analytical QC Summary Report

Prepared by Billings, MT Branch

Client: AECOM - Honolulu
Workorder: B22021435
Project: CV18F0126, 60571032.02.46.01 **Report Date:** 03/04/2022

Run ID: Run Order: SV5973N.I_220224A: 8 **SampType:** Sample Matrix Spike **Batch ID:** 163957
Method: SW8270C **Analysis Date:** 02/24/2022 19:24 **Prep Date:** 02/23/2022 09:43
Lab ID: B22021435-001CMS **Units:** ug/L **Prep Method:** SW3510C

Analytes	Result	LOQ	Spk value	Spk RefVal	%REC	LowLimit	HighLimit	RPD RefVal	%RPD	RPDLimit	Qual
Diethyl phthalate	97	10	100	0.0	97.0	56	115				
Dimethyl phthalate	94	10	100	0.0	94.0	46	115				
Di-n-butyl phthalate	99	10	100	0.0	99.0	57	121				
Di-n-octyl phthalate	91	10	100	0.0	91.0	45	106				
Hexachlorobenzene	82	10	100	0.0	82.0	57	106				
Hexachlorobutadiene	57	10	100	0.0	57.0	38	95				
Hexachlorocyclopentadiene	62	10	100	0.0	62.0	44	95				
Hexachloroethane	57	10	100	0.0	57.0	39	98				
Isophorone	77	10	100	0.0	77.0	51	97				
m+p-Cresols	68	10	100	0.0	68.0	25	98				
Nitrobenzene	69	10	100	0.0	69.0	49	110				
n-Nitrosodimethylamine	54	10	100	0.0	54.0	21	65				
n-Nitroso-di-n-propylamine	85	10	100	0.0	85.0	55	106				
n-Nitrosodiphenylamine	83	10	100	0.0	83.0	58	117				
o-Cresol	67	10	100	0.0	67.0	34	98				
Pentachlorophenol	88	10	100	0.0	88.0	24	130				
Phenol	44	10	100	0.0	44.0	37	75				
Pyridine	32	10	100	0.0	32.0	10	65				
Surr: 2,4,6-Tribromophenol	158	10	200	0.0	79.0	25	140				
Surr: 2-Fluorobiphenyl	72	10	100	0.0	72.0	28	107				
Surr: 2-Fluorophenol	71	10	200	0.0	35.0	10	75				
Surr: Nitrobenzene-d5	69	10	100	0.0	69.0	32	94				
Surr: Phenol-d5	75	10	200	0.0	37.0	10	65				
Surr: Terphenyl-d14	92	10	100	0.0	92.0	32	122				

Associated Samples: **B22021435-001C, B22021435-006C, B22021435-007A, B22021435-012C, B22021435-017C, B22021435-022C, B22021435-027C, B22021435-032C**

Analytical QC Summary Report

Prepared by Billings, MT Branch

Client: AECOM - Honolulu
Workorder: B22021435
Project: CV18F0126, 60571032.02.46.01 **Report Date:** 03/04/2022

Run ID: Run Order: SV5973N.I_220224A: 10 **SampType:** Sample Matrix Spike **Batch ID:** 163957
Method: SW8270C **Analysis Date:** 02/24/2022 20:29 **Prep Date:** 02/23/2022 09:43
Lab ID: B22021435-006CMS **Units:** ug/L **Prep Method:** SW3510C

Analytes	Result	LOQ	Spk value	Spk RefVal	%REC	LowLimit	HighLimit	RPD RefVal	%RPD	RPDLimit	Qual
1,2,4-Trichlorobenzene	61	10	100	0.0	61.0	48	98				
1,2-Dichlorobenzene	58	10	100	0.0	58.0	48	91				
1,3-Dichlorobenzene	56	10	100	0.0	56.0	46	89				
1,4-Dichlorobenzene	52	10	100	0.0	52.0	46	90				
2,4,5-Trichlorophenol	64	10	100	0.0	64.0	27	123				
2,4,6-Trichlorophenol	68	10	100	0.0	68.0	24	120				
2,4-Dichlorophenol	56	10	100	0.0	56.0	24	107				
2,4-Dimethylphenol	68	10	100	0.0	68.0	39	96				
2,4-Dinitrophenol	67	10	100	0.0	67.0	16	105				
2,4-Dinitrotoluene	100	10	100	0.0	100.0	64	116				
2,6-Dinitrotoluene	88	10	100	0.0	88.0	56	116				
2-Chloronaphthalene	81	10	100	0.0	81.0	55	104				
2-Chlorophenol	52	10	100	0.0	52.0	22	97				
2-Nitrophenol	68	10	100	0.0	68.0	30	105				
3,3´-Dichlorobenzidine	63	10	100	0.0	63.0	36	120				
4,6-Dinitro-2-methylphenol	74	10	100	0.0	74.0	19	128				
4-Bromophenyl phenyl ether	86	10	100	0.0	86.0	60	113				
4-Chloro-3-methylphenol	71	10	100	0.0	71.0	35	101				
4-Chlorophenol	57	10	100	0.0	57.0	16	98				
4-Chlorophenyl phenyl ether	86	10	100	0.0	86.0	60	108				
4-Nitrophenol	36	10	100	0.0	36.0	10	77				
Azobenzene	79	10	100	0.0	79.0	58	107				
bis(-2-chloroethoxy)Methane	73	10	100	0.0	73.0	54	102				
bis(-2-chloroethyl)Ether	62	10	100	0.0	62.0	45	92				
bis(2-chloroisopropyl)Ether	56	10	100	0.0	56.0	43	85				
bis(2-ethylhexyl)Phthalate	86	10	100	0.0	86.0	44	128				
Butylbenzylphthalate	95	10	100	0.0	95.0	57	121				

Analytical QC Summary Report

Prepared by Billings, MT Branch

Client: AECOM - Honolulu
Workorder: B22021435
Project: CV18F0126, 60571032.02.46.01 **Report Date:** 03/04/2022

Run ID: Run Order: SV5973N.I_220224A: 10 **SampType:** Sample Matrix Spike **Batch ID:** 163957
Method: SW8270C **Analysis Date:** 02/24/2022 20:29 **Prep Date:** 02/23/2022 09:43
Lab ID: B22021435-006CMS **Units:** ug/L **Prep Method:** SW3510C

Analytes	Result	LOQ	Spk value	Spk RefVal	%REC	LowLimit	HighLimit	RPD RefVal	%RPD	RPDLimit	Qual
Diethyl phthalate	97	10	100	0.0	97.0	56	115				
Dimethyl phthalate	89	10	100	0.0	89.0	46	115				
Di-n-butyl phthalate	96	10	100	0.0	96.0	57	121				
Di-n-octyl phthalate	84	10	100	0.0	84.0	45	106				
Hexachlorobenzene	84	10	100	0.0	84.0	57	106				
Hexachlorobutadiene	55	10	100	0.0	55.0	38	95				
Hexachlorocyclopentadiene	62	10	100	0.0	62.0	44	95				
Hexachloroethane	55	10	100	0.0	55.0	39	98				
Isophorone	72	10	100	0.0	72.0	51	97				
m+p-Cresols	60	10	100	0.0	60.0	25	98				
Nitrobenzene	69	10	100	0.0	69.0	49	110				
n-Nitrosodimethylamine	49	10	100	0.0	49.0	21	65				
n-Nitroso-di-n-propylamine	79	10	100	0.0	79.0	55	106				
n-Nitrosodiphenylamine	88	10	100	0.0	88.0	58	117				
o-Cresol	61	10	100	0.0	61.0	34	98				
Pentachlorophenol	89	10	100	0.0	89.0	24	130				
Phenol	41	10	100	0.0	41.0	37	75				
Pyridine	28	10	100	0.0	28.0	10	65				
Surr: 2,4,6-Tribromophenol	151	10	200	0.0	75.0	25	140				
Surr: 2-Fluorobiphenyl	70	10	100	0.0	70.0	28	107				
Surr: 2-Fluorophenol	59	10	200	0.0	29.0	10	75				
Surr: Nitrobenzene-d5	68	10	100	0.0	68.0	32	94				
Surr: Phenol-d5	70	10	200	0.0	35.0	10	65				
Surr: Terphenyl-d14	93	10	100	0.0	93.0	32	122				

Associated Samples: **B22021435-001C, B22021435-006C, B22021435-007A, B22021435-012C, B22021435-017C, B22021435-022C, B22021435-027C, B22021435-032C**

Analytical QC Summary Report

Prepared by Billings, MT Branch

Client: AECOM - Honolulu
Workorder: B22021435
Project: CV18F0126, 60571032.02.46.01 **Report Date:** 03/04/2022

Run ID: Run Order: SV5973N.I_220224A: 2 **SampType:** Continuing Calibration Verification Standard **Batch ID:** R375205
Method: SW8270C **Analysis Date:** 02/24/2022 16:11 **Prep Date:**
Lab ID: 24-Feb-22_CCV_2 **Units:** ug/L **Prep Method:**

Analytes	Result	LOQ	Spk value	Spk RefVal	%REC	LowLimit	HighLimit	RPD RefVal	%RPD	RPDLimit	Qual
1,2,4-Trichlorobenzene	67	10	75		90.0	80	120				
1,2-Dichlorobenzene	70	10	75		94.0	80	120				
1,3-Dichlorobenzene	70	10	75		94.0	80	120				
1,4-Dichlorobenzene	69	10	75		91.0	80	120				
2,4,5-Trichlorophenol	62	10	75		82.0	80	120				
2,4,6-Trichlorophenol	65	10	75		87.0	80	120				
2,4-Dichlorophenol	62	10	75		83.0	80	120				
2,4-Dimethylphenol	74	10	75		98.0	80	120				
2,4-Dinitrophenol	78	10	75		104.0	80	120				
2,4-Dinitrotoluene	76	10	75		101.0	80	120				
2,6-Dinitrotoluene	73	10	75		98.0	80	120				
2-Chloronaphthalene	69	10	75		92.0	80	120				
2-Chlorophenol	63	10	75		84.0	80	120				
2-Nitrophenol	74	10	75		98.0	80	120				
3,3´-Dichlorobenzidine	63	10	75		84.0	80	120				
4,6-Dinitro-2-methylphenol	76	10	75		101.0	80	120				
4-Bromophenyl phenyl ether	72	10	75		96.0	80	120				
4-Chloro-3-methylphenol	68	10	75		90.0	80	120				
4-Chlorophenol	67	10	75		90.0	80	120				
4-Chlorophenyl phenyl ether	72	10	75		96.0	80	120				
4-Nitrophenol	68	10	75		91.0	80	120				
Azobenzene	66	10	75		88.0	80	120				
bis(-2-chloroethoxy)Methane	72	10	75		96.0	80	120				
bis(-2-chloroethyl)Ether	70	10	75		93.0	80	120				
bis(2-chloroisopropyl)Ether	68	10	75		91.0	80	120				
bis(2-ethylhexyl)Phthalate	75	10	75		100.0	80	120				
Butylbenzylphthalate	75	10	75		99.0	80	120				

Analytical QC Summary Report

Prepared by Billings, MT Branch

Client: AECOM - Honolulu
Workorder: B22021435
Project: CV18F0126, 60571032.02.46.01 **Report Date:** 03/04/2022

Run ID: Run Order: SV5973N.I_220224A: 2 **SampType:** Continuing Calibration Verification Standard **Batch ID:** R375205
Method: SW8270C **Analysis Date:** 02/24/2022 16:11 **Prep Date:**
Lab ID: 24-Feb-22_CCV_2 **Units:** ug/L **Prep Method:**

Analytes	Result	LOQ	Spk value	Spk RefVal	%REC	LowLimit	HighLimit	RPD RefVal	%RPD	RPDLimit	Qual
Diethyl phthalate	71	10	75		94.0	80	120				
Dimethyl phthalate	72	10	75		97.0	80	120				
Di-n-butyl phthalate	69	10	75		93.0	80	120				
Di-n-octyl phthalate	72	10	75		96.0	80	120				
Hexachlorobenzene	69	10	75		91.0	80	120				
Hexachlorobutadiene	66	10	75		89.0	80	120				
Hexachlorocyclopentadiene	74	10	75		98.0	80	120				
Hexachloroethane	70	10	75		94.0	80	120				
Isophorone	76	10	75		102.0	80	120				
m+p-Cresols	72	10	75		96.0	80	120				
Nitrobenzene	65	10	75		87.0	80	120				
n-Nitrosodimethylamine	83	10	75		111.0	80	120				
n-Nitroso-di-n-propylamine	74	10	75		99.0	80	120				
n-Nitrosodiphenylamine	70	10	75		93.0	80	120				
o-Cresol	67	10	75		90.0	80	120				
Pentachlorophenol	65	10	75		86.0	80	120				
Phenol	70	10	75		93.0	80	120				
Pyridine	80	10	75		106.0	80	120				
Surr: 2,4,6-Tribromophenol	69	10	75		92.0	80	120				
Surr: 2-Fluorobiphenyl	68	10	75		91.0	80	120				
Surr: 2-Fluorophenol	69	10	75		93.0	80	120				
Surr: Nitrobenzene-d5	70	10	75		94.0	80	120				
Surr: Phenol-d5	73	10	75		97.0	80	120				
Surr: Terphenyl-d14	70	10	75		94.0	80	120				

Associated Samples: **B22021435-001C, B22021435-006C, B22021435-007A, B22021435-012C, B22021435-017C, B22021435-022C, B22021435-027C, B22021435-032C**

Analytical QC Summary Report

Prepared by Billings, MT Branch

Client: AECOM - Honolulu
Workorder: B22021435
Project: CV18F0126, 60571032.02.46.01 **Report Date:** 03/04/2022

Run ID: Run Order: SV5973N.I_220224A: 17 **SampType:** Continuing Calibration Verification Standard **Batch ID:** R375205
Method: SW8270C **Analysis Date:** 02/25/2022 00:14 **Prep Date:**
Lab ID: 24-Feb-22_CCV_17 **Units:** ug/L **Prep Method:**

Analytes	Result	LOQ	Spk value	Spk RefVal	%REC	LowLimit	HighLimit	RPD RefVal	%RPD	RPDLimit	Qual
1,2,4-Trichlorobenzene	72	10	75		96.0	50	150				
1,2-Dichlorobenzene	80	10	75		106.0	50	150				
1,3-Dichlorobenzene	76	10	75		102.0	50	150				
1,4-Dichlorobenzene	72	10	75		96.0	50	150				
2,4,5-Trichlorophenol	80	10	75		107.0	50	150				
2,4,6-Trichlorophenol	81	10	75		108.0	50	150				
2,4-Dichlorophenol	76	10	75		101.0	50	150				
2,4-Dimethylphenol	78	10	75		104.0	50	150				
2,4-Dinitrophenol	79	10	75		106.0	50	150				
2,4-Dinitrotoluene	85	10	75		114.0	50	150				
2,6-Dinitrotoluene	85	10	75		113.0	50	150				
2-Chloronaphthalene	81	10	75		109.0	50	150				
2-Chlorophenol	82	10	75		109.0	50	150				
2-Nitrophenol	80	10	75		107.0	50	150				
3,3´-Dichlorobenzidine	74	10	75		99.0	50	150				
4,6-Dinitro-2-methylphenol	76	10	75		102.0	50	150				
4-Bromophenyl phenyl ether	74	10	75		98.0	50	150				
4-Chloro-3-methylphenol	80	10	75		106.0	50	150				
4-Chlorophenol	84	10	75		111.0	50	150				
4-Chlorophenyl phenyl ether	80	10	75		107.0	50	150				
4-Nitrophenol	81	10	75		109.0	50	150				
Azobenzene	78	10	75		104.0	50	150				
bis(-2-chloroethoxy)Methane	77	10	75		103.0	50	150				
bis(-2-chloroethyl)Ether	78	10	75		104.0	50	150				
bis(2-chloroisopropyl)Ether	77	10	75		103.0	50	150				
bis(2-ethylhexyl)Phthalate	80	10	75		107.0	50	150				
Butylbenzylphthalate	80	10	75		106.0	50	150				

Analytical QC Summary Report

Prepared by Billings, MT Branch

Client: AECOM - Honolulu
Workorder: B22021435
Project: CV18F0126, 60571032.02.46.01 **Report Date:** 03/04/2022

Run ID: Run Order: SV5973N.I_220224A: 17 **SampType:** Continuing Calibration Verification Standard **Batch ID:** R375205
Method: SW8270C **Analysis Date:** 02/25/2022 00:14 **Prep Date:**
Lab ID: 24-Feb-22_CCV_17 **Units:** ug/L **Prep Method:**

Analytes	Result	LOQ	Spk value	Spk RefVal	%REC	LowLimit	HighLimit	RPD RefVal	%RPD	RPDLimit	Qual
Diethyl phthalate	86	10	75		114.0	50	150				
Dimethyl phthalate	85	10	75		113.0	50	150				
Di-n-butyl phthalate	81	10	75		107.0	50	150				
Di-n-octyl phthalate	80	10	75		107.0	50	150				
Hexachlorobenzene	79	10	75		106.0	50	150				
Hexachlorobutadiene	72	10	75		96.0	50	150				
Hexachlorocyclopentadiene	82	10	75		110.0	50	150				
Hexachloroethane	78	10	75		104.0	50	150				
Isophorone	81	10	75		108.0	50	150				
m+p-Cresols	81	10	75		109.0	50	150				
Nitrobenzene	79	10	75		105.0	50	150				
n-Nitrosodimethylamine	80	10	75		107.0	50	150				
n-Nitroso-di-n-propylamine	82	10	75		109.0	50	150				
n-Nitrosodiphenylamine	75	10	75		100.0	50	150				
o-Cresol	78	10	75		105.0	50	150				
Pentachlorophenol	82	10	75		109.0	50	150				
Phenol	76	10	75		101.0	50	150				
Pyridine	84	10	75		112.0	50	150				
Surr: 2,4,6-Tribromophenol	79	10	75		106.0	50	150				
Surr: 2-Fluorobiphenyl	74	10	75		99.0	50	150				
Surr: 2-Fluorophenol	80	10	75		106.0	50	150				
Surr: Nitrobenzene-d5	83	10	75		111.0	50	150				
Surr: Phenol-d5	81	10	75		107.0	50	150				
Surr: Terphenyl-d14	76	10	75		102.0	50	150				

Associated Samples: **B22021435-001C, B22021435-006C, B22021435-007A, B22021435-012C, B22021435-017C, B22021435-022C, B22021435-027C, B22021435-032C**

Analytical QC Exceptions Report

Prepared by Billings, MT Branch

Client: AECOM - Honolulu
Workorder: B22021435
Project: CV18F0126, 60571032.02.46.01

Report Date: 03/04/2022

Analysis Method	Analysis	Batch ID	Associated Samples	Sample Type	Lab ID	Analysis Date	Analysis Time	Analyte	%REC	Low Limit	High Limit	% RPD	RPD Limit	Qual
SW8260B	8260-Volatile Organic Compounds QC Samples	R375218	001F, 002A, 006F, 007C, 008A, 012F, 013A, 017F, 018A, 022F, 023A, 027F, 028A, 032F, 033A	MS-DOD	B22021435-006FMS	2/22/2022	20:05	Styrene	56.0	78	123			S
				MSD-DOD	B22021435-006FMSD	2/22/2022	20:32	1,1-Dichloroethene	86.0	71	131	21	20.0	R
								Styrene	49.0	78	123	13	20.0	S
SW8270C	Semi-Volatile Organic Compounds, Extended List	163957	001C, 006C, 007A, 012C, 017C, 022C, 027C, 032C	LCS-DOD	LCS-163957	2/24/2022	17:48	4-Nitrophenol	38.0	15	36			S
								n-Nitrosodimethylamine	46.0	20	45			S
				LCSD-DOD	LCSD-163957	2/24/2022	18:20	1,2-Dichlorobenzene	76.0	32	111	29	20.0	R
								4-Chlorophenyl phenyl ether	105.0	53	121	21	20.0	R
								4-Nitrophenol	42.0	15	36	9.2	20.0	S
								Diethyl phthalate	116.0	56	125	24	20.0	R
								Nitrobenzene	88.0	45	121	23	20.0	R
								n-Nitrosodimethylamine	62.0	20	45	30	20.0	SR
								Pyridine	37.0	16	45	25	20.0	R

Preparation and Analysis Dates Report

Work Order: B22021435
Client: AECOM - Honolulu
Project Name: CV18F0126, 60571032.02.46.01
Report Date: 3/04/2022

Lab ID	Client Sample ID	Collection Date	Matrix	Test Name	TCLP Date	Prep Method	Prep Date	Prep Batch	Analysis Method	Analysis Date
001B	ERH2542 (OWDFMW07A)	02/17/2022 13:15	Ground Water	Metals by ICP-MS, Total		SW3010A	02/23/2022 09:10	163954	SW6020	02/24/2022 17:31
001C	ERH2542 (OWDFMW07A)	02/17/2022 13:15	Ground Water	Low Level PAH by 8270C SIM		SW3510C	02/23/2022 09:43	163957	SW8270CSIM	02/28/2022 18:31
				Semi-Volatile Organic Compounds, Extended List		SW3510C	02/23/2022 09:43	163957	SW8270C	02/24/2022 18:52
001D	ERH2542 (OWDFMW07A)	02/17/2022 13:15	Ground Water	Diesel Range Organics		SW3520C	02/22/2022 12:25	163927	SW8015C	02/23/2022 16:31
001H	ERH2542 (OWDFMW07A)	02/17/2022 13:15	Ground Water	EDB in Water by ECD		SW8011	02/24/2022 07:59	163984	SW8011	02/24/2022 21:02
004A	ERH2541 (Trip Blank) 14733	02/17/2022 13:15	Trip Blank	EDB in Water by ECD		SW8011	02/24/2022 08:00	163984	SW8011	02/24/2022 18:44
006B	ERH2544 (OWDFMW08A)	02/16/2022 16:30	Ground Water	Metals by ICP-MS, Total		SW3010A	02/23/2022 09:10	163954	SW6020	02/24/2022 18:28
006C	ERH2544 (OWDFMW08A)	02/16/2022 16:30	Ground Water	Low Level PAH by 8270C SIM		SW3510C	02/23/2022 09:43	163957	SW8270CSIM	02/28/2022 19:03
				Semi-Volatile Organic Compounds, Extended List		SW3510C	02/23/2022 09:43	163957	SW8270C	02/24/2022 19:57
006D	ERH2544 (OWDFMW08A)	02/16/2022 16:30	Ground Water	Diesel Range Organics		SW3520C	02/22/2022 12:25	163927	SW8015C	02/23/2022 17:57
006H	ERH2544 (OWDFMW08A)	02/16/2022 16:30	Ground Water	EDB in Water by ECD		SW8011	02/24/2022 08:00	163984	SW8011	02/24/2022 19:04
007A	ERH2545 (OWDFMW08A)	02/16/2022 16:30	Ground Water	Low Level PAH by 8270C SIM		SW3510C	02/23/2022 09:43	163957	SW8270CSIM	02/28/2022 19:36
				Semi-Volatile Organic Compounds, Extended List		SW3510C	02/23/2022 09:43	163957	SW8270C	02/24/2022 21:01
007B	ERH2545 (OWDFMW08A)	02/16/2022 16:30	Ground Water	Diesel Range Organics		SW3520C	02/22/2022 12:25	163927	SW8015C	02/23/2022 19:23
010A	ERH2543 (Trip Blank) 14733	02/16/2022 16:30	Trip Blank	EDB in Water by ECD		SW8011	02/24/2022 08:00	163984	SW8011	02/24/2022 19:24
012B	ERH2547 (RHMW19)	02/17/2022 12:25	Ground Water	Metals by ICP-MS, Total		SW3010A	02/23/2022 09:10	163954	SW6020	02/24/2022 18:40
012C	ERH2547 (RHMW19)	02/17/2022 12:25	Ground Water	Low Level PAH by 8270C SIM		SW3510C	02/23/2022 09:43	163957	SW8270CSIM	02/28/2022 20:41
				Semi-Volatile Organic Compounds, Extended List		SW3510C	02/23/2022 09:43	163957	SW8270C	02/24/2022 21:33
012D	ERH2547 (RHMW19)	02/17/2022 12:25	Ground Water	Diesel Range Organics		SW3520C	02/22/2022 12:25	163927	SW8015C	02/23/2022 20:06
						SW3520C	02/22/2022 12:25	163927	SW8015C	02/25/2022 05:06
012H	ERH2547 (RHMW19)	02/17/2022 12:25	Ground Water	EDB in Water by ECD		SW8011	02/24/2022 08:00	163984	SW8011	02/24/2022 19:44
015A	ERH2546 (Trip Blank) 14733	02/17/2022 12:25	Trip Blank	EDB in Water by ECD		SW8011	02/24/2022 08:00	163984	SW8011	02/24/2022 20:03
017B	ERH2549 (RHMW01R)	02/16/2022 15:30	Ground Water	Metals by ICP-MS, Total		SW3010A	02/23/2022 09:10	163954	SW6020	02/24/2022 18:53
017C	ERH2549 (RHMW01R)	02/16/2022 15:30	Ground Water	Low Level PAH by 8270C SIM		SW3510C	02/23/2022 09:43	163957	SW8270CSIM	02/28/2022 21:46

Preparation and Analysis Dates Report

Work Order: B22021435
Client: AECOM - Honolulu
Project Name: CV18F0126, 60571032.02.46.01
Report Date: 3/04/2022

017C	ERH2549 (RHMW01R)	02/16/2022 15:30	Ground Water	Semi-Volatile Organic Compounds, Extended List		SW3510C	02/23/2022 09:43	163957	SW8270C	02/24/2022 22:05
017D	ERH2549 (RHMW01R)	02/16/2022 15:30	Ground Water	Diesel Range Organics		SW3520C	02/22/2022 12:26	163927	SW8015C	02/24/2022 06:51
						SW3520C	02/22/2022 12:26	163927	SW8015C	02/25/2022 09:24
017H	ERH2549 (RHMW01R)	02/16/2022 15:30	Ground Water	EDB in Water by ECD		SW8011	02/24/2022 08:00	163984	SW8011	02/24/2022 20:23
020A	ERH2548 (Trip Blank) 14733	02/16/2022 15:30	Trip Blank	EDB in Water by ECD		SW8011	02/24/2022 08:00	163984	SW8011	02/24/2022 20:43
022B	ERH2551 (RHMW2254-01 Bailer)	02/17/2022 13:40	Ground Water	Metals by ICP-MS, Total		SW3010A	02/23/2022 09:10	163954	SW6020	02/24/2022 19:05
022C	ERH2551 (RHMW2254-01 Bailer)	02/17/2022 13:40	Ground Water	Low Level PAH by 8270C SIM		SW3510C	02/23/2022 09:43	163957	SW8270CSIM	02/28/2022 22:18
				Semi-Volatile Organic Compounds, Extended List		SW3510C	02/23/2022 09:43	163957	SW8270C	02/24/2022 22:37
022D	ERH2551 (RHMW2254-01 Bailer)	02/17/2022 13:40	Ground Water	Diesel Range Organics		SW3520C	02/22/2022 12:26	163927	SW8015C	02/24/2022 01:07
022H	ERH2551 (RHMW2254-01 Bailer)	02/17/2022 13:40	Ground Water	EDB in Water by ECD		SW8011	02/24/2022 08:00	163984	SW8011	02/24/2022 23:01
025A	ERH2550 (Trip Blank) 14733	02/17/2022 13:40	Trip Blank	EDB in Water by ECD		SW8011	02/24/2022 08:00	163984	SW8011	02/24/2022 23:21
027B	ERH2553 (RHMW2254-01 Low Flow)	02/17/2022 14:30	Ground Water	Metals by ICP-MS, Total		SW3010A	02/23/2022 09:10	163954	SW6020	02/24/2022 19:30
027C	ERH2553 (RHMW2254-01 Low Flow)	02/17/2022 14:30	Ground Water	Low Level PAH by 8270C SIM		SW3510C	02/23/2022 09:43	163957	SW8270CSIM	02/28/2022 22:51
				Semi-Volatile Organic Compounds, Extended List		SW3510C	02/23/2022 09:43	163957	SW8270C	02/24/2022 23:10
027D	ERH2553 (RHMW2254-01 Low Flow)	02/17/2022 14:30	Ground Water	Diesel Range Organics		SW3520C	02/22/2022 12:26	163927	SW8015C	02/23/2022 17:14
027H	ERH2553 (RHMW2254-01 Low Flow)	02/17/2022 14:30	Ground Water	EDB in Water by ECD		SW8011	02/24/2022 08:00	163984	SW8011	02/24/2022 23:41
030A	ERH2552 (Trip Blank) 14733	02/17/2022 14:30	Trip Blank	EDB in Water by ECD		SW8011	02/24/2022 08:00	163984	SW8011	02/25/2022 00:00
032B	ERH2555 (Sump Audit 3)	02/17/2022 15:40	Ground Water	Metals by ICP-MS, Total		SW3010A	02/23/2022 09:10	163954	SW6020	02/24/2022 19:43
032C	ERH2555 (Sump Audit 3)	02/17/2022 15:40	Ground Water	Low Level PAH by 8270C SIM		SW3510C	02/23/2022 09:43	163957	SW8270CSIM	02/28/2022 23:24
				Semi-Volatile Organic Compounds, Extended List		SW3510C	02/23/2022 09:43	163957	SW8270C	02/24/2022 23:42
032D	ERH2555 (Sump Audit 3)	02/17/2022 15:40	Ground Water	Diesel Range Organics		SW3520C	02/22/2022 12:26	163927	SW8015C	02/24/2022 01:50
						SW3520C	02/22/2022 12:26	163927	SW8015C	02/25/2022 07:15
032H	ERH2555 (Sump Audit 3)	02/17/2022 15:40	Ground Water	EDB in Water by ECD		SW8011	02/25/2022 09:50	164037	SW8011	02/25/2022 16:15
035A	ERH2554 (Trip Blank) 14733	02/17/2022 15:40	Trip Blank	EDB in Water by ECD		SW8011	02/24/2022 08:00	163984	SW8011	02/25/2022 16:34

Chemical Abstracts Service (CAS) Registry Numbers

Prepared by Billings, MT Branch

Client: AECOM - Honolulu
Workorder: B22021435
Project: CV18F0126, 60571032.02.46.01 **Report Date:** 03/04/2022

Analyses	CAS No
LOW LEVEL PAH BY 8270C SIM	
1-Methylnaphthalene	90-12-0
2-Methylnaphthalene	91-57-6
Acenaphthene	83-32-9
Acenaphthylene	208-96-8
Anthracene	120-12-7
Benzo(a)anthracene	56-55-3
Benzo(a)pyrene	50-32-8
Benzo(b)fluoranthene	205-99-2
Benzo(g,h,i)perylene	191-24-2
Benzo(k)fluoranthene	207-08-9
Chrysene	218-01-9
Dibenzo(a,h)anthracene	53-70-3
Fluoranthene	206-44-0
Fluorene	86-73-7
Indeno(1,2,3-cd)pyrene	193-39-5
Naphthalene	91-20-3
Phenanthrene	85-01-8
Pyrene	129-00-0
AGGREGATE ORGANICS	
Organic Carbon, Total (TOC)	7440-44-0
METALS, TOTAL	
Lead	7439-92-1
METALS, DISSOLVED	
Lead	7439-92-1
VOLATILE ORGANIC COMPOUNDS	
Benzene	71-43-2
Bromobenzene	108-86-1
Bromochloromethane	74-97-5
Bromodichloromethane	75-27-4
Bromoform	75-25-2
Carbon tetrachloride	56-23-5
Chlorobenzene	108-90-7
Chlorodibromomethane	124-48-1
Chloroethane	75-00-3
Chloroform	67-66-3
Chloromethane	74-87-3
1,2-Dibromoethane	106-93-4

2-Chlorotoluene	95-49-8
4-Chlorotoluene	106-43-4
Dibromomethane	74-95-3
1,2-Dichlorobenzene	95-50-1
1,3-Dichlorobenzene	541-73-1
1,4-Dichlorobenzene	106-46-7
Dichlorodifluoromethane	75-71-8
1,1-Dichloroethane	75-34-3
1,2-Dichloroethane	107-06-2
1,1-Dichloroethene	75-35-4
cis-1,2-Dichloroethene	156-59-2
trans-1,2-Dichloroethene	156-60-5
1,2-Dichloropropane	78-87-5
1,3-Dichloropropane	142-28-9
2,2-Dichloropropane	594-20-7
1,1-Dichloropropene	563-58-6
cis-1,3-Dichloropropene	10061-01-5
trans-1,3-Dichloropropene	10061-02-6
Ethylbenzene	100-41-4
Methyl ethyl ketone	78-93-3
Methyl tert-butyl ether (MTBE)	1634-04-4
Methylene chloride	75-09-2
Styrene	100-42-5
1,1,1,2-Tetrachloroethane	630-20-6
1,1,2,2-Tetrachloroethane	79-34-5
Tetrachloroethene	127-18-4
Toluene	108-88-3
1,1,1-Trichloroethane	71-55-6
1,1,2-Trichloroethane	79-00-5
Trichloroethene	79-01-6
Trichlorofluoromethane	75-69-4
1,2,3-Trichloropropane	96-18-4
Vinyl chloride	75-01-4
m+p-Xylenes	179601-23-1
o-Xylene	95-47-6
Xylenes, Total	1330-20-7

VOCS BY MICROEXTRACTION-ECD

1,2-Dibromoethane	106-93-4

PETROLEUM HYDROCARBONS-VOLATILE

C6 to C10

Total Purgeable Hydrocarbons

PETROLEUM HYDROCARBONS-SEMI-VOLATILE

Diesel Range Organics (C10 to C24)

Diesel Range Organics (SGT-C10 to C24)

Oil Range Hydrocarbons (C24 to C40)

Oil Range Hydrocarbons (SGT-C24 to C40)

Total Extractable Hydrocarbons

Total Extractable Hydrocarbons (SGT)

ORGANIC CHARACTERISTICS

Methane	74-82-8

SEMI-VOLATILE ORGANIC COMPOUNDS

1,2,4-Trichlorobenzene	120-82-1
1,2-Dichlorobenzene	95-50-1
1,3-Dichlorobenzene	541-73-1
1,4-Dichlorobenzene	106-46-7
2,4,5-Trichlorophenol	95-95-4
2,4,6-Trichlorophenol	88-06-2
2,4-Dichlorophenol	120-83-2
2,4-Dimethylphenol	105-67-9
2,4-Dinitrophenol	51-28-5
2,4-Dinitrotoluene	121-14-2
2,6-Dinitrotoluene	606-20-2
2-Chloronaphthalene	91-58-7
2-Chlorophenol	95-57-8
2-Nitrophenol	88-75-5
3,3´-Dichlorobenzidine	91-94-1
4,6-Dinitro-2-methylphenol	534-52-1
4-Bromophenyl phenyl ether	101-55-3
4-Chloro-3-methylphenol	59-50-7
4-Chlorophenol	106-48-9
4-Chlorophenyl phenyl ether	7005-72-3
4-Nitrophenol	100-02-7
Azobenzene	103-33-3
bis(-2-chloroethoxy)Methane	111-91-1
bis(-2-chloroethyl)Ether	111-44-4
bis(2-chloroisopropyl)Ether	108-60-1
bis(2-ethylhexyl)Phthalate	117-81-7
Butylbenzylphthalate	85-68-7
Di-n-butyl phthalate	84-74-2
Di-n-octyl phthalate	117-84-0
Diethyl phthalate	84-66-2
Dimethyl phthalate	131-11-3
Hexachlorobenzene	118-74-1
Hexachlorobutadiene	87-68-3
Hexachlorocyclopentadiene	77-47-4
Hexachloroethane	67-72-1
Isophorone	78-59-1
m+p-Cresols	15831-10-4
n-Nitroso-di-n-propylamine	621-64-7
n-Nitrosodimethylamine	62-75-9
n-Nitrosodiphenylamine	86-30-6
Nitrobenzene	98-95-3
o-Cresol	95-48-7
Pentachlorophenol	87-86-5
Phenol	108-95-2
Pyridine	110-86-1

Cindy Rohrer
Laboratory Manager

Digitally signed by Cindy Rohrer
Date: 2022.03.04 18:27:32 -07:00

ERH2542 (OWDFMW07A)

G:\Org\VAR\DAT\VAR022322_b\0223VARB.0016.RAW B22021435-001G ;0223VAR , $HC-8015-GRO-W,

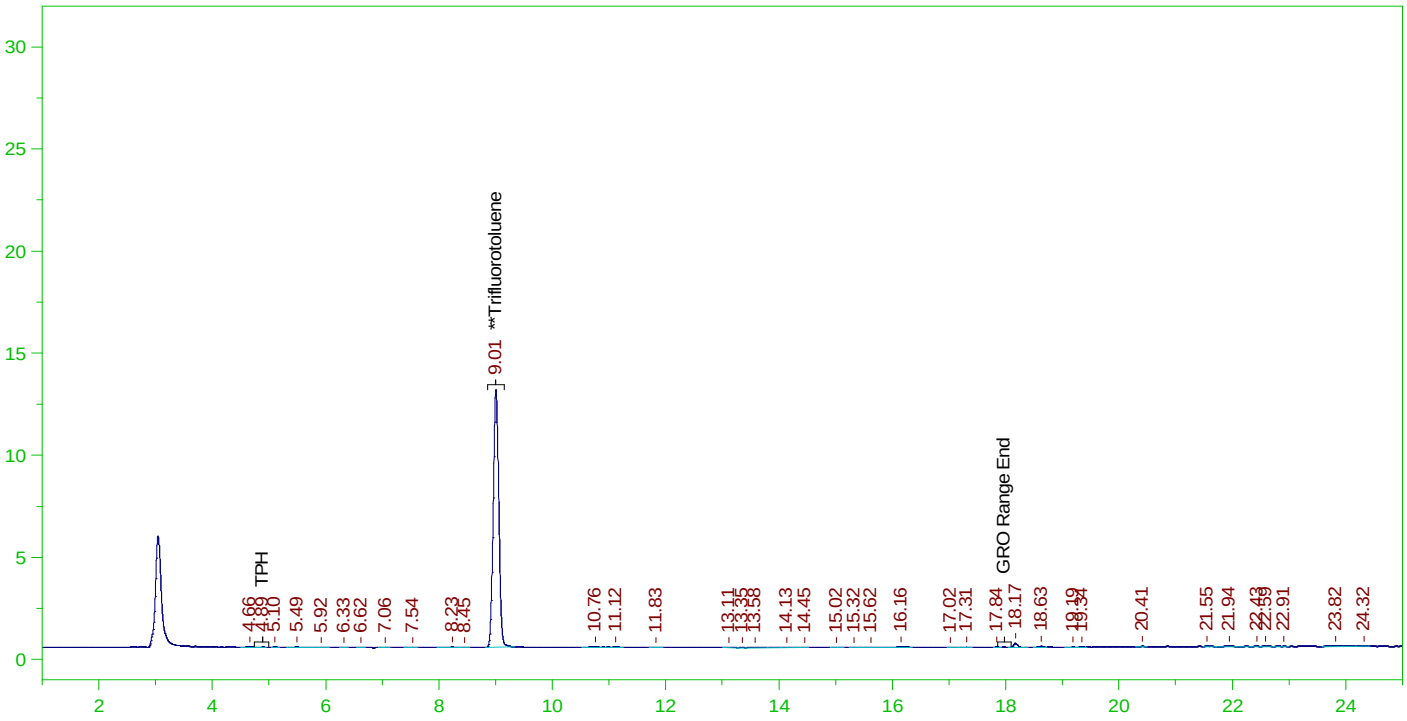

GASOLINE RANGE ORGANICS CHROMATOGRAM REPORT

Sample Name: B22021435-001G ;0223VAR , $HC-8015-GRO-W,
Raw File: G:\Org\VAR\DAT\VAR022322_b\0223VARB.0016.RAW
Date & Time Acquired: 2/23/2022 7:36:01 PM
Method File: G:\Org\VAR\Methods\211208G1435-1DoDB%.MET
Calibration File: G:\Org\VAR\Cals\211208GRO8015CB.CAL
Sample Weight: 5 Dilution: 1 S.A.: 1

Mean RF for C6 to C10: 979.9788
Mean RF for TPH: 955.6747
Rt range for Gasoline Range Organics: 4.75 to 18.09

SURROGATE COMPOUND	RT	ACTUAL	MEASURED	%REC	
**Trifluorotoluene	9.006	25.	18.602	74.41	-

C6 to C10 Area:3318.727 C6 to C10 Amount: 0.6773059
TPH Area:6332.914 TPH Amount: 1.325328

ERH2541 (Trip Blank)

G:\Org\VAR\DAT\VAR022322_b\0223VARB.0009.RAW B22021435-003A ;0223VAR , $HC-8015-GRO-W,

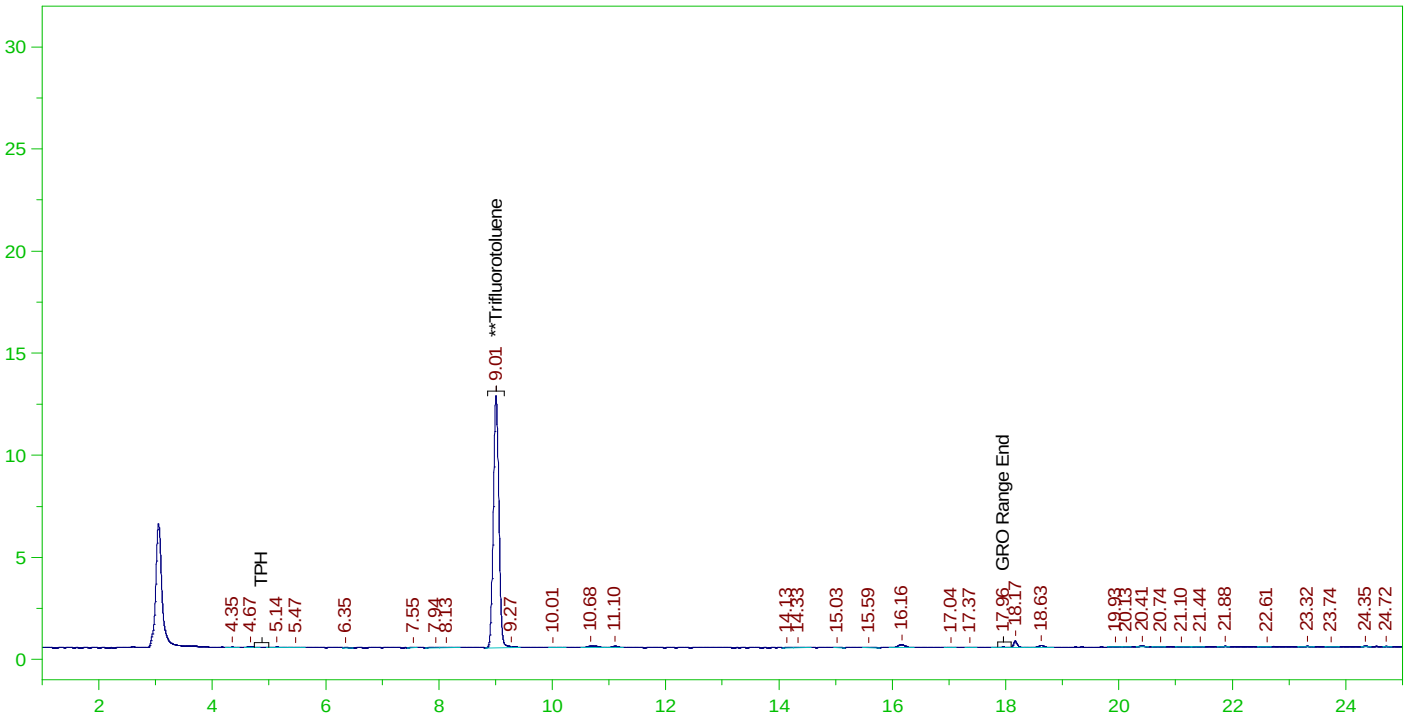

GASOLINE RANGE ORGANICS CHROMATOGRAM REPORT

Sample Name: B22021435-003A ;0223VAR , $HC-8015-GRO-W,
Raw File: G:\Org\VAR\DAT\VAR022322_b\0223VARB.0009.RAW
Date & Time Acquired: 2/23/2022 3:37:59 PM
Method File: G:\Org\VAR\Methods\211208G1435-3DoDB%.MET
Calibration File: G:\Org\VAR\Cals\211208GRO8015CB.CAL
Sample Weight: 5 Dilution: 1 S.A.: 1

Mean RF for C6 to C10: 979.9788
Mean RF for TPH: 955.6747
Rt range for Gasoline Range Organics: 4.75 to 18.09

SURROGATE COMPOUND	RT	ACTUAL	MEASURED	%REC	
**Trifluorotoluene	9.007	25.	18.252	73.01	-

C6 to C10 Area:4674.548 C6 to C10 Amount: 0.95401
TPH Area:8365.778 TPH Amount: 1.750759

ERH2544 (OWDFMW08A)

G:\Org\VAR\DAT\VAR022322_b\0223VARB.0026.RAW B22021435-006G ;0223VAR , $HC-8015-GRO-W,

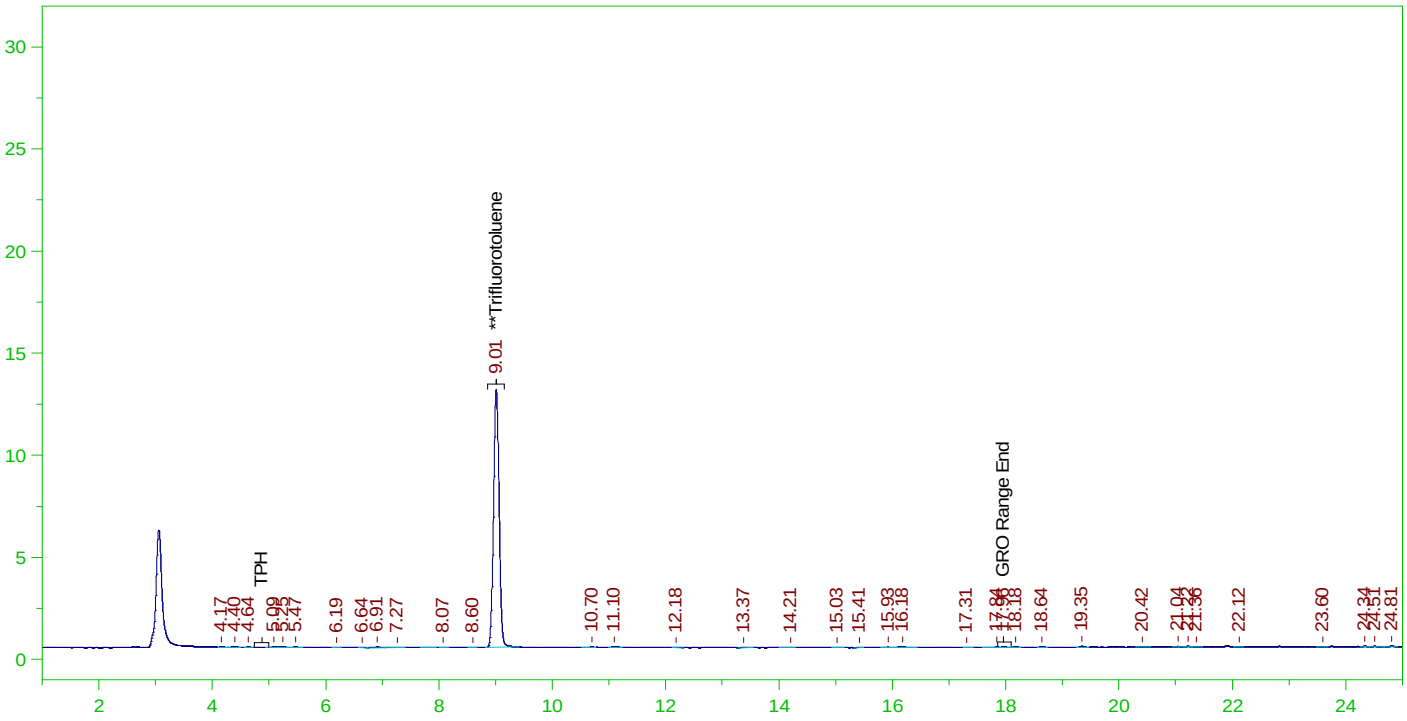

GASOLINE RANGE ORGANICS CHROMATOGRAM REPORT

Sample Name: B22021435-006G ;0223VAR , $HC-8015-GRO-W,
Raw File: G:\Org\VAR\DAT\VAR022322_b\0223VARB.0026.RAW
Date & Time Acquired: 2/24/2022 1:16:33 AM
Method File: G:\Org\VAR\Methods\211208G1435-6DoDB%.MET
Calibration File: G:\Org\VAR\Cals\211208GRO8015CB.CAL
Sample Weight: 5 Dilution: 1 S.A.: 1

Mean RF for C6 to C10: 979.9788
Mean RF for TPH: 955.6747
Rt range for Gasoline Range Organics: 4.75 to 18.09

SURROGATE COMPOUND	RT	ACTUAL	MEASURED	%REC	
**Trifluorotoluene	9.011	25.	18.745	74.98	-

C6 to C10 Area:2915.889 C6 to C10 Amount: 0.5950922
TPH Area:4690.684 TPH Amount: 0.9816487

ERH2545 (OWDFMW08A)

G:\Org\VAR\DAT\VAR022322_b\0223VARB.0007.RAW B22021435-007D ;0223VAR , $HC-8015-GRO-W,

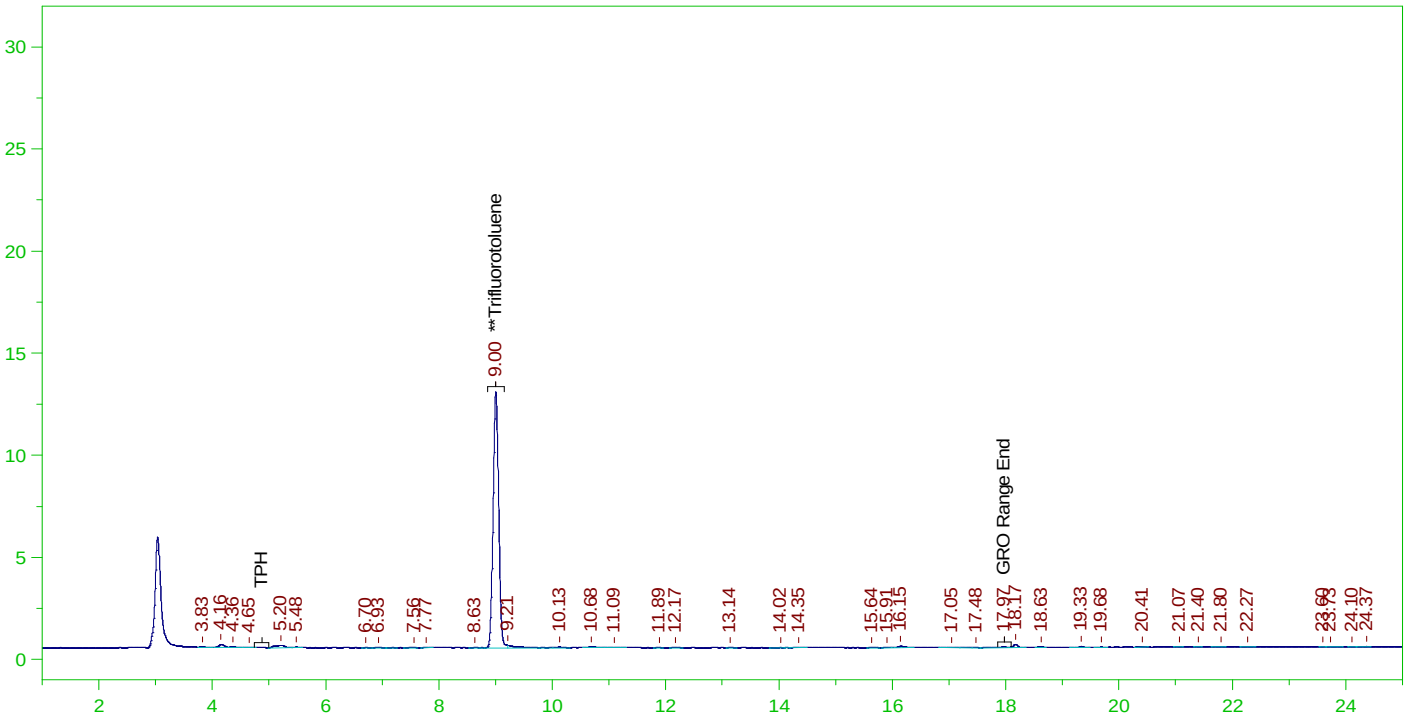

GASOLINE RANGE ORGANICS CHROMATOGRAM REPORT

Sample Name: B22021435-007D ;0223VAR , $HC-8015-GRO-W,
Raw File: G:\Org\VAR\DAT\VAR022322_b\0223VARB.0007.RAW
Date & Time Acquired: 2/23/2022 2:29:55 PM
Method File: G:\Org\VAR\Methods\211208G1435-7DoDB%.MET
Calibration File: G:\Org\VAR\Cals\211208GRO8015CB.CAL
Sample Weight: 5 Dilution: 1 S.A.: 1

Mean RF for C6 to C10: 979.9788
Mean RF for TPH: 955.6747
Rt range for Gasoline Range Organics: 4.75 to 18.09

SURROGATE COMPOUND	RT	ACTUAL	MEASURED	%REC	
**Trifluorotoluene	9.004	25.	18.534	74.14	-

C6 to C10 Area:6860.391 C6 to C10 Amount: 1.40011
TPH Area:10776.65 TPH Amount: 2.255296

ERH2543 (Trip Blank) 14754

G:\Org\VAR\DAT\VAR022322_b\0223VARB.0010.RAW B22021435-009A ;0223VAR , $HC-8015-GRO-W,

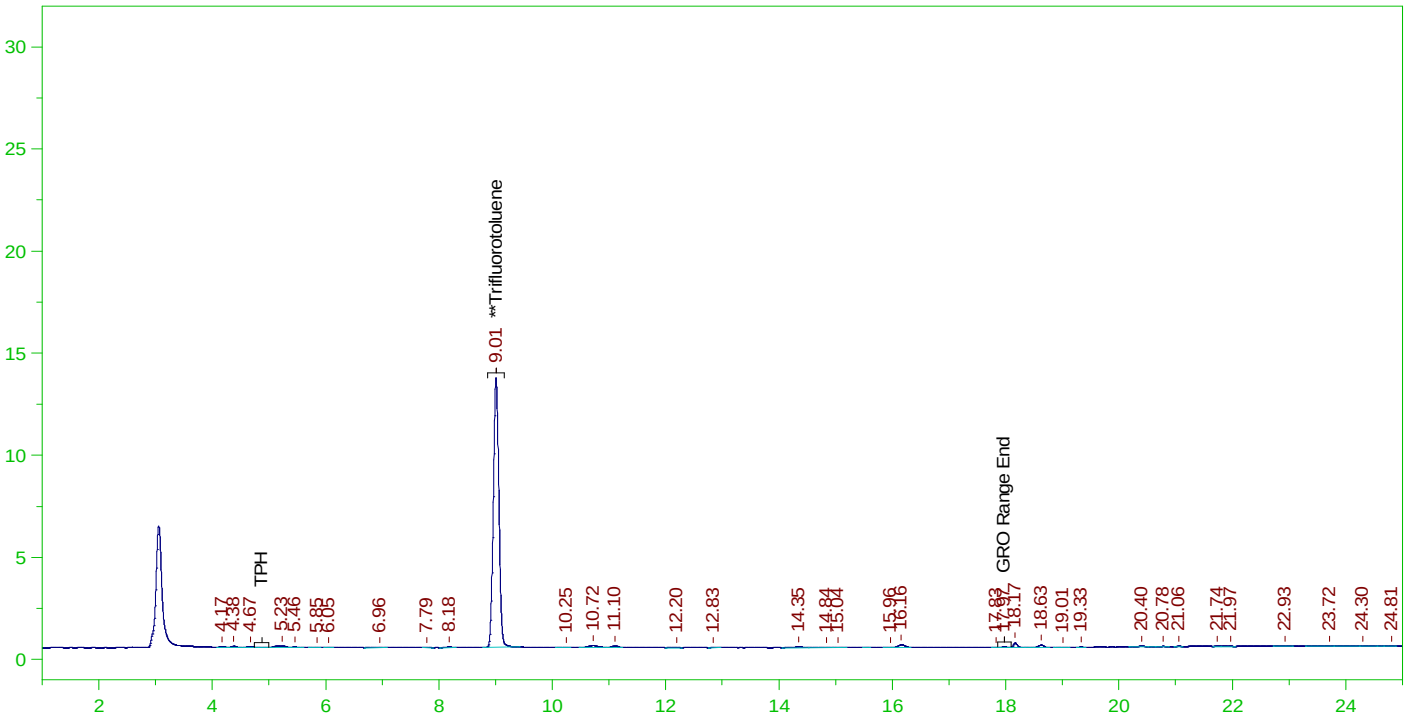

GASOLINE RANGE ORGANICS CHROMATOGRAM REPORT

Sample Name: B22021435-009A ;0223VAR , $HC-8015-GRO-W,
Raw File: G:\Org\VAR\DAT\VAR022322_b\0223VARB.0010.RAW
Date & Time Acquired: 2/23/2022 4:11:59 PM
Method File: G:\Org\VAR\Methods\211208G1435-9DoDB%.MET
Calibration File: G:\Org\VAR\Cals\211208GRO8015CB.CAL
Sample Weight: 5 Dilution: 1 S.A.: 1

Mean RF for C6 to C10: 979.9788
Mean RF for TPH: 955.6747
Rt range for Gasoline Range Organics: 4.75 to 18.09

SURROGATE COMPOUND	RT	ACTUAL	MEASURED	%REC	
**Trifluorotoluene	9.007	25.	19.521	78.08	-

C6 to C10 Area:6456.274 C6 to C10 Amount: 1.317636
TPH Area:10861.8 TPH Amount: 2.273117

ERH2547 (RHMW19)

G:\Org\VAR\DAT\VAR022322_b\0223VARB.0028.RAW B22021435-012G ;0223VAR , $HC-8015-GRO-W,

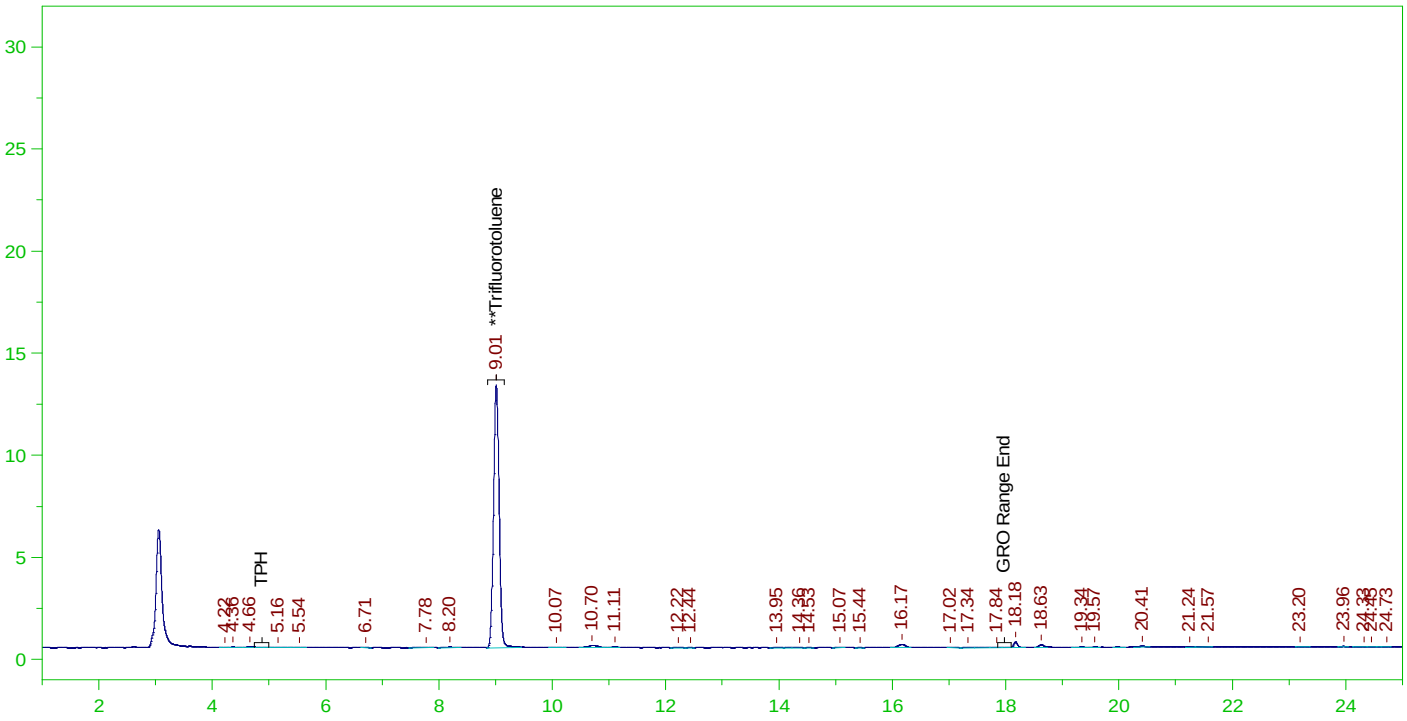

GASOLINE RANGE ORGANICS CHROMATOGRAM REPORT

Sample Name: B22021435-012G ;0223VAR , $HC-8015-GRO-W,
Raw File: G:\Org\VAR\DAT\VAR022322_b\0223VARB.0028.RAW
Date & Time Acquired: 2/24/2022 2:24:35 AM
Method File: G:\Org\VAR\Methods\211208G1435-12DoDB%.MET
Calibration File: G:\Org\VAR\Cals\211208GRO8015CB.CAL
Sample Weight: 5 Dilution: 1 S.A.: 1

Mean RF for C6 to C10: 979.9788
Mean RF for TPH: 955.6747
Rt range for Gasoline Range Organics: 4.75 to 18.09

SURROGATE COMPOUND	RT	ACTUAL	MEASURED	%REC	
**Trifluorotoluene	9.011	25.	19.055	76.22	-

C6 to C10 Area:4958.094 C6 to C10 Amount: 1.011878
TPH Area:9188.542 TPH Amount: 1.922943

ERH2546 (Trip Blank) 14754

G:\Org\VAR\DAT\VAR022322_b\0223VARB.0011.RAW B22021435-014A ;0223VAR , $HC-8015-GRO-W,

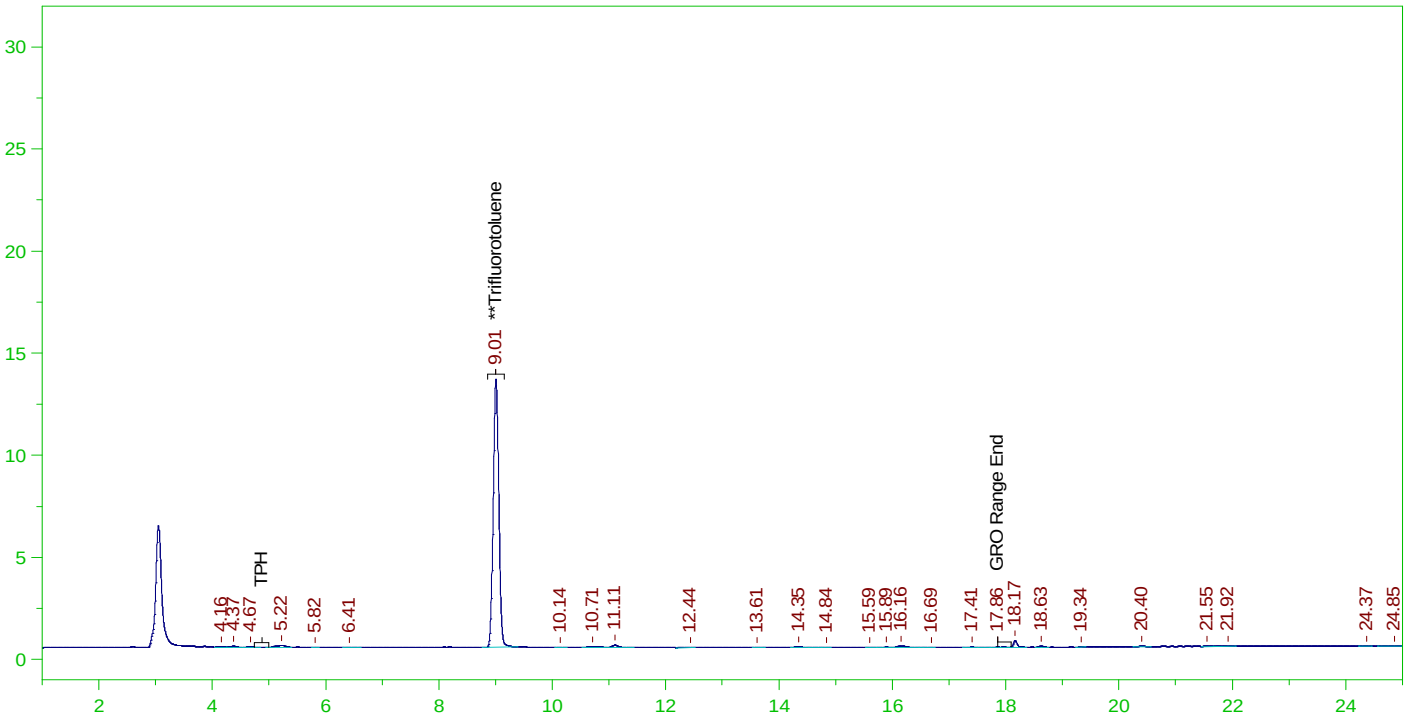

GASOLINE RANGE ORGANICS CHROMATOGRAM REPORT

Sample Name: B22021435-014A ;0223VAR , $HC-8015-GRO-W,
Raw File: G:\Org\VAR\DAT\VAR022322_b\0223VARB.0011.RAW
Date & Time Acquired: 2/23/2022 4:45:59 PM
Method File: G:\Org\VAR\Methods\211208G1435-14DoDB%.MET
Calibration File: G:\Org\VAR\Cals\211208GRO8015CB.CAL
Sample Weight: 5 Dilution: 1 S.A.: 1

Mean RF for C6 to C10: 979.9788
Mean RF for TPH: 955.6747
Rt range for Gasoline Range Organics: 4.75 to 18.09

SURROGATE COMPOUND	RT	ACTUAL	MEASURED	%REC	
**Trifluorotoluene	9.006	25.	19.46	77.84	-

C6 to C10 Area:4972.975 C6 to C10 Amount: 1.014915
TPH Area:8706.132 TPH Amount: 1.821987

ERH2549 (RHMW01R)

G:\Org\VAR\DAT\VAR022322_b\0223VARB.0030.RAW B22021435-017G ;0223VAR , $HC-8015-GRO-W,

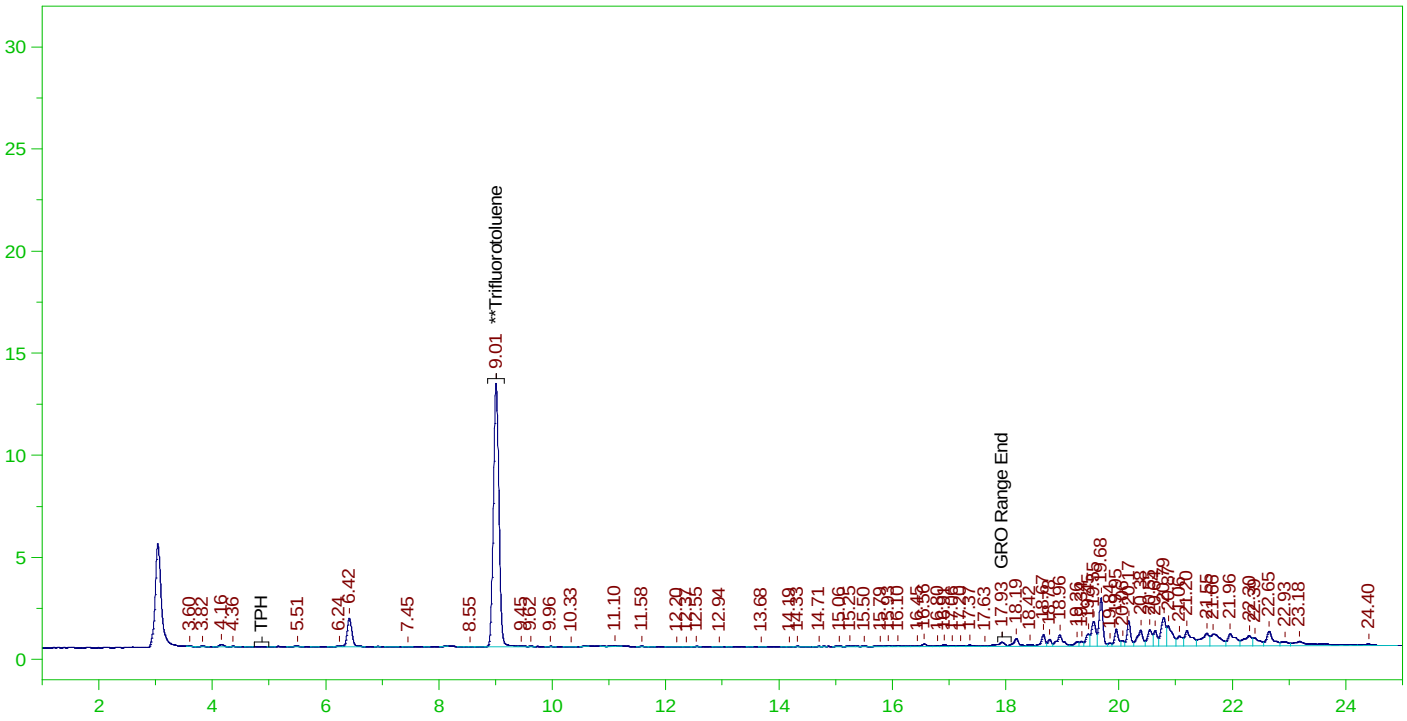

GASOLINE RANGE ORGANICS CHROMATOGRAM REPORT

Sample Name: B22021435-017G ;0223VAR , $HC-8015-GRO-W,
Raw File: G:\Org\VAR\DAT\VAR022322_b\0223VARB.0030.RAW
Date & Time Acquired: 2/24/2022 3:32:44 AM
Method File: G:\Org\VAR\Methods\211208G1435-17DoDB%.MET
Calibration File: G:\Org\VAR\Cals\211208GRO8015CB.CAL
Sample Weight: 5 Dilution: 1 S.A.: 1

Mean RF for C6 to C10: 979.9788
Mean RF for TPH: 955.6747
Rt range for Gasoline Range Organics: 4.75 to 18.09

SURROGATE COMPOUND	RT	ACTUAL	MEASURED	%REC	
**Trifluorotoluene	9.008	25.	19.09	76.36	-

C6 to C10 Area:18397.41 C6 to C10 Amount: 3.754654
TPH Area:151846.4 TPH Amount: 31.77784

ERH2548 (Trip Blank) 14754

G:\Org\VAR\DAT\VAR022322_b\0223VARB.0012.RAW B22021435-019A ;0223VAR , $HC-8015-GRO-W,

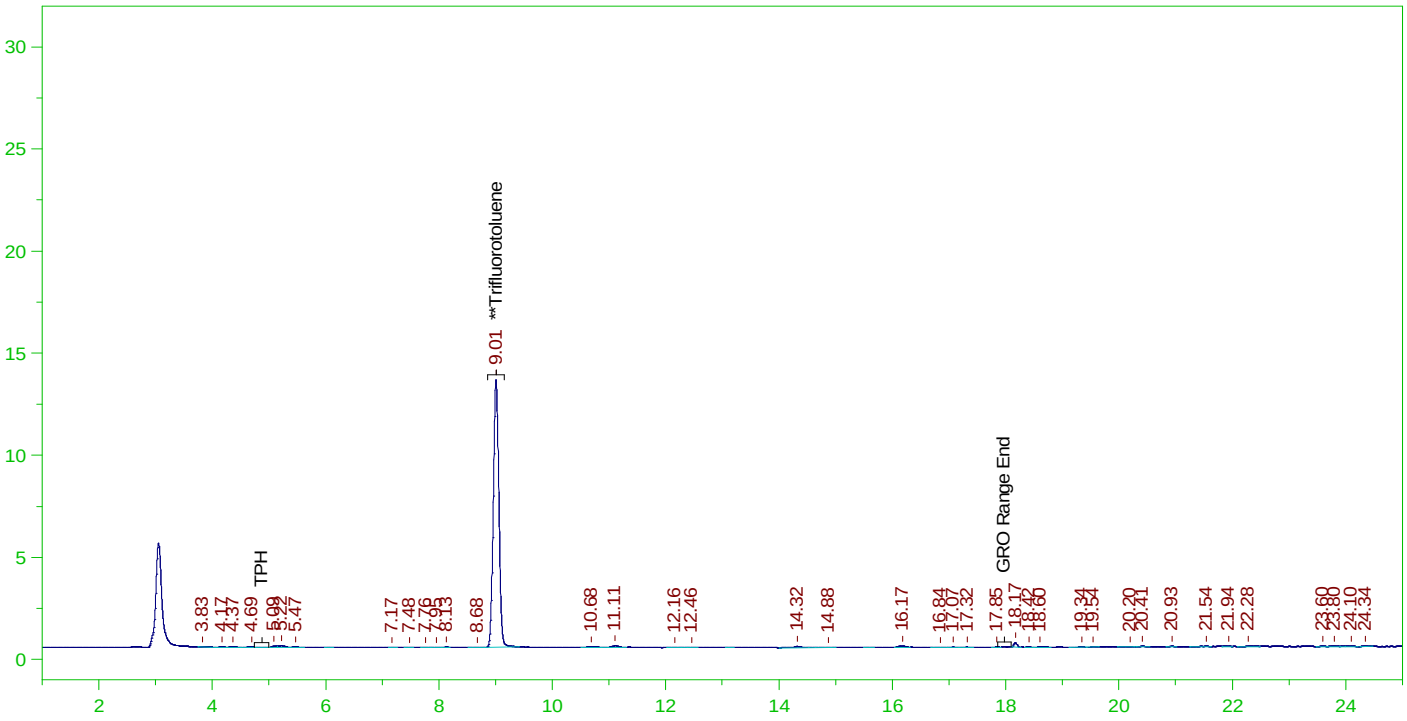

GASOLINE RANGE ORGANICS CHROMATOGRAM REPORT

Sample Name: B22021435-019A ;0223VAR , $HC-8015-GRO-W,
Raw File: G:\Org\VAR\DAT\VAR022322_b\0223VARB.0012.RAW
Date & Time Acquired: 2/23/2022 5:20:00 PM
Method File: G:\Org\VAR\Methods\211208G1435-19DoDB%.MET
Calibration File: G:\Org\VAR\Cals\211208GRO8015CB.CAL
Sample Weight: 5 Dilution: 1 S.A.: 1

Mean RF for C6 to C10: 979.9788
Mean RF for TPH: 955.6747
Rt range for Gasoline Range Organics: 4.75 to 18.09

SURROGATE COMPOUND	RT	ACTUAL	MEASURED	%REC	
**Trifluorotoluene	9.007	25.	19.418	77.67	-

C6 to C10 Area:4590.263 C6 to C10 Amount: 0.9368086
TPH Area:8753.411 TPH Amount: 1.831881

ERH2551 (RHMW2254-01 Bailer)

G:\Org\VAR\DAT\VAR022322_b\0223VARB.0032.RAW B22021435-022G ;0223VAR , $HC-8015-GRO-W,

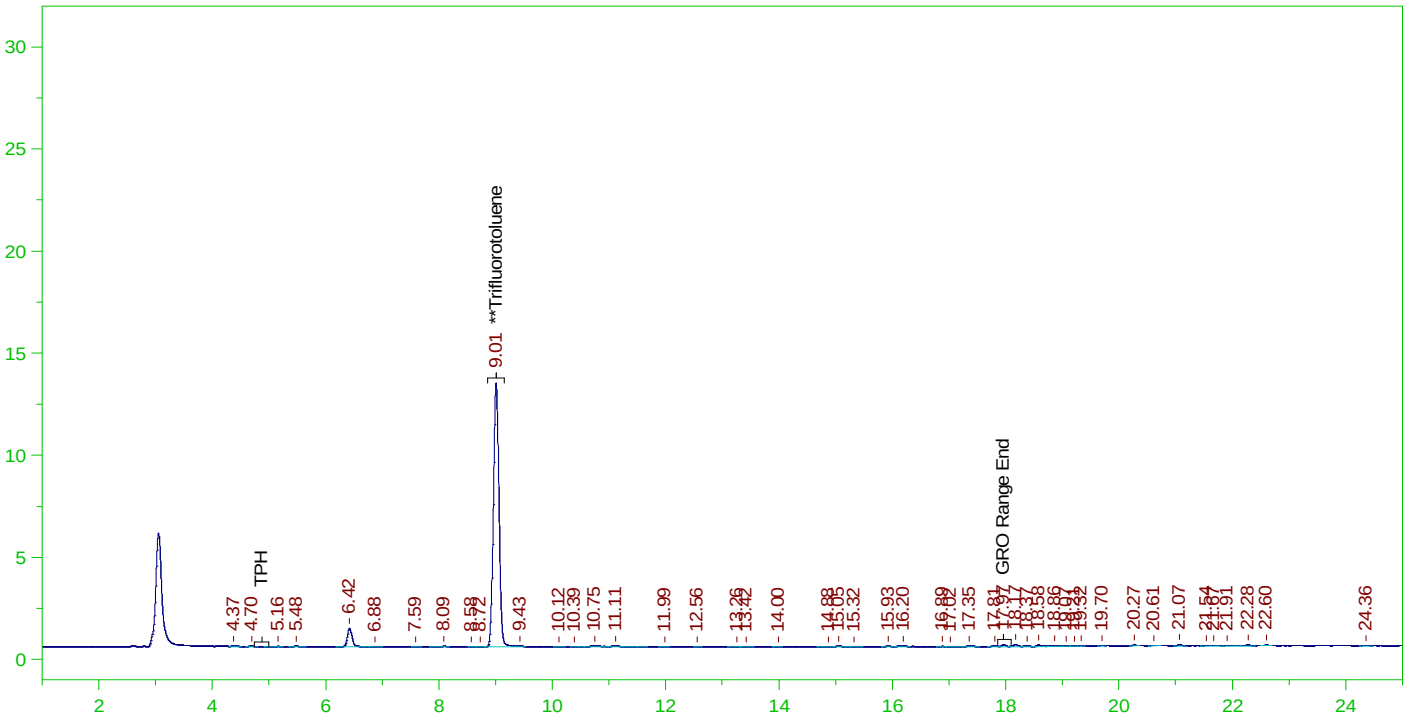

GASOLINE RANGE ORGANICS CHROMATOGRAM REPORT

Sample Name: B22021435-022G ;0223VAR , $HC-8015-GRO-W,
Raw File: G:\Org\VAR\DAT\VAR022322_b\0223VARB.0032.RAW
Date & Time Acquired: 2/24/2022 4:40:50 AM
Method File: G:\Org\VAR\Methods\211208G1435-22DoDB%.MET
Calibration File: G:\Org\VAR\Cals\211208GRO8015CB.CAL
Sample Weight: 5 Dilution: 1 S.A.: 1

Mean RF for C6 to C10: 979.9788
Mean RF for TPH: 955.6747
Rt range for Gasoline Range Organics: 4.75 to 18.09

SURROGATE COMPOUND	RT	ACTUAL	MEASURED	%REC	
**Trifluorotoluene	9.009	25.	19.189	76.76	-

C6 to C10 Area:10432.29 C6 to C10 Amount: 2.129085
TPH Area:14452.05 TPH Amount: 3.024471

ERH2550 (Trip Blank) 14833

G:\Org\VAR\DAT\VAR022322_b\0223VARB.0013.RAW B22021435-024A ;0223VAR , $HC-8015-GRO-W,

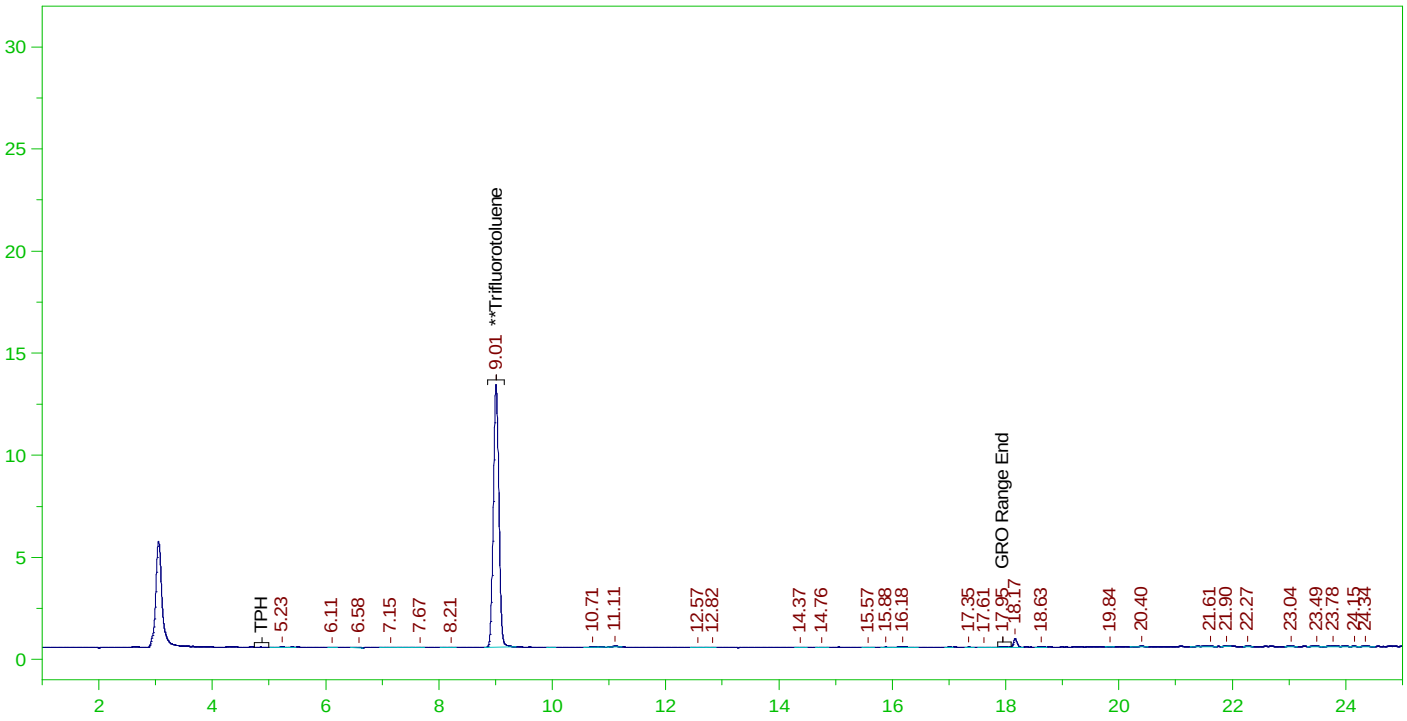

GASOLINE RANGE ORGANICS CHROMATOGRAM REPORT

Sample Name: B22021435-024A ;0223VAR , $HC-8015-GRO-W,
Raw File: G:\Org\VAR\DAT\VAR022322_b\0223VARB.0013.RAW
Date & Time Acquired: 2/23/2022 5:53:59 PM
Method File: G:\Org\VAR\Methods\211208G1435-24DoDB%.MET
Calibration File: G:\Org\VAR\Cals\211208GRO8015CB.CAL
Sample Weight: 5 Dilution: 1 S.A.: 1

Mean RF for C6 to C10: 979.9788
Mean RF for TPH: 955.6747
Rt range for Gasoline Range Organics: 4.75 to 18.09

SURROGATE COMPOUND	RT	ACTUAL	MEASURED	%REC	
**Trifluorotoluene	9.007	25.	19.044	76.18	-

C6 to C10 Area:2651.223 C6 to C10 Amount: 0.5410777
TPH Area:6074.786 TPH Amount: 1.271308

ERH2553 (RHMW2254-01 Low Flow)

G:\Org\VAR\DAT\VAR022322_b\0223VARB.0034.RAW B22021435-027G ;0223VAR , $HC-8015-GRO-W,

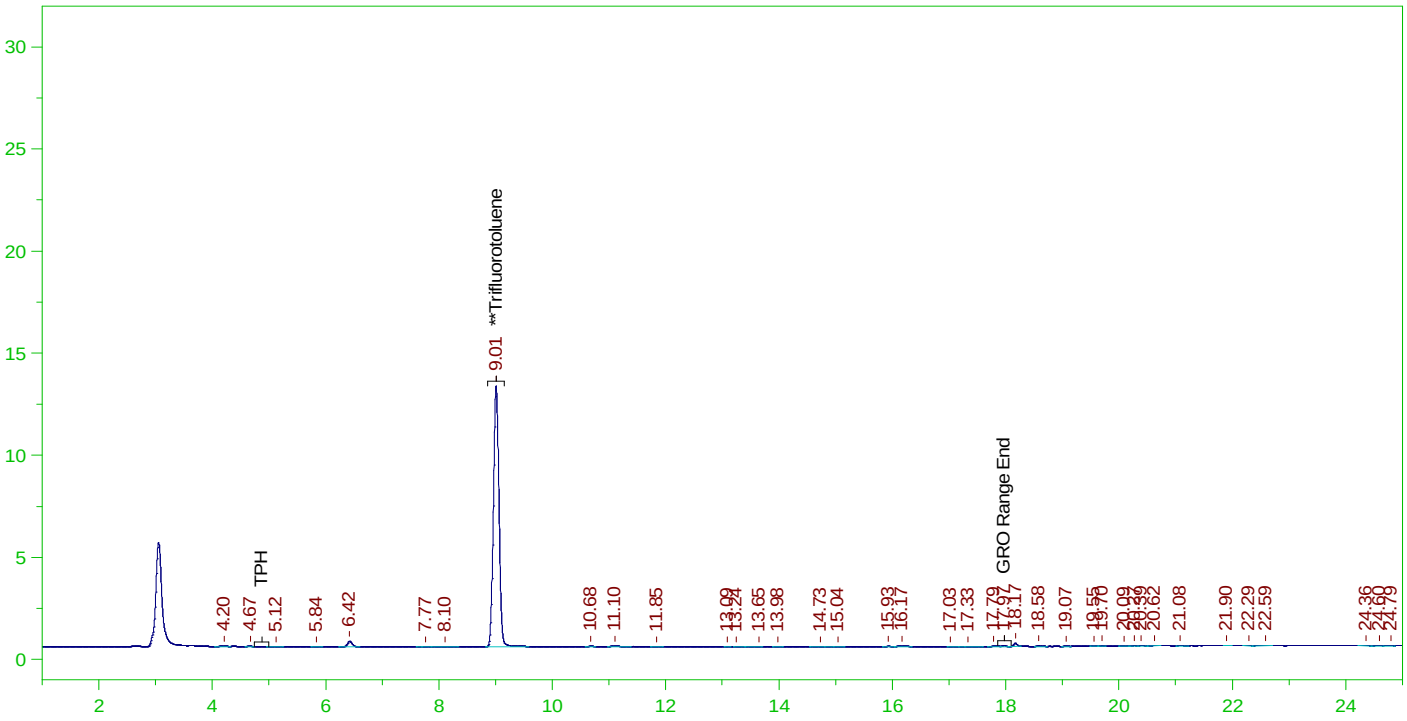

GASOLINE RANGE ORGANICS CHROMATOGRAM REPORT

Sample Name: B22021435-027G ;0223VAR , $HC-8015-GRO-W,
Raw File: G:\Org\VAR\DAT\VAR022322_b\0223VARB.0034.RAW
Date & Time Acquired: 2/24/2022 5:48:55 AM
Method File: G:\Org\VAR\Methods\211208G1435-27DoDB%.MET
Calibration File: G:\Org\VAR\Cals\211208GRO8015CB.CAL
Sample Weight: 5 Dilution: 1 S.A.: 1

Mean RF for C6 to C10: 979.9788
Mean RF for TPH: 955.6747
Rt range for Gasoline Range Organics: 4.75 to 18.09

SURROGATE COMPOUND	RT	ACTUAL	MEASURED	%REC	
**Trifluorotoluene	9.009	25.	18.933	75.73	-

C6 to C10 Area:4125.326 C6 to C10 Amount: 0.8419215
TPH Area:6877.005 TPH Amount: 1.439194

ERH2552 (Trip Blank) 14754

G:\Org\VAR\DAT\VAR022322_b\0223VARB.0014.RAW B22021435-029A ;0223VAR , $HC-8015-GRO-W,

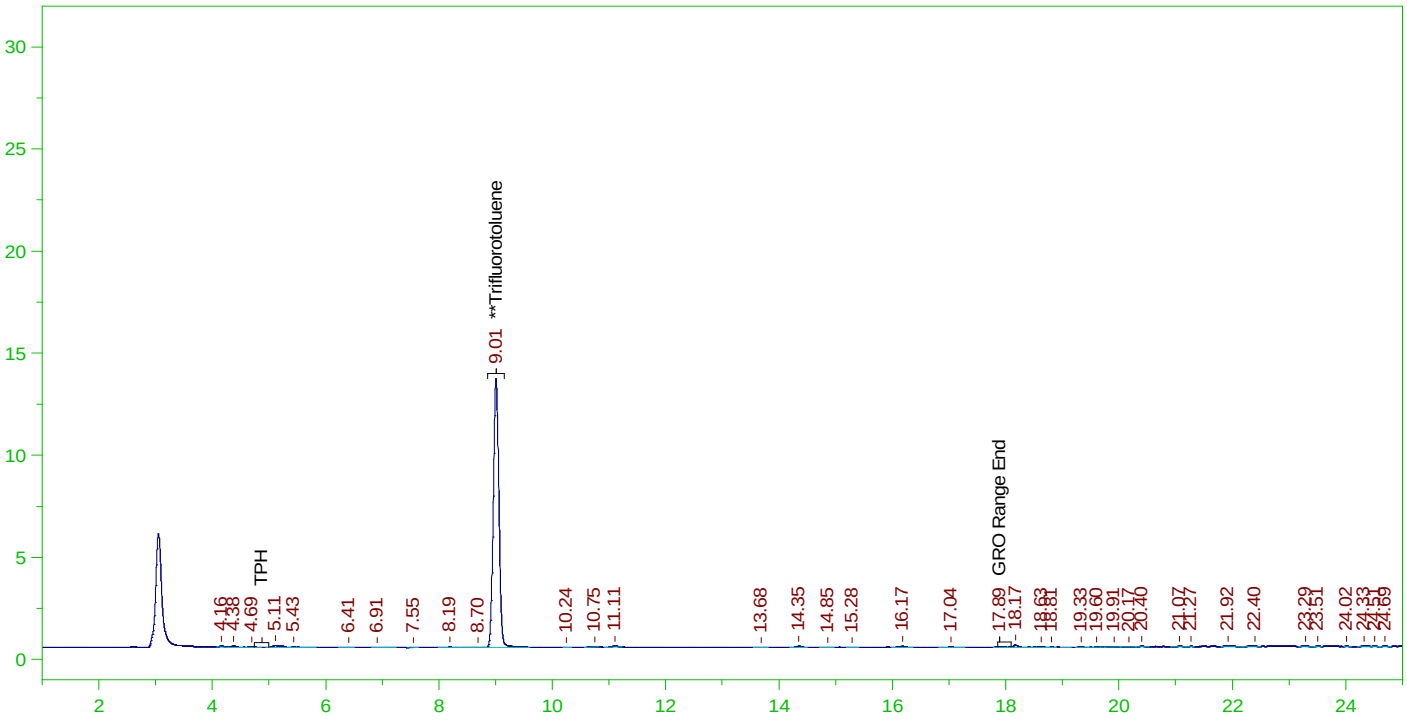

GASOLINE RANGE ORGANICS CHROMATOGRAM REPORT

Sample Name: B22021435-029A ;0223VAR , $HC-8015-GRO-W,
Raw File: G:\Org\VAR\DAT\VAR022322_b\0223VARB.0014.RAW
Date & Time Acquired: 2/23/2022 6:27:57 PM
Method File: G:\Org\VAR\Methods\211208G1435-29DoDB%.MET
Calibration File: G:\Org\VAR\Cals\211208GRO8015CB.CAL
Sample Weight: 5 Dilution: 1 S.A.: 1

Mean RF for C6 to C10: 979.9788
Mean RF for TPH: 955.6747
Rt range for Gasoline Range Organics: 4.75 to 18.09

SURROGATE COMPOUND	RT	ACTUAL	MEASURED	%REC	
**Trifluorotoluene	9.007	25.	19.611	78.44	-

C6 to C10 Area:4228.293 C6 to C10 Amount: 0.8629355
TPH Area:8043.118 TPH Amount: 1.683233

ERH2555 (Sump Audit 3)

G:\Org\VAR\DAT\VAR022322_b\0223VARB.0036.RAW B22021435-032G ;0223VAR , $HC-8015-GRO-W,

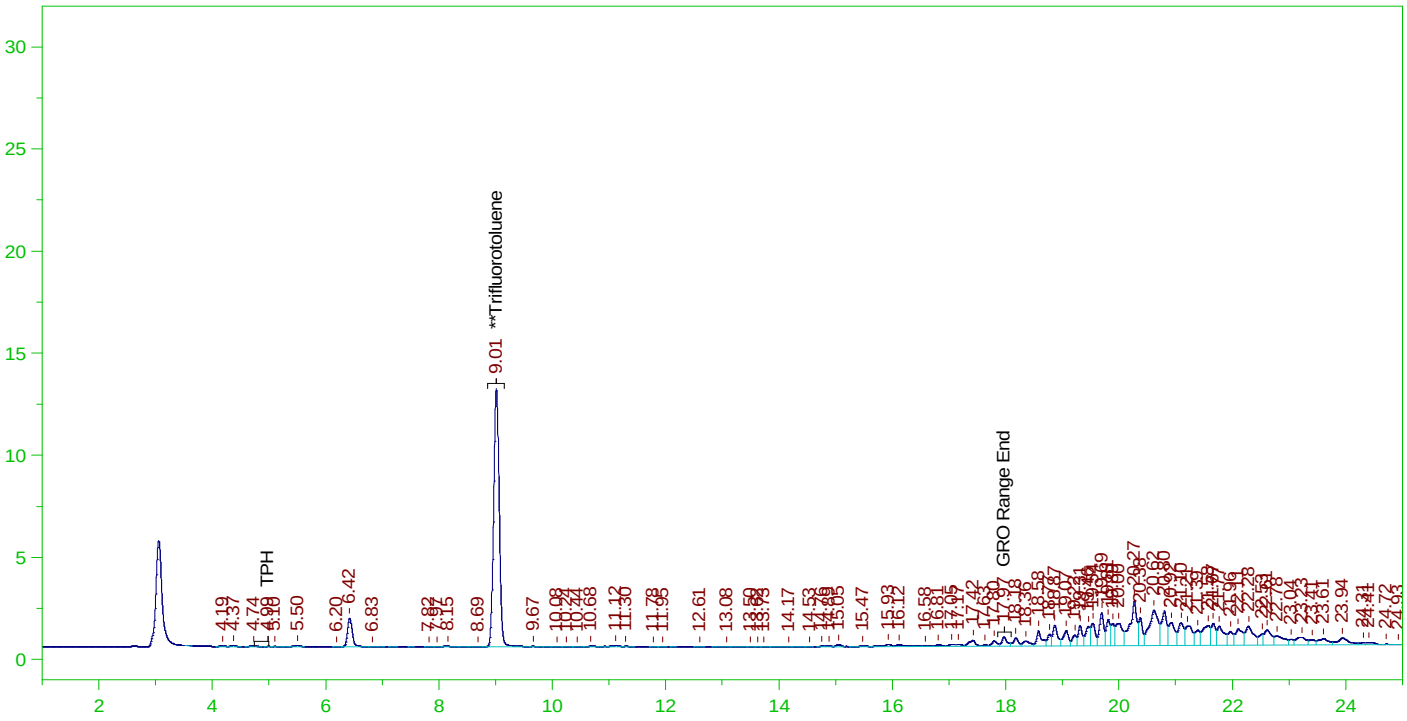

GASOLINE RANGE ORGANICS CHROMATOGRAM REPORT

Sample Name: B22021435-032G ;0223VAR , $HC-8015-GRO-W,
Raw File: G:\Org\VAR\DAT\VAR022322_b\0223VARB.0036.RAW
Date & Time Acquired: 2/24/2022 6:57:01 AM
Method File: G:\Org\VAR\Methods\211208G1435-32DoDB%.MET
Calibration File: G:\Org\VAR\Cals\211208GRO8015CB.CAL
Sample Weight: 5 Dilution: 1 S.A.: 1

Mean RF for C6 to C10: 979.9788
Mean RF for TPH: 955.6747
Rt range for Gasoline Range Organics: 4.75 to 18.09

SURROGATE COMPOUND	RT	ACTUAL	MEASURED	%REC	
**Trifluorotoluene	9.013	25.	18.818	75.27	-

C6 to C10 Area:25496.59 C6 to C10 Amount: 5.203498
TPH Area:262733.5 TPH Amount: 54.98388

ERH2554 (Trip Blank) 14754

G:\Org\VAR\DAT\VAR022322_b\0223VARB.0015.RAW B22021435-034A ;0223VAR , $HC-8015-GRO-W,

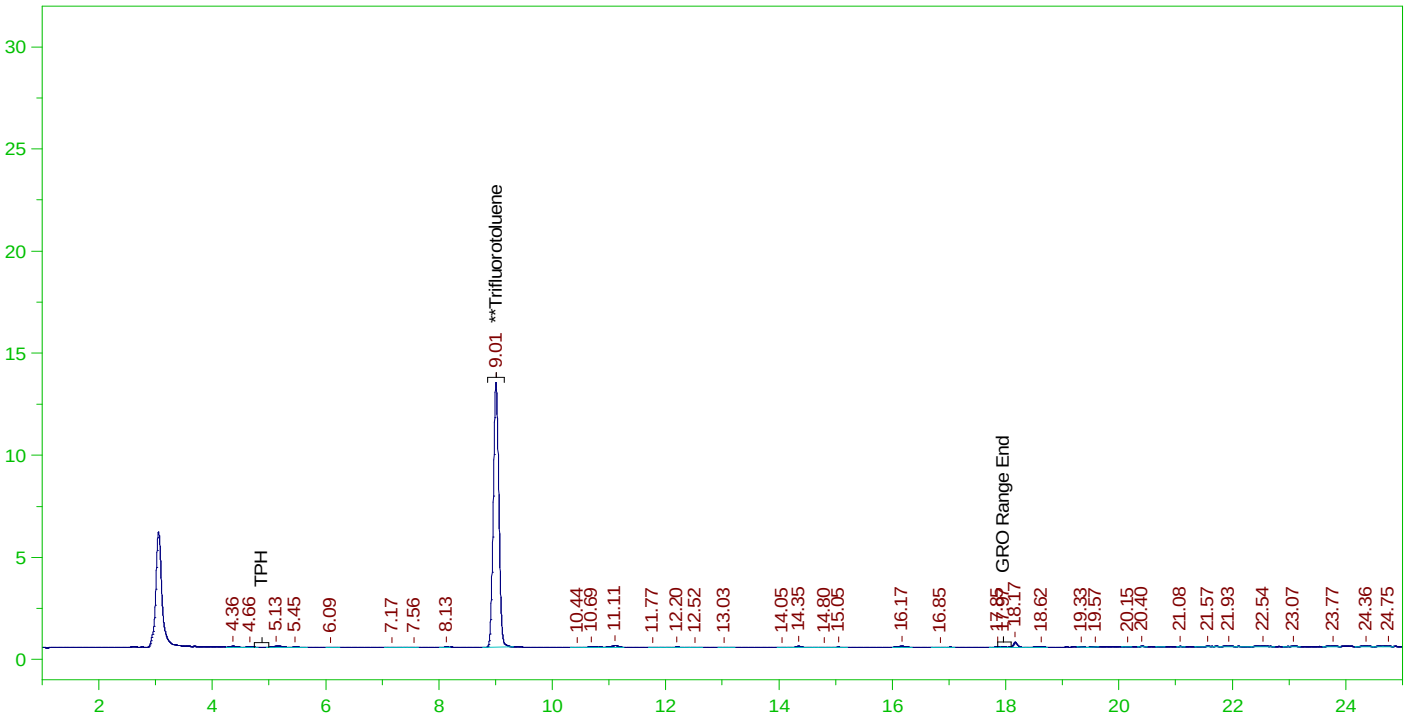

GASOLINE RANGE ORGANICS CHROMATOGRAM REPORT

Sample Name: B22021435-034A ;0223VAR , $HC-8015-GRO-W,
Raw File: G:\Org\VAR\DAT\VAR022322_b\0223VARB.0015.RAW
Date & Time Acquired: 2/23/2022 7:02:00 PM
Method File: G:\Org\VAR\Methods\211208G1435-34DoDB%.MET
Calibration File: G:\Org\VAR\Cals\211208GRO8015CB.CAL
Sample Weight: 5 Dilution: 1 S.A.: 1

Mean RF for C6 to C10: 979.9788
Mean RF for TPH: 955.6747
Rt range for Gasoline Range Organics: 4.75 to 18.09

SURROGATE COMPOUND	RT	ACTUAL	MEASURED	%REC	
**Trifluorotoluene	9.006	25.	19.152	76.61	-

C6 to C10 Area:4829.303 C6 to C10 Amount: 0.9855934
TPH Area:8731.763 TPH Amount: 1.82735

ERH2542 (OWDFMW07A) Batch ID: 163927

G:\org\HP5\DAT\HP5022322_b\0223HP5.0011.RAW B22021435-001D ;0223HP5 , $HC-8015-DRO-W,

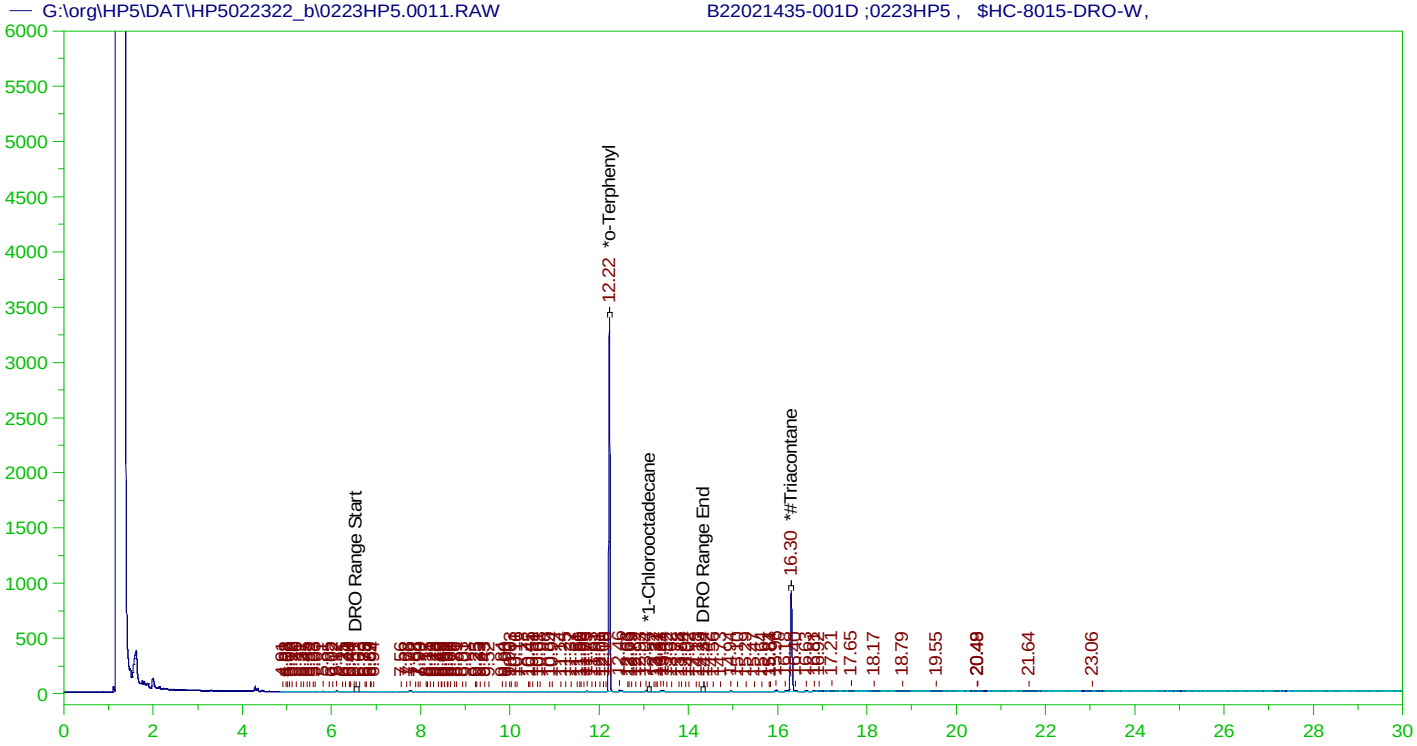

DIESEL RANGE ORGANICS CHROMATOGRAM REPORT

Sample Name: B22021435-001D ;0223HP5 , $HC-8015-DRO-W,
Raw File: G:\org\HP5\DAT\HP5022322_b\0223HP5.0011.RAW
Date & Time Acquired: 2/23/2022 4:31:21 PM
Method File: G:\Org\HP5\Methods\DR_8015-C24T-JFb-L%.met
Calibration File: G:\Org\HP5\Cals\SW8015C_DRO220111JFb-C24-T.CAL
Sample Weight: 1060 Dilution: 1 S.A.: 1

Mean RF for TEH: 32675.36
Rt range for Diesel Range Organics: 6.51 to 14.38

SURROGATE COMPOUND	RT	ACTUAL	MEASURED	%REC	
*o-Terphenyl	12.224	.189	.169	89.37	-
*1-Chlorooctadecane	29.972	.189	.	.	-
*#Triacontane	16.301	.189	.077	40.98	-

DRO Area:412457.1 DRO Amount: 1.190838E-02
TEH Area:828424.2 TEH Amount: 2.391809E-02

ERH2542 (OWDFMW07A) Batch ID: 163927

G:\org\HP5\DAT\HP5022322_b\0223HP5.0011.RAW B22021435-001D ;0223HP5 , $HC-8015-DRO-W,

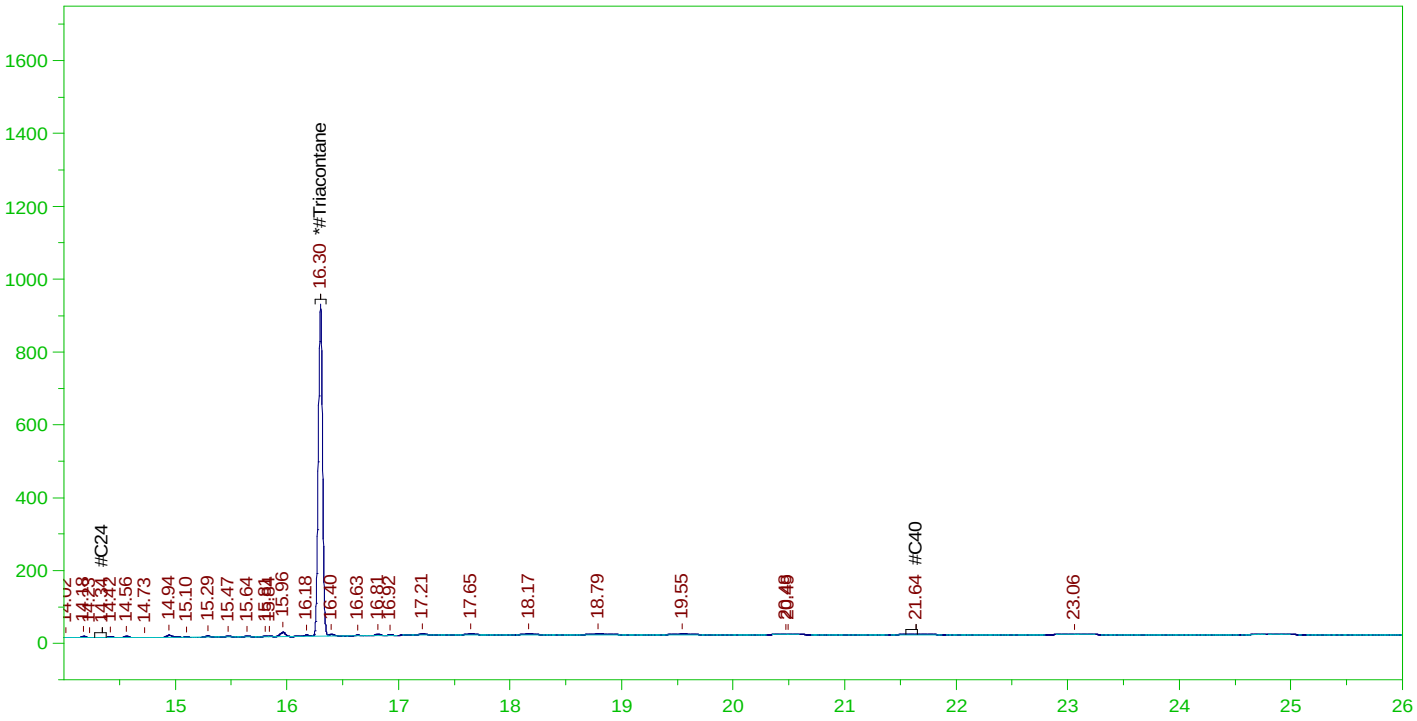

RESIDUAL RANGE ORGANICS CHROMATOGRAM

Sample Name: B22021435-001D ;0223HP5 , $HC-8015-DRO-W,
Raw File: G:\org\HP5\DAT\HP5022322_b\0223HP5.0011.RAW
Date & Time Acquired: 2/23/2022 4:31:21 PM
Method File: G:\Org\HP5\Methods\DR_OROS-BF-L%.MET
Calibration File: G:\Org\HP5\Cals\SW8015C_ORO220111BF_SAMP.CAL
Sample Weight: 1060 Dilution: 1 S.A.: 1

Mean RF for for Residual Range Organics Calculations: 26424.55
Rt range for Residual Range Organics: 14.28 to 21.65

SURROGATE COMPOUND	RT	ACTUAL	MEASURED	%REC	
*#Triacontane	16.301	.472	.077	16.39	-

RRO Area:276649 RRO AMOUNT: 9.876785E-03

ERH2544 (OWDFMW08A) Batch ID: 163927

G:\org\HP5\DAT\HP5022322_b\0223HP5.0013.RAW B22021435-006D ;0223HP5 , $HC-8015-DRO-W,

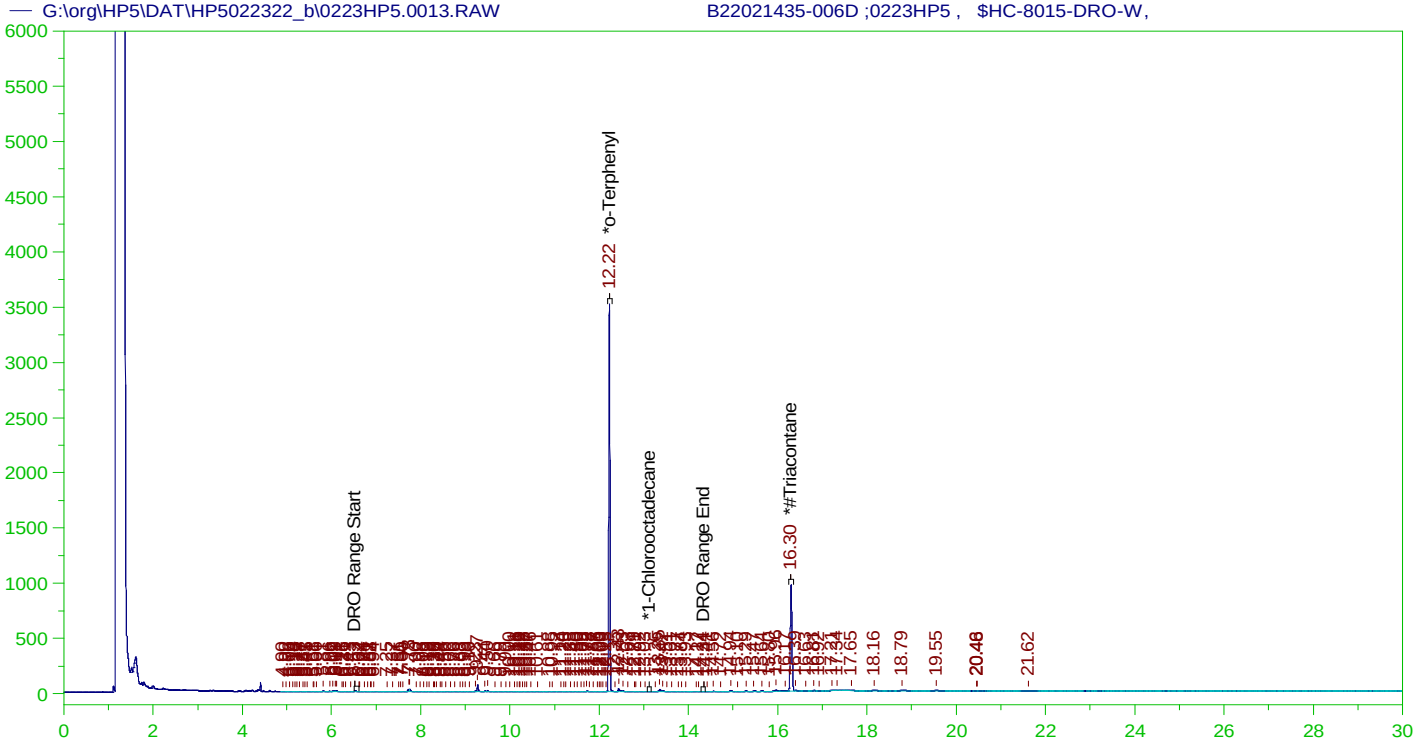

DIESEL RANGE ORGANICS CHROMATOGRAM REPORT

Sample Name: B22021435-006D ;0223HP5 , $HC-8015-DRO-W,
Raw File: G:\org\HP5\DAT\HP5022322_b\0223HP5.0013.RAW
Date & Time Acquired: 2/23/2022 5:57:22 PM
Method File: G:\Org\HP5\Methods\DR_8015-C24T-JFb-L%.met
Calibration File: G:\Org\HP5\Cals\SW8015C_DRO220111JFb-C24-T.CAL
Sample Weight: 1060 Dilution: 1 S.A.: 1

Mean RF for TEH: 32675.36
Rt range for Diesel Range Organics: 6.51 to 14.38

SURROGATE COMPOUND	RT	ACTUAL	MEASURED	%REC	
*o-Terphenyl	12.223	.189	.177	93.78	-
*1-Chlorooctadecane	29.987	.189	.	.	-
*#Triacontane	16.298	.189	.081	43.03	-

DRO Area:922744.9 DRO Amount: 0.0266413
TEH Area:1381699 TEH Amount: 3.989212E-02

ERH2544 (OWDFMW08A) Batch ID: 163927

G:\org\HP5\DAT\HP5022322_b\0223HP5.0013.RAW B22021435-006D ;0223HP5 , $HC-8015-DRO-W,

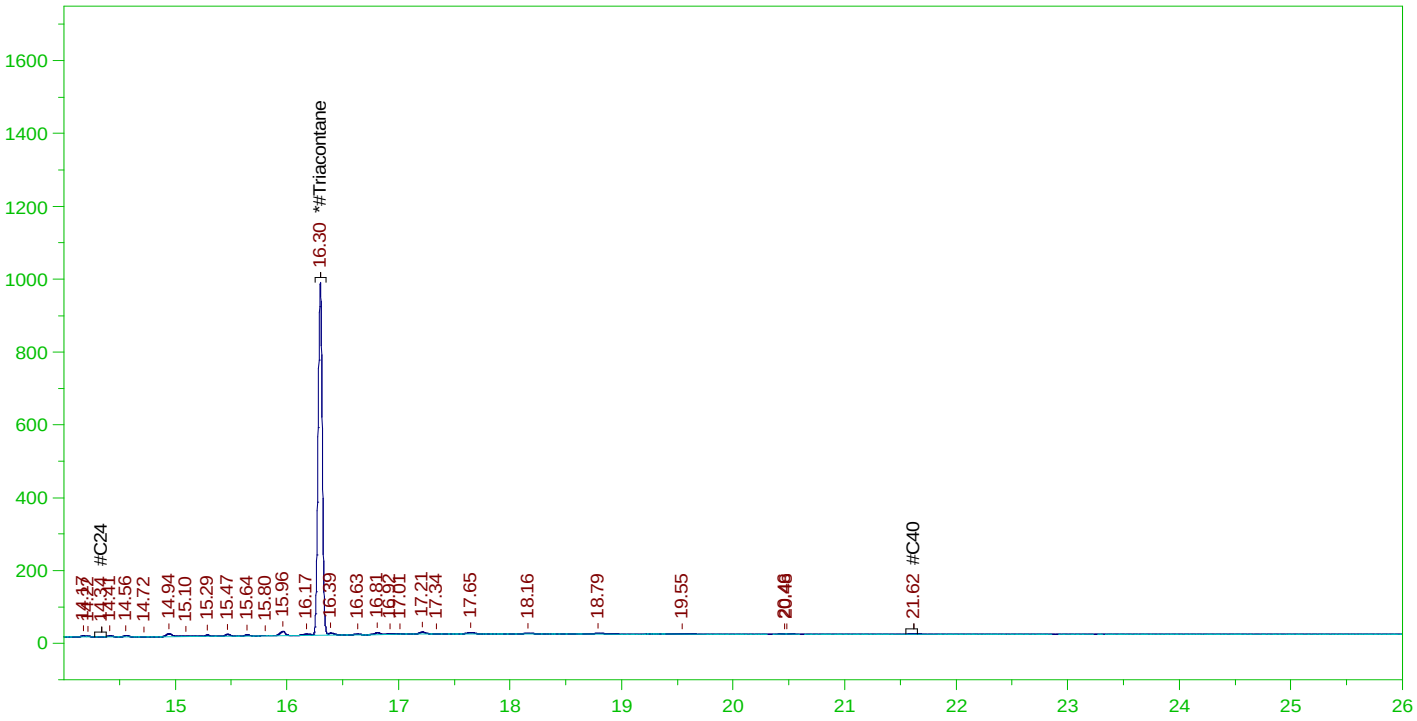

RESIDUAL RANGE ORGANICS CHROMATOGRAM

Sample Name: B22021435-006D ;0223HP5 , $HC-8015-DRO-W,
Raw File: G:\org\HP5\DAT\HP5022322_b\0223HP5.0013.RAW
Date & Time Acquired: 2/23/2022 5:57:22 PM
Method File: G:\Org\HP5\Methods\DR_OROS-BF-L%.MET
Calibration File: G:\Org\HP5\Cals\SW8015C_ORO220111BF_SAMP.CAL
Sample Weight: 1060 Dilution: 1 S.A.: 1

Mean RF for for Residual Range Organics Calculations: 26424.55
Rt range for Residual Range Organics: 14.28 to 21.65

SURROGATE COMPOUND	RT	ACTUAL	MEASURED	%REC	
*#Triacontane	16.298	.472	.081	17.21	-

RRO Area:303201.2 RRO AMOUNT: 1.082474E-02

ERH2545 (OWDFMW08A) Batch ID: 163927

G:\org\HP5\DAT\HP5022322_b\0223HP5.0015.RAW B22021435-007B ;0223HP5 , $HC-8015-DRO-W,

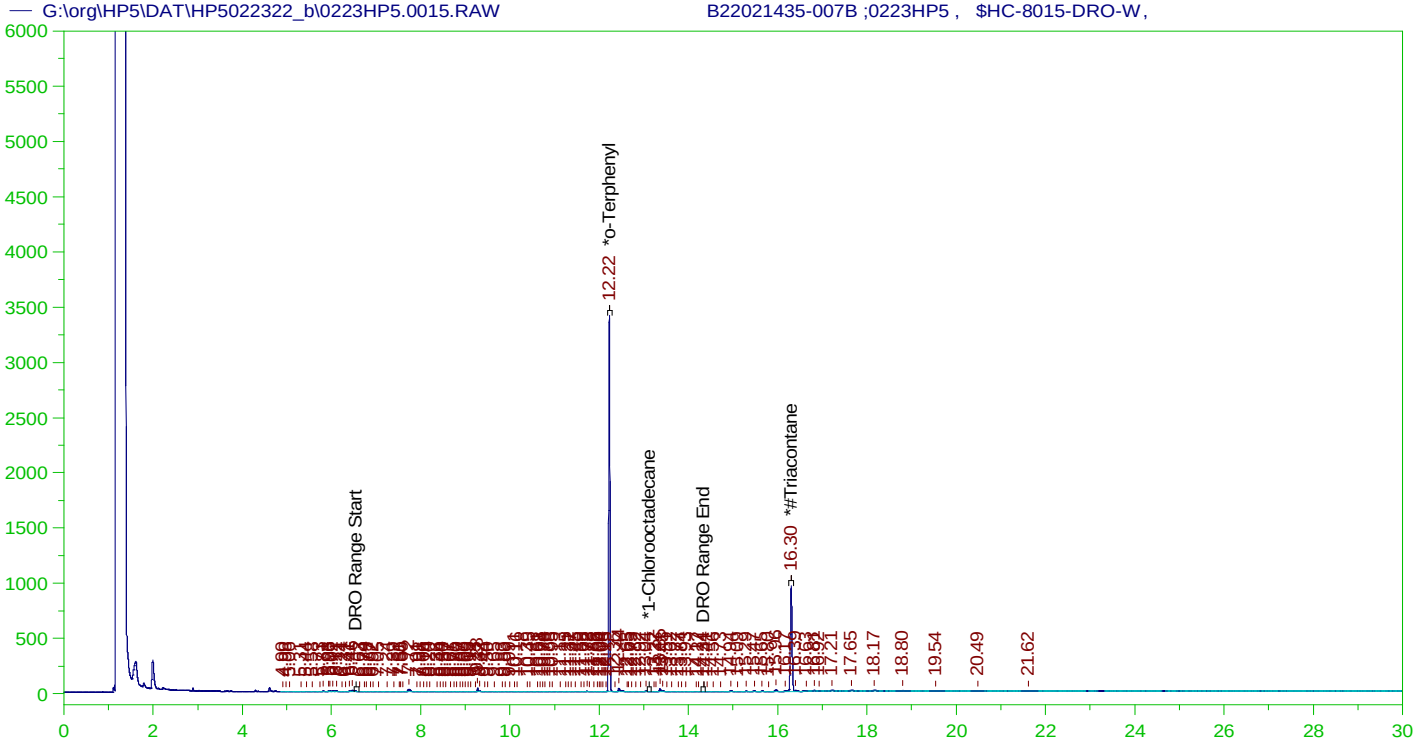

DIESEL RANGE ORGANICS CHROMATOGRAM REPORT

Sample Name: B22021435-007B ;0223HP5 , $HC-8015-DRO-W,
Raw File: G:\org\HP5\DAT\HP5022322_b\0223HP5.0015.RAW
Date & Time Acquired: 2/23/2022 7:23:31 PM
Method File: G:\Org\HP5\Methods\DR_8015-C24T-JFb-L%.met
Calibration File: G:\Org\HP5\Cals\SW8015C_DRO220111JFb-C24-T.CAL
Sample Weight: 1060 Dilution: 1 S.A.: 1

Mean RF for TEH: 32675.36
Rt range for Diesel Range Organics: 6.51 to 14.38

SURROGATE COMPOUND	RT	ACTUAL	MEASURED	%REC	
*o-Terphenyl	12.222	.189	.171	90.85	-
*1-Chlorooctadecane	29.964	.189	.	.	-
*#Triacontane	16.3	.189	.08	42.51	-

DRO Area:765806.6 DRO Amount: 2.211021E-02
TEH Area:1364010 TEH Amount: 3.938141E-02

ERH2545 (OWDFMW08A) Batch ID: 163927

G:\org\HP5\DAT\HP5022322_b\0223HP5.0015.RAW B22021435-007B ;0223HP5 , $HC-8015-DRO-W,

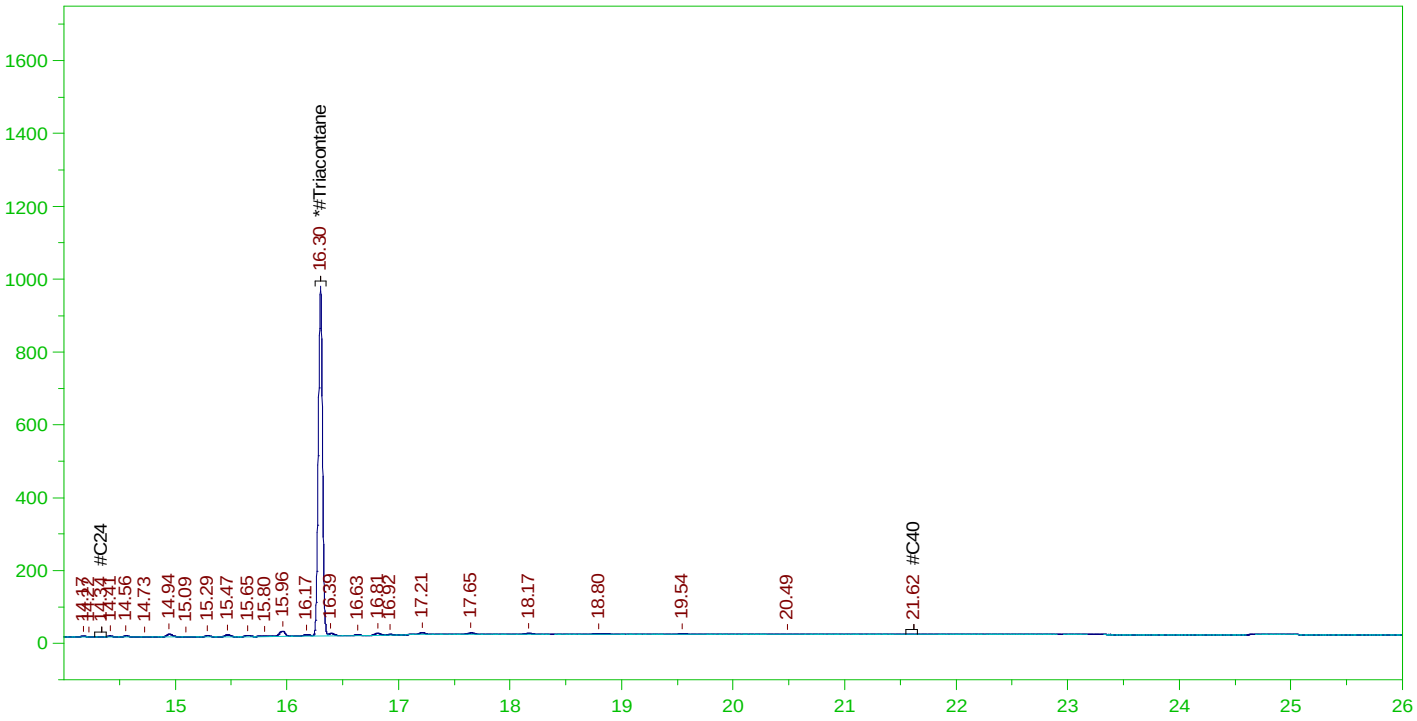

RESIDUAL RANGE ORGANICS CHROMATOGRAM

Sample Name: B22021435-007B ;0223HP5 , $HC-8015-DRO-W,
Raw File: G:\org\HP5\DAT\HP5022322_b\0223HP5.0015.RAW
Date & Time Acquired: 2/23/2022 7:23:31 PM
Method File: G:\Org\HP5\Methods\DR_OROS-BF-L%.MET
Calibration File: G:\Org\HP5\Cals\SW8015C_ORO220111BF_SAMP.CAL
Sample Weight: 1060 Dilution: 1 S.A.: 1

Mean RF for for Residual Range Organics Calculations: 26424.55
Rt range for Residual Range Organics: 14.28 to 21.65

SURROGATE COMPOUND	RT	ACTUAL	MEASURED	%REC	
*#Triacontane	16.3	.472	.08	17.01	-

RRO Area:349287.5 RRO AMOUNT: 1.247009E-02

ERH2547 (RHMW19) Batch ID: 163927

G:\org\HP5\DAT\HP5022322_b\0223HP5.0016.RAW B22021435-012D ;0223HP5 , $HC-8015-DRO-W,

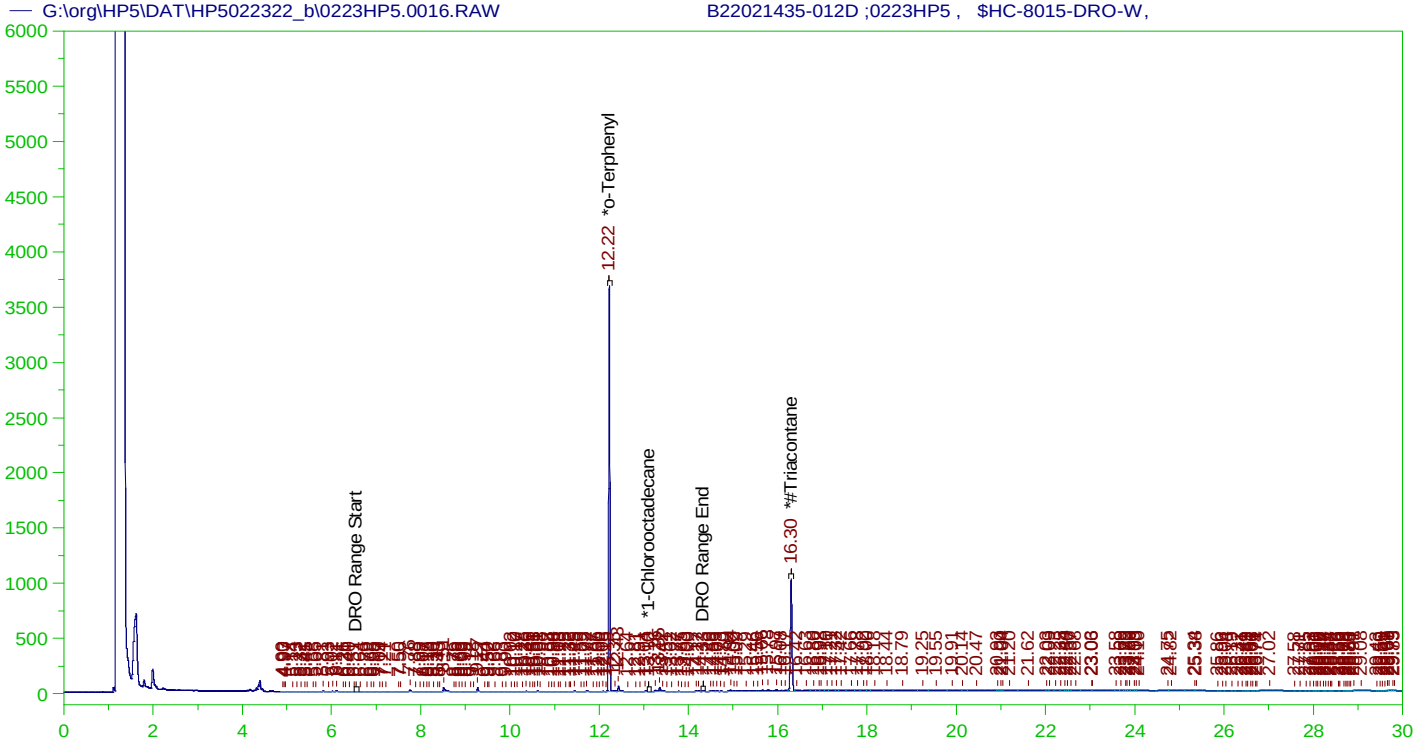

DIESEL RANGE ORGANICS CHROMATOGRAM REPORT

Sample Name: B22021435-012D ;0223HP5 , $HC-8015-DRO-W,
Raw File: G:\org\HP5\DAT\HP5022322_b\0223HP5.0016.RAW
Date & Time Acquired: 2/23/2022 8:06:27 PM
Method File: G:\Org\HP5\Methods\D3_8015-C24T-JFb-L%.met
Calibration File: G:\Org\HP5\Cals\SW8015C_DRO220111JFb-C24-T.CAL
Sample Weight: 1060 Dilution: 1 S.A.: 1

Mean RF for TEH: 32675.36
Rt range for Diesel Range Organics: 6.51 to 14.38

SURROGATE COMPOUND	RT	ACTUAL	MEASURED	%REC	
*o-Terphenyl	12.222	.189	.183	96.82	-
*1-Chlorooctadecane	13.098	.189	.	.05	-
*#Triacontane	16.299	.189	.086	45.57	-

DRO Area:1055986 DRO Amount: 3.048821E-02
TEH Area:5253937 TEH Amount: 0.1516906

ERH2547 (RHMW19) Batch ID: 163927

G:\org\HP5\DAT\HP5022322_b\0223HP5.0016.RAW B22021435-012D ;0223HP5 , $HC-8015-DRO-W,

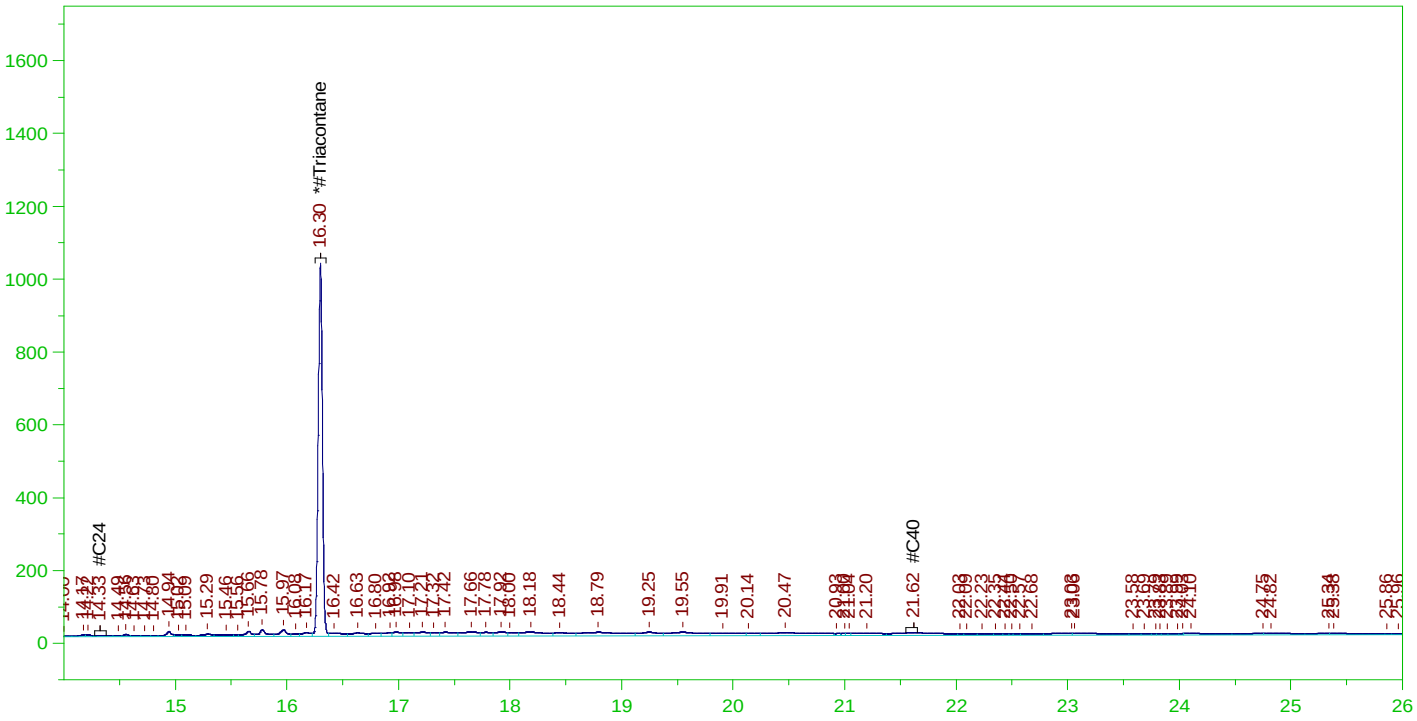

RESIDUAL RANGE ORGANICS CHROMATOGRAM

Sample Name: B22021435-012D ;0223HP5 , $HC-8015-DRO-W,
Raw File: G:\org\HP5\DAT\HP5022322_b\0223HP5.0016.RAW
Date & Time Acquired: 2/23/2022 8:06:27 PM
Method File: G:\Org\HP5\Methods\D3_OROS-BF-L%.MET
Calibration File: G:\Org\HP5\Cals\SW8015C_ORO220111BF_SAMP.CAL
Sample Weight: 1060 Dilution: 1 S.A.: 1

Mean RF for for Residual Range Organics Calculations: 26424.55
Rt range for Residual Range Organics: 14.28 to 21.65

SURROGATE COMPOUND	RT	ACTUAL	MEASURED	%REC	
*#Triacontane	16.299	.472	.086	18.23	-

RRO Area:3025143 RRO AMOUNT: 0.1080021

ERH2549 (RHMW01R) Batch ID: 163927

G:\org\HP5\DAT\HP5022322_b\0223HP5.0031.RAW B22021435-017D ;0223HP5 , $HC-8015-DRO-W,

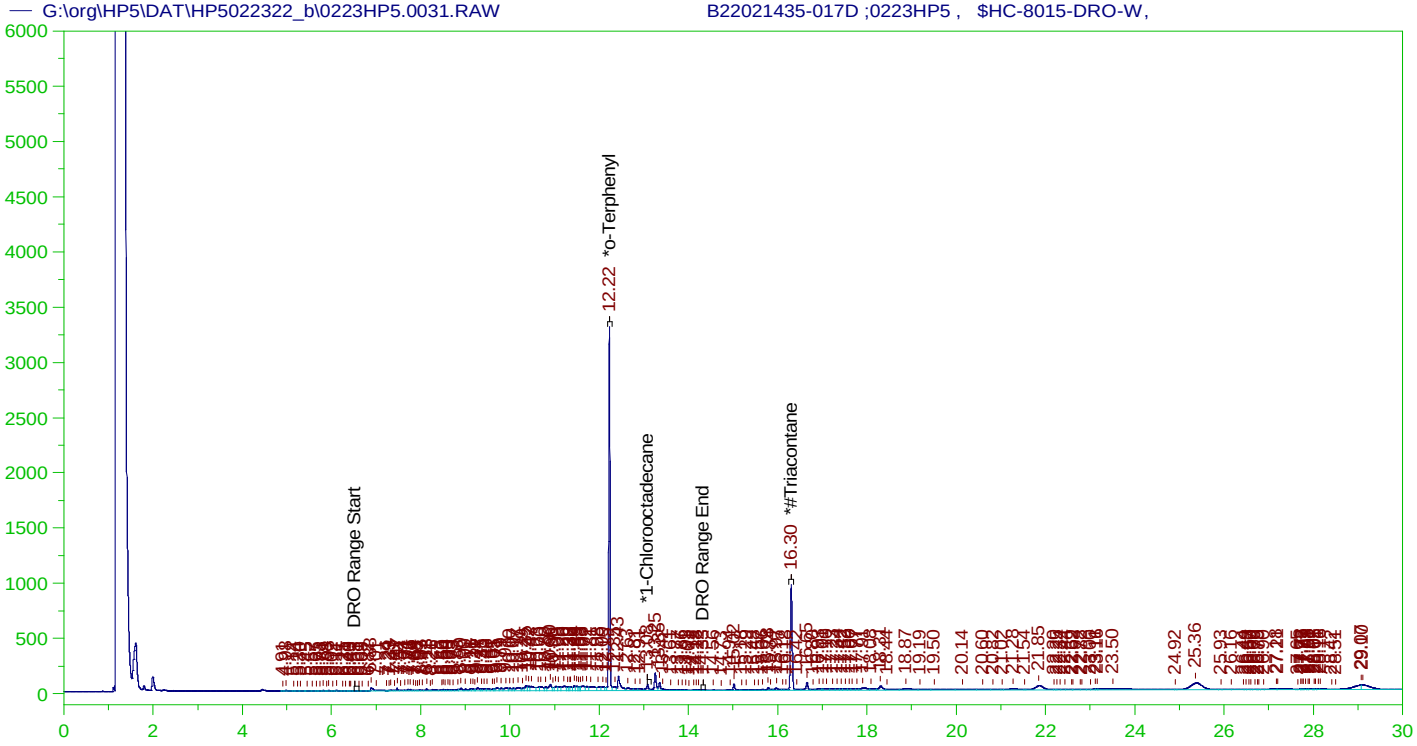

DIESEL RANGE ORGANICS CHROMATOGRAM REPORT
Sample Name: B22021435-017D ;0223HP5 , $HC-8015-DRO-W,
Raw File: G:\org\HP5\DAT\HP5022322_b\0223HP5.0031.RAW
Date & Time Acquired: 2/24/2022 6:51:00 AM
Method File: G:\Org\HP5\Methods\D3_8015-C24T-JFb-L%.met
Calibration File: G:\Org\HP5\Cals\SW8015C_DRO220111JFb-C24-T.CAL
Sample Weight: 1060 Dilution: 1 S.A.: 1

Mean RF for TEH: 32675.36
Rt range for Diesel Range Organics: 6.51 to 14.38

SURROGATE COMPOUND	RT	ACTUAL	MEASURED	%REC	
*o-Terphenyl	12.224	.189	.168	88.96	-
*1-Chlorooctadecane	13.079	.189	.005	2.89	-
*#Triacontane	16.301	.189	.083	44.08	-

DRO Area:9386433 DRO Amount: 0.2710032
TEH Area:1.947016E+07 TEH Amount: 0.5621383

ERH2549 (RHMW01R) Batch ID: 163927

G:\org\HP5\DAT\HP5022322_b\0223HP5.0031.RAW B22021435-017D ;0223HP5 , $HC-8015-DRO-W,

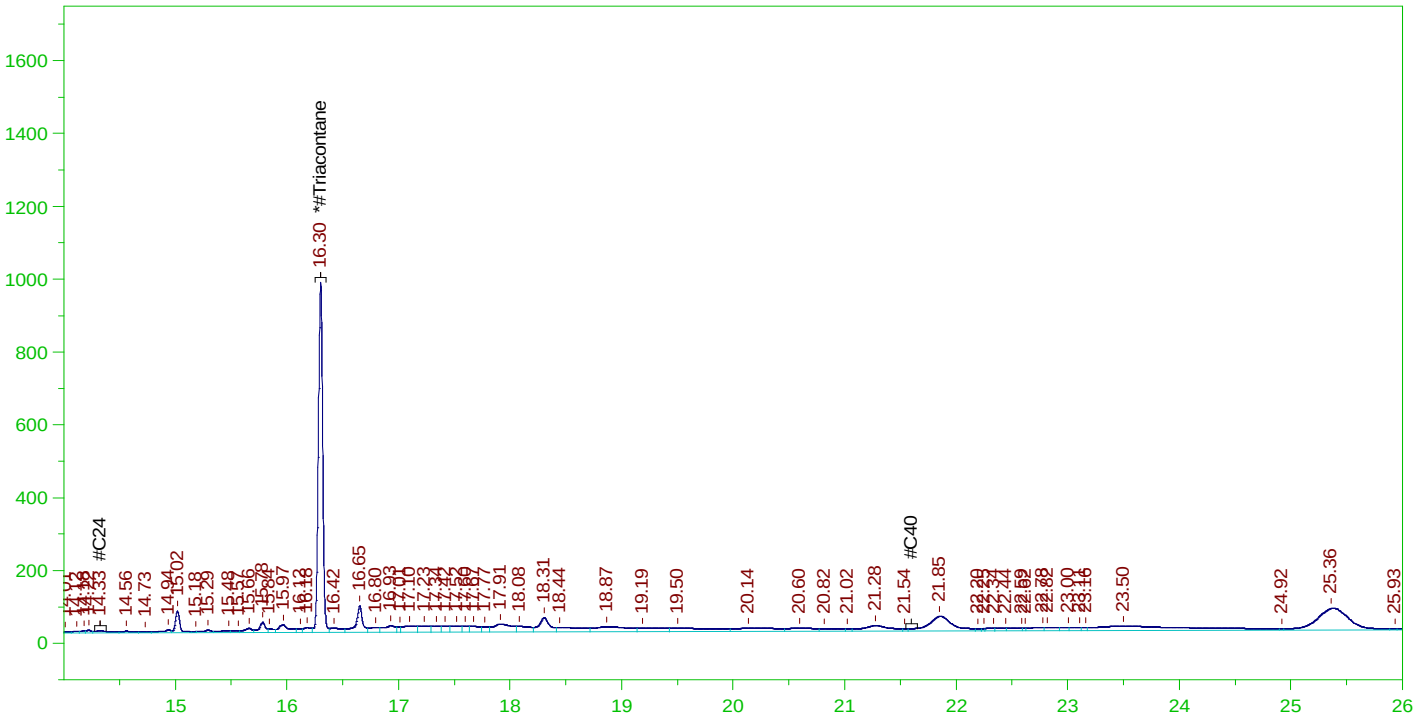

RESIDUAL RANGE ORGANICS CHROMATOGRAM

Sample Name: B22021435-017D ;0223HP5 , $HC-8015-DRO-W,
Raw File: G:\org\HP5\DAT\HP5022322_b\0223HP5.0031.RAW
Date & Time Acquired: 2/24/2022 6:51:00 AM
Method File: G:\Org\HP5\Methods\D3_OROS-BF-L%.MET
Calibration File: G:\Org\HP5\Cals\SW8015C_ORO220111BF_SAMP.CAL
Sample Weight: 1060 Dilution: 1 S.A.: 1

Mean RF for for Residual Range Organics Calculations: 26424.55
Rt range for Residual Range Organics: 14.28 to 21.65

SURROGATE COMPOUND	RT	ACTUAL	MEASURED	%REC	
*#Triacontane	16.301	.472	.083	17.63	-

RRO Area:4723182 RRO AMOUNT: 0.1686247

ERH2551 (RHMW2254-01 Bailer) Batch ID: 163927

G:\org\HP5\DAT\HP5022322_b\0223HP5.0023.RAW B22021435-022D ;0223HP5 , $HC-8015-DRO-W,

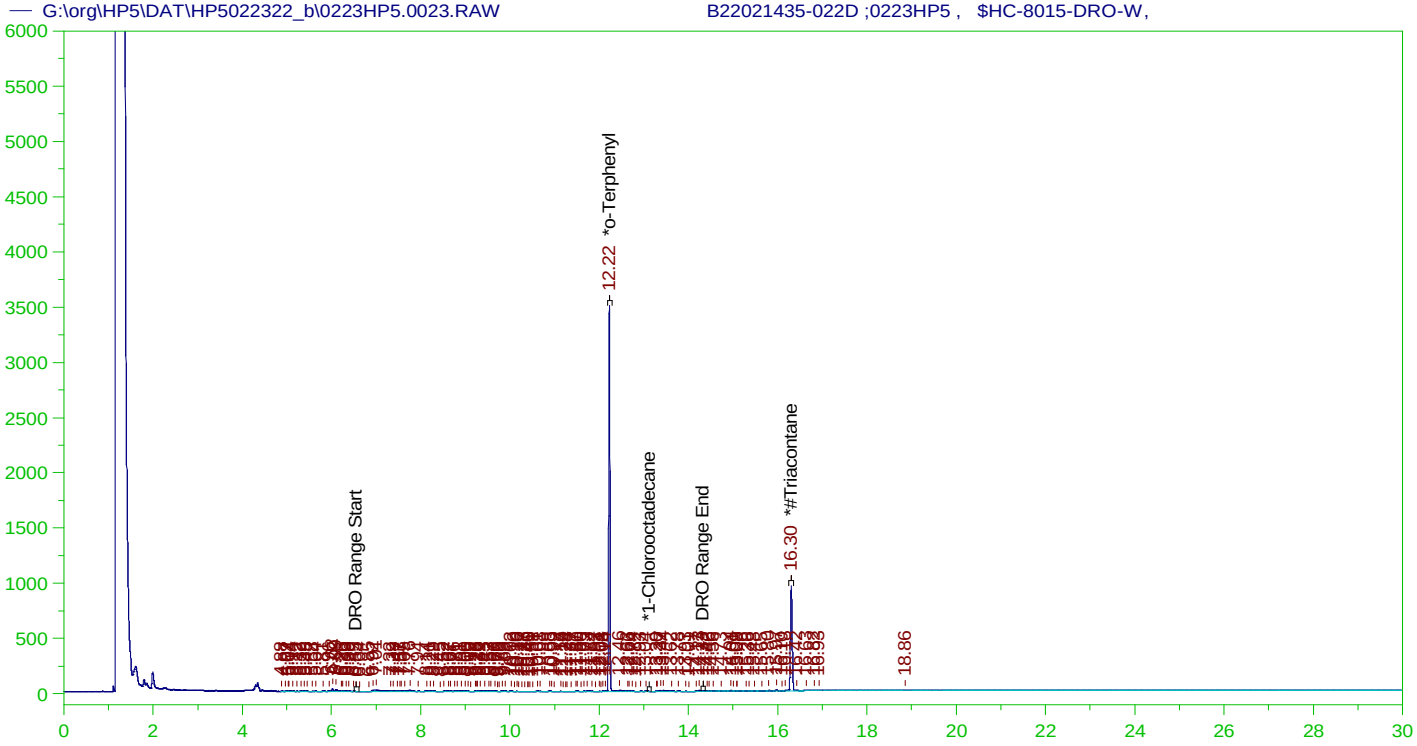

DIESEL RANGE ORGANICS CHROMATOGRAM REPORT

Sample Name: B22021435-022D ;0223HP5 , $HC-8015-DRO-W,
Raw File: G:\org\HP5\DAT\HP5022322_b\0223HP5.0023.RAW
Date & Time Acquired: 2/24/2022 1:07:07 AM
Method File: G:\Org\HP5\Methods\DR_8015-C24T-JFb-L%.met
Calibration File: G:\Org\HP5\Cals\SW8015C_DRO220111JFb-C24-T.CAL
Sample Weight: 1060 Dilution: 1 S.A.: 1

Mean RF for TEH: 32675.36
Rt range for Diesel Range Organics: 6.51 to 14.38

SURROGATE COMPOUND	RT	ACTUAL	MEASURED	%REC	
*o-Terphenyl	12.223	.189	.176	93.05	-
*1-Chlorooctadecane	29.989	.189	.	.	-
*#Triacontane	16.302	.189	.081	42.78	-

DRO Area:685565.2 DRO Amount: 0.0197935
TEH Area:1123990 TEH Amount: 3.245162E-02

ERH2551 (RHMW2254-01 Bailer) Batch ID: 163927

G:\org\HP5\DAT\HP5022322_b\0223HP5.0023.RAW B22021435-022D ;0223HP5 , $HC-8015-DRO-W,

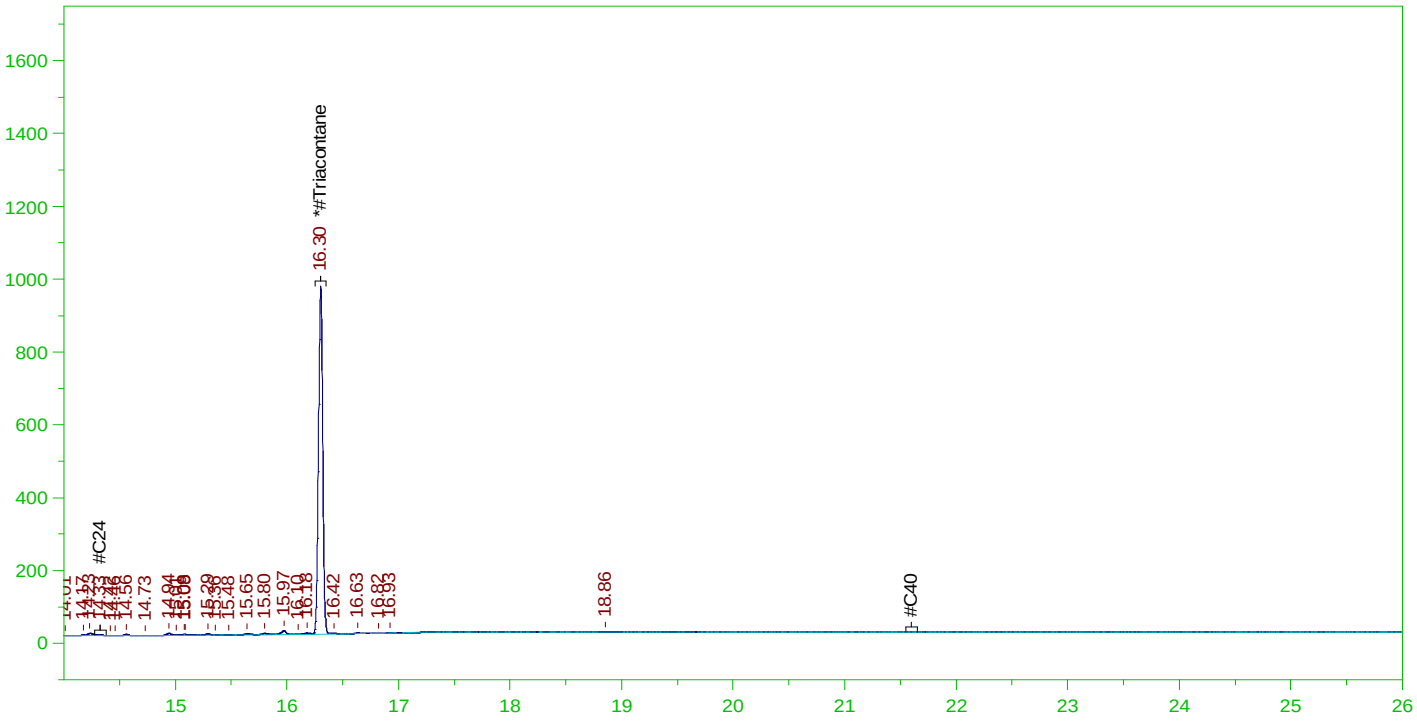

RESIDUAL RANGE ORGANICS CHROMATOGRAM

Sample Name: B22021435-022D ;0223HP5 , $HC-8015-DRO-W,
Raw File: G:\org\HP5\DAT\HP5022322_b\0223HP5.0023.RAW
Date & Time Acquired: 2/24/2022 1:07:07 AM
Method File: G:\Org\HP5\Methods\DR_OROS-BF-L%.MET
Calibration File: G:\Org\HP5\Cals\SW8015C_ORO220111BF_SAMP.CAL
Sample Weight: 1060 Dilution: 1 S.A.: 1

Mean RF for for Residual Range Organics Calculations: 26424.55
Rt range for Residual Range Organics: 14.28 to 21.65

SURROGATE COMPOUND	RT	ACTUAL	MEASURED	%REC	
*#Triacontane	16.302	.472	.081	17.11	-

RRO Area:151105.1 RRO AMOUNT: 5.39468E-03

ERH2553 (RHMW2254-01 Low Flow) Batch ID: 163927

G:\org\HP5\DAT\HP5022322_b\0223HP5.0012.RAW B22021435-027D ;0223HP5 , $HC-8015-DRO-W,

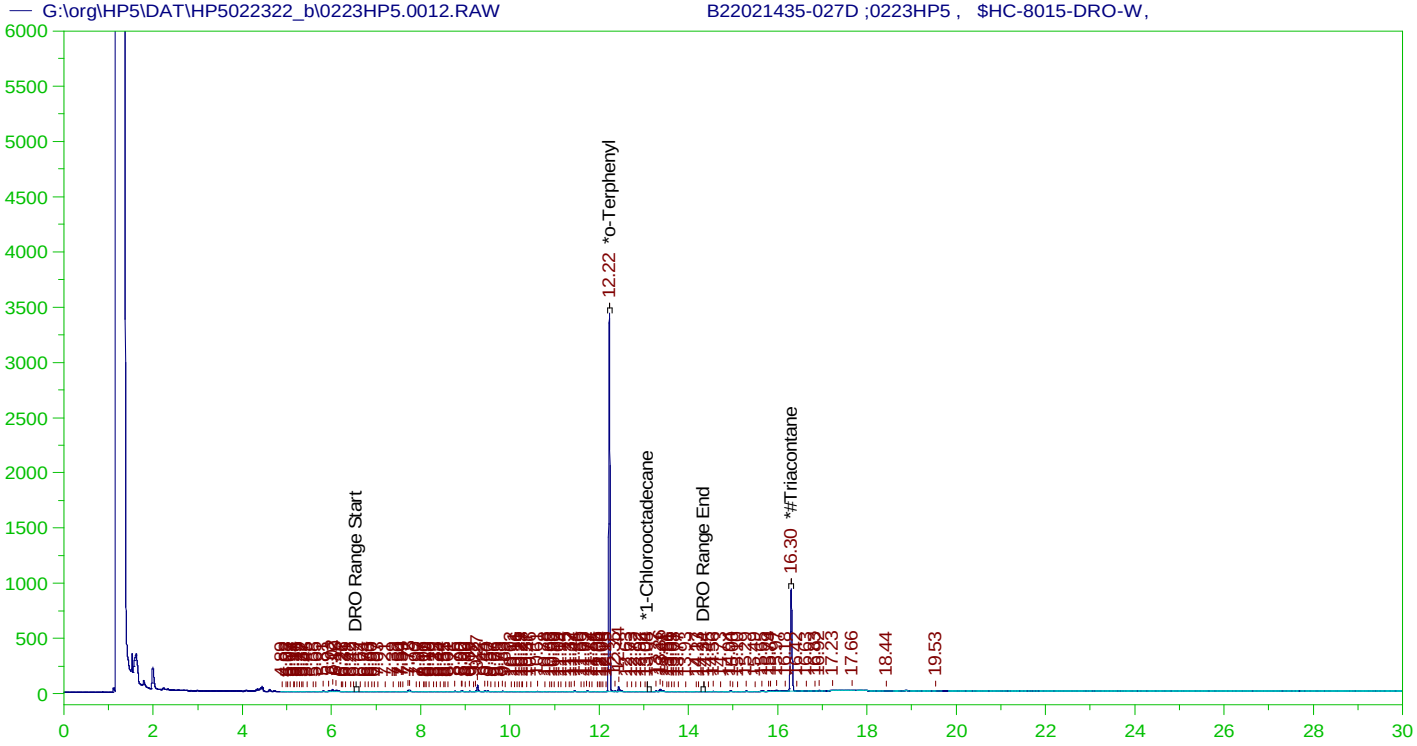

DIESEL RANGE ORGANICS CHROMATOGRAM REPORT

Sample Name: B22021435-027D ;0223HP5 , $HC-8015-DRO-W,
Raw File: G:\org\HP5\DAT\HP5022322_b\0223HP5.0012.RAW
Date & Time Acquired: 2/23/2022 5:14:25 PM
Method File: G:\Org\HP5\Methods\DR_8015-C24T-JFb-L%.met
Calibration File: G:\Org\HP5\Cals\SW8015C_DRO220111JFb-C24-T.CAL
Sample Weight: 1060 Dilution: 1 S.A.: 1

Mean RF for TEH: 32675.36
Rt range for Diesel Range Organics: 6.51 to 14.38

SURROGATE COMPOUND	RT	ACTUAL	MEASURED	%REC	
*o-Terphenyl	12.223	.189	.172	90.96	-
*1-Chlorooctadecane	13.078	.189	.07		-
*#Triacontane	16.299	.189	.079	41.7	-

DRO Area:967812.6 DRO Amount: 2.794249E-02
TEH Area:1388966 TEH Amount: 4.010195E-02

ERH2553 (RHMW2254-01 Low Flow) Batch ID: 163927

G:\org\HP5\DAT\HP5022322_b\0223HP5.0012.RAW B22021435-027D ;0223HP5 , $HC-8015-DRO-W,

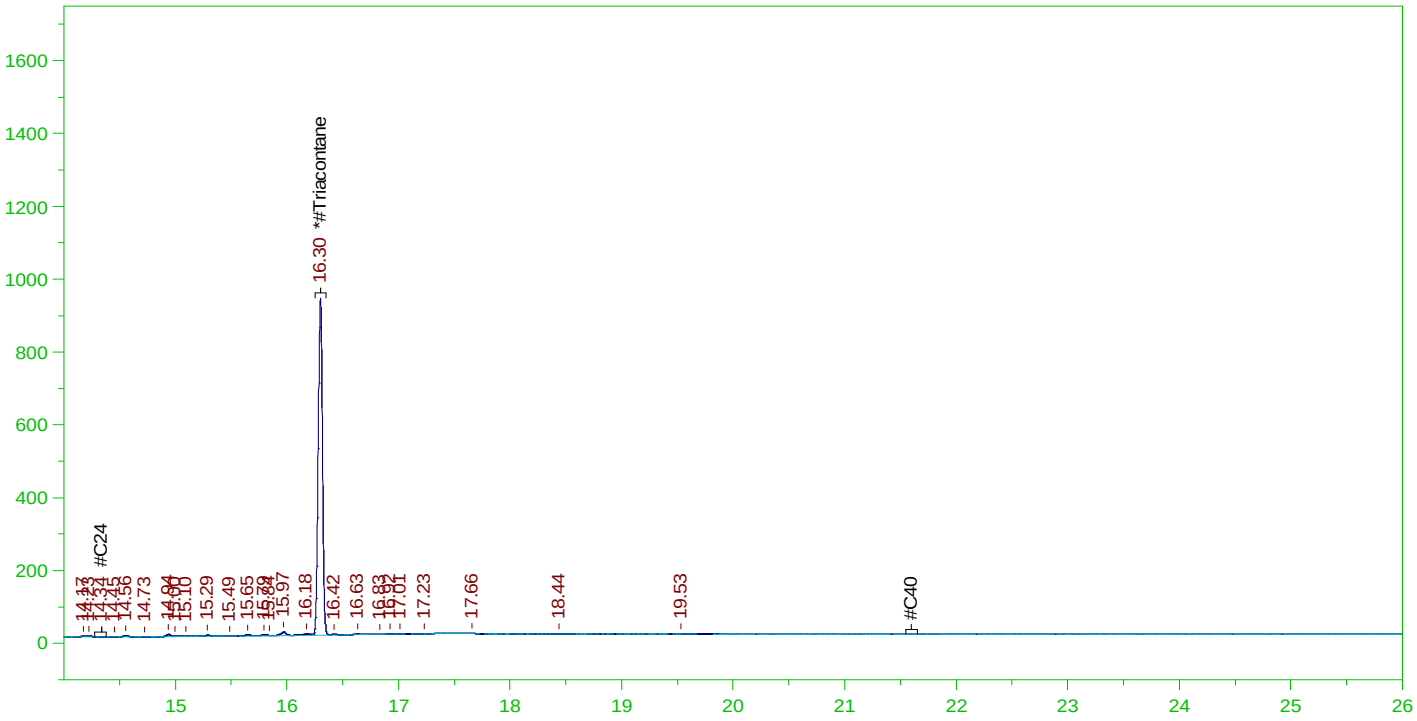

RESIDUAL RANGE ORGANICS CHROMATOGRAM

Sample Name: B22021435-027D ;0223HP5 , $HC-8015-DRO-W,
Raw File: G:\org\HP5\DAT\HP5022322_b\0223HP5.0012.RAW
Date & Time Acquired: 2/23/2022 5:14:25 PM
Method File: G:\Org\HP5\Methods\DR_OROS-BF-L%.MET
Calibration File: G:\Org\HP5\Cals\SW8015C_ORO220111BF_SAMP.CAL
Sample Weight: 1060 Dilution: 1 S.A.: 1

Mean RF for for Residual Range Organics Calculations: 26424.55
Rt range for Residual Range Organics: 14.28 to 21.65

SURROGATE COMPOUND	RT	ACTUAL	MEASURED	%REC	
*#Triacontane	16.299	.472	.079	16.68	-

RRO Area:156538.7 RRO AMOUNT: 5.588667E-03

ERH2555 (Sump Audit 3) Batch ID: 163927

G:\org\HP5\DAT\HP5022322_b\0223HP5.0024.RAW B22021435-032D ;0223HP5 , $HC-8015-DRO-W,

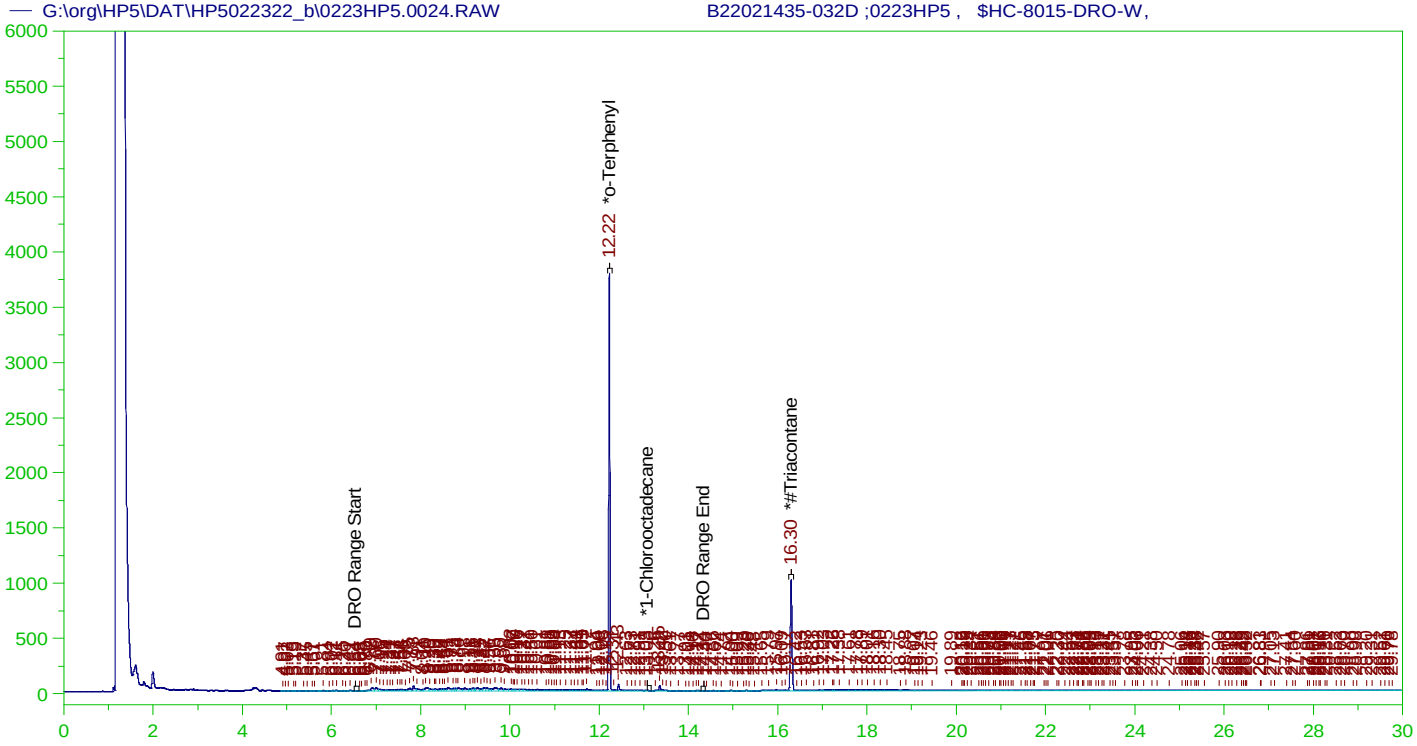

DIESEL RANGE ORGANICS CHROMATOGRAM REPORT
Sample Name: B22021435-032D ;0223HP5 , $HC-8015-DRO-W,
Raw File: G:\org\HP5\DAT\HP5022322_b\0223HP5.0024.RAW
Date & Time Acquired: 2/24/2022 1:50:09 AM
Method File: G:\Org\HP5\Methods\D3_8015-C24T-JFb-L%.met
Calibration File: G:\Org\HP5\Cals\SW8015C_DRO220111JFb-C24-T.CAL
Sample Weight: 1050 Dilution: 1 S.A.: 1

Mean RF for TEH: 32675.36
Rt range for Diesel Range Organics: 6.51 to 14.38

SURROGATE COMPOUND	RT	ACTUAL	MEASURED	%REC	
*o-Terphenyl	12.222	.19	.188	98.68	-
*1-Chlorooctadecane	13.078	.19	.	.26	-
*#Triacontane	16.299	.19	.087	45.57	-

DRO Area:6288002 DRO Amount: 0.1832749
TEH Area:9732279 TEH Amount: 0.2836644

ERH2555 (Sump Audit 3) Batch ID: 163927

G:\org\HP5\DAT\HP5022322_b\0223HP5.0024.RAW B22021435-032D ;0223HP5 , $HC-8015-DRO-W,

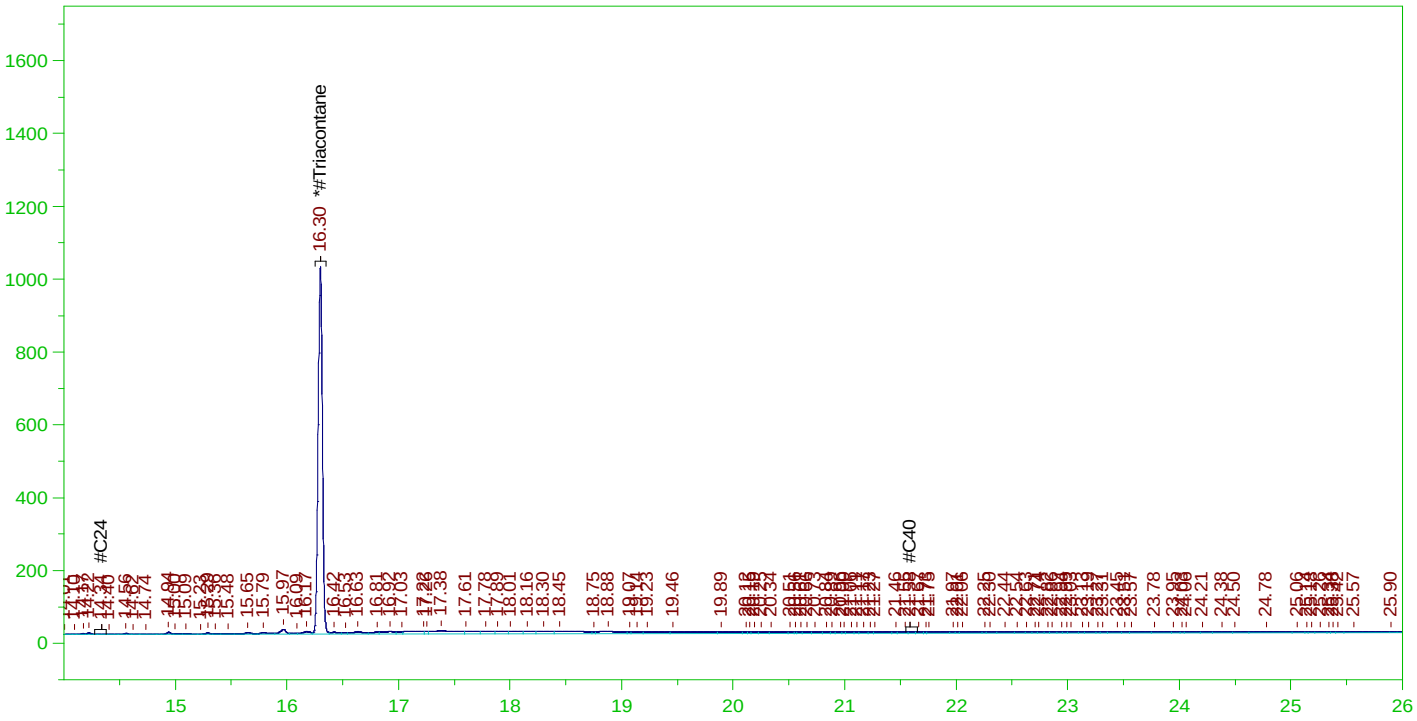

RESIDUAL RANGE ORGANICS CHROMATOGRAM

Sample Name: B22021435-032D ;0223HP5 , $HC-8015-DRO-W,
Raw File: G:\org\HP5\DAT\HP5022322_b\0223HP5.0024.RAW
Date & Time Acquired: 2/24/2022 1:50:09 AM
Method File: G:\Org\HP5\Methods\D3_OROS-BF-L%.MET
Calibration File: G:\Org\HP5\Cals\SW8015C_ORO220111BF_SAMP.CAL
Sample Weight: 1050 Dilution: 1 S.A.: 1

Mean RF for for Residual Range Organics Calculations: 26424.55
Rt range for Residual Range Organics: 14.28 to 21.65

SURROGATE COMPOUND	RT	ACTUAL	MEASURED	%REC	
*#Triacontane	16.299	.476	.087	18.23	-

RRO Area:2175531 RRO AMOUNT: 7.840945E-02

ERH2547 (RHMW19) Batch ID: 163927

G:\Org\HP5\DAT\HP5022322_b\0223HP5.0062.RAW B22021435-012D ;0223HP5 , $HC-8015-DRO-W, SGT

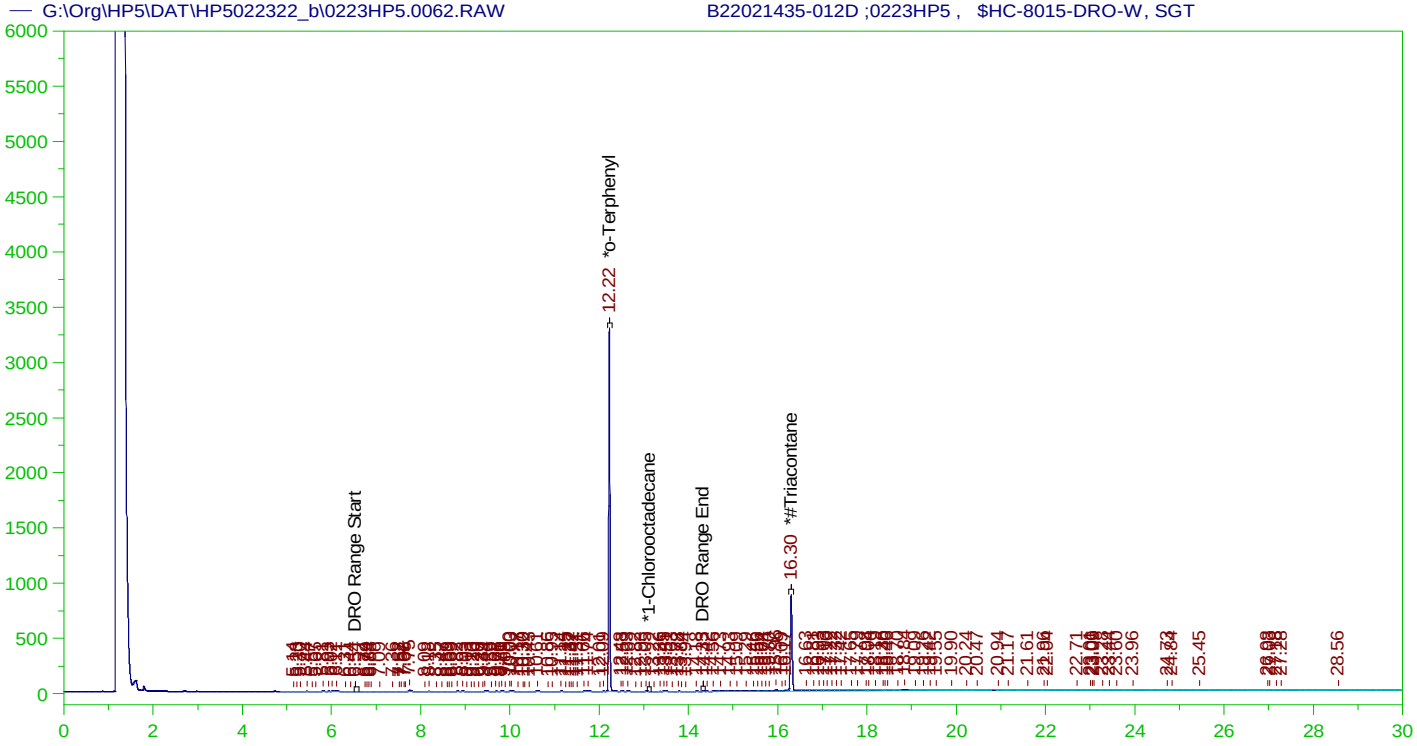

DIESEL RANGE ORGANICS CHROMATOGRAM REPORT

Sample Name: B22021435-012D ;0223HP5 , $HC-8015-DRO-W, SGT
Raw File: G:\Org\HP5\DAT\HP5022322_b\0223HP5.0062.RAW
Date & Time Acquired: 2/25/2022 5:06:57 AM
Method File: G:\Org\HP5\Methods\D3_8015-022362-JFb-L%.met
Calibration File: G:\Org\HP5\Cals\SW8015C_DRO220111JFb-C24-T.CAL
Sample Weight: 1060 Dilution: 1 S.A.: 1

Mean RF for TEH: 32675.36
Rt range for Diesel Range Organics: 6.51 to 14.38

SURROGATE COMPOUND	RT	ACTUAL	MEASURED	%REC	
*o-Terphenyl	12.222	.189	.17	90.07	-
*1-Chlorooctadecane	29.94	.189	.	.	-
*#Triacontane	16.3	.189	.077	40.76	-

DRO Area:349776.7 DRO Amount: 1.009868E-02
TEH Area:1527477 TEH Amount: 0.044101

ERH2547 (RHMW19) Batch ID: 163927

G:\Org\HP5\DAT\HP5022322_b\0223HP5.0062.RAW B22021435-012D ;0223HP5 , $HC-8015-DRO-W, SGT

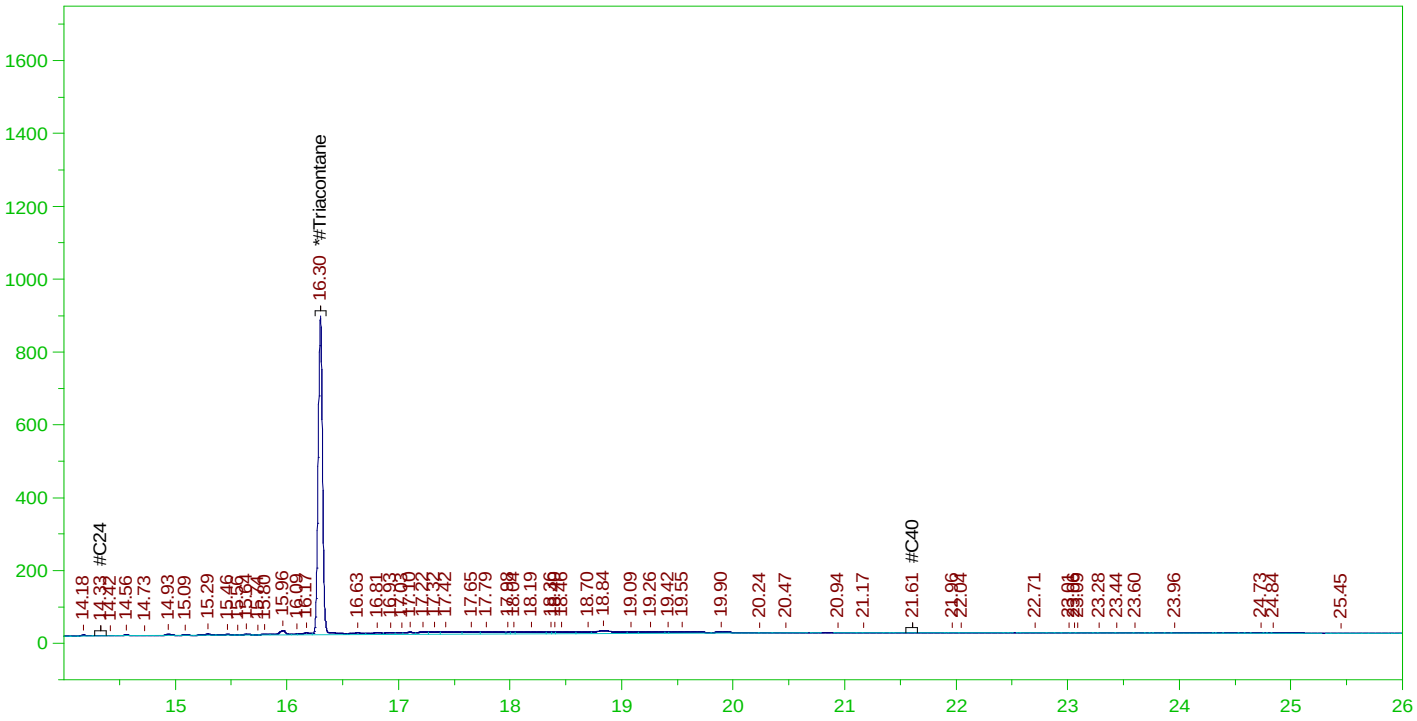

RESIDUAL RANGE ORGANICS CHROMATOGRAM

Sample Name: B22021435-012D ;0223HP5 , $HC-8015-DRO-W, SGT
Raw File: G:\Org\HP5\DAT\HP5022322_b\0223HP5.0062.RAW
Date & Time Acquired: 2/25/2022 5:06:57 AM
Method File: G:\Org\HP5\Methods\D3_OROS-022362-BF-L%.MET
Calibration File: G:\Org\HP5\Cals\SW8015C_ORO220111BF_SAMP.CAL
Sample Weight: 1060 Dilution: 1 S.A.: 1

Mean RF for for Residual Range Organics Calculations: 26424.55
Rt range for Residual Range Organics: 14.28 to 21.65

SURROGATE COMPOUND	RT	ACTUAL	MEASURED	%REC	
*#Triacontane	16.3	.472	.077	16.3	-

RRO Area:1089383 RRO AMOUNT: 3.889259E-02

ERH2549 (RHMW01R) Batch ID: 163927

G:\org\HP5\DAT\HP5022322_b\0223HP5.0068.RAW B22021435-017D ;0223HP5 , $HC-8015-DRO-W, SGT

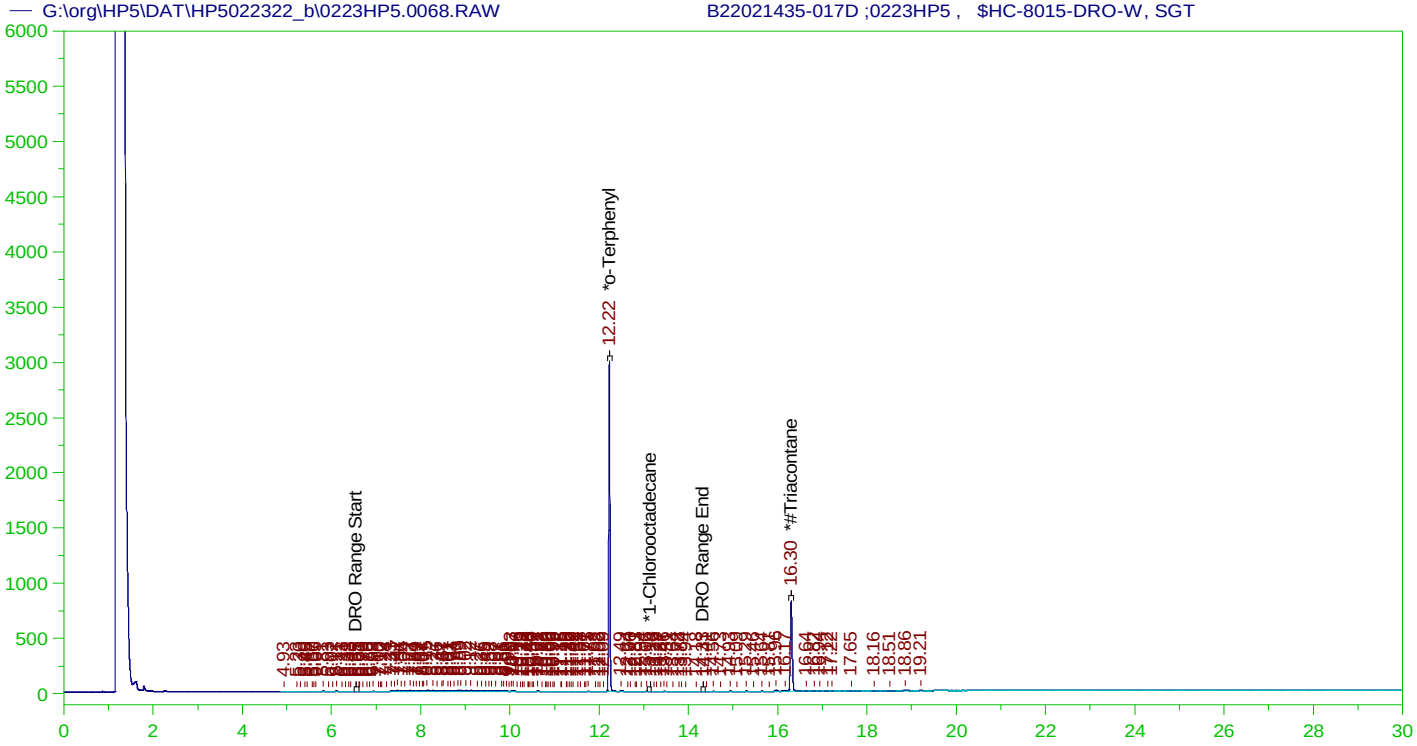

DIESEL RANGE ORGANICS CHROMATOGRAM REPORT

Sample Name: B22021435-017D ;0223HP5 , $HC-8015-DRO-W, SGT
Raw File: G:\org\HP5\DAT\HP5022322_b\0223HP5.0068.RAW
Date & Time Acquired: 2/25/2022 9:24:04 AM
Method File: G:\Org\HP5\Methods\DR_8015-C24T-JFb-L%.met
Calibration File: G:\Org\HP5\Cals\SW8015C_DRO220111JFb-C24-T.CAL
Sample Weight: 1060 Dilution: 1 S.A.: 1

Mean RF for TEH: 32675.36
Rt range for Diesel Range Organics: 6.51 to 14.38

SURROGATE COMPOUND	RT	ACTUAL	MEASURED	%REC	
*o-Terphenyl	12.222	.189	.156	82.66	-
*1-Chlorooctadecane	13.145	.189	.	.02	-
*#Triacontane	16.3	.189	.073	38.84	-

DRO Area:1299704 DRO Amount: 0.0375248
TEH Area:1484174 TEH Amount: 4.285076E-02

ERH2549 (RHMW01R) Batch ID: 163927

G:\org\HP5\DAT\HP5022322_b\0223HP5.0068.RAW B22021435-017D ;0223HP5 , $HC-8015-DRO-W, SGT

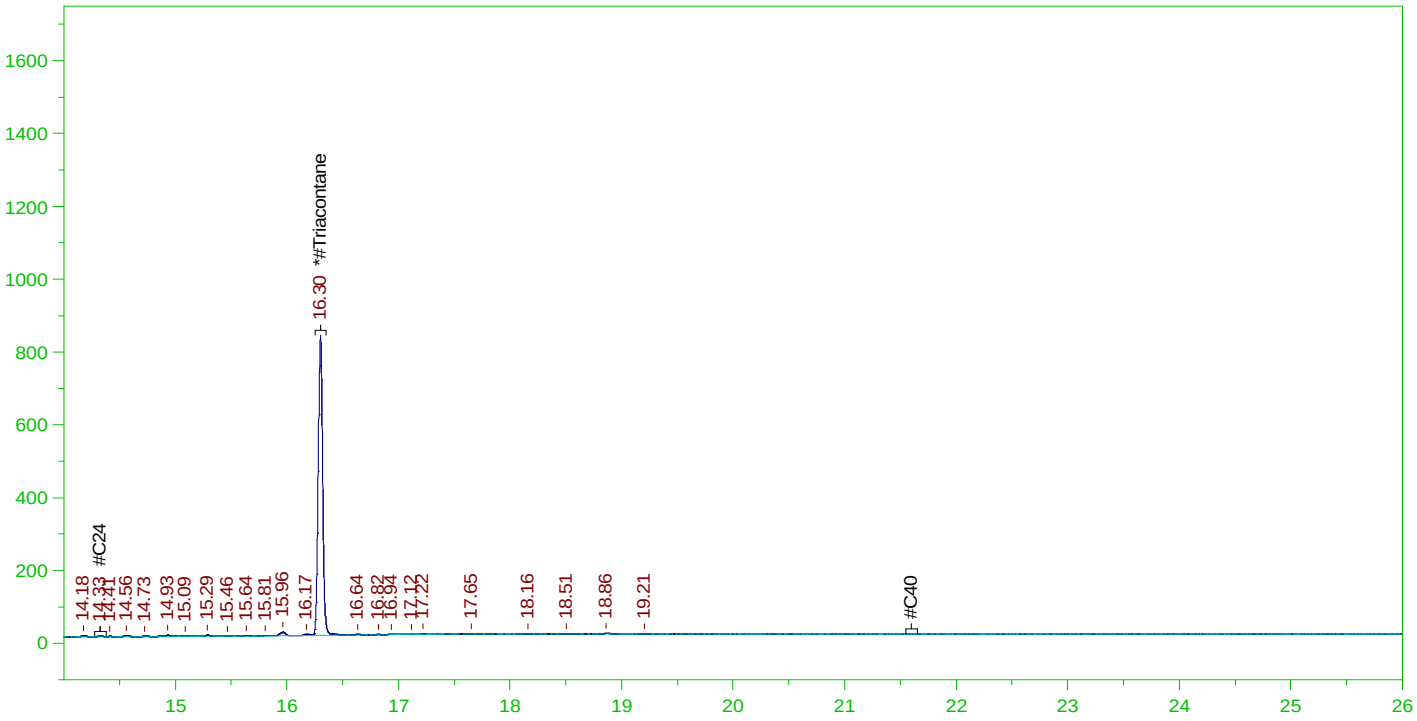

RESIDUAL RANGE ORGANICS CHROMATOGRAM

Sample Name: B22021435-017D ;0223HP5 , $HC-8015-DRO-W, SGT
Raw File: G:\org\HP5\DAT\HP5022322_b\0223HP5.0068.RAW
Date & Time Acquired: 2/25/2022 9:24:04 AM
Method File: G:\Org\HP5\Methods\DR_OROS-BF-L%.MET
Calibration File: G:\Org\HP5\Cals\SW8015C_ORO220111BF_SAMP.CAL
Sample Weight: 1060 Dilution: 1 S.A.: 1

Mean RF for for Residual Range Organics Calculations: 26424.55
Rt range for Residual Range Organics: 14.28 to 21.65

SURROGATE COMPOUND	RT	ACTUAL	MEASURED	%REC	
*#Triacontane	16.3	.472	.073	15.55	-

RRO Area:120635.8 RRO AMOUNT: 4.306879E-03

ERH2555 (Sump Audit 3) Batch ID: 163927

G:\org\HP5\DAT\HP5022322_b\0223HP5.0065.RAW B22021435-032D ;0223HP5 , $HC-8015-DRO-W, SGT

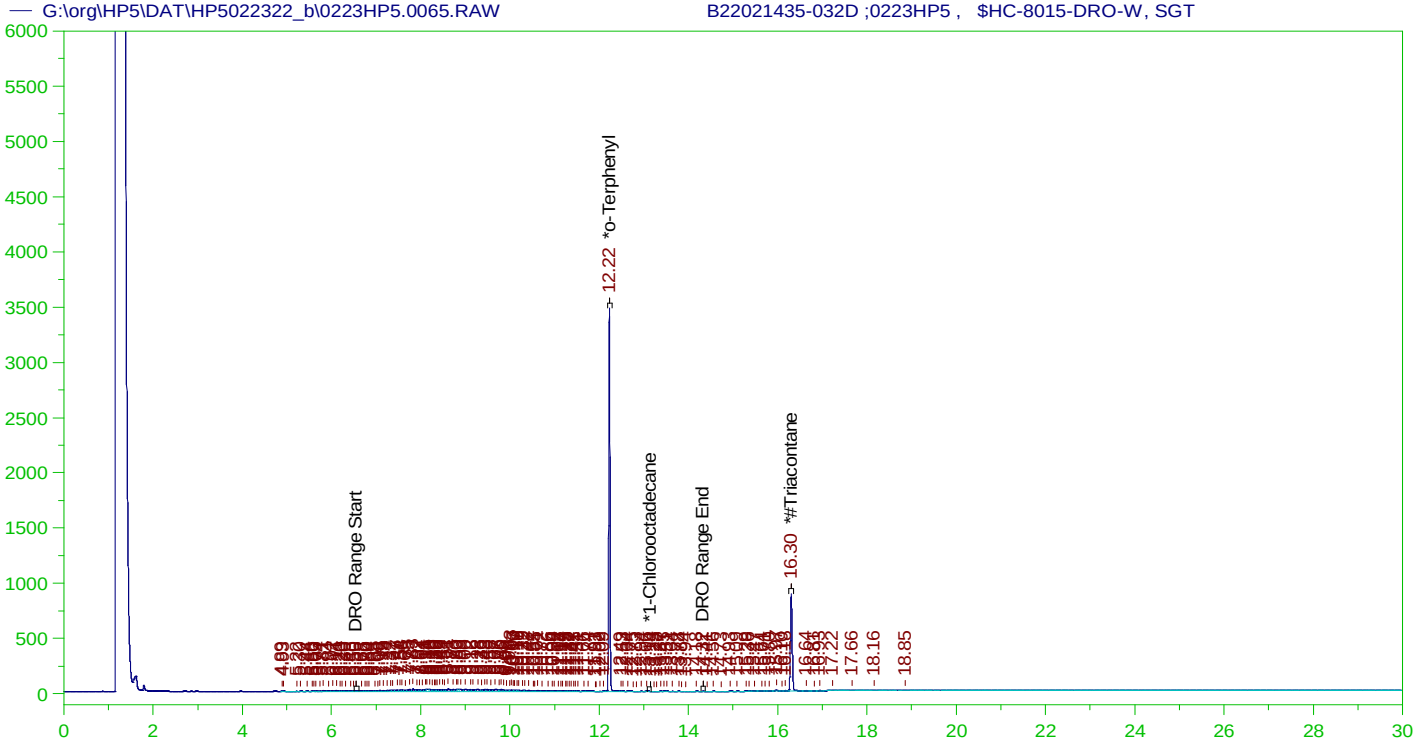

DIESEL RANGE ORGANICS CHROMATOGRAM REPORT

Sample Name: B22021435-032D ;0223HP5 , $HC-8015-DRO-W, SGT
Raw File: G:\org\HP5\DAT\HP5022322_b\0223HP5.0065.RAW
Date & Time Acquired: 2/25/2022 7:15:21 AM
Method File: G:\Org\HP5\Methods\DR_8015-C24T-JFb-L%.met
Calibration File: G:\Org\HP5\Cals\SW8015C_DRO220111JFb-C24-T.CAL
Sample Weight: 1050 Dilution: 1 S.A.: 1

Mean RF for TEH: 32675.36
Rt range for Diesel Range Organics: 6.51 to 14.38

SURROGATE COMPOUND	RT	ACTUAL	MEASURED	%REC	
*o-Terphenyl	12.224	.19	.179	93.91	-
*1-Chlorooctadecane	13.144	.19	.	.02	-
*#Triacontane	16.301	.19	.078	40.71	-

DRO Area:3004185 DRO Amount: 8.756227E-02
TEH Area:3230063 TEH Amount: 9.414586E-02

ERH2555 (Sump Audit 3) Batch ID: 163927

G:\org\HP5\DAT\HP5022322_b\0223HP5.0065.RAW B22021435-032D ;0223HP5 , $HC-8015-DRO-W, SGT

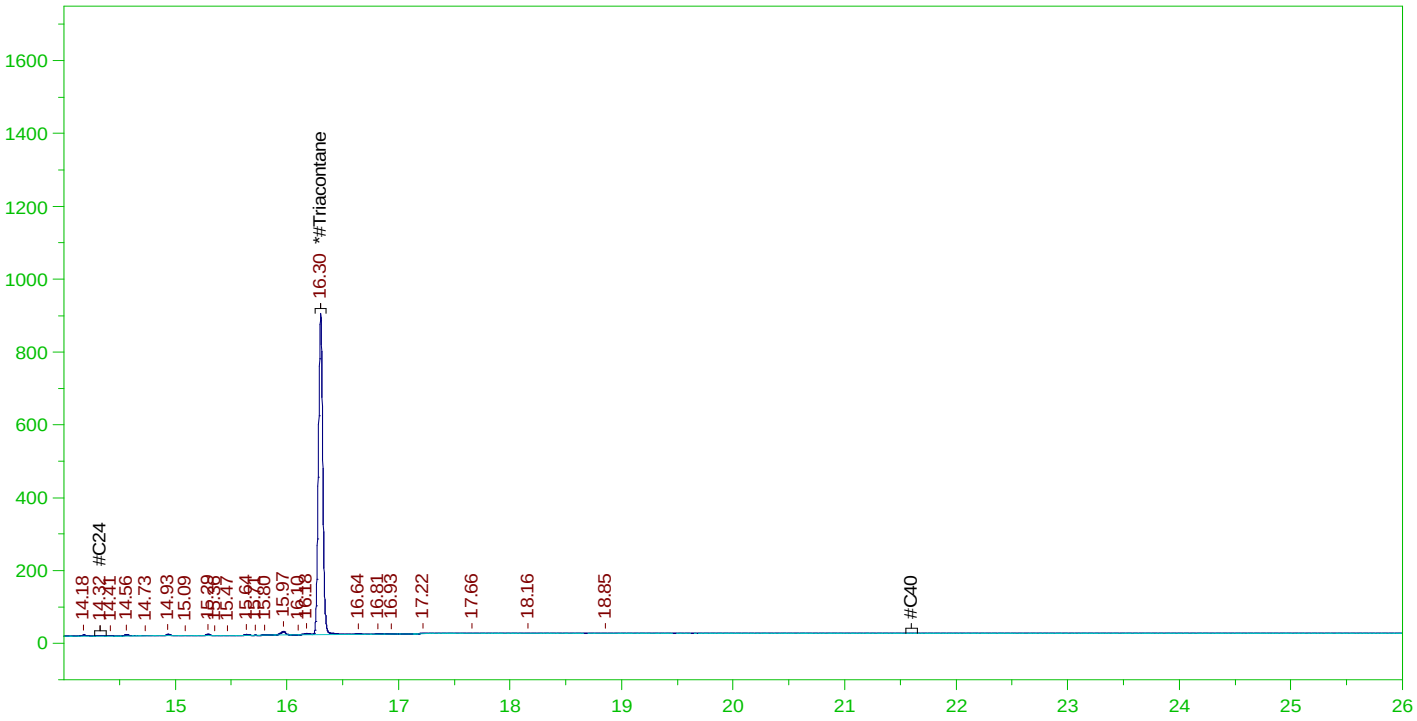

RESIDUAL RANGE ORGANICS CHROMATOGRAM

Sample Name: B22021435-032D ;0223HP5 , $HC-8015-DRO-W, SGT
Raw File: G:\org\HP5\DAT\HP5022322_b\0223HP5.0065.RAW
Date & Time Acquired: 2/25/2022 7:15:21 AM
Method File: G:\Org\HP5\Methods\DR_OROS-BF-L%.MET
Calibration File: G:\Org\HP5\Cals\SW8015C_ORO220111BF_SAMP.CAL
Sample Weight: 1050 Dilution: 1 S.A.: 1

Mean RF for for Residual Range Organics Calculations: 26424.55
Rt range for Residual Range Organics: 14.28 to 21.65

SURROGATE COMPOUND	RT	ACTUAL	MEASURED	%REC	
*#Triacontane	16.301	.476	.078	16.31	-

RRO Area:117934.4 RRO AMOUNT: 4.250535E-03

From: Ramos, Alethea <alethea.ramos@aecom.com>
Sent: Monday, December 13, 2021 3:11 PM
To: Tabitha Edwards
Cc: Pascua, Margie; billingsPM@energylab.com
Subject: RE: [EXTERNAL] FW: CV18F0126: Expedited NOI Groundwater Samples, Saturday 12/12 Submission

Categories: Must Attend

Hi Tabitha,

I believe Casper WY is DoD ELAP accredited in the TOC 9060 method. I spoke to Shari and she indicated there is a daily courier between Billings and Casper, and would be appx. a day delay. Under those stipulations, please subcontract these samples and inform on expedited TAT.

Thank you,

Alethea Ramos, CIH
Environmental Scientist, Environmental Health & Science, Environment
D +1-808-529-7283
M +1-808-389-5383
alethea.ramos@aecom.com

AECOM
1001 Bishop Street
Suite 1600
Honolulu, HI 96813, United States of America
aecom.com

Imagine it. Delivered.

LinkedIn | Twitter | Facebook | Instagram

Fortune World's Most Admired Companies 2020

From: Tabitha Edwards <tedwards@energylab.com>
Sent: Monday, December 13, 2021 7:05 AM
To: Ramos, Alethea <alethea.ramos@aecom.com>
Cc: Pascua, Margie <Margie.Pascua@aecom.com>; billingsPM@energylab.com
Subject: [EXTERNAL] FW: CV18F0126: Expedited NOI Groundwater Samples, Saturday 12/12 Submission
Importance: High

Alethea,

The TOC by 9060 must be subcontracted to our office in Casper, WY. I need authorization from you to subcontract these. Once that has been received we will discuss the TAT with them and let you know what is achievable.

Thank you,

Energy Laboratories, Inc.
Trust our People. Trust our Data.

Tabitha Edwards | Office Manager | Billings, MT
O: 406-869-6286 | tedwards@energylab.com | www.energylab.com

This transmission may contain confidential information and is for the use of the intended recipient(s).
If you received this in error, please contact the sender and delete this email and all copies.

***We want to help you ship successfully**! Please plan ahead and allow extra time to receive supplies from the lab and for the lab to receive your samples. All carriers are in full-swing holiday peak season operating with double the volume and limited capacity. We appreciate your business so please contact your local branch or Project Manager to discuss adjustments to your shipping schedule or to ask questions.*

From: Ramos, Alethea [mailto:alethea.ramos@aecom.com]
Sent: Saturday, December 11, 2021 3:20 AM
To: Shari Endy; billingsPM@energylab.com
Cc: Jillian Miller; Pascua, Margie; KaaihiliChoy, Terri Ann
Subject: CV18F0126: Expedited NOI Groundwater Samples, Saturday 12/12 Submission
Importance: High

Hi Shari and Billings PM,

You will be receiving a Saturday shipment (12/12) of groundwater samples indicated in the attached COCs. We will need results by **Wednesday, December 15th**, and will pay any fees incurred for an expedited TAT. Please proceed with analysis without preservation traceability. Please see below tracking information links:

https://www.fedex.com/fedextrack/?trknbr=287337969629&trkqual=2459558000~287337969629~FX
https://www.fedex.com/fedextrack/?trknbr=287343101019&trkqual=2459559000~287343101019~FX

Thank you,

Alethea Ramos, CIH
Environmental Scientist, Environmental Health & Science, Environment
D +1-808-529-7283
M +1-808-389-5383
alethea.ramos@aecom.com

AECOM
1001 Bishop Street
Suite 1600
Honolulu, HI 96813, United States of America
aecom.com

Imagine it. Delivered.

LinkedIn | Twitter | Facebook | Instagram

Fortune World's Most Admired Companies 2020

PREP BATCH REPORT

Prep Code: **PRP-3010** Technician: **Amanda E. McDaniels** Prep Start Date: **2/23/2022 9:09:27 AM**

Prep Batch **163954** Prep Temp: **91 °C** Batch Units: **ML** Prep End Date: **2/24/2022 8:23:00 AM**

Sample ID	Matrix	pH	Initial Samp Amt	Sol Added	Sol Recovered	Final Vol (mL)	Factor	Balance	Prep Start Date	Prep End Date
MB-163954			50	0	0	50	1		2/23/2022	2/24/2022
Temp cell C2, supervised by JPV										
LCS4-163954			50	0	0	50	1		2/23/2022	2/24/2022
B22021435-001B	Ground Water		50	0	0	50	1		2/23/2022	2/24/2022
B22021435-001BMS4			50	0	0	50	1		2/23/2022	2/24/2022
B22021435-001BMSD4			50	0	0	50	1		2/23/2022	2/24/2022
B22021435-006B	Ground Water		50	0	0	50	1		2/23/2022	2/24/2022
B22021435-012B	Ground Water		50	0	0	50	1		2/23/2022	2/24/2022
B22021435-017B	Ground Water		50	0	0	50	1		2/23/2022	2/24/2022
B22021435-022B	Ground Water		50	0	0	50	1		2/23/2022	2/24/2022
B22021435-027B	Ground Water		50	0	0	50	1		2/23/2022	2/24/2022
B22021435-032B	Ground Water		50	0	0	50	1		2/23/2022	2/24/2022

Number	Reagent Name	Exp Date	A
14614	50mL DigiTubes J526127-2104	12/10/2022	
14758	Hydrochloric Acid, 36.5-38.0% 0000275677	12/15/2025	1 mL
14778	Nitric Acid, 69.0-70.0% D0521	1/18/2027	6 mL

Spk ID	Spike Name	SampType	AmtAdd	Exp Date
ME220125 EL-M	EL-MSICV-2	LCS4/MS4	0.05 ml	1/25/2023
ME220215 AUDI	AUDIGSPK	LCS4/MS4	0.05 ml	10/25/2022
ME220216 EL200	EL-200.2MS	LCS4/MS4	0.05 mL	2/16/2023

Energy Laboratories Inc

ANALYTICAL RUN Summary

07-Mar-22

Run ID ICPMS207-B_220224A

Run Start Date: 2/24/2022 1:23:51 P
Analyst: Cindy Rohrer
Ical: 0
Column ID:
Comments:

Instrument ID	Description
05K74291	Metals 0.5-5 mL Adjustable Pipette
06H37847	100-1000 uL volume displacement pipette
340760037	Metals 100-1000 uL Adjustable Pipette
340760040	Metals 100-1000 uL Adjustable Pipette
841980007	1000-5000uL Pipette
M38354H	eppendorf adjustable 10-100 ul pipet

Std ID	Std Name	Std Amount	Std Units	Samp Amount	Samp Units	SampType	Expiration Date
ME220112 SS1	SS1 ICPMS Spiking Solution					LFB/MS	12/8/2022
ME220112A 1000 PPB STAND	1000 PPB Standard					URL	11/18/2022
ME220114A Tune Solution	Tune Solution						12/7/2022
ME220118 0.025 PPB STAND	0.025 ppb Standard						11/18/2022
ME220118 0.05 PPB STANDA	0.5 ppb Standard						11/18/2022
ME220118 0.1 PPB STANDAR	0.1 ppb Standard						11/18/2022
ME220118 0.5 PPB STANDAR	0.5 ppb Standard						11/18/2022
ME220118 1 PPB STANDARD	1 ppb Standard						11/18/2022
ME220118 10 PPB STANDAR	10 ppb Standard					CCV	11/18/2022
ME220118 100 PPB STANDAR	100 ppb Standard					CAL8	11/18/2022
ME220118 50 PPB STANDAR	50 ppb Standard/CCV					CRI	11/18/2022
ME220125 ICV STANDARD	ICV for ICPMS Standards					ICV	4/30/2022
ME220216 ICSA	ICSA					ICSA	2/16/2023
ME220216 ICSAB	ICSAB					ICSAB	9/1/2022

Seq No	Lab ID	Test Code	Sample Typ	File ID	Analysis Date	DF	Batch ID	Prep Date	SPKref	RPDref	pmoist
15053857	Rinse	ICPMS-6020-W-	SAMP		2/24/2022 1:23:5	1	R375174		0	0	

Analyte	T	Units	RAW	Final	Text	Spike	SPKref	RPDref	MDL	PQL	UQL	%REC	LOW	HIGH	%RPD	Q

Seq No	Lab ID	Test Code	Sample Typ	File ID	Analysis Date	DF	Batch ID	Prep Date	SPKref	RPDref	pmoist
15053858	Rinse	ICPMS-6020-W-	SAMP		2/24/2022 1:30:0	1	R375174		0	0	

Analyte	T	Units	RAW	Final	Text	Spike	SPKref	RPDref	MDL	PQL	UQL	%REC	LOW	HIGH	%RPD	Q

Seq No	Lab ID	Test Code	Sample Typ	File ID	Analysis Date	DF	Batch ID	Prep Date	SPKref	RPDref	pmoist
15053859	Rinse	ICPMS-6020-W-	SAMP		2/24/2022 1:36:1	1	R375174		0	0	

Analyte	T	Units	RAW	Final	Text	Spike	SPKref	RPDref	MDL	PQL	UQL	%REC	LOW	HIGH	%RPD	Q

Seq No	Lab ID	Test Code	Sample Typ	File ID	Analysis Date	DF	Batch ID	Prep Date	SPKref	RPDref	pmoist
15053860	Rinse	ICPMS-6020-W-	SAMP		2/24/2022 1:42:3	1	R375174		0	0	

Analyte	T	Units	RAW	Final	Text	Spike	SPKref	RPDref	MDL	PQL	UQL	%REC	LOW	HIGH	%RPD	Q

Seq No	Lab ID	Test Code	Sample Typ	File ID	Analysis Date	DF	Batch ID	Prep Date	SPKref	RPDref	pmoist
15053861	Rinse	ICPMS-6020-W-	SAMP		2/24/2022 1:48:4	1	R375174		0	0	

Analyte	T	Units	RAW	Final	Text	Spike	SPKref	RPDref	MDL	PQL	UQL	%REC	LOW	HIGH	%RPD	Q

Seq No	Lab ID	Test Code	Sample Typ	File ID	Analysis Date	DF	Batch ID	Prep Date	SPKref	RPDref	pmoist
15053862	Rinse	ICPMS-6020-W-	SAMP		2/24/2022 1:54:5	1	R375174		0	0	

Analyte	T	Units	RAW	Final	Text	Spike	SPKref	RPDref	MDL	PQL	UQL	%REC	LOW	HIGH	%RPD	Q

Seq No	Lab ID	Test Code	Sample Typ	File ID	Analysis Date	DF	Batch ID	Prep Date	SPKref	RPDref	pmoist
15053863	Rinse	ICPMS-6020-W-	SAMP		2/24/2022 2:01:0	1	R375174		0	0	

Analyte	T	Units	RAW	Final	Text	Spike	SPKref	RPDref	MDL	PQL	UQL	%REC	LOW	HIGH	%RPD	Q

Seq No	Lab ID	Test Code	Sample Typ	File ID	Analysis Date	DF	Batch ID	Prep Date	SPKref	RPDref	pmoist
15053864	Cal Blk	ICPMS-6020-W-	SAMP		2/24/2022 2:07:2	1	R375174		0	0	

Analyte	T	Units	RAW	Final	Text	Spike	SPKref	RPDref	MDL	PQL	UQL	%REC	LOW	HIGH	%RPD	Q
Aluminum	A	mg/L	0	0		0	0	0	0.0017836	0.001	1	0%	0	0	0%	
Arsenic	A	mg/L	0	0		0	0	0	8.203E-05	0.001	1	0%	0	0	0%	
Barium	A	mg/L	0	0		0	0	0	6.762E-05	0.001	1	0%	0	0	0%	
Beryllium	A	mg/L	0	0		0	0	0	8.516E-05	0.001	1	0%	0	0	0%	
Cadmium	A	mg/L	0	0		0	0	0	2.308E-05	0.001	1	0%	0	0	0%	
Cerium	A	mg/L	0	0		0	0	0	0.0000222	0.001	0.1	0%	0	0	0%	
Chromium	A	mg/L	0	0		0	0	0	0.0002538	0.001	1	0%	0	0	0%	
Cobalt	A	mg/L	0	0		0	0	0	2.141E-05	0.001	1	0%	0	0	0%	
Copper	A	mg/L	0	0		0	0	0	0.0001748	0.001	1	0%	0	0	0%	

Seq No	Lab ID	Test Code	Sample Typ	File ID	Analysis Date	DF	Batch ID	Prep Date	SPKref	RPDref	pmoist
15053864	Cal Blk	ICPMS-6020-W-	SAMP		2/24/2022 2:07:2	1	R375174		0	0	

Analyte	T	Units	RAW	Final	Text	Spike	SPKref	RPDref	MDL	PQL	UQL	%REC	LOW	HIGH	%RPD	Q
Lanthanum	A	mg/L	0	0		0	0	0	6.805E-05	0.001	0.1	0%	0	0	0%	
Lead	A	mg/L	0	0		0	0	0	3.031E-05	0.001	1	0%	0	0	0%	
Manganese	A	mg/L	0	0		0	0	0	7.309E-05	0.001	1	0%	0	0	0%	
Mercury	A	mg/L	0	0		0	0	0	3.043E-05	0.001	0.002	0%	0	0	0%	
Molybdenum	A	mg/L	0	0		0	0	0	8.113E-05	0.001	0.1	0%	0	0	0%	
Nickel	A	mg/L	0	0		0	0	0	0.0001769	0.001	1	0%	0	0	0%	
Selenium	A	mg/L	0	0		0	0	0	7.174E-05	0.001	1	0%	0	0	0%	
Silver	A	mg/L	0	0		0	0	0	2.644E-05	0.001	0.04	0%	0	0	0%	
Strontium	A	mg/L	0	0		0	0	0	9.743E-05	0.001	1	0%	0	0	0%	
Thallium	A	mg/L	0	0		0	0	0	4.842E-05	0.001	1	0%	0	0	0%	
Thorium	A	mg/L	0	0		0	0	0	3.018E-05	0.001	1	0%	0	0	0%	
Titanium	A	mg/L	0	0		0	0	0	0.0001004	0.001	1	0%	0	0	0%	
Uranium	A	mg/L	0	0		0	0	0	2.468E-05	0.0003	1	0%	0	0	0%	
Boron	B	mg/L	0	0		0	0	0	0.0039526	0.00561	1	0%	0	0	0%	L
Calcium	B	mg/L	0	0		0	0	0	0.2027235	0.02092	50	0%	0	0	0%	L
Iron	B	mg/L	0	0		0	0	0	0.0021157	0.00119	5	0%	0	0	0%	
Iron, Ferrous	B	mg/L	0	0		0	0	0	0.0021157	0.00119	5	0%	0	0	0%	
Magnesium	B	mg/L	0	0		0	0	0	0.0203306	0.00564	50	0%	0	0	0%	L
Potassium	B	mg/L	0	0		0	0	0	0.0215433	0.08139	50	0%	0	0	0%	L
Sodium	B	mg/L	0	0		0	0	0	0.0451914	0.02171	50	0%	0	0	0%	L
Tin	B	mg/L	0	0		0	0	0	0.0009928	0.00132	0.1	0%	0	0	0%	
Vanadium	B	mg/L	0	0		0	0	0	0.0018612	0.0013	1	0%	0	0	0%	
Zinc	B	mg/L	0	0		0	0	0	0.0010089	0.00273	1	0%	0	0	0%	L

Seq No	Lab ID	Test Code	Sample Typ	File ID	Analysis Date	DF	Batch ID	Prep Date	SPKref	RPDref	pmoist
15053865	0.025 ppb STD	ICPMS-6020B-C	Cal1		2/24/2022 2:15:0	1	R375174		0	0	

Analyte	T	Units	RAW	Final	Text	Spike	SPKref	RPDref	MDL	PQL	UQL	%REC	LOW	HIGH	%RPD	Q
Aluminum	A	mg/L	0.0001616	0.0001616		0	0	0		0.01		0%			0%	
Antimony	A	mg/L	0.00003707	0.00003707		0	0	0		0.001		0%			0%	
Arsenic	A	mg/L	0.00003435	0.00003435		0.000025	0	0		0.001		137%	80	120	0%	S
Barium	A	mg/L	0.00003149	0.00003149		0.000025	0	0		0.0003		126%	80	120	0%	S
Beryllium	A	mg/L	0.00003369	0.00003369		0.000025	0	0		0.001		135%	80	120	0%	S
Boron	A	mg/L	0.0006461	0.0006461		0	0	0		0.1		0%			0%	
Cadmium	A	mg/L	0.00002936	0.00002936		0.000025	0	0		0.001		117%	80	120	0%	

Seq No	Lab ID	Test Code	Sample Typ	File ID	Analysis Date	DF	Batch ID	Prep Date	SPKref	RPDref	pmoist
15053865	0.025 ppb STD	ICPMS-6020B-C	Cal1		2/24/2022 2:15:0	1	R375174		0	0	

Analyte	T	Units	RAW	Final	Text	Spike	SPKref	RPDref	MDL	PQL	UQL	%REC	LOW	HIGH	%RPD	Q
Calcium	A	mg/L	0.004968	0.004968		0	0	0		1		0%			0%	
Cerium	A	mg/L	0.00002764	0.00002764		0.000025	0	0		0.001		111%	80	120	0%	
Chromium	A	mg/L	0.00003972	0.00003972		0.000025	0	0		0.001		159%	80	120	0%	S
Cobalt	A	mg/L	0.00002998	0.00002998		0.000025	0	0		0.001		120%	80	120	0%	
Copper	A	mg/L	0.00003404	0.00003404		0	0	0		0.005		0%			0%	
Iron	A	mg/L	0.0007782	0.0007782		0	0	0		0.01		0%			0%	
Lanthanum	A	mg/L	0.00002839	0.00002839		0.000025	0	0		0.001		114%	80	120	0%	
Lead	A	mg/L	0.00003018	0.00003018		0.000025	0	0		0.001		121%	80	120	0%	S
Lithium	A	mg/L	0.0003962	0.0003962		0.0003125	0	0		1		127%	80	120	0%	S
Magnesium	A	mg/L	0.006934	0.006934		0	0	0		1		0%			0%	
Manganese	A	mg/L	0.00002776	0.00002776		0	0	0		0.001		0%			0%	
Mercury	A	mg/L	7.193E-07	7.193E-07		0	0	0		0.001		0%			0%	
Molybdenum	A	mg/L	0.00002873	0.00002873		0	0	0		0.001		0%			0%	
Nickel	A	mg/L	0.00003329	0.00003329		0	0	0		0.005		0%			0%	
Potassium	A	mg/L	0.008684	0.008684		0.00625	0	0		1		139%	80	120	0%	S
Selenium	A	mg/L	0.00003037	0.00003037		0.000025	0	0		0.005		121%	80	120	0%	S
Silicon	A	mg/L	0.001068	0.001068		0	0	0		0.1		0%			0%	
Silver	A	mg/L	0.00001179	0.00001179		0	0	0		0.001		0%			0%	
Sodium	A	mg/L	0.005053	0.005053		0.00625	0	0		1		81%	80	120	0%	
Strontium	A	mg/L	0.00002524	0.00002524		0	0	0		0.001		0%	80	120	0%	
Thallium	A	mg/L	0.00002548	0.00002548		0	0	0		0.001		0%			0%	
Thorium	A	mg/L	0.00001052	0.00001052		0	0	0		0.05		0%			0%	
Tin	A	mg/L	-0.001061	-0.001061		0	0	0		0.001		0%			0%	
Titanium	A	mg/L	0.0001112	0.0001112		0	0	0		0.001		0%			0%	
Uranium	A	mg/L	0.00002679	0.00002679		0.000025	0	0		0.001		107%	80	120	0%	
Vanadium	A	mg/L	0.0002228	0.0002228		0	0	0		0.005		0%			0%	
Zinc	A	mg/L	0.0001145	0.0001145		0	0	0		0.01		0%			0%	
Iron, Ferrous	C	mg/L	0.0007782	0.0007782		0.000025	0	0		0.01	5	3113%	80	120	0%	S
Silicon as SiO2	C	mg/L	0.00228552	0.00228552		0.0000535	0	0		0.214	0.9	4272%	80	120	0%	S

Seq No	Lab ID	Test Code	Sample Typ	File ID	Analysis Date	DF	Batch ID	Prep Date	SPKref	RPDref	pmoist
15053866	0.05 ppb STD	ICPMS-6020B-C	Cal2		2/24/2022 2:21:3	1	R375174		0	0	

Analyte	T	Units	RAW	Final	Text	Spike	SPKref	RPDref	MDL	PQL	UQL	%REC	LOW	HIGH	%RPD	Q

Seq No	Lab ID	Test Code	Sample Typ	File ID	Analysis Date	DF	Batch ID	Prep Date	SPKref	RPDref	pmoist				
15053866	0.05 ppb STD	ICPMS-6020B-C	Cal2		2/24/2022 2:21:3	1	R375174		0	0					

Analyte	T	Units	RAW	Final	Text	Spike	SPKref	RPDref	MDL	PQL	UQL	%REC	LOW	HIGH	%RPD	Q
Aluminum	A	mg/L	0.0002046	0.0002046		0	0	0		0.01		0%			0%	
Antimony	A	mg/L	0.00006303	0.00006303		0.00005	0	0		0.001		126%	80	120	0%	S
Arsenic	A	mg/L	0.00006931	0.00006931		0.00005	0	0		0.001		139%	80	120	0%	S
Barium	A	mg/L	0.00006166	0.00006166		0.00005	0	0		0.0003		123%	80	120	0%	S
Beryllium	A	mg/L	0.00006424	0.00006424		0.00005	0	0		0.001		128%	80	120	0%	S
Boron	A	mg/L	0.0006238	0.0006238		0	0	0		0.1		0%			0%	
Cadmium	A	mg/L	0.00006472	0.00006472		0.00005	0	0		0.001		129%	80	120	0%	S
Calcium	A	mg/L	0.01342	0.01342		0.0125	0	0		1		107%	80	120	0%	
Cerium	A	mg/L	0.00006289	0.00006289		0.00005	0	0		0.001		126%	80	120	0%	S
Chromium	A	mg/L	0.00006696	0.00006696		0.00005	0	0		0.001		134%	80	120	0%	S
Cobalt	A	mg/L	0.00006314	0.00006314		0	0	0		0.001		0%			0%	
Copper	A	mg/L	0.0000754	0.0000754		0.00005	0	0		0.005		151%	80	120	0%	S
Iron	A	mg/L	0.001655	0.001655		0.00125	0	0		0.01		132%	80	120	0%	S
Lanthanum	A	mg/L	0.00005985	0.00005985		0.00005	0	0		0.001		120%	80	120	0%	
Lead	A	mg/L	0.00006162	0.00006162		0.00005	0	0		0.001		123%	80	120	0%	S
Lithium	A	mg/L	0.0008215	0.0008215		0.000625	0	0		1		131%	80	120	0%	S
Magnesium	A	mg/L	0.01646	0.01646		0.0125	0	0		1		132%	80	120	0%	S
Manganese	A	mg/L	0.00005972	0.00005972		0.00005	0	0		0.001		119%	80	120	0%	
Mercury	A	mg/L	0.00000211	0.00000211		0	0	0		0.001		0%			0%	
Molybdenum	A	mg/L	0.00006544	0.00006544		0.00005	0	0		0.001		131%	80	120	0%	S
Nickel	A	mg/L	0.00006028	0.00006028		0	0	0		0.005		0%			0%	
Potassium	A	mg/L	0.01574	0.01574		0.0125	0	0		1		126%	80	120	0%	S
Selenium	A	mg/L	0.00006023	0.00006023		0.00005	0	0		0.005		120%	80	120	0%	
Silicon	A	mg/L	0.001997	0.001997		0	0	0		0.1		0%			0%	
Silver	A	mg/L	0.00002452	0.00002452		0.00002	0	0		0.001		123%	80	120	0%	S
Sodium	A	mg/L	0.01573	0.01573		0.0125	0	0		1		126%	80	120	0%	S
Strontium	A	mg/L	0.00005978	0.00005978		0.00005	0	0		0.001		120%	80	120	0%	
Thallium	A	mg/L	0.00005515	0.00005515		0	0	0		0.001		0%			0%	
Thorium	A	mg/L	0.00002621	0.00002621		0	0	0		0.05		0%			0%	
Tin	A	mg/L	-0.001052	-0.001052		0	0	0		0.001		0%			0%	
Titanium	A	mg/L	0.0001179	0.0001179		0	0	0		0.001		0%			0%	
Uranium	A	mg/L	0.0000579	0.0000579		0.00005	0	0		0.001		116%	80	120	0%	
Vanadium	A	mg/L	0.000225	0.000225		0	0	0		0.005		0%			0%	
Zinc	A	mg/L	6.046E-06	6.046E-06		0	0	0		0.01		0%			0%	
Iron, Ferrous	C	mg/L	0.001655	0.001655		0.00005	0	0		0.01	5	3310%	80	120	0%	S

Seq No	Lab ID	Test Code	Sample Typ	File ID	Analysis Date	DF	Batch ID	Prep Date	SPKref	RPDref	pmoist
15053866	0.05 ppb STD	ICPMS-6020B-C	Cal2		2/24/2022 2:21:3	1	R375174		0	0	

Analyte	T	Units	RAW	Final	Text	Spike	SPKref	RPDref	MDL	PQL	UQL	%REC	LOW	HIGH	%RPD	Q
Silicon as SiO2	C	mg/L	0.00427358	0.00427358		0.00428	0	0		0.214	0.9	100%	80	120	0%	

Seq No	Lab ID	Test Code	Sample Typ	File ID	Analysis Date	DF	Batch ID	Prep Date	SPKref	RPDref	pmoist
15053867	0.10 ppb STD	ICPMS-6020B-C	Cal3		2/24/2022 2:28:1	1	R375174		0	0	

Analyte	T	Units	RAW	Final	Text	Spike	SPKref	RPDref	MDL	PQL	UQL	%REC	LOW	HIGH	%RPD	Q
Aluminum	A	mg/L	0.0001927	0.0001927		0.0001	0	0		0.01		193%	80	120	0%	S
Antimony	A	mg/L	0.0001154	0.0001154		0.0001	0	0		0.001		115%	80	120	0%	
Arsenic	A	mg/L	0.0001252	0.0001252		0.0001	0	0		0.001		125%	80	120	0%	S
Barium	A	mg/L	0.0001086	0.0001086		0.0001	0	0		0.0003		109%	80	120	0%	
Beryllium	A	mg/L	0.0001112	0.0001112		0.0001	0	0		0.001		111%	80	120	0%	
Boron	A	mg/L	0.00004432	0.00004432		0	0	0		0.1		0%			0%	
Cadmium	A	mg/L	0.0001182	0.0001182		0.0001	0	0		0.001		118%	80	120	0%	
Calcium	A	mg/L	0.02846	0.02846		0.025	0	0		1		114%	80	120	0%	
Cerium	A	mg/L	0.0001175	0.0001175		0.0001	0	0		0.001		118%	80	120	0%	
Chromium	A	mg/L	0.0001309	0.0001309		0.0001	0	0		0.001		131%	80	120	0%	S
Cobalt	A	mg/L	0.000115	0.000115		0.0001	0	0		0.001		115%	80	120	0%	
Copper	A	mg/L	0.0001332	0.0001332		0.0001	0	0		0.005		133%	80	120	0%	S
Iron	A	mg/L	0.003155	0.003155		0.0025	0	0		0.01		126%	80	120	0%	S
Lanthanum	A	mg/L	0.0001188	0.0001188		0.0001	0	0		0.001		119%	80	120	0%	
Lead	A	mg/L	0.0001094	0.0001094		0.0001	0	0		0.001		109%	80	120	0%	
Lithium	A	mg/L	0.001425	0.001425		0.00125	0	0		1		114%	80	120	0%	
Magnesium	A	mg/L	0.03055	0.03055		0.025	0	0		1		122%	80	120	0%	S
Manganese	A	mg/L	0.0001184	0.0001184		0.0001	0	0		0.001		118%	80	120	0%	
Mercury	A	mg/L	2.629E-06	2.629E-06		0.000002	0	0		0.001		131%	80	120	0%	S
Molybdenum	A	mg/L	0.0001163	0.0001163		0.0001	0	0		0.001		116%	80	120	0%	
Nickel	A	mg/L	0.00009726	0.00009726		0.0001	0	0		0.005		97%	80	120	0%	
Potassium	A	mg/L	0.03002	0.03002		0.025	0	0		1		120%	80	120	0%	
Selenium	A	mg/L	0.0001149	0.0001149		0.0001	0	0		0.005		115%	80	120	0%	
Silicon	A	mg/L	0.002612	0.002612		0.0004	0	0		0.1		653%	80	120	0%	S
Silver	A	mg/L	0.00004723	0.00004723		0.00004	0	0		0.001		118%	80	120	0%	
Sodium	A	mg/L	0.02943	0.02943		0.025	0	0		1		118%	80	120	0%	
Strontium	A	mg/L	0.0001199	0.0001199		0.0001	0	0		0.001		120%	80	120	0%	
Thallium	A	mg/L	0.0001085	0.0001085		0.0001	0	0		0.001		108%	80	120	0%	
Thorium	A	mg/L	0.00005532	0.00005532		0.0001	0	0		0.05		55%	80	120	0%	S

Seq No	Lab ID	Test Code	Sample Typ	File ID	Analysis Date	DF	Batch ID	Prep Date	SPKref	RPDref	pmoist
15053867	0.10 ppb STD	ICPMS-6020B-C	Cal3		2/24/2022 2:28:1	1	R375174		0	0	

Analyte	T	Units	RAW	Final	Text	Spike	SPKref	RPDref	MDL	PQL	UQL	%REC	LOW	HIGH	%RPD	Q
Tin	A	mg/L	-0.001002	-0.001002		0.0001	0	0		0.001		-1002%	80	120	0%	S
Titanium	A	mg/L	0.0001326	0.0001326		0.0001	0	0		0.001		133%	80	120	0%	S
Uranium	A	mg/L	0.000109	0.000109		0.0001	0	0		0.001		109%	80	120	0%	
Vanadium	A	mg/L	0.0003143	0.0003143		0.0001	0	0		0.005		314%	80	120	0%	S
Zinc	A	mg/L	0.00001719	0.00001719		0.0001	0	0		0.01		17%	80	120	0%	S
Iron, Ferrous	C	mg/L	0.003155	0.003155		0.0001	0	0		0.01	5	3155%	80	120	0%	S
Silicon as SiO2	C	mg/L	0.00558968	0.00558968		0.00856	0	0		0.214	0.9	65%	80	120	0%	S

Seq No	Lab ID	Test Code	Sample Typ	File ID	Analysis Date	DF	Batch ID	Prep Date	SPKref	RPDref	pmoist
15053868	0.5 ppb STD	ICPMS-6020B-C	Cal4		2/24/2022 2:34:5	1	R375174		0	0	

Analyte	T	Units	RAW	Final	Text	Spike	SPKref	RPDref	MDL	PQL	UQL	%REC	LOW	HIGH	%RPD	Q
Aluminum	A	mg/L	0.0008815	0.0008815		0.0005	0	0		0.01		176%	80	120	0%	S
Antimony	A	mg/L	0.0005548	0.0005548		0.0005	0	0		0.001		111%	80	120	0%	
Arsenic	A	mg/L	0.0005543	0.0005543		0.0005	0	0		0.001		111%	80	120	0%	
Barium	A	mg/L	0.0005093	0.0005093		0.0005	0	0		0.0003		102%	80	120	0%	
Beryllium	A	mg/L	0.0005553	0.0005553		0.0005	0	0		0.001		111%	80	120	0%	
Boron	A	mg/L	0.0008346	0.0008346		0.0005	0	0		0.1		167%	80	120	0%	S
Cadmium	A	mg/L	0.0005445	0.0005445		0.0005	0	0		0.001		109%	80	120	0%	
Calcium	A	mg/L	0.1401	0.1401		0.125	0	0		1		112%	80	120	0%	
Cerium	A	mg/L	0.0005447	0.0005447		0.0005	0	0		0.001		109%	80	120	0%	
Chromium	A	mg/L	0.0005646	0.0005646		0.0005	0	0		0.001		113%	80	120	0%	
Cobalt	A	mg/L	0.0005748	0.0005748		0.0005	0	0		0.001		115%	80	120	0%	
Copper	A	mg/L	0.0006005	0.0006005		0.0005	0	0		0.005		120%	80	120	0%	
Iron	A	mg/L	0.0149	0.0149		0.0125	0	0		0.01		119%	80	120	0%	
Lanthanum	A	mg/L	0.0005497	0.0005497		0.0005	0	0		0.001		110%	80	120	0%	
Lead	A	mg/L	0.0005288	0.0005288		0.0005	0	0		0.001		106%	80	120	0%	
Lithium	A	mg/L	0.007013	0.007013		0.00625	0	0		1		112%	80	120	0%	
Magnesium	A	mg/L	0.1446	0.1446		0.125	0	0		1		116%	80	120	0%	
Manganese	A	mg/L	0.000544	0.000544		0.0005	0	0		0.001		109%	80	120	0%	
Mercury	A	mg/L	9.489E-06	9.489E-06		0.00001	0	0		0.001		95%	80	120	0%	
Molybdenum	A	mg/L	0.0005215	0.0005215		0.0005	0	0		0.001		104%	80	120	0%	
Nickel	A	mg/L	0.0005883	0.0005883		0.0005	0	0		0.005		118%	80	120	0%	
Potassium	A	mg/L	0.1395	0.1395		0.125	0	0		1		112%	80	120	0%	
Selenium	A	mg/L	0.0005603	0.0005603		0.0005	0	0		0.005		112%	80	120	0%	

Seq No	Lab ID	Test Code	Sample Typ	File ID	Analysis Date	DF	Batch ID	Prep Date	SPKref	RPDref	pmoist
15053868	0.5 ppb STD	ICPMS-6020B-C	Cal4		2/24/2022 2:34:5	1	R375174		0	0	

Analyte	T	Units	RAW	Final	Text	Spike	SPKref	RPDref	MDL	PQL	UQL	%REC	LOW	HIGH	%RPD	Q
Silicon	A	mg/L	0.005589	0.005589		0.002	0	0		0.1		279%	80	120	0%	S
Silver	A	mg/L	0.0002164	0.0002164		0.0002	0	0		0.001		108%	80	120	0%	
Sodium	A	mg/L	0.143	0.143		0.125	0	0		1		114%	80	120	0%	
Strontium	A	mg/L	0.0005121	0.0005121		0.0005	0	0		0.001		102%	80	120	0%	
Thallium	A	mg/L	0.0005111	0.0005111		0.0005	0	0		0.001		102%	80	120	0%	
Thorium	A	mg/L	0.0003244	0.0003244		0.0005	0	0		0.05		65%	80	120	0%	S
Tin	A	mg/L	-0.0005134	-0.0005134		0.0005	0	0		0.001		-103%	80	120	0%	S
Titanium	A	mg/L	0.0005697	0.0005697		0.0005	0	0		0.001		114%	80	120	0%	
Uranium	A	mg/L	0.0005107	0.0005107		0.0005	0	0		0.001		102%	80	120	0%	
Vanadium	A	mg/L	0.0008272	0.0008272		0.0005	0	0		0.005		165%	80	120	0%	S
Zinc	A	mg/L	0.001024	0.001024		0.0005	0	0		0.01		205%	80	120	0%	S
Iron, Ferrous	C	mg/L	0.0149	0.0149		0.0005	0	0		0.01	5	2980%	80	120	0%	S
Silicon as SiO2	C	mg/L	0.01196046	0.01196046		0.0428	0	0		0.214	0.9	28%	80	120	0%	S

Seq No	Lab ID	Test Code	Sample Typ	File ID	Analysis Date	DF	Batch ID	Prep Date	SPKref	RPDref	pmoist
15053869	1 ppb STD	ICPMS-6020B-C	Cal5		2/24/2022 2:41:3	1	R375174		0	0	

Analyte	T	Units	RAW	Final	Text	Spike	SPKref	RPDref	MDL	PQL	UQL	%REC	LOW	HIGH	%RPD	Q
Aluminum	A	mg/L	0.001288	0.001288		0.001	0	0		0.01		129%	80	120	0%	S
Antimony	A	mg/L	0.001115	0.001115		0.001	0	0		0.001		111%	80	120	0%	
Arsenic	A	mg/L	0.001165	0.001165		0.001	0	0		0.001		117%	80	120	0%	
Barium	A	mg/L	0.001071	0.001071		0.001	0	0		0.0003		107%	80	120	0%	
Beryllium	A	mg/L	0.001172	0.001172		0.001	0	0		0.001		117%	80	120	0%	
Boron	A	mg/L	0.0009141	0.0009141		0.001	0	0		0.1		91%	80	120	0%	
Cadmium	A	mg/L	0.001158	0.001158		0.001	0	0		0.001		116%	80	120	0%	
Calcium	A	mg/L	0.3017	0.3017		0.25	0	0		1		121%	80	120	0%	S
Cerium	A	mg/L	0.00119	0.00119		0.001	0	0		0.001		119%	80	120	0%	
Chromium	A	mg/L	0.001193	0.001193		0.001	0	0		0.001		119%	80	120	0%	
Cobalt	A	mg/L	0.001189	0.001189		0.001	0	0		0.001		119%	80	120	0%	
Copper	A	mg/L	0.001282	0.001282		0.001	0	0		0.005		128%	80	120	0%	S
Iron	A	mg/L	0.03216	0.03216		0.025	0	0		0.01		129%	80	120	0%	S
Lanthanum	A	mg/L	0.001184	0.001184		0.001	0	0		0.001		118%	80	120	0%	
Lead	A	mg/L	0.001115	0.001115		0.001	0	0		0.001		111%	80	120	0%	
Lithium	A	mg/L	0.01458	0.01458		0.0125	0	0		1		117%	80	120	0%	
Magnesium	A	mg/L	0.3114	0.3114		0.25	0	0		1		125%	80	120	0%	S

Seq No	Lab ID	Test Code	Sample Typ	File ID	Analysis Date	DF	Batch ID	Prep Date	SPKref	RPDref	pmoist
15053869	1 ppb STD	ICPMS-6020B-C	Cal5		2/24/2022 2:41:3	1	R375174		0	0	

Analyte	T	Units	RAW	Final	Text	Spike	SPKref	RPDref	MDL	PQL	UQL	%REC	LOW	HIGH	%RPD	Q
Manganese	A	mg/L	0.001159	0.001159		0.001	0	0		0.001		116%	80	120	0%	
Mercury	A	mg/L	0.00002299	0.00002299		0.00002	0	0		0.001		115%	80	120	0%	
Molybdenum	A	mg/L	0.001097	0.001097		0.001	0	0		0.001		110%	80	120	0%	
Nickel	A	mg/L	0.001246	0.001246		0.001	0	0		0.005		125%	80	120	0%	S
Potassium	A	mg/L	0.297	0.297		0.25	0	0		1		119%	80	120	0%	
Selenium	A	mg/L	0.00124	0.00124		0.001	0	0		0.005		124%	80	120	0%	S
Silicon	A	mg/L	0.009481	0.009481		0.004	0	0		0.1		237%	80	120	0%	S
Silver	A	mg/L	0.0004509	0.0004509		0.0004	0	0		0.001		113%	80	120	0%	
Sodium	A	mg/L	0.3065	0.3065		0.25	0	0		1		123%	80	120	0%	S
Strontium	A	mg/L	0.00114	0.00114		0.001	0	0		0.001		114%	80	120	0%	
Thallium	A	mg/L	0.001127	0.001127		0.001	0	0		0.001		113%	80	120	0%	
Thorium	A	mg/L	0.0008477	0.0008477		0.001	0	0		0.05		85%	80	120	0%	
Tin	A	mg/L	0.00004232	0.00004232		0.001	0	0		0.001		4%	80	120	0%	S
Titanium	A	mg/L	0.001223	0.001223		0.001	0	0		0.001		122%	80	120	0%	S
Uranium	A	mg/L	0.001082	0.001082		0.001	0	0		0.001		108%	80	120	0%	
Vanadium	A	mg/L	0.001408	0.001408		0.001	0	0		0.005		141%	80	120	0%	S
Zinc	A	mg/L	0.001244	0.001244		0.001	0	0		0.01		124%	80	120	0%	S
Iron, Ferrous	C	mg/L	0.03216	0.03216		0.001	0	0		0.01	5	3216%	80	120	0%	S
Silicon as SiO2	C	mg/L	0.02028934	0.02028934		0.0856	0	0		0.214	0.9	24%	80	120	0%	S

Seq No	Lab ID	Test Code	Sample Typ	File ID	Analysis Date	DF	Batch ID	Prep Date	SPKref	RPDref	pmoist
15053870	10 ppb STD	ICPMS-6020B-C	Cal6		2/24/2022 2:48:1	1	R375174		0	0	

Analyte	T	Units	RAW	Final	Text	Spike	SPKref	RPDref	MDL	PQL	UQL	%REC	LOW	HIGH	%RPD	Q
Aluminum	A	mg/L	0.01071	0.01071		0.01	0	0		0.01		107%	90	110	0%	
Antimony	A	mg/L	0.01026	0.01026		0.01	0	0		0.001		103%	90	110	0%	
Arsenic	A	mg/L	0.01098	0.01098		0.01	0	0		0.001		110%	90	110	0%	
Barium	A	mg/L	0.01006	0.01006		0.01	0	0		0.0003		101%	90	110	0%	
Beryllium	A	mg/L	0.01055	0.01055		0.01	0	0		0.001		105%	90	110	0%	
Boron	A	mg/L	0.009733	0.009733		0.01	0	0		0.1		97%	90	110	0%	
Cadmium	A	mg/L	0.01055	0.01055		0.01	0	0		0.001		105%	90	110	0%	
Calcium	A	mg/L	2.834	2.834		2.5	0	0		1		113%	90	110	0%	S
Cerium	A	mg/L	0.01103	0.01103		0.01	0	0		0.001		110%	90	110	0%	
Chromium	A	mg/L	0.01077	0.01077		0.01	0	0		0.001		108%	90	110	0%	
Cobalt	A	mg/L	0.01072	0.01072		0.01	0	0		0.001		107%	90	110	0%	

Seq No	Lab ID	Test Code	Sample Typ	File ID	Analysis Date	DF	Batch ID	Prep Date	SPKref	RPDref	pmoist
15053870	10 ppb STD	ICPMS-6020B-C Cal6			2/24/2022 2:48:1	1	R375174		0	0	

Analyte	T	Units	RAW	Final	Text	Spike	SPKref	RPDref	MDL	PQL	UQL	%REC	LOW	HIGH	%RPD	Q
Copper	A	mg/L	0.01149	0.01149		0.01	0	0		0.005		115%	90	110	0%	S
Iron	A	mg/L	0.2888	0.2888		0.25	0	0		0.01		116%	90	110	0%	S
Lanthanum	A	mg/L	0.01119	0.01119		0.01	0	0		0.001		112%	90	110	0%	S
Lead	A	mg/L	0.01014	0.01014		0.01	0	0		0.001		101%	90	110	0%	
Lithium	A	mg/L	0.1353	0.1353		0.125	0	0		1		108%	90	110	0%	
Magnesium	A	mg/L	2.859	2.859		2.5	0	0		1		114%	90	110	0%	S
Manganese	A	mg/L	0.01076	0.01076		0.01	0	0		0.001		108%	90	110	0%	
Mercury	A	mg/L	0.0002155	0.0002155		0.0002	0	0		0.001		108%	90	110	0%	
Molybdenum	A	mg/L	0.01002	0.01002		0.01	0	0		0.001		100%	90	110	0%	
Nickel	A	mg/L	0.01168	0.01168		0.01	0	0		0.005		117%	90	110	0%	S
Potassium	A	mg/L	2.775	2.775		2.5	0	0		1		111%	90	110	0%	S
Selenium	A	mg/L	0.01133	0.01133		0.01	0	0		0.005		113%	90	110	0%	S
Silicon	A	mg/L	0.04442	0.04442		0.04	0	0		0.1		111%	90	110	0%	S
Silver	A	mg/L	0.00418	0.00418		0.004	0	0		0.001		104%	90	110	0%	
Sodium	A	mg/L	2.835	2.835		2.5	0	0		1		113%	90	110	0%	S
Strontium	A	mg/L	0.01089	0.01089		0.01	0	0		0.001		109%	90	110	0%	
Thallium	A	mg/L	0.01043	0.01043		0.01	0	0		0.001		104%	90	110	0%	
Thorium	A	mg/L	0.009573	0.009573		0.01	0	0		0.05		96%	90	110	0%	
Tin	A	mg/L	0.009855	0.009855		0.01	0	0		0.001		99%	90	110	0%	
Titanium	A	mg/L	0.01026	0.01026		0.01	0	0		0.001		103%	90	110	0%	
Uranium	A	mg/L	0.01012	0.01012		0.01	0	0		0.001		101%	90	110	0%	
Vanadium	A	mg/L	0.01048	0.01048		0.01	0	0		0.005		105%	90	110	0%	
Zinc	A	mg/L	0.01138	0.01138		0.01	0	0		0.01		114%	90	110	0%	S
Iron, Ferrous	C	mg/L	0.2888	0.2888		0.01	0	0		0.01	5	2888%	90	110	0%	S
Silicon as SiO2	C	mg/L	0.0950588	0.0950588		0.856	0	0		0.214	0.9	11%	90	110	0%	S

Seq No	Lab ID	Test Code	Sample Typ	File ID	Analysis Date	DF	Batch ID	Prep Date	SPKref	RPDref	pmoist
15053871	50 ppb STD	ICPMS-6020B-C Cal7			2/24/2022 2:54:5	1	R375174		0	0	

Analyte	T	Units	RAW	Final	Text	Spike	SPKref	RPDref	MDL	PQL	UQL	%REC	LOW	HIGH	%RPD	Q
Aluminum	A	mg/L	0.05556	0.05556		0.05	0	0		0.01		111%	90	110	0%	S
Antimony	A	mg/L	0.05372	0.05372		0.05	0	0		0.001		107%	90	110	0%	
Arsenic	A	mg/L	0.05029	0.05029		0.05	0	0		0.001		101%	90	110	0%	
Barium	A	mg/L	0.05301	0.05301		0.05	0	0		0.0003		106%	90	110	0%	
Beryllium	A	mg/L	0.05505	0.05505		0.05	0	0		0.001		110%	90	110	0%	

Seq No	Lab ID	Test Code	Sample Typ	File ID	Analysis Date	DF	Batch ID	Prep Date	SPKref	RPDref	pmoist				
15053871	50 ppb STD	ICPMS-6020B-C Cal7			2/24/2022 2:54:5	1	R375174		0	0					

Analyte	T	Units	RAW	Final	Text	Spike	SPKref	RPDref	MDL	PQL	UQL	%REC	LOW	HIGH	%RPD	Q
Boron	A	mg/L	0.05468	0.05468		0.05	0	0		0.1		109%	90	110	0%	
Cadmium	A	mg/L	0.05543	0.05543		0.05	0	0		0.001		111%	90	110	0%	S
Calcium	A	mg/L	12.31	12.31		12.5	0	0		1		98%	90	110	0%	
Cerium	A	mg/L	0.04958	0.04958		0.05	0	0		0.001		99%	90	110	0%	
Chromium	A	mg/L	0.0498	0.0498		0.05	0	0		0.001		100%	90	110	0%	
Cobalt	A	mg/L	0.05391	0.05391		0.05	0	0		0.001		108%	90	110	0%	
Copper	A	mg/L	0.05169	0.05169		0.05	0	0		0.005		103%	90	110	0%	
Iron	A	mg/L	1.267	1.267		1.25	0	0		0.01		101%	90	110	0%	
Lanthanum	A	mg/L	0.04984	0.04984		0.05	0	0		0.001		100%	90	110	0%	
Lead	A	mg/L	0.0529	0.0529		0.05	0	0		0.001		106%	90	110	0%	
Lithium	A	mg/L	0.655	0.655		0.625	0	0		1		105%	90	110	0%	
Magnesium	A	mg/L	12.43	12.43		12.5	0	0		1		99%	90	110	0%	
Manganese	A	mg/L	0.04943	0.04943		0.05	0	0		0.001		99%	90	110	0%	
Mercury	A	mg/L	0.0009805	0.0009805		0.001	0	0		0.001		98%	90	110	0%	
Molybdenum	A	mg/L	0.05276	0.05276		0.05	0	0		0.001		106%	90	110	0%	
Nickel	A	mg/L	0.05314	0.05314		0.05	0	0		0.005		106%	90	110	0%	
Potassium	A	mg/L	12.11	12.11		12.5	0	0		1		97%	90	110	0%	
Selenium	A	mg/L	0.05242	0.05242		0.05	0	0		0.005		105%	90	110	0%	
Silicon	A	mg/L	0.2156	0.2156		0.2	0	0		0.1		108%	90	110	0%	
Silver	A	mg/L	0.0217	0.0217		0.02	0	0		0.001		108%	90	110	0%	
Sodium	A	mg/L	12.31	12.31		12.5	0	0		1		98%	90	110	0%	
Strontium	A	mg/L	0.04927	0.04927		0.05	0	0		0.001		99%	90	110	0%	
Thallium	A	mg/L	0.05093	0.05093		0.05	0	0		0.001		102%	90	110	0%	
Thorium	A	mg/L	0.04789	0.04789		0.05	0	0		0.05		96%	90	110	0%	
Tin	A	mg/L	0.04934	0.04934		0.05	0	0		0.001		99%	90	110	0%	
Titanium	A	mg/L	0.05307	0.05307		0.05	0	0		0.001		106%	90	110	0%	
Uranium	A	mg/L	0.05161	0.05161		0.05	0	0		0.001		103%	90	110	0%	
Vanadium	A	mg/L	0.04954	0.04954		0.05	0	0		0.005		99%	90	110	0%	
Zinc	A	mg/L	0.0522	0.0522		0.05	0	0		0.01		104%	90	110	0%	
Iron, Ferrous	C	mg/L	1.267	1.267		0.05	0	0		0.01	5	2534%	90	110	0%	S
Silicon as SiO2	C	mg/L	0.461384	0.461384		4.28	0	0		0.214	0.9	11%	90	110	0%	S

Seq No	Lab ID	Test Code	Sample Typ	File ID	Analysis Date	DF	Batch ID	Prep Date	SPKref	RPDref	pmoist
15053872	100 ppb STD	ICPMS-6020B-C Cal8			2/24/2022 3:01:2	1	R375174		0	0	

Analyte	T	Units	RAW	Final	Text	Spike	SPKref	RPDref	MDL	PQL	UQL	%REC	LOW	HIGH	%RPD	Q
Aluminum	A	mg/L	0.09978	0.09978		0.1	0	0		0.01		100%	90	110	0%	
Antimony	A	mg/L	0.09811	0.09811		0.1	0	0		0.001		98%	90	110	0%	
Arsenic	A	mg/L	0.09904	0.09904		0.1	0	0		0.001		99%	90	110	0%	
Barium	A	mg/L	0.09719	0.09719		0.1	0	0		0.0003		97%	90	110	0%	
Beryllium	A	mg/L	0.1001	0.1001		0.1	0	0		0.001		100%	90	110	0%	
Boron	A	mg/L	0.09745	0.09745		0.1	0	0		0.1		97%	90	110	0%	
Cadmium	A	mg/L	0.09911	0.09911		0.1	0	0		0.001		99%	90	110	0%	
Calcium	A	mg/L	25.72	25.72		25	0	0		1		103%	90	110	0%	
Cerium	A	mg/L	0.1001	0.1001		0.1	0	0		0.001		100%	90	110	0%	
Chromium	A	mg/L	0.09753	0.09753		0.1	0	0		0.001		98%	90	110	0%	
Cobalt	A	mg/L	0.09955	0.09955		0.1	0	0		0.001		100%	90	110	0%	
Copper	A	mg/L	0.09984	0.09984		0.1	0	0		0.005		100%	90	110	0%	
Iron	A	mg/L	2.619	2.619		2.5	0	0		0.01		105%	90	110	0%	
Lanthanum	A	mg/L	0.09996	0.09996		0.1	0	0		0.001		100%	90	110	0%	
Lead	A	mg/L	0.09863	0.09863		0.1	0	0		0.001		99%	90	110	0%	
Lithium	A	mg/L	1.249	1.249		1.25	0	0		1		100%	90	110	0%	
Magnesium	A	mg/L	25.29	25.29		25	0	0		1		101%	90	110	0%	
Manganese	A	mg/L	0.09712	0.09712		0.1	0	0		0.001		97%	90	110	0%	
Mercury	A	mg/L	0.002008	0.002008		0.002	0	0		0.001		100%	90	110	0%	
Molybdenum	A	mg/L	0.09861	0.09861		0.1	0	0		0.001		99%	90	110	0%	
Nickel	A	mg/L	0.1007	0.1007		0.1	0	0		0.005		101%	90	110	0%	
Potassium	A	mg/L	25.17	25.17		25	0	0		1		101%	90	110	0%	
Selenium	A	mg/L	0.1014	0.1014		0.1	0	0		0.005		101%	90	110	0%	
Silicon	A	mg/L	0.3917	0.3917		0.4	0	0		0.1		98%	90	110	0%	
Silver	A	mg/L	0.03913	0.03913		0.04	0	0		0.001		98%	90	110	0%	
Sodium	A	mg/L	25.27	25.27		25	0	0		1		101%	90	110	0%	
Strontium	A	mg/L	0.09705	0.09705		0.1	0	0		0.001		97%	90	110	0%	
Thallium	A	mg/L	0.09853	0.09853		0.1	0	0		0.001		99%	90	110	0%	
Thorium	A	mg/L	0.09659	0.09659		0.1	0	0		0.05		97%	90	110	0%	
Tin	A	mg/L	0.1004	0.1004		0.1	0	0		0.001		100%	90	110	0%	
Titanium	A	mg/L	0.09844	0.09844		0.1	0	0		0.001		98%	90	110	0%	
Uranium	A	mg/L	0.09699	0.09699		0.1	0	0		0.001		97%	90	110	0%	
Vanadium	A	mg/L	0.09804	0.09804		0.1	0	0		0.005		98%	90	110	0%	
Zinc	A	mg/L	0.1017	0.1017		0.1	0	0		0.01		102%	90	110	0%	
Iron, Ferrous	C	mg/L	2.619	2.619		0.1	0	0		0.01	5	2619%	90	110	0%	S

Seq No	Lab ID	Test Code	Sample Typ	File ID	Analysis Date	DF	Batch ID	Prep Date	SPKref	RPDref	pmoist
15053872	100 ppb STD	ICPMS-6020B-C	Cal8		2/24/2022 3:01:2	1	R375174		0	0	

Analyte	T	Units	RAW	Final	Text	Spike	SPKref	RPDref	MDL	PQL	UQL	%REC	LOW	HIGH	%RPD	Q
Silicon as SiO2	C	mg/L	0.838238	0.838238		8.56	0	0		0.214	0.9	10%	90	110	0%	S

Seq No	Lab ID	Test Code	Sample Typ	File ID	Analysis Date	DF	Batch ID	Prep Date	SPKref	RPDref	pmoist
15053873	1000 ppb STD	ICPMS-6020B-C	Cal10		2/24/2022 3:07:5	1	R375174		0	0	

Analyte	T	Units	RAW	Final	Text	Spike	SPKref	RPDref	MDL	PQL	UQL	%REC	LOW	HIGH	%RPD	Q
Aluminum	A	mg/L	0.9997	0.9997		1	0	0		0.01		100%	90	110	0%	
Antimony	A	mg/L	0.0001626	0.0001626		0	0	0		0.001		0%			0%	
Arsenic	A	mg/L	1	1		1	0	0		0.001		100%	90	110	0%	
Barium	A	mg/L	1	1		1	0	0		0.0003		100%	90	110	0%	
Beryllium	A	mg/L	0.9997	0.9997		1	0	0		0.001		100%	90	110	0%	
Boron	A	mg/L	1	1		1	0	0		0.1		100%	90	110	0%	
Cadmium	A	mg/L	0.9998	0.9998		1	0	0		0.001		100%	90	110	0%	
Calcium	A	mg/L	49.67	49.67		50	0	0		1		99%	90	110	0%	
Cerium	A	mg/L	0.00002716	0.00002716		0	0	0		0.001		0%			0%	
Chromium	A	mg/L	1	1		1	0	0		0.001		100%	90	110	0%	
Cobalt	A	mg/L	0.9998	0.9998		1	0	0		0.001		100%	90	110	0%	
Copper	A	mg/L	0.9999	0.9999		1	0	0		0.005		100%	90	110	0%	
Iron	A	mg/L	5.998	5.998		6	0	0		0.01		100%	90	110	0%	
Lanthanum	A	mg/L	0.00001315	0.00001315		0	0	0		0.001		0%			0%	
Lead	A	mg/L	1	1		1	0	0		0.001		100%	90	110	0%	
Lithium	A	mg/L	2.492	2.492		2.5	0	0		1		100%	90	110	0%	
Magnesium	A	mg/L	49.86	49.86		50	0	0		1		100%	90	110	0%	
Manganese	A	mg/L	1	1		1	0	0		0.001		100%	90		0%	
Mercury	A	mg/L	6.179E-06	6.179E-06		0	0	0		0.001		0%			0%	
Molybdenum	A	mg/L	0.0001383	0.0001383		0	0	0		0.001		0%			0%	
Nickel	A	mg/L	0.9998	0.9998		1	0	0		0.005		100%	90	110	0%	
Potassium	A	mg/L	50	50		50	0	0		1		100%	90	110	0%	
Selenium	A	mg/L	0.9997	0.9997		1	0	0		0.005		100%	90	110	0%	
Silicon	A	mg/L	0.001436	0.001436		0	0	0		0.1		0%			0%	
Silver	A	mg/L	0.3676	0.3676		0	0	0		0.001		0%			0%	
Sodium	A	mg/L	49.89	49.89		50	0	0		1		100%	90	110	0%	
Strontium	A	mg/L	1	1		1	0	0		0.001		100%	90	110	0%	
Thallium	A	mg/L	1	1		1	0	0		0.001		100%	90	110	0%	
Thorium	A	mg/L	1	1		1	0	0		0.05		100%	90	110	0%	

Seq No	Lab ID	Test Code	Sample Typ	File ID	Analysis Date	DF	Batch ID	Prep Date	SPKref	RPDref	pmoist
15053873	1000 ppb STD	ICPMS-6020B-C	Cal10		2/24/2022 3:07:5	1	R375174		0	0	

Analyte	T	Units	RAW	Final	Text	Spike	SPKref	RPDref	MDL	PQL	UQL	%REC	LOW	HIGH	%RPD	Q
Tin	A	mg/L	-0.001005	-0.001005		0	0	0		0.001		0%			0%	
Titanium	A	mg/L	0.005705	0.005705		1	0	0		0.001		1%	90	110	0%	S
Uranium	A	mg/L	1	1		1	0	0		0.001		100%	90	110	0%	
Vanadium	A	mg/L	1	1		1	0	0		0.005		100%	90	110	0%	
Zinc	A	mg/L	0.9997	0.9997		1	0	0		0.01		100%	90	110	0%	
Iron, Ferrous	C	mg/L	5.998	5.998		0	0	0		0.01	5	0%			0%	
Silicon as SiO2	C	mg/L	0.00307304	0.00307304		0	0	0		0.214	0.9	0%			0%	

Seq No	Lab ID	Test Code	Sample Typ	File ID	Analysis Date	DF	Batch ID	Prep Date	SPKref	RPDref	pmoist
15053874	100 ppb Br STD	ICPMS-6020-W-	SAMP		2/24/2022 3:14:1	1	R375174		0	0	

Analyte	T	Units	RAW	Final	Text	Spike	SPKref	RPDref	MDL	PQL	UQL	%REC	LOW	HIGH	%RPD	Q
Aluminum	A	mg/L	0.0001006	0		0	0	0	0.0017836	0.001	1	0%	0	0	0%	
Arsenic	A	mg/L	-7.478E-06	0		0	0	0	8.203E-05	0.001	1	0%	0	0	0%	
Barium	A	mg/L	0.00002215	0		0	0	0	6.762E-05	0.001	1	0%	0	0	0%	
Beryllium	A	mg/L	0.00002463	0		0	0	0	8.516E-05	0.001	1	0%	0	0	0%	
Cadmium	A	mg/L	0.00008248	0.00008248		0	0	0	2.308E-05	0.001	1	0%	0	0	0%	J
Cerium	A	mg/L	2.265E-06	0		0	0	0	0.0000222	0.001	0.1	0%	0	0	0%	
Chromium	A	mg/L	0.00001563	0		0	0	0	0.0002538	0.001	1	0%	0	0	0%	
Cobalt	A	mg/L	0.00002503	0.00002503		0	0	0	2.141E-05	0.001	1	0%	0	0	0%	J
Copper	A	mg/L	0.00003927	0		0	0	0	0.0001748	0.001	1	0%	0	0	0%	
Lanthanum	A	mg/L	1.076E-06	0		0	0	0	6.805E-05	0.001	0.1	0%	0	0	0%	
Lead	A	mg/L	0.00005786	0.00005786		0	0	0	3.031E-05	0.001	1	0%	0	0	0%	J
Manganese	A	mg/L	0.00001145	0		0	0	0	7.309E-05	0.001	1	0%	0	0	0%	
Mercury	A	mg/L	1.714E-06	0		0	0	0	3.043E-05	0.001	0.002	0%	0	0	0%	
Molybdenum	A	mg/L	0.00002303	0		0	0	0	8.113E-05	0.001	0.1	0%	0	0	0%	
Nickel	A	mg/L	0.00001879	0		0	0	0	0.0001769	0.001	1	0%	0	0	0%	
Selenium	A	mg/L	0.0001289	0.0001289		0	0	0	7.174E-05	0.001	1	0%	0	0	0%	J
Silver	A	mg/L	0.00003429	0.00003429		0	0	0	2.644E-05	0.001	0.04	0%	0	0	0%	J
Strontium	A	mg/L	0.00001055	0		0	0	0	9.743E-05	0.001	1	0%	0	0	0%	
Thallium	A	mg/L	0.0004767	0.0004767		0	0	0	4.842E-05	0.001	1	0%	0	0	0%	J
Thorium	A	mg/L	0.0003009	0.0003009		0	0	0	3.018E-05	0.001	1	0%	0	0	0%	J
Titanium	A	mg/L	0.0001243	0.0001243		0	0	0	0.0001004	0.001	1	0%	0	0	0%	J
Uranium	A	mg/L	0.00005571	0.00005571		0	0	0	2.468E-05	0.0003	1	0%	0	0	0%	J
Boron	B	mg/L	0.003446	0		0	0	0	0.0039526	0.00561	1	0%	0	0	0%	L

Seq No	Lab ID	Test Code	Sample Typ	File ID	Analysis Date	DF	Batch ID	Prep Date	SPKref	RPDref	pmoist
15053874	100 ppb Br STD	ICPMS-6020-W-	SAMP		2/24/2022 3:14:1	1	R375174		0	0	

Analyte	T	Units	RAW	Final	Text	Spike	SPKref	RPDref	MDL	PQL	UQL	%REC	LOW	HIGH	%RPD	Q
Calcium	B	mg/L	-0.001283	0		0	0	0	0.2027235	0.02092	50	0%	0	0	0%	L
Iron	B	mg/L	0.000235	0		0	0	0	0.0021157	0.00119	5	0%	0	0	0%	
Iron, Ferrous	B	mg/L	0.000235	0		0	0	0	0.0021157	0.00119	5	0%	0	0	0%	
Magnesium	B	mg/L	0.0003653	0		0	0	0	0.0203306	0.00564	50	0%	0	0	0%	L
Potassium	B	mg/L	0.5139	0.5139		0	0	0	0.0215433	0.08139	50	0%	0	0	0%	D
Sodium	B	mg/L	0.002836	0		0	0	0	0.0451914	0.02171	50	0%	0	0	0%	L
Tin	B	mg/L	-0.0009897	0		0	0	0	0.0009928	0.00132	0.1	0%	0	0	0%	
Vanadium	B	mg/L	-0.000891	0		0	0	0	0.0018612	0.0013	1	0%	0	0	0%	
Zinc	B	mg/L	0.0001727	0		0	0	0	0.0010089	0.00273	1	0%	0	0	0%	L

Seq No	Lab ID	Test Code	Sample Typ	File ID	Analysis Date	DF	Batch ID	Prep Date	SPKref	RPDref	pmoist
15053875	Rinse	ICPMS-6020-W-	SAMP		2/24/2022 3:20:4	1	R375174		0	0	

Analyte	T	Units	RAW	Final	Text	Spike	SPKref	RPDref	MDL	PQL	UQL	%REC	LOW	HIGH	%RPD	Q
Aluminum	A	mg/L	0.0004115	0		0	0	0	0.0017836	0.001	1	0%	0	0	0%	
Arsenic	A	mg/L	-4.015E-05	0		0	0	0	8.203E-05	0.001	1	0%	0	0	0%	
Barium	A	mg/L	2.078E-06	0		0	0	0	6.762E-05	0.001	1	0%	0	0	0%	
Beryllium	A	mg/L	1.096E-06	0		0	0	0	8.516E-05	0.001	1	0%	0	0	0%	
Cadmium	A	mg/L	0.00003611	0.00003611		0	0	0	2.308E-05	0.001	1	0%	0	0	0%	J
Cerium	A	mg/L	7.734E-07	0		0	0	0	0.0000222	0.001	0.1	0%	0	0	0%	
Chromium	A	mg/L	0.00002425	0		0	0	0	0.0002538	0.001	1	0%	0	0	0%	
Cobalt	A	mg/L	9.883E-06	0		0	0	0	2.141E-05	0.001	1	0%	0	0	0%	
Copper	A	mg/L	0.00002243	0		0	0	0	0.0001748	0.001	1	0%	0	0	0%	
Lanthanum	A	mg/L	4.967E-07	0		0	0	0	6.805E-05	0.001	0.1	0%	0	0	0%	
Lead	A	mg/L	0.00002865	0		0	0	0	3.031E-05	0.001	1	0%	0	0	0%	
Manganese	A	mg/L	1.355E-06	0		0	0	0	7.309E-05	0.001	1	0%	0	0	0%	
Mercury	A	mg/L	1.771E-07	0		0	0	0	3.043E-05	0.001	0.002	0%	0	0	0%	
Molybdenum	A	mg/L	0.00001075	0		0	0	0	8.113E-05	0.001	0.1	0%	0	0	0%	
Nickel	A	mg/L	-3.026E-05	0		0	0	0	0.0001769	0.001	1	0%	0	0	0%	
Selenium	A	mg/L	0.00003521	0		0	0	0	7.174E-05	0.001	1	0%	0	0	0%	
Silver	A	mg/L	8.949E-06	0		0	0	0	2.644E-05	0.001	0.04	0%	0	0	0%	
Strontium	A	mg/L	5.947E-07	0		0	0	0	9.743E-05	0.001	1	0%	0	0	0%	
Thallium	A	mg/L	0.0001383	0.0001383		0	0	0	4.842E-05	0.001	1	0%	0	0	0%	J
Thorium	A	mg/L	0.00008409	0.00008409		0	0	0	3.018E-05	0.001	1	0%	0	0	0%	J
Titanium	A	mg/L	0.00004417	0		0	0	0	0.0001004	0.001	1	0%	0	0	0%	

Seq No	Lab ID	Test Code	Sample Typ	File ID	Analysis Date	DF	Batch ID	Prep Date	SPKref	RPDref	pmoist
15053875	Rinse	ICPMS-6020-W-	SAMP		2/24/2022 3:20:4	1	R375174		0	0	

Analyte	T	Units	RAW	Final	Text	Spike	SPKref	RPDref	MDL	PQL	UQL	%REC	LOW	HIGH	%RPD	Q
Uranium	A	mg/L	0.00001534	0		0	0	0	2.468E-05	0.0003	1	0%	0	0	0%	
Boron	B	mg/L	0.001011	0		0	0	0	0.0039526	0.00561	1	0%	0	0	0%	L
Calcium	B	mg/L	0.0007131	0		0	0	0	0.2027235	0.02092	50	0%	0	0	0%	L
Iron	B	mg/L	0.0001036	0		0	0	0	0.0021157	0.00119	5	0%	0	0	0%	
Iron, Ferrous	B	mg/L	0.0001036	0		0	0	0	0.0021157	0.00119	5	0%	0	0	0%	
Magnesium	B	mg/L	0.0007741	0		0	0	0	0.0203306	0.00564	50	0%	0	0	0%	L
Potassium	B	mg/L	0.01347	0		0	0	0	0.0215433	0.08139	50	0%	0	0	0%	L
Sodium	B	mg/L	0.001568	0		0	0	0	0.0451914	0.02171	50	0%	0	0	0%	L
Tin	B	mg/L	-0.001029	0		0	0	0	0.0009928	0.00132	0.1	0%	0	0	0%	
Vanadium	B	mg/L	-0.0008336	0		0	0	0	0.0018612	0.0013	1	0%	0	0	0%	
Zinc	B	mg/L	0.00008701	0		0	0	0	0.0010089	0.00273	1	0%	0	0	0%	L

Seq No	Lab ID	Test Code	Sample Typ	File ID	Analysis Date	DF	Batch ID	Prep Date	SPKref	RPDref	pmoist
15053876	QCS	ICPMS-6020-W-	ICV		2/24/2022 3:26:5	1	R375174		0	0	

Analyte	T	Units	RAW	Final	Text	Spike	SPKref	RPDref	MDL	PQL	UQL	%REC	LOW	HIGH	%RPD	Q
Aluminum	A	mg/L	0.2462	0.2462		0.25	0	0	0.0017836	0.001	1	98%	90	110	0%	
Antimony	A	mg/L	0.04442	0.04442		0.05	0	0	6.768E-05	0.001	0.1	89%	90	110	0%	S
Arsenic	A	mg/L	0.04997	0.04997		0.05	0	0	8.203E-05	0.001	1	100%	90	110	0%	
Barium	A	mg/L	0.04689	0.04689		0.05	0	0	6.762E-05	0.001	1	94%	90	110	0%	
Beryllium	A	mg/L	0.02452	0.02452		0.025	0	0	8.516E-05	0.001	1	98%	90	110	0%	
Boron	A	mg/L	0.05094	0.05094		0.05	0	0	0.0039526	0.00561	1	102%	90	110	0%	
Cadmium	A	mg/L	0.02472	0.02472		0.025	0	0	2.308E-05	0.001	1	99%	90	110	0%	
Calcium	A	mg/L	2.548	2.548		2.5	0	0	0.2027235	0.02092	50	102%	90	110	0%	
Cerium	A	mg/L	0.05166	0.05166		0.05	0	0	0.0000222	0.001	0.1	103%	90	110	0%	
Chromium	A	mg/L	0.05023	0.05023		0.05	0	0	0.0002538	0.001	1	100%	90	110	0%	
Cobalt	A	mg/L	0.04895	0.04895		0.05	0	0	2.141E-05	0.001	1	98%	90	110	0%	
Copper	A	mg/L	0.05244	0.05244		0.05	0	0	0.0001748	0.001	1	105%	90	110	0%	
Iron	A	mg/L	0.2475	0.2475		0.25	0	0	0.0021157	0.00119	5	99%	90	110	0%	
Lanthanum	A	mg/L	0.05176	0.05176		0.05	0	0	6.805E-05	0.001	0.1	104%	90	110	0%	
Lead	A	mg/L	0.04796	0.04796		0.05	0	0	3.031E-05	0.001	1	96%	90	110	0%	
Magnesium	A	mg/L	2.58	2.58		2.5	0	0	0.0203306	0.00564	50	103%	90	110	0%	
Manganese	A	mg/L	0.2464	0.2464		0.25	0	0	7.309E-05	0.001	1	99%	90	110	0%	
Mercury	A	mg/L	0.001009	0.001009		0.001	0	0	3.043E-05	0.001	0.002	101%	90	110	0%	
Molybdenum	A	mg/L	0.04717	0.04717		0.05	0	0	8.113E-05	0.001	0.1	94%	90	110	0%	

Seq No	Lab ID	Test Code	Sample Typ	File ID	Analysis Date	DF	Batch ID	Prep Date	SPKref	RPDref	pmoist
15053876	QCS	ICPMS-6020-W- ICV			2/24/2022 3:26:5	1	R375174		0	0	

Analyte	T	Units	RAW	Final	Text	Spike	SPKref	RPDref	MDL	PQL	UQL	%REC	LOW	HIGH	%RPD	Q
Nickel	A	mg/L	0.05242	0.05242		0.05	0	0	0.0001769	0.001	1	105%	90	110	0%	
Potassium	A	mg/L	2.494	2.494		2.5	0	0	0.0215433	0.08139	50	100%	90	110	0%	
Selenium	A	mg/L	0.05116	0.05116		0.05	0	0	7.174E-05	0.001	1	102%	90	110	0%	
Silicon	A	mg/L	0.44	0.44		0.5	0	0	0.0033337	0.1	0.4	88%	90	110	0%	S
Silver	A	mg/L	0.02407	0.02407		0.025	0	0	2.644E-05	0.001	0.04	96%	90	110	0%	
Sodium	A	mg/L	2.565	2.565		2.5	0	0	0.0451914	0.02171	50	103%	90	110	0%	
Strontium	A	mg/L	0.04885	0.04885		0.05	0	0	9.743E-05	0.001	1	98%	90	110	0%	
Thallium	A	mg/L	0.04771	0.04771		0.05	0	0	4.842E-05	0.001	1	95%	90	110	0%	
Thorium	A	mg/L	0.04838	0.04838		0.05	0	0	3.018E-05	0.001	1	97%	90	110	0%	
Tin	A	mg/L	0.04842	0.04842		0.05	0	0	0.0009928	0.00132	0.1	97%	90	110	0%	
Titanium	A	mg/L	0.04773	0.04773		0.05	0	0	0.0001004	0.001	1	95%	90	110	0%	
Uranium	A	mg/L	0.04944	0.04944		0.05	0	0	2.468E-05	0.0003	1	99%	90	110	0%	
Vanadium	A	mg/L	0.04859	0.04859		0.05	0	0	0.0018612	0.0013	1	97%	90	110	0%	
Zinc	A	mg/L	0.05368	0.05368		0.05	0	0	0.0010089	0.00273	1	107%	90	110	0%	
Iron, Ferrous	C	mg/L	0.2475	0.2475		0	0	0	0.0021157	0.00119	5	0%	0	0	0%	

Seq No	Lab ID	Test Code	Sample Typ	File ID	Analysis Date	DF	Batch ID	Prep Date	SPKref	RPDref	pmoist
15053877	CCV	ICPMS-6020-W- CCV			2/24/2022 3:33:0	1	R375174		0	0	

Analyte	T	Units	RAW	Final	Text	Spike	SPKref	RPDref	MDL	PQL	UQL	%REC	LOW	HIGH	%RPD	Q
Aluminum	A	mg/L	0.05385	0.05385		0.05	0	0	0.0017836	0.001	1	108%	90	110	0%	
Antimony	A	mg/L	0.05189	0.05189		0.05	0	0	6.768E-05	0.001	0.1	104%	90	110	0%	
Arsenic	A	mg/L	0.05044	0.05044		0.05	0	0	8.203E-05	0.001	1	101%	90	110	0%	
Barium	A	mg/L	0.05156	0.05156		0.05	0	0	6.762E-05	0.001	1	103%	90	110	0%	
Beryllium	A	mg/L	0.05206	0.05206		0.05	0	0	8.516E-05	0.001	1	104%	90	110	0%	
Boron	A	mg/L	0.05422	0.05422		0.05	0	0	0.0039526	0.00561	1	108%	90	110	0%	
Cadmium	A	mg/L	0.05338	0.05338		0.05	0	0	2.308E-05	0.001	1	107%	90	110	0%	
Calcium	A	mg/L	12.49	12.49		12.5	0	0	0.2027235	0.02092	50	100%	90	110	0%	
Cerium	A	mg/L	0.04874	0.04874		0.05	0	0	0.0000222	0.001	0.1	97%	90	110	0%	
Chromium	A	mg/L	0.05013	0.05013		0.05	0	0	0.0002538	0.001	1	100%	90	110	0%	
Cobalt	A	mg/L	0.05164	0.05164		0.05	0	0	2.141E-05	0.001	1	103%	90	110	0%	
Copper	A	mg/L	0.05147	0.05147		0.05	0	0	0.0001748	0.001	1	103%	90	110	0%	
Iron	A	mg/L	1.289	1.289		1.3	0	0	0.0021157	0.00119	5	99%	90	110	0%	
Lanthanum	A	mg/L	0.04924	0.04924		0.05	0	0	6.805E-05	0.001	0.1	98%	90	110	0%	
Lead	A	mg/L	0.05191	0.05191		0.05	0	0	3.031E-05	0.001	1	104%	90	110	0%	

Seq No	Lab ID	Test Code	Sample Typ	File ID	Analysis Date	DF	Batch ID	Prep Date	SPKref	RPDref	pmoist
15053877	CCV	ICPMS-6020-W-	CCV		2/24/2022 3:33:0	1	R375174		0	0	

Analyte	T	Units	RAW	Final	Text	Spike	SPKref	RPDref	MDL	PQL	UQL	%REC	LOW	HIGH	%RPD	Q
Magnesium	A	mg/L	12.39	12.39		12.5	0	0	0.0203306	0.00564	50	99%	90	110	0%	
Manganese	A	mg/L	0.0496	0.0496		0.05	0	0	7.309E-05	0.001	1	99%	90	110	0%	
Mercury	A	mg/L	0.0009831	0.0009831		0.001	0	0	3.043E-05	0.001	0.002	98%	90	110	0%	
Molybdenum	A	mg/L	0.05105	0.05105		0.05	0	0	8.113E-05	0.001	0.1	102%	90	110	0%	
Nickel	A	mg/L	0.05222	0.05222		0.05	0	0	0.0001769	0.001	1	104%	90	110	0%	
Potassium	A	mg/L	12.32	12.32		12.5	0	0	0.0215433	0.08139	50	99%	90	110	0%	
Selenium	A	mg/L	0.0527	0.0527		0.05	0	0	7.174E-05	0.001	1	105%	90	110	0%	
Silicon	A	mg/L	0.1884	0.1884		0.2	0	0	0.0033337	0.1	0.4	94%	90	110	0%	
Silver	A	mg/L	0.02053	0.02053		0.02	0	0	2.644E-05	0.001	0.04	103%	90	110	0%	
Sodium	A	mg/L	12.39	12.39		12.5	0	0	0.0451914	0.02171	50	99%	90	110	0%	
Strontium	A	mg/L	0.04918	0.04918		0.05	0	0	9.743E-05	0.001	1	98%	90	110	0%	
Thallium	A	mg/L	0.05182	0.05182		0.05	0	0	4.842E-05	0.001	1	104%	90	110	0%	
Thorium	A	mg/L	0.04797	0.04797		0.05	0	0	3.018E-05	0.001	1	96%	90	110	0%	
Tin	A	mg/L	0.05202	0.05202		0.05	0	0	0.0009928	0.00132	0.1	104%	90	110	0%	
Titanium	A	mg/L	0.05087	0.05087		0.05	0	0	0.0001004	0.001	1	102%	90	110	0%	
Uranium	A	mg/L	0.05043	0.05043		0.05	0	0	2.468E-05	0.0003	1	101%	90	110	0%	
Vanadium	A	mg/L	0.04946	0.04946		0.05	0	0	0.0018612	0.0013	1	99%	90	110	0%	
Zinc	A	mg/L	0.05151	0.05151		0.05	0	0	0.0010089	0.00273	1	103%	90	110	0%	
Iron, Ferrous	C	mg/L	1.289	1.289		0	0	0	0.0021157	0.00119	5	0%	0	0	0%	

Seq No	Lab ID	Test Code	Sample Typ	File ID	Analysis Date	DF	Batch ID	Prep Date	SPKref	RPDref	pmoist
15053878	CCB	ICPMS-6020-W-	CCB		2/24/2022 3:39:2	1	R375174		0	0	

Analyte	T	Units	RAW	Final	Text	Spike	SPKref	RPDref	MDL	PQL	UQL	%REC	LOW	HIGH	%RPD	Q
Aluminum	A	mg/L	7.578E-06	7.578E-06		0	0	0	0.0017836	0.001	1	0%			0%	
Antimony	A	mg/L	0.0001476	0.0001476		0	0	0	6.768E-05	0.001	0.1	0%			0%	
Arsenic	A	mg/L	-3.353E-05	-3.353E-05		0	0	0	8.203E-05	0.001	1	0%			0%	
Barium	A	mg/L	-4.014E-07	-4.014E-07		0	0	0	6.762E-05	0.001	1	0%			0%	
Beryllium	A	mg/L	-1.353E-05	-1.353E-05		0	0	0	8.516E-05	0.001	1	0%			0%	
Boron	A	mg/L	-0.001457	-0.001457		0	0	0	0.0039526	0.00561	1	0%			0%	
Cadmium	A	mg/L	0.00001305	0.00001305		0	0	0	2.308E-05	0.001	1	0%			0%	
Calcium	A	mg/L	0.0006982	0.0006982		0	0	0	0.2027235	0.02092	50	0%			0%	
Cerium	A	mg/L	8.082E-07	8.082E-07		0	0	0	0.0000222	0.001	0.1	0%	0	0	0%	
Chromium	A	mg/L	4.015E-07	4.015E-07		0	0	0	0.0002538	0.001	1	0%			0%	
Cobalt	A	mg/L	0.00000433	0.00000433		0	0	0	2.141E-05	0.001	1	0%			0%	

Seq No	Lab ID	Test Code	Sample Typ	File ID	Analysis Date	DF	Batch ID	Prep Date	SPKref	RPDref	pmoist
15053878	CCB	ICPMS-6020-W-	CCB		2/24/2022 3:39:2	1	R375174		0	0	

Analyte	T	Units	RAW	Final	Text	Spike	SPKref	RPDref	MDL	PQL	UQL	%REC	LOW	HIGH	%RPD	Q
Copper	A	mg/L	0.00001678	0.00001678		0	0	0	0.0001748	0.001	1	0%			0%	
Iron	A	mg/L	0.00009574	0.00009574		0	0	0	0.0021157	0.00119	5	0%			0%	
Lanthanum	A	mg/L	1.142E-06	1.142E-06		0	0	0	6.805E-05	0.001	0.1	0%	0	0	0%	
Lead	A	mg/L	0.00001564	0.00001564		0	0	0	3.031E-05	0.001	1	0%			0%	
Magnesium	A	mg/L	0.0001449	0.0001449		0	0	0	0.0203306	0.00564	50	0%			0%	
Manganese	A	mg/L	1.573E-06	1.573E-06		0	0	0	7.309E-05	0.001	1	0%			0%	
Mercury	A	mg/L	5.336E-06	5.336E-06		0	0	0	3.043E-05	0.001	0.002	0%			0%	
Molybdenum	A	mg/L	0.00003977	0.00003977		0	0	0	8.113E-05	0.001	0.1	0%			0%	
Nickel	A	mg/L	-2.122E-05	-2.122E-05		0	0	0	0.0001769	0.001	1	0%			0%	
Potassium	A	mg/L	0.01078	0.01078		0	0	0	0.0215433	0.08139	50	0%			0%	
Selenium	A	mg/L	0.00001911	0.00001911		0	0	0	7.174E-05	0.001	1	0%			0%	
Silicon	A	mg/L	-0.0009748	-0.0009748		0	0	0	0.0033337	0.1	0.4	0%	0	0	0%	
Silver	A	mg/L	5.317E-06	5.317E-06		0	0	0	2.644E-05	0.001	0.04	0%			0%	
Sodium	A	mg/L	0.001114	0.001114		0	0	0	0.0451914	0.02171	50	0%			0%	
Strontium	A	mg/L	8.996E-06	8.996E-06		0	0	0	9.743E-05	0.001	1	0%	0	0	0%	
Thallium	A	mg/L	0.0001078	0.0001078		0	0	0	4.842E-05	0.001	1	0%	0	0	0%	
Thorium	A	mg/L	0.00008041	0.00008041		0	0	0	3.018E-05	0.001	1	0%	0	0	0%	
Tin	A	mg/L	0.00009862	0.00009862		0	0	0	0.0009928	0.00132	0.1	0%	0	0	0%	
Titanium	A	mg/L	0.00002208	0.00002208		0	0	0	0.0001004	0.001	1	0%	0	0	0%	
Uranium	A	mg/L	8.527E-06	8.527E-06		0	0	0	2.468E-05	0.0003	1	0%	0	0	0%	
Vanadium	A	mg/L	-0.0003462	-0.0003462		0	0	0	0.0018612	0.0013	1	0%	0	0	0%	
Zinc	A	mg/L	-2.143E-05	-2.143E-05		0	0	0	0.0010089	0.00273	1	0%	0	0	0%	
Iron, Ferrous	C	mg/L	0.00009574	0.00009574		0	0	0	0.0021157	0.00119	5	0%	0	0	0%	

Seq No	Lab ID	Test Code	Sample Typ	File ID	Analysis Date	DF	Batch ID	Prep Date	SPKref	RPDref	pmoist
15053879	Rinse	ICPMS-6020-W-	SAMP		2/24/2022 3:45:3	1	R375174		0	0	

Analyte	T	Units	RAW	Final	Text	Spike	SPKref	RPDref	MDL	PQL	UQL	%REC	LOW	HIGH	%RPD	Q
Aluminum	A	mg/L	-9.288E-06	0		0	0	0	0.0017836	0.001	1	0%	0	0	0%	
Arsenic	A	mg/L	-3.646E-05	0		0	0	0	8.203E-05	0.001	1	0%	0	0	0%	
Barium	A	mg/L	-2.913E-07	0		0	0	0	6.762E-05	0.001	1	0%	0	0	0%	
Beryllium	A	mg/L	-0.0000158	0		0	0	0	8.516E-05	0.001	1	0%	0	0	0%	
Cadmium	A	mg/L	8.178E-06	0		0	0	0	2.308E-05	0.001	1	0%	0	0	0%	
Cerium	A	mg/L	8.124E-07	0		0	0	0	0.0000222	0.001	0.1	0%	0	0	0%	
Chromium	A	mg/L	4.172E-06	0		0	0	0	0.0002538	0.001	1	0%	0	0	0%	

Seq No	Lab ID	Test Code	Sample Typ	File ID	Analysis Date	DF	Batch ID	Prep Date	SPKref	RPDref	pmoist
15053879	Rinse	ICPMS-6020-W-	SAMP		2/24/2022 3:45:3	1	R375174		0	0	

Analyte	T	Units	RAW	Final	Text	Spike	SPKref	RPDref	MDL	PQL	UQL	%REC	LOW	HIGH	%RPD	Q
Cobalt	A	mg/L	2.393E-06	0		0	0	0	2.141E-05	0.001	1	0%	0	0	0%	
Copper	A	mg/L	0.00001375	0		0	0	0	0.0001748	0.001	1	0%	0	0	0%	
Lanthanum	A	mg/L	1.112E-06	0		0	0	0	6.805E-05	0.001	0.1	0%	0	0	0%	
Lead	A	mg/L	9.256E-06	0		0	0	0	3.031E-05	0.001	1	0%	0	0	0%	
Manganese	A	mg/L	-1.085E-06	0		0	0	0	7.309E-05	0.001	1	0%	0	0	0%	
Mercury	A	mg/L	5.903E-07	0		0	0	0	3.043E-05	0.001	0.002	0%	0	0	0%	
Molybdenum	A	mg/L	0.00001125	0		0	0	0	8.113E-05	0.001	0.1	0%	0	0	0%	
Nickel	A	mg/L	-2.562E-05	0		0	0	0	0.0001769	0.001	1	0%	0	0	0%	
Selenium	A	mg/L	0.00001289	0		0	0	0	7.174E-05	0.001	1	0%	0	0	0%	
Silver	A	mg/L	3.719E-06	0		0	0	0	2.644E-05	0.001	0.04	0%	0	0	0%	
Strontium	A	mg/L	7.811E-06	0		0	0	0	9.743E-05	0.001	1	0%	0	0	0%	
Thallium	A	mg/L	0.0000421	0		0	0	0	4.842E-05	0.001	1	0%	0	0	0%	
Thorium	A	mg/L	0.00003409	0.00003409		0	0	0	3.018E-05	0.001	1	0%	0	0	0%	J
Titanium	A	mg/L	-1.578E-07	0		0	0	0	0.0001004	0.001	1	0%	0	0	0%	
Uranium	A	mg/L	4.152E-06	0		0	0	0	2.468E-05	0.0003	1	0%	0	0	0%	
Boron	B	mg/L	-0.00197	0		0	0	0	0.0039526	0.00561	1	0%	0	0	0%	L
Calcium	B	mg/L	0.002428	0		0	0	0	0.2027235	0.02092	50	0%	0	0	0%	L
Iron	B	mg/L	0.0001308	0		0	0	0	0.0021157	0.00119	5	0%	0	0	0%	
Iron, Ferrous	B	mg/L	0.0001308	0		0	0	0	0.0021157	0.00119	5	0%	0	0	0%	
Magnesium	B	mg/L	0.00003471	0		0	0	0	0.0203306	0.00564	50	0%	0	0	0%	L
Potassium	B	mg/L	0.0117	0		0	0	0	0.0215433	0.08139	50	0%	0	0	0%	L
Sodium	B	mg/L	-0.0006353	0		0	0	0	0.0451914	0.02171	50	0%	0	0	0%	L
Tin	B	mg/L	-5.869E-05	0		0	0	0	0.0009928	0.00132	0.1	0%	0	0	0%	
Vanadium	B	mg/L	-0.0004701	0		0	0	0	0.0018612	0.0013	1	0%	0	0	0%	
Zinc	B	mg/L	-1.489E-05	0		0	0	0	0.0010089	0.00273	1	0%	0	0	0%	L

Seq No	Lab ID	Test Code	Sample Typ	File ID	Analysis Date	DF	Batch ID	Prep Date	SPKref	RPDref	pmoist
15053880	LRB	ICPMS-6020-W-	MBLK		2/24/2022 3:51:5	1	R375174		0	0	

Analyte	T	Units	RAW	Final	Text	Spike	SPKref	RPDref	MDL	PQL	UQL	%REC	LOW	HIGH	%RPD	Q
Aluminum	A	mg/L	0.000208	0		0	0	0	0.0017836	0.001	1	0%	0	0	0%	
Antimony	A	mg/L	0.00003111	0		0	0	0	6.768E-05	0.001	0.1	0%	0	0	0%	
Arsenic	A	mg/L	-0.0000299	0		0	0	0	8.203E-05	0.001	1	0%	0	0	0%	
Barium	A	mg/L	5.938E-06	0		0	0	0	6.762E-05	0.001	1	0%	0	0	0%	
Beryllium	A	mg/L	-1.482E-05	0		0	0	0	8.516E-05	0.001	1	0%	0	0	0%	

Seq No	Lab ID	Test Code	Sample Typ	File ID	Analysis Date	DF	Batch ID	Prep Date	SPKref	RPDref	pmoist
15053880	LRB	ICPMS-6020-W-	MBLK		2/24/2022 3:51:5	1	R375174		0	0	

Analyte	T	Units	RAW	Final	Text	Spike	SPKref	RPDref	MDL	PQL	UQL	%REC	LOW	HIGH	%RPD	Q
Boron	A	mg/L	-0.001883	0		0	0	0	0.0039526	0.00561	1	0%	0	0	0%	
Cadmium	A	mg/L	9.693E-06	0		0	0	0	2.308E-05	0.001	1	0%	0	0	0%	
Calcium	A	mg/L	0.000563	0		0	0	0	0.2027235	0.02092	50	0%	0	0	0%	
Cerium	A	mg/L	4.98E-07	0		0	0	0	0.0000222	0.001	0.1	0%	0	0	0%	
Chromium	A	mg/L	5.494E-06	0		0	0	0	0.0002538	0.001	1	0%	0	0	0%	
Cobalt	A	mg/L	1.738E-06	0		0	0	0	2.141E-05	0.001	1	0%	0	0	0%	
Copper	A	mg/L	0.00001903	0		0	0	0	0.0001748	0.001	1	0%	0	0	0%	
Iron	A	mg/L	0.0002034	0		0	0	0	0.0021157	0.00119	5	0%	0	0	0%	
Lanthanum	A	mg/L	7.643E-07	0		0	0	0	6.805E-05	0.001	0.1	0%	0	0	0%	
Lead	A	mg/L	8.743E-06	0		0	0	0	3.031E-05	0.0005	1	0%	0	0	0%	
Magnesium	A	mg/L	0.0001122	0		0	0	0	0.0203306	0.00564	50	0%	0	0	0%	
Manganese	A	mg/L	6.587E-06	0		0	0	0	7.309E-05	0.001	1	0%	0	0	0%	
Mercury	A	mg/L	2.055E-07	0		0	0	0	3.043E-05	0.001	0.002	0%	0	0	0%	
Molybdenum	A	mg/L	0.00000508	0		0	0	0	8.113E-05	0.001	0.1	0%	0	0	0%	
Nickel	A	mg/L	-2.266E-05	0		0	0	0	0.0001769	0.001	1	0%	0	0	0%	
Potassium	A	mg/L	0.01127	0		0	0	0	0.0215433	0.08139	50	0%	0	0	0%	
Selenium	A	mg/L	-4.37E-08	0		0	0	0	7.174E-05	0.001	1	0%	0	0	0%	
Silicon	A	mg/L	0.001033	0		0	0	0	0.0033337	0.1	0.4	0%	0	0	0%	
Silver	A	mg/L	1.265E-06	0		0	0	0	2.644E-05	0.001	0.04	0%	0	0	0%	
Sodium	A	mg/L	0.001289	0		0	0	0	0.0451914	0.02171	50	0%	0	0	0%	
Strontium	A	mg/L	6.165E-06	0		0	0	0	9.743E-05	0.001	1	0%	0	0	0%	
Thallium	A	mg/L	0.00002518	0		0	0	0	4.842E-05	0.001	1	0%	0	0	0%	
Thorium	A	mg/L	0.00002342	0		0	0	0	3.018E-05	0.001	1	0%	0	0	0%	
Tin	A	mg/L	-0.001021	0		0	0	0	0.0009928	0.00132	0.1	0%	0	0	0%	
Titanium	A	mg/L	0.0000154	0		0	0	0	0.0001004	0.001	1	0%	0	0	0%	
Uranium	A	mg/L	3.113E-06	0		0	0	0	2.468E-05	0.0003	1	0%	0	0	0%	
Vanadium	A	mg/L	-0.0003534	0		0	0	0	0.0018612	0.0013	1	0%	0	0	0%	
Zinc	A	mg/L	0.00003317	0		0	0	0	0.0010089	0.00273	1	0%	0	0	0%	
Iron, Ferrous	C	mg/L	0.0002034	0		0	0	0	0.0021157	0.00119	5	0%	0	0	0%	

Seq No	Lab ID	Test Code	Sample Typ	File ID	Analysis Date	DF	Batch ID	Prep Date	SPKref	RPDref	pmoist
15053881	LFB	ICPMS-6020-W-	LFB		2/24/2022 3:58:0	1.03	R375174		0	0	

Analyte	T	Units	RAW	Final	Text	Spike	SPKref	RPDref	MDL	PQL	UQL	%REC	LOW	HIGH	%RPD	Q

Seq No	Lab ID	Test Code	Sample Typ	File ID	Analysis Date	DF	Batch ID	Prep Date	SPKref	RPDref	pmoist
15053881	LFB	ICPMS-6020-W-	LFB		2/24/2022 3:58:0	1.03	R375174		0	0	

Analyte	T	Units	RAW	Final	Text	Spike	SPKref	RPDref	MDL	PQL	UQL	%REC	LOW	HIGH	%RPD	Q
Aluminum	A	mg/L	0.0499	0.051397		0.05	0	0	0.0018371	0.001	1	103%	85	115	0%	
Antimony	A	mg/L	0.05105	0.0525815		0.05	0	0	6.971E-05	0.001	0.1	105%	85	115	0%	
Arsenic	A	mg/L	0.05022	0.0517266		0.05	0	0	8.449E-05	0.001	1	103%	85	115	0%	
Barium	A	mg/L	0.05004	0.0515412		0.05	0	0	6.965E-05	0.001	1	103%	85	115	0%	
Beryllium	A	mg/L	0.04747	0.0488941		0.05	0	0	8.771E-05	0.001	1	98%	85	115	0%	
Boron	A	mg/L	0.04717	0.0485851		0.05	0	0	0.0040712	0.0057783	1	97%	85	115	0%	
Cadmium	A	mg/L	0.05131	0.0528493		0.05	0	0	2.377E-05	0.001	1	106%	85	115	0%	
Calcium	A	mg/L	44.38	45.7114		50	0	0	0.2088052	0.0215476	50	91%	85	115	0%	
Cerium	A	mg/L	0.05145	0.0529935		0.05	0	0	2.287E-05	0.001	0.1	106%	85	115	0%	
Chromium	A	mg/L	0.04994	0.0514382		0.05	0	0	0.0002614	0.001	1	103%	85	115	0%	
Cobalt	A	mg/L	0.04943	0.0509129		0.05	0	0	2.205E-05	0.001	1	102%	85	115	0%	
Copper	A	mg/L	0.05021	0.0517163		0.05	0	0	0.0001801	0.001	1	103%	85	115	0%	
Iron	A	mg/L	4.671	4.81113		5.05	0	0	0.0021792	0.0012257	5	95%	85	115	0%	
Lanthanum	A	mg/L	0.0000206	0		0.05	0	0	7.009E-05	0.001	0.1	0%	85	115	0%	S
Lead	A	mg/L	0.05057	0.0520871		0.05	0	0	3.122E-05	0.001	1	104%	88	115	0%	
Magnesium	A	mg/L	48.59	50.0477		50	0	0	0.0209406	0.0058092	50	100%	85	115	0%	
Manganese	A	mg/L	0.04949	0.0509747		0.05	0	0	7.528E-05	0.001	1	102%	85	115	0%	
Mercury	A	mg/L	0.001014	0.00104442		0.001	0	0	3.134E-05	0.001	0.002	104%	85	115	0%	
Molybdenum	A	mg/L	0.05093	0.0524579		0.05	0	0	8.356E-05	0.001	0.1	105%	85	115	0%	
Nickel	A	mg/L	0.05102	0.0525506		0.05	0	0	0.0001822	0.001	1	105%	85	115	0%	
Potassium	A	mg/L	50.19	51.6957		50	0	0	0.0221896	0.0838317	50	103%	85	115	0%	
Selenium	A	mg/L	0.04787	0.0493061		0.05	0	0	7.389E-05	0.001	1	99%	85	115	0%	
Silicon	A	mg/L	0.1589	0.163667		0.2	0	0	0.0034337	0.1	0.4	82%	85	115	0%	S
Silver	A	mg/L	0.01989	0.0204867		0.02	0	0	2.723E-05	0.001	0.04	102%	85	115	0%	
Sodium	A	mg/L	49.26	50.7378		50	0	0	0.0465471	0.0223613	50	101%	85	115	0%	
Strontium	A	mg/L	0.0498	0.051294		0.05	0	0	0.0001004	0.001	1	103%	85	115	0%	
Thallium	A	mg/L	0.05119	0.0527257		0.05	0	0	4.987E-05	0.001	1	105%	85	115	0%	
Thorium	A	mg/L	0.04912	0.0505936		0.05	0	0	3.109E-05	0.001	1	101%	85	115	0%	
Tin	A	mg/L	0.05088	0.0524064		0.05	0	0	0.0010226	0.0013596	0.1	105%	85	115	0%	
Titanium	A	mg/L	0.05433	0.0559599		0.05	0	0	0.0001034	0.001	1	112%	85	115	0%	
Uranium	A	mg/L	0.05145	0.0529935		0.05	0	0	2.542E-05	0.0003	1	106%	85	115	0%	
Vanadium	A	mg/L	0.05044	0.0519532		0.05	0	0	0.001917	0.001339	1	104%	85	115	0%	
Zinc	A	mg/L	0.05083	0.0523549		0.05	0	0	0.0010392	0.0028119	1	105%	85	115	0%	
Iron, Ferrous	C	mg/L	4.671	4.81113		0	0	0	0.0021792	0.0012257	5	0%	0	0	0%	

Seq No	Lab ID	Test Code	Sample Typ	File ID	Analysis Date	DF	Batch ID	Prep Date	SPKref	RPDref	pmoist
15053882	ICSA	ICPMS-6020-W-	ICSA		2/24/2022 4:04:2	1	R375174		0	0	

Analyte	T	Units	RAW	Final	Text	Spike	SPKref	RPDref	MDL	PQL	UQL	%REC	LOW	HIGH	%RPD	Q
Aluminum	A	mg/L	43.57	43.57		40	0	0	0.0017836	0.001	1	109%	80	120	0%	
Antimony	A	mg/L	0.0002073	0.0002073		0	0	0	6.768E-05	0.001	0.1	0%			0%	
Arsenic	A	mg/L	0.00001776	0.00001776		0	0	0	8.203E-05	0.001	1	0%			0%	
Barium	A	mg/L	0.000192	0.000192		0	0	0	6.762E-05	0.001	1	0%			0%	
Beryllium	A	mg/L	-2.214E-05	-2.214E-05		0	0	0	8.516E-05	0.001	1	0%			0%	
Boron	A	mg/L	-0.001695	-0.001695		0	0	0	0.0039526	0.00561	1	0%			0%	
Cadmium	A	mg/L	0.0001035	0.0001035		0	0	0	2.308E-05	0.001	1	0%			0%	
Calcium	A	mg/L	129.6	129.6		120	0	0	0.2027235	0.02092	50	108%	80	120	0%	
Cerium	A	mg/L	9.772E-06	9.772E-06		0	0	0	0.0000222	0.001	0.1	0%			0%	
Chromium	A	mg/L	0.002039	0.002039		0	0	0	0.0002538	0.001	1	0%			0%	
Cobalt	A	mg/L	0.0002312	0.0002312		0	0	0	2.141E-05	0.001	1	0%			0%	
Copper	A	mg/L	0.000172	0.000172		0	0	0	0.0001748	0.001	1	0%			0%	
Iron	A	mg/L	112.6	112.6		100	0	0	0.0021157	0.00119	5	113%	80	120	0%	
Lanthanum	A	mg/L	6.473E-06	6.473E-06		0	0	0	6.805E-05	0.001	0.1	0%			0%	
Lead	A	mg/L	0.00005305	0.00005305		0	0	0	3.031E-05	0.001	1	0%			0%	
Magnesium	A	mg/L	44.99	44.99		50	0	0	0.0203306	0.00564	50	90%			0%	
Manganese	A	mg/L	0.000299	0.000299		0	0	0	7.309E-05	0.001	1	0%			0%	
Mercury	A	mg/L	2.895E-06	2.895E-06		0	0	0	3.043E-05	0.001	0.002	0%			0%	
Molybdenum	A	mg/L	0.903	0.903		0.8	0	0	8.113E-05	0.001	0.1	113%	80	120	0%	
Nickel	A	mg/L	0.0001245	0.0001245		0	0	0	0.0001769	0.001	1	0%			0%	
Potassium	A	mg/L	45.13	45.13		50	0	0	0.0215433	0.08139	50	90%			0%	
Selenium	A	mg/L	0.0003682	0.0003682		0	0	0	7.174E-05	0.001	1	0%			0%	
Silicon	A	mg/L	0.004005	0.004005		0	0	0	0.0033337	0.1	0.4	0%			0%	
Silver	A	mg/L	0.00001636	0.00001636		0	0	0	2.644E-05	0.001	0.04	0%			0%	
Sodium	A	mg/L	111.5	111.5		100	0	0	0.0451914	0.02171	50	111%			0%	
Strontium	A	mg/L	0.001085	0.001085		0	0	0	9.743E-05	0.001	1	0%			0%	
Thallium	A	mg/L	0.00004825	0.00004825		0	0	0	4.842E-05	0.001	1	0%			0%	
Thorium	A	mg/L	0.0001604	0.0001604		0	0	0	3.018E-05	0.001	1	0%			0%	
Tin	A	mg/L	-0.0008885	-0.0008885		0	0	0	0.0009928	0.00132	0.1	0%			0%	
Titanium	A	mg/L	0.8812	0.8812		0.8	0	0	0.0001004	0.001	1	110%			0%	
Uranium	A	mg/L	0.00003124	0.00003124		0	0	0	2.468E-05	0.0003	1	0%			0%	
Vanadium	A	mg/L	-0.001858	-0.001858		0	0	0	0.0018612	0.0013	1	0%			0%	
Zinc	A	mg/L	0.0003211	0.0003211		0	0	0	0.0010089	0.00273	1	0%			0%	
Iron, Ferrous	C	mg/L	112.6	112.6		0	0	0	0.0021157	0.00119	5	0%			0%	

Seq No	Lab ID	Test Code	Sample Typ	File ID	Analysis Date	DF	Batch ID	Prep Date	SPKref	RPDref	pmoist
15053883	ICSAB	ICPMS-6020-W-	ICSAB		2/24/2022 4:10:4	1	R375174		0	0	

Analyte	T	Units	RAW	Final	Text	Spike	SPKref	RPDref	MDL	PQL	UQL	%REC	LOW	HIGH	%RPD	Q
Aluminum	A	mg/L	42.41	42.41		40	0	0	0.0017836	0.001	1	106%	80	120	0%	
Antimony	A	mg/L	0.0001	0.0001		0	0	0	6.768E-05	0.001	0.1	0%			0%	
Arsenic	A	mg/L	0.0111	0.0111		0.01	0	0	8.203E-05	0.001	1	111%	80	120	0%	
Barium	A	mg/L	0.0001825	0.0001825		0	0	0	6.762E-05	0.001	1	0%			0%	
Beryllium	A	mg/L	-2.132E-05	-2.132E-05		0	0	0	8.516E-05	0.001	1	0%			0%	
Boron	A	mg/L	-0.001824	-0.001824		0	0	0	0.0039526	0.00561	1	0%			0%	
Cadmium	A	mg/L	0.01082	0.01082		0.01	0	0	2.308E-05	0.001	1	108%	80	120	0%	
Calcium	A	mg/L	127	127		120	0	0	0.2027235	0.02092	50	106%	80	120	0%	
Cerium	A	mg/L	9.212E-06	9.212E-06		0	0	0	0.0000222	0.001	0.1	0%			0%	
Chromium	A	mg/L	0.02382	0.02382		0.02	0	0	0.0002538	0.001	1	119%	80	120	0%	
Cobalt	A	mg/L	0.02205	0.02205		0.02	0	0	2.141E-05	0.001	1	110%	80	120	0%	
Copper	A	mg/L	0.02173	0.02173		0.02	0	0	0.0001748	0.001	1	109%	80	120	0%	
Iron	A	mg/L	110.2	110.2		100	0	0	0.0021157	0.00119	5	110%	80	120	0%	
Lanthanum	A	mg/L	5.837E-06	5.837E-06		0	0	0	6.805E-05	0.001	0.1	0%			0%	
Lead	A	mg/L	0.0000468	0.0000468		0	0	0	3.031E-05	0.001	1	0%			0%	
Magnesium	A	mg/L	44.54	44.54		40	0	0	0.0203306	0.00564	50	111%	80	120	0%	
Manganese	A	mg/L	0.02182	0.02182		0.02	0	0	7.309E-05	0.001	1	109%	80	120	0%	
Mercury	A	mg/L	3.033E-06	3.033E-06		0	0	0	3.043E-05	0.001	0.002	0%			0%	
Molybdenum	A	mg/L	0.8914	0.8914		0.8	0	0	8.113E-05	0.001	0.1	111%	80	120	0%	
Nickel	A	mg/L	0.02253	0.02253		0.02	0	0	0.0001769	0.001	1	113%	80	120	0%	
Potassium	A	mg/L	44.38	44.38		40	0	0	0.0215433	0.08139	50	111%	80	120	0%	
Selenium	A	mg/L	0.0118	0.0118		0.01	0	0	7.174E-05	0.001	1	118%	80	120	0%	
Silicon	A	mg/L	0.002351	0.002351		0	0	0	0.0033337	0.1	0.4	0%			0%	
Silver	A	mg/L	0.005299	0.005299		0.005	0	0	2.644E-05	0.001	0.04	106%	80	120	0%	
Sodium	A	mg/L	110.8	110.8		100	0	0	0.0451914	0.02171	50	111%	80	120	0%	
Strontium	A	mg/L	0.00109	0.00109		0	0	0	9.743E-05	0.001	1	0%			0%	
Thallium	A	mg/L	0.00002229	0.00002229		0	0	0	4.842E-05	0.001	1	0%			0%	
Thorium	A	mg/L	0.00008302	0.00008302		0	0	0	3.018E-05	0.001	1	0%			0%	
Tin	A	mg/L	-0.0009165	-0.0009165		0	0	0	0.0009928	0.00132	0.1	0%			0%	
Titanium	A	mg/L	0.8565	0.8565		0.8	0	0	0.0001004	0.001	1	107%	80	120	0%	
Uranium	A	mg/L	0.00002625	0.00002625		0	0	0	2.468E-05	0.0003	1	0%			0%	
Vanadium	A	mg/L	0.02014	0.02014		0.02	0	0	0.0018612	0.0013	1	101%	80	120	0%	
Zinc	A	mg/L	0.01104	0.01104		0.01	0	0	0.0010089	0.00273	1	110%	80	120	0%	
Iron, Ferrous	C	mg/L	110.2	110.2		0	0	0	0.0021157	0.00119	5	0%			0%	

Seq No	Lab ID	Test Code	Sample Typ	File ID	Analysis Date	DF	Batch ID	Prep Date	SPKref	RPDref	pmoist
15053884	Rinse	ICPMS-6020-W-	SAMP		2/24/2022 4:16:5	1	R375174		0	0	

Analyte	T	Units	RAW	Final	Text	Spike	SPKref	RPDref	MDL	PQL	UQL	%REC	LOW	HIGH	%RPD	Q
Aluminum	A	mg/L	0.001367	0		0	0	0	0.0017836	0.001	1	0%	0	0	0%	
Arsenic	A	mg/L	-0.0001082	0		0	0	0	8.203E-05	0.001	1	0%	0	0	0%	
Barium	A	mg/L	8.583E-08	0		0	0	0	6.762E-05	0.001	1	0%	0	0	0%	
Beryllium	A	mg/L	-2.085E-05	0		0	0	0	8.516E-05	0.001	1	0%	0	0	0%	
Cadmium	A	mg/L	6.715E-06	0		0	0	0	2.308E-05	0.001	1	0%	0	0	0%	
Cerium	A	mg/L	5.368E-07	0		0	0	0	0.0000222	0.001	0.1	0%	0	0	0%	
Chromium	A	mg/L	-1.903E-05	0		0	0	0	0.0002538	0.001	1	0%	0	0	0%	
Cobalt	A	mg/L	9.575E-07	0		0	0	0	2.141E-05	0.001	1	0%	0	0	0%	
Copper	A	mg/L	0.00002405	0		0	0	0	0.0001748	0.001	1	0%	0	0	0%	
Lead	A	mg/L	0.00000579	0		0	0	0	3.031E-05	0.001	1	0%	0	0	0%	
Manganese	A	mg/L	-6.476E-06	0		0	0	0	7.309E-05	0.001	1	0%	0	0	0%	
Mercury	A	mg/L	4.466E-07	0		0	0	0	3.043E-05	0.001	0.002	0%	0	0	0%	
Molybdenum	A	mg/L	0.0003294	0.0003294		0	0	0	8.113E-05	0.001	0.1	0%	0	0	0%	J
Nickel	A	mg/L	-2.827E-05	0		0	0	0	0.0001769	0.001	1	0%	0	0	0%	
Selenium	A	mg/L	0.00003917	0		0	0	0	7.174E-05	0.001	1	0%	0	0	0%	
Silver	A	mg/L	1.946E-06	0		0	0	0	2.644E-05	0.001	0.04	0%	0	0	0%	
Strontium	A	mg/L	-2.071E-07	0		0	0	0	9.743E-05	0.001	1	0%	0	0	0%	
Thallium	A	mg/L	0.00001765	0		0	0	0	4.842E-05	0.001	1	0%	0	0	0%	
Thorium	A	mg/L	0.00001443	0		0	0	0	3.018E-05	0.001	1	0%	0	0	0%	
Titanium	A	mg/L	0.0002608	0.0002608		0	0	0	0.0001004	0.001	1	0%	0	0	0%	J
Uranium	A	mg/L	1.934E-06	0		0	0	0	2.468E-05	0.0003	1	0%	0	0	0%	
Boron	B	mg/L	-0.00228	0		0	0	0	0.0039526	0.00561	1	0%	0	0	0%	L
Calcium	B	mg/L	0.001518	0		0	0	0	0.2027235	0.02092	50	0%	0	0	0%	L
Iron	B	mg/L	0.001754	0		0	0	0	0.0021157	0.00119	5	0%	0	0	0%	
Iron, Ferrous	B	mg/L	0.001754	0		0	0	0	0.0021157	0.00119	5	0%	0	0	0%	
Magnesium	B	mg/L	0.000874	0		0	0	0	0.0203306	0.00564	50	0%	0	0	0%	L
Potassium	B	mg/L	0.01599	0		0	0	0	0.0215433	0.08139	50	0%	0	0	0%	L
Sodium	B	mg/L	0.01727	0		0	0	0	0.0451914	0.02171	50	0%	0	0	0%	L
Tin	B	mg/L	-0.001033	0		0	0	0	0.0009928	0.00132	0.1	0%	0	0	0%	
Vanadium	B	mg/L	-0.001583	0		0	0	0	0.0018612	0.0013	1	0%	0	0	0%	
Zinc	B	mg/L	0.00003099	0		0	0	0	0.0010089	0.00273	1	0%	0	0	0%	L

Seq No	Lab ID	Test Code	Sample Typ	File ID	Analysis Date	DF	Batch ID	Prep Date	SPKref	RPDref	pmoist
15053885	Rinse	ICPMS-6020-W-	SAMP		2/24/2022 4:23:1	1	R375174		0	0	

Analyte	T	Units	RAW	Final	Text	Spike	SPKref	RPDref	MDL	PQL	UQL	%REC	LOW	HIGH	%RPD	Q
Aluminum	A	mg/L	0.0006891	0		0	0	0	0.0017836	0.001	1	0%	0	0	0%	
Arsenic	A	mg/L	-0.0001172	0		0	0	0	8.203E-05	0.001	1	0%	0	0	0%	
Barium	A	mg/L	-7.965E-07	0		0	0	0	6.762E-05	0.001	1	0%	0	0	0%	
Beryllium	A	mg/L	-2.397E-05	0		0	0	0	8.516E-05	0.001	1	0%	0	0	0%	
Cadmium	A	mg/L	6.537E-06	0		0	0	0	2.308E-05	0.001	1	0%	0	0	0%	
Cerium	A	mg/L	5.488E-08	0		0	0	0	0.0000222	0.001	0.1	0%	0	0	0%	
Chromium	A	mg/L	-1.664E-05	0		0	0	0	0.0002538	0.001	1	0%	0	0	0%	
Cobalt	A	mg/L	7.046E-07	0		0	0	0	2.141E-05	0.001	1	0%	0	0	0%	
Copper	A	mg/L	8.381E-06	0		0	0	0	0.0001748	0.001	1	0%	0	0	0%	
Lead	A	mg/L	2.867E-06	0		0	0	0	3.031E-05	0.001	1	0%	0	0	0%	
Manganese	A	mg/L	-4.916E-06	0		0	0	0	7.309E-05	0.001	1	0%	0	0	0%	
Mercury	A	mg/L	8.509E-08	0		0	0	0	3.043E-05	0.001	0.002	0%	0	0	0%	
Molybdenum	A	mg/L	0.00008203	0.00008203		0	0	0	8.113E-05	0.001	0.1	0%	0	0	0%	J
Nickel	A	mg/L	-3.895E-05	0		0	0	0	0.0001769	0.001	1	0%	0	0	0%	
Selenium	A	mg/L	0.00001144	0		0	0	0	7.174E-05	0.001	1	0%	0	0	0%	
Silver	A	mg/L	1.131E-06	0		0	0	0	2.644E-05	0.001	0.04	0%	0	0	0%	
Strontium	A	mg/L	1.922E-06	0		0	0	0	9.743E-05	0.001	1	0%	0	0	0%	
Thallium	A	mg/L	0.00001133	0		0	0	0	4.842E-05	0.001	1	0%	0	0	0%	
Thorium	A	mg/L	8.694E-06	0		0	0	0	3.018E-05	0.001	1	0%	0	0	0%	
Titanium	A	mg/L	0.00007811	0		0	0	0	0.0001004	0.001	1	0%	0	0	0%	
Uranium	A	mg/L	1.255E-06	0		0	0	0	2.468E-05	0.0003	1	0%	0	0	0%	
Boron	B	mg/L	-0.00287	0		0	0	0	0.0039526	0.00561	1	0%	0	0	0%	L
Calcium	B	mg/L	0.0005982	0		0	0	0	0.2027235	0.02092	50	0%	0	0	0%	L
Iron	B	mg/L	0.0006443	0		0	0	0	0.0021157	0.00119	5	0%	0	0	0%	
Iron, Ferrous	B	mg/L	0.0006443	0		0	0	0	0.0021157	0.00119	5	0%	0	0	0%	
Magnesium	B	mg/L	0.0006071	0		0	0	0	0.0203306	0.00564	50	0%	0	0	0%	L
Potassium	B	mg/L	0.01091	0		0	0	0	0.0215433	0.08139	50	0%	0	0	0%	L
Sodium	B	mg/L	0.007549	0		0	0	0	0.0451914	0.02171	50	0%	0	0	0%	L
Tin	B	mg/L	-0.001038	0		0	0	0	0.0009928	0.00132	0.1	0%	0	0	0%	
Vanadium	B	mg/L	-0.001586	0		0	0	0	0.0018612	0.0013	1	0%	0	0	0%	
Zinc	B	mg/L	0.00004403	0		0	0	0	0.0010089	0.00273	1	0%	0	0	0%	L

Seq No	Lab ID	Test Code	Sample Typ	File ID	Analysis Date	DF	Batch ID	Prep Date	SPKref	RPDref	pmoist
15053886	CCV	ICPMS-6020-W- CCV			2/24/2022 4:29:2	1	R375174		0	0	

Analyte	T	Units	RAW	Final	Text	Spike	SPKref	RPDref	MDL	PQL	UQL	%REC	LOW	HIGH	%RPD	Q
Aluminum	A	mg/L	0.04967	0.04967		0.05	0	0	0.0017836	0.001	1	99%	90	110	0%	
Antimony	A	mg/L	0.05037	0.05037		0.05	0	0	6.768E-05	0.001	0.1	101%	90	110	0%	
Arsenic	A	mg/L	0.05219	0.05219		0.05	0	0	8.203E-05	0.001	1	104%	90	110	0%	
Barium	A	mg/L	0.04874	0.04874		0.05	0	0	6.762E-05	0.001	1	97%	90	110	0%	
Beryllium	A	mg/L	0.04524	0.04524		0.05	0	0	8.516E-05	0.001	1	90%	90	110	0%	
Boron	A	mg/L	0.04528	0.04528		0.05	0	0	0.0039526	0.00561	1	91%	90	110	0%	
Cadmium	A	mg/L	0.05162	0.05162		0.05	0	0	2.308E-05	0.001	1	103%	90	110	0%	
Calcium	A	mg/L	11.95	11.95		12.5	0	0	0.2027235	0.02092	50	96%	90	110	0%	
Cerium	A	mg/L	0.05217	0.05217		0.05	0	0	0.0000222	0.001	0.1	104%	90	110	0%	
Chromium	A	mg/L	0.0508	0.0508		0.05	0	0	0.0002538	0.001	1	102%	90	110	0%	
Cobalt	A	mg/L	0.05033	0.05033		0.05	0	0	2.141E-05	0.001	1	101%	90	110	0%	
Copper	A	mg/L	0.05353	0.05353		0.05	0	0	0.0001748	0.001	1	107%	90	110	0%	
Iron	A	mg/L	1.284	1.284		1.3	0	0	0.0021157	0.00119	5	99%	90	110	0%	
Lanthanum	A	mg/L	0.05185	0.05185		0.05	0	0	6.805E-05	0.001	0.1	104%	90	110	0%	
Lead	A	mg/L	0.05026	0.05026		0.05	0	0	3.031E-05	0.001	1	101%	90	110	0%	
Magnesium	A	mg/L	12.77	12.77		12.5	0	0	0.0203306	0.00564	50	102%	90	110	0%	
Manganese	A	mg/L	0.05072	0.05072		0.05	0	0	7.309E-05	0.001	1	101%	90	110	0%	
Mercury	A	mg/L	0.001003	0.001003		0.001	0	0	3.043E-05	0.001	0.002	100%	90	110	0%	
Molybdenum	A	mg/L	0.04875	0.04875		0.05	0	0	8.113E-05	0.001	0.1	97%	90	110	0%	
Nickel	A	mg/L	0.05394	0.05394		0.05	0	0	0.0001769	0.001	1	108%	90	110	0%	
Potassium	A	mg/L	12.56	12.56		12.5	0	0	0.0215433	0.08139	50	100%	90	110	0%	
Selenium	A	mg/L	0.05355	0.05355		0.05	0	0	7.174E-05	0.001	1	107%	90	110	0%	
Silicon	A	mg/L	0.1779	0.1779		0.2	0	0	0.0033337	0.1	0.4	89%	90	110	0%	S
Silver	A	mg/L	0.02014	0.02014		0.02	0	0	2.644E-05	0.001	0.04	101%	90	110	0%	
Sodium	A	mg/L	12.73	12.73		12.5	0	0	0.0451914	0.02171	50	102%	90	110	0%	
Strontium	A	mg/L	0.05088	0.05088		0.05	0	0	9.743E-05	0.001	1	102%	90	110	0%	
Thallium	A	mg/L	0.05017	0.05017		0.05	0	0	4.842E-05	0.001	1	100%	90	110	0%	
Thorium	A	mg/L	0.04929	0.04929		0.05	0	0	3.018E-05	0.001	1	99%	90	110	0%	
Tin	A	mg/L	0.04998	0.04998		0.05	0	0	0.0009928	0.00132	0.1	100%	90	110	0%	
Titanium	A	mg/L	0.04839	0.04839		0.05	0	0	0.0001004	0.001	1	97%	90	110	0%	
Uranium	A	mg/L	0.04942	0.04942		0.05	0	0	2.468E-05	0.0003	1	99%	90	110	0%	
Vanadium	A	mg/L	0.05043	0.05043		0.05	0	0	0.0018612	0.0013	1	101%	90	110	0%	
Zinc	A	mg/L	0.05441	0.05441		0.05	0	0	0.0010089	0.00273	1	109%	90	110	0%	
Iron, Ferrous	C	mg/L	1.284	1.284		0	0	0	0.0021157	0.00119	5	0%	0	0	0%	

Seq No	Lab ID	Test Code	Sample Typ	File ID	Analysis Date	DF	Batch ID	Prep Date	SPKref	RPDref	pmoist
15053887	CCB	ICPMS-6020-W-	CCB		2/24/2022 4:35:4	1	R375174		0	0	

Analyte	T	Units	RAW	Final	Text	Spike	SPKref	RPDref	MDL	PQL	UQL	%REC	LOW	HIGH	%RPD	Q
Aluminum	A	mg/L	0.0002149	0.0002149		0	0	0	0.0017836	0.001	1	0%			0%	
Antimony	A	mg/L	0.0001211	0.0001211		0	0	0	6.768E-05	0.001	0.1	0%			0%	
Arsenic	A	mg/L	-9.835E-05	-9.835E-05		0	0	0	8.203E-05	0.001	1	0%			0%	
Barium	A	mg/L	1.136E-06	1.136E-06		0	0	0	6.762E-05	0.001	1	0%			0%	
Beryllium	A	mg/L	-0.0000187	-0.0000187		0	0	0	8.516E-05	0.001	1	0%			0%	
Boron	A	mg/L	-0.002284	-0.002284		0	0	0	0.0039526	0.00561	1	0%			0%	
Cadmium	A	mg/L	0.00000658	0.00000658		0	0	0	2.308E-05	0.001	1	0%			0%	
Calcium	A	mg/L	0.0004635	0.0004635		0	0	0	0.2027235	0.02092	50	0%			0%	
Cerium	A	mg/L	7.46E-07	7.46E-07		0	0	0	0.0000222	0.001	0.1	0%	0	0	0%	
Chromium	A	mg/L	-1.357E-05	-1.357E-05		0	0	0	0.0002538	0.001	1	0%			0%	
Cobalt	A	mg/L	1.276E-06	1.276E-06		0	0	0	2.141E-05	0.001	1	0%			0%	
Copper	A	mg/L	0.00001701	0.00001701		0	0	0	0.0001748	0.001	1	0%			0%	
Iron	A	mg/L	0.0004518	0.0004518		0	0	0	0.0021157	0.00119	5	0%			0%	
Lanthanum	A	mg/L	1.007E-06	1.007E-06		0	0	0	6.805E-05	0.001	0.1	0%	0	0	0%	
Lead	A	mg/L	8.442E-06	8.442E-06		0	0	0	3.031E-05	0.001	1	0%			0%	
Magnesium	A	mg/L	0.0001511	0.0001511		0	0	0	0.0203306	0.00564	50	0%			0%	
Manganese	A	mg/L	-2.298E-06	-2.298E-06		0	0	0	7.309E-05	0.001	1	0%			0%	
Mercury	A	mg/L	0.0000021	0.0000021		0	0	0	3.043E-05	0.001	0.002	0%			0%	
Molybdenum	A	mg/L	0.00005527	0.00005527		0	0	0	8.113E-05	0.001	0.1	0%			0%	
Nickel	A	mg/L	-0.0000302	-0.0000302		0	0	0	0.0001769	0.001	1	0%			0%	
Potassium	A	mg/L	0.01104	0.01104		0	0	0	0.0215433	0.08139	50	0%			0%	
Selenium	A	mg/L	0.00001788	0.00001788		0	0	0	7.174E-05	0.001	1	0%			0%	
Silicon	A	mg/L	-0.0009076	-0.0009076		0	0	0	0.0033337	0.1	0.4	0%	0	0	0%	
Silver	A	mg/L	1.629E-06	1.629E-06		0	0	0	2.644E-05	0.001	0.04	0%			0%	
Sodium	A	mg/L	0.005313	0.005313		0	0	0	0.0451914	0.02171	50	0%			0%	
Strontium	A	mg/L	1.682E-06	1.682E-06		0	0	0	9.743E-05	0.001	1	0%	0	0	0%	
Thallium	A	mg/L	0.00009284	0.00009284		0	0	0	4.842E-05	0.001	1	0%	0	0	0%	
Thorium	A	mg/L	0.00005259	0.00005259		0	0	0	3.018E-05	0.001	1	0%	0	0	0%	
Tin	A	mg/L	0.00008948	0.00008948		0	0	0	0.0009928	0.00132	0.1	0%	0	0	0%	
Titanium	A	mg/L	0.00005348	0.00005348		0	0	0	0.0001004	0.001	1	0%	0	0	0%	
Uranium	A	mg/L	5.455E-06	5.455E-06		0	0	0	2.468E-05	0.0003	1	0%	0	0	0%	
Vanadium	A	mg/L	-0.0012	-0.0012		0	0	0	0.0018612	0.0013	1	0%	0	0	0%	
Zinc	A	mg/L	-2.492E-05	-2.492E-05		0	0	0	0.0010089	0.00273	1	0%	0	0	0%	
Iron, Ferrous	C	mg/L	0.0004518	0.0004518		0	0	0	0.0021157	0.00119	5	0%	0	0	0%	

Seq No	Lab ID	Test Code	Sample Typ	File ID	Analysis Date	DF	Batch ID	Prep Date	SPKref	RPDref	pmoist
15053888	MB-163954	ICPMS-6020-W-	MBLK		2/24/2022 4:41:5	1	163954	2/23/2022 9:	0	0	

Analyte	T	Units	RAW	Final	Text	Spike	SPKref	RPDref	MDL	PQL	UQL	%REC	LOW	HIGH	%RPD	Q
Aluminum	A	mg/L	0.001407	0		0	0	0	0.0038747	0.0031975	1	0%	0	0	0%	
Antimony	A	mg/L	0.00005433	0		0	0	0	0.0002799	0.001	0.1	0%	0	0	0%	
Arsenic	A	mg/L	-2.449E-05	0		0	0	0	0.0003412	0.001	1	0%	0	0	0%	
Barium	A	mg/L	0.00009118	0		0	0	0	0.0002682	0.001	1	0%	0	0	0%	
Beryllium	A	mg/L	-2.386E-05	0		0	0	0	0.0001071	0.01	1	0%	0	0	0%	
Boron	A	mg/L	-0.001872	0		0	0	0	0.0203802	0.01467	1	0%	0	0	0%	
Cadmium	A	mg/L	0.00001367	0		0	0	0	1.821E-05	0.005	1	0%	0	0	0%	
Calcium	A	mg/L	0.004623	0		0	0	0	0.0372936	0.1103481	50	0%	0	0	0%	
Cerium	A	mg/L	2.451E-06	0		0	0	0	2.738E-05	0.001	0.1	0%	0	0	0%	
Chromium	A	mg/L	0.00001906	0		0	0	0	0.0015375	0.0015375	1	0%	0	0	0%	
Cobalt	A	mg/L	0.00001836	0		0	0	0	9.541E-05	0.001	1	0%	0	0	0%	
Copper	A	mg/L	0.0003929	0		0	0	0	0.0008747	0.00198	1	0%	0	0	0%	
Iron	A	mg/L	0.0009491	0		0	0	0	0.007424	0.00513	5	0%	0	0	0%	
Lanthanum	A	mg/L	1.981E-06	0		0	0	0	0.000055	0.001	0.1	0%	0	0	0%	
Lead	A	mg/L	0.00003762	0		0	0	0	7.716E-05	0.0005	1	0%	0	0	0%	
Magnesium	A	mg/L	0.00067	0		0	0	0	0.0104254	0.0081522	50	0%	0	0	0%	
Manganese	A	mg/L	0.00003554	0		0	0	0	0.0005399	0.001	1	0%	0	0	0%	
Molybdenum	A	mg/L	0.00005035	0		0	0	0	0.0001763	0.001	0.1	0%	0	0	0%	
Nickel	A	mg/L	0.0001562	0		0	0	0	0.0002288	0.0024200	1	0%	0	0	0%	
Potassium	A	mg/L	0.009837	0		0	0	0	0.0765619	0.0261205	50	0%	0	0	0%	
Selenium	A	mg/L	0.00002579	0		0	0	0	0.0001357	0.001	1	0%	0	0	0%	
Silicon	A	mg/L	0.01546	0		0	0	0	0.0422089	0.0053212	0.4	0%	0	0	0%	
Silver	A	mg/L	2.108E-06	0		0	0	0	4.281E-05	0.001	0.04	0%	0	0	0%	
Sodium	A	mg/L	0.005208	0		0	0	0	0.1019461	0.7330269	50	0%	0	0	0%	
Strontium	A	mg/L	0.00002045	0		0	0	0	0.0002433	0.001	1	0%	0	0	0%	
Thallium	A	mg/L	0.00003955	0		0	0	0	0.0001114	0.001	1	0%	0	0	0%	
Thorium	A	mg/L	0.0001749	0		0	0	0	0.0003796	0.00415	1	0%	0	0	0%	
Tin	A	mg/L	-0.0008129	0		0	0	0	0.0018932	0.0011175	0.1	0%	0	0	0%	
Titanium	A	mg/L	0.0004088	0		0	0	0	0.0005733	0.001	1	0%	0	0	0%	
Uranium	A	mg/L	5.248E-06	0		0	0	0	1.699E-05	0.0003	1	0%	0	0	0%	
Vanadium	A	mg/L	-0.0009174	0		0	0	0	0.0039127	0.0021085	1	0%	0	0	0%	
Zinc	A	mg/L	0.0002014	0		0	0	0	0.0011617	0.0065544	1	0%	0	0	0%	
Silica	C	mg/L	0.03307203	0		0	0	0	0.0902933	0.0113831	5	0%	0	0	0%	
Silicon as SiO2	C	mg/L	0.03307203	0		0	0	0	0.0902933	0.0113831	5	0%	0	0	0%	

Seq No	Lab ID	Test Code	Sample Typ	File ID	Analysis Date	DF	Batch ID	Prep Date	SPKref	RPDref	pmoist
15053889	LCS4-163954	ICPMS-6020-W- LCS4			2/24/2022 4:48:1	1	163954	2/23/2022 9:	0	0	

Analyte	T	Units	RAW	Final	Text	Spike	SPKref	RPDref	MDL	PQL	UQL	%REC	LOW	HIGH	%RPD	Q
Aluminum	A	mg/L	0.4612	0.4612		0.5	0	0	0.0038747	0.0031975	1	92%	80	120	0%	
Antimony	A	mg/L	0.09896	0.09896		0.1	0	0	0.0002799	0.001	0.1	99%	80	120	0%	
Arsenic	A	mg/L	0.09573	0.09573		0.1	0	0	0.0003412	0.001	1	96%	80	120	0%	
Barium	A	mg/L	0.09008	0.09008		0.1	0	0	0.0002682	0.001	1	90%	80	120	0%	
Beryllium	A	mg/L	0.0411	0.0411		0.05	0	0	0.0001071	0.01	1	82%	80	120	0%	
Boron	A	mg/L	0.08794	0.08794		0.1	0	0	0.0203802	0.01467	1	88%	80	120	0%	
Cadmium	A	mg/L	0.04984	0.04984		0.05	0	0	1.821E-05	0.005	1	100%	80	120	0%	
Calcium	A	mg/L	4.693	4.693		5	0	0	0.0372936	0.1103481	50	94%	80	120	0%	
Cerium	A	mg/L	0.1068	0.1068		0.1	0	0	2.738E-05	0.001	0.1	107%	80	120	0%	
Chromium	A	mg/L	0.1007	0.1007		0.1	0	0	0.0015375	0.0015375	1	101%	80	120	0%	
Cobalt	A	mg/L	0.09951	0.09951		0.1	0	0	9.541E-05	0.001	1	100%	80	120	0%	
Copper	A	mg/L	0.1057	0.1057		0.1	0	0	0.0008747	0.00198	1	106%	80	120	0%	
Iron	A	mg/L	0.4978	0.4978		0.5	0	0	0.007424	0.00513	5	100%	80	120	0%	
Lanthanum	A	mg/L	0.1058	0.1058		0.1	0	0	0.000055	0.001	0.1	106%	80	120	0%	
Lead	A	mg/L	0.1007	0.1007		0.1	0	0	7.716E-05	0.001	1	101%	88	115	0%	
Magnesium	A	mg/L	5.176	5.176		5	0	0	0.0104254	0.0081522	50	104%	80	120	0%	
Manganese	A	mg/L	0.5055	0.5055		0.5	0	0	0.0005399	0.001	1	101%	80	120	0%	
Molybdenum	A	mg/L	0.09447	0.09447		0.1	0	0	0.0001763	0.001	0.1	94%	80	120	0%	
Nickel	A	mg/L	0.1063	0.1063		0.1	0	0	0.0002288	0.0024200	1	106%	80	120	0%	
Potassium	A	mg/L	4.824	4.824		5	0	0	0.0765619	0.0261205	50	96%	80	120	0%	
Selenium	A	mg/L	0.09642	0.09642		0.1	0	0	0.0001357	0.001	1	96%	80	120	0%	
Silicon	A	mg/L	0.8375	0.8375		1	0	0	0.0422089	0.0053212	0.4	84%	80	120	0%	
Silver	A	mg/L	0.009473	0.009473		0.01	0	0	4.281E-05	0.001	0.04	95%	80	120	0%	
Sodium	A	mg/L	5.187	5.187		5	0	0	0.1019461	0.7330269	50	104%	80	120	0%	
Strontium	A	mg/L	0.1003	0.1003		0.1	0	0	0.0002433	0.001	1	100%	80	120	0%	
Thallium	A	mg/L	0.1	0.1		0.1	0	0	0.0001114	0.001	1	100%	80	120	0%	
Thorium	A	mg/L	0.09678	0.09678		0.1	0	0	0.0003796	0.00415	1	97%	80	120	0%	
Tin	A	mg/L	0.1013	0.1013		0.1	0	0	0.0018932	0.0011175	0.1	101%	80	120	0%	
Titanium	A	mg/L	0.09214	0.09214		0.1	0	0	0.0005733	0.001	1	92%	80	120	0%	
Uranium	A	mg/L	0.1019	0.1019		0.1	0	0	1.699E-05	0.0003	1	102%	80	120	0%	
Vanadium	A	mg/L	0.09894	0.09894		0.1	0	0	0.0039127	0.0021085	1	99%	80	120	0%	
Zinc	A	mg/L	0.09965	0.09965		0.1	0	0	0.0011617	0.0065544	1	100%	80	120	0%	
Silica	C	mg/L	1.79158	1.79158		0	0	0	0.0902933	0.0113831	5	0%	0	0	0%	
Silicon as SiO2	C	mg/L	1.79158	1.79158		2.14	0	0	0.0902933	0.0113831	5	84%	80	120	0%	

Seq No	Lab ID	Test Code	Sample Typ	File ID	Analysis Date	DF	Batch ID	Prep Date	SPKref	RPDref	pmoist
15053890	Rinse	ICPMS-6020-W-	SAMP		2/24/2022 4:54:2	1	R375174		0	0	

Analyte	T	Units	RAW	Final	Text	Spike	SPKref	RPDref	MDL	PQL	UQL	%REC	LOW	HIGH	%RPD	Q
Aluminum	A	mg/L	0.0004434	0		0	0	0	0.0017836	0.001	1	0%	0	0	0%	
Arsenic	A	mg/L	-0.0000964	0		0	0	0	8.203E-05	0.001	1	0%	0	0	0%	
Barium	A	mg/L	-1.248E-06	0		0	0	0	6.762E-05	0.001	1	0%	0	0	0%	
Cadmium	A	mg/L	0.00001039	0		0	0	0	2.308E-05	0.001	1	0%	0	0	0%	
Cerium	A	mg/L	8.731E-07	0		0	0	0	0.0000222	0.001	0.1	0%	0	0	0%	
Chromium	A	mg/L	-1.102E-05	0		0	0	0	0.0002538	0.001	1	0%	0	0	0%	
Cobalt	A	mg/L	1.411E-06	0		0	0	0	2.141E-05	0.001	1	0%	0	0	0%	
Copper	A	mg/L	0.00001829	0		0	0	0	0.0001748	0.001	1	0%	0	0	0%	
Lead	A	mg/L	7.068E-06	0		0	0	0	3.031E-05	0.001	1	0%	0	0	0%	
Manganese	A	mg/L	6.521E-06	0		0	0	0	7.309E-05	0.001	1	0%	0	0	0%	
Mercury	A	mg/L	1.728E-06	0		0	0	0	3.043E-05	0.001	0.002	0%	0	0	0%	
Molybdenum	A	mg/L	0.00002713	0		0	0	0	8.113E-05	0.001	0.1	0%	0	0	0%	
Nickel	A	mg/L	-3.127E-05	0		0	0	0	0.0001769	0.001	1	0%	0	0	0%	
Selenium	A	mg/L	-7.893E-07	0		0	0	0	7.174E-05	0.001	1	0%	0	0	0%	
Silver	A	mg/L	1.661E-06	0		0	0	0	2.644E-05	0.001	0.04	0%	0	0	0%	
Strontium	A	mg/L	-6.174E-07	0		0	0	0	9.743E-05	0.001	1	0%	0	0	0%	
Thallium	A	mg/L	0.0001106	0.0001106		0	0	0	4.842E-05	0.001	1	0%	0	0	0%	J
Thorium	A	mg/L	0.00008418	0.00008418		0	0	0	3.018E-05	0.001	1	0%	0	0	0%	J
Titanium	A	mg/L	-2.675E-06	0		0	0	0	0.0001004	0.001	1	0%	0	0	0%	
Uranium	A	mg/L	4.733E-06	0		0	0	0	2.468E-05	0.0003	1	0%	0	0	0%	
Calcium	B	mg/L	-0.0005265	0		0	0	0	0.2027235	0.02092	50	0%	0	0	0%	L
Iron	B	mg/L	0.0001841	0		0	0	0	0.0021157	0.00119	5	0%	0	0	0%	
Iron, Ferrous	B	mg/L	0.0001841	0		0	0	0	0.0021157	0.00119	5	0%	0	0	0%	
Magnesium	B	mg/L	0.0006117	0		0	0	0	0.0203306	0.00564	50	0%	0	0	0%	L
Potassium	B	mg/L	0.002791	0		0	0	0	0.0215433	0.08139	50	0%	0	0	0%	L
Sodium	B	mg/L	0.006231	0		0	0	0	0.0451914	0.02171	50	0%	0	0	0%	L
Tin	B	mg/L	-0.001034	0		0	0	0	0.0009928	0.00132	0.1	0%	0	0	0%	
Vanadium	B	mg/L	-0.001183	0		0	0	0	0.0018612	0.0013	1	0%	0	0	0%	
Zinc	B	mg/L	0.0001349	0		0	0	0	0.0010089	0.00273	1	0%	0	0	0%	L

Seq No	Lab ID	Test Code	Sample Typ	File ID	Analysis Date	DF	Batch ID	Prep Date	SPKref	RPDref	pmoist
15053891	B22021435-001	ICPMS-6020-W-	SAMP		2/24/2022 5:00:3	1	R375174		0	0	

Analyte	T	Units	RAW	Final	Text	Spike	SPKref	RPDref	MDL	PQL	UQL	%REC	LOW	HIGH	%RPD	Q

Seq No	Lab ID	Test Code	Sample Typ	File ID	Analysis Date	DF	Batch ID	Prep Date	SPKref	RPDref	pmoist
15053891	B22021435-001	ICPMS-6020-W-	SAMP		2/24/2022 5:00:3	1	R375174		0	0	

Analyte	T	Units	RAW	Final	Text	Spike	SPKref	RPDref	MDL	PQL	UQL	%REC	LOW	HIGH	%RPD	Q
Aluminum	A	mg/L	0.002432	0.002432		0	0	0	0.0017836	0.001	1	0%	0	0	0%	U
Arsenic	A	mg/L	-7.289E-05	0		0	0	0	8.203E-05	0.001	1	0%	0	0	0%	U
Barium	A	mg/L	0.004339	0.004339		0	0	0	6.762E-05	0.001	1	0%	0	0	0%	
Cadmium	A	mg/L	0.00001087	0		0	0	0	2.308E-05	0.001	1	0%	0	0	0%	U
Cerium	A	mg/L	1.601E-06	0		0	0	0	0.0000222	0.001	0.1	0%	0	0	0%	U
Chromium	A	mg/L	0.0007699	0.0007699		0	0	0	0.0002538	0.001	1	0%	0	0	0%	J
Cobalt	A	mg/L	0.00004278	0.00004278		0	0	0	2.141E-05	0.001	1	0%	0	0	0%	J
Copper	A	mg/L	0.0003653	0.0003653		0	0	0	0.0001748	0.001	1	0%	0	0	0%	J
Lead	A	mg/L	0.00001174	0		0	0	0	3.031E-05	0.001	1	0%	0	0	0%	U
Manganese	A	mg/L	0.006501	0.006501		0	0	0	7.309E-05	0.001	1	0%	0	0	0%	
Mercury	A	mg/L	2.082E-06	0		0	0	0	3.043E-05	0.001	0.002	0%	0	0	0%	U
Molybdenum	A	mg/L	0.0002977	0.0002977		0	0	0	8.113E-05	0.001	0.1	0%	0	0	0%	J
Nickel	A	mg/L	0.0006364	0.0006364		0	0	0	0.0001769	0.001	1	0%	0	0	0%	J
Selenium	A	mg/L	0.0002589	0.0002589		0	0	0	7.174E-05	0.001	1	0%	0	0	0%	J
Silver	A	mg/L	2.305E-06	0		0	0	0	2.644E-05	0.001	0.04	0%	0	0	0%	U
Strontium	A	mg/L	0.1657	0.1657		0	0	0	9.743E-05	0.001	1	0%	0	0	0%	
Thallium	A	mg/L	0.00004956	0.00004956		0	0	0	4.842E-05	0.001	1	0%	0	0	0%	J
Thorium	A	mg/L	0.00002041	0		0	0	0	3.018E-05	0.001	1	0%	0	0	0%	U
Titanium	A	mg/L	0.002172	0.002172		0	0	0	0.0001004	0.001	1	0%	0	0	0%	
Uranium	A	mg/L	0.0000123	0		0	0	0	2.468E-05	0.0003	1	0%	0	0	0%	U
Calcium	B	mg/L	16.29	16.29		0	0	0	0.2027235	0.02092	50	0%	0	0	0%	D
Iron	B	mg/L	0.0008303	0		0	0	0	0.0021157	0.00119	5	0%	0	0	0%	U
Iron, Ferrous	B	mg/L	0.0008303	0		0	0	0	0.0021157	0.00119	5	0%	0	0	0%	U
Magnesium	B	mg/L	17.32	17.32		0	0	0	0.0203306	0.00564	50	0%	0	0	0%	D
Potassium	B	mg/L	3.013	3.013		0	0	0	0.0215433	0.08139	50	0%	0	0	0%	D
Sodium	B	mg/L	36.14	36.14		0	0	0	0.0451914	0.02171	50	0%	0	0	0%	D
Tin	B	mg/L	-0.001081	0		0	0	0	0.0009928	0.00132	0.1	0%	0	0	0%	U
Zinc	B	mg/L	0.001243	0.001243		0	0	0	0.0010089	0.00273	1	0%	0	0	0%	JL

Seq No	Lab ID	Test Code	Sample Typ	File ID	Analysis Date	DF	Batch ID	Prep Date	SPKref	RPDref	pmoist
15053892	B22021435-001	ICPMS-6020-W-	SD		2/24/2022 5:06:5	5	R375174		0	2E+07	

Analyte	T	Units	RAW	Final	Text	Spike	SPKref	RPDref	MDL	PQL	UQL	%REC	LOW	HIGH	%RPD	Q

Seq No	Lab ID	Test Code	Sample Typ	File ID	Analysis Date	DF	Batch ID	Prep Date	SPKref	RPDref	pmoist
15053892	B22021435-001	ICPMS-6020-W-	SD		2/24/2022 5:06:5	5	R375174		0	2E+07	

Analyte	T	Units	RAW	Final	Text	Spike	SPKref	RPDref	MDL	PQL	UQL	%REC	LOW	HIGH	%RPD	Q
Aluminum	A	mg/L	0.000968	0		0	0	0.002432	0.0089181	0.0043	1	0%				
Antimony	A	mg/L	0.00008277	0.00041385		0	0	0.0002514	0.0003384	0.0021	0.1	0%				N
Arsenic	A	mg/L	-5.084E-05	0		0	0	0	0.0004102	0.001	1	0%				
Barium	A	mg/L	0.0008851	0.0044255		0	0	0.004339	0.0003381	0.001	1	0%			2%	
Beryllium	A	mg/L	-2.334E-05	0		0	0	0	0.0004258	0.001	1	0%				
Boron	A	mg/L	0.004504	0.02252		0	0	0.03476	0.0197631	0.02805	1	0%				N
Cadmium	A	mg/L	7.375E-06	0		0	0	0	0.0001154	0.001	1	0%				
Calcium	A	mg/L	3.002	15.01		0	0	16.29	1.0136175	0.1046	50	0%			8%	
Cerium	A	mg/L	5.442E-07	0		0	0	0	0.000111	0.001	0.1	0%				
Chromium	A	mg/L	0.0001702	0		0	0	0.0007699	0.001269	0.001	1	0%				
Cobalt	A	mg/L	9.845E-06	0		0	0	4.278E-05	0.0001071	0.001	1	0%				
Copper	A	mg/L	0.0000928	0		0	0	0.0003653	0.0008742	0.00135	1	0%				
Iron	A	mg/L	0.0004224	0		0	0	0	0.0105787	0.00595	5	0%				
Lanthanum	A	mg/L	7.023E-07	0		0	0	0	0.0003403	0.001	0.1	0%				
Lead	A	mg/L	4.222E-06	0		0	0	0	0.0001516	0.001	1	0%				
Magnesium	A	mg/L	3.47	17.35		0	0	17.32	0.1016532	0.0282	50	0%			0%	
Manganese	A	mg/L	0.001305	0.006525		0	0	0.006501	0.0003655	0.001	1	0%			0%	
Mercury	A	mg/L	1.841E-07	0		0	0	0	0.0001522	0.001	0.002	0%				
Molybdenum	A	mg/L	0.00007245	0		0	0	0.0002977	0.0004057	0.001	0.1	0%				
Nickel	A	mg/L	0.00009834	0		0	0	0.0006364	0.0008844	0.00315	1	0%				
Potassium	A	mg/L	0.5617	2.8085		0	0	3.013	0.1077164	0.40695	50	0%			7%	
Selenium	A	mg/L	0.00004566	0		0	0	0.0002589	0.0003587	0.00165	1	0%				
Silicon	A	mg/L	4.321	21.605		0	0	22.93	0.0166685	0.1	0.4	0%			6%	
Silver	A	mg/L	-1.668E-07	0		0	0	0	0.0001322	0.001	0.04	0%				
Sodium	A	mg/L	7.296	36.48		0	0	36.14	0.225957	0.10855	50	0%			1%	
Strontium	A	mg/L	0.03189	0.15945		0	0	0.1657	0.0004872	0.001	1	0%			4%	
Thallium	A	mg/L	0.00001788	0		0	0	4.956E-05	0.0002421	0.001	1	0%				
Thorium	A	mg/L	0.00002202	0		0	0	0	0.0001509	0.00305	1	0%				
Tin	A	mg/L	-0.00104	0		0	0	0	0.0049642	0.0066	0.1	0%				
Titanium	A	mg/L	0.0004186	0.002093		0	0	0.002172	0.000502	0.001	1	0%				N
Uranium	A	mg/L	3.484E-06	0		0	0	0	0.0001234	0.0003	1	0%				
Vanadium	A	mg/L	0.00205	0.01025		0	0	0.006034	0.0093058	0.0065	1	0%				N
Zinc	A	mg/L	0.0002285	0		0	0	0.001243	0.0050446	0.01365	1	0%				
Iron, Ferrous	C	mg/L	0.0004224	0		0	0	0	0.0105787	0.00595	5	0%				

Seq No	Lab ID	Test Code	Sample Typ	File ID	Analysis Date	DF	Batch ID	Prep Date	SPKref	RPDref	pmoist
15053893	B22021435-001	ICPMS-6020-W- MS			2/24/2022 5:13:0	1.03	R375174		2E+07	0	

Analyte	T	Units	RAW	Final	Text	Spike	SPKref	RPDref	MDL	PQL	UQL	%REC	LOW	HIGH	%RPD	Q
Aluminum	A	mg/L	0.04518	0.0465354		0.05	0.002432	0	0.0018371	0.001	1	88%	75	125	0%	
Antimony	A	mg/L	0.04942	0.0509026		0.05	0.0002514	0	6.971E-05	0.001	0.1	101%	75	125	0%	
Arsenic	A	mg/L	0.0497	0.051191		0.05	0	0	8.449E-05	0.001	1	102%	75	125	0%	
Barium	A	mg/L	0.0529	0.054487		0.05	0.004339	0	6.965E-05	0.001	1	100%	75	125	0%	
Beryllium	A	mg/L	0.03915	0.0403245		0.05	0	0	8.771E-05	0.001	1	81%	75	125	0%	
Boron	A	mg/L	0.07354	0.0757462		0.05	0.03476	0	0.0040712	0.0057783	1	82%	75	125	0%	
Cadmium	A	mg/L	0.04879	0.0502537		0.05	0	0	2.377E-05	0.001	1	101%	75	125	0%	
Calcium	A	mg/L	55.75	57.4225		50	16.29	0	0.2088052	0.0215476	50	82%	75	125	0%	E
Cerium	A	mg/L	0.05048	0.0519944		0.05	0	0	2.287E-05	0.001	0.1	104%	75	125	0%	
Chromium	A	mg/L	0.04777	0.0492031		0.05	0.0007699	0	0.0002614	0.001	1	97%	75	125	0%	
Cobalt	A	mg/L	0.04625	0.0476375		0.05	4.278E-05	0	2.205E-05	0.001	1	95%	75	125	0%	
Copper	A	mg/L	0.04789	0.0493267		0.05	0.0003653	0	0.0001801	0.001	1	98%	75	125	0%	
Iron	A	mg/L	4.579	4.71637		5.05	0	0	0.0021792	0.0012257	5	93%	75	125	0%	
Lanthanum	A	mg/L	0.00001932	0		0.05	0	0	7.009E-05	0.001	0.1	0%	75	125	0%	S
Lead	A	mg/L	0.04835	0.0498005		0.05	0	0	3.122E-05	0.001	1	100%	88	115	0%	
Magnesium	A	mg/L	64.18	66.1054		50	17.32	0	0.0209406	0.0058092	50	98%	75	125	0%	E
Manganese	A	mg/L	0.05247	0.0540441		0.05	0.006501	0	7.528E-05	0.001	1	95%	75	125	0%	
Mercury	A	mg/L	0.000988	0.00101764		0.001	0	0	3.134E-05	0.001	0.002	102%	75	125	0%	
Molybdenum	A	mg/L	0.04698	0.0483894		0.05	0.0002977	0	8.356E-05	0.001	0.1	96%	75	125	0%	
Nickel	A	mg/L	0.04878	0.0502434		0.05	0.0006364	0	0.0001822	0.001	1	99%	75	125	0%	
Potassium	A	mg/L	48.84	50.3052		50	3.013	0	0.0221896	0.0838317	50	95%	75	125	0%	
Selenium	A	mg/L	0.05318	0.0547754		0.05	0.0002589	0	7.389E-05	0.001	1	109%	75	125	0%	
Silicon	A	mg/L	21.34	21.9802		0.2	22.93	0	0.0034337	0.1	0.4		75	125	0%	AE
Silver	A	mg/L	0.01872	0.0192816		0.02	0	0	2.723E-05	0.001	0.04	96%	75	125	0%	
Sodium	A	mg/L	82.25	84.7175		50	36.14	0	0.0465471	0.0223613	50	97%	75	125	0%	E
Strontium	A	mg/L	0.2086	0.214858		0.05	0.1657	0	0.0001004	0.001	1	98%	75	125	0%	
Thallium	A	mg/L	0.04897	0.0504391		0.05	4.956E-05	0	4.987E-05	0.001	1	101%	75	125	0%	
Thorium	A	mg/L	0.04762	0.0490486		0.05	0	0	3.109E-05	0.001	1	98%	75	125	0%	
Tin	A	mg/L	0.04784	0.0492752		0.05	0	0	0.0010226	0.0013596	0.1	99%	75	125	0%	
Titanium	A	mg/L	0.05116	0.0526948		0.05	0.002172	0	0.0001034	0.001	1	101%	75	125	0%	
Uranium	A	mg/L	0.04944	0.0509232		0.05	0	0	2.542E-05	0.0003	1	102%	75	125	0%	
Vanadium	A	mg/L	0.05479	0.0564337		0.05	0.006034	0	0.001917	0.001339	1	101%	75	125	0%	
Zinc	A	mg/L	0.05074	0.0522622		0.05	0.001243	0	0.0010392	0.0028119	1	102%	75	125	0%	
Iron, Ferrous	C	mg/L	4.579	4.71637		0	0	0	0.0021792	0.0012257	5	0%	0	0	0%	

Seq No	Lab ID	Test Code	Sample Typ	File ID	Analysis Date	DF	Batch ID	Prep Date	SPKref	RPDref	pmoist				
15053894	B22021435-001	ICPMS-6020-W- MSD			2/24/2022 5:19:2	1.03	R375174		2E+07	2E+07					

Analyte	T	Units	RAW	Final	Text	Spike	SPKref	RPDref	MDL	PQL	UQL	%REC	LOW	HIGH	%RPD	Q
Aluminum	A	mg/L	0.04701	0.0484203		0.05	0.002432	0.0465354	0.0018371	0.001	1	92%	75	125	4%	
Antimony	A	mg/L	0.04987	0.0513661		0.05	0.0002514	0.0509026	6.971E-05	0.001	0.1	102%	75	125	1%	
Arsenic	A	mg/L	0.05014	0.0516442		0.05	0	0.051191	8.449E-05	0.001	1	103%	75	125	1%	
Barium	A	mg/L	0.05187	0.0534261		0.05	0.004339	0.054487	6.965E-05	0.001	1	98%	75	125	2%	
Beryllium	A	mg/L	0.04077	0.0419931		0.05	0	0.0403245	8.771E-05	0.001	1	84%	75	125	4%	
Boron	A	mg/L	0.07721	0.0795263		0.05	0.03476	0.0757462	0.0040712	0.0057783	1	90%	75	125	5%	
Cadmium	A	mg/L	0.04898	0.0504494		0.05	0	0.0502537	2.377E-05	0.001	1	101%	75	125	0%	
Calcium	A	mg/L	59	60.77		50	16.29	57.4225	0.2088052	0.0215476	50	89%	75	125	6%	E
Cerium	A	mg/L	0.05046	0.0519738		0.05	0	0.0519944	2.287E-05	0.001	0.1	104%	75	125	0%	
Chromium	A	mg/L	0.0477	0.049131		0.05	0.0007699	0.0492031	0.0002614	0.001	1	97%	75	125	0%	
Cobalt	A	mg/L	0.04563	0.0469989		0.05	4.278E-05	0.0476375	2.205E-05	0.001	1	94%	75	125	1%	
Copper	A	mg/L	0.04794	0.0493782		0.05	0.0003653	0.0493267	0.0001801	0.001	1	98%	75	125	0%	
Iron	A	mg/L	4.692	4.83276		5.05	0	4.71637	0.0021792	0.0012257	5	96%	75	125	2%	
Lanthanum	A	mg/L	0.00001946	0		0.05	0	0	7.009E-05	0.001	0.1	0%	75	125		S
Lead	A	mg/L	0.04883	0.0502949		0.05	0	0.0498005	3.122E-05	0.001	1	101%	88	115	1%	
Magnesium	A	mg/L	64.44	66.3732		50	17.32	66.1054	0.0209406	0.0058092	50	98%	75	125	0%	E
Manganese	A	mg/L	0.05255	0.0541265		0.05	0.006501	0.0540441	7.528E-05	0.001	1	95%	75	125	0%	
Mercury	A	mg/L	0.001022	0.00105266		0.001	0	0.0010176	3.134E-05	0.001	0.002	105%	75	125	3%	
Molybdenum	A	mg/L	0.04761	0.0490383		0.05	0.0002977	0.0483894	8.356E-05	0.001	0.1	97%	75	125	1%	
Nickel	A	mg/L	0.04874	0.0502022		0.05	0.0006364	0.0502434	0.0001822	0.001	1	99%	75	125	0%	
Potassium	A	mg/L	49.16	50.6348		50	3.013	50.3052	0.0221896	0.0838317	50	95%	75	125	1%	
Selenium	A	mg/L	0.05353	0.0551359		0.05	0.0002589	0.0547754	7.389E-05	0.001	1	110%	75	125	1%	
Silicon	A	mg/L	21.57	22.2171		0.2	22.93	21.9802	0.0034337	0.1	0.4		75	125	1%	AE
Silver	A	mg/L	0.01874	0.0193022		0.02	0	0.0192816	2.723E-05	0.001	0.04	97%	75	125	0%	
Sodium	A	mg/L	82.67	85.1501		50	36.14	84.7175	0.0465471	0.0223613	50	98%	75	125	1%	E
Strontium	A	mg/L	0.2102	0.216506		0.05	0.1657	0.214858	0.0001004	0.001	1	102%	75	125	1%	
Thallium	A	mg/L	0.04912	0.0505936		0.05	4.956E-05	0.0504391	4.987E-05	0.001	1	101%	75	125	0%	
Thorium	A	mg/L	0.04932	0.0507996		0.05	0	0.0490486	3.109E-05	0.001	1	102%	75	125	4%	
Tin	A	mg/L	0.04802	0.0494606		0.05	0	0.0492752	0.0010226	0.0013596	0.1	99%	75	125	0%	
Titanium	A	mg/L	0.05153	0.0530759		0.05	0.002172	0.0526948	0.0001034	0.001	1	102%	75	125	1%	
Uranium	A	mg/L	0.04951	0.0509953		0.05	0	0.0509232	2.542E-05	0.0003	1	102%	75	125	0%	
Vanadium	A	mg/L	0.05448	0.0561144		0.05	0.006034	0.0564337	0.001917	0.001339	1	100%	75	125	1%	
Zinc	A	mg/L	0.05074	0.0522622		0.05	0.001243	0.0522622	0.0010392	0.0028119	1	102%	75	125	0%	
Iron, Ferrous	C	mg/L	4.692	4.83276		0	0	4.71637	0.0021792	0.0012257	5	0%	0	0	2%	

Seq No	Lab ID	Test Code	Sample Typ	File ID	Analysis Date	DF	Batch ID	Prep Date	SPKref	RPDref	pmoist
15053895	Rinse	ICPMS-6020-W-	SAMP		2/24/2022 5:25:3	1	R375174		0	0	

Analyte	T	Units	RAW	Final	Text	Spike	SPKref	RPDref	MDL	PQL	UQL	%REC	LOW	HIGH	%RPD	Q
Aluminum	A	mg/L	0.0004083	0		0	0	0	0.0017836	0.001	1	0%	0	0	0%	
Arsenic	A	mg/L	-1.072E-05	0		0	0	0	8.203E-05	0.001	1	0%	0	0	0%	
Barium	A	mg/L	-1.994E-06	0		0	0	0	6.762E-05	0.001	1	0%	0	0	0%	
Cadmium	A	mg/L	8.241E-06	0		0	0	0	2.308E-05	0.001	1	0%	0	0	0%	
Cerium	A	mg/L	3.543E-07	0		0	0	0	0.0000222	0.001	0.1	0%	0	0	0%	
Chromium	A	mg/L	7.775E-06	0		0	0	0	0.0002538	0.001	1	0%	0	0	0%	
Cobalt	A	mg/L	6.704E-08	0		0	0	0	2.141E-05	0.001	1	0%	0	0	0%	
Copper	A	mg/L	0.00001849	0		0	0	0	0.0001748	0.001	1	0%	0	0	0%	
Lead	A	mg/L	5.053E-06	0		0	0	0	3.031E-05	0.001	1	0%	0	0	0%	
Manganese	A	mg/L	0.00000174	0		0	0	0	7.309E-05	0.001	1	0%	0	0	0%	
Mercury	A	mg/L	0.00000264	0		0	0	0	3.043E-05	0.001	0.002	0%	0	0	0%	
Molybdenum	A	mg/L	0.00006916	0		0	0	0	8.113E-05	0.001	0.1	0%	0	0	0%	
Nickel	A	mg/L	-3.024E-05	0		0	0	0	0.0001769	0.001	1	0%	0	0	0%	
Selenium	A	mg/L	8.855E-06	0		0	0	0	7.174E-05	0.001	1	0%	0	0	0%	
Silver	A	mg/L	8.627E-07	0		0	0	0	2.644E-05	0.001	0.04	0%	0	0	0%	
Strontium	A	mg/L	4.797E-06	0		0	0	0	9.743E-05	0.001	1	0%	0	0	0%	
Thallium	A	mg/L	0.00006114	0.00006114		0	0	0	4.842E-05	0.001	1	0%	0	0	0%	J
Thorium	A	mg/L	0.00007334	0.00007334		0	0	0	3.018E-05	0.001	1	0%	0	0	0%	J
Titanium	A	mg/L	0.00004874	0		0	0	0	0.0001004	0.001	1	0%	0	0	0%	
Uranium	A	mg/L	0.00000547	0		0	0	0	2.468E-05	0.0003	1	0%	0	0	0%	
Calcium	B	mg/L	0.0001741	0		0	0	0	0.2027235	0.02092	50	0%	0	0	0%	L
Iron	B	mg/L	0.000311	0		0	0	0	0.0021157	0.00119	5	0%	0	0	0%	
Iron, Ferrous	B	mg/L	0.000311	0		0	0	0	0.0021157	0.00119	5	0%	0	0	0%	
Magnesium	B	mg/L	0.001711	0		0	0	0	0.0203306	0.00564	50	0%	0	0	0%	L
Potassium	B	mg/L	0.008373	0		0	0	0	0.0215433	0.08139	50	0%	0	0	0%	L
Sodium	B	mg/L	0.01179	0		0	0	0	0.0451914	0.02171	50	0%	0	0	0%	L
Tin	B	mg/L	-0.0009205	0		0	0	0	0.0009928	0.00132	0.1	0%	0	0	0%	
Zinc	B	mg/L	0.00005929	0		0	0	0	0.0010089	0.00273	1	0%	0	0	0%	L

Seq No	Lab ID	Test Code	Sample Typ	File ID	Analysis Date	DF	Batch ID	Prep Date	SPKref	RPDref	pmoist
15053896	B22021435-001	ICPMS-6020-W-	SAMP		2/24/2022 5:31:5	1	163954	2/23/2022 9:	0	0	

Analyte	T	Units	RAW	Final	Text	Spike	SPKref	RPDref	MDL	PQL	UQL	%REC	LOW	HIGH	%RPD	Q

Seq No	Lab ID	Test Code	Sample Typ	File ID	Analysis Date	DF	Batch ID	Prep Date	SPKref	RPDref	pmoist
15053896	B22021435-001	ICPMS-6020-W-	SAMP		2/24/2022 5:31:5	1	163954	2/23/2022 9:	0	0	

Analyte	T	Units	RAW	Final	Text	Spike	SPKref	RPDref	MDL	PQL	UQL	%REC	LOW	HIGH	%RPD	Q
Arsenic	A	mg/L	0.0002552	0		0	0	0	0.0003412	0.001	1	0%	0	0	0%	U
Barium	A	mg/L	0.004553	0.004553		0	0	0	0.0002682	0.001	1	0%	0	0	0%	
Cadmium	A	mg/L	0.00001481	0		0	0	0	1.821E-05	0.005	1	0%	0	0	0%	U
Cerium	A	mg/L	0.00005864	0.00005864		0	0	0	2.738E-05	0.001	0.1	0%	0	0	0%	J
Cobalt	A	mg/L	0.000172	0.000172		0	0	0	9.541E-05	0.001	1	0%	0	0	0%	J
Lanthanum	A	mg/L	0.00002753	0		0	0	0	0.000055	0.001	0.1	0%	0	0	0%	U
Lead	A	mg/L	0.00003854	0		0	0	0	7.716E-05	0.001	1	0%	0	0	0%	U
Manganese	A	mg/L	0.01191	0.01191		0	0	0	0.0005399	0.001	1	0%	0	0	0%	
Molybdenum	A	mg/L	0.0003757	0.0003757		0	0	0	0.0001763	0.001	0.1	0%	0	0	0%	J
Selenium	A	mg/L	0.0002543	0.0002543		0	0	0	0.0001357	0.001	1	0%	0	0	0%	J
Silver	A	mg/L	9.546E-06	0		0	0	0	4.281E-05	0.001	0.04	0%	0	0	0%	U
Strontium	A	mg/L	0.1691	0.1691		0	0	0	0.0002433	0.001	1	0%	0	0	0%	
Thallium	A	mg/L	0.00004574	0		0	0	0	0.0001114	0.001	1	0%	0	0	0%	U
Titanium	A	mg/L	0.006937	0.006937		0	0	0	0.0005733	0.001	1	0%	0	0	0%	
Uranium	A	mg/L	0.00001692	0		0	0	0	1.699E-05	0.0003	1	0%	0	0	0%	U
Aluminum	B	mg/L	0.0815	0.0815		0	0	0	0.0038747	0.0031975	1	0%	0	0	0%	D
Calcium	B	mg/L	15.47	15.47		0	0	0	0.0372936	0.1103481	50	0%	0	0	0%	D
Chromium	B	mg/L	0.001148	0		0	0	0	0.0015375	0.0015375	1	0%	0	0	0%	LU
Copper	B	mg/L	0.0008693	0		0	0	0	0.0008747	0.00198	1	0%	0	0	0%	LU
Iron	B	mg/L	0.07441	0.07441		0	0	0	0.007424	0.00513	5	0%	0	0	0%	D
Magnesium	B	mg/L	17.69	17.69		0	0	0	0.0104254	0.0081522	50	0%	0	0	0%	D
Nickel	B	mg/L	0.000971	0.000971		0	0	0	0.0002288	0.0024200	1	0%	0	0	0%	JL
Potassium	B	mg/L	2.856	2.856		0	0	0	0.0765619	0.0261205	50	0%	0	0	0%	D
Sodium	B	mg/L	37.08	37.08		0	0	0	0.1019461	0.7330269	50	0%	0	0	0%	D
Thorium	B	mg/L	0.0002113	0		0	0	0	0.0003796	0.00415	1	0%	0	0	0%	LU
Tin	B	mg/L	-0.0006525	0		0	0	0	0.0018932	0.0011175	0.1	0%	0	0	0%	U
Vanadium	B	mg/L	0.01118	0.01118		0	0	0	0.0039127	0.0021085	1	0%	0	0	0%	D
Zinc	B	mg/L	0.001439	0.001439		0	0	0	0.0011617	0.0065544	1	0%	0	0	0%	JL

Seq No	Lab ID	Test Code	Sample Typ	File ID	Analysis Date	DF	Batch ID	Prep Date	SPKref	RPDref	pmoist
15053897	B22021435-001	ICPMS-6020-W-	SD		2/24/2022 5:38:0	5	163954	2/23/2022 9:	0	2E+07	

Analyte	T	Units	RAW	Final	Text	Spike	SPKref	RPDref	MDL	PQL	UQL	%REC	LOW	HIGH	%RPD	Q

Seq No	Lab ID	Test Code	Sample Typ	File ID	Analysis Date	DF	Batch ID	Prep Date	SPKref	RPDref	pmoist				
15053897	B22021435-001	ICPMS-6020-W- SD			2/24/2022 5:38:0	5	163954	2/23/2022 9:	0	2E+07					

Analyte	T	Units	RAW	Final	Text	Spike	SPKref	RPDref	MDL	PQL	UQL	%REC	LOW	HIGH	%RPD	Q
Aluminum	A	mg/L	0.01699	0.08495		0	0	0.0815	0.0193736	0.0159875	1	0%	0	0		N
Antimony	A	mg/L	0.0001049	0		0	0	0.0003776	0.0013997	0.0049	0.1	0%	0	0		
Arsenic	A	mg/L	0.0000345	0		0	0	0	0.0017061	0.0013383	1	0%	0	0		
Barium	A	mg/L	0.0009435	0.0047175		0	0	0.004553	0.0013411	0.0012039	1	0%	0	0		N
Beryllium	A	mg/L	-2.698E-05	0		0	0	0	0.0005353	0.01	1	0%	0	0		
Boron	A	mg/L	0.005047	0		0	0	0.03541	0.1019008	0.07335	1	0%	0	0		
Cadmium	A	mg/L	0.00001066	0		0	0	0	9.105E-05	0.005	1	0%	0	0		
Calcium	A	mg/L	3.09	15.45		0	0	15.47	0.1864681	0.5517403	50	0%	0	0	0%	
Cerium	A	mg/L	0.00001174	0		0	0	5.864E-05	0.0001369	0.001	0.1	0%	0	0		
Chromium	A	mg/L	0.0002167	0		0	0	0	0.0076875	0.0076875	1	0%	0	0		
Cobalt	A	mg/L	0.00003233	0		0	0	0.000172	0.0004771	0.001	1	0%	0	0		
Copper	A	mg/L	0.0002231	0		0	0	0	0.0043735	0.0099	1	0%	0	0		
Iron	A	mg/L	0.01485	0.07425		0	0	0.07441	0.0371198	0.02565	5	0%	0	0		N
Lanthanum	A	mg/L	5.141E-06	0		0	0	0	0.000275	0.001	0.1	0%	0	0		
Lead	A	mg/L	0.00001844	0		0	0	0	0.0003858	0.001	1	0%	0	0		
Magnesium	A	mg/L	3.564	17.82		0	0	17.69	0.0521269	0.0407608	50	0%	0	0	1%	
Manganese	A	mg/L	0.002395	0.011975		0	0	0.01191	0.0026994	0.0010695	1	0%	0	0		N
Molybdenum	A	mg/L	0.00007462	0		0	0	0.0003757	0.0008814	0.001	0.1	0%	0	0		
Nickel	A	mg/L	0.00018	0		0	0	0.000971	0.0011441	0.0121000	1	0%	0	0		
Potassium	A	mg/L	0.5714	2.857		0	0	2.856	0.3828097	0.1306027	50	0%	0	0		N
Selenium	A	mg/L	0.00004868	0		0	0	0.0002543	0.0006787	0.0029274	1	0%	0	0		
Silicon	A	mg/L	3.523	17.615		0	0	17.69	0.2110446	0.026606	0.4	0%	0	0	0%	
Silver	A	mg/L	1.162E-06	0		0	0	0	0.0002141	0.001	0.04	0%	0	0		
Sodium	A	mg/L	7.498	37.49		0	0	37.08	0.5097304	3.6651346	50	0%	0	0	1%	
Strontium	A	mg/L	0.03382	0.1691		0	0	0.1691	0.0012164	0.001	1	0%	0	0	0%	
Thallium	A	mg/L	0.00002256	0		0	0	0	0.0005569	0.001	1	0%	0	0		
Thorium	A	mg/L	0.00002618	0		0	0	0	0.0018981	0.02075	1	0%	0	0		
Tin	A	mg/L	-0.0009682	0		0	0	0	0.0094659	0.0055874	0.1	0%	0	0		
Titanium	A	mg/L	0.001341	0.006705		0	0	0.006937	0.0028666	0.001	1	0%	0	0		N
Uranium	A	mg/L	3.603E-06	0		0	0	0	8.495E-05	0.0004224	1	0%	0	0		
Vanadium	A	mg/L	0.003382	0		0	0	0.01118	0.0195637	0.0105423	1	0%	0	0		
Zinc	A	mg/L	0.00304	0.0152		0	0	0.001439	0.0058087	0.0327721	1	0%	0	0		N
Silica	C	mg/L	7.5364016	37.682008		0	0	0	0.4514666	0.0569155	5	0%	0	0		N
Silicon as SiO2	C	mg/L	7.5364016	37.682008		0	0	0	0.4514666	0.0569155	5	0%	0	0		N

Seq No	Lab ID	Test Code	Sample Typ	File ID	Analysis Date	DF	Batch ID	Prep Date	SPKref	RPDref	pmoist
15053898	B22021435-001	ICPMS-6020-W- PDS1			2/24/2022 5:44:2	1.03	163954	2/23/2022 9:	2E+07	0	

Analyte	T	Units	RAW	Final	Text	Spike	SPKref	RPDref	MDL	PQL	UQL	%REC	LOW	HIGH	%RPD	Q
Aluminum	A	mg/L	0.1209	0.124527		0.0515	0.0815	0	0.003991	0.0032934	1	84%	75	125	0%	
Antimony	A	mg/L	0.04774	0.0491722		0.0515	0.0003776	0	0.0002883	0.0010094	0.1	95%	75	125	0%	
Arsenic	A	mg/L	0.04701	0.0484203		0.0515	0	0	0.0003514	0.001	1	94%	75	125	0%	
Barium	A	mg/L	0.05326	0.0548578		0.0515	0.004553	0	0.0002763	0.001	1	98%	75	125	0%	
Beryllium	A	mg/L	0.03703	0.0381409		0.0515	0	0	0.0001103	0.01	1	74%	75	125	0%	S
Boron	A	mg/L	0.07646	0.0787538		0.0515	0.03541	0	0.0209916	0.0151101	1	84%	75	125	0%	
Cadmium	A	mg/L	0.04751	0.0489353		0.0515	0	0	1.876E-05	0.005	1	95%	75	125	0%	
Calcium	A	mg/L	55.82	57.4946		51.5	15.47	0	0.0384124	0.1136585	50	82%	75	125	0%	
Cerium	A	mg/L	0.05193	0.0534879		0.0515	5.864E-05	0	2.820E-05	0.001	0.1	104%	75	125	0%	
Chromium	A	mg/L	0.04871	0.0501713		0.0515	0	0	0.0015836	0.0015836	1	97%	75	125	0%	
Cobalt	A	mg/L	0.04676	0.0481628		0.0515	0.000172	0	9.827E-05	0.001	1	93%	75	125	0%	
Copper	A	mg/L	0.04863	0.0500889		0.0515	0	0	0.0009009	0.0020394	1	97%	75	125	0%	
Iron	A	mg/L	4.703	4.84409		5.15	0.07441	0	0.0076467	0.0052839	5	93%	75	125	0%	
Lanthanum	A	mg/L	0.00004262	0		0.0515	0	0	5.665E-05	0.001	0.1	0%	75	125	0%	S
Lead	A	mg/L	0.0481	0.049543		0.0515	0	0	7.947E-05	0.001	1	96%	80	120	0%	
Magnesium	A	mg/L	64.48	66.4144		51.5	17.69	0	0.0107381	0.0083967	50	95%	75	125	0%	
Manganese	A	mg/L	0.05778	0.0595134		0.0515	0.01191	0	0.0005561	0.001	1	92%	75	125	0%	
Molybdenum	A	mg/L	0.04735	0.0487705		0.0515	0.0003757	0	0.0001816	0.001	0.1	94%	75	125	0%	
Nickel	A	mg/L	0.0497	0.051191		0.0515	0.000971	0	0.0002357	0.0024926	1	98%	75	125	0%	
Potassium	A	mg/L	48.09	49.5327		51.5	2.856	0	0.0788588	0.0269042	50	91%	75	125	0%	
Selenium	A	mg/L	0.04695	0.0483585		0.0515	0.0002543	0	0.0001398	0.001	1	93%	75	125	0%	
Silicon	A	mg/L	18.3	18.849		0.206	17.69	0	0.0434752	0.0054808	0.4		0	0	0%	A
Silver	A	mg/L	0.0186	0.019158		0.0206	0	0	4.409E-05	0.001	0.04	93%	75	125	0%	
Sodium	A	mg/L	83.03	85.5209		51.5	37.08	0	0.1050045	0.7550177	50	94%	75	125	0%	
Strontium	A	mg/L	0.2151	0.221553		0.0515	0.1691	0	0.0002506	0.001	1	102%	75	125	0%	
Thallium	A	mg/L	0.0502	0.051706		0.0515	0	0	0.0001147	0.001	1	100%	75	125	0%	
Thorium	A	mg/L	0.04998	0.0514794		0.0515	0	0	0.000391	0.0042745	1	100%	75	125	0%	
Tin	A	mg/L	0.04895	0.0504185		0.0515	0	0	0.00195	0.001151	0.1	98%	75	125	0%	
Titanium	A	mg/L	0.0571	0.058813		0.0515	0.006937	0	0.0005905	0.001	1	101%	75	125	0%	
Uranium	A	mg/L	0.04959	0.0510777		0.0515	0	0	1.75E-05	0.0003	1	99%	75	125	0%	
Vanadium	A	mg/L	0.05783	0.0595649		0.0515	0.01118	0	0.0040301	0.0021717	1	94%	75	125	0%	
Zinc	A	mg/L	0.04907	0.0505421		0.0515	0.001439	0	0.0011966	0.0067511	1	95%	75	125	0%	
Silica	C	mg/L	39.14736	40.3217808		0	0	0	0.0930021	0.0117246	5	0%	0	0	0%	
Silicon as SiO2	C	mg/L	39.14736	40.3217808		0.0515	0	0	0.0930021	0.0117246	5	78295%	75	125	0%	S

Seq No	Lab ID	Test Code	Sample Typ	File ID	Analysis Date	DF	Batch ID	Prep Date	SPKref	RPDref	pmoist
15053899	B22021435-001	ICPMS-6020-W- MS4			2/24/2022 5:50:3	1	163954	2/23/2022 9:	2E+07	0	

Analyte	T	Units	RAW	Final	Text	Spike	SPKref	RPDref	MDL	PQL	UQL	%REC	LOW	HIGH	%RPD	Q
Aluminum	A	mg/L	0.5443	0.5443		0.5	0.0815	0	0.0038747	0.0031975	1	93%	75	125	0%	
Antimony	A	mg/L	0.1	0.1		0.1	0.0003776	0	0.0002799	0.001	0.1	100%	75	125	0%	
Arsenic	A	mg/L	0.09434	0.09434		0.1	0	0	0.0003412	0.001	1	94%	75	125	0%	
Barium	A	mg/L	0.09848	0.09848		0.1	0.004553	0	0.0002682	0.001	1	94%	75	125	0%	
Beryllium	A	mg/L	0.03803	0.03803		0.05	0	0	0.0001071	0.01	1	76%	75	125	0%	
Boron	A	mg/L	0.1174	0.1174		0.1	0.03541	0	0.0203802	0.01467	1	82%	75	125	0%	
Cadmium	A	mg/L	0.04967	0.04967		0.05	0	0	1.821E-05	0.005	1	99%	75	125	0%	
Calcium	A	mg/L	19.11	19.11		5	15.47	0	0.0372936	0.1103481	50	73%	75	125	0%	S
Cerium	A	mg/L	0.1078	0.1078		0.1	5.864E-05	0	2.738E-05	0.001	0.1	108%	75	125	0%	
Chromium	A	mg/L	0.09962	0.09962		0.1	0	0	0.0015375	0.0015375	1	100%	75	125	0%	
Cobalt	A	mg/L	0.09476	0.09476		0.1	0.000172	0	9.541E-05	0.001	1	95%	75	125	0%	
Copper	A	mg/L	0.102	0.102		0.1	0	0	0.0008747	0.00198	1	102%	75	125	0%	
Iron	A	mg/L	0.5754	0.5754		0.5	0.07441	0	0.007424	0.00513	5	100%	75	125	0%	
Lanthanum	A	mg/L	0.1068	0.1068		0.1	0	0	0.000055	0.001	0.1	107%	75	125	0%	
Lead	A	mg/L	0.09998	0.09998		0.1	0	0	7.716E-05	0.001	1	100%	88	115	0%	
Magnesium	A	mg/L	22.28	22.28		5	17.69	0	0.0104254	0.0081522	50	92%	75	125	0%	
Manganese	A	mg/L	0.5007	0.5007		0.5	0.01191	0	0.0005399	0.001	1	98%	75	125	0%	
Molybdenum	A	mg/L	0.09627	0.09627		0.1	0.0003757	0	0.0001763	0.001	0.1	96%	75	125	0%	
Nickel	A	mg/L	0.1026	0.1026		0.1	0.000971	0	0.0002288	0.0024200	1	102%	75	125	0%	
Potassium	A	mg/L	7.429	7.429		5	2.856	0	0.0765619	0.0261205	50	91%	75	125	0%	
Selenium	A	mg/L	0.09685	0.09685		0.1	0.0002543	0	0.0001357	0.001	1	97%	75	125	0%	
Silicon	A	mg/L	21.3	21.3		1	17.69	0	0.0422089	0.0053212	0.4		75	125	0%	A
Silver	A	mg/L	0.009477	0.009477		0.01	0	0	4.281E-05	0.001	0.04	95%	75	125	0%	
Sodium	A	mg/L	41.34	41.34		5	37.08	0	0.1019461	0.7330269	50		75	125	0%	A
Strontium	A	mg/L	0.2697	0.2697		0.1	0.1691	0	0.0002433	0.001	1	101%	75	125	0%	
Thallium	A	mg/L	0.1024	0.1024		0.1	0	0	0.0001114	0.001	1	102%	75	125	0%	
Thorium	A	mg/L	0.1017	0.1017		0.1	0	0	0.0003796	0.00415	1	102%	75	125	0%	
Tin	A	mg/L	0.1029	0.1029		0.1	0	0	0.0018932	0.0011175	0.1	103%	75	125	0%	
Titanium	A	mg/L	0.09684	0.09684		0.1	0.006937	0	0.0005733	0.001	1	90%	75	125	0%	
Uranium	A	mg/L	0.1017	0.1017		0.1	0	0	1.699E-05	0.0003	1	102%	75	125	0%	
Vanadium	A	mg/L	0.1088	0.1088		0.1	0.01118	0	0.0039127	0.0021085	1	98%	75	125	0%	
Zinc	A	mg/L	0.09905	0.09905		0.1	0.001439	0	0.0011617	0.0065544	1	98%	75	125	0%	
Silica	C	mg/L	45.56496	45.56496		0	0	0	0.0902933	0.0113831	5	0%	0	0	0%	
Silicon as SiO2	C	mg/L	45.56496	45.56496		2.14	0	0	0.0902933	0.0113831	5	2129%	75	125	0%	S

Seq No	Lab ID	Test Code	Sample Typ	File ID	Analysis Date	DF	Batch ID	Prep Date	SPKref	RPDref	pmoist				
15053900	CCV	ICPMS-6020-W-	CCV		2/24/2022 5:56:5	1	R375174		0	0					

Analyte	T	Units	RAW	Final	Text	Spike	SPKref	RPDref	MDL	PQL	UQL	%REC	LOW	HIGH	%RPD	Q
Aluminum	A	mg/L	0.04656	0.04656		0.05	0	0	0.0017836	0.001	1	93%	90	110	0%	
Antimony	A	mg/L	0.05163	0.05163		0.05	0	0	6.768E-05	0.001	0.1	103%	90	110	0%	
Arsenic	A	mg/L	0.04993	0.04993		0.05	0	0	8.203E-05	0.001	1	100%	90	110	0%	
Barium	A	mg/L	0.05075	0.05075		0.05	0	0	6.762E-05	0.001	1	101%	90	110	0%	
Beryllium	A	mg/L	0.04127	0.04127		0.05	0	0	8.516E-05	0.001	1	83%	90	110	0%	S
Boron	A	mg/L	0.04182	0.04182		0.05	0	0	0.0039526	0.00561	1	84%	90	110	0%	S
Cadmium	A	mg/L	0.05204	0.05204		0.05	0	0	2.308E-05	0.001	1	104%	90	110	0%	
Calcium	A	mg/L	11.2	11.2		12.5	0	0	0.2027235	0.02092	50	90%	90	110	0%	
Cerium	A	mg/L	0.05073	0.05073		0.05	0	0	0.0000222	0.001	0.1	101%	90	110	0%	
Chromium	A	mg/L	0.04882	0.04882		0.05	0	0	0.0002538	0.001	1	98%	90	110	0%	
Cobalt	A	mg/L	0.04623	0.04623		0.05	0	0	2.141E-05	0.001	1	92%	90	110	0%	
Copper	A	mg/L	0.05101	0.05101		0.05	0	0	0.0001748	0.001	1	102%	90	110	0%	
Iron	A	mg/L	1.253	1.253		1.3	0	0	0.0021157	0.00119	5	96%	90	110	0%	
Lanthanum	A	mg/L	0.05144	0.05144		0.05	0	0	6.805E-05	0.001	0.1	103%	90	110	0%	
Lead	A	mg/L	0.05007	0.05007		0.05	0	0	3.031E-05	0.001	1	100%	90	110	0%	
Magnesium	A	mg/L	12.33	12.33		12.5	0	0	0.0203306	0.00564	50	99%	90	110	0%	
Manganese	A	mg/L	0.04784	0.04784		0.05	0	0	7.309E-05	0.001	1	96%	90	110	0%	
Mercury	A	mg/L	0.0009665	0.0009665		0.001	0	0	3.043E-05	0.001	0.002	97%	90	110	0%	
Molybdenum	A	mg/L	0.04841	0.04841		0.05	0	0	8.113E-05	0.001	0.1	97%	90	110	0%	
Nickel	A	mg/L	0.05189	0.05189		0.05	0	0	0.0001769	0.001	1	104%	90	110	0%	
Potassium	A	mg/L	11.58	11.58		12.5	0	0	0.0215433	0.08139	50	93%	90	110	0%	
Selenium	A	mg/L	0.05394	0.05394		0.05	0	0	7.174E-05	0.001	1	108%	90	110	0%	
Silicon	A	mg/L	0.2478	0.2478		0.2	0	0	0.0033337	0.1	0.4	124%	90	110	0%	S
Silver	A	mg/L	0.02015	0.02015		0.02	0	0	2.644E-05	0.001	0.04	101%	90	110	0%	
Sodium	A	mg/L	12.39	12.39		12.5	0	0	0.0451914	0.02171	50	99%	90	110	0%	
Strontium	A	mg/L	0.04874	0.04874		0.05	0	0	9.743E-05	0.001	1	97%	90	110	0%	
Thallium	A	mg/L	0.05	0.05		0.05	0	0	4.842E-05	0.001	1	100%	90	110	0%	
Thorium	A	mg/L	0.04869	0.04869		0.05	0	0	3.018E-05	0.001	1	97%	90	110	0%	
Tin	A	mg/L	0.04983	0.04983		0.05	0	0	0.0009928	0.00132	0.1	100%	90	110	0%	
Titanium	A	mg/L	0.04534	0.04534		0.05	0	0	0.0001004	0.001	1	91%	90	110	0%	
Uranium	A	mg/L	0.05002	0.05002		0.05	0	0	2.468E-05	0.0003	1	100%	90	110	0%	
Vanadium	A	mg/L	0.04976	0.04976		0.05	0	0	0.0018612	0.0013	1	100%	90	110	0%	
Zinc	A	mg/L	0.05219	0.05219		0.05	0	0	0.0010089	0.00273	1	104%	90	110	0%	
Iron, Ferrous	C	mg/L	1.253	1.253		0	0	0	0.0021157	0.00119	5	0%	0	0	0%	

Seq No	Lab ID	Test Code	Sample Typ	File ID	Analysis Date	DF	Batch ID	Prep Date	SPKref	RPDref	pmoist			
15053901	CCB	ICPMS-6020-W-	CCB		2/24/2022 6:03:0	1	R375174		0	0				

Analyte	T	Units	RAW	Final	Text	Spike	SPKref	RPDref	MDL	PQL	UQL	%REC	LOW	HIGH	%RPD	Q
Aluminum	A	mg/L	1.836E-06	1.836E-06		0	0	0	0.0017836	0.001	1	0%			0%	
Antimony	A	mg/L	0.0002073	0.0002073		0	0	0	6.768E-05	0.001	0.1	0%			0%	
Arsenic	A	mg/L	-5.732E-06	-5.732E-06		0	0	0	8.203E-05	0.001	1	0%			0%	
Barium	A	mg/L	-1.617E-06	-1.617E-06		0	0	0	6.762E-05	0.001	1	0%			0%	
Beryllium	A	mg/L	-2.661E-05	-2.661E-05		0	0	0	8.516E-05	0.001	1	0%			0%	
Boron	A	mg/L	-0.003027	-0.003027		0	0	0	0.0039526	0.00561	1	0%			0%	
Cadmium	A	mg/L	0.00001018	0.00001018		0	0	0	2.308E-05	0.001	1	0%			0%	
Calcium	A	mg/L	-0.0002194	-0.0002194		0	0	0	0.2027235	0.02092	50	0%			0%	
Cerium	A	mg/L	1.069E-06	1.069E-06		0	0	0	0.0000222	0.001	0.1	0%	0	0	0%	
Chromium	A	mg/L	5.598E-06	5.598E-06		0	0	0	0.0002538	0.001	1	0%			0%	
Cobalt	A	mg/L	1.502E-06	1.502E-06		0	0	0	2.141E-05	0.001	1	0%			0%	
Copper	A	mg/L	0.00003189	0.00003189		0	0	0	0.0001748	0.001	1	0%			0%	
Iron	A	mg/L	0.0001669	0.0001669		0	0	0	0.0021157	0.00119	5	0%			0%	
Lanthanum	A	mg/L	6.584E-07	6.584E-07		0	0	0	6.805E-05	0.001	0.1	0%	0	0	0%	
Lead	A	mg/L	4.903E-06	4.903E-06		0	0	0	3.031E-05	0.001	1	0%			0%	
Magnesium	A	mg/L	0.0004814	0.0004814		0	0	0	0.0203306	0.00564	50	0%			0%	
Manganese	A	mg/L	8.792E-06	8.792E-06		0	0	0	7.309E-05	0.001	1	0%			0%	
Mercury	A	mg/L	1.798E-06	1.798E-06		0	0	0	3.043E-05	0.001	0.002	0%			0%	
Molybdenum	A	mg/L	0.00003307	0.00003307		0	0	0	8.113E-05	0.001	0.1	0%			0%	
Nickel	A	mg/L	-2.902E-05	-2.902E-05		0	0	0	0.0001769	0.001	1	0%			0%	
Potassium	A	mg/L	0.005246	0.005246		0	0	0	0.0215433	0.08139	50	0%			0%	
Selenium	A	mg/L	4.464E-06	4.464E-06		0	0	0	7.174E-05	0.001	1	0%			0%	
Silicon	A	mg/L	0.02797	0.02797		0	0	0	0.0033337	0.1	0.4	0%	0	0	0%	
Silver	A	mg/L	1.761E-07	1.761E-07		0	0	0	2.644E-05	0.001	0.04	0%			0%	
Sodium	A	mg/L	0.01179	0.01179		0	0	0	0.0451914	0.02171	50	0%			0%	
Strontium	A	mg/L	1.307E-07	1.307E-07		0	0	0	9.743E-05	0.001	1	0%	0	0	0%	
Thallium	A	mg/L	0.0001904	0.0001904		0	0	0	4.842E-05	0.001	1	0%	0	0	0%	
Thorium	A	mg/L	0.00008054	0.00008054		0	0	0	3.018E-05	0.001	1	0%	0	0	0%	
Tin	A	mg/L	0.00007908	0.00007908		0	0	0	0.0009928	0.00132	0.1	0%	0	0	0%	
Titanium	A	mg/L	2.317E-06	2.317E-06		0	0	0	0.0001004	0.001	1	0%	0	0	0%	
Uranium	A	mg/L	5.087E-06	5.087E-06		0	0	0	2.468E-05	0.0003	1	0%	0	0	0%	
Vanadium	A	mg/L	0.002583	0.002583		0	0	0	0.0018612	0.0013	1	0%	0	0	0%	
Zinc	A	mg/L	0.00004448	0.00004448		0	0	0	0.0010089	0.00273	1	0%	0	0	0%	
Iron, Ferrous	C	mg/L	0.0001669	0.0001669		0	0	0	0.0021157	0.00119	5	0%	0	0	0%	

Seq No	Lab ID	Test Code	Sample Typ	File ID	Analysis Date	DF	Batch ID	Prep Date	SPKref	RPDref	pmoist				
15053902	B22021435-001	ICPMS-6020-W- MSD4			2/24/2022 6:09:2	1	163954	2/23/2022 9:	2E+07	2E+07					

Analyte	T	Units	RAW	Final	Text	Spike	SPKref	RPDref	MDL	PQL	UQL	%REC	LOW	HIGH	%RPD	Q
Aluminum	A	mg/L	0.5493	0.5493		0.5	0.0815	0.5443	0.0038747	0.0031975	1	94%	75	125	1%	
Antimony	A	mg/L	0.1	0.1		0.1	0.0003776	0.1	0.0002799	0.001	0.1	100%	75	125	0%	
Arsenic	A	mg/L	0.09591	0.09591		0.1	0	0.09434	0.0003412	0.001	1	96%	75	125	2%	
Barium	A	mg/L	0.0974	0.0974		0.1	0.004553	0.09848	0.0002682	0.001	1	93%	75	125	1%	
Beryllium	A	mg/L	0.0382	0.0382		0.05	0	0.03803	0.0001071	0.01	1	76%	75	125	0%	
Boron	A	mg/L	0.118	0.118		0.1	0.03541	0.1174	0.0203802	0.01467	1	83%	75	125	1%	
Cadmium	A	mg/L	0.05014	0.05014		0.05	0	0.04967	1.821E-05	0.005	1	100%	75	125	1%	
Calcium	A	mg/L	19.19	19.19		5	15.47	19.11	0.0372936	0.1103481	50	74%	75	125	0%	S
Cerium	A	mg/L	0.1077	0.1077		0.1	5.864E-05	0.1078	2.738E-05	0.001	0.1	108%	75	125	0%	
Chromium	A	mg/L	0.1006	0.1006		0.1	0	0.09962	0.0015375	0.0015375	1	101%	75	125	1%	
Cobalt	A	mg/L	0.09518	0.09518		0.1	0.000172	0.09476	9.541E-05	0.001	1	95%	75	125	0%	
Copper	A	mg/L	0.103	0.103		0.1	0	0.102	0.0008747	0.00198	1	103%	75	125	1%	
Iron	A	mg/L	0.5782	0.5782		0.5	0.07441	0.5754	0.007424	0.00513	5	101%	75	125	0%	
Lanthanum	A	mg/L	0.1071	0.1071		0.1	0	0.1068	0.000055	0.001	0.1	107%	75	125	0%	
Lead	A	mg/L	0.1018	0.1018		0.1	0	0.09998	7.716E-05	0.001	1	102%	88	115	2%	
Magnesium	A	mg/L	22.59	22.59		5	17.69	22.28	0.0104254	0.0081522	50	98%	75	125	1%	
Manganese	A	mg/L	0.5042	0.5042		0.5	0.01191	0.5007	0.0005399	0.001	1	98%	75	125	1%	
Molybdenum	A	mg/L	0.09573	0.09573		0.1	0.0003757	0.09627	0.0001763	0.001	0.1	95%	75	125	1%	
Nickel	A	mg/L	0.1037	0.1037		0.1	0.000971	0.1026	0.0002288	0.0024200	1	103%	75	125	1%	
Potassium	A	mg/L	7.62	7.62		5	2.856	7.429	0.0765619	0.0261205	50	95%	75	125	3%	
Selenium	A	mg/L	0.09672	0.09672		0.1	0.0002543	0.09685	0.0001357	0.001	1	96%	75	125	0%	
Silicon	A	mg/L	22.13	22.13		1	17.69	21.3	0.0422089	0.0053212	0.4		75	125	4%	A
Silver	A	mg/L	0.00952	0.00952		0.01	0	0.009477	4.281E-05	0.001	0.04	95%	75	125	0%	
Sodium	A	mg/L	41.26	41.26		5	37.08	41.34	0.1019461	0.7330269	50		75	125	0%	A
Strontium	A	mg/L	0.2721	0.2721		0.1	0.1691	0.2697	0.0002433	0.001	1	103%	75	125	1%	
Thallium	A	mg/L	0.1011	0.1011		0.1	0	0.1024	0.0001114	0.001	1	101%	75	125	1%	
Thorium	A	mg/L	0.09953	0.09953		0.1	0	0.1017	0.0003796	0.00415	1	100%	75	125	2%	
Tin	A	mg/L	0.1042	0.1042		0.1	0	0.1029	0.0018932	0.0011175	0.1	104%	75	125	1%	
Titanium	A	mg/L	0.09568	0.09568		0.1	0.006937	0.09684	0.0005733	0.001	1	89%	75	125	1%	
Uranium	A	mg/L	0.1032	0.1032		0.1	0	0.1017	1.699E-05	0.0003	1	103%	75	125	1%	
Vanadium	A	mg/L	0.1106	0.1106		0.1	0.01118	0.1088	0.0039127	0.0021085	1	99%	75	125	2%	
Zinc	A	mg/L	0.1006	0.1006		0.1	0.001439	0.09905	0.0011617	0.0065544	1	99%	75	125	2%	
Silica	C	mg/L	47.340496	47.340496		0	0	45.56496	0.0902933	0.0113831	5	0%	0	0	4%	
Silicon as SiO2	C	mg/L	47.340496	47.340496		2.14	0	45.56496	0.0902933	0.0113831	5	2212%	75	125	4%	S

Seq No	Lab ID	Test Code	Sample Typ	File ID	Analysis Date	DF	Batch ID	Prep Date	SPKref	RPDref	pmoist
15053903	Rinse	ICPMS-6020-W-	SAMP		2/24/2022 6:15:3	1	R375174		0	0	

Analyte	T	Units	RAW	Final	Text	Spike	SPKref	RPDref	MDL	PQL	UQL	%REC	LOW	HIGH	%RPD	Q
Aluminum	A	mg/L	0.0003852	0		0	0	0	0.0017836	0.001	1	0%	0	0	0%	
Arsenic	A	mg/L	-1.512E-05	0		0	0	0	8.203E-05	0.001	1	0%	0	0	0%	
Barium	A	mg/L	-6.79E-07	0		0	0	0	6.762E-05	0.001	1	0%	0	0	0%	
Cadmium	A	mg/L	0.00001192	0		0	0	0	2.308E-05	0.001	1	0%	0	0	0%	
Cerium	A	mg/L	1.021E-06	0		0	0	0	0.0000222	0.001	0.1	0%	0	0	0%	
Chromium	A	mg/L	4.931E-06	0		0	0	0	0.0002538	0.001	1	0%	0	0	0%	
Cobalt	A	mg/L	8.487E-07	0		0	0	0	2.141E-05	0.001	1	0%	0	0	0%	
Copper	A	mg/L	0.00003012	0		0	0	0	0.0001748	0.001	1	0%	0	0	0%	
Lead	A	mg/L	0.00000444	0		0	0	0	3.031E-05	0.001	1	0%	0	0	0%	
Manganese	A	mg/L	0.00001099	0		0	0	0	7.309E-05	0.001	1	0%	0	0	0%	
Mercury	A	mg/L	5.735E-08	0		0	0	0	3.043E-05	0.001	0.002	0%	0	0	0%	
Molybdenum	A	mg/L	0.00002109	0		0	0	0	8.113E-05	0.001	0.1	0%	0	0	0%	
Nickel	A	mg/L	-3.144E-05	0		0	0	0	0.0001769	0.001	1	0%	0	0	0%	
Selenium	A	mg/L	3.908E-06	0		0	0	0	7.174E-05	0.001	1	0%	0	0	0%	
Silver	A	mg/L	2.783E-07	0		0	0	0	2.644E-05	0.001	0.04	0%	0	0	0%	
Strontium	A	mg/L	9.781E-07	0		0	0	0	9.743E-05	0.001	1	0%	0	0	0%	
Thallium	A	mg/L	0.000196	0.000196		0	0	0	4.842E-05	0.001	1	0%	0	0	0%	J
Thorium	A	mg/L	0.00009406	0.00009406		0	0	0	3.018E-05	0.001	1	0%	0	0	0%	J
Titanium	A	mg/L	-5.797E-06	0		0	0	0	0.0001004	0.001	1	0%	0	0	0%	
Uranium	A	mg/L	4.463E-06	0		0	0	0	2.468E-05	0.0003	1	0%	0	0	0%	
Iron	B	mg/L	0.0001206	0		0	0	0	0.0021157	0.00119	5	0%	0	0	0%	
Iron, Ferrous	B	mg/L	0.0001206	0		0	0	0	0.0021157	0.00119	5	0%	0	0	0%	
Magnesium	B	mg/L	0.001236	0		0	0	0	0.0203306	0.00564	50	0%	0	0	0%	L
Potassium	B	mg/L	0.002134	0		0	0	0	0.0215433	0.08139	50	0%	0	0	0%	L
Sodium	B	mg/L	0.01155	0		0	0	0	0.0451914	0.02171	50	0%	0	0	0%	L
Tin	B	mg/L	-0.001031	0		0	0	0	0.0009928	0.00132	0.1	0%	0	0	0%	
Zinc	B	mg/L	0.0001167	0		0	0	0	0.0010089	0.00273	1	0%	0	0	0%	L

Seq No	Lab ID	Test Code	Sample Typ	File ID	Analysis Date	DF	Batch ID	Prep Date	SPKref	RPDref	pmoist
15053904	B22021435-006	ICPMS-6020-W-	SAMP		2/24/2022 6:21:5	1	R375174		0	0	

Analyte	T	Units	RAW	Final	Text	Spike	SPKref	RPDref	MDL	PQL	UQL	%REC	LOW	HIGH	%RPD	Q
Aluminum	A	mg/L	0.002964	0.002964		0	0	0	0.0017836	0.001	1	0%	0	0	0%	U
Arsenic	A	mg/L	0.0005587	0.0005587		0	0	0	8.203E-05	0.001	1	0%	0	0	0%	J
Barium	A	mg/L	0.01189	0.01189		0	0	0	6.762E-05	0.001	1	0%	0	0	0%	

Seq No	Lab ID	Test Code	Sample Typ	File ID	Analysis Date	DF	Batch ID	Prep Date	SPKref	RPDref	pmoist
15053904	B22021435-006	ICPMS-6020-W-	SAMP		2/24/2022 6:21:5	1	R375174		0	0	

Analyte	T	Units	RAW	Final	Text	Spike	SPKref	RPDref	MDL	PQL	UQL	%REC	LOW	HIGH	%RPD	Q
Cadmium	A	mg/L	0.00001234	0		0	0	0	2.308E-05	0.001	1	0%	0	0	0%	U
Cerium	A	mg/L	2.498E-06	0		0	0	0	0.0000222	0.001	0.1	0%	0	0	0%	U
Chromium	A	mg/L	0.0004786	0.0004786		0	0	0	0.0002538	0.001	1	0%	0	0	0%	J
Cobalt	A	mg/L	0.0001587	0.0001587		0	0	0	2.141E-05	0.001	1	0%	0	0	0%	J
Copper	A	mg/L	0.0004046	0.0004046		0	0	0	0.0001748	0.001	1	0%	0	0	0%	J
Lead	A	mg/L	0.00001458	0		0	0	0	3.031E-05	0.001	1	0%	0	0	0%	U
Manganese	A	mg/L	0.002413	0.002413		0	0	0	7.309E-05	0.001	1	0%	0	0	0%	
Mercury	A	mg/L	0.0009344	0.0009344		0	0	0	3.043E-05	0.001	0.002	0%	0	0	0%	J
Molybdenum	A	mg/L	0.001612	0.001612		0	0	0	8.113E-05	0.001	0.1	0%	0	0	0%	
Nickel	A	mg/L	0.0005556	0.0005556		0	0	0	0.0001769	0.001	1	0%	0	0	0%	J
Selenium	A	mg/L	0.000473	0.000473		0	0	0	7.174E-05	0.001	1	0%	0	0	0%	J
Silver	A	mg/L	5.424E-06	0		0	0	0	2.644E-05	0.001	0.04	0%	0	0	0%	U
Strontium	A	mg/L	0.2933	0.2933		0	0	0	9.743E-05	0.001	1	0%	0	0	0%	
Thallium	A	mg/L	0.00008341	0.00008341		0	0	0	4.842E-05	0.001	1	0%	0	0	0%	J
Thorium	A	mg/L	0.00002626	0		0	0	0	3.018E-05	0.001	1	0%	0	0	0%	U
Titanium	A	mg/L	0.002007	0.002007		0	0	0	0.0001004	0.001	1	0%	0	0	0%	
Uranium	A	mg/L	0.00006706	0.00006706		0	0	0	2.468E-05	0.0003	1	0%	0	0	0%	J
Iron	B	mg/L	0.01137	0.01137		0	0	0	0.0021157	0.00119	5	0%	0	0	0%	
Iron, Ferrous	B	mg/L	0.01137	0.01137		0	0	0	0.0021157	0.00119	5	0%	0	0	0%	
Magnesium	B	mg/L	38.74	38.74		0	0	0	0.0203306	0.00564	50	0%	0	0	0%	D
Potassium	B	mg/L	2.711	2.711		0	0	0	0.0215433	0.08139	50	0%	0	0	0%	D
Tin	B	mg/L	-0.001066	0		0	0	0	0.0009928	0.00132	0.1	0%	0	0	0%	U
Zinc	B	mg/L	0.00131	0.00131		0	0	0	0.0010089	0.00273	1	0%	0	0	0%	JL

Seq No	Lab ID	Test Code	Sample Typ	File ID	Analysis Date	DF	Batch ID	Prep Date	SPKref	RPDref	pmoist
15053905	B22021435-006	ICPMS-6020-W-	SAMP		2/24/2022 6:28:0	1	163954	2/23/2022 9:	0	0	

Analyte	T	Units	RAW	Final	Text	Spike	SPKref	RPDref	MDL	PQL	UQL	%REC	LOW	HIGH	%RPD	Q
Arsenic	A	mg/L	0.0009712	0.0009712		0	0	0	0.0003412	0.001	1	0%	0	0	0%	J
Barium	A	mg/L	0.01182	0.01182		0	0	0	0.0002682	0.001	1	0%	0	0	0%	
Cadmium	A	mg/L	0.00001767	0		0	0	0	1.821E-05	0.005	1	0%	0	0	0%	U
Cerium	A	mg/L	0.00005486	0.00005486		0	0	0	2.738E-05	0.001	0.1	0%	0	0	0%	J
Cobalt	A	mg/L	0.0002193	0.0002193		0	0	0	9.541E-05	0.001	1	0%	0	0	0%	J
Lanthanum	A	mg/L	0.00002512	0		0	0	0	0.000055	0.001	0.1	0%	0	0	0%	U
Lead	A	mg/L	0.00006631	0		0	0	0	7.716E-05	0.001	1	0%	0	0	0%	U

Seq No	Lab ID	Test Code	Sample Typ	File ID	Analysis Date	DF	Batch ID	Prep Date	SPKref	RPDref	pmoist
15053905	B22021435-006	ICPMS-6020-W-	SAMP		2/24/2022 6:28:0	1	163954	2/23/2022 9:	0	0	

Analyte	T	Units	RAW	Final	Text	Spike	SPKref	RPDref	MDL	PQL	UQL	%REC	LOW	HIGH	%RPD	Q
Manganese	A	mg/L	0.00298	0.00298		0	0	0	0.0005399	0.001	1	0%	0	0	0%	
Molybdenum	A	mg/L	0.001593	0.001593		0	0	0	0.0001763	0.001	0.1	0%	0	0	0%	
Selenium	A	mg/L	0.0004152	0.0004152		0	0	0	0.0001357	0.001	1	0%	0	0	0%	J
Silver	A	mg/L	0.00002363	0		0	0	0	4.281E-05	0.001	0.04	0%	0	0	0%	U
Strontium	A	mg/L	0.2982	0.2982		0	0	0	0.0002433	0.001	1	0%	0	0	0%	
Thallium	A	mg/L	0.00005948	0		0	0	0	0.0001114	0.001	1	0%	0	0	0%	U
Titanium	A	mg/L	0.004853	0.004853		0	0	0	0.0005733	0.001	1	0%	0	0	0%	
Uranium	A	mg/L	0.00007004	0.00007004		0	0	0	1.699E-05	0.0003	1	0%	0	0	0%	J
Aluminum	B	mg/L	0.03391	0.03391		0	0	0	0.0038747	0.0031975	1	0%	0	0	0%	D
Chromium	B	mg/L	0.001033	0		0	0	0	0.0015375	0.0015375	1	0%	0	0	0%	LU
Copper	B	mg/L	0.0007733	0		0	0	0	0.0008747	0.00198	1	0%	0	0	0%	LU
Iron	B	mg/L	0.1411	0.1411		0	0	0	0.007424	0.00513	5	0%	0	0	0%	D
Magnesium	B	mg/L	38.29	38.29		0	0	0	0.0104254	0.0081522	50	0%	0	0	0%	D
Nickel	B	mg/L	0.0006919	0.0006919		0	0	0	0.0002288	0.0024200	1	0%	0	0	0%	JL
Potassium	B	mg/L	2.644	2.644		0	0	0	0.0765619	0.0261205	50	0%	0	0	0%	D
Thorium	B	mg/L	0.0002066	0		0	0	0	0.0003796	0.00415	1	0%	0	0	0%	LU
Tin	B	mg/L	-0.0007601	0		0	0	0	0.0018932	0.0011175	0.1	0%	0	0	0%	U
Zinc	B	mg/L	0.001596	0.001596		0	0	0	0.0011617	0.0065544	1	0%	0	0	0%	JL

Seq No	Lab ID	Test Code	Sample Typ	File ID	Analysis Date	DF	Batch ID	Prep Date	SPKref	RPDref	pmoist
15053906	B22021435-012	ICPMS-6020-W-	SAMP		2/24/2022 6:34:2	1	R375174		0	0	

Analyte	T	Units	RAW	Final	Text	Spike	SPKref	RPDref	MDL	PQL	UQL	%REC	LOW	HIGH	%RPD	Q
Aluminum	A	mg/L	0.007881	0.007881		0	0	0	0.0017836	0.001	1	0%	0	0	0%	
Arsenic	A	mg/L	-4.757E-05	0		0	0	0	8.203E-05	0.001	1	0%	0	0	0%	U
Barium	A	mg/L	0.00525	0.00525		0	0	0	6.762E-05	0.001	1	0%	0	0	0%	
Cadmium	A	mg/L	7.676E-06	0		0	0	0	2.308E-05	0.001	1	0%	0	0	0%	U
Cerium	A	mg/L	6.161E-06	0		0	0	0	0.0000222	0.001	0.1	0%	0	0	0%	U
Chromium	A	mg/L	0.002345	0.002345		0	0	0	0.0002538	0.001	1	0%	0	0	0%	
Cobalt	A	mg/L	0.00004687	0.00004687		0	0	0	2.141E-05	0.001	1	0%	0	0	0%	J
Copper	A	mg/L	0.001297	0.001297		0	0	0	0.0001748	0.001	1	0%	0	0	0%	
Lead	A	mg/L	0.00003494	0.00003494		0	0	0	3.031E-05	0.001	1	0%	0	0	0%	J
Manganese	A	mg/L	0.0004721	0.0004721		0	0	0	7.309E-05	0.001	1	0%	0	0	0%	J
Mercury	A	mg/L	6.213E-06	0		0	0	0	3.043E-05	0.001	0.002	0%	0	0	0%	U
Molybdenum	A	mg/L	0.000126	0.000126		0	0	0	8.113E-05	0.001	0.1	0%	0	0	0%	J

Seq No	Lab ID	Test Code	Sample Typ	File ID	Analysis Date	DF	Batch ID	Prep Date	SPKref	RPDref	pmoist
15053906	B22021435-012	ICPMS-6020-W-	SAMP		2/24/2022 6:34:2	1	R375174		0	0	

Analyte	T	Units	RAW	Final	Text	Spike	SPKref	RPDref	MDL	PQL	UQL	%REC	LOW	HIGH	%RPD	Q
Nickel	A	mg/L	0.0008352	0.0008352		0	0	0	0.0001769	0.001	1	0%	0	0	0%	J
Selenium	A	mg/L	0.0001481	0.0001481		0	0	0	7.174E-05	0.001	1	0%	0	0	0%	J
Silver	A	mg/L	2.914E-06	0		0	0	0	2.644E-05	0.001	0.04	0%	0	0	0%	U
Strontium	A	mg/L	0.06799	0.06799		0	0	0	9.743E-05	0.001	1	0%	0	0	0%	
Thallium	A	mg/L	0.00004292	0		0	0	0	4.842E-05	0.001	1	0%	0	0	0%	U
Thorium	A	mg/L	8.124E-06	0		0	0	0	3.018E-05	0.001	1	0%	0	0	0%	U
Titanium	A	mg/L	0.002392	0.002392		0	0	0	0.0001004	0.001	1	0%	0	0	0%	
Uranium	A	mg/L	0.00002096	0		0	0	0	2.468E-05	0.0003	1	0%	0	0	0%	U
Iron	B	mg/L	0.009109	0.009109		0	0	0	0.0021157	0.00119	5	0%	0	0	0%	
Iron, Ferrous	B	mg/L	0.009109	0.009109		0	0	0	0.0021157	0.00119	5	0%	0	0	0%	
Magnesium	B	mg/L	9.536	9.536		0	0	0	0.0203306	0.00564	50	0%	0	0	0%	D
Potassium	B	mg/L	5.631	5.631		0	0	0	0.0215433	0.08139	50	0%	0	0	0%	D
Sodium	B	mg/L	35.12	35.12		0	0	0	0.0451914	0.02171	50	0%	0	0	0%	D
Tin	B	mg/L	-0.0006524	0		0	0	0	0.0009928	0.00132	0.1	0%	0	0	0%	U
Zinc	B	mg/L	0.01267	0.01267		0	0	0	0.0010089	0.00273	1	0%	0	0	0%	D

Seq No	Lab ID	Test Code	Sample Typ	File ID	Analysis Date	DF	Batch ID	Prep Date	SPKref	RPDref	pmoist
15053907	B22021435-012	ICPMS-6020-W-	SAMP		2/24/2022 6:40:3	1	163954	2/23/2022 9:	0	0	

Analyte	T	Units	RAW	Final	Text	Spike	SPKref	RPDref	MDL	PQL	UQL	%REC	LOW	HIGH	%RPD	Q
Arsenic	A	mg/L	0.0002246	0		0	0	0	0.0003412	0.001	1	0%	0	0	0%	U
Barium	A	mg/L	0.00576	0.00576		0	0	0	0.0002682	0.001	1	0%	0	0	0%	
Cadmium	A	mg/L	9.571E-06	0		0	0	0	1.821E-05	0.005	1	0%	0	0	0%	U
Cerium	A	mg/L	0.00002109	0		0	0	0	2.738E-05	0.001	0.1	0%	0	0	0%	U
Cobalt	A	mg/L	0.00005941	0		0	0	0	9.541E-05	0.001	1	0%	0	0	0%	U
Lanthanum	A	mg/L	0.00001031	0		0	0	0	0.000055	0.001	0.1	0%	0	0	0%	U
Lead	A	mg/L	0.00004389	0		0	0	0	7.716E-05	0.001	1	0%	0	0	0%	U
Manganese	A	mg/L	0.0004408	0		0	0	0	0.0005399	0.001	1	0%	0	0	0%	U
Molybdenum	A	mg/L	0.0001291	0		0	0	0	0.0001763	0.001	0.1	0%	0	0	0%	U
Selenium	A	mg/L	0.0001415	0.0001415		0	0	0	0.0001357	0.001	1	0%	0	0	0%	J
Silver	A	mg/L	3.812E-06	0		0	0	0	4.281E-05	0.001	0.04	0%	0	0	0%	U
Strontium	A	mg/L	0.0716	0.0716		0	0	0	0.0002433	0.001	1	0%	0	0	0%	
Thallium	A	mg/L	0.00002475	0		0	0	0	0.0001114	0.001	1	0%	0	0	0%	U
Titanium	A	mg/L	0.003126	0.003126		0	0	0	0.0005733	0.001	1	0%	0	0	0%	
Uranium	A	mg/L	0.0000209	0.0000209		0	0	0	1.699E-05	0.0003	1	0%	0	0	0%	J

Seq No	Lab ID	Test Code	Sample Typ	File ID	Analysis Date	DF	Batch ID	Prep Date	SPKref	RPDref	pmoist
15053907	B22021435-012	ICPMS-6020-W-	SAMP		2/24/2022 6:40:3	1	163954	2/23/2022 9:	0	0	

Analyte	T	Units	RAW	Final	Text	Spike	SPKref	RPDref	MDL	PQL	UQL	%REC	LOW	HIGH	%RPD	Q
Aluminum	B	mg/L	0.01653	0.01653		0	0	0	0.0038747	0.0031975	1	0%	0	0	0%	D
Chromium	B	mg/L	0.002534	0.002534		0	0	0	0.0015375	0.0015375	1	0%	0	0	0%	DU
Copper	B	mg/L	0.001031	0.001031		0	0	0	0.0008747	0.00198	1	0%	0	0	0%	JL
Iron	B	mg/L	0.02569	0.02569		0	0	0	0.007424	0.00513	5	0%	0	0	0%	D
Magnesium	B	mg/L	9.545	9.545		0	0	0	0.0104254	0.0081522	50	0%	0	0	0%	D
Nickel	B	mg/L	0.0005641	0.0005641		0	0	0	0.0002288	0.0024200	1	0%	0	0	0%	JL
Potassium	B	mg/L	4.177	4.177		0	0	0	0.0765619	0.0261205	50	0%	0	0	0%	D
Sodium	B	mg/L	33.51	33.51		0	0	0	0.1019461	0.7330269	50	0%	0	0	0%	D
Thorium	B	mg/L	0.0001025	0		0	0	0	0.0003796	0.00415	1	0%	0	0	0%	LU
Tin	B	mg/L	-0.0001709	0		0	0	0	0.0018932	0.0011175	0.1	0%	0	0	0%	U
Zinc	B	mg/L	0.02498	0.02498		0	0	0	0.0011617	0.0065544	1	0%	0	0	0%	D

Seq No	Lab ID	Test Code	Sample Typ	File ID	Analysis Date	DF	Batch ID	Prep Date	SPKref	RPDref	pmoist
15053908	B22021435-017	ICPMS-6020-W-	SAMP		2/24/2022 6:46:5	1	R375174		0	0	

Analyte	T	Units	RAW	Final	Text	Spike	SPKref	RPDref	MDL	PQL	UQL	%REC	LOW	HIGH	%RPD	Q
Aluminum	A	mg/L	0.00415	0.00415		0	0	0	0.0017836	0.001	1	0%	0	0	0%	U
Arsenic	A	mg/L	0.0003528	0.0003528		0	0	0	8.203E-05	0.001	1	0%	0	0	0%	J
Barium	A	mg/L	0.004894	0.004894		0	0	0	6.762E-05	0.001	1	0%	0	0	0%	
Cadmium	A	mg/L	5.239E-06	0		0	0	0	2.308E-05	0.001	1	0%	0	0	0%	U
Cerium	A	mg/L	0.00001986	0		0	0	0	0.0000222	0.001	0.1	0%	0	0	0%	U
Chromium	A	mg/L	0.00002285	0		0	0	0	0.0002538	0.001	1	0%	0	0	0%	U
Cobalt	A	mg/L	0.0003848	0.0003848		0	0	0	2.141E-05	0.001	1	0%	0	0	0%	J
Copper	A	mg/L	0.0005269	0.0005269		0	0	0	0.0001748	0.001	1	0%	0	0	0%	J
Lead	A	mg/L	0.00002309	0		0	0	0	3.031E-05	0.001	1	0%	0	0	0%	U
Manganese	A	mg/L	0.4948	0.4948		0	0	0	7.309E-05	0.001	1	0%	0	0	0%	
Mercury	A	mg/L	0.0003288	0.0003288		0	0	0	3.043E-05	0.001	0.002	0%	0	0	0%	J
Molybdenum	A	mg/L	0.001166	0.001166		0	0	0	8.113E-05	0.001	0.1	0%	0	0	0%	
Nickel	A	mg/L	0.001367	0.001367		0	0	0	0.0001769	0.001	1	0%	0	0	0%	
Selenium	A	mg/L	0.00002507	0		0	0	0	7.174E-05	0.001	1	0%	0	0	0%	U
Silver	A	mg/L	6.697E-06	0		0	0	0	2.644E-05	0.001	0.04	0%	0	0	0%	U
Strontium	A	mg/L	0.07383	0.07383		0	0	0	9.743E-05	0.001	1	0%	0	0	0%	
Thallium	A	mg/L	0.00002463	0		0	0	0	4.842E-05	0.001	1	0%	0	0	0%	U
Thorium	A	mg/L	0.00000632	0		0	0	0	3.018E-05	0.001	1	0%	0	0	0%	U
Titanium	A	mg/L	0.002281	0.002281		0	0	0	0.0001004	0.001	1	0%	0	0	0%	

Seq No	Lab ID	Test Code	Sample Typ	File ID	Analysis Date	DF	Batch ID	Prep Date	SPKref	RPDref	pmoist
15053908	B22021435-017	ICPMS-6020-W-	SAMP		2/24/2022 6:46:5	1	R375174		0	0	

Analyte	T	Units	RAW	Final	Text	Spike	SPKref	RPDref	MDL	PQL	UQL	%REC	LOW	HIGH	%RPD	Q
Uranium	A	mg/L	0.00001658	0		0	0	0	2.468E-05	0.0003	1	0%	0	0	0%	U
Iron	B	mg/L	0.3869	0.3869		0	0	0	0.0021157	0.00119	5	0%	0	0	0%	
Iron, Ferrous	B	mg/L	0.3869	0.3869		0	0	0	0.0021157	0.00119	5	0%	0	0	0%	
Magnesium	B	mg/L	11.39	11.39		0	0	0	0.0203306	0.00564	50	0%	0	0	0%	D
Potassium	B	mg/L	2.134	2.134		0	0	0	0.0215433	0.08139	50	0%	0	0	0%	D
Sodium	B	mg/L	41.79	41.79		0	0	0	0.0451914	0.02171	50	0%	0	0	0%	D
Tin	B	mg/L	-0.001072	0		0	0	0	0.0009928	0.00132	0.1	0%	0	0	0%	U
Vanadium	B	mg/L	-0.0004716	0		0	0	0	0.0018612	0.0013	1	0%	0	0	0%	U
Zinc	B	mg/L	0.001597	0.001597		0	0	0	0.0010089	0.00273	1	0%	0	0	0%	JL

Seq No	Lab ID	Test Code	Sample Typ	File ID	Analysis Date	DF	Batch ID	Prep Date	SPKref	RPDref	pmoist
15053909	B22021435-017	ICPMS-6020-W-	SAMP		2/24/2022 6:53:0	1	163954	2/23/2022 9:	0	0	

Analyte	T	Units	RAW	Final	Text	Spike	SPKref	RPDref	MDL	PQL	UQL	%REC	LOW	HIGH	%RPD	Q
Arsenic	A	mg/L	0.0007168	0.0007168		0	0	0	0.0003412	0.001	1	0%	0	0	0%	J
Barium	A	mg/L	0.00504	0.00504		0	0	0	0.0002682	0.001	1	0%	0	0	0%	
Cadmium	A	mg/L	9.499E-06	0		0	0	0	1.821E-05	0.005	1	0%	0	0	0%	U
Cerium	A	mg/L	0.00008776	0.00008776		0	0	0	2.738E-05	0.001	0.1	0%	0	0	0%	J
Cobalt	A	mg/L	0.0004149	0.0004149		0	0	0	9.541E-05	0.001	1	0%	0	0	0%	J
Lanthanum	A	mg/L	0.00002087	0		0	0	0	0.000055	0.001	0.1	0%	0	0	0%	U
Lead	A	mg/L	0.0003524	0.0003524		0	0	0	7.716E-05	0.001	1	0%	0	0	0%	J
Manganese	A	mg/L	0.4854	0.4854		0	0	0	0.0005399	0.001	1	0%	0	0	0%	
Molybdenum	A	mg/L	0.001812	0.001812		0	0	0	0.0001763	0.001	0.1	0%	0	0	0%	
Selenium	A	mg/L	0.00006218	0		0	0	0	0.0001357	0.001	1	0%	0	0	0%	U
Silver	A	mg/L	0.00006205	0.00006205		0	0	0	4.281E-05	0.001	0.04	0%	0	0	0%	J
Strontium	A	mg/L	0.08133	0.08133		0	0	0	0.0002433	0.001	1	0%	0	0	0%	
Thallium	A	mg/L	0.00001698	0		0	0	0	0.0001114	0.001	1	0%	0	0	0%	U
Titanium	A	mg/L	0.003938	0.003938		0	0	0	0.0005733	0.001	1	0%	0	0	0%	
Uranium	A	mg/L	0.00002416	0.00002416		0	0	0	1.699E-05	0.0003	1	0%	0	0	0%	J
Aluminum	B	mg/L	0.02057	0.02057		0	0	0	0.0038747	0.0031975	1	0%	0	0	0%	D
Chromium	B	mg/L	0.000253	0		0	0	0	0.0015375	0.0015375	1	0%	0	0	0%	LU
Copper	B	mg/L	0.001522	0.001522		0	0	0	0.0008747	0.00198	1	0%	0	0	0%	JL
Iron	B	mg/L	0.4245	0.4245		0	0	0	0.007424	0.00513	5	0%	0	0	0%	D
Magnesium	B	mg/L	12.28	12.28		0	0	0	0.0104254	0.0081522	50	0%	0	0	0%	D
Nickel	B	mg/L	0.001422	0.001422		0	0	0	0.0002288	0.0024200	1	0%	0	0	0%	JL

Seq No	Lab ID	Test Code	Sample Typ	File ID	Analysis Date	DF	Batch ID	Prep Date	SPKref	RPDref	pmoist
15053909	B22021435-017	ICPMS-6020-W-	SAMP		2/24/2022 6:53:0	1	163954	2/23/2022 9:	0	0	

Analyte	T	Units	RAW	Final	Text	Spike	SPKref	RPDref	MDL	PQL	UQL	%REC	LOW	HIGH	%RPD	Q
Potassium	B	mg/L	2.127	2.127		0	0	0	0.0765619	0.0261205	50	0%	0	0	0%	D
Sodium	B	mg/L	43.36	43.36		0	0	0	0.1019461	0.7330269	50	0%	0	0	0%	D
Thorium	B	mg/L	0.00007031	0		0	0	0	0.0003796	0.00415	1	0%	0	0	0%	LU
Tin	B	mg/L	-0.000764	0		0	0	0	0.0018932	0.0011175	0.1	0%	0	0	0%	U
Zinc	B	mg/L	0.002726	0.002726		0	0	0	0.0011617	0.0065544	1	0%	0	0	0%	JL

Seq No	Lab ID	Test Code	Sample Typ	File ID	Analysis Date	DF	Batch ID	Prep Date	SPKref	RPDref	pmoist
15053910	B22021435-022	ICPMS-6020-W-	SAMP		2/24/2022 6:59:2	1	R375174		0	0	

Analyte	T	Units	RAW	Final	Text	Spike	SPKref	RPDref	MDL	PQL	UQL	%REC	LOW	HIGH	%RPD	Q
Aluminum	A	mg/L	0.001169	0		0	0	0	0.0017836	0.001	1	0%	0	0	0%	U
Arsenic	A	mg/L	-0.0001237	0		0	0	0	8.203E-05	0.001	1	0%	0	0	0%	U
Barium	A	mg/L	0.008067	0.008067		0	0	0	6.762E-05	0.001	1	0%	0	0	0%	
Cadmium	A	mg/L	8.376E-06	0		0	0	0	2.308E-05	0.001	1	0%	0	0	0%	U
Cerium	A	mg/L	3.441E-07	0		0	0	0	0.0000222	0.001	0.1	0%	0	0	0%	U
Chromium	A	mg/L	0.001872	0.001872		0	0	0	0.0002538	0.001	1	0%	0	0	0%	
Cobalt	A	mg/L	0.00003197	0.00003197		0	0	0	2.141E-05	0.001	1	0%	0	0	0%	J
Copper	A	mg/L	0.0003733	0.0003733		0	0	0	0.0001748	0.001	1	0%	0	0	0%	J
Lead	A	mg/L	8.698E-06	0		0	0	0	3.031E-05	0.001	1	0%	0	0	0%	U
Manganese	A	mg/L	0.001213	0.001213		0	0	0	7.309E-05	0.001	1	0%	0	0	0%	
Mercury	A	mg/L	4.844E-06	0		0	0	0	3.043E-05	0.001	0.002	0%	0	0	0%	U
Molybdenum	A	mg/L	0.0002996	0.0002996		0	0	0	8.113E-05	0.001	0.1	0%	0	0	0%	J
Nickel	A	mg/L	0.0002144	0.0002144		0	0	0	0.0001769	0.001	1	0%	0	0	0%	J
Selenium	A	mg/L	0.0003918	0.0003918		0	0	0	7.174E-05	0.001	1	0%	0	0	0%	J
Silver	A	mg/L	-6.495E-07	0		0	0	0	2.644E-05	0.001	0.04	0%	0	0	0%	U
Strontium	A	mg/L	0.1528	0.1528		0	0	0	9.743E-05	0.001	1	0%	0	0	0%	
Thallium	A	mg/L	0.0000138	0		0	0	0	4.842E-05	0.001	1	0%	0	0	0%	U
Thorium	A	mg/L	2.648E-06	0		0	0	0	3.018E-05	0.001	1	0%	0	0	0%	U
Titanium	A	mg/L	0.001486	0.001486		0	0	0	0.0001004	0.001	1	0%	0	0	0%	
Uranium	A	mg/L	0.00002881	0.00002881		0	0	0	2.468E-05	0.0003	1	0%	0	0	0%	J
Iron	B	mg/L	0.001915	0		0	0	0	0.0021157	0.00119	5	0%	0	0	0%	U
Iron, Ferrous	B	mg/L	0.001915	0		0	0	0	0.0021157	0.00119	5	0%	0	0	0%	U
Magnesium	B	mg/L	21.59	21.59		0	0	0	0.0203306	0.00564	50	0%	0	0	0%	D
Potassium	B	mg/L	2.752	2.752		0	0	0	0.0215433	0.08139	50	0%	0	0	0%	D
Tin	B	mg/L	-0.001073	0		0	0	0	0.0009928	0.00132	0.1	0%	0	0	0%	U

Seq No	Lab ID	Test Code	Sample Typ	File ID	Analysis Date	DF	Batch ID	Prep Date	SPKref	RPDref	pmoist
15053910	B22021435-022	ICPMS-6020-W-	SAMP		2/24/2022 6:59:2	1	R375174		0	0	

Analyte	T	Units	RAW	Final	Text	Spike	SPKref	RPDref	MDL	PQL	UQL	%REC	LOW	HIGH	%RPD	Q
Zinc	B	mg/L	0.0008808	0		0	0	0	0.0010089	0.00273	1	0%	0	0	0%	LU

Seq No	Lab ID	Test Code	Sample Typ	File ID	Analysis Date	DF	Batch ID	Prep Date	SPKref	RPDref	pmoist
15053911	B22021435-022	ICPMS-6020-W-	SAMP		2/24/2022 7:05:3	1	163954	2/23/2022 9:	0	0	

Analyte	T	Units	RAW	Final	Text	Spike	SPKref	RPDref	MDL	PQL	UQL	%REC	LOW	HIGH	%RPD	Q
Arsenic	A	mg/L	0.0002216	0		0	0	0	0.0003412	0.001	1	0%	0	0	0%	U
Barium	A	mg/L	0.008247	0.008247		0	0	0	0.0002682	0.001	1	0%	0	0	0%	
Cadmium	A	mg/L	0.00001433	0		0	0	0	1.821E-05	0.005	1	0%	0	0	0%	U
Cerium	A	mg/L	5.667E-06	0		0	0	0	2.738E-05	0.001	0.1	0%	0	0	0%	U
Cobalt	A	mg/L	0.00006946	0		0	0	0	9.541E-05	0.001	1	0%	0	0	0%	U
Lanthanum	A	mg/L	5.293E-06	0		0	0	0	0.000055	0.001	0.1	0%	0	0	0%	U
Lead	A	mg/L	0.00004225	0		0	0	0	7.716E-05	0.001	1	0%	0	0	0%	U
Manganese	A	mg/L	0.001417	0.001417		0	0	0	0.0005399	0.001	1	0%	0	0	0%	
Molybdenum	A	mg/L	0.0003491	0.0003491		0	0	0	0.0001763	0.001	0.1	0%	0	0	0%	J
Selenium	A	mg/L	0.0003165	0.0003165		0	0	0	0.0001357	0.001	1	0%	0	0	0%	J
Silver	A	mg/L	-4.513E-07	0		0	0	0	4.281E-05	0.001	0.04	0%	0	0	0%	U
Strontium	A	mg/L	0.1594	0.1594		0	0	0	0.0002433	0.001	1	0%	0	0	0%	
Thallium	A	mg/L	7.699E-06	0		0	0	0	0.0001114	0.001	1	0%	0	0	0%	U
Titanium	A	mg/L	0.001941	0.001941		0	0	0	0.0005733	0.001	1	0%	0	0	0%	
Uranium	A	mg/L	0.00002806	0.00002806		0	0	0	1.699E-05	0.0003	1	0%	0	0	0%	J
Aluminum	B	mg/L	0.005419	0.005419		0	0	0	0.0038747	0.0031975	1	0%	0	0	0%	DU
Chromium	B	mg/L	0.002138	0.002138		0	0	0	0.0015375	0.0015375	1	0%	0	0	0%	DU
Copper	B	mg/L	0.0004886	0		0	0	0	0.0008747	0.00198	1	0%	0	0	0%	LU
Iron	B	mg/L	0.01229	0.01229		0	0	0	0.007424	0.00513	5	0%	0	0	0%	DU
Magnesium	B	mg/L	21.67	21.67		0	0	0	0.0104254	0.0081522	50	0%	0	0	0%	D
Nickel	B	mg/L	0.0002439	0.0002439		0	0	0	0.0002288	0.0024200	1	0%	0	0	0%	JL
Potassium	B	mg/L	2.737	2.737		0	0	0	0.0765619	0.0261205	50	0%	0	0	0%	D
Thorium	B	mg/L	0.00005174	0		0	0	0	0.0003796	0.00415	1	0%	0	0	0%	LU
Tin	B	mg/L	-0.0008279	0		0	0	0	0.0018932	0.0011175	0.1	0%	0	0	0%	U
Zinc	B	mg/L	0.003892	0.003892		0	0	0	0.0011617	0.0065544	1	0%	0	0	0%	JL

Seq No	Lab ID	Test Code	Sample Typ	File ID	Analysis Date	DF	Batch ID	Prep Date	SPKref	RPDref	pmoist
15053912	B22021435-027	ICPMS-6020-W-	SAMP		2/24/2022 7:11:5	1	R375174		0	0	

Analyte	T	Units	RAW	Final	Text	Spike	SPKref	RPDref	MDL	PQL	UQL	%REC	LOW	HIGH	%RPD	Q
Aluminum	A	mg/L	0.001127	0		0	0	0	0.0017836	0.001	1	0%	0	0	0%	U
Arsenic	A	mg/L	-0.0001199	0		0	0	0	8.203E-05	0.001	1	0%	0	0	0%	U
Barium	A	mg/L	0.007429	0.007429		0	0	0	6.762E-05	0.001	1	0%	0	0	0%	
Cadmium	A	mg/L	7.588E-06	0		0	0	0	2.308E-05	0.001	1	0%	0	0	0%	U
Cerium	A	mg/L	7.523E-07	0		0	0	0	0.0000222	0.001	0.1	0%	0	0	0%	U
Chromium	A	mg/L	0.001851	0.001851		0	0	0	0.0002538	0.001	1	0%	0	0	0%	
Cobalt	A	mg/L	0.0000307	0.0000307		0	0	0	2.141E-05	0.001	1	0%	0	0	0%	J
Copper	A	mg/L	0.0001257	0		0	0	0	0.0001748	0.001	1	0%	0	0	0%	U
Lead	A	mg/L	9.681E-06	0		0	0	0	3.031E-05	0.001	1	0%	0	0	0%	U
Manganese	A	mg/L	0.0006348	0.0006348		0	0	0	7.309E-05	0.001	1	0%	0	0	0%	J
Mercury	A	mg/L	2.36E-07	0		0	0	0	3.043E-05	0.001	0.002	0%	0	0	0%	U
Molybdenum	A	mg/L	0.0002807	0.0002807		0	0	0	8.113E-05	0.001	0.1	0%	0	0	0%	J
Nickel	A	mg/L	0.0001299	0		0	0	0	0.0001769	0.001	1	0%	0	0	0%	U
Selenium	A	mg/L	0.0003007	0.0003007		0	0	0	7.174E-05	0.001	1	0%	0	0	0%	J
Silver	A	mg/L	-5.54E-07	0		0	0	0	2.644E-05	0.001	0.04	0%	0	0	0%	U
Strontium	A	mg/L	0.151	0.151		0	0	0	9.743E-05	0.001	1	0%	0	0	0%	
Thallium	A	mg/L	7.165E-06	0		0	0	0	4.842E-05	0.001	1	0%	0	0	0%	U
Thorium	A	mg/L	8.229E-07	0		0	0	0	3.018E-05	0.001	1	0%	0	0	0%	U
Titanium	A	mg/L	0.001472	0.001472		0	0	0	0.0001004	0.001	1	0%	0	0	0%	
Uranium	A	mg/L	0.00002767	0.00002767		0	0	0	2.468E-05	0.0003	1	0%	0	0	0%	J
Iron	B	mg/L	0.001006	0		0	0	0	0.0021157	0.00119	5	0%	0	0	0%	U
Iron, Ferrous	B	mg/L	0.001006	0		0	0	0	0.0021157	0.00119	5	0%	0	0	0%	U
Magnesium	B	mg/L	20.85	20.85		0	0	0	0.0203306	0.00564	50	0%	0	0	0%	D
Potassium	B	mg/L	2.788	2.788		0	0	0	0.0215433	0.08139	50	0%	0	0	0%	D
Sodium	B	mg/L	49.08	49.08		0	0	0	0.0451914	0.02171	50	0%	0	0	0%	D
Tin	B	mg/L	-0.001093	0		0	0	0	0.0009928	0.00132	0.1	0%	0	0	0%	U
Zinc	B	mg/L	0.0002877	0		0	0	0	0.0010089	0.00273	1	0%	0	0	0%	LU

Seq No	Lab ID	Test Code	Sample Typ	File ID	Analysis Date	DF	Batch ID	Prep Date	SPKref	RPDref	pmoist
15053913	CCV	ICPMS-6020-W-	CCV		2/24/2022 7:18:0	1	R375174		0	0	

Analyte	T	Units	RAW	Final	Text	Spike	SPKref	RPDref	MDL	PQL	UQL	%REC	LOW	HIGH	%RPD	Q
Aluminum	A	mg/L	0.04774	0.04774		0.05	0	0	0.0017836	0.001	1	95%	90	110	0%	
Antimony	A	mg/L	0.05046	0.05046		0.05	0	0	6.768E-05	0.001	0.1	101%	90	110	0%	
Arsenic	A	mg/L	0.0496	0.0496		0.05	0	0	8.203E-05	0.001	1	99%	90	110	0%	

Seq No	Lab ID	Test Code	Sample Typ	File ID	Analysis Date	DF	Batch ID	Prep Date	SPKref	RPDref	pmoist				
15053913	CCV	ICPMS-6020-W-	CCV		2/24/2022 7:18:0	1	R375174		0	0					

Analyte	T	Units	RAW	Final	Text	Spike	SPKref	RPDref	MDL	PQL	UQL	%REC	LOW	HIGH	%RPD	Q
Barium	A	mg/L	0.04977	0.04977		0.05	0	0	6.762E-05	0.001	1	100%	90	110	0%	
Beryllium	A	mg/L	0.04144	0.04144		0.05	0	0	8.516E-05	0.001	1	83%	90	110	0%	S
Boron	A	mg/L	0.04136	0.04136		0.05	0	0	0.0039526	0.00561	1	83%	90	110	0%	S
Cadmium	A	mg/L	0.05132	0.05132		0.05	0	0	2.308E-05	0.001	1	103%	90	110	0%	
Calcium	A	mg/L	10.74	10.74		12.5	0	0	0.2027235	0.02092	50	86%	90	110	0%	S
Cerium	A	mg/L	0.05063	0.05063		0.05	0	0	0.0000222	0.001	0.1	101%	90	110	0%	
Chromium	A	mg/L	0.04859	0.04859		0.05	0	0	0.0002538	0.001	1	97%	90	110	0%	
Cobalt	A	mg/L	0.04904	0.04904		0.05	0	0	2.141E-05	0.001	1	98%	90	110	0%	
Copper	A	mg/L	0.05043	0.05043		0.05	0	0	0.0001748	0.001	1	101%	90	110	0%	
Iron	A	mg/L	1.23	1.23		1.3	0	0	0.0021157	0.00119	5	95%	90	110	0%	
Lanthanum	A	mg/L	0.05031	0.05031		0.05	0	0	6.805E-05	0.001	0.1	101%	90	110	0%	
Lead	A	mg/L	0.0502	0.0502		0.05	0	0	3.031E-05	0.001	1	100%	90	110	0%	
Magnesium	A	mg/L	12.48	12.48		12.5	0	0	0.0203306	0.00564	50	100%	90	110	0%	
Manganese	A	mg/L	0.04771	0.04771		0.05	0	0	7.309E-05	0.001	1	95%	90	110	0%	
Mercury	A	mg/L	0.0009838	0.0009838		0.001	0	0	3.043E-05	0.001	0.002	98%	90	110	0%	
Molybdenum	A	mg/L	0.0477	0.0477		0.05	0	0	8.113E-05	0.001	0.1	95%	90	110	0%	
Nickel	A	mg/L	0.05084	0.05084		0.05	0	0	0.0001769	0.001	1	102%	90	110	0%	
Potassium	A	mg/L	11.7	11.7		12.5	0	0	0.0215433	0.08139	50	94%	90	110	0%	
Selenium	A	mg/L	0.05258	0.05258		0.05	0	0	7.174E-05	0.001	1	105%	90	110	0%	
Silicon	A	mg/L	0.1905	0.1905		0.2	0	0	0.0033337	0.1	0.4	95%	90	110	0%	
Silver	A	mg/L	0.01961	0.01961		0.02	0	0	2.644E-05	0.001	0.04	98%	90	110	0%	
Sodium	A	mg/L	12.48	12.48		12.5	0	0	0.0451914	0.02171	50	100%	90	110	0%	
Strontium	A	mg/L	0.04796	0.04796		0.05	0	0	9.743E-05	0.001	1	96%	90	110	0%	
Thallium	A	mg/L	0.05042	0.05042		0.05	0	0	4.842E-05	0.001	1	101%	90	110	0%	
Thorium	A	mg/L	0.04768	0.04768		0.05	0	0	3.018E-05	0.001	1	95%	90	110	0%	
Tin	A	mg/L	0.04899	0.04899		0.05	0	0	0.0009928	0.00132	0.1	98%	90	110	0%	
Titanium	A	mg/L	0.04712	0.04712		0.05	0	0	0.0001004	0.001	1	94%	90	110	0%	
Uranium	A	mg/L	0.05047	0.05047		0.05	0	0	2.468E-05	0.0003	1	101%	90	110	0%	
Vanadium	A	mg/L	0.0506	0.0506		0.05	0	0	0.0018612	0.0013	1	101%	90	110	0%	
Zinc	A	mg/L	0.05119	0.05119		0.05	0	0	0.0010089	0.00273	1	102%	90	110	0%	
Iron, Ferrous	C	mg/L	1.23	1.23		0	0	0	0.0021157	0.00119	5	0%	0	0	0%	

Seq No	Lab ID	Test Code	Sample Typ	File ID	Analysis Date	DF	Batch ID	Prep Date	SPKref	RPDref	pmoist			
15053914	CCB	ICPMS-6020-W-	CCB		2/24/2022 7:24:2	1	R375174		0	0				

Analyte	T	Units	RAW	Final	Text	Spike	SPKref	RPDref	MDL	PQL	UQL	%REC	LOW	HIGH	%RPD	Q
Aluminum	A	mg/L	-2.978E-05	-2.978E-05		0	0	0	0.0017836	0.001	1	0%			0%	
Antimony	A	mg/L	0.0001438	0.0001438		0	0	0	6.768E-05	0.001	0.1	0%			0%	
Arsenic	A	mg/L	0.00003406	0.00003406		0	0	0	8.203E-05	0.001	1	0%			0%	
Barium	A	mg/L	-2.719E-06	-2.719E-06		0	0	0	6.762E-05	0.001	1	0%			0%	
Beryllium	A	mg/L	-0.0000277	-0.0000277		0	0	0	8.516E-05	0.001	1	0%			0%	
Boron	A	mg/L	-0.003573	-0.003573		0	0	0	0.0039526	0.00561	1	0%			0%	
Cadmium	A	mg/L	4.515E-06	4.515E-06		0	0	0	2.308E-05	0.001	1	0%			0%	
Calcium	A	mg/L	-0.0002947	-0.0002947		0	0	0	0.2027235	0.02092	50	0%			0%	
Cerium	A	mg/L	5.166E-07	5.166E-07		0	0	0	0.0000222	0.001	0.1	0%	0	0	0%	
Chromium	A	mg/L	9.914E-06	9.914E-06		0	0	0	0.0002538	0.001	1	0%			0%	
Cobalt	A	mg/L	-2.466E-07	-2.466E-07		0	0	0	2.141E-05	0.001	1	0%			0%	
Copper	A	mg/L	0.00003405	0.00003405		0	0	0	0.0001748	0.001	1	0%			0%	
Iron	A	mg/L	0.0001392	0.0001392		0	0	0	0.0021157	0.00119	5	0%			0%	
Lanthanum	A	mg/L	1.167E-06	1.167E-06		0	0	0	6.805E-05	0.001	0.1	0%	0	0	0%	
Lead	A	mg/L	-1.081E-06	-1.081E-06		0	0	0	3.031E-05	0.001	1	0%			0%	
Magnesium	A	mg/L	0.0003821	0.0003821		0	0	0	0.0203306	0.00564	50	0%			0%	
Manganese	A	mg/L	0.00001017	0.00001017		0	0	0	7.309E-05	0.001	1	0%			0%	
Mercury	A	mg/L	3.428E-06	3.428E-06		0	0	0	3.043E-05	0.001	0.002	0%			0%	
Molybdenum	A	mg/L	0.00002641	0.00002641		0	0	0	8.113E-05	0.001	0.1	0%			0%	
Nickel	A	mg/L	-2.941E-05	-2.941E-05		0	0	0	0.0001769	0.001	1	0%			0%	
Potassium	A	mg/L	0.009116	0.009116		0	0	0	0.0215433	0.08139	50	0%			0%	
Selenium	A	mg/L	-5.512E-07	-5.512E-07		0	0	0	7.174E-05	0.001	1	0%			0%	
Silicon	A	mg/L	0.008115	0.008115		0	0	0	0.0033337	0.1	0.4	0%	0	0	0%	
Silver	A	mg/L	-5.757E-07	-5.757E-07		0	0	0	2.644E-05	0.001	0.04	0%			0%	
Sodium	A	mg/L	0.01842	0.01842		0	0	0	0.0451914	0.02171	50	0%			0%	
Strontium	A	mg/L	-4.967E-06	-4.967E-06		0	0	0	9.743E-05	0.001	1	0%	0	0	0%	
Thallium	A	mg/L	0.0001613	0.0001613		0	0	0	4.842E-05	0.001	1	0%	0	0	0%	
Thorium	A	mg/L	0.00005547	0.00005547		0	0	0	3.018E-05	0.001	1	0%	0	0	0%	
Tin	A	mg/L	0.0001021	0.0001021		0	0	0	0.0009928	0.00132	0.1	0%	0	0	0%	
Titanium	A	mg/L	0.00002427	0.00002427		0	0	0	0.0001004	0.001	1	0%	0	0	0%	
Uranium	A	mg/L	3.517E-06	3.517E-06		0	0	0	2.468E-05	0.0003	1	0%	0	0	0%	
Vanadium	A	mg/L	0.004122	0.004122		0	0	0	0.0018612	0.0013	1	0%	0	0	0%	
Zinc	A	mg/L	-1.566E-05	-1.566E-05		0	0	0	0.0010089	0.00273	1	0%	0	0	0%	
Iron, Ferrous	C	mg/L	0.0001392	0.0001392		0	0	0	0.0021157	0.00119	5	0%	0	0	0%	

Seq No	Lab ID	Test Code	Sample Typ	File ID	Analysis Date	DF	Batch ID	Prep Date	SPKref	RPDref	pmoist
15053915	B22021435-027	ICPMS-6020-W-	SAMP		2/24/2022 7:30:3	1	163954	2/23/2022 9:	0	0	

Analyte	T	Units	RAW	Final	Text	Spike	SPKref	RPDref	MDL	PQL	UQL	%REC	LOW	HIGH	%RPD	Q
Arsenic	A	mg/L	0.0002249	0		0	0	0	0.0003412	0.001	1	0%	0	0	0%	U
Barium	A	mg/L	0.007342	0.007342		0	0	0	0.0002682	0.001	1	0%	0	0	0%	
Cadmium	A	mg/L	0.00001172	0		0	0	0	1.821E-05	0.005	1	0%	0	0	0%	U
Cerium	A	mg/L	2.048E-06	0		0	0	0	2.738E-05	0.001	0.1	0%	0	0	0%	U
Cobalt	A	mg/L	0.00006242	0		0	0	0	9.541E-05	0.001	1	0%	0	0	0%	U
Lanthanum	A	mg/L	1.349E-06	0		0	0	0	0.000055	0.001	0.1	0%	0	0	0%	U
Lead	A	mg/L	0.00001743	0		0	0	0	7.716E-05	0.001	1	0%	0	0	0%	U
Manganese	A	mg/L	0.0008532	0.0008532		0	0	0	0.0005399	0.001	1	0%	0	0	0%	J
Molybdenum	A	mg/L	0.0003713	0.0003713		0	0	0	0.0001763	0.001	0.1	0%	0	0	0%	J
Selenium	A	mg/L	0.0003074	0.0003074		0	0	0	0.0001357	0.001	1	0%	0	0	0%	J
Silver	A	mg/L	-3.796E-07	0		0	0	0	4.281E-05	0.001	0.04	0%	0	0	0%	U
Strontium	A	mg/L	0.1558	0.1558		0	0	0	0.0002433	0.001	1	0%	0	0	0%	
Thallium	A	mg/L	0.00007605	0		0	0	0	0.0001114	0.001	1	0%	0	0	0%	U
Titanium	A	mg/L	0.001889	0.001889		0	0	0	0.0005733	0.001	1	0%	0	0	0%	
Uranium	A	mg/L	0.00003073	0.00003073		0	0	0	1.699E-05	0.0003	1	0%	0	0	0%	J
Aluminum	B	mg/L	0.00226	0		0	0	0	0.0038747	0.0031975	1	0%	0	0	0%	LU
Chromium	B	mg/L	0.002238	0.002238		0	0	0	0.0015375	0.0015375	1	0%	0	0	0%	DU
Copper	B	mg/L	0.0004148	0		0	0	0	0.0008747	0.00198	1	0%	0	0	0%	LU
Iron	B	mg/L	0.002062	0		0	0	0	0.007424	0.00513	5	0%	0	0	0%	LU
Magnesium	B	mg/L	21.01	21.01		0	0	0	0.0104254	0.0081522	50	0%	0	0	0%	D
Nickel	B	mg/L	0.000297	0.000297		0	0	0	0.0002288	0.0024200	1	0%	0	0	0%	JL
Potassium	B	mg/L	2.717	2.717		0	0	0	0.0765619	0.0261205	50	0%	0	0	0%	D
Sodium	B	mg/L	49.54	49.54		0	0	0	0.1019461	0.7330269	50	0%	0	0	0%	D
Thorium	B	mg/L	0.000142	0		0	0	0	0.0003796	0.00415	1	0%	0	0	0%	LU
Tin	B	mg/L	-0.0007836	0		0	0	0	0.0018932	0.0011175	0.1	0%	0	0	0%	U
Zinc	B	mg/L	0.0003139	0		0	0	0	0.0011617	0.0065544	1	0%	0	0	0%	LU

Seq No	Lab ID	Test Code	Sample Typ	File ID	Analysis Date	DF	Batch ID	Prep Date	SPKref	RPDref	pmoist
15053916	B22021435-032	ICPMS-6020-W-	SAMP		2/24/2022 7:36:5	1	R375174		0	0	

Analyte	T	Units	RAW	Final	Text	Spike	SPKref	RPDref	MDL	PQL	UQL	%REC	LOW	HIGH	%RPD	Q
Aluminum	A	mg/L	0.004871	0.004871		0	0	0	0.0017836	0.001	1	0%	0	0	0%	U
Arsenic	A	mg/L	-3.273E-05	0		0	0	0	8.203E-05	0.001	1	0%	0	0	0%	U
Barium	A	mg/L	0.02096	0.02096		0	0	0	6.762E-05	0.001	1	0%	0	0	0%	
Cadmium	A	mg/L	0.00001973	0		0	0	0	2.308E-05	0.001	1	0%	0	0	0%	U

Seq No	Lab ID	Test Code	Sample Typ	File ID	Analysis Date	DF	Batch ID	Prep Date	SPKref	RPDref	pmoist
15053916	B22021435-032	ICPMS-6020-W-	SAMP		2/24/2022 7:36:5	1	R375174		0	0	

Analyte	T	Units	RAW	Final	Text	Spike	SPKref	RPDref	MDL	PQL	UQL	%REC	LOW	HIGH	%RPD	Q
Cerium	A	mg/L	3.969E-06	0		0	0	0	0.0000222	0.001	0.1	0%	0	0	0%	U
Chromium	A	mg/L	0.001605	0.001605		0	0	0	0.0002538	0.001	1	0%	0	0	0%	
Cobalt	A	mg/L	0.00009329	0.00009329		0	0	0	2.141E-05	0.001	1	0%	0	0	0%	J
Copper	A	mg/L	0.000735	0.000735		0	0	0	0.0001748	0.001	1	0%	0	0	0%	J
Lead	A	mg/L	0.00006166	0.00006166		0	0	0	3.031E-05	0.001	1	0%	0	0	0%	J
Manganese	A	mg/L	0.01968	0.01968		0	0	0	7.309E-05	0.001	1	0%	0	0	0%	
Mercury	A	mg/L	4.243E-06	0		0	0	0	3.043E-05	0.001	0.002	0%	0	0	0%	U
Molybdenum	A	mg/L	0.0003204	0.0003204		0	0	0	8.113E-05	0.001	0.1	0%	0	0	0%	J
Selenium	A	mg/L	0.0004316	0.0004316		0	0	0	7.174E-05	0.001	1	0%	0	0	0%	J
Silver	A	mg/L	-2.191E-07	0		0	0	0	2.644E-05	0.001	0.04	0%	0	0	0%	U
Strontium	A	mg/L	0.1863	0.1863		0	0	0	9.743E-05	0.001	1	0%	0	0	0%	
Thallium	A	mg/L	0.00004576	0		0	0	0	4.842E-05	0.001	1	0%	0	0	0%	U
Thorium	A	mg/L	8.752E-06	0		0	0	0	3.018E-05	0.001	1	0%	0	0	0%	U
Titanium	A	mg/L	0.001579	0.001579		0	0	0	0.0001004	0.001	1	0%	0	0	0%	
Uranium	A	mg/L	0.00002625	0.00002625		0	0	0	2.468E-05	0.0003	1	0%	0	0	0%	J
Iron	B	mg/L	0.007911	0.007911		0	0	0	0.0021157	0.00119	5	0%	0	0	0%	
Iron, Ferrous	B	mg/L	0.007911	0.007911		0	0	0	0.0021157	0.00119	5	0%	0	0	0%	
Magnesium	B	mg/L	24.12	24.12		0	0	0	0.0203306	0.00564	50	0%	0	0	0%	D
Potassium	B	mg/L	2.845	2.845		0	0	0	0.0215433	0.08139	50	0%	0	0	0%	D
Tin	B	mg/L	-0.001082	0		0	0	0	0.0009928	0.00132	0.1	0%	0	0	0%	U
Zinc	B	mg/L	0.004233	0.004233		0	0	0	0.0010089	0.00273	1	0%	0	0	0%	D

Seq No	Lab ID	Test Code	Sample Typ	File ID	Analysis Date	DF	Batch ID	Prep Date	SPKref	RPDref	pmoist
15053917	B22021435-032	ICPMS-6020-W-	SAMP		2/24/2022 7:43:0	1	163954	2/23/2022 9:	0	0	

Analyte	T	Units	RAW	Final	Text	Spike	SPKref	RPDref	MDL	PQL	UQL	%REC	LOW	HIGH	%RPD	Q
Arsenic	A	mg/L	0.0003178	0		0	0	0	0.0003412	0.001	1	0%	0	0	0%	U
Barium	A	mg/L	0.02175	0.02175		0	0	0	0.0002682	0.001	1	0%	0	0	0%	
Cadmium	A	mg/L	0.00002744	0.00002744		0	0	0	1.821E-05	0.005	1	0%	0	0	0%	J
Cerium	A	mg/L	0.0000188	0		0	0	0	2.738E-05	0.001	0.1	0%	0	0	0%	U
Cobalt	A	mg/L	0.0001406	0.0001406		0	0	0	9.541E-05	0.001	1	0%	0	0	0%	J
Lanthanum	A	mg/L	9.464E-06	0		0	0	0	0.000055	0.001	0.1	0%	0	0	0%	U
Lead	A	mg/L	0.000365	0.000365		0	0	0	7.716E-05	0.001	1	0%	0	0	0%	J
Manganese	A	mg/L	0.02096	0.02096		0	0	0	0.0005399	0.001	1	0%	0	0	0%	
Molybdenum	A	mg/L	0.0004568	0.0004568		0	0	0	0.0001763	0.001	0.1	0%	0	0	0%	J

Seq No	Lab ID	Test Code	Sample Typ	File ID	Analysis Date	DF	Batch ID	Prep Date	SPKref	RPDref	pmoist
15053917	B22021435-032	ICPMS-6020-W-	SAMP		2/24/2022 7:43:0	1	163954	2/23/2022 9:	0	0	

Analyte	T	Units	RAW	Final	Text	Spike	SPKref	RPDref	MDL	PQL	UQL	%REC	LOW	HIGH	%RPD	Q
Selenium	A	mg/L	0.0004044	0.0004044		0	0	0	0.0001357	0.001	1	0%	0	0	0%	J
Silver	A	mg/L	1.622E-06	0		0	0	0	4.281E-05	0.001	0.04	0%	0	0	0%	U
Strontium	A	mg/L	0.1891	0.1891		0	0	0	0.0002433	0.001	1	0%	0	0	0%	
Thallium	A	mg/L	0.00002157	0		0	0	0	0.0001114	0.001	1	0%	0	0	0%	U
Titanium	A	mg/L	0.002284	0.002284		0	0	0	0.0005733	0.001	1	0%	0	0	0%	
Uranium	A	mg/L	0.00002796	0.00002796		0	0	0	1.699E-05	0.0003	1	0%	0	0	0%	J
Aluminum	B	mg/L	0.01215	0.01215		0	0	0	0.0038747	0.0031975	1	0%	0	0	0%	D
Chromium	B	mg/L	0.001837	0.001837		0	0	0	0.0015375	0.0015375	1	0%	0	0	0%	DU
Copper	B	mg/L	0.001405	0.001405		0	0	0	0.0008747	0.00198	1	0%	0	0	0%	JL
Iron	B	mg/L	0.03683	0.03683		0	0	0	0.007424	0.00513	5	0%	0	0	0%	D
Magnesium	B	mg/L	24.05	24.05		0	0	0	0.0104254	0.0081522	50	0%	0	0	0%	D
Potassium	B	mg/L	2.779	2.779		0	0	0	0.0765619	0.0261205	50	0%	0	0	0%	D
Thorium	B	mg/L	0.00006899	0		0	0	0	0.0003796	0.00415	1	0%	0	0	0%	LU
Tin	B	mg/L	-0.0008191	0		0	0	0	0.0018932	0.0011175	0.1	0%	0	0	0%	U
Zinc	B	mg/L	0.007992	0.007992		0	0	0	0.0011617	0.0065544	1	0%	0	0	0%	D

Seq No	Lab ID	Test Code	Sample Typ	File ID	Analysis Date	DF	Batch ID	Prep Date	SPKref	RPDref	pmoist
15053918	CCV	ICPMS-6020-W-	CCV		2/24/2022 7:49:2	1	R375174		0	0	

Analyte	T	Units	RAW	Final	Text	Spike	SPKref	RPDref	MDL	PQL	UQL	%REC	LOW	HIGH	%RPD	Q
Aluminum	A	mg/L	0.04629	0.04629		0.05	0	0	0.0017836	0.001	1	93%	90	110	0%	
Antimony	A	mg/L	0.05008	0.05008		0.05	0	0	6.768E-05	0.001	0.1	100%	90	110	0%	
Arsenic	A	mg/L	0.05005	0.05005		0.05	0	0	8.203E-05	0.001	1	100%	90	110	0%	
Barium	A	mg/L	0.05004	0.05004		0.05	0	0	6.762E-05	0.001	1	100%	90	110	0%	
Beryllium	A	mg/L	0.04027	0.04027		0.05	0	0	8.516E-05	0.001	1	81%	90	110	0%	S
Boron	A	mg/L	0.03989	0.03989		0.05	0	0	0.0039526	0.00561	1	80%	90	110	0%	S
Cadmium	A	mg/L	0.05063	0.05063		0.05	0	0	2.308E-05	0.001	1	101%	90	110	0%	
Calcium	A	mg/L	10.8	10.8		12.5	0	0	0.2027235	0.02092	50	86%	90	110	0%	S
Cerium	A	mg/L	0.05093	0.05093		0.05	0	0	0.0000222	0.001	0.1	102%	90	110	0%	
Chromium	A	mg/L	0.04821	0.04821		0.05	0	0	0.0002538	0.001	1	96%	90	110	0%	
Cobalt	A	mg/L	0.04844	0.04844		0.05	0	0	2.141E-05	0.001	1	97%	90	110	0%	
Copper	A	mg/L	0.05063	0.05063		0.05	0	0	0.0001748	0.001	1	101%	90	110	0%	
Iron	A	mg/L	1.215	1.215		1.3	0	0	0.0021157	0.00119	5	93%	90	110	0%	
Lanthanum	A	mg/L	0.05073	0.05073		0.05	0	0	6.805E-05	0.001	0.1	101%	90	110	0%	
Lead	A	mg/L	0.05019	0.05019		0.05	0	0	3.031E-05	0.001	1	100%	90	110	0%	

Seq No	Lab ID	Test Code	Sample Typ	File ID	Analysis Date	DF	Batch ID	Prep Date	SPKref	RPDref	pmoist
15053918	CCV	ICPMS-6020-W-	CCV		2/24/2022 7:49:2	1	R375174		0	0	

Analyte	T	Units	RAW	Final	Text	Spike	SPKref	RPDref	MDL	PQL	UQL	%REC	LOW	HIGH	%RPD	Q
Magnesium	A	mg/L	12.37	12.37		12.5	0	0	0.0203306	0.00564	50	99%	90	110	0%	
Manganese	A	mg/L	0.04777	0.04777		0.05	0	0	7.309E-05	0.001	1	96%	90	110	0%	
Mercury	A	mg/L	0.000987	0.000987		0.001	0	0	3.043E-05	0.001	0.002	99%	90	110	0%	
Molybdenum	A	mg/L	0.04714	0.04714		0.05	0	0	8.113E-05	0.001	0.1	94%	90	110	0%	
Nickel	A	mg/L	0.05096	0.05096		0.05	0	0	0.0001769	0.001	1	102%	90	110	0%	
Potassium	A	mg/L	11.63	11.63		12.5	0	0	0.0215433	0.08139	50	93%	90	110	0%	
Selenium	A	mg/L	0.05274	0.05274		0.05	0	0	7.174E-05	0.001	1	105%	90	110	0%	
Silicon	A	mg/L	0.1915	0.1915		0.2	0	0	0.0033337	0.1	0.4	96%	90	110	0%	
Silver	A	mg/L	0.01945	0.01945		0.02	0	0	2.644E-05	0.001	0.04	97%	90	110	0%	
Sodium	A	mg/L	12.45	12.45		12.5	0	0	0.0451914	0.02171	50	100%	90	110	0%	
Strontium	A	mg/L	0.04883	0.04883		0.05	0	0	9.743E-05	0.001	1	98%	90	110	0%	
Thallium	A	mg/L	0.04993	0.04993		0.05	0	0	4.842E-05	0.001	1	100%	90	110	0%	
Thorium	A	mg/L	0.04848	0.04848		0.05	0	0	3.018E-05	0.001	1	97%	90	110	0%	
Tin	A	mg/L	0.04935	0.04935		0.05	0	0	0.0009928	0.00132	0.1	99%	90	110	0%	
Titanium	A	mg/L	0.04589	0.04589		0.05	0	0	0.0001004	0.001	1	92%	90	110	0%	
Uranium	A	mg/L	0.05026	0.05026		0.05	0	0	2.468E-05	0.0003	1	101%	90	110	0%	
Vanadium	A	mg/L	0.05049	0.05049		0.05	0	0	0.0018612	0.0013	1	101%	90	110	0%	
Zinc	A	mg/L	0.05195	0.05195		0.05	0	0	0.0010089	0.00273	1	104%	90	110	0%	
Iron, Ferrous	C	mg/L	1.215	1.215		0	0	0	0.0021157	0.00119	5	0%	0	0	0%	

Seq No	Lab ID	Test Code	Sample Typ	File ID	Analysis Date	DF	Batch ID	Prep Date	SPKref	RPDref	pmoist
15053919	CCB	ICPMS-6020-W-	CCB		2/24/2022 7:55:3	1	R375174		0	0	

Analyte	T	Units	RAW	Final	Text	Spike	SPKref	RPDref	MDL	PQL	UQL	%REC	LOW	HIGH	%RPD	Q
Aluminum	A	mg/L	-3.406E-05	-3.406E-05		0	0	0	0.0017836	0.001	1	0%			0%	
Antimony	A	mg/L	0.0001446	0.0001446		0	0	0	6.768E-05	0.001	0.1	0%			0%	
Arsenic	A	mg/L	0.00002228	0.00002228		0	0	0	8.203E-05	0.001	1	0%			0%	
Barium	A	mg/L	4.78E-08	4.78E-08		0	0	0	6.762E-05	0.001	1	0%			0%	
Beryllium	A	mg/L	-3.063E-05	-3.063E-05		0	0	0	8.516E-05	0.001	1	0%			0%	
Boron	A	mg/L	-0.003663	-0.003663		0	0	0	0.0039526	0.00561	1	0%			0%	
Cadmium	A	mg/L	4.156E-06	4.156E-06		0	0	0	2.308E-05	0.001	1	0%			0%	
Calcium	A	mg/L	-0.0001768	-0.0001768		0	0	0	0.2027235	0.02092	50	0%			0%	
Cerium	A	mg/L	5.32E-07	5.32E-07		0	0	0	0.0000222	0.001	0.1	0%	0	0	0%	
Chromium	A	mg/L	5.502E-06	5.502E-06		0	0	0	0.0002538	0.001	1	0%			0%	
Cobalt	A	mg/L	-6.812E-07	-6.812E-07		0	0	0	2.141E-05	0.001	1	0%			0%	

Seq No	Lab ID	Test Code	Sample Typ	File ID	Analysis Date	DF	Batch ID	Prep Date	SPKref	RPDref	pmoist
15053919	CCB	ICPMS-6020-W-	CCB		2/24/2022 7:55:3	1	R375174		0	0	

Analyte	T	Units	RAW	Final	Text	Spike	SPKref	RPDref	MDL	PQL	UQL	%REC	LOW	HIGH	%RPD	Q
Copper	A	mg/L	0.00003322	0.00003322		0	0	0	0.0001748	0.001	1	0%			0%	
Iron	A	mg/L	0.0008335	0.0008335		0	0	0	0.0021157	0.00119	5	0%			0%	
Lanthanum	A	mg/L	5.094E-07	5.094E-07		0	0	0	6.805E-05	0.001	0.1	0%	0	0	0%	
Lead	A	mg/L	-1.747E-07	-1.747E-07		0	0	0	3.031E-05	0.001	1	0%			0%	
Magnesium	A	mg/L	0.0004081	0.0004081		0	0	0	0.0203306	0.00564	50	0%			0%	
Manganese	A	mg/L	8.491E-06	8.491E-06		0	0	0	7.309E-05	0.001	1	0%			0%	
Mercury	A	mg/L	2.654E-06	2.654E-06		0	0	0	3.043E-05	0.001	0.002	0%			0%	
Molybdenum	A	mg/L	0.00003047	0.00003047		0	0	0	8.113E-05	0.001	0.1	0%			0%	
Nickel	A	mg/L	0.001556	0.001556		0	0	0	0.0001769	0.001	1	0%			0%	
Potassium	A	mg/L	0.003138	0.003138		0	0	0	0.0215433	0.08139	50	0%			0%	
Selenium	A	mg/L	1.253E-06	1.253E-06		0	0	0	7.174E-05	0.001	1	0%			0%	
Silicon	A	mg/L	0.006823	0.006823		0	0	0	0.0033337	0.1	0.4	0%	0	0	0%	
Silver	A	mg/L	-6.668E-07	-6.668E-07		0	0	0	2.644E-05	0.001	0.04	0%			0%	
Sodium	A	mg/L	0.01532	0.01532		0	0	0	0.0451914	0.02171	50	0%			0%	
Strontium	A	mg/L	-7.553E-07	-7.553E-07		0	0	0	9.743E-05	0.001	1	0%	0	0	0%	
Thallium	A	mg/L	0.0002533	0.0002533		0	0	0	4.842E-05	0.001	1	0%	0	0	0%	
Thorium	A	mg/L	0.00005466	0.00005466		0	0	0	3.018E-05	0.001	1	0%	0	0	0%	
Tin	A	mg/L	0.00009848	0.00009848		0	0	0	0.0009928	0.00132	0.1	0%	0	0	0%	
Titanium	A	mg/L	-9.386E-06	-9.386E-06		0	0	0	0.0001004	0.001	1	0%	0	0	0%	
Uranium	A	mg/L	3.639E-06	3.639E-06		0	0	0	2.468E-05	0.0003	1	0%	0	0	0%	
Vanadium	A	mg/L	0.00347	0.00347		0	0	0	0.0018612	0.0013	1	0%	0	0	0%	
Zinc	A	mg/L	-7.795E-05	-7.795E-05		0	0	0	0.0010089	0.00273	1	0%	0	0	0%	
Iron, Ferrous	C	mg/L	0.0008335	0.0008335		0	0	0	0.0021157	0.00119	5	0%	0	0	0%	

Batch Summary Report

Batch Folder: D:\Agilent\ICPMH\1\DATA\220224ADoD.b\
Analysis File: 220224ADoD.batch.bin
Tune Step: #1 No Gas
#2 H2
#3 He

	Rjct	Acq. Date-Time	Data File	Sample Name	Type	Level	Dilution
1		2022-02-24 13:23:51	001BLKV.d	Rinse	BlkVrfy		1.0000
2		2022-02-24 13:30:04	002BLKV.d	Rinse	BlkVrfy		1.0000
3		2022-02-24 13:36:17	003BLKV.d	Rinse	BlkVrfy		1.0000
4		2022-02-24 13:42:30	004BLKV.d	Rinse	BlkVrfy		1.0000
5		2022-02-24 13:48:43	005BLKV.d	Rinse	BlkVrfy		1.0000
6		2022-02-24 13:54:56	006BLKV.d	Rinse	BlkVrfy		1.0000
7		2022-02-24 14:01:09	007BLKV.d	Rinse	BlkVrfy		1.0000
8		2022-02-24 14:07:24	008CALB.d	Cal Blk	CalBlk	1	1.0000
9		2022-02-24 14:15:00	009CALS.d	0.025 ppb STD	CalStd	2	1.0000
10		2022-02-24 14:21:38	010CALS.d	0.05 ppb STD	CalStd	3	1.0000
11		2022-02-24 14:28:17	011CALS.d	0.10 ppb STD	CalStd	4	1.0000
12		2022-02-24 14:34:55	012CALS.d	0.5 ppb STD	CalStd	5	1.0000
13		2022-02-24 14:41:34	013CALS.d	1 ppb STD	CalStd	6	1.0000
14		2022-02-24 14:48:12	014CALS.d	10 ppb STD	CalStd	7	1.0000
15		2022-02-24 14:54:50	015CALS.d	50 ppb STD	CalStd	8	1.0000
16		2022-02-24 15:01:24	016CALS.d	100 ppb STD	CalStd	9	1.0000
17		2022-02-24 15:07:53	017CALS.d	1000 ppb STD	CalStd	10	1.0000
18		2022-02-24 15:14:19	018CALS.d	100 ppb Br STD	CalStd	11	1.0000
19		2022-02-24 15:20:40	019BLKV.d	Rinse	BlkVrfy		1.0000
20		2022-02-24 15:26:54	020_QC1.d	QCS	QC1		1.0000
21		2022-02-24 15:33:09	021_CCV.d	CCV	CCV		1.0000
22		2022-02-24 15:39:24	022_CCB.d	CCB	CCB		1.0000
23		2022-02-24 15:45:39	023BLKV.d	Rinse	BlkVrfy		1.0000
24		2022-02-24 15:51:53	024MBLK.d	LRB	MBLK		1.0000
25		2022-02-24 15:58:08	025_LFB.d	LFB	LFB		1.0300

	Rjct	Acq. Date-Time	Data File	Sample Name	Type	Level	Dilution
26		2022-02-24 16:04:23	026ICSA.d	ICSA	ICSA		1.0000
27		2022-02-24 16:10:41	027ICSB.d	ICSAB	ICSAB		1.0000
28		2022-02-24 16:16:58	028BLKV.d	Rinse	BlkVrfy		1.0000
29		2022-02-24 16:23:12	029BLKV.d	Rinse	BlkVrfy		1.0000
30		2022-02-24 16:29:25	030_CCV.d	CCV	CCV		1.0000
31		2022-02-24 16:35:40	031_CCB.d	CCB	CCB		1.0000
32		2022-02-24 16:41:55	032ARef.d	MB-163954	AllRef		1.0000
33		2022-02-24 16:48:10	033LCS4.d	LCS4-163954	LCS4		1.0000
34		2022-02-24 16:54:24	034BLKV.d	Rinse	BlkVrfy		1.0000
35		2022-02-24 17:00:37	035SMPL.d	B22021435-001A	Sample		1.0000
36		2022-02-24 17:06:53	036ARef.d	B22021435-001ADIL	AllRef		5.0000
37		2022-02-24 17:13:08	037MS.d	B22021435-001AMS	MS		1.0300
38		2022-02-24 17:19:23	038MSD.d	B22021435-001AMSD	MSD		1.0300
39		2022-02-24 17:25:38	039BLKV.d	Rinse	BlkVrfy		1.0000
40		2022-02-24 17:31:52	040SMPL.d	B22021435-001B	Sample		1.0000
41		2022-02-24 17:38:07	041SMPL.d	B22021435-001BDIL	Sample		5.0000
42		2022-02-24 17:44:22	042ARef.d	B22021435-001BPDS1	AllRef		1.0300
43		2022-02-24 17:50:37	043MS4.d	B22021435-001BMS4	MS4		1.0000
44		2022-02-24 17:56:53	044_CCV.d	CCV	CCV		1.0000
45		2022-02-24 18:03:08	045_CCB.d	CCB	CCB		1.0000
46		2022-02-24 18:09:22	046MSD4.d	B22021435-001BMSD4	MSD4		1.0000
47		2022-02-24 18:15:37	047BLKV.d	Rinse	BlkVrfy		1.0000
48		2022-02-24 18:21:51	048SMPL.d	B22021435-006A	Sample		1.0000
49		2022-02-24 18:28:07	049SMPL.d	B22021435-006B	Sample		1.0000
50		2022-02-24 18:34:22	050SMPL.d	B22021435-012A	Sample		1.0000
51		2022-02-24 18:40:36	051SMPL.d	B22021435-012B	Sample		1.0000
52		2022-02-24 18:46:50	052SMPL.d	B22021435-017A	Sample		1.0000
53		2022-02-24 18:53:04	053SMPL.d	B22021435-017B	Sample		1.0000
54		2022-02-24 18:59:20	054SMPL.d	B22021435-022A	Sample		1.0000
55		2022-02-24 19:05:35	055SMPL.d	B22021435-022B	Sample		1.0000
56		2022-02-24 19:11:50	056SMPL.d	B22021435-027A	Sample		1.0000
57		2022-02-24 19:18:05	057_CCV.d	CCV	CCV		1.0000

	Rjct	Acq. Date-Time	Data File	Sample Name	Type	Level	Dilution
58		2022-02-24 19:24:22	058_CCB.d	CCB	CCB		1.0000
59		2022-02-24 19:30:38	059SMPL.d	B22021435-027B	Sample		1.0000
60		2022-02-24 19:36:53	060SMPL.d	B22021435-032A	Sample		1.0000
61		2022-02-24 19:43:09	061SMPL.d	B22021435-032B	Sample		1.0000
62		2022-02-24 19:49:23	062_CCV.d	CCV	CCV		1.0000
63		2022-02-24 19:55:38	063_CCB.d	CCB	CCB		1.0000

Tune Report

Operator Name	elim
Acq/Data Batch	D:\Agilent\ICPMH\1\DATA\220224ADoD.b
Acq. Date-Time	2022-02-24 10:56:28
Report Comment	ICPMS207-B JPV
Instrument Name	G8403A JP17281923

[No Gas]

Sensitivity

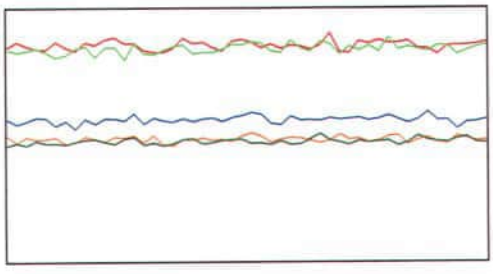

Mass	Range	Count	RSD%	Background
9	500000	429821	2.065	1.100
24	100000	84495	2.181	1.700
59	200000	112579	2.475	0.700
115	200000	97107	2.439	1.100
208	100000	47586	2.279	2.900

Sampling Period [sec]	0.514
Integration Time [sec]	0.1

Oxide/Doubly Charged Ratio

Oxide	156 / 140 0.871 %
Doubly Charged	70 / 140 1.066 %

Resolution/Axis



Mass	Peak Height	Axis	W-50%	W-10%
9	445279.59	9.10	0.62	0.759
24	85377.33	23.95	0.65	0.773
59	112022.68	59.00	0.60	0.760
115	97675.87	115.00	0.54	0.709
208	47627.62	208.00	0.53	0.746

Integration Time [sec]	0.1
Acquisition Time [sec]	37.4
Y Axis	Linear

Tune Parameters

Plasma Parameters

Plasma Mode	---	Nebulizer Gas	0.91 L/min	Dilution Gas	0.18 L/min
RF Power	1600 W	Option Gas	---	Auxiliary Gas	0.90 L/min
RF Matching	1.00 V	Nebulizer Pump	0.10 rps	Plasma Gas	15.0 L/min
Sample Depth	8.0 mm	S/C Temp	2 °C		

Lens Parameters

Extract 1	0.0 V	Omega Lens	10.3 V	Deflect	14.4 V
Extract 2	-190.0 V	Cell Entrance	-30 V	Plate Bias	-35 V

Tune Report

Omega Bias	-65 V	Cell Exit	-50 V		
Cell Parameters					
Use Gas	No	3rd Gas Flow	—	Energy Discrimination	5.0 V
He Flow	0.0 mL/min	OctP Bias	-8.0 V		
H2 Flow	0.0 mL/min	OctP RF	160 V		
QP Parameters					
Mass Gain	125	Axis Gain	0.9987	QP Bias	-3.0 V
Mass Offset	126	Axis Offset	0.13		
Hardware Settings					
Torch					
Torch H	-0.9 mm	Torch V	-0.6 mm		
EM					
Discriminator	4.9 mV	Analog HV	2340 V	Pulse HV	1777 V

[H2]

Sensitivity

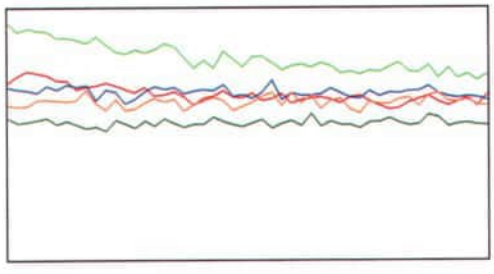

Mass	Range	Count	RSD%	Background
9	50000	33101	5.540	0.400
24	20000	16099	7.413	0.200
59	50000	33386	2.909	0.000
115	100000	63079	3.240	0.300
208	50000	27286	2.636	0.700

Sampling Period [sec]	0.514
Integration Time [sec]	0.1

Oxide/Doubly Charged Ratio

Oxide	---
Doubly Charged	70 / 140 0.897 %

Resolution/Axis



Mass	Peak Height	Axis	W-50%	W-10%
9	31766.62	9.05	0.62	0.753
24	14732.54	24.00	0.63	0.766
59	32589.10	59.05	0.60	0.753
115	63686.14	115.05	0.52	0.704
208	26970.29	208.00	0.55	0.752

Integration Time [sec]	0.1
Acquisition Time [sec]	37.4
Y Axis	Linear

Tune Parameters

Plasma Parameters

Tune Report

Plasma Mode	---	Nebulizer Gas	0.91 L/min	Dilution Gas	0.18 L/min
RF Power	1600 W	Option Gas	---	Auxiliary Gas	0.90 L/min
RF Matching	1.00 V	Nebulizer Pump	0.10 rps	Plasma Gas	15.0 L/min
Sample Depth	8.0 mm	S/C Temp	2 °C		
Lens Parameters					
Extract 1	0.0 V	Omega Lens	10.7 V	Deflect	2.2 V
Extract 2	-165.0 V	Cell Entrance	-30 V	Plate Bias	-80 V
Omega Bias	-70 V	Cell Exit	-50 V		
Cell Parameters					
Use Gas	Yes	3rd Gas Flow	---	Energy Discrimination	5.0 V
He Flow	0.0 mL/min	OctP Bias	-18.0 V		
H2 Flow	3.8 mL/min	OctP RF	190 V		
QP Parameters					
Mass Gain	125	Axis Gain	0.9987	QP Bias	-13.0 V
Mass Offset	126	Axis Offset	0.13		
Hardware Settings					
Torch					
Torch H	-0.9 mm	Torch V	-0.6 mm		
EM					
Discriminator	4.9 mV	Analog HV	2340 V	Pulse HV	1777 V

[He]

Sensitivity

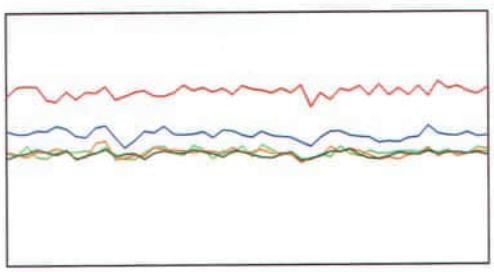

Mass	Range	Count	RSD%	Background
9	5000	3442	2.940	1.300
24	5000	2236	3.565	0.400
59	50000	25829	3.902	0.100
115	50000	22298	3.892	0.100
208	50000	22052	2.690	0.800

Sampling Period [sec] 0.514
Integration Time [sec] 0.1

Oxide/Doubly Charged Ratio

Oxide ---
Doubly Charged 70 / 140 0.961 %

Resolution/Axis

Tune Report

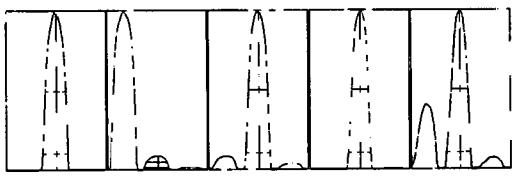

Mass	Peak Height	Axis	W-50%	W-10%
9	3468.31	9.05	0.62	0.759
24	2171.13	24.05	0.63	0.766
59	25661.30	59.05	0.59	0.746
115	22425.72	115.05	0.51	0.693
208	21683.98	208.00	0.50	0.727

Integration Time [sec]	0.1
Acquisition Time [sec]	37.4
Y Axis	Linear

Tune Parameters

Plasma Parameters

Plasma Mode	—	Nebulizer Gas	0.91 L/min	Dilution Gas	0.18 L/min
RF Power	1600 W	Option Gas	—	Auxiliary Gas	0.90 L/min
RF Matching	1.00 V	Nebulizer Pump	0.10 rps	Plasma Gas	15.0 L/min
Sample Depth	8.0 mm	S/C Temp	2 °C		

Lens Parameters

Extract 1	0.0 V	Omega Lens	10.9 V	Deflect	-0.6 V
Extract 2	-205.0 V	Cell Entrance	-30 V	Plate Bias	-80 V
Omega Bias	-75 V	Cell Exit	-50 V		

Cell Parameters

Use Gas	Yes	3rd Gas Flow	—	Energy Discrimination	5.0 V
He Flow	4.0 mL/min	OctP Bias	-18.0 V		
H2 Flow	0.0 mL/min	OctP RF	190 V		

QP Parameters

Mass Gain	125	Axis Gain	0.9987	QP Bias	-13.0 V
Mass Offset	126	Axis Offset	0.13		

Hardware Settings

Torch

Torch H	-0.9 mm	Torch V	-0.6 mm		

EM

Discriminator	4.9 mV	Analog HV	2340 V	Pulse HV	1777 V

Calibration for 021_CCV.d

Batch Folder: D:\Agilent\ICPMH\1\DATA\220224ADoD.b\
Analysis File: 220224ADoD.batch.bin
DA Date-Time: 2022-02-24 15:36:08
Calibration Title:
Calibration Method: External Calibration
VIS Interpolation Fit:

Level	Standard Data File	Sample Name	Acq. Date-Time
1	008CALB.d	Cal Blk	2022-02-24 14:07:24
2	009CALS.d	0.025 ppb STD	2022-02-24 14:15:00
3	010CALS.d	0.05 ppb STD	2022-02-24 14:21:38
4	011CALS.d	0.10 ppb STD	2022-02-24 14:28:17
5	012CALS.d	0.5 ppb STD	2022-02-24 14:34:55
6	013CALS.d	1 ppb STD	2022-02-24 14:41:34
7	014CALS.d	10 ppb STD	2022-02-24 14:48:12
8	015CALS.d	50 ppb STD	2022-02-24 14:54:50
9	016CALS.d	100 ppb STD	2022-02-24 15:01:24
10	017CALS.d	1000 ppb STD	2022-02-24 15:07:53
11	018CALS.d	100 ppb Br STD	2022-02-24 15:14:19

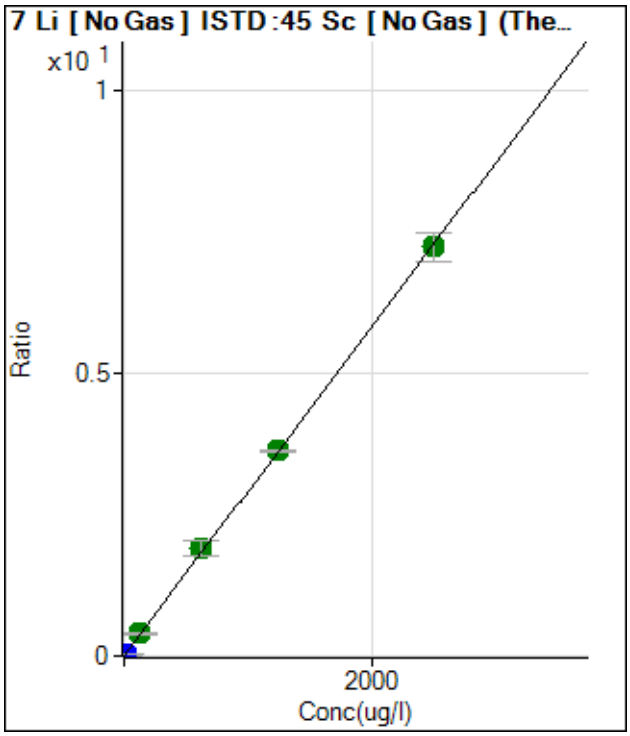

	Rjct	Conc.	Calc Conc.	CPS	Ratio	Det.	RSD	%RE
1	☐	0.000	0.000	14411.93	0.001		9.	
2	☐	0.313	0.396	22359.31	0.002		10	26.
3	☐	0.625	0.822	33530.86	0.003		13	31.
4	☐	1.250	1.425	51185.48	0.005		0.	14.
5	☐	6.250	7.013	189568.27	0.021		4.	12.
6	☐	12.500	14.579	391202.23	0.043		0.	16.
7	☐	125.00	135.29	3567417.3	0.393		3.	8.2
8	☐	625.00	655.02	15808447.	1.899		15	4.8
9	☐	1250.0	1249.0	32948191.	3.620		1.	-0.1
10	☐	2500.0	2492.4	65677528.	7.223		6.	-0.3
11	☐			48622.63	0.005		14	

y = 0.0029 * x + 0.0015

R = 0.9999

DL = 0.1527 ug/l

BEC = 0.5327 ug/l

Weight: 1/y

Min Conc: <None>

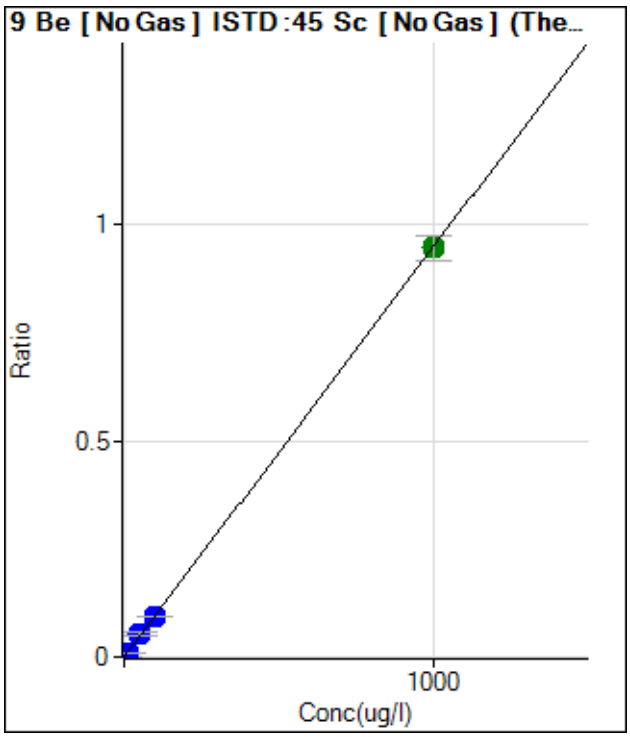

	Rjct	Conc.	Calc Conc.	CPS	Ratio	Det.	RSD	%RE
1	☐	0.000	0.000	341.27	0.000		5.	
2	☐	0.025	0.034	567.57	0.000		10	34.
3	☐	0.050	0.064	832.86	0.000		10	28.
4	☐	0.100	0.111	1278.13	0.000		7.	11.
5	☐	0.500	0.555	4874.81	0.000		4.	11.
6	☐	1.000	1.172	10235.08	0.001		0.	17.
7	☐	10.000	10.551	90855.33	0.010		4.	5.5
8	☐	50.000	55.054	433655.06	0.052		16	10.
9	☐	100.00	100.05	862339.36	0.094		1.	0.1
10	☐	1000.0	999.73	8606375.6	0.946		6.	0.0
11	☐			552.90	0.000		16	

y = 9.4662E-004 * x + 3.6454E-005

R = 1.0000

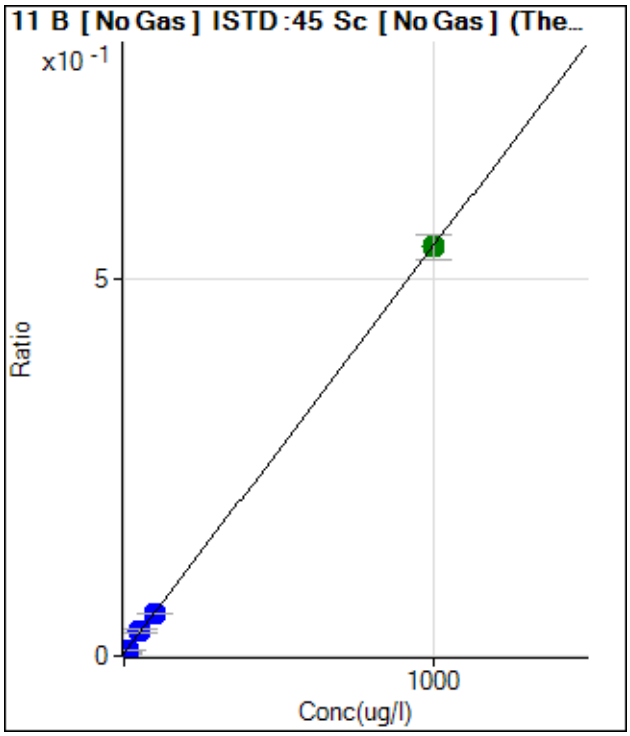

	Rjct	Conc.	Calc Conc.	CPS	Ratio	Det.	RSD	%RE
1	☐	0.000	0.000	30573.58	0.003		8.	
2	☐			30083.76	0.003		9.	
3	☐	0.050	0.624	30859.64	0.003		12	114
4	☐	0.100	0.044	29742.29	0.003		3.	-55.
5	☐	0.500	0.835	32298.53	0.003		1.	66.
6	☐	1.000	0.914	33635.23	0.003		1.	-8.6
7	☐	10.000	9.733	77171.81	0.008		4.	-2.7
8	☐	50.000	54.680	272107.86	0.032		16	9.4
9	☐	100.00	97.445	507483.77	0.055		1.	-2.6
10	☐	1000.0	1000.0	4928851.4	0.542		6.	0.0
11	☐			47154.40	0.005		14	

y = 5.3871E-004 * x + 0.0033

R = 1.0000

DL = 1.547 ug/l

BEC = 6.073 ug/l

Weight: 1/y

Min Conc: <None>

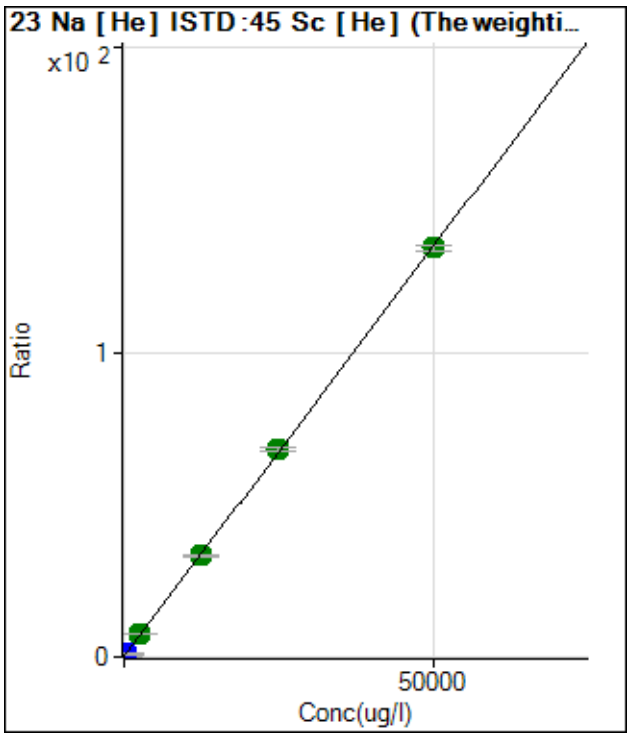

	Rjct	Conc.	Calc Conc.	CPS	Ratio	Det.	RSD	%RE
1	☐	0.000	0.000	65873.22	0.126		1.	
2	☐	6.250	5.053	71668.37	0.140		0.	-19.
3	☐	12.500	15.734	85912.21	0.169		0.	25.
4	☐	25.000	29.433	105902.84	0.205		0.	17.
5	☐	125.00	142.97	259528.15	0.511		1.	14.
6	☐	250.00	306.52	482896.71	0.950		1.	22.
7	☐	2500.0	2835.1	3952064.9	7.749		0.	13.
8	☐	12500.	12307.	17353718.	33.21		1.	-1.5
9	☐	25000.	25273.	36395672.	68.07		1.	1.1
10	☐	50000.	49894.	70333372.	134.2		1.	-0.2
11	☐			70795.36	0.134		16	

y = 0.0027 * x + 0.1267

R = 1.0000

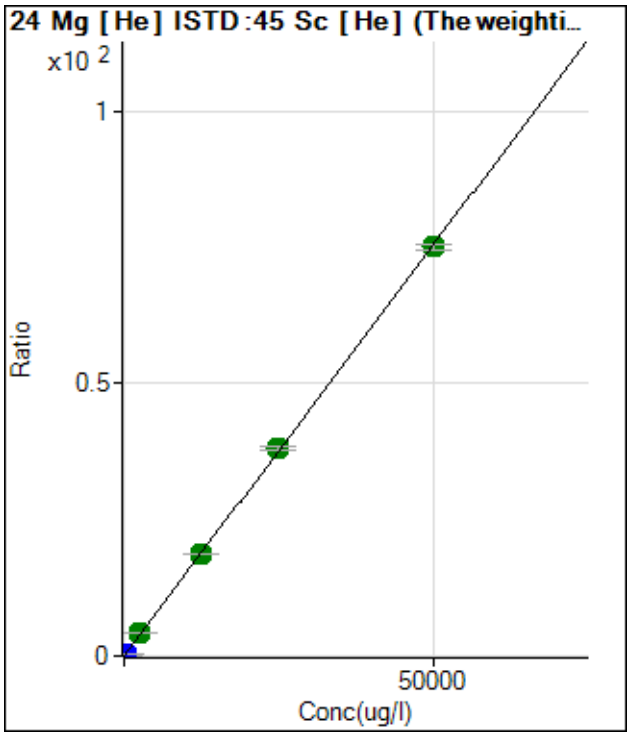

	Rjct	Conc.	Calc Conc.	CPS	Ratio	Det.	RSD	%RE
1	☐	0.000	0.000	708.61	0.001		15	
2	☐	6.250	6.934	6032.60	0.011		4.	10.
3	☐	12.500	16.459	13296.28	0.026		3.	31.
4	☐	25.000	30.551	24381.45	0.047		0.	22.
5	☐	125.00	144.58	111285.00	0.219		1.	15.
6	☐	250.00	311.42	238967.73	0.470		1.	24.
7	☐	2500.0	2859.1	2197257.0	4.308		1.	14.
8	☐	12500.	12430.	9784005.1	18.72		0.	-0.6
9	☐	25000.	25287.	20366247.	38.09		2.	1.1
10	☐	50000.	49855.	39341671.	75.10		1.	-0.3
11	☐			1021.34	0.001		10	

y = 0.0015 * x + 0.0014

R = 1.0000

DL = 0.4269 ug/l

BEC = 0.904 ug/l

Weight: 1/y

Min Conc: <None>

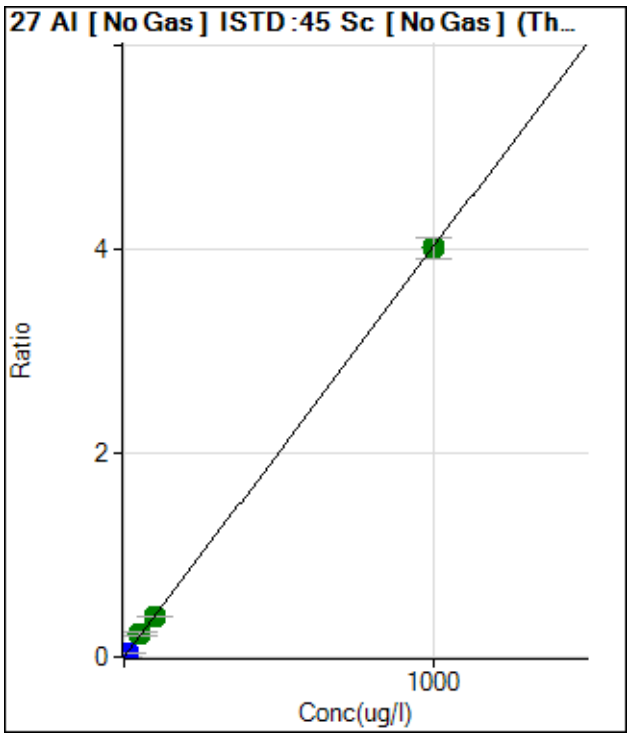

	Rjct	Conc.	Calc Conc.	CPS	Ratio	Det.	RSD	%RE
1	☐	0.000	0.000	8013.30	0.000		5.	
2	☐			12511.93	0.001		9.	
3	☐	0.050	0.205	14480.77	0.001		12	309
4	☐	0.100	0.193	14700.62	0.001		1.	92.
5	☐	0.500	0.882	38211.31	0.004		7.	76.
6	☐	1.000	1.288	53825.27	0.006		0.	28.
7	☐	10.000	10.709	397328.92	0.043		3.	7.1
8	☐	50.000	55.560	1860595.3	0.223		16	11.
9	☐	100.00	99.776	3651955.0	0.401		1.	-0.2
10	☐	1000.0	999.73	36508113.	4.013		5.	0.0
11	☐			11622.37	0.001		11	

y = 0.0040 * x + 8.5575E-004

R = 1.0000

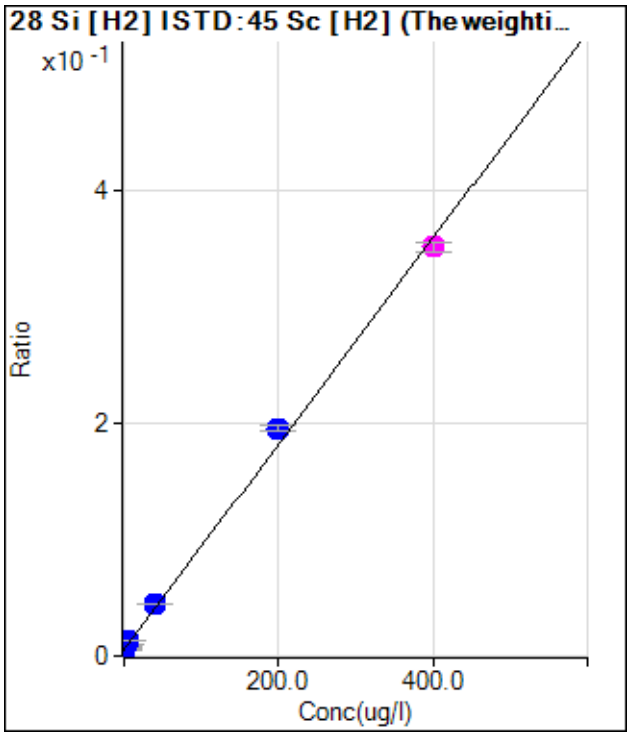

	Rjct	Conc.	Calc Conc.	CPS	Ratio	Det.	RSD	%RE
1	☐	0.000	0.000	18232.63	0.005		26	
2	☐			20574.38	0.006		1.	
3	☐	0.200	1.997	23437.79	0.007		2.	898
4	☐	0.400	2.612	25246.05	0.007		1.	553
5	☐	2.000	5.589	33456.76	0.010		3.	179
6	☐	4.000	9.481	44785.43	0.013		3.	137
7	☐	40.000	44.420	146473.81	0.044		3.	11.
8	☐	200.00	215.58	642569.37	0.195		3.	7.8
9	☐	400.00	391.68	1179039.4	0.351		2.	-2.1
10	☐			21365.79	0.006		3.	
11	☐			17134.70	0.004		3.	

y = 8.8327E-004 * x + 0.0052

R = 0.9990

DL = 4.623 ug/l

BEC = 5.929 ug/l

Weight: 1/y

Min Conc: <None>

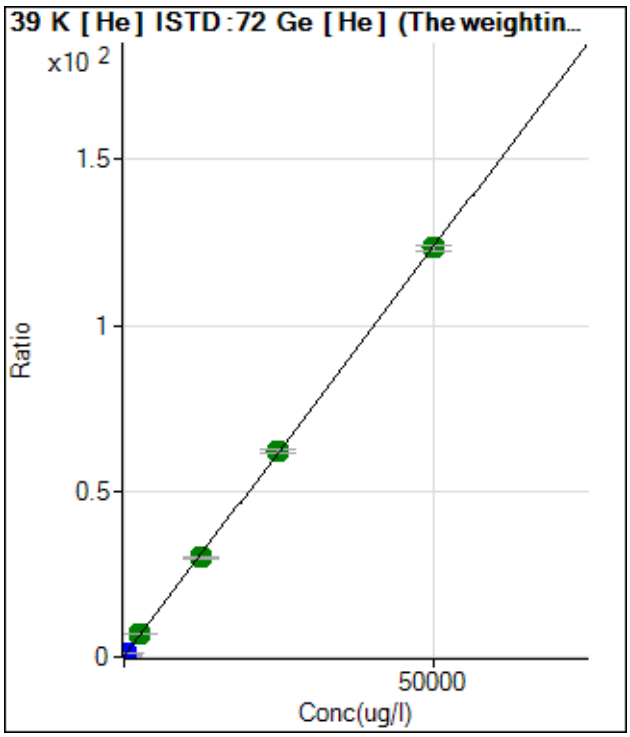

	Rjct	Conc.	Calc Conc.	CPS	Ratio	Det.	RSD	%RE
1	☐	0.000	0.000	67202.08	0.213		0.	
2	☐	6.250	8.684	73225.85	0.235		1.	38.
3	☐	12.500	15.742	78666.71	0.252		1.	25.
4	☐	25.000	30.024	90411.67	0.287		1.	20.
5	☐	125.00	139.52	173426.74	0.557		1.	11.
6	☐	250.00	296.97	294562.99	0.945		0.	18.
7	☐	2500.0	2774.5	2171650.2	7.048		1.	11.
8	☐	12500.	12106.	9600336.3	30.03		1.	-3.1
9	☐	25000.	25168.	20278485.	62.21		1.	0.7
10	☐	50000.	49999.	38854906.	123.3		1.	0.0
11	☐			479232.98	1.479		10	

y = 0.0025 * x + 0.2136

R = 0.9999

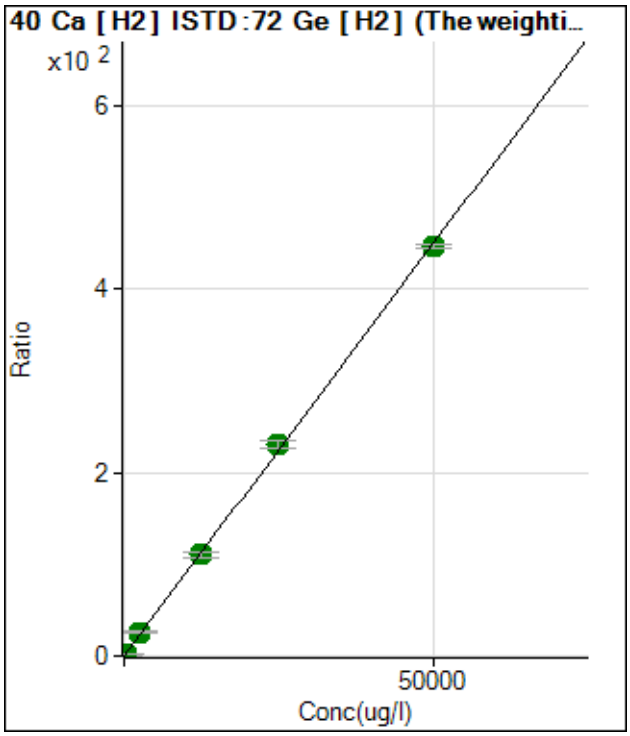

	Rjct	Conc.	Calc Conc.	CPS	Ratio	Det.	RSD	%RE
1	☐	0.000	0.000	92084.12	0.079		23	
2	☐	6.250	4.968	134521.32	0.124		4.	-20.
3	☐	12.500	13.420	221305.95	0.200		4.	7.4
4	☐	25.000	28.458	367303.34	0.334		3.	13.
5	☐	125.00	140.06	1454280.7	1.335		4.	12.
6	☐	250.00	301.67	3023427.1	2.784		3.	20.
7	☐	2500.0	2833.8	27734245.	25.48		5.	13.
8	☐	12500.	12312.	12221296	110.4		5.	-1.5
9	☐	25000.	25717.	25865266	230.6		4.	2.9
10	☐	50000.	49671.	48511681	445.4		1.	-0.7
11	☐			77264.02	0.068		4.	

y = 0.0090 * x + 0.0797

R = 0.9999

DL = 6.358 ug/l

BEC = 8.888 ug/l

Weight: 1/y

Min Conc: <None>

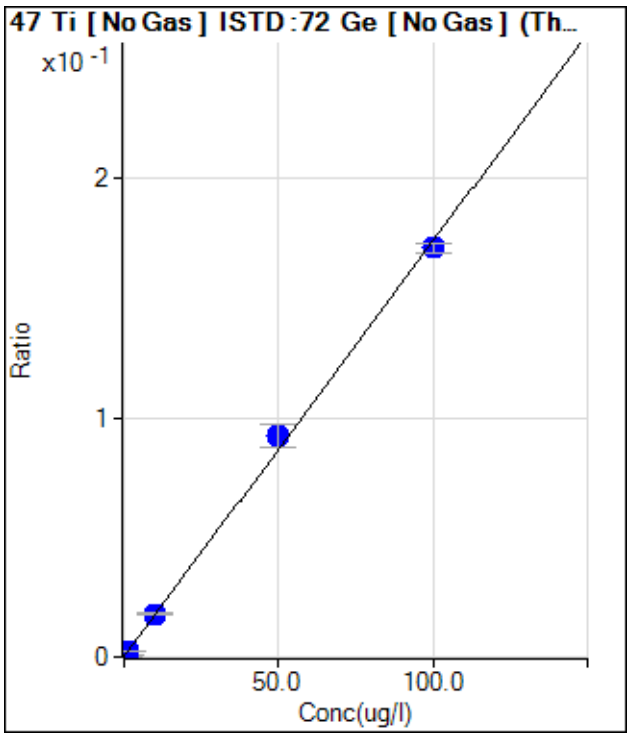

	Rjct	Conc.	Calc Conc.	CPS	Ratio	Det.	RSD	%RE
1	☐	0.000	0.000	310.32	0.000		10	
2	☐	0.025	0.111	689.16	0.000		26	344
3	☐	0.050	0.118	710.81	0.000		45	135
4	☐	0.100	0.133	790.82	0.000		8.	32.
5	☐	0.500	0.570	2372.59	0.001		7.	13.
6	☐	1.000	1.223	4862.39	0.002		1.	22.
7	☐	10.000	10.257	39157.73	0.017		2.	2.6
8	☐	50.000	53.070	185850.35	0.092		10	6.1
9	☐	100.00	98.437	365741.41	0.170		2.	-1.6
10	☐			21062.92	0.010		1.	
11	☐			780.81	0.000		2.	

y = 0.0017 * x + 1.3802E-004

R = 0.9994

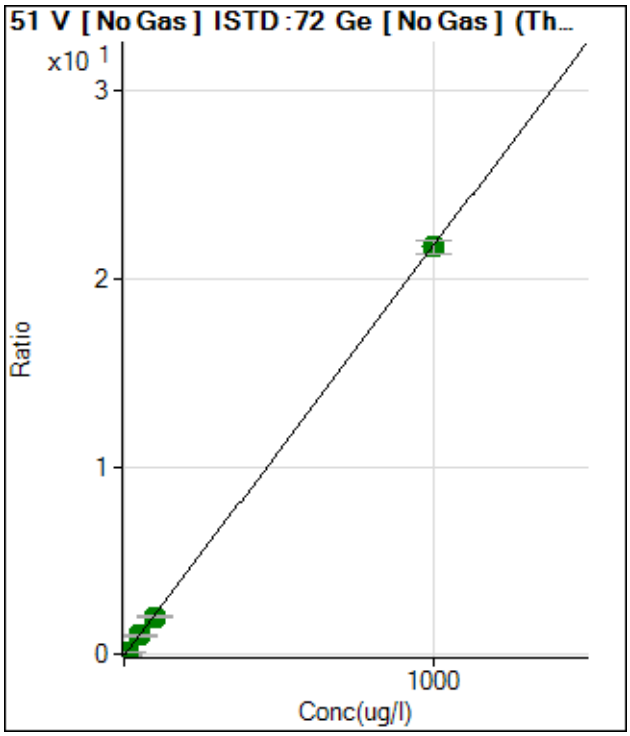

	Rjct	Conc.	Calc Conc.	CPS	Ratio	Det.	RSD	%RE
1	☐	0.000	0.000	-125413.4	-0.05		-2	
2	☐	0.025	1.668	-42488.71	-0.01		-1	657
3	☐	0.050	1.518	-46724.07	-0.02		-1	293
4	☐	0.100	1.597	-45199.28	-0.02		-6	149
5	☐	0.500	1.780	-35787.10	-0.01		-8	256
6	☐	1.000	2.982	19840.55	0.009		10	198
7	☐	10.000	11.231	412660.75	0.188		2.	12.
8	☐	50.000	50.893	2121730.7	1.053		11	1.8
9	☐	100.00	96.308	4371867.3	2.042		1.	-3.7
10	☐	1000.0	1000.3	45615737.	21.73		3.	0.0
11	☐			-47610.47	-0.02		-9	

y = 0.0218 * x - 0.0558

R = 1.0000

DL = 1.958 ug/l

BEC = -2.56 ug/l

Weight: 1/y

Min Conc: <None>

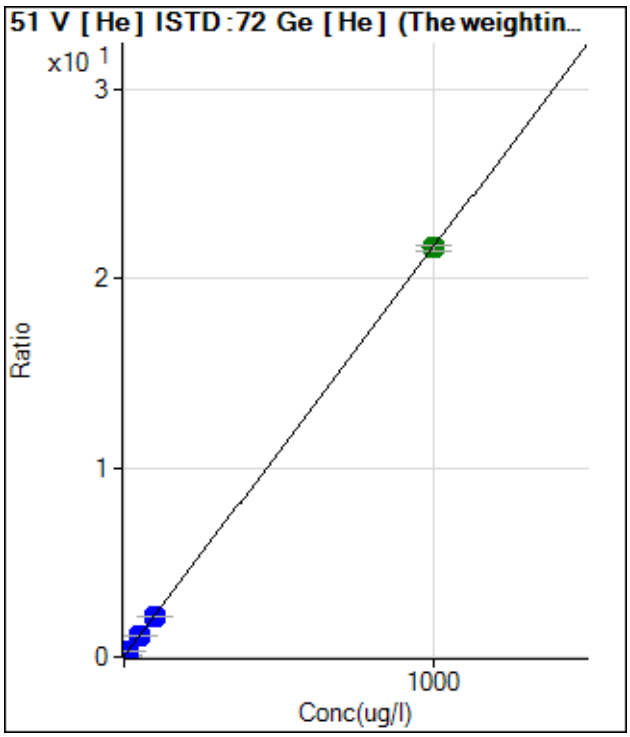

	Rjct	Conc.	Calc Conc.	CPS	Ratio	Det.	RSD	%RE
1	☐	0.000	0.000	15962.03	0.050		1.	
2	☐	0.025	0.223	17305.76	0.055		2.	791
3	☐	0.050	0.225	17325.79	0.055		2.	350
4	☐	0.100	0.314	18083.38	0.057		0.	214
5	☐	0.500	0.827	21335.46	0.068		2.	65.
6	☐	1.000	1.408	25263.89	0.081		1.	40.
7	☐	10.000	10.482	85210.10	0.276		1.	4.8
8	☐	50.000	49.539	357328.90	1.118		1.	-0.9
9	☐	100.00	98.041	705004.34	2.162		0.	-2.0
10	☐	1000.0	1000.2	6801436.0	21.59		1.	0.0
11	☐			10224.69	0.031		10	

y = 0.0215 * x + 0.0507

R = 1.0000

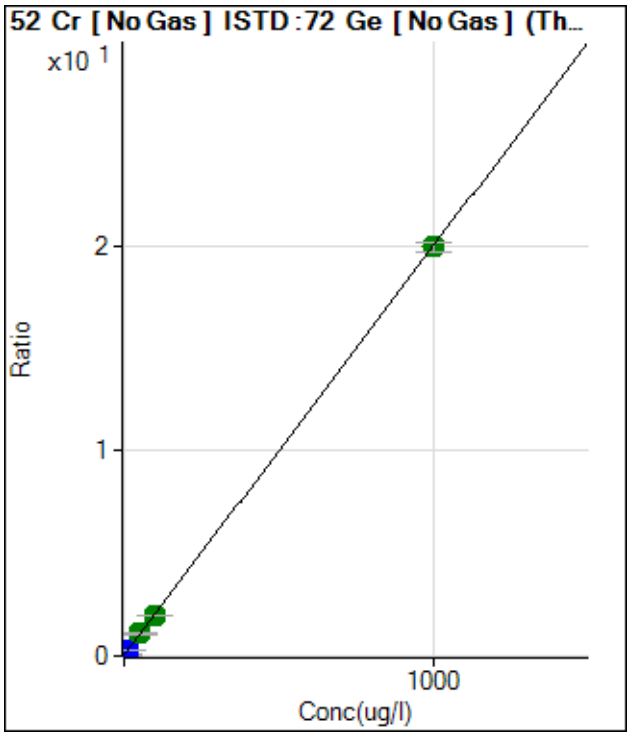

	Rjct	Conc.	Calc Conc.	CPS	Ratio	Det.	RSD	%RE
1	☐	0.000	0.000	107804.53	0.047		7.	
2	☐	0.025	0.392	115376.45	0.055		8.	146
3	☐	0.050	0.383	117338.36	0.055		9.	666
4	☐	0.100	0.357	118166.25	0.055		2.	257
5	☐	0.500	0.939	140264.87	0.066		1.	87.
6	☐	1.000	1.386	162411.37	0.075		0.	38.
7	☐	10.000	10.531	562383.69	0.257		0.	5.3
8	☐	50.000	52.994	2222379.1	1.102		11	6.0
9	☐	100.00	97.823	4270622.1	1.995		0.	-2.2
10	☐	1000.0	1000.0	41878412.	19.95		2.	0.0
11	☐			74957.33	0.034		8.	

y = 0.0199 * x + 0.0479

R = 1.0000

DL = 0.5496 ug/l

BEC = 2.405 ug/l

Weight: 1/y

Min Conc: <None>

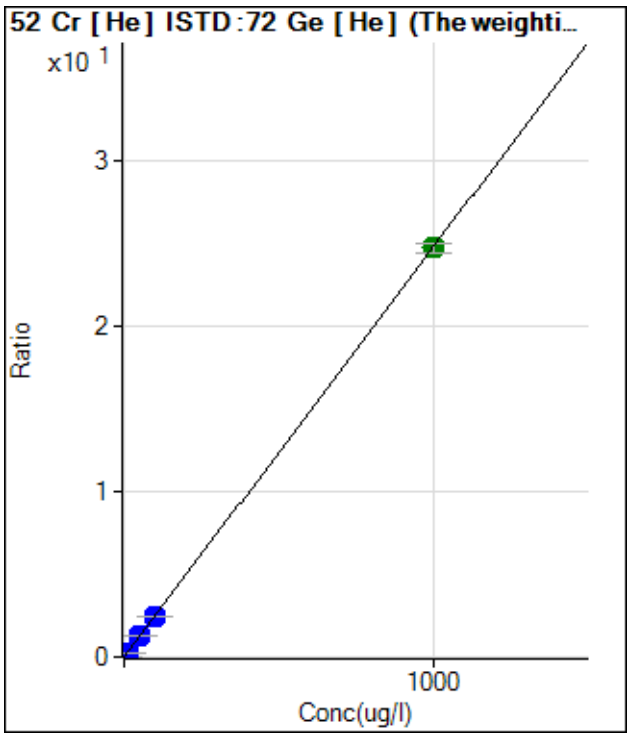

	Rjct	Conc.	Calc Conc.	CPS	Ratio	Det.	RSD	%RE
1	☐	0.000	0.000	532.23	0.001		1.	
2	☐	0.025	0.040	833.36	0.002		4.	58.
3	☐	0.050	0.067	1043.38	0.003		9.	33.
4	☐	0.100	0.131	1550.09	0.004		6.	30.
5	☐	0.500	0.565	4875.28	0.015		4.	12.
6	☐	1.000	1.193	9734.38	0.031		1.	19.
7	☐	10.000	10.774	82702.82	0.268		1.	7.7
8	☐	50.000	49.797	394559.21	1.234		0.	-0.4
9	☐	100.00	97.529	787522.66	2.416		0.	-2.5
10	☐	1000.0	1000.2	7797753.6	24.76		2.	0.0
11	☐			677.80	0.002		4.	

y = 0.0248 * x + 0.0017

R = 1.0000

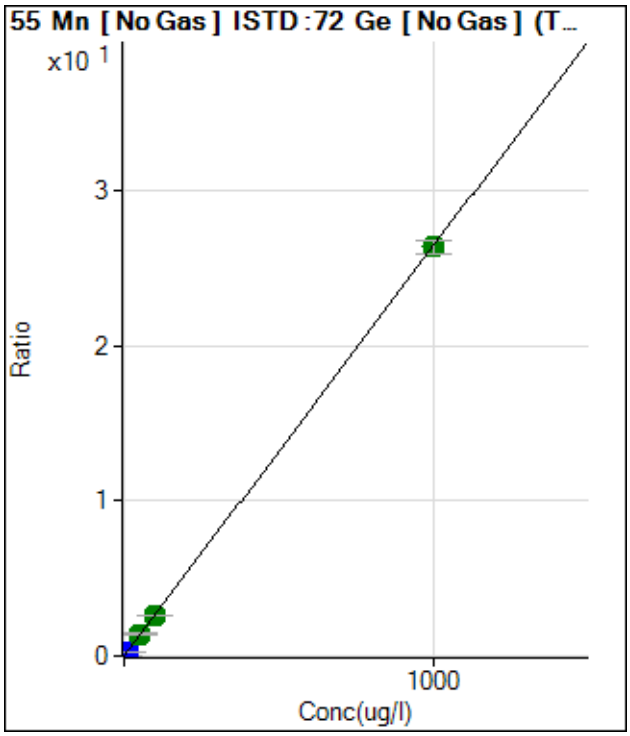

	Rjct	Conc.	Calc Conc.	CPS	Ratio	Det.	RSD	%RE
1	☐	0.000	0.000	6961.19	0.003		11	
2	☐	0.025	0.038	8488.97	0.004		10	52.
3	☐	0.050	0.071	10509.61	0.005		7.	41.
4	☐	0.100	0.134	14248.68	0.006		6.	33.
5	☐	0.500	0.579	38714.07	0.018		2.	15.
6	☐	1.000	1.202	74918.69	0.034		1.	20.
7	☐	10.000	10.657	620584.22	0.284		3.	6.6
8	☐	50.000	53.835	2869247.5	1.423		10	7.7
9	☐	100.00	99.471	5621698.5	2.627		2.	-0.5
10	☐	1000.0	999.85	55351725.	26.37		3.	0.0
11	☐			9497.60	0.004		8.	

y = 0.0264 * x + 0.0031

R = 1.0000

DL = 0.03858 ug/l

BEC = 0.1174 ug/l

Weight: 1/y

Min Conc: <None>

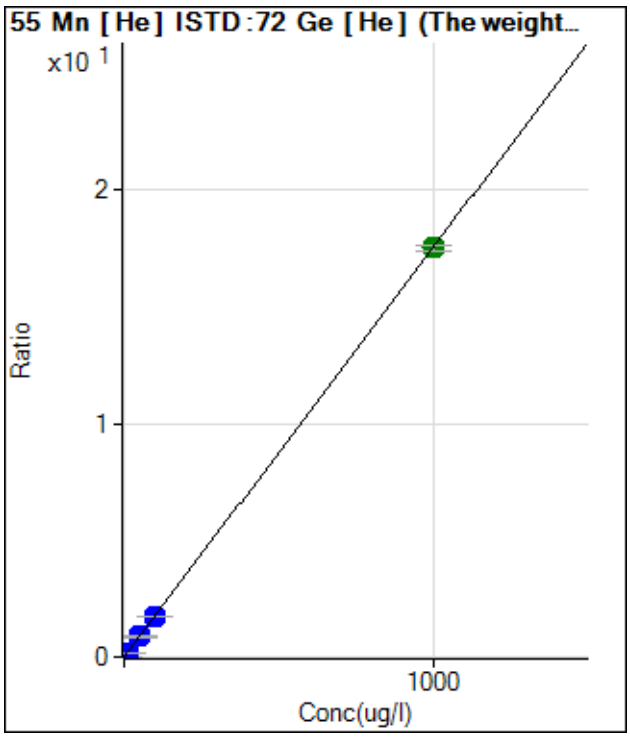

	Rjct	Conc.	Calc Conc.	CPS	Ratio	Det.	RSD	%RE
1	☐	0.000	0.000	182.96	0.000		7.	
2	☐	0.025	0.028	332.27	0.001		12	11.
3	☐	0.050	0.060	507.24	0.001		3.	19.
4	☐	0.100	0.118	834.19	0.002		1.	18.
5	☐	0.500	0.544	3144.71	0.010		2.	8.8
6	☐	1.000	1.159	6505.14	0.020		2.	15.
7	☐	10.000	10.759	58213.04	0.188		1.	7.6
8	☐	50.000	49.431	276779.35	0.866		0.	-1.1
9	☐	100.00	97.116	554399.55	1.700		0.	-2.9
10	☐	1000.0	1000.3	5514773.0	17.51		1.	0.0
11	☐			253.29	0.000		12	

y = 0.0175 * x + 5.8132E-004

R = 1.0000

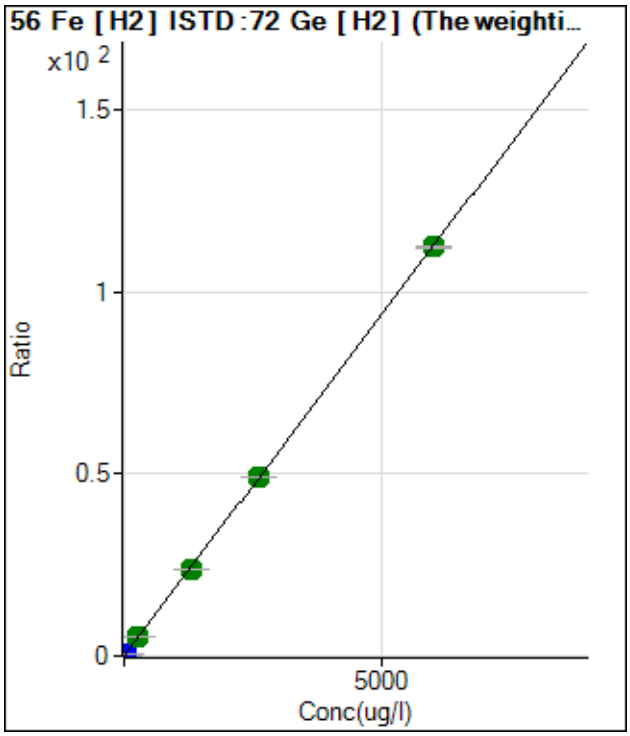

	Rjct	Conc.	Calc Conc.	CPS	Ratio	Det.	RSD	%RE
1	☐	0.000	0.000	6573.12	0.005		14	
2	☐	0.650	0.778	21864.92	0.020		3.	19.
3	☐	1.300	1.655	40481.41	0.036		2.	27.
4	☐	2.600	3.155	70928.10	0.064		1.	21.
5	☐	13.000	14.895	309604.32	0.284		0.	14.
6	☐	26.000	32.162	659613.13	0.607		1.	23.
7	☐	260.00	288.76	5886970.1	5.411		1.	11.
8	☐	1300.0	1267.2	26236423.	23.73		0.	-2.5
9	☐	2600.0	2618.9	54970981.	49.03		0.	0.7
10	☐	6000.0	5997.5	12228900	112.2		0.	0.0
11	☐			11355.85	0.010		1.	

y = 0.0187 * x + 0.0056

R = 1.0000

DL = 0.1344 ug/l

BEC = 0.3005 ug/l

Weight: 1/y

Min Conc: <None>

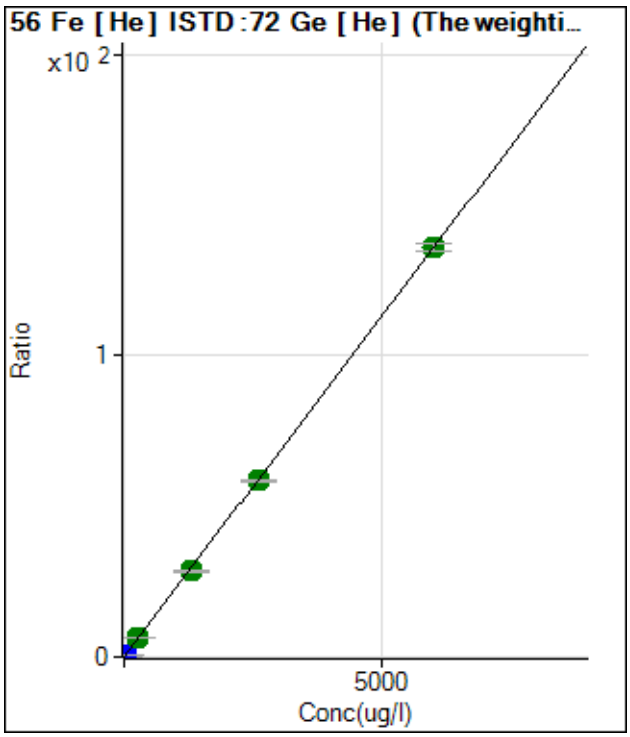

	Rjct	Conc.	Calc Conc.	CPS	Ratio	Det.	RSD	%RE
1	☐	0.000	0.000	5246.25	0.016		2.	
2	☐	0.650	0.780	10681.33	0.034		1.	20.
3	☐	1.300	1.625	16629.49	0.053		5.	25.
4	☐	2.600	3.173	27774.16	0.088		1.	22.
5	☐	13.000	14.907	109928.14	0.353		1.	14.
6	☐	26.000	31.771	228747.88	0.734		0.	22.
7	☐	260.00	289.81	2021433.4	6.560		0.	11.
8	☐	1300.0	1259.5	9094757.9	28.45		1.	-3.1
9	☐	2600.0	2590.0	19068073.	58.49		1.	-0.4
10	☐	6000.0	6011.7	42749953.	135.7		1.	0.2
11	☐			7576.27	0.023		9.	

y = 0.0226 * x + 0.0167

R = 1.0000

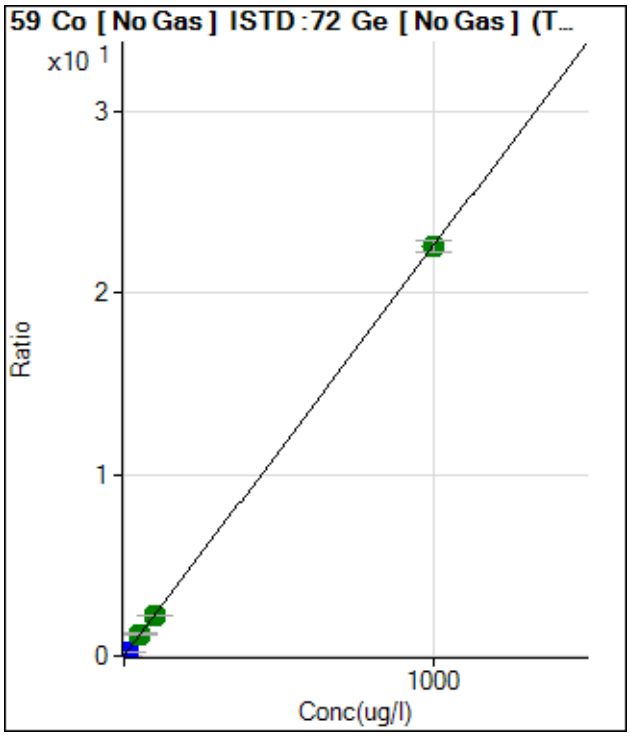

	Rjct	Conc.	Calc Conc.	CPS	Ratio	Det.	RSD	%RE
1	☐	0.000	0.000	345.98	0.000		17	
2	☐	0.025	0.030	1716.72	0.000		7.	19.
3	☐	0.050	0.063	3327.13	0.001		10	26.
4	☐	0.100	0.115	5892.84	0.002		9.	15.
5	☐	0.500	0.575	27581.25	0.013		3.	15.
6	☐	1.000	1.189	57952.40	0.026		0.	18.
7	☐	10.000	10.718	527117.53	0.241		2.	7.2
8	☐	50.000	53.910	2446593.9	1.213		10	7.8
9	☐	100.00	99.552	4796419.6	2.241		1.	-0.4
10	☐	1000.0	999.84	47228322.	22.50		2.	0.0
11	☐			1573.64	0.000		24	

y = 0.0225 * x + 1.5329E-004

R = 1.0000

DL = 0.003502 ug/l

BEC = 0.00681 ug/l

Weight: 1/y

Min Conc: <None>

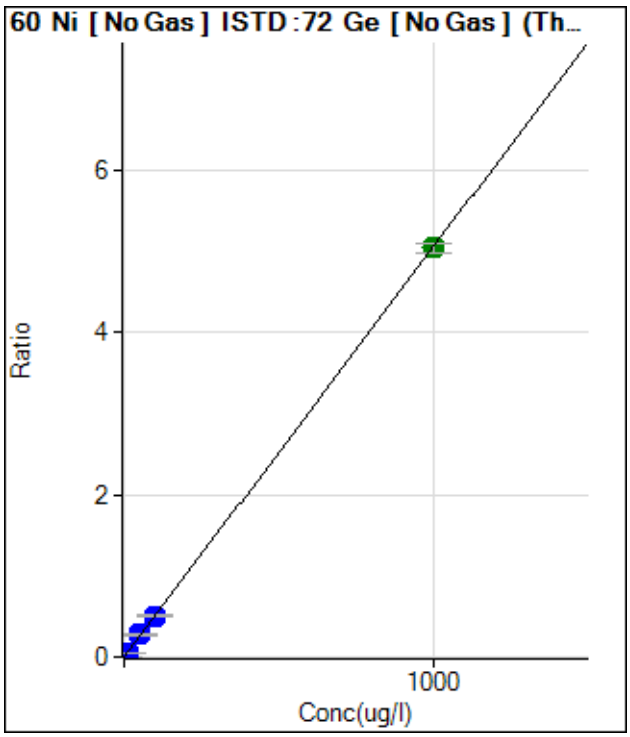

	Rjct	Conc.	Calc Conc.	CPS	Ratio	Det.	RSD	%RE
1	☐	0.000	0.000	805.10	0.000		9.	
2	☐	0.025	0.026	1008.04	0.000		20	4.2
3	☐	0.050	0.058	1380.67	0.000		5.	16.
4	☐	0.100	0.100	1853.11	0.000		5.	0.2
5	☐	0.500	0.571	6814.78	0.003		1.	14.
6	☐	1.000	1.178	13532.81	0.006		3.	17.
7	☐	10.000	10.417	115295.36	0.052		2.	4.2
8	☐	50.000	54.020	548438.90	0.272		12	8.0
9	☐	100.00	99.373	1071019.9	0.500		3.	-0.6
10	☐	1000.0	999.85	10563680.	5.033		2.	0.0
11	☐			1600.25	0.000		12	

y = 0.0050 * x + 3.5778E-004

R = 1.0000

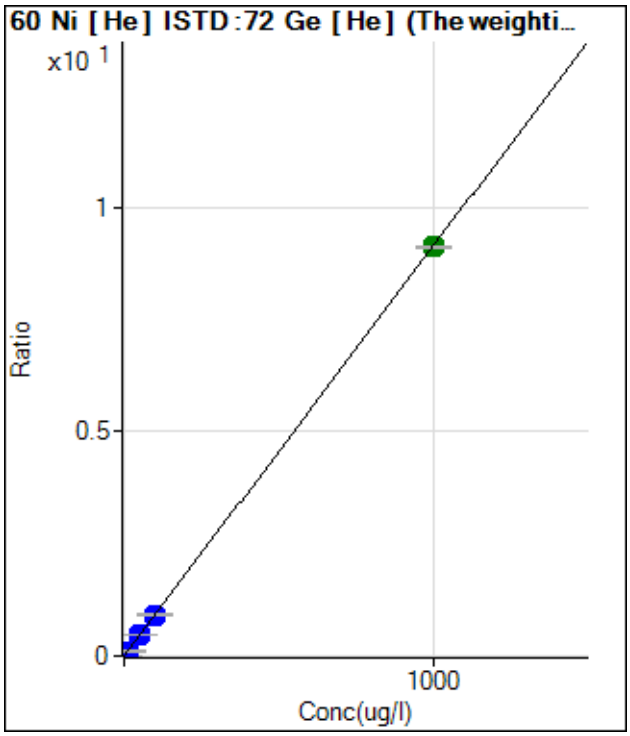

	Rjct	Conc.	Calc Conc.	CPS	Ratio	Det.	RSD	%RE
1	☐	0.000	0.000	166.67	0.000		27	
2	☐	0.025	0.033	258.89	0.000		12	33.
3	☐	0.050	0.060	335.56	0.001		15	20.
4	☐	0.100	0.097	444.46	0.001		4.	-2.7
5	☐	0.500	0.588	1832.35	0.005		5.	17.
6	☐	1.000	1.246	3702.72	0.011		3.	24.
7	☐	10.000	11.680	32948.16	0.106		0.	16.
8	☐	50.000	53.140	154887.29	0.484		0.	6.3
9	☐	100.00	100.65	299063.97	0.917		1.	0.7
10	☐	1000.0	999.76	2868113.0	9.108		0.	0.0
11	☐			230.00	0.000		12	

y = 0.0091 * x + 5.2829E-004

R = 1.0000

DL = 0.04741 ug/l

BEC = 0.05799 ug/l

Weight: 1/y

Min Conc: <None>

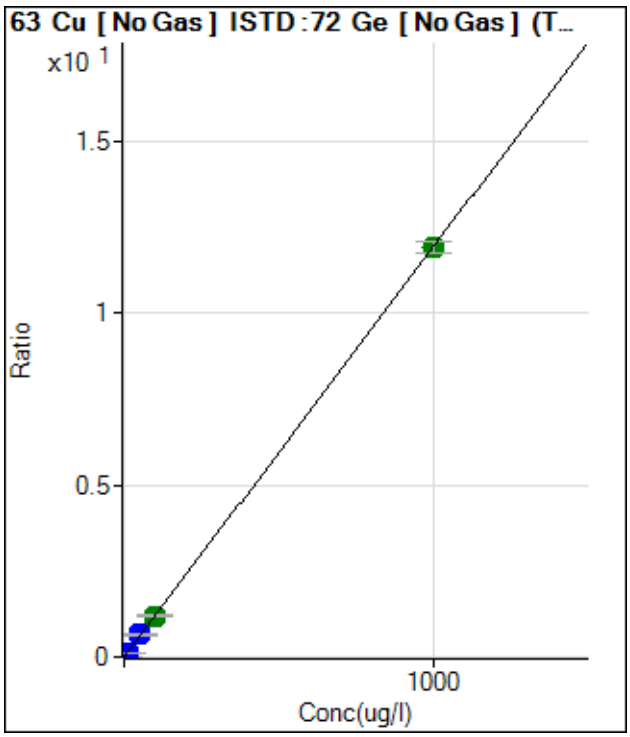

	Rjct	Conc.	Calc Conc.	CPS	Ratio	Det.	RSD	%RE
1	☐	0.000	0.000	1612.07	0.000		7.	
2	☐	0.025	0.047	2632.63	0.001		7.	86.
3	☐	0.050	0.081	3544.53	0.001		12	61.
4	☐	0.100	0.133	4937.49	0.002		1.	32.
5	☐	0.500	0.660	18097.41	0.008		13	31.
6	☐	1.000	1.226	32962.85	0.015		0.	22.
7	☐	10.000	10.977	287022.34	0.131		2.	9.8
8	☐	50.000	55.789	1340920.8	0.665		10	11.
9	☐	100.00	100.39	2559986.9	1.196		2.	0.4
10	☐	1000.0	999.66	24984410.	11.90		2.	0.0
11	☐			8215.61	0.003		7.	

y = 0.0119 * x + 7.1565E-004

R = 1.0000

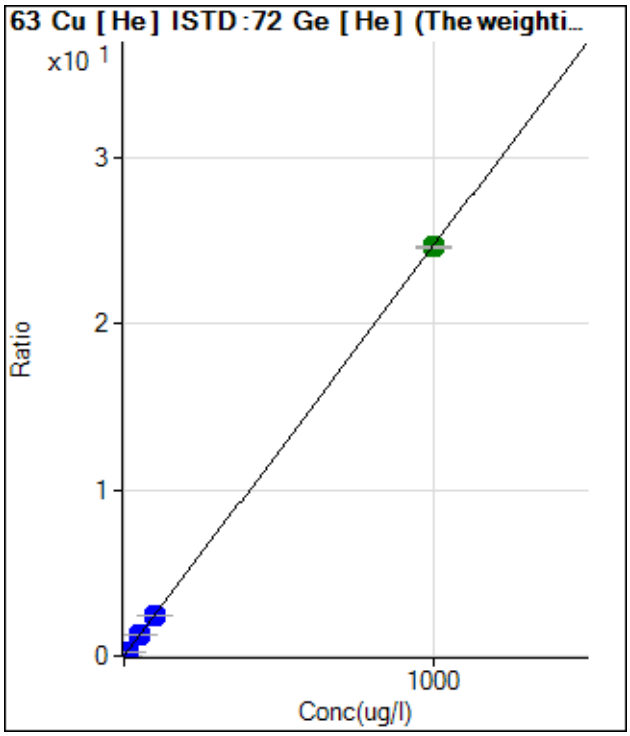

	Rjct	Conc.	Calc Conc.	CPS	Ratio	Det.	RSD	%RE
1	☐	0.000	0.000	415.59	0.001		5.	
2	☐	0.025	0.034	673.22	0.002		4.	36.
3	☐	0.050	0.075	990.84	0.003		2.	50.
4	☐	0.100	0.133	1447.12	0.004		1.	33.
5	☐	0.500	0.601	5012.53	0.016		1.	20.
6	☐	1.000	1.282	10251.20	0.032		2.	28.
7	☐	10.000	11.490	87577.69	0.284		0.	14.
8	☐	50.000	51.687	407192.17	1.274		0.	3.4
9	☐	100.00	99.838	801720.92	2.459		0.	-0.2
10	☐	1000.0	999.91	7753494.1	24.62		0.	0.0
11	☐			742.21	0.002		10	

y = 0.0246 * x + 0.0013

R = 1.0000

DL = 0.008999 ug/l

BEC = 0.0537 ug/l

Weight: 1/y

Min Conc: <None>

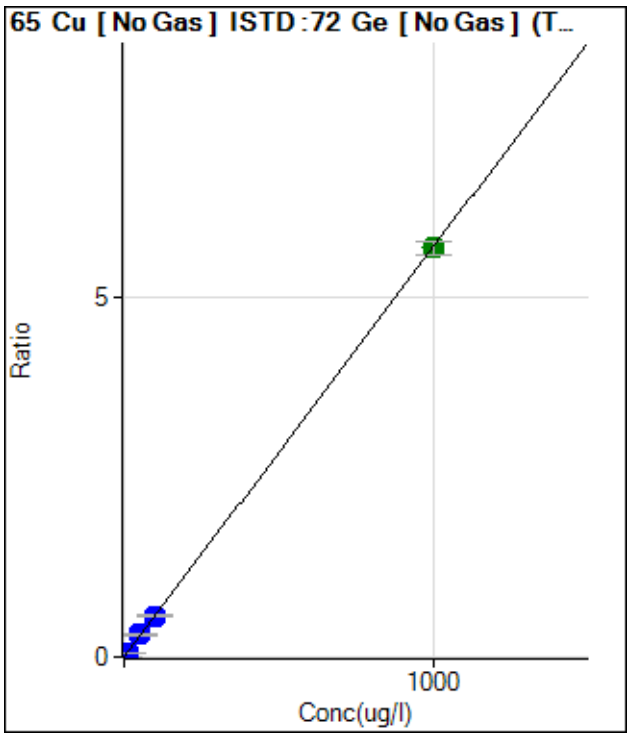

	Rjct	Conc.	Calc Conc.	CPS	Ratio	Det.	RSD	%RE
1	☐	0.000	0.000	670.29	0.000		2.	
2	☐	0.025	0.042	1109.16	0.000		11	68.
3	☐	0.050	0.075	1533.36	0.000		6.	50.
4	☐	0.100	0.135	2281.10	0.001		2.	34.
5	☐	0.500	0.589	7675.79	0.003		1.	17.
6	☐	1.000	1.214	15469.06	0.007		2.	21.
7	☐	10.000	10.868	135324.19	0.062		2.	8.7
8	☐	50.000	55.737	638459.69	0.316		10	11.
9	☐	100.00	100.91	1226262.5	0.573		2.	0.9
10	☐	1000.0	999.61	11903977.	5.673		3.	0.0
11	☐			1476.01	0.000		11	

y = 0.0057 * x + 2.9692E-004

R = 1.0000

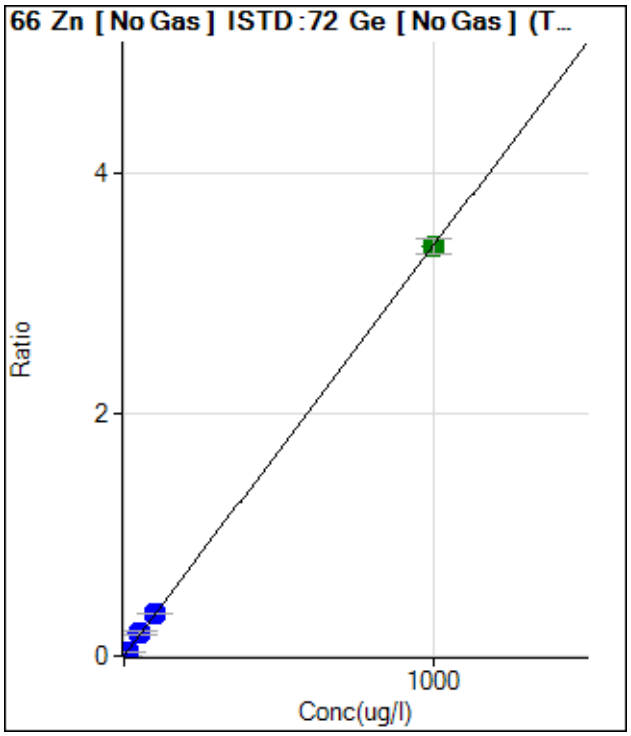

	Rjct	Conc.	Calc Conc.	CPS	Ratio	Det.	RSD	%RE
1	☐	0.000	0.000	4123.58	0.001		12	
2	☐			4486.05	0.002		3.	
3	☐	0.050	0.002	3903.44	0.001		4.	-95.
4	☐	0.100	-0.034	3693.76	0.001		8.	-13
5	☐	0.500	0.901	10289.78	0.004		5.	80.
6	☐	1.000	1.157	12379.40	0.005		1.	15.
7	☐	10.000	10.666	82897.64	0.038		3.	6.7
8	☐	50.000	55.785	384887.65	0.190		9.	11.
9	☐	100.00	101.77	741701.18	0.346		1.	1.8
10	☐	1000.0	999.52	7108163.3	3.387		3.	0.0
11	☐			5465.26	0.002		5.	

y = 0.0034 * x + 0.0018

R = 1.0000

DL = 0.1998 ug/l

BEC = 0.5414 ug/l

Weight: 1/y

Min Conc: <None>

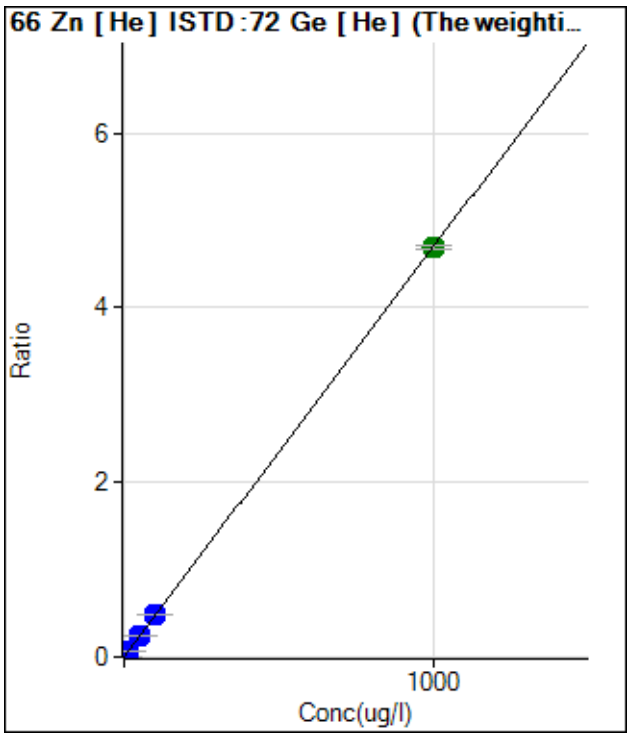

	Rjct	Conc.	Calc Conc.	CPS	Ratio	Det.	RSD	%RE
1	☐	0.000	0.000	784.47	0.002		3.	
2	☐			943.37	0.003		6.	
3	☐	0.050	0.006	785.58	0.002		6.	-87.
4	☐	0.100	0.017	808.92	0.002		3.	-82.
5	☐	0.500	1.024	2267.97	0.007		3.	104
6	☐	1.000	1.244	2591.36	0.008		4.	24.
7	☐	10.000	11.379	17187.97	0.055		1.	13.
8	☐	50.000	52.201	78926.42	0.247		1.	4.4
9	☐	100.00	101.72	156083.55	0.478		0.	1.7
10	☐	1000.0	999.70	1475017.8	4.684		0.	0.0
11	☐			1074.49	0.003		10	

y = 0.0047 * x + 0.0025

R = 1.0000

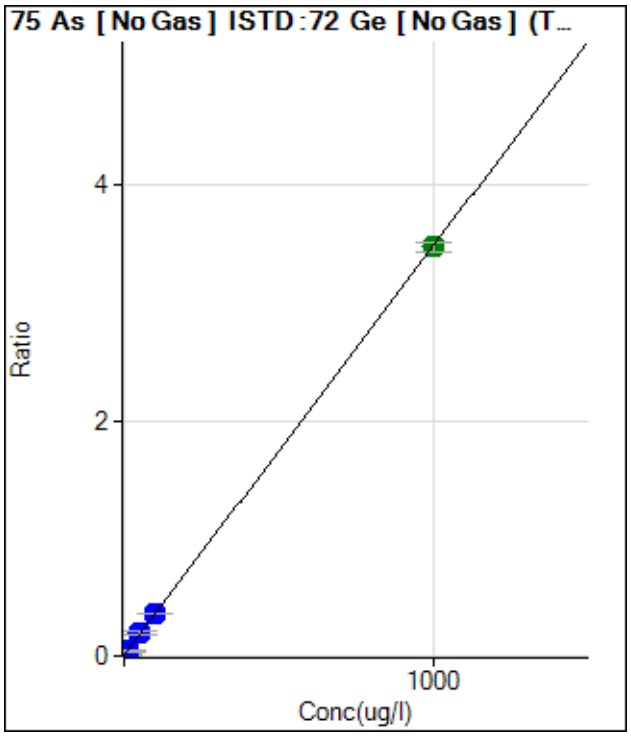

	Rjct	Conc.	Calc Conc.	CPS	Ratio	Det.	RSD	%RE
1	☐	0.000	0.000	15242.63	0.006		41	
2	☐	0.025	-0.234	12397.04	0.006		19	-10
3	☐	0.050	-0.304	12162.32	0.005		11	-70
4	☐	0.100	-0.203	13101.36	0.006		34	-30
5	☐	0.500	0.071	14879.07	0.007		6.	-85.
6	☐	1.000	0.638	19419.01	0.009		4.	-36.
7	☐	10.000	10.171	91945.39	0.042		6.	1.7
8	☐	50.000	55.075	399307.39	0.198		10	10.
9	☐	100.00	100.88	764295.05	0.357		1.	0.9
10	☐	1000.0	999.65	7298200.6	3.477		2.	0.0
11	☐			12670.17	0.005		17	

y = 0.0035 * x + 0.0068

R = 1.0000

DL = 2.413 ug/l

BEC = 1.96 ug/l

Weight: 1/y

Min Conc: <None>

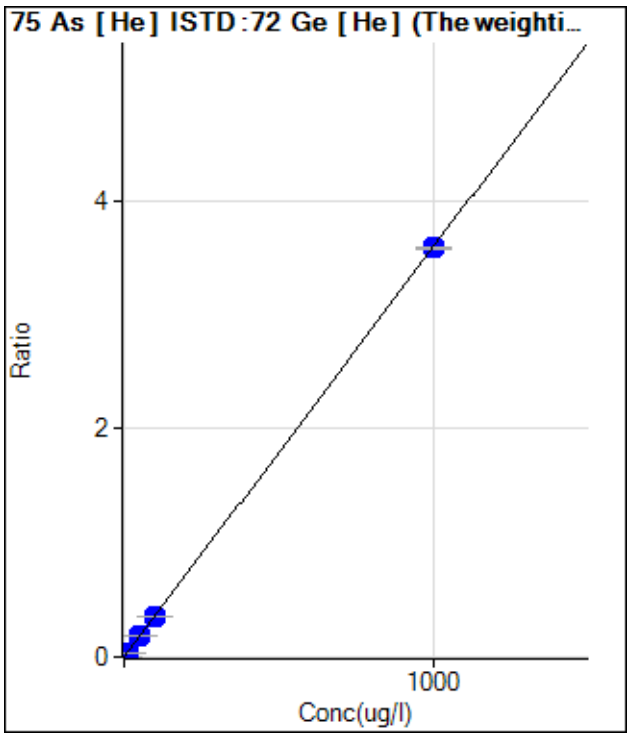

	Rjct	Conc.	Calc Conc.	CPS	Ratio	Det.	RSD	%RE
1	☐	0.000	0.000	282.87	0.000		3.	
2	☐	0.025	0.034	318.67	0.001		4.	37.
3	☐	0.050	0.069	357.87	0.001		1.	38.
4	☐	0.100	0.125	424.00	0.001		0.	25.
5	☐	0.500	0.554	898.41	0.002		0.	10.
6	☐	1.000	1.165	1582.39	0.005		0.	16.
7	☐	10.000	10.979	12407.09	0.040		0.	9.8
8	☐	50.000	50.289	57925.39	0.181		0.	0.6
9	☐	100.00	99.040	116052.95	0.356		0.	-1.0
10	☐	1000.0	1000.0	1129579.0	3.587		0.	0.0
11	☐			282.67	0.000		11	

y = 0.0036 * x + 8.9965E-004

R = 1.0000

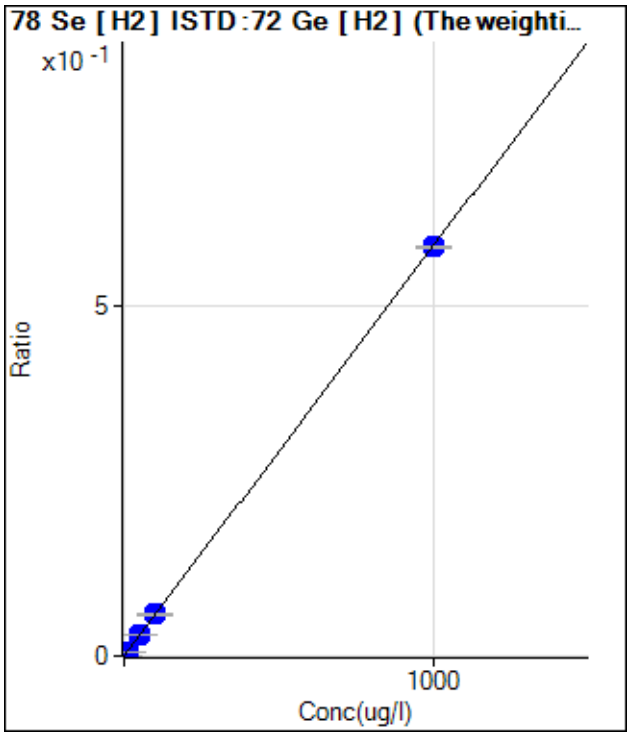

	Rjct	Conc.	Calc Conc.	CPS	Ratio	Det.	RSD	%RE
1	☐	0.000	0.000	26.00	0.000		22	
2	☐	0.025	0.030	43.56	0.000		16	21.
3	☐	0.050	0.060	63.78	0.000		5.	20.
4	☐	0.100	0.115	98.33	0.000		6.	14.
5	☐	0.500	0.560	380.89	0.000		4.	12.
6	☐	1.000	1.240	810.58	0.000		2.	24.
7	☐	10.000	11.328	7226.24	0.006		0.	13.
8	☐	50.000	52.419	33899.41	0.030		0.	4.8
9	☐	100.00	101.35	66436.70	0.059		1.	1.4
10	☐	1000.0	999.73	636380.33	0.584		0.	0.0
11	☐			110.89	0.000		6.	

y = 5.8448E-004 * x + 2.2480E-005

R = 1.0000

DL = 0.02605 ug/l

BEC = 0.03846 ug/l

Weight: 1/y

Min Conc: <None>

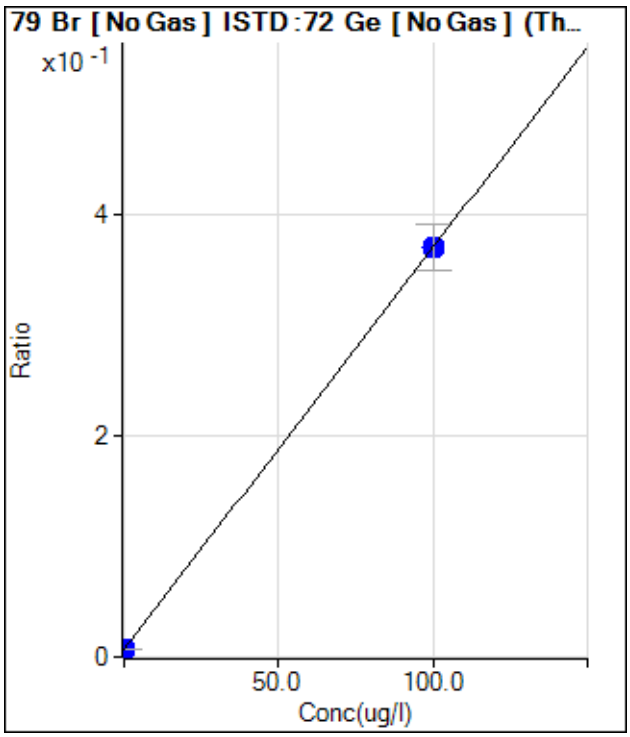

	Rjct	Conc.	Calc Conc.	CPS	Ratio	Det.	RSD	%RE
1	☐	0.000	0.000	15217.88	0.006		8.	
2	☐			18815.02	0.009		11	
3	☐			18781.65	0.008		5.	
4	☐			18921.53	0.008		2.	
5	☐			19104.87	0.009		4.	
6	☐			18758.31	0.008		4.	
7	☐			18428.59	0.008		2.	
8	☐			15927.23	0.007		8.	
9	☐			21056.93	0.009		4.	
10	☐			25488.65	0.012		1.	
11	☐	100.00	100.00	812852.10	0.370		11	0.0

y = 0.0036 * x + 0.0068

R = 1.0000

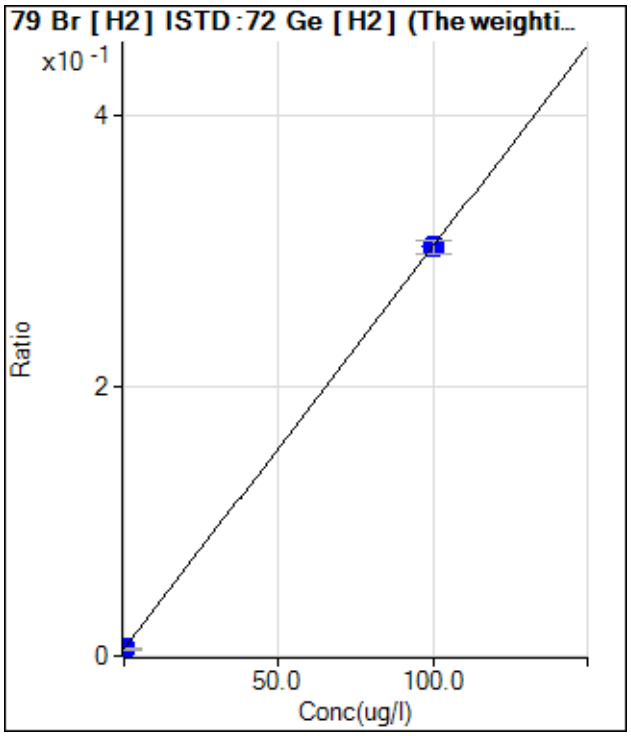

	Rjct	Conc.	Calc Conc.	CPS	Ratio	Det.	RSD	%RE
1	☐	0.000	0.000	6045.98	0.005		23	
2	☐			7706.77	0.007		2.	
3	☐			7933.15	0.007		8.	
4	☐			7700.12	0.007		6.	
5	☐			7447.18	0.006		9.	
6	☐			7317.37	0.006		4.	
7	☐			7407.23	0.006		1.	
8	☐			6754.89	0.006		4.	
9	☐			8918.46	0.008		4.	
10	☐			19564.45	0.018		1.	
11	☐	100.00	100.00	343082.34	0.302		3.	0.0

y = 0.0030 * x + 0.0052

R = 1.0000

DL = 1.231 ug/l

BEC = 1.753 ug/l

Weight: 1/y

Min Conc: <None>

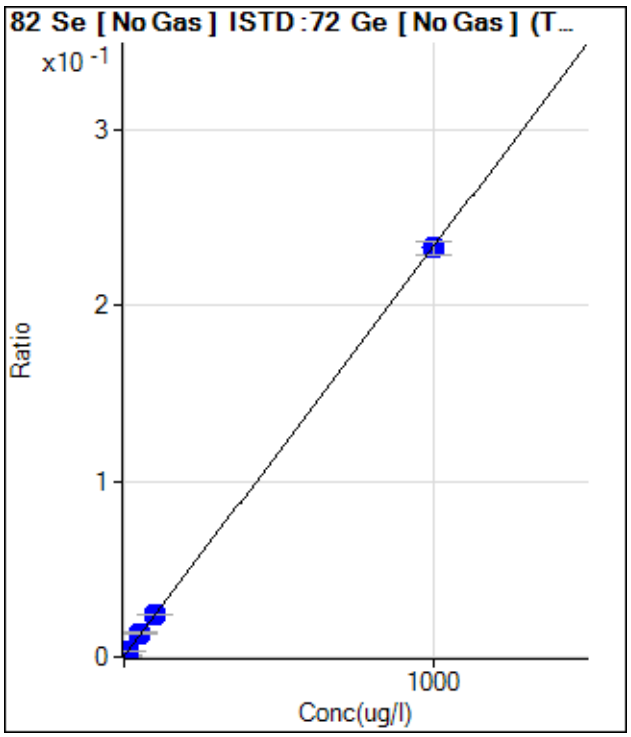

	Rjct	Conc.	Calc Conc.	CPS	Ratio	Det.	RSD	%RE
1	☐	0.000	0.000	1001.44	0.000		16	
2	☐	0.025	-0.234	791.56	0.000		46	-10
3	☐	0.050	-0.243	813.95	0.000		18	-58
4	☐	0.100	-0.060	922.50	0.000		19	-15
5	☐	0.500	0.342	1100.92	0.000		8.	-31.
6	☐	1.000	0.911	1410.03	0.000		4.	-8.9
7	☐	10.000	10.954	6526.04	0.003		4.	9.5
8	☐	50.000	55.363	26831.75	0.013		9.	10.
9	☐	100.00	103.15	52242.80	0.024		0.	3.2
10	☐	1000.0	999.40	488116.23	0.232		3.	-0.1
11	☐			1338.29	0.000		9.	

y = 2.3231E-004 * x + 4.4344E-004

R = 1.0000

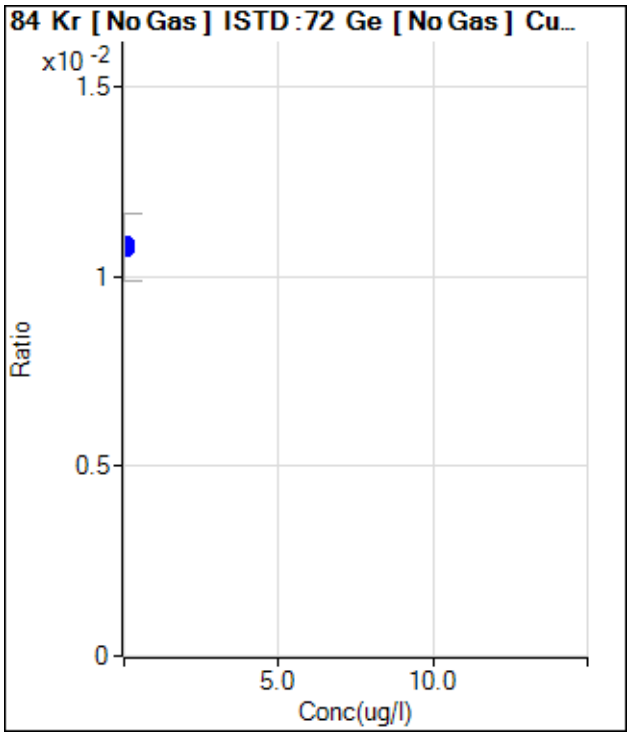

	Rjct	Conc.	Calc Conc.	CPS	Ratio	Det.	RSD	%RE
1	☐	0.000		24439.78	0.010		16	
2	☐			22170.51	0.010		28	
3	☐			19611.20	0.009		10	
4	☐			21819.90	0.010		1.	
5	☐			21686.61	0.010		4.	
6	☐			22149.79	0.010		3.	
7	☐			26678.34	0.012		1.	
8	☐			44636.89	0.022		8.	
9	☐			65304.41	0.030		1.	
10	☐			438996.22	0.209		2.	
11	☐			22972.74	0.010		9.	

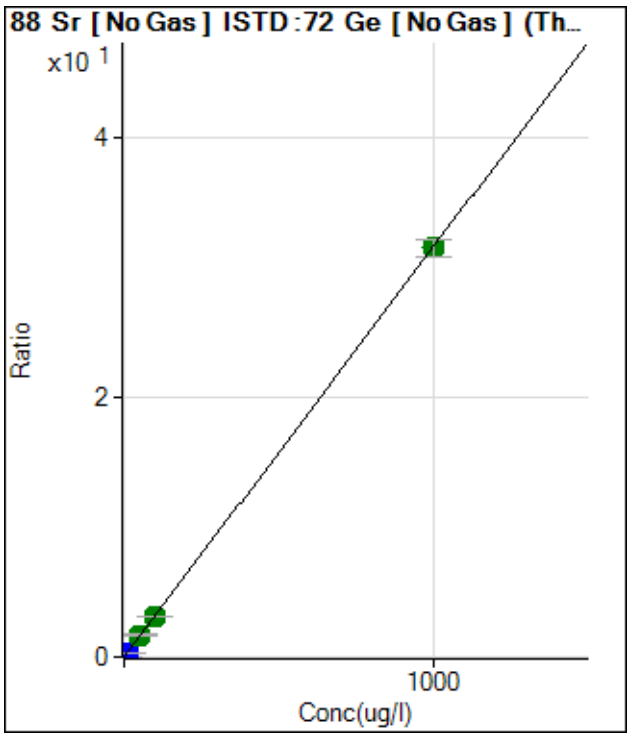

	Rjct	Conc.	Calc Conc.	CPS	Ratio	Det.	RSD	%RE
1	☐	0.000	0.000	1097.87	0.000		11	
2	☐	0.025	0.030	2964.44	0.001		9.	20.
3	☐	0.050	0.063	5217.30	0.002		13	26.
4	☐	0.100	0.115	8841.90	0.004		2.	15.
5	☐	0.500	0.546	37244.16	0.017		3.	9.2
6	☐	1.000	1.146	78692.02	0.036		3.	14.
7	☐	10.000	10.515	723977.46	0.331		4.	5.1
8	☐	50.000	52.922	3361672.6	1.667		9.	5.8
9	☐	100.00	99.678	6717697.9	3.139		2.	-0.3
10	☐	1000.0	999.88	66062570.	31.48		4.	0.0
11	☐			2841.35	0.001		23	

y = 0.0315 * x + 4.8322E-004

R = 1.0000

DL = 0.005285 ug/l

BEC = 0.01535 ug/l

Weight: 1/y

Min Conc: <None>

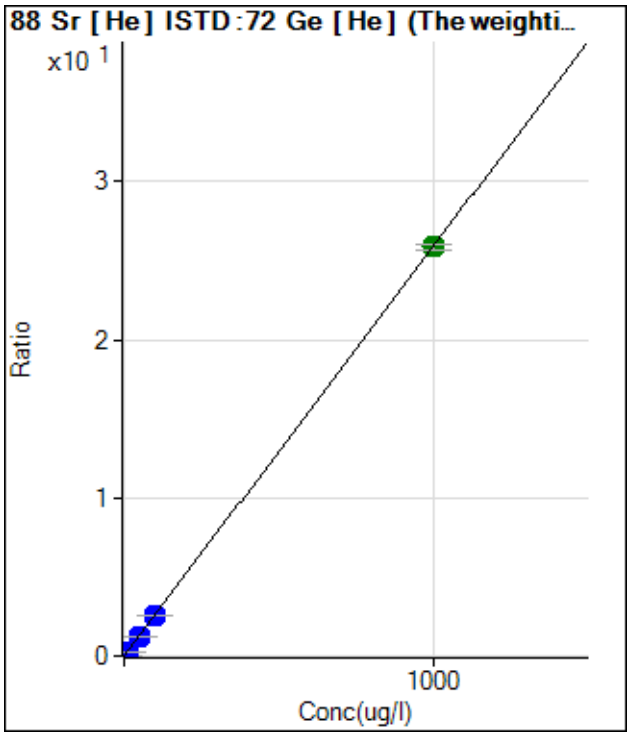

	Rjct	Conc.	Calc Conc.	CPS	Ratio	Det.	RSD	%RE
1	☐	0.000	0.000	384.45	0.001		7.	
2	☐	0.025	0.025	584.46	0.001		3.	0.9
3	☐	0.050	0.060	863.36	0.002		8.	19.
4	☐	0.100	0.120	1358.96	0.004		1.	19.
5	☐	0.500	0.512	4499.62	0.014		2.	2.4
6	☐	1.000	1.140	9568.79	0.030		1.	14.
7	☐	10.000	10.891	87102.31	0.282		1.	8.9
8	☐	50.000	49.270	407411.10	1.274		0.	-1.5
9	☐	100.00	97.048	818019.15	2.509		0.	-3.0
10	☐	1000.0	1000.3	8142059.3	25.85		1.	0.0
11	☐			488.90	0.001		7.	

y = 0.0258 * x + 0.0012

R = 1.0000

DL = 0.01066 ug/l

BEC = 0.04733 ug/l

Weight: 1/y

Min Conc: <None>

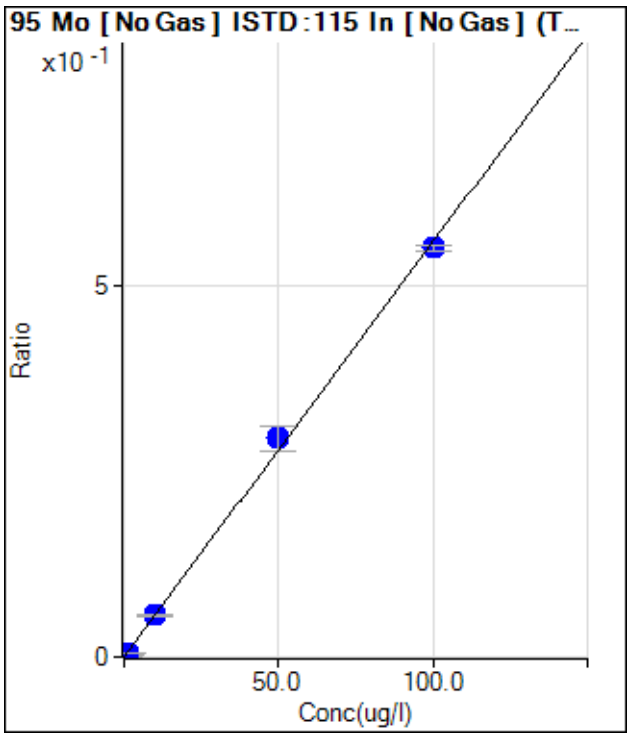

	Rjct	Conc.	Calc Conc.	CPS	Ratio	Det.	RSD	%RE
1	☐	0.000	0.000	50.00	0.000		20	
2	☐	0.025	0.029	423.34	0.000		10	14.
3	☐	0.050	0.065	931.15	0.000		11	30.
4	☐	0.100	0.116	1643.44	0.000		3.	16.
5	☐	0.500	0.521	7196.30	0.002		5.	4.3
6	☐	1.000	1.097	15486.22	0.006		2.	9.7
7	☐	10.000	10.023	141516.72	0.056		1.	0.2
8	☐	50.000	52.763	670563.07	0.295		11	5.5
9	☐	100.00	98.615	1353504.8	0.552		1.	-1.4
10	☐			1885.69	0.000		5.	
11	☐			378.89	0.000		5.	

y = 0.0056 * x + 1.8649E-005

R = 0.9995

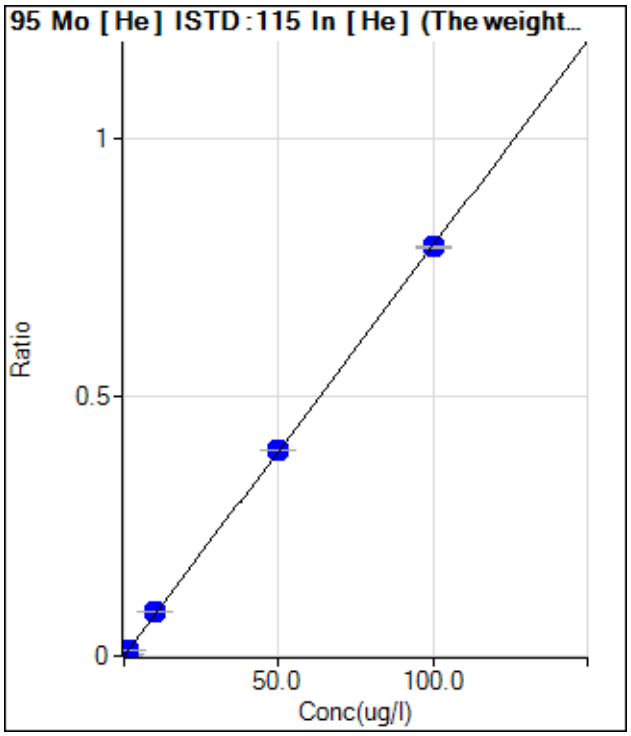

	Rjct	Conc.	Calc Conc.	CPS	Ratio	Det.	RSD	%RE
1	☐	0.000	0.000	18.89	0.000		57	
2	☐	0.025	0.024	125.55	0.000		5.	-5.5
3	☐	0.050	0.058	283.34	0.000		22	16.
4	☐	0.100	0.119	556.68	0.001		2.	18.
5	☐	0.500	0.550	2486.90	0.004		1.	10.
6	☐	1.000	1.178	5318.80	0.009		1.	17.
7	☐	10.000	10.834	48642.38	0.085		1.	8.3
8	☐	50.000	50.261	228959.97	0.398		0.	0.5
9	☐	100.00	99.784	457101.03	0.790		0.	-0.2
10	☐			382.23	0.000		10	
11	☐			92.22	0.000		0.	

y = 0.0079 * x + 3.3122E-005

R = 1.0000

DL = 0.007155 ug/l

BEC = 0.004183 ug/l

Weight: 1/y

Min Conc: <None>

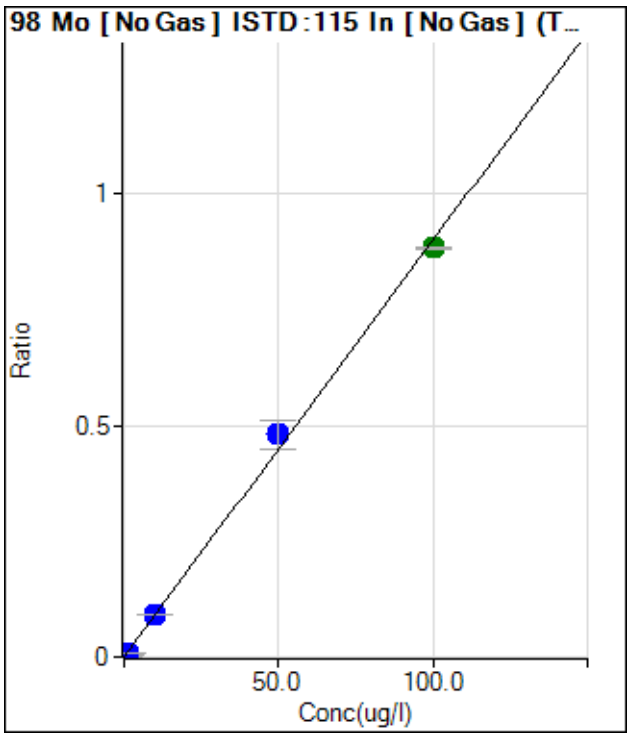

	Rjct	Conc.	Calc Conc.	CPS	Ratio	Det.	RSD	%RE
1	☐	0.000	0.000	74.45	0.000		40	
2	☐	0.025	0.028	658.42	0.000		10	13.
3	☐	0.050	0.065	1482.10	0.000		9.	30.
4	☐	0.100	0.113	2556.08	0.001		5.	12.
5	☐	0.500	0.516	11425.40	0.004		5.	3.2
6	☐	1.000	1.085	24585.19	0.009		1.	8.5
7	☐	10.000	10.169	230403.80	0.091		2.	1.7
8	☐	50.000	53.508	1089869.4	0.480		13	7.0
9	☐	100.00	98.228	2163531.5	0.882		0.	-1.8
10	☐			2711.19	0.001		4.	
11	☐			480.63	0.000		16	

y = 0.0090 * x + 2.8011E-005

R = 0.9992

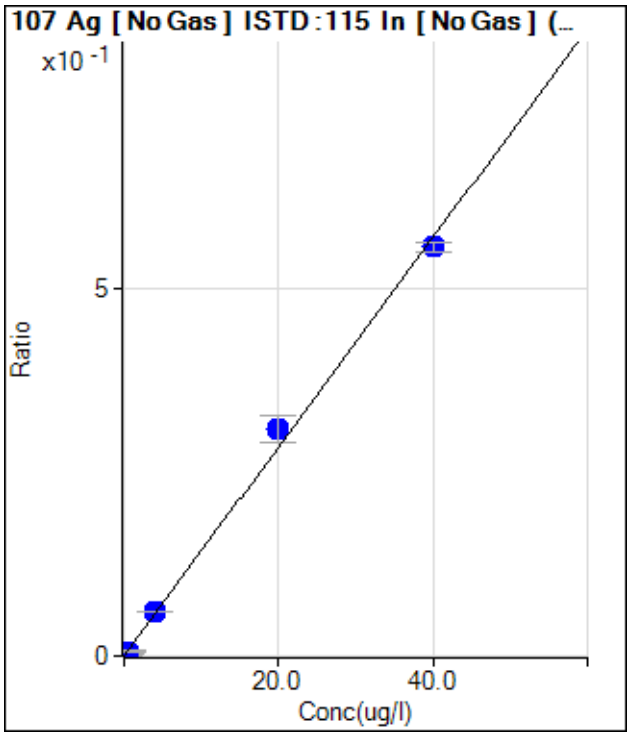

	Rjct	Conc.	Calc Conc.	CPS	Ratio	Det.	RSD	%RE
1	☐	0.000	0.000	200.08	0.000		7.	
2	☐	0.010	0.012	562.90	0.000		17	17.
3	☐	0.020	0.025	1029.12	0.000		3.	22.
4	☐	0.040	0.047	1828.86	0.000		4.	18.
5	☐	0.200	0.216	7703.86	0.003		4.	8.2
6	☐	0.400	0.451	16268.50	0.006		2.	12.
7	☐	4.000	4.180	149660.09	0.059		1.	4.5
8	☐	20.000	21.697	698401.06	0.308		12	8.5
9	☐	40.000	39.133	1360845.4	0.555		2.	-2.2
10	☐			12401614.	5.216		2.	
11	☐			1456.00	0.000		10	

y = 0.0142 * x + 7.5886E-005

R = 0.9989

DL = 0.001144 ug/l

BEC = 0.005348 ug/l

Weight: 1/y

Min Conc: <None>

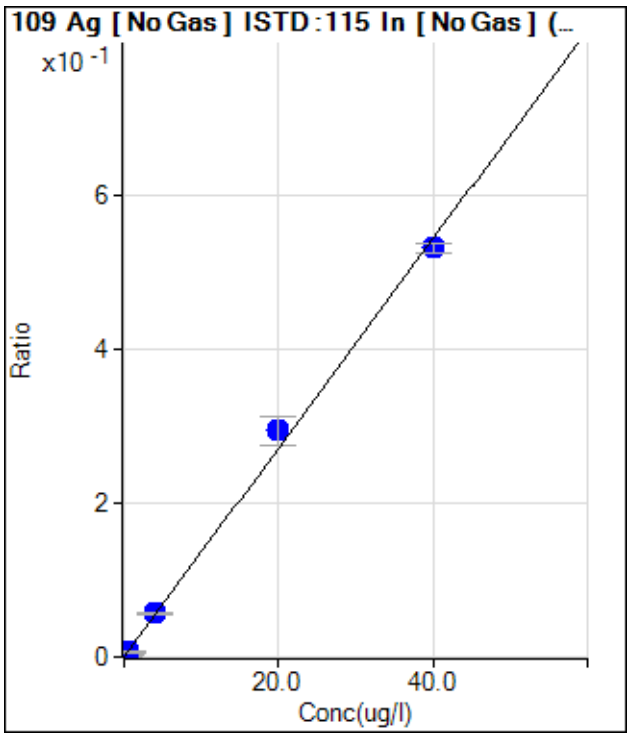

	Rjct	Conc.	Calc Conc.	CPS	Ratio	Det.	RSD	%RE
1	☐	0.000	0.000	192.08	0.000		9.	
2	☐	0.010	0.012	561.57	0.000		8.	23.
3	☐	0.020	0.026	1045.79	0.000		7.	32.
4	☐	0.040	0.048	1764.82	0.000		4.	18.
5	☐	0.200	0.215	7343.53	0.003		5.	7.6
6	☐	0.400	0.457	15785.10	0.006		1.	14.
7	☐	4.000	4.156	142596.37	0.056		1.	3.9
8	☐	20.000	21.647	667585.09	0.294		12	8.2
9	☐	40.000	39.160	1304840.8	0.532		2.	-2.1
10	☐			12028910.	5.060		4.	
11	☐			1440.66	0.000		11	

y = 0.0136 * x + 7.2874E-005

R = 0.9989

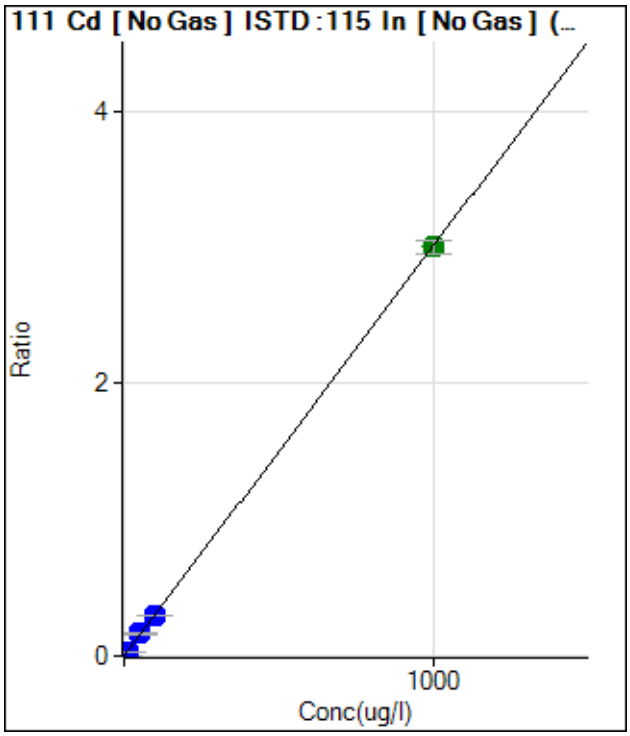

	Rjct	Conc.	Calc Conc.	CPS	Ratio	Det.	RSD	%RE
1	☐	0.000	0.000	70.61	0.000		41	
2	☐	0.025	0.026	243.08	0.000		17	3.2
3	☐	0.050	0.061	514.09	0.000		8.	22.
4	☐	0.100	0.118	936.95	0.000		2.	18.
5	☐	0.500	0.535	4003.22	0.001		2.	7.0
6	☐	1.000	1.158	8812.65	0.003		1.	15.
7	☐	10.000	10.508	79611.96	0.031		1.	5.1
8	☐	50.000	54.994	374596.27	0.165		12	10.
9	☐	100.00	99.533	732670.17	0.299		1.	-0.5
10	☐	1000.0	999.79	7139479.7	3.003		3.	0.0
11	☐			673.67	0.000		17	

y = 0.0030 * x + 2.7451E-005

R = 1.0000

DL = 0.01133 ug/l

BEC = 0.009139 ug/l

Weight: 1/y

Min Conc: <None>

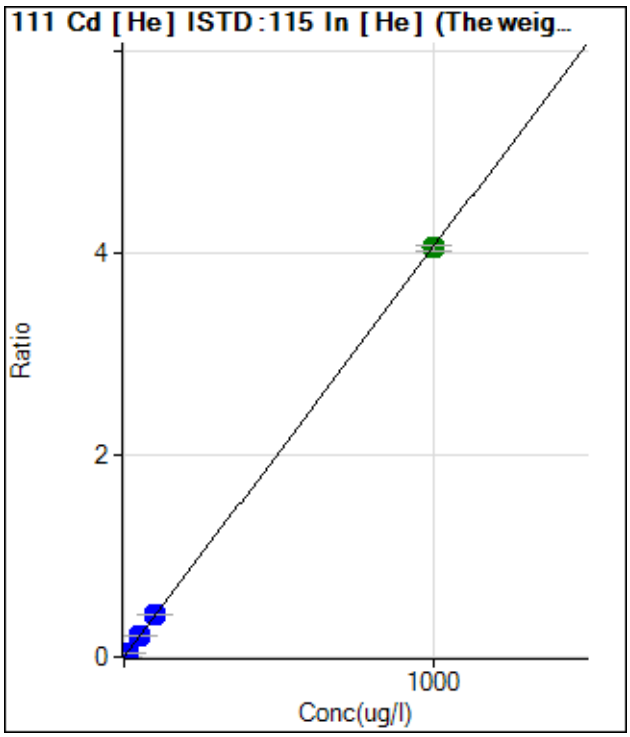

	Rjct	Conc.	Calc Conc.	CPS	Ratio	Det.	RSD	%RE
1	☐	0.000	0.000	16.78	0.000		23	
2	☐	0.025	0.030	87.00	0.000		4.	21.
3	☐	0.050	0.062	162.33	0.000		4.	24.
4	☐	0.100	0.123	302.33	0.000		3.	23.
5	☐	0.500	0.568	1320.95	0.002		1.	13.
6	☐	1.000	1.203	2785.72	0.004		1.	20.
7	☐	10.000	11.193	25717.18	0.045		0.	11.
8	☐	50.000	51.574	120187.36	0.208		1.	3.1
9	☐	100.00	101.39	237610.98	0.410		0.	1.4
10	☐	1000.0	999.77	2266273.0	4.049		1.	0.0
11	☐			136.33	0.000		6.	

y = 0.0041 * x + 2.9352E-005

R = 1.0000

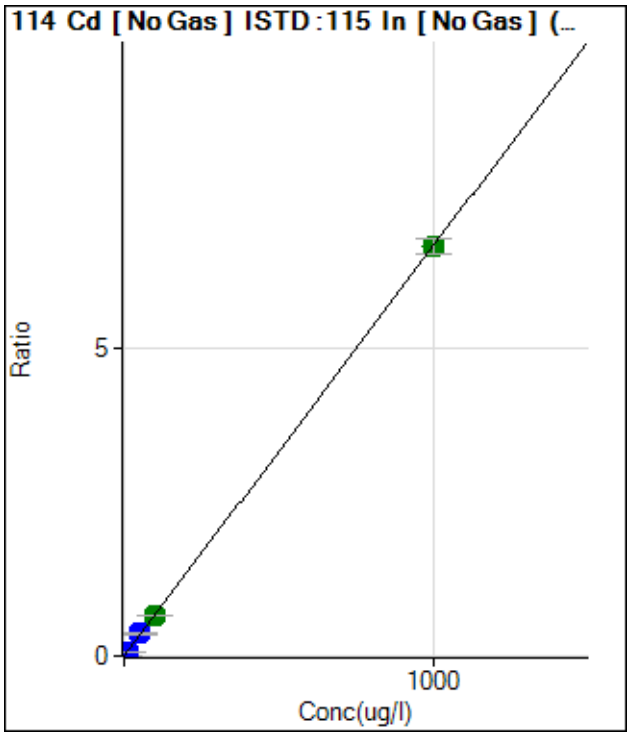

	Rjct	Conc.	Calc Conc.	CPS	Ratio	Det.	RSD	%RE
1	☐	0.000	0.000	86.05	0.000		49	
2	☐	0.025	0.029	532.01	0.000		13	17.
3	☐	0.050	0.065	1123.23	0.000		8.	29.
4	☐	0.100	0.118	2010.48	0.000		3.	18.
5	☐	0.500	0.544	8952.53	0.003		3.	8.9
6	☐	1.000	1.158	19437.53	0.007		2.	15.
7	☐	10.000	10.547	176881.46	0.070		2.	5.5
8	☐	50.000	55.434	836577.58	0.368		11	10.
9	☐	100.00	99.109	1615488.9	0.659		1.	-0.9
10	☐	1000.0	999.81	15808858.	6.650		3.	0.0
11	☐			1495.51	0.000		17	

y = 0.0067 * x + 3.3658E-005

R = 1.0000

DL = 0.00753 ug/l

BEC = 0.00506 ug/l

Weight: 1/y

Min Conc: <None>

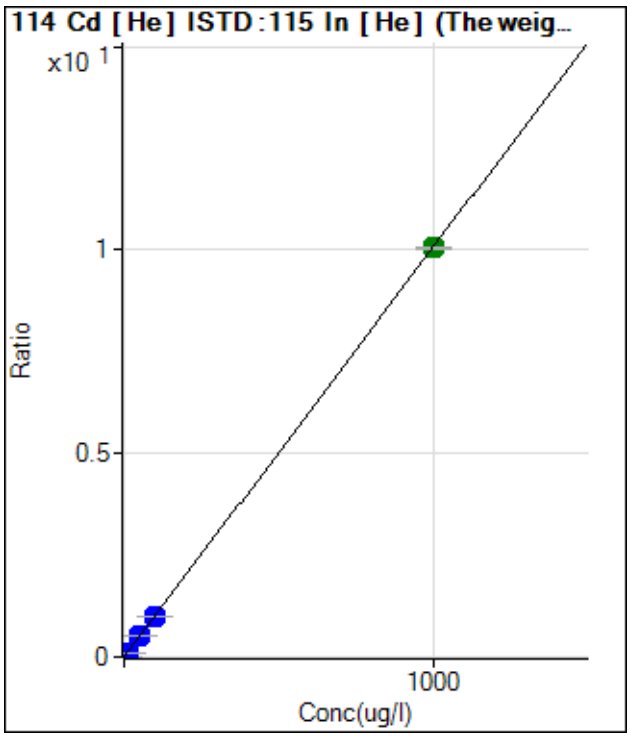

	Rjct	Conc.	Calc Conc.	CPS	Ratio	Det.	RSD	%RE
1	☐	0.000	0.000	13.99	0.000		37	
2	☐	0.025	0.032	198.96	0.000		8.	29.
3	☐	0.050	0.068	406.90	0.000		4.	35.
4	☐	0.100	0.122	714.69	0.001		1.	21.
5	☐	0.500	0.556	3182.09	0.005		0.	11.
6	☐	1.000	1.197	6856.92	0.012		0.	19.
7	☐	10.000	10.888	62064.49	0.109		0.	8.9
8	☐	50.000	50.448	291776.07	0.507		0.	0.9
9	☐	100.00	98.707	574104.47	0.992		0.	-1.3
10	☐	1000.0	1000.0	5626907.7	10.05		0.	0.0
11	☐			340.29	0.000		10	

y = 0.0101 * x + 2.4469E-005

R = 1.0000

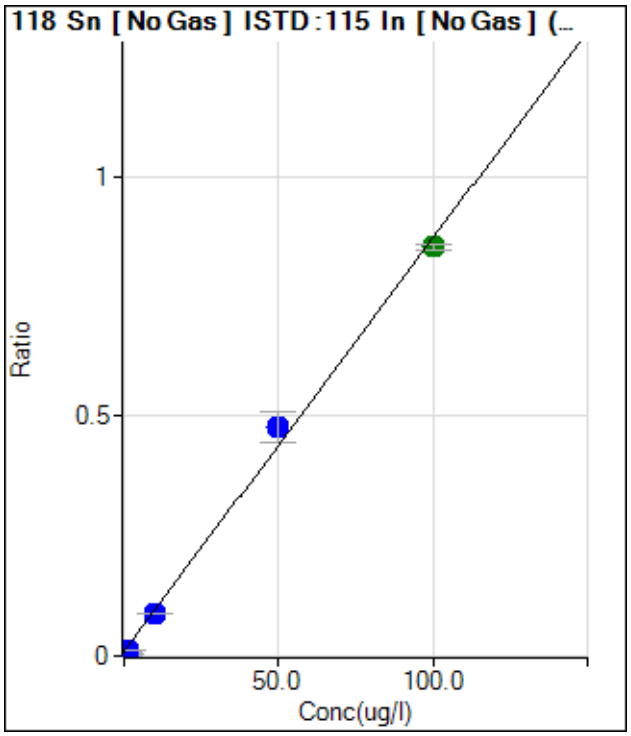

	Rjct	Conc.	Calc Conc.	CPS	Ratio	Det.	RSD	%RE
1	☐	0.000	0.000	25335.83	0.009		12	
2	☐	0.025	-0.976	2914.54	0.001		9.	-40
3	☐	0.050	-0.960	3377.07	0.001		8.	-20
4	☐	0.100	-0.914	4385.36	0.001		4.	-10
5	☐	0.500	-0.445	14285.62	0.005		1.	-18
6	☐	1.000	0.102	26475.71	0.010		1.	-89.
7	☐	10.000	9.290	225918.86	0.089		1.	-7.1
8	☐	50.000	54.260	1080379.8	0.476		13	8.5
9	☐	100.00	97.956	2090495.7	0.853		1.	-2.0
10	☐			4831.88	0.002		12	
11	☐			2917.86	0.001		4.	

y = 0.0086 * x + 0.0097

R = 0.9987

DL = 0.4041 ug/l

BEC = 1.122 ug/l

Weight: 1/y

Min Conc: <None>

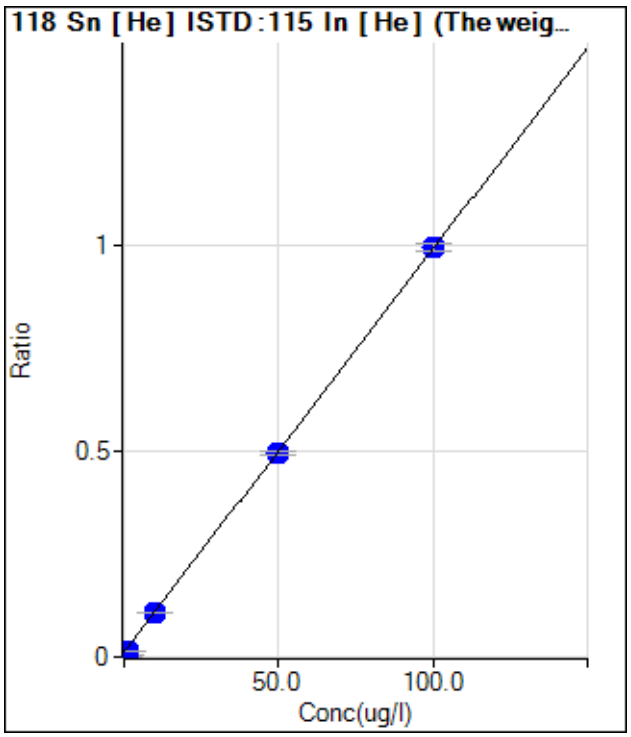

	Rjct	Conc.	Calc Conc.	CPS	Ratio	Det.	RSD	%RE
1	☐	0.000	0.000	6802.79	0.011		1.	
2	☐	0.025	-1.061	870.10	0.001		25	-43
3	☐	0.050	-1.052	930.04	0.001		6.	-22
4	☐	0.100	-1.002	1205.62	0.002		0.	-11
5	☐	0.500	-0.513	3899.45	0.006		1.	-20
6	☐	1.000	0.042	7001.78	0.012		1.	-95.
7	☐	10.000	9.855	61367.60	0.108		2.	-1.4
8	☐	50.000	49.343	284387.75	0.494		1.	-1.3
9	☐	100.00	100.35	574609.14	0.993		1.	0.4
10	☐			1163.39	0.002		9.	
11	☐			816.70	0.001		17	

y = 0.0098 * x + 0.0119

R = 0.9999

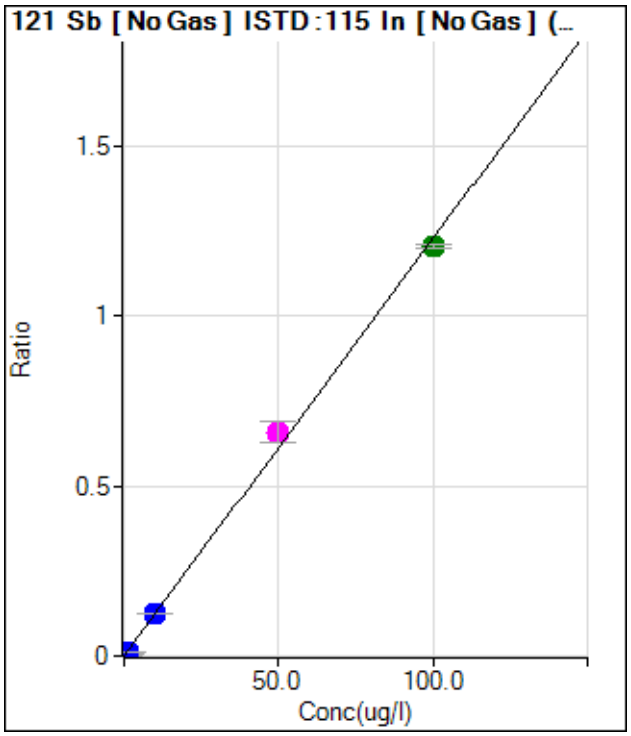

	Rjct	Conc.	Calc Conc.	CPS	Ratio	Det.	RSD	%RE
1	☐	0.000	0.000	272.70	0.000		5.	
2	☐	0.025	0.037	1299.86	0.000		7.	48.
3	☐	0.050	0.063	2117.38	0.000		9.	26.
4	☐	0.100	0.115	3718.87	0.001		3.	15.
5	☐	0.500	0.555	16900.82	0.006		3.	11.
6	☐	1.000	1.115	34584.68	0.013		0.	11.
7	☐	10.000	10.261	317020.53	0.125		1.	2.6
8	☐	50.000	53.720	1494745.3	0.658		9.	7.4
9	☐	100.00	98.112	2945482.0	1.202		0.	-1.9
10	☐			4988.40	0.002		5.	
11	☐			1636.93	0.000		9.	

y = 0.0123 * x + 1.0334E-004

R = 0.9991

DL = 0.001321 ug/l

BEC = 0.008436 ug/l

Weight: 1/y

Min Conc: <None>

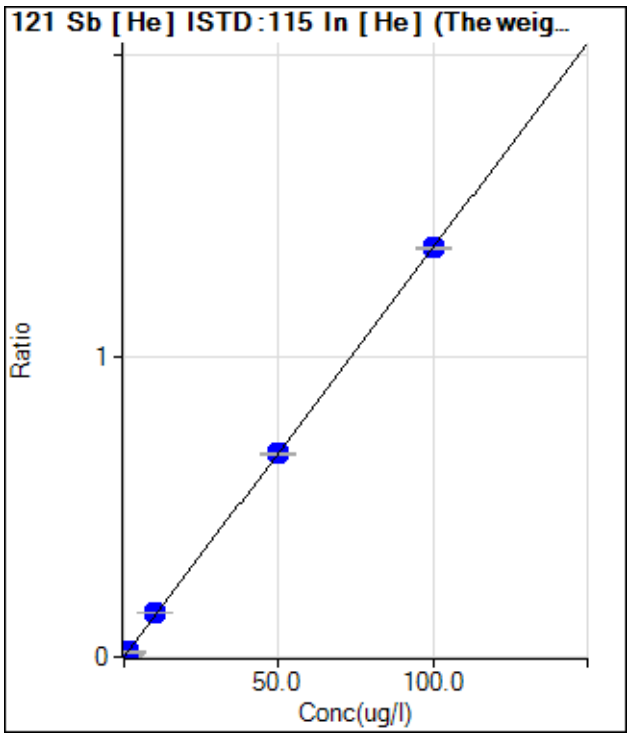

	Rjct	Conc.	Calc Conc.	CPS	Ratio	Det.	RSD	%RE
1	☐	0.000	0.000	93.34	0.000		5.	
2	☐	0.025	0.033	345.37	0.000		12	30.
3	☐	0.050	0.060	567.40	0.001		4.	21.
4	☐	0.100	0.113	971.80	0.001		0.	13.
5	☐	0.500	0.567	4457.83	0.007		1.	13.
6	☐	1.000	1.164	9087.18	0.016		1.	16.
7	☐	10.000	10.760	82972.17	0.146		1.	7.6
8	☐	50.000	49.774	389157.15	0.676		1.	-0.5
9	☐	100.00	100.03	786466.75	1.359		0.	0.0
10	☐			1067.82	0.001		2.	
11	☐			401.71	0.000		14	

y = 0.0136 * x + 1.6335E-004

R = 1.0000

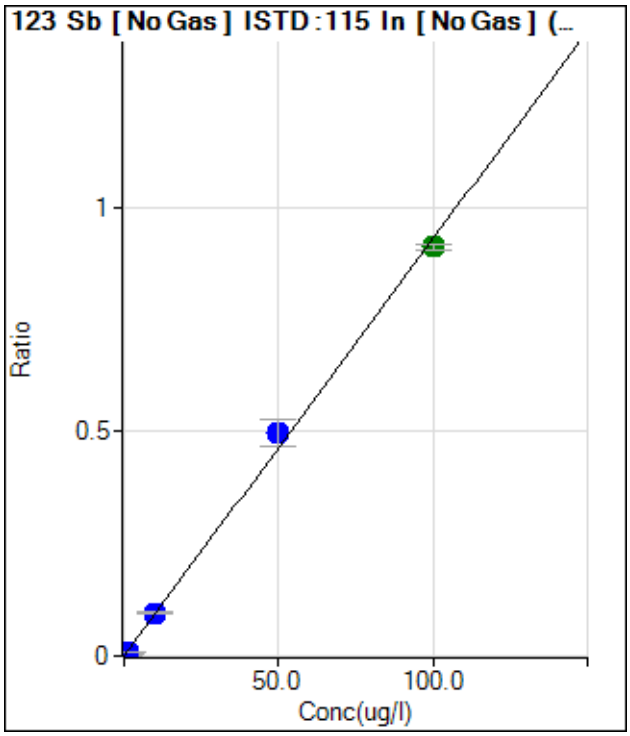

	Rjct	Conc.	Calc Conc.	CPS	Ratio	Det.	RSD	%RE
1	☐	0.000	0.000	216.69	0.000		9.	
2	☐	0.025	0.037	984.13	0.000		8.	46.
3	☐	0.050	0.062	1595.59	0.000		10	24.
4	☐	0.100	0.113	2785.22	0.001		3.	13.
5	☐	0.500	0.552	12772.41	0.005		3.	10.
6	☐	1.000	1.118	26304.11	0.010		0.	11.
7	☐	10.000	10.294	241226.35	0.095		2.	2.9
8	☐	50.000	53.619	1130206.5	0.498		11	7.2
9	☐	100.00	98.160	2235013.1	0.912		1.	-1.8
10	☐			4223.40	0.001		3.	
11	☐			1237.85	0.000		8.	

y = 0.0093 * x + 8.2382E-005

R = 0.9992

DL = 0.002597 ug/l

BEC = 0.008867 ug/l

Weight: 1/y

Min Conc: <None>

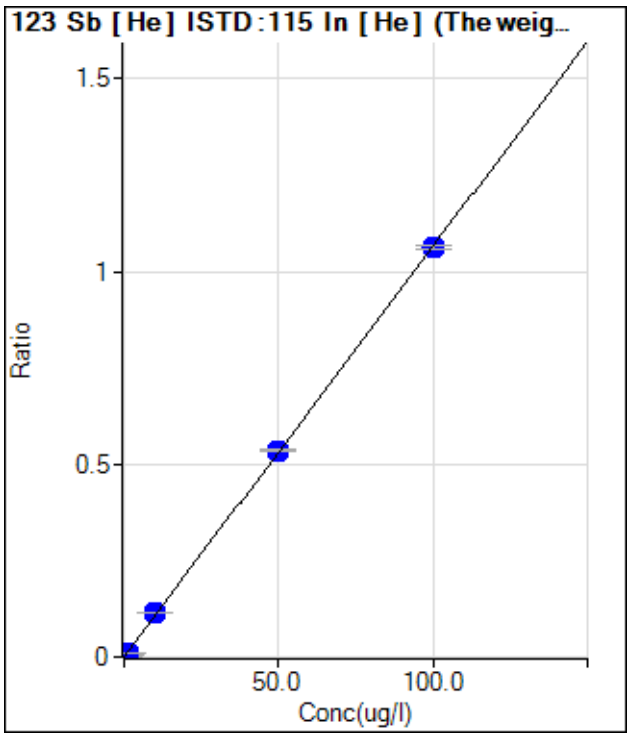

	Rjct	Conc.	Calc Conc.	CPS	Ratio	Det.	RSD	%RE
1	☐	0.000	0.000	72.68	0.000		6.	
2	☐	0.025	0.035	283.70	0.000		5.	39.
3	☐	0.050	0.062	453.72	0.000		5.	24.
4	☐	0.100	0.113	762.10	0.001		1.	13.
5	☐	0.500	0.570	3509.46	0.006		1.	14.
6	☐	1.000	1.146	7002.45	0.012		0.	14.
7	☐	10.000	10.859	65531.14	0.115		1.	8.6
8	☐	50.000	50.380	308309.49	0.536		0.	0.8
9	☐	100.00	99.722	613630.72	1.060		0.	-0.3
10	☐			835.44	0.001		7.	
11	☐			319.70	0.000		8.	

y = 0.0106 * x + 1.2714E-004

R = 1.0000

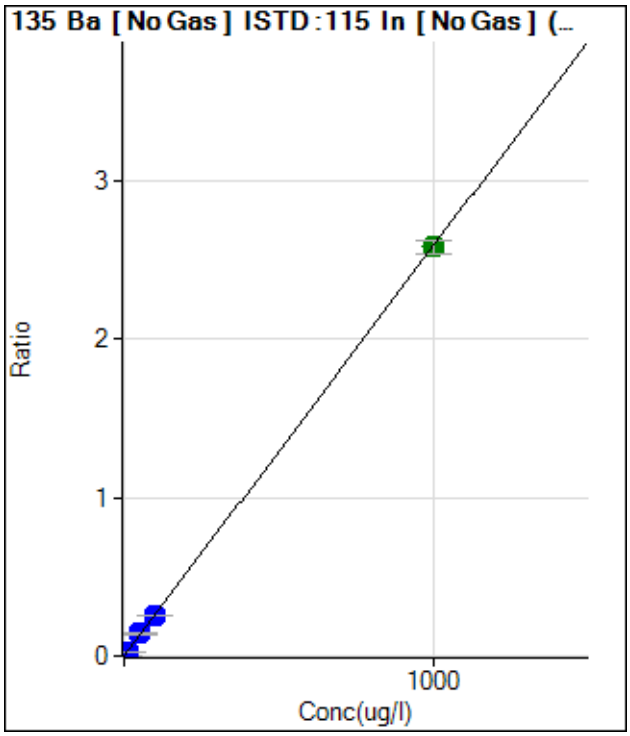

	Rjct	Conc.	Calc Conc.	CPS	Ratio	Det.	RSD	%RE
1	☐	0.000	0.000	29.94	0.000		36	
2	☐	0.025	0.030	206.26	0.000		33	21.
3	☐	0.050	0.062	415.85	0.000		5.	24.
4	☐	0.100	0.117	768.50	0.000		13	17.
5	☐	0.500	0.550	3503.51	0.001		2.	10.
6	☐	1.000	1.069	6957.97	0.002		3.	6.9
7	☐	10.000	10.255	66696.97	0.026		4.	2.6
8	☐	50.000	54.604	319809.10	0.140		10	9.2
9	☐	100.00	98.385	621974.41	0.253		1.	-1.6
10	☐	1000.0	999.92	6132473.7	2.579		3.	0.0
11	☐			222.90	0.000		32	

y = 0.0026 * x + 1.1380E-005

R = 1.0000

DL = 0.004777 ug/l

BEC = 0.004411 ug/l

Weight: 1/y

Min Conc: <None>

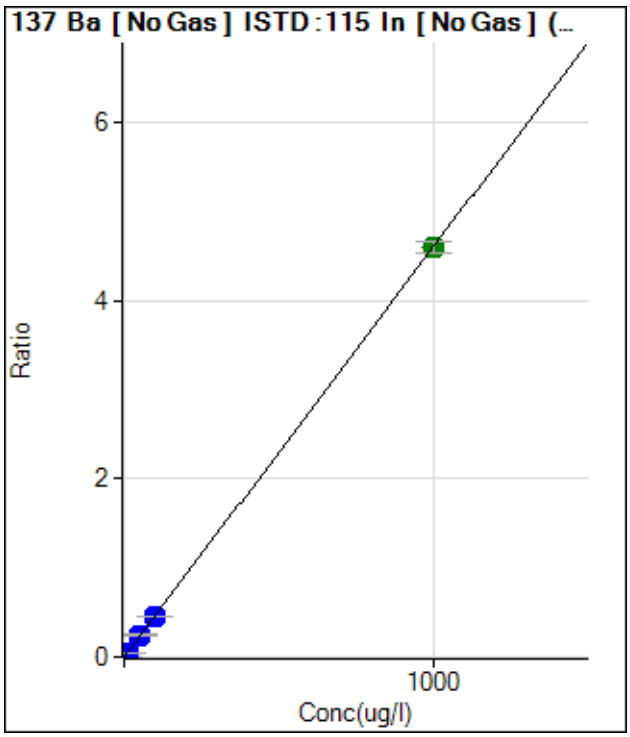

	Rjct	Conc.	Calc Conc.	CPS	Ratio	Det.	RSD	%RE
1	☐	0.000	0.000	89.82	0.000		64	
2	☐	0.025	0.031	419.18	0.000		6.	26.
3	☐	0.050	0.062	765.18	0.000		22	23.
4	☐	0.100	0.109	1307.48	0.000		13	8.6
5	☐	0.500	0.509	5813.06	0.002		12	1.9
6	☐	1.000	1.071	12454.23	0.005		0.	7.1
7	☐	10.000	10.061	116607.60	0.046		2.	0.6
8	☐	50.000	53.010	553662.55	0.243		8.	6.0
9	☐	100.00	97.188	1094604.3	0.446		0.	-2.8
10	☐	1000.0	1000.1	10928074.	4.596		2.	0.0
11	☐			352.64	0.000		25	

y = 0.0046 * x + 3.4969E-005

R = 1.0000

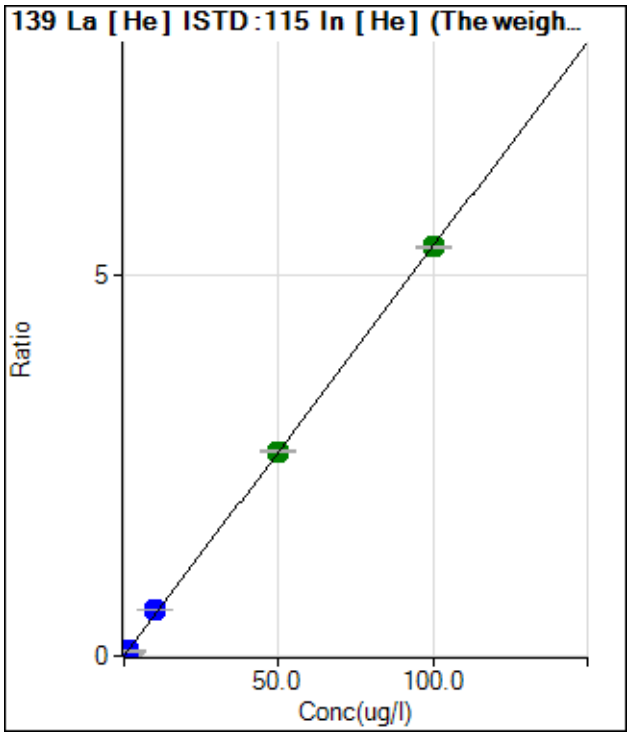

	Rjct	Conc.	Calc Conc.	CPS	Ratio	Det.	RSD	%RE
1	☐	0.000	0.000	8.89	0.000		77	
2	☐	0.025	0.028	876.70	0.001		12	13.
3	☐	0.050	0.060	1856.81	0.003		2.	19.
4	☐	0.100	0.119	3652.72	0.006		5.	18.
5	☐	0.500	0.550	16709.00	0.029		1.	9.9
6	☐	1.000	1.184	36104.54	0.063		2.	18.
7	☐	10.000	11.191	340179.42	0.600		2.	11.
8	☐	50.000	49.838	1537513.5	2.672		0.	-0.3
9	☐	100.00	99.960	3101211.1	5.361		0.	0.0
10	☐			403.34	0.000		2.	
11	☐			43.33	0.000		27	

y = 0.0536 * x + 1.5512E-005

R = 0.9999

DL = 0.0006735 ug/l

BEC = 0.0002892 ug/l

Weight: 1/y

Min Conc: <None>

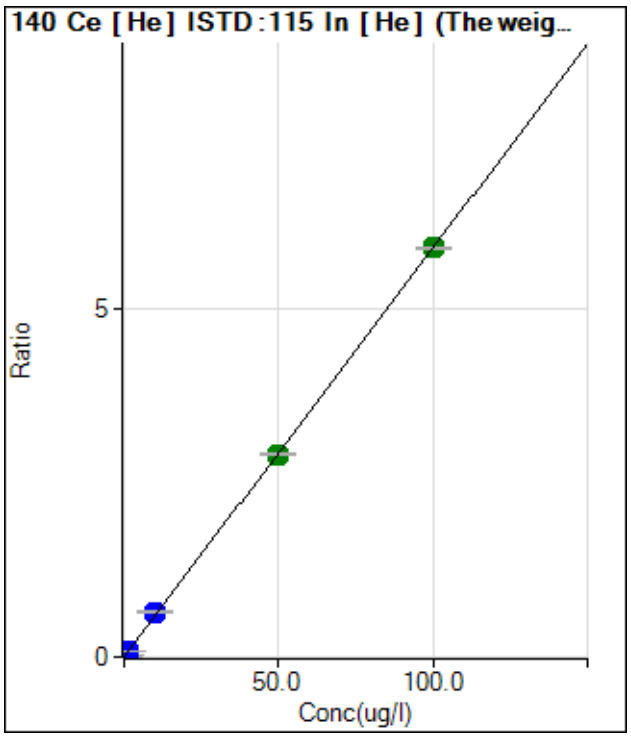

	Rjct	Conc.	Calc Conc.	CPS	Ratio	Det.	RSD	%RE
1	☐	0.000	0.000	20.00	0.000		67	
2	☐	0.025	0.028	944.48	0.001		7.	10.
3	☐	0.050	0.063	2144.63	0.003		5.	25.
4	☐	0.100	0.118	3963.92	0.006		1.	17.
5	☐	0.500	0.545	18124.09	0.032		0.	8.9
6	☐	1.000	1.190	39692.14	0.069		0.	19.
7	☐	10.000	11.033	366841.04	0.647		2.	10.
8	☐	50.000	49.584	1673273.9	2.908		0.	-0.8
9	☐	100.00	100.10	3397183.4	5.872		0.	0.1
10	☐			911.15	0.001		12	
11	☐			100.00	0.000		14	

y = 0.0587 * x + 3.5088E-005

R = 0.9999

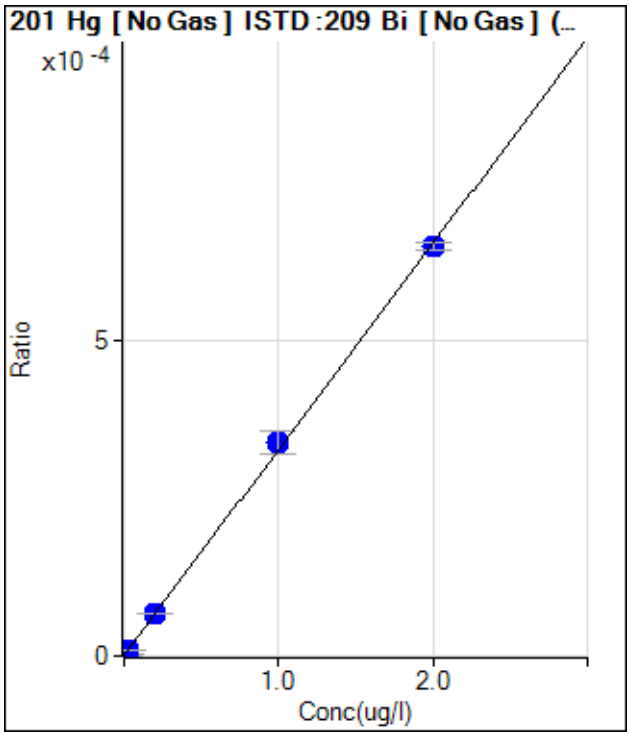

	Rjct	Conc.	Calc Conc.	CPS	Ratio	Det.	RSD	%RE
1	☐	0.000	0.000	15.00	0.000		10	
2	☐			12.67	0.000		15	
3	☐	0.001	0.001	17.33	0.000		3.	-25.
4	☐	0.002	0.002	21.33	0.000		24	-15.
5	☐	0.010	0.009	49.99	0.000		11	-10.
6	☐	0.020	0.023	108.31	0.000		6.	13.
7	☐	0.200	0.204	867.53	0.000		0.	2.0
8	☐	1.000	1.030	3858.12	0.000		10	3.0
9	☐	2.000	1.984	7694.68	0.000		1.	-0.8
10	☐			41.32	0.000		16	
11	☐			15.67	0.000		43	

y = 3.2568E-004 * x + 1.1605E-006

R = 0.9998

DL = 0.001083 ug/l

BEC = 0.003563 ug/l

Weight: 1/y

Min Conc: <None>

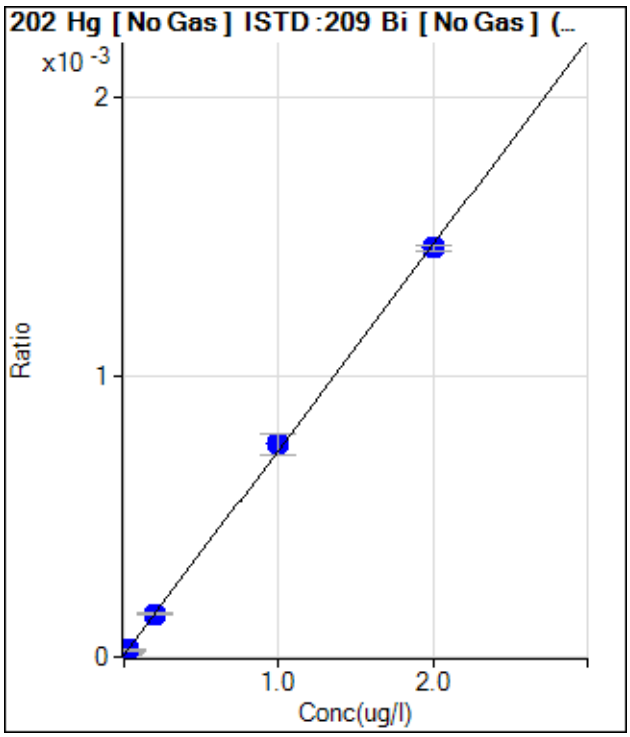

	Rjct	Conc.	Calc Conc.	CPS	Ratio	Det.	RSD	%RE
1	☐	0.000	0.000	96.65	0.000		11	
2	☐			92.31	0.000		13	
3	☐	0.001	0.001	97.98	0.000		1.	-39.
4	☐	0.002	0.002	111.98	0.000		12	0.2
5	☐	0.010	0.011	194.30	0.000		6.	14.
6	☐	0.020	0.023	305.94	0.000		1.	14.
7	☐	0.200	0.200	1973.09	0.000		2.	0.0
8	☐	1.000	1.029	8710.76	0.000		10	2.9
9	☐	2.000	1.986	17350.76	0.001		1.	-0.7
10	☐			139.30	0.000		7.	
11	☐			96.65	0.000		6.	

y = 7.3147E-004 * x + 7.4963E-006

R = 0.9999

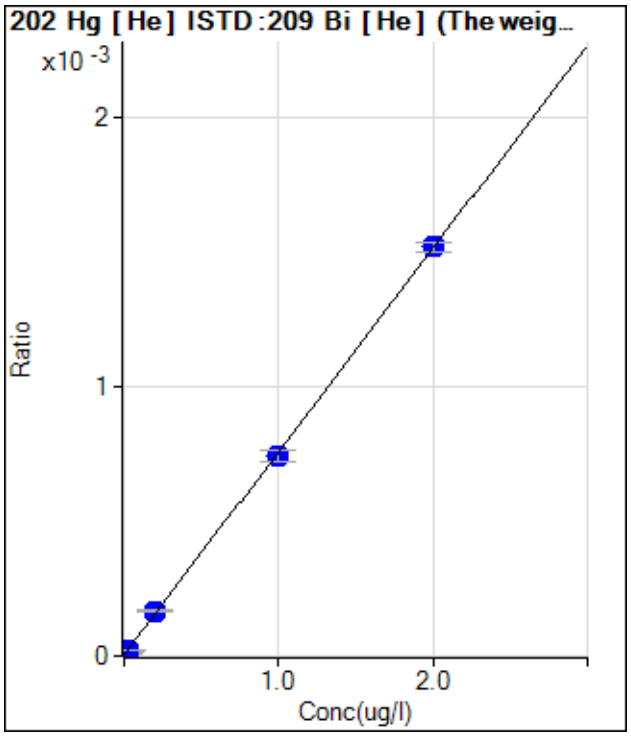

	Rjct	Conc.	Calc Conc.	CPS	Ratio	Det.	RSD	%RE
1	☐	0.000	0.000	22.00	0.000		15	
2	☐			24.99	0.000		13	
3	☐	0.001	0.002	30.99	0.000		8.	111
4	☐	0.002	0.003	32.99	0.000		2.	31.
5	☐	0.010	0.009	60.99	0.000		4.	-5.1
6	☐	0.020	0.023	116.31	0.000		7.	14.
7	☐	0.200	0.215	906.52	0.000		3.	7.7
8	☐	1.000	0.980	3865.46	0.000		5.	-2.0
9	☐	2.000	2.008	7793.38	0.001		2.	0.4
10	☐			43.32	0.000		14	
11	☐			29.33	0.000		23	

y = 7.5561E-004 * x + 4.1221E-006

R = 0.9999

DL = 0.002564 ug/l

BEC = 0.005455 ug/l

Weight: 1/y

Min Conc: <None>

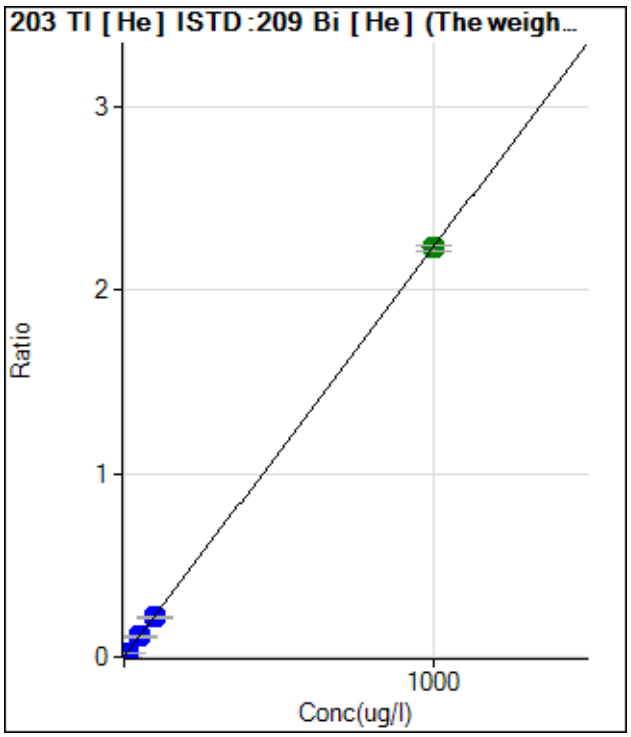

	Rjct	Conc.	Calc Conc.	CPS	Ratio	Det.	RSD	%RE
1	☐	0.000	0.000	136.05	0.000		11	
2	☐	0.025	0.023	416.17	0.000		8.	-6.2
3	☐	0.050	0.058	839.03	0.000		3.	16.
4	☐	0.100	0.103	1379.29	0.000		4.	3.2
5	☐	0.500	0.503	6197.26	0.001		1.	0.7
6	☐	1.000	1.090	13270.58	0.002		1.	9.0
7	☐	10.000	10.121	122565.47	0.022		0.	1.2
8	☐	50.000	49.533	572933.24	0.110		1.	-0.9
9	☐	100.00	97.230	1109670.2	0.216		2.	-2.8
10	☐	1000.0	1000.2	10976192.	2.228		1.	0.0
11	☐			6336.05	0.001		7.	

y = 0.0022 * x + 2.5506E-005

R = 1.0000

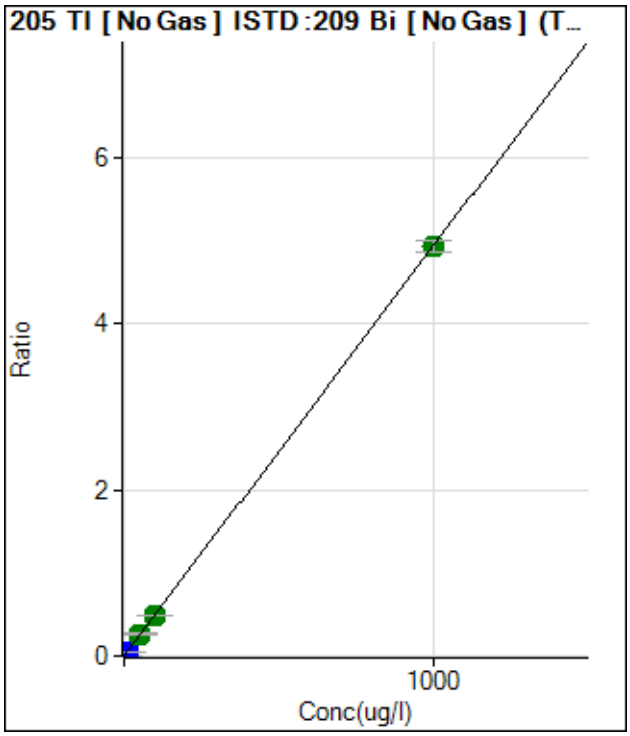

	Rjct	Conc.	Calc Conc.	CPS	Ratio	Det.	RSD	%RE
1	☐	0.000	0.000	734.47	0.000		16	
2	☐	0.025	0.027	2279.10	0.000		13	9.1
3	☐	0.050	0.058	4242.92	0.000		8.	16.
4	☐	0.100	0.112	7624.45	0.000		3.	12.
5	☐	0.500	0.526	32559.76	0.002		2.	5.3
6	☐	1.000	1.134	71375.35	0.005		1.	13.
7	☐	10.000	10.354	655886.39	0.051		1.	3.5
8	☐	50.000	52.956	2994274.5	0.261		9.	5.9
9	☐	100.00	99.956	5857311.8	0.492		1.	0.0
10	☐	1000.0	999.85	56060915.	4.929		2.	0.0
11	☐			30408.27	0.002		16	

y = 0.0049 * x + 5.7293E-005

R = 1.0000

DL = 0.005758 ug/l

BEC = 0.01162 ug/l

Weight: 1/y

Min Conc: <None>

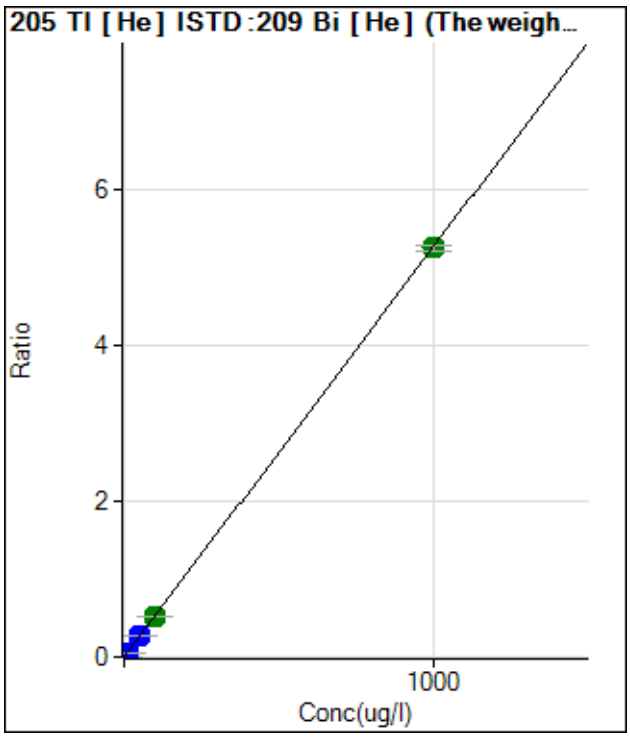

	Rjct	Conc.	Calc Conc.	CPS	Ratio	Det.	RSD	%RE
1	☐	0.000	0.000	318.80	0.000		4.	
2	☐	0.025	0.025	1035.12	0.000		1.	1.9
3	☐	0.050	0.055	1889.56	0.000		8.	10.
4	☐	0.100	0.109	3395.14	0.000		3.	8.5
5	☐	0.500	0.511	14792.80	0.002		3.	2.2
6	☐	1.000	1.127	32261.09	0.006		0.	12.
7	☐	10.000	10.426	297001.03	0.054		0.	4.3
8	☐	50.000	50.930	1385764.5	0.267		1.	1.9
9	☐	100.00	98.531	2645553.6	0.516		1.	-1.5
10	☐	1000.0	1000.0	25817143.	5.241		1.	0.0
11	☐			15419.78	0.002		11	

y = 0.0052 * x + 5.9739E-005

R = 1.0000

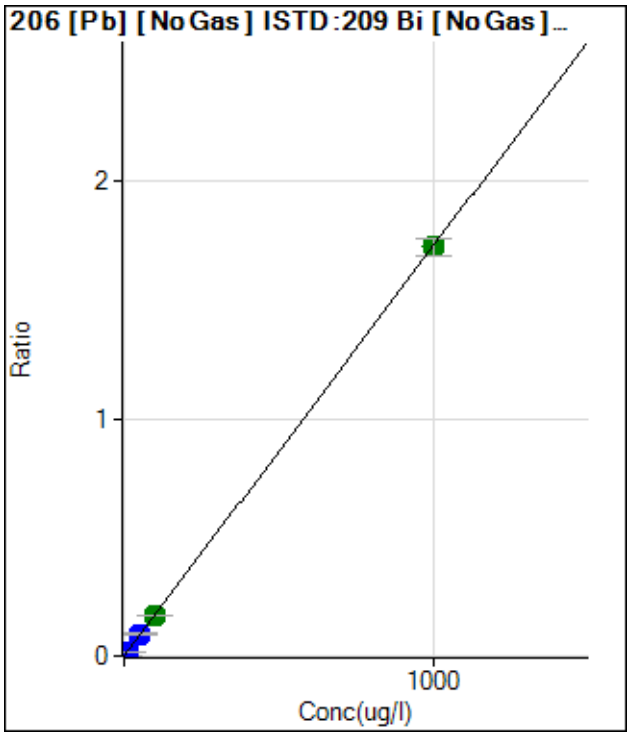

	Rjct	Conc.	Calc Conc.	CPS	Ratio	Det.	RSD	%RE
1	☐	0.000	0.000	557.79	0.000		13	
2	☐	0.025	0.032	1173.39	0.000		11	28.
3	☐	0.050	0.059	1783.47	0.000		6.	17.
4	☐	0.100	0.110	2902.55	0.000		2.	9.7
5	☐	0.500	0.527	11688.53	0.001		3.	5.4
6	☐	1.000	1.121	24973.41	0.002		1.	12.
7	☐	10.000	10.075	223522.16	0.017		1.	0.7
8	☐	50.000	53.068	1049714.5	0.091		9.	6.1
9	☐	100.00	98.571	2020708.3	0.170		1.	-1.4
10	☐	1000.0	999.98	19607999.	1.724		4.	0.0
11	☐			1796.80	0.000		16	

y = 0.0017 * x + 4.3296E-005

R = 1.0000

DL = 0.009959 ug/l

BEC = 0.02511 ug/l

Weight: 1/y

Min Conc: <None>

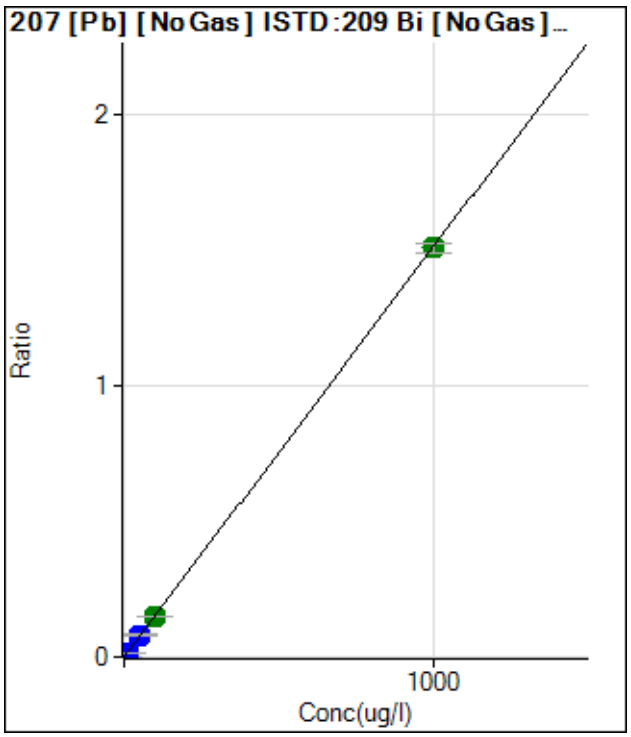

	Rjct	Conc.	Calc Conc.	CPS	Ratio	Det.	RSD	%RE
1	☐	0.000	0.000	504.46	0.000		4.	
2	☐	0.025	0.029	980.04	0.000		9.	14.
3	☐	0.050	0.066	1696.79	0.000		10	31.
4	☐	0.100	0.110	2554.71	0.000		2.	10.
5	☐	0.500	0.527	10223.97	0.000		2.	5.4
6	☐	1.000	1.126	21924.74	0.001		2.	12.
7	☐	10.000	10.088	195589.58	0.015		1.	0.9
8	☐	50.000	52.612	908636.65	0.079		11	5.2
9	☐	100.00	99.064	1774504.4	0.149		0.	-0.9
10	☐	1000.0	999.96	17136516.	1.506		2.	0.0
11	☐			1655.67	0.000		16	

y = 0.0015 * x + 3.9060E-005

R = 1.0000

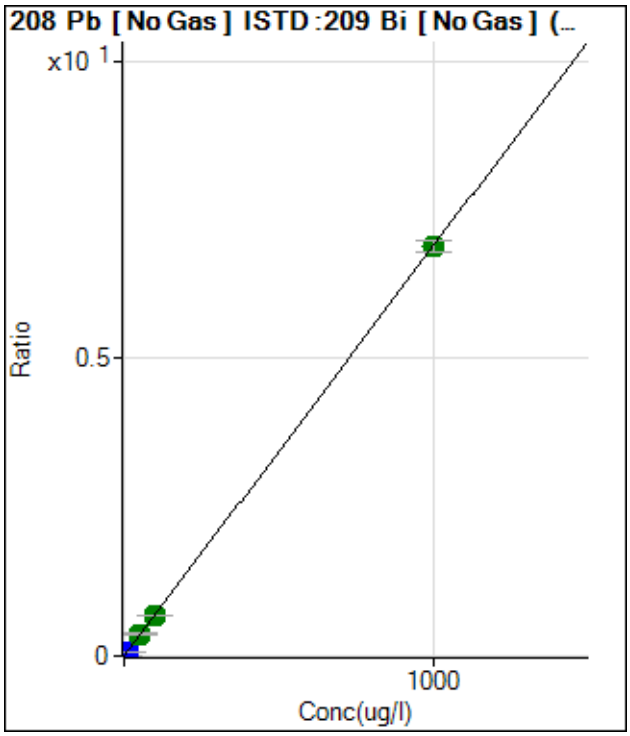

	Rjct	Conc.	Calc Conc.	CPS	Ratio	Det.	RSD	%RE
1	☐	0.000	0.000	2320.10	0.000		6.	
2	☐	0.025	0.030	4614.79	0.000		9.	20.
3	☐	0.050	0.062	7410.87	0.000		10	23.
4	☐	0.100	0.109	11620.95	0.000		1.	9.4
5	☐	0.500	0.529	46821.42	0.003		2.	5.8
6	☐	1.000	1.115	99080.05	0.007		2.	11.
7	☐	10.000	10.137	896309.99	0.069		1.	1.4
8	☐	50.000	52.897	4168765.4	0.363		10	5.8
9	☐	100.00	98.633	8057229.4	0.678		1.	-1.4
10	☐	1000.0	999.99	78149913.	6.872		2.	0.0
11	☐			7316.39	0.000		13	

y = 0.0069 * x + 1.7991E-004

R = 1.0000

DL = 0.005118 ug/l

BEC = 0.02618 ug/l

Weight: 1/y

Min Conc: <None>

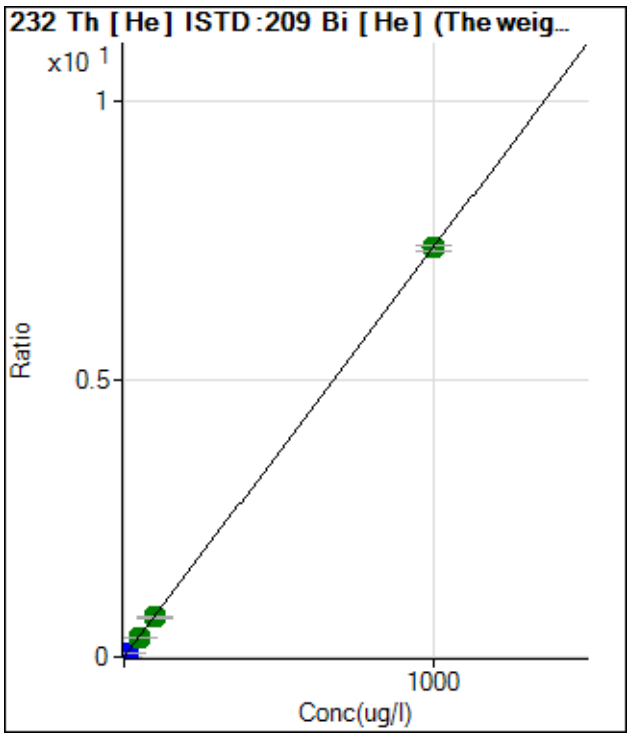

	Rjct	Conc.	Calc Conc.	CPS	Ratio	Det.	RSD	%RE
1	☐	0.000	0.000	240.10	0.000		8.	
2	☐	0.025	0.011	655.62	0.000		7.	-57.
3	☐	0.050	0.026	1290.59	0.000		3.	-47.
4	☐	0.100	0.055	2442.55	0.000		4.	-44.
5	☐	0.500	0.324	13149.88	0.002		3.	-35.
6	☐	1.000	0.848	34006.20	0.006		2.	-15.
7	☐	10.000	9.573	383003.86	0.070		1.	-4.3
8	☐	50.000	47.894	1830965.2	0.352		1.	-4.2
9	☐	100.00	96.586	3644018.2	0.711		1.	-3.4
10	☐	1000.0	1000.4	36286464.	7.367		1.	0.0
11	☐			12098.52	0.002		3.	

y = 0.0074 * x + 4.5016E-005

R = 1.0000

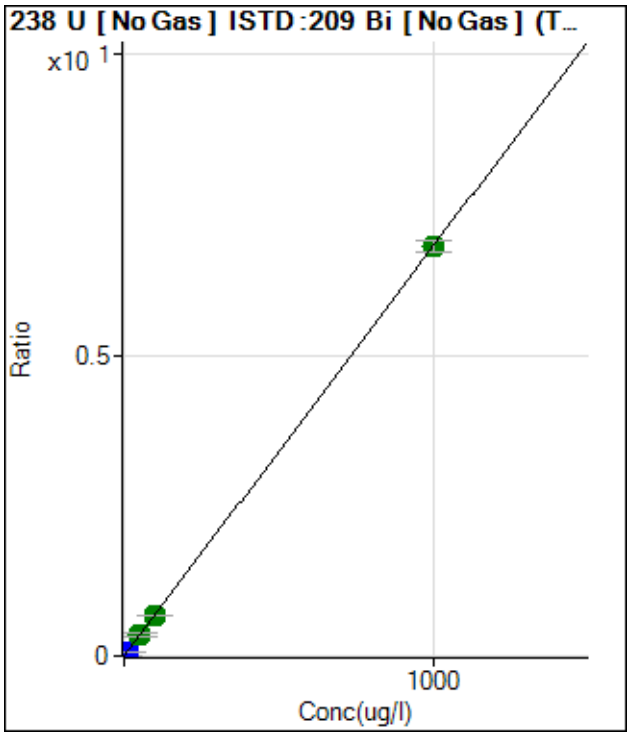

	Rjct	Conc.	Calc Conc.	CPS	Ratio	Det.	RSD	%RE
1	☐	0.000	0.000	16.33	0.000		31	
2	☐	0.025	0.027	2185.42	0.000		7.	7.2
3	☐	0.050	0.058	4848.60	0.000		9.	15.
4	☐	0.100	0.109	9252.43	0.000		2.	9.0
5	☐	0.500	0.511	42594.82	0.003		3.	2.1
6	☐	1.000	1.082	92861.31	0.007		1.	8.2
7	☐	10.000	10.119	882258.21	0.068		1.	1.2
8	☐	50.000	51.609	4019191.2	0.350		9.	3.2
9	☐	100.00	96.988	7830166.4	0.658		1.	-3.0
10	☐	1000.0	1000.2	77270631.	6.794		2.	0.0
11	☐			4814.60	0.000		9.	

y = 0.0068 * x + 1.2487E-006
R = 1.0000
DL = 0.0001718 ug/l
BEC = 0.0001838 ug/l

Weight: 1/y
Min Conc: <None>

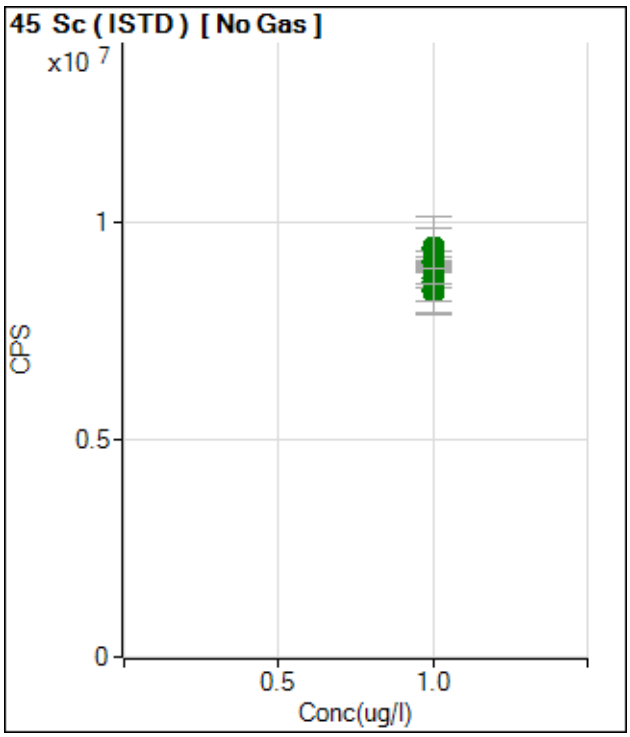

	Rjct	Conc.	Calc Conc.	CPS	Ratio	Det.	RSD	%RE
1	☐	1.000		9394061.9			9.	
2	☐	1.000		8371597.4			11	
3	☐	1.000		8629562.2			10	
4	☐	1.000		9023987.3			0.	
5	☐	1.000		8681977.0			4.	
6	☐	1.000		8934951.5			0.	
7	☐	1.000		9069678.0			2.	
8	☐	1.000		8440816.4			13	
9	☐	1.000		9102367.4			2.	
10	☐	1.000		9111160.7			4.	
11	☐	1.000		9345063.1			16	

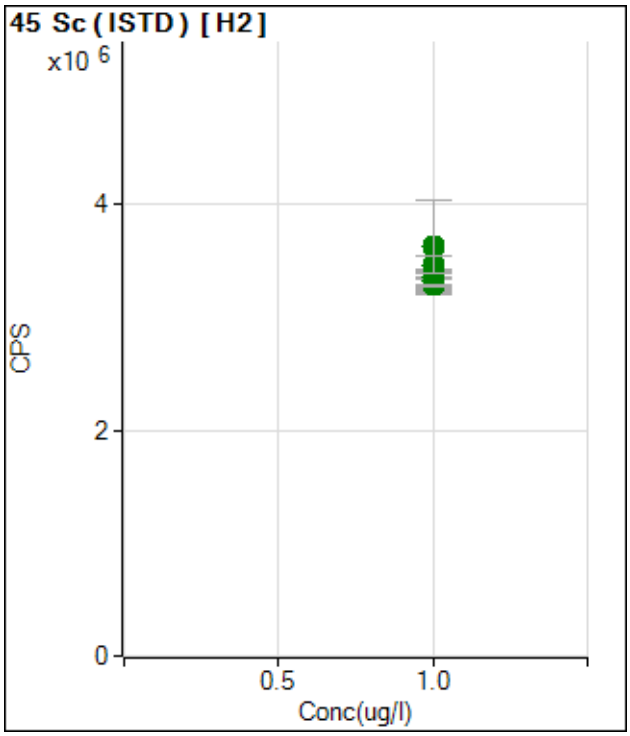

	Rjct	Conc.	Calc Conc.	CPS	Ratio	Det.	RSD	%RE
1	☐	1.000		3625073.3			22	
2	☐	1.000		3327466.5			4.	
3	☐	1.000		3344735.6			5.	
4	☐	1.000		3344867.3			4.	
5	☐	1.000		3285755.5			4.	
6	☐	1.000		3287839.2			3.	
7	☐	1.000		3290951.6			4.	
8	☐	1.000		3281979.3			4.	
9	☐	1.000		3355601.0			4.	
10	☐	1.000		3283925.9			0.	
11	☐	1.000		3464688.3			4.	

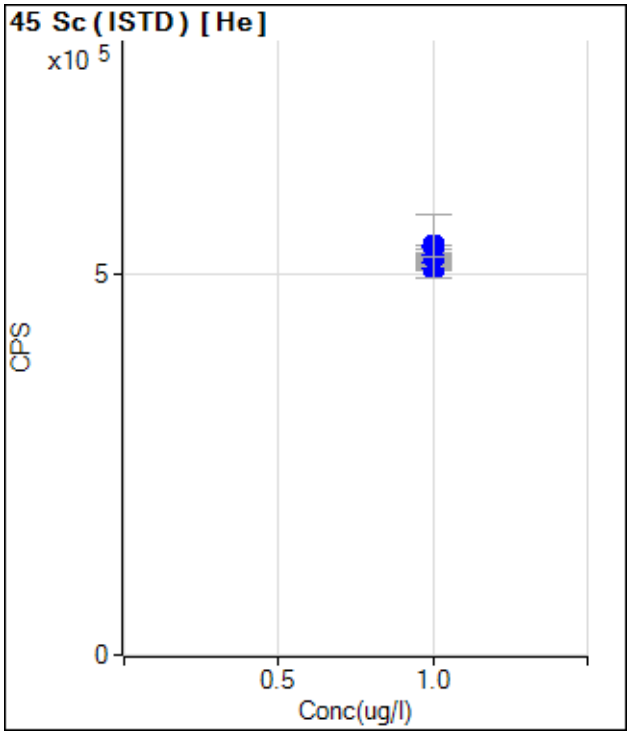

	Rjct	Conc.	Calc Conc.	CPS	Ratio	Det.	RSD	%RE
1	☐	1.000		520057.51			2.	
2	☐	1.000		510911.57			0.	
3	☐	1.000		508388.63			0.	
4	☐	1.000		514544.19			1.	
5	☐	1.000		507825.13			1.	
6	☐	1.000		507975.30			1.	
7	☐	1.000		509999.32			0.	
8	☐	1.000		522478.95			0.	
9	☐	1.000		534694.87			1.	
10	☐	1.000		523851.20			0.	
11	☐	1.000		536165.94			15	

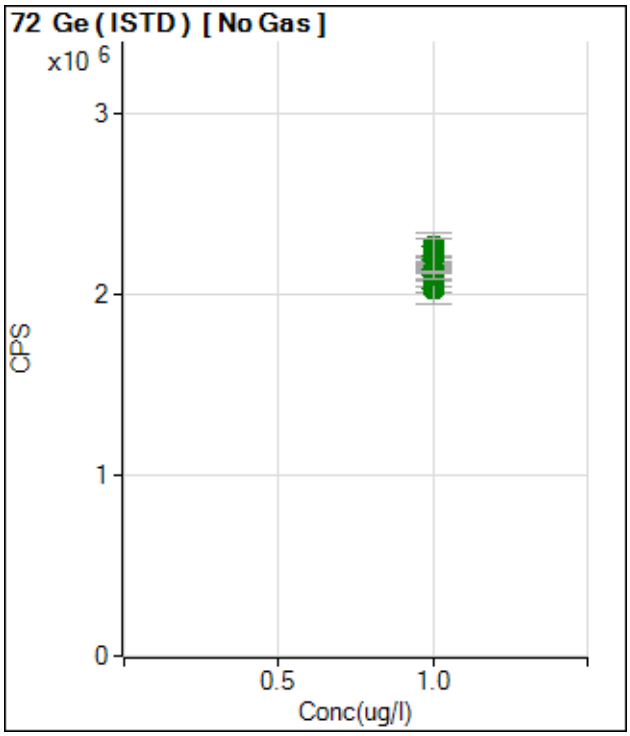

	Rjct	Conc.	Calc Conc.	CPS	Ratio	Det.	RSD	%RE
1	☐	1.000		2259730.3			7.	
2	☐	1.000		2079914.6			7.	
3	☐	1.000		2124443.1			8.	
4	☐	1.000		2149140.1			0.	
5	☐	1.000		2108005.3			3.	
6	☐	1.000		2152199.2			0.	
7	☐	1.000		2183955.4			1.	
8	☐	1.000		2027911.6			8.	
9	☐	1.000		2140652.8			2.	
10	☐	1.000		2099206.4			2.	
11	☐	1.000		2209862.9			8.	

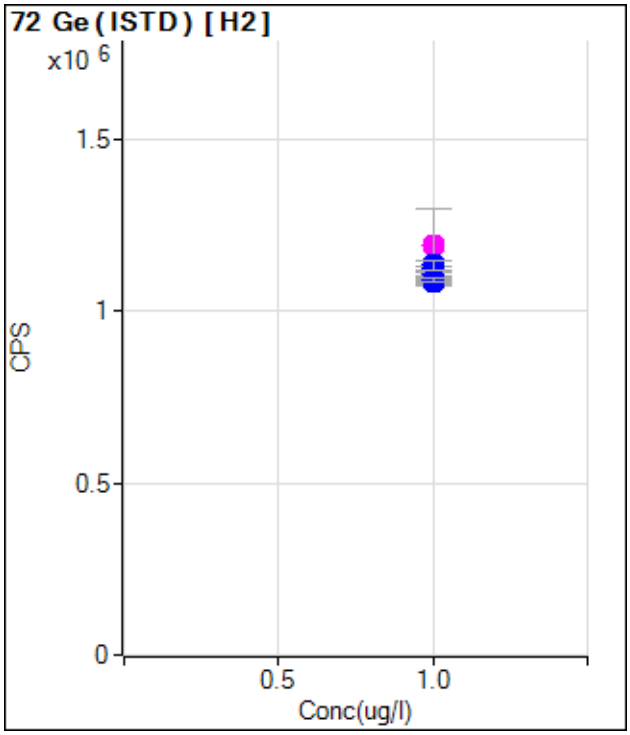

	Rjct	Conc.	Calc Conc.	CPS	Ratio	Det.	RSD	%RE
1	☐	1.000		1188911.4			18	
2	☐	1.000		1082564.8			1.	
3	☐	1.000		1105977.1			2.	
4	☐	1.000		1096596.8			3.	
5	☐	1.000		1088177.9			2.	
6	☐	1.000		1085382.5			1.	
7	☐	1.000		1087727.4			1.	
8	☐	1.000		1105599.4			1.	
9	☐	1.000		1121001.3			1.	
10	☐	1.000		1089063.9			0.	
11	☐	1.000		1132553.9			2.	

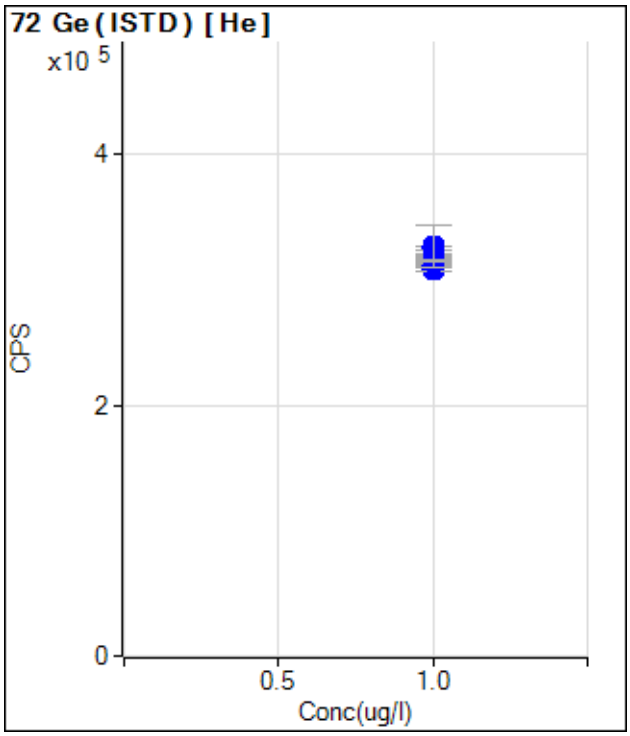

	Rjct	Conc.	Calc Conc.	CPS	Ratio	Det.	RSD	%RE
1	☐	1.000		314560.53			2.	
2	☐	1.000		311596.48			1.	
3	☐	1.000		311701.50			1.	
4	☐	1.000		314399.32			1.	
5	☐	1.000		311168.49			0.	
6	☐	1.000		311639.83			1.	
7	☐	1.000		308111.89			0.	
8	☐	1.000		319613.68			0.	
9	☐	1.000		325959.56			1.	
10	☐	1.000		314902.85			0.	
11	☐	1.000		326318.67			10	

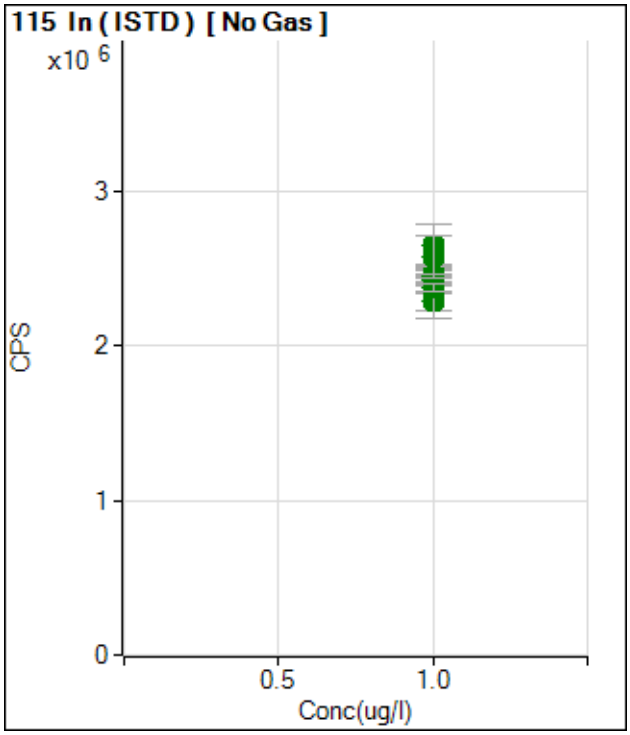

	Rjct	Conc.	Calc Conc.	CPS	Ratio	Det.	RSD	%RE
1	☐	1.000		2646717.6			11	
2	☐	1.000		2342204.5			9.	
3	☐	1.000		2430530.7			7.	
4	☐	1.000		2453139.7			2.	
5	☐	1.000		2451377.2			3.	
6	☐	1.000		2513229.2			1.	
7	☐	1.000		2520256.2			0.	
8	☐	1.000		2285476.1			9.	
9	☐	1.000		2450619.6			0.	
10	☐	1.000		2378601.5			2.	
11	☐	1.000		2574880.6			10	

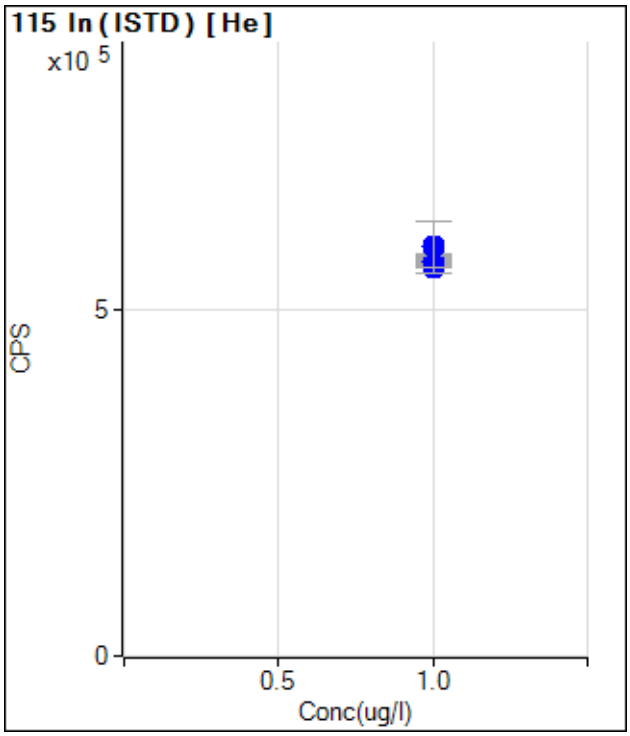

	Rjct	Conc.	Calc Conc.	CPS	Ratio	Det.	RSD	%RE
1	☐	1.000		571481.68			0.	
2	☐	1.000		570203.74			0.	
3	☐	1.000		575760.50			0.	
4	☐	1.000		572012.41			0.	
5	☐	1.000		566511.24			0.	
6	☐	1.000		568411.77			0.	
7	☐	1.000		566869.48			1.	
8	☐	1.000		575247.78			0.	
9	☐	1.000		578487.36			0.	
10	☐	1.000		559606.56			0.	
11	☐	1.000		589389.18			12	

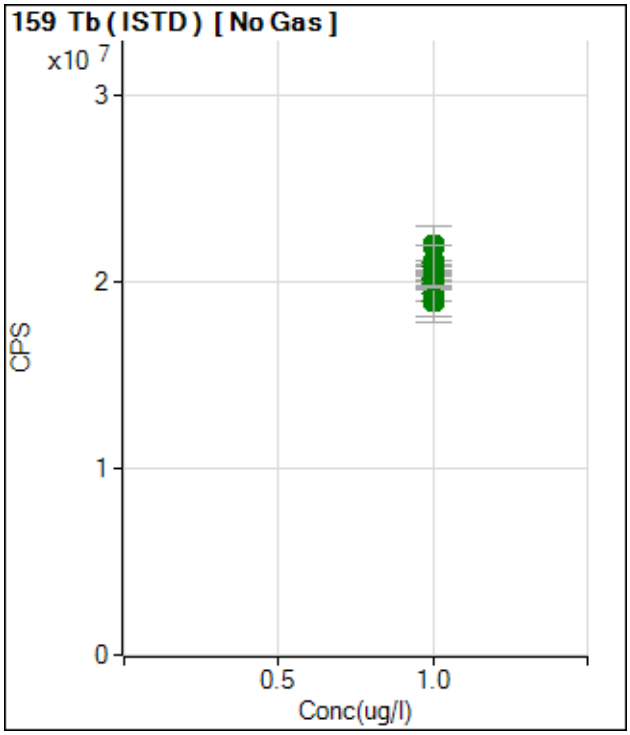

	Rjct	Conc.	Calc Conc.	CPS	Ratio	Det.	RSD	%RE
1	☐	1.000		21920775.			10	
2	☐	1.000		19340621.			12	
3	☐	1.000		19698569.			7.	
4	☐	1.000		20261083.			1.	
5	☐	1.000		19940452.			3.	
6	☐	1.000		20486765.			0.	
7	☐	1.000		21016067.			0.	
8	☐	1.000		18975604.			12	
9	☐	1.000		20120399.			1.	
10	☐	1.000		20177533.			3.	
11	☐	1.000		20811516.			11	

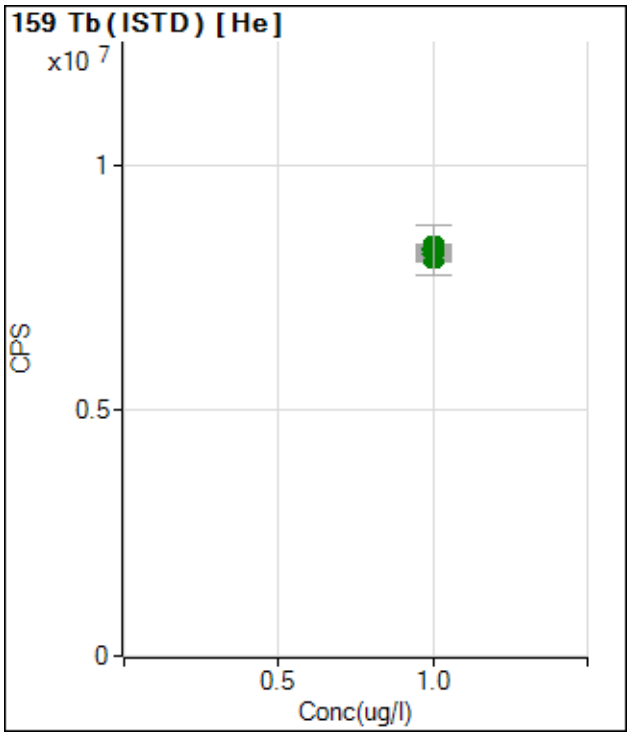

	Rjct	Conc.	Calc Conc.	CPS	Ratio	Det.	RSD	%RE
1	☐	1.000		8139137.5			1.	
2	☐	1.000		8314495.1			1.	
3	☐	1.000		8196347.4			0.	
4	☐	1.000		8191325.1			1.	
5	☐	1.000		8336258.3			0.	
6	☐	1.000		8310337.1			1.	
7	☐	1.000		8299789.7			1.	
8	☐	1.000		8096045.9			1.	
9	☐	1.000		8135437.9			0.	
10	☐	1.000		8137482.9			0.	
11	☐	1.000		8282299.5			12	

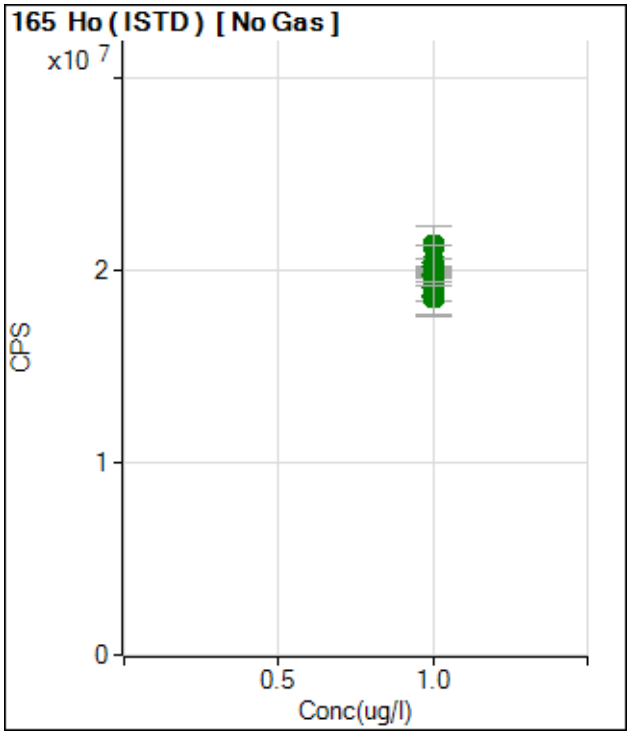

	Rjct	Conc.	Calc Conc.	CPS	Ratio	Det.	RSD	%RE
1	☐	1.000		21297447.			10	
2	☐	1.000		18672967.			11	
3	☐	1.000		19159400.			7.	
4	☐	1.000		19864086.			1.	
5	☐	1.000		19463744.			2.	
6	☐	1.000		19970531.			1.	
7	☐	1.000		20423023.			2.	
8	☐	1.000		18696075.			10	
9	☐	1.000		19800166.			1.	
10	☐	1.000		19748947.			3.	
11	☐	1.000		20273145.			10	

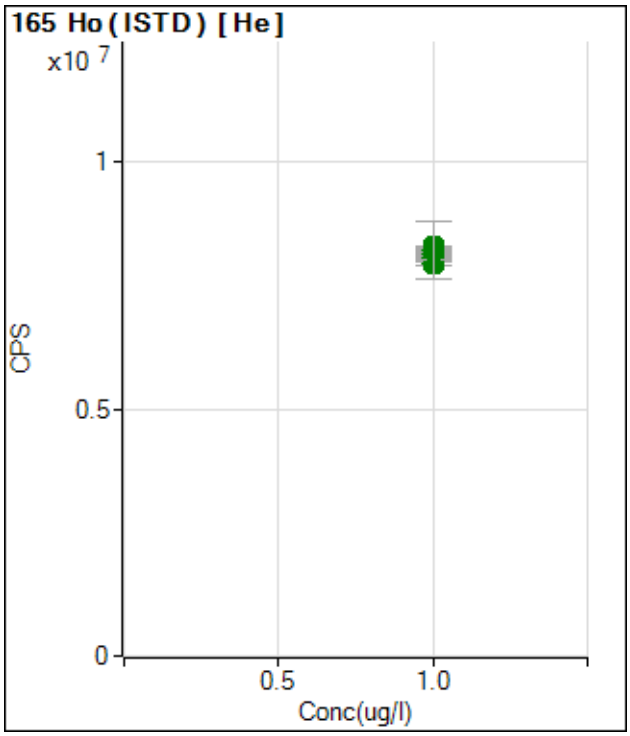

	Rjct	Conc.	Calc Conc.	CPS	Ratio	Det.	RSD	%RE
1	☐	1.000		7953554.9			1.	
2	☐	1.000		8179966.0			0.	
3	☐	1.000		8177796.2			1.	
4	☐	1.000		8157514.9			1.	
5	☐	1.000		8188633.7			1.	
6	☐	1.000		8240956.0			1.	
7	☐	1.000		8284936.5			0.	
8	☐	1.000		8016930.9			0.	
9	☐	1.000		8076673.8			0.	
10	☐	1.000		8064049.1			1.	
11	☐	1.000		8226784.1			14	

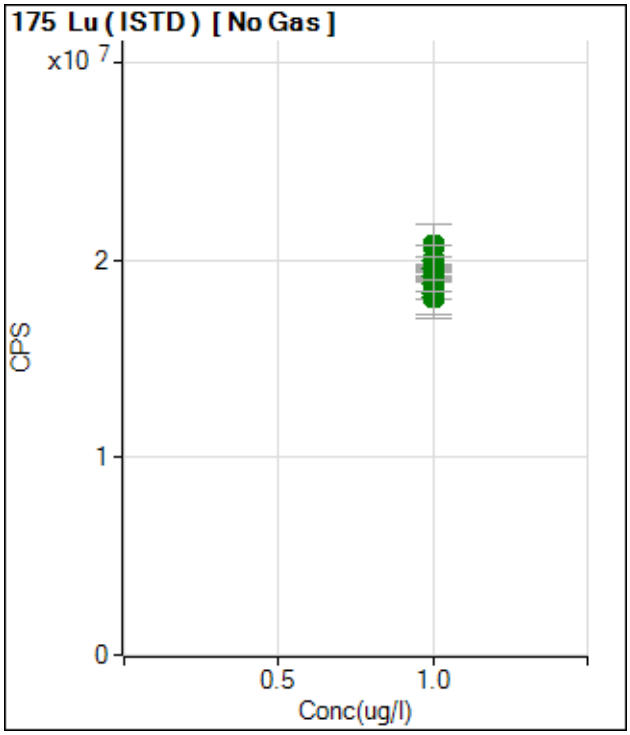

	Rjct	Conc.	Calc Conc.	CPS	Ratio	Det.	RSD	%RE
1	☐	1.000		20734808.			10	
2	☐	1.000		18308449.			11	
3	☐	1.000		18793870.			7.	
4	☐	1.000		19378777.			2.	
5	☐	1.000		19235658.			3.	
6	☐	1.000		19603627.			1.	
7	☐	1.000		19967938.			1.	
8	☐	1.000		18131670.			11	
9	☐	1.000		19534350.			0.	
10	☐	1.000		19223449.			1.	
11	☐	1.000		19578132.			11	

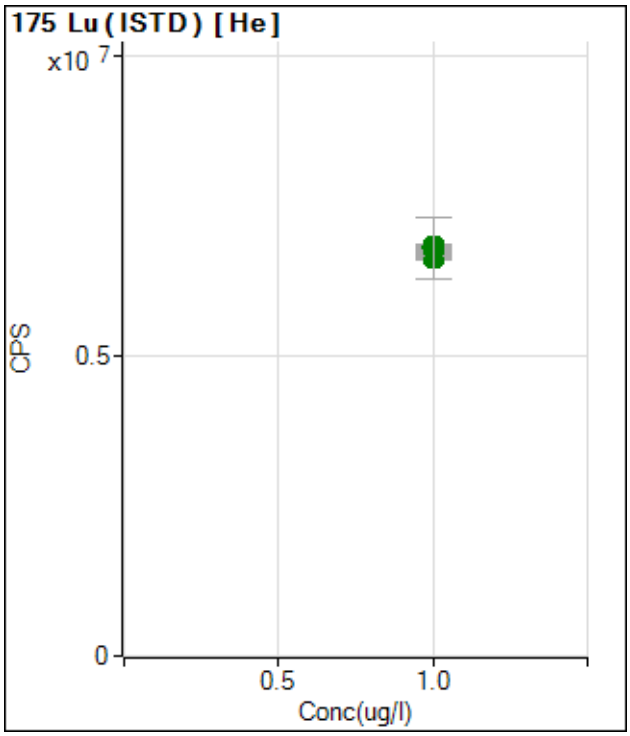

	Rjct	Conc.	Calc Conc.	CPS	Ratio	Det.	RSD	%RE
1	☐	1.000		6629808.5			1.	
2	☐	1.000		6742691.4			1.	
3	☐	1.000		6716269.9			0.	
4	☐	1.000		6777499.5			1.	
5	☐	1.000		6782679.2			1.	
6	☐	1.000		6776789.3			0.	
7	☐	1.000		6812621.6			1.	
8	☐	1.000		6679053.5			1.	
9	☐	1.000		6774363.1			0.	
10	☐	1.000		6681637.0			0.	
11	☐	1.000		6782084.1			15	

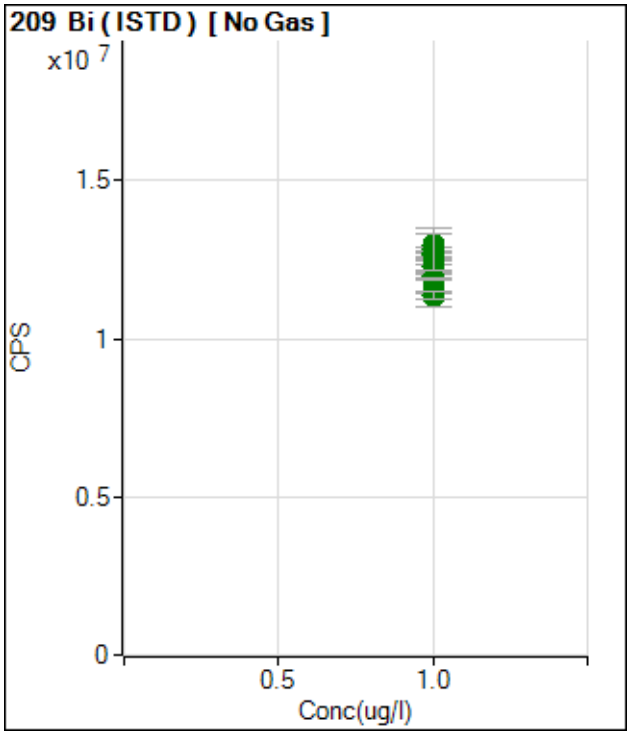

	Rjct	Conc.	Calc Conc.	CPS	Ratio	Det.	RSD	%RE
1	☐	1.000		12940743.			8.	
2	☐	1.000		11977933.			8.	
3	☐	1.000		12343719.			7.	
4	☐	1.000		12477518.			2.	
5	☐	1.000		12282985.			3.	
6	☐	1.000		12634887.			1.	
7	☐	1.000		12834063.			0.	
8	☐	1.000		11528810.			8.	
9	☐	1.000		11884682.			0.	
10	☐	1.000		11377232.			2.	
11	☐	1.000		12727587.			9.	

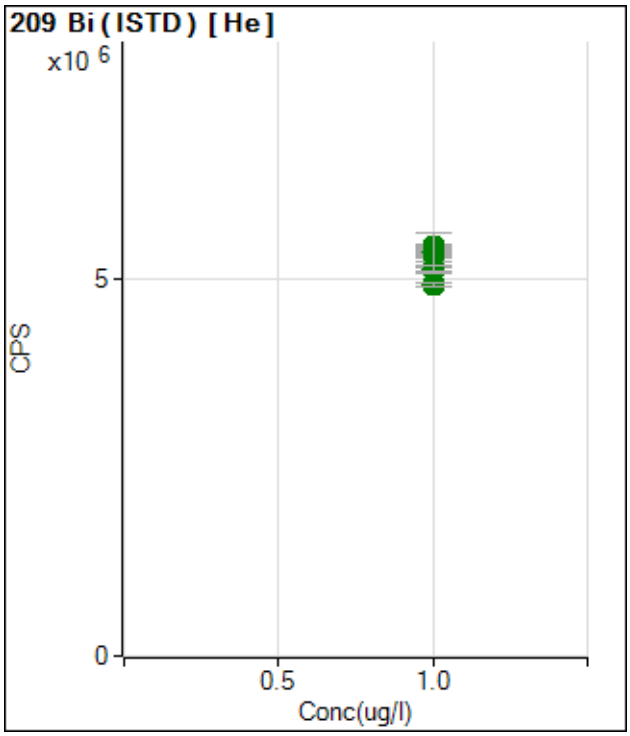

	Rjct	Conc.	Calc Conc.	CPS	Ratio	Det.	RSD	%RE
1	☐	1.000		5333749.3			1.	
2	☐	1.000		5355471.2			1.	
3	☐	1.000		5421866.1			1.	
4	☐	1.000		5402046.1			2.	
5	☐	1.000		5403827.3			1.	
6	☐	1.000		5409602.1			0.	
7	☐	1.000		5429711.9			0.	
8	☐	1.000		5191306.0			1.	
9	☐	1.000		5123575.6			1.	
10	☐	1.000		4925637.4			1.	
11	☐	1.000		5360628.1			9.	

ICPMS207-B Analytical Data

Sample Name	Rinse
File Name	001BLKV.d
Data Path Name	D:\Agilent\ICPMH\1\DATA\220224ADoD.b
Acq Time	2022-02-24 13:23:51
Sample Type	BlkVrfy
Total Dilution	1.0000
Comment	ICPMS-6020-W-D
Operator	CAR/SRH/JPV/AEM
Method	SW6020/SW6020B

Name	Mass	ISTD	Tune Step	Tune Mode	Conc.	Units	CPS
Li	7	45	1	No Gas		ug/l	17370.85
Be	9	45	1	No Gas		ug/l	934.85
B	11	45	1	No Gas		ug/l	62215.66
Na	23	45	3	He		ug/l	64233.05
Mg	24	45	3	He		ug/l	2096.00
Al	27	45	1	No Gas		ug/l	31596.73
Si	28	45	2	H2		ug/l	23766.73
K	39	72	3	He		ug/l	64053.92
Ca	40	72	2	H2		ug/l	131942.36
Ti	47	72	1	No Gas		ug/l	316.99
V	51	72	1	No Gas		ug/l	-5026.66
V	51	72	3	He		ug/l	13038.02
Cr	52	72	1	No Gas		ug/l	99330.05
Cr	52	72	3	He		ug/l	1032.27
Mn	55	72	1	No Gas		ug/l	7553.67
Mn	55	72	3	He		ug/l	268.62
Fe	56	72	2	H2		ug/l	16569.44
Fe	56	72	3	He		ug/l	8779.85
Co	59	72	1	No Gas		ug/l	528.96
Ni	60	72	1	No Gas		ug/l	1107.85
Ni	60	72	3	He		ug/l	287.78
Cu	63	72	1	No Gas		ug/l	3117.60
Cu	63	72	3	He		ug/l	884.52
Cu	65	72	1	No Gas		ug/l	1537.37
Zn	66	72	1	No Gas		ug/l	8413.92
Zn	66	72	3	He		ug/l	1510.09
As	75	72	1	No Gas		ug/l	11360.38
As	75	72	3	He		ug/l	261.07
Se	78	72	2	H2		ug/l	27.22
Br	79	72	1	No Gas		ug/l	12600.54
Br	79	72	2	H2		ug/l	5034.25
Se	82	72	1	No Gas		ug/l	818.49
Kr	84	72	1	No Gas		ug/l	21286.86
Sr	88	72	1	No Gas		ug/l	2195.84
Sr	88	72	3	He		ug/l	545.57
Mo	95	115	1	No Gas		ug/l	184.45
Mo	95	115	3	He		ug/l	67.78
Mo	98	115	1	No Gas		ug/l	303.34
Ag	107	115	1	No Gas		ug/l	398.17
Ag	109	115	1	No Gas		ug/l	348.14
Cd	111	115	1	No Gas		ug/l	167.10

ICPMS207-B Analytical Data

Name	Mass	ISTD	Tune Step	Tune Mode	Conc.	Units	CPS
Cd	111	115	3	He		ug/l	43.00
Cd	114	115	1	No Gas		ug/l	303.00
Cd	114	115	3	He		ug/l	101.37
Sn	118	115	1	No Gas		ug/l	2135.94
Sn	118	115	3	He		ug/l	496.68
Sb	121	115	1	No Gas		ug/l	661.42
Sb	121	115	3	He		ug/l	164.69
Sb	123	115	1	No Gas		ug/l	497.06
Sb	123	115	3	He		ug/l	125.34
Ba	135	115	1	No Gas		ug/l	179.65
Ba	137	115	1	No Gas		ug/l	329.35
La	139	115	3	He		ug/l	43.33
Ce	140	115	3	He		ug/l	153.34
Hg	201	209	1	No Gas		ug/l	35.32
Hg	202	209	1	No Gas		ug/l	120.31
Hg	202	209	3	He		ug/l	40.32
Tl	203	209	3	He		ug/l	431.51
Tl	205	209	1	No Gas		ug/l	2826.99
Tl	205	209	3	He		ug/l	1000.44
[Pb]	206	209	1	No Gas		ug/l	2019.07
[Pb]	207	209	1	No Gas		ug/l	1861.27
Pb	208	209	1	No Gas		ug/l	8465.69
Th	232	209	3	He		ug/l	837.03
U	238	209	1	No Gas		ug/l	181.30

Name	Mass	Tune Step	Tune Mode	CPS	ISTD Recovery %
Sc	45	1	No Gas	9089181.87	
Sc	45	2	H2	3697367.61	
Sc	45	3	He	488200.26	
Ge	72	1	No Gas	2339985.25	
Ge	72	2	H2	1109992.14	
Ge	72	3	He	296759.67	
In	115	1	No Gas	2750856.18	
In	115	3	He	552325.85	
Tb	159	1	No Gas	20415454.11	
Tb	159	3	He	8275016.18	
Ho	165	1	No Gas	19977414.00	
Ho	165	3	He	8146333.76	
Lu	175	1	No Gas	19697606.49	
Lu	175	3	He	6796236.94	
Bi	209	1	No Gas	14025537.99	
Bi	209	3	He	5506654.04	

ICPMS207-B Analytical Data

Sample Name	Rinse
File Name	002BLKV.d
Data Path Name	D:\Agilent\ICPMH\1\DATA\220224ADoD.b
Acq Time	2022-02-24 13:30:04
Sample Type	BlkVrfy
Total Dilution	1.0000
Comment	ICPMS-6020-W-D
Operator	CAR/SRH/JPV/AEM
Method	SW6020/SW6020B

Name	Mass	ISTD	Tune Step	Tune Mode	Conc.	Units	CPS
Li	7	45	1	No Gas		ug/l	17063.05
Be	9	45	1	No Gas		ug/l	486.25
B	11	45	1	No Gas		ug/l	46661.56
Na	23	45	3	He		ug/l	46820.31
Mg	24	45	3	He		ug/l	1081.24
Al	27	45	1	No Gas		ug/l	20182.60
Si	28	45	2	H2		ug/l	18604.32
K	39	72	3	He		ug/l	64675.41
Ca	40	72	2	H2		ug/l	97913.85
Ti	47	72	1	No Gas		ug/l	298.64
V	51	72	1	No Gas		ug/l	-28640.35
V	51	72	3	He		ug/l	13904.40
Cr	52	72	1	No Gas		ug/l	102139.90
Cr	52	72	3	He		ug/l	621.13
Mn	55	72	1	No Gas		ug/l	7180.88
Mn	55	72	3	He		ug/l	221.96
Fe	56	72	2	H2		ug/l	7380.99
Fe	56	72	3	He		ug/l	5301.30
Co	59	72	1	No Gas		ug/l	429.15
Ni	60	72	1	No Gas		ug/l	874.96
Ni	60	72	3	He		ug/l	210.00
Cu	63	72	1	No Gas		ug/l	1942.25
Cu	63	72	3	He		ug/l	515.91
Cu	65	72	1	No Gas		ug/l	869.71
Zn	66	72	1	No Gas		ug/l	5544.84
Zn	66	72	3	He		ug/l	1022.27
As	75	72	1	No Gas		ug/l	15487.36
As	75	72	3	He		ug/l	268.13
Se	78	72	2	H2		ug/l	26.22
Br	79	72	1	No Gas		ug/l	14548.50
Br	79	72	2	H2		ug/l	6162.47
Se	82	72	1	No Gas		ug/l	894.50
Kr	84	72	1	No Gas		ug/l	21173.56
Sr	88	72	1	No Gas		ug/l	1031.33
Sr	88	72	3	He		ug/l	405.56
Mo	95	115	1	No Gas		ug/l	48.89
Mo	95	115	3	He		ug/l	8.89
Mo	98	115	1	No Gas		ug/l	86.95
Ag	107	115	1	No Gas		ug/l	246.10
Ag	109	115	1	No Gas		ug/l	190.74
Cd	111	115	1	No Gas		ug/l	116.61

ICPMS207-B Analytical Data

Name	Mass	ISTD	Tune Step	Tune Mode	Conc.	Units	CPS
Cd	111	115	3	He		ug/l	29.78
Cd	114	115	1	No Gas		ug/l	253.52
Cd	114	115	3	He		ug/l	74.54
Sn	118	115	1	No Gas		ug/l	1623.55
Sn	118	115	3	He		ug/l	453.34
Sb	121	115	1	No Gas		ug/l	328.71
Sb	121	115	3	He		ug/l	103.01
Sb	123	115	1	No Gas		ug/l	259.70
Sb	123	115	3	He		ug/l	83.34
Ba	135	115	1	No Gas		ug/l	43.25
Ba	137	115	1	No Gas		ug/l	56.55
La	139	115	3	He		ug/l	11.11
Ce	140	115	3	He		ug/l	21.11
Hg	201	209	1	No Gas		ug/l	16.67
Hg	202	209	1	No Gas		ug/l	81.32
Hg	202	209	3	He		ug/l	20.33
Tl	203	209	3	He		ug/l	290.78
Tl	205	209	1	No Gas		ug/l	1767.91
Tl	205	209	3	He		ug/l	656.28
[Pb]	206	209	1	No Gas		ug/l	1046.72
[Pb]	207	209	1	No Gas		ug/l	942.26
Pb	208	209	1	No Gas		ug/l	4209.18
Th	232	209	3	He		ug/l	400.17
U	238	209	1	No Gas		ug/l	21.66

Name	Mass	Tune Step	Tune Mode	CPS	ISTD Recovery %
Sc	45	1	No Gas	9214938.80	
Sc	45	2	H2	3747410.63	
Sc	45	3	He	499090.91	
Ge	72	1	No Gas	2298904.62	
Ge	72	2	H2	1126333.85	
Ge	72	3	He	303662.34	
In	115	1	No Gas	2758827.58	
In	115	3	He	558080.34	
Tb	159	1	No Gas	20311618.40	
Tb	159	3	He	8238947.30	
Ho	165	1	No Gas	19654194.55	
Ho	165	3	He	8204122.22	
Lu	175	1	No Gas	19003198.57	
Lu	175	3	He	6887041.74	
Bi	209	1	No Gas	13749298.03	
Bi	209	3	He	5560346.16	

ICPMS207-B Analytical Data

Sample Name	Rinse
File Name	003BLKV.d
Data Path Name	D:\Agilent\ICPMH\1\DATA\220224ADoD.b
Acq Time	2022-02-24 13:36:17
Sample Type	BlkVrfy
Total Dilution	1.0000
Comment	ICPMS-6020-W-D
Operator	CAR/SRH/JPV/AEM
Method	SW6020/SW6020B

Name	Mass	ISTD	Tune Step	Tune Mode	Conc.	Units	CPS
Li	7	45	1	No Gas		ug/l	17461.66
Be	9	45	1	No Gas		ug/l	446.92
B	11	45	1	No Gas		ug/l	44606.37
Na	23	45	3	He		ug/l	54475.86
Mg	24	45	3	He		ug/l	1081.23
Al	27	45	1	No Gas		ug/l	20292.74
Si	28	45	2	H2		ug/l	17847.67
K	39	72	3	He		ug/l	65525.67
Ca	40	72	2	H2		ug/l	92386.35
Ti	47	72	1	No Gas		ug/l	296.97
V	51	72	1	No Gas		ug/l	-63803.38
V	51	72	3	He		ug/l	14073.42
Cr	52	72	1	No Gas		ug/l	103875.50
Cr	52	72	3	He		ug/l	545.57
Mn	55	72	1	No Gas		ug/l	7094.34
Mn	55	72	3	He		ug/l	202.63
Fe	56	72	2	H2		ug/l	6676.59
Fe	56	72	3	He		ug/l	5259.58
Co	59	72	1	No Gas		ug/l	359.29
Ni	60	72	1	No Gas		ug/l	868.31
Ni	60	72	3	He		ug/l	164.45
Cu	63	72	1	No Gas		ug/l	1637.42
Cu	63	72	3	He		ug/l	416.26
Cu	65	72	1	No Gas		ug/l	740.99
Zn	66	72	1	No Gas		ug/l	4842.54
Zn	66	72	3	He		ug/l	1033.38
As	75	72	1	No Gas		ug/l	15162.18
As	75	72	3	He		ug/l	269.47
Se	78	72	2	H2		ug/l	24.67
Br	79	72	1	No Gas		ug/l	15124.70
Br	79	72	2	H2		ug/l	6132.50
Se	82	72	1	No Gas		ug/l	813.56
Kr	84	72	1	No Gas		ug/l	22046.51
Sr	88	72	1	No Gas		ug/l	1111.17
Sr	88	72	3	He		ug/l	380.01
Mo	95	115	1	No Gas		ug/l	64.45
Mo	95	115	3	He		ug/l	27.78
Mo	98	115	1	No Gas		ug/l	98.54
Ag	107	115	1	No Gas		ug/l	190.08
Ag	109	115	1	No Gas		ug/l	188.74
Cd	111	115	1	No Gas		ug/l	102.91

ICPMS207-B Analytical Data

Name	Mass	ISTD	Tune Step	Tune Mode	Conc.	Units	CPS
Cd	111	115	3	He		ug/l	24.78
Cd	114	115	1	No Gas		ug/l	193.07
Cd	114	115	3	He		ug/l	58.10
Sn	118	115	1	No Gas		ug/l	1643.51
Sn	118	115	3	He		ug/l	436.68
Sb	121	115	1	No Gas		ug/l	315.70
Sb	121	115	3	He		ug/l	92.01
Sb	123	115	1	No Gas		ug/l	218.69
Sb	123	115	3	He		ug/l	63.34
Ba	135	115	1	No Gas		ug/l	43.25
Ba	137	115	1	No Gas		ug/l	46.57
La	139	115	3	He		ug/l	8.89
Ce	140	115	3	He		ug/l	23.33
Hg	201	209	1	No Gas		ug/l	16.67
Hg	202	209	1	No Gas		ug/l	79.65
Hg	202	209	3	He		ug/l	22.33
Tl	203	209	3	He		ug/l	189.41
Tl	205	209	1	No Gas		ug/l	1285.63
Tl	205	209	3	He		ug/l	501.55
[Pb]	206	209	1	No Gas		ug/l	817.81
[Pb]	207	209	1	No Gas		ug/l	684.47
Pb	208	209	1	No Gas		ug/l	3174.61
Th	232	209	3	He		ug/l	340.81
U	238	209	1	No Gas		ug/l	14.67

Name	Mass	Tune Step	Tune Mode	CPS	ISTD Recovery %
Sc	45	1	No Gas	9105666.97	
Sc	45	2	H2	3394812.35	
Sc	45	3	He	489840.45	
Ge	72	1	No Gas	2300457.04	
Ge	72	2	H2	1084596.40	
Ge	72	3	He	303116.08	
In	115	1	No Gas	2680862.41	
In	115	3	He	549860.53	
Tb	159	1	No Gas	19952698.04	
Tb	159	3	He	8263622.92	
Ho	165	1	No Gas	19207738.10	
Ho	165	3	He	8171475.20	
Lu	175	1	No Gas	18754798.51	
Lu	175	3	He	6835144.07	
Bi	209	1	No Gas	13211389.30	
Bi	209	3	He	5429540.96	

ICPMS207-B Analytical Data

Sample Name	Rinse
File Name	004BLKV.d
Data Path Name	D:\Agilent\ICPMH\1\DATA\220224ADoD.b
Acq Time	2022-02-24 13:42:30
Sample Type	BlkVrfy
Total Dilution	1.0000
Comment	ICPMS-6020-W-D
Operator	CAR/SRH/JPV/AEM
Method	SW6020/SW6020B

Name	Mass	ISTD	Tune Step	Tune Mode	Conc.	Units	CPS
Li	7	45	1	No Gas		ug/l	16207.77
Be	9	45	1	No Gas		ug/l	409.26
B	11	45	1	No Gas		ug/l	37542.65
Na	23	45	3	He		ug/l	57105.41
Mg	24	45	3	He		ug/l	984.75
Al	27	45	1	No Gas		ug/l	19478.27
Si	28	45	2	H2		ug/l	17795.10
K	39	72	3	He		ug/l	65404.20
Ca	40	72	2	H2		ug/l	90929.76
Ti	47	72	1	No Gas		ug/l	365.39
V	51	72	1	No Gas		ug/l	-69837.23
V	51	72	3	He		ug/l	14171.31
Cr	52	72	1	No Gas		ug/l	105415.64
Cr	52	72	3	He		ug/l	524.46
Mn	55	72	1	No Gas		ug/l	6681.65
Mn	55	72	3	He		ug/l	193.96
Fe	56	72	2	H2		ug/l	6865.17
Fe	56	72	3	He		ug/l	5082.69
Co	59	72	1	No Gas		ug/l	296.08
Ni	60	72	1	No Gas		ug/l	691.98
Ni	60	72	3	He		ug/l	156.67
Cu	63	72	1	No Gas		ug/l	1470.00
Cu	63	72	3	He		ug/l	401.93
Cu	65	72	1	No Gas		ug/l	664.29
Zn	66	72	1	No Gas		ug/l	4390.05
Zn	66	72	3	He		ug/l	953.37
As	75	72	1	No Gas		ug/l	12755.45
As	75	72	3	He		ug/l	258.87
Se	78	72	2	H2		ug/l	22.67
Br	79	72	1	No Gas		ug/l	15957.25
Br	79	72	2	H2		ug/l	6222.34
Se	82	72	1	No Gas		ug/l	848.63
Kr	84	72	1	No Gas		ug/l	21879.88
Sr	88	72	1	No Gas		ug/l	954.81
Sr	88	72	3	He		ug/l	374.45
Mo	95	115	1	No Gas		ug/l	51.11
Mo	95	115	3	He		ug/l	14.45
Mo	98	115	1	No Gas		ug/l	87.92
Ag	107	115	1	No Gas		ug/l	186.74
Ag	109	115	1	No Gas		ug/l	194.75
Cd	111	115	1	No Gas		ug/l	82.02

ICPMS207-B Analytical Data

Name	Mass	ISTD	Tune Step	Tune Mode	Conc.	Units	CPS
Cd	111	115	3	He		ug/l	22.44
Cd	114	115	1	No Gas		ug/l	166.26
Cd	114	115	3	He		ug/l	52.99
Sn	118	115	1	No Gas		ug/l	1523.74
Sn	118	115	3	He		ug/l	436.68
Sb	121	115	1	No Gas		ug/l	250.70
Sb	121	115	3	He		ug/l	80.01
Sb	123	115	1	No Gas		ug/l	201.69
Sb	123	115	3	He		ug/l	67.34
Ba	135	115	1	No Gas		ug/l	33.27
Ba	137	115	1	No Gas		ug/l	76.51
La	139	115	3	He		ug/l	13.33
Ce	140	115	3	He		ug/l	15.56
Hg	201	209	1	No Gas		ug/l	12.67
Hg	202	209	1	No Gas		ug/l	72.32
Hg	202	209	3	He		ug/l	21.33
Tl	203	209	3	He		ug/l	148.73
Tl	205	209	1	No Gas		ug/l	1007.82
Tl	205	209	3	He		ug/l	396.83
[Pb]	206	209	1	No Gas		ug/l	728.91
[Pb]	207	209	1	No Gas		ug/l	601.13
Pb	208	209	1	No Gas		ug/l	2785.69
Th	232	209	3	He		ug/l	310.13
U	238	209	1	No Gas		ug/l	8.00

Name	Mass	Tune Step	Tune Mode	CPS	ISTD Recovery %
Sc	45	1	No Gas	8292254.20	
Sc	45	2	H2	3483974.72	
Sc	45	3	He	493449.70	
Ge	72	1	No Gas	2081061.28	
Ge	72	2	H2	1091802.04	
Ge	72	3	He	301316.73	
In	115	1	No Gas	2460516.01	
In	115	3	He	548844.54	
Tb	159	1	No Gas	18020398.52	
Tb	159	3	He	8213576.52	
Ho	165	1	No Gas	17402467.17	
Ho	165	3	He	8132866.85	
Lu	175	1	No Gas	17093313.23	
Lu	175	3	He	6736550.48	
Bi	209	1	No Gas	12491665.61	
Bi	209	3	He	5411814.22	

ICPMS207-B Analytical Data

Sample Name	Rinse
File Name	005BLKV.d
Data Path Name	D:\Agilent\ICPMH\1\DATA\220224ADoD.b
Acq Time	2022-02-24 13:48:43
Sample Type	BlkVrfy
Total Dilution	1.0000
Comment	ICPMS-6020-W-D
Operator	CAR/SRH/JPV/AEM
Method	SW6020/SW6020B

Name	Mass	ISTD	Tune Step	Tune Mode	Conc.	Units	CPS
Li	7	45	1	No Gas		ug/l	15519.47
Be	9	45	1	No Gas		ug/l	391.93
B	11	45	1	No Gas		ug/l	38792.97
Na	23	45	3	He		ug/l	60220.95
Mg	24	45	3	He		ug/l	1131.14
Al	27	45	1	No Gas		ug/l	20572.22
Si	28	45	2	H2		ug/l	18076.21
K	39	72	3	He		ug/l	65656.37
Ca	40	72	2	H2		ug/l	89660.36
Ti	47	72	1	No Gas		ug/l	285.29
V	51	72	1	No Gas		ug/l	-38879.49
V	51	72	3	He		ug/l	14969.88
Cr	52	72	1	No Gas		ug/l	104337.69
Cr	52	72	3	He		ug/l	546.68
Mn	55	72	1	No Gas		ug/l	6961.19
Mn	55	72	3	He		ug/l	183.96
Fe	56	72	2	H2		ug/l	6387.83
Fe	56	72	3	He		ug/l	5234.56
Co	59	72	1	No Gas		ug/l	359.29
Ni	60	72	1	No Gas		ug/l	715.27
Ni	60	72	3	He		ug/l	165.56
Cu	63	72	1	No Gas		ug/l	1518.69
Cu	63	72	3	He		ug/l	391.26
Cu	65	72	1	No Gas		ug/l	700.30
Zn	66	72	1	No Gas		ug/l	4785.68
Zn	66	72	3	He		ug/l	958.93
As	75	72	1	No Gas		ug/l	12692.50
As	75	72	3	He		ug/l	260.73
Se	78	72	2	H2		ug/l	25.11
Br	79	72	1	No Gas		ug/l	16073.83
Br	79	72	2	H2		ug/l	6521.90
Se	82	72	1	No Gas		ug/l	904.23
Kr	84	72	1	No Gas		ug/l	21466.77
Sr	88	72	1	No Gas		ug/l	1077.91
Sr	88	72	3	He		ug/l	396.67
Mo	95	115	1	No Gas		ug/l	63.33
Mo	95	115	3	He		ug/l	10.00
Mo	98	115	1	No Gas		ug/l	78.68
Ag	107	115	1	No Gas		ug/l	200.75
Ag	109	115	1	No Gas		ug/l	163.40
Cd	111	115	1	No Gas		ug/l	80.00

ICPMS207-B Analytical Data

Name	Mass	ISTD	Tune Step	Tune Mode	Conc.	Units	CPS
Cd	111	115	3	He		ug/l	19.55
Cd	114	115	1	No Gas		ug/l	145.17
Cd	114	115	3	He		ug/l	44.88
Sn	118	115	1	No Gas		ug/l	1527.06
Sn	118	115	3	He		ug/l	448.90
Sb	121	115	1	No Gas		ug/l	271.36
Sb	121	115	3	He		ug/l	81.68
Sb	123	115	1	No Gas		ug/l	209.69
Sb	123	115	3	He		ug/l	70.01
Ba	135	115	1	No Gas		ug/l	33.27
Ba	137	115	1	No Gas		ug/l	29.94
La	139	115	3	He		ug/l	11.11
Ce	140	115	3	He		ug/l	21.11
Hg	201	209	1	No Gas		ug/l	12.00
Hg	202	209	1	No Gas		ug/l	87.65
Hg	202	209	3	He		ug/l	21.33
Tl	203	209	3	He		ug/l	152.73
Tl	205	209	1	No Gas		ug/l	906.70
Tl	205	209	3	He		ug/l	362.15
[Pb]	206	209	1	No Gas		ug/l	745.58
[Pb]	207	209	1	No Gas		ug/l	628.91
Pb	208	209	1	No Gas		ug/l	2820.13
Th	232	209	3	He		ug/l	284.79
U	238	209	1	No Gas		ug/l	12.33

Name	Mass	Tune Step	Tune Mode	CPS	ISTD Recovery %
Sc	45	1	No Gas	8735819.21	
Sc	45	2	H2	3487259.91	
Sc	45	3	He	498513.72	
Ge	72	1	No Gas	2211625.32	
Ge	72	2	H2	1094927.93	
Ge	72	3	He	306856.47	
In	115	1	No Gas	2569403.45	
In	115	3	He	558435.77	
Tb	159	1	No Gas	19115223.51	
Tb	159	3	He	8119438.06	
Ho	165	1	No Gas	18660221.44	
Ho	165	3	He	8015263.89	
Lu	175	1	No Gas	17993827.98	
Lu	175	3	He	6754466.68	
Bi	209	1	No Gas	13039620.25	
Bi	209	3	He	5395197.28	

ICPMS207-B Analytical Data

Sample Name	Rinse
File Name	006BLKV.d
Data Path Name	D:\Agilent\ICPMH\1\DATA\220224ADoD.b
Acq Time	2022-02-24 13:54:56
Sample Type	BlkVrfy
Total Dilution	1.0000
Comment	ICPMS-6020-W-D
Operator	CAR/SRH/JPV/AEM
Method	SW6020/SW6020B

Name	Mass	ISTD	Tune Step	Tune Mode	Conc.	Units	CPS
Li	7	45	1	No Gas		ug/l	14697.66
Be	9	45	1	No Gas		ug/l	361.93
B	11	45	1	No Gas		ug/l	34478.12
Na	23	45	3	He		ug/l	60787.71
Mg	24	45	3	He		ug/l	1134.47
Al	27	45	1	No Gas		ug/l	19603.98
Si	28	45	2	H2		ug/l	17251.56
K	39	72	3	He		ug/l	66233.40
Ca	40	72	2	H2		ug/l	87898.45
Ti	47	72	1	No Gas		ug/l	315.32
V	51	72	1	No Gas		ug/l	-54773.27
V	51	72	3	He		ug/l	15104.46
Cr	52	72	1	No Gas		ug/l	107007.80
Cr	52	72	3	He		ug/l	564.46
Mn	55	72	1	No Gas		ug/l	6758.18
Mn	55	72	3	He		ug/l	188.63
Fe	56	72	2	H2		ug/l	6289.37
Fe	56	72	3	He		ug/l	5012.59
Co	59	72	1	No Gas		ug/l	309.39
Ni	60	72	1	No Gas		ug/l	718.60
Ni	60	72	3	He		ug/l	143.33
Cu	63	72	1	No Gas		ug/l	1488.01
Cu	63	72	3	He		ug/l	403.93
Cu	65	72	1	No Gas		ug/l	660.95
Zn	66	72	1	No Gas		ug/l	4632.75
Zn	66	72	3	He		ug/l	950.04
As	75	72	1	No Gas		ug/l	12376.09
As	75	72	3	He		ug/l	269.07
Se	78	72	2	H2		ug/l	23.00
Br	79	72	1	No Gas		ug/l	16323.56
Br	79	72	2	H2		ug/l	6578.47
Se	82	72	1	No Gas		ug/l	757.55
Kr	84	72	1	No Gas		ug/l	21586.72
Sr	88	72	1	No Gas		ug/l	1131.14
Sr	88	72	3	He		ug/l	381.12
Mo	95	115	1	No Gas		ug/l	50.00
Mo	95	115	3	He		ug/l	32.22
Mo	98	115	1	No Gas		ug/l	74.58
Ag	107	115	1	No Gas		ug/l	174.74
Ag	109	115	1	No Gas		ug/l	172.07
Cd	111	115	1	No Gas		ug/l	72.03

ICPMS207-B Analytical Data

Name	Mass	ISTD	Tune Step	Tune Mode	Conc.	Units	CPS
Cd	111	115	3	He		ug/l	19.89
Cd	114	115	1	No Gas		ug/l	119.80
Cd	114	115	3	He		ug/l	45.86
Sn	118	115	1	No Gas		ug/l	1633.52
Sn	118	115	3	He		ug/l	428.90
Sb	121	115	1	No Gas		ug/l	284.70
Sb	121	115	3	He		ug/l	83.01
Sb	123	115	1	No Gas		ug/l	202.69
Sb	123	115	3	He		ug/l	56.67
Ba	135	115	1	No Gas		ug/l	46.57
Ba	137	115	1	No Gas		ug/l	23.29
La	139	115	3	He		ug/l	14.44
Ce	140	115	3	He		ug/l	22.22
Hg	201	209	1	No Gas		ug/l	9.00
Hg	202	209	1	No Gas		ug/l	89.65
Hg	202	209	3	He		ug/l	20.67
Tl	203	209	3	He		ug/l	120.05
Tl	205	209	1	No Gas		ug/l	783.36
Tl	205	209	3	He		ug/l	316.80
[Pb]	206	209	1	No Gas		ug/l	675.58
[Pb]	207	209	1	No Gas		ug/l	530.02
Pb	208	209	1	No Gas		ug/l	2643.46
Th	232	209	3	He		ug/l	276.78
U	238	209	1	No Gas		ug/l	10.67

Name	Mass	Tune Step	Tune Mode	CPS	ISTD Recovery %
Sc	45	1	No Gas	9255764.44	
Sc	45	2	H2	3437841.99	
Sc	45	3	He	499219.40	
Ge	72	1	No Gas	2279343.27	
Ge	72	2	H2	1088113.98	
Ge	72	3	He	307234.13	
In	115	1	No Gas	2705791.13	
In	115	3	He	561390.66	
Tb	159	1	No Gas	20124263.34	
Tb	159	3	He	8188612.23	
Ho	165	1	No Gas	19629421.44	
Ho	165	3	He	8279378.25	
Lu	175	1	No Gas	19256748.99	
Lu	175	3	He	6797058.49	
Bi	209	1	No Gas	13507538.49	
Bi	209	3	He	5409128.79	

ICPMS207-B Analytical Data

Sample Name	Rinse
File Name	007BLKV.d
Data Path Name	D:\Agilent\ICPMH\1\DATA\220224ADoD.b
Acq Time	2022-02-24 14:01:09
Sample Type	BlkVrfy
Total Dilution	1.0000
Comment	ICPMS-6020-W-D
Operator	CAR/SRH/JPV/AEM
Method	SW6020/SW6020B

Name	Mass	ISTD	Tune Step	Tune Mode	Conc.	Units	CPS
Li	7	45	1	No Gas		ug/l	13812.46
Be	9	45	1	No Gas		ug/l	361.93
B	11	45	1	No Gas		ug/l	33317.15
Na	23	45	3	He		ug/l	62798.09
Mg	24	45	3	He		ug/l	632.09
Al	27	45	1	No Gas		ug/l	7755.38
Si	28	45	2	H2		ug/l	18454.90
K	39	72	3	He		ug/l	67186.43
Ca	40	72	2	H2		ug/l	94880.19
Ti	47	72	1	No Gas		ug/l	296.97
V	51	72	1	No Gas		ug/l	-49647.19
V	51	72	3	He		ug/l	15868.59
Cr	52	72	1	No Gas		ug/l	109577.96
Cr	52	72	3	He		ug/l	512.24
Mn	55	72	1	No Gas		ug/l	6961.18
Mn	55	72	3	He		ug/l	180.63
Fe	56	72	2	H2		ug/l	6382.82
Fe	56	72	3	He		ug/l	5087.69
Co	59	72	1	No Gas		ug/l	352.64
Ni	60	72	1	No Gas		ug/l	778.48
Ni	60	72	3	He		ug/l	158.89
Cu	63	72	1	No Gas		ug/l	1550.04
Cu	63	72	3	He		ug/l	406.59
Cu	65	72	1	No Gas		ug/l	676.96
Zn	66	72	1	No Gas		ug/l	3927.04
Zn	66	72	3	He		ug/l	840.03
As	75	72	1	No Gas		ug/l	12998.75
As	75	72	3	He		ug/l	276.73
Se	78	72	2	H2		ug/l	30.00
Br	79	72	1	No Gas		ug/l	16843.13
Br	79	72	2	H2		ug/l	6808.17
Se	82	72	1	No Gas		ug/l	867.03
Kr	84	72	1	No Gas		ug/l	22836.83
Sr	88	72	1	No Gas		ug/l	1151.10
Sr	88	72	3	He		ug/l	367.78
Mo	95	115	1	No Gas		ug/l	77.78
Mo	95	115	3	He		ug/l	24.45
Mo	98	115	1	No Gas		ug/l	84.58
Ag	107	115	1	No Gas		ug/l	190.75
Ag	109	115	1	No Gas		ug/l	170.74
Cd	111	115	1	No Gas		ug/l	67.33

ICPMS207-B Analytical Data

Name	Mass	ISTD	Tune Step	Tune Mode	Conc.	Units	CPS
Cd	111	115	3	He		ug/l	19.00
Cd	114	115	1	No Gas		ug/l	77.53
Cd	114	115	3	He		ug/l	33.17
Sn	118	115	1	No Gas		ug/l	24229.63
Sn	118	115	3	He		ug/l	6520.44
Sb	121	115	1	No Gas		ug/l	298.03
Sb	121	115	3	He		ug/l	104.68
Sb	123	115	1	No Gas		ug/l	221.02
Sb	123	115	3	He		ug/l	58.68
Ba	135	115	1	No Gas		ug/l	33.27
Ba	137	115	1	No Gas		ug/l	63.21
La	139	115	3	He		ug/l	16.66
Ce	140	115	3	He		ug/l	21.11
Hg	201	209	1	No Gas		ug/l	8.67
Hg	202	209	1	No Gas		ug/l	92.98
Hg	202	209	3	He		ug/l	23.33
Tl	203	209	3	He		ug/l	140.72
Tl	205	209	1	No Gas		ug/l	746.69
Tl	205	209	3	He		ug/l	330.80
[Pb]	206	209	1	No Gas		ug/l	696.69
[Pb]	207	209	1	No Gas		ug/l	545.57
Pb	208	209	1	No Gas		ug/l	2582.33
Th	232	209	3	He		ug/l	288.12
U	238	209	1	No Gas		ug/l	17.00

Name	Mass	Tune Step	Tune Mode	CPS	ISTD Recovery %
Sc	45	1	No Gas	9138762.81	
Sc	45	2	H2	3424392.26	
Sc	45	3	He	499302.79	
Ge	72	1	No Gas	2266461.72	
Ge	72	2	H2	1086144.36	
Ge	72	3	He	307800.88	
In	115	1	No Gas	2667047.55	
In	115	3	He	557694.96	
Tb	159	1	No Gas	20141733.52	
Tb	159	3	He	8143565.05	
Ho	165	1	No Gas	19469603.08	
Ho	165	3	He	8128360.57	
Lu	175	1	No Gas	18972702.24	
Lu	175	3	He	6750988.04	
Bi	209	1	No Gas	13473335.74	
Bi	209	3	He	5463492.02	

ICPMS207-B Analytical Data

Sample Name	Cal Blk
File Name	008CALB.d
Data Path Name	D:\Agilent\ICPMH\1\DATA\220224ADoD.b
Acq Time	2022-02-24 14:07:24
Sample Type	CalBlk
Total Dilution	1.0000
Comment	ICPMS-6020-W-D
Operator	CAR/SRH/JPV/AEM
Method	SW6020/SW6020B

Name	Mass	ISTD	Tune Step	Tune Mode	Conc.	Units	CPS
Li	7	45	1	No Gas	0.000	ug/l	14411.93
Be	9	45	1	No Gas	0.000	ug/l	341.27
B	11	45	1	No Gas	0.000	ug/l	30573.58
Na	23	45	3	He	0.000	ug/l	65873.22
Mg	24	45	3	He	0.000	ug/l	708.61
Al	27	45	1	No Gas	0.000	ug/l	8013.30
Si	28	45	2	H2	0.000	ug/l	18232.63
K	39	72	3	He	0.000	ug/l	67202.08
Ca	40	72	2	H2	0.000	ug/l	92084.12
Ti	47	72	1	No Gas	0.000	ug/l	310.32
V	51	72	1	No Gas	0.000	ug/l	-125413.48
V	51	72	3	He	0.000	ug/l	15962.03
Cr	52	72	1	No Gas	0.000	ug/l	107804.53
Cr	52	72	3	He	0.000	ug/l	532.23
Mn	55	72	1	No Gas	0.000	ug/l	6961.19
Mn	55	72	3	He	0.000	ug/l	182.96
Fe	56	72	2	H2	0.000	ug/l	6573.12
Fe	56	72	3	He	0.000	ug/l	5246.25
Co	59	72	1	No Gas	0.000	ug/l	345.98
Ni	60	72	1	No Gas	0.000	ug/l	805.10
Ni	60	72	3	He	0.000	ug/l	166.67
Cu	63	72	1	No Gas	0.000	ug/l	1612.07
Cu	63	72	3	He	0.000	ug/l	415.59
Cu	65	72	1	No Gas	0.000	ug/l	670.29
Zn	66	72	1	No Gas	0.000	ug/l	4123.58
Zn	66	72	3	He	0.000	ug/l	784.47
As	75	72	1	No Gas	0.000	ug/l	15242.63
As	75	72	3	He	0.000	ug/l	282.87
Se	78	72	2	H2	0.000	ug/l	26.00
Br	79	72	1	No Gas	0.000	ug/l	15217.88
Br	79	72	2	H2	0.000	ug/l	6045.98
Se	82	72	1	No Gas	0.000	ug/l	1001.44
Kr	84	72	1	No Gas		ug/l	24439.78
Sr	88	72	1	No Gas	0.000	ug/l	1097.87
Sr	88	72	3	He	0.000	ug/l	384.45
Mo	95	115	1	No Gas	0.000	ug/l	50.00
Mo	95	115	3	He	0.000	ug/l	18.89
Mo	98	115	1	No Gas	0.000	ug/l	74.45
Ag	107	115	1	No Gas	0.000	ug/l	200.08
Ag	109	115	1	No Gas	0.000	ug/l	192.08
Cd	111	115	1	No Gas	0.000	ug/l	70.61

ICPMS207-B Analytical Data

Name	Mass	ISTD	Tune Step	Tune Mode	Conc.	Units	CPS
Cd	111	115	3	He	0.000	ug/l	16.78
Cd	114	115	1	No Gas	0.000	ug/l	86.05
Cd	114	115	3	He	0.000	ug/l	13.99
Sn	118	115	1	No Gas	0.000	ug/l	25335.83
Sn	118	115	3	He	0.000	ug/l	6802.79
Sb	121	115	1	No Gas	0.000	ug/l	272.70
Sb	121	115	3	He	0.000	ug/l	93.34
Sb	123	115	1	No Gas	0.000	ug/l	216.69
Sb	123	115	3	He	0.000	ug/l	72.68
Ba	135	115	1	No Gas	0.000	ug/l	29.94
Ba	137	115	1	No Gas	0.000	ug/l	89.82
La	139	115	3	He	0.000	ug/l	8.89
Ce	140	115	3	He	0.000	ug/l	20.00
Hg	201	209	1	No Gas	0.000	ug/l	15.00
Hg	202	209	1	No Gas	0.000	ug/l	96.65
Hg	202	209	3	He	0.000	ug/l	22.00
Tl	203	209	3	He	0.000	ug/l	136.05
Tl	205	209	1	No Gas	0.000	ug/l	734.47
Tl	205	209	3	He	0.000	ug/l	318.80
[Pb]	206	209	1	No Gas	0.000	ug/l	557.79
[Pb]	207	209	1	No Gas	0.000	ug/l	504.46
Pb	208	209	1	No Gas	0.000	ug/l	2320.10
Th	232	209	3	He	0.000	ug/l	240.10
U	238	209	1	No Gas	0.000	ug/l	16.33

Name	Mass	Tune Step	Tune Mode	CPS	ISTD Recovery %
Sc	45	1	No Gas	9394061.91	100.0
Sc	45	2	H2	3625073.34	100.0
Sc	45	3	He	520057.51	100.0
Ge	72	1	No Gas	2259730.34	100.0
Ge	72	2	H2	1188911.43	100.0
Ge	72	3	He	314560.53	100.0
In	115	1	No Gas	2646717.61	100.0
In	115	3	He	571481.68	100.0
Tb	159	1	No Gas	21920775.42	100.0
Tb	159	3	He	8139137.50	100.0
Ho	165	1	No Gas	21297447.74	100.0
Ho	165	3	He	7953554.99	100.0
Lu	175	1	No Gas	20734808.45	100.0
Lu	175	3	He	6629808.58	100.0
Bi	209	1	No Gas	12940743.49	100.0
Bi	209	3	He	5333749.35	100.0

ICPMS207-B Analytical Data

Sample Name	0.025 ppb STD
File Name	009CALS.d
Data Path Name	D:\Agilent\ICPMH\1\DATA\220224ADoD.b
Acq Time	2022-02-24 14:15:00
Sample Type	CalStd
Total Dilution	1.0000
Comment	ICPMS-6020B-Cal
Operator	CAR/SRH/JPV/AEM
Method	SW6020/SW6020B

Name	Mass	ISTD	Tune Step	Tune Mode	Conc.	Units	CPS
Li	7	45	1	No Gas	0.396	ug/l	22359.31
Be	9	45	1	No Gas	0.034	ug/l	567.57
B	11	45	1	No Gas	0.646	ug/l	30083.76
Na	23	45	3	He	5.053	ug/l	71668.37
Mg	24	45	3	He	6.934	ug/l	6032.60
Al	27	45	1	No Gas	0.162	ug/l	12511.93
Si	28	45	2	H2	1.068	ug/l	20574.38
K	39	72	3	He	8.684	ug/l	73225.85
Ca	40	72	2	H2	4.968	ug/l	134521.32
Ti	47	72	1	No Gas	0.111	ug/l	689.16
V	51	72	1	No Gas	1.668	ug/l	-42488.71
V	51	72	3	He	0.223	ug/l	17305.76
Cr	52	72	1	No Gas	0.392	ug/l	115376.45
Cr	52	72	3	He	0.040	ug/l	833.36
Mn	55	72	1	No Gas	0.038	ug/l	8488.97
Mn	55	72	3	He	0.028	ug/l	332.27
Fe	56	72	2	H2	0.778	ug/l	21864.92
Fe	56	72	3	He	0.780	ug/l	10681.33
Co	59	72	1	No Gas	0.030	ug/l	1716.72
Ni	60	72	1	No Gas	0.026	ug/l	1008.04
Ni	60	72	3	He	0.033	ug/l	258.89
Cu	63	72	1	No Gas	0.047	ug/l	2632.63
Cu	63	72	3	He	0.034	ug/l	673.22
Cu	65	72	1	No Gas	0.042	ug/l	1109.16
Zn	66	72	1	No Gas	0.096	ug/l	4486.05
Zn	66	72	3	He	0.114	ug/l	943.37
As	75	72	1	No Gas	-0.234	ug/l	12397.04
As	75	72	3	He	0.034	ug/l	318.67
Se	78	72	2	H2	0.030	ug/l	43.56
Br	79	72	1	No Gas	0.643	ug/l	18815.02
Br	79	72	2	H2	0.640	ug/l	7706.77
Se	82	72	1	No Gas	-0.234	ug/l	791.56
Kr	84	72	1	No Gas		ug/l	22170.51
Sr	88	72	1	No Gas	0.030	ug/l	2964.44
Sr	88	72	3	He	0.025	ug/l	584.46
Mo	95	115	1	No Gas	0.029	ug/l	423.34
Mo	95	115	3	He	0.024	ug/l	125.55
Mo	98	115	1	No Gas	0.028	ug/l	658.42
Ag	107	115	1	No Gas	0.012	ug/l	562.90
Ag	109	115	1	No Gas	0.012	ug/l	561.57
Cd	111	115	1	No Gas	0.026	ug/l	243.08

ICPMS207-B Analytical Data

Name	Mass	ISTD	Tune Step	Tune Mode	Conc.	Units	CPS
Cd	111	115	3	He	0.030	ug/l	87.00
Cd	114	115	1	No Gas	0.029	ug/l	532.01
Cd	114	115	3	He	0.032	ug/l	198.96
Sn	118	115	1	No Gas	-0.976	ug/l	2914.54
Sn	118	115	3	He	-1.061	ug/l	870.10
Sb	121	115	1	No Gas	0.037	ug/l	1299.86
Sb	121	115	3	He	0.033	ug/l	345.37
Sb	123	115	1	No Gas	0.037	ug/l	984.13
Sb	123	115	3	He	0.035	ug/l	283.70
Ba	135	115	1	No Gas	0.030	ug/l	206.26
Ba	137	115	1	No Gas	0.031	ug/l	419.18
La	139	115	3	He	0.028	ug/l	876.70
Ce	140	115	3	He	0.028	ug/l	944.48
Hg	201	209	1	No Gas	0.000	ug/l	12.67
Hg	202	209	1	No Gas	0.000	ug/l	92.31
Hg	202	209	3	He	0.001	ug/l	24.99
Tl	203	209	3	He	0.023	ug/l	416.17
Tl	205	209	1	No Gas	0.027	ug/l	2279.10
Tl	205	209	3	He	0.025	ug/l	1035.12
[Pb]	206	209	1	No Gas	0.032	ug/l	1173.39
[Pb]	207	209	1	No Gas	0.029	ug/l	980.04
Pb	208	209	1	No Gas	0.030	ug/l	4614.79
Th	232	209	3	He	0.011	ug/l	655.62
U	238	209	1	No Gas	0.027	ug/l	2185.42

Name	Mass	Tune Step	Tune Mode	CPS	ISTD Recovery %
Sc	45	1	No Gas	8371597.49	89.1
Sc	45	2	H2	3327466.58	91.8
Sc	45	3	He	510911.57	98.2
Ge	72	1	No Gas	2079914.63	92.0
Ge	72	2	H2	1082564.85	91.1
Ge	72	3	He	311596.48	99.1
In	115	1	No Gas	2342204.55	88.5
In	115	3	He	570203.74	99.8
Tb	159	1	No Gas	19340621.60	88.2
Tb	159	3	He	8314495.14	102.2
Ho	165	1	No Gas	18672967.83	87.7
Ho	165	3	He	8179966.08	102.8
Lu	175	1	No Gas	18308449.26	88.3
Lu	175	3	He	6742691.46	101.7
Bi	209	1	No Gas	11977933.80	92.6
Bi	209	3	He	5355471.29	100.4

ICPMS207-B Analytical Data

Sample Name	0.05 ppb STD
File Name	010CALS.d
Data Path Name	D:\Agilent\ICPMH\1\DATA\220224ADoD.b
Acq Time	2022-02-24 14:21:38
Sample Type	CalStd
Total Dilution	1.0000
Comment	ICPMS-6020B-Cal
Operator	CAR/SRH/JPV/AEM
Method	SW6020/SW6020B

Name	Mass	ISTD	Tune Step	Tune Mode	Conc.	Units	CPS
Li	7	45	1	No Gas	0.822	ug/l	33530.86
Be	9	45	1	No Gas	0.064	ug/l	832.86
B	11	45	1	No Gas	0.624	ug/l	30859.64
Na	23	45	3	He	15.734	ug/l	85912.21
Mg	24	45	3	He	16.459	ug/l	13296.28
Al	27	45	1	No Gas	0.205	ug/l	14480.77
Si	28	45	2	H2	1.997	ug/l	23437.79
K	39	72	3	He	15.742	ug/l	78666.71
Ca	40	72	2	H2	13.420	ug/l	221305.95
Ti	47	72	1	No Gas	0.118	ug/l	710.81
V	51	72	1	No Gas	1.518	ug/l	-46724.07
V	51	72	3	He	0.225	ug/l	17325.79
Cr	52	72	1	No Gas	0.383	ug/l	117338.36
Cr	52	72	3	He	0.067	ug/l	1043.38
Mn	55	72	1	No Gas	0.071	ug/l	10509.61
Mn	55	72	3	He	0.060	ug/l	507.24
Fe	56	72	2	H2	1.655	ug/l	40481.41
Fe	56	72	3	He	1.625	ug/l	16629.49
Co	59	72	1	No Gas	0.063	ug/l	3327.13
Ni	60	72	1	No Gas	0.058	ug/l	1380.67
Ni	60	72	3	He	0.060	ug/l	335.56
Cu	63	72	1	No Gas	0.081	ug/l	3544.53
Cu	63	72	3	He	0.075	ug/l	990.84
Cu	65	72	1	No Gas	0.075	ug/l	1533.36
Zn	66	72	1	No Gas	0.002	ug/l	3903.44
Zn	66	72	3	He	0.006	ug/l	785.58
As	75	72	1	No Gas	-0.304	ug/l	12162.32
As	75	72	3	He	0.069	ug/l	357.87
Se	78	72	2	H2	0.060	ug/l	63.78
Br	79	72	1	No Gas	0.580	ug/l	18781.65
Br	79	72	2	H2	0.655	ug/l	7933.15
Se	82	72	1	No Gas	-0.243	ug/l	813.95
Kr	84	72	1	No Gas		ug/l	19611.20
Sr	88	72	1	No Gas	0.063	ug/l	5217.30
Sr	88	72	3	He	0.060	ug/l	863.36
Mo	95	115	1	No Gas	0.065	ug/l	931.15
Mo	95	115	3	He	0.058	ug/l	283.34
Mo	98	115	1	No Gas	0.065	ug/l	1482.10
Ag	107	115	1	No Gas	0.025	ug/l	1029.12
Ag	109	115	1	No Gas	0.026	ug/l	1045.79
Cd	111	115	1	No Gas	0.061	ug/l	514.09

ICPMS207-B Analytical Data

Name	Mass	ISTD	Tune Step	Tune Mode	Conc.	Units	CPS
Cd	111	115	3	He	0.062	ug/l	162.33
Cd	114	115	1	No Gas	0.065	ug/l	1123.23
Cd	114	115	3	He	0.068	ug/l	406.90
Sn	118	115	1	No Gas	-0.960	ug/l	3377.07
Sn	118	115	3	He	-1.052	ug/l	930.04
Sb	121	115	1	No Gas	0.063	ug/l	2117.38
Sb	121	115	3	He	0.060	ug/l	567.40
Sb	123	115	1	No Gas	0.062	ug/l	1595.59
Sb	123	115	3	He	0.062	ug/l	453.72
Ba	135	115	1	No Gas	0.062	ug/l	415.85
Ba	137	115	1	No Gas	0.062	ug/l	765.18
La	139	115	3	He	0.060	ug/l	1856.81
Ce	140	115	3	He	0.063	ug/l	2144.63
Hg	201	209	1	No Gas	0.001	ug/l	17.33
Hg	202	209	1	No Gas	0.001	ug/l	97.98
Hg	202	209	3	He	0.002	ug/l	30.99
Tl	203	209	3	He	0.058	ug/l	839.03
Tl	205	209	1	No Gas	0.058	ug/l	4242.92
Tl	205	209	3	He	0.055	ug/l	1889.56
[Pb]	206	209	1	No Gas	0.059	ug/l	1783.47
[Pb]	207	209	1	No Gas	0.066	ug/l	1696.79
Pb	208	209	1	No Gas	0.062	ug/l	7410.87
Th	232	209	3	He	0.026	ug/l	1290.59
U	238	209	1	No Gas	0.058	ug/l	4848.60

Name	Mass	Tune Step	Tune Mode	CPS	ISTD Recovery %
Sc	45	1	No Gas	8629562.24	91.9
Sc	45	2	H2	3344735.61	92.3
Sc	45	3	He	508388.63	97.8
Ge	72	1	No Gas	2124443.13	94.0
Ge	72	2	H2	1105977.11	93.0
Ge	72	3	He	311701.50	99.1
In	115	1	No Gas	2430530.72	91.8
In	115	3	He	575760.50	100.7
Tb	159	1	No Gas	19698569.75	89.9
Tb	159	3	He	8196347.41	100.7
Ho	165	1	No Gas	19159400.81	90.0
Ho	165	3	He	8177796.21	102.8
Lu	175	1	No Gas	18793870.92	90.6
Lu	175	3	He	6716269.99	101.3
Bi	209	1	No Gas	12343719.55	95.4
Bi	209	3	He	5421866.14	101.7

ICPMS207-B Analytical Data

Sample Name	0.10 ppb STD
File Name	011CALS.d
Data Path Name	D:\Agilent\ICPMH\1\DATA\220224ADoD.b
Acq Time	2022-02-24 14:28:17
Sample Type	CalStd
Total Dilution	1.0000
Comment	ICPMS-6020B-Cal
Operator	CAR/SRH/JPV/AEM
Method	SW6020/SW6020B

Name	Mass	ISTD	Tune Step	Tune Mode	Conc.	Units	CPS
Li	7	45	1	No Gas	1.425	ug/l	51185.48
Be	9	45	1	No Gas	0.111	ug/l	1278.13
B	11	45	1	No Gas	0.044	ug/l	29742.29
Na	23	45	3	He	29.433	ug/l	105902.84
Mg	24	45	3	He	30.551	ug/l	24381.45
Al	27	45	1	No Gas	0.193	ug/l	14700.62
Si	28	45	2	H2	2.612	ug/l	25246.05
K	39	72	3	He	30.024	ug/l	90411.67
Ca	40	72	2	H2	28.458	ug/l	367303.34
Ti	47	72	1	No Gas	0.133	ug/l	790.82
V	51	72	1	No Gas	1.597	ug/l	-45199.28
V	51	72	3	He	0.314	ug/l	18083.38
Cr	52	72	1	No Gas	0.357	ug/l	118166.25
Cr	52	72	3	He	0.131	ug/l	1550.09
Mn	55	72	1	No Gas	0.134	ug/l	14248.68
Mn	55	72	3	He	0.118	ug/l	834.19
Fe	56	72	2	H2	3.155	ug/l	70928.10
Fe	56	72	3	He	3.173	ug/l	27774.16
Co	59	72	1	No Gas	0.115	ug/l	5892.84
Ni	60	72	1	No Gas	0.100	ug/l	1853.11
Ni	60	72	3	He	0.097	ug/l	444.46
Cu	63	72	1	No Gas	0.133	ug/l	4937.49
Cu	63	72	3	He	0.133	ug/l	1447.12
Cu	65	72	1	No Gas	0.135	ug/l	2281.10
Zn	66	72	1	No Gas	-0.034	ug/l	3693.76
Zn	66	72	3	He	0.017	ug/l	808.92
As	75	72	1	No Gas	-0.203	ug/l	13101.36
As	75	72	3	He	0.125	ug/l	424.00
Se	78	72	2	H2	0.115	ug/l	98.33
Br	79	72	1	No Gas	0.562	ug/l	18921.53
Br	79	72	2	H2	0.608	ug/l	7700.12
Se	82	72	1	No Gas	-0.060	ug/l	922.50
Kr	84	72	1	No Gas		ug/l	21819.90
Sr	88	72	1	No Gas	0.115	ug/l	8841.90
Sr	88	72	3	He	0.120	ug/l	1358.96
Mo	95	115	1	No Gas	0.116	ug/l	1643.44
Mo	95	115	3	He	0.119	ug/l	556.68
Mo	98	115	1	No Gas	0.113	ug/l	2556.08
Ag	107	115	1	No Gas	0.047	ug/l	1828.86
Ag	109	115	1	No Gas	0.048	ug/l	1764.82
Cd	111	115	1	No Gas	0.118	ug/l	936.95

ICPMS207-B Analytical Data

Name	Mass	ISTD	Tune Step	Tune Mode	Conc.	Units	CPS
Cd	111	115	3	He	0.123	ug/l	302.33
Cd	114	115	1	No Gas	0.118	ug/l	2010.48
Cd	114	115	3	He	0.122	ug/l	714.69
Sn	118	115	1	No Gas	-0.914	ug/l	4385.36
Sn	118	115	3	He	-1.002	ug/l	1205.62
Sb	121	115	1	No Gas	0.115	ug/l	3718.87
Sb	121	115	3	He	0.113	ug/l	971.80
Sb	123	115	1	No Gas	0.113	ug/l	2785.22
Sb	123	115	3	He	0.113	ug/l	762.10
Ba	135	115	1	No Gas	0.117	ug/l	768.50
Ba	137	115	1	No Gas	0.109	ug/l	1307.48
La	139	115	3	He	0.119	ug/l	3652.72
Ce	140	115	3	He	0.118	ug/l	3963.92
Hg	201	209	1	No Gas	0.002	ug/l	21.33
Hg	202	209	1	No Gas	0.002	ug/l	111.98
Hg	202	209	3	He	0.003	ug/l	32.99
Tl	203	209	3	He	0.103	ug/l	1379.29
Tl	205	209	1	No Gas	0.112	ug/l	7624.45
Tl	205	209	3	He	0.109	ug/l	3395.14
[Pb]	206	209	1	No Gas	0.110	ug/l	2902.55
[Pb]	207	209	1	No Gas	0.110	ug/l	2554.71
Pb	208	209	1	No Gas	0.109	ug/l	11620.95
Th	232	209	3	He	0.055	ug/l	2442.55
U	238	209	1	No Gas	0.109	ug/l	9252.43

Name	Mass	Tune Step	Tune Mode	CPS	ISTD Recovery %
Sc	45	1	No Gas	9023987.36	96.1
Sc	45	2	H2	3344867.33	92.3
Sc	45	3	He	514544.19	98.9
Ge	72	1	No Gas	2149140.18	95.1
Ge	72	2	H2	1096596.83	92.2
Ge	72	3	He	314399.32	99.9
In	115	1	No Gas	2453139.78	92.7
In	115	3	He	572012.41	100.1
Tb	159	1	No Gas	20261083.49	92.4
Tb	159	3	He	8191325.10	100.6
Ho	165	1	No Gas	19864086.30	93.3
Ho	165	3	He	8157514.99	102.6
Lu	175	1	No Gas	19378777.26	93.5
Lu	175	3	He	6777499.50	102.2
Bi	209	1	No Gas	12477518.71	96.4
Bi	209	3	He	5402046.13	101.3

ICPMS207-B Analytical Data

Sample Name	0.5 ppb STD
File Name	012CALS.d
Data Path Name	D:\Agilent\ICPMH\1\DATA\220224ADoD.b
Acq Time	2022-02-24 14:34:55
Sample Type	CalStd
Total Dilution	1.0000
Comment	ICPMS-6020B-Cal
Operator	CAR/SRH/JPV/AEM
Method	SW6020/SW6020B

Name	Mass	ISTD	Tune Step	Tune Mode	Conc.	Units	CPS
Li	7	45	1	No Gas	7.013	ug/l	189568.27
Be	9	45	1	No Gas	0.555	ug/l	4874.81
B	11	45	1	No Gas	0.835	ug/l	32298.53
Na	23	45	3	He	142.978	ug/l	259528.15
Mg	24	45	3	He	144.583	ug/l	111285.00
Al	27	45	1	No Gas	0.882	ug/l	38211.31
Si	28	45	2	H2	5.589	ug/l	33456.76
K	39	72	3	He	139.529	ug/l	173426.74
Ca	40	72	2	H2	140.068	ug/l	1454280.79
Ti	47	72	1	No Gas	0.570	ug/l	2372.59
V	51	72	1	No Gas	1.780	ug/l	-35787.10
V	51	72	3	He	0.827	ug/l	21335.46
Cr	52	72	1	No Gas	0.939	ug/l	140264.87
Cr	52	72	3	He	0.565	ug/l	4875.28
Mn	55	72	1	No Gas	0.579	ug/l	38714.07
Mn	55	72	3	He	0.544	ug/l	3144.71
Fe	56	72	2	H2	14.895	ug/l	309604.32
Fe	56	72	3	He	14.907	ug/l	109928.14
Co	59	72	1	No Gas	0.575	ug/l	27581.25
Ni	60	72	1	No Gas	0.571	ug/l	6814.78
Ni	60	72	3	He	0.588	ug/l	1832.35
Cu	63	72	1	No Gas	0.660	ug/l	18097.41
Cu	63	72	3	He	0.601	ug/l	5012.53
Cu	65	72	1	No Gas	0.589	ug/l	7675.79
Zn	66	72	1	No Gas	0.901	ug/l	10289.78
Zn	66	72	3	He	1.024	ug/l	2267.97
As	75	72	1	No Gas	0.071	ug/l	14879.07
As	75	72	3	He	0.554	ug/l	898.41
Se	78	72	2	H2	0.560	ug/l	380.89
Br	79	72	1	No Gas	0.635	ug/l	19104.87
Br	79	72	2	H2	0.543	ug/l	7447.18
Se	82	72	1	No Gas	0.342	ug/l	1100.92
Kr	84	72	1	No Gas		ug/l	21686.61
Sr	88	72	1	No Gas	0.546	ug/l	37244.16
Sr	88	72	3	He	0.512	ug/l	4499.62
Mo	95	115	1	No Gas	0.521	ug/l	7196.30
Mo	95	115	3	He	0.550	ug/l	2486.90
Mo	98	115	1	No Gas	0.516	ug/l	11425.40
Ag	107	115	1	No Gas	0.216	ug/l	7703.86
Ag	109	115	1	No Gas	0.215	ug/l	7343.53
Cd	111	115	1	No Gas	0.535	ug/l	4003.22

ICPMS207-B Analytical Data

Name	Mass	ISTD	Tune Step	Tune Mode	Conc.	Units	CPS
Cd	111	115	3	He	0.568	ug/l	1320.95
Cd	114	115	1	No Gas	0.544	ug/l	8952.53
Cd	114	115	3	He	0.556	ug/l	3182.09
Sn	118	115	1	No Gas	-0.445	ug/l	14285.62
Sn	118	115	3	He	-0.513	ug/l	3899.45
Sb	121	115	1	No Gas	0.555	ug/l	16900.82
Sb	121	115	3	He	0.567	ug/l	4457.83
Sb	123	115	1	No Gas	0.552	ug/l	12772.41
Sb	123	115	3	He	0.570	ug/l	3509.46
Ba	135	115	1	No Gas	0.550	ug/l	3503.51
Ba	137	115	1	No Gas	0.509	ug/l	5813.06
La	139	115	3	He	0.550	ug/l	16709.00
Ce	140	115	3	He	0.545	ug/l	18124.09
Hg	201	209	1	No Gas	0.009	ug/l	49.99
Hg	202	209	1	No Gas	0.011	ug/l	194.30
Hg	202	209	3	He	0.009	ug/l	60.99
Tl	203	209	3	He	0.503	ug/l	6197.26
Tl	205	209	1	No Gas	0.526	ug/l	32559.76
Tl	205	209	3	He	0.511	ug/l	14792.80
[Pb]	206	209	1	No Gas	0.527	ug/l	11688.53
[Pb]	207	209	1	No Gas	0.527	ug/l	10223.97
Pb	208	209	1	No Gas	0.529	ug/l	46821.42
Th	232	209	3	He	0.324	ug/l	13149.88
U	238	209	1	No Gas	0.511	ug/l	42594.82

Name	Mass	Tune Step	Tune Mode	CPS	ISTD Recovery %
Sc	45	1	No Gas	8681977.00	92.4
Sc	45	2	H2	3285755.58	90.6
Sc	45	3	He	507825.13	97.6
Ge	72	1	No Gas	2108005.35	93.3
Ge	72	2	H2	1088177.94	91.5
Ge	72	3	He	311168.49	98.9
In	115	1	No Gas	2451377.22	92.6
In	115	3	He	566511.24	99.1
Tb	159	1	No Gas	19940452.88	91.0
Tb	159	3	He	8336258.36	102.4
Ho	165	1	No Gas	19463744.73	91.4
Ho	165	3	He	8188633.76	103.0
Lu	175	1	No Gas	19235658.52	92.8
Lu	175	3	He	6782679.21	102.3
Bi	209	1	No Gas	12282985.26	94.9
Bi	209	3	He	5403827.32	101.3

ICPMS207-B Analytical Data

Sample Name	1 ppb STD
File Name	013CALS.d
Data Path Name	D:\Agilent\ICPMH\1\DATA\220224ADoD.b
Acq Time	2022-02-24 14:41:34
Sample Type	CalStd
Total Dilution	1.0000
Comment	ICPMS-6020B-Cal
Operator	CAR/SRH/JPV/AEM
Method	SW6020/SW6020B

Name	Mass	ISTD	Tune Step	Tune Mode	Conc.	Units	CPS
Li	7	45	1	No Gas	14.579	ug/l	391202.23
Be	9	45	1	No Gas	1.172	ug/l	10235.08
B	11	45	1	No Gas	0.914	ug/l	33635.23
Na	23	45	3	He	306.529	ug/l	482896.71
Mg	24	45	3	He	311.424	ug/l	238967.73
Al	27	45	1	No Gas	1.288	ug/l	53825.27
Si	28	45	2	H2	9.481	ug/l	44785.43
K	39	72	3	He	296.972	ug/l	294562.99
Ca	40	72	2	H2	301.672	ug/l	3023427.12
Ti	47	72	1	No Gas	1.223	ug/l	4862.39
V	51	72	1	No Gas	2.982	ug/l	19840.55
V	51	72	3	He	1.408	ug/l	25263.89
Cr	52	72	1	No Gas	1.386	ug/l	162411.37
Cr	52	72	3	He	1.193	ug/l	9734.38
Mn	55	72	1	No Gas	1.202	ug/l	74918.69
Mn	55	72	3	He	1.159	ug/l	6505.14
Fe	56	72	2	H2	32.162	ug/l	659613.13
Fe	56	72	3	He	31.771	ug/l	228747.88
Co	59	72	1	No Gas	1.189	ug/l	57952.40
Ni	60	72	1	No Gas	1.178	ug/l	13532.81
Ni	60	72	3	He	1.246	ug/l	3702.72
Cu	63	72	1	No Gas	1.226	ug/l	32962.85
Cu	63	72	3	He	1.282	ug/l	10251.20
Cu	65	72	1	No Gas	1.214	ug/l	15469.06
Zn	66	72	1	No Gas	1.157	ug/l	12379.40
Zn	66	72	3	He	1.244	ug/l	2591.36
As	75	72	1	No Gas	0.638	ug/l	19419.01
As	75	72	3	He	1.165	ug/l	1582.39
Se	78	72	2	H2	1.240	ug/l	810.58
Br	79	72	1	No Gas	0.538	ug/l	18758.31
Br	79	72	2	H2	0.511	ug/l	7317.37
Se	82	72	1	No Gas	0.911	ug/l	1410.03
Kr	84	72	1	No Gas		ug/l	22149.79
Sr	88	72	1	No Gas	1.146	ug/l	78692.02
Sr	88	72	3	He	1.140	ug/l	9568.79
Mo	95	115	1	No Gas	1.097	ug/l	15486.22
Mo	95	115	3	He	1.178	ug/l	5318.80
Mo	98	115	1	No Gas	1.085	ug/l	24585.19
Ag	107	115	1	No Gas	0.451	ug/l	16268.50
Ag	109	115	1	No Gas	0.457	ug/l	15785.10
Cd	111	115	1	No Gas	1.158	ug/l	8812.65

ICPMS207-B Analytical Data

Name	Mass	ISTD	Tune Step	Tune Mode	Conc.	Units	CPS
Cd	111	115	3	He	1.203	ug/l	2785.72
Cd	114	115	1	No Gas	1.158	ug/l	19437.53
Cd	114	115	3	He	1.197	ug/l	6856.92
Sn	118	115	1	No Gas	0.102	ug/l	26475.71
Sn	118	115	3	He	0.042	ug/l	7001.78
Sb	121	115	1	No Gas	1.115	ug/l	34584.68
Sb	121	115	3	He	1.164	ug/l	9087.18
Sb	123	115	1	No Gas	1.118	ug/l	26304.11
Sb	123	115	3	He	1.146	ug/l	7002.45
Ba	135	115	1	No Gas	1.069	ug/l	6957.97
Ba	137	115	1	No Gas	1.071	ug/l	12454.23
La	139	115	3	He	1.184	ug/l	36104.54
Ce	140	115	3	He	1.190	ug/l	39692.14
Hg	201	209	1	No Gas	0.023	ug/l	108.31
Hg	202	209	1	No Gas	0.023	ug/l	305.94
Hg	202	209	3	He	0.023	ug/l	116.31
Tl	203	209	3	He	1.090	ug/l	13270.58
Tl	205	209	1	No Gas	1.134	ug/l	71375.35
Tl	205	209	3	He	1.127	ug/l	32261.09
[Pb]	206	209	1	No Gas	1.121	ug/l	24973.41
[Pb]	207	209	1	No Gas	1.126	ug/l	21924.74
Pb	208	209	1	No Gas	1.115	ug/l	99080.05
Th	232	209	3	He	0.848	ug/l	34006.20
U	238	209	1	No Gas	1.082	ug/l	92861.31

Name	Mass	Tune Step	Tune Mode	CPS	ISTD Recovery %
Sc	45	1	No Gas	8934951.57	95.1
Sc	45	2	H2	3287839.22	90.7
Sc	45	3	He	507975.30	97.7
Ge	72	1	No Gas	2152199.20	95.2
Ge	72	2	H2	1085382.51	91.3
Ge	72	3	He	311639.83	99.1
In	115	1	No Gas	2513229.20	95.0
In	115	3	He	568411.77	99.5
Tb	159	1	No Gas	20486765.84	93.5
Tb	159	3	He	8310337.13	102.1
Ho	165	1	No Gas	19970531.50	93.8
Ho	165	3	He	8240956.03	103.6
Lu	175	1	No Gas	19603627.10	94.5
Lu	175	3	He	6776789.36	102.2
Bi	209	1	No Gas	12634887.35	97.6
Bi	209	3	He	5409602.19	101.4

ICPMS207-B Analytical Data

Sample Name	10 ppb STD
File Name	014CALS.d
Data Path Name	D:\Agilent\ICPMH\1\DATA\220224ADoD.b
Acq Time	2022-02-24 14:48:12
Sample Type	CalStd
Total Dilution	1.0000
Comment	ICPMS-6020B-Cal
Operator	CAR/SRH/JPV/AEM
Method	SW6020/SW6020B

Name	Mass	ISTD	Tune Step	Tune Mode	Conc.	Units	CPS
Li	7	45	1	No Gas	135.299	ug/l	3567417.30
Be	9	45	1	No Gas	10.551	ug/l	90855.33
B	11	45	1	No Gas	9.733	ug/l	77171.81
Na	23	45	3	He	2835.166	ug/l	3952064.98
Mg	24	45	3	He	2859.162	ug/l	2197257.03
Al	27	45	1	No Gas	10.709	ug/l	397328.92
Si	28	45	2	H2	44.420	ug/l	146473.81
K	39	72	3	He	2774.534	ug/l	2171650.26
Ca	40	72	2	H2	2833.859	ug/l	27734245.56
Ti	47	72	1	No Gas	10.257	ug/l	39157.73
V	51	72	1	No Gas	11.231	ug/l	412660.75
V	51	72	3	He	10.482	ug/l	85210.10
Cr	52	72	1	No Gas	10.531	ug/l	562383.69
Cr	52	72	3	He	10.774	ug/l	82702.82
Mn	55	72	1	No Gas	10.657	ug/l	620584.22
Mn	55	72	3	He	10.759	ug/l	58213.04
Fe	56	72	2	H2	288.762	ug/l	5886970.10
Fe	56	72	3	He	289.814	ug/l	2021433.47
Co	59	72	1	No Gas	10.718	ug/l	527117.53
Ni	60	72	1	No Gas	10.417	ug/l	115295.36
Ni	60	72	3	He	11.680	ug/l	32948.16
Cu	63	72	1	No Gas	10.977	ug/l	287022.34
Cu	63	72	3	He	11.490	ug/l	87577.69
Cu	65	72	1	No Gas	10.868	ug/l	135324.19
Zn	66	72	1	No Gas	10.666	ug/l	82897.64
Zn	66	72	3	He	11.379	ug/l	17187.97
As	75	72	1	No Gas	10.171	ug/l	91945.39
As	75	72	3	He	10.979	ug/l	12407.09
Se	78	72	2	H2	11.328	ug/l	7226.24
Br	79	72	1	No Gas	0.461	ug/l	18428.59
Br	79	72	2	H2	0.535	ug/l	7407.23
Se	82	72	1	No Gas	10.954	ug/l	6526.04
Kr	84	72	1	No Gas		ug/l	26678.34
Sr	88	72	1	No Gas	10.515	ug/l	723977.46
Sr	88	72	3	He	10.891	ug/l	87102.31
Mo	95	115	1	No Gas	10.023	ug/l	141516.72
Mo	95	115	3	He	10.834	ug/l	48642.38
Mo	98	115	1	No Gas	10.169	ug/l	230403.80
Ag	107	115	1	No Gas	4.180	ug/l	149660.09
Ag	109	115	1	No Gas	4.156	ug/l	142596.37
Cd	111	115	1	No Gas	10.508	ug/l	79611.96

ICPMS207-B Analytical Data

Name	Mass	ISTD	Tune Step	Tune Mode	Conc.	Units	CPS
Cd	111	115	3	He	11.193	ug/l	25717.18
Cd	114	115	1	No Gas	10.547	ug/l	176881.46
Cd	114	115	3	He	10.888	ug/l	62064.49
Sn	118	115	1	No Gas	9.290	ug/l	225918.86
Sn	118	115	3	He	9.855	ug/l	61367.60
Sb	121	115	1	No Gas	10.261	ug/l	317020.53
Sb	121	115	3	He	10.760	ug/l	82972.17
Sb	123	115	1	No Gas	10.294	ug/l	241226.35
Sb	123	115	3	He	10.859	ug/l	65531.14
Ba	135	115	1	No Gas	10.255	ug/l	66696.97
Ba	137	115	1	No Gas	10.061	ug/l	116607.60
La	139	115	3	He	11.191	ug/l	340179.42
Ce	140	115	3	He	11.033	ug/l	366841.04
Hg	201	209	1	No Gas	0.204	ug/l	867.53
Hg	202	209	1	No Gas	0.200	ug/l	1973.09
Hg	202	209	3	He	0.215	ug/l	906.52
Tl	203	209	3	He	10.121	ug/l	122565.47
Tl	205	209	1	No Gas	10.354	ug/l	655886.39
Tl	205	209	3	He	10.426	ug/l	297001.03
[Pb]	206	209	1	No Gas	10.075	ug/l	223522.16
[Pb]	207	209	1	No Gas	10.088	ug/l	195589.58
Pb	208	209	1	No Gas	10.137	ug/l	896309.99
Th	232	209	3	He	9.573	ug/l	383003.86
U	238	209	1	No Gas	10.119	ug/l	882258.21

Name	Mass	Tune Step	Tune Mode	CPS	ISTD Recovery %
Sc	45	1	No Gas	9069678.06	96.5
Sc	45	2	H2	3290951.62	90.8
Sc	45	3	He	509999.32	98.1
Ge	72	1	No Gas	2183955.48	96.6
Ge	72	2	H2	1087727.46	91.5
Ge	72	3	He	308111.89	97.9
In	115	1	No Gas	2520256.22	95.2
In	115	3	He	566869.48	99.2
Tb	159	1	No Gas	21016067.41	95.9
Tb	159	3	He	8299789.71	102.0
Ho	165	1	No Gas	20423023.34	95.9
Ho	165	3	He	8284936.52	104.2
Lu	175	1	No Gas	19967938.48	96.3
Lu	175	3	He	6812621.60	102.8
Bi	209	1	No Gas	12834063.64	99.2
Bi	209	3	He	5429711.90	101.8

ICPMS207-B Analytical Data

Sample Name	50 ppb STD
File Name	015CALS.d
Data Path Name	D:\Agilent\ICPMH\1\DATA\220224ADoD.b
Acq Time	2022-02-24 14:54:50
Sample Type	CalStd
Total Dilution	1.0000
Comment	ICPMS-6020B-Cal
Operator	CAR/SRH/JPV/AEM
Method	SW6020/SW6020B

Name	Mass	ISTD	Tune Step	Tune Mode	Conc.	Units	CPS
Li	7	45	1	No Gas	655.020	ug/l	15808447.02
Be	9	45	1	No Gas	55.054	ug/l	433655.06
B	11	45	1	No Gas	54.680	ug/l	272107.86
Na	23	45	3	He	12307.433	ug/l	17353718.91
Mg	24	45	3	He	12430.354	ug/l	9784005.16
Al	27	45	1	No Gas	55.560	ug/l	1860595.30
Si	28	45	2	H2	215.586	ug/l	642569.37
K	39	72	3	He	12106.423	ug/l	9600336.31
Ca	40	72	2	H2	12312.274	ug/l	122212962.83
Ti	47	72	1	No Gas	53.070	ug/l	185850.35
V	51	72	1	No Gas	50.893	ug/l	2121730.76
V	51	72	3	He	49.539	ug/l	357328.90
Cr	52	72	1	No Gas	52.994	ug/l	2222379.10
Cr	52	72	3	He	49.797	ug/l	394559.21
Mn	55	72	1	No Gas	53.835	ug/l	2869247.57
Mn	55	72	3	He	49.431	ug/l	276779.35
Fe	56	72	2	H2	1267.269	ug/l	26236423.42
Fe	56	72	3	He	1259.504	ug/l	9094757.98
Co	59	72	1	No Gas	53.910	ug/l	2446593.98
Ni	60	72	1	No Gas	54.020	ug/l	548438.90
Ni	60	72	3	He	53.140	ug/l	154887.29
Cu	63	72	1	No Gas	55.789	ug/l	1340920.84
Cu	63	72	3	He	51.687	ug/l	407192.17
Cu	65	72	1	No Gas	55.737	ug/l	638459.69
Zn	66	72	1	No Gas	55.785	ug/l	384887.65
Zn	66	72	3	He	52.201	ug/l	78926.42
As	75	72	1	No Gas	55.075	ug/l	399307.39
As	75	72	3	He	50.289	ug/l	57925.39
Se	78	72	2	H2	52.419	ug/l	33899.41
Br	79	72	1	No Gas	0.311	ug/l	15927.23
Br	79	72	2	H2	0.299	ug/l	6754.89
Se	82	72	1	No Gas	55.363	ug/l	26831.75
Kr	84	72	1	No Gas		ug/l	44636.89
Sr	88	72	1	No Gas	52.922	ug/l	3361672.60
Sr	88	72	3	He	49.270	ug/l	407411.10
Mo	95	115	1	No Gas	52.763	ug/l	670563.07
Mo	95	115	3	He	50.261	ug/l	228959.97
Mo	98	115	1	No Gas	53.508	ug/l	1089869.43
Ag	107	115	1	No Gas	21.697	ug/l	698401.06
Ag	109	115	1	No Gas	21.647	ug/l	667585.09
Cd	111	115	1	No Gas	54.994	ug/l	374596.27

ICPMS207-B Analytical Data

Name	Mass	ISTD	Tune Step	Tune Mode	Conc.	Units	CPS
Cd	111	115	3	He	51.574	ug/l	120187.36
Cd	114	115	1	No Gas	55.434	ug/l	836577.58
Cd	114	115	3	He	50.448	ug/l	291776.07
Sn	118	115	1	No Gas	54.260	ug/l	1080379.82
Sn	118	115	3	He	49.343	ug/l	284387.75
Sb	121	115	1	No Gas	53.720	ug/l	1494745.31
Sb	121	115	3	He	49.774	ug/l	389157.15
Sb	123	115	1	No Gas	53.619	ug/l	1130206.58
Sb	123	115	3	He	50.380	ug/l	308309.49
Ba	135	115	1	No Gas	54.604	ug/l	319809.10
Ba	137	115	1	No Gas	53.010	ug/l	553662.55
La	139	115	3	He	49.838	ug/l	1537513.55
Ce	140	115	3	He	49.584	ug/l	1673273.97
Hg	201	209	1	No Gas	1.030	ug/l	3858.12
Hg	202	209	1	No Gas	1.029	ug/l	8710.76
Hg	202	209	3	He	0.980	ug/l	3865.46
Tl	203	209	3	He	49.533	ug/l	572933.24
Tl	205	209	1	No Gas	52.956	ug/l	2994274.54
Tl	205	209	3	He	50.930	ug/l	1385764.51
[Pb]	206	209	1	No Gas	53.068	ug/l	1049714.58
[Pb]	207	209	1	No Gas	52.612	ug/l	908636.65
Pb	208	209	1	No Gas	52.897	ug/l	4168765.49
Th	232	209	3	He	47.894	ug/l	1830965.28
U	238	209	1	No Gas	51.609	ug/l	4019191.28

Name	Mass	Tune Step	Tune Mode	CPS	ISTD Recovery %
Sc	45	1	No Gas	8440816.40	89.9
Sc	45	2	H2	3281979.34	90.5
Sc	45	3	He	522478.95	100.5
Ge	72	1	No Gas	2027911.62	89.7
Ge	72	2	H2	1105599.49	93.0
Ge	72	3	He	319613.68	101.6
In	115	1	No Gas	2285476.14	86.4
In	115	3	He	575247.78	100.7
Tb	159	1	No Gas	18975604.10	86.6
Tb	159	3	He	8096045.92	99.5
Ho	165	1	No Gas	18696075.83	87.8
Ho	165	3	He	8016930.92	100.8
Lu	175	1	No Gas	18131670.93	87.4
Lu	175	3	He	6679053.56	100.7
Bi	209	1	No Gas	11528810.11	89.1
Bi	209	3	He	5191306.09	97.3

ICPMS207-B Analytical Data

Sample Name	100 ppb STD
File Name	016CALS.d
Data Path Name	D:\Agilent\ICPMH\1\DATA\220224ADoD.b
Acq Time	2022-02-24 15:01:24
Sample Type	CalStd
Total Dilution	1.0000
Comment	ICPMS-6020B-Cal
Operator	CAR/SRH/JPV/AEM
Method	SW6020/SW6020B

Name	Mass	ISTD	Tune Step	Tune Mode	Conc.	Units	CPS
Li	7	45	1	No Gas	1249.028	ug/l	32948191.52
Be	9	45	1	No Gas	100.057	ug/l	862339.36
B	11	45	1	No Gas	97.445	ug/l	507483.77
Na	23	45	3	He	25273.171	ug/l	36395672.24
Mg	24	45	3	He	25287.072	ug/l	20366247.40
Al	27	45	1	No Gas	99.776	ug/l	3651955.05
Si	28	45	2	H2	391.689	ug/l	1179039.42
K	39	72	3	He	25168.950	ug/l	20278485.53
Ca	40	72	2	H2	25717.127	ug/l	258652663.55
Ti	47	72	1	No Gas	98.437	ug/l	365741.41
V	51	72	1	No Gas	96.308	ug/l	4371867.30
V	51	72	3	He	98.041	ug/l	705004.34
Cr	52	72	1	No Gas	97.823	ug/l	4270622.15
Cr	52	72	3	He	97.529	ug/l	787522.66
Mn	55	72	1	No Gas	99.471	ug/l	5621698.52
Mn	55	72	3	He	97.116	ug/l	554399.55
Fe	56	72	2	H2	2618.986	ug/l	54970981.96
Fe	56	72	3	He	2590.057	ug/l	19068073.44
Co	59	72	1	No Gas	99.552	ug/l	4796419.68
Ni	60	72	1	No Gas	99.373	ug/l	1071019.91
Ni	60	72	3	He	100.657	ug/l	299063.97
Cu	63	72	1	No Gas	100.395	ug/l	2559986.91
Cu	63	72	3	He	99.838	ug/l	801720.92
Cu	65	72	1	No Gas	100.917	ug/l	1226262.57
Zn	66	72	1	No Gas	101.770	ug/l	741701.18
Zn	66	72	3	He	101.722	ug/l	156083.55
As	75	72	1	No Gas	100.881	ug/l	764295.05
As	75	72	3	He	99.040	ug/l	116052.95
Se	78	72	2	H2	101.357	ug/l	66436.70
Br	79	72	1	No Gas	0.848	ug/l	21056.93
Br	79	72	2	H2	0.919	ug/l	8918.46
Se	82	72	1	No Gas	103.156	ug/l	52242.80
Kr	84	72	1	No Gas		ug/l	65304.41
Sr	88	72	1	No Gas	99.678	ug/l	6717697.95
Sr	88	72	3	He	97.048	ug/l	818019.15
Mo	95	115	1	No Gas	98.615	ug/l	1353504.81
Mo	95	115	3	He	99.784	ug/l	457101.03
Mo	98	115	1	No Gas	98.228	ug/l	2163531.55
Ag	107	115	1	No Gas	39.133	ug/l	1360845.41
Ag	109	115	1	No Gas	39.160	ug/l	1304840.83
Cd	111	115	1	No Gas	99.533	ug/l	732670.17

ICPMS207-B Analytical Data

Name	Mass	ISTD	Tune Step	Tune Mode	Conc.	Units	CPS
Cd	111	115	3	He	101.393	ug/l	237610.98
Cd	114	115	1	No Gas	99.109	ug/l	1615488.90
Cd	114	115	3	He	98.707	ug/l	574104.47
Sn	118	115	1	No Gas	97.956	ug/l	2090495.73
Sn	118	115	3	He	100.359	ug/l	574609.14
Sb	121	115	1	No Gas	98.112	ug/l	2945482.08
Sb	121	115	3	He	100.035	ug/l	786466.75
Sb	123	115	1	No Gas	98.160	ug/l	2235013.10
Sb	123	115	3	He	99.722	ug/l	613630.72
Ba	135	115	1	No Gas	98.385	ug/l	621974.41
Ba	137	115	1	No Gas	97.188	ug/l	1094604.38
La	139	115	3	He	99.960	ug/l	3101211.14
Ce	140	115	3	He	100.103	ug/l	3397183.42
Hg	201	209	1	No Gas	1.984	ug/l	7694.68
Hg	202	209	1	No Gas	1.986	ug/l	17350.76
Hg	202	209	3	He	2.008	ug/l	7793.38
Tl	203	209	3	He	97.230	ug/l	1109670.26
Tl	205	209	1	No Gas	99.956	ug/l	5857311.86
Tl	205	209	3	He	98.531	ug/l	2645553.60
[Pb]	206	209	1	No Gas	98.571	ug/l	2020708.37
[Pb]	207	209	1	No Gas	99.064	ug/l	1774504.42
Pb	208	209	1	No Gas	98.633	ug/l	8057229.49
Th	232	209	3	He	96.586	ug/l	3644018.27
U	238	209	1	No Gas	96.988	ug/l	7830166.46

Name	Mass	Tune Step	Tune Mode	CPS	ISTD Recovery %
Sc	45	1	No Gas	9102367.48	96.9
Sc	45	2	H2	3355601.08	92.6
Sc	45	3	He	534694.87	102.8
Ge	72	1	No Gas	2140652.89	94.7
Ge	72	2	H2	1121001.33	94.3
Ge	72	3	He	325959.56	103.6
In	115	1	No Gas	2450619.62	92.6
In	115	3	He	578487.36	101.2
Tb	159	1	No Gas	20120399.69	91.8
Tb	159	3	He	8135437.96	100.0
Ho	165	1	No Gas	19800166.55	93.0
Ho	165	3	He	8076673.84	101.5
Lu	175	1	No Gas	19534350.75	94.2
Lu	175	3	He	6774363.14	102.2
Bi	209	1	No Gas	11884682.67	91.8
Bi	209	3	He	5123575.69	96.1

ICPMS207-B Analytical Data

Sample Name	1000 ppb STD
File Name	017CALS.d
Data Path Name	D:\Agilent\ICPMH\1\DATA\220224ADoD.b
Acq Time	2022-02-24 15:07:53
Sample Type	CalStd
Total Dilution	1.0000
Comment	ICPMS-6020B-Cal
Operator	CAR/SRH/JPV/AEM
Method	SW6020/SW6020B

Name	Mass	ISTD	Tune Step	Tune Mode	Conc.	Units	CPS
Li	7	45	1	No Gas	2492.454	ug/l	65677528.83
Be	9	45	1	No Gas	999.736	ug/l	8606375.69
B	11	45	1	No Gas	1000.024	ug/l	4928851.47
Na	23	45	3	He	49894.468	ug/l	70333372.84
Mg	24	45	3	He	49855.557	ug/l	39341671.00
Al	27	45	1	No Gas	999.737	ug/l	36508113.62
Si	28	45	2	H2	1.436	ug/l	21365.79
K	39	72	3	He	49999.918	ug/l	38854906.09
Ca	40	72	2	H2	49671.377	ug/l	485116819.73
Ti	47	72	1	No Gas	5.705	ug/l	21062.92
V	51	72	1	No Gas	1000.309	ug/l	45615737.16
V	51	72	3	He	1000.213	ug/l	6801436.01
Cr	52	72	1	No Gas	1000.062	ug/l	41878412.17
Cr	52	72	3	He	1000.249	ug/l	7797753.63
Mn	55	72	1	No Gas	999.854	ug/l	55351725.89
Mn	55	72	3	He	1000.309	ug/l	5514773.07
Fe	56	72	2	H2	5997.587	ug/l	122289004.70
Fe	56	72	3	He	6011.761	ug/l	42749953.03
Co	59	72	1	No Gas	999.842	ug/l	47228322.90
Ni	60	72	1	No Gas	999.857	ug/l	10563680.83
Ni	60	72	3	He	999.760	ug/l	2868113.01
Cu	63	72	1	No Gas	999.661	ug/l	24984410.69
Cu	63	72	3	He	999.917	ug/l	7753494.13
Cu	65	72	1	No Gas	999.612	ug/l	11903977.65
Zn	66	72	1	No Gas	999.527	ug/l	7108163.34
Zn	66	72	3	He	999.704	ug/l	1475017.81
As	75	72	1	No Gas	999.657	ug/l	7298200.63
As	75	72	3	He	1000.072	ug/l	1129579.07
Se	78	72	2	H2	999.730	ug/l	636380.33
Br	79	72	1	No Gas	1.481	ug/l	25488.65
Br	79	72	2	H2	4.283	ug/l	19564.45
Se	82	72	1	No Gas	999.407	ug/l	488116.23
Kr	84	72	1	No Gas		ug/l	438996.22
Sr	88	72	1	No Gas	999.881	ug/l	66062570.73
Sr	88	72	3	He	1000.323	ug/l	8142059.33
Mo	95	115	1	No Gas	0.138	ug/l	1885.69
Mo	95	115	3	He	0.082	ug/l	382.23
Mo	98	115	1	No Gas	0.124	ug/l	2711.19
Ag	107	115	1	No Gas	367.584	ug/l	12401614.86
Ag	109	115	1	No Gas	372.169	ug/l	12028910.04
Cd	111	115	1	No Gas	999.792	ug/l	7139479.72

ICPMS207-B Analytical Data

Name	Mass	ISTD	Tune Step	Tune Mode	Conc.	Units	CPS
Cd	111	115	3	He	999.770	ug/l	2266273.05
Cd	114	115	1	No Gas	999.812	ug/l	15808858.64
Cd	114	115	3	He	1000.098	ug/l	5626907.70
Sn	118	115	1	No Gas	-0.886	ug/l	4831.88
Sn	118	115	3	He	-1.005	ug/l	1163.39
Sb	121	115	1	No Gas	0.163	ug/l	4988.40
Sb	121	115	3	He	0.128	ug/l	1067.82
Sb	123	115	1	No Gas	0.182	ug/l	4223.40
Sb	123	115	3	He	0.128	ug/l	835.44
Ba	135	115	1	No Gas	999.929	ug/l	6132473.75
Ba	137	115	1	No Gas	1000.130	ug/l	10928074.14
La	139	115	3	He	0.013	ug/l	403.34
Ce	140	115	3	He	0.027	ug/l	911.15
Hg	201	209	1	No Gas	0.008	ug/l	41.32
Hg	202	209	1	No Gas	0.007	ug/l	139.30
Hg	202	209	3	He	0.006	ug/l	43.32
Tl	203	209	3	He	1000.299	ug/l	10976192.97
Tl	205	209	1	No Gas	999.853	ug/l	56060915.28
Tl	205	209	3	He	1000.096	ug/l	25817143.43
[Pb]	206	209	1	No Gas	999.989	ug/l	19607999.29
[Pb]	207	209	1	No Gas	999.962	ug/l	17136516.97
Pb	208	209	1	No Gas	999.990	ug/l	78149913.69
Th	232	209	3	He	1000.451	ug/l	36286464.08
U	238	209	1	No Gas	1000.219	ug/l	77270631.31

Name	Mass	Tune Step	Tune Mode	CPS	ISTD Recovery %
Sc	45	1	No Gas	9111160.73	97.0
Sc	45	2	H2	3283925.99	90.6
Sc	45	3	He	523851.20	100.7
Ge	72	1	No Gas	2099206.46	92.9
Ge	72	2	H2	1089063.90	91.6
Ge	72	3	He	314902.85	100.1
In	115	1	No Gas	2378601.59	89.9
In	115	3	He	559606.56	97.9
Tb	159	1	No Gas	20177533.70	92.0
Tb	159	3	He	8137482.93	100.0
Ho	165	1	No Gas	19748947.63	92.7
Ho	165	3	He	8064049.18	101.4
Lu	175	1	No Gas	19223449.44	92.7
Lu	175	3	He	6681637.08	100.8
Bi	209	1	No Gas	11377232.34	87.9
Bi	209	3	He	4925637.47	92.3

ICPMS207-B Analytical Data

Sample Name	100 ppb Br STD
File Name	018CALS.d
Data Path Name	D:\Agilent\ICPMH\1\DATA\220224ADoD.b
Acq Time	2022-02-24 15:14:19
Sample Type	CalStd
Total Dilution	1.0000
Comment	ICPMS-6020-W-D
Operator	CAR/SRH/JPV/AEM
Method	SW6020/SW6020B

Name	Mass	ISTD	Tune Step	Tune Mode	Conc.	Units	CPS
Li	7	45	1	No Gas	1.291	ug/l	48622.63
Be	9	45	1	No Gas	0.025	ug/l	552.90
B	11	45	1	No Gas	3.446	ug/l	47154.40
Na	23	45	3	He	2.836	ug/l	70795.36
Mg	24	45	3	He	0.365	ug/l	1021.34
Al	27	45	1	No Gas	0.101	ug/l	11622.37
Si	28	45	2	H2	-0.332	ug/l	17134.70
K	39	72	3	He	513.855	ug/l	479232.98
Ca	40	72	2	H2	-1.283	ug/l	77264.02
Ti	47	72	1	No Gas	0.124	ug/l	780.81
V	51	72	1	No Gas	1.579	ug/l	-47610.47
V	51	72	3	He	-0.891	ug/l	10224.69
Cr	52	72	1	No Gas	-0.692	ug/l	74957.33
Cr	52	72	3	He	0.016	ug/l	677.80
Mn	55	72	1	No Gas	0.046	ug/l	9497.60
Mn	55	72	3	He	0.011	ug/l	253.29
Fe	56	72	2	H2	0.235	ug/l	11355.85
Fe	56	72	3	He	0.296	ug/l	7576.27
Co	59	72	1	No Gas	0.025	ug/l	1573.64
Ni	60	72	1	No Gas	0.074	ug/l	1600.25
Ni	60	72	3	He	0.019	ug/l	230.00
Cu	63	72	1	No Gas	0.253	ug/l	8215.61
Cu	63	72	3	He	0.039	ug/l	742.21
Cu	65	72	1	No Gas	0.066	ug/l	1476.01
Zn	66	72	1	No Gas	0.191	ug/l	5465.26
Zn	66	72	3	He	0.173	ug/l	1074.49
As	75	72	1	No Gas	-0.293	ug/l	12670.17
As	75	72	3	He	-0.007	ug/l	282.67
Se	78	72	2	H2	0.129	ug/l	110.89
Br	79	72	1	No Gas	100.000	ug/l	812852.10
Br	79	72	2	H2	100.000	ug/l	343082.34
Se	82	72	1	No Gas	0.712	ug/l	1338.29
Kr	84	72	1	No Gas		ug/l	22972.74
Sr	88	72	1	No Gas	0.025	ug/l	2841.35
Sr	88	72	3	He	0.011	ug/l	488.90
Mo	95	115	1	No Gas	0.023	ug/l	378.89
Mo	95	115	3	He	0.016	ug/l	92.22
Mo	98	115	1	No Gas	0.018	ug/l	480.63
Ag	107	115	1	No Gas	0.034	ug/l	1456.00
Ag	109	115	1	No Gas	0.036	ug/l	1440.66
Cd	111	115	1	No Gas	0.078	ug/l	673.67

ICPMS207-B Analytical Data

Name	Mass	ISTD	Tune Step	Tune Mode	Conc.	Units	CPS
Cd	111	115	3	He	0.050	ug/l	136.33
Cd	114	115	1	No Gas	0.082	ug/l	1495.51
Cd	114	115	3	He	0.055	ug/l	340.29
Sn	118	115	1	No Gas	-0.990	ug/l	2917.86
Sn	118	115	3	He	-1.074	ug/l	816.70
Sb	121	115	1	No Gas	0.044	ug/l	1636.93
Sb	121	115	3	He	0.039	ug/l	401.71
Sb	123	115	1	No Gas	0.043	ug/l	1237.85
Sb	123	115	3	He	0.039	ug/l	319.70
Ba	135	115	1	No Gas	0.030	ug/l	222.90
Ba	137	115	1	No Gas	0.022	ug/l	352.64
La	139	115	3	He	0.001	ug/l	43.33
Ce	140	115	3	He	0.002	ug/l	100.00
Hg	201	209	1	No Gas	0.000	ug/l	15.67
Hg	202	209	1	No Gas	0.000	ug/l	96.65
Hg	202	209	3	He	0.002	ug/l	29.33
Tl	203	209	3	He	0.521	ug/l	6336.05
Tl	205	209	1	No Gas	0.477	ug/l	30408.27
Tl	205	209	3	He	0.541	ug/l	15419.78
[Pb]	206	209	1	No Gas	0.057	ug/l	1796.80
[Pb]	207	209	1	No Gas	0.061	ug/l	1655.67
Pb	208	209	1	No Gas	0.058	ug/l	7316.39
Th	232	209	3	He	0.301	ug/l	12098.52
U	238	209	1	No Gas	0.056	ug/l	4814.60

Name	Mass	Tune Step	Tune Mode	CPS	ISTD Recovery %
Sc	45	1	No Gas	9345063.13	99.5
Sc	45	2	H2	3464688.34	95.6
Sc	45	3	He	536165.94	103.1
Ge	72	1	No Gas	2209862.96	97.8
Ge	72	2	H2	1132553.94	95.3
Ge	72	3	He	326318.67	103.7
In	115	1	No Gas	2574880.64	97.3
In	115	3	He	589389.18	103.1
Tb	159	1	No Gas	20811516.83	94.9
Tb	159	3	He	8282299.56	101.8
Ho	165	1	No Gas	20273145.56	95.2
Ho	165	3	He	8226784.10	103.4
Lu	175	1	No Gas	19578132.03	94.4
Lu	175	3	He	6782084.14	102.3
Bi	209	1	No Gas	12727587.84	98.4
Bi	209	3	He	5360628.12	100.5

ICPMS207-B Analytical Data

Sample Name	Rinse
File Name	019BLKV.d
Data Path Name	D:\Agilent\ICPMH\1\DATA\220224ADoD.b
Acq Time	2022-02-24 15:20:40
Sample Type	BlkVrfy
Total Dilution	1.0000
Comment	ICPMS-6020-W-D
Operator	CAR/SRH/JPV/AEM
Method	SW6020/SW6020B

Name	Mass	ISTD	Tune Step	Tune Mode	Conc.	Units	CPS
Li	7	45	1	No Gas	0.585	ug/l	28822.06
Be	9	45	1	No Gas	0.001	ug/l	333.94
B	11	45	1	No Gas	1.011	ug/l	33984.17
Na	23	45	3	He	1.568	ug/l	68383.24
Mg	24	45	3	He	0.774	ug/l	1320.79
Al	27	45	1	No Gas	0.411	ug/l	22313.31
Si	28	45	2	H2	-0.602	ug/l	16363.57
K	39	72	3	He	13.468	ug/l	78308.16
Ca	40	72	2	H2	0.713	ug/l	96231.64
Ti	47	72	1	No Gas	0.044	ug/l	460.48
V	51	72	1	No Gas	1.884	ug/l	-31755.42
V	51	72	3	He	-0.834	ug/l	10405.93
Cr	52	72	1	No Gas	-0.647	ug/l	75218.35
Cr	52	72	3	He	0.024	ug/l	731.35
Mn	55	72	1	No Gas	0.022	ug/l	7886.51
Mn	55	72	3	He	0.001	ug/l	191.96
Fe	56	72	2	H2	0.104	ug/l	8452.62
Fe	56	72	3	He	0.164	ug/l	6464.62
Co	59	72	1	No Gas	0.010	ug/l	805.10
Ni	60	72	1	No Gas	0.012	ug/l	898.25
Ni	60	72	3	He	-0.030	ug/l	80.00
Cu	63	72	1	No Gas	0.130	ug/l	4858.76
Cu	63	72	3	He	0.022	ug/l	594.56
Cu	65	72	1	No Gas	0.036	ug/l	1079.81
Zn	66	72	1	No Gas	0.086	ug/l	4560.23
Zn	66	72	3	He	0.087	ug/l	920.03
As	75	72	1	No Gas	-0.391	ug/l	11681.06
As	75	72	3	He	-0.040	ug/l	239.73
Se	78	72	2	H2	0.035	ug/l	48.11
Br	79	72	1	No Gas	3.676	ug/l	43195.41
Br	79	72	2	H2	3.491	ug/l	17442.73
Se	82	72	1	No Gas	-0.278	ug/l	812.36
Kr	84	72	1	No Gas		ug/l	22356.29
Sr	88	72	1	No Gas	0.009	ug/l	1640.19
Sr	88	72	3	He	0.001	ug/l	393.34
Mo	95	115	1	No Gas	0.011	ug/l	195.56
Mo	95	115	3	He	0.008	ug/l	55.56
Mo	98	115	1	No Gas	0.028	ug/l	700.89
Ag	107	115	1	No Gas	0.009	ug/l	501.55
Ag	109	115	1	No Gas	0.010	ug/l	502.88
Cd	111	115	1	No Gas	0.032	ug/l	306.71

ICPMS207-B Analytical Data

Name	Mass	ISTD	Tune Step	Tune Mode	Conc.	Units	CPS
Cd	111	115	3	He	0.026	ug/l	77.67
Cd	114	115	1	No Gas	0.036	ug/l	677.33
Cd	114	115	3	He	0.030	ug/l	191.70
Sn	118	115	1	No Gas	-1.029	ug/l	1966.25
Sn	118	115	3	He	-1.132	ug/l	484.45
Sb	121	115	1	No Gas	0.021	ug/l	881.78
Sb	121	115	3	He	0.018	ug/l	237.69
Sb	123	115	1	No Gas	0.020	ug/l	674.42
Sb	123	115	3	He	0.018	ug/l	186.35
Ba	135	115	1	No Gas	0.008	ug/l	76.51
Ba	137	115	1	No Gas	0.002	ug/l	109.78
La	139	115	3	He	0.000	ug/l	24.45
Ce	140	115	3	He	0.001	ug/l	46.67
Hg	201	209	1	No Gas	0.000	ug/l	14.67
Hg	202	209	1	No Gas	-0.002	ug/l	74.32
Hg	202	209	3	He	0.000	ug/l	23.00
Tl	203	209	3	He	0.175	ug/l	2250.43
Tl	205	209	1	No Gas	0.138	ug/l	9149.88
Tl	205	209	3	He	0.178	ug/l	5355.23
[Pb]	206	209	1	No Gas	0.029	ug/l	1153.39
[Pb]	207	209	1	No Gas	0.029	ug/l	1021.16
Pb	208	209	1	No Gas	0.029	ug/l	4650.36
Th	232	209	3	He	0.084	ug/l	3589.94
U	238	209	1	No Gas	0.015	ug/l	1302.48

Name	Mass	Tune Step	Tune Mode	CPS	ISTD Recovery %
Sc	45	1	No Gas	8916896.23	94.9
Sc	45	2	H2	3473501.74	95.8
Sc	45	3	He	522397.05	100.4
Ge	72	1	No Gas	2149980.15	95.1
Ge	72	2	H2	1117209.85	94.0
Ge	72	3	He	317361.19	100.9
In	115	1	No Gas	2478292.06	93.6
In	115	3	He	580344.66	101.6
Tb	159	1	No Gas	20389406.61	93.0
Tb	159	3	He	8192039.56	100.6
Ho	165	1	No Gas	19710981.33	92.6
Ho	165	3	He	8146317.75	102.4
Lu	175	1	No Gas	18833392.94	90.8
Lu	175	3	He	6729223.15	101.5
Bi	209	1	No Gas	12370406.09	95.6
Bi	209	3	He	5404178.57	101.3

ICPMS207-B Analytical Data

Sample Name	QCS
File Name	020_QC1.d
Data Path Name	D:\Agilent\ICPMH\1\DATA\220224ADoD.b
Acq Time	2022-02-24 15:26:54
Sample Type	QC1
Total Dilution	1.0000
Comment	ICPMS-6020-W-D
Operator	CAR/SRH/JPV/AEM
Method	SW6020/SW6020B

Name	Mass	ISTD	Tune Step	Tune Mode	Conc.	Units	CPS
Li	7	45	1	No Gas	49.798	ug/l	1343284.14
Be	9	45	1	No Gas	24.524	ug/l	214120.46
B	11	45	1	No Gas	50.939	ug/l	283082.88
Na	23	45	3	He	2565.379	ug/l	3701941.20
Mg	24	45	3	He	2579.712	ug/l	2048988.12
Al	27	45	1	No Gas	246.155	ug/l	9106147.78
Si	28	45	2	H2	440.025	ug/l	1349955.59
K	39	72	3	He	2493.673	ug/l	2069251.67
Ca	40	72	2	H2	2548.129	ug/l	26225786.53
Ti	47	72	1	No Gas	47.734	ug/l	183769.07
V	51	72	1	No Gas	47.259	ug/l	2159069.49
V	51	72	3	He	48.588	ug/l	357215.17
Cr	52	72	1	No Gas	48.471	ug/l	2245036.70
Cr	52	72	3	He	50.229	ug/l	405289.32
Mn	55	72	1	No Gas	249.496	ug/l	14588569.48
Mn	55	72	3	He	246.427	ug/l	1404545.18
Fe	56	72	2	H2	247.516	ug/l	5306646.82
Fe	56	72	3	He	249.307	ug/l	1837762.50
Co	59	72	1	No Gas	48.949	ug/l	2442523.17
Ni	60	72	1	No Gas	48.853	ug/l	546236.86
Ni	60	72	3	He	52.419	ug/l	155623.14
Cu	63	72	1	No Gas	51.175	ug/l	1351918.45
Cu	63	72	3	He	52.436	ug/l	420689.55
Cu	65	72	1	No Gas	50.577	ug/l	636784.15
Zn	66	72	1	No Gas	51.507	ug/l	390889.15
Zn	66	72	3	He	53.676	ug/l	82633.91
As	75	72	1	No Gas	48.717	ug/l	390118.96
As	75	72	3	He	49.967	ug/l	58615.38
Se	78	72	2	H2	51.163	ug/l	34225.61
Br	79	72	1	No Gas	2.620	ug/l	36190.22
Br	79	72	2	H2	2.901	ug/l	15837.36
Se	82	72	1	No Gas	50.362	ug/l	26916.18
Kr	84	72	1	No Gas		ug/l	44043.06
Sr	88	72	1	No Gas	48.871	ug/l	3411630.97
Sr	88	72	3	He	48.845	ug/l	411316.39
Mo	95	115	1	No Gas	47.166	ug/l	666718.12
Mo	95	115	3	He	50.948	ug/l	232089.82
Mo	98	115	1	No Gas	47.625	ug/l	1079860.30
Ag	107	115	1	No Gas	24.072	ug/l	863046.34
Ag	109	115	1	No Gas	24.194	ug/l	830611.35
Cd	111	115	1	No Gas	24.601	ug/l	186589.13

ICPMS207-B Analytical Data

Name	Mass	ISTD	Tune Step	Tune Mode	Conc.	Units	CPS
Cd	111	115	3	He	26.308	ug/l	61328.26
Cd	114	115	1	No Gas	24.717	ug/l	415156.47
Cd	114	115	3	He	25.828	ug/l	149404.44
Sn	118	115	1	No Gas	48.421	ug/l	1076103.64
Sn	118	115	3	He	51.121	ug/l	294443.02
Sb	121	115	1	No Gas	45.110	ug/l	1394669.74
Sb	121	115	3	He	48.827	ug/l	381905.05
Sb	123	115	1	No Gas	44.423	ug/l	1041876.35
Sb	123	115	3	He	48.942	ug/l	299585.08
Ba	135	115	1	No Gas	47.912	ug/l	312080.16
Ba	137	115	1	No Gas	46.893	ug/l	544663.71
La	139	115	3	He	51.758	ug/l	1596626.40
Ce	140	115	3	He	51.665	ug/l	1743832.18
Hg	201	209	1	No Gas	0.945	ug/l	3933.13
Hg	202	209	1	No Gas	0.953	ug/l	8958.21
Hg	202	209	3	He	1.009	ug/l	4004.14
Tl	203	209	3	He	48.877	ug/l	568836.01
Tl	205	209	1	No Gas	47.710	ug/l	2993776.41
Tl	205	209	3	He	50.545	ug/l	1383398.07
[Pb]	206	209	1	No Gas	48.273	ug/l	1060275.19
[Pb]	207	209	1	No Gas	47.571	ug/l	912767.38
Pb	208	209	1	No Gas	47.957	ug/l	4196624.85
Th	232	209	3	He	48.376	ug/l	1861393.31
U	238	209	1	No Gas	49.444	ug/l	4272501.07

Name	Mass	Tune Step	Tune Mode	CPS	ISTD Recovery %
Sc	45	1	No Gas	9287142.83	98.9
Sc	45	2	H2	3421781.38	94.4
Sc	45	3	He	527445.56	101.4
Ge	72	1	No Gas	2224536.12	98.4
Ge	72	2	H2	1143656.23	96.2
Ge	72	3	He	325553.95	103.5
In	115	1	No Gas	2541917.49	96.0
In	115	3	He	575700.09	100.7
Tb	159	1	No Gas	20885325.01	95.3
Tb	159	3	He	8072021.01	99.2
Ho	165	1	No Gas	20588596.41	96.7
Ho	165	3	He	7946068.81	99.9
Lu	175	1	No Gas	19737507.02	95.2
Lu	175	3	He	6644354.64	100.2
Bi	209	1	No Gas	12777619.53	98.7
Bi	209	3	He	5231104.34	98.1

ICPMS207-B Analytical Data

Sample Name	CCV
File Name	021_CCV.d
Data Path Name	D:\Agilent\ICPMH\1\DATA\220224ADoD.b
Acq Time	2022-02-24 15:33:09
Sample Type	CCV
Total Dilution	1.0000
Comment	ICPMS-6020-W-D
Operator	CAR/SRH/JPV/AEM
Method	SW6020/SW6020B

Name	Mass	ISTD	Tune Step	Tune Mode	Conc.	Units	CPS
Li	7	45	1	No Gas	630.948	ug/l	16003182.41
Be	9	45	1	No Gas	52.055	ug/l	430845.13
B	11	45	1	No Gas	54.218	ug/l	283900.42
Na	23	45	3	He	12394.425	ug/l	18268049.31
Mg	24	45	3	He	12387.539	ug/l	10191643.33
Al	27	45	1	No Gas	53.848	ug/l	1895632.80
Si	28	45	2	H2	188.419	ug/l	573813.04
K	39	72	3	He	12315.915	ug/l	10081048.95
Ca	40	72	2	H2	12488.656	ug/l	126193716.77
Ti	47	72	1	No Gas	50.872	ug/l	186397.32
V	51	72	1	No Gas	49.866	ug/l	2173856.50
V	51	72	3	He	49.462	ug/l	368294.99
Cr	52	72	1	No Gas	51.556	ug/l	2265130.71
Cr	52	72	3	He	50.130	ug/l	409980.46
Mn	55	72	1	No Gas	52.146	ug/l	2907104.43
Mn	55	72	3	He	49.604	ug/l	286697.44
Fe	56	72	2	H2	1289.192	ug/l	27168212.88
Fe	56	72	3	He	1261.622	ug/l	9404035.47
Co	59	72	1	No Gas	51.639	ug/l	2453443.02
Ni	60	72	1	No Gas	52.578	ug/l	559479.68
Ni	60	72	3	He	52.222	ug/l	157133.04
Cu	63	72	1	No Gas	54.108	ug/l	1360396.99
Cu	63	72	3	He	51.466	ug/l	418527.29
Cu	65	72	1	No Gas	53.580	ug/l	641461.66
Zn	66	72	1	No Gas	53.707	ug/l	387773.79
Zn	66	72	3	He	51.508	ug/l	80400.15
As	75	72	1	No Gas	52.712	ug/l	400455.32
As	75	72	3	He	50.443	ug/l	59974.30
Se	78	72	2	H2	52.699	ug/l	34685.14
Br	79	72	1	No Gas	2.005	ug/l	29631.66
Br	79	72	2	H2	2.002	ug/l	12577.28
Se	82	72	1	No Gas	54.479	ug/l	27620.10
Kr	84	72	1	No Gas		ug/l	44967.33
Sr	88	72	1	No Gas	50.982	ug/l	3383932.59
Sr	88	72	3	He	49.175	ug/l	419773.61
Mo	95	115	1	No Gas	51.047	ug/l	682618.82
Mo	95	115	3	He	49.543	ug/l	231304.23
Mo	98	115	1	No Gas	50.724	ug/l	1088439.05
Ag	107	115	1	No Gas	20.528	ug/l	695652.00
Ag	109	115	1	No Gas	20.728	ug/l	672961.00
Cd	111	115	1	No Gas	52.775	ug/l	378436.25

ICPMS207-B Analytical Data

Name	Mass	ISTD	Tune Step	Tune Mode	Conc.	Units	CPS
Cd	111	115	3	He	50.943	ug/l	121656.55
Cd	114	115	1	No Gas	53.385	ug/l	847397.29
Cd	114	115	3	He	49.998	ug/l	296323.41
Sn	118	115	1	No Gas	52.021	ug/l	1092617.97
Sn	118	115	3	He	49.267	ug/l	290996.19
Sb	121	115	1	No Gas	51.296	ug/l	1500223.10
Sb	121	115	3	He	49.765	ug/l	398716.34
Sb	123	115	1	No Gas	51.891	ug/l	1150608.28
Sb	123	115	3	He	49.555	ug/l	310739.38
Ba	135	115	1	No Gas	52.214	ug/l	321382.29
Ba	137	115	1	No Gas	51.560	ug/l	565612.92
La	139	115	3	He	49.239	ug/l	1556517.86
Ce	140	115	3	He	48.738	ug/l	1685286.40
Hg	201	209	1	No Gas	0.996	ug/l	3831.12
Hg	202	209	1	No Gas	1.018	ug/l	8826.15
Hg	202	209	3	He	0.983	ug/l	3891.46
Tl	203	209	3	He	48.922	ug/l	567907.69
Tl	205	209	1	No Gas	51.824	ug/l	3003999.95
Tl	205	209	3	He	50.173	ug/l	1370097.31
[Pb]	206	209	1	No Gas	51.961	ug/l	1053660.84
[Pb]	207	209	1	No Gas	52.076	ug/l	922788.37
Pb	208	209	1	No Gas	51.913	ug/l	4195751.73
Th	232	209	3	He	47.969	ug/l	1840346.28
U	238	209	1	No Gas	50.432	ug/l	4027137.52

Name	Mass	Tune Step	Tune Mode	CPS	ISTD Recovery %
Sc	45	1	No Gas	8866156.41	94.4
Sc	45	2	H2	3339100.98	92.1
Sc	45	3	He	546149.73	105.0
Ge	72	1	No Gas	2126140.41	94.1
Ge	72	2	H2	1125441.33	94.7
Ge	72	3	He	329937.46	104.9
In	115	1	No Gas	2409200.51	91.0
In	115	3	He	589513.16	103.2
Tb	159	1	No Gas	20079657.49	91.6
Tb	159	3	He	8247739.32	101.3
Ho	165	1	No Gas	19527865.10	91.7
Ho	165	3	He	8168198.27	102.7
Lu	175	1	No Gas	18827695.37	90.8
Lu	175	3	He	6802455.40	102.6
Bi	209	1	No Gas	11858547.71	91.6
Bi	209	3	He	5209808.22	97.7

ICPMS207-B Analytical Data

Sample Name	CCB
File Name	022_CCB.d
Data Path Name	D:\Agilent\ICPMH\1\DATA\220224ADoD.b
Acq Time	2022-02-24 15:39:24
Sample Type	CCB
Total Dilution	1.0000
Comment	ICPMS-6020-W-D
Operator	CAR/SRH/JPV/AEM
Method	SW6020/SW6020B

Name	Mass	ISTD	Tune Step	Tune Mode	Conc.	Units	CPS
Li	7	45	1	No Gas	0.542	ug/l	27989.52
Be	9	45	1	No Gas	-0.014	ug/l	212.63
B	11	45	1	No Gas	-1.457	ug/l	22356.75
Na	23	45	3	He	1.114	ug/l	69065.24
Mg	24	45	3	He	0.145	ug/l	841.69
Al	27	45	1	No Gas	0.008	ug/l	7978.84
Si	28	45	2	H2	-0.975	ug/l	14972.88
K	39	72	3	He	10.782	ug/l	78086.86
Ca	40	72	2	H2	0.698	ug/l	96416.35
Ti	47	72	1	No Gas	0.022	ug/l	387.06
V	51	72	1	No Gas	1.685	ug/l	-41687.43
V	51	72	3	He	-0.346	ug/l	14073.42
Cr	52	72	1	No Gas	-0.546	ug/l	80539.70
Cr	52	72	3	He	0.000	ug/l	553.35
Mn	55	72	1	No Gas	0.020	ug/l	7906.46
Mn	55	72	3	He	0.002	ug/l	197.96
Fe	56	72	2	H2	0.096	ug/l	8322.44
Fe	56	72	3	He	0.221	ug/l	7042.12
Co	59	72	1	No Gas	0.004	ug/l	545.59
Ni	60	72	1	No Gas	0.016	ug/l	975.17
Ni	60	72	3	He	-0.021	ug/l	108.89
Cu	63	72	1	No Gas	0.085	ug/l	3776.01
Cu	63	72	3	He	0.017	ug/l	564.23
Cu	65	72	1	No Gas	0.023	ug/l	928.40
Zn	66	72	1	No Gas	-0.004	ug/l	3967.02
Zn	66	72	3	He	-0.021	ug/l	777.80
As	75	72	1	No Gas	-0.774	ug/l	9019.25
As	75	72	3	He	-0.034	ug/l	253.40
Se	78	72	2	H2	0.019	ug/l	37.67
Br	79	72	1	No Gas	1.267	ug/l	24808.87
Br	79	72	2	H2	1.299	ug/l	10190.09
Se	82	72	1	No Gas	-0.179	ug/l	874.63
Kr	84	72	1	No Gas		ug/l	23082.65
Sr	88	72	1	No Gas	0.005	ug/l	1433.90
Sr	88	72	3	He	0.009	ug/l	473.34
Mo	95	115	1	No Gas	0.040	ug/l	631.13
Mo	95	115	3	He	0.034	ug/l	176.67
Mo	98	115	1	No Gas	0.040	ug/l	1011.78
Ag	107	115	1	No Gas	0.005	ug/l	390.16
Ag	109	115	1	No Gas	0.006	ug/l	386.16
Cd	111	115	1	No Gas	0.010	ug/l	153.19

ICPMS207-B Analytical Data

Name	Mass	ISTD	Tune Step	Tune Mode	Conc.	Units	CPS
Cd	111	115	3	He	0.012	ug/l	44.11
Cd	114	115	1	No Gas	0.013	ug/l	313.87
Cd	114	115	3	He	0.013	ug/l	88.20
Sn	118	115	1	No Gas	0.099	ug/l	26998.98
Sn	118	115	3	He	0.038	ug/l	7111.82
Sb	121	115	1	No Gas	0.147	ug/l	4937.38
Sb	121	115	3	He	0.121	ug/l	1045.48
Sb	123	115	1	No Gas	0.148	ug/l	3755.89
Sb	123	115	3	He	0.124	ug/l	837.11
Ba	135	115	1	No Gas	0.009	ug/l	86.49
Ba	137	115	1	No Gas	0.000	ug/l	86.49
La	139	115	3	He	0.001	ug/l	44.44
Ce	140	115	3	He	0.001	ug/l	47.78
Hg	201	209	1	No Gas	0.004	ug/l	31.99
Hg	202	209	1	No Gas	0.004	ug/l	129.31
Hg	202	209	3	He	0.005	ug/l	43.66
Tl	203	209	3	He	0.130	ug/l	1693.46
Tl	205	209	1	No Gas	0.108	ug/l	7443.24
Tl	205	209	3	He	0.134	ug/l	4095.61
[Pb]	206	209	1	No Gas	0.019	ug/l	977.82
[Pb]	207	209	1	No Gas	0.017	ug/l	836.70
Pb	208	209	1	No Gas	0.016	ug/l	3672.45
Th	232	209	3	He	0.080	ug/l	3415.82
U	238	209	1	No Gas	0.009	ug/l	754.54

Name	Mass	Tune Step	Tune Mode	CPS	ISTD Recovery %
Sc	45	1	No Gas	9148707.25	97.4
Sc	45	2	H2	3417504.34	94.3
Sc	45	3	He	532576.97	102.4
Ge	72	1	No Gas	2195019.63	97.1
Ge	72	2	H2	1121303.53	94.3
Ge	72	3	He	325113.99	103.4
In	115	1	No Gas	2603600.25	98.4
In	115	3	He	579190.77	101.3
Tb	159	1	No Gas	21007848.15	95.8
Tb	159	3	He	8302159.26	102.0
Ho	165	1	No Gas	20451543.53	96.0
Ho	165	3	He	8164547.38	102.7
Lu	175	1	No Gas	19871588.39	95.8
Lu	175	3	He	6842184.76	103.2
Bi	209	1	No Gas	12835396.16	99.2
Bi	209	3	He	5362655.18	100.5

ICPMS207-B Analytical Data

Sample Name	Rinse
File Name	023BLKV.d
Data Path Name	D:\Agilent\ICPMH\1\DATA\220224ADoD.b
Acq Time	2022-02-24 15:45:39
Sample Type	BlkVrfy
Total Dilution	1.0000
Comment	ICPMS-6020-W-D
Operator	CAR/SRH/JPV/AEM
Method	SW6020/SW6020B

Name	Mass	ISTD	Tune Step	Tune Mode	Conc.	Units	CPS
Li	7	45	1	No Gas	0.220	ug/l	21113.08
Be	9	45	1	No Gas	-0.016	ug/l	206.96
B	11	45	1	No Gas	-1.970	ug/l	21403.65
Na	23	45	3	He	-0.635	ug/l	66448.00
Mg	24	45	3	He	0.035	ug/l	751.86
Al	27	45	1	No Gas	-0.009	ug/l	7933.27
Si	28	45	2	H2	0.007	ug/l	13645.69
K	39	72	3	He	11.695	ug/l	77611.15
Ca	40	72	2	H2	2.428	ug/l	94864.81
Ti	47	72	1	No Gas	0.000	ug/l	316.99
V	51	72	1	No Gas	1.777	ug/l	-40461.41
V	51	72	3	He	-0.470	ug/l	13004.68
Cr	52	72	1	No Gas	-0.584	ug/l	83526.67
Cr	52	72	3	He	0.004	ug/l	574.46
Mn	55	72	1	No Gas	0.006	ug/l	7497.08
Mn	55	72	3	He	-0.001	ug/l	179.97
Fe	56	72	2	H2	0.131	ug/l	7603.00
Fe	56	72	3	He	0.187	ug/l	6688.27
Co	59	72	1	No Gas	0.002	ug/l	475.73
Ni	60	72	1	No Gas	-0.019	ug/l	605.48
Ni	60	72	3	He	-0.026	ug/l	94.44
Cu	63	72	1	No Gas	0.052	ug/l	3062.22
Cu	63	72	3	He	0.014	ug/l	531.57
Cu	65	72	1	No Gas	0.016	ug/l	889.05
Zn	66	72	1	No Gas	-0.057	ug/l	3781.05
Zn	66	72	3	He	-0.015	ug/l	775.58
As	75	72	1	No Gas	-0.177	ug/l	14398.74
As	75	72	3	He	-0.036	ug/l	246.13
Se	78	72	2	H2	0.013	ug/l	27.89
Br	79	72	1	No Gas	1.002	ug/l	23952.44
Br	79	72	2	H2	1.571	ug/l	9287.89
Se	82	72	1	No Gas	-0.344	ug/l	837.29
Kr	84	72	1	No Gas		ug/l	22073.08
Sr	88	72	1	No Gas	0.004	ug/l	1430.58
Sr	88	72	3	He	0.008	ug/l	456.68
Mo	95	115	1	No Gas	0.011	ug/l	224.45
Mo	95	115	3	He	0.009	ug/l	62.22
Mo	98	115	1	No Gas	0.011	ug/l	333.97
Ag	107	115	1	No Gas	0.004	ug/l	350.81
Ag	109	115	1	No Gas	0.004	ug/l	336.14
Cd	111	115	1	No Gas	0.007	ug/l	134.04

ICPMS207-B Analytical Data

Name	Mass	ISTD	Tune Step	Tune Mode	Conc.	Units	CPS
Cd	111	115	3	He	0.009	ug/l	36.89
Cd	114	115	1	No Gas	0.008	ug/l	238.67
Cd	114	115	3	He	0.009	ug/l	65.98
Sn	118	115	1	No Gas	-0.059	ug/l	24906.00
Sn	118	115	3	He	-0.014	ug/l	6782.78
Sb	121	115	1	No Gas	0.051	ug/l	1977.34
Sb	121	115	3	He	0.053	ug/l	509.39
Sb	123	115	1	No Gas	0.050	ug/l	1492.23
Sb	123	115	3	He	0.055	ug/l	413.38
Ba	135	115	1	No Gas	0.001	ug/l	36.59
Ba	137	115	1	No Gas	0.000	ug/l	93.15
La	139	115	3	He	0.001	ug/l	43.33
Ce	140	115	3	He	0.001	ug/l	47.78
Hg	201	209	1	No Gas	0.001	ug/l	21.33
Hg	202	209	1	No Gas	-0.001	ug/l	94.65
Hg	202	209	3	He	0.001	ug/l	24.66
Tl	203	209	3	He	0.051	ug/l	755.66
Tl	205	209	1	No Gas	0.042	ug/l	3558.28
Tl	205	209	3	He	0.056	ug/l	1898.90
[Pb]	206	209	1	No Gas	0.010	ug/l	800.03
[Pb]	207	209	1	No Gas	0.010	ug/l	717.80
Pb	208	209	1	No Gas	0.009	ug/l	3251.30
Th	232	209	3	He	0.034	ug/l	1598.74
U	238	209	1	No Gas	0.004	ug/l	392.26

Name	Mass	Tune Step	Tune Mode	CPS	ISTD Recovery %
Sc	45	1	No Gas	9743394.71	103.7
Sc	45	2	H2	2642790.89	72.9
Sc	45	3	He	531680.85	102.2
Ge	72	1	No Gas	2308006.91	102.1
Ge	72	2	H2	952517.29	80.1
Ge	72	3	He	320159.52	101.8
In	115	1	No Gas	2738896.32	103.5
In	115	3	He	576296.29	100.8
Tb	159	1	No Gas	22538626.16	102.8
Tb	159	3	He	8256646.04	101.4
Ho	165	1	No Gas	21988695.21	103.2
Ho	165	3	He	8076538.86	101.5
Lu	175	1	No Gas	21655197.77	104.4
Lu	175	3	He	6743827.29	101.7
Bi	209	1	No Gas	13441228.98	103.9
Bi	209	3	He	5399340.94	101.2

ICPMS207-B Analytical Data

Sample Name	LRB
File Name	024MBLK.d
Data Path Name	D:\Agilent\ICPMH\1\DATA\220224ADoD.b
Acq Time	2022-02-24 15:51:53
Sample Type	MBLK
Total Dilution	1.0000
Comment	ICPMS-6020-W-D
Operator	CAR/SRH/JPV/AEM
Method	SW6020/SW6020B

Name	Mass	ISTD	Tune Step	Tune Mode	Conc.	Units	CPS
Li	7	45	1	No Gas	0.208	ug/l	18643.53
Be	9	45	1	No Gas	-0.015	ug/l	195.96
B	11	45	1	No Gas	-1.883	ug/l	19592.48
Na	23	45	3	He	1.289	ug/l	68754.95
Mg	24	45	3	He	0.112	ug/l	808.42
Al	27	45	1	No Gas	0.208	ug/l	14719.51
Si	28	45	2	H2	1.033	ug/l	20364.78
K	39	72	3	He	11.271	ug/l	76661.88
Ca	40	72	2	H2	0.563	ug/l	92247.21
Ti	47	72	1	No Gas	0.015	ug/l	353.70
V	51	72	1	No Gas	1.740	ug/l	-38207.80
V	51	72	3	He	-0.353	ug/l	13698.64
Cr	52	72	1	No Gas	-0.352	ug/l	86240.15
Cr	52	72	3	He	0.005	ug/l	580.01
Mn	55	72	1	No Gas	0.026	ug/l	7969.75
Mn	55	72	3	He	0.007	ug/l	221.29
Fe	56	72	2	H2	0.203	ug/l	10253.92
Fe	56	72	3	He	0.288	ug/l	7357.60
Co	59	72	1	No Gas	0.002	ug/l	405.87
Ni	60	72	1	No Gas	-0.014	ug/l	608.81
Ni	60	72	3	He	-0.023	ug/l	102.22
Cu	63	72	1	No Gas	0.056	ug/l	2908.13
Cu	63	72	3	He	0.019	ug/l	568.57
Cu	65	72	1	No Gas	0.026	ug/l	942.41
Zn	66	72	1	No Gas	0.062	ug/l	4323.49
Zn	66	72	3	He	0.033	ug/l	840.03
As	75	72	1	No Gas	-0.090	ug/l	13445.44
As	75	72	3	He	-0.030	ug/l	251.60
Se	78	72	2	H2	0.000	ug/l	24.44
Br	79	72	1	No Gas	0.836	ug/l	20723.78
Br	79	72	2	H2	0.896	ug/l	8578.92
Se	82	72	1	No Gas	0.010	ug/l	942.76
Kr	84	72	1	No Gas		ug/l	21966.52
Sr	88	72	1	No Gas	0.008	ug/l	1550.35
Sr	88	72	3	He	0.006	ug/l	440.01
Mo	95	115	1	No Gas	0.005	ug/l	118.89
Mo	95	115	3	He	0.009	ug/l	58.89
Mo	98	115	1	No Gas	0.006	ug/l	206.81
Ag	107	115	1	No Gas	0.001	ug/l	236.10
Ag	109	115	1	No Gas	0.002	ug/l	241.43
Cd	111	115	1	No Gas	0.007	ug/l	120.57

ICPMS207-B Analytical Data

Name	Mass	ISTD	Tune Step	Tune Mode	Conc.	Units	CPS
Cd	111	115	3	He	0.007	ug/l	33.78
Cd	114	115	1	No Gas	0.010	ug/l	245.05
Cd	114	115	3	He	0.011	ug/l	75.39
Sn	118	115	1	No Gas	-1.021	ug/l	2169.20
Sn	118	115	3	He	-1.122	ug/l	528.90
Sb	121	115	1	No Gas	0.031	ug/l	1209.18
Sb	121	115	3	He	0.031	ug/l	332.04
Sb	123	115	1	No Gas	0.031	ug/l	925.46
Sb	123	115	3	He	0.030	ug/l	252.36
Ba	135	115	1	No Gas	0.010	ug/l	99.80
Ba	137	115	1	No Gas	0.006	ug/l	159.68
La	139	115	3	He	0.001	ug/l	32.22
Ce	140	115	3	He	0.000	ug/l	36.67
Hg	201	209	1	No Gas	0.000	ug/l	15.00
Hg	202	209	1	No Gas	-0.001	ug/l	91.65
Hg	202	209	3	He	0.000	ug/l	23.00
Tl	203	209	3	He	0.030	ug/l	489.54
Tl	205	209	1	No Gas	0.025	ug/l	2286.88
Tl	205	209	3	He	0.030	ug/l	1168.52
[Pb]	206	209	1	No Gas	0.009	ug/l	743.36
[Pb]	207	209	1	No Gas	0.009	ug/l	666.69
Pb	208	209	1	No Gas	0.009	ug/l	3039.05
Th	232	209	3	He	0.023	ug/l	1164.52
U	238	209	1	No Gas	0.003	ug/l	284.95

Name	Mass	Tune Step	Tune Mode	CPS	ISTD Recovery %
Sc	45	1	No Gas	8897556.31	94.7
Sc	45	2	H2	3307051.93	91.2
Sc	45	3	He	528291.64	101.6
Ge	72	1	No Gas	2136896.82	94.6
Ge	72	2	H2	1088058.31	91.5
Ge	72	3	He	317567.66	101.0
In	115	1	No Gas	2565237.89	96.9
In	115	3	He	569860.17	99.7
Tb	159	1	No Gas	20697866.72	94.4
Tb	159	3	He	8302339.55	102.0
Ho	165	1	No Gas	20294528.61	95.3
Ho	165	3	He	8147264.32	102.4
Lu	175	1	No Gas	19700584.89	95.0
Lu	175	3	He	6650014.15	100.3
Bi	209	1	No Gas	12883425.26	99.6
Bi	209	3	He	5356778.34	100.4

ICPMS207-B Analytical Data

Sample Name	LFB
File Name	025_LFB.d
Data Path Name	D:\Agilent\ICPMH\1\DATA\220224ADoD.b
Acq Time	2022-02-24 15:58:08
Sample Type	LFB
Total Dilution	1.0300
Comment	ICPMS-6020-W-D
Operator	CAR/SRH/JPV/AEM
Method	SW6020/SW6020B

Name	Mass	ISTD	Tune Step	Tune Mode	Conc.	Units	CPS
Li	7	45	1	No Gas	2308.351	ug/l	56736561.99
Be	9	45	1	No Gas	48.892	ug/l	392527.62
B	11	45	1	No Gas	48.582	ug/l	250466.64
Na	23	45	3	He	50739.447	ug/l	71820298.37
Mg	24	45	3	He	50044.360	ug/l	39653173.01
Al	27	45	1	No Gas	51.401	ug/l	1756129.80
Si	28	45	2	H2	163.622	ug/l	478934.97
K	39	72	3	He	51697.767	ug/l	39831606.63
Ca	40	72	2	H2	45715.914	ug/l	445202480.13
Ti	47	72	1	No Gas	55.956	ug/l	198253.70
V	51	72	1	No Gas	50.453	ug/l	2127404.93
V	51	72	3	He	51.956	ug/l	365790.09
Cr	52	72	1	No Gas	50.662	ug/l	2158447.20
Cr	52	72	3	He	51.438	ug/l	398116.37
Mn	55	72	1	No Gas	51.537	ug/l	2779122.04
Mn	55	72	3	He	50.977	ug/l	278826.78
Fe	56	72	2	H2	4810.841	ug/l	97416339.57
Fe	56	72	3	He	5205.068	ug/l	36699539.91
Co	59	72	1	No Gas	50.909	ug/l	2337296.20
Ni	60	72	1	No Gas	51.043	ug/l	524883.00
Ni	60	72	3	He	52.550	ug/l	149632.89
Cu	63	72	1	No Gas	52.163	ug/l	1268840.12
Cu	63	72	3	He	51.711	ug/l	397961.88
Cu	65	72	1	No Gas	51.297	ug/l	594942.59
Zn	66	72	1	No Gas	51.125	ug/l	357365.49
Zn	66	72	3	He	52.357	ug/l	77353.90
As	75	72	1	No Gas	51.311	ug/l	377960.16
As	75	72	3	He	51.726	ug/l	58200.63
Se	78	72	2	H2	49.307	ug/l	31264.89
Br	79	72	1	No Gas	2.391	ug/l	31938.58
Br	79	72	2	H2	1.800	ug/l	11668.26
Se	82	72	1	No Gas	51.008	ug/l	25139.53
Kr	84	72	1	No Gas		ug/l	43389.18
Sr	88	72	1	No Gas	51.464	ug/l	3306790.62
Sr	88	72	3	He	51.296	ug/l	414325.98
Mo	95	115	1	No Gas	52.454	ug/l	660397.93
Mo	95	115	3	He	52.899	ug/l	228826.41
Mo	98	115	1	No Gas	52.477	ug/l	1059643.78
Ag	107	115	1	No Gas	20.485	ug/l	653287.52
Ag	109	115	1	No Gas	20.528	ug/l	627024.87
Cd	111	115	1	No Gas	52.249	ug/l	352398.50

ICPMS207-B Analytical Data

Name	Mass	ISTD	Tune Step	Tune Mode	Conc.	Units	CPS
Cd	111	115	3	He	51.627	ug/l	114243.05
Cd	114	115	1	No Gas	52.847	ug/l	789225.97
Cd	114	115	3	He	50.263	ug/l	276032.87
Sn	118	115	1	No Gas	52.402	ug/l	1035513.69
Sn	118	115	3	He	51.437	ug/l	281476.28
Sb	121	115	1	No Gas	52.725	ug/l	1449733.78
Sb	121	115	3	He	51.106	ug/l	379394.80
Sb	123	115	1	No Gas	52.582	ug/l	1096762.65
Sb	123	115	3	He	51.377	ug/l	298521.77
Ba	135	115	1	No Gas	52.807	ug/l	306262.49
Ba	137	115	1	No Gas	51.544	ug/l	532151.17
La	139	115	3	He	0.021	ug/l	630.02
Ce	140	115	3	He	52.998	ug/l	1698252.46
Hg	201	209	1	No Gas	1.046	ug/l	3812.12
Hg	202	209	1	No Gas	1.078	ug/l	8856.83
Hg	202	209	3	He	1.044	ug/l	3802.45
Tl	203	209	3	He	49.919	ug/l	533009.72
Tl	205	209	1	No Gas	52.725	ug/l	2893317.53
Tl	205	209	3	He	51.698	ug/l	1298421.55
[Pb]	206	209	1	No Gas	52.365	ug/l	1005098.19
[Pb]	207	209	1	No Gas	51.991	ug/l	873032.08
Pb	208	209	1	No Gas	52.086	ug/l	3987440.29
Th	232	209	3	He	50.591	ug/l	1784934.87
U	238	209	1	No Gas	52.993	ug/l	4003450.64

Name	Mass	Tune Step	Tune Mode	CPS	ISTD Recovery %
Sc	45	1	No Gas	8859074.94	94.3
Sc	45	2	H2	3555615.60	98.1
Sc	45	3	He	541754.26	104.2
Ge	72	1	No Gas	2113438.41	93.5
Ge	72	2	H2	1161399.17	97.7
Ge	72	3	He	321579.52	102.2
In	115	1	No Gas	2340435.88	88.4
In	115	3	He	562692.70	98.5
Tb	159	1	No Gas	19899484.62	90.8
Tb	159	3	He	8066183.40	99.1
Ho	165	1	No Gas	19690379.27	92.5
Ho	165	3	He	7973755.03	100.3
Lu	175	1	No Gas	19399979.09	93.6
Lu	175	3	He	6537067.88	98.6
Bi	209	1	No Gas	11584466.70	89.5
Bi	209	3	He	4935826.25	92.5

ICPMS207-B Analytical Data

Sample Name	ICSA
File Name	026ICSA.d
Data Path Name	D:\Agilent\ICPMH\1\DATA\220224ADoD.b
Acq Time	2022-02-24 16:04:23
Sample Type	ICSA
Total Dilution	1.0000
Comment	ICPMS-6020-W-D
Operator	CAR/SRH/JPV/AEM
Method	SW6020/SW6020B

Name	Mass	ISTD	Tune Step	Tune Mode	Conc.	Units	CPS
Li	7	45	1	No Gas	0.991	ug/l	37979.74
Be	9	45	1	No Gas	-0.022	ug/l	131.98
B	11	45	1	No Gas	-1.695	ug/l	20254.94
Na	23	45	3	He	111468.626	ug/l	151188485.53
Mg	24	45	3	He	44987.641	ug/l	34172030.57
Al	27	45	1	No Gas	43567.376	ug/l	1500887248.75
Si	28	45	2	H2	4.005	ug/l	26555.60
K	39	72	3	He	45133.504	ug/l	33937780.88
Ca	40	72	2	H2	129644.159	ug/l	1173759104.42
Ti	47	72	1	No Gas	881.162	ug/l	3155415.33
V	51	72	1	No Gas	2.589	ug/l	386.07
V	51	72	3	He	-1.858	ug/l	3267.05
Cr	52	72	1	No Gas	0.795	ug/l	131623.07
Cr	52	72	3	He	2.039	ug/l	15890.84
Mn	55	72	1	No Gas	0.318	ug/l	23732.13
Mn	55	72	3	He	0.299	ug/l	1772.09
Fe	56	72	2	H2	112569.802	ug/l	2127877349.06
Fe	56	72	3	He	111398.037	ug/l	766392018.35
Co	59	72	1	No Gas	0.231	ug/l	11058.95
Ni	60	72	1	No Gas	1.010	ug/l	11225.43
Ni	60	72	3	He	0.124	ug/l	506.68
Cu	63	72	1	No Gas	3.390	ug/l	84526.14
Cu	63	72	3	He	0.172	ug/l	1693.10
Cu	65	72	1	No Gas	0.792	ug/l	9903.34
Zn	66	72	1	No Gas	0.818	ug/l	9553.35
Zn	66	72	3	He	0.321	ug/l	1216.72
As	75	72	1	No Gas	-0.483	ug/l	10359.25
As	75	72	3	He	0.018	ug/l	293.67
Se	78	72	2	H2	0.368	ug/l	240.00
Br	79	72	1	No Gas	2.736	ug/l	34512.61
Br	79	72	2	H2	1.140	ug/l	8692.06
Se	82	72	1	No Gas	-0.787	ug/l	540.98
Kr	84	72	1	No Gas		ug/l	21806.65
Sr	88	72	1	No Gas	1.101	ug/l	72622.69
Sr	88	72	3	He	1.085	ug/l	8916.14
Mo	95	115	1	No Gas	902.978	ug/l	11802834.96
Mo	95	115	3	He	944.957	ug/l	4032682.44
Mo	98	115	1	No Gas	892.716	ug/l	18707485.90
Ag	107	115	1	No Gas	0.016	ug/l	720.31
Ag	109	115	1	No Gas	0.017	ug/l	701.63
Cd	111	115	1	No Gas	0.075	ug/l	597.16

ICPMS207-B Analytical Data

Name	Mass	ISTD	Tune Step	Tune Mode	Conc.	Units	CPS
Cd	111	115	3	He	0.322	ug/l	719.35
Cd	114	115	1	No Gas	0.103	ug/l	1684.95
Cd	114	115	3	He	0.239	ug/l	1308.96
Sn	118	115	1	No Gas	-0.888	ug/l	4708.13
Sn	118	115	3	He	-0.978	ug/l	1258.96
Sb	121	115	1	No Gas	0.207	ug/l	6221.68
Sb	121	115	3	He	0.173	ug/l	1357.87
Sb	123	115	1	No Gas	0.207	ug/l	4735.62
Sb	123	115	3	He	0.170	ug/l	1045.81
Ba	135	115	1	No Gas	0.197	ug/l	1214.32
Ba	137	115	1	No Gas	0.192	ug/l	2145.92
La	139	115	3	He	0.006	ug/l	195.56
Ce	140	115	3	He	0.010	ug/l	327.78
Hg	201	209	1	No Gas	0.004	ug/l	28.99
Hg	202	209	1	No Gas	0.002	ug/l	102.65
Hg	202	209	3	He	0.003	ug/l	30.99
Tl	203	209	3	He	0.056	ug/l	734.32
Tl	205	209	1	No Gas	0.048	ug/l	3317.11
Tl	205	209	3	He	0.057	ug/l	1758.82
[Pb]	206	209	1	No Gas	0.057	ug/l	1592.33
[Pb]	207	209	1	No Gas	0.052	ug/l	1331.19
Pb	208	209	1	No Gas	0.053	ug/l	6162.82
Th	232	209	3	He	0.160	ug/l	6036.49
U	238	209	1	No Gas	0.031	ug/l	2411.08

Name	Mass	Tune Step	Tune Mode	CPS	ISTD Recovery %
Sc	45	1	No Gas	8712754.51	92.7
Sc	45	2	H2	3028984.74	83.6
Sc	45	3	He	504279.57	97.0
Ge	72	1	No Gas	2086342.69	92.3
Ge	72	2	H2	1009688.12	84.9
Ge	72	3	He	304665.94	96.9
In	115	1	No Gas	2376808.10	89.8
In	115	3	He	538937.20	94.3
Tb	159	1	No Gas	20358551.38	92.9
Tb	159	3	He	8094543.63	99.5
Ho	165	1	No Gas	19693825.21	92.5
Ho	165	3	He	7970375.09	100.2
Lu	175	1	No Gas	19307140.42	93.1
Lu	175	3	He	6742102.02	101.7
Bi	209	1	No Gas	11386742.36	88.0
Bi	209	3	He	4920677.06	92.3

ICPMS207-B Analytical Data

Sample Name	ICSAB
File Name	027ICSB.d
Data Path Name	D:\Agilent\ICPMH\1\DATA\220224ADoD.b
Acq Time	2022-02-24 16:10:41
Sample Type	ICSAB
Total Dilution	1.0000
Comment	ICPMS-6020-W-D
Operator	CAR/SRH/JPV/AEM
Method	SW6020/SW6020B

Name	Mass	ISTD	Tune Step	Tune Mode	Conc.	Units	CPS
Li	7	45	1	No Gas	0.544	ug/l	26635.90
Be	9	45	1	No Gas	-0.021	ug/l	137.97
B	11	45	1	No Gas	-1.824	ug/l	19498.31
Na	23	45	3	He	110823.384	ug/l	152268009.95
Mg	24	45	3	He	44540.448	ug/l	34274380.87
Al	27	45	1	No Gas	42409.373	ug/l	1448778413.97
Si	28	45	2	H2	2.351	ug/l	21659.70
K	39	72	3	He	44381.254	ug/l	33741986.72
Ca	40	72	2	H2	127037.271	ug/l	1143776215.92
Ti	47	72	1	No Gas	856.531	ug/l	3075717.49
V	51	72	1	No Gas	23.582	ug/l	948626.56
V	51	72	3	He	20.139	ug/l	149270.50
Cr	52	72	1	No Gas	22.274	ug/l	1017218.25
Cr	52	72	3	He	23.823	ug/l	182157.38
Mn	55	72	1	No Gas	22.291	ug/l	1223317.36
Mn	55	72	3	He	21.822	ug/l	117848.84
Fe	56	72	2	H2	110216.590	ug/l	2071617891.58
Fe	56	72	3	He	112716.280	ug/l	783941407.13
Co	59	72	1	No Gas	22.046	ug/l	1027370.95
Ni	60	72	1	No Gas	21.831	ug/l	228228.80
Ni	60	72	3	He	22.527	ug/l	63366.26
Cu	63	72	1	No Gas	26.473	ug/l	653709.23
Cu	63	72	3	He	21.733	ug/l	165228.88
Cu	65	72	1	No Gas	21.693	ug/l	255559.78
Zn	66	72	1	No Gas	11.091	ug/l	81610.03
Zn	66	72	3	He	11.043	ug/l	16695.14
As	75	72	1	No Gas	10.858	ug/l	92183.34
As	75	72	3	He	11.101	ug/l	12538.60
Se	78	72	2	H2	11.799	ug/l	6948.11
Br	79	72	1	No Gas	3.459	ug/l	39939.09
Br	79	72	2	H2	1.089	ug/l	8492.37
Se	82	72	1	No Gas	10.496	ug/l	5966.73
Kr	84	72	1	No Gas		ug/l	22656.14
Sr	88	72	1	No Gas	1.108	ug/l	73451.62
Sr	88	72	3	He	1.090	ug/l	9058.48
Mo	95	115	1	No Gas	891.361	ug/l	11854932.60
Mo	95	115	3	He	941.426	ug/l	4057953.69
Mo	98	115	1	No Gas	889.717	ug/l	18956290.41
Ag	107	115	1	No Gas	5.299	ug/l	178517.16
Ag	109	115	1	No Gas	5.251	ug/l	169613.43
Cd	111	115	1	No Gas	10.688	ug/l	76252.11

ICPMS207-B Analytical Data

Name	Mass	ISTD	Tune Step	Tune Mode	Conc.	Units	CPS
Cd	111	115	3	He	11.363	ug/l	25072.36
Cd	114	115	1	No Gas	10.815	ug/l	170624.95
Cd	114	115	3	He	10.990	ug/l	60157.56
Sn	118	115	1	No Gas	-0.916	ug/l	4182.34
Sn	118	115	3	He	-1.007	ug/l	1117.83
Sb	121	115	1	No Gas	0.101	ug/l	3204.02
Sb	121	115	3	He	0.097	ug/l	806.10
Sb	123	115	1	No Gas	0.100	ug/l	2406.11
Sb	123	115	3	He	0.097	ug/l	632.74
Ba	135	115	1	No Gas	0.181	ug/l	1127.81
Ba	137	115	1	No Gas	0.183	ug/l	2046.10
La	139	115	3	He	0.006	ug/l	178.89
Ce	140	115	3	He	0.009	ug/l	313.34
Hg	201	209	1	No Gas	0.002	ug/l	21.66
Hg	202	209	1	No Gas	0.000	ug/l	88.32
Hg	202	209	3	He	0.003	ug/l	31.66
Tl	203	209	3	He	0.026	ug/l	412.84
Tl	205	209	1	No Gas	0.022	ug/l	1936.82
Tl	205	209	3	He	0.027	ug/l	996.44
[Pb]	206	209	1	No Gas	0.048	ug/l	1470.09
[Pb]	207	209	1	No Gas	0.046	ug/l	1264.51
Pb	208	209	1	No Gas	0.047	ug/l	5876.11
Th	232	209	3	He	0.083	ug/l	3243.05
U	238	209	1	No Gas	0.026	ug/l	2099.76

Name	Mass	Tune Step	Tune Mode	CPS	ISTD Recovery %
Sc	45	1	No Gas	8686107.70	92.5
Sc	45	2	H2	2961700.32	81.7
Sc	45	3	He	510817.59	98.2
Ge	72	1	No Gas	2086342.68	92.3
Ge	72	2	H2	1004141.14	84.5
Ge	72	3	He	308021.21	97.9
In	115	1	No Gas	2411349.45	91.1
In	115	3	He	544346.29	95.3
Tb	159	1	No Gas	21014590.73	95.9
Tb	159	3	He	8313615.30	102.1
Ho	165	1	No Gas	20636126.24	96.9
Ho	165	3	He	8184494.26	102.9
Lu	175	1	No Gas	20071531.24	96.8
Lu	175	3	He	6825815.11	103.0
Bi	209	1	No Gas	11840625.29	91.5
Bi	209	3	He	4940811.97	92.6

ICPMS207-B Analytical Data

Sample Name	Rinse
File Name	028BLKV.d
Data Path Name	D:\Agilent\ICPMH\1\DATA\220224ADoD.b
Acq Time	2022-02-24 16:16:58
Sample Type	BlkVrfy
Total Dilution	1.0000
Comment	ICPMS-6020-W-D
Operator	CAR/SRH/JPV/AEM
Method	SW6020/SW6020B

Name	Mass	ISTD	Tune Step	Tune Mode	Conc.	Units	CPS
Li	7	45	1	No Gas	0.323	ug/l	21157.82
Be	9	45	1	No Gas	-0.021	ug/l	142.97
B	11	45	1	No Gas	-2.280	ug/l	17422.99
Na	23	45	3	He	17.269	ug/l	88237.80
Mg	24	45	3	He	0.874	ug/l	1360.70
Al	27	45	1	No Gas	1.367	ug/l	54166.65
Si	28	45	2	H2	-1.071	ug/l	14214.50
K	39	72	3	He	15.994	ug/l	81113.02
Ca	40	72	2	H2	1.518	ug/l	103230.69
Ti	47	72	1	No Gas	0.261	ug/l	1241.31
V	51	72	1	No Gas	2.353	ug/l	-10596.20
V	51	72	3	He	-1.583	ug/l	5335.43
Cr	52	72	1	No Gas	-1.479	ug/l	38670.68
Cr	52	72	3	He	-0.019	ug/l	392.23
Mn	55	72	1	No Gas	0.037	ug/l	8528.94
Mn	55	72	3	He	-0.006	ug/l	150.64
Fe	56	72	2	H2	1.754	ug/l	42539.30
Fe	56	72	3	He	1.478	ug/l	16019.90
Co	59	72	1	No Gas	0.001	ug/l	365.95
Ni	60	72	1	No Gas	0.022	ug/l	981.42
Ni	60	72	3	He	-0.028	ug/l	86.67
Cu	63	72	1	No Gas	0.773	ug/l	20844.50
Cu	63	72	3	He	0.024	ug/l	613.23
Cu	65	72	1	No Gas	0.048	ug/l	1195.20
Zn	66	72	1	No Gas	0.080	ug/l	4431.47
Zn	66	72	3	He	0.031	ug/l	844.47
As	75	72	1	No Gas	-0.563	ug/l	10251.82
As	75	72	3	He	-0.108	ug/l	164.13
Se	78	72	2	H2	0.039	ug/l	50.22
Br	79	72	1	No Gas	1.086	ug/l	22502.89
Br	79	72	2	H2	0.636	ug/l	7866.60
Se	82	72	1	No Gas	-0.321	ug/l	775.15
Kr	84	72	1	No Gas		ug/l	22739.64
Sr	88	72	1	No Gas	0.004	ug/l	1287.52
Sr	88	72	3	He	0.000	ug/l	392.23
Mo	95	115	1	No Gas	0.329	ug/l	4655.26
Mo	95	115	3	He	0.260	ug/l	1168.95
Mo	98	115	1	No Gas	0.327	ug/l	7423.79
Ag	107	115	1	No Gas	0.002	ug/l	257.44
Ag	109	115	1	No Gas	0.002	ug/l	241.43
Cd	111	115	1	No Gas	0.003	ug/l	91.05

ICPMS207-B Analytical Data

Name	Mass	ISTD	Tune Step	Tune Mode	Conc.	Units	CPS
Cd	111	115	3	He	0.004	ug/l	25.78
Cd	114	115	1	No Gas	0.007	ug/l	195.35
Cd	114	115	3	He	0.009	ug/l	62.26
Sn	118	115	1	No Gas	-1.033	ug/l	1906.36
Sn	118	115	3	He	-1.120	ug/l	537.79
Sb	121	115	1	No Gas	0.033	ug/l	1266.52
Sb	121	115	3	He	0.033	ug/l	342.04
Sb	123	115	1	No Gas	0.031	ug/l	923.12
Sb	123	115	3	He	0.031	ug/l	254.70
Ba	135	115	1	No Gas	0.001	ug/l	33.27
Ba	137	115	1	No Gas	0.000	ug/l	86.49
La	139	115	3	He	0.000	ug/l	20.00
Ce	140	115	3	He	0.001	ug/l	36.67
Hg	201	209	1	No Gas	-0.001	ug/l	11.67
Hg	202	209	1	No Gas	-0.002	ug/l	71.65
Hg	202	209	3	He	0.000	ug/l	23.99
Tl	203	209	3	He	0.019	ug/l	360.15
Tl	205	209	1	No Gas	0.018	ug/l	1770.13
Tl	205	209	3	He	0.020	ug/l	875.05
[Pb]	206	209	1	No Gas	0.007	ug/l	676.69
[Pb]	207	209	1	No Gas	0.007	ug/l	611.13
Pb	208	209	1	No Gas	0.006	ug/l	2699.01
Th	232	209	3	He	0.014	ug/l	798.35
U	238	209	1	No Gas	0.002	ug/l	177.30

Name	Mass	Tune Step	Tune Mode	CPS	ISTD Recovery %
Sc	45	1	No Gas	8563593.55	91.2
Sc	45	2	H2	3309695.97	91.3
Sc	45	3	He	511155.68	98.3
Ge	72	1	No Gas	2104041.87	93.1
Ge	72	2	H2	1105987.58	93.0
Ge	72	3	He	321108.87	102.1
In	115	1	No Gas	2495210.46	94.3
In	115	3	He	563616.21	98.6
Tb	159	1	No Gas	19909243.33	90.8
Tb	159	3	He	8084742.22	99.3
Ho	165	1	No Gas	19393100.75	91.1
Ho	165	3	He	7983355.00	100.4
Lu	175	1	No Gas	19328476.96	93.2
Lu	175	3	He	6573149.95	99.1
Bi	209	1	No Gas	12330095.16	95.3
Bi	209	3	He	5293978.65	99.3

ICPMS207-B Analytical Data

Sample Name	Rinse
File Name	029BLKV.d
Data Path Name	D:\Agilent\ICPMH\1\DATA\220224ADoD.b
Acq Time	2022-02-24 16:23:12
Sample Type	BlkVrfy
Total Dilution	1.0000
Comment	ICPMS-6020-W-D
Operator	CAR/SRH/JPV/AEM
Method	SW6020/SW6020B

Name	Mass	ISTD	Tune Step	Tune Mode	Conc.	Units	CPS
Li	7	45	1	No Gas	0.247	ug/l	20138.69
Be	9	45	1	No Gas	-0.024	ug/l	122.64
B	11	45	1	No Gas	-2.870	ug/l	15381.31
Na	23	45	3	He	7.549	ug/l	77568.53
Mg	24	45	3	He	0.607	ug/l	1201.00
Al	27	45	1	No Gas	0.689	ug/l	32219.27
Si	28	45	2	H2	-1.101	ug/l	13918.10
K	39	72	3	He	10.910	ug/l	77030.55
Ca	40	72	2	H2	0.598	ug/l	93055.71
Ti	47	72	1	No Gas	0.078	ug/l	597.28
V	51	72	1	No Gas	2.232	ug/l	-15527.73
V	51	72	3	He	-1.586	ug/l	5306.54
Cr	52	72	1	No Gas	-1.528	ug/l	38067.02
Cr	52	72	3	He	-0.017	ug/l	410.01
Mn	55	72	1	No Gas	0.020	ug/l	7903.14
Mn	55	72	3	He	-0.005	ug/l	158.64
Fe	56	72	2	H2	0.644	ug/l	19342.23
Fe	56	72	3	He	0.560	ug/l	9390.80
Co	59	72	1	No Gas	0.001	ug/l	369.27
Ni	60	72	1	No Gas	0.002	ug/l	801.77
Ni	60	72	3	He	-0.039	ug/l	55.56
Cu	63	72	1	No Gas	0.357	ug/l	10849.70
Cu	63	72	3	He	0.008	ug/l	489.57
Cu	65	72	1	No Gas	0.023	ug/l	929.74
Zn	66	72	1	No Gas	0.032	ug/l	4235.08
Zn	66	72	3	He	0.044	ug/l	864.48
As	75	72	1	No Gas	-0.838	ug/l	8498.72
As	75	72	3	He	-0.117	ug/l	153.53
Se	78	72	2	H2	0.011	ug/l	32.00
Br	79	72	1	No Gas	0.669	ug/l	20070.90
Br	79	72	2	H2	0.623	ug/l	7730.12
Se	82	72	1	No Gas	-0.222	ug/l	855.95
Kr	84	72	1	No Gas		ug/l	21959.92
Sr	88	72	1	No Gas	0.001	ug/l	1137.79
Sr	88	72	3	He	0.002	ug/l	407.79
Mo	95	115	1	No Gas	0.082	ug/l	1228.95
Mo	95	115	3	He	0.069	ug/l	337.79
Mo	98	115	1	No Gas	0.071	ug/l	1704.70
Ag	107	115	1	No Gas	0.001	ug/l	236.10
Ag	109	115	1	No Gas	0.001	ug/l	222.76
Cd	111	115	1	No Gas	0.003	ug/l	97.14

ICPMS207-B Analytical Data

Name	Mass	ISTD	Tune Step	Tune Mode	Conc.	Units	CPS
Cd	111	115	3	He	0.003	ug/l	24.44
Cd	114	115	1	No Gas	0.007	ug/l	198.26
Cd	114	115	3	He	0.006	ug/l	51.62
Sn	118	115	1	No Gas	-1.038	ug/l	1846.48
Sn	118	115	3	He	-1.130	ug/l	495.57
Sb	121	115	1	No Gas	0.020	ug/l	889.12
Sb	121	115	3	He	0.018	ug/l	233.03
Sb	123	115	1	No Gas	0.020	ug/l	681.08
Sb	123	115	3	He	0.019	ug/l	193.02
Ba	135	115	1	No Gas	0.000	ug/l	26.61
Ba	137	115	1	No Gas	-0.001	ug/l	79.84
La	139	115	3	He	0.000	ug/l	13.33
Ce	140	115	3	He	0.000	ug/l	22.22
Hg	201	209	1	No Gas	-0.001	ug/l	13.00
Hg	202	209	1	No Gas	-0.003	ug/l	67.66
Hg	202	209	3	He	0.000	ug/l	23.33
Tl	203	209	3	He	0.012	ug/l	284.78
Tl	205	209	1	No Gas	0.011	ug/l	1473.43
Tl	205	209	3	He	0.014	ug/l	741.65
[Pb]	206	209	1	No Gas	0.004	ug/l	664.47
[Pb]	207	209	1	No Gas	0.005	ug/l	612.24
Pb	208	209	1	No Gas	0.003	ug/l	2600.12
Th	232	209	3	He	0.009	ug/l	606.93
U	238	209	1	No Gas	0.001	ug/l	127.31

Name	Mass	Tune Step	Tune Mode	CPS	ISTD Recovery %
Sc	45	1	No Gas	8915591.86	94.9
Sc	45	2	H2	3261115.35	90.0
Sc	45	3	He	527764.60	101.5
Ge	72	1	No Gas	2182120.56	96.6
Ge	72	2	H2	1092976.99	91.9
Ge	72	3	He	320283.76	101.8
In	115	1	No Gas	2571271.18	97.1
In	115	3	He	579605.08	101.4
Tb	159	1	No Gas	20962497.80	95.6
Tb	159	3	He	8540111.79	104.9
Ho	165	1	No Gas	20393554.71	95.8
Ho	165	3	He	8506423.73	107.0
Lu	175	1	No Gas	20060067.07	96.7
Lu	175	3	He	6909540.91	104.2
Bi	209	1	No Gas	13024695.65	100.6
Bi	209	3	He	5567133.15	104.4

ICPMS207-B Analytical Data

Sample Name	CCV
File Name	030_CCV.d
Data Path Name	D:\Agilent\ICPMH\1\DATA\220224ADoD.b
Acq Time	2022-02-24 16:29:25
Sample Type	CCV
Total Dilution	1.0000
Comment	ICPMS-6020-W-D
Operator	CAR/SRH/JPV/AEM
Method	SW6020/SW6020B

Name	Mass	ISTD	Tune Step	Tune Mode	Conc.	Units	CPS
Li	7	45	1	No Gas	522.506	ug/l	13231072.79
Be	9	45	1	No Gas	45.238	ug/l	373776.03
B	11	45	1	No Gas	45.283	ug/l	241337.35
Na	23	45	3	He	12733.515	ug/l	17805559.88
Mg	24	45	3	He	12774.271	ug/l	9971521.48
Al	27	45	1	No Gas	49.668	ug/l	1747098.39
Si	28	45	2	H2	177.932	ug/l	504211.46
K	39	72	3	He	12561.943	ug/l	9941179.43
Ca	40	72	2	H2	11951.654	ug/l	113750019.34
Ti	47	72	1	No Gas	48.391	ug/l	181880.95
V	51	72	1	No Gas	49.150	ug/l	2196037.74
V	51	72	3	He	50.426	ug/l	362769.29
Cr	52	72	1	No Gas	48.348	ug/l	2184209.76
Cr	52	72	3	He	50.799	ug/l	401748.08
Mn	55	72	1	No Gas	50.051	ug/l	2862143.83
Mn	55	72	3	He	50.722	ug/l	283479.63
Fe	56	72	2	H2	1284.192	ug/l	25497954.97
Fe	56	72	3	He	1319.405	ug/l	9509480.61
Co	59	72	1	No Gas	50.327	ug/l	2450251.38
Ni	60	72	1	No Gas	49.959	ug/l	544191.17
Ni	60	72	3	He	53.936	ug/l	156934.53
Cu	63	72	1	No Gas	51.251	ug/l	1321554.38
Cu	63	72	3	He	53.534	ug/l	420978.07
Cu	65	72	1	No Gas	50.737	ug/l	622850.57
Zn	66	72	1	No Gas	52.657	ug/l	389655.92
Zn	66	72	3	He	54.410	ug/l	82085.01
As	75	72	1	No Gas	50.566	ug/l	394194.31
As	75	72	3	He	52.194	ug/l	60005.90
Se	78	72	2	H2	53.547	ug/l	33193.57
Br	79	72	1	No Gas	0.674	ug/l	20044.25
Br	79	72	2	H2	0.653	ug/l	7586.99
Se	82	72	1	No Gas	52.459	ug/l	27328.03
Kr	84	72	1	No Gas		ug/l	44686.89
Sr	88	72	1	No Gas	50.763	ug/l	3455893.02
Sr	88	72	3	He	50.885	ug/l	419999.30
Mo	95	115	1	No Gas	48.749	ug/l	674076.05
Mo	95	115	3	He	52.997	ug/l	238021.07
Mo	98	115	1	No Gas	49.308	ug/l	1094115.46
Ag	107	115	1	No Gas	20.136	ug/l	706454.90
Ag	109	115	1	No Gas	19.931	ug/l	670729.18
Cd	111	115	1	No Gas	51.033	ug/l	379363.87

ICPMS207-B Analytical Data

Name	Mass	ISTD	Tune Step	Tune Mode	Conc.	Units	CPS
Cd	111	115	3	He	53.763	ug/l	123527.45
Cd	114	115	1	No Gas	51.619	ug/l	849201.42
Cd	114	115	3	He	52.588	ug/l	299918.06
Sn	118	115	1	No Gas	49.975	ug/l	1088867.90
Sn	118	115	3	He	51.354	ug/l	291654.07
Sb	121	115	1	No Gas	50.322	ug/l	1524280.86
Sb	121	115	3	He	51.867	ug/l	399942.90
Sb	123	115	1	No Gas	50.373	ug/l	1158840.39
Sb	123	115	3	He	51.905	ug/l	313141.55
Ba	135	115	1	No Gas	50.750	ug/l	323891.95
Ba	137	115	1	No Gas	48.741	ug/l	553864.17
La	139	115	3	He	51.845	ug/l	1576453.38
Ce	140	115	3	He	52.174	ug/l	1736362.70
Hg	201	209	1	No Gas	0.974	ug/l	4045.81
Hg	202	209	1	No Gas	0.971	ug/l	9094.94
Hg	202	209	3	He	1.003	ug/l	3983.80
Tl	203	209	3	He	49.887	ug/l	581097.54
Tl	205	209	1	No Gas	50.166	ug/l	3137300.68
Tl	205	209	3	He	51.363	ug/l	1407356.21
[Pb]	206	209	1	No Gas	49.854	ug/l	1090277.81
[Pb]	207	209	1	No Gas	49.795	ug/l	950938.20
Pb	208	209	1	No Gas	50.259	ug/l	4377706.16
Th	232	209	3	He	49.285	ug/l	1897332.72
U	238	209	1	No Gas	49.419	ug/l	4251791.08

Name	Mass	Tune Step	Tune Mode	CPS	ISTD Recovery %
Sc	45	1	No Gas	8905649.87	94.8
Sc	45	2	H2	3101971.15	85.6
Sc	45	3	He	518274.71	99.7
Ge	72	1	No Gas	2181287.70	96.5
Ge	72	2	H2	1059910.87	89.1
Ge	72	3	He	319264.80	101.5
In	115	1	No Gas	2526421.82	95.5
In	115	3	He	568285.25	99.4
Tb	159	1	No Gas	21240534.58	96.9
Tb	159	3	He	8024768.34	98.6
Ho	165	1	No Gas	21095810.90	99.1
Ho	165	3	He	7946267.39	99.9
Lu	175	1	No Gas	20610225.75	99.4
Lu	175	3	He	6594188.33	99.5
Bi	209	1	No Gas	12819117.82	99.1
Bi	209	3	He	5231703.51	98.1

ICPMS207-B Analytical Data

Sample Name	CCB
File Name	031_CCB.d
Data Path Name	D:\Agilent\ICPMH\1\DATA\220224ADoD.b
Acq Time	2022-02-24 16:35:40
Sample Type	CCB
Total Dilution	1.0000
Comment	ICPMS-6020-W-D
Operator	CAR/SRH/JPV/AEM
Method	SW6020/SW6020B

Name	Mass	ISTD	Tune Step	Tune Mode	Conc.	Units	CPS
Li	7	45	1	No Gas	0.590	ug/l	28220.07
Be	9	45	1	No Gas	-0.019	ug/l	162.64
B	11	45	1	No Gas	-2.284	ug/l	17718.80
Na	23	45	3	He	5.313	ug/l	74065.46
Mg	24	45	3	He	0.151	ug/l	835.04
Al	27	45	1	No Gas	0.215	ug/l	14889.72
Si	28	45	2	H2	-0.908	ug/l	13883.38
K	39	72	3	He	11.039	ug/l	78143.85
Ca	40	72	2	H2	0.464	ug/l	90713.10
Ti	47	72	1	No Gas	0.053	ug/l	497.18
V	51	72	1	No Gas	2.147	ug/l	-19372.31
V	51	72	3	He	-1.200	ug/l	8081.15
Cr	52	72	1	No Gas	-1.294	ug/l	47619.21
Cr	52	72	3	He	-0.014	ug/l	440.01
Mn	55	72	1	No Gas	0.028	ug/l	8236.01
Mn	55	72	3	He	-0.002	ug/l	175.63
Fe	56	72	2	H2	0.452	ug/l	15233.27
Fe	56	72	3	He	0.487	ug/l	8980.13
Co	59	72	1	No Gas	0.001	ug/l	392.56
Ni	60	72	1	No Gas	-0.004	ug/l	731.90
Ni	60	72	3	He	-0.030	ug/l	82.22
Cu	63	72	1	No Gas	0.204	ug/l	6763.62
Cu	63	72	3	He	0.017	ug/l	564.90
Cu	65	72	1	No Gas	0.020	ug/l	881.05
Zn	66	72	1	No Gas	-0.012	ug/l	3865.23
Zn	66	72	3	He	-0.025	ug/l	771.14
As	75	72	1	No Gas	-0.433	ug/l	11444.76
As	75	72	3	He	-0.098	ug/l	177.53
Se	78	72	2	H2	0.018	ug/l	35.67
Br	79	72	1	No Gas	0.525	ug/l	18671.68
Br	79	72	2	H2	0.403	ug/l	6941.25
Se	82	72	1	No Gas	-0.182	ug/l	863.02
Kr	84	72	1	No Gas		ug/l	22616.15
Sr	88	72	1	No Gas	0.004	ug/l	1324.11
Sr	88	72	3	He	0.002	ug/l	411.12
Mo	95	115	1	No Gas	0.055	ug/l	844.48
Mo	95	115	3	He	0.040	ug/l	208.89
Mo	98	115	1	No Gas	0.049	ug/l	1197.97
Ag	107	115	1	No Gas	0.002	ug/l	254.77
Ag	109	115	1	No Gas	0.001	ug/l	229.43
Cd	111	115	1	No Gas	0.005	ug/l	110.32

ICPMS207-B Analytical Data

Name	Mass	ISTD	Tune Step	Tune Mode	Conc.	Units	CPS
Cd	111	115	3	He	0.005	ug/l	28.67
Cd	114	115	1	No Gas	0.007	ug/l	199.23
Cd	114	115	3	He	0.006	ug/l	51.59
Sn	118	115	1	No Gas	0.089	ug/l	26869.02
Sn	118	115	3	He	0.022	ug/l	7167.43
Sb	121	115	1	No Gas	0.119	ug/l	4021.99
Sb	121	115	3	He	0.081	ug/l	750.43
Sb	123	115	1	No Gas	0.121	ug/l	3105.66
Sb	123	115	3	He	0.088	ug/l	631.74
Ba	135	115	1	No Gas	0.001	ug/l	36.59
Ba	137	115	1	No Gas	0.001	ug/l	103.13
La	139	115	3	He	0.001	ug/l	41.11
Ce	140	115	3	He	0.001	ug/l	46.67
Hg	201	209	1	No Gas	0.001	ug/l	22.00
Hg	202	209	1	No Gas	0.002	ug/l	116.31
Hg	202	209	3	He	0.002	ug/l	32.66
Tl	203	209	3	He	0.106	ug/l	1500.69
Tl	205	209	1	No Gas	0.093	ug/l	6907.41
Tl	205	209	3	He	0.108	ug/l	3582.59
[Pb]	206	209	1	No Gas	0.011	ug/l	821.14
[Pb]	207	209	1	No Gas	0.007	ug/l	667.80
Pb	208	209	1	No Gas	0.008	ug/l	3181.29
Th	232	209	3	He	0.053	ug/l	2473.90
U	238	209	1	No Gas	0.005	ug/l	511.58

Name	Mass	Tune Step	Tune Mode	CPS	ISTD Recovery %
Sc	45	1	No Gas	8682261.95	92.4
Sc	45	2	H2	3126661.99	86.3
Sc	45	3	He	525383.67	101.0
Ge	72	1	No Gas	2154340.44	95.3
Ge	72	2	H2	1081989.13	91.0
Ge	72	3	He	324520.13	103.2
In	115	1	No Gas	2577413.64	97.4
In	115	3	He	591562.26	103.5
Tb	159	1	No Gas	21374594.26	97.5
Tb	159	3	He	8577455.80	105.4
Ho	165	1	No Gas	21020589.85	98.7
Ho	165	3	He	8470536.59	106.5
Lu	175	1	No Gas	20648251.27	99.6
Lu	175	3	He	6886942.53	103.9
Bi	209	1	No Gas	13387919.80	103.5
Bi	209	3	He	5722223.30	107.3

ICPMS207-B Analytical Data

Sample Name	MB-163954
File Name	032ARef.d
Data Path Name	D:\Agilent\ICPMH\1\DATA\220224ADoD.b
Acq Time	2022-02-24 16:41:55
Sample Type	AllRef
Total Dilution	1.0000
Comment	ICPMS-6020-W-T
Operator	CAR/SRH/JPV/AEM
Method	SW6020/SW6020B

Name	Mass	ISTD	Tune Step	Tune Mode	Conc.	Units	CPS
Li	7	45	1	No Gas	0.367	ug/l	22531.68
Be	9	45	1	No Gas	-0.024	ug/l	119.98
B	11	45	1	No Gas	-1.872	ug/l	19557.10
Na	23	45	3	He	5.208	ug/l	69543.01
Mg	24	45	3	He	0.670	ug/l	1174.39
Al	27	45	1	No Gas	1.407	ug/l	56193.88
Si	28	45	2	H2	15.459	ug/l	55930.12
K	39	72	3	He	9.837	ug/l	71828.16
Ca	40	72	2	H2	4.623	ug/l	119743.05
Ti	47	72	1	No Gas	0.409	ug/l	1798.60
V	51	72	1	No Gas	3.019	ug/l	21656.13
V	51	72	3	He	-0.917	ug/l	9353.02
Cr	52	72	1	No Gas	-0.766	ug/l	69104.50
Cr	52	72	3	He	0.019	ug/l	653.35
Mn	55	72	1	No Gas	0.252	ug/l	20633.45
Mn	55	72	3	He	0.036	ug/l	363.27
Fe	56	72	2	H2	0.949	ug/l	23124.80
Fe	56	72	3	He	1.072	ug/l	12349.31
Co	59	72	1	No Gas	0.018	ug/l	1201.01
Ni	60	72	1	No Gas	0.165	ug/l	2521.89
Ni	60	72	3	He	0.156	ug/l	590.02
Cu	63	72	1	No Gas	0.569	ug/l	15874.31
Cu	63	72	3	He	0.393	ug/l	3320.39
Cu	65	72	1	No Gas	0.344	ug/l	4756.69
Zn	66	72	1	No Gas	0.188	ug/l	5236.04
Zn	66	72	3	He	0.201	ug/l	1036.71
As	75	72	1	No Gas	-0.219	ug/l	12806.68
As	75	72	3	He	-0.024	ug/l	245.20
Se	78	72	2	H2	0.026	ug/l	37.11
Br	79	72	1	No Gas	1.539	ug/l	26178.42
Br	79	72	2	H2	1.601	ug/l	9867.16
Se	82	72	1	No Gas	-0.218	ug/l	829.15
Kr	84	72	1	No Gas		ug/l	22053.14
Sr	88	72	1	No Gas	0.019	ug/l	2302.31
Sr	88	72	3	He	0.020	ug/l	528.90
Mo	95	115	1	No Gas	0.050	ug/l	760.03
Mo	95	115	3	He	0.054	ug/l	260.00
Mo	98	115	1	No Gas	0.053	ug/l	1271.80
Ag	107	115	1	No Gas	0.002	ug/l	268.11
Ag	109	115	1	No Gas	0.002	ug/l	242.77
Cd	111	115	1	No Gas	0.009	ug/l	138.08

ICPMS207-B Analytical Data

Name	Mass	ISTD	Tune Step	Tune Mode	Conc.	Units	CPS
Cd	111	115	3	He	0.010	ug/l	38.89
Cd	114	115	1	No Gas	0.011	ug/l	264.30
Cd	114	115	3	He	0.014	ug/l	90.97
Sn	118	115	1	No Gas	-0.813	ug/l	6721.63
Sn	118	115	3	He	-0.884	ug/l	1836.80
Sb	121	115	1	No Gas	0.054	ug/l	1948.00
Sb	121	115	3	He	0.060	ug/l	553.74
Sb	123	115	1	No Gas	0.054	ug/l	1483.90
Sb	123	115	3	He	0.057	ug/l	411.72
Ba	135	115	1	No Gas	0.106	ug/l	718.60
Ba	137	115	1	No Gas	0.091	ug/l	1147.78
La	139	115	3	He	0.002	ug/l	68.89
Ce	140	115	3	He	0.002	ug/l	101.11
Hg	201	209	1	No Gas	0.006	ug/l	39.66
Hg	202	209	1	No Gas	0.007	ug/l	163.30
Hg	202	209	3	He	0.007	ug/l	49.66
Tl	203	209	3	He	0.041	ug/l	638.27
Tl	205	209	1	No Gas	0.039	ug/l	3247.09
Tl	205	209	3	He	0.040	ug/l	1468.01
[Pb]	206	209	1	No Gas	0.037	ug/l	1411.20
[Pb]	207	209	1	No Gas	0.037	ug/l	1256.74
Pb	208	209	1	No Gas	0.038	ug/l	5762.76
Th	232	209	3	He	0.175	ug/l	7325.68
U	238	209	1	No Gas	0.005	ug/l	484.25

Name	Mass	Tune Step	Tune Mode	CPS	ISTD Recovery %
Sc	45	1	No Gas	8651339.11	92.1
Sc	45	2	H2	2955056.31	81.5
Sc	45	3	He	495015.71	95.2
Ge	72	1	No Gas	2121302.68	93.9
Ge	72	2	H2	988167.81	83.1
Ge	72	3	He	302196.97	96.1
In	115	1	No Gas	2528497.91	95.5
In	115	3	He	563502.67	98.6
Tb	159	1	No Gas	21876844.20	99.8
Tb	159	3	He	8519578.55	104.7
Ho	165	1	No Gas	21300091.43	100.0
Ho	165	3	He	8384665.72	105.4
Lu	175	1	No Gas	20910596.94	100.8
Lu	175	3	He	6824974.32	102.9
Bi	209	1	No Gas	13148370.98	101.6
Bi	209	3	He	5499875.47	103.1

ICPMS207-B Analytical Data

Sample Name	LCS4-163954
File Name	033LCS4.d
Data Path Name	D:\Agilent\ICPMH\1\DATA\220224ADoD.b
Acq Time	2022-02-24 16:48:10
Sample Type	LCS4
Total Dilution	1.0000
Comment	ICPMS-6020-W-T
Operator	CAR/SRH/JPV/AEM
Method	SW6020/SW6020B

Name	Mass	ISTD	Tune Step	Tune Mode	Conc.	Units	CPS
Li	7	45	1	No Gas	76.886	ug/l	1828345.25
Be	9	45	1	No Gas	41.102	ug/l	317416.21
B	11	45	1	No Gas	87.944	ug/l	412889.11
Na	23	45	3	He	5186.982	ug/l	7002415.31
Mg	24	45	3	He	5176.463	ug/l	3881045.97
Al	27	45	1	No Gas	461.191	ug/l	15100640.75
Si	28	45	2	H2	837.477	ug/l	2118232.60
K	39	72	3	He	4823.503	ug/l	3794500.67
Ca	40	72	2	H2	4693.430	ug/l	42910169.49
Ti	47	72	1	No Gas	92.137	ug/l	332162.93
V	51	72	1	No Gas	92.740	ug/l	4078057.15
V	51	72	3	He	98.940	ug/l	684599.56
Cr	52	72	1	No Gas	96.184	ug/l	4080262.45
Cr	52	72	3	He	100.708	ug/l	782624.70
Mn	55	72	1	No Gas	508.975	ug/l	27877515.69
Mn	55	72	3	He	505.525	ug/l	2776552.12
Fe	56	72	2	H2	497.762	ug/l	9488244.78
Fe	56	72	3	He	514.071	ug/l	3646482.97
Co	59	72	1	No Gas	99.513	ug/l	4645420.01
Ni	60	72	1	No Gas	96.911	ug/l	1013196.18
Ni	60	72	3	He	106.340	ug/l	304042.38
Cu	63	72	1	No Gas	101.296	ug/l	2505268.26
Cu	63	72	3	He	105.741	ug/l	817140.13
Cu	65	72	1	No Gas	100.223	ug/l	1180816.32
Zn	66	72	1	No Gas	97.961	ug/l	693301.68
Zn	66	72	3	He	99.653	ug/l	147184.55
As	75	72	1	No Gas	95.239	ug/l	701368.43
As	75	72	3	He	95.728	ug/l	107968.08
Se	78	72	2	H2	96.418	ug/l	57361.22
Br	79	72	1	No Gas	1.680	ug/l	26801.73
Br	79	72	2	H2	1.706	ug/l	10473.05
Se	82	72	1	No Gas	95.821	ug/l	47189.79
Kr	84	72	1	No Gas		ug/l	65434.73
Sr	88	72	1	No Gas	106.082	ug/l	6933391.00
Sr	88	72	3	He	100.309	ug/l	813712.37
Mo	95	115	1	No Gas	94.470	ug/l	1357086.05
Mo	95	115	3	He	102.367	ug/l	472301.62
Mo	98	115	1	No Gas	95.289	ug/l	2195806.19
Ag	107	115	1	No Gas	9.473	ug/l	345080.59
Ag	109	115	1	No Gas	9.553	ug/l	332885.57
Cd	111	115	1	No Gas	48.277	ug/l	371947.45

ICPMS207-B Analytical Data

Name	Mass	ISTD	Tune Step	Tune Mode	Conc.	Units	CPS
Cd	111	115	3	He	50.946	ug/l	120256.19
Cd	114	115	1	No Gas	48.743	ug/l	831348.19
Cd	114	115	3	He	49.837	ug/l	291956.39
Sn	118	115	1	No Gas	101.315	ug/l	2258979.26
Sn	118	115	3	He	103.436	ug/l	596265.27
Sb	121	115	1	No Gas	97.014	ug/l	3045599.07
Sb	121	115	3	He	99.331	ug/l	786541.93
Sb	123	115	1	No Gas	98.957	ug/l	2356457.83
Sb	123	115	3	He	100.359	ug/l	621975.26
Ba	135	115	1	No Gas	91.816	ug/l	606778.13
Ba	137	115	1	No Gas	90.080	ug/l	1062260.00
La	139	115	3	He	105.766	ug/l	3304881.23
Ce	140	115	3	He	106.790	ug/l	3650193.80
Hg	201	209	1	No Gas	0.006	ug/l	40.32
Hg	202	209	1	No Gas	0.006	ug/l	157.30
Hg	202	209	3	He	0.008	ug/l	55.99
Tl	203	209	3	He	97.415	ug/l	1237659.27
Tl	205	209	1	No Gas	101.071	ug/l	6678207.40
Tl	205	209	3	He	99.999	ug/l	2988797.05
[Pb]	206	209	1	No Gas	100.031	ug/l	2311557.64
[Pb]	207	209	1	No Gas	101.460	ug/l	2048507.71
Pb	208	209	1	No Gas	100.744	ug/l	9278147.88
Th	232	209	3	He	96.781	ug/l	4064321.80
U	238	209	1	No Gas	101.897	ug/l	9266994.21

Name	Mass	Tune Step	Tune Mode	CPS	ISTD Recovery %
Sc	45	1	No Gas	8253599.06	87.9
Sc	45	2	H2	2841872.93	78.4
Sc	45	3	He	497675.47	95.7
Ge	72	1	No Gas	2092173.60	92.6
Ge	72	2	H2	1017341.07	85.6
Ge	72	3	He	313725.42	99.7
In	115	1	No Gas	2597104.72	98.1
In	115	3	He	582637.09	102.0
Tb	159	1	No Gas	22066709.89	100.7
Tb	159	3	He	8716536.02	107.1
Ho	165	1	No Gas	21538829.95	101.1
Ho	165	3	He	8578740.42	107.9
Lu	175	1	No Gas	21569693.31	104.0
Lu	175	3	He	6945567.46	104.8
Bi	209	1	No Gas	13509552.06	104.4
Bi	209	3	He	5702394.46	106.9

ICPMS207-B Analytical Data

Sample Name	Rinse
File Name	034BLKV.d
Data Path Name	D:\Agilent\ICPMH\1\DATA\220224ADoD.b
Acq Time	2022-02-24 16:54:24
Sample Type	BlkVrfy
Total Dilution	1.0000
Comment	ICPMS-6020-W-D
Operator	CAR/SRH/JPV/AEM
Method	SW6020/SW6020B

Name	Mass	ISTD	Tune Step	Tune Mode	Conc.	Units	CPS
Li	7	45	1	No Gas	0.111	ug/l	16068.92
Be	9	45	1	No Gas	-0.025	ug/l	113.65
B	11	45	1	No Gas	-3.124	ug/l	13670.99
Na	23	45	3	He	6.231	ug/l	75431.13
Mg	24	45	3	He	0.612	ug/l	1201.00
Al	27	45	1	No Gas	0.443	ug/l	22729.98
Si	28	45	2	H2	-1.066	ug/l	12584.41
K	39	72	3	He	2.791	ug/l	71444.02
Ca	40	72	2	H2	-0.526	ug/l	77949.01
Ti	47	72	1	No Gas	-0.003	ug/l	291.96
V	51	72	1	No Gas	2.285	ug/l	-12557.98
V	51	72	3	He	-1.183	ug/l	8185.65
Cr	52	72	1	No Gas	-1.296	ug/l	48517.00
Cr	52	72	3	He	-0.011	ug/l	460.01
Mn	55	72	1	No Gas	0.020	ug/l	7983.02
Mn	55	72	3	He	0.007	ug/l	225.29
Fe	56	72	2	H2	0.184	ug/l	9424.20
Fe	56	72	3	He	0.253	ug/l	7255.78
Co	59	72	1	No Gas	0.001	ug/l	405.87
Ni	60	72	1	No Gas	-0.027	ug/l	492.37
Ni	60	72	3	He	-0.031	ug/l	78.89
Cu	63	72	1	No Gas	0.062	ug/l	3208.31
Cu	63	72	3	He	0.018	ug/l	573.90
Cu	65	72	1	No Gas	0.024	ug/l	957.75
Zn	66	72	1	No Gas	0.163	ug/l	5249.70
Zn	66	72	3	He	0.135	ug/l	1012.26
As	75	72	1	No Gas	-0.597	ug/l	10652.44
As	75	72	3	He	-0.096	ug/l	179.53
Se	78	72	2	H2	-0.001	ug/l	22.89
Br	79	72	1	No Gas	0.291	ug/l	17226.21
Br	79	72	2	H2	0.318	ug/l	6402.07
Se	82	72	1	No Gas	-0.136	ug/l	905.56
Kr	84	72	1	No Gas		ug/l	22003.17
Sr	88	72	1	No Gas	0.003	ug/l	1260.89
Sr	88	72	3	He	-0.001	ug/l	391.12
Mo	95	115	1	No Gas	0.027	ug/l	447.79
Mo	95	115	3	He	0.022	ug/l	121.11
Mo	98	115	1	No Gas	0.027	ug/l	720.65
Ag	107	115	1	No Gas	0.002	ug/l	260.77
Ag	109	115	1	No Gas	0.002	ug/l	260.11
Cd	111	115	1	No Gas	0.006	ug/l	118.00

ICPMS207-B Analytical Data

Name	Mass	ISTD	Tune Step	Tune Mode	Conc.	Units	CPS
Cd	111	115	3	He	0.008	ug/l	36.67
Cd	114	115	1	No Gas	0.010	ug/l	269.97
Cd	114	115	3	He	0.012	ug/l	88.46
Sn	118	115	1	No Gas	-1.034	ug/l	1989.53
Sn	118	115	3	He	-1.128	ug/l	517.79
Sb	121	115	1	No Gas	0.164	ug/l	5536.01
Sb	121	115	3	He	0.116	ug/l	1030.81
Sb	123	115	1	No Gas	0.166	ug/l	4259.77
Sb	123	115	3	He	0.111	ug/l	772.10
Ba	135	115	1	No Gas	0.002	ug/l	46.57
Ba	137	115	1	No Gas	-0.001	ug/l	76.51
La	139	115	3	He	0.001	ug/l	33.33
Ce	140	115	3	He	0.001	ug/l	51.11
Hg	201	209	1	No Gas	0.001	ug/l	20.00
Hg	202	209	1	No Gas	-0.001	ug/l	91.31
Hg	202	209	3	He	0.002	ug/l	31.32
Tl	203	209	3	He	0.109	ug/l	1549.38
Tl	205	209	1	No Gas	0.111	ug/l	8449.44
Tl	205	209	3	He	0.114	ug/l	3780.73
[Pb]	206	209	1	No Gas	0.007	ug/l	787.81
[Pb]	207	209	1	No Gas	0.009	ug/l	736.69
Pb	208	209	1	No Gas	0.007	ug/l	3231.29
Th	232	209	3	He	0.084	ug/l	3830.77
U	238	209	1	No Gas	0.005	ug/l	471.58

Name	Mass	Tune Step	Tune Mode	CPS	ISTD Recovery %
Sc	45	1	No Gas	8662543.26	92.2
Sc	45	2	H2	2922963.51	80.6
Sc	45	3	He	525834.94	101.1
Ge	72	1	No Gas	2206299.64	97.6
Ge	72	2	H2	1038850.98	87.4
Ge	72	3	He	324000.29	103.0
In	115	1	No Gas	2624068.06	99.1
In	115	3	He	591845.74	103.6
Tb	159	1	No Gas	22776212.08	103.9
Tb	159	3	He	8690624.07	106.8
Ho	165	1	No Gas	22253320.45	104.5
Ho	165	3	He	8688841.35	109.2
Lu	175	1	No Gas	21977567.62	106.0
Lu	175	3	He	7096605.94	107.0
Bi	209	1	No Gas	14180446.17	109.6
Bi	209	3	He	5766170.86	108.1

ICPMS207-B Analytical Data

Sample Name	B22021435-001A
File Name	035SMPL.d
Data Path Name	D:\Agilent\ICPMH\1\DATA\220224ADoD.b
Acq Time	2022-02-24 17:00:37
Sample Type	Sample
Total Dilution	1.0000
Comment	ICPMS-6020-W-D
Operator	CAR/SRH/JPV/AEM
Method	SW6020/SW6020B

Name	Mass	ISTD	Tune Step	Tune Mode	Conc.	Units	CPS
Li	7	45	1	No Gas	0.626	ug/l	31682.94
Be	9	45	1	No Gas	-0.026	ug/l	113.31
B	11	45	1	No Gas	34.758	ug/l	207574.11
Na	23	45	3	He	36143.099	ug/l	52820259.77
Mg	24	45	3	He	17316.168	ug/l	14161403.39
Al	27	45	1	No Gas	2.432	ug/l	100236.82
Si	28	45	2	H2	22929.036	ug/l	66244877.09
K	39	72	3	He	3012.667	ug/l	2535196.54
Ca	40	72	2	H2	16291.528	ug/l	158779969.37
Ti	47	72	1	No Gas	2.172	ug/l	8721.38
V	51	72	1	No Gas	9.631	ug/l	344086.52
V	51	72	3	He	6.034	ug/l	60013.71
Cr	52	72	1	No Gas	-0.322	ug/l	92538.74
Cr	52	72	3	He	0.770	ug/l	6889.42
Mn	55	72	1	No Gas	6.565	ug/l	393077.71
Mn	55	72	3	He	6.501	ug/l	37981.50
Fe	56	72	2	H2	0.830	ug/l	22986.28
Fe	56	72	3	He	0.873	ug/l	12071.37
Co	59	72	1	No Gas	0.043	ug/l	2485.29
Ni	60	72	1	No Gas	0.720	ug/l	8881.81
Ni	60	72	3	He	0.636	ug/l	2101.28
Cu	63	72	1	No Gas	0.630	ug/l	18315.49
Cu	63	72	3	He	0.365	ug/l	3425.05
Cu	65	72	1	No Gas	0.411	ug/l	5869.54
Zn	66	72	1	No Gas	1.264	ug/l	13647.39
Zn	66	72	3	He	1.243	ug/l	2759.17
As	75	72	1	No Gas	-0.307	ug/l	12841.58
As	75	72	3	He	-0.073	ug/l	211.93
Se	78	72	2	H2	0.259	ug/l	188.67
Br	79	72	1	No Gas	20.851	ug/l	184004.70
Br	79	72	2	H2	21.808	ug/l	76142.32
Se	82	72	1	No Gas	-0.134	ug/l	919.57
Kr	84	72	1	No Gas		ug/l	95437.85
Sr	88	72	1	No Gas	169.462	ug/l	11905525.50
Sr	88	72	3	He	165.736	ug/l	1422774.27
Mo	95	115	1	No Gas	0.298	ug/l	4356.25
Mo	95	115	3	He	0.323	ug/l	1495.64
Mo	98	115	1	No Gas	0.306	ug/l	7165.45
Ag	107	115	1	No Gas	0.002	ug/l	280.12
Ag	109	115	1	No Gas	0.002	ug/l	273.44
Cd	111	115	1	No Gas	0.007	ug/l	128.01

ICPMS207-B Analytical Data

Name	Mass	ISTD	Tune Step	Tune Mode	Conc.	Units	CPS
Cd	111	115	3	He	0.009	ug/l	37.66
Cd	114	115	1	No Gas	0.011	ug/l	273.90
Cd	114	115	3	He	0.012	ug/l	84.03
Sn	118	115	1	No Gas	-1.081	ug/l	891.60
Sn	118	115	3	He	-1.173	ug/l	250.00
Sb	121	115	1	No Gas	0.250	ug/l	8171.87
Sb	121	115	3	He	0.254	ug/l	2087.37
Sb	123	115	1	No Gas	0.251	ug/l	6243.68
Sb	123	115	3	He	0.255	ug/l	1636.59
Ba	135	115	1	No Gas	4.493	ug/l	29942.75
Ba	137	115	1	No Gas	4.339	ug/l	51589.83
La	139	115	3	He	0.001	ug/l	36.67
Ce	140	115	3	He	0.002	ug/l	74.44
Hg	201	209	1	No Gas	0.000	ug/l	17.00
Hg	202	209	1	No Gas	-0.003	ug/l	64.32
Hg	202	209	3	He	0.002	ug/l	30.66
Tl	203	209	3	He	0.060	ug/l	856.37
Tl	205	209	1	No Gas	0.050	ug/l	3863.93
Tl	205	209	3	He	0.058	ug/l	1950.93
[Pb]	206	209	1	No Gas	0.014	ug/l	876.70
[Pb]	207	209	1	No Gas	0.011	ug/l	723.36
Pb	208	209	1	No Gas	0.012	ug/l	3357.96
Th	232	209	3	He	0.020	ug/l	1048.47
U	238	209	1	No Gas	0.012	ug/l	1091.50

Name	Mass	Tune Step	Tune Mode	CPS	ISTD Recovery %
Sc	45	1	No Gas	9497249.60	101.1
Sc	45	2	H2	3265802.06	90.1
Sc	45	3	He	542870.96	104.4
Ge	72	1	No Gas	2234303.61	98.9
Ge	72	2	H2	1085416.40	91.3
Ge	72	3	He	332067.23	105.6
In	115	1	No Gas	2587828.81	97.8
In	115	3	He	576947.03	101.0
Tb	159	1	No Gas	21531518.05	98.2
Tb	159	3	He	8495178.00	104.4
Ho	165	1	No Gas	20976395.03	98.5
Ho	165	3	He	8395529.19	105.6
Lu	175	1	No Gas	20549055.83	99.1
Lu	175	3	He	6982198.62	105.3
Bi	209	1	No Gas	12898239.20	99.7
Bi	209	3	He	5368911.77	100.7

ICPMS207-B Analytical Data

Sample Name	B22021435-001ADIL
File Name	036ARef.d
Data Path Name	D:\Agilent\ICPMH\1\DATA\220224ADoD.b
Acq Time	2022-02-24 17:06:53
Sample Type	AllRef
Total Dilution	5.0000
Comment	ICPMS-6020-W-D
Operator	CAR/SRH/JPV/AEM
Method	SW6020/SW6020B

Name	Mass	ISTD	Tune Step	Tune Mode	Conc.	Units	CPS
Li	7	45	1	No Gas	0.925	ug/l	16990.29
Be	9	45	1	No Gas	-0.117	ug/l	116.98
B	11	45	1	No Gas	22.519	ug/l	46541.87
Na	23	45	3	He	36477.870	ug/l	9930432.98
Mg	24	45	3	He	17348.625	ug/l	2630012.67
Al	27	45	1	No Gas	4.840	ug/l	38770.83
Si	28	45	2	H2	21605.257	ug/l	10688965.17
K	39	72	3	He	2808.346	ug/l	504602.34
Ca	40	72	2	H2	15012.095	ug/l	26926204.63
Ti	47	72	1	No Gas	2.093	ug/l	1806.94
V	51	72	1	No Gas	15.412	ug/l	26733.73
V	51	72	3	He	10.249	ug/l	29984.90
Cr	52	72	1	No Gas	-2.949	ug/l	75496.32
Cr	52	72	3	He	0.851	ug/l	1865.69
Mn	55	72	1	No Gas	6.646	ug/l	79493.22
Mn	55	72	3	He	6.523	ug/l	7400.06
Fe	56	72	2	H2	2.112	ug/l	13484.78
Fe	56	72	3	He	2.589	ug/l	8961.77
Co	59	72	1	No Gas	0.049	ug/l	775.15
Ni	60	72	1	No Gas	0.638	ug/l	2089.35
Ni	60	72	3	He	0.492	ug/l	450.01
Cu	63	72	1	No Gas	0.800	ug/l	5468.56
Cu	63	72	3	He	0.464	ug/l	1139.49
Cu	65	72	1	No Gas	0.509	ug/l	1826.86
Zn	66	72	1	No Gas	1.000	ug/l	5236.82
Zn	66	72	3	He	1.142	ug/l	1125.61
As	75	72	1	No Gas	0.098	ug/l	14447.56
As	75	72	3	He	-0.254	ug/l	226.60
Se	78	72	2	H2	0.228	ug/l	49.00
Br	79	72	1	No Gas	7.727	ug/l	25885.29
Br	79	72	2	H2	6.751	ug/l	9201.36
Se	82	72	1	No Gas	-0.084	ug/l	916.10
Kr	84	72	1	No Gas		ug/l	34646.13
Sr	88	72	1	No Gas	170.589	ug/l	2242855.86
Sr	88	72	3	He	159.465	ug/l	260795.68
Mo	95	115	1	No Gas	0.362	ug/l	1056.71
Mo	95	115	3	He	0.374	ug/l	353.34
Mo	98	115	1	No Gas	0.350	ug/l	1644.06
Ag	107	115	1	No Gas	-0.001	ug/l	184.74
Ag	109	115	1	No Gas	0.001	ug/l	188.75
Cd	111	115	1	No Gas	0.025	ug/l	106.83

ICPMS207-B Analytical Data

Name	Mass	ISTD	Tune Step	Tune Mode	Conc.	Units	CPS
Cd	111	115	3	He	0.026	ug/l	28.44
Cd	114	115	1	No Gas	0.037	ug/l	206.66
Cd	114	115	3	He	0.048	ug/l	67.90
Sn	118	115	1	No Gas	-5.198	ug/l	1773.27
Sn	118	115	3	He	-5.651	ug/l	481.14
Sb	121	115	1	No Gas	0.408	ug/l	2762.22
Sb	121	115	3	He	0.393	ug/l	696.09
Sb	123	115	1	No Gas	0.414	ug/l	2132.04
Sb	123	115	3	He	0.417	ug/l	573.40
Ba	135	115	1	No Gas	4.492	ug/l	5789.74
Ba	137	115	1	No Gas	4.425	ug/l	10203.57
La	139	115	3	He	0.004	ug/l	30.00
Ce	140	115	3	He	0.003	ug/l	37.78
Hg	201	209	1	No Gas	0.005	ug/l	19.33
Hg	202	209	1	No Gas	-0.009	ug/l	83.99
Hg	202	209	3	He	0.001	ug/l	23.66
Tl	203	209	3	He	0.121	ug/l	440.85
Tl	205	209	1	No Gas	0.089	ug/l	1970.16
Tl	205	209	3	He	0.118	ug/l	1021.12
[Pb]	206	209	1	No Gas	0.034	ug/l	747.80
[Pb]	207	209	1	No Gas	0.020	ug/l	613.35
Pb	208	209	1	No Gas	0.021	ug/l	2840.14
Th	232	209	3	He	0.110	ug/l	1152.52
U	238	209	1	No Gas	0.017	ug/l	338.61

Name	Mass	Tune Step	Tune Mode	CPS	ISTD Recovery %
Sc	45	1	No Gas	8329525.02	88.7
Sc	45	2	H2	2794278.39	77.1
Sc	45	3	He	503041.92	96.7
Ge	72	1	No Gas	2102832.89	93.1
Ge	72	2	H2	996429.89	83.8
Ge	72	3	He	315931.70	100.4
In	115	1	No Gas	2542506.23	96.1
In	115	3	He	565009.84	98.9
Tb	159	1	No Gas	21582052.96	98.5
Tb	159	3	He	8467422.96	104.0
Ho	165	1	No Gas	21260304.76	99.8
Ho	165	3	He	8413600.38	105.8
Lu	175	1	No Gas	21020800.69	101.4
Lu	175	3	He	6904683.66	104.1
Bi	209	1	No Gas	13761127.12	106.3
Bi	209	3	He	5560707.45	104.3

ICPMS207-B Analytical Data

Sample Name	B22021435-001AMS
File Name	037MS.d
Data Path Name	D:\Agilent\ICPMH\1\DATA\220224ADoD.b
Acq Time	2022-02-24 17:13:08
Sample Type	MS
Total Dilution	1.0300
Comment	ICPMS-6020-W-D
Operator	CAR/SRH/JPV/AEM
Method	SW6020/SW6020B

Name	Mass	ISTD	Tune Step	Tune Mode	Conc.	Units	CPS
Li	7	45	1	No Gas	1763.756	ug/l	41737243.27
Be	9	45	1	No Gas	40.320	ug/l	311981.53
B	11	45	1	No Gas	75.750	ug/l	361191.63
Na	23	45	3	He	84716.356	ug/l	111954109.44
Mg	24	45	3	He	66102.822	ug/l	48919119.69
Al	27	45	1	No Gas	46.539	ug/l	1531722.41
Si	28	45	2	H2	21977.328	ug/l	51255188.56
K	39	72	3	He	50303.815	ug/l	37431051.39
Ca	40	72	2	H2	57427.250	ug/l	489899492.23
Ti	47	72	1	No Gas	52.695	ug/l	179394.10
V	51	72	1	No Gas	53.038	ug/l	2153228.39
V	51	72	3	He	56.435	ug/l	382337.80
Cr	52	72	1	No Gas	47.528	ug/l	1950169.83
Cr	52	72	3	He	49.206	ug/l	367805.83
Mn	55	72	1	No Gas	55.473	ug/l	2875688.46
Mn	55	72	3	He	54.043	ug/l	285456.58
Fe	56	72	2	H2	4716.293	ug/l	83972680.56
Fe	56	72	3	He	4864.494	ug/l	33123110.27
Co	59	72	1	No Gas	47.640	ug/l	2105254.10
Ni	60	72	1	No Gas	47.029	ug/l	465151.33
Ni	60	72	3	He	50.246	ug/l	138172.81
Cu	63	72	1	No Gas	48.745	ug/l	1139708.30
Cu	63	72	3	He	49.328	ug/l	366622.30
Cu	65	72	1	No Gas	48.166	ug/l	536549.01
Zn	66	72	1	No Gas	51.737	ug/l	347430.90
Zn	66	72	3	He	52.263	ug/l	74568.22
As	75	72	1	No Gas	52.082	ug/l	368318.69
As	75	72	3	He	51.191	ug/l	55626.91
Se	78	72	2	H2	54.779	ug/l	30470.63
Br	79	72	1	No Gas	25.425	ug/l	194875.71
Br	79	72	2	H2	25.062	ug/l	76058.89
Se	82	72	1	No Gas	55.588	ug/l	26235.72
Kr	84	72	1	No Gas		ug/l	108742.67
Sr	88	72	1	No Gas	222.582	ug/l	13747818.78
Sr	88	72	3	He	214.810	ug/l	1674428.31
Mo	95	115	1	No Gas	48.390	ug/l	629187.13
Mo	95	115	3	He	50.858	ug/l	218175.59
Mo	98	115	1	No Gas	49.546	ug/l	1033156.73
Ag	107	115	1	No Gas	19.282	ug/l	636002.68
Ag	109	115	1	No Gas	19.235	ug/l	607855.76
Cd	111	115	1	No Gas	49.774	ug/l	347304.22

ICPMS207-B Analytical Data

Name	Mass	ISTD	Tune Step	Tune Mode	Conc.	Units	CPS
Cd	111	115	3	He	50.896	ug/l	111701.88
Cd	114	115	1	No Gas	50.254	ug/l	776524.16
Cd	114	115	3	He	49.750	ug/l	270974.25
Sn	118	115	1	No Gas	49.271	ug/l	1008586.76
Sn	118	115	3	He	49.762	ug/l	270214.19
Sb	121	115	1	No Gas	50.684	ug/l	1442349.02
Sb	121	115	3	He	50.745	ug/l	373628.88
Sb	123	115	1	No Gas	50.906	ug/l	1098151.81
Sb	123	115	3	He	51.251	ug/l	295360.94
Ba	135	115	1	No Gas	55.823	ug/l	334527.27
Ba	137	115	1	No Gas	54.492	ug/l	581536.43
La	139	115	3	He	0.020	ug/l	586.68
Ce	140	115	3	He	51.991	ug/l	1652308.31
Hg	201	209	1	No Gas	1.006	ug/l	4015.81
Hg	202	209	1	No Gas	1.040	ug/l	9385.42
Hg	202	209	3	He	1.018	ug/l	3896.46
Tl	203	209	3	He	48.184	ug/l	541139.50
Tl	205	209	1	No Gas	50.437	ug/l	3037315.06
Tl	205	209	3	He	49.395	ug/l	1304980.88
[Pb]	206	209	1	No Gas	49.845	ug/l	1049540.50
[Pb]	207	209	1	No Gas	49.436	ug/l	909873.73
Pb	208	209	1	No Gas	49.803	ug/l	4180048.15
Th	232	209	3	He	49.048	ug/l	1820533.15
U	238	209	1	No Gas	50.922	ug/l	4223169.10

Name	Mass	Tune Step	Tune Mode	CPS	ISTD Recovery %
Sc	45	1	No Gas	8495117.85	90.4
Sc	45	2	H2	2718661.34	75.0
Sc	45	3	He	505996.84	97.3
Ge	72	1	No Gas	2029436.88	89.8
Ge	72	2	H2	979604.24	82.4
Ge	72	3	He	310552.61	98.7
In	115	1	No Gas	2414182.12	91.2
In	115	3	He	558008.94	97.6
Tb	159	1	No Gas	21251433.60	96.9
Tb	159	3	He	8331055.66	102.4
Ho	165	1	No Gas	21353980.52	100.3
Ho	165	3	He	8229368.14	103.5
Lu	175	1	No Gas	21090872.01	101.7
Lu	175	3	He	6733121.95	101.6
Bi	209	1	No Gas	12647502.08	97.7
Bi	209	3	He	5191302.90	97.3

ICPMS207-B Analytical Data

Sample Name	B22021435-001AMSD
File Name	038MSD.d
Data Path Name	D:\Agilent\ICPMH\1\DATA\220224ADoD.b
Acq Time	2022-02-24 17:19:23
Sample Type	MSD
Total Dilution	1.0300
Comment	ICPMS-6020-W-D
Operator	CAR/SRH/JPV/AEM
Method	SW6020/SW6020B

Name	Mass	ISTD	Tune Step	Tune Mode	Conc.	Units	CPS
Li	7	45	1	No Gas	1897.243	ug/l	45085063.32
Be	9	45	1	No Gas	41.989	ug/l	326435.57
B	11	45	1	No Gas	79.531	ug/l	379017.33
Na	23	45	3	He	85146.904	ug/l	112698190.54
Mg	24	45	3	He	66372.910	ug/l	49196675.00
Al	27	45	1	No Gas	48.422	ug/l	1600670.81
Si	28	45	2	H2	22214.602	ug/l	53298242.07
K	39	72	3	He	50637.390	ug/l	37874006.38
Ca	40	72	2	H2	60768.982	ug/l	521421656.62
Ti	47	72	1	No Gas	53.077	ug/l	186898.42
V	51	72	1	No Gas	51.394	ug/l	2156723.59
V	51	72	3	He	56.115	ug/l	382227.30
Cr	52	72	1	No Gas	46.771	ug/l	1986964.53
Cr	52	72	3	He	49.126	ug/l	369112.88
Mn	55	72	1	No Gas	54.013	ug/l	2891994.89
Mn	55	72	3	He	54.131	ug/l	287385.62
Fe	56	72	2	H2	4833.026	ug/l	86585755.20
Fe	56	72	3	He	4882.058	ug/l	33412908.81
Co	59	72	1	No Gas	47.000	ug/l	2144293.42
Ni	60	72	1	No Gas	47.080	ug/l	481003.55
Ni	60	72	3	He	50.200	ug/l	138764.66
Cu	63	72	1	No Gas	48.430	ug/l	1170196.99
Cu	63	72	3	He	49.379	ug/l	368873.85
Cu	65	72	1	No Gas	48.105	ug/l	553772.52
Zn	66	72	1	No Gas	50.669	ug/l	351911.70
Zn	66	72	3	He	52.267	ug/l	74959.00
As	75	72	1	No Gas	51.030	ug/l	373474.69
As	75	72	3	He	51.648	ug/l	56408.73
Se	78	72	2	H2	55.134	ug/l	30849.86
Br	79	72	1	No Gas	25.099	ug/l	199097.26
Br	79	72	2	H2	26.104	ug/l	79473.60
Se	82	72	1	No Gas	54.383	ug/l	26553.83
Kr	84	72	1	No Gas		ug/l	111131.85
Sr	88	72	1	No Gas	220.646	ug/l	14080111.08
Sr	88	72	3	He	216.468	ug/l	1696036.95
Mo	95	115	1	No Gas	49.040	ug/l	645295.30
Mo	95	115	3	He	51.239	ug/l	220387.44
Mo	98	115	1	No Gas	49.078	ug/l	1036437.56
Ag	107	115	1	No Gas	19.306	ug/l	643746.41
Ag	109	115	1	No Gas	19.065	ug/l	609684.81
Cd	111	115	1	No Gas	49.841	ug/l	351995.55

ICPMS207-B Analytical Data

Name	Mass	ISTD	Tune Step	Tune Mode	Conc.	Units	CPS
Cd	111	115	3	He	51.174	ug/l	112605.25
Cd	114	115	1	No Gas	50.451	ug/l	788623.39
Cd	114	115	3	He	49.990	ug/l	272997.99
Sn	118	115	1	No Gas	49.457	ug/l	1023929.90
Sn	118	115	3	He	50.219	ug/l	273389.07
Sb	121	115	1	No Gas	51.204	ug/l	1474380.34
Sb	121	115	3	He	51.243	ug/l	378318.43
Sb	123	115	1	No Gas	51.362	ug/l	1120891.38
Sb	123	115	3	He	51.356	ug/l	296751.98
Ba	135	115	1	No Gas	54.905	ug/l	332941.74
Ba	137	115	1	No Gas	53.430	ug/l	577163.47
La	139	115	3	He	0.020	ug/l	592.24
Ce	140	115	3	He	51.975	ug/l	1656183.08
Hg	201	209	1	No Gas	1.039	ug/l	4110.82
Hg	202	209	1	No Gas	1.054	ug/l	9420.10
Hg	202	209	3	He	1.053	ug/l	3955.47
Tl	203	209	3	He	48.904	ug/l	538813.25
Tl	205	209	1	No Gas	50.598	ug/l	3019365.75
Tl	205	209	3	He	50.579	ug/l	1310985.24
[Pb]	206	209	1	No Gas	50.090	ug/l	1045875.05
[Pb]	207	209	1	No Gas	50.301	ug/l	917012.68
Pb	208	209	1	No Gas	50.291	ug/l	4183475.03
Th	232	209	3	He	50.797	ug/l	1849777.08
U	238	209	1	No Gas	50.995	ug/l	4193074.16

Name	Mass	Tune Step	Tune Mode	CPS	ISTD Recovery %
Sc	45	1	No Gas	8492295.89	90.4
Sc	45	2	H2	2796423.80	77.1
Sc	45	3	He	506799.49	97.5
Ge	72	1	No Gas	2097337.99	92.8
Ge	72	2	H2	985424.55	82.9
Ge	72	3	He	312168.60	99.2
In	115	1	No Gas	2434148.34	92.0
In	115	3	He	559451.82	97.9
Tb	159	1	No Gas	21095502.68	96.2
Tb	159	3	He	8205924.39	100.8
Ho	165	1	No Gas	20792098.24	97.6
Ho	165	3	He	8162813.41	102.6
Lu	175	1	No Gas	20630963.99	99.5
Lu	175	3	He	6800567.62	102.6
Bi	209	1	No Gas	12532300.02	96.8
Bi	209	3	He	5092717.36	95.5

ICPMS207-B Analytical Data

Sample Name	Rinse
File Name	039BLKV.d
Data Path Name	D:\Agilent\ICPMH\1\DATA\220224ADoD.b
Acq Time	2022-02-24 17:25:38
Sample Type	BlkVrfy
Total Dilution	1.0000
Comment	ICPMS-6020-W-D
Operator	CAR/SRH/JPV/AEM
Method	SW6020/SW6020B

Name	Mass	ISTD	Tune Step	Tune Mode	Conc.	Units	CPS
Li	7	45	1	No Gas	1.871	ug/l	58737.54
Be	9	45	1	No Gas	-0.027	ug/l	91.65
B	11	45	1	No Gas	-2.670	ug/l	15477.44
Na	23	45	3	He	11.795	ug/l	80006.69
Mg	24	45	3	He	1.711	ug/l	1989.52
Al	27	45	1	No Gas	0.408	ug/l	21092.11
Si	28	45	2	H2	0.905	ug/l	16998.53
K	39	72	3	He	8.373	ug/l	74132.50
Ca	40	72	2	H2	0.174	ug/l	81269.27
Ti	47	72	1	No Gas	0.049	ug/l	478.82
V	51	72	1	No Gas	0.529	ug/l	-97077.42
V	51	72	3	He	1.986	ug/l	29595.25
Cr	52	72	1	No Gas	-0.314	ug/l	89275.20
Cr	52	72	3	He	0.008	ug/l	596.68
Mn	55	72	1	No Gas	0.054	ug/l	9703.98
Mn	55	72	3	He	0.002	ug/l	193.63
Fe	56	72	2	H2	0.311	ug/l	11450.99
Fe	56	72	3	He	0.463	ug/l	8584.50
Co	59	72	1	No Gas	0.000	ug/l	329.35
Ni	60	72	1	No Gas	-0.022	ug/l	525.64
Ni	60	72	3	He	-0.030	ug/l	80.00
Cu	63	72	1	No Gas	0.021	ug/l	2060.31
Cu	63	72	3	He	0.018	ug/l	562.56
Cu	65	72	1	No Gas	0.023	ug/l	913.07
Zn	66	72	1	No Gas	0.015	ug/l	4038.50
Zn	66	72	3	He	0.059	ug/l	876.70
As	75	72	1	No Gas	-0.497	ug/l	10995.71
As	75	72	3	He	-0.011	ug/l	272.60
Se	78	72	2	H2	0.009	ug/l	27.67
Br	79	72	1	No Gas	0.879	ug/l	21333.54
Br	79	72	2	H2	0.806	ug/l	7616.92
Se	82	72	1	No Gas	-0.461	ug/l	718.48
Kr	84	72	1	No Gas		ug/l	21180.33
Sr	88	72	1	No Gas	0.005	ug/l	1357.37
Sr	88	72	3	He	0.005	ug/l	426.67
Mo	95	115	1	No Gas	0.069	ug/l	1043.38
Mo	95	115	3	He	0.057	ug/l	282.23
Mo	98	115	1	No Gas	0.069	ug/l	1659.00
Ag	107	115	1	No Gas	0.001	ug/l	226.09
Ag	109	115	1	No Gas	0.001	ug/l	221.43
Cd	111	115	1	No Gas	0.005	ug/l	106.54

ICPMS207-B Analytical Data

Name	Mass	ISTD	Tune Step	Tune Mode	Conc.	Units	CPS
Cd	111	115	3	He	0.006	ug/l	31.11
Cd	114	115	1	No Gas	0.008	ug/l	227.07
Cd	114	115	3	He	0.010	ug/l	71.36
Sn	118	115	1	No Gas	-0.920	ug/l	4438.63
Sn	118	115	3	He	-1.024	ug/l	1097.83
Sb	121	115	1	No Gas	0.248	ug/l	8060.18
Sb	121	115	3	He	0.192	ug/l	1605.25
Sb	123	115	1	No Gas	0.246	ug/l	6085.96
Sb	123	115	3	He	0.189	ug/l	1236.85
Ba	135	115	1	No Gas	0.005	ug/l	63.21
Ba	137	115	1	No Gas	-0.002	ug/l	66.53
La	139	115	3	He	0.000	ug/l	21.11
Ce	140	115	3	He	0.000	ug/l	32.22
Hg	201	209	1	No Gas	0.004	ug/l	31.32
Hg	202	209	1	No Gas	0.002	ug/l	118.65
Hg	202	209	3	He	0.003	ug/l	33.99
Tl	203	209	3	He	0.081	ug/l	1144.51
Tl	205	209	1	No Gas	0.061	ug/l	4858.70
Tl	205	209	3	He	0.082	ug/l	2726.05
[Pb]	206	209	1	No Gas	0.006	ug/l	725.58
[Pb]	207	209	1	No Gas	0.005	ug/l	637.80
Pb	208	209	1	No Gas	0.005	ug/l	2902.37
Th	232	209	3	He	0.073	ug/l	3252.39
U	238	209	1	No Gas	0.005	ug/l	519.58

Name	Mass	Tune Step	Tune Mode	CPS	ISTD Recovery %
Sc	45	1	No Gas	8448374.51	89.9
Sc	45	2	H2	2813521.78	77.6
Sc	45	3	He	505543.91	97.2
Ge	72	1	No Gas	2148929.07	95.1
Ge	72	2	H2	1000161.37	84.1
Ge	72	3	He	316469.37	100.6
In	115	1	No Gas	2568485.40	97.0
In	115	3	He	579409.50	101.4
Tb	159	1	No Gas	21694640.75	99.0
Tb	159	3	He	8647034.02	106.2
Ho	165	1	No Gas	21488486.90	100.9
Ho	165	3	He	8520485.81	107.1
Lu	175	1	No Gas	21216022.36	102.3
Lu	175	3	He	6995740.60	105.5
Bi	209	1	No Gas	13535009.52	104.6
Bi	209	3	He	5561319.90	104.3

ICPMS207-B Analytical Data

Sample Name	B22021435-001B
File Name	040SMPL.d
Data Path Name	D:\Agilent\ICPMH\1\DATA\220224ADoD.b
Acq Time	2022-02-24 17:31:52
Sample Type	Sample
Total Dilution	1.0000
Comment	ICPMS-6020-W-T
Operator	CAR/SRH/JPV/AEM
Method	SW6020/SW6020B

Name	Mass	ISTD	Tune Step	Tune Mode	Conc.	Units	CPS
Li	7	45	1	No Gas	1.872	ug/l	56342.44
Be	9	45	1	No Gas	-0.022	ug/l	126.31
B	11	45	1	No Gas	35.410	ug/l	180731.94
Na	23	45	3	He	37082.406	ug/l	47332489.85
Mg	24	45	3	He	17687.321	ug/l	12634663.71
Al	27	45	1	No Gas	81.500	ug/l	2651986.35
Si	28	45	2	H2	17692.213	ug/l	41491506.65
K	39	72	3	He	2855.711	ug/l	2152729.71
Ca	40	72	2	H2	15470.264	ug/l	129542718.99
Ti	47	72	1	No Gas	6.937	ug/l	24685.42
V	51	72	1	No Gas	6.498	ug/l	173451.20
V	51	72	3	He	11.182	ug/l	86605.74
Cr	52	72	1	No Gas	1.796	ug/l	169562.77
Cr	52	72	3	He	1.148	ug/l	8939.42
Mn	55	72	1	No Gas	12.247	ug/l	661489.58
Mn	55	72	3	He	11.914	ug/l	62117.14
Fe	56	72	2	H2	74.415	ug/l	1304243.99
Fe	56	72	3	He	74.273	ug/l	503019.04
Co	59	72	1	No Gas	0.172	ug/l	8159.46
Ni	60	72	1	No Gas	0.955	ug/l	10483.01
Ni	60	72	3	He	0.971	ug/l	2783.62
Cu	63	72	1	No Gas	1.182	ug/l	29993.32
Cu	63	72	3	He	0.869	ug/l	6749.88
Cu	65	72	1	No Gas	0.897	ug/l	10929.81
Zn	66	72	1	No Gas	1.345	ug/l	12961.90
Zn	66	72	3	He	1.439	ug/l	2741.38
As	75	72	1	No Gas	0.011	ug/l	13848.98
As	75	72	3	He	0.255	ug/l	538.80
Se	78	72	2	H2	0.254	ug/l	159.56
Br	79	72	1	No Gas	9.456	ug/l	83420.63
Br	79	72	2	H2	9.970	ug/l	32542.12
Se	82	72	1	No Gas	-0.088	ug/l	857.43
Kr	84	72	1	No Gas		ug/l	90691.69
Sr	88	72	1	No Gas	178.807	ug/l	11419216.03
Sr	88	72	3	He	169.132	ug/l	1298662.78
Mo	95	115	1	No Gas	0.376	ug/l	5213.21
Mo	95	115	3	He	0.394	ug/l	1727.89
Mo	98	115	1	No Gas	0.368	ug/l	8188.88
Ag	107	115	1	No Gas	0.010	ug/l	518.89
Ag	109	115	1	No Gas	0.010	ug/l	500.88
Cd	111	115	1	No Gas	0.015	ug/l	175.16

ICPMS207-B Analytical Data

Name	Mass	ISTD	Tune Step	Tune Mode	Conc.	Units	CPS
Cd	111	115	3	He	0.011	ug/l	40.78
Cd	114	115	1	No Gas	0.013	ug/l	294.11
Cd	114	115	3	He	0.015	ug/l	94.91
Sn	118	115	1	No Gas	-0.652	ug/l	9920.54
Sn	118	115	3	He	-0.771	ug/l	2390.22
Sb	121	115	1	No Gas	0.376	ug/l	11555.23
Sb	121	115	3	He	0.381	ug/l	2926.94
Sb	123	115	1	No Gas	0.378	ug/l	8816.99
Sb	123	115	3	He	0.388	ug/l	2328.76
Ba	135	115	1	No Gas	4.756	ug/l	30156.23
Ba	137	115	1	No Gas	4.553	ug/l	51473.07
La	139	115	3	He	0.028	ug/l	816.70
Ce	140	115	3	He	0.059	ug/l	1903.48
Hg	201	209	1	No Gas	0.006	ug/l	40.32
Hg	202	209	1	No Gas	0.012	ug/l	210.96
Hg	202	209	3	He	0.011	ug/l	69.32
Tl	203	209	3	He	0.042	ug/l	658.28
Tl	205	209	1	No Gas	0.034	ug/l	2901.46
Tl	205	209	3	He	0.046	ug/l	1652.11
[Pb]	206	209	1	No Gas	0.037	ug/l	1377.86
[Pb]	207	209	1	No Gas	0.042	ug/l	1321.19
Pb	208	209	1	No Gas	0.039	ug/l	5727.19
Th	232	209	3	He	0.211	ug/l	8835.88
U	238	209	1	No Gas	0.017	ug/l	1496.46

Name	Mass	Tune Step	Tune Mode	CPS	ISTD Recovery %
Sc	45	1	No Gas	8090217.01	86.1
Sc	45	2	H2	2652378.28	73.2
Sc	45	3	He	474211.71	91.2
Ge	72	1	No Gas	2028268.90	89.8
Ge	72	2	H2	932453.66	78.4
Ge	72	3	He	296974.59	94.4
In	115	1	No Gas	2455701.62	92.8
In	115	3	He	547545.95	95.8
Tb	159	1	No Gas	21068251.68	96.1
Tb	159	3	He	8561378.05	105.2
Ho	165	1	No Gas	20985555.02	98.5
Ho	165	3	He	8561785.75	107.6
Lu	175	1	No Gas	20996744.96	101.3
Lu	175	3	He	7011475.86	105.8
Bi	209	1	No Gas	12882706.76	99.6
Bi	209	3	He	5517973.70	103.5

ICPMS207-B Analytical Data

Sample Name	B22021435-001BDIL
File Name	041SMPL.d
Data Path Name	D:\Agilent\ICPMH\1\DATA\220224ADoD.b
Acq Time	2022-02-24 17:38:07
Sample Type	Sample
Total Dilution	5.0000
Comment	ICPMS-6020-W-T
Operator	CAR/SRH/JPV/AEM
Method	SW6020/SW6020B

Name	Mass	ISTD	Tune Step	Tune Mode	Conc.	Units	CPS
Li	7	45	1	No Gas	3.565	ug/l	28439.90
Be	9	45	1	No Gas	-0.135	ug/l	86.65
B	11	45	1	No Gas	25.237	ug/l	47168.07
Na	23	45	3	He	37489.567	ug/l	9853235.55
Mg	24	45	3	He	17820.040	ug/l	2608256.78
Al	27	45	1	No Gas	84.955	ug/l	543631.81
Si	28	45	2	H2	17612.996	ug/l	8263334.81
K	39	72	3	He	2857.184	ug/l	495291.56
Ca	40	72	2	H2	15449.898	ug/l	26334381.58
Ti	47	72	1	No Gas	6.707	ug/l	5060.97
V	51	72	1	No Gas	14.592	ug/l	19120.64
V	51	72	3	He	16.910	ug/l	37759.32
Cr	52	72	1	No Gas	-0.503	ug/l	94287.29
Cr	52	72	3	He	1.083	ug/l	2155.73
Mn	55	72	1	No Gas	12.777	ug/l	144711.66
Mn	55	72	3	He	11.976	ug/l	12988.13
Fe	56	72	2	H2	74.234	ug/l	268613.82
Fe	56	72	3	He	75.769	ug/l	109610.17
Co	59	72	1	No Gas	0.162	ug/l	1806.54
Ni	60	72	1	No Gas	0.809	ug/l	2405.44
Ni	60	72	3	He	0.900	ug/l	662.24
Cu	63	72	1	No Gas	1.392	ug/l	8281.01
Cu	63	72	3	He	1.115	ug/l	2081.74
Cu	65	72	1	No Gas	1.179	ug/l	3365.08
Zn	66	72	1	No Gas	14.186	ug/l	23520.27
Zn	66	72	3	He	15.201	ug/l	5110.93
As	75	72	1	No Gas	-0.669	ug/l	13131.77
As	75	72	3	He	0.173	ug/l	312.60
Se	78	72	2	H2	0.243	ug/l	48.22
Br	79	72	1	No Gas	12.547	ug/l	32688.83
Br	79	72	2	H2	12.033	ug/l	11724.86
Se	82	72	1	No Gas	-1.868	ug/l	734.48
Kr	84	72	1	No Gas		ug/l	34883.06
Sr	88	72	1	No Gas	182.180	ug/l	2358466.10
Sr	88	72	3	He	169.082	ug/l	267361.34
Mo	95	115	1	No Gas	0.373	ug/l	1093.38
Mo	95	115	3	He	0.422	ug/l	398.90
Mo	98	115	1	No Gas	0.374	ug/l	1759.77
Ag	107	115	1	No Gas	0.006	ug/l	230.76
Ag	109	115	1	No Gas	0.002	ug/l	197.41
Cd	111	115	1	No Gas	0.031	ug/l	113.42

ICPMS207-B Analytical Data

Name	Mass	ISTD	Tune Step	Tune Mode	Conc.	Units	CPS
Cd	111	115	3	He	0.034	ug/l	32.11
Cd	114	115	1	No Gas	0.039	ug/l	212.62
Cd	114	115	3	He	0.053	ug/l	74.81
Sn	118	115	1	No Gas	-4.841	ug/l	3330.48
Sn	118	115	3	He	-5.304	ug/l	871.15
Sb	121	115	1	No Gas	0.518	ug/l	3450.44
Sb	121	115	3	He	0.544	ug/l	933.46
Sb	123	115	1	No Gas	0.525	ug/l	2657.52
Sb	123	115	3	He	0.512	ug/l	692.09
Ba	135	115	1	No Gas	4.751	ug/l	6149.22
Ba	137	115	1	No Gas	4.718	ug/l	10926.03
La	139	115	3	He	0.026	ug/l	165.56
Ce	140	115	3	He	0.059	ug/l	411.12
Hg	201	209	1	No Gas	0.012	ug/l	26.66
Hg	202	209	1	No Gas	0.008	ug/l	120.64
Hg	202	209	3	He	0.016	ug/l	36.66
Tl	203	209	3	He	0.105	ug/l	407.50
Tl	205	209	1	No Gas	0.093	ug/l	2039.06
Tl	205	209	3	He	0.113	ug/l	1005.78
[Pb]	206	209	1	No Gas	0.094	ug/l	1045.61
[Pb]	207	209	1	No Gas	0.090	ug/l	918.93
Pb	208	209	1	No Gas	0.092	ug/l	4236.97
Th	232	209	3	He	0.131	ug/l	1343.95
U	238	209	1	No Gas	0.018	ug/l	350.61

Name	Mass	Tune Step	Tune Mode	CPS	ISTD Recovery %
Sc	45	1	No Gas	7951933.42	84.6
Sc	45	2	H2	2647657.75	73.0
Sc	45	3	He	485746.06	93.4
Ge	72	1	No Gas	2063381.12	91.3
Ge	72	2	H2	947094.37	79.7
Ge	72	3	He	305484.09	97.1
In	115	1	No Gas	2526038.32	95.4
In	115	3	He	568504.29	99.5
Tb	159	1	No Gas	21925705.14	100.0
Tb	159	3	He	8714395.44	107.1
Ho	165	1	No Gas	21513962.58	101.0
Ho	165	3	He	8538785.57	107.4
Lu	175	1	No Gas	21337539.71	102.9
Lu	175	3	He	6988822.43	105.4
Bi	209	1	No Gas	13851503.94	107.0
Bi	209	3	He	5652656.60	106.0

ICPMS207-B Analytical Data

Sample Name	B22021435-001BPDS1
File Name	042ARef.d
Data Path Name	D:\Agilent\ICPMH\1\DATA\220224ADoD.b
Acq Time	2022-02-24 17:44:22
Sample Type	AllRef
Total Dilution	1.0300
Comment	ICPMS-6020-W-T
Operator	CAR/SRH/JPV/AEM
Method	SW6020/SW6020B

Name	Mass	ISTD	Tune Step	Tune Mode	Conc.	Units	CPS
Li	7	45	1	No Gas	1685.469	ug/l	35582186.72
Be	9	45	1	No Gas	38.144	ug/l	263291.52
B	11	45	1	No Gas	78.749	ug/l	333568.57
Na	23	45	3	He	85523.517	ug/l	104356325.11
Mg	24	45	3	He	66411.035	ug/l	45378448.02
Al	27	45	1	No Gas	124.568	ug/l	3648301.44
Si	28	45	2	H2	18845.378	ug/l	40009629.93
K	39	72	3	He	49528.152	ug/l	34757447.82
Ca	40	72	2	H2	57491.316	ug/l	454369309.97
Ti	47	72	1	No Gas	58.814	ug/l	186853.28
V	51	72	1	No Gas	54.676	ug/l	2073321.57
V	51	72	3	He	59.569	ug/l	379782.34
Cr	52	72	1	No Gas	50.000	ug/l	1911309.53
Cr	52	72	3	He	50.167	ug/l	353635.53
Mn	55	72	1	No Gas	63.048	ug/l	3049084.90
Mn	55	72	3	He	59.513	ug/l	296439.65
Fe	56	72	2	H2	4844.428	ug/l	79936065.75
Fe	56	72	3	He	5065.930	ug/l	32531796.48
Co	59	72	1	No Gas	48.165	ug/l	1983756.19
Ni	60	72	1	No Gas	47.206	ug/l	435386.87
Ni	60	72	3	He	51.190	ug/l	132754.21
Cu	63	72	1	No Gas	49.217	ug/l	1073613.21
Cu	63	72	3	He	50.094	ug/l	351125.85
Cu	65	72	1	No Gas	48.515	ug/l	504235.12
Zn	66	72	1	No Gas	50.068	ug/l	313820.16
Zn	66	72	3	He	50.539	ug/l	68031.07
As	75	72	1	No Gas	47.643	ug/l	315576.63
As	75	72	3	He	48.416	ug/l	49632.48
Se	78	72	2	H2	48.355	ug/l	24926.31
Br	79	72	1	No Gas	11.530	ug/l	89424.37
Br	79	72	2	H2	10.631	ug/l	32618.75
Se	82	72	1	No Gas	48.494	ug/l	21441.04
Kr	84	72	1	No Gas		ug/l	105541.55
Sr	88	72	1	No Gas	234.258	ug/l	13495475.65
Sr	88	72	3	He	221.524	ug/l	1628527.81
Mo	95	115	1	No Gas	48.772	ug/l	621776.22
Mo	95	115	3	He	51.684	ug/l	215677.65
Mo	98	115	1	No Gas	49.274	ug/l	1008131.83
Ag	107	115	1	No Gas	19.153	ug/l	618747.91
Ag	109	115	1	No Gas	19.001	ug/l	588220.12
Cd	111	115	1	No Gas	48.385	ug/l	330873.56

ICPMS207-B Analytical Data

Name	Mass	ISTD	Tune Step	Tune Mode	Conc.	Units	CPS
Cd	111	115	3	He	50.087	ug/l	106934.48
Cd	114	115	1	No Gas	48.996	ug/l	741891.32
Cd	114	115	3	He	48.938	ug/l	259301.36
Sn	118	115	1	No Gas	50.418	ug/l	1010896.22
Sn	118	115	3	He	51.556	ug/l	272151.15
Sb	121	115	1	No Gas	49.384	ug/l	1377234.95
Sb	121	115	3	He	49.930	ug/l	357620.34
Sb	123	115	1	No Gas	49.168	ug/l	1040044.87
Sb	123	115	3	He	50.132	ug/l	281036.53
Ba	135	115	1	No Gas	54.460	ug/l	319836.61
Ba	137	115	1	No Gas	54.862	ug/l	573951.12
La	139	115	3	He	0.044	ug/l	1248.96
Ce	140	115	3	He	53.483	ug/l	1653421.63
Hg	201	209	1	No Gas	0.959	ug/l	3834.12
Hg	202	209	1	No Gas	0.978	ug/l	8848.82
Hg	202	209	3	He	1.032	ug/l	3835.46
Tl	203	209	3	He	50.439	ug/l	550022.43
Tl	205	209	1	No Gas	49.684	ug/l	2996152.98
Tl	205	209	3	He	51.710	ug/l	1326593.28
[Pb]	206	209	1	No Gas	49.482	ug/l	1044042.83
[Pb]	207	209	1	No Gas	48.745	ug/l	898725.70
Pb	208	209	1	No Gas	49.544	ug/l	4165993.31
Th	232	209	3	He	51.480	ug/l	1855463.76
U	238	209	1	No Gas	51.078	ug/l	4243846.30

Name	Mass	Tune Step	Tune Mode	CPS	ISTD Recovery %
Sc	45	1	No Gas	7503123.11	79.9
Sc	45	2	H2	2474124.80	68.3
Sc	45	3	He	467197.30	89.8
Ge	72	1	No Gas	1885166.99	83.4
Ge	72	2	H2	907669.18	76.3
Ge	72	3	He	292886.07	93.1
In	115	1	No Gas	2344523.91	88.6
In	115	3	He	542826.58	95.0
Tb	159	1	No Gas	20813399.33	94.9
Tb	159	3	He	8195681.12	100.7
Ho	165	1	No Gas	20467034.23	96.1
Ho	165	3	He	8112103.64	102.0
Lu	175	1	No Gas	20435047.45	98.6
Lu	175	3	He	6658970.98	100.4
Bi	209	1	No Gas	12599180.46	97.4
Bi	209	3	He	5040593.70	94.5

ICPMS207-B Analytical Data

Sample Name	B22021435-001BMS4
File Name	043MS4.d
Data Path Name	D:\Agilent\ICPMH\1\DATA\220224ADoD.b
Acq Time	2022-02-24 17:50:37
Sample Type	MS4
Total Dilution	1.0000
Comment	ICPMS-6020-W-T
Operator	CAR/SRH/JPV/AEM
Method	SW6020/SW6020B

Name	Mass	ISTD	Tune Step	Tune Mode	Conc.	Units	CPS
Li	7	45	1	No Gas	70.756	ug/l	1701374.26
Be	9	45	1	No Gas	38.025	ug/l	296925.53
B	11	45	1	No Gas	117.427	ug/l	548207.32
Na	23	45	3	He	41337.599	ug/l	54040918.08
Mg	24	45	3	He	22277.643	ug/l	16299552.98
Al	27	45	1	No Gas	544.312	ug/l	18013790.57
Si	28	45	2	H2	21295.848	ug/l	51357235.05
K	39	72	3	He	7429.165	ug/l	5737005.89
Ca	40	72	2	H2	19112.235	ug/l	166284942.42
Ti	47	72	1	No Gas	96.838	ug/l	348976.38
V	51	72	1	No Gas	99.141	ug/l	4368038.38
V	51	72	3	He	108.840	ug/l	742257.07
Cr	52	72	1	No Gas	94.147	ug/l	3990423.97
Cr	52	72	3	He	99.617	ug/l	764608.72
Mn	55	72	1	No Gas	498.176	ug/l	27286105.16
Mn	55	72	3	He	500.651	ug/l	2715869.51
Fe	56	72	2	H2	575.441	ug/l	10451637.94
Fe	56	72	3	He	580.586	ug/l	4067363.52
Co	59	72	1	No Gas	94.759	ug/l	4427894.27
Ni	60	72	1	No Gas	93.494	ug/l	977737.37
Ni	60	72	3	He	102.603	ug/l	289769.90
Cu	63	72	1	No Gas	95.862	ug/l	2371081.84
Cu	63	72	3	He	101.959	ug/l	778253.22
Cu	65	72	1	No Gas	95.889	ug/l	1130290.22
Zn	66	72	1	No Gas	95.593	ug/l	676136.24
Zn	66	72	3	He	99.054	ug/l	144487.77
As	75	72	1	No Gas	94.333	ug/l	693919.91
As	75	72	3	He	94.341	ug/l	105095.16
Se	78	72	2	H2	96.850	ug/l	54892.82
Br	79	72	1	No Gas	7.980	ug/l	74259.54
Br	79	72	2	H2	8.159	ug/l	28605.04
Se	82	72	1	No Gas	95.209	ug/l	46826.61
Kr	84	72	1	No Gas		ug/l	135393.46
Sr	88	72	1	No Gas	277.310	ug/l	18125707.18
Sr	88	72	3	He	269.698	ug/l	2160172.66
Mo	95	115	1	No Gas	96.273	ug/l	1341670.94
Mo	95	115	3	He	101.637	ug/l	461169.48
Mo	98	115	1	No Gas	98.292	ug/l	2197841.39
Ag	107	115	1	No Gas	9.477	ug/l	334693.94
Ag	109	115	1	No Gas	9.475	ug/l	320763.96
Cd	111	115	1	No Gas	48.950	ug/l	365915.80

ICPMS207-B Analytical Data

Name	Mass	ISTD	Tune Step	Tune Mode	Conc.	Units	CPS
Cd	111	115	3	He	50.444	ug/l	117101.82
Cd	114	115	1	No Gas	49.241	ug/l	815068.16
Cd	114	115	3	He	49.670	ug/l	286173.36
Sn	118	115	1	No Gas	102.852	ug/l	2227512.32
Sn	118	115	3	He	104.624	ug/l	593095.42
Sb	121	115	1	No Gas	98.869	ug/l	3013443.62
Sb	121	115	3	He	99.514	ug/l	774982.97
Sb	123	115	1	No Gas	100.046	ug/l	2313105.70
Sb	123	115	3	He	101.150	ug/l	616553.42
Ba	135	115	1	No Gas	99.433	ug/l	638209.94
Ba	137	115	1	No Gas	98.479	ug/l	1125629.64
La	139	115	3	He	106.817	ug/l	3282684.60
Ce	140	115	3	He	107.813	ug/l	3624419.18
Hg	201	209	1	No Gas	0.011	ug/l	62.65
Hg	202	209	1	No Gas	0.014	ug/l	239.29
Hg	202	209	3	He	0.013	ug/l	77.31
Tl	203	209	3	He	99.874	ug/l	1213737.83
Tl	205	209	1	No Gas	99.990	ug/l	6605716.01
Tl	205	209	3	He	102.440	ug/l	2928655.94
[Pb]	206	209	1	No Gas	99.654	ug/l	2303084.62
[Pb]	207	209	1	No Gas	99.743	ug/l	2014068.55
Pb	208	209	1	No Gas	99.984	ug/l	9208362.85
Th	232	209	3	He	101.694	ug/l	4085028.09
U	238	209	1	No Gas	101.653	ug/l	9252515.27

Name	Mass	Tune Step	Tune Mode	CPS	ISTD Recovery %
Sc	45	1	No Gas	8253876.00	87.9
Sc	45	2	H2	2727041.17	75.2
Sc	45	3	He	485715.27	93.4
Ge	72	1	No Gas	2076603.02	91.9
Ge	72	2	H2	969430.19	81.5
Ge	72	3	He	309845.96	98.5
In	115	1	No Gas	2489909.97	94.1
In	115	3	He	573033.37	100.3
Tb	159	1	No Gas	22067516.32	100.7
Tb	159	3	He	8668980.03	106.5
Ho	165	1	No Gas	21959584.02	103.1
Ho	165	3	He	8591521.22	108.0
Lu	175	1	No Gas	21957810.37	105.9
Lu	175	3	He	7011633.16	105.8
Bi	209	1	No Gas	13401972.79	103.6
Bi	209	3	He	5454457.34	102.3

ICPMS207-B Analytical Data

Sample Name	CCV
File Name	044_CCV.d
Data Path Name	D:\Agilent\ICPMH\1\DATA\220224ADoD.b
Acq Time	2022-02-24 17:56:53
Sample Type	CCV
Total Dilution	1.0000
Comment	ICPMS-6020-W-D
Operator	CAR/SRH/JPV/AEM
Method	SW6020/SW6020B

Name	Mass	ISTD	Tune Step	Tune Mode	Conc.	Units	CPS
Li	7	45	1	No Gas	454.783	ug/l	11025708.61
Be	9	45	1	No Gas	41.273	ug/l	326702.01
B	11	45	1	No Gas	41.824	ug/l	215724.75
Na	23	45	3	He	12388.386	ug/l	16987125.86
Mg	24	45	3	He	12332.170	ug/l	9438650.13
Al	27	45	1	No Gas	46.564	ug/l	1568400.31
Si	28	45	2	H2	247.794	ug/l	602012.23
K	39	72	3	He	11578.350	ug/l	9254462.01
Ca	40	72	2	H2	11200.321	ug/l	100463131.26
Ti	47	72	1	No Gas	45.344	ug/l	169247.15
V	51	72	1	No Gas	49.247	ug/l	2184882.41
V	51	72	3	He	49.761	ug/l	361597.49
Cr	52	72	1	No Gas	45.884	ug/l	2065027.76
Cr	52	72	3	He	48.817	ug/l	389725.65
Mn	55	72	1	No Gas	47.597	ug/l	2704398.98
Mn	55	72	3	He	47.838	ug/l	269894.12
Fe	56	72	2	H2	1253.222	ug/l	23462853.07
Fe	56	72	3	He	1253.440	ug/l	9119826.07
Co	59	72	1	No Gas	46.231	ug/l	2235906.40
Ni	60	72	1	No Gas	46.212	ug/l	500669.28
Ni	60	72	3	He	51.892	ug/l	152402.15
Cu	63	72	1	No Gas	48.365	ug/l	1238927.51
Cu	63	72	3	He	51.006	ug/l	404886.34
Cu	65	72	1	No Gas	49.139	ug/l	599619.12
Zn	66	72	1	No Gas	51.226	ug/l	376643.00
Zn	66	72	3	He	52.194	ug/l	79517.48
As	75	72	1	No Gas	49.545	ug/l	384129.62
As	75	72	3	He	49.927	ug/l	57945.78
Se	78	72	2	H2	53.944	ug/l	31547.26
Br	79	72	1	No Gas	0.515	ug/l	18515.15
Br	79	72	2	H2	0.605	ug/l	7014.47
Se	82	72	1	No Gas	51.541	ug/l	26674.15
Kr	84	72	1	No Gas		ug/l	42401.27
Sr	88	72	1	No Gas	51.023	ug/l	3452526.96
Sr	88	72	3	He	48.737	ug/l	406061.99
Mo	95	115	1	No Gas	48.415	ug/l	678333.49
Mo	95	115	3	He	50.546	ug/l	234017.38
Mo	98	115	1	No Gas	48.715	ug/l	1095204.56
Ag	107	115	1	No Gas	20.150	ug/l	715367.79
Ag	109	115	1	No Gas	20.005	ug/l	680532.36
Cd	111	115	1	No Gas	51.618	ug/l	387898.88

ICPMS207-B Analytical Data

Name	Mass	ISTD	Tune Step	Tune Mode	Conc.	Units	CPS
Cd	111	115	3	He	52.023	ug/l	123232.87
Cd	114	115	1	No Gas	52.037	ug/l	865865.22
Cd	114	115	3	He	51.089	ug/l	300324.89
Sn	118	115	1	No Gas	49.832	ug/l	1097811.87
Sn	118	115	3	He	50.094	ug/l	293338.73
Sb	121	115	1	No Gas	50.743	ug/l	1555420.85
Sb	121	115	3	He	50.504	ug/l	401343.84
Sb	123	115	1	No Gas	51.629	ug/l	1200154.03
Sb	123	115	3	He	51.066	ug/l	317609.85
Ba	135	115	1	No Gas	51.461	ug/l	332151.72
Ba	137	115	1	No Gas	50.745	ug/l	583412.17
La	139	115	3	He	51.443	ug/l	1613015.81
Ce	140	115	3	He	50.733	ug/l	1740261.61
Hg	201	209	1	No Gas	0.959	ug/l	4288.50
Hg	202	209	1	No Gas	0.968	ug/l	9787.62
Hg	202	209	3	He	0.966	ug/l	4103.48
Tl	203	209	3	He	48.439	ug/l	603077.13
Tl	205	209	1	No Gas	49.996	ug/l	3370155.05
Tl	205	209	3	He	50.240	ug/l	1471483.68
[Pb]	206	209	1	No Gas	49.259	ug/l	1161918.35
[Pb]	207	209	1	No Gas	49.403	ug/l	1018196.89
Pb	208	209	1	No Gas	50.065	ug/l	4706396.28
Th	232	209	3	He	48.695	ug/l	2003857.56
U	238	209	1	No Gas	50.018	ug/l	4644473.12

Name	Mass	Tune Step	Tune Mode	CPS	ISTD Recovery %
Sc	45	1	No Gas	8376524.35	89.2
Sc	45	2	H2	2684197.89	74.0
Sc	45	3	He	508122.09	97.7
Ge	72	1	No Gas	2150548.62	95.2
Ge	72	2	H2	999982.70	84.1
Ge	72	3	He	322036.39	102.4
In	115	1	No Gas	2502634.13	94.6
In	115	3	He	584759.77	102.3
Tb	159	1	No Gas	22288828.88	101.7
Tb	159	3	He	8613023.87	105.8
Ho	165	1	No Gas	22110443.42	103.8
Ho	165	3	He	8510154.44	107.0
Lu	175	1	No Gas	21891841.70	105.6
Lu	175	3	He	7031884.08	106.1
Bi	209	1	No Gas	13687428.47	105.8
Bi	209	3	He	5587264.77	104.8

ICPMS207-B Analytical Data

Sample Name	CCB
File Name	045_CCB.d
Data Path Name	D:\Agilent\ICPMH\1\DATA\220224ADoD.b
Acq Time	2022-02-24 18:03:08
Sample Type	CCB
Total Dilution	1.0000
Comment	ICPMS-6020-W-D
Operator	CAR/SRH/JPV/AEM
Method	SW6020/SW6020B

Name	Mass	ISTD	Tune Step	Tune Mode	Conc.	Units	CPS
Li	7	45	1	No Gas	1.215	ug/l	40867.66
Be	9	45	1	No Gas	-0.027	ug/l	90.98
B	11	45	1	No Gas	-3.027	ug/l	13249.78
Na	23	45	3	He	11.787	ug/l	78333.47
Mg	24	45	3	He	0.481	ug/l	1031.33
Al	27	45	1	No Gas	0.002	ug/l	6967.22
Si	28	45	2	H2	27.972	ug/l	81872.46
K	39	72	3	He	5.246	ug/l	70566.36
Ca	40	72	2	H2	-0.219	ug/l	76739.13
Ti	47	72	1	No Gas	0.002	ug/l	300.31
V	51	72	1	No Gas	1.813	ug/l	-34971.49
V	51	72	3	He	2.583	ug/l	33140.54
Cr	52	72	1	No Gas	-0.269	ug/l	89965.40
Cr	52	72	3	He	0.006	ug/l	570.01
Mn	55	72	1	No Gas	0.067	ug/l	10303.20
Mn	55	72	3	He	0.009	ug/l	228.96
Fe	56	72	2	H2	0.167	ug/l	8641.27
Fe	56	72	3	He	0.334	ug/l	7544.54
Co	59	72	1	No Gas	0.002	ug/l	395.89
Ni	60	72	1	No Gas	-0.020	ug/l	545.60
Ni	60	72	3	He	-0.029	ug/l	82.22
Cu	63	72	1	No Gas	0.026	ug/l	2169.03
Cu	63	72	3	He	0.032	ug/l	656.55
Cu	65	72	1	No Gas	0.032	ug/l	1008.44
Zn	66	72	1	No Gas	-0.017	ug/l	3758.05
Zn	66	72	3	He	0.044	ug/l	841.14
As	75	72	1	No Gas	-0.553	ug/l	10325.21
As	75	72	3	He	-0.006	ug/l	273.80
Se	78	72	2	H2	0.004	ug/l	24.78
Br	79	72	1	No Gas	0.275	ug/l	16413.45
Br	79	72	2	H2	0.283	ug/l	5979.40
Se	82	72	1	No Gas	-0.043	ug/l	918.10
Kr	84	72	1	No Gas		ug/l	21333.44
Sr	88	72	1	No Gas	0.005	ug/l	1360.71
Sr	88	72	3	He	0.000	ug/l	382.23
Mo	95	115	1	No Gas	0.033	ug/l	516.68
Mo	95	115	3	He	0.029	ug/l	151.12
Mo	98	115	1	No Gas	0.038	ug/l	930.66
Ag	107	115	1	No Gas	0.000	ug/l	198.08
Ag	109	115	1	No Gas	0.001	ug/l	210.75
Cd	111	115	1	No Gas	0.010	ug/l	144.91

ICPMS207-B Analytical Data

Name	Mass	ISTD	Tune Step	Tune Mode	Conc.	Units	CPS
Cd	111	115	3	He	0.008	ug/l	34.33
Cd	114	115	1	No Gas	0.010	ug/l	255.28
Cd	114	115	3	He	0.009	ug/l	64.58
Sn	118	115	1	No Gas	0.079	ug/l	26209.04
Sn	118	115	3	He	0.033	ug/l	6941.76
Sb	121	115	1	No Gas	0.208	ug/l	6714.96
Sb	121	115	3	He	0.177	ug/l	1455.22
Sb	123	115	1	No Gas	0.207	ug/l	5086.78
Sb	123	115	3	He	0.179	ug/l	1153.16
Ba	135	115	1	No Gas	0.005	ug/l	63.21
Ba	137	115	1	No Gas	-0.002	ug/l	69.86
La	139	115	3	He	0.001	ug/l	28.89
Ce	140	115	3	He	0.001	ug/l	55.56
Hg	201	209	1	No Gas	0.003	ug/l	31.66
Hg	202	209	1	No Gas	0.003	ug/l	135.64
Hg	202	209	3	He	0.002	ug/l	31.32
Tl	203	209	3	He	0.249	ug/l	3320.42
Tl	205	209	1	No Gas	0.190	ug/l	13771.78
Tl	205	209	3	He	0.259	ug/l	8104.38
[Pb]	206	209	1	No Gas	0.006	ug/l	731.14
[Pb]	207	209	1	No Gas	0.005	ug/l	641.13
Pb	208	209	1	No Gas	0.005	ug/l	2951.26
Th	232	209	3	He	0.081	ug/l	3645.98
U	238	209	1	No Gas	0.005	ug/l	494.91

Name	Mass	Tune Step	Tune Mode	CPS	ISTD Recovery %
Sc	45	1	No Gas	8083146.88	86.0
Sc	45	2	H2	2732227.33	75.4
Sc	45	3	He	494627.27	95.1
Ge	72	1	No Gas	2115830.42	93.6
Ge	72	2	H2	987337.76	83.0
Ge	72	3	He	311535.36	99.0
In	115	1	No Gas	2535992.30	95.8
In	115	3	He	567594.47	99.3
Tb	159	1	No Gas	21610094.33	98.6
Tb	159	3	He	8538281.42	104.9
Ho	165	1	No Gas	21084666.63	99.0
Ho	165	3	He	8488189.24	106.7
Lu	175	1	No Gas	20585187.17	99.3
Lu	175	3	He	6934372.25	104.6
Bi	209	1	No Gas	13820848.82	106.8
Bi	209	3	He	5715652.75	107.2

ICPMS207-B Analytical Data

Sample Name	B22021435-001BMSD4
File Name	046MSD4.d
Data Path Name	D:\Agilent\ICPMH\1\DATA\220224ADoD.b
Acq Time	2022-02-24 18:09:22
Sample Type	MSD4
Total Dilution	1.0000
Comment	ICPMS-6020-W-T
Operator	CAR/SRH/JPV/AEM
Method	SW6020/SW6020B

Name	Mass	ISTD	Tune Step	Tune Mode	Conc.	Units	CPS
Li	7	45	1	No Gas	68.355	ug/l	1553544.04
Be	9	45	1	No Gas	38.203	ug/l	281775.49
B	11	45	1	No Gas	117.965	ug/l	520099.93
Na	23	45	3	He	41257.880	ug/l	52627613.66
Mg	24	45	3	He	22589.465	ug/l	16126968.56
Al	27	45	1	No Gas	549.336	ug/l	17167835.99
Si	28	45	2	H2	22131.376	ug/l	49648559.61
K	39	72	3	He	7620.328	ug/l	5693454.29
Ca	40	72	2	H2	19189.316	ug/l	158319627.38
Ti	47	72	1	No Gas	95.684	ug/l	327365.01
V	51	72	1	No Gas	99.577	ug/l	4166858.27
V	51	72	3	He	110.627	ug/l	729900.14
Cr	52	72	1	No Gas	95.201	ug/l	3829533.97
Cr	52	72	3	He	100.627	ug/l	747515.27
Mn	55	72	1	No Gas	505.209	ug/l	26272915.47
Mn	55	72	3	He	504.226	ug/l	2647322.53
Fe	56	72	2	H2	578.186	ug/l	9957379.42
Fe	56	72	3	He	590.004	ug/l	3999902.37
Co	59	72	1	No Gas	95.178	ug/l	4222209.02
Ni	60	72	1	No Gas	93.449	ug/l	927801.09
Ni	60	72	3	He	103.711	ug/l	283466.61
Cu	63	72	1	No Gas	97.684	ug/l	2294136.19
Cu	63	72	3	He	102.998	ug/l	760902.12
Cu	65	72	1	No Gas	96.601	ug/l	1081045.83
Zn	66	72	1	No Gas	96.338	ug/l	646759.68
Zn	66	72	3	He	100.606	ug/l	142028.23
As	75	72	1	No Gas	95.203	ug/l	664899.21
As	75	72	3	He	95.912	ug/l	103405.15
Se	78	72	2	H2	96.722	ug/l	51997.08
Br	79	72	1	No Gas	8.130	ug/l	71564.49
Br	79	72	2	H2	8.291	ug/l	27488.27
Se	82	72	1	No Gas	95.706	ug/l	44693.55
Kr	84	72	1	No Gas		ug/l	131106.02
Sr	88	72	1	No Gas	283.016	ug/l	17563711.99
Sr	88	72	3	He	272.083	ug/l	2109175.18
Mo	95	115	1	No Gas	95.731	ug/l	1285853.45
Mo	95	115	3	He	103.252	ug/l	454025.74
Mo	98	115	1	No Gas	96.306	ug/l	2075824.40
Ag	107	115	1	No Gas	9.520	ug/l	324096.67
Ag	109	115	1	No Gas	9.462	ug/l	308698.49
Cd	111	115	1	No Gas	49.047	ug/l	353385.39

ICPMS207-B Analytical Data

Name	Mass	ISTD	Tune Step	Tune Mode	Conc.	Units	CPS
Cd	111	115	3	He	51.219	ug/l	115229.05
Cd	114	115	1	No Gas	49.605	ug/l	791349.74
Cd	114	115	3	He	50.140	ug/l	279941.44
Sn	118	115	1	No Gas	104.174	ug/l	2173991.47
Sn	118	115	3	He	104.853	ug/l	575975.85
Sb	121	115	1	No Gas	98.915	ug/l	2906227.63
Sb	121	115	3	He	101.255	ug/l	764141.71
Sb	123	115	1	No Gas	100.029	ug/l	2229010.29
Sb	123	115	3	He	102.436	ug/l	605046.84
Ba	135	115	1	No Gas	98.845	ug/l	611621.40
Ba	137	115	1	No Gas	97.398	ug/l	1073587.62
La	139	115	3	He	107.093	ug/l	3189273.98
Ce	140	115	3	He	107.738	ug/l	3509669.91
Hg	201	209	1	No Gas	0.007	ug/l	42.32
Hg	202	209	1	No Gas	0.013	ug/l	213.63
Hg	202	209	3	He	0.011	ug/l	67.65
Tl	203	209	3	He	99.056	ug/l	1185438.90
Tl	205	209	1	No Gas	101.028	ug/l	6377075.25
Tl	205	209	3	He	101.076	ug/l	2845575.54
[Pb]	206	209	1	No Gas	102.240	ug/l	2257210.78
[Pb]	207	209	1	No Gas	102.058	ug/l	1968872.30
Pb	208	209	1	No Gas	101.850	ug/l	8961261.80
Th	232	209	3	He	99.526	ug/l	3936961.99
U	238	209	1	No Gas	103.199	ug/l	8973896.59

Name	Mass	Tune Step	Tune Mode	CPS	ISTD Recovery %
Sc	45	1	No Gas	7787436.11	82.9
Sc	45	2	H2	2540251.25	70.1
Sc	45	3	He	473919.11	91.1
Ge	72	1	No Gas	1970879.48	87.2
Ge	72	2	H2	919471.65	77.3
Ge	72	3	He	299869.25	95.3
In	115	1	No Gas	2398426.47	90.6
In	115	3	He	555301.72	97.2
Tb	159	1	No Gas	20903924.44	95.4
Tb	159	3	He	8456463.67	103.9
Ho	165	1	No Gas	20558036.06	96.5
Ho	165	3	He	8520975.88	107.1
Lu	175	1	No Gas	20498336.16	98.9
Lu	175	3	He	6940627.00	104.7
Bi	209	1	No Gas	12801940.15	98.9
Bi	209	3	He	5372735.24	100.7

ICPMS207-B Analytical Data

Sample Name	Rinse
File Name	047BLKV.d
Data Path Name	D:\Agilent\ICPMH\1\DATA\220224ADoD.b
Acq Time	2022-02-24 18:15:37
Sample Type	BlkVrfy
Total Dilution	1.0000
Comment	ICPMS-6020-W-D
Operator	CAR/SRH/JPV/AEM
Method	SW6020/SW6020B

Name	Mass	ISTD	Tune Step	Tune Mode	Conc.	Units	CPS
Li	7	45	1	No Gas	0.562	ug/l	23967.10
Be	9	45	1	No Gas	-0.026	ug/l	94.98
B	11	45	1	No Gas	-2.891	ug/l	12944.07
Na	23	45	3	He	11.553	ug/l	77929.29
Mg	24	45	3	He	1.236	ug/l	1593.60
Al	27	45	1	No Gas	0.385	ug/l	18261.22
Si	28	45	2	H2	48.152	ug/l	123118.28
K	39	72	3	He	2.134	ug/l	69307.22
Ca	40	72	2	H2	-0.872	ug/l	68723.99
Ti	47	72	1	No Gas	-0.006	ug/l	261.93
V	51	72	1	No Gas	1.032	ug/l	-67856.67
V	51	72	3	He	2.069	ug/l	30183.12
Cr	52	72	1	No Gas	-0.353	ug/l	82874.36
Cr	52	72	3	He	0.005	ug/l	574.46
Mn	55	72	1	No Gas	0.074	ug/l	10213.36
Mn	55	72	3	He	0.011	ug/l	244.95
Fe	56	72	2	H2	0.121	ug/l	7536.20
Fe	56	72	3	He	0.247	ug/l	7047.14
Co	59	72	1	No Gas	0.001	ug/l	352.64
Ni	60	72	1	No Gas	-0.024	ug/l	479.06
Ni	60	72	3	He	-0.031	ug/l	76.67
Cu	63	72	1	No Gas	0.029	ug/l	2157.03
Cu	63	72	3	He	0.030	ug/l	653.55
Cu	65	72	1	No Gas	0.034	ug/l	999.77
Zn	66	72	1	No Gas	0.096	ug/l	4371.34
Zn	66	72	3	He	0.117	ug/l	962.26
As	75	72	1	No Gas	0.655	ug/l	18195.98
As	75	72	3	He	-0.015	ug/l	267.73
Se	78	72	2	H2	0.004	ug/l	23.67
Br	79	72	1	No Gas	0.554	ug/l	17869.09
Br	79	72	2	H2	0.569	ug/l	6608.44
Se	82	72	1	No Gas	-0.443	ug/l	687.94
Kr	84	72	1	No Gas		ug/l	20607.16
Sr	88	72	1	No Gas	0.003	ug/l	1201.01
Sr	88	72	3	He	0.001	ug/l	395.56
Mo	95	115	1	No Gas	0.021	ug/l	346.67
Mo	95	115	3	He	0.020	ug/l	107.78
Mo	98	115	1	No Gas	0.024	ug/l	616.68
Ag	107	115	1	No Gas	0.000	ug/l	198.08
Ag	109	115	1	No Gas	0.001	ug/l	223.43
Cd	111	115	1	No Gas	0.010	ug/l	146.33

ICPMS207-B Analytical Data

Name	Mass	ISTD	Tune Step	Tune Mode	Conc.	Units	CPS
Cd	111	115	3	He	0.010	ug/l	40.67
Cd	114	115	1	No Gas	0.012	ug/l	284.25
Cd	114	115	3	He	0.012	ug/l	85.96
Sn	118	115	1	No Gas	-1.031	ug/l	1966.25
Sn	118	115	3	He	-1.120	ug/l	548.90
Sb	121	115	1	No Gas	0.237	ug/l	7635.54
Sb	121	115	3	He	0.185	ug/l	1538.57
Sb	123	115	1	No Gas	0.235	ug/l	5741.44
Sb	123	115	3	He	0.191	ug/l	1236.18
Ba	135	115	1	No Gas	0.003	ug/l	46.57
Ba	137	115	1	No Gas	-0.001	ug/l	79.84
La	139	115	3	He	0.001	ug/l	25.55
Ce	140	115	3	He	0.001	ug/l	54.44
Hg	201	209	1	No Gas	0.000	ug/l	17.00
Hg	202	209	1	No Gas	0.000	ug/l	103.65
Hg	202	209	3	He	0.000	ug/l	24.00
Tl	203	209	3	He	0.215	ug/l	2912.83
Tl	205	209	1	No Gas	0.196	ug/l	14139.97
Tl	205	209	3	He	0.221	ug/l	7024.69
[Pb]	206	209	1	No Gas	0.006	ug/l	750.03
[Pb]	207	209	1	No Gas	0.006	ug/l	663.36
Pb	208	209	1	No Gas	0.004	ug/l	2932.37
Th	232	209	3	He	0.094	ug/l	4251.07
U	238	209	1	No Gas	0.004	ug/l	442.59

Name	Mass	Tune Step	Tune Mode	CPS	ISTD Recovery %
Sc	45	1	No Gas	7740017.77	82.4
Sc	45	2	H2	2574354.37	71.0
Sc	45	3	He	494011.69	95.0
Ge	72	1	No Gas	2050916.14	90.8
Ge	72	2	H2	955939.87	80.4
Ge	72	3	He	316623.67	100.7
In	115	1	No Gas	2553218.15	96.5
In	115	3	He	573457.83	100.3
Tb	159	1	No Gas	21632235.01	98.7
Tb	159	3	He	8663790.57	106.4
Ho	165	1	No Gas	21535075.78	101.1
Ho	165	3	He	8598395.49	108.1
Lu	175	1	No Gas	21149534.83	102.0
Lu	175	3	He	7094939.06	107.0
Bi	209	1	No Gas	14091219.89	108.9
Bi	209	3	He	5762375.89	108.0

ICPMS207-B Analytical Data

Sample Name	B22021435-006A
File Name	048SMPL.d
Data Path Name	D:\Agilent\ICPMH\1\DATA\220224ADoD.b
Acq Time	2022-02-24 18:21:51
Sample Type	Sample
Total Dilution	1.0000
Comment	ICPMS-6020-W-D
Operator	CAR/SRH/JPV/AEM
Method	SW6020/SW6020B

Name	Mass	ISTD	Tune Step	Tune Mode	Conc.	Units	CPS
Li	7	45	1	No Gas	0.726	ug/l	31938.28
Be	9	45	1	No Gas	-0.025	ug/l	115.65
B	11	45	1	No Gas	65.223	ug/l	336501.68
Na	23	45	3	He	95849.965	ug/l	132706700.25
Mg	24	45	3	He	38740.794	ug/l	30040372.32
Al	27	45	1	No Gas	2.964	ug/l	111720.23
Si	28	45	2	H2	20730.358	ug/l	53486141.23
K	39	72	3	He	2710.552	ug/l	2184767.02
Ca	40	72	2	H2	36457.433	ug/l	321870959.62
Ti	47	72	1	No Gas	2.007	ug/l	7764.90
V	51	72	1	No Gas	16.773	ug/l	664428.93
V	51	72	3	He	13.911	ug/l	111100.27
Cr	52	72	1	No Gas	-0.772	ug/l	69736.02
Cr	52	72	3	He	0.479	ug/l	4292.87
Mn	55	72	1	No Gas	2.389	ug/l	141852.75
Mn	55	72	3	He	2.413	ug/l	13577.88
Fe	56	72	2	H2	11.373	ug/l	215093.67
Fe	56	72	3	He	11.263	ug/l	85915.75
Co	59	72	1	No Gas	0.159	ug/l	7993.04
Ni	60	72	1	No Gas	0.763	ug/l	9011.62
Ni	60	72	3	He	0.556	ug/l	1773.45
Cu	63	72	1	No Gas	1.095	ug/l	29514.21
Cu	63	72	3	He	0.405	ug/l	3578.06
Cu	65	72	1	No Gas	0.515	ug/l	6904.42
Zn	66	72	1	No Gas	1.401	ug/l	14117.74
Zn	66	72	3	He	1.310	ug/l	2734.72
As	75	72	1	No Gas	0.583	ug/l	18945.21
As	75	72	3	He	0.559	ug/l	920.41
Se	78	72	2	H2	0.473	ug/l	294.23
Br	79	72	1	No Gas	111.585	ug/l	884655.09
Br	79	72	2	H2	118.842	ug/l	353269.77
Se	82	72	1	No Gas	1.358	ug/l	1628.32
Kr	84	72	1	No Gas		ug/l	142897.76
Sr	88	72	1	No Gas	290.198	ug/l	19607263.27
Sr	88	72	3	He	293.337	ug/l	2404007.20
Mo	95	115	1	No Gas	1.612	ug/l	21993.67
Mo	95	115	3	He	1.760	ug/l	7854.42
Mo	98	115	1	No Gas	1.610	ug/l	35238.80
Ag	107	115	1	No Gas	0.005	ug/l	371.49
Ag	109	115	1	No Gas	0.007	ug/l	397.50
Cd	111	115	1	No Gas	0.011	ug/l	144.10

ICPMS207-B Analytical Data

Name	Mass	ISTD	Tune Step	Tune Mode	Conc.	Units	CPS
Cd	111	115	3	He	0.009	ug/l	38.00
Cd	114	115	1	No Gas	0.012	ug/l	281.31
Cd	114	115	3	He	0.013	ug/l	89.04
Sn	118	115	1	No Gas	-1.066	ug/l	1157.76
Sn	118	115	3	He	-1.158	ug/l	327.78
Sb	121	115	1	No Gas	0.079	ug/l	2614.17
Sb	121	115	3	He	0.079	ug/l	691.76
Sb	123	115	1	No Gas	0.078	ug/l	1963.34
Sb	123	115	3	He	0.077	ug/l	533.06
Ba	135	115	1	No Gas	12.108	ug/l	75959.13
Ba	137	115	1	No Gas	11.891	ug/l	132910.11
La	139	115	3	He	0.002	ug/l	58.89
Ce	140	115	3	He	0.002	ug/l	102.22
Hg	201	209	1	No Gas	0.059	ug/l	256.29
Hg	202	209	1	No Gas	1.153	ug/l	10764.19
Hg	202	209	3	He	0.934	ug/l	3743.78
Tl	203	209	3	He	0.112	ug/l	1452.00
Tl	205	209	1	No Gas	0.083	ug/l	5929.18
Tl	205	209	3	He	0.108	ug/l	3287.07
[Pb]	206	209	1	No Gas	0.016	ug/l	902.26
[Pb]	207	209	1	No Gas	0.015	ug/l	776.69
Pb	208	209	1	No Gas	0.015	ug/l	3543.54
Th	232	209	3	He	0.026	ug/l	1257.23
U	238	209	1	No Gas	0.067	ug/l	5779.13

Name	Mass	Tune Step	Tune Mode	CPS	ISTD Recovery %
Sc	45	1	No Gas	8761023.18	93.3
Sc	45	2	H2	2918748.27	80.5
Sc	45	3	He	514774.96	99.0
Ge	72	1	No Gas	2145471.38	94.9
Ge	72	2	H2	984204.24	82.8
Ge	72	3	He	317047.87	100.8
In	115	1	No Gas	2430765.02	91.8
In	115	3	He	562271.08	98.4
Tb	159	1	No Gas	21364824.28	97.5
Tb	159	3	He	8375671.42	102.9
Ho	165	1	No Gas	20997649.20	98.6
Ho	165	3	He	8357860.38	105.1
Lu	175	1	No Gas	20745236.17	100.1
Lu	175	3	He	6884246.19	103.8
Bi	209	1	No Gas	12654112.38	97.8
Bi	209	3	He	5273071.01	98.9

ICPMS207-B Analytical Data

Sample Name	B22021435-006B
File Name	049SMPL.d
Data Path Name	D:\Agilent\ICPMH\1\DATA\220224ADoD.b
Acq Time	2022-02-24 18:28:07
Sample Type	Sample
Total Dilution	1.0000
Comment	ICPMS-6020-W-T
Operator	CAR/SRH/JPV/AEM
Method	SW6020/SW6020B

Name	Mass	ISTD	Tune Step	Tune Mode	Conc.	Units	CPS
Li	7	45	1	No Gas	1.355	ug/l	42533.03
Be	9	45	1	No Gas	-0.028	ug/l	79.32
B	11	45	1	No Gas	65.190	ug/l	298679.31
Na	23	45	3	He	95691.356	ug/l	118777197.12
Mg	24	45	3	He	38291.316	ug/l	26619117.87
Al	27	45	1	No Gas	33.906	ug/l	1064670.34
Si	28	45	2	H2	19996.593	ug/l	45090865.31
K	39	72	3	He	2643.864	ug/l	1918823.63
Ca	40	72	2	H2	35134.675	ug/l	279262148.98
Ti	47	72	1	No Gas	4.853	ug/l	16659.53
V	51	72	1	No Gas	15.307	ug/l	538601.78
V	51	72	3	He	18.540	ug/l	128415.37
Cr	52	72	1	No Gas	1.894	ug/l	166844.44
Cr	52	72	3	He	1.033	ug/l	7775.43
Mn	55	72	1	No Gas	3.323	ug/l	176851.82
Mn	55	72	3	He	2.980	ug/l	15047.34
Fe	56	72	2	H2	141.137	ug/l	2346750.60
Fe	56	72	3	He	140.009	ug/l	906515.94
Co	59	72	1	No Gas	0.219	ug/l	9930.37
Ni	60	72	1	No Gas	0.944	ug/l	9937.10
Ni	60	72	3	He	0.692	ug/l	1947.92
Cu	63	72	1	No Gas	1.556	ug/l	37501.77
Cu	63	72	3	He	0.773	ug/l	5807.66
Cu	65	72	1	No Gas	0.906	ug/l	10591.43
Zn	66	72	1	No Gas	1.537	ug/l	13685.81
Zn	66	72	3	He	1.596	ug/l	2844.74
As	75	72	1	No Gas	0.797	ug/l	18833.36
As	75	72	3	He	0.971	ug/l	1250.16
Se	78	72	2	H2	0.415	ug/l	235.00
Br	79	72	1	No Gas	33.429	ug/l	249803.34
Br	79	72	2	H2	34.377	ug/l	95294.30
Se	82	72	1	No Gas	0.754	ug/l	1206.67
Kr	84	72	1	No Gas		ug/l	132762.20
Sr	88	72	1	No Gas	303.927	ug/l	18631864.67
Sr	88	72	3	He	298.196	ug/l	2198860.00
Mo	95	115	1	No Gas	1.593	ug/l	21234.72
Mo	95	115	3	He	1.785	ug/l	7496.45
Mo	98	115	1	No Gas	1.601	ug/l	34277.37
Ag	107	115	1	No Gas	0.024	ug/l	975.77
Ag	109	115	1	No Gas	0.024	ug/l	938.41
Cd	111	115	1	No Gas	0.015	ug/l	173.72

ICPMS207-B Analytical Data

Name	Mass	ISTD	Tune Step	Tune Mode	Conc.	Units	CPS
Cd	111	115	3	He	0.013	ug/l	42.45
Cd	114	115	1	No Gas	0.013	ug/l	282.70
Cd	114	115	3	He	0.018	ug/l	106.96
Sn	118	115	1	No Gas	-0.760	ug/l	7397.29
Sn	118	115	3	He	-0.824	ug/l	2034.61
Sb	121	115	1	No Gas	0.120	ug/l	3753.55
Sb	121	115	3	He	0.130	ug/l	1024.14
Sb	123	115	1	No Gas	0.129	ug/l	3052.64
Sb	123	115	3	He	0.131	ug/l	806.77
Ba	135	115	1	No Gas	11.923	ug/l	73113.08
Ba	137	115	1	No Gas	11.824	ug/l	129146.74
La	139	115	3	He	0.025	ug/l	721.14
Ce	140	115	3	He	0.055	ug/l	1721.23
Hg	201	209	1	No Gas	0.082	ug/l	334.94
Hg	202	209	1	No Gas	1.469	ug/l	13091.47
Hg	202	209	3	He	1.125	ug/l	4471.19
Tl	203	209	3	He	0.069	ug/l	937.75
Tl	205	209	1	No Gas	0.047	ug/l	3470.49
Tl	205	209	3	He	0.059	ug/l	1944.93
[Pb]	206	209	1	No Gas	0.067	ug/l	1907.93
[Pb]	207	209	1	No Gas	0.069	ug/l	1736.79
Pb	208	209	1	No Gas	0.066	ug/l	7679.80
Th	232	209	3	He	0.207	ug/l	8200.53
U	238	209	1	No Gas	0.070	ug/l	5774.80

Name	Mass	Tune Step	Tune Mode	CPS	ISTD Recovery %
Sc	45	1	No Gas	7850307.19	83.6
Sc	45	2	H2	2551463.07	70.4
Sc	45	3	He	461457.86	88.7
Ge	72	1	No Gas	1959474.11	86.7
Ge	72	2	H2	886239.28	74.5
Ge	72	3	He	285281.19	90.7
In	115	1	No Gas	2397620.19	90.6
In	115	3	He	529174.74	92.6
Tb	159	1	No Gas	20740897.87	94.6
Tb	159	3	He	8360045.90	102.7
Ho	165	1	No Gas	20564139.67	96.6
Ho	165	3	He	8194561.98	103.0
Lu	175	1	No Gas	20505479.76	98.9
Lu	175	3	He	6737455.50	101.6
Bi	209	1	No Gas	12236827.61	94.6
Bi	209	3	He	5235569.81	98.2

ICPMS207-B Analytical Data

Sample Name	B22021435-012A
File Name	050SMPL.d
Data Path Name	D:\Agilent\ICPMH\1\DATA\220224ADoD.b
Acq Time	2022-02-24 18:34:22
Sample Type	Sample
Total Dilution	1.0000
Comment	ICPMS-6020-W-D
Operator	CAR/SRH/JPV/AEM
Method	SW6020/SW6020B

Name	Mass	ISTD	Tune Step	Tune Mode	Conc.	Units	CPS
Li	7	45	1	No Gas	5.607	ug/l	161857.83
Be	9	45	1	No Gas	-0.031	ug/l	66.66
B	11	45	1	No Gas	34.705	ug/l	199886.40
Na	23	45	3	He	35119.054	ug/l	50870547.02
Mg	24	45	3	He	9535.544	ug/l	7729406.07
Al	27	45	1	No Gas	7.881	ug/l	295637.81
Si	28	45	2	H2	18617.847	ug/l	51211525.10
K	39	72	3	He	5631.426	ug/l	4697852.33
Ca	40	72	2	H2	9875.462	ug/l	93527582.62
Ti	47	72	1	No Gas	2.392	ug/l	9466.35
V	51	72	1	No Gas	17.975	ug/l	740223.91
V	51	72	3	He	14.478	ug/l	120943.55
Cr	52	72	1	No Gas	1.033	ug/l	150818.52
Cr	52	72	3	He	2.345	ug/l	19926.87
Mn	55	72	1	No Gas	0.475	ug/l	34452.18
Mn	55	72	3	He	0.472	ug/l	2950.38
Fe	56	72	2	H2	9.109	ug/l	185686.58
Fe	56	72	3	He	8.521	ug/l	69704.56
Co	59	72	1	No Gas	0.047	ug/l	2661.65
Ni	60	72	1	No Gas	0.865	ug/l	10383.10
Ni	60	72	3	He	0.835	ug/l	2713.60
Cu	63	72	1	No Gas	1.548	ug/l	42209.53
Cu	63	72	3	He	1.297	ug/l	11090.32
Cu	65	72	1	No Gas	1.318	ug/l	17134.92
Zn	66	72	1	No Gas	12.382	ug/l	96482.60
Zn	66	72	3	He	12.668	ug/l	20616.81
As	75	72	1	No Gas	-0.218	ug/l	13335.92
As	75	72	3	He	-0.048	ug/l	243.13
Se	78	72	2	H2	0.148	ug/l	115.11
Br	79	72	1	No Gas	21.487	ug/l	187031.98
Br	79	72	2	H2	21.784	ug/l	73911.71
Se	82	72	1	No Gas	0.117	ug/l	1037.45
Kr	84	72	1	No Gas		ug/l	52197.21
Sr	88	72	1	No Gas	71.354	ug/l	4952935.66
Sr	88	72	3	He	67.992	ug/l	586462.99
Mo	95	115	1	No Gas	0.126	ug/l	1881.24
Mo	95	115	3	He	0.132	ug/l	634.46
Mo	98	115	1	No Gas	0.119	ug/l	2841.55
Ag	107	115	1	No Gas	0.003	ug/l	303.46
Ag	109	115	1	No Gas	0.002	ug/l	256.77
Cd	111	115	1	No Gas	0.005	ug/l	113.79

ICPMS207-B Analytical Data

Name	Mass	ISTD	Tune Step	Tune Mode	Conc.	Units	CPS
Cd	111	115	3	He	0.006	ug/l	32.55
Cd	114	115	1	No Gas	0.008	ug/l	220.64
Cd	114	115	3	He	0.009	ug/l	69.09
Sn	118	115	1	No Gas	-0.652	ug/l	10493.29
Sn	118	115	3	He	-0.714	ug/l	2893.66
Sb	121	115	1	No Gas	1.181	ug/l	37838.69
Sb	121	115	3	He	1.235	ug/l	9958.86
Sb	123	115	1	No Gas	1.187	ug/l	28851.03
Sb	123	115	3	He	1.234	ug/l	7791.27
Ba	135	115	1	No Gas	5.327	ug/l	35718.46
Ba	137	115	1	No Gas	5.250	ug/l	62773.15
La	139	115	3	He	0.003	ug/l	103.33
Ce	140	115	3	He	0.006	ug/l	233.34
Hg	201	209	1	No Gas	0.003	ug/l	28.99
Hg	202	209	1	No Gas	0.004	ug/l	137.31
Hg	202	209	3	He	0.006	ug/l	49.66
Tl	203	209	3	He	0.056	ug/l	844.37
Tl	205	209	1	No Gas	0.043	ug/l	3658.32
Tl	205	209	3	He	0.056	ug/l	1979.61
[Pb]	206	209	1	No Gas	0.037	ug/l	1456.76
[Pb]	207	209	1	No Gas	0.035	ug/l	1251.18
Pb	208	209	1	No Gas	0.035	ug/l	5713.85
Th	232	209	3	He	0.008	ug/l	590.25
U	238	209	1	No Gas	0.021	ug/l	1954.42

Name	Mass	Tune Step	Tune Mode	CPS	ISTD Recovery %
Sc	45	1	No Gas	9099637.31	96.9
Sc	45	2	H2	3110507.53	85.8
Sc	45	3	He	538094.52	103.5
Ge	72	1	No Gas	2203958.05	97.5
Ge	72	2	H2	1054955.47	88.7
Ge	72	3	He	333501.24	106.0
In	115	1	No Gas	2598892.39	98.2
In	115	3	He	587937.52	102.9
Tb	159	1	No Gas	22226570.58	101.4
Tb	159	3	He	8745328.25	107.4
Ho	165	1	No Gas	21804734.39	102.4
Ho	165	3	He	8647499.38	108.7
Lu	175	1	No Gas	21203794.72	102.3
Lu	175	3	He	7174206.77	108.2
Bi	209	1	No Gas	13602855.90	105.1
Bi	209	3	He	5633547.72	105.6

ICPMS207-B Analytical Data

Sample Name	B22021435-012B
File Name	051SMPL.d
Data Path Name	D:\Agilent\ICPMH\1\DATA\220224ADoD.b
Acq Time	2022-02-24 18:40:36
Sample Type	Sample
Total Dilution	1.0000
Comment	ICPMS-6020-W-T
Operator	CAR/SRH/JPV/AEM
Method	SW6020/SW6020B

Name	Mass	ISTD	Tune Step	Tune Mode	Conc.	Units	CPS
Li	7	45	1	No Gas	3.757	ug/l	98612.14
Be	9	45	1	No Gas	-0.032	ug/l	51.99
B	11	45	1	No Gas	33.732	ug/l	170151.48
Na	23	45	3	He	33505.398	ug/l	42754567.42
Mg	24	45	3	He	9545.367	ug/l	6815823.94
Al	27	45	1	No Gas	16.530	ug/l	533232.14
Si	28	45	2	H2	18080.298	ug/l	40893175.99
K	39	72	3	He	4177.461	ug/l	3060967.45
Ca	40	72	2	H2	9408.979	ug/l	76012000.16
Ti	47	72	1	No Gas	3.126	ug/l	11141.41
V	51	72	1	No Gas	15.205	ug/l	551269.30
V	51	72	3	He	20.239	ug/l	141837.74
Cr	52	72	1	No Gas	2.853	ug/l	209314.73
Cr	52	72	3	He	2.534	ug/l	18772.00
Mn	55	72	1	No Gas	0.774	ug/l	47015.11
Mn	55	72	3	He	0.441	ug/l	2418.05
Fe	56	72	2	H2	25.692	ug/l	437979.11
Fe	56	72	3	He	25.812	ug/l	174697.59
Co	59	72	1	No Gas	0.059	ug/l	2981.09
Ni	60	72	1	No Gas	0.565	ug/l	6405.38
Ni	60	72	3	He	0.564	ug/l	1651.22
Cu	63	72	1	No Gas	1.291	ug/l	32167.49
Cu	63	72	3	He	1.031	ug/l	7782.18
Cu	65	72	1	No Gas	1.012	ug/l	12079.19
Zn	66	72	1	No Gas	23.699	ug/l	164228.04
Zn	66	72	3	He	24.979	ug/l	34817.07
As	75	72	1	No Gas	-0.353	ug/l	11149.07
As	75	72	3	He	0.225	ug/l	496.87
Se	78	72	2	H2	0.141	ug/l	94.56
Br	79	72	1	No Gas	11.577	ug/l	97658.09
Br	79	72	2	H2	12.005	ug/l	36840.53
Se	82	72	1	No Gas	-0.090	ug/l	845.43
Kr	84	72	1	No Gas		ug/l	49272.88
Sr	88	72	1	No Gas	73.390	ug/l	4622041.09
Sr	88	72	3	He	71.598	ug/l	539581.30
Mo	95	115	1	No Gas	0.129	ug/l	1813.46
Mo	95	115	3	He	0.153	ug/l	671.13
Mo	98	115	1	No Gas	0.127	ug/l	2856.97
Ag	107	115	1	No Gas	0.004	ug/l	317.47
Ag	109	115	1	No Gas	0.005	ug/l	351.48
Cd	111	115	1	No Gas	0.008	ug/l	124.05

ICPMS207-B Analytical Data

Name	Mass	ISTD	Tune Step	Tune Mode	Conc.	Units	CPS
Cd	111	115	3	He	0.009	ug/l	35.00
Cd	114	115	1	No Gas	0.007	ug/l	192.62
Cd	114	115	3	He	0.010	ug/l	65.17
Sn	118	115	1	No Gas	-0.171	ug/l	20017.91
Sn	118	115	3	He	-0.218	ug/l	5277.69
Sb	121	115	1	No Gas	0.677	ug/l	20544.00
Sb	121	115	3	He	0.724	ug/l	5398.58
Sb	123	115	1	No Gas	0.683	ug/l	15720.02
Sb	123	115	3	He	0.738	ug/l	4307.76
Ba	135	115	1	No Gas	5.761	ug/l	36358.59
Ba	137	115	1	No Gas	5.760	ug/l	64792.00
La	139	115	3	He	0.010	ug/l	306.67
Ce	140	115	3	He	0.021	ug/l	686.69
Hg	201	209	1	No Gas	0.006	ug/l	38.99
Hg	202	209	1	No Gas	0.015	ug/l	242.29
Hg	202	209	3	He	0.016	ug/l	85.98
Tl	203	209	3	He	0.024	ug/l	429.51
Tl	205	209	1	No Gas	0.017	ug/l	1854.59
Tl	205	209	3	He	0.025	ug/l	1023.12
[Pb]	206	209	1	No Gas	0.044	ug/l	1547.88
[Pb]	207	209	1	No Gas	0.044	ug/l	1358.97
Pb	208	209	1	No Gas	0.044	ug/l	6255.06
Th	232	209	3	He	0.102	ug/l	4321.12
U	238	209	1	No Gas	0.021	ug/l	1861.10

Name	Mass	Tune Step	Tune Mode	CPS	ISTD Recovery %
Sc	45	1	No Gas	7939746.18	84.5
Sc	45	2	H2	2558149.62	70.6
Sc	45	3	He	473956.53	91.1
Ge	72	1	No Gas	1999953.40	88.5
Ge	72	2	H2	899751.72	75.7
Ge	72	3	He	291398.15	92.6
In	115	1	No Gas	2445750.19	92.4
In	115	3	He	539880.96	94.5
Tb	159	1	No Gas	21359327.33	97.4
Tb	159	3	He	8572891.55	105.3
Ho	165	1	No Gas	20911525.16	98.2
Ho	165	3	He	8483886.29	106.7
Lu	175	1	No Gas	20945230.32	101.0
Lu	175	3	He	6889606.50	103.9
Bi	209	1	No Gas	12991780.03	100.4
Bi	209	3	He	5401941.86	101.3

ICPMS207-B Analytical Data

Sample Name	B22021435-017A
File Name	052SMPL.d
Data Path Name	D:\Agilent\ICPMH\1\DATA\220224ADoD.b
Acq Time	2022-02-24 18:46:50
Sample Type	Sample
Total Dilution	1.0000
Comment	ICPMS-6020-W-D
Operator	CAR/SRH/JPV/AEM
Method	SW6020/SW6020B

Name	Mass	ISTD	Tune Step	Tune Mode	Conc.	Units	CPS
Li	7	45	1	No Gas	0.915	ug/l	37329.22
Be	9	45	1	No Gas	-0.032	ug/l	56.99
B	11	45	1	No Gas	56.021	ug/l	298760.97
Na	23	45	3	He	41793.633	ug/l	60086981.88
Mg	24	45	3	He	11385.317	ug/l	9161726.78
Al	27	45	1	No Gas	4.150	ug/l	156390.74
Si	28	45	2	H2	22978.034	ug/l	62920420.05
K	39	72	3	He	2134.252	ug/l	1808341.87
Ca	40	72	2	H2	9957.735	ug/l	94161786.80
Ti	47	72	1	No Gas	2.281	ug/l	8996.83
V	51	72	1	No Gas	3.868	ug/l	62451.92
V	51	72	3	He	-0.472	ug/l	13413.94
Cr	52	72	1	No Gas	-1.220	ug/l	52061.81
Cr	52	72	3	He	0.023	ug/l	746.69
Mn	55	72	1	No Gas	495.123	ug/l	28741943.52
Mn	55	72	3	He	494.847	ug/l	2863692.91
Fe	56	72	2	H2	386.851	ug/l	7634222.91
Fe	56	72	3	He	381.035	ug/l	2849165.34
Co	59	72	1	No Gas	0.385	ug/l	19441.02
Ni	60	72	1	No Gas	1.296	ug/l	15184.50
Ni	60	72	3	He	1.367	ug/l	4291.77
Cu	63	72	1	No Gas	0.828	ug/l	23286.56
Cu	63	72	3	He	0.527	ug/l	4725.16
Cu	65	72	1	No Gas	0.556	ug/l	7607.71
Zn	66	72	1	No Gas	1.655	ug/l	16424.89
Zn	66	72	3	He	1.597	ug/l	3295.95
As	75	72	1	No Gas	-0.043	ug/l	14667.02
As	75	72	3	He	0.353	ug/l	715.47
Se	78	72	2	H2	0.025	ug/l	39.11
Br	79	72	1	No Gas	22.741	ug/l	196792.55
Br	79	72	2	H2	23.268	ug/l	78446.97
Se	82	72	1	No Gas	0.030	ug/l	984.37
Kr	84	72	1	No Gas		ug/l	55159.24
Sr	88	72	1	No Gas	77.666	ug/l	5391285.28
Sr	88	72	3	He	73.830	ug/l	631218.30
Mo	95	115	1	No Gas	1.166	ug/l	17055.78
Mo	95	115	3	He	1.322	ug/l	6102.45
Mo	98	115	1	No Gas	1.165	ug/l	27322.34
Ag	107	115	1	No Gas	0.007	ug/l	441.53
Ag	109	115	1	No Gas	0.008	ug/l	489.61
Cd	111	115	1	No Gas	0.001	ug/l	84.52

ICPMS207-B Analytical Data

Name	Mass	ISTD	Tune Step	Tune Mode	Conc.	Units	CPS
Cd	111	115	3	He	0.006	ug/l	32.11
Cd	114	115	1	No Gas	0.005	ug/l	183.94
Cd	114	115	3	He	0.011	ug/l	77.12
Sn	118	115	1	No Gas	-1.072	ug/l	1134.47
Sn	118	115	3	He	-1.162	ug/l	316.67
Sb	121	115	1	No Gas	0.615	ug/l	19910.75
Sb	121	115	3	He	0.674	ug/l	5416.92
Sb	123	115	1	No Gas	0.602	ug/l	14748.55
Sb	123	115	3	He	0.671	ug/l	4222.73
Ba	135	115	1	No Gas	4.973	ug/l	33490.52
Ba	137	115	1	No Gas	4.894	ug/l	58640.20
La	139	115	3	He	0.003	ug/l	115.56
Ce	140	115	3	He	0.020	ug/l	697.80
Hg	201	209	1	No Gas	0.022	ug/l	110.98
Hg	202	209	1	No Gas	0.408	ug/l	4094.49
Hg	202	209	3	He	0.329	ug/l	1407.46
Tl	203	209	3	He	0.035	ug/l	570.91
Tl	205	209	1	No Gas	0.025	ug/l	2380.24
Tl	205	209	3	He	0.035	ug/l	1343.94
[Pb]	206	209	1	No Gas	0.023	ug/l	1110.05
[Pb]	207	209	1	No Gas	0.023	ug/l	993.38
Pb	208	209	1	No Gas	0.023	ug/l	4538.12
Th	232	209	3	He	0.006	ug/l	510.22
U	238	209	1	No Gas	0.017	ug/l	1528.79

Name	Mass	Tune Step	Tune Mode	CPS	ISTD Recovery %
Sc	45	1	No Gas	9067443.63	96.5
Sc	45	2	H2	3096476.52	85.4
Sc	45	3	He	534134.39	102.7
Ge	72	1	No Gas	2220520.32	98.3
Ge	72	2	H2	1053375.93	88.6
Ge	72	3	He	330557.51	105.1
In	115	1	No Gas	2643345.58	99.9
In	115	3	He	581341.16	101.7
Tb	159	1	No Gas	22492432.48	102.6
Tb	159	3	He	8691751.24	106.8
Ho	165	1	No Gas	21883838.90	102.8
Ho	165	3	He	8564869.05	107.7
Lu	175	1	No Gas	21383250.21	103.1
Lu	175	3	He	7003470.10	105.6
Bi	209	1	No Gas	13583278.22	105.0
Bi	209	3	He	5573324.95	104.5

ICPMS207-B Analytical Data

Sample Name	B22021435-017B
File Name	053SMPL.d
Data Path Name	D:\Agilent\ICPMH\1\DATA\220224ADoD.b
Acq Time	2022-02-24 18:53:04
Sample Type	Sample
Total Dilution	1.0000
Comment	ICPMS-6020-W-T
Operator	CAR/SRH/JPV/AEM
Method	SW6020/SW6020B

Name	Mass	ISTD	Tune Step	Tune Mode	Conc.	Units	CPS
Li	7	45	1	No Gas	1.283	ug/l	40497.34
Be	9	45	1	No Gas	-0.029	ug/l	66.99
B	11	45	1	No Gas	58.003	ug/l	265770.82
Na	23	45	3	He	43362.685	ug/l	55023969.74
Mg	24	45	3	He	12279.950	ug/l	8721808.48
Al	27	45	1	No Gas	20.565	ug/l	640963.72
Si	28	45	2	H2	21416.817	ug/l	49162233.76
K	39	72	3	He	2126.649	ug/l	1626660.70
Ca	40	72	2	H2	10250.062	ug/l	84488038.40
Ti	47	72	1	No Gas	3.938	ug/l	13468.08
V	51	72	1	No Gas	2.385	ug/l	-8048.38
V	51	72	3	He	4.399	ug/l	43409.23
Cr	52	72	1	No Gas	0.422	ug/l	108922.36
Cr	52	72	3	He	0.253	ug/l	2373.54
Mn	55	72	1	No Gas	478.295	ug/l	24377298.32
Mn	55	72	3	He	485.353	ug/l	2535031.18
Fe	56	72	2	H2	424.548	ug/l	7302536.60
Fe	56	72	3	He	427.554	ug/l	2884940.23
Co	59	72	1	No Gas	0.415	ug/l	18325.19
Ni	60	72	1	No Gas	1.283	ug/l	13186.48
Ni	60	72	3	He	1.422	ug/l	4022.80
Cu	63	72	1	No Gas	1.870	ug/l	44453.16
Cu	63	72	3	He	1.522	ug/l	11577.25
Cu	65	72	1	No Gas	1.533	ug/l	17385.98
Zn	66	72	1	No Gas	2.588	ug/l	20511.08
Zn	66	72	3	He	2.726	ug/l	4551.85
As	75	72	1	No Gas	0.076	ug/l	13722.90
As	75	72	3	He	0.717	ug/l	1035.22
Se	78	72	2	H2	0.062	ug/l	54.00
Br	79	72	1	No Gas	12.264	ug/l	99359.53
Br	79	72	2	H2	12.208	ug/l	38158.03
Se	82	72	1	No Gas	0.112	ug/l	905.03
Kr	84	72	1	No Gas		ug/l	53399.17
Sr	88	72	1	No Gas	87.285	ug/l	5311295.88
Sr	88	72	3	He	81.328	ug/l	627455.06
Mo	95	115	1	No Gas	1.812	ug/l	24553.40
Mo	95	115	3	He	2.093	ug/l	9040.70
Mo	98	115	1	No Gas	1.865	ug/l	40517.78
Ag	107	115	1	No Gas	0.062	ug/l	2315.12
Ag	109	115	1	No Gas	0.064	ug/l	2299.78
Cd	111	115	1	No Gas	0.011	ug/l	145.88

ICPMS207-B Analytical Data

Name	Mass	ISTD	Tune Step	Tune Mode	Conc.	Units	CPS
Cd	111	115	3	He	0.010	ug/l	37.67
Cd	114	115	1	No Gas	0.009	ug/l	222.45
Cd	114	115	3	He	0.009	ug/l	65.45
Sn	118	115	1	No Gas	-0.764	ug/l	7427.26
Sn	118	115	3	He	-0.708	ug/l	2707.78
Sb	121	115	1	No Gas	1.871	ug/l	55634.80
Sb	121	115	3	He	1.981	ug/l	14748.18
Sb	123	115	1	No Gas	1.878	ug/l	42373.05
Sb	123	115	3	He	2.002	ug/l	11664.34
Ba	135	115	1	No Gas	5.152	ug/l	32166.80
Ba	137	115	1	No Gas	5.040	ug/l	55958.34
La	139	115	3	He	0.021	ug/l	617.80
Ce	140	115	3	He	0.088	ug/l	2822.52
Hg	201	209	1	No Gas	0.056	ug/l	250.62
Hg	202	209	1	No Gas	0.903	ug/l	8625.07
Hg	202	209	3	He	0.696	ug/l	2882.74
Tl	203	209	3	He	0.021	ug/l	392.83
Tl	205	209	1	No Gas	0.013	ug/l	1572.33
Tl	205	209	3	He	0.017	ug/l	808.35
[Pb]	206	209	1	No Gas	0.353	ug/l	8410.48
[Pb]	207	209	1	No Gas	0.363	ug/l	7559.97
Pb	208	209	1	No Gas	0.352	ug/l	33572.15
Th	232	209	3	He	0.070	ug/l	3059.59
U	238	209	1	No Gas	0.024	ug/l	2132.42

Name	Mass	Tune Step	Tune Mode	CPS	ISTD Recovery %
Sc	45	1	No Gas	7788682.73	82.9
Sc	45	2	H2	2595695.20	71.6
Sc	45	3	He	471477.53	90.7
Ge	72	1	No Gas	1944115.59	86.0
Ge	72	2	H2	918047.64	77.2
Ge	72	3	He	298323.27	94.8
In	115	1	No Gas	2436126.44	92.0
In	115	3	He	544506.27	95.3
Tb	159	1	No Gas	21197264.22	96.7
Tb	159	3	He	8489472.61	104.3
Ho	165	1	No Gas	20870570.88	98.0
Ho	165	3	He	8532648.18	107.3
Lu	175	1	No Gas	20851426.94	100.6
Lu	175	3	He	7050891.84	106.4
Bi	209	1	No Gas	12995314.80	100.4
Bi	209	3	He	5437501.66	101.9

ICPMS207-B Analytical Data

Sample Name	B22021435-022A
File Name	054SMPL.d
Data Path Name	D:\Agilent\ICPMH\1\DATA\220224ADoD.b
Acq Time	2022-02-24 18:59:20
Sample Type	Sample
Total Dilution	1.0000
Comment	ICPMS-6020-W-D
Operator	CAR/SRH/JPV/AEM
Method	SW6020/SW6020B

Name	Mass	ISTD	Tune Step	Tune Mode	Conc.	Units	CPS
Li	7	45	1	No Gas	0.396	ug/l	23925.69
Be	9	45	1	No Gas	-0.032	ug/l	56.32
B	11	45	1	No Gas	43.725	ug/l	238414.15
Na	23	45	3	He	52024.268	ug/l	74677809.44
Mg	24	45	3	He	21589.305	ug/l	17349323.47
Al	27	45	1	No Gas	1.169	ug/l	49327.70
Si	28	45	2	H2	20848.428	ug/l	46240456.78
K	39	72	3	He	2751.579	ug/l	2354653.16
Ca	40	72	2	H2	22744.802	ug/l	187920118.50
Ti	47	72	1	No Gas	1.486	ug/l	6005.63
V	51	72	1	No Gas	16.855	ug/l	688387.02
V	51	72	3	He	13.602	ug/l	115763.94
Cr	52	72	1	No Gas	0.430	ug/l	124717.47
Cr	52	72	3	He	1.872	ug/l	16177.82
Mn	55	72	1	No Gas	1.225	ug/l	78323.02
Mn	55	72	3	He	1.213	ug/l	7344.70
Fe	56	72	2	H2	1.915	ug/l	38181.30
Fe	56	72	3	He	1.624	ug/l	17967.38
Co	59	72	1	No Gas	0.032	ug/l	1932.96
Ni	60	72	1	No Gas	0.374	ug/l	4947.73
Ni	60	72	3	He	0.214	ug/l	835.59
Cu	63	72	1	No Gas	0.730	ug/l	20805.83
Cu	63	72	3	He	0.373	ug/l	3540.39
Cu	65	72	1	No Gas	0.435	ug/l	6122.41
Zn	66	72	1	No Gas	0.955	ug/l	11219.28
Zn	66	72	3	He	0.881	ug/l	2227.96
As	75	72	1	No Gas	-0.202	ug/l	13492.07
As	75	72	3	He	-0.124	ug/l	153.60
Se	78	72	2	H2	0.392	ug/l	231.78
Br	79	72	1	No Gas	55.830	ug/l	463274.52
Br	79	72	2	H2	68.614	ug/l	193080.81
Se	82	72	1	No Gas	0.640	ug/l	1310.80
Kr	84	72	1	No Gas		ug/l	89880.39
Sr	88	72	1	No Gas	161.754	ug/l	11257048.59
Sr	88	72	3	He	152.841	ug/l	1330645.74
Mo	95	115	1	No Gas	0.300	ug/l	4340.68
Mo	95	115	3	He	0.330	ug/l	1545.65
Mo	98	115	1	No Gas	0.297	ug/l	6889.90
Ag	107	115	1	No Gas	-0.001	ug/l	170.07
Ag	109	115	1	No Gas	-0.001	ug/l	169.40
Cd	111	115	1	No Gas	0.006	ug/l	117.26

ICPMS207-B Analytical Data

Name	Mass	ISTD	Tune Step	Tune Mode	Conc.	Units	CPS
Cd	111	115	3	He	0.005	ug/l	30.00
Cd	114	115	1	No Gas	0.008	ug/l	229.07
Cd	114	115	3	He	0.012	ug/l	82.48
Sn	118	115	1	No Gas	-1.073	ug/l	1087.88
Sn	118	115	3	He	-1.164	ug/l	303.34
Sb	121	115	1	No Gas	0.027	ug/l	1103.49
Sb	121	115	3	He	0.023	ug/l	278.70
Sb	123	115	1	No Gas	0.028	ug/l	891.45
Sb	123	115	3	He	0.022	ug/l	211.36
Ba	135	115	1	No Gas	8.102	ug/l	53646.60
Ba	137	115	1	No Gas	8.067	ug/l	95181.19
La	139	115	3	He	0.000	ug/l	21.11
Ce	140	115	3	He	0.000	ug/l	32.22
Hg	201	209	1	No Gas	0.001	ug/l	21.67
Hg	202	209	1	No Gas	0.000	ug/l	99.31
Hg	202	209	3	He	0.005	ug/l	43.32
Tl	203	209	3	He	0.018	ug/l	370.15
Tl	205	209	1	No Gas	0.014	ug/l	1685.68
Tl	205	209	3	He	0.019	ug/l	896.39
[Pb]	206	209	1	No Gas	0.010	ug/l	811.14
[Pb]	207	209	1	No Gas	0.010	ug/l	721.13
Pb	208	209	1	No Gas	0.009	ug/l	3217.95
Th	232	209	3	He	0.003	ug/l	358.82
U	238	209	1	No Gas	0.029	ug/l	2644.07

Name	Mass	Tune Step	Tune Mode	CPS	ISTD Recovery %
Sc	45	1	No Gas	8930249.11	95.1
Sc	45	2	H2	2526190.73	69.7
Sc	45	3	He	533438.73	102.6
Ge	72	1	No Gas	2215118.36	98.0
Ge	72	2	H2	925686.97	77.9
Ge	72	3	He	336749.52	107.1
In	115	1	No Gas	2585503.63	97.7
In	115	3	He	583560.85	102.1
Tb	159	1	No Gas	22372951.96	102.1
Tb	159	3	He	8714604.92	107.1
Ho	165	1	No Gas	22209465.56	104.3
Ho	165	3	He	8617747.65	108.4
Lu	175	1	No Gas	21840873.85	105.3
Lu	175	3	He	7126217.27	107.5
Bi	209	1	No Gas	13571583.73	104.9
Bi	209	3	He	5563467.50	104.3

ICPMS207-B Analytical Data

Sample Name	B22021435-022B
File Name	055SMPL.d
Data Path Name	D:\Agilent\ICPMH\1\DATA\220224ADoD.b
Acq Time	2022-02-24 19:05:35
Sample Type	Sample
Total Dilution	1.0000
Comment	ICPMS-6020-W-T
Operator	CAR/SRH/JPV/AEM
Method	SW6020/SW6020B

Name	Mass	ISTD	Tune Step	Tune Mode	Conc.	Units	CPS
Li	7	45	1	No Gas	0.784	ug/l	29337.32
Be	9	45	1	No Gas	-0.030	ug/l	61.32
B	11	45	1	No Gas	44.680	ug/l	210311.61
Na	23	45	3	He	52691.282	ug/l	66831337.34
Mg	24	45	3	He	21669.369	ug/l	15387106.19
Al	27	45	1	No Gas	5.419	ug/l	173841.68
Si	28	45	2	H2	17339.949	ug/l	38850122.15
K	39	72	3	He	2737.166	ug/l	2052019.95
Ca	40	72	2	H2	20224.727	ug/l	161925444.74
Ti	47	72	1	No Gas	1.941	ug/l	6915.26
V	51	72	1	No Gas	15.907	ug/l	573378.97
V	51	72	3	He	19.694	ug/l	140103.87
Cr	52	72	1	No Gas	2.982	ug/l	211542.77
Cr	52	72	3	He	2.138	ug/l	16107.73
Mn	55	72	1	No Gas	1.656	ug/l	92292.01
Mn	55	72	3	He	1.417	ug/l	7487.41
Fe	56	72	2	H2	12.293	ug/l	210596.11
Fe	56	72	3	He	10.176	ug/l	72684.99
Co	59	72	1	No Gas	0.069	ug/l	3387.03
Ni	60	72	1	No Gas	0.427	ug/l	4951.04
Ni	60	72	3	He	0.244	ug/l	811.14
Cu	63	72	1	No Gas	0.943	ug/l	23566.43
Cu	63	72	3	He	0.489	ug/l	3938.08
Cu	65	72	1	No Gas	0.559	ug/l	6847.70
Zn	66	72	1	No Gas	3.699	ug/l	28339.70
Zn	66	72	3	He	3.892	ug/l	6112.43
As	75	72	1	No Gas	-0.038	ug/l	13173.43
As	75	72	3	He	0.222	ug/l	499.80
Se	78	72	2	H2	0.317	ug/l	185.22
Br	79	72	1	No Gas	19.468	ug/l	152923.28
Br	79	72	2	H2	20.135	ug/l	58138.04
Se	82	72	1	No Gas	0.416	ug/l	1065.58
Kr	84	72	1	No Gas		ug/l	84285.34
Sr	88	72	1	No Gas	166.600	ug/l	10351767.87
Sr	88	72	3	He	159.376	ug/l	1215368.46
Mo	95	115	1	No Gas	0.349	ug/l	4734.15
Mo	95	115	3	He	0.404	ug/l	1751.23
Mo	98	115	1	No Gas	0.357	ug/l	7769.44
Ag	107	115	1	No Gas	0.000	ug/l	166.74
Ag	109	115	1	No Gas	0.000	ug/l	168.07
Cd	111	115	1	No Gas	0.008	ug/l	121.99

ICPMS207-B Analytical Data

Name	Mass	ISTD	Tune Step	Tune Mode	Conc.	Units	CPS
Cd	111	115	3	He	0.012	ug/l	41.33
Cd	114	115	1	No Gas	0.010	ug/l	241.99
Cd	114	115	3	He	0.014	ug/l	91.25
Sn	118	115	1	No Gas	-0.828	ug/l	6069.32
Sn	118	115	3	He	-0.913	ug/l	1612.33
Sb	121	115	1	No Gas	0.047	ug/l	1643.59
Sb	121	115	3	He	0.055	ug/l	492.73
Sb	123	115	1	No Gas	0.052	ug/l	1358.87
Sb	123	115	3	He	0.056	ug/l	388.71
Ba	135	115	1	No Gas	8.230	ug/l	50958.87
Ba	137	115	1	No Gas	8.247	ug/l	90996.43
La	139	115	3	He	0.005	ug/l	162.22
Ce	140	115	3	He	0.006	ug/l	198.89
Hg	201	209	1	No Gas	0.006	ug/l	39.66
Hg	202	209	1	No Gas	0.012	ug/l	211.29
Hg	202	209	3	He	0.010	ug/l	60.66
Tl	203	209	3	He	0.008	ug/l	225.43
Tl	205	209	1	No Gas	0.007	ug/l	1166.73
Tl	205	209	3	He	0.008	ug/l	532.89
[Pb]	206	209	1	No Gas	0.046	ug/l	1572.33
[Pb]	207	209	1	No Gas	0.041	ug/l	1287.85
Pb	208	209	1	No Gas	0.042	ug/l	5996.13
Th	232	209	3	He	0.052	ug/l	2269.11
U	238	209	1	No Gas	0.028	ug/l	2446.41

Name	Mass	Tune Step	Tune Mode	CPS	ISTD Recovery %
Sc	45	1	No Gas	7692681.19	81.9
Sc	45	2	H2	2533649.42	69.9
Sc	45	3	He	471357.70	90.6
Ge	72	1	No Gas	1972903.85	87.3
Ge	72	2	H2	892486.86	75.1
Ge	72	3	He	294994.43	93.8
In	115	1	No Gas	2399355.84	90.7
In	115	3	He	541331.93	94.7
Tb	159	1	No Gas	20859871.22	95.2
Tb	159	3	He	8498702.99	104.4
Ho	165	1	No Gas	20798763.45	97.7
Ho	165	3	He	8539171.06	107.4
Lu	175	1	No Gas	20311832.58	98.0
Lu	175	3	He	6954408.28	104.9
Bi	209	1	No Gas	12751567.93	98.5
Bi	209	3	He	5325432.86	99.8

ICPMS207-B Analytical Data

Sample Name	B22021435-027A
File Name	056SMPL.d
Data Path Name	D:\Agilent\ICPMH\1\DATA\220224ADoD.b
Acq Time	2022-02-24 19:11:50
Sample Type	Sample
Total Dilution	1.0000
Comment	ICPMS-6020-W-D
Operator	CAR/SRH/JPV/AEM
Method	SW6020/SW6020B

Name	Mass	ISTD	Tune Step	Tune Mode	Conc.	Units	CPS
Li	7	45	1	No Gas	0.333	ug/l	22836.92
Be	9	45	1	No Gas	-0.031	ug/l	60.66
B	11	45	1	No Gas	40.663	ug/l	229126.98
Na	23	45	3	He	49084.749	ug/l	71677280.04
Mg	24	45	3	He	20851.740	ug/l	17044884.63
Al	27	45	1	No Gas	1.127	ug/l	48960.81
Si	28	45	2	H2	17441.612	ug/l	46889114.23
K	39	72	3	He	2787.776	ug/l	2383993.26
Ca	40	72	2	H2	19898.894	ug/l	189074683.02
Ti	47	72	1	No Gas	1.472	ug/l	5885.45
V	51	72	1	No Gas	16.698	ug/l	673770.93
V	51	72	3	He	13.735	ug/l	116703.01
Cr	52	72	1	No Gas	0.524	ug/l	127499.06
Cr	52	72	3	He	1.851	ug/l	15998.72
Mn	55	72	1	No Gas	0.629	ug/l	43070.97
Mn	55	72	3	He	0.635	ug/l	3937.41
Fe	56	72	2	H2	1.006	ug/l	25887.27
Fe	56	72	3	He	1.007	ug/l	13269.35
Co	59	72	1	No Gas	0.031	ug/l	1846.46
Ni	60	72	1	No Gas	0.253	ug/l	3573.36
Ni	60	72	3	He	0.130	ug/l	576.68
Cu	63	72	1	No Gas	0.488	ug/l	14278.03
Cu	63	72	3	He	0.126	ug/l	1487.11
Cu	65	72	1	No Gas	0.194	ug/l	3060.22
Zn	66	72	1	No Gas	0.427	ug/l	7175.77
Zn	66	72	3	He	0.288	ug/l	1292.29
As	75	72	1	No Gas	-0.342	ug/l	12291.08
As	75	72	3	He	-0.120	ug/l	158.20
Se	78	72	2	H2	0.301	ug/l	209.89
Br	79	72	1	No Gas	57.700	ug/l	473428.14
Br	79	72	2	H2	60.567	ug/l	196423.62
Se	82	72	1	No Gas	0.501	ug/l	1223.87
Kr	84	72	1	No Gas		ug/l	88575.21
Sr	88	72	1	No Gas	158.702	ug/l	10930054.45
Sr	88	72	3	He	150.992	ug/l	1314339.39
Mo	95	115	1	No Gas	0.281	ug/l	4118.40
Mo	95	115	3	He	0.307	ug/l	1448.97
Mo	98	115	1	No Gas	0.286	ug/l	6719.53
Ag	107	115	1	No Gas	-0.001	ug/l	176.07
Ag	109	115	1	No Gas	0.000	ug/l	175.40
Cd	111	115	1	No Gas	0.005	ug/l	106.89

ICPMS207-B Analytical Data

Name	Mass	ISTD	Tune Step	Tune Mode	Conc.	Units	CPS
Cd	111	115	3	He	0.003	ug/l	25.11
Cd	114	115	1	No Gas	0.008	ug/l	218.18
Cd	114	115	3	He	0.009	ug/l	67.30
Sn	118	115	1	No Gas	-1.093	ug/l	642.08
Sn	118	115	3	He	-1.186	ug/l	182.23
Sb	121	115	1	No Gas	0.010	ug/l	572.41
Sb	121	115	3	He	0.007	ug/l	149.68
Sb	123	115	1	No Gas	0.010	ug/l	462.39
Sb	123	115	3	He	0.011	ug/l	140.68
Ba	135	115	1	No Gas	7.465	ug/l	49893.46
Ba	137	115	1	No Gas	7.429	ug/l	88481.45
La	139	115	3	He	0.001	ug/l	34.45
Ce	140	115	3	He	0.001	ug/l	46.67
Hg	201	209	1	No Gas	0.000	ug/l	16.67
Hg	202	209	1	No Gas	-0.003	ug/l	66.99
Hg	202	209	3	He	0.000	ug/l	23.66
Tl	203	209	3	He	0.011	ug/l	269.44
Tl	205	209	1	No Gas	0.007	ug/l	1233.40
Tl	205	209	3	He	0.010	ug/l	606.93
[Pb]	206	209	1	No Gas	0.012	ug/l	843.37
[Pb]	207	209	1	No Gas	0.009	ug/l	693.36
Pb	208	209	1	No Gas	0.010	ug/l	3287.96
Th	232	209	3	He	0.001	ug/l	281.45
U	238	209	1	No Gas	0.028	ug/l	2523.74

Name	Mass	Tune Step	Tune Mode	CPS	ISTD Recovery %
Sc	45	1	No Gas	9100834.50	96.9
Sc	45	2	H2	3040646.57	83.9
Sc	45	3	He	542626.45	104.3
Ge	72	1	No Gas	2187164.32	96.8
Ge	72	2	H2	1058875.12	89.1
Ge	72	3	He	336666.13	107.0
In	115	1	No Gas	2588969.44	97.8
In	115	3	He	588595.22	103.0
Tb	159	1	No Gas	22144343.15	101.0
Tb	159	3	He	8694023.82	106.8
Ho	165	1	No Gas	21710248.23	101.9
Ho	165	3	He	8545363.61	107.4
Lu	175	1	No Gas	21368710.46	103.1
Lu	175	3	He	7157153.46	108.0
Bi	209	1	No Gas	13338374.75	103.1
Bi	209	3	He	5513221.67	103.4

ICPMS207-B Analytical Data

Sample Name	CCV
File Name	057_CCV.d
Data Path Name	D:\Agilent\ICPMH\1\DATA\220224ADoD.b
Acq Time	2022-02-24 19:18:05
Sample Type	CCV
Total Dilution	1.0000
Comment	ICPMS-6020-W-D
Operator	CAR/SRH/JPV/AEM
Method	SW6020/SW6020B

Name	Mass	ISTD	Tune Step	Tune Mode	Conc.	Units	CPS
Li	7	45	1	No Gas	449.301	ug/l	10391682.10
Be	9	45	1	No Gas	41.436	ug/l	312603.60
B	11	45	1	No Gas	41.360	ug/l	203350.68
Na	23	45	3	He	12484.226	ug/l	17210090.86
Mg	24	45	3	He	12478.243	ug/l	9602864.73
Al	27	45	1	No Gas	47.735	ug/l	1532688.21
Si	28	45	2	H2	190.468	ug/l	472622.74
K	39	72	3	He	11700.480	ug/l	9436983.96
Ca	40	72	2	H2	10743.814	ug/l	96516606.54
Ti	47	72	1	No Gas	47.118	ug/l	167392.28
V	51	72	1	No Gas	51.158	ug/l	2162192.53
V	51	72	3	He	50.599	ug/l	370773.32
Cr	52	72	1	No Gas	48.011	ug/l	2051040.77
Cr	52	72	3	He	48.594	ug/l	391527.78
Mn	55	72	1	No Gas	50.041	ug/l	2704610.20
Mn	55	72	3	He	47.708	ug/l	271632.97
Fe	56	72	2	H2	1229.786	ug/l	23044488.89
Fe	56	72	3	He	1236.371	ug/l	9078255.44
Co	59	72	1	No Gas	49.038	ug/l	2259171.22
Ni	60	72	1	No Gas	48.309	ug/l	497940.54
Ni	60	72	3	He	50.838	ug/l	150681.05
Cu	63	72	1	No Gas	50.075	ug/l	1219696.13
Cu	63	72	3	He	50.433	ug/l	404015.85
Cu	65	72	1	No Gas	49.893	ug/l	579698.83
Zn	66	72	1	No Gas	51.344	ug/l	359744.10
Zn	66	72	3	He	51.195	ug/l	78731.02
As	75	72	1	No Gas	50.936	ug/l	375693.07
As	75	72	3	He	49.599	ug/l	58095.83
Se	78	72	2	H2	52.575	ug/l	30771.15
Br	79	72	1	No Gas	1.466	ug/l	24845.39
Br	79	72	2	H2	1.333	ug/l	9191.37
Se	82	72	1	No Gas	51.883	ug/l	25540.51
Kr	84	72	1	No Gas		ug/l	42247.71
Sr	88	72	1	No Gas	51.605	ug/l	3324179.15
Sr	88	72	3	He	47.964	ug/l	403274.03
Mo	95	115	1	No Gas	47.699	ug/l	655434.21
Mo	95	115	3	He	50.443	ug/l	231366.82
Mo	98	115	1	No Gas	47.399	ug/l	1046004.43
Ag	107	115	1	No Gas	19.609	ug/l	683913.98
Ag	109	115	1	No Gas	19.717	ug/l	658834.99
Cd	111	115	1	No Gas	50.524	ug/l	373011.37

ICPMS207-B Analytical Data

Name	Mass	ISTD	Tune Step	Tune Mode	Conc.	Units	CPS
Cd	111	115	3	He	51.983	ug/l	121973.16
Cd	114	115	1	No Gas	51.316	ug/l	839064.18
Cd	114	115	3	He	50.992	ug/l	296965.95
Sn	118	115	1	No Gas	48.992	ug/l	1059516.87
Sn	118	115	3	He	50.196	ug/l	291209.04
Sb	121	115	1	No Gas	50.423	ug/l	1518029.99
Sb	121	115	3	He	50.782	ug/l	399790.03
Sb	123	115	1	No Gas	50.461	ug/l	1151144.62
Sb	123	115	3	He	50.716	ug/l	312491.31
Ba	135	115	1	No Gas	50.446	ug/l	319345.63
Ba	137	115	1	No Gas	49.767	ug/l	562247.63
La	139	115	3	He	50.314	ug/l	1562797.79
Ce	140	115	3	He	50.629	ug/l	1720501.80
Hg	201	209	1	No Gas	0.974	ug/l	4160.82
Hg	202	209	1	No Gas	0.974	ug/l	9406.43
Hg	202	209	3	He	0.984	ug/l	4072.48
Tl	203	209	3	He	48.074	ug/l	583586.25
Tl	205	209	1	No Gas	50.422	ug/l	3253556.93
Tl	205	209	3	He	49.969	ug/l	1427336.39
[Pb]	206	209	1	No Gas	50.277	ug/l	1133491.95
[Pb]	207	209	1	No Gas	49.944	ug/l	984404.31
Pb	208	209	1	No Gas	50.201	ug/l	4512197.18
Th	232	209	3	He	47.678	ug/l	1913000.18
U	238	209	1	No Gas	50.472	ug/l	4480703.42

Name	Mass	Tune Step	Tune Mode	CPS	ISTD Recovery %
Sc	45	1	No Gas	8051743.55	85.7
Sc	45	2	H2	2722400.23	75.1
Sc	45	3	He	510825.58	98.2
Ge	72	1	No Gas	2061482.08	91.2
Ge	72	2	H2	1000659.58	84.2
Ge	72	3	He	324997.79	103.3
In	115	1	No Gas	2495370.13	94.3
In	115	3	He	579284.19	101.4
Tb	159	1	No Gas	21511520.76	98.1
Tb	159	3	He	8506408.19	104.5
Ho	165	1	No Gas	21188764.06	99.5
Ho	165	3	He	8345761.72	104.9
Lu	175	1	No Gas	20887327.22	100.7
Lu	175	3	He	6851590.62	103.3
Bi	209	1	No Gas	13217949.50	102.1
Bi	209	3	He	5449366.14	102.2

ICPMS207-B Analytical Data

Sample Name	CCB
File Name	058_CCB.d
Data Path Name	D:\Agilent\ICPMH\1\DATA\220224ADoD.b
Acq Time	2022-02-24 19:24:22
Sample Type	CCB
Total Dilution	1.0000
Comment	ICPMS-6020-W-D
Operator	CAR/SRH/JPV/AEM
Method	SW6020/SW6020B

Name	Mass	ISTD	Tune Step	Tune Mode	Conc.	Units	CPS
Li	7	45	1	No Gas	0.611	ug/l	26372.04
Be	9	45	1	No Gas	-0.028	ug/l	81.32
B	11	45	1	No Gas	-3.573	ug/l	10719.43
Na	23	45	3	He	18.423	ug/l	83515.50
Mg	24	45	3	He	0.382	ug/l	918.21
Al	27	45	1	No Gas	-0.030	ug/l	5857.84
Si	28	45	2	H2	8.115	ug/l	33181.40
K	39	72	3	He	9.116	ug/l	70825.44
Ca	40	72	2	H2	-0.295	ug/l	74292.51
Ti	47	72	1	No Gas	0.024	ug/l	368.71
V	51	72	1	No Gas	1.664	ug/l	-38872.54
V	51	72	3	He	4.122	ug/l	41890.43
Cr	52	72	1	No Gas	-0.061	ug/l	95292.20
Cr	52	72	3	He	0.010	ug/l	580.02
Mn	55	72	1	No Gas	0.084	ug/l	10835.89
Mn	55	72	3	He	0.010	ug/l	227.63
Fe	56	72	2	H2	0.139	ug/l	7933.48
Fe	56	72	3	He	0.424	ug/l	7885.07
Co	59	72	1	No Gas	0.000	ug/l	302.74
Ni	60	72	1	No Gas	-0.024	ug/l	482.39
Ni	60	72	3	He	-0.029	ug/l	77.78
Cu	63	72	1	No Gas	0.025	ug/l	2063.65
Cu	63	72	3	He	0.034	ug/l	648.22
Cu	65	72	1	No Gas	0.030	ug/l	949.75
Zn	66	72	1	No Gas	-0.070	ug/l	3258.03
Zn	66	72	3	He	-0.016	ug/l	725.58
As	75	72	1	No Gas	0.018	ug/l	14076.15
As	75	72	3	He	0.034	ug/l	306.80
Se	78	72	2	H2	-0.001	ug/l	21.33
Br	79	72	1	No Gas	0.637	ug/l	18528.42
Br	79	72	2	H2	0.717	ug/l	7091.05
Se	82	72	1	No Gas	-0.186	ug/l	815.29
Kr	84	72	1	No Gas		ug/l	21230.21
Sr	88	72	1	No Gas	0.003	ug/l	1164.41
Sr	88	72	3	He	-0.005	ug/l	328.89
Mo	95	115	1	No Gas	0.026	ug/l	413.34
Mo	95	115	3	He	0.020	ug/l	104.44
Mo	98	115	1	No Gas	0.028	ug/l	693.98
Ag	107	115	1	No Gas	-0.001	ug/l	168.74
Ag	109	115	1	No Gas	-0.001	ug/l	160.06
Cd	111	115	1	No Gas	0.002	ug/l	84.49

ICPMS207-B Analytical Data

Name	Mass	ISTD	Tune Step	Tune Mode	Conc.	Units	CPS
Cd	111	115	3	He	0.005	ug/l	26.33
Cd	114	115	1	No Gas	0.005	ug/l	158.97
Cd	114	115	3	He	0.006	ug/l	43.57
Sn	118	115	1	No Gas	0.102	ug/l	26225.92
Sn	118	115	3	He	0.105	ug/l	6958.42
Sb	121	115	1	No Gas	0.141	ug/l	4543.86
Sb	121	115	3	He	0.122	ug/l	980.80
Sb	123	115	1	No Gas	0.144	ug/l	3524.47
Sb	123	115	3	He	0.121	ug/l	764.43
Ba	135	115	1	No Gas	0.002	ug/l	43.25
Ba	137	115	1	No Gas	-0.003	ug/l	56.55
La	139	115	3	He	0.001	ug/l	42.22
Ce	140	115	3	He	0.001	ug/l	35.56
Hg	201	209	1	No Gas	0.003	ug/l	27.32
Hg	202	209	1	No Gas	0.002	ug/l	119.31
Hg	202	209	3	He	0.003	ug/l	35.99
Tl	203	209	3	He	0.208	ug/l	2625.99
Tl	205	209	1	No Gas	0.161	ug/l	11608.64
Tl	205	209	3	He	0.213	ug/l	6304.03
[Pb]	206	209	1	No Gas	0.000	ug/l	595.57
[Pb]	207	209	1	No Gas	0.001	ug/l	548.90
Pb	208	209	1	No Gas	-0.001	ug/l	2353.43
Th	232	209	3	He	0.055	ug/l	2447.22
U	238	209	1	No Gas	0.004	ug/l	342.94

Name	Mass	Tune Step	Tune Mode	CPS	ISTD Recovery %
Sc	45	1	No Gas	7961039.59	84.7
Sc	45	2	H2	2674337.96	73.8
Sc	45	3	He	476979.29	91.7
Ge	72	1	No Gas	2042385.41	90.4
Ge	72	2	H2	964201.63	81.1
Ge	72	3	He	301319.74	95.8
In	115	1	No Gas	2490680.07	94.1
In	115	3	He	540924.04	94.7
Tb	159	1	No Gas	21145189.86	96.5
Tb	159	3	He	8057582.45	99.0
Ho	165	1	No Gas	20756149.79	97.5
Ho	165	3	He	7938263.24	99.8
Lu	175	1	No Gas	20498701.52	98.9
Lu	175	3	He	6562251.76	99.0
Bi	209	1	No Gas	13639722.33	105.4
Bi	209	3	He	5403377.29	101.3

ICPMS207-B Analytical Data

Sample Name	B22021435-027B
File Name	059SMPL.d
Data Path Name	D:\Agilent\ICPMH\1\DATA\220224ADoD.b
Acq Time	2022-02-24 19:30:38
Sample Type	Sample
Total Dilution	1.0000
Comment	ICPMS-6020-W-T
Operator	CAR/SRH/JPV/AEM
Method	SW6020/SW6020B

Name	Mass	ISTD	Tune Step	Tune Mode	Conc.	Units	CPS
Li	7	45	1	No Gas	0.885	ug/l	30513.44
Be	9	45	1	No Gas	-0.030	ug/l	62.66
B	11	45	1	No Gas	41.947	ug/l	192036.10
Na	23	45	3	He	49535.287	ug/l	62472788.51
Mg	24	45	3	He	21011.034	ug/l	14834198.75
Al	27	45	1	No Gas	2.260	ug/l	73672.85
Si	28	45	2	H2	16842.389	ug/l	36291948.28
K	39	72	3	He	2717.035	ug/l	2031643.53
Ca	40	72	2	H2	18994.181	ug/l	151405118.12
Ti	47	72	1	No Gas	1.889	ug/l	6529.71
V	51	72	1	No Gas	16.152	ug/l	561938.78
V	51	72	3	He	19.587	ug/l	139037.02
Cr	52	72	1	No Gas	3.249	ug/l	215343.19
Cr	52	72	3	He	2.238	ug/l	16792.97
Mn	55	72	1	No Gas	1.176	ug/l	65198.00
Mn	55	72	3	He	0.853	ug/l	4564.47
Fe	56	72	2	H2	2.062	ug/l	39293.73
Fe	56	72	3	He	2.247	ug/l	19824.98
Co	59	72	1	No Gas	0.062	ug/l	2967.77
Ni	60	72	1	No Gas	0.486	ug/l	5373.68
Ni	60	72	3	He	0.297	ug/l	951.15
Cu	63	72	1	No Gas	0.872	ug/l	21215.24
Cu	63	72	3	He	0.415	ug/l	3393.39
Cu	65	72	1	No Gas	0.512	ug/l	6127.09
Zn	66	72	1	No Gas	0.362	ug/l	5845.13
Zn	66	72	3	He	0.314	ug/l	1165.61
As	75	72	1	No Gas	-0.043	ug/l	12497.73
As	75	72	3	He	0.225	ug/l	501.87
Se	78	72	2	H2	0.307	ug/l	179.55
Br	79	72	1	No Gas	18.092	ug/l	138565.47
Br	79	72	2	H2	19.053	ug/l	55008.65
Se	82	72	1	No Gas	0.221	ug/l	941.70
Kr	84	72	1	No Gas		ug/l	83361.69
Sr	88	72	1	No Gas	169.150	ug/l	10169859.40
Sr	88	72	3	He	155.821	ug/l	1184935.59
Mo	95	115	1	No Gas	0.371	ug/l	5067.59
Mo	95	115	3	He	0.425	ug/l	1850.13
Mo	98	115	1	No Gas	0.380	ug/l	8314.98
Ag	107	115	1	No Gas	0.000	ug/l	171.40
Ag	109	115	1	No Gas	-0.001	ug/l	156.73
Cd	111	115	1	No Gas	0.007	ug/l	120.03

ICPMS207-B Analytical Data

Name	Mass	ISTD	Tune Step	Tune Mode	Conc.	Units	CPS
Cd	111	115	3	He	0.009	ug/l	36.44
Cd	114	115	1	No Gas	0.010	ug/l	237.99
Cd	114	115	3	He	0.012	ug/l	77.42
Sn	118	115	1	No Gas	-0.784	ug/l	7031.16
Sn	118	115	3	He	-0.886	ug/l	1762.35
Sb	121	115	1	No Gas	0.078	ug/l	2571.17
Sb	121	115	3	He	0.078	ug/l	662.75
Sb	123	115	1	No Gas	0.083	ug/l	2063.69
Sb	123	115	3	He	0.081	ug/l	536.73
Ba	135	115	1	No Gas	7.526	ug/l	46856.39
Ba	137	115	1	No Gas	7.342	ug/l	81409.18
La	139	115	3	He	0.001	ug/l	47.78
Ce	140	115	3	He	0.002	ug/l	84.44
Hg	201	209	1	No Gas	0.007	ug/l	43.66
Hg	202	209	1	No Gas	0.012	ug/l	206.29
Hg	202	209	3	He	0.011	ug/l	66.99
Tl	203	209	3	He	0.075	ug/l	1011.12
Tl	205	209	1	No Gas	0.058	ug/l	4348.54
Tl	205	209	3	He	0.076	ug/l	2413.19
[Pb]	206	209	1	No Gas	0.019	ug/l	974.48
[Pb]	207	209	1	No Gas	0.017	ug/l	833.37
Pb	208	209	1	No Gas	0.017	ug/l	3831.35
Th	232	209	3	He	0.142	ug/l	5745.57
U	238	209	1	No Gas	0.031	ug/l	2683.74

Name	Mass	Tune Step	Tune Mode	CPS	ISTD Recovery %
Sc	45	1	No Gas	7483406.97	79.7
Sc	45	2	H2	2436675.41	67.2
Sc	45	3	He	468665.69	90.1
Ge	72	1	No Gas	1921015.40	85.0
Ge	72	2	H2	888333.09	74.7
Ge	72	3	He	294130.99	93.5
In	115	1	No Gas	2433328.34	91.9
In	115	3	He	543922.55	95.2
Tb	159	1	No Gas	21218861.03	96.8
Tb	159	3	He	8406781.38	103.3
Ho	165	1	No Gas	21249274.99	99.8
Ho	165	3	He	8443399.87	106.2
Lu	175	1	No Gas	20877121.18	100.7
Lu	175	3	He	6849813.69	103.3
Bi	209	1	No Gas	12895128.53	99.6
Bi	209	3	He	5269925.72	98.8

ICPMS207-B Analytical Data

Sample Name	B22021435-032A
File Name	060SMPL.d
Data Path Name	D:\Agilent\ICPMH\1\DATA\220224ADoD.b
Acq Time	2022-02-24 19:36:53
Sample Type	Sample
Total Dilution	1.0000
Comment	ICPMS-6020-W-D
Operator	CAR/SRH/JPV/AEM
Method	SW6020/SW6020B

Name	Mass	ISTD	Tune Step	Tune Mode	Conc.	Units	CPS
Li	7	45	1	No Gas	0.383	ug/l	23404.67
Be	9	45	1	No Gas	-0.031	ug/l	59.32
B	11	45	1	No Gas	46.949	ug/l	252656.64
Na	23	45	3	He	60040.792	ug/l	85810812.05
Mg	24	45	3	He	24118.227	ug/l	19299432.47
Al	27	45	1	No Gas	4.871	ug/l	180421.92
Si	28	45	2	H2	17128.467	ug/l	45014357.04
K	39	72	3	He	2845.097	ug/l	2370422.38
Ca	40	72	2	H2	23260.472	ug/l	214272548.33
Ti	47	72	1	No Gas	1.579	ug/l	6174.21
V	51	72	1	No Gas	15.621	ug/l	613896.04
V	51	72	3	He	12.507	ug/l	105093.44
Cr	52	72	1	No Gas	0.220	ug/l	112289.99
Cr	52	72	3	He	1.605	ug/l	13597.43
Mn	55	72	1	No Gas	20.369	ug/l	1159083.44
Mn	55	72	3	He	19.680	ug/l	113270.87
Fe	56	72	2	H2	7.911	ug/l	157776.37
Fe	56	72	3	He	7.745	ug/l	62863.55
Co	59	72	1	No Gas	0.093	ug/l	4827.95
Ni	60	72	1	No Gas	1.174	ug/l	13466.19
Ni	60	72	3	He	1.115	ug/l	3507.11
Cu	63	72	1	No Gas	1.178	ug/l	31651.52
Cu	63	72	3	He	0.735	ug/l	6373.78
Cu	65	72	1	No Gas	0.814	ug/l	10574.08
Zn	66	72	1	No Gas	4.207	ug/l	34574.25
Zn	66	72	3	He	4.233	ug/l	7324.11
As	75	72	1	No Gas	-0.324	ug/l	12141.67
As	75	72	3	He	-0.033	ug/l	256.73
Se	78	72	2	H2	0.432	ug/l	282.00
Br	79	72	1	No Gas	61.115	ug/l	491942.36
Br	79	72	2	H2	62.339	ug/l	195741.61
Se	82	72	1	No Gas	0.550	ug/l	1230.80
Kr	84	72	1	No Gas		ug/l	100422.39
Sr	88	72	1	No Gas	191.332	ug/l	12950151.38
Sr	88	72	3	He	186.337	ug/l	1581089.70
Mo	95	115	1	No Gas	0.320	ug/l	4675.24
Mo	95	115	3	He	0.372	ug/l	1727.90
Mo	98	115	1	No Gas	0.325	ug/l	7579.16
Ag	107	115	1	No Gas	0.000	ug/l	187.41
Ag	109	115	1	No Gas	0.000	ug/l	179.41
Cd	111	115	1	No Gas	0.018	ug/l	214.36

ICPMS207-B Analytical Data

Name	Mass	ISTD	Tune Step	Tune Mode	Conc.	Units	CPS
Cd	111	115	3	He	0.020	ug/l	63.11
Cd	114	115	1	No Gas	0.020	ug/l	429.36
Cd	114	115	3	He	0.024	ug/l	153.59
Sn	118	115	1	No Gas	-1.082	ug/l	871.63
Sn	118	115	3	He	-1.174	ug/l	245.56
Sb	121	115	1	No Gas	0.070	ug/l	2492.47
Sb	121	115	3	He	0.071	ug/l	652.08
Sb	123	115	1	No Gas	0.072	ug/l	1943.33
Sb	123	115	3	He	0.073	ug/l	525.06
Ba	135	115	1	No Gas	21.636	ug/l	143996.76
Ba	137	115	1	No Gas	20.955	ug/l	248168.33
La	139	115	3	He	0.003	ug/l	115.55
Ce	140	115	3	He	0.004	ug/l	155.56
Hg	201	209	1	No Gas	0.003	ug/l	30.32
Hg	202	209	1	No Gas	-0.002	ug/l	81.98
Hg	202	209	3	He	0.004	ug/l	39.66
Tl	203	209	3	He	0.060	ug/l	866.38
Tl	205	209	1	No Gas	0.046	ug/l	3758.35
Tl	205	209	3	He	0.063	ug/l	2118.36
[Pb]	206	209	1	No Gas	0.063	ug/l	2041.28
[Pb]	207	209	1	No Gas	0.065	ug/l	1817.91
Pb	208	209	1	No Gas	0.062	ug/l	8085.44
Th	232	209	3	He	0.009	ug/l	592.25
U	238	209	1	No Gas	0.026	ug/l	2397.74

Name	Mass	Tune Step	Tune Mode	CPS	ISTD Recovery %
Sc	45	1	No Gas	8972350.17	95.5
Sc	45	2	H2	2973237.75	82.0
Sc	45	3	He	531232.15	102.1
Ge	72	1	No Gas	2168136.50	95.9
Ge	72	2	H2	1026296.30	86.3
Ge	72	3	He	328208.41	104.3
In	115	1	No Gas	2615158.98	98.8
In	115	3	He	580484.22	101.6
Tb	159	1	No Gas	21975188.79	100.2
Tb	159	3	He	8598518.01	105.6
Ho	165	1	No Gas	21852035.22	102.6
Ho	165	3	He	8597652.97	108.1
Lu	175	1	No Gas	21084230.15	101.7
Lu	175	3	He	7073292.73	106.7
Bi	209	1	No Gas	13557055.52	104.8
Bi	209	3	He	5408061.23	101.4

ICPMS207-B Analytical Data

Sample Name	B22021435-032B
File Name	061SMPL.d
Data Path Name	D:\Agilent\ICPMH\1\DATA\220224ADoD.b
Acq Time	2022-02-24 19:43:09
Sample Type	Sample
Total Dilution	1.0000
Comment	ICPMS-6020-W-T
Operator	CAR/SRH/JPV/AEM
Method	SW6020/SW6020B

Name	Mass	ISTD	Tune Step	Tune Mode	Conc.	Units	CPS
Li	7	45	1	No Gas	0.691	ug/l	26840.41
Be	9	45	1	No Gas	-0.030	ug/l	61.99
B	11	45	1	No Gas	50.267	ug/l	229783.94
Na	23	45	3	He	60169.647	ug/l	75685946.09
Mg	24	45	3	He	24048.732	ug/l	16936932.82
Al	27	45	1	No Gas	12.151	ug/l	375819.93
Si	28	45	2	H2	16895.541	ug/l	37169377.56
K	39	72	3	He	2779.242	ug/l	2070749.78
Ca	40	72	2	H2	22731.141	ug/l	182499616.52
Ti	47	72	1	No Gas	2.284	ug/l	8072.04
V	51	72	1	No Gas	14.663	ug/l	512766.08
V	51	72	3	He	18.046	ug/l	128913.55
Cr	52	72	1	No Gas	2.619	ug/l	196830.01
Cr	52	72	3	He	1.837	ug/l	13835.42
Mn	55	72	1	No Gas	21.174	ug/l	1103554.03
Mn	55	72	3	He	20.958	ug/l	107779.32
Fe	56	72	2	H2	36.827	ug/l	621838.77
Fe	56	72	3	He	37.438	ug/l	252827.99
Co	59	72	1	No Gas	0.141	ug/l	6518.55
Ni	60	72	1	No Gas	1.348	ug/l	14048.96
Ni	60	72	3	He	1.294	ug/l	3612.69
Cu	63	72	1	No Gas	1.847	ug/l	44640.53
Cu	63	72	3	He	1.405	ug/l	10537.68
Cu	65	72	1	No Gas	1.449	ug/l	16726.28
Zn	66	72	1	No Gas	7.716	ug/l	54896.45
Zn	66	72	3	He	7.992	ug/l	11708.12
As	75	72	1	No Gas	0.050	ug/l	13745.76
As	75	72	3	He	0.318	ug/l	598.13
Se	78	72	2	H2	0.404	ug/l	231.67
Br	79	72	1	No Gas	19.480	ug/l	152502.71
Br	79	72	2	H2	20.287	ug/l	58696.09
Se	82	72	1	No Gas	0.584	ug/l	1148.79
Kr	84	72	1	No Gas		ug/l	93439.81
Sr	88	72	1	No Gas	191.298	ug/l	11841387.53
Sr	88	72	3	He	189.080	ug/l	1433669.20
Mo	95	115	1	No Gas	0.457	ug/l	6115.79
Mo	95	115	3	He	0.507	ug/l	2201.29
Mo	98	115	1	No Gas	0.450	ug/l	9672.36
Ag	107	115	1	No Gas	0.002	ug/l	236.10
Ag	109	115	1	No Gas	0.002	ug/l	222.09
Cd	111	115	1	No Gas	0.024	ug/l	232.11

ICPMS207-B Analytical Data

Name	Mass	ISTD	Tune Step	Tune Mode	Conc.	Units	CPS
Cd	111	115	3	He	0.026	ug/l	72.56
Cd	114	115	1	No Gas	0.024	ug/l	453.94
Cd	114	115	3	He	0.027	ug/l	163.34
Sn	118	115	1	No Gas	-0.819	ug/l	6205.82
Sn	118	115	3	He	-0.891	ug/l	1732.34
Sb	121	115	1	No Gas	0.120	ug/l	3729.54
Sb	121	115	3	He	0.129	ug/l	1045.15
Sb	123	115	1	No Gas	0.128	ug/l	3016.63
Sb	123	115	3	He	0.133	ug/l	837.44
Ba	135	115	1	No Gas	22.283	ug/l	136661.74
Ba	137	115	1	No Gas	21.753	ug/l	237651.08
La	139	115	3	He	0.009	ug/l	284.45
Ce	140	115	3	He	0.019	ug/l	618.91
Hg	201	209	1	No Gas	0.008	ug/l	47.32
Hg	202	209	1	No Gas	0.013	ug/l	215.63
Hg	202	209	3	He	0.014	ug/l	76.98
Tl	203	209	3	He	0.020	ug/l	372.16
Tl	205	209	1	No Gas	0.015	ug/l	1612.33
Tl	205	209	3	He	0.022	ug/l	917.74
[Pb]	206	209	1	No Gas	0.370	ug/l	8566.13
[Pb]	207	209	1	No Gas	0.358	ug/l	7267.58
Pb	208	209	1	No Gas	0.365	ug/l	33799.24
Th	232	209	3	He	0.069	ug/l	2938.85
U	238	209	1	No Gas	0.028	ug/l	2407.08

Name	Mass	Tune Step	Tune Mode	CPS	ISTD Recovery %
Sc	45	1	No Gas	7642187.13	81.4
Sc	45	2	H2	2489351.31	68.7
Sc	45	3	He	467495.22	89.9
Ge	72	1	No Gas	1975509.42	87.4
Ge	72	2	H2	894809.49	75.3
Ge	72	3	He	293306.07	93.2
In	115	1	No Gas	2399737.16	90.7
In	115	3	He	543725.17	95.1
Tb	159	1	No Gas	21095434.07	96.2
Tb	159	3	He	8475699.67	104.1
Ho	165	1	No Gas	20666736.84	97.0
Ho	165	3	He	8376495.26	105.3
Lu	175	1	No Gas	20457915.11	98.7
Lu	175	3	He	6883424.95	103.8
Bi	209	1	No Gas	12692460.46	98.1
Bi	209	3	He	5313552.94	99.6

ICPMS207-B Analytical Data

Sample Name	CCV
File Name	062_CCV.d
Data Path Name	D:\Agilent\ICPMH\1\DATA\220224ADoD.b
Acq Time	2022-02-24 19:49:23
Sample Type	CCV
Total Dilution	1.0000
Comment	ICPMS-6020-W-D
Operator	CAR/SRH/JPV/AEM
Method	SW6020/SW6020B

Name	Mass	ISTD	Tune Step	Tune Mode	Conc.	Units	CPS
Li	7	45	1	No Gas	428.837	ug/l	10013103.68
Be	9	45	1	No Gas	40.272	ug/l	307254.82
B	11	45	1	No Gas	39.893	ug/l	199275.96
Na	23	45	3	He	12451.667	ug/l	16994795.72
Mg	24	45	3	He	12373.874	ug/l	9427660.44
Al	27	45	1	No Gas	46.294	ug/l	1501503.08
Si	28	45	2	H2	191.517	ug/l	468166.78
K	39	72	3	He	11627.439	ug/l	9299731.53
Ca	40	72	2	H2	10801.190	ug/l	97023229.81
Ti	47	72	1	No Gas	45.895	ug/l	165669.00
V	51	72	1	No Gas	47.438	ug/l	2031708.03
V	51	72	3	He	50.494	ug/l	366886.53
Cr	52	72	1	No Gas	47.697	ug/l	2070671.78
Cr	52	72	3	He	48.207	ug/l	385114.85
Mn	55	72	1	No Gas	49.578	ug/l	2722021.16
Mn	55	72	3	He	47.775	ug/l	269715.67
Fe	56	72	2	H2	1214.954	ug/l	22765032.56
Fe	56	72	3	He	1244.270	ug/l	9058159.19
Co	59	72	1	No Gas	48.440	ug/l	2263989.11
Ni	60	72	1	No Gas	47.104	ug/l	493236.37
Ni	60	72	3	He	50.956	ug/l	149744.39
Cu	63	72	1	No Gas	49.257	ug/l	1219595.99
Cu	63	72	3	He	50.628	ug/l	402144.25
Cu	65	72	1	No Gas	49.113	ug/l	579509.37
Zn	66	72	1	No Gas	51.485	ug/l	365970.40
Zn	66	72	3	He	51.949	ug/l	79201.33
As	75	72	1	No Gas	49.562	ug/l	371306.78
As	75	72	3	He	50.051	ug/l	58127.94
Se	78	72	2	H2	52.742	ug/l	30862.22
Br	79	72	1	No Gas	1.184	ug/l	22999.39
Br	79	72	2	H2	1.173	ug/l	8715.35
Se	82	72	1	No Gas	51.020	ug/l	25537.53
Kr	84	72	1	No Gas		ug/l	42925.17
Sr	88	72	1	No Gas	51.836	ug/l	3391907.29
Sr	88	72	3	He	48.829	ug/l	407090.07
Mo	95	115	1	No Gas	47.141	ug/l	661279.85
Mo	95	115	3	He	50.242	ug/l	231254.52
Mo	98	115	1	No Gas	47.950	ug/l	1078263.45
Ag	107	115	1	No Gas	19.451	ug/l	690986.91
Ag	109	115	1	No Gas	19.661	ug/l	669286.87
Cd	111	115	1	No Gas	50.110	ug/l	376625.17

ICPMS207-B Analytical Data

Name	Mass	ISTD	Tune Step	Tune Mode	Conc.	Units	CPS
Cd	111	115	3	He	52.025	ug/l	122512.44
Cd	114	115	1	No Gas	50.630	ug/l	842838.38
Cd	114	115	3	He	50.784	ug/l	296793.35
Sn	118	115	1	No Gas	49.351	ug/l	1086119.09
Sn	118	115	3	He	50.731	ug/l	295259.34
Sb	121	115	1	No Gas	49.898	ug/l	1528981.71
Sb	121	115	3	He	51.040	ug/l	403233.31
Sb	123	115	1	No Gas	50.080	ug/l	1164068.44
Sb	123	115	3	He	51.003	ug/l	315371.99
Ba	135	115	1	No Gas	50.387	ug/l	325333.21
Ba	137	115	1	No Gas	50.045	ug/l	575193.23
La	139	115	3	He	50.734	ug/l	1581485.67
Ce	140	115	3	He	50.934	ug/l	1736841.61
Hg	201	209	1	No Gas	0.968	ug/l	4208.16
Hg	202	209	1	No Gas	0.964	ug/l	9484.80
Hg	202	209	3	He	0.987	ug/l	4104.48
Tl	203	209	3	He	48.005	ug/l	585482.40
Tl	205	209	1	No Gas	49.931	ug/l	3276740.19
Tl	205	209	3	He	49.420	ug/l	1417949.69
[Pb]	206	209	1	No Gas	50.267	ug/l	1153372.59
[Pb]	207	209	1	No Gas	49.742	ug/l	997488.78
Pb	208	209	1	No Gas	50.193	ug/l	4590013.36
Th	232	209	3	He	48.477	ug/l	1954016.93
U	238	209	1	No Gas	50.264	ug/l	4541650.31

Name	Mass	Tune Step	Tune Mode	CPS	ISTD Recovery %
Sc	45	1	No Gas	8107375.61	86.3
Sc	45	2	H2	2683255.85	74.0
Sc	45	3	He	505749.22	97.2
Ge	72	1	No Gas	2082203.90	92.1
Ge	72	2	H2	1000462.77	84.1
Ge	72	3	He	322276.73	102.5
In	115	1	No Gas	2518235.83	95.1
In	115	3	He	581264.35	101.7
Tb	159	1	No Gas	21484534.19	98.0
Tb	159	3	He	8583957.93	105.5
Ho	165	1	No Gas	20889905.63	98.1
Ho	165	3	He	8550627.10	107.5
Lu	175	1	No Gas	20949234.33	101.0
Lu	175	3	He	6903758.57	104.1
Bi	209	1	No Gas	13344933.38	103.1
Bi	209	3	He	5473431.20	102.6

ICPMS207-B Analytical Data

Sample Name	CCB
File Name	063_CCB.d
Data Path Name	D:\Agilent\ICPMH\1\DATA\220224ADoD.b
Acq Time	2022-02-24 19:55:38
Sample Type	CCB
Total Dilution	1.0000
Comment	ICPMS-6020-W-D
Operator	CAR/SRH/JPV/AEM
Method	SW6020/SW6020B

Name	Mass	ISTD	Tune Step	Tune Mode	Conc.	Units	CPS
Li	7	45	1	No Gas	0.618	ug/l	26652.62
Be	9	45	1	No Gas	-0.031	ug/l	60.66
B	11	45	1	No Gas	-3.663	ug/l	10374.39
Na	23	45	3	He	15.319	ug/l	82772.67
Mg	24	45	3	He	0.408	ug/l	974.77
Al	27	45	1	No Gas	-0.034	ug/l	5765.60
Si	28	45	2	H2	6.823	ug/l	30621.11
K	39	72	3	He	3.138	ug/l	69028.21
Ca	40	72	2	H2	-0.177	ug/l	76050.87
Ti	47	72	1	No Gas	-0.009	ug/l	250.25
V	51	72	1	No Gas	0.289	ug/l	-98807.36
V	51	72	3	He	3.470	ug/l	39136.23
Cr	52	72	1	No Gas	-0.102	ug/l	94287.14
Cr	52	72	3	He	0.006	ug/l	570.01
Mn	55	72	1	No Gas	0.071	ug/l	10206.68
Mn	55	72	3	He	0.008	ug/l	227.62
Fe	56	72	2	H2	0.834	ug/l	20970.12
Fe	56	72	3	He	0.288	ug/l	7229.07
Co	59	72	1	No Gas	-0.001	ug/l	286.10
Ni	60	72	1	No Gas	-0.029	ug/l	439.14
Ni	60	72	3	He	1.556	ug/l	4606.51
Cu	63	72	1	No Gas	0.030	ug/l	2216.40
Cu	63	72	3	He	0.033	ug/l	667.55
Cu	65	72	1	No Gas	0.036	ug/l	1037.79
Zn	66	72	1	No Gas	-0.019	ug/l	3661.35
Zn	66	72	3	He	-0.078	ug/l	663.35
As	75	72	1	No Gas	-0.303	ug/l	11911.77
As	75	72	3	He	0.022	ug/l	305.47
Se	78	72	2	H2	0.001	ug/l	22.55
Br	79	72	1	No Gas	0.541	ug/l	18032.24
Br	79	72	2	H2	0.675	ug/l	7034.46
Se	82	72	1	No Gas	-0.270	ug/l	782.48
Kr	84	72	1	No Gas		ug/l	21470.16
Sr	88	72	1	No Gas	0.003	ug/l	1194.36
Sr	88	72	3	He	-0.001	ug/l	375.56
Mo	95	115	1	No Gas	0.030	ug/l	468.90
Mo	95	115	3	He	0.025	ug/l	132.22
Mo	98	115	1	No Gas	0.028	ug/l	707.32
Ag	107	115	1	No Gas	-0.001	ug/l	162.73
Ag	109	115	1	No Gas	0.001	ug/l	198.08
Cd	111	115	1	No Gas	0.006	ug/l	106.68

ICPMS207-B Analytical Data

Name	Mass	ISTD	Tune Step	Tune Mode	Conc.	Units	CPS
Cd	111	115	3	He	0.005	ug/l	27.45
Cd	114	115	1	No Gas	0.004	ug/l	150.06
Cd	114	115	3	He	0.005	ug/l	43.48
Sn	118	115	1	No Gas	0.098	ug/l	25749.26
Sn	118	115	3	He	0.045	ug/l	7031.80
Sb	121	115	1	No Gas	0.146	ug/l	4669.27
Sb	121	115	3	He	0.113	ug/l	966.80
Sb	123	115	1	No Gas	0.145	ug/l	3531.48
Sb	123	115	3	He	0.113	ug/l	759.10
Ba	135	115	1	No Gas	0.006	ug/l	63.21
Ba	137	115	1	No Gas	0.000	ug/l	86.49
La	139	115	3	He	0.001	ug/l	24.44
Ce	140	115	3	He	0.001	ug/l	37.78
Hg	201	209	1	No Gas	0.005	ug/l	36.66
Hg	202	209	1	No Gas	0.002	ug/l	124.98
Hg	202	209	3	He	0.003	ug/l	34.99
Tl	203	209	3	He	0.300	ug/l	3964.86
Tl	205	209	1	No Gas	0.253	ug/l	17655.40
Tl	205	209	3	He	0.311	ug/l	9656.06
[Pb]	206	209	1	No Gas	0.000	ug/l	584.46
[Pb]	207	209	1	No Gas	0.000	ug/l	532.24
Pb	208	209	1	No Gas	0.000	ug/l	2450.11
Th	232	209	3	He	0.055	ug/l	2555.28
U	238	209	1	No Gas	0.004	ug/l	356.27

Name	Mass	Tune Step	Tune Mode	CPS	ISTD Recovery %
Sc	45	1	No Gas	8095690.34	86.2
Sc	45	2	H2	2714464.72	74.9
Sc	45	3	He	493058.79	94.8
Ge	72	1	No Gas	2069660.24	91.6
Ge	72	2	H2	973046.06	81.8
Ge	72	3	He	311849.18	99.1
In	115	1	No Gas	2477807.21	93.6
In	115	3	He	569649.06	99.7
Tb	159	1	No Gas	21533016.84	98.2
Tb	159	3	He	8483803.40	104.2
Ho	165	1	No Gas	20990697.25	98.6
Ho	165	3	He	8397986.54	105.6
Lu	175	1	No Gas	21025189.03	101.4
Lu	175	3	He	6858583.55	103.5
Bi	209	1	No Gas	13817624.04	106.8
Bi	209	3	He	5711545.02	107.1

Energy Laboratories Inc

Spike LOG

Standard ID:	ME220215 AUDIGSPK		
Standard Name	AUDIGSPK	Type:	Secondary
Date Prepared	2/15/2022	BY:	Amanda E. McDani
Date Expires:	10/25/2022		
Department	ME	Status:	Open
Vendor:			
Lot Number:			
Balance ID:			

Comments:

Final Volume: 50 mL

Stock Source		Base Units	Amount Added
ME211202A	U Stock	ug/mL	5 mL
ME220215 Th Sec	Th Seondary Stock	ug/mL	5 mL
ME211222 Ce 2nd	Ce Secondary Stock	ug/mL	5 mL
ME211222 La Sec	La Secondary Stock	ug/mL	5 mL
ME211229A AU 2n	Au 2nd source Stock	ug/mL	15 mL
ME211025A	Te Stock	ug/mL	15 mL

Analytes	CAS	Conc:	ug/mL

Energy Laboratories Inc

Standard LOG

Standard ID:	ME211202A		
Standard Name	U Stock	Type:	Primary
Date Prepared	12/2/2021	BY:	Amanda E. McDani
Date Expires:	12/2/2022		
Department	ME	Status:	New
Vendor:	SCP Science		
Lot Number:	S210517021		
Balance ID:			

Comments:

Chemical / Solvent Used	BottleNo	Amt	Units	Expires
ICP/ICPMS Standard Uranium	14419	500	mL	12/2/2022

Final Volume:
500 mL

Stock Source **Base Units** **Amount Added**

Analytes **CAS** Conc: **ug/mL**

SCP SCIENCE

Providing Innovative Solutions to Analytical Chemists

Certificate of Analysis

U

1.0 DESCRIPTION:

***Plasma*CAL ICP/ICPMS Standard - Uranium 1000 µg/ml**

Catalogue Number: 140-051-920/-921/-925

Starting Material: Uranyl Nitrate 99.99%

Lot Number: **S210517021**

Matrix: 4% HNO_3 (See Section 3 for actual matrix)

Expiration Date (End of month): **May 2023** (or 15 months after bottle is opened, whichever comes first)

2.0 CERTIFIED VALUES AND ASSOCIATED UNCERTAINTY:

Certified Concentration: **1004 µg/ml +/- 4 µg/ml**

985 µg/g +/- 4 µg/g

Method of analysis: Inductively Coupled Plasma Atomic Emission Spectroscopy (ICP-AES)

Traceability: NIST Standard Reference Material 3164 Lot: **080521**

Note: The uncertainty of the certified value has been calculated from applicable uncertainty contributors (u_i) including uncertainty established during characterization of the material (u_{char}), the between bottle variation (u_{bb}), short-term stability (u_{sts}) and long-term stability (u_{lts}) according to the model $u_c = \sqrt{(u_{char}^2 + u_{bb}^2 + u_{sts}^2 + u_{lts}^2)}$. This combined uncertainty has been further multiplied by a coverage factor (k) of 2 to provide a 95% confidence interval.

ID #: 14419
Opened:_____
ICP/ICPMS Standard Uranium
Expires: 5/31/2023
Rec'd: 10/20/2021
Energy Laboratories Inc 1120 So. 27th Street
Billings MT 59107

3.0 REFERENCE VALUES:

Density: **1.020 g/ml @ 24.0 °C**

Actual Matrix: **4.0% (v/v) HNO_3**

% abundance of stable isotopes : ^{238}U : 99. 82% ; ^{235}U : 0.18%

Note : The uranyl nitrate comes from a depleted source of uranium.

Trace Metal Impurities as tested by ICP-MS:

Element	Conc. (ppm)	Element	Conc. (ppm)	Element	Conc. (ppm)	Element	Conc. (ppm)
Ag	<0.0010	Fe	<0.0018	Nd	<0.0010	Sn	<0.0010
Al	**0.0252**	Ga	<0.0010	Ni	<0.0010	Sr	<0.0025
As	<0.0010	Gd	<0.0010	Os	<0.0010	Ta	<0.0010
Au	<0.0010	Ge	<0.0010	P	<0.0026	Tb	<0.0010
B	<0.0015	Hf	<0.0010	Pb	<0.0010	Te	<0.0010
Ba	<0.0010	Hg	*	Pd	<0.0010	Th	<0.0010
Be	<0.0010	Ho	<0.0010	Pr	<0.0010	Ti	<0.0012
Bi	<0.0010	In	<0.0010	Pt	<0.0010	Tl	<0.0011
Ca	<0.0135	Ir	<0.0010	Rb	<0.0010	Tm	<0.0010
Cd	<0.0010	K	<0.0024	Re	<0.0010	U	N/A
Ce	<0.0010	La	<0.0010	Rh	<0.0010	V	<0.0010
Co	<0.0010	Li	<0.0010	Ru	<0.0010	W	<0.0020
Cr	<0.0010	Lu	<0.0010	S	*	Y	<0.0010
Cs	<0.0010	Mg	<0.0020	Sb	<0.0010	Yb	<0.0010
Cu	<0.0010	Mn	<0.0010	Sc	<0.0010	Zn	<0.0010
Dy	<0.0010	Mo	<0.0010	Se	<0.0010	Zr	<0.0010
Er	<0.0010	Na	<0.0010	Si	<0.1		
Eu	<0.0010	Nb	<0.0010	Sm	<0.0010	*: Not tested	

4.0 APPROVAL AND DATE OF CERTIFICATION:

Certification Approval: Yaling Sui, Chemist

Certification Date: May 27, 2021

Yaling Sui

5.0 INTENDED USE / *UTILISATION PRÉVUE*:

- ICP Standards: For the calibration of, including but not limited to: ICP-AES, ICP-MS, FAAS, GFAA, XRF and DCP. / *Étalons ICP : Pour l'étalonnage d'instruments de mesure tels que: ICP-AES, ICP-MS, FAAS, GFAA, XRF et DCP.*
- AA Standards: For the calibration of Flame (FAAS) and Graphite Furnace (GFAA) Atomic Absorption Spectrometers. / *Étalons AA : Pour l'étalonnage de spectromètres d'absorption atomique flamme (GFAA) et four au graphite (GFAA).*
- Matrix Modifiers: For the optimization of analytical conditions to provide better Graphite Furnace Atomic Absorption (GFAA) instrument response and improved detection limits. / *Modificateur de matrice : Pour l'optimisation des conditions analytiques afin de fournir des meilleurs réponses instrumentales et limites de détection pour SAA four au graphite.*
- pH Standards: For the calibrating pH meters or for other wet chemistry applications. / *Étalons pH : Pour étalonnage de pH mètres et autres applications de chimie humide.*
- Conductivity Standards: For electrolytic conductivity measurement as a calibration standard. / *Étalons de conductivité : Comme étalon pour les mesures de conductivité électrolytiques.*
- IC Standards: for calibration of, but not limited to IC, HPLC, TLC, ISE, IR, NMR, MS, UV/VIS or other wet chemistry applications. / *Étalons IC : Pour étalonnage d'instruments tels que : IC, HPLC, TLC, ISE, IR, NMR, MS, UV/VIS et autres applications de chimie humide.*

For any inquiries, please contact **SCP SCIENCE**. / *Pour toute question, veuillez contacter* ***SCP SCIENCE***.

6.0 INSTRUCTIONS FOR USE / *INSTRUCTIONS D'UTILISATION*:

Handling and Storage / Manutention et entreposage: Keep product tightly capped when not in use. The solution should be opened for a minimum amount of time necessary to dispense the amount required. Do not pipet or use directly from container. Do not return unused portions back to container. Store under normal laboratory conditions. Avoid exposure to excessive sources of heat and humidity or direct sunlight. / *Garder les contenants bien fermés lorsque non utilisés. Le contenant devrait être ouvert seulement pour le temps requis afin de prélever la quantité nécessaire. Ne pas pipetter ou utiliser directement du contenant. Ne pas retourner les portions non-utilisées dans le contentant. Conserver dans des conditions normales de laboratoire. Éviter l'exposition à des sources de chaleur et d'humidité excessives ou à l'exposition solaire directe.*

Stability / *Stabilité*: This Standard is guaranteed to be stable and accurate to within the specified uncertainty of measurement up to the unopened expiry date, if sealed, or up to the opened expiry date (when indicated), whichever comes first, provided the solution is kept tightly capped and stored under the indicated storage conditions. Purchasers will be notified of any significant changes resulting in re-certification or withdrawal of the product prior to the expiration date. / *La stabilité et l'exactitude de cet étalon sont garanties d'être à l'intérieur de l'incertitude de mesure, jusqu'à la date d'expiration de la bouteille non-ouverte, si scellée, ou jusqu'à la date d'expiration de la bouteille ouverte (si indiquée), en présumant que le contenant est maintenu fermé et gardé dans les conditions d'entreposage indiquées. Les acheteurs seront avisés dans le cas où il y aura des changements significatifs nécessitant une re-certification ou un rappel du produit avant la date d'expiration.*

7.0 HAZARDOUS INFORMATION / *INFORMATION SUR LES RISQUES POTENTIELS*:

Please refer to the associated Safety Data Sheet (SDS) for information regarding this product (available at www.SCPSCIENCE.com). / *SVP vous référer à la Fiche Signalétique applicable pour de l'information sur ce produit (Disponible à www.SCPSCIENCE.com).*

8.0 HOMOGENEITY / *HOMOGÉNÉITÉ*:

This solution has been blended according to an in-house procedure and its homogeneity is guaranteed to be fit for purpose when a sample size sufficient for the intended method of analysis is used. / *Cette solution a été préparée selon une procédure maison et nous assurons que sa homogénéité est approprié à l'emploi lorsqu'un échantillon suffisant pour la méthode d'analyse prévue est utilisé.*

9.0 TRACEABILITY / *TRAÇABILITÉ*:

This CRM (Certified Reference Material) is traceable to the NIST SRM (Standard Reference Material) indicated in section 2 through an unbroken chain of comparisons. In addition, balances used are regularly calibrated using weights which are traceable to NIST (National Institute of Standards and Technology) or NRC (National Research Council of Canada) standards. All conductivity meters used to analyze this standard have been regularly calibrated using a NIST or NRC traceable Thermometer and standards. All pH meters used to analyze this standard have been regularly calibrated using a NIST or NRC traceable thermometer and pH/MV simulator. / *Ce matériel de référence certifié est traçable au Matériel de Référence Standardisé de NIST indiqué à la section 2 par une chaine de comparaison ininterrompue. De plus, les balances utilisées sont étalonnées régulièrement en utilisant des poids qui sont traçables au NIST (National Institute of Standards and Technology) ou au CRNC (Conseil National de Recherches Canada). Tout conductimètre utilisé afin d'analyser cet étalon a été sujet à un étalonnage périodique utilisant des thermomètres et étalons traçables au NIST ou CNRC. Tout pH mètre utilisé afin d'analyser cet étalon a été sujet à un étalonnage périodique utilisant des thermomètres et un simulateur pH/MV traçables au NIST ou au CNRC.*

10.0 PREPARATION / *PRÉPARATION*:

For the preparation of these solutions, 18 meghom/cm double deionized water, high-purity acids and glassware calibrated to ASTM Class A specifications are used. / *Une eau de 18 meghom/cm doublement déionisé, de l'acide de haute pureté, ainsi que de la verrerie étalonnée afin de satisfaire les spécifications Classe A de ASTM ont été utilisés pour la préparation de cet étalon.*

11.0 QUALITY SYSTEM CERTIFICATIONS / *CERTIFICATIONS DE SYSTÈME QUALITÉ*:

ISO 9001 Certification / *Certification ISO 9001*: This standard was produced in a facility which operates under a **registered** ISO 9001 Quality Management System. Please consult our web site for a copy of the most recent revision of our certificate of registration. / *Cet étalon a été fabriqué dans un laboratoire qui utilise un Système de Gestion de la Qualité* ***enregistré*** *à la norme ISO 9001. Veuillez consulter notre site web pour obtenir la version la plus récente de notre certificat d'enregistrement.*

ISO 17025 Accreditation / *Accréditation ISO 17025*: SCP SCIENCE (Corporate Headquarters) operates an ISO 17025 **accredited** laboratory. Please consult our web site for a copy of the most recent revision of our certificate and scope of accreditation. / ***SCP SCIENCE (Siège social)*** *est* ***accréditée*** *ISO 17025. Veuillez consulter notre site web afin d'obtenir la plus récente version de notre certificat d'accréditation ainsi que la portée de notre accréditation.*

ISO 17034 Accreditation / *Accréditation ISO 17034* : SCP SCIENCE (Corporate Headquarters) is an ISO 17034 accredited Reference Material Producer. Please consult our website for a copy of our most recent certificate and scope of accreditation. / ***SCP SCIENCE (Siège social)*** *est un Fabricant de Matériaux de Référence Accrédité ISO 17034. Veuillez consulter notre site web afin d'obtenir la plus récente version de notre certificat d'accréditation ainsi que la portée de notre accréditation.*

CORPORATE HEADQUARTERS
21800 Clark Graham
Baie D'Urfé (Montréal), Quebec,
H9X 4B6 Canada
Phone: +1 (800) 361-6820
Fax: +1 (800) 253-5549

USA
3rd Party Distribution Center
348 Route 11, Champlain,
N.Y. 12919-4816

Phone: +1 (800) 361-6820
Fax: +1 (800) 253-5549

FRANCE
12 Ave. de Québec, Bat. IRIS
SILIC 642, 91965
Villebon sur Yvette, France
Phone: +33 (0) 1 69 18 71 17
Fax: +33 (0) 1 60 92 05 67

GERMANY
Alte Marktoberdorfer Straße 14, 87616
Marktoberdorf

Phone: +49 (0) 8342-89560-61
Fax: +49 (0) 8342-89560-69

Energy Laboratories Inc

Standard LOG

Standard ID:	ME220215 TH SECONDARY STOCK		
Standard Name	Th Seondary Stock	Type:	Secondary
Date Prepared	2/15/2022	BY:	Amanda E. McDani
Date Expires:	2/15/2023		
Department	ME	Status:	Open
Vendor:	Inorganic Ventures		
Lot Number:	S2-TH706436		
Balance ID:			
Comments:	Opened 2/15/2022; expires 2/15/2023		

Chemical / Solvent Used	BottleNo	Amt	Units	Exp
Thorium Single Analyste Custom Grad	13749	500	mL	2/15/

Final Volume: 500 mL

Stock Source	**Base Units**	**Amount Added**
Analytes	**CAS**	Conc: **ug/mL**

INORGANIC VENTURES
300 Technology Drive
Christiansburg, VA 24073 - USA
inorganicventures.com

CERTIFICATE OF ANALYSIS

tel: 800.669.6799 - 540.585.3030
fax: 540.585.3012
info@inorganicventures.com

1.0 ACCREDITATION / REGISTRATION

INORGANIC VENTURES is accredited to ISO 17034, "General Requirements for the Competence of Reference Material Producers" and ISO/IEC 17025, "General Requirements for the Competence of Testing and Calibration Laboratories". Inorganic Ventures is also an ISO 9001 registered manufacturer (QSR Certificate Number QSR-1034).

ACCREDITED Testing Laboratory Certificate 883.01 ACCREDITED Reference Material Producer Certificate 883.02

2.0 PRODUCT DESCRIPTION

Product Code:	Single Analyte Custom Grade Solution
Catalog Number:	CGTH1
Lot Number:	R2-TH698957
Matrix:	5% (v/v) HNO3
Value / Analyte(s):	1 000 µg/mL ea: Thorium
Starting Material:	TH(NO3)4*4H2O
Starting Material Lot#:	2250
Starting Material Purity:	99.9905%

ID #: 13749
Opened:
Thorium Single Analyste Custom Grade Solut
Expires: 11/16/2024
Rec'd: 4/12/2021
Energy Laboratories Inc 1120 So. 27th Street
Billings MT 59107

3.0 CERTIFIED VALUES AND UNCERTAINTIES

Certified Value: 1000 ± 4 µg/mL

Density: 1.026 g/mL (measured at 20 ± 4 °C)

Assay Information:

Assay Method #1 **1000 ± 3 µg/mL**
EDTA NIST SRM 928 Lot Number: 928

Assay Method #2 **1002 ± 4 µg/mL**
Calculated NIST SRM Lot Number: See Sec. 4.2

- The Calculated Value is a value calculated from the weight of a starting material that has been certified directly vs. a National Institute of Standards and Technology (NIST) SRM/RM. See Sec 4.2 for balance traceability.

The following equations are used in the calculation of the certified value and the uncertainty. Reported uncertainties represent expanded uncertainties expressed at approximately the 95% confidence level using a coverage factor of k = 2.

Characterization of CRM/RM by Two or More Methods

Certified Value, $X_{CRM/RM}$, where two or more methods of characterization are used is the weighted mean of the results:

$X_{CRM/RM} = \Sigma(w_i)(X_i)$

X_i = mean of Assay Method i with standard uncertainty $u_{char\ i}$

w_i = the weighting factors for each method calculated using the inverse square of the variance:

$w_i = (1/u_{char\ i})^2 / (\Sigma(1/(u_{char\ i})^2)$

CRM/RM Expanded Uncertainty (±) = $U_{CRM/RM} = k\,(u^2_{char} + u^2_{bb} + u^2_{lts} + u^2_{ts})^{1/2}$

k = coverage factor = 2

$u_{char} = [\Sigma((w_i)^2\,(u_{char\ i})^2)]^{1/2}$ where $u_{char\ i}$ are the errors from each characterization method

u_{bb} = bottle to bottle homogeneity standard uncertainty

u_{lts} = long term stability standard uncertainty (storage)

u_{ts} = transport stability standard uncertainty

Characterization of CRM/RM by One Method

Certified Value, $X_{CRM/RM}$, where one method of characterization is used is the mean of individual results:

$X_{CRM/RM} = (X_a)\,(u_{char\ a})$

X_a = mean of Assay Method A with

$u_{char\ a}$ = the standard uncertainty of characterization Method A

CRM/RM Expanded Uncertainty (±) = $U_{CRM/RM} = k\,(u^2_{char\ a} + u^2_{bb} + u^2_{lts} + u^2_{ts})^{1/2}$

k = coverage factor = 2

$u_{char\ a}$ = the errors from characterization

u_{bb} = bottle to bottle homogeneity standard uncertainty

u_{lts} = long term stability standard uncertainty (storage)

u_{ts} = transport stability standard uncertainty

4.0 TRACEABILITY TO NIST

- This product is traceable to NIST via an unbroken chain of comparisons. The uncertainties for each certified value are reported, taking into account the SRM/RM uncertainty error and the measurement, weighing and volume dilution errors. In rare cases where no NIST SRM/RM are available, the term 'in-house std.' is specified.

4.1 Thermometer Calibration

- All thermometers are NIST traceable through thermometers that are calibrated by an accredited calibration laboratory.

4.2 Balance Calibration

- All analytical balances are calibrated by an accredited calibration laboratory and procedure. The weights used for testing are annually compared to master weights and are traceable to NIST.

4.3 Glassware Calibration

- An in-house procedure is used to calibrate all Class A glassware used in the manufacturing and quality control of CRM/RMs.

5.0 TRACE METALLIC IMPURITIES (TMI) DETERMINED BY ICP-MS AND ICP-OES (µg/mL)

CRM/RMs are tested for trace metallic impurities by Axial ICP-OES and ICP-MS. The result from the most sensitive method for each element, is reported below. Solutions tested by ICP-MS were analyzed in an ULPA-Filtered Clean Room. An ULPA-Filter is 99.9985% efficient for the removal of particles down to 0.3 µm.

M	Ag	<	0.000448	M	Eu	<	0.000224	O	Na		0.064009	M	Se	<	0.005827	M	Zn	0.003180
O	Al		0.010950	M	Fe		0.012379	M	Nb	<	0.003138	i	Si	<		M	Zr	< 0.010310
M	As	<	0.038776	M	Ga	<	0.004931	M	Nd		0.004692	M	Sm		0.000870			
M	Au	<	0.000224	M	Gd		0.000300	M	Ni	<	0.006724	M	Sn	<	0.028242			
M	B	<	0.021293	M	Ge	<	0.008965	M	Os	<	0.000224	M	Sr		0.002579			
M	Ba		0.001315	M	Hf	<	0.000224	i	P	<		M	Ta	<	0.001344			
M	Be	<	0.000224	M	Hg	<	0.000448	M	Pb		0.003283	M	Tb	<	0.001793			
M	Bi	<	0.001793	M	Ho	<	0.001344	M	Pd	<	0.000448	M	Te	<	0.010086			
O	Ca		0.051913	M	In		0.000134	M	Pr		0.001201	s	Th	<				
M	Cd	<	0.001344	M	Ir	<	0.000224	M	Pt	<	0.000224	M	Ti	<	0.004258			
M	Ce		0.015404	O	K		0.028897	M	Rb	<	0.005155	M	Tl	<	0.000224			
M	Co	<	0.001344	M	La		0.003573	M	Re	<	0.000224	M	Tm	<	0.000224			
M	Cr	<	0.015465	M	Li	<	0.000448	M	Rh	<	0.000224	M	U		0.006557			
M	Cs	<	0.013896	M	Lu	<	0.000224	M	Ru	<	0.000224	M	V	<	0.001793			
M	Cu		0.001470	O	Mg		0.027885	i	S	<		M	W	<	0.000224			
M	Dy		0.000196	M	Mn		0.001812	M	Sb	<	0.004931	M	Y		0.000859			
M	Er	<	0.002241	M	Mo	<	0.000896	M	Sc	<	0.000672	M	Yb	<	0.000224			

M - Checked by ICP-MS O - Checked by ICP-OES i - Spectral Interference
n - Not Checked For s - Solution Standard Element

6.0 INTENDED USE

- For the calibration of analytical instruments and validation of analytical methods as appropriate.

7.0 INSTRUCTIONS FOR THE CORRECT USE OF THIS REFERENCE MATERIAL

7.1 Storage and Handling Recommendations

- Store between approximately 4° - 30° C while in sealed TCT bag.

- While stored in the sealed TCT bag, transpiration of this CRM/RM is negligible. After opening the sealed TCT bag transpiration of the CRM/RM will occur, resulting in a gradual increase in the analyte concentration(s). It is the responsibility of the user to account for this effect. When the bottle is weighed both before and after being placed in storage, the mass difference observed will be a measure of transpiration mass loss.

- After opening the sealed TCT bag, keep cap tightly sealed when not in use and store between 4° - 24° C to minimize the effects of transpiration. Use at 20° ± 4° C to minimize volumetric dilution error when using the reported density. Do not pipette from the container. Do not return removed aliquots to container.

- For more information, visit **www.inorganicventures.com/TCT**

Atomic Weight; Valence; Coordination Number; Chemical Form in Solution - 232.04 +4 8 Th(OH) 3+ and Th(OH)22+

Chemical Compatibility -Soluble in HCl, and HNO3. Avoid H3PO4, H2SO4 and HF although solubilities may not be a problem depending upon pH and matrix (For example: ThF4 is soluble in acids). Avoid neutral to basic media. Th4+ is stable with most metals and inorganic anions forming an insoluble carbonate, oxide, fluoride, oxalate, sulfate and phosphate in neutral to slightly acidic media.

Stability - 2-100 ppb levels stable for months in 1% HNO3 / LDPE container. 1-10,000 ppm solutions chemically stable for years in 2-5% HNO3 / LDPE container.

Th Containing Samples (Preparation and Solution) -Metal (Soluble in Aqua Regia); Oxide (The heated oxide is not soluble in acids except hot conc. H2SO4); Ores (Na2O2 fusion at 480 ± 20EC for 7 minutes, cool and treat sintered mass with 50 mL cold water and stand until disintegrated. The mass is transferred to a beaker and acidified with HCl with 25 mL excess HCl added. Any residue is collected on a Whatman No. 42 filter, dried and ignited to 1000 EC in Pt0 crucible and the ash treated with H2SO4 / HF and fumed. If residue remains, then treat it by peroxide fusion as above.)

Atomic Spectroscopic Information (ICP-OES D.L.s are given as radial/axial view):

Technique/Line	Estimated D.L.	Order	Interferences (underlined indicates severe)
ICP-MS 232 amu	1 ppt	N/A	
ICP-OES 274.716 nm	0.08 / 0.008 µg/mL	1	Ti, Ta, Fe, V
ICP-OES 283.231 nm	0.07 / 0.007 µg/mL	1	U, Mo, Ti, Fe, Cr
ICP-OES 283.730 nm	0.07 / 0.007 µg/mL	1	U, Zr

8.0 HAZARDOUS INFORMATION

- Please refer to the Safety Data Sheet for information regarding this CRM/RM.

9.0 HOMOGENEITY

- This solution was mixed according to an in-house procedure and is guaranteed to be homogeneous. Homogeneity data indicate that the end user should take a minimum sample size of 0.2 mL to assure homogeneity.

10.0 QUALITY STANDARD DOCUMENTATION

10.1 ISO 9001 Quality Management System Registration

- QSR Certificate Number QSR-1034

10.2 ISO/IEC 17025 "General Requirements for the Competence of Testing and Calibration Laboratories"

- Chemical Testing - Accredited / A2LA Certificate Number 883.01

10.3 ISO 17034 "General Requirements for the Competence of Reference Material Producers"

- Reference Material Producer - Accredited / A2LA Certificate Number 883.02

Inorganic Ventures, 300 Technology Drive, Christiansburg, Va. 24073, USA; Telephone: 800.669.6799; 540.585.3030. Fax: 540.585.3012; inorganicventures.com; info@inorganicventures.com

11.0 CERTIFICATION, LOT EXPIRATION AND PERIOD OF VALIDITY

11.1 Certification Issue Date

November 16, 2020

- The certification is valid within the measurement uncertainty specified provided the CRM/RM is stored and handled in accordance with instructions given in Sec 7.1. This certification is nullified if instructions in Sec 7.1 are not followed or if the CRM/RM is damaged, contaminated, or otherwise modified.

11.2 Lot Expiration Date

- November 16, 2024

- The date after which this CRM/RM should not be used.

- The lot expiration date reflects the period of time that the stability of a CRM/RM can be supported by long term stability studies conducted on properly stored and handled CRM/RMs. Lot expiration is limited primarily by transpiration (loss of water from the solution) and infrequently by chemical stability.

11.3 Period of Validity

- Sealed TCT Bag Open Date: _____

- This CRM/RM should not be used longer than one year (or six months in the case of a 30 mL bottle) from the date of opening the aluminized bag or after the date given in Sec. 11.2, whichever comes first. This is contingent upon the CRM/RM being stored and handled in accordance with the instructions given in Sec. 7.1.

12.0 NAMES AND SIGNATURES OF CERTIFYING OFFICERS

Certificate Approved By:

Michael Booth
Director, Quality Control

Certifying Officer:

Paul Gaines
Chairman / Senior Technical Director

Energy Laboratories Inc

Standard LOG

Standard ID:	ME211222 CE 2ND SOURCE		
Standard Name	Ce Secondary Stock	Type:	Primary
Date Prepared	12/22/2021	BY:	Amanda E. McDani
Date Expires:	12/22/2022		
Department	ME	Status:	Open
Vendor:	SCP Science		
Lot Number:	S210208003		
Balance ID:			
Comments:	opened 12/22/2021, expires 12/22/2022		

Chemical / Solvent Used	BottleNo	Amt	Units	Expires
Cerium PlasmaCal Standard	14327	125	mL	12/22/2022

Final Volume:
125 mL

Stock Source | **Base Units** | **Amount Added**

Analytes		**CAS**	Conc:	**ug/mL**
A	Cerium	7440-45-1		1000

SCP SCIENCE

Providing Innovative Solutions to Analytical Chemists

Certificate of Analysis

1.0 DESCRIPTION:

***Plasma*CAL ICP/ICPMS Standard - Cerium 1000 µg/ml**

Catalogue Number: 140-051-580/-581/-585

Starting Material: Cerium(III) Nitrate Hexahydrate 99.99+%

Lot Number: **S210208003**

Matrix: 4% HNO_3 (See Section 3 for actual matrix)

Expiration Date (End of month): **February 2023** (or 15 months after bottle is opened, whichever comes first)

Ce

2.0 CERTIFIED VALUES AND ASSOCIATED UNCERTAINTY:

Certified Concentration: **1003 µg/ml +/- 4 µg/ml**

982 µg/g +/- 4 µg/g

Method of analysis: Inductively Coupled Plasma Atomic Emission Spectroscopy (ICP-AES)

Traceability: NIST Standard Reference Material 3110 Lot: **090504**

Note: The uncertainty of the certified value has been calculated from applicable uncertainty contributors (u_i) including uncertainty established during characterization of the material (u_{char}), the between bottle variation (u_{bb}), short-term stability (u_{sts}) and long-term stability (u_{lts}) according to the model $u_c = \sqrt{(u_{char}^2 + u_{bb}^2 + u_{sts}^2 + u_{lts}^2)}$. This combined uncertainty has been further multiplied by a coverage factor (k) of 2 to provide a 95% confidence interval.

3.0 REFERENCE VALUES:

Density: **1.021 g/ml @ 22.5 °C**

Actual Matrix: **4.0% (v/v) HNO_3**

ID #: **14327**
Opened: _____
Cerium PlasmaCal Standard
Expires: 2/28/2023
Rec'd: 9/29/2021
Energy Laboratories Inc 1120 So. 27th Street
Billings MT 59107

Trace Metal Impurities as tested by ICP-MS:

Element	Conc. (ppm)	Element	Conc. (ppm)	Element	Conc. (ppm)	Element	Conc. (ppm)
Ag	<0.0010	Fe	<0.0018	Nd	**0.0102**	Sn	<0.0010
Al	**0.0148**	Ga	**0.0526**	Ni	**0.0064**	Sr	<0.0025
As	<0.0010	Gd	<0.0010	Os	<0.0010	Ta	<0.0010
Au	<0.0010	Ge	<0.0010	P	<0.0132	Tb	<0.0010
B	<0.0015	Hf	<0.0010	Pb	<0.0010	Te	<0.0010
Ba	<0.0010	Hg	*	Pd	<0.0010	Th	<0.0010
Be	<0.0010	Ho	<0.0010	Pr	**0.0235**	Ti	<0.0012
Bi	<0.0010	In	<0.0010	Pt	<0.0010	Tl	<0.0011
Ca	**0.0375**	Ir	<0.0010	Rb	<0.0010	Tm	<0.0010
Cd	<0.0010	K	<0.0024	Re	<0.0010	U	<0.0010
Ce	N/A	La	<0.10	Rh	<0.0010	V	<0.0010
Co	<0.0010	Li	<0.0010	Ru	<0.0010	W	<0.0020
Cr	<0.0010	Lu	<0.0010	S	*	Y	<0.0010
Cs	<0.0010	Mg	<0.0010	Sb	<0.0010	Yb	<0.0010
Cu	**0.0121**	Mn	<0.0010	Sc	<0.0010	Zn	<0.0010
Dy	<0.0010	Mo	<0.0010	Se	<0.0010	Zr	<0.0010
Er	<0.0010	Na	<0.0010	Si	<0.10		
Eu	**0.0035**	Nb	<0.0010	Sm	<0.0010	*: Not tested	

4.0 APPROVAL AND DATE OF CERTIFICATION:

Certification Approval: Yaling Sui, Chemist

Certification Date: February 22, 2021

Yaling Sui

ACCREDITED Reference Material Producer CERTIFICATE 3985.01

5.0 INTENDED USE / *UTILISATION PRÉVUE*:

- ICP Standards: For the calibration of, including but not limited to: ICP-AES, ICP-MS, FAAS, GFAA, XRF and DCP. / *Étalons ICP : Pour l'étalonnage d'instruments de mesure tels que: ICP-AES, ICP-MS, FAAS, GFAA, XRF et DCP.*
- AA Standards: For the calibration of Flame (FAAS) and Graphite Furnace (GFAA) Atomic Absorption Spectrometers. / *Étalons AA : Pour l'étalonnage de spectromètres d'absorption atomique flamme (GFAA) et four au graphite (GFAA).*
- Matrix Modifiers: For the optimization of analytical conditions to provide better Graphite Furnace Atomic Absorption (GFAA) instrument response and improved detection limits. / *Modificateur de matrice : Pour l'optimisation des conditions analytiques afin de fournir des meilleurs réponses instrumentales et limites de détection pour SAA four au graphite.*
- pH Standards: For the calibrating pH meters or for other wet chemistry applications. / *Étalons pH : Pour étalonnage de pH mètres et autres applications de chimie humide.*
- Conductivity Standards: For electrolytic conductivity measurement as a calibration standard. / *Étalons de conductivité : Comme étalon pour les mesures de conductivité électrolytiques.*
- IC Standards: for calibration of, but not limited to IC, HPLC, TLC, ISE, IR, NMR, MS, UV/VIS or other wet chemistry applications. / *Étalons IC : Pour étalonnage d'instruments tels que : IC, HPLC, TLC, ISE, IR, NMR, MS, UV/VIS et autres applications de chimie humide.*

For any inquiries, please contact **SCP SCIENCE**. / *Pour toute question, veuillez contacter* ***SCP SCIENCE***.

6.0 INSTRUCTIONS FOR USE / *INSTRUCTIONS D'UTILISATION*:

Handling and Storage / Manutention et entreposage: Keep product tightly capped when not in use. The solution should be opened for a minimum amount of time necessary to dispense the amount required. Do not pipet or use directly from container. Do not return unused portions back to container. Store under normal laboratory conditions. Avoid exposure to excessive sources of heat and humidity or direct sunlight. / *Garder les contenants bien fermés lorsque non utilisés. Le contenant devrait être ouvert seulement pour le temps requis afin de prélever la quantité nécessaire. Ne pas pipetter ou utiliser directement du contenant. Ne pas retourner les portions non-utilisées dans le contentant. Conserver dans des conditions normales de laboratoire. Éviter l'exposition à des sources de chaleur et d'humidité excessives ou à l'exposition solaire directe.*

Stability / *Stabilité*: This Standard is guaranteed to be stable and accurate to within the specified uncertainty of measurement up to the unopened expiry date, if sealed, or up to the opened expiry date (when indicated), whichever comes first, provided the solution is kept tightly capped and stored under the indicated storage conditions. Purchasers will be notified of any significant changes resulting in re-certification or withdrawal of the product prior to the expiration date. / *La stabilité et l'exactitude de cet étalon sont garanties d'être à l'intérieur de l'incertitude de mesure, jusqu'à la date d'expiration de la bouteille non-ouverte, si scellée, ou jusqu'à la date d'expiration de la bouteille ouverte (si indiquée), en présumant que le contenant est maintenu fermé et gardé dans les conditions d'entreposage indiquées. Les acheteurs seront avisés dans le cas où il y aura des changements significatifs nécessitant une re-certification ou un rappel du produit avant la date d'expiration.*

7.0 HAZARDOUS INFORMATION / *INFORMATION SUR LES RISQUES POTENTIELS*:

Please refer to the associated Safety Data Sheet (SDS) for information regarding this product (available at www.SCPSCIENCE.com). / *SVP vous référer à la Fiche Signalétique applicable pour de l'information sur ce produit (Disponible à www.SCPSCIENCE.com).*

8.0 HOMOGENEITY / *HOMOGÉNÉITÉ:*

This solution has been blended according to an in-house procedure and its homogeneity is guaranteed to be fit for purpose when a sample size sufficient for the intended method of analysis is used. / *Cette solution a été préparée selon une procédure maison et nous assurons que sa homogénéité est approprié à l'emploi lorsqu'un échantillon suffisant pour la méthode d'analyse prévue est utilisé.*

9.0 TRACEABILITY / *TRAÇABILITÉ*:

This CRM (Certified Reference Material) is traceable to the NIST SRM (Standard Reference Material) indicated in section 2 through an unbroken chain of comparisons. In addition, balances used are regularly calibrated using weights which are traceable to NIST (National Institute of Standards and Technology) or NRC (National Research Council of Canada) standards. All conductivity meters used to analyze this standard have been regularly calibrated using a NIST or NRC traceable Thermometer and standards. All pH meters used to analyze this standard have been regularly calibrated using a NIST or NRC traceable thermometer and pH/MV simulator. / *Ce matériel de référence certifié est traçable au Matériel de Référence Standardisé de NIST indiqué à la section 2 par une chaine de comparaison ininterrompue. De plus, les balances utilisées sont étalonnées régulièrement en utilisant des poids qui sont traçables au NIST (National Institute of Standards and Technology) ou au CRNC (Conseil National de Recherches Canada). Tout conductimètre utilisé afin d'analyser cet étalon a été sujet à un étalonnage périodique utilisant des thermomètres et étalons traçables au NIST ou CNRC. Tout pH mètre utilisé afin d'analyser cet étalon a été sujet à un étalonnage périodique utilisant des thermomètres et un simulateur pH/MV traçables au NIST ou au CNRC.*

10.0 PREPARATION / *PRÉPARATION:*

For the preparation of these solutions, 18 meghom/cm double deionized water, high-purity acids and glassware calibrated to ASTM Class A specifications are used. / *Une eau de 18 meghom/cm doublement délonisé, de l'acide de haute pureté, ainsi que de la verrerie étalonnée afin de satisfaire les spécifications Classe A de ASTM ont été utilisés pour la préparation de cet étalon.*

11.0 QUALITY SYSTEM CERTIFICATIONS / *CERTIFICATIONS DE SYSTÈME QUALITÉ:*

ISO 9001 Certification / *Certification ISO 9001*: This standard was produced in a facility which operates under a **registered** ISO 9001 Quality Management System. Please consult our web site for a copy of the most recent revision of our certificate of registration. / *Cet étalon a été fabriqué dans un laboratoire qui utilise un Système de Gestion de la Qualité* ***enregistré*** *à la norme ISO 9001. Veuillez consulter notre site web pour obtenir la version la plus récente de notre certificat d'enregistrement.*

ISO 17025 Accreditation / *Accréditation ISO 17025*: SCP SCIENCE (Corporate Headquarters) operates an ISO 17025 **accredited** laboratory. Please consult our web site for a copy of the most recent revision of our certificate and scope of accreditation. / ***SCP SCIENCE (Siège social)*** *est* ***accréditée*** *ISO 17025. Veuillez consulter notre site web afin d'obtenir la plus récente version de notre certificat d'accréditation ainsi que la portée de notre accréditation.*

ISO 17034 Accreditation / *Accréditation ISO 17034* : SCP SCIENCE (Corporate Headquarters) is an ISO 17034 accredited Reference Material Producer. Please consult our website for a copy of our most recent certificate and scope of accreditation. / ***SCP SCIENCE (Siège social)*** *est un Fabricant de Matériaux de Référence Accrédité ISO 17034. Veuillez consulter notre site web afin d'obtenir la plus récente version de notre certificat d'accréditation ainsi que la portée de notre accréditation.*

CORPORATE HEADQUARTERS
21800 Clark Graham
Baie D'Urfé (Montréal), Quebec,
H9X 4B6 Canada
Phone: +1 (800) 361-6820
Fax: +1 (800) 253-5549

USA
3rd Party Distribution Center
348 Route 11, Champlain,
N.Y. 12919-4816

Phone: +1 (800) 361-6820
Fax: +1 (800) 253-5549

FRANCE
12 Ave. de Québec, Bat. IRIS
SILIC 642, 91965
Villebon sur Yvette, France
Phone: +33 (0) 1 69 18 71 17
Fax: +33 (0) 1 60 92 05 67

GERMANY
Alte Marktoberdorfer Straße 14, 87616
Marktoberdorf

Phone: +49 (0) 8342-89560-61
Fax: +49 (0) 8342-89560-69

Energy Laboratories Inc

Standard LOG

Standard ID:	ME211222 LA SECOND SOURCE		
Standard Name	La Secondary Stock	Type:	Primary
Date Prepared	12/22/2021	BY:	Amanda E. McDani
Date Expires:	12/22/2022		
Department	ME	Status:	Open
Vendor:	SCP Science		
Lot Number:	S210803016		
Balance ID:			
Comments:	opened 12/22/2021, expires 12/22/2022		

Chemical / Solvent Used	BottleNo	Amt	Units	Expires
Lanthanum PlasmaCal Standard	14326	125	mL	12/22/2022

Final Volume: mL

Stock Source **Base Units** **Amount Added**

Analytes **CAS** Conc: **ug/mL**

SCP SCIENCE

Providing Innovative Solutions to Analytical Chemists

Certificate of Analysis

1.0 DESCRIPTION:

PlasmaCAL ICP/ICPMS Standard - Lanthanum 1000 µg/ml

Catalogue Number: 140-051-570/-571/-575

Starting Material: Lanthanum(III) Oxide 99.99+%

Lot Number: **S210803016**

Matrix: 4% HNO_3 (See Section 3 for actual matrix)

Expiration Date (End of month): **August 2023** (or 15 months after bottle is opened, whichever comes first)

La

2.0 CERTIFIED VALUES AND ASSOCIATED UNCERTAINTY:

Certified Concentration: **1005 µg/ml +/- 4 µg/ml**

985 µg/g +/- 3 µg/g

Method of analysis: Inductively Coupled Plasma Atomic Emission Spectroscopy (ICP-AES)

Traceability: NIST Standard Reference Material 3127a Lot: **151030**

Note: The uncertainty of the certified value has been calculated from applicable uncertainty contributors (u_i) including uncertainty established during characterization of the material (u_{char}), the between bottle variation (u_{bb}), short-term stability (u_{sts}) and long-term stability (u_{lts}) according to the model $u_c = \sqrt{(u_{char}^2 + u_{bb}^2 + u_{sts}^2 + u_{lts}^2)}$. This combined uncertainty has been further multiplied by a coverage factor (k) of 2 to provide a 95% confidence interval.

ID #: 14326
Opened:_____
Lanthanum PlasmaCal Standard
Expires: 8/31/2023
Rec'd: 9/29/2021
Energy Laboratories Inc 1120 So. 27th Street
Billings MT 59107

3.0 REFERENCE VALUES:

Density: **1.020 g/ml @ 23.2 °C**

Actual Matrix: **4.0% (v/v) HNO_3**

Trace Metal Impurities as tested by ICP-MS:

Element	Conc. (ppm)	Element	Conc. (ppm)	Element	Conc. (ppm)	Element	Conc. (ppm)
Ag	<0.0010	Fe	<0.0018	Nd	<0.0010	Sn	<0.0010
Al	**0.0106**	Ga	<0.0010	Ni	<0.0010	Sr	<0.0025
As	<0.0010	Gd	**0.0889**	Os	<0.0010	Ta	<0.0010
Au	<0.0010	Ge	<0.0010	P	<0.0026	Tb	<0.0010
B	<0.0015	Hf	<0.0010	Pb	<0.0010	Te	<0.0010
Ba	**0.0031**	Hg	*	Pd	<0.0010	Th	<0.0010
Be	<0.0010	Ho	<0.0010	Pr	<0.0010	Ti	<0.0062
Bi	<0.0010	In	<0.0010	Pt	<0.0010	Tl	<0.0011
Ca	**0.0169**	Ir	<0.0010	Rb	<0.0010	Tm	<0.0010
Cd	<0.0010	K	<0.0024	Re	<0.0010	U	<0.0010
Ce	**0.0272**	La	N/A	Rh	<0.0010	V	<0.0010
Co	<0.0010	Li	<0.0010	Ru	<0.0010	W	<0.0020
Cr	<0.0010	Lu	<0.0010	S	*	Y	**0.0020**
Cs	<0.0010	Mg	<0.0010	Sb	<0.0010	Yb	<0.0010
Cu	<0.0010	Mn	<0.0010	Sc	<0.0010	Zn	<0.0010
Dy	<0.0010	Mo	<0.0010	Se	<0.0010	Zr	<0.0010
Er	<0.0010	Na	**0.0156**	Si	<0.1		
Eu	<0.0010	Nb	<0.0010	Sm	<0.0010	*: Not tested	

4.0 APPROVAL AND DATE OF CERTIFICATION:

Certification Approval: Daniel Boisvert, Chemist

Certification Date: August 12, 2021

Daniel Boisvert

ACCREDITED Reference Material Producer CERTIFICATE 2285.01

5.0 INTENDED USE / *UTILISATION PRÉVUE*:

- ICP Standards: For the calibration of, including but not limited to: ICP-AES, ICP-MS, FAAS, GFAA, XRF and DCP. / *Étalons ICP : Pour l'étalonnage d'instruments de mesure tels que: ICP-AES, ICP-MS, FAAS, GFAA, XRF et DCP.*
- AA Standards: For the calibration of Flame (FAAS) and Graphite Furnace (GFAA) Atomic Absorption Spectrometers. / *Étalons AA : Pour l'étalonnage de spectromètres d'absorption atomique flamme (GFAA) et four au graphite (GFAA).*
- Matrix Modifiers: For the optimization of analytical conditions to provide better Graphite Furnace Atomic Absorption (GFAA) instrument response and improved detection limits. / *Modificateur de matrice : Pour l'optimisation des conditions analytiques afin de fournir des meilleurs réponses instrumentales et limites de détection pour SAA four au graphite.*
- pH Standards: For the calibrating pH meters or for other wet chemistry applications. / *Étalons pH : Pour étalonnage de pH mètres et autres applications de chimie humide.*
- Conductivity Standards: For electrolytic conductivity measurement as a calibration standard. / *Étalons de conductivité : Comme étalon pour les mesures de conductivité électrolytiques.*
- IC Standards: for calibration of, but not limited to IC, HPLC, TLC, ISE, IR, NMR, MS, UV/VIS or other wet chemistry applications. / *Étalons IC : Pour étalonnage d'instruments tels que : IC, HPLC, TLC, ISE, IR, NMR, MS, UV/VIS et autres applications de chimie humide.*

For any inquiries, please contact **SCP SCIENCE**. / *Pour toute question, veuillez contacter **SCP SCIENCE**.*

6.0 INSTRUCTIONS FOR USE / *INSTRUCTIONS D'UTILISATION*:

Handling and Storage / Manutention et entreposage: Keep product tightly capped when not in use. The solution should be opened for a minimum amount of time necessary to dispense the amount required. Do not pipet or use directly from container. Do not return unused portions back to container. Store under normal laboratory conditions. Avoid exposure to excessive sources of heat and humidity or direct sunlight. / *Garder les contenants bien fermés lorsque non utilisés. Le contenant devrait être ouvert seulement pour le temps requis afin de prélever la quantité nécessaire. Ne pas pipetter ou utiliser directement du contenant. Ne pas retourner les portions non-utilisées dans le contentant. Conserver dans des conditions normales de laboratoire. Éviter l'exposition à des sources de chaleur et d'humidité excessives ou à l'exposition solaire directe.*

Stability / *Stabilité*: This Standard is guaranteed to be stable and accurate to within the specified uncertainty of measurement up to the unopened expiry date, if sealed, or up to the opened expiry date (when indicated), whichever comes first, provided the solution is kept tightly capped and stored under the indicated storage conditions. Purchasers will be notified of any significant changes resulting in re-certification or withdrawal of the product prior to the expiration date. / *La stabilité et l'exactitude de cet étalon sont garanties d'être à l'intérieur de l'incertitude de mesure, jusqu'à la date d'expiration de la bouteille non-ouverte, si scellée, ou jusqu'à la date d'expiration de la bouteille ouverte (si indiquée), en présumant que le contenant est maintenu fermé et gardé dans les conditions d'entreposage indiquées. Les acheteurs seront avisés dans le cas où il y aura des changements significatifs nécessitant une re-certification ou un rappel du produit avant la date d'expiration.*

7.0 HAZARDOUS INFORMATION / *INFORMATION SUR LES RISQUES POTENTIELS*:

Please refer to the associated Safety Data Sheet (SDS) for information regarding this product (available at www.SCPSCIENCE.com). / *SVP vous référer à la Fiche Signalétique applicable pour de l'information sur ce produit (Disponible à www.SCPSCIENCE.com).*

8.0 HOMOGENEITY / *HOMOGÉNÉITÉ:*

This solution has been blended according to an in-house procedure and its homogeneity is guaranteed to be fit for purpose when a sample size sufficient for the intended method of analysis is used. / *Cette solution a été préparée selon une procédure maison et nous assurons que sa homogénéité est approprié à l'emploi lorsqu'un échantillon suffisant pour la méthode d'analyse prévue est utilisé.*

9.0 TRACEABILITY / *TRAÇABILITÉ*:

This CRM (Certified Reference Material) is traceable to the NIST SRM (Standard Reference Material) indicated in section 2 through an unbroken chain of comparisons. In addition, balances used are regularly calibrated using weights which are traceable to NIST (National Institute of Standards and Technology) or NRC (National Research Council of Canada) standards. All conductivity meters used to analyze this standard have been regularly calibrated using a NIST or NRC traceable Thermometer and standards. All pH meters used to analyze this standard have been regularly calibrated using a NIST or NRC traceable thermometer and pH/MV simulator. / *Ce matériel de référence certifié est traçable au Matériel de Référence Standardisé de NIST indiqué à la section 2 par une chaine de comparaison ininterrompue. De plus, les balances utilisées sont étalonnées régulièrement en utilisant des poids qui sont traçables au NIST (National Institute of Standards and Technology) ou au CRNC (Conseil National de Recherches Canada). Tout conductimètre utilisé afin d'analyser cet étalon a été sujet à un étalonnage périodique utilisant des thermomètres et étalons traçables au NIST ou CNRC. Tout pH mètre utilisé afin d'analyser cet étalon a été sujet à un étalonnage périodique utilisant des thermomètres et un simulateur pH/MV traçables au NIST ou au CNRC.*

10.0 PREPARATION / *PRÉPARATION:*

For the preparation of these solutions, 18 meghom/cm double deionized water, high-purity acids and glassware calibrated to ASTM Class A specifications are used. / *Une eau de 18 meghom/cm doublement déionisé, de l'acide de haute pureté, ainsi que de la verrerie étalonnée afin de satisfaire les spécifications Classe A de ASTM ont été utilisés pour la préparation de cet étalon.*

11.0 QUALITY SYSTEM CERTIFICATIONS / *CERTIFICATIONS DE SYSTÈME QUALITÉ:*

ISO 9001 Certification / *Certification ISO 9001*: This standard was produced in a facility which operates under a **registered** ISO 9001 Quality Management System. Please consult our web site for a copy of the most recent revision of our certificate of registration. / *Cet étalon a été fabriqué dans un laboratoire qui utilise un Système de Gestion de la Qualité **enregistré** à la norme ISO 9001. Veuillez consulter notre site web pour obtenir la version la plus récente de notre certificat d'enregistrement.*

ISO 17025 Accreditation / *Accréditation ISO 17025*: SCP SCIENCE (Corporate Headquarters) operates an ISO 17025 **accredited** laboratory. Please consult our web site for a copy of the most recent revision of our certificate and scope of accreditation. / ***SCP SCIENCE (Siège social)** est **accréditée** ISO 17025. Veuillez consulter notre site web afin d'obtenir la plus récente version de notre certificat d'accréditation ainsi que la portée de notre accréditation.*

ISO 17034 Accreditation / *Accréditation ISO 17034* : SCP SCIENCE (Corporate Headquarters) is an ISO 17034 accredited Reference Material Producer. Please consult our website for a copy of our most recent certificate and scope of accreditation. / ***SCP SCIENCE (Siège social)** est un Fabricant de Matériaux de Référence Accrédité ISO 17034. Veuillez consulter notre site web afin d'obtenir la plus récente version de notre certificat d'accréditation ainsi que la portée de notre accréditation.*

CORPORATE HEADQUARTERS
21800 Clark Graham
Baie D'Urfé (Montréal), Quebec,
H9X 4B6 Canada
Phone: +1 (800) 361-6820
Fax: +1 (800) 253-5549

USA
3rd Party Distribution Center
348 Route 11, Champlain,
N.Y. 12919-4816

Phone: +1 (800) 361-6820
Fax: +1 (800) 253-5549

FRANCE
12 Ave. de Québec, Bat. IRIS
91140, Villebon-sur-Yvette

Phone: +33 (0) 1 69 18 71 17
Fax: +33 (0) 1 60 92 05 67

GERMANY
Alte Marktoberdorfer Straße 14, 87616
Marktoberdorf

Phone: +49 (0) 8342-89560-61
Fax: +49 (0) 8342-89560-69

Energy Laboratories Inc

Standard LOG

Standard ID:	ME211229A AU 2ND SOURCE		
Standard Name	Au 2nd source Stock	Type:	Primary
Date Prepared	12/29/2021	BY:	Amanda E. McDani
Date Expires:	12/29/2022		
Department	ME	Status:	Open
Vendor:	SCP Science		
Lot Number:	S211129013		
Balance ID:			
Comments:	opened 12/29/2021; expires 12/29/2022		

Chemical / Solvent Used	BottleNo	Amt	Units	Expires
ICP/ICPMS Standard Gold	14710	500	mL	12/29/2022

Final Volume:
500 mL

Stock Source **Base Units** **Amount Added**

Analytes **CAS** Conc: **ug/mL**

ID #: 14710
Opened:
ICP/ICPMS Standard Gold
Expires: 12/31/2023
Rec'd: 12/29/2021
Energy Laboratories Inc 1120 So. 27th Street
Billings MT 59107

SCP SCIENC
Providing Innovative Solutions to Analytical

Certificate of Analysis

1.0 DESCRIPTION:

PlasmaCAL ICP/ICPMS Standard - Gold 1000 µg/ml

Au

Catalogue Number: 140-052-790/-791/-795
Starting Material: Gold Metal 99.99+%
Lot Number: **S211129013**
Matrix: 10% HCl (See Section 3 for actual matrix)
Expiration Date (End of month): **December 2023** (or 15 months after bottle is opened, whichever comes first)

2.0 CERTIFIED VALUES AND ASSOCIATED UNCERTAINTY:

Certified Concentration: **1001 µg/ml +/- 4 µg/ml**
982 µg/g +/- 4 µg/g

Method of analysis: Inductively Coupled Plasma Atomic Emission Spectroscopy (ICP-AES)

Traceability: NIST Standard Reference Material 3121 Lot: **991806**

Note: The uncertainty of the certified value has been calculated from applicable uncertainty contributors (u_i) including uncertainty established during characterization of the material (u_{char}), the between bottle variation (u_{bb}), short-term stability (u_{sts}) and long-term stability (u_{lts}) according to the model $u_c = \sqrt{(u_{char}^2 + u_{bb}^2 + u_{sts}^2 + u_{lts}^2)}$. This combined uncertainty has been further multiplied by a coverage factor (k) of 2 to provide a 95% confidence interval.

3.0 REFERENCE VALUES:

Density: **1.019 g/ml @ 22.4 °C**
Actual Matrix: **10.0% (v/v) HCl**

Trace Metal Impurities as tested by ICP-MS:

Element	Conc. (ppm)	Element	Conc. (ppm)	Element	Conc. (ppm)	Element	Conc. (ppm)
Ag	**0.3851**	Fe	<0.0090	Nd	<0.0010	Sn	<0.0010
Al	**0.0062**	Ga	<0.0010	Ni	<0.0010	Sr	<0.0025
As	<0.0010	Gd	<0.0010	Os	<0.0010	Ta	<0.0010
Au	N/A	Ge	<0.0010	P	<0.0132	Tb	<0.0010
B	<0.0015	Hf	<0.0010	Pb	<0.0010	Te	<0.0010
Ba	<0.0010	Hg	*	Pd	**0.0434**	Th	<0.0010
Be	<0.0010	Ho	<0.0010	Pr	<0.0010	Ti	<0.0012
Bi	<0.0010	In	<0.0010	Pt	**0.0048**	Tl	<0.0011
Ca	<0.0135	Ir	<0.0010	Rb	<0.0010	Tm	<0.0010
Cd	<0.0010	K	**0.0362**	Re	<0.0010	U	<0.0010
Ce	<0.0010	La	<0.0010	Rh	<0.0010	V	<0.0010
Co	<0.0010	Li	<0.0010	Ru	<0.0010	W	<0.0020
Cr	<0.0010	Lu	<0.0010	S	*	Y	<0.0010
Cs	**0.0029**	Mg	<0.0010	Sb	<0.0010	Yb	<0.0010
Cu	**0.0023**	Mn	<0.0010	Sc	<0.0010	Zn	<0.0010
Dy	<0.0010	Mo	<0.0010	Se	<0.01	Zr	<0.0010
Er	<0.0010	Na	**0.0070**	Si	<0.1		
Eu	<0.0010	Nb	<0.0010	Sm	<0.0010	*: Not tested	

4.0 APPROVAL AND DATE OF CERTIFICATION:

Certification Approval: Daniel Boisvert, Chemist
Certification Date: December 10, 2021

Daniel Boisvert

ACCREDITED
Reference Material Producer
CERTIFICATE 2885.01

5.0 INTENDED USE / *UTILISATION PRÉVUE*:

- ICP Standards: For the calibration of, including but not limited to: ICP-AES, ICP-MS, FAAS, GFAA, XRF and DCP. / *Étalons ICP : Pour l'étalonnage d'instruments de mesure tels que: ICP-AES, ICP-MS, FAAS, GFAA, XRF et DCP.*
- AA Standards: For the calibration of Flame (FAAS) and Graphite Furnace (GFAA) Atomic Absorption Spectrometers. / *Étalons AA : Pour l'étalonnage de spectromètres d'absorption atomique flamme (GFAA) et four au graphite (GFAA).*
- Matrix Modifiers: For the optimization of analytical conditions to provide better Graphite Furnace Atomic Absorption (GFAA) instrument response and improved detection limits. / *Modificateur de matrice : Pour l'optimisation des conditions analytiques afin de fournir des meilleurs réponses instrumentales et limites de détection pour SAA four au graphite.*
- pH Standards: For the calibrating pH meters or for other wet chemistry applications. / *Étalons pH : Pour étalonnage de pH mètres et autres applications de chimie humide.*
- Conductivity Standards: For electrolytic conductivity measurement as a calibration standard. / *Étalons de conductivité : Comme étalon pour les mesures de conductivité électrolytiques.*
- IC Standards: for calibration of, but not limited to IC, HPLC, TLC, ISE, IR, NMR, MS, UV/VIS or other wet chemistry applications. / *Étalons IC : Pour étalonnage d'instruments tels que : IC, HPLC, TLC, ISE, IR, NMR, MS, UV/VIS et autres applications de chimie humide.*

For any inquiries, please contact **SCP SCIENCE**. / *Pour toute question, veuillez contacter **SCP SCIENCE**.*

6.0 INSTRUCTIONS FOR USE / *INSTRUCTIONS D'UTILISATION*:

Handling and Storage / Manutention et entreposage: Keep product tightly capped when not in use. The solution should be opened for a minimum amount of time necessary to dispense the amount required. Do not pipet or use directly from container. Do not return unused portions back to container. Store under normal laboratory conditions. Avoid exposure to excessive sources of heat and humidity or direct sunlight. / *Garder les contenants bien fermés lorsque non utilisés. Le contenant devrait être ouvert seulement pour le temps requis afin de prélever la quantité nécessaire. Ne pas pipetter ou utiliser directement du contenant. Ne pas retourner les portions non-utilisées dans le contentant. Conserver dans des conditions normales de laboratoire. Éviter l'exposition à des sources de chaleur et d'humidité excessives ou à l'exposition solaire directe.*

Stability / *Stabilité*: This Standard is guaranteed to be stable and accurate to within the specified uncertainty of measurement up to the unopened expiry date, if sealed, or up to the opened expiry date (when indicated), whichever comes first, provided the solution is kept tightly capped and stored under the indicated storage conditions. Purchasers will be notified of any significant changes resulting in re-certification or withdrawal of the product prior to the expiration date. / *La stabilité et l'exactitude de cet étalon sont garanties d'être à l'intérieur de l'incertitude de mesure, jusqu'à la date d'expiration de la bouteille non-ouverte, si scellée, ou jusqu'à la date d'expiration de la bouteille ouverte (si indiquée), en présumant que le contenant est maintenu fermé et gardé dans les conditions d'entreposage indiquées. Les acheteurs seront avisés dans le cas où il y aura des changements significatifs nécessitant une re-certification ou un rappel du produit avant la date d'expiration.*

7.0 HAZARDOUS INFORMATION / *INFORMATION SUR LES RISQUES POTENTIELS*:

Please refer to the associated Safety Data Sheet (SDS) for information regarding this product (available at www.SCPSCIENCE.com). / *SVP vous référer à la Fiche Signalétique applicable pour de l'information sur ce produit (Disponible à www.SCPSCIENCE.com).*

8.0 HOMOGENEITY / *HOMOGÉNÉITÉ:*

This solution has been blended according to an in-house procedure and its homogeneity is guaranteed to be fit for purpose when a sample size sufficient for the intended method of analysis is used. / *Cette solution a été préparée selon une procédure maison et nous assurons que sa homogénéité est approprié à l'emploi lorsqu'un échantillon suffisant pour la méthode d'analyse prévue est utilisé.*

9.0 TRACEABILITY / *TRAÇABILITÉ*:

This CRM (Certified Reference Material) is traceable to the NIST SRM (Standard Reference Material) indicated in section 2 through an unbroken chain of comparisons. In addition, balances used are regularly calibrated using weights which are traceable to NIST (National Institute of Standards and Technology) or NRC (National Research Council of Canada) standards. All conductivity meters used to analyze this standard have been regularly calibrated using a NIST or NRC traceable Thermometer and standards. All pH meters used to analyze this standard have been regularly calibrated using a NIST or NRC traceable thermometer and pH/MV simulator. / *Ce matériel de référence certifié est traçable au Matériel de Référence Standardisé de NIST indiqué à la section 2 par une chaine de comparaison ininterrompue. De plus, les balances utilisées sont étalonnées régulièrement en utilisant des poids qui sont traçables au NIST (National Institute of Standards and Technology) ou au CRNC (Conseil National de Recherches Canada). Tout conductimètre utilisé afin d'analyser cet étalon a été sujet à un étalonnage périodique utilisant des thermomètres et étalons traçables au NIST ou CNRC. Tout pH mètre utilisé afin d'analyser cet étalon a été sujet à un étalonnage périodique utilisant des thermomètres et un simulateur pH/MV traçables au NIST ou au CNRC.*

10.0 PREPARATION / *PRÉPARATION:*

For the preparation of these solutions, 18 meghom/cm double deionized water, high-purity acids and glassware calibrated to ASTM Class A specifications are used. / *Une eau de 18 meghom/cm doublement déionisé, de l'acide de haute pureté, ainsi que de la verrerie étalonnée afin de satisfaire les spécifications Classe A de ASTM ont été utilisés pour la préparation de cet étalon.*

11.0 QUALITY SYSTEM CERTIFICATIONS / *CERTIFICATIONS DE SYSTÈME QUALITÉ:*

ISO 9001 Certification / *Certification ISO 9001*: This standard was produced in a facility which operates under a **registered** ISO 9001 Quality Management System. Please consult our web site for a copy of the most recent revision of our certificate of registration. / *Cet étalon a été fabriqué dans un laboratoire qui utilise un Système de Gestion de la Qualité **enregistré** à la norme ISO 9001. Veuillez consulter notre site web pour obtenir la version la plus récente de notre certificat d'enregistrement.*

ISO 17025 Accreditation / *Accréditation ISO 17025*: **SCP SCIENCE (Corporate Headquarters)** operates an ISO 17025 **accredited** laboratory. Please consult our web site for a copy of the most recent revision of our certificate and scope of accreditation. / ***SCP SCIENCE (Siège social)** est **accréditée** ISO 17025. Veuillez consulter notre site web afin d'obtenir la plus récente version de notre certificat d'accréditation ainsi que la portée de notre accréditation.*

ISO 17034 Accreditation / *Accréditation ISO 17034* : SCP SCIENCE (Corporate Headquarters) is an ISO 17034 accredited Reference Material Producer. Please consult our website for a copy of our most recent certificate and scope of accreditation. / ***SCP SCIENCE (Siège social)** est un Fabricant de Matériaux de Référence Accrédité ISO 17034. Veuillez consulter notre site web afin d'obtenir la plus récente version de notre certificat d'accréditation ainsi que la portée de notre accréditation.*

CORPORATE HEADQUARTERS
21800 Clark Graham
Baie D'Urfé (Montréal), Quebec,
H9X 4B6 Canada
Phone: +1 (800) 361-6820
Fax: +1 (800) 253-5549

USA
3rd Party Distribution Center
348 Route 11, Champlain,
N.Y. 12919-4816
Phone: +1 (800) 361-6820
Fax: +1 (800) 253-5549

FRANCE
12 Ave. de Québec, Bat. IRIS
91140, Villebon-sur-Yvette
Phone: +33 (0) 1 69 18 71 17
Fax: +33 (0) 1 60 92 05 67

GERMANY
Alte Marktoberdorfer Straße 14, 87616
Marktoberdorf
Phone: +49 (0) 8342-89560-61
Fax: +49 (0) 8342-89560-69

Energy Laboratories Inc

Standard LOG

Standard ID:	ME211025A		
Standard Name	Te Stock	Type:	Primary
Date Prepared	10/25/2021	BY:	Stacy R. Hendricks
Date Expires:	10/25/2022		
Department	ME	Status:	Open
Vendor:	SCP Science		
Lot Number:	S200130018		
Balance ID:			
Comments:	Opened 10/25/2021; Expires 10/25/2022		

Chemical / Solvent Used	BottleNo	Amt	Units	Exp
ICP/ICPMS Standard Tellurium	14418	500	mL	10/25

Final Volume: 500 mL

Stock Source	**Base Units**	**Amount Added**
Analytes	**CAS**	Conc: **ug/mL**

SCP SCIENCE

Providing Innovative Solutions to Analytical Chemists

Certificate of Analysis

1.0 DESCRIPTION:

PlasmaCAL ICP/ICPMS Standard - Tellurium 1000 µg/ml

Catalogue Number: 140-051-520/-521/-525

Starting Material: Tellurium Metal 99.99+%

Lot Number: **S210615004**

Matrix: 10% HNO3 (See Section 3 for actual matrix)

Expiration Date (End of month): **June 2023** (or 15 months after bottle is opened, whichever comes first)

Te

2.0 CERTIFIED VALUES AND ASSOCIATED UNCERTAINTY:

Certified Concentration: **1005 µg/ml +/- 5 µg/ml**

958 µg/g +/- 5 µg/g

Method of analysis: Inductively Coupled Plasma Atomic Emission Spectroscopy (ICP-AES)

Traceability: NIST Standard Reference Material 3156 Lot: **140830**

Note: The uncertainty of the certified value has been calculated from applicable uncertainty contributors (u_i) including uncertainty established during characterization of the material (u_{char}), the between bottle variation (u_{bb}), short-term stability (u_{sts}) and long-term stability (u_{lts}) according to the model $u_c = \sqrt{(u_{char}^2 + u_{bb}^2 + u_{sts}^2 + u_{lts}^2)}$. This combined uncertainty has been further multiplied by a coverage factor (k) of 2 to provide a 95% confidence interval.

ID #: 14418
Opened:
ICP/ICPMS Standard Tellurium
Expires: 6/30/2023
Rec'd: 10/20/2021
Energy Laboratories Inc 1120 So. 27th Street
Billings MT 59107

3.0 REFERENCE VALUES:

Density: **1.049 g/ml @ 25.5 °C**

Actual Matrix: **10.0% (v/v) HNO3**

Trace Metal Impurities as tested by ICP-AES:

Element	Conc. (ppm)	Element	Conc. (ppm)	Element	Conc. (ppm)	Element	Conc. (ppm)
Ag	<0.0010	Fe	<0.0018	Nd	**0.0449**	Sn	<0.0010
Al	<0.0010	Ga	<0.0010	Ni	<0.0010	Sr	<0.0025
As	<0.0010	Gd	<0.0010	Os	<0.0010	Ta	<0.0010
Au	<0.0010	Ge	<0.0010	P	**0.0184**	Tb	<0.0010
B	<0.0015	Hf	<0.0010	Pb	<0.0010	Te	N/A
Ba	<0.0010	Hg	*	Pd	<0.0010	Th	<0.0010
Be	<0.0010	Ho	<0.0010	Pr	**0.0028**	Ti	<0.0012
Bi	<0.0010	In	**0.0020**	Pt	<0.0010	Tl	<0.0011
Ca	<0.0135	Ir	<0.0010	Rb	<0.0010	Tm	<0.0010
Cd	<0.0010	K	<0.0024	Re	<0.0010	U	<0.0010
Ce	<0.0010	La	<0.0010	Rh	<0.0010	V	<0.0010
Co	<0.0010	Li	<0.0010	Ru	<0.0010	W	<0.0020
Cr	<0.0010	Lu	<0.0010	S	*	Y	<0.0010
Cs	<0.0010	Mg	<0.0020	Sb	<0.0010	Yb	<0.0010
Cu	<0.0010	Mn	<0.0010	Sc	<0.0010	Zn	<0.0010
Dy	<0.0010	Mo	<0.0010	Se	<0.1	Zr	<0.0010
Er	<0.0010	Na	<0.0025	Si	<0.1		
Eu	<0.0010	Nb	<0.0010	Sm	<0.0010	*: Not tested	

4.0 APPROVAL AND DATE OF CERTIFICATION:

Certification Approval: Daniel Boisvert, Chemist

Certification Date: June 30, 2021

Daniel Boisvert

ACCREDITED Reference Material Producer CERTIFICATE 2885.01

5.0 INTENDED USE / *UTILISATION PRÉVUE*:

- ICP Standards: For the calibration of, including but not limited to: ICP-AES, ICP-MS, FAAS, GFAA, XRF and DCP. / *Étalons ICP : Pour l'étalonnage d'instruments de mesure tels que: ICP-AES, ICP-MS, FAAS, GFAA, XRF et DCP.*
- AA Standards: For the calibration of Flame (FAAS) and Graphite Furnace (GFAA) Atomic Absorption Spectrometers. / *Étalons AA : Pour l'étalonnage de spectromètres d'absorption atomique flamme (GFAA) et four au graphite (GFAA).*
- Matrix Modifiers: For the optimization of analytical conditions to provide better Graphite Furnace Atomic Absorption (GFAA) instrument response and improved detection limits. / *Modificateur de matrice : Pour l'optimisation des conditions analytiques afin de fournir des meilleurs réponses instrumentales et limites de détection pour SAA four au graphite.*
- pH Standards: For the calibrating pH meters or for other wet chemistry applications. / *Étalons pH : Pour étalonnage de pH mètres et autres applications de chimie humide.*
- Conductivity Standards: For electrolytic conductivity measurement as a calibration standard. / *Étalons de conductivité : Comme étalon pour les mesures de conductivité électrolytiques.*
- IC Standards: for calibration of, but not limited to IC, HPLC, TLC, ISE, IR, NMR, MS, UV/VIS or other wet chemistry applications. / *Étalons IC : Pour étalonnage d'instruments tels que : IC, HPLC, TLC, ISE, IR, NMR, MS, UV/VIS et autres applications de chimie humide.*

For any inquiries, please contact **SCP SCIENCE**. / *Pour toute question, veuillez contacter* ***SCP SCIENCE***.

6.0 INSTRUCTIONS FOR USE / *INSTRUCTIONS D'UTILISATION*:

Handling and Storage / Manutention et entreposage: Keep product tightly capped when not in use. The solution should be opened for a minimum amount of time necessary to dispense the amount required. Do not pipet or use directly from container. Do not return unused portions back to container. Store under normal laboratory conditions. Avoid exposure to excessive sources of heat and humidity or direct sunlight. / *Garder les contenants bien fermés lorsque non utilisés. Le contenant devrait être ouvert seulement pour le temps requis afin de prélever la quantité nécessaire. Ne pas pipetter ou utiliser directement du contenant. Ne pas retourner les portions non-utilisées dans le contentant. Conserver dans des conditions normales de laboratoire. Éviter l'exposition à des sources de chaleur et d'humidité excessives ou à l'exposition solaire directe.*

Stability / *Stabilité*: This Standard is guaranteed to be stable and accurate to within the specified uncertainty of measurement up to the unopened expiry date, if sealed, or up to the opened expiry date (when indicated), whichever comes first, provided the solution is kept tightly capped and stored under the indicated storage conditions. Purchasers will be notified of any significant changes resulting in re-certification or withdrawal of the product prior to the expiration date. / *La stabilité et l'exactitude de cet étalon sont garanties d'être à l'intérieur de l'incertitude de mesure, jusqu'à la date d'expiration de la bouteille non-ouverte, si scellée, ou jusqu'à la date d'expiration de la bouteille ouverte (si indiquée), en présumant que le contenant est maintenu fermé et gardé dans les conditions d'entreposage indiquées. Les acheteurs seront avisés dans le cas où il y aura des changements significatifs nécessitant une re-certification ou un rappel du produit avant la date d'expiration.*

7.0 HAZARDOUS INFORMATION / *INFORMATION SUR LES RISQUES POTENTIELS*:

Please refer to the associated Safety Data Sheet (SDS) for information regarding this product (available at www.SCPSCIENCE.com). / *SVP vous référer à la Fiche Signalétique applicable pour de l'information sur ce produit (Disponible à www.SCPSCIENCE.com).*

8.0 HOMOGENEITY / *HOMOGÉNÉITÉ:*

This solution has been blended according to an in-house procedure and its homogeneity is guaranteed to be fit for purpose when a sample size sufficient for the intended method of analysis is used. / *Cette solution a été préparée selon une procédure maison et nous assurons que sa homogénéité est approprié à l'emploi lorsqu'un échantillon suffisant pour la méthode d'analyse prévue est utilisé.*

9.0 TRACEABILITY / *TRAÇABILITÉ*:

This CRM (Certified Reference Material) is traceable to the NIST SRM (Standard Reference Material) indicated in section 2 through an unbroken chain of comparisons. In addition, balances used are regularly calibrated using weights which are traceable to NIST (National Institute of Standards and Technology) or NRC (National Research Council of Canada) standards. All conductivity meters used to analyze this standard have been regularly calibrated using a NIST or NRC traceable Thermometer and standards. All pH meters used to analyze this standard have been regularly calibrated using a NIST or NRC traceable thermometer and pH/MV simulator. / *Ce matériel de référence certifié est traçable au Matériel de Référence Standardisé de NIST indiqué à la section 2 par une chaine de comparaison ininterrompue. De plus, les balances utilisées sont étalonnées régulièrement en utilisant des poids qui sont traçables au NIST (National Institute of Standards and Technology) ou au CRNC (Conseil National de Recherches Canada). Tout conductimètre utilisé afin d'analyser cet étalon a été sujet à un étalonnage périodique utilisant des thermomètres et étalons traçables au NIST ou CNRC. Tout pH mètre utilisé afin d'analyser cet étalon a été sujet à un étalonnage périodique utilisant des thermomètres et un simulateur pH/MV traçables au NIST ou au CNRC.*

10.0 PREPARATION / *PRÉPARATION:*

For the preparation of these solutions, 18 meghom/cm double deionized water, high-purity acids and glassware calibrated to ASTM Class A specifications are used. / *Une eau de 18 meghom/cm doublement déionisé, de l'acide de haute pureté, ainsi que de la verrerie étalonnée afin de satisfaire les spécifications Classe A de ASTM ont été utilisés pour la préparation de cet étalon.*

11.0 QUALITY SYSTEM CERTIFICATIONS / *CERTIFICATIONS DE SYSTÈME QUALITÉ:*

ISO 9001 Certification / *Certification ISO 9001*: This standard was produced in a facility which operates under a **registered** ISO 9001 Quality Management System. Please consult our web site for a copy of the most recent revision of our certificate of registration. / *Cet étalon a été fabriqué dans un laboratoire qui utilise un Système de Gestion de la Qualité* ***enregistré*** *à la norme ISO 9001. Veuillez consulter notre site web pour obtenir la version la plus récente de notre certificat d'enregistrement.*

ISO 17025 Accreditation / *Accréditation ISO 17025*: SCP SCIENCE (Corporate Headquarters) operates an ISO 17025 **accredited** laboratory. Please consult our web site for a copy of the most recent revision of our certificate and scope of accreditation. / ***SCP SCIENCE (Siège social)*** *est* ***accréditée*** *ISO 17025. Veuillez consulter notre site web afin d'obtenir la plus récente version de notre certificat d'accréditation ainsi que la portée de notre accréditation.*

ISO 17034 Accreditation / *Accréditation ISO 17034* : SCP SCIENCE (Corporate Headquarters) is an ISO 17034 accredited Reference Material Producer. Please consult our website for a copy of our most recent certificate and scope of accreditation. / ***SCP SCIENCE (Siège social)*** *est un Fabricant de Matériaux de Référence Accrédité ISO 17034. Veuillez consulter notre site web afin d'obtenir la plus récente version de notre certificat d'accréditation ainsi que la portée de notre accréditation.*

CORPORATE HEADQUARTERS
21800 Clark Graham
Baie D'Urfé (Montréal), Quebec,
H9X 4B6 Canada
Phone: +1 (800) 361-6820
Fax: +1 (800) 253-5549

USA
3rd Party Distribution Center
348 Route 11, Champlain,
N.Y. 12919-4816
Phone: +1 (800) 361-6820
Fax: +1 (800) 253-5549

FRANCE
12 Ave. de Québec, Bat. IRIS
91140, Villebon-sur-Yvette
Phone: +33 (0) 1 69 18 71 17
Fax: +33 (0) 1 60 92 05 67

GERMANY
Alte Marktoberdorfer Straße 14, 87616
Marktoberdorf
Phone: +49 (0) 8342-89560-61
Fax: +49 (0) 8342-89560-69

Energy Laboratories Inc

Standard LOG

Standard ID: ME220114A TUNE SOLUTION
Standard Name: Tune Solution
Type: Secondary
Date Prepared: 1/14/2022
BY: Stacy R. Hendricks
Date Expires: 12/7/2022
Department: ME
Status: Open
Vendor:
Lot Number:
Balance ID:

Comments: All elements except Be at 10 ppb. Be is spiked at 210 ppb.

Chemical / Solvent Used	BottleNo	Amt	Units	Exp
Nitric Acid, 69.0-70.0%,0000282671	14178	5	mL	4/11/
Milli-Q H2O	391	493	mL	6/1/2
Multi Analyte Custom Grade Solution	13795	0.5	mL	12/7/
Beryliium Single Analyte Custom Grad	14679	0.2	mL	9/17/

Final Volume: 500 mL

Stock Source	Base Units	Amount Added
ME220114 TUNE S Tune Solution Stock	ug/mL	1 mL

Analytes	CAS	Conc: ug/mL

INORGANIC VENTURES
300 Technology Drive
Christiansburg, VA 24073 - USA
inorganicventures.com

CERTIFICATE OF ANALYSIS

tel: 800.669.2799 - 543.585.3030
fax: 540.585.3012
info@inorganicventures.com

1.0 ACCREDITATION / REGISTRATION

INORGANIC VENTURES is accredited to ISO 17034, "General Requirements for the Competence of Reference Material Producers" and ISO/IEC 17025, "General Requirements for the Competence of Testing and Calibration Laboratories". Inorganic Ventures is also an ISO 9001 registered manufacturer (QSR Certificate Number QSR-1034).

ACCREDITED Testing Laboratory Certificate 883.01
ACCREDITED Reference Material Producer Certificate 883.02

2.0 PRODUCT DESCRIPTION

Product Code:	Multi Analyte Custom Grade Solution
Catalog Number:	2008TS
Lot Number:	R2-MEB691898
Matrix:	3% (v/v) HNO3
Value / Analyte(s):	10 µg/mL ea: Beryllium, Cobalt, Indium, Magnesium, Lead

ID #: 13795
Opened:_____
Multi Analyte Custom Grade Solution
Expires: 4/8/2024
Rec'd: 4/29/2021
Energy Laboratories Inc 1120 So. 27th Street
Billings MT 59107

3.0 CERTIFIED VALUES AND UNCERTAINTIES

ANALYTE	CERTIFIED VALUE	ANALYTE	CERTIFIED VALUE
Beryllium, Be	10.01 ± 0.06 µg/mL	Cobalt, Co	10.01 ± 0.04 µg/mL
Indium, In	10.01 ± 0.04 µg/mL	Lead, Pb	10.01 ± 0.04 µg/mL
Magnesium, Mg	10.01 ± 0.05 µg/mL		

Density: 1.014 g/mL (measured at 20 ± 4 °C)

Assay Information:

ANALYTE	METHOD	NIST SRM#	SRM LOT#
Be	ICP Assay	3105a	090514
Co	EDTA	928	928
Co	ICP Assay	traceable to 3113	M2-CO661665
Co	Calculated		See Sec. 4.2
In	ICP Assay	3124a	110516
In	EDTA	928	928
In	Calculated		See Sec. 4.2
Mg	ICP Assay	3131a	140110
Mg	EDTA	928	928
Mg	Calculated		See Sec. 4.2
Pb	ICP Assay	3128	101026
Pb	EDTA	928	928
Pb	Calculated		See Sec. 4.2

The following equations are used in the calculation of the certified value and the uncertainty. Reported uncertainties represent expanded uncertainties expressed at approximately the 95% confidence level using a coverage factor of k = 2.

Characterization of CRM/RM by Two or More Methods

Certified Value, $X_{CRM/RM}$, where two or more methods of characterization are used is the weighted mean of the results:

$X_{CRM/RM} = \Sigma(w_i)(X_i)$

X_i = mean of Assay Method i with standard uncertainty $u_{char\ i}$

w_i = the weighting factors for each method calculated using the inverse square of the variance:

$w_i = (1/u_{char\ i})^2 / (\Sigma(1/(u_{char\ i})^2)$

CRM/RM Expanded Uncertainty (±) = $U_{CRM/RM} = k\,(u^2_{char} + u^2_{bb} + u^2_{lts} + u^2_{ts})^{1/2}$

k = coverage factor = 2

$u_{char} = [\Sigma((w_i)^2\,(u_{char\ i})^2)]^{1/2}$ where $u_{char\ i}$ are the errors from each characterization method

u_{bb} = bottle to bottle homogeneity standard uncertainty

u_{lts} = long term stability standard uncertainty (storage)

u_{ts} = transport stability standard uncertainty

Characterization of CRM/RM by One Method

Certified Value, $X_{CRM/RM}$, where one method of characterization is used is the mean of individual results:

$X_{CRM/RM} = (X_a)\,(u_{char\ a})$

X_a = mean of Assay Method A with

$u_{char\ a}$ = the standard uncertainty of characterization Method A

CRM/RM Expanded Uncertainty (±) = $U_{CRM/RM} = k\,(u^2_{char\ a} + u^2_{bb} + u^2_{lts} + u^2_{ts})^{1/2}$

k = coverage factor = 2

$u_{char\ a}$ = the errors from characterization

u_{bb} = bottle to bottle homogeneity standard uncertainty

u_{lts} = long term stability standard uncertainty (storage)

u_{ts} = transport stability standard uncertainty

4.0 TRACEABILITY TO NIST

- This product is traceable to NIST via an unbroken chain of comparisons. The uncertainties for each certified value are reported, taking into account the SRM/RM uncertainty error and the measurement, weighing and volume dilution errors. In rare cases where no NIST SRM/RM are available, the term 'in-house std.' is specified.

4.1 Thermometer Calibration

- All thermometers are NIST traceable through thermometers that are calibrated by an accredited calibration laboratory.

4.2 Balance Calibration

- All analytical balances are calibrated by an accredited calibration laboratory and procedure. The weights used for testing are annually compared to master weights and are traceable to NIST.

4.3 Glassware Calibration

- An in-house procedure is used to calibrate all Class A glassware used in the manufacturing and quality control of CRM/RMs.

5.0 TRACE METALLIC IMPURITIES (TMI) DETERMINED BY ICP-MS AND ICP-OES (µg/mL)

N/A

6.0 INTENDED USE

- For the calibration of analytical instruments and validation of analytical methods as appropriate.

7.0 INSTRUCTIONS FOR THE CORRECT USE OF THIS REFERENCE MATERIAL

7.1 Storage and Handling Recommendations

- Store between approximately 4° - 30° C while in sealed TCT bag.

- While stored in the sealed TCT bag, transpiration of this CRM/RM is negligible. After opening the sealed TCT bag transpiration of the CRM/RM will occur, resulting in a gradual increase in the analyte concentration(s). It is the responsibility of the user to account for this effect. When the bottle is weighed both before and after being placed in storage, the mass difference observed will be a measure of transpiration mass loss.

- After opening the sealed TCT bag, keep cap tightly sealed when not in use and store between 4° - 24° C to minimize the effects of transpiration. Use at 20° ± 4° C to minimize volumetric dilution error when using the reported density. Do not pipette from the container. Do not return removed aliquots to container.

- For more information, visit **www.inorganicventures.com/TCT**

8.0 HAZARDOUS INFORMATION

- Please refer to the Safety Data Sheet for information regarding this CRM/RM.

9.0 HOMOGENEITY

- This solution was mixed according to an in-house procedure and is guaranteed to be homogeneous. Homogeneity data indicate that the end user should take a minimum sample size of 0.2 mL to assure homogeneity.

10.0 QUALITY STANDARD DOCUMENTATION

10.1 ISO 9001 Quality Management System Registration

- QSR Certificate Number QSR-1034

10.2 ISO/IEC 17025 "General Requirements for the Competence of Testing and Calibration Laboratories"

- Chemical Testing - Accredited / A2LA Certificate Number 883.01

10.3 ISO 17034 "General Requirements for the Competence of Reference Material Producers"

- Reference Material Producer - Accredited / A2LA Certificate Number 883.02

Inorganic Ventures, 300 Technology Drive, Christiansburg, Va. 24073, USA; Telephone: 800.669.6799; 540.585.3030, Fax: 540.585.3012; inorganicventures.com; info@inorganicventures.com

11.0 CERTIFICATION, LOT EXPIRATION AND PERIOD OF VALIDITY

11.1 Certification Issue Date

April 08, 2020

- The certification is valid within the measurement uncertainty specified provided the CRM/RM is stored and handled in accordance with instructions given in Sec 7.1. This certification is nullified if instructions in Sec 7.1 are not followed or if the CRM/RM is damaged, contaminated, or otherwise modified.

11.2 Lot Expiration Date

- April 08, 2024

- The date after which this CRM/RM should not be used.

- The lot expiration date reflects the period of time that the stability of a CRM/RM can be supported by long term stability studies conducted on properly stored and handled CRM/RMs. Lot expiration is limited primarily by transpiration (loss of water from the solution) and infrequently by chemical stability.

11.3 Period of Validity

- Sealed TCT Bag Open Date: _____

- This CRM/RM should not be used longer than one year (or six months in the case of a 30 mL bottle) from the date of opening the aluminized bag or after the date given in Sec. 11.2, whichever comes first. This is contingent upon the CRM/RM being stored and handled in accordance with the instructions given in Sec. 7.1.

12.0 NAMES AND SIGNATURES OF CERTIFYING OFFICERS

Certificate Approved By:

Michael Booth
Manager, Quality Control

Certifying Officer:

Paul Gaines
CEO, Senior Technical Director

INORGANIC VENTURES
Refine your results. Redefine your industry.

300 Technology Drive
Christiansburg, VA 24073 USA
inorganicventures.com

P: 800-669-6799/540-585-3030
F: 540-585-3012
info@inorganicventures.com

Certificate of Analysis

1.0 ACCREDITATION / REGISTRATION

INORGANIC VENTURES is accredited to ISO 17034, "General Requirements for the Competence of Reference Material Producers" and ISO/IEC 17025, "General Requirements for the Competence of Testing and Calibration Laboratories". Inorganic Ventures is also an ISO 9001 registered manufacturer (QSR Certificate Number QSR-1034).

ACCREDITED Testing Laboratory Certificate 883.01
ACCREDITED Reference Material Producer Certificate 883.02

2.0 PRODUCT DESCRIPTION

Product Code:	Single Analyte Custom Grade Solution
Catalog Number:	CGBE1
Lot Number:	S2-BE708103
Matrix:	3% (v/v) HNO3
Value / Analyte(s):	1 000 µg/mL ea: Beryllium
Starting Material:	Beryllium Acetate
Starting Material Lot#:	2354
Starting Material Purity:	99.9997%

ID #: 14679
Opened:
Beryllium Single Analyte Custom Grade Solut
Expires: 9/17/2026
Rec'd: 12/28/2021
Energy Laboratories Inc 1120 So. 27th Street
Billings MT 59107

3.0 CERTIFIED VALUES AND UNCERTAINTIES

Certified Value: 1002 ± 5 µg/mL

Density: 1.020 g/mL (measured at 20 ± 4 °C)

Assay Information:

Assay Method #1	**1003 ± 5 µg/mL** ICP Assay NIST SRM 3105a Lot Number: 090514
Assay Method #2	**1002 ± 6 µg/mL** Calculated NIST SRM Lot Number: See Sec. 4.2

- The Calculated Value is a value calculated from the weight of a starting material that has been certified directly vs. a National Institute of Standards and Technology (NIST) SRM/RM. See Sec 4.2 for balance traceability.

The following equations are used in the calculation of the certified value and the uncertainty. Reported uncertainties represent expanded uncertainties expressed at approximately the 95% confidence level using a coverage factor of k = 2.

Characterization of CRM/RM by Two or More Methods

Certified Value, $X_{CRM/RM}$, where two or more methods of characterization are used is the weighted mean of the results:

$X_{CRM/RM} = \Sigma(w_i)(X_i)$

X_i = mean of Assay Method i with standard uncertainty $u_{char\ i}$

w_i = the weighting factors for each method calculated using the inverse square of the variance:

$w_i = (1/u_{char\ i})^2 / (\Sigma(1/(u_{char\ i})^2)$

CRM/RM Expanded Uncertainty (±) = $U_{CRM/RM} = k\,(u^2_{char} + u^2_{bb} + u^2_{lts} + u^2_{ts})^{½}$

k = coverage factor = 2

$u_{char} = [\Sigma((w_i)^2\,(u_{char\ i})^2)]^{½}$ where $u_{char\ i}$ are the errors from each characterization method

u_{bb} = bottle to bottle homogeneity standard uncertainty

u_{lts} = long term stability standard uncertainty (storage)

u_{ts} = transport stability standard uncertainty

Characterization of CRM/RM by One Method

Certified Value, $X_{CRM/RM}$, where one method of characterization is used is the mean of individual results:

$X_{CRM/RM} = (X_a)\,(u_{char\ a})$

X_a = mean of Assay Method A with

$u_{char\ a}$ = the standard uncertainty of characterization Method A

CRM/RM Expanded Uncertainty (±) = $U_{CRM/RM} = k\,(u^2_{char\ a} + u^2_{bb} + u^2_{lts} + u^2_{ts})^{½}$

k = coverage factor = 2

$u_{char\ a}$ = the errors from characterization

u_{bb} = bottle to bottle homogeneity standard uncertainty

u_{lts} = long term stability standard uncertainty (storage)

u_{ts} = transport stability standard uncertainty

4.0 TRACEABILITY TO NIST

- This product is traceable to NIST via an unbroken chain of comparisons. The uncertainties for each certified value are reported, taking into account the SRM/RM uncertainty error and the measurement, weighing and volume dilution errors. In rare cases where no NIST SRM/RM are available, the term 'in-house std.' is specified.

4.1 Thermometer Calibration

- All thermometers are NIST traceable through thermometers that are calibrated by an accredited calibration laboratory.

4.2 Balance Calibration

- All analytical balances are calibrated by an accredited calibration laboratory and procedure. The weights used for testing are annually compared to master weights and are traceable to NIST.

4.3 Glassware Calibration

- An in-house procedure is used to calibrate all Class A glassware used in the manufacturing and quality control of CRM/RMs.

5.0 TRACE METALLIC IMPURITIES (TMI) DETERMINED BY ICP-MS AND ICP-OES (µg/mL)

CRM/RMs are tested for trace metallic impurities by Axial ICP-OES and ICP-MS. The result from the most sensitive method for each element, is reported below. Solutions tested by ICP-MS were analyzed in an ULPA-Filtered Clean Room. An ULPA-Filter is 99.9985% efficient for the removal of particles down to 0.3 µm.

M	Ag	<	0.000940	M	Eu	<	0.000240	O	Na		0.003944	M	Se	<	0.018000	O	Zn	0.001126
M	Al		0.005019	O	Fe		0.001024	M	Nb	<	0.000240	O	Si		0.021513	M	Zr	< 0.000470
M	As	<	0.005500	M	Ga	<	0.000710	M	Nd	<	0.000240	M	Sm	<	0.000240			
M	Au	<	0.000240	M	Gd	<	0.000240	M	Ni	<	0.004700	M	Sn	<	0.003300			
M	B	<	0.045000	M	Ge	<	0.003100	M	Os	<	0.000240	M	Sr	<	0.001900			
M	Ba	<	0.001900	M	Hf	<	0.000240	O	P	<	0.130000	M	Ta	<	0.000240			
s	Be	<		M	Hg	<	0.000470	M	Pb	<	0.000470	M	Tb	<	0.000240			
M	Bi	<	0.003300	M	Ho	<	0.000240	M	Pd	<	0.000470	M	Te	<	0.009700			
O	Ca		0.002919	M	In	<	0.001900	M	Pr	<	0.000240	M	Th	<	0.000240			
M	Cd	<	0.000470	M	Ir	<	0.000240	M	Pt	<	0.000240	O	Ti	<	0.003600			
M	Ce	<	0.000240	M	K		0.004968	M	Rb	<	0.001500	M	Tl	<	0.000240			
O	Co	<	0.002100	M	La	<	0.000240	M	Re	<	0.000240	M	Tm	<	0.000240			
O	Cr	<	0.002100	M	Li	<	0.002200	M	Rh	<	0.000240	M	U	<	0.000240			
M	Cs		0.000133	M	Lu	<	0.000240	M	Ru	<	0.000710	M	V	<	0.001500			
O	Cu	<	0.013000	O	Mg		0.000819	i	S	<		M	W	<	0.001700			
M	Dy	<	0.000240	O	Mn	<	0.001900	M	Sb	<	0.000940	M	Y	<	0.000940			
M	Er	<	0.000240	M	Mo	<	0.001700	M	Sc	<	0.003600	M	Yb	<	0.000240			

M - Checked by ICP-MS O - Checked by ICP-OES i - Spectral Interference
n - Not Checked For s - Solution Standard Element

6.0 INTENDED USE

- For the calibration of analytical instruments and validation of analytical methods as appropriate.

7.0 INSTRUCTIONS FOR THE CORRECT USE OF THIS REFERENCE MATERIAL

7.1 Storage and Handling Recommendations

- Store between approximately 4° - 30° C while in sealed TCT bag.

- While stored in the sealed TCT bag, transpiration of this CRM/RM is negligible. After opening the sealed TCT bag transpiration of the CRM/RM will occur, resulting in a gradual increase in the analyte concentration(s). It is the responsibility of the user to account for this effect. When the bottle is weighed both before and after being placed in storage, the mass difference observed will be a measure of transpiration mass loss.

- After opening the sealed TCT bag, keep cap tightly sealed when not in use and store between 4° - 24° C to minimize the effects of transpiration. Use at 20° ± 4° C to minimize volumetric dilution error when using the reported density. Do not pipette from the container. Do not return removed aliquots to container.

- For more information, visit **www.inorganicventures.com/TCT**

Atomic Weight; Valence; Coordination Number; Chemical Form in Solution - 9.01 ; +2 ; 4 ; $Be(H_2O)_4^{+2}$

Chemical Compatibility -Soluble in HCl, HNO_3, H_2SO_4 and HF aqueous matrices. Stable with all metals and inorganic anions.

Stability - 2-100 ppb levels stable for months in 1 % HNO_3 / LDPE container. 1-10,000 ppm solutions chemically stable for years in 5-10 % HNO_3 / LDPE container.

Be Containing Samples (Preparation and Solution) - Meta l(is best dissolved in diluted H_2SO_4); BeO (boiling nitric, hydrochloric, or sulfuric acids or $KHSO_4$ fusion); Ores (H_2SO_4/HF digestion or carbonate fusion in Pt0); Organic Matrices (sulfuric/peroxide digestion or nitric/sulfuric/perchloric acid decomposition, or dry ash and dissolution according to the BeO procedure above).

Atomic Spectroscopic Information (ICP-OES D.L.s are given as radial/axial view):

Technique/Line	**Estimated D.L.**	**Order**	**Interferences** (underlined indicates severe)
ICP-MS 9 amu	4 ppt	N/A	
ICP-OES 234.861 nm	0.0003/0.00016 µg/mL	1	Fe, Ta, Mo
ICP-OES 313.042 nm	0.0003/0.00009 µg/mL	1	V, Ce, U
ICP-OES 313.107 nm	0.0007/0.0005 µg/mL	1	Ce, Th, Tm

8.0 HAZARDOUS INFORMATION

- Please refer to the Safety Data Sheet for information regarding this CRM/RM.

9.0 HOMOGENEITY

- This solution was mixed according to an in-house procedure and is guaranteed to be homogeneous. Homogeneity data indicate that the end user should take a minimum sample size of 0.2 mL to assure homogeneity.

10.0 QUALITY STANDARD DOCUMENTATION

10.1 ISO 9001 Quality Management System Registration

- QSR Certificate Number QSR-1034

10.2 ISO/IEC 17025 "General Requirements for the Competence of Testing and Calibration Laboratories"

- Chemical Testing - Accredited / A2LA Certificate Number 883.01

10.3 ISO 17034 "General Requirements for the Competence of Reference Material Producers"

- Reference Material Producer - Accredited / A2LA Certificate Number 883.02

Inorganic Ventures, 300 Technology Drive, Christiansburg, Va. 24073, USA; Telephone: 800.669.6799; 540.585.3030, Fax: 540.585.3012; inorganicventures.com; info@inorganicventures.com

11.0 CERTIFICATION, LOT EXPIRATION AND PERIOD OF VALIDITY

11.1 Certification Issue Date

September 17, 2021

- The certification is valid within the measurement uncertainty specified provided the CRM/RM is stored and handled in accordance with instructions given in Sec 7.1. This certification is nullified if instructions in Sec 7.1 are not followed or if the CRM/RM is damaged, contaminated, or otherwise modified.

11.2 Lot Expiration Date

- September 17, 2026

- The date after which this CRM/RM should not be used.

- The lot expiration date reflects the period of time that the stability of a CRM/RM can be supported by long term stability studies conducted on properly stored and handled CRM/RMs. Lot expiration is limited primarily by transpiration (loss of water from the solution) and infrequently by chemical stability.

11.3 Period of Validity

- Sealed TCT Bag Open Date: _____

- This CRM/RM should not be used longer than one year (or six months in the case of a 30 mL bottle) from the date of opening the aluminized bag or after the date given in Sec. 11.2, whichever comes first. This is contingent upon the CRM/RM being stored and handled in accordance with the instructions given in Sec. 7.1.

12.0 NAMES AND SIGNATURES OF CERTIFYING OFFICERS

Certificate Approved By:

Michael Booth
Director, Quality Control

Michael J Booth

Certifying Officer:

Paul Gaines
Chairman / Senior Technical Director

Paul R Gaines

Energy Laboratories Inc

Standard LOG

Standard ID: ME220114 TUNE STOCK
Standard Name: Tune Solution Stock
Date Prepared: 1/14/2022
Date Expires: 12/22/2022
Department: ME
Vendor:
Lot Number:
Balance ID:

Type: Secondary
BY: Stacy R. Hendricks
Status: Open

Comments: Solution is 1% HNO3 preserved

Chemical / Solvent Used	BottleNo	Amt	Units	Exp
Nitric Acid Instra Analyzed 000026478	13061	5	mL	5/12/
Milli-Q H2O	391	482.25	mL	6/1/2
Yittrium Single Analyte Custom Grade	14210	2.5	mL	1/25/
Cerium PlasmaCal Standard	14327	2.5	mL	12/22
Cobalt Single Analyte Custom Grade S	14683	2.5	mL	3/22/
Lithium Single Analyte Custom Grade	14687	2.5	mL	2/11/
Magnesium Single Analyte Custom Gr	14688	0.25	mL	4/23/
Thallium Single Analyte Custom Grade	14693	2.5	mL	8/5/2

Final Volume: 500 mL

Stock Source	**Base Units**	**Amount Added**
Analytes	**CAS**	Conc: **ug/mL**

INORGANIC VENTURES
300 Technology Drive
Christiansburg, VA 24073 • USA
inorganicventures.com

CERTIFICATE OF ANALYSIS

tel: 800.669.6799 • 540.585.3030
fax: 540.585.3012
info@inorganicventures.com

1.0 ACCREDITATION / REGISTRATION

INORGANIC VENTURES is accredited to ISO 17034, "General Requirements for the Competence of Reference Material Producers" and ISO/IEC 17025, "General Requirements for the Competence of Testing and Calibration Laboratories". Inorganic Ventures is also an ISO 9001 registered manufacturer (QSR Certificate Number QSR-1034).

ACCREDITED Testing Laboratory Certificate 883.01
ACCREDITED Reference Material Producer Certificate 883.02

2.0 PRODUCT DESCRIPTION

Product Code:	Single Analyte Custom Grade Solution
Catalog Number:	CGY1
Lot Number:	S2-Y700840
Matrix:	2% (v/v) HNO3
Value / Analyte(s):	1 000 µg/mL ea: Yttrium
Starting Material:	Yttrium Oxide
Starting Material Lot#:	623052
Starting Material Purity:	99.9991%

3.0 CERTIFIED VALUES AND UNCERTAINTIES

Certified Value: 1000 ± 4 µg/mL

Density: 1.011 g/mL (measured at 20 ± 4 °C)

Assay Information:

Assay Method #1	**999 ± 3 µg/mL** EDTA NIST SRM 928 Lot Number: 928
Assay Method #2	**1000 ± 5 µg/mL** ICP Assay NIST SRM 3167a Lot Number: 120314
Assay Method #3	**1001 ± 3 µg/mL** Calculated NIST SRM Lot Number: See Sec. 4.2

- The Calculated Value is a value calculated from the weight of a starting material that has been certified directly vs. a National Institute of Standards and Technology (NIST) SRM/RM. See Sec 4.2 for balance traceability.

The following equations are used in the calculation of the certified value and the uncertainty. Reported uncertainties represent expanded uncertainties expressed at approximately the 95% confidence level using a coverage factor of k = 2.

ID #: 14210
Opened:_____
Yttrium Single Analyte Custom Grade Solutio
Expires: 1/25/2025
Rec'd: 8/27/2021
Energy Laboratories Inc 1120 So. 27th Street
Billings MT 59107

Characterization of CRM/RM by Two or More Methods

Certified Value, $X_{CRM/RM}$, where two or more methods of characterization are used is the weighted mean of the results:

$X_{CRM/RM} = \Sigma(w_i)(X_i)$

X_i = mean of Assay Method i with standard uncertainty $u_{char\ i}$

w_i = the weighting factors for each method calculated using the inverse square of the variance:

$w_i = (1/u_{char\ i})^2 / (\Sigma(1/(u_{char\ i})^2)$

CRM/RM Expanded Uncertainty (±) $= U_{CRM/RM} = k\,(u^2_{char} + u^2_{bb} + u^2_{lts} + u^2_{ts})^{1/2}$

k = coverage factor = 2

$u_{char} = [\Sigma((w_i)^2 (u_{char\ i})^2)]^{1/2}$ where $u_{char\ i}$ are the errors from each characterization method

u_{bb} = bottle to bottle homogeneity standard uncertainty

u_{lts} = long term stability standard uncertainty (storage)

u_{ts} = transport stability standard uncertainty

Characterization of CRM/RM by One Method

Certified Value, $X_{CRM/RM}$, where one method of characterization is used is the mean of individual results:

$X_{CRM/RM} = (X_a)(u_{char\ a})$

X_a = mean of Assay Method A with

$u_{char\ a}$ = the standard uncertainty of characterization Method A

CRM/RM Expanded Uncertainty (±) $= U_{CRM/RM} = k\,(u^2_{char\ a} + u^2_{bb} + u^2_{lts} + u^2_{ts})^{1/2}$

k = coverage factor = 2

$u_{char\ a}$ = the errors from characterization

u_{bb} = bottle to bottle homogeneity standard uncertainty

u_{lts} = long term stability standard uncertainty (storage)

u_{ts} = transport stability standard uncertainty

4.0 TRACEABILITY TO NIST

- This product is traceable to NIST via an unbroken chain of comparisons. The uncertainties for each certified value are reported, taking into account the SRM/RM uncertainty error and the measurement, weighing and volume dilution errors. In rare cases where no NIST SRM/RM are available, the term 'in-house std.' is specified.

4.1 Thermometer Calibration

- All thermometers are NIST traceable through thermometers that are calibrated by an accredited calibration laboratory.

4.2 Balance Calibration

- All analytical balances are calibrated by an accredited calibration laboratory and procedure. The weights used for testing are annually compared to master weights and are traceable to NIST.

4.3 Glassware Calibration

- An in-house procedure is used to calibrate all Class A glassware used in the manufacturing and quality control of CRM/RMs.

5.0 TRACE METALLIC IMPURITIES (TMI) DETERMINED BY ICP-MS AND ICP-OES (µg/mL)

CRM/RMs are tested for trace metallic impurities by Axial ICP-OES and ICP-MS. The result from the most sensitive method for each element, is reported below. Solutions tested by ICP-MS were analyzed in an ULPA-Filtered Clean Room. An ULPA-Filter is 99.9985% efficient for the removal of particles down to 0.3 µm.

M	Ag	<	0.038000	M	Eu		0.002235	O	Na	<	0.060000	M	Se	<	0.027000	O	Zn	0.002642
O	Al	<	0.016000	O	Fe		0.000193	M	Nb	<	0.000570	O	Si		0.003658	O	Zr	< 0.012000
M	As	<	0.002300	M	Ga	<	0.000570	M	Nd	<	0.000570	M	Sm	<	0.000570			
M	Au	<	0.008000	M	Gd	<	0.000570	M	Ni	<	0.004600	M	Sn	<	0.001800			
O	B	<	0.022000	M	Ge	<	0.001200	M	Os	<	0.000570	O	Sr	<	0.003100			
M	Ba	<	0.001200	M	Hf	<	0.000570	n	P	<		M	Ta	<	0.000570			
O	Be	<	0.002900	M	Hg	<	0.002900	M	Pb		0.000833	M	Tb	<	0.000570			
M	Bi	<	0.005600	M	Ho		0.001524	i	Pd	<		M	Te	<	0.006900			
O	Ca		0.000304	M	In	<	0.002500	M	Pr	<	0.000570	M	Th	<	0.000570			
M	Cd	<	0.000570	M	Ir	<	0.000570	M	Pt	<	0.000570	M	Ti	<	0.005700			
M	Ce	<	0.000570	O	K		0.001117	M	Rb	<	0.001400	M	Tl	<	0.000570			
M	Co	<	0.000570	M	La	<	0.000570	M	Re	<	0.000570	M	Tm	<	0.001200			
M	Cr	<	0.003500	O	Li	<	0.004200	M	Rh	<	0.011000	M	U	<	0.000570			
M	Cs	<	0.005700	M	Lu	<	0.000570	M	Ru	<	0.000570	O	V	<	0.013000			
M	Cu		0.000365	O	Mg		0.000223	n	S	<		M	W	<	0.006900			
M	Dy		0.000508	O	Mn	<	0.001400	M	Sb		0.000365	s	Y	<				
M	Er		0.000197	M	Mo	<	0.006200	O	Sc	<	0.011000	M	Yb	<	0.003500			

M - Checked by ICP-MS O - Checked by ICP-OES i - Spectral Interference
n - Not Checked For s - Solution Standard Element

6.0 INTENDED USE

- For the calibration of analytical instruments and validation of analytical methods as appropriate.

7.0 INSTRUCTIONS FOR THE CORRECT USE OF THIS REFERENCE MATERIAL

7.1 Storage and Handling Recommendations

- Store between approximately 4° - 30° C while in sealed TCT bag.

- While stored in the sealed TCT bag, transpiration of this CRM/RM is negligible. After opening the sealed TCT bag transpiration of the CRM/RM will occur, resulting in a gradual increase in the analyte concentration(s). It is the responsibility of the user to account for this effect. When the bottle is weighed both before and after being placed in storage, the mass difference observed will be a measure of transpiration mass loss.

- After opening the sealed TCT bag, keep cap tightly sealed when not in use and store between 4° - 24° C to minimize the effects of transpiration. Use at 20° ± 4° C to minimize volumetric dilution error when using the reported density. Do not pipette from the container. Do not return removed aliquots to container.

- For more information, visit **www.inorganicventures.com/TCT**

Atomic Weight; Valence; Coordination Number; Chemical Form in Solution - 88.91 +3 6 Y(OH)(H2O)x+2

Chemical Compatibility -Soluble in HCl, H2SO4 and HNO3. Avoid HF, H3PO4 and neutral to basic media. Stable with most metals and inorganic anions forming an insoluble carbonate, oxide, oxalate, and fluoride. Avoid mixing with elements / solutions containing moderate amounts of fluoride.

Stability - 2-100 ppb levels stable for months in 1% HNO3 / LDPE container. 1-10,000 ppm solutions chemically stable for years in 2-5% HNO3 / LDPE container.

Y Containing Samples (Preparation and Solution) - Metal (Soluble in acids); Oxide (Dissolve by heating in H2O/ HNO3); Ores (Carbonate fusion in Pt0 followed by HCl dissolution); Organic Matrices (Dry ash and dissolve in 1:1 H2O / HCl or HNO3).

Atomic Spectroscopic Information (ICP-OES D.L.s are given as radial/axial view):

Technique/Line	Estimated D.L.	Order	Interferences (underlined indicates severe)
ICP-MS 89 amu	0.8 ppt	N/A	73Ge16O, 178Hf+2
ICP-OES 360.073 nm	0.005 / 0.000036 µg/mL	1	Ce, Th
ICP-OES 371.030 nm	0.004 / 0.00007 µg/mL	1	Ce
ICP-OES 377.433 nm	0.005 / 0.0009 µg/mL	1	Ta, Th

8.0 HAZARDOUS INFORMATION

- Please refer to the Safety Data Sheet for information regarding this CRM/RM.

9.0 HOMOGENEITY

- This solution was mixed according to an in-house procedure and is guaranteed to be homogeneous. Homogeneity data indicate that the end user should take a minimum sample size of 0.2 mL to assure homogeneity.

10.0 QUALITY STANDARD DOCUMENTATION

10.1 ISO 9001 Quality Management System Registration

- QSR Certificate Number QSR-1034

10.2 ISO/IEC 17025 "General Requirements for the Competence of Testing and Calibration Laboratories"

- Chemical Testing - Accredited / A2LA Certificate Number 883.01

10.3 ISO 17034 "General Requirements for the Competence of Reference Material Producers"

- Reference Material Producer - Accredited / A2LA Certificate Number 883.02

Inorganic Ventures, 300 Technology Drive, Christiansburg, Va. 24073, USA; Telephone: 800.669.6799; 540.585.3030, Fax: 540.585.3012; inorganicventures.com; info@inorganicventures.com

11.0 CERTIFICATION, LOT EXPIRATION AND PERIOD OF VALIDITY

11.1 Certification Issue Date

January 25, 2021

- The certification is valid within the measurement uncertainty specified provided the CRM/RM is stored and handled in accordance with instructions given in Sec 7.1. This certification is nullified if instructions in Sec 7.1 are not followed or if the CRM/RM is damaged, contaminated, or otherwise modified.

11.2 Lot Expiration Date

- January 25, 2025

- The date after which this CRM/RM should not be used.

- The lot expiration date reflects the period of time that the stability of a CRM/RM can be supported by long term stability studies conducted on properly stored and handled CRM/RMs. Lot expiration is limited primarily by transpiration (loss of water from the solution) and infrequently by chemical stability.

11.3 Period of Validity

- Sealed TCT Bag Open Date: _____

- This CRM/RM should not be used longer than one year (or six months in the case of a 30 mL bottle) from the date of opening the aluminized bag or after the date given in Sec. 11.2, whichever comes first. This is contingent upon the CRM/RM being stored and handled in accordance with the instructions given in Sec. 7.1.

12.0 NAMES AND SIGNATURES OF CERTIFYING OFFICERS

Certificate Approved By:

Michael Booth
Director, Quality Control

Michael J Booth

Certifying Officer:

Paul Gaines
Chairman / Senior Technical Director

Paul R Gaines

SCP SCIENCE

Providing Innovative Solutions to Analytical Chemists

Certificate of Analysis

1.0 DESCRIPTION:

***Plasma*CAL ICP/ICPMS Standard - Cerium 1000 µg/ml**

Catalogue Number: 140-051-580/-581/-585

Starting Material: Cerium(III) Nitrate Hexahydrate 99.99+%

Lot Number: **S210208003**

Matrix: 4% HNO_3 (See Section 3 for actual matrix)

Expiration Date (End of month): **February 2023** (or 15 months after bottle is opened, whichever comes first)

Ce

2.0 CERTIFIED VALUES AND ASSOCIATED UNCERTAINTY:

Certified Concentration: **1003 µg/ml +/- 4 µg/ml**

982 µg/g +/- 4 µg/g

Method of analysis: Inductively Coupled Plasma Atomic Emission Spectroscopy (ICP-AES)

Traceability: NIST Standard Reference Material 3110 Lot: **090504**

Note: The uncertainty of the certified value has been calculated from applicable uncertainty contributors (u_i) including uncertainty established during characterization of the material (u_{char}), the between bottle variation (u_{bb}), short-term stability (u_{sts}) and long-term stability (u_{lts}) according to the model $u_c = \sqrt{(u_{char}^2 + u_{bb}^2 + u_{sts}^2 + u_{lts}^2)}$. This combined uncertainty has been further multiplied by a coverage factor (k) of 2 to provide a 95% confidence interval.

3.0 REFERENCE VALUES:

Density: **1.021 g/ml @ 22.5 °C**

Actual Matrix: **4.0% (v/v) HNO_3**

ID #: **14327**
Opened: _____
Cerium PlasmaCal Standard
Expires: 2/28/2023
Rec'd: 9/29/2021
Energy Laboratories Inc 1120 So. 27th Street
Billings MT 59107

Trace Metal Impurities as tested by ICP-MS:

Element	Conc. (ppm)	Element	Conc. (ppm)	Element	Conc. (ppm)	Element	Conc. (ppm)
Ag	<0.0010	Fe	<0.0018	Nd	**0.0102**	Sn	<0.0010
Al	**0.0148**	Ga	**0.0526**	Ni	**0.0064**	Sr	<0.0025
As	<0.0010	Gd	<0.0010	Os	<0.0010	Ta	<0.0010
Au	<0.0010	Ge	<0.0010	P	<0.0132	Tb	<0.0010
B	<0.0015	Hf	<0.0010	Pb	<0.0010	Te	<0.0010
Ba	<0.0010	Hg	*	Pd	<0.0010	Th	<0.0010
Be	<0.0010	Ho	<0.0010	Pr	**0.0235**	Ti	<0.0012
Bi	<0.0010	In	<0.0010	Pt	<0.0010	Tl	<0.0011
Ca	**0.0375**	Ir	<0.0010	Rb	<0.0010	Tm	<0.0010
Cd	<0.0010	K	<0.0024	Re	<0.0010	U	<0.0010
Ce	N/A	La	<0.10	Rh	<0.0010	V	<0.0010
Co	<0.0010	Li	<0.0010	Ru	<0.0010	W	<0.0020
Cr	<0.0010	Lu	<0.0010	S	*	Y	<0.0010
Cs	<0.0010	Mg	<0.0010	Sb	<0.0010	Yb	<0.0010
Cu	**0.0121**	Mn	<0.0010	Sc	<0.0010	Zn	<0.0010
Dy	<0.0010	Mo	<0.0010	Se	<0.0010	Zr	<0.0010
Er	<0.0010	Na	<0.0010	Si	<0.10		
Eu	**0.0035**	Nb	<0.0010	Sm	<0.0010	*: Not tested	

4.0 APPROVAL AND DATE OF CERTIFICATION:

Certification Approval: Yaling Sui, Chemist

Certification Date: February 22, 2021

Yaling Sui

ACCREDITED Reference Material Producer CERTIFICATE 3985.01

5.0 INTENDED USE / *UTILISATION PRÉVUE*:

- ICP Standards: For the calibration of, including but not limited to: ICP-AES, ICP-MS, FAAS, GFAA, XRF and DCP. / *Étalons ICP : Pour l'étalonnage d'instruments de mesure tels que: ICP-AES, ICP-MS, FAAS, GFAA, XRF et DCP.*
- AA Standards: For the calibration of Flame (FAAS) and Graphite Furnace (GFAA) Atomic Absorption Spectrometers. / *Étalons AA : Pour l'étalonnage de spectromètres d'absorption atomique flamme (GFAA) et four au graphite (GFAA).*
- Matrix Modifiers: For the optimization of analytical conditions to provide better Graphite Furnace Atomic Absorption (GFAA) instrument response and improved detection limits. / *Modificateur de matrice : Pour l'optimisation des conditions analytiques afin de fournir des meilleurs réponses instrumentales et limites de détection pour SAA four au graphite.*
- pH Standards: For the calibrating pH meters or for other wet chemistry applications. / *Étalons pH : Pour étalonnage de pH mètres et autres applications de chimie humide.*
- Conductivity Standards: For electrolytic conductivity measurement as a calibration standard. / *Étalons de conductivité : Comme étalon pour les mesures de conductivité électrolytiques.*
- IC Standards: for calibration of, but not limited to IC, HPLC, TLC, ISE, IR, NMR, MS, UV/VIS or other wet chemistry applications. / *Étalons IC : Pour étalonnage d'instruments tels que : IC, HPLC, TLC, ISE, IR, NMR, MS, UV/VIS et autres applications de chimie humide.*

For any inquiries, please contact **SCP SCIENCE**. / *Pour toute question, veuillez contacter* ***SCP SCIENCE***.

6.0 INSTRUCTIONS FOR USE / *INSTRUCTIONS D'UTILISATION*:

Handling and Storage / Manutention et entreposage: Keep product tightly capped when not in use. The solution should be opened for a minimum amount of time necessary to dispense the amount required. Do not pipet or use directly from container. Do not return unused portions back to container. Store under normal laboratory conditions. Avoid exposure to excessive sources of heat and humidity or direct sunlight. / *Garder les contenants bien fermés lorsque non utilisés. Le contenant devrait être ouvert seulement pour le temps requis afin de prélever la quantité nécessaire. Ne pas pipetter ou utiliser directement du contenant. Ne pas retourner les portions non-utilisées dans le contentant. Conserver dans des conditions normales de laboratoire. Éviter l'exposition à des sources de chaleur et d'humidité excessives ou à l'exposition solaire directe.*

Stability / *Stabilité*: This Standard is guaranteed to be stable and accurate to within the specified uncertainty of measurement up to the unopened expiry date, if sealed, or up to the opened expiry date (when indicated), whichever comes first, provided the solution is kept tightly capped and stored under the indicated storage conditions. Purchasers will be notified of any significant changes resulting in re-certification or withdrawal of the product prior to the expiration date. / *La stabilité et l'exactitude de cet étalon sont garanties d'être à l'intérieur de l'incertitude de mesure, jusqu'à la date d'expiration de la bouteille non-ouverte, si scellée, ou jusqu'à la date d'expiration de la bouteille ouverte (si indiquée), en présumant que le contenant est maintenu fermé et gardé dans les conditions d'entreposage indiquées. Les acheteurs seront avisés dans le cas où il y aura des changements significatifs nécessitant une re-certification ou un rappel du produit avant la date d'expiration.*

7.0 HAZARDOUS INFORMATION / *INFORMATION SUR LES RISQUES POTENTIELS*:

Please refer to the associated Safety Data Sheet (SDS) for information regarding this product (available at www.SCPSCIENCE.com). / *SVP vous référer à la Fiche Signalétique applicable pour de l'information sur ce produit (Disponible à www.SCPSCIENCE.com).*

8.0 HOMOGENEITY / *HOMOGÉNÉITÉ:*

This solution has been blended according to an in-house procedure and its homogeneity is guaranteed to be fit for purpose when a sample size sufficient for the intended method of analysis is used. / *Cette solution a été préparée selon une procédure maison et nous assurons que sa homogénéité est approprié à l'emploi lorsqu'un échantillon suffisant pour la méthode d'analyse prévue est utilisé.*

9.0 TRACEABILITY / *TRAÇABILITÉ*:

This CRM (Certified Reference Material) is traceable to the NIST SRM (Standard Reference Material) indicated in section 2 through an unbroken chain of comparisons. In addition, balances used are regularly calibrated using weights which are traceable to NIST (National Institute of Standards and Technology) or NRC (National Research Council of Canada) standards. All conductivity meters used to analyze this standard have been regularly calibrated using a NIST or NRC traceable Thermometer and standards. All pH meters used to analyze this standard have been regularly calibrated using a NIST or NRC traceable thermometer and pH/MV simulator. / *Ce matériel de référence certifié est traçable au Matériel de Référence Standardisé de NIST indiqué à la section 2 par une chaine de comparaison ininterrompue. De plus, les balances utilisées sont étalonnées régulièrement en utilisant des poids qui sont traçables au NIST (National Institute of Standards and Technology) ou au CRNC (Conseil National de Recherches Canada). Tout conductimètre utilisé afin d'analyser cet étalon a été sujet à un étalonnage périodique utilisant des thermomètres et étalons traçables au NIST ou CNRC. Tout pH mètre utilisé afin d'analyser cet étalon a été sujet à un étalonnage périodique utilisant des thermomètres et un simulateur pH/MV traçables au NIST ou au CNRC.*

10.0 PREPARATION / *PRÉPARATION:*

For the preparation of these solutions, 18 meghom/cm double deionized water, high-purity acids and glassware calibrated to ASTM Class A specifications are used. / *Une eau de 18 meghom/cm doublement délonisé, de l'acide de haute pureté, ainsi que de la verrerie étalonnée afin de satisfaire les spécifications Classe A de ASTM ont été utilisés pour la préparation de cet étalon.*

11.0 QUALITY SYSTEM CERTIFICATIONS / *CERTIFICATIONS DE SYSTÈME QUALITÉ:*

ISO 9001 Certification / *Certification ISO 9001*: This standard was produced in a facility which operates under a **registered** ISO 9001 Quality Management System. Please consult our web site for a copy of the most recent revision of our certificate of registration. / *Cet étalon a été fabriqué dans un laboratoire qui utilise un Système de Gestion de la Qualité* ***enregistré*** *à la norme ISO 9001. Veuillez consulter notre site web pour obtenir la version la plus récente de notre certificat d'enregistrement.*

ISO 17025 Accreditation / *Accréditation ISO 17025*: SCP SCIENCE (Corporate Headquarters) operates an ISO 17025 **accredited** laboratory. Please consult our web site for a copy of the most recent revision of our certificate and scope of accreditation. / ***SCP SCIENCE (Siège social)*** *est* ***accréditée*** *ISO 17025. Veuillez consulter notre site web afin d'obtenir la plus récente version de notre certificat d'accréditation ainsi que la portée de notre accréditation.*

ISO 17034 Accreditation / *Accréditation ISO 17034* : SCP SCIENCE (Corporate Headquarters) is an ISO 17034 accredited Reference Material Producer. Please consult our website for a copy of our most recent certificate and scope of accreditation. / ***SCP SCIENCE (Siège social)*** *est un Fabricant de Matériaux de Référence Accrédité ISO 17034. Veuillez consulter notre site web afin d'obtenir la plus récente version de notre certificat d'accréditation ainsi que la portée de notre accréditation.*

CORPORATE HEADQUARTERS
21800 Clark Graham
Baie D'Urfé (Montréal), Quebec,
H9X 4B6 Canada
Phone: +1 (800) 361-6820
Fax: +1 (800) 253-5549

USA
3rd Party Distribution Center
348 Route 11, Champlain,
N.Y. 12919-4816

Phone: +1 (800) 361-6820
Fax: +1 (800) 253-5549

FRANCE
12 Ave. de Québec, Bat. IRIS
SILIC 642, 91965
Villebon sur Yvette, France
Phone: +33 (0) 1 69 18 71 17
Fax: +33 (0) 1 60 92 05 67

GERMANY
Alte Marktoberdorfer Straße 14, 87616
Marktoberdorf

Phone: +49 (0) 8342-89560-61
Fax: +49 (0) 8342-89560-69

INORGANIC VENTURES
Refine your results. Redefine your industry.

300 Technology Drive
Christiansburg, VA 24073 USA
inorganicventures.com

P: 800-669-6799/540-585-3030
F: 540-585-3012
info@inorganicventures.com

Certificate of Analysis

1.0 ACCREDITATION / REGISTRATION

INORGANIC VENTURES is accredited to ISO 17034, "General Requirements for the Competence of Reference Material Producers" and ISO/IEC 17025, "General Requirements for the Competence of Testing and Calibration Laboratories". Inorganic Ventures is also an ISO 9001 registered manufacturer (QSR Certificate Number QSR-1034).

ACCREDITED Testing Laboratory Certificate 883.01 ACCREDITED Reference Material Producer Certificate 883.02

2.0 PRODUCT DESCRIPTION

Product Code:	Single Analyte Custom Grade Solution
Catalog Number:	CGCO1
Lot Number:	S2-CO702699
Matrix:	3% (v/v) HNO3
Value / Analyte(s):	1 000 µg/mL ea: Cobalt
Starting Material:	Co Metal
Starting Material Lot#:	2326
Starting Material Purity:	99.9934%

ID #: 14683
Opened:
Cobalt Single Analyte Custom Grade Solution
Expires: 3/22/2025
Rec'd: 12/28/2021
Energy Laboratories Inc 1120 So. 27th Street
Billings MT 59107

3.0 CERTIFIED VALUES AND UNCERTAINTIES

Certified Value: 998 ± 3 µg/mL

Density: 1.018 g/mL (measured at 20 ± 4 °C)

Assay Information:

Assay Method #1	**994 ± 5 µg/mL** ICP Assay NIST SRM 3113 Lot Number: 190630
Assay Method #2	**997 ± 3 µg/mL** EDTA NIST SRM 928 Lot Number: 928
Assay Method #3	**1001 ± 3 µg/mL** Calculated NIST SRM Lot Number: See Sec. 4.2

- The Calculated Value is a value calculated from the weight of a starting material that has been certified directly vs. a National Institute of Standards and Technology (NIST) SRM/RM. See Sec 4.2 for balance traceability.

The following equations are used in the calculation of the certified value and the uncertainty. Reported uncertainties represent expanded uncertainties expressed at approximately the 95% confidence level using a coverage factor of k = 2.

Characterization of CRM/RM by Two or More Methods

Certified Value, $X_{CRM/RM}$, where two or more methods of characterization are used is the weighted mean of the results:

$X_{CRM/RM} = \Sigma(w_i)(X_i)$

X_i = mean of Assay Method i with standard uncertainty $u_{char\ i}$

w_i = the weighting factors for each method calculated using the inverse square of the variance:

$w_i = (1/u_{char\ i})^2 / (\Sigma(1/(u_{char\ i})^2)$

CRM/RM Expanded Uncertainty (±) = $U_{CRM/RM} = k\,(u^2_{char} + u^2_{bb} + u^2_{lts} + u^2_{ts})^{½}$

k = coverage factor = 2

$u_{char} = [\Sigma((w_i)^2\,(u_{char\ i})^2)]^{½}$ where $u_{char\ i}$ are the errors from each characterization method

u_{bb} = bottle to bottle homogeneity standard uncertainty

u_{lts} = long term stability standard uncertainty (storage)

u_{ts} = transport stability standard uncertainty

Characterization of CRM/RM by One Method

Certified Value, $X_{CRM/RM}$, where one method of characterization is used is the mean of individual results:

$X_{CRM/RM} = (X_a)\,(u_{char\ a})$

X_a = mean of Assay Method A with

$u_{char\ a}$ = the standard uncertainty of characterization Method A

CRM/RM Expanded Uncertainty (±) = $U_{CRM/RM} = k\,(u^2_{char\ a} + u^2_{bb} + u^2_{lts} + u^2_{ts})^{½}$

k = coverage factor = 2

$u_{char\ a}$ = the errors from characterization

u_{bb} = bottle to bottle homogeneity standard uncertainty

u_{lts} = long term stability standard uncertainty (storage)

u_{ts} = transport stability standard uncertainty

4.0 TRACEABILITY TO NIST

- This product is traceable to NIST via an unbroken chain of comparisons. The uncertainties for each certified value are reported, taking into account the SRM/RM uncertainty error and the measurement, weighing and volume dilution errors. In rare cases where no NIST SRM/RM are available, the term 'in-house std.' is specified.

4.1 Thermometer Calibration

- All thermometers are NIST traceable through thermometers that are calibrated by an accredited calibration laboratory.

4.2 Balance Calibration

- All analytical balances are calibrated by an accredited calibration laboratory and procedure. The weights used for testing are annually compared to master weights and are traceable to NIST.

4.3 Glassware Calibration

- An in-house procedure is used to calibrate all Class A glassware used in the manufacturing and quality control of CRM/RMs.

5.0 TRACE METALLIC IMPURITIES (TMI) DETERMINED BY ICP-MS AND ICP-OES (µg/mL)

CRM/RMs are tested for trace metallic impurities by Axial ICP-OES and ICP-MS. The result from the most sensitive method for each element, is reported below. Solutions tested by ICP-MS were analyzed in an ULPA-Filtered Clean Room. An ULPA-Filter is 99.9985% efficient for the removal of particles down to 0.3 µm.

M	Ag		0.001515	M	Eu	<	0.000590	O	Na		0.000778	M	Se	<	0.019000	M	Zn		0.000357
M	Al	<	0.024000	M	Fe		0.005262	M	Nb	<	0.000590	O	Si		0.007789	M	Zr	<	0.001200
i	As	<		M	Ga	<	0.000590	M	Nd	<	0.000590	M	Sm	<	0.000590				
M	Au	<	0.004100	M	Gd	<	0.000590	O	Ni		0.044207	M	Sn	<	0.001200				
M	B	<	0.031000	M	Ge	<	0.003000	M	Os	<	0.000590	O	Sr	<	0.000260				
M	Ba	<	0.000590	M	Hf	<	0.000590	n	P	<		M	Ta	<	0.001200				
O	Be	<	0.001300	M	Hg	<	0.001800	M	Pb		0.000336	M	Tb	<	0.000590				
M	Bi	<	0.003000	M	Ho	<	0.000590	M	Pd	<	0.000590	M	Te	<	0.005300				
O	Ca		0.001094	M	In	<	0.001200	M	Pr	<	0.000590	M	Th	<	0.000590				
M	Cd	<	0.004700	M	Ir	<	0.001200	M	Pt	<	0.002400	M	Ti	<	0.014000				
M	Ce	<	0.000590	O	K		0.000842	M	Rb	<	0.000590	M	Tl		0.000273				
s	Co	<		M	La	<	0.000590	M	Re	<	0.000590	M	Tm	<	0.000590				
M	Cr	<	0.021000	O	Li	<	0.000130	M	Rh	<	0.000590	M	U	<	0.000590				
M	Cs	<	0.002400	M	Lu	<	0.000590	M	Ru	<	0.007100	O	V	<	0.000880				
M	Cu		0.019577	O	Mg		0.000195	n	S	<		M	W	<	0.000590				
M	Dy	<	0.000590	M	Mn	<	0.001800	M	Sb	<	0.003600	M	Y	<	0.000590				
M	Er	<	0.000590	M	Mo	<	0.002400	O	Sc	<	0.001600	M	Yb	<	0.000590				

M - Checked by ICP-MS O - Checked by ICP-OES i - Spectral Interference
n - Not Checked For s - Solution Standard Element

6.0 INTENDED USE

- For the calibration of analytical instruments and validation of analytical methods as appropriate.

7.0 INSTRUCTIONS FOR THE CORRECT USE OF THIS REFERENCE MATERIAL

7.1 Storage and Handling Recommendations

- Store between approximately 4° - 30° C while in sealed TCT bag.

- While stored in the sealed TCT bag, transpiration of this CRM/RM is negligible. After opening the sealed TCT bag transpiration of the CRM/RM will occur, resulting in a gradual increase in the analyte concentration(s). It is the responsibility of the user to account for this effect. When the bottle is weighed both before and after being placed in storage, the mass difference observed will be a measure of transpiration mass loss.

- After opening the sealed TCT bag, keep cap tightly sealed when not in use and store between 4° - 24° C to minimize the effects of transpiration. Use at 20° ± 4° C to minimize volumetric dilution error when using the reported density. Do not pipette from the container. Do not return removed aliquots to container.

- For more information, visit **www.inorganicventures.com/TCT**

Atomic Weight; Valence; Coordination Number; Chemical Form in Solution - 58.93 +2 6 $Co(H_2O)_6^{2+}$

Chemical Compatibility -Stable in HCl, HNO_3, H_2SO_4 ,HF, H_3PO_4. Avoid basic media. Stable with most metals and inorganic anions in acidic media.

Stability - 2-100 ppb levels stable for months in 1% HNO_3 / LDPE container. 1-10,000 ppm solutions chemically stable for years in 1-5% HNO_3 / LDPE container.

Co Containing Samples (Preparation and Solution) - Metal (soluble in HNO_3); Oxides (Soluble in HCl); Ores (dissolve in HCl / HNO_3).

Atomic Spectroscopic Information (ICP-OES D.L.s are given as radial/axial view):

Technique/Line	Estimated D.L.	Order	Interferences (underlined indicates severe)
ICP-MS 59 amu	2 ppt	n/a	42Ca16O1H , 40Ar18O1H , 36Ar23Na, 43Ca16O, 24Mg35Cl
ICP-OES 228.616 nm	0.01/0.001 µg/mL	1	
ICP-OES 237.862 nm	0.01/0.002 µg/mL	1	W, Re, Al, Ta
ICP-OES 238.892 nm	0.01/0.002 µg/mL	1	Fe, W, Ta

8.0 HAZARDOUS INFORMATION

- Please refer to the Safety Data Sheet for information regarding this CRM/RM.

9.0 HOMOGENEITY

- This solution was mixed according to an in-house procedure and is guaranteed to be homogeneous. Homogeneity data indicate that the end user should take a minimum sample size of 0.2 mL to assure homogeneity.

10.0 QUALITY STANDARD DOCUMENTATION

10.1 ISO 9001 Quality Management System Registration

- QSR Certificate Number QSR-1034

10.2 ISO/IEC 17025 "General Requirements for the Competence of Testing and Calibration Laboratories"

- Chemical Testing - Accredited / A2LA Certificate Number 883.01

10.3 ISO 17034 "General Requirements for the Competence of Reference Material Producers"

- Reference Material Producer - Accredited / A2LA Certificate Number 883.02

Inorganic Ventures, 300 Technology Drive, Christiansburg, Va. 24073, USA; Telephone: 800.669.6799; 540.585.3030, Fax: 540.585.3012; inorganicventures.com; info@inorganicventures.com

11.0 CERTIFICATION, LOT EXPIRATION AND PERIOD OF VALIDITY

INORGANIC VENTURES
300 Technology Drive
Christiansburg, VA 24073 - USA
inorganicventures.com

CERTIFICATE OF ANALYSIS

tel: 800.669.6799 - 540.585.3030
fax: 540.585.3012
info@inorganicventures.com

1.0 ACCREDITATION / REGISTRATION

INORGANIC VENTURES is accredited to ISO 17034, "General Requirements for the Competence of Reference Material Producers" and ISO/IEC 17025, "General Requirements for the Competence of Testing and Calibration Laboratories". Inorganic Ventures is also an ISO 9001 registered manufacturer (QSR Certificate Number QSR-1034).

ACCREDITED Testing Laboratory Certificate 883.01
ACCREDITED Reference Material Producer Certificate 883.02

2.0 PRODUCT DESCRIPTION

Product Code:	Single Analyte Custom Grade Solution
Catalog Number:	CGLI1
Lot Number:	S2-LI701641
Matrix:	0.1% (v/v) HNO3
Value / Analyte(s):	1 000 µg/mL ea: Lithium
Starting Material:	Lithium Carbonate
Starting Material Lot#:	1613
Starting Material Purity:	99.9962%

ID #: 14687
Opened:
Lithium Single Analyte Custom Grade Solution
Expires: 2/11/2025
Rec'd: 12/28/2021
Energy Laboratories Inc 1120 So. 27th Street
Billings MT 59107

3.0 CERTIFIED VALUES AND UNCERTAINTIES

Certified Value: 1000 ± 3 µg/mL

Density: 1.005 g/mL (measured at 20 ± 4 °C)

Assay Information:

Assay Method #1	**997 ± 4 µg/mL** ICP Assay NIST SRM 3129a Lot Number: 100714
Assay Method #2	**1000 ± 1 µg/mL** Gravimetric NIST SRM Lot Number: See Sec. 4.2
Assay Method #3	**1001 ± 3 µg/mL** Calculated NIST SRM Lot Number: See Sec. 4.2

- The Calculated Value is a value calculated from the weight of a starting material that has been certified directly vs. a National Institute of Standards and Technology (NIST) SRM/RM. See Sec 4.2 for balance traceability.

The following equations are used in the calculation of the certified value and the uncertainty. Reported uncertainties represent expanded uncertainties expressed at approximately the 95% confidence level using a coverage factor of k = 2.

Characterization of CRM/RM by Two or More Methods

Certified Value, $X_{CRM/RM}$, where two or more methods of characterization are used is the weighted mean of the results:

$X_{CRM/RM} = \Sigma(w_i)(X_i)$

X_i = mean of Assay Method i with standard uncertainty $u_{char\ i}$

w_i = the weighting factors for each method calculated using the inverse square of the variance:

$w_i = (1/u_{char\ i})^2 / (\Sigma(1/(u_{char\ i})^2)$

CRM/RM Expanded Uncertainty (±) = $U_{CRM/RM} = k\,(u^2_{char} + u^2_{bb} + u^2_{lts} + u^2_{ts})^{1/2}$

k = coverage factor = 2

$u_{char} = [\Sigma((w_i)^2\,(u_{char\ i})^2)]^{1/2}$ where $u_{char\ i}$ are the errors from each characterization method

u_{bb} = bottle to bottle homogeneity standard uncertainty

u_{lts} = long term stability standard uncertainty (storage)

u_{ts} = transport stability standard uncertainty

Characterization of CRM/RM by One Method

Certified Value, $X_{CRM/RM}$, where one method of characterization is used is the mean of individual results:

$X_{CRM/RM} = (X_a)\,(u_{char\ a})$

X_a = mean of Assay Method A with

$u_{char\ a}$ = the standard uncertainty of characterization Method A

CRM/RM Expanded Uncertainty (±) = $U_{CRM/RM} = k\,(u^2_{char\ a} + u^2_{bb} + u^2_{lts} + u^2_{ts})^{1/2}$

k = coverage factor = 2

$u_{char\ a}$ = the errors from characterization

u_{bb} = bottle to bottle homogeneity standard uncertainty

u_{lts} = long term stability standard uncertainty (storage)

u_{ts} = transport stability standard uncertainty

4.0 TRACEABILITY TO NIST

- This product is traceable to NIST via an unbroken chain of comparisons. The uncertainties for each certified value are reported, taking into account the SRM/RM uncertainty error and the measurement, weighing and volume dilution errors. In rare cases where no NIST SRM/RM are available, the term 'in-house std.' is specified.

4.1 Thermometer Calibration

- All thermometers are NIST traceable through thermometers that are calibrated by an accredited calibration laboratory.

4.2 Balance Calibration

- All analytical balances are calibrated by an accredited calibration laboratory and procedure. The weights used for testing are annually compared to master weights and are traceable to NIST.

4.3 Glassware Calibration

- An in-house procedure is used to calibrate all Class A glassware used in the manufacturing and quality control of CRM/RMs.

5.0 TRACE METALLIC IMPURITIES (TMI) DETERMINED BY ICP-MS AND ICP-OES (µg/mL)

CRM/RMs are tested for trace metallic impurities by Axial ICP-OES and ICP-MS. The result from the most sensitive method for each element, is reported below. Solutions tested by ICP-MS were analyzed in an ULPA-Filtered Clean Room. An ULPA-Filter is 99.9985% efficient for the removal of particles down to 0.3 µm.

M	Ag	<	0.000500	M	Eu	<	0.000500	O	Na		0.018534	M	Se	<	0.011000	M	Zn		0.003494
O	Al		0.000741	O	Fe		0.004342	M	Nb	<	0.000500	M	Si		0.111204	M	Zr	<	0.002000
M	As	<	0.011000	M	Ga	<	0.000500	M	Nd	<	0.000500	M	Sm	<	0.000500				
M	Au	<	0.010000	M	Gd	<	0.000500	M	Ni	<	0.007000	M	Sn	<	0.001000				
O	B		0.000503	M	Ge	<	0.004500	M	Os	<	0.001000	M	Sr		0.000243				
O	Ba		0.000381	M	Hf	<	0.000500	O	P	<	0.045000	M	Ta	<	0.000500				
O	Be		0.000046	M	Hg	<	0.000500	M	Pb	<	0.003000	M	Tb	<	0.000500				
M	Bi	<	0.000500	M	Ho	<	0.000500	M	Pd	<	0.000500	M	Te	<	0.005000				
O	Ca		0.058249	M	In	<	0.000500	M	Pr	<	0.000500	M	Th	<	0.000500				
M	Cd	<	0.000500	M	Ir	<	0.000500	M	Pt	<	0.000500	M	Ti	<	0.002500				
M	Ce	<	0.000500	O	K		0.029124	M	Rb	<	0.001000	M	Tl	<	0.000500				
M	Co	<	0.000500	M	La	<	0.000500	M	Re	<	0.000500	M	Tm	<	0.000500				
M	Cr		0.000153	s	Li	<		M	Rh	<	0.000500	M	U	<	0.000500				
M	Cs	<	0.000500	M	Lu	<	0.000500	M	Ru	<	0.000500	M	V		0.000953				
M	Cu	<	0.002000	O	Mg		0.011649	O	S		0.031772	M	W	<	0.001000				
M	Dy	<	0.000500	O	Mn		0.000164	M	Sb	<	0.003000	M	Y	<	0.000500				
M	Er	<	0.000500	M	Mo	<	0.000500	M	Sc	<	0.001500	M	Yb	<	0.000500				

M - Checked by ICP-MS O - Checked by ICP-OES i - Spectral Interference
n - Not Checked For s - Solution Standard Element

6.0 INTENDED USE

- For the calibration of analytical instruments and validation of analytical methods as appropriate.

7.0 INSTRUCTIONS FOR THE CORRECT USE OF THIS REFERENCE MATERIAL

7.1 Storage and Handling Recommendations

- Store between approximately 4° - 30° C while in sealed TCT bag.

- While stored in the sealed TCT bag, transpiration of this CRM/RM is negligible. After opening the sealed TCT bag transpiration of the CRM/RM will occur, resulting in a gradual increase in the analyte concentration(s). It is the responsibility of the user to account for this effect. When the bottle is weighed both before and after being placed in storage, the mass difference observed will be a measure of transpiration mass loss.

- After opening the sealed TCT bag, keep cap tightly sealed when not in use and store between 4° - 24° C to minimize the effects of transpiration. Use at 20° ± 4° C to minimize volumetric dilution error when using the reported density. Do not pipette from the container. Do not return removed aliquots to container.

- For more information, visit **www.inorganicventures.com/TCT**

Atomic Weight; Valence; Coordination Number; Chemical Form in Solution - 6.94 +1 (6) Li+(aq) large effective radius due to hydration sphere

Chemical Compatibility -Soluble in HCl, HNO3, H2SO4 and HF aqueous matrices. Stable with all metals and inorganic anions.

Stability - 2-100 ppb levels stable for months in 1% HNO3 / LDPE container. 1-10,000 ppm solutions chemically stable for years in 1-5% HNO3 / LDPE container.

Li Containing Samples (Preparation and Solution) -Metal (Dissolves very rapidly in water); Ores (Sodium carbonate fusion in Pt0 followed by HCl dissolution-blank levels of Li in sodium carbonate critical); Organic Matrices (Sulfuric / peroxide digestion or nitric / sulfuric / perchloric acid decomposition).

Atomic Spectroscopic Information (ICP-OES D.L.s are given as radial/axial view):

Technique/Line	**Estimated D.L.**	**Order**	**Interferences** (underlined indicates severe)
ICP-MS 7 amu	10 ppt	n/a	
ICP-OES 323.261 nm	1.1 / 0.05 micro;g/mL	1	Sb, Th, Ni
ICP-OES 460.286 nm	0.9 / 0.04 µg/mL	1	Zr, Th
ICP-OES 670.784 nm	0.002 / 0.00002 µg/mL	1	2nd order radiation from R.E.s on some optical designs

8.0 HAZARDOUS INFORMATION

- Please refer to the Safety Data Sheet for information regarding this CRM/RM.

9.0 HOMOGENEITY

- This solution was mixed according to an in-house procedure and is guaranteed to be homogeneous. Homogeneity data indicate that the end user should take a minimum sample size of 0.2 mL to assure homogeneity.

10.0 QUALITY STANDARD DOCUMENTATION

10.1 ISO 9001 Quality Management System Registration

- QSR Certificate Number QSR-1034

10.2 ISO/IEC 17025 "General Requirements for the Competence of Testing and Calibration Laboratories"

- Chemical Testing - Accredited / A2LA Certificate Number 883.01

10.3 ISO 17034 "General Requirements for the Competence of Reference Material Producers"

- Reference Material Producer - Accredited / A2LA Certificate Number 883.02

Inorganic Ventures, 300 Technology Drive, Christiansburg, Va. 24073, USA; Telephone: 800.669.6799; 540.585.3030, Fax: 540.585.3012; inorganicventures.com; info@inorganicventures.com

11.0 CERTIFICATION, LOT EXPIRATION AND PERIOD OF VALIDITY

11.1 Certification Issue Date

February 11, 2021

- The certification is valid within the measurement uncertainty specified provided the CRM/RM is stored and handled in accordance with instructions given in Sec 7.1. This certification is nullified if instructions in Sec 7.1 are not followed or if the CRM/RM is damaged, contaminated, or otherwise modified.

11.2 Lot Expiration Date

- February 11, 2025

- The date after which this CRM/RM should not be used.

- The lot expiration date reflects the period of time that the stability of a CRM/RM can be supported by long term stability studies conducted on properly stored and handled CRM/RMs. Lot expiration is limited primarily by transpiration (loss of water from the solution) and infrequently by chemical stability.

11.3 Period of Validity

- Sealed TCT Bag Open Date: _____

- This CRM/RM should not be used longer than one year (or six months in the case of a 30 mL bottle) from the date of opening the aluminized bag or after the date given in Sec. 11.2, whichever comes first. This is contingent upon the CRM/RM being stored and handled in accordance with the instructions given in Sec. 7.1.

12.0 NAMES AND SIGNATURES OF CERTIFYING OFFICERS

Certificate Approved By:

Michael Booth
Director, Quality Control

Michael J Booth

Certifying Officer:

Paul Gaines
Chairman / Senior Technical Director

Paul R Gaines

INORGANIC VENTURES
Refine your results. Redefine your industry.

Certificate of Analysis

300 Technology Drive
Christiansburg, VA 24073 USA
inorganicventures.com

P: 800-669-6799/540-585-3030
F: 540-585-3012
info@inorganicventures.com

1.0 ACCREDITATION / REGISTRATION

INORGANIC VENTURES is accredited to ISO 17034, "General Requirements for the Competence of Reference Material Producers" and ISO/IEC 17025, "General Requirements for the Competence of Testing and Calibration Laboratories". Inorganic Ventures is also an ISO 9001 registered manufacturer (QSR Certificate Number QSR-1034).

ACCREDITED Testing Laboratory Certificate 883.01
ACCREDITED Reference Material Producer Certificate 883.02

2.0 PRODUCT DESCRIPTION

Product Code:	Single Analyte Custom Grade Solution
Catalog Number:	CGMG10
Lot Number:	S2-MG704239
Matrix:	2% (v/v) HNO3
Value / Analyte(s):	10 000 µg/mL ea: Magnesium
Starting Material:	Magnesium Metal
Starting Material Lot#:	2168
Starting Material Purity:	99.9984%

ID #: 14688
Opened:
Magnesium Single Analyte Custom Grade Sol
Expires: 4/23/2025
Rec'd: 12/28/2021
Energy Laboratories Inc 1120 So. 27th Street
Billings MT 59107

3.0 CERTIFIED VALUES AND UNCERTAINTIES

Certified Value: 10053 ± 30 µg/mL

Density: 1.053 g/mL (measured at 20 ± 4 °C)

Assay Information:

Assay Method #1	**10022 ± 62 µg/mL** ICP Assay NIST SRM 3131a Lot Number: 140110
Assay Method #2	**10078 ± 26 µg/mL** EDTA NIST SRM 928 Lot Number: 928
Assay Method #3	**10033 ± 26 µg/mL** Calculated NIST SRM Lot Number: See Sec. 4.2

- The Calculated Value is a value calculated from the weight of a starting material that has been certified directly vs. a National Institute of Standards and Technology (NIST) SRM/RM. See Sec 4.2 for balance traceability.

The following equations are used in the calculation of the certified value and the uncertainty. Reported uncertainties represent expanded uncertainties expressed at approximately the 95% confidence level using a coverage factor of k = 2.

Characterization of CRM/RM by Two or More Methods

Certified Value, $X_{CRM/RM}$, where two or more methods of characterization are used is the weighted mean of the results:

$X_{CRM/RM} = \Sigma(w_i)(X_i)$

X_i = mean of Assay Method i with standard uncertainty $u_{char\ i}$

w_i = the weighting factors for each method calculated using the inverse square of the variance:

$w_i = (1/u_{char\ i})^2 / (\Sigma(1/(u_{char\ i})^2)$

CRM/RM Expanded Uncertainty (±) = $U_{CRM/RM} = k\,(u^2_{char} + u^2_{bb} + u^2_{lts} + u^2_{ts})^{1/2}$

k = coverage factor = 2

$u_{char} = [\Sigma((w_i)^2\,(u_{char\ i})^2)]^{1/2}$ where $u_{char\ i}$ are the errors from each characterization method

u_{bb} = bottle to bottle homogeneity standard uncertainty

u_{lts} = long term stability standard uncertainty (storage)

u_{ts} = transport stability standard uncertainty

Characterization of CRM/RM by One Method

Certified Value, $X_{CRM/RM}$, where one method of characterization is used is the mean of individual results:

$X_{CRM/RM} = (X_a)\,(u_{char\ a})$

X_a = mean of Assay Method A with

$u_{char\ a}$ = the standard uncertainty of characterization Method A

CRM/RM Expanded Uncertainty (±) = $U_{CRM/RM} = k\,(u^2_{char\ a} + u^2_{bb} + u^2_{lts} + u^2_{ts})^{1/2}$

k = coverage factor = 2

$u_{char\ a}$ = the errors from characterization

u_{bb} = bottle to bottle homogeneity standard uncertainty

u_{lts} = long term stability standard uncertainty (storage)

u_{ts} = transport stability standard uncertainty

4.0 TRACEABILITY TO NIST

- This product is traceable to NIST via an unbroken chain of comparisons. The uncertainties for each certified value are reported, taking into account the SRM/RM uncertainty error and the measurement, weighing and volume dilution errors. In rare cases where no NIST SRM/RM are available, the term 'in-house std.' is specified.

4.1 Thermometer Calibration

- All thermometers are NIST traceable through thermometers that are calibrated by an accredited calibration laboratory.

4.2 Balance Calibration

- All analytical balances are calibrated by an accredited calibration laboratory and procedure. The weights used for testing are annually compared to master weights and are traceable to NIST.

4.3 Glassware Calibration

- An in-house procedure is used to calibrate all Class A glassware used in the manufacturing and quality control of CRM/RMs.

5.0 TRACE METALLIC IMPURITIES (TMI) DETERMINED BY ICP-MS AND ICP-OES (µg/mL)

CRM/RMs are tested for trace metallic impurities by Axial ICP-OES and ICP-MS. The result from the most sensitive method for each element, is reported below. Solutions tested by ICP-MS were analyzed in an ULPA-Filtered Clean Room. An ULPA-Filter is 99.9985% efficient for the removal of particles down to 0.3 µm.

O	Ag		0.002106	M	Eu	<	0.000910	O	Na		0.071075	O	Se	<	0.048000	O	Zn	0.003299
M	Al		0.003553	M	Fe		0.002538	M	Nb	<	0.000460	O	Si	<	0.032000	O	Zr	< 0.002700
M	As	<	0.001400	M	Ga	<	0.000460	M	Nd	<	0.000910	M	Sm	<	0.000460			
M	Au	<	0.001400	M	Gd	<	0.000460	O	Ni	<	0.001600	M	Sn	<	0.002300			
O	B		0.006853	M	Ge	<	0.001400	M	Os	<	0.000460	O	Sr		0.000279			
O	Ba		0.000964	M	Hf	<	0.000460	O	P		0.015230	M	Ta	<	0.000460			
O	Be	<	0.000120	M	Hg	<	0.000460	M	Pb	<	0.000460	M	Tb	<	0.000460			
M	Bi	<	0.000460	M	Ho	<	0.000460	M	Pd	<	0.003200	M	Te	<	0.007300			
O	Ca		0.053306	M	In	<	0.000460	M	Pr	<	0.000460	M	Th	<	0.000460			
O	Cd	<	0.000360	M	Ir	<	0.000460	M	Pt	<	0.001900	O	Ti	<	0.001700			
M	Ce	<	0.002300	M	K		0.048229	M	Rb		0.002411	M	Tl		0.003046			
M	Co	<	0.000910	M	La	<	0.002800	M	Re	<	0.000460	M	Tm	<	0.000460			
M	Cr	<	0.002300	O	Li		0.027922	M	Rh	<	0.000460	M	U	<	0.000460			
M	Cs		0.001040	M	Lu	<	0.000460	M	Ru	<	0.000460	M	V	<	0.000460			
O	Cu	<	0.003000	s	Mg	<		O	S	<	0.190000	M	W	<	0.000460			
M	Dy	<	0.000460	O	Mn		0.015230	M	Sb		0.020814	O	Y	<	0.000720			
M	Er	<	0.000460	M	Mo	<	0.000910	O	Sc	<	0.000480	M	Yb	<	0.000460			

M - Checked by ICP-MS O - Checked by ICP-OES i - Spectral Interference
n - Not Checked For s - Solution Standard Element

6.0 INTENDED USE

- For the calibration of analytical instruments and validation of analytical methods as appropriate.

7.0 INSTRUCTIONS FOR THE CORRECT USE OF THIS REFERENCE MATERIAL

7.1 Storage and Handling Recommendations

- Store between approximately 4° - 30° C while in sealed TCT bag.

- While stored in the sealed TCT bag, transpiration of this CRM/RM is negligible. After opening the sealed TCT bag transpiration of the CRM/RM will occur, resulting in a gradual increase in the analyte concentration(s). It is the responsibility of the user to account for this effect. When the bottle is weighed both before and after being placed in storage, the mass difference observed will be a measure of transpiration mass loss.

- After opening the sealed TCT bag, keep cap tightly sealed when not in use and store between 4° - 24° C to minimize the effects of transpiration. Use at 20° ± 4° C to minimize volumetric dilution error when using the reported density. Do not pipette from the container. Do not return removed aliquots to container.

- For more information, visit **www.inorganicventures.com/TCT**

Atomic Weight; Valence; Coordination Number; Chemical Form in Solution - 24.31 +2 6 $Mg(H_2O)_6^{+2}$

Chemical Compatibility -Soluble in HCl, HNO_3, and H_2SO_4 avoid HF, H_3PO_4 and neutral to basic media. Stable with most metals and inorganic anions forming insoluble silicates, carbonates, hydroxides, oxides, and tungstates in neutral and slightly acidic media.

Stability - 2-100 ppb levels stable for months in 1% HNO_3 / LDPE container. 1-10,000 ppm solutions chemically stable for years in 1-10% HNO_3 / LDPE container.

Mg Containing Samples (Preparation and Solution) -Metal (Best dissolved in diluted HNO_3); Oxide (Readily soluble in above compatible aqueous acidic solutions); Ores (Carbonate fusion in Pt0 followed by HCl dissolution); Organic Matrices (Sulfuric / peroxide digestion or nitric / sulfuric / perchloric acid decomposition, or dry ash and dissolution in dilute HCl).

Atomic Spectroscopic Information (ICP-OES D.L.s are given as radial/axial view):

Technique/Line	**Estimated D.L.**	**Order**	**Interferences** (underlined indicates severe)
ICP-MS 24 amu	42 ppt	n/a	7Li17O, 48Ti+2 , 48Ca+2
ICP-OES 279.553 nm	0.0002 / 0.00003 µg/mL	1	Th
ICP-OES 280.270 nm	0.0003 / 0.00005 µg/mL	1	U, V
ICP-OES 285.213 nm	0.002 / 0.00003 µg/mL	1	U, Hf, Cr, Zr

8.0 HAZARDOUS INFORMATION

- Please refer to the Safety Data Sheet for information regarding this CRM/RM.

9.0 HOMOGENEITY

- This solution was mixed according to an in-house procedure and is guaranteed to be homogeneous. Homogeneity data indicate that the end user should take a minimum sample size of 0.2 mL to assure homogeneity.

10.0 QUALITY STANDARD DOCUMENTATION

10.1 ISO 9001 Quality Management System Registration

- QSR Certificate Number QSR-1034

10.2 ISO/IEC 17025 "General Requirements for the Competence of Testing and Calibration Laboratories"

- Chemical Testing - Accredited / A2LA Certificate Number 883.01

10.3 ISO 17034 "General Requirements for the Competence of Reference Material Producers"

- Reference Material Producer - Accredited / A2LA Certificate Number 883.02

Inorganic Ventures, 300 Technology Drive, Christiansburg, Va. 24073, USA; Telephone: 800.669.6799; 540.585.3030, Fax: 540.585.3012; inorganicventures.com; info@inorganicventures.com

11.0 CERTIFICATION, LOT EXPIRATION AND PERIOD OF VALIDITY

11.1 Certification Issue Date

April 23, 2021

- The certification is valid within the measurement uncertainty specified provided the CRM/RM is stored and handled in accordance with instructions given in Sec 7.1. This certification is nullified if instructions in Sec 7.1 are not followed or if the CRM/RM is damaged, contaminated, or otherwise modified.

11.2 Lot Expiration Date

- **April 23, 2025**

- The date after which this CRM/RM should not be used.

- The lot expiration date reflects the period of time that the stability of a CRM/RM can be supported by long term stability studies conducted on properly stored and handled CRM/RMs. Lot expiration is limited primarily by transpiration (loss of water from the solution) and infrequently by chemical stability.

11.3 Period of Validity

- Sealed TCT Bag Open Date: _____

- This CRM/RM should not be used longer than one year (or six months in the case of a 30 mL bottle) from the date of opening the aluminized bag or after the date given in Sec. 11.2, whichever comes first. This is contingent upon the CRM/RM being stored and handled in accordance with the instructions given in Sec. 7.1.

12.0 NAMES AND SIGNATURES OF CERTIFYING OFFICERS

Certificate Approved By:

Michael Booth
Director, Quality Control

Certifying Officer:

Paul Gaines
Chairman / Senior Technical Director

INORGANIC VENTURES
300 Technology Drive
Christiansburg, VA 24073 - USA
inorganicventures.com

CERTIFICATE OF ANALYSIS

tel: 800.669.6799 - 540.585.3030
fax: 540.585.3012
info@inorganicventures.com

1.0 ACCREDITATION / REGISTRATION

INORGANIC VENTURES is accredited to ISO 17034, "General Requirements for the Competence of Reference Material Producers" and ISO/IEC 17025, "General Requirements for the Competence of Testing and Calibration Laboratories". Inorganic Ventures is also an ISO 9001 registered manufacturer (QSR Certificate Number QSR-1034).

ACCREDITED Testing Laboratory Certificate 883.01 ACCREDITED Reference Material Producer Certificate 883.02

2.0 PRODUCT DESCRIPTION

Product Code:	Single Analyte Custom Grade Solution
Catalog Number:	CGTL1
Lot Number:	R2-TL694852
Matrix:	1% (v/v) HNO3
Value / Analyte(s):	1 000 µg/mL ea: Thallium
Starting Material:	TlNO3
Starting Material Lot#:	2118
Starting Material Purity:	99.9998%

ID #: 14693
Opened:
Thallium Single Analyte Custom Grade Solutic
Expires: 8/5/2024
Rec'd: 12/28/2021
Energy Laboratories Inc 1120 So. 27th Street
Billings MT 59107

3.0 CERTIFIED VALUES AND UNCERTAINTIES

Certified Value: 1002 ± 5 µg/mL

Density: 1.005 g/mL (measured at 20 ± 4 °C)

Assay Information:

Assay Method #1 — **1003 ± 4 µg/mL**
ICP Assay NIST SRM 3158 Lot Number: 151215

Assay Method #2 — **1000 ± 7 µg/mL**
Calculated NIST SRM Lot Number: See Sec. 4.2

- The Calculated Value is a value calculated from the weight of a starting material that has been certified directly vs. a National Institute of Standards and Technology (NIST) SRM/RM. See Sec 4.2 for balance traceability.

The following equations are used in the calculation of the certified value and the uncertainty. Reported uncertainties represent expanded uncertainties expressed at approximately the 95% confidence level using a coverage factor of k = 2.

Characterization of CRM/RM by Two or More Methods

Certified Value, $X_{CRM/RM}$, where two or more methods of characterization are used is the weighted mean of the results:

$X_{CRM/RM} = \Sigma(w_i)(X_i)$

X_i = mean of Assay Method i with standard uncertainty $u_{char\ i}$

w_i = the weighting factors for each method calculated using the inverse square of the variance:

$w_i = (1/u_{char\ i})^2 / (\Sigma(1/(u_{char\ i})^2)$

CRM/RM Expanded Uncertainty (±) = $U_{CRM/RM} = k\ (u^2_{char} + u^2_{bb} + u^2_{lts} + u^2_{ts})^{1/2}$

k = coverage factor = 2

$u_{char} = [\Sigma((w_i)^2\ (u_{char\ i})^2)]^{1/2}$ where $u_{char\ i}$ are the errors from each characterization method

u_{bb} = bottle to bottle homogeneity standard uncertainty

u_{lts} = long term stability standard uncertainty (storage)

u_{ts} = transport stability standard uncertainty

Characterization of CRM/RM by One Method

Certified Value, $X_{CRM/RM}$, where one method of characterization is used is the mean of individual results:

$X_{CRM/RM} = (X_a)\ (u_{char\ a})$

X_a = mean of Assay Method A with

$u_{char\ a}$ = the standard uncertainty of characterization Method A

CRM/RM Expanded Uncertainty (±) = $U_{CRM/RM} = k\ (u^2_{char\ a} + u^2_{bb} + u^2_{lts} + u^2_{ts})^{1/2}$

k = coverage factor = 2

$u_{char\ a}$ = the errors from characterization

u_{bb} = bottle to bottle homogeneity standard uncertainty

u_{lts} = long term stability standard uncertainty (storage)

u_{ts} = transport stability standard uncertainty

4.0 TRACEABILITY TO NIST

- This product is traceable to NIST via an unbroken chain of comparisons. The uncertainties for each certified value are reported, taking into account the SRM/RM uncertainty error and the measurement, weighing and volume dilution errors. In rare cases where no NIST SRM/RM are available, the term 'in-house std.' is specified.

4.1 Thermometer Calibration

- All thermometers are NIST traceable through thermometers that are calibrated by an accredited calibration laboratory.

4.2 Balance Calibration

- All analytical balances are calibrated by an accredited calibration laboratory and procedure. The weights used for testing are annually compared to master weights and are traceable to NIST.

4.3 Glassware Calibration

- An in-house procedure is used to calibrate all Class A glassware used in the manufacturing and quality control of CRM/RMs.

5.0 TRACE METALLIC IMPURITIES (TMI) DETERMINED BY ICP-MS AND ICP-OES (µg/mL)

CRM/RMs are tested for trace metallic impurities by Axial ICP-OES and ICP-MS. The result from the most sensitive method for each element, is reported below. Solutions tested by ICP-MS were analyzed in an ULPA-Filtered Clean Room. An ULPA-Filter is 99.9985% efficient for the removal of particles down to 0.3 µm.

M	Ag	<	0.000200	M	Eu	<	0.000200	O	Na		0.000256	M	Se	<	0.011019	O	Zn	0.000236
O	Al	<	0.004184	O	Fe	<	0.002824	M	Nb	<	0.000200	O	Si		0.000387	M	Zr	< 0.000200
M	As	<	0.002003	M	Ga	<	0.000200	M	Nd	<	0.000200	M	Sm	<	0.000200			
O	Au	<	0.002824	M	Gd	<	0.000200	M	Ni		0.000177	M	Sn	<	0.000601			
O	B	<	0.004184	M	Ge	<	0.000801	M	Os	<	0.000198	O	Sr	<	0.000313			
M	Ba	<	0.000400	M	Hf	<	0.000200	O	P	<	0.010460	M	Ta	<	0.000200			
O	Be	<	0.000104	M	Hg	<	0.000794	M	Pb		0.000083	M	Tb	<	0.000200			
M	Bi	<	0.005209	M	Ho	<	0.000200	M	Pd	<	0.000400	M	Te	<	0.005008			
O	Ca		0.000250	M	In	<	0.000200	M	Pr	<	0.000200	M	Th	<	0.000200			
M	Cd		0.000135	M	Ir	<	0.000198	M	Pt	<	0.000801	O	Ti	<	0.001255			
M	Ce	<	0.000200	O	K		0.000636	M	Rb	<	0.000200	s	Tl	<				
M	Co	<	0.000601	M	La	<	0.000200	M	Re	<	0.000200	M	Tm	<	0.000200			
M	Cr	<	0.000801	O	Li	<	0.000177	M	Rh	<	0.000200	M	U	<	0.000200			
M	Cs	<	0.003606	M	Lu	<	0.000200	M	Ru	<	0.000397	M	V	<	0.002203			
M	Cu	<	0.001001	O	Mg		0.000054	O	S	<	0.015690	M	W	<	0.000601			
M	Dy	<	0.000200	M	Mn	<	0.000801	M	Sb	<	0.000400	M	Y	<	0.000200			
M	Er	<	0.000200	M	Mo	<	0.001202	O	Sc	<	0.000711	M	Yb	<	0.000200			

M - Checked by ICP-MS O - Checked by ICP-OES i - Spectral Interference
n - Not Checked For s - Solution Standard Element

6.0 INTENDED USE

- For the calibration of analytical instruments and validation of analytical methods as appropriate.

7.0 INSTRUCTIONS FOR THE CORRECT USE OF THIS REFERENCE MATERIAL

7.1 Storage and Handling Recommendations

- Store between approximately 4° - 30° C while in sealed TCT bag.

- While stored in the sealed TCT bag, transpiration of this CRM/RM is negligible. After opening the sealed TCT bag transpiration of the CRM/RM will occur, resulting in a gradual increase in the analyte concentration(s). It is the responsibility of the user to account for this effect. When the bottle is weighed both before and after being placed in storage, the mass difference observed will be a measure of transpiration mass loss.

- After opening the sealed TCT bag, keep cap tightly sealed when not in use and store between 4° - 24° C to minimize the effects of transpiration. Use at 20° ± 4° C to minimize volumetric dilution error when using the reported density. Do not pipette from the container. Do not return removed aliquots to container.

- For more information, visit **www.inorganicventures.com/TCT**

Atomic Weight; Valence; Coordination Number; Chemical Form in Solution - 204.38 +1 6 Tl(H2O)61+

Chemical Compatibility - Soluble in HCl, HNO3, and H2SO4. Stable with most metals and inorganic anions. The sulfite, thiocyanate and oxalate are moderately soluble; the phosphate and arsenite are slightly soluble and the sulfide is insoluble.

Stability - 2-100 ppb levels stable for months in 1% HNO3 / LDPE container. 1-10,000 ppm solutions chemically stable for years in 2-5% HNO3 / LDPE container.

Tl Containing Samples (Preparation and Solution) -Metal (Best dissolved in HNO3 which forms chiefly the Tl1+ ion.); Oxide (The thallous oxide is readily soluble in water. The thallic oxide requires high levels of acid); Ores (Carbonate fusion in Pt0 followed by HCl dissolution); Organic Matrices (Sulfuric/peroxide digestion or dry ash and dissolution in HCl).

Atomic Spectroscopic Information (ICP-OES D.L.s are given as radial/axial view):

Technique/Line	Estimated D.L.	Order	Interferences (underlined indicates severe)
ICP-MS 205 amu	2 ppt	N/A	189Os16O
ICP-OES 190.864 nm	0.04 / 0.004 µg/mL	1	V, Ti
ICP-OES 276.787 nm	0.1 / 0.01 µg/mL	1	Ta, V, Fe, Cr
ICP-OES 351.924 nm	0.2 / 0.02 µg/mL	1	Th, Ce, Zr

8.0 HAZARDOUS INFORMATION

- Please refer to the Safety Data Sheet for information regarding this CRM/RM.

9.0 HOMOGENEITY

- This solution was mixed according to an in-house procedure and is guaranteed to be homogeneous. Homogeneity data indicate that the end user should take a minimum sample size of 0.2 mL to assure homogeneity.

10.0 QUALITY STANDARD DOCUMENTATION

10.1 ISO 9001 Quality Management System Registration

- QSR Certificate Number QSR-1034

10.2 ISO/IEC 17025 "General Requirements for the Competence of Testing and Calibration Laboratories"

- Chemical Testing - Accredited / A2LA Certificate Number 883.01

10.3 ISO 17034 "General Requirements for the Competence of Reference Material Producers"

- Reference Material Producer - Accredited / A2LA Certificate Number 883.02

Inorganic Ventures, 300 Technology Drive, Christiansburg, Va. 24073, USA; Telephone: 800.669.6799; 540.585.3030, Fax: 540.585.3012; inorganicventures.com; info@inorganicventures.com

11.0 CERTIFICATION, LOT EXPIRATION AND PERIOD OF VALIDITY

11.1 Certification Issue Date

August 05, 2020

- The certification is valid within the measurement uncertainty specified provided the CRM/RM is stored and handled in accordance with instructions given in Sec 7.1. This certification is nullified if instructions in Sec 7.1 are not followed or if the CRM/RM is damaged, contaminated, or otherwise modified.

11.2 Lot Expiration Date

- **August 05, 2024**

- The date after which this CRM/RM should not be used.

- The lot expiration date reflects the period of time that the stability of a CRM/RM can be supported by long term stability studies conducted on properly stored and handled CRM/RMs. Lot expiration is limited primarily by transpiration (loss of water from the solution) and infrequently by chemical stability.

11.3 Period of Validity

- Sealed TCT Bag Open Date: _____

- This CRM/RM should not be used longer than one year (or six months in the case of a 30 mL bottle) from the date of opening the aluminized bag or after the date given in Sec. 11.2, whichever comes first. This is contingent upon the CRM/RM being stored and handled in accordance with the instructions given in Sec. 7.1.

12.0 NAMES AND SIGNATURES OF CERTIFYING OFFICERS

Certificate Approved By:

Michael Booth
Director, Quality Control

Certifying Officer:

Paul Gaines
Chairman / Senior Technical Director

Energy Laboratories Inc

Standard LOG

Standard ID: ME220112A 1000 PPB STANDARD
Standard Name 1000 PPB Standard
Date Prepared 1/12/2022
Date Expires: 11/18/2022
Department ME
Vendor:
Lot Number:
Balance ID:

Type: Secondary
BY: Cindy Rohrer
Status: Open

Comments: Made fresh daily

Chemical / Solvent Used	BottleNo	Amt	Units	Expires
Hydrochloric Acid E1421	14721	0.25	mL	1/4/2027
Nitric Acid 69.0- 70.0% D0521	14626	0.5	mL	12/14/2026
Milli-Q H2O	391	48.25	mL	6/1/2100

Final Volume:
50 mL

Stock Source		**Base Units**	**Amount Added**
ME211208 MSCAL	MSCAL 2B	ug/mL	0.5 mL
ME211118 MSCAL	EL-MSCAL-5A	ug/mL	0.5 mL
ME211229A AU 2n	Au 2nd source Stock	ug/mL	0.01 mL

Analytes	**CAS**	Conc:	**mg/L**

Energy Laboratories Inc

Standard LOG

Standard ID:	ME211208 MSCAL2B		
Standard Name	MSCAL 2B	Type:	Primary
Date Prepared	12/8/2021	BY:	Stacy R. Hendricks
Date Expires:	12/8/2022		
Department	ME	Status:	Open
Vendor:	Inorganic Ventures		
Lot Number:	S2-MEB704403		
Balance ID:			
Comments:	Opened 12/08/2021; Expires 12/08/2022		

Chemical / Solvent Used	BottleNo	Amt	Units	Expires
Multi Analyte Custom Grade Solution	13793		mL	12/8/2022

Final Volume: mL

Stock Source **Base Units** **Amount Added**

Analytes **CAS** Conc: **ug/mL**

INORGANIC VENTURES™
Refine your results. Redefine your industry.

Certificate of Analysis

300 Technology Drive
Christiansburg, VA 24073 USA
inorganicventures.com

P: 800-669-6799/540-585-3030
F: 540-585-3012
info@inorganicventures.com

1.0 ACCREDITATION / REGISTRATION

INORGANIC VENTURES is accredited to ISO 17034, "General Requirements for the Competence of Reference Material Producers" and ISO/IEC 17025, "General Requirements for the Competence of Testing and Calibration Laboratories". Inorganic Ventures is also an ISO 9001 registered manufacturer (QSR Certificate Number QSR-1034).

ACCREDITED
Testing Laboratory
Certificate 883.01

ACCREDITED
Reference Material Producer
Certificate 883.02

2.0 PRODUCT DESCRIPTION

Product Code:	Multi Analyte Custom Grade Solution
Catalog Number:	EL-MSCAL-2B
Lot Number:	S2-MEB704403
Matrix:	5% (v/v) HNO3
Value / Analyte(s):	100 µg/mL ea:

Aluminum, Arsenic,
Boron, Barium,
Beryllium, Cadmium,
Cobalt, Chromium,
Copper, Iron,
Manganese, Nickel,
Lead, Selenium,
Strontium, Thorium,
Thallium, Uranium,
Vanadium, Zinc,

40 µg/mL ea:
Silver

3.0 CERTIFIED VALUES AND UNCERTAINTIES

ID #: 13793
Opened: _____
Multi Analyte Custom Grade Solution
Expires: 4/21/2025
Rec'd: 4/29/2021
Energy Laboratories Inc 1120 So. 27th Street
Billings MT 59107

ANALYTE	CERTIFIED VALUE	ANALYTE	CERTIFIED VALUE
Aluminum, Al	100.0 ± 0.4 µg/mL	Arsenic, As	100.0 ± 0.9 µg/mL
Barium, Ba	100.0 ± 0.5 µg/mL	Beryllium, Be	100.0 ± 0.7 µg/mL
Boron, B	100.0 ± 0.7 µg/mL	Cadmium, Cd	100.0 ± 0.5 µg/mL
Chromium, Cr	100.0 ± 0.8 µg/mL	Cobalt, Co	100.0 ± 0.6 µg/mL
Copper, Cu	100.0 ± 0.5 µg/mL	Iron, Fe	100.1 ± 0.4 µg/mL
Lead, Pb	100.0 ± 0.6 µg/mL	Manganese, Mn	100.0 ± 0.5 µg/mL
Nickel, Ni	100.0 ± 0.6 µg/mL	Selenium, Se	100.0 ± 0.7 µg/mL
Silver, Ag	39.99 ± 0.18 µg/mL	Strontium, Sr	100.0 ± 0.4 µg/mL
Thallium, Tl	100.0 ± 0.6 µg/mL	Thorium, Th	100.0 ± 0.5 µg/mL
Uranium, U	100.0 ± 0.5 µg/mL	Vanadium, V	100.0 ± 0.5 µg/mL
Zinc, Zn	100.0 ± 0.5 µg/mL		

Density: 1.033 g/mL (measured at 20 ± 4 °C)

Assay Information:

ANALYTE	METHOD	NIST SRM#	SRM LOT#
Ag	ICP Assay	3151	160729
Ag	Volhard	999c	999c
Al	ICP Assay	3101a	140903
Al	EDTA	928	928
As	ICP Assay	3103a	100818
B	ICP Assay	3107	110830
Ba	ICP Assay	3104a	140909
Ba	Gravimetric		See Sec. 4.2
Be	ICP Assay	3105a	090514
Cd	ICP Assay	3108	130116
Cd	EDTA	928	928
Co	ICP Assay	3113	190630
Co	EDTA	928	928
Cr	ICP Assay	3112a	170630
Cu	ICP Assay	3114	121207
Cu	EDTA	928	928
Fe	ICP Assay	3126a	140812
Fe	EDTA	928	928
Fe	Calculated		See Sec. 4.2
Mn	ICP Assay	3132	050429
Mn	EDTA	928	928
Ni	ICP Assay	3136	120619
Ni	EDTA	928	928
Pb	ICP Assay	3128	101026
Pb	EDTA	928	928
Se	ICP Assay	3149	100901
Se	Calculated		See Sec. 4.2
Sr	EDTA	928	928
Sr	ICP Assay	Traceable to 3153a	K2-SR650985
Sr	Calculated		See Sec. 4.2
Th	EDTA	928	928
Th	Calculated		See Sec. 4.2
Tl	ICP Assay	3158	151215
U	ICP Assay	3164	080521
U	Calculated		See Sec. 4.2
V	ICP Assay	3165	160906
V	EDTA	928	928
Zn	ICP Assay	3168a	120629
Zn	EDTA	928	928

The following equations are used in the calculation of the certified value and the uncertainty. Reported uncertainties represent expanded uncertainties expressed at approximately the 95% confidence level using a coverage factor of k = 2.

Characterization of CRM/RM by Two or More Methods

Certified Value, $X_{CRM/RM}$, where two or more methods of characterization are used is the weighted mean of the results:

$X_{CRM/RM} = \Sigma(w_i)(X_i)$

X_i = mean of Assay Method i with standard uncertainty $u_{char\ i}$

w_i = the weighting factors for each method calculated using the inverse square of the variance:

$w_i = (1/u_{char\ i})^2 / (\Sigma(1/(u_{char\ i})^2)$

CRM/RM Expanded Uncertainty (±) = $U_{CRM/RM} = k\,(u^2_{char} + u^2_{bb} + u^2_{lts} + u^2_{ts})^{1/2}$

k = coverage factor = 2

$u_{char} = [\Sigma((w_i)^2 (u_{char\ i})^2)]^{1/2}$ where $u_{char\ i}$ are the errors from each characterization method

u_{bb} = bottle to bottle homogeneity standard uncertainty

u_{lts} = long term stability standard uncertainty (storage)

u_{ts} = transport stability standard uncertainty

Characterization of CRM/RM by One Method

Certified Value, $X_{CRM/RM}$, where one method of characterization is used is the mean of individual results:

$X_{CRM/RM} = (X_a)(u_{char\ a})$

X_a = mean of Assay Method A with

$u_{char\ a}$ = the standard uncertainty of characterization Method A

CRM/RM Expanded Uncertainty (±) = $U_{CRM/RM} = k\,(u^2_{char\ a} + u^2_{bb} + u^2_{lts} + u^2_{ts})^{1/2}$

k = coverage factor = 2

$u_{char\ a}$ = the errors from characterization

u_{bb} = bottle to bottle homogeneity standard uncertainty

u_{lts} = long term stability standard uncertainty (storage)

u_{ts} = transport stability standard uncertainty

Certified Abundance:

IV's Certified Abundance

Isotope	Atom %
Uranium 238U	99.8 ± 0.1
Uranium 235U	0.24 ± 0.05

4.0 TRACEABILITY TO NIST

- This product is traceable to NIST via an unbroken chain of comparisons. The uncertainties for each certified value are reported, taking into account the SRM/RM uncertainty error and the measurement, weighing and volume dilution errors. In rare cases where no NIST SRM/RM are available, the term 'in-house std.' is specified.

4.1 Thermometer Calibration

- All thermometers are NIST traceable through thermometers that are calibrated by an accredited calibration laboratory.

4.2 Balance Calibration

- All analytical balances are calibrated by an accredited calibration laboratory and procedure. The weights used for testing are annually compared to master weights and are traceable to NIST.

4.3 Glassware Calibration

- An in-house procedure is used to calibrate all Class A glassware used in the manufacturing and quality control of CRM/RMs.

5.0 TRACE METALLIC IMPURITIES (TMI) DETERMINED BY ICP-MS AND ICP-OES (µg/mL)

N/A

6.0 INTENDED USE

- For the calibration of analytical instruments and validation of analytical methods as appropriate.

7.0 INSTRUCTIONS FOR THE CORRECT USE OF THIS REFERENCE MATERIAL

7.1 Storage and Handling Recommendations

- Store between approximately 4° - 30° C while in sealed TCT bag.

- While stored in the sealed TCT bag, transpiration of this CRM/RM is negligible. After opening the sealed TCT bag transpiration of the CRM/RM will occur, resulting in a gradual increase in the analyte concentration(s). It is the responsibility of the user to account for this effect. When the bottle is weighed both before and after being placed in storage, the mass difference observed will be a measure of transpiration mass loss.

- After opening the sealed TCT bag, keep cap tightly sealed when not in use and store between 4° - 24° C to minimize the effects of transpiration. Use at 20° ± 4° C to minimize volumetric dilution error when using the reported density. Do not pipette from the container. Do not return removed aliquots to container.

- For more information, visit **www.inorganicventures.com/TCT**

8.0 HAZARDOUS INFORMATION

- Please refer to the Safety Data Sheet for information regarding this CRM/RM.

9.0 HOMOGENEITY

- This solution was mixed according to an in-house procedure and is guaranteed to be homogeneous. Homogeneity data indicate that the end user should take a minimum sample size of 0.2 mL to assure homogeneity.

10.0 QUALITY STANDARD DOCUMENTATION

10.1 ISO 9001 Quality Management System Registration

- QSR Certificate Number QSR-1034

10.2 ISO/IEC 17025 "General Requirements for the Competence of Testing and Calibration Laboratories"

- Chemical Testing - Accredited / A2LA Certificate Number 883.01

10.3 ISO 17034 "General Requirements for the Competence of Reference Material Producers"

- Reference Material Producer - Accredited / A2LA Certificate Number 883.02

Inorganic Ventures, 300 Technology Drive, Christiansburg, Va. 24073, USA; Telephone: 800.669.6799; 540.585.3030, Fax: 540.585.3012; inorganicventures.com; info@inorganicventures.com

11.0 CERTIFICATION, LOT EXPIRATION AND PERIOD OF VALIDITY

11.1 Certification Issue Date

April 21, 2021

- The certification is valid within the measurement uncertainty specified provided the CRM/RM is stored and handled in accordance with instructions given in Sec 7.1. This certification is nullified if instructions in Sec 7.1 are not followed or if the CRM/RM is damaged, contaminated, or otherwise modified.

11.2 Lot Expiration Date

- April 21, 2025

- The date after which this CRM/RM should not be used.

- The lot expiration date reflects the period of time that the stability of a CRM/RM can be supported by long term stability studies conducted on properly stored and handled CRM/RMs. Lot expiration is limited primarily by transpiration (loss of water from the solution) and infrequently by chemical stability.

11.3 Period of Validity

- Sealed TCT Bag Open Date: _____

- This CRM/RM should not be used longer than one year (or six months in the case of a 30 mL bottle) from the date of opening the aluminized bag or after the date given in Sec. 11.2, whichever comes first. This is contingent upon the CRM/RM being stored and handled in accordance with the instructions given in Sec. 7.1.

12.0 NAMES AND SIGNATURES OF CERTIFYING OFFICERS

Certificate Approved By:

Michael Booth
Director, Quality Control

Michael J Booth

Certifying Officer:

Paul Gaines
Chairman / Senior Technical Director

Paul R Gaines

Energy Laboratories Inc

Standard LOG

Standard ID:	ME211118 MSCAL-5A		
Standard Name	EL-MSCAL-5A	Type:	Primary
Date Prepared	11/18/2021	BY:	Stacy R. Hendricks
Date Expires:	11/18/2022		
Department	ME	Status:	Open
Vendor:	Inorganic Ventures		
Lot Number:	P2-MEB687200		
Balance ID:			
Comments:	Opened 11/18/2021; Expires 11/18/2022		

Chemical / Solvent Used	BottleNo	Amt	Units	Expires
Multi Analyte Custom Grade Solution	13175	500	mL	11/18/2022

Final Volume:
500 mL

Stock Source **Base Units** **Amount Added**

Analytes **CAS** Conc: **ug/mL**

INORGANIC VENTURES™
300 Technology Drive
Christiansburg, VA 24073 · USA
inorganicventures.com

CERTIFICATE OF ANALYSIS

tel: 800.669.6799 · 540.585.3030
fax: 540.585.3012
info@inorganicventures.com

1.0 ACCREDITATION / REGISTRATION

INORGANIC VENTURES is accredited to ISO 17034, "General Requirements for the Competence of Reference Material Producers" and ISO/IEC 17025, "General Requirements for the Competence of Testing and Calibration Laboratories". Inorganic Ventures is also an ISO 9001 registered manufacturer (QSR Certificate Number QSR-1034).

ACCREDITED Testing Laboratory Certificate 883.01
ACCREDITED Reference Material Producer Certificate 883.02

2.0 PRODUCT DESCRIPTION

Product Code:	Multi Analyte Custom Grade Solution
Catalog Number:	EL-MSCAL-5A
Lot Number:	P2-MEB687200
Matrix:	3% (v/v) HNO3
Value / Analyte(s):	5 000 µg/mL ea: Calcium, Potassium, Magnesium, Sodium, 500 µg/mL ea: Phosphorus, Iron, 250 µg/mL ea: Lithium

3.0 CERTIFIED VALUES AND UNCERTAINTIES

ANALYTE	CERTIFIED VALUE	ANALYTE	CERTIFIED VALUE
Calcium, Ca	**5 000 ± 20 µg/mL**	**Iron, Fe**	**499.9 ± 2.1 µg/mL**
Lithium, Li	**250.0 ± 1.1 µg/mL**	**Magnesium, Mg**	**5 000 ± 21 µg/mL**
Phosphorus, P	**499.8 ± 2.5 µg/mL**	**Potassium, K**	**5 000 ± 18 µg/mL**
Sodium, Na	**5 000 ± 18 µg/mL**		

Density: 1.076 g/mL (measured at 20 ± 4 °C)

Assay Information:

ID #: 13175
Opened:
Multi Analyte Custom Grade Solution
Expires: 12/2/2023
Rec'd: 10/12/2020
Energy Laboratories Inc 1120 So. 27th Street
Billings MT 59107

ANALYTE	METHOD	NIST SRM#	SRM LOT#
Ca	ICP Assay	3109a	130213
Ca	EDTA	928	928
Fe	ICP Assay	3126a	140812
Fe	EDTA	928	928
K	ICP Assay	3141a	140813
K	Gravimetric		See Sec. 4.2
Li	ICP Assay	3129a	100714
Li	Gravimetric		See Sec. 4.2
Mg	ICP Assay	3131a	140110
Mg	EDTA	928	928
Na	ICP Assay	3152a	120715
Na	Gravimetric		See Sec. 4.2
P	ICP Assay	3139a	060717
P	Acidimetric	84L	84L

The following equations are used in the calculation of the certified value and the uncertainty. Reported uncertainties represent expanded uncertainties expressed at approximately the 95% confidence level using a coverage factor of k = 2.

Characterization of CRM/RM by Two or More Methods

Certified Value, $X_{CRM/RM}$, where two or more methods of characterization are used is the weighted mean of the results:

$X_{CRM/RM} = \Sigma(w_i)(X_i)$

X_i = mean of Assay Method i with standard uncertainty $u_{char\ i}$

w_i = the weighting factors for each method calculated using the inverse square of the variance:

$w_i = (1/u_{char\ i})^2 / (\Sigma(1/(u_{char\ i})^2)$

CRM/RM Expanded Uncertainty (±) = $U_{CRM/RM} = k\,(u^2_{char} + u^2_{bb} + u^2_{lts} + u^2_{ts})^{½}$

k = coverage factor = 2

$u_{char} = [\Sigma((w_i)^2 (u_{char\ i})^2)]^{½}$ where $u_{char\ i}$ are the errors from each characterization method

u_{bb} = bottle to bottle homogeneity standard uncertainty

u_{lts} = long term stability standard uncertainty (storage)

u_{ts} = transport stability standard uncertainty

Characterization of CRM/RM by One Method

Certified Value, $X_{CRM/RM}$, where one method of characterization is used is the mean of individual results:

$X_{CRM/RM} = (X_a)(u_{char\ a})$

X_a = mean of Assay Method A with

$u_{char\ a}$ = the standard uncertainty of characterization Method A

CRM/RM Expanded Uncertainty (±) = $U_{CRM/RM} = k\,(u^2_{char\ a} + u^2_{bb} + u^2_{lts} + u^2_{ts})^{½}$

k = coverage factor = 2

$u_{char\ a}$ = the errors from characterization

u_{bb} = bottle to bottle homogeneity standard uncertainty

u_{lts} = long term stability standard uncertainty (storage)

u_{ts} = transport stability standard uncertainty

4.0 TRACEABILITY TO NIST

- This product is traceable to NIST via an unbroken chain of comparisons. The uncertainties for each certified value are reported, taking into account the SRM/RM uncertainty error and the measurement, weighing and volume dilution errors. In rare cases where no NIST SRM/RM are available, the term 'in-house std.' is specified.

4.1 Thermometer Calibration

- All thermometers are NIST traceable through thermometers that are calibrated by an accredited calibration laboratory.

4.2 Balance Calibration

- All analytical balances are calibrated by an accredited calibration laboratory and procedure. The weights used for testing are annually compared to master weights and are traceable to NIST.

4.3 Glassware Calibration

- An in-house procedure is used to calibrate all Class A glassware used in the manufacturing and quality control of CRM/RMs.

5.0 TRACE METALLIC IMPURITIES (TMI) DETERMINED BY ICP-MS AND ICP-OES (µg/mL)

N/A

6.0 INTENDED USE

- For the calibration of analytical instruments and validation of analytical methods as appropriate.

7.0 INSTRUCTIONS FOR THE CORRECT USE OF THIS REFERENCE MATERIAL

7.1 Storage and Handling Recommendations

- Store between approximately 4° - 30° C while in sealed outer bag.

- While stored in the sealed outer bag, transpiration of this CRM/RM is negligible. After opening the sealed outer bag transpiration of the CRM/RM will occur, resulting in a gradual increase in the analyte concentration(s). It is the responsibility of the user to account for this effect. When the bottle is weighed both before and after being placed in storage, the mass difference observed will be a measure of transpiration mass loss.

- After opening the sealed outer bag, keep cap tightly sealed when not in use and store between 4° - 24° C to minimize the effects of transpiration. Use at 20° ± 4° C to minimize volumetric dilution error when using the reported density. Do not pipette from the container. Do not return removed aliquots to container.

8.0 HAZARDOUS INFORMATION

- Please refer to the Safety Data Sheet for information regarding this CRM/RM.

9.0 HOMOGENEITY

- This solution was mixed according to an in-house procedure and is guaranteed to be homogeneous. Homogeneity data indicate that the end user should take a minimum sample size of 0.2 mL to assure homogeneity.

10.0 QUALITY STANDARD DOCUMENTATION

10.1 ISO 9001 Quality Management System Registration

- QSR Certificate Number QSR-1034

10.2 ISO/IEC 17025 "General Requirements for the Competence of Testing and Calibration Laboratories"

- Chemical Testing - Accredited / A2LA Certificate Number 883.01

10.3 ISO 17034 "General Requirements for the Competence of Reference Material Producers"

- Reference Material Producer - Accredited / A2LA Certificate Number 883.02

Inorganic Ventures, 300 Technology Drive, Christiansburg, Va. 24073, USA; Telephone: 800.669.6799; 540.585.3030, Fax: 540.585.3012; Inorganicventures.com; info@inorganicventures.com

11.0 CERTIFICATION, EXPIRATION AND PERIOD OF VALIDITY

11.1 Certification Issue Date

December 02, 2019

- The certification is valid within the measurement uncertainty specified provided the CRM/RM is stored and handled in accordance with instructions given in Sec 7.1. This certification is nullified if instructions in Sec 7.1 are not followed or if the CRM/RM is damaged, contaminated, or otherwise modified.

11.2 Lot Expiration Date

- December 02, 2023

- The date after which this CRM/RM should not be used.

- The lot expiration date reflects the period of time that the stability of a CRM/RM can be supported by long term stability studies conducted on properly stored and handled CRM/RMs. Lot expiration is limited primarily by transpiration (loss of water from the solution) and infrequently by chemical stability.

11.3 Period of Validity

- Sealed outer Bag Open Date: _____

- This CRM/RM should not be used longer than one year (or six months in the case of a 30 mL bottle) from the date of opening the aluminized bag or after the date given in Sec. 11.2, whichever comes first. This is contingent upon the CRM/RM being stored and handled in accordance with the instructions given in Sec. 7.1.

12.0 NAMES AND SIGNATURES OF CERTIFYING OFFICERS

Certificate Approved By:

Michael Booth
Manager, Quality Control

Certifying Officer:

Paul Gaines
CEO, Senior Technical Director

Energy Laboratories Inc

Standard LOG

Standard ID:	ME211229A AU 2ND SOURCE		
Standard Name	Au 2nd source Stock	Type:	Primary
Date Prepared	12/29/2021	BY:	Amanda E. McDani
Date Expires:	12/29/2022		
Department	ME	Status:	Open
Vendor:	SCP Science		
Lot Number:	S211129013		
Balance ID:			
Comments:	opened 12/29/2021; expires 12/29/2022		

Chemical / Solvent Used	BottleNo	Amt	Units	Expires
ICP/ICPMS Standard Gold	14710	500	mL	12/29/2022

Final Volume:
500 mL

Stock Source **Base Units** **Amount Added**

Analytes **CAS** Conc: **ug/mL**

ID #: 14710
Opened:
ICP/ICPMS Standard Gold
Expires: 12/31/2023
Rec'd: 12/29/2021
Energy Laboratories Inc 1120 So. 27th Street
Billings MT 59107

SCP SCIENC
Providing Innovative Solutions to Analytical

Certificate of Analysis

1.0 DESCRIPTION:

PlasmaCAL ICP/ICPMS Standard - Gold 1000 µg/ml

Catalogue Number: 140-052-790/-791/-795
Starting Material: Gold Metal 99.99+%
Lot Number: **S211129013**
Matrix: 10% HCl (See Section 3 for actual matrix)
Expiration Date (End of month): **December 2023** (or 15 months after bottle is opened, whichever comes first)

Au

2.0 CERTIFIED VALUES AND ASSOCIATED UNCERTAINTY:

Certified Concentration: **1001 µg/ml +/- 4 µg/ml**
982 µg/g +/- 4 µg/g

Method of analysis: Inductively Coupled Plasma Atomic Emission Spectroscopy (ICP-AES)

Traceability: NIST Standard Reference Material 3121 Lot: **991806**

Note: The uncertainty of the certified value has been calculated from applicable uncertainty contributors (u_i) including uncertainty established during characterization of the material (u_{char}), the between bottle variation (u_{bb}), short-term stability (u_{sts}) and long-term stability (u_{lts}) according to the model $u_c = \sqrt{(u_{char}^2 + u_{bb}^2 + u_{sts}^2 + u_{lts}^2)}$. This combined uncertainty has been further multiplied by a coverage factor (k) of 2 to provide a 95% confidence interval.

3.0 REFERENCE VALUES:

Density: **1.019 g/ml @ 22.4 °C**
Actual Matrix: **10.0% (v/v) HCl**

Trace Metal Impurities as tested by ICP-MS:

Element	Conc. (ppm)	Element	Conc. (ppm)	Element	Conc. (ppm)	Element	Conc. (ppm)
Ag	**0.3851**	Fe	<0.0090	Nd	<0.0010	Sn	<0.0010
Al	**0.0062**	Ga	<0.0010	Ni	<0.0010	Sr	<0.0025
As	<0.0010	Gd	<0.0010	Os	<0.0010	Ta	<0.0010
Au	N/A	Ge	<0.0010	P	<0.0132	Tb	<0.0010
B	<0.0015	Hf	<0.0010	Pb	<0.0010	Te	<0.0010
Ba	<0.0010	Hg	*	Pd	**0.0434**	Th	<0.0010
Be	<0.0010	Ho	<0.0010	Pr	<0.0010	Ti	<0.0012
Bi	<0.0010	In	<0.0010	Pt	**0.0048**	Tl	<0.0011
Ca	<0.0135	Ir	<0.0010	Rb	<0.0010	Tm	<0.0010
Cd	<0.0010	K	**0.0362**	Re	<0.0010	U	<0.0010
Ce	<0.0010	La	<0.0010	Rh	<0.0010	V	<0.0010
Co	<0.0010	Li	<0.0010	Ru	<0.0010	W	<0.0020
Cr	<0.0010	Lu	<0.0010	S	*	Y	<0.0010
Cs	**0.0029**	Mg	<0.0010	Sb	<0.0010	Yb	<0.0010
Cu	**0.0023**	Mn	<0.0010	Sc	<0.0010	Zn	<0.0010
Dy	<0.0010	Mo	<0.0010	Se	<0.01	Zr	<0.0010
Er	<0.0010	Na	**0.0070**	Si	<0.1		
Eu	<0.0010	Nb	<0.0010	Sm	<0.0010	*: Not tested	

4.0 APPROVAL AND DATE OF CERTIFICATION:

Certification Approval: Daniel Boisvert, Chemist
Certification Date: December 10, 2021

Daniel Boisvert

ACCREDITED
Reference Material Producer
CERTIFICATE 2885.01

5.0 INTENDED USE / *UTILISATION PRÉVUE*:

- ICP Standards: For the calibration of, including but not limited to: ICP-AES, ICP-MS, FAAS, GFAA, XRF and DCP. / *Étalons ICP : Pour l'étalonnage d'instruments de mesure tels que: ICP-AES, ICP-MS, FAAS, GFAA, XRF et DCP.*
- AA Standards: For the calibration of Flame (FAAS) and Graphite Furnace (GFAA) Atomic Absorption Spectrometers. / *Étalons AA : Pour l'étalonnage de spectromètres d'absorption atomique flamme (GFAA) et four au graphite (GFAA).*
- Matrix Modifiers: For the optimization of analytical conditions to provide better Graphite Furnace Atomic Absorption (GFAA) instrument response and improved detection limits. / *Modificateur de matrice : Pour l'optimisation des conditions analytiques afin de fournir des meilleurs réponses instrumentales et limites de détection pour SAA four au graphite.*
- pH Standards: For the calibrating pH meters or for other wet chemistry applications. / *Étalons pH : Pour étalonnage de pH mètres et autres applications de chimie humide.*
- Conductivity Standards: For electrolytic conductivity measurement as a calibration standard. / *Étalons de conductivité : Comme étalon pour les mesures de conductivité électrolytiques.*
- IC Standards: for calibration of, but not limited to IC, HPLC, TLC, ISE, IR, NMR, MS, UV/VIS or other wet chemistry applications. / *Étalons IC : Pour étalonnage d'instruments tels que : IC, HPLC, TLC, ISE, IR, NMR, MS, UV/VIS et autres applications de chimie humide.*

For any inquiries, please contact **SCP SCIENCE**. / *Pour toute question, veuillez contacter **SCP SCIENCE**.*

6.0 INSTRUCTIONS FOR USE / *INSTRUCTIONS D'UTILISATION*:

Handling and Storage / Manutention et entreposage: Keep product tightly capped when not in use. The solution should be opened for a minimum amount of time necessary to dispense the amount required. Do not pipet or use directly from container. Do not return unused portions back to container. Store under normal laboratory conditions. Avoid exposure to excessive sources of heat and humidity or direct sunlight. / *Garder les contenants bien fermés lorsque non utilisés. Le contenant devrait être ouvert seulement pour le temps requis afin de prélever la quantité nécessaire. Ne pas pipetter ou utiliser directement du contenant. Ne pas retourner les portions non-utilisées dans le contentant. Conserver dans des conditions normales de laboratoire. Éviter l'exposition à des sources de chaleur et d'humidité excessives ou à l'exposition solaire directe.*

Stability / *Stabilité*: This Standard is guaranteed to be stable and accurate to within the specified uncertainty of measurement up to the unopened expiry date, if sealed, or up to the opened expiry date (when indicated), whichever comes first, provided the solution is kept tightly capped and stored under the indicated storage conditions. Purchasers will be notified of any significant changes resulting in re-certification or withdrawal of the product prior to the expiration date. / *La stabilité et l'exactitude de cet étalon sont garanties d'être à l'intérieur de l'incertitude de mesure, jusqu'à la date d'expiration de la bouteille non-ouverte, si scellée, ou jusqu'à la date d'expiration de la bouteille ouverte (si indiquée), en présumant que le contenant est maintenu fermé et gardé dans les conditions d'entreposage indiquées. Les acheteurs seront avisés dans le cas où il y aura des changements significatifs nécessitant une re-certification ou un rappel du produit avant la date d'expiration.*

7.0 HAZARDOUS INFORMATION / *INFORMATION SUR LES RISQUES POTENTIELS*:

Please refer to the associated Safety Data Sheet (SDS) for information regarding this product (available at www.SCPSCIENCE.com). / *SVP vous référer à la Fiche Signalétique applicable pour de l'information sur ce produit (Disponible à www.SCPSCIENCE.com).*

8.0 HOMOGENEITY / *HOMOGÉNÉITÉ:*

This solution has been blended according to an in-house procedure and its homogeneity is guaranteed to be fit for purpose when a sample size sufficient for the intended method of analysis is used. / *Cette solution a été préparée selon une procédure maison et nous assurons que sa homogénéité est approprié à l'emploi lorsqu'un échantillon suffisant pour la méthode d'analyse prévue est utilisé.*

9.0 TRACEABILITY / *TRAÇABILITÉ*:

This CRM (Certified Reference Material) is traceable to the NIST SRM (Standard Reference Material) indicated in section 2 through an unbroken chain of comparisons. In addition, balances used are regularly calibrated using weights which are traceable to NIST (National Institute of Standards and Technology) or NRC (National Research Council of Canada) standards. All conductivity meters used to analyze this standard have been regularly calibrated using a NIST or NRC traceable Thermometer and standards. All pH meters used to analyze this standard have been regularly calibrated using a NIST or NRC traceable thermometer and pH/MV simulator. / *Ce matériel de référence certifié est traçable au Matériel de Référence Standardisé de NIST indiqué à la section 2 par une chaine de comparaison ininterrompue. De plus, les balances utilisées sont étalonnées régulièrement en utilisant des poids qui sont traçables au NIST (National Institute of Standards and Technology) ou au CRNC (Conseil National de Recherches Canada). Tout conductimètre utilisé afin d'analyser cet étalon a été sujet à un étalonnage périodique utilisant des thermomètres et étalons traçables au NIST ou CNRC. Tout pH mètre utilisé afin d'analyser cet étalon a été sujet à un étalonnage périodique utilisant des thermomètres et un simulateur pH/MV traçables au NIST ou au CNRC.*

10.0 PREPARATION / *PRÉPARATION:*

For the preparation of these solutions, 18 meghom/cm double deionized water, high-purity acids and glassware calibrated to ASTM Class A specifications are used. / *Une eau de 18 meghom/cm doublement déionisé, de l'acide de haute pureté, ainsi que de la verrerie étalonnée afin de satisfaire les spécifications Classe A de ASTM ont été utilisés pour la préparation de cet étalon.*

11.0 QUALITY SYSTEM CERTIFICATIONS / *CERTIFICATIONS DE SYSTÈME QUALITÉ:*

ISO 9001 Certification / *Certification ISO 9001*: This standard was produced in a facility which operates under a **registered** ISO 9001 Quality Management System. Please consult our web site for a copy of the most recent revision of our certificate of registration. / *Cet étalon a été fabriqué dans un laboratoire qui utilise un Système de Gestion de la Qualité **enregistré** à la norme ISO 9001. Veuillez consulter notre site web pour obtenir la version la plus récente de notre certificat d'enregistrement.*

ISO 17025 Accreditation / *Accréditation ISO 17025*: **SCP SCIENCE (Corporate Headquarters)** operates an ISO 17025 **accredited** laboratory. Please consult our web site for a copy of the most recent revision of our certificate and scope of accreditation. / ***SCP SCIENCE (Siège social)** est **accréditée** ISO 17025. Veuillez consulter notre site web afin d'obtenir la plus récente version de notre certificat d'accréditation ainsi que la portée de notre accréditation.*

ISO 17034 Accreditation / *Accréditation ISO 17034* : SCP SCIENCE (Corporate Headquarters) is an ISO 17034 accredited Reference Material Producer. Please consult our website for a copy of our most recent certificate and scope of accreditation. / ***SCP SCIENCE (Siège social)** est un Fabricant de Matériaux de Référence Accrédité ISO 17034. Veuillez consulter notre site web afin d'obtenir la plus récente version de notre certificat d'accréditation ainsi que la portée de notre accréditation.*

CORPORATE HEADQUARTERS
21800 Clark Graham
Baie D'Urfé (Montréal), Quebec,
H9X 4B6 Canada
Phone: +1 (800) 361-6820
Fax: +1 (800) 253-5549

USA
3rd Party Distribution Center
348 Route 11, Champlain,
N.Y. 12919-4816
Phone: +1 (800) 361-6820
Fax: +1 (800) 253-5549

FRANCE
12 Ave. de Québec, Bat. IRIS
91140, Villebon-sur-Yvette
Phone: +33 (0) 1 69 18 71 17
Fax: +33 (0) 1 60 92 05 67

GERMANY
Alte Marktoberdorfer Straße 14, 87616
Marktoberdorf
Phone: +49 (0) 8342-89560-61
Fax: +49 (0) 8342-89560-69

Energy Laboratories Inc

Standard LOG

Standard ID:	ME220112 100 PPB STANDARD		
Standard Name	100 ppb Standard	Type:	Secondary
Date Prepared	1/12/2022	BY:	Cindy Rohrer
Date Expires:	11/18/2022		
Department	ME	Status:	Open
Vendor:	Inorganic Ventures		
Lot Number:			
Balance ID:			

Comments: Made Fresh Daily

Chemical / Solvent Used	BottleNo	Amt	Units	Expires
Hydrochloric Acid E1421	14721	0.25	mL	1/4/2027
Nitric Acid 69.0- 70.0% D0521	14626	0.5	mL	12/14/2026
Milli-Q H2O	391	48.335	mL	6/1/2100

Final Volume:
50 mL

Stock Source		**Base Units**	**Amount Added**
ME211221 MSCAL	MSCAL 3C	ug/mL	0.05 mL
ME211118 MSCAL	EL-MSCAL-5A	ug/mL	0.25 mL
ME220105 HgPrim	Primary Hg Stock 2 PPM	ug/mL	0.05 mL
ME211208 MSCAL	MSCAL 2B	ug/mL	0.05 mL
ME211229A AU 2n	Au 2nd source Stock	ug/mL	0.01 mL
ME220110 Ce, La	Ce, La Primary	ug/mL	0.05 mL

Analytes	**CAS**	Conc:	**mg/L**

Energy Laboratories Inc

Standard LOG

Standard ID:	ME211221 MSCAL 3C		
Standard Name	MSCAL 3C	Type:	Primary
Date Prepared	12/21/2021	BY:	Stacy R. Hendricks
Date Expires:	12/21/2022		
Department	ME	Status:	Open
Vendor:	Inorganic Ventures		
Lot Number:	S2-MEB700780		
Balance ID:			
Comments:	Opened 12/21/21; expires 12/21/22		

Chemical / Solvent Used	BottleNo	Amt	Units	Expires
Multi Analyte Custom Grade Solution	13473	250	mL	12/21/2022

Final Volume:
250 mL

Stock Source **Base Units** **Amount Added**

Analytes **CAS** Conc: **ug/mL**

INORGANIC VENTURES

CERTIFICATE OF ANALYSIS

1.0 ACCREDITATION / REGISTRATION

INORGANIC VENTURES is accredited to ISO 17034, "General Requirements for the Competence of Reference Material Producers" and ISO/IEC 17025, "General Requirements for the Competence of Testing and Calibration Laboratories". Inorganic Ventures is also an ISO 9001 registered manufacturer (QSR Certificate Number QSR-1034).

ACCREDITED Testing Laboratory Certificate 883.01 ACCREDITED Reference Material Producer Certificate 883.02

2.0 PRODUCT DESCRIPTION

Product Code:	Multi Analyte Custom Grade Solution
Catalog Number:	EL-MSCAL-3C
Lot Number:	S2-MEB700780
Matrix:	3% (v/v) HNO3 tr. HF
Value / Analyte(s):	400 µg/mL ea: Silicon, 100 µg/mL ea: Tin, Molybdenum, Titanium, Antimony

1-6-2025

ID #: 13473
Opened:_____
Multi Analyte Custom Grade Solution
Expires: 1/6/2025
Rec'd: 1/15/2021
Energy Laboratories Inc 1120 So 27th Street
Billings MT 59107

3.0 CERTIFIED VALUES AND UNCERTAINTIES

ANALYTE	CERTIFIED VALUE	ANALYTE	CERTIFIED VALUE
Antimony, Sb	100.0 ± 0.8 µg/mL	Molybdenum, Mo	100.0 ± 0.6 µg/mL
Silicon, Si	399.9 ± 3.0 µg/mL	Tin, Sn	100.0 ± 0.6 µg/mL
Titanium, Ti	100.0 ± 0.7 µg/mL		

Density: 1.018 g/mL (measured at 20 ± 4 °C)

Assay Information:

ANALYTE	METHOD	NIST SRM#	SRM LOT#
Mo	ICP Assay	3134	130418
Sb	ICP Assay	3102a	140911
Si	ICP Assay	3150	130912
Sn	ICP Assay	3161a	140917
Ti	ICP Assay	3162a	130925

The following equations are used in the calculation of the certified value and the uncertainty. Reported uncertainties represent expanded uncertainties expressed at approximately the 95% confidence level using a coverage factor of k = 2.

Characterization of CRM/RM by Two or More Methods

Certified Value, $X_{CRM/RM}$, where two or more methods of characterization are used is the weighted mean of the results:

$X_{CRM/RM} = \Sigma(w_i)(X_i)$

X_i = mean of Assay Method i with standard uncertainty $u_{char\ i}$

w_i = the weighting factors for each method calculated using the inverse square of the variance:

$w_i = (1/u_{char\ i})^2 / (\Sigma(1/(u_{char\ i})^2)$

CRM/RM Expanded Uncertainty (±) = $U_{CRM/RM} = k\,(u^2_{char} + u^2_{bb} + u^2_{lts} + u^2_{ts})^{1/2}$

k = coverage factor = 2

$u_{char} = [\Sigma((w_i)^2\,(u_{char\ i})^2)]^{1/2}$ where $u_{char\ i}$ are the errors from each characterization method

u_{bb} = bottle to bottle homogeneity standard uncertainty

u_{lts} = long term stability standard uncertainty (storage)

u_{ts} = transport stability standard uncertainty

Characterization of CRM/RM by One Method

Certified Value, $X_{CRM/RM}$, where one method of characterization is used is the mean of individual results:

$X_{CRM/RM} = (X_a)\,(u_{char\ a})$

X_a = mean of Assay Method A with

$u_{char\ a}$ = the standard uncertainty of characterization Method A

CRM/RM Expanded Uncertainty (±) = $U_{CRM/RM} = k\,(u^2_{char\ a} + u^2_{bb} + u^2_{lts} + u^2_{ts})^{1/2}$

k = coverage factor = 2

$u_{char\ a}$ = the errors from characterization

u_{bb} = bottle to bottle homogeneity standard uncertainty

u_{lts} = long term stability standard uncertainty (storage)

u_{ts} = transport stability standard uncertainty

4.0 TRACEABILITY TO NIST

- This product is traceable to NIST via an unbroken chain of comparisons. The uncertainties for each certified value are reported, taking into account the SRM/RM uncertainty error and the measurement, weighing and volume dilution errors. In rare cases where no NIST SRM/RM are available, the term 'in-house std.' is specified.

4.1 Thermometer Calibration

- All thermometers are NIST traceable through thermometers that are calibrated by an accredited calibration laboratory.

4.2 Balance Calibration

- All analytical balances are calibrated by an accredited calibration laboratory and procedure. The weights used for testing are annually compared to master weights and are traceable to NIST.

4.3 Glassware Calibration

- An in-house procedure is used to calibrate all Class A glassware used in the manufacturing and quality control of CRM/RMs.

5.0 TRACE METALLIC IMPURITIES (TMI) DETERMINED BY ICP-MS AND ICP-OES (µg/mL)

N/A

6.0 INTENDED USE

- For the calibration of analytical instruments and validation of analytical methods as appropriate.

7.0 INSTRUCTIONS FOR THE CORRECT USE OF THIS REFERENCE MATERIAL

7.1 Storage and Handling Recommendations

- Store between approximately 4° - 30° C while in sealed TCT bag.

- While stored in the sealed TCT bag, transpiration of this CRM/RM is negligible. After opening the sealed TCT bag transpiration of the CRM/RM will occur, resulting in a gradual increase in the analyte concentration(s). It is the responsibility of the user to account for this effect. When the bottle is weighed both before and after being placed in storage, the mass difference observed will be a measure of transpiration mass loss.

- After opening the sealed TCT bag, keep cap tightly sealed when not in use and store between 4° - 24° C to minimize the effects of transpiration. Use at 20° ± 4° C to minimize volumetric dilution error when using the reported density. Do not pipette from the container. Do not return removed aliquots to container.

- For more information, visit **www.inorganicventures.com/TCT**

HF Note: This standard should not be prepared or stored in glass.

8.0 HAZARDOUS INFORMATION

- Please refer to the Safety Data Sheet for information regarding this CRM/RM.

9.0 HOMOGENEITY

- This solution was mixed according to an in-house procedure and is guaranteed to be homogeneous. Homogeneity data indicate that the end user should take a minimum sample size of 0.2 mL to assure homogeneity.

10.0 QUALITY STANDARD DOCUMENTATION

10.1 ISO 9001 Quality Management System Registration

- QSR Certificate Number QSR-1034

10.2 ISO/IEC 17025 "General Requirements for the Competence of Testing and Calibration Laboratories"

- Chemical Testing - Accredited / A2LA Certificate Number 883.01

10.3 ISO 17034 "General Requirements for the Competence of Reference Material Producers"

- Reference Material Producer - Accredited / A2LA Certificate Number 883.02

Inorganic Ventures, 300 Technology Drive, Christiansburg, Va. 24073, USA; Telephone: 800.669.6799; 540.585.3030, Fax: 540.585.3012; inorganicventures.com; info@inorganicventures.com

11.0 CERTIFICATION, LOT EXPIRATION AND PERIOD OF VALIDITY

11.1 Certification Issue Date

January 06, 2021

- The certification is valid within the measurement uncertainty specified provided the CRM/RM is stored and handled in accordance with instructions given in Sec 7.1. This certification is nullified if instructions in Sec 7.1 are not followed or if the CRM/RM is damaged, contaminated, or otherwise modified.

11.2 Lot Expiration Date

- January 06, 2025

- The date after which this CRM/RM should not be used.

- The lot expiration date reflects the period of time that the stability of a CRM/RM can be supported by long term stability studies conducted on properly stored and handled CRM/RMs. Lot expiration is limited primarily by transpiration (loss of water from the solution) and infrequently by chemical stability.

11.3 Period of Validity

- Sealed TCT Bag Open Date: _____

- This CRM/RM should not be used longer than one year (or six months in the case of a 30 mL bottle) from the date of opening the aluminized bag or after the date given in Sec. 11.2, whichever comes first. This is contingent upon the CRM/RM being stored and handled in accordance with the instructions given in Sec. 7.1.

12.0 NAMES AND SIGNATURES OF CERTIFYING OFFICERS

Certificate Approved By:

Michael Booth
Director, Quality Control

Michael J Booth

Certifying Officer:

Paul Gaines
Chairman / Senior Technical Director

Paul R Gaines

Energy Laboratories Inc

Standard LOG

Standard ID:	ME211118 MSCAL-5A		
Standard Name	EL-MSCAL-5A	Type:	Primary
Date Prepared	11/18/2021	BY:	Stacy R. Hendricks
Date Expires:	11/18/2022		
Department	ME	Status:	Open
Vendor:	Inorganic Ventures		
Lot Number:	P2-MEB687200		
Balance ID:			
Comments:	Opened 11/18/2021; Expires 11/18/2022		

Chemical / Solvent Used	BottleNo	Amt	Units	Expires
Multi Analyte Custom Grade Solution	13175	500	mL	11/18/2022

Final Volume:
500 mL

Stock Source **Base Units** **Amount Added**

Analytes **CAS** Conc: **ug/mL**

INORGANIC VENTURES™
300 Technology Drive
Christiansburg, VA 24073 · USA
inorganicventures.com

CERTIFICATE OF ANALYSIS

tel: 800.669.6799 · 540.585.3030
fax: 540.585.3012
info@inorganicventures.com

1.0 ACCREDITATION / REGISTRATION

INORGANIC VENTURES is accredited to ISO 17034, "General Requirements for the Competence of Reference Material Producers" and ISO/IEC 17025, "General Requirements for the Competence of Testing and Calibration Laboratories". Inorganic Ventures is also an ISO 9001 registered manufacturer (QSR Certificate Number QSR-1034).

ACCREDITED Testing Laboratory Certificate 883.01 ACCREDITED Reference Material Producer Certificate 883.02

2.0 PRODUCT DESCRIPTION

Product Code:	Multi Analyte Custom Grade Solution
Catalog Number:	EL-MSCAL-5A
Lot Number:	P2-MEB687200
Matrix:	3% (v/v) HNO3
Value / Analyte(s):	5 000 µg/mL ea: Calcium, Potassium, Magnesium, Sodium, 500 µg/mL ea: Phosphorus, Iron, 250 µg/mL ea: Lithium

3.0 CERTIFIED VALUES AND UNCERTAINTIES

ANALYTE	CERTIFIED VALUE	ANALYTE	CERTIFIED VALUE
Calcium, Ca	**5 000 ± 20 µg/mL**	**Iron, Fe**	**499.9 ± 2.1 µg/mL**
Lithium, Li	**250.0 ± 1.1 µg/mL**	**Magnesium, Mg**	**5 000 ± 21 µg/mL**
Phosphorus, P	**499.8 ± 2.5 µg/mL**	**Potassium, K**	**5 000 ± 18 µg/mL**
Sodium, Na	**5 000 ± 18 µg/mL**		

Density: 1.076 g/mL (measured at 20 ± 4 °C)

Assay Information:

ID #: 13175
Opened:
Multi Analyte Custom Grade Solution
Expires: 12/2/2023
Rec'd: 10/12/2020
Energy Laboratories Inc 1120 So. 27th Street
Billings MT 59107

ANALYTE	METHOD	NIST SRM#	SRM LOT#
Ca	ICP Assay	3109a	130213
Ca	EDTA	928	928
Fe	ICP Assay	3126a	140812
Fe	EDTA	928	928
K	ICP Assay	3141a	140813
K	Gravimetric		See Sec. 4.2
Li	ICP Assay	3129a	100714
Li	Gravimetric		See Sec. 4.2
Mg	ICP Assay	3131a	140110
Mg	EDTA	928	928
Na	ICP Assay	3152a	120715
Na	Gravimetric		See Sec. 4.2
P	ICP Assay	3139a	060717
P	Acidimetric	84L	84L

The following equations are used in the calculation of the certified value and the uncertainty. Reported uncertainties represent expanded uncertainties expressed at approximately the 95% confidence level using a coverage factor of k = 2.

Characterization of CRM/RM by Two or More Methods

Certified Value, $X_{CRM/RM}$, where two or more methods of characterization are used is the weighted mean of the results:

$X_{CRM/RM} = \Sigma(w_i)(X_i)$

X_i = mean of Assay Method i with standard uncertainty $u_{char\ i}$

w_i = the weighting factors for each method calculated using the inverse square of the variance:

$w_i = (1/u_{char\ i})^2 / (\Sigma(1/(u_{char\ i})^2)$

CRM/RM Expanded Uncertainty (±) = $U_{CRM/RM} = k\,(u^2_{char} + u^2_{bb} + u^2_{lts} + u^2_{ts})^{½}$

k = coverage factor = 2

$u_{char} = [\Sigma((w_i)^2 (u_{char\ i})^2)]^{½}$ where $u_{char\ i}$ are the errors from each characterization method

u_{bb} = bottle to bottle homogeneity standard uncertainty

u_{lts} = long term stability standard uncertainty (storage)

u_{ts} = transport stability standard uncertainty

Characterization of CRM/RM by One Method

Certified Value, $X_{CRM/RM}$, where one method of characterization is used is the mean of individual results:

$X_{CRM/RM} = (X_a)(u_{char\ a})$

X_a = mean of Assay Method A with

$u_{char\ a}$ = the standard uncertainty of characterization Method A

CRM/RM Expanded Uncertainty (±) = $U_{CRM/RM} = k\,(u^2_{char\ a} + u^2_{bb} + u^2_{lts} + u^2_{ts})^{½}$

k = coverage factor = 2

$u_{char\ a}$ = the errors from characterization

u_{bb} = bottle to bottle homogeneity standard uncertainty

u_{lts} = long term stability standard uncertainty (storage)

u_{ts} = transport stability standard uncertainty

4.0 TRACEABILITY TO NIST

- This product is traceable to NIST via an unbroken chain of comparisons. The uncertainties for each certified value are reported, taking into account the SRM/RM uncertainty error and the measurement, weighing and volume dilution errors. In rare cases where no NIST SRM/RM are available, the term 'in-house std.' is specified.

4.1 Thermometer Calibration

- All thermometers are NIST traceable through thermometers that are calibrated by an accredited calibration laboratory.

4.2 Balance Calibration

- All analytical balances are calibrated by an accredited calibration laboratory and procedure. The weights used for testing are annually compared to master weights and are traceable to NIST.

4.3 Glassware Calibration

- An in-house procedure is used to calibrate all Class A glassware used in the manufacturing and quality control of CRM/RMs.

5.0 TRACE METALLIC IMPURITIES (TMI) DETERMINED BY ICP-MS AND ICP-OES (µg/mL)

N/A

6.0 INTENDED USE

- For the calibration of analytical instruments and validation of analytical methods as appropriate.

7.0 INSTRUCTIONS FOR THE CORRECT USE OF THIS REFERENCE MATERIAL

7.1 Storage and Handling Recommendations

- Store between approximately 4° - 30° C while in sealed outer bag.

- While stored in the sealed outer bag, transpiration of this CRM/RM is negligible. After opening the sealed outer bag transpiration of the CRM/RM will occur, resulting in a gradual increase in the analyte concentration(s). It is the responsibility of the user to account for this effect. When the bottle is weighed both before and after being placed in storage, the mass difference observed will be a measure of transpiration mass loss.

- After opening the sealed outer bag, keep cap tightly sealed when not in use and store between 4° - 24° C to minimize the effects of transpiration. Use at 20° ± 4° C to minimize volumetric dilution error when using the reported density. Do not pipette from the container. Do not return removed aliquots to container.

8.0 HAZARDOUS INFORMATION

- Please refer to the Safety Data Sheet for information regarding this CRM/RM.

9.0 HOMOGENEITY

- This solution was mixed according to an in-house procedure and is guaranteed to be homogeneous. Homogeneity data indicate that the end user should take a minimum sample size of 0.2 mL to assure homogeneity.

10.0 QUALITY STANDARD DOCUMENTATION

10.1 ISO 9001 Quality Management System Registration

- QSR Certificate Number QSR-1034

10.2 ISO/IEC 17025 "General Requirements for the Competence of Testing and Calibration Laboratories"

- Chemical Testing - Accredited / A2LA Certificate Number 883.01

10.3 ISO 17034 "General Requirements for the Competence of Reference Material Producers"

- Reference Material Producer - Accredited / A2LA Certificate Number 883.02

Inorganic Ventures, 300 Technology Drive, Christiansburg, Va. 24073, USA; Telephone: 800.669.6799; 540.585.3030, Fax: 540.585.3012; Inorganicventures.com; info@inorganicventures.com

11.0 CERTIFICATION, EXPIRATION AND PERIOD OF VALIDITY

11.1 Certification Issue Date

December 02, 2019

- The certification is valid within the measurement uncertainty specified provided the CRM/RM is stored and handled in accordance with instructions given in Sec 7.1. This certification is nullified if instructions in Sec 7.1 are not followed or if the CRM/RM is damaged, contaminated, or otherwise modified.

11.2 Lot Expiration Date

- December 02, 2023

- The date after which this CRM/RM should not be used.

- The lot expiration date reflects the period of time that the stability of a CRM/RM can be supported by long term stability studies conducted on properly stored and handled CRM/RMs. Lot expiration is limited primarily by transpiration (loss of water from the solution) and infrequently by chemical stability.

11.3 Period of Validity

- Sealed outer Bag Open Date: _____

- This CRM/RM should not be used longer than one year (or six months in the case of a 30 mL bottle) from the date of opening the aluminized bag or after the date given in Sec. 11.2, whichever comes first. This is contingent upon the CRM/RM being stored and handled in accordance with the instructions given in Sec. 7.1.

12.0 NAMES AND SIGNATURES OF CERTIFYING OFFICERS

Certificate Approved By:

Michael Booth
Manager, Quality Control

Certifying Officer:

Paul Gaines
CEO, Senior Technical Director

Energy Laboratories Inc

Spike LOG

Standard ID:	ME220105 HGPRIMARY		
Standard Name	Primary Hg Stock 2 PPM	Type:	Secondary
Date Prepared	1/5/2022	BY:	Amanda E. McDani
Date Expires:	12/29/2022		
Department	ME	Status:	Open
Vendor:	Inorganic Ventures		
Lot Number:			
Balance ID:			

Comments: Made with different HG stock than QCS

Chemical / Solvent Used	BottleNo	Amt	Units	Expires
Nitric Acid 69.0- 70.0% D0521	14626	0.5	mL	12/14/2026
Hydrochloric Acid E1421	14721	0.25	mL	1/4/2027

Final Volume: 25 mL

Stock Source		**Base Units**	**Amount Added**
ME220110HG	HG Stock	ug/mL	0.05 mL
ME211229A AU 2N	Au 2nd source Stock	ug/mL	0.05 mL

Analytes	**CAS**	Conc:	**ug/mL**

Page:*1 of 1*

Energy Laboratories Inc

Standard LOG

Standard ID:	ME220110HG		
Standard Name	HG Stock	Type:	Primary
Date Prepared	1/10/2022	BY:	Amanda E. McDani
Date Expires:	1/10/2023		
Department	ME	Status:	Open
Vendor:	SCP Science		
Lot Number:	S210729017		
Balance ID:			

Comments:

Chemical / Solvent Used	BottleNo	Amt	Units	Expires
ICP/ICPMS Standard Mercury	14711	125	mL	1/10/2023

Final Volume:
125 mL

Stock Source **Base Units** **Amount Added**

Analytes **CAS** Conc: **ug/mL**

ID #: 14711
Opened:
ICP/ICPMS Standard Mercury
Expires: 7/31/2023
Rec'd: 12/29/2021
Energy Laboratories Inc 1120 So. 27th Street
Billings MT 59107

SCP SCIENCE
Providing Innovative Solutions to Analytical Chemists

rtificate of Analysis

1.0 DESCRIPTION:

PlasmaCAL ICP/ICPMS Standard - Mercury 1000 µg/ml

Catalogue Number: 140-051-800/-801/-805
Starting Material: Mercury(II) oxide 99.99+%
Lot Number: **S210729017**
Matrix: 10% HNO_3 (See Section 3 for actual matrix)
Expiration Date (End of month): **July 2023** (or 15 months after bottle is opened, whichever comes first)

Hg

2.0 CERTIFIED VALUES AND ASSOCIATED UNCERTAINTY:

Certified Concentration: **999 µg/ml +/- 5 µg/ml**
952 µg/g +/- 5 µg/g
Method of analysis: Inductively Coupled Plasma Atomic Emission Spectroscopy (ICP-AES)
Traceability: NIST Standard Reference Material 3133 Lot: **160921**

Note: The uncertainty of the certified value has been calculated from applicable uncertainty contributors (u_i) including uncertainty established during characterization of the material (u_{char}), the between bottle variation (u_{bb}), short-term stability (u_{sts}) and long-term stability (u_{lts}) according to the model $u_c = \sqrt{(u_{char}^2 + u_{bb}^2 + u_{sts}^2 + u_{lts}^2)}$. This combined uncertainty has been further multiplied by a coverage factor (k) of 2 to provide a 95% confidence interval.

3.0 REFERENCE VALUES:

Density: **1.050 g/ml @ 23.6 °C**
Actual Matrix: **10.0% (v/v) HNO_3**

Trace Metal Impurities as tested by ICP-MS:

Element	Conc. (ppm)	Element	Conc. (ppm)	Element	Conc. (ppm)	Element	Conc. (ppm)
Ag	<0.0010	Fe	**0.0322**	Nd	<0.0010	Sn	<0.0010
Al	**0.0042**	Ga	<0.0010	Ni	**0.0039**	Sr	<0.0025
As	<0.0010	Gd	<0.0010	Os	<0.0010	Ta	<0.0010
Au	<0.0010	Ge	<0.0010	P	<0.0132	Tb	<0.0010
B	<0.0015	Hf	<0.0010	Pb	<0.0010	Te	<0.0010
Ba	<0.0010	Hg	N/A	Pd	<0.0010	Th	<0.0010
Be	<0.0010	Ho	<0.0010	Pr	<0.0010	Ti	<0.0012
Bi	<0.0010	In	<0.0010	Pt	<0.0010	Tl	**0.0117**
Ca	<0.0135	Ir	<0.0010	Rb	<0.0010	Tm	<0.0010
Cd	<0.0010	K	<0.0024	Re	<0.0010	U	<0.0010
Ce	<0.0010	La	<0.0010	Rh	<0.0010	V	<0.0010
Co	<0.0010	Li	<0.0010	Ru	<0.0010	W	<0.0020
Cr	**0.0112**	Lu	<0.0010	S	*	Y	<0.0010
Cs	<0.0010	Mg	<0.0010	Sb	<0.0010	Yb	<0.0010
Cu	**0.0060**	Mn	<0.0010	Sc	<0.0010	Zn	<0.0010
Dy	<0.0010	Mo	<0.0010	Se	<0.0010	Zr	<0.0010
Er	<0.0010	Na	**0.0092**	Si	<0.1		
Eu	<0.0010	Nb	<0.0010	Sm	<0.0010	*: Not tested	

4.0 APPROVAL AND DATE OF CERTIFICATION:

Certification Approval: Daniel Boisvert, Chemist
Certification Date: August 12, 2021

Daniel Boisvert

ACCREDITED
Reference Material Producer
CERTIFICATE 2285.01

5.0 INTENDED USE / *UTILISATION PRÉVUE*:

- ICP Standards: For the calibration of, including but not limited to: ICP-AES, ICP-MS, FAAS, GFAA, XRF and DCP. / *Étalons ICP : Pour l'étalonnage d'instruments de mesure tels que: ICP-AES, ICP-MS, FAAS, GFAA, XRF et DCP.*
- AA Standards: For the calibration of Flame (FAAS) and Graphite Furnace (GFAA) Atomic Absorption Spectrometers. / *Étalons AA : Pour l'étalonnage de spectromètres d'absorption atomique flamme (GFAA) et four au graphite (GFAA).*
- Matrix Modifiers: For the optimization of analytical conditions to provide better Graphite Furnace Atomic Absorption (GFAA) instrument response and improved detection limits. / *Modificateur de matrice : Pour l'optimisation des conditions analytiques afin de fournir des meilleurs réponses instrumentales et limites de détection pour SAA four au graphite.*
- pH Standards: For the calibrating pH meters or for other wet chemistry applications. / *Étalons pH : Pour étalonnage de pH mètres et autres applications de chimie humide.*
- Conductivity Standards: For electrolytic conductivity measurement as a calibration standard. / *Étalons de conductivité : Comme étalon pour les mesures de conductivité électrolytiques.*
- IC Standards: for calibration of, but not limited to IC, HPLC, TLC, ISE, IR, NMR, MS, UV/VIS or other wet chemistry applications. / *Étalons IC : Pour étalonnage d'instruments tels que : IC, HPLC, TLC, ISE, IR, NMR, MS, UV/VIS et autres applications de chimie humide.*

For any inquiries, please contact **SCP SCIENCE**. / *Pour toute question, veuillez contacter **SCP SCIENCE**.*

6.0 INSTRUCTIONS FOR USE / *INSTRUCTIONS D'UTILISATION*:

Handling and Storage / Manutention et entreposage: Keep product tightly capped when not in use. The solution should be opened for a minimum amount of time necessary to dispense the amount required. Do not pipet or use directly from container. Do not return unused portions back to container. Store under normal laboratory conditions. Avoid exposure to excessive sources of heat and humidity or direct sunlight. / *Garder les contenants bien fermés lorsque non utilisés. Le contenant devrait être ouvert seulement pour le temps requis afin de prélever la quantité nécessaire. Ne pas pipetter ou utiliser directement du contenant. Ne pas retourner les portions non-utilisées dans le contentant. Conserver dans des conditions normales de laboratoire. Éviter l'exposition à des sources de chaleur et d'humidité excessives ou à l'exposition solaire directe.*

Stability / *Stabilité*: This Standard is guaranteed to be stable and accurate to within the specified uncertainty of measurement up to the unopened expiry date, if sealed, or up to the opened expiry date (when indicated), whichever comes first, provided the solution is kept tightly capped and stored under the indicated storage conditions. Purchasers will be notified of any significant changes resulting in re-certification or withdrawal of the product prior to the expiration date. / *La stabilité et l'exactitude de cet étalon sont garanties d'être à l'intérieur de l'incertitude de mesure, jusqu'à la date d'expiration de la bouteille non-ouverte, si scellée, ou jusqu'à la date d'expiration de la bouteille ouverte (si indiquée), en présumant que le contenant est maintenu fermé et gardé dans les conditions d'entreposage indiquées. Les acheteurs seront avisés dans le cas où il y aura des changements significatifs nécessitant une re-certification ou un rappel du produit avant la date d'expiration.*

7.0 HAZARDOUS INFORMATION / *INFORMATION SUR LES RISQUES POTENTIELS*:

Please refer to the associated Safety Data Sheet (SDS) for information regarding this product (available at www.SCPSCIENCE.com). / *SVP vous référer à la Fiche Signalétique applicable pour de l'information sur ce produit (Disponible à www.SCPSCIENCE.com).*

8.0 HOMOGENEITY / *HOMOGÉNÉITÉ*:

This solution has been blended according to an in-house procedure and its homogeneity is guaranteed to be fit for purpose when a sample size sufficient for the intended method of analysis is used. / *Cette solution a été préparée selon une procédure maison et nous assurons que sa homogénéité est approprié à l'emploi lorsqu'un échantillon suffisant pour la méthode d'analyse prévue est utilisé.*

9.0 TRACEABILITY / *TRAÇABILITÉ*:

This CRM (Certified Reference Material) is traceable to the NIST SRM (Standard Reference Material) indicated in section 2 through an unbroken chain of comparisons. In addition, balances used are regularly calibrated using weights which are traceable to NIST (National Institute of Standards and Technology) or NRC (National Research Council of Canada) standards. All conductivity meters used to analyze this standard have been regularly calibrated using a NIST or NRC traceable Thermometer and standards. All pH meters used to analyze this standard have been regularly calibrated using a NIST or NRC traceable thermometer and pH/MV simulator. / *Ce matériel de référence certifié est traçable au Matériel de Référence Standardisé de NIST indiqué à la section 2 par une chaine de comparaison ininterrompue. De plus, les balances utilisées sont étalonnées régulièrement en utilisant des poids qui sont traçables au NIST (National Institute of Standards and Technology) ou au CRNC (Conseil National de Recherches Canada). Tout conductimètre utilisé afin d'analyser cet étalon a été sujet à un étalonnage périodique utilisant des thermomètres et étalons traçables au NIST ou CNRC. Tout pH mètre utilisé afin d'analyser cet étalon a été sujet à un étalonnage périodique utilisant des thermomètres et un simulateur pH/MV traçables au NIST ou au CNRC.*

10.0 PREPARATION / *PRÉPARATION*:

For the preparation of these solutions, 18 meghom/cm double deionized water, high-purity acids and glassware calibrated to ASTM Class A specifications are used. / *Une eau de 18 meghom/cm doublement déionisé, de l'acide de haute pureté, ainsi que de la verrerie étalonnée afin de satisfaire les spécifications Classe A de ASTM ont été utilisés pour la préparation de cet étalon.*

11.0 QUALITY SYSTEM CERTIFICATIONS / *CERTIFICATIONS DE SYSTÈME QUALITÉ*:

ISO 9001 Certification / *Certification ISO 9001*: This standard was produced in a facility which operates under a **registered** ISO 9001 Quality Management System. Please consult our web site for a copy of the most recent revision of our certificate of registration. / *Cet étalon a été fabriqué dans un laboratoire qui utilise un Système de Gestion de la Qualité **enregistré** à la norme ISO 9001. Veuillez consulter notre site web pour obtenir la version la plus récente de notre certificat d'enregistrement.*

ISO 17025 Accreditation / *Accréditation ISO 17025*: **SCP SCIENCE (Corporate Headquarters)** operates an ISO 17025 **accredited** laboratory. Please consult our web site for a copy of the most recent revision of our certificate and scope of accreditation. / ***SCP SCIENCE (Siège social)** est **accréditée** ISO 17025. Veuillez consulter notre site web afin d'obtenir la plus récente version de notre certificat d'accréditation ainsi que la portée de notre accréditation.*

ISO 17034 Accreditation / *Accréditation ISO 17034*: **SCP SCIENCE (Corporate Headquarters)** is an ISO 17034 accredited Reference Material Producer. Please consult our website for a copy of our most recent certificate and scope of accreditation. / ***SCP SCIENCE (Siège social)** est un Fabricant de Matériaux de Référence Accrédité ISO 17034. Veuillez consulter notre site web afin d'obtenir la plus récente version de notre certificat d'accréditation ainsi que la portée de notre accréditation.*

CORPORATE HEADQUARTERS
21800 Clark Graham
Baie D'Urfé (Montréal), Quebec,
H9X 4B6 Canada
Phone: +1 (800) 361-6820
Fax: +1 (800) 253-5549

USA
3rd Party Distribution Center
348 Route 11, Champlain,
N.Y. 12919-4816
Phone: +1 (800) 361-6820
Fax: +1 (800) 253-5549

FRANCE
12 Ave. de Québec, Bat. IRIS
91140, Villebon-sur-Yvette
Phone: +33 (0) 1 69 18 71 17
Fax: +33 (0) 1 60 92 05 67

GERMANY
Alte Marktoberdorfer Straße 14, 87616
Marktoberdorf
Phone: +49 (0) 8342-89560-61
Fax: +49 (0) 8342-89560-69

Energy Laboratories Inc

Standard LOG

Standard ID:	ME211229A AU 2ND SOURCE		
Standard Name	Au 2nd source Stock	Type:	Primary
Date Prepared	12/29/2021	BY:	Amanda E. McDani
Date Expires:	12/29/2022		
Department	ME	Status:	Open
Vendor:	SCP Science		
Lot Number:	S211129013		
Balance ID:			
Comments:	opened 12/29/2021; expires 12/29/2022		

Chemical / Solvent Used	BottleNo	Amt	Units	Expires
ICP/ICPMS Standard Gold	14710	500	mL	12/29/2022

Final Volume:
500 mL

Stock Source **Base Units** **Amount Added**

Analytes **CAS** Conc: **ug/mL**

ID #: 14710
Opened:
ICP/ICPMS Standard Gold
Expires: 12/31/2023
Rec'd: 12/29/2021
Energy Laboratories Inc 1120 So. 27th Street
Billings MT 59107

SCP SCIENC
Providing Innovative Solutions to Analytical

Certificate of Analysis

1.0 DESCRIPTION:

PlasmaCAL ICP/ICPMS Standard - Gold 1000 µg/ml

Catalogue Number: 140-052-790/-791/-795
Starting Material: Gold Metal 99.99+%
Lot Number: **S211129013**
Matrix: 10% HCl (See Section 3 for actual matrix)
Expiration Date (End of month): **December 2023** (or 15 months after bottle is opened, whichever comes first)

Au

2.0 CERTIFIED VALUES AND ASSOCIATED UNCERTAINTY:

Certified Concentration: **1001 µg/ml +/- 4 µg/ml**
982 µg/g +/- 4 µg/g

Method of analysis: Inductively Coupled Plasma Atomic Emission Spectroscopy (ICP-AES)

Traceability: NIST Standard Reference Material 3121 Lot: **991806**

Note: The uncertainty of the certified value has been calculated from applicable uncertainty contributors (u_i) including uncertainty established during characterization of the material (u_{char}), the between bottle variation (u_{bb}), short-term stability (u_{sts}) and long-term stability (u_{lts}) according to the model $u_c = \sqrt{(u_{char}^2 + u_{bb}^2 + u_{sts}^2 + u_{lts}^2)}$. This combined uncertainty has been further multiplied by a coverage factor (k) of 2 to provide a 95% confidence interval.

3.0 REFERENCE VALUES:

Density: **1.019 g/ml @ 22.4 °C**
Actual Matrix: **10.0% (v/v) HCl**

Trace Metal Impurities as tested by ICP-MS:

Element	Conc. (ppm)	Element	Conc. (ppm)	Element	Conc. (ppm)	Element	Conc. (ppm)
Ag	**0.3851**	Fe	<0.0090	Nd	<0.0010	Sn	<0.0010
Al	**0.0062**	Ga	<0.0010	Ni	<0.0010	Sr	<0.0025
As	<0.0010	Gd	<0.0010	Os	<0.0010	Ta	<0.0010
Au	N/A	Ge	<0.0010	P	<0.0132	Tb	<0.0010
B	<0.0015	Hf	<0.0010	Pb	<0.0010	Te	<0.0010
Ba	<0.0010	Hg	*	Pd	**0.0434**	Th	<0.0010
Be	<0.0010	Ho	<0.0010	Pr	<0.0010	Ti	<0.0012
Bi	<0.0010	In	<0.0010	Pt	**0.0048**	Tl	<0.0011
Ca	<0.0135	Ir	<0.0010	Rb	<0.0010	Tm	<0.0010
Cd	<0.0010	K	**0.0362**	Re	<0.0010	U	<0.0010
Ce	<0.0010	La	<0.0010	Rh	<0.0010	V	<0.0010
Co	<0.0010	Li	<0.0010	Ru	<0.0010	W	<0.0020
Cr	<0.0010	Lu	<0.0010	S	*	Y	<0.0010
Cs	**0.0029**	Mg	<0.0010	Sb	<0.0010	Yb	<0.0010
Cu	**0.0023**	Mn	<0.0010	Sc	<0.0010	Zn	<0.0010
Dy	<0.0010	Mo	<0.0010	Se	<0.01	Zr	<0.0010
Er	<0.0010	Na	**0.0070**	Si	<0.1		
Eu	<0.0010	Nb	<0.0010	Sm	<0.0010	*: Not tested	

4.0 APPROVAL AND DATE OF CERTIFICATION:

Certification Approval: Daniel Boisvert, Chemist
Certification Date: December 10, 2021

Daniel Boisvert

ACCREDITED
Reference Material Producer
CERTIFICATE 2885.01

5.0 INTENDED USE / *UTILISATION PRÉVUE*:

- ICP Standards: For the calibration of, including but not limited to: ICP-AES, ICP-MS, FAAS, GFAA, XRF and DCP. / *Étalons ICP : Pour l'étalonnage d'instruments de mesure tels que: ICP-AES, ICP-MS, FAAS, GFAA, XRF et DCP.*
- AA Standards: For the calibration of Flame (FAAS) and Graphite Furnace (GFAA) Atomic Absorption Spectrometers. / *Étalons AA : Pour l'étalonnage de spectromètres d'absorption atomique flamme (GFAA) et four au graphite (GFAA).*
- Matrix Modifiers: For the optimization of analytical conditions to provide better Graphite Furnace Atomic Absorption (GFAA) instrument response and improved detection limits. / *Modificateur de matrice : Pour l'optimisation des conditions analytiques afin de fournir des meilleurs réponses instrumentales et limites de détection pour SAA four au graphite.*
- pH Standards: For the calibrating pH meters or for other wet chemistry applications. / *Étalons pH : Pour étalonnage de pH mètres et autres applications de chimie humide.*
- Conductivity Standards: For electrolytic conductivity measurement as a calibration standard. / *Étalons de conductivité : Comme étalon pour les mesures de conductivité électrolytiques.*
- IC Standards: for calibration of, but not limited to IC, HPLC, TLC, ISE, IR, NMR, MS, UV/VIS or other wet chemistry applications. / *Étalons IC : Pour étalonnage d'instruments tels que : IC, HPLC, TLC, ISE, IR, NMR, MS, UV/VIS et autres applications de chimie humide.*

For any inquiries, please contact **SCP SCIENCE**. / *Pour toute question, veuillez contacter **SCP SCIENCE**.*

6.0 INSTRUCTIONS FOR USE / *INSTRUCTIONS D'UTILISATION*:

Handling and Storage / Manutention et entreposage: Keep product tightly capped when not in use. The solution should be opened for a minimum amount of time necessary to dispense the amount required. Do not pipet or use directly from container. Do not return unused portions back to container. Store under normal laboratory conditions. Avoid exposure to excessive sources of heat and humidity or direct sunlight. / *Garder les contenants bien fermés lorsque non utilisés. Le contenant devrait être ouvert seulement pour le temps requis afin de prélever la quantité nécessaire. Ne pas pipetter ou utiliser directement du contenant. Ne pas retourner les portions non-utilisées dans le contentant. Conserver dans des conditions normales de laboratoire. Éviter l'exposition à des sources de chaleur et d'humidité excessives ou à l'exposition solaire directe.*

Stability / *Stabilité*: This Standard is guaranteed to be stable and accurate to within the specified uncertainty of measurement up to the unopened expiry date, if sealed, or up to the opened expiry date (when indicated), whichever comes first, provided the solution is kept tightly capped and stored under the indicated storage conditions. Purchasers will be notified of any significant changes resulting in re-certification or withdrawal of the product prior to the expiration date. / *La stabilité et l'exactitude de cet étalon sont garanties d'être à l'intérieur de l'incertitude de mesure, jusqu'à la date d'expiration de la bouteille non-ouverte, si scellée, ou jusqu'à la date d'expiration de la bouteille ouverte (si indiquée), en présumant que le contenant est maintenu fermé et gardé dans les conditions d'entreposage indiquées. Les acheteurs seront avisés dans le cas où il y aura des changements significatifs nécessitant une re-certification ou un rappel du produit avant la date d'expiration.*

7.0 HAZARDOUS INFORMATION / *INFORMATION SUR LES RISQUES POTENTIELS*:

Please refer to the associated Safety Data Sheet (SDS) for information regarding this product (available at www.SCPSCIENCE.com). / *SVP vous référer à la Fiche Signalétique applicable pour de l'information sur ce produit (Disponible à www.SCPSCIENCE.com).*

8.0 HOMOGENEITY / *HOMOGÉNÉITÉ:*

This solution has been blended according to an in-house procedure and its homogeneity is guaranteed to be fit for purpose when a sample size sufficient for the intended method of analysis is used. / *Cette solution a été préparée selon une procédure maison et nous assurons que sa homogénéité est approprié à l'emploi lorsqu'un échantillon suffisant pour la méthode d'analyse prévue est utilisé.*

9.0 TRACEABILITY / *TRAÇABILITÉ*:

This CRM (Certified Reference Material) is traceable to the NIST SRM (Standard Reference Material) indicated in section 2 through an unbroken chain of comparisons. In addition, balances used are regularly calibrated using weights which are traceable to NIST (National Institute of Standards and Technology) or NRC (National Research Council of Canada) standards. All conductivity meters used to analyze this standard have been regularly calibrated using a NIST or NRC traceable Thermometer and standards. All pH meters used to analyze this standard have been regularly calibrated using a NIST or NRC traceable thermometer and pH/MV simulator. / *Ce matériel de référence certifié est traçable au Matériel de Référence Standardisé de NIST indiqué à la section 2 par une chaine de comparaison ininterrompue. De plus, les balances utilisées sont étalonnées régulièrement en utilisant des poids qui sont traçables au NIST (National Institute of Standards and Technology) ou au CRNC (Conseil National de Recherches Canada). Tout conductimètre utilisé afin d'analyser cet étalon a été sujet à un étalonnage périodique utilisant des thermomètres et étalons traçables au NIST ou CNRC. Tout pH mètre utilisé afin d'analyser cet étalon a été sujet à un étalonnage périodique utilisant des thermomètres et un simulateur pH/MV traçables au NIST ou au CNRC.*

10.0 PREPARATION / *PRÉPARATION:*

For the preparation of these solutions, 18 meghom/cm double deionized water, high-purity acids and glassware calibrated to ASTM Class A specifications are used. / *Une eau de 18 meghom/cm doublement déionisé, de l'acide de haute pureté, ainsi que de la verrerie étalonnée afin de satisfaire les spécifications Classe A de ASTM ont été utilisés pour la préparation de cet étalon.*

11.0 QUALITY SYSTEM CERTIFICATIONS / *CERTIFICATIONS DE SYSTÈME QUALITÉ:*

ISO 9001 Certification / *Certification ISO 9001*: This standard was produced in a facility which operates under a **registered** ISO 9001 Quality Management System. Please consult our web site for a copy of the most recent revision of our certificate of registration. / *Cet étalon a été fabriqué dans un laboratoire qui utilise un Système de Gestion de la Qualité **enregistré** à la norme ISO 9001. Veuillez consulter notre site web pour obtenir la version la plus récente de notre certificat d'enregistrement.*

ISO 17025 Accreditation / *Accréditation ISO 17025*: **SCP SCIENCE (Corporate Headquarters)** operates an ISO 17025 **accredited** laboratory. Please consult our web site for a copy of the most recent revision of our certificate and scope of accreditation. / ***SCP SCIENCE (Siège social)** est **accréditée** ISO 17025. Veuillez consulter notre site web afin d'obtenir la plus récente version de notre certificat d'accréditation ainsi que la portée de notre accréditation.*

ISO 17034 Accreditation / *Accréditation ISO 17034* : SCP SCIENCE (Corporate Headquarters) is an ISO 17034 accredited Reference Material Producer. Please consult our website for a copy of our most recent certificate and scope of accreditation. / ***SCP SCIENCE (Siège social)** est un Fabricant de Matériaux de Référence Accrédité ISO 17034. Veuillez consulter notre site web afin d'obtenir la plus récente version de notre certificat d'accréditation ainsi que la portée de notre accréditation.*

CORPORATE HEADQUARTERS
21800 Clark Graham
Baie D'Urfé (Montréal), Quebec,
H9X 4B6 Canada
Phone: +1 (800) 361-6820
Fax: +1 (800) 253-5549

USA
3rd Party Distribution Center
348 Route 11, Champlain,
N.Y. 12919-4816
Phone: +1 (800) 361-6820
Fax: +1 (800) 253-5549

FRANCE
12 Ave. de Québec, Bat. IRIS
91140, Villebon-sur-Yvette
Phone: +33 (0) 1 69 18 71 17
Fax: +33 (0) 1 60 92 05 67

GERMANY
Alte Marktoberdorfer Straße 14, 87616
Marktoberdorf
Phone: +49 (0) 8342-89560-61
Fax: +49 (0) 8342-89560-69

Energy Laboratories Inc

Standard LOG

Standard ID:	ME211208 MSCAL2B		
Standard Name	MSCAL 2B	Type:	Primary
Date Prepared	12/8/2021	BY:	Stacy R. Hendricks
Date Expires:	12/8/2022		
Department	ME	Status:	Open
Vendor:	Inorganic Ventures		
Lot Number:	S2-MEB704403		
Balance ID:			
Comments:	Opened 12/08/2021; Expires 12/08/2022		

Chemical / Solvent Used	BottleNo	Amt	Units	Expires
Multi Analyte Custom Grade Solution	13793		mL	12/8/2022

Final Volume: mL

Stock Source **Base Units** **Amount Added**

Analytes **CAS** Conc: **ug/mL**

INORGANIC VENTURES™
Refine your results. Redefine your industry.

Certificate of Analysis

300 Technology Drive
Christiansburg, VA 24073 USA
inorganicventures.com

P: 800-669-6799/540-585-3030
F: 540-585-3012
info@inorganicventures.com

1.0 ACCREDITATION / REGISTRATION

INORGANIC VENTURES is accredited to ISO 17034, "General Requirements for the Competence of Reference Material Producers" and ISO/IEC 17025, "General Requirements for the Competence of Testing and Calibration Laboratories". Inorganic Ventures is also an ISO 9001 registered manufacturer (QSR Certificate Number QSR-1034).

ACCREDITED
Testing Laboratory
Certificate 883.01

ACCREDITED
Reference Material Producer
Certificate 883.02

2.0 PRODUCT DESCRIPTION

Product Code:	Multi Analyte Custom Grade Solution
Catalog Number:	EL-MSCAL-2B
Lot Number:	S2-MEB704403
Matrix:	5% (v/v) HNO3
Value / Analyte(s):	100 µg/mL ea:

Aluminum, Arsenic,
Boron, Barium,
Beryllium, Cadmium,
Cobalt, Chromium,
Copper, Iron,
Manganese, Nickel,
Lead, Selenium,
Strontium, Thorium,
Thallium, Uranium,
Vanadium, Zinc,

40 µg/mL ea:
Silver

3.0 CERTIFIED VALUES AND UNCERTAINTIES

ID #: 13793
Opened:
Multi Analyte Custom Grade Solution
Expires: 4/21/2025
Rec'd: 4/29/2021
Energy Laboratories Inc 1120 So. 27th Street
Billings MT 59107

ANALYTE	CERTIFIED VALUE	ANALYTE	CERTIFIED VALUE
Aluminum, Al	100.0 ± 0.4 µg/mL	Arsenic, As	100.0 ± 0.9 µg/mL
Barium, Ba	100.0 ± 0.5 µg/mL	Beryllium, Be	100.0 ± 0.7 µg/mL
Boron, B	100.0 ± 0.7 µg/mL	Cadmium, Cd	100.0 ± 0.5 µg/mL
Chromium, Cr	100.0 ± 0.8 µg/mL	Cobalt, Co	100.0 ± 0.6 µg/mL
Copper, Cu	100.0 ± 0.5 µg/mL	Iron, Fe	100.1 ± 0.4 µg/mL
Lead, Pb	100.0 ± 0.6 µg/mL	Manganese, Mn	100.0 ± 0.5 µg/mL
Nickel, Ni	100.0 ± 0.6 µg/mL	Selenium, Se	100.0 ± 0.7 µg/mL
Silver, Ag	39.99 ± 0.18 µg/mL	Strontium, Sr	100.0 ± 0.4 µg/mL
Thallium, Tl	100.0 ± 0.6 µg/mL	Thorium, Th	100.0 ± 0.5 µg/mL
Uranium, U	100.0 ± 0.5 µg/mL	Vanadium, V	100.0 ± 0.5 µg/mL
Zinc, Zn	100.0 ± 0.5 µg/mL		

Density: 1.033 g/mL (measured at 20 ± 4 °C)

Assay Information:

ANALYTE	METHOD	NIST SRM#	SRM LOT#
Ag	ICP Assay	3151	160729
Ag	Volhard	999c	999c
Al	ICP Assay	3101a	140903
Al	EDTA	928	928
As	ICP Assay	3103a	100818
B	ICP Assay	3107	110830
Ba	ICP Assay	3104a	140909
Ba	Gravimetric		See Sec. 4.2
Be	ICP Assay	3105a	090514
Cd	ICP Assay	3108	130116
Cd	EDTA	928	928
Co	ICP Assay	3113	190630
Co	EDTA	928	928
Cr	ICP Assay	3112a	170630
Cu	ICP Assay	3114	121207
Cu	EDTA	928	928
Fe	ICP Assay	3126a	140812
Fe	EDTA	928	928
Fe	Calculated		See Sec. 4.2
Mn	ICP Assay	3132	050429
Mn	EDTA	928	928
Ni	ICP Assay	3136	120619
Ni	EDTA	928	928
Pb	ICP Assay	3128	101026
Pb	EDTA	928	928
Se	ICP Assay	3149	100901
Se	Calculated		See Sec. 4.2
Sr	EDTA	928	928
Sr	ICP Assay	Traceable to 3153a	K2-SR650985
Sr	Calculated		See Sec. 4.2
Th	EDTA	928	928
Th	Calculated		See Sec. 4.2
Tl	ICP Assay	3158	151215
U	ICP Assay	3164	080521
U	Calculated		See Sec. 4.2
V	ICP Assay	3165	160906
V	EDTA	928	928
Zn	ICP Assay	3168a	120629
Zn	EDTA	928	928

The following equations are used in the calculation of the certified value and the uncertainty. Reported uncertainties represent expanded uncertainties expressed at approximately the 95% confidence level using a coverage factor of k = 2.

Characterization of CRM/RM by Two or More Methods

Certified Value, $X_{CRM/RM}$, where two or more methods of characterization are used is the weighted mean of the results:

$X_{CRM/RM} = \Sigma(w_i)(X_i)$

X_i = mean of Assay Method i with standard uncertainty $u_{char\ i}$

w_i = the weighting factors for each method calculated using the inverse square of the variance:

$w_i = (1/u_{char\ i})^2 / (\Sigma(1/(u_{char\ i})^2)$

CRM/RM Expanded Uncertainty (±) = $U_{CRM/RM} = k\,(u^2_{char} + u^2_{bb} + u^2_{lts} + u^2_{ts})^{1/2}$

k = coverage factor = 2

$u_{char} = [\Sigma((w_i)^2\,(u_{char\ i})^2)]^{1/2}$ where $u_{char\ i}$ are the errors from each characterization method

u_{bb} = bottle to bottle homogeneity standard uncertainty

u_{lts} = long term stability standard uncertainty (storage)

u_{ts} = transport stability standard uncertainty

Characterization of CRM/RM by One Method

Certified Value, $X_{CRM/RM}$, where one method of characterization is used is the mean of individual results:

$X_{CRM/RM} = (X_a)\,(u_{char\ a})$

X_a = mean of Assay Method A with

$u_{char\ a}$ = the standard uncertainty of characterization Method A

CRM/RM Expanded Uncertainty (±) = $U_{CRM/RM} = k\,(u^2_{char\ a} + u^2_{bb} + u^2_{lts} + u^2_{ts})^{1/2}$

k = coverage factor = 2

$u_{char\ a}$ = the errors from characterization

u_{bb} = bottle to bottle homogeneity standard uncertainty

u_{lts} = long term stability standard uncertainty (storage)

u_{ts} = transport stability standard uncertainty

Certified Abundance:

IV's Certified Abundance

Isotope	Atom %
Uranium 238U	99.8 ± 0.1
Uranium 235U	0.24 ± 0.05

4.0 TRACEABILITY TO NIST

- This product is traceable to NIST via an unbroken chain of comparisons. The uncertainties for each certified value are reported, taking into account the SRM/RM uncertainty error and the measurement, weighing and volume dilution errors. In rare cases where no NIST SRM/RM are available, the term 'in-house std.' is specified.

4.1 Thermometer Calibration

- All thermometers are NIST traceable through thermometers that are calibrated by an accredited calibration laboratory.

4.2 Balance Calibration

- All analytical balances are calibrated by an accredited calibration laboratory and procedure. The weights used for testing are annually compared to master weights and are traceable to NIST.

4.3 Glassware Calibration

- An in-house procedure is used to calibrate all Class A glassware used in the manufacturing and quality control of CRM/RMs.

5.0 TRACE METALLIC IMPURITIES (TMI) DETERMINED BY ICP-MS AND ICP-OES (µg/mL)

N/A

6.0 INTENDED USE

- For the calibration of analytical instruments and validation of analytical methods as appropriate.

7.0 INSTRUCTIONS FOR THE CORRECT USE OF THIS REFERENCE MATERIAL

7.1 Storage and Handling Recommendations

- Store between approximately 4° - 30° C while in sealed TCT bag.

- While stored in the sealed TCT bag, transpiration of this CRM/RM is negligible. After opening the sealed TCT bag transpiration of the CRM/RM will occur, resulting in a gradual increase in the analyte concentration(s). It is the responsibility of the user to account for this effect. When the bottle is weighed both before and after being placed in storage, the mass difference observed will be a measure of transpiration mass loss.

- After opening the sealed TCT bag, keep cap tightly sealed when not in use and store between 4° - 24° C to minimize the effects of transpiration. Use at 20° ± 4° C to minimize volumetric dilution error when using the reported density. Do not pipette from the container. Do not return removed aliquots to container.

- For more information, visit **www.inorganicventures.com/TCT**

8.0 HAZARDOUS INFORMATION

- Please refer to the Safety Data Sheet for information regarding this CRM/RM.

9.0 HOMOGENEITY

- This solution was mixed according to an in-house procedure and is guaranteed to be homogeneous. Homogeneity data indicate that the end user should take a minimum sample size of 0.2 mL to assure homogeneity.

10.0 QUALITY STANDARD DOCUMENTATION

10.1 ISO 9001 Quality Management System Registration

- QSR Certificate Number QSR-1034

10.2 ISO/IEC 17025 "General Requirements for the Competence of Testing and Calibration Laboratories"

- Chemical Testing - Accredited / A2LA Certificate Number 883.01

10.3 ISO 17034 "General Requirements for the Competence of Reference Material Producers"

- Reference Material Producer - Accredited / A2LA Certificate Number 883.02

Inorganic Ventures, 300 Technology Drive, Christiansburg, Va. 24073, USA; Telephone: 800.669.6799; 540.585.3030, Fax: 540.585.3012; inorganicventures.com; info@inorganicventures.com

11.0 CERTIFICATION, LOT EXPIRATION AND PERIOD OF VALIDITY

11.1 Certification Issue Date

April 21, 2021

- The certification is valid within the measurement uncertainty specified provided the CRM/RM is stored and handled in accordance with instructions given in Sec 7.1. This certification is nullified if instructions in Sec 7.1 are not followed or if the CRM/RM is damaged, contaminated, or otherwise modified.

11.2 Lot Expiration Date

- April 21, 2025

- The date after which this CRM/RM should not be used.

- The lot expiration date reflects the period of time that the stability of a CRM/RM can be supported by long term stability studies conducted on properly stored and handled CRM/RMs. Lot expiration is limited primarily by transpiration (loss of water from the solution) and infrequently by chemical stability.

11.3 Period of Validity

- Sealed TCT Bag Open Date: _____

- This CRM/RM should not be used longer than one year (or six months in the case of a 30 mL bottle) from the date of opening the aluminized bag or after the date given in Sec. 11.2, whichever comes first. This is contingent upon the CRM/RM being stored and handled in accordance with the instructions given in Sec. 7.1.

12.0 NAMES AND SIGNATURES OF CERTIFYING OFFICERS

Certificate Approved By:

Michael Booth
Director, Quality Control

Michael J Booth

Certifying Officer:

Paul Gaines
Chairman / Senior Technical Director

Paul R Gaines

Energy Laboratories Inc

Standard LOG

Standard ID:	ME211229A AU 2ND SOURCE		
Standard Name	Au 2nd source Stock	Type:	Primary
Date Prepared	12/29/2021	BY:	Amanda E. McDani
Date Expires:	12/29/2022		
Department	ME	Status:	Open
Vendor:	SCP Science		
Lot Number:	S211129013		
Balance ID:			
Comments:	opened 12/29/2021; expires 12/29/2022		

Chemical / Solvent Used	BottleNo	Amt	Units	Expires
ICP/ICPMS Standard Gold	14710	500	mL	12/29/2022

Final Volume:
500 mL

Stock Source **Base Units** **Amount Added**

Analytes **CAS** Conc: **ug/mL**

ID #: 14710
Opened:
ICP/ICPMS Standard Gold
Expires: 12/31/2023
Rec'd: 12/29/2021
Energy Laboratories Inc 1120 So. 27th Street
Billings MT 59107

SCP SCIENC
Providing Innovative Solutions to Analytical

Certificate of Analysis

1.0 DESCRIPTION:

PlasmaCAL ICP/ICPMS Standard - Gold 1000 µg/ml

Au

Catalogue Number: 140-052-790/-791/-795
Starting Material: Gold Metal 99.99+%
Lot Number: **S211129013**
Matrix: 10% HCl (See Section 3 for actual matrix)
Expiration Date (End of month): **December 2023** (or 15 months after bottle is opened, whichever comes first)

2.0 CERTIFIED VALUES AND ASSOCIATED UNCERTAINTY:

Certified Concentration: **1001 µg/ml +/- 4 µg/ml**
982 µg/g +/- 4 µg/g

Method of analysis: Inductively Coupled Plasma Atomic Emission Spectroscopy (ICP-AES)

Traceability: NIST Standard Reference Material 3121 Lot: **991806**

Note: The uncertainty of the certified value has been calculated from applicable uncertainty contributors (u_i) including uncertainty established during characterization of the material (u_{char}), the between bottle variation (u_{bb}), short-term stability (u_{sts}) and long-term stability (u_{lts}) according to the model $u_c = \sqrt{(u_{char}^2 + u_{bb}^2 + u_{sts}^2 + u_{lts}^2)}$. This combined uncertainty has been further multiplied by a coverage factor (k) of 2 to provide a 95% confidence interval.

3.0 REFERENCE VALUES:

Density: **1.019 g/ml @ 22.4 °C**
Actual Matrix: **10.0% (v/v) HCl**

Trace Metal Impurities as tested by ICP-MS:

Element	Conc. (ppm)	Element	Conc. (ppm)	Element	Conc. (ppm)	Element	Conc. (ppm)
Ag	**0.3851**	Fe	<0.0090	Nd	<0.0010	Sn	<0.0010
Al	**0.0062**	Ga	<0.0010	Ni	<0.0010	Sr	<0.0025
As	<0.0010	Gd	<0.0010	Os	<0.0010	Ta	<0.0010
Au	N/A	Ge	<0.0010	P	<0.0132	Tb	<0.0010
B	<0.0015	Hf	<0.0010	Pb	<0.0010	Te	<0.0010
Ba	<0.0010	Hg	*	Pd	**0.0434**	Th	<0.0010
Be	<0.0010	Ho	<0.0010	Pr	<0.0010	Ti	<0.0012
Bi	<0.0010	In	<0.0010	Pt	**0.0048**	Tl	<0.0011
Ca	<0.0135	Ir	<0.0010	Rb	<0.0010	Tm	<0.0010
Cd	<0.0010	K	**0.0362**	Re	<0.0010	U	<0.0010
Ce	<0.0010	La	<0.0010	Rh	<0.0010	V	<0.0010
Co	<0.0010	Li	<0.0010	Ru	<0.0010	W	<0.0020
Cr	<0.0010	Lu	<0.0010	S	*	Y	<0.0010
Cs	**0.0029**	Mg	<0.0010	Sb	<0.0010	Yb	<0.0010
Cu	**0.0023**	Mn	<0.0010	Sc	<0.0010	Zn	<0.0010
Dy	<0.0010	Mo	<0.0010	Se	<0.01	Zr	<0.0010
Er	<0.0010	Na	**0.0070**	Si	<0.1		
Eu	<0.0010	Nb	<0.0010	Sm	<0.0010	*: Not tested	

4.0 APPROVAL AND DATE OF CERTIFICATION:

Certification Approval: Daniel Boisvert, Chemist
Certification Date: December 10, 2021

Daniel Boisvert

ACCREDITED
Reference Material Producer
CERTIFICATE 2885.01

5.0 INTENDED USE / *UTILISATION PRÉVUE*:

- ICP Standards: For the calibration of, including but not limited to: ICP-AES, ICP-MS, FAAS, GFAA, XRF and DCP. / *Étalons ICP : Pour l'étalonnage d'instruments de mesure tels que: ICP-AES, ICP-MS, FAAS, GFAA, XRF et DCP.*
- AA Standards: For the calibration of Flame (FAAS) and Graphite Furnace (GFAA) Atomic Absorption Spectrometers. / *Étalons AA : Pour l'étalonnage de spectromètres d'absorption atomique flamme (GFAA) et four au graphite (GFAA).*
- Matrix Modifiers: For the optimization of analytical conditions to provide better Graphite Furnace Atomic Absorption (GFAA) instrument response and improved detection limits. / *Modificateur de matrice : Pour l'optimisation des conditions analytiques afin de fournir des meilleurs réponses instrumentales et limites de détection pour SAA four au graphite.*
- pH Standards: For the calibrating pH meters or for other wet chemistry applications. / *Étalons pH : Pour étalonnage de pH mètres et autres applications de chimie humide.*
- Conductivity Standards: For electrolytic conductivity measurement as a calibration standard. / *Étalons de conductivité : Comme étalon pour les mesures de conductivité électrolytiques.*
- IC Standards: for calibration of, but not limited to IC, HPLC, TLC, ISE, IR, NMR, MS, UV/VIS or other wet chemistry applications. / *Étalons IC : Pour étalonnage d'instruments tels que : IC, HPLC, TLC, ISE, IR, NMR, MS, UV/VIS et autres applications de chimie humide.*

For any inquiries, please contact **SCP SCIENCE**. / *Pour toute question, veuillez contacter **SCP SCIENCE**.*

6.0 INSTRUCTIONS FOR USE / *INSTRUCTIONS D'UTILISATION*:

Handling and Storage / Manutention et entreposage: Keep product tightly capped when not in use. The solution should be opened for a minimum amount of time necessary to dispense the amount required. Do not pipet or use directly from container. Do not return unused portions back to container. Store under normal laboratory conditions. Avoid exposure to excessive sources of heat and humidity or direct sunlight. / *Garder les contenants bien fermés lorsque non utilisés. Le contenant devrait être ouvert seulement pour le temps requis afin de prélever la quantité nécessaire. Ne pas pipetter ou utiliser directement du contenant. Ne pas retourner les portions non-utilisées dans le contentant. Conserver dans des conditions normales de laboratoire. Éviter l'exposition à des sources de chaleur et d'humidité excessives ou à l'exposition solaire directe.*

Stability / *Stabilité*: This Standard is guaranteed to be stable and accurate to within the specified uncertainty of measurement up to the unopened expiry date, if sealed, or up to the opened expiry date (when indicated), whichever comes first, provided the solution is kept tightly capped and stored under the indicated storage conditions. Purchasers will be notified of any significant changes resulting in re-certification or withdrawal of the product prior to the expiration date. / *La stabilité et l'exactitude de cet étalon sont garanties d'être à l'intérieur de l'incertitude de mesure, jusqu'à la date d'expiration de la bouteille non-ouverte, si scellée, ou jusqu'à la date d'expiration de la bouteille ouverte (si indiquée), en présumant que le contenant est maintenu fermé et gardé dans les conditions d'entreposage indiquées. Les acheteurs seront avisés dans le cas où il y aura des changements significatifs nécessitant une re-certification ou un rappel du produit avant la date d'expiration.*

7.0 HAZARDOUS INFORMATION / *INFORMATION SUR LES RISQUES POTENTIELS*:

Please refer to the associated Safety Data Sheet (SDS) for information regarding this product (available at www.SCPSCIENCE.com). / *SVP vous référer à la Fiche Signalétique applicable pour de l'information sur ce produit (Disponible à www.SCPSCIENCE.com).*

8.0 HOMOGENEITY / *HOMOGÉNÉITÉ:*

This solution has been blended according to an in-house procedure and its homogeneity is guaranteed to be fit for purpose when a sample size sufficient for the intended method of analysis is used. / *Cette solution a été préparée selon une procédure maison et nous assurons que sa homogénéité est approprié à l'emploi lorsqu'un échantillon suffisant pour la méthode d'analyse prévue est utilisé.*

9.0 TRACEABILITY / *TRAÇABILITÉ*:

This CRM (Certified Reference Material) is traceable to the NIST SRM (Standard Reference Material) indicated in section 2 through an unbroken chain of comparisons. In addition, balances used are regularly calibrated using weights which are traceable to NIST (National Institute of Standards and Technology) or NRC (National Research Council of Canada) standards. All conductivity meters used to analyze this standard have been regularly calibrated using a NIST or NRC traceable Thermometer and standards. All pH meters used to analyze this standard have been regularly calibrated using a NIST or NRC traceable thermometer and pH/MV simulator. / *Ce matériel de référence certifié est traçable au Matériel de Référence Standardisé de NIST indiqué à la section 2 par une chaine de comparaison ininterrompue. De plus, les balances utilisées sont étalonnées régulièrement en utilisant des poids qui sont traçables au NIST (National Institute of Standards and Technology) ou au CRNC (Conseil National de Recherches Canada). Tout conductimètre utilisé afin d'analyser cet étalon a été sujet à un étalonnage périodique utilisant des thermomètres et étalons traçables au NIST ou CNRC. Tout pH mètre utilisé afin d'analyser cet étalon a été sujet à un étalonnage périodique utilisant des thermomètres et un simulateur pH/MV traçables au NIST ou au CNRC.*

10.0 PREPARATION / *PRÉPARATION:*

For the preparation of these solutions, 18 meghom/cm double deionized water, high-purity acids and glassware calibrated to ASTM Class A specifications are used. / *Une eau de 18 meghom/cm doublement déionisé, de l'acide de haute pureté, ainsi que de la verrerie étalonnée afin de satisfaire les spécifications Classe A de ASTM ont été utilisés pour la préparation de cet étalon.*

11.0 QUALITY SYSTEM CERTIFICATIONS / *CERTIFICATIONS DE SYSTÈME QUALITÉ:*

ISO 9001 Certification / *Certification ISO 9001*: This standard was produced in a facility which operates under a **registered** ISO 9001 Quality Management System. Please consult our web site for a copy of the most recent revision of our certificate of registration. / *Cet étalon a été fabriqué dans un laboratoire qui utilise un Système de Gestion de la Qualité **enregistré** à la norme ISO 9001. Veuillez consulter notre site web pour obtenir la version la plus récente de notre certificat d'enregistrement.*

ISO 17025 Accreditation / *Accréditation ISO 17025*: **SCP SCIENCE (Corporate Headquarters)** operates an ISO 17025 **accredited** laboratory. Please consult our web site for a copy of the most recent revision of our certificate and scope of accreditation. / ***SCP SCIENCE (Siège social)** est **accréditée** ISO 17025. Veuillez consulter notre site web afin d'obtenir la plus récente version de notre certificat d'accréditation ainsi que la portée de notre accréditation.*

ISO 17034 Accreditation / *Accréditation ISO 17034* : SCP SCIENCE (Corporate Headquarters) is an ISO 17034 accredited Reference Material Producer. Please consult our website for a copy of our most recent certificate and scope of accreditation. / ***SCP SCIENCE (Siège social)** est un Fabricant de Matériaux de Référence Accrédité ISO 17034. Veuillez consulter notre site web afin d'obtenir la plus récente version de notre certificat d'accréditation ainsi que la portée de notre accréditation.*

CORPORATE HEADQUARTERS
21800 Clark Graham
Baie D'Urfé (Montréal), Quebec,
H9X 4B6 Canada
Phone: +1 (800) 361-6820
Fax: +1 (800) 253-5549

USA
3rd Party Distribution Center
348 Route 11, Champlain,
N.Y. 12919-4816
Phone: +1 (800) 361-6820
Fax: +1 (800) 253-5549

FRANCE
12 Ave. de Québec, Bat. IRIS
91140, Villebon-sur-Yvette
Phone: +33 (0) 1 69 18 71 17
Fax: +33 (0) 1 60 92 05 67

GERMANY
Alte Marktoberdorfer Straße 14, 87616
Marktoberdorf
Phone: +49 (0) 8342-89560-61
Fax: +49 (0) 8342-89560-69

Energy Laboratories Inc

Standard LOG

Standard ID:	ME220110 CE, LA PRIMARY		
Standard Name	Ce, La Primary	Type:	Secondary
Date Prepared	1/10/2022	BY:	Amanda E. McDani
Date Expires:	1/6/2023		
Department	ME	Status:	Open
Vendor:	Inorganic Ventures		
Lot Number:	M2-CE657768/M2-		
Balance ID:			

Comments: Used to make standards and spiking solutions; No primary La available

Chemical / Solvent Used	BottleNo	Amt	Units	Expires
Nitric Acid 69.0- 70.0% D0521	14626	0.5	mL	12/14/2026
Milli-Q H2O	391	39.5	mL	6/1/2100

Final Volume:
50 mL

Stock Source		**Base Units**	**Amount Added**
ME220106-CE	Ce Primary Stock	ug/mL	5 mL

Analytes	**CAS**	Conc:	**ug/mL**

Energy Laboratories Inc

Standard LOG

Standard ID:	ME220112 50 PPB STANDARD_CCV		
Standard Name	50 ppb Standard/CCV	Type:	Secondary
Date Prepared	1/12/2022	BY:	Cindy Rohrer
Date Expires:	11/18/2022		
Department	ME	Status:	Open
Vendor:	Inorganic Ventures		
Lot Number:			
Balance ID:			
Comments:	Made Fresh Daily		

Chemical / Solvent Used	BottleNo	Amt	Units	Expires
Hydrochloric Acid E1421	14721	0.25	mL	1/4/2027
Nitric Acid 69.0- 70.0% D0521	14626	0.5	mL	12/14/2026
Milli-Q H2O	391	48.335	mL	6/1/2100

Final Volume:
100 mL

Stock Source		**Base Units**	**Amount Added**
ME211221 MSCAL	MSCAL 3C	ug/mL	0.05 mL
ME211118 MSCAL	EL-MSCAL-5A	ug/mL	0.25 mL
ME220105 HgPrim	Primary Hg Stock 2 PPM	ug/mL	0.05 mL
ME211208 MSCAL	MSCAL 2B	ug/mL	0.05 mL
ME211229A AU 2n	Au 2nd source Stock	ug/mL	0.01 mL
ME220110 Ce, La	Ce, La Primary	ug/mL	0.05 mL

Analytes	**CAS**	Conc:	**mg/L**

Energy Laboratories Inc

Standard LOG

Standard ID:	ME211221 MSCAL 3C		
Standard Name	MSCAL 3C	Type:	Primary
Date Prepared	12/21/2021	BY:	Stacy R. Hendricks
Date Expires:	12/21/2022		
Department	ME	Status:	Open
Vendor:	Inorganic Ventures		
Lot Number:	S2-MEB700780		
Balance ID:			
Comments:	Opened 12/21/21; expires 12/21/22		

Chemical / Solvent Used	BottleNo	Amt	Units	Expires
Multi Analyte Custom Grade Solution	13473	250	mL	12/21/2022

Final Volume:
250 mL

Stock Source **Base Units** **Amount Added**

Analytes **CAS** Conc: **ug/mL**

INORGANIC VENTURES

CERTIFICATE OF ANALYSIS

1.0 ACCREDITATION / REGISTRATION

INORGANIC VENTURES is accredited to ISO 17034, "General Requirements for the Competence of Reference Material Producers" and ISO/IEC 17025, "General Requirements for the Competence of Testing and Calibration Laboratories". Inorganic Ventures is also an ISO 9001 registered manufacturer (QSR Certificate Number QSR-1034).

ACCREDITED Testing Laboratory Certificate 883.01 ACCREDITED Reference Material Producer Certificate 883.02

2.0 PRODUCT DESCRIPTION

Product Code:	Multi Analyte Custom Grade Solution
Catalog Number:	EL-MSCAL-3C
Lot Number:	S2-MEB700780
Matrix:	3% (v/v) HNO3 tr. HF
Value / Analyte(s):	400 µg/mL ea: Silicon, 100 µg/mL ea: Tin, Molybdenum, Titanium, Antimony

1-6-2025

ID #: 13473
Opened:_____
Multi Analyte Custom Grade Solution
Expires: 1/6/2025
Rec'd: 1/15/2021
Energy Laboratories Inc 1120 So 27th Street
Billings MT 59107

3.0 CERTIFIED VALUES AND UNCERTAINTIES

ANALYTE	CERTIFIED VALUE	ANALYTE	CERTIFIED VALUE
Antimony, Sb	100.0 ± 0.8 µg/mL	Molybdenum, Mo	100.0 ± 0.6 µg/mL
Silicon, Si	399.9 ± 3.0 µg/mL	Tin, Sn	100.0 ± 0.6 µg/mL
Titanium, Ti	100.0 ± 0.7 µg/mL		

Density: 1.018 g/mL (measured at 20 ± 4 °C)

Assay Information:

ANALYTE	METHOD	NIST SRM#	SRM LOT#
Mo	ICP Assay	3134	130418
Sb	ICP Assay	3102a	140911
Si	ICP Assay	3150	130912
Sn	ICP Assay	3161a	140917
Ti	ICP Assay	3162a	130925

The following equations are used in the calculation of the certified value and the uncertainty. Reported uncertainties represent expanded uncertainties expressed at approximately the 95% confidence level using a coverage factor of k = 2.

Characterization of CRM/RM by Two or More Methods

Certified Value, $X_{CRM/RM}$, where two or more methods of characterization are used is the weighted mean of the results:

$X_{CRM/RM} = \Sigma(w_i)(X_i)$

X_i = mean of Assay Method i with standard uncertainty $u_{char\ i}$

w_i = the weighting factors for each method calculated using the inverse square of the variance:

$w_i = (1/u_{char\ i})^2 / (\Sigma(1/(u_{char\ i})^2)$

CRM/RM Expanded Uncertainty (±) = $U_{CRM/RM} = k\ (u^2_{char} + u^2_{bb} + u^2_{lts} + u^2_{ts})^{½}$

k = coverage factor = 2

$u_{char} = [\Sigma((w_i)^2\ (u_{char\ i})^2)]^{½}$ where $u_{char\ i}$ are the errors from each characterization method

u_{bb} = bottle to bottle homogeneity standard uncertainty

u_{lts} = long term stability standard uncertainty (storage)

u_{ts} = transport stability standard uncertainty

Characterization of CRM/RM by One Method

Certified Value, $X_{CRM/RM}$, where one method of characterization is used is the mean of individual results:

$X_{CRM/RM} = (X_a)\ (u_{char\ a})$

X_a = mean of Assay Method A with

$u_{char\ a}$ = the standard uncertainty of characterization Method A

CRM/RM Expanded Uncertainty (±) = $U_{CRM/RM} = k\ (u^2_{char\ a} + u^2_{bb} + u^2_{lts} + u^2_{ts})^{½}$

k = coverage factor = 2

$u_{char\ a}$ = the errors from characterization

u_{bb} = bottle to bottle homogeneity standard uncertainty

u_{lts} = long term stability standard uncertainty (storage)

u_{ts} = transport stability standard uncertainty

4.0 TRACEABILITY TO NIST

- This product is traceable to NIST via an unbroken chain of comparisons. The uncertainties for each certified value are reported, taking into account the SRM/RM uncertainty error and the measurement, weighing and volume dilution errors. In rare cases where no NIST SRM/RM are available, the term 'in-house std.' is specified.

4.1 Thermometer Calibration

- All thermometers are NIST traceable through thermometers that are calibrated by an accredited calibration laboratory.

4.2 Balance Calibration

- All analytical balances are calibrated by an accredited calibration laboratory and procedure. The weights used for testing are annually compared to master weights and are traceable to NIST.

4.3 Glassware Calibration

- An in-house procedure is used to calibrate all Class A glassware used in the manufacturing and quality control of CRM/RMs.

5.0 TRACE METALLIC IMPURITIES (TMI) DETERMINED BY ICP-MS AND ICP-OES (µg/mL)

N/A

6.0 INTENDED USE

- For the calibration of analytical instruments and validation of analytical methods as appropriate.

7.0 INSTRUCTIONS FOR THE CORRECT USE OF THIS REFERENCE MATERIAL

7.1 Storage and Handling Recommendations

- Store between approximately 4° - 30° C while in sealed TCT bag.

- While stored in the sealed TCT bag, transpiration of this CRM/RM is negligible. After opening the sealed TCT bag transpiration of the CRM/RM will occur, resulting in a gradual increase in the analyte concentration(s). It is the responsibility of the user to account for this effect. When the bottle is weighed both before and after being placed in storage, the mass difference observed will be a measure of transpiration mass loss.

- After opening the sealed TCT bag, keep cap tightly sealed when not in use and store between 4° - 24° C to minimize the effects of transpiration. Use at 20° ± 4° C to minimize volumetric dilution error when using the reported density. Do not pipette from the container. Do not return removed aliquots to container.

- For more information, visit **www.inorganicventures.com/TCT**

HF Note: This standard should not be prepared or stored in glass.

8.0 HAZARDOUS INFORMATION

- Please refer to the Safety Data Sheet for information regarding this CRM/RM.

9.0 HOMOGENEITY

- This solution was mixed according to an in-house procedure and is guaranteed to be homogeneous. Homogeneity data indicate that the end user should take a minimum sample size of 0.2 mL to assure homogeneity.

10.0 QUALITY STANDARD DOCUMENTATION

10.1 ISO 9001 Quality Management System Registration

- QSR Certificate Number QSR-1034

10.2 ISO/IEC 17025 "General Requirements for the Competence of Testing and Calibration Laboratories"

- Chemical Testing - Accredited / A2LA Certificate Number 883.01

10.3 ISO 17034 "General Requirements for the Competence of Reference Material Producers"

- Reference Material Producer - Accredited / A2LA Certificate Number 883.02

Inorganic Ventures, 300 Technology Drive, Christiansburg, Va. 24073, USA; Telephone: 800.669.6799; 540.585.3030, Fax: 540.585.3012; inorganicventures.com; info@inorganicventures.com

11.0 CERTIFICATION, LOT EXPIRATION AND PERIOD OF VALIDITY

11.1 Certification Issue Date

January 06, 2021

- The certification is valid within the measurement uncertainty specified provided the CRM/RM is stored and handled in accordance with instructions given in Sec 7.1. This certification is nullified if instructions in Sec 7.1 are not followed or if the CRM/RM is damaged, contaminated, or otherwise modified.

11.2 Lot Expiration Date

- January 06, 2025

- The date after which this CRM/RM should not be used.

- The lot expiration date reflects the period of time that the stability of a CRM/RM can be supported by long term stability studies conducted on properly stored and handled CRM/RMs. Lot expiration is limited primarily by transpiration (loss of water from the solution) and infrequently by chemical stability.

11.3 Period of Validity

- Sealed TCT Bag Open Date: _____

- This CRM/RM should not be used longer than one year (or six months in the case of a 30 mL bottle) from the date of opening the aluminized bag or after the date given in Sec. 11.2, whichever comes first. This is contingent upon the CRM/RM being stored and handled in accordance with the instructions given in Sec. 7.1.

12.0 NAMES AND SIGNATURES OF CERTIFYING OFFICERS

Certificate Approved By:

Michael Booth
Director, Quality Control

Michael J Booth

Certifying Officer:

Paul Gaines
Chairman / Senior Technical Director

Paul R Gaines

Energy Laboratories Inc

Standard LOG

Standard ID:	ME211118 MSCAL-5A		
Standard Name	EL-MSCAL-5A	Type:	Primary
Date Prepared	11/18/2021	BY:	Stacy R. Hendricks
Date Expires:	11/18/2022		
Department	ME	Status:	Open
Vendor:	Inorganic Ventures		
Lot Number:	P2-MEB687200		
Balance ID:			
Comments:	Opened 11/18/2021; Expires 11/18/2022		

Chemical / Solvent Used	BottleNo	Amt	Units	Expires
Multi Analyte Custom Grade Solution	13175	500	mL	11/18/2022

Final Volume:
500 mL

Stock Source **Base Units** **Amount Added**

Analytes **CAS** Conc: **ug/mL**

INORGANIC VENTURES™
300 Technology Drive
Christiansburg, VA 24073 · USA
inorganicventures.com

CERTIFICATE OF ANALYSIS

tel: 800.669.6799 · 540.585.3030
fax: 540.585.3012
info@inorganicventures.com

1.0 ACCREDITATION / REGISTRATION

INORGANIC VENTURES is accredited to ISO 17034, "General Requirements for the Competence of Reference Material Producers" and ISO/IEC 17025, "General Requirements for the Competence of Testing and Calibration Laboratories". Inorganic Ventures is also an ISO 9001 registered manufacturer (QSR Certificate Number QSR-1034).

ACCREDITED Testing Laboratory Certificate 883.01
ACCREDITED Reference Material Producer Certificate 883.02

2.0 PRODUCT DESCRIPTION

Product Code:	Multi Analyte Custom Grade Solution
Catalog Number:	EL-MSCAL-5A
Lot Number:	P2-MEB687200
Matrix:	3% (v/v) HNO3
Value / Analyte(s):	5 000 µg/mL ea: Calcium, Potassium, Magnesium, Sodium, 500 µg/mL ea: Phosphorus, Iron, 250 µg/mL ea: Lithium

3.0 CERTIFIED VALUES AND UNCERTAINTIES

ANALYTE	CERTIFIED VALUE	ANALYTE	CERTIFIED VALUE
Calcium, Ca	**5 000 ± 20 µg/mL**	**Iron, Fe**	**499.9 ± 2.1 µg/mL**
Lithium, Li	**250.0 ± 1.1 µg/mL**	**Magnesium, Mg**	**5 000 ± 21 µg/mL**
Phosphorus, P	**499.8 ± 2.5 µg/mL**	**Potassium, K**	**5 000 ± 18 µg/mL**
Sodium, Na	**5 000 ± 18 µg/mL**		

Density: 1.076 g/mL (measured at 20 ± 4 °C)

Assay Information:

ID #: 13175
Opened:
Multi Analyte Custom Grade Solution
Expires: 12/2/2023
Rec'd: 10/12/2020
Energy Laboratories Inc 1120 So. 27th Street
Billings MT 59107

ANALYTE	METHOD	NIST SRM#	SRM LOT#
Ca	ICP Assay	3109a	130213
Ca	EDTA	928	928
Fe	ICP Assay	3126a	140812
Fe	EDTA	928	928
K	ICP Assay	3141a	140813
K	Gravimetric		See Sec. 4.2
Li	ICP Assay	3129a	100714
Li	Gravimetric		See Sec. 4.2
Mg	ICP Assay	3131a	140110
Mg	EDTA	928	928
Na	ICP Assay	3152a	120715
Na	Gravimetric		See Sec. 4.2
P	ICP Assay	3139a	060717
P	Acidimetric	84L	84L

The following equations are used in the calculation of the certified value and the uncertainty. Reported uncertainties represent expanded uncertainties expressed at approximately the 95% confidence level using a coverage factor of k = 2.

Characterization of CRM/RM by Two or More Methods

Certified Value, $X_{CRM/RM}$, where two or more methods of characterization are used is the weighted mean of the results:

$X_{CRM/RM} = \Sigma(w_i)(X_i)$

X_i = mean of Assay Method i with standard uncertainty $u_{char\ i}$

w_i = the weighting factors for each method calculated using the inverse square of the variance:

$w_i = (1/u_{char\ i})^2 / (\Sigma(1/(u_{char\ i})^2)$

CRM/RM Expanded Uncertainty (±) = $U_{CRM/RM} = k\,(u^2_{char} + u^2_{bb} + u^2_{lts} + u^2_{ts})^{½}$

k = coverage factor = 2

$u_{char} = [\Sigma((w_i)^2 (u_{char\ i})^2)]^{½}$ where $u_{char\ i}$ are the errors from each characterization method

u_{bb} = bottle to bottle homogeneity standard uncertainty

u_{lts} = long term stability standard uncertainty (storage)

u_{ts} = transport stability standard uncertainty

Characterization of CRM/RM by One Method

Certified Value, $X_{CRM/RM}$, where one method of characterization is used is the mean of individual results:

$X_{CRM/RM} = (X_a)(u_{char\ a})$

X_a = mean of Assay Method A with

$u_{char\ a}$ = the standard uncertainty of characterization Method A

CRM/RM Expanded Uncertainty (±) = $U_{CRM/RM} = k\,(u^2_{char\ a} + u^2_{bb} + u^2_{lts} + u^2_{ts})^{½}$

k = coverage factor = 2

$u_{char\ a}$ = the errors from characterization

u_{bb} = bottle to bottle homogeneity standard uncertainty

u_{lts} = long term stability standard uncertainty (storage)

u_{ts} = transport stability standard uncertainty

4.0 TRACEABILITY TO NIST

- This product is traceable to NIST via an unbroken chain of comparisons. The uncertainties for each certified value are reported, taking into account the SRM/RM uncertainty error and the measurement, weighing and volume dilution errors. In rare cases where no NIST SRM/RM are available, the term 'in-house std.' is specified.

4.1 Thermometer Calibration

- All thermometers are NIST traceable through thermometers that are calibrated by an accredited calibration laboratory.

4.2 Balance Calibration

- All analytical balances are calibrated by an accredited calibration laboratory and procedure. The weights used for testing are annually compared to master weights and are traceable to NIST.

4.3 Glassware Calibration

- An in-house procedure is used to calibrate all Class A glassware used in the manufacturing and quality control of CRM/RMs.

5.0 TRACE METALLIC IMPURITIES (TMI) DETERMINED BY ICP-MS AND ICP-OES (µg/mL)

N/A

6.0 INTENDED USE

- For the calibration of analytical instruments and validation of analytical methods as appropriate.

7.0 INSTRUCTIONS FOR THE CORRECT USE OF THIS REFERENCE MATERIAL

7.1 Storage and Handling Recommendations

- Store between approximately 4° - 30° C while in sealed outer bag.

- While stored in the sealed outer bag, transpiration of this CRM/RM is negligible. After opening the sealed outer bag transpiration of the CRM/RM will occur, resulting in a gradual increase in the analyte concentration(s). It is the responsibility of the user to account for this effect. When the bottle is weighed both before and after being placed in storage, the mass difference observed will be a measure of transpiration mass loss.

- After opening the sealed outer bag, keep cap tightly sealed when not in use and store between 4° - 24° C to minimize the effects of transpiration. Use at 20° ± 4° C to minimize volumetric dilution error when using the reported density. Do not pipette from the container. Do not return removed aliquots to container.

8.0 HAZARDOUS INFORMATION

- Please refer to the Safety Data Sheet for information regarding this CRM/RM.

9.0 HOMOGENEITY

- This solution was mixed according to an in-house procedure and is guaranteed to be homogeneous. Homogeneity data indicate that the end user should take a minimum sample size of 0.2 mL to assure homogeneity.

10.0 QUALITY STANDARD DOCUMENTATION

10.1 ISO 9001 Quality Management System Registration

- QSR Certificate Number QSR-1034

10.2 ISO/IEC 17025 "General Requirements for the Competence of Testing and Calibration Laboratories"

- Chemical Testing - Accredited / A2LA Certificate Number 883.01

10.3 ISO 17034 "General Requirements for the Competence of Reference Material Producers"

- Reference Material Producer - Accredited / A2LA Certificate Number 883.02

Inorganic Ventures, 300 Technology Drive, Christiansburg, Va. 24073, USA; Telephone: 800.669.6799; 540.585.3030, Fax: 540.585.3012; Inorganicventures.com; info@inorganicventures.com

11.0 CERTIFICATION, EXPIRATION AND PERIOD OF VALIDITY

11.1 Certification Issue Date

December 02, 2019

- The certification is valid within the measurement uncertainty specified provided the CRM/RM is stored and handled in accordance with instructions given in Sec 7.1. This certification is nullified if instructions in Sec 7.1 are not followed or if the CRM/RM is damaged, contaminated, or otherwise modified.

11.2 Lot Expiration Date

- December 02, 2023

- The date after which this CRM/RM should not be used.

- The lot expiration date reflects the period of time that the stability of a CRM/RM can be supported by long term stability studies conducted on properly stored and handled CRM/RMs. Lot expiration is limited primarily by transpiration (loss of water from the solution) and infrequently by chemical stability.

11.3 Period of Validity

- Sealed outer Bag Open Date: _____

- This CRM/RM should not be used longer than one year (or six months in the case of a 30 mL bottle) from the date of opening the aluminized bag or after the date given in Sec. 11.2, whichever comes first. This is contingent upon the CRM/RM being stored and handled in accordance with the instructions given in Sec. 7.1.

12.0 NAMES AND SIGNATURES OF CERTIFYING OFFICERS

Certificate Approved By:

Michael Booth
Manager, Quality Control

Certifying Officer:

Paul Gaines
CEO, Senior Technical Director

Energy Laboratories Inc

Spike LOG

Standard ID:	ME220105 HGPRIMARY		
Standard Name	Primary Hg Stock 2 PPM	Type:	Secondary
Date Prepared	1/5/2022	BY:	Amanda E. McDani
Date Expires:	12/29/2022		
Department	ME	Status:	Open
Vendor:	Inorganic Ventures		
Lot Number:			
Balance ID:			

Comments: Made with different HG stock than QCS

Chemical / Solvent Used	BottleNo	Amt	Units	Expires
Nitric Acid 69.0- 70.0% D0521	14626	0.5	mL	12/14/2026
Hydrochloric Acid E1421	14721	0.25	mL	1/4/2027

Final Volume: 25 mL

Stock Source		**Base Units**	**Amount Added**
ME220110HG	HG Stock	ug/mL	0.05 mL
ME211229A AU 2N	Au 2nd source Stock	ug/mL	0.05 mL

Analytes	**CAS**	Conc:	**ug/mL**

Page:*1 of 1*

Energy Laboratories Inc

Standard LOG

Standard ID:	ME220110HG		
Standard Name	HG Stock	Type:	Primary
Date Prepared	1/10/2022	BY:	Amanda E. McDani
Date Expires:	1/10/2023		
Department	ME	Status:	Open
Vendor:	SCP Science		
Lot Number:	S210729017		
Balance ID:			

Comments:

Chemical / Solvent Used	BottleNo	Amt	Units	Expires
ICP/ICPMS Standard Mercury	14711	125	mL	1/10/2023

Final Volume:
125 mL

Stock Source **Base Units** **Amount Added**

Analytes **CAS** Conc: **ug/mL**

ID #: 14711
Opened:
ICP/ICPMS Standard Mercury
Expires: 7/31/2023
Rec'd: 12/29/2021
Energy Laboratories Inc 1120 So. 27th Street
Billings MT 59107

SCP SCIENCE
Providing Innovative Solutions to Analytical Chemists

rtificate of Analysis

1.0 DESCRIPTION:

***Plasma*CAL ICP/ICPMS Standard - Mercury 1000 µg/ml**

Catalogue Number: 140-051-800/-801/-805
Starting Material: Mercury(II) oxide 99.99+%
Lot Number: **S210729017**
Matrix: 10% HNO_3 (See Section 3 for actual matrix)
Expiration Date (End of month): **July 2023** (or 15 months after bottle is opened, whichever comes first)

Hg

2.0 CERTIFIED VALUES AND ASSOCIATED UNCERTAINTY:

Certified Concentration: **999 µg/ml +/- 5 µg/ml**
952 µg/g +/- 5 µg/g
Method of analysis: Inductively Coupled Plasma Atomic Emission Spectroscopy (ICP-AES)
Traceability: NIST Standard Reference Material 3133 Lot: **160921**

Note: The uncertainty of the certified value has been calculated from applicable uncertainty contributors (u_i) including uncertainty established during characterization of the material (u_{char}), the between bottle variation (u_{bb}), short-term stability (u_{sts}) and long-term stability (u_{lts}) according to the model $u_c = \sqrt{(u_{char}^2 + u_{bb}^2 + u_{sts}^2 + u_{lts}^2)}$. This combined uncertainty has been further multiplied by a coverage factor (k) of 2 to provide a 95% confidence interval.

3.0 REFERENCE VALUES:

Density: **1.050 g/ml @ 23.6 °C**
Actual Matrix: **10.0% (v/v) HNO_3**

Trace Metal Impurities as tested by ICP-MS:

Element	Conc. (ppm)	Element	Conc. (ppm)	Element	Conc. (ppm)	Element	Conc. (ppm)
Ag	<0.0010	Fe	**0.0322**	Nd	<0.0010	Sn	<0.0010
Al	**0.0042**	Ga	<0.0010	Ni	**0.0039**	Sr	<0.0025
As	<0.0010	Gd	<0.0010	Os	<0.0010	Ta	<0.0010
Au	<0.0010	Ge	<0.0010	P	<0.0132	Tb	<0.0010
B	<0.0015	Hf	<0.0010	Pb	<0.0010	Te	<0.0010
Ba	<0.0010	Hg	N/A	Pd	<0.0010	Th	<0.0010
Be	<0.0010	Ho	<0.0010	Pr	<0.0010	Ti	<0.0012
Bi	<0.0010	In	<0.0010	Pt	<0.0010	Tl	**0.0117**
Ca	<0.0135	Ir	<0.0010	Rb	<0.0010	Tm	<0.0010
Cd	<0.0010	K	<0.0024	Re	<0.0010	U	<0.0010
Ce	<0.0010	La	<0.0010	Rh	<0.0010	V	<0.0010
Co	<0.0010	Li	<0.0010	Ru	<0.0010	W	<0.0020
Cr	**0.0112**	Lu	<0.0010	S	*	Y	<0.0010
Cs	<0.0010	Mg	<0.0010	Sb	<0.0010	Yb	<0.0010
Cu	**0.0060**	Mn	<0.0010	Sc	<0.0010	Zn	<0.0010
Dy	<0.0010	Mo	<0.0010	Se	<0.0010	Zr	<0.0010
Er	<0.0010	Na	**0.0092**	Si	<0.1		
Eu	<0.0010	Nb	<0.0010	Sm	<0.0010	*: Not tested	

4.0 APPROVAL AND DATE OF CERTIFICATION:

Certification Approval: Daniel Boisvert, Chemist
Certification Date: August 12, 2021

Daniel Boisvert

ACCREDITED
Reference Material Producer
CERTIFICATE 2285.01

5.0 INTENDED USE / *UTILISATION PRÉVUE*:

- ICP Standards: For the calibration of, including but not limited to: ICP-AES, ICP-MS, FAAS, GFAA, XRF and DCP. / *Étalons ICP : Pour l'étalonnage d'instruments de mesure tels que: ICP-AES, ICP-MS, FAAS, GFAA, XRF et DCP.*
- AA Standards: For the calibration of Flame (FAAS) and Graphite Furnace (GFAA) Atomic Absorption Spectrometers. / *Étalons AA : Pour l'étalonnage de spectromètres d'absorption atomique flamme (GFAA) et four au graphite (GFAA).*
- Matrix Modifiers: For the optimization of analytical conditions to provide better Graphite Furnace Atomic Absorption (GFAA) instrument response and improved detection limits. / *Modificateur de matrice : Pour l'optimisation des conditions analytiques afin de fournir des meilleurs réponses instrumentales et limites de détection pour SAA four au graphite.*
- pH Standards: For the calibrating pH meters or for other wet chemistry applications. / *Étalons pH : Pour étalonnage de pH mètres et autres applications de chimie humide.*
- Conductivity Standards: For electrolytic conductivity measurement as a calibration standard. / *Étalons de conductivité : Comme étalon pour les mesures de conductivité électrolytiques.*
- IC Standards: for calibration of, but not limited to IC, HPLC, TLC, ISE, IR, NMR, MS, UV/VIS or other wet chemistry applications. / *Étalons IC : Pour étalonnage d'instruments tels que : IC, HPLC, TLC, ISE, IR, NMR, MS, UV/VIS et autres applications de chimie humide.*

For any inquiries, please contact **SCP SCIENCE**. / *Pour toute question, veuillez contacter **SCP SCIENCE**.*

6.0 INSTRUCTIONS FOR USE / *INSTRUCTIONS D'UTILISATION*:

Handling and Storage / Manutention et entreposage: Keep product tightly capped when not in use. The solution should be opened for a minimum amount of time necessary to dispense the amount required. Do not pipet or use directly from container. Do not return unused portions back to container. Store under normal laboratory conditions. Avoid exposure to excessive sources of heat and humidity or direct sunlight. / *Garder les contenants bien fermés lorsque non utilisés. Le contenant devrait être ouvert seulement pour le temps requis afin de prélever la quantité nécessaire. Ne pas pipetter ou utiliser directement du contenant. Ne pas retourner les portions non-utilisées dans le contentant. Conserver dans des conditions normales de laboratoire. Éviter l'exposition à des sources de chaleur et d'humidité excessives ou à l'exposition solaire directe.*

Stability / *Stabilité*: This Standard is guaranteed to be stable and accurate to within the specified uncertainty of measurement up to the unopened expiry date, if sealed, or up to the opened expiry date (when indicated), whichever comes first, provided the solution is kept tightly capped and stored under the indicated storage conditions. Purchasers will be notified of any significant changes resulting in re-certification or withdrawal of the product prior to the expiration date. / *La stabilité et l'exactitude de cet étalon sont garanties d'être à l'intérieur de l'incertitude de mesure, jusqu'à la date d'expiration de la bouteille non-ouverte, si scellée, ou jusqu'à la date d'expiration de la bouteille ouverte (si indiquée), en présumant que le contenant est maintenu fermé et gardé dans les conditions d'entreposage indiquées. Les acheteurs seront avisés dans le cas où il y aura des changements significatifs nécessitant une re-certification ou un rappel du produit avant la date d'expiration.*

7.0 HAZARDOUS INFORMATION / *INFORMATION SUR LES RISQUES POTENTIELS*:

Please refer to the associated Safety Data Sheet (SDS) for information regarding this product (available at www.SCPSCIENCE.com). / *SVP vous référer à la Fiche Signalétique applicable pour de l'information sur ce produit (Disponible à www.SCPSCIENCE.com).*

8.0 HOMOGENEITY / *HOMOGÉNÉITÉ*:

This solution has been blended according to an in-house procedure and its homogeneity is guaranteed to be fit for purpose when a sample size sufficient for the intended method of analysis is used. / *Cette solution a été préparée selon une procédure maison et nous assurons que sa homogénéité est approprié à l'emploi lorsqu'un échantillon suffisant pour la méthode d'analyse prévue est utilisé.*

9.0 TRACEABILITY / *TRAÇABILITÉ*:

This CRM (Certified Reference Material) is traceable to the NIST SRM (Standard Reference Material) indicated in section 2 through an unbroken chain of comparisons. In addition, balances used are regularly calibrated using weights which are traceable to NIST (National Institute of Standards and Technology) or NRC (National Research Council of Canada) standards. All conductivity meters used to analyze this standard have been regularly calibrated using a NIST or NRC traceable Thermometer and standards. All pH meters used to analyze this standard have been regularly calibrated using a NIST or NRC traceable thermometer and pH/MV simulator. / *Ce matériel de référence certifié est traçable au Matériel de Référence Standardisé de NIST indiqué à la section 2 par une chaine de comparaison ininterrompue. De plus, les balances utilisées sont étalonnées régulièrement en utilisant des poids qui sont traçables au NIST (National Institute of Standards and Technology) ou au CRNC (Conseil National de Recherches Canada). Tout conductimètre utilisé afin d'analyser cet étalon a été sujet à un étalonnage périodique utilisant des thermomètres et étalons traçables au NIST ou CNRC. Tout pH mètre utilisé afin d'analyser cet étalon a été sujet à un étalonnage périodique utilisant des thermomètres et un simulateur pH/MV traçables au NIST ou au CNRC.*

10.0 PREPARATION / *PRÉPARATION*:

For the preparation of these solutions, 18 meghom/cm double deionized water, high-purity acids and glassware calibrated to ASTM Class A specifications are used. / *Une eau de 18 meghom/cm doublement déionisé, de l'acide de haute pureté, ainsi que de la verrerie étalonnée afin de satisfaire les spécifications Classe A de ASTM ont été utilisés pour la préparation de cet étalon.*

11.0 QUALITY SYSTEM CERTIFICATIONS / *CERTIFICATIONS DE SYSTÈME QUALITÉ*:

ISO 9001 Certification / *Certification ISO 9001*: This standard was produced in a facility which operates under a **registered** ISO 9001 Quality Management System. Please consult our web site for a copy of the most recent revision of our certificate of registration. / *Cet étalon a été fabriqué dans un laboratoire qui utilise un Système de Gestion de la Qualité **enregistré** à la norme ISO 9001. Veuillez consulter notre site web pour obtenir la version la plus récente de notre certificat d'enregistrement.*

ISO 17025 Accreditation / *Accréditation ISO 17025*: **SCP SCIENCE (Corporate Headquarters)** operates an ISO 17025 **accredited** laboratory. Please consult our web site for a copy of the most recent revision of our certificate and scope of accreditation. / ***SCP SCIENCE (Siège social)** est **accréditée** ISO 17025. Veuillez consulter notre site web afin d'obtenir la plus récente version de notre certificat d'accréditation ainsi que la portée de notre accréditation.*

ISO 17034 Accreditation / *Accréditation ISO 17034*: **SCP SCIENCE (Corporate Headquarters)** is an ISO 17034 accredited Reference Material Producer. Please consult our website for a copy of our most recent certificate and scope of accreditation. / ***SCP SCIENCE (Siège social)** est un Fabricant de Matériaux de Référence Accrédité ISO 17034. Veuillez consulter notre site web afin d'obtenir la plus récente version de notre certificat d'accréditation ainsi que la portée de notre accréditation.*

CORPORATE HEADQUARTERS
21800 Clark Graham
Baie D'Urfé (Montréal), Quebec,
H9X 4B6 Canada
Phone: +1 (800) 361-6820
Fax: +1 (800) 253-5549

USA
3rd Party Distribution Center
348 Route 11, Champlain,
N.Y. 12919-4816
Phone: +1 (800) 361-6820
Fax: +1 (800) 253-5549

FRANCE
12 Ave. de Québec, Bat. IRIS
91140, Villebon-sur-Yvette
Phone: +33 (0) 1 69 18 71 17
Fax: +33 (0) 1 60 92 05 67

GERMANY
Alte Marktoberdorfer Straße 14, 87616
Marktoberdorf
Phone: +49 (0) 8342-89560-61
Fax: +49 (0) 8342-89560-69

Energy Laboratories Inc

Standard LOG

Standard ID:	ME211229A AU 2ND SOURCE		
Standard Name	Au 2nd source Stock	Type:	Primary
Date Prepared	12/29/2021	BY:	Amanda E. McDani
Date Expires:	12/29/2022		
Department	ME	Status:	Open
Vendor:	SCP Science		
Lot Number:	S211129013		
Balance ID:			
Comments:	opened 12/29/2021; expires 12/29/2022		

Chemical / Solvent Used	BottleNo	Amt	Units	Expires
ICP/ICPMS Standard Gold	14710	500	mL	12/29/2022

Final Volume:
500 mL

Stock Source **Base Units** **Amount Added**

Analytes **CAS** Conc: **ug/mL**

ID #: 14710
Opened:
ICP/ICPMS Standard Gold
Expires: 12/31/2023
Rec'd: 12/29/2021
Energy Laboratories Inc 1120 So. 27th Street
Billings MT 59107

SCP SCIENC
Providing Innovative Solutions to Analytical

Certificate of Analysis

1.0 DESCRIPTION:

PlasmaCAL ICP/ICPMS Standard - Gold 1000 µg/ml

Au

Catalogue Number: 140-052-790/-791/-795
Starting Material: Gold Metal 99.99+%
Lot Number: **S211129013**
Matrix: 10% HCl (See Section 3 for actual matrix)
Expiration Date (End of month): **December 2023** (or 15 months after bottle is opened, whichever comes first)

2.0 CERTIFIED VALUES AND ASSOCIATED UNCERTAINTY:

Certified Concentration: **1001 µg/ml +/- 4 µg/ml**
982 µg/g +/- 4 µg/g

Method of analysis: Inductively Coupled Plasma Atomic Emission Spectroscopy (ICP-AES)

Traceability: NIST Standard Reference Material 3121 Lot: **991806**

Note: The uncertainty of the certified value has been calculated from applicable uncertainty contributors (u_i) including uncertainty established during characterization of the material (u_{char}), the between bottle variation (u_{bb}), short-term stability (u_{sts}) and long-term stability (u_{lts}) according to the model $u_c = \sqrt{(u_{char}^2 + u_{bb}^2 + u_{sts}^2 + u_{lts}^2)}$. This combined uncertainty has been further multiplied by a coverage factor (k) of 2 to provide a 95% confidence interval.

3.0 REFERENCE VALUES:

Density: **1.019 g/ml @ 22.4 °C**
Actual Matrix: **10.0% (v/v) HCl**

Trace Metal Impurities as tested by ICP-MS:

Element	Conc. (ppm)	Element	Conc. (ppm)	Element	Conc. (ppm)	Element	Conc. (ppm)
Ag	**0.3851**	Fe	<0.0090	Nd	<0.0010	Sn	<0.0010
Al	**0.0062**	Ga	<0.0010	Ni	<0.0010	Sr	<0.0025
As	<0.0010	Gd	<0.0010	Os	<0.0010	Ta	<0.0010
Au	N/A	Ge	<0.0010	P	<0.0132	Tb	<0.0010
B	<0.0015	Hf	<0.0010	Pb	<0.0010	Te	<0.0010
Ba	<0.0010	Hg	*	Pd	**0.0434**	Th	<0.0010
Be	<0.0010	Ho	<0.0010	Pr	<0.0010	Ti	<0.0012
Bi	<0.0010	In	<0.0010	Pt	**0.0048**	Tl	<0.0011
Ca	<0.0135	Ir	<0.0010	Rb	<0.0010	Tm	<0.0010
Cd	<0.0010	K	**0.0362**	Re	<0.0010	U	<0.0010
Ce	<0.0010	La	<0.0010	Rh	<0.0010	V	<0.0010
Co	<0.0010	Li	<0.0010	Ru	<0.0010	W	<0.0020
Cr	<0.0010	Lu	<0.0010	S	*	Y	<0.0010
Cs	**0.0029**	Mg	<0.0010	Sb	<0.0010	Yb	<0.0010
Cu	**0.0023**	Mn	<0.0010	Sc	<0.0010	Zn	<0.0010
Dy	<0.0010	Mo	<0.0010	Se	<0.01	Zr	<0.0010
Er	<0.0010	Na	**0.0070**	Si	<0.1		
Eu	<0.0010	Nb	<0.0010	Sm	<0.0010	*: Not tested	

4.0 APPROVAL AND DATE OF CERTIFICATION:

Certification Approval: Daniel Boisvert, Chemist
Certification Date: December 10, 2021

Daniel Boisvert

ACCREDITED
Reference Material Producer
CERTIFICATE 2885.01

5.0 INTENDED USE / *UTILISATION PRÉVUE*:

- ICP Standards: For the calibration of, including but not limited to: ICP-AES, ICP-MS, FAAS, GFAA, XRF and DCP. / *Étalons ICP : Pour l'étalonnage d'instruments de mesure tels que: ICP-AES, ICP-MS, FAAS, GFAA, XRF et DCP.*
- AA Standards: For the calibration of Flame (FAAS) and Graphite Furnace (GFAA) Atomic Absorption Spectrometers. / *Étalons AA : Pour l'étalonnage de spectromètres d'absorption atomique flamme (GFAA) et four au graphite (GFAA).*
- Matrix Modifiers: For the optimization of analytical conditions to provide better Graphite Furnace Atomic Absorption (GFAA) instrument response and improved detection limits. / *Modificateur de matrice : Pour l'optimisation des conditions analytiques afin de fournir des meilleurs réponses instrumentales et limites de détection pour SAA four au graphite.*
- pH Standards: For the calibrating pH meters or for other wet chemistry applications. / *Étalons pH : Pour étalonnage de pH mètres et autres applications de chimie humide.*
- Conductivity Standards: For electrolytic conductivity measurement as a calibration standard. / *Étalons de conductivité : Comme étalon pour les mesures de conductivité électrolytiques.*
- IC Standards: for calibration of, but not limited to IC, HPLC, TLC, ISE, IR, NMR, MS, UV/VIS or other wet chemistry applications. / *Étalons IC : Pour étalonnage d'instruments tels que : IC, HPLC, TLC, ISE, IR, NMR, MS, UV/VIS et autres applications de chimie humide.*

For any inquiries, please contact **SCP SCIENCE**. / *Pour toute question, veuillez contacter **SCP SCIENCE**.*

6.0 INSTRUCTIONS FOR USE / *INSTRUCTIONS D'UTILISATION*:

Handling and Storage / Manutention et entreposage: Keep product tightly capped when not in use. The solution should be opened for a minimum amount of time necessary to dispense the amount required. Do not pipet or use directly from container. Do not return unused portions back to container. Store under normal laboratory conditions. Avoid exposure to excessive sources of heat and humidity or direct sunlight. / *Garder les contenants bien fermés lorsque non utilisés. Le contenant devrait être ouvert seulement pour le temps requis afin de prélever la quantité nécessaire. Ne pas pipetter ou utiliser directement du contenant. Ne pas retourner les portions non-utilisées dans le contentant. Conserver dans des conditions normales de laboratoire. Éviter l'exposition à des sources de chaleur et d'humidité excessives ou à l'exposition solaire directe.*

Stability / *Stabilité*: This Standard is guaranteed to be stable and accurate to within the specified uncertainty of measurement up to the unopened expiry date, if sealed, or up to the opened expiry date (when indicated), whichever comes first, provided the solution is kept tightly capped and stored under the indicated storage conditions. Purchasers will be notified of any significant changes resulting in re-certification or withdrawal of the product prior to the expiration date. / *La stabilité et l'exactitude de cet étalon sont garanties d'être à l'intérieur de l'incertitude de mesure, jusqu'à la date d'expiration de la bouteille non-ouverte, si scellée, ou jusqu'à la date d'expiration de la bouteille ouverte (si indiquée), en présumant que le contenant est maintenu fermé et gardé dans les conditions d'entreposage indiquées. Les acheteurs seront avisés dans le cas où il y aura des changements significatifs nécessitant une re-certification ou un rappel du produit avant la date d'expiration.*

7.0 HAZARDOUS INFORMATION / *INFORMATION SUR LES RISQUES POTENTIELS*:

Please refer to the associated Safety Data Sheet (SDS) for information regarding this product (available at www.SCPSCIENCE.com). / *SVP vous référer à la Fiche Signalétique applicable pour de l'information sur ce produit (Disponible à www.SCPSCIENCE.com).*

8.0 HOMOGENEITY / *HOMOGÉNÉITÉ:*

This solution has been blended according to an in-house procedure and its homogeneity is guaranteed to be fit for purpose when a sample size sufficient for the intended method of analysis is used. / *Cette solution a été préparée selon une procédure maison et nous assurons que sa homogénéité est approprié à l'emploi lorsqu'un échantillon suffisant pour la méthode d'analyse prévue est utilisé.*

9.0 TRACEABILITY / *TRAÇABILITÉ*:

This CRM (Certified Reference Material) is traceable to the NIST SRM (Standard Reference Material) indicated in section 2 through an unbroken chain of comparisons. In addition, balances used are regularly calibrated using weights which are traceable to NIST (National Institute of Standards and Technology) or NRC (National Research Council of Canada) standards. All conductivity meters used to analyze this standard have been regularly calibrated using a NIST or NRC traceable Thermometer and standards. All pH meters used to analyze this standard have been regularly calibrated using a NIST or NRC traceable thermometer and pH/MV simulator. / *Ce matériel de référence certifié est traçable au Matériel de Référence Standardisé de NIST indiqué à la section 2 par une chaine de comparaison ininterrompue. De plus, les balances utilisées sont étalonnées régulièrement en utilisant des poids qui sont traçables au NIST (National Institute of Standards and Technology) ou au CRNC (Conseil National de Recherches Canada). Tout conductimètre utilisé afin d'analyser cet étalon a été sujet à un étalonnage périodique utilisant des thermomètres et étalons traçables au NIST ou CNRC. Tout pH mètre utilisé afin d'analyser cet étalon a été sujet à un étalonnage périodique utilisant des thermomètres et un simulateur pH/MV traçables au NIST ou au CNRC.*

10.0 PREPARATION / *PRÉPARATION:*

For the preparation of these solutions, 18 meghom/cm double deionized water, high-purity acids and glassware calibrated to ASTM Class A specifications are used. / *Une eau de 18 meghom/cm doublement déionisé, de l'acide de haute pureté, ainsi que de la verrerie étalonnée afin de satisfaire les spécifications Classe A de ASTM ont été utilisés pour la préparation de cet étalon.*

11.0 QUALITY SYSTEM CERTIFICATIONS / *CERTIFICATIONS DE SYSTÈME QUALITÉ:*

ISO 9001 Certification / *Certification ISO 9001*: This standard was produced in a facility which operates under a **registered** ISO 9001 Quality Management System. Please consult our web site for a copy of the most recent revision of our certificate of registration. / *Cet étalon a été fabriqué dans un laboratoire qui utilise un Système de Gestion de la Qualité **enregistré** à la norme ISO 9001. Veuillez consulter notre site web pour obtenir la version la plus récente de notre certificat d'enregistrement.*

ISO 17025 Accreditation / *Accréditation ISO 17025*: **SCP SCIENCE (Corporate Headquarters)** operates an ISO 17025 **accredited** laboratory. Please consult our web site for a copy of the most recent revision of our certificate and scope of accreditation. / ***SCP SCIENCE (Siège social)** est **accréditée** ISO 17025. Veuillez consulter notre site web afin d'obtenir la plus récente version de notre certificat d'accréditation ainsi que la portée de notre accréditation.*

ISO 17034 Accreditation / *Accréditation ISO 17034* : SCP SCIENCE (Corporate Headquarters) is an ISO 17034 accredited Reference Material Producer. Please consult our website for a copy of our most recent certificate and scope of accreditation. / ***SCP SCIENCE (Siège social)** est un Fabricant de Matériaux de Référence Accrédité ISO 17034. Veuillez consulter notre site web afin d'obtenir la plus récente version de notre certificat d'accréditation ainsi que la portée de notre accréditation.*

CORPORATE HEADQUARTERS
21800 Clark Graham
Baie D'Urfé (Montréal), Quebec,
H9X 4B6 Canada
Phone: +1 (800) 361-6820
Fax: +1 (800) 253-5549

USA
3rd Party Distribution Center
348 Route 11, Champlain,
N.Y. 12919-4816
Phone: +1 (800) 361-6820
Fax: +1 (800) 253-5549

FRANCE
12 Ave. de Québec, Bat. IRIS
91140, Villebon-sur-Yvette
Phone: +33 (0) 1 69 18 71 17
Fax: +33 (0) 1 60 92 05 67

GERMANY
Alte Marktoberdorfer Straße 14, 87616
Marktoberdorf
Phone: +49 (0) 8342-89560-61
Fax: +49 (0) 8342-89560-69

Energy Laboratories Inc

Standard LOG

Standard ID:	ME211208 MSCAL2B		
Standard Name	MSCAL 2B	Type:	Primary
Date Prepared	12/8/2021	BY:	Stacy R. Hendricks
Date Expires:	12/8/2022		
Department	ME	Status:	Open
Vendor:	Inorganic Ventures		
Lot Number:	S2-MEB704403		
Balance ID:			
Comments:	Opened 12/08/2021; Expires 12/08/2022		

Chemical / Solvent Used	BottleNo	Amt	Units	Expires
Multi Analyte Custom Grade Solution	13793		mL	12/8/2022

Final Volume: mL

Stock Source **Base Units** **Amount Added**

Analytes **CAS** Conc: **ug/mL**

INORGANIC VENTURES™
Refine your results. Redefine your industry.

Certificate of Analysis

300 Technology Drive
Christiansburg, VA 24073 USA
inorganicventures.com

P: 800-669-6799/540-585-3030
F: 540-585-3012
info@inorganicventures.com

1.0 ACCREDITATION / REGISTRATION

INORGANIC VENTURES is accredited to ISO 17034, "General Requirements for the Competence of Reference Material Producers" and ISO/IEC 17025, "General Requirements for the Competence of Testing and Calibration Laboratories". Inorganic Ventures is also an ISO 9001 registered manufacturer (QSR Certificate Number QSR-1034).

ACCREDITED
Testing Laboratory
Certificate 883.01

ACCREDITED
Reference Material Producer
Certificate 883.02

2.0 PRODUCT DESCRIPTION

Product Code:	Multi Analyte Custom Grade Solution
Catalog Number:	EL-MSCAL-2B
Lot Number:	S2-MEB704403
Matrix:	5% (v/v) HNO3
Value / Analyte(s):	100 µg/mL ea:

Aluminum, Arsenic,
Boron, Barium,
Beryllium, Cadmium,
Cobalt, Chromium,
Copper, Iron,
Manganese, Nickel,
Lead, Selenium,
Strontium, Thorium,
Thallium, Uranium,
Vanadium, Zinc,

40 µg/mL ea:
Silver

3.0 CERTIFIED VALUES AND UNCERTAINTIES

ID #: 13793
Opened: _____
Multi Analyte Custom Grade Solution
Expires: 4/21/2025
Rec'd: 4/29/2021
Energy Laboratories Inc 1120 So. 27th Street
Billings MT 59107

ANALYTE	CERTIFIED VALUE	ANALYTE	CERTIFIED VALUE
Aluminum, Al	100.0 ± 0.4 µg/mL	Arsenic, As	100.0 ± 0.9 µg/mL
Barium, Ba	100.0 ± 0.5 µg/mL	Beryllium, Be	100.0 ± 0.7 µg/mL
Boron, B	100.0 ± 0.7 µg/mL	Cadmium, Cd	100.0 ± 0.5 µg/mL
Chromium, Cr	100.0 ± 0.8 µg/mL	Cobalt, Co	100.0 ± 0.6 µg/mL
Copper, Cu	100.0 ± 0.5 µg/mL	Iron, Fe	100.1 ± 0.4 µg/mL
Lead, Pb	100.0 ± 0.6 µg/mL	Manganese, Mn	100.0 ± 0.5 µg/mL
Nickel, Ni	100.0 ± 0.6 µg/mL	Selenium, Se	100.0 ± 0.7 µg/mL
Silver, Ag	39.99 ± 0.18 µg/mL	Strontium, Sr	100.0 ± 0.4 µg/mL
Thallium, Tl	100.0 ± 0.6 µg/mL	Thorium, Th	100.0 ± 0.5 µg/mL
Uranium, U	100.0 ± 0.5 µg/mL	Vanadium, V	100.0 ± 0.5 µg/mL
Zinc, Zn	100.0 ± 0.5 µg/mL		

Density: 1.033 g/mL (measured at 20 ± 4 °C)

Assay Information:

ANALYTE	METHOD	NIST SRM#	SRM LOT#
Ag	ICP Assay	3151	160729
Ag	Volhard	999c	999c
Al	ICP Assay	3101a	140903
Al	EDTA	928	928
As	ICP Assay	3103a	100818
B	ICP Assay	3107	110830
Ba	ICP Assay	3104a	140909
Ba	Gravimetric		See Sec. 4.2
Be	ICP Assay	3105a	090514
Cd	ICP Assay	3108	130116
Cd	EDTA	928	928
Co	ICP Assay	3113	190630
Co	EDTA	928	928
Cr	ICP Assay	3112a	170630
Cu	ICP Assay	3114	121207
Cu	EDTA	928	928
Fe	ICP Assay	3126a	140812
Fe	EDTA	928	928
Fe	Calculated		See Sec. 4.2
Mn	ICP Assay	3132	050429
Mn	EDTA	928	928
Ni	ICP Assay	3136	120619
Ni	EDTA	928	928
Pb	ICP Assay	3128	101026
Pb	EDTA	928	928
Se	ICP Assay	3149	100901
Se	Calculated		See Sec. 4.2
Sr	EDTA	928	928
Sr	ICP Assay	Traceable to 3153a	K2-SR650985
Sr	Calculated		See Sec. 4.2
Th	EDTA	928	928
Th	Calculated		See Sec. 4.2
Tl	ICP Assay	3158	151215
U	ICP Assay	3164	080521
U	Calculated		See Sec. 4.2
V	ICP Assay	3165	160906
V	EDTA	928	928
Zn	ICP Assay	3168a	120629
Zn	EDTA	928	928

The following equations are used in the calculation of the certified value and the uncertainty. Reported uncertainties represent expanded uncertainties expressed at approximately the 95% confidence level using a coverage factor of k = 2.

Characterization of CRM/RM by Two or More Methods

Certified Value, $X_{CRM/RM}$, where two or more methods of characterization are used is the weighted mean of the results:

$X_{CRM/RM} = \Sigma(w_i)(X_i)$

X_i = mean of Assay Method i with standard uncertainty $u_{char\ i}$

w_i = the weighting factors for each method calculated using the inverse square of the variance:

$w_i = (1/u_{char\ i})^2 / (\Sigma(1/(u_{char\ i})^2)$

CRM/RM Expanded Uncertainty (±) = $U_{CRM/RM} = k\,(u^2_{char} + u^2_{bb} + u^2_{lts} + u^2_{ts})^{1/2}$

k = coverage factor = 2

$u_{char} = [\Sigma((w_i)^2\,(u_{char\ i})^2)]^{1/2}$ where $u_{char\ i}$ are the errors from each characterization method

u_{bb} = bottle to bottle homogeneity standard uncertainty

u_{lts} = long term stability standard uncertainty (storage)

u_{ts} = transport stability standard uncertainty

Characterization of CRM/RM by One Method

Certified Value, $X_{CRM/RM}$, where one method of characterization is used is the mean of individual results:

$X_{CRM/RM} = (X_a)\,(u_{char\ a})$

X_a = mean of Assay Method A with

$u_{char\ a}$ = the standard uncertainty of characterization Method A

CRM/RM Expanded Uncertainty (±) = $U_{CRM/RM} = k\,(u^2_{char\ a} + u^2_{bb} + u^2_{lts} + u^2_{ts})^{1/2}$

k = coverage factor = 2

$u_{char\ a}$ = the errors from characterization

u_{bb} = bottle to bottle homogeneity standard uncertainty

u_{lts} = long term stability standard uncertainty (storage)

u_{ts} = transport stability standard uncertainty

Certified Abundance:

IV's Certified Abundance

Isotope	Atom %
Uranium 238U	99.8 ± 0.1
Uranium 235U	0.24 ± 0.05

4.0 TRACEABILITY TO NIST

- This product is traceable to NIST via an unbroken chain of comparisons. The uncertainties for each certified value are reported, taking into account the SRM/RM uncertainty error and the measurement, weighing and volume dilution errors. In rare cases where no NIST SRM/RM are available, the term 'in-house std.' is specified.

4.1 Thermometer Calibration

- All thermometers are NIST traceable through thermometers that are calibrated by an accredited calibration laboratory.

4.2 Balance Calibration

- All analytical balances are calibrated by an accredited calibration laboratory and procedure. The weights used for testing are annually compared to master weights and are traceable to NIST.

4.3 Glassware Calibration

- An in-house procedure is used to calibrate all Class A glassware used in the manufacturing and quality control of CRM/RMs.

5.0 TRACE METALLIC IMPURITIES (TMI) DETERMINED BY ICP-MS AND ICP-OES (µg/mL)

N/A

6.0 INTENDED USE

- For the calibration of analytical instruments and validation of analytical methods as appropriate.

7.0 INSTRUCTIONS FOR THE CORRECT USE OF THIS REFERENCE MATERIAL

7.1 Storage and Handling Recommendations

- Store between approximately 4° - 30° C while in sealed TCT bag.

- While stored in the sealed TCT bag, transpiration of this CRM/RM is negligible. After opening the sealed TCT bag transpiration of the CRM/RM will occur, resulting in a gradual increase in the analyte concentration(s). It is the responsibility of the user to account for this effect. When the bottle is weighed both before and after being placed in storage, the mass difference observed will be a measure of transpiration mass loss.

- After opening the sealed TCT bag, keep cap tightly sealed when not in use and store between 4° - 24° C to minimize the effects of transpiration. Use at 20° ± 4° C to minimize volumetric dilution error when using the reported density. Do not pipette from the container. Do not return removed aliquots to container.

- For more information, visit **www.inorganicventures.com/TCT**

8.0 HAZARDOUS INFORMATION

- Please refer to the Safety Data Sheet for information regarding this CRM/RM.

9.0 HOMOGENEITY

- This solution was mixed according to an in-house procedure and is guaranteed to be homogeneous. Homogeneity data indicate that the end user should take a minimum sample size of 0.2 mL to assure homogeneity.

10.0 QUALITY STANDARD DOCUMENTATION

10.1 ISO 9001 Quality Management System Registration

- QSR Certificate Number QSR-1034

10.2 ISO/IEC 17025 "General Requirements for the Competence of Testing and Calibration Laboratories"

- Chemical Testing - Accredited / A2LA Certificate Number 883.01

10.3 ISO 17034 "General Requirements for the Competence of Reference Material Producers"

- Reference Material Producer - Accredited / A2LA Certificate Number 883.02

Inorganic Ventures, 300 Technology Drive, Christiansburg, Va. 24073, USA; Telephone: 800.669.6799; 540.585.3030, Fax: 540.585.3012; inorganicventures.com; info@inorganicventures.com

11.0 CERTIFICATION, LOT EXPIRATION AND PERIOD OF VALIDITY

11.1 Certification Issue Date

April 21, 2021

- The certification is valid within the measurement uncertainty specified provided the CRM/RM is stored and handled in accordance with instructions given in Sec 7.1. This certification is nullified if instructions in Sec 7.1 are not followed or if the CRM/RM is damaged, contaminated, or otherwise modified.

11.2 Lot Expiration Date

- April 21, 2025

- The date after which this CRM/RM should not be used.

- The lot expiration date reflects the period of time that the stability of a CRM/RM can be supported by long term stability studies conducted on properly stored and handled CRM/RMs. Lot expiration is limited primarily by transpiration (loss of water from the solution) and infrequently by chemical stability.

11.3 Period of Validity

- Sealed TCT Bag Open Date: _____

- This CRM/RM should not be used longer than one year (or six months in the case of a 30 mL bottle) from the date of opening the aluminized bag or after the date given in Sec. 11.2, whichever comes first. This is contingent upon the CRM/RM being stored and handled in accordance with the instructions given in Sec. 7.1.

12.0 NAMES AND SIGNATURES OF CERTIFYING OFFICERS

Certificate Approved By:

Michael Booth
Director, Quality Control

Michael J Booth

Certifying Officer:

Paul Gaines
Chairman / Senior Technical Director

Paul R Gaines

Energy Laboratories Inc

Standard LOG

Standard ID:	ME211229A AU 2ND SOURCE		
Standard Name	Au 2nd source Stock	Type:	Primary
Date Prepared	12/29/2021	BY:	Amanda E. McDani
Date Expires:	12/29/2022		
Department	ME	Status:	Open
Vendor:	SCP Science		
Lot Number:	S211129013		
Balance ID:			
Comments:	opened 12/29/2021; expires 12/29/2022		

Chemical / Solvent Used	BottleNo	Amt	Units	Expires
ICP/ICPMS Standard Gold	14710	500	mL	12/29/2022

Final Volume:
500 mL

Stock Source **Base Units** **Amount Added**

Analytes **CAS** Conc: **ug/mL**

ID #: 14710
Opened:
ICP/ICPMS Standard Gold
Expires: 12/31/2023
Rec'd: 12/29/2021
Energy Laboratories Inc 1120 So. 27th Street
Billings MT 59107

SCP SCIENC
Providing Innovative Solutions to Analytical

Certificate of Analysis

1.0 DESCRIPTION:

PlasmaCAL ICP/ICPMS Standard - Gold 1000 µg/ml

Au

Catalogue Number: 140-052-790/-791/-795
Starting Material: Gold Metal 99.99+%
Lot Number: **S211129013**
Matrix: 10% HCl (See Section 3 for actual matrix)
Expiration Date (End of month): **December 2023** (or 15 months after bottle is opened, whichever comes first)

2.0 CERTIFIED VALUES AND ASSOCIATED UNCERTAINTY:

Certified Concentration: **1001 µg/ml +/- 4 µg/ml**
982 µg/g +/- 4 µg/g

Method of analysis: Inductively Coupled Plasma Atomic Emission Spectroscopy (ICP-AES)

Traceability: NIST Standard Reference Material 3121 Lot: **991806**

Note: The uncertainty of the certified value has been calculated from applicable uncertainty contributors (u_i) including uncertainty established during characterization of the material (u_{char}), the between bottle variation (u_{bb}), short-term stability (u_{sts}) and long-term stability (u_{lts}) according to the model $u_c = \sqrt{(u_{char}^2 + u_{bb}^2 + u_{sts}^2 + u_{lts}^2)}$. This combined uncertainty has been further multiplied by a coverage factor (k) of 2 to provide a 95% confidence interval.

3.0 REFERENCE VALUES:

Density: **1.019 g/ml @ 22.4 °C**
Actual Matrix: **10.0% (v/v) HCl**

Trace Metal Impurities as tested by ICP-MS:

Element	Conc. (ppm)	Element	Conc. (ppm)	Element	Conc. (ppm)	Element	Conc. (ppm)
Ag	**0.3851**	Fe	<0.0090	Nd	<0.0010	Sn	<0.0010
Al	**0.0062**	Ga	<0.0010	Ni	<0.0010	Sr	<0.0025
As	<0.0010	Gd	<0.0010	Os	<0.0010	Ta	<0.0010
Au	N/A	Ge	<0.0010	P	<0.0132	Tb	<0.0010
B	<0.0015	Hf	<0.0010	Pb	<0.0010	Te	<0.0010
Ba	<0.0010	Hg	*	Pd	**0.0434**	Th	<0.0010
Be	<0.0010	Ho	<0.0010	Pr	<0.0010	Ti	<0.0012
Bi	<0.0010	In	<0.0010	Pt	**0.0048**	Tl	<0.0011
Ca	<0.0135	Ir	<0.0010	Rb	<0.0010	Tm	<0.0010
Cd	<0.0010	K	**0.0362**	Re	<0.0010	U	<0.0010
Ce	<0.0010	La	<0.0010	Rh	<0.0010	V	<0.0010
Co	<0.0010	Li	<0.0010	Ru	<0.0010	W	<0.0020
Cr	<0.0010	Lu	<0.0010	S	*	Y	<0.0010
Cs	**0.0029**	Mg	<0.0010	Sb	<0.0010	Yb	<0.0010
Cu	**0.0023**	Mn	<0.0010	Sc	<0.0010	Zn	<0.0010
Dy	<0.0010	Mo	<0.0010	Se	<0.01	Zr	<0.0010
Er	<0.0010	Na	**0.0070**	Si	<0.1		
Eu	<0.0010	Nb	<0.0010	Sm	<0.0010	*: Not tested	

4.0 APPROVAL AND DATE OF CERTIFICATION:

Certification Approval: Daniel Boisvert, Chemist
Certification Date: December 10, 2021

Daniel Boisvert

ACCREDITED
Reference Material Producer
CERTIFICATE 2885.01

5.0 INTENDED USE / *UTILISATION PRÉVUE*:

- ICP Standards: For the calibration of, including but not limited to: ICP-AES, ICP-MS, FAAS, GFAA, XRF and DCP. / *Étalons ICP : Pour l'étalonnage d'instruments de mesure tels que: ICP-AES, ICP-MS, FAAS, GFAA, XRF et DCP.*
- AA Standards: For the calibration of Flame (FAAS) and Graphite Furnace (GFAA) Atomic Absorption Spectrometers. / *Étalons AA : Pour l'étalonnage de spectromètres d'absorption atomique flamme (GFAA) et four au graphite (GFAA).*
- Matrix Modifiers: For the optimization of analytical conditions to provide better Graphite Furnace Atomic Absorption (GFAA) instrument response and improved detection limits. / *Modificateur de matrice : Pour l'optimisation des conditions analytiques afin de fournir des meilleurs réponses instrumentales et limites de détection pour SAA four au graphite.*
- pH Standards: For the calibrating pH meters or for other wet chemistry applications. / *Étalons pH : Pour étalonnage de pH mètres et autres applications de chimie humide.*
- Conductivity Standards: For electrolytic conductivity measurement as a calibration standard. / *Étalons de conductivité : Comme étalon pour les mesures de conductivité électrolytiques.*
- IC Standards: for calibration of, but not limited to IC, HPLC, TLC, ISE, IR, NMR, MS, UV/VIS or other wet chemistry applications. / *Étalons IC : Pour étalonnage d'instruments tels que : IC, HPLC, TLC, ISE, IR, NMR, MS, UV/VIS et autres applications de chimie humide.*

For any inquiries, please contact **SCP SCIENCE**. / *Pour toute question, veuillez contacter **SCP SCIENCE**.*

6.0 INSTRUCTIONS FOR USE / *INSTRUCTIONS D'UTILISATION*:

Handling and Storage / Manutention et entreposage: Keep product tightly capped when not in use. The solution should be opened for a minimum amount of time necessary to dispense the amount required. Do not pipet or use directly from container. Do not return unused portions back to container. Store under normal laboratory conditions. Avoid exposure to excessive sources of heat and humidity or direct sunlight. / *Garder les contenants bien fermés lorsque non utilisés. Le contenant devrait être ouvert seulement pour le temps requis afin de prélever la quantité nécessaire. Ne pas pipetter ou utiliser directement du contenant. Ne pas retourner les portions non-utilisées dans le contentant. Conserver dans des conditions normales de laboratoire. Éviter l'exposition à des sources de chaleur et d'humidité excessives ou à l'exposition solaire directe.*

Stability / *Stabilité*: This Standard is guaranteed to be stable and accurate to within the specified uncertainty of measurement up to the unopened expiry date, if sealed, or up to the opened expiry date (when indicated), whichever comes first, provided the solution is kept tightly capped and stored under the indicated storage conditions. Purchasers will be notified of any significant changes resulting in re-certification or withdrawal of the product prior to the expiration date. / *La stabilité et l'exactitude de cet étalon sont garanties d'être à l'intérieur de l'incertitude de mesure, jusqu'à la date d'expiration de la bouteille non-ouverte, si scellée, ou jusqu'à la date d'expiration de la bouteille ouverte (si indiquée), en présumant que le contenant est maintenu fermé et gardé dans les conditions d'entreposage indiquées. Les acheteurs seront avisés dans le cas où il y aura des changements significatifs nécessitant une re-certification ou un rappel du produit avant la date d'expiration.*

7.0 HAZARDOUS INFORMATION / *INFORMATION SUR LES RISQUES POTENTIELS*:

Please refer to the associated Safety Data Sheet (SDS) for information regarding this product (available at www.SCPSCIENCE.com). / *SVP vous référer à la Fiche Signalétique applicable pour de l'information sur ce produit (Disponible à www.SCPSCIENCE.com).*

8.0 HOMOGENEITY / *HOMOGÉNÉITÉ:*

This solution has been blended according to an in-house procedure and its homogeneity is guaranteed to be fit for purpose when a sample size sufficient for the intended method of analysis is used. / *Cette solution a été préparée selon une procédure maison et nous assurons que sa homogénéité est approprié à l'emploi lorsqu'un échantillon suffisant pour la méthode d'analyse prévue est utilisé.*

9.0 TRACEABILITY / *TRAÇABILITÉ*:

This CRM (Certified Reference Material) is traceable to the NIST SRM (Standard Reference Material) indicated in section 2 through an unbroken chain of comparisons. In addition, balances used are regularly calibrated using weights which are traceable to NIST (National Institute of Standards and Technology) or NRC (National Research Council of Canada) standards. All conductivity meters used to analyze this standard have been regularly calibrated using a NIST or NRC traceable Thermometer and standards. All pH meters used to analyze this standard have been regularly calibrated using a NIST or NRC traceable thermometer and pH/MV simulator. / *Ce matériel de référence certifié est traçable au Matériel de Référence Standardisé de NIST indiqué à la section 2 par une chaine de comparaison ininterrompue. De plus, les balances utilisées sont étalonnées régulièrement en utilisant des poids qui sont traçables au NIST (National Institute of Standards and Technology) ou au CRNC (Conseil National de Recherches Canada). Tout conductimètre utilisé afin d'analyser cet étalon a été sujet à un étalonnage périodique utilisant des thermomètres et étalons traçables au NIST ou CNRC. Tout pH mètre utilisé afin d'analyser cet étalon a été sujet à un étalonnage périodique utilisant des thermomètres et un simulateur pH/MV traçables au NIST ou au CNRC.*

10.0 PREPARATION / *PRÉPARATION:*

For the preparation of these solutions, 18 meghom/cm double deionized water, high-purity acids and glassware calibrated to ASTM Class A specifications are used. / *Une eau de 18 meghom/cm doublement déionisé, de l'acide de haute pureté, ainsi que de la verrerie étalonnée afin de satisfaire les spécifications Classe A de ASTM ont été utilisés pour la préparation de cet étalon.*

11.0 QUALITY SYSTEM CERTIFICATIONS / *CERTIFICATIONS DE SYSTÈME QUALITÉ:*

ISO 9001 Certification / *Certification ISO 9001*: This standard was produced in a facility which operates under a **registered** ISO 9001 Quality Management System. Please consult our web site for a copy of the most recent revision of our certificate of registration. / *Cet étalon a été fabriqué dans un laboratoire qui utilise un Système de Gestion de la Qualité **enregistré** à la norme ISO 9001. Veuillez consulter notre site web pour obtenir la version la plus récente de notre certificat d'enregistrement.*

ISO 17025 Accreditation / *Accréditation ISO 17025*: **SCP SCIENCE (Corporate Headquarters)** operates an ISO 17025 **accredited** laboratory. Please consult our web site for a copy of the most recent revision of our certificate and scope of accreditation. / ***SCP SCIENCE (Siège social)** est **accréditée** ISO 17025. Veuillez consulter notre site web afin d'obtenir la plus récente version de notre certificat d'accréditation ainsi que la portée de notre accréditation.*

ISO 17034 Accreditation / *Accréditation ISO 17034* : SCP SCIENCE (Corporate Headquarters) is an ISO 17034 accredited Reference Material Producer. Please consult our website for a copy of our most recent certificate and scope of accreditation. / ***SCP SCIENCE (Siège social)** est un Fabricant de Matériaux de Référence Accrédité ISO 17034. Veuillez consulter notre site web afin d'obtenir la plus récente version de notre certificat d'accréditation ainsi que la portée de notre accréditation.*

CORPORATE HEADQUARTERS
21800 Clark Graham
Baie D'Urfé (Montréal), Quebec,
H9X 4B6 Canada
Phone: +1 (800) 361-6820
Fax: +1 (800) 253-5549

USA
3rd Party Distribution Center
348 Route 11, Champlain,
N.Y. 12919-4816
Phone: +1 (800) 361-6820
Fax: +1 (800) 253-5549

FRANCE
12 Ave. de Québec, Bat. IRIS
91140, Villebon-sur-Yvette
Phone: +33 (0) 1 69 18 71 17
Fax: +33 (0) 1 60 92 05 67

GERMANY
Alte Marktoberdorfer Straße 14, 87616
Marktoberdorf
Phone: +49 (0) 8342-89560-61
Fax: +49 (0) 8342-89560-69

Energy Laboratories Inc

Standard LOG

Standard ID:	ME220110 CE, LA PRIMARY		
Standard Name	Ce, La Primary	Type:	Secondary
Date Prepared	1/10/2022	BY:	Amanda E. McDani
Date Expires:	1/6/2023		
Department	ME	Status:	Open
Vendor:	Inorganic Ventures		
Lot Number:	M2-CE657768/M2-		
Balance ID:			

Comments: Used to make standards and spiking solutions; No primary La available

Chemical / Solvent Used	BottleNo	Amt	Units	Expires
Nitric Acid 69.0- 70.0% D0521	14626	0.5	mL	12/14/2026
Milli-Q H2O	391	39.5	mL	6/1/2100

Final Volume: 50 mL

Stock Source		**Base Units**	**Amount Added**
ME220106-CE	Ce Primary Stock	ug/mL	5 mL

Analytes	**CAS**	Conc:	**ug/mL**

Page:*1 of 1*

Energy Laboratories Inc

Standard LOG

Standard ID:	ME220112 10 PPB STANDARD		
Standard Name	10 ppb Standard	Type:	Secondary
Date Prepared	1/12/2022	BY:	Cindy Rohrer
Date Expires:	11/18/2022		
Department	ME	Status:	Open
Vendor:	Inorganic Ventures		
Lot Number:			
Balance ID:			
Comments:	Made Fresh Daily		

Chemical / Solvent Used	BottleNo	Amt	Units	Expires
Hydrochloric Acid E1421	14721	0.25	mL	1/4/2027
Nitric Acid 69.0- 70.0% D0521	14626	0.5	mL	12/14/2026
Milli-Q H2O	391	48.335	mL	6/1/2100

Final Volume:
50 mL

Stock Source	**Base Units**	**Amount Added**
ME220112 100 PP 100 ppb Standard	ug/mL	5 mL

Analytes	**CAS**	Conc:	**mg/L**

Energy Laboratories Inc

Standard LOG

Standard ID:	ME220112 1 PPB STANDARD		
Standard Name	1 ppb Standard	Type:	Secondary
Date Prepared	1/12/2022	BY:	Cindy Rohrer
Date Expires:	11/18/2022		
Department	ME	Status:	Open
Vendor:	Inorganic Ventures		
Lot Number:			
Balance ID:			
Comments:	Made Fresh Daily		

Chemical / Solvent Used	BottleNo	Amt	Units	Expires
Hydrochloric Acid E1421	14721	0.25	mL	1/4/2027
Nitric Acid 69.0- 70.0% D0521	14626	0.5	mL	12/14/2026
Milli-Q H2O	391	48.335	mL	6/1/2100

Final Volume:
50 mL

Stock Source	**Base Units**	**Amount Added**
ME220112 10 PPB 10 ppb Standard	ug/mL	5 mL

Analytes	**CAS**	Conc:	**mg/L**

Energy Laboratories Inc

Standard LOG

Standard ID:	ME220112 0.5 PPB STANDARD		
Standard Name	0.5 ppb Standard	Type:	Secondary
Date Prepared	1/12/2022	BY:	Cindy Rohrer
Date Expires:	11/18/2022		
Department	ME	Status:	Open
Vendor:	Inorganic Ventures		
Lot Number:			
Balance ID:			
Comments:	Made Fresh Daily		

Chemical / Solvent Used	BottleNo	Amt	Units	Expires
Hydrochloric Acid E1421	14721	0.25	mL	1/4/2027
Nitric Acid 69.0- 70.0% D0521	14626	0.5	mL	12/14/2026
Milli-Q H2O	391	48.335	mL	6/1/2100

Final Volume:
50 mL

Stock Source	**Base Units**	**Amount Added**
ME220112 10 PPB 10 ppb Standard	ug/mL	2.5 mL

Analytes	**CAS**	Conc:	**mg/L**

Energy Laboratories Inc

Standard LOG

Standard ID:	ME220112 0.1 PPB STANDARD		
Standard Name	0.1 ppb Standard	Type:	Secondary
Date Prepared	1/12/2022	BY:	Cindy Rohrer
Date Expires:	11/18/2022		
Department	ME	Status:	Open
Vendor:	Inorganic Ventures		
Lot Number:			
Balance ID:			
Comments:	Made Fresh Daily		

Chemical / Solvent Used	BottleNo	Amt	Units	Expires
Hydrochloric Acid E1421	14721	0.25	mL	1/4/2027
Nitric Acid 69.0- 70.0% D0521	14626	0.5	mL	12/14/2026
Milli-Q H2O	391	48.335	mL	6/1/2100

Final Volume:
50 mL

Stock Source		**Base Units**	**Amount Added**
ME220112 1 PPB	1 ppb Standard	ug/mL	5 mL

Analytes	**CAS**	Conc:	**mg/L**

Energy Laboratories Inc

Standard LOG

Standard ID:	ME220112 0.05 PPB STANDARD		
Standard Name	0.5 ppb Standard	Type:	Secondary
Date Prepared	1/12/2022	BY:	Cindy Rohrer
Date Expires:	11/18/2022		
Department	ME	Status:	Open
Vendor:	Inorganic Ventures		
Lot Number:			
Balance ID:			
Comments:	Made Fresh Daily		

Chemical / Solvent Used	BottleNo	Amt	Units	Expires
Hydrochloric Acid E1421	14721	0.25	mL	1/4/2027
Nitric Acid 69.0- 70.0% D0521	14626	0.5	mL	12/14/2026
Milli-Q H2O	391	48.335	mL	6/1/2100

Final Volume:
50 mL

Stock Source		**Base Units**	**Amount Added**
ME220112 0.5 PP	0.5 ppb Standard	ug/mL	5 mL

Analytes	**CAS**	Conc:	**mg/L**

Energy Laboratories Inc

Standard LOG

Standard ID:	ME220112 0.025 PPB STANDARD		
Standard Name	0.025 ppb Standard	Type:	Secondary
Date Prepared	1/12/2022	BY:	Cindy Rohrer
Date Expires:	11/18/2022		
Department	ME	Status:	Open
Vendor:	Inorganic Ventures		
Lot Number:			
Balance ID:			
Comments:	Made Fresh Daily		

Chemical / Solvent Used	BottleNo	Amt	Units	Expires
Hydrochloric Acid E1421	14721	0.25	mL	1/4/2027
Nitric Acid 69.0- 70.0% D0521	14626	0.5	mL	12/14/2026
Milli-Q H2O	391	48.335	mL	6/1/2100

Final Volume:
50 mL

Stock Source		**Base Units**	**Amount Added**
ME220112 0.5 PP	0.5 ppb Standard	ug/mL	2.5 mL

Analytes	**CAS**	Conc:	**mg/L**

Energy Laboratories Inc

Standard LOG

Standard ID: ME211206 ICV STANDARD
Standard Name ICV for ICPMS Standards
Date Prepared 12/6/2021
Date Expires: 4/30/2022
Department
Vendor:
Lot Number:
Balance ID:

Type: Secondary
BY: Stacy R. Hendricks
Status: Open

Comments: Made fresh daily

Chemical / Solvent Used	BottleNo	Amt	Units	Exp
Hydrochloric Acid Instra Analyzed 000	14028	1	mL	3/29/
Nitric Acid Instra Analyzed 000028856	14572	2	mL	6/28/
Milli-Q H2O	391		mL	6/1/2

Final Volume: 100 mL

Stock Source		Base Units	Amount Added
ME210211 U Seco	U 2' QCS	ug/mL	0.05 mL
ME211206 Th QC	Th QCS Stock	ug/mL	0.05 mL
ME210901 Hg Sec	Secondary Hg Stock 2 PPM	ug/mL	0.05 mL
ME211124 EL-MSI	EL-MSICV-2	ug/mL	0.05 mL
ME210817 ICV-1A	EL-MSICV-1A	ug/mL	0.05 mL
ME210903 Ce, La	Ce, La Secondary solution	ug/mL	0.05 mL

Analytes	CAS	Conc:	mg/L

Energy Laboratories Inc

Spike LOG

Standard ID: ME210211 U SECOND SOURCE
Standard Name U 2' QCS
Date Prepared 2/11/2021
Date Expires: 4/30/2022
Department ME
Vendor:
Lot Number:
Balance ID:

Type: Secondary
BY: Alyssa A. Olson
Status: Open

Comments:

Chemical / Solvent Used	BottleNo	Amt	Units	Expires
Nitric Acid Instra Analyzed 0000264786	13061	0.25	mL	5/12/2025
Milli-Q H2O	391	22.25	mL	6/1/2100

Final Volume:
25 mL

Stock Source		**Base Units**	**Amount Added**
ME200624A	U Stock	ug/mL	2.5 mL

Analytes	**CAS**	Conc:	**ug/mL**

Energy Laboratories Inc

Standard LOG

Standard ID: ME200624A
Standard Name U Stock
Date Prepared 6/24/2020
Date Expires: 4/30/2022
Department ME
Vendor: SCP Science
Lot Number: S200422002
Balance ID:

Type: Primary
BY: Ron Hunt
Status: Empty/Disposed

Comments:

Chemical / Solvent Used	BottleNo	Amt	Units	Exp
PlasmaCal Standard Uranium	12767	500	mL	4/30/

Final Volume: 500 mL

Stock Source **Base Units** **Amount Added**

Analytes **CAS** Conc: **ug/mL**

A Uranium 7440-61-1 1000

SCP SCIENCE

Providing Innovative Solutions to Analytical Chemists

Certificate of Analysis

1.0 DESCRIPTION: ***Plasma*CAL ICP/ICPMS Standard - Uranium 1000 µg/ml**

Catalogue Number: 140-051-920/-921/-925

Starting Material: Uranyl Nitrate 99.99%

Lot Number: **S200422002**

Matrix: 4% HNO_3 (See Section 3 for actual matrix)

Expiration Date (End of month): **April 2022** (or 15 months after bottle is opened, whichever comes first)

U

2.0 CERTIFIED VALUES AND ASSOCIATED UNCERTAINTY:

Certified Concentration: **1003 µg/ml +/- 4 µg/ml**

983 µg/g +/- 4 µg/g

Method of analysis: Inductively Coupled Plasma Atomic Emission Spectroscopy (ICP-AES)

Traceability: NIST Standard Reference Material 3164 Lot: **080521**

Note: The uncertainty of the certified value has been calculated from applicable uncertainty contributors (u_i) including uncertainty established during characterization of the material (u_{char}), the between bottle variation (u_{bb}), short-term stability (u_{sts}) and long-term stability (u_{lts}) according to the model $u_c = \sqrt{(u_{char}^2 + u_{bb}^2 + u_{sts}^2 + u_{lts}^2)}$. This combined uncertainty has been further multiplied by a coverage factor (k) of 2 to provide a 95% confidence interval.

ID #: **12767**
Opened:
PlasmaCal Standard Uranium
Expires: 4/30/2022
Rec'd: 6/15/2020
Energy Laboratories Inc 1120 So. 27th Street
Billings MT 59107

3.0 REFERENCE VALUES:

Density: **1.020 g/ml @ 21.7 °C**

Actual Matrix: **4.0% (v/v) HNO_3**

% abundance of stable isotopes : ^{238}U : 99.79% ; ^{235}U : 0.21%

Note : The uranyl nitrate comes from a depleted source of uranium.

Trace Metal Impurities as tested by ICP-MS:

Element	Conc. (ppm)	Element	Conc. (ppm)	Element	Conc. (ppm)	Element	Conc. (ppm)
Ag	<0.0010	Fe	<0.0018	Nd	<0.0010	Sn	<0.0010
Al	**0.0073**	Ga	<0.0010	Ni	**0.0038**	Sr	<0.0025
As	<0.0010	Gd	<0.0010	Os	*	Ta	<0.0010
Au	<0.0010	Ge	<0.0010	P	<0.0026	Tb	<0.0010
B	<0.0015	Hf	<0.0010	Pb	<0.0010	Te	<0.0031
Ba	<0.0010	Hg	*	Pd	<0.0010	Th	**0.0020**
Be	<0.0010	Ho	<0.0010	Pr	<0.0010	Ti	<0.0012
Bi	<0.0010	In	<0.0010	Pt	<0.0010	Tl	<0.0011
Ca	**0.0340**	Ir	<0.0010	Rb	<0.0010	Tm	<0.0010
Cd	<0.0010	K	<0.0024	Re	<0.0010	U	N/A
Ce	<0.0010	La	*	Rh	<0.0010	V	<0.0010
Co	<0.0010	Li	<0.0010	Ru	<0.0010	W	<0.0020
Cr	<0.0010	Lu	<0.0010	S	<1.0000	Y	**0.0049**
Cs	<0.0010	Mg	<0.0010	Sb	<0.0010	Yb	<0.0010
Cu	<0.0010	Mn	<0.0010	Sc	<0.0010	Zn	<0.0010
Dy	<0.0010	Mo	<0.0010	Se	*	Zr	<0.0010
Er	<0.0010	Na	<0.0010	Si	<1.0000		
Eu	<0.0010	Nb	<0.0010	Sm	<0.0010	*: Not tested	

4.0 APPROVAL AND DATE OF CERTIFICATION:

Certification Approval: Daniel Boisvert, Chemist

Certification Date: April 28, 2020

Daniel Boisvert

ACCREDITED
Reference Material Producer
CERTIFICATE #2835.02

5.0 INTENDED USE / *UTILISATION PRÉVUE*:

- ICP Standards: For the calibration of, including but not limited to: ICP-AES, ICP-MS, FAAS, GFAA, XRF and DCP. / *Étalons ICP : Pour l'étalonnage d'instruments de mesure tels que: ICP-AES, ICP-MS, FAAS, GFAA, XRF et DCP.*
- AA Standards: For the calibration of Flame (FAAS) and Graphite Furnace (GFAA) Atomic Absorption Spectrometers. / *Étalons AA : Pour l'étalonnage de spectromètres d'absorption atomique flamme (GFAA) et four au graphite (GFAA).*
- Matrix Modifiers: For the optimization of analytical conditions to provide better Graphite Furnace Atomic Absorption (GFAA) instrument response and improved detection limits. / *Modificateur de matrice : Pour l'optimisation des conditions analytiques afin de fournir des meilleurs réponses instrumentales et limites de détection pour SAA four au graphite.*
- pH Standards: For the calibrating pH meters or for other wet chemistry applications. / *Étalons pH : Pour étalonnage de pH métres et autres applications de chimie humide.*
- Conductivity Standards: For electrolytic conductivity measurement as a calibration standard. / *Étalons de conductivité : Comme étalon pour les mesures de conductivité électrolytiques.*
- IC Standards: for calibration of, but not limited to IC, HPLC, TLC, ISE, IR, NMR, MS, UV/VIS or other wet chemistry applications. / *Étalons IC : Pour étalonnage d'instruments tels que : IC, HPLC, TLC, ISE, IR, NMR, MS, UV/VIS et autres applications de chimie humide.*

For any inquiries, please contact **SCP SCIENCE**. / *Pour toute question, veuillez contacter **SCP SCIENCE**.*

6.0 INSTRUCTIONS FOR USE / *INSTRUCTIONS D'UTILISATION*:

Handling and Storage / Manutention et entreposage: Keep product tightly capped when not in use. The solution should be opened for a minimum amount of time necessary to dispense the amount required. Do not pipet or use directly from container. Do not return unused portions back to container. Store under normal laboratory conditions. Avoid exposure to excessive sources of heat and humidity or direct sunlight. / *Garder les contenants bien fermés lorsque non utilisés. Le contenant devrait être ouvert seulement pour le temps requis afin de prélever la quantité nécessaire. Ne pas pipetter ou utiliser directement du contenant. Ne pas retourner les portions non-utilisées dans le contentant. Conserver dans des conditions normales de laboratoire. Éviter l'exposition à des sources de chaleur et d'humidité excessives ou à l'exposition solaire directe.*

Stability / *Stabilité*: This Standard is guaranteed to be stable and accurate to within the specified uncertainty of measurement up to the unopened expiry date, if sealed, or up to the opened expiry date (when indicated), whichever comes first, provided the solution is kept tightly capped and stored under the indicated storage conditions. Purchasers will be notified of any significant changes resulting in re-certification or withdrawal of the product prior to the expiration date. / *La stabilité et l'exactitude de cet étalon sont garanties d'être à l'intérieur de l'incertitude de mesure, jusqu'à la date d'expiration de la bouteille non-ouverte, si scellée, ou jusqu'à la date d'expiration de la bouteille ouverte (si indiquée), en présumant que le contenant est maintenu fermé et gardé dans les conditions d'entreposage indiquées. Les acheteurs seront avisés dans le cas où il y aura des changements significatifs nécessitant une re-certification ou un rappel du produit avant la date d'expiration.*

7.0 HAZARDOUS INFORMATION / *INFORMATION SUR LES RISQUES POTENTIELS*:

Please refer to the associated Safety Data Sheet (SDS) for information regarding this product (available at www.SCPSCIENCE.com). / *SVP vous référer à la Fiche Signalétique applicable pour de l'information sur ce produit (Disponible à www.SCPSCIENCE.com).*

8.0 HOMOGENEITY / *HOMOGÉNÉITÉ:*

This solution has been blended according to an in-house procedure and its homogeneity is guaranteed to be fit for purpose when a sample size sufficient for the intended method of analysis is used. / *Cette solution a été préparée selon une procédure maison et nous assurons que sa homogénéité est approprié à l'emploi lorsqu'un échantillon suffisant pour la méthode d'analyse prévue est utilisé.*

9.0 TRACEABILITY / *TRAÇABILITÉ*:

This CRM (Certified Reference Material) is traceable to the NIST SRM (Standard Reference Material) indicated in section 2 through an unbroken chain of comparisons. In addition, balances used are regularly calibrated using weights which are traceable to NIST (National Institute of Standards and Technology) or NRC (National Research Council of Canada) standards. All conductivity meters used to analyze this standard have been regularly calibrated using a NIST or NRC traceable Thermometer and standards. All pH meters used to analyze this standard have been regularly calibrated using a NIST or NRC traceable thermometer and pH/MV simulator. / *Ce matériel de référence certifié est traçable au Matériel de Référence Standardisé de NIST indiqué à la section 2 par une chaine de comparaison ininterrompue. De plus, les balances utilisées sont étalonnées régulièrement en utilisant des poids qui sont traçables au NIST (National Institute of Standards and Technology) ou au CRNC (Conseil National de Recherches Canada). Tout conductimètre utilisé afin d'analyser cet étalon a été sujet à un étalonnage périodique utilisant des thermomètres et étalons traçables au NIST ou CNRC. Tout pH mètre utilisé afin d'analyser cet étalon a été sujet à un étalonnage périodique utilisant des thermomètres et un simulateur pH/MV traçables au NIST ou au CNRC.*

10.0 PREPARATION / *PRÉPARATION:*

For the preparation of these solutions, 18 meghom/cm double deionized water, high-purity acids and glassware calibrated to ASTM Class A specifications are used. / *Une eau de 18 meghom/cm doublement déionisé, de l'acide de haute pureté, ainsi que de la verrerie étalonnée afin de satisfaire les spécifications Classe A de ASTM ont été utilisés pour la préparation de cet étalon.*

11.0 QUALITY SYSTEM CERTIFICATIONS / *CERTIFICATIONS DE SYSTÈME QUALITÉ:*

ISO 9001 Certification / *Certification ISO 9001*: This standard was produced in a facility which operates under a **registered** ISO 9001 Quality Management System. Please consult our web site for a copy of the most recent revision of our certificate of registration. / *Cet étalon a été fabriqué dans un laboratoire qui utilise un Système de Gestion de la Qualité **enregistré** à la norme ISO 9001. Veuillez consulter notre site web pour obtenir la version la plus récente de notre certificat d'enregistrement.*

ISO 17025 Accreditation / *Accréditation ISO 17025*: SCP SCIENCE (Corporate Headquarters) operates an ISO 17025 **accredited** laboratory. Please consult our web site for a copy of the most recent revision of our certificate and scope of accreditation. / ***SCP SCIENCE (Siège social)** est **accréditée** ISO 17025. Veuillez consulter notre site web afin d'obtenir la plus récente version de notre certificat d'accréditation ainsi que la portée de notre accréditation.*

ISO 17034 Accreditation / *Accréditation ISO 17034* : SCP SCIENCE (Corporate Headquarters) is an ISO 17034 accredited Reference Material Producer. Please consult our website for a copy of our most recent certificate and scope of accreditation. / ***SCP SCIENCE (Siège social)** est un Fabricant de Matériaux de Référence Accrédité ISO 17034. Veuillez consulter notre site web afin d'obtenir la plus récente version de notre certificat d'accréditation ainsi que la portée de notre accréditation.*

CORPORATE HEADQUARTERS
21800 Clark Graham
Baie D'Urfé (Montréal), Quebec,
H9X 4B6 Canada
Phone: +1 (800) 361-6820
Fax: +1 (800) 253-5549

USA
3rd Party Distribution Center
348 Route 11, Champlain,
N.Y. 12919-4816

Phone: +1 (800) 361-6820
Fax: +1 (800) 253-5549

FRANCE
12 Ave. de Québec, Bat. IRIS
SILIC 642, 91965
Villebon sur Yvette, France
Phone: +33 (0) 1 69 18 71 17
Fax: +33 (0) 1 60 92 05 67

GERMANY
Alte Marktoberdorfer Straße 14, 87616
Marktoberdorf

Phone: +49 (0) 8342-89560-61
Fax: +49 (0) 8342-89560-69

Energy Laboratories Inc

Spike LOG

Standard ID: ME211206 TH QCS STOCK
Standard Name Th QCS Stock
Date Prepared 12/6/2021
Date Expires: 10/25/2022
Department ME
Vendor:
Lot Number:
Balance ID:

Type: Secondary
BY: Stacy R. Hendricks
Status: Open

Comments:

Chemical / Solvent Used	BottleNo	Amt	Units	Exp
Nitric Acid Instra Analyzed 000028856	14572	0.25	mL	6/28/
Milli-Q H2O	391	22.25	mL	6/1/2

Final Volume: 25 mL

Stock Source	**Base Units**	**Amount Added**
ME 211025 Th Sec Th Seondary Stock	ug/mL	2.5 mL

Analytes	**CAS**	Conc:	**ug/mL**

Energy Laboratories Inc

Standard LOG

Standard ID:	ME 211025 TH SECONDARY STOCK		
Standard Name	Th Seondary Stock	Type:	Primary
Date Prepared	10/25/2021	BY:	Stacy R. Hendricks
Date Expires:	10/25/2022		
Department	ME	Status:	Open
Vendor:	Inorganic Ventures		
Lot Number:	S2-TH706436		
Balance ID:			
Comments:	Opened 10/25/2021; Expires 10/25/2022		

Chemical / Solvent Used	BottleNo	Amt	Units	Expires
Thorium Single Analyte Custom Grade Sol	14318	125	mL	10/25/2022

Final Volume:
500 mL

Stock Source **Base Units** **Amount Added**

Analytes **CAS** Conc: **ug/mL**

INORGANIC VENTURES
Refine your results. Redefine your industry.

Certificate of Analysis

300 Technology Drive
Christiansburg, VA 24073 USA
inorganicventures.com

P: 800-669-6799/540-585-3030
F: 540-585-3012
info@inorganicventures.com

1.0 ACCREDITATION / REGISTRATION

INORGANIC VENTURES is accredited to ISO 17034, "General Requirements for the Competence of Reference Material Producers" and ISO/IEC 17025, "General Requirements for the Competence of Testing and Calibration Laboratories". Inorganic Ventures is also an ISO 9001 registered manufacturer (QSR Certificate Number QSR-1034).

ACCREDITED Testing Laboratory Certificate 883.01
ACCREDITED Reference Material Producer Certificate 883.02

2.0 PRODUCT DESCRIPTION

Product Code:	Single Analyte Custom Grade Solution
Catalog Number:	CGTH1
Lot Number:	S2-TH706436
Matrix:	5% (v/v) HNO3
Value / Analyte(s):	1 000 µg/mL ea: Thorium
Starting Material:	TH(NO3)4*4H2O
Starting Material Lot#:	2250
Starting Material Purity:	99.9905%

ID #: 14318
Opened:
Thorium Single Analyte Custom Grade Solutic
Expires: 7/4/2025
Rec'd: 9/24/2021
Energy Laboratories Inc 1120 So. 27th Street
Billings MT 59107

3.0 CERTIFIED VALUES AND UNCERTAINTIES

Certified Value: 1001 ± 4 µg/mL

Density: 1.026 g/mL (measured at 20 ± 4 °C)

Assay Information:

Assay Method #1 **1001 ± 3 µg/mL**
EDTA NIST SRM 928 Lot Number: 928

Assay Method #2 **1001 ± 6 µg/mL**
Calculated NIST SRM Lot Number: See Sec. 4.2

- The Calculated Value is a value calculated from the weight of a starting material that has been certified directly vs. a National Institute of Standards and Technology (NIST) SRM/RM. See Sec 4.2 for balance traceability.

The following equations are used in the calculation of the certified value and the uncertainty. Reported uncertainties represent expanded uncertainties expressed at approximately the 95% confidence level using a coverage factor of k = 2.

Characterization of CRM/RM by Two or More Methods

Certified Value, $X_{CRM/RM}$, where two or more methods of characterization are used is the weighted mean of the results:

$X_{CRM/RM} = \Sigma(w_i)(X_i)$

X_i = mean of Assay Method i with standard uncertainty $u_{char\ i}$

w_i = the weighting factors for each method calculated using the inverse square of the variance:

$w_i = (1/u_{char\ i})^2 / (\Sigma(1/(u_{char\ i})^2)$

CRM/RM Expanded Uncertainty (±) = $U_{CRM/RM} = k\ (u^2_{char} + u^2_{bb} + u^2_{lts} + u^2_{ts})^{½}$

k = coverage factor = 2

$u_{char} = [\Sigma((w_i)^2\ (u_{char\ i})^2)]^{½}$ where $u_{char\ i}$ are the errors from each characterization method

u_{bb} = bottle to bottle homogeneity standard uncertainty

u_{lts} = long term stability standard uncertainty (storage)

u_{ts} = transport stability standard uncertainty

Characterization of CRM/RM by One Method

Certified Value, $X_{CRM/RM}$, where one method of characterization is used is the mean of individual results:

$X_{CRM/RM} = (X_a)\ (u_{char\ a})$

X_a = mean of Assay Method A with

$u_{char\ a}$ = the standard uncertainty of characterization Method A

CRM/RM Expanded Uncertainty (±) = $U_{CRM/RM} = k\ (u^2_{char\ a} + u^2_{bb} + u^2_{lts} + u^2_{ts})^{½}$

k = coverage factor = 2

$u_{char\ a}$ = the errors from characterization

u_{bb} = bottle to bottle homogeneity standard uncertainty

u_{lts} = long term stability standard uncertainty (storage)

u_{ts} = transport stability standard uncertainty

4.0 TRACEABILITY TO NIST

- This product is traceable to NIST via an unbroken chain of comparisons. The uncertainties for each certified value are reported, taking into account the SRM/RM uncertainty error and the measurement, weighing and volume dilution errors. In rare cases where no NIST SRM/RM are available, the term 'in-house std.' is specified.

4.1 Thermometer Calibration

- All thermometers are NIST traceable through thermometers that are calibrated by an accredited calibration laboratory.

4.2 Balance Calibration

- All analytical balances are calibrated by an accredited calibration laboratory and procedure. The weights used for testing are annually compared to master weights and are traceable to NIST.

4.3 Glassware Calibration

- An in-house procedure is used to calibrate all Class A glassware used in the manufacturing and quality control of CRM/RMs.

5.0 TRACE METALLIC IMPURITIES (TMI) DETERMINED BY ICP-MS AND ICP-OES (µg/mL)

CRM/RMs are tested for trace metallic impurities by Axial ICP-OES and ICP-MS. The result from the most sensitive method for each element, is reported below. Solutions tested by ICP-MS were analyzed in an ULPA-Filtered Clean Room. An ULPA-Filter is 99.9985% efficient for the removal of particles down to 0.3 µm.

M	Ag	<	0.000448	M	Eu	<	0.000224	O	Na		0.064077	M	Se	<	0.005827	M	Zn		0.003183
O	Al		0.010962	M	Fe		0.012392	M	Nb	<	0.003138	i	Si	<		M	Zr	<	0.010310
M	As	<	0.038776	M	Ga	<	0.004931	M	Nd		0.004697	M	Sm		0.000871				
M	Au	<	0.000224	M	Gd		0.000300	M	Ni	<	0.006724	M	Sn	<	0.028242				
M	B	<	0.021293	M	Ge	<	0.008965	M	Os	<	0.000224	M	Sr		0.002582				
M	Ba		0.001317	M	Hf	<	0.000224	i	P	<		M	Ta	<	0.001344				
M	Be	<	0.000224	M	Hg	<	0.000448	M	Pb		0.003287	M	Tb	<	0.001793				
M	Bi	<	0.001793	M	Ho	<	0.001344	M	Pd	<	0.000448	M	Te	<	0.010086				
O	Ca		0.051969	M	In		0.000134	M	Pr		0.001202	s	Th	<					
M	Cd	<	0.001344	M	Ir	<	0.000224	M	Pt	<	0.000224	M	Ti	<	0.004258				
M	Ce		0.015420	O	K		0.028928	M	Rb	<	0.005155	M	Tl	<	0.000224				
M	Co	<	0.001344	M	La		0.003577	M	Re	<	0.000224	M	Tm	<	0.000224				
M	Cr	<	0.015465	M	Li	<	0.000448	M	Rh	<	0.000224	M	U		0.006564				
M	Cs	<	0.013896	M	Lu	<	0.000224	M	Ru	<	0.000224	M	V	<	0.001793				
M	Cu		0.001472	O	Mg		0.027914	i	S	<		M	W	<	0.000224				
M	Dy		0.000197	M	Mn		0.001814	M	Sb	<	0.004931	M	Y		0.000860				
M	Er	<	0.002241	M	Mo	<	0.000896	M	Sc	<	0.000672	M	Yb	<	0.000224				

M - Checked by ICP-MS O - Checked by ICP-OES i - Spectral Interference
n - Not Checked For s - Solution Standard Element

6.0 INTENDED USE

- For the calibration of analytical instruments and validation of analytical methods as appropriate.

7.0 INSTRUCTIONS FOR THE CORRECT USE OF THIS REFERENCE MATERIAL

7.1 Storage and Handling Recommendations

- Store between approximately 4° - 30° C while in sealed TCT bag.

- While stored in the sealed TCT bag, transpiration of this CRM/RM is negligible. After opening the sealed TCT bag transpiration of the CRM/RM will occur, resulting in a gradual increase in the analyte concentration(s). It is the responsibility of the user to account for this effect. When the bottle is weighed both before and after being placed in storage, the mass difference observed will be a measure of transpiration mass loss.

- After opening the sealed TCT bag, keep cap tightly sealed when not in use and store between 4° - 24° C to minimize the effects of transpiration. Use at 20° ± 4° C to minimize volumetric dilution error when using the reported density. Do not pipette from the container. Do not return removed aliquots to container.

- For more information, visit **www.inorganicventures.com/TCT**

Atomic Weight; Valence; Coordination Number; Chemical Form in Solution - 232.04 +4 8 Th(OH) 3+ and Th(OH)22+

Chemical Compatibility -Soluble in HCl, and HNO3. Avoid H3PO4, H2SO4 and HF although solubilities may not be a problem depending upon pH and matrix (For example: ThF4 is soluble in acids). Avoid neutral to basic media. Th4+ is stable with most metals and inorganic anions forming an insoluble carbonate, oxide, fluoride, oxalate, sulfate and phosphate in neutral to slightly acidic media.

Stability - 2-100 ppb levels stable for months in 1% HNO3 / LDPE container. 1-10,000 ppm solutions chemically stable for years in 2-5% HNO3 / LDPE container.

Th Containing Samples (Preparation and Solution) -Metal (Soluble in Aqua Regia); Oxide (The heated oxide is not soluble in acids except hot conc. H2SO4); Ores (Na2O2 fusion at 480 ± 20EC for 7 minutes, cool and treat sintered mass with 50 mL cold water and stand until disintegrated. The mass is transferred to a beaker and acidified with HCl with 25 mL excess HCl added. Any residue is collected on a Whatman No. 42 filter, dried and ignited to 1000 EC in Pt0 crucible and the ash treated with H2SO4 / HF and fumed. If residue remains, then treat it by peroxide fusion as above.)

Atomic Spectroscopic Information (ICP-OES D.L.s are given as radial/axial view):

Technique/Line	**Estimated D.L.**	**Order**	**Interferences** (underlined indicates severe)
ICP-MS 232 amu	1 ppt	N/A	
ICP-OES 274.716 nm	0.08 / 0.008 µg/mL	1	Ti, Ta, Fe, V
ICP-OES 283.231 nm	0.07 / 0.007 µg/mL	1	U, Mo, Ti, Fe, Cr
ICP-OES 283.730 nm	0.07 / 0.007 µg/mL	1	U, Zr

8.0 HAZARDOUS INFORMATION

- Please refer to the Safety Data Sheet for information regarding this CRM/RM.

9.0 HOMOGENEITY

- This solution was mixed according to an in-house procedure and is guaranteed to be homogeneous. Homogeneity data indicate that the end user should take a minimum sample size of 0.2 mL to assure homogeneity.

10.0 QUALITY STANDARD DOCUMENTATION

10.1 ISO 9001 Quality Management System Registration

- QSR Certificate Number QSR-1034

10.2 ISO/IEC 17025 "General Requirements for the Competence of Testing and Calibration Laboratories"

- Chemical Testing - Accredited / A2LA Certificate Number 883.01

10.3 ISO 17034 "General Requirements for the Competence of Reference Material Producers"

- Reference Material Producer - Accredited / A2LA Certificate Number 883.02

Inorganic Ventures, 300 Technology Drive, Christiansburg, Va. 24073, USA; Telephone: 800.669.6799; 540.585.3030, Fax: 540.585.3012; inorganicventures.com; info@inorganicventures.com

11.0 CERTIFICATION, LOT EXPIRATION AND PERIOD OF VALIDITY

11.1 Certification Issue Date

July 04, 2021

- The certification is valid within the measurement uncertainty specified provided the CRM/RM is stored and handled in accordance with instructions given in Sec 7.1. This certification is nullified if instructions in Sec 7.1 are not followed or if the CRM/RM is damaged, contaminated, or otherwise modified.

11.2 Lot Expiration Date

- July 04, 2025

- The date after which this CRM/RM should not be used.

- The lot expiration date reflects the period of time that the stability of a CRM/RM can be supported by long term stability studies conducted on properly stored and handled CRM/RMs. Lot expiration is limited primarily by transpiration (loss of water from the solution) and infrequently by chemical stability.

11.3 Period of Validity

- Sealed TCT Bag Open Date: _____

- This CRM/RM should not be used longer than one year (or six months in the case of a 30 mL bottle) from the date of opening the aluminized bag or after the date given in Sec. 11.2, whichever comes first. This is contingent upon the CRM/RM being stored and handled in accordance with the instructions given in Sec. 7.1.

12.0 NAMES AND SIGNATURES OF CERTIFYING OFFICERS

Certificate Approved By:

Michael Booth
Director, Quality Control

Michael J Booth

Certifying Officer:

Paul Gaines
Chairman / Senior Technical Director

Paul R Gaines

Energy Laboratories Inc

Spike LOG

Standard ID: ME210901 HG SECOND SOURCE
Standard Name Secondary Hg Stock 2 PPM
Date Prepared 9/1/2021
Date Expires: 7/26/2022
Department ME
Vendor: Inorganic Ventures
Lot Number:
Balance ID:

Type: Secondary
BY: Alyssa A. espinoza
Status: Open

Comments:

Chemical / Solvent Used	BottleNo	Amt	Units	Exp
Nitric Acid, 69.0-70.0%,0000282671	14178	0.1	mL	4/11/
Hydrochloric Acid Instra Analyzed 000	14028	0.05	mL	3/29/

Final Volume: 50 mL

Stock Source		**Base Units**	**Amount Added**
ME210726	Hg Secondary Source	ug/mL	0.1 mL

Analytes	**CAS**	Conc:	**ug/mL**

Energy Laboratories Inc

Spike LOG

Standard ID: ME210726
Standard Name Hg Secondary Source
Date Prepared 7/26/2021
Date Expires: 7/26/2022
Department
Vendor:
Lot Number:
Balance ID:

Type:
BY: Jordan A. Gjerde
Status: New

Comments:

Chemical / Solvent Used	BottleNo	Amt	Units	Exp
Mercury Single Analyte Custom Grade	13979	120	mL	7/26/

Final Volume: mL

Stock Source **Base Units** **Amount Added**

Analytes **CAS** Conc: **ug/mL**

Page: *1 of 1*

INORGANIC VENTURES
300 Technology Drive
Christiansburg, VA 24073 USA
inorganicventures.com

CERTIFICATE OF ANALYSIS

Tel: 800.669.6699 • 540.585.3030
Fax: 540.585.3012
info@inorganicventures.com

1.0 ACCREDITATION / REGISTRATION

INORGANIC VENTURES is accredited to ISO 17034, "General Requirements for the Competence of Reference Material Producers" and ISO/IEC 17025, "General Requirements for the Competence of Testing and Calibration Laboratories". Inorganic Ventures is also an ISO 9001 registered manufacturer (QSR Certificate Number QSR-1034).

ACCREDITED Testing Laboratory Certificate 883.01
ACCREDITED Reference Material Producer Certificate 883.02

2.0 PRODUCT DESCRIPTION

Product Code:	Single Analyte Custom Grade Solution
Catalog Number:	CGHG1
Lot Number:	R2-HG696409
Matrix:	5% (v/v) HNO3
Value / Analyte(s):	1 000 µg/mL ea: Mercury
Starting Material:	Hg metal
Starting Material Lot#:	1959
Starting Material Purity:	99.9994%

ID #: 13979
Opened:
Mercury Single Analyte Custom Grade Solutic
Expires: 9/15/2024
Rec'd: 6/23/2021
Energy Laboratories Inc 1120 So. 27th Street
Billings MT 59107

3.0 CERTIFIED VALUES AND UNCERTAINTIES

Certified Value: 1002 ± 3 µg/mL

Density: 1.026 g/mL (measured at 20 ± 4 °C)

Assay Information:

Assay Method #1 **1004 ± 8 µg/mL**
ICP Assay NIST SRM 3133 Lot Number: 160921

Assay Method #2 **1003 ± 3 µg/mL**
EDTA NIST SRM 928 Lot Number: 928

Assay Method #3 **1001 ± 3 µg/mL**
Calculated NIST SRM Lot Number: See Sec. 4.2

- The Calculated Value is a value calculated from the weight of a starting material that has been certified directly vs. a National Institute of Standards and Technology (NIST) SRM/RM. See Sec 4.2 for balance traceability.

The following equations are used in the calculation of the certified value and the uncertainty. Reported uncertainties represent expanded uncertainties expressed at approximately the 95% confidence level using a coverage factor of k = 2.

Characterization of CRM/RM by Two or More Methods

Certified Value, $X_{CRM/RM}$, where two or more methods of characterization are used is the weighted mean of the results:

$X_{CRM/RM} = \Sigma(w_i)(X_i)$

X_i = mean of Assay Method i with standard uncertainty $u_{char\ i}$

w_i = the weighting factors for each method calculated using the inverse square of the variance:

$w_i = (1/u_{char\ i})^2 / (\Sigma(1/(u_{char\ i})^2)$

CRM/RM Expanded Uncertainty (±) = $U_{CRM/RM} = k\,(u^2_{char} + u^2_{bb} + u^2_{lts} + u^2_{ts})^{1/2}$

k = coverage factor = 2

$u_{char} = [\Sigma((w_i)^2\,(u_{char\ i})^2)]^{1/2}$ where $u_{char\ i}$ are the errors from each characterization method

u_{bb} = bottle to bottle homogeneity standard uncertainty

u_{lts} = long term stability standard uncertainty (storage)

u_{ts} = transport stability standard uncertainty

Characterization of CRM/RM by One Method

Certified Value, $X_{CRM/RM}$, where one method of characterization is used is the mean of individual results:

$X_{CRM/RM} = (X_a)\,(u_{char\ a})$

X_a = mean of Assay Method A with

$u_{char\ a}$ = the standard uncertainty of characterization Method A

CRM/RM Expanded Uncertainty (±) = $U_{CRM/RM} = k\,(u^2_{char\ a} + u^2_{bb} + u^2_{lts} + u^2_{ts})^{1/2}$

k = coverage factor = 2

$u_{char\ a}$ = the errors from characterization

u_{bb} = bottle to bottle homogeneity standard uncertainty

u_{lts} = long term stability standard uncertainty (storage)

u_{ts} = transport stability standard uncertainty

4.0 TRACEABILITY TO NIST

- This product is traceable to NIST via an unbroken chain of comparisons. The uncertainties for each certified value are reported, taking into account the SRM/RM uncertainty error and the measurement, weighing and volume dilution errors. In rare cases where no NIST SRM/RM are available, the term 'in-house std.' is specified.

4.1 Thermometer Calibration

- All thermometers are NIST traceable through thermometers that are calibrated by an accredited calibration laboratory.

4.2 Balance Calibration

- All analytical balances are calibrated by an accredited calibration laboratory and procedure. The weights used for testing are annually compared to master weights and are traceable to NIST.

4.3 Glassware Calibration

- An in-house procedure is used to calibrate all Class A glassware used in the manufacturing and quality control of CRM/RMs.

5.0 TRACE METALLIC IMPURITIES (TMI) DETERMINED BY ICP-MS AND ICP-OES (µg/mL)

CRM/RMs are tested for trace metallic impurities by Axial ICP-OES and ICP-MS. The result from the most sensitive method for each element, is reported below. Solutions tested by ICP-MS were analyzed in an ULPA-Filtered Clean Room. An ULPA-Filter is 99.9985% efficient for the removal of particles down to 0.3 µm.

O	Ag		0.001159	M	Eu	<	0.000201	O	Na		0.000435	M	Se	<	0.015915	O	Zn	<	0.001510
O	Al		0.000090	O	Fe		0.000113	M	Nb	<	0.000201	O	Si		0.000525	M	Zr	<	0.000201
M	As	<	0.000402	M	Ga	<	0.000201	M	Nd	<	0.000201	M	Sm	<	0.000201				
M	Au	<	0.003631	M	Gd	<	0.000201	M	Ni	<	0.000402	M	Sn	<	0.001007				
M	B	<	0.001208	M	Ge	<	0.000201	M	Os	<	0.000605	M	Sr	<	0.000201				
M	Ba	<	0.000201	M	Hf	<	0.000201	O	P	<	0.032370	M	Ta	<	0.000201				
M	Be	<	0.000201	s	Hg	<		M	Pb	<	0.000201	M	Tb	<	0.000201				
M	Bi	<	0.000201	M	Ho	<	0.000201	M	Pd	<	0.000403	M	Te	<	0.002216				
O	Ca		0.000746	M	In	<	0.000201	M	Pr	<	0.000201	M	Th	<	0.000201				
M	Cd	<	0.000201	M	Ir	<	0.000201	M	Pt	<	0.000402	M	Ti	<	0.000402				
M	Ce	<	0.000201	O	K		0.002007	M	Rb	<	0.000201	O	Tl	<	0.016508				
M	Co	<	0.000201	M	La	<	0.000201	M	Re	<	0.000201	M	Tm	<	0.000201				
O	Cr	<	0.003021	O	Li	<	0.000107	M	Rh	<	0.000201	M	U	<	0.008058				
M	Cs	<	0.001208	M	Lu	<	0.000201	M	Ru	<	0.000201	M	V	<	0.000201				
M	Cu	<	0.000402	O	Mg		0.000096	O	S	<	0.053950	M	W	<	0.000604				
M	Dy	<	0.000201	M	Mn	<	0.000604	M	Sb	<	0.001208	M	Y	<	0.000201				
M	Er	<	0.000201	M	Mo		0.000971	M	Sc	<	0.000201	M	Yb	<	0.000201				

M - Checked by ICP-MS O - Checked by ICP-OES i - Spectral Interference
n - Not Checked For s - Solution Standard Element

6.0 INTENDED USE

- For the calibration of analytical instruments and validation of analytical methods as appropriate.

7.0 INSTRUCTIONS FOR THE CORRECT USE OF THIS REFERENCE MATERIAL

7.1 Storage and Handling Recommendations

- Store between approximately 4° - 30° C while in sealed TCT bag.

- While stored in the sealed TCT bag, transpiration of this CRM/RM is negligible. After opening the sealed TCT bag transpiration of the CRM/RM will occur, resulting in a gradual increase in the analyte concentration(s). It is the responsibility of the user to account for this effect. When the bottle is weighed both before and after being placed in storage, the mass difference observed will be a measure of transpiration mass loss.

- After opening the sealed TCT bag, keep cap tightly sealed when not in use and store between 4° - 24° C to minimize the effects of transpiration. Use at 20° ± 4° C to minimize volumetric dilution error when using the reported density. Do not pipette from the container. Do not return removed aliquots to container.

- For more information, visit **www.inorganicventures.com/TCT**

Atomic Weight; Valence; Coordination Number; Chemical Form in Solution - 200.59 +2 4 Hg(OH)(aq) 1+

Chemical Compatibility - Stable in HNO3. Avoid basic media forming insoluble carbonate. The sulfide, basic carbonate, oxalate, phosphate, arsenite, arsenate and iodide are insoluble in water.

Stability - 2-100 ppb levels not stable in 1% HNO3 / LDPE container, stable in 10% HNO3 packaged in borosilicate glass. 1-100 ppm levels stable in 7% HNO3 packaged in borosilicate glass. 1000-10,000 ppm solutions are chemically stable for years in 5-10% HNO3 / LDPE container.

Hg Containing Samples (Preparation and Solution) - Metal (soluble in HNO3); Oxide (Soluble in HNO3); Ores and Organic based (The literature has more references to the preparation of Hg containing samples than any other element. Please consult the literature for your specific sample type, since such preparations are prone to error. Or e-mail our technical staff and we will contact you to discuss your particular sample preparation questions in further detail.).

Atomic Spectroscopic Information (ICP-OES D.L.s are given as radial/axial view):

Technique/Line	Estimated D.L.	Order	Interferences (underlined indicates severe)
ICP-MS 202 amu	9 ppt	n/a	186W16O
ICP-OES 184.950 nm	0.03 / 0.005 µg/mL	1	
ICP-OES 194.227 nm	0.03 / 0.005 µg/mL	1	V
ICP-OES 253.652 nm	0.1 / 0.03 µg/mL	1	Ta, Co, Th ,Rh , Fe, U

8.0 HAZARDOUS INFORMATION

- Please refer to the Safety Data Sheet for information regarding this CRM/RM.

9.0 HOMOGENEITY

- This solution was mixed according to an in-house procedure and is guaranteed to be homogeneous. Homogeneity data indicate that the end user should take a minimum sample size of 0.2 mL to assure homogeneity.

10.0 QUALITY STANDARD DOCUMENTATION

10.1 ISO 9001 Quality Management System Registration

- QSR Certificate Number QSR-1034

10.2 ISO/IEC 17025 "General Requirements for the Competence of Testing and Calibration Laboratories"

- Chemical Testing - Accredited / A2LA Certificate Number 883.01

10.3 ISO 17034 "General Requirements for the Competence of Reference Material Producers"

- Reference Material Producer - Accredited / A2LA Certificate Number 883.02

Inorganic Ventures, 300 Technology Drive, Christiansburg, Va. 24073, USA; Telephone: 800.669.6799; 540.585.3030, Fax: 540.585.3012; inorganicventures.com; info@inorganicventures.com

11.0 CERTIFICATION, LOT EXPIRATION AND PERIOD OF VALIDITY

11.1 Certification Issue Date

September 15, 2020

- The certification is valid within the measurement uncertainty specified provided the CRM/RM is stored and handled in accordance with instructions given in Sec 7.1. This certification is nullified if instructions in Sec 7.1 are not followed or if the CRM/RM is damaged, contaminated, or otherwise modified.

11.2 Lot Expiration Date

- **September 15, 2024**

- The date after which this CRM/RM should not be used.

- The lot expiration date reflects the period of time that the stability of a CRM/RM can be supported by long term stability studies conducted on properly stored and handled CRM/RMs. Lot expiration is limited primarily by transpiration (loss of water from the solution) and infrequently by chemical stability.

11.3 Period of Validity

- Sealed TCT Bag Open Date: _____

- This CRM/RM should not be used longer than one year (or six months in the case of a 30 mL bottle) from the date of opening the aluminized bag or after the date given in Sec. 11.2, whichever comes first. This is contingent upon the CRM/RM being stored and handled in accordance with the instructions given in Sec. 7.1.

12.0 NAMES AND SIGNATURES OF CERTIFYING OFFICERS

Certificate Approved By:

Michael Booth
Director, Quality Control

Certifying Officer:

Paul Gaines
Chairman / Senior Technical Director

Energy Laboratories Inc

Standard LOG

Standard ID:	ME211124 EL-MSICV-2		
Standard Name	EL-MSICV-2	Type:	Primary
Date Prepared	11/24/2021	BY:	Amanda E. McDani
Date Expires:	11/24/2022		
Department	ME	Status:	Open
Vendor:	Inorganic Ventures		
Lot Number:			
Balance ID:			

Comments:

Chemical / Solvent Used	BottleNo	Amt	Units	Exp
Multi Analyte Custom Grade Solution	14023	500	mL	11/24

Final Volume: mL

Stock Source	**Base Units**	**Amount Added**
Analytes	**CAS**	Conc: **ug/mL**

INORGANIC VENTURES™
300 Technology Drive
Christiansburg, VA 24073 - USA
inorganicventures.com

CERTIFICATE OF ANALYSIS

tel: 800.669.6799 - 540.585.3030
fax: 540.585.3012
info@inorganicventures.com

1.0 ACCREDITATION / REGISTRATION

INORGANIC VENTURES is accredited to ISO 17034, "General Requirements for the Competence of Reference Material Producers" and ISO/IEC 17025, "General Requirements for the Competence of Testing and Calibration Laboratories". Inorganic Ventures is also an ISO 9001 registered manufacturer (QSR Certificate Number QSR-1034).

ACCREDITED Testing Laboratory Certificate 883.01 ACCREDITED Reference Material Producer Certificate 883.02

2.0 PRODUCT DESCRIPTION

Product Code:	Multi Analyte Custom Grade Solution
Catalog Number:	EL-MSICV-2
Lot Number:	R2-MEB696849
Matrix:	3% (v/v) HNO_3 tr. HF
Value / Analyte(s):	1 000 µg/mL ea: Silicon, 100 µg/mL ea: Tin, Titanium, Molybdenum, Antimony

Second Source: Whenever possible, this solution was manufactured from a second set of concentrates in our manufacturing facility.

3.0 CERTIFIED VALUES AND UNCERTAINTIES

ANALYTE	CERTIFIED VALUE	ANALYTE	CERTIFIED VALUE
Antimony, Sb	100.0 ± 0.6 µg/mL	Molybdenum, Mo	100.0 ± 0.5 µg/mL
Silicon, Si	1 000 ± 7 µg/mL	Tin, Sn	99.9 ± 0.4 µg/mL
Titanium, Ti	99.9 ± 0.6 µg/mL		

Density: 1.019 g/mL (measured at 20 ± 4 °C)

Assay Information:

ANALYTE	METHOD	NIST SRM#	SRM LOT#
Mo	ICP Assay	3134	130418
Sb	ICP Assay	3102a	140911
Si	ICP Assay	3150	130912
Sn	ICP Assay	3161a	070330
Sn	Calculated		See Sec. 4.2
Ti	ICP Assay	3162a	130925

The following equations are used in the calculation of the certified value and the uncertainty. Reported uncertainties represent expanded uncertainties expressed at approximately the 95% confidence level using a coverage factor of k = 2.

ID #: 14023
Opened:
Multi Analyte Custom Grade Solution
Expires: 9/14/2024
Rec'd: 7/7/2021
Energy Laboratories Inc 1120 So. 27th Street
Billings MT 59107

Characterization of CRM/RM by Two or More Methods

Certified Value, $X_{CRM/RM}$, where two or more methods of characterization are used is the weighted mean of the results:

$X_{CRM/RM} = \Sigma(w_i)(X_i)$

X_i = mean of Assay Method i with standard uncertainty $u_{char\ i}$

w_i = the weighting factors for each method calculated using the inverse square of the variance:

$w_i = (1/u_{char\ i})^2 / (\Sigma(1/(u_{char\ i})^2)$

CRM/RM Expanded Uncertainty (±) = $U_{CRM/RM} = k\,(u^2_{char} + u^2_{bb} + u^2_{lts} + u^2_{ts})^{1/2}$

k = coverage factor = 2

$u_{char} = [\Sigma((w_i)^2 (u_{char\ i})^2)]^{1/2}$ where $u_{char\ i}$ are the errors from each characterization method

u_{bb} = bottle to bottle homogeneity standard uncertainty

u_{lts} = long term stability standard uncertainty (storage)

u_{ts} = transport stability standard uncertainty

Characterization of CRM/RM by One Method

Certified Value, $X_{CRM/RM}$, where one method of characterization is used is the mean of individual results:

$X_{CRM/RM} = (X_a)(u_{char\ a})$

X_a = mean of Assay Method A with

$u_{char\ a}$ = the standard uncertainty of characterization Method A

CRM/RM Expanded Uncertainty (±) = $U_{CRM/RM} = k\,(u^2_{char\ a} + u^2_{bb} + u^2_{lts} + u^2_{ts})^{1/2}$

k = coverage factor = 2

$u_{char\ a}$ = the errors from characterization

u_{bb} = bottle to bottle homogeneity standard uncertainty

u_{lts} = long term stability standard uncertainty (storage)

u_{ts} = transport stability standard uncertainty

4.0 TRACEABILITY TO NIST

- This product is traceable to NIST via an unbroken chain of comparisons. The uncertainties for each certified value are reported, taking into account the SRM/RM uncertainty error and the measurement, weighing and volume dilution errors. In rare cases where no NIST SRM/RM are available, the term 'in-house std.' is specified.

4.1 Thermometer Calibration

- All thermometers are NIST traceable through thermometers that are calibrated by an accredited calibration laboratory.

4.2 Balance Calibration

- All analytical balances are calibrated by an accredited calibration laboratory and procedure. The weights used for testing are annually compared to master weights and are traceable to NIST.

4.3 Glassware Calibration

- An in-house procedure is used to calibrate all Class A glassware used in the manufacturing and quality control of CRM/RMs.

5.0 TRACE METALLIC IMPURITIES (TMI) DETERMINED BY ICP-MS AND ICP-OES (µg/mL)

N/A

6.0 INTENDED USE

- For the calibration of analytical instruments and validation of analytical methods as appropriate.

7.0 INSTRUCTIONS FOR THE CORRECT USE OF THIS REFERENCE MATERIAL

7.1 Storage and Handling Recommendations

- Store between approximately 4° - 30° C while in sealed TCT bag.

- While stored in the sealed TCT bag, transpiration of this CRM/RM is negligible. After opening the sealed TCT bag transpiration of the CRM/RM will occur, resulting in a gradual increase in the analyte concentration(s). It is the responsibility of the user to account for this effect. When the bottle is weighed both before and after being placed in storage, the mass difference observed will be a measure of transpiration mass loss.

- After opening the sealed TCT bag, keep cap tightly sealed when not in use and store between 4° - 24° C to minimize the effects of transpiration. Use at 20° ± 4° C to minimize volumetric dilution error when using the reported density. Do not pipette from the container. Do not return removed aliquots to container.

HF Note: This standard should not be prepared or stored in glass.

8.0 HAZARDOUS INFORMATION

- Please refer to the Safety Data Sheet for information regarding this CRM/RM.

9.0 HOMOGENEITY

- This solution was mixed according to an in-house procedure and is guaranteed to be homogeneous. Homogeneity data indicate that the end user should take a minimum sample size of 0.2 mL to assure homogeneity.

10.0 QUALITY STANDARD DOCUMENTATION

10.1 ISO 9001 Quality Management System Registration

- QSR Certificate Number QSR-1034

10.2 ISO/IEC 17025 "General Requirements for the Competence of Testing and Calibration Laboratories"

- Chemical Testing - Accredited / A2LA Certificate Number 883.01

10.3 ISO 17034 "General Requirements for the Competence of Reference Material Producers"

- Reference Material Producer - Accredited / A2LA Certificate Number 883.02

Inorganic Ventures, 300 Technology Drive, Christiansburg, Va. 24073, USA: Telephone: 800.669.6799; 540.585.3030, Fax: 540.585.3012; inorganicventures.com; info@inorganicventures.com

11.0 CERTIFICATION, EXPIRATION AND PERIOD OF VALIDITY

11.1 Certification Issue Date

September 14, 2020

- The certification is valid within the measurement uncertainty specified provided the CRM/RM is stored and handled in accordance with instructions given in Sec 7.1. This certification is nullified if instructions in Sec 7.1 are not followed or if the CRM/RM is damaged, contaminated, or otherwise modified.

11.2 Lot Expiration Date

- September 14, 2024

- The date after which this CRM/RM should not be used.

- The lot expiration date reflects the period of time that the stability of a CRM/RM can be supported by long term stability studies conducted on properly stored and handled CRM/RMs. Lot expiration is limited primarily by transpiration (loss of water from the solution) and infrequently by chemical stability.

11.3 Period of Validity

- Sealed TCT Bag Open Date: _____

- This CRM/RM should not be used longer than one year (or six months in the case of a 30 mL bottle) from the date of opening the aluminized bag or after the date given in Sec. 11.2, whichever comes first. This is contingent upon the CRM/RM being stored and handled in accordance with the instructions given in Sec. 7.1.

12.0 NAMES AND SIGNATURES OF CERTIFYING OFFICERS

Certificate Approved By:

Michael Booth
Director, Quality Control

Michael J Booth

Certifying Officer:

Paul Gaines
Chairman / Senior Technical Director

Paul R Gaines

Energy Laboratories Inc

Standard LOG

Standard ID:	ME210817 ICV-1A		
Standard Name	EL-MSICV-1A	Type:	Primary
Date Prepared	8/17/2021	BY:	Alyssa A. espinoza
Date Expires:	8/17/2022		
Department	ME	Status:	Open
Vendor:	Inorganic Ventures		
Lot Number:	R2-MEB688457		
Balance ID:			
Comments:	Opened 8/17/2021; Expires 8/17/2022		

Chemical / Solvent Used	BottleNo	Amt	Units	Exp
Multi Analyte Custom Grade Solution	13475	500	mL	8/17/

Final Volume: 500 mL

Stock Source	**Base Units**	**Amount Added**
Analytes	**CAS**	Conc: **ug/mL**

INORGANIC VENTURES™
300 Technology Drive
Christiansburg, VA 24073 · USA
inorganicventures.com

CERTIFICATE OF ANALYSIS

tel: 800.669.6799 · 540.585.3030
fax: 540.585.3012
info@inorganicventures.com

1.0 ACCREDITATION / REGISTRATION

INORGANIC VENTURES is accredited to ISO 17034, "General Requirements for the Competence of Reference Material Producers" and ISO/IEC 17025, "General Requirements for the Competence of Testing and Callbration Laboratories". Inorganic Ventures is also an ISO 9001 registered manufacturer (QSR Certificate Number QSR-1034).

ACCREDITED Testing Laboratory Certificate 883.01 ACCREDITED Reference Material Producer Certificate 883.02

2.0 PRODUCT DESCRIPTION

Product Code:	Multi Analyte Custom Grade Solution
Catalog Number:	EL-MSICV-1A
Lot Number:	R2-MEB688457
Matrix:	5% (v/v) HNO3
Value / Analyte(s):	5 000 µg/mL ea: Calcium, Potassium, Magnesium, Sodium,
	1 000 µg/mL ea: Phosphorus,
	500 µg/mL ea: Manganese, Iron, Aluminum,
	100 µg/mL ea: Arsenic, Boron, Barium, Cobalt, Chromium, Copper, Lithium, Nickel, Lead, Selenium, Strontium, Thallium, Vanadium, Zinc,
	50 µg/mL ea: Silver, Cadmium, Beryllium

ID #: 13475
Opened:_____
Multi Analyte Custom Grade Solution
Expires: 1/10/2024
Rec'd: 1/15/2021
Energy Laboratories Inc 1120 So. 27th Street
Billings MT 59107

Second Source: Whenever possible, this solution was manufactured from a second set of concentrates in our manufacturing facility.

3.0 CERTIFIED VALUES AND UNCERTAINTIES

ANALYTE	CERTIFIED VALUE	ANALYTE	CERTIFIED VALUE
Aluminum, Al	500.3 ± 1.8 µg/mL	Arsenic, As	100.0 ± 0.8 µg/mL
Barium, Ba	99.9 ± 0.4 µg/mL	Beryllium, Be	49.96 ± 0.33 µg/mL
Boron, B	100.0 ± 0.6 µg/mL	Cadmium, Cd	50.10 ± 0.22 µg/mL
Calcium, Ca	5 001 ± 20 µg/mL	Chromium, Cr	100.0 ± 0.6 µg/mL
Cobalt, Co	100.0 ± 0.5 µg/mL	Copper, Cu	100.1 ± 0.4 µg/mL
Iron, Fe	499.7 ± 2.1 µg/mL	Lead, Pb	100.1 ± 0.4 µg/mL
Lithium, Li	100.0 ± 0.4 µg/mL	Magnesium, Mg	5 000 ± 21 µg/mL
Manganese, Mn	499.8 ± 1.9 µg/mL	Nickel, Ni	100.1 ± 0.4 µg/mL
Phosphorus, P	1 000 ± 5 µg/mL	Potassium, K	5 000 ± 18 µg/mL
Selenium, Se	100.1 ± 0.8 µg/mL	Silver, Ag	50.02 ± 0.22 µg/mL
Sodium, Na	5 000 ± 18 µg/mL	Strontium, Sr	100.1 ± 0.4 µg/mL
Thallium, Tl	100.0 ± 0.7 µg/mL	Vanadium, V	99.9 ± 0.5 µg/mL
Zinc, Zn	100.0 ± 0.4 µg/mL		

Density: 1.098 g/mL (measured at 20 ± 4 °C)

Assay Information:

ANALYTE	METHOD	NIST SRM#	SRM LOT#
Ag	ICP Assay	3151	160729
Ag	Volhard	999c	999c
Al	ICP Assay	3101a	140903
Al	EDTA	928	928
As	ICP Assay	3103a	100818
B	ICP Assay	3107	110830
Ba	ICP Assay	3104a	140909
Ba	Gravimetric		See Sec. 4.2
Be	ICP Assay	3105a	090514
Ca	ICP Assay	3109a	130213
Ca	EDTA	928	928
Cd	ICP Assay	3108	130116
Cd	EDTA	928	928
Co	EDTA	928	928
Co	ICP Assay	traceable to 3113	M2-CO661665
Cr	ICP Assay	3112a	170630
Cu	ICP Assay	3114	121207
Cu	EDTA	928	928
Fe	ICP Assay	3126a	140812
Fe	EDTA	928	928
K	ICP Assay	3141a	140813
K	Gravimetric		See Sec. 4.2
Li	ICP Assay	3129a	100714
Li	Gravimetric		See Sec. 4.2
Mg	ICP Assay	3131a	140110
Mg	EDTA	928	928
Mn	ICP Assay	3132	050429
Mn	EDTA	928	928
Na	ICP Assay	3152a	120715
Na	Gravimetric		See Sec. 4.2
Ni	ICP Assay	3136	120619
Ni	EDTA	928	928
P	ICP Assay	3139a	060717
P	Acidimetric	84L	84L
Pb	ICP Assay	3128	101026
Pb	EDTA	928	928
Se	ICP Assay	3149	100901
Sr	EDTA	928	928
Sr	ICP Assay	3153a	990906
Tl	ICP Assay	3158	993012
V	ICP Assay	3165	160906
V	EDTA	928	928
Zn	ICP Assay	3168a	120629
Zn	EDTA	928	928

The following equations are used in the calculation of the certified value and the uncertainty. Reported uncertainties represent expanded uncertainties expressed at approximately the 95% confidence level using a coverage factor of $k = 2$.

Characterization of CRM/RM by Two or More Methods

Certified Value, $X_{CRM/RM}$, where two or more methods of characterization are used is the weighted mean of the results:

$X_{CRM/RM} = \Sigma(w_i)(X_i)$

X_i = mean of Assay Method I with standard uncertainty $u_{char\ I}$

w_i = the weighting factors for each method calculated using the inverse square of the variance:

$w_i = (1/u_{char\ I})^2 / (\Sigma(1/(u_{char\ I})^2)$

CRM/RM Expanded Uncertainty (±) = $U_{CRM/RM} = k\,(u^2_{char} + u^2_{bb} + u^2_{lts} + u^2_{ts})^{1/2}$

k = coverage factor = 2

$u_{char} = [\Sigma((w_i)^2 (u_{char\ I})^2)]^{1/2}$ where $u_{char\ I}$ are the errors from each characterization method

u_{bb} = bottle to bottle homogeneity standard uncertainty

u_{lts} = long term stability standard uncertainty (storage)

u_{ts} = transport stability standard uncertainty

Characterization of CRM/RM by One Method

Certified Value, $X_{CRM/RM}$, where one method of characterization is used is the mean of individual results:

$X_{CRM/RM} = (X_a)\ (u_{char\ a})$

X_a = mean of Assay Method A with

$u_{char\ a}$ = the standard uncertainty of characterization Method A

CRM/RM Expanded Uncertainty (±) = $U_{CRM/RM} = k\,(u^2_{char\ a} + u^2_{bb} + u^2_{lts} + u^2_{ts})^{1/2}$

k = coverage factor = 2

$u_{char\ a}$ = the errors from characterization

u_{bb} = bottle to bottle homogeneity standard uncertainty

u_{lts} = long term stability standard uncertainty (storage)

u_{ts} = transport stability standard uncertainty

4.0 TRACEABILITY TO NIST

- This product is traceable to NIST via an unbroken chain of comparisons. The uncertainties for each certified value are reported, taking into account the SRM/RM uncertainty error and the measurement, weighing and volume dilution errors. In rare cases where no NIST SRM/RM are available, the term 'in-house std.' is specified.

4.1 Thermometer Calibration

- All thermometers are NIST traceable through thermometers that are calibrated by an accredited calibration laboratory.

4.2 Balance Calibration

- All analytical balances are calibrated by an accredited calibration laboratory and procedure. The weights used for testing are annually compared to master weights and are traceable to NIST.

4.3 Glassware Calibration

- An in-house procedure is used to calibrate all Class A glassware used in the manufacturing and quality control of CRM/RMs.

5.0 TRACE METALLIC IMPURITIES (TMI) DETERMINED BY ICP-MS AND ICP-OES (µg/mL)

N/A

6.0 INTENDED USE

- For the calibration of analytical instruments and validation of analytical methods as appropriate.

7.0 INSTRUCTIONS FOR THE CORRECT USE OF THIS REFERENCE MATERIAL

7.1 Storage and Handling Recommendations

- Store between approximately 4° - 30° C while in sealed outer bag.

- While stored in the sealed outer bag, transpiration of this CRM/RM is negligible. After opening the sealed outer bag transpiration of the CRM/RM will occur, resulting in a gradual increase in the analyte concentration(s). It is the responsibility of the user to account for this effect. When the bottle is weighed both before and after being placed in storage, the mass difference observed will be a measure of transpiration mass loss.

- After opening the sealed outer bag, keep cap tightly sealed when not in use and store between 4° - 24° C to minimize the effects of transpiration. Use at 20° ± 4° C to minimize volumetric dilution error when using the reported density. Do not pipette from the container. Do not return removed aliquots to container.

8.0 HAZARDOUS INFORMATION

- Please refer to the Safety Data Sheet for information regarding this CRM/RM.

9.0 HOMOGENEITY

- This solution was mixed according to an in-house procedure and is guaranteed to be homogeneous. Homogeneity data indicate that the end user should take a minimum sample size of 0.2 mL to assure homogeneity.

10.0 QUALITY STANDARD DOCUMENTATION

10.1 ISO 9001 Quality Management System Registration

- QSR Certificate Number QSR-1034

10.2 ISO/IEC 17025 "General Requirements for the Competence of Testing and Calibration Laboratories"

- Chemical Testing - Accredited / A2LA Certificate Number 883.01

10.3 ISO 17034 "General Requirements for the Competence of Reference Material Producers"

- Reference Material Producer - Accredited / A2LA Certificate Number 883.02

Inorganic Ventures, 300 Technology Drive, Christiansburg, Va. 24073, USA; Telephone: 800.669.6799; 540.585.3030, Fax: 540.585.3012; inorganicventures.com; info@inorganicventures.com

11.0 CERTIFICATION, EXPIRATION AND PERIOD OF VALIDITY

11.1 Certification Issue Date

January 10, 2020

- The certification is valid within the measurement uncertainty specified provided the CRM/RM is stored and handled in accordance with instructions given in Sec 7.1. This certification is nullified if instructions in Sec 7.1 are not followed or if the CRM/RM is damaged, contaminated, or otherwise modified.

11.2 Lot Expiration Date

- January 10, 2024

- The date after which this CRM/RM should not be used.

- The lot expiration date reflects the period of time that the stability of a CRM/RM can be supported by long term stability studies conducted on properly stored and handled CRM/RMs. Lot expiration is limited primarily by transpiration (loss of water from the solution) and infrequently by chemical stability.

11.3 Period of Validity

- Sealed outer Bag Open Date: _____

- This CRM/RM should not be used longer than one year (or six months in the case of a 30 mL bottle) from the date of opening the aluminized bag or after the date given in Sec. 11.2, whichever comes first. This is contingent upon the CRM/RM being stored and handled in accordance with the instructions given in Sec. 7.1.

12.0 NAMES AND SIGNATURES OF CERTIFYING OFFICERS

Certificate Approved By:

Michael Booth
Manager, Quality Control

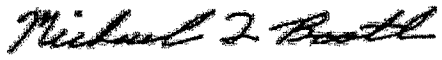

Certifying Officer:

Paul Gaines
CEO, Senior Technical Director

Energy Laboratories Inc

Standard LOG

Standard ID:	ME210903 CE, LA SECONDARY		
Standard Name	Ce, La Secondary solution	Type:	Secondary
Date Prepared	9/3/2021	BY:	Parker A. Pearsall
Date Expires:	5/25/2022		
Department	ME	Status:	Open
Vendor:			
Lot Number:			
Balance ID:			
Comments:	Second Source Stock Solution		

Chemical / Solvent Used	BottleNo	Amt	Units	Exp
Nitric Acid Instra Analyzed 000020579	10902	0.5	mL	7/1/2
Milli-Q H2O	391	39.5	mL	6/1/2

Final Volume: 50 mL

Stock Source		Base Units	Amount Added
ME210903 La Sec	La Secondary Stock	ug/mL	5 mL
ME210525 Ce 2nd	Ce Secondary Stock	ug/mL	5 mL

Analytes	CAS	Conc:	ug/mL

Page: *1 of 1*

Energy Laboratories Inc

Standard LOG

Standard ID:	ME210903 LA SECOND SOURCE		
Standard Name	La Secondary Stock	Type:	Primary
Date Prepared	9/3/2021	BY:	Alyssa A. espinoza
Date Expires:	9/3/2022		
Department	ME	Status:	Open
Vendor:	SCP Science		
Lot Number:	S201029004		
Balance ID:			
Comments:	Opened 9/3/2021; Expires 9/3/2022		

Chemical / Solvent Used	BottleNo	Amt	Units	Expires
Lanthanum PlasmaCal Standard	14019	125	mL	9/3/2022

Final Volume:
mL

Stock Source **Base Units** **Amount Added**

Analytes **CAS** Conc: **ug/mL**

SCP SCIENCE

Providing Innovative Solutions to Analytical Chemists

Certificate of Analysis

1.0 DESCRIPTION:

PlasmaCAL ICP/ICPMS Standard - Lanthanum 1000 µg/ml

Catalogue Number: 140-051-570/-571/-575

Starting Material: Lanthanum(III) Oxide 99.99+%

Lot Number: **S201029004**

Matrix: 4% HNO_3 (See Section 3 for actual matrix)

Expiration Date (End of month): **November 2022** (or 15 months after bottle is opened, whichever comes first)

La

2.0 CERTIFIED VALUES AND ASSOCIATED UNCERTAINTY:

Certified Concentration: **1005 µg/ml +/- 4 µg/ml**

985 µg/g +/- 4 µg/g

Method of analysis: Inductively Coupled Plasma Atomic Emission Spectroscopy (ICP-AES)

Traceability: NIST Standard Reference Material 3127a Lot: **151030**

Note: The uncertainty of the certified value has been calculated from applicable uncertainty contributors (u_i) including uncertainty established during characterization of the material (u_{char}), the between bottle variation (u_{bb}), short-term stability (u_{sts}) and long-term stability (u_{lts}) according to the model $u_c = \sqrt{(u_{char}^2 + u_{bb}^2 + u_{sts}^2 + u_{lts}^2)}$. This combined uncertainty has been further multiplied by a coverage factor (k) of 2 to provide a 95% confidence interval.

ID #: 14019
Opened:_____
Lanthanum PlasmaCal Standard
Expires: 11/30/2022
Rec'd: 7/6/2021
Energy Laboratories Inc 1120 So. 27th Street
Billings MT 59107

3.0 REFERENCE VALUES:

Density: **1.020 g/ml @ 23.4 °C**

Actual Matrix: **4.0% (v/v) HNO_3**

Trace Metal Impurities as tested by ICP-AES:

Element	Conc. (ppm)	Element	Conc. (ppm)	Element	Conc. (ppm)	Element	Conc. (ppm)
Ag	<0.0049	Fe	<0.0102	Nd	<0.1595	Sn	<0.0307
Al	<0.0280	Ga	<0.0260	Ni	<0.0139	Sr	<0.0004
As	<0.0525	Gd	<0.0685	Os	*	Ta	<0.0635
Au	<0.0085	Ge	<0.0548	P	<0.0104	Tb	<0.0146
B	<0.2535	Hf	<0.0339	Pb	<0.2460	Te	<0.4025
Ba	<0.0025	Hg	*	Pd	<0.1410	Th	<0.0471
Be	<0.0022	Ho	<0.0065	Pr	<0.0274	Ti	<0.0013
Bi	<0.0780	In	<0.0105	Pt	<0.0533	Tl	<0.5600
Ca	**0.0164**	Ir	<0.0243	Rb	*	Tm	<0.0105
Cd	<0.0048	K	<0.0128	Re	<0.0076	U	<0.2490
Ce	<0.0393	La	N/A	Rh	<0.0163	V	<0.0049
Co	<0.0224	Li	<0.0006	Ru	<0.0304	W	<0.0443
Cr	<0.0063	Lu	<0.0021	S	<0.0515	Y	<0.0033
Cs	*	Mg	<0.0045	Sb	<0.0197	Yb	<0.0057
Cu	<0.0040	Mn	<0.0018	Sc	<0.0055	Zn	<0.0045
Dy	<0.0043	Mo	<0.0229	Se	<0.0249	Zr	<0.0061
Er	<0.0070	Na	<0.0038	Si	<0.0455		
Eu	<0.0086	Nb	<0.0112	Sm	<0.1105	*: Not tested	

4.0 APPROVAL AND DATE OF CERTIFICATION:

Certification Approval: Daniel Boisvert, Chemist

Certification Date: November 04, 2020

Daniel Boisvert

5.0 INTENDED USE / *UTILISATION PRÉVUE*:

- ICP Standards: For the calibration of, including but not limited to: ICP-AES, ICP-MS, FAAS, GFAA, XRF and DCP. / *Étalons ICP : Pour l'étalonnage d'instruments de mesure tels que: ICP-AES, ICP-MS, FAAS, GFAA, XRF et DCP.*
- AA Standards: For the calibration of Flame (FAAS) and Graphite Furnace (GFAA) Atomic Absorption Spectrometers. / *Étalons AA : Pour l'étalonnage de spectromètres d'absorption atomique flamme (GFAA) et four au graphite (GFAA).*
- Matrix Modifiers: For the optimization of analytical conditions to provide better Graphite Furnace Atomic Absorption (GFAA) instrument response and improved detection limits. / *Modificateur de matrice : Pour l'optimisation des conditions analytiques afin de fournir des meilleurs réponses instrumentales et limites de détection pour SAA four au graphite.*
- pH Standards: For the calibrating pH meters or for other wet chemistry applications. / *Étalons pH : Pour étalonnage de pH mètres et autres applications de chimie humide.*
- Conductivity Standards: For electrolytic conductivity measurement as a calibration standard. / *Étalons de conductivité : Comme étalon pour les mesures de conductivité électrolytiques.*
- IC Standards: for calibration of, but not limited to IC, HPLC, TLC, ISE, IR, NMR, MS, UV/VIS or other wet chemistry applications. / *Étalons IC : Pour étalonnage d'instruments tels que : IC, HPLC, TLC, ISE, IR, NMR, MS, UV/VIS et autres applications de chimie humide.*

For any inquiries, please contact **SCP SCIENCE**. / *Pour toute question, veuillez contacter* ***SCP SCIENCE***.

6.0 INSTRUCTIONS FOR USE / *INSTRUCTIONS D'UTILISATION*:

Handling and Storage / Manutention et entreposage: Keep product tightly capped when not in use. The solution should be opened for a minimum amount of time necessary to dispense the amount required. Do not pipet or use directly from container. Do not return unused portions back to container. Store under normal laboratory conditions. Avoid exposure to excessive sources of heat and humidity or direct sunlight. / *Garder les contenants bien fermés lorsque non utilisés. Le contenant devrait être ouvert seulement pour le temps requis afin de prélever la quantité nécessaire. Ne pas pipetter ou utiliser directement du contenant. Ne pas retourner les portions non-utilisées dans le contentant. Conserver dans des conditions normales de laboratoire. Éviter l'exposition à des sources de chaleur et d'humidité excessives ou à l'exposition solaire directe.*

Stability / *Stabilité*: This Standard is guaranteed to be stable and accurate to within the specified uncertainty of measurement up to the unopened expiry date, if sealed, or up to the opened expiry date (when indicated), whichever comes first, provided the solution is kept tightly capped and stored under the indicated storage conditions. Purchasers will be notified of any significant changes resulting in re-certification or withdrawal of the product prior to the expiration date. / *La stabilité et l'exactitude de cet étalon sont garanties d'être à l'intérieur de l'incertitude de mesure, jusqu'à la date d'expiration de la bouteille non-ouverte, si scellée, ou jusqu'à la date d'expiration de la bouteille ouverte (si indiquée), en présumant que le contenant est maintenu fermé et gardé dans les conditions d'entreposage indiquées. Les acheteurs seront avisés dans le cas où il y aura des changements significatifs nécessitant une re-certification ou un rappel du produit avant la date d'expiration.*

7.0 HAZARDOUS INFORMATION / *INFORMATION SUR LES RISQUES POTENTIELS*:

Please refer to the associated Safety Data Sheet (SDS) for information regarding this product (available at www.SCPSCIENCE.com). / *SVP vous référer à la Fiche Signalétique applicable pour de l'information sur ce produit (Disponible à www.SCPSCIENCE.com).*

8.0 HOMOGENEITY / *HOMOGÉNÉITÉ:*

This solution has been blended according to an in-house procedure and its homogeneity is guaranteed to be fit for purpose when a sample size sufficient for the intended method of analysis is used. / *Cette solution a été préparée selon une procédure maison et nous assurons que sa homogénéité est approprié à l'emploi lorsqu'un échantillon suffisant pour la méthode d'analyse prévue est utilisé.*

9.0 TRACEABILITY / *TRAÇABILITÉ*:

This CRM (Certified Reference Material) is traceable to the NIST SRM (Standard Reference Material) indicated in section 2 through an unbroken chain of comparisons. In addition, balances used are regularly calibrated using weights which are traceable to NIST (National Institute of Standards and Technology) or NRC (National Research Council of Canada) standards. All conductivity meters used to analyze this standard have been regularly calibrated using a NIST or NRC traceable Thermometer and standards. All pH meters used to analyze this standard have been regularly calibrated using a NIST or NRC traceable thermometer and pH/MV simulator. / *Ce matériel de référence certifié est traçable au Matériel de Référence Standardisé de NIST indiqué à la section 2 par une chaine de comparaison ininterrompue. De plus, les balances utilisées sont étalonnées régulièrement en utilisant des poids qui sont traçables au NIST (National Institute of Standards and Technology) ou au CRNC (Conseil National de Recherches Canada). Tout conductimètre utilisé afin d'analyser cet étalon a été sujet à un étalonnage périodique utilisant des thermomètres et étalons traçables au NIST ou CNRC. Tout pH mètre utilisé afin d'analyser cet étalon a été sujet à un étalonnage périodique utilisant des thermomètres et un simulateur pH/MV traçables au NIST ou au CNRC.*

10.0 PREPARATION / *PRÉPARATION:*

For the preparation of these solutions, 18 meghom/cm double deionized water, high-purity acids and glassware calibrated to ASTM Class A specifications are used. / *Une eau de 18 meghom/cm doublement déionisé, de l'acide de haute pureté, ainsi que de la verrerie étalonnée afin de satisfaire les spécifications Classe A de ASTM ont été utilisés pour la préparation de cet étalon.*

11.0 QUALITY SYSTEM CERTIFICATIONS / *CERTIFICATIONS DE SYSTÈME QUALITÉ:*

ISO 9001 Certification / *Certification ISO 9001*: This standard was produced in a facility which operates under a **registered** ISO 9001 Quality Management System. Please consult our web site for a copy of the most recent revision of our certificate of registration. / *Cet étalon a été fabriqué dans un laboratoire qui utilise un Système de Gestion de la Qualité* ***enregistré*** *à la norme ISO 9001. Veuillez consulter notre site web pour obtenir la version la plus récente de notre certificat d'enregistrement.*

ISO 17025 Accreditation / *Accréditation ISO 17025*: SCP SCIENCE (Corporate Headquarters) operates an ISO 17025 **accredited** laboratory. Please consult our web site for a copy of the most recent revision of our certificate and scope of accreditation. / ***SCP SCIENCE (Siège social)*** *est* ***accréditée*** *ISO 17025. Veuillez consulter notre site web afin d'obtenir la plus récente version de notre certificat d'accréditation ainsi que la portée de notre accréditation.*

ISO 17034 Accreditation / *Accréditation ISO 17034* : SCP SCIENCE (Corporate Headquarters) is an ISO 17034 accredited Reference Material Producer. Please consult our website for a copy of our most recent certificate and scope of accreditation. / ***SCP SCIENCE (Siège social)*** *est un Fabricant de Matériaux de Référence Accrédité ISO 17034. Veuillez consulter notre site web afin d'obtenir la plus récente version de notre certificat d'accréditation ainsi que la portée de notre accréditation.*

CORPORATE HEADQUARTERS
21800 Clark Graham
Baie D'Urfé (Montréal), Quebec,
H9X 4B6 Canada
Phone: +1 (800) 361-6820
Fax: +1 (800) 253-5549

USA
3rd Party Distribution Center
348 Route 11, Champlain,
N.Y. 12919-4816

Phone: +1 (800) 361-6820
Fax: +1 (800) 253-5549

FRANCE
12 Ave. de Québec, Bat. IRIS
SILIC 642, 91965
Villebon sur Yvette, France
Phone: +33 (0) 1 69 18 71 17
Fax: +33 (0) 1 60 92 05 67

GERMANY
Alte Marktoberdorfer Straße 14, 87616
Marktoberdorf

Phone: +49 (0) 8342-89560-61
Fax: +49 (0) 8342-89560-69

Energy Laboratories Inc

Standard LOG

Standard ID:	ME210525 CE 2ND SOURCE		
Standard Name	Ce Secondary Stock	Type:	Primary
Date Prepared	5/25/2021	BY:	Stacy R. Hendricks
Date Expires:	5/25/2022		
Department	ME	Status:	Empty/Disposed
Vendor:	SCP Science		
Lot Number:	S210208003		
Balance ID:			
Comments:	opened 5/25/2021, expires 5/25/2022		

Chemical / Solvent Used	BottleNo	Amt	Units	Expires
ICP/ICPMS Standard Cerium	13642	125	mL	5/25/2022

Final Volume:
125 mL

Stock Source **Base Units** **Amount Added**

Analytes **CAS** Conc: **ug/mL**

SCP SCIENCE

Providing Innovative Solutions to Analytical Chemists

Certificate of Analysis

1.0 DESCRIPTION:

*Plasma*CAL ICP/ICPMS Standard - Cerium 1000 µg/ml

Catalogue Number: 140-051-580/-581/-585

Starting Material: Cerium(III) Nitrate Hexahydrate 99.99+%

Lot Number: **S210208003**

Matrix: 4% HNO_3 (See Section 3 for actual matrix)

Expiration Date (End of month): **February 2023** (or 15 months after bottle is opened, whichever comes first)

Ce

2.0 CERTIFIED VALUES AND ASSOCIATED UNCERTAINTY:

Certified Concentration: **1003 µg/ml +/- 4 µg/ml**

982 µg/g +/- 4 µg/g

Method of analysis: Inductively Coupled Plasma Atomic Emission Spectroscopy (ICP-AES)

Traceability: NIST Standard Reference Material 3110 Lot: **090504**

Note: The uncertainty of the certified value has been calculated from applicable uncertainty contributors (u_i) including uncertainty established during characterization of the material (u_{char}), the between bottle variation (u_{bb}), short-term stability (u_{sts}) and long-term stability (u_{lts}) according to the model $u_c = \sqrt{(u_{char}^2 + u_{bb}^2 + u_{sts}^2 + u_{lts}^2)}$. This combined uncertainty has been further multiplied by a coverage factor (k) of 2 to provide a 95% confidence interval.

3.0 REFERENCE VALUES:

Density: **1.021 g/ml @ 22.5 °C**

Actual Matrix: **4.0% (v/v) HNO_3**

Trace Metal Impurities as tested by ICP-MS:

ID #: 13642
Opened:_____
ICP/ICPMS Standard Cerium
Expires: 2/28/2023
Rec'd: 3/16/2021
Energy Laboratories Inc 1120 So. 27th Street
Billings MT 59107

Element	Conc. (ppm)	Element	Conc. (ppm)	Element	Conc. (ppm)	Element	Conc. (ppm)
Ag	<0.0010	Fe	<0.0018	Nd	**0.0102**	Sn	<0.0010
Al	**0.0148**	Ga	**0.0526**	Ni	**0.0064**	Sr	<0.0025
As	<0.0010	Gd	<0.0010	Os	<0.0010	Ta	<0.0010
Au	<0.0010	Ge	<0.0010	P	<0.0132	Tb	<0.0010
B	<0.0015	Hf	<0.0010	Pb	<0.0010	Te	<0.0010
Ba	<0.0010	Hg	*	Pd	<0.0010	Th	<0.0010
Be	<0.0010	Ho	<0.0010	Pr	**0.0235**	Ti	<0.0012
Bi	<0.0010	In	<0.0010	Pt	<0.0010	Tl	<0.0011
Ca	**0.0375**	Ir	<0.0010	Rb	<0.0010	Tm	<0.0010
Cd	<0.0010	K	<0.0024	Re	<0.0010	U	<0.0010
Ce	N/A	La	<0.10	Rh	<0.0010	V	<0.0010
Co	<0.0010	Li	<0.0010	Ru	<0.0010	W	<0.0020
Cr	<0.0010	Lu	<0.0010	S	*	Y	<0.0010
Cs	<0.0010	Mg	<0.0010	Sb	<0.0010	Yb	<0.0010
Cu	**0.0121**	Mn	<0.0010	Sc	<0.0010	Zn	<0.0010
Dy	<0.0010	Mo	<0.0010	Se	<0.0010	Zr	<0.0010
Er	<0.0010	Na	<0.0010	Si	<0.10		
Eu	**0.0035**	Nb	<0.0010	Sm	<0.0010	*: Not tested	

4.0 APPROVAL AND DATE OF CERTIFICATION:

Certification Approval: Yaling Sui, Chemist

Certification Date: February 22, 2021

Yaling Sui

ACCREDITED Reference Material Producer CERTIFICATE 3285.01

5.0 INTENDED USE / *UTILISATION PRÉVUE*:

- ICP Standards: For the calibration of, including but not limited to: ICP-AES, ICP-MS, FAAS, GFAA, XRF and DCP. / *Étalons ICP : Pour l'étalonnage d'instruments de mesure tels que: ICP-AES, ICP-MS, FAAS, GFAA, XRF et DCP.*
- AA Standards: For the calibration of Flame (FAAS) and Graphite Furnace (GFAA) Atomic Absorption Spectrometers. / *Étalons AA : Pour l'étalonnage de spectromètres d'absorption atomique flamme (GFAA) et four au graphite (GFAA).*
- Matrix Modifiers: For the optimization of analytical conditions to provide better Graphite Furnace Atomic Absorption (GFAA) instrument response and improved detection limits. / *Modificateur de matrice : Pour l'optimisation des conditions analytiques afin de fournir des meilleurs réponses instrumentales et limites de détection pour SAA four au graphite.*
- pH Standards: For the calibrating pH meters or for other wet chemistry applications. / *Étalons pH : Pour étalonnage de pH mètres et autres applications de chimie humide.*
- Conductivity Standards: For electrolytic conductivity measurement as a calibration standard. / *Étalons de conductivité : Comme étalon pour les mesures de conductivité électrolytiques.*
- IC Standards: for calibration of, but not limited to IC, HPLC, TLC, ISE, IR, NMR, MS, UV/VIS or other wet chemistry applications. / *Étalons IC : Pour étalonnage d'instruments tels que : IC, HPLC, TLC, ISE, IR, NMR, MS, UV/VIS et autres applications de chimie humide.*

For any inquiries, please contact **SCP SCIENCE**. / *Pour toute question, veuillez contacter* ***SCP SCIENCE***.

6.0 INSTRUCTIONS FOR USE / *INSTRUCTIONS D'UTILISATION*:

Handling and Storage / Manutention et entreposage: Keep product tightly capped when not in use. The solution should be opened for a minimum amount of time necessary to dispense the amount required. Do not pipet or use directly from container. Do not return unused portions back to container. Store under normal laboratory conditions. Avoid exposure to excessive sources of heat and humidity or direct sunlight. */ Garder les contenants bien fermés lorsque non utilisés. Le contenant devrait être ouvert seulement pour le temps requis afin de prélever la quantité nécessaire. Ne pas pipetter ou utiliser directement du contenant. Ne pas retourner les portions non-utilisées dans le contentant. Conserver dans des conditions normales de laboratoire. Éviter l'exposition à des sources de chaleur et d'humidité excessives ou à l'exposition solaire directe.*

Stability / *Stabilité*: This Standard is guaranteed to be stable and accurate to within the specified uncertainty of measurement up to the unopened expiry date, if sealed, or up to the opened expiry date (when indicated), whichever comes first, provided the solution is kept tightly capped and stored under the indicated storage conditions. Purchasers will be notified of any significant changes resulting in re-certification or withdrawal of the product prior to the expiration date. */ La stabilité et l'exactitude de cet étalon sont garanties d'être à l'intérieur de l'incertitude de mesure, jusqu'à la date d'expiration de la bouteille non-ouverte, si scellée, ou jusqu'à la date d'expiration de la bouteille ouverte (si indiquée), en présumant que le contenant est maintenu fermé et gardé dans les conditions d'entreposage indiquées. Les acheteurs seront avisés dans le cas où il y aura des changements significatifs nécessitant une re-certification ou un rappel du produit avant la date d'expiration.*

7.0 HAZARDOUS INFORMATION / *INFORMATION SUR LES RISQUES POTENTIELS*:

Please refer to the associated Safety Data Sheet (SDS) for information regarding this product (available at www.SCPSCIENCE.com). / *SVP vous référer à la Fiche Signalétique applicable pour de l'information sur ce produit (Disponible à www.SCPSCIENCE.com).*

8.0 HOMOGENEITY / *HOMOGÉNÉITÉ:*

This solution has been blended according to an in-house procedure and its homogeneity is guaranteed to be fit for purpose when a sample size sufficient for the intended method of analysis is used. / *Cette solution a été préparée selon une procédure maison et nous assurons que sa homogénéité est approprié à l'emploi lorsqu'un échantillon suffisant pour la méthode d'analyse prévue est utilisé.*

9.0 TRACEABILITY / *TRAÇABILITÉ*:

This CRM (Certified Reference Material) is traceable to the NIST SRM (Standard Reference Material) indicated in section 2 through an unbroken chain of comparisons. In addition, balances used are regularly calibrated using weights which are traceable to NIST (National Institute of Standards and Technology) or NRC (National Research Council of Canada) standards. All conductivity meters used to analyze this standard have been regularly calibrated using a NIST or NRC traceable Thermometer and standards. All pH meters used to analyze this standard have been regularly calibrated using a NIST or NRC traceable thermometer and pH/MV simulator. */ Ce matériel de référence certifié est traçable au Matériel de Référence Standardisé de NIST indiqué à la section 2 par une chaine de comparaison ininterrompue. De plus, les balances utilisées sont étalonnées régulièrement en utilisant des poids qui sont traçables au NIST (National Institute of Standards and Technology) ou au CRNC (Conseil National de Recherches Canada). Tout conductimètre utilisé afin d'analyser cet étalon a été sujet à un étalonnage périodique utilisant des thermomètres et étalons traçables au NIST ou CNRC. Tout pH mètre utilisé afin d'analyser cet étalon a été sujet à un étalonnage périodique utilisant des thermomètres et un simulateur pH/MV traçables au NIST ou au CNRC.*

10.0 PREPARATION / *PRÉPARATION:*

For the preparation of these solutions, 18 meghom/cm double deionized water, high-purity acids and glassware calibrated to ASTM Class A specifications are used. */ Une eau de 18 meghom/cm doublement déionisé, de l'acide de haute pureté, ainsi que de la verrerie étalonnée afin de satisfaire les spécifications Classe A de ASTM ont été utilisés pour la préparation de cet étalon.*

11.0 QUALITY SYSTEM CERTIFICATIONS / *CERTIFICATIONS DE SYSTÈME QUALITÉ:*

ISO 9001 Certification / *Certification ISO 9001*: This standard was produced in a facility which operates under a **registered** ISO 9001 Quality Management System. Please consult our web site for a copy of the most recent revision of our certificate of registration. */ Cet étalon a été fabriqué dans un laboratoire qui utilise un Système de Gestion de la Qualité* ***enregistré*** *à la norme ISO 9001. Veuillez consulter notre site web pour obtenir la version la plus récente de notre certificat d'enregistrement.*

ISO 17025 Accreditation / *Accréditation ISO 17025*: SCP SCIENCE (Corporate Headquarters) operates an ISO 17025 **accredited** laboratory. Please consult our web site for a copy of the most recent revision of our certificate and scope of accreditation. */* ***SCP SCIENCE (Siège social)*** *est* ***accréditée*** *ISO 17025. Veuillez consulter notre site web afin d'obtenir la plus récente version de notre certificat d'accréditation ainsi que la portée de notre accréditation.*

ISO 17034 Accreditation / *Accréditation ISO 17034* : SCP SCIENCE (Corporate Headquarters) is an ISO 17034 accredited Reference Material Producer. Please consult our website for a copy of our most recent certificate and scope of accreditation. */* ***SCP SCIENCE (Siège social)*** *est un Fabricant de Matériaux de Référence Accrédité ISO 17034. Veuillez consulter notre site web afin d'obtenir la plus récente version de notre certificat d'accréditation ainsi que la portée de notre accréditation.*

CORPORATE HEADQUARTERS
21800 Clark Graham
Baie D'Urfé (Montréal), Quebec,
H9X 4B6 Canada
Phone: +1 (800) 361-6820
Fax: +1 (800) 253-5549

USA
3rd Party Distribution Center
348 Route 11, Champlain,
N.Y. 12919-4816

Phone: +1 (800) 361-6820
Fax: +1 (800) 253-5549

FRANCE
12 Ave. de Québec, Bat. IRIS
SILIC 642, 91965
Villebon sur Yvette, France
Phone: +33 (0) 1 69 18 71 17
Fax: +33 (0) 1 60 92 05 67

GERMANY
Alte Marktoberdorfer Straße 14, 87616
Marktoberdorf

Phone: +49 (0) 8342-89560-61
Fax: +49 (0) 8342-89560-69

Energy Laboratories Inc

Standard LOG

Standard ID:	ME210901 ICSAB		
Standard Name	ICSAB	Type:	Secondary
Date Prepared	9/1/2021	BY:	Cindy Rohrer
Date Expires:	9/1/2022		
Department	ME	Status:	Open
Vendor:			
Lot Number:			
Balance ID:			

Comments: Made fresh every Monday, Wednesday, and Friday

Chemical / Solvent Used	BottleNo	Amt	Units	Exp
Nitric Acid, 69.0-70.0%,0000282671	14178	1	mL	4/11/
Milli-Q H2O	391	46.45	mL	6/1/2
Hydrochloric Acid Instra Analyzed 000	14028	0.5	mL	3/29/

Final Volume: 50 mL

Stock Source		**Base Units**	**Amount Added**
ME210901 6020IC	6020ICS-8A	ug/mL	2 mL
ME 210901 6020IC	6020ICS-9B	ug/mL	0.05 mL

Analytes	**CAS**	Conc:	**mg/L**

Energy Laboratories Inc

Standard LOG

Standard ID:	ME 210901 6020ICS-9B		
Standard Name	6020ICS-9B	Type:	Primary
Date Prepared	9/1/2021	BY:	Alyssa A. espinoza
Date Expires:	9/1/2022		
Department	ME	Status:	Open
Vendor:	Inorganic Ventures		
Lot Number:	P2-MEB678862		
Balance ID:			
Comments:	Opened 9/1/2021; Expires 9/1/2022		

Chemical / Solvent Used	BottleNo	Amt	Units	Expires
Multi Analyte Custom Grade Solution	13478	125	mL	9/1/2022

Final Volume:
125 mL

Stock Source **Base Units** **Amount Added**

Analytes **CAS** Conc: **mg/L**

INORGANIC VENTURES
300 Technology Drive
Christiansburg, VA 24073 · USA
inorganicventures.com
tel: 800.669.6799 · 540.585.3030
fax: 540.585.3012
info@inorganicventures.com

CERTIFICATE OF ANALYSIS

1.0 ACCREDITATION / REGISTRATION

INORGANIC VENTURES is accredited to ISO 17034, "General Requirements for the Competence of Reference Material Producers" and ISO/IEC 17025, "General Requirements for the Competence of Testing and Calibration Laboratories". Inorganic Ventures is also an ISO 9001 registered manufacturer (QSR Certificate Number QSR-1034).

ACCREDITED Testing Laboratory Certificate 883.01
ACCREDITED Reference Material Producer Certificate 883.02

2.0 PRODUCT DESCRIPTION

Product Code:	Multi Analyte Custom Grade Solution
Catalog Number:	6020ICS-9B
Lot Number:	P2-MEB678862
Matrix:	3% (v/v) HNO3
Value / Analyte(s):	20 µg/mL ea: Cobalt, Chromium, Copper, Manganese, Nickel, Vanadium, 10 µg/mL ea: Zinc, Arsenic, Cadmium, Selenium, 5 µg/mL ea: Silver

ID #: 13478
Opened:_____
Multi Analyte Custom Grade Solution
Expires: 5/17/2023
Rec'd: 1/15/2021
Energy Laboratories Inc 1120 So. 27th Street
Billings MT 59107

3.0 CERTIFIED VALUES AND UNCERTAINTIES

ANALYTE	CERTIFIED VALUE	ANALYTE	CERTIFIED VALUE
Arsenic, As	10.01 ± 0.05 µg/mL	Cadmium, Cd	10.01 ± 0.04 µg/mL
Chromium, Cr	20.02 ± 0.12 µg/mL	Cobalt, Co	20.01 ± 0.10 µg/mL
Copper, Cu	20.02 ± 0.08 µg/mL	Manganese, Mn	20.02 ± 0.09 µg/mL
Nickel, Ni	20.02 ± 0.09 µg/mL	Selenium, Se	10.01 ± 0.06 µg/mL
Silver, Ag	5.005 ± 0.022 µg/mL	Vanadium, V	20.02 ± 0.08 µg/mL
Zinc, Zn	10.01 ± 0.04 µg/mL		

Density: 1.015 g/mL (measured at 20 ± 4 °C)

Assay Information:

ANALYTE	METHOD	NIST SRM#	SRM LOT#
Ag	ICP Assay	3151	160729
Ag	Volhard	999c	999c
As	ICP Assay	3103a	100818
As	Calculated		See Sec. 4.2
Cd	ICP Assay	3108	130116
Cd	EDTA	928	928
Co	EDTA	928	928
Co	ICP Assay	traceable to 3113	M2-CO661665
Cr	ICP Assay	3112a	170630
Cu	ICP Assay	3114	121207
Cu	EDTA	928	928
Mn	EDTA	928	928
Mn	ICP Assay	Traceable to 3132	N2-MN665236
Mn	Calculated		See Sec. 4.2
Ni	ICP Assay	3136	120619
Ni	EDTA	928	928
Se	ICP Assay	3149	100901
Se	Calculated		See Sec. 4.2
V	EDTA	928	928
V	ICP Assay	3165	992706
Zn	ICP Assay	3168a	120629
Zn	EDTA	928	928

The following equations are used in the calculation of the certified value and the uncertainty. Reported uncertainties represent expanded uncertainties expressed at approximately the 95% confidence level using a coverage factor of k = 2.

Characterization of CRM/RM by Two or More Methods

Certified Value, $X_{CRM/RM}$, where two or more methods of characterization are used is the weighted mean of the results:

$X_{CRM/RM} = \Sigma(w_i)(X_i)$

X_i = mean of Assay Method I with standard uncertainty $u_{char\ i}$

w_i = the weighting factors for each method calculated using the inverse square of the variance:

$w_i = (1/u_{char\ i})^2 / (\Sigma(1/(u_{char\ i})^2)$

CRM/RM Expanded Uncertainty (±) = $U_{CRM/RM} = k\ (u^2_{char} + u^2_{bb} + u^2_{lts} + u^2_{ts})^{½}$

k = coverage factor = 2

$u_{char} = [\Sigma((w_i)^2\ (u_{char\ i})^2)]^{½}$ where $u_{char\ i}$ are the errors from each characterization method

u_{bb} = bottle to bottle homogeneity standard uncertainty

u_{lts} = long term stability standard uncertainty (storage)

u_{ts} = transport stability standard uncertainty

Characterization of CRM/RM by One Method

Certified Value, $X_{CRM/RM}$, where one method of characterization is used is the mean of individual results:

$X_{CRM/RM} = (X_a)\ (u_{char\ a})$

X_a = mean of Assay Method A with

$u_{char\ a}$ = the standard uncertainty of characterization Method A

CRM/RM Expanded Uncertainty (±) = $U_{CRM/RM} = k\ (u^2_{char\ a} + u^2_{bb} + u^2_{lts} + u^2_{ts})^{½}$

k = coverage factor = 2

$u_{char\ a}$ = the errors from characterization

u_{bb} = bottle to bottle homogeneity standard uncertainty

u_{lts} = long term stability standard uncertainty (storage)

u_{ts} = transport stability standard uncertainty

4.0 TRACEABILITY TO NIST

- This product is traceable to NIST via an unbroken chain of comparisons. The uncertainties for each certified value are reported, taking into account the SRM/RM uncertainty error and the measurement, weighing and volume dilution errors. In rare cases where no NIST SRM/RM are available, the term 'in-house std.' is specified.

4.1 Thermometer Calibration

- All thermometers are NIST traceable through thermometers that are calibrated by an accredited calibration laboratory.

4.2 *Balance Calibration*

- All analytical balances are calibrated by an accredited calibration laboratory and procedure. The weights used for testing are annually compared to master weights and are traceable to NIST.

4.3 Glassware Calibration

- An in-house procedure is used to calibrate all Class A glassware used in the manufacturing and quality control of CRM/RMs.

5.0 TRACE METALLIC IMPURITIES (TMI) DETERMINED BY ICP-MS AND ICP-OES (µg/mL)

N/A

6.0 INTENDED USE

- For the calibration of analytical instruments and validation of analytical methods as appropriate.

7.0 INSTRUCTIONS FOR THE CORRECT USE OF THIS REFERENCE MATERIAL

7.1 Storage and Handling Recommendations

- Store between approximately 4° - 30° C while in sealed TCT bag.

- While stored in the sealed TCT bag, transpiration of this CRM/RM is negligible. After opening the sealed TCT bag transpiration of the CRM/RM will occur, resulting in a gradual increase in the analyte concentration(s). It is the responsibility of the user to account for this effect. When the bottle is weighed both before and after being placed in storage, the mass difference observed will be a measure of transpiration mass loss.

- After opening the sealed TCT bag, keep cap tightly sealed when not in use and store between 4° - 24° C to minimize the effects of transpiration. Use at 20° ± 4° C to minimize volumetric dilution error when using the reported density. Do not pipette from the container. Do not return removed aliquots to container.

- For more information, visit **www.inorganicventures.com/TCT**

Low Silver Note: This solution contains "LOW" levels of Silver. Please store this entire bottle inside a sealed glass jar.

8.0 HAZARDOUS INFORMATION

- Please refer to the Safety Data Sheet for information regarding this CRM/RM.

9.0 HOMOGENEITY

- This solution was mixed according to an in-house procedure and is guaranteed to be homogeneous. Homogeneity data indicate that the end user should take a minimum sample size of 0.2 mL to assure homogeneity.

10.0 QUALITY STANDARD DOCUMENTATION

10.1 ISO 9001 Quality Management System Registration

- QSR Certificate Number QSR-1034

10.2 ISO/IEC 17025 "General Requirements for the Competence of Testing and Calibration Laboratories"

- Chemical Testing - Accredited / A2LA Certificate Number 883.01

10.3 ISO 17034 "General Requirements for the Competence of Reference Material Producers"

- Reference Material Producer - Accredited / A2LA Certificate Number 883.02

Inorganic Ventures, 300 Technology Drive, Christiansburg, Va. 24073, USA; Telephone: 800.669.6799; 540.585.3030, Fax: 540.585.3012; inorganicventures.com; info@inorganicventures.com

11.0 CERTIFICATION, LOT EXPIRATION AND PERIOD OF VALIDITY

11.1 Certification Issue Date

May 17, 2019

- The certification is valid within the measurement uncertainty specified provided the CRM/RM is stored and handled in accordance with instructions given in Sec 7.1. This certification is nullified if instructions in Sec 7.1 are not followed or if the CRM/RM is damaged, contaminated, or otherwise modified.

11.2 Lot Expiration Date

- May 17, 2023

- The date after which this CRM/RM should not be used.

- The lot expiration date reflects the period of time that the stability of a CRM/RM can be supported by long term stability studies conducted on properly stored and handled CRM/RMs. Lot expiration is limited primarily by transpiration (loss of water from the solution) and infrequently by chemical stability.

11.3 Period of Validity

- Sealed TCT Bag Open Date: _____

- This CRM/RM should not be used longer than one year (or six months in the case of a 30 mL bottle) from the date of opening the aluminized bag or after the date given in Sec. 11.2, whichever comes first. This is contingent upon the CRM/RM being stored and handled in accordance with the instructions given in Sec. 7.1.

12.0 NAMES AND SIGNATURES OF CERTIFYING OFFICERS

Certificate Approved By:

Michael Booth
Supervisor, Quality Control



Certifying Officer:

Paul Gaines
CEO, Senior Technical Director

Energy Laboratories Inc

Standard LOG

Standard ID:	ME220112 SS1		
Standard Name	SS1 ICPMS Spiking Solution	Type:	Secondary
Date Prepared	1/12/2022	BY:	Stacy R. Hendricks
Date Expires:	12/8/2022		
Department	ME	Status:	Open
Vendor:	Inorganic Ventures		
Lot Number:			
Balance ID:			

Comments:

Chemical / Solvent Used	BottleNo	Amt	Units	Expires
Nitric Acid, 69.0-70.0%,0000277202	13781	0.8	mL	1/14/2026
Hydrochloric Acid, 36.5-38.0% 000027567	13784	2	mL	12/15/2025
Milli-Q H2O	391	28.8	mL	6/1/2100

Final Volume:
40 mL

Stock Source		**Base Units**	**Amount Added**
ME220105 HgPrim	Primary Hg Stock 2 PPM	ug/mL	2 mL
ME211208 MSCAL	MSCAL 2B	ug/mL	2 mL
ME211221 MSCAL	MSCAL 3C	ug/mL	2 mL
ME220110 Ce, La	Ce, La Primary	ug/mL	2 mL

Analytes	**CAS**	Conc:	**mg/L**

Energy Laboratories Inc

Spike LOG

Standard ID:	ME220105 HGPRIMARY		
Standard Name	Primary Hg Stock 2 PPM	Type:	Secondary
Date Prepared	1/5/2022	BY:	Amanda E. McDani
Date Expires:	12/29/2022		
Department	ME	Status:	Open
Vendor:	Inorganic Ventures		
Lot Number:			
Balance ID:			

Comments: Made with different HG stock than QCS

Chemical / Solvent Used	BottleNo	Amt	Units	Expires
Nitric Acid 69.0- 70.0% D0521	14626	0.5	mL	12/14/2026
Hydrochloric Acid E1421	14721	0.25	mL	1/4/2027

Final Volume: 25 mL

Stock Source		**Base Units**	**Amount Added**
ME220110HG	HG Stock	ug/mL	0.05 mL
ME211229A AU 2N	Au 2nd source Stock	ug/mL	0.05 mL

Analytes	**CAS**	Conc:	**ug/mL**

Page:*1 of 1*

Energy Laboratories Inc

Standard LOG

Standard ID:	ME220110HG		
Standard Name	HG Stock	Type:	Primary
Date Prepared	1/10/2022	BY:	Amanda E. McDani
Date Expires:	1/10/2023		
Department	ME	Status:	Open
Vendor:	SCP Science		
Lot Number:	S210729017		
Balance ID:			

Comments:

Chemical / Solvent Used	BottleNo	Amt	Units	Expires
ICP/ICPMS Standard Mercury	14711	125	mL	1/10/2023

Final Volume:
125 mL

Stock Source **Base Units** **Amount Added**

Analytes **CAS** Conc: **ug/mL**

ID #: 14711
Opened:
ICP/ICPMS Standard Mercury
Expires: 7/31/2023
Rec'd: 12/29/2021
Energy Laboratories Inc 1120 So. 27th Street
Billings MT 59107

SCP SCIENCE
Providing Innovative Solutions to Analytical Chemists

rtificate of Analysis

1.0 DESCRIPTION:

PlasmaCAL ICP/ICPMS Standard - Mercury 1000 µg/ml

Catalogue Number: 140-051-800/-801/-805
Starting Material: Mercury(II) oxide 99.99+%
Lot Number: **S210729017**
Matrix: 10% HNO_3 (See Section 3 for actual matrix)
Expiration Date (End of month): **July 2023** (or 15 months after bottle is opened, whichever comes first)

Hg

2.0 CERTIFIED VALUES AND ASSOCIATED UNCERTAINTY:

Certified Concentration: **999 µg/ml +/- 5 µg/ml**
952 µg/g +/- 5 µg/g
Method of analysis: Inductively Coupled Plasma Atomic Emission Spectroscopy (ICP-AES)
Traceability: NIST Standard Reference Material 3133 Lot: **160921**

Note: The uncertainty of the certified value has been calculated from applicable uncertainty contributors (u_i) including uncertainty established during characterization of the material (u_{char}), the between bottle variation (u_{bb}), short-term stability (u_{sts}) and long-term stability (u_{lts}) according to the model $u_c = \sqrt{(u_{char}^2 + u_{bb}^2 + u_{sts}^2 + u_{lts}^2)}$. This combined uncertainty has been further multiplied by a coverage factor (k) of 2 to provide a 95% confidence interval.

3.0 REFERENCE VALUES:

Density: **1.050 g/ml @ 23.6 °C**
Actual Matrix: **10.0% (v/v) HNO_3**

Trace Metal Impurities as tested by ICP-MS:

Element	Conc. (ppm)	Element	Conc. (ppm)	Element	Conc. (ppm)	Element	Conc. (ppm)
Ag	<0.0010	Fe	**0.0322**	Nd	<0.0010	Sn	<0.0010
Al	**0.0042**	Ga	<0.0010	Ni	**0.0039**	Sr	<0.0025
As	<0.0010	Gd	<0.0010	Os	<0.0010	Ta	<0.0010
Au	<0.0010	Ge	<0.0010	P	<0.0132	Tb	<0.0010
B	<0.0015	Hf	<0.0010	Pb	<0.0010	Te	<0.0010
Ba	<0.0010	Hg	N/A	Pd	<0.0010	Th	<0.0010
Be	<0.0010	Ho	<0.0010	Pr	<0.0010	Ti	<0.0012
Bi	<0.0010	In	<0.0010	Pt	<0.0010	Tl	**0.0117**
Ca	<0.0135	Ir	<0.0010	Rb	<0.0010	Tm	<0.0010
Cd	<0.0010	K	<0.0024	Re	<0.0010	U	<0.0010
Ce	<0.0010	La	<0.0010	Rh	<0.0010	V	<0.0010
Co	<0.0010	Li	<0.0010	Ru	<0.0010	W	<0.0020
Cr	**0.0112**	Lu	<0.0010	S	*	Y	<0.0010
Cs	<0.0010	Mg	<0.0010	Sb	<0.0010	Yb	<0.0010
Cu	**0.0060**	Mn	<0.0010	Sc	<0.0010	Zn	<0.0010
Dy	<0.0010	Mo	<0.0010	Se	<0.0010	Zr	<0.0010
Er	<0.0010	Na	**0.0092**	Si	<0.1		
Eu	<0.0010	Nb	<0.0010	Sm	<0.0010	*: Not tested	

4.0 APPROVAL AND DATE OF CERTIFICATION:

Certification Approval: Daniel Boisvert, Chemist
Certification Date: August 12, 2021

Daniel Boisvert

ACCREDITED
Reference Material Producer
CERTIFICATE 2285.01

5.0 INTENDED USE / *UTILISATION PRÉVUE*:

- ICP Standards: For the calibration of, including but not limited to: ICP-AES, ICP-MS, FAAS, GFAA, XRF and DCP. / *Étalons ICP : Pour l'étalonnage d'instruments de mesure tels que: ICP-AES, ICP-MS, FAAS, GFAA, XRF et DCP.*
- AA Standards: For the calibration of Flame (FAAS) and Graphite Furnace (GFAA) Atomic Absorption Spectrometers. / *Étalons AA : Pour l'étalonnage de spectromètres d'absorption atomique flamme (GFAA) et four au graphite (GFAA).*
- Matrix Modifiers: For the optimization of analytical conditions to provide better Graphite Furnace Atomic Absorption (GFAA) instrument response and improved detection limits. / *Modificateur de matrice : Pour l'optimisation des conditions analytiques afin de fournir des meilleurs réponses instrumentales et limites de détection pour SAA four au graphite.*
- pH Standards: For the calibrating pH meters or for other wet chemistry applications. / *Étalons pH : Pour étalonnage de pH mètres et autres applications de chimie humide.*
- Conductivity Standards: For electrolytic conductivity measurement as a calibration standard. / *Étalons de conductivité : Comme étalon pour les mesures de conductivité électrolytiques.*
- IC Standards: for calibration of, but not limited to IC, HPLC, TLC, ISE, IR, NMR, MS, UV/VIS or other wet chemistry applications. / *Étalons IC : Pour étalonnage d'instruments tels que : IC, HPLC, TLC, ISE, IR, NMR, MS, UV/VIS et autres applications de chimie humide.*

For any inquiries, please contact **SCP SCIENCE**. / *Pour toute question, veuillez contacter* ***SCP SCIENCE***.

6.0 INSTRUCTIONS FOR USE / *INSTRUCTIONS D'UTILISATION*:

Handling and Storage / Manutention et entreposage: Keep product tightly capped when not in use. The solution should be opened for a minimum amount of time necessary to dispense the amount required. Do not pipet or use directly from container. Do not return unused portions back to container. Store under normal laboratory conditions. Avoid exposure to excessive sources of heat and humidity or direct sunlight. / *Garder les contenants bien fermés lorsque non utilisés. Le contenant devrait être ouvert seulement pour le temps requis afin de prélever la quantité nécessaire. Ne pas pipetter ou utiliser directement du contenant. Ne pas retourner les portions non-utilisées dans le contentant. Conserver dans des conditions normales de laboratoire. Éviter l'exposition à des sources de chaleur et d'humidité excessives ou à l'exposition solaire directe.*

Stability / *Stabilité*: This Standard is guaranteed to be stable and accurate to within the specified uncertainty of measurement up to the unopened expiry date, if sealed, or up to the opened expiry date (when indicated), whichever comes first, provided the solution is kept tightly capped and stored under the indicated storage conditions. Purchasers will be notified of any significant changes resulting in re-certification or withdrawal of the product prior to the expiration date. / *La stabilité et l'exactitude de cet étalon sont garanties d'être à l'intérieur de l'incertitude de mesure, jusqu'à la date d'expiration de la bouteille non-ouverte, si scellée, ou jusqu'à la date d'expiration de la bouteille ouverte (si indiquée), en présumant que le contenant est maintenu fermé et gardé dans les conditions d'entreposage indiquées. Les acheteurs seront avisés dans le cas où il y aura des changements significatifs nécessitant une re-certification ou un rappel du produit avant la date d'expiration.*

7.0 HAZARDOUS INFORMATION / *INFORMATION SUR LES RISQUES POTENTIELS*:

Please refer to the associated Safety Data Sheet (SDS) for information regarding this product (available at www.SCPSCIENCE.com). / *SVP vous référer à la Fiche Signalétique applicable pour de l'information sur ce produit (Disponible à www.SCPSCIENCE.com).*

8.0 HOMOGENEITY / *HOMOGÉNÉITÉ*:

This solution has been blended according to an in-house procedure and its homogeneity is guaranteed to be fit for purpose when a sample size sufficient for the intended method of analysis is used. / *Cette solution a été préparée selon une procédure maison et nous assurons que sa homogénéité est approprié à l'emploi lorsqu'un échantillon suffisant pour la méthode d'analyse prévue est utilisé.*

9.0 TRACEABILITY / *TRAÇABILITÉ*:

This CRM (Certified Reference Material) is traceable to the NIST SRM (Standard Reference Material) indicated in section 2 through an unbroken chain of comparisons. In addition, balances used are regularly calibrated using weights which are traceable to NIST (National Institute of Standards and Technology) or NRC (National Research Council of Canada) standards. All conductivity meters used to analyze this standard have been regularly calibrated using a NIST or NRC traceable Thermometer and standards. All pH meters used to analyze this standard have been regularly calibrated using a NIST or NRC traceable thermometer and pH/MV simulator. / *Ce matériel de référence certifié est traçable au Matériel de Référence Standardisé de NIST indiqué à la section 2 par une chaine de comparaison ininterrompue. De plus, les balances utilisées sont étalonnées régulièrement en utilisant des poids qui sont traçables au NIST (National Institute of Standards and Technology) ou au CRNC (Conseil National de Recherches Canada). Tout conductimètre utilisé afin d'analyser cet étalon a été sujet à un étalonnage périodique utilisant des thermomètres et étalons traçables au NIST ou CNRC. Tout pH mètre utilisé afin d'analyser cet étalon a été sujet à un étalonnage périodique utilisant des thermomètres et un simulateur pH/MV traçables au NIST ou au CNRC.*

10.0 PREPARATION / *PRÉPARATION*:

For the preparation of these solutions, 18 meghom/cm double deionized water, high-purity acids and glassware calibrated to ASTM Class A specifications are used. / *Une eau de 18 meghom/cm doublement déionisé, de l'acide de haute pureté, ainsi que de la verrerie étalonnée afin de satisfaire les spécifications Classe A de ASTM ont été utilisés pour la préparation de cet étalon.*

11.0 QUALITY SYSTEM CERTIFICATIONS / *CERTIFICATIONS DE SYSTÈME QUALITÉ*:

ISO 9001 Certification / *Certification ISO 9001*: This standard was produced in a facility which operates under a **registered** ISO 9001 Quality Management System. Please consult our web site for a copy of the most recent revision of our certificate of registration. / *Cet étalon a été fabriqué dans un laboratoire qui utilise un Système de Gestion de la Qualité* ***enregistré*** *à la norme ISO 9001. Veuillez consulter notre site web pour obtenir la version la plus récente de notre certificat d'enregistrement.*

ISO 17025 Accreditation / *Accréditation ISO 17025*: **SCP SCIENCE (Corporate Headquarters)** operates an ISO 17025 **accredited** laboratory. Please consult our web site for a copy of the most recent revision of our certificate and scope of accreditation. / ***SCP SCIENCE (Siège social)*** *est* ***accréditée*** *ISO 17025. Veuillez consulter notre site web afin d'obtenir la plus récente version de notre certificat d'accréditation ainsi que la portée de notre accréditation.*

ISO 17034 Accreditation / *Accréditation ISO 17034*: **SCP SCIENCE (Corporate Headquarters)** is an ISO 17034 accredited Reference Material Producer. Please consult our website for a copy of our most recent certificate and scope of accreditation. / ***SCP SCIENCE (Siège social)*** *est un Fabricant de Matériaux de Référence Accrédité ISO 17034. Veuillez consulter notre site web afin d'obtenir la plus récente version de notre certificat d'accréditation ainsi que la portée de notre accréditation.*

CORPORATE HEADQUARTERS
21800 Clark Graham
Baie D'Urfé (Montréal), Quebec,
H9X 4B6 Canada
Phone: +1 (800) 361-6820
Fax: +1 (800) 253-5549

USA
3rd Party Distribution Center
348 Route 11, Champlain,
N.Y. 12919-4816
Phone: +1 (800) 361-6820
Fax: +1 (800) 253-5549

FRANCE
12 Ave. de Québec, Bat. IRIS
91140, Villebon-sur-Yvette
Phone: +33 (0) 1 69 18 71 17
Fax: +33 (0) 1 60 92 05 67

GERMANY
Alte Marktoberdorfer Straße 14, 87616
Marktoberdorf
Phone: +49 (0) 8342-89560-61
Fax: +49 (0) 8342-89560-69

Energy Laboratories Inc

Standard LOG

Standard ID:	ME211229A AU 2ND SOURCE		
Standard Name	Au 2nd source Stock	Type:	Primary
Date Prepared	12/29/2021	BY:	Amanda E. McDani
Date Expires:	12/29/2022		
Department	ME	Status:	Open
Vendor:	SCP Science		
Lot Number:	S211129013		
Balance ID:			
Comments:	opened 12/29/2021; expires 12/29/2022		

Chemical / Solvent Used	BottleNo	Amt	Units	Expires
ICP/ICPMS Standard Gold	14710	500	mL	12/29/2022

Final Volume:
500 mL

Stock Source **Base Units** **Amount Added**

Analytes **CAS** Conc: **ug/mL**

ID #: 14710
Opened:
ICP/ICPMS Standard Gold
Expires: 12/31/2023
Rec'd: 12/29/2021
Energy Laboratories Inc 1120 So. 27th Street
Billings MT 59107

SCP SCIENC
Providing Innovative Solutions to Analytical

Certificate of Analysis

1.0 DESCRIPTION:

PlasmaCAL ICP/ICPMS Standard - Gold 1000 µg/ml

Au

Catalogue Number: 140-052-790/-791/-795
Starting Material: Gold Metal 99.99+%
Lot Number: **S211129013**
Matrix: 10% HCl (See Section 3 for actual matrix)
Expiration Date (End of month): **December 2023** (or 15 months after bottle is opened, whichever comes first)

2.0 CERTIFIED VALUES AND ASSOCIATED UNCERTAINTY:

Certified Concentration: **1001 µg/ml +/- 4 µg/ml**
982 µg/g +/- 4 µg/g

Method of analysis: Inductively Coupled Plasma Atomic Emission Spectroscopy (ICP-AES)

Traceability: NIST Standard Reference Material 3121 Lot: **991806**

Note: The uncertainty of the certified value has been calculated from applicable uncertainty contributors (u_i) including uncertainty established during characterization of the material (u_{char}), the between bottle variation (u_{bb}), short-term stability (u_{sts}) and long-term stability (u_{lts}) according to the model $u_c = \sqrt{(u_{char}^2 + u_{bb}^2 + u_{sts}^2 + u_{lts}^2)}$. This combined uncertainty has been further multiplied by a coverage factor (k) of 2 to provide a 95% confidence interval.

3.0 REFERENCE VALUES:

Density: **1.019 g/ml @ 22.4 °C**
Actual Matrix: **10.0% (v/v) HCl**

Trace Metal Impurities as tested by ICP-MS:

Element	Conc. (ppm)	Element	Conc. (ppm)	Element	Conc. (ppm)	Element	Conc. (ppm)
Ag	**0.3851**	Fe	<0.0090	Nd	<0.0010	Sn	<0.0010
Al	**0.0062**	Ga	<0.0010	Ni	<0.0010	Sr	<0.0025
As	<0.0010	Gd	<0.0010	Os	<0.0010	Ta	<0.0010
Au	N/A	Ge	<0.0010	P	<0.0132	Tb	<0.0010
B	<0.0015	Hf	<0.0010	Pb	<0.0010	Te	<0.0010
Ba	<0.0010	Hg	*	Pd	**0.0434**	Th	<0.0010
Be	<0.0010	Ho	<0.0010	Pr	<0.0010	Ti	<0.0012
Bi	<0.0010	In	<0.0010	Pt	**0.0048**	Tl	<0.0011
Ca	<0.0135	Ir	<0.0010	Rb	<0.0010	Tm	<0.0010
Cd	<0.0010	K	**0.0362**	Re	<0.0010	U	<0.0010
Ce	<0.0010	La	<0.0010	Rh	<0.0010	V	<0.0010
Co	<0.0010	Li	<0.0010	Ru	<0.0010	W	<0.0020
Cr	<0.0010	Lu	<0.0010	S	*	Y	<0.0010
Cs	**0.0029**	Mg	<0.0010	Sb	<0.0010	Yb	<0.0010
Cu	**0.0023**	Mn	<0.0010	Sc	<0.0010	Zn	<0.0010
Dy	<0.0010	Mo	<0.0010	Se	<0.01	Zr	<0.0010
Er	<0.0010	Na	**0.0070**	Si	<0.1		
Eu	<0.0010	Nb	<0.0010	Sm	<0.0010	*: Not tested	

4.0 APPROVAL AND DATE OF CERTIFICATION:

Certification Approval: Daniel Boisvert, Chemist
Certification Date: December 10, 2021

Daniel Boisvert

ACCREDITED
Reference Material Producer
CERTIFICATE 2885.01

5.0 INTENDED USE / *UTILISATION PRÉVUE*:

- ICP Standards: For the calibration of, including but not limited to: ICP-AES, ICP-MS, FAAS, GFAA, XRF and DCP. / *Étalons ICP : Pour l'étalonnage d'instruments de mesure tels que: ICP-AES, ICP-MS, FAAS, GFAA, XRF et DCP.*
- AA Standards: For the calibration of Flame (FAAS) and Graphite Furnace (GFAA) Atomic Absorption Spectrometers. / *Étalons AA : Pour l'étalonnage de spectromètres d'absorption atomique flamme (GFAA) et four au graphite (GFAA).*
- Matrix Modifiers: For the optimization of analytical conditions to provide better Graphite Furnace Atomic Absorption (GFAA) instrument response and improved detection limits. / *Modificateur de matrice : Pour l'optimisation des conditions analytiques afin de fournir des meilleurs réponses instrumentales et limites de détection pour SAA four au graphite.*
- pH Standards: For the calibrating pH meters or for other wet chemistry applications. / *Étalons pH : Pour étalonnage de pH mètres et autres applications de chimie humide.*
- Conductivity Standards: For electrolytic conductivity measurement as a calibration standard. / *Étalons de conductivité : Comme étalon pour les mesures de conductivité électrolytiques.*
- IC Standards: for calibration of, but not limited to IC, HPLC, TLC, ISE, IR, NMR, MS, UV/VIS or other wet chemistry applications. / *Étalons IC : Pour étalonnage d'instruments tels que : IC, HPLC, TLC, ISE, IR, NMR, MS, UV/VIS et autres applications de chimie humide.*

For any inquiries, please contact **SCP SCIENCE**. / *Pour toute question, veuillez contacter **SCP SCIENCE**.*

6.0 INSTRUCTIONS FOR USE / *INSTRUCTIONS D'UTILISATION*:

Handling and Storage / Manutention et entreposage: Keep product tightly capped when not in use. The solution should be opened for a minimum amount of time necessary to dispense the amount required. Do not pipet or use directly from container. Do not return unused portions back to container. Store under normal laboratory conditions. Avoid exposure to excessive sources of heat and humidity or direct sunlight. / *Garder les contenants bien fermés lorsque non utilisés. Le contenant devrait être ouvert seulement pour le temps requis afin de prélever la quantité nécessaire. Ne pas pipetter ou utiliser directement du contenant. Ne pas retourner les portions non-utilisées dans le contentant. Conserver dans des conditions normales de laboratoire. Éviter l'exposition à des sources de chaleur et d'humidité excessives ou à l'exposition solaire directe.*

Stability / *Stabilité*: This Standard is guaranteed to be stable and accurate to within the specified uncertainty of measurement up to the unopened expiry date, if sealed, or up to the opened expiry date (when indicated), whichever comes first, provided the solution is kept tightly capped and stored under the indicated storage conditions. Purchasers will be notified of any significant changes resulting in re-certification or withdrawal of the product prior to the expiration date. / *La stabilité et l'exactitude de cet étalon sont garanties d'être à l'intérieur de l'incertitude de mesure, jusqu'à la date d'expiration de la bouteille non-ouverte, si scellée, ou jusqu'à la date d'expiration de la bouteille ouverte (si indiquée), en présumant que le contenant est maintenu fermé et gardé dans les conditions d'entreposage indiquées. Les acheteurs seront avisés dans le cas où il y aura des changements significatifs nécessitant une re-certification ou un rappel du produit avant la date d'expiration.*

7.0 HAZARDOUS INFORMATION / *INFORMATION SUR LES RISQUES POTENTIELS*:

Please refer to the associated Safety Data Sheet (SDS) for information regarding this product (available at www.SCPSCIENCE.com). / *SVP vous référer à la Fiche Signalétique applicable pour de l'information sur ce produit (Disponible à www.SCPSCIENCE.com).*

8.0 HOMOGENEITY / *HOMOGÉNÉITÉ:*

This solution has been blended according to an in-house procedure and its homogeneity is guaranteed to be fit for purpose when a sample size sufficient for the intended method of analysis is used. / *Cette solution a été préparée selon une procédure maison et nous assurons que sa homogénéité est approprié à l'emploi lorsqu'un échantillon suffisant pour la méthode d'analyse prévue est utilisé.*

9.0 TRACEABILITY / *TRAÇABILITÉ*:

This CRM (Certified Reference Material) is traceable to the NIST SRM (Standard Reference Material) indicated in section 2 through an unbroken chain of comparisons. In addition, balances used are regularly calibrated using weights which are traceable to NIST (National Institute of Standards and Technology) or NRC (National Research Council of Canada) standards. All conductivity meters used to analyze this standard have been regularly calibrated using a NIST or NRC traceable Thermometer and standards. All pH meters used to analyze this standard have been regularly calibrated using a NIST or NRC traceable thermometer and pH/MV simulator. / *Ce matériel de référence certifié est traçable au Matériel de Référence Standardisé de NIST indiqué à la section 2 par une chaine de comparaison ininterrompue. De plus, les balances utilisées sont étalonnées régulièrement en utilisant des poids qui sont traçables au NIST (National Institute of Standards and Technology) ou au CRNC (Conseil National de Recherches Canada). Tout conductimètre utilisé afin d'analyser cet étalon a été sujet à un étalonnage périodique utilisant des thermomètres et étalons traçables au NIST ou CNRC. Tout pH mètre utilisé afin d'analyser cet étalon a été sujet à un étalonnage périodique utilisant des thermomètres et un simulateur pH/MV traçables au NIST ou au CNRC.*

10.0 PREPARATION / *PRÉPARATION:*

For the preparation of these solutions, 18 meghom/cm double deionized water, high-purity acids and glassware calibrated to ASTM Class A specifications are used. / *Une eau de 18 meghom/cm doublement déionisé, de l'acide de haute pureté, ainsi que de la verrerie étalonnée afin de satisfaire les spécifications Classe A de ASTM ont été utilisés pour la préparation de cet étalon.*

11.0 QUALITY SYSTEM CERTIFICATIONS / *CERTIFICATIONS DE SYSTÈME QUALITÉ:*

ISO 9001 Certification / *Certification ISO 9001*: This standard was produced in a facility which operates under a **registered** ISO 9001 Quality Management System. Please consult our web site for a copy of the most recent revision of our certificate of registration. / *Cet étalon a été fabriqué dans un laboratoire qui utilise un Système de Gestion de la Qualité **enregistré** à la norme ISO 9001. Veuillez consulter notre site web pour obtenir la version la plus récente de notre certificat d'enregistrement.*

ISO 17025 Accreditation / *Accréditation ISO 17025*: **SCP SCIENCE (Corporate Headquarters)** operates an ISO 17025 **accredited** laboratory. Please consult our web site for a copy of the most recent revision of our certificate and scope of accreditation. / ***SCP SCIENCE (Siège social)** est **accréditée** ISO 17025. Veuillez consulter notre site web afin d'obtenir la plus récente version de notre certificat d'accréditation ainsi que la portée de notre accréditation.*

ISO 17034 Accreditation / *Accréditation ISO 17034* : SCP SCIENCE (Corporate Headquarters) is an ISO 17034 accredited Reference Material Producer. Please consult our website for a copy of our most recent certificate and scope of accreditation. / ***SCP SCIENCE (Siège social)** est un Fabricant de Matériaux de Référence Accrédité ISO 17034. Veuillez consulter notre site web afin d'obtenir la plus récente version de notre certificat d'accréditation ainsi que la portée de notre accréditation.*

CORPORATE HEADQUARTERS
21800 Clark Graham
Baie D'Urfé (Montréal), Quebec,
H9X 4B6 Canada
Phone: +1 (800) 361-6820
Fax: +1 (800) 253-5549

USA
3rd Party Distribution Center
348 Route 11, Champlain,
N.Y. 12919-4816
Phone: +1 (800) 361-6820
Fax: +1 (800) 253-5549

FRANCE
12 Ave. de Québec, Bat. IRIS
91140, Villebon-sur-Yvette
Phone: +33 (0) 1 69 18 71 17
Fax: +33 (0) 1 60 92 05 67

GERMANY
Alte Marktoberdorfer Straße 14, 87616
Marktoberdorf
Phone: +49 (0) 8342-89560-61
Fax: +49 (0) 8342-89560-69

Energy Laboratories Inc

Standard LOG

Standard ID:	ME211208 MSCAL2B		
Standard Name	MSCAL 2B	Type:	Primary
Date Prepared	12/8/2021	BY:	Stacy R. Hendricks
Date Expires:	12/8/2022		
Department	ME	Status:	Open
Vendor:	Inorganic Ventures		
Lot Number:	S2-MEB704403		
Balance ID:			
Comments:	Opened 12/08/2021; Expires 12/08/2022		

Chemical / Solvent Used	BottleNo	Amt	Units	Expires
Multi Analyte Custom Grade Solution	13793		mL	12/8/2022

Final Volume: mL

Stock Source **Base Units** **Amount Added**

Analytes **CAS** Conc: **ug/mL**

INORGANIC VENTURES™
Refine your results. Redefine your industry.

Certificate of Analysis

300 Technology Drive
Christiansburg, VA 24073 USA
inorganicventures.com

P: 800-669-6799/540-585-3030
F: 540-585-3012
info@inorganicventures.com

1.0 ACCREDITATION / REGISTRATION

INORGANIC VENTURES is accredited to ISO 17034, "General Requirements for the Competence of Reference Material Producers" and ISO/IEC 17025, "General Requirements for the Competence of Testing and Calibration Laboratories". Inorganic Ventures is also an ISO 9001 registered manufacturer (QSR Certificate Number QSR-1034).

ACCREDITED Testing Laboratory Certificate 883.01
ACCREDITED Reference Material Producer Certificate 883.02

2.0 PRODUCT DESCRIPTION

Product Code:	Multi Analyte Custom Grade Solution
Catalog Number:	EL-MSCAL-2B
Lot Number:	S2-MEB704403
Matrix:	5% (v/v) HNO3
Value / Analyte(s):	100 µg/mL ea:

Aluminum, Arsenic,
Boron, Barium,
Beryllium, Cadmium,
Cobalt, Chromium,
Copper, Iron,
Manganese, Nickel,
Lead, Selenium,
Strontium, Thorium,
Thallium, Uranium,
Vanadium, Zinc,

40 µg/mL ea:
Silver

3.0 CERTIFIED VALUES AND UNCERTAINTIES

ID #: 13793
Opened: _____
Multi Analyte Custom Grade Solution
Expires: 4/21/2025
Rec'd: 4/29/2021
Energy Laboratories Inc 1120 So. 27th Street
Billings MT 59107

ANALYTE	CERTIFIED VALUE	ANALYTE	CERTIFIED VALUE
Aluminum, Al	100.0 ± 0.4 µg/mL	Arsenic, As	100.0 ± 0.9 µg/mL
Barium, Ba	100.0 ± 0.5 µg/mL	Beryllium, Be	100.0 ± 0.7 µg/mL
Boron, B	100.0 ± 0.7 µg/mL	Cadmium, Cd	100.0 ± 0.5 µg/mL
Chromium, Cr	100.0 ± 0.8 µg/mL	Cobalt, Co	100.0 ± 0.6 µg/mL
Copper, Cu	100.0 ± 0.5 µg/mL	Iron, Fe	100.1 ± 0.4 µg/mL
Lead, Pb	100.0 ± 0.6 µg/mL	Manganese, Mn	100.0 ± 0.5 µg/mL
Nickel, Ni	100.0 ± 0.6 µg/mL	Selenium, Se	100.0 ± 0.7 µg/mL
Silver, Ag	39.99 ± 0.18 µg/mL	Strontium, Sr	100.0 ± 0.4 µg/mL
Thallium, Tl	100.0 ± 0.6 µg/mL	Thorium, Th	100.0 ± 0.5 µg/mL
Uranium, U	100.0 ± 0.5 µg/mL	Vanadium, V	100.0 ± 0.5 µg/mL
Zinc, Zn	100.0 ± 0.5 µg/mL		

Density: 1.033 g/mL (measured at 20 ± 4 °C)

Assay Information:

ANALYTE	METHOD	NIST SRM#	SRM LOT#
Ag	ICP Assay	3151	160729
Ag	Volhard	999c	999c
Al	ICP Assay	3101a	140903
Al	EDTA	928	928
As	ICP Assay	3103a	100818
B	ICP Assay	3107	110830
Ba	ICP Assay	3104a	140909
Ba	Gravimetric		See Sec. 4.2
Be	ICP Assay	3105a	090514
Cd	ICP Assay	3108	130116
Cd	EDTA	928	928
Co	ICP Assay	3113	190630
Co	EDTA	928	928
Cr	ICP Assay	3112a	170630
Cu	ICP Assay	3114	121207
Cu	EDTA	928	928
Fe	ICP Assay	3126a	140812
Fe	EDTA	928	928
Fe	Calculated		See Sec. 4.2
Mn	ICP Assay	3132	050429
Mn	EDTA	928	928
Ni	ICP Assay	3136	120619
Ni	EDTA	928	928
Pb	ICP Assay	3128	101026
Pb	EDTA	928	928
Se	ICP Assay	3149	100901
Se	Calculated		See Sec. 4.2
Sr	EDTA	928	928
Sr	ICP Assay	Traceable to 3153a	K2-SR650985
Sr	Calculated		See Sec. 4.2
Th	EDTA	928	928
Th	Calculated		See Sec. 4.2
Tl	ICP Assay	3158	151215
U	ICP Assay	3164	080521
U	Calculated		See Sec. 4.2
V	ICP Assay	3165	160906
V	EDTA	928	928
Zn	ICP Assay	3168a	120629
Zn	EDTA	928	928

The following equations are used in the calculation of the certified value and the uncertainty. Reported uncertainties represent expanded uncertainties expressed at approximately the 95% confidence level using a coverage factor of k = 2.

Characterization of CRM/RM by Two or More Methods

Certified Value, $X_{CRM/RM}$, where two or more methods of characterization are used is the weighted mean of the results:

$X_{CRM/RM} = \Sigma(w_i)(X_i)$

X_i = mean of Assay Method i with standard uncertainty $u_{char\ i}$

w_i = the weighting factors for each method calculated using the inverse square of the variance:

$w_i = (1/u_{char\ i})^2 / (\Sigma(1/(u_{char\ i})^2)$

CRM/RM Expanded Uncertainty (±) = $U_{CRM/RM} = k\,(u^2_{char} + u^2_{bb} + u^2_{lts} + u^2_{ts})^{1/2}$

k = coverage factor = 2

$u_{char} = [\Sigma((w_i)^2 (u_{char\ i})^2)]^{1/2}$ where $u_{char\ i}$ are the errors from each characterization method

u_{bb} = bottle to bottle homogeneity standard uncertainty

u_{lts} = long term stability standard uncertainty (storage)

u_{ts} = transport stability standard uncertainty

Characterization of CRM/RM by One Method

Certified Value, $X_{CRM/RM}$, where one method of characterization is used is the mean of individual results:

$X_{CRM/RM} = (X_a)(u_{char\ a})$

X_a = mean of Assay Method A with

$u_{char\ a}$ = the standard uncertainty of characterization Method A

CRM/RM Expanded Uncertainty (±) = $U_{CRM/RM} = k\,(u^2_{char\ a} + u^2_{bb} + u^2_{lts} + u^2_{ts})^{1/2}$

k = coverage factor = 2

$u_{char\ a}$ = the errors from characterization

u_{bb} = bottle to bottle homogeneity standard uncertainty

u_{lts} = long term stability standard uncertainty (storage)

u_{ts} = transport stability standard uncertainty

Certified Abundance:

IV's Certified Abundance

Isotope	Atom %
Uranium 238U	99.8 ± 0.1
Uranium 235U	0.24 ± 0.05

4.0 TRACEABILITY TO NIST

- This product is traceable to NIST via an unbroken chain of comparisons. The uncertainties for each certified value are reported, taking into account the SRM/RM uncertainty error and the measurement, weighing and volume dilution errors. In rare cases where no NIST SRM/RM are available, the term 'in-house std.' is specified.

4.1 Thermometer Calibration

- All thermometers are NIST traceable through thermometers that are calibrated by an accredited calibration laboratory.

4.2 Balance Calibration

- All analytical balances are calibrated by an accredited calibration laboratory and procedure. The weights used for testing are annually compared to master weights and are traceable to NIST.

4.3 Glassware Calibration

- An in-house procedure is used to calibrate all Class A glassware used in the manufacturing and quality control of CRM/RMs.

5.0 TRACE METALLIC IMPURITIES (TMI) DETERMINED BY ICP-MS AND ICP-OES (µg/mL)

N/A

6.0 INTENDED USE

- For the calibration of analytical instruments and validation of analytical methods as appropriate.

7.0 INSTRUCTIONS FOR THE CORRECT USE OF THIS REFERENCE MATERIAL

7.1 Storage and Handling Recommendations

- Store between approximately 4° - 30° C while in sealed TCT bag.

- While stored in the sealed TCT bag, transpiration of this CRM/RM is negligible. After opening the sealed TCT bag transpiration of the CRM/RM will occur, resulting in a gradual increase in the analyte concentration(s). It is the responsibility of the user to account for this effect. When the bottle is weighed both before and after being placed in storage, the mass difference observed will be a measure of transpiration mass loss.

- After opening the sealed TCT bag, keep cap tightly sealed when not in use and store between 4° - 24° C to minimize the effects of transpiration. Use at 20° ± 4° C to minimize volumetric dilution error when using the reported density. Do not pipette from the container. Do not return removed aliquots to container.

- For more information, visit **www.inorganicventures.com/TCT**

8.0 HAZARDOUS INFORMATION

- Please refer to the Safety Data Sheet for information regarding this CRM/RM.

9.0 HOMOGENEITY

- This solution was mixed according to an in-house procedure and is guaranteed to be homogeneous. Homogeneity data indicate that the end user should take a minimum sample size of 0.2 mL to assure homogeneity.

10.0 QUALITY STANDARD DOCUMENTATION

10.1 ISO 9001 Quality Management System Registration

- QSR Certificate Number QSR-1034

10.2 ISO/IEC 17025 "General Requirements for the Competence of Testing and Calibration Laboratories"

- Chemical Testing - Accredited / A2LA Certificate Number 883.01

10.3 ISO 17034 "General Requirements for the Competence of Reference Material Producers"

- Reference Material Producer - Accredited / A2LA Certificate Number 883.02

Inorganic Ventures, 300 Technology Drive, Christiansburg, Va. 24073, USA; Telephone: 800.669.6799; 540.585.3030, Fax: 540.585.3012; inorganicventures.com; info@inorganicventures.com

11.0 CERTIFICATION, LOT EXPIRATION AND PERIOD OF VALIDITY

11.1 Certification Issue Date

April 21, 2021

- The certification is valid within the measurement uncertainty specified provided the CRM/RM is stored and handled in accordance with instructions given in Sec 7.1. This certification is nullified if instructions in Sec 7.1 are not followed or if the CRM/RM is damaged, contaminated, or otherwise modified.

11.2 Lot Expiration Date

- April 21, 2025

- The date after which this CRM/RM should not be used.

- The lot expiration date reflects the period of time that the stability of a CRM/RM can be supported by long term stability studies conducted on properly stored and handled CRM/RMs. Lot expiration is limited primarily by transpiration (loss of water from the solution) and infrequently by chemical stability.

11.3 Period of Validity

- Sealed TCT Bag Open Date: _____

- This CRM/RM should not be used longer than one year (or six months in the case of a 30 mL bottle) from the date of opening the aluminized bag or after the date given in Sec. 11.2, whichever comes first. This is contingent upon the CRM/RM being stored and handled in accordance with the instructions given in Sec. 7.1.

12.0 NAMES AND SIGNATURES OF CERTIFYING OFFICERS

Certificate Approved By:

Michael Booth
Director, Quality Control

Michael J Booth

Certifying Officer:

Paul Gaines
Chairman / Senior Technical Director

Paul R Gaines

Energy Laboratories Inc

Standard LOG

Standard ID:	ME211221 MSCAL 3C		
Standard Name	MSCAL 3C	Type:	Primary
Date Prepared	12/21/2021	BY:	Stacy R. Hendricks
Date Expires:	12/21/2022		
Department	ME	Status:	Open
Vendor:	Inorganic Ventures		
Lot Number:	S2-MEB700780		
Balance ID:			
Comments:	Opened 12/21/21; expires 12/21/22		

Chemical / Solvent Used	BottleNo	Amt	Units	Expires
Multi Analyte Custom Grade Solution	13473	250	mL	12/21/2022

Final Volume:
250 mL

Stock Source **Base Units** **Amount Added**

Analytes **CAS** Conc: **ug/mL**

INORGANIC VENTURES

CERTIFICATE OF ANALYSIS

1.0 ACCREDITATION / REGISTRATION

INORGANIC VENTURES is accredited to ISO 17034, "General Requirements for the Competence of Reference Material Producers" and ISO/IEC 17025, "General Requirements for the Competence of Testing and Calibration Laboratories". Inorganic Ventures is also an ISO 9001 registered manufacturer (QSR Certificate Number QSR-1034).

ACCREDITED Testing Laboratory Certificate 883.01 ACCREDITED Reference Material Producer Certificate 883.02

2.0 PRODUCT DESCRIPTION

Product Code:	Multi Analyte Custom Grade Solution
Catalog Number:	EL-MSCAL-3C
Lot Number:	S2-MEB700780
Matrix:	3% (v/v) HNO3 tr. HF
Value / Analyte(s):	400 µg/mL ea: Silicon, 100 µg/mL ea: Tin, Molybdenum, Titanium, Antimony

1-6-2025

ID #: 13473
Opened:_____
Multi Analyte Custom Grade Solution
Expires: 1/6/2025
Rec'd: 1/15/2021
Energy Laboratories Inc 1120 So 27th Street
Billings MT 59107

3.0 CERTIFIED VALUES AND UNCERTAINTIES

ANALYTE	CERTIFIED VALUE	ANALYTE	CERTIFIED VALUE
Antimony, Sb	100.0 ± 0.8 µg/mL	Molybdenum, Mo	100.0 ± 0.6 µg/mL
Silicon, Si	399.9 ± 3.0 µg/mL	Tin, Sn	100.0 ± 0.6 µg/mL
Titanium, Ti	100.0 ± 0.7 µg/mL		

Density: 1.018 g/mL (measured at 20 ± 4 °C)

Assay Information:

ANALYTE	METHOD	NIST SRM#	SRM LOT#
Mo	ICP Assay	3134	130418
Sb	ICP Assay	3102a	140911
Si	ICP Assay	3150	130912
Sn	ICP Assay	3161a	140917
Ti	ICP Assay	3162a	130925

The following equations are used in the calculation of the certified value and the uncertainty. Reported uncertainties represent expanded uncertainties expressed at approximately the 95% confidence level using a coverage factor of k = 2.

Characterization of CRM/RM by Two or More Methods

Certified Value, $X_{CRM/RM}$, where two or more methods of characterization are used is the weighted mean of the results:

$X_{CRM/RM} = \Sigma(w_i)(X_i)$

X_i = mean of Assay Method i with standard uncertainty $u_{char\ i}$

w_i = the weighting factors for each method calculated using the inverse square of the variance:

$w_i = (1/u_{char\ i})^2 / (\Sigma(1/(u_{char\ i})^2)$

CRM/RM Expanded Uncertainty (±) = $U_{CRM/RM} = k\,(u^2_{char} + u^2_{bb} + u^2_{lts} + u^2_{ts})^{½}$

k = coverage factor = 2

$u_{char} = [\Sigma((w_i)^2\,(u_{char\ i})^2)]^{½}$ where $u_{char\ i}$ are the errors from each characterization method

u_{bb} = bottle to bottle homogeneity standard uncertainty

u_{lts} = long term stability standard uncertainty (storage)

u_{ts} = transport stability standard uncertainty

Characterization of CRM/RM by One Method

Certified Value, $X_{CRM/RM}$, where one method of characterization is used is the mean of individual results:

$X_{CRM/RM} = (X_a)\,(u_{char\ a})$

X_a = mean of Assay Method A with

$u_{char\ a}$ = the standard uncertainty of characterization Method A

CRM/RM Expanded Uncertainty (±) = $U_{CRM/RM} = k\,(u^2_{char\ a} + u^2_{bb} + u^2_{lts} + u^2_{ts})^{½}$

k = coverage factor = 2

$u_{char\ a}$ = the errors from characterization

u_{bb} = bottle to bottle homogeneity standard uncertainty

u_{lts} = long term stability standard uncertainty (storage)

u_{ts} = transport stability standard uncertainty

4.0 TRACEABILITY TO NIST

- This product is traceable to NIST via an unbroken chain of comparisons. The uncertainties for each certified value are reported, taking into account the SRM/RM uncertainty error and the measurement, weighing and volume dilution errors. In rare cases where no NIST SRM/RM are available, the term 'in-house std.' is specified.

4.1 Thermometer Calibration

- All thermometers are NIST traceable through thermometers that are calibrated by an accredited calibration laboratory.

4.2 Balance Calibration

- All analytical balances are calibrated by an accredited calibration laboratory and procedure. The weights used for testing are annually compared to master weights and are traceable to NIST.

4.3 Glassware Calibration

- An in-house procedure is used to calibrate all Class A glassware used in the manufacturing and quality control of CRM/RMs.

5.0 TRACE METALLIC IMPURITIES (TMI) DETERMINED BY ICP-MS AND ICP-OES (µg/mL)

N/A

6.0 INTENDED USE

- For the calibration of analytical instruments and validation of analytical methods as appropriate.

7.0 INSTRUCTIONS FOR THE CORRECT USE OF THIS REFERENCE MATERIAL

7.1 Storage and Handling Recommendations

- Store between approximately 4° - 30° C while in sealed TCT bag.

- While stored in the sealed TCT bag, transpiration of this CRM/RM is negligible. After opening the sealed TCT bag transpiration of the CRM/RM will occur, resulting in a gradual increase in the analyte concentration(s). It is the responsibility of the user to account for this effect. When the bottle is weighed both before and after being placed in storage, the mass difference observed will be a measure of transpiration mass loss.

- After opening the sealed TCT bag, keep cap tightly sealed when not in use and store between 4° - 24° C to minimize the effects of transpiration. Use at 20° ± 4° C to minimize volumetric dilution error when using the reported density. Do not pipette from the container. Do not return removed aliquots to container.

- For more information, visit **www.inorganicventures.com/TCT**

HF Note: This standard should not be prepared or stored in glass.

8.0 HAZARDOUS INFORMATION

- Please refer to the Safety Data Sheet for information regarding this CRM/RM.

9.0 HOMOGENEITY

- This solution was mixed according to an in-house procedure and is guaranteed to be homogeneous. Homogeneity data indicate that the end user should take a minimum sample size of 0.2 mL to assure homogeneity.

10.0 QUALITY STANDARD DOCUMENTATION

10.1 ISO 9001 Quality Management System Registration

- QSR Certificate Number QSR-1034

10.2 ISO/IEC 17025 "General Requirements for the Competence of Testing and Calibration Laboratories"

- Chemical Testing - Accredited / A2LA Certificate Number 883.01

10.3 ISO 17034 "General Requirements for the Competence of Reference Material Producers"

- Reference Material Producer - Accredited / A2LA Certificate Number 883.02

Inorganic Ventures, 300 Technology Drive, Christiansburg, Va. 24073, USA; Telephone: 800.669.6799; 540.585.3030, Fax: 540.585.3012; inorganicventures.com; info@inorganicventures.com

11.0 CERTIFICATION, LOT EXPIRATION AND PERIOD OF VALIDITY

11.1 Certification Issue Date

January 06, 2021

- The certification is valid within the measurement uncertainty specified provided the CRM/RM is stored and handled in accordance with instructions given in Sec 7.1. This certification is nullified if instructions in Sec 7.1 are not followed or if the CRM/RM is damaged, contaminated, or otherwise modified.

11.2 Lot Expiration Date

- January 06, 2025

- The date after which this CRM/RM should not be used.

- The lot expiration date reflects the period of time that the stability of a CRM/RM can be supported by long term stability studies conducted on properly stored and handled CRM/RMs. Lot expiration is limited primarily by transpiration (loss of water from the solution) and infrequently by chemical stability.

11.3 Period of Validity

- Sealed TCT Bag Open Date: _____

- This CRM/RM should not be used longer than one year (or six months in the case of a 30 mL bottle) from the date of opening the aluminized bag or after the date given in Sec. 11.2, whichever comes first. This is contingent upon the CRM/RM being stored and handled in accordance with the instructions given in Sec. 7.1.

12.0 NAMES AND SIGNATURES OF CERTIFYING OFFICERS

Certificate Approved By:

Michael Booth
Director, Quality Control

Michael J Booth

Certifying Officer:

Paul Gaines
Chairman / Senior Technical Director

Paul R Gaines

Energy Laboratories Inc

Standard LOG

Standard ID:	ME220110 CE, LA PRIMARY		
Standard Name	Ce, La Primary	Type:	Secondary
Date Prepared	1/10/2022	BY:	Amanda E. McDani
Date Expires:	1/6/2023		
Department	ME	Status:	Open
Vendor:	Inorganic Ventures		
Lot Number:	M2-CE657768/M2-		
Balance ID:			

Comments: Used to make standards and spiking solutions; No primary La available

Chemical / Solvent Used	BottleNo	Amt	Units	Expires
Nitric Acid 69.0- 70.0% D0521	14626	0.5	mL	12/14/2026
Milli-Q H2O	391	39.5	mL	6/1/2100

Final Volume: 50 mL

Stock Source		**Base Units**	**Amount Added**
ME220106-CE	Ce Primary Stock	ug/mL	5 mL

Analytes	**CAS**	Conc:	**ug/mL**

Page:*1 of 1*

Energy Laboratories Inc

ANALYTICAL RUN Summary

13-Jan-22

Run ID GCFID-HP5-B_220111A

Run Start Date:	1/11/2022
Analyst:	Ann Nebel
Ical:	
Column ID:	
Comments:	ICAL-SW8015C_DRO220111JA.CAL

Std ID	Std Name	Std Amount	Std Units	Samp Amount	Samp Units	SampType	Expiration Date
DRO211012B	#2 Diesel in Acetone 150,000 ug/mL					ICV	11/5/2023
DRO211101A	OTP-4000 ug/mL DCM					OTP-CAL	9/30/2024
DRO211214C	Diesel Fuel #2 50,000 ug/mL in DCM					CCV-CAL	4/30/2023
DRO220102D	ALASKA MARKER-200ug/mL					MARKER	5/31/2022

Seq No	Lab ID	Test Code	Sample Typ	File ID	Analysis Date	DF	Batch ID	Prep Date	SPKref	RPDref	pmoist
14976981	CCV_0111HP50	HC-8015-DRO-	CCV		1/11/2022 8:59:2	1	R373149		0	0	

Analyte	T	Units	RAW	Final	Text	Spike	SPKref	RPDref	MDL	PQL	UQL	%REC	LOW	HIGH	%RPD	Q
Total Extractable Hydrocarbons	A	mg/L		3.205893		15	0	0	0.0749	0.3	50	21%	80	120	0%	S
o-Terphenyl	S	mg/L		0.1968894		0.2	0	0	0.000429	0.002	0	98%	80	120	0%	

Seq No	Lab ID	Test Code	Sample Typ	File ID	Analysis Date	DF	Batch ID	Prep Date	SPKref	RPDref	pmoist
14976982	CCV_0111HP50	HC-8015-DRO-	CAL1		1/11/2022 10:25:	1	R373149		0	0	

Analyte	T	Units	RAW	Final	Text	Spike	SPKref	RPDref	MDL	PQL	UQL	%REC	LOW	HIGH	%RPD	Q
o-Terphenyl	S	mg/L		0.00201677		0.002	0	0	0.000429	0.002	0	101%	80	120	0%	

Seq No	Lab ID	Test Code	Sample Typ	File ID	Analysis Date	DF	Batch ID	Prep Date	SPKref	RPDref	pmoist
14976983	CCV_0111HP50	HC-8015-DRO-	CAL2		1/11/2022 11:08:	1	R373149		0	0	

Analyte	T	Units	RAW	Final	Text	Spike	SPKref	RPDref	MDL	PQL	UQL	%REC	LOW	HIGH	%RPD	Q
o-Terphenyl	S	mg/L		0.0489019		0.05	0	0	0.000429	0.002	0	98%	80	120	0%	

Seq No	Lab ID	Test Code	Sample Typ	File ID	Analysis Date	DF	Batch ID	Prep Date	SPKref	RPDref	pmoist
14976984	CCV_0111HP50	HC-8015-DRO-	CAL3		1/11/2022 11:51:	1	R373149		0	0	

Analyte	T	Units	RAW	Final	Text	Spike	SPKref	RPDref	MDL	PQL	UQL	%REC	LOW	HIGH	%RPD	Q
o-Terphenyl	S	mg/L		0.2047389		0.2	0	0	0.000429	0.002	0	102%	80	120	0%	

Seq No	Lab ID	Test Code	Sample Typ	File ID	Analysis Date	DF	Batch ID	Prep Date	SPKref	RPDref	pmoist
14976985	CCV_0111HP50	HC-8015-DRO-	CAL4		1/11/2022 12:34:	1	R373149		0	0	

Analyte	T	Units	RAW	Final	Text	Spike	SPKref	RPDref	MDL	PQL	UQL	%REC	LOW	HIGH	%RPD	Q
o-Terphenyl	S	mg/L		0.4884362		0.5	0	0	0.000429	0.002	0	98%	80	120	0%	

Seq No	Lab ID	Test Code	Sample Typ	File ID	Analysis Date	DF	Batch ID	Prep Date	SPKref	RPDref	pmoist
14976986	CCV_0111HP50	HC-8015-DRO-	CAL5		1/11/2022 1:17:0	1	R373149		0	0	

Analyte	T	Units	RAW	Final	Text	Spike	SPKref	RPDref	MDL	PQL	UQL	%REC	LOW	HIGH	%RPD	Q
o-Terphenyl	S	mg/L		1.013008		1	0	0	0.000429	0.002	0	101%	80	120	0%	

Seq No	Lab ID	Test Code	Sample Typ	File ID	Analysis Date	DF	Batch ID	Prep Date	SPKref	RPDref	pmoist
14976987	CCV_0111HP50	HC-8015-DRO-	CAL1		1/11/2022 1:59:5	1	R373149		0	0	

Analyte	T	Units	RAW	Final	Text	Spike	SPKref	RPDref	MDL	PQL	UQL	%REC	LOW	HIGH	%RPD	Q
Total Extractable Hydrocarbons	A	mg/L		0.1635249		0.15	0	0	0.0749	0.3	50	109%	80	120	0%	

Seq No	Lab ID	Test Code	Sample Typ	File ID	Analysis Date	DF	Batch ID	Prep Date	SPKref	RPDref	pmoist
14976989	CCV_0111HP51	HC-8015-DRO-	CAL2		1/11/2022 2:42:3	1	R373149		0	0	

Analyte	T	Units	RAW	Final	Text	Spike	SPKref	RPDref	MDL	PQL	UQL	%REC	LOW	HIGH	%RPD	Q
Total Extractable Hydrocarbons	A	mg/L		3.698293		3.75	0	0	0.0749	0.3	50	99%	80	120	0%	

Seq No	Lab ID	Test Code	Sample Typ	File ID	Analysis Date	DF	Batch ID	Prep Date	SPKref	RPDref	pmoist
14976990	CCV_0111HP51	HC-8015-DRO-	CAL3		1/11/2022 3:25:2	1	R373149		0	0	

Analyte	T	Units	RAW	Final	Text	Spike	SPKref	RPDref	MDL	PQL	UQL	%REC	LOW	HIGH	%RPD	Q
Total Extractable Hydrocarbons	A	mg/L		14.75864		15	0	0	0.0749	0.3	50	98%	80	120	0%	

Seq No	Lab ID	Test Code	Sample Typ	File ID	Analysis Date	DF	Batch ID	Prep Date	SPKref	RPDref	pmoist
14976991	CCV_0111HP51	HC-8015-DRO-	CAL4		1/11/2022 4:08:0	1	R373149		0	0	

Analyte	T	Units	RAW	Final	Text	Spike	SPKref	RPDref	MDL	PQL	UQL	%REC	LOW	HIGH	%RPD	Q
Total Extractable Hydrocarbons	A	mg/L		36.29137		37.5	0	0	0.0749	0.3	50	97%	80	120	0%	

Seq No	Lab ID	Test Code	Sample Typ	File ID	Analysis Date	DF	Batch ID	Prep Date	SPKref	RPDref	pmoist
14976992	CCV_0111HP51	HC-8015-DRO-	CAL5		1/11/2022 4:51:0	1	R373149		0	0	

Analyte	T	Units	RAW	Final	Text	Spike	SPKref	RPDref	MDL	PQL	UQL	%REC	LOW	HIGH	%RPD	Q
Total Extractable Hydrocarbons	A	mg/L		48.59718		50	0	0	0.0749	0.3	50	97%	80	120	0%	

Seq No	Lab ID	Test Code	Sample Typ	File ID	Analysis Date	DF	Batch ID	Prep Date	SPKref	RPDref	pmoist
14976993	CCV_0111HP51	HC-8015-DRO-	ICV		1/11/2022 5:34:2	1	R373149		0	0	

Analyte	T	Units	RAW	Final	Text	Spike	SPKref	RPDref	MDL	PQL	UQL	%REC	LOW	HIGH	%RPD	Q
Total Extractable Hydrocarbons	A	mg/L		14.05379		15	0	0	0.0749	0.3	50	94%	80	120	0%	

Write Sequence Data File	Insert Entries(Have the first cell for entries selecte Sample Name	Method	Weight	Dil Factor	Amt Inj.	IS	Cal ID
G:\org\HP5\DAT\HP5011122_b\0111HP5.01r	DCM-Baseline Check-V01	G:\Org\HP5\Methods\DR_8015-IC-LEXP.met	1	1	1	1	0
G:\org\HP5\DAT\HP5011122_b\0111HP5.02r	CCV_0111HP502r, DRO ;0111HP5 , DRO220102D	G:\Org\HP5\Methods\DC_8015-JA-L%.met	1	1	1	1	0
G:\org\HP5\DAT\HP5011122_b\0111HP5.03r	DCM-Baseline Check-V03	G:\Org\HP5\Methods\DR_8015-IC-LEXP.met	1	1	1	1	0
G:\org\HP5\DAT\HP5011122_b\0111HP5.04r	CCV_0111HP504r, CAL1 ;0111HP5 , 2 ug per mL OTP (10 uL of Cal3 + 990 uL DCM(14647)	G:\Org\HP5\Methods\DS_8015-JA-L#.met	1	1	1	1	0
G:\org\HP5\DAT\HP5011122_b\0111HP5.05r	CCV_0111HP505r, CAL2 ;0111HP5 , 50 ug per mL OTP (100 uL Cal4 + 900 uL of DCM(14647)	G:\Org\HP5\Methods\DS_8015-JA-L#.met	1	1	1	1	0
G:\org\HP5\DAT\HP5011122_b\0111HP5.06r	CCV_0111HP506r, CAL3 ;0111HP5 , 200 ug per mL OTP (100uL of Cal5 + 400 uL DCM(14647)	G:\Org\HP5\Methods\DS_8015-JA-L#.met	1	1	1	1	0
G:\org\HP5\DAT\HP5011122_b\0111HP5.07r	CCV_0111HP507r, CAL4 ;0111HP5 , 500 ug per mL OTP (250uL of Cal5 + 250 uL DCM(14647)	G:\Org\HP5\Methods\DS_8015-JA-L#.met	1	1	1	1	0
G:\org\HP5\DAT\HP5011122_b\0111HP5.08r	CCV_0111HP508r, CAL5 ;0111HP5 , 1000 ug per mL OTP (250 uL 4000 ug/mL OTP DRO211101A + 750 DCM(14647)	G:\Org\HP5\Methods\DS_8015-JA-L#.met	1	1	1	1	0
G:\org\HP5\DAT\HP5011122_b\0111HP5.09r	CCV_0111HP509r, CAL1 ;0111HP5 , 150 ug per mL Diesel (20 uL of Cal3 + 980 uL DCM(14647), then 100 uL of that + 100 uL of DCM (14647))	G:\Org\HP5\Methods\DC_8015-JA-L%.met	1	1	1	1	0
G:\org\HP5\DAT\HP5011122_b\0111HP5.10r	CCV_0111HP510r, CAL2 ;0111HP5 , 3750 ug per mL Diesel (100 uL Cal4 + 900 uL of DCM(14647)	G:\Org\HP5\Methods\DC_8015-JA-L%.met	1	1	1	1	0
G:\org\HP5\DAT\HP5011122_b\0111HP5.11r	CCV_0111HP511r, CAL3 ;0111HP5 , 15000 ug per mL Diesel (300 uL of DRO211214C + 700 uL DCM(14647)	G:\Org\HP5\Methods\DC_8015-JA-L%.met	1	1	1	1	0
G:\org\HP5\DAT\HP5011122_b\0111HP5.12r	CCV_0111HP512r, CAL4 ;0111HP5 , 37500ug per mL Diesel (750 uL of DRO211214C + 250 uL DCM(14647)	G:\Org\HP5\Methods\DC_8015-JA-L%.met	1	1	1	1	0
G:\org\HP5\DAT\HP5011122_b\0111HP5.13r	CCV_0111HP513r, CAL5 ;0111HP5 , 50000 ug per mL Diesel (200 uL of DRO211214C)	G:\Org\HP5\Methods\DC_8015-JA-L%.met	1	1	1	1	0
G:\org\HP5\DAT\HP5011122_b\0111HP5.14r	CCV_0111HP514r, Second Source ;0111HP5 , 15000 ug per mL (100uL of DRO211012B + 900uL DCM(14647)	G:\Org\HP5\Methods\DC_8015-JA-L%.met	1	1	1	1	0

File Name: G:\Org\HP5\Cals\SW8015C_DRO220111JA.CAL
Version: 12

Creator: AMN 01/13/2022
Description: 8015C-DRO. New ICal Per 0111HP5 (2022)-2 uL Inj.; COD added using OTP RFs
Reason for change:

External standard calibration
Standard injection volume: 1
Standard sample weight: 1
Area reject threshold: 500
Reference peak area reject threshold: 500
Amount units: nanograms
No default component

Method of calculating data point averages: Equal weight for all updates
No calibration update report

All levels are normal data points.

1 DRO Range Start

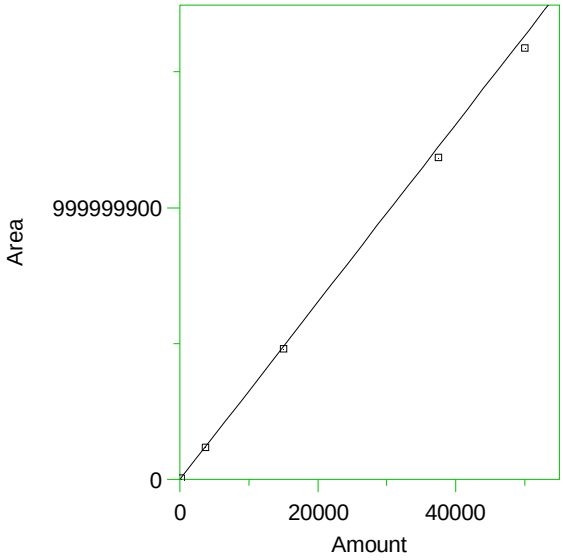

Expected retention time:	6.68 minutes
Search window:	0.05 minutes
No retention time reference component	
Group number:	0
High alarm limit:	0
Low alarm limit:	0
Component constant:	0

Single peak quantification by area

Y = 32675.36 X + 0

Average CF fit with equal weighting, forced to origin

Coefficient of determination:	0.9980255
Average error:	3.607%
Average CF:	32675.36
RSD:	5.100%

Level	Amount	Response	Cal Factor	Error, %	Source	Date and time
1	150	5343235	35621.57	9.017	Manual	1/13/2022 12:28:36 PM
2	3750	1.20843E+08	32224.8	-1.379	Manual	1/13/2022 12:29:11 PM
3	15000	4.82244E+08	32149.6	-1.609	Manual	1/13/2022 12:29:24 PM
4	37500	1.185834E+09	31622.24	-3.223	Manual	1/13/2022 12:29:37 PM
5	50000	1.58793E+09	31758.6	-2.806	Manual	1/13/2022 12:28:57 PM

2 *o-Terphenyl

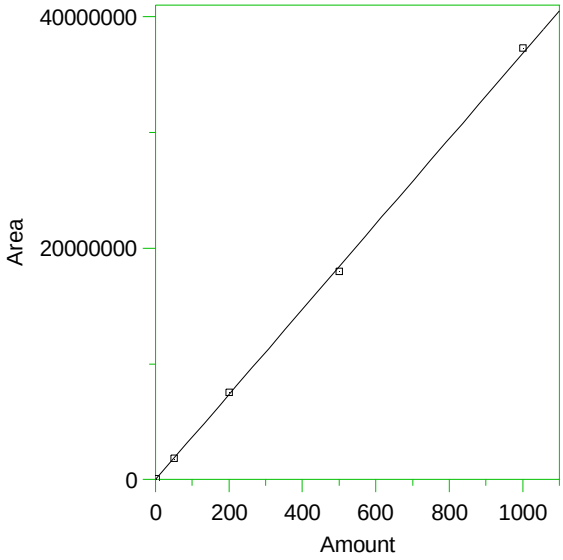

Expected retention time: 12.35 minutes
Search window: 0.05 minutes
No retention time reference component
Group number: 0

High alarm limit: 0
Low alarm limit: 0
Component constant: 0

Single peak quantification by area

Y = 36857.86 X + 0

Average CF fit with equal weighting, forced to origin
Coefficient of determination: 0.9995278
Average error: 1.804%
Average CF: 36857.86
RSD: 2.132%

Level	Amount	Response	Cal Factor	Error, %	Source	Date and time
1	2	74333.97	37166.98	0.839	G:\Org\HP5\DAT\HP5011122_b\0111HP5.0004.BND	1/13/2022 12:27:15 PM
2	50	1802420	36048.4	-2.196	G:\Org\HP5\DAT\HP5011122_b\0111HP5.0005.BND	1/13/2022 12:27:23 PM
3	200	7546240	37731.2	2.369	G:\Org\HP5\DAT\HP5011122_b\0111HP5.0006.BND	1/13/2022 12:27:28 PM
4	500	1.800271E+07	36005.42	-2.313	G:\Org\HP5\DAT\HP5011122_b\0111HP5.0007.BND	1/13/2022 12:27:34 PM
5	1000	3.733731E+07	37337.31	1.301	G:\Org\HP5\DAT\HP5011122_b\0111HP5.0008.BND	1/13/2022 12:27:40 PM

3 *1-Chlorooctadecane

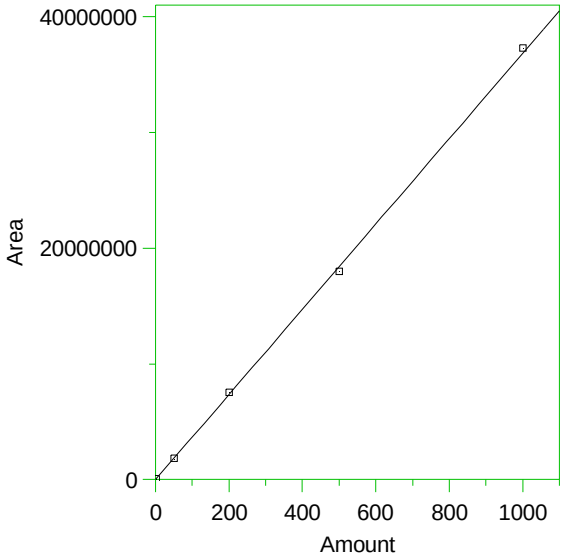

Expected retention time:	13.16 minutes
Search window:	0.05 minutes
No retention time reference component	
Group number:	0
High alarm limit:	0
Low alarm limit:	0
Component constant:	0

Single peak quantification by area

Y = 36857.86 X + 0

Average CF fit with equal weighting, forced to origin

Coefficient of determination:	0.9995278
Average error:	1.804%
Average CF:	36857.86
RSD:	2.132%

Level	Amount	Response	Cal Factor	Error, %	Source	Date and time
1	2	74333.97	37166.98	0.839	Manual	1/13/2022 12:27:45 PM
2	50	1802420	36048.4	-2.196	Manual	1/13/2022 12:27:47 PM
3	200	7546240	37731.2	2.369	Manual	1/13/2022 12:27:49 PM
4	500	1.800271E+07	36005.42	-2.313	Manual	1/13/2022 12:27:51 PM
5	1000	3.733731E+07	37337.31	1.301	Manual	1/13/2022 12:27:53 PM

Write Sequence / Data File	Insert Entries(Have the first cell for entries selecte / Sample Name	Method	Weight	Dil Factor	Amt Inj.	IS	Cal ID	Manual Integrations
G:\org\HP5\DAT\HP5011122_b\0111HP5.01r	DCM-Baseline Check-V01	G:\Org\HP5\Methods\DR_8015-IC-LEXP.met	1	1	1	1	0	No Integration
G:\org\HP5\DAT\HP5011122_b\0111HP5.02r	CCV_0111HP502r, DRO ;0111HP5 , DRO220102D	G:\Org\HP5\Methods\DC_8015-JA-L%.met	1	1	1	1	0	No Integration
G:\org\HP5\DAT\HP5011122_b\0111HP5.03r	DCM-Baseline Check-V03	G:\Org\HP5\Methods\DR_8015-IC-LEXP.met	1	1	1	1	0	No Integration
G:\org\HP5\DAT\HP5011122_b\0111HP5.04r	CCV_0111HP504r, CAL1 ;0111HP5 , 2 ug per mL OTP (10 uL of Cal3 + 990 uL DCM(14647)	G:\Org\HP5\Methods\DS_8015-JA-L#.met	1	1	1	1	0	Surrogates are integrated using a valley to valley integration Set Baseline All Valley on at 12.01 minutes.
G:\org\HP5\DAT\HP5011122_b\0111HP5.05r	CCV_0111HP505r, CAL2 ;0111HP5 , 50 ug per mL OTP (100 uL Cal4 + 900 uL of DCM(14647)	G:\Org\HP5\Methods\DS_8015-JA-L#.met	1	1	1	1	0	Surrogates are integrated using a valley to valley integration Set Baseline All Valley on at 12.01 minutes.
G:\org\HP5\DAT\HP5011122_b\0111HP5.06r	CCV_0111HP506r, CAL3 ;0111HP5 , 200 ug per mL OTP (100uL of Cal5 + 400 uL DCM(14647)	G:\Org\HP5\Methods\DS_8015-JA-L#.met	1	1	1	1	0	Surrogates are integrated using a valley to valley integration Set Baseline All Valley on at 12.01 minutes.
G:\org\HP5\DAT\HP5011122_b\0111HP5.07r	CCV_0111HP507r, CAL4 ;0111HP5 , 500 ug per mL OTP (250uL of Cal5 + 250 uL DCM(14647)	G:\Org\HP5\Methods\DS_8015-JA-L#.met	1	1	1	1	0	Surrogates are integrated using a valley to valley integration Set Baseline All Valley on at 12.01 minutes.
G:\org\HP5\DAT\HP5011122_b\0111HP5.08r	CCV_0111HP508r, CAL5 ;0111HP5 , 1000 ug per mL OTP (250 uL 4000 ug/mL OTP DRO211101A + 750 DCM(14647)	G:\Org\HP5\Methods\DS_8015-JA-L#.met	1	1	1	1	0	Surrogates are integrated using a valley to valley integration Set Baseline All Valley on at 12.01 minutes.
G:\org\HP5\DAT\HP5011122_b\0111HP5.09r	CCV_0111HP509r, CAL1 ;0111HP5 , 150 ug per mL Diesel (20 uL of Cal3 + 980 uL DCM(14647), then 100 uL of that + 100 uL of DCM (14647))	G:\Org\HP5\Methods\DC_8015-JA-L%.met	1	1	1	1	0	The integration of Diesel Range Organics and Total Extractable Hydrocarbons is the hydrocarbon response with reference to the baseline. Assigned Set Baseline on All Valley on at 16.36 minutes.
G:\org\HP5\DAT\HP5011122_b\0111HP5.10r	CCV_0111HP510r, CAL2 ;0111HP5 , 3750 ug per mL Diesel (100 uL Cal4 + 900 uL of DCM(14647)	G:\Org\HP5\Methods\DC_8015-JA-L%.met	1	1	1	1	0	The integration of Diesel Range Organics and Total Extractable Hydrocarbons is the hydrocarbon response with reference to the baseline. Assigned Set Baseline on All Valley on at 16.36 minutes.
G:\org\HP5\DAT\HP5011122_b\0111HP5.11r	CCV_0111HP511r, CAL3 ;0111HP5 , 15000 ug per mL Diesel (300 uL of DRO211214C + 700 uL DCM(14647)	G:\Org\HP5\Methods\DC_8015-JA-L%.met	1	1	1	1	0	The integration of Diesel Range Organics and Total Extractable Hydrocarbons is the hydrocarbon response with reference to the baseline. Assigned Set Baseline on All Valley on at 16.36 minutes.
G:\org\HP5\DAT\HP5011122_b\0111HP5.12r	CCV_0111HP512r, CAL4 ;0111HP5 , 37500ug per mL Diesel (750 uL of DRO211214C + 250 uL DCM(14647)	G:\Org\HP5\Methods\DC_8015-JA-L%.met	1	1	1	1	0	The integration of Diesel Range Organics and Total Extractable Hydrocarbons is the hydrocarbon response with reference to the baseline. Assigned Set Baseline on All Valley on at 16.36 minutes.
G:\org\HP5\DAT\HP5011122_b\0111HP5.13r	CCV_0111HP513r, CAL5 ;0111HP5 , 50000 ug per mL Diesel (200 uL of DRO211214C)	G:\Org\HP5\Methods\DC_8015-JA-L%.met	1	1	1	1	0	The integration of Diesel Range Organics and Total Extractable Hydrocarbons is the hydrocarbon response with reference to the baseline. Assigned Set Baseline on All Valley on at 16.36 minutes.
G:\org\HP5\DAT\HP5011122_b\0111HP5.14r	CCV_0111HP514r, Second Source ;0111HP5 , 15000 ug per mL (100uL of DRO211012B + 900uL DCM(14647)	G:\Org\HP5\Methods\DC_8015-JA-L%.met	1	1	1	1	0	The integration of Diesel Range Organics and Total Extractable Hydrocarbons is the hydrocarbon response with reference to the baseline. Assigned Set Baseline on All Valley on at 16.36 minutes.

Digitally signed by
Ann Nebel
Date: 2022.02.11 10:29:19 -07:00

Write Sequence / Data File	Insert Entries(Have the first cell for entries selected) / Sample Name	Method	Weight	Dil Factor	Amt Inj.	IS	Cal ID	Manual Integrations
G:\org\HP5\DAT\HP5011122_b\0111HP5.01r	DCM-Baseline Check-V01	G:\Org\HP5\Methods\DR_8015-IC-LEXP.met	1	1	1	1	0	No Integration
G:\org\HP5\DAT\HP5011122_b\0111HP5.02r	CCV_0111HP502r, DRO ;0111HP5 , DRO220102D	G:\Org\HP5\Methods\DC_8015-JA-L%.met	1	1	1	1	0	No Integration
G:\org\HP5\DAT\HP5011122_b\0111HP5.03r	DCM-Baseline Check-V03	G:\Org\HP5\Methods\DR_8015-IC-LEXP.met	1	1	1	1	0	No Integration
G:\org\HP5\DAT\HP5011122_b\0111HP5.04r	CCV_0111HP504r, CAL1 ;0111HP5 , 2 ug per mL OTP (10 uL of Cal3 + 990 uL DCM(14647)	G:\Org\HP5\Methods\DS_8015-JA-L#.met	1	1	1	1	0	Surrogates are integrated using a valley to valley integration Set Baseline All Valley on at 12.01 minutes.
G:\org\HP5\DAT\HP5011122_b\0111HP5.05r	CCV_0111HP505r, CAL2 ;0111HP5 , 50 ug per mL OTP (100 uL Cal4 + 900 uL of DCM(14647)	G:\Org\HP5\Methods\DS_8015-JA-L#.met	1	1	1	1	0	Surrogates are integrated using a valley to valley integration Set Baseline All Valley on at 12.01 minutes.
G:\org\HP5\DAT\HP5011122_b\0111HP5.06r	CCV_0111HP506r, CAL3 ;0111HP5 , 200 ug per mL OTP (100uL of Cal5 + 400 uL DCM(14647)	G:\Org\HP5\Methods\DS_8015-JA-L#.met	1	1	1	1	0	Surrogates are integrated using a valley to valley integration Set Baseline All Valley on at 12.01 minutes.
G:\org\HP5\DAT\HP5011122_b\0111HP5.07r	CCV_0111HP507r, CAL4 ;0111HP5 , 500 ug per mL OTP (250uL of Cal5 + 250 uL DCM(14647)	G:\Org\HP5\Methods\DS_8015-JA-L#.met	1	1	1	1	0	Surrogates are integrated using a valley to valley integration Set Baseline All Valley on at 12.01 minutes.
G:\org\HP5\DAT\HP5011122_b\0111HP5.08r	CCV_0111HP508r, CAL5 ;0111HP5 , 1000 ug per mL OTP (250 uL 4000 ug/mL OTP DRO211101A + 750 DCM(14647)	G:\Org\HP5\Methods\DS_8015-JA-L#.met	1	1	1	1	0	Surrogates are integrated using a valley to valley integration Set Baseline All Valley on at 12.01 minutes.
G:\org\HP5\DAT\HP5011122_b\0111HP5.09r	CCV_0111HP509r, CAL1 ;0111HP5 , 150 ug per mL Diesel (20 uL of Cal3 + 980 uL DCM(14647), then 100 uL of that + 100 uL of DCM (14647))	G:\Org\HP5\Methods\DC_8015-JA-L%.met	1	1	1	1	0	The integration of Diesel Range Organics and Total Extractable Hydrocarbons is the hydrocarbon response with reference to the baseline. Assigned Set Baseline on All Valley on at 16.36 minutes.
G:\org\HP5\DAT\HP5011122_b\0111HP5.10r	CCV_0111HP510r, CAL2 ;0111HP5 , 3750 ug per mL Diesel (100 uL Cal4 + 900 uL of DCM(14647)	G:\Org\HP5\Methods\DC_8015-JA-L%.met	1	1	1	1	0	The integration of Diesel Range Organics and Total Extractable Hydrocarbons is the hydrocarbon response with reference to the baseline. Assigned Set Baseline on All Valley on at 16.36 minutes.
G:\org\HP5\DAT\HP5011122_b\0111HP5.11r	CCV_0111HP511r, CAL3 ;0111HP5 , 15000 ug per mL Diesel (300 uL of DRO211214C + 700 uL DCM(14647)	G:\Org\HP5\Methods\DC_8015-JA-L%.met	1	1	1	1	0	The integration of Diesel Range Organics and Total Extractable Hydrocarbons is the hydrocarbon response with reference to the baseline. Assigned Set Baseline on All Valley on at 16.36 minutes.
G:\org\HP5\DAT\HP5011122_b\0111HP5.12r	CCV_0111HP512r, CAL4 ;0111HP5 , 37500ug per mL Diesel (750 uL of DRO211214C + 250 uL DCM(14647)	G:\Org\HP5\Methods\DC_8015-JA-L%.met	1	1	1	1	0	The integration of Diesel Range Organics and Total Extractable Hydrocarbons is the hydrocarbon response with reference to the baseline. Assigned Set Baseline on All Valley on at 16.36 minutes.
G:\org\HP5\DAT\HP5011122_b\0111HP5.13r	CCV_0111HP513r, CAL5 ;0111HP5 , 50000 ug per mL Diesel (200 uL of DRO211214C)	G:\Org\HP5\Methods\DC_8015-JA-L%.met	1	1	1	1	0	The integration of Diesel Range Organics and Total Extractable Hydrocarbons is the hydrocarbon response with reference to the baseline. Assigned Set Baseline on All Valley on at 16.36 minutes.
G:\org\HP5\DAT\HP5011122_b\0111HP5.14r	CCV_0111HP514r, Second Source ;0111HP5 , 15000 ug per mL (100uL of DRO211012B + 900uL DCM(14647)	G:\Org\HP5\Methods\DC_8015-JA-L%.met	1	1	1	1	0	The integration of Diesel Range Organics and Total Extractable Hydrocarbons is the hydrocarbon response with reference to the baseline. Assigned Set Baseline on All Valley on at 16.36 minutes.

Digitally signed by
Ann Nebel
Date: 2022.02.11 10:29:19 -07:00

Energy Laboratories Inc

ANALYTICAL RUN Summary

14-Jan-22

Run ID GCFID-HP5-B_220111C

Run Start Date:	1/11/2022
Analyst:	Ann Nebel
Ical:	
Column ID:	
Comments:	ICAL-SW8015C_ORO220111BA.CAL with Triacontane

Std ID	Std Name	Std Amount	Std Units	Samp Amount	Samp Units	SampType	Expiration Date
DRO210902A	50,000 ug/mL Oil Std for RRO-In DCM					ICV	9/1/2026
DRO211006A	Triacontane SURR 2000 ug/mL					CAL-SURR	4/6/2026
DRO211118A	50,000 ug/mL Oil Std For AK103 RRO-In DCM					CAL-ORO	10/31/2028

Seq No	Lab ID	Test Code	Sample Typ	File ID	Analysis Date	DF	Batch ID	Prep Date	SPKref	RPDref	pmoist
14977288	CCV_0111HP52	HC-8015-DRO-	CAL1		1/12/2022 3:39:1	1	R373160		0	0	

Analyte	T	Units	RAW	Final	Text	Spike	SPKref	RPDref	MDL	PQL	UQL	%REC	LOW	HIGH	%RPD	Q
n-Triacontane	S	mg/L		0.00190245		0.002	0	0	0.000336	0.002	0	95%	80	120	0%	

Seq No	Lab ID	Test Code	Sample Typ	File ID	Analysis Date	DF	Batch ID	Prep Date	SPKref	RPDref	pmoist
14977289	CCV_0111HP52	HC-8015-DRO-	CAL2		1/12/2022 4:22:1	1	R373160		0	0	

Analyte	T	Units	RAW	Final	Text	Spike	SPKref	RPDref	MDL	PQL	UQL	%REC	LOW	HIGH	%RPD	Q
n-Triacontane	S	mg/L		0.04984459		0.05	0	0	0.000336	0.002	0	100%	80	120	0%	

Seq No	Lab ID	Test Code	Sample Typ	File ID	Analysis Date	DF	Batch ID	Prep Date	SPKref	RPDref	pmoist
14977290	CCV_0111HP53	HC-8015-DRO-	CAL3		1/12/2022 5:05:2	1	R373160		0	0	

Analyte	T	Units	RAW	Final	Text	Spike	SPKref	RPDref	MDL	PQL	UQL	%REC	LOW	HIGH	%RPD	Q
n-Triacontane	S	mg/L		0.2024053		0.2	0	0	0.000336	0.002	0	101%	80	120	0%	

Seq No	Lab ID	Test Code	Sample Typ	File ID	Analysis Date	DF	Batch ID	Prep Date	SPKref	RPDref	pmoist
14977291	CCV_0111HP53	HC-8015-DRO-	CAL4		1/12/2022 5:48:3	1	R373160		0	0	

Analyte	T	Units	RAW	Final	Text	Spike	SPKref	RPDref	MDL	PQL	UQL	%REC	LOW	HIGH	%RPD	Q
n-Triacontane	S	mg/L		0.5035697		0.5	0	0	0.000336	0.002	0	101%	80	120	0%	

Seq No	Lab ID	Test Code	Sample Typ	File ID	Analysis Date	DF	Batch ID	Prep Date	SPKref	RPDref	pmoist
14977292	CCV_0111HP55	HC-8015-DRO-	CAL5		1/12/2022 8:49:5	1	R373160		0	0	

Analyte	T	Units	RAW	Final	Text	Spike	SPKref	RPDref	MDL	PQL	UQL	%REC	LOW	HIGH	%RPD	Q
n-Triacontane	S	mg/L		1.032718		1	0	0	0.000336	0.002	0	103%	80	120	0%	

Seq No	Lab ID	Test Code	Sample Typ	File ID	Analysis Date	DF	Batch ID	Prep Date	SPKref	RPDref	pmoist
14977293	CCV_0111HP55	HC-8015-DRO-	CAL1		1/13/2022 3:06:1	1	R373160		0	0	

Analyte	T	Units	RAW	Final	Text	Spike	SPKref	RPDref	MDL	PQL	UQL	%REC	LOW	HIGH	%RPD	Q
TEH(Oil Range)	A	mg/L		0.15954587		0.15	0	0	0.0879	0.3	0	106%	80	120	0%	

Seq No	Lab ID	Test Code	Sample Typ	File ID	Analysis Date	DF	Batch ID	Prep Date	SPKref	RPDref	pmoist
14977294	CCV_0111HP55	HC-8015-DRO-	CAL2		1/13/2022 4:31:3	1	R373160		0	0	

Analyte	T	Units	RAW	Final	Text	Spike	SPKref	RPDref	MDL	PQL	UQL	%REC	LOW	HIGH	%RPD	Q
TEH(Oil Range)	A	mg/L		1.03294141		1	0	0	0.0879	0.3	0	103%	80	120	0%	

Seq No	Lab ID	Test Code	Sample Typ	File ID	Analysis Date	DF	Batch ID	Prep Date	SPKref	RPDref	pmoist
14977295	CCV_0111HP55	HC-8015-DRO-	CAL3		1/13/2022 5:57:4	1	R373160		0	0	

Analyte	T	Units	RAW	Final	Text	Spike	SPKref	RPDref	MDL	PQL	UQL	%REC	LOW	HIGH	%RPD	Q
TEH(Oil Range)	A	mg/L		4.9326875		5	0	0	0.0879	0.3	0	99%	80	120	0%	

Seq No	Lab ID	Test Code	Sample Typ	File ID	Analysis Date	DF	Batch ID	Prep Date	SPKref	RPDref	pmoist
14977296	CCV_0111HP56	HC-8015-DRO-	CAL4		1/13/2022 7:24:1	1	R373160		0	0	

Analyte	T	Units	RAW	Final	Text	Spike	SPKref	RPDref	MDL	PQL	UQL	%REC	LOW	HIGH	%RPD	Q
TEH(Oil Range)	A	mg/L		14.328667		15	0	0	0.0879	0.3	0	96%	80	120	0%	

Seq No	Lab ID	Test Code	Sample Typ	File ID	Analysis Date	DF	Batch ID	Prep Date	SPKref	RPDref	pmoist
14977297	CCV_0111HP56	HC-8015-DRO-	CAL5		1/13/2022 8:50:3	1	R373160		0	0	

Analyte	T	Units	RAW	Final	Text	Spike	SPKref	RPDref	MDL	PQL	UQL	%REC	LOW	HIGH	%RPD	Q
TEH(Oil Range)	A	mg/L		28.7914395		30	0	0	0.0879	0.3	0	96%	80	120	0%	

Seq No	Lab ID	Test Code	Sample Typ	File ID	Analysis Date	DF	Batch ID	Prep Date	SPKref	RPDref	pmoist
14977298	CCV_0111HP56	HC-8015-DRO-	ICV		1/14/2022 8:18:1	0	R373160		0	0	

Analyte	T	Units	RAW	Final	Text	Spike	SPKref	RPDref	MDL	PQL	UQL	%REC	LOW	HIGH	%RPD	Q
TEH(Oil Range)	A	mg/L		5.07699902		5	0	0	0	0.3	0	102%	80	120	0%	

Write Sequence	Insert Entries(Have the first cell for entries selecte							
Data File	Sample Name	Method	Weight	Dil Factor	Amt Inj.	IS	Cal ID
G:\org\HP5\DAT\HP5011122_b\0111HP5.25r	DCM-Baseline Check-V25	G:\Org\HP5\Methods\DR_8015-IC-LEXP.met	1	1	1	1	0
G:\org\HP5\DAT\HP5011122_b\0111HP5.26r	Marker_0111HP526r, DRO ;0111HP5 , DRO220111A	g:\org\HP5\Methods\\CSC210212.met	1	1	1	1	0
G:\org\HP5\DAT\HP5011122_b\0111HP5.27r	DCM-Baseline Check-V27	G:\Org\HP5\Methods\DR_8015-HS-LEXP.met	1	1	1	1	0
G:\org\HP5\DAT\HP5011122_b\0111HP5.28r	CCV_0111HP528r, CAL1 ;0111HP5 , 2 ug per mL Triacontane (10 uL of Cal3 + 990 uL DCM(14647)	G:\Org\HP5\Methods\DS_ORO-BA-L#.MET	1	1	1	1	0
G:\org\HP5\DAT\HP5011122_b\0111HP5.29r	CCV_0111HP529r, CAL2 ;0111HP5 , 50 ug per mL Triacontane (100 uL Cal4 + 900 uL of DCM(14647)	G:\Org\HP5\Methods\DS_ORO-BA-L#.MET	1	1	1	1	0
G:\org\HP5\DAT\HP5011122_b\0111HP5.30r	CCV_0111HP530r, CAL3 ;0111HP5 , 200 ug per mL Triacontane (100uL of Cal5 + 400 uL DCM(14647)	G:\Org\HP5\Methods\DS_ORO-BA-L#.MET	1	1	1	1	0
G:\org\HP5\DAT\HP5011122_b\0111HP5.31r	CCV_0111HP531r, CAL4 ;0111HP5 , 500 ug per mL Triacontane (250uL of Cal5 + 250 uL DCM(14647)	G:\Org\HP5\Methods\DS_ORO-BA-L#.MET	1	1	1	1	0
G:\org\HP5\DAT\HP5011122_b\0111HP5.32r	DCM-Baseline Check-V33	G:\Org\HP5\Methods\DR_8015-HE-LEXP.met	1	1	1	1	0
G:\org\HP5\DAT\HP5011122_b\0111HP5.50r	CCV_0111HP550r, CAL5 ;0111HP5 , 1000 ug per mL Triacontane (DRO211006A)	G:\Org\HP5\Methods\DS_ORO-BA-L#.MET	1	1	1	1	0
G:\org\HP5\DAT\HP5011122_b\0111HP5.51r	DCM-Baseline Check-V51	G:\Org\HP5\Methods\DR_8015-IC-LEXP.met	1	1	1	1	0
G:\org\HP5\DAT\HP5011122_b\0111HP5.52r	DCM-Baseline Check-V52	G:\Org\HP5\Methods\DR_8015-IC-LEXP.met	1	1	1	1	0
G:\org\HP5\DAT\HP5011122_b\0111HP5.53r	Marker_0111HP553r, DRO ;0111HP5 , DRO220111A	g:\org\HP5\Methods\\CSC210212.met	1	1	1	1	0
G:\org\HP5\DAT\HP5011122_b\0111HP5.54r	DCM-Baseline Check-V54	G:\Org\HP5\Methods\DR_8015-IC-LEXP.met	1	1	1	1	0
G:\org\HP5\DAT\HP5011122_b\0111HP5.55r	CCV_0111HP555r, CAL1 ;0111HP5 , 150 ug per mLOil (10 uL of Cal4 + 990 uL DCM(14647)	G:\Org\HP5\Methods\DC_ORO-55-BA-L%.xls	1	1	1	1	0
G:\org\HP5\DAT\HP5011122_b\0111HP5.56r	DCM-Baseline Check-V56	G:\Org\HP5\Methods\DR_8015-HE-LEXP.met	1	1	1	1	0
G:\org\HP5\DAT\HP5011122_b\0111HP5.57r	CCV_0111HP557r, CAL2 ;0111HP5 , 1000 ug per mL Oil (200 uL of Cal 3 +800 uL DCM(14647)	G:\Org\HP5\Methods\DC_ORO-57-BA-L%.xls	1	1	1	1	0
G:\org\HP5\DAT\HP5011122_b\0111HP5.58r	DCM-Baseline Check-V58	G:\Org\HP5\Methods\DR_8015-HE-LEXP.met	1	1	1	1	0
G:\org\HP5\DAT\HP5011122_b\0111HP5.59r	CCV_0111HP559r, CAL3 ;0111HP5 , 5000 ug per mL Oil (100 uL of DRO211118A + 900 uL DCM(14647)	G:\Org\HP5\Methods\DC_ORO-59-BA-L%.xls	1	1	1	1	0
G:\org\HP5\DAT\HP5011122_b\0111HP5.60r	DCM-Baseline Check-V60	G:\Org\HP5\Methods\DR_8015-HE-LEXP.met	1	1	1	1	0
G:\org\HP5\DAT\HP5011122_b\0111HP5.61r	CCV_0111HP561r, CAL4 ;0111HP5 , 15000 ug per mL Oil (200 uL of CAL5 + 200 uL DCM(14647)	G:\Org\HP5\Methods\DC_ORO-61-BA-L%.xls	1	1	1	1	0
G:\org\HP5\DAT\HP5011122_b\0111HP5.62r	DCM-Baseline Check-V62	G:\Org\HP5\Methods\DR_8015-HE-LEXP.met	1	1	1	1	0
G:\org\HP5\DAT\HP5011122_b\0111HP5.63r	CCV_0111HP563r, CAL5 ;0111HP5 , 30000 ug per mL Oil (600 uL of DRO211118A + 400 uL of DCM)	G:\Org\HP5\Methods\DC_ORO-BA-L%.xls	1	1	1	1	0
G:\org\HP5\DAT\HP5011122_b\0111HP5.64r	DCM-Baseline Check-V64	G:\Org\HP5\Methods\DR_8015-HE-LEXP.met	1	1	1	1	0
G:\org\HP5\DAT\HP5011122_b\0111HP5.65r	DCM-Baseline Check-V65	G:\Org\HP5\Methods\DR_8015-HE-LEXP.met	1	1	1	1	0
G:\org\HP5\DAT\HP5011122_b\0111HP5.66r	DCM-Baseline Check-V66	G:\Org\HP5\Methods\DR_8015-HE-LEXP.met	1	1	1	1	0
G:\org\HP5\DAT\HP5011122_b\0111HP5.68r	DCM-Baseline Check-V68	G:\Org\HP5\Methods\DR_8015-IC-LEXP.met	1	1	1	1	0
G:\org\HP5\DAT\HP5011122_b\0111HP5.69r	CCV_0111HP567r, Second Source ;0111HP5 , 5000 ug per mL (100uL of DRO210902A + 900uL DCM(14647)	G:\Org\HP5\Methods\DC_ORO-59-BA-L%.xls	1	1	1	1	0

File Name: G:\Org\HP5\Cals\SW8015C_ORO220111BA.CAL
Version: 11

Creator: AMN
Description: 8015C-Oil Range with Triacontane. New ICal Per 0111HP5,(2022)-2 uL Inj.;
Reason for change:

External standard calibration
Standard injection volume: 1
Standard sample weight: 1
Area reject threshold: 500
Reference peak area reject threshold: 500
Amount units: nanograms
No default component

Method of calculating data point averages: Equal weight for all updates
No calibration update report

All levels are normal data points.

1 *30-40 Motor Oil

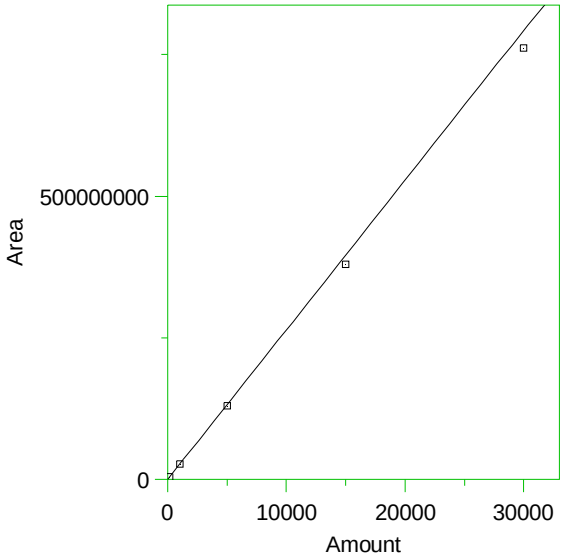

Expected retention time:	6.4 minutes
Search window:	0.05 minutes
No retention time reference component	
Group number:	0
High alarm limit:	0
Low alarm limit:	0
Component constant:	0

Single peak quantification by area

Y = 26424.55 X + 0

Average CF fit with equal weighting, forced to origin

Coefficient of determination:	0.9969108
Average error:	3.495%
Average CF:	26424.55
RSD:	4.293%

Level	Amount	Response	Cal Factor	Error, %	Source	Date and time
1	150	4177025	27846.83	5.382	Manual	1/14/2022 7:51:42 AM
2	1000	2.73111E+07	27311.1	3.355	Manual	1/14/2022 8:05:40 AM
3	5000	1.313247E+08	26264.94	-0.604	Manual	1/14/2022 8:05:24 AM
4	15000	3.796282E+08	25308.55	-4.223	Manual	1/14/2022 8:05:07 AM
5	30000	7.617404E+08	25391.35	-3.910	Manual	1/14/2022 8:04:35 AM

2 #C20

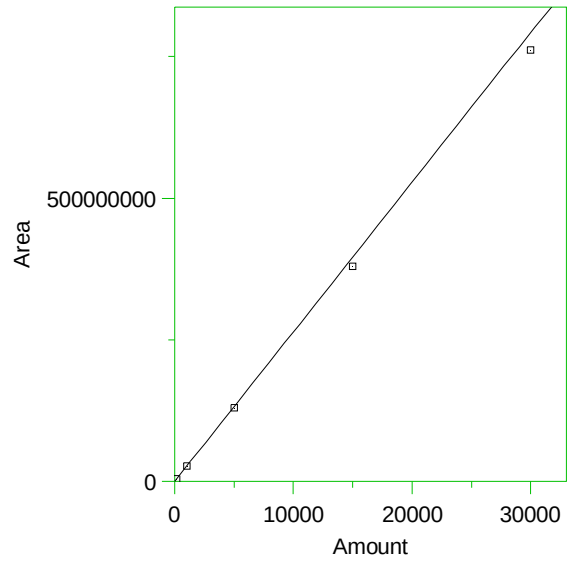

Expected retention time:	12.56 minutes
Search window:	0.05 minutes
No retention time reference component	
Group number:	0
High alarm limit:	0
Low alarm limit:	0
Component constant:	0

Single peak quantification by area

Y = 26424.55 X + 0

Average CF fit with equal weighting, forced to origin

Coefficient of determination:	0.9969108
Average error:	3.495%
Average CF:	26424.55
RSD:	4.293%

Level	Amount	Response	Cal Factor	Error, %	Source	Date and time
1	150	4177025	27846.83	5.382	Manual	1/14/2022 8:06:03 AM
2	1000	2.73111E+07	27311.1	3.355	Manual	1/14/2022 8:06:05 AM
3	5000	1.313247E+08	26264.94	-0.604	Manual	1/14/2022 8:06:06 AM
4	15000	3.796282E+08	25308.55	-4.223	Manual	1/14/2022 8:06:11 AM
5	30000	7.617404E+08	25391.35	-3.910	Manual	1/14/2022 8:06:13 AM

3 *#Triacontane

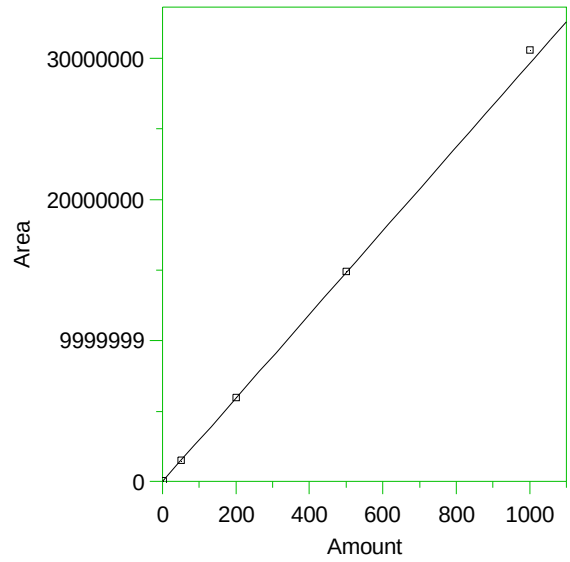

Expected retention time: 16.44 minutes
Search window: 0.05 minutes
No retention time reference component
Group number: 0

High alarm limit: 0
Low alarm limit: 0
Component constant: 0

Single peak quantification by area

Y = 29636.1 X + 0

Average CF fit with equal weighting, forced to origin
Coefficient of determination: 0.9984925
Average error: 2.075%
Average CF: 29636.1
RSD: 3.023%

Level	Amount	Response	Cal Factor	Error, %	Source	Date and time
1	2	56381.2	28190.6	-4.878	Manual	1/13/2022 12:38:47 PM
2	50	1477199	29543.98	-0.311	Manual	1/13/2022 12:38:50 PM
3	200	5998503	29992.52	1.203	Manual	1/13/2022 12:38:53 PM
4	500	1.492384E+07	29847.68	0.714	Manual	1/13/2022 12:38:56 PM
5	1000	3.060573E+07	30605.73	3.272	Manual	1/13/2022 12:39:03 PM

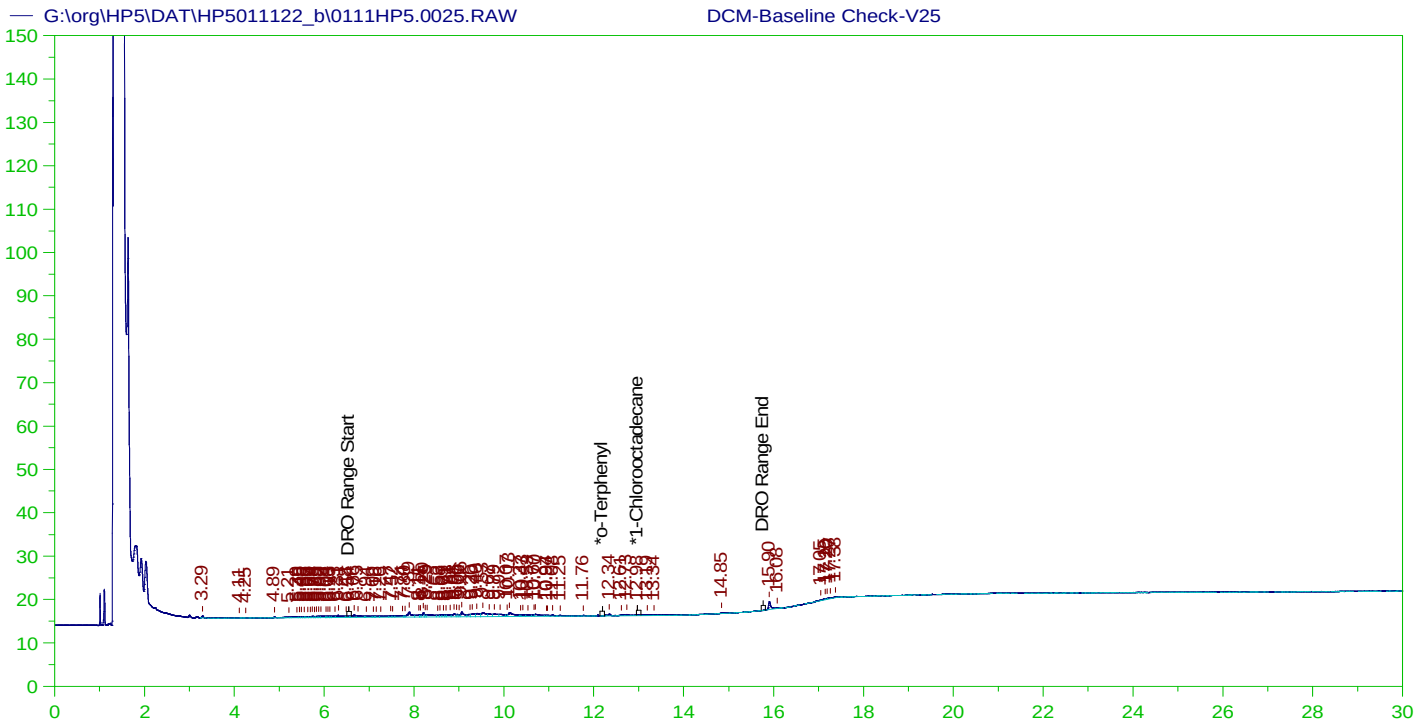

DIESEL RANGE ORGANICS CHROMATOGRAM REPORT
Sample Name: DCM-Baseline Check-V25
Raw File: G:\org\HP5\DAT\HP5011122_b\0111HP5.0025.RAW
Date & Time Acquired: 1/12/2022 1:29:46 AM
Method File: G:\Org\HP5\Methods\DR_8015-IC-LEXP.met
Calibration File: G:\Org\HP5\Cals\SW8015C_DRO211102IC.CAL
Sample Weight: 1 Dilution: 1 S.A.: 1

Mean RF for TEH: 31353.19
Rt range for Diesel Range Organics: 6.5 to 15.82

SURROGATE COMPOUND	RT	ACTUAL	MEASURED	%REC
*o-Terphenyl	29.899	200.	.	-
*1-Chlorooctadecane	12.975	200.	.017	.01 -

DRO Area:132028.6 DRO Amount: 4.211011
TEH Area:186308.4 TEH Amount: 5.942247

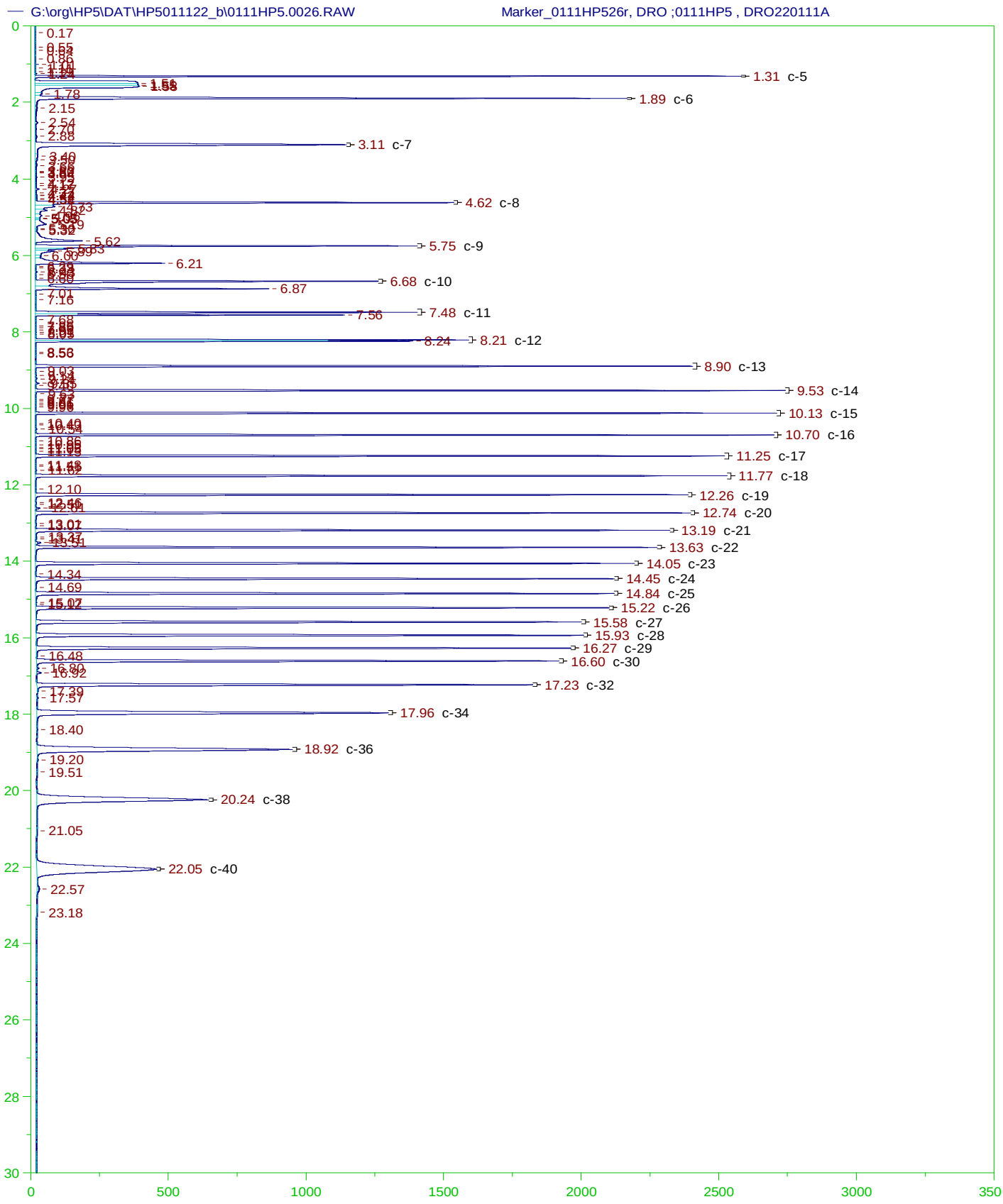

G:\org\HP5\dat\HP5011122_b\Review\026_Marker_0111HP526r_CSC220111.xls

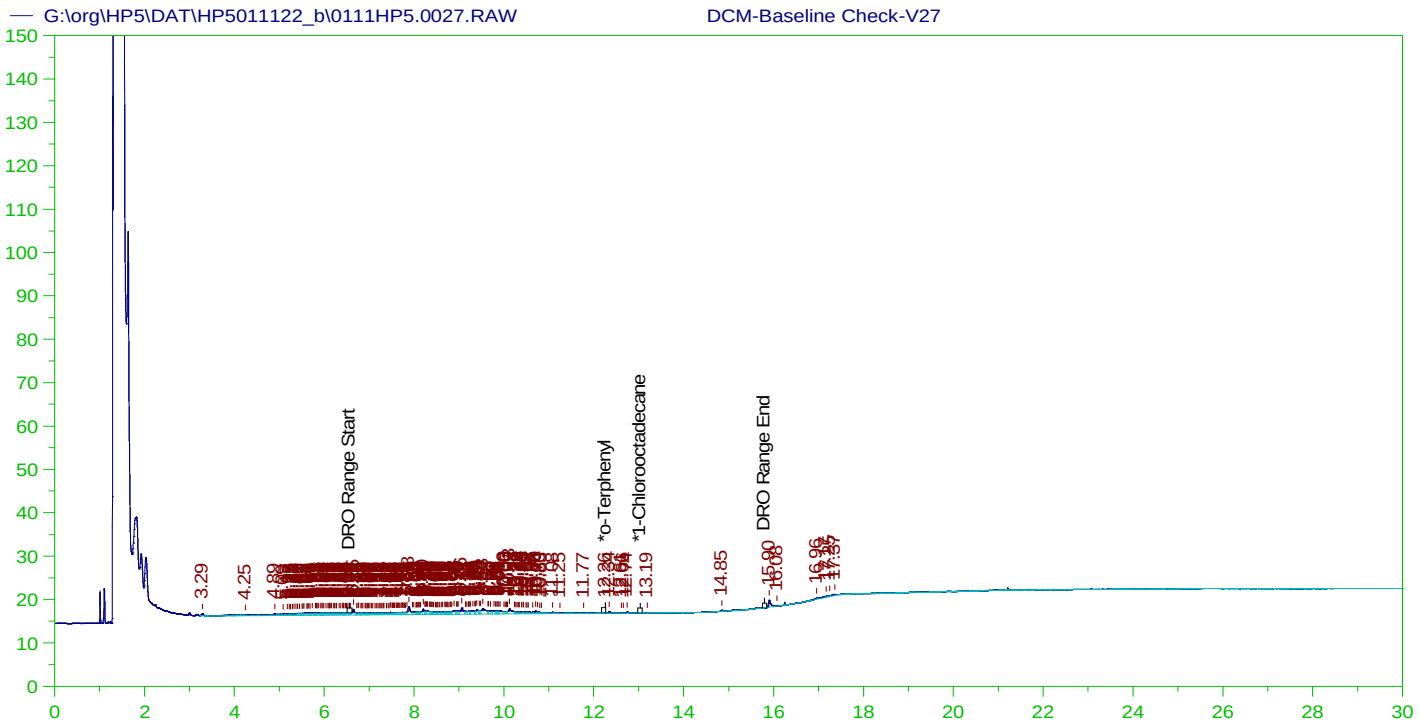

DIESEL RANGE ORGANICS CHROMATOGRAM REPORT
Sample Name: DCM-Baseline Check-V27
Raw File: G:\org\HP5\DAT\HP5011122_b\0111HP5.0027.RAW
Date & Time Acquired: 1/12/2022 2:56:04 AM
Method File: G:\Org\HP5\Methods\DR_8015-HS-LEXP.met
Calibration File: G:\Org\HP5\Cals\SW8015C_DRO210108Hs.CAL
Sample Weight: 1 Dilution: 1 S.A.: 1

Mean RF for TEH: 29457.33
Rt range for Diesel Range Organics: 6.51 to 15.85

SURROGATE COMPOUND	RT	ACTUAL	MEASURED	%REC	
*o-Terphenyl	12.261	200.	.017	.01	-
*1-Chlorooctadecane	29.983	200.	.	.	-

DRO Area:193795.7 DRO Amount: 6.578862
TEH Area:272770 TEH Amount: 9.259835

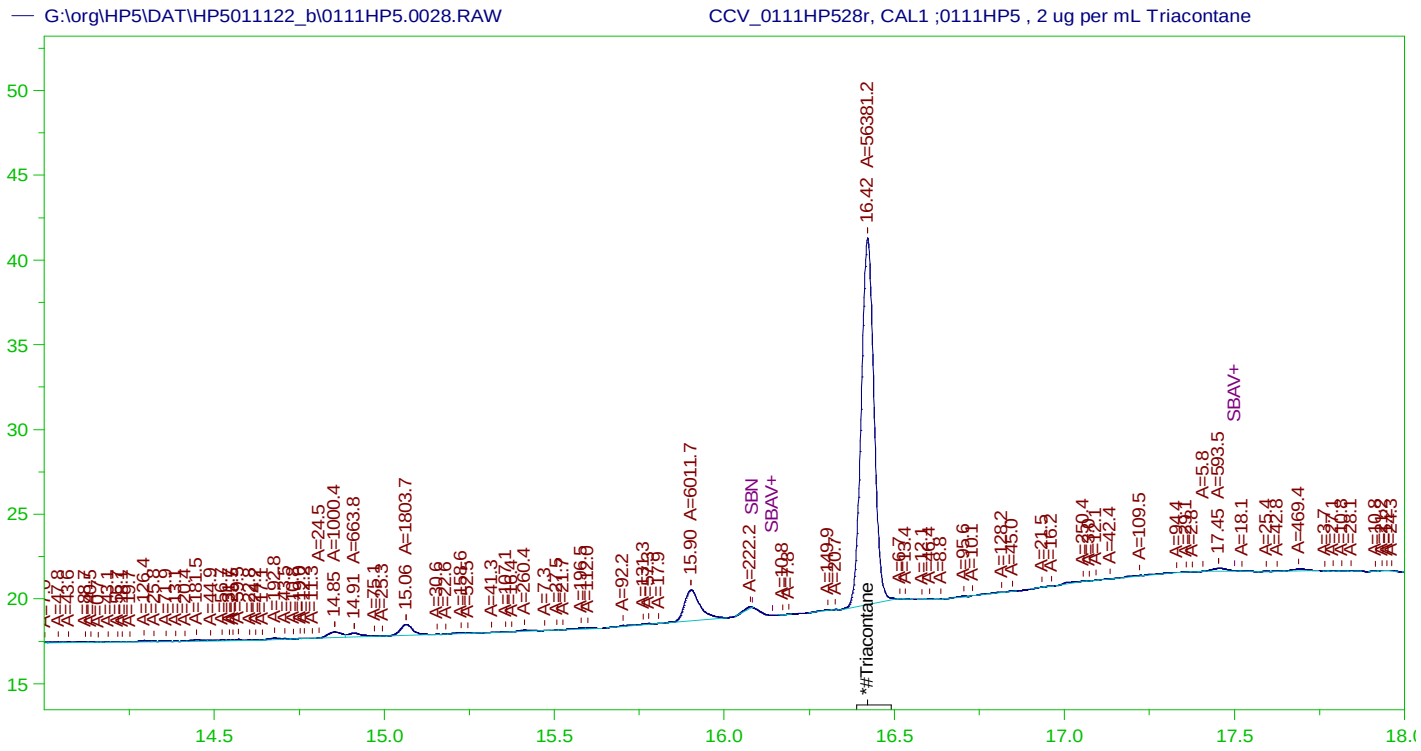

RESIDUAL RANGE ORGANICS CHROMATOGRAM

Sample Name: CCV_0111HP528r, CAL1 ;0111HP5 , 2 ug per mL Triacontane
Raw File: G:\org\HP5\DAT\HP5011122_b\0111HP5.0028.RAW
Date & Time Acquired: 1/12/2022 3:39:11 AM
Method File: G:\Org\HP5\Methods\DS_ORO-BA-L%.MET
Calibration File: G:\Org\HP5\Cals\SW8015C_ORO220111ba.CAL
Sample Weight: 1 Dilution: 1 S.A.: 1

Mean RF for for Residual Range Organics Calculations: 28542.41
Rt range for Residual Range Organics: 12.51 to 30.05

SURROGATE COMPOUND	RT	ACTUAL	MEASURED	%REC	
*#Triacontane	16.421	500.	1.902	.38	-

RRO Area:11465.21 RRO AMOUNT: 0.4016902

CONTINUING CALIBRATION REPORT: G:\org\HP5\DAT\HP5011122_b\0111HP5.0028.RAW

COMPOUND	ACTUAL(NG)	MEASURED(NG)	%RECOVERY	LIMITS
*30-40 Motor Oil	5000.	.056	.	75-125

SURROGATE COMPOUND	RT	ACTUAL	MEASURED	%REC	LIMITS
*#Triacontane	16.421	200.	1.902	.95	75-125

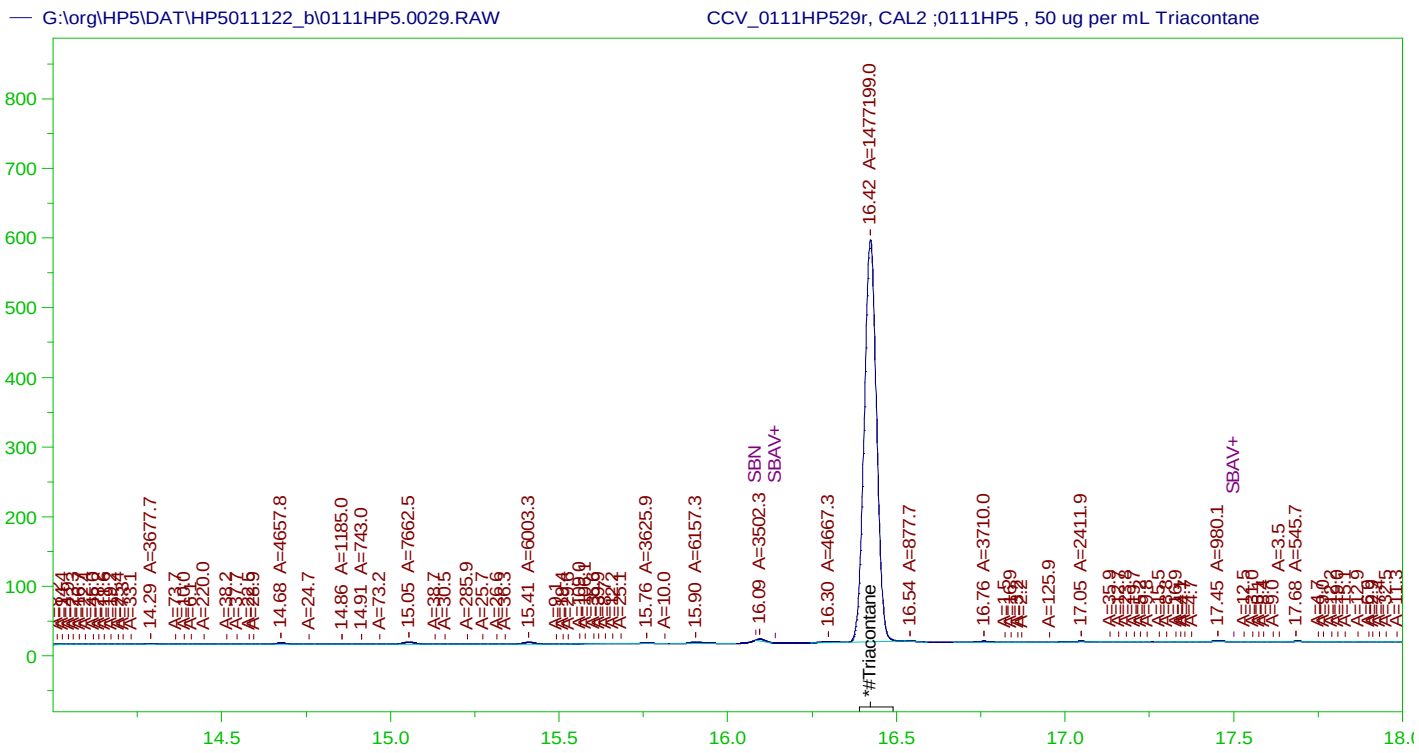

RESIDUAL RANGE ORGANICS CHROMATOGRAM

Sample Name: CCV_0111HP529r, CAL2 ;0111HP5 , 50 ug per mL Triacontane
Raw File: G:\org\HP5\DAT\HP5011122_b\0111HP5.0029.RAW
Date & Time Acquired: 1/12/2022 4:22:15 AM
Method File: G:\Org\HP5\Methods\DS_ORO-BA-L%.MET
Calibration File: G:\Org\HP5\Cals\SW8015C_ORO220111ba.CAL
Sample Weight: 1 Dilution: 1 S.A.: 1

Mean RF for for Residual Range Organics Calculations: 28542.41
Rt range for Residual Range Organics: 12.51 to 30.05

SURROGATE COMPOUND	RT	ACTUAL	MEASURED	%REC	
*#Triacontane	16.423	500.	49.845	9.97	-

RRO Area:60154.51 RRO AMOUNT: 2.107548

CONTINUING CALIBRATION REPORT: G:\org\HP5\DAT\HP5011122_b\0111HP5.0029.RAW

COMPOUND	ACTUAL(NG)	MEASURED(NG)	%RECOVERY	LIMITS
*30-40 Motor Oil	5000.	.023	.	75-125

SURROGATE COMPOUND	RT	ACTUAL	MEASURED	%REC	LIMITS
*#Triacontane	16.423	200.	49.845	24.92	75-125

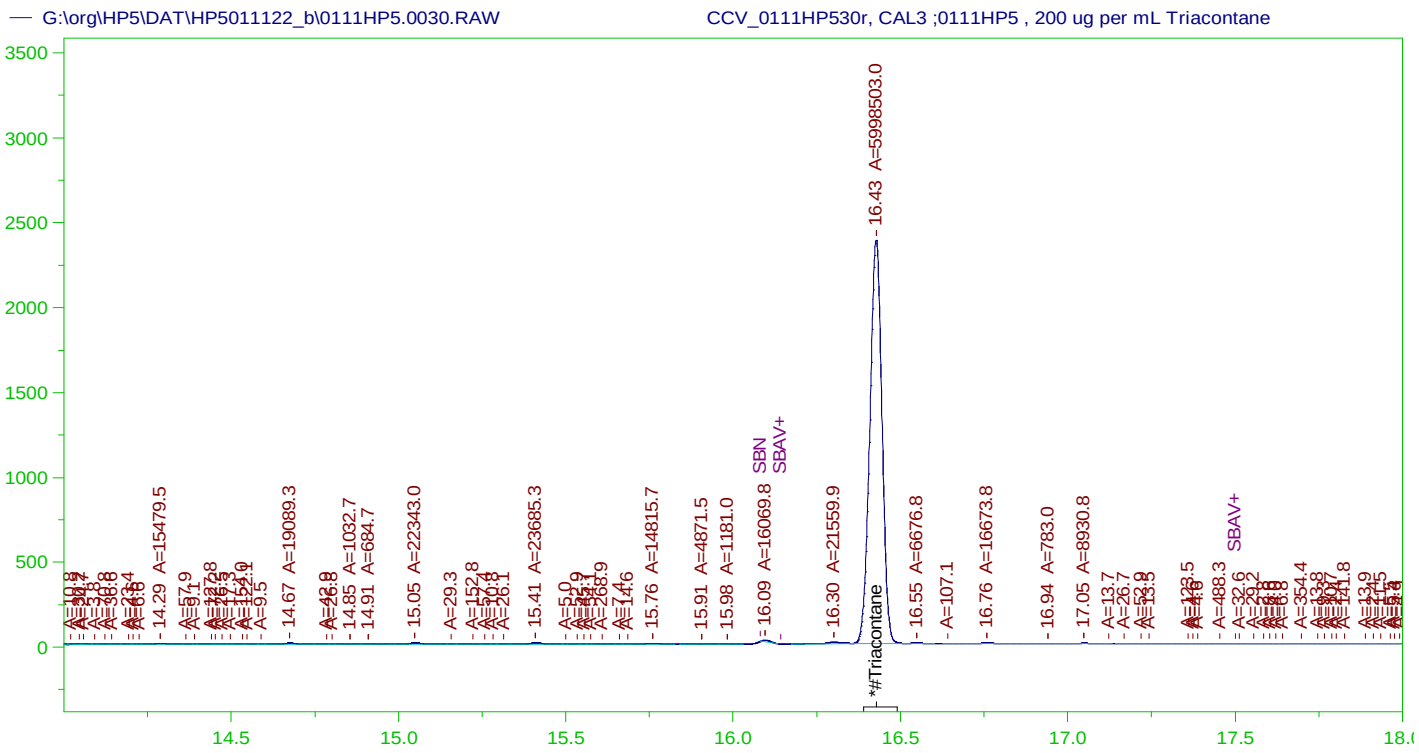

RESIDUAL RANGE ORGANICS CHROMATOGRAM

Sample Name: CCV_0111HP530r, CAL3 ;0111HP5 , 200 ug per mL Triacontane
Raw File: G:\org\HP5\DAT\HP5011122_b\0111HP5.0030.RAW
Date & Time Acquired: 1/12/2022 5:05:25 AM
Method File: G:\Org\HP5\Methods\DS_ORO-BA-L%.MET
Calibration File: G:\Org\HP5\Cals\SW8015C_ORO220111ba.CAL
Sample Weight: 1 Dilution: 1 S.A.: 1

Mean RF for for Residual Range Organics Calculations: 28542.41
Rt range for Residual Range Organics: 12.51 to 30.05

SURROGATE COMPOUND	RT	ACTUAL	MEASURED	%REC	
*#Triacontane	16.427	500.	202.405	40.48	-

RRO Area:200104.8 RRO AMOUNT: 7.01079

CONTINUING CALIBRATION REPORT: G:\org\HP5\DAT\HP5011122_b\0111HP5.0030.RAW

COMPOUND	ACTUAL(NG)	MEASURED(NG)	%RECOVERY	LIMITS
*30-40 Motor Oil	5000.	.	.	75-125

SURROGATE COMPOUND	RT	ACTUAL	MEASURED	%REC	LIMITS
*#Triacontane	16.427	200.	202.405	101.2	75-125

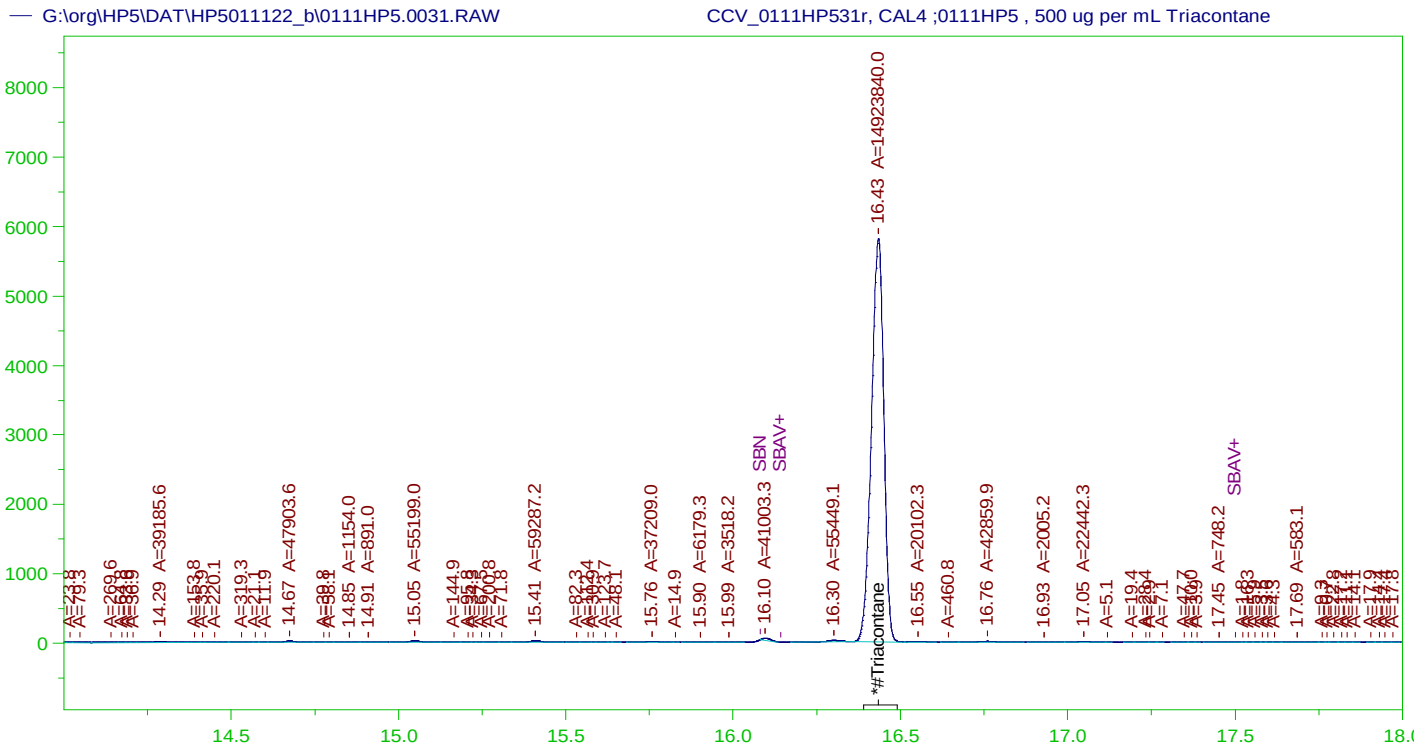

RESIDUAL RANGE ORGANICS CHROMATOGRAM
Sample Name: CCV_0111HP531r, CAL4 ;0111HP5 , 500 ug per mL Triacontane
Raw File: G:\org\HP5\DAT\HP5011122_b\0111HP5.0031.RAW
Date & Time Acquired: 1/12/2022 5:48:34 AM
Method File: G:\Org\HP5\Methods\DS_ORO-BA-L%.MET
Calibration File: G:\Org\HP5\Cals\SW8015C_ORO220111ba.CAL
Sample Weight: 1 Dilution: 1 S.A.: 1

Mean RF for for Residual Range Organics Calculations: 28542.41
Rt range for Residual Range Organics: 12.51 to 30.05

SURROGATE COMPOUND	RT	ACTUAL	MEASURED	%REC	
*#Triacontane	16.434	500.	503.57	100.71	-

RRO Area:497882.9 RRO AMOUNT: 17.44362

CONTINUING CALIBRATION REPORT: G:\org\HP5\DAT\HP5011122_b\0111HP5.0031.RAW

COMPOUND	ACTUAL(NG)	MEASURED(NG)	%RECOVERY	LIMITS
*30-40 Motor Oil	5000.	.	.	75-125

SURROGATE COMPOUND	RT	ACTUAL	MEASURED	%REC	LIMITS
*#Triacontane	16.434	200.	503.57	251.78	75-125

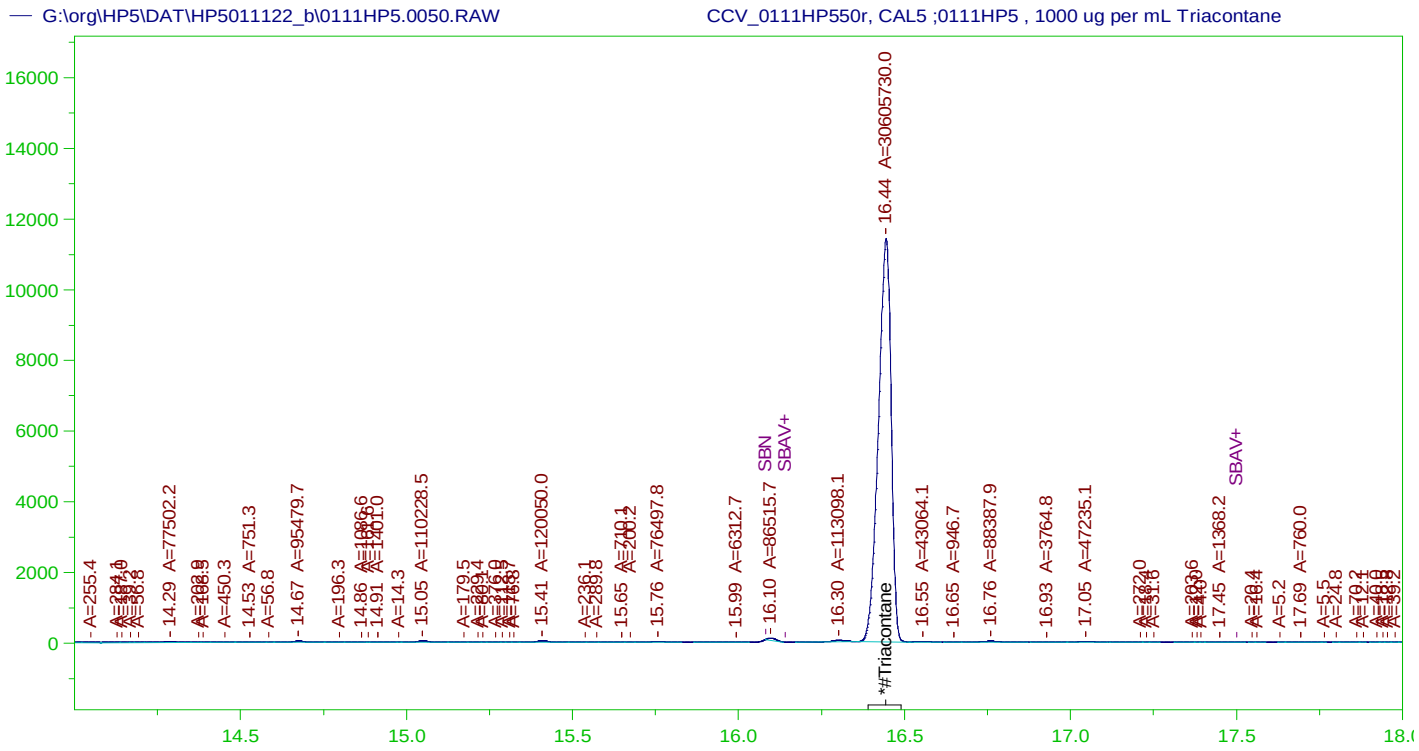

RESIDUAL RANGE ORGANICS CHROMATOGRAM

Sample Name: CCV_0111HP550r, CAL5 ;0111HP5 , 1000 ug per mL Triacontane
Raw File: G:\org\HP5\DAT\HP5011122_b\0111HP5.0050.RAW
Date & Time Acquired: 1/12/2022 8:49:58 PM
Method File: G:\Org\HP5\Methods\DS_ORO-BA-L%.MET
Calibration File: G:\Org\HP5\Cals\SW8015C_ORO220111ba.CAL
Sample Weight: 1 Dilution: 1 S.A.: 1

Mean RF for for Residual Range Organics Calculations: 28542.41
Rt range for Residual Range Organics: 12.51 to 30.05

SURROGATE COMPOUND	RT	ACTUAL	MEASURED	%REC	
*#Triacontane	16.444	500.	1032.718	206.54	-

RRO Area:993904.8 RRO AMOUNT: 34.82203

CONTINUING CALIBRATION REPORT: G:\org\HP5\DAT\HP5011122_b\0111HP5.0050.RAW

COMPOUND	ACTUAL(NG)	MEASURED(NG)	%RECOVERY	LIMITS
*30-40 Motor Oil	5000.	.	.	75-125

SURROGATE COMPOUND	RT	ACTUAL	MEASURED	%REC	LIMITS
*#Triacontane	16.444	200.	1032.718	516.36	75-125

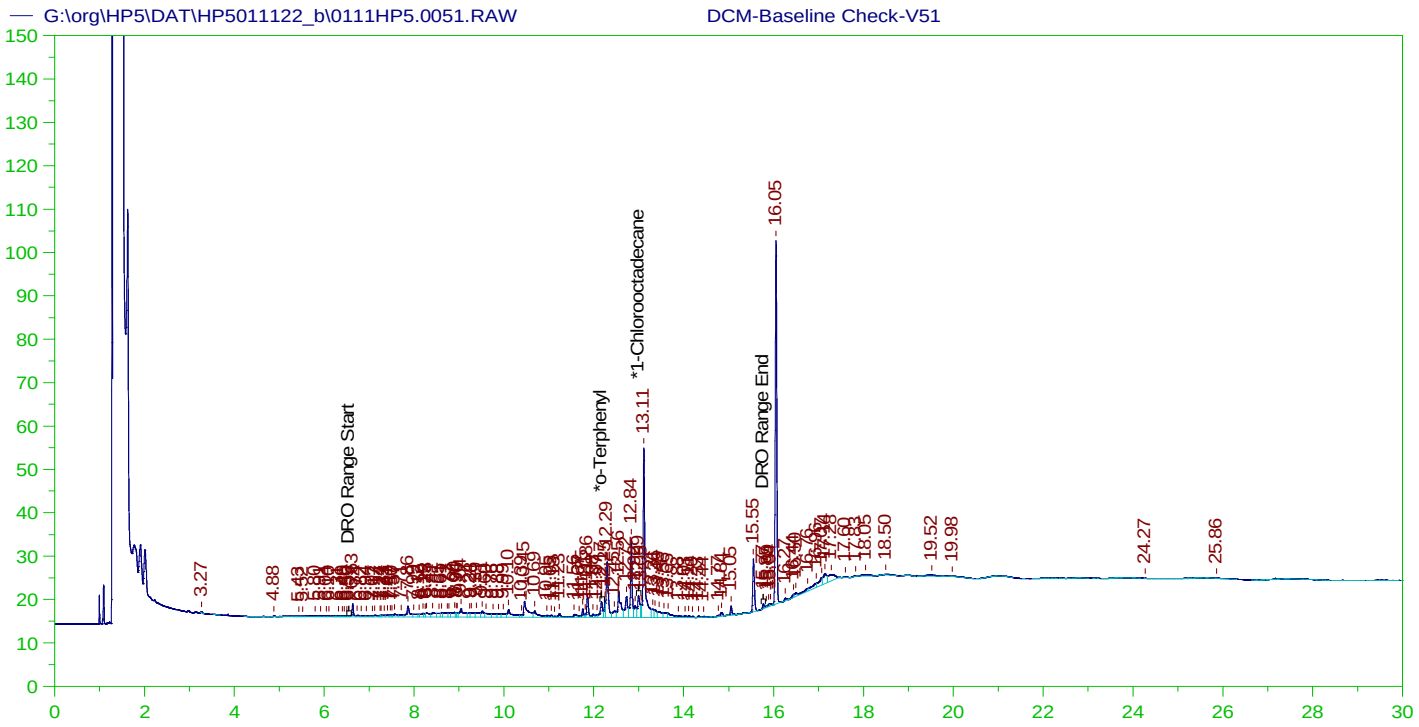

DIESEL RANGE ORGANICS CHROMATOGRAM REPORT
Sample Name: DCM-Baseline Check-V51
Raw File: G:\org\HP5\DAT\HP5011122_b\0111HP5.0051.RAW
Date & Time Acquired: 1/13/2022 12:15:29 PM
Method File: G:\Org\HP5\Methods\DR_8015-IC-LEXP.met
Calibration File: G:\Org\HP5\Cals\SW8015C_DRO211102IC.CAL
Sample Weight: 1 Dilution: 1 S.A.: 1

Mean RF for TEH: 31353.19
Rt range for Diesel Range Organics: 6.5 to 15.82

SURROGATE COMPOUND	RT	ACTUAL	MEASURED	%REC	
*o-Terphenyl	12.166	200.	.369	.18	-
*1-Chlorooctadecane	12.994	200.	.464	.23	-

DRO Area:587062.5 DRO Amount: 18.72417
TEH Area:891448.4 TEH Amount: 28.43246

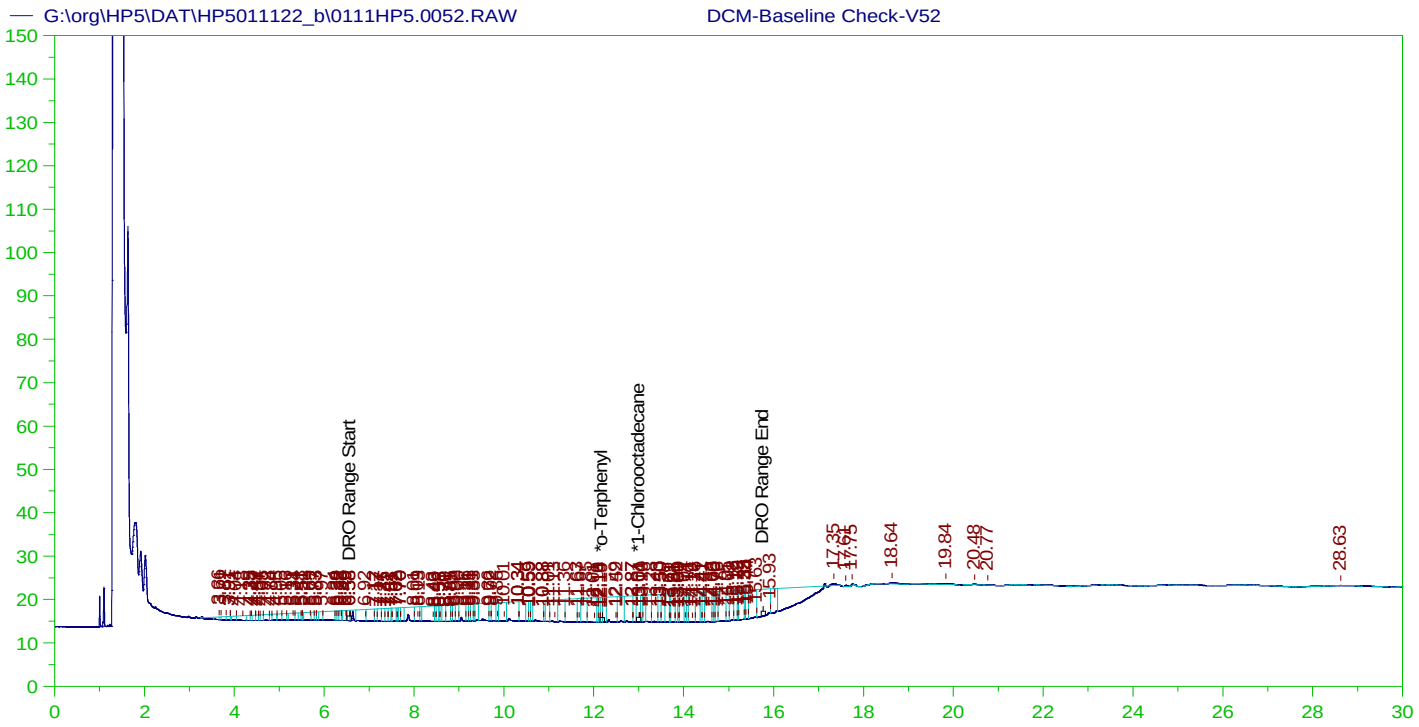

DIESEL RANGE ORGANICS CHROMATOGRAM REPORT
Sample Name: DCM-Baseline Check-V52
Raw File: G:\org\HP5\DAT\HP5011122_b\0111HP5.0052.RAW
Date & Time Acquired: 1/13/2022 12:58:31 PM
Method File: G:\Org\HP5\Methods\DR_8015-IC-LEXP.met
Calibration File: G:\Org\HP5\Cals\SW8015C_DRO211102IC.CAL
Sample Weight: 1 Dilution: 1 S.A.: 1

Mean RF for TEH: 31353.19
Rt range for Diesel Range Organics: 6.5 to 15.82

SURROGATE COMPOUND	RT	ACTUAL	MEASURED	%REC	
*o-Terphenyl	12.192	200.	.855	.43	-
*1-Chlorooctadecane	13.007	200.	.955	.48	-

DRO Area:2710300 DRO Amount: 86.44414
TEH Area:2842315 TEH Amount: 90.65472

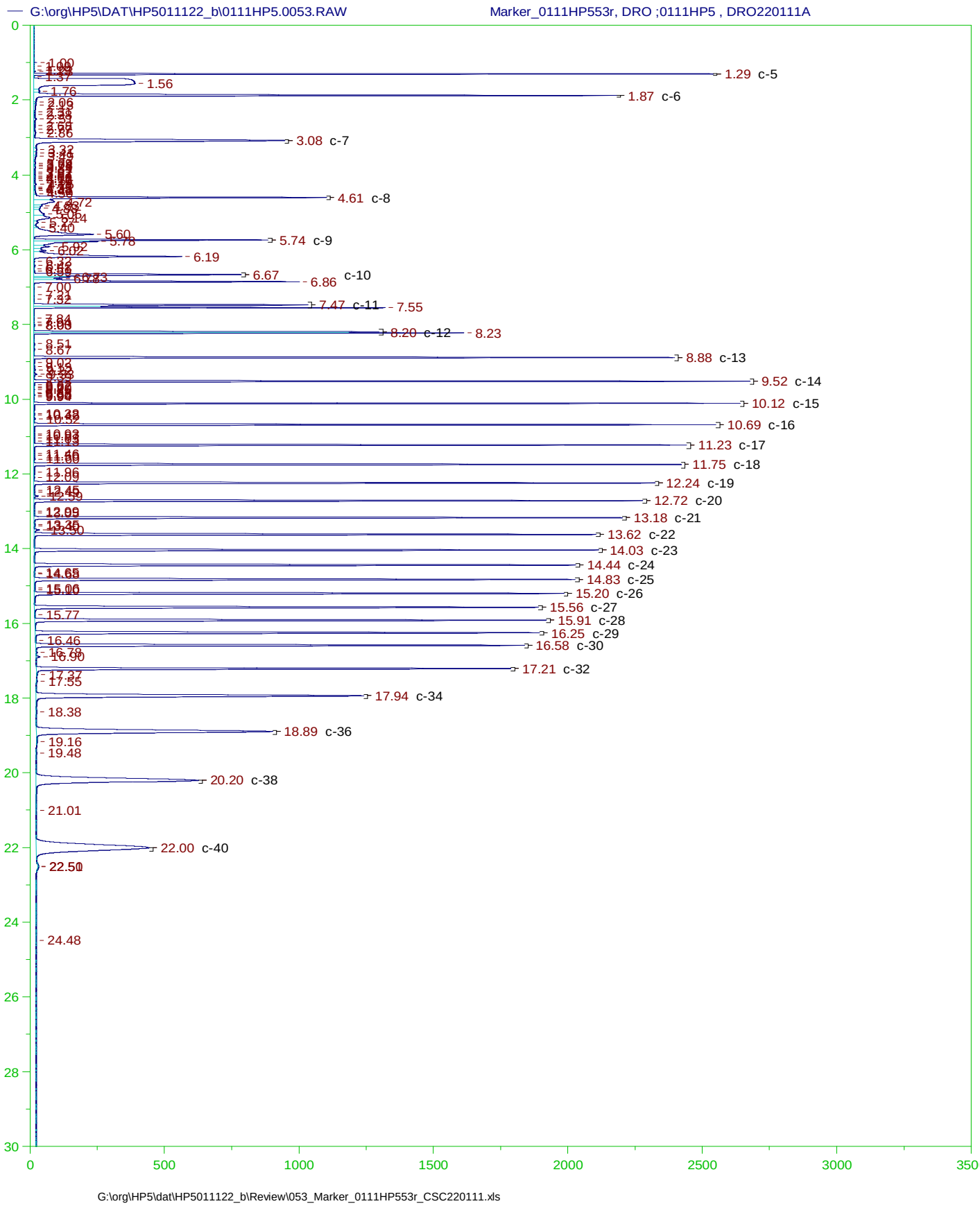
G:\org\HP5\DAT\HP5011122_b\0111HP5.0053.RAW
Marker_0111HP553r, DRO ;0111HP5 , DRO220111A
1.29 c-5
1.56
1.87 c-6
3.08 c-7
4.61 c-8
5.74 c-9
6.19
6.67
6.86 c-10
7.47 c-11
7.55
8.20 c-12
8.23
8.88 c-13
9.52 c-14
10.12 c-15
10.69 c-16
11.23 c-17
11.75 c-18
12.24 c-19
12.72 c-20
13.18 c-21
13.62 c-22
14.03 c-23
14.44 c-24
14.83 c-25
15.20 c-26
15.56 c-27
15.77
15.91 c-28
16.25 c-29
16.46
16.58 c-30
17.21 c-32
17.55
17.94 c-34
18.38
18.89 c-36
19.16
19.48
20.20 c-38
21.01
22.00 c-40
24.48
0
500
1000
1500
2000
2500
3000
G:\org\HP5\dat\HP5011122_b\Review\053_Marker_0111HP553r_CSC220111.xls

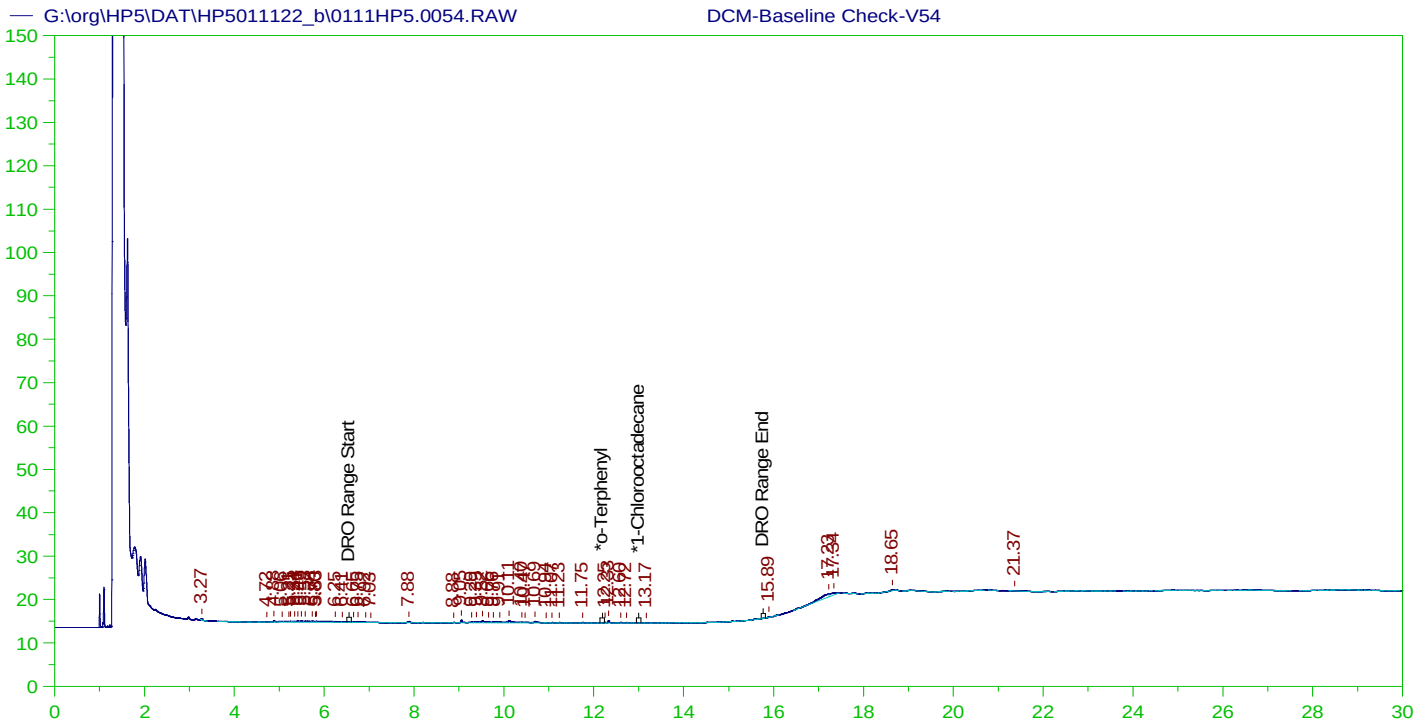

DIESEL RANGE ORGANICS CHROMATOGRAM REPORT
Sample Name: DCM-Baseline Check-V54
Raw File: G:\org\HP5\DAT\HP5011122_b\0111HP5.0054.RAW
Date & Time Acquired: 1/13/2022 2:23:42 PM
Method File: G:\Org\HP5\Methods\DR_8015-IC-LEXP.met
Calibration File: G:\Org\HP5\Cals\SW8015C_DRO211102IC.CAL
Sample Weight: 1 Dilution: 1 S.A.: 1

Mean RF for TEH: 31353.19
Rt range for Diesel Range Organics: 6.5 to 15.82

SURROGATE COMPOUND	RT	ACTUAL	MEASURED		%REC
*o-Terphenyl	29.882	200.	.	.	-
*1-Chlorooctadecane	29.882	200.	.	.	-

DRO Area:44798.44 DRO Amount: 1.428832
TEH Area:97771.24 TEH Amount: 3.118382

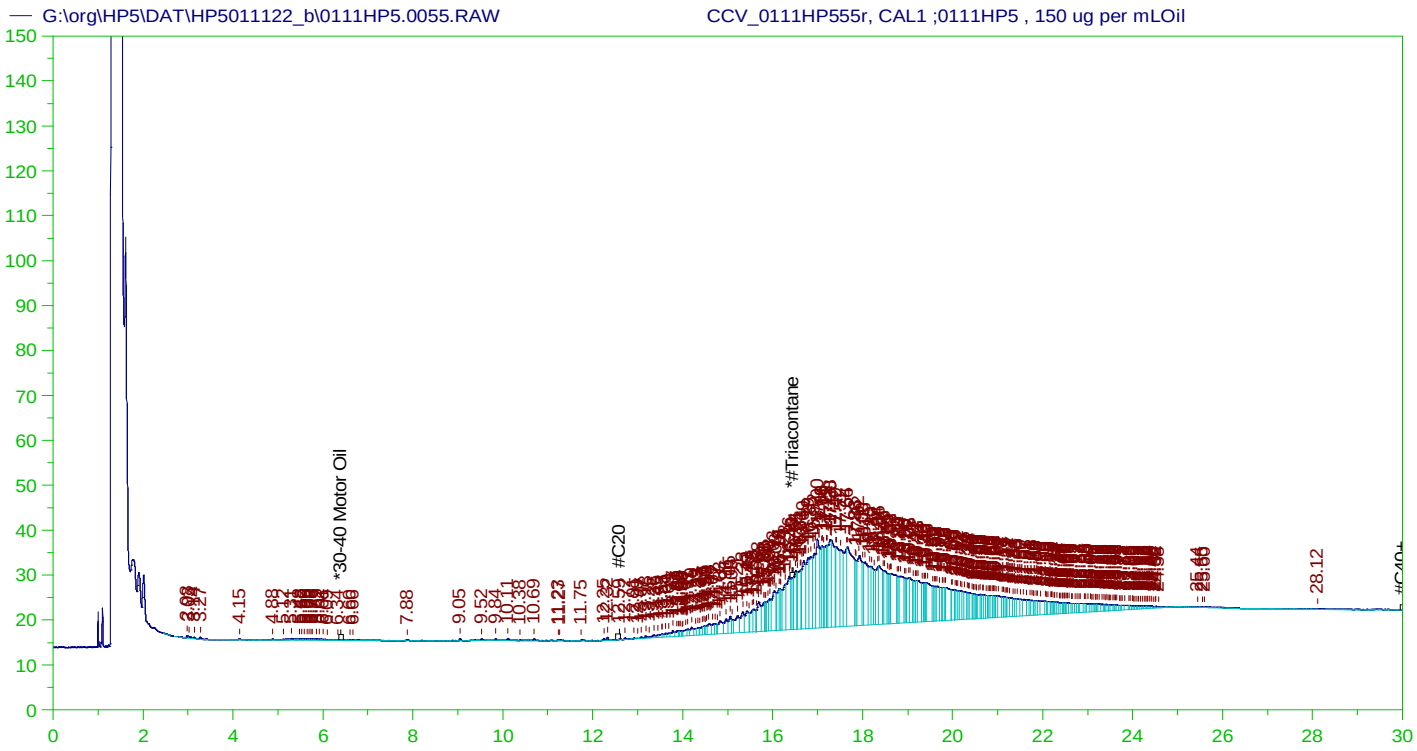

RESIDUAL RANGE ORGANICS CHROMATOGRAM
Sample Name: CCV_0111HP555r, CAL1 ;0111HP5 , 150 ug per mLOil
Raw File: G:\org\HP5\DAT\HP5011122_b\0111HP5.0055.RAW
Date & Time Acquired: 1/13/2022 3:06:11 PM
Method File: G:\Org\HP5\Methods\DC_ORO-55-BA-L%.MET
Calibration File: G:\Org\HP5\Cals\SW8015C_ORO220111BA.CAL
Sample Weight: 1 Dilution: 1 S.A.: 1

Mean RF for for Residual Range Organics Calculations: 26424.55
Rt range for Residual Range Organics: 12.51 to 30.05

SURROGATE COMPOUND	RT	ACTUAL	MEASURED	%REC	
*#Triacontane	16.447	500.	.47	.09	-

RRO Area:4215928 RRO AMOUNT: 159.5459

CONTINUING CALIBRATION REPORT: G:\org\HP5\DAT\HP5011122_b\0111HP5.0055.RAW

COMPOUND	ACTUAL(NG)	MEASURED(NG)	%RECOVERY	LIMITS
*30-40 Motor Oil	5000.	.	.	75-125

SURROGATE COMPOUND	RT	ACTUAL	MEASURED	%REC	LIMITS
*#Triacontane	16.447	200.	.47	.23	75-125

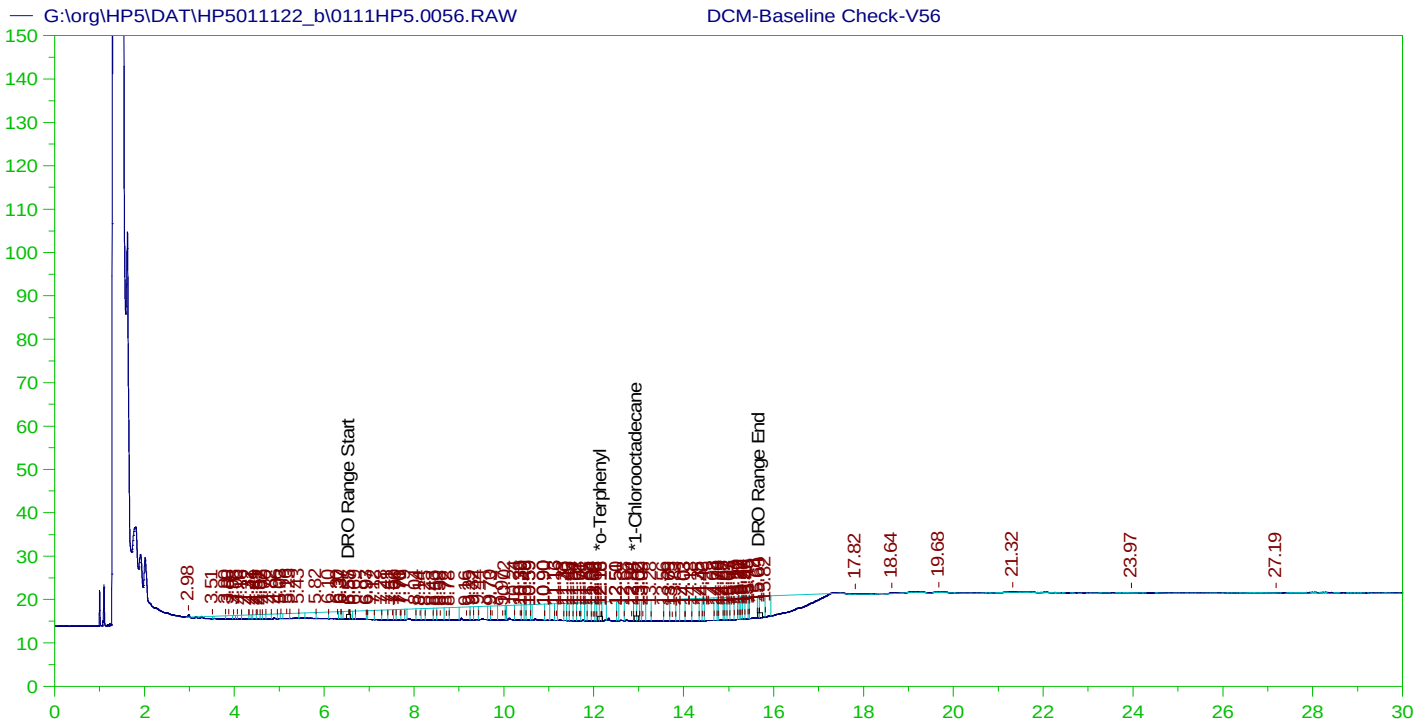

DIESEL RANGE ORGANICS CHROMATOGRAM REPORT
Sample Name: DCM-Baseline Check-V56
Raw File: G:\org\HP5\DAT\HP5011122_b\0111HP5.0056.RAW
Date & Time Acquired: 1/13/2022 3:48:53 PM
Method File: G:\Org\HP5\Methods\DR_8015-HE-LEXP.met
Calibration File: G:\Org\HP5\Cals\SW8015C_DRO210108HE.CAL
Sample Weight: 1 Dilution: 1 S.A.: 1

Mean RF for TEH: 29457.33
Rt range for Diesel Range Organics: 6.49 to 15.75

SURROGATE COMPOUND	RT	ACTUAL	MEASURED	%REC	
*o-Terphenyl	12.162	200.	.406	.2	-
*1-Chlorooctadecane	29.946	200.	.	.	-

DRO Area:2125703 DRO Amount: 72.16209
TEH Area:2146824 TEH Amount: 72.8791

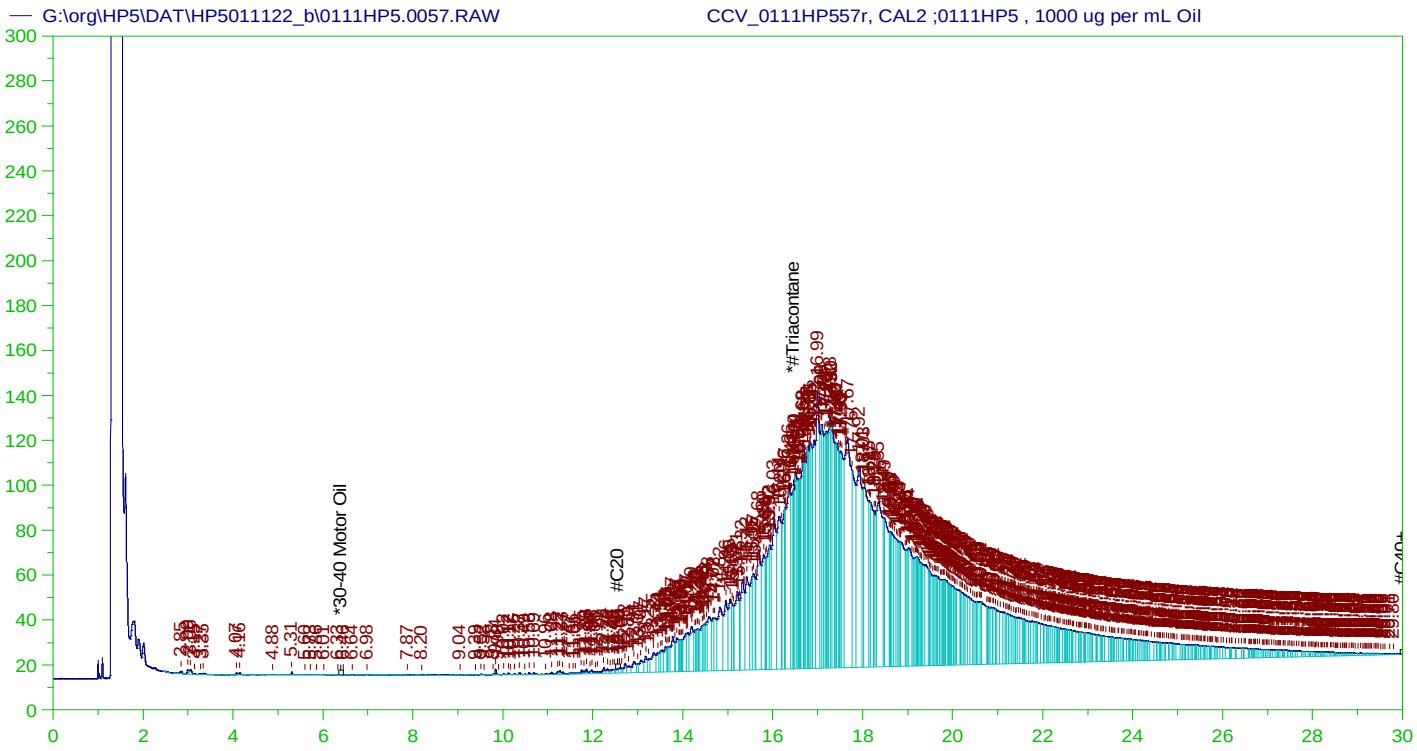

RESIDUAL RANGE ORGANICS CHROMATOGRAM

Sample Name: CCV_0111HP557r, CAL2 ;0111HP5 , 1000 ug per mL Oil
Raw File: G:\org\HP5\DAT\HP5011122_b\0111HP5.0057.RAW
Date & Time Acquired: 1/13/2022 4:31:31 PM
Method File: G:\Org\HP5\Methods\DC_ORO-57-BA-L%.MET
Calibration File: G:\Org\HP5\Cals\SW8015C_ORO220111BA.CAL
Sample Weight: 1 Dilution: 1 S.A.: 1

Mean RF for for Residual Range Organics Calculations: 26424.55
Rt range for Residual Range Organics: 12.51 to 30.05

SURROGATE COMPOUND	RT	ACTUAL	MEASURED	%REC	
*#Triacontane	16.454	500.	3.058	.61	-

RRO Area:2.729502E+07 RRO AMOUNT: 1032.941

CONTINUING CALIBRATION REPORT: G:\org\HP5\DAT\HP5011122_b\0111HP5.0057.RAW

COMPOUND	ACTUAL(NG)	MEASURED(NG)	%RECOVERY	LIMITS
*30-40 Motor Oil	5000.	.	.	75-125

SURROGATE COMPOUND	RT	ACTUAL	MEASURED	%REC	LIMITS
*#Triacontane	16.454	200.	3.058	1.53	75-125

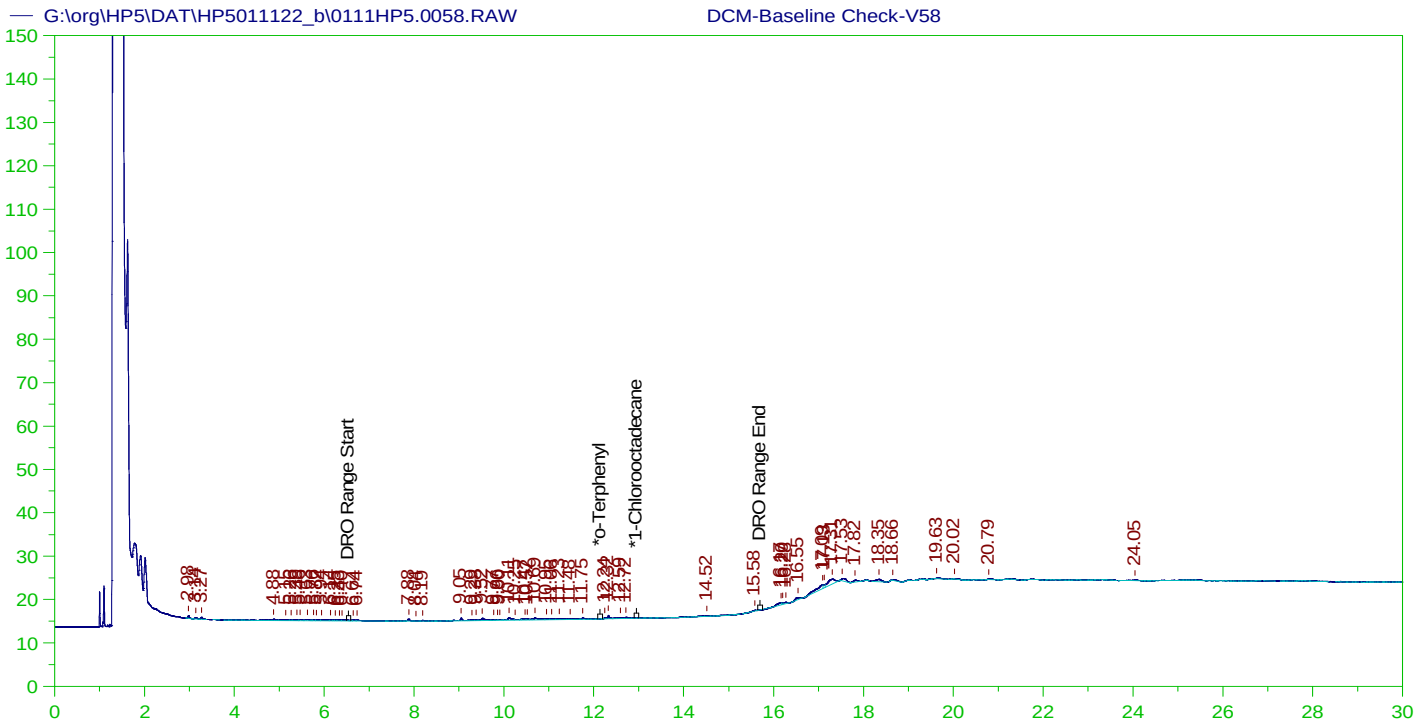

DIESEL RANGE ORGANICS CHROMATOGRAM REPORT
Sample Name: DCM-Baseline Check-V58
Raw File: G:\org\HP5\DAT\HP5011122_b\0111HP5.0058.RAW
Date & Time Acquired: 1/13/2022 5:14:45 PM
Method File: G:\Org\HP5\Methods\DR_8015-HE-LEXP.met
Calibration File: G:\Org\HP5\Cals\SW8015C_DRO210108HE.CAL
Sample Weight: 1 Dilution: 1 S.A.: 1

Mean RF for TEH: 29457.33
Rt range for Diesel Range Organics: 6.49 to 15.75

SURROGATE COMPOUND	RT	ACTUAL	MEASURED		%REC
*o-Terphenyl	29.94	200.	.	.	-
*1-Chlorooctadecane	29.94	200.	.	.	-

DRO Area:48306.73 DRO Amount: 1.639888
TEH Area:141285.5 TEH Amount: 4.796276

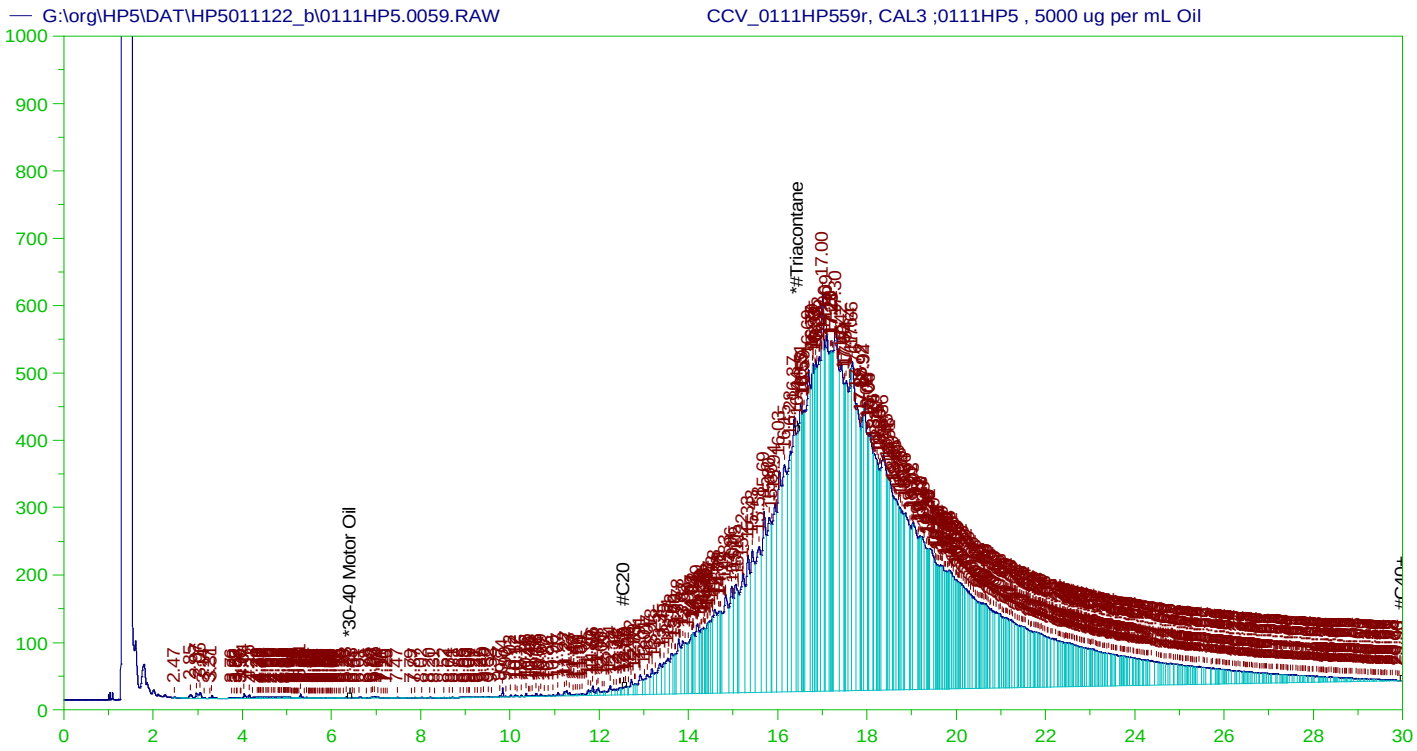

RESIDUAL RANGE ORGANICS CHROMATOGRAM

Sample Name: CCV_0111HP559r, CAL3 ;0111HP5 , 5000 ug per mL Oil
Raw File: G:\org\HP5\DAT\HP5011122_b\0111HP5.0059.RAW
Date & Time Acquired: 1/13/2022 5:57:48 PM
Method File: G:\Org\HP5\Methods\DC_ORO-59-BA-L%.MET
Calibration File: G:\Org\HP5\Cals\SW8015C_ORO220111BA.CAL
Sample Weight: 1 Dilution: 1 S.A.: 1

Mean RF for for Residual Range Organics Calculations: 26424.55
Rt range for Residual Range Organics: 12.51 to 30.05

SURROGATE COMPOUND	RT	ACTUAL	MEASURED	%REC	
*#Triacontane	16.442	500.	33.09	6.62	-

RRO Area:1.303441E+08 RRO AMOUNT: 4932.688

CONTINUING CALIBRATION REPORT: G:\org\HP5\DAT\HP5011122_b\0111HP5.0059.RAW

COMPOUND	ACTUAL(NG)	MEASURED(NG)	%RECOVERY	LIMITS
*30-40 Motor Oil	5000.	.037	.	75-125

SURROGATE COMPOUND	RT	ACTUAL	MEASURED	%REC	LIMITS
*#Triacontane	16.442	200.	33.09	16.54	75-125

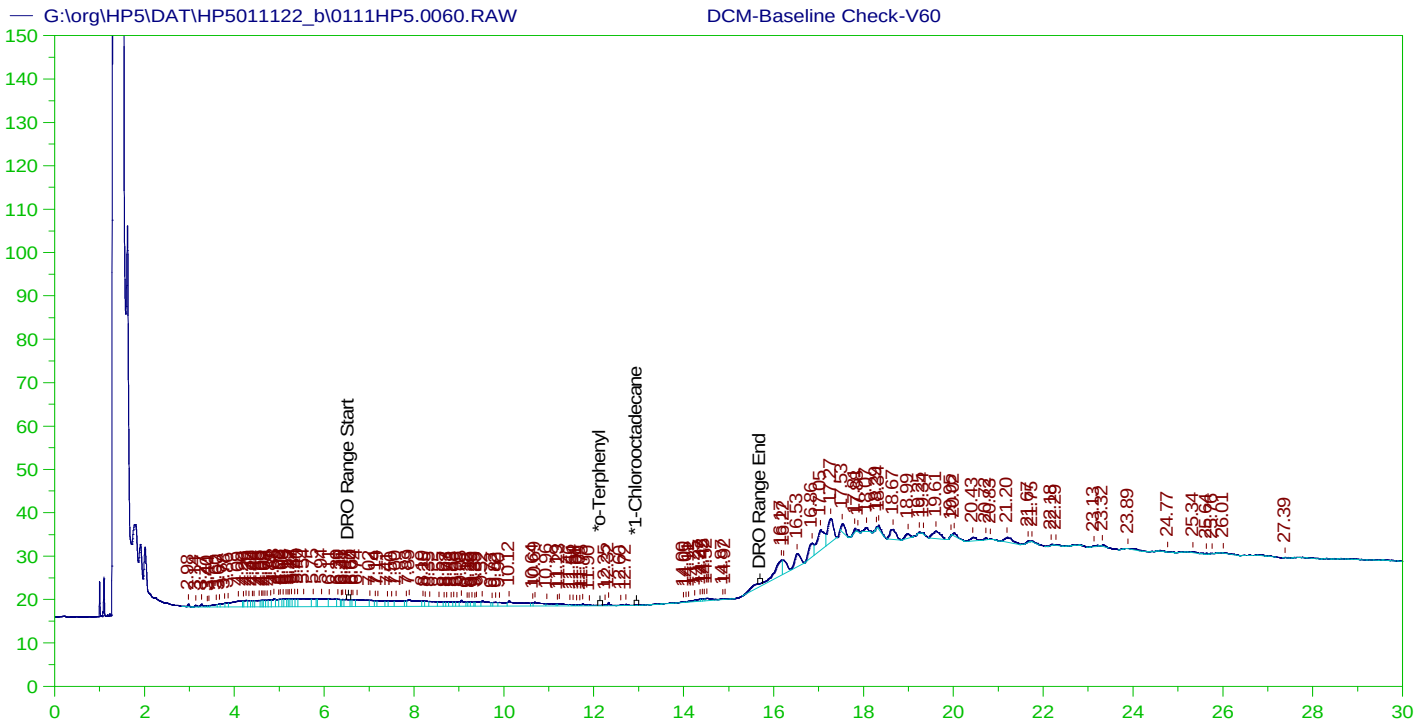

DIESEL RANGE ORGANICS CHROMATOGRAM REPORT
Sample Name: DCM-Baseline Check-V60
Raw File: G:\org\HP5\DAT\HP5011122_b\0111HP5.0060.RAW
Date & Time Acquired: 1/13/2022 6:41:03 PM
Method File: G:\Org\HP5\Methods\DR_8015-HE-LEXP.met
Calibration File: G:\Org\HP5\Cals\SW8015C_DRO210108HE.CAL
Sample Weight: 1 Dilution: 1 S.A.: 1

Mean RF for TEH: 29457.33
Rt range for Diesel Range Organics: 6.49 to 15.75

SURROGATE COMPOUND	RT	ACTUAL	MEASURED		%REC
*o-Terphenyl	29.911	200.	.	.	-
*1-Chlorooctadecane	29.911	200.	.	.	-

DRO Area:316779.5 DRO Amount: 10.75384
TEH Area:980005.5 TEH Amount: 33.26864

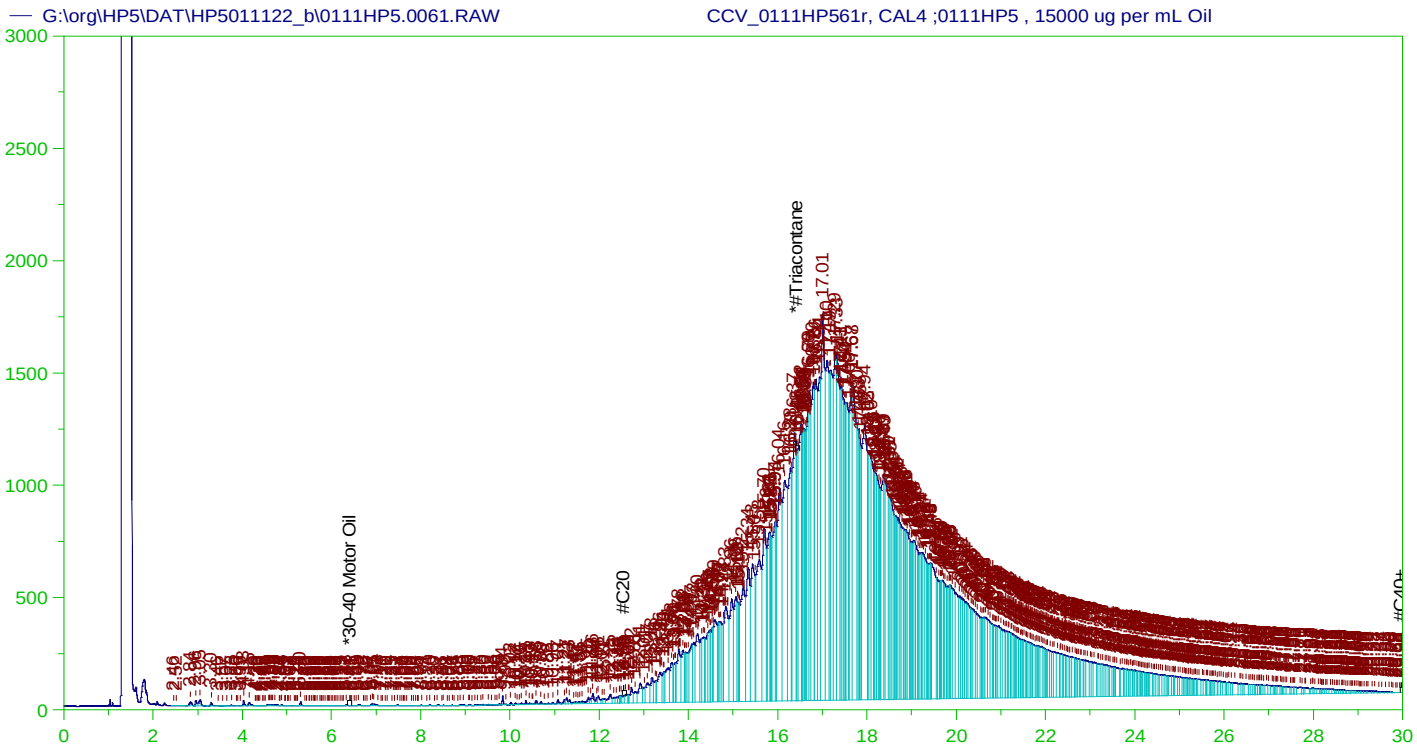

RESIDUAL RANGE ORGANICS CHROMATOGRAM

Sample Name: CCV_0111HP561r, CAL4 ;0111HP5 , 15000 ug per mL Oil
Raw File: G:\org\HP5\DAT\HP5011122_b\0111HP5.0061.RAW
Date & Time Acquired: 1/13/2022 7:24:16 PM
Method File: G:\Org\HP5\Methods\DC_ORO-61-BA-L%.MET
Calibration File: G:\Org\HP5\Cals\SW8015C_ORO220111BA.CAL
Sample Weight: 1 Dilution: 1 S.A.: 1

Mean RF for for Residual Range Organics Calculations: 26424.55
Rt range for Residual Range Organics: 12.51 to 30.05

SURROGATE COMPOUND	RT	ACTUAL	MEASURED	%REC	
*#Triacontane	16.429	500.	33.728	6.75	-

RRO Area:3.786286E+08 RRO AMOUNT: 14328.67

CONTINUING CALIBRATION REPORT: G:\org\HP5\DAT\HP5011122_b\0111HP5.0061.RAW

COMPOUND	ACTUAL(NG)	MEASURED(NG)	%RECOVERY	LIMITS
*30-40 Motor Oil	5000.	.086	.	75-125

SURROGATE COMPOUND	RT	ACTUAL	MEASURED	%REC	LIMITS
*#Triacontane	16.429	200.	33.728	16.86	75-125

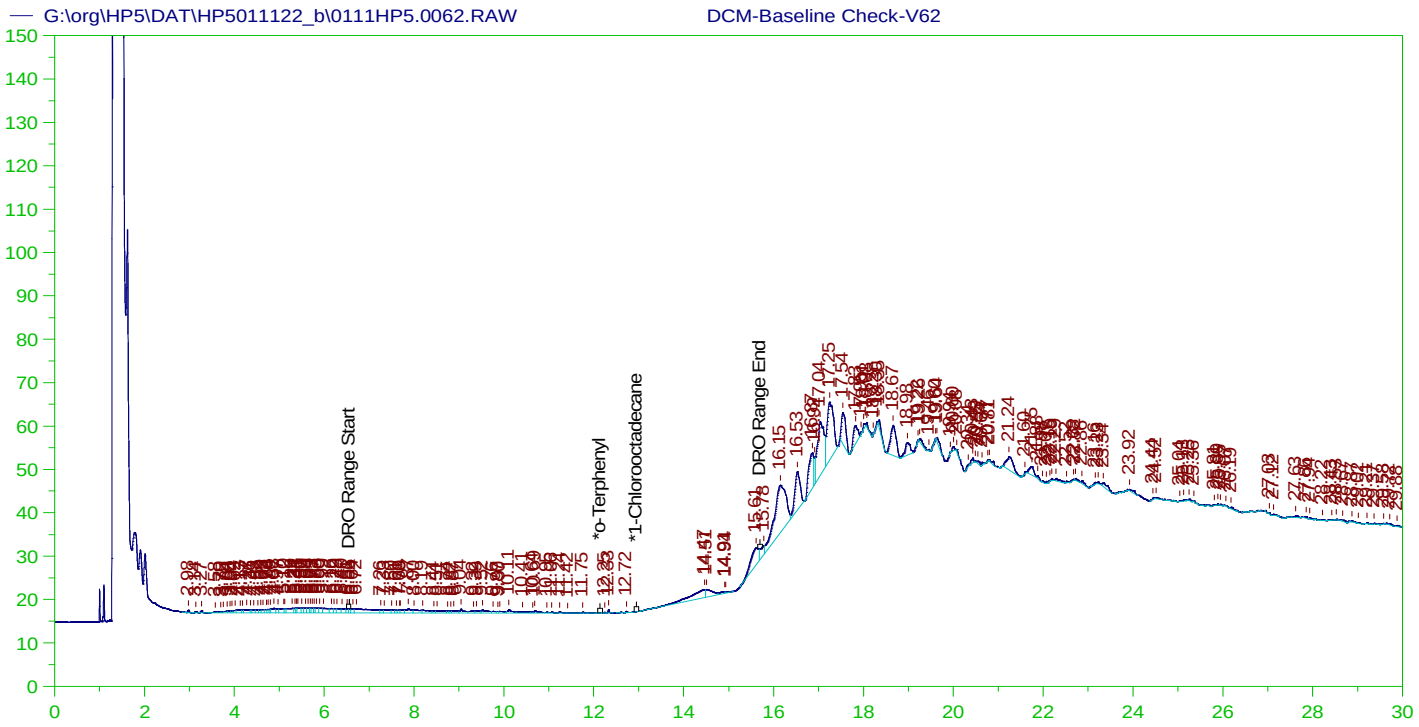

DIESEL RANGE ORGANICS CHROMATOGRAM REPORT
Sample Name: DCM-Baseline Check-V62
Raw File: G:\org\HP5\DAT\HP5011122_b\0111HP5.0062.RAW
Date & Time Acquired: 1/13/2022 8:07:28 PM
Method File: G:\Org\HP5\Methods\DR_8015-HE-LEXP.met
Calibration File: G:\Org\HP5\Cals\SW8015C_DRO210108HE.CAL
Sample Weight: 1 Dilution: 1 S.A.: 1

Mean RF for TEH: 29457.33
Rt range for Diesel Range Organics: 6.49 to 15.75

SURROGATE COMPOUND	RT	ACTUAL	MEASURED		%REC
*o-Terphenyl	29.883	200.	.	.	-
*1-Chlorooctadecane	29.883	200.	.	.	-

DRO Area:289041.4 DRO Amount: 9.812207
TEH Area:1408450 TEH Amount: 47.81323

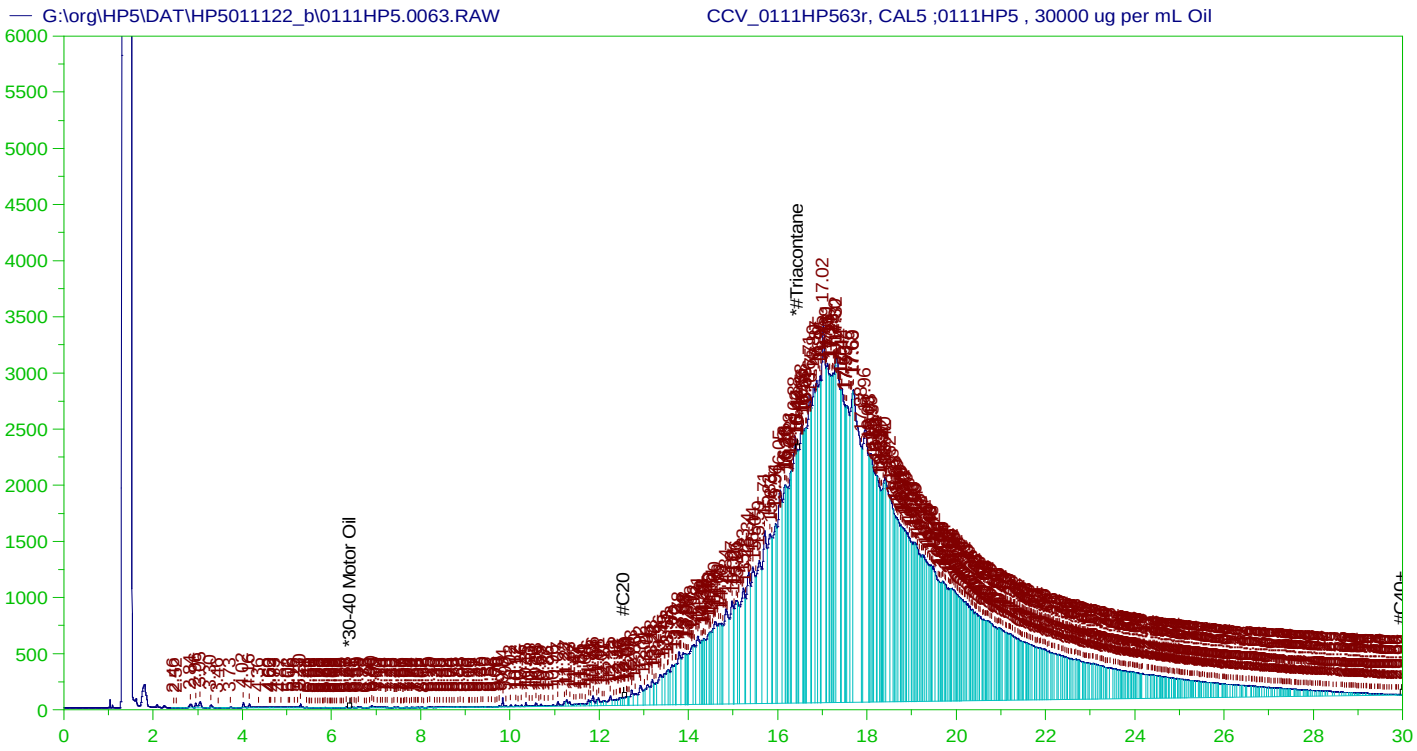

RESIDUAL RANGE ORGANICS CHROMATOGRAM

Sample Name: CCV_0111HP563r, CAL5 ;0111HP5 , 30000 ug per mL Oil
Raw File: G:\org\HP5\DAT\HP5011122_b\0111HP5.0063.RAW
Date & Time Acquired: 1/13/2022 8:50:32 PM
Method File: G:\Org\HP5\Methods\DC_ORO-BA-L%.MET
Calibration File: G:\Org\HP5\Cals\SW8015C_ORO220111BA.CAL
Sample Weight: 1 Dilution: 1 S.A.: 1

Mean RF for for Residual Range Organics Calculations: 26424.55
Rt range for Residual Range Organics: 12.51 to 30.05

SURROGATE COMPOUND	RT	ACTUAL	MEASURED	%REC	
*#Triacontane	16.44	500.	102.625	20.52	-

RRO Area:7.608009E+08 RRO AMOUNT: 28791.44

CONTINUING CALIBRATION REPORT: G:\org\HP5\DAT\HP5011122_b\0111HP5.0063.RAW

COMPOUND	ACTUAL(NG)	MEASURED(NG)	%RECOVERY	LIMITS
*30-40 Motor Oil	5000.	.102	.	75-125

SURROGATE COMPOUND	RT	ACTUAL	MEASURED	%REC	LIMITS
*#Triacontane	16.44	200.	102.625	51.31	75-125

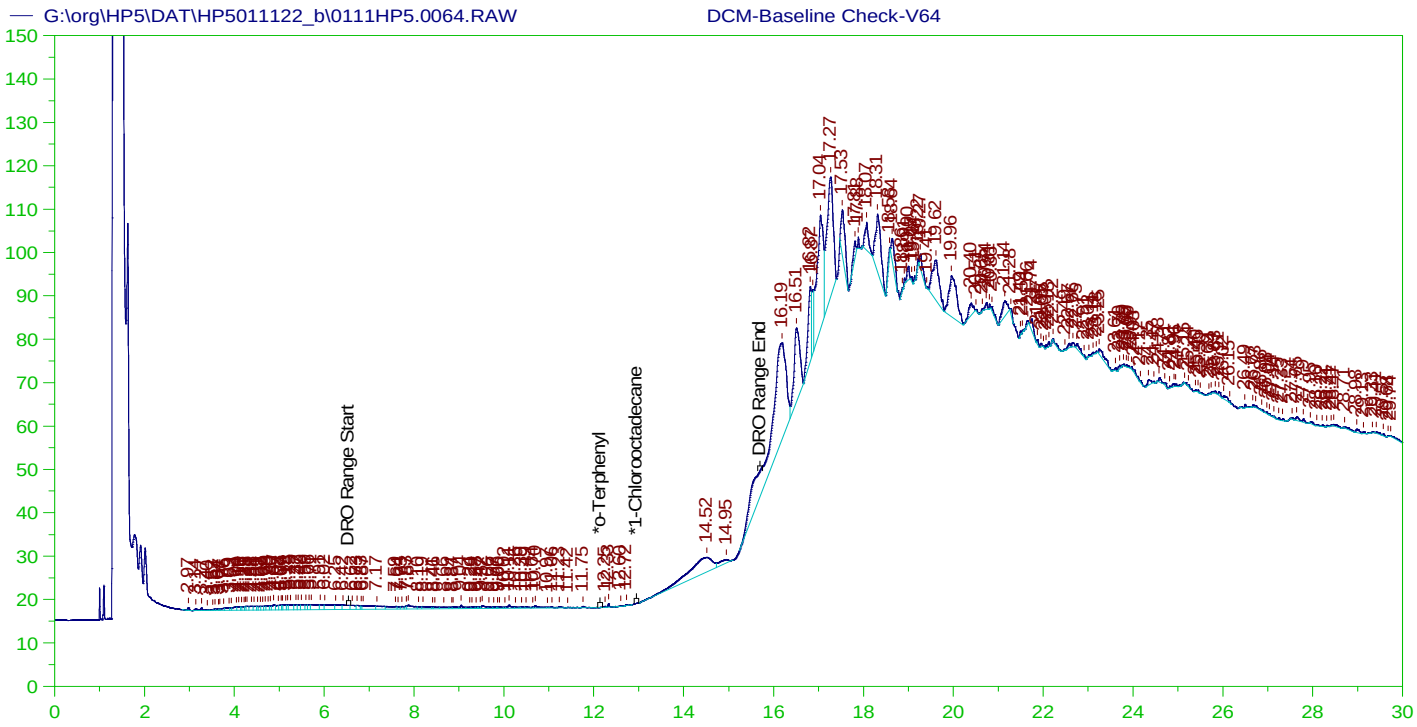

DIESEL RANGE ORGANICS CHROMATOGRAM REPORT
Sample Name: DCM-Baseline Check-V64
Raw File: G:\org\HP5\DAT\HP5011122_b\0111HP5.0064.RAW
Date & Time Acquired: 1/13/2022 9:33:32 PM
Method File: G:\Org\HP5\Methods\DR_8015-HE-LEXP.met
Calibration File: G:\Org\HP5\Cals\SW8015C_DRO210108HE.CAL
Sample Weight: 1 Dilution: 1 S.A.: 1

Mean RF for TEH: 29457.33
Rt range for Diesel Range Organics: 6.49 to 15.75

SURROGATE COMPOUND	RT	ACTUAL	MEASURED		%REC
*o-Terphenyl	29.741	200.	.	.	-
*1-Chlorooctadecane	29.741	200.	.	.	-

DRO Area:282237.4 DRO Amount: 9.581227
TEH Area:2669631 TEH Amount: 90.62704

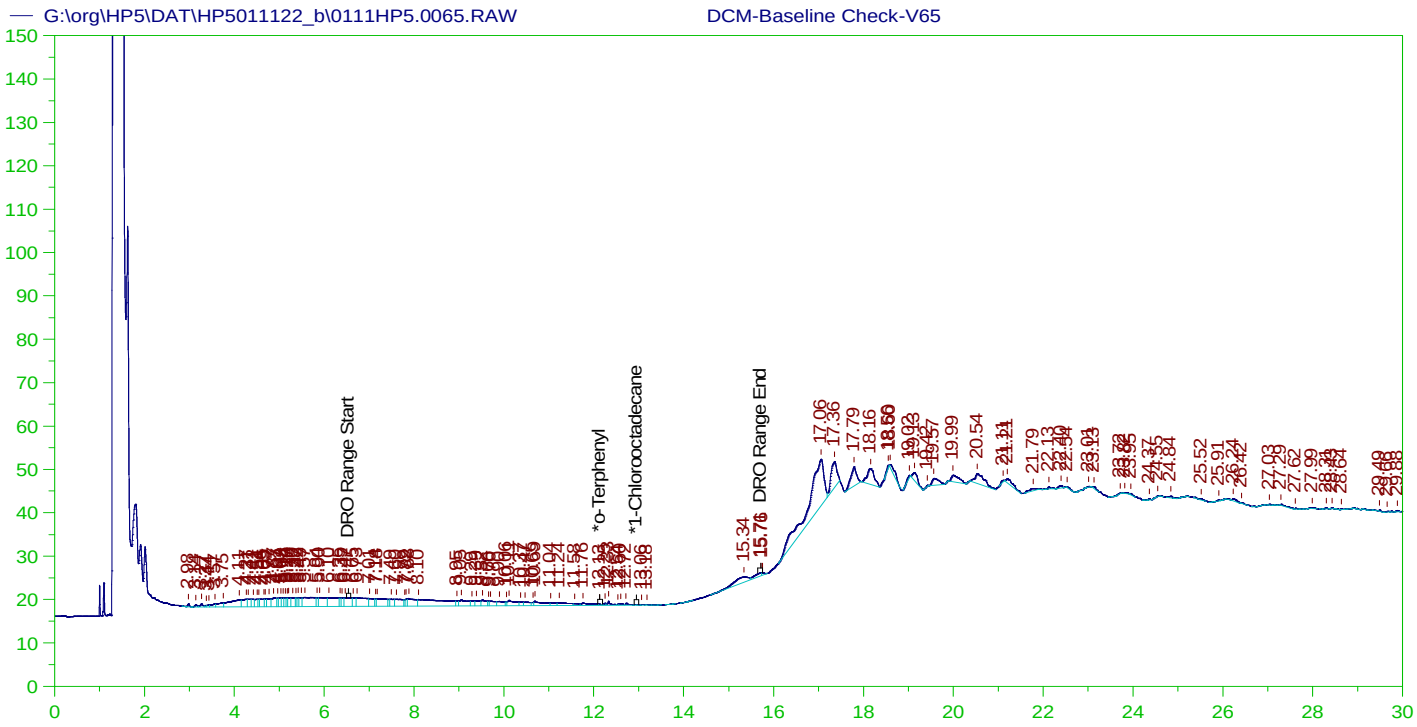

DIESEL RANGE ORGANICS CHROMATOGRAM REPORT
Sample Name: DCM-Baseline Check-V65
Raw File: G:\org\HP5\DAT\HP5011122_b\0111HP5.0065.RAW
Date & Time Acquired: 1/13/2022 10:16:33 PM
Method File: G:\Org\HP5\Methods\DR_8015-HE-LEXP.met
Calibration File: G:\Org\HP5\Cals\SW8015C_DRO210108HE.CAL
Sample Weight: 1 Dilution: 1 S.A.: 1

Mean RF for TEH: 29457.33
Rt range for Diesel Range Organics: 6.49 to 15.75

SURROGATE COMPOUND	RT	ACTUAL	MEASURED	%REC	
*o-Terphenyl	12.129	200.	.021	.01	-
*1-Chlorooctadecane	29.884	200.	.	.	-

DRO Area:397141.5 DRO Amount: 13.48192
TEH Area:1310457 TEH Amount: 44.48662

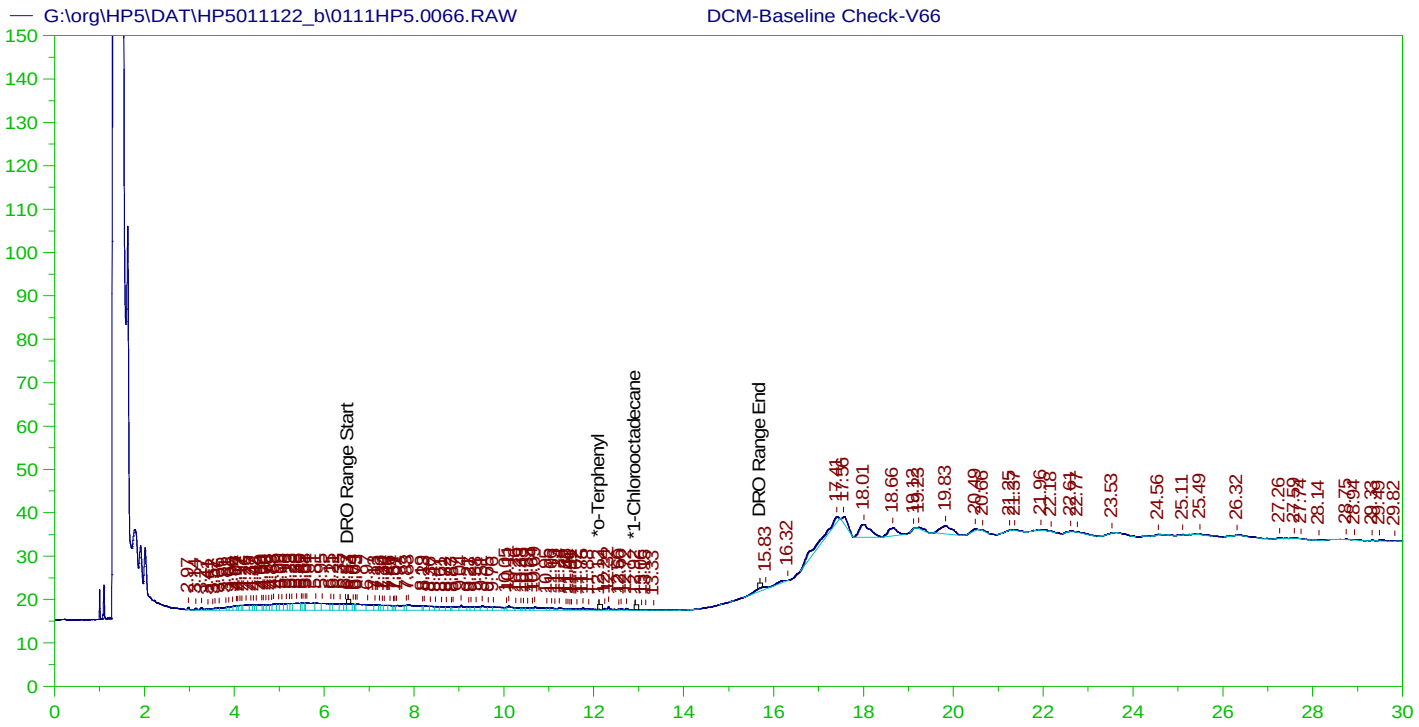

DIESEL RANGE ORGANICS CHROMATOGRAM REPORT
Sample Name: DCM-Baseline Check-V66
Raw File: G:\org\HP5\DAT\HP5011122_b\0111HP5.0066.RAW
Date & Time Acquired: 1/13/2022 10:59:39 PM
Method File: G:\Org\HP5\Methods\DR_8015-HE-LEXP.met
Calibration File: G:\Org\HP5\Cals\SW8015C_DRO210108HE.CAL
Sample Weight: 1 Dilution: 1 S.A.: 1

Mean RF for TEH: 29457.33
Rt range for Diesel Range Organics: 6.49 to 15.75

SURROGATE COMPOUND	RT	ACTUAL	MEASURED	%REC	
*o-Terphenyl	12.12	200.	.025	.01	-
*1-Chlorooctadecane	12.922	200.	.037	.02	-

DRO Area:278500.4 DRO Amount: 9.454367
TEH Area:757930.2 TEH Amount: 25.72976

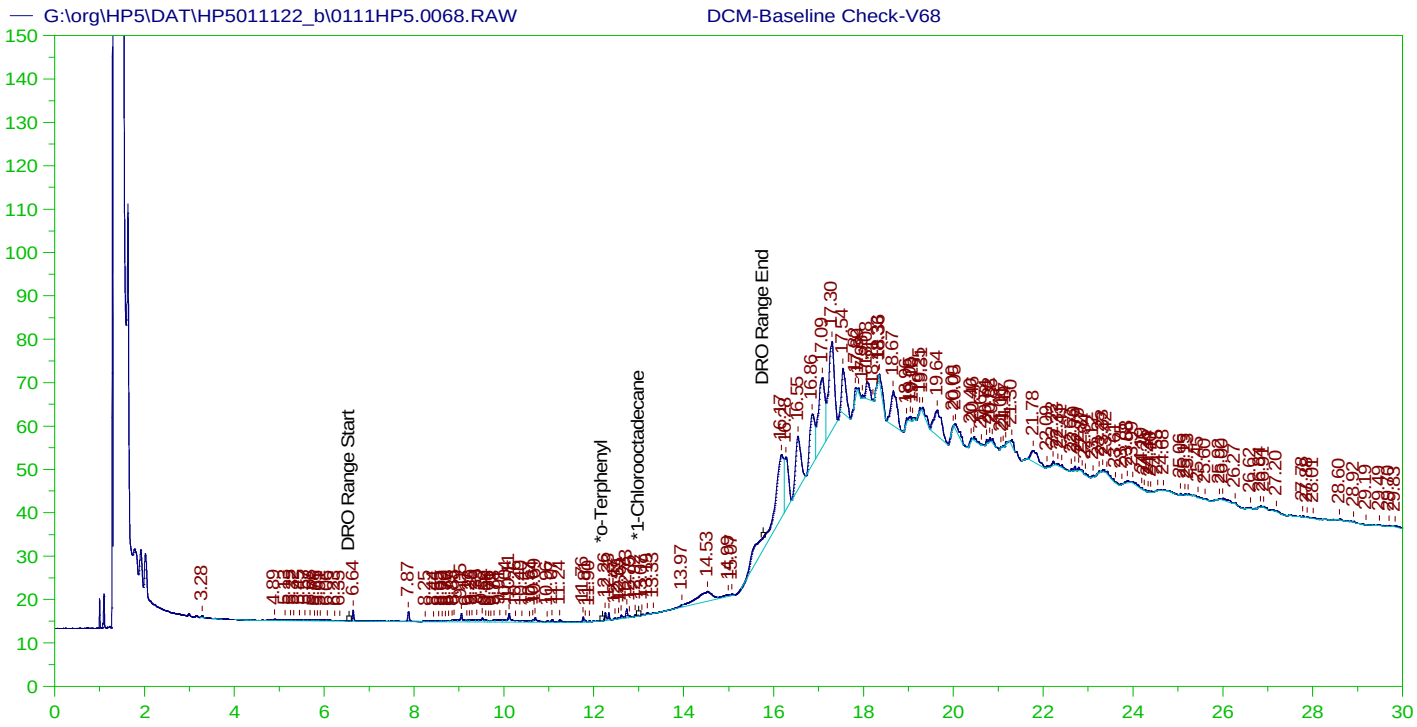

DIESEL RANGE ORGANICS CHROMATOGRAM REPORT
Sample Name: DCM-Baseline Check-V68
Raw File: G:\org\HP5\DAT\HP5011122_b\0111HP5.0068.RAW
Date & Time Acquired: 1/14/2022 7:35:26 AM
Method File: G:\Org\HP5\Methods\DR_8015-IC-LEXP.met
Calibration File: G:\Org\HP5\Cals\SW8015C_DRO211102IC.CAL
Sample Weight: 1 Dilution: 1 S.A.: 1

Mean RF for TEH: 31353.19
Rt range for Diesel Range Organics: 6.5 to 15.82

SURROGATE COMPOUND	RT	ACTUAL	MEASURED		%REC
*o-Terphenyl	29.833	200.	.	.	-
*1-Chlorooctadecane	29.833	200.	.	.	-

DRO Area:178261.1 DRO Amount: 5.685582
TEH Area:1513925 TEH Amount: 48.28614

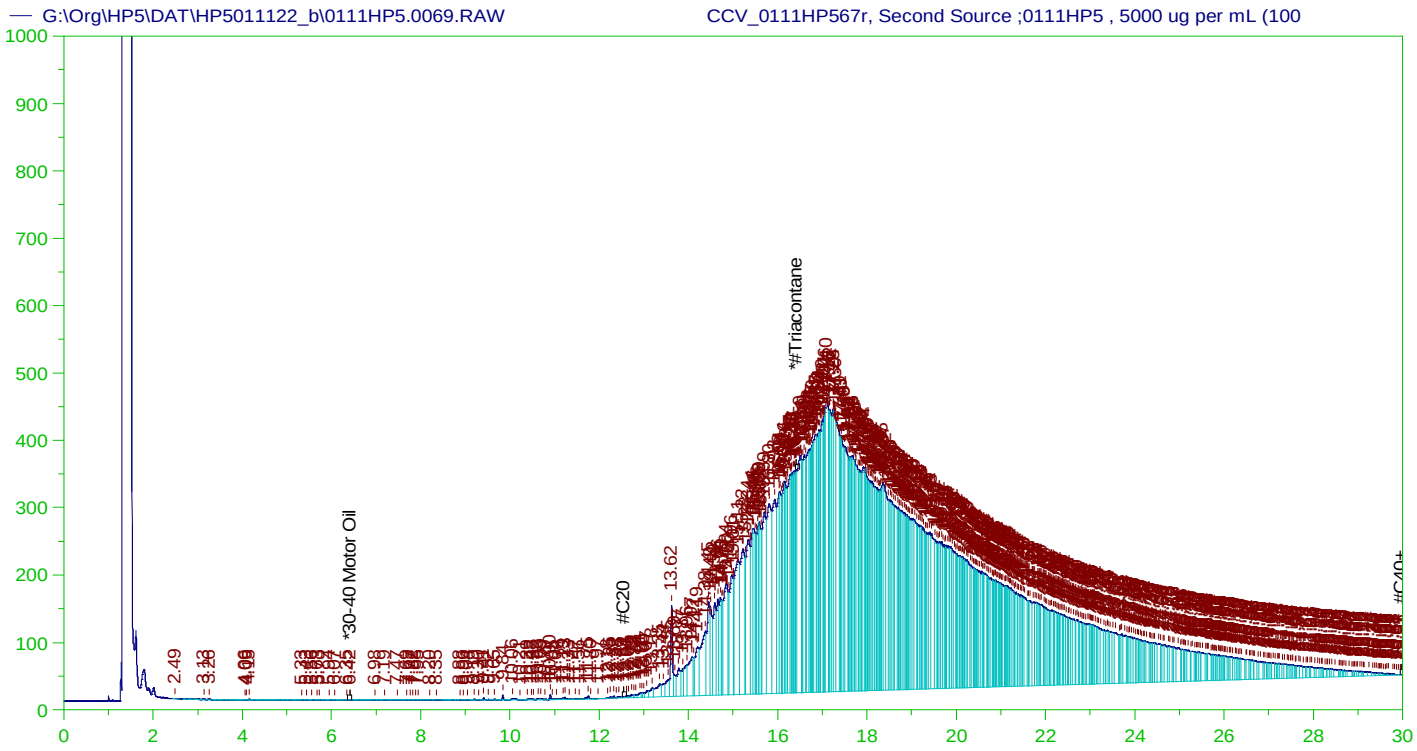

RESIDUAL RANGE ORGANICS CHROMATOGRAM

Sample Name: CCV_0111HP567r, Second Source ;0111HP5 , 5000 ug per mL (100
Raw File: G:\Org\HP5\DAT\HP5011122_b\0111HP5.0069.RAW
Date & Time Acquired: 1/14/2022 8:18:14 AM
Method File: G:\Org\HP5\Methods\DC_ORO-59-BA-L%.MET
Calibration File: G:\Org\HP5\Cals\SW8015C_ORO220111BA.CAL
Sample Weight: 1 Dilution: 1 S.A.: 1

Mean RF for for Residual Range Organics Calculations: 26424.55
Rt range for Residual Range Organics: 12.51 to 30.05

SURROGATE COMPOUND	RT	ACTUAL	MEASURED	%REC	
*#Triacontane	16.408	500.	23.958	4.79	-

RRO Area:1.341574E+08 RRO AMOUNT: 5076.999

CONTINUING CALIBRATION REPORT: G:\Org\HP5\DAT\HP5011122_b\0111HP5.0069.RAW

COMPOUND	ACTUAL(NG)	MEASURED(NG)	%RECOVERY	LIMITS
*30-40 Motor Oil	5000.	.033	.	75-125

SURROGATE COMPOUND	RT	ACTUAL	MEASURED	%REC	LIMITS
*#Triacontane	16.408	200.	23.958	11.98	75-125

Write Sequence	Insert Entries(Have the first cell for entries selecte								
Data File	Sample Name	Method	Weight	Dil Factor	Amt Inj.	IS	Cal ID	Manual Integrations
G:\org\HP5\DAT\HP5011122_b\0111HP5.25r	DCM-Baseline Check-V25	G:\Org\HP5\Methods\DR_8015-IC-LEXP.met	1	1	1	1	0	No Integrations
G:\org\HP5\DAT\HP5011122_b\0111HP5.26r	Marker_0111HP526r, DRO ;0111HP5 , DRO220111A	g:\org\HP5\Methods\\CSC210212.met	1	1	1	1	0	No Integrations
G:\org\HP5\DAT\HP5011122_b\0111HP5.27r	DCM-Baseline Check-V27	G:\Org\HP5\Methods\DR_8015-HS-LEXP.met	1	1	1	1	0	No Integrations
G:\org\HP5\DAT\HP5011122_b\0111HP5.28r	CCV_0111HP528r, CAL1 ;0111HP5 , 2 ug per mL Triacontane (10 uL of Cal3 + 990 uL DCM(14647)	G:\Org\HP5\Methods\DS_ORO-BA-L#.MET	1	1	1	1	0	Surrogates are integrated using a valley to valley integration Set Baseline All Valley on at 16.04 minutes.
G:\org\HP5\DAT\HP5011122_b\0111HP5.29r	CCV_0111HP529r, CAL2 ;0111HP5 , 50 ug per mL Triacontane (100 uL Cal4 + 900 uL of DCM(14647)	G:\Org\HP5\Methods\DS_ORO-BA-L#.MET	1	1	1	1	0	Surrogates are integrated using a valley to valley integration Set Baseline All Valley on at 16.04 minutes.
G:\org\HP5\DAT\HP5011122_b\0111HP5.30r	CCV_0111HP530r, CAL3 ;0111HP5 , 200 ug per mL Triacontane (100uL of Cal5 + 400 uL DCM(14647)	G:\Org\HP5\Methods\DS_ORO-BA-L#.MET	1	1	1	1	0	Surrogates are integrated using a valley to valley integration Set Baseline All Valley on at 16.04 minutes.
G:\org\HP5\DAT\HP5011122_b\0111HP5.31r	CCV_0111HP531r, CAL4 ;0111HP5 , 500 ug per mL Triacontane (250uL of Cal5 + 250 uL DCM(14647)	G:\Org\HP5\Methods\DS_ORO-BA-L#.MET	1	1	1	1	0	Surrogates are integrated using a valley to valley integration Set Baseline All Valley on at 16.04 minutes.
G:\org\HP5\DAT\HP5011122_b\0111HP5.32r	DCM-Baseline Check-V33	G:\Org\HP5\Methods\DR_8015-HE-LEXP.met	1	1	1	1	0	No Integrations
G:\org\HP5\DAT\HP5011122_b\0111HP5.50r	CCV_0111HP550r, CAL5 ;0111HP5 , 1000 ug per mL Triacontane (DRO211006A)	G:\Org\HP5\Methods\DS_ORO-BA-L#.MET	1	1	1	1	0	Surrogates are integrated using a valley to valley integration Set Baseline All Valley on at 16.04 minutes.
G:\org\HP5\DAT\HP5011122_b\0111HP5.51r	DCM-Baseline Check-V51	G:\Org\HP5\Methods\DR_8015-IC-LEXP.met	1	1	1	1	0	No Integrations
G:\org\HP5\DAT\HP5011122_b\0111HP5.52r	DCM-Baseline Check-V52	G:\Org\HP5\Methods\DR_8015-IC-LEXP.met	1	1	1	1	0	No Integrations
G:\org\HP5\DAT\HP5011122_b\0111HP5.53r	Marker_0111HP553r, DRO ;0111HP5 , DRO220111A	g:\org\HP5\Methods\\CSC210212.met	1	1	1	1	0	No Integrations
G:\org\HP5\DAT\HP5011122_b\0111HP5.54r	DCM-Baseline Check-V54	G:\Org\HP5\Methods\DR_8015-IC-LEXP.met	1	1	1	1	0	No Integrations
G:\org\HP5\DAT\HP5011122_b\0111HP5.55r	CCV_0111HP555r, CAL1 ;0111HP5 , 150 ug per mLOil (10 uL of Cal4 + 990 uL DCM(14647)	G:\Org\HP5\Methods\DC_ORO-55-BA-L%.xls	1	1	1	1	0	The integration of TEH(Oil Range)is the hydrocarbon response with reference to the baseline. Assigned Set Baseline Now at 25 minutes. Y-Scale adjusted.
G:\org\HP5\DAT\HP5011122_b\0111HP5.56r	DCM-Baseline Check-V56	G:\Org\HP5\Methods\DR_8015-HE-LEXP.met	1	1	1	1	0	No Integrations
G:\org\HP5\DAT\HP5011122_b\0111HP5.57r	CCV_0111HP557r, CAL2 ;0111HP5 , 1000 ug per mL Oil (200 uL of Cal 3 +800 uL DCM(14647)	G:\Org\HP5\Methods\DC_ORO-57-BA-L%.xls	1	1	1	1	0	The integration of TEH(Oil Range)is the hydrocarbon response with reference to the baseline. Y-Scale adjusted.
G:\org\HP5\DAT\HP5011122_b\0111HP5.58r	DCM-Baseline Check-V58	G:\Org\HP5\Methods\DR_8015-HE-LEXP.met	1	1	1	1	0	No Integrations
G:\org\HP5\DAT\HP5011122_b\0111HP5.59r	CCV_0111HP559r, CAL3 ;0111HP5 , 5000 ug per mL Oil (100 uL of DRO211118A + 900 uL DCM(14647)	G:\Org\HP5\Methods\DC_ORO-59-BA-L%.xls	1	1	1	1	0	The integration of TEH(Oil Range)is the hydrocarbon response with reference to the baseline. Y-Scale adjusted.
G:\org\HP5\DAT\HP5011122_b\0111HP5.60r	DCM-Baseline Check-V60	G:\Org\HP5\Methods\DR_8015-HE-LEXP.met	1	1	1	1	0	No Integrations
G:\org\HP5\DAT\HP5011122_b\0111HP5.61r	CCV_0111HP561r, CAL4 ;0111HP5 , 15000 ug per mL Oil (200 uL of CAL5 + 200 uL DCM(14647)	G:\Org\HP5\Methods\DC_ORO-61-BA-L%.xls	1	1	1	1	0	The integration of TEH(Oil Range)is the hydrocarbon response with reference to the baseline. Y-Scale adjusted.
G:\org\HP5\DAT\HP5011122_b\0111HP5.62r	DCM-Baseline Check-V62	G:\Org\HP5\Methods\DR_8015-HE-LEXP.met	1	1	1	1	0	No Integrations
G:\org\HP5\DAT\HP5011122_b\0111HP5.63r	CCV_0111HP563r, CAL5 ;0111HP5 , 30000 ug per mL Oil (600 uL of DRO211118A + 400 uL of DCM)	G:\Org\HP5\Methods\DC_ORO-BA-L%.xls	1	1	1	1	0	The integration of TEH(Oil Range)is the hydrocarbon response with reference to the baseline. Y-Scale adjusted.
G:\org\HP5\DAT\HP5011122_b\0111HP5.64r	DCM-Baseline Check-V64	G:\Org\HP5\Methods\DR_8015-HE-LEXP.met	1	1	1	1	0	No Integrations
G:\org\HP5\DAT\HP5011122_b\0111HP5.65r	DCM-Baseline Check-V65	G:\Org\HP5\Methods\DR_8015-HE-LEXP.met	1	1	1	1	0	No Integrations
G:\org\HP5\DAT\HP5011122_b\0111HP5.66r	DCM-Baseline Check-V66	G:\Org\HP5\Methods\DR_8015-HE-LEXP.met	1	1	1	1	0	No Integrations
G:\org\HP5\DAT\HP5011122_b\0111HP5.68r	DCM-Baseline Check-V68	G:\Org\HP5\Methods\DR_8015-IC-LEXP.met	1	1	1	1	0	No Integrations
G:\org\HP5\DAT\HP5011122_b\0111HP5.69r	CCV_0111HP567r, Second Source ;0111HP5 , 5000 ug per mL (100uL of DRO210902A + 900uL DCM(14647)	G:\Org\HP5\Methods\DC_ORO-59-BA-L%.xls	1	1	1	1	0	The integration of TEH(Oil Range)is the hydrocarbon response with reference to the baseline. Y-Scale adjusted.

Ann Nebel

Digitally signed by
Ann Nebel
Date: 2022.02.11 10:29:31 -07:00

PREP BATCH REPORT

Prep Code: **HC-3520-DRO** Technician: **Aloysia L. Noble** Prep Start Date: **2/22/2022 12:25:00 P**

Prep Batch **163927** Prep Temp **NA °C** Batch Units: **ML** Prep End Date: **2/23/2022 1:43:00 PM**

Sample ID	Matrix	pH	Initial Samp Amt	Sol Added	Sol Recovered	Final Vol (mL)	Factor	Balance	Prep Start Date	Prep End Date
MB-163927			1000	0	0	1.00	0.001		2/22/2022	2/23/2022
Start time: 12:53PM, 2/22/2022. End time: 2/23/2022 at 7:45 AM IDOC for ALN supervised by AMN. JLB assisted with taking down, transfer, and blow down of samples. SGT on remaining sample by ALN on 2/24/2022.										
LCS-163927			1000	0	0	1.00	0.001		2/22/2022	2/23/2022
All bottles were completely used, defaced and disposed of on 2/22/2022. SGT on remaining sample by ALN on 2/24/2022.										
LCSD-163927			1000	0	0	1.00	0.001		2/22/2022	2/23/2022
SGT on remaining sample by ALN on 2/24/2022.										
LCS-RRO-163927			1000	0	0	1.00	0.001		2/22/2022	2/23/2022
SGT on remaining sample by ALN on 2/24/2022.										
LCSD-RRO-163927			1000	0	0	1.00	0.001		2/22/2022	2/23/2022
SGT on remaining sample by ALN on 2/24/2022.										
B21120381-005E	Ground Water	2	1020	0	0	1.00	0.00098		2/22/2022	2/23/2022
Bottle 2/2: clear, no sediment. rextract. Taken out of fridge on 2/1/2022. SGT on remaining sample by ALN on 2/24/2022.										
B21120381-006E	Ground Water	2	1000	0	0	1.00	0.001		2/22/2022	2/23/2022
Bottle 2/2: clear, no sediment. rextract. Taken out of fridge on 2/1/2022. SGT on remaining sample by ALN on 0/25/2022.										
B22021435-001D	Ground Water	2	1060	0	0	1.00	0.000943		2/22/2022	2/23/2022
Bottle 1/2: clear, no sediment.										
B22021435-006D	Ground Water	2	1060	0	0	1.00	0.000943		2/22/2022	2/23/2022
Bottle 1/2: clear, no sediment.										
B22021435-007B	Ground Water	2	1060	0	0	1.00	0.000943		2/22/2022	2/23/2022
Bottle 1/2: clear, no sediment.										
B22021435-012D	Ground Water	2	1060	0	0	1.00	0.000943		2/22/2022	2/23/2022
Bottle 1/2: clear, no sediment. SGT on remaining sample by ALN on 2/24/2022.										
B22021435-012DMS	Ground Water	2	1050	0	0	1.00	0.000952		2/22/2022	2/23/2022
Bottle 2/2: clear, no sediment. SGT on remaining sample by ALN on 2/24/2022.										
B22021435-017D	Ground Water	2	1060	0	0	1.00	0.000943		2/22/2022	2/23/2022
Bottle 1/2: clear, no sediment. SGT on remaining sample by ALN on 2/24/2022.										

Number	Reagent Name	Exp Date	
11	Carbon Filter Water	1/1/2023	
13379	PTFE Boiling Stones 27463755	12/30/2025	
14206	pH-indicator Strips 0-14 HC160347	8/26/2026	
14719	4ML, Amber Vial, 20220104	1/4/2027	
14828	Dichloromethane ED092	12/12/2023	

Spk ID	Spike Name	SampType	AmtAdd	Exp Date
FP220217 14244	DCM RINSED FILTER PAPER	all	1	4/6/2026
Sulfate 02/15/22 (	Baked Sodium Sulfate	all	Varies	11/29/2026
DRO220222B	Triacontane SURR 1000 ug/mL	All except LCS/D,	100 uL	11/23/2026
DRO211213A	OTP only SURR 2000 ug/mL	All except RRO-L	100 uL	9/30/2024
DRO220106C	#2 Diesel in Acetone 150,000 ug/mL	LCS/D, MS	100 uL	11/5/2023
DRO220112A	50,000 ug/mL Oil Std for RRO-In D	LCS/D-RRO, MS-	100 uL	9/1/2026
SG220222(13376)	Baked Silica Gel	SGT	5g	2/28/2030

PREP BATCH REPORT

Prep Code: **HC-3520-DRO** Technician: **Aloysia L. Noble** Prep Start Date: **2/22/2022 12:25:00 P**

Prep Batch **163927** Prep Temp **NA °C** Batch Units: **ML** Prep End Date: **2/23/2022 1:43:00 PM**

Sample ID	Matrix	pH	Initial Samp Amt	Sol Added	Sol Recovered	Final Vol (mL)	Factor	Balance	Prep Start Date	Prep End Date
B22021435-017DMS-RRO	Ground Water	2	1060	0	0	1.00	0.000943		2/22/2022	2/23/2022
Bottle 2/2: clear, no sediment. SGT on remaining sample by ALN on 2/24/2022.										
B22021435-022D	Ground Water	2	1060	0	0	1.00	0.000943		2/22/2022	2/23/2022
Bottle 1/2: clear, no sediment.										
B22021435-027D	Ground Water	2	1060	0	0	1.00	0.000943		2/22/2022	2/23/2022
Bottle 1/2: clear, no sediment.										
B22021435-032D	Ground Water	2	1050	0	0	1.00	0.000952		2/22/2022	2/23/2022
Bottle 1/2: clear, no sediment. SGT on remaining sample by ALN on 2/24/2022.										
B22010971-001J	Ground Water	2	990	0	0	1.00	0.00101		2/22/2022	2/23/2022
Bottle 2/2: clear no sediment. rextract. Start time: 3:11PM, 2/22/2022. End time: 9:55AM, 2/23/2022.										
B22010974-001J	Ground Water	2	1020	0	0	1.00	0.00098		2/22/2022	2/23/2022
Bottle 2/2: clear no sediment. rextract. SGT on remaining sample by ALN on 0/25/2022.										

Number	Reagent Name	Exp Date	
11	Carbon Filter Water	1/1/2023	
13379	PTFE Boiling Stones 27463755	12/30/2025	
14206	pH-indicator Strips 0-14 HC160347	8/26/2026	
14719	4ML, Amber Vial, 20220104	1/4/2027	
14828	Dichloromethane ED092	12/12/2023	

Spk ID	Spike Name	SampType	AmtAdd	Exp Date
FP220217 14244	DCM RINSED FILTER PAPER	all	1	4/6/2026
Sulfate 02/15/22 (	Baked Sodium Sulfate	all	Varies	11/29/2026
DRO220222B	Triacontane SURR 1000 ug/mL	All except LCS/D,	100 uL	11/23/2026
DRO211213A	OTP only SURR 2000 ug/mL	All except RRO-L	100 uL	9/30/2024
DRO220106C	#2 Diesel in Acetone 150,000 ug/mL	LCS/D, MS	100 uL	11/5/2023
DRO220112A	50,000 ug/mL Oil Std for RRO-In D	LCS/D-RRO, MS-	100 uL	9/1/2026
SG220222(13376)	Baked Silica Gel	SGT	5g	2/28/2030

Energy Laboratories Inc

ANALYTICAL RUN Summary

28-Feb-22

Run ID GCFID-HP5-B_220223A

Run Start Date: 2/23/2022
Analyst: Ann Nebel
Ical:
Column ID:
Comments: IDOC_JLB supervised by AMN. DRO-8015-ICAL information is in Index GCFID-HP5-B_220111A 8015C OIL range calibration GCFID-HP5-B_220111C.

Std ID	Std Name	Std Amount	Std Units	Samp Amount	Samp Units	SampType	Expiration Date
DRO220128A	8015 CCV-15,000ug/mL + 200 OTP					CCV-DRO	4/30/2023
DRO220128B	Carbon Scan STD-Marker					MARKER	7/13/2026
DRO220201A	5,000 ug/mL RRO CCV 200 ug/mL Triacontane					CCV-RRO	4/6/2026

Seq No	Lab ID	Test Code	Sample Typ	File ID	Analysis Date	DF	Batch ID	Prep Date	SPKref	RPDref	pmoist
15052973	CCV_0223HP50	HC-8015-DRO-	CCV		2/23/2022 11:22:	1	R375155		0	0	

Analyte	T	Units	RAW	Final	Text	Spike	SPKref	RPDref	MDL	PQL	UQL	%REC	LOW	HIGH	%RPD	Q
TEH(Oil Range)	A	mg/L		5.57271484		5	0	0	0.0879	0.3	0	111%	80	120	0%	
n-Triacontane	S	mg/L		0.1916358		0.2	0	0	0.000336	0.002	0	96%	80	120	0%	

Seq No	Lab ID	Test Code	Sample Typ	File ID	Analysis Date	DF	Batch ID	Prep Date	SPKref	RPDref	pmoist
15052974	CCV_0223HP50	HC-8015-DRO-	CCV		2/23/2022 12:05:	1	R375155		0	0	

Analyte	T	Units	RAW	Final	Text	Spike	SPKref	RPDref	MDL	PQL	UQL	%REC	LOW	HIGH	%RPD	Q
Diesel Range Organics (C10 to C24)	A	mg/L		14.4472		15	0	0	0.0389	0.3	0	96%	80	120	0%	
Total Extractable Hydrocarbons	A	mg/L		14.95091		15	0	0	0.0749	0.3	50	100%	80	120	0%	
o-Terphenyl	S	mg/L		0.1832562		0.2	0	0	0.000429	0.002	0	92%	80	120	0%	

Seq No	Lab ID	Test Code	Sample Typ	File ID	Analysis Date	DF	Batch ID	Prep Date	SPKref	RPDref	pmoist
15052975	LCS-163927	HC-8015-DRO-	LCS-DOD		2/23/2022 2:22:3	1	163927	2/22/2022 1	0	0	

Analyte	T	Units	RAW	Final	Text	Spike	SPKref	RPDref	MDL	PQL	UQL	%REC	LOW	HIGH	%RPD	Q

Seq No	Lab ID	Test Code	Sample Typ	File ID	Analysis Date	DF	Batch ID	Prep Date	SPKref	RPDref	pmoist
15052975	LCS-163927	HC-8015-DRO-	LCS-DOD		2/23/2022 2:22:3	1	163927	2/22/2022 1	0	0	

Analyte	T	Units	RAW	Final	Text	Spike	SPKref	RPDref	MDL	PQL	UQL	%REC	LOW	HIGH	%RPD	Q
Diesel Range Organics (C10 to C24)	A	mg/L		12.13923		15	0	0	0.0389	0.3	0	81%	36	132	0%	
Total Extractable Hydrocarbons	A	mg/L		12.97362		15	0	0	0.0749	0.3	50	86%	60	132	0%	
o-Terphenyl	S	mg/L		0.1847253		0.2	0	0	0.000429	0.002	0	92%	56	125	0%	

Seq No	Lab ID	Test Code	Sample Typ	File ID	Analysis Date	DF	Batch ID	Prep Date	SPKref	RPDref	pmoist
15052976	LCSD-163927	HC-8015-DRO-	LCSD-DOD		2/23/2022 3:05:2	1	163927	2/22/2022 1	0	2E+07	

Analyte	T	Units	RAW	Final	Text	Spike	SPKref	RPDref	MDL	PQL	UQL	%REC	LOW	HIGH	%RPD	Q
Diesel Range Organics (C10 to C24)	A	mg/L		12.55913		15	0	12.13923	0.0389	0.3	0	84%	36	132	3%	
Total Extractable Hydrocarbons	A	mg/L		13.41683		15	0	12.97362	0.0749	0.3	50	89%	60	132	3%	
o-Terphenyl	S	mg/L		0.1906214		0.2	0	0	0.000429	0.002	0	95%	56	125	0%	

Seq No	Lab ID	Test Code	Sample Typ	File ID	Analysis Date	DF	Batch ID	Prep Date	SPKref	RPDref	pmoist
15052977	MB-163927	HC-8015-DRO-	MBLK		2/23/2022 3:48:3	1	163927	2/22/2022 1	0	0	

Analyte	T	Units	RAW	Final	Text	Spike	SPKref	RPDref	MDL	PQL	UQL	%REC	LOW	HIGH	%RPD	Q
Diesel Range Organics (C10 to C24)	A	mg/L		0		0	0	0	0.0389	0.15	0	0%	0	0	0%	
Oil Range Hydrocarbons (C24 to C40	A	mg/L		0		0	0	0	0.0879	0.15	0	0%	0	0	0%	
Total Extractable Hydrocarbons	A	mg/L		0		0	0	0	0.0749	0.15	50	0%	0	0	0%	
n-Triacontane	S	mg/L		0.085		0.1	0	0	0.000336	0.002	0	85%	50	150	0%	
o-Terphenyl	S	mg/L		0.1852074		0.2	0	0	0.000429	0.002	0	93%	56	125	0%	

Seq No	Lab ID	Test Code	Sample Typ	File ID	Analysis Date	DF	Batch ID	Prep Date	SPKref	RPDref	pmoist
15052978	B22021435-001	HC-8015-DRO-	SAMP		2/23/2022 4:31:2	1	163927	2/22/2022 1	0	0	

Analyte	T	Units	RAW	Final	Text	Spike	SPKref	RPDref	MDL	PQL	UQL	%REC	LOW	HIGH	%RPD	Q
Diesel Range Organics (C10 to C24)	A	mg/L		0		0	0	0	0.0366827	0.3	0	0%	0	0	0%	U
Oil Range Hydrocarbons (C24 to C40	A	mg/L		0		0	0	0	0.0828897	0.3	0	0%	0	0	0%	U
Total Extractable Hydrocarbons	A	mg/L		0		0	0	0	0.0706307	0.3	50	0%	0	0	0%	U
n-Triacontane	S	mg/L		0.077		0.0943	0	0	0.0003168	0.001886	0	82%	50	150	0%	
o-Terphenyl	S	mg/L		0.1681357		0.1886	0	0	0.0004045	0.002	0	89%	56	125	0%	

Seq No	Lab ID	Test Code	Sample Typ	File ID	Analysis Date	DF	Batch ID	Prep Date	SPKref	RPDref	pmoist
15052979	B22021435-027	HC-8015-DRO-	SAMP		2/23/2022 5:14:2	1	163927	2/22/2022 1	0	0	

Analyte	T	Units	RAW	Final	Text	Spike	SPKref	RPDref	MDL	PQL	UQL	%REC	LOW	HIGH	%RPD	Q
Diesel Range Organics (C10 to C24)	A	mg/L		0		0	0	0	0.0366827	0.3	0	0%	0	0	0%	U
Oil Range Hydrocarbons (C24 to C40	A	mg/L		0		0	0	0	0.0828897	0.3	0	0%	0	0	0%	U
Total Extractable Hydrocarbons	A	mg/L		0		0	0	0	0.0706307	0.3	50	0%	0	0	0%	U
n-Triacontane	S	mg/L		0.078		0.0943	0	0	0.0003168	0.001886	0	83%	50	150	0%	
o-Terphenyl	S	mg/L		0.1709738		0.1886	0	0	0.0004045	0.002	0	91%	56	125	0%	

Seq No	Lab ID	Test Code	Sample Typ	File ID	Analysis Date	DF	Batch ID	Prep Date	SPKref	RPDref	pmoist
15052980	B22021435-006	HC-8015-DRO-	SAMP		2/23/2022 5:57:2	1	163927	2/22/2022 1	0	0	

Analyte	T	Units	RAW	Final	Text	Spike	SPKref	RPDref	MDL	PQL	UQL	%REC	LOW	HIGH	%RPD	Q
Diesel Range Organics (C10 to C24)	A	mg/L		0		0	0	0	0.0366827	0.3	0	0%	0	0	0%	U
Oil Range Hydrocarbons (C24 to C40	A	mg/L		0		0	0	0	0.0828897	0.3	0	0%	0	0	0%	U
Total Extractable Hydrocarbons	A	mg/L		0		0	0	0	0.0706307	0.3	50	0%	0	0	0%	U
n-Triacontane	S	mg/L		0.08		0.0943	0	0	0.0003168	0.001886	0	85%	50	150	0%	
o-Terphenyl	S	mg/L		0.1763518		0.1886	0	0	0.0004045	0.002	0	94%	56	125	0%	

Seq No	Lab ID	Test Code	Sample Typ	File ID	Analysis Date	DF	Batch ID	Prep Date	SPKref	RPDref	pmoist
15052981	B22021435-007	HC-8015-DRO-	SAMP		2/23/2022 7:23:3	1	163927	2/22/2022 1	0	0	

Analyte	T	Units	RAW	Final	Text	Spike	SPKref	RPDref	MDL	PQL	UQL	%REC	LOW	HIGH	%RPD	Q
Diesel Range Organics (C10 to C24)	A	mg/L		0		0	0	0	0.0366827	0.3	0	0%	0	0	0%	U
Oil Range Hydrocarbons (C24 to C40	A	mg/L		0		0	0	0	0.0828897	0.3	0	0%	0	0	0%	U
Total Extractable Hydrocarbons	A	mg/L		0		0	0	0	0.0706307	0.3	50	0%	0	0	0%	U
n-Triacontane	S	mg/L		0.079		0.0943	0	0	0.0003168	0.001886	0	84%	50	150	0%	
o-Terphenyl	S	mg/L		0.1709435		0.1886	0	0	0.0004045	0.002	0	91%	56	125	0%	

Seq No	Lab ID	Test Code	Sample Typ	File ID	Analysis Date	DF	Batch ID	Prep Date	SPKref	RPDref	pmoist
15052982	B22021435-012	HC-8015-DRO-	SAMP		2/23/2022 8:06:2	1	163927	2/22/2022 1	0	0	

Analyte	T	Units	RAW	Final	Text	Spike	SPKref	RPDref	MDL	PQL	UQL	%REC	LOW	HIGH	%RPD	Q
Diesel Range Organics (C10 to C24)	A	mg/L		0		0	0	0	0.0366827	0.3	0	0%	0	0	0%	U
Oil Range Hydrocarbons (C24 to C40	A	mg/L		0.10800213		0	0	0	0.0828897	0.3	0	0%	0	0	0%	J
Total Extractable Hydrocarbons	A	mg/L		0.1516906		0	0	0	0.0706307	0.3	50	0%	0	0	0%	J
n-Triacontane	S	mg/L		0.084		0.0943	0	0	0.0003168	0.001886	0	89%	50	150	0%	

Seq No	Lab ID	Test Code	Sample Typ	File ID	Analysis Date	DF	Batch ID	Prep Date	SPKref	RPDref	pmoist
15052982	B22021435-012	HC-8015-DRO-	SAMP		2/23/2022 8:06:2	1	163927	2/22/2022 1	0	0	

Analyte	T	Units	RAW	Final	Text	Spike	SPKref	RPDref	MDL	PQL	UQL	%REC	LOW	HIGH	%RPD	Q
o-Terphenyl	S	mg/L		0.1821386		0.1886	0	0	0.0004045	0.002	0	97%	56	125	0%	

Seq No	Lab ID	Test Code	Sample Typ	File ID	Analysis Date	DF	Batch ID	Prep Date	SPKref	RPDref	pmoist
15052983	B22021435-012	HC-8015-DRO-	MS-DOD		2/23/2022 8:49:2	1	163927	2/22/2022 1	2E+07	0	

Analyte	T	Units	RAW	Final	Text	Spike	SPKref	RPDref	MDL	PQL	UQL	%REC	LOW	HIGH	%RPD	Q
Diesel Range Organics (C10 to C24)	A	mg/L		12.09407		14.28	0	0	0.0370328	0.3	0	85%	36	132	0%	
Total Extractable Hydrocarbons	A	mg/L		13.2048		14.28	0.1516906	0	0.0713048	0.3	50	91%	60	132	0%	
o-Terphenyl	S	mg/L		0.1816385		0.1904	0	0	0.0004084	0.002	0	95%	56	125	0%	

Seq No	Lab ID	Test Code	Sample Typ	File ID	Analysis Date	DF	Batch ID	Prep Date	SPKref	RPDref	pmoist
15052984	CCV_0223HP51	HC-8015-DRO-	CCV		2/23/2022 10:15:	1	R375155		0	0	

Analyte	T	Units	RAW	Final	Text	Spike	SPKref	RPDref	MDL	PQL	UQL	%REC	LOW	HIGH	%RPD	Q
TEH(Oil Range)	A	mg/L		5.32369482		5	0	0	0.0879	0.3	0	106%	80	120	0%	
n-Triacontane	S	mg/L		0.196561		0.2	0	0	0.000336	0.002	0	98%	80	120	0%	

Seq No	Lab ID	Test Code	Sample Typ	File ID	Analysis Date	DF	Batch ID	Prep Date	SPKref	RPDref	pmoist
15052985	CCV_0223HP52	HC-8015-DRO-	CCV		2/23/2022 10:58:	1	R375155		0	0	

Analyte	T	Units	RAW	Final	Text	Spike	SPKref	RPDref	MDL	PQL	UQL	%REC	LOW	HIGH	%RPD	Q
Diesel Range Organics (C10 to C24)	A	mg/L		13.85259		15	0	0	0.0389	0.3	0	92%	80	120	0%	
Total Extractable Hydrocarbons	A	mg/L		14.33465		15	0	0	0.0749	0.3	50	96%	80	120	0%	
o-Terphenyl	S	mg/L		0.1759299		0.2	0	0	0.000429	0.002	0	88%	80	120	0%	

Seq No	Lab ID	Test Code	Sample Typ	File ID	Analysis Date	DF	Batch ID	Prep Date	SPKref	RPDref	pmoist
15052986	B22021435-022	HC-8015-DRO-	SAMP		2/24/2022 1:07:0	1	163927	2/22/2022 1	0	0	

Analyte	T	Units	RAW	Final	Text	Spike	SPKref	RPDref	MDL	PQL	UQL	%REC	LOW	HIGH	%RPD	Q
Diesel Range Organics (C10 to C24)	A	mg/L		0		0	0	0	0.0366827	0.3	0	0%	0	0	0%	U
Oil Range Hydrocarbons (C24 to C40	A	mg/L		0		0	0	0	0.0828897	0.3	0	0%	0	0	0%	U
Total Extractable Hydrocarbons	A	mg/L		0		0	0	0	0.0706307	0.3	50	0%	0	0	0%	U
n-Triacontane	S	mg/L		0.08		0.0943	0	0	0.0003168	0.001886	0	85%	50	150	0%	
o-Terphenyl	S	mg/L		0.1752052		0.1886	0	0	0.0004045	0.002	0	93%	56	125	0%	

Seq No	Lab ID	Test Code	Sample Typ	File ID	Analysis Date	DF	Batch ID	Prep Date	SPKref	RPDref	pmoist
15052987	B22021435-032	HC-8015-DRO-	SAMP		2/24/2022 1:50:0	1	163927	2/22/2022 1	0	0	

Analyte	T	Units	RAW	Final	Text	Spike	SPKref	RPDref	MDL	PQL	UQL	%REC	LOW	HIGH	%RPD	Q
Diesel Range Organics (C10 to C24)	A	mg/L		0.1832749		0	0	0	0.0370328	0.3	0	0%	0	0	0%	J
Oil Range Hydrocarbons (C24 to C40	A	mg/L		0		0	0	0	0.0836808	0.3	0	0%	0	0	0%	U
Total Extractable Hydrocarbons	A	mg/L		0.2836644		0	0	0	0.0713048	0.3	50	0%	0	0	0%	J
n-Triacontane	S	mg/L		0.085		0.0952	0	0	0.0003199	0.001904	0	89%	50	150	0%	
o-Terphenyl	S	mg/L		0.1863598		0.1904	0	0	0.0004084	0.002	0	98%	56	125	0%	

Seq No	Lab ID	Test Code	Sample Typ	File ID	Analysis Date	DF	Batch ID	Prep Date	SPKref	RPDref	pmoist
15052988	B21120381-005	HC-8015-DRO-	SAMP		2/24/2022 3:16:0	1	163927	2/22/2022 1	0	0	

Analyte	T	Units	RAW	Final	Text	Spike	SPKref	RPDref	MDL	PQL	UQL	%REC	LOW	HIGH	%RPD	Q
Diesel Range Organics (C10 to C24)	A	mg/L		0.2790776		0	0	0	0.038122	0.3	0	0%	0	0	0%	J
Oil Range Hydrocarbons (C24 to C40	A	mg/L		0.24157847		0	0	0	0.086142	0.3	0	0%	0	0	0%	J
Total Extractable Hydrocarbons	A	mg/L		0.7787862		0	0	0	0.073402	0.3	50	0%	0	0	0%	
n-Triacontane	S	mg/L		0.09		0.098	0	0	0.0003293	0.00196	0	92%	50	150	0%	
o-Terphenyl	S	mg/L		0.1913729		0.196	0	0	0.0004204	0.002	0	98%	56	125	0%	

Seq No	Lab ID	Test Code	Sample Typ	File ID	Analysis Date	DF	Batch ID	Prep Date	SPKref	RPDref	pmoist
15052989	B22021435-017	HC-8015-DRO-	SAMP		2/24/2022 6:51:0	1	163927	2/22/2022 1	0	0	

Analyte	T	Units	RAW	Final	Text	Spike	SPKref	RPDref	MDL	PQL	UQL	%REC	LOW	HIGH	%RPD	Q
Diesel Range Organics (C10 to C24)	A	mg/L		0.2710032		0	0	0	0.0366827	0.3	0	0%	0	0	0%	J
Oil Range Hydrocarbons (C24 to C40	A	mg/L		0.16862467		0	0	0	0.0828897	0.3	0	0%	0	0	0%	J
Total Extractable Hydrocarbons	A	mg/L		0.5621383		0	0	0	0.0706307	0.3	50	0%	0	0	0%	
n-Triacontane	S	mg/L		0.08		0.0943	0	0	0.0003168	0.001886	0	85%	50	150	0%	
o-Terphenyl	S	mg/L		0.1615342		0.1886	0	0	0.0004045	0.002	0	86%	56	125	0%	
TEH(Oil Range)	X	mg/L		0.42185515		0	0	0	0.0828897	0.3	0	0%	0	0	0%	

Seq No	Lab ID	Test Code	Sample Typ	File ID	Analysis Date	DF	Batch ID	Prep Date	SPKref	RPDref	pmoist
15052990	B22021435-017	HC-8015-DRO-	MS-DOD		2/24/2022 7:34:0	1	163927	2/22/2022 1	2E+07	0	

Analyte	T	Units	RAW	Final	Text	Spike	SPKref	RPDref	MDL	PQL	UQL	%REC	LOW	HIGH	%RPD	Q
TEH(Oil Range)	A	mg/L		4.83436966		4.715	0.4218552	0	0.0828897	0.3	0	94%	41	113	0%	
n-Triacontane	S	mg/L		0.078		0.0943	0	0	0.0003168	0.002	0	83%	50	150	0%	

Seq No	Lab ID	Test Code	Sample Typ	File ID	Analysis Date	DF	Batch ID	Prep Date	SPKref	RPDref	pmoist
15052991	CCV_0223HP53	HC-8015-DRO-	CCV		2/24/2022 8:59:4	1	R375155		0	0	

Analyte	T	Units	RAW	Final	Text	Spike	SPKref	RPDref	MDL	PQL	UQL	%REC	LOW	HIGH	%RPD	Q
TEH(Oil Range)	A	mg/L		5.33268652		5	0	0	0.0879	0.3	0	107%	80	120	0%	
n-Triacontane	S	mg/L		0.1952711		0.2	0	0	0.000336	0.002	0	98%	80	120	0%	

Seq No	Lab ID	Test Code	Sample Typ	File ID	Analysis Date	DF	Batch ID	Prep Date	SPKref	RPDref	pmoist
15052992	CCV_0223HP53	HC-8015-DRO-	CCV		2/24/2022 9:42:3	1	R375155		0	0	

Analyte	T	Units	RAW	Final	Text	Spike	SPKref	RPDref	MDL	PQL	UQL	%REC	LOW	HIGH	%RPD	Q
Diesel Range Organics (C10 to C24)	A	mg/L		14.83249		15	0	0	0.0389	0.3	0	99%	80	120	0%	
Total Extractable Hydrocarbons	A	mg/L		15.34833		15	0	0	0.0749	0.3	50	102%	80	120	0%	
o-Terphenyl	S	mg/L		0.1887991		0.2	0	0	0.000429	0.002	0	94%	80	120	0%	

Seq No	Lab ID	Test Code	Sample Typ	File ID	Analysis Date	DF	Batch ID	Prep Date	SPKref	RPDref	pmoist
15054063	LCS-RRO-1639	HC-8015-DRO-	LCS-DOD		2/24/2022 2:02:1	1	163927	2/22/2022 1	0	0	

Analyte	T	Units	RAW	Final	Text	Spike	SPKref	RPDref	MDL	PQL	UQL	%REC	LOW	HIGH	%RPD	Q
TEH(Oil Range)	A	mg/L		5.18764496		5	0	0	0.0879	0.3	0	104%	41	113	0%	
n-Triacontane	S	mg/L		0.091		0.1	0	0	0.000336	0.002	0	91%	50	150	0%	

Seq No	Lab ID	Test Code	Sample Typ	File ID	Analysis Date	DF	Batch ID	Prep Date	SPKref	RPDref	pmoist
15054064	LCSD-RRO-163	HC-8015-DRO-	LCSD-DOD		2/24/2022 2:45:2	1	163927	2/22/2022 1	0	2E+07	

Analyte	T	Units	RAW	Final	Text	Spike	SPKref	RPDref	MDL	PQL	UQL	%REC	LOW	HIGH	%RPD	Q
TEH(Oil Range)	A	mg/L		5.14587259		5	0	5.187645	0.0879	0.3	0	103%	41	113	1%	
n-Triacontane	S	mg/L		0.087		0.1	0	0	0.000336	0.002	0	87%	50	150	0%	

Seq No	Lab ID	Test Code	Sample Typ	File ID	Analysis Date	DF	Batch ID	Prep Date	SPKref	RPDref	pmoist
15054065	CCV_0223HP54	HC-8015-DRO-	CCV		2/24/2022 4:14:2	1	R375155		0	0	

Analyte	T	Units	RAW	Final	Text	Spike	SPKref	RPDref	MDL	PQL	UQL	%REC	LOW	HIGH	%RPD	Q
TEH(Oil Range)	A	mg/L		5.47073486		5	0	0	0.0879	0.3	0	109%	80	120	0%	
n-Triacontane	S	mg/L		0.1994149		0.2	0	0	0.000336	0.002	0	100%	80	120	0%	

Seq No	Lab ID	Test Code	Sample Typ	File ID	Analysis Date	DF	Batch ID	Prep Date	SPKref	RPDref	pmoist
15054066	CCV_0223HP54	HC-8015-DRO-	CCV		2/24/2022 4:57:2	1	R375155		0	0	

Analyte	T	Units	RAW	Final	Text	Spike	SPKref	RPDref	MDL	PQL	UQL	%REC	LOW	HIGH	%RPD	Q
Diesel Range Organics (C10 to C24)	A	mg/L		14.60069		15	0	0	0.0389	0.3	0	97%	80	120	0%	
Total Extractable Hydrocarbons	A	mg/L		15.11004		15	0	0	0.0749	0.3	50	101%	80	120	0%	
o-Terphenyl	S	mg/L		0.1844133		0.2	0	0	0.000429	0.002	0	92%	80	120	0%	

Seq No	Lab ID	Test Code	Sample Typ	File ID	Analysis Date	DF	Batch ID	Prep Date	SPKref	RPDref	pmoist
15054067	B22010971-001J	HC-8015-DRO-	SAMP		2/24/2022 7:49:0	1	163927	2/22/2022 3:	0	0	

Analyte	T	Units	RAW	Final	Text	Spike	SPKref	RPDref	MDL	PQL	UQL	%REC	LOW	HIGH	%RPD	Q
Diesel Range Organics (C10 to C24)	A	mg/L		0		0	0	0	0.039289	0.303	0	0%	0	0	0%	U
Oil Range Hydrocarbons (C24 to C40	A	mg/L		0		0	0	0	0.088779	0.303	0	0%	0	0	0%	U
Total Extractable Hydrocarbons	A	mg/L		0		0	0	0	0.075649	0.303	50	0%	0	0	0%	U
n-Triacontane	S	mg/L		0.087		0.101	0	0	0.0003394	0.00202	0	86%	50	150	0%	
o-Terphenyl	S	mg/L		0.1857743		0.202	0	0	0.0004333	0.00202	0	92%	56	125	0%	

Seq No	Lab ID	Test Code	Sample Typ	File ID	Analysis Date	DF	Batch ID	Prep Date	SPKref	RPDref	pmoist
15054068	B22010974-001J	HC-8015-DRO-	SAMP		2/24/2022 8:32:0	1	163927	2/22/2022 3:	0	0	

Analyte	T	Units	RAW	Final	Text	Spike	SPKref	RPDref	MDL	PQL	UQL	%REC	LOW	HIGH	%RPD	Q
Diesel Range Organics (C10 to C24)	A	mg/L		0.05241669		0	0	0	0.038122	0.3	0	0%	0	0	0%	J
Oil Range Hydrocarbons (C24 to C40	A	mg/L		0.1777698		0	0	0	0.086142	0.3	0	0%	0	0	0%	J
Total Extractable Hydrocarbons	A	mg/L		0.2706022		0	0	0	0.073402	0.3	50	0%	0	0	0%	J
n-Triacontane	S	mg/L		0.09		0.098	0	0	0.0003293	0.00196	0	92%	50	150	0%	
o-Terphenyl	S	mg/L		0.1957443		0.196	0	0	0.0004204	0.002	0	100%	56	125	0%	

Seq No	Lab ID	Test Code	Sample Typ	File ID	Analysis Date	DF	Batch ID	Prep Date	SPKref	RPDref	pmoist
15054069	B21120381-006	HC-8015-DRO-	SAMP		2/24/2022 10:40:	1	163927	2/22/2022 1	0	0	

Analyte	T	Units	RAW	Final	Text	Spike	SPKref	RPDref	MDL	PQL	UQL	%REC	LOW	HIGH	%RPD	Q
Diesel Range Organics (C10 to C24)	A	mg/L		0.07043283		0	0	0	0.0389	0.3	0	0%	0	0	0%	J
Oil Range Hydrocarbons (C24 to C40	A	mg/L		0		0	0	0	0.0879	0.3	0	0%	0	0	0%	U
Total Extractable Hydrocarbons	A	mg/L		0.1992047		0	0	0	0.0749	0.3	50	0%	0	0	0%	J
n-Triacontane	S	mg/L		0.091		0.1	0	0	0.000336	0.002	0	91%	50	150	0%	
o-Terphenyl	S	mg/L		0.1928833		0.2	0	0	0.000429	0.002	0	96%	56	125	0%	

Seq No	Lab ID	Test Code	Sample Typ	File ID	Analysis Date	DF	Batch ID	Prep Date	SPKref	RPDref	pmoist
15054070	CCV_0223HP55	HC-8015-DRO-	CCV		2/25/2022 12:06:	1	R375155		0	0	

Analyte	T	Units	RAW	Final	Text	Spike	SPKref	RPDref	MDL	PQL	UQL	%REC	LOW	HIGH	%RPD	Q
TEH(Oil Range)	A	mg/L		5.16831689		5	0	0	0.0879	0.3	0	103%	80	120	0%	
n-Triacontane	S	mg/L		0.1912295		0.2	0	0	0.000336	0.002	0	96%	80	120	0%	

Seq No	Lab ID	Test Code	Sample Typ	File ID	Analysis Date	DF	Batch ID	Prep Date	SPKref	RPDref	pmoist
15054071	CCV_0223HP55	HC-8015-DRO-	CCV		2/25/2022 12:49:	1	R375155		0	0	

Analyte	T	Units	RAW	Final	Text	Spike	SPKref	RPDref	MDL	PQL	UQL	%REC	LOW	HIGH	%RPD	Q
Diesel Range Organics (C10 to C24)	A	mg/L		15.18332		15	0	0	0.0389	0.3	0	101%	80	120	0%	
Total Extractable Hydrocarbons	A	mg/L		15.71208		15	0	0	0.0749	0.3	50	105%	80	120	0%	
o-Terphenyl	S	mg/L		0.1922749		0.2	0	0	0.000429	0.002	0	96%	80	120	0%	

Energy Laboratories Inc

ANALYTICAL RUN Summary

28-Feb-22

Run ID GCFID-HP5-B_220223B

Run Start Date: 2/23/2022
Analyst: Ann Nebel
Ical:
Column ID:
Comments: IDOC_JLB supervised by AMN. DRO-8015-ICAL information is in Index GCFID-HP5-B_220111A 8015C OIL range calibration GCFID-HP5-B_220111C.

Std ID	Std Name	Std Amount	Std Units	Samp Amount	Samp Units	SampType	Expiration Date
DRO220128A	8015 CCV-15,000ug/mL + 200 OTP					CCV-DRO	4/30/2023
DRO220128B	Carbon Scan STD-Marker					MARKER	7/13/2026
DRO220201A	5,000 ug/mL RRO CCV 200 ug/mL Triacontane					CCV-RRO	4/6/2026

Seq No	Lab ID	Test Code	Sample Typ	File ID	Analysis Date	DF	Batch ID	Prep Date	SPKref	RPDref	pmoist
15057426	CCV_0223HP55	HC-8015-DRO-	CCV		2/25/2022 12:06:	1	R375295		0	0	

Analyte	T	Units	RAW	Final	Text	Spike	SPKref	RPDref	MDL	PQL	UQL	%REC	LOW	HIGH	%RPD	Q
TEH(Oil Range)	A	mg/L		5.16831689		5	0	0	0.0879	0.3	0	103%	80	120	0%	
n-Triacontane	S	mg/L		0.1912295		0.2	0	0	0.000336	0.002	0	96%	80	120	0%	

Seq No	Lab ID	Test Code	Sample Typ	File ID	Analysis Date	DF	Batch ID	Prep Date	SPKref	RPDref	pmoist
15057427	CCV_0223HP55	HC-8015-DRO-	CCV		2/25/2022 12:49:	1	R375295		0	0	

Analyte	T	Units	RAW	Final	Text	Spike	SPKref	RPDref	MDL	PQL	UQL	%REC	LOW	HIGH	%RPD	Q
Diesel Range Organics (C10 to C24)	A	mg/L		15.18332		15	0	0	0.0389	0.3	0	101%	80	120	0%	
Total Extractable Hydrocarbons	A	mg/L		15.71208		15	0	0	0.0749	0.3	50	105%	80	120	0%	
o-Terphenyl	S	mg/L		0.1922749		0.2	0	0	0.000429	0.002	0	96%	80	120	0%	

Seq No	Lab ID	Test Code	Sample Typ	File ID	Analysis Date	DF	Batch ID	Prep Date	SPKref	RPDref	pmoist
15057428	LCS-163927	HC-8015-DRO-	LCS-DOD		2/25/2022 2:58:1	1	163927	2/22/2022 1	0	0	

Analyte	T	Units	RAW	Final	Text	Spike	SPKref	RPDref	MDL	PQL	UQL	%REC	LOW	HIGH	%RPD	Q

Seq No	Lab ID	Test Code	Sample Typ	File ID	Analysis Date	DF	Batch ID	Prep Date	SPKref	RPDref	pmoist
15057428	LCS-163927	HC-8015-DRO-	LCS-DOD		2/25/2022 2:58:1	1	163927	2/22/2022 1	0	0	

Analyte	T	Units	RAW	Final	Text	Spike	SPKref	RPDref	MDL	PQL	UQL	%REC	LOW	HIGH	%RPD	Q
Diesel Range Organics (SGT-C10 to	A	mg/L		11.58987		15	0	0	0.0281	0.3	0	77%	36	132	0%	
Total Extractable Hydrocarbons (SGT	A	mg/L		12.33637		15	0	0	0.0357	0.3	0	82%	60	132	0%	
o-Terphenyl (SGT)	S	mg/L		0.1857367		0.2	0	0	0.000429	0.002	0	93%	56	125	0%	

Seq No	Lab ID	Test Code	Sample Typ	File ID	Analysis Date	DF	Batch ID	Prep Date	SPKref	RPDref	pmoist
15057429	LCSD-163927	HC-8015-DRO-	LCSD-DOD		2/25/2022 3:41:0	1	163927	2/22/2022 1	0	2E+07	

Analyte	T	Units	RAW	Final	Text	Spike	SPKref	RPDref	MDL	PQL	UQL	%REC	LOW	HIGH	%RPD	Q
Diesel Range Organics (SGT-C10 to	A	mg/L		12.04779		15	0	11.58987	0.0281	0.3	0	80%	36	132	4%	
Total Extractable Hydrocarbons (SGT	A	mg/L		12.78527		15	0	12.33637	0.0357	0.3	0	85%	60	132	4%	
o-Terphenyl (SGT)	S	mg/L		0.1877013		0.2	0	0	0.000429	0.002	0	94%	56	125	0%	

Seq No	Lab ID	Test Code	Sample Typ	File ID	Analysis Date	DF	Batch ID	Prep Date	SPKref	RPDref	pmoist
15057430	MB-163927	HC-8015-DRO-	MBLK		2/25/2022 4:24:0	1	163927	2/22/2022 1	0	0	

Analyte	T	Units	RAW	Final	Text	Spike	SPKref	RPDref	MDL	PQL	UQL	%REC	LOW	HIGH	%RPD	Q
Diesel Range Organics (SGT-C10 to	A	mg/L		0		0	0	0	0.0281	0.15	0	0%	0	0	0%	
Oil Range Hydrocarbons (SGT-C24 t	A	mg/L		0		0	0	0	0.0879	0.15	0	0%	0	0	0%	
Total Extractable Hydrocarbons (SGT	A	mg/L		0		0	0	0	0.0357	0.15	0	0%	0	0	0%	
n-Triacontane (SGT)	S	mg/L		0.078		0.1	0	0	0.000336	0.002	0	78%	50	150	0%	
o-Terphenyl (SGT)	S	mg/L		0.1768408		0.2	0	0	0.000429	0.002	0	88%	56	125	0%	

Seq No	Lab ID	Test Code	Sample Typ	File ID	Analysis Date	DF	Batch ID	Prep Date	SPKref	RPDref	pmoist
15057431	B22021435-012	HC-8015-DRO-	SAMP		2/25/2022 5:06:5	1	163927	2/22/2022 1	0	0	

Analyte	T	Units	RAW	Final	Text	Spike	SPKref	RPDref	MDL	PQL	UQL	%REC	LOW	HIGH	%RPD	Q
Diesel Range Organics (SGT-C10 to	A	mg/L		0		0	0	0	0.0264983	0.3	0	0%	0	0	0%	U
Oil Range Hydrocarbons (SGT-C24 t	A	mg/L		0		0	0	0	0.0828897	0.3	0	0%	0	0	0%	U
Total Extractable Hydrocarbons (SGT	A	mg/L		0.044101		0	0	0	0.0336651	0.3	0	0%	0	0	0%	J
n-Triacontane (SGT)	S	mg/L		0.074		0.0943	0	0	0.0003168	0.001886	0	78%	50	150	0%	
o-Terphenyl (SGT)	S	mg/L		0.1695453		0.1886	0	0	0.0004045	0.001886	0	90%	56	125	0%	

Seq No	Lab ID	Test Code	Sample Typ	File ID	Analysis Date	DF	Batch ID	Prep Date	SPKref	RPDref	pmoist
15057432	B22021435-012	HC-8015-DRO-	MS-DOD		2/25/2022 5:49:4	1	163927	2/22/2022 1	2E+07	0	

Analyte	T	Units	RAW	Final	Text	Spike	SPKref	RPDref	MDL	PQL	UQL	%REC	LOW	HIGH	%RPD	Q
Diesel Range Organics (SGT-C10 to	A	mg/L		11.76032		14.28	0	0	0.0267512	0.3	0	82%	36	132	0%	
Total Extractable Hydrocarbons (SGT	A	mg/L		12.50888		14.28	0.044101	0	0.0339864	0.3	0	87%	60	132	0%	
o-Terphenyl (SGT)	S	mg/L		0.1870117		0.1904	0	0	0.0004084	0.002	0	98%	56	125	0%	

Seq No	Lab ID	Test Code	Sample Typ	File ID	Analysis Date	DF	Batch ID	Prep Date	SPKref	RPDref	pmoist
15057433	B22021435-032	HC-8015-DRO-	SAMP		2/25/2022 7:15:2	1	163927	2/22/2022 1	0	0	

Analyte	T	Units	RAW	Final	Text	Spike	SPKref	RPDref	MDL	PQL	UQL	%REC	LOW	HIGH	%RPD	Q
Diesel Range Organics (SGT-C10 to	A	mg/L		0.08756227		0	0	0	0.0267512	0.3	0	0%	0	0	0%	J
Oil Range Hydrocarbons (SGT-C24 t	A	mg/L		0		0	0	0	0.0836808	0.3	0	0%	0	0	0%	U
Total Extractable Hydrocarbons (SGT	A	mg/L		0.09414586		0	0	0	0.0339864	0.3	0	0%	0	0	0%	J
n-Triacontane (SGT)	S	mg/L		0.077		0.0952	0	0	0.0003199	0.001904	0	81%	50	150	0%	
o-Terphenyl (SGT)	S	mg/L		0.1784505		0.1904	0	0	0.0004084	0.001904	0	94%	56	125	0%	

Seq No	Lab ID	Test Code	Sample Typ	File ID	Analysis Date	DF	Batch ID	Prep Date	SPKref	RPDref	pmoist
15057434	B21120381-005	HC-8015-DRO-	SAMP		2/25/2022 7:58:2	1	163927	2/22/2022 1	0	0	

Analyte	T	Units	RAW	Final	Text	Spike	SPKref	RPDref	MDL	PQL	UQL	%REC	LOW	HIGH	%RPD	Q
Diesel Range Organics (SGT-C10 to	A	mg/L		0		0	0	0	0.027538	0.3	0	0%	0	0	0%	U
Oil Range Hydrocarbons (SGT-C24 t	A	mg/L		0		0	0	0	0.086142	0.3	0	0%	0	0	0%	U
Total Extractable Hydrocarbons (SGT	A	mg/L		0		0	0	0	0.034986	0.3	0	0%	0	0	0%	U
n-Triacontane (SGT)	S	mg/L		0.08		0.098	0	0	0.0003293	0.00196	0	82%	50	150	0%	
o-Terphenyl (SGT)	S	mg/L		0.1836739		0.196	0	0	0.0004204	0.00196	0	94%	56	125	0%	

Seq No	Lab ID	Test Code	Sample Typ	File ID	Analysis Date	DF	Batch ID	Prep Date	SPKref	RPDref	pmoist
15057435	B22021435-017	HC-8015-DRO-	SAMP		2/25/2022 9:24:0	1	163927	2/22/2022 1	0	0	

Analyte	T	Units	RAW	Final	Text	Spike	SPKref	RPDref	MDL	PQL	UQL	%REC	LOW	HIGH	%RPD	Q
Diesel Range Organics (SGT-C10 to	A	mg/L		0.0375248		0	0	0	0.0264983	0.3	0	0%	0	0	0%	J
Oil Range Hydrocarbons (SGT-C24 t	A	mg/L		0		0	0	0	0.0828897	0.3	0	0%	0	0	0%	U
Total Extractable Hydrocarbons (SGT	A	mg/L		0.04285076		0	0	0	0.0336651	0.3	0	0%	0	0	0%	J
n-Triacontane (SGT)	S	mg/L		0.073		0.0943	0	0	0.0003168	0.001886	0	77%	50	150	0%	
o-Terphenyl (SGT)	S	mg/L		0.155397		0.1886	0	0	0.0004045	0.001886	0	82%	56	125	0%	
TEH (SGT-Oil Range)	X	mg/L		0		0	0	0	0.0828897	0.2829	0	0%	0	0	0%	U

Seq No	Lab ID	Test Code	Sample Typ	File ID	Analysis Date	DF	Batch ID	Prep Date	SPKref	RPDref	pmoist
15057436	B22021435-017	HC-8015-DRO-	MS-DOD		2/25/2022 10:06:	1	163927	2/22/2022 1	2E+07	0	

Analyte	T	Units	RAW	Final	Text	Spike	SPKref	RPDref	MDL	PQL	UQL	%REC	LOW	HIGH	%RPD	Q
TEH (SGT-Oil Range)	A	mg/L		4.36310577		4.715	0	0	0.0828897	0.3	0	93%	41	113	0%	
n-Triacontane (SGT)	S	mg/L		0.075		0.0943	0	0	0.0003168	0.002	0	80%	50	150	0%	

Seq No	Lab ID	Test Code	Sample Typ	File ID	Analysis Date	DF	Batch ID	Prep Date	SPKref	RPDref	pmoist
15057437	CCV_0223HP57	HC-8015-DRO-	CCV		2/25/2022 11:33:	1	R375295		0	0	

Analyte	T	Units	RAW	Final	Text	Spike	SPKref	RPDref	MDL	PQL	UQL	%REC	LOW	HIGH	%RPD	Q
TEH(Oil Range)	A	mg/L		5.23256982		5	0	0	0.0879	0.3	0	105%	80	120	0%	
n-Triacontane	S	mg/L		0.1934203		0.2	0	0	0.000336	0.002	0	97%	80	120	0%	

Seq No	Lab ID	Test Code	Sample Typ	File ID	Analysis Date	DF	Batch ID	Prep Date	SPKref	RPDref	pmoist
15057438	CCV_0223HP57	HC-8015-DRO-	CCV		2/25/2022 12:16:	1	R375295		0	0	

Analyte	T	Units	RAW	Final	Text	Spike	SPKref	RPDref	MDL	PQL	UQL	%REC	LOW	HIGH	%RPD	Q
Diesel Range Organics (C10 to C24)	A	mg/L		14.83264		15	0	0	0.0389	0.3	0	99%	80	120	0%	
Total Extractable Hydrocarbons	A	mg/L		15.3359		15	0	0	0.0749	0.3	50	102%	80	120	0%	
o-Terphenyl	S	mg/L		0.1872573		0.2	0	0	0.000429	0.002	0	94%	80	120	0%	

Seq No	Lab ID	Test Code	Sample Typ	File ID	Analysis Date	DF	Batch ID	Prep Date	SPKref	RPDref	pmoist
15057439	B22010974-001J	HC-8015-DRO-	SAMP		2/25/2022 2:24:3	1	163927	2/22/2022 3:	0	0	

Analyte	T	Units	RAW	Final	Text	Spike	SPKref	RPDref	MDL	PQL	UQL	%REC	LOW	HIGH	%RPD	Q
Diesel Range Organics (SGT-C10 to	A	mg/L		0		0	0	0	0.027538	0.3	0	0%	0	0	0%	U
Oil Range Hydrocarbons (SGT-C24 t	A	mg/L		0		0	0	0	0.086142	0.3	0	0%	0	0	0%	U
Total Extractable Hydrocarbons (SGT	A	mg/L		0.05442856		0	0	0	0.034986	0.3	0	0%	0	0	0%	J
n-Triacontane (SGT)	S	mg/L		0.062		0.098	0	0	0.0003293	0.00196	0	63%	50	150	0%	
o-Terphenyl (SGT)	S	mg/L		0.1410287		0.196	0	0	0.0004204	0.00196	0	72%	56	125	0%	

Seq No	Lab ID	Test Code	Sample Typ	File ID	Analysis Date	DF	Batch ID	Prep Date	SPKref	RPDref	pmoist
15057440	B21120381-006	HC-8015-DRO-	SAMP		2/25/2022 3:07:2	1	163927	2/22/2022 1	0	0	

Analyte	T	Units	RAW	Final	Text	Spike	SPKref	RPDref	MDL	PQL	UQL	%REC	LOW	HIGH	%RPD	Q

Seq No	Lab ID	Test Code	Sample Typ	File ID	Analysis Date	DF	Batch ID	Prep Date	SPKref	RPDref	pmoist
15057440	B21120381-006	HC-8015-DRO-	SAMP		2/25/2022 3:07:2	1	163927	2/22/2022 1	0	0	

Analyte	T	Units	RAW	Final	Text	Spike	SPKref	RPDref	MDL	PQL	UQL	%REC	LOW	HIGH	%RPD	Q
Diesel Range Organics (SGT-C10 to	A	mg/L		0		0	0	0	0.0281	0.3	0	0%	0	0	0%	U
Oil Range Hydrocarbons (SGT-C24 t	A	mg/L		0		0	0	0	0.0879	0.3	0	0%	0	0	0%	U
Total Extractable Hydrocarbons (SGT	A	mg/L		0		0	0	0	0.0357	0.3	0	0%	0	0	0%	U
n-Triacontane (SGT)	S	mg/L		0.066		0.1	0	0	0.000336	0.002	0	66%	50	150	0%	
o-Terphenyl (SGT)	S	mg/L		0.1442944		0.2	0	0	0.000429	0.002	0	72%	56	125	0%	

Seq No	Lab ID	Test Code	Sample Typ	File ID	Analysis Date	DF	Batch ID	Prep Date	SPKref	RPDref	pmoist
15057441	LCS-RRO-1639	HC-8015-DRO-	LCS-DOD		2/25/2022 3:50:1	1	163927	2/22/2022 1	0	0	

Analyte	T	Units	RAW	Final	Text	Spike	SPKref	RPDref	MDL	PQL	UQL	%REC	LOW	HIGH	%RPD	Q
TEH (SGT-Oil Range)	A	mg/L		4.88797235		5	0	0	0.0879	0.3	0	98%	41	113	0%	
n-Triacontane (SGT)	S	mg/L		0.083		0.1	0	0	0.000336	0.002	0	83%	50	150	0%	

Seq No	Lab ID	Test Code	Sample Typ	File ID	Analysis Date	DF	Batch ID	Prep Date	SPKref	RPDref	pmoist
15057442	LCSD-RRO-163	HC-8015-DRO-	LCSD-DOD		2/25/2022 5:15:5	1	163927	2/22/2022 1	0	2E+07	

Analyte	T	Units	RAW	Final	Text	Spike	SPKref	RPDref	MDL	PQL	UQL	%REC	LOW	HIGH	%RPD	Q
TEH (SGT-Oil Range)	A	mg/L		4.63370848		5	0	4.8879724	0.0879	0.3	0	93%	41	113	5%	
n-Triacontane (SGT)	S	mg/L		0.077		0.1	0	0	0.000336	0.002	0	77%	50	150	0%	

Seq No	Lab ID	Test Code	Sample Typ	File ID	Analysis Date	DF	Batch ID	Prep Date	SPKref	RPDref	pmoist
15057443	CCV_0223HP58	HC-8015-DRO-	CCV		2/25/2022 6:42:0	1	R375295		0	0	

Analyte	T	Units	RAW	Final	Text	Spike	SPKref	RPDref	MDL	PQL	UQL	%REC	LOW	HIGH	%RPD	Q
TEH(Oil Range)	A	mg/L		4.57273975		5	0	0	0.0879	0.3	0	91%	80	120	0%	
n-Triacontane	S	mg/L		0.2099048		0.2	0	0	0.000336	0.002	0	105%	80	120	0%	

Seq No	Lab ID	Test Code	Sample Typ	File ID	Analysis Date	DF	Batch ID	Prep Date	SPKref	RPDref	pmoist
15057444	CCV_0223HP58	HC-8015-DRO-	CCV		2/25/2022 7:25:0	1	R375295		0	0	

Analyte	T	Units	RAW	Final	Text	Spike	SPKref	RPDref	MDL	PQL	UQL	%REC	LOW	HIGH	%RPD	Q
Diesel Range Organics (C10 to C24)	A	mg/L		14.512		15	0	0	0.0389	0.3	0	97%	80	120	0%	
Total Extractable Hydrocarbons	A	mg/L		15.02071		15	0	0	0.0749	0.3	50	100%	80	120	0%	
o-Terphenyl	S	mg/L		0.183039		0.2	0	0	0.000429	0.002	0	92%	80	120	0%	

Write Sequence Data File	Insert Entries(Have the first cell for entries selected Sample Name	Method	Weight	Dil Factor	Amt Inj.	IS	Cal ID
G:\org\HP5\DAT\HP5022322_b\0223HP5.01r	DCM-Baseline Check-V01	G:\Org\HP5\Methods\DR_8015-JA-LEXP.met	1	1	1	1	0
G:\org\HP5\DAT\HP5022322_b\0223HP5.02r	DCM-Baseline Check-V02	G:\Org\HP5\Methods\DR_8015-JA-LEXP.met	1	1	1	1	0
G:\org\HP5\DAT\HP5022322_b\0223HP5.03r	MARKER_0223HP503r, DRO ;0223HP5 , DRO220128B	g:\org\HP5\Methods\\CSC220223.met	1	1	1	1	0
G:\org\HP5\DAT\HP5022322_b\0223HP5.04r	CCV_0223HP504r, RRO ;0223HP5 , DRO220201A	G:\Org\HP5\Methods\DC_ORO-BF-L%.MET G:\Org\HP5\Methods\DS_ORO-BF-L%.MET	1	1	1	1	0
G:\org\HP5\DAT\HP5022322_b\0223HP5.05r	CCV_0223HP505r, DRO ;0223HP5 , DRO220128A	G:\Org\HP5\Methods\DC_8015-C24-JFb-L%.met G:\Org\HP5\Methods\DS_8015-C24-JFb-L#.met	1	1	1	1	0
G:\org\HP5\DAT\HP5022322_b\0223HP5.06r	DCM-Baseline Check-V06	G:\Org\HP5\Methods\DR_8015-JA-LEXP.met	1	1	1	1	0
G:\org\HP5\DAT\HP5022322_b\0223HP5.07r	DCM-Baseline Check-V07	G:\Org\HP5\Methods\DR_8015-JA-LEXP.met	1	1	1	1	0
G:\org\HP5\DAT\HP5022322_b\0223HP5.08r	LCS-163927 ;0223HP5 ,	G:\Org\HP5\Methods\D3_8015-C24-JFb-L%.met G:\Org\HP5\Methods\DS_8015-C24-JFb-L#.met	1000	1	1	1	0
G:\org\HP5\DAT\HP5022322_b\0223HP5.09r	LCSD-163927 ;0223HP5 ,	G:\Org\HP5\Methods\D3_8015-C24-JFb-L%.met G:\Org\HP5\Methods\DS_8015-C24-JFb-L#.met	1000	1	1	1	0
G:\org\HP5\DAT\HP5022322_b\0223HP5.10r	MB-163927 ;0223HP5 ,	G:\Org\HP5\Methods\DR_8015-C24T-JFb-L%.met G:\Org\HP5\Methods\DR_OROS-BF-L%.MET G:\Org\HP5\Methods\DS_8015-C24T-JFb-L#.met	1000	1	1	1	0
G:\org\HP5\DAT\HP5022322_b\0223HP5.11r	B22021435-001D ;0223HP5 , $HC-8015-DRO-W,	G:\Org\HP5\Methods\DR_8015-C24T-JFb-L%.met G:\Org\HP5\Methods\DR_OROS-BF-L%.MET G:\Org\HP5\Methods\DS_8015-C24T-JFb-L#.met	1060	1	1	1	0
G:\org\HP5\DAT\HP5022322_b\0223HP5.12r	B22021435-027D ;0223HP5 , $HC-8015-DRO-W,	G:\Org\HP5\Methods\DR_8015-C24T-JFb-L%.met G:\Org\HP5\Methods\DR_OROS-BF-L%.MET G:\Org\HP5\Methods\DS_8015-C24T-JFb-L#.met	1060	1	1	1	0
G:\org\HP5\DAT\HP5022322_b\0223HP5.13r	B22021435-006D ;0223HP5 , $HC-8015-DRO-W,	G:\Org\HP5\Methods\DR_8015-C24T-JFb-L%.met G:\Org\HP5\Methods\DR_OROS-BF-L%.MET G:\Org\HP5\Methods\DS_8015-C24T-JFb-L#.met	1060	1	1	1	0
G:\org\HP5\DAT\HP5022322_b\0223HP5.14r	DCM-Baseline Check-V14	G:\Org\HP5\Methods\DR_8015-JA-LEXP.met	1	1	1	1	0
G:\org\HP5\DAT\HP5022322_b\0223HP5.15r	B22021435-007B ;0223HP5 , $HC-8015-DRO-W,	G:\Org\HP5\Methods\DR_8015-C24T-JFb-L%.met G:\Org\HP5\Methods\DR_OROS-BF-L%.MET G:\Org\HP5\Methods\DS_8015-C24T-JFb-L#.met	1060	1	1	1	0
G:\org\HP5\DAT\HP5022322_b\0223HP5.16r	B22021435-012D ;0223HP5 , $HC-8015-DRO-W,	G:\Org\HP5\Methods\D3_8015-C24T-JFb-L%.met G:\Org\HP5\Methods\D3_OROS-BF-L%.MET G:\Org\HP5\Methods\DS_8015-C24T-JFb-L#.met	1060	1	1	1	0
G:\org\HP5\DAT\HP5022322_b\0223HP5.17r	B22021435-012DMS ;0223HP5 ,	G:\Org\HP5\Methods\D3_8015-C24-JFb-L%.met G:\Org\HP5\Methods\DS_8015-C24-JFb-L#.met	1050	1	1	1	0
G:\org\HP5\DAT\HP5022322_b\0223HP5.18r	MARKER_0223HP518r, DRO ;0223HP5 , DRO220128B	g:\org\HP5\Methods\\CSC220223.met	1	1	1	1	0
G:\org\HP5\DAT\HP5022322_b\0223HP5.19r	CCV_0223HP519r, RRO ;0223HP5 , DRO220201A	G:\Org\HP5\Methods\DC_ORO-BF-L%.MET G:\Org\HP5\Methods\DS_ORO-BF-L%.MET	1	1	1	1	0
G:\org\HP5\DAT\HP5022322_b\0223HP5.20r	CCV_0223HP520r, DRO ;0223HP5 , DRO220128A	G:\Org\HP5\Methods\DC_8015-C24-JFb-L%.met G:\Org\HP5\Methods\DS_8015-C24-JFb-L#.met	1	1	1	1	0
G:\org\HP5\DAT\HP5022322_b\0223HP5.21r	DCM-Baseline Check-V21	G:\Org\HP5\Methods\DR_8015-JA-LEXP.met	1	1	1	1	0
G:\org\HP5\DAT\HP5022322_b\0223HP5.22r	DCM-Baseline Check-V22	G:\Org\HP5\Methods\DR_8015-JA-LEXP.met	1	1	1	1	0
G:\org\HP5\DAT\HP5022322_b\0223HP5.23r	B22021435-022D ;0223HP5 , $HC-8015-DRO-W,	G:\Org\HP5\Methods\DR_8015-C24T-JFb-L%.met G:\Org\HP5\Methods\DR_OROS-BF-L%.MET G:\Org\HP5\Methods\DS_8015-C24T-JFb-L#.met	1060	1	1	1	0
G:\org\HP5\DAT\HP5022322_b\0223HP5.24r	B22021435-032D ;0223HP5 , $HC-8015-DRO-W,	G:\Org\HP5\Methods\D3_8015-C24T-JFb-L%.met G:\Org\HP5\Methods\D3_OROS-BF-L%.MET G:\Org\HP5\Methods\DS_8015-C24T-JFb-L#.met	1050	1	1	1	0
G:\org\HP5\DAT\HP5022322_b\0223HP5.25r	DCM-Baseline Check-V25	G:\Org\HP5\Methods\DR_8015-JA-LEXP.met	1	1	1	1	0
G:\org\HP5\DAT\HP5022322_b\0223HP5.26r	B21120381-005E ;0223HP5 , $HC-8015-DRO-W, RX	G:\Org\HP5\Methods\D3_8015-C24T-JFb-L%.met G:\Org\HP5\Methods\D3_OROS-BF-L%.MET G:\Org\HP5\Methods\DS_8015-C24T-JFb-L#.met	1020	1	1	1	0
G:\org\HP5\DAT\HP5022322_b\0223HP5.27r	B21120381-006E ;0223HP5 , $HC-8015-DRO-W, RX _needs RR due to possible carry over	G:\Org\HP5\Methods\DR_8015-C24T-JF-L0.met	1000	1	1	1	0
G:\org\HP5\DAT\HP5022322_b\0223HP5.28r	B22010971-001J ;0223HP5 , $HC-8015-DRO-W, RXneeds RR due to possible carry over	G:\Org\HP5\Methods\DR_8015-C24T-JF-L0.met	990	1	1	1	0
G:\org\HP5\DAT\HP5022322_b\0223HP5.29r	B22010974-001J ;0223HP5 , $HC-8015-DRO-W, RXneeds RR due to possible carry over	G:\Org\HP5\Methods\DR_8015-C24T-JF-L0.met	1020	1	1	1	0
G:\org\HP5\DAT\HP5022322_b\0223HP5.30r	DCM-Baseline Check-V30	G:\Org\HP5\Methods\DR_8015-JA-LEXP.met	1	1	1	1	0
G:\org\HP5\DAT\HP5022322_b\0223HP5.31r	B22021435-017D ;0223HP5 , $HC-8015-DRO-W,	G:\Org\HP5\Methods\D3_8015-C24T-JFb-L%.met G:\Org\HP5\Methods\D3_OROS-BF-L%.MET G:\Org\HP5\Methods\DS_8015-C24T-JFb-L#.met	1060	1	1	1	0
G:\org\HP5\DAT\HP5022322_b\0223HP5.32r	B22021435-017DMS-RRO ;0223HP5 ,	G:\Org\HP5\Methods\D3_ORO-022332-BF-L%.MET G:\Org\HP5\Methods\DS_ORO-BF-L%.MET	1060	1	1	1	0
G:\org\HP5\DAT\HP5022322_b\0223HP5.33r	MARKER_0223HP533r, DRO ;0223HP5 , DRO220128B	g:\org\HP5\Methods\\CSC220223.met	1	1	1	1	0
G:\org\HP5\DAT\HP5022322_b\0223HP5.34r	CCV_0223HP534r, RRO ;0223HP5 , DRO220201A	G:\Org\HP5\Methods\DC_ORO-BF-L%.MET G:\Org\HP5\Methods\DS_ORO-BF-L%.MET	1	1	1	1	0
G:\org\HP5\DAT\HP5022322_b\0223HP5.35r	CCV_0223HP535r, DRO ;0223HP5 , DRO220128A	G:\Org\HP5\Methods\DC_8015-C24-JFb-L%.met G:\Org\HP5\Methods\DS_8015-C24-JFb-L#.met	1	1	1	1	0
G:\org\HP5\DAT\HP5022322_b\0223HP5.36r	DCM-Baseline Check-V36	G:\Org\HP5\Methods\DR_8015-JA-LEXP.met	1	1	1	1	0
G:\org\HP5\DAT\HP5022322_b\0223HP5.37r	DCM-Baseline Check-V37	G:\Org\HP5\Methods\DR_8015-JA-LEXP.met	1	1	1	1	0
G:\org\HP5\DAT\HP5022322_b\0223HP5.38r	B21120381-006E ;0223HP5 , $HC-8015-DRO-W, RR-RX- Needs second RR due to baseline	G:\Org\HP5\Methods\DR_8015-C24T-JF-L0.met	1000	1	1	1	0
G:\org\HP5\DAT\HP5022322_b\0223HP5.39r	B22010971-001J ;0223HP5 , $HC-8015-DRO-W, RR-RX Needs second RR due to baseline	G:\Org\HP5\Methods\DR_8015-C24T-JF-L0.met	990	1	1	1	0
G:\org\HP5\DAT\HP5022322_b\0223HP5.40r	B22010974-001J ;0223HP5 , $HC-8015-DRO-W, RR-RX Needs second RR due to baseline	G:\Org\HP5\Methods\DR_8015-C24T-JF-L0.met	1020	1	1	1	0
G:\org\HP5\DAT\HP5022322_b\0223HP5.41r	LCS-RRO-163927 ;0223HP5 ,	G:\Org\HP5\Methods\D3_ORO-BF-L%.MET G:\Org\HP5\Methods\DS_ORO-BF-L%.MET	1000	1	1	1	0
G:\org\HP5\DAT\HP5022322_b\0223HP5.42r	LCSD-RRO-163927 ;0223HP5 ,	G:\Org\HP5\Methods\D3_ORO-BF-L%.MET G:\Org\HP5\Methods\DS_ORO-BF-L%.MET	1000	1	1	1	0
G:\org\HP5\DAT\HP5022322_b\0223HP5.43r	MARKER_0223HP543r, DRO ;0223HP5 , DRO220128B	g:\org\HP5\Methods\\CSC220223.met	1	1	1	1	0
G:\org\HP5\DAT\HP5022322_b\0223HP5.44r	CCV_0223HP544r, RRO ;0223HP5 , DRO220201A	G:\Org\HP5\Methods\DC_ORO-BF-L%.MET G:\Org\HP5\Methods\DS_ORO-BF-L%.MET	1	1	1	1	0
G:\org\HP5\DAT\HP5022322_b\0223HP5.45r	CCV_0223HP545r, DRO ;0223HP5 , DRO220128A	G:\Org\HP5\Methods\DC_8015-C24-JFb-L%.met G:\Org\HP5\Methods\DS_8015-C24-JFb-L#.met	1	1	1	1	0
G:\org\HP5\DAT\HP5022322_b\0223HP5.46r	DCM-Baseline Check-V46	G:\Org\HP5\Methods\DR_8015-JA-LEXP.met	1	1	1	1	0
G:\org\HP5\DAT\HP5022322_b\0223HP5.47r	DCM-Baseline Check-V47	G:\Org\HP5\Methods\DR_8015-JA-LEXP.met	1	1	1	1	0
G:\org\HP5\DAT\HP5022322_b\0223HP5.48r	DCM-Baseline Check-V48	G:\Org\HP5\Methods\DR_8015-JA-LEXP.met	1	1	1	1	0
G:\org\HP5\DAT\HP5022322_b\0223HP5.49r	B22010971-001J ;0223HP5 , $HC-8015-DRO-W, RR-RX	G:\Org\HP5\Methods\DR_8015-C24T-JFb-L%.met G:\Org\HP5\Methods\DR_OROS-BF-L%.MET G:\Org\HP5\Methods\DS_8015-C24T-JFb-L#.met	990	1	1	1	0
G:\org\HP5\DAT\HP5022322_b\0223HP5.50r	B22010974-001J ;0223HP5 , $HC-8015-DRO-W, RR-RX	G:\Org\HP5\Methods\D3_8015-C24T-JFb-L%.met G:\Org\HP5\Methods\D3_OROS-BF-L%.MET G:\Org\HP5\Methods\DS_8015-C24T-JFb-L#.met	1020	1	1	1	0
G:\org\HP5\DAT\HP5022322_b\0223HP5.51r	DCM-Baseline Check-V51	G:\Org\HP5\Methods\DR_8015-JA-LEXP.met	1	1	1	1	0
G:\org\HP5\DAT\HP5022322_b\0223HP5.52r	DCM-Baseline Check-V52	G:\Org\HP5\Methods\DR_8015-JA-LEXP.met	1	1	1	1	0
G:\org\HP5\DAT\HP5022322_b\0223HP5.53r	B21120381-006E ;0223HP5 , $HC-8015-DRO-W, RR-RX	G:\Org\HP5\Methods\D3_8015-022353-JFb-L%.met G:\Org\HP5\Methods\D3_OROS-022353-BF-L%.MET G:\Org\HP5\Methods\DS_8015-C24T-JFb-L#.met	1000	1	1	1	0
G:\org\HP5\DAT\HP5022322_b\0223HP5.54r	MARKER_0223HP554r, DRO ;0223HP5 , DRO220128B	g:\org\HP5\Methods\\CSC220223.met	1	1	1	1	0
G:\org\HP5\DAT\HP5022322_b\0223HP5.55r	CCV_0223HP555r, RRO ;0223HP5 , DRO220201A	G:\Org\HP5\Methods\DC_ORO-BF-L%.MET G:\Org\HP5\Methods\DS_ORO-BF-L%.MET	1	1	1	1	0
G:\org\HP5\DAT\HP5022322_b\0223HP5.56r	CCV_0223HP556r, DRO ;0223HP5 , DRO220128A	G:\Org\HP5\Methods\DC_8015-C24-JFb-L%.met G:\Org\HP5\Methods\DS_8015-C24-JFb-L#.met	1	1	1	1	0

Write Sequence Data File	Insert Entries(Have the first cell for entries selecte Sample Name	Method	Weight	Dil Factor	Amt Inj.	IS	Cal ID
G:\org\HP5\DAT\HP5022322_b\0223HP5.54r	MARKER_0223HP554r, DRO ;0223HP5 , DRO220128B	g:\org\HP5\Methods\\CSC220223.met	1	1	1	1	0
G:\org\HP5\DAT\HP5022322_b\0223HP5.55r	CCV_0223HP555r, RRO ;0223HP5 , DRO220201A	G:\Org\HP5\Methods\DC_ORO-BF-L%.MET G:\Org\HP5\Methods\DS_ORO-BF-L%.MET	1	1	1	1	0
G:\org\HP5\DAT\HP5022322_b\0223HP5.56r	CCV_0223HP556r, DRO ;0223HP5 , DRO220128A	G:\Org\HP5\Methods\DC_8015-C24-JFb-L%.met G:\Org\HP5\Methods\DS_8015-C24-JFb-L#.met	1	1	1	1	0
G:\org\HP5\DAT\HP5022322_b\0223HP5.57r	DCM-Baseline Check-V57	G:\Org\HP5\Methods\DR_8015-JA-LEXP.met	1	1	1	1	0
G:\org\HP5\DAT\HP5022322_b\0223HP5.58r	DCM-Baseline Check-V58	G:\Org\HP5\Methods\DR_8015-JA-LEXP.met	1	1	1	1	0
G:\org\HP5\DAT\HP5022322_b\0223HP5.59r	LCS-163927 ;0223HP5 , SGT	G:\Org\HP5\Methods\D3_8015-022360-JFb-L%.met G:\Org\HP5\Methods\DS_8015-C24-JFb-L#.met	1000	1	1	1	0
G:\org\HP5\DAT\HP5022322_b\0223HP5.60r	LCSD-163927 ;0223HP5 , SGT	G:\Org\HP5\Methods\D3_8015-022360-JFb-L%.met G:\Org\HP5\Methods\DS_8015-C24-JFb-L#.met	1000	1	1	1	0
G:\org\HP5\DAT\HP5022322_b\0223HP5.61r	MB-163927 ;0223HP5 , SGT	G:\Org\HP5\Methods\DR_8015-C24T-JFb-L%.met G:\Org\HP5\Methods\DR_OROS-BF-L%.MET G:\Org\HP5\Methods\DS_8015-C24T-JFb-L#.met	1000	1	1	1	0
G:\org\HP5\DAT\HP5022322_b\0223HP5.62r	B22021435-012D ;0223HP5 , $HC-8015-DRO-W, SGT	G:\Org\HP5\Methods\D3_8015-022362-JFb-L%.met G:\Org\HP5\Methods\D3_OROS-022362-BF-L%.MET G:\Org\HP5\Methods\DS_8015-C24T-JFb-L#.met	1060	1	1	1	0
G:\org\HP5\DAT\HP5022322_b\0223HP5.63r	B22021435-012DMS ;0223HP5 , SGT	G:\Org\HP5\Methods\D3_8015-C24-JFb-L%.met G:\Org\HP5\Methods\DS_8015-C24-JFb-L#.met	1050	1	1	1	0
G:\org\HP5\DAT\HP5022322_b\0223HP5.64r	DCM-Baseline Check-V64	G:\Org\HP5\Methods\DR_8015-JA-LEXP.met	1	1	1	1	0
G:\org\HP5\DAT\HP5022322_b\0223HP5.65r	B22021435-032D ;0223HP5 , $HC-8015-DRO-W, SGT	G:\Org\HP5\Methods\DR_8015-C24T-JFb-L%.met G:\Org\HP5\Methods\DR_OROS-BF-L%.MET G:\Org\HP5\Methods\DS_8015-C24T-JFb-L#.met	1050	1	1	1	0
G:\org\HP5\DAT\HP5022322_b\0223HP5.66r	B21120381-005E ;0223HP5 , $HC-8015-DRO-W, RX-SGT	G:\Org\HP5\Methods\DR_8015-C24T-JFb-L%.met G:\Org\HP5\Methods\DR_OROS-BF-L%.MET G:\Org\HP5\Methods\DS_8015-C24T-JFb-L#.met	1020	1	1	1	0
G:\org\HP5\DAT\HP5022322_b\0223HP5.67r	DCM-Baseline Check-V67	G:\Org\HP5\Methods\DR_8015-JA-LEXP.met	1	1	1	1	0
G:\org\HP5\DAT\HP5022322_b\0223HP5.68r	B22021435-017D ;0223HP5 , $HC-8015-DRO-W, SGT	G:\Org\HP5\Methods\DR_8015-C24T-JFb-L%.met G:\Org\HP5\Methods\DR_OROS-BF-L%.MET G:\Org\HP5\Methods\DS_8015-C24T-JFb-L#.met	1060	1	1	1	0
G:\org\HP5\DAT\HP5022322_b\0223HP5.69r	B22021435-017DMS-RRO ;0223HP5 , SGT	G:\Org\HP5\Methods\D3_ORO-022369-BF-L%.MET G:\Org\HP5\Methods\DS_ORO-BF-L%.MET	1060	1	1	1	0
G:\org\HP5\DAT\HP5022322_b\0223HP5.70r	MARKER_0223HP570r, DRO ;0223HP5 , DRO220128B	g:\org\HP5\Methods\\CSC220223.met	1	1	1	1	0
G:\org\HP5\DAT\HP5022322_b\0223HP5.71r	CCV_0223HP571r, RRO ;0223HP5 , DRO220201A	G:\Org\HP5\Methods\DC_ORO-BF-L%.MET G:\Org\HP5\Methods\DS_ORO-BF-L%.MET	1	1	1	1	0
G:\org\HP5\DAT\HP5022322_b\0223HP5.72r	CCV_0223HP572r, DRO ;0223HP5 , DRO220128A	G:\Org\HP5\Methods\DC_8015-C24-JFb-L%.met G:\Org\HP5\Methods\DS_8015-C24-JFb-L#.met	1	1	1	1	0
G:\org\HP5\DAT\HP5022322_b\0223HP5.73r	DCM-Baseline Check-V73	G:\Org\HP5\Methods\DR_8015-JA-LEXP.met	1	1	1	1	0
G:\org\HP5\DAT\HP5022322_b\0223HP5.74r	DCM-Baseline Check-V74	G:\Org\HP5\Methods\DR_8015-JA-LEXP.met	1	1	1	1	0
G:\org\HP5\DAT\HP5022322_b\0223HP5.75r	B22010974-001J ;0223HP5 , $HC-8015-DRO-W, SGT	G:\Org\HP5\Methods\D3_8015-022375-JFb-L%.met G:\Org\HP5\Methods\D3_OROS-022375-BF-L%.MET G:\Org\HP5\Methods\DS_8015-C24T-JFb-L#.met	1020	1	1	1	0
G:\org\HP5\DAT\HP5022322_b\0223HP5.76r	B21120381-006E ;0223HP5 , $HC-8015-DRO-W, SGT	G:\Org\HP5\Methods\DR_8015-C24T-JFb-L%.met G:\Org\HP5\Methods\DR_OROS-BF-L%.MET G:\Org\HP5\Methods\DS_8015-C24T-JFb-L#.met	1000	1	1	1	0
G:\org\HP5\DAT\HP5022322_b\0223HP5.77r	LCS-RRO-163927 ;0223HP5 , SGT	G:\Org\HP5\Methods\D3_ORO-BF-L%.MET G:\Org\HP5\Methods\DS_ORO-BF-L%.MET	1000	1	1	1	0
G:\org\HP5\DAT\HP5022322_b\0223HP5.78r	DCM-Baseline Check-V78	G:\Org\HP5\Methods\DR_8015-JA-LEXP.met	1	1	1	1	0
G:\org\HP5\DAT\HP5022322_b\0223HP5.79r	LCSD-RRO-163927 ;0223HP5 , SGT	G:\Org\HP5\Methods\D3_ORO-022369-BF-L%.MET G:\Org\HP5\Methods\DS_ORO-BF-L%.MET	1000	1	1	1	0
G:\org\HP5\DAT\HP5022322_b\0223HP5.80r	MARKER_0223HP580r, DRO ;0223HP5 , DRO220128B	g:\org\HP5\Methods\\CSC220223.met	1	1	1	1	0
G:\org\HP5\DAT\HP5022322_b\0223HP5.81r	CCV_0223HP581r, RRO ;0223HP5 , DRO220201A	G:\Org\HP5\Methods\DC_ORO-BF-L%.MET G:\Org\HP5\Methods\DS_ORO-BF-L%.MET	1	1	1	1	0
G:\org\HP5\DAT\HP5022322_b\0223HP5.82r	CCV_0223HP582r, DRO ;0223HP5 , DRO220128A	G:\Org\HP5\Methods\DC_8015-C24-JFb-L%.met G:\Org\HP5\Methods\DS_8015-C24-JFb-L#.met	1	1	1	1	0

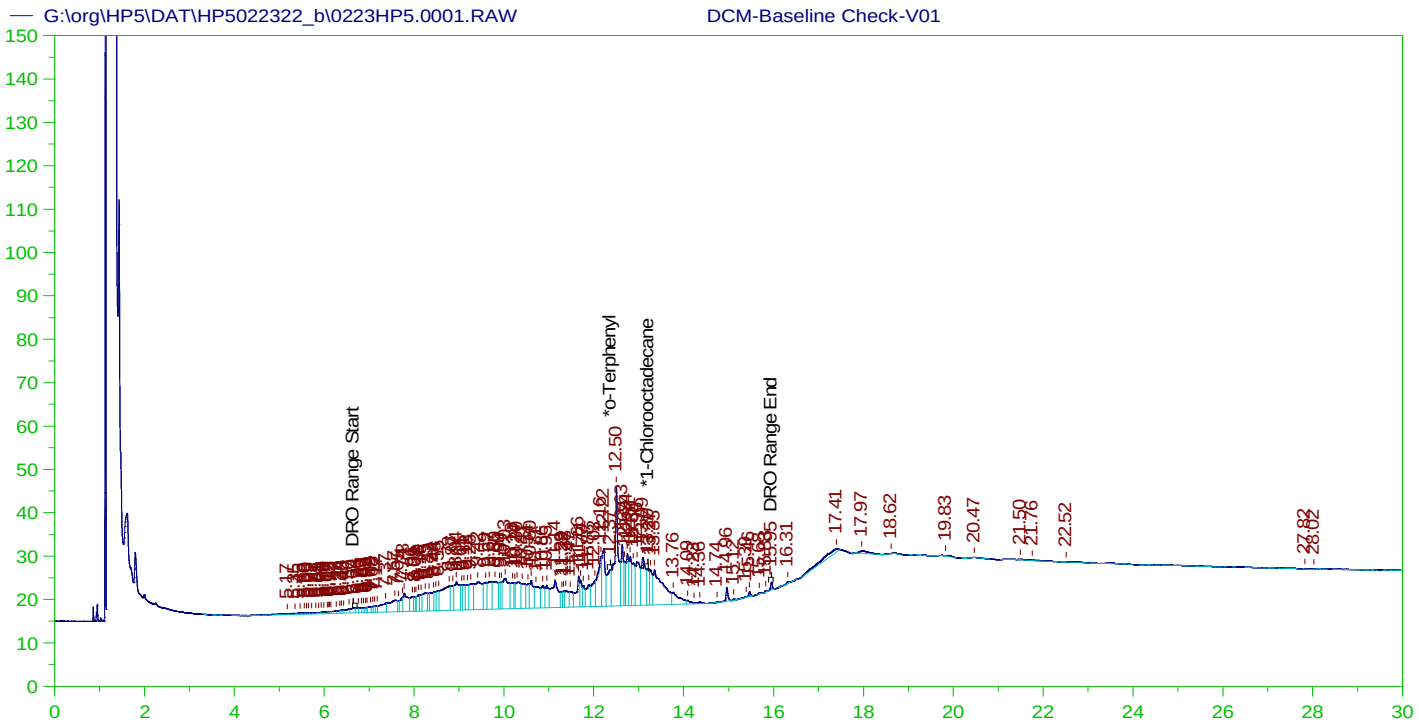

DIESEL RANGE ORGANICS CHROMATOGRAM REPORT
Sample Name: DCM-Baseline Check-V01
Raw File: G:\org\HP5\DAT\HP5022322_b\0223HP5.0001.RAW
Date & Time Acquired: 2/23/2022 9:14:00 AM
Method File: G:\Org\HP5\Methods\DR_8015-JA-LEXP.met
Calibration File: G:\Org\HP5\Cals\SW8015C_DRO220111JA.CAL
Sample Weight: 1 Dilution: 1 S.A.: 1

Mean RF for TEH: 32675.36
Rt range for Diesel Range Organics: 6.63 to 15.99

SURROGATE COMPOUND	RT	ACTUAL	MEASURED	%REC	
*o-Terphenyl	12.373	200.	1.427	.71	-
*1-Chlorooctadecane	13.204	200.	.908	.45	-

DRO Area:2296364 DRO Amount: 70.27815
TEH Area:2389002 TEH Amount: 73.11324

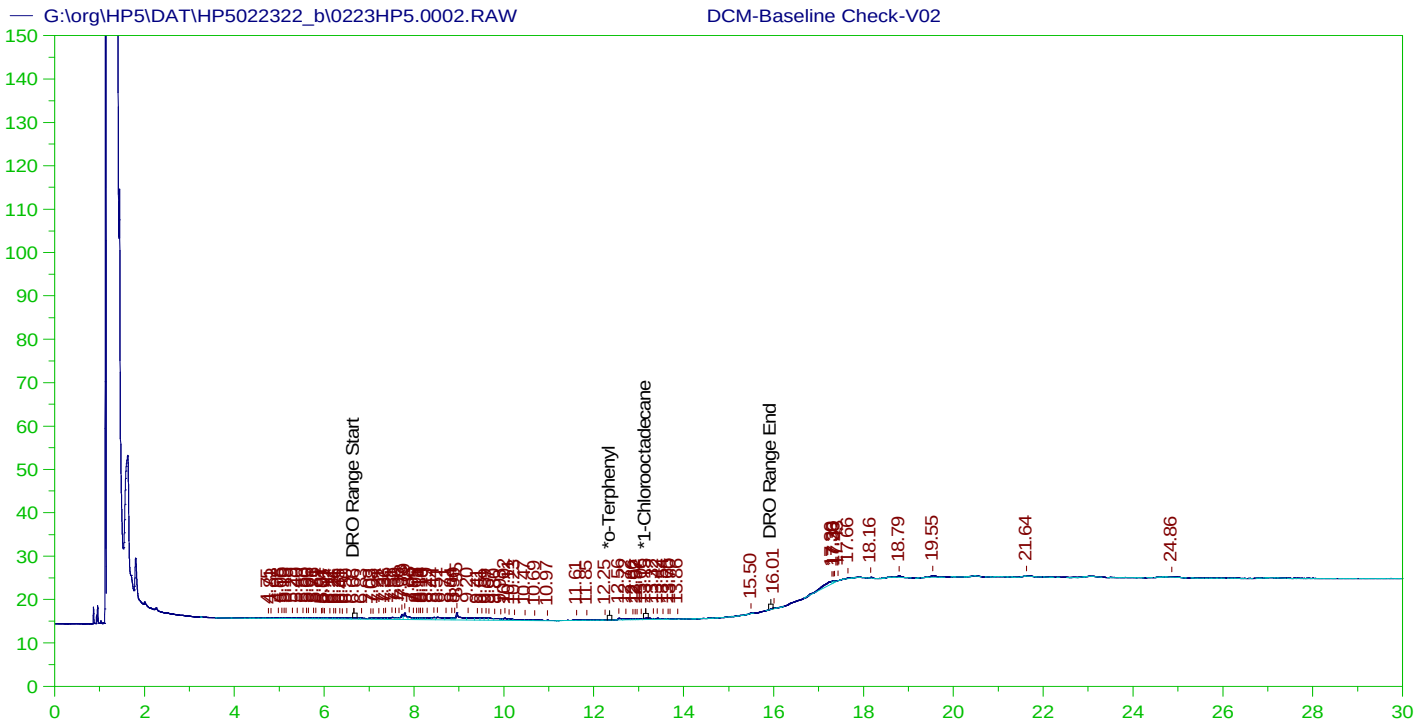

DIESEL RANGE ORGANICS CHROMATOGRAM REPORT
Sample Name: DCM-Baseline Check-V02
Raw File: G:\org\HP5\DAT\HP5022322_b\0223HP5.0002.RAW
Date & Time Acquired: 2/23/2022 9:56:55 AM
Method File: G:\Org\HP5\Methods\DR_8015-JA-LEXP.met
Calibration File: G:\Org\HP5\Cals\SW8015C_DRO220111JA.CAL
Sample Weight: 1 Dilution: 1 S.A.: 1

Mean RF for TEH: 32675.36
Rt range for Diesel Range Organics: 6.63 to 15.99

SURROGATE COMPOUND	RT	ACTUAL	MEASURED	%REC
*o-Terphenyl	29.974	200.	.	-
*1-Chlorooctadecane	13.155	200.	.093	.05 -

DRO Area:117857.4 DRO Amount: 3.60692
TEH Area:178950.2 TEH Amount: 5.47661

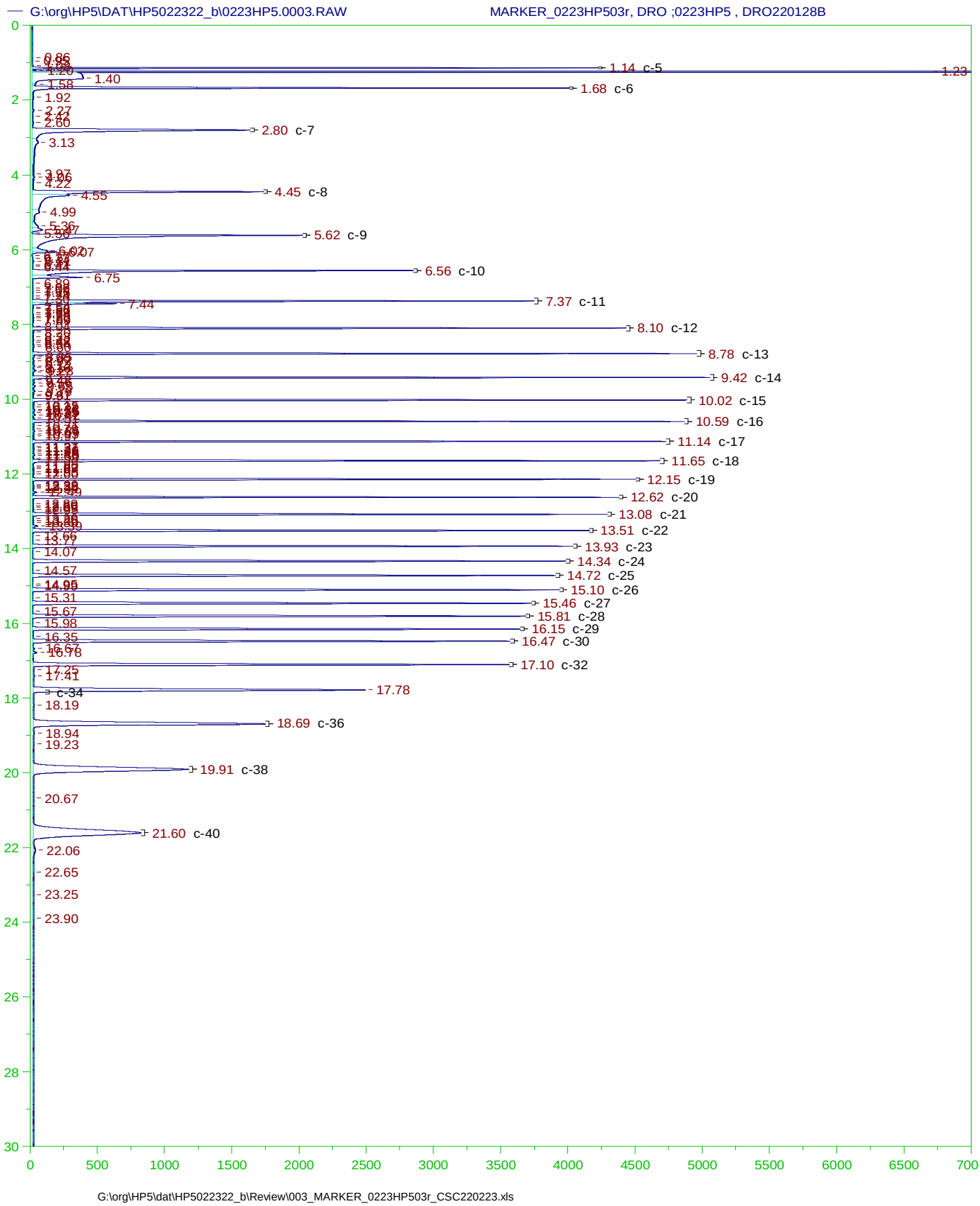
G:\org\HP5\DAT\HP5022322_b\0223HP5.0003.RAW
MARKER_0223HP503r, DRO ;0223HP5 , DRO220128B
1.14 c-5
1.23
1.40
1.68 c-6
2.80 c-7
4.45 c-8
5.62 c-9
6.56 c-10
7.37 c-11
8.10 c-12
8.78 c-13
9.42 c-14
10.02 c-15
10.59 c-16
11.14 c-17
11.65 c-18
12.15 c-19
12.62 c-20
13.08 c-21
13.51 c-22
13.93 c-23
14.34 c-24
14.72 c-25
15.10 c-26
15.46 c-27
15.81 c-28
16.15 c-29
16.47 c-30
17.10 c-32
17.78
c-34
18.69 c-36
19.91 c-38
21.60 c-40
G:\org\HP5\dat\HP5022322_b\Review\003_MARKER_0223HP503r_CSC220223.xls

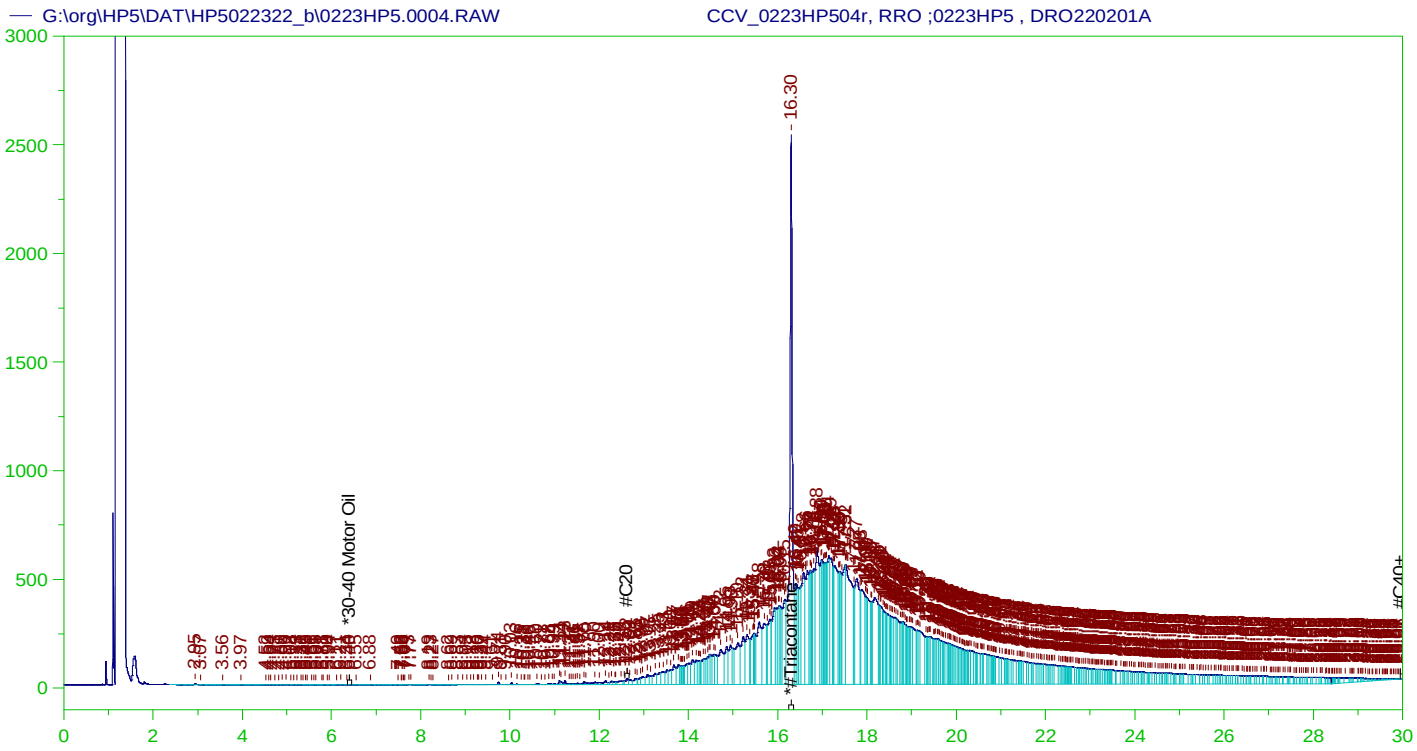

RESIDUAL RANGE ORGANICS CHROMATOGRAM
Sample Name: CCV_0223HP504r, RRO ;0223HP5 , DRO220201A
Raw File: G:\org\HP5\DAT\HP5022322_b\0223HP5.0004.RAW
Date & Time Acquired: 2/23/2022 11:22:59 AM
Method File: G:\Org\HP5\Methods\DC_ORO-BF-L%.MET
Calibration File: G:\Org\HP5\Cals\SW8015C_ORO220111Bf.CAL
Sample Weight: 1 Dilution: 1 S.A.: 1

Mean RF for for ~~Residual~~ TEH(Oil Range) Organics Calculations: 26424.55
Rt range for ~~Residual~~ TEH(Oil Range) Organics: 12.57 to 30.05

SURROGATE COMPOUND	RT	ACTUAL	MEASURED	%REC	
*#Triacontane	16.3	500.	330.74	66.15	-

~~RRO~~ TEH(Oil Range) Area:1.472565E+08 ~~RRO~~ TEH(Oil Range) AMOUNT: 5572.715

CONTINUING CALIBRATION REPORT: G:\org\HP5\DAT\HP5022322_b\0223HP5.0004.RAW

COMPOUND	ACTUAL(NG)	MEASURED(NG)	%RECOVERY	LIMITS
*30-40 Motor Oil	5000.	.027	.	75-125

SURROGATE COMPOUND	RT	ACTUAL	MEASURED	%REC	LIMITS
*#Triacontane	16.3	200.	330.74	165.37	75-125

JLB 02/28/2022

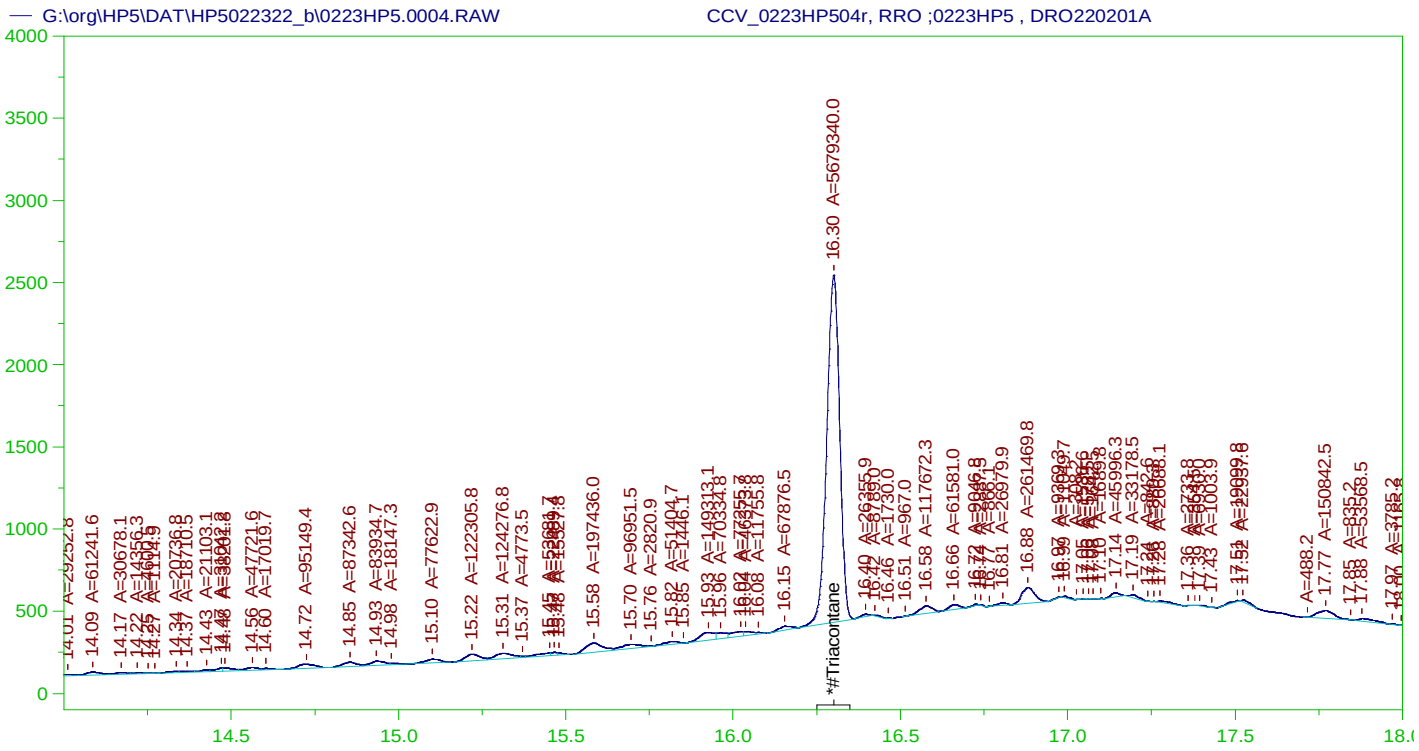

RESIDUAL RANGE ORGANICS CHROMATOGRAM
Sample Name: CCV_0223HP504r, RRO ;0223HP5 , DRO220201A
Raw File: G:\org\HP5\DAT\HP5022322_b\0223HP5.0004.RAW
Date & Time Acquired: 2/23/2022 11:22:59 AM
Method File: G:\Org\HP5\Methods\DS_ORO-BF-L%.MET
Calibration File: G:\Org\HP5\Cals\SW8015C_ORO220111Bf.CAL
Sample Weight: 1 Dilution: 1 S.A.: 1

Mean RF for for Residual Range Organics Calculations: 26424.55
Rt range for Residual Range Organics: 12.57 to 30.05

SURROGATE COMPOUND	RT	ACTUAL	MEASURED	%REC	
*#Triacontane	16.3	500.	191.636	38.33	-

RRO Area:3528689 RRO AMOUNT: 133.5383

CONTINUING CALIBRATION REPORT: G:\org\HP5\DAT\HP5022322_b\0223HP5.0004.RAW

COMPOUND	ACTUAL(NG)	MEASURED(NG)	%RECOVERY	LIMITS
*30-40 Motor Oil	5000.	.027	.	75-125

SURROGATE COMPOUND	RT	ACTUAL	MEASURED	%REC	LIMITS
*#Triacontane	16.3	200.	191.636	95.82	75-125

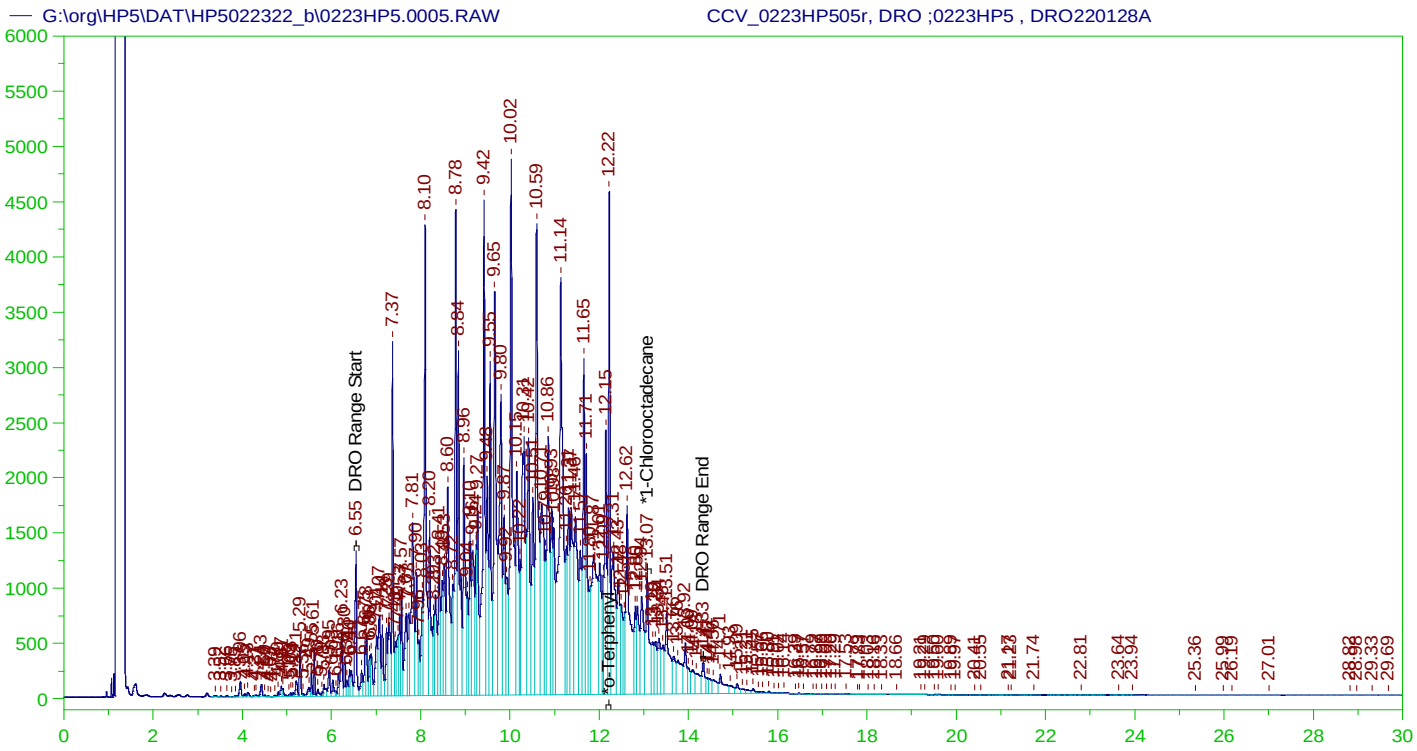

DIESEL RANGE ORGANICS CHROMATOGRAM REPORT
Sample Name: CCV_0223HP505r, DRO ;0223HP5 , DRO220128A
Raw File: G:\org\HP5\DAT\HP5022322_b\0223HP5.0005.RAW
Date & Time Acquired: 2/23/2022 12:05:48 PM
Method File: G:\Org\HP5\Methods\DC_8015-C24-JFb-L%.met
Calibration File: G:\Org\HP5\Cals\SW8015C_DRO220111JFb-C24.CAL
Sample Weight: 1 Dilution: 1 S.A.: 1

Mean RF for TEH: 32675.36
Rt range for Diesel Range Organics: 6.51 to 14.38

SURROGATE COMPOUND	RT	ACTUAL	MEASURED	%REC	
*o-Terphenyl	12.221	200.	306.296	153.15	-
*1-Chlorooctadecane	13.071	200.	152.078	76.04	-

DRO Area:4.720673E+08 DRO Amount: 14447.2
TEH Area:4.885262E+08 TEH Amount: 14950.91

CONTINUING CALIBRATION REPORT: G:\org\HP5\DAT\HP5022322_b\0223HP5.0005.RAW

COMPOUND	ACTUAL(NG)	MEASURED(NG)	%RECOVERY	LIMITS
TOTAL DRO	15000.	14950.91	99.67	85-115

SURROGATE COMPOUND	RT	ACTUAL	MEASURED	%REC	LIMITS
*o-Terphenyl	12.221	200.	306.296	153.15	85-115
*1-Chlorooctadecane	13.071	200.	152.078	76.04	85-115

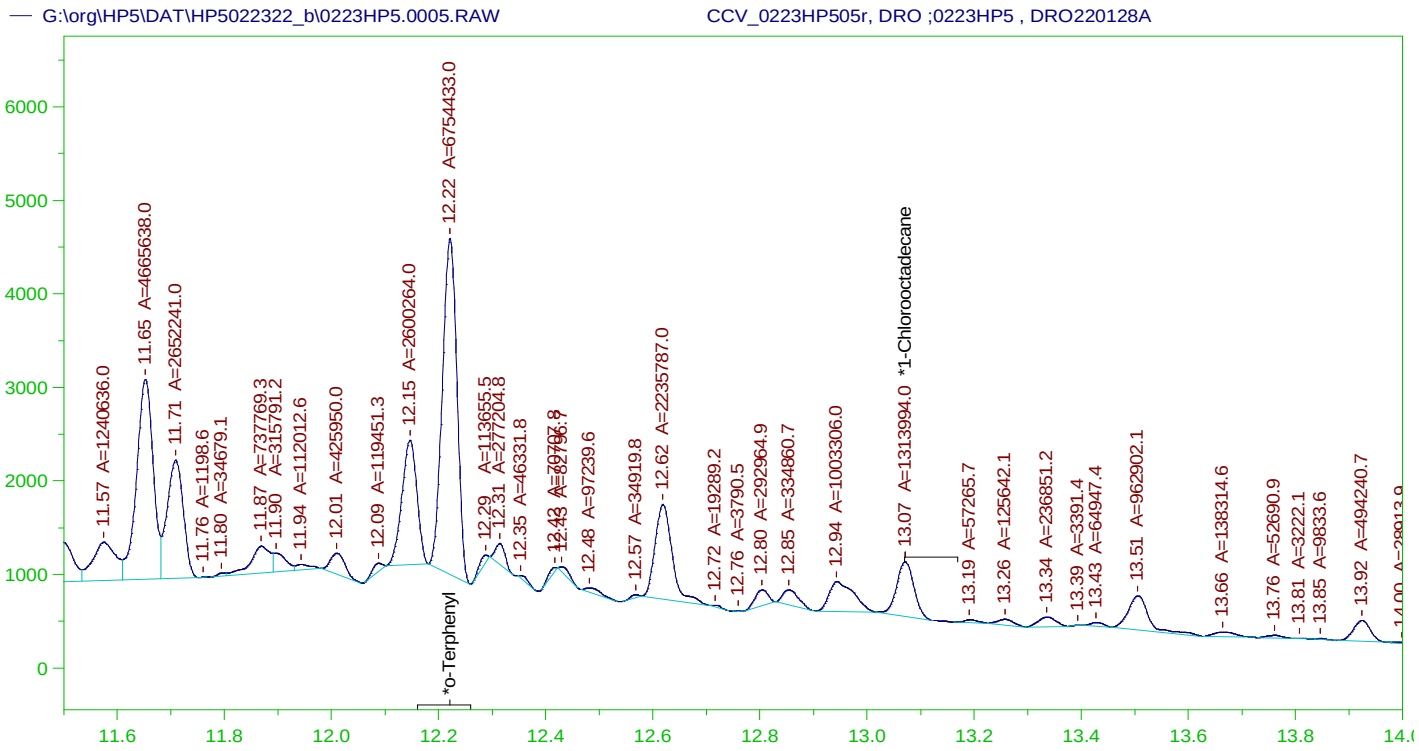

DIESEL RANGE ORGANICS CHROMATOGRAM REPORT
Sample Name: CCV_0223HP505r, DRO ;0223HP5 , DRO220128A
Raw File: G:\org\HP5\DAT\HP5022322_b\0223HP5.0005.RAW
Date & Time Acquired: 2/23/2022 12:05:48 PM
Method File: G:\Org\HP5\Methods\DS_8015-C24-JFb-L#.met
Calibration File: G:\Org\HP5\Cals\SW8015C_DRO220111JFb-C24.CAL
Sample Weight: 1 Dilution: 1 S.A.: 1

Mean RF for TEH: 32675.36
Rt range for Diesel Range Organics: 6.51 to 14.38

SURROGATE COMPOUND	RT	ACTUAL	MEASURED	%REC	
*o-Terphenyl	12.221	200.	183.256	91.63	-
*1-Chlorooctadecane	13.071	200.	35.65	17.83	-

DRO Area:2.434776E+08 DRO Amount: 7451.414
TEH Area:2.541509E+08 TEH Amount: 7778.06

CONTINUING CALIBRATION REPORT: G:\org\HP5\DAT\HP5022322_b\0223HP5.0005.RAW

COMPOUND	ACTUAL(NG)	MEASURED(NG)	%RECOVERY	LIMITS
TOTAL DRO	15000.	7778.06	51.85	85-115

SURROGATE COMPOUND	RT	ACTUAL	MEASURED	%REC	LIMITS
*o-Terphenyl	12.221	200.	183.256	91.63	85-115
*1-Chlorooctadecane	13.071	200.	35.65	17.83	85-115

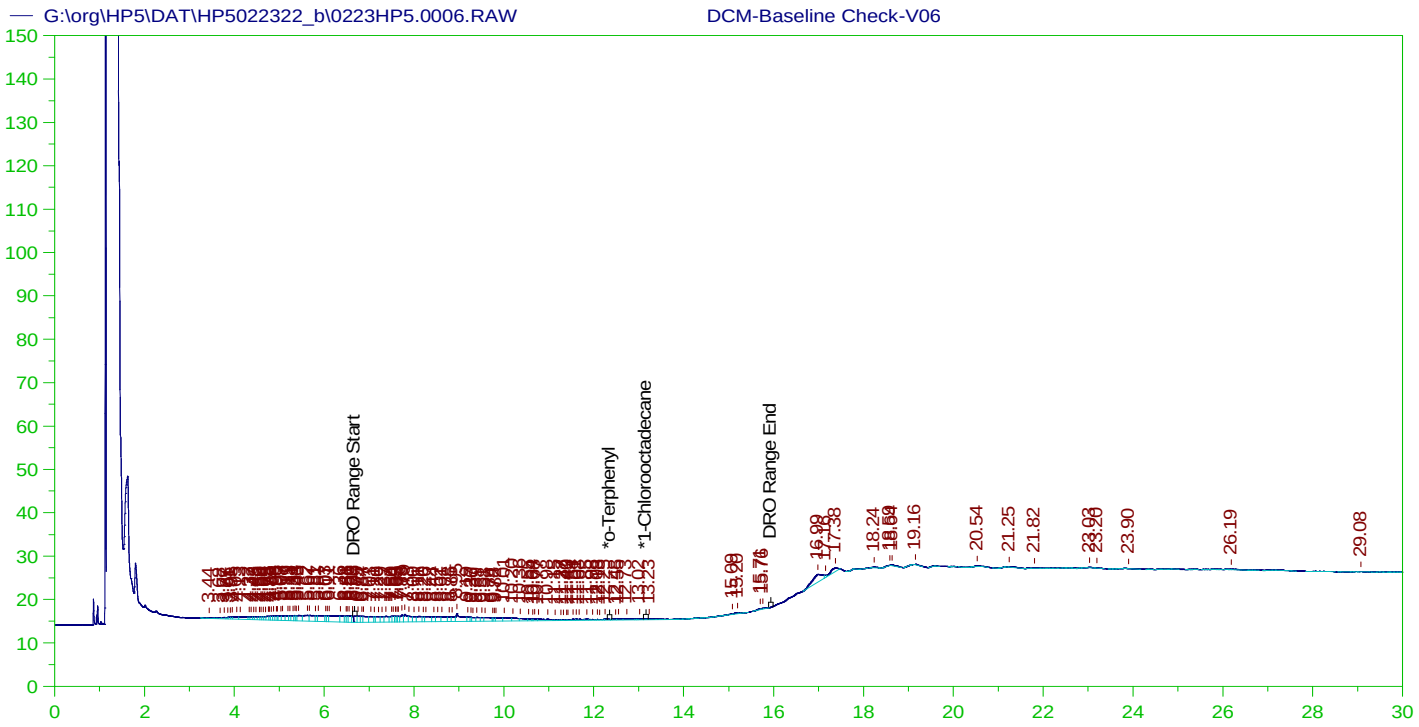

DIESEL RANGE ORGANICS CHROMATOGRAM REPORT
Sample Name: DCM-Baseline Check-V06
Raw File: G:\org\HP5\DAT\HP5022322_b\0223HP5.0006.RAW
Date & Time Acquired: 2/23/2022 12:48:45 PM
Method File: G:\Org\HP5\Methods\DR_8015-JA-LEXP.met
Calibration File: G:\Org\HP5\Cals\SW8015C_DRO220111JA.CAL
Sample Weight: 1 Dilution: 1 S.A.: 1

Mean RF for TEH: 32675.36
Rt range for Diesel Range Organics: 6.63 to 15.99

SURROGATE COMPOUND	RT	ACTUAL	MEASURED		%REC
*o-Terphenyl	29.989	200.	.	.	-
*1-Chlorooctadecane	29.989	200.	.	.	-

DRO Area:282560.2 DRO Amount: 8.6475
TEH Area:524330.1 TEH Amount: 16.04665

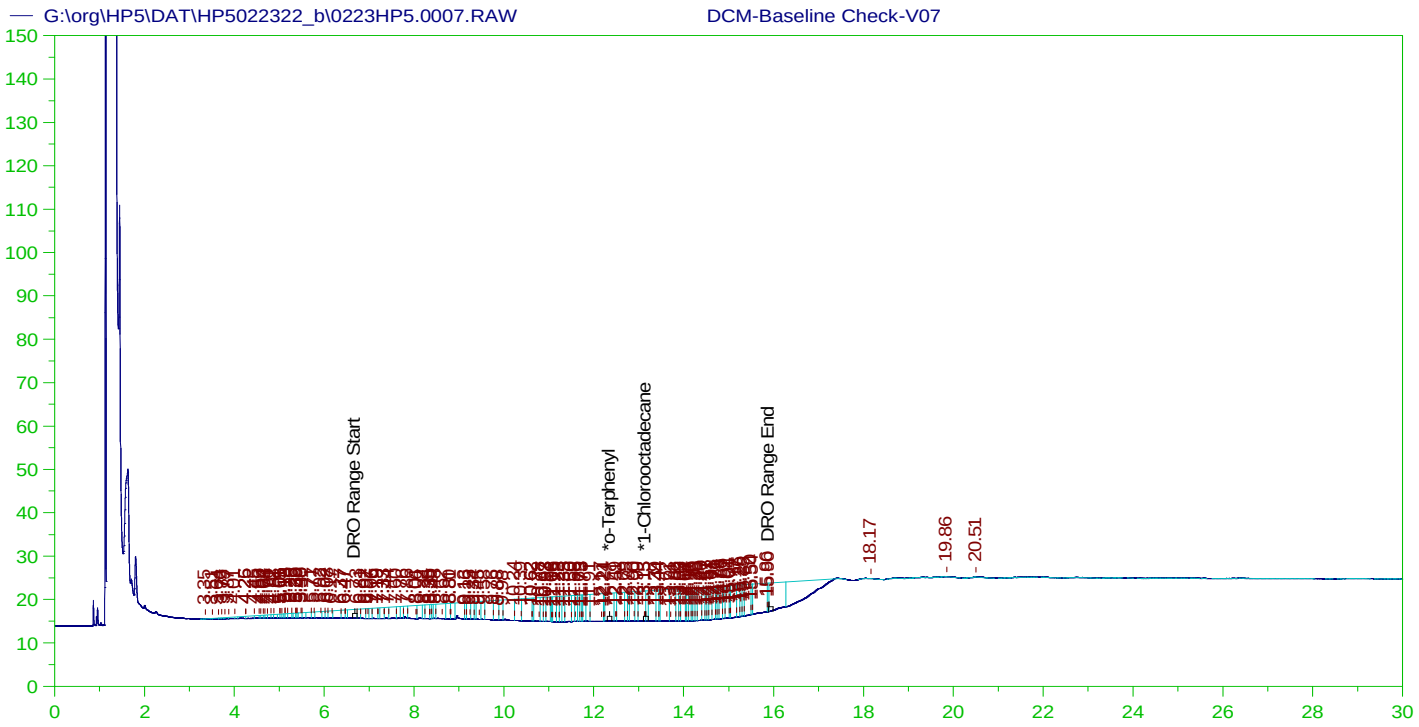

DIESEL RANGE ORGANICS CHROMATOGRAM REPORT
Sample Name: DCM-Baseline Check-V07
Raw File: G:\org\HP5\DAT\HP5022322_b\0223HP5.0007.RAW
Date & Time Acquired: 2/23/2022 1:39:50 PM
Method File: G:\Org\HP5\Methods\DR_8015-JA-LEXP.met
Calibration File: G:\Org\HP5\Cals\SW8015C_DRO220111JA.CAL
Sample Weight: 1 Dilution: 1 S.A.: 1

Mean RF for TEH: 32675.36
Rt range for Diesel Range Organics: 6.63 to 15.99

SURROGATE COMPOUND	RT	ACTUAL	MEASURED	%REC
*o-Terphenyl	29.964	200.	.	-
*1-Chlorooctadecane	13.154	200.	.662	.33 -

DRO Area:3092806 DRO Amount: 94.65256
TEH Area:3067000 TEH Amount: 93.86276

Batch ID: 163927

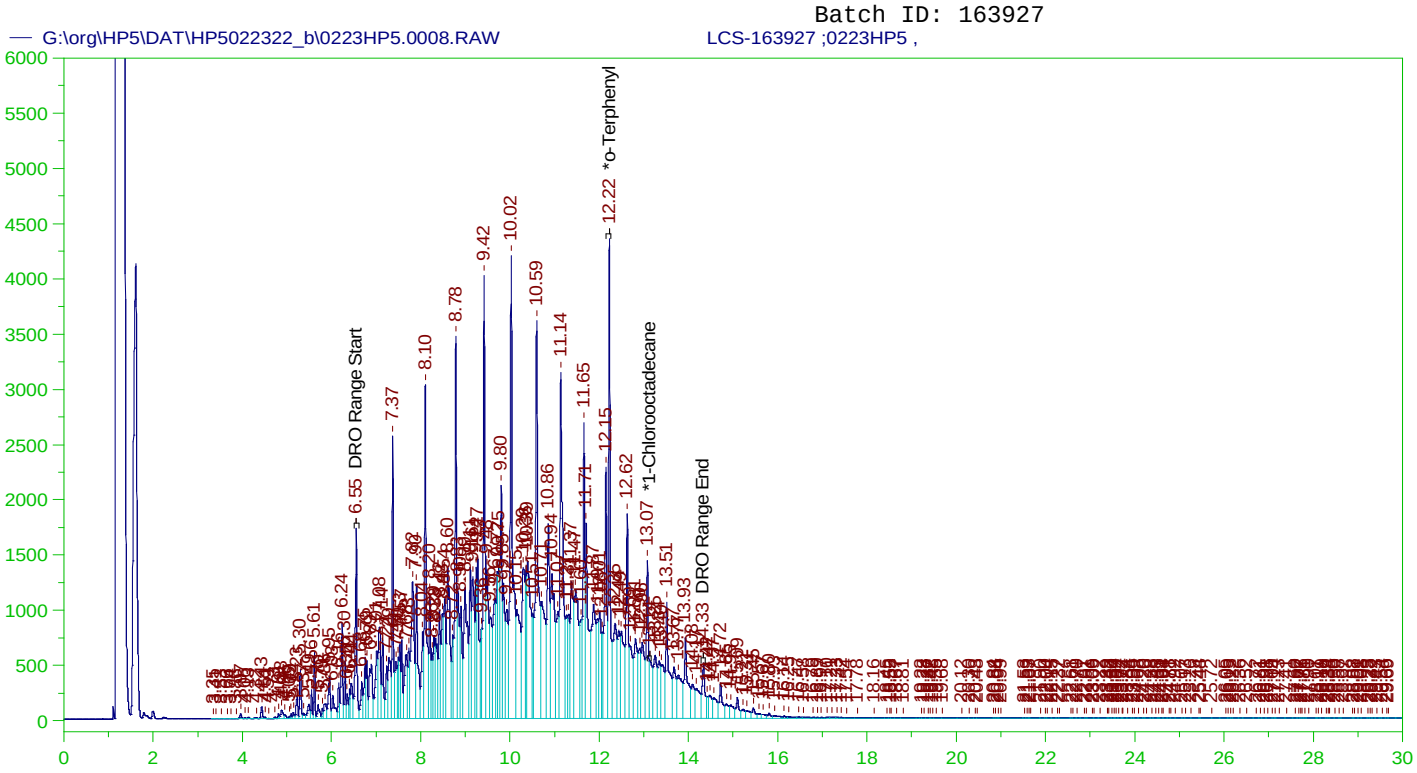

DIESEL RANGE ORGANICS CHROMATOGRAM REPORT
Sample Name: LCS-163927 ;0223HP5 ,
Raw File: G:\org\HP5\DAT\HP5022322_b\0223HP5.0008.RAW
Date & Time Acquired: 2/23/2022 2:22:35 PM
Method File: G:\Org\HP5\Methods\D3_8015-C24-JFb-L%.met
Calibration File: G:\Org\HP5\Cals\SW8015C_DRO220111JFb-C24.CAL
Sample Weight: 1000 Dilution: 1 S.A.: 1

Mean RF for TEH: 32675.36
Rt range for Diesel Range Organics: 6.51 to 14.38

SURROGATE COMPOUND	RT	ACTUAL	MEASURED	%REC	
*o-Terphenyl	12.223	.2	.324	162.24	-
*1-Chlorooctadecane	13.141	.2	.052	26.01	-

DRO Area:3.966536E+08 DRO Amount: 12.13923
TEH Area:4.239178E+08 TEH Amount: 12.97362

Batch ID: 163927

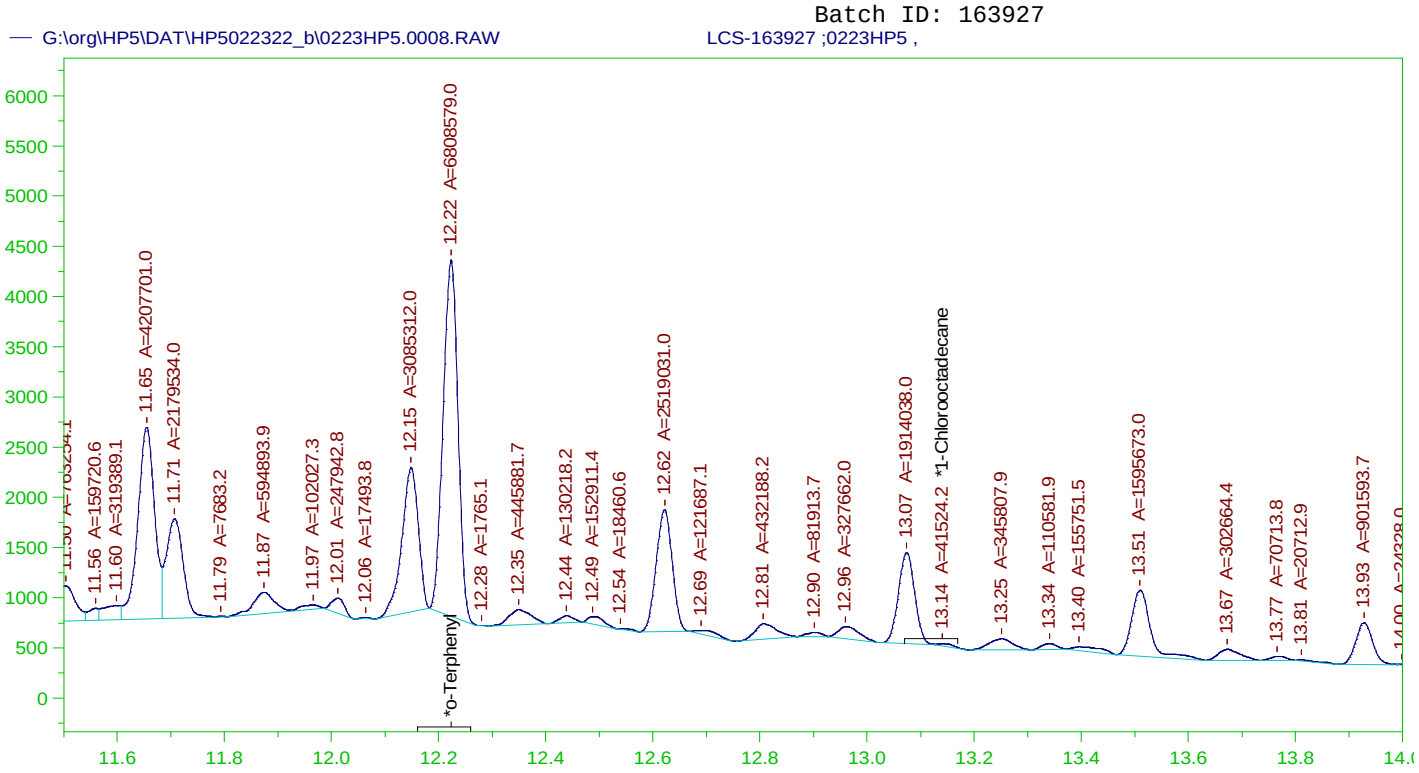

DIESEL RANGE ORGANICS CHROMATOGRAM REPORT
Sample Name: LCS-163927 ;0223HP5 ,
Raw File: G:\org\HP5\DAT\HP5022322_b\0223HP5.0008.RAW
Date & Time Acquired: 2/23/2022 2:22:35 PM
Method File: G:\Org\HP5\Methods\DS_8015-C24-JFb-L#.met
Calibration File: G:\Org\HP5\Cals\SW8015C_DRO220111JFb-C24.CAL
Sample Weight: 1000 Dilution: 1 S.A.: 1

Mean RF for TEH: 32675.36
Rt range for Diesel Range Organics: 6.51 to 14.38

SURROGATE COMPOUND	RT	ACTUAL	MEASURED	%REC	
*o-Terphenyl	12.223	.2	.185	92.36	-
*1-Chlorooctadecane	13.141	.2	.001	.56	-

DRO Area:1.862692E+08 DRO Amount: 5.700603
TEH Area:1.999577E+08 TEH Amount: 6.119527

Batch ID: 163927

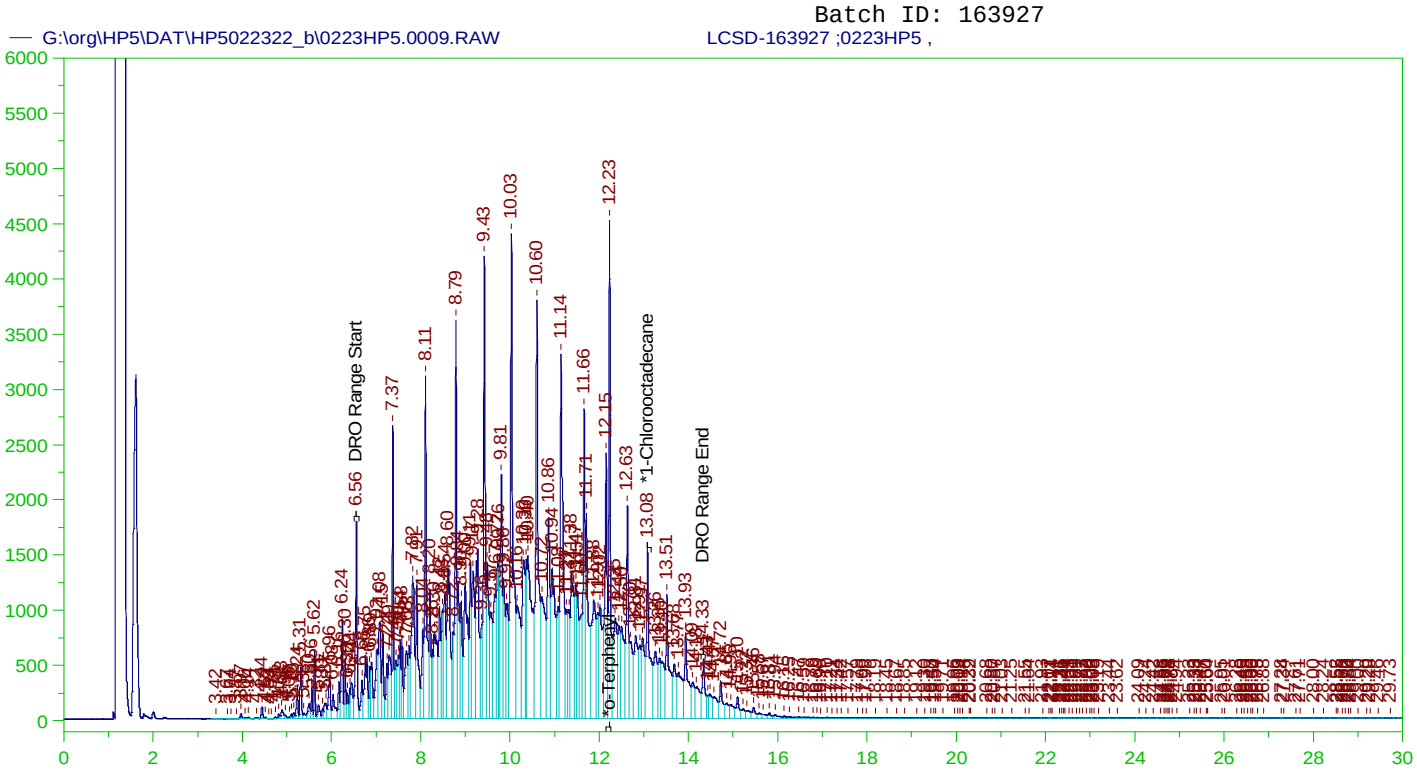

DIESEL RANGE ORGANICS CHROMATOGRAM REPORT
Sample Name: LCSD-163927 ;0223HP5 ,
Raw File: G:\org\HP5\DAT\HP5022322_b\0223HP5.0009.RAW
Date & Time Acquired: 2/23/2022 3:05:29 PM
Method File: G:\Org\HP5\Methods\D3_8015-C24-JFb-L%.met
Calibration File: G:\Org\HP5\Cals\SW8015C_DRO220111JFb-C24.CAL
Sample Weight: 1000 Dilution: 1 S.A.: 1

Mean RF for TEH: 32675.36
Rt range for Diesel Range Organics: 6.51 to 14.38

SURROGATE COMPOUND	RT	ACTUAL	MEASURED	%REC	
*o-Terphenyl	12.228	.2	.333	166.6	-
*1-Chlorooctadecane	13.079	.2	.204	102.13	-

DRO Area:4.10374E+08 DRO Amount: 12.55913
TEH Area:4.383998E+08 TEH Amount: 13.41683

Batch ID: 163927

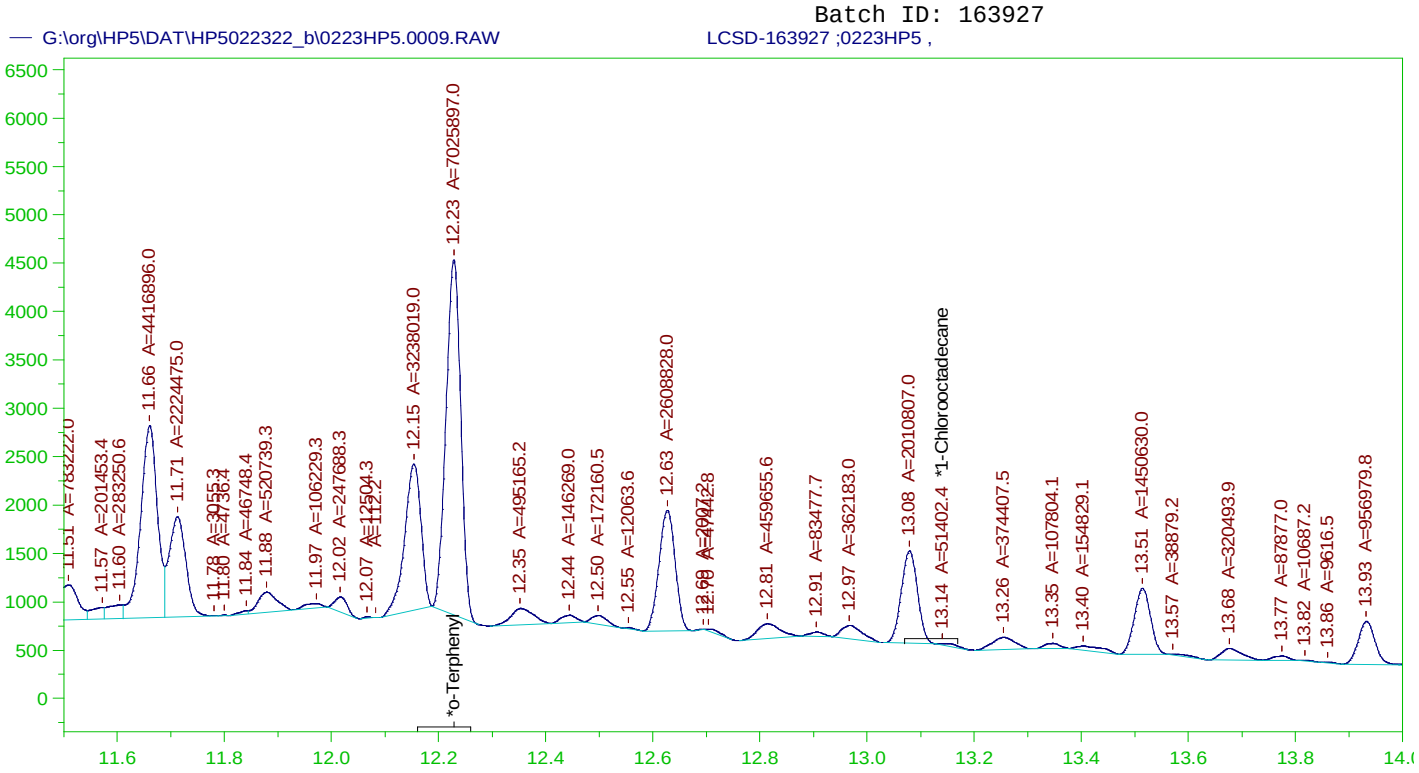

DIESEL RANGE ORGANICS CHROMATOGRAM REPORT
Sample Name: LCSD-163927 ;0223HP5 ,
Raw File: G:\org\HP5\DAT\HP5022322_b\0223HP5.0009.RAW
Date & Time Acquired: 2/23/2022 3:05:29 PM
Method File: G:\Org\HP5\Methods\DS_8015-C24-JFb-L#.met
Calibration File: G:\Org\HP5\Cals\SW8015C_DRO220111JFb-C24.CAL
Sample Weight: 1000 Dilution: 1 S.A.: 1

Mean RF for TEH: 32675.36
Rt range for Diesel Range Organics: 6.51 to 14.38

SURROGATE COMPOUND	RT	ACTUAL	MEASURED	%REC	
*o-Terphenyl	12.228	.2	.191	95.31	-
*1-Chlorooctadecane	13.141	.2	.001	.7	-

DRO Area:1.941302E+08 DRO Amount: 5.94118
TEH Area:2.082833E+08 TEH Amount: 6.374324

Batch ID: 163927

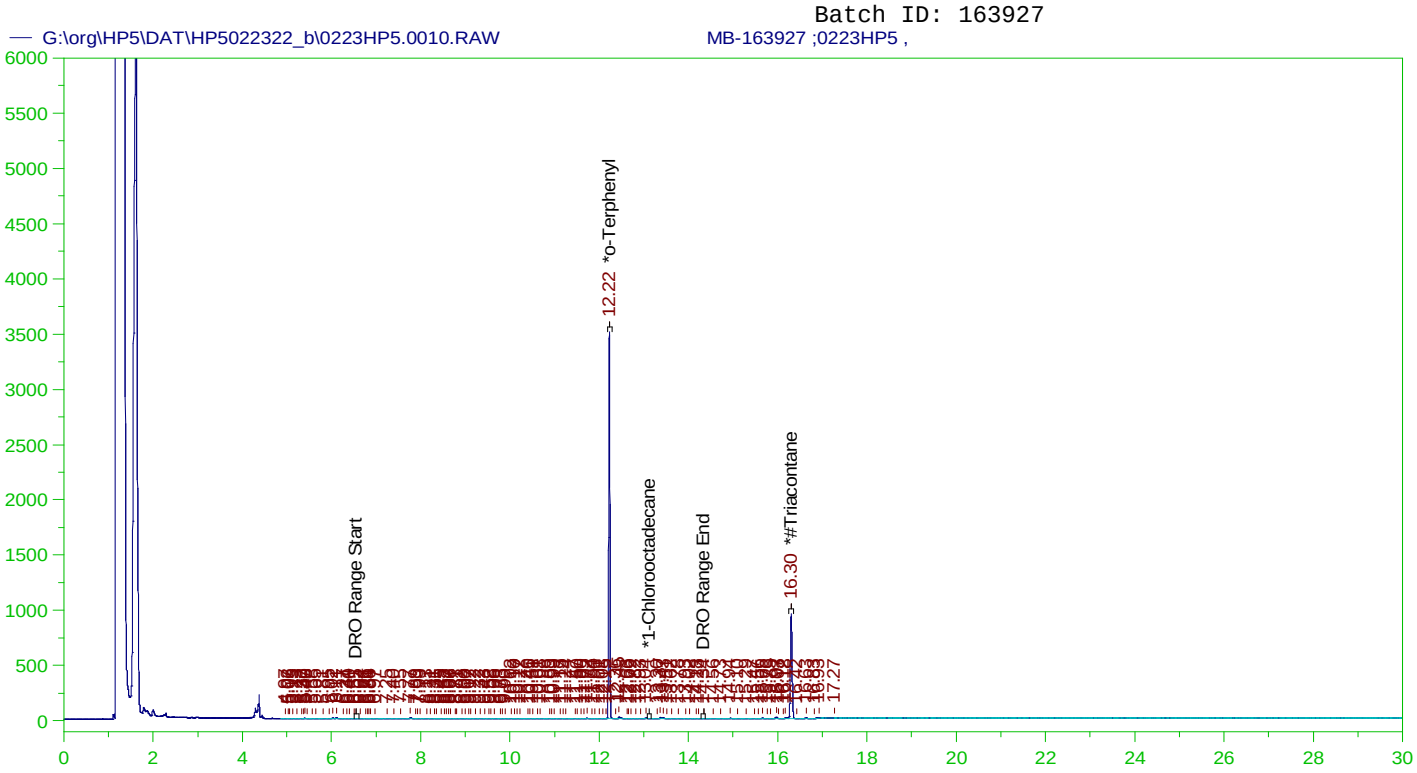

DIESEL RANGE ORGANICS CHROMATOGRAM REPORT
Sample Name: MB-163927 ;0223HP5 ,
Raw File: G:\org\HP5\DAT\HP5022322_b\0223HP5.0010.RAW
Date & Time Acquired: 2/23/2022 3:48:30 PM
Method File: G:\Org\HP5\Methods\DR_8015-C24T-JFb-L%.met
Calibration File: G:\Org\HP5\Cals\SW8015C_DRO220111JFb-C24-T.CAL
Sample Weight: 1000 Dilution: 1 S.A.: 1

Mean RF for TEH: 32675.36
Rt range for Diesel Range Organics: 6.51 to 14.38

SURROGATE COMPOUND	RT	ACTUAL	MEASURED	%REC	
*o-Terphenyl	12.222	.2	.186	92.88	-
*1-Chlorooctadecane	29.978	.2	.	.	-
*#Triacontane	16.301	.2	.085	42.55	-

DRO Area:483691 DRO Amount: 1.480293E-02
TEH Area:786379.3 TEH Amount: 2.406643E-02

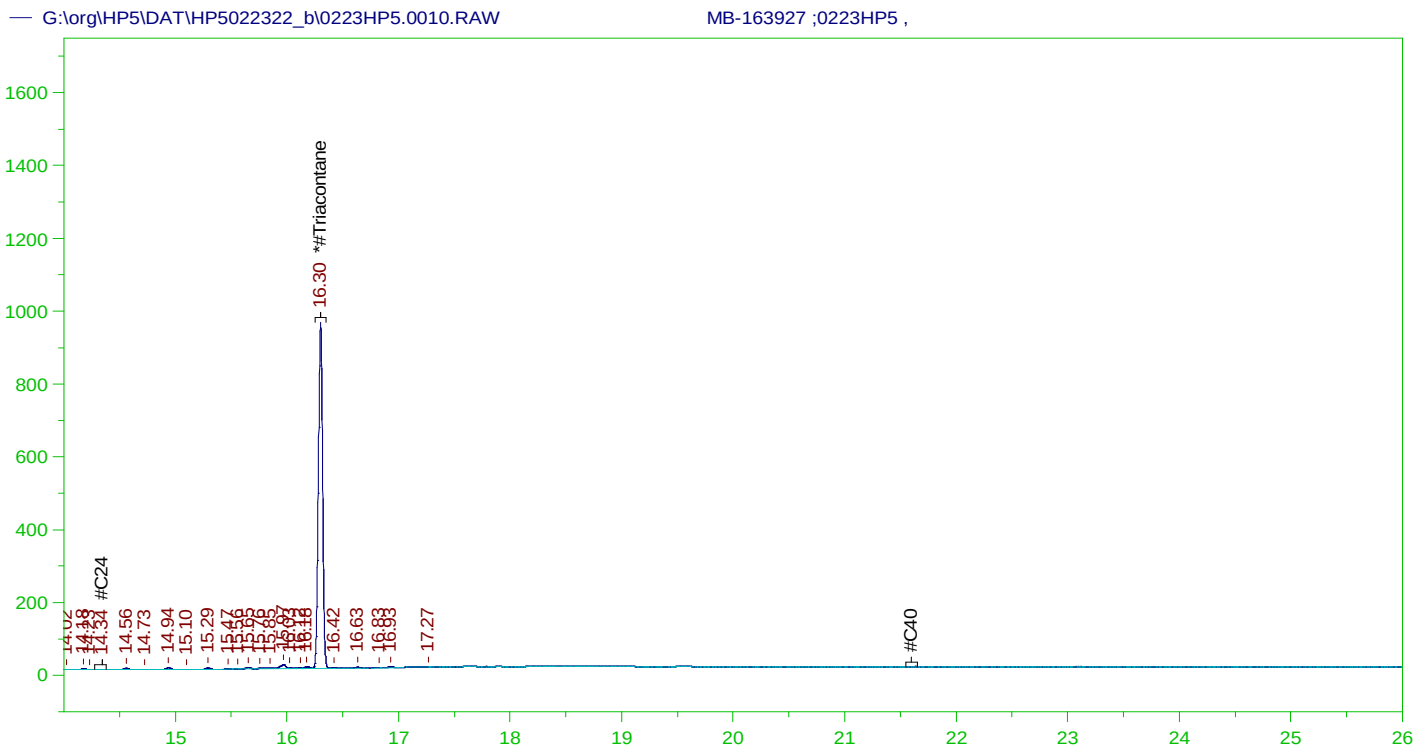

RESIDUAL RANGE ORGANICS CHROMATOGRAM

Sample Name: MB-163927 ;0223HP5 ,
Raw File: G:\org\HP5\DAT\HP5022322_b\0223HP5.0010.RAW
Date & Time Acquired: 2/23/2022 3:48:30 PM
Method File: G:\Org\HP5\Methods\DR_OROS-BF-L%.MET
Calibration File: G:\Org\HP5\Cals\SW8015C_ORO220111BF_SAMP.CAL
Sample Weight: 1000 Dilution: 1 S.A.: 1

Mean RF for for Residual Range Organics Calculations: 26424.55
Rt range for Residual Range Organics: 14.28 to 21.65

SURROGATE COMPOUND	RT	ACTUAL	MEASURED	%REC	
*#Triacontane	16.301	.5	.085	17.02	-

RRO Area:158314.7 RRO AMOUNT: 5.991196E-03

Batch ID: 163927

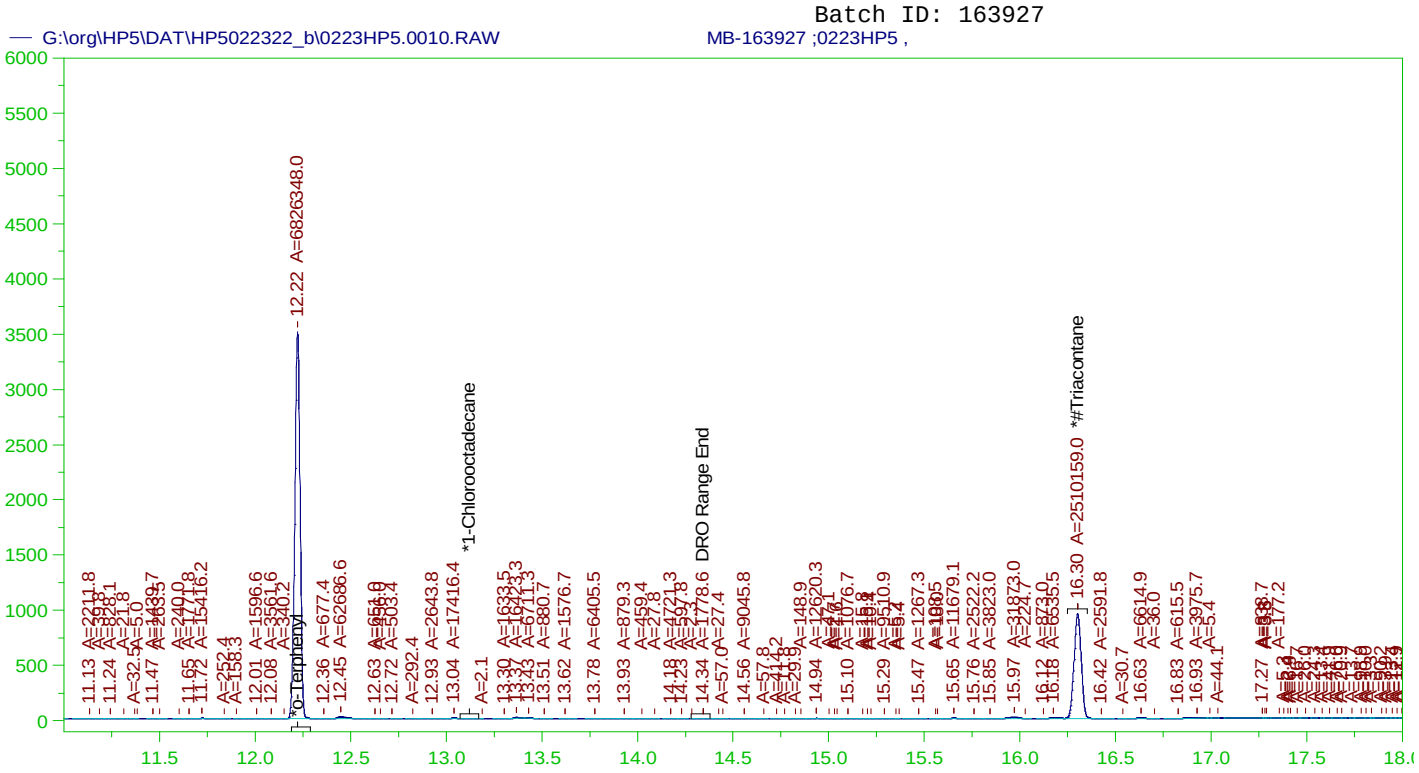

DIESEL RANGE ORGANICS CHROMATOGRAM REPORT
Sample Name: MB-163927 ;0223HP5 ,
Raw File: G:\org\HP5\DAT\HP5022322_b\0223HP5.0010.RAW
Date & Time Acquired: 2/23/2022 3:48:30 PM
Method File: G:\Org\HP5\Methods\DS_8015-C24T-JFb-L#.met
Calibration File: G:\Org\HP5\Cals\SW8015C_DRO220111JFb-C24-T.CAL
Sample Weight: 1000 Dilution: 1 S.A.: 1

Mean RF for TEH: 32675.36
Rt range for Diesel Range Organics: 6.51 to 14.38

SURROGATE COMPOUND	RT	ACTUAL	MEASURED	%REC	
*o-Terphenyl	12.222	.2	.185	92.6	-
*1-Chlorooctadecane	29.978	.2	.	.	-
*#Triacontane	16.301	.2	.085	42.35	-

DRO Area:319936.2 DRO Amount: 9.791359E-03
TEH Area:1542342 TEH Amount: 4.720198E-02

ERH2542 (OWDFMW07A) Batch ID: 163927

G:\org\HP5\DAT\HP5022322_b\0223HP5.0011.RAW B22021435-001D ;0223HP5 , $HC-8015-DRO-W,

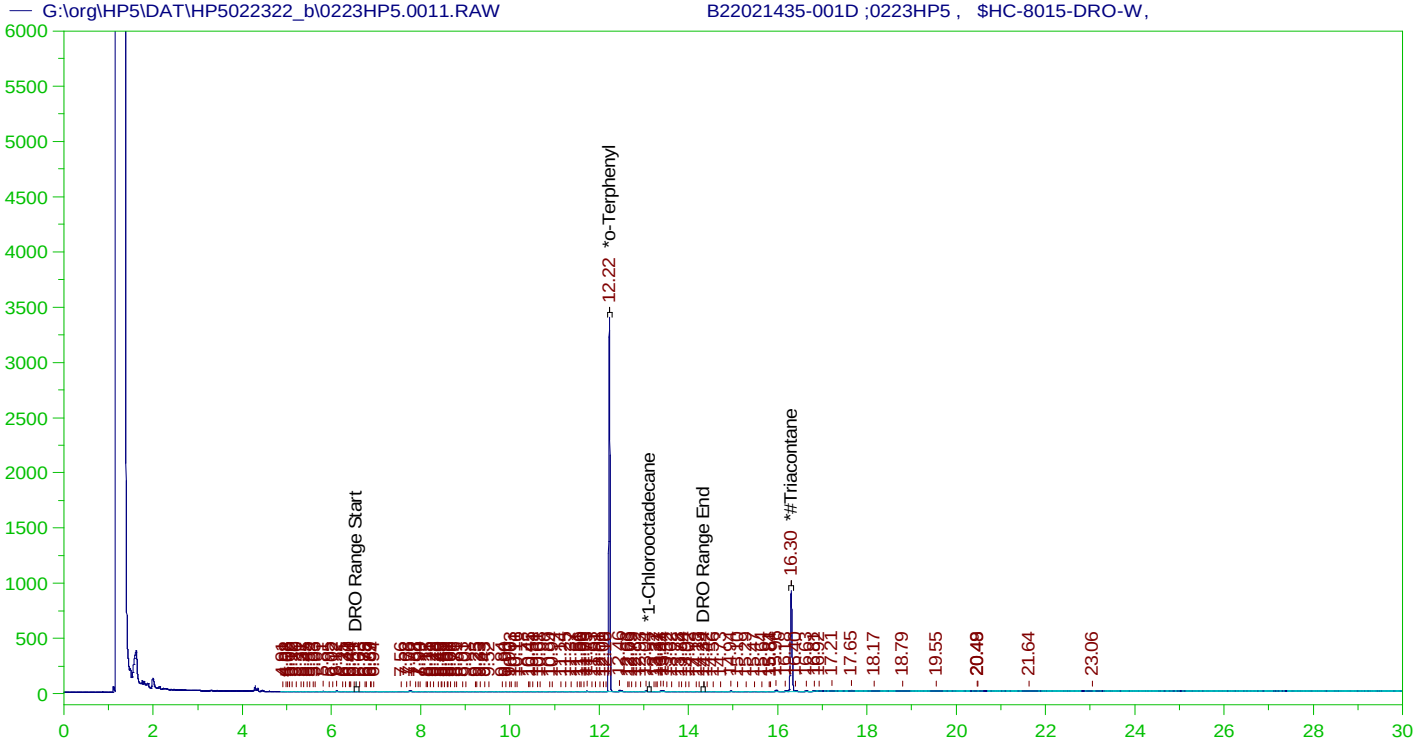

DIESEL RANGE ORGANICS CHROMATOGRAM REPORT

Sample Name: B22021435-001D ;0223HP5 , $HC-8015-DRO-W,
Raw File: G:\org\HP5\DAT\HP5022322_b\0223HP5.0011.RAW
Date & Time Acquired: 2/23/2022 4:31:21 PM
Method File: G:\Org\HP5\Methods\DR_8015-C24T-JFb-L%.met
Calibration File: G:\Org\HP5\Cals\SW8015C_DRO220111JFb-C24-T.CAL
Sample Weight: 1060 Dilution: 1 S.A.: 1

Mean RF for TEH: 32675.36
Rt range for Diesel Range Organics: 6.51 to 14.38

SURROGATE COMPOUND	RT	ACTUAL	MEASURED	%REC	
*o-Terphenyl	12.224	.189	.169	89.37	-
*1-Chlorooctadecane	29.972	.189	.	.	-
*#Triacontane	16.301	.189	.077	40.98	-

DRO Area:412457.1 DRO Amount: 1.190838E-02
TEH Area:828424.2 TEH Amount: 2.391809E-02

ERH2542 (OWDFMW07A) Batch ID: 163927

G:\org\HP5\DAT\HP5022322_b\0223HP5.0011.RAW B22021435-001D ;0223HP5 , $HC-8015-DRO-W,

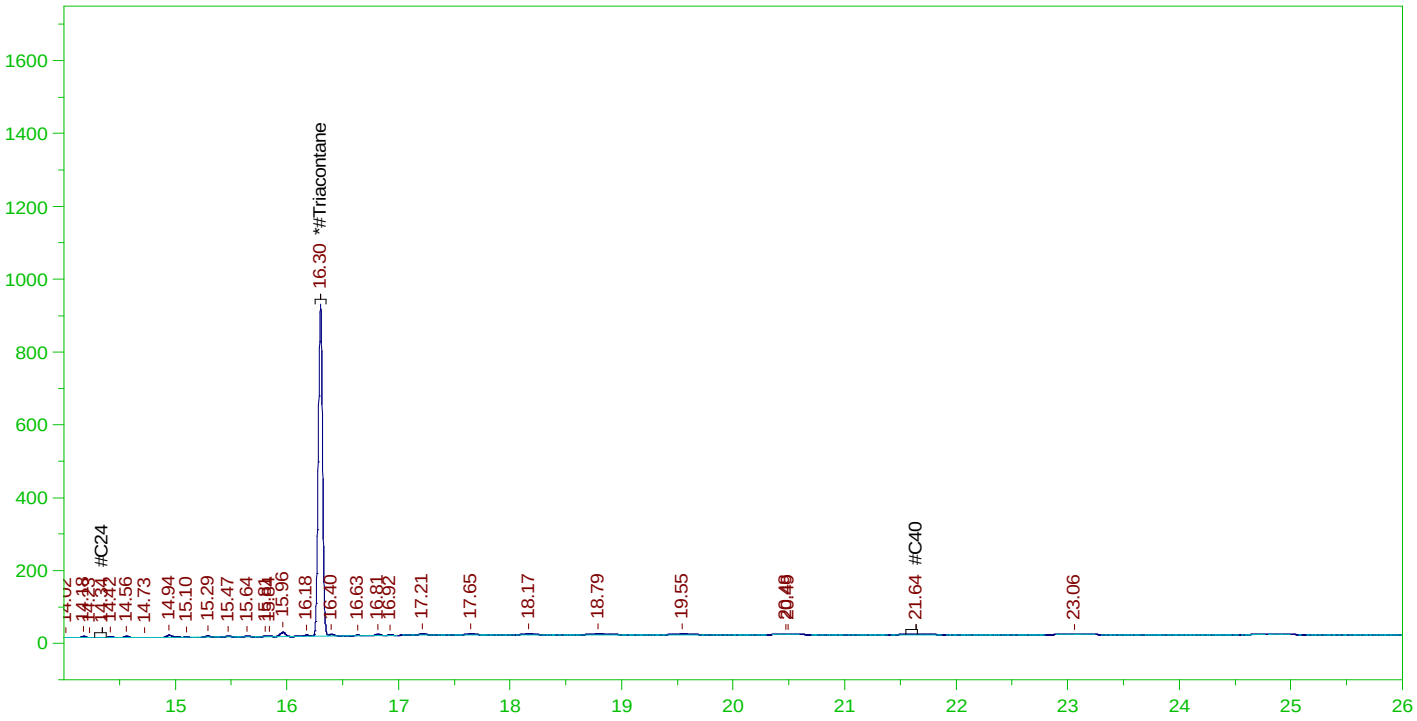

RESIDUAL RANGE ORGANICS CHROMATOGRAM

Sample Name: B22021435-001D ;0223HP5 , $HC-8015-DRO-W,
Raw File: G:\org\HP5\DAT\HP5022322_b\0223HP5.0011.RAW
Date & Time Acquired: 2/23/2022 4:31:21 PM
Method File: G:\Org\HP5\Methods\DR_OROS-BF-L%.MET
Calibration File: G:\Org\HP5\Cals\SW8015C_ORO220111BF_SAMP.CAL
Sample Weight: 1060 Dilution: 1 S.A.: 1

Mean RF for for Residual Range Organics Calculations: 26424.55
Rt range for Residual Range Organics: 14.28 to 21.65

SURROGATE COMPOUND	RT	ACTUAL	MEASURED	%REC	
*#Triacontane	16.301	.472	.077	16.39	-

RRO Area:276649 RRO AMOUNT: 9.876785E-03

ERH2542 (OWDFMW07A) Batch ID: 163927

G:\org\HP5\DAT\HP5022322_b\0223HP5.0011.RAW B22021435-001D ;0223HP5 , $HC-8015-DRO-W,

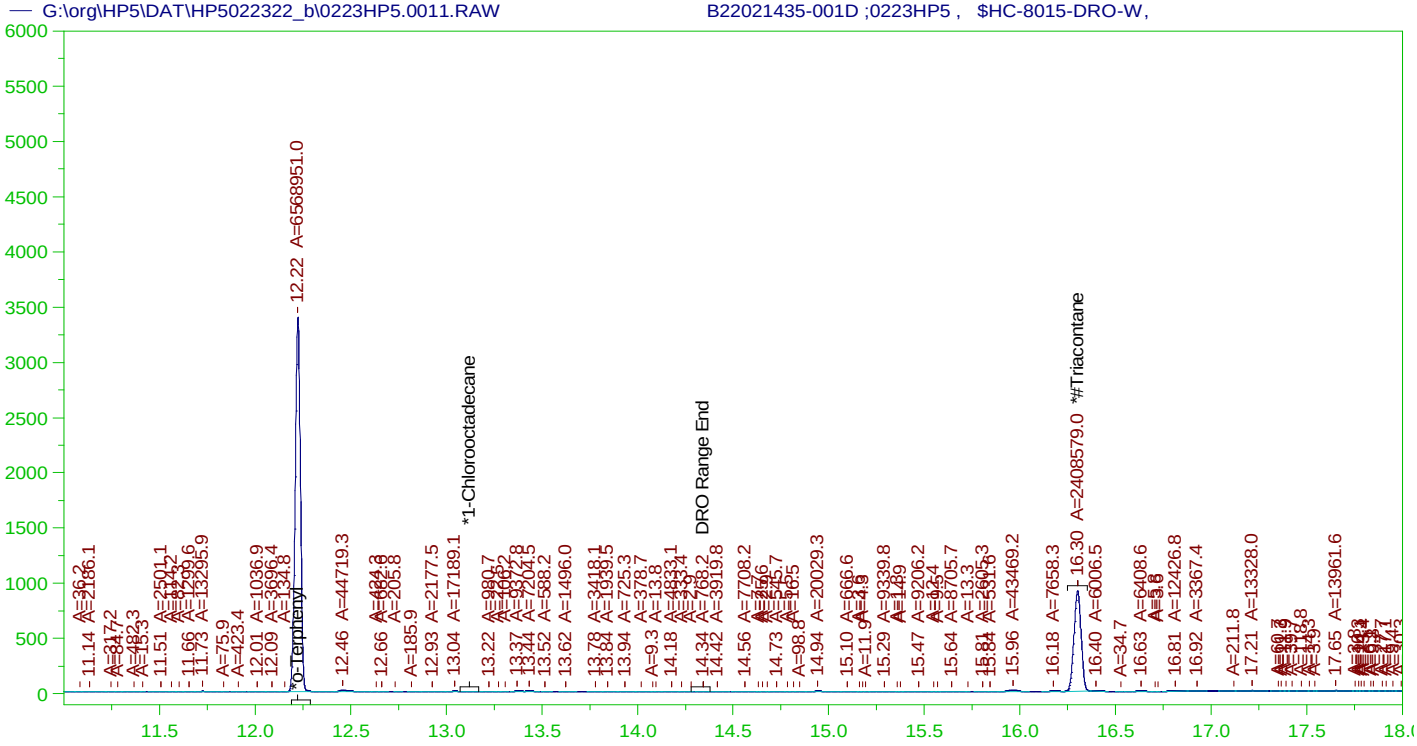

DIESEL RANGE ORGANICS CHROMATOGRAM REPORT

Sample Name: B22021435-001D ;0223HP5 , $HC-8015-DRO-W,
Raw File: G:\org\HP5\DAT\HP5022322_b\0223HP5.0011.RAW
Date & Time Acquired: 2/23/2022 4:31:21 PM
Method File: G:\Org\HP5\Methods\DS_8015-C24T-JFb-L#.met
Calibration File: G:\Org\HP5\Cals\SW8015C_DRO220111JFb-C24-T.CAL
Sample Weight: 1060 Dilution: 1 S.A.: 1

Mean RF for TEH: 32675.36
Rt range for Diesel Range Organics: 6.51 to 14.38

SURROGATE COMPOUND	RT	ACTUAL	MEASURED	%REC	
*o-Terphenyl	12.224	.189	.168	89.11	-
*1-Chlorooctadecane	29.972	.189	.	.	-
*#Triacontane	16.301	.189	.077	40.64	-

DRO Area:278540.2 DRO Amount: 8.041956E-03
TEH Area:977895 TEH Amount: 2.823358E-02

ERH2553 (RHMW2254-01 Low Flow) Batch ID: 163927

G:\org\HP5\DAT\HP5022322_b\0223HP5.0012.RAW B22021435-027D ;0223HP5 , $HC-8015-DRO-W,

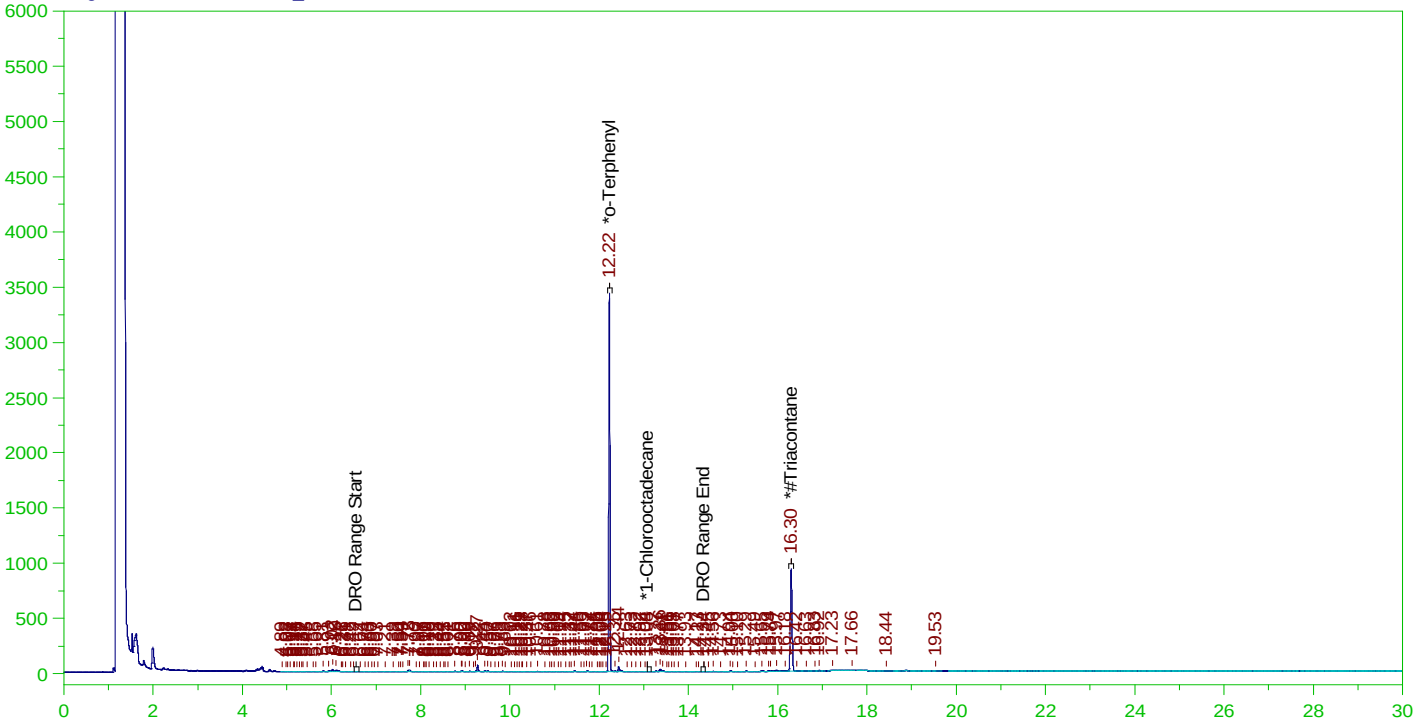

DIESEL RANGE ORGANICS CHROMATOGRAM REPORT

Sample Name: B22021435-027D ;0223HP5 , $HC-8015-DRO-W,
Raw File: G:\org\HP5\DAT\HP5022322_b\0223HP5.0012.RAW
Date & Time Acquired: 2/23/2022 5:14:25 PM
Method File: G:\Org\HP5\Methods\DR_8015-C24T-JFb-L%.met
Calibration File: G:\Org\HP5\Cals\SW8015C_DRO220111JFb-C24-T.CAL
Sample Weight: 1060 Dilution: 1 S.A.: 1

Mean RF for TEH: 32675.36
Rt range for Diesel Range Organics: 6.51 to 14.38

SURROGATE COMPOUND	RT	ACTUAL	MEASURED	%REC	
*o-Terphenyl	12.223	.189	.172	90.96	-
*1-Chlorooctadecane	13.078	.189	.07		-
*#Triacontane	16.299	.189	.079	41.7	-

DRO Area:967812.6 DRO Amount: 2.794249E-02
TEH Area:1388966 TEH Amount: 4.010195E-02

ERH2553 (RHMW2254-01 Low Flow) Batch ID: 163927

G:\org\HP5\DAT\HP5022322_b\0223HP5.0012.RAW B22021435-027D ;0223HP5 , $HC-8015-DRO-W,

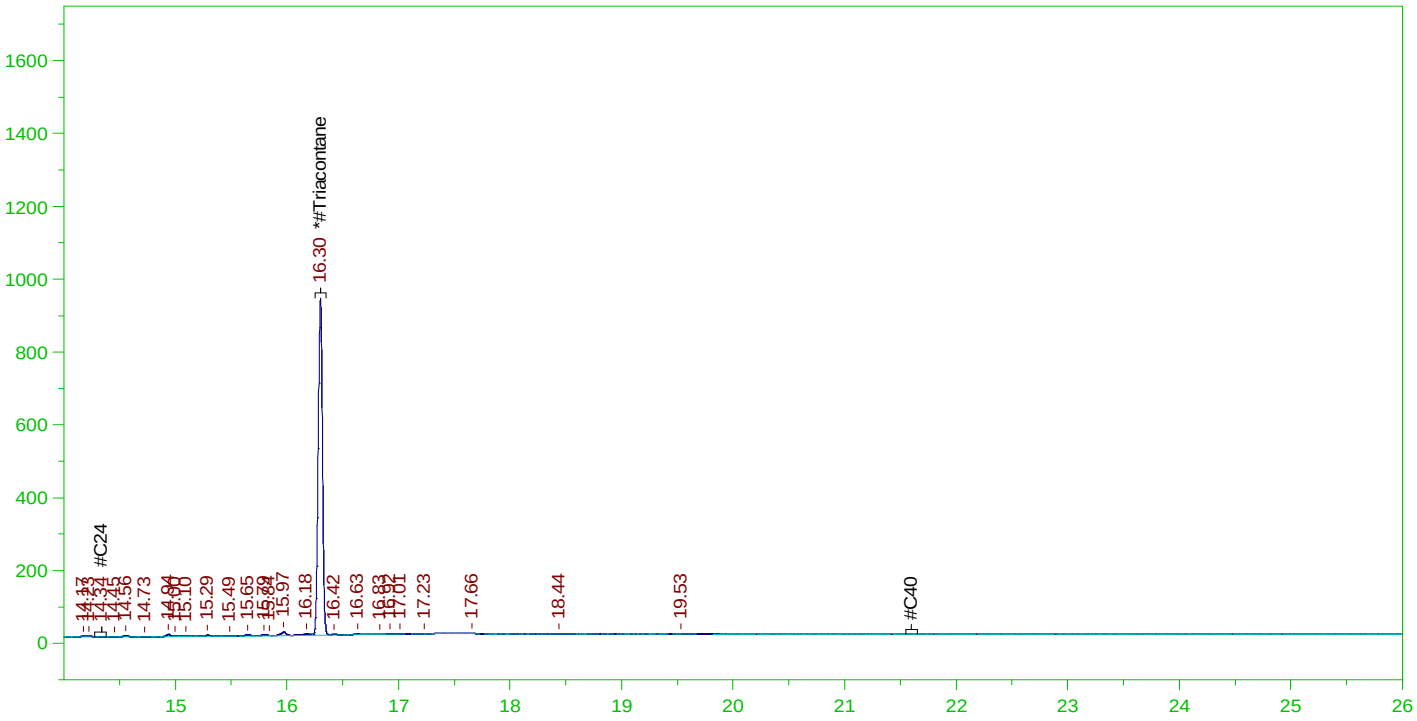

RESIDUAL RANGE ORGANICS CHROMATOGRAM

Sample Name: B22021435-027D ;0223HP5 , $HC-8015-DRO-W,
Raw File: G:\org\HP5\DAT\HP5022322_b\0223HP5.0012.RAW
Date & Time Acquired: 2/23/2022 5:14:25 PM
Method File: G:\Org\HP5\Methods\DR_OROS-BF-L%.MET
Calibration File: G:\Org\HP5\Cals\SW8015C_ORO220111BF_SAMP.CAL
Sample Weight: 1060 Dilution: 1 S.A.: 1

Mean RF for for Residual Range Organics Calculations: 26424.55
Rt range for Residual Range Organics: 14.28 to 21.65

SURROGATE COMPOUND	RT	ACTUAL	MEASURED	%REC	
*#Triacontane	16.299	.472	.079	16.68	-

RRO Area:156538.7 RRO AMOUNT: 5.588667E-03

ERH2553 (RHMW2254-01 Low Flow) Batch ID: 163927

G:\org\HP5\DAT\HP5022322_b\0223HP5.0012.RAW B22021435-027D ;0223HP5 , $HC-8015-DRO-W,

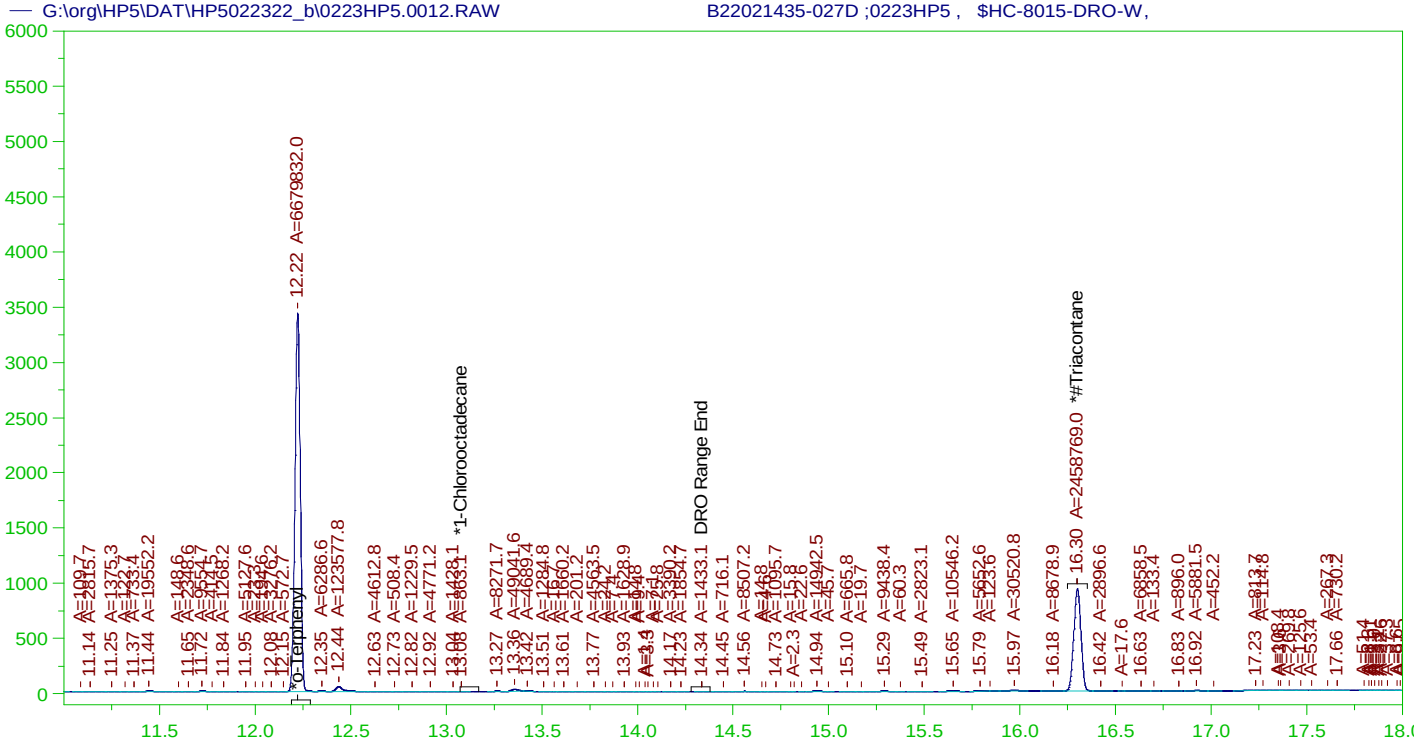

DIESEL RANGE ORGANICS CHROMATOGRAM REPORT

Sample Name: B22021435-027D ;0223HP5 , $HC-8015-DRO-W,
Raw File: G:\org\HP5\DAT\HP5022322_b\0223HP5.0012.RAW
Date & Time Acquired: 2/23/2022 5:14:25 PM
Method File: G:\Org\HP5\Methods\DS_8015-C24T-JFb-L#.met
Calibration File: G:\Org\HP5\Cals\SW8015C_DRO220111JFb-C24-T.CAL
Sample Weight: 1060 Dilution: 1 S.A.: 1

Mean RF for TEH: 32675.36
Rt range for Diesel Range Organics: 6.51 to 14.38

SURROGATE COMPOUND	RT	ACTUAL	MEASURED	%REC	
*o-Terphenyl	12.223	.189	.171	90.62	-
*1-Chlorooctadecane	13.078	.189	.	.01	-
*#Triacontane	16.299	.189	.078	41.48	-

DRO Area:774304.3 DRO Amount: 2.235555E-02
TEH Area:1693029 TEH Amount: 4.888077E-02

ERH2544 (OWDFMW08A) Batch ID: 163927

G:\org\HP5\DAT\HP5022322_b\0223HP5.0013.RAW B22021435-006D ;0223HP5 , $HC-8015-DRO-W,

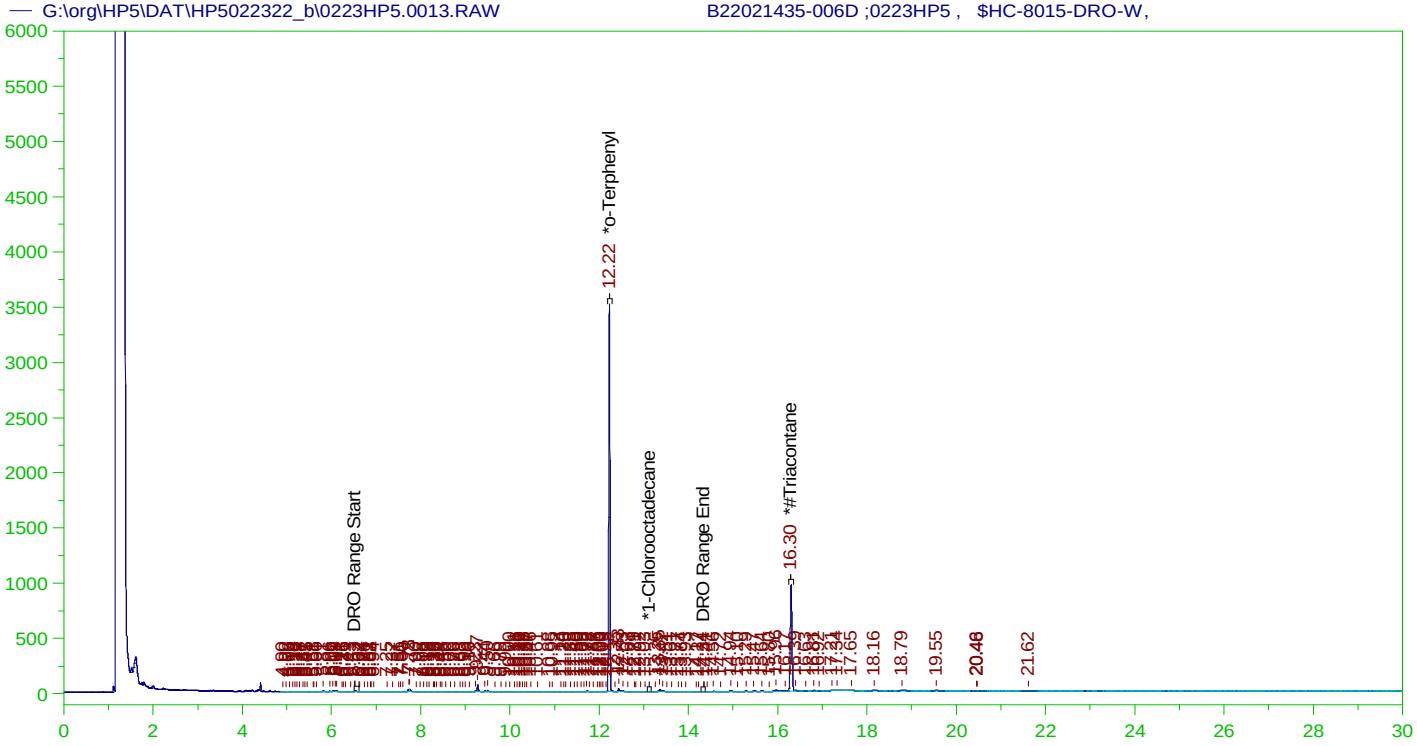

DIESEL RANGE ORGANICS CHROMATOGRAM REPORT

Sample Name: B22021435-006D ;0223HP5 , $HC-8015-DRO-W,
Raw File: G:\org\HP5\DAT\HP5022322_b\0223HP5.0013.RAW
Date & Time Acquired: 2/23/2022 5:57:22 PM
Method File: G:\Org\HP5\Methods\DR_8015-C24T-JFb-L%.met
Calibration File: G:\Org\HP5\Cals\SW8015C_DRO220111JFb-C24-T.CAL
Sample Weight: 1060 Dilution: 1 S.A.: 1

Mean RF for TEH: 32675.36
Rt range for Diesel Range Organics: 6.51 to 14.38

SURROGATE COMPOUND	RT	ACTUAL	MEASURED	%REC	
*o-Terphenyl	12.223	.189	.177	93.78	-
*1-Chlorooctadecane	29.987	.189	.	.	-
*#Triacontane	16.298	.189	.081	43.03	-

DRO Area:922744.9 DRO Amount: 0.0266413
TEH Area:1381699 TEH Amount: 3.989212E-02

ERH2544 (OWDFMW08A) Batch ID: 163927

G:\org\HP5\DAT\HP5022322_b\0223HP5.0013.RAW B22021435-006D ;0223HP5 , $HC-8015-DRO-W,

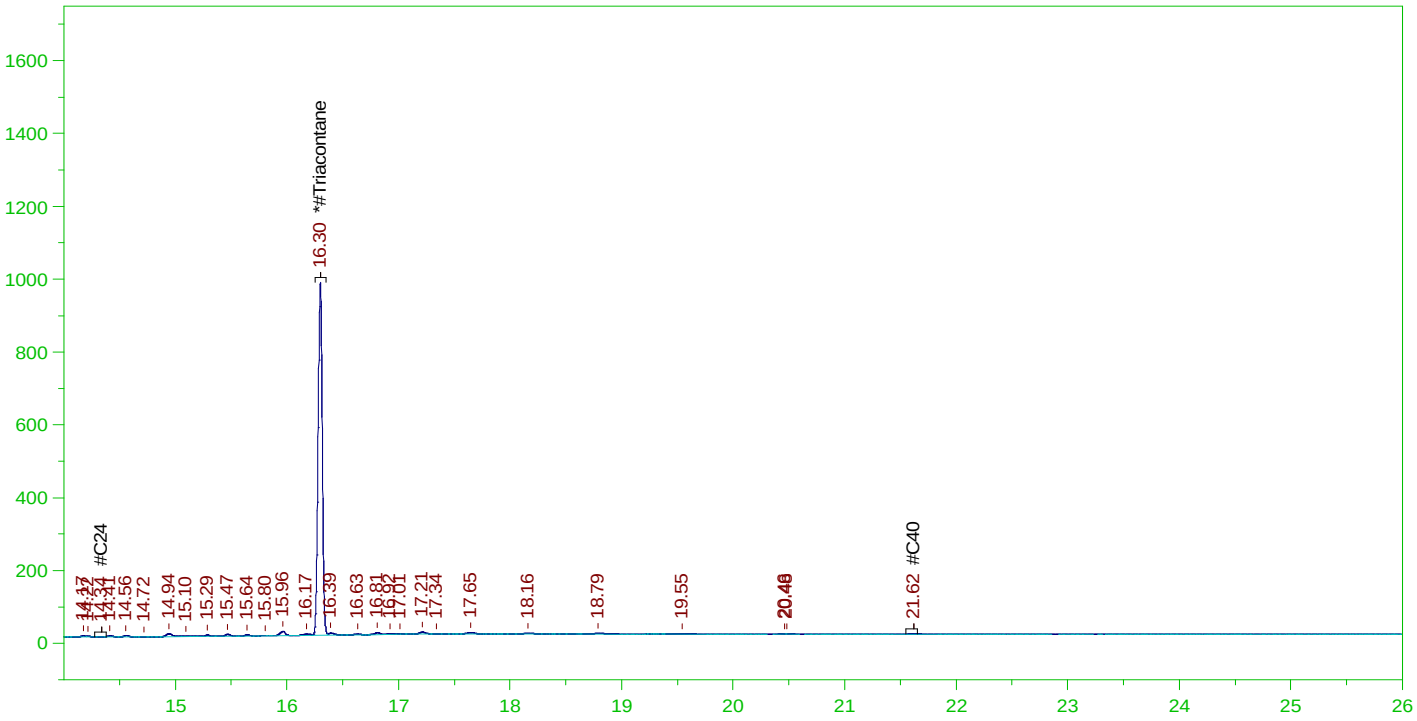

RESIDUAL RANGE ORGANICS CHROMATOGRAM

Sample Name: B22021435-006D ;0223HP5 , $HC-8015-DRO-W,
Raw File: G:\org\HP5\DAT\HP5022322_b\0223HP5.0013.RAW
Date & Time Acquired: 2/23/2022 5:57:22 PM
Method File: G:\Org\HP5\Methods\DR_OROS-BF-L%.MET
Calibration File: G:\Org\HP5\Cals\SW8015C_ORO220111BF_SAMP.CAL
Sample Weight: 1060 Dilution: 1 S.A.: 1

Mean RF for for Residual Range Organics Calculations: 26424.55
Rt range for Residual Range Organics: 14.28 to 21.65

SURROGATE COMPOUND	RT	ACTUAL	MEASURED	%REC	
*#Triacontane	16.298	.472	.081	17.21	-

RRO Area:303201.2 RRO AMOUNT: 1.082474E-02

ERH2544 (OWDFMW08A) Batch ID: 163927

G:\org\HP5\DAT\HP5022322_b\0223HP5.0013.RAW B22021435-006D ;0223HP5 , $HC-8015-DRO-W,

DIESEL RANGE ORGANICS CHROMATOGRAM REPORT

Sample Name: B22021435-006D ;0223HP5 , $HC-8015-DRO-W,
Raw File: G:\org\HP5\DAT\HP5022322_b\0223HP5.0013.RAW
Date & Time Acquired: 2/23/2022 5:57:22 PM
Method File: G:\Org\HP5\Methods\DS_8015-C24T-JFb-L#.met
Calibration File: G:\Org\HP5\Cals\SW8015C_DRO220111JFb-C24-T.CAL
Sample Weight: 1060 Dilution: 1 S.A.: 1

Mean RF for TEH: 32675.36
Rt range for Diesel Range Organics: 6.51 to 14.38

SURROGATE COMPOUND	RT	ACTUAL	MEASURED	%REC	
*o-Terphenyl	12.223	.189	.176	93.47	-
*1-Chlorooctadecane	29.987	.189	.	.	-
*#Triacontane	16.298	.189	.08	42.63	-

DRO Area:752153.4 DRO Amount: 2.171602E-02
TEH Area:1626248 TEH Amount: 4.695271E-02

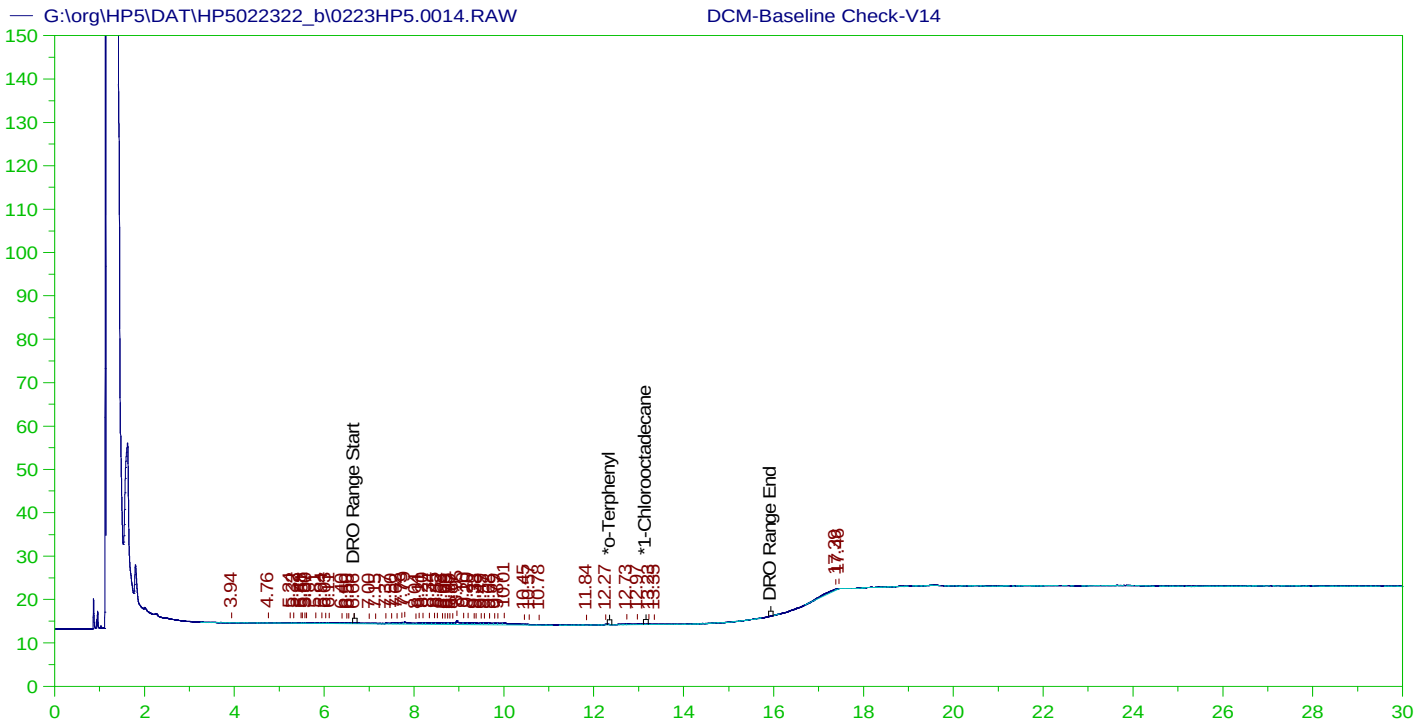

DIESEL RANGE ORGANICS CHROMATOGRAM REPORT
Sample Name: DCM-Baseline Check-V14
Raw File: G:\org\HP5\DAT\HP5022322_b\0223HP5.0014.RAW
Date & Time Acquired: 2/23/2022 6:40:31 PM
Method File: G:\Org\HP5\Methods\DR_8015-JA-LEXP.met
Calibration File: G:\Org\HP5\Cals\SW8015C_DRO220111JA.CAL
Sample Weight: 1 Dilution: 1 S.A.: 1

Mean RF for TEH: 32675.36
Rt range for Diesel Range Organics: 6.63 to 15.99

SURROGATE COMPOUND	RT	ACTUAL	MEASURED		%REC
*o-Terphenyl	29.909	200.	.	.	-
*1-Chlorooctadecane	29.909	200.	.	.	-

DRO Area:71395.02 DRO Amount: 2.18498
TEH Area:114696 TEH Amount: 3.510168

ERH2545 (OWDFMW08A) Batch ID: 163927

G:\org\HP5\DAT\HP5022322_b\0223HP5.0015.RAW B22021435-007B ;0223HP5 , $HC-8015-DRO-W,

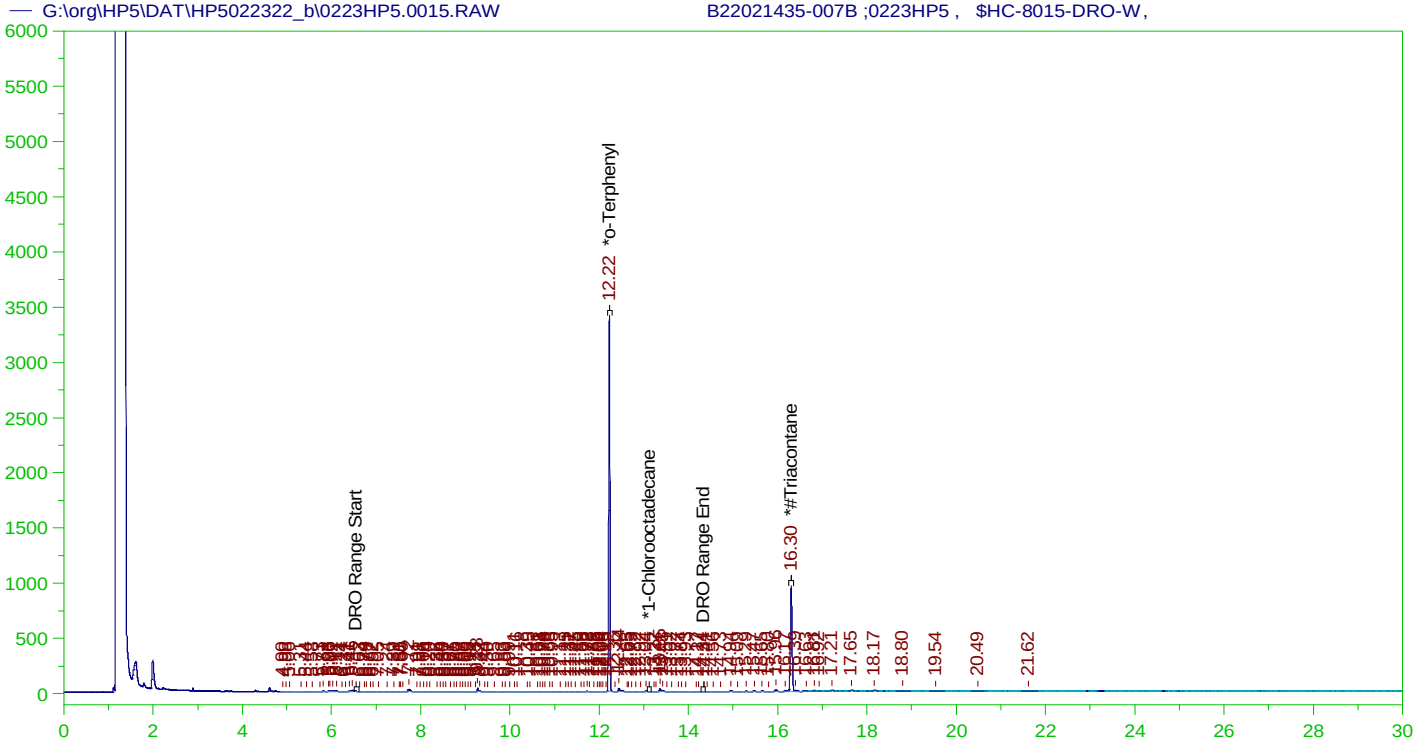

DIESEL RANGE ORGANICS CHROMATOGRAM REPORT

Sample Name: B22021435-007B ;0223HP5 , $HC-8015-DRO-W,
Raw File: G:\org\HP5\DAT\HP5022322_b\0223HP5.0015.RAW
Date & Time Acquired: 2/23/2022 7:23:31 PM
Method File: G:\Org\HP5\Methods\DR_8015-C24T-JFb-L%.met
Calibration File: G:\Org\HP5\Cals\SW8015C_DRO220111JFb-C24-T.CAL
Sample Weight: 1060 Dilution: 1 S.A.: 1

Mean RF for TEH: 32675.36
Rt range for Diesel Range Organics: 6.51 to 14.38

SURROGATE COMPOUND	RT	ACTUAL	MEASURED	%REC	
*o-Terphenyl	12.222	.189	.171	90.85	-
*1-Chlorooctadecane	29.964	.189	.	.	-
*#Triacontane	16.3	.189	.08	42.51	-

DRO Area:765806.6 DRO Amount: 2.211021E-02
TEH Area:1364010 TEH Amount: 3.938141E-02

ERH2545 (OWDFMW08A) Batch ID: 163927

G:\org\HP5\DAT\HP5022322_b\0223HP5.0015.RAW B22021435-007B ;0223HP5 , $HC-8015-DRO-W,

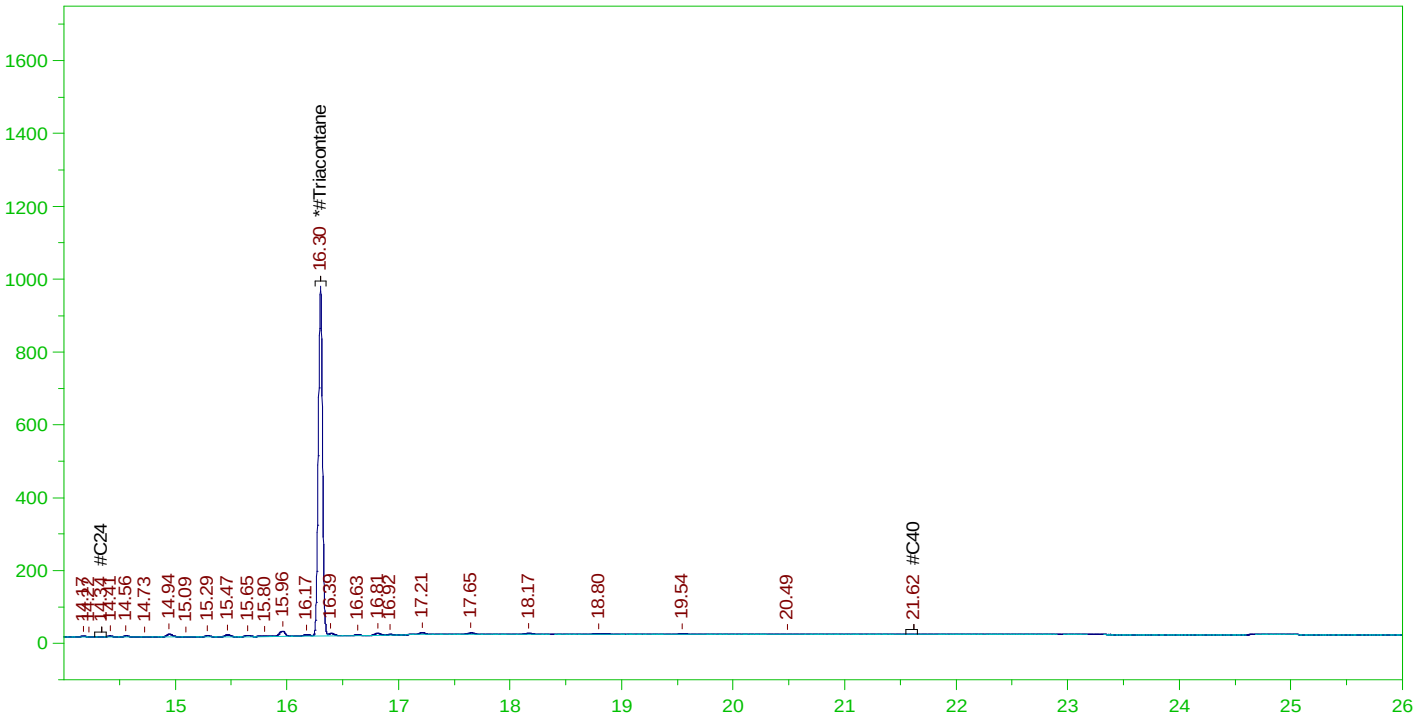

RESIDUAL RANGE ORGANICS CHROMATOGRAM

Sample Name: B22021435-007B ;0223HP5 , $HC-8015-DRO-W,
Raw File: G:\org\HP5\DAT\HP5022322_b\0223HP5.0015.RAW
Date & Time Acquired: 2/23/2022 7:23:31 PM
Method File: G:\Org\HP5\Methods\DR_OROS-BF-L%.MET
Calibration File: G:\Org\HP5\Cals\SW8015C_ORO220111BF_SAMP.CAL
Sample Weight: 1060 Dilution: 1 S.A.: 1

Mean RF for for Residual Range Organics Calculations: 26424.55
Rt range for Residual Range Organics: 14.28 to 21.65

SURROGATE COMPOUND	RT	ACTUAL	MEASURED	%REC	
*#Triacontane	16.3	.472	.08	17.01	-

RRO Area:349287.5 RRO AMOUNT: 1.247009E-02

ERH2545 (OWDFMW08A) Batch ID: 163927

G:\org\HP5\DAT\HP5022322_b\0223HP5.0015.RAW B22021435-007B ;0223HP5 , $HC-8015-DRO-W,

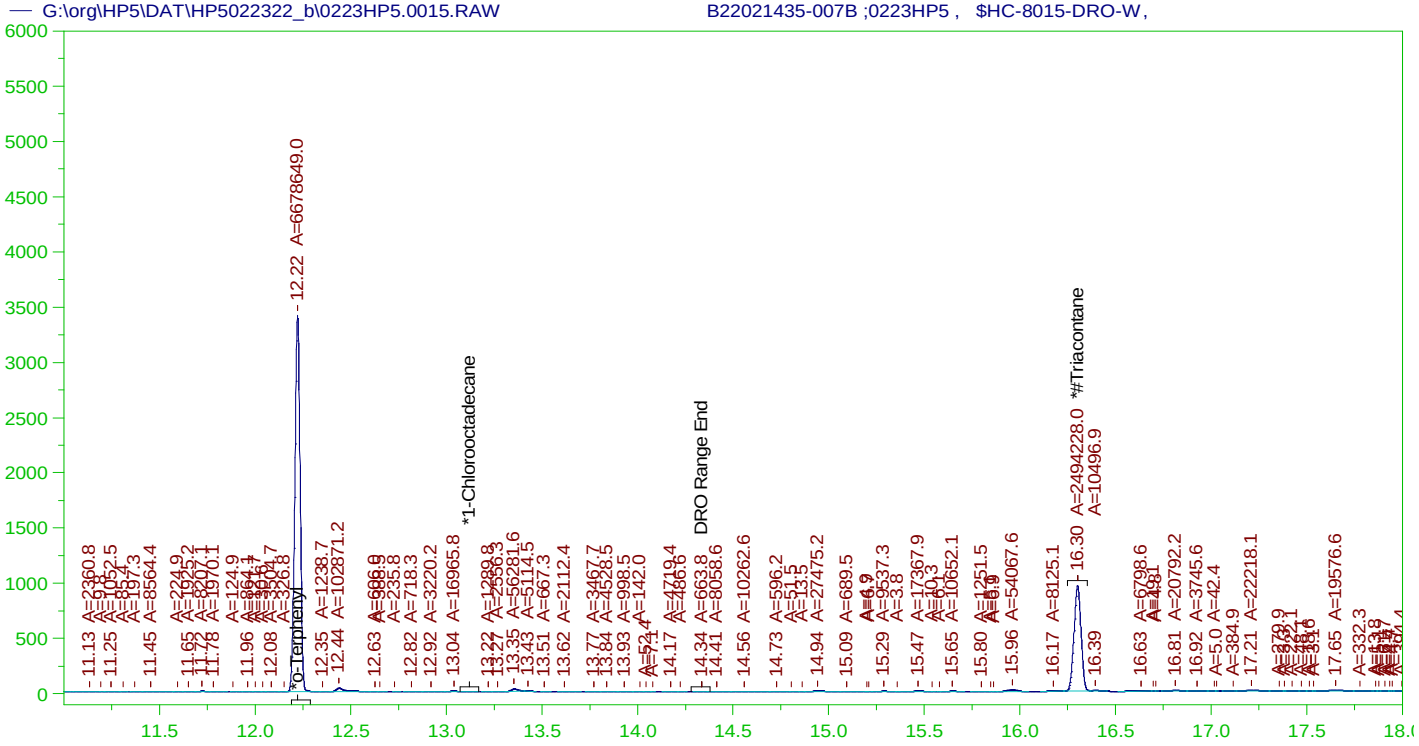

DIESEL RANGE ORGANICS CHROMATOGRAM REPORT

Sample Name: B22021435-007B ;0223HP5 , $HC-8015-DRO-W,
Raw File: G:\org\HP5\DAT\HP5022322_b\0223HP5.0015.RAW
Date & Time Acquired: 2/23/2022 7:23:31 PM
Method File: G:\Org\HP5\Methods\DS_8015-C24T-JFb-L#.met
Calibration File: G:\Org\HP5\Cals\SW8015C_DRO220111JFb-C24-T.CAL
Sample Weight: 1060 Dilution: 1 S.A.: 1

Mean RF for TEH: 32675.36
Rt range for Diesel Range Organics: 6.51 to 14.38

SURROGATE COMPOUND	RT	ACTUAL	MEASURED	%REC	
*o-Terphenyl	12.222	.189	.171	90.6	-
*1-Chlorooctadecane	29.964	.189	.	.	-
*#Triacontane	16.3	.189	.079	42.08	-

DRO Area:607508.8 DRO Amount: 1.753987E-02
TEH Area:1442275 TEH Amount: 4.164107E-02

ERH2547 (RHMW19) Batch ID: 163927

G:\org\HP5\DAT\HP5022322_b\0223HP5.0016.RAW B22021435-012D ;0223HP5 , $HC-8015-DRO-W,

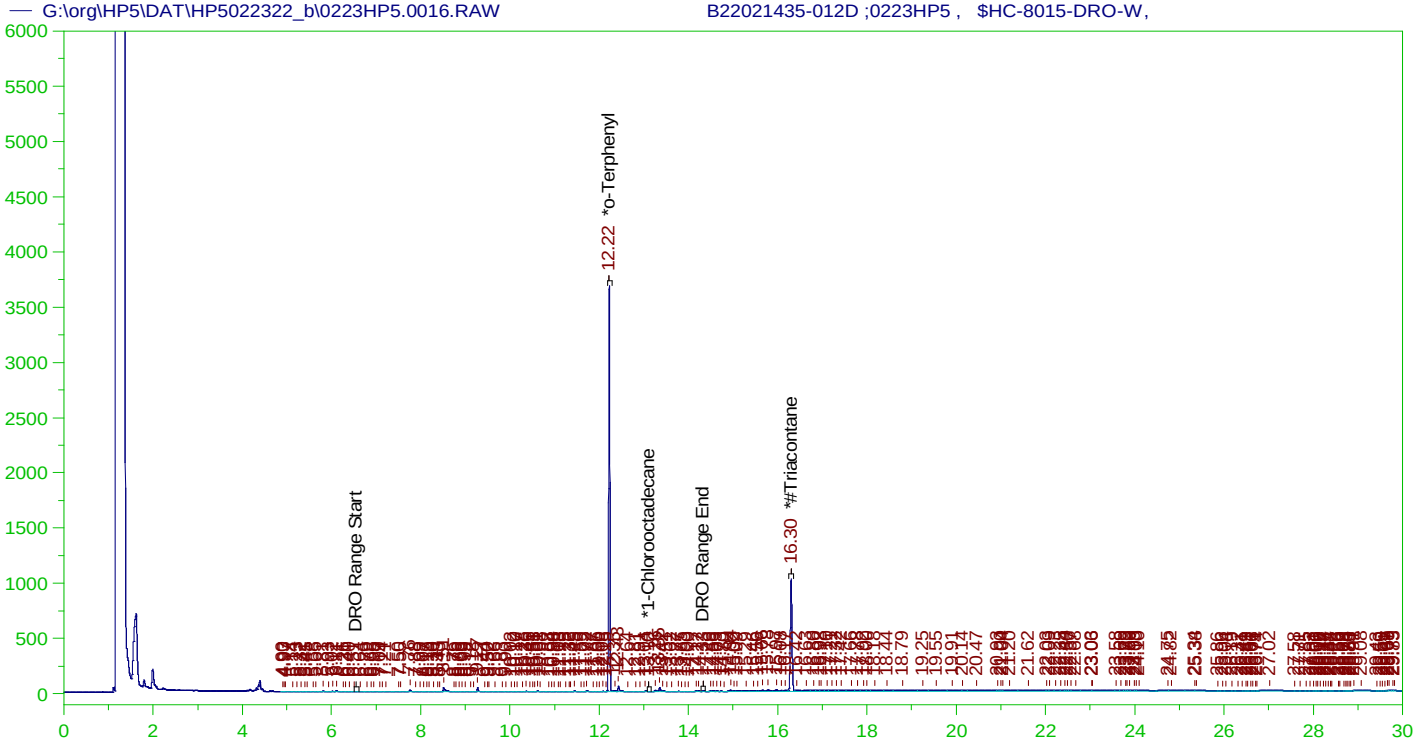

DIESEL RANGE ORGANICS CHROMATOGRAM REPORT

Sample Name: B22021435-012D ;0223HP5 , $HC-8015-DRO-W,
Raw File: G:\org\HP5\DAT\HP5022322_b\0223HP5.0016.RAW
Date & Time Acquired: 2/23/2022 8:06:27 PM
Method File: G:\Org\HP5\Methods\D3_8015-C24T-JFb-L%.met
Calibration File: G:\Org\HP5\Cals\SW8015C_DRO220111JFb-C24-T.CAL
Sample Weight: 1060 Dilution: 1 S.A.: 1

Mean RF for TEH: 32675.36
Rt range for Diesel Range Organics: 6.51 to 14.38

SURROGATE COMPOUND	RT	ACTUAL	MEASURED	%REC	
*o-Terphenyl	12.222	.189	.183	96.82	-
*1-Chlorooctadecane	13.098	.189	.	.05	-
*#Triacontane	16.299	.189	.086	45.57	-

DRO Area:1055986 DRO Amount: 3.048821E-02
TEH Area:5253937 TEH Amount: 0.1516906

ERH2547 (RHMW19) Batch ID: 163927

G:\org\HP5\DAT\HP5022322_b\0223HP5.0016.RAW B22021435-012D ;0223HP5 , $HC-8015-DRO-W,

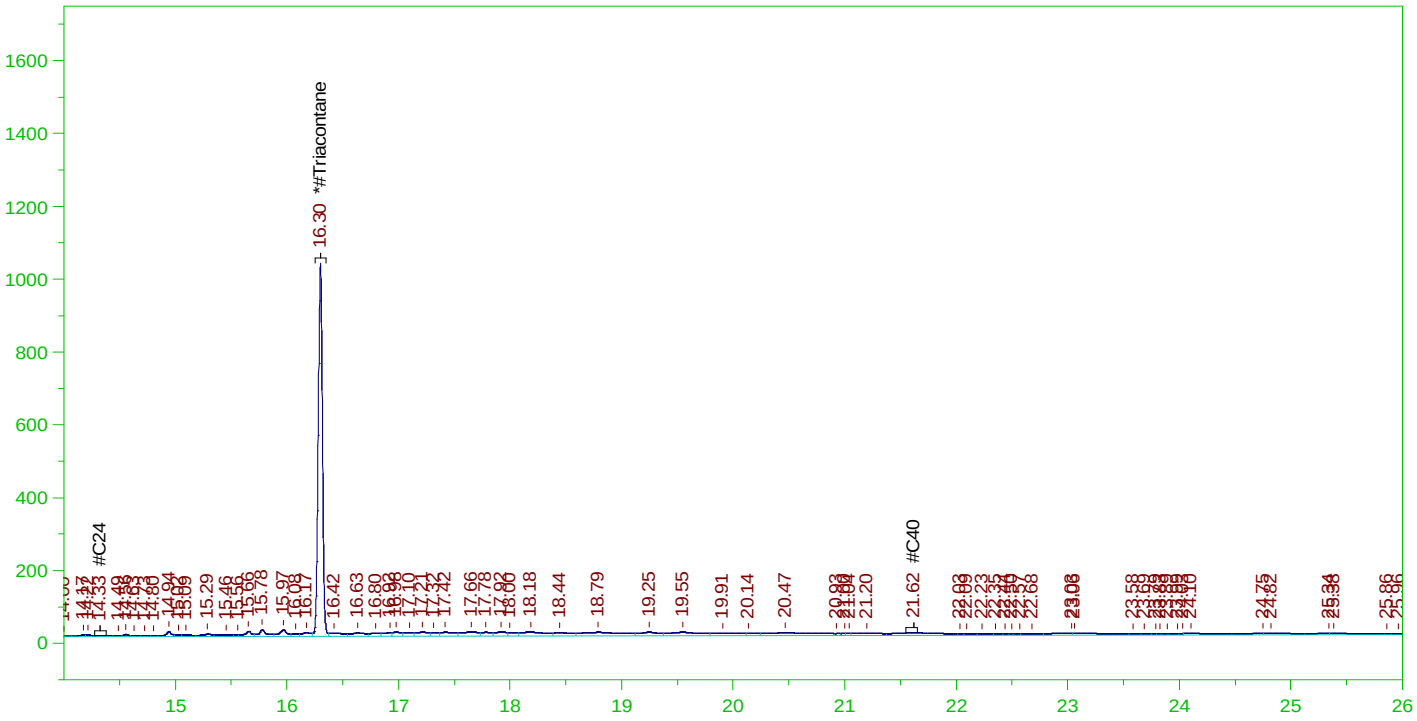

RESIDUAL RANGE ORGANICS CHROMATOGRAM

Sample Name: B22021435-012D ;0223HP5 , $HC-8015-DRO-W,
Raw File: G:\org\HP5\DAT\HP5022322_b\0223HP5.0016.RAW
Date & Time Acquired: 2/23/2022 8:06:27 PM
Method File: G:\Org\HP5\Methods\D3_OROS-BF-L%.MET
Calibration File: G:\Org\HP5\Cals\SW8015C_ORO220111BF_SAMP.CAL
Sample Weight: 1060 Dilution: 1 S.A.: 1

Mean RF for for Residual Range Organics Calculations: 26424.55
Rt range for Residual Range Organics: 14.28 to 21.65

SURROGATE COMPOUND	RT	ACTUAL	MEASURED	%REC	
*#Triacontane	16.299	.472	.086	18.23	-

RRO Area:3025143 RRO AMOUNT: 0.1080021

ERH2547 (RHMW19) Batch ID: 163927

G:\org\HP5\DAT\HP5022322_b\0223HP5.0016.RAW B22021435-012D ;0223HP5 , $HC-8015-DRO-W,

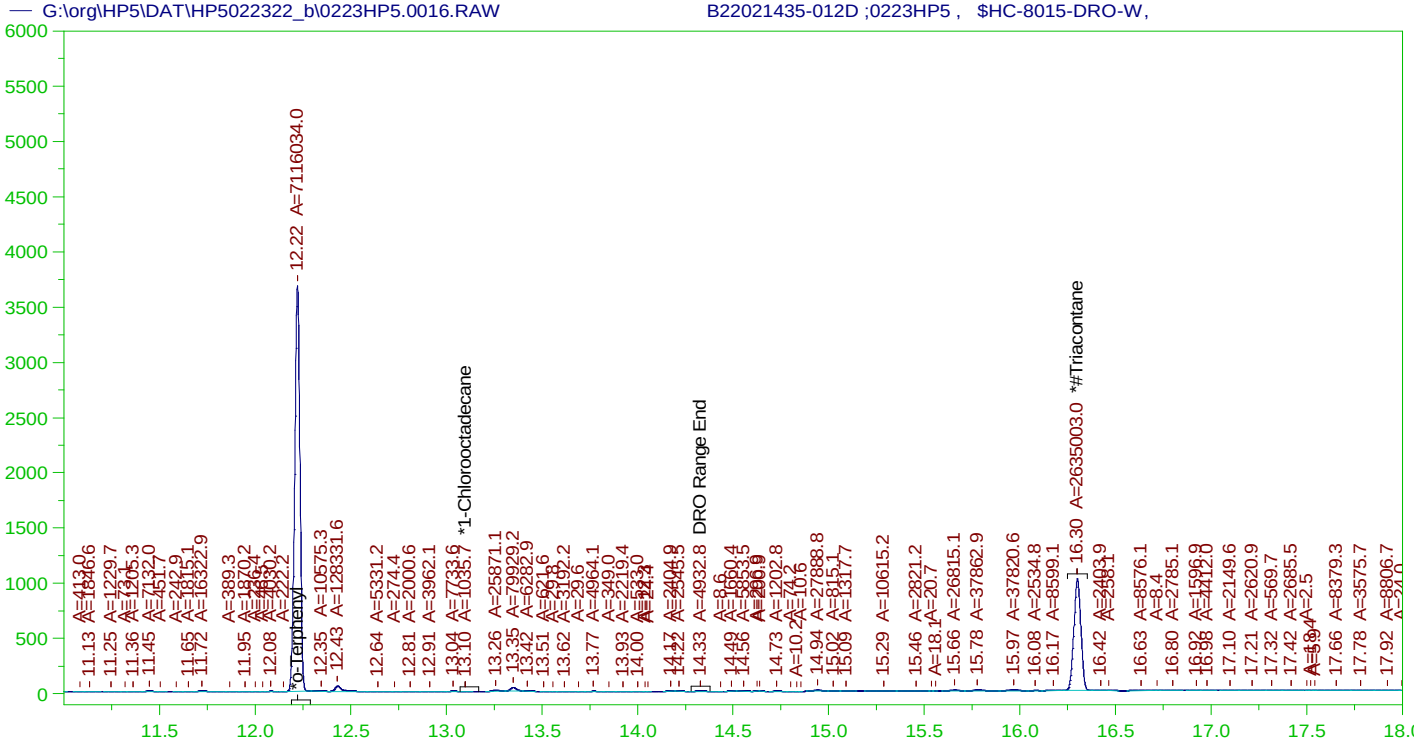

DIESEL RANGE ORGANICS CHROMATOGRAM REPORT

Sample Name: B22021435-012D ;0223HP5 , $HC-8015-DRO-W,
Raw File: G:\org\HP5\DAT\HP5022322_b\0223HP5.0016.RAW
Date & Time Acquired: 2/23/2022 8:06:27 PM
Method File: G:\Org\HP5\Methods\DS_8015-C24T-JFb-L#.met
Calibration File: G:\Org\HP5\Cals\SW8015C_DRO220111JFb-C24-T.CAL
Sample Weight: 1060 Dilution: 1 S.A.: 1

Mean RF for TEH: 32675.36
Rt range for Diesel Range Organics: 6.51 to 14.38

SURROGATE COMPOUND	RT	ACTUAL	MEASURED	%REC	
*o-Terphenyl	12.222	.189	.182	96.53	-
*1-Chlorooctadecane	13.098	.189	.	.01	-
*#Triacontane	16.299	.189	.084	44.46	-

DRO Area:792326.3 DRO Amount: 2.287588E-02
TEH Area:1960971 TEH Amount: 5.661675E-02

Batch ID: 163927

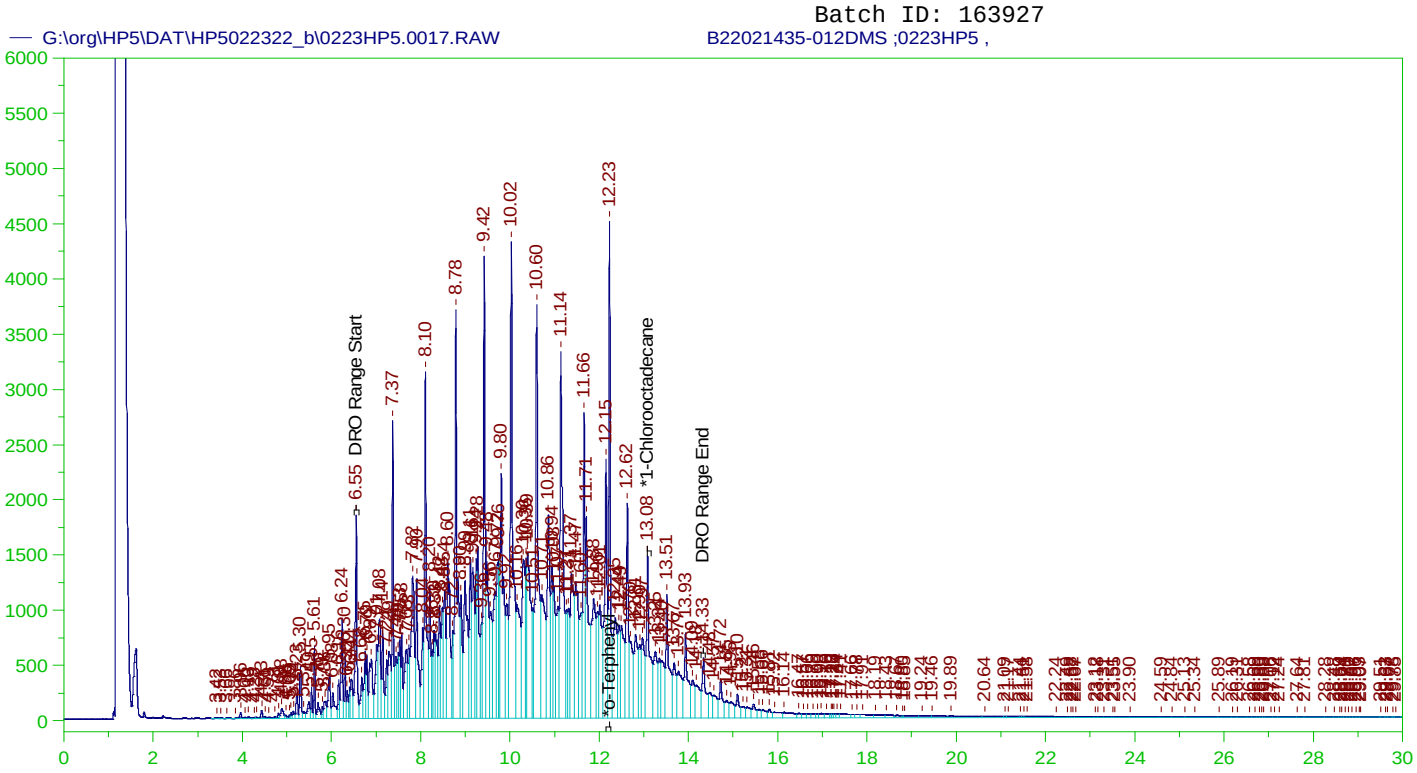

DIESEL RANGE ORGANICS CHROMATOGRAM REPORT
Sample Name: B22021435-012DMS ;0223HP5 ,
Raw File: G:\org\HP5\DAT\HP5022322_b\0223HP5.0017.RAW
Date & Time Acquired: 2/23/2022 8:49:20 PM
Method File: G:\Org\HP5\Methods\D3_8015-C24-JFb-L%.met
Calibration File: G:\Org\HP5\Cals\SW8015C_DRO220111JFb-C24.CAL
Sample Weight: 1050 Dilution: 1 S.A.: 1

Mean RF for TEH: 32675.36
Rt range for Diesel Range Organics: 6.51 to 14.38

SURROGATE COMPOUND	RT	ACTUAL	MEASURED	%REC	
*o-Terphenyl	12.227	.19	.317	166.28	-
*1-Chlorooctadecane	13.079	.19	.194	101.74	-

DRO Area:4.149369E+08 DRO Amount: 12.09407
TEH Area:4.530452E+08 TEH Amount: 13.2048

Batch ID: 163927

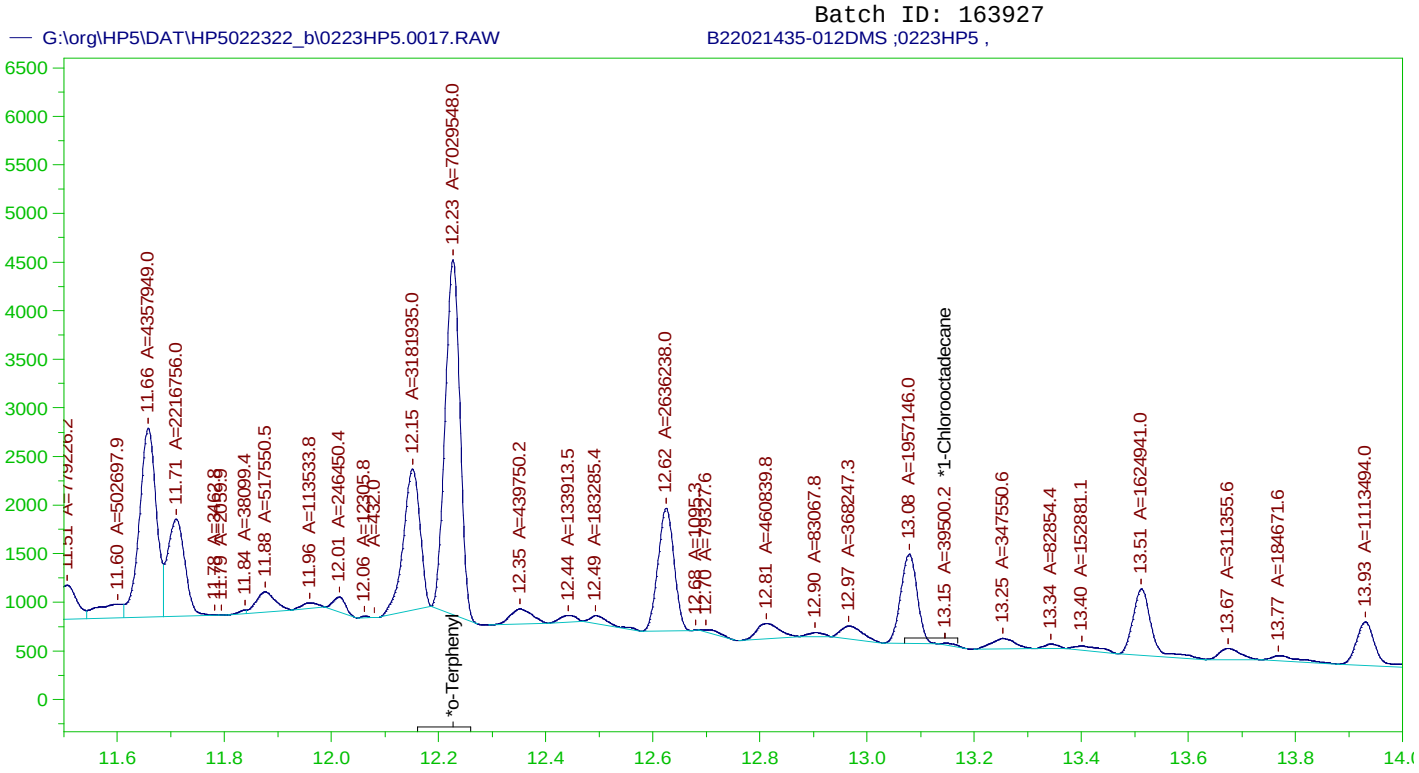

DIESEL RANGE ORGANICS CHROMATOGRAM REPORT
Sample Name: B22021435-012DMS ;0223HP5 ,
Raw File: G:\org\HP5\DAT\HP5022322_b\0223HP5.0017.RAW
Date & Time Acquired: 2/23/2022 8:49:20 PM
Method File: G:\Org\HP5\Methods\DS_8015-C24-JFb-L#.met
Calibration File: G:\Org\HP5\Cals\SW8015C_DRO220111JFb-C24.CAL
Sample Weight: 1050 Dilution: 1 S.A.: 1

Mean RF for TEH: 32675.36
Rt range for Diesel Range Organics: 6.51 to 14.38

SURROGATE COMPOUND	RT	ACTUAL	MEASURED	%REC	
*o-Terphenyl	12.227	.19	.182	95.36	-
*1-Chlorooctadecane	13.146	.19	.001	.54	-

DRO Area:1.935154E+08 DRO Amount: 5.640347
TEH Area:2.073155E+08 TEH Amount: 6.042576

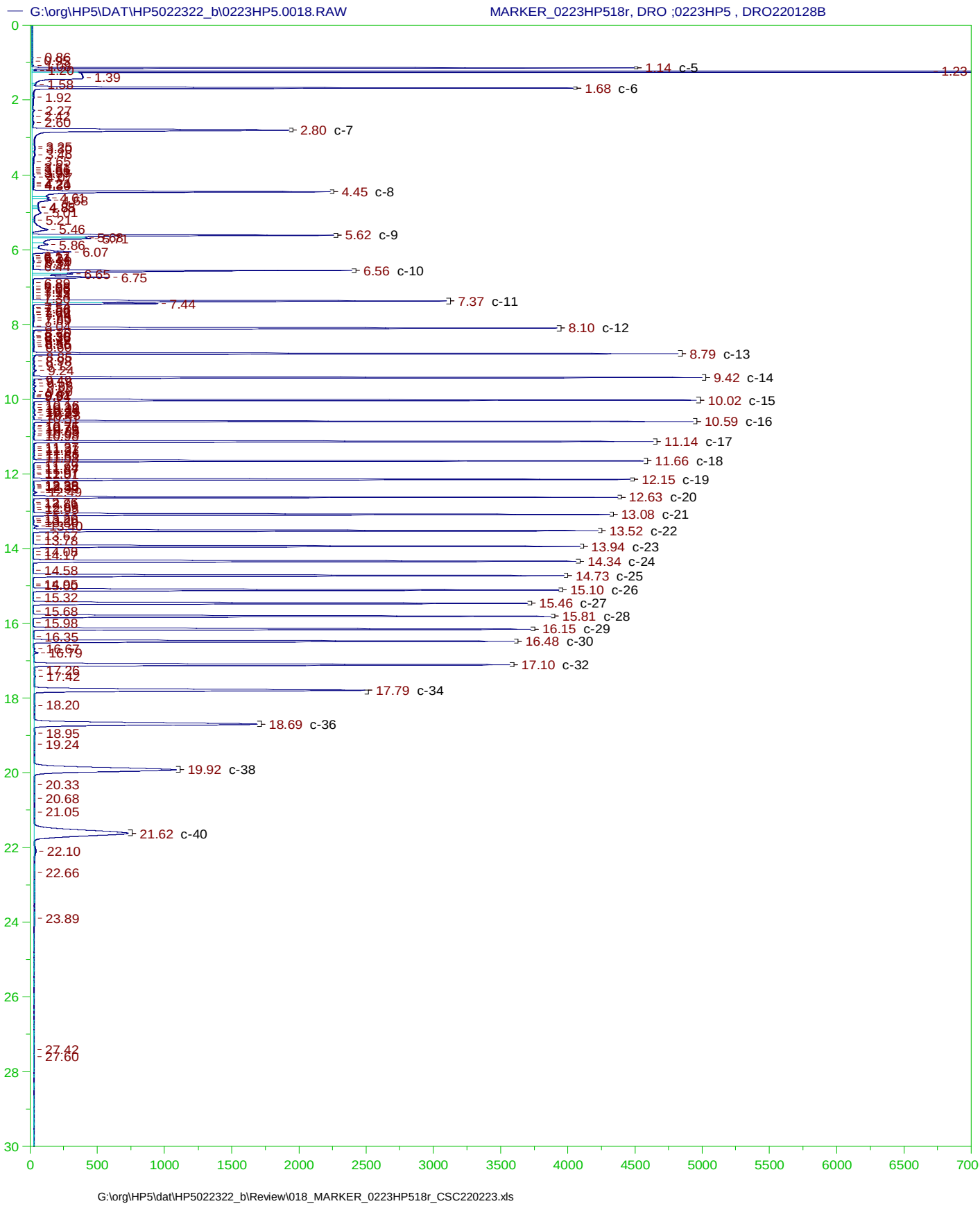
G:\org\HP5\DAT\HP5022322_b\0223HP5.0018.RAW
MARKER_0223HP518r, DRO ;0223HP5 , DRO220128B
1.14 c-5
1.23
1.39
1.58
1.68 c-6
1.92
2.27
2.47
2.60
2.80 c-7
4.45 c-8
4.61
4.68
5.21
5.46
5.62 c-9
5.86
6.07
6.56 c-10
6.65
6.75
7.37 c-11
7.44
8.10 c-12
8.79 c-13
9.42 c-14
10.02 c-15
10.59 c-16
11.14 c-17
11.66 c-18
12.15 c-19
12.63 c-20
13.08 c-21
13.52 c-22
13.94 c-23
14.34 c-24
14.58
14.73 c-25
15.10 c-26
15.32
15.46 c-27
15.68
15.81 c-28
15.98
16.15 c-29
16.35
16.48 c-30
16.67
16.79
17.10 c-32
17.26
17.42
17.79 c-34
18.20
18.69 c-36
18.95
19.24
19.92 c-38
20.33
20.68
21.05
21.62 c-40
22.10
22.66
23.89
27.42
27.60
0
500
1000
1500
2000
2500
3000
3500
4000
4500
5000
5500
6000
6500
700
G:\org\HP5\dat\HP5022322_b\Review\018_MARKER_0223HP518r_CSC220223.xls

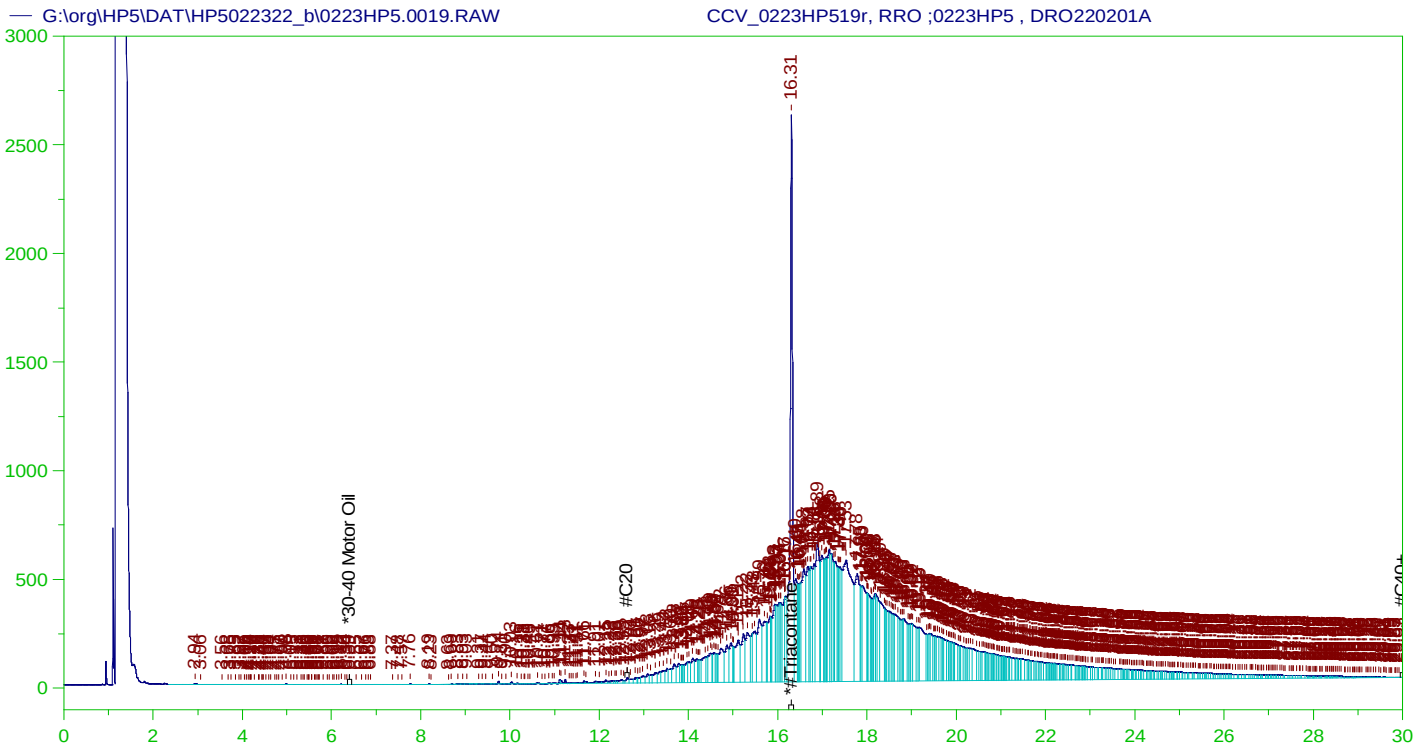

RESIDUAL RANGE ORGANICS CHROMATOGRAM
Sample Name: CCV_0223HP519r, RRO ;0223HP5 , DRO220201A
Raw File: G:\org\HP5\DAT\HP5022322_b\0223HP5.0019.RAW
Date & Time Acquired: 2/23/2022 10:15:14 PM
Method File: G:\Org\HP5\Methods\DC_ORO-BF-L%.MET
Calibration File: G:\Org\HP5\Cals\SW8015C_ORO220111Bf.CAL
Sample Weight: 1 Dilution: 1 S.A.: 1

Mean RF for for ~~Residual~~ TEH(Oil Range) Organics Calculations: 26424.55
Rt range for ~~Residual~~ TEH(Oil Range) Organics: 12.57 to 30.05

SURROGATE COMPOUND	RT	ACTUAL	MEASURED	%REC	
*#Triacontane	16.306	500.	336.984	67.4	-

~~RRO~~ TEH(Oil Range) Area:1.406763E+08 ~~RRO~~ TEH(Oil Range) AMOUNT: 5323.695

CONTINUING CALIBRATION REPORT: G:\org\HP5\DAT\HP5022322_b\0223HP5.0019.RAW

COMPOUND	ACTUAL(NG)	MEASURED(NG)	%RECOVERY	LIMITS
*30-40 Motor Oil	5000.	.045	.	75-125

SURROGATE COMPOUND	RT	ACTUAL	MEASURED	%REC	LIMITS
*#Triacontane	16.306	200.	336.984	168.49	75-125

JLB 02/28/2022

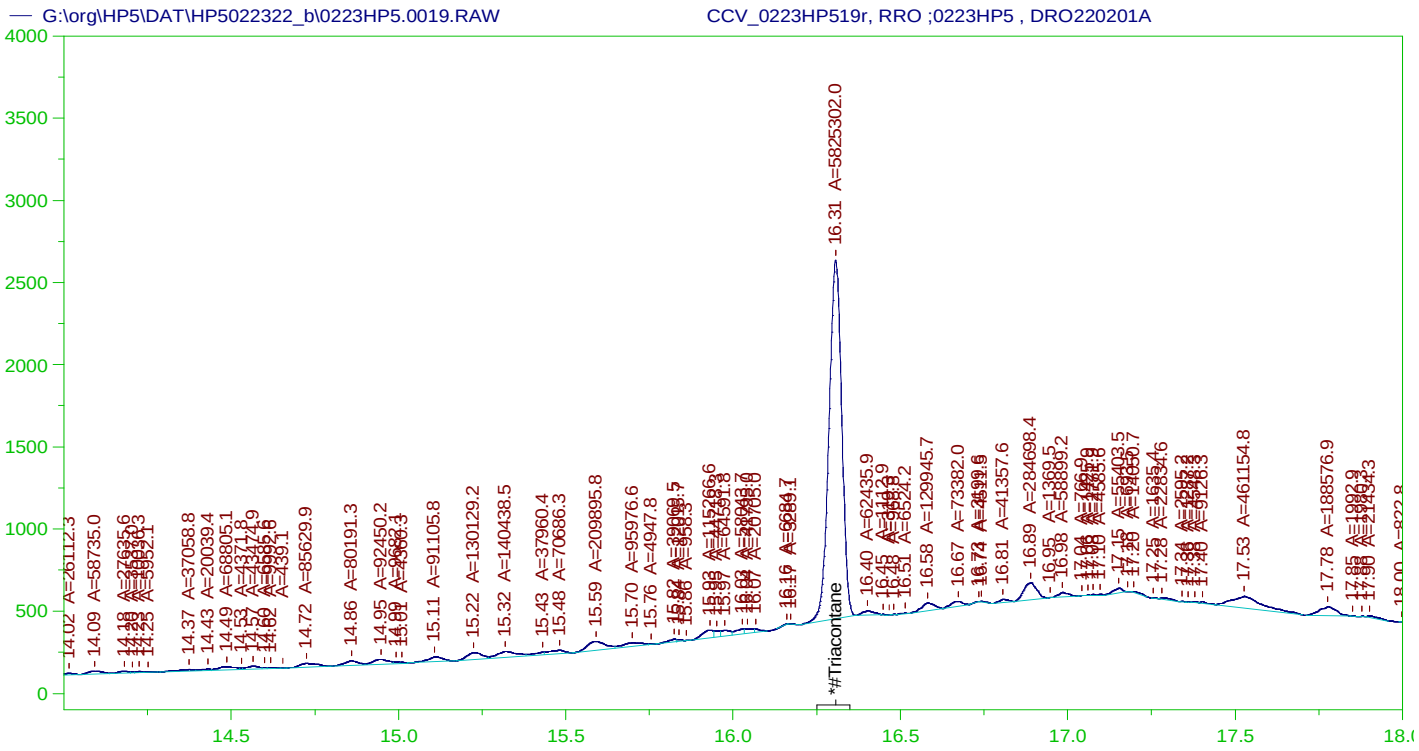

RESIDUAL RANGE ORGANICS CHROMATOGRAM
Sample Name: CCV_0223HP519r, RRO ;0223HP5 , DRO220201A
Raw File: G:\org\HP5\DAT\HP5022322_b\0223HP5.0019.RAW
Date & Time Acquired: 2/23/2022 10:15:14 PM
Method File: G:\Org\HP5\Methods\DS_ORO-BF-L%.MET
Calibration File: G:\Org\HP5\Cals\SW8015C_ORO220111Bf.CAL
Sample Weight: 1 Dilution: 1 S.A.: 1

Mean RF for for Residual Range Organics Calculations: 26424.55
Rt range for Residual Range Organics: 12.57 to 30.05

SURROGATE COMPOUND	RT	ACTUAL	MEASURED	%REC	
*#Triacontane	16.306	500.	196.561	39.31	-

RRO Area:3969923 RRO AMOUNT: 150.2362

CONTINUING CALIBRATION REPORT: G:\org\HP5\DAT\HP5022322_b\0223HP5.0019.RAW

COMPOUND	ACTUAL(NG)	MEASURED(NG)	%RECOVERY	LIMITS
*30-40 Motor Oil	5000.	.045	.	75-125

SURROGATE COMPOUND	RT	ACTUAL	MEASURED	%REC	LIMITS
*#Triacontane	16.306	200.	196.561	98.28	75-125

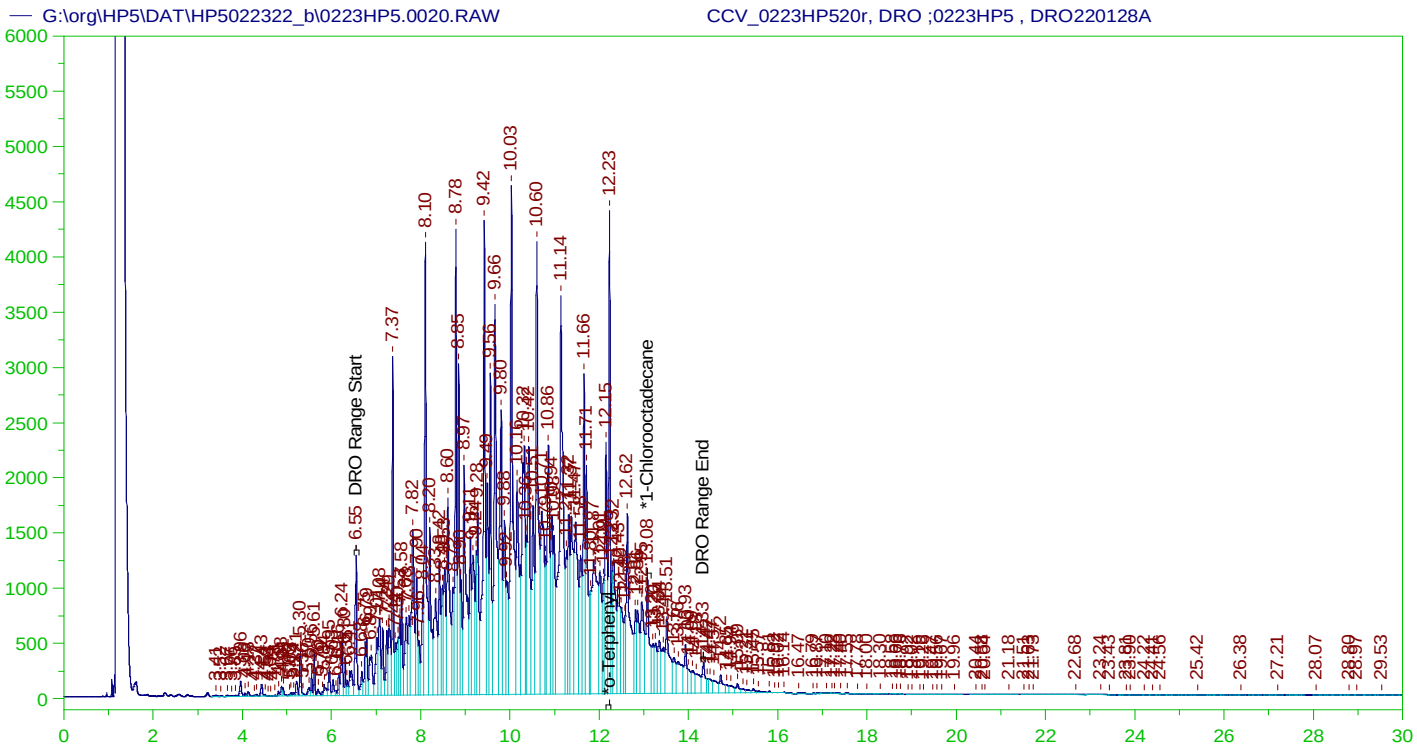

DIESEL RANGE ORGANICS CHROMATOGRAM REPORT
Sample Name: CCV_0223HP520r, DRO ;0223HP5 , DRO220128A
Raw File: G:\org\HP5\DAT\HP5022322_b\0223HP5.0020.RAW
Date & Time Acquired: 2/23/2022 10:58:15 PM
Method File: G:\Org\HP5\Methods\DC_8015-C24-JFb-L%.met
Calibration File: G:\Org\HP5\Cals\SW8015C_DRO220111JFb-C24.CAL
Sample Weight: 1 Dilution: 1 S.A.: 1

Mean RF for TEH: 32675.36
Rt range for Diesel Range Organics: 6.51 to 14.38

SURROGATE COMPOUND	RT	ACTUAL	MEASURED	%REC	
*o-Terphenyl	12.227	200.	296.758	148.38	-
*1-Chlorooctadecane	13.077	200.	150.689	75.34	-

DRO Area:4.526384E+08 DRO Amount: 13852.59
TEH Area:4.683899E+08 TEH Amount: 14334.65

CONTINUING CALIBRATION REPORT: G:\org\HP5\DAT\HP5022322_b\0223HP5.0020.RAW

COMPOUND	ACTUAL(NG)	MEASURED(NG)	%RECOVERY	LIMITS
TOTAL DRO	15000.	14334.65	95.56	85-115

SURROGATE COMPOUND	RT	ACTUAL	MEASURED	%REC	LIMITS
*o-Terphenyl	12.227	200.	296.758	148.38	85-115
*1-Chlorooctadecane	13.077	200.	150.689	75.34	85-115

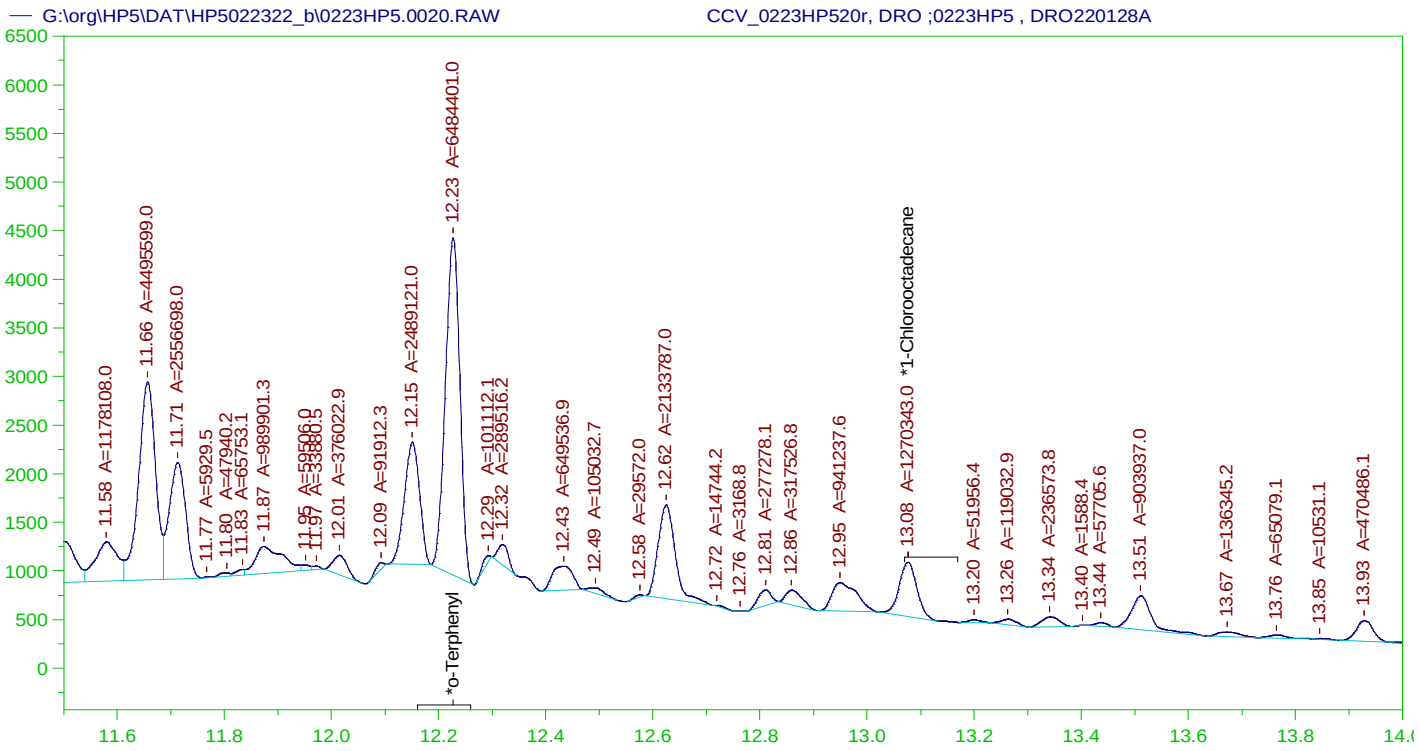

DIESEL RANGE ORGANICS CHROMATOGRAM REPORT
Sample Name: CCV_0223HP520r, DRO ;0223HP5 , DRO220128A
Raw File: G:\org\HP5\DAT\HP5022322_b\0223HP5.0020.RAW
Date & Time Acquired: 2/23/2022 10:58:15 PM
Method File: G:\Org\HP5\Methods\DS_8015-C24-JFb-L#.met
Calibration File: G:\Org\HP5\Cals\SW8015C_DRO220111JFb-C24.CAL
Sample Weight: 1 Dilution: 1 S.A.: 1

Mean RF for TEH: 32675.36
Rt range for Diesel Range Organics: 6.51 to 14.38

SURROGATE COMPOUND	RT	ACTUAL	MEASURED	%REC	
*o-Terphenyl	12.227	200.	175.93	87.96	-
*1-Chlorooctadecane	13.077	200.	34.466	17.23	-

DRO Area:2.34572E+08 DRO Amount: 7178.865
TEH Area:2.447862E+08 TEH Amount: 7491.461

CONTINUING CALIBRATION REPORT: G:\org\HP5\DAT\HP5022322_b\0223HP5.0020.RAW

COMPOUND	ACTUAL(NG)	MEASURED(NG)	%RECOVERY	LIMITS
TOTAL DRO	15000.	7491.46	49.94	85-115

SURROGATE COMPOUND	RT	ACTUAL	MEASURED	%REC	LIMITS
*o-Terphenyl	12.227	200.	175.93	87.96	85-115
*1-Chlorooctadecane	13.077	200.	34.466	17.23	85-115

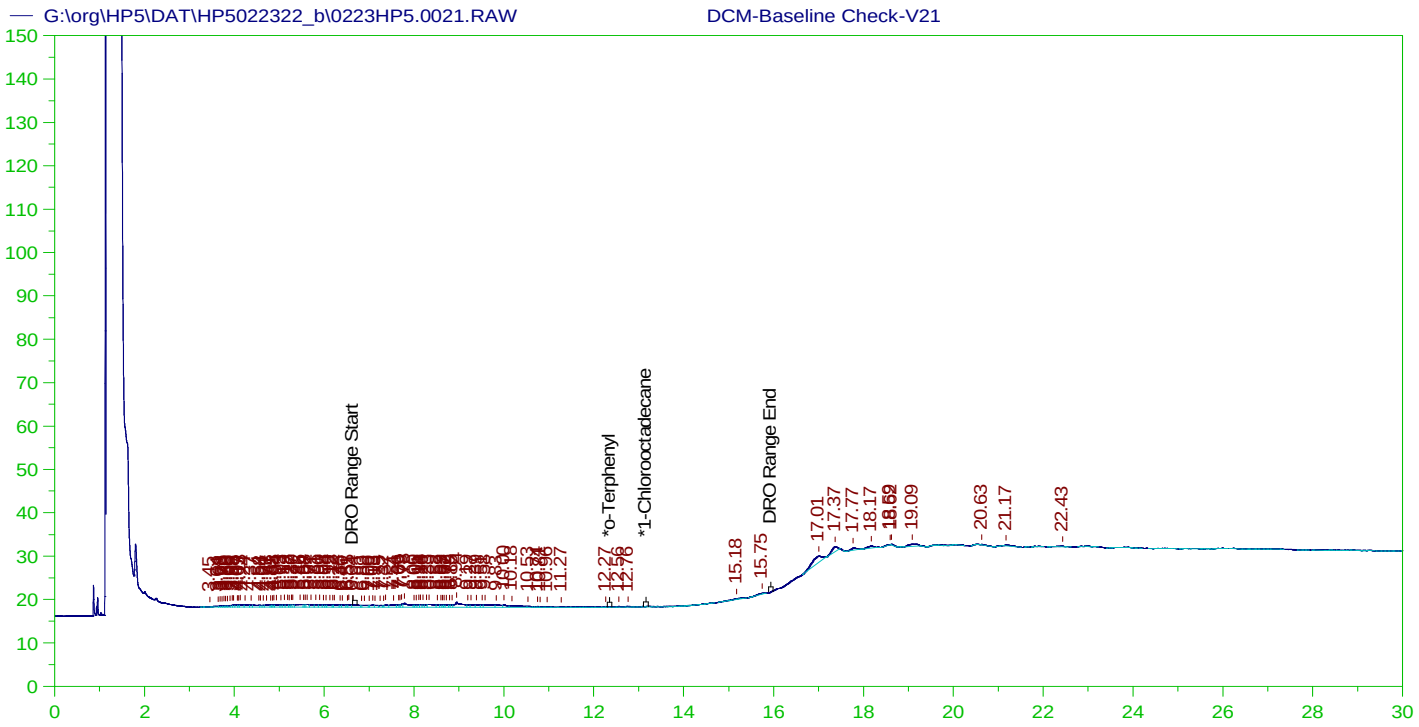

DIESEL RANGE ORGANICS CHROMATOGRAM REPORT
Sample Name: DCM-Baseline Check-V21
Raw File: G:\org\HP5\DAT\HP5022322_b\0223HP5.0021.RAW
Date & Time Acquired: 2/23/2022 11:41:11 PM
Method File: G:\Org\HP5\Methods\DR_8015-JA-LEXP.met
Calibration File: G:\Org\HP5\Cals\SW8015C_DRO220111JA.CAL
Sample Weight: 1 Dilution: 1 S.A.: 1

Mean RF for TEH: 32675.36
Rt range for Diesel Range Organics: 6.63 to 15.99

SURROGATE COMPOUND	RT	ACTUAL	MEASURED		%REC
*o-Terphenyl	29.981	200.	.	.	-
*1-Chlorooctadecane	29.981	200.	.	.	-

DRO Area:133013 DRO Amount: 4.070743
TEH Area:288966.9 TEH Amount: 8.843574

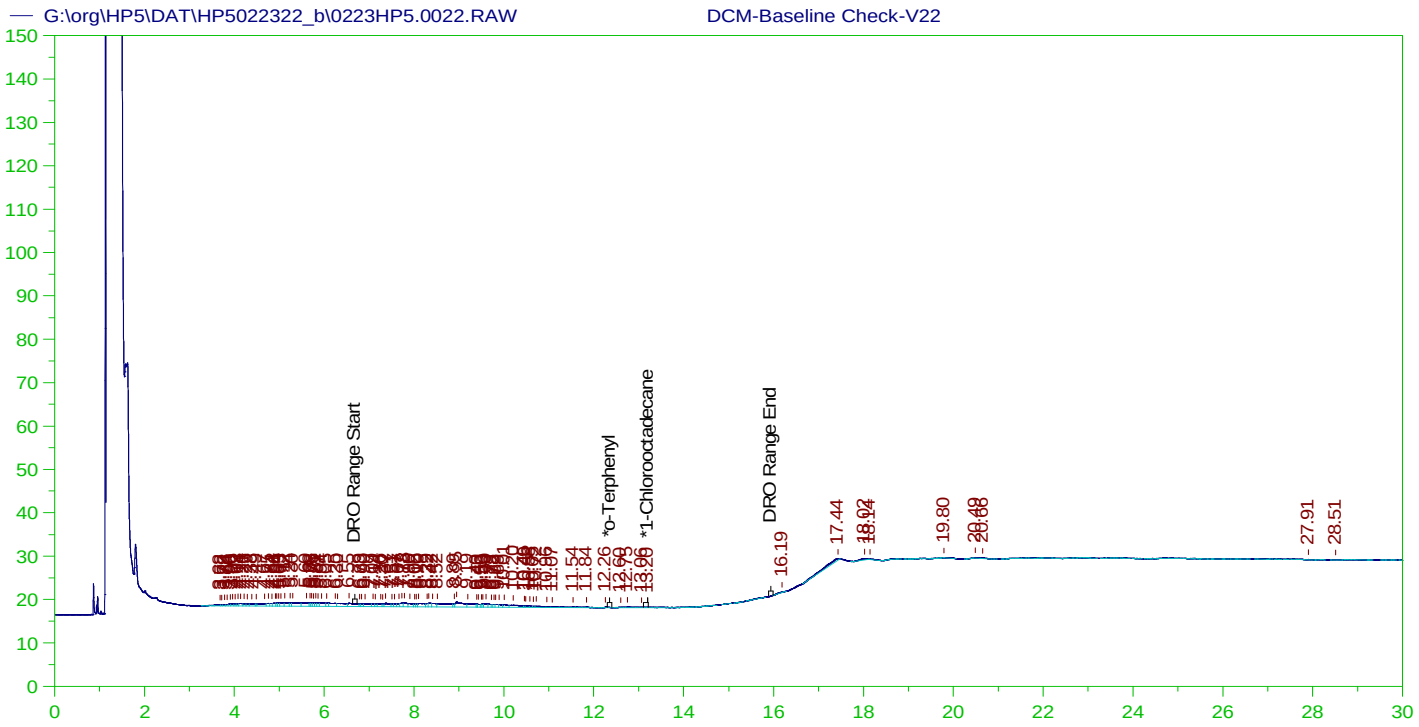

DIESEL RANGE ORGANICS CHROMATOGRAM REPORT
Sample Name: DCM-Baseline Check-V22
Raw File: G:\org\HP5\DAT\HP5022322_b\0223HP5.0022.RAW
Date & Time Acquired: 2/24/2022 12:24:11 AM
Method File: G:\Org\HP5\Methods\DR_8015-JA-LEXP.met
Calibration File: G:\Org\HP5\Cals\SW8015C_DRO220111JA.CAL
Sample Weight: 1 Dilution: 1 S.A.: 1

Mean RF for TEH: 32675.36
Rt range for Diesel Range Organics: 6.63 to 15.99

SURROGATE COMPOUND	RT	ACTUAL	MEASURED	%REC
*o-Terphenyl	29.94	200.	.	-
*1-Chlorooctadecane	13.2	200.	.014	.01 -

DRO Area:159834 DRO Amount: 4.891575
TEH Area:309844.9 TEH Amount: 9.482525

ERH2551 (RHMW2254-01 Bailer) Batch ID: 163927

G:\org\HP5\DAT\HP5022322_b\0223HP5.0023.RAW B22021435-022D ;0223HP5 , $HC-8015-DRO-W,

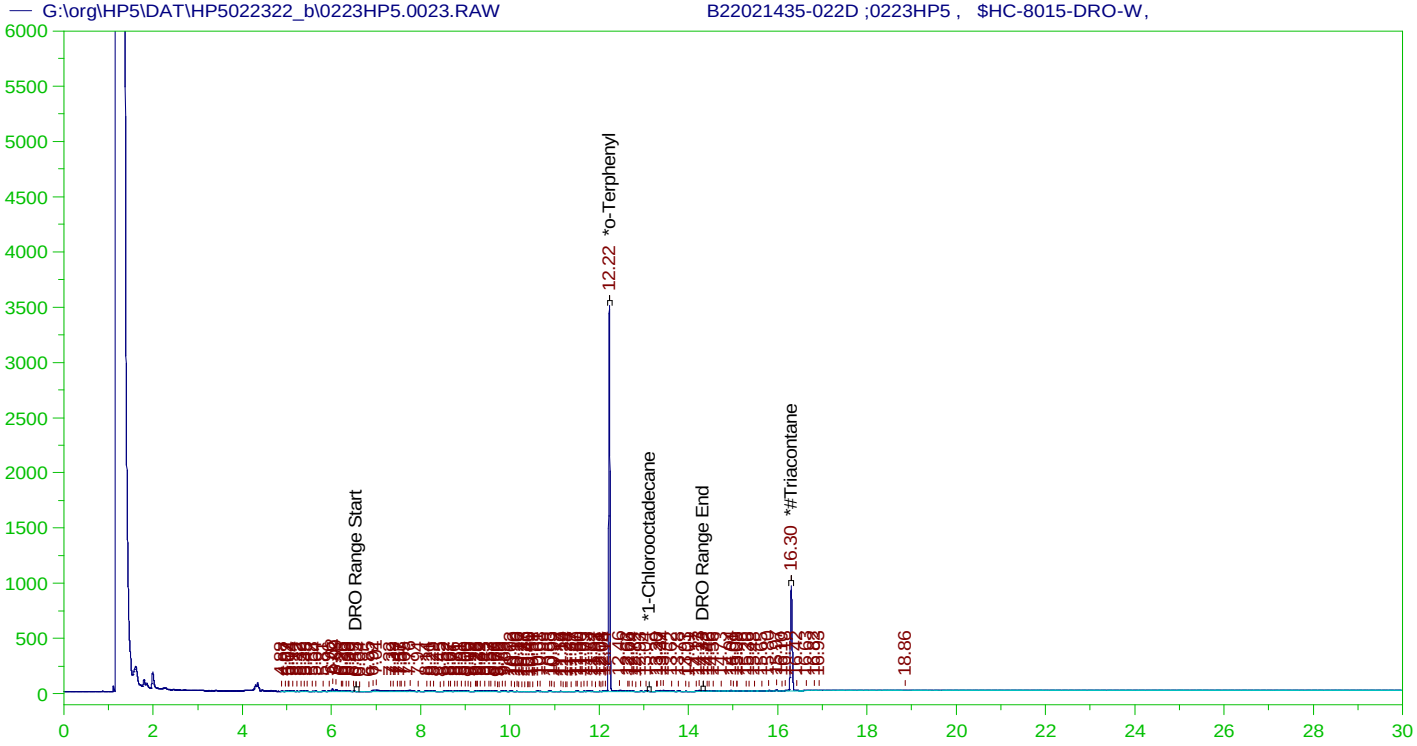

DIESEL RANGE ORGANICS CHROMATOGRAM REPORT

Sample Name: B22021435-022D ;0223HP5 , $HC-8015-DRO-W,
Raw File: G:\org\HP5\DAT\HP5022322_b\0223HP5.0023.RAW
Date & Time Acquired: 2/24/2022 1:07:07 AM
Method File: G:\Org\HP5\Methods\DR_8015-C24T-JFb-L%.met
Calibration File: G:\Org\HP5\Cals\SW8015C_DRO220111JFb-C24-T.CAL
Sample Weight: 1060 Dilution: 1 S.A.: 1

Mean RF for TEH: 32675.36
Rt range for Diesel Range Organics: 6.51 to 14.38

SURROGATE COMPOUND	RT	ACTUAL	MEASURED	%REC	
*o-Terphenyl	12.223	.189	.176	93.05	-
*1-Chlorooctadecane	29.989	.189	.	.	-
*#Triacontane	16.302	.189	.081	42.78	-

DRO Area:685565.2 DRO Amount: 0.0197935
TEH Area:1123990 TEH Amount: 3.245162E-02

ERH2551 (RHMW2254-01 Bailer) Batch ID: 163927

G:\org\HP5\DAT\HP5022322_b\0223HP5.0023.RAW B22021435-022D ;0223HP5 , $HC-8015-DRO-W,

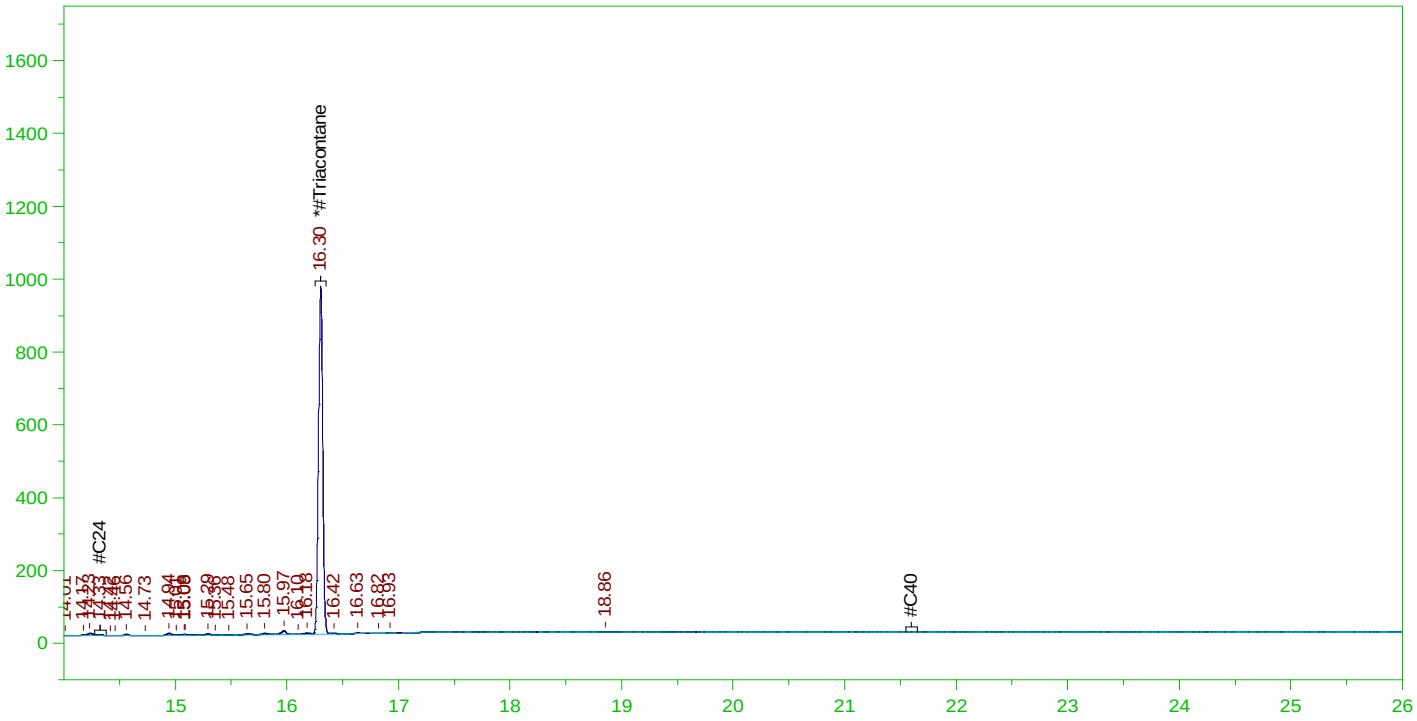

RESIDUAL RANGE ORGANICS CHROMATOGRAM

Sample Name: B22021435-022D ;0223HP5 , $HC-8015-DRO-W,
Raw File: G:\org\HP5\DAT\HP5022322_b\0223HP5.0023.RAW
Date & Time Acquired: 2/24/2022 1:07:07 AM
Method File: G:\Org\HP5\Methods\DR_OROS-BF-L%.MET
Calibration File: G:\Org\HP5\Cals\SW8015C_ORO220111BF_SAMP.CAL
Sample Weight: 1060 Dilution: 1 S.A.: 1

Mean RF for for Residual Range Organics Calculations: 26424.55
Rt range for Residual Range Organics: 14.28 to 21.65

SURROGATE COMPOUND	RT	ACTUAL	MEASURED	%REC	
*#Triacontane	16.302	.472	.081	17.11	-

RRO Area:151105.1 RRO AMOUNT: 5.39468E-03

ERH2551 (RHMW2254-01 Bailer) Batch ID: 163927

G:\org\HP5\DAT\HP5022322_b\0223HP5.0023.RAW B22021435-022D ;0223HP5 , $HC-8015-DRO-W,

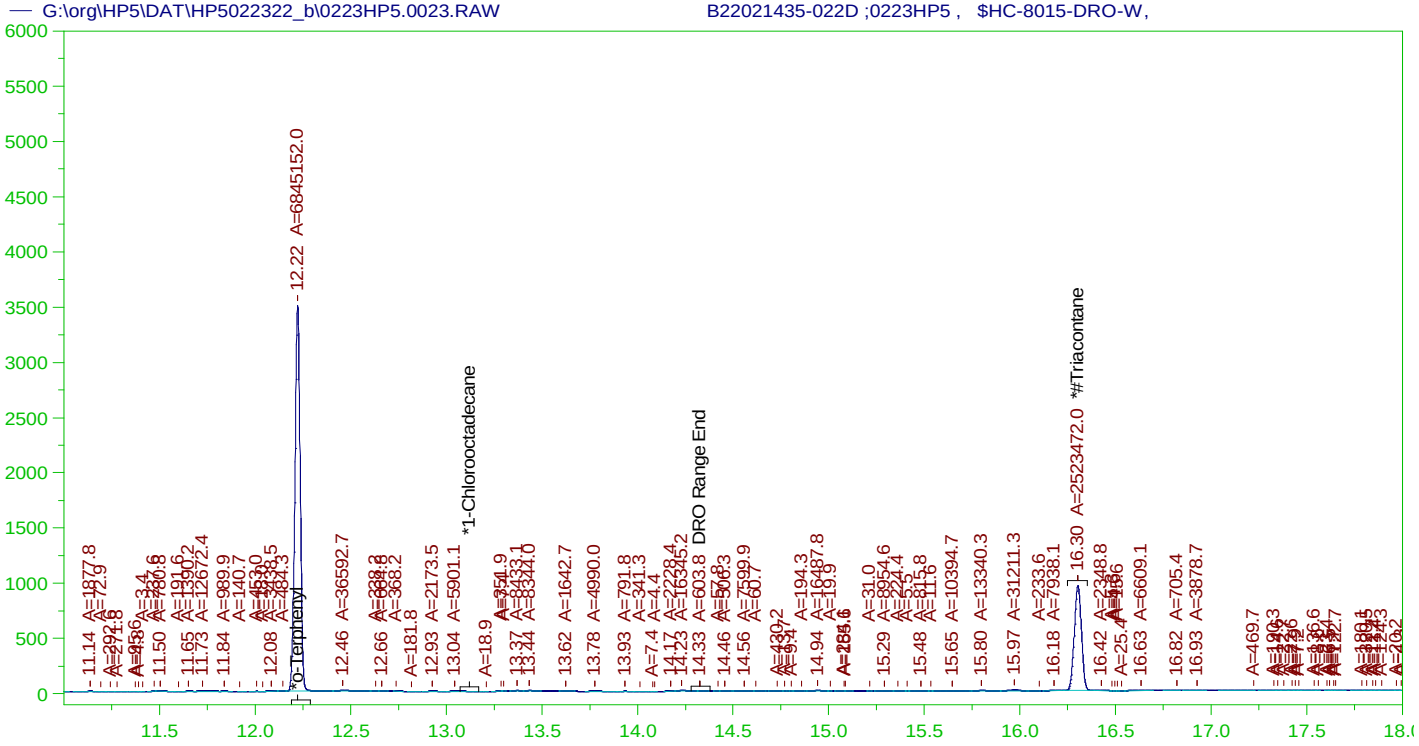

DIESEL RANGE ORGANICS CHROMATOGRAM REPORT
Sample Name: B22021435-022D ;0223HP5 , $HC-8015-DRO-W,
Raw File: G:\org\HP5\DAT\HP5022322_b\0223HP5.0023.RAW
Date & Time Acquired: 2/24/2022 1:07:07 AM
Method File: G:\Org\HP5\Methods\DS_8015-C24T-JFb-L#.met
Calibration File: G:\Org\HP5\Cals\SW8015C_DRO220111JFb-C24-T.CAL
Sample Weight: 1060 Dilution: 1 S.A.: 1

Mean RF for TEH: 32675.36
Rt range for Diesel Range Organics: 6.51 to 14.38

SURROGATE COMPOUND	RT	ACTUAL	MEASURED	%REC	
*o-Terphenyl	12.223	.189	.175	92.86	-
*1-Chlorooctadecane	29.989	.189	.	.	-
*#Triacontane	16.302	.189	.08	42.57	-

DRO Area:549199.9 DRO Amount: 1.585639E-02
TEH Area:1549310 TEH Amount: 4.473136E-02

ERH2555 (Sump Audit 3) Batch ID: 163927

G:\org\HP5\DAT\HP5022322_b\0223HP5.0024.RAW B22021435-032D ;0223HP5 , $HC-8015-DRO-W,

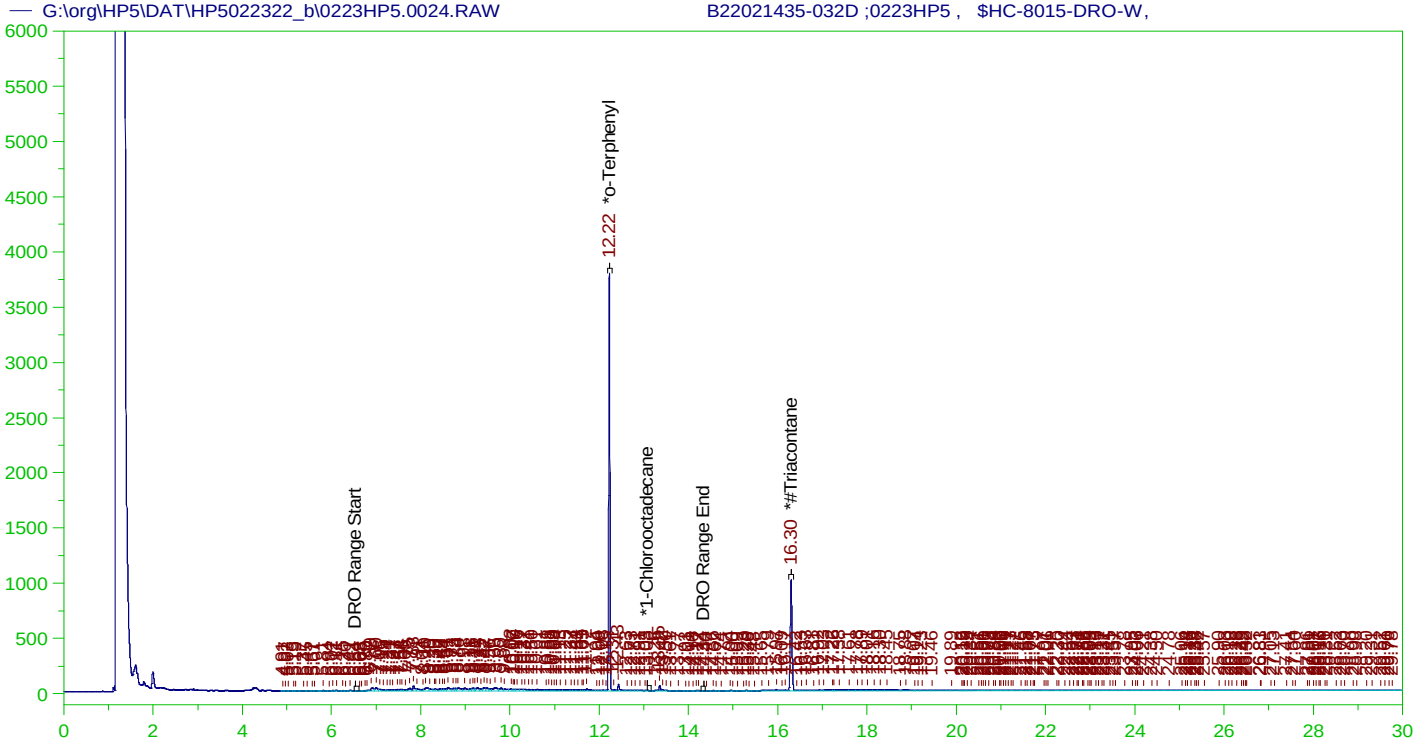

DIESEL RANGE ORGANICS CHROMATOGRAM REPORT

Sample Name: B22021435-032D ;0223HP5 , $HC-8015-DRO-W,
Raw File: G:\org\HP5\DAT\HP5022322_b\0223HP5.0024.RAW
Date & Time Acquired: 2/24/2022 1:50:09 AM
Method File: G:\Org\HP5\Methods\D3_8015-C24T-JFb-L%.met
Calibration File: G:\Org\HP5\Cals\SW8015C_DRO220111JFb-C24-T.CAL
Sample Weight: 1050 Dilution: 1 S.A.: 1

Mean RF for TEH: 32675.36
Rt range for Diesel Range Organics: 6.51 to 14.38

SURROGATE COMPOUND	RT	ACTUAL	MEASURED	%REC	
*o-Terphenyl	12.222	.19	.188	98.68	-
*1-Chlorooctadecane	13.078	.19	.	.26	-
*#Triacontane	16.299	.19	.087	45.57	-

DRO Area:6288002 DRO Amount: 0.1832749
TEH Area:9732279 TEH Amount: 0.2836644

ERH2555 (Sump Audit 3) Batch ID: 163927

G:\org\HP5\DAT\HP5022322_b\0223HP5.0024.RAW B22021435-032D ;0223HP5 , $HC-8015-DRO-W,

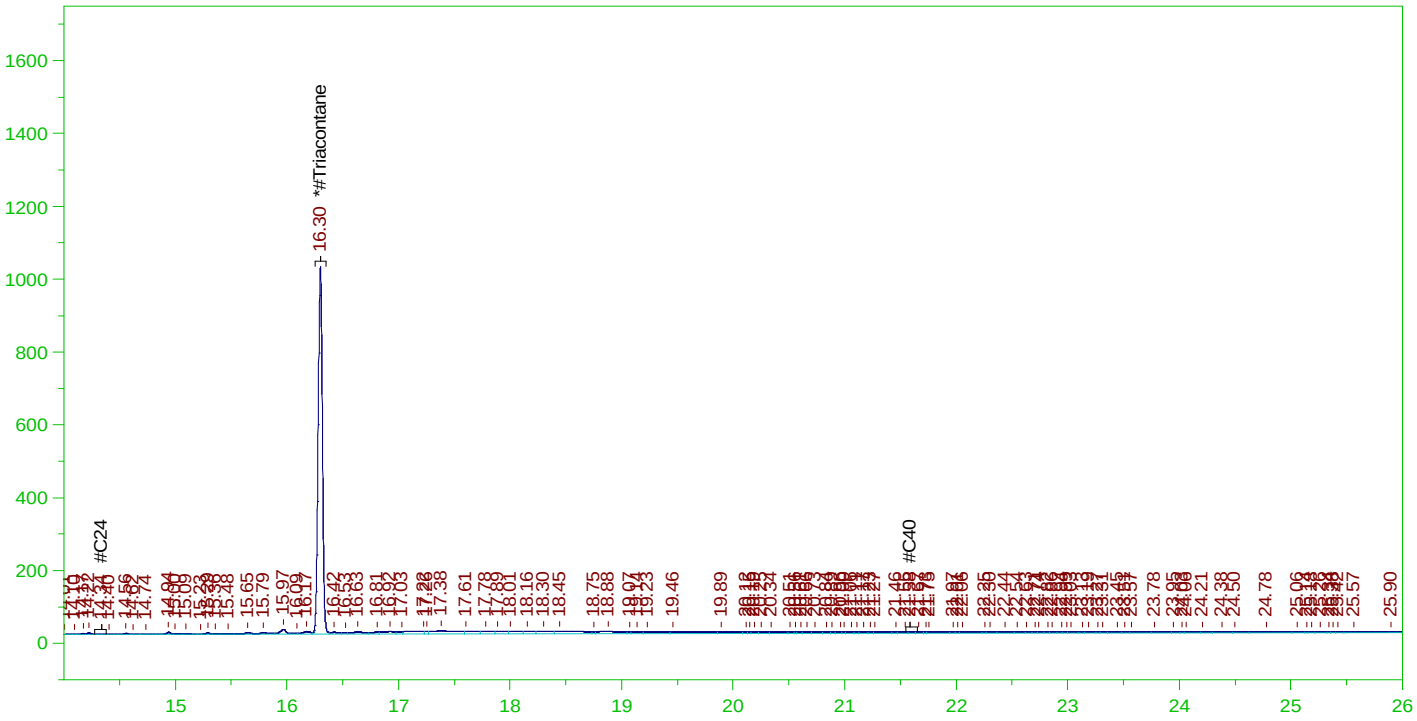

RESIDUAL RANGE ORGANICS CHROMATOGRAM

Sample Name: B22021435-032D ;0223HP5 , $HC-8015-DRO-W,
Raw File: G:\org\HP5\DAT\HP5022322_b\0223HP5.0024.RAW
Date & Time Acquired: 2/24/2022 1:50:09 AM
Method File: G:\Org\HP5\Methods\D3_OROS-BF-L%.MET
Calibration File: G:\Org\HP5\Cals\SW8015C_ORO220111BF_SAMP.CAL
Sample Weight: 1050 Dilution: 1 S.A.: 1

Mean RF for for Residual Range Organics Calculations: 26424.55
Rt range for Residual Range Organics: 14.28 to 21.65

SURROGATE COMPOUND	RT	ACTUAL	MEASURED	%REC	
*#Triacontane	16.299	.476	.087	18.23	-

RRO Area:2175531 RRO AMOUNT: 7.840945E-02

ERH2555 (Sump Audit 3) Batch ID: 163927

G:\org\HP5\DAT\HP5022322_b\0223HP5.0024.RAW B22021435-032D ;0223HP5 , $HC-8015-DRO-W,

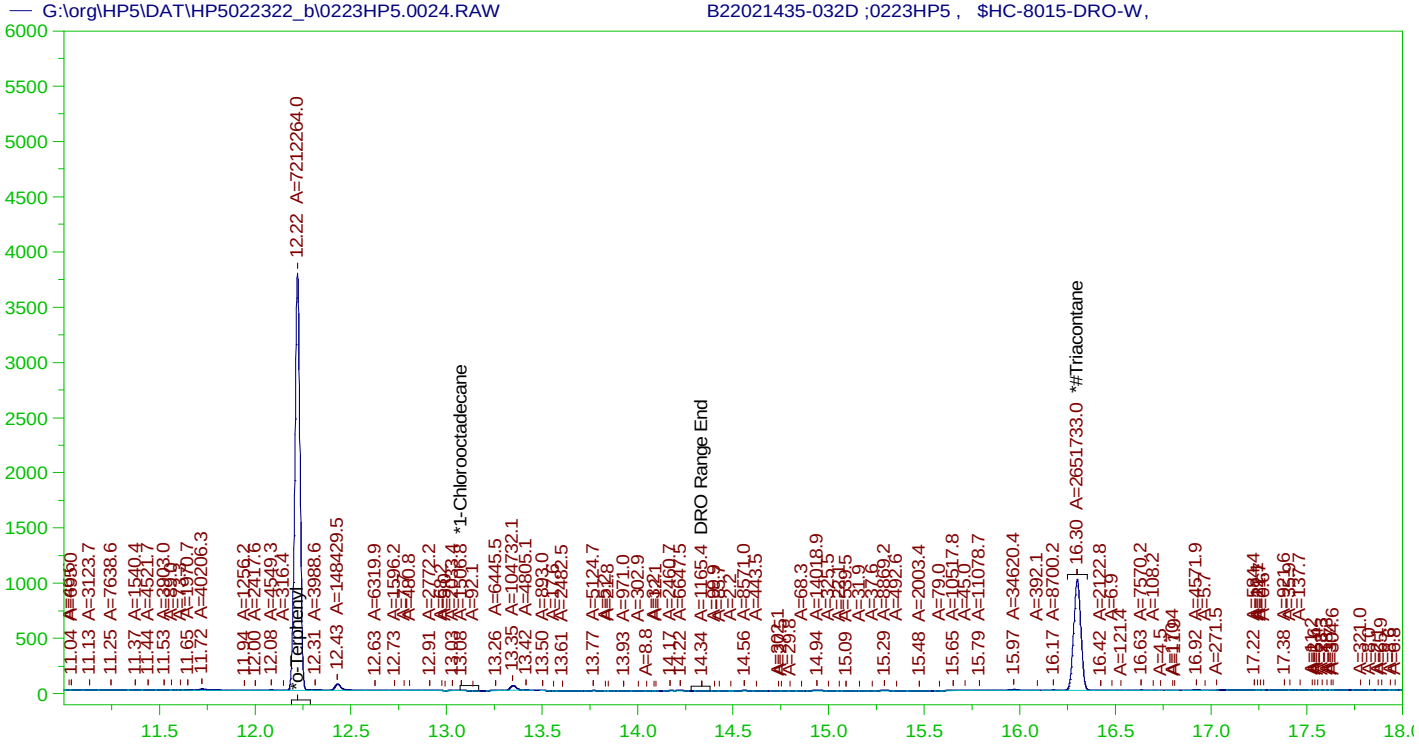

DIESEL RANGE ORGANICS CHROMATOGRAM REPORT

Sample Name: B22021435-032D ;0223HP5 , $HC-8015-DRO-W,
Raw File: G:\org\HP5\DAT\HP5022322_b\0223HP5.0024.RAW
Date & Time Acquired: 2/24/2022 1:50:09 AM
Method File: G:\Org\HP5\Methods\DS_8015-C24T-JFb-L#.met
Calibration File: G:\Org\HP5\Cals\SW8015C_DRO220111JFb-C24-T.CAL
Sample Weight: 1050 Dilution: 1 S.A.: 1

Mean RF for TEH: 32675.36
Rt range for Diesel Range Organics: 6.51 to 14.38

SURROGATE COMPOUND	RT	ACTUAL	MEASURED	%REC	
*o-Terphenyl	12.222	.19	.186	97.84	-
*1-Chlorooctadecane	13.078	.19	.	.02	-
*#Triacontane	16.299	.19	.085	44.74	-

DRO Area:3700968 DRO Amount: 0.1078712
TEH Area:4458493 TEH Amount: 0.1299506

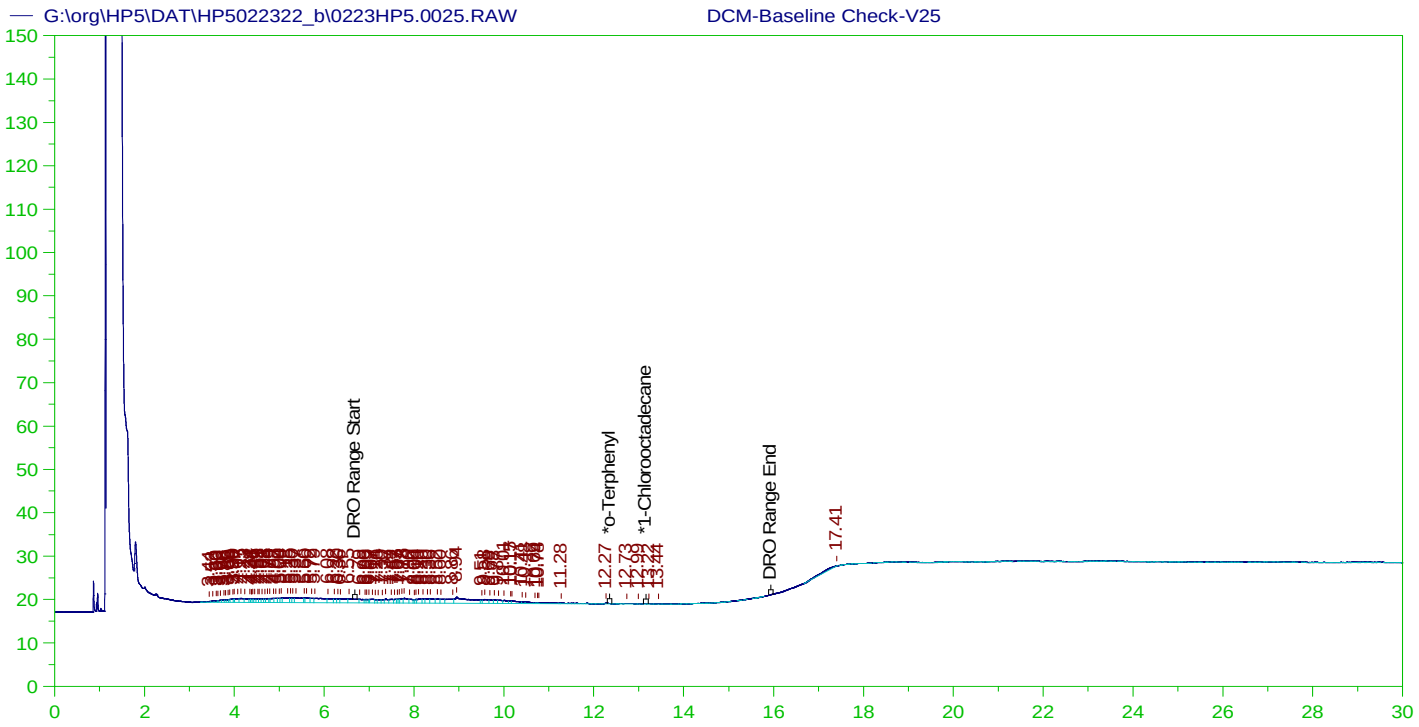

DIESEL RANGE ORGANICS CHROMATOGRAM REPORT
Sample Name: DCM-Baseline Check-V25
Raw File: G:\org\HP5\DAT\HP5022322_b\0223HP5.0025.RAW
Date & Time Acquired: 2/24/2022 2:33:05 AM
Method File: G:\Org\HP5\Methods\DR_8015-JA-LEXP.met
Calibration File: G:\Org\HP5\Cals\SW8015C_DRO220111JA.CAL
Sample Weight: 1 Dilution: 1 S.A.: 1

Mean RF for TEH: 32675.36
Rt range for Diesel Range Organics: 6.63 to 15.99

SURROGATE COMPOUND	RT	ACTUAL	MEASURED		%REC
*o-Terphenyl	29.953	200.	.	.	-
*1-Chlorooctadecane	29.953	200.	.	.	-

DRO Area:199588.4 DRO Amount: 6.108224
TEH Area:379623.3 TEH Amount: 11.61803

ERH2013 (RHMW08) Batch ID: 163927

G:\org\HP5\DAT\HP5022322_b\0223HP5.0026.RAW B21120381-005E ;0223HP5 , $HC-8015-DRO-W, RX

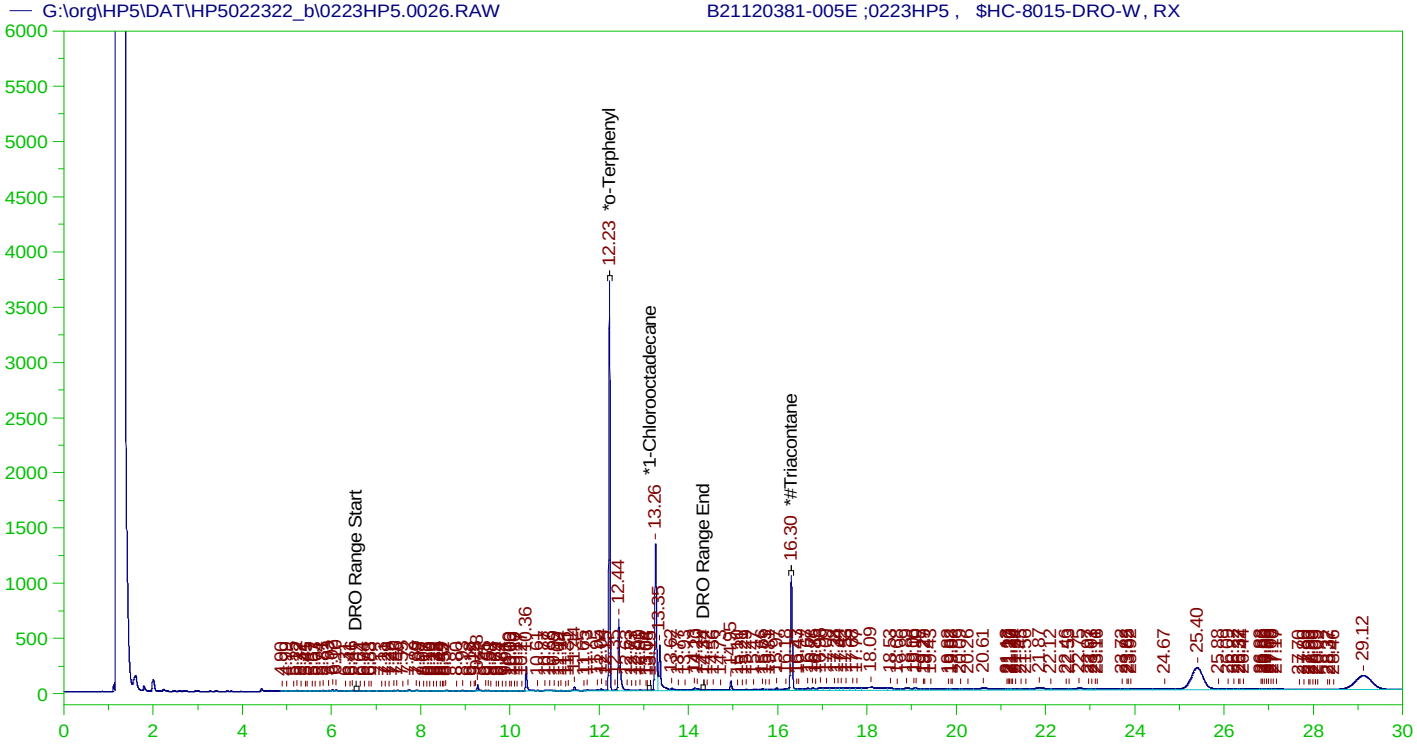

DIESEL RANGE ORGANICS CHROMATOGRAM REPORT

Sample Name: B21120381-005E ;0223HP5 , $HC-8015-DRO-W, RX
Raw File: G:\org\HP5\DAT\HP5022322_b\0223HP5.0026.RAW
Date & Time Acquired: 2/24/2022 3:16:09 AM
Method File: G:\Org\HP5\Methods\D3_8015-C24T-JFb-L%.met
Calibration File: G:\Org\HP5\Cals\SW8015C_DRO220111JFb-C24-T.CAL
Sample Weight: 1020 Dilution: 1 S.A.: 1

Mean RF for TEH: 32675.36
Rt range for Diesel Range Organics: 6.51 to 14.38

SURROGATE COMPOUND	RT	ACTUAL	MEASURED	%REC	
*o-Terphenyl	12.226	.196	.192	98.09	-
*1-Chlorooctadecane	13.148	.196	.	.06	-
*#Triacontane	16.303	.196	.095	48.38	-

DRO Area:9301341 DRO Amount: 0.2790776
TEH Area:2.595606E+07 TEH Amount: 0.7787862

ERH2013 (RHMW08) Batch ID: 163927

G:\org\HP5\DAT\HP5022322_b\0223HP5.0026.RAW B21120381-005E ;0223HP5 , $HC-8015-DRO-W, RX

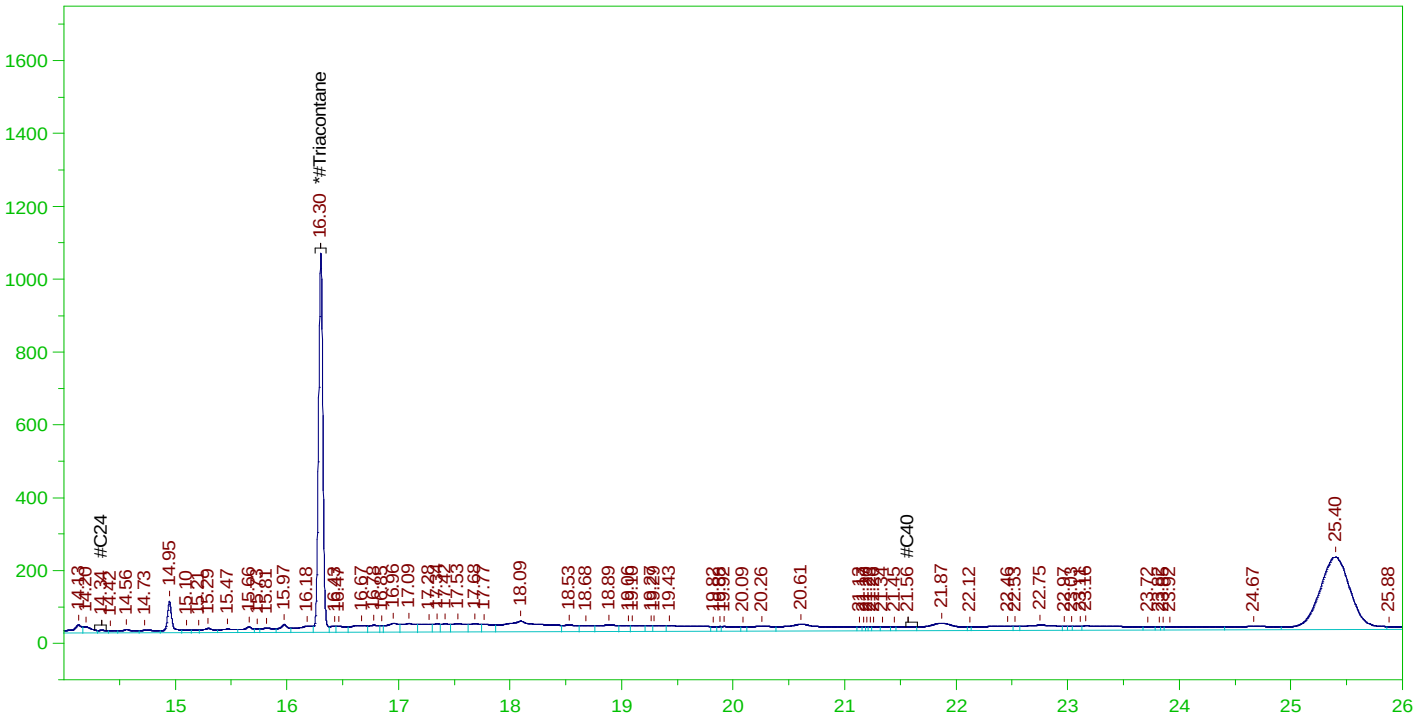

RESIDUAL RANGE ORGANICS CHROMATOGRAM

Sample Name: B21120381-005E ;0223HP5 , $HC-8015-DRO-W, RX
Raw File: G:\org\HP5\DAT\HP5022322_b\0223HP5.0026.RAW
Date & Time Acquired: 2/24/2022 3:16:09 AM
Method File: G:\Org\HP5\Methods\D3_OROS-BF-L%.MET
Calibration File: G:\Org\HP5\Cals\SW8015C_ORO220111BF_SAMP.CAL
Sample Weight: 1020 Dilution: 1 S.A.: 1

Mean RF for for Residual Range Organics Calculations: 26424.55
Rt range for Residual Range Organics: 14.28 to 21.65

SURROGATE COMPOUND	RT	ACTUAL	MEASURED	%REC	
*#Triacontane	16.303	.49	.095	19.35	-

RRO Area:6511276 RRO AMOUNT: 0.2415785

ERH2013 (RHMW08) Batch ID: 163927

G:\org\HP5\DAT\HP5022322_b\0223HP5.0026.RAW B21120381-005E ;0223HP5 , $HC-8015-DRO-W, RX

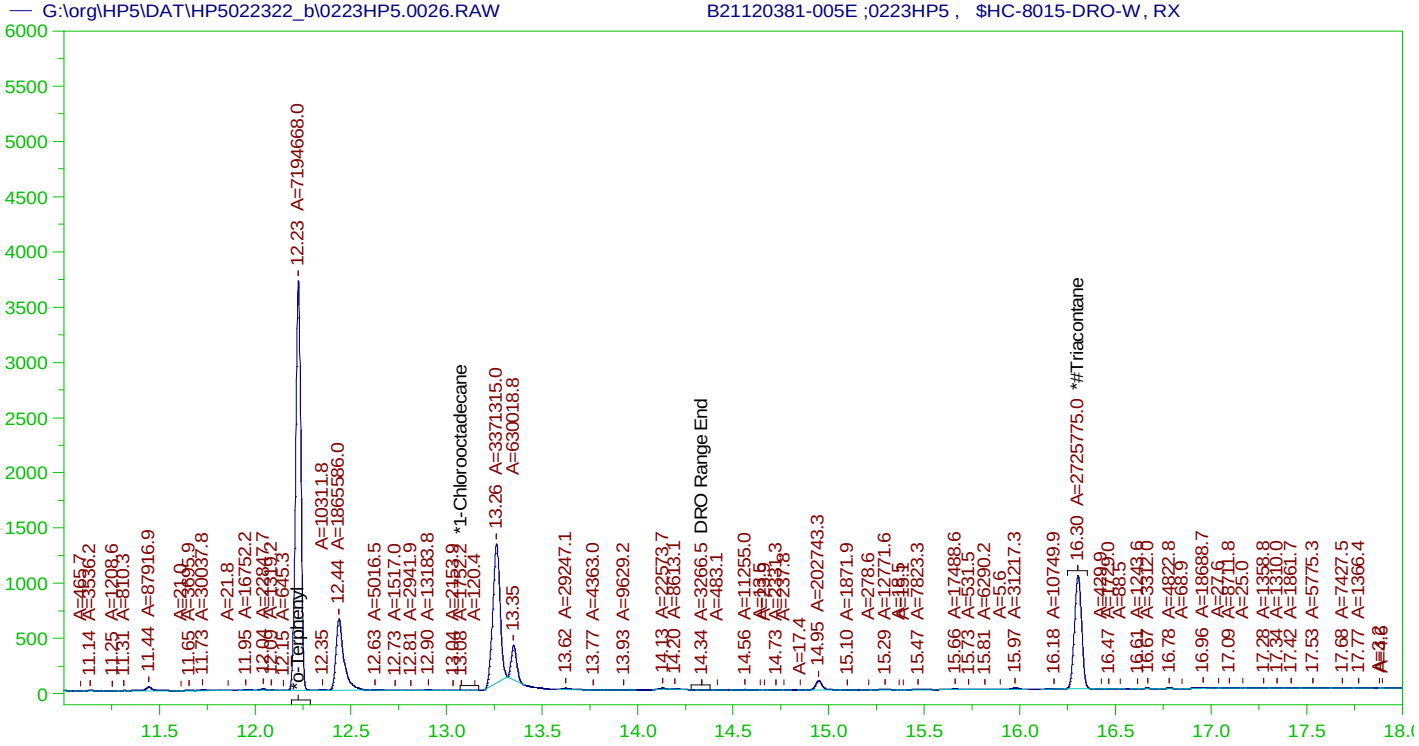

DIESEL RANGE ORGANICS CHROMATOGRAM REPORT

Sample Name: B21120381-005E ;0223HP5 , $HC-8015-DRO-W, RX
Raw File: G:\org\HP5\DAT\HP5022322_b\0223HP5.0026.RAW
Date & Time Acquired: 2/24/2022 3:16:09 AM
Method File: G:\Org\HP5\Methods\DS_8015-C24T-JFb-L#.met
Calibration File: G:\Org\HP5\Cals\SW8015C_DRO220111JFb-C24-T.CAL
Sample Weight: 1020 Dilution: 1 S.A.: 1

Mean RF for TEH: 32675.36
Rt range for Diesel Range Organics: 6.51 to 14.38

SURROGATE COMPOUND	RT	ACTUAL	MEASURED	%REC	
*o-Terphenyl	12.226	.196	.191	97.6	-
*1-Chlorooctadecane	13.08	.196	.	.02	-
*#Triacontane	16.303	.196	.09	45.99	-

DRO Area:7230102 DRO Amount: 0.2169321
TEH Area:1.178664E+07 TEH Amount: 0.3536465

ERH2014 (RHMW08) Batch ID: 163927

G:\org\HP5\DAT\HP5022322_b\0223HP5.0027.RAW B21120381-006E ;0223HP5 , $HC-8015-DRO-W, RX

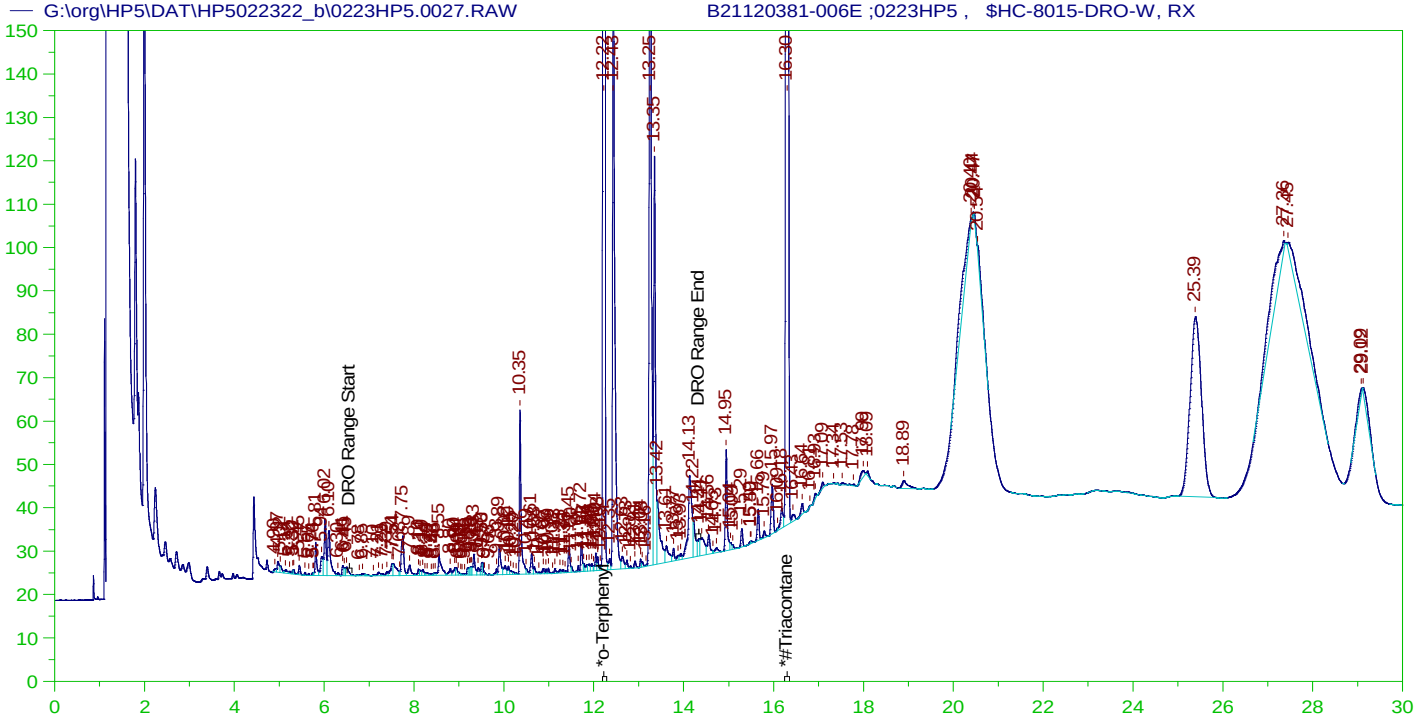

DIESEL RANGE ORGANICS CHROMATOGRAM REPORT

Sample Name: B21120381-006E ;0223HP5 , $HC-8015-DRO-W, RX
Raw File: G:\org\HP5\DAT\HP5022322_b\0223HP5.0027.RAW
Date & Time Acquired: 2/24/2022 3:59:07 AM
Method File: G:\Org\HP5\Methods\DR_8015-C24T-JF-L0.met
Calibration File: G:\Org\HP5\Cals\SW8015C_DRO220111JF-C24-T.CAL
Sample Weight: 1000 Dilution: 1 S.A.: 1

Mean RF for TEH: 32675.36
Rt range for Diesel Range Organics: 6.51 to 16.35

SURROGATE COMPOUND	RT	ACTUAL	MEASURED	%REC	
*o-Terphenyl	12.225	.2	.194	97.12	-
*#Triacontane	16.303	.2	.092	46.02	-

DRO Area:5111198 DRO Amount: 0.1564236
TEH Area:3942016 TEH Amount: 0.1206418

ERH2410 (RHMW12A)

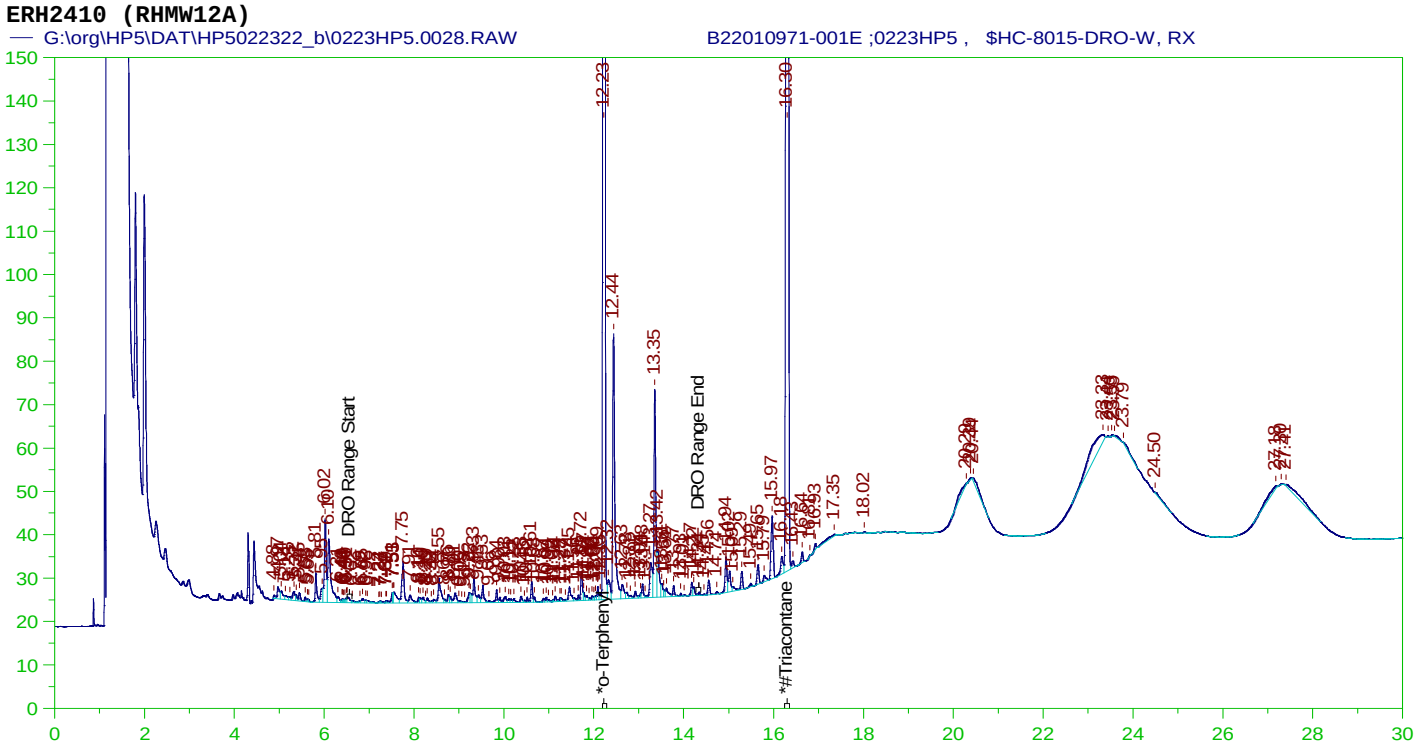

DIESEL RANGE ORGANICS CHROMATOGRAM REPORT

Sample Name: B22010971-001E ;0223HP5 , $HC-8015-DRO-W, RX
Raw File: G:\org\HP5\DAT\HP5022322_b\0223HP5.0028.RAW
Date & Time Acquired: 2/24/2022 4:42:02 AM
Method File: G:\Org\HP5\Methods\DR_8015-C24T-JF-L0.met
Calibration File: G:\Org\HP5\Cals\SW8015C_DRO220111JF-C24-T.CAL
Sample Weight: 990 Dilution: 1 S.A.: 1

Mean RF for TEH: 32675.36
Rt range for Diesel Range Organics: 6.51 to 16.35

SURROGATE COMPOUND	RT	ACTUAL	MEASURED	%REC	
*o-Terphenyl	12.225	.202	.195	96.52	-
*#Triacontane	16.303	.202	.092	45.54	-

DRO Area:3679557 DRO Amount: 0.113747
TEH Area:1419776 TEH Amount: 4.388986E-02

ERH2420 (RHMW19)

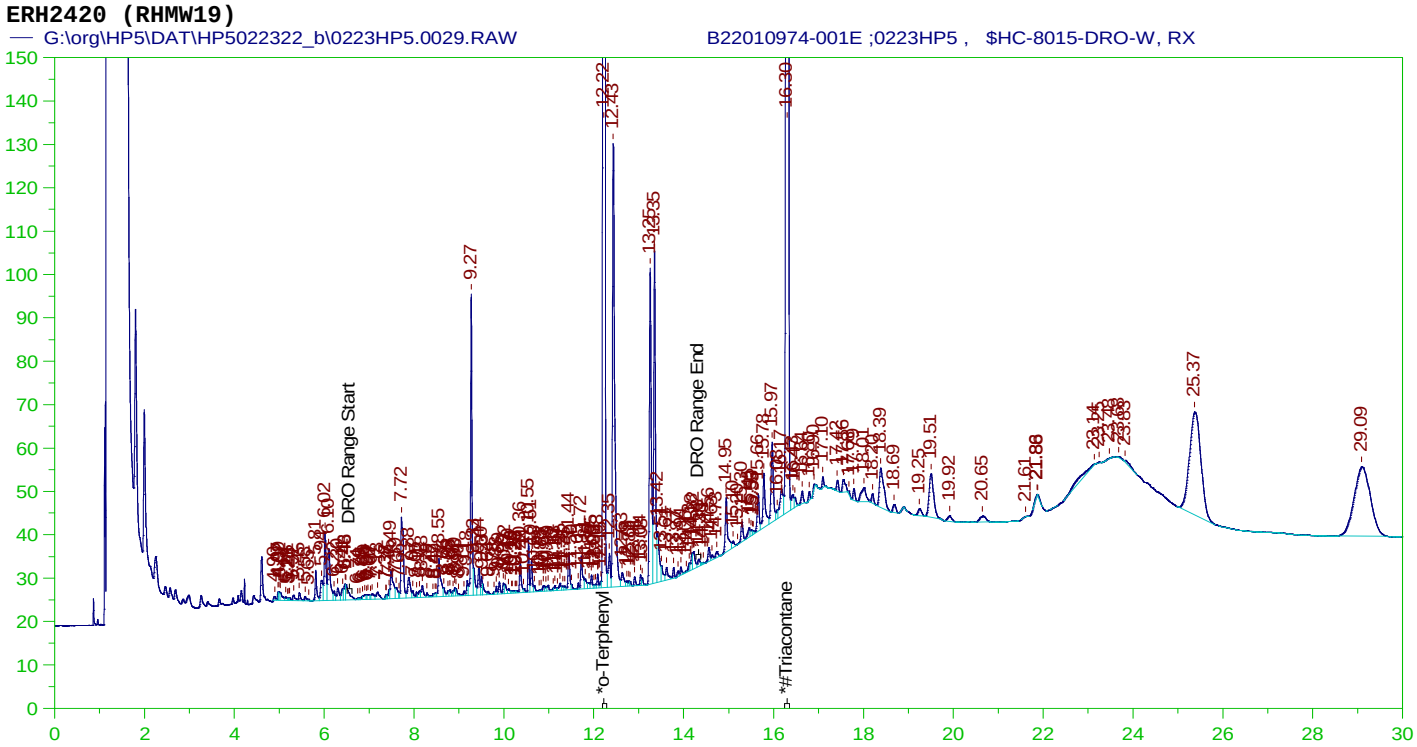

DIESEL RANGE ORGANICS CHROMATOGRAM REPORT

Sample Name: B22010974-001E ;0223HP5 , $HC-8015-DRO-W, RX
Raw File: G:\org\HP5\DAT\HP5022322_b\0223HP5.0029.RAW
Date & Time Acquired: 2/24/2022 5:25:00 AM
Method File: G:\Org\HP5\Methods\DR_8015-C24T-JF-L0.met
Calibration File: G:\Org\HP5\Cals\SW8015C_DRO220111JF-C24-T.CAL
Sample Weight: 1020 Dilution: 1 S.A.: 1

Mean RF for TEH: 32675.36
Rt range for Diesel Range Organics: 6.51 to 16.35

SURROGATE COMPOUND	RT	ACTUAL	MEASURED	%REC	
*o-Terphenyl	12.224	.196	.198	101.14	-
*#Triacontane	16.304	.196	.091	46.63	-

DRO Area:4660337 DRO Amount: 0.1398288
TEH Area:3273533 TEH Amount: 9.821913E-02

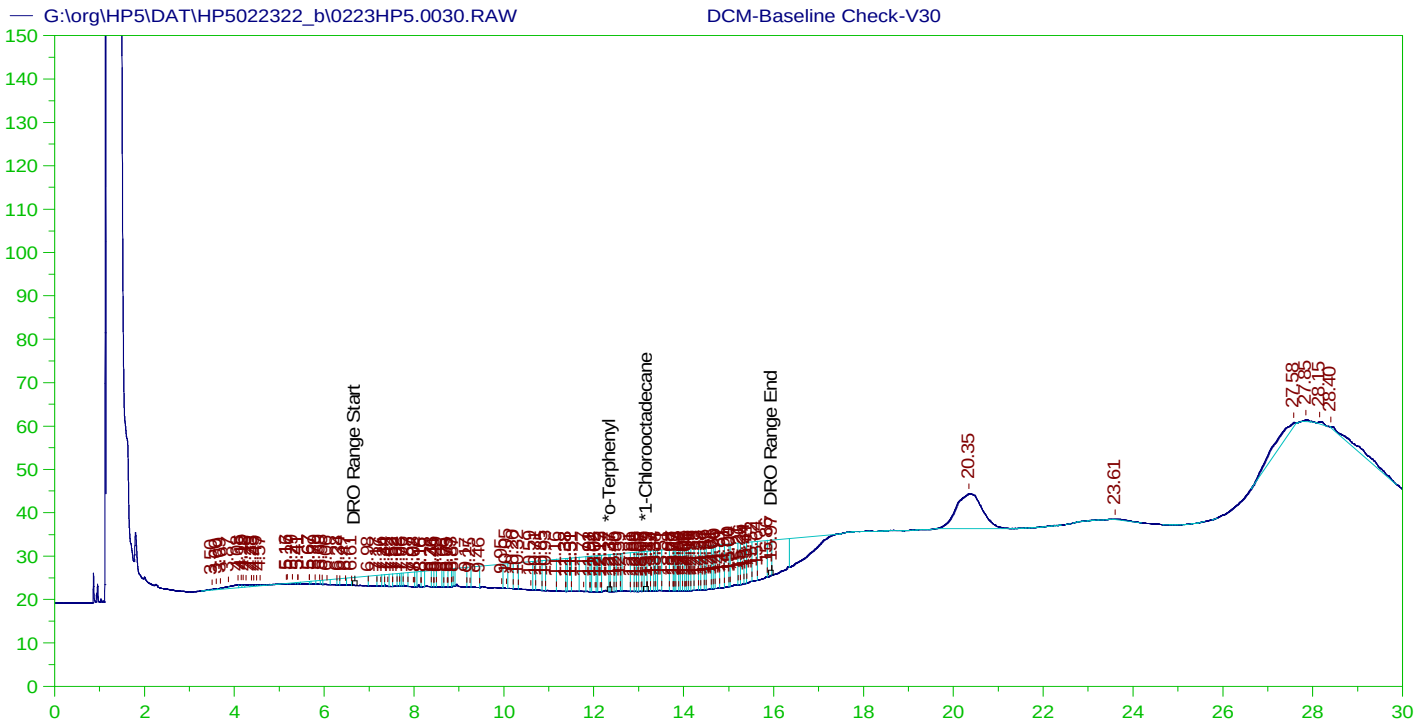

DIESEL RANGE ORGANICS CHROMATOGRAM REPORT
Sample Name: DCM-Baseline Check-V30
Raw File: G:\org\HP5\DAT\HP5022322_b\0223HP5.0030.RAW
Date & Time Acquired: 2/24/2022 6:08:02 AM
Method File: G:\Org\HP5\Methods\DR_8015-JA-LEXP.met
Calibration File: G:\Org\HP5\Cals\SW8015C_DRO220111JA.CAL
Sample Weight: 1 Dilution: 1 S.A.: 1

Mean RF for TEH: 32675.36
Rt range for Diesel Range Organics: 6.63 to 15.99

SURROGATE COMPOUND	RT	ACTUAL	MEASURED	%REC	
*o-Terphenyl	12.367	200.	.431	.22	-
*1-Chlorooctadecane	13.185	200.	.94	.47	-

DRO Area:3933249 DRO Amount: 120.3735
TEH Area:4337997 TEH Amount: 132.7605

ERH2549 (RHMW01R) Batch ID: 163927

G:\org\HP5\DAT\HP5022322_b\0223HP5.0031.RAW B22021435-017D ;0223HP5 , $HC-8015-DRO-W,

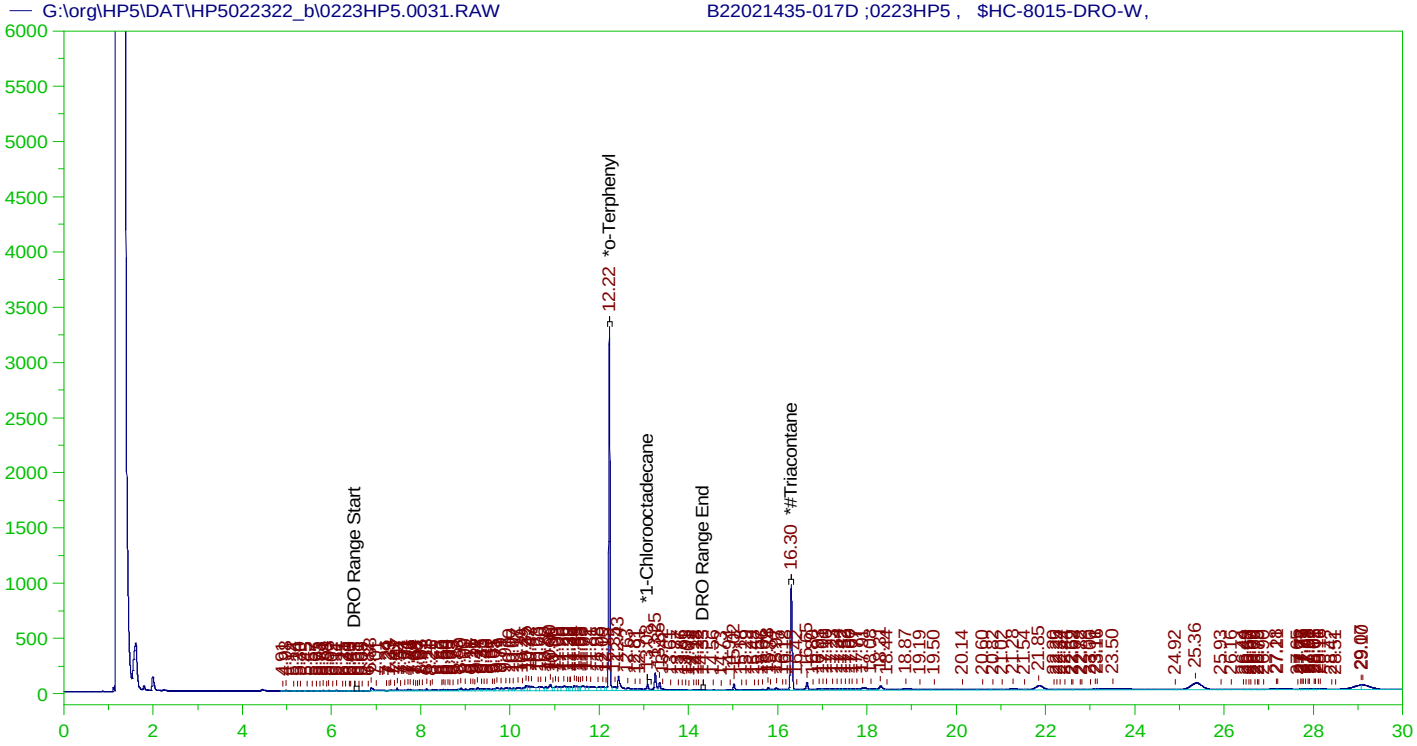

DIESEL RANGE ORGANICS CHROMATOGRAM REPORT

Sample Name: B22021435-017D ;0223HP5 , $HC-8015-DRO-W,
Raw File: G:\org\HP5\DAT\HP5022322_b\0223HP5.0031.RAW
Date & Time Acquired: 2/24/2022 6:51:00 AM
Method File: G:\Org\HP5\Methods\D3_8015-C24T-JFb-L%.met
Calibration File: G:\Org\HP5\Cals\SW8015C_DRO220111JFb-C24-T.CAL
Sample Weight: 1060 Dilution: 1 S.A.: 1

Mean RF for TEH: 32675.36
Rt range for Diesel Range Organics: 6.51 to 14.38

SURROGATE COMPOUND	RT	ACTUAL	MEASURED	%REC	
*o-Terphenyl	12.224	.189	.168	88.96	-
*1-Chlorooctadecane	13.079	.189	.005	2.89	-
*#Triacontane	16.301	.189	.083	44.08	-

DRO Area:9386433 DRO Amount: 0.2710032
TEH Area:1.947016E+07 TEH Amount: 0.5621383

ERH2549 (RHMW01R) Batch ID: 163927

G:\org\HP5\DAT\HP5022322_b\0223HP5.0031.RAW B22021435-017D ;0223HP5 , $HC-8015-DRO-W,

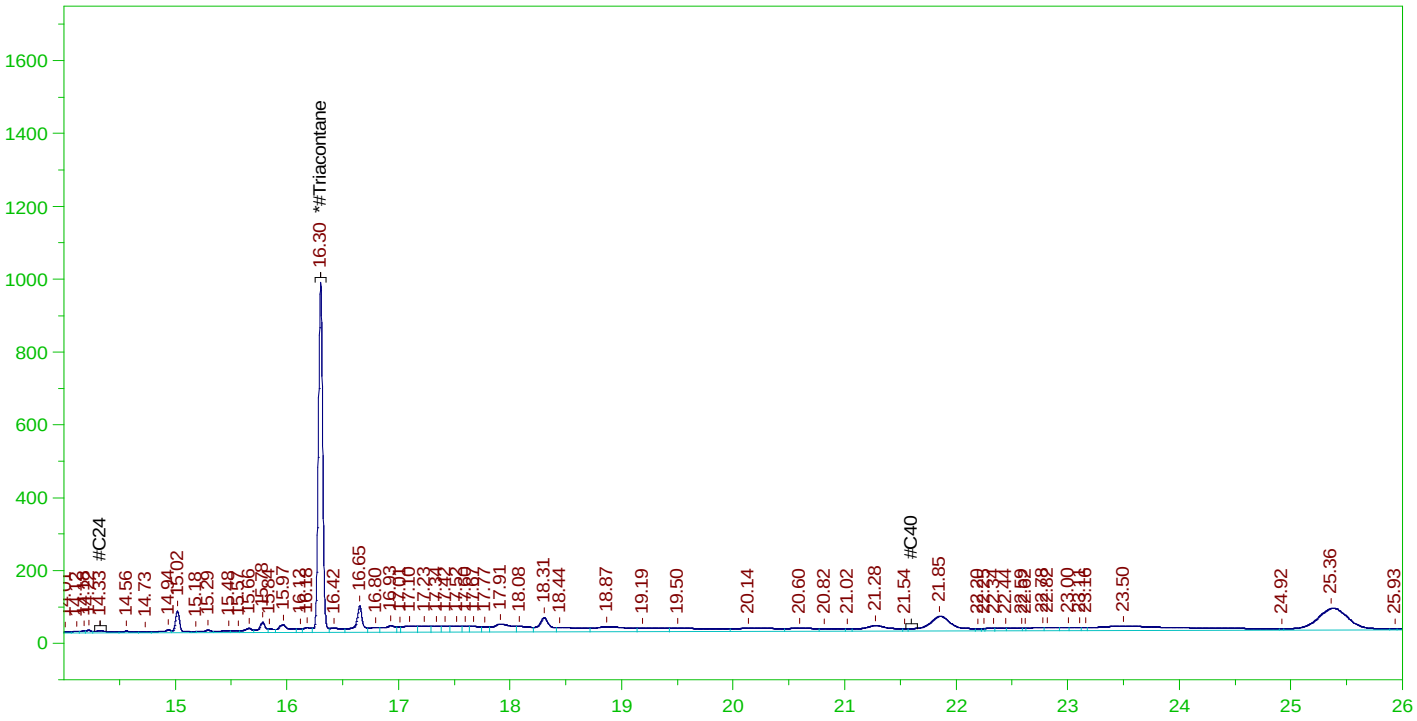

RESIDUAL RANGE ORGANICS CHROMATOGRAM

Sample Name: B22021435-017D ;0223HP5 , $HC-8015-DRO-W,
Raw File: G:\org\HP5\DAT\HP5022322_b\0223HP5.0031.RAW
Date & Time Acquired: 2/24/2022 6:51:00 AM
Method File: G:\Org\HP5\Methods\D3_OROS-BF-L%.MET
Calibration File: G:\Org\HP5\Cals\SW8015C_ORO220111BF_SAMP.CAL
Sample Weight: 1060 Dilution: 1 S.A.: 1

Mean RF for for Residual Range Organics Calculations: 26424.55
Rt range for Residual Range Organics: 14.28 to 21.65

SURROGATE COMPOUND	RT	ACTUAL	MEASURED	%REC	
*#Triacontane	16.301	.472	.083	17.63	-

RRO Area:4723182 RRO AMOUNT: 0.1686247

ERH2549 (RHMW01R) Batch ID: 163927

G:\org\HP5\DAT\HP5022322_b\0223HP5.0031.RAW B22021435-017D ;0223HP5 , $HC-8015-DRO-W,

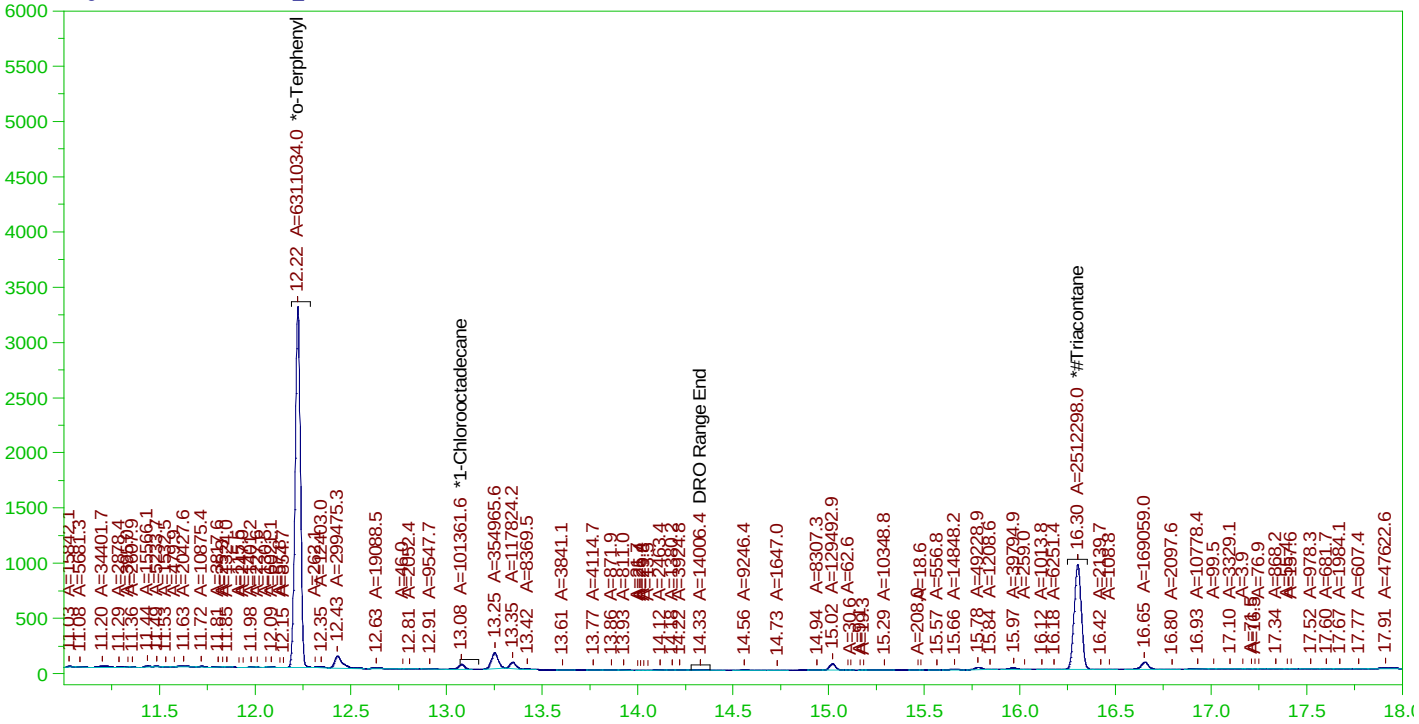

DIESEL RANGE ORGANICS CHROMATOGRAM REPORT

Sample Name: B22021435-017D ;0223HP5 , $HC-8015-DRO-W,
Raw File: G:\org\HP5\DAT\HP5022322_b\0223HP5.0031.RAW
Date & Time Acquired: 2/24/2022 6:51:00 AM
Method File: G:\Org\HP5\Methods\DS_8015-C24T-JFb-L#.met
Calibration File: G:\Org\HP5\Cals\SW8015C_DRO220111JFb-C24-T.CAL
Sample Weight: 1060 Dilution: 1 S.A.: 1

Mean RF for TEH: 32675.36
Rt range for Diesel Range Organics: 6.51 to 14.38

SURROGATE COMPOUND	RT	ACTUAL	MEASURED	%REC	
*o-Terphenyl	12.224	.189	.162	85.61	-
*1-Chlorooctadecane	13.079	.189	.003	1.38	-
*#Triacontane	16.301	.189	.08	42.39	-

DRO Area:2468751 DRO Amount: 7.127726E-02
TEH Area:4088517 TEH Amount: 0.1180428

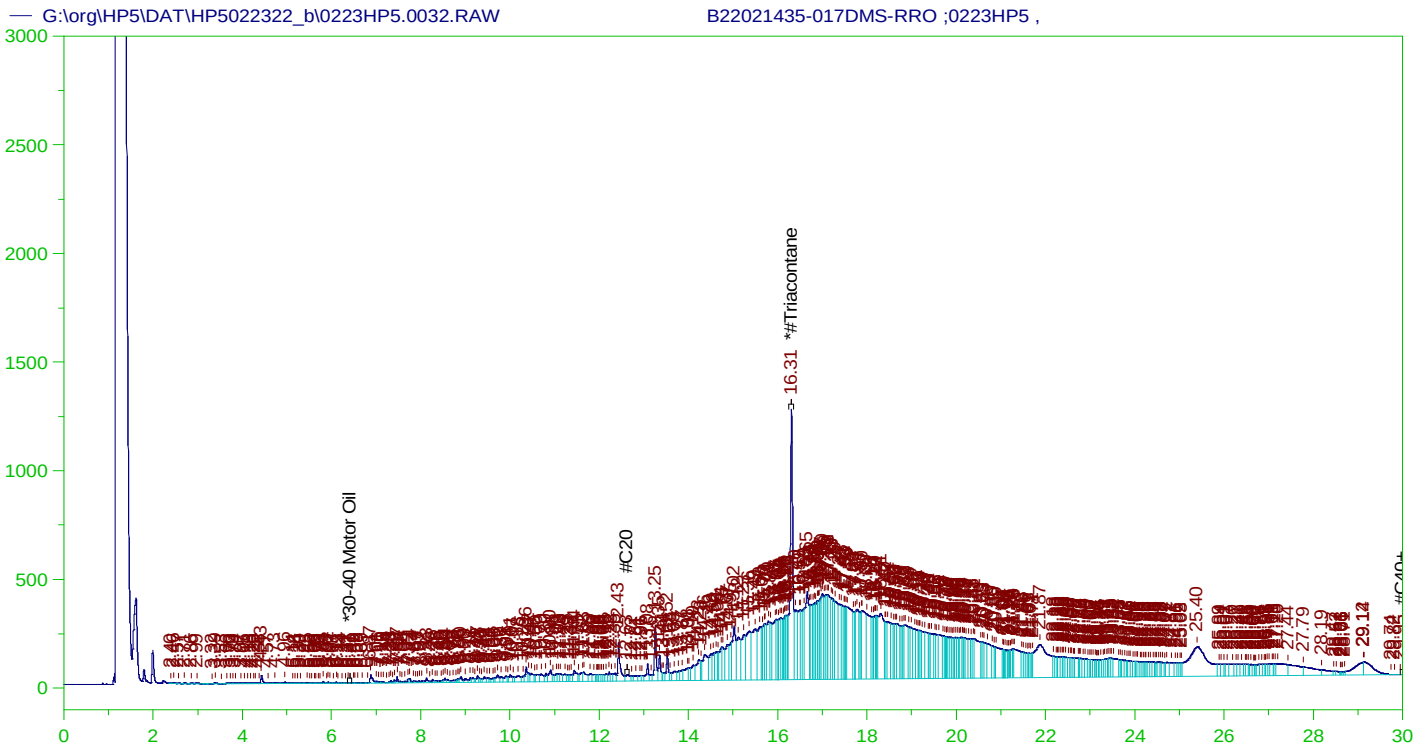

RESIDUAL RANGE ORGANICS CHROMATOGRAM
Sample Name: B22021435-017DMS-RRO ;0223HP5 ,
Raw File: G:\org\HP5\DAT\HP5022322_b\0223HP5.0032.RAW
Date & Time Acquired: 2/24/2022 7:34:01 AM
Method File: G:\Org\HP5\Methods\D3_ORO-022332-BF-L%.MET
Calibration File: G:\Org\HP5\Cals\SW8015C_ORO220111BF.CAL
Sample Weight: 1060 Dilution: 1 S.A.: 1

Mean RF for for ~~Residual~~ TEH(Oil Range) Organics Calculations: 26424.55
Rt range for ~~Residual~~ TEH(Oil Range) Organics: 12.57 to 30.05

SURROGATE COMPOUND	RT	ACTUAL	MEASURED	%REC	
*#Triacontane	16.307	.472	.157	33.22	-

~~RRO~~ TEH(Oil Range) Area:1.354108E+08 ~~RRO~~ TEH(Oil Range) AMOUNT: 4.83437

JLB 02/28/2022

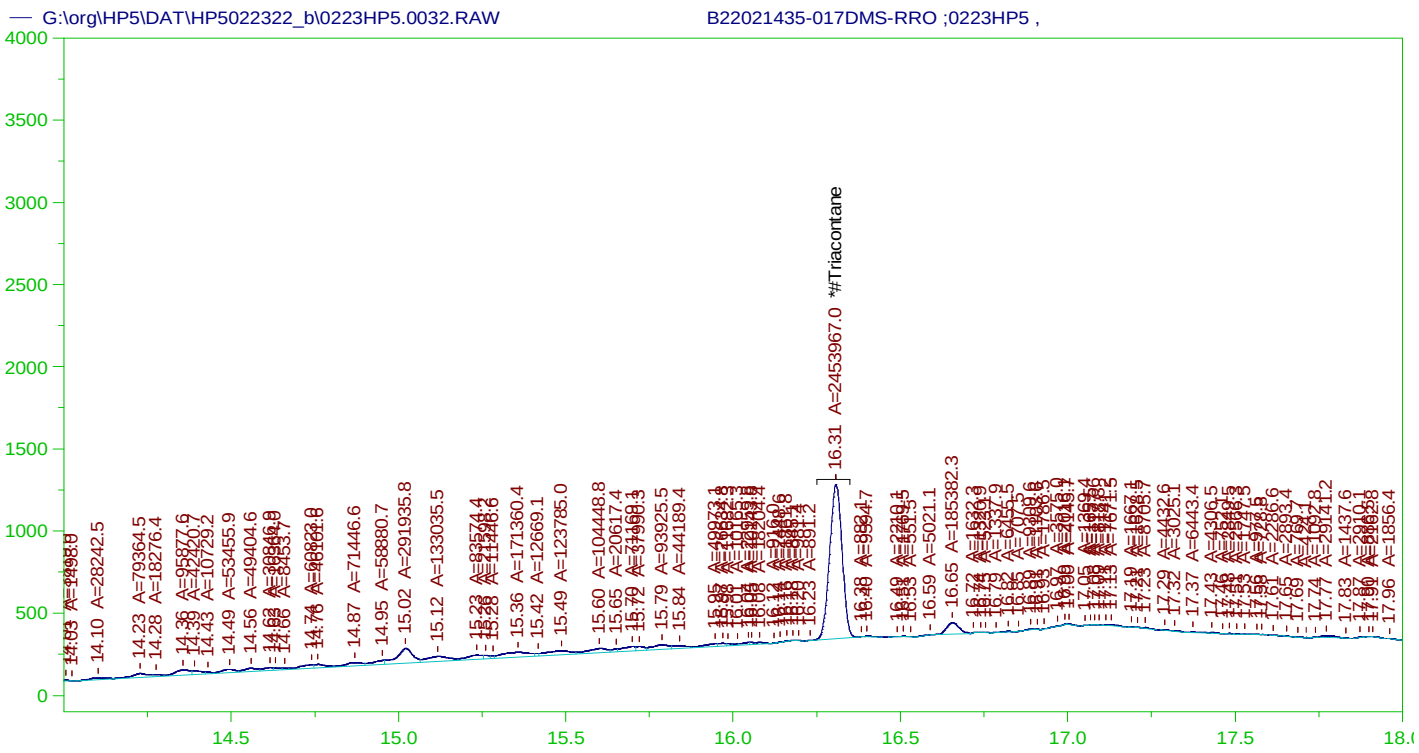

RESIDUAL RANGE ORGANICS CHROMATOGRAM

Sample Name: B22021435-017DMS-RRO ;0223HP5 ,
Raw File: G:\org\HP5\DAT\HP5022322_b\0223HP5.0032.RAW
Date & Time Acquired: 2/24/2022 7:34:01 AM
Method File: G:\Org\HP5\Methods\DS_ORO-BF-L%.MET
Calibration File: G:\Org\HP5\Cals\SW8015C_ORO220111Bf.CAL
Sample Weight: 1060 Dilution: 1 S.A.: 1

Mean RF for for Residual Range Organics Calculations: 26424.55
Rt range for Residual Range Organics: 12.57 to 30.05

SURROGATE COMPOUND	RT	ACTUAL	MEASURED	%REC	
*#Triacontane	16.307	.472	.078	16.56	-

RRO Area:5542503 RRO AMOUNT: 0.1978757

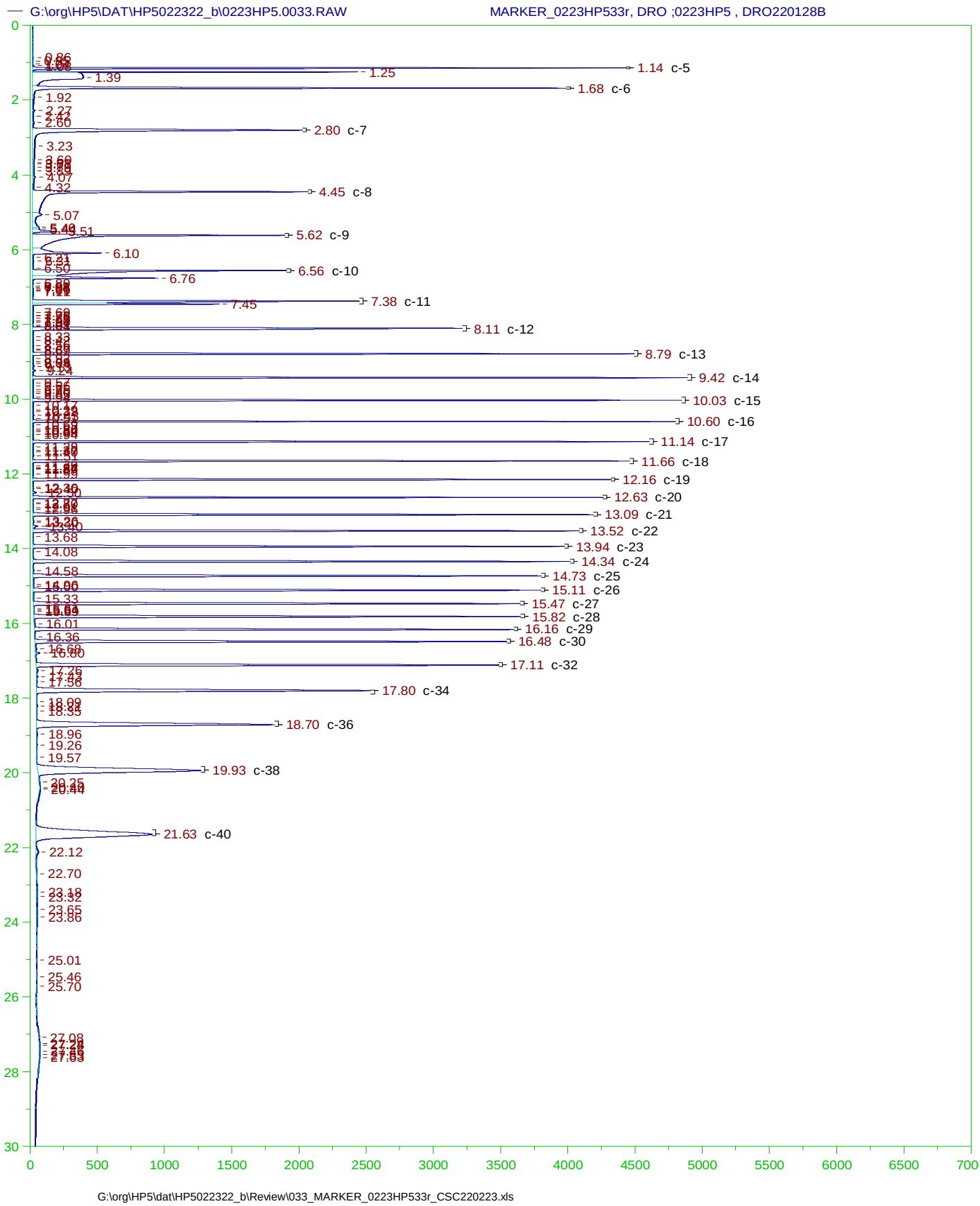
G:\org\HP5\DAT\HP5022322_b\0223HP5.0033.RAW
MARKER_0223HP533r, DRO ;0223HP5 , DRO220128B
1.14 c-5
1.25
1.39
1.68 c-6
1.92
2.27
2.60
2.80 c-7
3.23
4.07
4.32
4.45 c-8
5.07
5.51
5.62 c-9
6.10
6.50
6.56 c-10
6.76
7.38 c-11
7.45
8.11 c-12
8.79 c-13
9.24
9.42 c-14
10.03 c-15
10.60 c-16
11.14 c-17
11.66 c-18
12.16 c-19
12.63 c-20
13.09 c-21
13.52 c-22
13.68
13.94 c-23
14.08
14.34 c-24
14.58
14.73 c-25
15.11 c-26
15.33
15.47 c-27
15.82 c-28
16.01
16.16 c-29
16.36
16.48 c-30
16.68
16.80
17.11 c-32
17.26
17.56
17.80 c-34
18.09
18.35
18.70 c-36
18.96
19.26
19.57
19.93 c-38
20.25
20.44
21.63 c-40
22.12
22.70
23.18
23.32
23.65
23.86
25.01
25.46
25.70
27.08
27.69
0
500
1000
1500
2000
2500
3000
3500
4000
4500
5000
5500
6000
6500
700
G:\org\HP5\dat\HP5022322_b\Review\033_MARKER_0223HP533r_CSC220223.xls

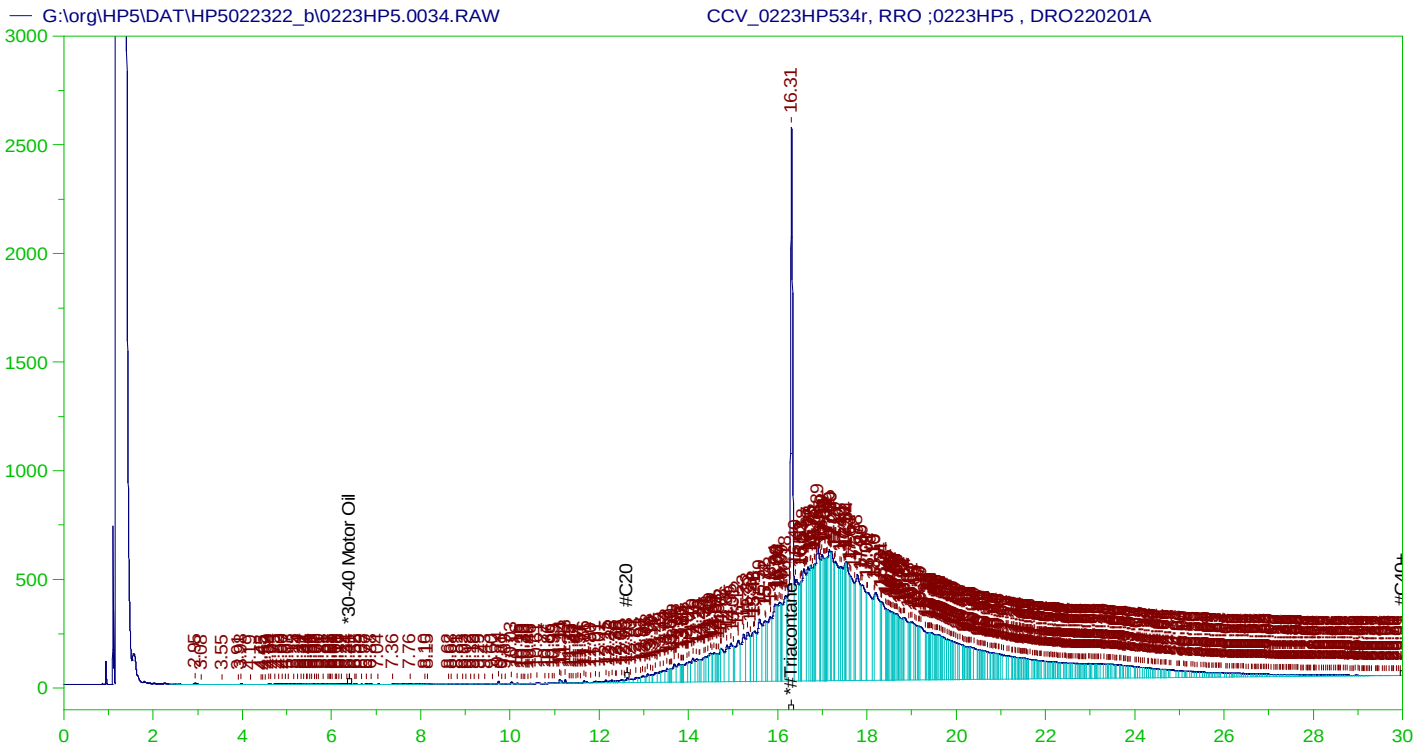

RESIDUAL RANGE ORGANICS CHROMATOGRAM
Sample Name: CCV_0223HP534r, RRO ;0223HP5 , DRO220201A
Raw File: G:\org\HP5\DAT\HP5022322_b\0223HP5.0034.RAW
Date & Time Acquired: 2/24/2022 8:59:45 AM
Method File: G:\Org\HP5\Methods\DC_ORO-BF-L%.MET
Calibration File: G:\Org\HP5\Cals\SW8015C_ORO220111Bf.CAL
Sample Weight: 1 Dilution: 1 S.A.: 1

Mean RF for for ~~Residual~~ TEH(Oil Range) Organics Calculations: 26424.55
Rt range for ~~Residual~~ TEH(Oil Range) Organics: 12.57 to 30.05

SURROGATE COMPOUND	RT	ACTUAL	MEASURED	%REC	
*#Triacontane	16.31	500.	338.925	67.78	-

~~RRO~~ TEH(Oil Range) Area:1.409139E+08 ~~RRO~~ TEH(Oil Range) AMOUNT: 5332.687

CONTINUING CALIBRATION REPORT: G:\org\HP5\DAT\HP5022322_b\0223HP5.0034.RAW

COMPOUND	ACTUAL(NG)	MEASURED(NG)	%RECOVERY	LIMITS
*30-40 Motor Oil	5000.	.033	.	75-125

SURROGATE COMPOUND	RT	ACTUAL	MEASURED	%REC	LIMITS
*#Triacontane	16.31	200.	338.925	169.46	75-125

JLB 02/28/2022

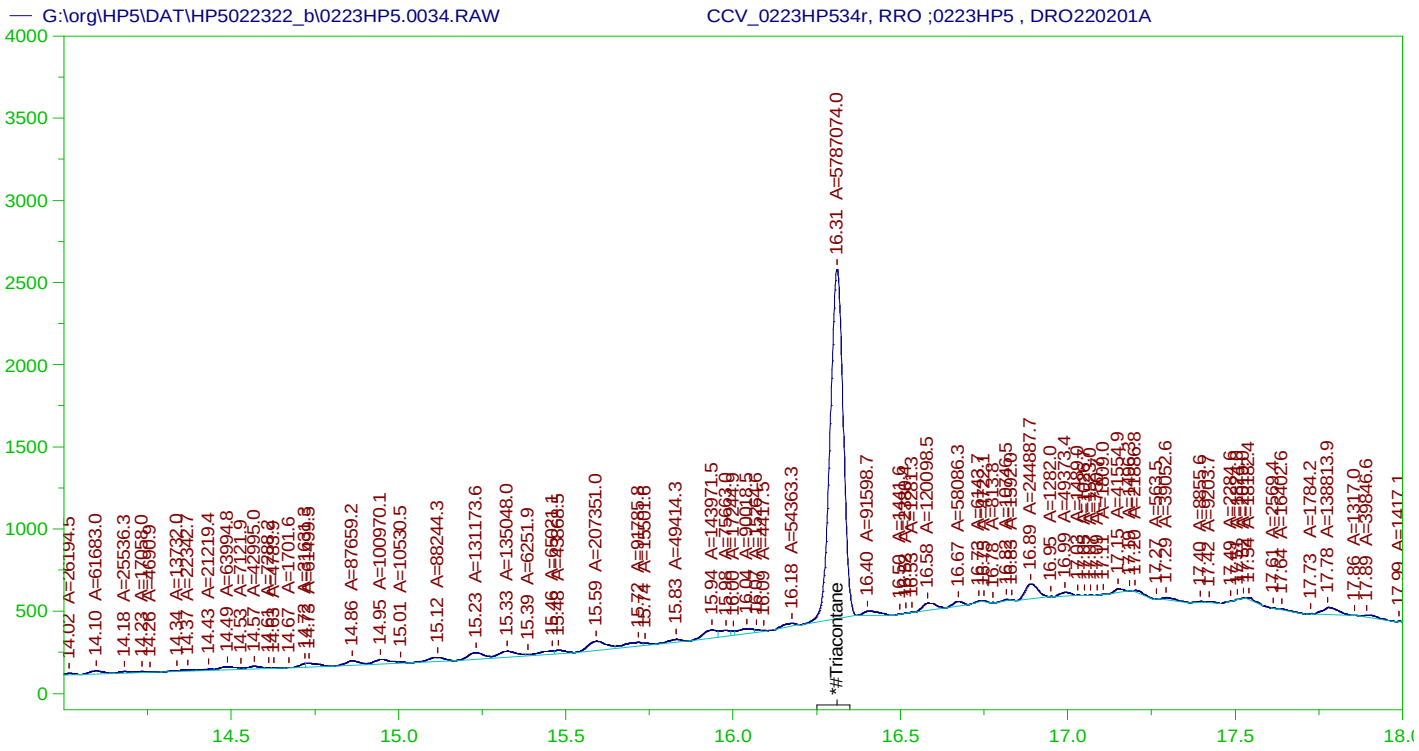

RESIDUAL RANGE ORGANICS CHROMATOGRAM
Sample Name: CCV_0223HP534r, RRO ;0223HP5 , DRO220201A
Raw File: G:\org\HP5\DAT\HP5022322_b\0223HP5.0034.RAW
Date & Time Acquired: 2/24/2022 8:59:45 AM
Method File: G:\Org\HP5\Methods\DS_ORO-BF-L%.MET
Calibration File: G:\Org\HP5\Cals\SW8015C_ORO220111Bf.CAL
Sample Weight: 1 Dilution: 1 S.A.: 1

Mean RF for for Residual Range Organics Calculations: 26424.55
Rt range for Residual Range Organics: 12.57 to 30.05

SURROGATE COMPOUND	RT	ACTUAL	MEASURED	%REC	
*#Triacontane	16.31	500.	195.271	39.05	-

RRO Area:3512713 RRO AMOUNT: 132.9337

CONTINUING CALIBRATION REPORT: G:\org\HP5\DAT\HP5022322_b\0223HP5.0034.RAW

COMPOUND	ACTUAL(NG)	MEASURED(NG)	%RECOVERY	LIMITS
*30-40 Motor Oil	5000.	.033	.	75-125

SURROGATE COMPOUND	RT	ACTUAL	MEASURED	%REC	LIMITS
*#Triacontane	16.31	200.	195.271	97.64	75-125

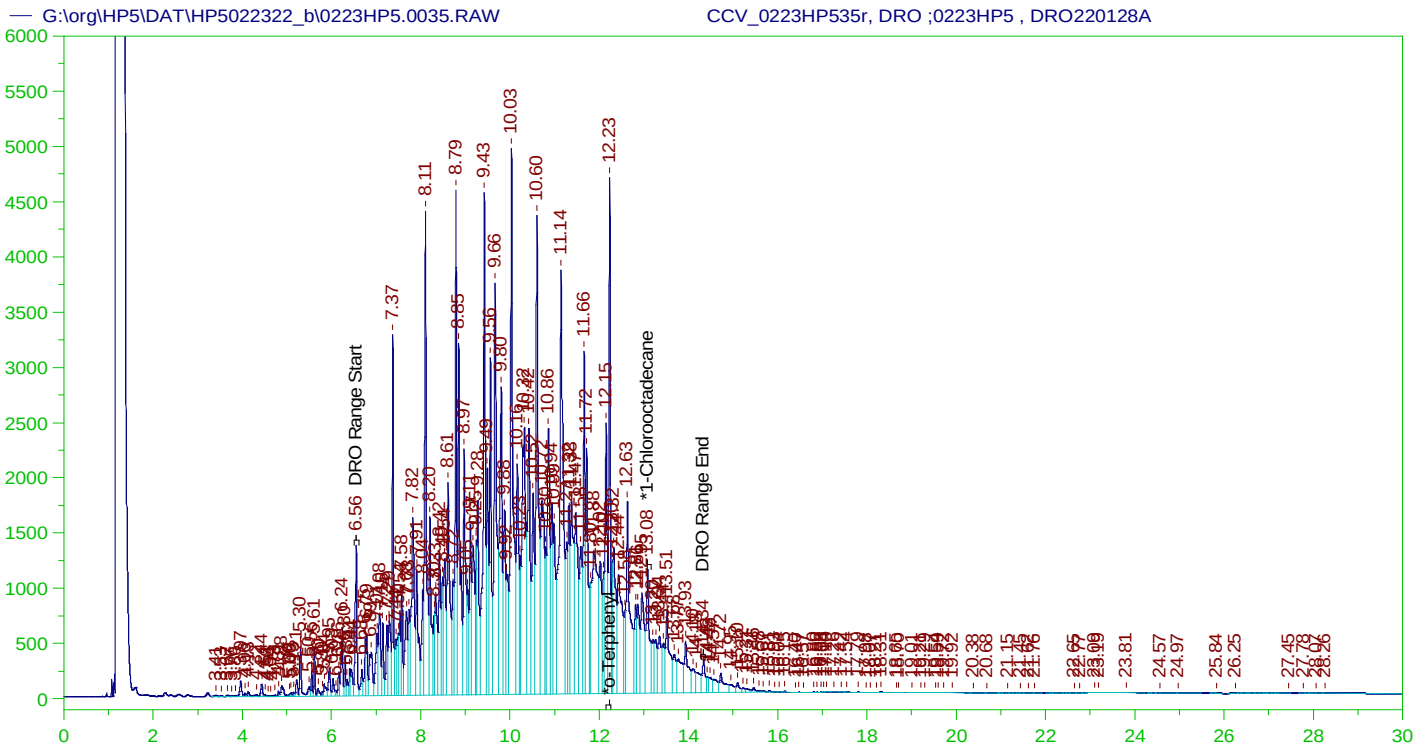

DIESEL RANGE ORGANICS CHROMATOGRAM REPORT
Sample Name: CCV_0223HP535r, DRO ;0223HP5 , DRO220128A
Raw File: G:\org\HP5\DAT\HP5022322_b\0223HP5.0035.RAW
Date & Time Acquired: 2/24/2022 9:42:33 AM
Method File: G:\Org\HP5\Methods\DC_8015-C24-JFb-L%.met
Calibration File: G:\Org\HP5\Cals\SW8015C_DRO220111JFb-C24.CAL
Sample Weight: 1 Dilution: 1 S.A.: 1

Mean RF for TEH: 32675.36
Rt range for Diesel Range Organics: 6.51 to 14.38

SURROGATE COMPOUND	RT	ACTUAL	MEASURED	%REC	
*o-Terphenyl	12.23	200.	315.503	157.75	-
*1-Chlorooctadecane	13.08	200.	154.412	77.21	-

DRO Area:4.846569E+08 DRO Amount: 14832.49
TEH Area:5.015122E+08 TEH Amount: 15348.33

CONTINUING CALIBRATION REPORT: G:\org\HP5\DAT\HP5022322_b\0223HP5.0035.RAW

COMPOUND	ACTUAL(NG)	MEASURED(NG)	%RECOVERY	LIMITS
TOTAL DRO	15000.	15348.33	102.32	85-115

SURROGATE COMPOUND	RT	ACTUAL	MEASURED	%REC	LIMITS
*o-Terphenyl	12.23	200.	315.503	157.75	85-115
*1-Chlorooctadecane	13.08	200.	154.412	77.21	85-115

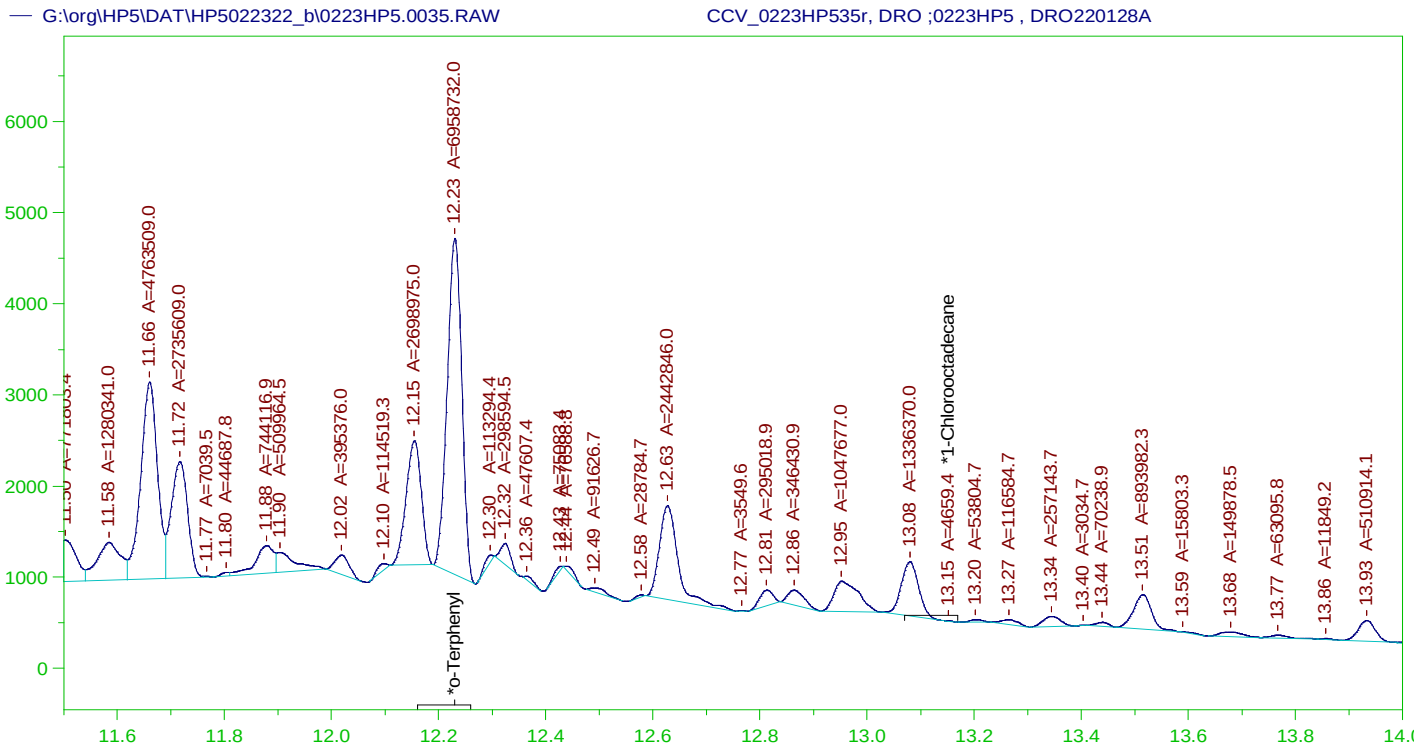

DIESEL RANGE ORGANICS CHROMATOGRAM REPORT
Sample Name: CCV_0223HP535r, DRO ;0223HP5 , DRO220128A
Raw File: G:\org\HP5\DAT\HP5022322_b\0223HP5.0035.RAW
Date & Time Acquired: 2/24/2022 9:42:33 AM
Method File: G:\Org\HP5\Methods\DS_8015-C24-JFb-L#.met
Calibration File: G:\Org\HP5\Cals\SW8015C_DRO220111JFb-C24.CAL
Sample Weight: 1 Dilution: 1 S.A.: 1

Mean RF for TEH: 32675.36
Rt range for Diesel Range Organics: 6.51 to 14.38

SURROGATE COMPOUND	RT	ACTUAL	MEASURED	%REC	
*o-Terphenyl	12.23	200.	188.799	94.4	-
*1-Chlorooctadecane	13.152	200.	.126	.06	-

DRO Area:2.517076E+08 DRO Amount: 7703.286
TEH Area:2.626296E+08 TEH Amount: 8037.544

CONTINUING CALIBRATION REPORT: G:\org\HP5\DAT\HP5022322_b\0223HP5.0035.RAW

COMPOUND	ACTUAL(NG)	MEASURED(NG)	%RECOVERY	LIMITS
TOTAL DRO	15000.	8037.54	53.58	85-115

SURROGATE COMPOUND	RT	ACTUAL	MEASURED	%REC	LIMITS
*o-Terphenyl	12.23	200.	188.799	94.4	85-115
*1-Chlorooctadecane	13.152	200.	.126	.06	85-115

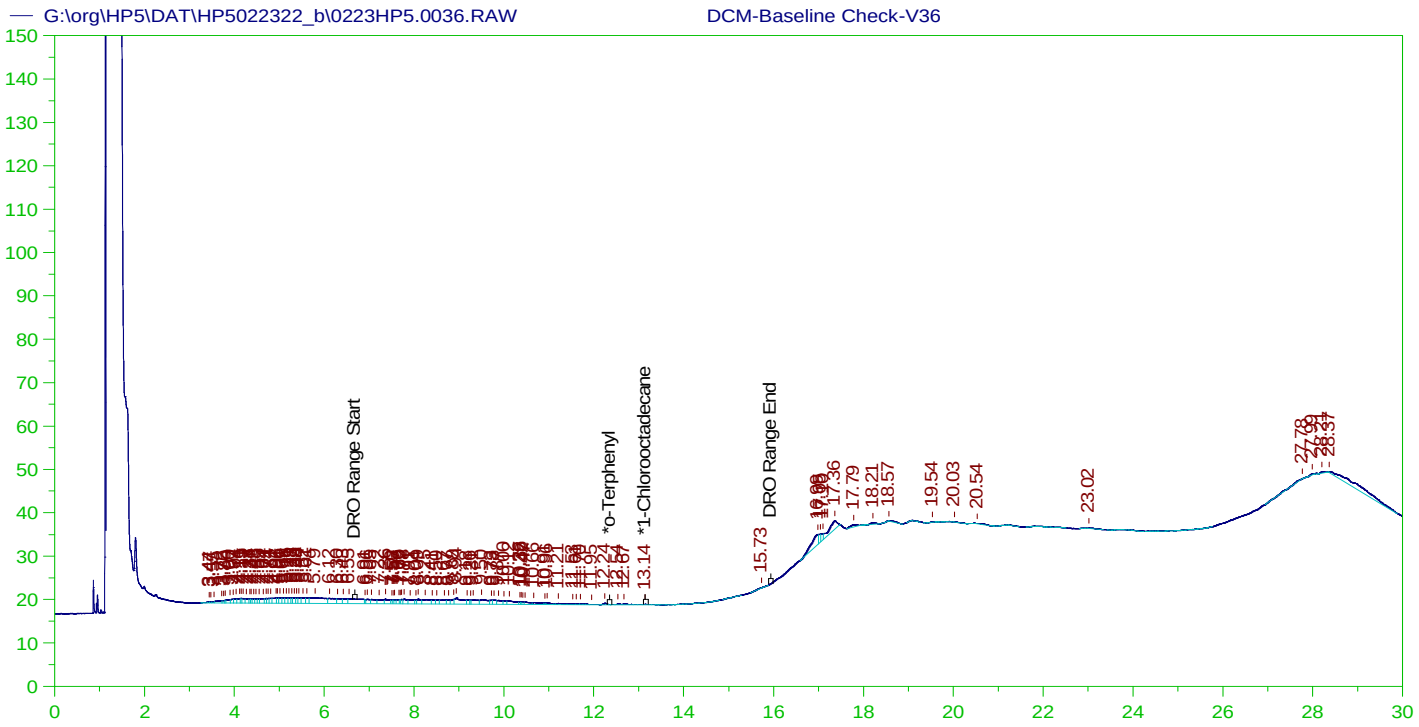

DIESEL RANGE ORGANICS CHROMATOGRAM REPORT
Sample Name: DCM-Baseline Check-V36
Raw File: G:\org\HP5\DAT\HP5022322_b\0223HP5.0036.RAW
Date & Time Acquired: 2/24/2022 10:25:12 AM
Method File: G:\Org\HP5\Methods\DR_8015-JA-LEXP.met
Calibration File: G:\Org\HP5\Cals\SW8015C_DRO220111JA.CAL
Sample Weight: 1 Dilution: 1 S.A.: 1

Mean RF for TEH: 32675.36
Rt range for Diesel Range Organics: 6.63 to 15.99

SURROGATE COMPOUND	RT	ACTUAL	MEASURED	%REC
*o-Terphenyl	28.369	200.	.	. -
*1-Chlorooctadecane	13.144	200.	.017	.01 -

DRO Area:215728.4 DRO Amount: 6.602173
TEH Area:580610.6 TEH Amount: 17.76906

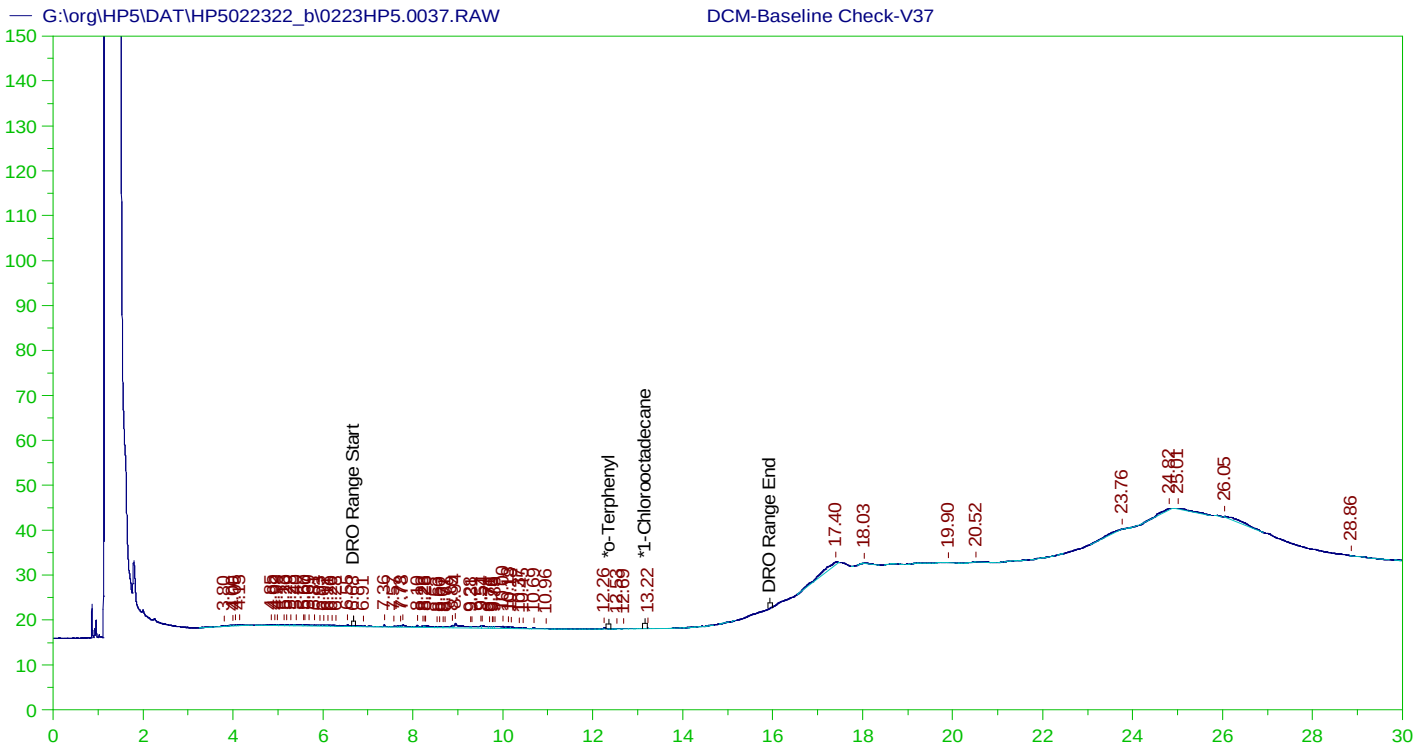

DIESEL RANGE ORGANICS CHROMATOGRAM REPORT
Sample Name: DCM-Baseline Check-V37
Raw File: G:\org\HP5\DAT\HP5022322_b\0223HP5.0037.RAW
Date & Time Acquired: 2/24/2022 11:07:52 AM
Method File: G:\Org\HP5\Methods\DR_8015-JA-LEXP.met
Calibration File: G:\Org\HP5\Cals\SW8015C_DRO220111JA.CAL
Sample Weight: 1 Dilution: 1 S.A.: 1

Mean RF for TEH: 32675.36
Rt range for Diesel Range Organics: 6.63 to 15.99

SURROGATE COMPOUND	RT	ACTUAL	MEASURED		%REC
*o-Terphenyl	29.949	200.	.	.	-
*1-Chlorooctadecane	29.949	200.	.	.	-

DRO Area:73605.98 DRO Amount: 2.252645
TEH Area:181792.6 TEH Amount: 5.563599

ERH2014 (RHMW08) Batch ID: 163927

G:\org\HP5\DAT\HP5022322_b\0223HP5.0038.RAW B21120381-006E ;0223HP5 , $HC-8015-DRO-W, RR-RX- Needs sec

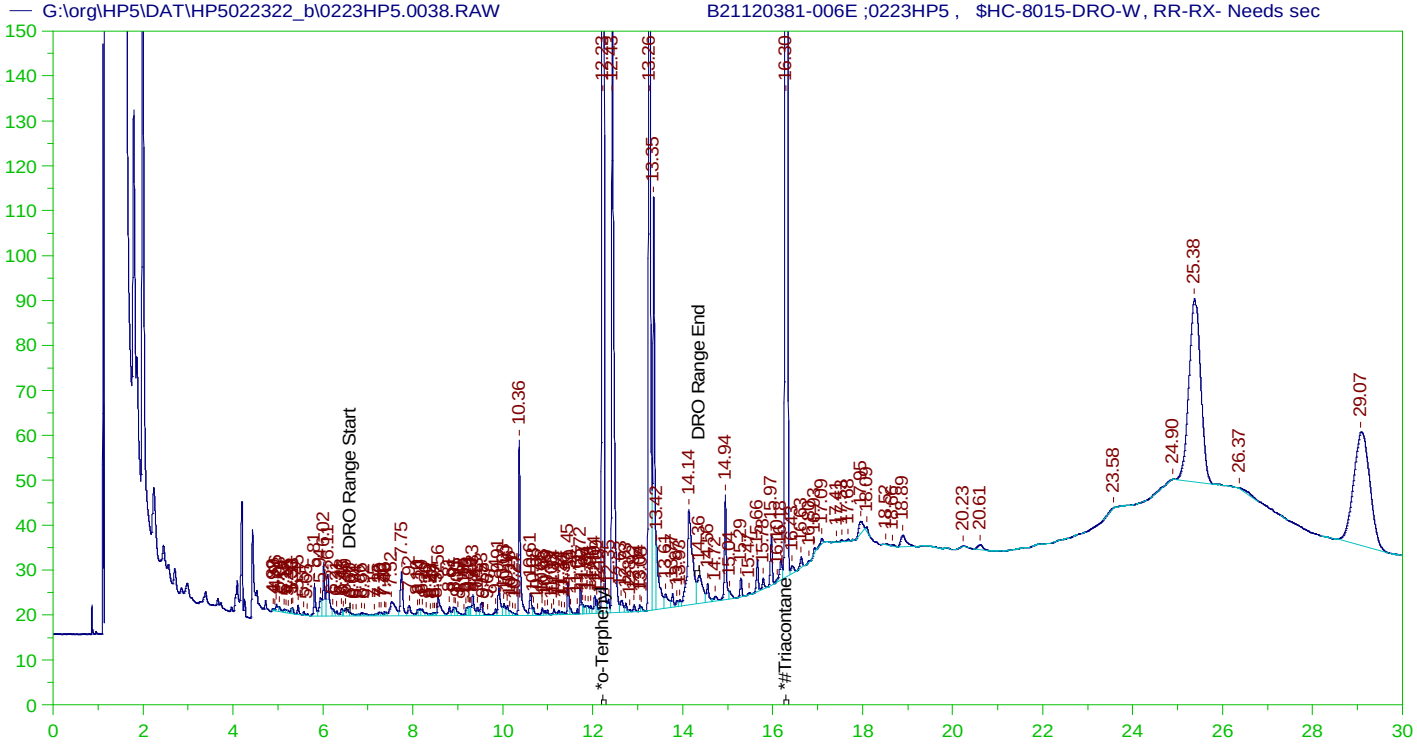

DIESEL RANGE ORGANICS CHROMATOGRAM REPORT

Sample Name: B21120381-006E ;0223HP5 , $HC-8015-DRO-W, RR-RX- Needs sec
Raw File: G:\org\HP5\DAT\HP5022322_b\0223HP5.0038.RAW
Date & Time Acquired: 2/24/2022 11:50:45 AM
Method File: G:\Org\HP5\Methods\DR_8015-C24T-JF-L0.met
Calibration File: G:\Org\HP5\Cals\SW8015C_DRO220111JF-C24-T.CAL
Sample Weight: 1000 Dilution: 1 S.A.: 1

Mean RF for TEH: 32675.36
Rt range for Diesel Range Organics: 6.51 to 16.35

SURROGATE COMPOUND	RT	ACTUAL	MEASURED	%REC	
*o-Terphenyl	12.225	.2	.192	96.09	-
*#Triacontane	16.301	.2	.091	45.59	-

DRO Area:5170410 DRO Amount: 0.1582357
TEH Area:4126795 TEH Amount: 0.1262968

ERH2410 (RHMW12A) Batch ID: 163927

G:\org\HP5\DAT\HP5022322_b\0223HP5.0039.RAW B22010971-001J ;0223HP5 , $HC-8015-DRO-W, RR-RX Needs seco

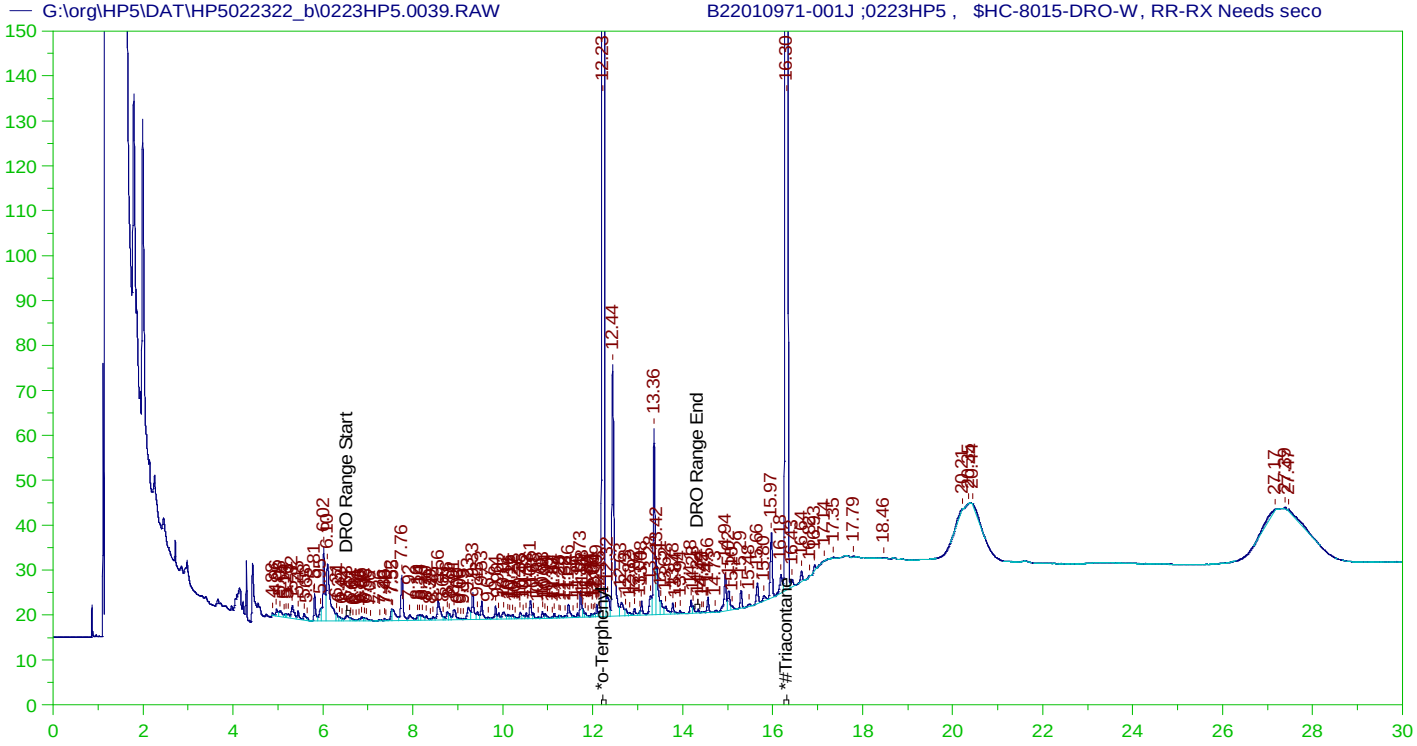

DIESEL RANGE ORGANICS CHROMATOGRAM REPORT

Sample Name: B22010971-001J ;0223HP5 , $HC-8015-DRO-W, RR-RX Needs seco
Raw File: G:\org\HP5\DAT\HP5022322_b\0223HP5.0039.RAW
Date & Time Acquired: 2/24/2022 12:33:36 PM
Method File: G:\Org\HP5\Methods\DR_8015-C24T-JF-L0.met
Calibration File: G:\Org\HP5\Cals\SW8015C_DRO220111JF-C24-T.CAL
Sample Weight: 990 Dilution: 1 S.A.: 1

Mean RF for TEH: 32675.36
Rt range for Diesel Range Organics: 6.51 to 16.35

SURROGATE COMPOUND	RT	ACTUAL	MEASURED	%REC	
*o-Terphenyl	12.226	.202	.193	95.37	-
*#Triacontane	16.304	.202	.091	44.99	-

DRO Area:3616814 DRO Amount: 0.1118074
TEH Area:1228739 TEH Amount: 3.798429E-02

ERH2420 (RHMW19) Batch ID: 163927

G:\org\HP5\DAT\HP5022322_b\0223HP5.0040.RAW B22010974-001J ;0223HP5 , $HC-8015-DRO-W, RR-RX Needs seco

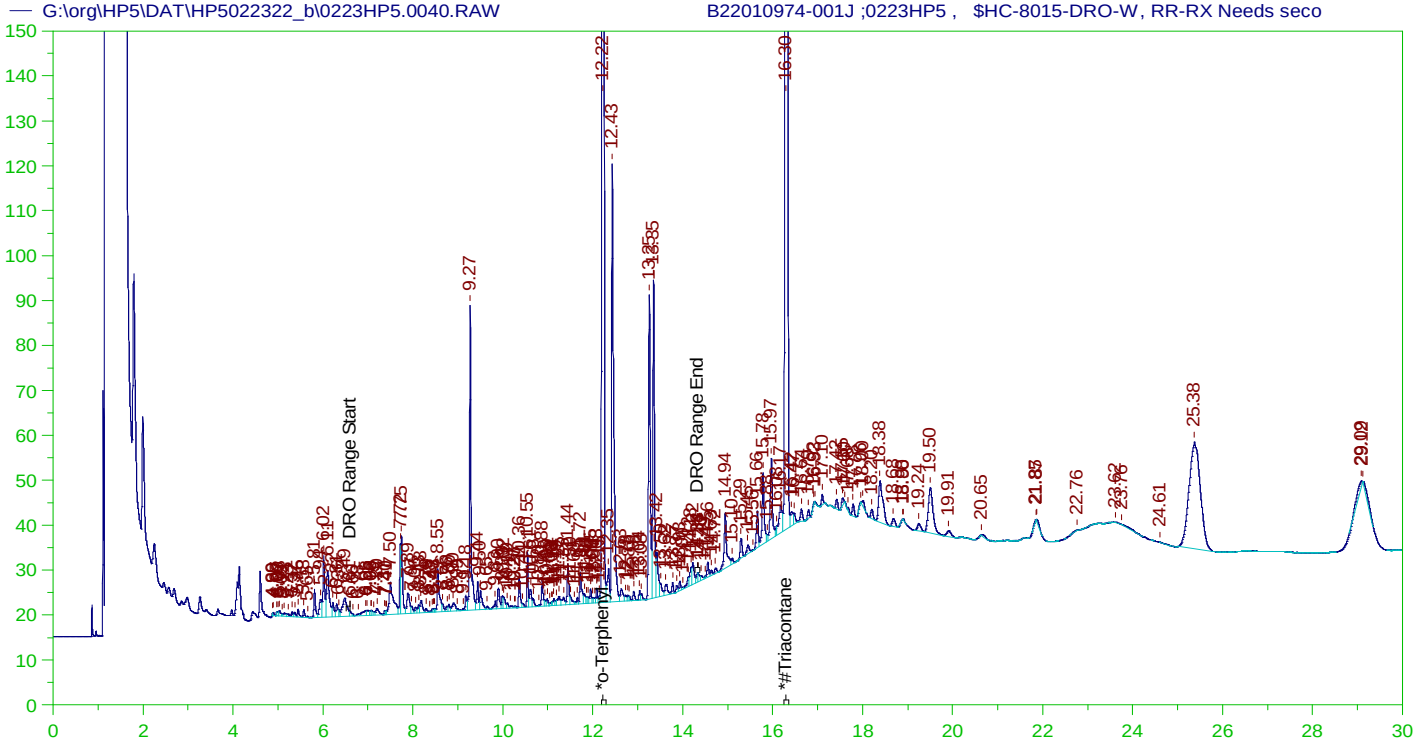

DIESEL RANGE ORGANICS CHROMATOGRAM REPORT

Sample Name: B22010974-001J ;0223HP5 , $HC-8015-DRO-W, RR-RX Needs seco
Raw File: G:\org\HP5\DAT\HP5022322_b\0223HP5.0040.RAW
Date & Time Acquired: 2/24/2022 1:16:14 PM
Method File: G:\Org\HP5\Methods\DR_8015-C24T-JF-L0.met
Calibration File: G:\Org\HP5\Cals\SW8015C_DRO220111JF-C24-T.CAL
Sample Weight: 1020 Dilution: 1 S.A.: 1

Mean RF for TEH: 32675.36
Rt range for Diesel Range Organics: 6.51 to 16.35

SURROGATE COMPOUND	RT	ACTUAL	MEASURED	%REC	
*o-Terphenyl	12.225	.196	.195	99.46	-
*#Triacontane	16.301	.196	.09	45.84	-

DRO Area:4582338 DRO Amount: 0.1374886
TEH Area:2779646 TEH Amount: 8.340054E-02

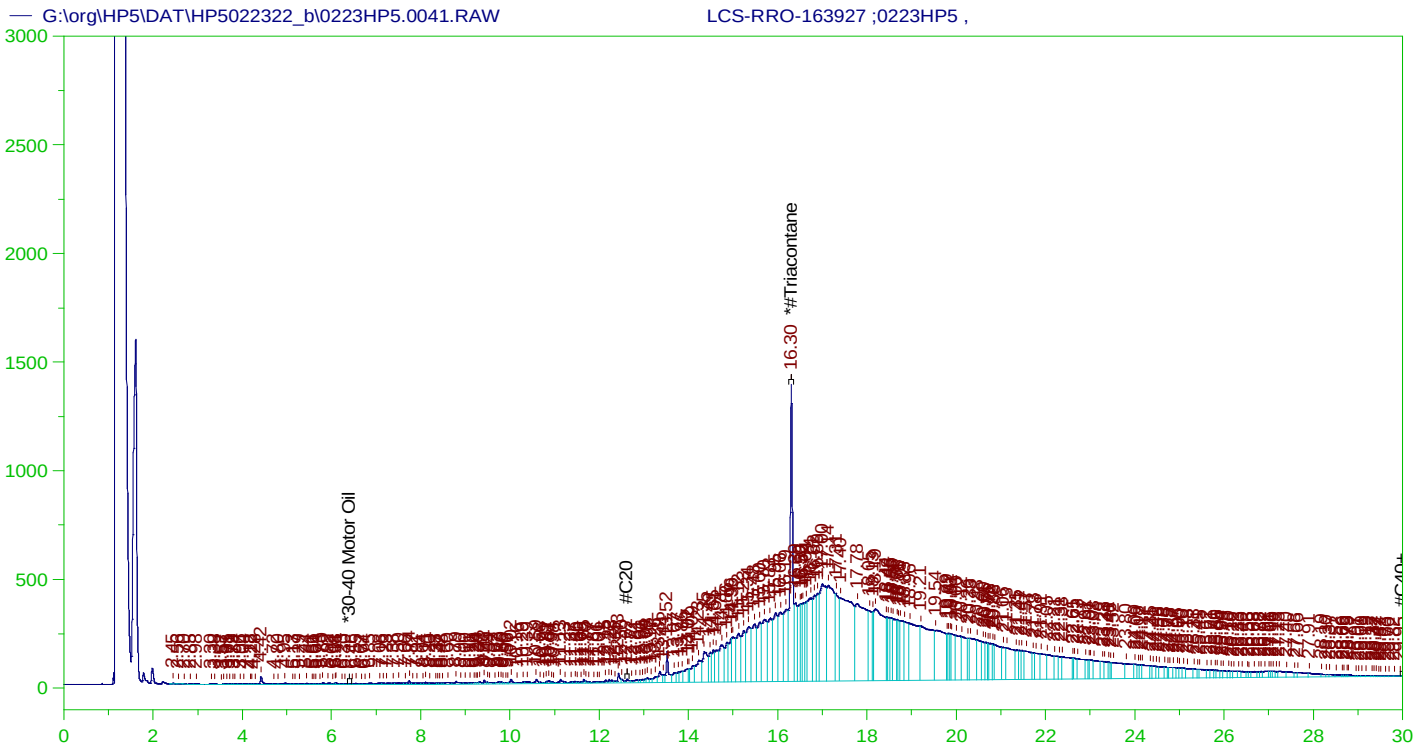

RESIDUAL RANGE ORGANICS CHROMATOGRAM
Sample Name: LCS-RRO-163927 ;0223HP5 ,
Raw File: G:\org\HP5\DAT\HP5022322_b\0223HP5.0041.RAW
Date & Time Acquired: 2/24/2022 2:02:16 PM
Method File: G:\Org\HP5\Methods\D3_ORO-BF-L%.MET
Calibration File: G:\Org\HP5\Cals\SW8015C_ORO220111BF.CAL
Sample Weight: 1000 Dilution: 1 S.A.: 1

Mean RF for for ~~Residual~~ TEH(Oil Range) Organics Calculations: 26424.55
Rt range for ~~Residual~~ TEH(Oil Range) Organics: 12.57 to 30.05

SURROGATE COMPOUND	RT	ACTUAL	MEASURED	%REC	
*#Triacontane	16.304	.5	.177	35.37	-

~~RRO~~ TEH(Oil Range) Area:1.370812E+08 ~~RRO~~ TEH(Oil Range) AMOUNT: 5.187645

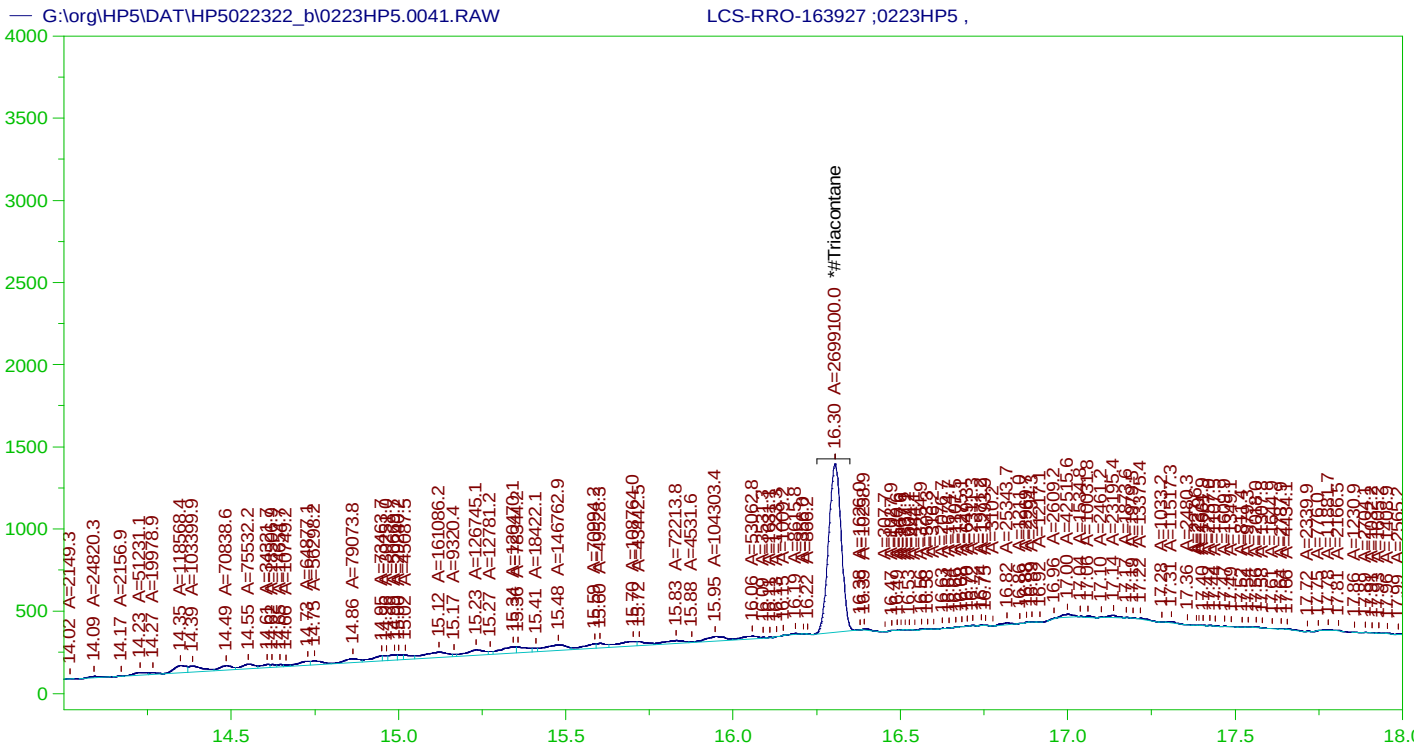

RESIDUAL RANGE ORGANICS CHROMATOGRAM

Sample Name: LCS-RRO-163927 ;0223HP5 ,
Raw File: G:\org\HP5\DAT\HP5022322_b\0223HP5.0041.RAW
Date & Time Acquired: 2/24/2022 2:02:16 PM
Method File: G:\Org\HP5\Methods\DS_ORO-BF-L%.MET
Calibration File: G:\Org\HP5\Cals\SW8015C_ORO220111Bf.CAL
Sample Weight: 1000 Dilution: 1 S.A.: 1

Mean RF for for Residual Range Organics Calculations: 26424.55
Rt range for Residual Range Organics: 12.57 to 30.05

SURROGATE COMPOUND	RT	ACTUAL	MEASURED	%REC	
*#Triacontane	16.304	.5	.091	18.21	-

RRO Area:3244644 RRO AMOUNT: 0.122789

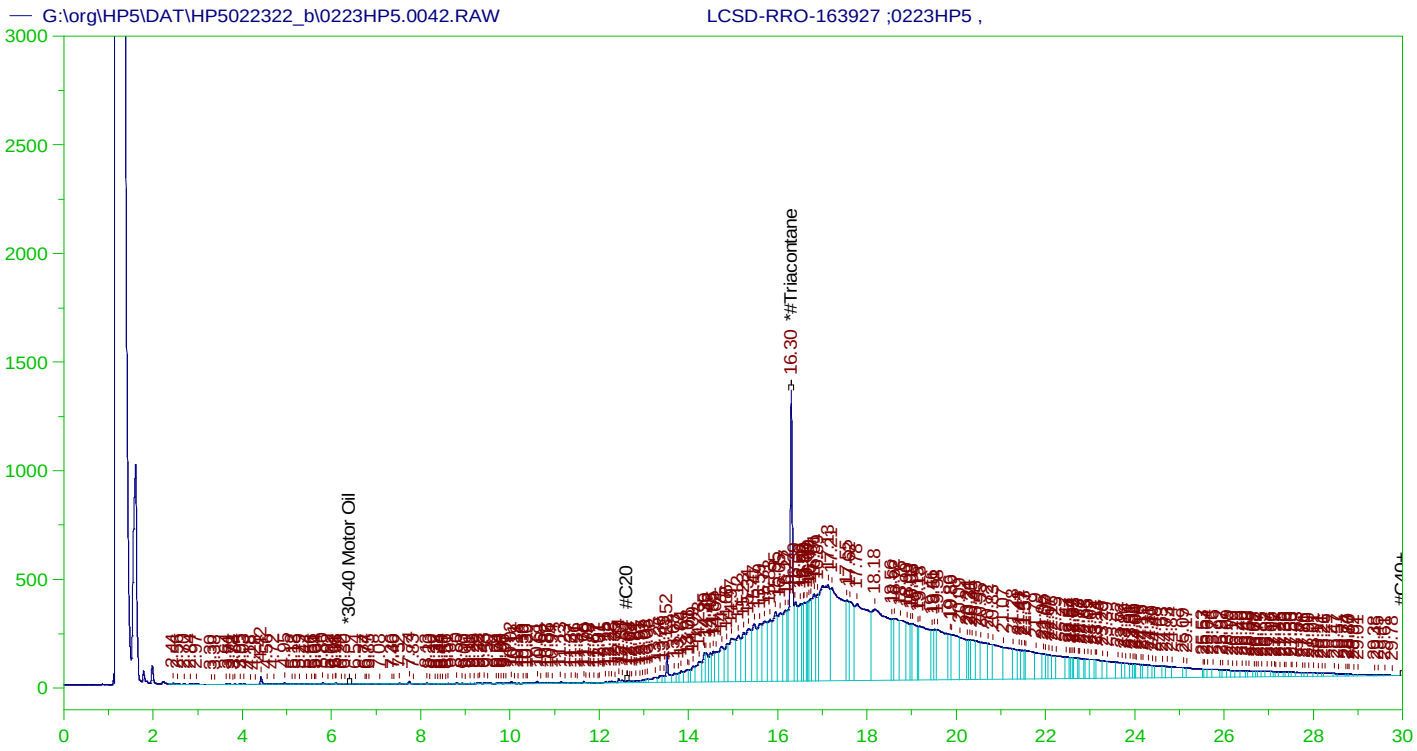

RESIDUAL RANGE ORGANICS CHROMATOGRAM
Sample Name: LCSD-RRO-163927 ;0223HP5 ,
Raw File: G:\org\HP5\DAT\HP5022322_b\0223HP5.0042.RAW
Date & Time Acquired: 2/24/2022 2:45:24 PM
Method File: G:\Org\HP5\Methods\D3_ORO-BF-L%.MET
Calibration File: G:\Org\HP5\Cals\SW8015C_ORO220111BF.CAL
Sample Weight: 1000 Dilution: 1 S.A.: 1

Mean RF for for ~~Residual~~ TEH(Oil Range) Organics Calculations: 26424.55
Rt range for ~~Residual~~ TEH(Oil Range) Organics: 12.57 to 30.05

SURROGATE COMPOUND	RT	ACTUAL	MEASURED	%REC	
*#Triacontane	16.303	.5	.175	35.	-

~~RRO~~ TEH(Oil Range) Area:1.359774E+08 ~~RRO~~ TEH(Oil Range) AMOUNT: 5.145873

JLB 02/28/2022

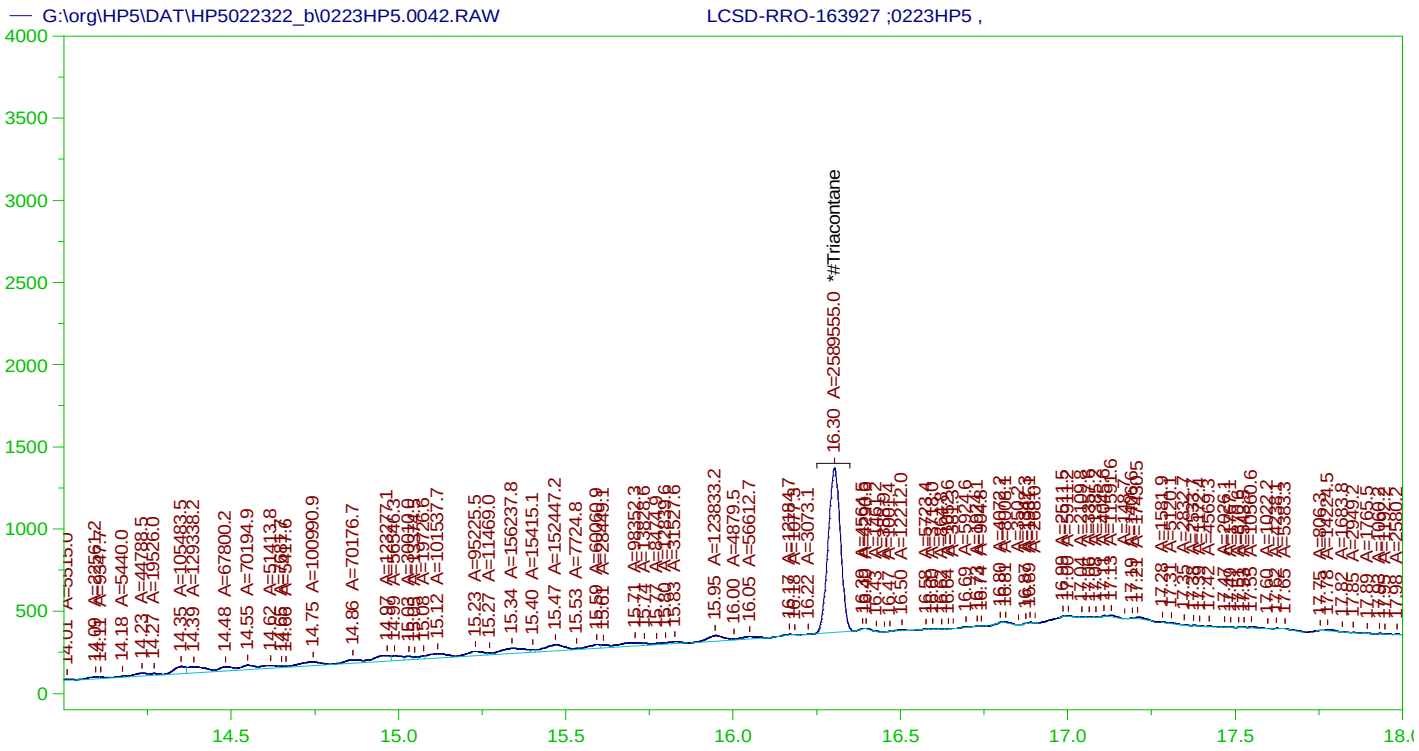

RESIDUAL RANGE ORGANICS CHROMATOGRAM

Sample Name: LCSD-RRO-163927 ;0223HP5 ,
Raw File: G:\org\HP5\DAT\HP5022322_b\0223HP5.0042.RAW
Date & Time Acquired: 2/24/2022 2:45:24 PM
Method File: G:\Org\HP5\Methods\DS_ORO-BF-L%.MET
Calibration File: G:\Org\HP5\Cals\SW8015C_ORO220111Bf.CAL
Sample Weight: 1000 Dilution: 1 S.A.: 1

Mean RF for for Residual Range Organics Calculations: 26424.55
Rt range for Residual Range Organics: 12.57 to 30.05

SURROGATE COMPOUND	RT	ACTUAL	MEASURED	%REC	
*#Triacontane	16.303	.5	.087	17.48	-

RRO Area:2853525 RRO AMOUNT: 0.1079876

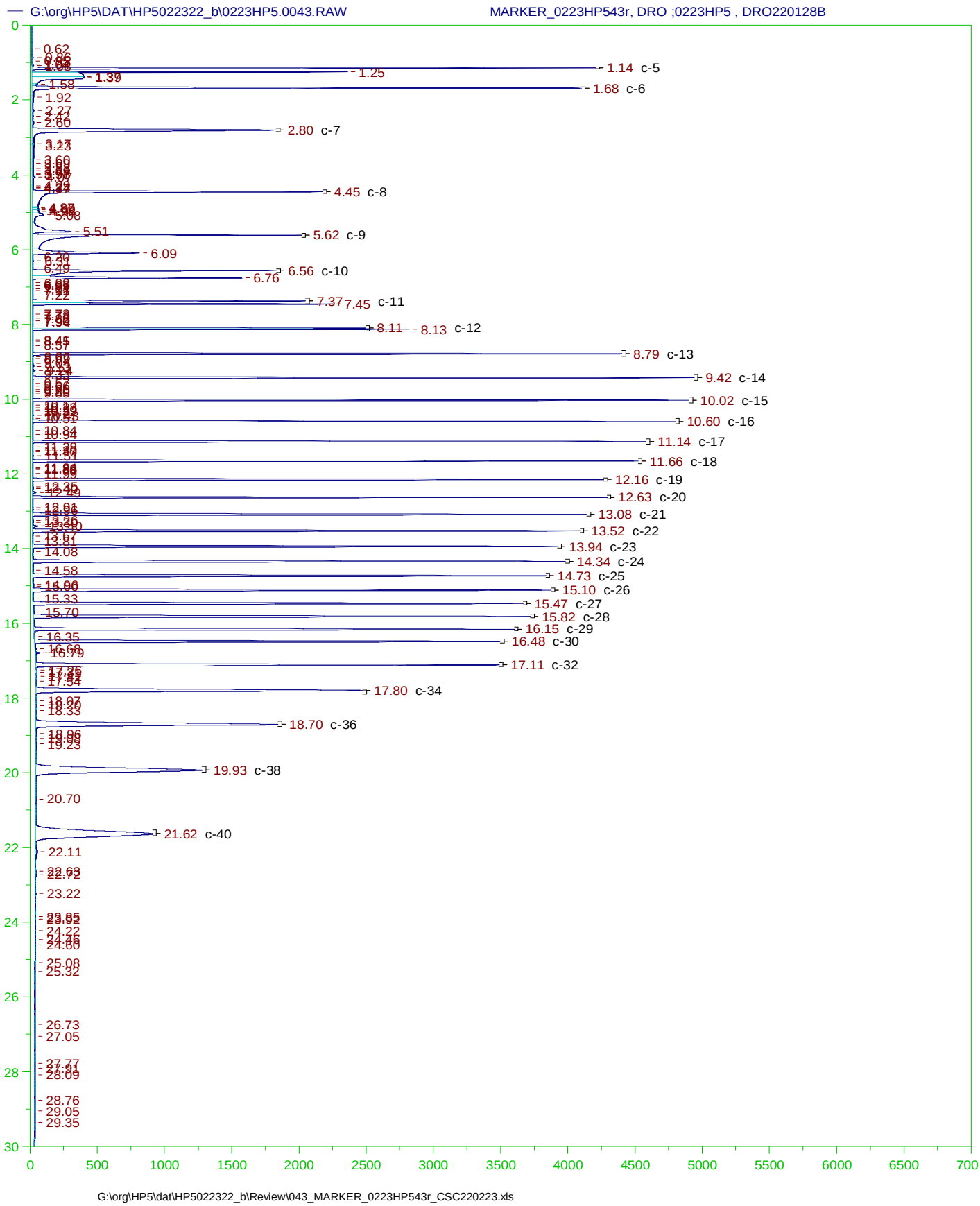
G:\org\HP5\DAT\HP5022322_b\0223HP5.0043.RAW
MARKER_0223HP543r, DRO ;0223HP5 , DRO220128B
1.14 c-5
1.25
1.68 c-6
2.80 c-7
4.45 c-8
5.62 c-9
6.56 c-10
7.45 c-11
8.13 c-12
8.79 c-13
9.42 c-14
10.02 c-15
10.60 c-16
11.14 c-17
11.66 c-18
12.16 c-19
12.63 c-20
13.08 c-21
13.52 c-22
13.94 c-23
14.34 c-24
14.73 c-25
15.10 c-26
15.47 c-27
15.82 c-28
16.15 c-29
16.48 c-30
17.11 c-32
17.80 c-34
18.70 c-36
19.93 c-38
21.62 c-40
G:\org\HP5\dat\HP5022322_b\Review\043_MARKER_0223HP543r_CSC220223.xls

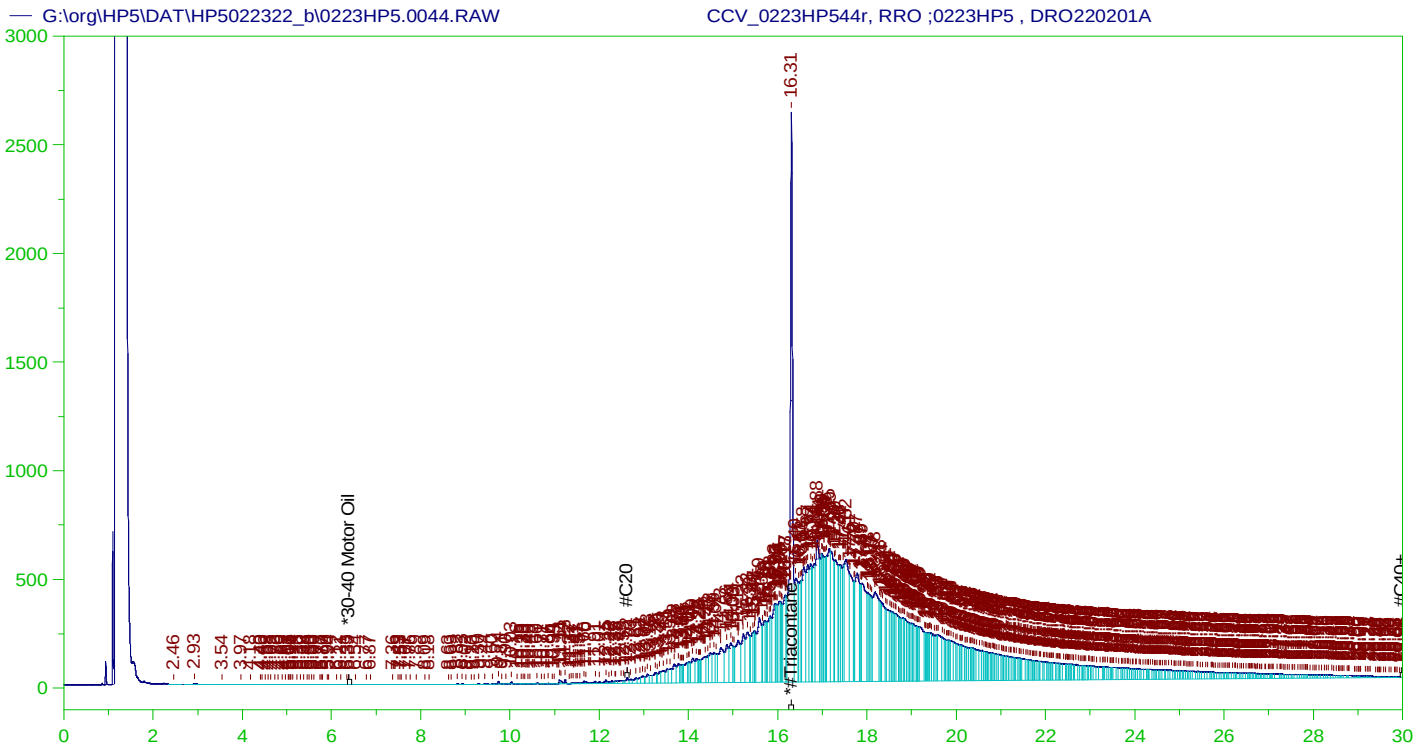

RESIDUAL RANGE ORGANICS CHROMATOGRAM
Sample Name: CCV_0223HP544r, RRO ;0223HP5 , DRO220201A
Raw File: G:\org\HP5\DAT\HP5022322_b\0223HP5.0044.RAW
Date & Time Acquired: 2/24/2022 4:14:25 PM
Method File: G:\Org\HP5\Methods\DC_ORO-BF-L%.MET
Calibration File: G:\Org\HP5\Cals\SW8015C_ORO220111Bf.CAL
Sample Weight: 1 Dilution: 1 S.A.: 1

Mean RF for for ~~Residual~~ TEH(Oil Range) Organics Calculations: 26424.55
Rt range for ~~Residual~~ TEH(Oil Range) Organics: 12.57 to 30.05

SURROGATE COMPOUND	RT	ACTUAL	MEASURED	%REC	
*#Triacontane	16.305	500.	346.808	69.36	-

~~RRO~~ TEH(Oil Range) Area:1.445617E+08 ~~RRO~~ TEH(Oil Range) AMOUNT: 5470.735

CONTINUING CALIBRATION REPORT: G:\org\HP5\DAT\HP5022322_b\0223HP5.0044.RAW

COMPOUND	ACTUAL(NG)	MEASURED(NG)	%RECOVERY	LIMITS
*30-40 Motor Oil	5000.	.028	.	75-125

SURROGATE COMPOUND	RT	ACTUAL	MEASURED	%REC	LIMITS
*#Triacontane	16.305	200.	346.808	173.4	75-125

JLB 02/28/2022

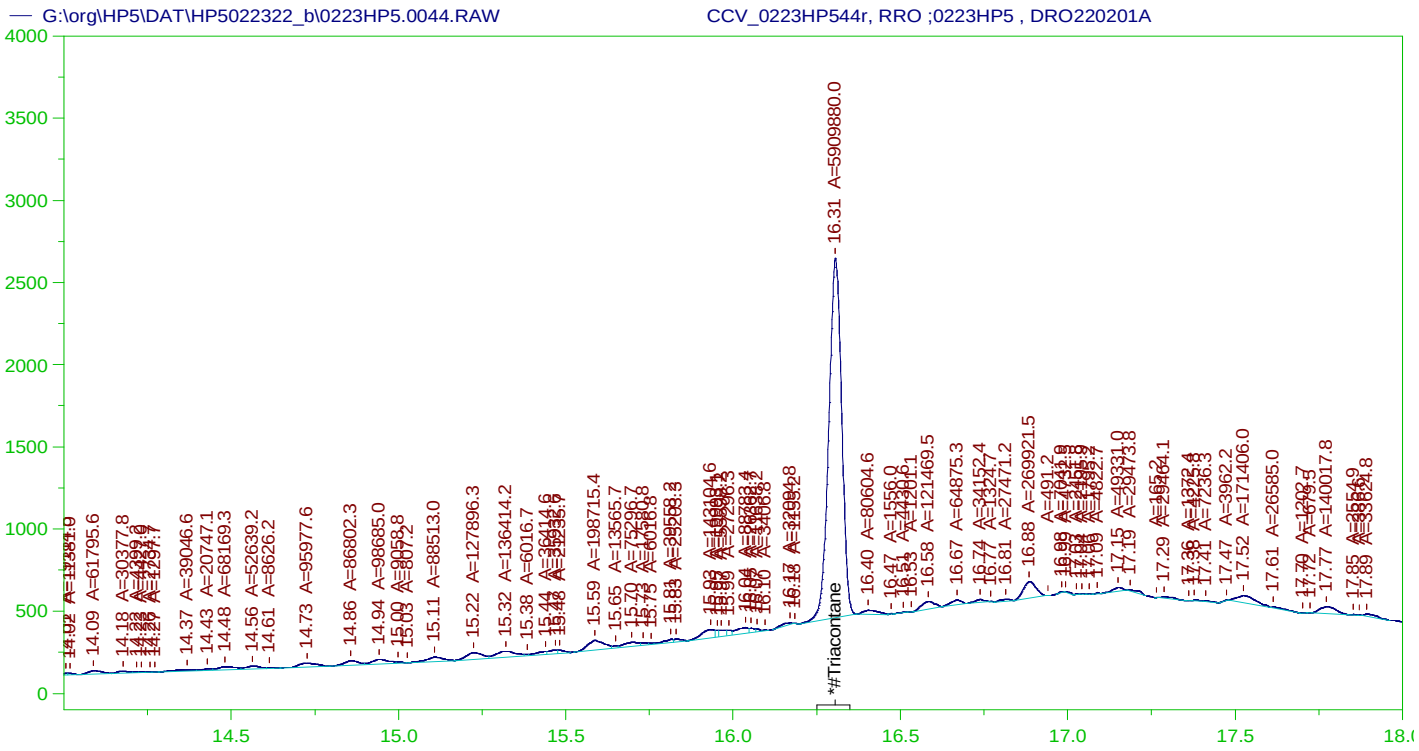

RESIDUAL RANGE ORGANICS CHROMATOGRAM
Sample Name: CCV_0223HP544r, RRO ;0223HP5 , DRO220201A
Raw File: G:\org\HP5\DAT\HP5022322_b\0223HP5.0044.RAW
Date & Time Acquired: 2/24/2022 4:14:25 PM
Method File: G:\Org\HP5\Methods\DS_ORO-BF-L%.MET
Calibration File: G:\Org\HP5\Cals\SW8015C_ORO220111Bf.CAL
Sample Weight: 1 Dilution: 1 S.A.: 1

Mean RF for for Residual Range Organics Calculations: 26424.55
Rt range for Residual Range Organics: 12.57 to 30.05

SURROGATE COMPOUND	RT	ACTUAL	MEASURED	%REC	
*#Triacontane	16.305	500.	199.415	39.88	-

RRO Area:3829081 RRO AMOUNT: 144.9062

CONTINUING CALIBRATION REPORT: G:\org\HP5\DAT\HP5022322_b\0223HP5.0044.RAW

COMPOUND	ACTUAL(NG)	MEASURED(NG)	%RECOVERY	LIMITS
*30-40 Motor Oil	5000.	.028	.	75-125

SURROGATE COMPOUND	RT	ACTUAL	MEASURED	%REC	LIMITS
*#Triacontane	16.305	200.	199.415	99.71	75-125

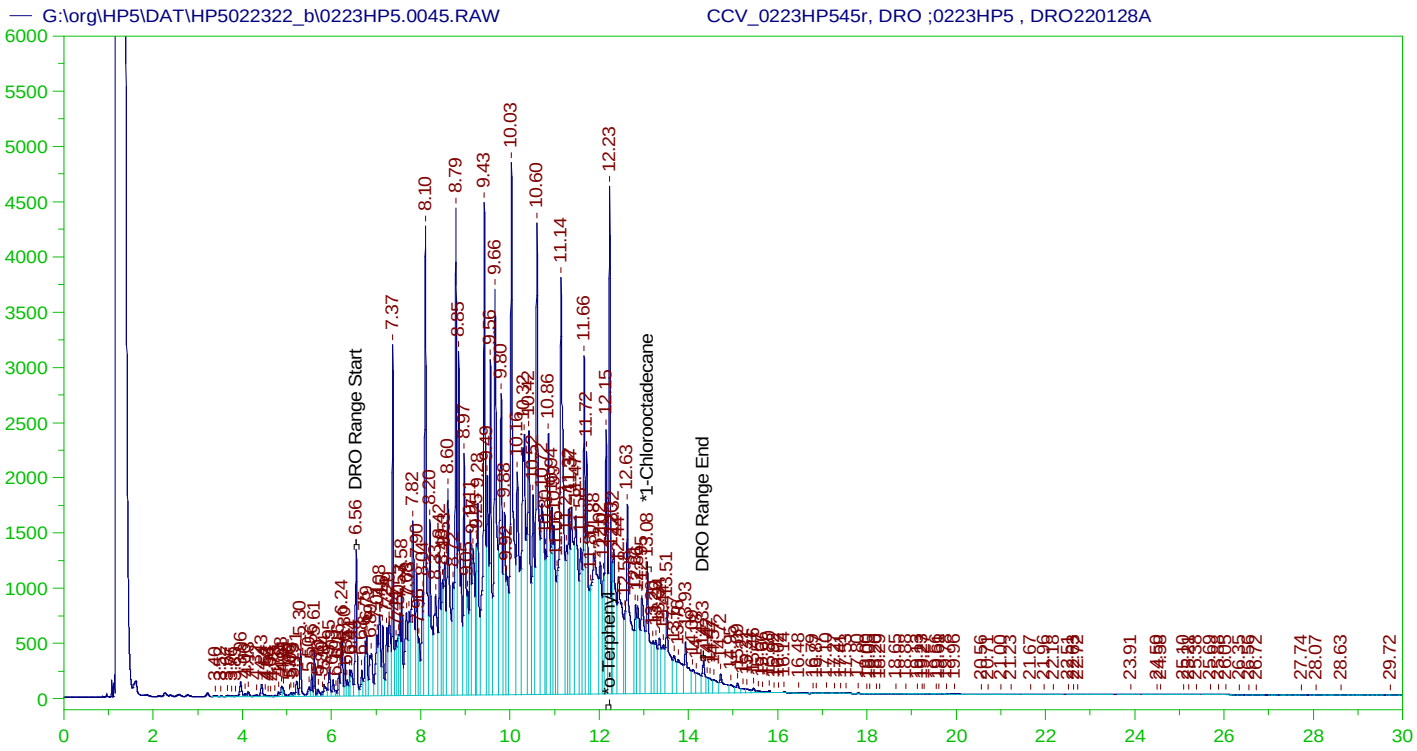

DIESEL RANGE ORGANICS CHROMATOGRAM REPORT
Sample Name: CCV_0223HP545r, DRO ;0223HP5 , DRO220128A
Raw File: G:\org\HP5\DAT\HP5022322_b\0223HP5.0045.RAW
Date & Time Acquired: 2/24/2022 4:57:21 PM
Method File: G:\Org\HP5\Methods\DC_8015-C24-JFb-L%.met
Calibration File: G:\Org\HP5\Cals\SW8015C_DRO220111JFb-C24.CAL
Sample Weight: 1 Dilution: 1 S.A.: 1

Mean RF for TEH: 32675.36
Rt range for Diesel Range Organics: 6.51 to 14.38

SURROGATE COMPOUND	RT	ACTUAL	MEASURED	%REC	
*o-Terphenyl	12.23	200.	310.51	155.26	-
*1-Chlorooctadecane	13.078	200.	154.14	77.07	-

DRO Area:4.770827E+08 DRO Amount: 14600.69
TEH Area:4.937261E+08 TEH Amount: 15110.04

CONTINUING CALIBRATION REPORT: G:\org\HP5\DAT\HP5022322_b\0223HP5.0045.RAW

COMPOUND	ACTUAL(NG)	MEASURED(NG)	%RECOVERY	LIMITS
TOTAL DRO	15000.	15110.04	100.73	85-115

SURROGATE COMPOUND	RT	ACTUAL	MEASURED	%REC	LIMITS
*o-Terphenyl	12.23	200.	310.51	155.26	85-115
*1-Chlorooctadecane	13.078	200.	154.14	77.07	85-115

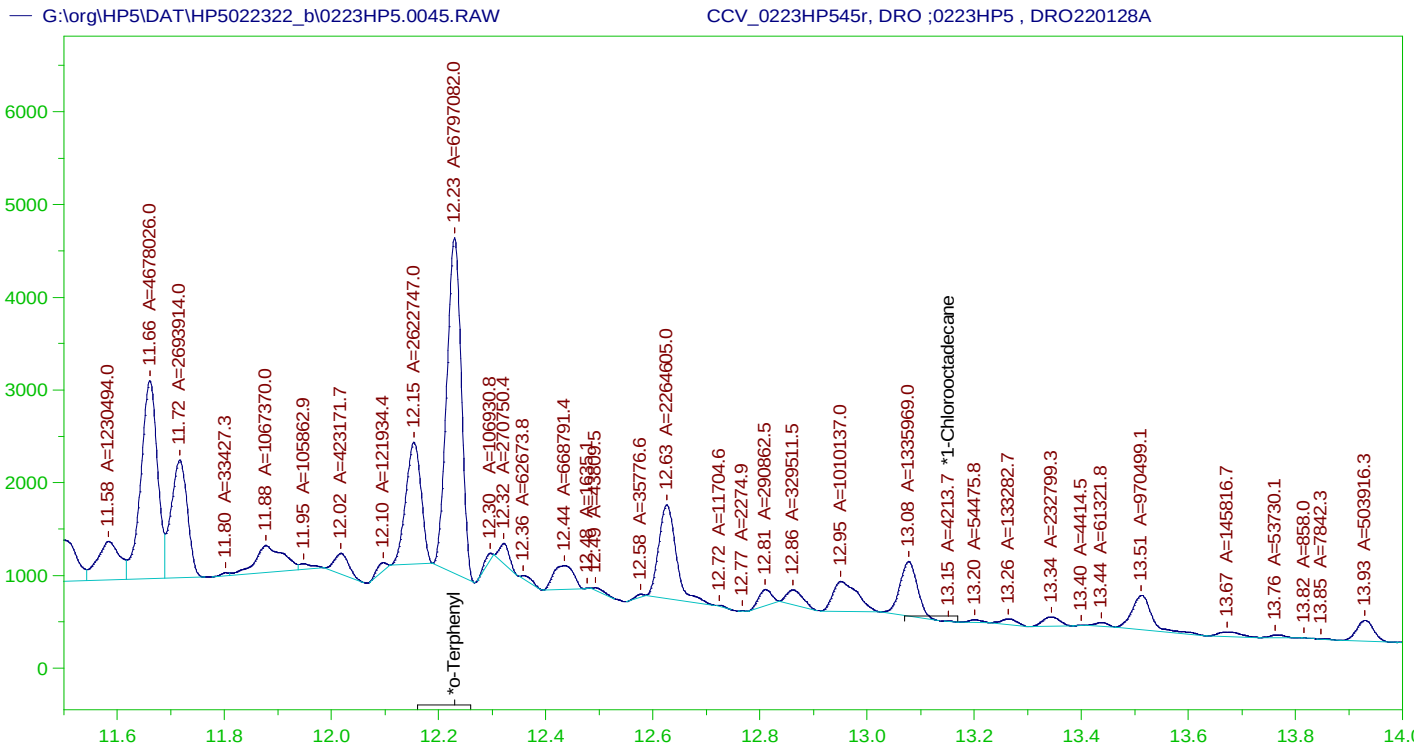

DIESEL RANGE ORGANICS CHROMATOGRAM REPORT
Sample Name: CCV_0223HP545r, DRO ;0223HP5 , DRO220128A
Raw File: G:\org\HP5\DAT\HP5022322_b\0223HP5.0045.RAW
Date & Time Acquired: 2/24/2022 4:57:21 PM
Method File: G:\Org\HP5\Methods\DS_8015-C24-JFb-L#.met
Calibration File: G:\Org\HP5\Cals\SW8015C_DRO220111JFb-C24.CAL
Sample Weight: 1 Dilution: 1 S.A.: 1

Mean RF for TEH: 32675.36
Rt range for Diesel Range Organics: 6.51 to 14.38

SURROGATE COMPOUND	RT	ACTUAL	MEASURED	%REC	
*o-Terphenyl	12.23	200.	184.413	92.21	-
*1-Chlorooctadecane	13.152	200.	.114	.06	-

DRO Area:2.475213E+08 DRO Amount: 7575.168
TEH Area:2.582118E+08 TEH Amount: 7902.341

CONTINUING CALIBRATION REPORT: G:\org\HP5\DAT\HP5022322_b\0223HP5.0045.RAW

COMPOUND	ACTUAL(NG)	MEASURED(NG)	%RECOVERY	LIMITS
TOTAL DRO	15000.	7902.34	52.68	85-115

SURROGATE COMPOUND	RT	ACTUAL	MEASURED	%REC	LIMITS
*o-Terphenyl	12.23	200.	184.413	92.21	85-115
*1-Chlorooctadecane	13.152	200.	.114	.06	85-115

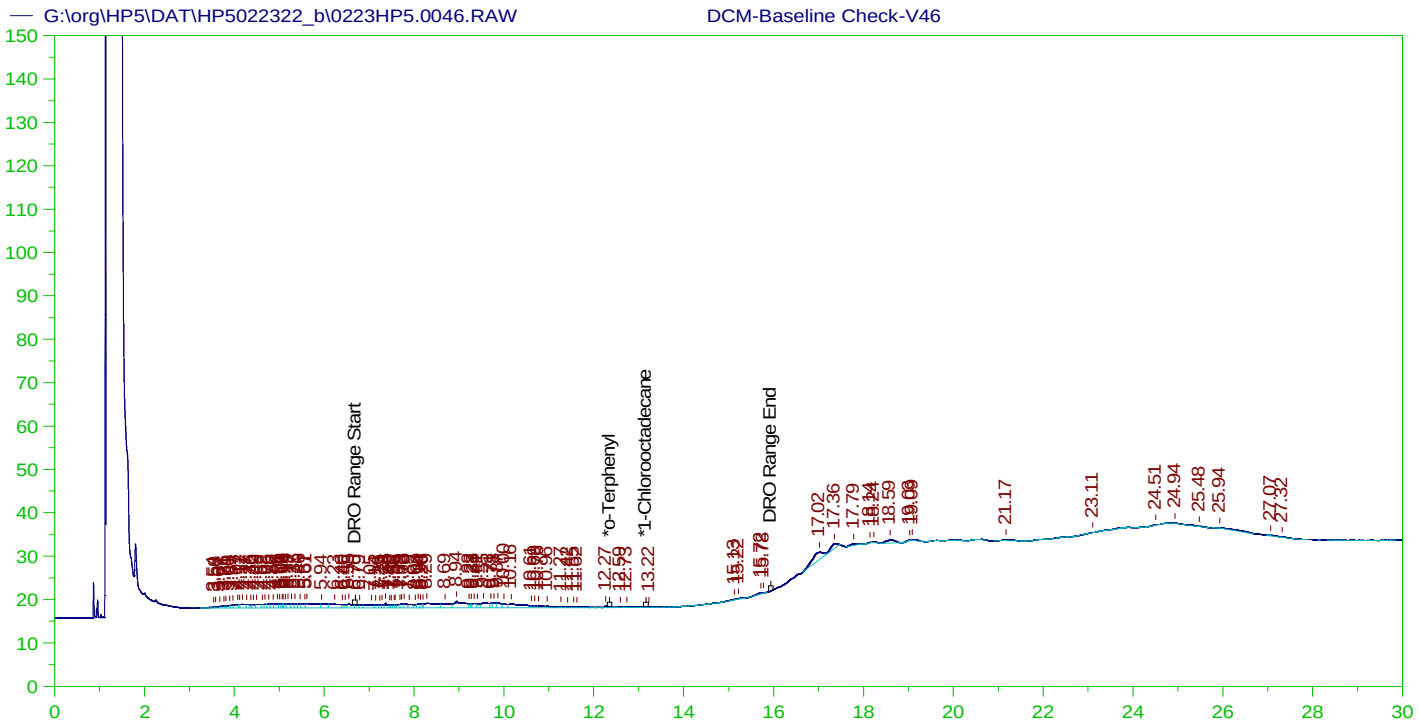

DIESEL RANGE ORGANICS CHROMATOGRAM REPORT
Sample Name: DCM-Baseline Check-V46
Raw File: G:\org\HP5\DAT\HP5022322_b\0223HP5.0046.RAW
Date & Time Acquired: 2/24/2022 5:40:15 PM
Method File: G:\Org\HP5\Methods\DR_8015-JA-LEXP.met
Calibration File: G:\Org\HP5\Cals\SW8015C_DRO220111JA.CAL
Sample Weight: 1 Dilution: 1 S.A.: 1

Mean RF for TEH: 32675.36
Rt range for Diesel Range Organics: 6.63 to 15.99

SURROGATE COMPOUND	RT	ACTUAL	MEASURED		%REC
*o-Terphenyl	29.811	200.	.	.	-
*1-Chlorooctadecane	29.811	200.	.	.	-

DRO Area:216657.9 DRO Amount: 6.63062
TEH Area:460003.9 TEH Amount: 14.07801

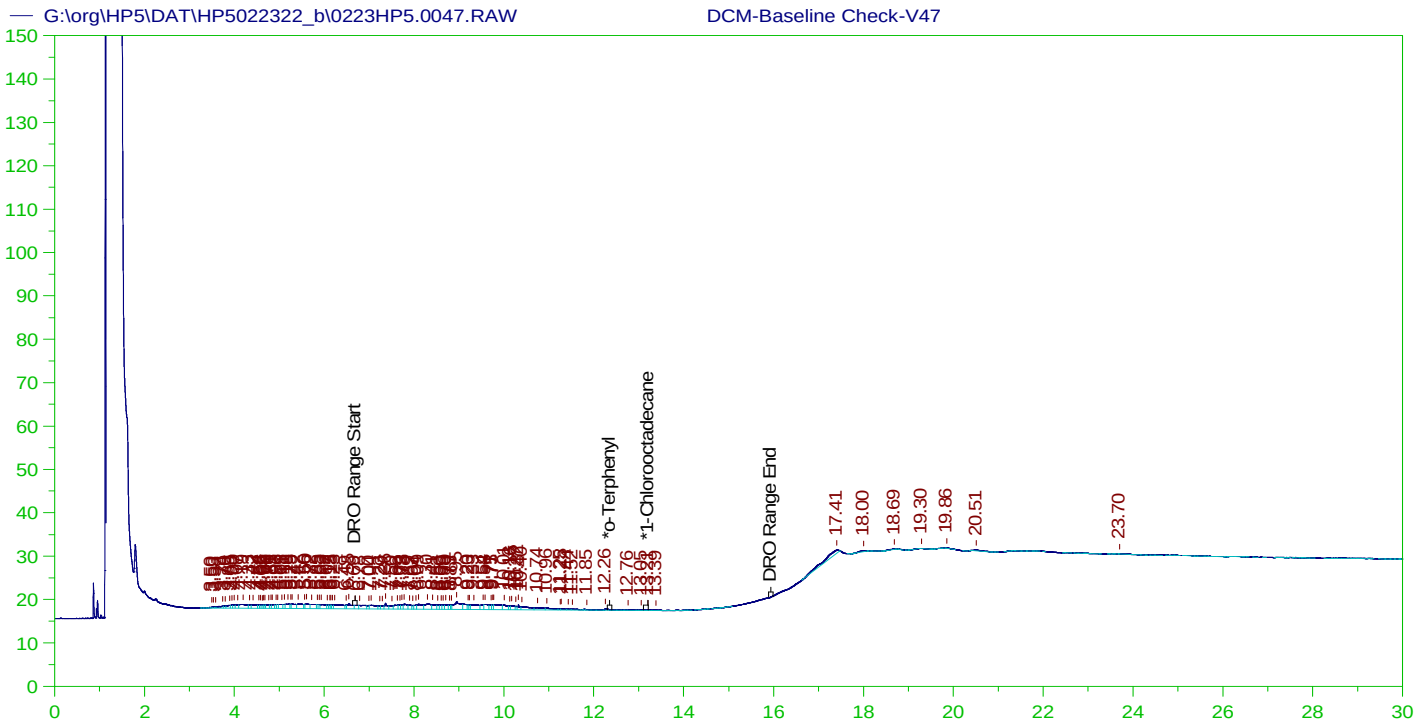

DIESEL RANGE ORGANICS CHROMATOGRAM REPORT
Sample Name: DCM-Baseline Check-V47
Raw File: G:\org\HP5\DAT\HP5022322_b\0223HP5.0047.RAW
Date & Time Acquired: 2/24/2022 6:23:11 PM
Method File: G:\Org\HP5\Methods\DR_8015-JA-LEXP.met
Calibration File: G:\Org\HP5\Cals\SW8015C_DRO220111JA.CAL
Sample Weight: 1 Dilution: 1 S.A.: 1

Mean RF for TEH: 32675.36
Rt range for Diesel Range Organics: 6.63 to 15.99

SURROGATE COMPOUND	RT	ACTUAL	MEASURED	%REC
*o-Terphenyl	29.973	200.	.	-
*1-Chlorooctadecane	13.207	200.	.015	.01 -

DRO Area:242120.1 DRO Amount: 7.409869
TEH Area:443274.5 TEH Amount: 13.56602

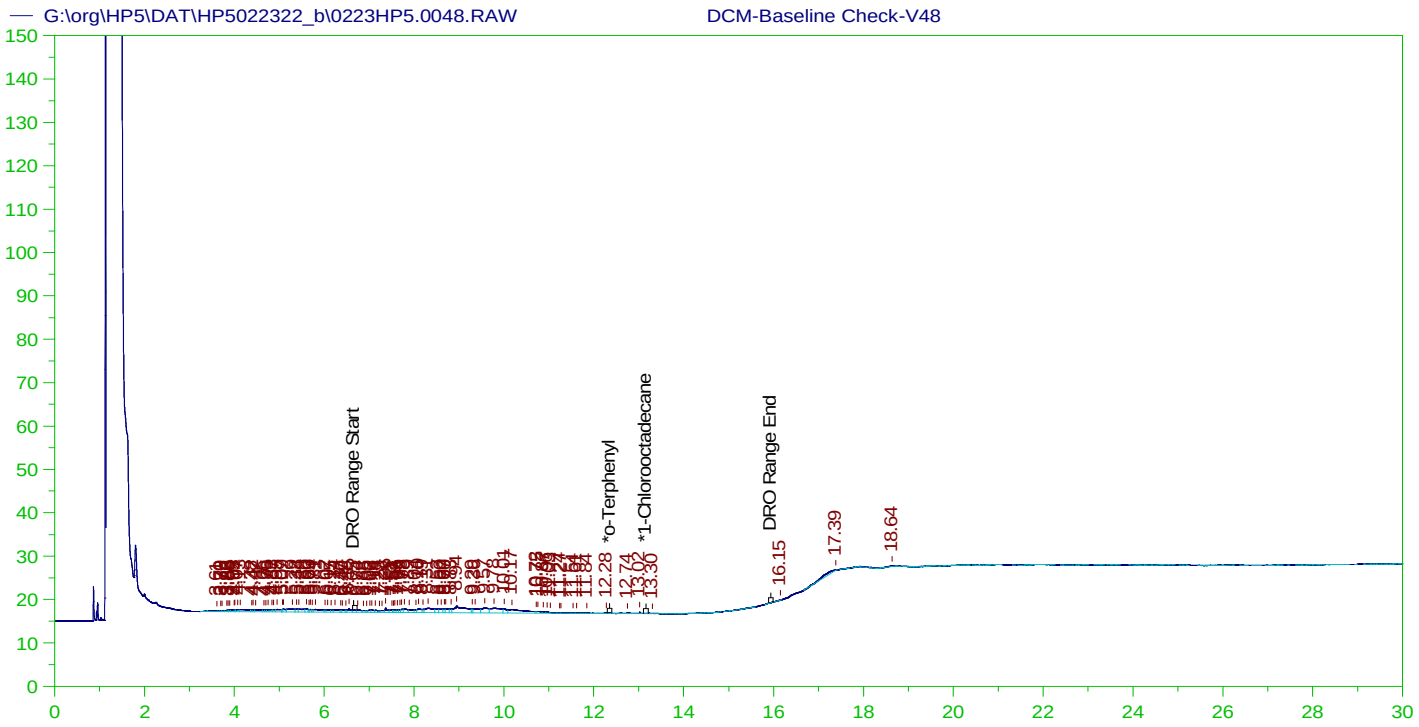

DIESEL RANGE ORGANICS CHROMATOGRAM REPORT
Sample Name: DCM-Baseline Check-V48
Raw File: G:\org\HP5\DAT\HP5022322_b\0223HP5.0048.RAW
Date & Time Acquired: 2/24/2022 7:06:10 PM
Method File: G:\Org\HP5\Methods\DR_8015-JA-LEXP.met
Calibration File: G:\Org\HP5\Cals\SW8015C_DRO220111JA.CAL
Sample Weight: 1 Dilution: 1 S.A.: 1

Mean RF for TEH: 32675.36
Rt range for Diesel Range Organics: 6.63 to 15.99

SURROGATE COMPOUND	RT	ACTUAL	MEASURED		%REC
*o-Terphenyl	29.959	200.	.	.	-
*1-Chlorooctadecane	29.959	200.	.	.	-

DRO Area:204099.1 DRO Amount: 6.24627
TEH Area:318468.6 TEH Amount: 9.746445

ERH2410 (RHMW12A) Batch ID: 163927

G:\org\HP5\DAT\HP5022322_b\0223HP5.0049.RAW B22010971-001J ;0223HP5 , $HC-8015-DRO-W, RR-RX

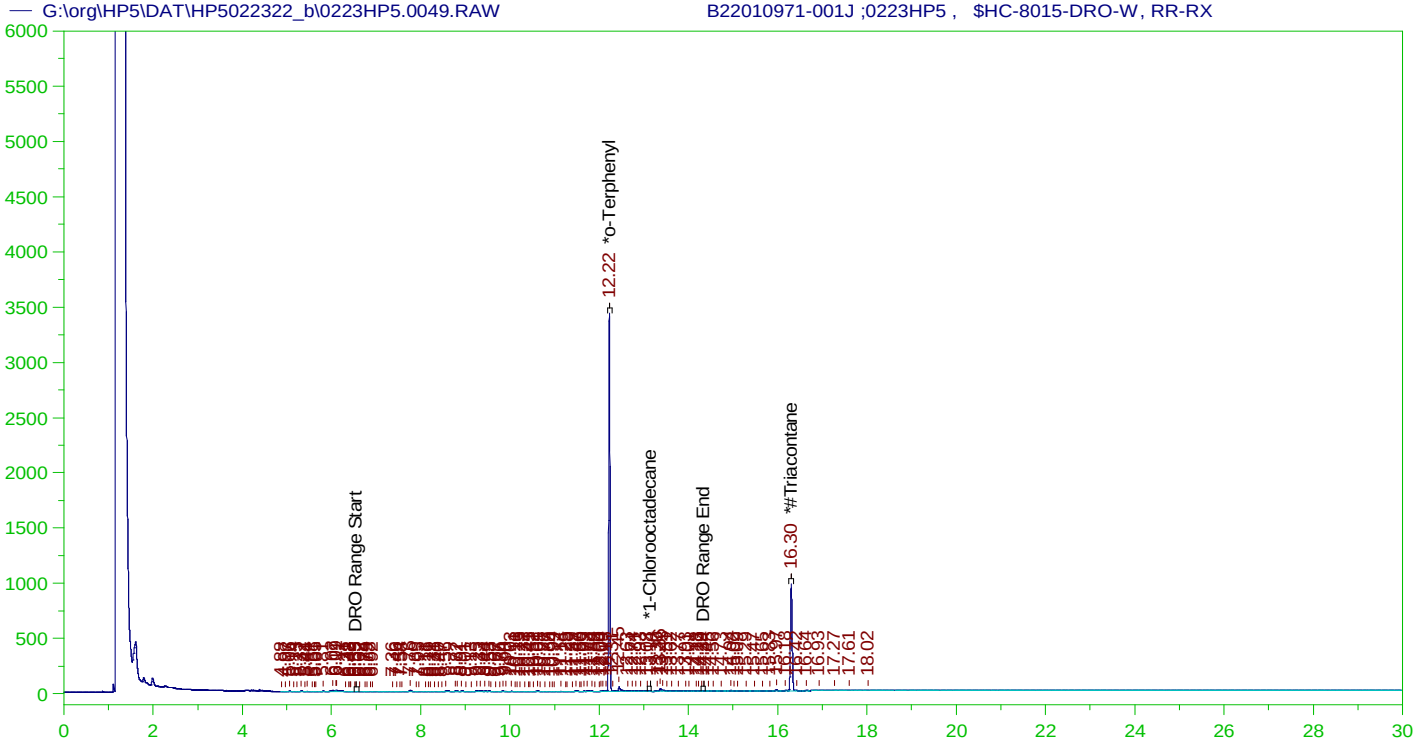

DIESEL RANGE ORGANICS CHROMATOGRAM REPORT

Sample Name: B22010971-001J ;0223HP5 , $HC-8015-DRO-W, RR-RX
Raw File: G:\org\HP5\DAT\HP5022322_b\0223HP5.0049.RAW
Date & Time Acquired: 2/24/2022 7:49:05 PM
Method File: G:\Org\HP5\Methods\DR_8015-C24T-JFb-L%.met
Calibration File: G:\Org\HP5\Cals\SW8015C_DRO220111JFb-C24-T.CAL
Sample Weight: 990 Dilution: 1 S.A.: 1

Mean RF for TEH: 32675.36
Rt range for Diesel Range Organics: 6.51 to 14.38

SURROGATE COMPOUND	RT	ACTUAL	MEASURED	%REC	
*o-Terphenyl	12.223	.202	.187	92.33	-
*1-Chlorooctadecane	13.144	.202	.	.02	-
*#Triacontane	16.302	.202	.088	43.54	-

DRO Area:755762.1 DRO Amount: 2.336305E-02
TEH Area:1112435 TEH Amount: 3.438895E-02

ERH2410 (RHMW12A) Batch ID: 163927

G:\org\HP5\DAT\HP5022322_b\0223HP5.0049.RAW B22010971-001J ;0223HP5 , $HC-8015-DRO-W, RR-RX

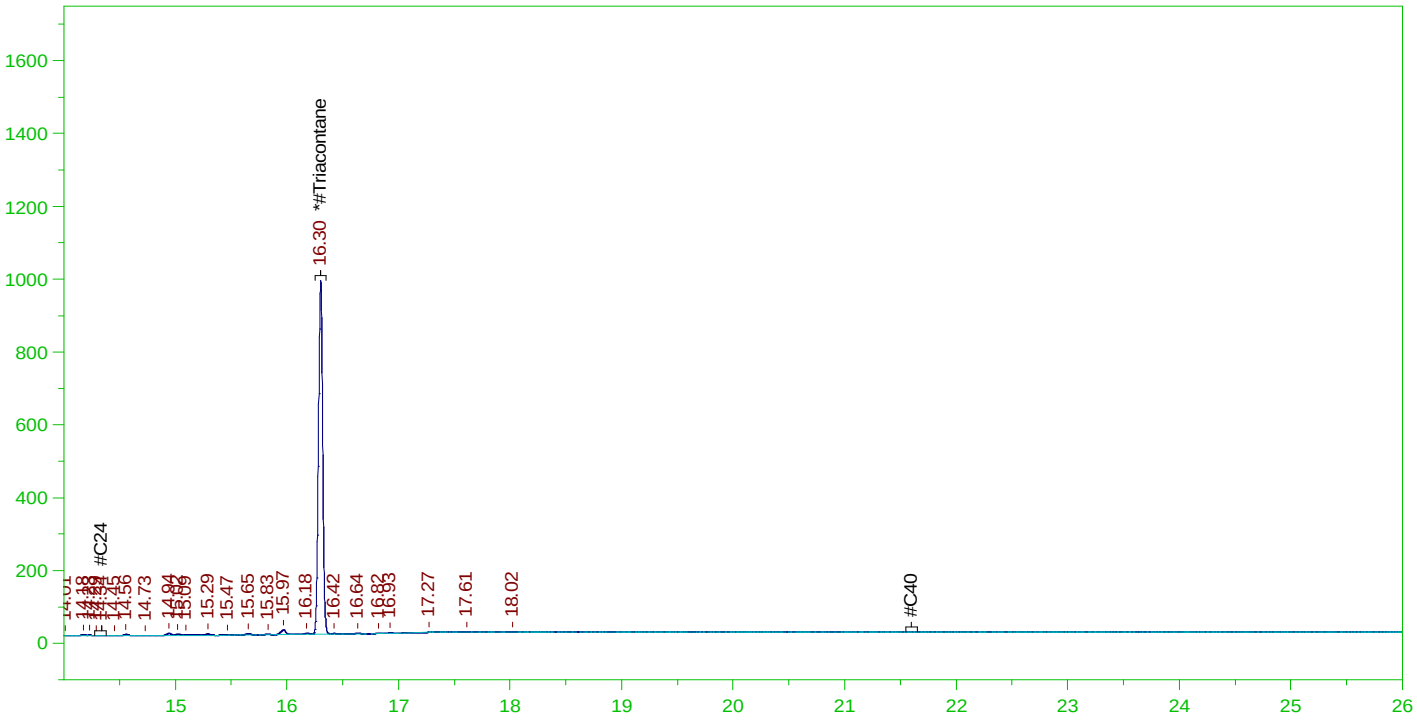

RESIDUAL RANGE ORGANICS CHROMATOGRAM

Sample Name: B22010971-001J ;0223HP5 , $HC-8015-DRO-W, RR-RX
Raw File: G:\org\HP5\DAT\HP5022322_b\0223HP5.0049.RAW
Date & Time Acquired: 2/24/2022 7:49:05 PM
Method File: G:\Org\HP5\Methods\DR_OROS-BF-L%.MET
Calibration File: G:\Org\HP5\Cals\SW8015C_ORO220111BF_SAMP.CAL
Sample Weight: 990 Dilution: 1 S.A.: 1

Mean RF for for Residual Range Organics Calculations: 26424.55
Rt range for Residual Range Organics: 14.28 to 21.65

SURROGATE COMPOUND	RT	ACTUAL	MEASURED	%REC	
*#Triacontane	16.302	.505	.088	17.42	-

RRO Area:167473.6 RRO AMOUNT: 6.401821E-03

ERH2410 (RHMW12A) Batch ID: 163927

G:\org\HP5\DAT\HP5022322_b\0223HP5.0049.RAW B22010971-001J ;0223HP5 , $HC-8015-DRO-W, RR-RX

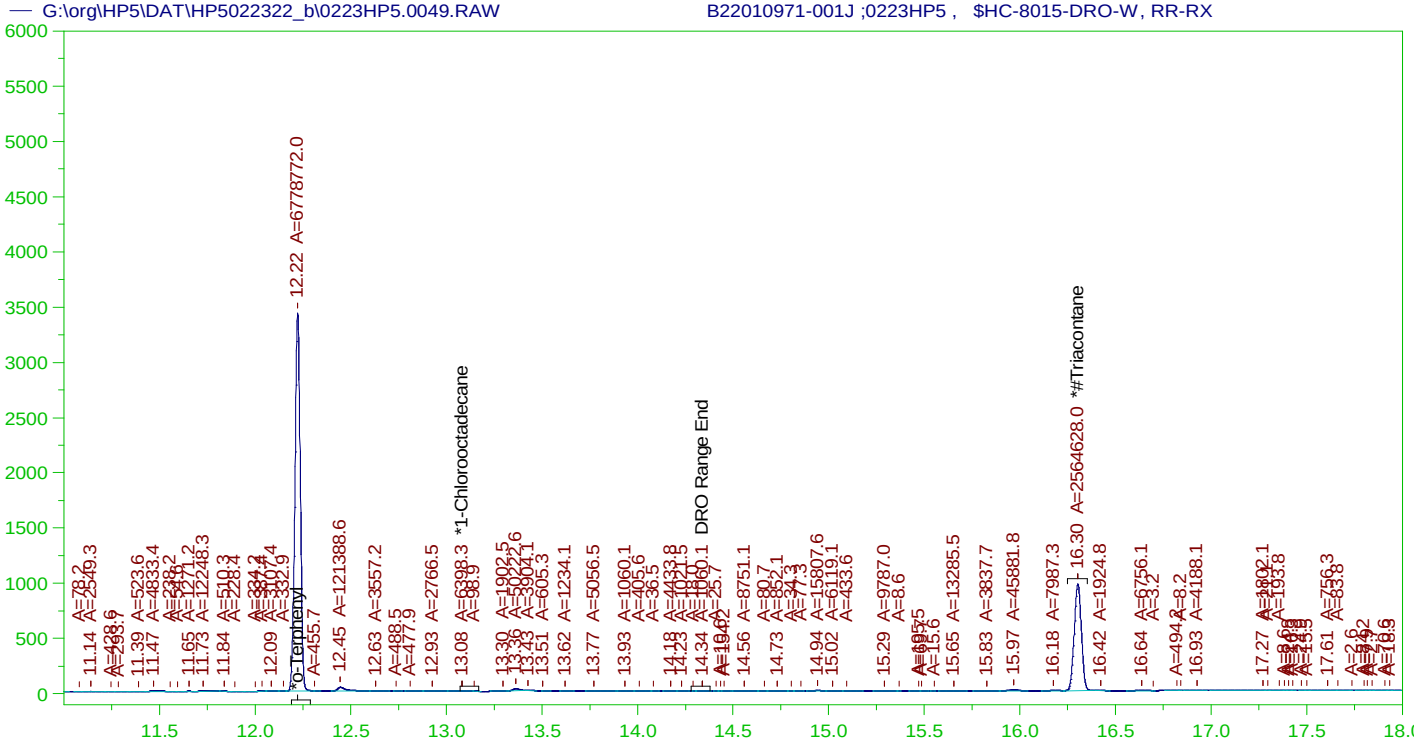

DIESEL RANGE ORGANICS CHROMATOGRAM REPORT

Sample Name: B22010971-001J ;0223HP5 , $HC-8015-DRO-W, RR-RX
Raw File: G:\org\HP5\DAT\HP5022322_b\0223HP5.0049.RAW
Date & Time Acquired: 2/24/2022 7:49:05 PM
Method File: G:\Org\HP5\Methods\DS_8015-C24T-JFb-L#.met
Calibration File: G:\Org\HP5\Cals\SW8015C_DRO220111JFb-C24-T.CAL
Sample Weight: 990 Dilution: 1 S.A.: 1

Mean RF for TEH: 32675.36
Rt range for Diesel Range Organics: 6.51 to 14.38

SURROGATE COMPOUND	RT	ACTUAL	MEASURED	%REC	
*o-Terphenyl	12.223	.202	.186	91.96	-
*1-Chlorooctadecane	13.082	.202	.	.09	-
*#Triacontane	16.302	.202	.087	43.27	-

DRO Area:505764.1 DRO Amount: 0.0156348
TEH Area:1032091 TEH Amount: 3.190526E-02

ERH2420 (RHMW19) Batch ID: 163927

G:\org\HP5\DAT\HP5022322_b\0223HP5.0050.RAW B22010974-001J ;0223HP5 , $HC-8015-DRO-W, RR-RX

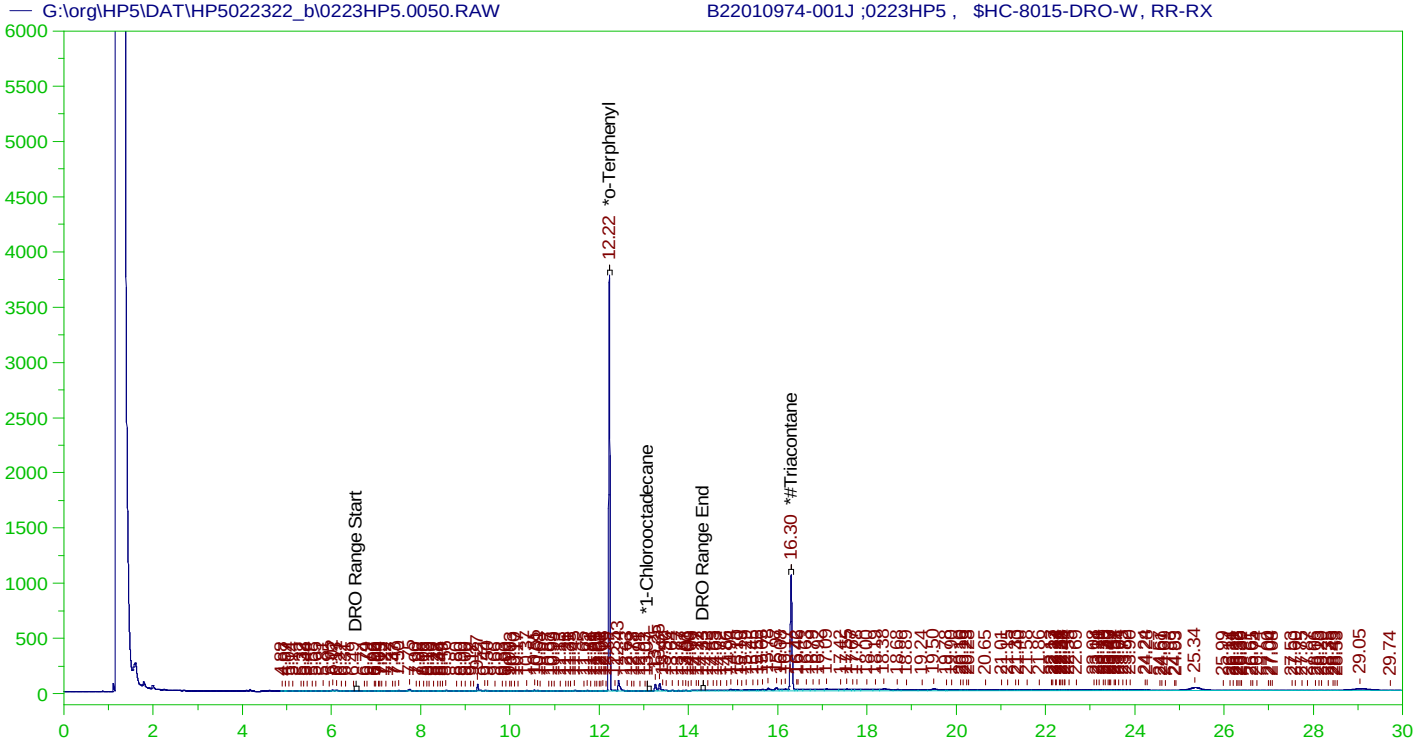

DIESEL RANGE ORGANICS CHROMATOGRAM REPORT

Sample Name: B22010974-001J ;0223HP5 , $HC-8015-DRO-W, RR-RX
Raw File: G:\org\HP5\DAT\HP5022322_b\0223HP5.0050.RAW
Date & Time Acquired: 2/24/2022 8:32:02 PM
Method File: G:\Org\HP5\Methods\D3_8015-C24T-JFb-L%.met
Calibration File: G:\Org\HP5\Cals\SW8015C_DRO220111JFb-C24-T.CAL
Sample Weight: 1020 Dilution: 1 S.A.: 1

Mean RF for TEH: 32675.36
Rt range for Diesel Range Organics: 6.51 to 14.38

SURROGATE COMPOUND	RT	ACTUAL	MEASURED	%REC	
*o-Terphenyl	12.223	.196	.196	100.16	-
*1-Chlorooctadecane	13.074	.196	.	.06	-
*#Triacontane	16.299	.196	.095	48.3	-

DRO Area:1746989 DRO Amount: 5.241669E-02
TEH Area:9018864 TEH Amount: 0.2706022

ERH2420 (RHMW19) Batch ID: 163927

G:\org\HP5\DAT\HP5022322_b\0223HP5.0050.RAW B22010974-001J ;0223HP5 , $HC-8015-DRO-W, RR-RX

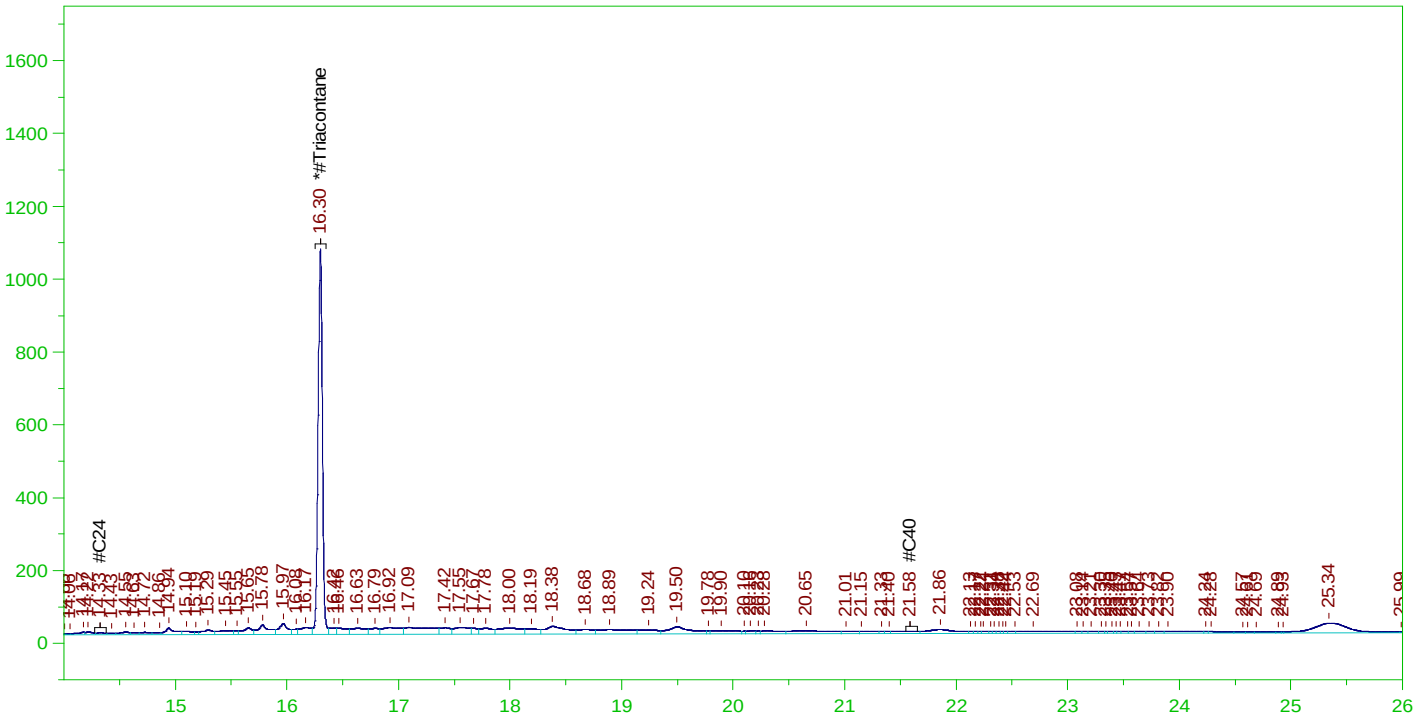

RESIDUAL RANGE ORGANICS CHROMATOGRAM

Sample Name: B22010974-001J ;0223HP5 , $HC-8015-DRO-W, RR-RX
Raw File: G:\org\HP5\DAT\HP5022322_b\0223HP5.0050.RAW
Date & Time Acquired: 2/24/2022 8:32:02 PM
Method File: G:\Org\HP5\Methods\D3_OROS-BF-L%.MET
Calibration File: G:\Org\HP5\Cals\SW8015C_ORO220111BF_SAMP.CAL
Sample Weight: 1020 Dilution: 1 S.A.: 1

Mean RF for for Residual Range Organics Calculations: 26424.55
Rt range for Residual Range Organics: 14.28 to 21.65

SURROGATE COMPOUND	RT	ACTUAL	MEASURED	%REC	
*#Triacontane	16.299	.49	.095	19.32	-

RRO Area:4791437 RRO AMOUNT: 0.1777698

ERH2420 (RHMW19) Batch ID: 163927

G:\org\HP5\DAT\HP5022322_b\0223HP5.0050.RAW B22010974-001J ;0223HP5 , $HC-8015-DRO-W, RR-RX

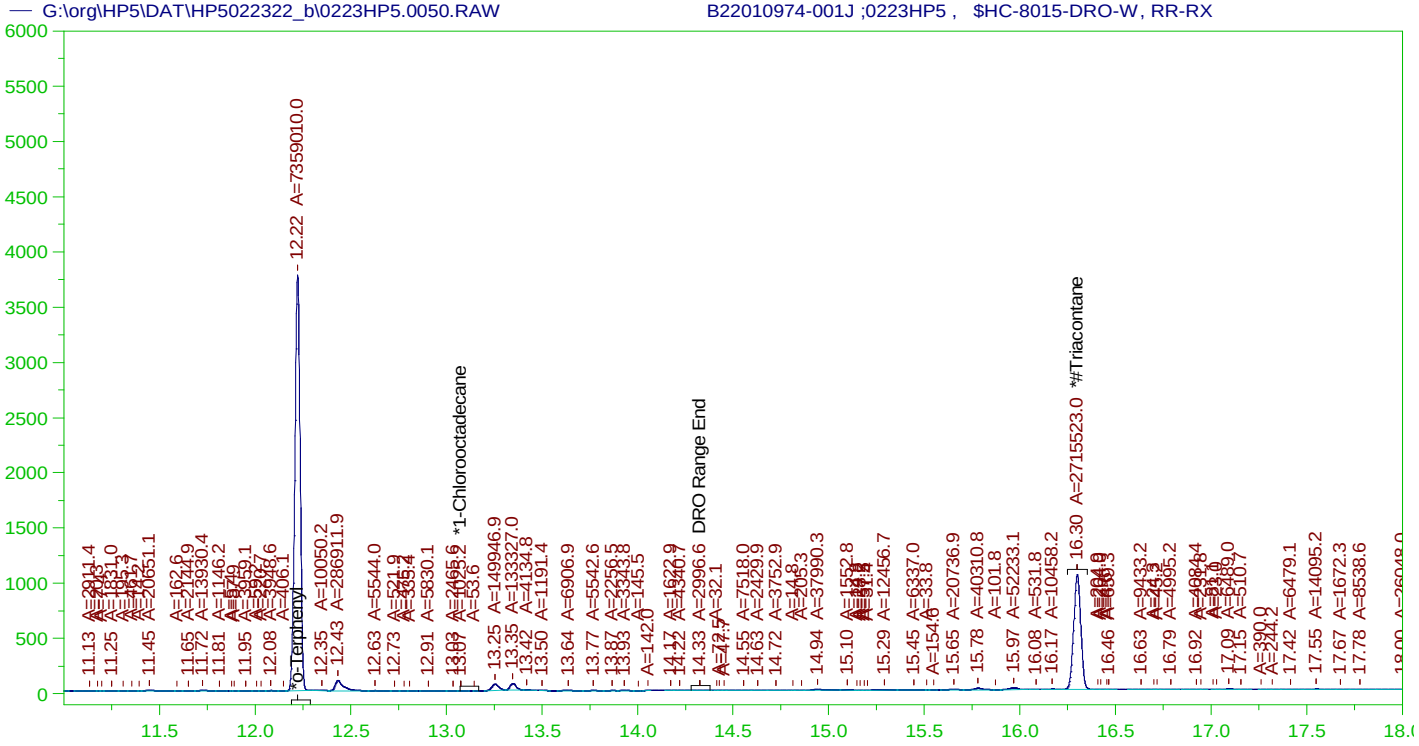

DIESEL RANGE ORGANICS CHROMATOGRAM REPORT

Sample Name: B22010974-001J ;0223HP5 , $HC-8015-DRO-W, RR-RX
Raw File: G:\org\HP5\DAT\HP5022322_b\0223HP5.0050.RAW
Date & Time Acquired: 2/24/2022 8:32:02 PM
Method File: G:\Org\HP5\Methods\DS_8015-C24T-JFb-L#.met
Calibration File: G:\Org\HP5\Cals\SW8015C_DRO220111JFb-C24-T.CAL
Sample Weight: 1020 Dilution: 1 S.A.: 1

Mean RF for TEH: 32675.36
Rt range for Diesel Range Organics: 6.51 to 14.38

SURROGATE COMPOUND	RT	ACTUAL	MEASURED	%REC	
*o-Terphenyl	12.223	.196	.196	99.83	-
*1-Chlorooctadecane	13.074	.196	.	.01	-
*#Triacontane	16.299	.196	.09	45.81	-

DRO Area:1265634 DRO Amount: 0.0379741
TEH Area:2631723 TEH Amount: 7.896226E-02

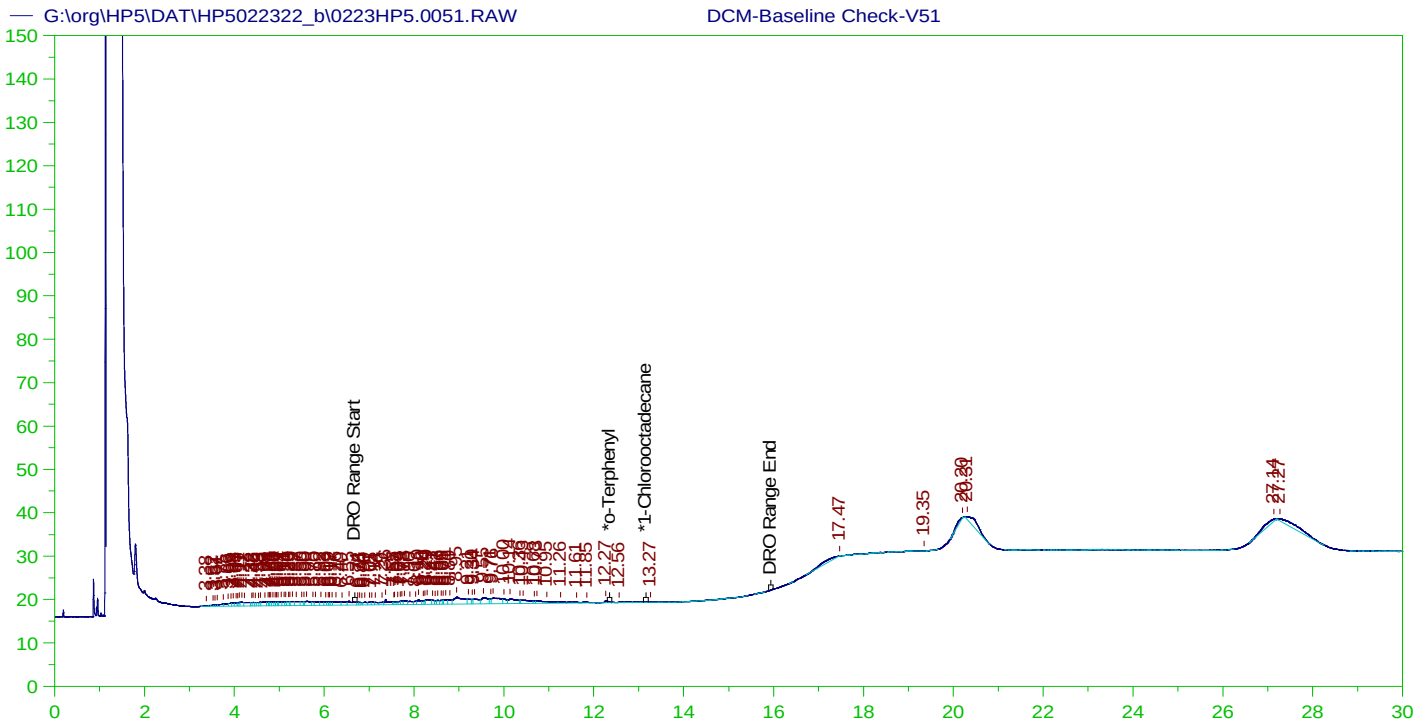

DIESEL RANGE ORGANICS CHROMATOGRAM REPORT
Sample Name: DCM-Baseline Check-V51
Raw File: G:\org\HP5\DAT\HP5022322_b\0223HP5.0051.RAW
Date & Time Acquired: 2/24/2022 9:15:00 PM
Method File: G:\Org\HP5\Methods\DR_8015-JA-LEXP.met
Calibration File: G:\Org\HP5\Cals\SW8015C_DRO220111JA.CAL
Sample Weight: 1 Dilution: 1 S.A.: 1

Mean RF for TEH: 32675.36
Rt range for Diesel Range Organics: 6.63 to 15.99

SURROGATE COMPOUND	RT	ACTUAL	MEASURED		%REC
*o-Terphenyl	29.943	200.	.	.	-
*1-Chlorooctadecane	29.943	200.	.	.	-

DRO Area:233617.3 DRO Amount: 7.149647
TEH Area:494615.3 TEH Amount: 15.13725

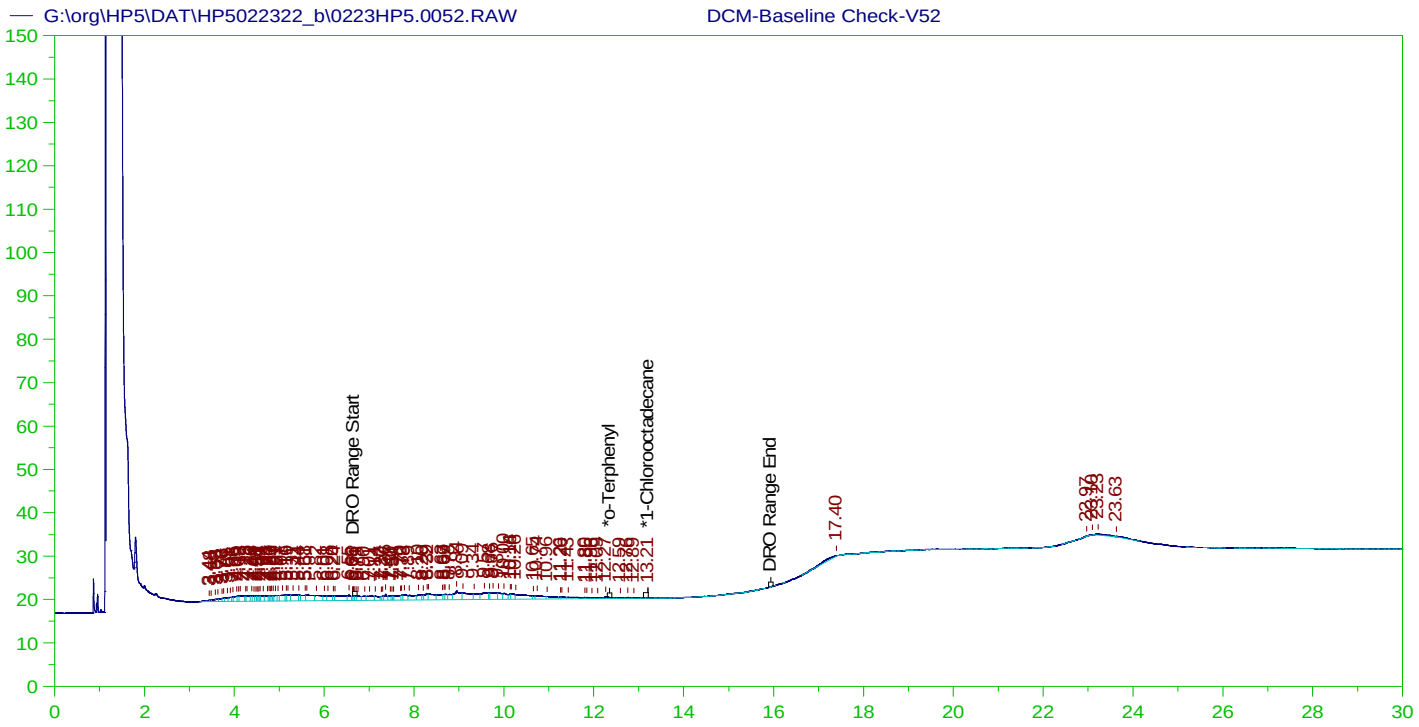

DIESEL RANGE ORGANICS CHROMATOGRAM REPORT
Sample Name: DCM-Baseline Check-V52
Raw File: G:\org\HP5\DAT\HP5022322_b\0223HP5.0052.RAW
Date & Time Acquired: 2/24/2022 9:57:57 PM
Method File: G:\Org\HP5\Methods\DR_8015-JA-LEXP.met
Calibration File: G:\Org\HP5\Cals\SW8015C_DRO220111JA.CAL
Sample Weight: 1 Dilution: 1 S.A.: 1

Mean RF for TEH: 32675.36
Rt range for Diesel Range Organics: 6.63 to 15.99

SURROGATE COMPOUND	RT	ACTUAL	MEASURED	%REC
*o-Terphenyl	29.976	200.	.	-
*1-Chlorooctadecane	13.208	200.	.027	.01 -

DRO Area:308497.3 DRO Amount: 9.441283
TEH Area:540891.1 TEH Amount: 16.55349

ERH2014 (RHMW08) Batch ID: 163927

G:\org\HP5\DAT\HP5022322_b\0223HP5.0053.RAW B21120381-006E ;0223HP5 , $HC-8015-DRO-W, RR-RX

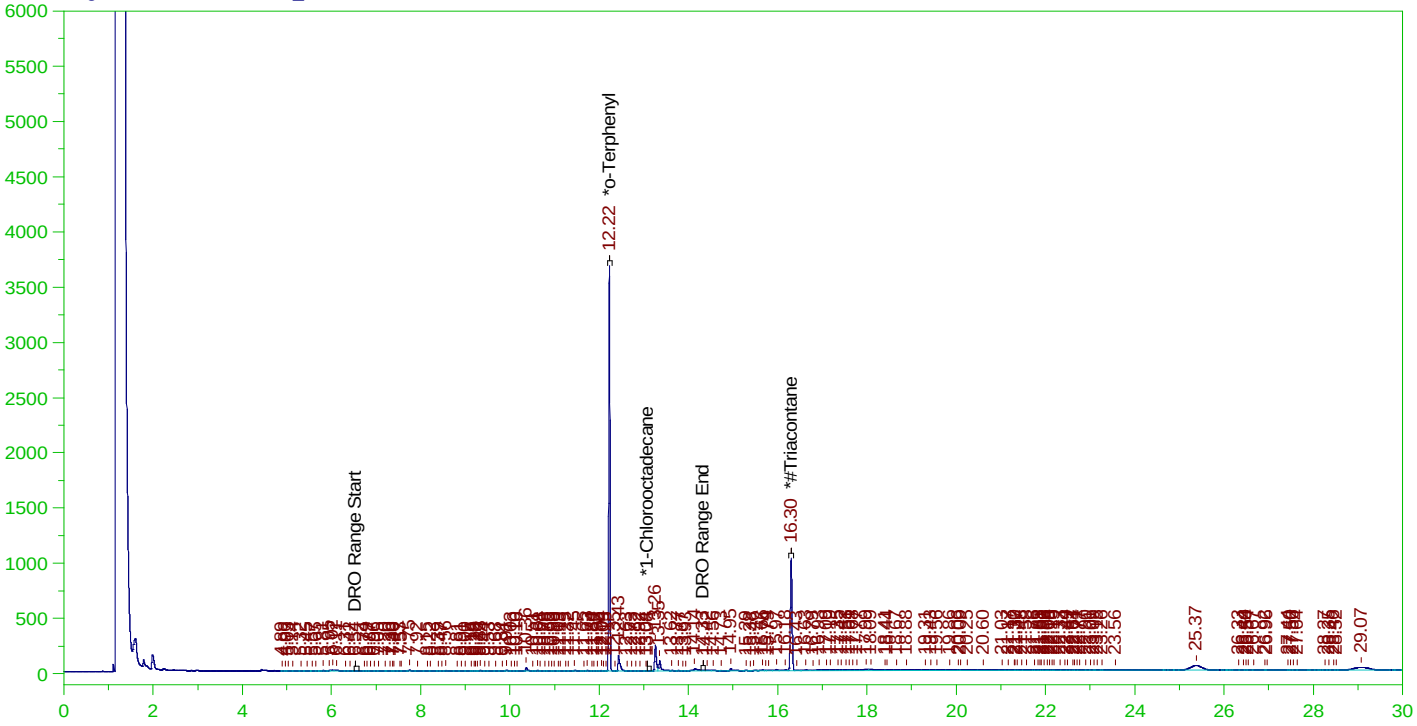

DIESEL RANGE ORGANICS CHROMATOGRAM REPORT

Sample Name: B21120381-006E ;0223HP5 , $HC-8015-DRO-W, RR-RX
Raw File: G:\org\HP5\DAT\HP5022322_b\0223HP5.0053.RAW
Date & Time Acquired: 2/24/2022 10:40:51 PM
Method File: G:\Org\HP5\Methods\D3_8015-022353-JFb-L%.met
Calibration File: G:\Org\HP5\Cals\SW8015C_DRO220111JFb-C24-T.CAL
Sample Weight: 1000 Dilution: 1 S.A.: 1

Mean RF for TEH: 32675.36
Rt range for Diesel Range Organics: 6.51 to 14.38

SURROGATE COMPOUND	RT	ACTUAL	MEASURED	%REC	
*o-Terphenyl	12.224	.2	.193	96.67	-
*1-Chlorooctadecane	13.077	.2	.	.04	-
*#Triacontane	16.3	.2	.092	46.23	-

DRO Area:2301418 DRO Amount: 7.043283E-02
TEH Area:6509086 TEH Amount: 0.1992047

ERH2014 (RHMW08) Batch ID: 163927

G:\org\HP5\DAT\HP5022322_b\0223HP5.0053.RAW B21120381-006E ;0223HP5 , $HC-8015-DRO-W, RR-RX

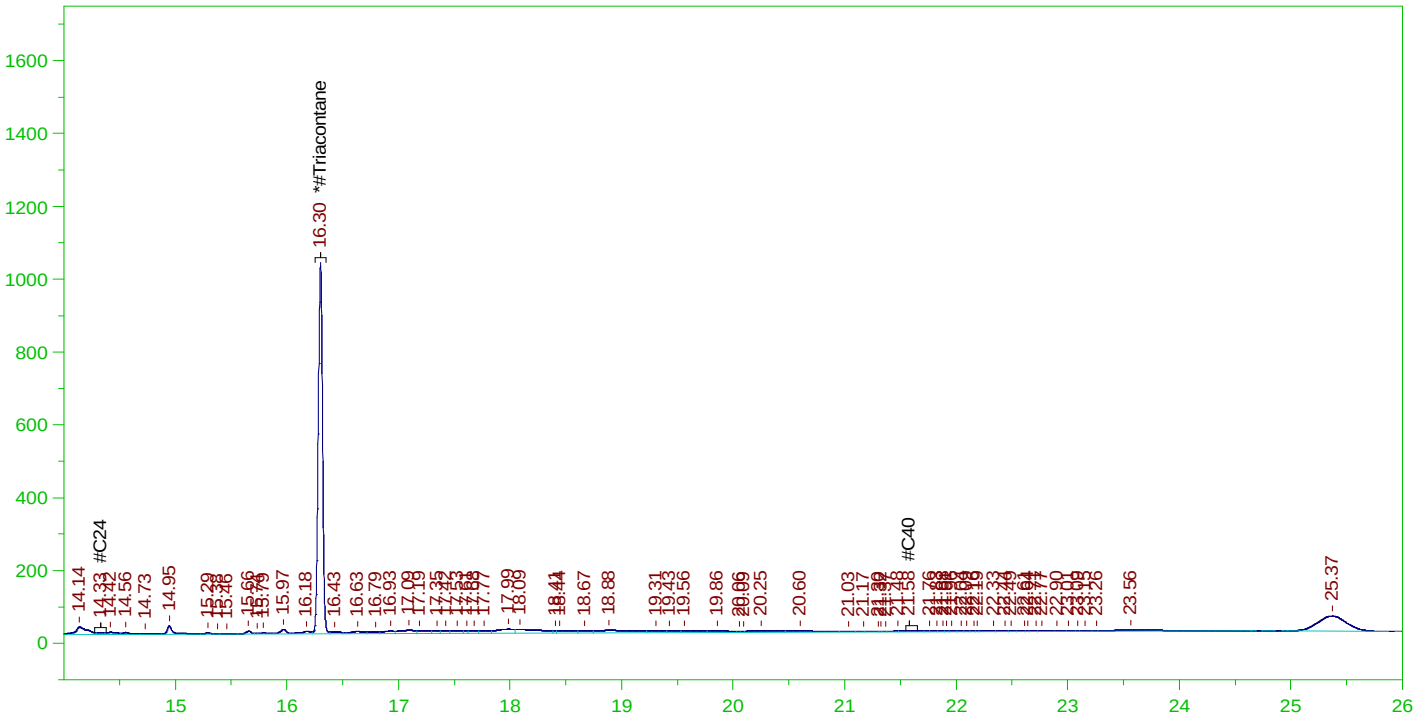

RESIDUAL RANGE ORGANICS CHROMATOGRAM

Sample Name: B21120381-006E ;0223HP5 , $HC-8015-DRO-W, RR-RX
Raw File: G:\org\HP5\DAT\HP5022322_b\0223HP5.0053.RAW
Date & Time Acquired: 2/24/2022 10:40:51 PM
Method File: G:\Org\HP5\Methods\D3_OROS-022353-BF-L%.MET
Calibration File: G:\Org\HP5\Cals\SW8015C_ORO220111BF_SAMP.CAL
Sample Weight: 1000 Dilution: 1 S.A.: 1

Mean RF for for Residual Range Organics Calculations: 26424.55
Rt range for Residual Range Organics: 14.28 to 21.65

SURROGATE COMPOUND	RT	ACTUAL	MEASURED	%REC	
*#Triacontane	16.3	.5	.092	18.49	-

RRO Area:2196276 RRO AMOUNT: 8.311498E-02

ERH2014 (RHMW08) Batch ID: 163927

G:\org\HP5\DAT\HP5022322_b\0223HP5.0053.RAW B21120381-006E ;0223HP5 , $HC-8015-DRO-W, RR-RX

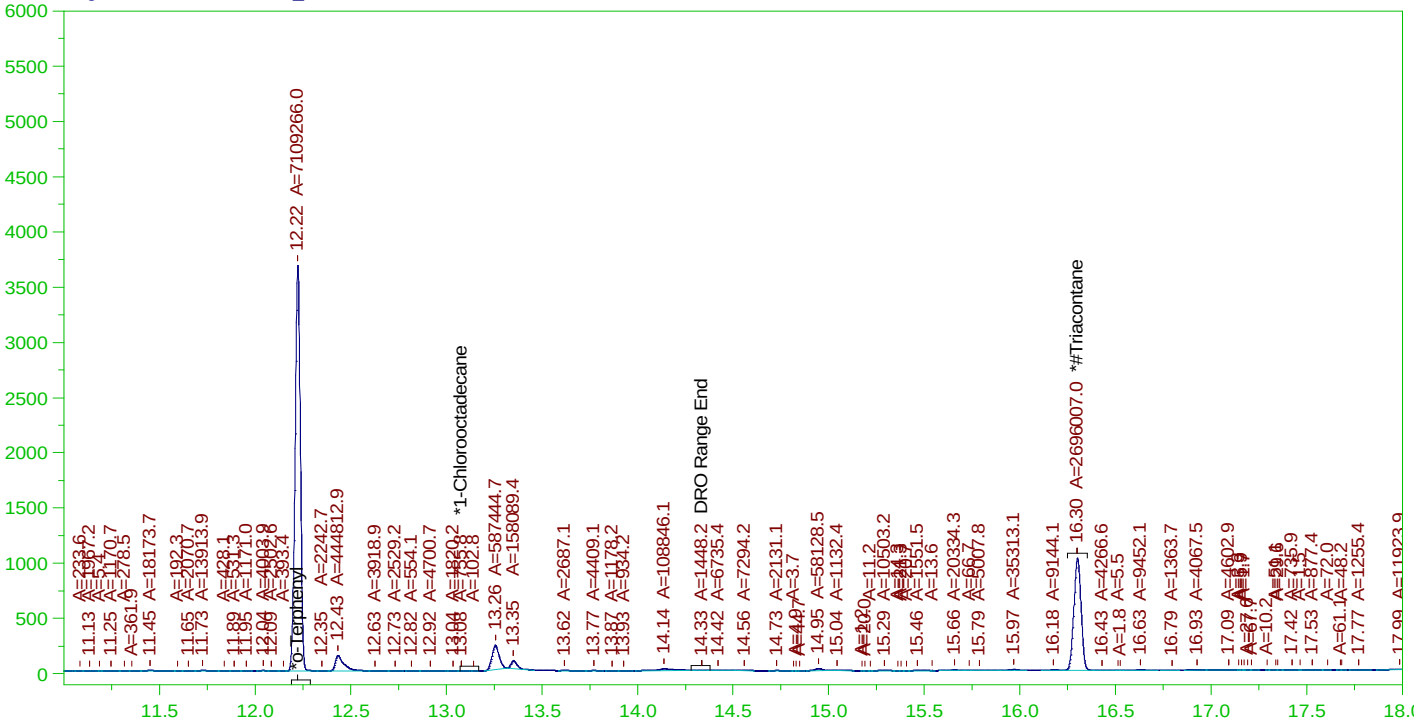

DIESEL RANGE ORGANICS CHROMATOGRAM REPORT

Sample Name: B21120381-006E ;0223HP5 , $HC-8015-DRO-W, RR-RX
Raw File: G:\org\HP5\DAT\HP5022322_b\0223HP5.0053.RAW
Date & Time Acquired: 2/24/2022 10:40:51 PM
Method File: G:\Org\HP5\Methods\DS_8015-C24T-JFb-L#.met
Calibration File: G:\Org\HP5\Cals\SW8015C_DRO220111JFb-C24-T.CAL
Sample Weight: 1000 Dilution: 1 S.A.: 1

Mean RF for TEH: 32675.36
Rt range for Diesel Range Organics: 6.51 to 14.38

SURROGATE COMPOUND	RT	ACTUAL	MEASURED	%REC	
*o-Terphenyl	12.224	.2	.193	96.44	-
*1-Chlorooctadecane	13.077	.2	.	.01	-
*#Triacontane	16.3	.2	.091	45.49	-

DRO Area:1839433 DRO Amount: 5.629419E-02
TEH Area:3275044 TEH Amount: 0.1002298

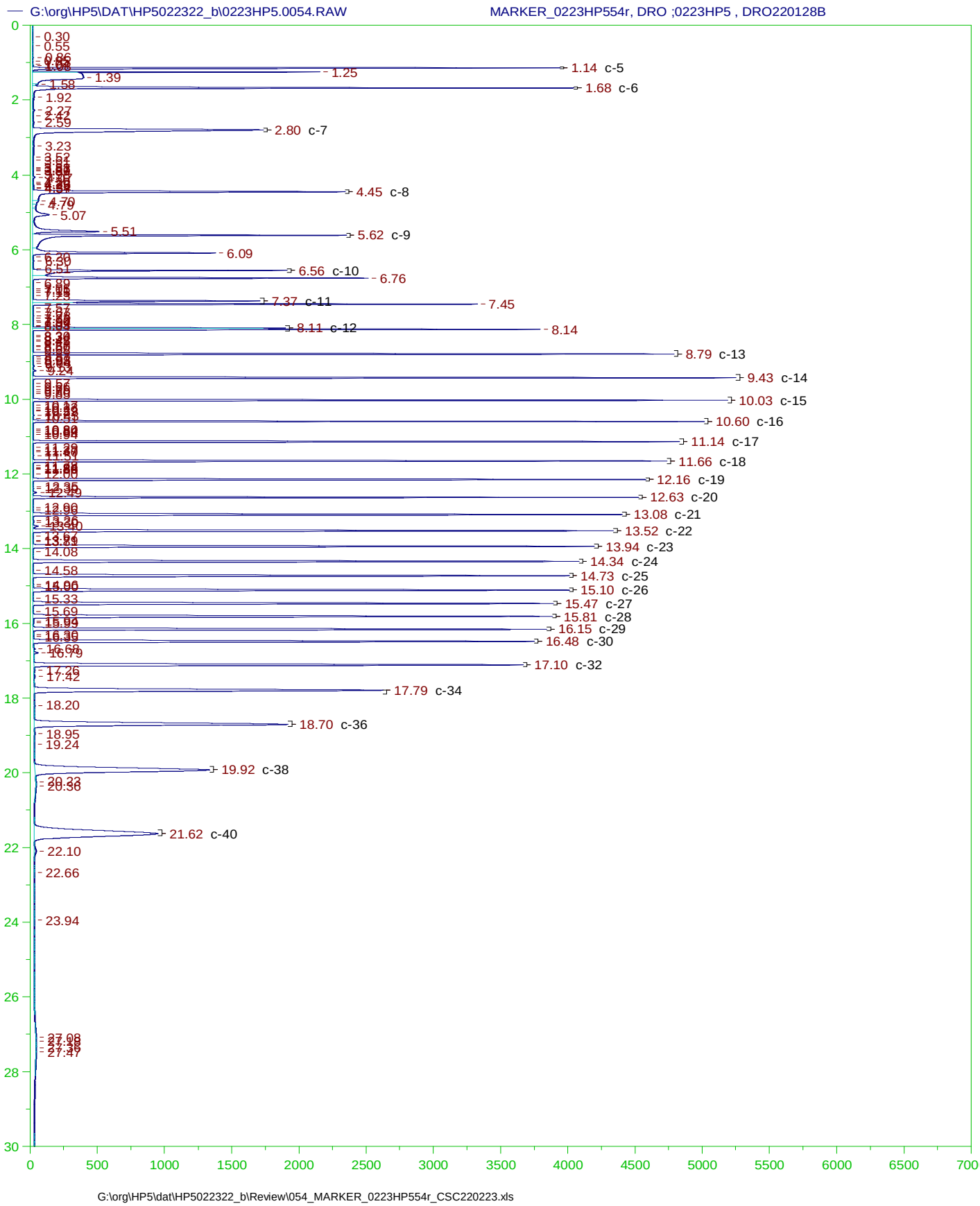
G:\org\HP5\DAT\HP5022322_b\0223HP5.0054.RAW
MARKER_0223HP554r, DRO ;0223HP5 , DRO220128B
1.14 c-5
1.68 c-6
2.80 c-7
4.45 c-8
5.62 c-9
6.56 c-10
7.37 c-11
8.11 c-12
8.79 c-13
9.43 c-14
10.03 c-15
10.60 c-16
11.14 c-17
11.66 c-18
12.16 c-19
12.63 c-20
13.08 c-21
13.52 c-22
13.94 c-23
14.34 c-24
14.73 c-25
15.10 c-26
15.47 c-27
15.81 c-28
16.15 c-29
16.48 c-30
17.10 c-32
17.79 c-34
18.70 c-36
19.92 c-38
21.62 c-40
G:\org\HP5\dat\HP5022322_b\Review\054_MARKER_0223HP554r_CSC220223.xls

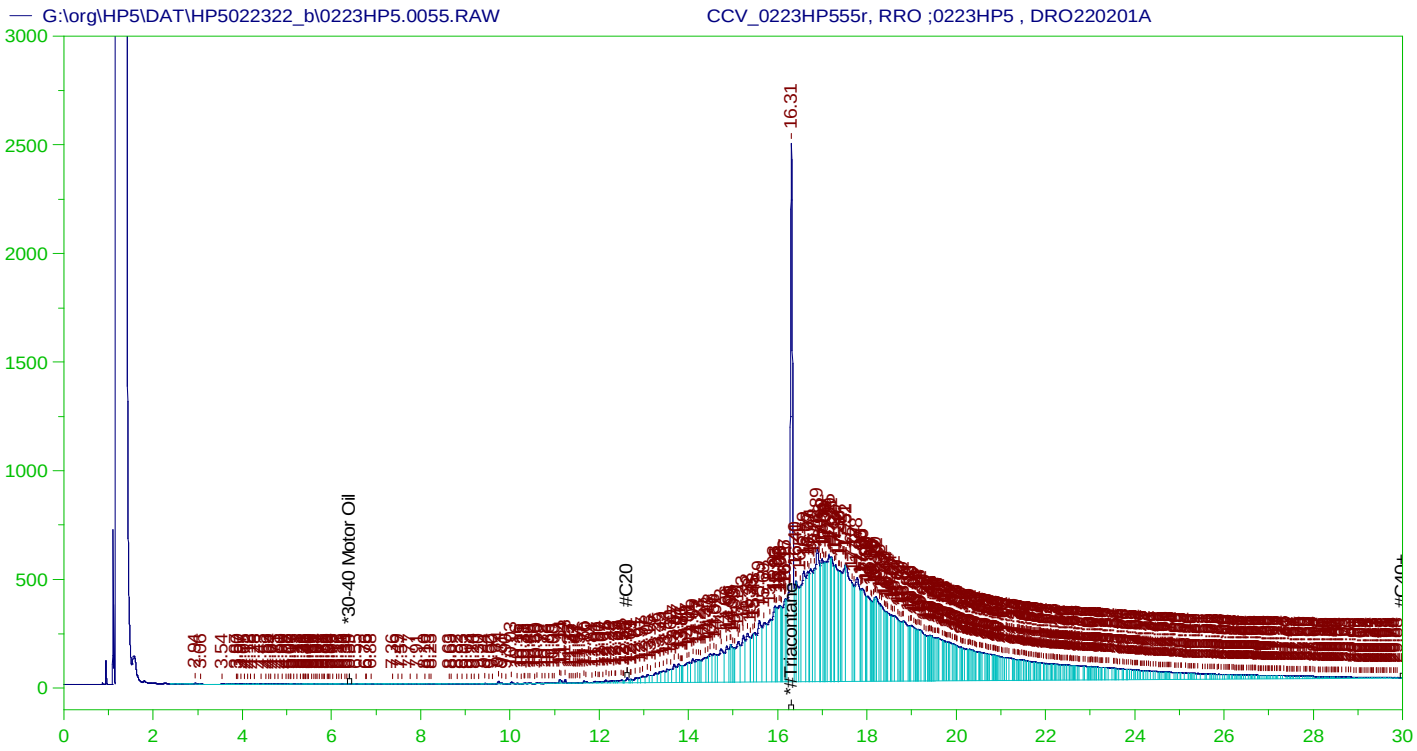

RESIDUAL RANGE ORGANICS CHROMATOGRAM
Sample Name: CCV_0223HP555r, RRO ;0223HP5 , DRO220201A
Raw File: G:\org\HP5\DAT\HP5022322_b\0223HP5.0055.RAW
Date & Time Acquired: 2/25/2022 12:06:39 AM
Method File: G:\Org\HP5\Methods\DC_ORO-BF-L%.MET
Calibration File: G:\Org\HP5\Cals\SW8015C_ORO220111Bf.CAL
Sample Weight: 1 Dilution: 1 S.A.: 1

Mean RF for for ~~Residual~~ TEH(Oil Range) Organics Calculations: 26424.55
Rt range for ~~Residual~~ TEH(Oil Range) Organics: 12.57 to 30.05

SURROGATE COMPOUND	RT	ACTUAL	MEASURED	%REC	
*#Triacontane	16.307	500.	328.748	65.75	-

~~RRO~~ TEH(Oil Range) Area:1.365705E+08 ~~RRO~~ TEH(Oil Range) AMOUNT: 5168.317

CONTINUING CALIBRATION REPORT: G:\org\HP5\DAT\HP5022322_b\0223HP5.0055.RAW

COMPOUND	ACTUAL(NG)	MEASURED(NG)	%RECOVERY	LIMITS
*30-40 Motor Oil	5000.	.047	.	75-125

SURROGATE COMPOUND	RT	ACTUAL	MEASURED	%REC	LIMITS
*#Triacontane	16.307	200.	328.748	164.37	75-125

JLB 02/28/2022

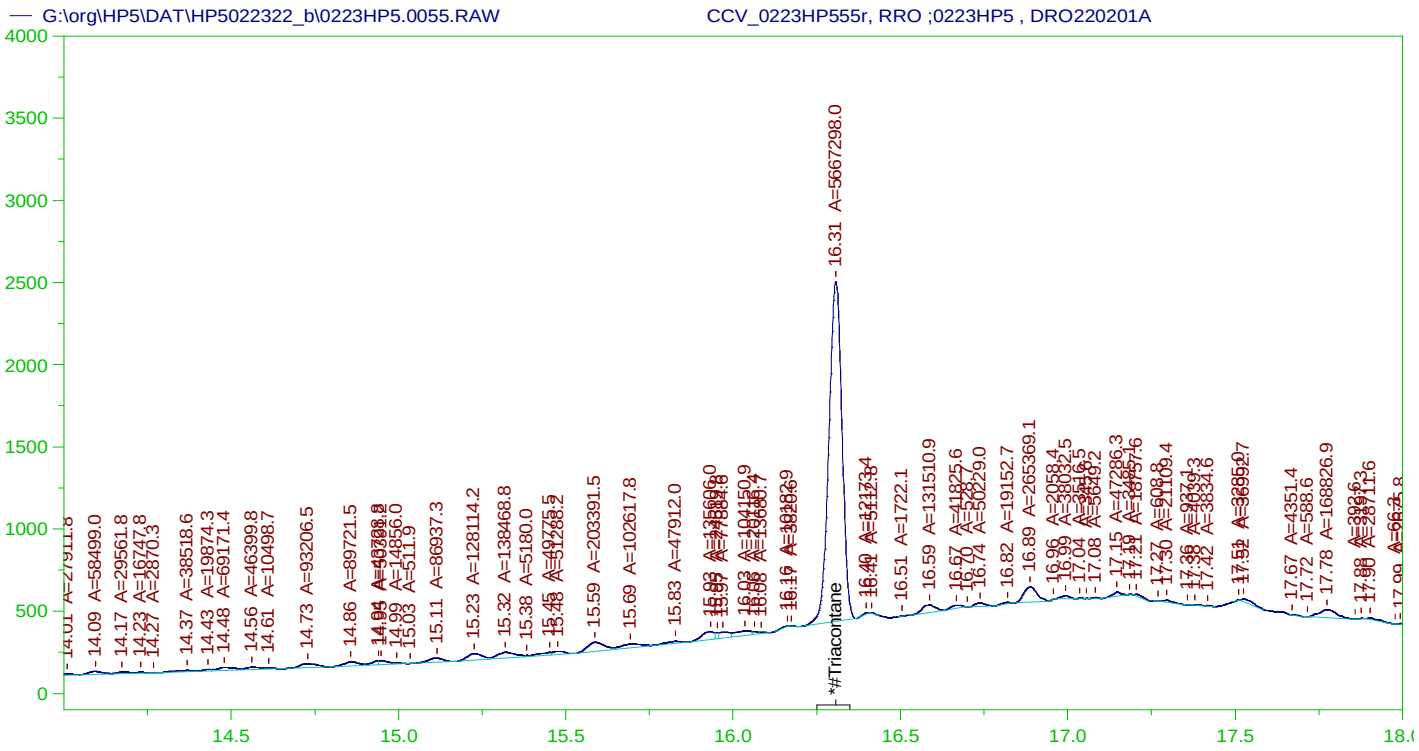

RESIDUAL RANGE ORGANICS CHROMATOGRAM

Sample Name: CCV_0223HP555r, RRO ;0223HP5 , DRO220201A
Raw File: G:\org\HP5\DAT\HP5022322_b\0223HP5.0055.RAW
Date & Time Acquired: 2/25/2022 12:06:39 AM
Method File: G:\Org\HP5\Methods\DS_ORO-BF-L%.MET
Calibration File: G:\Org\HP5\Cals\SW8015C_ORO220111Bf.CAL
Sample Weight: 1 Dilution: 1 S.A.: 1

Mean RF for for Residual Range Organics Calculations: 26424.55
Rt range for Residual Range Organics: 12.57 to 30.05

SURROGATE COMPOUND	RT	ACTUAL	MEASURED	%REC	
*#Triacontane	16.307	500.	191.23	38.25	-

RRO Area:3420924 RRO AMOUNT: 129.46

CONTINUING CALIBRATION REPORT: G:\org\HP5\DAT\HP5022322_b\0223HP5.0055.RAW

COMPOUND	ACTUAL(NG)	MEASURED(NG)	%RECOVERY	LIMITS
*30-40 Motor Oil	5000.	.047	.	75-125

SURROGATE COMPOUND	RT	ACTUAL	MEASURED	%REC	LIMITS
*#Triacontane	16.307	200.	191.23	95.61	75-125

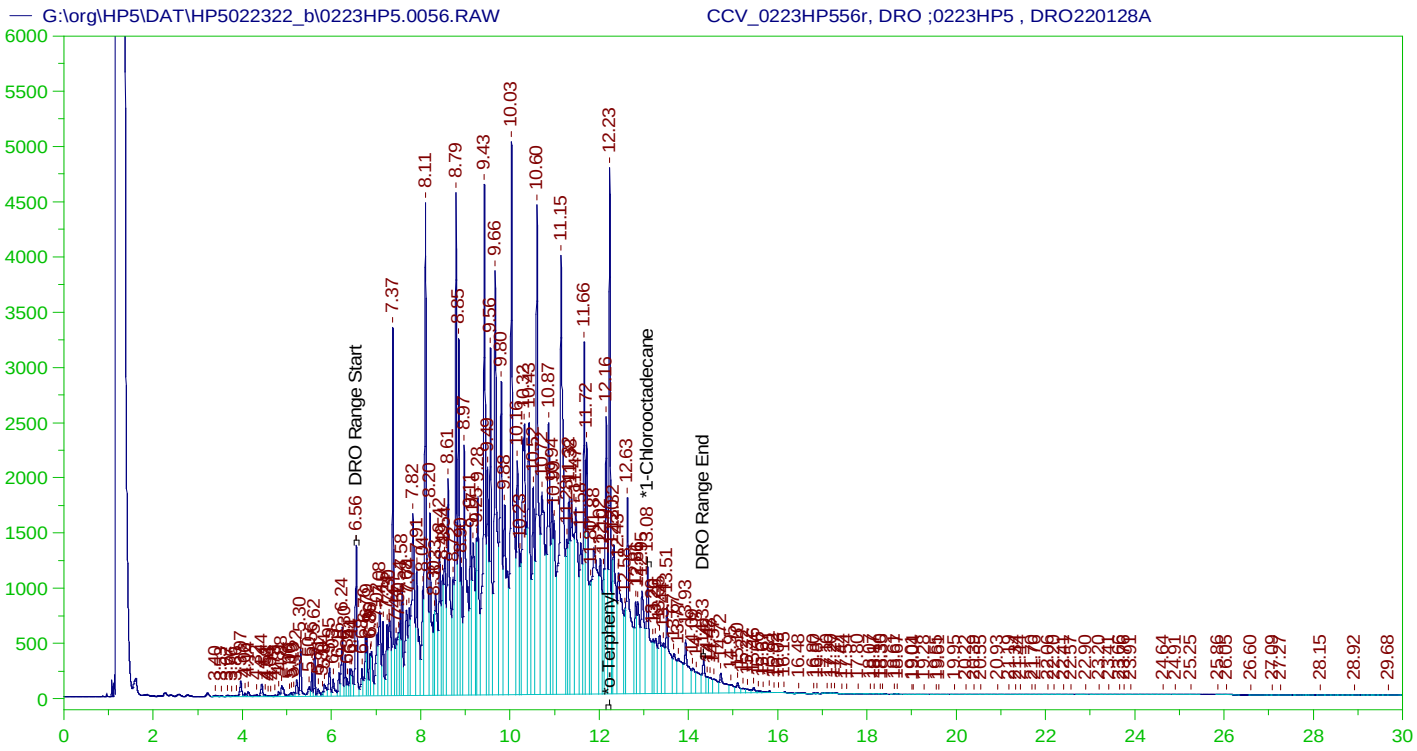

DIESEL RANGE ORGANICS CHROMATOGRAM REPORT
Sample Name: CCV_0223HP556r, DRO ;0223HP5 , DRO220128A
Raw File: G:\org\HP5\DAT\HP5022322_b\0223HP5.0056.RAW
Date & Time Acquired: 2/25/2022 12:49:37 AM
Method File: G:\Org\HP5\Methods\DC_8015-C24-JFb-L%.met
Calibration File: G:\Org\HP5\Cals\SW8015C_DRO220111JFb-C24.CAL
Sample Weight: 1 Dilution: 1 S.A.: 1

Mean RF for TEH: 32675.36
Rt range for Diesel Range Organics: 6.51 to 14.38

SURROGATE COMPOUND	RT	ACTUAL	MEASURED	%REC	
*o-Terphenyl	12.231	200.	323.226	161.61	-
*1-Chlorooctadecane	13.08	200.	162.009	81.	-

DRO Area:4.961203E+08 DRO Amount: 15183.32
TEH Area:5.133977E+08 TEH Amount: 15712.08

CONTINUING CALIBRATION REPORT: G:\org\HP5\DAT\HP5022322_b\0223HP5.0056.RAW

COMPOUND	ACTUAL(NG)	MEASURED(NG)	%RECOVERY	LIMITS
TOTAL DRO	15000.	15712.08	104.75	85-115

SURROGATE COMPOUND	RT	ACTUAL	MEASURED	%REC	LIMITS
*o-Terphenyl	12.231	200.	323.226	161.61	85-115
*1-Chlorooctadecane	13.08	200.	162.009	81.	85-115

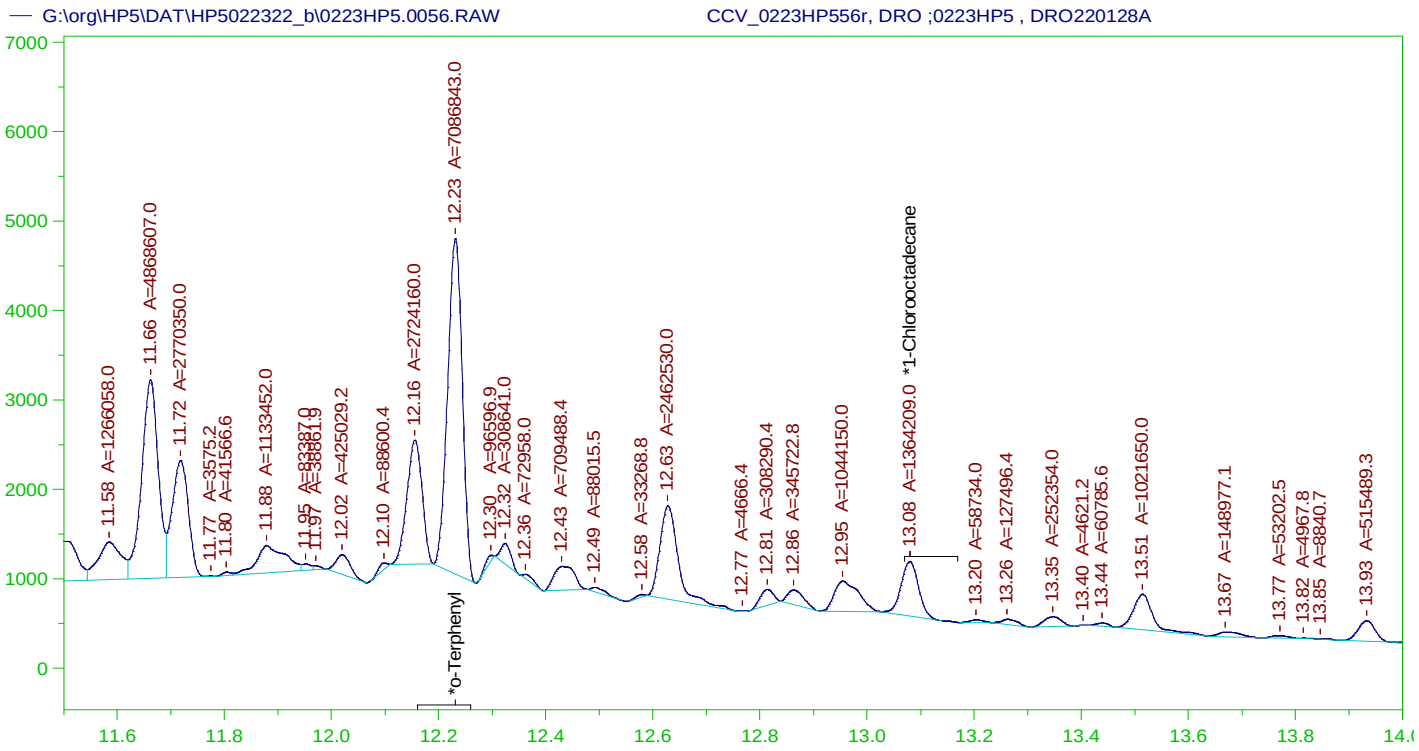

DIESEL RANGE ORGANICS CHROMATOGRAM REPORT
Sample Name: CCV_0223HP556r, DRO ;0223HP5 , DRO220128A
Raw File: G:\org\HP5\DAT\HP5022322_b\0223HP5.0056.RAW
Date & Time Acquired: 2/25/2022 12:49:37 AM
Method File: G:\Org\HP5\Methods\DS_8015-C24-JFb-L#.met
Calibration File: G:\Org\HP5\Cals\SW8015C_DRO220111JFb-C24.CAL
Sample Weight: 1 Dilution: 1 S.A.: 1

Mean RF for TEH: 32675.36
Rt range for Diesel Range Organics: 6.51 to 14.38

SURROGATE COMPOUND	RT	ACTUAL	MEASURED	%REC	
*o-Terphenyl	12.231	200.	192.275	96.14	-
*1-Chlorooctadecane	13.08	200.	37.013	18.51	-

DRO Area:2.553195E+08 DRO Amount: 7813.824
TEH Area:2.663224E+08 TEH Amount: 8150.556

CONTINUING CALIBRATION REPORT: G:\org\HP5\DAT\HP5022322_b\0223HP5.0056.RAW

COMPOUND	ACTUAL(NG)	MEASURED(NG)	%RECOVERY	LIMITS
TOTAL DRO	15000.	8150.56	54.34	85-115

SURROGATE COMPOUND	RT	ACTUAL	MEASURED	%REC	LIMITS
*o-Terphenyl	12.231	200.	192.275	96.14	85-115
*1-Chlorooctadecane	13.08	200.	37.013	18.51	85-115

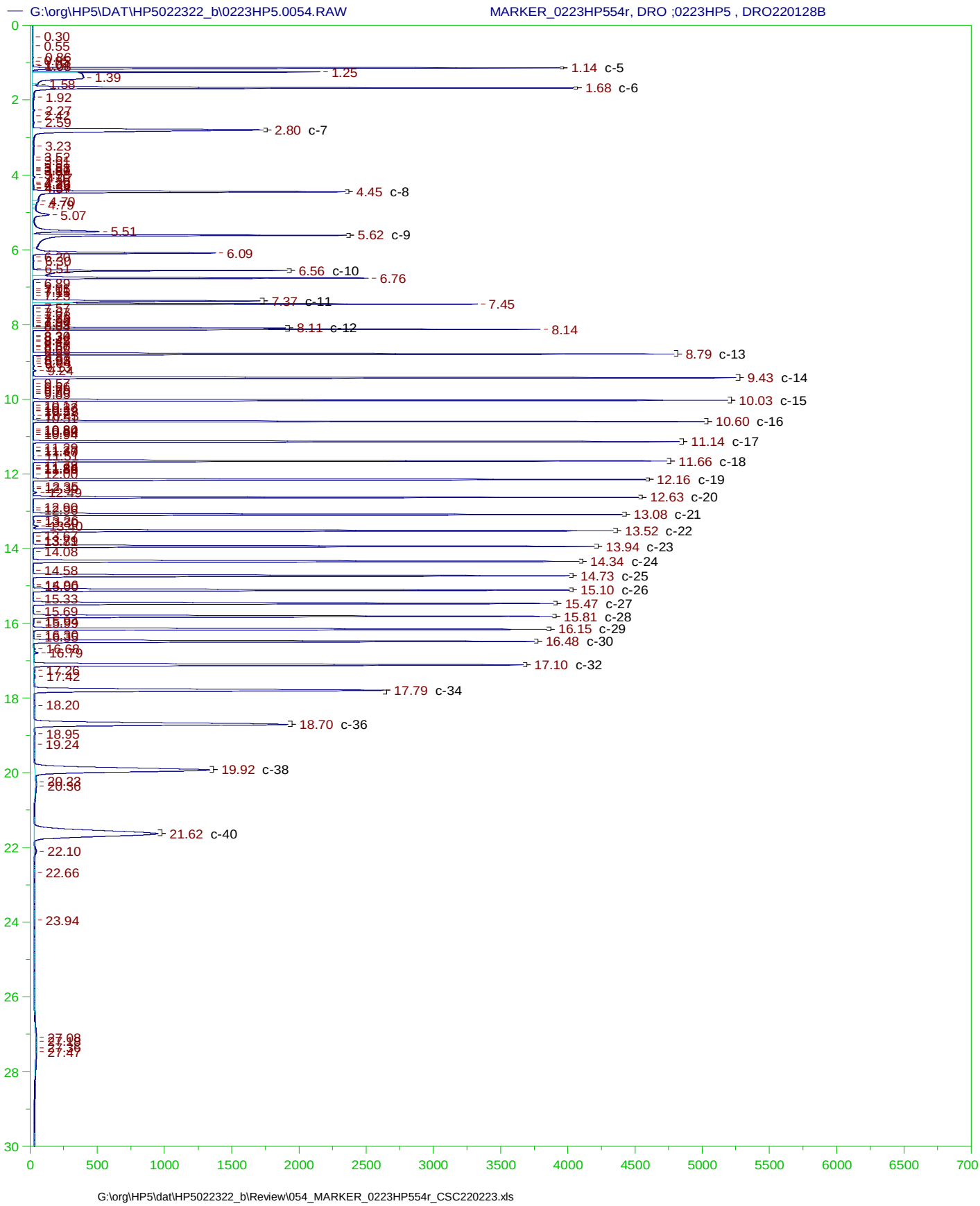
G:\org\HP5\DAT\HP5022322_b\0223HP5.0054.RAW
MARKER_0223HP554r, DRO ;0223HP5 , DRO220128B
1.14 c-5
1.25
1.39
1.68 c-6
2.80 c-7
4.45 c-8
5.51
5.62 c-9
6.09
6.56 c-10
6.76
7.37 c-11
7.45
8.11 c-12
8.14
8.79 c-13
9.43 c-14
10.03 c-15
10.60 c-16
11.14 c-17
11.66 c-18
12.16 c-19
12.63 c-20
13.08 c-21
13.52 c-22
13.94 c-23
14.34 c-24
14.73 c-25
15.10 c-26
15.47 c-27
15.81 c-28
16.15 c-29
16.48 c-30
17.10 c-32
17.79 c-34
18.70 c-36
19.92 c-38
21.62 c-40
G:\org\HP5\dat\HP5022322_b\Review\054_MARKER_0223HP554r_CSC220223.xls

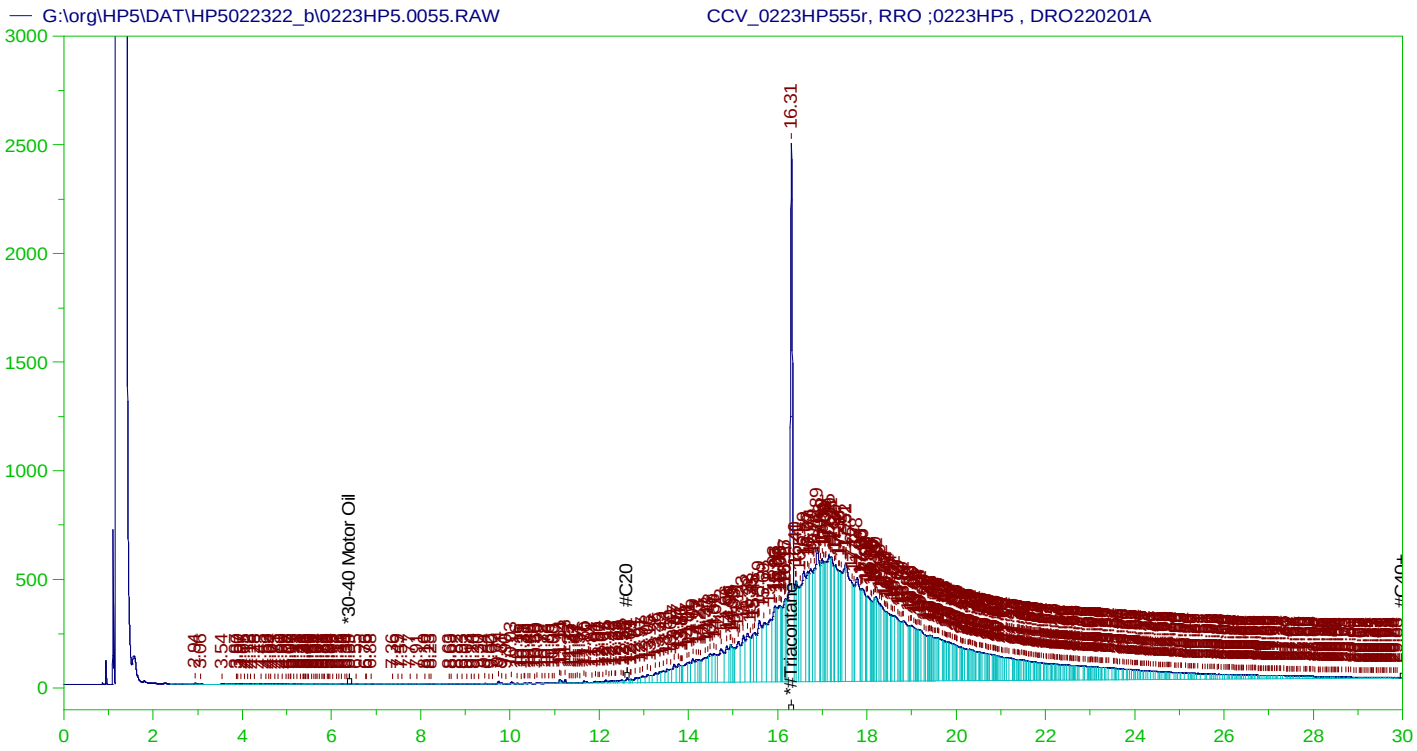

RESIDUAL RANGE ORGANICS CHROMATOGRAM
Sample Name: CCV_0223HP555r, RRO ;0223HP5 , DRO220201A
Raw File: G:\org\HP5\DAT\HP5022322_b\0223HP5.0055.RAW
Date & Time Acquired: 2/25/2022 12:06:39 AM
Method File: G:\Org\HP5\Methods\DC_ORO-BF-L%.MET
Calibration File: G:\Org\HP5\Cals\SW8015C_ORO220111Bf.CAL
Sample Weight: 1 Dilution: 1 S.A.: 1

Mean RF for for ~~Residual~~ TEH(Oil Range) Organics Calculations: 26424.55
Rt range for ~~Residual~~ TEH(Oil Range) Organics: 12.57 to 30.05

SURROGATE COMPOUND	RT	ACTUAL	MEASURED	%REC	
*#Triacontane	16.307	500.	328.748	65.75	-

~~RRO~~ TEH(Oil Range) Area:1.365705E+08 ~~RRO~~ TEH(Oil Range) AMOUNT: 5168.317

CONTINUING CALIBRATION REPORT: G:\org\HP5\DAT\HP5022322_b\0223HP5.0055.RAW

COMPOUND	ACTUAL(NG)	MEASURED(NG)	%RECOVERY	LIMITS
*30-40 Motor Oil	5000.	.047	.	75-125

SURROGATE COMPOUND	RT	ACTUAL	MEASURED	%REC	LIMITS
*#Triacontane	16.307	200.	328.748	164.37	75-125

JLB 02/28/2022

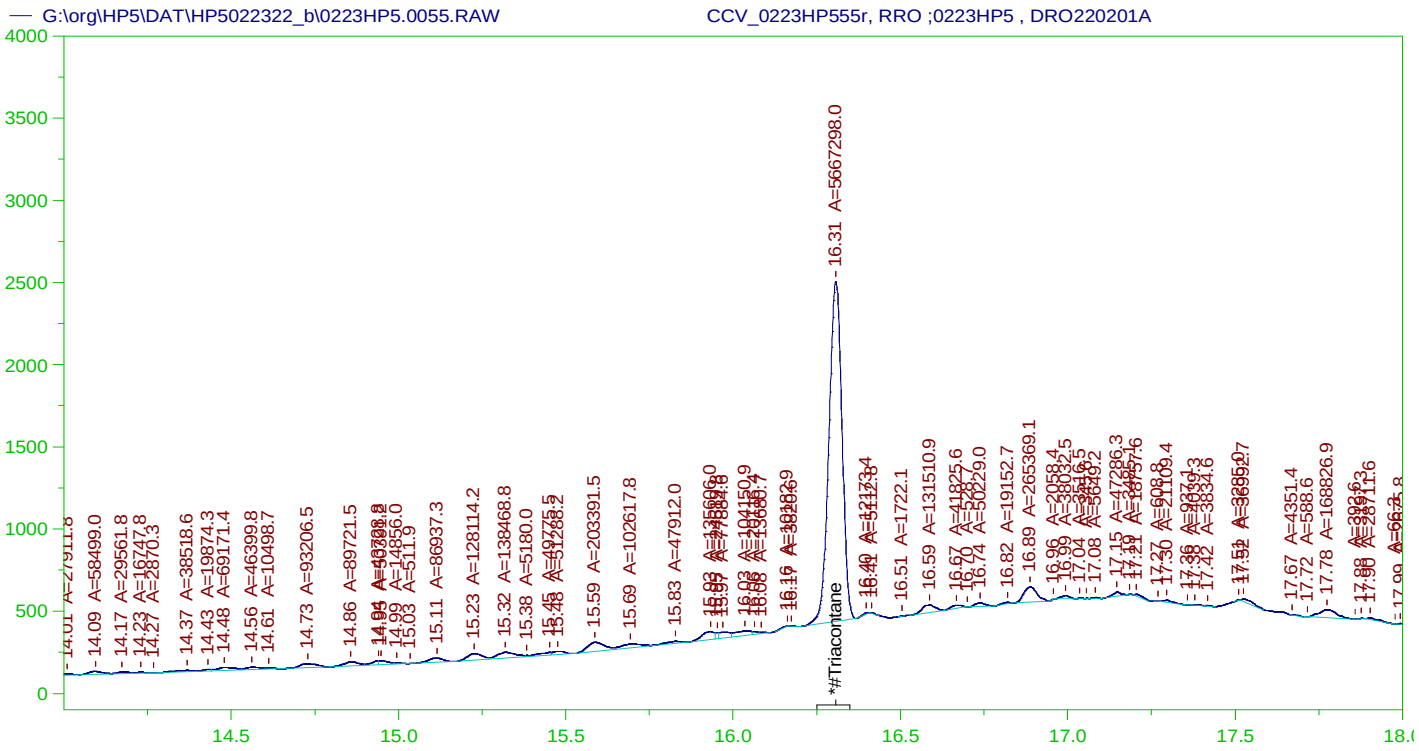

RESIDUAL RANGE ORGANICS CHROMATOGRAM
Sample Name: CCV_0223HP555r, RRO ;0223HP5 , DRO220201A
Raw File: G:\org\HP5\DAT\HP5022322_b\0223HP5.0055.RAW
Date & Time Acquired: 2/25/2022 12:06:39 AM
Method File: G:\Org\HP5\Methods\DS_ORO-BF-L%.MET
Calibration File: G:\Org\HP5\Cals\SW8015C_ORO220111Bf.CAL
Sample Weight: 1 Dilution: 1 S.A.: 1

Mean RF for for Residual Range Organics Calculations: 26424.55
Rt range for Residual Range Organics: 12.57 to 30.05

SURROGATE COMPOUND	RT	ACTUAL	MEASURED	%REC	
*#Triacontane	16.307	500.	191.23	38.25	-

RRO Area:3420924 RRO AMOUNT: 129.46

CONTINUING CALIBRATION REPORT: G:\org\HP5\DAT\HP5022322_b\0223HP5.0055.RAW

COMPOUND	ACTUAL(NG)	MEASURED(NG)	%RECOVERY	LIMITS
*30-40 Motor Oil	5000.	.047	.	75-125

SURROGATE COMPOUND	RT	ACTUAL	MEASURED	%REC	LIMITS
*#Triacontane	16.307	200.	191.23	95.61	75-125

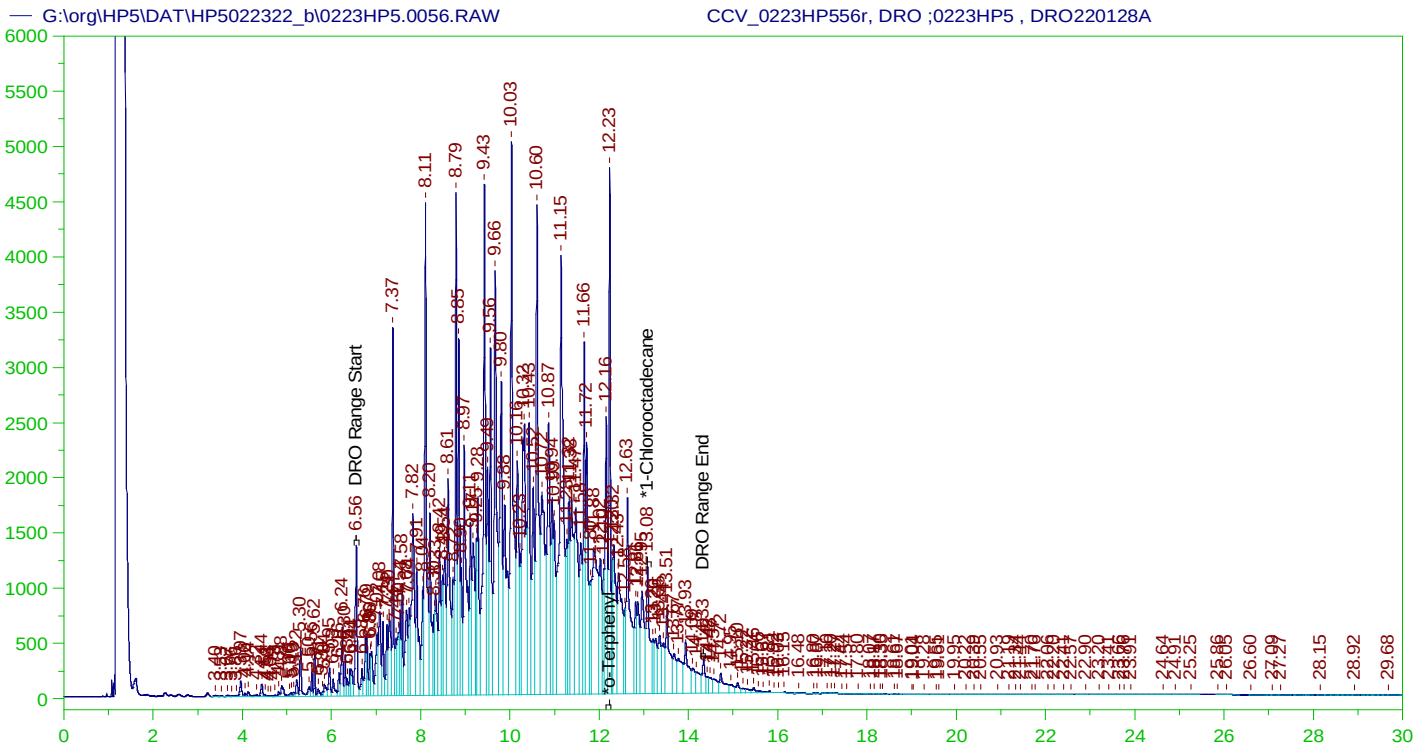

DIESEL RANGE ORGANICS CHROMATOGRAM REPORT
Sample Name: CCV_0223HP556r, DRO ;0223HP5 , DRO220128A
Raw File: G:\org\HP5\DAT\HP5022322_b\0223HP5.0056.RAW
Date & Time Acquired: 2/25/2022 12:49:37 AM
Method File: G:\Org\HP5\Methods\DC_8015-C24-JFb-L%.met
Calibration File: G:\Org\HP5\Cals\SW8015C_DRO220111JFb-C24.CAL
Sample Weight: 1 Dilution: 1 S.A.: 1

Mean RF for TEH: 32675.36
Rt range for Diesel Range Organics: 6.51 to 14.38

SURROGATE COMPOUND	RT	ACTUAL	MEASURED	%REC	
*o-Terphenyl	12.231	200.	323.226	161.61	-
*1-Chlorooctadecane	13.08	200.	162.009	81.	-

DRO Area:4.961203E+08 DRO Amount: 15183.32
TEH Area:5.133977E+08 TEH Amount: 15712.08

CONTINUING CALIBRATION REPORT: G:\org\HP5\DAT\HP5022322_b\0223HP5.0056.RAW

COMPOUND	ACTUAL(NG)	MEASURED(NG)	%RECOVERY	LIMITS
TOTAL DRO	15000.	15712.08	104.75	85-115

SURROGATE COMPOUND	RT	ACTUAL	MEASURED	%REC	LIMITS
*o-Terphenyl	12.231	200.	323.226	161.61	85-115
*1-Chlorooctadecane	13.08	200.	162.009	81.	85-115

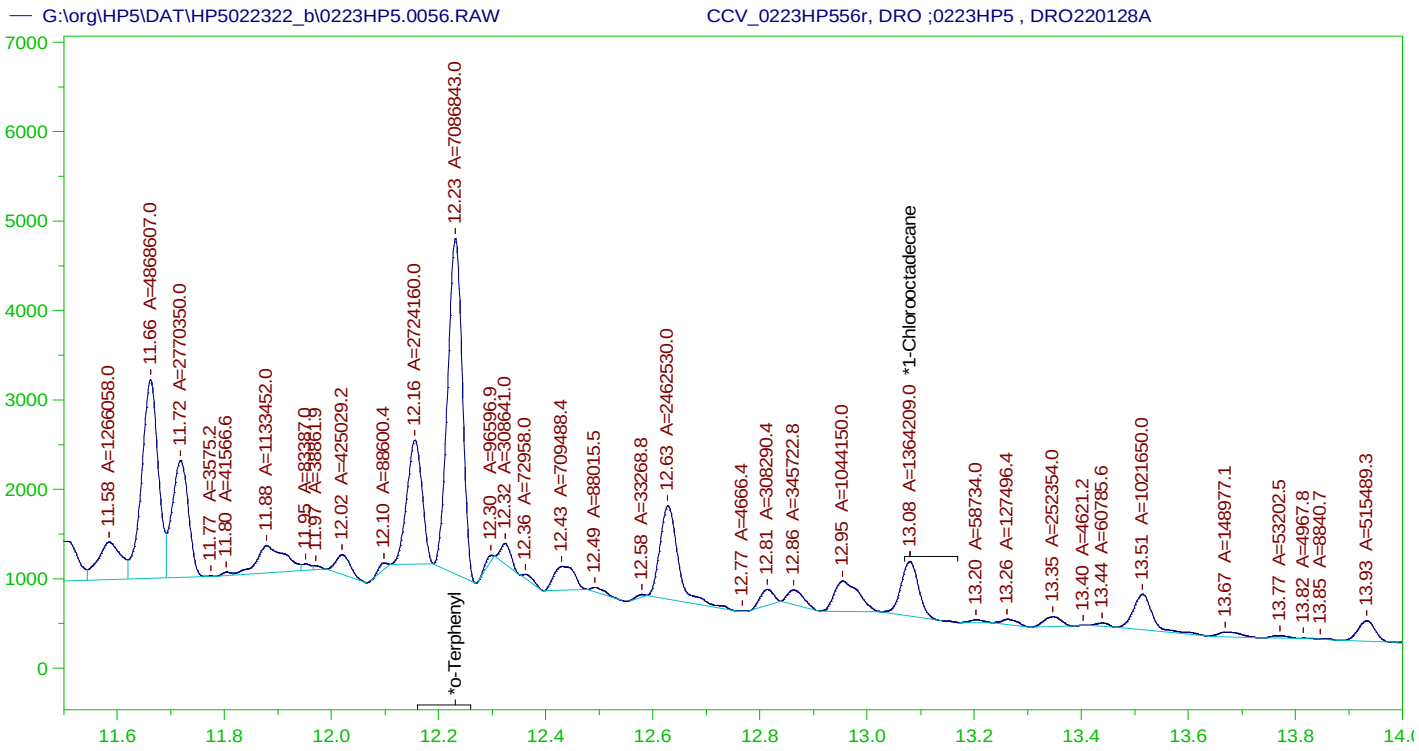

DIESEL RANGE ORGANICS CHROMATOGRAM REPORT
Sample Name: CCV_0223HP556r, DRO ;0223HP5 , DRO220128A
Raw File: G:\org\HP5\DAT\HP5022322_b\0223HP5.0056.RAW
Date & Time Acquired: 2/25/2022 12:49:37 AM
Method File: G:\Org\HP5\Methods\DS_8015-C24-JFb-L#.met
Calibration File: G:\Org\HP5\Cals\SW8015C_DRO220111JFb-C24.CAL
Sample Weight: 1 Dilution: 1 S.A.: 1

Mean RF for TEH: 32675.36
Rt range for Diesel Range Organics: 6.51 to 14.38

SURROGATE COMPOUND	RT	ACTUAL	MEASURED	%REC	
*o-Terphenyl	12.231	200.	192.275	96.14	-
*1-Chlorooctadecane	13.08	200.	37.013	18.51	-

DRO Area:2.553195E+08 DRO Amount: 7813.824
TEH Area:2.663224E+08 TEH Amount: 8150.556

CONTINUING CALIBRATION REPORT: G:\org\HP5\DAT\HP5022322_b\0223HP5.0056.RAW

COMPOUND	ACTUAL(NG)	MEASURED(NG)	%RECOVERY	LIMITS
TOTAL DRO	15000.	8150.56	54.34	85-115

SURROGATE COMPOUND	RT	ACTUAL	MEASURED	%REC	LIMITS
*o-Terphenyl	12.231	200.	192.275	96.14	85-115
*1-Chlorooctadecane	13.08	200.	37.013	18.51	85-115

G:\org\HP5\dat\HP5022322_b\Review\056_CCV_0223HP556r_DS_8015-C24-JFb-L#.xls

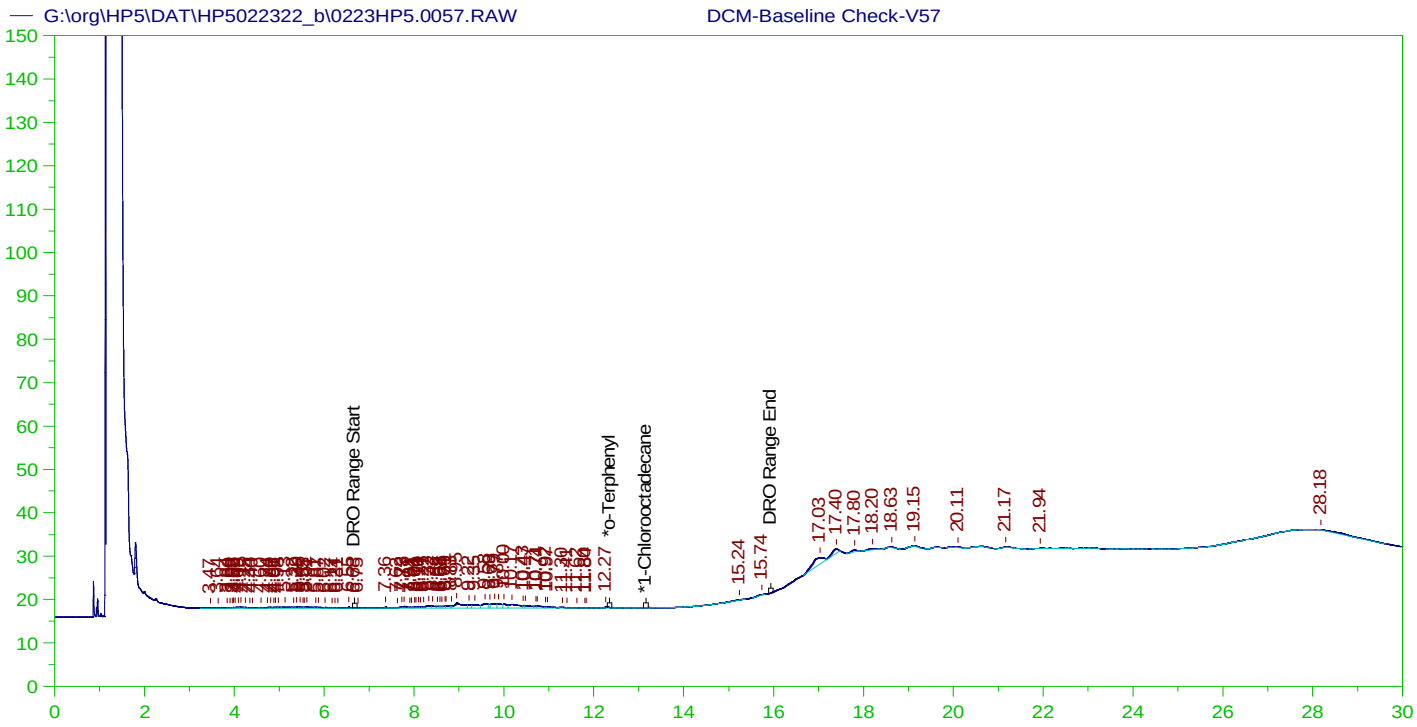

DIESEL RANGE ORGANICS CHROMATOGRAM REPORT
Sample Name: DCM-Baseline Check-V57
Raw File: G:\org\HP5\DAT\HP5022322_b\0223HP5.0057.RAW
Date & Time Acquired: 2/25/2022 1:32:31 AM
Method File: G:\Org\HP5\Methods\DR_8015-JA-LEXP.met
Calibration File: G:\Org\HP5\Cals\SW8015C_DRO220111JA.CAL
Sample Weight: 1 Dilution: 1 S.A.: 1

Mean RF for TEH: 32675.36
Rt range for Diesel Range Organics: 6.63 to 15.99

SURROGATE COMPOUND	RT	ACTUAL	MEASURED		%REC
*o-Terphenyl	28.185	200.	.	.	-
*1-Chlorooctadecane	28.185	200.	.	.	-

DRO Area:139385.4 DRO Amount: 4.265764
TEH Area:260810 TEH Amount: 7.981857

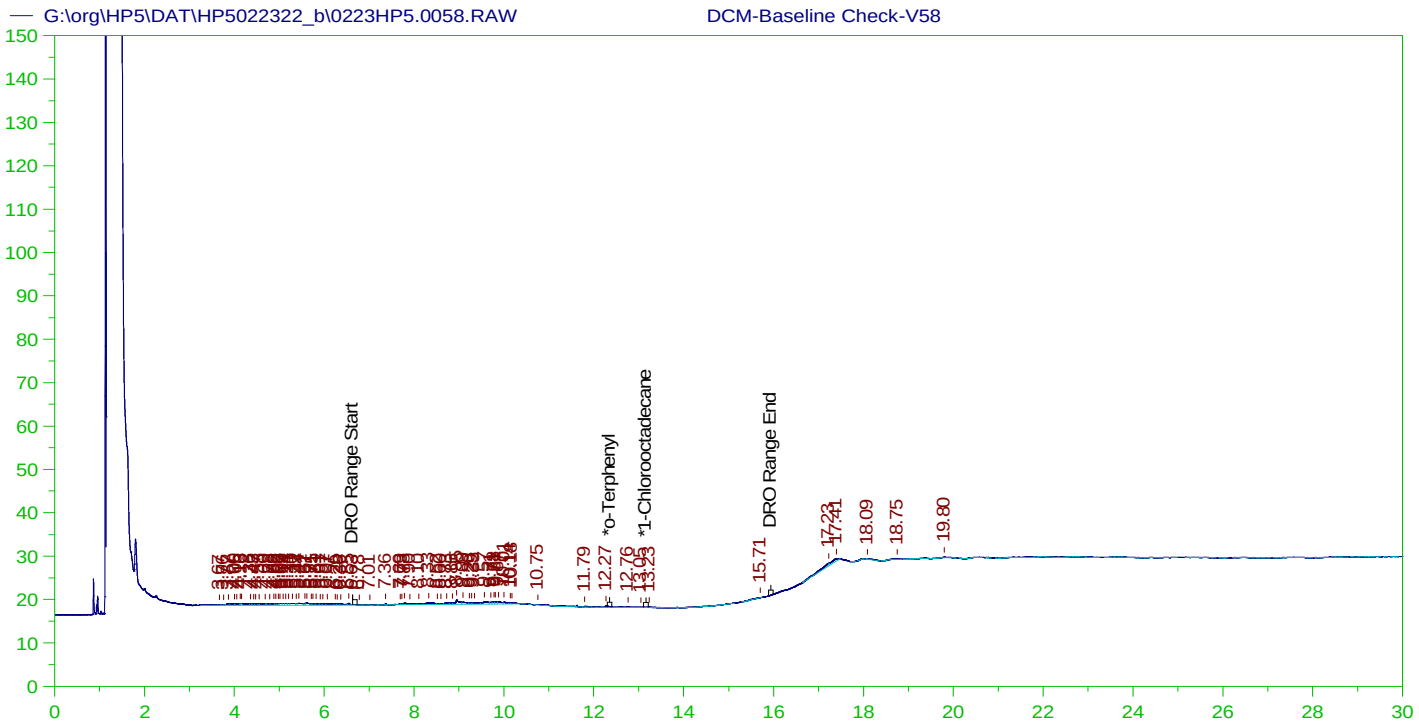

DIESEL RANGE ORGANICS CHROMATOGRAM REPORT
Sample Name: DCM-Baseline Check-V58
Raw File: G:\org\HP5\DAT\HP5022322_b\0223HP5.0058.RAW
Date & Time Acquired: 2/25/2022 2:15:24 AM
Method File: G:\Org\HP5\Methods\DR_8015-JA-LEXP.met
Calibration File: G:\Org\HP5\Cals\SW8015C_DRO220111JA.CAL
Sample Weight: 1 Dilution: 1 S.A.: 1

Mean RF for TEH: 32675.36
Rt range for Diesel Range Organics: 6.63 to 15.99

SURROGATE COMPOUND	RT	ACTUAL	MEASURED		%REC
*o-Terphenyl	29.839	200.	.	.	-
*1-Chlorooctadecane	29.839	200.	.	.	-

DRO Area:68615.26 DRO Amount: 2.099908
TEH Area:153573.3 TEH Amount: 4.699973

Batch ID: 163927

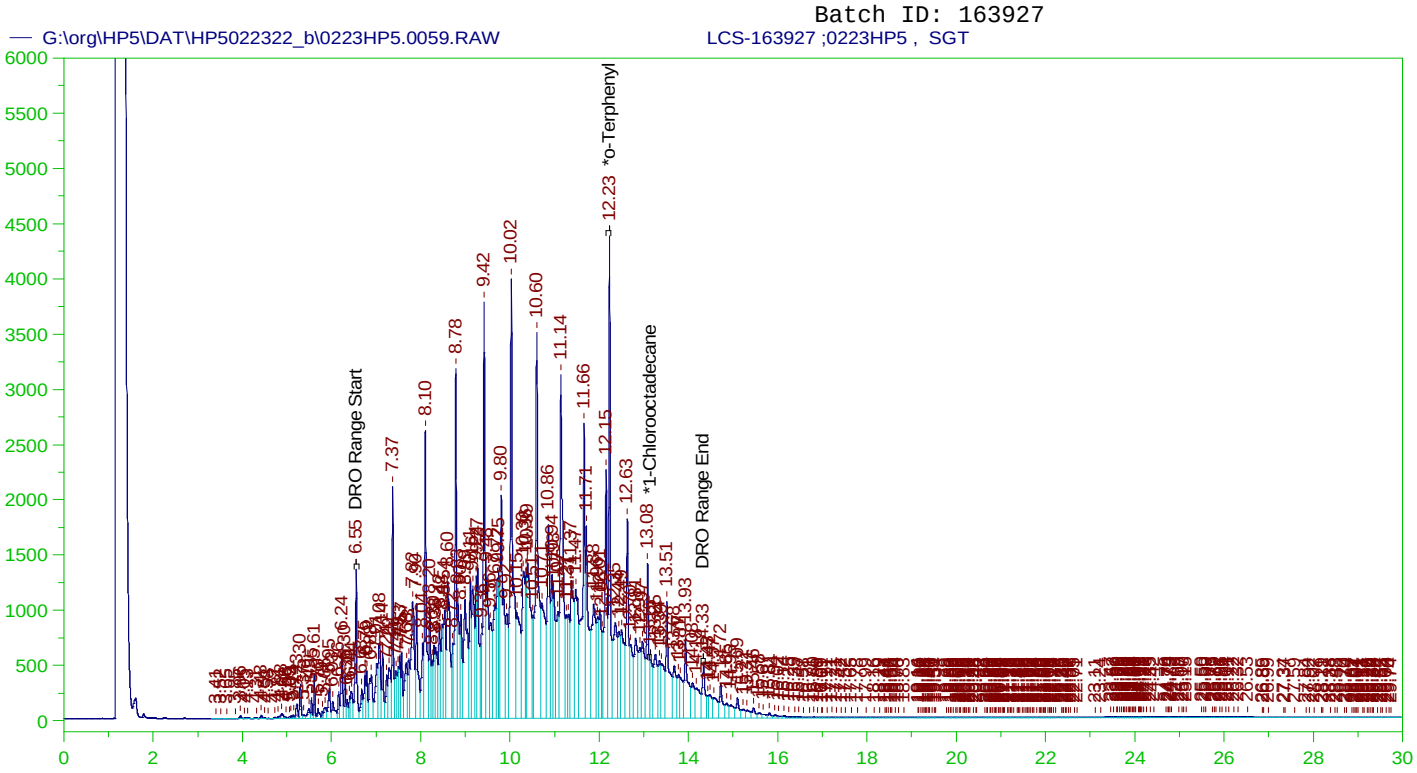

DIESEL RANGE ORGANICS CHROMATOGRAM REPORT
Sample Name: LCS-163927 ;0223HP5 , SGT
Raw File: G:\org\HP5\DAT\HP5022322_b\0223HP5.0059.RAW
Date & Time Acquired: 2/25/2022 2:58:13 AM
Method File: G:\Org\HP5\Methods\D3_8015-022360-JFb-L%.met
Calibration File: G:\Org\HP5\Cals\SW8015C_DRO220111JFb-C24.CAL
Sample Weight: 1000 Dilution: 1 S.A.: 1

Mean RF for TEH: 32675.36
Rt range for Diesel Range Organics: 6.51 to 14.38

SURROGATE COMPOUND	RT	ACTUAL	MEASURED	%REC	
*o-Terphenyl	12.227	.2	.326	163.09	-
*1-Chlorooctadecane	13.149	.2	.052	25.77	-

DRO Area:3.787031E+08 DRO Amount: 11.58987
TEH Area:4.030952E+08 TEH Amount: 12.33637

Batch ID: 163927

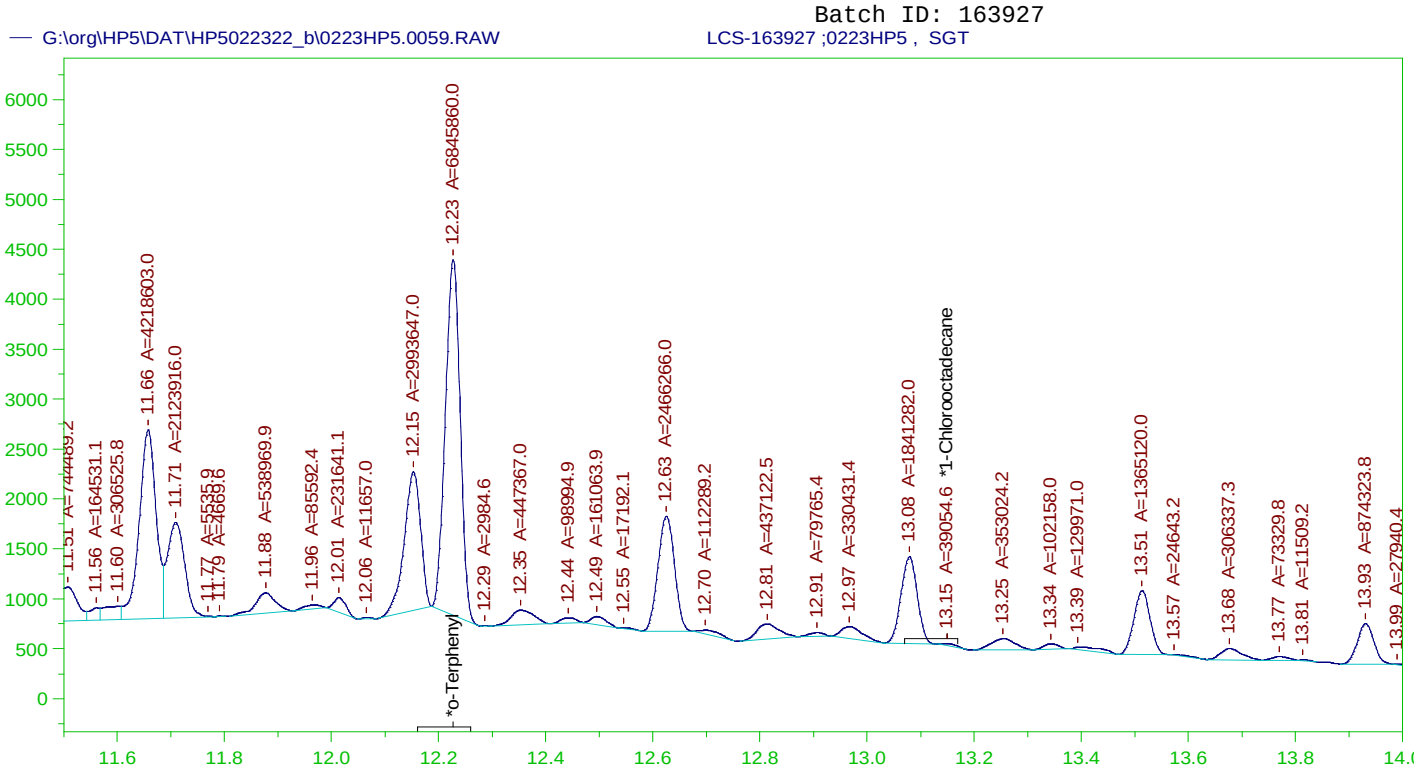

DIESEL RANGE ORGANICS CHROMATOGRAM REPORT
Sample Name: LCS-163927 ;0223HP5 , SGT
Raw File: G:\org\HP5\DAT\HP5022322_b\0223HP5.0059.RAW
Date & Time Acquired: 2/25/2022 2:58:13 AM
Method File: G:\Org\HP5\Methods\DS_8015-C24-JFb-L#.met
Calibration File: G:\Org\HP5\Cals\SW8015C_DRO220111JFb-C24.CAL
Sample Weight: 1000 Dilution: 1 S.A.: 1

Mean RF for TEH: 32675.36
Rt range for Diesel Range Organics: 6.51 to 14.38

SURROGATE COMPOUND	RT	ACTUAL	MEASURED	%REC	
*o-Terphenyl	12.227	.2	.186	92.87	-
*1-Chlorooctadecane	13.149	.2	.001	.53	-

DRO Area:1.717788E+08 DRO Amount: 5.257136
TEH Area:1.816814E+08 TEH Amount: 5.560195

Batch ID: 163927

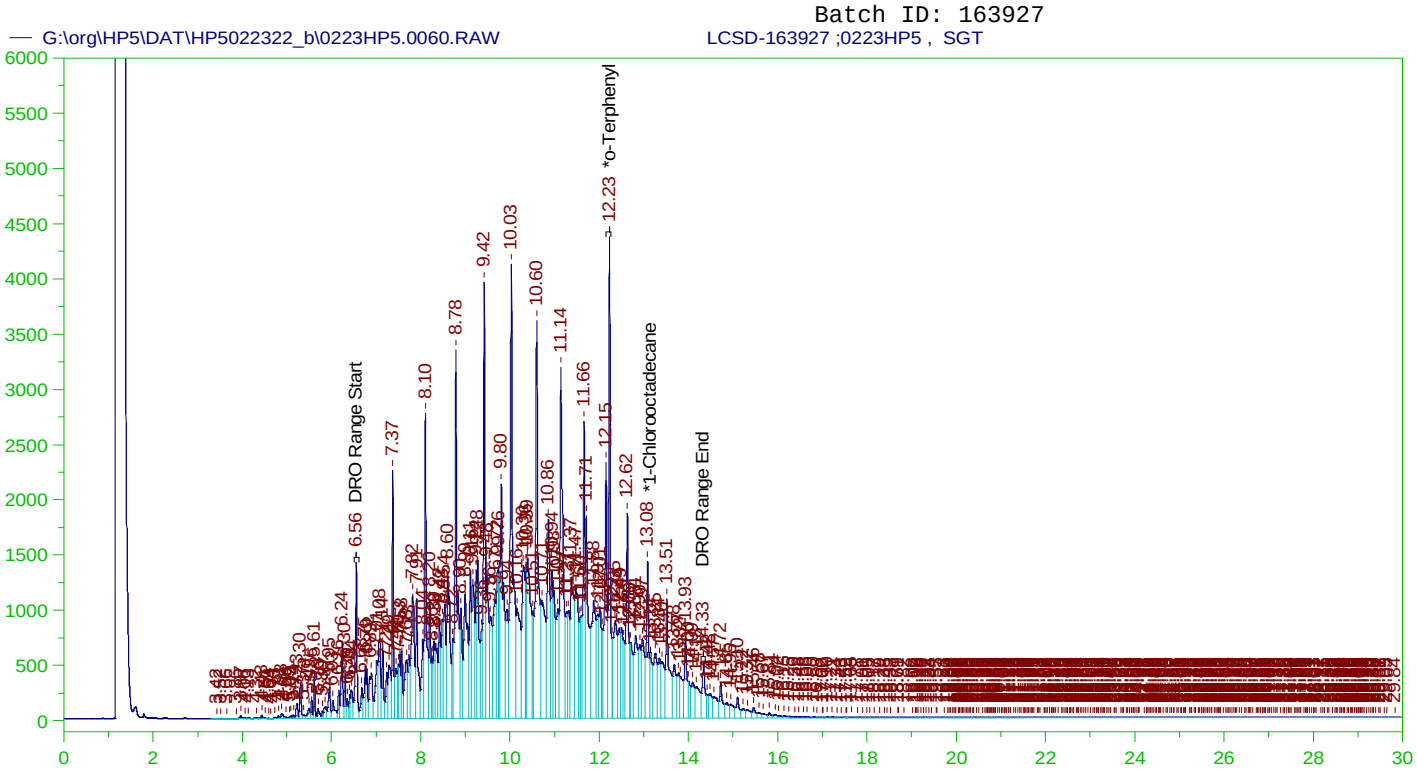

DIESEL RANGE ORGANICS CHROMATOGRAM REPORT
Sample Name: LCSD-163927 ;0223HP5 , SGT
Raw File: G:\org\HP5\DAT\HP5022322_b\0223HP5.0060.RAW
Date & Time Acquired: 2/25/2022 3:41:08 AM
Method File: G:\Org\HP5\Methods\D3_8015-022360-JFb-L%.met
Calibration File: G:\Org\HP5\Cals\SW8015C_DRO220111JFb-C24.CAL
Sample Weight: 1000 Dilution: 1 S.A.: 1

Mean RF for TEH: 32675.36
Rt range for Diesel Range Organics: 6.51 to 14.38

SURROGATE COMPOUND	RT	ACTUAL	MEASURED	%REC	
*o-Terphenyl	12.227	.2	.317	158.37	-
*1-Chlorooctadecane	13.144	.2	.054	26.87	-

DRO Area:3.936659E+08 DRO Amount: 12.04779
TEH Area:4.177632E+08 TEH Amount: 12.78527

Batch ID: 163927

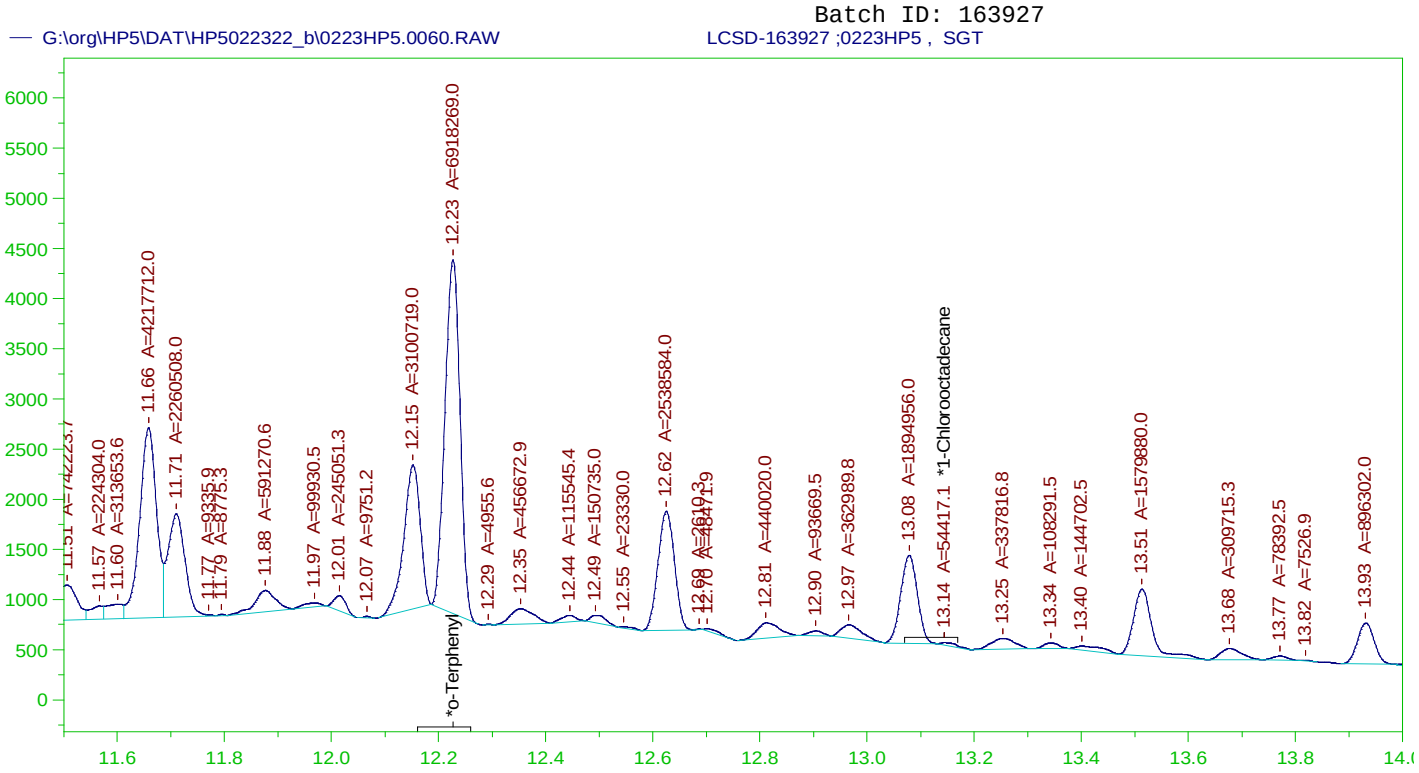

DIESEL RANGE ORGANICS CHROMATOGRAM REPORT
Sample Name: LCSD-163927 ;0223HP5 , SGT
Raw File: G:\org\HP5\DAT\HP5022322_b\0223HP5.0060.RAW
Date & Time Acquired: 2/25/2022 3:41:08 AM
Method File: G:\Org\HP5\Methods\DS_8015-C24-JFb-L#.met
Calibration File: G:\Org\HP5\Cals\SW8015C_DRO220111JFb-C24.CAL
Sample Weight: 1000 Dilution: 1 S.A.: 1

Mean RF for TEH: 32675.36
Rt range for Diesel Range Organics: 6.51 to 14.38

SURROGATE COMPOUND	RT	ACTUAL	MEASURED	%REC	
*o-Terphenyl	12.227	.2	.188	93.85	-
*1-Chlorooctadecane	13.144	.2	.001	.74	-

DRO Area:1.805297E+08 DRO Amount: 5.524949
TEH Area:1.907729E+08 TEH Amount: 5.838432

Batch ID: 163927

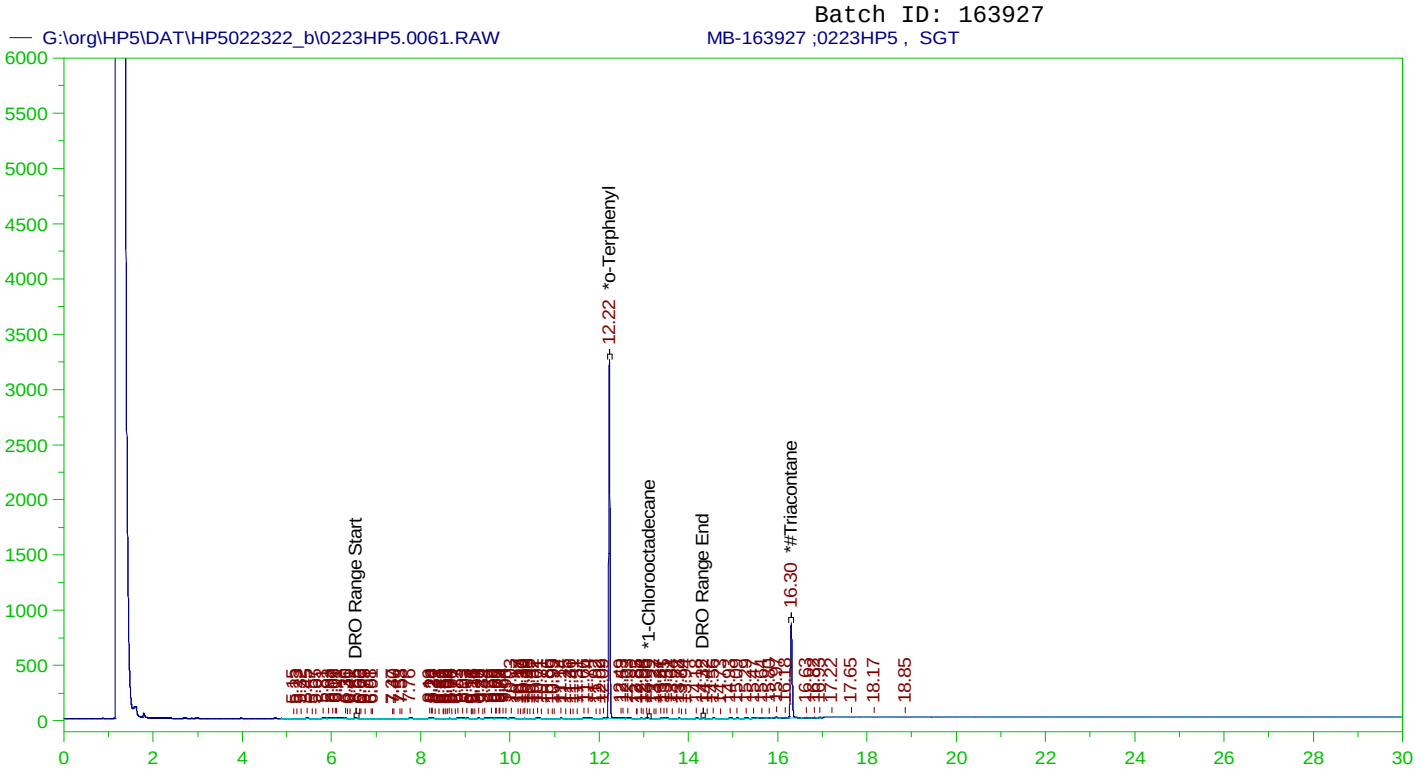

DIESEL RANGE ORGANICS CHROMATOGRAM REPORT
Sample Name: MB-163927 ;0223HP5 , SGT
Raw File: G:\org\HP5\DAT\HP5022322_b\0223HP5.0061.RAW
Date & Time Acquired: 2/25/2022 4:24:02 AM
Method File: G:\Org\HP5\Methods\DR_8015-C24T-JFb-L%.met
Calibration File: G:\Org\HP5\Cals\SW8015C_DRO220111JFb-C24-T.CAL
Sample Weight: 1000 Dilution: 1 S.A.: 1

Mean RF for TEH: 32675.36
Rt range for Diesel Range Organics: 6.51 to 14.38

SURROGATE COMPOUND	RT	ACTUAL	MEASURED	%REC	
*o-Terphenyl	12.223	.2	.177	88.62	-
*1-Chlorooctadecane	29.99	.2	.	.	-
*#Triacontane	16.301	.2	.079	39.48	-

DRO Area:283598.1 DRO Amount: 8.679265E-03
TEH Area:496025.1 TEH Amount: 0.0151804

RESIDUAL RANGE ORGANICS CHROMATOGRAM
Sample Name: MB-163927 ;0223HP5 , SGT
Raw File: G:\org\HP5\DAT\HP5022322_b\0223HP5.0061.RAW
Date & Time Acquired: 2/25/2022 4:24:02 AM
Method File: G:\Org\HP5\Methods\DR_OROS-BF-L%.MET
Calibration File: G:\Org\HP5\Cals\SW8015C_ORO220111BF_SAMP.CAL
Sample Weight: 1000 Dilution: 1 S.A.: 1

Mean RF for for Residual Range Organics Calculations: 26424.55
Rt range for Residual Range Organics: 14.28 to 21.65

SURROGATE COMPOUND	RT	ACTUAL	MEASURED	%REC	
*#Triacontane	16.301	.5	.079	15.81	-

RRO Area:142961.5 RRO AMOUNT: 5.410175E-03

Batch ID: 163927

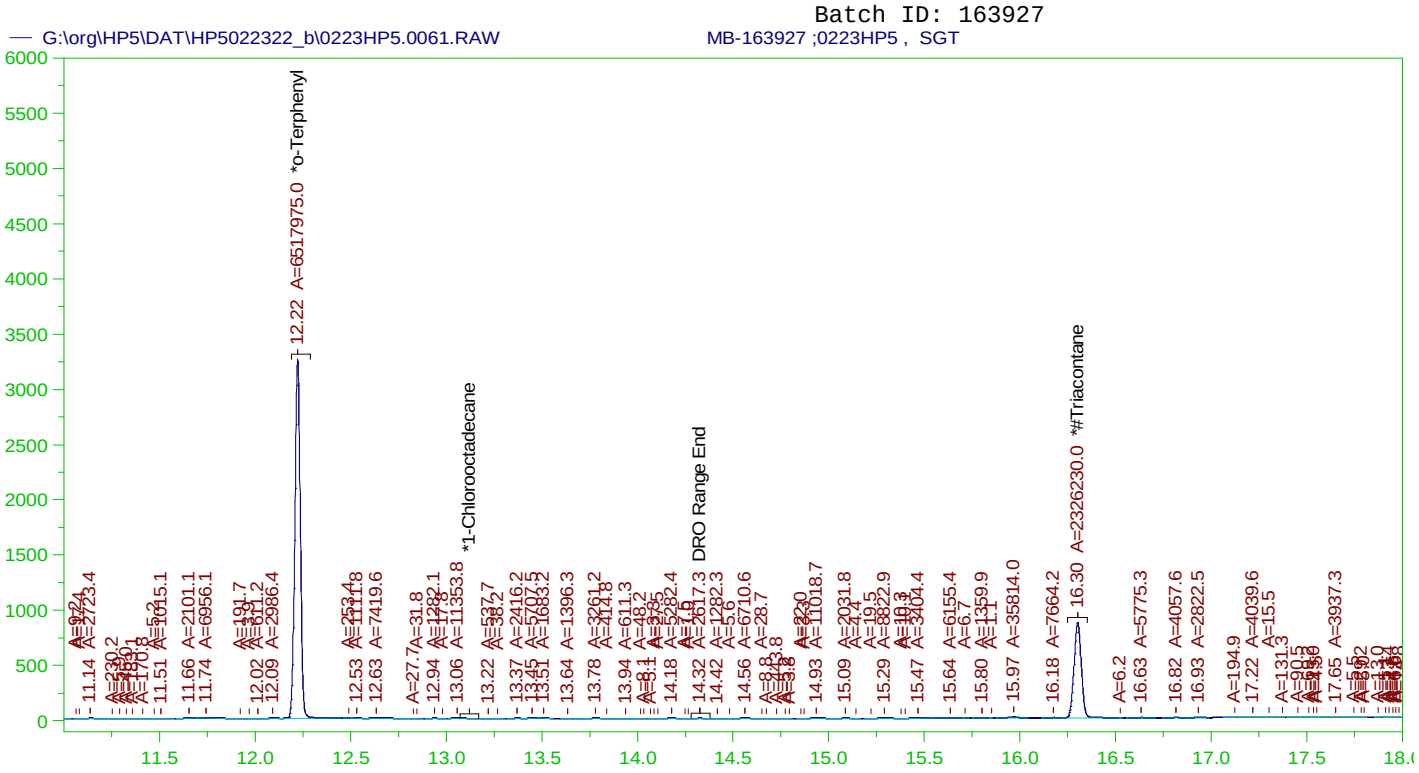

DIESEL RANGE ORGANICS CHROMATOGRAM REPORT
Sample Name: MB-163927 ;0223HP5 , SGT
Raw File: G:\org\HP5\DAT\HP5022322_b\0223HP5.0061.RAW
Date & Time Acquired: 2/25/2022 4:24:02 AM
Method File: G:\Org\HP5\Methods\DS_8015-C24T-JFb-L#.met
Calibration File: G:\Org\HP5\Cals\SW8015C_DRO220111JFb-C24-T.CAL
Sample Weight: 1000 Dilution: 1 S.A.: 1

Mean RF for TEH: 32675.36
Rt range for Diesel Range Organics: 6.51 to 14.38

SURROGATE COMPOUND	RT	ACTUAL	MEASURED	%REC	
*o-Terphenyl	12.223	.2	.177	88.42	-
*1-Chlorooctadecane	29.99	.2	.	.	-
*#Triacontane	16.301	.2	.078	39.25	-

DRO Area:205531.4 DRO Amount: 6.290103E-03
TEH Area:499538.6 TEH Amount: 1.528793E-02

ERH2547 (RHMW19) Batch ID: 163927

G:\Org\HP5\DAT\HP5022322_b\0223HP5.0062.RAW B22021435-012D ;0223HP5 , $HC-8015-DRO-W, SGT

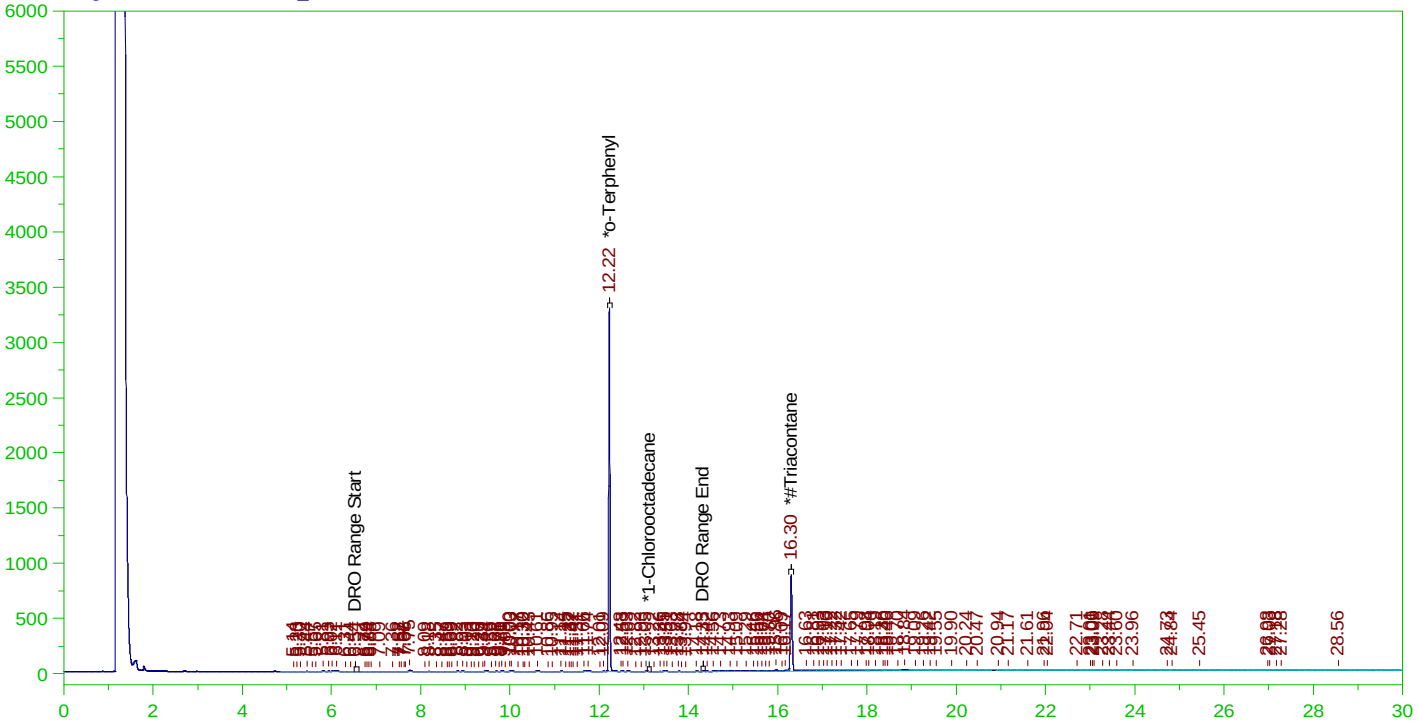

DIESEL RANGE ORGANICS CHROMATOGRAM REPORT

Sample Name: B22021435-012D ;0223HP5 , $HC-8015-DRO-W, SGT
Raw File: G:\Org\HP5\DAT\HP5022322_b\0223HP5.0062.RAW
Date & Time Acquired: 2/25/2022 5:06:57 AM
Method File: G:\Org\HP5\Methods\D3_8015-022362-JFb-L%.met
Calibration File: G:\Org\HP5\Cals\SW8015C_DRO220111JFb-C24-T.CAL
Sample Weight: 1060 Dilution: 1 S.A.: 1

Mean RF for TEH: 32675.36
Rt range for Diesel Range Organics: 6.51 to 14.38

SURROGATE COMPOUND	RT	ACTUAL	MEASURED	%REC	
*o-Terphenyl	12.222	.189	.17	90.07	-
*1-Chlorooctadecane	29.94	.189	.	.	-
*#Triacontane	16.3	.189	.077	40.76	-

DRO Area:349776.7 DRO Amount: 1.009868E-02
TEH Area:1527477 TEH Amount: 0.044101

ERH2547 (RHMW19) Batch ID: 163927

G:\Org\HP5\DAT\HP5022322_b\0223HP5.0062.RAW B22021435-012D ;0223HP5 , $HC-8015-DRO-W, SGT

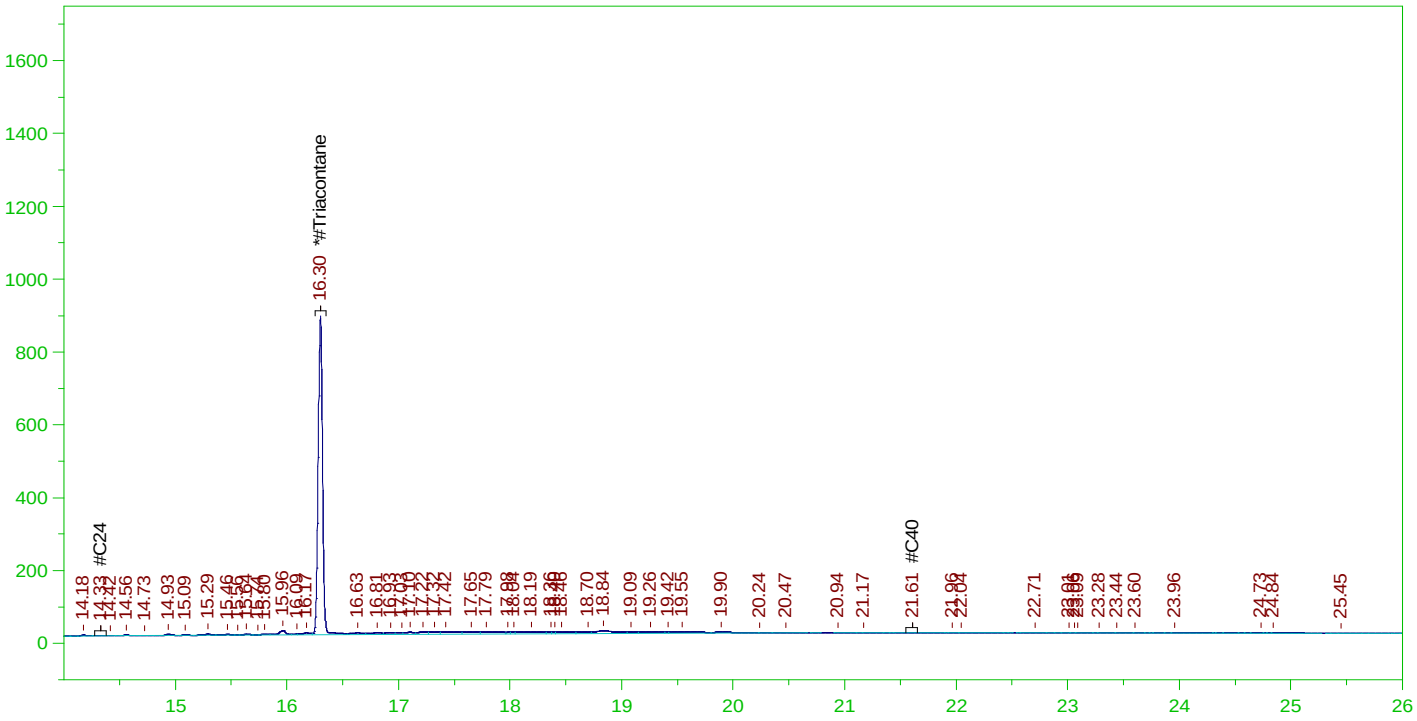

RESIDUAL RANGE ORGANICS CHROMATOGRAM

Sample Name: B22021435-012D ;0223HP5 , $HC-8015-DRO-W, SGT
Raw File: G:\Org\HP5\DAT\HP5022322_b\0223HP5.0062.RAW
Date & Time Acquired: 2/25/2022 5:06:57 AM
Method File: G:\Org\HP5\Methods\D3_OROS-022362-BF-L%.MET
Calibration File: G:\Org\HP5\Cals\SW8015C_ORO220111BF_SAMP.CAL
Sample Weight: 1060 Dilution: 1 S.A.: 1

Mean RF for for Residual Range Organics Calculations: 26424.55
Rt range for Residual Range Organics: 14.28 to 21.65

SURROGATE COMPOUND	RT	ACTUAL	MEASURED	%REC	
*#Triacontane	16.3	.472	.077	16.3	-

RRO Area:1089383 RRO AMOUNT: 3.889259E-02

ERH2547 (RHMW19) Batch ID: 163927

G:\org\HP5\DAT\HP5022322_b\0223HP5.0062.RAW B22021435-012D ;0223HP5 , $HC-8015-DRO-W, SGT

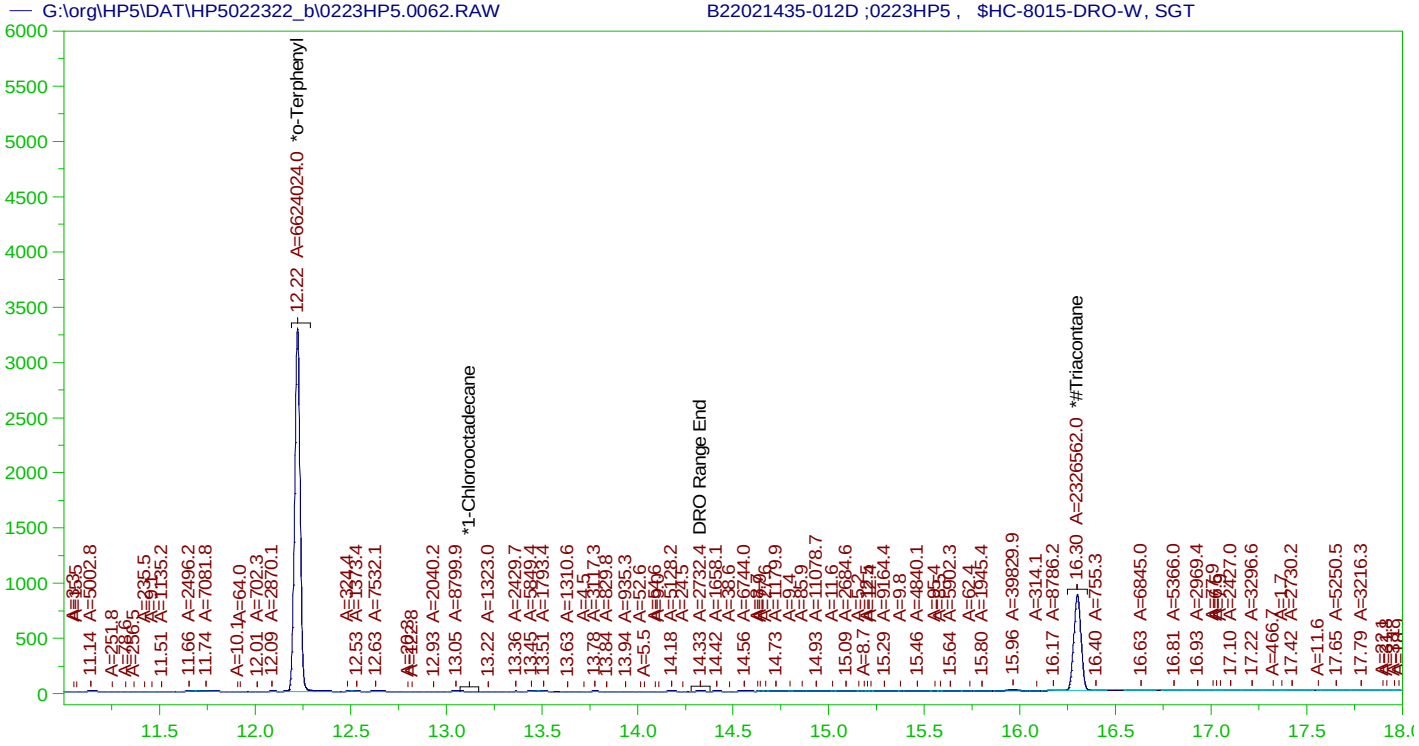

DIESEL RANGE ORGANICS CHROMATOGRAM REPORT

Sample Name: B22021435-012D ;0223HP5 , $HC-8015-DRO-W, SGT
Raw File: G:\org\HP5\DAT\HP5022322_b\0223HP5.0062.RAW
Date & Time Acquired: 2/25/2022 5:06:57 AM
Method File: G:\Org\HP5\Methods\DS_8015-C24T-JFb-L#.met
Calibration File: G:\Org\HP5\Cals\SW8015C_DRO220111JFb-C24-T.CAL
Sample Weight: 1060 Dilution: 1 S.A.: 1

Mean RF for TEH: 32675.36
Rt range for Diesel Range Organics: 6.51 to 14.38

SURROGATE COMPOUND	RT	ACTUAL	MEASURED	%REC	
*o-Terphenyl	12.222	.189	.17	89.86	-
*1-Chlorooctadecane	29.988	.189	.	.	-
*#Triacontane	16.3	.189	.074	39.25	-

DRO Area:233993.3 DRO Amount: 6.755807E-03
TEH Area:508765.8 TEH Amount: 1.468898E-02

Batch ID: 163927

G:\org\HP5\DAT\HP5022322_b\0223HP5.0063.RAW B22021435-012DMS ;0223HP5 , SGT

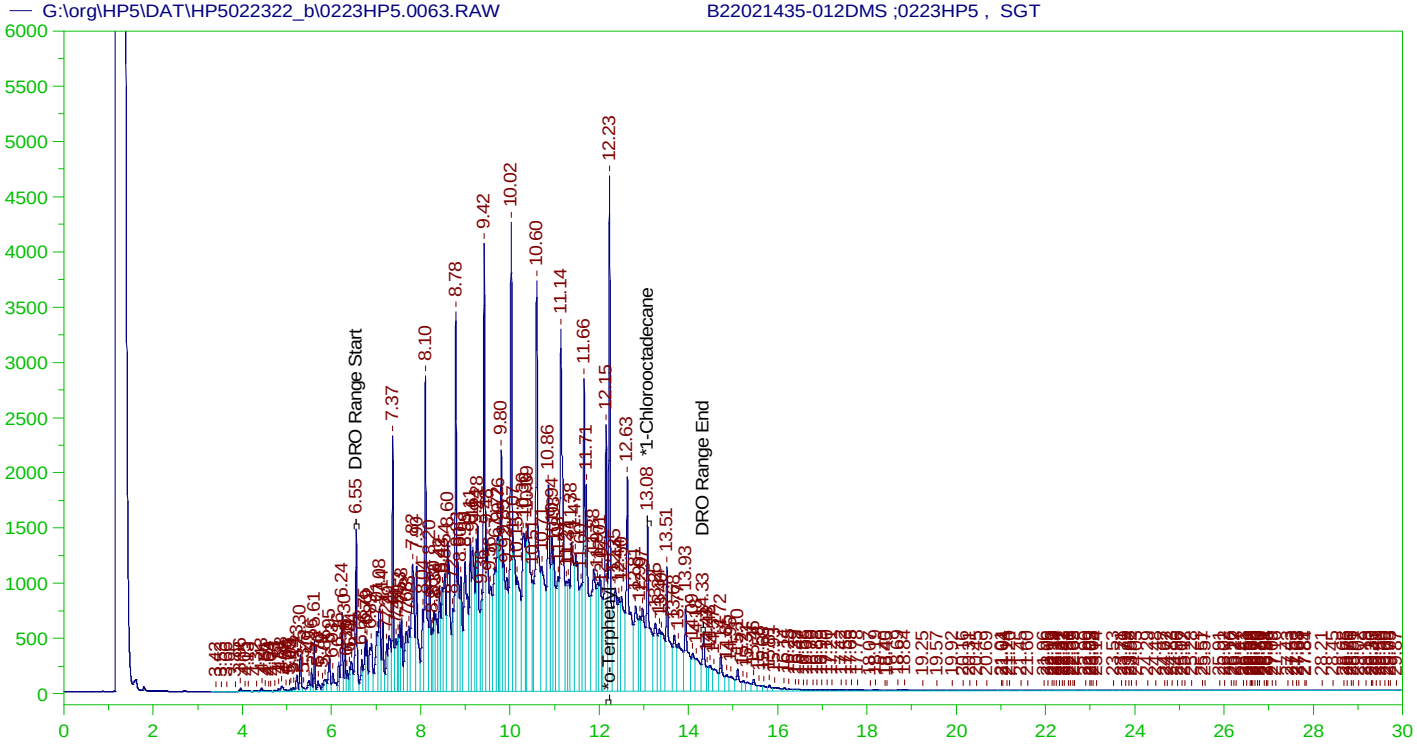

DIESEL RANGE ORGANICS CHROMATOGRAM REPORT
Sample Name: B22021435-012DMS ;0223HP5 , SGT
Raw File: G:\org\HP5\DAT\HP5022322_b\0223HP5.0063.RAW
Date & Time Acquired: 2/25/2022 5:49:42 AM
Method File: G:\Org\HP5\Methods\D3_8015-C24-JFb-L%.met
Calibration File: G:\Org\HP5\Cals\SW8015C_DRO220111JFb-C24.CAL
Sample Weight: 1050 Dilution: 1 S.A.: 1

Mean RF for TEH: 32675.36
Rt range for Diesel Range Organics: 6.51 to 14.38

SURROGATE COMPOUND	RT	ACTUAL	MEASURED	%REC	
*o-Terphenyl	12.227	.19	.327	171.73	-
*1-Chlorooctadecane	13.079	.19	.195	102.21	-

DRO Area:4.034864E+08 DRO Amount: 11.76032
TEH Area:4.291687E+08 TEH Amount: 12.50888

Batch ID: 163927

G:\org\HP5\DAT\HP5022322_b\0223HP5.0063.RAW B22021435-012DMS ;0223HP5 , SGT

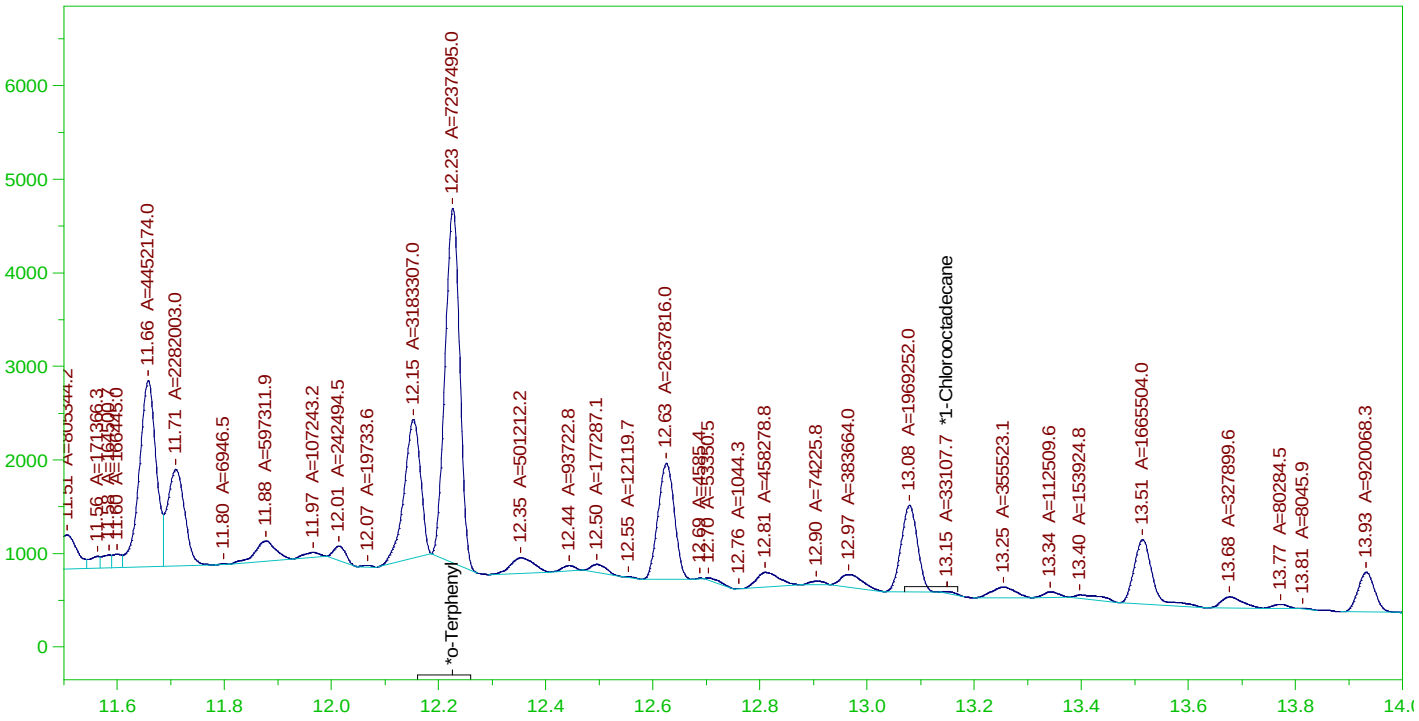

DIESEL RANGE ORGANICS CHROMATOGRAM REPORT
Sample Name: B22021435-012DMS ;0223HP5 , SGT
Raw File: G:\org\HP5\DAT\HP5022322_b\0223HP5.0063.RAW
Date & Time Acquired: 2/25/2022 5:49:42 AM
Method File: G:\Org\HP5\Methods\DS_8015-C24-JFb-L#.met
Calibration File: G:\Org\HP5\Cals\SW8015C_DRO220111JFb-C24.CAL
Sample Weight: 1050 Dilution: 1 S.A.: 1

Mean RF for TEH: 32675.36
Rt range for Diesel Range Organics: 6.51 to 14.38

SURROGATE COMPOUND	RT	ACTUAL	MEASURED	%REC	
*o-Terphenyl	12.227	.19	.187	98.18	-
*1-Chlorooctadecane	13.149	.19	.001	.45	-

DRO Area:1.86536E+08 DRO Amount: 5.436919
TEH Area:1.973384E+08 TEH Amount: 5.751775

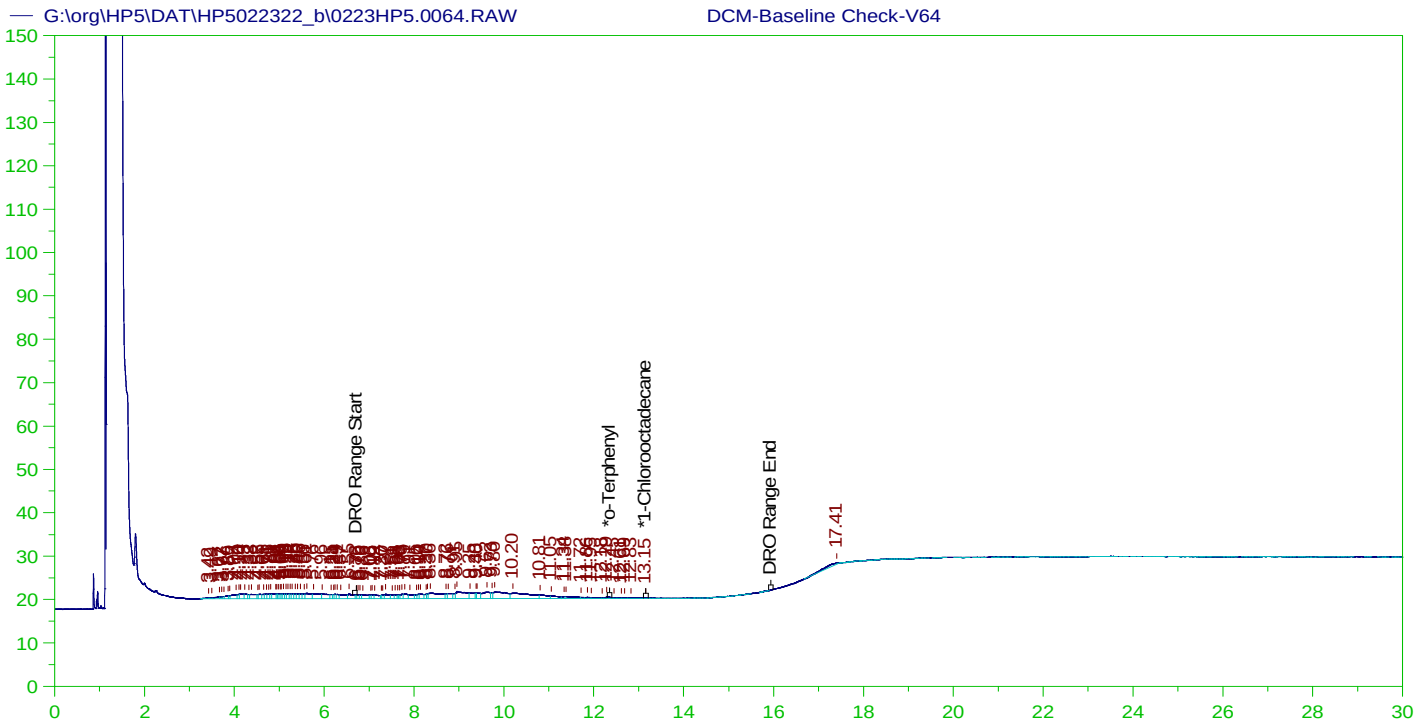

DIESEL RANGE ORGANICS CHROMATOGRAM REPORT
Sample Name: DCM-Baseline Check-V64
Raw File: G:\org\HP5\DAT\HP5022322_b\0223HP5.0064.RAW
Date & Time Acquired: 2/25/2022 6:32:29 AM
Method File: G:\Org\HP5\Methods\DR_8015-JA-LEXP.met
Calibration File: G:\Org\HP5\Cals\SW8015C_DRO220111JA.CAL
Sample Weight: 1 Dilution: 1 S.A.: 1

Mean RF for TEH: 32675.36
Rt range for Diesel Range Organics: 6.63 to 15.99

SURROGATE COMPOUND	RT	ACTUAL	MEASURED	%REC
*o-Terphenyl	29.97	200.	.	-
*1-Chlorooctadecane	13.151	200.	.015	.01 -

DRO Area:318072.4 DRO Amount: 9.734321
TEH Area:528911.1 TEH Amount: 16.18685

ERH2555 (Sump Audit 3) Batch ID: 163927

G:\org\HP5\DAT\HP5022322_b\0223HP5.0065.RAW B22021435-032D ;0223HP5 , $HC-8015-DRO-W, SGT

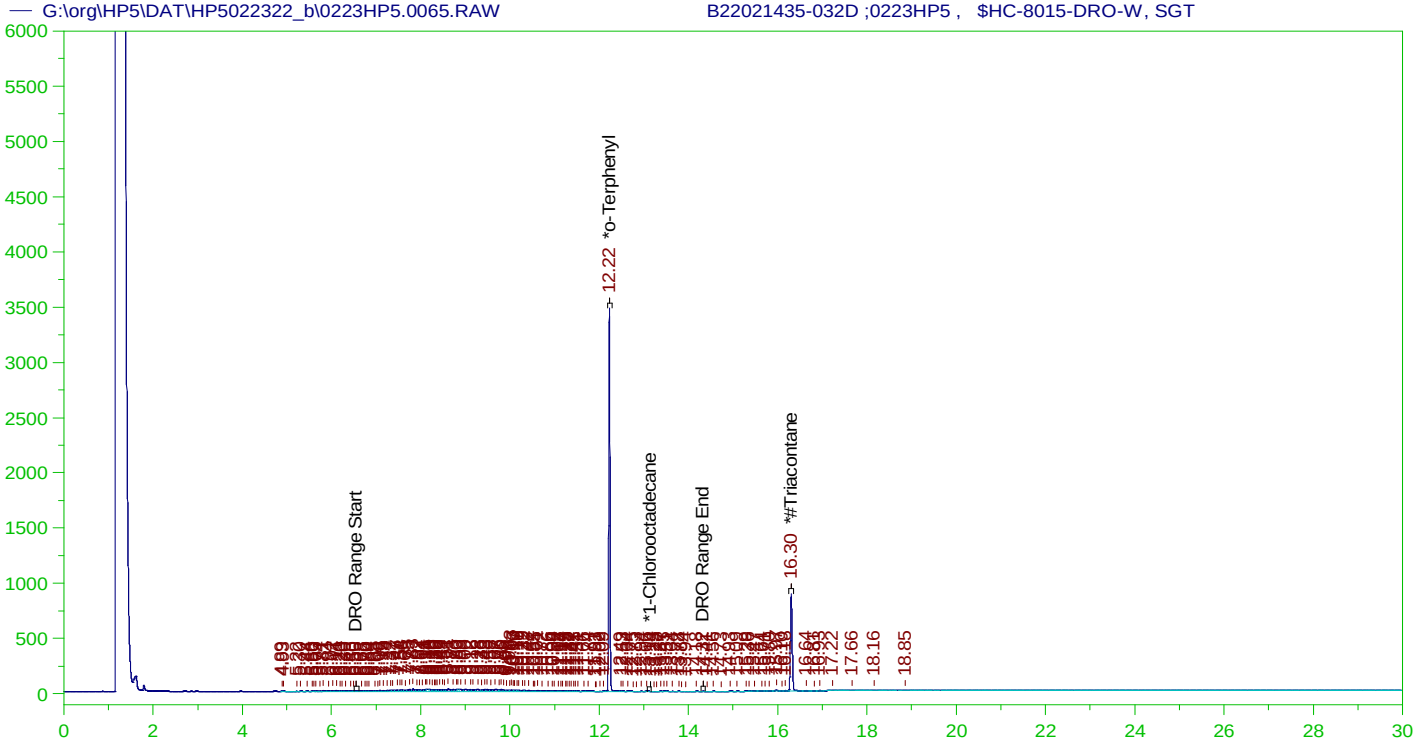

DIESEL RANGE ORGANICS CHROMATOGRAM REPORT

Sample Name: B22021435-032D ;0223HP5 , $HC-8015-DRO-W, SGT
Raw File: G:\org\HP5\DAT\HP5022322_b\0223HP5.0065.RAW
Date & Time Acquired: 2/25/2022 7:15:21 AM
Method File: G:\Org\HP5\Methods\DR_8015-C24T-JFb-L%.met
Calibration File: G:\Org\HP5\Cals\SW8015C_DRO220111JFb-C24-T.CAL
Sample Weight: 1050 Dilution: 1 S.A.: 1

Mean RF for TEH: 32675.36
Rt range for Diesel Range Organics: 6.51 to 14.38

SURROGATE COMPOUND	RT	ACTUAL	MEASURED	%REC	
*o-Terphenyl	12.224	.19	.179	93.91	-
*1-Chlorooctadecane	13.144	.19	.	.02	-
*#Triacontane	16.301	.19	.078	40.71	-

DRO Area:3004185 DRO Amount: 8.756227E-02
TEH Area:3230063 TEH Amount: 9.414586E-02

ERH2555 (Sump Audit 3) Batch ID: 163927

G:\org\HP5\DAT\HP5022322_b\0223HP5.0065.RAW B22021435-032D ;0223HP5 , $HC-8015-DRO-W, SGT

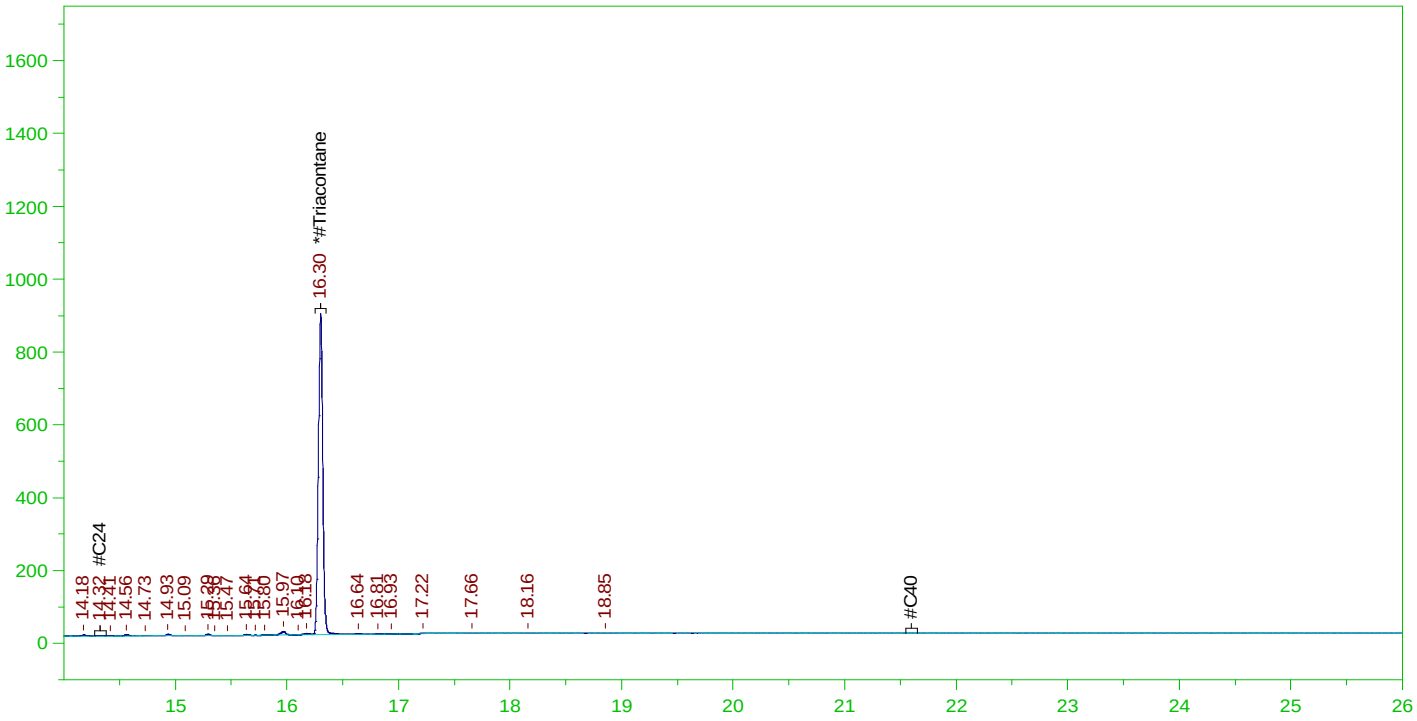

RESIDUAL RANGE ORGANICS CHROMATOGRAM

Sample Name: B22021435-032D ;0223HP5 , $HC-8015-DRO-W, SGT
Raw File: G:\org\HP5\DAT\HP5022322_b\0223HP5.0065.RAW
Date & Time Acquired: 2/25/2022 7:15:21 AM
Method File: G:\Org\HP5\Methods\DR_OROS-BF-L%.MET
Calibration File: G:\Org\HP5\Cals\SW8015C_ORO220111BF_SAMP.CAL
Sample Weight: 1050 Dilution: 1 S.A.: 1

Mean RF for for Residual Range Organics Calculations: 26424.55
Rt range for Residual Range Organics: 14.28 to 21.65

SURROGATE COMPOUND	RT	ACTUAL	MEASURED	%REC	
*#Triacontane	16.301	.476	.078	16.31	-

RRO Area:117934.4 RRO AMOUNT: 4.250535E-03

ERH2555 (Sump Audit 3) Batch ID: 163927

G:\org\HP5\DAT\HP5022322_b\0223HP5.0065.RAW B22021435-032D ;0223HP5 , $HC-8015-DRO-W, SGT

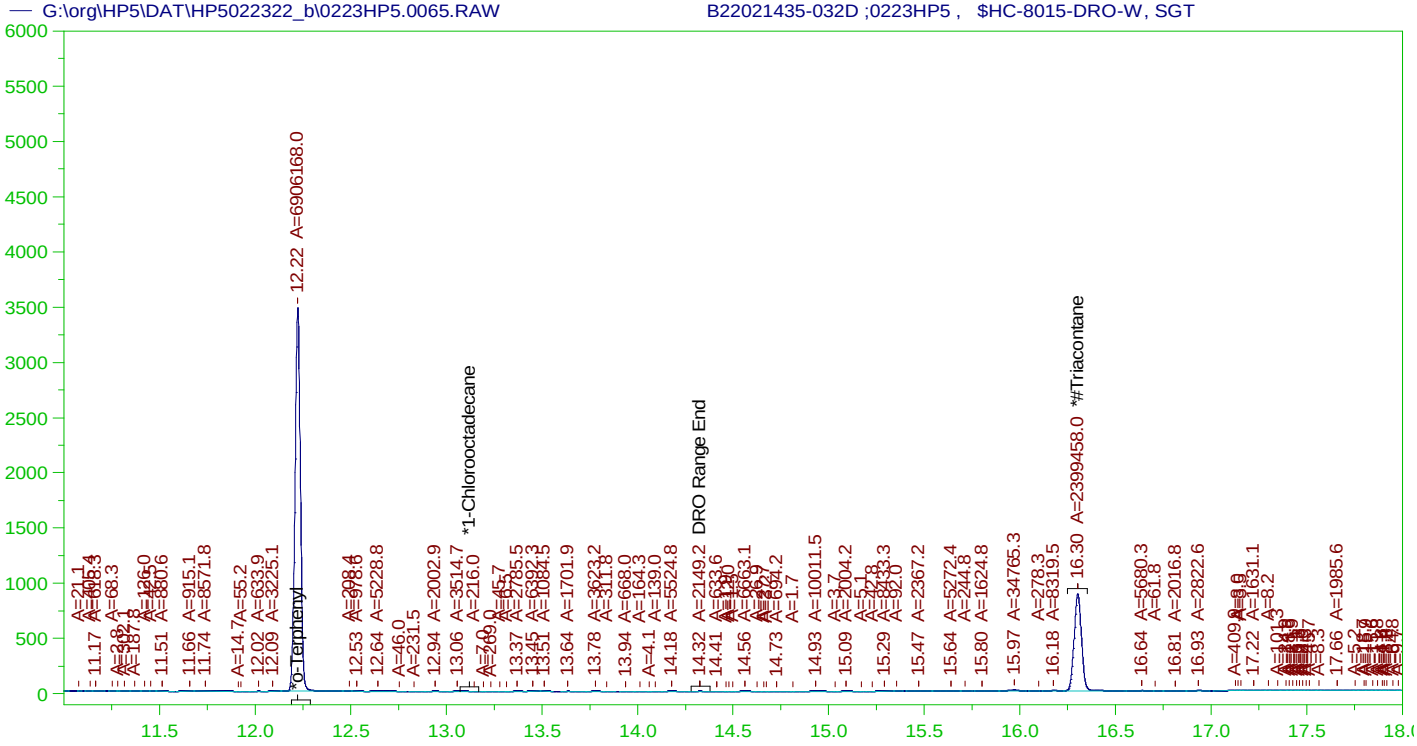

DIESEL RANGE ORGANICS CHROMATOGRAM REPORT

Sample Name: B22021435-032D ;0223HP5 , $HC-8015-DRO-W, SGT
Raw File: G:\org\HP5\DAT\HP5022322_b\0223HP5.0065.RAW
Date & Time Acquired: 2/25/2022 7:15:21 AM
Method File: G:\Org\HP5\Methods\DS_8015-C24T-JFb-L#.met
Calibration File: G:\Org\HP5\Cals\SW8015C_DRO220111JFb-C24-T.CAL
Sample Weight: 1050 Dilution: 1 S.A.: 1

Mean RF for TEH: 32675.36
Rt range for Diesel Range Organics: 6.51 to 14.38

SURROGATE COMPOUND	RT	ACTUAL	MEASURED	%REC	
*o-Terphenyl	12.224	.19	.178	93.69	-
*1-Chlorooctadecane	29.994	.19	.	.	-
*#Triacontane	16.301	.19	.077	40.48	-

DRO Area:2437556 DRO Amount: 7.104687E-02
TEH Area:2672480 TEH Amount: 7.789413E-02

ERH2013 (RHMW08) Batch ID: 163927

G:\org\HP5\DAT\HP5022322_b\0223HP5.0066.RAW B21120381-005E ;0223HP5 , $HC-8015-DRO-W, RX-SGT

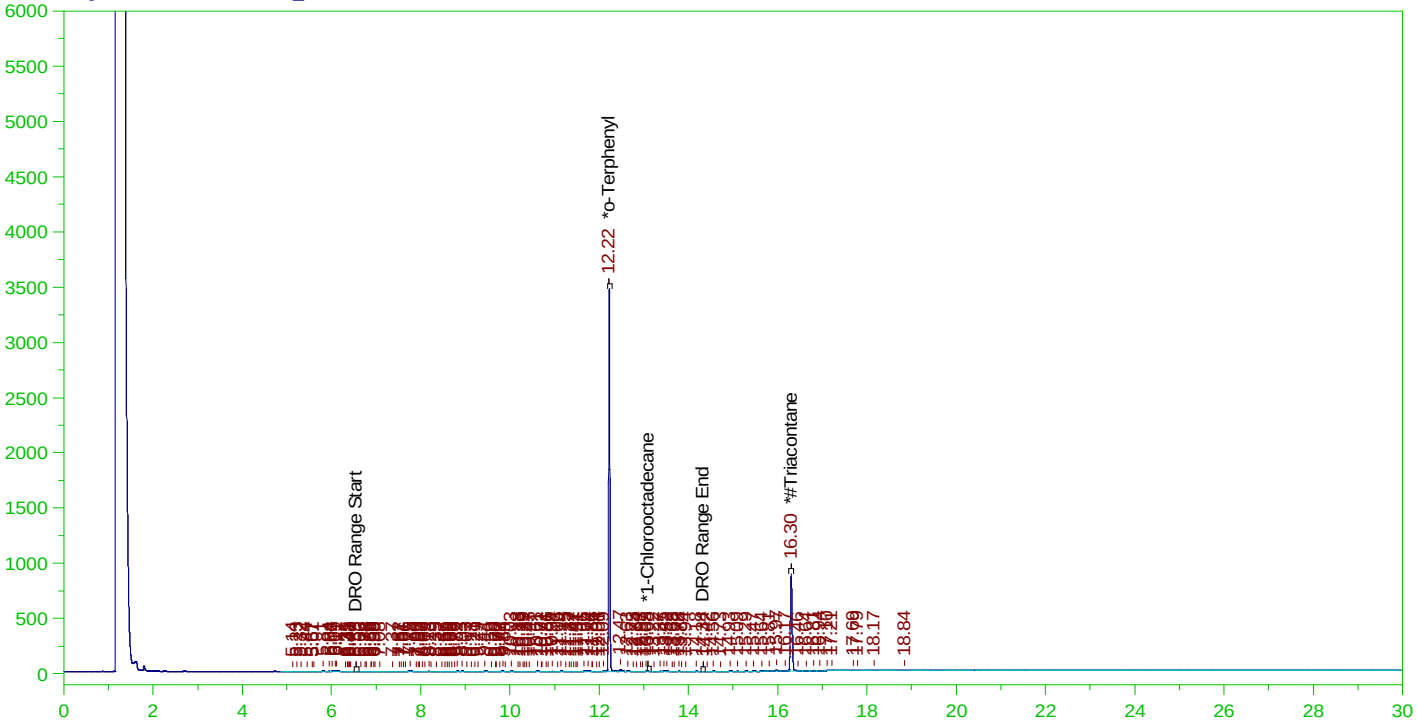

DIESEL RANGE ORGANICS CHROMATOGRAM REPORT

Sample Name: B21120381-005E ;0223HP5 , $HC-8015-DRO-W, RX-SGT
Raw File: G:\org\HP5\DAT\HP5022322_b\0223HP5.0066.RAW
Date & Time Acquired: 2/25/2022 7:58:24 AM
Method File: G:\Org\HP5\Methods\DR_8015-C24T-JFb-L%.met
Calibration File: G:\Org\HP5\Cals\SW8015C_DRO220111JFb-C24-T.CAL
Sample Weight: 1020 Dilution: 1 S.A.: 1

Mean RF for TEH: 32675.36
Rt range for Diesel Range Organics: 6.51 to 14.38

SURROGATE COMPOUND	RT	ACTUAL	MEASURED	%REC	
*o-Terphenyl	12.221	.196	.184	93.96	-
*1-Chlorooctadecane	13.083	.196	.08		-
*#Triacontane	16.301	.196	.081	41.09	-

DRO Area:471938 DRO Amount: 1.416004E-02
TEH Area:735725.8 TEH Amount: 2.207473E-02

ERH2013 (RHMW08) Batch ID: 163927

G:\org\HP5\DAT\HP5022322_b\0223HP5.0066.RAW B21120381-005E ;0223HP5 , $HC-8015-DRO-W, RX-SGT

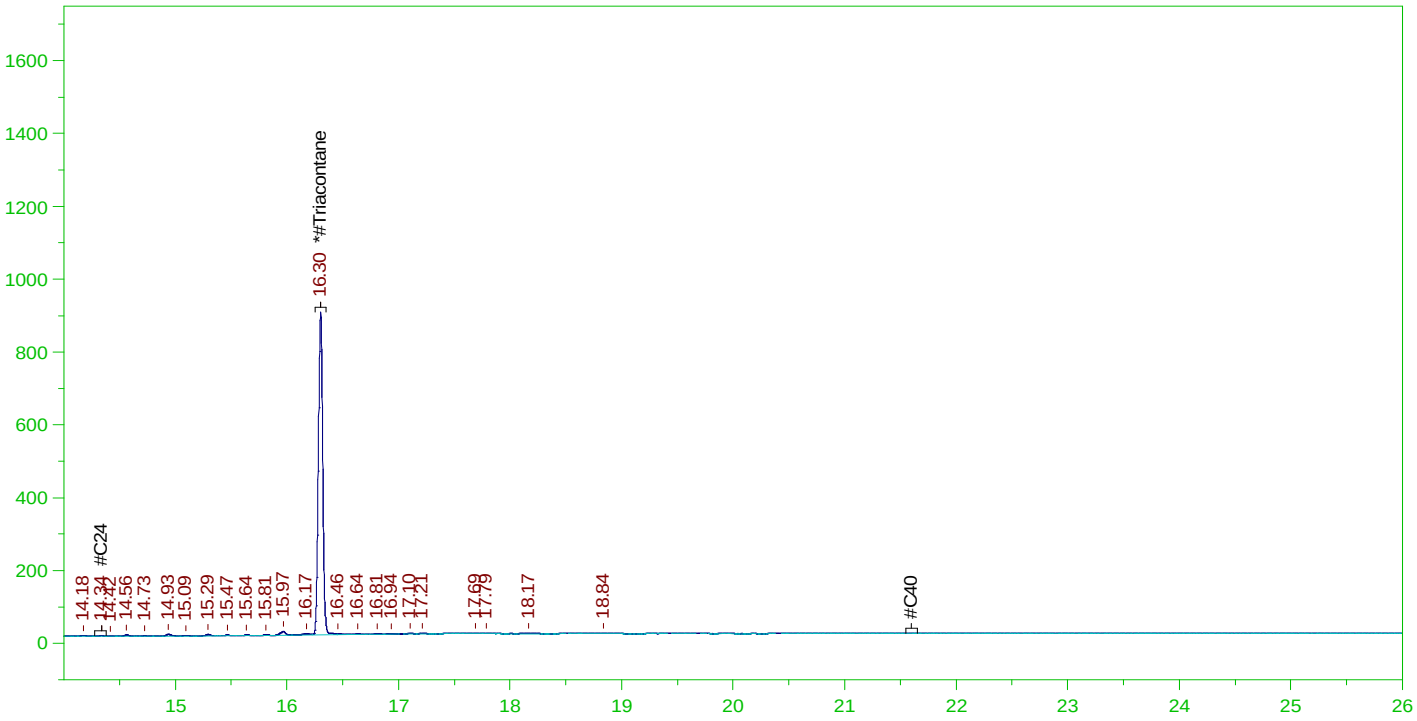

RESIDUAL RANGE ORGANICS CHROMATOGRAM

Sample Name: B21120381-005E ;0223HP5 , $HC-8015-DRO-W, RX-SGT
Raw File: G:\org\HP5\DAT\HP5022322_b\0223HP5.0066.RAW
Date & Time Acquired: 2/25/2022 7:58:24 AM
Method File: G:\Org\HP5\Methods\DR_OROS-BF-L%.MET
Calibration File: G:\Org\HP5\Cals\SW8015C_ORO220111BF_SAMP.CAL
Sample Weight: 1020 Dilution: 1 S.A.: 1

Mean RF for for Residual Range Organics Calculations: 26424.55
Rt range for Residual Range Organics: 14.28 to 21.65

SURROGATE COMPOUND	RT	ACTUAL	MEASURED	%REC	
*#Triacontane	16.301	.49	.081	16.45	-

RRO Area:172556.2 RRO AMOUNT: 6.402104E-03

ERH2013 (RHMW08) Batch ID: 163927

G:\org\HP5\DAT\HP5022322_b\0223HP5.0066.RAW B21120381-005E ;0223HP5 , $HC-8015-DRO-W, RX-SGT

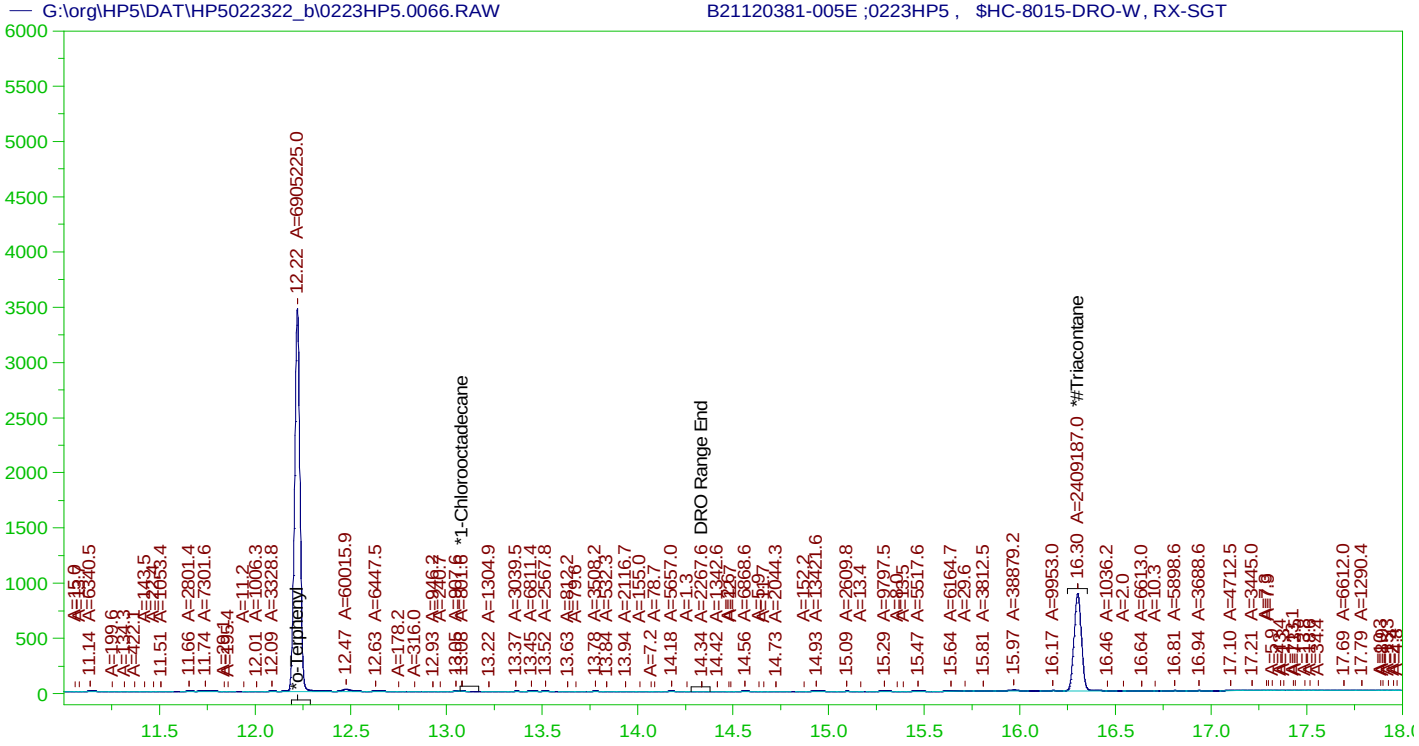

DIESEL RANGE ORGANICS CHROMATOGRAM REPORT

Sample Name: B21120381-005E ;0223HP5 , $HC-8015-DRO-W, RX-SGT
Raw File: G:\org\HP5\DAT\HP5022322_b\0223HP5.0066.RAW
Date & Time Acquired: 2/25/2022 7:58:24 AM
Method File: G:\Org\HP5\Methods\DS_8015-C24T-JFb-L#.met
Calibration File: G:\Org\HP5\Cals\SW8015C_DRO220111JFb-C24-T.CAL
Sample Weight: 1020 Dilution: 1 S.A.: 1

Mean RF for TEH: 32675.36
Rt range for Diesel Range Organics: 6.51 to 14.38

SURROGATE COMPOUND	RT	ACTUAL	MEASURED	%REC	
*o-Terphenyl	12.221	.196	.184	93.67	-
*1-Chlorooctadecane	13.083	.196	.	.01	-
*#Triacontane	16.301	.196	.08	40.65	-

DRO Area:312247.3 DRO Amount: 9.368674E-03
TEH Area:612499.3 TEH Amount: 1.837744E-02

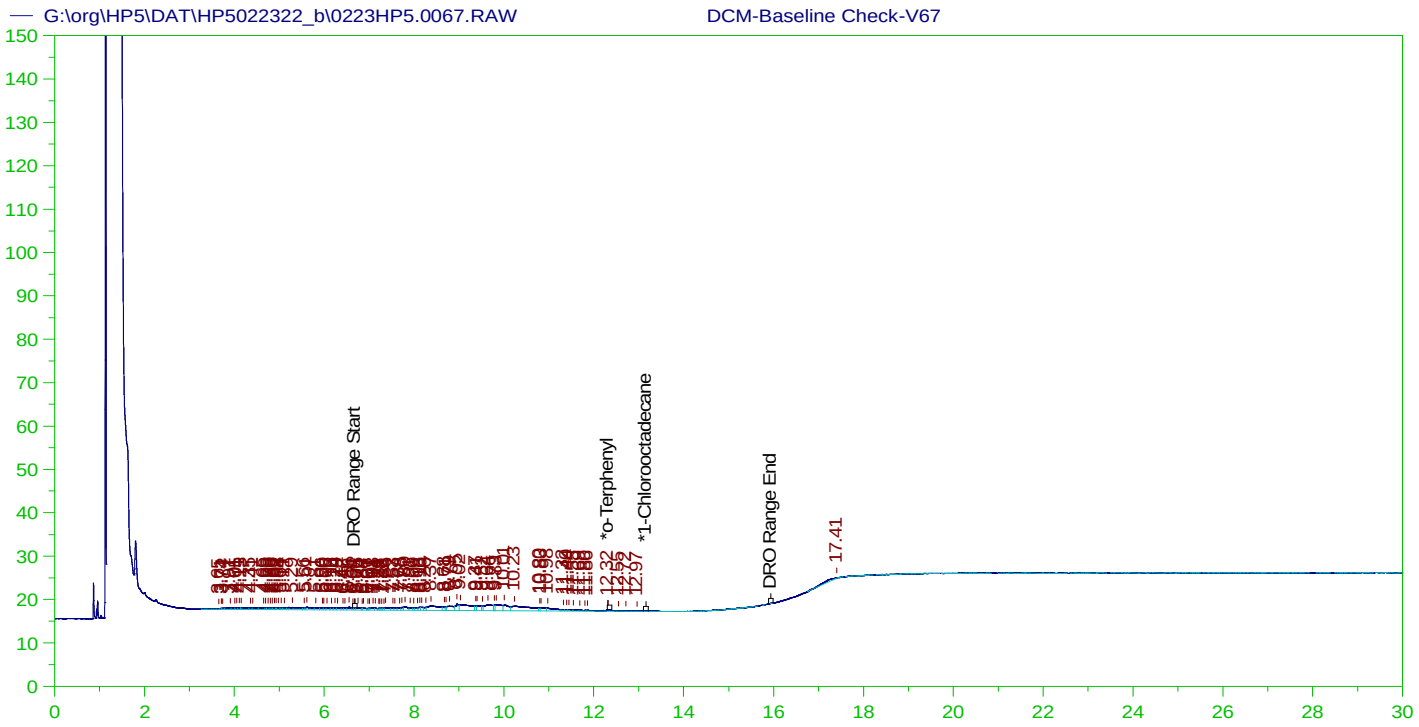

DIESEL RANGE ORGANICS CHROMATOGRAM REPORT
Sample Name: DCM-Baseline Check-V67
Raw File: G:\org\HP5\DAT\HP5022322_b\0223HP5.0067.RAW
Date & Time Acquired: 2/25/2022 8:41:23 AM
Method File: G:\Org\HP5\Methods\DR_8015-JA-LEXP.met
Calibration File: G:\Org\HP5\Cals\SW8015C_DRO220111JA.CAL
Sample Weight: 1 Dilution: 1 S.A.: 1

Mean RF for TEH: 32675.36
Rt range for Diesel Range Organics: 6.63 to 15.99

SURROGATE COMPOUND	RT	ACTUAL	MEASURED	%REC	
*o-Terphenyl	12.315	200.	.079	.04	-
*1-Chlorooctadecane	29.927	200.	.	.	-

DRO Area:238840.5 DRO Amount: 7.3095
TEH Area:339886.3 TEH Amount: 10.40192

ERH2549 (RHMW01R) Batch ID: 163927

G:\org\HP5\DAT\HP5022322_b\0223HP5.0068.RAW B22021435-017D ;0223HP5 , $HC-8015-DRO-W, SGT

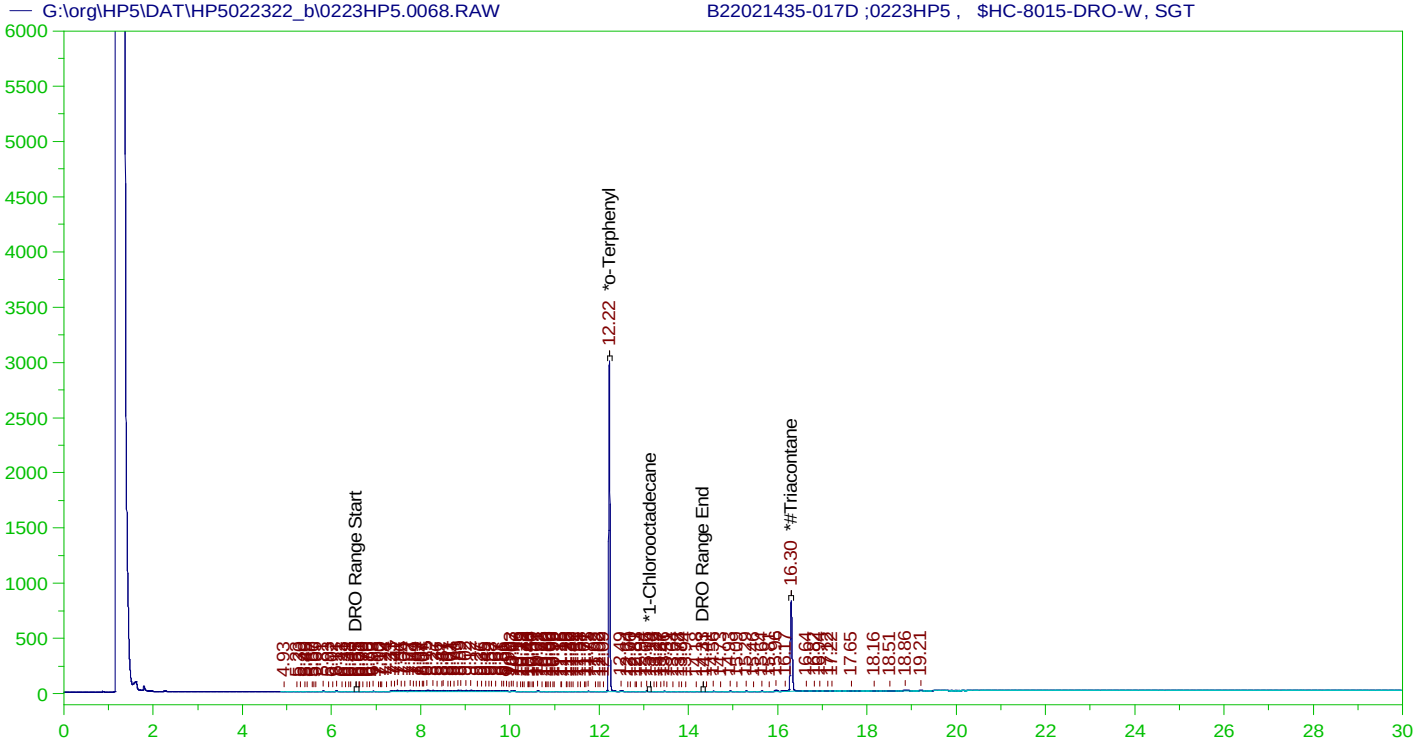

DIESEL RANGE ORGANICS CHROMATOGRAM REPORT

Sample Name: B22021435-017D ;0223HP5 , $HC-8015-DRO-W, SGT
Raw File: G:\org\HP5\DAT\HP5022322_b\0223HP5.0068.RAW
Date & Time Acquired: 2/25/2022 9:24:04 AM
Method File: G:\Org\HP5\Methods\DR_8015-C24T-JFb-L%.met
Calibration File: G:\Org\HP5\Cals\SW8015C_DRO220111JFb-C24-T.CAL
Sample Weight: 1060 Dilution: 1 S.A.: 1

Mean RF for TEH: 32675.36
Rt range for Diesel Range Organics: 6.51 to 14.38

SURROGATE COMPOUND	RT	ACTUAL	MEASURED	%REC	
*o-Terphenyl	12.222	.189	.156	82.66	-
*1-Chlorooctadecane	13.145	.189	.	.02	-
*#Triacontane	16.3	.189	.073	38.84	-

DRO Area:1299704 DRO Amount: 0.0375248
TEH Area:1484174 TEH Amount: 4.285076E-02

ERH2549 (RHMW01R) Batch ID: 163927

G:\org\HP5\DAT\HP5022322_b\0223HP5.0068.RAW B22021435-017D ;0223HP5 , $HC-8015-DRO-W, SGT

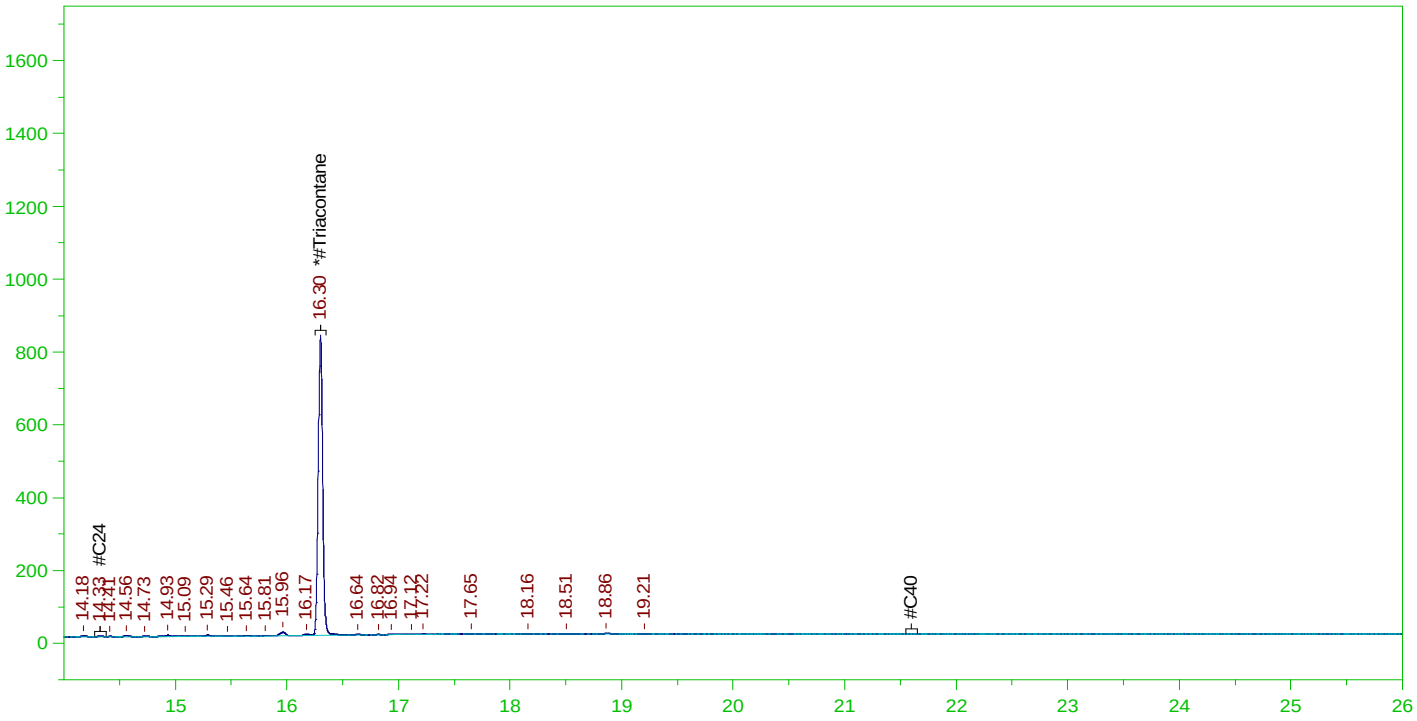

RESIDUAL RANGE ORGANICS CHROMATOGRAM

Sample Name: B22021435-017D ;0223HP5 , $HC-8015-DRO-W, SGT
Raw File: G:\org\HP5\DAT\HP5022322_b\0223HP5.0068.RAW
Date & Time Acquired: 2/25/2022 9:24:04 AM
Method File: G:\Org\HP5\Methods\DR_OROS-BF-L%.MET
Calibration File: G:\Org\HP5\Cals\SW8015C_ORO220111BF_SAMP.CAL
Sample Weight: 1060 Dilution: 1 S.A.: 1

Mean RF for for Residual Range Organics Calculations: 26424.55
Rt range for Residual Range Organics: 14.28 to 21.65

SURROGATE COMPOUND	RT	ACTUAL	MEASURED	%REC	
*#Triacontane	16.3	.472	.073	15.55	-

RRO Area:120635.8 RRO AMOUNT: 4.306879E-03

ERH2549 (RHMW01R) Batch ID: 163927

G:\org\HP5\DAT\HP5022322_b\0223HP5.0068.RAW B22021435-017D ;0223HP5 , $HC-8015-DRO-W, SGT

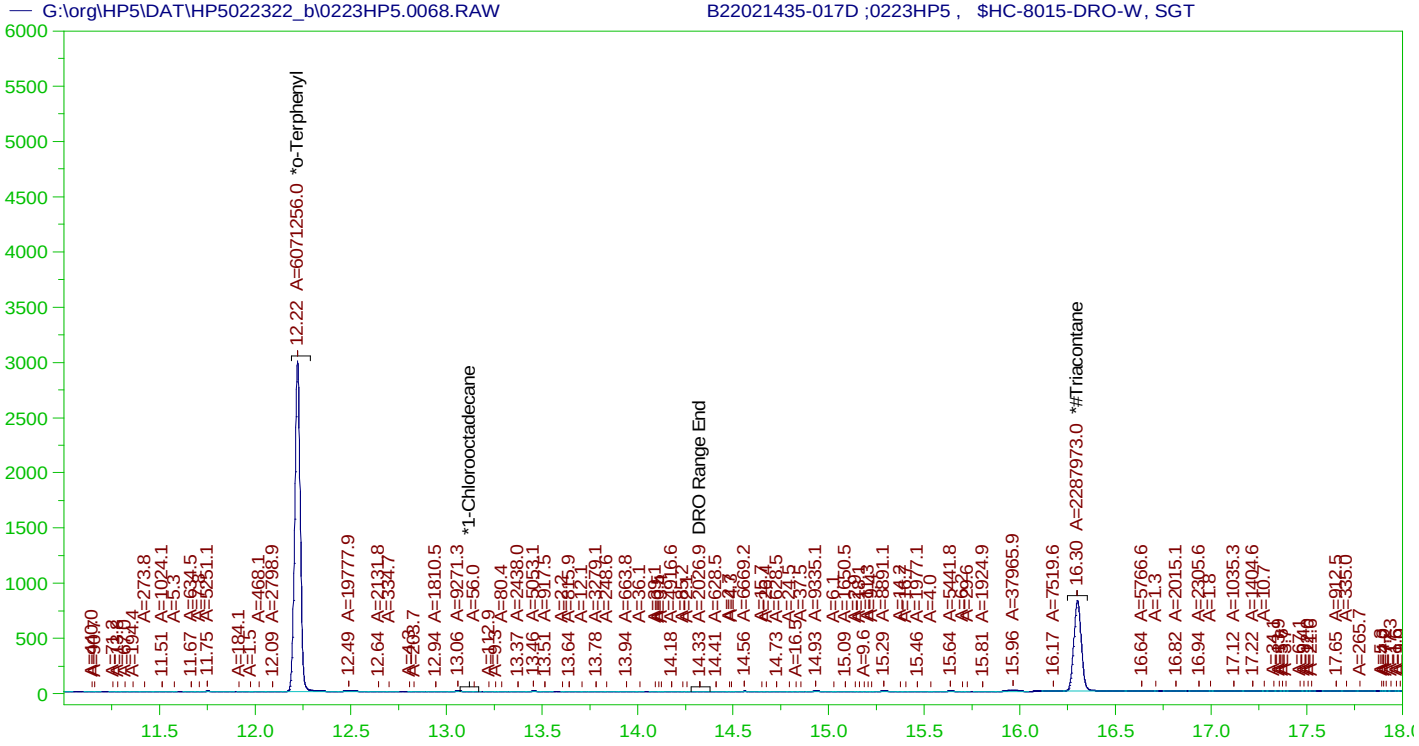

DIESEL RANGE ORGANICS CHROMATOGRAM REPORT

Sample Name: B22021435-017D ;0223HP5 , $HC-8015-DRO-W, SGT
Raw File: G:\org\HP5\DAT\HP5022322_b\0223HP5.0068.RAW
Date & Time Acquired: 2/25/2022 9:24:04 AM
Method File: G:\Org\HP5\Methods\DS_8015-C24T-JFb-L#.met
Calibration File: G:\Org\HP5\Cals\SW8015C_DRO220111JFb-C24-T.CAL
Sample Weight: 1060 Dilution: 1 S.A.: 1

Mean RF for TEH: 32675.36
Rt range for Diesel Range Organics: 6.51 to 14.38

SURROGATE COMPOUND	RT	ACTUAL	MEASURED	%REC	
*o-Terphenyl	12.222	.189	.155	82.36	-
*1-Chlorooctadecane	29.995	.189	.	.	-
*#Triacontane	16.3	.189	.073	38.6	-

DRO Area:970460.3 DRO Amount: 2.801893E-02
TEH Area:1163902 TEH Amount: 3.360393E-02

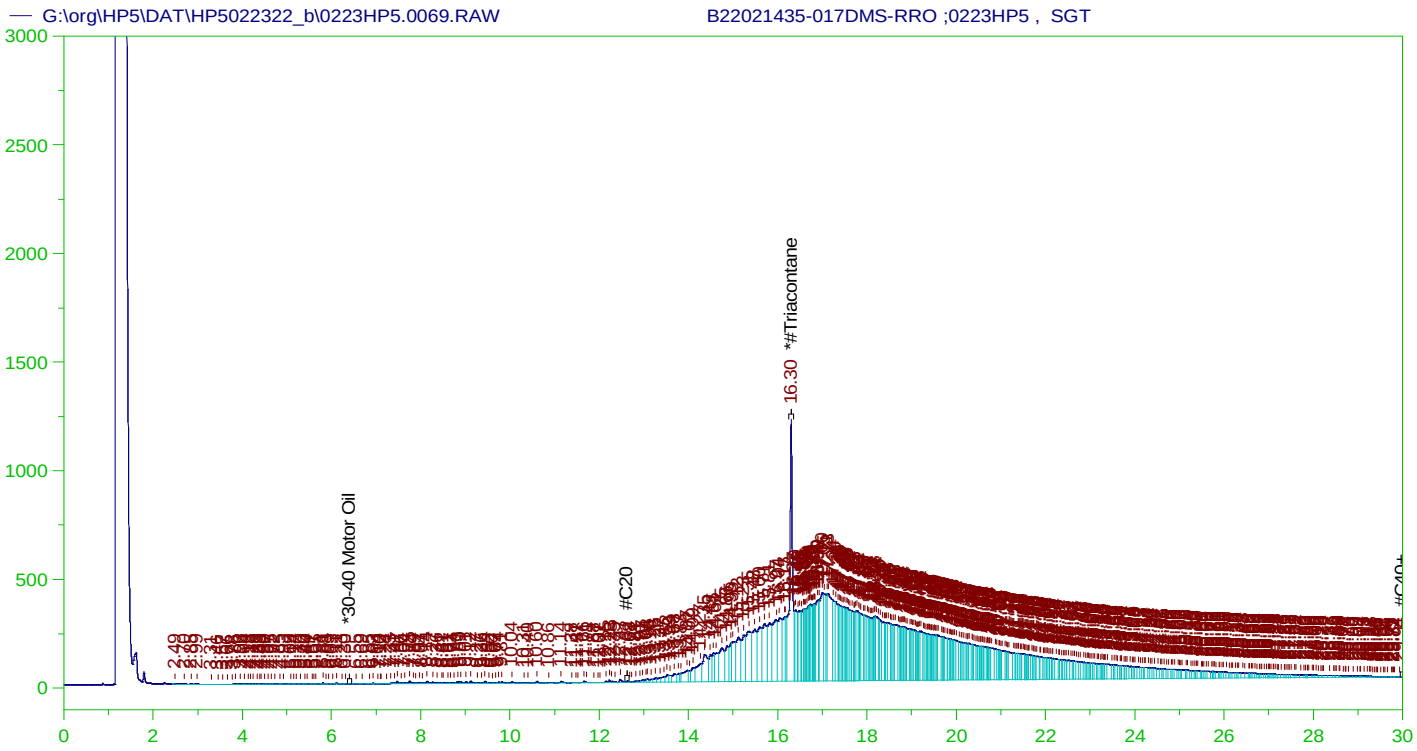

RESIDUAL RANGE ORGANICS CHROMATOGRAM

Sample Name: B22021435-017DMS-RRO ;0223HP5 , SGT
Raw File: G:\org\HP5\DAT\HP5022322_b\0223HP5.0069.RAW
Date & Time Acquired: 2/25/2022 10:06:58 AM
Method File: G:\Org\HP5\Methods\D3_ORO-022369-BF-L%.MET
Calibration File: G:\Org\HP5\Cals\SW8015C_ORO220111BF.CAL
Sample Weight: 1060 Dilution: 1 S.A.: 1

Mean RF for for ~~Residual~~ TEH(Oil Range) Organics Calculations: 26424.55
Rt range for ~~Residual~~ TEH(Oil Range) Organics: 12.57 to 30.05

SURROGATE COMPOUND	RT	ACTUAL	MEASURED	%REC	
*#Triacontane	16.3	.472	.171	36.35	-

~~RRO~~ TEH(Oil Range) Area:1.222107E+08 ~~RRO~~ TEH(Oil Range) AMOUNT: 4.363106

JLB 02/28/2022

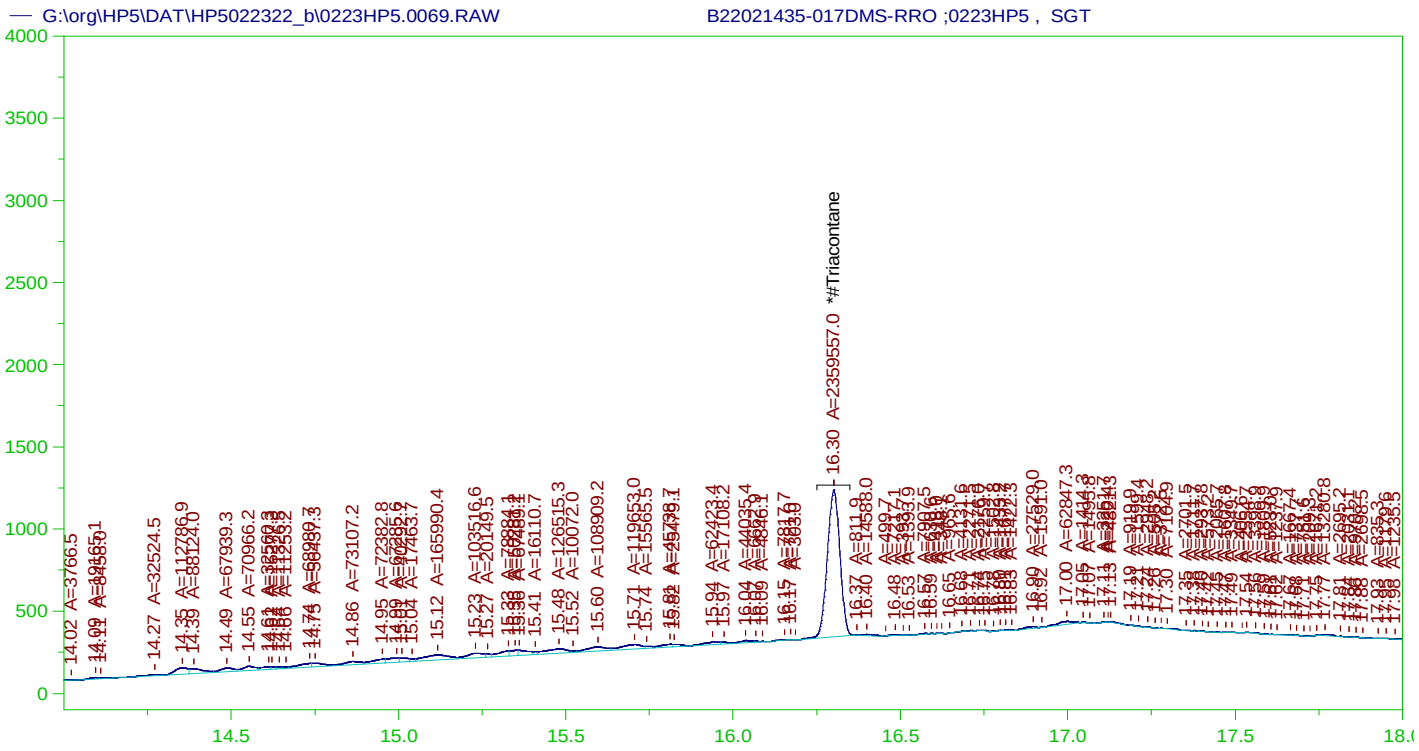

RESIDUAL RANGE ORGANICS CHROMATOGRAM
Sample Name: B22021435-017DMS-RRO ;0223HP5 , SGT
Raw File: G:\org\HP5\DAT\HP5022322_b\0223HP5.0069.RAW
Date & Time Acquired: 2/25/2022 10:06:58 AM
Method File: G:\Org\HP5\Methods\DS_ORO-BF-L%.MET
Calibration File: G:\Org\HP5\Cals\SW8015C_ORO220111Bf.CAL
Sample Weight: 1060 Dilution: 1 S.A.: 1

Mean RF for for Residual Range Organics Calculations: 26424.55
Rt range for Residual Range Organics: 12.57 to 30.05

SURROGATE COMPOUND	RT	ACTUAL	MEASURED	%REC	
*#Triacontane	16.3	.472	.075	15.92	-

RRO Area:2671322 RRO AMOUNT: 9.537021E-02

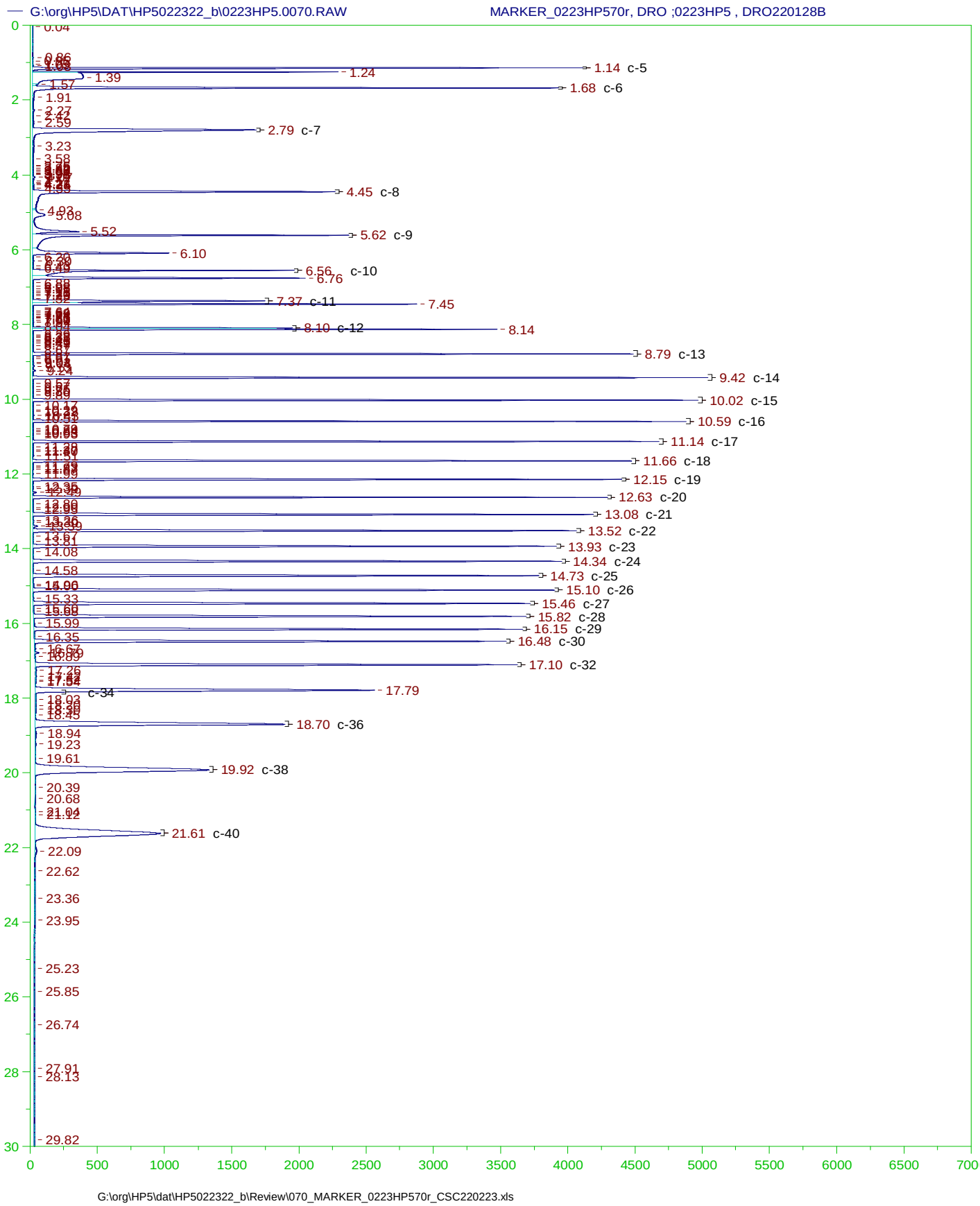
G:\org\HP5\DAT\HP5022322_b\0223HP5.0070.RAW
MARKER_0223HP570r, DRO ;0223HP5 , DRO220128B
1.14 c-5
1.24
1.39
1.57
1.68 c-6
1.91
2.27
2.47
2.59
2.79 c-7
3.23
3.58
4.45 c-8
4.92
5.08
5.52
5.62 c-9
6.10
6.56 c-10
6.76
7.37 c-11
7.45
8.10 c-12
8.14
8.79 c-13
9.24
9.42 c-14
10.02 c-15
10.59 c-16
11.14 c-17
11.66 c-18
12.15 c-19
12.63 c-20
13.08 c-21
13.52 c-22
13.93 c-23
14.08
14.34 c-24
14.58
14.73 c-25
15.10 c-26
15.33
15.46 c-27
15.82 c-28
15.99
16.15 c-29
16.35
16.48 c-30
16.67
17.10 c-32
17.26
17.54
17.79
c-34
18.03
18.45
18.70 c-36
18.94
19.23
19.61
19.92 c-38
20.39
20.68
21.04
21.12
21.61 c-40
22.09
22.62
23.36
23.95
25.23
25.85
26.74
27.91
28.13
29.82
0
500
1000
1500
2000
2500
3000
3500
4000
4500
5000
5500
6000
6500
700
G:\org\HP5\dat\HP5022322_b\Review\070_MARKER_0223HP570r_CSC220223.xls

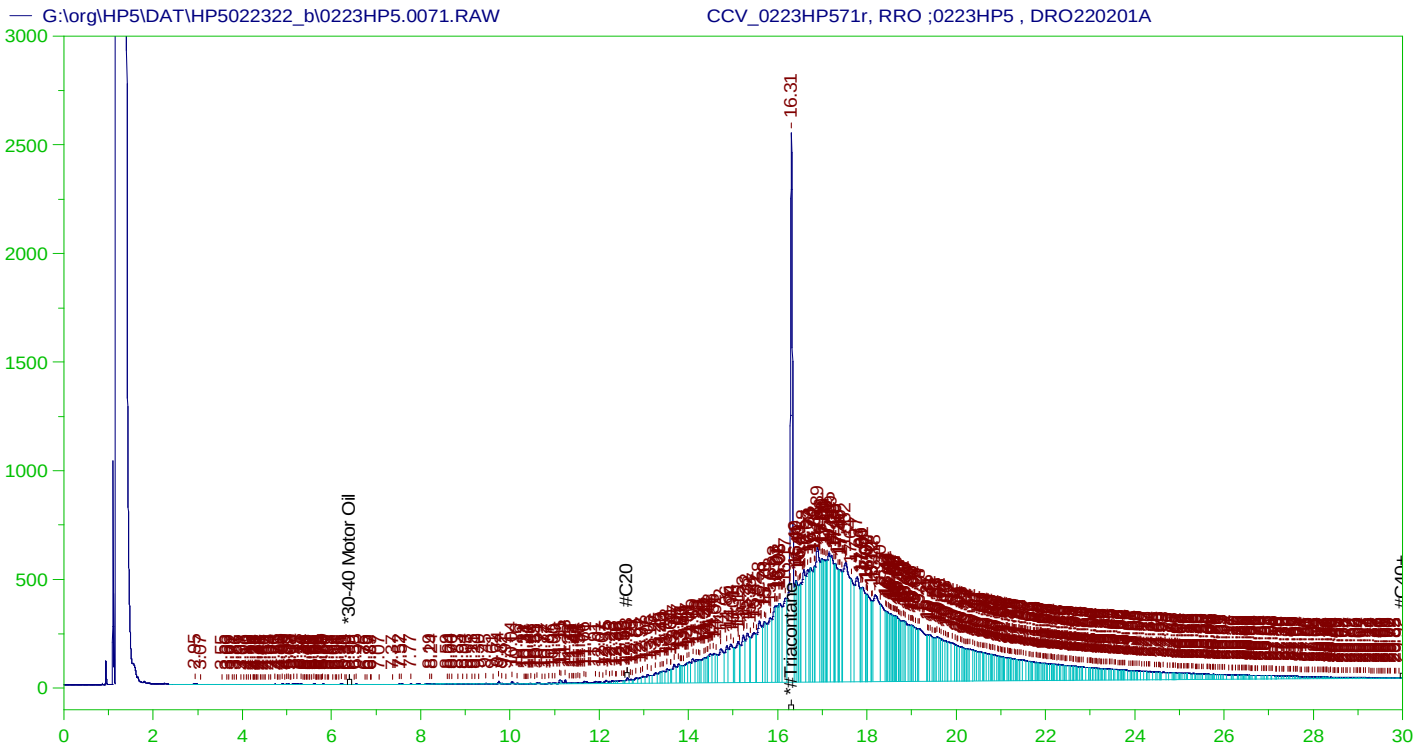

RESIDUAL RANGE ORGANICS CHROMATOGRAM
Sample Name: CCV_0223HP571r, RRO ;0223HP5 , DRO220201A
Raw File: G:\org\HP5\DAT\HP5022322_b\0223HP5.0071.RAW
Date & Time Acquired: 2/25/2022 11:33:06 AM
Method File: G:\Org\HP5\Methods\DC_ORO-BF-L%.MET
Calibration File: G:\Org\HP5\Cals\SW8015C_ORO220111Bf.CAL
Sample Weight: 1 Dilution: 1 S.A.: 1

Mean RF for for ~~Residual~~ TEH(Oil Range) Organics Calculations: 26424.55
Rt range for ~~Residual~~ TEH(Oil Range) Organics: 12.57 to 30.05

SURROGATE COMPOUND	RT	ACTUAL	MEASURED	%REC	
*#Triacontane	16.307	500.	326.417	65.28	-

~~RRO~~ TEH(Oil Range) Area:1.382683E+08 ~~RRO~~ TEH(Oil Range) AMOUNT: 5232.57

CONTINUING CALIBRATION REPORT: G:\org\HP5\DAT\HP5022322_b\0223HP5.0071.RAW

COMPOUND	ACTUAL(NG)	MEASURED(NG)	%RECOVERY	LIMITS
*30-40 Motor Oil	5000.	.033	.	75-125

SURROGATE COMPOUND	RT	ACTUAL	MEASURED	%REC	LIMITS
*#Triacontane	16.307	200.	326.417	163.21	75-125

JLB 03/01/2022

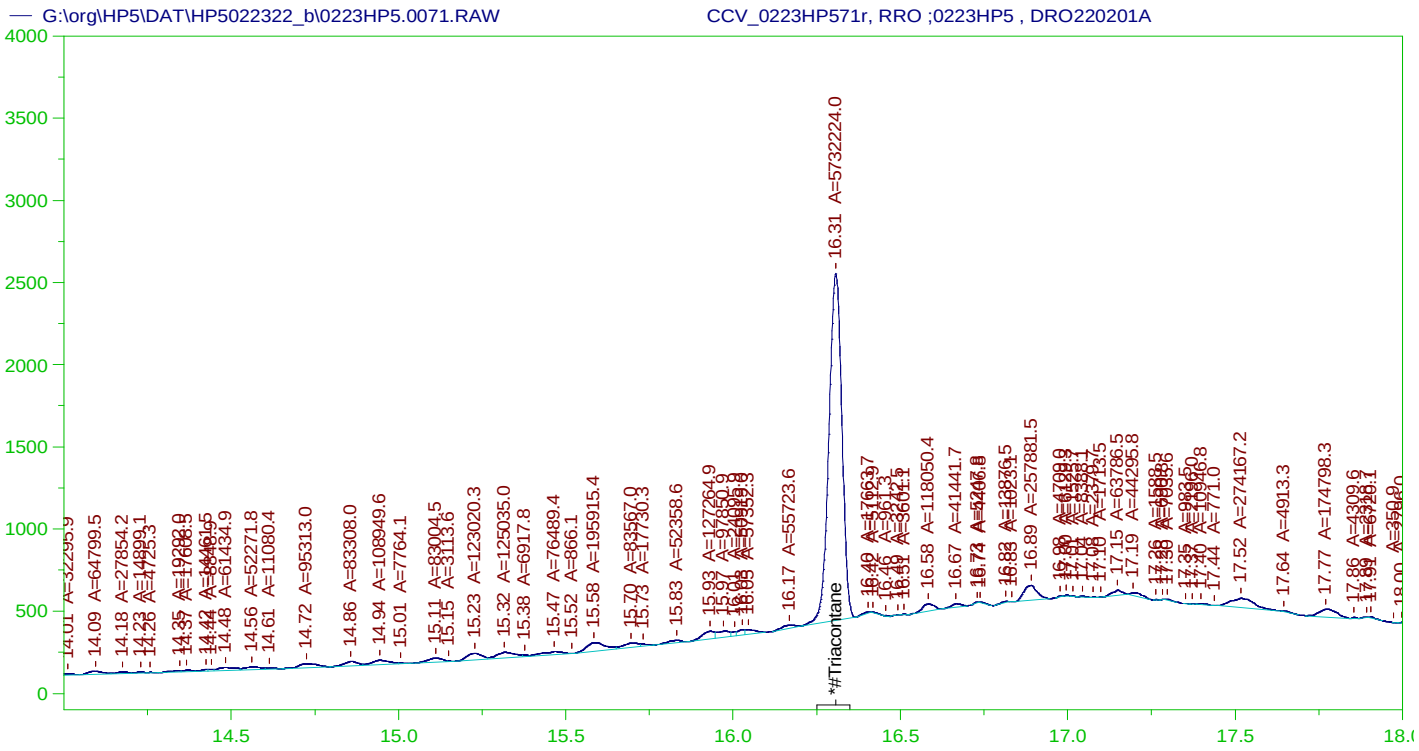

RESIDUAL RANGE ORGANICS CHROMATOGRAM
Sample Name: CCV_0223HP571r, RRO ;0223HP5 , DRO220201A
Raw File: G:\org\HP5\DAT\HP5022322_b\0223HP5.0071.RAW
Date & Time Acquired: 2/25/2022 11:33:06 AM
Method File: G:\Org\HP5\Methods\DS_ORO-BF-L%.MET
Calibration File: G:\Org\HP5\Cals\SW8015C_ORO220111Bf.CAL
Sample Weight: 1 Dilution: 1 S.A.: 1

Mean RF for for Residual Range Organics Calculations: 26424.55
Rt range for Residual Range Organics: 12.57 to 30.05

SURROGATE COMPOUND	RT	ACTUAL	MEASURED	%REC	
*#Triacontane	16.307	500.	193.42	38.68	-

RRO Area:3733368 RRO AMOUNT: 141.2841

CONTINUING CALIBRATION REPORT: G:\org\HP5\DAT\HP5022322_b\0223HP5.0071.RAW

COMPOUND	ACTUAL(NG)	MEASURED(NG)	%RECOVERY	LIMITS
*30-40 Motor Oil	5000.	.033	.	75-125

SURROGATE COMPOUND	RT	ACTUAL	MEASURED	%REC	LIMITS
*#Triacontane	16.307	200.	193.42	96.71	75-125

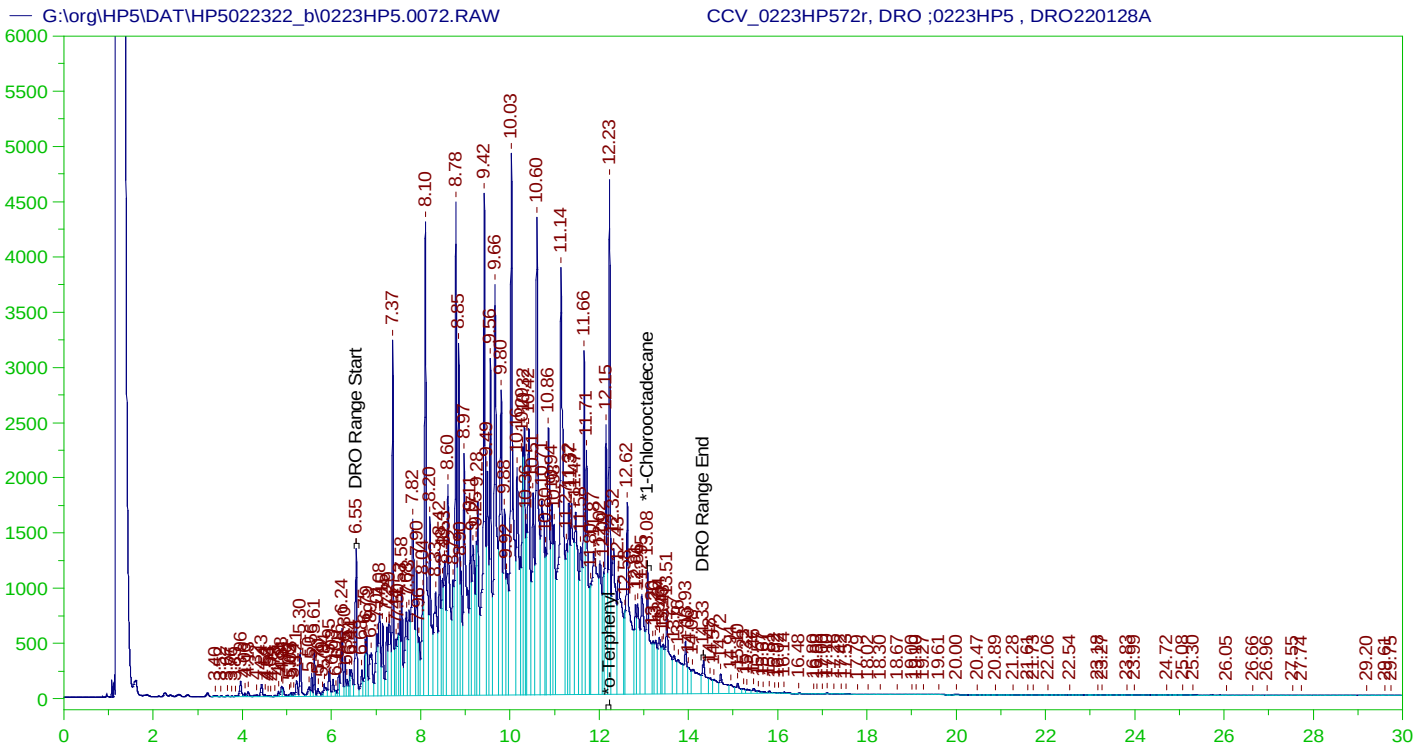

DIESEL RANGE ORGANICS CHROMATOGRAM REPORT
Sample Name: CCV_0223HP572r, DRO ;0223HP5 , DRO220128A
Raw File: G:\org\HP5\DAT\HP5022322_b\0223HP5.0072.RAW
Date & Time Acquired: 2/25/2022 12:16:01 PM
Method File: G:\Org\HP5\Methods\DC_8015-C24-JFb-L%.met
Calibration File: G:\Org\HP5\Cals\SW8015C_DRO220111JFb-C24.CAL
Sample Weight: 1 Dilution: 1 S.A.: 1

Mean RF for TEH: 32675.36
Rt range for Diesel Range Organics: 6.51 to 14.38

SURROGATE COMPOUND	RT	ACTUAL	MEASURED	%REC	
*o-Terphenyl	12.228	200.	313.445	156.72	-
*1-Chlorooctadecane	13.077	200.	159.399	79.7	-

DRO Area:4.84662E+08 DRO Amount: 14832.64
TEH Area:5.011061E+08 TEH Amount: 15335.9

CONTINUING CALIBRATION REPORT: G:\org\HP5\DAT\HP5022322_b\0223HP5.0072.RAW

COMPOUND	ACTUAL(NG)	MEASURED(NG)	%RECOVERY	LIMITS
TOTAL DRO	15000.	15335.9	102.24	85-115

SURROGATE COMPOUND	RT	ACTUAL	MEASURED	%REC	LIMITS
*o-Terphenyl	12.228	200.	313.445	156.72	85-115
*1-Chlorooctadecane	13.077	200.	159.399	79.7	85-115

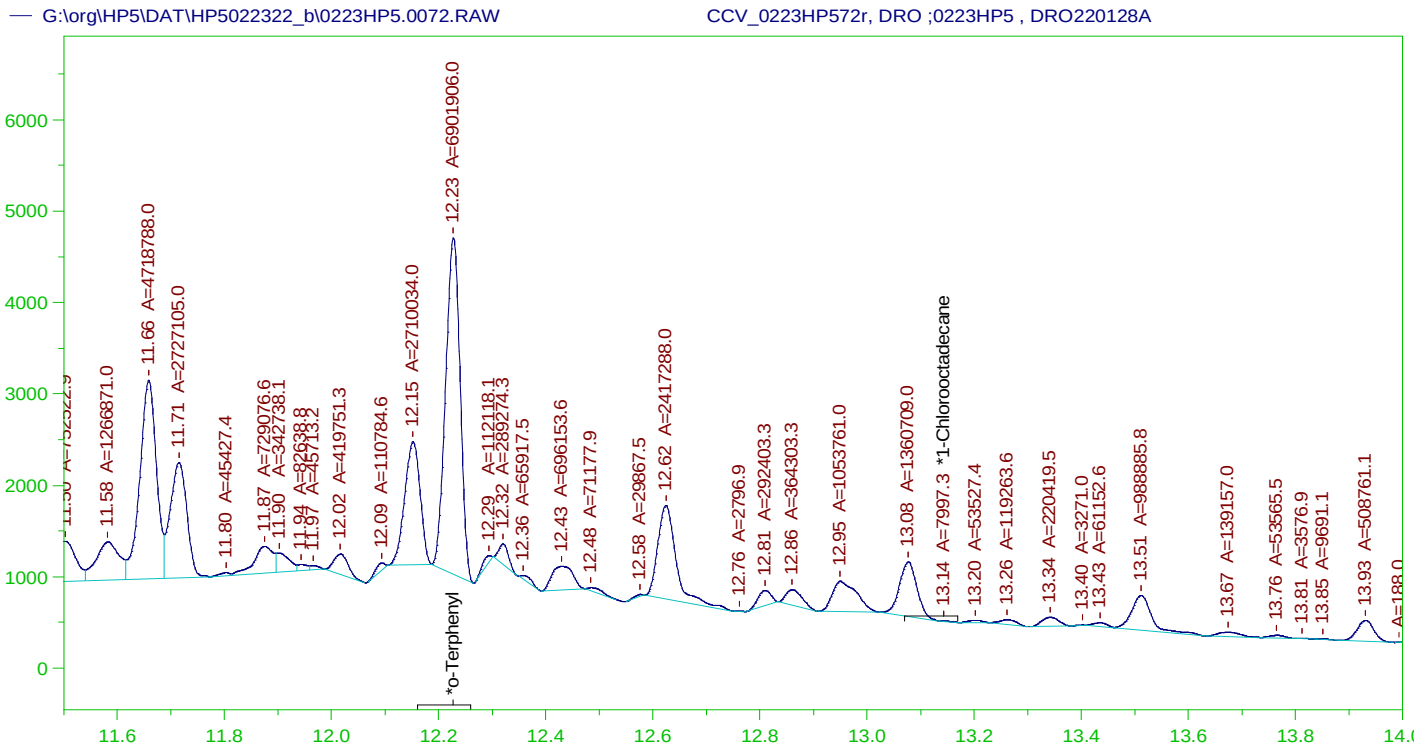

DIESEL RANGE ORGANICS CHROMATOGRAM REPORT
Sample Name: CCV_0223HP572r, DRO ;0223HP5 , DRO220128A
Raw File: G:\org\HP5\DAT\HP5022322_b\0223HP5.0072.RAW
Date & Time Acquired: 2/25/2022 12:16:01 PM
Method File: G:\Org\HP5\Methods\DS_8015-C24-JFb-L#.met
Calibration File: G:\Org\HP5\Cals\SW8015C_DRO220111JFb-C24.CAL
Sample Weight: 1 Dilution: 1 S.A.: 1

Mean RF for TEH: 32675.36
Rt range for Diesel Range Organics: 6.51 to 14.38

SURROGATE COMPOUND	RT	ACTUAL	MEASURED	%REC	
*o-Terphenyl	12.228	200.	187.257	93.63	-
*1-Chlorooctadecane	13.144	200.	.217	.11	-

DRO Area:2.507034E+08 DRO Amount: 7672.552
TEH Area:2.614817E+08 TEH Amount: 8002.413

CONTINUING CALIBRATION REPORT: G:\org\HP5\DAT\HP5022322_b\0223HP5.0072.RAW

COMPOUND	ACTUAL(NG)	MEASURED(NG)	%RECOVERY	LIMITS
TOTAL DRO	15000.	8002.41	53.35	85-115

SURROGATE COMPOUND	RT	ACTUAL	MEASURED	%REC	LIMITS
*o-Terphenyl	12.228	200.	187.257	93.63	85-115
*1-Chlorooctadecane	13.144	200.	.217	.11	85-115

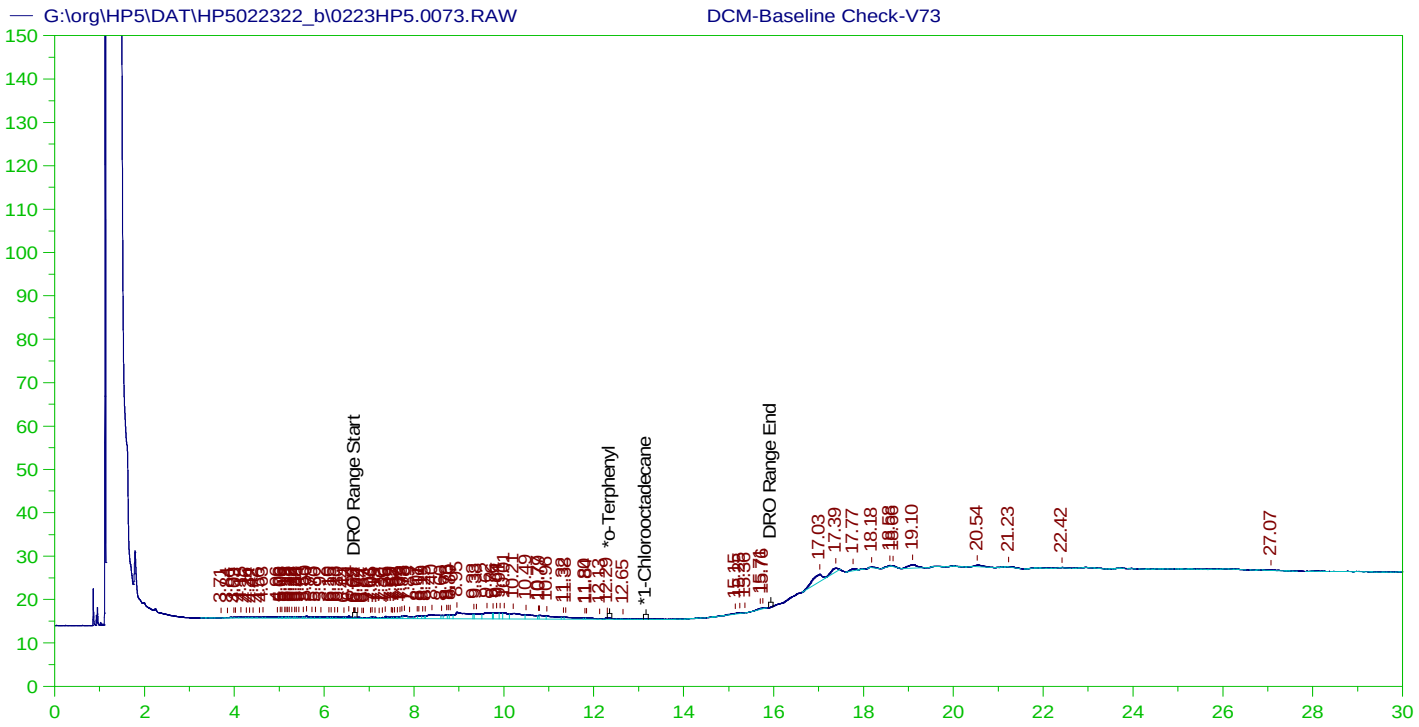

DIESEL RANGE ORGANICS CHROMATOGRAM REPORT
Sample Name: DCM-Baseline Check-V73
Raw File: G:\org\HP5\DAT\HP5022322_b\0223HP5.0073.RAW
Date & Time Acquired: 2/25/2022 12:58:59 PM
Method File: G:\Org\HP5\Methods\DR_8015-JA-LEXP.met
Calibration File: G:\Org\HP5\Cals\SW8015C_DRO220111JA.CAL
Sample Weight: 1 Dilution: 1 S.A.: 1

Mean RF for TEH: 32675.36
Rt range for Diesel Range Organics: 6.63 to 15.99

SURROGATE COMPOUND	RT	ACTUAL	MEASURED		%REC
*o-Terphenyl	29.946	200.	.	.	-
*1-Chlorooctadecane	29.946	200.	.	.	-

DRO Area:250127.3 DRO Amount: 7.654922
TEH Area:383452.8 TEH Amount: 11.73523

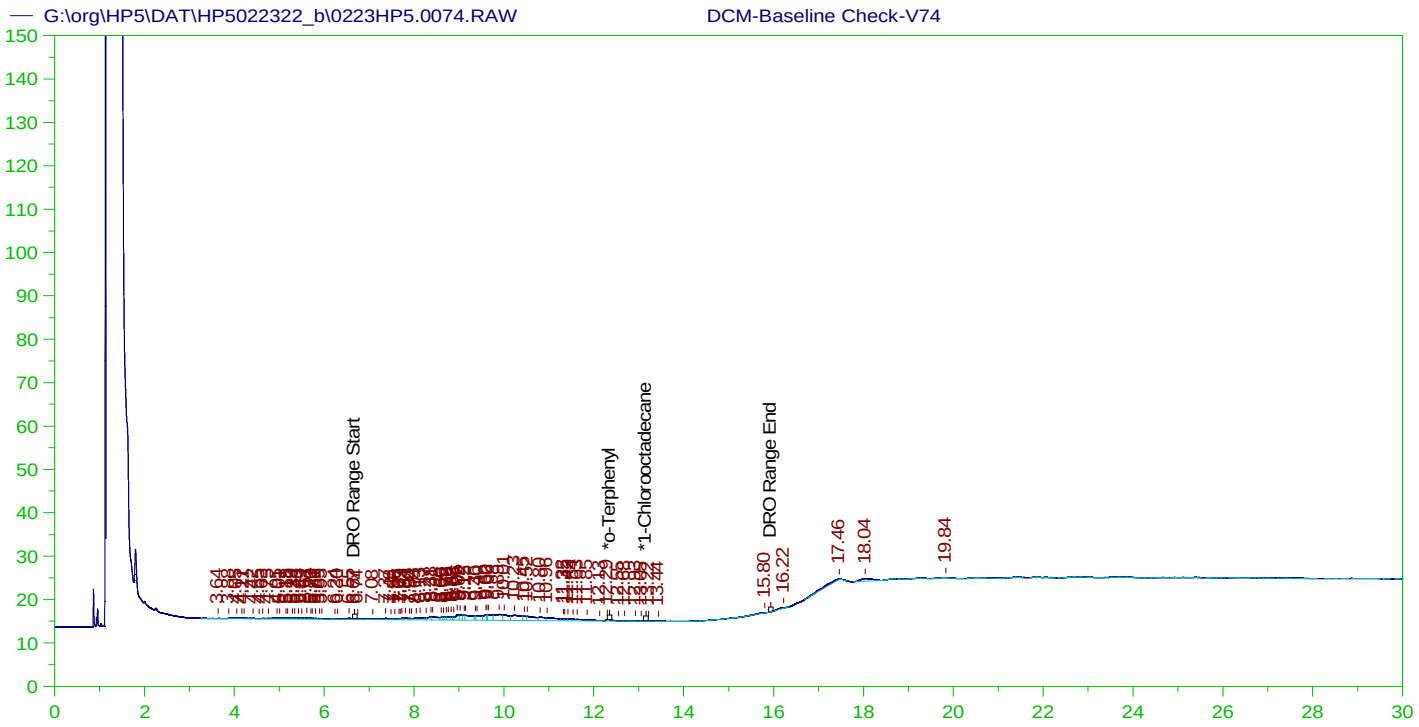

DIESEL RANGE ORGANICS CHROMATOGRAM REPORT
Sample Name: DCM-Baseline Check-V74
Raw File: G:\org\HP5\DAT\HP5022322_b\0223HP5.0074.RAW
Date & Time Acquired: 2/25/2022 1:41:49 PM
Method File: G:\Org\HP5\Methods\DR_8015-JA-LEXP.met
Calibration File: G:\Org\HP5\Cals\SW8015C_DRO220111JA.CAL
Sample Weight: 1 Dilution: 1 S.A.: 1

Mean RF for TEH: 32675.36
Rt range for Diesel Range Organics: 6.63 to 15.99

SURROGATE COMPOUND	RT	ACTUAL	MEASURED		%REC
*o-Terphenyl	29.928	200.	.	.	-
*1-Chlorooctadecane	29.928	200.	.	.	-

DRO Area:218568.6 DRO Amount: 6.689096
TEH Area:285298.3 TEH Amount: 8.731298

ERH2420 (RHMW19) Batch ID: 163927

G:\org\HP5\DAT\HP5022322_b\0223HP5.0075.RAW B22010974-001J ;0223HP5 , $HC-8015-DRO-W, SGT

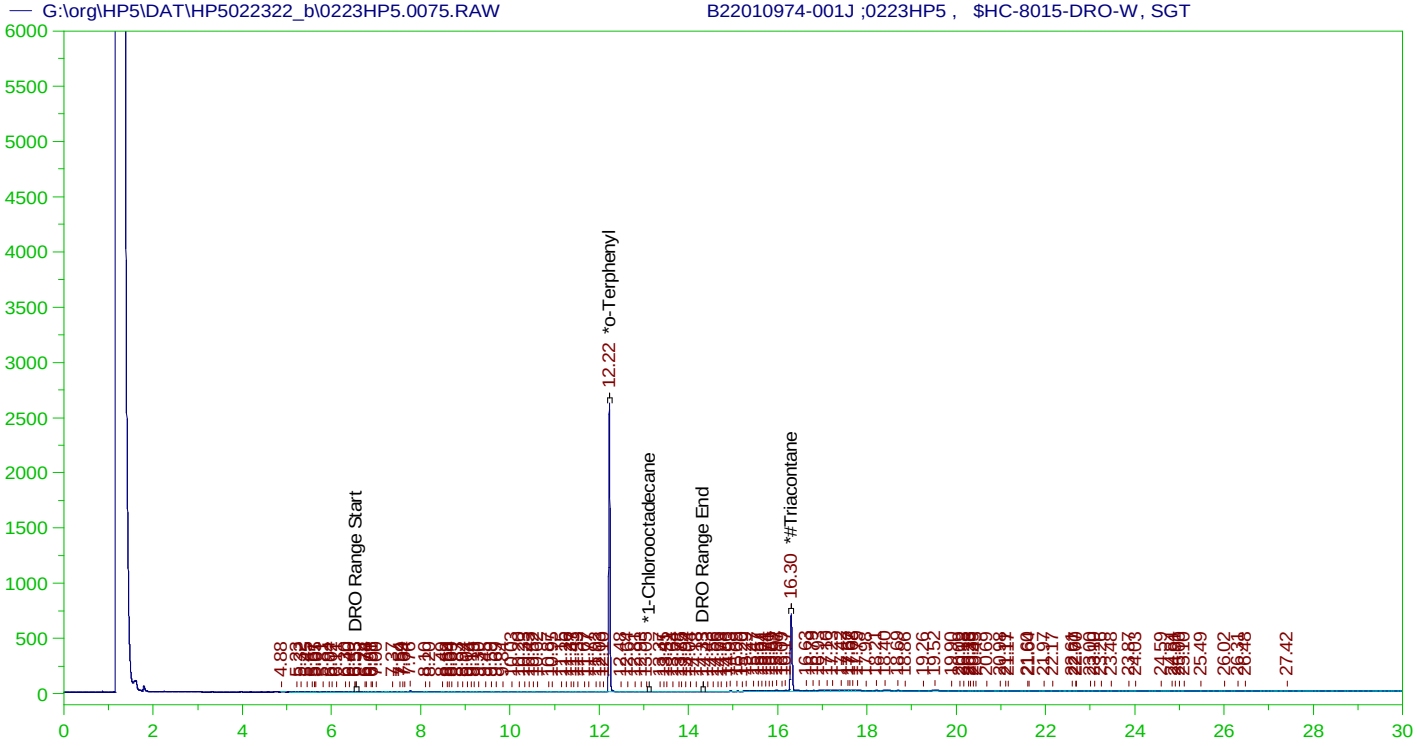

DIESEL RANGE ORGANICS CHROMATOGRAM REPORT

Sample Name: B22010974-001J ;0223HP5 , $HC-8015-DRO-W, SGT
Raw File: G:\org\HP5\DAT\HP5022322_b\0223HP5.0075.RAW
Date & Time Acquired: 2/25/2022 2:24:32 PM
Method File: G:\Org\HP5\Methods\D3_8015-022375-JFb-L%.met
Calibration File: G:\Org\HP5\Cals\SW8015C_DRO220111JFb-C24-T.CAL
Sample Weight: 1020 Dilution: 1 S.A.: 1

Mean RF for TEH: 32675.36
Rt range for Diesel Range Organics: 6.51 to 14.38

SURROGATE COMPOUND	RT	ACTUAL	MEASURED	%REC	
*o-Terphenyl	12.224	.196	.141	72.09	-
*1-Chlorooctadecane	29.977	.196	.	.	-
*#Triacontane	16.301	.196	.066	33.77	-

DRO Area:307194.3 DRO Amount: 9.217064E-03
TEH Area:1814042 TEH Amount: 5.442856E-02

ERH2420 (RHMW19) Batch ID: 163927

G:\org\HP5\DAT\HP5022322_b\0223HP5.0075.RAW B22010974-001J ;0223HP5 , $HC-8015-DRO-W, SGT

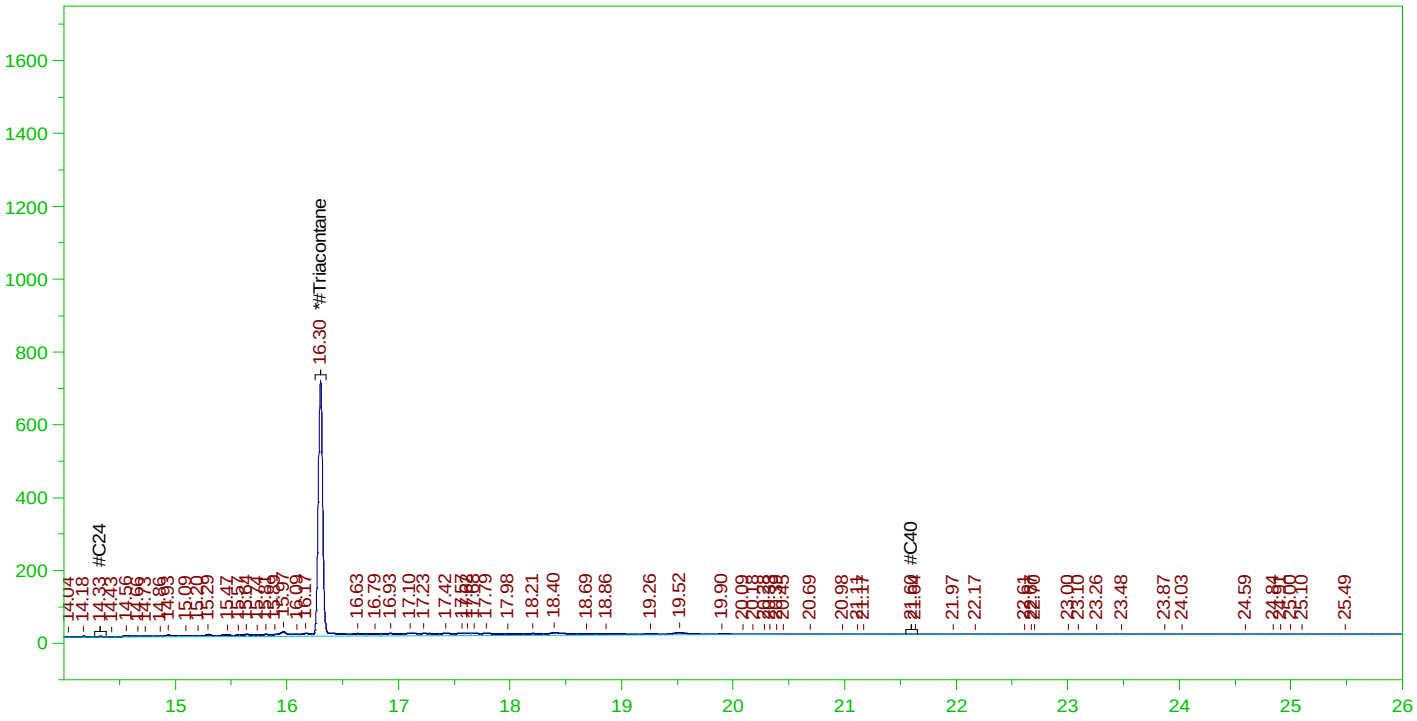

RESIDUAL RANGE ORGANICS CHROMATOGRAM

Sample Name: B22010974-001J ;0223HP5 , $HC-8015-DRO-W, SGT
Raw File: G:\org\HP5\DAT\HP5022322_b\0223HP5.0075.RAW
Date & Time Acquired: 2/25/2022 2:24:32 PM
Method File: G:\Org\HP5\Methods\D3_OROS-022375-BF-L%.MET
Calibration File: G:\Org\HP5\Cals\SW8015C_ORO220111BF_SAMP.CAL
Sample Weight: 1020 Dilution: 1 S.A.: 1

Mean RF for for Residual Range Organics Calculations: 26424.55
Rt range for Residual Range Organics: 14.28 to 21.65

SURROGATE COMPOUND	RT	ACTUAL	MEASURED	%REC	
*#Triacontane	16.301	.49	.066	13.51	-

RRO Area:1402648 RRO AMOUNT: 5.204042E-02

ERH2420 (RHMW19) Batch ID: 163927

G:\org\HP5\DAT\HP5022322_b\0223HP5.0075.RAW B22010974-001J ;0223HP5 , $HC-8015-DRO-W, SGT

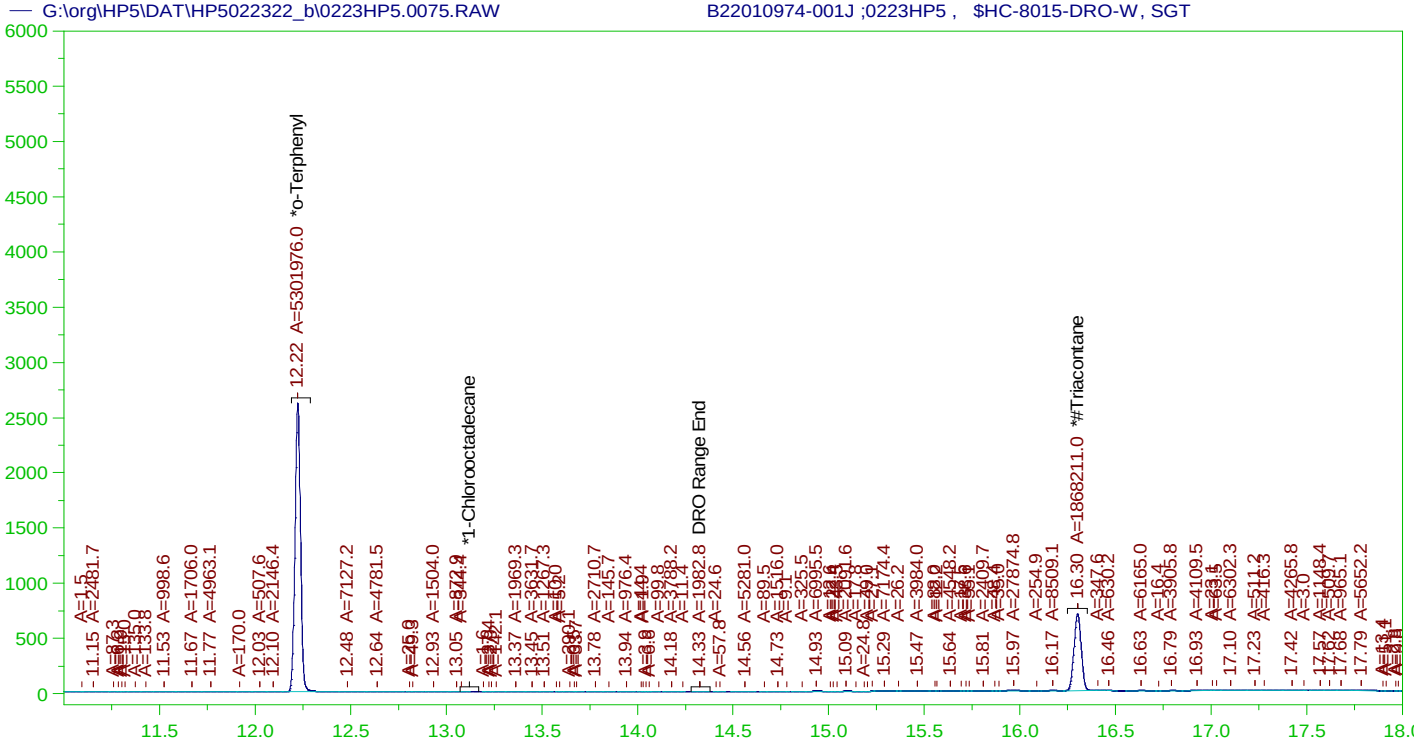

DIESEL RANGE ORGANICS CHROMATOGRAM REPORT

Sample Name: B22010974-001J ;0223HP5 , $HC-8015-DRO-W, SGT
Raw File: G:\org\HP5\DAT\HP5022322_b\0223HP5.0075.RAW
Date & Time Acquired: 2/25/2022 2:24:32 PM
Method File: G:\Org\HP5\Methods\DS_8015-C24T-JFb-L#.met
Calibration File: G:\Org\HP5\Cals\SW8015C_DRO220111JFb-C24-T.CAL
Sample Weight: 1020 Dilution: 1 S.A.: 1

Mean RF for TEH: 32675.36
Rt range for Diesel Range Organics: 6.51 to 14.38

SURROGATE COMPOUND	RT	ACTUAL	MEASURED	%REC	
*o-Terphenyl	12.224	.196	.141	71.92	-
*1-Chlorooctadecane	29.977	.196	.	.	-
*#Triacontane	16.301	.196	.062	31.52	-

DRO Area:190572.1 DRO Amount: 5.717928E-03
TEH Area:474485.2 TEH Amount: 1.423646E-02

ERH2014 (RHMW08) Batch ID: 163927

G:\org\HP5\DAT\HP5022322_b\0223HP5.0076.RAW B21120381-006E ;0223HP5 , $HC-8015-DRO-W, SGT

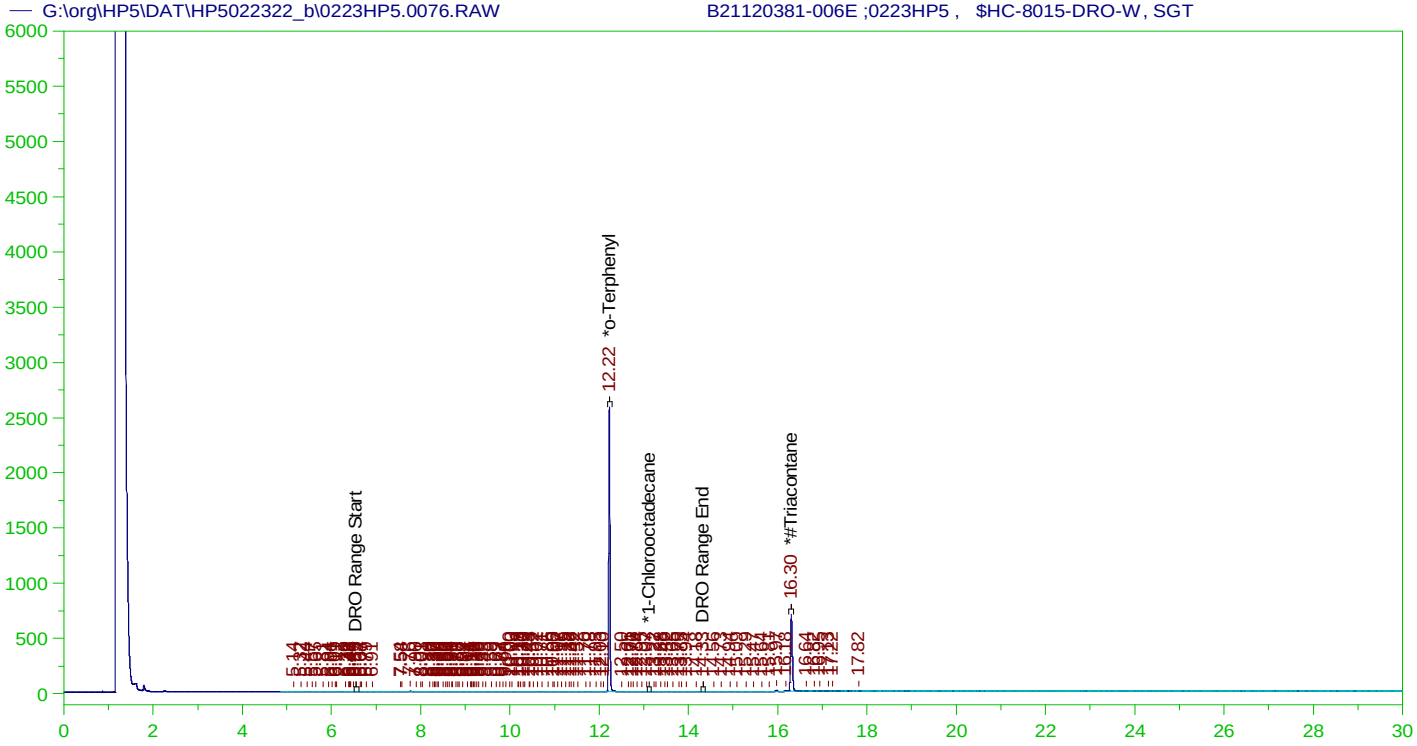

DIESEL RANGE ORGANICS CHROMATOGRAM REPORT

Sample Name: B21120381-006E ;0223HP5 , $HC-8015-DRO-W, SGT
Raw File: G:\org\HP5\DAT\HP5022322_b\0223HP5.0076.RAW
Date & Time Acquired: 2/25/2022 3:07:27 PM
Method File: G:\Org\HP5\Methods\DR_8015-C24T-JFb-L%.met
Calibration File: G:\Org\HP5\Cals\SW8015C_DRO220111JFb-C24-T.CAL
Sample Weight: 1000 Dilution: 1 S.A.: 1

Mean RF for TEH: 32675.36
Rt range for Diesel Range Organics: 6.51 to 14.38

SURROGATE COMPOUND	RT	ACTUAL	MEASURED	%REC	
*o-Terphenyl	12.222	.2	.145	72.36	-
*1-Chlorooctadecane	29.995	.2	.	.	-
*#Triacontane	16.303	.2	.067	33.25	-

DRO Area:312992.9 DRO Amount: 9.578868E-03
TEH Area:474187.2 TEH Amount: 1.451207E-02

ERH2014 (RHMW08) Batch ID: 163927

G:\org\HP5\DAT\HP5022322_b\0223HP5.0076.RAW B21120381-006E ;0223HP5 , $HC-8015-DRO-W, SGT

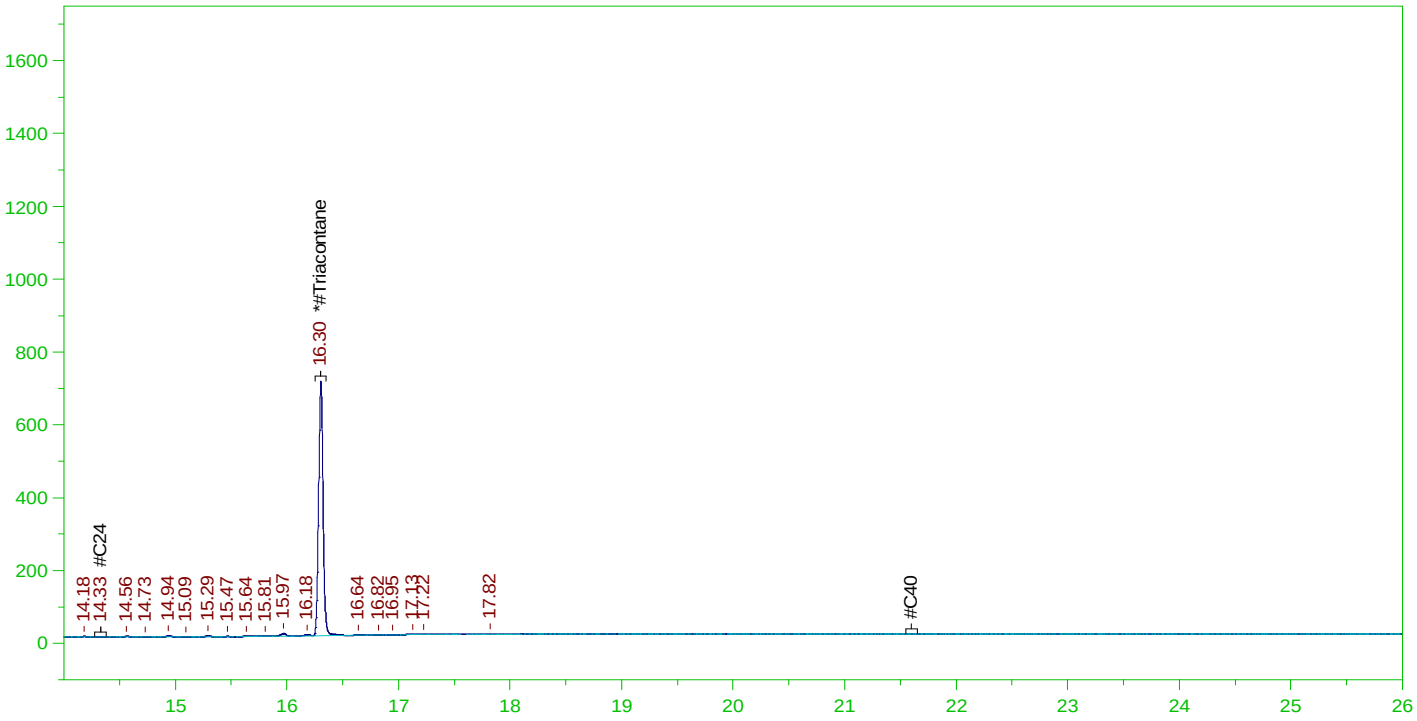

RESIDUAL RANGE ORGANICS CHROMATOGRAM

Sample Name: B21120381-006E ;0223HP5 , $HC-8015-DRO-W, SGT
Raw File: G:\org\HP5\DAT\HP5022322_b\0223HP5.0076.RAW
Date & Time Acquired: 2/25/2022 3:07:27 PM
Method File: G:\Org\HP5\Methods\DR_OROS-BF-L%.MET
Calibration File: G:\Org\HP5\Cals\SW8015C_ORO220111BF_SAMP.CAL
Sample Weight: 1000 Dilution: 1 S.A.: 1

Mean RF for for Residual Range Organics Calculations: 26424.55
Rt range for Residual Range Organics: 14.28 to 21.65

SURROGATE COMPOUND	RT	ACTUAL	MEASURED	%REC	
*#Triacontane	16.303	.5	.067	13.32	-

RRO Area:90319.6 RRO AMOUNT: 3.418018E-03

ERH2014 (RHMW08) Batch ID: 163927

G:\org\HP5\DAT\HP5022322_b\0223HP5.0076.RAW B21120381-006E ;0223HP5 , $HC-8015-DRO-W, SGT

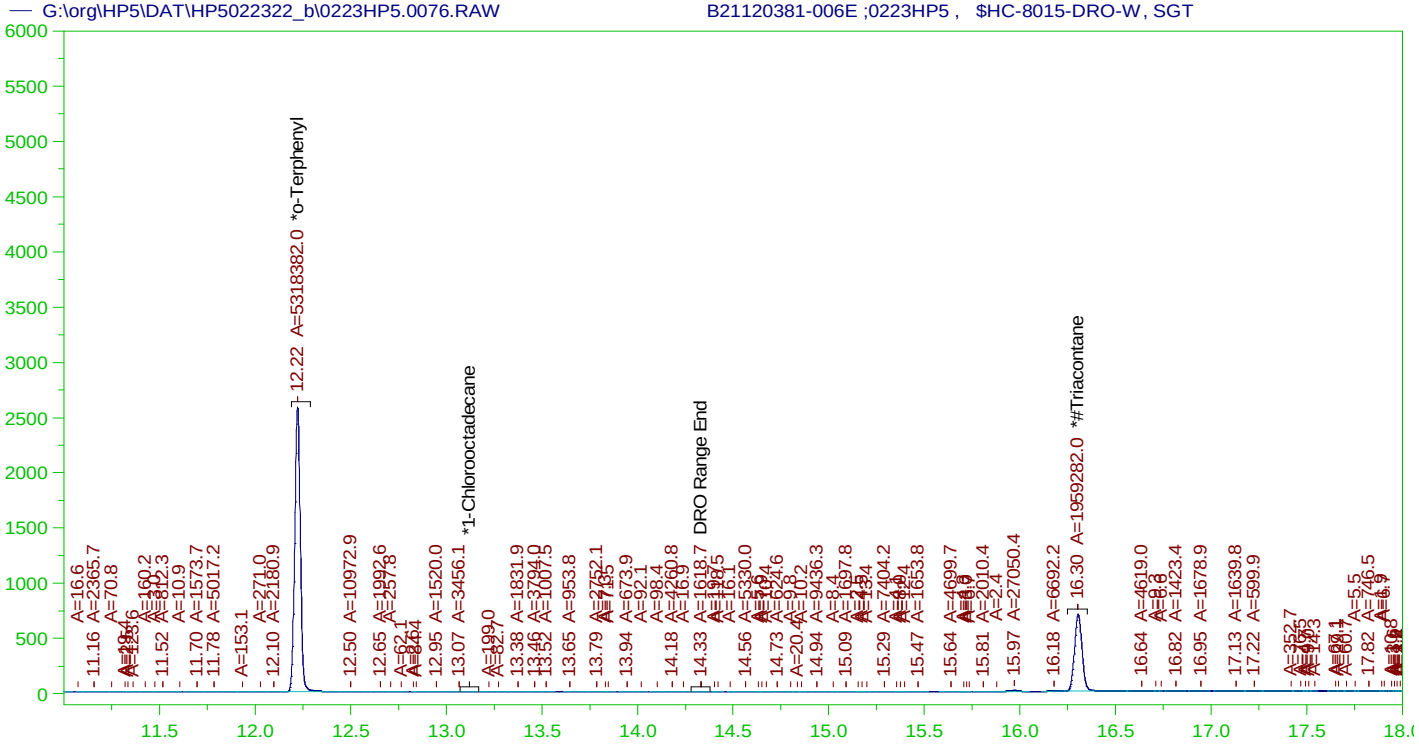

DIESEL RANGE ORGANICS CHROMATOGRAM REPORT

Sample Name: B21120381-006E ;0223HP5 , $HC-8015-DRO-W, SGT
Raw File: G:\org\HP5\DAT\HP5022322_b\0223HP5.0076.RAW
Date & Time Acquired: 2/25/2022 3:07:27 PM
Method File: G:\Org\HP5\Methods\DS_8015-C24T-JFb-L#.met
Calibration File: G:\Org\HP5\Cals\SW8015C_DRO220111JFb-C24-T.CAL
Sample Weight: 1000 Dilution: 1 S.A.: 1

Mean RF for TEH: 32675.36
Rt range for Diesel Range Organics: 6.51 to 14.38

SURROGATE COMPOUND	RT	ACTUAL	MEASURED	%REC	
*o-Terphenyl	12.222	.2	.144	72.15	-
*1-Chlorooctadecane	29.995	.2	.	.	-
*#Triacontane	16.303	.2	.066	33.06	-

DRO Area:163868.1 DRO Amount: 5.015035E-03
TEH Area:353953.8 TEH Amount: 1.083244E-02

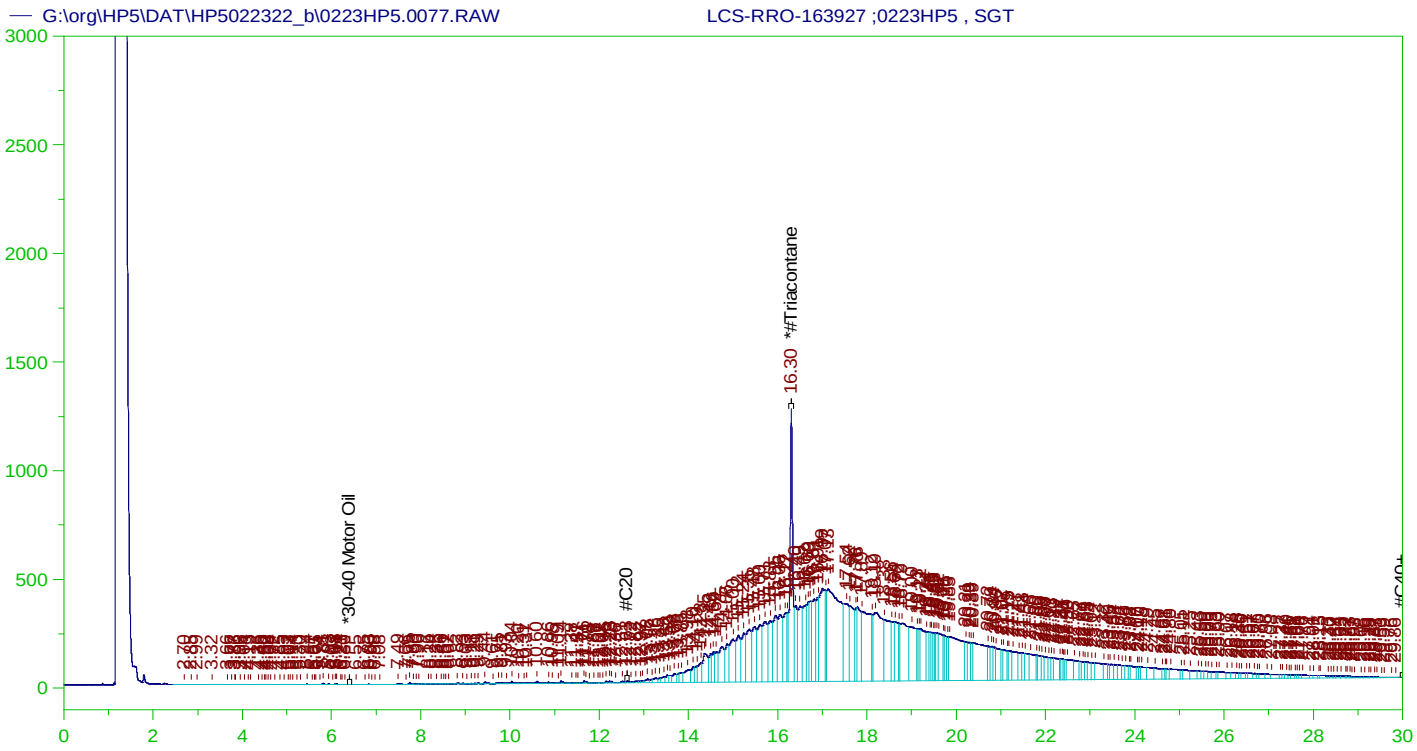

RESIDUAL RANGE ORGANICS CHROMATOGRAM
Sample Name: LCS-RRO-163927 ;0223HP5 , SGT
Raw File: G:\org\HP5\DAT\HP5022322_b\0223HP5.0077.RAW
Date & Time Acquired: 2/25/2022 3:50:16 PM
Method File: G:\Org\HP5\Methods\D3_ORO-BF-L%.MET
Calibration File: G:\Org\HP5\Cals\SW8015C_ORO220111BF.CAL
Sample Weight: 1000 Dilution: 1 S.A.: 1

Mean RF for for ~~Residual~~ TEH(Oil Range) Organics Calculations: 26424.55
Rt range for ~~Residual~~ TEH(Oil Range) Organics: 12.57 to 30.05

SURROGATE COMPOUND	RT	ACTUAL	MEASURED	%REC	
*#Triacontane	16.304	.5	.176	35.19	-

~~RRO~~ TEH(Oil Range) Area:1.291625E+08 ~~RRO~~ TEH(Oil Range) AMOUNT: 4.887972

JLB 03/01/2022

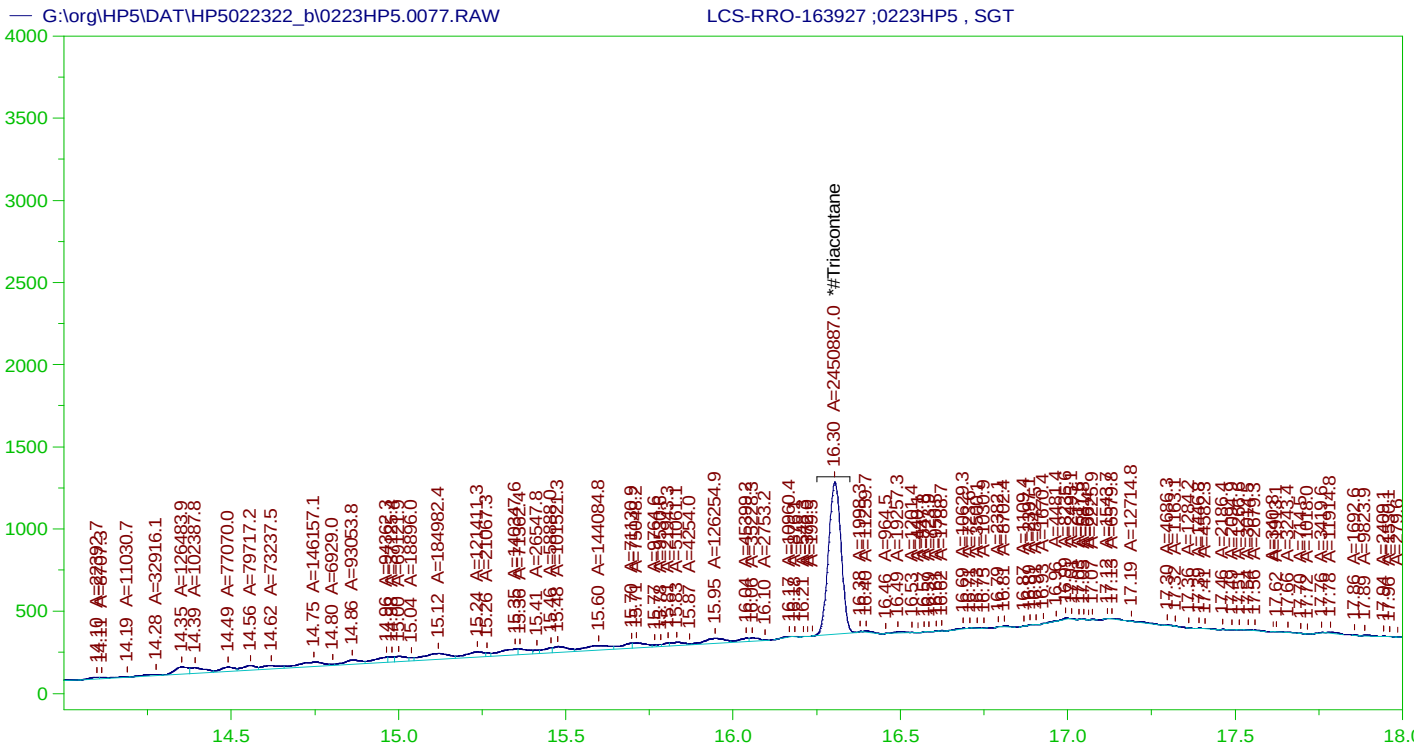

RESIDUAL RANGE ORGANICS CHROMATOGRAM

Sample Name: LCS-RRO-163927 ;0223HP5 , SGT
Raw File: G:\org\HP5\DAT\HP5022322_b\0223HP5.0077.RAW
Date & Time Acquired: 2/25/2022 3:50:16 PM
Method File: G:\Org\HP5\Methods\DS_ORO-BF-L%.MET
Calibration File: G:\Org\HP5\Cals\SW8015C_ORO220111Bf.CAL
Sample Weight: 1000 Dilution: 1 S.A.: 1

Mean RF for for Residual Range Organics Calculations: 26424.55
Rt range for Residual Range Organics: 12.57 to 30.05

SURROGATE COMPOUND	RT	ACTUAL	MEASURED	%REC	
*#Triacontane	16.304	.5	.083	16.54	-

RRO Area:3072170 RRO AMOUNT: 0.116262

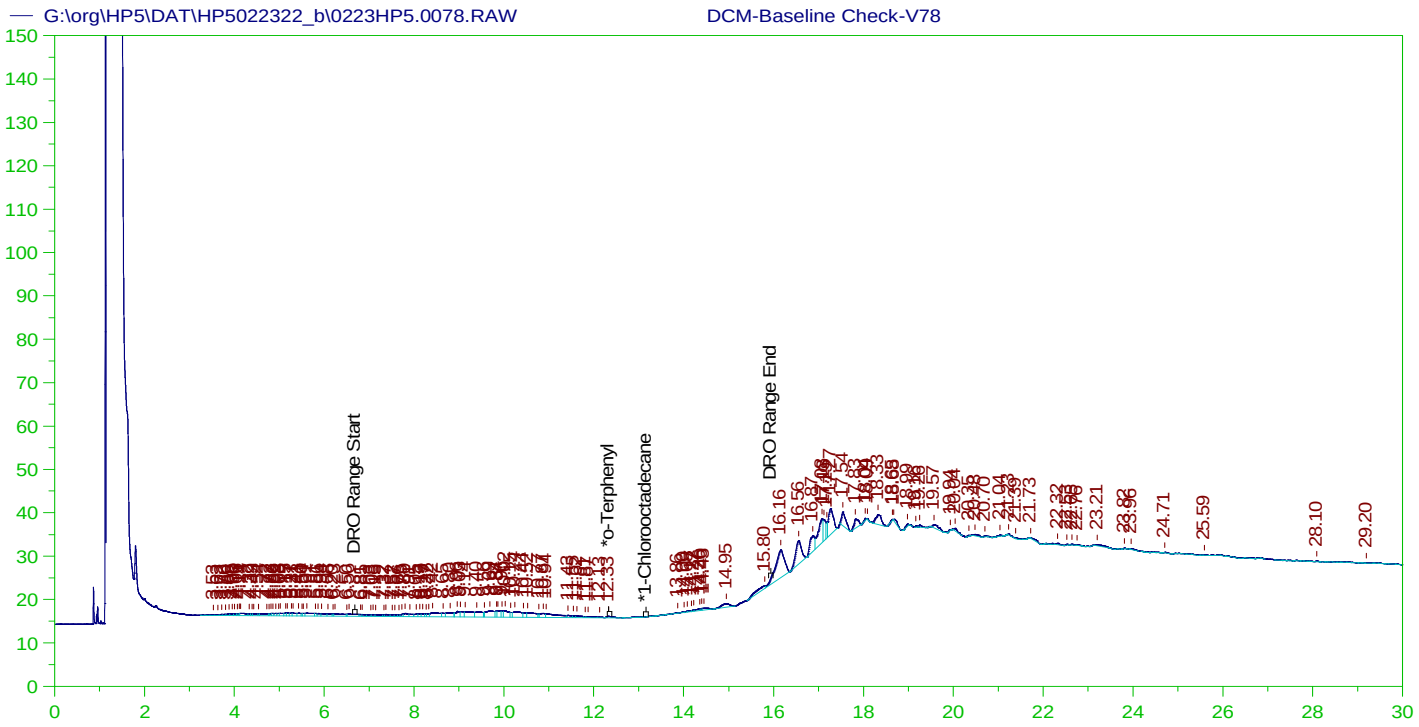

DIESEL RANGE ORGANICS CHROMATOGRAM REPORT
Sample Name: DCM-Baseline Check-V78
Raw File: G:\org\HP5\DAT\HP5022322_b\0223HP5.0078.RAW
Date & Time Acquired: 2/25/2022 4:33:01 PM
Method File: G:\Org\HP5\Methods\DR_8015-JA-LEXP.met
Calibration File: G:\Org\HP5\Cals\SW8015C_DRO220111JA.CAL
Sample Weight: 1 Dilution: 1 S.A.: 1

Mean RF for TEH: 32675.36
Rt range for Diesel Range Organics: 6.63 to 15.99

SURROGATE COMPOUND	RT	ACTUAL	MEASURED	%REC	
*o-Terphenyl	12.327	200.	.074	.04	-
*1-Chlorooctadecane	29.854	200.	.	.	-

DRO Area:268252.1 DRO Amount: 8.209613
TEH Area:755869.6 TEH Amount: 23.13271

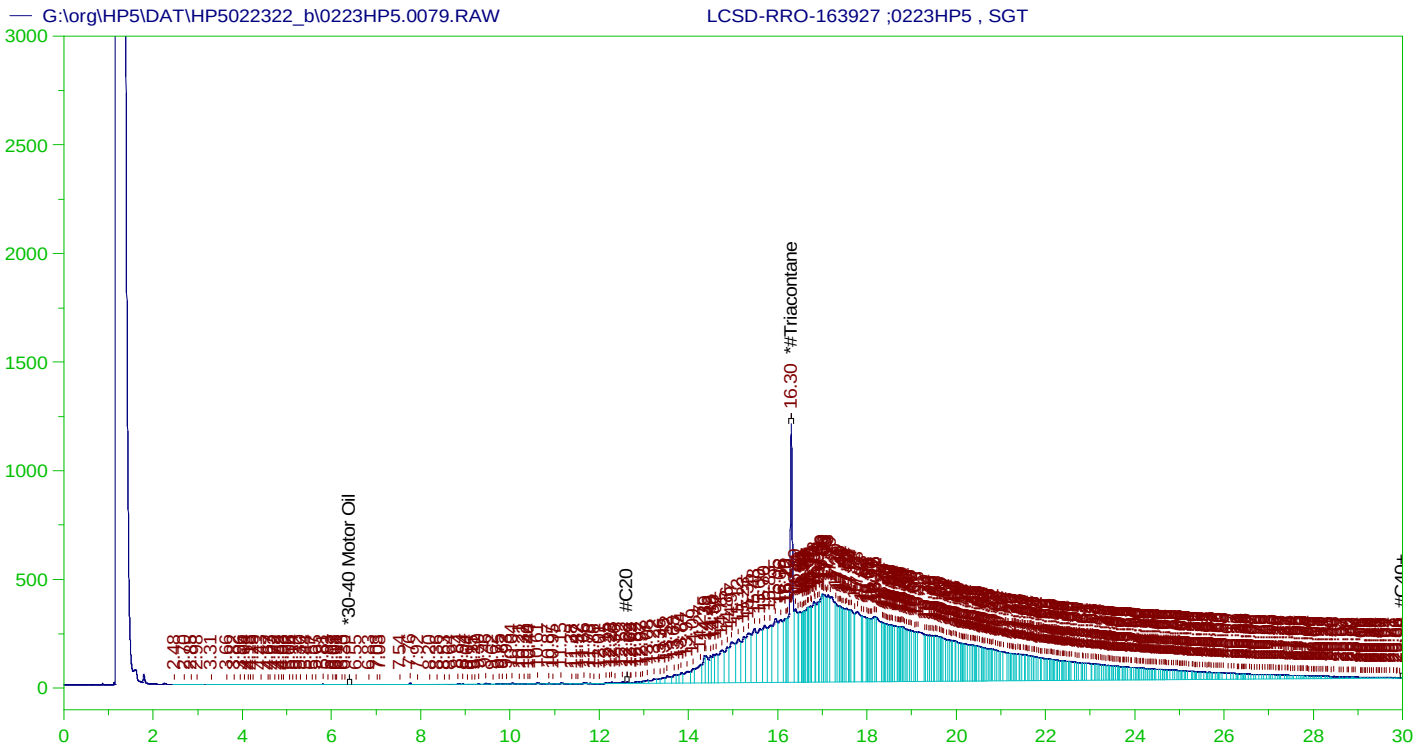

RESIDUAL RANGE ORGANICS CHROMATOGRAM
Sample Name: LCSD-RRO-163927 ;0223HP5 , SGT
Raw File: G:\org\HP5\DAT\HP5022322_b\0223HP5.0079.RAW
Date & Time Acquired: 2/25/2022 5:15:59 PM
Method File: G:\Org\HP5\Methods\D3_ORO-022369-BF-L%.MET
Calibration File: G:\Org\HP5\Cals\SW8015C_ORO220111BF.CAL
Sample Weight: 1000 Dilution: 1 S.A.: 1

Mean RF for for ~~Residual~~ TEH(Oil Range) Organics Calculations: 26424.55
Rt range for ~~Residual~~ TEH(Oil Range) Organics: 12.57 to 30.05

SURROGATE COMPOUND	RT	ACTUAL	MEASURED	%REC	
*#Triacontane	16.302	.5	.163	32.53	-

~~RRO~~ TEH(Oil Range) Area:1.224437E+08 ~~RRO~~ TEH(Oil Range) AMOUNT: 4.633708

JLB 03/01/2022

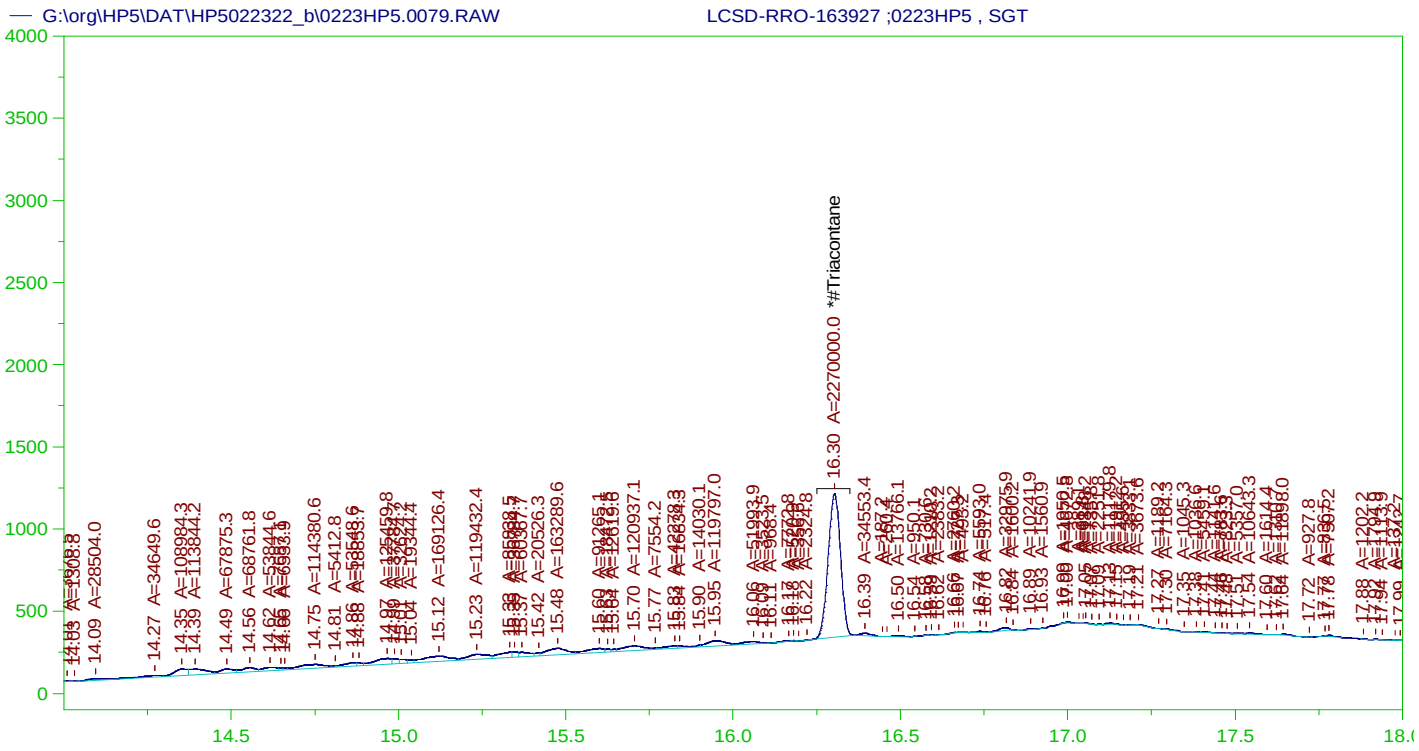

RESIDUAL RANGE ORGANICS CHROMATOGRAM

Sample Name: LCSD-RRO-163927 ;0223HP5 , SGT
Raw File: G:\org\HP5\DAT\HP5022322_b\0223HP5.0079.RAW
Date & Time Acquired: 2/25/2022 5:15:59 PM
Method File: G:\Org\HP5\Methods\DS_ORO-BF-L%.MET
Calibration File: G:\Org\HP5\Cals\SW8015C_ORO220111Bf.CAL
Sample Weight: 1000 Dilution: 1 S.A.: 1

Mean RF for for Residual Range Organics Calculations: 26424.55
Rt range for Residual Range Organics: 12.57 to 30.05

SURROGATE COMPOUND	RT	ACTUAL	MEASURED	%REC	
*#Triacontane	16.302	.5	.077	15.32	-

RRO Area:2787460 RRO AMOUNT: 0.1054875

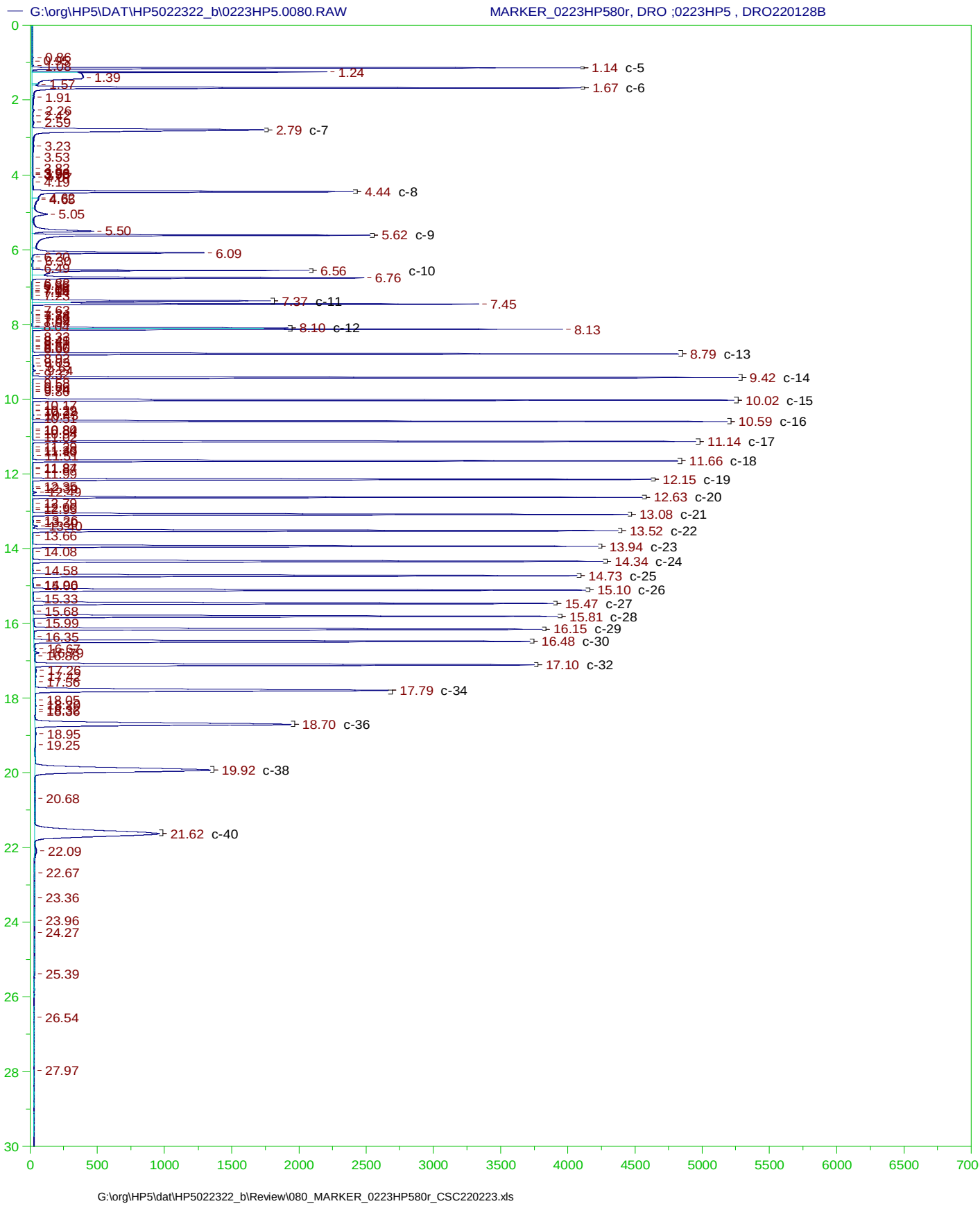
G:\org\HP5\DAT\HP5022322_b\0223HP5.0080.RAW
MARKER_0223HP580r, DRO ;0223HP5 , DRO220128B
1.14 c-5
1.24
1.39
1.57
1.67 c-6
1.91
2.26
2.59
2.79 c-7
3.23
3.53
4.44 c-8
5.05
5.50
5.62 c-9
6.09
6.56
6.76 c-10
7.37 c-11
7.45
8.10 c-12
8.13
8.79 c-13
9.42 c-14
10.02 c-15
10.59 c-16
11.14 c-17
11.66 c-18
12.15 c-19
12.63 c-20
13.08 c-21
13.52 c-22
13.66
13.94 c-23
14.08
14.34 c-24
14.58
14.73 c-25
15.10 c-26
15.33
15.47 c-27
15.68
15.81 c-28
15.99
16.15 c-29
16.35
16.48 c-30
17.10 c-32
17.56
17.79 c-34
18.70 c-36
18.95
19.25
19.92 c-38
20.68
21.62 c-40
22.09
22.67
23.36
23.96
24.27
25.39
26.54
27.97
0
500
1000
1500
2000
2500
3000
3500
4000
4500
5000
5500
6000
6500
700
G:\org\HP5\dat\HP5022322_b\Review\080_MARKER_0223HP580r_CSC220223.xls

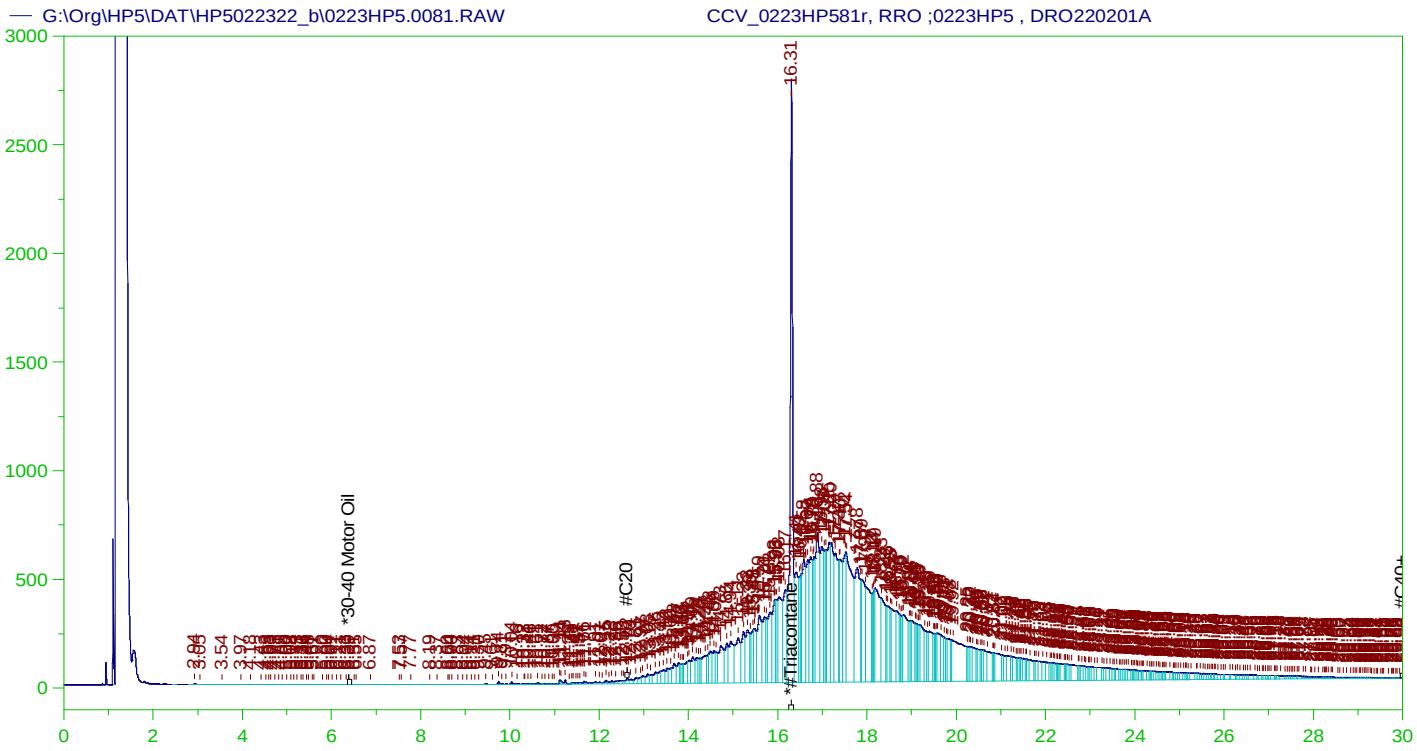

RESIDUAL RANGE ORGANICS CHROMATOGRAM
Sample Name: CCV_0223HP581r, RRO ;0223HP5 , DRO220201A
Raw File: G:\Org\HP5\DAT\HP5022322_b\0223HP5.0081.RAW
Date & Time Acquired: 2/25/2022 6:42:03 PM
Method File: G:\Org\HP5\Methods\DC_ORO-022381-BF-L%.MET
Calibration File: G:\Org\HP5\Cals\SW8015C_ORO220111Bf.CAL
Sample Weight: 1 Dilution: 1 S.A.: 1

Mean RF for for ~~Residual~~ TEH(Oil Range) Organics Calculations: 26424.55
Rt range for ~~Residual~~ TEH(Oil Range) Organics: 12.57 to 30.05

SURROGATE COMPOUND	RT	ACTUAL	MEASURED	%REC	
*#Triacontane	16.307	500.	358.88	71.78	-

~~RRO~~ TEH(Oil Range) Area:1.502745E+08 ~~RRO~~ TEH(Oil Range) AMOUNT: 5686.927

CONTINUING CALIBRATION REPORT: G:\Org\HP5\DAT\HP5022322_b\0223HP5.0081.RAW

COMPOUND	ACTUAL(NG)	MEASURED(NG)	%RECOVERY	LIMITS
*30-40 Motor Oil	5000.	.027	.	75-125

SURROGATE COMPOUND	RT	ACTUAL	MEASURED	%REC	LIMITS
*#Triacontane	16.307	200.	358.88	179.44	75-125

JLB 02/28/2022

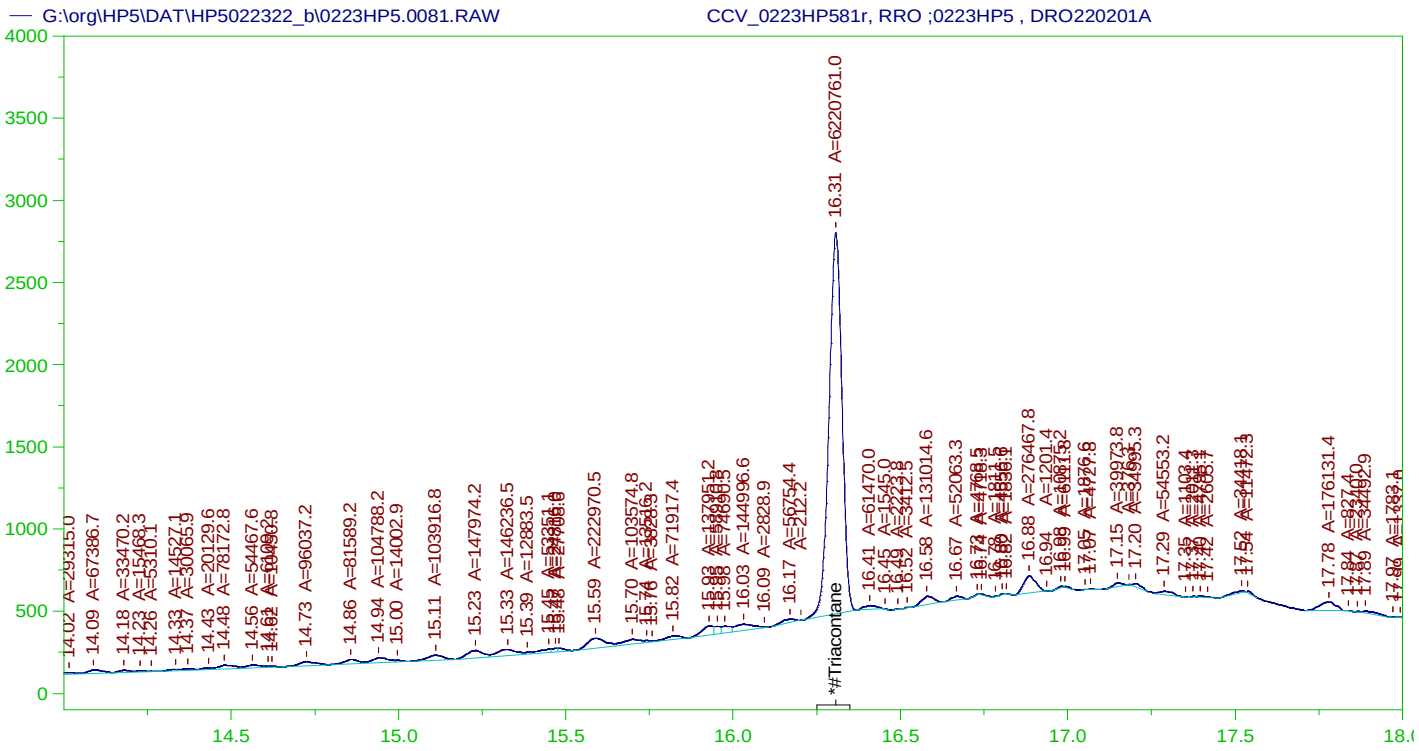

RESIDUAL RANGE ORGANICS CHROMATOGRAM
Sample Name: CCV_0223HP581r, RRO ;0223HP5 , DRO220201A
Raw File: G:\org\HP5\DAT\HP5022322_b\0223HP5.0081.RAW
Date & Time Acquired: 2/25/2022 6:42:03 PM
Method File: G:\Org\HP5\Methods\DS_ORO-BF-L%.MET
Calibration File: G:\Org\HP5\Cals\SW8015C_ORO220111Bf.CAL
Sample Weight: 1 Dilution: 1 S.A.: 1

Mean RF for for Residual Range Organics Calculations: 26424.55
Rt range for Residual Range Organics: 12.57 to 30.05

SURROGATE COMPOUND	RT	ACTUAL	MEASURED	%REC	
*#Triacontane	16.307	500.	209.905	41.98	-

RRO Area:3821295 RRO AMOUNT: 144.6115

CONTINUING CALIBRATION REPORT: G:\org\HP5\DAT\HP5022322_b\0223HP5.0081.RAW

COMPOUND	ACTUAL(NG)	MEASURED(NG)	%RECOVERY	LIMITS
*30-40 Motor Oil	5000.	.	.	75-125

SURROGATE COMPOUND	RT	ACTUAL	MEASURED	%REC	LIMITS
*#Triacontane	16.307	200.	209.905	104.95	75-125

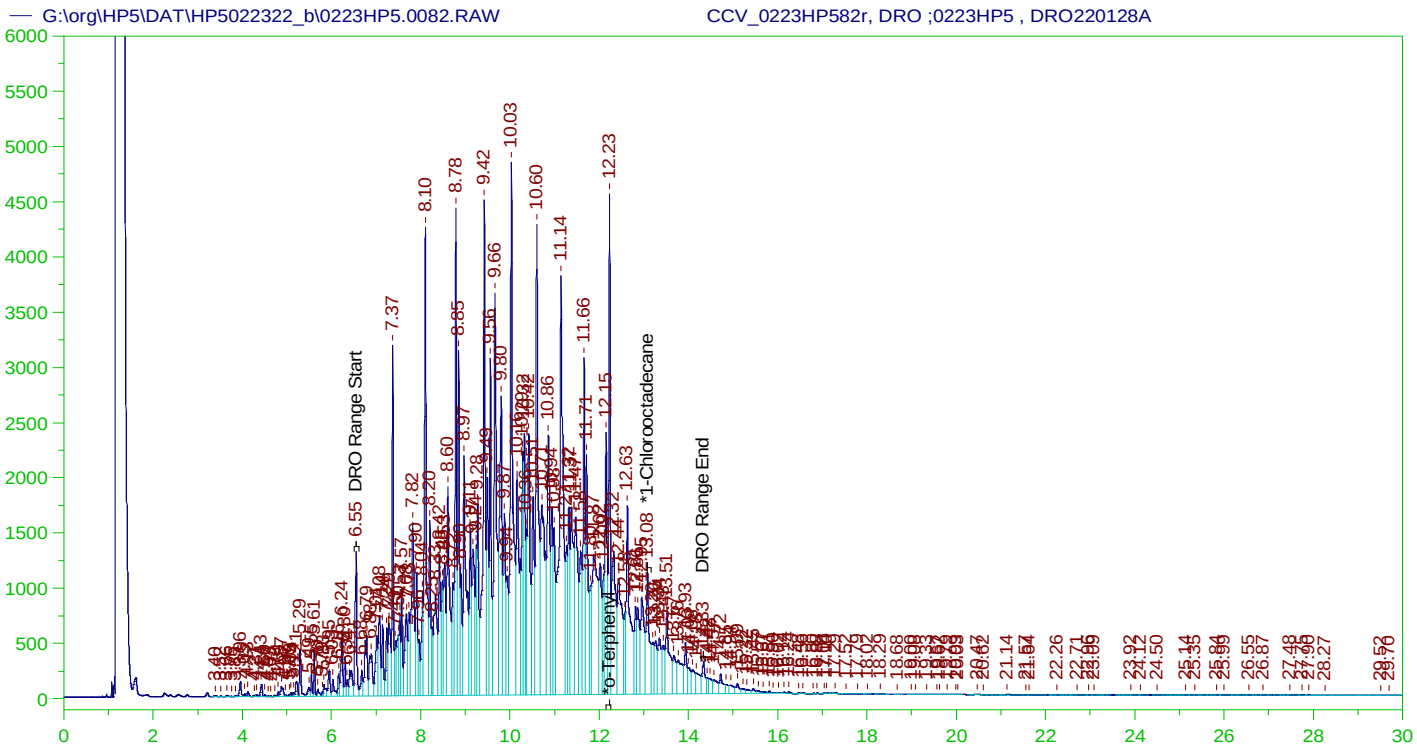

DIESEL RANGE ORGANICS CHROMATOGRAM REPORT
Sample Name: CCV_0223HP582r, DRO ;0223HP5 , DRO220128A
Raw File: G:\org\HP5\DAT\HP5022322_b\0223HP5.0082.RAW
Date & Time Acquired: 2/25/2022 7:25:06 PM
Method File: G:\Org\HP5\Methods\DC_8015-C24-JFb-L%.met
Calibration File: G:\Org\HP5\Cals\SW8015C_DRO220111JFb-C24.CAL
Sample Weight: 1 Dilution: 1 S.A.: 1

Mean RF for TEH: 32675.36
Rt range for Diesel Range Organics: 6.51 to 14.38

SURROGATE COMPOUND	RT	ACTUAL	MEASURED	%REC	
*o-Terphenyl	12.228	200.	307.458	153.73	-
*1-Chlorooctadecane	13.078	200.	157.47	78.73	-

DRO Area:4.741849E+08 DRO Amount: 14512
TEH Area:4.908072E+08 TEH Amount: 15020.71

CONTINUING CALIBRATION REPORT: G:\org\HP5\DAT\HP5022322_b\0223HP5.0082.RAW

COMPOUND	ACTUAL(NG)	MEASURED(NG)	%RECOVERY	LIMITS
TOTAL DRO	15000.	15020.71	100.14	85-115

SURROGATE COMPOUND	RT	ACTUAL	MEASURED	%REC	LIMITS
*o-Terphenyl	12.228	200.	307.458	153.73	85-115
*1-Chlorooctadecane	13.078	200.	157.47	78.73	85-115

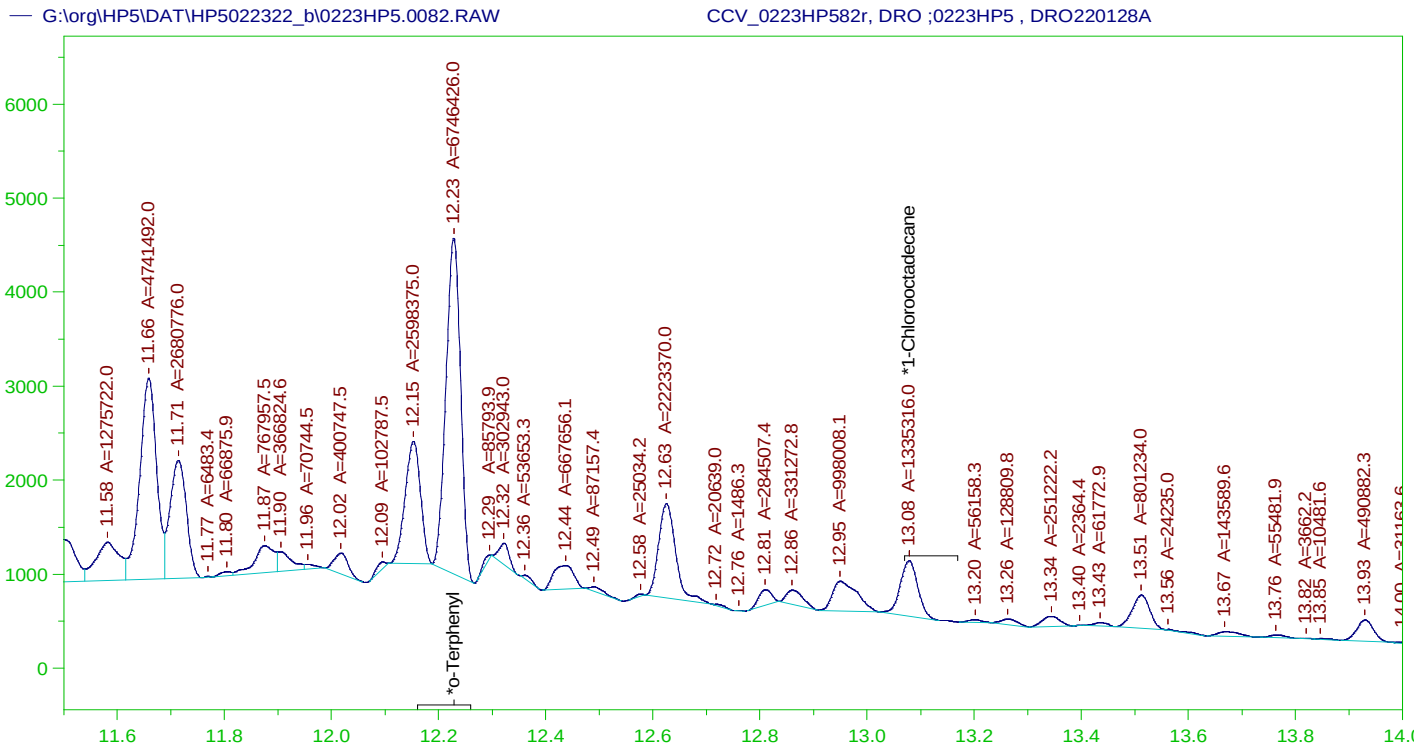

DIESEL RANGE ORGANICS CHROMATOGRAM REPORT
Sample Name: CCV_0223HP582r, DRO ;0223HP5 , DRO220128A
Raw File: G:\org\HP5\DAT\HP5022322_b\0223HP5.0082.RAW
Date & Time Acquired: 2/25/2022 7:25:06 PM
Method File: G:\Org\HP5\Methods\DS_8015-C24-JFb-L#.met
Calibration File: G:\Org\HP5\Cals\SW8015C_DRO220111JFb-C24.CAL
Sample Weight: 1 Dilution: 1 S.A.: 1

Mean RF for TEH: 32675.36
Rt range for Diesel Range Organics: 6.51 to 14.38

SURROGATE COMPOUND	RT	ACTUAL	MEASURED	%REC	
*o-Terphenyl	12.228	200.	183.039	91.52	-
*1-Chlorooctadecane	13.078	200.	36.229	18.11	-

DRO Area:2.460984E+08 DRO Amount: 7531.62
TEH Area:2.567099E+08 TEH Amount: 7856.375

CONTINUING CALIBRATION REPORT: G:\org\HP5\DAT\HP5022322_b\0223HP5.0082.RAW

COMPOUND	ACTUAL(NG)	MEASURED(NG)	%RECOVERY	LIMITS
TOTAL DRO	15000.	7856.38	52.38	85-115

SURROGATE COMPOUND	RT	ACTUAL	MEASURED	%REC	LIMITS
*o-Terphenyl	12.228	200.	183.039	91.52	85-115
*1-Chlorooctadecane	13.078	200.	36.229	18.11	85-115

G:\org\HP5\dat\HP5022322_b\Review\082_CCV_0223HP582r_DS_8015-C24-JFb-L#.xls

Write Sequence Data File	Insert Entries(Have the first cell for entries selected Sample Name	Method	Weight	Dil Factor	Amt Inj.	IS	Cal ID	Manual Integration
G:\org\HP5\DAT\HP5022322_b\0223HP5.01r	DCM-Baseline Check-V01	G:\Org\HP5\Methods\DR_8015-JA-LEXP.met	1	1	1	1	0	No integration
G:\org\HP5\DAT\HP5022322_b\0223HP5.02r	DCM-Baseline Check-V02	G:\Org\HP5\Methods\DR_8015-JA-LEXP.met	1	1	1	1	0	No integration
G:\org\HP5\DAT\HP5022322_b\0223HP5.03r	MARKER_0223HP503r, DRO ;0223HP5 , DRO220128B	g:\org\HP5\Methods\\CSC220223.met	1	1	1	1	0	No integration
G:\org\HP5\DAT\HP5022322_b\0223HP5.04r	CCV_0223HP504r, RRO ;0223HP5 , DRO220201A	G:\Org\HP5\Methods\DC_ORO-BF-L%.MET G:\Org\HP5\Methods\DS_ORO-BF-L%.MET	1	1	1	1	0	The integration of Oil Range hydrocarbon is the hydrocarbon response with reference to the baseline. Surrogates are integrated using a valley to valley integration using Set baseline All Valleys on placed at 16.14 minutes and X-axis scaling showing surrogate peak from 14-18 minutes.
G:\org\HP5\DAT\HP5022322_b\0223HP5.05r	CCV_0223HP505r, DRO ;0223HP5 , DRO220128A	G:\Org\HP5\Methods\DC_8015-C24-JFb-L%.met G:\Org\HP5\Methods\DS_8015-C24-JFb-L#.met	1	1	1	1	0	The integration of Diesel Range Organics (C10-C24) and Total Extractable Hydrocarbons is the hydrocarbon response with reference to the baseline. Assigned Set Baseline All Valley on at 16.35 minutes. Surrogates are integrated using a valley to valley integration using Set baseline All Valleys on placed at 12.01 minutes and X-axis scaling showing surrogate peak from 11.5-14 minutes.
G:\org\HP5\DAT\HP5022322_b\0223HP5.06r	DCM-Baseline Check-V06	G:\Org\HP5\Methods\DR_8015-JA-LEXP.met	1	1	1	1	0	No integration
G:\org\HP5\DAT\HP5022322_b\0223HP5.07r	DCM-Baseline Check-V07	G:\Org\HP5\Methods\DR_8015-JA-LEXP.met	1	1	1	1	0	No integration
G:\org\HP5\DAT\HP5022322_b\0223HP5.08r	LCS-163927 ;0223HP5 ,	G:\Org\HP5\Methods\D3_8015-C24-JFb-L%.met G:\Org\HP5\Methods\DS_8015-C24-JFb-L#.met	1000	1	1	1	0	The integration of Diesel Range Organics (C10-C24) and Total Extractable Hydrocarbons is the hydrocarbon response with reference to the baseline. Surrogates are integrated using a valley to valley integration using Set baseline All Valleys on placed at 12.01 minutes and X-axis scaling showing surrogate peak from 11.5-14 minutes.
G:\org\HP5\DAT\HP5022322_b\0223HP5.09r	LCSD-163927 ;0223HP5 ,	G:\Org\HP5\Methods\D3_8015-C24-JFb-L%.met G:\Org\HP5\Methods\DS_8015-C24-JFb-L#.met	1000	1	1	1	0	The integration of Diesel Range Organics (C10-C24) and Total Extractable Hydrocarbons is the hydrocarbon response with reference to the baseline. Surrogates are integrated using a valley to valley integration using Set baseline All Valleys on placed at 12.01 minutes and X-axis scaling showing surrogate peak from 11.5-14 minutes.
G:\org\HP5\DAT\HP5022322_b\0223HP5.10r	MB-163927 ;0223HP5 ,	G:\Org\HP5\Methods\DR_8015-C24T-JFb-L%.met G:\Org\HP5\Methods\DR_OROS-BF-L%.MET G:\Org\HP5\Methods\DS_8015-C24T-JFb-L#.met	1000	1	1	1	0	The integration of Diesel Range Organics (C10-C24), C24-C40, and Total Extractable Hydrocarbons (TEH) is the hydrocarbon response with reference to the baseline. Assigned Set Baseline All Valley on at 16.6 minutes. Surrogates are integrated using a valley to valley integration using Set baseline All Valleys on at 10.78 minutes and X-axis scaling showing surrogate peak from 11-18 minutes.
G:\org\HP5\DAT\HP5022322_b\0223HP5.11r	B22021435-001D ;0223HP5 , $HC-8015-DRO-W,	G:\Org\HP5\Methods\DR_8015-C24T-JFb-L%.met G:\Org\HP5\Methods\DR_OROS-BF-L%.MET G:\Org\HP5\Methods\DS_8015-C24T-JFb-L#.met	1060	1	1	1	0	The integration of Diesel Range Organics (C10-C24), C24-C40, and Total Extractable Hydrocarbons (TEH) is the hydrocarbon response with reference to the baseline. Assigned Set Baseline All Valley on at 16.6 minutes. Surrogates are integrated using a valley to valley integration using Set baseline All Valleys on at 10.78 minutes and X-axis scaling showing surrogate peak from 11-18 minutes.
G:\org\HP5\DAT\HP5022322_b\0223HP5.12r	B22021435-027D ;0223HP5 , $HC-8015-DRO-W,	G:\Org\HP5\Methods\DR_8015-C24T-JFb-L%.met G:\Org\HP5\Methods\DR_OROS-BF-L%.MET G:\Org\HP5\Methods\DS_8015-C24T-JFb-L#.met	1060	1	1	1	0	The integration of Diesel Range Organics (C10-C24), C24-C40, and Total Extractable Hydrocarbons (TEH) is the hydrocarbon response with reference to the baseline. Assigned Set Baseline All Valley on at 16.6 minutes. Surrogates are integrated using a valley to valley integration using Set baseline All Valleys on at 10.78 minutes and X-axis scaling showing surrogate peak from 11-18 minutes.
G:\org\HP5\DAT\HP5022322_b\0223HP5.13r	B22021435-006D ;0223HP5 , $HC-8015-DRO-W,	G:\Org\HP5\Methods\DR_8015-C24T-JFb-L%.met G:\Org\HP5\Methods\DR_OROS-BF-L%.MET G:\Org\HP5\Methods\DS_8015-C24T-JFb-L#.met	1060	1	1	1	0	The integration of Diesel Range Organics (C10-C24), C24-C40, and Total Extractable Hydrocarbons (TEH) is the hydrocarbon response with reference to the baseline. Assigned Set Baseline All Valley on at 16.6 minutes. Surrogates are integrated using a valley to valley integration using Set baseline All Valleys on at 10.78 minutes and X-axis scaling showing surrogate peak from 11-18 minutes.
G:\org\HP5\DAT\HP5022322_b\0223HP5.14r	DCM-Baseline Check-V14	G:\Org\HP5\Methods\DR_8015-JA-LEXP.met	1	1	1	1	0	No integration
G:\org\HP5\DAT\HP5022322_b\0223HP5.15r	B22021435-007B ;0223HP5 , $HC-8015-DRO-W,	G:\Org\HP5\Methods\DR_8015-C24T-JFb-L%.met G:\Org\HP5\Methods\DR_OROS-BF-L%.MET G:\Org\HP5\Methods\DS_8015-C24T-JFb-L#.met	1060	1	1	1	0	The integration of Diesel Range Organics (C10-C24), C24-C40, and Total Extractable Hydrocarbons (TEH) is the hydrocarbon response with reference to the baseline. Assigned Set Baseline All Valley on at 16.6 minutes. Surrogates are integrated using a valley to valley integration using Set baseline All Valleys on at 10.78 minutes and X-axis scaling showing surrogate peak from 11-18 minutes.
G:\org\HP5\DAT\HP5022322_b\0223HP5.16r	B22021435-012D ;0223HP5 , $HC-8015-DRO-W,	G:\Org\HP5\Methods\D3_8015-C24T-JFb-L%.met G:\Org\HP5\Methods\D3_OROS-BF-L%.MET G:\Org\HP5\Methods\DS_8015-C24T-JFb-L#.met	1060	1	1	1	0	The integration of Diesel Range Organics (C10-C24), C24-C40, and Total Extractable Hydrocarbons (TEH) is the hydrocarbon response with reference to the baseline. Surrogates are integrated using a valley to valley integration using Set baseline All Valleys on at 10.78 minutes and X-axis scaling showing surrogate peak from 11-18 minutes.
G:\org\HP5\DAT\HP5022322_b\0223HP5.17r	B22021435-012DMS ;0223HP5 ,	G:\Org\HP5\Methods\D3_8015-C24-JFb-L%.met G:\Org\HP5\Methods\DS_8015-C24-JFb-L#.met	1050	1	1	1	0	The integration of Diesel Range Organics (C10-C24) and Total Extractable Hydrocarbons is the hydrocarbon response with reference to the baseline. Surrogates are integrated using a valley to valley integration using Set baseline All Valleys on placed at 12.01 minutes and X-axis scaling showing surrogate peak from 11.5-14 minutes.
G:\org\HP5\DAT\HP5022322_b\0223HP5.18r	MARKER_0223HP518r, DRO ;0223HP5 , DRO220128B	g:\org\HP5\Methods\\CSC220223.met	1	1	1	1	0	No integration
G:\org\HP5\DAT\HP5022322_b\0223HP5.19r	CCV_0223HP519r, RRO ;0223HP5 , DRO220201A	G:\Org\HP5\Methods\DC_ORO-BF-L%.MET G:\Org\HP5\Methods\DS_ORO-BF-L%.MET	1	1	1	1	0	The integration of Oil Range hydrocarbon is the hydrocarbon response with reference to the baseline. Surrogates are integrated using a valley to valley integration using Set baseline All Valleys on placed at 16.14 minutes and X-axis scaling showing surrogate peak from 14-18 minutes.
G:\org\HP5\DAT\HP5022322_b\0223HP5.20r	CCV_0223HP520r, DRO ;0223HP5 , DRO220128A	G:\Org\HP5\Methods\DC_8015-C24-JFb-L%.met G:\Org\HP5\Methods\DS_8015-C24-JFb-L#.met	1	1	1	1	0	The integration of Diesel Range Organics (C10-C24) and Total Extractable Hydrocarbons is the hydrocarbon response with reference to the baseline. Assigned Set Baseline All Valley on at 16.35 minutes. Surrogates are integrated using a valley to valley integration using Set baseline All Valleys on placed at 12.01 minutes and X-axis scaling showing surrogate peak from 11.5-14 minutes.
G:\org\HP5\DAT\HP5022322_b\0223HP5.21r	DCM-Baseline Check-V21	G:\Org\HP5\Methods\DR_8015-JA-LEXP.met	1	1	1	1	0	No integration
G:\org\HP5\DAT\HP5022322_b\0223HP5.22r	DCM-Baseline Check-V22	G:\Org\HP5\Methods\DR_8015-JA-LEXP.met	1	1	1	1	0	No integration
G:\org\HP5\DAT\HP5022322_b\0223HP5.23r	B22021435-022D ;0223HP5 , $HC-8015-DRO-W,	G:\Org\HP5\Methods\DR_8015-C24T-JFb-L%.met G:\Org\HP5\Methods\DR_OROS-BF-L%.MET G:\Org\HP5\Methods\DS_8015-C24T-JFb-L#.met	1060	1	1	1	0	The integration of Diesel Range Organics (C10-C24), C24-C40, and Total Extractable Hydrocarbons (TEH) is the hydrocarbon response with reference to the baseline. Assigned Set Baseline All Valley on at 16.6 minutes. Surrogates are integrated using a valley to valley integration using Set baseline All Valleys on at 10.78 minutes and X-axis scaling showing surrogate peak from 11-18 minutes.
G:\org\HP5\DAT\HP5022322_b\0223HP5.24r	B22021435-032D ;0223HP5 , $HC-8015-DRO-W,	G:\Org\HP5\Methods\D3_8015-C24T-JFb-L%.met G:\Org\HP5\Methods\D3_OROS-BF-L%.MET G:\Org\HP5\Methods\DS_8015-C24T-JFb-L#.met	1050	1	1	1	0	The integration of Diesel Range Organics (C10-C24), C24-C40, and Total Extractable Hydrocarbons (TEH) is the hydrocarbon response with reference to the baseline. Surrogates are integrated using a valley to valley integration using Set baseline All Valleys on at 10.78 minutes and X-axis scaling showing surrogate peak from 11-18 minutes.
G:\org\HP5\DAT\HP5022322_b\0223HP5.25r	DCM-Baseline Check-V25	G:\Org\HP5\Methods\DR_8015-JA-LEXP.met	1	1	1	1	0	No integration

G:\org\HP5\DAT\HP5022322_b\0223HP5.26r	B21120381-005E ;0223HP5 , $HC-8015-DRO-W, RX	G:\Org\HP5\Methods\D3_8015-C24T-JFb-L%.met G:\Org\HP5\Methods\D3_OROS-BF-L%.MET G:\Org\HP5\Methods\DS_8015-C24T-JFb-L#.met	1020	1	1	1	0	The integration of Diesel Range Organics (C10-C24), C24-C40, and Total Extractable Hydrocarbons (TEH) is the hydrocarbon response with reference to the baseline. Surrogates are integrated using a valley to valley integration using Set baseline All Valleys on at 10.78 minutes and X-axis scaling showing surrogate peak from 11-18 minutes.
G:\org\HP5\DAT\HP5022322_b\0223HP5.27r	B21120381-006E ;0223HP5 , $HC-8015-DRO-W, RX _needs RR due to possible carry over	G:\Org\HP5\Methods\DR_8015-C24T-JF-L0.met	1000	1	1	1	0	No integration
G:\org\HP5\DAT\HP5022322_b\0223HP5.28r	B22010971-001J ;0223HP5 , $HC-8015-DRO-W, RXneeds RR due to possible carry over	G:\Org\HP5\Methods\DR_8015-C24T-JF-L0.met	990	1	1	1	0	No integration
G:\org\HP5\DAT\HP5022322_b\0223HP5.29r	B22010974-001J ;0223HP5 , $HC-8015-DRO-W, RXneeds RR due to possible carry over	G:\Org\HP5\Methods\DR_8015-C24T-JF-L0.met	1020	1	1	1	0	No integration
G:\org\HP5\DAT\HP5022322_b\0223HP5.30r	DCM-Baseline Check-V30	G:\Org\HP5\Methods\DR_8015-JA-LEXP.met	1	1	1	1	0	No integration
G:\org\HP5\DAT\HP5022322_b\0223HP5.31r	B22021435-017D ;0223HP5 , $HC-8015-DRO-W,	G:\Org\HP5\Methods\D3_8015-C24T-JFb-L%.met G:\Org\HP5\Methods\D3_OROS-BF-L%.MET G:\Org\HP5\Methods\DS_8015-C24T-JFb-L#.met	1060	1	1	1	0	The integration of Diesel Range Organics (C10-C24), C24-C40, and Total Extractable Hydrocarbons (TEH) is the hydrocarbon response with reference to the baseline. Surrogates are integrated using a valley to valley integration using Set baseline All Valleys on at 10.78 minutes and X-axis scaling showing surrogate peak from 11-18 minutes.
G:\org\HP5\DAT\HP5022322_b\0223HP5.32r	B22021435-017DMS-RRO ;0223HP5 ,	G:\Org\HP5\Methods\D3_ORO-022332-BF-L%.MET G:\Org\HP5\Methods\DS_ORO-BF-L%.MET	1060	1	1	1	0	The integration of Oil Range hydrocarbon is the hydrocarbon response with reference to the baseline. Adjusted Peak Width. Placed Split at 16.23 minutes. Surrogates are integrated using a valley to valley integration using Set baseline All Valleys on placed at 16.14 minutes and X-axis scaling showing surrogate peak from 14-18 minutes.
G:\org\HP5\DAT\HP5022322_b\0223HP5.33r	MARKER_0223HP533r, DRO ;0223HP5 , DRO220128B	g:\org\HP5\Methods\\CSC220223.met	1	1	1	1	0	No integration
G:\org\HP5\DAT\HP5022322_b\0223HP5.34r	CCV_0223HP534r, RRO ;0223HP5 , DRO220201A	G:\Org\HP5\Methods\DC_ORO-BF-L%.MET G:\Org\HP5\Methods\DS_ORO-BF-L%.MET	1	1	1	1	0	The integration of Oil Range hydrocarbon is the hydrocarbon response with reference to the baseline. Surrogates are integrated using a valley to valley integration using Set baseline All Valleys on placed at 16.14 minutes and X-axis scaling showing surrogate peak from 14-18 minutes.
G:\org\HP5\DAT\HP5022322_b\0223HP5.35r	CCV_0223HP535r, DRO ;0223HP5 , DRO220128A	G:\Org\HP5\Methods\DC_8015-C24-JFb-L%.met G:\Org\HP5\Methods\DS_8015-C24-JFb-L#.met	1	1	1	1	0	The integration of Diesel Range Organics (C10-C24) and Total Extractable Hydrocarbons is the hydrocarbon response with reference to the baseline. Assigned Set Baseline All Valley on at 16.35 minutes. Surrogates are integrated using a valley to valley integration using Set baseline All Valleys on placed at 12.01 minutes and X-axis scaling showing surrogate peak from 11.5-14 minutes.
G:\org\HP5\DAT\HP5022322_b\0223HP5.36r	DCM-Baseline Check-V36	G:\Org\HP5\Methods\DR_8015-JA-LEXP.met	1	1	1	1	0	No integration
G:\org\HP5\DAT\HP5022322_b\0223HP5.37r	DCM-Baseline Check-V37	G:\Org\HP5\Methods\DR_8015-JA-LEXP.met	1	1	1	1	0	No integration
G:\org\HP5\DAT\HP5022322_b\0223HP5.38r	B21120381-006E ;0223HP5 , $HC-8015-DRO-W, RR-RX- Needs second RR due to baseline	G:\Org\HP5\Methods\DR_8015-C24T-JF-L0.met	1000	1	1	1	0	No integration
G:\org\HP5\DAT\HP5022322_b\0223HP5.39r	B22010971-001J ;0223HP5 , $HC-8015-DRO-W, RR-RX Needs second RR due to baseline	G:\Org\HP5\Methods\DR_8015-C24T-JF-L0.met	990	1	1	1	0	No integration
G:\org\HP5\DAT\HP5022322_b\0223HP5.40r	B22010974-001J ;0223HP5 , $HC-8015-DRO-W, RR-RX Needs second RR due to baseline	G:\Org\HP5\Methods\DR_8015-C24T-JF-L0.met	1020	1	1	1	0	No integration
G:\org\HP5\DAT\HP5022322_b\0223HP5.41r	LCS-RRO-163927 ;0223HP5 ,	G:\Org\HP5\Methods\D3_ORO-BF-L%.MET G:\Org\HP5\Methods\DS_ORO-BF-L%.MET	1000	1	1	1	0	The integration of Oil Range hydrocarbon is the hydrocarbon response with reference to the baseline. Surrogates are integrated using a valley to valley integration using Set baseline All Valleys on placed at 16.14 minutes and X-axis scaling showing surrogate peak from 14-18 minutes.
G:\org\HP5\DAT\HP5022322_b\0223HP5.42r	LCSD-RRO-163927 ;0223HP5 ,	G:\Org\HP5\Methods\D3_ORO-BF-L%.MET G:\Org\HP5\Methods\DS_ORO-BF-L%.MET	1000	1	1	1	0	The integration of Oil Range hydrocarbon is the hydrocarbon response with reference to the baseline. Surrogates are integrated using a valley to valley integration using Set baseline All Valleys on placed at 16.14 minutes and X-axis scaling showing surrogate peak from 14-18 minutes.
G:\org\HP5\DAT\HP5022322_b\0223HP5.43r	MARKER_0223HP543r, DRO ;0223HP5 , DRO220128B	g:\org\HP5\Methods\\CSC220223.met	1	1	1	1	0	No integration
G:\org\HP5\DAT\HP5022322_b\0223HP5.44r	CCV_0223HP544r, RRO ;0223HP5 , DRO220201A	G:\Org\HP5\Methods\DC_ORO-BF-L%.MET G:\Org\HP5\Methods\DS_ORO-BF-L%.MET	1	1	1	1	0	The integration of Oil Range hydrocarbon is the hydrocarbon response with reference to the baseline. Surrogates are integrated using a valley to valley integration using Set baseline All Valleys on placed at 16.14 minutes and X-axis scaling showing surrogate peak from 14-18 minutes.
G:\org\HP5\DAT\HP5022322_b\0223HP5.45r	CCV_0223HP545r, DRO ;0223HP5 , DRO220128A	G:\Org\HP5\Methods\DC_8015-C24-JFb-L%.met G:\Org\HP5\Methods\DS_8015-C24-JFb-L#.met	1	1	1	1	0	The integration of Diesel Range Organics (C10-C24) and Total Extractable Hydrocarbons is the hydrocarbon response with reference to the baseline. Assigned Set Baseline All Valley on at 16.35 minutes. Surrogates are integrated using a valley to valley integration using Set baseline All Valleys on placed at 12.01 minutes and X-axis scaling showing surrogate peak from 11.5-14 minutes.
G:\org\HP5\DAT\HP5022322_b\0223HP5.46r	DCM-Baseline Check-V46	G:\Org\HP5\Methods\DR_8015-JA-LEXP.met	1	1	1	1	0	No integration
G:\org\HP5\DAT\HP5022322_b\0223HP5.47r	DCM-Baseline Check-V47	G:\Org\HP5\Methods\DR_8015-JA-LEXP.met	1	1	1	1	0	No integration
G:\org\HP5\DAT\HP5022322_b\0223HP5.48r	DCM-Baseline Check-V48	G:\Org\HP5\Methods\DR_8015-JA-LEXP.met	1	1	1	1	0	No integration
G:\org\HP5\DAT\HP5022322_b\0223HP5.49r	B22010971-001J ;0223HP5 , $HC-8015-DRO-W, RR-RX	G:\Org\HP5\Methods\DR_8015-C24T-JFb-L%.met G:\Org\HP5\Methods\DR_OROS-BF-L%.MET G:\Org\HP5\Methods\DS_8015-C24T-JFb-L#.met	990	1	1	1	0	The integration of Diesel Range Organics (C10-C24), C24-C40, and Total Extractable Hydrocarbons (TEH) is the hydrocarbon response with reference to the baseline. Assigned Set Baseline All Valley on at 16.6 minutes. Surrogates are integrated using a valley to valley integration using Set baseline All Valleys on at 10.78 minutes and X-axis scaling showing surrogate peak from 11-18 minutes.
G:\org\HP5\DAT\HP5022322_b\0223HP5.50r	B22010974-001J ;0223HP5 , $HC-8015-DRO-W, RR-RX	G:\Org\HP5\Methods\D3_8015-C24T-JFb-L%.met G:\Org\HP5\Methods\D3_OROS-BF-L%.MET G:\Org\HP5\Methods\DS_8015-C24T-JFb-L#.met	1020	1	1	1	0	The integration of Diesel Range Organics (C10-C24), C24-C40, and Total Extractable Hydrocarbons (TEH) is the hydrocarbon response with reference to the baseline. Surrogates are integrated using a valley to valley integration using Set baseline All Valleys on at 10.78 minutes and X-axis scaling showing surrogate peak from 11-18 minutes.
G:\org\HP5\DAT\HP5022322_b\0223HP5.51r	DCM-Baseline Check-V51	G:\Org\HP5\Methods\DR_8015-JA-LEXP.met	1	1	1	1	0	No integration
G:\org\HP5\DAT\HP5022322_b\0223HP5.52r	DCM-Baseline Check-V52	G:\Org\HP5\Methods\DR_8015-JA-LEXP.met	1	1	1	1	0	No integration
G:\org\HP5\DAT\HP5022322_b\0223HP5.53r	B21120381-006E ;0223HP5 , $HC-8015-DRO-W, RR-RX	G:\Org\HP5\Methods\D3_8015-022353-JFb-L%.met G:\Org\HP5\Methods\D3_OROS-022353-BF-L%.MET G:\Org\HP5\Methods\DS_8015-C24T-JFb-L#.met	1000	1	1	1	0	The integration of Diesel Range Organics (C10-C24), C24-C40, and Total Extractable Hydrocarbons (TEH) is the hydrocarbon response with reference to the baseline. Set Baseline Now assigned at 24.89 minutes. Surrogates are integrated using a valley to valley integration using Set baseline All Valleys on at 10.78 minutes and X-axis scaling showing surrogate peak from 11-18 minutes.
G:\org\HP5\DAT\HP5022322_b\0223HP5.54r	MARKER_0223HP554r, DRO ;0223HP5 , DRO220128B	g:\org\HP5\Methods\\CSC220223.met	1	1	1	1	0	No integration
G:\org\HP5\DAT\HP5022322_b\0223HP5.55r	CCV_0223HP555r, RRO ;0223HP5 , DRO220201A	G:\Org\HP5\Methods\DC_ORO-BF-L%.MET G:\Org\HP5\Methods\DS_ORO-BF-L%.MET	1	1	1	1	0	The integration of Oil Range hydrocarbon is the hydrocarbon response with reference to the baseline. Surrogates are integrated using a valley to valley integration using Set baseline All Valleys on placed at 16.14 minutes and X-axis scaling showing surrogate peak from 14-18 minutes.
G:\org\HP5\DAT\HP5022322_b\0223HP5.56r	CCV_0223HP556r, DRO ;0223HP5 , DRO220128A	G:\Org\HP5\Methods\DC_8015-C24-JFb-L%.met G:\Org\HP5\Methods\DS_8015-C24-JFb-L#.met	1	1	1	1	0	The integration of Diesel Range Organics (C10-C24) and Total Extractable Hydrocarbons is the hydrocarbon response with reference to the baseline. Assigned Set Baseline All Valley on at 16.35 minutes. Surrogates are integrated using a valley to valley integration using Set baseline All Valleys on placed at 12.01 minutes and X-axis scaling showing surrogate peak from 11.5-14 minutes.

Digitally signed by
Jillian L. Bostwick
Date: 2022.03.01 09:42:04 -07:00

Write Sequence Data File	Insert Entries(Have the first cell for entries selecte Sample Name	Method	Weight	Dil Factor	Amt Inj.	IS	Cal ID	Manual Integration
G:\org\HP5\DAT\HP5022322_b\0223HP5.54r	MARKER_0223HP554r, DRO ;0223HP5 , DRO220128B	g:\org\HP5\Methods\\CSC220223.met	1	1	1	1	0	No integration
G:\org\HP5\DAT\HP5022322_b\0223HP5.55r	CCV_0223HP555r, RRO ;0223HP5 , DRO220201A	G:\Org\HP5\Methods\DC_ORO-BF-L%.MET G:\Org\HP5\Methods\DS_ORO-BF-L%.MET	1	1	1	1	0	The integration of Oil Range hydrocarbon is the hydrocarbon response with reference to the baseline. Surrogates are integrated using a valley to valley integration using Set baseline All Valleys on placed at 16.14 minutes and X-axis scaling showing surrogate peak from 14-18 minutes.
G:\org\HP5\DAT\HP5022322_b\0223HP5.56r	CCV_0223HP556r, DRO ;0223HP5 , DRO220128A	G:\Org\HP5\Methods\DC_8015-C24-JFb-L%.met G:\Org\HP5\Methods\DS_8015-C24-JFb-L#.met	1	1	1	1	0	The integration of Diesel Range Organics (C10-C24) and Total Extractable Hydrocarbons is the hydrocarbon response with reference to the baseline. Assigned Set Baseline All Valley on at 16.35 minutes. Surrogates are integrated using a valley to valley integration using Set baseline All Valleys on placed at 12.01 minutes and X-axis scaling showing surrogate peak from 11.5-14 minutes.
G:\org\HP5\DAT\HP5022322_b\0223HP5.57r	DCM-Baseline Check-V57	G:\Org\HP5\Methods\DR_8015-JA-LEXP.met	1	1	1	1	0	No integration
G:\org\HP5\DAT\HP5022322_b\0223HP5.58r	DCM-Baseline Check-V58	G:\Org\HP5\Methods\DR_8015-JA-LEXP.met	1	1	1	1	0	No integration
G:\org\HP5\DAT\HP5022322_b\0223HP5.59r	LCS-163927 ;0223HP5 , SGT	G:\Org\HP5\Methods\D3_8015-022360-JFb-L%.met G:\Org\HP5\Methods\DS_8015-C24-JFb-L#.met	1000	1	1	1	0	The integration of Diesel Range Organics (C10-C24) and Total Extractable Hydrocarbons is the hydrocarbon response with reference to the baseline. Assigned Halve Peak Width at 11.8 minutes. Surrogates are integrated using a valley to valley integration using Set baseline All Valleys on placed at 12.01 minutes and X-axis scaling showing surrogate peak from 11.5-14 minutes.
G:\org\HP5\DAT\HP5022322_b\0223HP5.60r	LCSD-163927 ;0223HP5 , SGT	G:\Org\HP5\Methods\D3_8015-022360-JFb-L%.met G:\Org\HP5\Methods\DS_8015-C24-JFb-L#.met	1000	1	1	1	0	The integration of Diesel Range Organics (C10-C24) and Total Extractable Hydrocarbons is the hydrocarbon response with reference to the baseline. Assigned Halve Peak Width at 11.8 minutes. Surrogates are integrated using a valley to valley integration using Set baseline All Valleys on placed at 12.01 minutes and X-axis scaling showing surrogate peak from 11.5-14 minutes.
G:\org\HP5\DAT\HP5022322_b\0223HP5.61r	MB-163927 ;0223HP5 , SGT	G:\Org\HP5\Methods\DR_8015-C24T-JFb-L%.met G:\Org\HP5\Methods\DR_OROS-BF-L%.MET G:\Org\HP5\Methods\DS_8015-C24T-JFb-L#.met	1000	1	1	1	0	The integration of Diesel Range Organics (C10-C24), C24-C40, and Total Extractable Hydrocarbons (TEH) is the hydrocarbon response with reference to the baseline. Assigned Set Baseline All Valley on at 16.6 minutes. Surrogates are integrated using a valley to valley integration using Set baseline All Valleys on at 10.78 minutes and X-axis scaling showing surrogate peak from 11-18 minutes.
G:\org\HP5\DAT\HP5022322_b\0223HP5.62r	B22021435-012D ;0223HP5 , $HC-8015-DRO-W, SGT	G:\Org\HP5\Methods\D3_8015-022362-JFb-L%.met G:\Org\HP5\Methods\D3_OROS-022362-BF-L%.MET G:\Org\HP5\Methods\DS_8015-C24T-JFb-L#.met	1060	1	1	1	0	The integration of Diesel Range Organics (C10-C24), C24-C40, and Total Extractable Hydrocarbons (TEH) is the hydrocarbon response with reference to the baseline. Set Baseline Now assigned at 20.66 minutes. Surrogates are integrated using a valley to valley integration using Set baseline All Valleys on at 10.78 minutes and X-axis scaling showing surrogate peak from 11-18 minutes.
G:\org\HP5\DAT\HP5022322_b\0223HP5.63r	B22021435-012DMS ;0223HP5 , SGT	G:\Org\HP5\Methods\D3_8015-C24-JFb-L%.met G:\Org\HP5\Methods\DS_8015-C24-JFb-L#.met	1050	1	1	1	0	The integration of Diesel Range Organics (C10-C24) and Total Extractable Hydrocarbons is the hydrocarbon response with reference to the baseline. Surrogates are integrated using a valley to valley integration using Set baseline All Valleys on placed at 12.01 minutes and X-axis scaling showing surrogate peak from 11.5-14 minutes.
G:\org\HP5\DAT\HP5022322_b\0223HP5.64r	DCM-Baseline Check-V64	G:\Org\HP5\Methods\DR_8015-JA-LEXP.met	1	1	1	1	0	No integration
G:\org\HP5\DAT\HP5022322_b\0223HP5.65r	B22021435-032D ;0223HP5 , $HC-8015-DRO-W, SGT	G:\Org\HP5\Methods\DR_8015-C24T-JFb-L%.met G:\Org\HP5\Methods\DR_OROS-BF-L%.MET G:\Org\HP5\Methods\DS_8015-C24T-JFb-L#.met	1050	1	1	1	0	The integration of Diesel Range Organics (C10-C24), C24-C40, and Total Extractable Hydrocarbons (TEH) is the hydrocarbon response with reference to the baseline. Assigned Set Baseline All Valley on at 16.6 minutes. Surrogates are integrated using a valley to valley integration using Set baseline All Valleys on at 10.78 minutes and X-axis scaling showing surrogate peak from 11-18 minutes.
G:\org\HP5\DAT\HP5022322_b\0223HP5.66r	B21120381-005E ;0223HP5 , $HC-8015-DRO-W, RX-SGT	G:\Org\HP5\Methods\DR_8015-C24T-JFb-L%.met G:\Org\HP5\Methods\DR_OROS-BF-L%.MET G:\Org\HP5\Methods\DS_8015-C24T-JFb-L#.met	1020	1	1	1	0	The integration of Diesel Range Organics (C10-C24), C24-C40, and Total Extractable Hydrocarbons (TEH) is the hydrocarbon response with reference to the baseline. Assigned Set Baseline All Valley on at 16.6 minutes. Surrogates are integrated using a valley to valley integration using Set baseline All Valleys on at 10.78 minutes and X-axis scaling showing surrogate peak from 11-18 minutes.
G:\org\HP5\DAT\HP5022322_b\0223HP5.67r	DCM-Baseline Check-V67	G:\Org\HP5\Methods\DR_8015-JA-LEXP.met	1	1	1	1	0	No integration
G:\org\HP5\DAT\HP5022322_b\0223HP5.68r	B22021435-017D ;0223HP5 , $HC-8015-DRO-W, SGT	G:\Org\HP5\Methods\DR_8015-C24T-JFb-L%.met G:\Org\HP5\Methods\DR_OROS-BF-L%.MET G:\Org\HP5\Methods\DS_8015-C24T-JFb-L#.met	1060	1	1	1	0	The integration of Diesel Range Organics (C10-C24), C24-C40, and Total Extractable Hydrocarbons (TEH) is the hydrocarbon response with reference to the baseline. Assigned Set Baseline All Valley on at 16.6 minutes. Surrogates are integrated using a valley to valley integration using Set baseline All Valleys on at 10.78 minutes and X-axis scaling showing surrogate peak from 11-18 minutes.
G:\org\HP5\DAT\HP5022322_b\0223HP5.69r	B22021435-017DMS-RRO ;0223HP5 , SGT	G:\Org\HP5\Methods\D3_ORO-022369-BF-L%.MET G:\Org\HP5\Methods\DS_ORO-BF-L%.MET	1060	1	1	1	0	The integration of Oil Range hydrocarbon is the hydrocarbon response with reference to the baseline. Halve Peak Width assigned at 16.15 minutes. Surrogates are integrated using a valley to valley integration using Set baseline All Valleys on placed at 16.14 minutes and X-axis scaling showing surrogate peak from 14-18 minutes.
G:\org\HP5\DAT\HP5022322_b\0223HP5.70r	MARKER_0223HP570r, DRO ;0223HP5 , DRO220128B	g:\org\HP5\Methods\\CSC220223.met	1	1	1	1	0	No integration
G:\org\HP5\DAT\HP5022322_b\0223HP5.71r	CCV_0223HP571r, RRO ;0223HP5 , DRO220201A	G:\Org\HP5\Methods\DC_ORO-BF-L%.MET G:\Org\HP5\Methods\DS_ORO-BF-L%.MET	1	1	1	1	0	The integration of Oil Range hydrocarbon is the hydrocarbon response with reference to the baseline. Surrogates are integrated using a valley to valley integration using Set baseline All Valleys on placed at 16.14 minutes and X-axis scaling showing surrogate peak from 14-18 minutes.
G:\org\HP5\DAT\HP5022322_b\0223HP5.72r	CCV_0223HP572r, DRO ;0223HP5 , DRO220128A	G:\Org\HP5\Methods\DC_8015-C24-JFb-L%.met G:\Org\HP5\Methods\DS_8015-C24-JFb-L#.met	1	1	1	1	0	The integration of Diesel Range Organics (C10-C24) and Total Extractable Hydrocarbons is the hydrocarbon response with reference to the baseline. Assigned Set Baseline All Valley on at 16.35 minutes. Surrogates are integrated using a valley to valley integration using Set baseline All Valleys on placed at 12.01 minutes and X-axis scaling showing surrogate peak from 11.5-14 minutes.
G:\org\HP5\DAT\HP5022322_b\0223HP5.73r	DCM-Baseline Check-V73	G:\Org\HP5\Methods\DR_8015-JA-LEXP.met	1	1	1	1	0	No integration
G:\org\HP5\DAT\HP5022322_b\0223HP5.74r	DCM-Baseline Check-V74	G:\Org\HP5\Methods\DR_8015-JA-LEXP.met	1	1	1	1	0	No integration
G:\org\HP5\DAT\HP5022322_b\0223HP5.75r	B22010974-001J ;0223HP5 , $HC-8015-DRO-W, SGT	G:\Org\HP5\Methods\D3_8015-022375-JFb-L%.met G:\Org\HP5\Methods\D3_OROS-022375-BF-L%.MET G:\Org\HP5\Methods\DS_8015-C24T-JFb-L#.met	1020	1	1	1	0	The integration of Diesel Range Organics (C10-C24), C24-C40, and Total Extractable Hydrocarbons (TEH) is the hydrocarbon response with reference to the baseline. Set Baseline Now assigned at 20.58 minutes. Surrogates are integrated using a valley to valley integration using Set baseline All Valleys on at 10.78 minutes and X-axis scaling showing surrogate peak from 11-18 minutes.
G:\org\HP5\DAT\HP5022322_b\0223HP5.76r	B21120381-006E ;0223HP5 , $HC-8015-DRO-W, SGT	G:\Org\HP5\Methods\DR_8015-C24T-JFb-L%.met G:\Org\HP5\Methods\DR_OROS-BF-L%.MET G:\Org\HP5\Methods\DS_8015-C24T-JFb-L#.met	1000	1	1	1	0	The integration of Diesel Range Organics (C10-C24), C24-C40, and Total Extractable Hydrocarbons (TEH) is the hydrocarbon response with reference to the baseline. Assigned Set Baseline All Valley on at 16.6 minutes. Surrogates are integrated using a valley to valley integration using Set baseline All Valleys on at 10.78 minutes and X-axis scaling showing surrogate peak from 11-18 minutes.
G:\org\HP5\DAT\HP5022322_b\0223HP5.77r	LCS-RRO-163927 ;0223HP5 , SGT	G:\Org\HP5\Methods\D3_ORO-BF-L%.MET G:\Org\HP5\Methods\DS_ORO-BF-L%.MET	1000	1	1	1	0	The integration of Oil Range hydrocarbon is the hydrocarbon response with reference to the baseline. Surrogates are integrated using a valley to valley integration using Set baseline All Valleys on placed at 16.14 minutes and X-axis scaling showing surrogate peak from 14-18 minutes.
G:\org\HP5\DAT\HP5022322_b\0223HP5.78r	DCM-Baseline Check-V78	G:\Org\HP5\Methods\DR_8015-JA-LEXP.met	1	1	1	1	0	No integration
G:\org\HP5\DAT\HP5022322_b\0223HP5.79r	LCSD-RRO-163927 ;0223HP5 , SGT	G:\Org\HP5\Methods\D3_ORO-022369-BF-L%.MET G:\Org\HP5\Methods\DS_ORO-BF-L%.MET	1000	1	1	1	0	The integration of Oil Range hydrocarbon is the hydrocarbon response with reference to the baseline. Halve Peak Width assigned at 16.15 minutes. Surrogates are integrated using a valley to valley integration using Set baseline All Valleys on placed at 16.14 minutes and X-axis scaling showing surrogate peak from 14-18 minutes.
G:\org\HP5\DAT\HP5022322_b\0223HP5.80r	MARKER_0223HP580r, DRO ;0223HP5 , DRO220128B	g:\org\HP5\Methods\\CSC220223.met	1	1	1	1	0	No integration
G:\org\HP5\DAT\HP5022322_b\0223HP5.81r	CCV_0223HP581r, RRO ;0223HP5 , DRO220201A	G:\Org\HP5\Methods\DC_ORO-BF-L%.MET G:\Org\HP5\Methods\DS_ORO-BF-L%.MET	1	1	1	1	0	The integration of Oil Range hydrocarbon is the hydrocarbon response with reference to the baseline. Surrogates are integrated using a valley to valley integration using Set baseline All Valleys on placed at 16.14 minutes and X-axis scaling showing surrogate peak from 14-18 minutes.
G:\org\HP5\DAT\HP5022322_b\0223HP5.82r	CCV_0223HP582r, DRO ;0223HP5 , DRO220128A	G:\Org\HP5\Methods\DC_8015-C24-JFb-L%.met G:\Org\HP5\Methods\DS_8015-C24-JFb-L#.met	1	1	1	1	0	The integration of Diesel Range Organics (C10-C24) and Total Extractable Hydrocarbons is the hydrocarbon response with reference to the baseline. Assigned Set Baseline All Valley on at 16.35 minutes. Surrogates are integrated using a valley to valley integration using Set baseline All Valleys on placed at 12.01 minutes and X-axis scaling showing surrogate peak from 11.5-14 minutes.

Digitally signed by
Jillian L. Bostwick
Date: 2022.03.01 09:42:37 -07:00

Analytical RunID GCFID-HP5-B_220111A Standards Traceability Report

Standard ID: DRO180126C
Standard Name: 2-Fluorobiphenyl
Prep Date: 1/26/2018
Exp Date: 10/31/2024
Department: dropr
Vendor: Chemservice
Lot Number: 5599700
Balance ID:
Comments:

Type: Neat
Prep By: Todd C Cooper
Status: New
Final Volume: mL

Chemical/Solvent Used	Bottle No	Amt	Units	Expires
2-Fluorobiphenyl	10069		mL	10/31/2024

Stock Source	Base Units	Amount Added

Analytical RunID GCFID-HP5-B_220111A Standards Traceability Report

Standard ID: DRO180823A
Standard Name: 2-Bromonaphthalene
Prep Date: 8/22/2016
Exp Date: 5/31/2022
Department: dropr
Vendor: Chemservice
Lot Number: 3150700
Balance ID:
Comments:

Type: Neat
Prep By: Ann Nebel
Status: New
Final Volume: mL

Chemical/Solvent Used	Bottle No	Amt	Units	Expires
2-Bromonaphthalene	10701		mL	5/31/2022

Stock Source	Base Units	Amount Added

Analytical RunID GCFID-HP5-B_220111A Standards Traceability Report

Standard ID: DRO181105A
Standard Name: #2 Diesel (NEAT)
Type: Neat
Prep Date: 11/5/2018
Prep By: Ann Nebel
Exp Date: 11/5/2023
Status: New
Department: dropr
Vendor: conoco
Final Volume: 250 mL
Lot Number:
Balance ID:
Comments: -18 Cloud peak. (Conoco Gas Sation 1240 S. 27th Billings, MT) 2nd Source

Chemical/Solvent Used	Bottle No	Amt	Units	Expires
				11/5/2023

Stock Source	Base Units	Amount Added

Analytical RunID GCFID-HP5-B_220111A Standards Traceability Report

Standard ID: DRO200430B
Standard Name: O-Terphenyl
Prep Date: 4/30/2020
Exp Date: 9/30/2024
Department: dropr
Vendor: Chemservice
Lot Number: 9972100
Balance ID:
Comments: ID#: 6271

Type: Neat
Prep By: Ann Nebel
Status: New
Final Volume: mL

Chemical/Solvent Used	Bottle No	Amt	Units	Expires
o-Terphenyl	12650	500	mg	9/30/2024

Stock Source	Base Units	Amount Added

Analytical RunID GCFID-HP5-B_220111A Standards Traceability Report

Standard ID: DRO201014C
Standard Name: 1-Chlorooctadecane
Prep Date: 10/14/2019
Exp Date: 12/31/2024
Department: dropr
Vendor: CSI1
Lot Number: 10809500
Balance ID:
Comments: Date Certified: 12/9/16 ; N-10042-1G; 99.5% purity

Type: Neat
Prep By: Ann Nebel
Status: Open
Final Volume: mL

Chemical/Solvent Used	Bottle No	Amt	Units	Expires
1-Chlorooctadecane	13192	1	g	12/31/2024

Stock Source	Base Units	Amount Added

Analytical RunID GCFID-HP5-B_220111A Standards Traceability Report

Standard ID: DRO201014D
Standard Name: n-Pentacosane
Prep Date: 10/14/2020
Exp Date: 2/28/2025
Department: dropr
Vendor: Chem Service
Lot Number: 9642200
Balance ID:
Comments: C-25; Used in AKDRO Marker

Type: Neat
Prep By: Ann Nebel
Status: New
Final Volume: mL

Chemical/Solvent Used	Bottle No	Amt	Units	Expires
n-Pentacosane	13193	100	mg	2/28/2025

Stock Source	Base Units	Amount Added

Analytical RunID GCFID-HP5-B_220111A Standards Traceability Report

Standard ID: DRO211012B
Standard Name: #2 Diesel in Acetone 150,000 ug/mL
Prep Date: 10/12/2021
Exp Date: 11/5/2023
Department: dropr
Vendor:
Lot Number:
Balance ID: BAL-DRO
Comments: #2 Diesel in Acetone 150,000 ug/mL.

Type: Secondary
Prep By: Ann Nebel
Status: New
Final Volume: 25 mL

Chemical/Solvent Used	Bottle No	Amt	Units	Expires
Acetone EA662	14050	25	mL	11/5/2023

Stock Source	Base Units	Amount Added
DRO181105A	ug/mL	3.7507 g

Analytical RunID GCFID-HP5-B_220111A Standards Traceability Report

Standard ID: DRO211025B
Standard Name: Ali Hydro Std 1000ug/mL
Prep Date: 10/25/2021
Exp Date: 11/30/2024
Department: dropr
Vendor: Agilent
Lot Number: 0006643302
Balance ID:
Comments: Ali Hydro Std 1000ug/mL For CCVs.

Type: Primary
Prep By: Ann Nebel
Status: New
Final Volume: mL

Chemical/Solvent Used	Bottle No	Amt	Units	Expires
Aliphatic Hydrocarbon Standard	14434	1	mL	11/30/2024

Stock Source	Base Units	Amount Added

Analytical RunID GCFID-HP5-B_220111A Standards Traceability Report

Spike ID: DRO211101A
Spike Name: OTP-4000 ug/mL DCM
Prep Date: 11/1/2021
Exp Date: 9/30/2024
Department: dropr
Vendor:
Lot Number:
Balance ID: BAL-DRO
Comments: Used to Prep DRO-8015 ICAL and CCV Solutions

Type: Secondary
Prep By: Ann Nebel
Status: Open
Final Volume: 25 mL

Chemical/Solvent Used	Bottle No	Amt	Units	Expires
Dichloromethane EC328	14408	25	mL	9/30/2024

Stock Source	Base Units	Amount Added
DRO200430B	ug/mL	0.1012 g

Analytical RunID GCFID-HP5-B_220111A Standards Traceability Report

Standard ID: DRO211214C
Standard Name: Diesel Fuel #2 50,000 ug/mL in DCM
Prep Date: 12/14/2021
Exp Date: 4/30/2023
Department: dropr
Vendor: Sigma-Aldrich
Lot Number: LRAC6316
Balance ID:
Comments: Diesel Fuel #2 For CCVs.

Type: Primary
Prep By: Ann Nebel
Status: New
Final Volume: mL

Chemical/Solvent Used	Bottle No	Amt	Units	Expires
Diesel Fuel No. 2	14623	1	mL	4/30/2023

Stock Source	Base Units	Amount Added
DRO211214C	ug/mL	

Analytical RunID GCFID-HP5-B_220111A Standards Traceability Report

Standard ID: DRO211222B
Standard Name: EPH (4) SURR-1000 ug/mL ea. in Hexane
Prep Date: 12/22/2021
Exp Date: 5/31/2022
Department: dropr
Vendor:
Lot Number:
Balance ID: BAL-DRO
Comments: EPH (4) SURR-1000 ug/mL ea. in Hexane

Type: Secondary
Prep By: Jillian L Bostwick
Status: Open
Final Volume: 50 mL

Chemical/Solvent Used	Bottle No	Amt	Units	Expires
Hexane EB754	14543	50	mL	5/31/2022

Stock Source	Base Units	Amount Added
DRO180823A	ug/mL	0.0507 g
DRO200430B	ug/mL	0.0504 g
DRO180126C	ug/mL	0.0496 g
DRO201014C	ug/mL	0.0504 g

Analytical RunID GCFID-HP5-B_220111A Standards Traceability Report

Standard ID: DRO220102D
Standard Name: ALASKA MARKER-200ug/mL
Prep Date: 1/2/2022
Exp Date: 5/31/2022
Department: dropr
Vendor:
Lot Number:
Balance ID:
Comments: ALASKA MARKER w/ C-10, C-25, and OTP/COD. Optimal C-25 is 0.0012g.

Type: Secondary
Prep By: Ann Nebel
Status: New
Final Volume: 5.5 mL

Chemical/Solvent Used	Bottle No	Amt	Units	Expires
Hexane EB754	14543	3.3	mL	5/31/2022

Stock Source	Base Units	Amount Added
DRO201014D	ug/mL	0.0016 g
DRO211222B	ug/mL	1.1 mL
DRO211025B	ug/mL	1.1 mL

Certificate of Analysis

Diesel Fuel No. 2

Certified Reference Material

Description

Product ID UST148
Lot **LRAC6316**
Expiration Date April 2023
Manufacturing Date April 2020
Storage Conditions Room Temperature
Solvent/Matrix DICHLOROMETHANE

ID #: 14623
Opened:
Diesel Fuel No. 2
Expires: 4/30/2023
Rec'd: 12/14/2021
Energy Laboratories Inc 1120 So. 27th Street
Billings MT 59107

Certified Values

Analyte	*Certified Value* [1,4]	*Units*	*Raw Material Purity,%*	*Raw Material Lot*	*CAS*
NO.2 FUEL OIL	50001 ± 2770	µg/mL	100.0	LA80505	68476-34-6

Informational Values

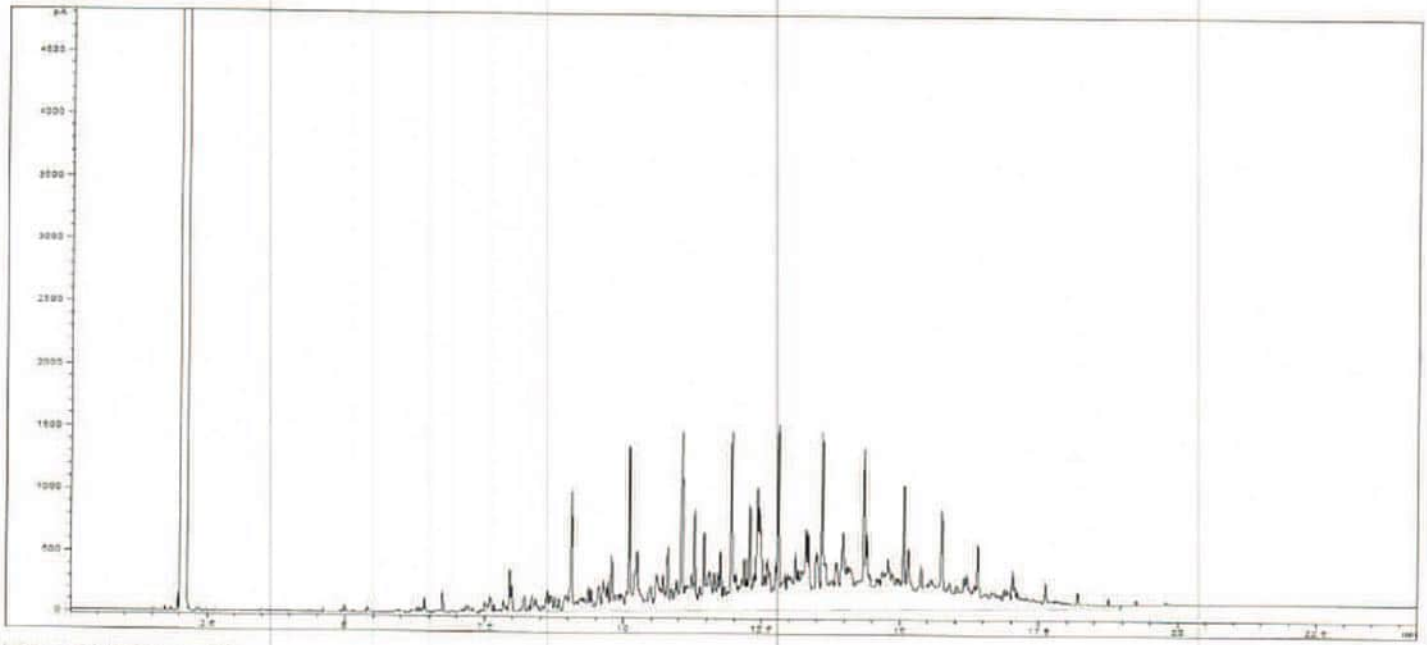

Additional Information:

Analytical Method Parameters:
Column: SPB-5, 30 m × 0.53 mm I.D., 1.5 µm film thickness (Column #214)
Carrier Gas: H2, Flow: 4.0 mL/min
Inlet Temperature: 250 °C, Injection Volume: 1.0 µL
Injection Mode: Split, Split Ratio: 10: 1
Temperature Program: 40 °C (Hold 2 min) @ 15 °C/min to 300 °C (Hold 5 min)
Detector: FID
Detector Temperature: 300 °C

ANAB ACCREDITED REFERENCE MATERIAL PRODUCER

SIGMA-ALDRICH
2931 Soldier Springs Rd. Laramie, Wyoming 82070 USA
800-325-5832
TechService@millporesigma.com www.sigma-aldrich.com

Description

Lot	**LRAC6316**
Expiration Date	April 2023
Manufacturing Date	April 2020
Storage Conditions	Room Temperature
Solvent/Matrix	DICHLOROMETHANE

1 **Metrological traceability:** Traceable to the SI and higher order standards from NIST through an unbroken chain of comparisons. The balance used to weigh raw materials is accurate to +/-0.0001 g and calibrated regularly using mass standards traceable to NIST. All dilutions were performed gravimetrically. Additionally, individual analytes are traceable to NIST SRMs where available and specified above.
4 Ucrm - Uncertainty values in this document are expressed as Expanded Uncertainty (Ucrm) corresponding to the 95% confidence interval. Ucrm is derived from the combined standard uncertainty multiplied by the coverage factor k, which is obtained from a t-distribution and degrees of freedom. The components of combined standard uncertainty include the uncertainties due to characterization, homogeneity, long term stability, and short term stability (transport). The components due to stability are generally considered to be negligible unless otherwise indicated by stability studies. The mathematical representation of the Ucrm calculation is as follows:

$$u_{CRM} = \sqrt{u_{char}^2 + u_{hom\ ogeneity}^2 + u_{stability}^2}$$

k: Coverage factor derived from a t-distribution table, based on the degrees of freedom of the data set. Assume 2.0 for a **Confidence interval = 95%**

6 Analytical Value- For QC verification of the certified value only- not to be used in calculations. Represents the analytical data obtained by comparison to a standard as analyzed by the method described in the CoA or another acceptable method. The result may differ from the certified value and UCRM based on method uncertainty as well as the uncertainty associated with the standard used for comparison.

Traceability: The standard was manufactured under an ISO/IEC 17025:2017 certified quality system. The balance used to weigh raw materials is accurate to +/- 0.0001g and calibrated regularly using mass standards traceable to NIST. All dilutions were preformed gravimetrically. Additionally, individual analytes are traceable to NIST SRMs where available and specified above.

Homogeneity: Homogeneity was assessed in accordance with ISO 17034:2016. Completed units were sampled using a random stratified sampling protocol. The results of chemical analysis were then compared using a one-way analysis of variance approach as described by TNI EL-V3-2009 Appendix A.2. See Instructions for minimum sub-sample size.

Expiration is at end of month given on certificate and label.

MSDS reports for components comprising greater than 1.0% of the solution or 0.1% for components known to be carcinogens are available upon request.

THIS PRODUCT WAS DESIGNED, PRODUCED AND VERIFIED FOR ACCURACY AND STABILITY IN ACCORDANCE WITH **ISO/IEC 17025:2017 (ANAB Cert AT-1467)** and **ISO 17034:2016 (ANAB Cert AR-1470).**

Andy Ommen - QC Manager

Mark Pooler - QA Supervisor

Certification Date	April 30, 2020
Version	0-4302020

ANAB ACCREDITED REFERENCE MATERIAL PRODUCER

660 Tower Lane • P.O. Box 599 • West Chester, PA 19381-0599
1-800-452-9994 • 1-610-692-3026 • Fax 1-610-692-8729
info@chemservice.com • www.chemservice.com

CERTIFICATE OF ANALYSIS

o-Terphenyl

CATALOG NUMBER	N-12693-500MG
LOT NUMBER	9972100
DATE CERTIFIED	09/23/19
EXPIRATION DATE	09/30/24
CAS NUMBER	84-15-1
MOLECULAR FORMULA	C18H14
MOLECULAR WEIGHT	230.32
STORAGE	Store in a cool dry place.
HANDLING	See Safety Data Sheet
INTENDED USE	For laboratory use only.

Analytical Test	Value
FT-IR SPECTROSCOPY	CONFORMS TO STRUCTURE
GC/MS SPECTRA ID	MATCHES NIST DATABASE
MELTING POINT (°C)	57.1
% PURITY (GC/FID)	99.5

Chem Service, Inc. guarantees the purity to be +/- 0.5% deviation prior to the expiration date shown on the label and exclusive of any customer contamination.

Certified By:

Mary Beth O'Donnell

Mary Beth O'Donnell
CSM/TC

ID #: 12650
Opened:
o-Terphenyl
Expires: 9/30/2024
Rec'd: 4/30/2020
Energy Laboratories Inc 1120 So. 27th Street
Billings MT 59107

Chem Service is accredited to ISO 17034:2016, ISO/IEC 17025:2017 and certified to ISO 9001:2015

COA Form
Revision 3 (3/2015)

660 Tower Lane • P.O. Box 599 • West Chester, PA 19381-0599
1-800-452-9994 • 1-610-692-3026 • Fax 1-610-692-8729
info@chemservice.com • www.chemservice.com

CERTIFICATE OF ANALYSIS

Analysis Method:

Catalog Number:	N-12693-500MG
Description:	o-Terphenyl
Lot Number:	9972100
Expiration Date:	09/30/24

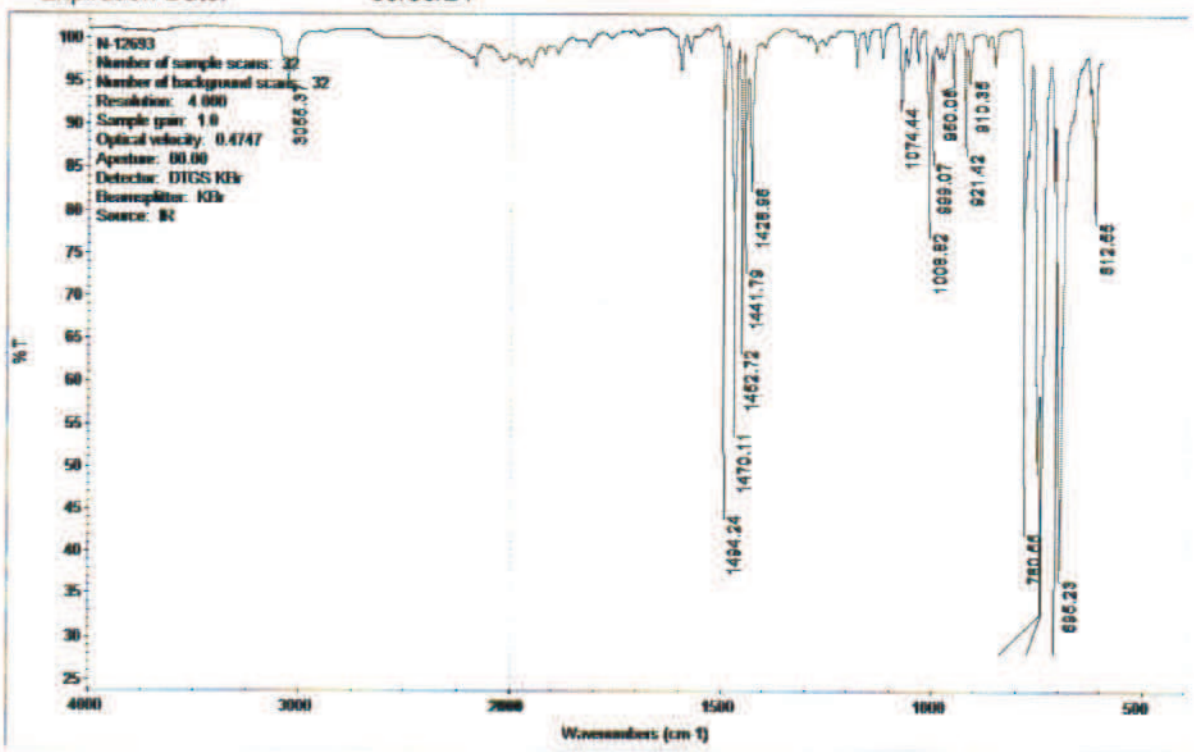

Chem Service is accredited to ISO 17034:2016, ISO/IEC 17025:2017 and certified to ISO 9001:2015

660 Tower Lane • P.O. Box 599 • West Chester, PA 19381-0599
1-800-452-9994 • 1-610-692-3026 • Fax 1-610-692-8729
info@chemservice.com • www.chemservice.com

CERTIFICATE OF ANALYSIS

Analysis Method:

Catalog Number:	N-12693-500MG
Description:	o-Terphenyl
Lot Number:	9972100
Expiration Date:	09/30/24

Chem Service Inc Area Percent Report

Data File: D:\msdchem\2019 DATA\0919\0923-01.D
Acq On : 23 Sep 2019 10:40
Operator :
Sample : n-12693
Misc :
ALS Vial : 95

Integration Parameters: autoint1.e
Integrator: ChemStation

DataAcq Meth:SCREEN.M
Method : D:\msdchem\2019 DATA\0919\0903-09.D\ERIN.M

Signal : TIC: 0923-01.D\data.ms

peak #	R.T. min	first scan	max scan	last scan	PK TY	peak height	corr. area	corr. % max.	% of total
1	11.844	1597	1606	1613	BB	32038221	432253484	100.00%	100.000%

Sum of corrected areas: 432253484

ERIN.M Mon Sep 23 10:55:51 2019

Chem Service is accredited to ISO 17034:2016, ISO/IEC 17025:2017 and certified to ISO 9001:2015

660 Tower Lane • P.O. Box 599 • West Chester, PA 19381-0599
1-800-452-9994 • 1-610-692-3026 • Fax 1-610-692-8729
info@chemservice.com • www.chemservice.com

CERTIFICATE OF ANALYSIS

Analysis Method:

Catalog Number:	N-12693-500MG
Description:	o-Terphenyl
Lot Number:	9972100
Expiration Date:	09/30/24



Chem Service is accredited to ISO 17034:2016, ISO/IEC 17025:2017 and certified to ISO 9001:2015

660 Tower Lane • P.O. Box 599 • West Chester, PA 19381-0599
1-800-452-9994 • 1-610-692-3026 • Fax 1-610-692-8729
info@chemservice.com • www.chemservice.com

CERTIFICATE OF ANALYSIS

Analysis Method:

Catalog Number:	N-12693-500MG
Description:	o-Terphenyl
Lot Number:	9972100
Expiration Date:	09/30/24

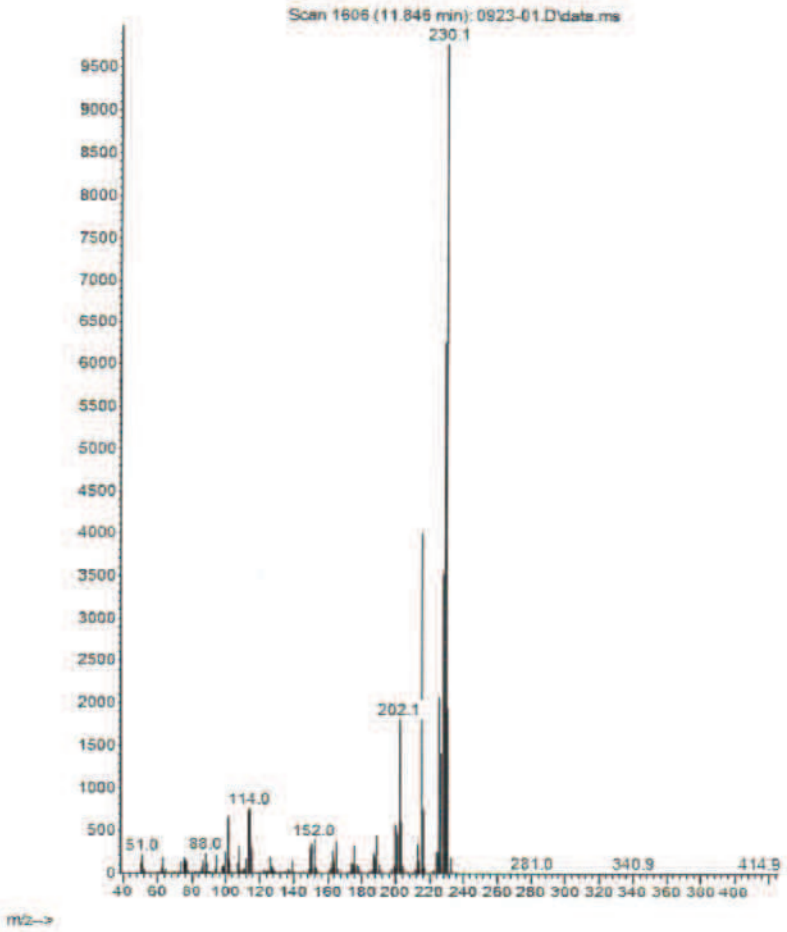

660 Tower Lane • P.O. Box 599 • West Chester, PA 19381-0599
1-800-452-9994 • 1-610-692-3026 • Fax 1-610-692-8729
info@chemservice.com • www.chemservice.com

CERTIFICATE OF ANALYSIS

Analysis Method:

Catalog Number:	N-12693-500MG
Description:	o-Terphenyl
Lot Number:	9972100
Expiration Date:	09/30/24

660 Tower Lane • P.O. Box 599 • West Chester, PA 19381-0599
1-800-452-9994 • 1-610-692-3026 • Fax 1-610-692-8729
info@chemservice.com • www.chemservice.com

Gas

CERTIFICATE OF ANALYSIS

Data file:	C:\CHEM3\		
Sample name:	N-12693		
Instrument:	GC 2	[illegible]	[illegible]
Injection date:	9/23/2019 9:56:34 AM	**Location:**	Vial 141
Acq. method:	SCREEN.M	**Injection volume:**	1.0uL
Column name:	HP-5		

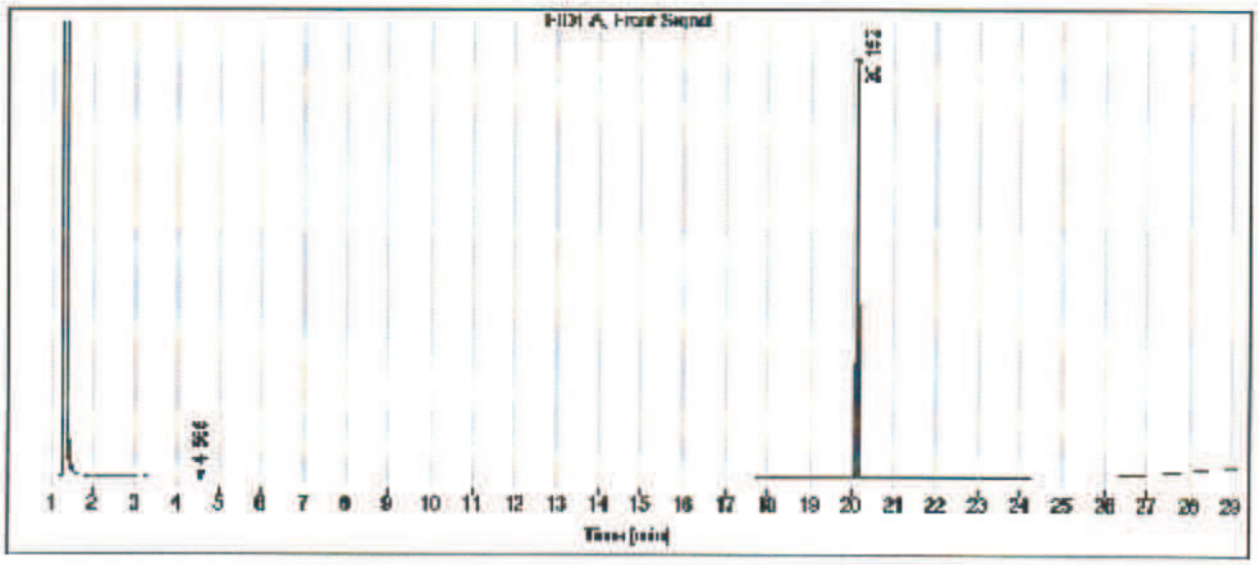

Signal: FID1 A, Front Signal

RT [min]	Type	Width [min]	Area	Height	Area%
4.565	BB	0.0305	1.2408	0.5122	0.11
20.152	BB	0.0391	1171.9556	439.4599	99.89
		Sum	1173.1963		

Chem Service is accredited to ISO 17034:2016, ISO/IEC 17025:2017 and certified to ISO 9001:2015

Analytical RunID GCFID-HP5-B_220111c Standards Traceability Report

Standard ID: DRO210406A
Standard Name: Triacontane-d62 Surr For AK103 RRO
Type: Neat
Prep Date: 4/6/2021
Prep By: Ann Nebel
Exp Date: 4/6/2026
Status: New
Department: dropr
Vendor: Sigma-Aldrich
Final Volume: mL
Lot Number: MBBC4347
Balance ID:
Comments: Alaska surr [for AK103 RRO]

Chemical/Solvent Used	Bottle No	Amt	Units	Expires
Triacontane-d62-98 atom % D	13736		mL	4/6/2026

Stock Source	Base Units	Amount Added

Analytical RunID GCFID-HP5-B_220111c Standards Traceability Report

Standard ID: DRO210901A
Standard Name: 30W Motor Oil-Valvoline
Type: Primary
Prep Date: 9/1/2021
Prep By: Jillian L Bostwick
Exp Date: 9/1/2026
Status: New
Department: dropr
Vendor:
Final Volume: mL
Lot Number: F1620C1
Balance ID:
Comments: Used to make 2nd Source Standard for AK103 method.

Chemical/Solvent Used	Bottle No	Amt	Units	Expires
Valvoline SAE 30 Motor Oil	14232		mL	9/1/2026

Stock Source	Base Units	Amount Added

Analytical RunID GCFID-HP5-B_220111c Standards Traceability Report

Standard ID: DRO210901B
Standard Name: 40W Motor Oil-Valvoline
Type: Primary
Prep Date: 9/1/2021
Prep By: Jillian L Bostwick
Exp Date: 9/1/2026
Status: New
Department: dropr
Vendor:
Final Volume: mL
Lot Number: L0717H2
Balance ID:
Comments: Used to Make 2nd Source Standards For Alaska AK103 RRO Method and Oil

Chemical/Solvent Used	Bottle No	Amt	Units	Expires
Valvoline SAE 40 Motor Oil	14231		mL	9/1/2026

Stock Source	Base Units	Amount Added

Analytical RunID GCFID-HP5-B_220111c Standards Traceability Report

Standard ID: DRO210902A
Standard Name: 50,000 ug/mL Oil Std for RRO-In DCM
Prep Date: 9/2/2021
Exp Date: 9/1/2026
Department: dropr
Vendor:
Lot Number:
Balance ID: BAL-DRO
Comments: .625 g of 30W and 40 W each LCS for Oil range

Type: Secondary
Prep By: Jillian L Bostwick
Status: New
Final Volume: 25 mL

Chemical/Solvent Used	Bottle No	Amt	Units	Expires
Dichloromethane EB867	14196	25	mL	9/1/2026

Stock Source	Base Units	Amount Added
DRO210901A	ug/mL	0.6254 g
DRO210901B	ug/mL	0.6261 g

Analytical RunID GCFID-HP5-B_220111c Standards Traceability Report

Standard ID: DRO211006A
Standard Name: Triacontane SURR 2000 ug/mL
Prep Date: 10/6/2021
Exp Date: 4/6/2026
Department: dropr
Vendor:
Lot Number:
Balance ID: BAL-DRO
Comments: Triacontane SURR 2000 ug/mL

Type: Secondary
Prep By: Jillian L Bostwick
Status: New
Final Volume: 50 mL

Chemical/Solvent Used	Bottle No	Amt	Units	Expires
Acetone DZ509	13553	50	mL	4/6/2026

Stock Source	Base Units	Amount Added
DRO210406A	ug/mL	0.1001 g

Analytical RunID GCFID-HP5-B_220111c Standards Traceability Report

Standard ID: DRO211118A
Standard Name: 50,000 ug/mL Oil Std For AK103 RRO-In DCM
Type: Primary
Prep Date: 11/18/2021
Prep By: Ann Nebel
Exp Date: 10/31/2028
Status: Open
Department: dropr
Vendor: Restek
Final Volume: 1 mL
Lot Number: A0176667
Balance ID: Sartorius 4 place balance
Comments:

Chemical/Solvent Used	Bottle No	Amt	Units	Expires
Residual Range Calibration Standard	14531	1	mL	10/31/2028

Stock Source	Base Units	Amount Added
DRO211118A	ug/mL	

Ana

RESTEK®
110 Benner Circle
Bellefonte, PA 16823-8812
Tel: (800)356-1688
Fax: (814)353-1309

www.restek.com

CERTIFIED REFERENCE MATERIAL

Certificate of Analysis

ACCREDITED
ISO 17034 Accredited
Reference Material Producer
Certificate #3222.01

ilac-MRA

ACCREDITED
ISO/IEC 17025 Accredited
Testing Laboratory
Certificate #3222.02

FOR LABORATORY USE ONLY-READ SDS PRIOR TO USE.

This Reference Material is intended for Laboratory Use Only as a standard for the qualitative and/or quantitative determination of the analyte(s) listed.

Catalog No. : 31817 **Lot No.:** A0176667

Description : Residual Range Calibration Standard (RCS)

Residual Range Calib Std (RCS) 50,000µg/mL, Methylene Chloride, 1mL/ampul

Container Size : 2 mL **Pkg Amt:** > 1 mL

Expiration Date : October 31, 2028 **Storage:** 25°C nominal

Ship: Ambient

CERTIFIED VALUES

Elution Order	Compound	Grav. Conc. (weight/volume)	Expanded Uncertainty (95% C.L.; K=2)	
1	Motor Oil SAE30 & SAE40 Blend (Pennzoil)	50,102.0 µg/mL	+/- 293.3582 µg/mL	Gravimetric
	CAS # 64742-65-0.F (Lot A0126386)		+/- 1,492.1008 µg/mL	Unstressed
	Purity ----%		+/- 1,591.3244 µg/mL	Stressed

Solvent: Methylene chloride
CAS # 75-09-2
Purity 99%

ID #: 14531
Opened:
Residual Range Calibration Standard
Expires: 10/31/2028
Rec'd: 11/18/2021
Energy Laboratories Inc 1120 So. 27th Street
Billings MT 59107

Column:
30m x 0.25mm x 0.25µm
Rtx 5 (cat.#10223)

Carrier Gas:
hydrogen-constant pressure 10 psi.

Temp. Program:
40°C (hold 2 min.) to 330°C
@ 10°C/min. (hold 10 min.)

Inj. Temp:
250°C

Det. Temp:
330°C

Det. Type:
FID

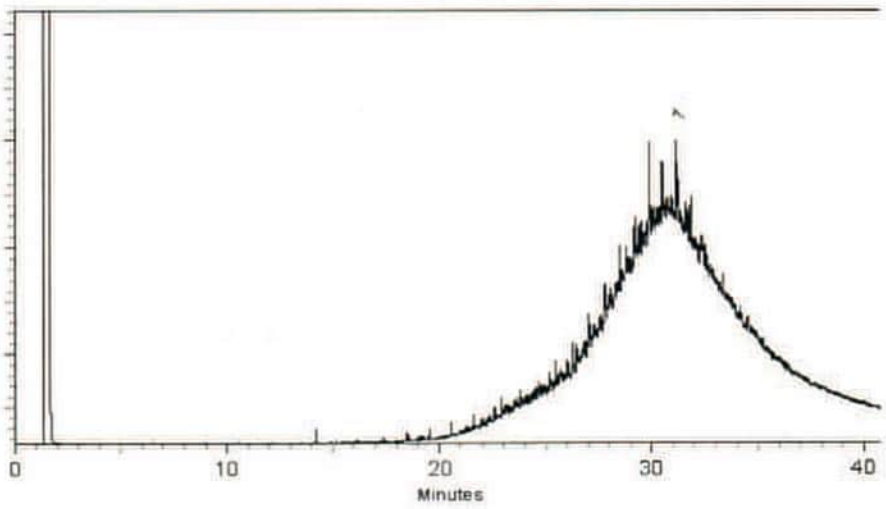

This chromatogram represents a general set of testing conditions chosen for product acceptance. For optimal results in your lab, conditions should be adjusted for your specific instrument, method, and application.

Sam Moodler - Operations Tech I

Date Mixed: 22-Sep-2021 **Balance:** 1128360905

Alexis Shelow - Operations Tech I

Date Passed: 23-Sep-2021

Manufactured under Restek's ISO 9001:2015 Registered Quality System Certificate #FM 80397

General Certified Reference Material Notes

Expiration Notes:

- Expiration date valid for unopened ampul stored in compliance with the recommended conditions.
- Uncertainty, concentration, and expiration of the CRM are based on the unopened product being stored according to the recommended condition found in the storage field.

Purity Notes:

- Purity and/or chemical identity are determined by one or more of the following techniques: GC/FID, HPLC, GC/μECD, GC/MS, LC/MS, RI, and/or melting point.
- Compounds with a listed purity of less than 99% have been weight corrected to compensate for impurities and/or salts. A correction factor is used to calculate the amount of compound necessary to achieve the desired concentration of the parent compound in solution.
- Purity of isomeric compounds is reported as the sum of the isomers.
- Purity values are rounded to the nearest whole number.

Certified Uncertainty Value Notes:

- The uncertainties are determined in accordance with ISO 17034 and Guide 35. The certified combined stressed uncertainty value (includes gravimetric uncertainty, homogeneity between-ampul uncertainty, storage stability uncertainty and shipping stability uncertainty and were combined using the following formula:

$$U_{combined\ stressed} = k\sqrt{U^2_{gravimetric} + U^2_{homogeneity} + U^2_{storage\ stability} + U^2_{shipping\ stability}}$$

k is a coverage factor of 2, which gives a level of confidence of approximately 95%.

- It is important to note that the shipping stability uncertainty was obtained under temperature extremes for specific time intervals; therefore, the certified combined stressed uncertainty value should only be applied to the product if it was stored at non-standard temperature conditions up to and including 7 days. Contact Restek Technical Service at www.restek.com/Contact-Us for use recommendations if your shipment was in-transit for more than 7 days at non-standard temperature conditions.
- Apply the certified combined unstressed uncertainty value if the product was received under standard shipping conditions. Apply the certified combined stressed uncertainty value if the product was received under non-standard conditions as specified below.

Label Conditions	Standard Conditions	Non-Standard Conditions
25°C Nominal (Room Temperature)	< 60°C	≥ 60°C up to 7 days
10°C or colder (Refrigerate)	< 40°C	≥ 40°C up to 7 days
0°C or colder (Freezer) -20°C or colder (Deep Freezer)	< 25°C	≥ 25°C up to 7 days

- Separate (not combined) uncertainty values for gravimetric uncertainty are also displayed on the certificate, if needed, separate homogeneity between-ampul uncertainty, storage stability uncertainty and shipping stability uncertainty values are available by contacting Restek Technical Service at www.restek.com/Contact-Us.
- The packaged amount is the minimum sample size for which uncertainty is valid. The ampules are over-filled to ensure that the minimum packaged amount can be sufficiently transferred.

Manufacturing Notes:

- Concentration is based upon gravimetric preparation using either a balance whose calibration has been verified daily using NIST traceable weights, and/or dilutions with Class A glassware.

Handling Notes:

- Stability of the unopened product, when stored in compliance with the recommended conditions, is guaranteed through the expiration displayed on the product label and certificate. Contact Restek for additional opened product stability information, with the knowledge/understanding that open product stability is subject to the specific handling and environmental conditions to which the product is exposed. For your convenience Restek supplies deactivated vials with most standards packed in 2mL ampules. Larger volume deactivated vials are available through Restek as a custom ordered item. Additionally, Restek sells DMDCS for the purpose of glassware deactivation as catalog number 31861, which includes complete instructions.

SIGMA-ALDRICH®

sigma-aldrich.com

3050 Spruce Street, Saint Louis, MO 63103, USA
Website: www.sigmaaldrich.com
Email USA: techserv@sial.com
Outside USA: eurtechserv@sial.com

Certificate of Analysis

Product Name:
Triacontane-d_{62} - 98 atom % D

$CD_3(CD_2)_{28}CD_3$

Product Number:	**451789**
Batch Number:	**MBBC4347**
Brand:	ALDRICH
CAS Number:	93952-07-9
MDL Number:	MFCD00209794
Formula:	C30D62
Formula Weight:	485.20 g/mol
Quality Release Date:	27 APR 2018

ID #: 13736
Opened:
Triacontane-d62-98 atom % D
Expires: 4/6/2026
Rec'd: 4/6/2021
Energy Laboratories Inc 1120 So 27th Street
Billings MT 59107

Test	Specification	Result
Purity (HPLC)	≥ 99.0 %	99.0 %
Proton NMR Spectrum	Conforms to Structure	Conforms
D Enrichment	≥ 98.0 %	99.0 %
Initial Melting Point		60.0 °C
Final Melting Point		62.0 °C

Greg Abernathy, Supervisor
Quality Control
Miamisburg, Ohio US

Sigma-Aldrich warrants, that at the time of the quality release or subsequent retest date this product conformed to the information contained in this publication. The current Specification sheet may be available at Sigma-Aldrich.com. For further inquiries, please contact Technical Service. Purchaser must determine the suitability of the product for its particular use. See reverse side of invoice or packing slip for additional terms and conditions of sale.

Prep Batch 163927 Standards Traceability Report

Spike ID: DRO181105A
Spike Name: #2 Diesel (NEAT)
Type: Neat
Prep Date: 11/5/2018
Prep By: Ann Nebel
Exp Date: 11/5/2023
Status: New
Department: dropr
Vendor: conoco
Final Volume: 250 mL
Lot Number:
Balance ID:
Comments: -18 Cloud peak. (Conoco Gas Sation 1240 S. 27th Billings, MT) 2nd Source

Chemical/Solvent Used	Bottle No	Amt	Units	Expires
				11/5/2023

Stock Source	Base Units	Amount Added

Prep Batch 163927 Standards Traceability Report

Spike ID: DRO200430B
Spike Name: O-Terphenyl
Prep Date: 4/30/2020
Exp Date: 9/30/2024
Department: dropr
Vendor: Chemservice
Lot Number: 9972100
Balance ID:
Comments: ID#: 6271

Type: Neat
Prep By: Ann Nebel
Status: New
Final Volume: mL

Chemical/Solvent Used	Bottle No	Amt	Units	Expires
o-Terphenyl	12650	500	mg	9/30/2024

Stock Source	Base Units	Amount Added

Prep Batch 163927 Standards Traceability Report

Spike ID: DRO210901A
Spike Name: 30W Motor Oil-Valvoline
Prep Date: 9/1/2021
Exp Date: 9/1/2026
Department: dropr
Vendor:
Lot Number: F1620C1
Balance ID:
Comments: Used to make 2nd Source Standard for AK103 method.

Type: Primary
Prep By: Jillian L Bostwick
Status: New
Final Volume: mL

Chemical/Solvent Used	Bottle No	Amt	Units	Expires
Valvoline SAE 30 Motor Oil	14232		mL	9/1/2026

Stock Source	Base Units	Amount Added

Prep Batch 163927 Standards Traceability Report

Spike ID: DRO210901B
Spike Name: 40W Motor Oil-Valvoline
Prep Date: 9/1/2021
Exp Date: 9/1/2026
Department: dropr
Vendor:
Lot Number: L0717H2
Balance ID:
Comments: Used to Make 2nd Source Standards For Alaska AK103 RRO Method and Oil

Type: Primary
Prep By: Jillian L Bostwick
Status: New
Final Volume: mL

Chemical/Solvent Used	Bottle No	Amt	Units	Expires
Valvoline SAE 40 Motor Oil	14231		mL	9/1/2026

Stock Source	Base Units	Amount Added

Prep Batch 163927 Standards Traceability Report

Spike ID: DRO211123B
Spike Name: Triacontane-d62 Surr For AK103 RRO
Prep Date: 11/23/2021
Exp Date: 11/23/2026
Department: dropr
Vendor: Sigma-Aldrich
Lot Number: MBBD2031
Balance ID:
Comments: Alaska surr [for AK103 RRO]

Type: Neat
Prep By: Ann Nebel
Status: New
Final Volume: mL

Chemical/Solvent Used	Bottle No	Amt	Units	Expires
Triacontane-d62-98 atom % D	14545		mL	11/23/2026

Stock Source	Base Units	Amount Added

Prep Batch 163927 Standards Traceability Report

Spike ID: DRO211213A
Spike Name: OTP only SURR 2000 ug/mL
Prep Date: 12/13/2021
Exp Date: 9/30/2024
Department: dropr
Vendor:
Lot Number:
Balance ID: BAL-DRO
Comments: OTP SURR 2000 ug/mL

Type: Primary
Prep By: Jillian L Bostwick
Status: New
Final Volume: 100 mL

Chemical/Solvent Used	Bottle No	Amt	Units	Expires
Acetone DZ509	13553	100	mL	9/30/2024

Stock Source	Base Units	Amount Added
DRO200430B	ug/mL	0.2015 g

Prep Batch 163927 Standards Traceability Report

Spike ID: DRO220106C
Spike Name: #2 Diesel in Acetone 150,000 ug/mL
Prep Date: 1/6/2022
Exp Date: 11/5/2023
Department: dropr
Vendor:
Lot Number:
Balance ID: BAL-DRO
Comments:

Type: Secondary
Prep By: Ann Nebel
Status: New
Final Volume: 25 mL

Chemical/Solvent Used	Bottle No	Amt	Units	Expires
Acetone DZ509	13553	25	mL	11/5/2023

Stock Source	Base Units	Amount Added
DRO181105A	ug/mL	3.7506 g

Prep Batch 163927 Standards Traceability Report

Spike ID: DRO220112A
Spike Name: 50,000 ug/mL Oil Std for RRO-In DCM
Prep Date: 1/12/2022
Exp Date: 9/1/2026
Department: dropr
Vendor:
Lot Number:
Balance ID: BAL-DRO
Comments: .625 g of 30W and 40 W each LCS for Oil range

Type: Secondary
Prep By: Jillian L Bostwick
Status: New
Final Volume: 25 mL

Chemical/Solvent Used	Bottle No	Amt	Units	Expires
Dichloromethane EC832	14647	25	mL	9/1/2026

Stock Source	Base Units	Amount Added
DRO210901A	ug/mL	0.6225 g
DRO210901B	ug/mL	0.6273 g

Prep Batch 163927 Standards Traceability Report

Spike ID: DRO220222A
Spike Name: Triacontane SURR 2000 ug/mL
Prep Date: 2/22/2022
Exp Date: 11/23/2026
Department: dropr
Vendor:
Lot Number:
Balance ID: BAL-DRO
Comments: Triacontane SURR 2000 ug/mL

Type: Primary
Prep By: Jillian L Bostwick
Status: New
Final Volume: 50 mL

Chemical/Solvent Used	Bottle No	Amt	Units	Expires
Dichloromethane ED092	14828	50	mL	11/23/2026

Stock Source	Base Units	Amount Added
DRO211123B	ug/mL	0.1003 g

Prep Batch 163927 Standards Traceability Report

Spike ID: DRO220222B
Spike Name: Triacontane SURR 1000 ug/mL
Prep Date: 2/22/2022
Exp Date: 11/23/2026
Department: dropr
Vendor:
Lot Number:
Balance ID: BAL-DRO
Comments: 2X dilution of Triacontane SURR 2000 ug/mL

Type: Secondary
Prep By: Jillian L Bostwick
Status: New
Final Volume: 10 mL

Chemical/Solvent Used	Bottle No	Amt	Units	Expires
Acetone EA776	13927	5	mL	11/23/2026

Stock Source	Base Units	Amount Added
DRO220222A	ug/mL	5 mL

660 Tower Lane • P.O. Box 599 • West Chester, PA 19381-0599
1-800-452-9994 • 1-610-692-3026 • Fax 1-610-692-8729
info@chemservice.com • www.chemservice.com

CERTIFICATE OF ANALYSIS

o-Terphenyl

CATALOG NUMBER	N-12693-500MG
LOT NUMBER	9972100
DATE CERTIFIED	09/23/19
EXPIRATION DATE	09/30/24
CAS NUMBER	84-15-1
MOLECULAR FORMULA	C18H14
MOLECULAR WEIGHT	230.32
STORAGE	Store in a cool dry place.
HANDLING	See Safety Data Sheet
INTENDED USE	For laboratory use only.

Analytical Test	Value
FT-IR SPECTROSCOPY	CONFORMS TO STRUCTURE
GC/MS SPECTRA ID	MATCHES NIST DATABASE
MELTING POINT (°C)	57.1
% PURITY (GC/FID)	99.5

Chem Service, Inc. guarantees the purity to be +/- 0.5% deviation prior to the expiration date shown on the label and exclusive of any customer contamination.

Certified By:

Mary Beth O'Donnell

Mary Beth O'Donnell
CSM/TC

ID #: 12650
Opened:
o-Terphenyl
Expires: 9/30/2024
Rec'd: 4/30/2020
Energy Laboratories Inc 1120 So. 27th Street
Billings MT 59107

Chem Service is accredited to ISO 17034:2016, ISO/IEC 17025:2017 and certified to ISO 9001:2015

COA Form
Revision 3 (3/2015)

660 Tower Lane • P.O. Box 599 • West Chester, PA 19381-0599
1-800-452-9994 • 1-610-692-3026 • Fax 1-610-692-8729
info@chemservice.com • www.chemservice.com

CERTIFICATE OF ANALYSIS

Analysis Method:

Catalog Number:	N-12693-500MG
Description:	o-Terphenyl
Lot Number:	9972100
Expiration Date:	09/30/24

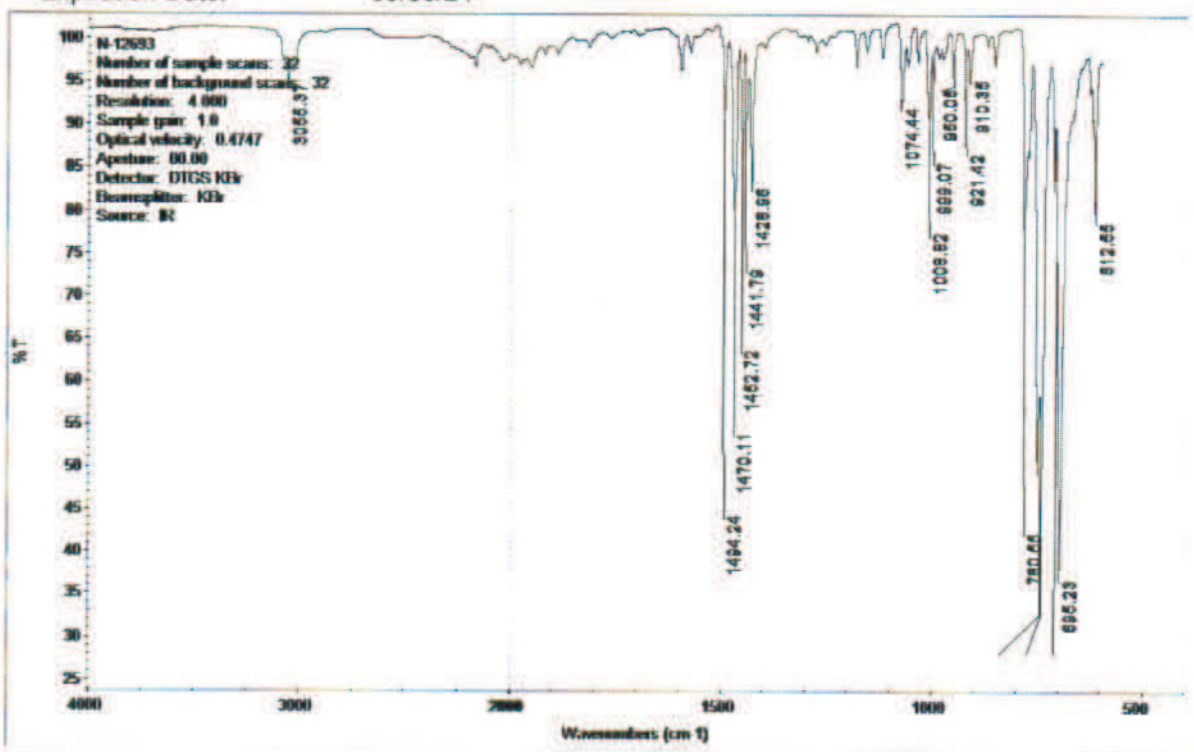

Chem Service is accredited to ISO 17034:2016, ISO/IEC 17025:2017 and certified to ISO 9001:2015

660 Tower Lane • P.O. Box 599 • West Chester, PA 19381-0599
1-800-452-9994 • 1-610-692-3026 • Fax 1-610-692-8729
info@chemservice.com • www.chemservice.com

CERTIFICATE OF ANALYSIS

Analysis Method:

Catalog Number:	N-12693-500MG
Description:	o-Terphenyl
Lot Number:	9972100
Expiration Date:	09/30/24

Chem Service Inc Area Percent Report

Data File: D:\msdchem\2019 DATA\0919\0923-01.D
Acq On : 23 Sep 2019 10:40
Operator :
Sample : n-12693
Misc :
ALS Vial : 95

Integration Parameters: autoint1.e
Integrator: ChemStation

DataAcq Meth:SCREEN.M
Method : D:\msdchem\2019 DATA\0919\0903-09.D\ERIN.M

Signal : TIC: 0923-01.D\data.ms

peak #	R.T. min	first scan	max scan	last scan	PK TY	peak height	corr. area	corr. % max.	% of total
1	11.844	1597	1606	1613	BB	32038221	432253484	100.00%	100.000%

Sum of corrected areas: 432253484

ERIN.M Mon Sep 23 10:55:51 2019

Chem Service is accredited to ISO 17034:2016, ISO/IEC 17025:2017 and certified to ISO 9001:2015

660 Tower Lane • P.O. Box 599 • West Chester, PA 19381-0599
1-800-452-9994 • 1-610-692-3026 • Fax 1-610-692-8729
info@chemservice.com • www.chemservice.com

CERTIFICATE OF ANALYSIS

Analysis Method:

Catalog Number:	N-12693-500MG
Description:	o-Terphenyl
Lot Number:	9972100
Expiration Date:	09/30/24



Chem Service is accredited to ISO 17034:2016, ISO/IEC 17025:2017 and certified to ISO 9001:2015

660 Tower Lane • P.O. Box 599 • West Chester, PA 19381-0599
1-800-452-9994 • 1-610-692-3026 • Fax 1-610-692-8729
info@chemservice.com • www.chemservice.com

CERTIFICATE OF ANALYSIS

Analysis Method:

Catalog Number:	N-12693-500MG
Description:	o-Terphenyl
Lot Number:	9972100
Expiration Date:	09/30/24



660 Tower Lane • P.O. Box 599 • West Chester, PA 19381-0599
1-800-452-9994 • 1-610-692-3026 • Fax 1-610-692-8729
info@chemservice.com • www.chemservice.com

CERTIFICATE OF ANALYSIS

Analysis Method:

Catalog Number:	N-12693-500MG
Description:	o-Terphenyl
Lot Number:	9972100
Expiration Date:	09/30/24

660 Tower Lane • P.O. Box 599 • West Chester, PA 19381-0599
1-800-452-9994 • 1-610-692-3026 • Fax 1-610-692-8729
info@chemservice.com • www.chemservice.com

Gas

CERTIFICATE OF ANALYSIS

Data file:	C:\CHEM3\		
Sample name:	N-12693		
Instrument:	GC 2	[illegible]	[illegible]
Injection date:	9/23/2019 9:56:34 AM	**Location:**	Vial 141
Acq. method:	SCREEN.M	**Injection volume:**	1.0uL
Column name:	HP-5		

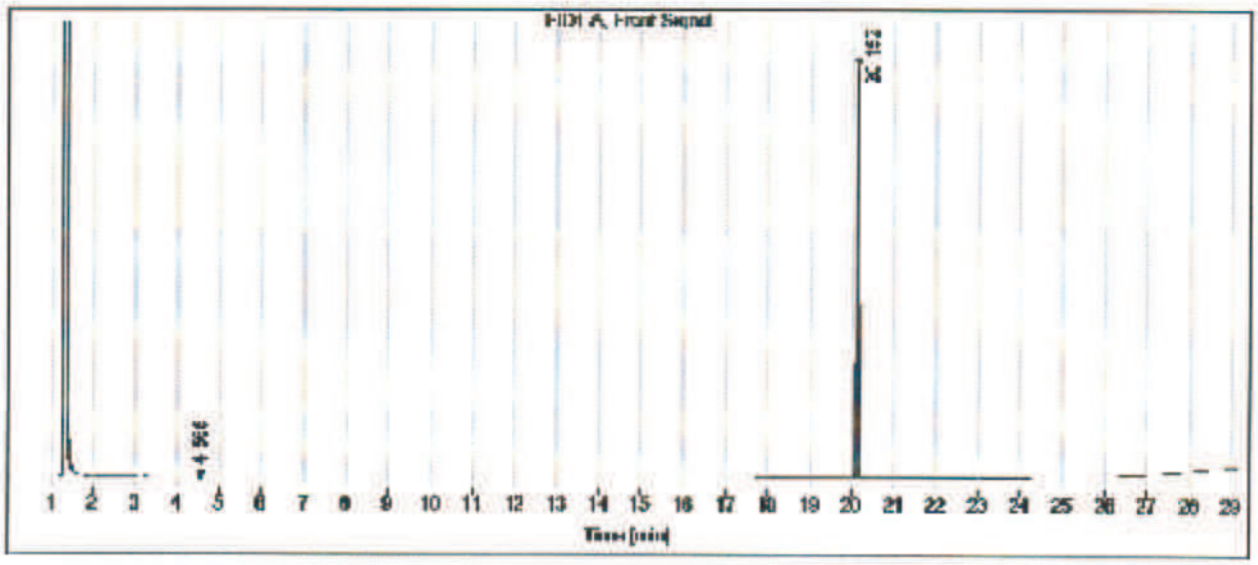

Signal: FID1 A, Front Signal

RT [min]	Type	Width [min]	Area	Height	Area%
4.565	BB	0.0305	1.2408	0.5122	0.11
20.152	BB	0.0391	1171.9556	439.4599	99.89
		Sum	1173.1963		

Chem Service is accredited to ISO 17034:2016, ISO/IEC 17025:2017 and certified to ISO 9001:2015

3050 Spruce Street, Saint Louis, MO 63103, USA
Website: www.sigmaaldrich.com
Email USA: techserv@sial.com
Outside USA: eurtechserv@sial.com

Certificate of Analysis

Product Name:
TRIACONTANE-D62, 98 ATOM % D

Product Number:	**451789**
Batch Number:	**MBBD2031**
Brand:	ALDRICH
CAS Number:	93952-07-9
MDL Number:	MFCD00209794
Formula:	C30D62
Formula Weight:	485.20 g/mol
Quality Release Date:	18 JUN 2021

$CD_3(CD_2)_{28}CD_3$

ID #: 14545
Opened:
Triacontane-d62-98 atom % D
Expires: 11/23/2026
Rec'd: 11/23/2021
Energy Laboratories Inc 1120 So. 27th Street
Billings MT 59107

Test	Specification	Result
Purity (HPLC)	≥ 99 %	99 %
Proton NMR Spectrum	Conforms to Structure	Conforms
D Enrichment	≥ 98.0 %	98.9 %
Initial Melting Point		60 °C
Final Melting Point		62 °C

Laura E. Baird, Manager
Quality Assurance & Control
Miamisburg, Ohio US

Sigma-Aldrich warrants, that at the time of the quality release or subsequent retest date this product conformed to the information contained in this publication. The current Specification sheet may be available at Sigma-Aldrich.com. For further inquiries, please contact Technical Service. Purchaser must determine the suitability of the product for its particular use. See reverse side of invoice or packing slip for additional terms and conditions of sale.

Version Number: 1

Analytical RunID GCFID-HP5-B_220223A Standards Traceability Report

Standard ID: DRO200430B
Standard Name: O-Terphenyl
Prep Date: 4/30/2020
Exp Date: 9/30/2024
Department: dropr
Vendor: Chemservice
Lot Number: 9972100
Balance ID:
Comments: ID#: 6271

Type: Neat
Prep By: Ann Nebel
Status: New
Final Volume: mL

Chemical/Solvent Used	Bottle No	Amt	Units	Expires
o-Terphenyl	12650	500	mg	9/30/2024

Stock Source	Base Units	Amount Added

Analytical RunID GCFID-HP5-B_220223A Standards Traceability Report

Standard ID: DRO210406A
Standard Name: Triacontane-d62 Surr For AK103 RRO
Prep Date: 4/6/2021
Exp Date: 4/6/2026
Department: dropr
Vendor: Sigma-Aldrich
Lot Number: MBBC4347
Balance ID:
Comments: Alaska surr [for AK103 RRO]

Type: Neat
Prep By: Ann Nebel
Status: New
Final Volume: mL

Chemical/Solvent Used	Bottle No	Amt	Units	Expires
Triacontane-d62-98 atom % D	13736	500	mg	4/6/2026

Stock Source	Base Units	Amount Added

Analytical RunID GCFID-HP5-B_220223A Standards Traceability Report

Standard ID: DRO211006A
Standard Name: Triacontane SURR 2000 ug/mL
Prep Date: 10/6/2021
Exp Date: 4/6/2026
Department: dropr
Vendor:
Lot Number:
Balance ID: BAL-DRO
Comments: Triacontane SURR 2000 ug/mL

Type: Primary
Prep By: Jillian L Bostwick
Status: New
Final Volume: 50 mL

Chemical/Solvent Used	Bottle No	Amt	Units	Expires
Acetone DZ509	13553	50	mL	4/6/2026

Stock Source	Base Units	Amount Added
DRO210406A	ug/mL	0.1001 g

Analytical RunID GCFID-HP5-B_220223A Standards Traceability Report

Spike ID: DRO211101A
Spike Name: OTP-4000 ug/mL DCM
Prep Date: 11/1/2021
Exp Date: 9/30/2024
Department: dropr
Vendor:
Lot Number:
Balance ID: BAL-DRO
Comments: Used to Prep DRO-8015 ICAL and CCV Solutions

Type: Secondary
Prep By: Ann Nebel
Status: Open
Final Volume: 25 mL

Chemical/Solvent Used	Bottle No	Amt	Units	Expires
Dichloromethane EC328	14408	25	mL	9/30/2024

Stock Source	Base Units	Amount Added
DRO200430B	ug/mL	0.1012 g

Analytical RunID GCFID-HP5-B_220223A Standards Traceability Report

Standard ID: DRO211118A
Standard Name: 50,000 ug/mL Oil Std For AK103 RRO-In DCM
Type: Primary
Prep Date: 11/18/2021
Prep By: Ann Nebel
Exp Date: 10/31/2028
Status: Open
Department: dropr
Vendor: Restek
Final Volume: 1 mL
Lot Number: A0176667
Balance ID: Sartorius 4 place balance
Comments:

Chemical/Solvent Used	Bottle No	Amt	Units	Expires
Residual Range Calibration Standard	14531	1	mL	10/31/2028

Stock Source	Base Units	Amount Added
DRO211118A	ug/mL	

Analytical RunID GCFID-HP5-B_220223A Standards Traceability Report

Standard ID: DRO211214C
Standard Name: Diesel Fuel #2 50,000 ug/mL in DCM
Prep Date: 12/14/2021
Exp Date: 4/30/2023
Department: dropr
Vendor: Sigma-Aldrich
Lot Number: LRAC6316
Balance ID:
Comments: Diesel Fuel #2 For CCVs.

Type: Primary
Prep By: Ann Nebel
Status: New
Final Volume: mL

Chemical/Solvent Used	Bottle No	Amt	Units	Expires
Diesel Fuel No. 2	14623	1	mL	4/30/2023

Stock Source	Base Units	Amount Added
DRO211214C	ug/mL	

Analytical RunID GCFID-HP5-B_220223A Standards Traceability Report

Standard ID: DRO220110A
Standard Name: Carbon Scan STD-Marker
Type: Neat
Prep Date: 1/11/2022
Prep By: Ann Nebel
Exp Date: 7/13/2026
Status: Open
Department: dropr
Vendor: ASI2
Final Volume: 1.2 mL
Lot Number: 55064
Balance ID:
Comments: FOR Qualitative analyst only.31 compounds-C5 to C30,32,34,36,38,40.

Chemical/Solvent Used	Bottle No	Amt	Units	Expires
n-Hydrocarbons- C5 to C30, C32, C34, C36, C38, C40	14737	1.2	mL	7/13/2026

Stock Source	Base Units	Amount Added
DRO220110A	ug/mL	

Analytical RunID GCFID-HP5-B_220223A Standards Traceability Report

Standard ID: DRO220119A
Standard Name: Triacontane SURR 1000 ug/mL
Type: Secondary
Prep Date: 1/19/2022
Prep By: Jillian L Bostwick
Exp Date: 4/6/2026
Status: New
Department: dropr
Vendor:
Final Volume: 10 mL
Lot Number:
Balance ID: BAL-DRO
Comments: 2X dilution of Triacontane SURR 2000 ug/mL

Chemical/Solvent Used	Bottle No	Amt	Units	Expires
Dichloromethane EC849	14747	5	mL	4/6/2026

Stock Source	Base Units	Amount Added
DRO211006A	ug/mL	5 mL

Analytical RunID GCFID-HP5-B_220223A Standards Traceability Report

Standard ID: DRO220128A
Standard Name: 8015 CCV-15,000ug/mL + 200 OTP
Prep Date: 1/28/2022
Exp Date: 4/30/2023
Department: dropr
Vendor:
Lot Number:
Balance ID:
Comments: 8015DRO CCV MIX-15,000ug/mL +200 OTP #2 Diesel

Type: Secondary
Prep By: Jillian L Bostwick
Status: New
Final Volume: 4 mL

Chemical/Solvent Used	Bottle No	Amt	Units	Expires
Dichloromethane EC 978	14777	2.6	mL	4/30/2023

Stock Source	Base Units	Amount Added
DRO211214C	ug/mL	1.2 mL
DRO211101A	ug/mL	0.2 mL

Analytical RunID GCFID-HP5-B_220223A Standards Traceability Report

Standard ID: DRO220128B
Standard Name: Carbon Scan STD-Marker
Type: Primary
Prep Date: 1/28/2022
Prep By: Jillian L Bostwick
Exp Date: 7/13/2026
Status: Open
Department: dropr
Vendor: ASI2
Final Volume: 2.4 mL
Lot Number: 071306
Balance ID:
Comments: FOR Qualitative analyst only.31 compounds-C5 to C30,32,34,36,38,40.

Chemical/Solvent Used	Bottle No	Amt	Units	Expires
Carbon Disulfide 55064	7477	1.2	mL	7/13/2026

Stock Source	Base Units	Amount Added
DRO220110A	ug/mL	1.2 mL

Analytical RunID GCFID-HP5-B_220223A Standards Traceability Report

Standard ID: DRO220201A
Standard Name: 5,000 ug/mL RRO CCV 200 ug/mL Triacontane
Prep Date: 2/1/2022
Exp Date: 4/6/2026
Department: dropr
Vendor:
Lot Number:
Balance ID:
Comments: CCV for AK102 and 8015C RRO.

Type: Secondary
Prep By: Ann Nebel
Status: New
Final Volume: 4 mL

Chemical/Solvent Used	Bottle No	Amt	Units	Expires
Dichloromethane EC 978	14777	2.8	mL	4/6/2026

Stock Source	Base Units	Amount Added
DRO220119A	ug/mL	800 µL
DRO211118A	ug/mL	400 µL

660 Tower Lane • P.O. Box 599 • West Chester, PA 19381-0599
1-800-452-9994 • 1-610-692-3026 • Fax 1-610-692-8729
info@chemservice.com • www.chemservice.com

CERTIFICATE OF ANALYSIS

o-Terphenyl

CATALOG NUMBER	N-12693-500MG
LOT NUMBER	9972100
DATE CERTIFIED	09/23/19
EXPIRATION DATE	09/30/24
CAS NUMBER	84-15-1
MOLECULAR FORMULA	C18H14
MOLECULAR WEIGHT	230.32
STORAGE	Store in a cool dry place.
HANDLING	See Safety Data Sheet
INTENDED USE	For laboratory use only.

Analytical Test	Value
FT-IR SPECTROSCOPY	CONFORMS TO STRUCTURE
GC/MS SPECTRA ID	MATCHES NIST DATABASE
MELTING POINT (°C)	57.1
% PURITY (GC/FID)	99.5

Chem Service, Inc. guarantees the purity to be +/- 0.5% deviation prior to the expiration date shown on the label and exclusive of any customer contamination.

Certified By:

Mary Beth O'Donnell

Mary Beth O'Donnell
CSM/TC

ID #: 12650
Opened:
o-Terphenyl
Expires: 9/30/2024
Rec'd: 4/30/2020
Energy Laboratories Inc 1120 So. 27th Street
Billings MT 59107

Chem Service is accredited to ISO 17034:2016, ISO/IEC 17025:2017 and certified to ISO 9001:2015

COA Form
Revision 3 (3/2015)

660 Tower Lane • P.O. Box 599 • West Chester, PA 19381-0599
1-800-452-9994 • 1-610-692-3026 • Fax 1-610-692-8729
info@chemservice.com • www.chemservice.com

CERTIFICATE OF ANALYSIS

Analysis Method:

Catalog Number:	N-12693-500MG
Description:	o-Terphenyl
Lot Number:	9972100
Expiration Date:	09/30/24

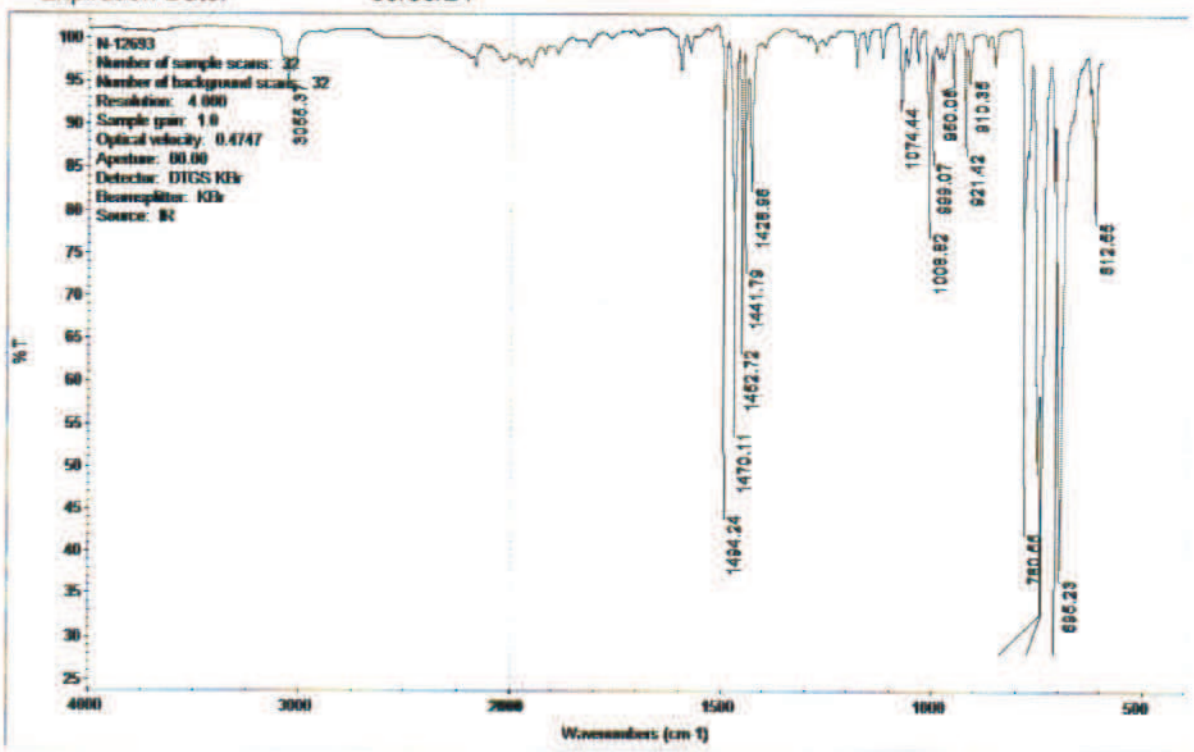

Chem Service is accredited to ISO 17034:2016, ISO/IEC 17025:2017 and certified to ISO 9001:2015

660 Tower Lane • P.O. Box 599 • West Chester, PA 19381-0599
1-800-452-9994 • 1-610-692-3026 • Fax 1-610-692-8729
info@chemservice.com • www.chemservice.com

CERTIFICATE OF ANALYSIS

Analysis Method:

Catalog Number:	N-12693-500MG
Description:	o-Terphenyl
Lot Number:	9972100
Expiration Date:	09/30/24

Chem Service Inc Area Percent Report

Data File: D:\msdchem\2019 DATA\0919\0923-01.D
Acq On : 23 Sep 2019 10:40
Operator :
Sample : n-12693
Misc :
ALS Vial : 95

Integration Parameters: autoint1.e
Integrator: ChemStation

DataAcq Meth:SCREEN.M
Method : D:\msdchem\2019 DATA\0919\0903-09.D\ERIN.M

Signal : TIC: 0923-01.D\data.ms

peak #	R.T. min	first scan	max scan	last scan	PK TY	peak height	corr. area	corr. % max.	% of total
1	11.844	1597	1606	1613	BB	32038221	432253484	100.00%	100.000%

Sum of corrected areas: 432253484

ERIN.M Mon Sep 23 10:55:51 2019

Chem Service is accredited to ISO 17034:2016, ISO/IEC 17025:2017 and certified to ISO 9001:2015

660 Tower Lane • P.O. Box 599 • West Chester, PA 19381-0599
1-800-452-9994 • 1-610-692-3026 • Fax 1-610-692-8729
info@chemservice.com • www.chemservice.com

CERTIFICATE OF ANALYSIS

Analysis Method:

Catalog Number:	N-12693-500MG
Description:	o-Terphenyl
Lot Number:	9972100
Expiration Date:	09/30/24

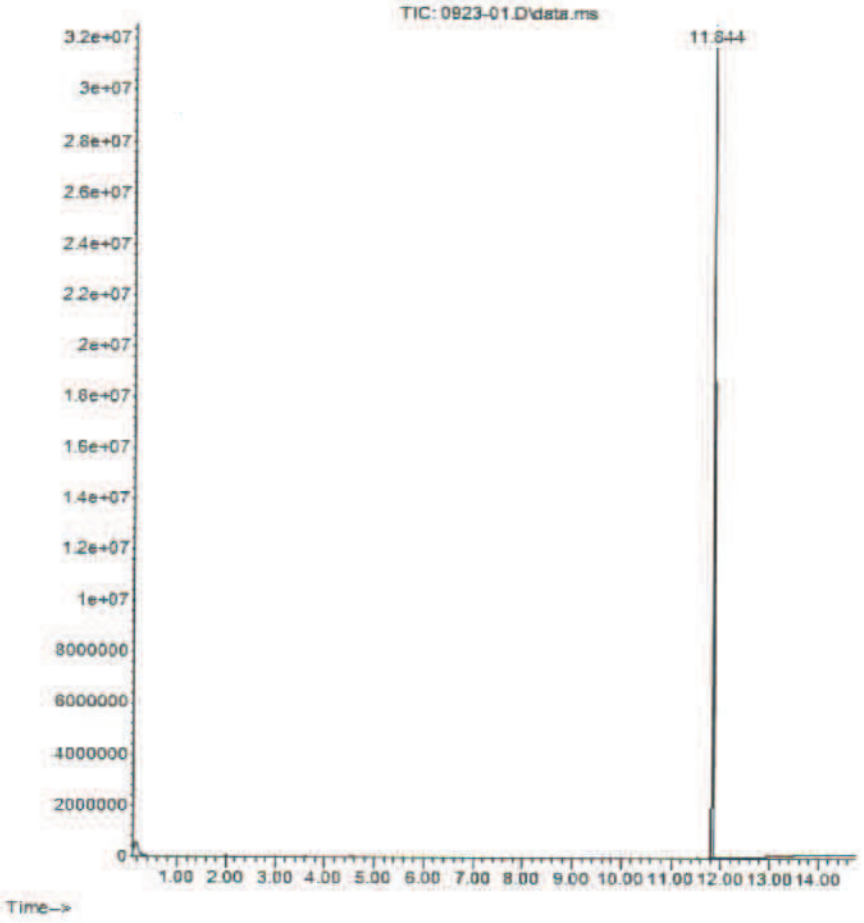

Chem Service is accredited to ISO 17034:2016, ISO/IEC 17025:2017 and certified to ISO 9001:2015

660 Tower Lane • P.O. Box 599 • West Chester, PA 19381-0599
1-800-452-9994 • 1-610-692-3026 • Fax 1-610-692-8729
info@chemservice.com • www.chemservice.com

CERTIFICATE OF ANALYSIS

Analysis Method:

Catalog Number:	N-12693-500MG
Description:	o-Terphenyl
Lot Number:	9972100
Expiration Date:	09/30/24



Chem Service is accredited to ISO 17034:2016, ISO/IEC 17025:2017 and certified to ISO 9001:2015

660 Tower Lane • P.O. Box 599 • West Chester, PA 19381-0599
1-800-452-9994 • 1-610-692-3026 • Fax 1-610-692-8729
info@chemservice.com • www.chemservice.com

CERTIFICATE OF ANALYSIS

Analysis Method:

Catalog Number:	N-12693-500MG
Description:	o-Terphenyl
Lot Number:	9972100
Expiration Date:	09/30/24

660 Tower Lane • P.O. Box 599 • West Chester, PA 19381-0599
1-800-452-9994 • 1-610-692-3026 • Fax 1-610-692-8729
info@chemservice.com • www.chemservice.com

Gas

CERTIFICATE OF ANALYSIS

Data file:	C:\CHEM3\		
Sample name:	N-12693		
Instrument:	GC 2	[illegible]	[illegible]
Injection date:	9/23/2019 9:56:34 AM	**Location:**	Vial 141
Acq. method:	SCREEN.M	**Injection volume:**	1.0uL
Column name:	HP-5		

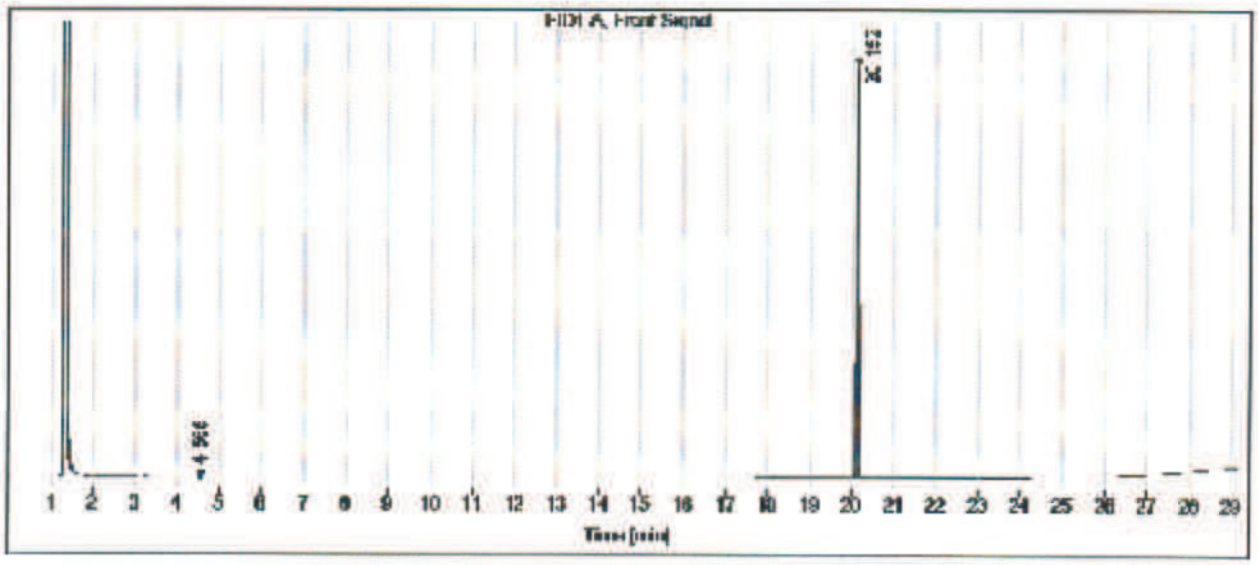

Signal: FID1 A, Front Signal

RT [min]	Type	Width [min]	Area	Height	Area%
4.565	BB	0.0305	1.2408	0.5122	0.11
20.152	BB	0.0391	1171.9556	439.4599	99.89
		Sum	1173.1963		

Chem Service is accredited to ISO 17034:2016, ISO/IEC 17025:2017 and certified to ISO 9001:2015

SIGMA-ALDRICH®

sigma-aldrich.com

3050 Spruce Street, Saint Louis, MO 63103, USA
Website: www.sigmaaldrich.com
Email USA: techserv@sial.com
Outside USA: eurtechserv@sial.com

Certificate of Analysis

Product Name:
Triacontane-d62 - 98 atom % D

Product Number:	**451789**
Batch Number:	**MBBC4347**
Brand:	ALDRICH
CAS Number:	93952-07-9
MDL Number:	MFCD00209794
Formula:	C30D62
Formula Weight:	485.20 g/mol
Quality Release Date:	27 APR 2018

$CD_3(CD_2)_{28}CD_3$

ID #: 13736
Opened:
Triacontane-d62-98 atom % D
Expires: 4/6/2026
Rec'd: 4/6/2021
Energy Laboratories Inc 1120 So. 27th Street
Billings MT 59107

Test	Specification	Result
Purity (HPLC)	≥ 99.0 %	99.0 %
Proton NMR Spectrum	Conforms to Structure	Conforms
D Enrichment	≥ 98.0 %	99.0 %
Initial Melting Point		60.0 °C
Final Melting Point		62.0 °C

Greg Abernathy, Supervisor
Quality Control
Miamisburg, Ohio US

Sigma-Aldrich warrants, that at the time of the quality release or subsequent retest date this product conformed to the information contained in this publication. The current Specification sheet may be available at Sigma-Aldrich.com. For further inquiries, please contact Technical Service. Purchaser must determine the suitability of the product for its particular use. See reverse side of invoice or packing slip for additional terms and conditions of sale.

Ana

RESTEK® CERTIFIED REFERENCE MATERIAL

110 Benner Circle
Bellefonte, PA 16823-8812
Tel: (800)356-1688
Fax: (814)353-1309

www.restek.com

ACCREDITED
ISO 17034 Accredited
Reference Material Producer
Certificate #3222.01

Certificate of Analysis

ilac-MRA

ACCREDITED
ISO/IEC 17025 Accredited
Testing Laboratory
Certificate #3222.02

FOR LABORATORY USE ONLY-READ SDS PRIOR TO USE.

This Reference Material is intended for Laboratory Use Only as a standard for the qualitative and/or quantitative determination of the analyte(s) listed.

Catalog No. : 31817 **Lot No.:** A0176667

Description : Residual Range Calibration Standard (RCS)

Residual Range Calib Std (RCS) 50,000µg/mL, Methylene Chloride, 1mL/ampul

Container Size : 2 mL **Pkg Amt:** > 1 mL

Expiration Date : October 31, 2028 **Storage:** 25°C nominal

Ship: Ambient

CERTIFIED VALUES

Elution Order	Compound	Grav. Conc. (weight/volume)	Expanded Uncertainty (95% C.L.; K=2)	
1	Motor Oil SAE30 & SAE40 Blend (Pennzoil) (Lot A0126386)	50,102.0 µg/mL	+/- 293.3582 µg/mL	Gravimetric
	CAS # 64742-65-0.F		+/- 1,492.1008 µg/mL	Unstressed
	Purity ----%		+/- 1,591.3244 µg/mL	Stressed

Solvent: Methylene chloride
CAS # 75-09-2
Purity 99%

ID #: 14531
Opened:
Residual Range Calibration Standard
Expires: 10/31/2028
Rec'd: 11/18/2021
Energy Laboratories Inc 1120 So. 27th Street
Billings MT 59107

Column:
30m x 0.25mm x 0.25µm
Rtx 5 (cat.#10223)

Carrier Gas:
hydrogen-constant pressure 10 psi.

Temp. Program:
40°C (hold 2 min.) to 330°C
@ 10°C/min. (hold 10 min.)

Inj. Temp:
250°C

Det. Temp:
330°C

Det. Type:
FID

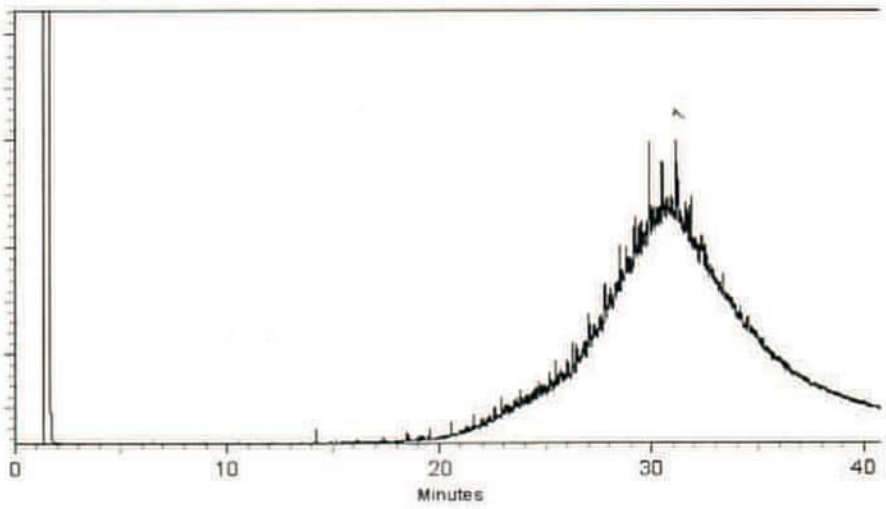

This chromatogram represents a general set of testing conditions chosen for product acceptance. For optimal results in your lab, conditions should be adjusted for your specific instrument, method, and application.

Sam Moodler - Operations Tech I

Date Mixed: 22-Sep-2021 **Balance:** 1128360905

Alexis Shelow - Operations Tech I

Date Passed: 23-Sep-2021

Manufactured under Restek's ISO 9001:2015 Registered Quality System Certificate #FM 80397

General Certified Reference Material Notes

Expiration Notes:

- Expiration date valid for unopened ampul stored in compliance with the recommended conditions.
- Uncertainty, concentration, and expiration of the CRM are based on the unopened product being stored according to the recommended condition found in the storage field.

Purity Notes:

- Purity and/or chemical identity are determined by one or more of the following techniques: GC/FID, HPLC, GC/μECD, GC/MS, LC/MS, RI, and/or melting point.
- Compounds with a listed purity of less than 99% have been weight corrected to compensate for impurities and/or salts. A correction factor is used to calculate the amount of compound necessary to achieve the desired concentration of the parent compound in solution.
- Purity of isomeric compounds is reported as the sum of the isomers.
- Purity values are rounded to the nearest whole number.

Certified Uncertainty Value Notes:

- The uncertainties are determined in accordance with ISO 17034 and Guide 35. The certified combined stressed uncertainty value (includes gravimetric uncertainty, homogeneity between-ampul uncertainty, storage stability uncertainty and shipping stability uncertainty and were combined using the following formula:

$$U_{combined\ stressed} = k\sqrt{U^2_{gravimetric} + U^2_{homogeneity} + U^2_{storage\ stability} + U^2_{shipping\ stability}}$$

k is a coverage factor of 2, which gives a level of confidence of approximately 95%.

- It is important to note that the shipping stability uncertainty was obtained under temperature extremes for specific time intervals; therefore, the certified combined stressed uncertainty value should only be applied to the product if it was stored at non-standard temperature conditions up to and including 7 days. Contact Restek Technical Service at www.restek.com/Contact-Us for use recommendations if your shipment was in-transit for more than 7 days at non-standard temperature conditions.
- Apply the certified combined unstressed uncertainty value if the product was received under standard shipping conditions. Apply the certified combined stressed uncertainty value if the product was received under non-standard conditions as specified below.

Label Conditions	Standard Conditions	Non-Standard Conditions
25°C Nominal (Room Temperature)	< 60°C	≥ 60°C up to 7 days
10°C or colder (Refrigerate)	< 40°C	≥ 40°C up to 7 days
0°C or colder (Freezer) -20°C or colder (Deep Freezer)	< 25°C	≥ 25°C up to 7 days

- Separate (not combined) uncertainty values for gravimetric uncertainty are also displayed on the certificate, if needed, separate homogeneity between-ampul uncertainty, storage stability uncertainty and shipping stability uncertainty values are available by contacting Restek Technical Service at www.restek.com/Contact-Us.
- The packaged amount is the minimum sample size for which uncertainty is valid. The ampules are over-filled to ensure that the minimum packaged amount can be sufficiently transferred.

Manufacturing Notes:

- Concentration is based upon gravimetric preparation using either a balance whose calibration has been verified daily using NIST traceable weights, and/or dilutions with Class A glassware.

Handling Notes:

- Stability of the unopened product, when stored in compliance with the recommended conditions, is guaranteed through the expiration displayed on the product label and certificate. Contact Restek for additional opened product stability information, with the knowledge/understanding that open product stability is subject to the specific handling and environmental conditions to which the product is exposed. For your convenience Restek supplies deactivated vials with most standards packed in 2mL ampules. Larger volume deactivated vials are available through Restek as a custom ordered item. Additionally, Restek sells DMDCS for the purpose of glassware deactivation as catalog number 31861, which includes complete instructions.

Certificate of Analysis

Diesel Fuel No. 2

Certified Reference Material

Description

Product ID UST148
Lot **LRAC6316**
Expiration Date April 2023
Manufacturing Date April 2020
Storage Conditions Room Temperature
Solvent/Matrix DICHLOROMETHANE

ID #: 14623
Opened:
Diesel Fuel No. 2
Expires: 4/30/2023
Rec'd: 12/14/2021
Energy Laboratories Inc 1120 So. 27th Street
Billings MT 59107

Certified Values

Analyte	*Certified Value* [1,4]	*Units*	*Raw Material Purity,%*	*Raw Material Lot*	*CAS*
NO.2 FUEL OIL	50001 ± 2770	µg/mL	100.0	LA80505	68476-34-6

Informational Values

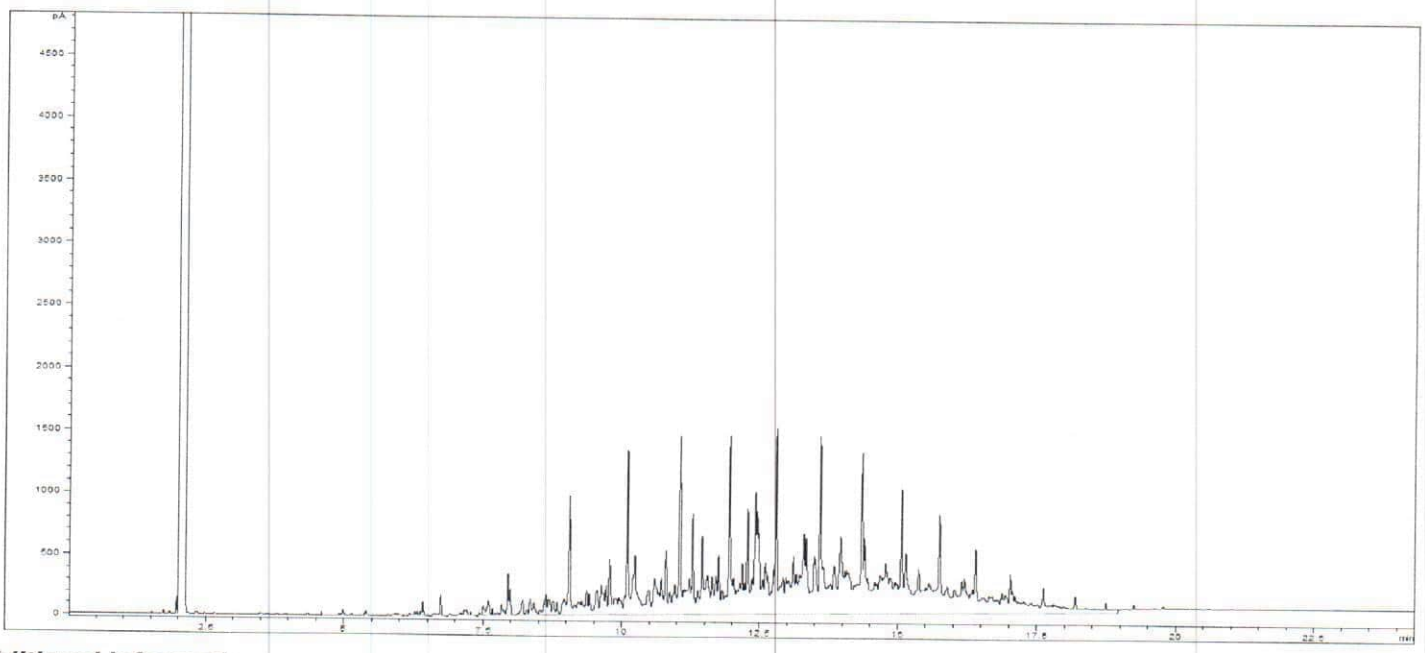

Additional Information:

Analytical Method Parameters:
Column: SPB-5, 30 m × 0.53 mm I.D., 1.5 µm film thickness (Column #214)
Carrier Gas: H2, Flow: 4.0 mL/min
Inlet Temperature: 250 °C, Injection Volume: 1.0 µL
Injection Mode: Split, Split Ratio: 10: 1
Temperature Program: 40 °C (Hold 2 min) @ 15 °C/min to 300 °C (Hold 5 min)
Detector: FID
Detector Temperature: 300 °C

ANAB ACCREDITED ISO 17034 REFERENCE MATERIAL PRODUCER

SIGMA-ALDRICH
2931 Soldier Springs Rd. Laramie, Wyoming 82070 USA
800-325-5832
TechService@milliporesigma.com www.sigma-aldrich.com

Description

Lot LRAC6316
Expiration Date April 2023
Manufacturing Date April 2020
Storage Conditions Room Temperature
Solvent/Matrix DICHLOROMETHANE

1 **Metrological traceability:** Traceable to the SI and higher order standards from NIST through an unbroken chain of comparisons. The balance used to weigh raw materials is accurate to +/-0.0001 g and calibrated regularly using mass standards traceable to NIST. All dilutions were performed gravimetrically. Additionally, individual analytes are traceable to NIST SRMs where available and specified above.
4 Ucrm - Uncertainty values in this document are expressed as Expanded Uncertainty (Ucrm) corresponding to the 95% confidence interval. Ucrm is derived from the combined standard uncertainty multiplied by the coverage factor k, which is obtained from a *t*-distribution and degrees of freedom. The components of combined standard uncertainty include the uncertainties due to characterization, homogeneity, long term stability, and short term stability (transport). The components due to stability are generally considered to be negligible unless otherwise indicated by stability studies. The mathematical representation of the Ucrm calculation is as follows:

$$u_{CRM} = \sqrt{u_{char}^2 + u_{hom\ ogeneity}^2 + u_{stability}^2}$$

k: Coverage factor derived from a t-distribution table, based on the degrees of freedom of the data set. Assume 2.0 for a **Confidence interval = 95%**

6 Analytical Value- For QC verification of the certified value only- not to be used in calculations. Represents the analytical data obtained by comparison to a standard as analyzed by the method described in the CoA or another acceptable method. The result may differ from the certified value and UCRM based on method uncertainty as well as the uncertainty associated with the standard used for comparison.

Traceability: The standard was manufactured under an ISO/IEC 17025:2017 certified quality system. The balance used to weigh raw materials is accurate to +/- 0.0001g and calibrated regularly using mass standards traceable to NIST. All dilutions were preformed gravimetrically. Additionally, individual analytes are traceable to NIST SRMs where available and specified above.

Homogeneity: Homogeneity was assessed in accordance with ISO 17034:2016. Completed units were sampled using a random stratified sampling protocol. The results of chemical analysis were then compared using a one-way analysis of variance approach as described by TNI EL-V3-2009 Appendix A.2. See Instructions for minimum sub-sample size.

Expiration is at end of month given on certificate and label.

MSDS reports for components comprising greater than 1.0% of the solution or 0.1% for components known to be carcinogens are available upon request.

THIS PRODUCT WAS DESIGNED, PRODUCED AND VERIFIED FOR ACCURACY AND STABILITY IN ACCORDANCE WITH **ISO/IEC 17025:2017 (ANAB Cert AT-1467)** and **ISO 17034:2016 (ANAB Cert AR-1470).**

Andy Ommen - QC Manager

Mark Pooler - QA Supervisor

Certification Date April 30, 2020
Version 0-4302020

ANAB ACCREDITED ISO 17034 REFERENCE MATERIAL PRODUCER

Analytical RunID GCFID-HP5-B_220223B Standards Traceability Report

Standard ID: DRO200430B
Standard Name: O-Terphenyl
Prep Date: 4/30/2020
Exp Date: 9/30/2024
Department: dropr
Vendor: Chemservice
Lot Number: 9972100
Balance ID:
Comments: ID#: 6271

Type: Neat
Prep By: Ann Nebel
Status: New
Final Volume: mL

Chemical/Solvent Used	Bottle No	Amt	Units	Expires
o-Terphenyl	12650	500	mg	9/30/2024

Stock Source	Base Units	Amount Added

Analytical RunID GCFID-HP5-B_220223B Standards Traceability Report

Standard ID: DRO210406A
Standard Name: Triacontane-d62 Surr For AK103 RRO
Prep Date: 4/6/2021
Exp Date: 4/6/2026
Department: dropr
Vendor: Sigma-Aldrich
Lot Number: MBBC4347
Balance ID:
Comments: Alaska surr [for AK103 RRO]

Type: Neat
Prep By: Ann Nebel
Status: New
Final Volume: mL

Chemical/Solvent Used	Bottle No	Amt	Units	Expires
Triacontane-d62-98 atom % D	13736	500	mg	4/6/2026

Stock Source	Base Units	Amount Added

Analytical RunID GCFID-HP5-B_220223B Standards Traceability Report

Standard ID: DRO211006A
Standard Name: Triacontane SURR 2000 ug/mL
Type: Primary
Prep Date: 10/6/2021
Prep By: Jillian L Bostwick
Exp Date: 4/6/2026
Status: New
Department: dropr
Vendor:
Final Volume: 50 mL
Lot Number:
Balance ID: BAL-DRO
Comments: Triacontane SURR 2000 ug/mL

Chemical/Solvent Used	Bottle No	Amt	Units	Expires
Acetone DZ509	13553	50	mL	4/6/2026

Stock Source	Base Units	Amount Added
DRO210406A	ug/mL	0.1001 g

Analytical RunID GCFID-HP5-B_220223B Standards Traceability Report

Spike ID: DRO211101A
Spike Name: OTP-4000 ug/mL DCM
Type: Secondary
Prep Date: 11/1/2021
Prep By: Ann Nebel
Exp Date: 9/30/2024
Status: Open
Department: dropr
Vendor:
Final Volume: 25 mL
Lot Number:
Balance ID: BAL-DRO
Comments: Used to Prep DRO-8015 ICAL and CCV Solutions

Chemical/Solvent Used	Bottle No	Amt	Units	Expires
Dichloromethane EC328	14408	25	mL	9/30/2024

Stock Source	Base Units	Amount Added
DRO200430B	ug/mL	0.1012 g

Analytical RunID GCFID-HP5-B_220223B Standards Traceability Report

Standard ID: DRO211118A
Standard Name: 50,000 ug/mL Oil Std For AK103 RRO-In DCM
Prep Date: 11/18/2021
Exp Date: 10/31/2028
Department: dropr
Vendor: Restek
Lot Number: A0176667
Balance ID: Sartorius 4 place balance
Comments:

Type: Primary
Prep By: Ann Nebel
Status: Open
Final Volume: 1 mL

Chemical/Solvent Used	Bottle No	Amt	Units	Expires
Residual Range Calibration Standard	14531	1	mL	10/31/2028

Stock Source	Base Units	Amount Added
DRO211118A	ug/mL	

Analytical RunID GCFID-HP5-B_220223B Standards Traceability Report

Standard ID: DRO211214C
Standard Name: Diesel Fuel #2 50,000 ug/mL in DCM
Prep Date: 12/14/2021
Exp Date: 4/30/2023
Department: dropr
Vendor: Sigma-Aldrich
Lot Number: LRAC6316
Balance ID:
Comments: Diesel Fuel #2 For CCVs.

Type: Primary
Prep By: Ann Nebel
Status: New
Final Volume: mL

Chemical/Solvent Used	Bottle No	Amt	Units	Expires
Diesel Fuel No. 2	14623	1	mL	4/30/2023

Stock Source	Base Units	Amount Added
DRO211214C	ug/mL	

Analytical RunID GCFID-HP5-B_220223B Standards Traceability Report

Standard ID: DRO220110A
Standard Name: Carbon Scan STD-Marker
Type: Neat
Prep Date: 1/11/2022
Prep By: Ann Nebel
Exp Date: 7/13/2026
Status: Open
Department: dropr
Vendor: ASI2
Final Volume: 1.2 mL
Lot Number: 55064
Balance ID:
Comments: FOR Qualitative analyst only.31 compounds-C5 to C30,32,34,36,38,40.

Chemical/Solvent Used	Bottle No	Amt	Units	Expires
n-Hydrocarbons- C5 to C30, C32, C34, C36, C38, C40	14737	1.2	mL	7/13/2026

Stock Source	Base Units	Amount Added
DRO220110A	ug/mL	

Analytical RunID GCFID-HP5-B_220223B Standards Traceability Report

Standard ID: DRO220119A
Standard Name: Triacontane SURR 1000 ug/mL
Type: Secondary
Prep Date: 1/19/2022
Prep By: Jillian L Bostwick
Exp Date: 4/6/2026
Status: New
Department: dropr
Vendor:
Final Volume: 10 mL
Lot Number:
Balance ID: BAL-DRO
Comments: 2X dilution of Triacontane SURR 2000 ug/mL

Chemical/Solvent Used	Bottle No	Amt	Units	Expires
Dichloromethane EC849	14747	5	mL	4/6/2026

Stock Source	Base Units	Amount Added
DRO211006A	ug/mL	5 mL

Analytical RunID GCFID-HP5-B_220223B Standards Traceability Report

Standard ID: DRO220128A
Standard Name: 8015 CCV-15,000ug/mL + 200 OTP
Prep Date: 1/28/2022
Exp Date: 4/30/2023
Department: dropr
Vendor:
Lot Number:
Balance ID:
Comments: 8015DRO CCV MIX-15,000ug/mL +200 OTP #2 Diesel

Type: Secondary
Prep By: Jillian L Bostwick
Status: New
Final Volume: 4 mL

Chemical/Solvent Used	Bottle No	Amt	Units	Expires
Dichloromethane EC 978	14777	2.6	mL	4/30/2023

Stock Source	Base Units	Amount Added
DRO211214C	ug/mL	1.2 mL
DRO211101A	ug/mL	0.2 mL

Analytical RunID GCFID-HP5-B_220223B Standards Traceability Report

Standard ID: DRO220128B
Standard Name: Carbon Scan STD-Marker
Type: Primary
Prep Date: 1/28/2022
Prep By: Jillian L Bostwick
Exp Date: 7/13/2026
Status: Open
Department: dropr
Vendor: ASI2
Final Volume: 2.4 mL
Lot Number: 071306
Balance ID:
Comments: FOR Qualitative analyst only.31 compounds-C5 to C30,32,34,36,38,40.

Chemical/Solvent Used	Bottle No	Amt	Units	Expires
Carbon Disulfide 55064	7477	1.2	mL	7/13/2026

Stock Source	Base Units	Amount Added
DRO220110A	ug/mL	1.2 mL

Analytical RunID GCFID-HP5-B_220223B Standards Traceability Report

Standard ID: DRO220201A
Standard Name: 5,000 ug/mL RRO CCV 200 ug/mL Triacontane
Prep Date: 2/1/2022
Exp Date: 4/6/2026
Department: dropr
Vendor:
Lot Number:
Balance ID:
Comments: CCV for AK102 and 8015C RRO.

Type: Secondary
Prep By: Ann Nebel
Status: New
Final Volume: 4 mL

Chemical/Solvent Used	Bottle No	Amt	Units	Expires
Dichloromethane EC 978	14777	2.8	mL	4/6/2026

Stock Source	Base Units	Amount Added
DRO220119A	ug/mL	800 µL
DRO211118A	ug/mL	400 µL

660 Tower Lane • P.O. Box 599 • West Chester, PA 19381-0599
1-800-452-9994 • 1-610-692-3026 • Fax 1-610-692-8729
info@chemservice.com • www.chemservice.com

CERTIFICATE OF ANALYSIS

o-Terphenyl

CATALOG NUMBER	N-12693-500MG
LOT NUMBER	9972100
DATE CERTIFIED	09/23/19
EXPIRATION DATE	09/30/24
CAS NUMBER	84-15-1
MOLECULAR FORMULA	C18H14
MOLECULAR WEIGHT	230.32
STORAGE	Store in a cool dry place.
HANDLING	See Safety Data Sheet
INTENDED USE	For laboratory use only.

Analytical Test	Value
FT-IR SPECTROSCOPY	CONFORMS TO STRUCTURE
GC/MS SPECTRA ID	MATCHES NIST DATABASE
MELTING POINT (°C)	57.1
% PURITY (GC/FID)	99.5

Chem Service, Inc. guarantees the purity to be +/- 0.5% deviation prior to the expiration date shown on the label and exclusive of any customer contamination.

Certified By:

Mary Beth O'Donnell

Mary Beth O'Donnell
CSM/TC

ID #: 12650
Opened:
o-Terphenyl
Expires: 9/30/2024
Rec'd: 4/30/2020
Energy Laboratories Inc 1120 So. 27th Street
Billings MT 59107

Chem Service is accredited to ISO 17034:2016, ISO/IEC 17025:2017 and certified to ISO 9001:2015

COA Form
Revision 3 (3/2015)

660 Tower Lane • P.O. Box 599 • West Chester, PA 19381-0599
1-800-452-9994 • 1-610-692-3026 • Fax 1-610-692-8729
info@chemservice.com • www.chemservice.com

CERTIFICATE OF ANALYSIS

Analysis Method:

Catalog Number:	N-12693-500MG
Description:	o-Terphenyl
Lot Number:	9972100
Expiration Date:	09/30/24

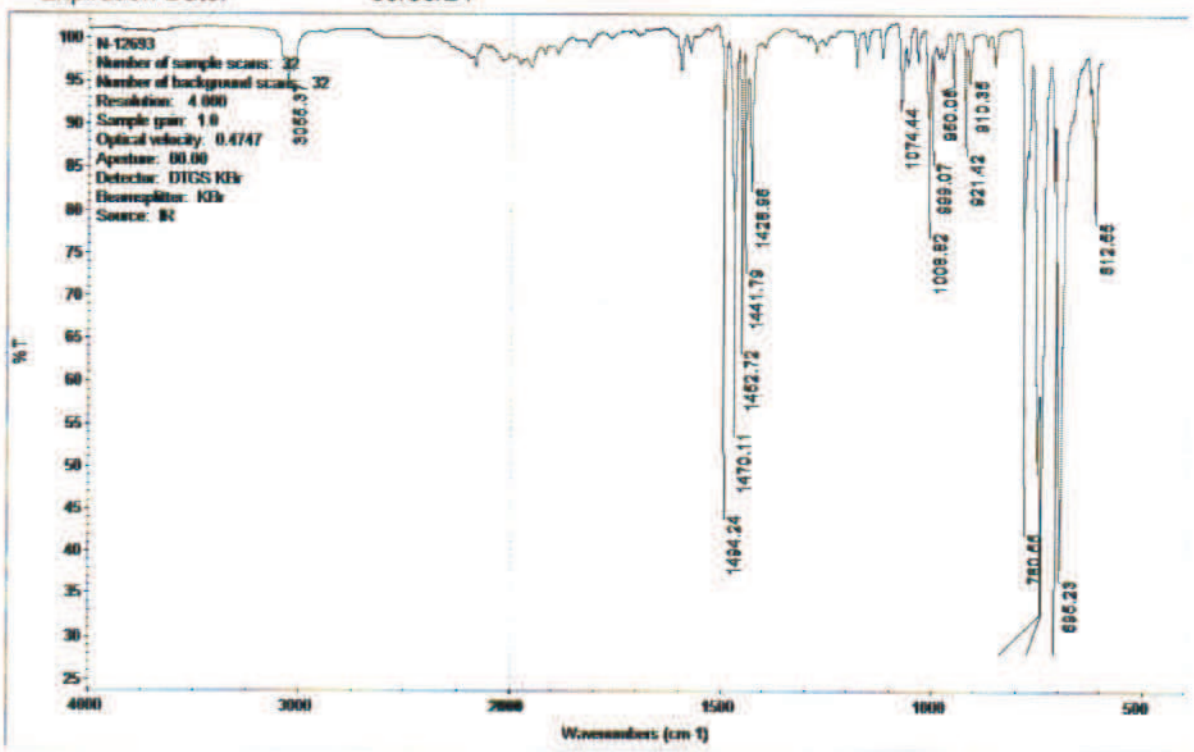

Chem Service is accredited to ISO 17034:2016, ISO/IEC 17025:2017 and certified to ISO 9001:2015

660 Tower Lane • P.O. Box 599 • West Chester, PA 19381-0599
1-800-452-9994 • 1-610-692-3026 • Fax 1-610-692-8729
info@chemservice.com • www.chemservice.com

CERTIFICATE OF ANALYSIS

Analysis Method:

Catalog Number:	N-12693-500MG
Description:	o-Terphenyl
Lot Number:	9972100
Expiration Date:	09/30/24

Chem Service Inc Area Percent Report

Data File: D:\msdchem\2019 DATA\0919\0923-01.D
Acq On : 23 Sep 2019 10:40
Operator :
Sample : n-12693
Misc :
ALS Vial : 95

Integration Parameters: autoint1.e
Integrator: ChemStation

DataAcq Meth:SCREEN.M
Method : D:\msdchem\2019 DATA\0919\0903-09.D\ERIN.M

Signal : TIC: 0923-01.D\data.ms

peak #	R.T. min	first scan	max scan	last scan	PK TY	peak height	corr. area	corr. % max.	% of total
1	11.844	1597	1606	1613	BB	32038221	432253484	100.00%	100.000%

Sum of corrected areas: 432253484

ERIN.M Mon Sep 23 10:55:51 2019

Chem Service is accredited to ISO 17034:2016, ISO/IEC 17025:2017 and certified to ISO 9001:2015

660 Tower Lane • P.O. Box 599 • West Chester, PA 19381-0599
1-800-452-9994 • 1-610-692-3026 • Fax 1-610-692-8729
info@chemservice.com • www.chemservice.com

CERTIFICATE OF ANALYSIS

Analysis Method:

Catalog Number:	N-12693-500MG
Description:	o-Terphenyl
Lot Number:	9972100
Expiration Date:	09/30/24



Chem Service is accredited to ISO 17034:2016, ISO/IEC 17025:2017 and certified to ISO 9001:2015

660 Tower Lane • P.O. Box 599 • West Chester, PA 19381-0599
1-800-452-9994 • 1-610-692-3026 • Fax 1-610-692-8729
info@chemservice.com • www.chemservice.com

CERTIFICATE OF ANALYSIS

Analysis Method:

Catalog Number:	N-12693-500MG
Description:	o-Terphenyl
Lot Number:	9972100
Expiration Date:	09/30/24

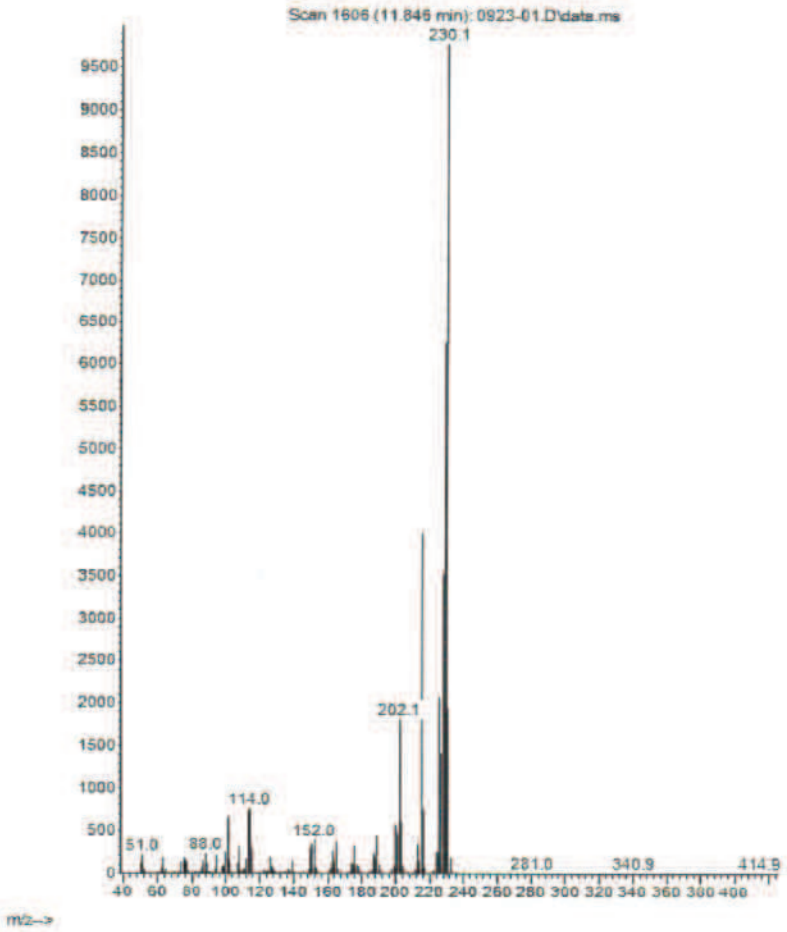

660 Tower Lane • P.O. Box 599 • West Chester, PA 19381-0599
1-800-452-9994 • 1-610-692-3026 • Fax 1-610-692-8729
info@chemservice.com • www.chemservice.com

CERTIFICATE OF ANALYSIS

Analysis Method:

Catalog Number:	N-12693-500MG
Description:	o-Terphenyl
Lot Number:	9972100
Expiration Date:	09/30/24

660 Tower Lane • P.O. Box 599 • West Chester, PA 19381-0599
1-800-452-9994 • 1-610-692-3026 • Fax 1-610-692-8729
info@chemservice.com • www.chemservice.com

Gas

CERTIFICATE OF ANALYSIS

Data file:	C:\CHEM3\		
Sample name:	N-12693		
Instrument:	GC 2	[illegible]	[illegible]
Injection date:	9/23/2019 9:56:34 AM	**Location:**	Vial 141
Acq. method:	SCREEN.M	**Injection volume:**	1.0uL
Column name:	HP-5		

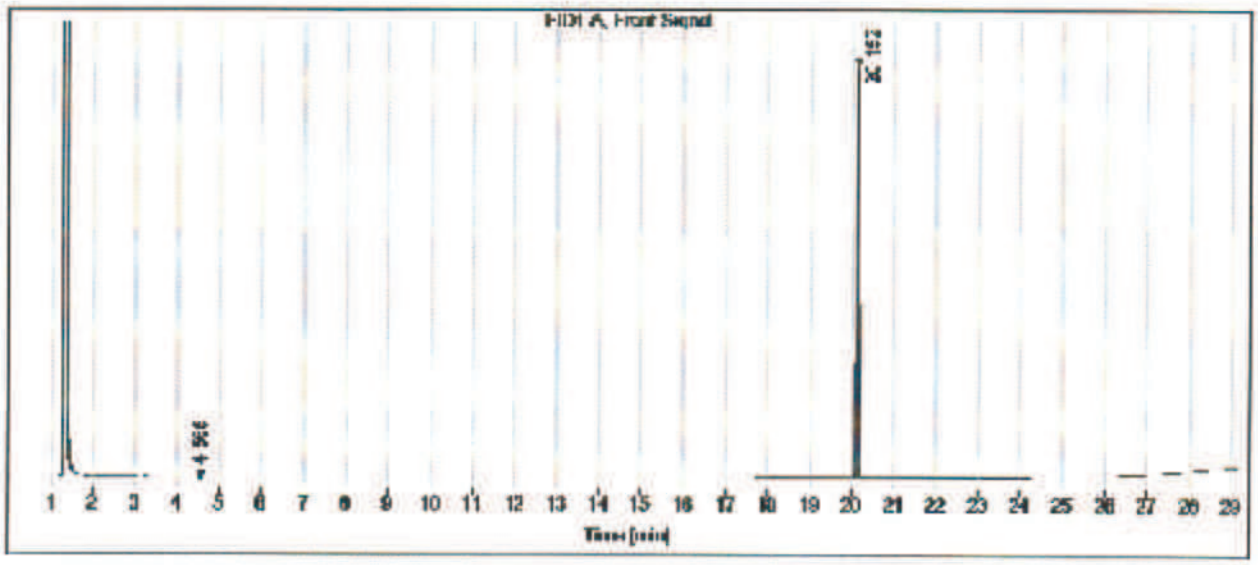

Signal: FID1 A, Front Signal

RT [min]	Type	Width [min]	Area	Height	Area%
4.565	BB	0.0305	1.2408	0.5122	0.11
20.152	BB	0.0391	1171.9556	439.4599	99.89
		Sum	1173.1963		

Chem Service is accredited to ISO 17034:2016, ISO/IEC 17025:2017 and certified to ISO 9001:2015

3050 Spruce Street, Saint Louis, MO 63103, USA
Website: www.sigmaaldrich.com
Email USA: techserv@sial.com
Outside USA: eurtechserv@sial.com

Certificate of Analysis

Product Name:
Triacontane-d62 - 98 atom % D

Product Number:	**451789**
Batch Number:	**MBBC4347**
Brand:	ALDRICH
CAS Number:	93952-07-9
MDL Number:	MFCD00209794
Formula:	C30D62
Formula Weight:	485.20 g/mol
Quality Release Date:	27 APR 2018

$CD_3(CD_2)_{28}CD_3$

ID #: 13736
Opened:
Triacontane-d62-98 atom % D
Expires: 4/6/2026
Rec'd: 4/6/2021
Energy Laboratories Inc 1120 So. 27th Street
Billings MT 59107

Test	Specification	Result
Purity (HPLC)	≥ 99.0 %	99.0 %
Proton NMR Spectrum	Conforms to Structure	Conforms
D Enrichment	≥ 98.0 %	99.0 %
Initial Melting Point		60.0 °C
Final Melting Point		62.0 °C

Greg Abernathy, Supervisor
Quality Control
Miamisburg, Ohio US

Sigma-Aldrich warrants, that at the time of the quality release or subsequent retest date this product conformed to the information contained in this publication. The current Specification sheet may be available at Sigma-Aldrich.com. For further inquiries, please contact Technical Service. Purchaser must determine the suitability of the product for its particular use. See reverse side of invoice or packing slip for additional terms and conditions of sale.

Ant

RESTEK®
110 Benner Circle
Bellefonte, PA 16823-8812
Tel: (800)356-1688
Fax: (814)353-1309

www.restek.com

CERTIFIED REFERENCE MATERIAL

ACCREDITED
ISO 17034 Accredited
Reference Material Producer
Certificate #3222.01

Certificate of Analysis

ilac-MRA

ACCREDITED
ISO/IEC 17025 Accredited
Testing Laboratory
Certificate #3222.02

FOR LABORATORY USE ONLY-READ SDS PRIOR TO USE.

This Reference Material is intended for Laboratory Use Only as a standard for the qualitative and/or quantitative determination of the analyte(s) listed.

Catalog No. : 31817 **Lot No.:** A0176667

Description : Residual Range Calibration Standard (RCS)

Residual Range Calib Std (RCS) 50,000µg/mL, Methylene Chloride, 1mL/ampul

Container Size : 2 mL **Pkg Amt:** > 1 mL

Expiration Date : October 31, 2028 **Storage:** 25°C nominal

Ship: Ambient

CERTIFIED VALUES

Elution Order	Compound	Grav. Conc. (weight/volume)	Expanded Uncertainty (95% C.L.; K=2)	
1	Motor Oil SAE30 & SAE40 Blend (Pennzoil) (Lot A0126386)	50,102.0 µg/mL	+/- 293.3582 µg/mL	Gravimetric
	CAS # 64742-65-0.F		+/- 1,492.1008 µg/mL	Unstressed
	Purity ----%		+/- 1,591.3244 µg/mL	Stressed

Solvent: Methylene chloride
CAS # 75-09-2
Purity 99%

ID #: 14531
Opened:
Residual Range Calibration Standard
Expires: 10/31/2028
Rec'd: 11/18/2021
Energy Laboratories Inc 1120 So. 27th Street
Billings MT 59107

Column:
30m x 0.25mm x 0.25µm
Rtx 5 (cat.#10223)

Carrier Gas:
hydrogen-constant pressure 10 psi.

Temp. Program:
40°C (hold 2 min.) to 330°C
@ 10°C/min. (hold 10 min.)

Inj. Temp:
250°C

Det. Temp:
330°C

Det. Type:
FID

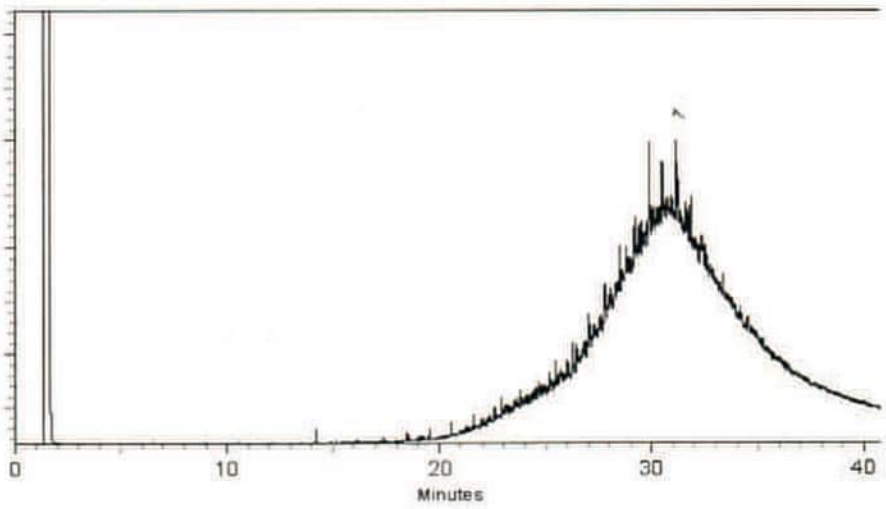

This chromatogram represents a general set of testing conditions chosen for product acceptance. For optimal results in your lab, conditions should be adjusted for your specific instrument, method, and application.

Sam Moodler - Operations Tech I

Date Mixed: 22-Sep-2021 **Balance:** 1128360905

Alexis Shelow - Operations Tech I

Date Passed: 23-Sep-2021

Manufactured under Restek's ISO 9001:2015 Registered Quality System Certificate #FM 80397

General Certified Reference Material Notes

Expiration Notes:

- Expiration date valid for unopened ampul stored in compliance with the recommended conditions.
- Uncertainty, concentration, and expiration of the CRM are based on the unopened product being stored according to the recommended condition found in the storage field.

Purity Notes:

- Purity and/or chemical identity are determined by one or more of the following techniques: GC/FID, HPLC, GC/μECD, GC/MS, LC/MS, RI, and/or melting point.
- Compounds with a listed purity of less than 99% have been weight corrected to compensate for impurities and/or salts. A correction factor is used to calculate the amount of compound necessary to achieve the desired concentration of the parent compound in solution.
- Purity of isomeric compounds is reported as the sum of the isomers.
- Purity values are rounded to the nearest whole number.

Certified Uncertainty Value Notes:

- The uncertainties are determined in accordance with ISO 17034 and Guide 35. The certified combined stressed uncertainty value (includes gravimetric uncertainty, homogeneity between-ampul uncertainty, storage stability uncertainty and shipping stability uncertainty and were combined using the following formula:

$$U_{combined\ stressed} = k\sqrt{U^2_{gravimetric} + U^2_{homogeneity} + U^2_{storage\ stability} + U^2_{shipping\ stability}}$$

k is a coverage factor of 2, which gives a level of confidence of approximately 95%.

- It is important to note that the shipping stability uncertainty was obtained under temperature extremes for specific time intervals; therefore, the certified combined stressed uncertainty value should only be applied to the product if it was stored at non-standard temperature conditions up to and including 7 days. Contact Restek Technical Service at www.restek.com/Contact-Us for use recommendations if your shipment was in-transit for more than 7 days at non-standard temperature conditions.
- Apply the certified combined unstressed uncertainty value if the product was received under standard shipping conditions. Apply the certified combined stressed uncertainty value if the product was received under non-standard conditions as specified below.

Label Conditions	Standard Conditions	Non-Standard Conditions
25°C Nominal (Room Temperature)	< 60°C	≥ 60°C up to 7 days
10°C or colder (Refrigerate)	< 40°C	≥ 40°C up to 7 days
0°C or colder (Freezer) -20°C or colder (Deep Freezer)	< 25°C	≥ 25°C up to 7 days

- Separate (not combined) uncertainty values for gravimetric uncertainty are also displayed on the certificate, if needed, separate homogeneity between-ampul uncertainty, storage stability uncertainty and shipping stability uncertainty values are available by contacting Restek Technical Service at www.restek.com/Contact-Us.
- The packaged amount is the minimum sample size for which uncertainty is valid. The ampules are over-filled to ensure that the minimum packaged amount can be sufficiently transferred.

Manufacturing Notes:

- Concentration is based upon gravimetric preparation using either a balance whose calibration has been verified daily using NIST traceable weights, and/or dilutions with Class A glassware.

Handling Notes:

- Stability of the unopened product, when stored in compliance with the recommended conditions, is guaranteed through the expiration displayed on the product label and certificate. Contact Restek for additional opened product stability information, with the knowledge/understanding that open product stability is subject to the specific handling and environmental conditions to which the product is exposed. For your convenience Restek supplies deactivated vials with most standards packed in 2mL ampules. Larger volume deactivated vials are available through Restek as a custom ordered item. Additionally, Restek sells DMDCS for the purpose of glassware deactivation as catalog number 31861, which includes complete instructions.

Certificate of Analysis

Diesel Fuel No. 2

Certified Reference Material

Description

Product ID UST148
Lot **LRAC6316**
Expiration Date April 2023
Manufacturing Date April 2020
Storage Conditions Room Temperature
Solvent/Matrix DICHLOROMETHANE

ID #: 14623
Opened:
Diesel Fuel No. 2
Expires: 4/30/2023
Rec'd: 12/14/2021
Energy Laboratories Inc 1120 So. 27th Street
Billings MT 59107

Certified Values

Analyte	*Certified Value* [1,4]	*Units*	*Raw Material Purity,%*	*Raw Material Lot*	*CAS*
NO.2 FUEL OIL	50001 ± 2770	µg/mL	100.0	LA80505	68476-34-6

Informational Values

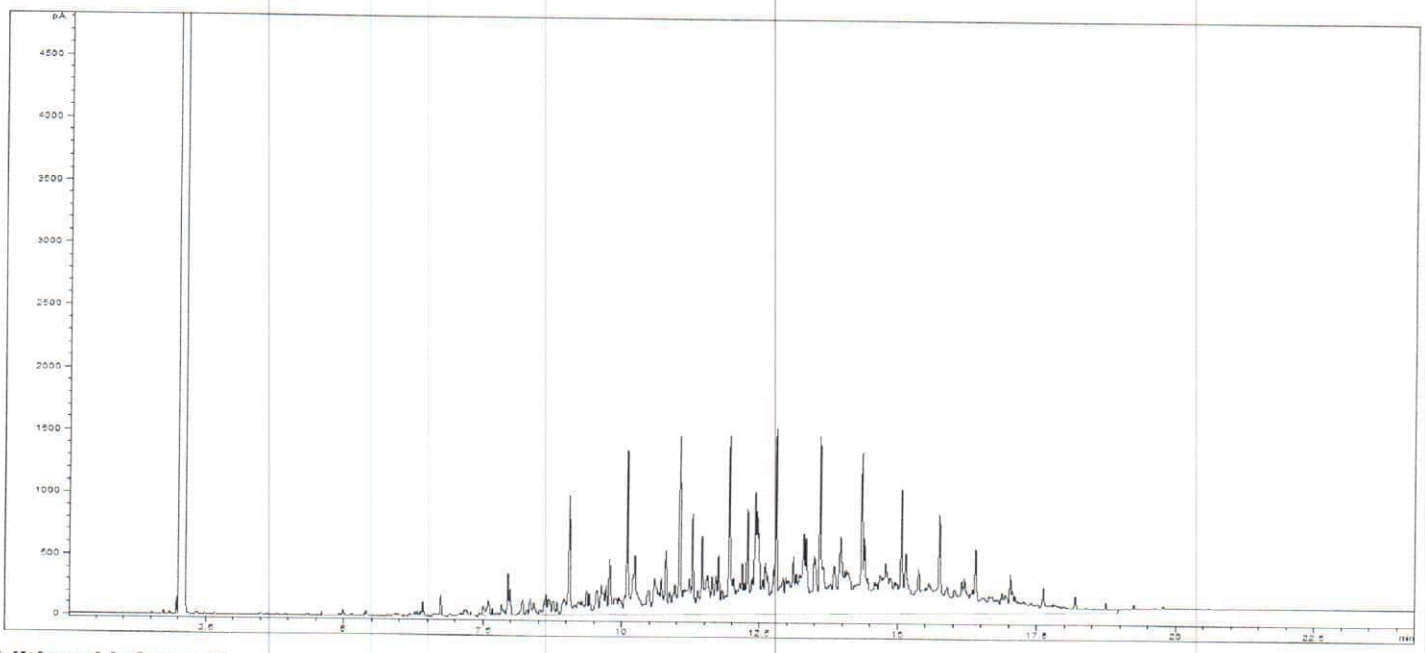

Additional Information:

Analytical Method Parameters:
Column: SPB-5, 30 m × 0.53 mm I.D., 1.5 µm film thickness (Column #214)
Carrier Gas: H2, Flow: 4.0 mL/min
Inlet Temperature: 250 °C, Injection Volume: 1.0 µL
Injection Mode: Split, Split Ratio: 10: 1
Temperature Program: 40 °C (Hold 2 min) @ 15 °C/min to 300 °C (Hold 5 min)
Detector: FID
Detector Temperature: 300 °C

ANAB ACCREDITED ANSI-ASQ National Accreditation Board REFERENCE MATERIAL PRODUCER

SIGMA-ALDRICH
2931 Soldier Springs Rd. Laramie, Wyoming 82070 USA
800-325-5832
TechService@milliporesigma.com www.sigma-aldrich.com

Description

Lot	**LRAC6316**
Expiration Date	April 2023
Manufacturing Date	April 2020
Storage Conditions	Room Temperature
Solvent/Matrix	DICHLOROMETHANE

1 **Metrological traceability:** Traceable to the SI and higher order standards from NIST through an unbroken chain of comparisons. The balance used to weigh raw materials is accurate to +/-0.0001 g and calibrated regularly using mass standards traceable to NIST. All dilutions were performed gravimetrically. Additionally, individual analytes are traceable to NIST SRMs where available and specified above.
4 Ucrm - Uncertainty values in this document are expressed as Expanded Uncertainty (Ucrm) corresponding to the 95% confidence interval. Ucrm is derived from the combined standard uncertainty multiplied by the coverage factor k, which is obtained from a *t*-distribution and degrees of freedom. The components of combined standard uncertainty include the uncertainties due to characterization, homogeneity, long term stability, and short term stability (transport). The components due to stability are generally considered to be negligible unless otherwise indicated by stability studies. The mathematical representation of the Ucrm calculation is as follows:

$$u_{CRM} = \sqrt{u_{char}^2 + u_{hom\ ogeneity}^2 + u_{stability}^2}$$

k: Coverage factor derived from a t-distribution table, based on the degrees of freedom of the data set. Assume 2.0 for a **Confidence interval = 95%**

6 Analytical Value- For QC verification of the certified value only- not to be used in calculations. Represents the analytical data obtained by comparison to a standard as analyzed by the method described in the CoA or another acceptable method. The result may differ from the certified value and UCRM based on method uncertainty as well as the uncertainty associated with the standard used for comparison.

Traceability: The standard was manufactured under an ISO/IEC 17025:2017 certified quality system. The balance used to weigh raw materials is accurate to +/- 0.0001g and calibrated regularly using mass standards traceable to NIST. All dilutions were preformed gravimetrically. Additionally, individual analytes are traceable to NIST SRMs where available and specified above.

Homogeneity: Homogeneity was assessed in accordance with ISO 17034:2016. Completed units were sampled using a random stratified sampling protocol. The results of chemical analysis were then compared using a one-way analysis of variance approach as described by TNI EL-V3-2009 Appendix A.2. See Instructions for minimum sub-sample size.

Expiration is at end of month given on certificate and label.

MSDS reports for components comprising greater than 1.0% of the solution or 0.1% for components known to be carcinogens are available upon request.

THIS PRODUCT WAS DESIGNED, PRODUCED AND VERIFIED FOR ACCURACY AND STABILITY IN ACCORDANCE WITH **ISO/IEC 17025:2017 (ANAB Cert AT-1467)** and **ISO 17034:2016 (ANAB Cert AR-1470).**

Andy Ommen - QC Manager

Mark Pooler - QA Supervisor

Certification Date April 30, 2020
Version 0-4302020

ANAB ACCREDITED ISO 17034 REFERENCE MATERIAL PRODUCER

Energy Laboratories Inc

ANALYTICAL RUN Summary

18-Feb-22

Run ID VARIAN1_211208B

Run Start Date: 12/8/2021
Analyst: Josie Pickard
Ical: 0
Column ID: Rtx-502.2
Comments:

Std ID	Std Name	Std Amount	Std Units	Samp Amount	Samp Units	SampType	Expiration Date
GAS210122	Unleaded Gasoline Comp. Std.(2.0uL)						6/7/2023
GASL211208	Low Gasoline Std.						6/7/2023
GQC201214	Gasoline Composite Mix (1.68uL)	1.68	ul			ICV	4/2/2030
GROS200921	Gro Stock Standard Mt.Gro	0.84	ul			Marker	3/28/2029
SHP0292	VOA 1:1 HCl:H2O Solution	3	drops			ALL	12/15/2025
TFT211208	TFT (1.05uL)						9/10/2029
TFTL211208	TFTL						9/10/2029
TFTM211208	TFTM						9/10/2029

Seq No	Lab ID	Test Code	Sample Typ	File ID	Analysis Date	DF	Batch ID	Prep Date	SPKref	RPDref	pmoist
14913447	CCV_1208VAR	HC-8015-GRO-	CCV		12/10/2021 12:3	1	R371516		0	0	

Analyte	T	Units	RAW	Final	Text	Spike	SPKref	RPDref	MDL	PQL	UQL	%REC	LOW	HIGH	%RPD	Q
Gasoline Range Organics (GRO)	A	ug/L	221.786	221.786		168	0	0	3.55	20	0	132%	80	120	0%	S
Total Purgeable Hydrocarbons	A	ug/L	229.2002	229.2002		200	0	0	3.69	20	0	115%	80	120	0%	
Trifluorotoluene	S	ug/L	20.03532	20.03532		25	0	0	0.131	1	0	80%	80	120	0%	
GRO as Gasoline	X	ug/L	221.786	221.786		0	0	0	3.55	20	0	0%	0	0	0%	

Seq No	Lab ID	Test Code	Sample Typ	File ID	Analysis Date	DF	Batch ID	Prep Date	SPKref	RPDref	pmoist
14913448	CCV_1208VAR	HC-8015-GRO-	CCV		12/10/2021 2:51:	1	R371516		0	0	

Analyte	T	Units	RAW	Final	Text	Spike	SPKref	RPDref	MDL	PQL	UQL	%REC	LOW	HIGH	%RPD	Q
Gasoline Range Organics (GRO)	A	ug/L	19.36343	19.36343		16.8	0	0	3.55	20	0	115%	80	120	0%	
Total Purgeable Hydrocarbons	A	ug/L	22.86042	22.86042		20	0	0	3.69	20	0	114%	80	120	0%	
Trifluorotoluene	S	ug/L	1.200123	1.200123		1	0	0	0.131	1	0	120%	80	120	0%	
GRO as Gasoline	X	ug/L	19.36343	19.36343		0	0	0	3.55	20	0	0%	0	0	0%	

Seq No	Lab ID	Test Code	Sample Typ	File ID	Analysis Date	DF	Batch ID	Prep Date	SPKref	RPDref	pmoist
14913449	CCV_1208VAR	HC-8015-GRO-	CCV		12/10/2021 3:25:	1	R371516		0	0	

Analyte	T	Units	RAW	Final	Text	Spike	SPKref	RPDref	MDL	PQL	UQL	%REC	LOW	HIGH	%RPD	Q
Gasoline Range Organics (GRO)	A	ug/L	86.64822	86.64822		84	0	0	3.55	20	0	103%	80	120	0%	
Total Purgeable Hydrocarbons	A	ug/L	104.0397	104.0397		100	0	0	3.69	20	0	104%	80	120	0%	
Trifluorotoluene	S	ug/L	5.962319	5.962319		5	0	0	0.131	1	0	119%	80	120	0%	
GRO as Gasoline	X	ug/L	86.64822	86.64822		0	0	0	3.55	20	0	0%	0	0	0%	

Seq No	Lab ID	Test Code	Sample Typ	File ID	Analysis Date	DF	Batch ID	Prep Date	SPKref	RPDref	pmoist
14913450	CCV_1208VAR	HC-8015-GRO-	CCV		12/10/2021 3:59:	1	R371516		0	0	

Analyte	T	Units	RAW	Final	Text	Spike	SPKref	RPDref	MDL	PQL	UQL	%REC	LOW	HIGH	%RPD	Q
Gasoline Range Organics (GRO)	A	ug/L	171.1369	171.1369		168	0	0	3.55	20	0	102%	80	120	0%	
Total Purgeable Hydrocarbons	A	ug/L	202.5095	202.5095		200	0	0	3.69	20	0	101%	80	120	0%	
Trifluorotoluene	S	ug/L	22.84635	22.84635		25	0	0	0.131	1	0	91%	80	120	0%	
GRO as Gasoline	X	ug/L	171.1369	171.1369		0	0	0	3.55	20	0	0%	0	0	0%	

Seq No	Lab ID	Test Code	Sample Typ	File ID	Analysis Date	DF	Batch ID	Prep Date	SPKref	RPDref	pmoist
14913451	CCV_1208VAR	HC-8015-GRO-	CCV		12/10/2021 4:33:	1	R371516		0	0	

Analyte	T	Units	RAW	Final	Text	Spike	SPKref	RPDref	MDL	PQL	UQL	%REC	LOW	HIGH	%RPD	Q
Gasoline Range Organics (GRO)	A	ug/L	765.2867	765.2867		840	0	0	3.55	20	0	91%	80	120	0%	
Total Purgeable Hydrocarbons	A	ug/L	914.3724	914.3724		1000	0	0	3.69	20	0	91%	80	120	0%	
Trifluorotoluene	S	ug/L	85.18011	85.18011		100	0	0	0.131	1	0	85%	80	120	0%	
GRO as Gasoline	X	ug/L	765.2867	765.2867		0	0	0	3.55	20	0	0%	0	0	0%	

Seq No	Lab ID	Test Code	Sample Typ	File ID	Analysis Date	DF	Batch ID	Prep Date	SPKref	RPDref	pmoist
14913452	CCV_1208VAR	HC-8015-GRO-	CCV		12/10/2021 5:08:	1	R371516		0	0	

Analyte	T	Units	RAW	Final	Text	Spike	SPKref	RPDref	MDL	PQL	UQL	%REC	LOW	HIGH	%RPD	Q
Gasoline Range Organics (GRO)	A	ug/L	1488.75	1488.75		1680	0	0	3.55	20	0	89%	80	120	0%	
Total Purgeable Hydrocarbons	A	ug/L	1779.326	1779.326		2000	0	0	3.69	20	0	89%	80	120	0%	
Trifluorotoluene	S	ug/L	168.3369	168.3369		200	0	0	0.131	1	0	84%	80	120	0%	
GRO as Gasoline	X	ug/L	1488.75	1488.75		0	0	0	3.55	20	0	0%	0	0	0%	

Seq No	Lab ID	Test Code	Sample Typ	File ID	Analysis Date	DF	Batch ID	Prep Date	SPKref	RPDref	pmoist
14913453	LCS_1208VAR7	HC-8015-GRO-	LCS		12/10/2021 6:16:	1	R371516		0	0	

Analyte	T	Units	RAW	Final	Text	Spike	SPKref	RPDref	MDL	PQL	UQL	%REC	LOW	HIGH	%RPD	Q
Gasoline Range Organics (GRO)	A	ug/L	171.7639	171.7639		170	0	0	3.55	20	0	101%	70	130	0%	
Total Purgeable Hydrocarbons	A	ug/L	209.8679	209.8679		200	0	0	3.69	20	0	105%	70	130	0%	
Trifluorotoluene	S	ug/L	22.35714	22.35714		25	0	0	0.131	1	0	89%	70	130	0%	
GRO as Gasoline	X	ug/L	171.7639	171.7639		170	0	0	3.55	20	0	101%	70	130	0%	

Seq No	Lab ID	Test Code	Sample Typ	File ID	Analysis Date	DF	Batch ID	Prep Date	SPKref	RPDref	pmoist
14913454	CCV_1208VAR	HC-8015-GRO-	CCV		12/10/2021 6:50:	1	R371516		0	0	

Analyte	T	Units	RAW	Final	Text	Spike	SPKref	RPDref	MDL	PQL	UQL	%REC	LOW	HIGH	%RPD	Q
Gasoline Range Organics (GRO)	A	ug/L	167.6036	167.6036		168	0	0	3.55	20	0	100%	80	120	0%	
Total Purgeable Hydrocarbons	A	ug/L	199.8128	199.8128		200	0	0	3.69	20	0	100%	80	120	0%	
Trifluorotoluene	S	ug/L	22.63931	22.63931		25	0	0	0.131	1	0	91%	80	120	0%	
GRO as Gasoline	X	ug/L	167.6036	167.6036		0	0	0	3.55	20	0	0%	0	0	0%	

Write Sequence Data File	Insert Entries(Have the first cell for entries selecte Sample Name	Method	Weight	Dil Factor	Amt Inj.	IS	Cal ID
G:\Org\VAR\DAT\VAR120821_b\1208VAR.60r	CCV_1208VAR60r, GQC ;1208VAR ,	G:\Org\VAR\Methods\2112(	1	1	1	1	0
G:\Org\VAR\DAT\VAR120821_b\1208VAR.61r	BLANK	G:\Org\VAR\Methods\2112(	1	1	1	1	0
G:\Org\VAR\DAT\VAR120821_b\1208VAR.62r	BLANK	G:\Org\VAR\Methods\2112(	1	1	1	1	0
G:\Org\VAR\DAT\VAR120821_b\1208VAR.63r	BLANK	G:\Org\VAR\Methods\2112(	1	1	1	1	0
G:\Org\VAR\DAT\VAR120821_b\1208VAR.64r	CCV_1208VAR64r, GQC ;1208VAR ,	G:\Org\VAR\Methods\2112(	1	1	1	1	0
G:\Org\VAR\DAT\VAR120821_b\1208VAR.65r	CCV_1208VAR65r, GQC ;1208VAR ,	G:\Org\VAR\Methods\2112(	1	1	1	1	0
G:\Org\VAR\DAT\VAR120821_b\1208VAR.66r	CCV_1208VAR66r, GQC ;1208VAR ,	G:\Org\VAR\Methods\2112(	1	1	1	1	0
G:\Org\VAR\DAT\VAR120821_b\1208VAR.67r	CCV_1208VAR67r, GQC ;1208VAR ,	G:\Org\VAR\Methods\2112(	1	1	1	1	0
G:\Org\VAR\DAT\VAR120821_b\1208VAR.68r	CCV_1208VAR68r, GQC ;1208VAR ,	G:\Org\VAR\Methods\2112(	1	1	1	1	0
G:\Org\VAR\DAT\VAR120821_b\1208VAR.69r	BLANK	G:\Org\VAR\Methods\2112(	1	1	1	1	0
G:\Org\VAR\DAT\VAR120821_b\1208VAR.70r	LCS_1208VAR70r, GQC ;1208VAR ,	G:\Org\VAR\Methods\2112(	5	1	1	1	0
G:\Org\VAR\DAT\VAR120821_b\1208VAR.71r	CCV_1208VAR71r, GQC ;1208VAR ,	G:\Org\VAR\Methods\2112(	1	1	1	1	0
G:\Org\VAR\DAT\VAR120821_b\1208VAR.72r	BLANK	G:\Org\VAR\Methods\2112(	1	1	1	1	0

File Name: G:\Org\VAR\Cals\211208GRO8015CB.CAL
Version: 3

Creator: jmp
Description: Column Restex Rtx 502.2 12/8/21
Reason for change:

External standard calibration
Standard injection volume: 1
Standard sample weight: 1
Area reject threshold: 50
Reference peak area reject threshold: 15000
Amount units: nanograms
No default component

Method of calculating data point averages: Current update equal to cal data
Print calibration update report

All levels are normal data points.

1 TPH

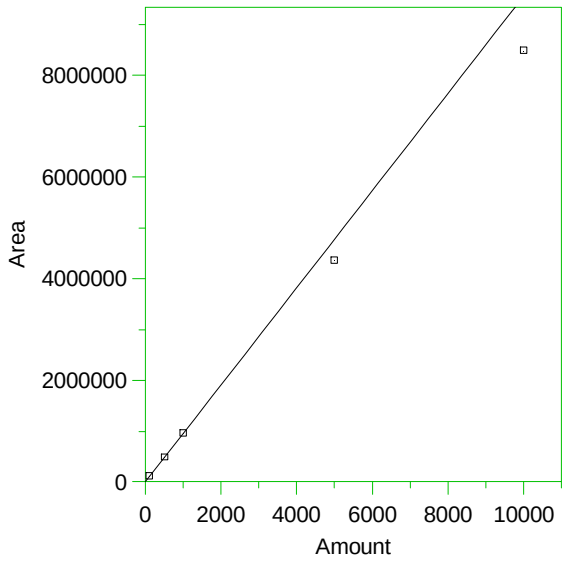

Expected retention time: 4.87 minutes
Search window: 0.12 minutes
No retention time reference component
Group number: 1

High alarm limit: 1000000
Low alarm limit: 1000
Component constant: 1

Single peak quantification by area

Y = 955.6747 X + 0

Average CF fit with equal weighting, forced to origin
Coefficient of determination: 0.9748226
Average error: 7.839%
Average CF: 955.6747
RSD: 10.216%

Level	Amount	Response	Cal Factor	Error, %	Source	Date and time
1	100	109235.6	1092.356	14.302	Manual	12/10/2021 7:35:02 AM
2	500	497140.5	994.281	4.040	Manual	12/10/2021 7:35:21 AM
3	1000	967665.8	967.6658	1.255	Manual	12/10/2021 7:35:40 AM
4	5000	4369213	873.8426	-8.563	Manual	12/10/2021 7:35:59 AM
5	10000	8502283	850.2283	-11.034	Manual	12/10/2021 7:36:14 AM

2 **Trifluorotoluene

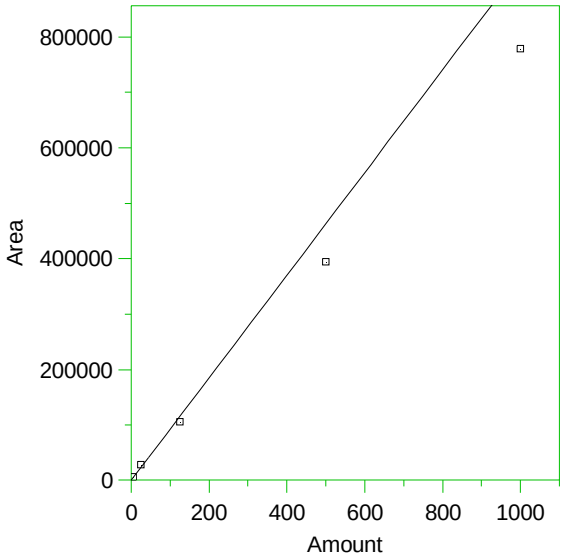

Expected retention time: 9.01 minutes
Search window: 0.15 minutes
No retention time reference component
Group number: 1

High alarm limit: 1000000
Low alarm limit: 1000
Component constant: 1

Single peak quantification by area

Y = 925.8474 X + 0

Average CF fit with equal weighting, forced to origin
Coefficient of determination: 0.9388383
Average error: 15.706%
Average CF: 925.8474
RSD: 18.136%

Level	Amount	Response	Cal Factor	Error, %	Source	Date and time
1	5	5556	1111.2	20.020	Manual	12/10/2021 7:33:35 AM
2	25	27601	1104.04	19.246	Manual	12/10/2021 7:28:46 AM
3	125	105761	846.088	-8.615	Manual	12/10/2021 7:29:43 AM
4	500	394319	788.638	-14.820	Manual	12/10/2021 7:31:11 AM
5	1000	779271	779.271	-15.832	Manual	12/10/2021 7:32:35 AM

3 GRO Range End

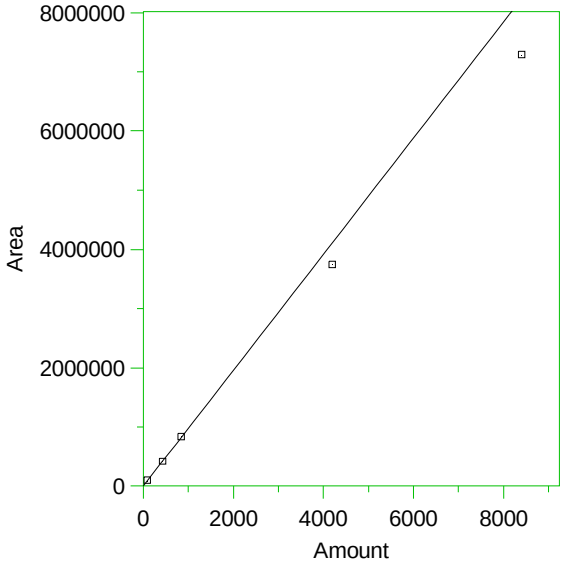

Expected retention time: 17.97 minutes
Search window: 0.12 minutes
No retention time reference component
Group number: 1

High alarm limit: 1000000
Low alarm limit: 1000
Component constant: 1

Single peak quantification by area

Y = 979.9788 X + 0

Average CF fit with equal weighting, forced to origin
Coefficient of determination: 0.9729225
Average error: 8.111%
Average CF: 979.9788
RSD: 10.665%

Level	Amount	Response	Cal Factor	Error, %	Source	Date and time
1	84	94878.77	1129.509	15.259	Manual	12/10/2021 7:35:09 AM
2	420	424567.1	1010.874	3.153	Manual	12/10/2021 7:35:26 AM
3	840	838552.8	998.2772	1.867	Manual	12/10/2021 7:35:45 AM
4	4200	3749824	892.8152	-8.894	Manual	12/10/2021 7:36:05 AM
5	8400	7294716	868.4186	-11.384	Manual	12/10/2021 7:36:20 AM

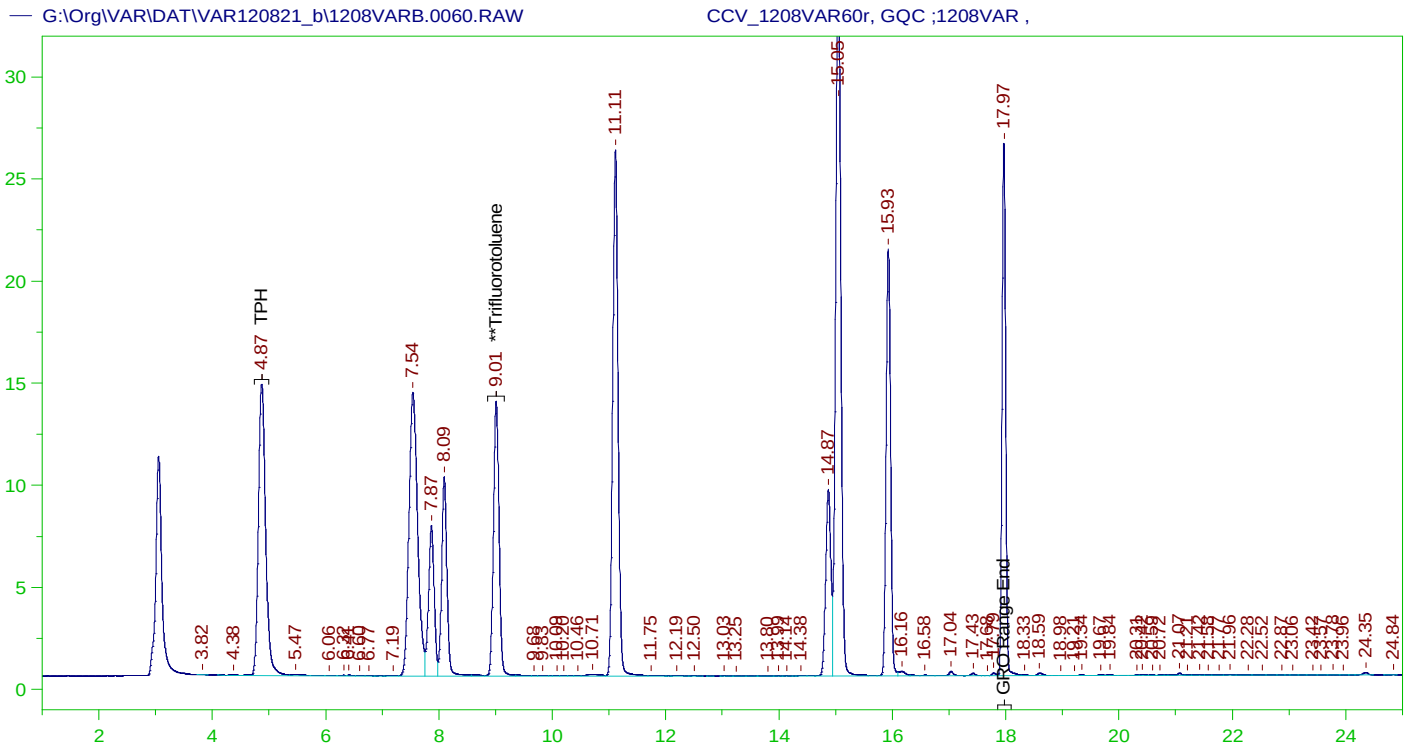

GASOLINE RANGE ORGANICS CHROMATOGRAM REPORT
Sample Name: CCV_1208VAR60r, GQC ;1208VAR ,
Raw File: G:\Org\VAR\DAT\VAR120821_b\1208VARB.0060.RAW
Date & Time Acquired: 12/10/2021 12:35:18 AM
Method File: G:\Org\VAR\Methods\211208GROB%.MET
Calibration File: G:\Org\VAR\Cals\211208GRO8015CB.CAL
Sample Weight: 1 Dilution: 1 S.A.: 1

Mean RF for GRO: 979.9788
Mean RF for TPH: 955.6747
Rt range for Gasoline Range Organics: 4.75 to 18.09

SURROGATE COMPOUND	RT	ACTUAL	MEASURED	%REC	
**Trifluorotoluene	9.01	125.	100.177	80.14	-

GRO Area:1086728 GRO Amount: 1108.93
TPH Area:1095204 TPH Amount: 1146.001

CONTINUING CALIBRATION REPORT: G:\Org\VAR\DAT\VAR120821_b\1208VARB.0060.RAW

COMPOUND	ACTUAL(NG)	MEASURED(NG)	%RECOVERY	LIMITS
GRO	840.	1108.93	132.02	85-115
TPH	1000.	1146.	114.6	85-115

SURROGATE COMPOUND	RT	ACTUAL	MEASURED	%REC	LIMITS
**Trifluorotoluene	9.01	125.	100.177	80.14	85-115

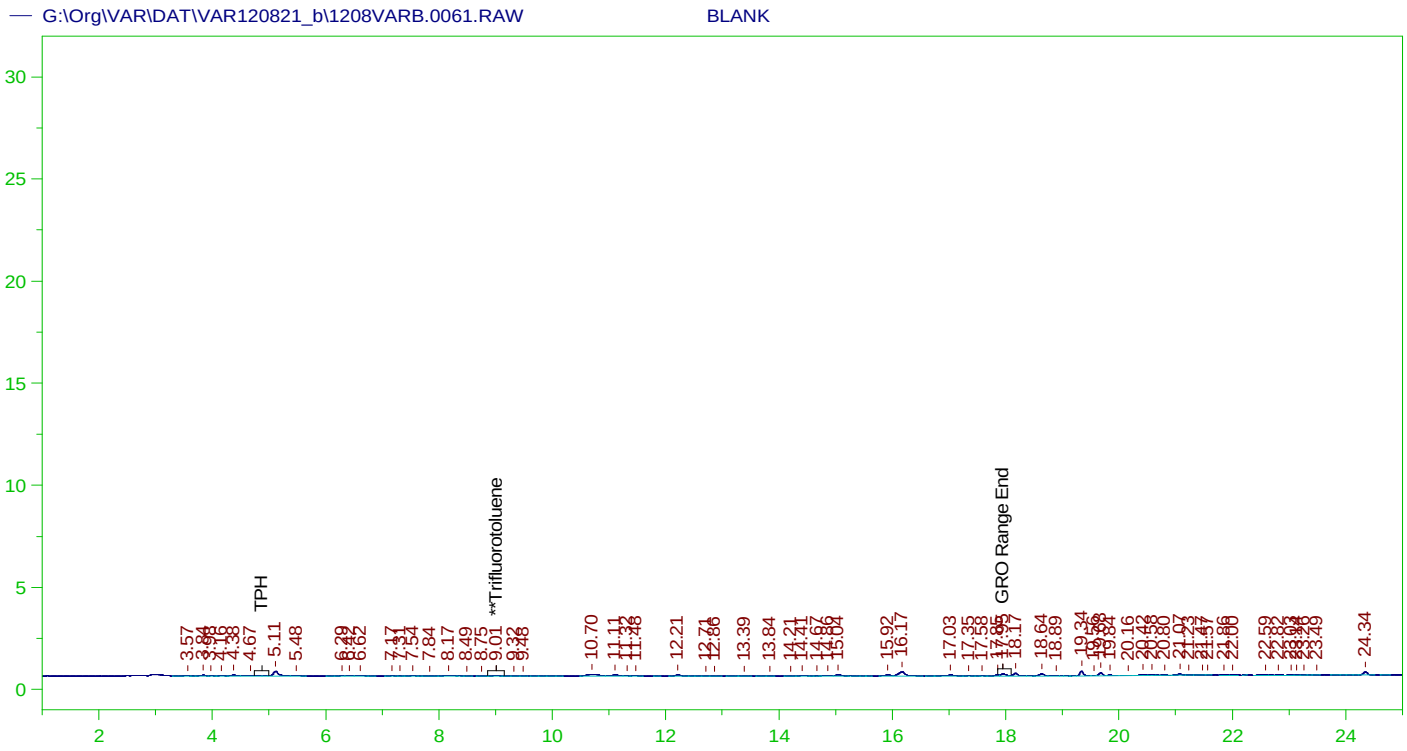

GASOLINE RANGE ORGANICS CHROMATOGRAM REPORT

Sample Name: BLANK
Raw File: G:\Org\VAR\DAT\VAR120821_b\1208VARB.0061.RAW
Date & Time Acquired: 12/10/2021 1:09:21 AM
Method File: G:\Org\VAR\Methods\211208GROB%.MET
Calibration File: G:\Org\VAR\Cals\211208GRO8015CB.CAL
Sample Weight: 1 Dilution: 1 S.A.: 1

Mean RF for GRO: 979.9788
Mean RF for TPH: 955.6747
Rt range for Gasoline Range Organics: 4.75 to 18.09

SURROGATE COMPOUND	RT	ACTUAL	MEASURED	%REC	
**Trifluorotoluene	9.008	125.	.281	.23	-

GRO Area:12535.49 GRO Amount: 12.79159
TPH Area:22619.29 TPH Amount: 23.6684

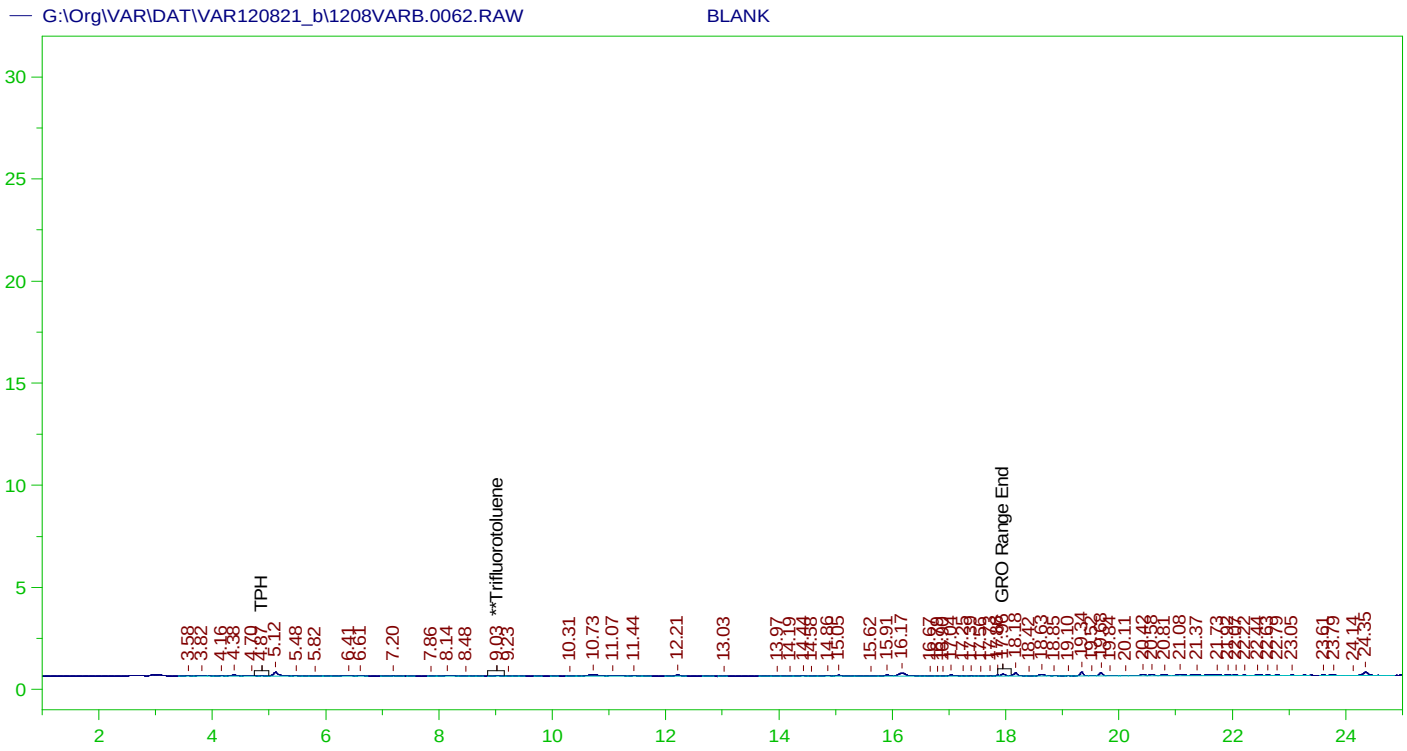

GASOLINE RANGE ORGANICS CHROMATOGRAM REPORT

Sample Name: BLANK
Raw File: G:\Org\VAR\DAT\VAR120821_b\1208VARB.0062.RAW
Date & Time Acquired: 12/10/2021 1:43:27 AM
Method File: G:\Org\VAR\Methods\211208GROB%.MET
Calibration File: G:\Org\VAR\Cals\211208GRO8015CB.CAL
Sample Weight: 1 Dilution: 1 S.A.: 1

Mean RF for GRO: 979.9788
Mean RF for TPH: 955.6747
Rt range for Gasoline Range Organics: 4.75 to 18.09

SURROGATE COMPOUND	RT	ACTUAL	MEASURED	%REC	
**Trifluorotoluene	9.028	125.	.235	.19	-

GRO Area:12352.84 GRO Amount: 12.60521
TPH Area:24237.5 TPH Amount: 25.36166

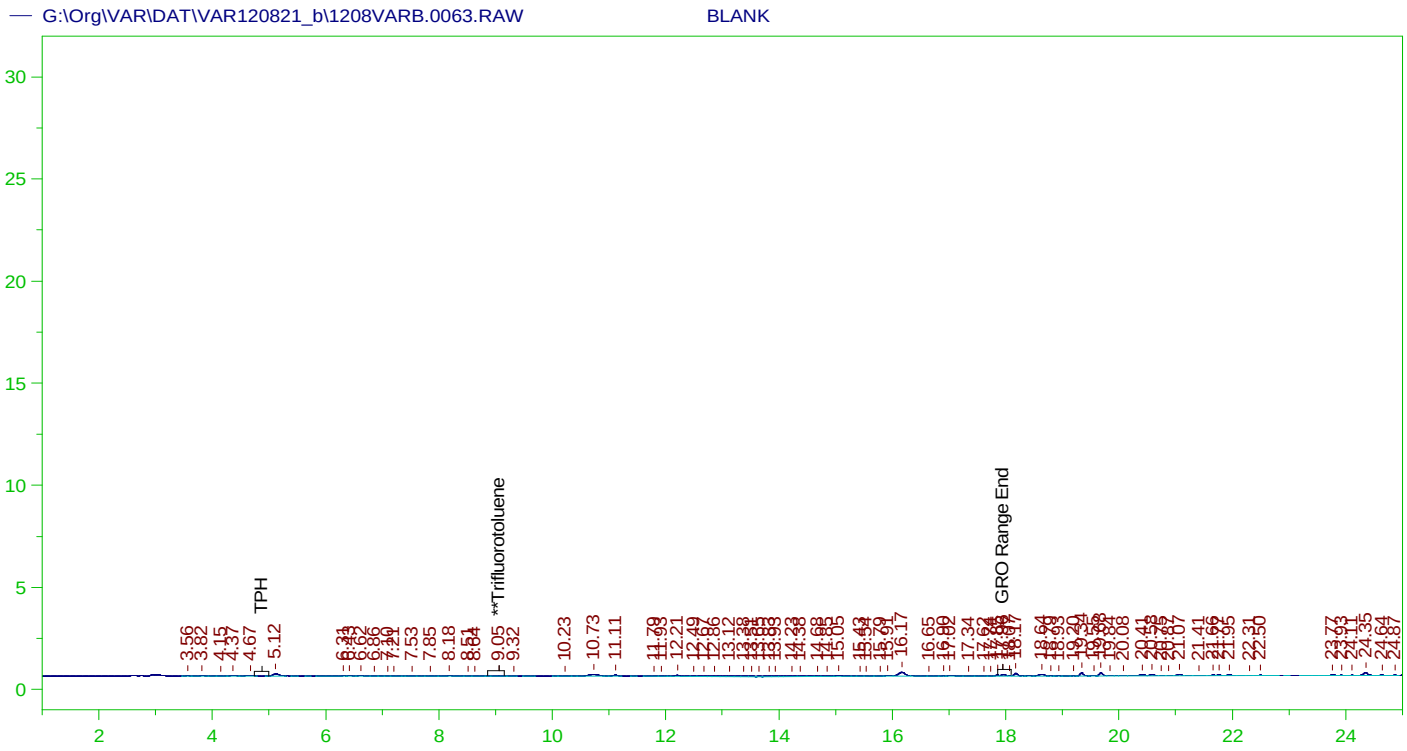

GASOLINE RANGE ORGANICS CHROMATOGRAM REPORT
Sample Name: BLANK
Raw File: G:\Org\VAR\DAT\VAR120821_b\1208VARB.0063.RAW
Date & Time Acquired: 12/10/2021 2:17:34 AM
Method File: G:\Org\VAR\Methods\211208GROB%.MET
Calibration File: G:\Org\VAR\Cals\211208GRO8015CB.CAL
Sample Weight: 1 Dilution: 1 S.A.: 1

Mean RF for GRO: 979.9788
Mean RF for TPH: 955.6747
Rt range for Gasoline Range Organics: 4.75 to 18.09

SURROGATE COMPOUND	RT	ACTUAL	MEASURED	%REC	
**Trifluorotoluene	9.054	125.	.219	.18	-

GRO Area:12181.76 GRO Amount: 12.43063
TPH Area:21574.09 TPH Amount: 22.57472

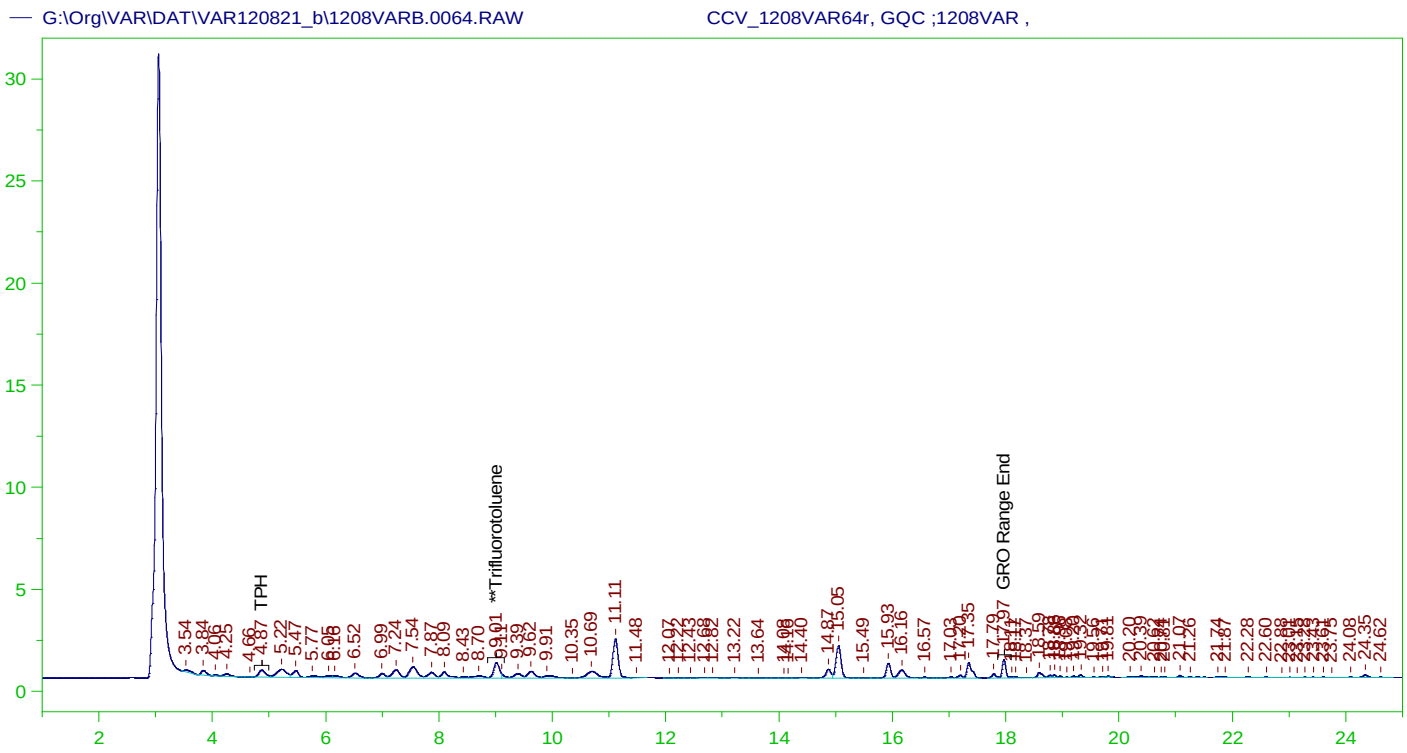

GASOLINE RANGE ORGANICS CHROMATOGRAM REPORT
Sample Name: CCV_1208VAR64r, GQC ;1208VAR ,
Raw File: G:\Org\VAR\DAT\VAR120821_b\1208VARB.0064.RAW
Date & Time Acquired: 12/10/2021 2:51:41 AM
Method File: G:\Org\VAR\Methods\211208GROG1B%.MET
Calibration File: G:\Org\VAR\Cals\211208GRO8015CB.CAL
Sample Weight: 1 Dilution: 1 S.A.: 1

Mean RF for GRO: 979.9788
Mean RF for TPH: 955.6747
Rt range for Gasoline Range Organics: 4.75 to 18.09

SURROGATE COMPOUND	RT	ACTUAL	MEASURED	%REC	
**Trifluorotoluene	9.014	125.	6.001	4.8	-

GRO Area:94878.77 GRO Amount: 96.81716
TPH Area:109235.6 TPH Amount: 114.3021

CONTINUING CALIBRATION REPORT: G:\Org\VAR\DAT\VAR120821_b\1208VARB.0064.RAW

COMPOUND	ACTUAL(NG)	MEASURED(NG)	%RECOVERY	LIMITS
GRO	840.	96.82	11.53	85-115
TPH	1000.	114.3	11.43	85-115

SURROGATE COMPOUND	RT	ACTUAL	MEASURED	%REC	LIMITS
**Trifluorotoluene	9.014	125.	6.001	4.8	85-115

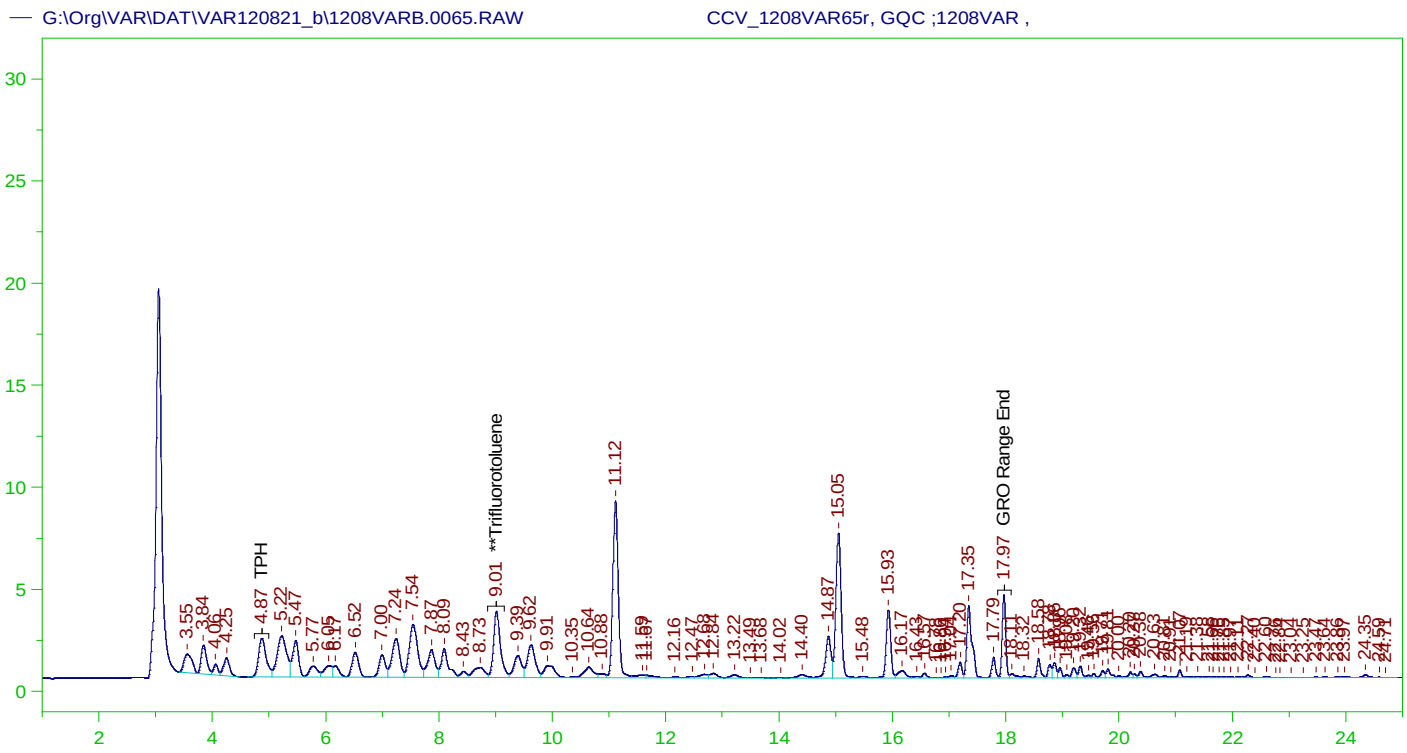

GASOLINE RANGE ORGANICS CHROMATOGRAM REPORT
Sample Name: CCV_1208VAR65r, GQC ;1208VAR ,
Raw File: G:\Org\VAR\DAT\VAR120821_b\1208VARB.0065.RAW
Date & Time Acquired: 12/10/2021 3:25:47 AM
Method File: G:\Org\VAR\Methods\211208GROG2B%.MET
Calibration File: G:\Org\VAR\Cals\211208GRO8015CB.CAL
Sample Weight: 1 Dilution: 1 S.A.: 1

Mean RF for GRO: 979.9788
Mean RF for TPH: 955.6747
Rt range for Gasoline Range Organics: 4.75 to 18.09

SURROGATE COMPOUND	RT	ACTUAL	MEASURED	%REC	
**Trifluorotoluene	9.015	125.	29.812	23.85	-

GRO Area:424567.1 GRO Amount: 433.2411
TPH Area:497140.5 TPH Amount: 520.1984

CONTINUING CALIBRATION REPORT: G:\Org\VAR\DAT\VAR120821_b\1208VARB.0065.RAW

COMPOUND	ACTUAL(NG)	MEASURED(NG)	%RECOVERY	LIMITS
GRO	840.	433.24	51.58	85-115
TPH	1000.	520.2	52.02	85-115

SURROGATE COMPOUND	RT	ACTUAL	MEASURED	%REC	LIMITS
**Trifluorotoluene	9.015	125.	29.812	23.85	85-115

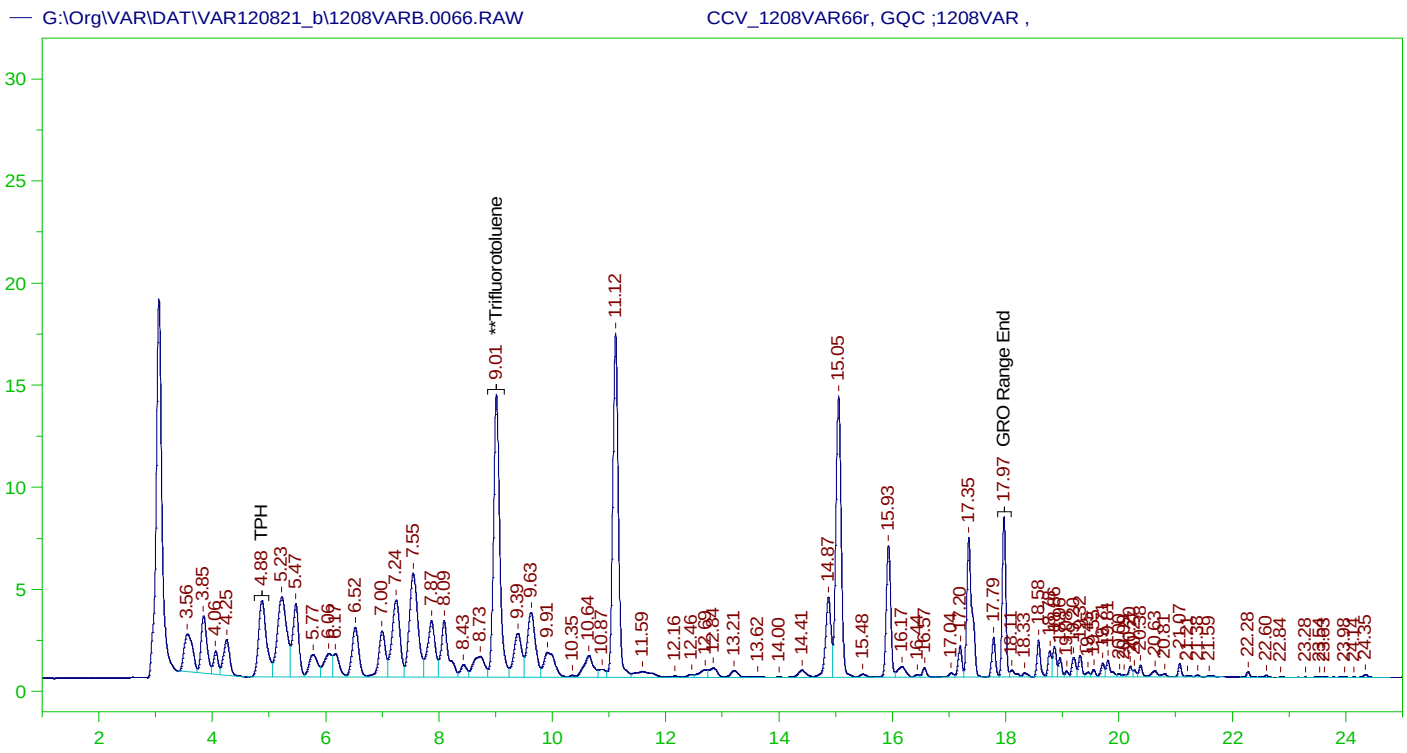

GASOLINE RANGE ORGANICS CHROMATOGRAM REPORT
Sample Name: CCV_1208VAR66r, GQC ;1208VAR ,
Raw File: G:\Org\VAR\DAT\VAR120821_b\1208VARB.0066.RAW
Date & Time Acquired: 12/10/2021 3:59:53 AM
Method File: G:\Org\VAR\Methods\211208GROG3B%.MET
Calibration File: G:\Org\VAR\Cals\211208GRO8015CB.CAL
Sample Weight: 1 Dilution: 1 S.A.: 1

Mean RF for GRO: 979.9788
Mean RF for TPH: 955.6747
Rt range for Gasoline Range Organics: 4.75 to 18.09

SURROGATE COMPOUND	RT	ACTUAL	MEASURED	%REC	
**Trifluorotoluene	9.013	125.	114.232	91.39	-

GRO Area:838552.8 GRO Amount: 855.6846
TPH Area:967665.8 TPH Amount: 1012.547

CONTINUING CALIBRATION REPORT: G:\Org\VAR\DAT\VAR120821_b\1208VARB.0066.RAW

COMPOUND	ACTUAL(NG)	MEASURED(NG)	%RECOVERY	LIMITS
GRO	840.	855.68	101.87	85-115
TPH	1000.	1012.55	101.25	85-115

SURROGATE COMPOUND	RT	ACTUAL	MEASURED	%REC	LIMITS
**Trifluorotoluene	9.013	125.	114.232	91.39	85-115

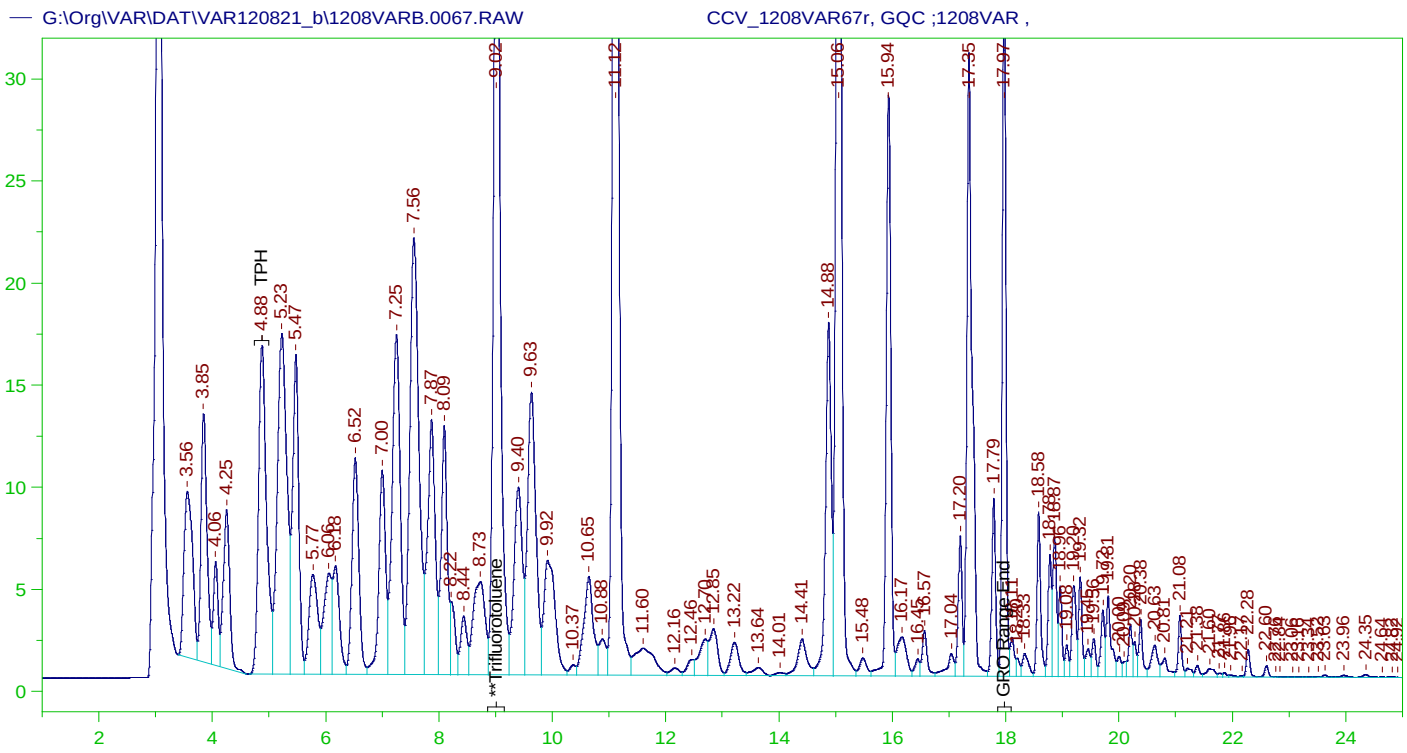

GASOLINE RANGE ORGANICS CHROMATOGRAM REPORT
Sample Name: CCV_1208VAR67r, GQC ;1208VAR ,
Raw File: G:\Org\VAR\DAT\VAR120821_b\1208VARB.0067.RAW
Date & Time Acquired: 12/10/2021 4:33:58 AM
Method File: G:\Org\VAR\Methods\211208GROG4B%.MET
Calibration File: G:\Org\VAR\Cals\211208GRO8015CB.CAL
Sample Weight: 1 Dilution: 1 S.A.: 1

Mean RF for GRO: 979.9788
Mean RF for TPH: 955.6747
Rt range for Gasoline Range Organics: 4.75 to 18.09

SURROGATE COMPOUND	RT	ACTUAL	MEASURED	%REC	
**Trifluorotoluene	9.016	125.	425.901	340.72	-

GRO Area:3749824 GRO Amount: 3826.434
TPH Area:4369213 TPH Amount: 4571.862

CONTINUING CALIBRATION REPORT: G:\Org\VAR\DAT\VAR120821_b\1208VARB.0067.RAW

COMPOUND	ACTUAL(NG)	MEASURED(NG)	%RECOVERY	LIMITS
GRO	840.	3826.43	455.53	85-115
TPH	1000.	4571.86	457.19	85-115

SURROGATE COMPOUND	RT	ACTUAL	MEASURED	%REC	LIMITS
**Trifluorotoluene	9.016	125.	425.901	340.72	85-115

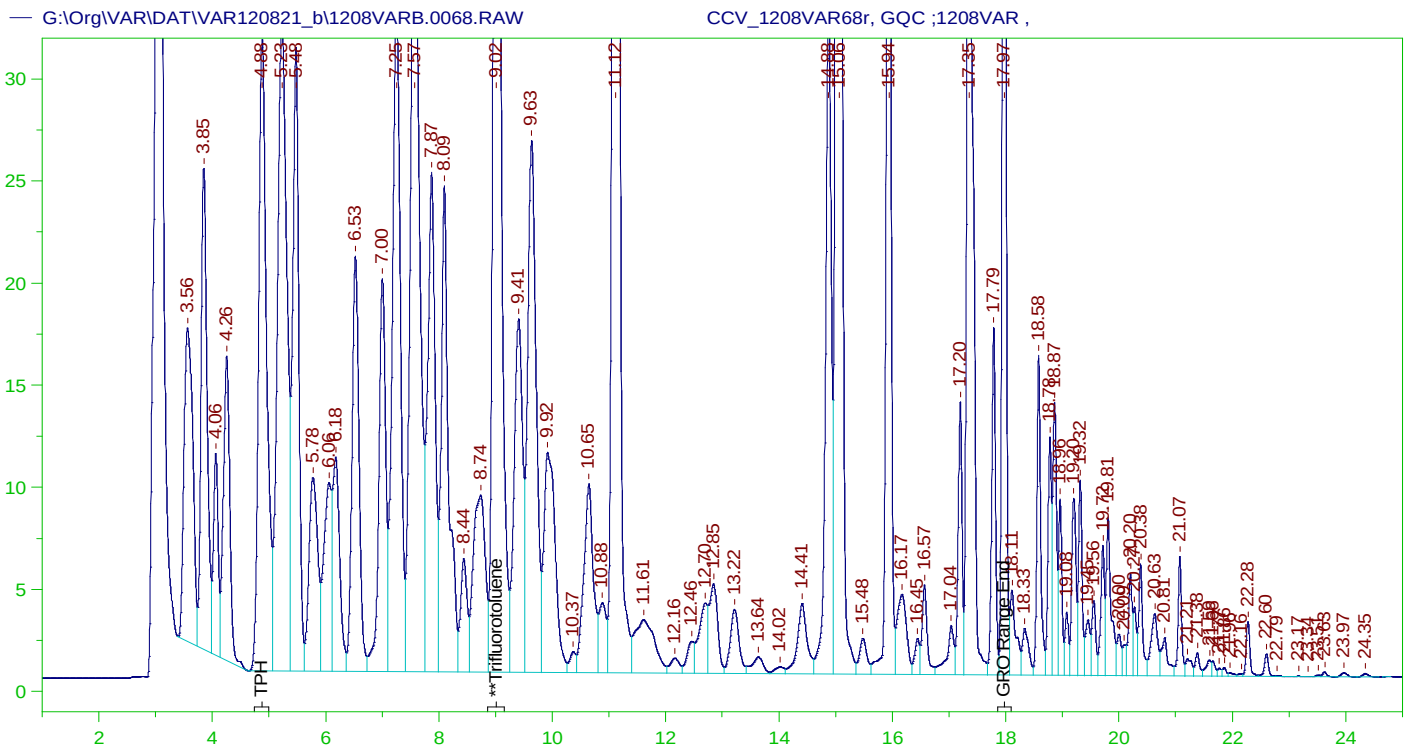

GASOLINE RANGE ORGANICS CHROMATOGRAM REPORT
Sample Name: CCV_1208VAR68r, GQC ;1208VAR ,
Raw File: G:\Org\VAR\DAT\VAR120821_b\1208VARB.0068.RAW
Date & Time Acquired: 12/10/2021 5:08:06 AM
Method File: G:\Org\VAR\Methods\211208GROG5B%.MET
Calibration File: G:\Org\VAR\Cals\211208GRO8015CB.CAL
Sample Weight: 1 Dilution: 1 S.A.: 1

Mean RF for GRO: 979.9788
Mean RF for TPH: 955.6747
Rt range for Gasoline Range Organics: 4.75 to 18.09

SURROGATE COMPOUND	RT	ACTUAL	MEASURED	%REC	
**Trifluorotoluene	9.017	125.	841.684	673.35	-

GRO Area:7294716 GRO Amount: 7443.749
TPH Area:8502283 TPH Amount: 8896.629

CONTINUING CALIBRATION REPORT: G:\Org\VAR\DAT\VAR120821_b\1208VARB.0068.RAW

COMPOUND	ACTUAL(NG)	MEASURED(NG)	%RECOVERY	LIMITS
GRO	840.	7443.75	886.16	85-115
TPH	1000.	8896.63	889.66	85-115

SURROGATE COMPOUND	RT	ACTUAL	MEASURED	%REC	LIMITS
**Trifluorotoluene	9.017	125.	841.684	673.35	85-115

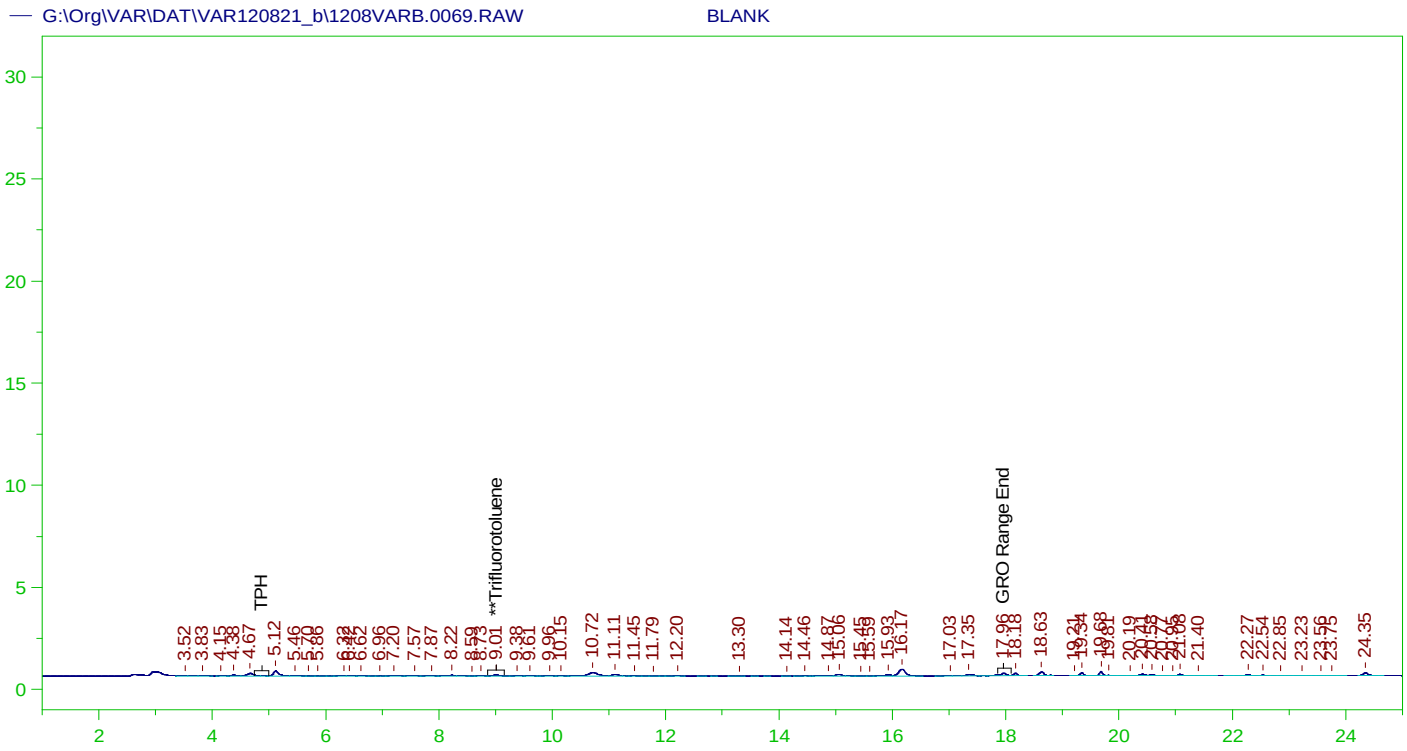

GASOLINE RANGE ORGANICS CHROMATOGRAM REPORT

Sample Name: BLANK
Raw File: G:\Org\VAR\DAT\VAR120821_b\1208VARB.0069.RAW
Date & Time Acquired: 12/10/2021 5:42:13 AM
Method File: G:\Org\VAR\Methods\211208GROB%.MET
Calibration File: G:\Org\VAR\Cals\211208GRO8015CB.CAL
Sample Weight: 1 Dilution: 1 S.A.: 1

Mean RF for GRO: 979.9788
Mean RF for TPH: 955.6747
Rt range for Gasoline Range Organics: 4.75 to 18.09

SURROGATE COMPOUND	RT	ACTUAL	MEASURED	%REC	
**Trifluorotoluene	9.009	125.	.652	.52	-

GRO Area:18467.79 GRO Amount: 18.84509
TPH Area:28108.1 TPH Amount: 29.41179

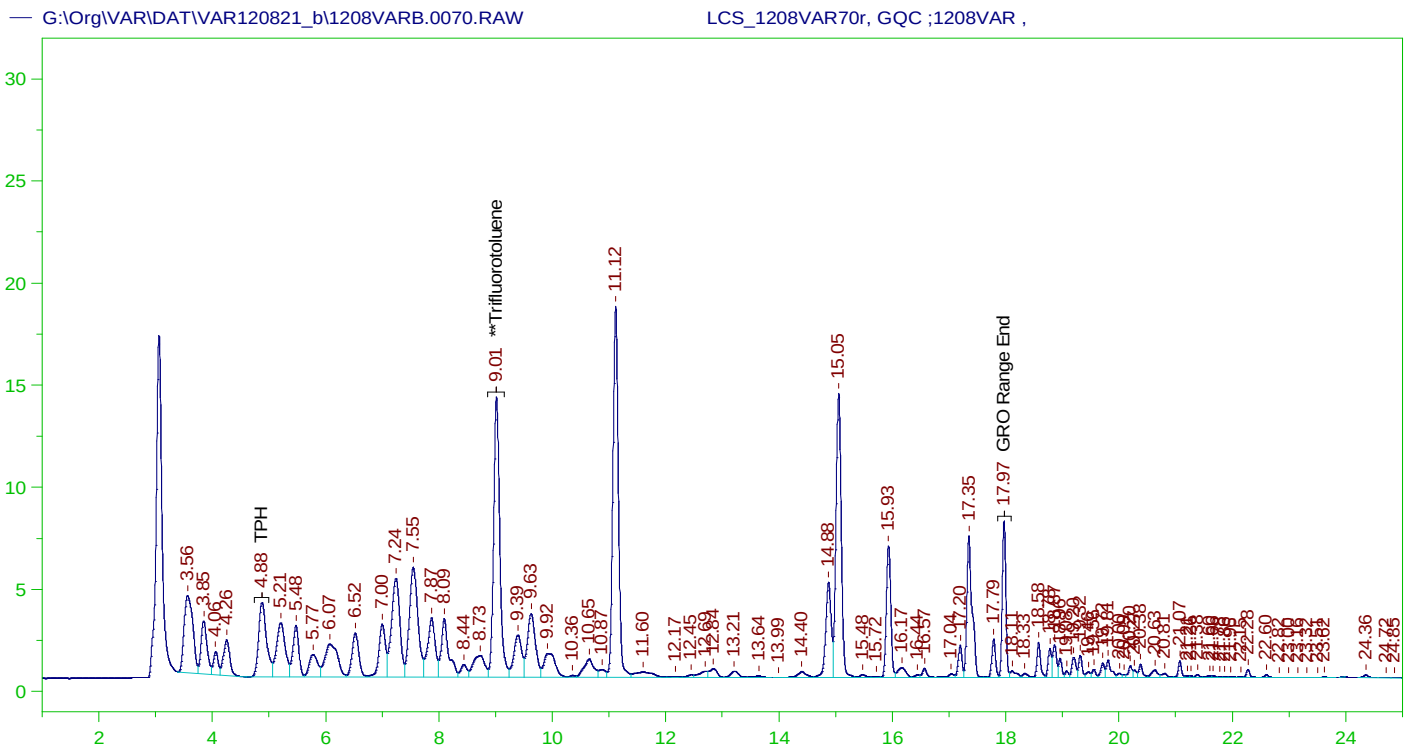

GASOLINE RANGE ORGANICS CHROMATOGRAM REPORT

Sample Name: LCS_1208VAR70r, GQC ;1208VAR ,
Raw File: G:\Org\VAR\DAT\VAR120821_b\1208VARB.0070.RAW
Date & Time Acquired: 12/10/2021 6:16:20 AM
Method File: G:\Org\VAR\Methods\211208GROICVB%.MET
Calibration File: G:\Org\VAR\Cals\211208GRO8015CB.CAL
Sample Weight: 5 Dilution: 1 S.A.: 1

Mean RF for GRO: 979.9788
Mean RF for TPH: 955.6747
Rt range for Gasoline Range Organics: 4.75 to 18.09

SURROGATE COMPOUND	RT	ACTUAL	MEASURED	%REC	
**Trifluorotoluene	9.015	25.	22.357	89.43	-

GRO Area:841624.8 GRO Amount: 171.7639
TPH Area:1002827 TPH Amount: 209.8679

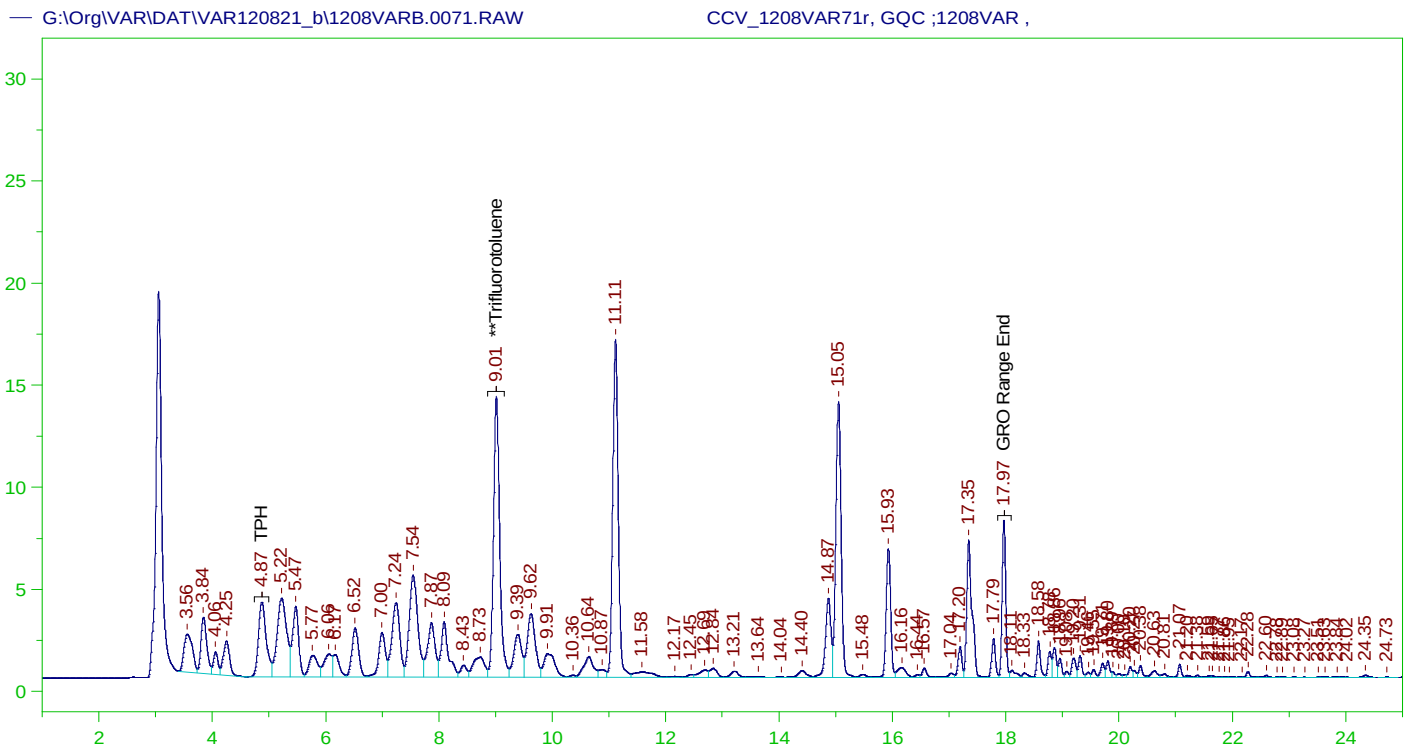

GASOLINE RANGE ORGANICS CHROMATOGRAM REPORT
Sample Name: CCV_1208VAR71r, GQC ;1208VAR ,
Raw File: G:\Org\VAR\DAT\VAR120821_b\1208VARB.0071.RAW
Date & Time Acquired: 12/10/2021 6:50:26 AM
Method File: G:\Org\VAR\Methods\211208GROCCVB%.MET
Calibration File: G:\Org\VAR\Cals\211208GRO8015CB.CAL
Sample Weight: 1 Dilution: 1 S.A.: 1

Mean RF for GRO: 979.9788
Mean RF for TPH: 955.6747
Rt range for Gasoline Range Organics: 4.75 to 18.09

SURROGATE COMPOUND	RT	ACTUAL	MEASURED	%REC	
**Trifluorotoluene	9.012	125.	113.197	90.56	-

GRO Area:821239.7 GRO Amount: 838.0178
TPH Area:954780.1 TPH Amount: 999.064

CONTINUING CALIBRATION REPORT: G:\Org\VAR\DAT\VAR120821_b\1208VARB.0071.RAW

COMPOUND	ACTUAL(NG)	MEASURED(NG)	%RECOVERY	LIMITS
GRO	840.	838.02	99.76	85-115
TPH	1000.	999.06	99.91	85-115

SURROGATE COMPOUND	RT	ACTUAL	MEASURED	%REC	LIMITS
**Trifluorotoluene	9.012	125.	113.197	90.56	85-115

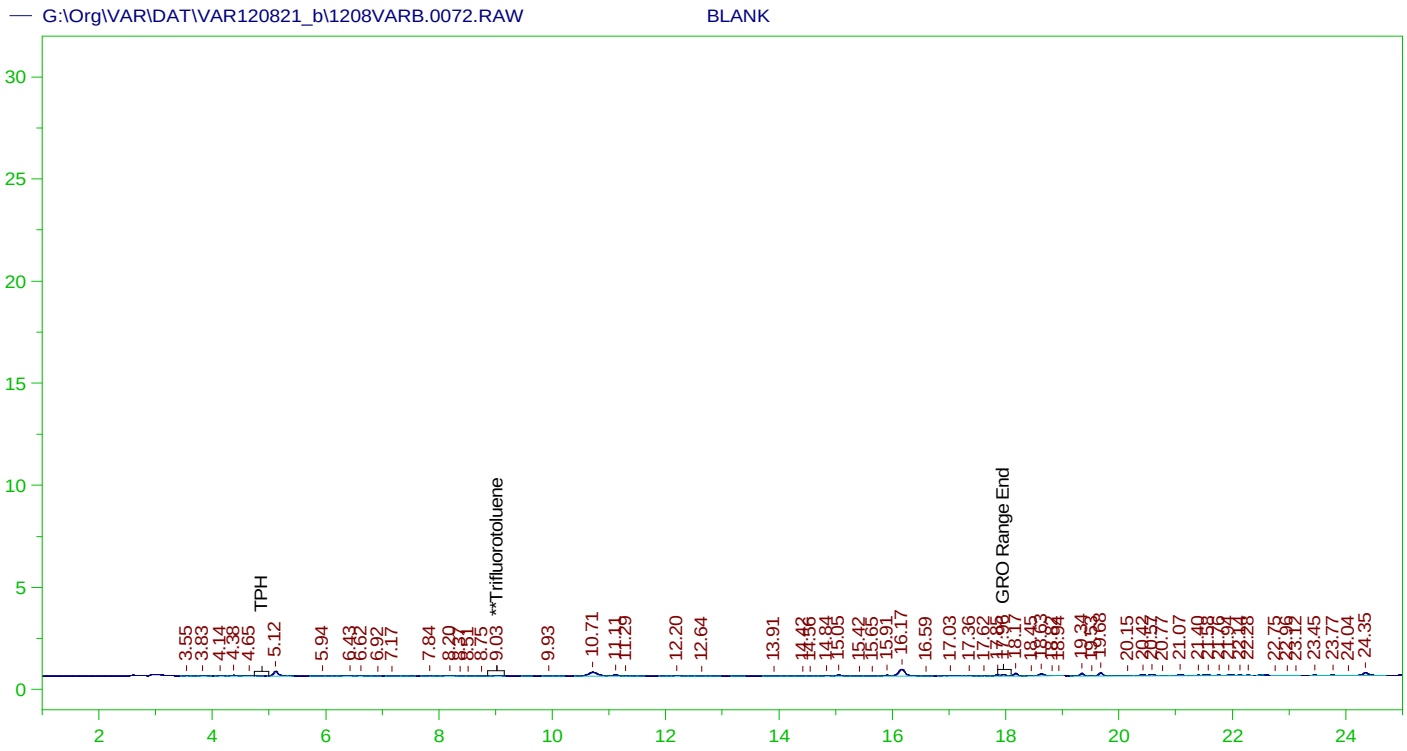

GASOLINE RANGE ORGANICS CHROMATOGRAM REPORT

Sample Name: BLANK
Raw File: G:\Org\VAR\DAT\VAR120821_b\1208VARB.0072.RAW
Date & Time Acquired: 12/10/2021 7:24:31 AM
Method File: G:\Org\VAR\Methods\211208GROB%.MET
Calibration File: G:\Org\VAR\Cals\211208GRO8015CB.CAL
Sample Weight: 1 Dilution: 1 S.A.: 1

Mean RF for GRO: 979.9788
Mean RF for TPH: 955.6747
Rt range for Gasoline Range Organics: 4.75 to 18.09

SURROGATE COMPOUND	RT	ACTUAL	MEASURED	%REC	
**Trifluorotoluene	9.026	125.	.179	.14	-

GRO Area:13332.14 GRO Amount: 13.60451
TPH Area:23127.14 TPH Amount: 24.19981

Write Sequence Data File	Insert Entries(Have the first cell for entries selecte Sample Name	Method	Weight	Dil Factor	Amt Inj.	IS	Cal ID	Manual Integrations
G:\Org\VAR\DAT\VAR120821_b\1208VAR.60r	CCV_1208VAR60r, GQC ;1208VAR ,	G:\Org\VAR\Methods\2112(	1	1	1	1	0	None
G:\Org\VAR\DAT\VAR120821_b\1208VAR.61r	BLANK	G:\Org\VAR\Methods\2112(	1	1	1	1	0	None
G:\Org\VAR\DAT\VAR120821_b\1208VAR.62r	BLANK	G:\Org\VAR\Methods\2112(	1	1	1	1	0	None
G:\Org\VAR\DAT\VAR120821_b\1208VAR.63r	BLANK	G:\Org\VAR\Methods\2112(	1	1	1	1	0	None
G:\Org\VAR\DAT\VAR120821_b\1208VAR.64r	CCV_1208VAR64r, GQC ;1208VAR ,	G:\Org\VAR\Methods\2112(	1	1	1	1	0	To maintain continuous baseline and split closely eluting hydrocarbons
G:\Org\VAR\DAT\VAR120821_b\1208VAR.65r	CCV_1208VAR65r, GQC ;1208VAR ,	G:\Org\VAR\Methods\2112(	1	1	1	1	0	To maintain continuous baseline and split closely eluting hydrocarbons
G:\Org\VAR\DAT\VAR120821_b\1208VAR.66r	CCV_1208VAR66r, GQC ;1208VAR ,	G:\Org\VAR\Methods\2112(	1	1	1	1	0	To maintain continuous baseline and split closely eluting hydrocarbons
G:\Org\VAR\DAT\VAR120821_b\1208VAR.67r	CCV_1208VAR67r, GQC ;1208VAR ,	G:\Org\VAR\Methods\2112(	1	1	1	1	0	To maintain continuous baseline and split closely eluting hydrocarbons
G:\Org\VAR\DAT\VAR120821_b\1208VAR.68r	CCV_1208VAR68r, GQC ;1208VAR ,	G:\Org\VAR\Methods\2112(	1	1	1	1	0	To maintain continuous baseline and split closely eluting hydrocarbons
G:\Org\VAR\DAT\VAR120821_b\1208VAR.69r	BLANK	G:\Org\VAR\Methods\2112(	1	1	1	1	0	None
G:\Org\VAR\DAT\VAR120821_b\1208VAR.70r	LCS_1208VAR70r, GQC ;1208VAR ,	G:\Org\VAR\Methods\2112(	5	1	1	1	0	To maintain continuous baseline and split closely eluting hydrocarbons
G:\Org\VAR\DAT\VAR120821_b\1208VAR.71r	CCV_1208VAR71r, GQC ;1208VAR ,	G:\Org\VAR\Methods\2112(	1	1	1	1	0	To maintain continuous baseline and split closely eluting hydrocarbons
G:\Org\VAR\DAT\VAR120821_b\1208VAR.72r	BLANK	G:\Org\VAR\Methods\2112(	1	1	1	1	0	None

Digitally signed by
Josie Pickard
Date: 2022.02.19 09:19:25 -07:00

Energy Laboratories Inc

ANALYTICAL RUN Summary

26-Feb-22

Run ID VARIAN1_220223A

Run Start Date:	2/23/2022
Analyst:	Josie Pickard
Ical:	0
Column ID:	Rtx-502.2
Comments:	Evaluated to include numbers that are above the MDL and below the LOD per QA and client request

Std ID	Std Name	Std Amount	Std Units	Samp Amount	Samp Units	SampType	Expiration Date
GAS220104	Unleaded Gasoline Comp. Std.(2.0uL)	2	ul			CCV	6/7/2023
GQC211012	Gasoline Composite Mix (1.68uL)	1.68	ul			LCS, MS/M	4/2/2030
GROS200921	Gro Stock Standard Mt.Gro	0.84	ul			Marker	3/28/2029
SHP0292	VOA 1:1 HCl:H2O Solution	3	drops			CCV, LCS,	12/15/2025
TFT220222	TFT (1.05uL)	1.05	ul			Surr	9/10/2029

Seq No	Lab ID	Test Code	Sample Typ	File ID	Analysis Date	DF	Batch ID	Prep Date	SPKref	RPDref	pmoist
15051284	CCV_0223VAR	HC-8015-GRO-	SAMP		2/23/2022 11:06:	1	R375111		0	0	

Analyte	T	Units	RAW	Final	Text	Spike	SPKref	RPDref	MDL	PQL	UQL	%REC	LOW	HIGH	%RPD	Q
C6 to C10	A	ug/L	188.9951	188.9951		0	0	0	2.01	20	0	0%	0	0	0%	
Total Purgeable Hydrocarbons	A	ug/L	195.2932	195.2932		0	0	0	3.08	20	0	0%	0	0	0%	
Trifluorotoluene	S	ug/L	19.47508	19.47508		25	0	0	0.147	1	0	78%	70	130	0%	

Seq No	Lab ID	Test Code	Sample Typ	File ID	Analysis Date	DF	Batch ID	Prep Date	SPKref	RPDref	pmoist
15051285	CCV_0223VAR	HC-8015-GRO-	CCV		2/23/2022 11:40:	1	R375111		0	0	

Analyte	T	Units	RAW	Final	Text	Spike	SPKref	RPDref	MDL	PQL	UQL	%REC	LOW	HIGH	%RPD	Q
C6 to C10	A	ug/L	167.5128	167.5128		168	0	0	2.01	20	0	100%	80	120	0%	
Total Purgeable Hydrocarbons	A	ug/L	201.0206	201.0206		200	0	0	3.08	20	0	101%	80	120	0%	
Trifluorotoluene	S	ug/L	22.27121	22.27121		25	0	0	0.147	1	0	89%	80	120	0%	

Seq No	Lab ID	Test Code	Sample Typ	File ID	Analysis Date	DF	Batch ID	Prep Date	SPKref	RPDref	pmoist
15051286	LCS_0223VAR0	HC-8015-GRO-	LCS		2/23/2022 12:14:	1	R375111		0	0	

Analyte	T	Units	RAW	Final	Text	Spike	SPKref	RPDref	MDL	PQL	UQL	%REC	LOW	HIGH	%RPD	Q
C6 to C10	A	ug/L	161.6921	161.6921		170	0	0	2.01	20	0	95%	78	122	0%	
Total Purgeable Hydrocarbons	A	ug/L	195.2568	195.2568		200	0	0	3.08	20	0	98%	70	130	0%	
Trifluorotoluene	S	ug/L	21.723	21.723		25	0	0	0.147	1	0	87%	70	130	0%	

Seq No	Lab ID	Test Code	Sample Typ	File ID	Analysis Date	DF	Batch ID	Prep Date	SPKref	RPDref	pmoist
15051287	MBLK_0223VA	HC-8015-GRO-	MBLK		2/23/2022 1:21:5	1	R375111		0	0	

Analyte	T	Units	RAW	Final	Text	Spike	SPKref	RPDref	MDL	PQL	UQL	%REC	LOW	HIGH	%RPD	Q
C6 to C10	A	ug/L	0	0		0	0	0	2.01	10	0	0%	0	0	0%	
Total Purgeable Hydrocarbons	A	ug/L	0	0		0	0	0	3.08	10	0	0%	0	0	0%	
Trifluorotoluene	S	ug/L	19.29172	19.29172		25	0	0	0.147	1	0	77%	70	130	0%	

Seq No	Lab ID	Test Code	Sample Typ	File ID	Analysis Date	DF	Batch ID	Prep Date	SPKref	RPDref	pmoist
15051288	B22021435-007	HC-8015-GRO-	SAMP		2/23/2022 2:29:5	1	R375111		0	0	

Analyte	T	Units	RAW	Final	Text	Spike	SPKref	RPDref	MDL	PQL	UQL	%REC	LOW	HIGH	%RPD	Q
C6 to C10	A	ug/L	0	0		0	0	0	2.01	20	0	0%	0	0	0%	U
Total Purgeable Hydrocarbons	A	ug/L	2.255296	0		0	0	0	3.08	20	0	0%	0	0	0%	U
Trifluorotoluene	S	ug/L	18.53376	18.53376		25	0	0	0.147	1	0	74%	70	130	0%	

Seq No	Lab ID	Test Code	Sample Typ	File ID	Analysis Date	DF	Batch ID	Prep Date	SPKref	RPDref	pmoist
15051289	B22021435-003	HC-8015-GRO-	SAMP		2/23/2022 3:37:5	1	R375111		0	0	

Analyte	T	Units	RAW	Final	Text	Spike	SPKref	RPDref	MDL	PQL	UQL	%REC	LOW	HIGH	%RPD	Q
C6 to C10	A	ug/L	0	0		0	0	0	2.01	20	0	0%	0	0	0%	U
Total Purgeable Hydrocarbons	A	ug/L	0	0		0	0	0	3.08	20	0	0%	0	0	0%	U
Trifluorotoluene	S	ug/L	18.25204	18.25204		25	0	0	0.147	1	0	73%	70	130	0%	

Seq No	Lab ID	Test Code	Sample Typ	File ID	Analysis Date	DF	Batch ID	Prep Date	SPKref	RPDref	pmoist
15051290	B22021435-009	HC-8015-GRO-	SAMP		2/23/2022 4:11:5	1	R375111		0	0	

Analyte	T	Units	RAW	Final	Text	Spike	SPKref	RPDref	MDL	PQL	UQL	%REC	LOW	HIGH	%RPD	Q

Seq No	Lab ID	Test Code	Sample Typ	File ID	Analysis Date	DF	Batch ID	Prep Date	SPKref	RPDref	pmoist
15051290	B22021435-009	HC-8015-GRO-	SAMP		2/23/2022 4:11:5	1	R375111		0	0	

Analyte	T	Units	RAW	Final	Text	Spike	SPKref	RPDref	MDL	PQL	UQL	%REC	LOW	HIGH	%RPD	Q
C6 to C10	A	ug/L	0	0		0	0	0	2.01	20	0	0%	0	0	0%	U
Total Purgeable Hydrocarbons	A	ug/L	2.273117	0		0	0	0	3.08	20	0	0%	0	0	0%	U
Trifluorotoluene	S	ug/L	19.5206	19.5206		25	0	0	0.147	1	0	78%	70	130	0%	

Seq No	Lab ID	Test Code	Sample Typ	File ID	Analysis Date	DF	Batch ID	Prep Date	SPKref	RPDref	pmoist
15051291	B22021435-014	HC-8015-GRO-	SAMP		2/23/2022 4:45:5	1	R375111		0	0	

Analyte	T	Units	RAW	Final	Text	Spike	SPKref	RPDref	MDL	PQL	UQL	%REC	LOW	HIGH	%RPD	Q
C6 to C10	A	ug/L	0	0		0	0	0	2.01	20	0	0%	0	0	0%	U
Total Purgeable Hydrocarbons	A	ug/L	0	0		0	0	0	3.08	20	0	0%	0	0	0%	U
Trifluorotoluene	S	ug/L	19.45954	19.45954		25	0	0	0.147	1	0	78%	70	130	0%	

Seq No	Lab ID	Test Code	Sample Typ	File ID	Analysis Date	DF	Batch ID	Prep Date	SPKref	RPDref	pmoist
15051292	B22021435-019	HC-8015-GRO-	SAMP		2/23/2022 5:20:0	1	R375111		0	0	

Analyte	T	Units	RAW	Final	Text	Spike	SPKref	RPDref	MDL	PQL	UQL	%REC	LOW	HIGH	%RPD	Q
C6 to C10	A	ug/L	0	0		0	0	0	2.01	20	0	0%	0	0	0%	U
Total Purgeable Hydrocarbons	A	ug/L	0	0		0	0	0	3.08	20	0	0%	0	0	0%	U
Trifluorotoluene	S	ug/L	19.41768	19.41768		25	0	0	0.147	1	0	78%	70	130	0%	

Seq No	Lab ID	Test Code	Sample Typ	File ID	Analysis Date	DF	Batch ID	Prep Date	SPKref	RPDref	pmoist
15051293	B22021435-024	HC-8015-GRO-	SAMP		2/23/2022 5:53:5	1	R375111		0	0	

Analyte	T	Units	RAW	Final	Text	Spike	SPKref	RPDref	MDL	PQL	UQL	%REC	LOW	HIGH	%RPD	Q
C6 to C10	A	ug/L	0	0		0	0	0	2.01	20	0	0%	0	0	0%	U
Total Purgeable Hydrocarbons	A	ug/L	0	0		0	0	0	3.08	20	0	0%	0	0	0%	U
Trifluorotoluene	S	ug/L	19.04408	19.04408		25	0	0	0.147	1	0	76%	70	130	0%	

Seq No	Lab ID	Test Code	Sample Typ	File ID	Analysis Date	DF	Batch ID	Prep Date	SPKref	RPDref	pmoist
15051294	B22021435-029	HC-8015-GRO-	SAMP		2/23/2022 6:27:5	1	R375111		0	0	

Analyte	T	Units	RAW	Final	Text	Spike	SPKref	RPDref	MDL	PQL	UQL	%REC	LOW	HIGH	%RPD	Q

Seq No	Lab ID	Test Code	Sample Typ	File ID	Analysis Date	DF	Batch ID	Prep Date	SPKref	RPDref	pmoist
15051294	B22021435-029	HC-8015-GRO-	SAMP		2/23/2022 6:27:5	1	R375111		0	0	

Analyte	T	Units	RAW	Final	Text	Spike	SPKref	RPDref	MDL	PQL	UQL	%REC	LOW	HIGH	%RPD	Q
C6 to C10	A	ug/L	0	0		0	0	0	2.01	20	0	0%	0	0	0%	U
Total Purgeable Hydrocarbons	A	ug/L	0	0		0	0	0	3.08	20	0	0%	0	0	0%	U
Trifluorotoluene	S	ug/L	19.61065	19.61065		25	0	0	0.147	1	0	78%	70	130	0%	

Seq No	Lab ID	Test Code	Sample Typ	File ID	Analysis Date	DF	Batch ID	Prep Date	SPKref	RPDref	pmoist
15051295	B22021435-034	HC-8015-GRO-	SAMP		2/23/2022 7:02:0	1	R375111		0	0	

Analyte	T	Units	RAW	Final	Text	Spike	SPKref	RPDref	MDL	PQL	UQL	%REC	LOW	HIGH	%RPD	Q
C6 to C10	A	ug/L	0	0		0	0	0	2.01	20	0	0%	0	0	0%	U
Total Purgeable Hydrocarbons	A	ug/L	0	0		0	0	0	3.08	20	0	0%	0	0	0%	U
Trifluorotoluene	S	ug/L	19.15153	19.15153		25	0	0	0.147	1	0	77%	70	130	0%	

Seq No	Lab ID	Test Code	Sample Typ	File ID	Analysis Date	DF	Batch ID	Prep Date	SPKref	RPDref	pmoist
15051296	B22021435-001	HC-8015-GRO-	SAMP		2/23/2022 7:36:0	1	R375111		0	0	

Analyte	T	Units	RAW	Final	Text	Spike	SPKref	RPDref	MDL	PQL	UQL	%REC	LOW	HIGH	%RPD	Q
C6 to C10	A	ug/L	0	0		0	0	0	2.01	20	0	0%	0	0	0%	U
Total Purgeable Hydrocarbons	A	ug/L	0	0		0	0	0	3.08	20	0	0%	0	0	0%	U
Trifluorotoluene	S	ug/L	18.60162	18.60162		25	0	0	0.147	1	0	74%	70	130	0%	

Seq No	Lab ID	Test Code	Sample Typ	File ID	Analysis Date	DF	Batch ID	Prep Date	SPKref	RPDref	pmoist
15051297	B22021435-007	HC-8015-GRO-	MS		2/23/2022 8:44:0	1	R375111		2E+07	0	

Analyte	T	Units	RAW	Final	Text	Spike	SPKref	RPDref	MDL	PQL	UQL	%REC	LOW	HIGH	%RPD	Q
C6 to C10	A	ug/L	164.3176	164.3176		170	0	0	2.01	20	0	97%	78	122	0%	
Total Purgeable Hydrocarbons	A	ug/L	199.2114	199.2114		200	0	0	3.08	20	0	100%	70	130	0%	
Trifluorotoluene	S	ug/L	22.24071	22.24071		25	0	0	0.147	1	0	89%	70	130	0%	

Seq No	Lab ID	Test Code	Sample Typ	File ID	Analysis Date	DF	Batch ID	Prep Date	SPKref	RPDref	pmoist
15051298	B22021435-007	HC-8015-GRO-	MSD		2/23/2022 9:18:1	1	R375111		2E+07	2E+07	

Analyte	T	Units	RAW	Final	Text	Spike	SPKref	RPDref	MDL	PQL	UQL	%REC	LOW	HIGH	%RPD	Q

Seq No	Lab ID	Test Code	Sample Typ	File ID	Analysis Date	DF	Batch ID	Prep Date	SPKref	RPDref	pmoist
15051298	B22021435-007	HC-8015-GRO-	MSD		2/23/2022 9:18:1	1	R375111		2E+07	2E+07	

Analyte	T	Units	RAW	Final	Text	Spike	SPKref	RPDref	MDL	PQL	UQL	%REC	LOW	HIGH	%RPD	Q
C6 to C10	A	ug/L	161.4341	161.4341		170	0	164.3176	2.01	20	0	95%	78	122	2%	
Total Purgeable Hydrocarbons	A	ug/L	195.1022	195.1022		200	0	199.2114	3.08	20	0	98%	70	130	2%	
Trifluorotoluene	S	ug/L	22.14751	22.14751		25	0	0	0.147	1	0	89%	70	130	0%	

Seq No	Lab ID	Test Code	Sample Typ	File ID	Analysis Date	DF	Batch ID	Prep Date	SPKref	RPDref	pmoist
15051299	CCV_0223VAR	HC-8015-GRO-	SAMP		2/23/2022 10:26:	1	R375111		0	0	

Analyte	T	Units	RAW	Final	Text	Spike	SPKref	RPDref	MDL	PQL	UQL	%REC	LOW	HIGH	%RPD	Q
C6 to C10	A	ug/L	190.7516	190.7516		0	0	0	2.01	20	0	0%	0	0	0%	
Total Purgeable Hydrocarbons	A	ug/L	196.6922	196.6922		0	0	0	3.08	20	0	0%	0	0	0%	
Trifluorotoluene	S	ug/L	19.89424	19.89424		25	0	0	0.147	1	0	80%	70	130	0%	

Seq No	Lab ID	Test Code	Sample Typ	File ID	Analysis Date	DF	Batch ID	Prep Date	SPKref	RPDref	pmoist
15051300	CCV_0223VAR	HC-8015-GRO-	CCV		2/23/2022 11:00:	1	R375111		0	0	

Analyte	T	Units	RAW	Final	Text	Spike	SPKref	RPDref	MDL	PQL	UQL	%REC	LOW	HIGH	%RPD	Q
C6 to C10	A	ug/L	169.9297	169.9297		168	0	0	2.01	20	0	101%	80	120	0%	
Total Purgeable Hydrocarbons	A	ug/L	204.7341	204.7341		200	0	0	3.08	20	0	102%	80	120	0%	
Trifluorotoluene	S	ug/L	22.13556	22.13556		25	0	0	0.147	1	0	89%	80	120	0%	

Seq No	Lab ID	Test Code	Sample Typ	File ID	Analysis Date	DF	Batch ID	Prep Date	SPKref	RPDref	pmoist
15051301	LCS_0223VAR2	HC-8015-GRO-	LCS		2/23/2022 11:34:	1	R375111		0	0	

Analyte	T	Units	RAW	Final	Text	Spike	SPKref	RPDref	MDL	PQL	UQL	%REC	LOW	HIGH	%RPD	Q
C6 to C10	A	ug/L	166.0596	166.0596		170	0	0	2.01	20	0	98%	78	122	0%	
Total Purgeable Hydrocarbons	A	ug/L	200.3147	200.3147		200	0	0	3.08	20	0	100%	70	130	0%	
Trifluorotoluene	S	ug/L	22.3801	22.3801		25	0	0	0.147	1	0	90%	70	130	0%	

Seq No	Lab ID	Test Code	Sample Typ	File ID	Analysis Date	DF	Batch ID	Prep Date	SPKref	RPDref	pmoist
15051302	MBLK_0223VA	HC-8015-GRO-	MBLK		2/24/2022 12:42:	1	R375111		0	0	

Analyte	T	Units	RAW	Final	Text	Spike	SPKref	RPDref	MDL	PQL	UQL	%REC	LOW	HIGH	%RPD	Q

Seq No	Lab ID	Test Code	Sample Typ	File ID	Analysis Date	DF	Batch ID	Prep Date	SPKref	RPDref	pmoist
15051302	MBLK_0223VA	HC-8015-GRO-	MBLK		2/24/2022 12:42:	1	R375111		0	0	

Analyte	T	Units	RAW	Final	Text	Spike	SPKref	RPDref	MDL	PQL	UQL	%REC	LOW	HIGH	%RPD	Q
C6 to C10	A	ug/L	0	0		0	0	0	2.01	10	0	0%	0	0	0%	
Total Purgeable Hydrocarbons	A	ug/L	0	0		0	0	0	3.08	10	0	0%	0	0	0%	
Trifluorotoluene	S	ug/L	19.1939	19.1939		25	0	0	0.147	1	0	77%	70	130	0%	

Seq No	Lab ID	Test Code	Sample Typ	File ID	Analysis Date	DF	Batch ID	Prep Date	SPKref	RPDref	pmoist
15051303	B22021435-006	HC-8015-GRO-	SAMP		2/24/2022 1:16:3	1	R375111		0	0	

Analyte	T	Units	RAW	Final	Text	Spike	SPKref	RPDref	MDL	PQL	UQL	%REC	LOW	HIGH	%RPD	Q
C6 to C10	A	ug/L	0	0		0	0	0	2.01	20	0	0%	0	0	0%	U
Total Purgeable Hydrocarbons	A	ug/L	0	0		0	0	0	3.08	20	0	0%	0	0	0%	U
Trifluorotoluene	S	ug/L	18.74493	18.74493		25	0	0	0.147	1	0	75%	70	130	0%	

Seq No	Lab ID	Test Code	Sample Typ	File ID	Analysis Date	DF	Batch ID	Prep Date	SPKref	RPDref	pmoist
15051304	B22021435-012	HC-8015-GRO-	SAMP		2/24/2022 2:24:3	1	R375111		0	0	

Analyte	T	Units	RAW	Final	Text	Spike	SPKref	RPDref	MDL	PQL	UQL	%REC	LOW	HIGH	%RPD	Q
C6 to C10	A	ug/L	0	0		0	0	0	2.01	20	0	0%	0	0	0%	U
Total Purgeable Hydrocarbons	A	ug/L	0	0		0	0	0	3.08	20	0	0%	0	0	0%	U
Trifluorotoluene	S	ug/L	19.05472	19.05472		25	0	0	0.147	1	0	76%	70	130	0%	

Seq No	Lab ID	Test Code	Sample Typ	File ID	Analysis Date	DF	Batch ID	Prep Date	SPKref	RPDref	pmoist
15051305	B22021435-017	HC-8015-GRO-	SAMP		2/24/2022 3:32:4	1	R375111		0	0	

Analyte	T	Units	RAW	Final	Text	Spike	SPKref	RPDref	MDL	PQL	UQL	%REC	LOW	HIGH	%RPD	Q
C6 to C10	A	ug/L	3.754654	3.754654		0	0	0	2.01	20	0	0%	0	0	0%	J
Total Purgeable Hydrocarbons	A	ug/L	31.77784	31.77784		0	0	0	3.08	20	0	0%	0	0	0%	
Trifluorotoluene	S	ug/L	19.09025	19.09025		25	0	0	0.147	1	0	76%	70	130	0%	

Seq No	Lab ID	Test Code	Sample Typ	File ID	Analysis Date	DF	Batch ID	Prep Date	SPKref	RPDref	pmoist
15051306	B22021435-022	HC-8015-GRO-	SAMP		2/24/2022 4:40:5	1	R375111		0	0	

Analyte	T	Units	RAW	Final	Text	Spike	SPKref	RPDref	MDL	PQL	UQL	%REC	LOW	HIGH	%RPD	Q

Seq No	Lab ID	Test Code	Sample Typ	File ID	Analysis Date	DF	Batch ID	Prep Date	SPKref	RPDref	pmoist
15051306	B22021435-022	HC-8015-GRO-	SAMP		2/24/2022 4:40:5	1	R375111		0	0	

Analyte	T	Units	RAW	Final	Text	Spike	SPKref	RPDref	MDL	PQL	UQL	%REC	LOW	HIGH	%RPD	Q
C6 to C10	A	ug/L	2.129085	2.129085		0	0	0	2.01	20	0	0%	0	0	0%	J
Total Purgeable Hydrocarbons	A	ug/L	3.024471	0		0	0	0	3.08	20	0	0%	0	0	0%	U
Trifluorotoluene	S	ug/L	19.18946	19.18946		25	0	0	0.147	1	0	77%	70	130	0%	

Seq No	Lab ID	Test Code	Sample Typ	File ID	Analysis Date	DF	Batch ID	Prep Date	SPKref	RPDref	pmoist
15051307	B22021435-027	HC-8015-GRO-	SAMP		2/24/2022 5:48:5	1	R375111		0	0	

Analyte	T	Units	RAW	Final	Text	Spike	SPKref	RPDref	MDL	PQL	UQL	%REC	LOW	HIGH	%RPD	Q
C6 to C10	A	ug/L	0	0		0	0	0	2.01	20	0	0%	0	0	0%	U
Total Purgeable Hydrocarbons	A	ug/L	0	0		0	0	0	3.08	20	0	0%	0	0	0%	U
Trifluorotoluene	S	ug/L	18.93285	18.93285		25	0	0	0.147	1	0	76%	70	130	0%	

Seq No	Lab ID	Test Code	Sample Typ	File ID	Analysis Date	DF	Batch ID	Prep Date	SPKref	RPDref	pmoist
15051308	B22021435-032	HC-8015-GRO-	SAMP		2/24/2022 6:57:0	1	R375111		0	0	

Analyte	T	Units	RAW	Final	Text	Spike	SPKref	RPDref	MDL	PQL	UQL	%REC	LOW	HIGH	%RPD	Q
C6 to C10	A	ug/L	5.203498	5.203498		0	0	0	2.01	20	0	0%	0	0	0%	J
Total Purgeable Hydrocarbons	A	ug/L	54.98388	54.98388		0	0	0	3.08	20	0	0%	0	0	0%	
Trifluorotoluene	S	ug/L	18.81807	18.81807		25	0	0	0.147	1	0	75%	70	130	0%	

Seq No	Lab ID	Test Code	Sample Typ	File ID	Analysis Date	DF	Batch ID	Prep Date	SPKref	RPDref	pmoist
15051309	CCV_0223VAR	HC-8015-GRO-	SAMP		2/24/2022 8:05:0	1	R375111		0	0	

Analyte	T	Units	RAW	Final	Text	Spike	SPKref	RPDref	MDL	PQL	UQL	%REC	LOW	HIGH	%RPD	Q
C6 to C10	A	ug/L	188.7314	188.7314		0	0	0	2.01	20	0	0%	0	0	0%	
Total Purgeable Hydrocarbons	A	ug/L	194.467	194.467		0	0	0	3.08	20	0	0%	0	0	0%	
Trifluorotoluene	S	ug/L	19.624	19.624		25	0	0	0.147	1	0	78%	70	130	0%	

Seq No	Lab ID	Test Code	Sample Typ	File ID	Analysis Date	DF	Batch ID	Prep Date	SPKref	RPDref	pmoist
15051310	CCV_0223VAR	HC-8015-GRO-	CCV		2/24/2022 8:39:0	1	R375111		0	0	

Analyte	T	Units	RAW	Final	Text	Spike	SPKref	RPDref	MDL	PQL	UQL	%REC	LOW	HIGH	%RPD	Q

Seq No	Lab ID	Test Code	Sample Typ	File ID	Analysis Date	DF	Batch ID	Prep Date	SPKref	RPDref	pmoist
15051310	CCV_0223VAR	HC-8015-GRO-	CCV		2/24/2022 8:39:0	1	R375111		0	0	

Analyte	T	Units	RAW	Final	Text	Spike	SPKref	RPDref	MDL	PQL	UQL	%REC	LOW	HIGH	%RPD	Q
C6 to C10	A	ug/L	166.1424	166.1424		166	0	0	2.01	20	0	100%	80	120	0%	
Total Purgeable Hydrocarbons	A	ug/L	200.3679	200.3679		200	0	0	3.08	20	0	100%	80	120	0%	
Trifluorotoluene	S	ug/L	22.25795	22.25795		25	0	0	0.147	1	0	89%	80	120	0%	

Write Sequence Data File	Insert Entries(Have the first cell for entries selecte Sample Name	Method	Weight	Dil Factor	Amt Inj.	IS	Cal ID
G:\Org\VAR\DAT\VAR022322_b\0223VAR.01r	CCV_0223VAR01r, GQC ;0223VAR ,	G:\Org\VAR\Methods\2112(	1	1	1	1	0
G:\Org\VAR\DAT\VAR022322_b\0223VAR.02r	CCV_0223VAR02r, GQC ;0223VAR ,	G:\Org\VAR\Methods\2112(	1	1	1	1	0
G:\Org\VAR\DAT\VAR022322_b\0223VAR.03r	LCS_0223VAR03r, GQC ;0223VAR ,	G:\Org\VAR\Methods\2112(	5	1	1	1	0
G:\Org\VAR\DAT\VAR022322_b\0223VAR.04r	BLANK	G:\Org\VAR\Methods\2112(	1	1	1	1	0
G:\Org\VAR\DAT\VAR022322_b\0223VAR.05r	MBLK_0223VAR05r, QC ;0223VAR ,	G:\Org\VAR\Methods\2112(	5	1	1	1	0
G:\Org\VAR\DAT\VAR022322_b\0223VAR.06r	BLANK	G:\Org\VAR\Methods\2112(	1	1	1	1	0
G:\Org\VAR\DAT\VAR022322_b\0223VAR.07r	B22021435-007D ;0223VAR , $HC-8015-GRO-W,	G:\Org\VAR\Methods\2112(	5	1	1	1	0
G:\Org\VAR\DAT\VAR022322_b\0223VAR.08r	BLANK	G:\Org\VAR\Methods\2112(	1	1	1	1	0
G:\Org\VAR\DAT\VAR022322_b\0223VAR.09r	B22021435-003A ;0223VAR , $HC-8015-GRO-W,	G:\Org\VAR\Methods\2112(	5	1	1	1	0
G:\Org\VAR\DAT\VAR022322_b\0223VAR.10r	B22021435-009A ;0223VAR , $HC-8015-GRO-W,	G:\Org\VAR\Methods\2112(	5	1	1	1	0
G:\Org\VAR\DAT\VAR022322_b\0223VAR.11r	B22021435-014A ;0223VAR , $HC-8015-GRO-W,	G:\Org\VAR\Methods\2112(	5	1	1	1	0
G:\Org\VAR\DAT\VAR022322_b\0223VAR.12r	B22021435-019A ;0223VAR , $HC-8015-GRO-W,	G:\Org\VAR\Methods\2112(	5	1	1	1	0
G:\Org\VAR\DAT\VAR022322_b\0223VAR.13r	B22021435-024A ;0223VAR , $HC-8015-GRO-W,	G:\Org\VAR\Methods\2112(	5	1	1	1	0
G:\Org\VAR\DAT\VAR022322_b\0223VAR.14r	B22021435-029A ;0223VAR , $HC-8015-GRO-W,	G:\Org\VAR\Methods\2112(	5	1	1	1	0
G:\Org\VAR\DAT\VAR022322_b\0223VAR.15r	B22021435-034A ;0223VAR , $HC-8015-GRO-W,	G:\Org\VAR\Methods\2112(	5	1	1	1	0
G:\Org\VAR\DAT\VAR022322_b\0223VAR.16r	B22021435-001G ;0223VAR , $HC-8015-GRO-W,	G:\Org\VAR\Methods\2112(	5	1	1	1	0
G:\Org\VAR\DAT\VAR022322_b\0223VAR.17r	BLANK	G:\Org\VAR\Methods\2112(	1	1	1	1	0
G:\Org\VAR\DAT\VAR022322_b\0223VAR.18r	B22021435-007DMS, GQC ;0223VAR , $HC-8015-GRO-W,	G:\Org\VAR\Methods\2112(	5	1	1	1	0
G:\Org\VAR\DAT\VAR022322_b\0223VAR.19r	B22021435-007DMSD, GQC ;0223VAR , $HC-8015-GRO-W,	G:\Org\VAR\Methods\2112(	5	1	1	1	0
G:\Org\VAR\DAT\VAR022322_b\0223VAR.20r	BLANK	G:\Org\VAR\Methods\2112(	1	1	1	1	0
G:\Org\VAR\DAT\VAR022322_b\0223VAR.21r	CCV_0223VAR21r, GQC ;0223VAR ,	G:\Org\VAR\Methods\2112(	1	1	1	1	0
G:\Org\VAR\DAT\VAR022322_b\0223VAR.22r	CCV_0223VAR22r, GQC ;0223VAR ,	G:\Org\VAR\Methods\2112(	1	1	1	1	0
G:\Org\VAR\DAT\VAR022322_b\0223VAR.23r	LCS_0223VAR23r, GQC ;0223VAR ,	G:\Org\VAR\Methods\2112(	5	1	1	1	0
G:\Org\VAR\DAT\VAR022322_b\0223VAR.24r	BLANK	G:\Org\VAR\Methods\2112(	1	1	1	1	0
G:\Org\VAR\DAT\VAR022322_b\0223VAR.25r	MBLK_0223VAR25r, QC ;0223VAR ,	G:\Org\VAR\Methods\2112(	5	1	1	1	0
G:\Org\VAR\DAT\VAR022322_b\0223VAR.26r	B22021435-006G ;0223VAR , $HC-8015-GRO-W,	G:\Org\VAR\Methods\2112(	5	1	1	1	0
G:\Org\VAR\DAT\VAR022322_b\0223VAR.27r	BLANK	G:\Org\VAR\Methods\2112(	1	1	1	1	0
G:\Org\VAR\DAT\VAR022322_b\0223VAR.28r	B22021435-012G ;0223VAR , $HC-8015-GRO-W,	G:\Org\VAR\Methods\2112(	5	1	1	1	0
G:\Org\VAR\DAT\VAR022322_b\0223VAR.29r	BLANK	G:\Org\VAR\Methods\2112(	1	1	1	1	0
G:\Org\VAR\DAT\VAR022322_b\0223VAR.30r	B22021435-017G ;0223VAR , $HC-8015-GRO-W,	G:\Org\VAR\Methods\2112(	5	1	1	1	0
G:\Org\VAR\DAT\VAR022322_b\0223VAR.31r	BLANK	G:\Org\VAR\Methods\2112(	1	1	1	1	0
G:\Org\VAR\DAT\VAR022322_b\0223VAR.32r	B22021435-022G ;0223VAR , $HC-8015-GRO-W,	G:\Org\VAR\Methods\2112(	5	1	1	1	0
G:\Org\VAR\DAT\VAR022322_b\0223VAR.33r	BLANK	G:\Org\VAR\Methods\2112(	1	1	1	1	0
G:\Org\VAR\DAT\VAR022322_b\0223VAR.34r	B22021435-027G ;0223VAR , $HC-8015-GRO-W,	G:\Org\VAR\Methods\2112(	5	1	1	1	0
G:\Org\VAR\DAT\VAR022322_b\0223VAR.35r	BLANK	G:\Org\VAR\Methods\2112(	1	1	1	1	0
G:\Org\VAR\DAT\VAR022322_b\0223VAR.36r	B22021435-032G ;0223VAR , $HC-8015-GRO-W,	G:\Org\VAR\Methods\2112(	5	1	1	1	0
G:\Org\VAR\DAT\VAR022322_b\0223VAR.37r	BLANK	G:\Org\VAR\Methods\2112(	1	1	1	1	0
G:\Org\VAR\DAT\VAR022322_b\0223VAR.38r	CCV_0223VAR38r, GQC ;0223VAR ,	G:\Org\VAR\Methods\2112(	1	1	1	1	0
G:\Org\VAR\DAT\VAR022322_b\0223VAR.39r	CCV_0223VAR39r, GQC ;0223VAR ,	G:\Org\VAR\Methods\2112(	1	1	1	1	0
G:\Org\VAR\DAT\VAR022322_b\0223VAR.40r	BLANK	G:\Org\VAR\Methods\2112(	1	1	1	1	0

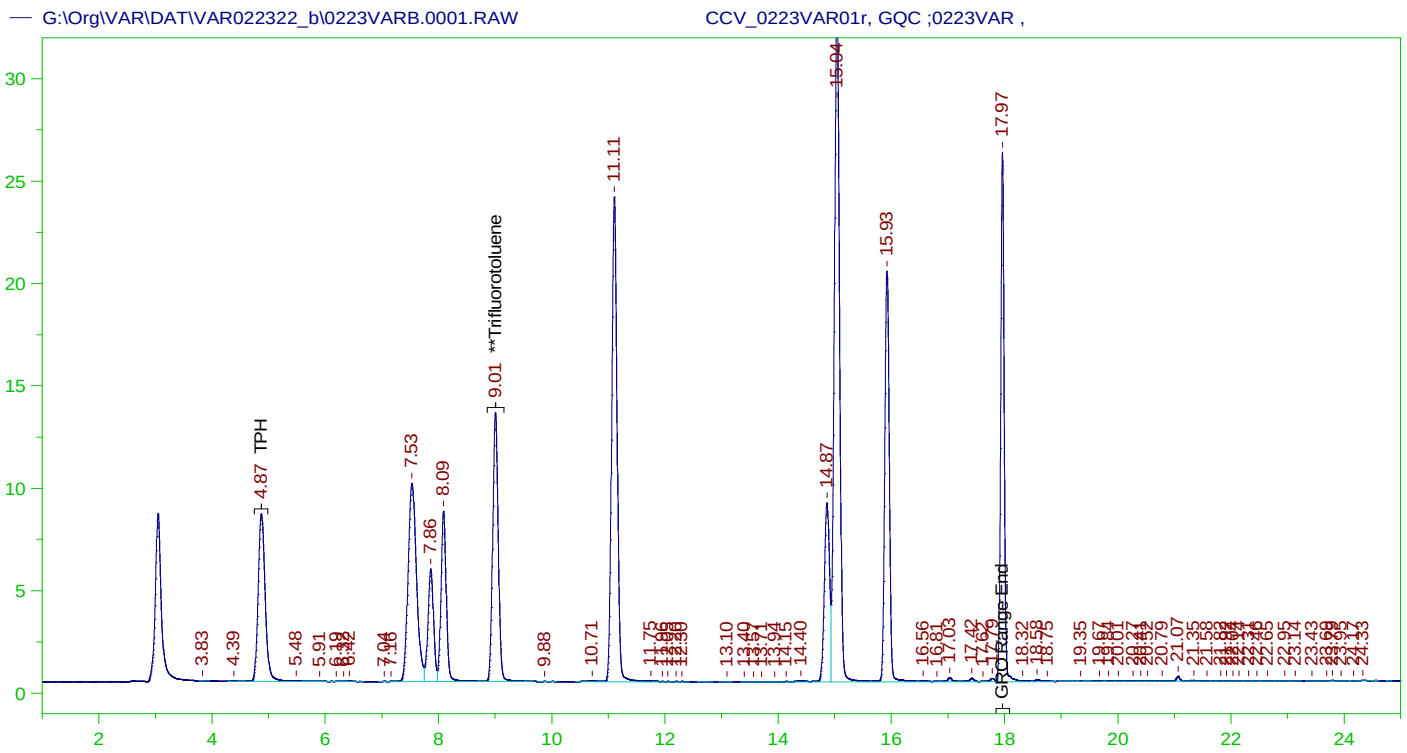

GASOLINE RANGE ORGANICS CHROMATOGRAM REPORT
Sample Name: CCV_0223VAR01r, GQC ;0223VAR ,
Raw File: G:\Org\VAR\DAT\VAR022322_b\0223VARB.0001.RAW
Date & Time Acquired: 2/23/2022 11:06:09 AM
Method File: G:\Org\VAR\Methods\211208GRO_DoDB.MET
Calibration File: G:\Org\VAR\Cals\211208GRO8015CB.CAL
Sample Weight: 1 Dilution: 1 S.A.: 1

Mean RF for C6 to C10: 979.9788
Mean RF for TPH: 955.6747
Rt range for Gasoline Range Organics: 4.75 to 18.09

SURROGATE COMPOUND	RT	ACTUAL	MEASURED	%REC	
**Trifluorotoluene	9.007	125.	97.375	77.9	-

C6 to C10 Area:926055.9 C6 to C10 Amount: 944.9754
TPH Area:933183.8 TPH Amount: 976.466

CONTINUING CALIBRATION REPORT: G:\Org\VAR\DAT\VAR022322_b\0223VARB.0001.RAW

COMPOUND	ACTUAL(NG)	MEASURED(NG)	%RECOVERY	LIMITS
C6 to C10	840.	944.98	112.5	85-115
TPH	1000.	976.47	97.65	85-115

SURROGATE COMPOUND	RT	ACTUAL	MEASURED	%REC	LIMITS
**Trifluorotoluene	9.007	125.	97.375	77.9	85-115

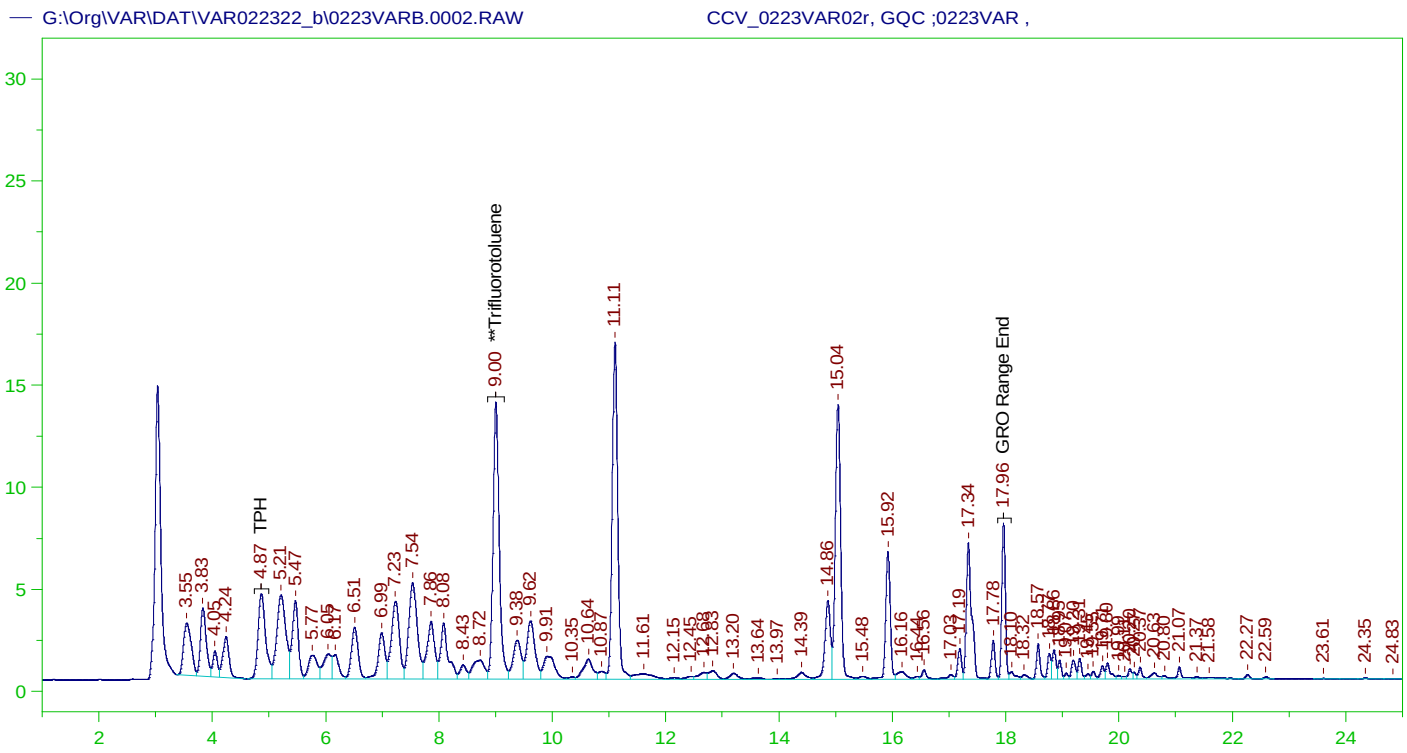

GASOLINE RANGE ORGANICS CHROMATOGRAM REPORT
Sample Name: CCV_0223VAR02r, GQC ;0223VAR ,
Raw File: G:\Org\VAR\DAT\VAR022322_b\0223VARB.0002.RAW
Date & Time Acquired: 2/23/2022 11:40:05 AM
Method File: G:\Org\VAR\Methods\211208GCCV0223_02DoDB%.MET
Calibration File: G:\Org\VAR\Cals\211208GRO8015CB.CAL
Sample Weight: 1 Dilution: 1 S.A.: 1

Mean RF for C6 to C10: 979.9788
Mean RF for TPH: 955.6747
Rt range for Gasoline Range Organics: 4.75 to 18.09

SURROGATE COMPOUND	RT	ACTUAL	MEASURED	%REC	
**Trifluorotoluene	9.005	125.	111.356	89.08	-

C6 to C10 Area:820794.9 C6 to C10 Amount: 837.5639
TPH Area:960551.3 TPH Amount: 1005.103

CONTINUING CALIBRATION REPORT: G:\Org\VAR\DAT\VAR022322_b\0223VARB.0002.RAW

COMPOUND	ACTUAL(NG)	MEASURED(NG)	%RECOVERY	LIMITS
C6 to C10	840.	837.56	99.71	85-115
TPH	1000.	1005.1	100.51	85-115

SURROGATE COMPOUND	RT	ACTUAL	MEASURED	%REC	LIMITS
**Trifluorotoluene	9.005	125.	111.356	89.08	85-115

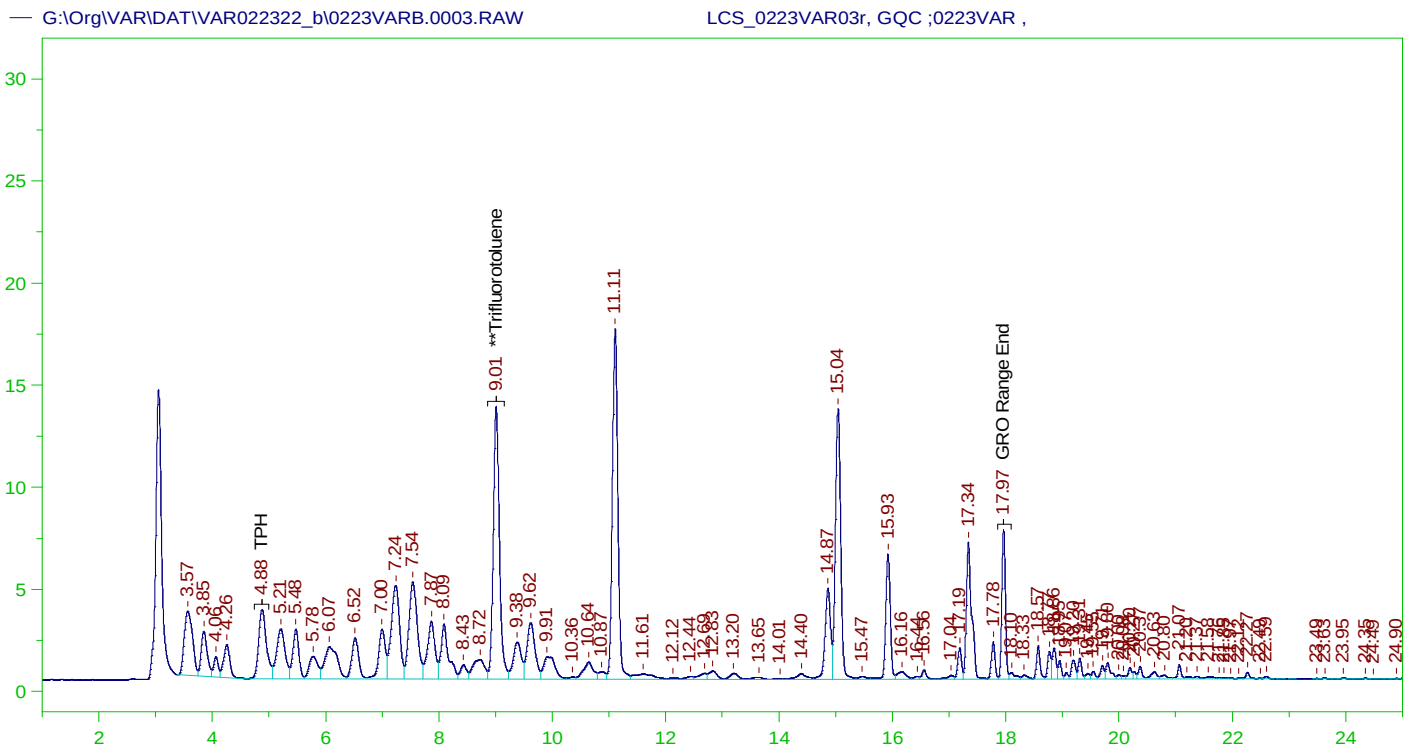

GASOLINE RANGE ORGANICS CHROMATOGRAM REPORT
Sample Name: LCS_0223VAR03r, GQC ;0223VAR ,
Raw File: G:\Org\VAR\DAT\VAR022322_b\0223VARB.0003.RAW
Date & Time Acquired: 2/23/2022 12:14:03 PM
Method File: G:\Org\VAR\Methods\211208GLCS0223_03DoDB%.MET
Calibration File: G:\Org\VAR\Cals\211208GRO8015CB.CAL
Sample Weight: 5 Dilution: 1 S.A.: 1

Mean RF for C6 to C10: 979.9788
Mean RF for TPH: 955.6747
Rt range for Gasoline Range Organics: 4.75 to 18.09

SURROGATE COMPOUND	RT	ACTUAL	MEASURED	%REC	
**Trifluorotoluene	9.009	25.	21.723	86.89	-

C6 to C10 Area:792274.2 C6 to C10 Amount: 161.6921
TPH Area:933010 TPH Amount: 195.2568

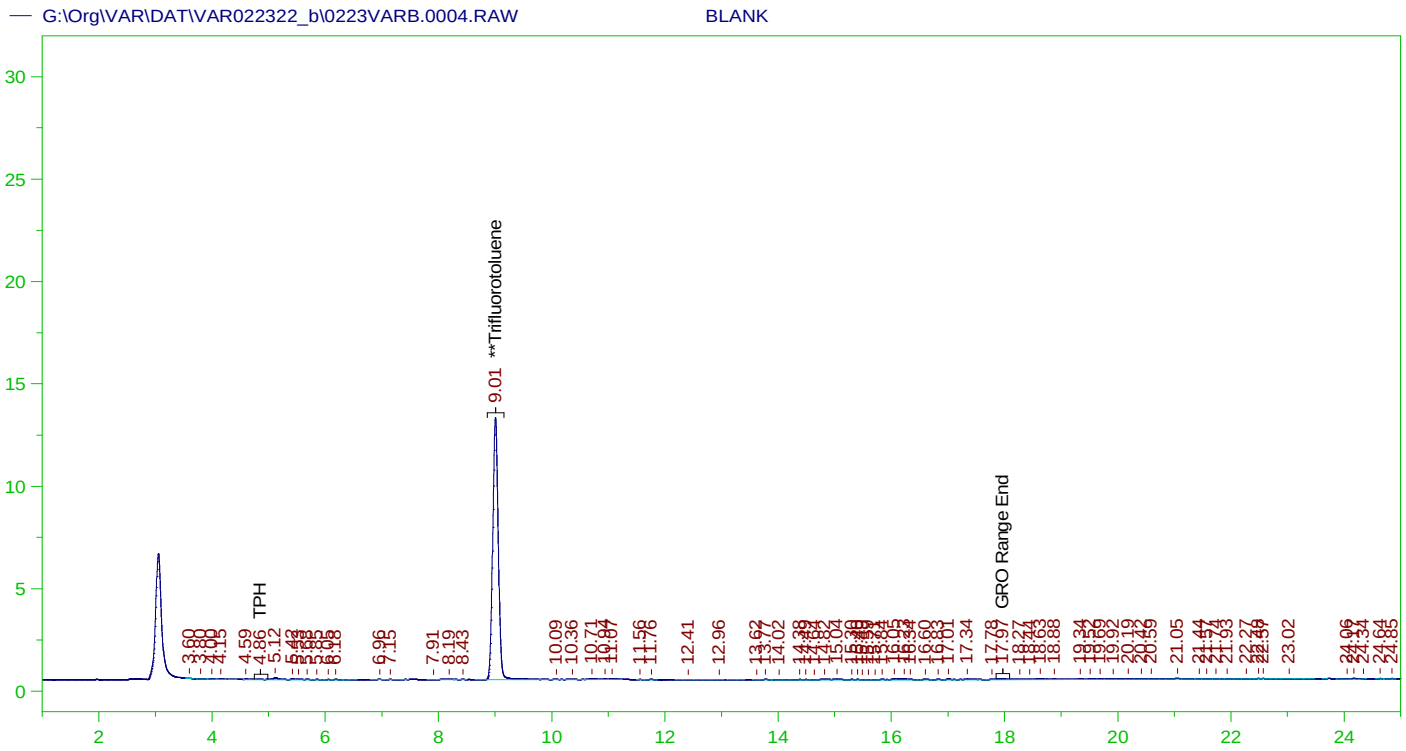

GASOLINE RANGE ORGANICS CHROMATOGRAM REPORT
Sample Name: BLANK
Raw File: G:\Org\VAR\DAT\VAR022322_b\0223VARB.0004.RAW
Date & Time Acquired: 2/23/2022 12:48:00 PM
Method File: G:\Org\VAR\Methods\211208GRO_DoDB.MET
Calibration File: G:\Org\VAR\Cals\211208GRO8015CB.CAL
Sample Weight: 1 Dilution: 1 S.A.: 1

Mean RF for C6 to C10: 979.9788
Mean RF for TPH: 955.6747
Rt range for Gasoline Range Organics: 4.75 to 18.09

SURROGATE COMPOUND	RT	ACTUAL	MEASURED	%REC	
**Trifluorotoluene	9.007	125.	95.28	76.22	-

C6 to C10 Area:8531.262 C6 to C10 Amount: 8.705557
TPH Area:13741.32 TPH Amount: 14.37866

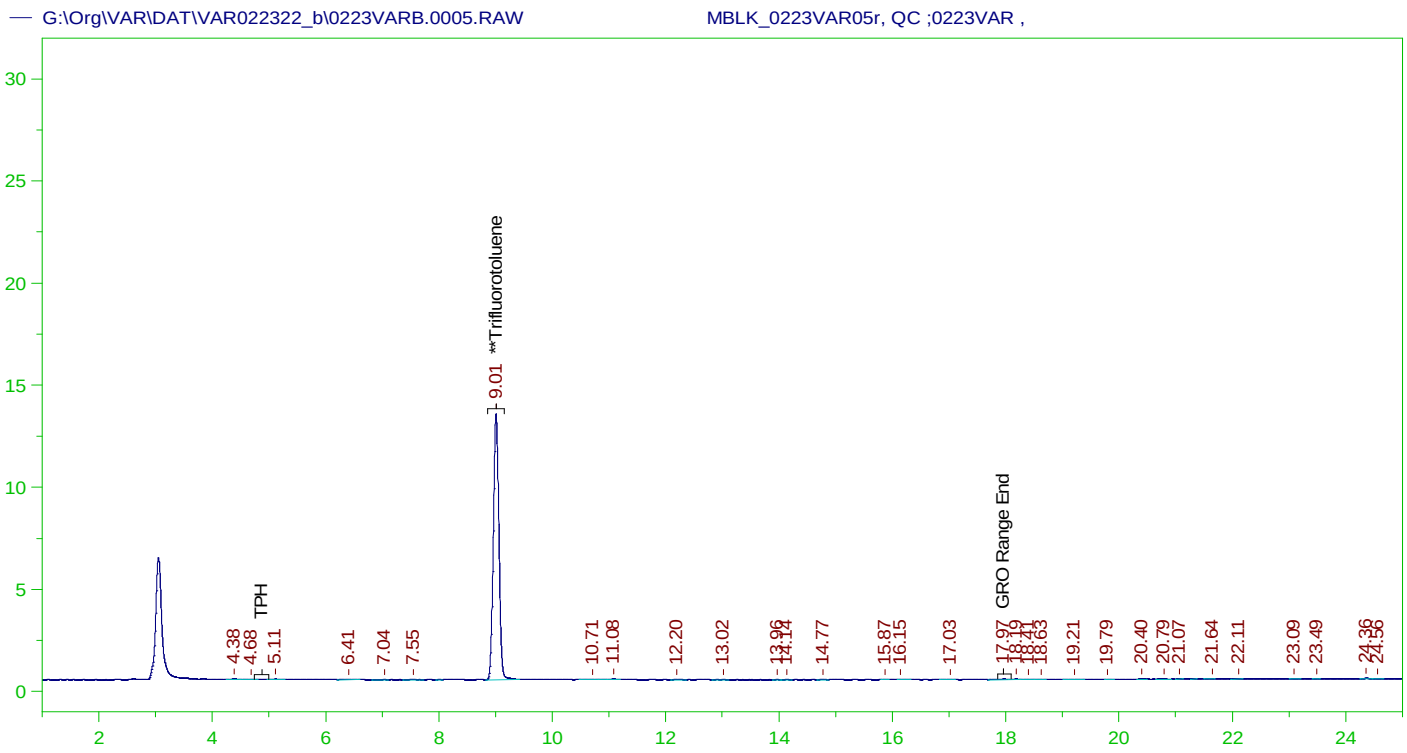

GASOLINE RANGE ORGANICS CHROMATOGRAM REPORT
Sample Name: MBLK_0223VAR05r, QC ;0223VAR ,
Raw File: G:\Org\VAR\DAT\VAR022322_b\0223VARB.0005.RAW
Date & Time Acquired: 2/23/2022 1:21:55 PM
Method File: G:\Org\VAR\Methods\211208GMB0223_05DoDB%.MET
Calibration File: G:\Org\VAR\Cals\211208GRO8015CB.CAL
Sample Weight: 5 Dilution: 1 S.A.: 1

Mean RF for C6 to C10: 979.9788
Mean RF for TPH: 955.6747
Rt range for Gasoline Range Organics: 4.75 to 18.09

SURROGATE COMPOUND	RT	ACTUAL	MEASURED	%REC	
**Trifluorotoluene	9.007	25.	19.292	77.17	-

C6 to C10 Area:2226.592 C6 to C10 Amount: 0.4544164
TPH Area:4136.884 TPH Amount: 0.8657514

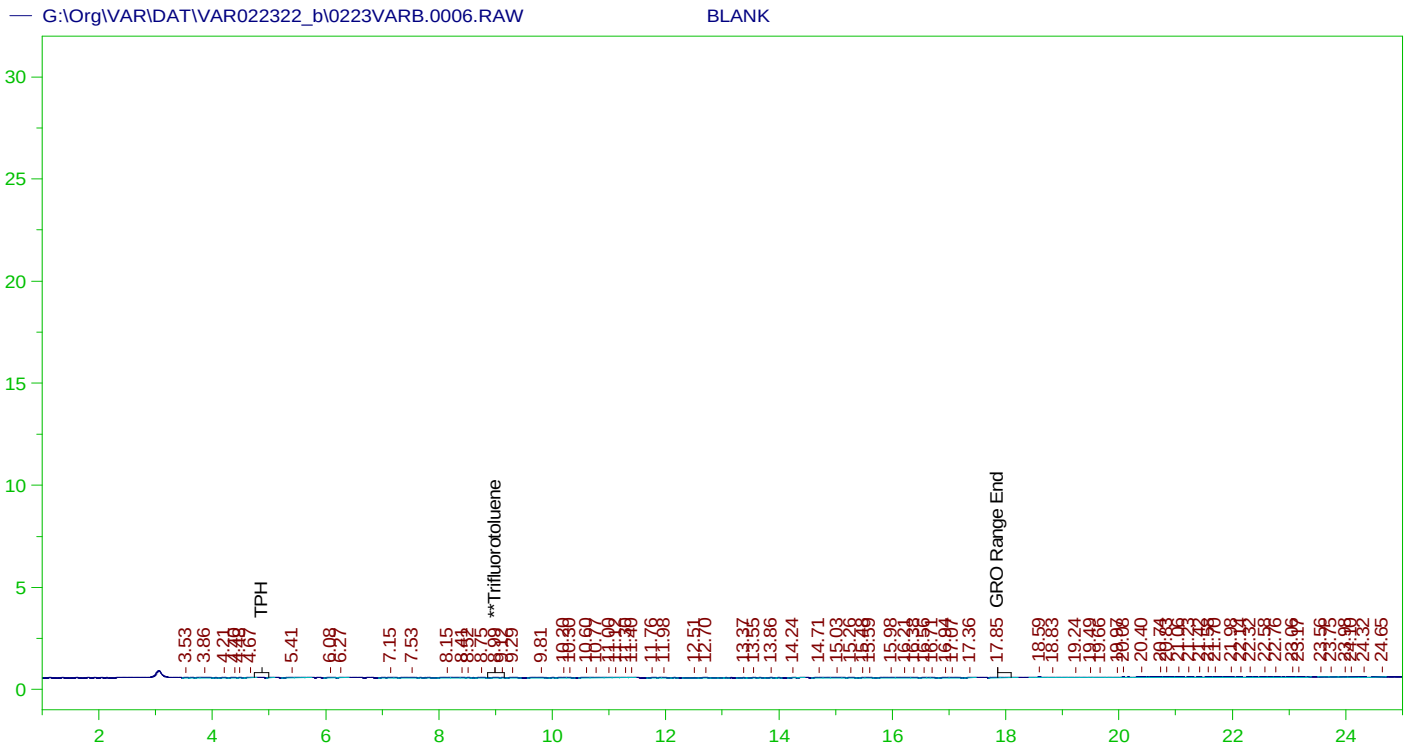

GASOLINE RANGE ORGANICS CHROMATOGRAM REPORT

Sample Name: BLANK
Raw File: G:\Org\VAR\DAT\VAR022322_b\0223VARB.0006.RAW
Date & Time Acquired: 2/23/2022 1:55:55 PM
Method File: G:\Org\VAR\Methods\211208GRO_DoDB.MET
Calibration File: G:\Org\VAR\Cals\211208GRO8015CB.CAL
Sample Weight: 1 Dilution: 1 S.A.: 1

Mean RF for C6 to C10: 979.9788
Mean RF for TPH: 955.6747
Rt range for Gasoline Range Organics: 4.75 to 18.09

SURROGATE COMPOUND	RT	ACTUAL	MEASURED	%REC	
**Trifluorotoluene	8.993	125.	.183	.15	-

C6 to C10 Area:5586.417 C6 to C10 Amount: 5.700548
TPH Area:10732.77 TPH Amount: 11.23057

ERH2545 (OWDFMW08A)

G:\Org\VAR\DAT\VAR022322_b\0223VARB.0007.RAW B22021435-007D ;0223VAR , $HC-8015-GRO-W,

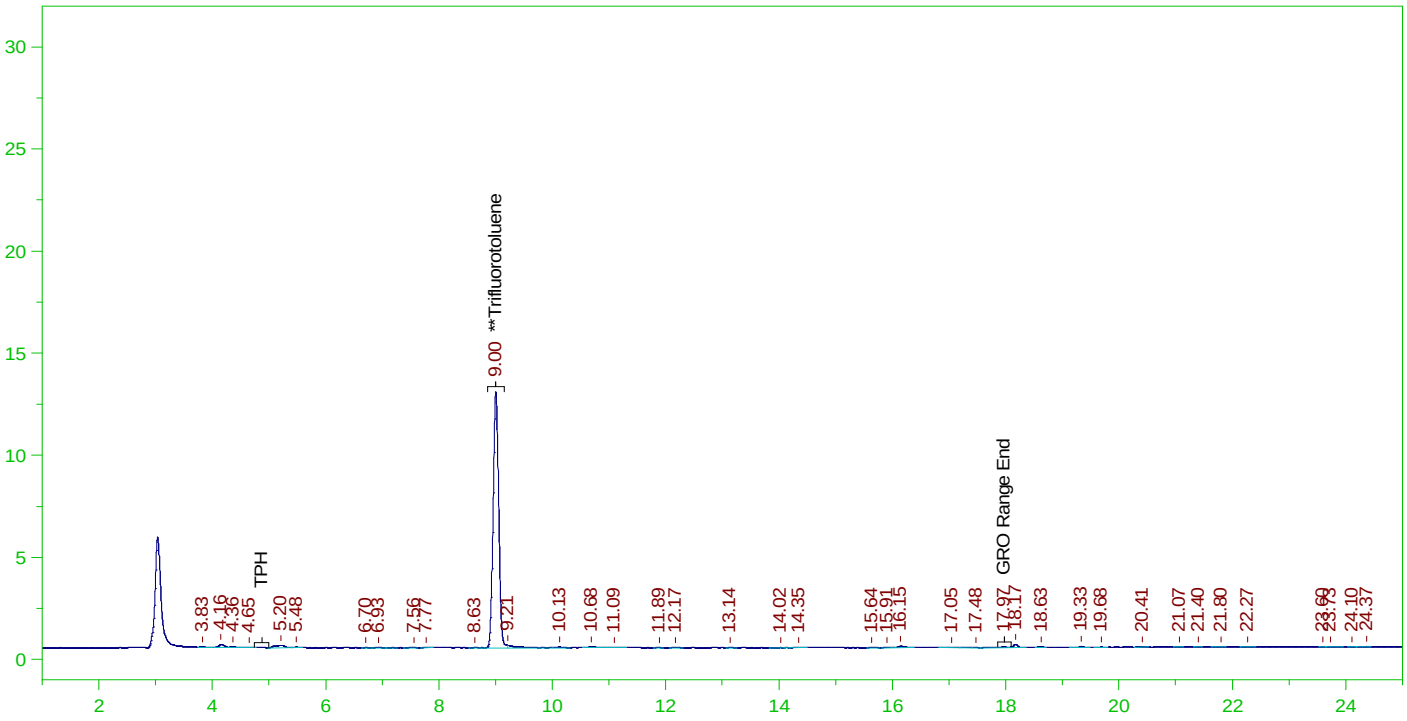

GASOLINE RANGE ORGANICS CHROMATOGRAM REPORT

Sample Name: B22021435-007D ;0223VAR , $HC-8015-GRO-W,
Raw File: G:\Org\VAR\DAT\VAR022322_b\0223VARB.0007.RAW
Date & Time Acquired: 2/23/2022 2:29:55 PM
Method File: G:\Org\VAR\Methods\211208G1435-7DoDB%.MET
Calibration File: G:\Org\VAR\Cals\211208GRO8015CB.CAL
Sample Weight: 5 Dilution: 1 S.A.: 1

Mean RF for C6 to C10: 979.9788
Mean RF for TPH: 955.6747
Rt range for Gasoline Range Organics: 4.75 to 18.09

SURROGATE COMPOUND	RT	ACTUAL	MEASURED	%REC	
**Trifluorotoluene	9.004	25.	18.534	74.14	-

C6 to C10 Area:6860.391 C6 to C10 Amount: 1.40011
TPH Area:10776.65 TPH Amount: 2.255296

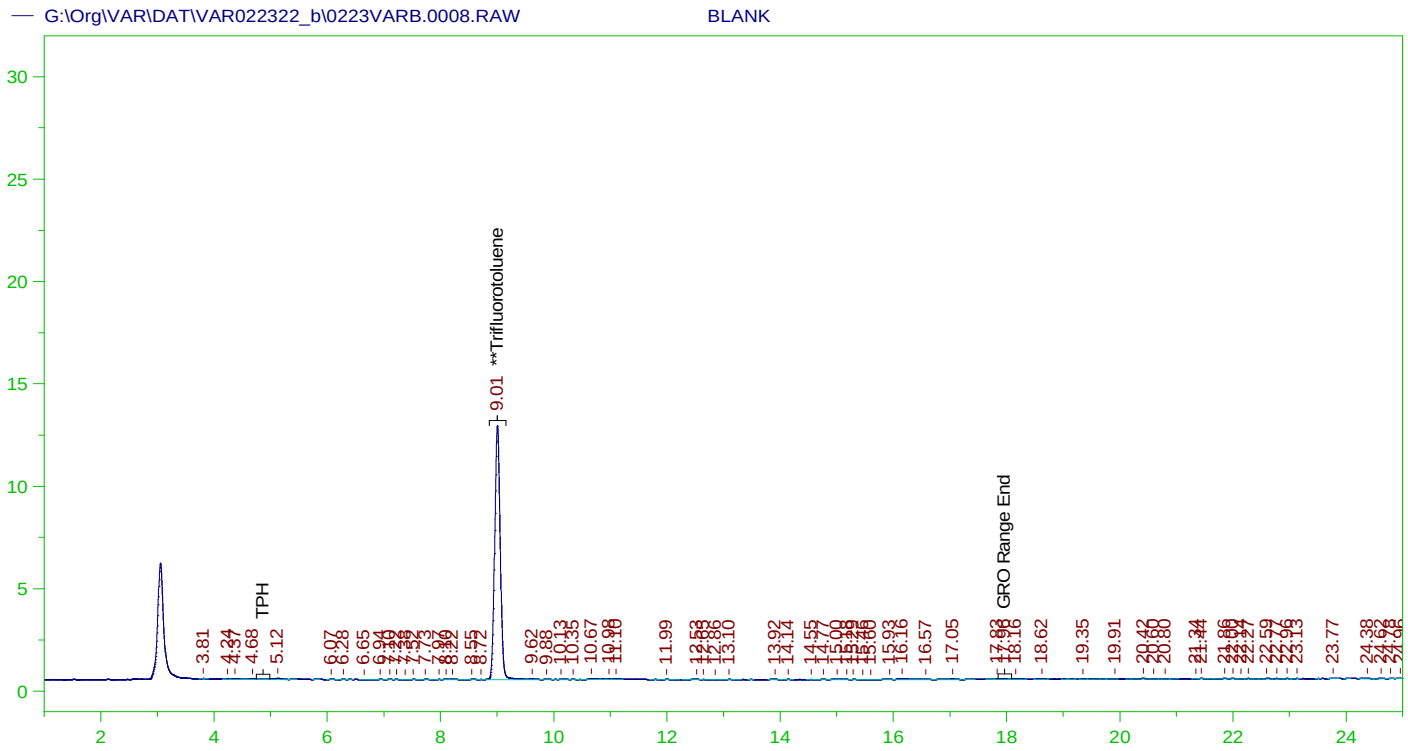

GASOLINE RANGE ORGANICS CHROMATOGRAM REPORT

Sample Name: BLANK
Raw File: G:\Org\VAR\DAT\VAR022322_b\0223VARB.0008.RAW
Date & Time Acquired: 2/23/2022 3:03:55 PM
Method File: G:\Org\VAR\Methods\211208GRO_DoDB.MET
Calibration File: G:\Org\VAR\Cals\211208GRO8015CB.CAL
Sample Weight: 1 Dilution: 1 S.A.: 1

Mean RF for C6 to C10: 979.9788
Mean RF for TPH: 955.6747
Rt range for Gasoline Range Organics: 4.75 to 18.09

SURROGATE COMPOUND	RT	ACTUAL	MEASURED	%REC	
**Trifluorotoluene	9.007	125.	92.739	74.19	-

C6 to C10 Area:6066.329 C6 to C10 Amount: 6.190265
TPH Area:9775.694 TPH Amount: 10.2291

ERH2541 (Trip Blank)

G:\Org\VAR\DAT\VAR022322_b\0223VARB.0009.RAW B22021435-003A ;0223VAR , $HC-8015-GRO-W,

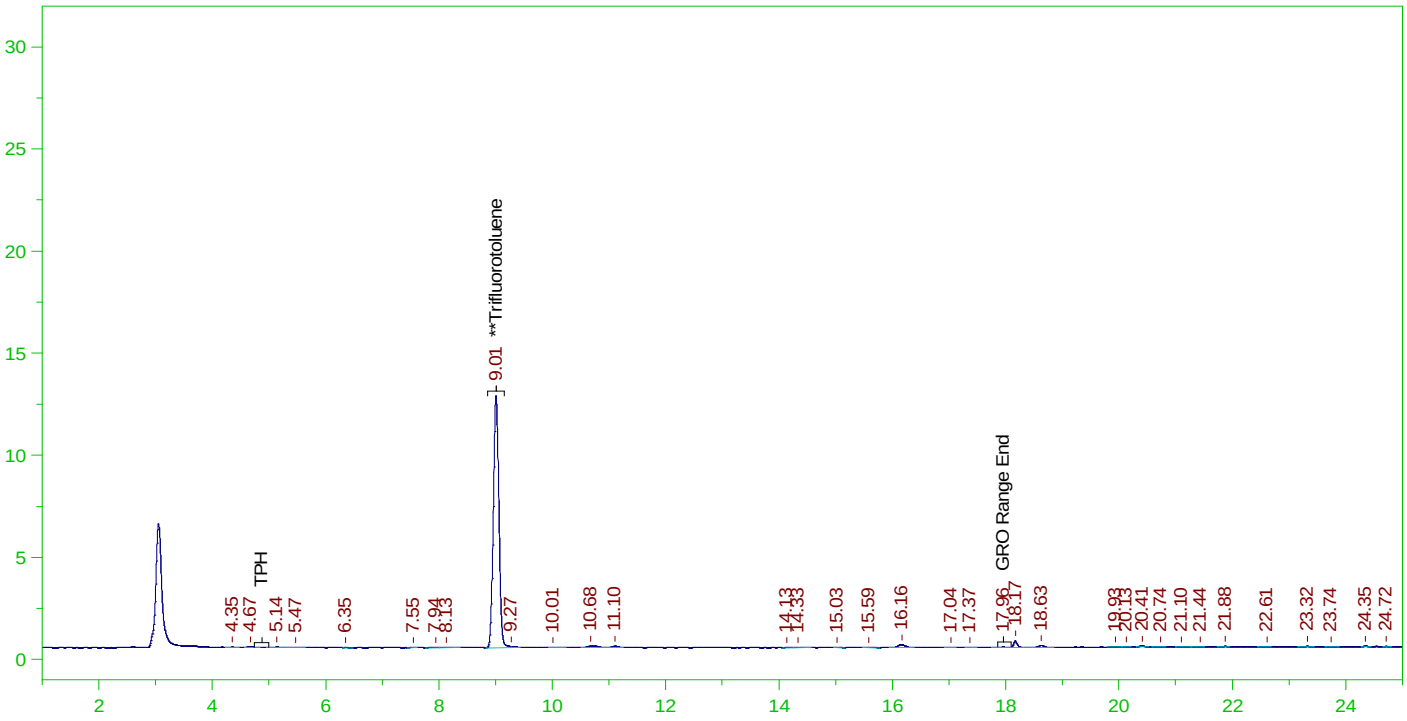

GASOLINE RANGE ORGANICS CHROMATOGRAM REPORT

Sample Name: B22021435-003A ;0223VAR , $HC-8015-GRO-W,
Raw File: G:\Org\VAR\DAT\VAR022322_b\0223VARB.0009.RAW
Date & Time Acquired: 2/23/2022 3:37:59 PM
Method File: G:\Org\VAR\Methods\211208G1435-3DoDB%.MET
Calibration File: G:\Org\VAR\Cals\211208GRO8015CB.CAL
Sample Weight: 5 Dilution: 1 S.A.: 1

Mean RF for C6 to C10: 979.9788
Mean RF for TPH: 955.6747
Rt range for Gasoline Range Organics: 4.75 to 18.09

SURROGATE COMPOUND	RT	ACTUAL	MEASURED	%REC	
**Trifluorotoluene	9.007	25.	18.252	73.01	-

C6 to C10 Area:4674.548 C6 to C10 Amount: 0.95401
TPH Area:8365.778 TPH Amount: 1.750759

ERH2543 (Trip Blank) 14754

G:\Org\VAR\DAT\VAR022322_b\0223VARB.0010.RAW B22021435-009A ;0223VAR , $HC-8015-GRO-W,

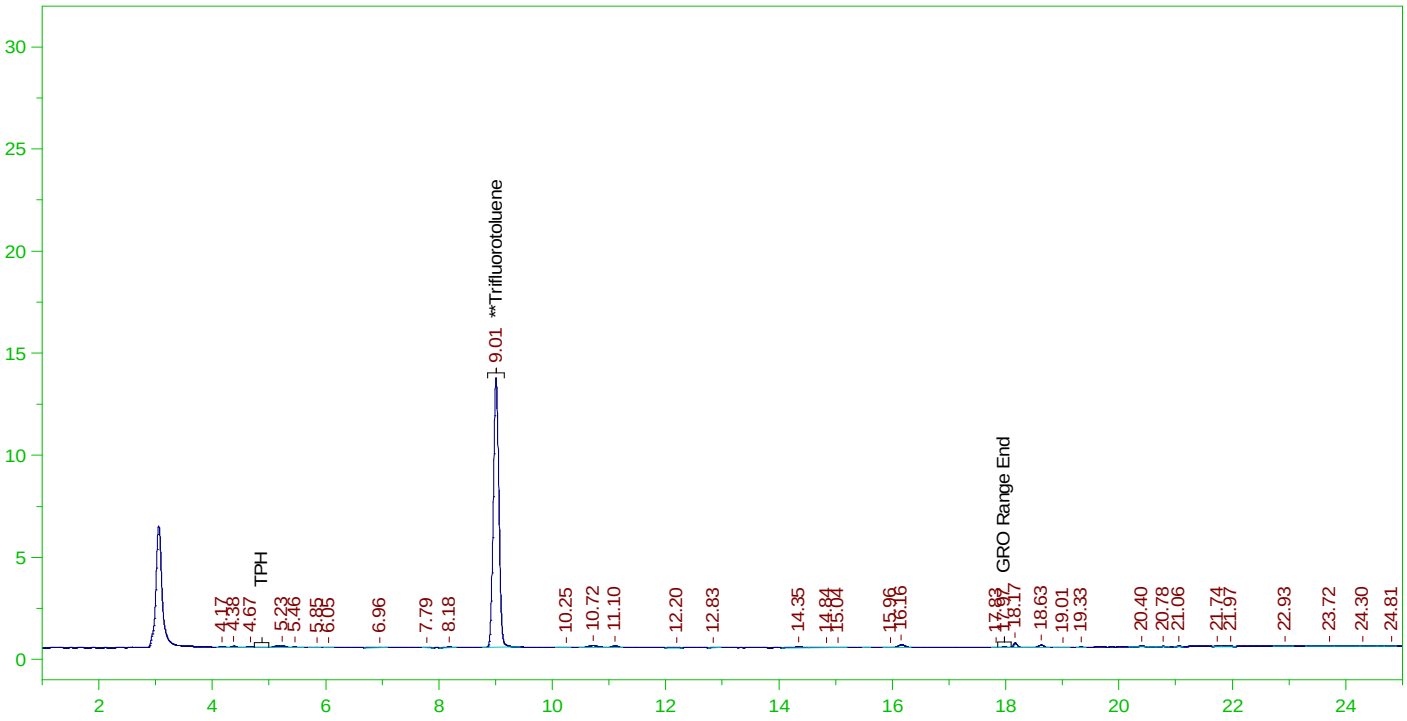

GASOLINE RANGE ORGANICS CHROMATOGRAM REPORT

Sample Name: B22021435-009A ;0223VAR , $HC-8015-GRO-W,
Raw File: G:\Org\VAR\DAT\VAR022322_b\0223VARB.0010.RAW
Date & Time Acquired: 2/23/2022 4:11:59 PM
Method File: G:\Org\VAR\Methods\211208G1435-9DoDB%.MET
Calibration File: G:\Org\VAR\Cals\211208GRO8015CB.CAL
Sample Weight: 5 Dilution: 1 S.A.: 1

Mean RF for C6 to C10: 979.9788
Mean RF for TPH: 955.6747
Rt range for Gasoline Range Organics: 4.75 to 18.09

SURROGATE COMPOUND	RT	ACTUAL	MEASURED	%REC	
**Trifluorotoluene	9.007	25.	19.521	78.08	-

C6 to C10 Area:6456.274 C6 to C10 Amount: 1.317636
TPH Area:10861.8 TPH Amount: 2.273117

ERH2546 (Trip Blank) 14754

G:\Org\VAR\DAT\VAR022322_b\0223VARB.0011.RAW B22021435-014A ;0223VAR , $HC-8015-GRO-W,

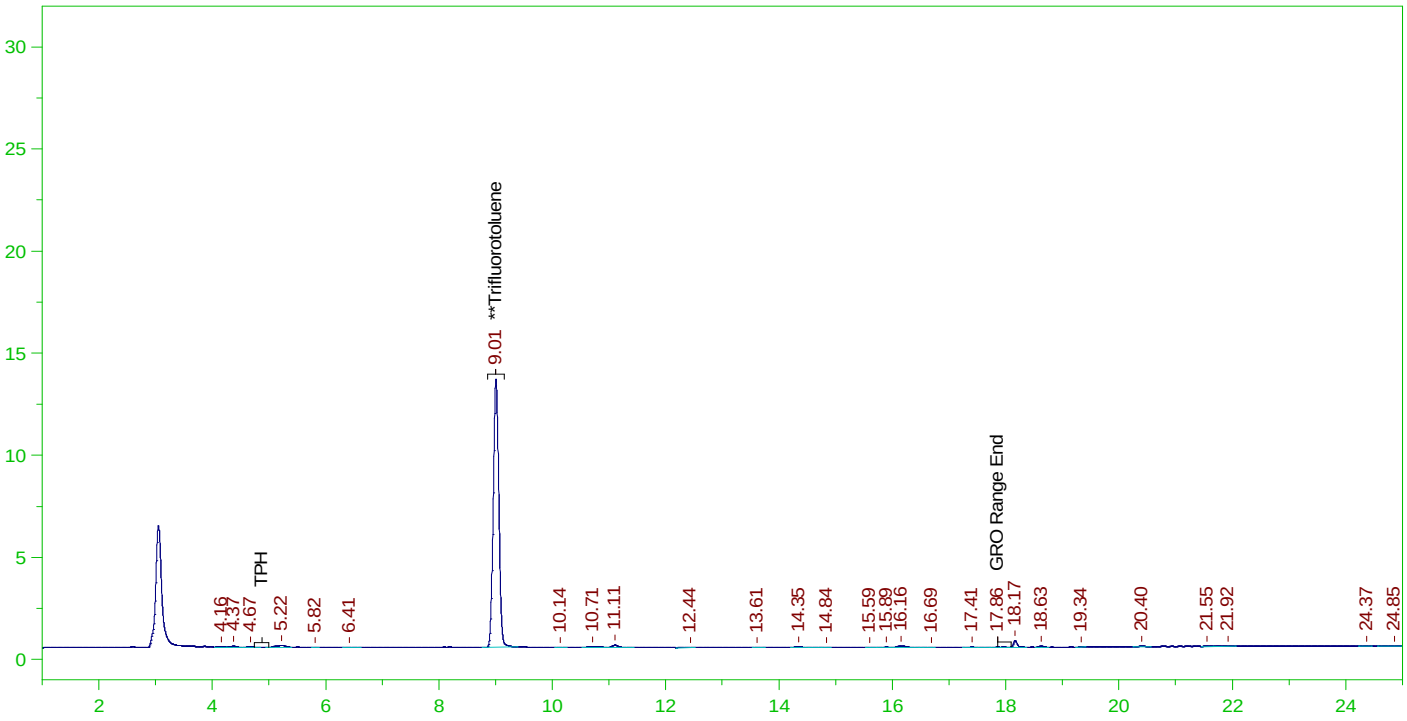

GASOLINE RANGE ORGANICS CHROMATOGRAM REPORT

Sample Name: B22021435-014A ;0223VAR , $HC-8015-GRO-W,
Raw File: G:\Org\VAR\DAT\VAR022322_b\0223VARB.0011.RAW
Date & Time Acquired: 2/23/2022 4:45:59 PM
Method File: G:\Org\VAR\Methods\211208G1435-14DoDB%.MET
Calibration File: G:\Org\VAR\Cals\211208GRO8015CB.CAL
Sample Weight: 5 Dilution: 1 S.A.: 1

Mean RF for C6 to C10: 979.9788
Mean RF for TPH: 955.6747
Rt range for Gasoline Range Organics: 4.75 to 18.09

SURROGATE COMPOUND	RT	ACTUAL	MEASURED	%REC	
**Trifluorotoluene	9.006	25.	19.46	77.84	-

C6 to C10 Area:4972.975 C6 to C10 Amount: 1.014915
TPH Area:8706.132 TPH Amount: 1.821987

ERH2548 (Trip Blank) 14754

G:\Org\VAR\DAT\VAR022322_b\0223VARB.0012.RAW B22021435-019A ;0223VAR , $HC-8015-GRO-W,

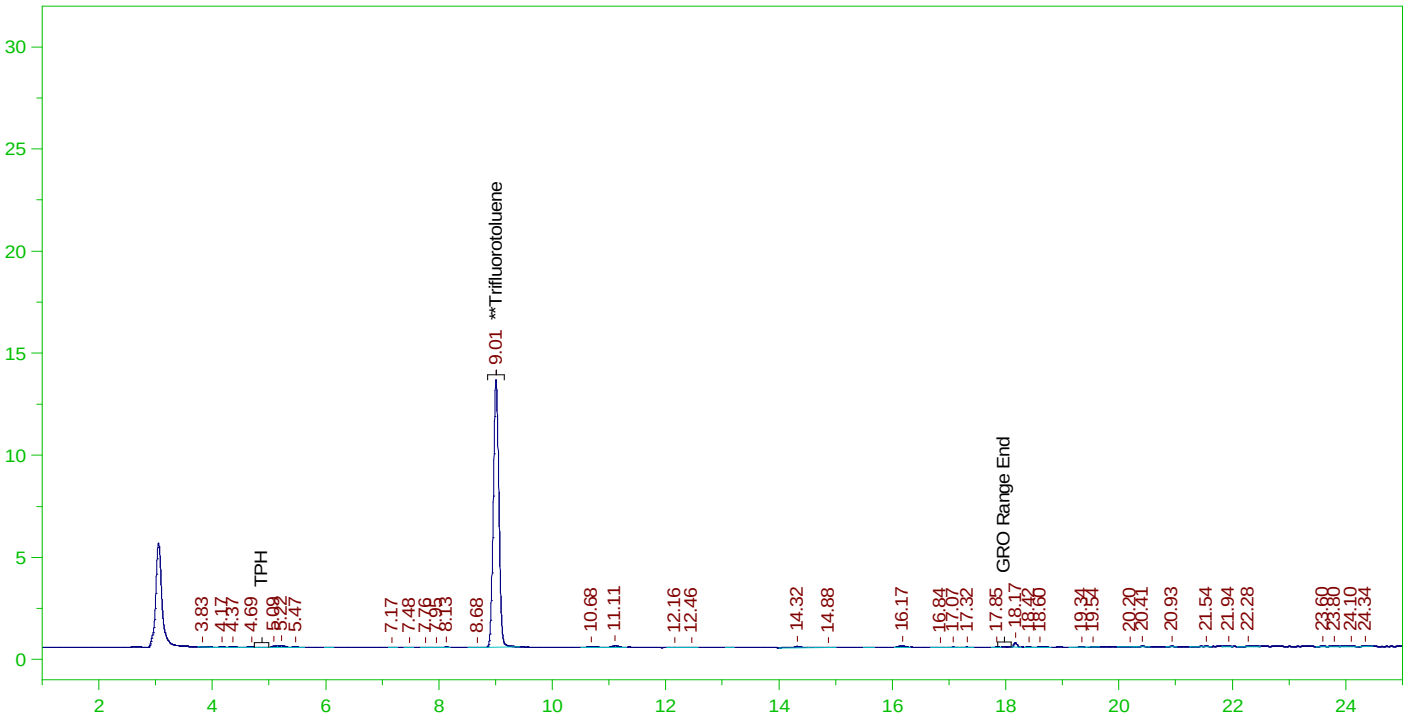

GASOLINE RANGE ORGANICS CHROMATOGRAM REPORT

Sample Name: B22021435-019A ;0223VAR , $HC-8015-GRO-W,
Raw File: G:\Org\VAR\DAT\VAR022322_b\0223VARB.0012.RAW
Date & Time Acquired: 2/23/2022 5:20:00 PM
Method File: G:\Org\VAR\Methods\211208G1435-19DoDB%.MET
Calibration File: G:\Org\VAR\Cals\211208GRO8015CB.CAL
Sample Weight: 5 Dilution: 1 S.A.: 1

Mean RF for C6 to C10: 979.9788
Mean RF for TPH: 955.6747
Rt range for Gasoline Range Organics: 4.75 to 18.09

SURROGATE COMPOUND	RT	ACTUAL	MEASURED	%REC	
**Trifluorotoluene	9.007	25.	19.418	77.67	-

C6 to C10 Area:4590.263 C6 to C10 Amount: 0.9368086
TPH Area:8753.411 TPH Amount: 1.831881

ERH2550 (Trip Blank) 14833

G:\Org\VAR\DAT\VAR022322_b\0223VARB.0013.RAW B22021435-024A ;0223VAR , $HC-8015-GRO-W,

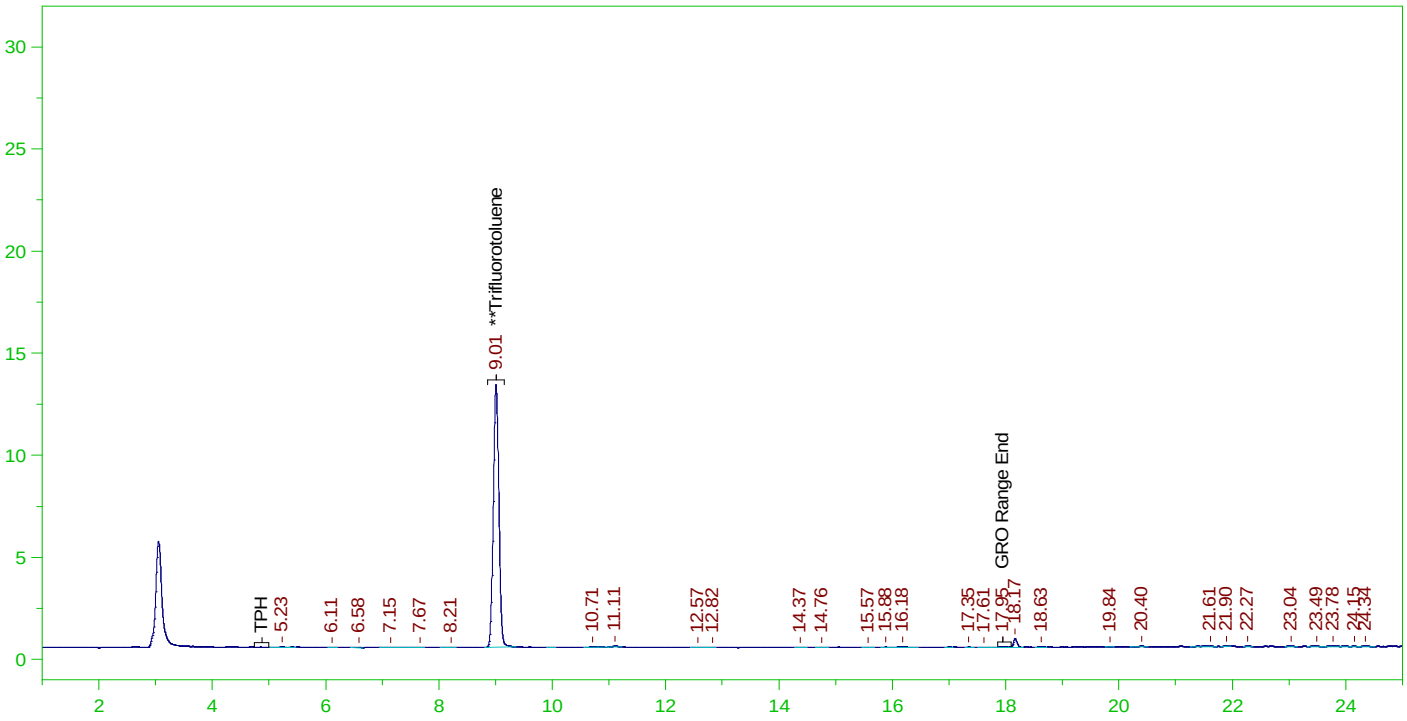

GASOLINE RANGE ORGANICS CHROMATOGRAM REPORT

Sample Name: B22021435-024A ;0223VAR , $HC-8015-GRO-W,
Raw File: G:\Org\VAR\DAT\VAR022322_b\0223VARB.0013.RAW
Date & Time Acquired: 2/23/2022 5:53:59 PM
Method File: G:\Org\VAR\Methods\211208G1435-24DoDB%.MET
Calibration File: G:\Org\VAR\Cals\211208GRO8015CB.CAL
Sample Weight: 5 Dilution: 1 S.A.: 1

Mean RF for C6 to C10: 979.9788
Mean RF for TPH: 955.6747
Rt range for Gasoline Range Organics: 4.75 to 18.09

SURROGATE COMPOUND	RT	ACTUAL	MEASURED	%REC	
**Trifluorotoluene	9.007	25.	19.044	76.18	-

C6 to C10 Area:2651.223 C6 to C10 Amount: 0.5410777
TPH Area:6074.786 TPH Amount: 1.271308

ERH2552 (Trip Blank) 14754

G:\Org\VAR\DAT\VAR022322_b\0223VARB.0014.RAW B22021435-029A ;0223VAR , $HC-8015-GRO-W,

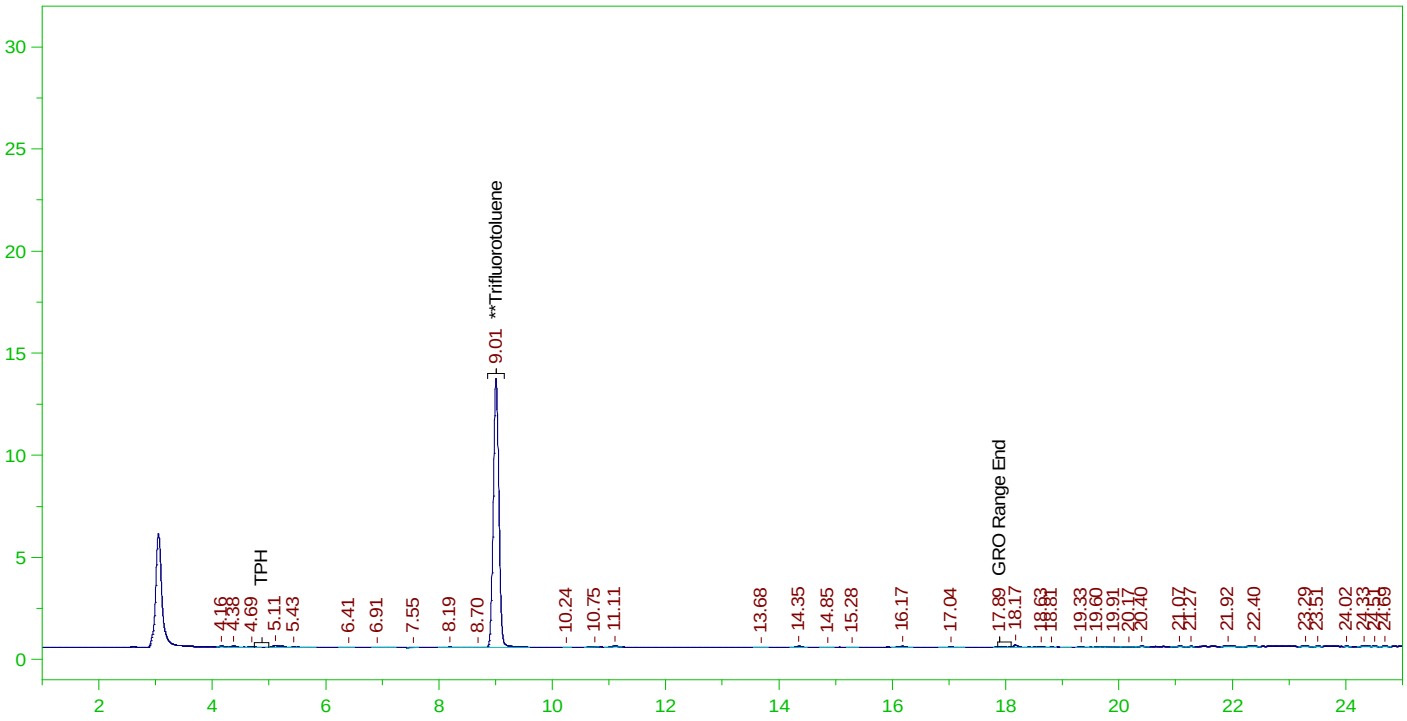

GASOLINE RANGE ORGANICS CHROMATOGRAM REPORT

Sample Name: B22021435-029A ;0223VAR , $HC-8015-GRO-W,
Raw File: G:\Org\VAR\DAT\VAR022322_b\0223VARB.0014.RAW
Date & Time Acquired: 2/23/2022 6:27:57 PM
Method File: G:\Org\VAR\Methods\211208G1435-29DoDB%.MET
Calibration File: G:\Org\VAR\Cals\211208GRO8015CB.CAL
Sample Weight: 5 Dilution: 1 S.A.: 1

Mean RF for C6 to C10: 979.9788
Mean RF for TPH: 955.6747
Rt range for Gasoline Range Organics: 4.75 to 18.09

SURROGATE COMPOUND	RT	ACTUAL	MEASURED	%REC	
**Trifluorotoluene	9.007	25.	19.611	78.44	-

C6 to C10 Area:4228.293 C6 to C10 Amount: 0.8629355
TPH Area:8043.118 TPH Amount: 1.683233

ERH2554 (Trip Blank) 14754

G:\Org\VAR\DAT\VAR022322_b\0223VARB.0015.RAW B22021435-034A ;0223VAR , $HC-8015-GRO-W,

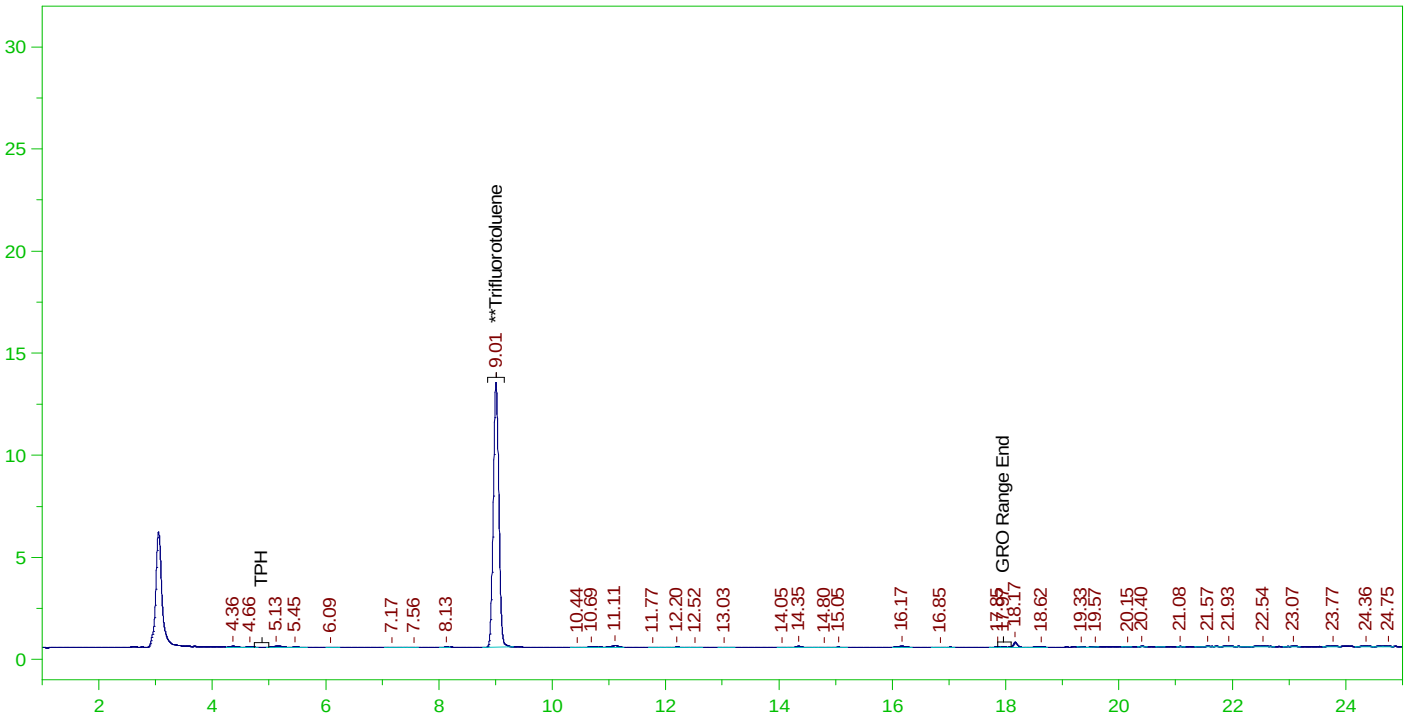

GASOLINE RANGE ORGANICS CHROMATOGRAM REPORT

Sample Name: B22021435-034A ;0223VAR , $HC-8015-GRO-W,
Raw File: G:\Org\VAR\DAT\VAR022322_b\0223VARB.0015.RAW
Date & Time Acquired: 2/23/2022 7:02:00 PM
Method File: G:\Org\VAR\Methods\211208G1435-34DoDB%.MET
Calibration File: G:\Org\VAR\Cals\211208GRO8015CB.CAL
Sample Weight: 5 Dilution: 1 S.A.: 1

Mean RF for C6 to C10: 979.9788
Mean RF for TPH: 955.6747
Rt range for Gasoline Range Organics: 4.75 to 18.09

SURROGATE COMPOUND	RT	ACTUAL	MEASURED	%REC	
**Trifluorotoluene	9.006	25.	19.152	76.61	-

C6 to C10 Area:4829.303 C6 to C10 Amount: 0.9855934
TPH Area:8731.763 TPH Amount: 1.82735

ERH2542 (OWDFMW07A)

G:\Org\VAR\DAT\VAR022322_b\0223VARB.0016.RAW B22021435-001G ;0223VAR , $HC-8015-GRO-W,

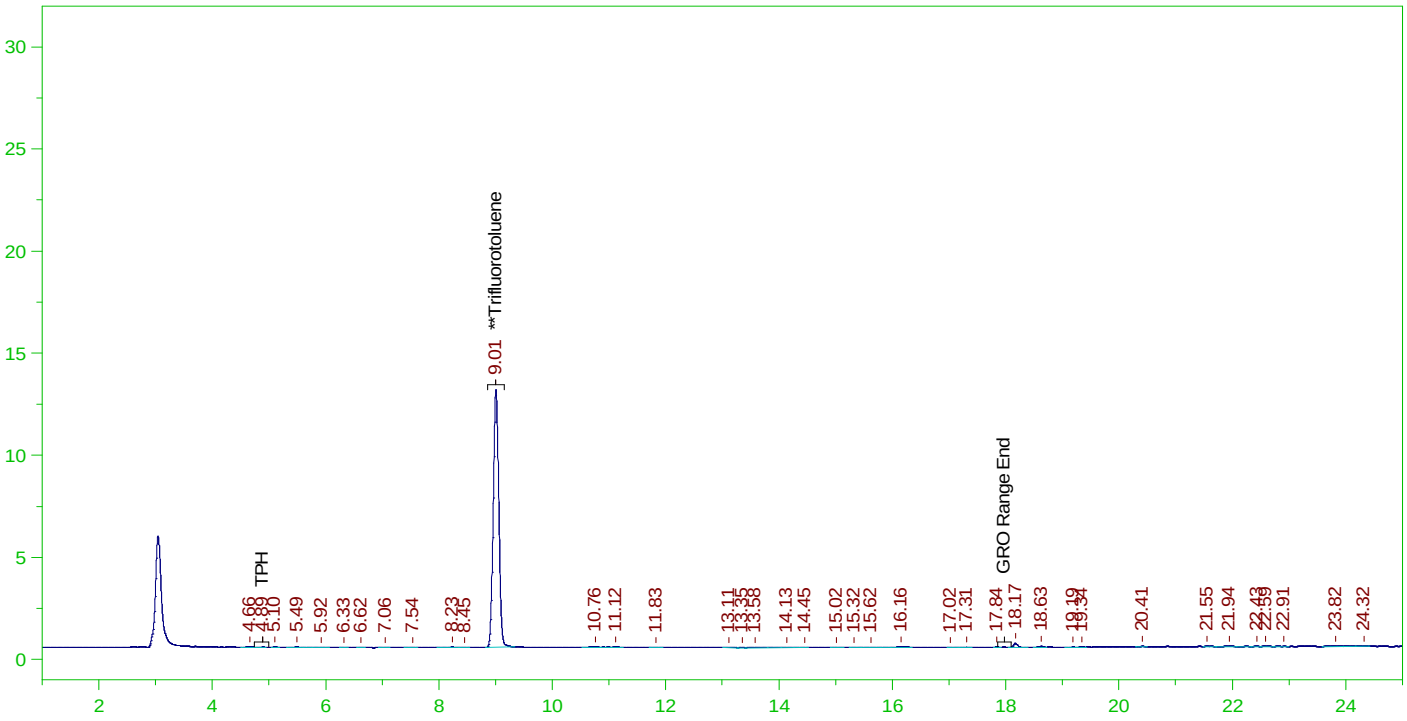

GASOLINE RANGE ORGANICS CHROMATOGRAM REPORT

Sample Name: B22021435-001G ;0223VAR , $HC-8015-GRO-W,
Raw File: G:\Org\VAR\DAT\VAR022322_b\0223VARB.0016.RAW
Date & Time Acquired: 2/23/2022 7:36:01 PM
Method File: G:\Org\VAR\Methods\211208G1435-1DoDB%.MET
Calibration File: G:\Org\VAR\Cals\211208GRO8015CB.CAL
Sample Weight: 5 Dilution: 1 S.A.: 1

Mean RF for C6 to C10: 979.9788
Mean RF for TPH: 955.6747
Rt range for Gasoline Range Organics: 4.75 to 18.09

SURROGATE COMPOUND	RT	ACTUAL	MEASURED	%REC	
**Trifluorotoluene	9.006	25.	18.602	74.41	-

C6 to C10 Area:3318.727 C6 to C10 Amount: 0.6773059
TPH Area:6332.914 TPH Amount: 1.325328

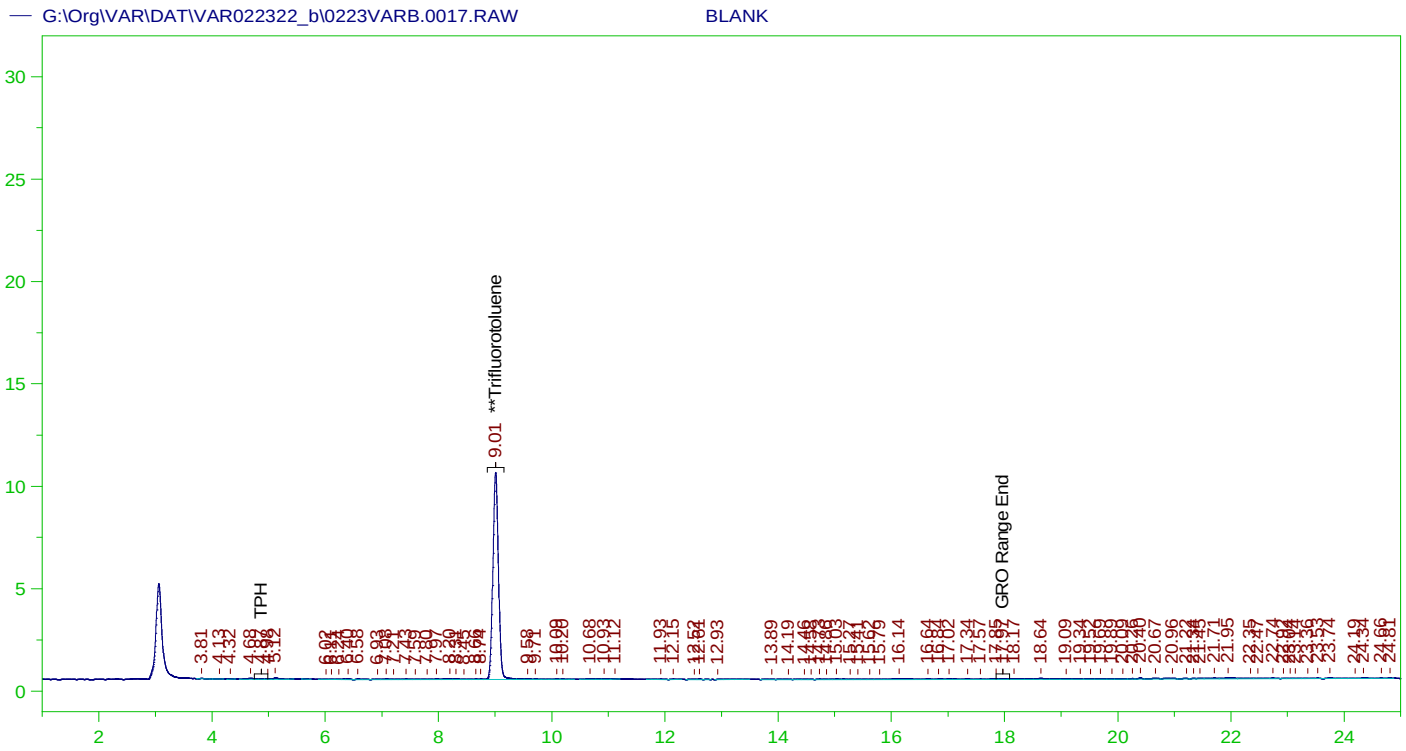

GASOLINE RANGE ORGANICS CHROMATOGRAM REPORT

Sample Name: BLANK
Raw File: G:\Org\VAR\DAT\VAR022322_b\0223VARB.0017.RAW
Date & Time Acquired: 2/23/2022 8:10:03 PM
Method File: G:\Org\VAR\Methods\211208GRO_DoDB.MET
Calibration File: G:\Org\VAR\Cals\211208GRO8015CB.CAL
Sample Weight: 1 Dilution: 1 S.A.: 1

Mean RF for C6 to C10: 979.9788
Mean RF for TPH: 955.6747
Rt range for Gasoline Range Organics: 4.75 to 18.09

SURROGATE COMPOUND	RT	ACTUAL	MEASURED	%REC	
**Trifluorotoluene	9.01	125.	75.498	60.4	-

C6 to C10 Area:7217.822 C6 to C10 Amount: 7.365284
TPH Area:15620.78 TPH Amount: 16.34529

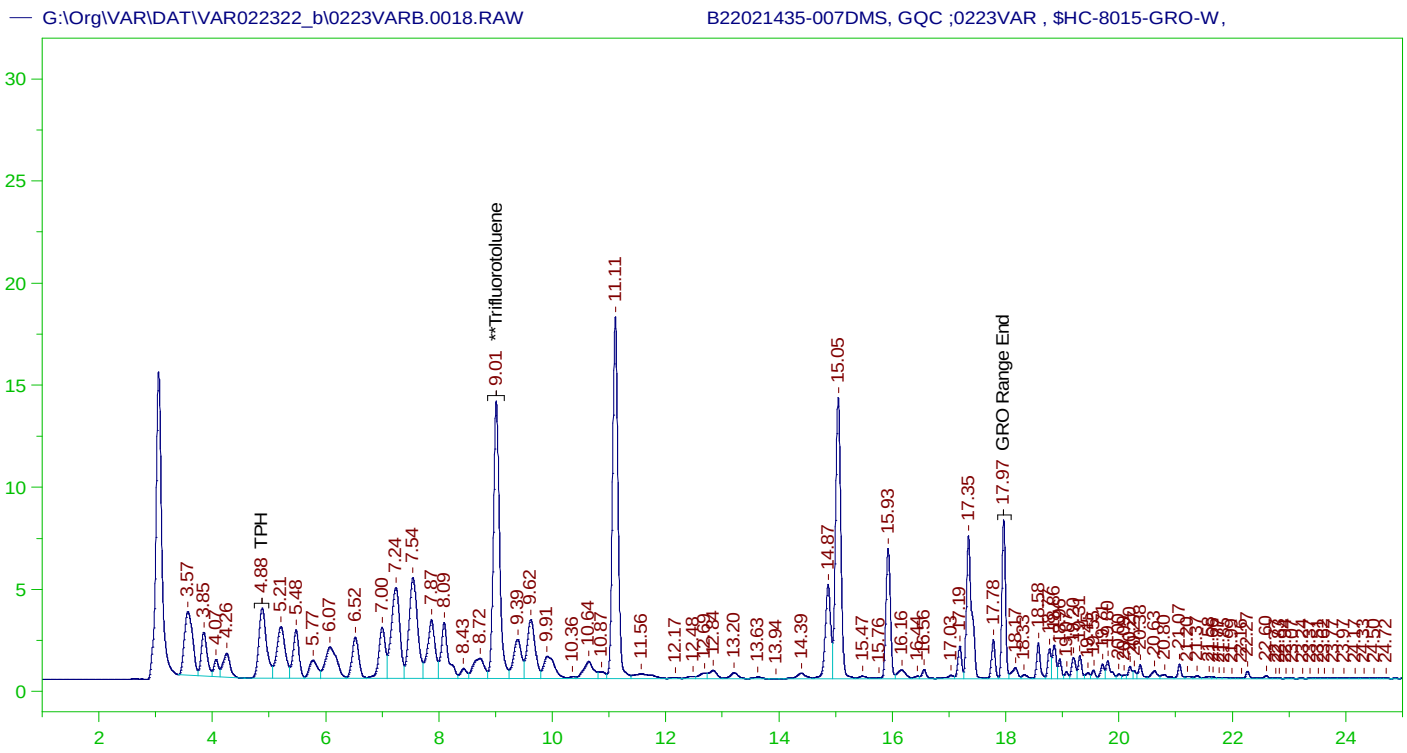

GASOLINE RANGE ORGANICS CHROMATOGRAM REPORT
Sample Name: B22021435-007DMS, GQC ;0223VAR , $HC-8015-GRO-W,
Raw File: G:\Org\VAR\DAT\VAR022322_b\0223VARB.0018.RAW
Date & Time Acquired: 2/23/2022 8:44:07 PM
Method File: G:\Org\VAR\Methods\211208G1435-7MSDoDB%.MET
Calibration File: G:\Org\VAR\Cals\211208GRO8015CB.CAL
Sample Weight: 5 Dilution: 1 S.A.: 1

Mean RF for C6 to C10: 979.9788
Mean RF for TPH: 955.6747
Rt range for Gasoline Range Organics: 4.75 to 18.09

SURROGATE COMPOUND	RT	ACTUAL	MEASURED	%REC	
**Trifluorotoluene	9.011	25.	22.241	88.96	-

C6 to C10 Area:805138.6 C6 to C10 Amount: 164.3176
TPH Area:951906.5 TPH Amount: 199.2114

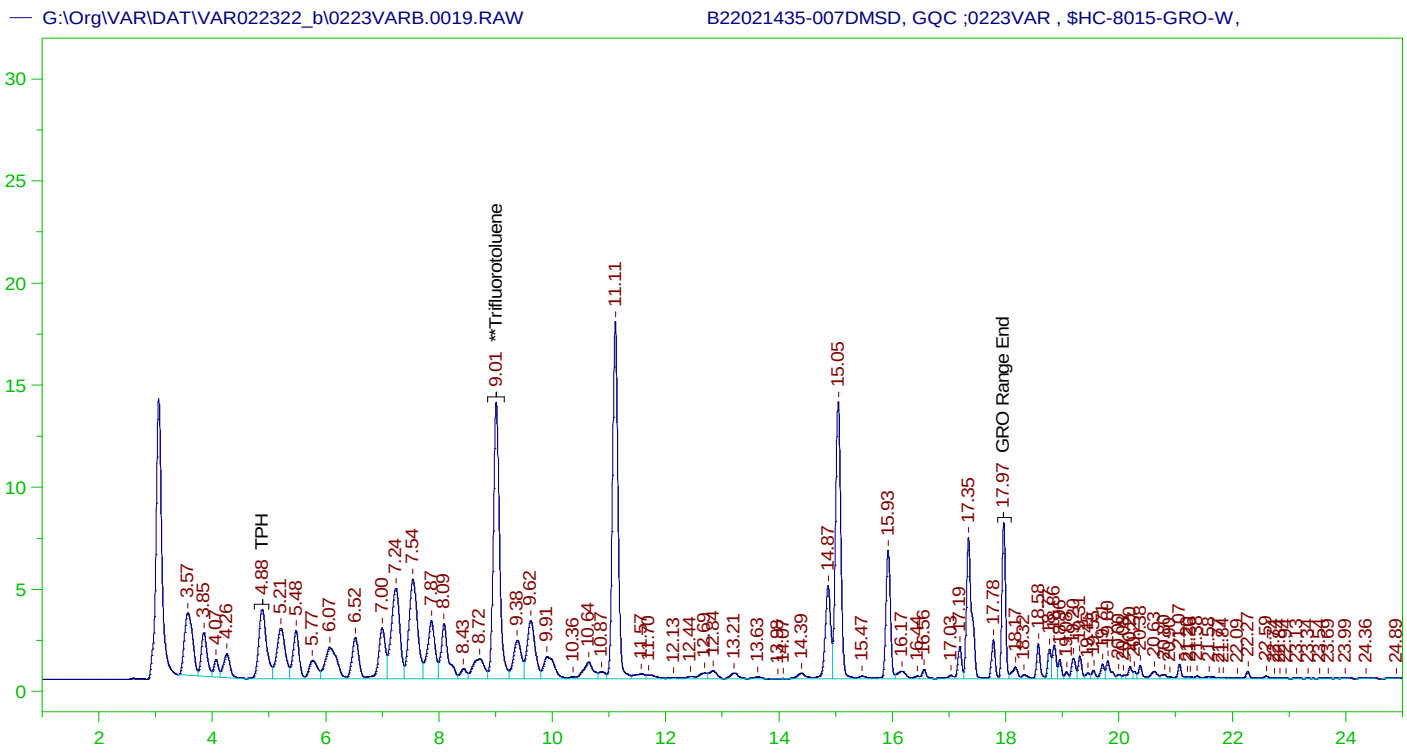

GASOLINE RANGE ORGANICS CHROMATOGRAM REPORT

Sample Name: B22021435-007DMSD, GQC ;0223VAR , $HC-8015-GRO-W,
Raw File: G:\Org\VAR\DAT\VAR022322_b\0223VARB.0019.RAW
Date & Time Acquired: 2/23/2022 9:18:11 PM
Method File: G:\Org\VAR\Methods\211208G1435-7MSDDoDB%.MET
Calibration File: G:\Org\VAR\Cals\211208GRO8015CB.CAL
Sample Weight: 5 Dilution: 1 S.A.: 1

Mean RF for C6 to C10: 979.9788
Mean RF for TPH: 955.6747
Rt range for Gasoline Range Organics: 4.75 to 18.09

SURROGATE COMPOUND	RT	ACTUAL	MEASURED	%REC	
**Trifluorotoluene	9.01	25.	22.148	88.59	-

C6 to C10 Area:791010.1 C6 to C10 Amount: 161.4341
TPH Area:932271 TPH Amount: 195.1022

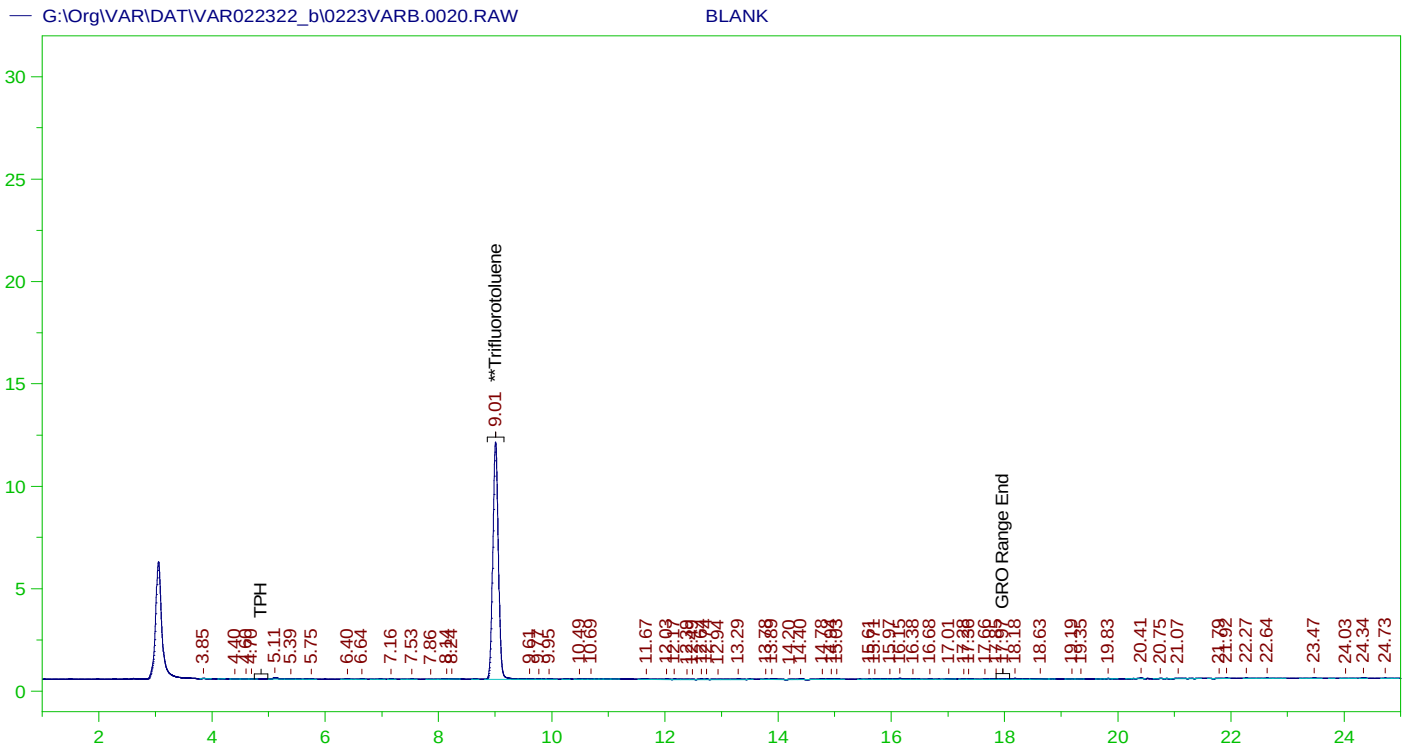

GASOLINE RANGE ORGANICS CHROMATOGRAM REPORT
Sample Name: BLANK
Raw File: G:\Org\VAR\DAT\VAR022322_b\0223VARB.0020.RAW
Date & Time Acquired: 2/23/2022 9:52:14 PM
Method File: G:\Org\VAR\Methods\211208GRO_DoDB.MET
Calibration File: G:\Org\VAR\Cals\211208GRO8015CB.CAL
Sample Weight: 1 Dilution: 1 S.A.: 1

Mean RF for C6 to C10: 979.9788
Mean RF for TPH: 955.6747
Rt range for Gasoline Range Organics: 4.75 to 18.09

SURROGATE COMPOUND	RT	ACTUAL	MEASURED	%REC	
**Trifluorotoluene	9.009	125.	86.12	68.9	-

C6 to C10 Area:5875.75 C6 to C10 Amount: 5.995793
TPH Area:8747.111 TPH Amount: 9.152813

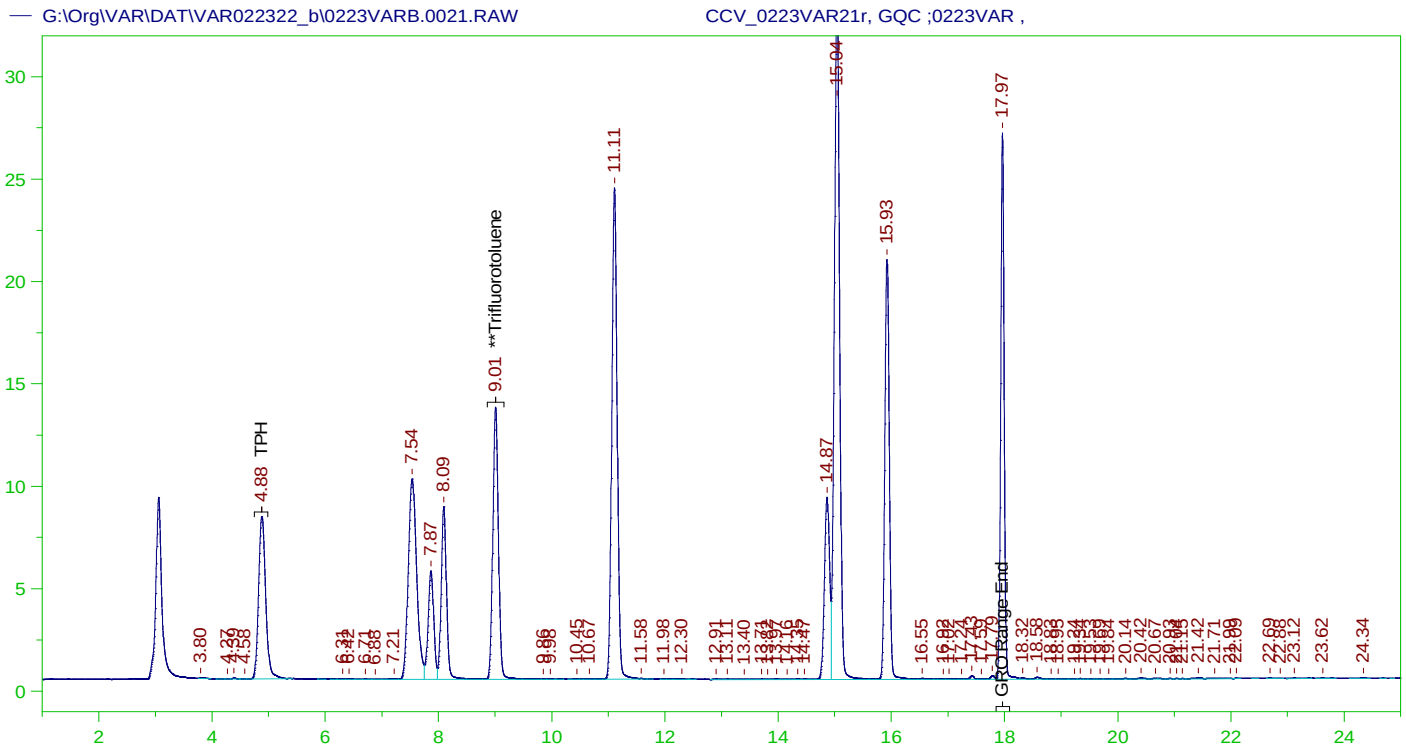

GASOLINE RANGE ORGANICS CHROMATOGRAM REPORT
Sample Name: CCV_0223VAR21r, GQC ;0223VAR ,
Raw File: G:\Org\VAR\DAT\VAR022322_b\0223VARB.0021.RAW
Date & Time Acquired: 2/23/2022 10:26:16 PM
Method File: G:\Org\VAR\Methods\211208GRO_DoDB.MET
Calibration File: G:\Org\VAR\Cals\211208GRO8015CB.CAL
Sample Weight: 1 Dilution: 1 S.A.: 1

Mean RF for C6 to C10: 979.9788
Mean RF for TPH: 955.6747
Rt range for Gasoline Range Organics: 4.75 to 18.09

SURROGATE COMPOUND	RT	ACTUAL	MEASURED	%REC	
**Trifluorotoluene	9.01	125.	99.471	79.58	-

C6 to C10 Area:934662.8 C6 to C10 Amount: 953.7581
TPH Area:939868.8 TPH Amount: 983.461

CONTINUING CALIBRATION REPORT: G:\Org\VAR\DAT\VAR022322_b\0223VARB.0021.RAW

COMPOUND	ACTUAL(NG)	MEASURED(NG)	%RECOVERY	LIMITS
C6 to C10	840.	953.76	113.54	85-115
TPH	1000.	983.46	98.35	85-115

SURROGATE COMPOUND	RT	ACTUAL	MEASURED	%REC	LIMITS
**Trifluorotoluene	9.01	125.	99.471	79.58	85-115

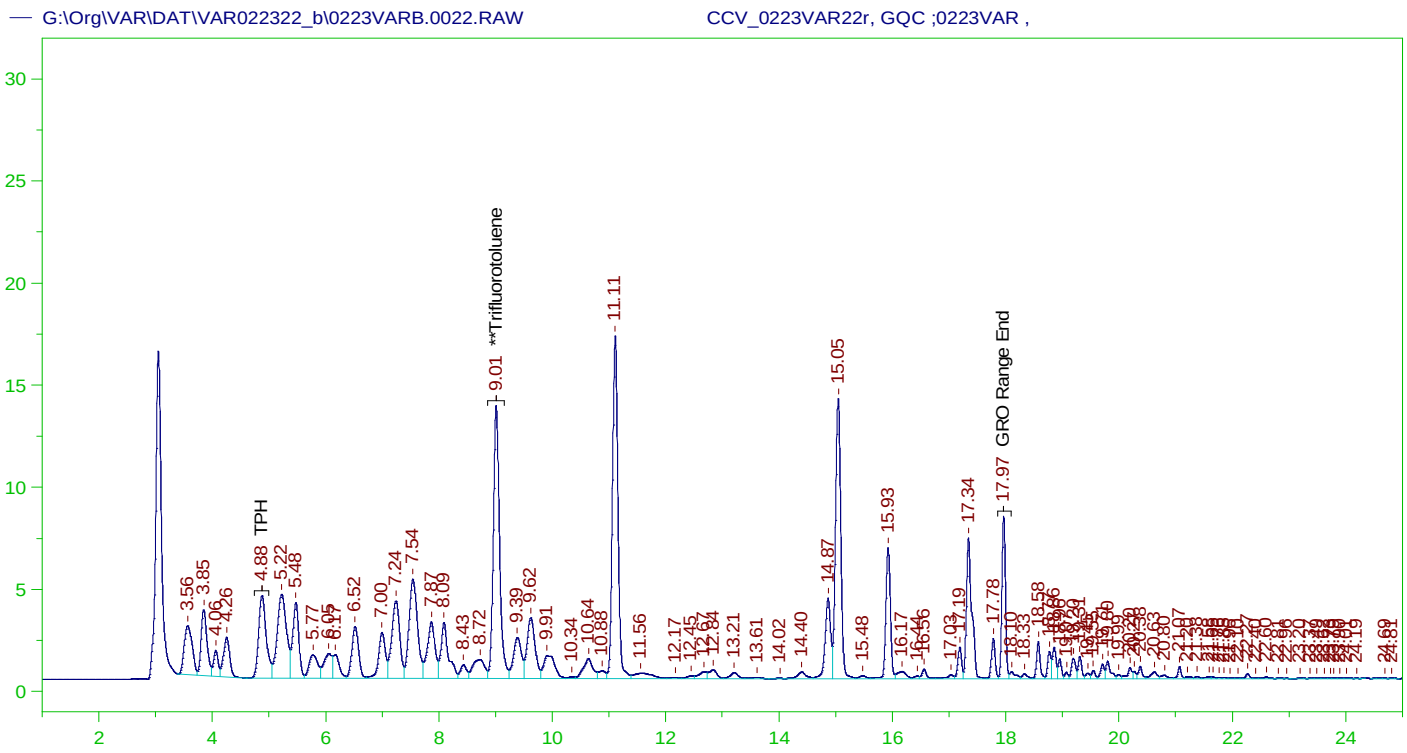

GASOLINE RANGE ORGANICS CHROMATOGRAM REPORT
Sample Name: CCV_0223VAR22r, GQC ;0223VAR ,
Raw File: G:\Org\VAR\DAT\VAR022322_b\0223VARB.0022.RAW
Date & Time Acquired: 2/23/2022 11:00:19 PM
Method File: G:\Org\VAR\Methods\211208GCCV0223_22DoDB%.MET
Calibration File: G:\Org\VAR\Cals\211208GRO8015CB.CAL
Sample Weight: 1 Dilution: 1 S.A.: 1

Mean RF for C6 to C10: 979.9788
Mean RF for TPH: 955.6747
Rt range for Gasoline Range Organics: 4.75 to 18.09

SURROGATE COMPOUND	RT	ACTUAL	MEASURED	%REC	
**Trifluorotoluene	9.01	125.	110.678	88.54	-

C6 to C10 Area:832637.6 C6 to C10 Amount: 849.6485
TPH Area:978296.1 TPH Amount: 1023.671

CONTINUING CALIBRATION REPORT: G:\Org\VAR\DAT\VAR022322_b\0223VARB.0022.RAW

COMPOUND	ACTUAL(NG)	MEASURED(NG)	%RECOVERY	LIMITS
C6 to C10	840.	849.65	101.15	85-115
TPH	1000.	1023.67	102.37	85-115

SURROGATE COMPOUND	RT	ACTUAL	MEASURED	%REC	LIMITS
**Trifluorotoluene	9.01	125.	110.678	88.54	85-115

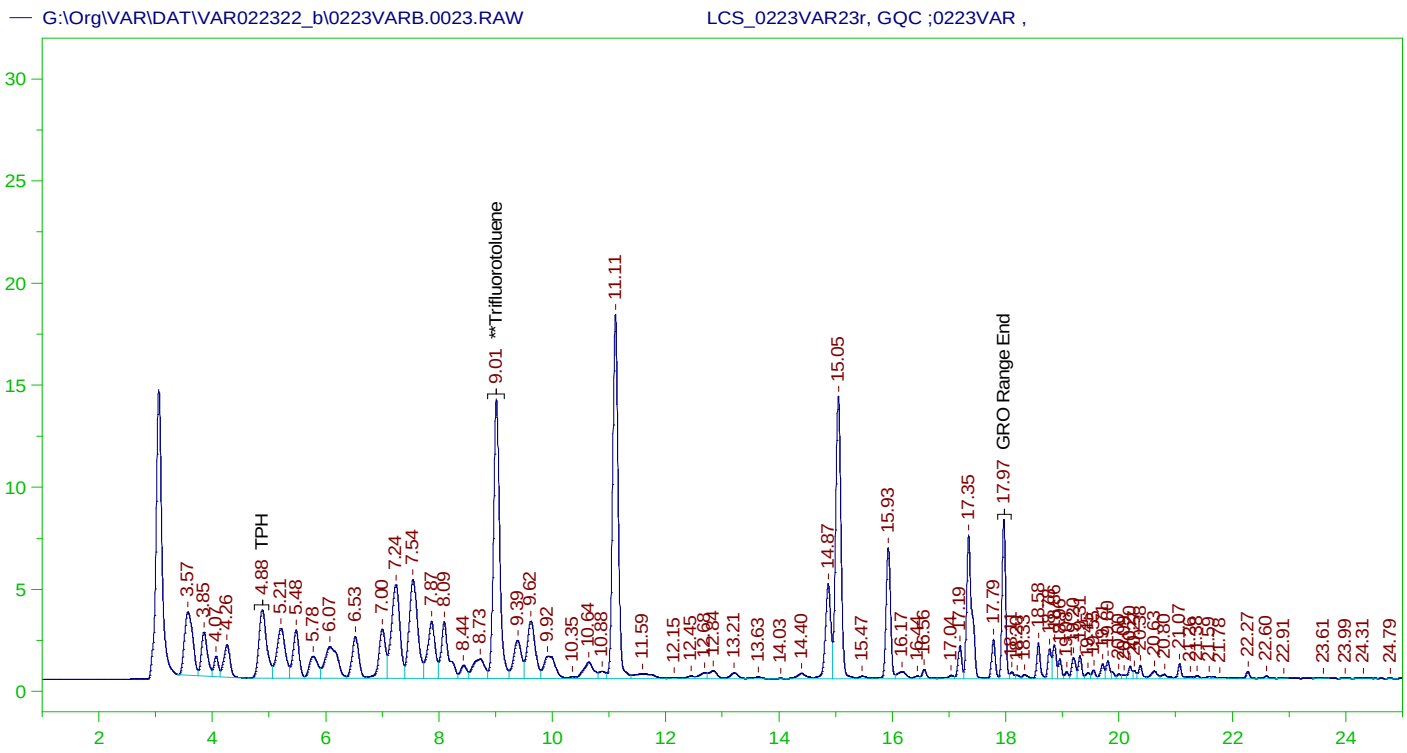

GASOLINE RANGE ORGANICS CHROMATOGRAM REPORT
Sample Name: LCS_0223VAR23r, GQC ;0223VAR ,
Raw File: G:\Org\VAR\DAT\VAR022322_b\0223VARB.0023.RAW
Date & Time Acquired: 2/23/2022 11:34:22 PM
Method File: G:\Org\VAR\Methods\211208GLCS0223_23DoDB%.MET
Calibration File: G:\Org\VAR\Cals\211208GRO8015CB.CAL
Sample Weight: 5 Dilution: 1 S.A.: 1

Mean RF for C6 to C10: 979.9788
Mean RF for TPH: 955.6747
Rt range for Gasoline Range Organics: 4.75 to 18.09

SURROGATE COMPOUND	RT	ACTUAL	MEASURED	%REC	
**Trifluorotoluene	9.013	25.	22.38	89.52	-

C6 to C10 Area:813674.6 C6 to C10 Amount: 166.0596
TPH Area:957178.6 TPH Amount: 200.3147

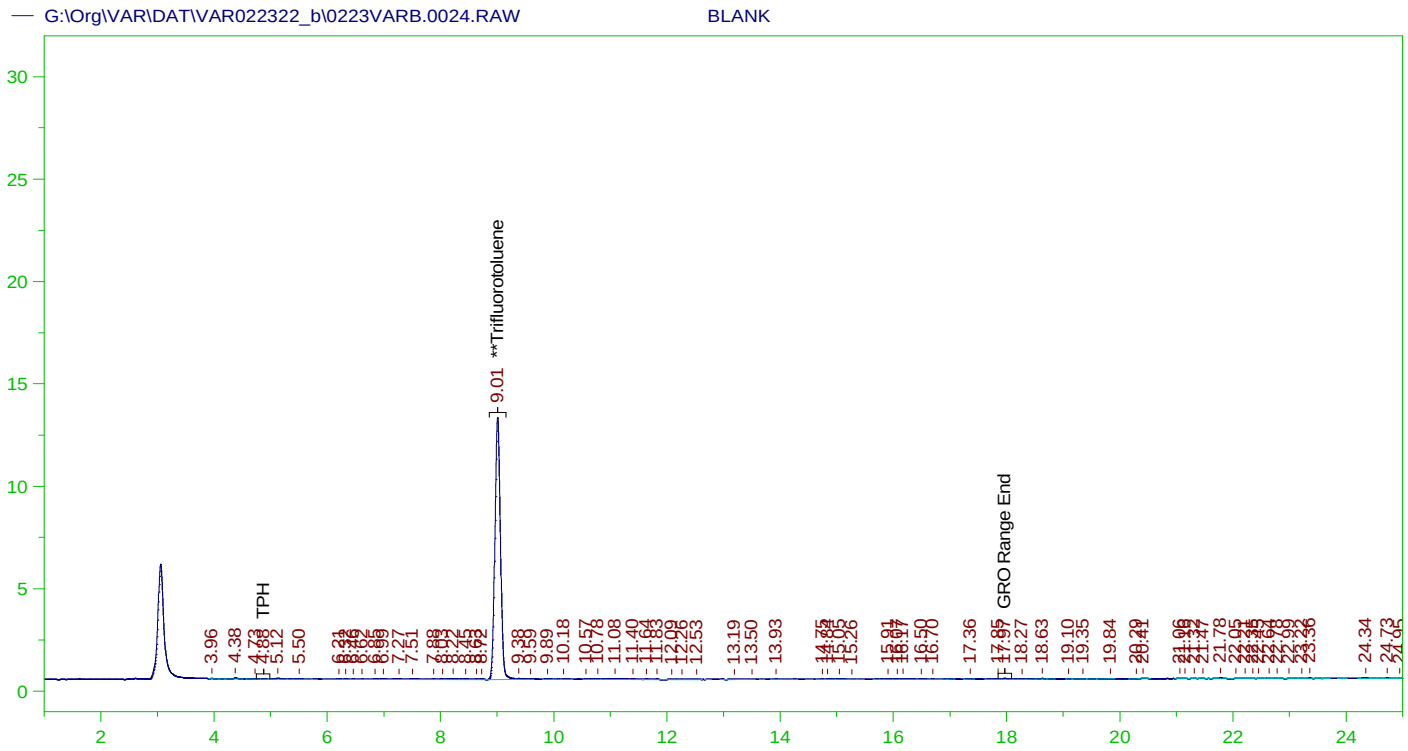

GASOLINE RANGE ORGANICS CHROMATOGRAM REPORT

Sample Name: BLANK
Raw File: G:\Org\VAR\DAT\VAR022322_b\0223VARB.0024.RAW
Date & Time Acquired: 2/24/2022 12:08:25 AM
Method File: G:\Org\VAR\Methods\211208GRO_DoDB.MET
Calibration File: G:\Org\VAR\Cals\211208GRO8015CB.CAL
Sample Weight: 1 Dilution: 1 S.A.: 1

Mean RF for C6 to C10: 979.9788
Mean RF for TPH: 955.6747
Rt range for Gasoline Range Organics: 4.75 to 18.09

SURROGATE COMPOUND	RT	ACTUAL	MEASURED	%REC	
**Trifluorotoluene	9.01	125.	95.121	76.1	-

C6 to C10 Area:7877.577 C6 to C10 Amount: 8.038518
TPH Area:12343.73 TPH Amount: 12.91624

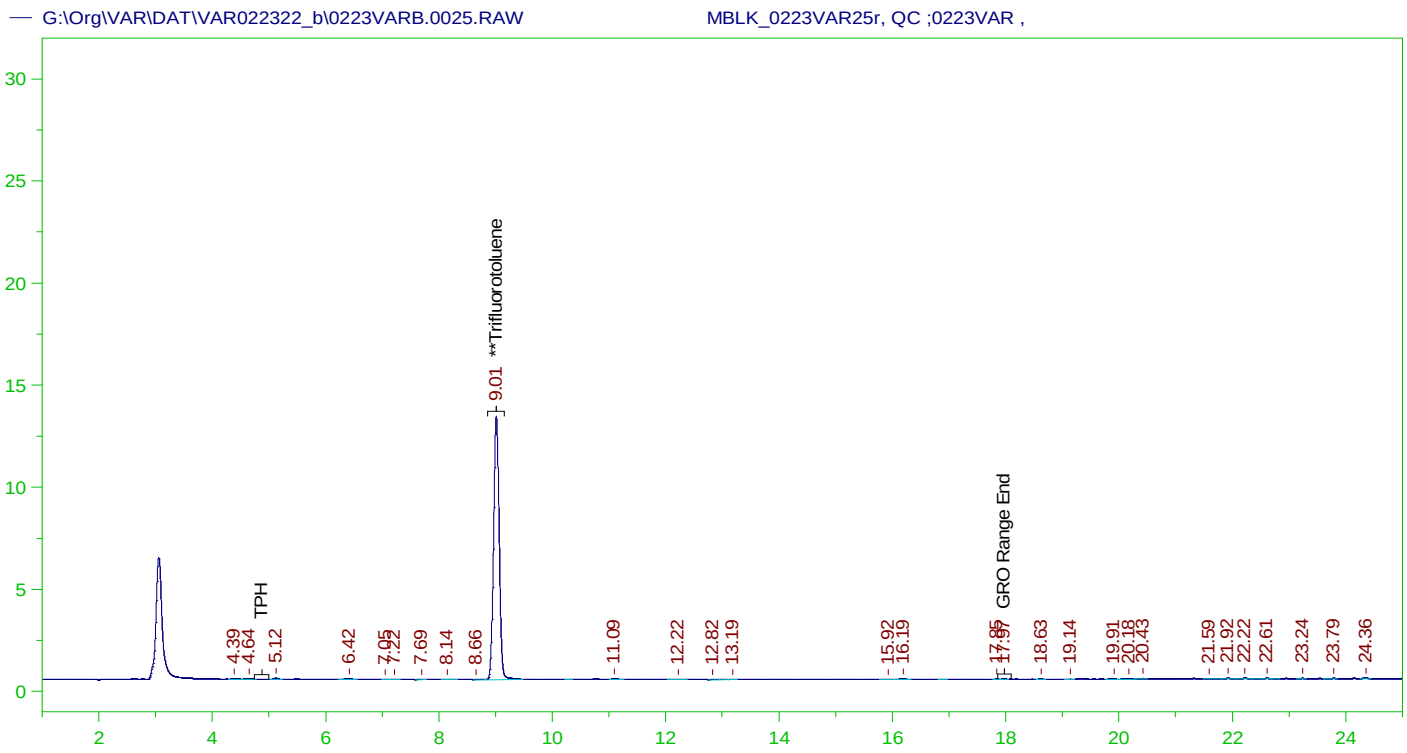

GASOLINE RANGE ORGANICS CHROMATOGRAM REPORT
Sample Name: MBLK_0223VAR25r, QC ;0223VAR ,
Raw File: G:\Org\VAR\DAT\VAR022322_b\0223VARB.0025.RAW
Date & Time Acquired: 2/24/2022 12:42:30 AM
Method File: G:\Org\VAR\Methods\211208GMB0223_25DoDB%.MET
Calibration File: G:\Org\VAR\Cals\211208GRO8015CB.CAL
Sample Weight: 5 Dilution: 1 S.A.: 1

Mean RF for C6 to C10: 979.9788
Mean RF for TPH: 955.6747
Rt range for Gasoline Range Organics: 4.75 to 18.09

SURROGATE COMPOUND	RT	ACTUAL	MEASURED	%REC	
**Trifluorotoluene	9.012	25.	19.194	76.78	-

C6 to C10 Area:2335.059 C6 to C10 Amount: 0.4765529
TPH Area:4955.547 TPH Amount: 1.037078

ERH2544 (OWDFMW08A)

G:\Org\VAR\DAT\VAR022322_b\0223VARB.0026.RAW B22021435-006G ;0223VAR , $HC-8015-GRO-W,

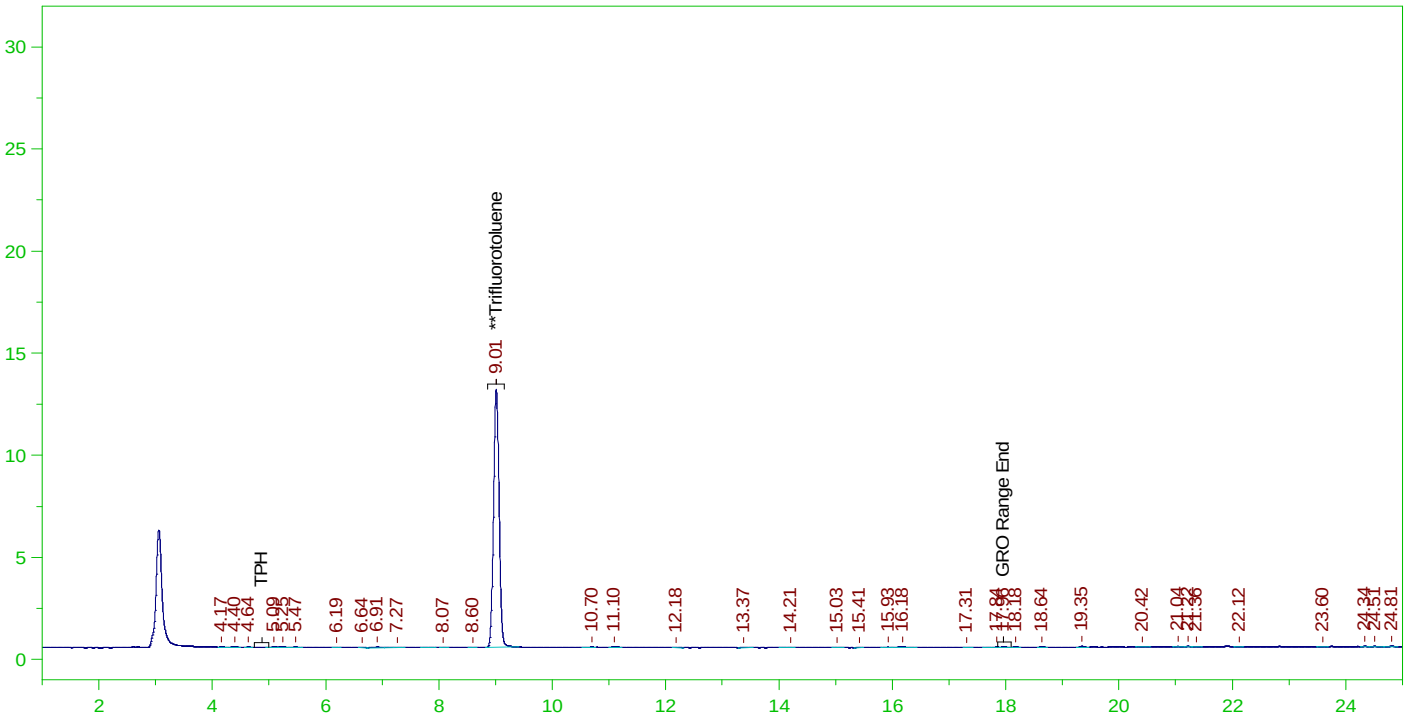

GASOLINE RANGE ORGANICS CHROMATOGRAM REPORT

Sample Name: B22021435-006G ;0223VAR , $HC-8015-GRO-W,
Raw File: G:\Org\VAR\DAT\VAR022322_b\0223VARB.0026.RAW
Date & Time Acquired: 2/24/2022 1:16:33 AM
Method File: G:\Org\VAR\Methods\211208G1435-6DoDB%.MET
Calibration File: G:\Org\VAR\Cals\211208GRO8015CB.CAL
Sample Weight: 5 Dilution: 1 S.A.: 1

Mean RF for C6 to C10: 979.9788
Mean RF for TPH: 955.6747
Rt range for Gasoline Range Organics: 4.75 to 18.09

SURROGATE COMPOUND	RT	ACTUAL	MEASURED	%REC	
**Trifluorotoluene	9.011	25.	18.745	74.98	-

C6 to C10 Area:2915.889 C6 to C10 Amount: 0.5950922
TPH Area:4690.684 TPH Amount: 0.9816487

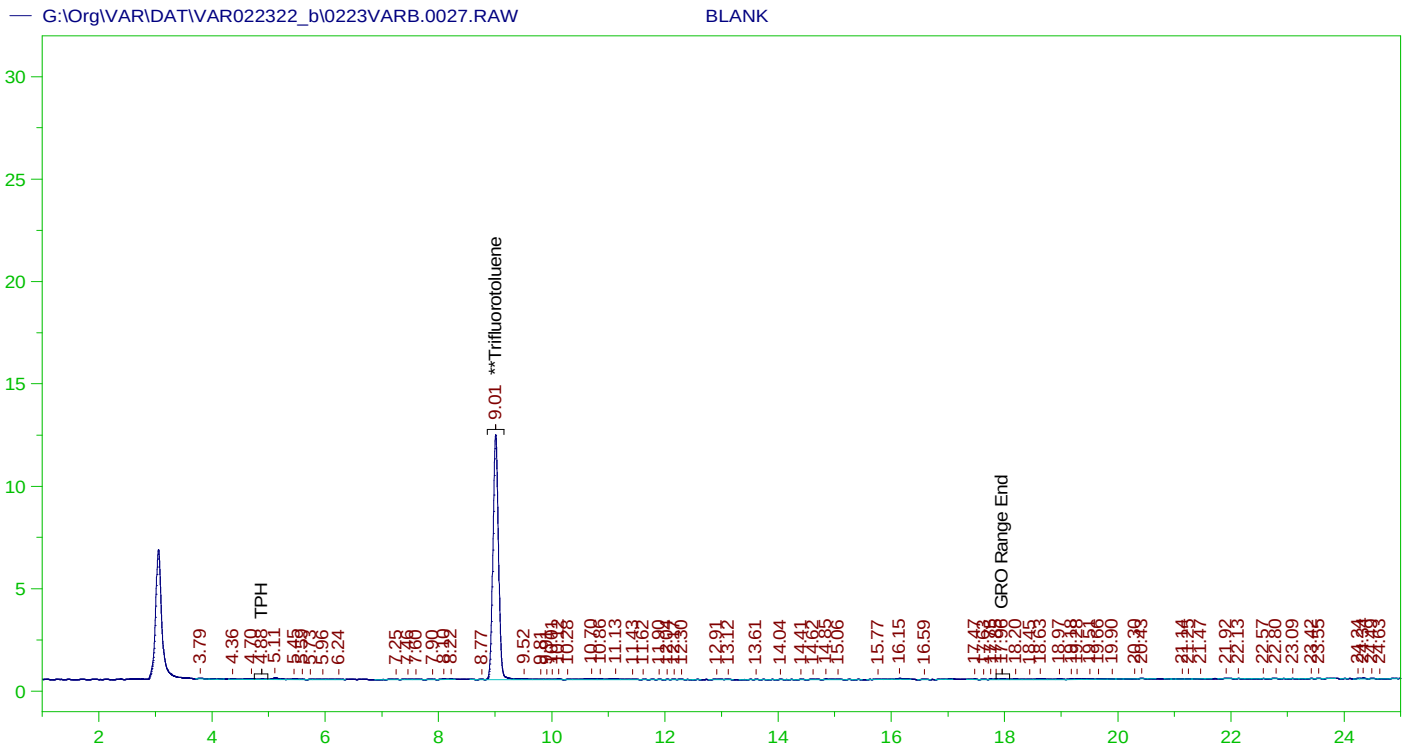

GASOLINE RANGE ORGANICS CHROMATOGRAM REPORT
Sample Name: BLANK
Raw File: G:\Org\VAR\DAT\VAR022322_b\0223VARB.0027.RAW
Date & Time Acquired: 2/24/2022 1:50:36 AM
Method File: G:\Org\VAR\Methods\211208GRO_DoDB.MET
Calibration File: G:\Org\VAR\Cals\211208GRO8015CB.CAL
Sample Weight: 1 Dilution: 1 S.A.: 1

Mean RF for C6 to C10: 979.9788
Mean RF for TPH: 955.6747
Rt range for Gasoline Range Organics: 4.75 to 18.09

SURROGATE COMPOUND	RT	ACTUAL	MEASURED	%REC	
**Trifluorotoluene	9.011	125.	88.924	71.14	-

C6 to C10 Area:7154.74 C6 to C10 Amount: 7.300913
TPH Area:11471.77 TPH Amount: 12.00384

ERH2547 (RHMW19)

G:\Org\VAR\DAT\VAR022322_b\0223VARB.0028.RAW B22021435-012G ;0223VAR , $HC-8015-GRO-W,

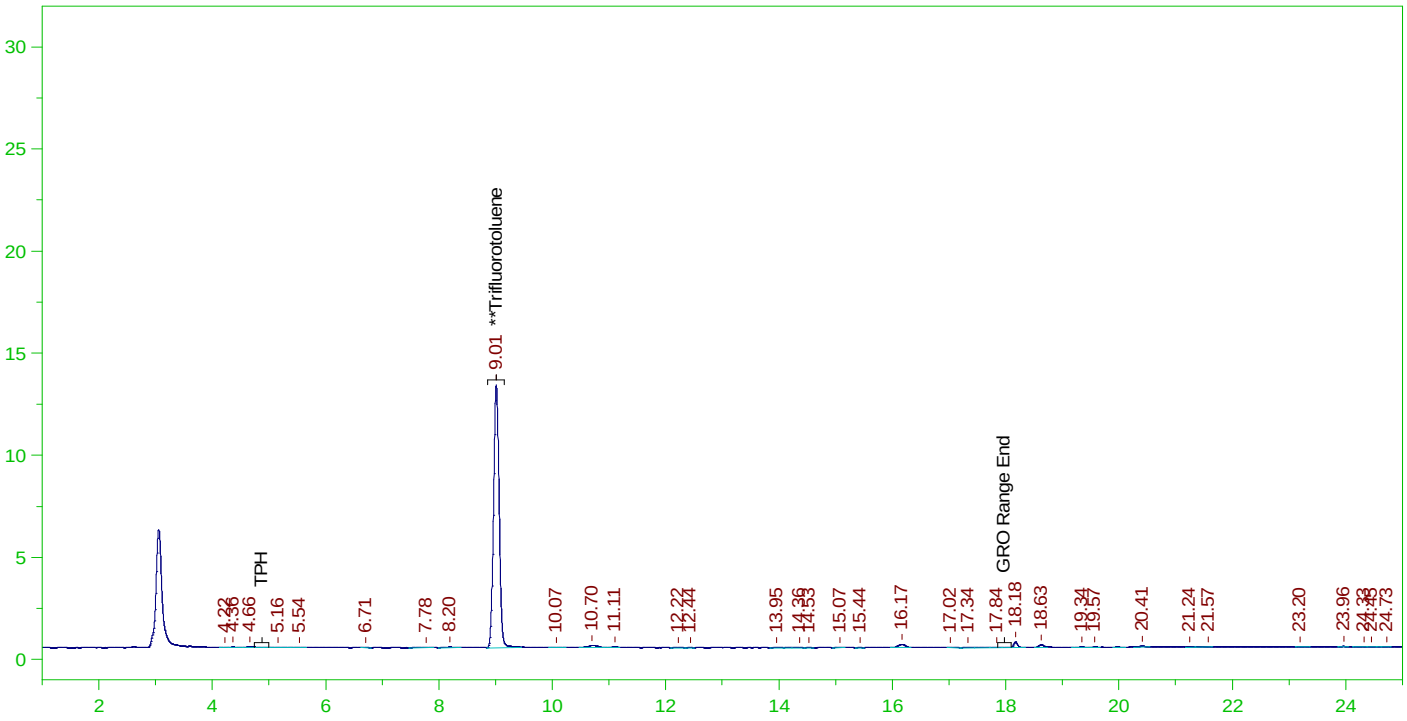

GASOLINE RANGE ORGANICS CHROMATOGRAM REPORT

Sample Name: B22021435-012G ;0223VAR , $HC-8015-GRO-W,
Raw File: G:\Org\VAR\DAT\VAR022322_b\0223VARB.0028.RAW
Date & Time Acquired: 2/24/2022 2:24:35 AM
Method File: G:\Org\VAR\Methods\211208G1435-12DoDB%.MET
Calibration File: G:\Org\VAR\Cals\211208GRO8015CB.CAL
Sample Weight: 5 Dilution: 1 S.A.: 1

Mean RF for C6 to C10: 979.9788
Mean RF for TPH: 955.6747
Rt range for Gasoline Range Organics: 4.75 to 18.09

SURROGATE COMPOUND	RT	ACTUAL	MEASURED	%REC	
**Trifluorotoluene	9.011	25.	19.055	76.22	-

C6 to C10 Area:4958.094 C6 to C10 Amount: 1.011878
TPH Area:9188.542 TPH Amount: 1.922943

G:\org\VAR\dat\VAR022322_b\Review\028_B22021435-012G_211208G1435-12DoDB%.xls

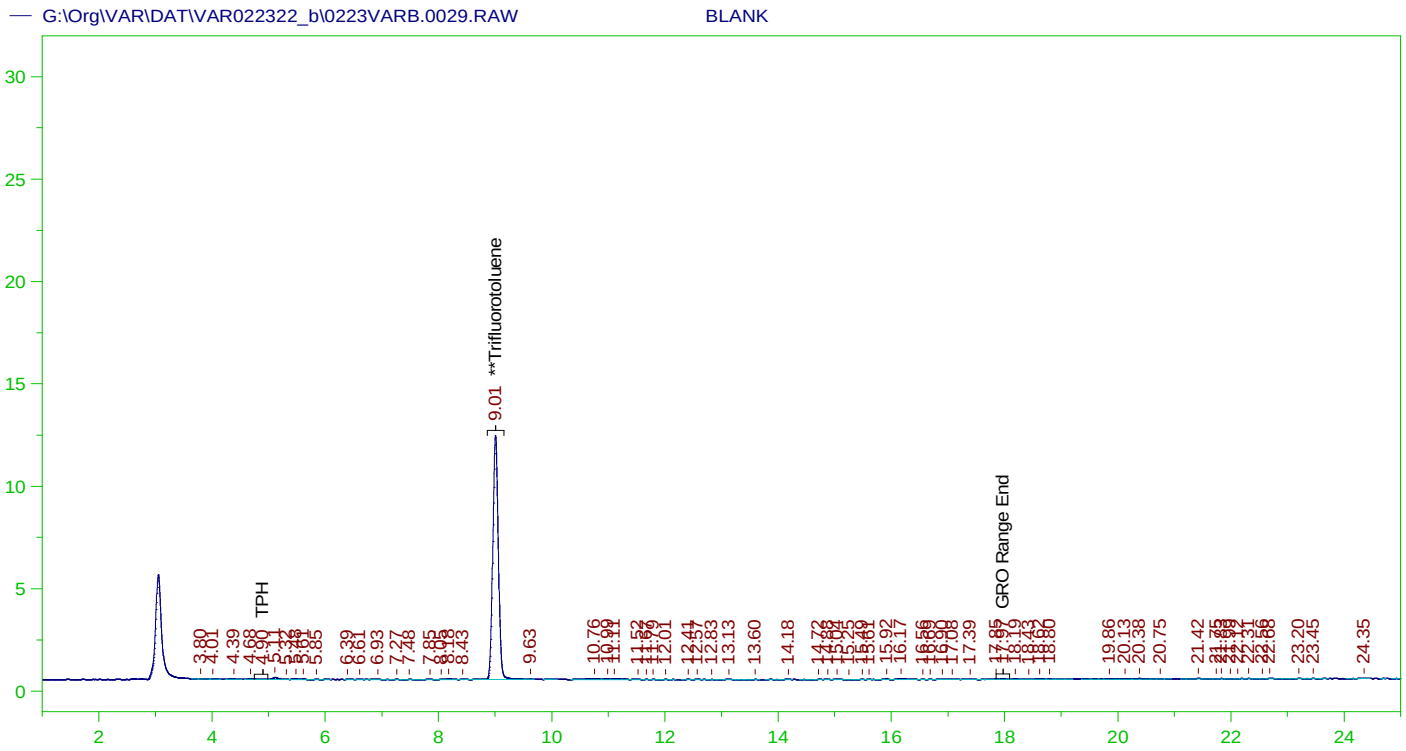

GASOLINE RANGE ORGANICS CHROMATOGRAM REPORT
Sample Name: BLANK
Raw File: G:\Org\VAR\DAT\VAR022322_b\0223VARB.0029.RAW
Date & Time Acquired: 2/24/2022 2:58:40 AM
Method File: G:\Org\VAR\Methods\211208GRO_DoDB.MET
Calibration File: G:\Org\VAR\Cals\211208GRO8015CB.CAL
Sample Weight: 1 Dilution: 1 S.A.: 1

Mean RF for C6 to C10: 979.9788
Mean RF for TPH: 955.6747
Rt range for Gasoline Range Organics: 4.75 to 18.09

SURROGATE COMPOUND	RT	ACTUAL	MEASURED	%REC	
**Trifluorotoluene	9.008	125.	88.596	70.88	-

C6 to C10 Area:6773.053 C6 to C10 Amount: 6.911427
TPH Area:10604.85 TPH Amount: 11.09672

ERH2549 (RHMW01R)

G:\Org\VAR\DAT\VAR022322_b\0223VARB.0030.RAW B22021435-017G ;0223VAR , $HC-8015-GRO-W,

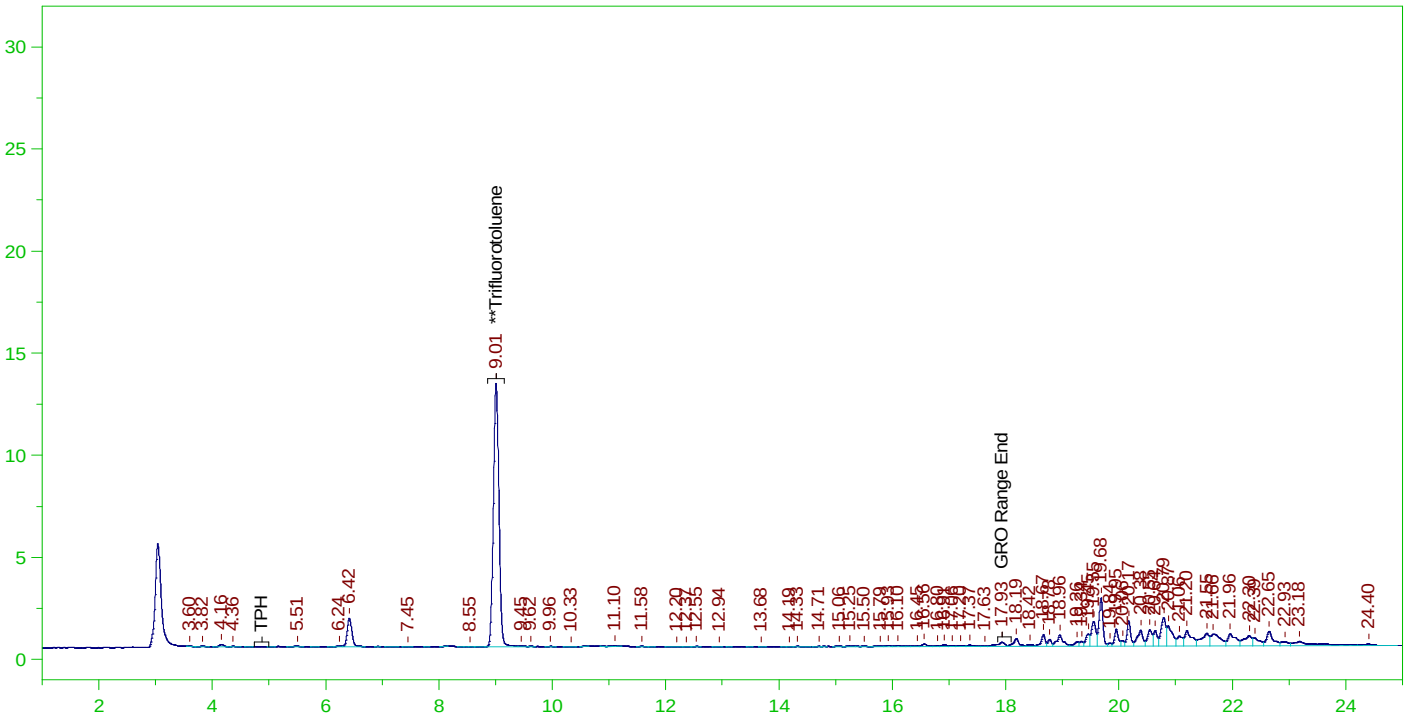

GASOLINE RANGE ORGANICS CHROMATOGRAM REPORT

Sample Name: B22021435-017G ;0223VAR , $HC-8015-GRO-W,
Raw File: G:\Org\VAR\DAT\VAR022322_b\0223VARB.0030.RAW
Date & Time Acquired: 2/24/2022 3:32:44 AM
Method File: G:\Org\VAR\Methods\211208G1435-17DoDB%.MET
Calibration File: G:\Org\VAR\Cals\211208GRO8015CB.CAL
Sample Weight: 5 Dilution: 1 S.A.: 1

Mean RF for C6 to C10: 979.9788
Mean RF for TPH: 955.6747
Rt range for Gasoline Range Organics: 4.75 to 18.09

SURROGATE COMPOUND	RT	ACTUAL	MEASURED	%REC	
**Trifluorotoluene	9.008	25.	19.09	76.36	-

C6 to C10 Area:18397.41 C6 to C10 Amount: 3.754654
TPH Area:151846.4 TPH Amount: 31.77784

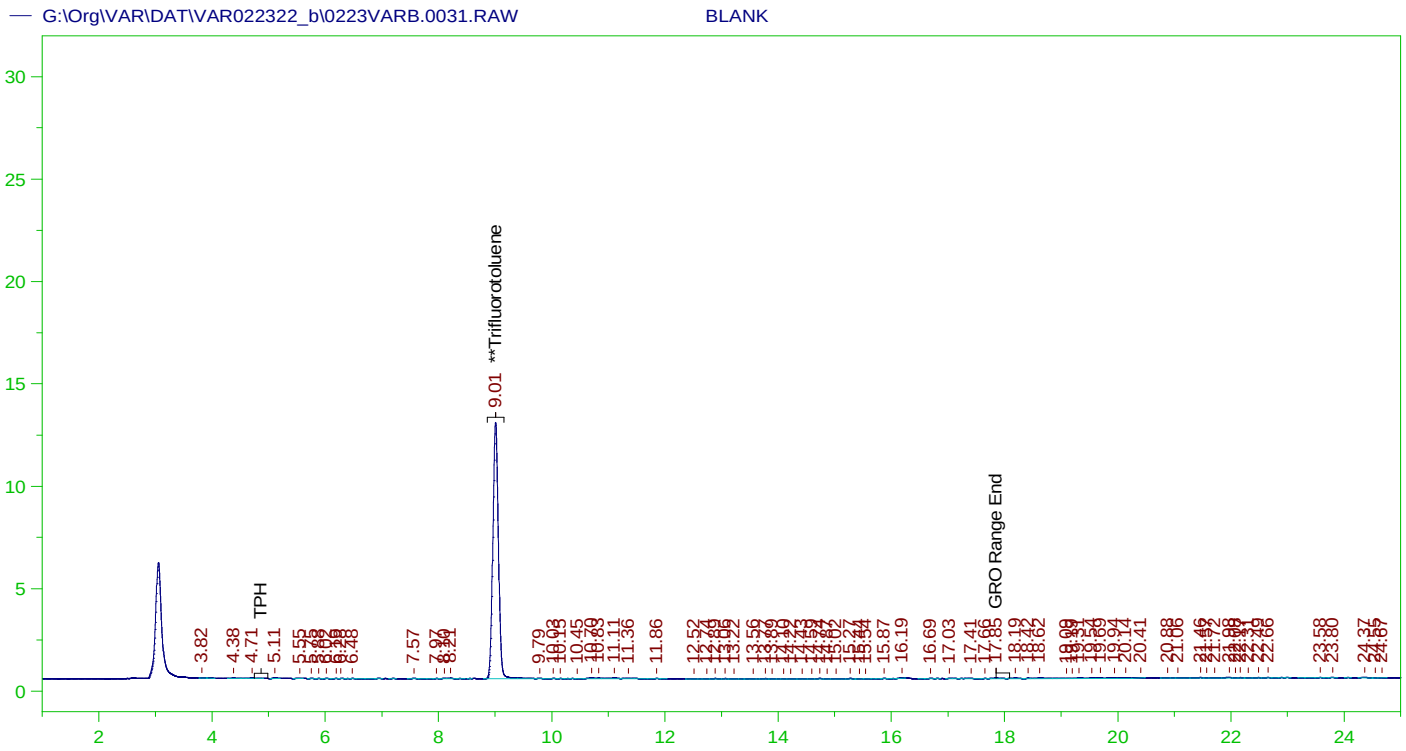

GASOLINE RANGE ORGANICS CHROMATOGRAM REPORT

Sample Name: BLANK
Raw File: G:\Org\VAR\DAT\VAR022322_b\0223VARB.0031.RAW
Date & Time Acquired: 2/24/2022 4:06:47 AM
Method File: G:\Org\VAR\Methods\211208GRO_DoDB.MET
Calibration File: G:\Org\VAR\Cals\211208GRO8015CB.CAL
Sample Weight: 1 Dilution: 1 S.A.: 1

Mean RF for C6 to C10: 979.9788
Mean RF for TPH: 955.6747
Rt range for Gasoline Range Organics: 4.75 to 18.09

SURROGATE COMPOUND	RT	ACTUAL	MEASURED	%REC	
**Trifluorotoluene	9.009	125.	93.25	74.6	-

C6 to C10 Area:5757.555 C6 to C10 Amount: 5.875183
TPH Area:10671.44 TPH Amount: 11.16639

ERH2551 (RHMW2254-01 Bailer)

G:\Org\VAR\DAT\VAR022322_b\0223VARB.0032.RAW B22021435-022G ;0223VAR , $HC-8015-GRO-W,

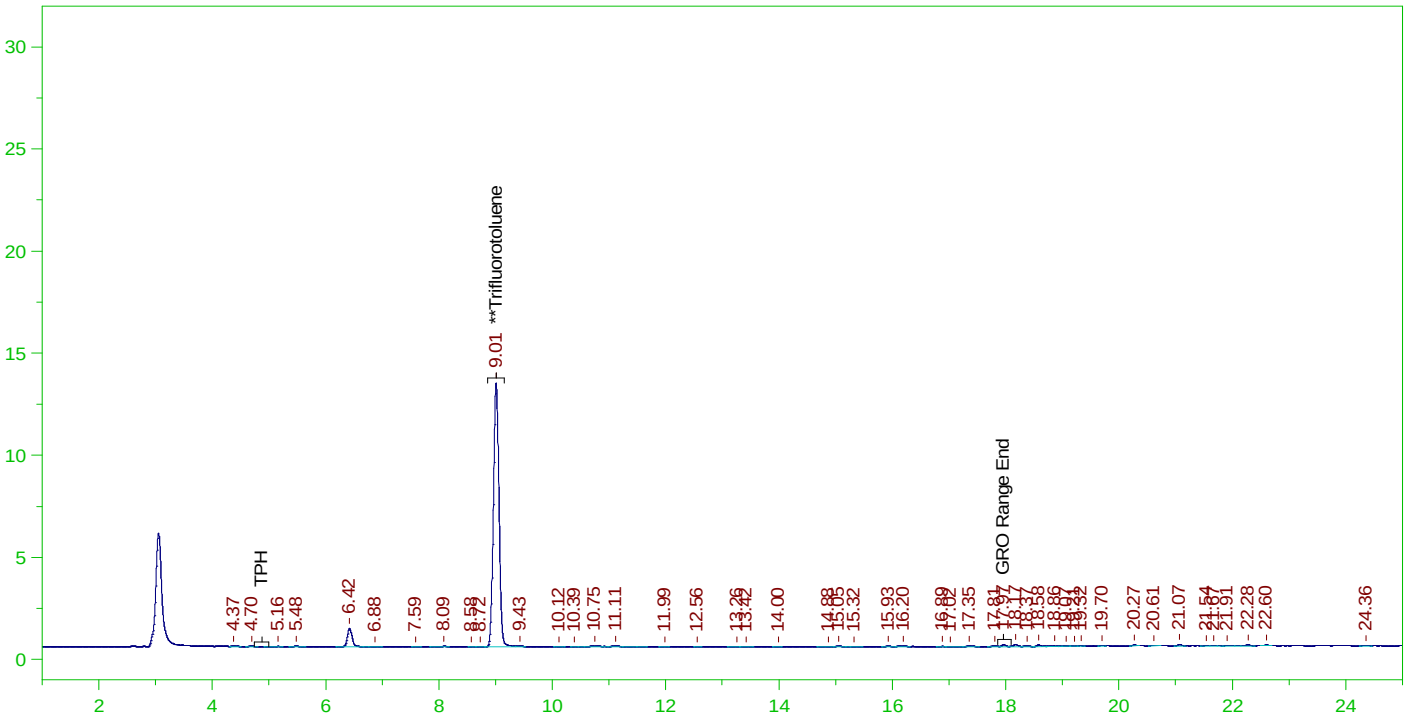

GASOLINE RANGE ORGANICS CHROMATOGRAM REPORT

Sample Name: B22021435-022G ;0223VAR , $HC-8015-GRO-W,
Raw File: G:\Org\VAR\DAT\VAR022322_b\0223VARB.0032.RAW
Date & Time Acquired: 2/24/2022 4:40:50 AM
Method File: G:\Org\VAR\Methods\211208G1435-22DoDB%.MET
Calibration File: G:\Org\VAR\Cals\211208GRO8015CB.CAL
Sample Weight: 5 Dilution: 1 S.A.: 1

Mean RF for C6 to C10: 979.9788
Mean RF for TPH: 955.6747
Rt range for Gasoline Range Organics: 4.75 to 18.09

SURROGATE COMPOUND	RT	ACTUAL	MEASURED	%REC	
**Trifluorotoluene	9.009	25.	19.189	76.76	-

C6 to C10 Area:10432.29 C6 to C10 Amount: 2.129085
TPH Area:14452.05 TPH Amount: 3.024471

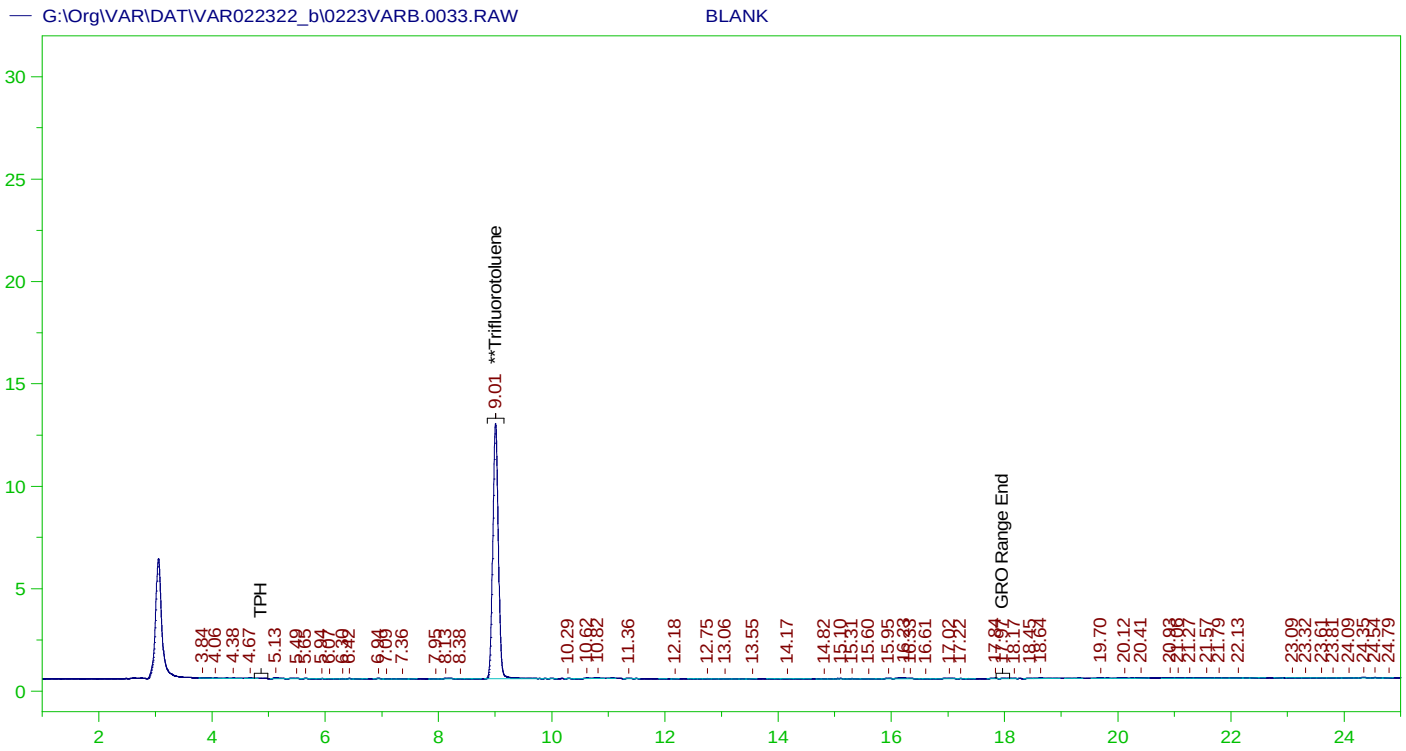

GASOLINE RANGE ORGANICS CHROMATOGRAM REPORT
Sample Name: BLANK
Raw File: G:\Org\VAR\DAT\VAR022322_b\0223VARB.0033.RAW
Date & Time Acquired: 2/24/2022 5:14:53 AM
Method File: G:\Org\VAR\Methods\211208GRO_DoDB.MET
Calibration File: G:\Org\VAR\Cals\211208GRO8015CB.CAL
Sample Weight: 1 Dilution: 1 S.A.: 1

Mean RF for C6 to C10: 979.9788
Mean RF for TPH: 955.6747
Rt range for Gasoline Range Organics: 4.75 to 18.09

SURROGATE COMPOUND	RT	ACTUAL	MEASURED	%REC	
**Trifluorotoluene	9.009	125.	92.787	74.23	-

C6 to C10 Area:5122.01 C6 to C10 Amount: 5.226654
TPH Area:8544.969 TPH Amount: 8.941295

ERH2553 (RHMW2254-01 Low Flow)

G:\Org\VAR\DAT\VAR022322_b\0223VARB.0034.RAW B22021435-027G ;0223VAR , $HC-8015-GRO-W,

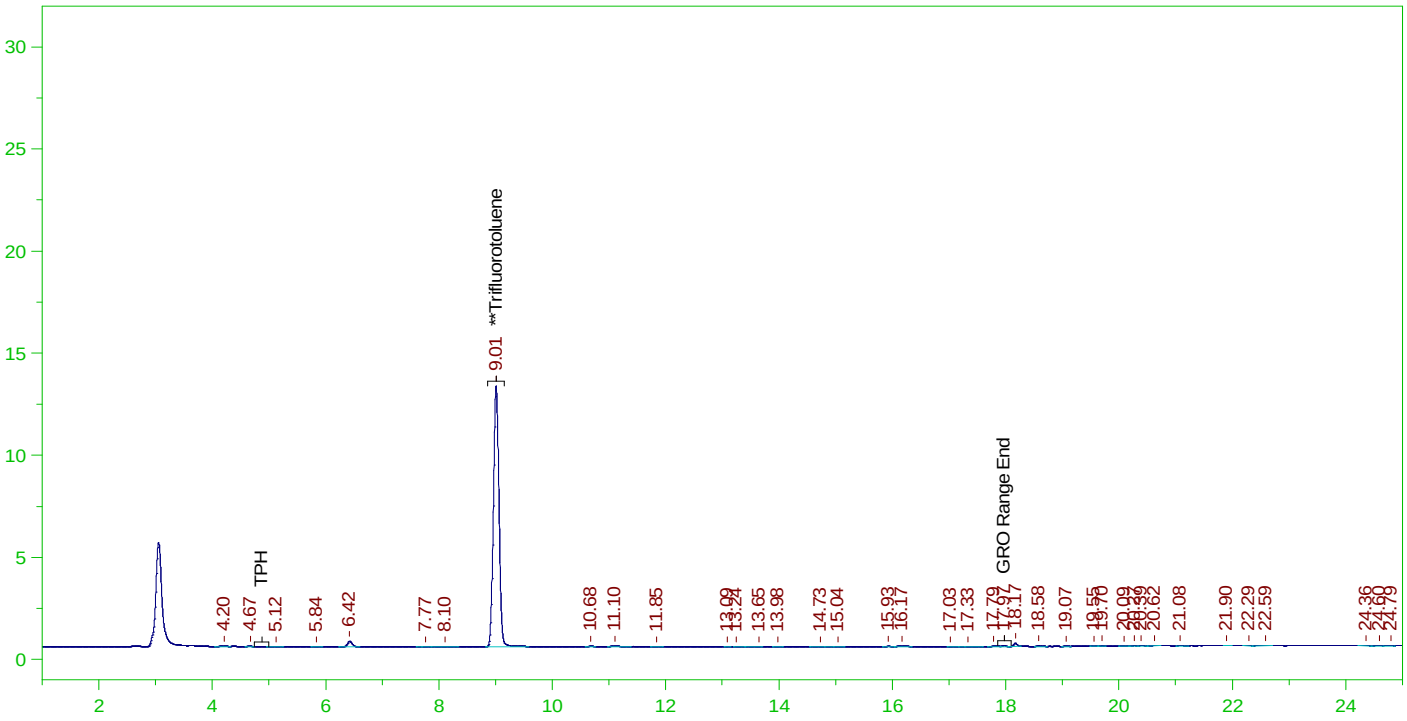

GASOLINE RANGE ORGANICS CHROMATOGRAM REPORT

Sample Name: B22021435-027G ;0223VAR , $HC-8015-GRO-W,
Raw File: G:\Org\VAR\DAT\VAR022322_b\0223VARB.0034.RAW
Date & Time Acquired: 2/24/2022 5:48:55 AM
Method File: G:\Org\VAR\Methods\211208G1435-27DoDB%.MET
Calibration File: G:\Org\VAR\Cals\211208GRO8015CB.CAL
Sample Weight: 5 Dilution: 1 S.A.: 1

Mean RF for C6 to C10: 979.9788
Mean RF for TPH: 955.6747
Rt range for Gasoline Range Organics: 4.75 to 18.09

SURROGATE COMPOUND	RT	ACTUAL	MEASURED	%REC	
**Trifluorotoluene	9.009	25.	18.933	75.73	-

C6 to C10 Area:4125.326 C6 to C10 Amount: 0.8419215
TPH Area:6877.005 TPH Amount: 1.439194

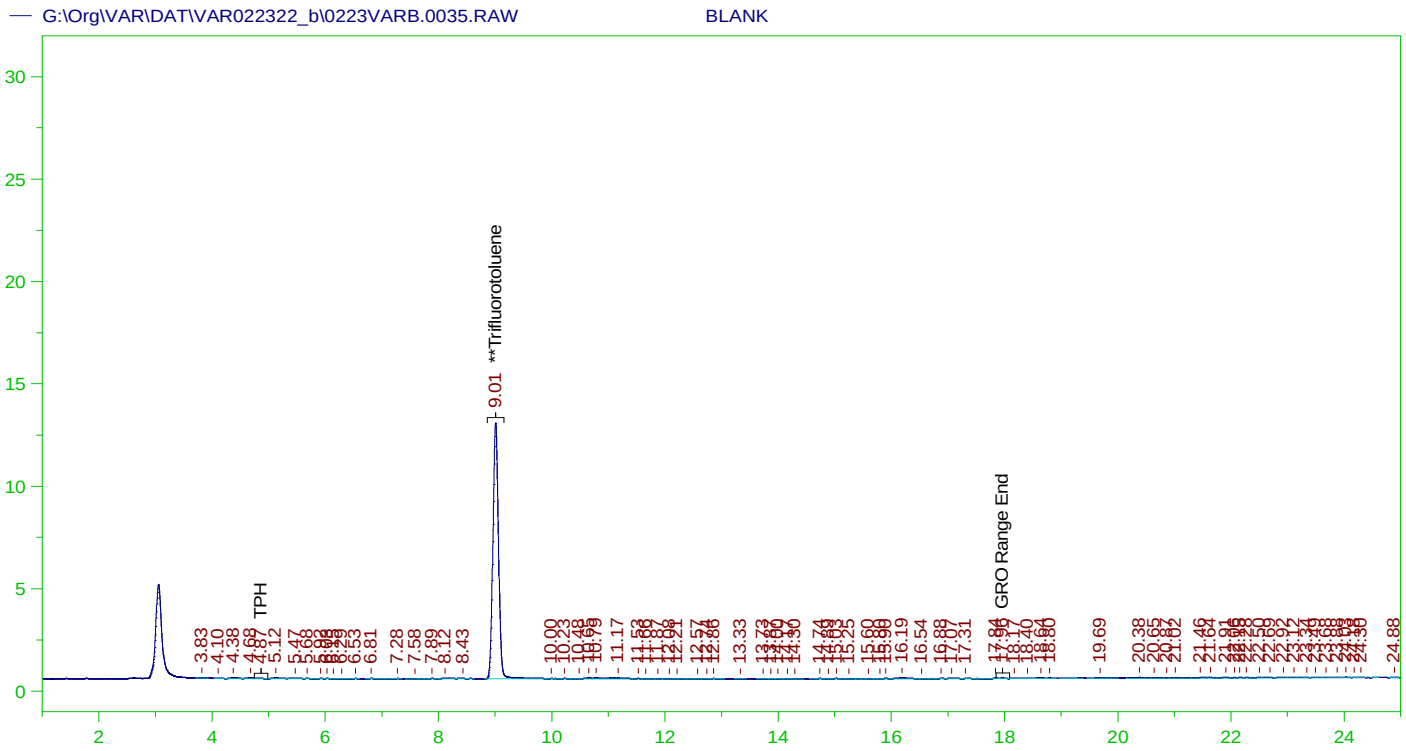

GASOLINE RANGE ORGANICS CHROMATOGRAM REPORT
Sample Name: BLANK
Raw File: G:\Org\VAR\DAT\VAR022322_b\0223VARB.0035.RAW
Date & Time Acquired: 2/24/2022 6:22:58 AM
Method File: G:\Org\VAR\Methods\211208GRO_DoDB.MET
Calibration File: G:\Org\VAR\Cals\211208GRO8015CB.CAL
Sample Weight: 1 Dilution: 1 S.A.: 1

Mean RF for C6 to C10: 979.9788
Mean RF for TPH: 955.6747
Rt range for Gasoline Range Organics: 4.75 to 18.09

SURROGATE COMPOUND	RT	ACTUAL	MEASURED	%REC	
**Trifluorotoluene	9.011	125.	93.104	74.48	-

C6 to C10 Area:6951.811 C6 to C10 Amount: 7.093838
TPH Area:12215.13 TPH Amount: 12.78168

ERH2555 (Sump Audit 3)

G:\Org\VAR\DAT\VAR022322_b\0223VARB.0036.RAW B22021435-032G ;0223VAR , $HC-8015-GRO-W,

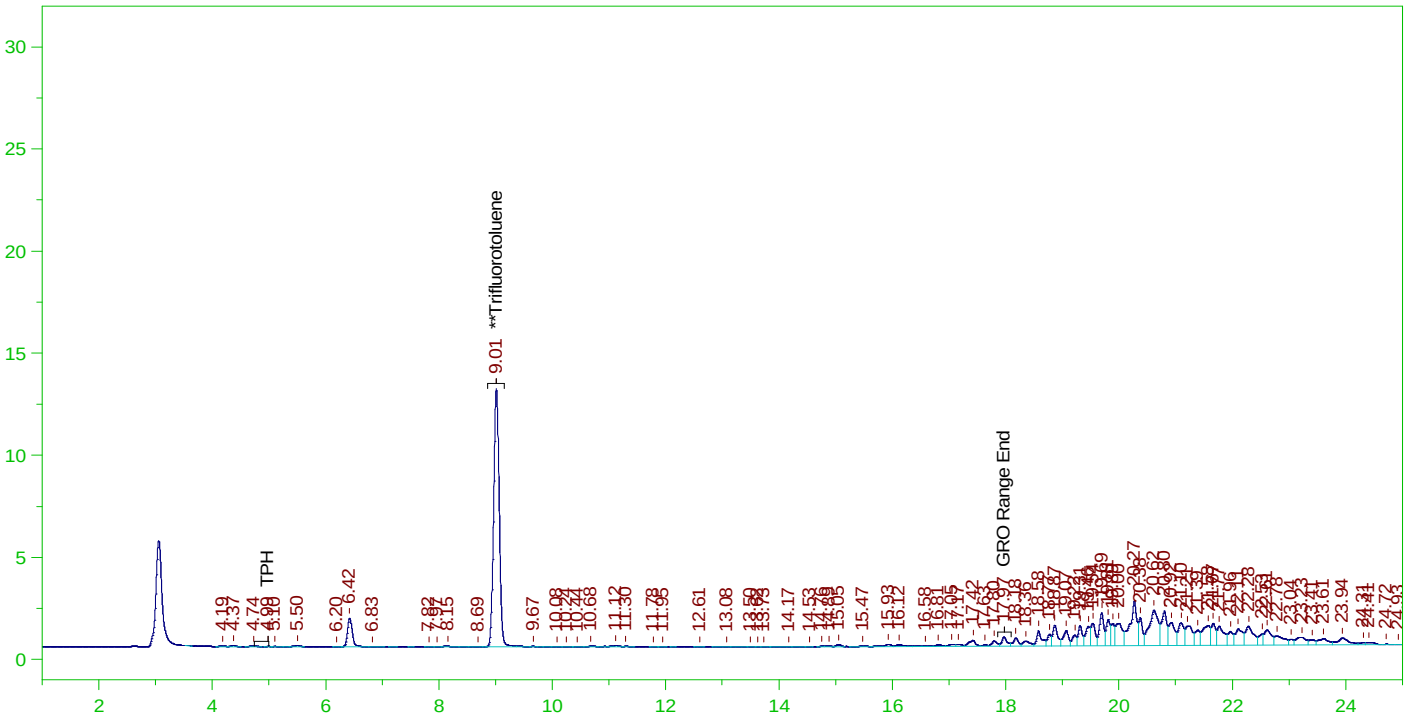

GASOLINE RANGE ORGANICS CHROMATOGRAM REPORT

Sample Name: B22021435-032G ;0223VAR , $HC-8015-GRO-W,
Raw File: G:\Org\VAR\DAT\VAR022322_b\0223VARB.0036.RAW
Date & Time Acquired: 2/24/2022 6:57:01 AM
Method File: G:\Org\VAR\Methods\211208G1435-32DoDB%.MET
Calibration File: G:\Org\VAR\Cals\211208GRO8015CB.CAL
Sample Weight: 5 Dilution: 1 S.A.: 1

Mean RF for C6 to C10: 979.9788
Mean RF for TPH: 955.6747
Rt range for Gasoline Range Organics: 4.75 to 18.09

SURROGATE COMPOUND	RT	ACTUAL	MEASURED	%REC	
**Trifluorotoluene	9.013	25.	18.818	75.27	-

C6 to C10 Area:25496.59 C6 to C10 Amount: 5.203498
TPH Area:262733.5 TPH Amount: 54.98388

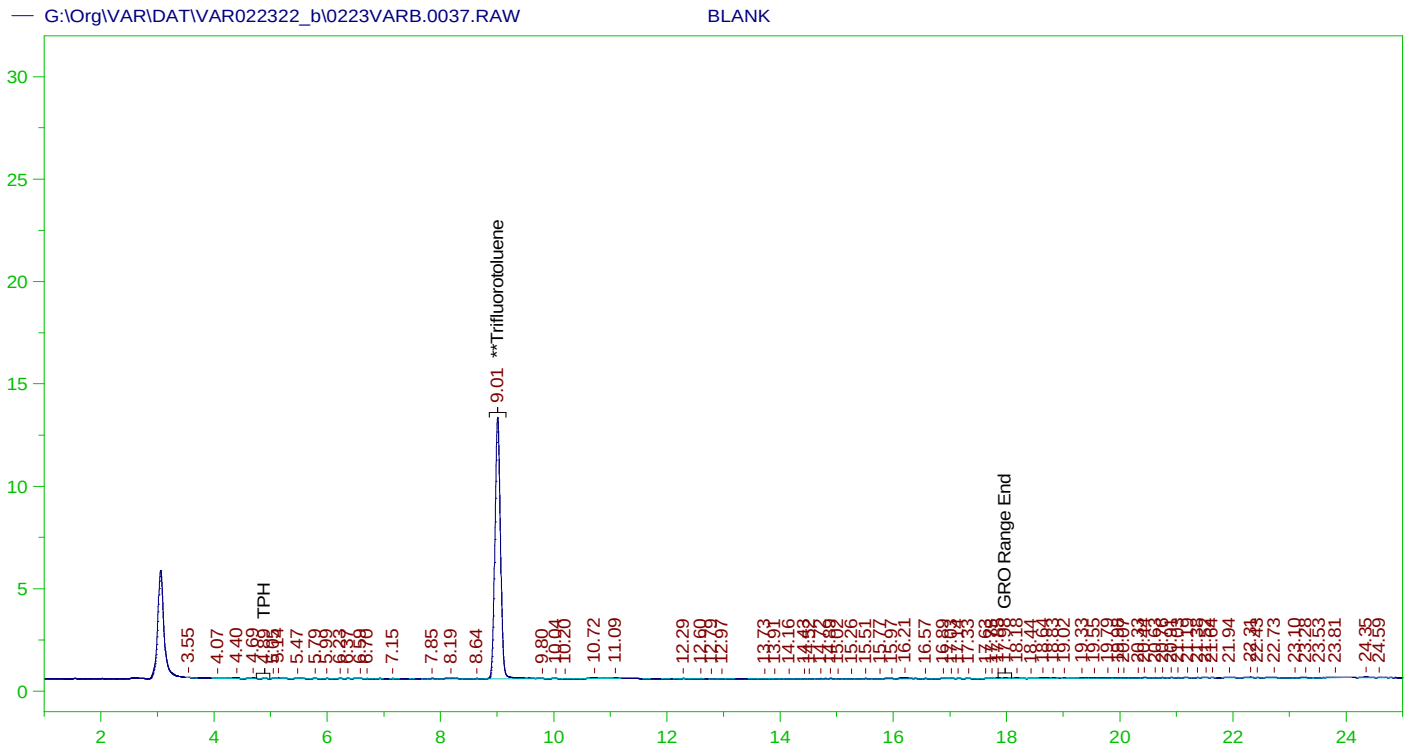

GASOLINE RANGE ORGANICS CHROMATOGRAM REPORT

Sample Name: BLANK
Raw File: G:\Org\VAR\DAT\VAR022322_b\0223VARB.0037.RAW
Date & Time Acquired: 2/24/2022 7:31:02 AM
Method File: G:\Org\VAR\Methods\211208GRO_DoDB.MET
Calibration File: G:\Org\VAR\Cals\211208GRO8015CB.CAL
Sample Weight: 1 Dilution: 1 S.A.: 1

Mean RF for C6 to C10: 979.9788
Mean RF for TPH: 955.6747
Rt range for Gasoline Range Organics: 4.75 to 18.09

SURROGATE COMPOUND	RT	ACTUAL	MEASURED	%REC	
**Trifluorotoluene	9.011	125.	95.386	76.31	-

C6 to C10 Area:6516.425 C6 to C10 Amount: 6.649557
TPH Area:12573.6 TPH Amount: 13.15678

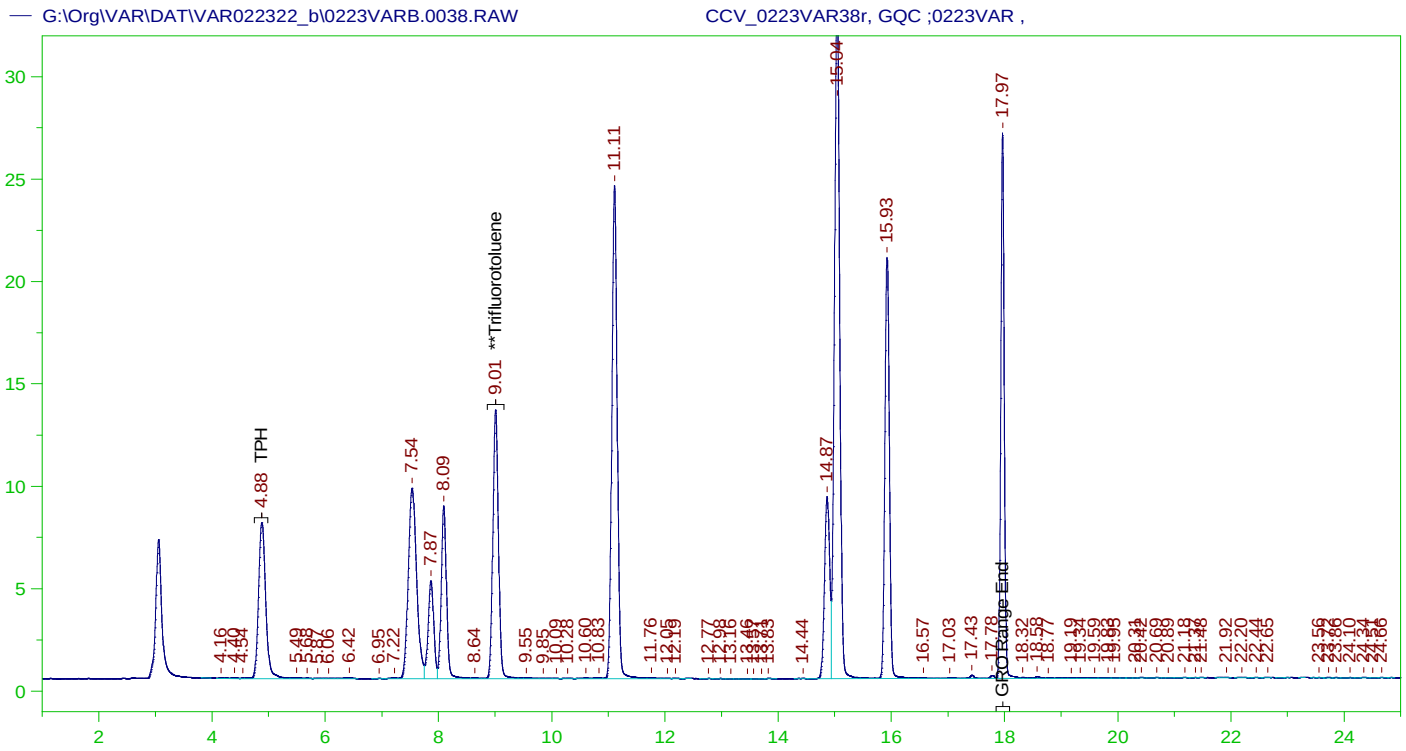

GASOLINE RANGE ORGANICS CHROMATOGRAM REPORT
Sample Name: CCV_0223VAR38r, GQC ;0223VAR ,
Raw File: G:\Org\VAR\DAT\VAR022322_b\0223VARB.0038.RAW
Date & Time Acquired: 2/24/2022 8:05:03 AM
Method File: G:\Org\VAR\Methods\211208GRO_DoDB.MET
Calibration File: G:\Org\VAR\Cals\211208GRO8015CB.CAL
Sample Weight: 1 Dilution: 1 S.A.: 1

Mean RF for C6 to C10: 979.9788
Mean RF for TPH: 955.6747
Rt range for Gasoline Range Organics: 4.75 to 18.09

SURROGATE COMPOUND	RT	ACTUAL	MEASURED	%REC	
**Trifluorotoluene	9.01	125.	98.12	78.5	-

C6 to C10 Area:924764 C6 to C10 Amount: 943.6571
TPH Area:929236.1 TPH Amount: 972.3351

CONTINUING CALIBRATION REPORT: G:\Org\VAR\DAT\VAR022322_b\0223VARB.0038.RAW

COMPOUND	ACTUAL(NG)	MEASURED(NG)	%RECOVERY	LIMITS
C6 to C10	840.	943.66	112.34	85-115
TPH	1000.	972.34	97.23	85-115

SURROGATE COMPOUND	RT	ACTUAL	MEASURED	%REC	LIMITS
**Trifluorotoluene	9.01	125.	98.12	78.5	85-115

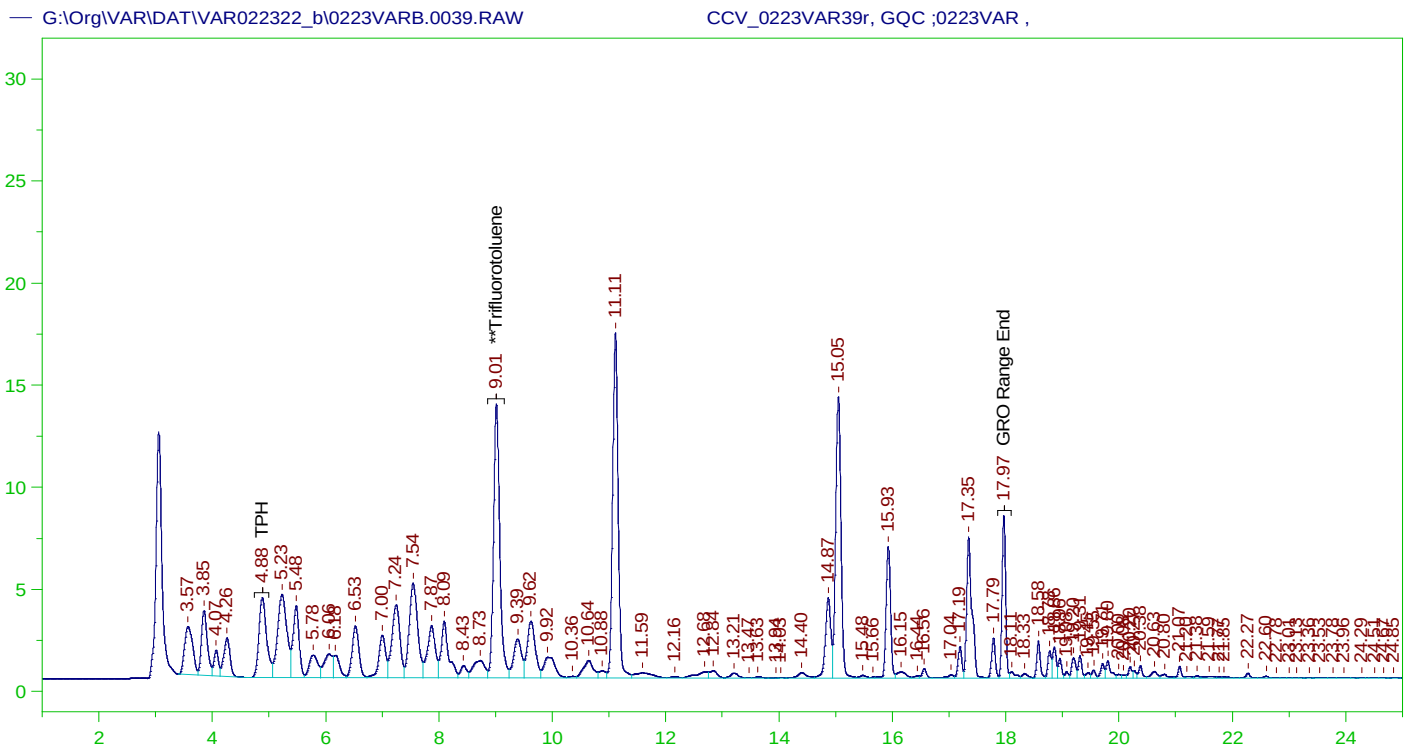

GASOLINE RANGE ORGANICS CHROMATOGRAM REPORT
Sample Name: CCV_0223VAR39r, GQC ;0223VAR ,
Raw File: G:\Org\VAR\DAT\VAR022322_b\0223VARB.0039.RAW
Date & Time Acquired: 2/24/2022 8:39:06 AM
Method File: G:\Org\VAR\Methods\211208GCCV0223_39DoDB%.MET
Calibration File: G:\Org\VAR\Cals\211208GRO8015CB.CAL
Sample Weight: 1 Dilution: 1 S.A.: 1

Mean RF for C6 to C10: 979.9788
Mean RF for TPH: 955.6747
Rt range for Gasoline Range Organics: 4.75 to 18.09

SURROGATE COMPOUND	RT	ACTUAL	MEASURED	%REC	
**Trifluorotoluene	9.013	125.	111.29	89.03	-

C6 to C10 Area:814080.4 C6 to C10 Amount: 830.7122
TPH Area:957432.5 TPH Amount: 1001.839

CONTINUING CALIBRATION REPORT: G:\Org\VAR\DAT\VAR022322_b\0223VARB.0039.RAW

COMPOUND	ACTUAL(NG)	MEASURED(NG)	%RECOVERY	LIMITS
C6 to C10	840.	830.71	98.89	85-115
TPH	1000.	1001.84	100.18	85-115

SURROGATE COMPOUND	RT	ACTUAL	MEASURED	%REC	LIMITS
**Trifluorotoluene	9.013	125.	111.29	89.03	85-115

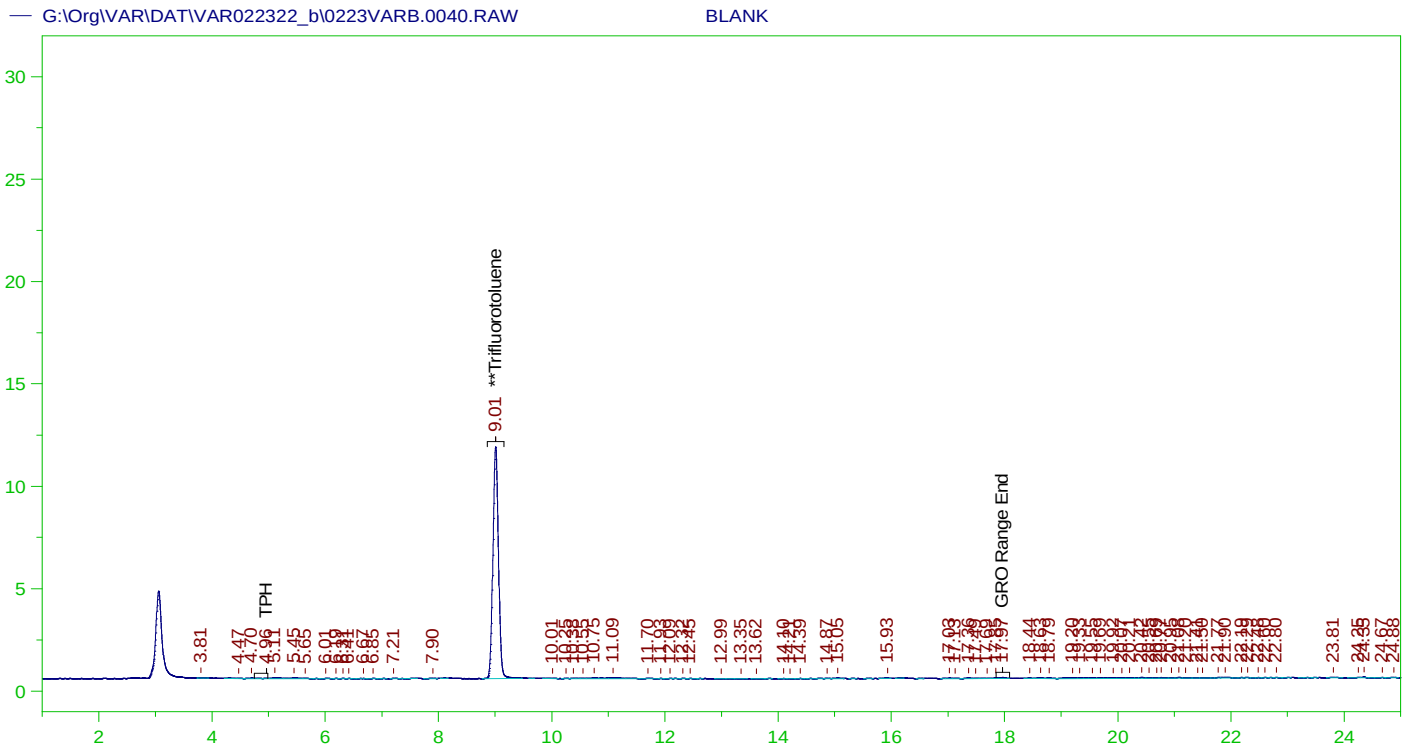

GASOLINE RANGE ORGANICS CHROMATOGRAM REPORT
Sample Name: BLANK
Raw File: G:\Org\VAR\DAT\VAR022322_b\0223VARB.0040.RAW
Date & Time Acquired: 2/24/2022 9:13:08 AM
Method File: G:\Org\VAR\Methods\211208GRO_DoDB.MET
Calibration File: G:\Org\VAR\Cals\211208GRO8015CB.CAL
Sample Weight: 1 Dilution: 1 S.A.: 1

Mean RF for C6 to C10: 979.9788
Mean RF for TPH: 955.6747
Rt range for Gasoline Range Organics: 4.75 to 18.09

SURROGATE COMPOUND	RT	ACTUAL	MEASURED	%REC	
**Trifluorotoluene	9.011	125.	83.998	67.2	-

C6 to C10 Area:5141.757 C6 to C10 Amount: 5.246805
TPH Area:11047.48 TPH Amount: 11.55987

Write Sequence Data File	Insert Entries(Have the first cell for entries selecte Sample Name	Method	Weight	Dil Factor	Amt Inj.	IS	Cal ID	Manual Integrations
G:\Org\VAR\DAT\VAR022322_b\0223VAR.01r	CCV_0223VAR01r, GQC ;0223VAR ,	G:\Org\VAR\Methods\2112(	1	1	1	1	0	None
G:\Org\VAR\DAT\VAR022322_b\0223VAR.02r	CCV_0223VAR02r, GQC ;0223VAR ,	G:\Org\VAR\Methods\2112(	1	1	1	1	0	To maintain continuous baseline and split closely eluting hydrocarbons
G:\Org\VAR\DAT\VAR022322_b\0223VAR.03r	LCS_0223VAR03r, GQC ;0223VAR ,	G:\Org\VAR\Methods\2112(	5	1	1	1	0	To maintain continuous baseline and split closely eluting hydrocarbons
G:\Org\VAR\DAT\VAR022322_b\0223VAR.04r	BLANK	G:\Org\VAR\Methods\2112(	1	1	1	1	0	None
G:\Org\VAR\DAT\VAR022322_b\0223VAR.05r	MBLK_0223VAR05r, QC ;0223VAR ,	G:\Org\VAR\Methods\2112(	5	1	1	1	0	To maintain continuous baseline and split closely eluting hydrocarbons
G:\Org\VAR\DAT\VAR022322_b\0223VAR.06r	BLANK	G:\Org\VAR\Methods\2112(	1	1	1	1	0	None
G:\Org\VAR\DAT\VAR022322_b\0223VAR.07r	B22021435-007D ;0223VAR , $HC-8015-GRO-W,	G:\Org\VAR\Methods\2112(	5	1	1	1	0	To maintain continuous baseline and split closely eluting hydrocarbons
G:\Org\VAR\DAT\VAR022322_b\0223VAR.08r	BLANK	G:\Org\VAR\Methods\2112(	1	1	1	1	0	None
G:\Org\VAR\DAT\VAR022322_b\0223VAR.09r	B22021435-003A ;0223VAR , $HC-8015-GRO-W,	G:\Org\VAR\Methods\2112(	5	1	1	1	0	To maintain continuous baseline and split closely eluting hydrocarbons
G:\Org\VAR\DAT\VAR022322_b\0223VAR.10r	B22021435-009A ;0223VAR , $HC-8015-GRO-W,	G:\Org\VAR\Methods\2112(	5	1	1	1	0	To maintain continuous baseline and split closely eluting hydrocarbons
G:\Org\VAR\DAT\VAR022322_b\0223VAR.11r	B22021435-014A ;0223VAR , $HC-8015-GRO-W,	G:\Org\VAR\Methods\2112(	5	1	1	1	0	To maintain continuous baseline and split closely eluting hydrocarbons
G:\Org\VAR\DAT\VAR022322_b\0223VAR.12r	B22021435-019A ;0223VAR , $HC-8015-GRO-W,	G:\Org\VAR\Methods\2112(	5	1	1	1	0	To maintain continuous baseline and split closely eluting hydrocarbons
G:\Org\VAR\DAT\VAR022322_b\0223VAR.13r	B22021435-024A ;0223VAR , $HC-8015-GRO-W,	G:\Org\VAR\Methods\2112(	5	1	1	1	0	To maintain continuous baseline and split closely eluting hydrocarbons
G:\Org\VAR\DAT\VAR022322_b\0223VAR.14r	B22021435-029A ;0223VAR , $HC-8015-GRO-W,	G:\Org\VAR\Methods\2112(	5	1	1	1	0	To maintain continuous baseline and split closely eluting hydrocarbons
G:\Org\VAR\DAT\VAR022322_b\0223VAR.15r	B22021435-034A ;0223VAR , $HC-8015-GRO-W,	G:\Org\VAR\Methods\2112(	5	1	1	1	0	To maintain continuous baseline and split closely eluting hydrocarbons

G:\Org\VAR\DAT\VAR022322_b\0223VAR.16r	B22021435-001G ;0223VAR , $HC-8015-GRO-W,	G:\Org\VAR\Methods\2112(	5	1	1	1	0	To maintain continuous baseline and split closely eluting hydrocarbons
G:\Org\VAR\DAT\VAR022322_b\0223VAR.17r	BLANK	G:\Org\VAR\Methods\2112(	1	1	1	1	0	None
G:\Org\VAR\DAT\VAR022322_b\0223VAR.18r	B22021435-007DMS, GQC ;0223VAR , $HC-8015-GRO-W,	G:\Org\VAR\Methods\2112(	5	1	1	1	0	To maintain continuous baseline and split closely eluting hydrocarbons
G:\Org\VAR\DAT\VAR022322_b\0223VAR.19r	B22021435-007DMSD, GQC ;0223VAR , $HC-8015-GRO-W,	G:\Org\VAR\Methods\2112(	5	1	1	1	0	To maintain continuous baseline and split closely eluting hydrocarbons
G:\Org\VAR\DAT\VAR022322_b\0223VAR.20r	BLANK	G:\Org\VAR\Methods\2112(	1	1	1	1	0	None
G:\Org\VAR\DAT\VAR022322_b\0223VAR.21r	CCV_0223VAR21r, GQC ;0223VAR ,	G:\Org\VAR\Methods\2112(	1	1	1	1	0	None
G:\Org\VAR\DAT\VAR022322_b\0223VAR.22r	CCV_0223VAR22r, GQC ;0223VAR ,	G:\Org\VAR\Methods\2112(	1	1	1	1	0	To maintain continuous baseline and split closely eluting hydrocarbons
G:\Org\VAR\DAT\VAR022322_b\0223VAR.23r	LCS_0223VAR23r, GQC ;0223VAR ,	G:\Org\VAR\Methods\2112(	5	1	1	1	0	To maintain continuous baseline and split closely eluting hydrocarbons
G:\Org\VAR\DAT\VAR022322_b\0223VAR.24r	BLANK	G:\Org\VAR\Methods\2112(	1	1	1	1	0	None
G:\Org\VAR\DAT\VAR022322_b\0223VAR.25r	MBLK_0223VAR25r, QC ;0223VAR ,	G:\Org\VAR\Methods\2112(	5	1	1	1	0	To maintain continuous baseline and split closely eluting hydrocarbons
G:\Org\VAR\DAT\VAR022322_b\0223VAR.26r	B22021435-006G ;0223VAR , $HC-8015-GRO-W,	G:\Org\VAR\Methods\2112(	5	1	1	1	0	To maintain continuous baseline and split closely eluting hydrocarbons
G:\Org\VAR\DAT\VAR022322_b\0223VAR.27r	BLANK	G:\Org\VAR\Methods\2112(	1	1	1	1	0	None
G:\Org\VAR\DAT\VAR022322_b\0223VAR.28r	B22021435-012G ;0223VAR , $HC-8015-GRO-W,	G:\Org\VAR\Methods\2112(	5	1	1	1	0	To maintain continuous baseline and split closely eluting hydrocarbons
G:\Org\VAR\DAT\VAR022322_b\0223VAR.29r	BLANK	G:\Org\VAR\Methods\2112(	1	1	1	1	0	None
G:\Org\VAR\DAT\VAR022322_b\0223VAR.30r	B22021435-017G ;0223VAR , $HC-8015-GRO-W,	G:\Org\VAR\Methods\2112(	5	1	1	1	0	To maintain continuous baseline and split closely eluting hydrocarbons
G:\Org\VAR\DAT\VAR022322_b\0223VAR.31r	BLANK	G:\Org\VAR\Methods\2112(	1	1	1	1	0	None
G:\Org\VAR\DAT\VAR022322_b\0223VAR.32r	B22021435-022G ;0223VAR , $HC-8015-GRO-W,	G:\Org\VAR\Methods\2112(	5	1	1	1	0	To maintain continuous baseline and split closely eluting hydrocarbons
G:\Org\VAR\DAT\VAR022322_b\0223VAR.33r	BLANK	G:\Org\VAR\Methods\2112(	1	1	1	1	0	None
G:\Org\VAR\DAT\VAR022322_b\0223VAR.34r	B22021435-027G ;0223VAR , $HC-8015-GRO-W,	G:\Org\VAR\Methods\2112(	5	1	1	1	0	To maintain continuous baseline and split closely eluting hydrocarbons
G:\Org\VAR\DAT\VAR022322_b\0223VAR.35r	BLANK	G:\Org\VAR\Methods\2112(	1	1	1	1	0	None

G:\Org\VAR\DAT\VAR022322_b\0223VAR.36r	B22021435-032G ;0223VAR , $HC-8015-GRO-W,	G:\Org\VAR\Methods\2112(	5	1	1	1	0	To maintain continuous baseline and split closely eluting hydrocarbons
G:\Org\VAR\DAT\VAR022322_b\0223VAR.37r	BLANK	G:\Org\VAR\Methods\2112(	1	1	1	1	0	None
G:\Org\VAR\DAT\VAR022322_b\0223VAR.38r	CCV_0223VAR38r, GQC ;0223VAR ,	G:\Org\VAR\Methods\2112(	1	1	1	1	0	None
G:\Org\VAR\DAT\VAR022322_b\0223VAR.39r	CCV_0223VAR39r, GQC ;0223VAR ,	G:\Org\VAR\Methods\2112(	1	1	1	1	0	To maintain continuous baseline and split closely eluting hydrocarbons
G:\Org\VAR\DAT\VAR022322_b\0223VAR.40r	BLANK	G:\Org\VAR\Methods\2112(	1	1	1	1	0	None

Digitally signed by
Josie Pickard
Date: 2022.02.24 08:59:17 -07:00

Analytical RunID VARIAN1_211208B Standards Traceability Report

Standard ID: 3GAS160127
Standard Name: Alaska Gasoline Calibration Mix Version 4/8/02
Type: Neat
Prep Date: 1/27/2016
Prep By: Josie Pickard
Exp Date: 6/7/2023
Status: New
Department: GCVOA
Vendor: Accustandard
Final Volume: 5 mL
Lot Number: 213051468
Balance ID:
Comments: 33% of each gasoline Date prepared is date received Assay ran 2/1/16 on PE1; GRO equals 84% of TPH jmp 2/1/16

Chemical/Solvent Used	Bottle No	Amt	Units	Expires
Alaska Gasoline Calibration Mix Version 4/8/02	8120	5	mL	6/7/2023

Stock Source	Base Units	Amount Added

Analytical RunID VARIAN1_211208B Standards Traceability Report

Standard ID: GAS210122
Standard Name: Unleaded Gasoline Comp. Std.(2.0uL)
Prep Date: 1/22/2021
Exp Date: 6/7/2023
Department: GCVOA
Vendor:
Lot Number:
Balance ID:
Comments: Concentration : 4.2ug/ul

Type: Secondary
Prep By: Josie Pickard
Status: New
Final Volume: 10 mL

Chemical/Solvent Used	Bottle No	Amt	Units	Expires
Methanol, Purge and Trap DZ880	13323	10	mL	6/7/2023

Stock Source	Base Units	Amount Added
GASH210122	ug/mL	0.84 mL

Analytical RunID VARIAN1_211208B Standards Traceability Report

Standard ID: GASH210122
Standard Name: Unleaded Gasoline Composite
Type: Primary
Prep Date: 1/22/2021
Prep By: Josie Pickard
Exp Date: 6/7/2023
Status: New
Department: GCVOA
Vendor:
Final Volume: 10 mL
Lot Number:
Balance ID:
Comments: Concetration : 50,000 ug/ml

Chemical/Solvent Used	Bottle No	Amt	Units	Expires
Methanol, Purge and Trap DZ880	13323	10	mL	6/7/2023

Stock Source	Base Units	Amount Added
3GAS160127	ug/mL	0.5022 g

Analytical RunID VARIAN1_211208B Standards Traceability Report

Standard ID: GASL211208
Standard Name: Low Gasoline Std.
Prep Date: 12/8/2021
Exp Date: 6/7/2023
Department: GCVOA
Vendor:
Lot Number:
Balance ID:
Comments: concentration 0.42ug/ul

Type: Secondary
Prep By: Josie Pickard
Status: Open
Final Volume: 1 mL

Chemical/Solvent Used	Bottle No	Amt	Units	Expires
Methanol, Purge and Trap EB199	14400	0.9	mL	6/7/2023

Stock Source	Base Units	Amount Added
GAS210122	ug/mL	0.1 mL

Analytical RunID VARIAN1_211208B Standards Traceability Report

Standard ID: GQC201214
Standard Name: Gasoline Composite Mix (1.68uL)
Type: Primary
Prep Date: 12/14/2020
Prep By: Josie Pickard
Exp Date: 4/2/2030
Status: New
Department: GCVOA
Vendor: Accustandard
Final Volume: 5 mL
Lot Number: 220031562
Balance ID:
Comments: 5000 ug/mL in MeOH Date prepared is date received; Assay run 4/1/21 on Pe1 GRO range equals 85% jmp, mistyped the date received. The date received was 12/17/20 jmp

Chemical/Solvent Used	Bottle No	Amt	Units	Expires
Gasoline Composite Mix	13338	5	mL	4/2/2030

Stock Source	Base Units	Amount Added
GQC201214	ug/mL	5 mL

Analytical RunID VARIAN1_211208B Standards Traceability Report

Standard ID: GROS200921
Standard Name: Gro Stock Standard Mt.Gro
Type: Primary
Prep Date: 9/21/2020
Prep By: Josie Pickard
Exp Date: 3/28/2029
Status: Open
Department: GCVOA
Vendor: Accustandard
Final Volume: 2 mL
Lot Number: 219031408
Balance ID:
Comments: 10 Component Mix (varing concentrations) 100 mg/ml

Chemical/Solvent Used	Bottle No	Amt	Units	Expires
Gasoline Standard	13090	2	mL	3/28/2029

Stock Source	Base Units	Amount Added
GROS200921	ug/mL	2 mL

Analytical RunID VARIAN1_211208B Standards Traceability Report

Standard ID: TFT211208
Standard Name: TFT (1.05uL)
Type: Secondary
Prep Date: 12/8/2021
Prep By: Josie Pickard
Exp Date: 9/10/2029
Status: New
Department: GCVOA
Vendor:
Final Volume: 2 mL
Lot Number:
Balance ID:
Comments: Final concentration : 1.0mg/mL

Chemical/Solvent Used	Bottle No	Amt	Units	Expires
Methanol, Purge and Trap EB199	14400	1.9	mL	9/10/2029

Stock Source	Base Units	Amount Added
TFTS210607	ug/mL	0.1 mL

Analytical RunID VARIAN1_211208B Standards Traceability Report

Standard ID: TFTL211208
Standard Name: TFTL
Prep Date: 12/8/2021
Exp Date: 9/10/2029
Department: GCVOA
Vendor:
Lot Number:
Balance ID:
Comments: Final concentration :0.01mg/mL

Type: Secondary
Prep By: Josie Pickard
Status: New
Final Volume: 1 mL

Chemical/Solvent Used	Bottle No	Amt	Units	Expires
Methanol, Purge and Trap EB199	14400	0.9	mL	9/10/2029

Stock Source	Base Units	Amount Added
TFTM211208	ug/mL	0.1 mL

Analytical RunID VARIAN1_211208B Standards Traceability Report

Standard ID: TFTM211208
Standard Name: TFTM
Prep Date: 12/8/2021
Exp Date: 9/10/2029
Department: GCVOA
Vendor:
Lot Number:
Balance ID:
Comments: Final concentration :0.1mg/mL

Type: Secondary
Prep By: Josie Pickard
Status: New
Final Volume: 1 mL

Chemical/Solvent Used	Bottle No	Amt	Units	Expires
Methanol, Purge and Trap EB199	14400	0.9	mL	9/10/2029

Stock Source	Base Units	Amount Added
TFT211208	ug/mL	0.1 mL

Analytical RunID VARIAN1_211208B Standards Traceability Report

Standard ID: TFTS210607
Standard Name: TFT Stock
Prep Date: 6/7/2021
Exp Date: 9/10/2029
Department: GCVOA
Vendor: Accustandard
Lot Number: 219091095
Balance ID:
Comments: 20mg/ml in Meoh Date prepared is date received.

Type: Primary
Prep By: Josie Pickard
Status: New
Final Volume: 10 mL

Chemical/Solvent Used	Bottle No	Amt	Units	Expires
a,a,a-Trifluorotoluene	13921	10	mL	9/10/2029

Stock Source	Base Units	Amount Added

125 Market Street
New Haven, CT 06513
USA

AccuStandard, Inc.

Tel (203)786-5290
Fax (203)786-5287
www.AccuStandard.com

CERTIFICATE OF ANALYSIS

Catalog No: GRO-AK-101-GCS-R1
Description: Alaska Gasoline Calibration Mix Version 4/8/02
Lot: 213051468
Solvent: N/A
Hazards: **HIGHLY FLAMMABLE** - *Refer to SDS for safety info*

Danger 2

Date Certified: Jun 7, 2013
Expiration: Jun 7, 2023
Sample Size: 1 mL
Components: 3
Storage Condition: Ambient (>5 °C)
Included on ISO/IEC 17025 Scope of Accreditation: Yes
Included on ISO Guide 34 Scope of Accreditation: Yes

Component	CAS #	Purity % (GC/FID)	Prepared Concentration[1] (%w/w)	Certified Analyte Concentration[2] (%w/w)
Gasoline - Regular, unleaded	8006-61-9	Tech Mix	33.30	33.30
Gasoline - Plus, unleaded	8006-61-9	Tech Mix	33.40	33.40
Gasoline - Premium, unleaded	8006-61-9	Tech Mix	33.30	33.30

ID #: 8120
Opened:
Alaska Gasoline Calibration Mix Version 4/8/0
Expires: 6/7/2023
Rec'd 1/27/2016
Energy Laboratories Inc 1120 So. 27th Street
Billings MT 59107

A product with a suffix (-1A, -2B, etc. or -01, -02, etc.) on its lot number has had its expiration date extended and is identical to the same lot number without the suffix.

[1] All weights are traceable through NIST, Test No. 822-275872-11.

[2] Certified Analyte Concentration = Purity x Prepared Concentration. The Uncertainty associated with the gravimetric values reported on this certificate is ±0.24%. The CRM Uncertainty calculated for this product is ±5%. These values are the expanded uncertainty and represent an estimated standard deviation equal to the positive square root of the total variation of the uncertainty of components. A normal distribution is assumed and a coverage factor of K=2 is chosen using approximately a 95% confidence level.

Labels and certificates follow U.S. Conventions in reporting numerical values:
A comma (,) is used to separate units of one-thousand or greater.
A period (.) is used as a decimal place marker.

See reverse side for additional information.

Certified By:
Larry Decker, Organic QC Manager

Page 1 of 1

For use in routine laboratory analysis.

AccuStandard is accredited to ISO Guide 34, ISO/IEC 17025 and certified to ISO 9001

Josie

125 Market Street
New Haven, CT 06513
USA

AccuStandard®

Tel (203)786-5290
Fax (203)786-5287
www.AccuStandard.com

CERTIFICATE OF ANALYSIS

Catalog No: GRO-AK-101-GCS
Description: Gasoline Composite Mix
Lot: 220031562
Solvent: Methanol
Hazards: *Refer to SDS for complete safety information*

Signal Word: Danger

Date Certified: Apr 2, 2020
Expiration: Apr 2, 2030
Sample Size: 1 mL
Components: 3
Storage Condition: Ambient (>5 °C)

Certified Reference Material

ANAB ACCREDITED REFERENCE MATERIAL PRODUCER AR-1463
ANAB ACCREDITED TESTING LABORATORY AT-1339
ilac-MRA

Component	CAS #	Purity % (GC/MS)	Prepared Concentration² (µg/mL)	Certified Analyte Concentration¹ (µg/mL)
Gasoline - Premium, unleaded	N/A	Tech Mix	1660	1660
Gasoline - Regular, leaded	N/A	Tech Mix	1674	1674
Gasoline - Regular, unleaded	N/A	Tech Mix	1673	1673

ID #: 13338
Opened:_____
Gasoline Composite Mix
Expires: 4/2/2030
Rec'd: 12/17/2020
Energy Laboratories Inc 1120 So. 27th Street
Billings MT 59107

A product with a suffix (-1A, -2B, etc. or -01, -02, etc.) on its lot number has had its expiration date extended and is identical to the same lot number without the suffix.

² All weights are traceable through NIST, Test No. 684/289871-17

¹ Certified Analyte Concentration = Purity x Prepared Concentration.

The Uncertainty associated with the certified concentration reported on this certificate is ±2.4%. This value is the combined expanded uncertainty and represents an estimated standard deviation equal to the positive square root of the total variation of the uncertainty of components. A normal distribution is assumed and a coverage factor of K=2 is chosen using approximately a 95% confidence level.

Labels and certificates follow U.S. Conventions in reporting numerical values: A comma (,) is used to separate units of one-thousand or greater. A period (.) is used as a decimal place marker.

The information on this certificate may not be reproduced without the express permission of the manufacturer. See reverse side for additional information

Hazard Information: Please refer to the SDS for information regarding the hazards associated with using this material.

This product was prepared according to in-house procedures and is guaranteed to be homogeneous.

Certified By: _____
Larry Decker, Organic QC Manager

For use in routine laboratory analysis.

AccuStandard is accredited to ISO 17034, ISO/IEC 17025 and certified to ISO 9001:2015

QR-ORG/INO-001
Rev. 7/20

125 Market Street
New Haven, CT 06513
USA

AccuStandard®

Tel (203)786-5290
Fax (203)786-5287
www.AccuStandard.com

CERTIFICATE OF ANALYSIS

Catalog No: M-602-SS-100X
Description: a,a,a-Trifluorotoluene
Lot: 219091095
Solvent: Methanol
Hazards: *Refer to SDS for complete safety information*

Signal Word: Danger

Date Certified: Sep 10, 2019
Expiration: Sep 10, 2029
Sample Size: 1 mL
Components: 1
Storage Condition: Ambient (>5 °C)

Certified Reference Material

ANAB ACCREDITED REFERENCE MATERIAL PRODUCER AR-1463
ANAB ACCREDITED TESTING LABORATORY AT-1339
ilac-MRA

Component	CAS #	Purity % (GC/MS)	Prepared Concentration² (mg/mL)	Certified Analyte Concentration¹ (mg/mL)
a,a,a-Trifluorotoluene	98-08-8	99.9	20.01	19.99

ID #: 13921
Opened:_____
a,a,a-Trifluorotoluene
Expires: 9/10/2029
Rec'd: 6/7/2021
Energy Laboratories Inc 1120 So. 27th Street
Billings MT 59107

A product with a suffix (-1A, -2B, etc. or -01, -02, etc.) on its lot number has had its expiration date extended and is identical to the same lot number without the suffix.

² All weights are traceable through NIST, Test No. 684/289871-17

¹ Certified Analyte Concentration = Purity x Prepared Concentration.

The Uncertainty associated with the certified concentration reported on this certificate is ±2.4%. This value is the combined expanded uncertainty and represents an estimated standard deviation equal to the positive square root of the total variation of the uncertainty of components. A normal distribution is assumed and a coverage factor of K=2 is chosen using approximately a 95% confidence level.

Labels and certificates follow U.S. Conventions in reporting numerical values: A comma (,) is used to separate units of one-thousand or greater. A period (.) is used as a decimal place marker.

The information on this certificate may not be reproduced without the express permission of the manufacturer. See reverse side for additional information

Hazard Information: Please refer to the SDS for information regarding the hazards associated with using this material.

This product was prepared according to in-house procedures and is guaranteed to be homogeneous.

Certified By: _____
Larry Decker, Organic QC Manager

For use in routine laboratory analysis.

Analytical RunID VARIAN1_220223A Standards Traceability Report

Standard ID: 3GAS160127
Standard Name: Alaska Gasoline Calibration Mix Version 4/8/02
Type: Neat
Prep Date: 1/27/2016
Prep By: Josie Pickard
Exp Date: 6/7/2023
Status: New
Department: GCVOA
Vendor: Accustandard
Final Volume: 5 mL
Lot Number: 213051468
Balance ID:
Comments: 33% of each gasoline Date prepared is date received Assay ran 2/1/16 on PE1; GRO equals 84% of TPH jmp 2/1/16

Chemical/Solvent Used	Bottle No	Amt	Units	Expires
Alaska Gasoline Calibration Mix Version 4/8/02	8120	5	mL	6/7/2023

Stock Source	Base Units	Amount Added

Analytical RunID VARIAN1_220223A Standards Traceability Report

Standard ID: GAS220104
Standard Name: Unleaded Gasoline Comp. Std.(2.0uL)
Type: Secondary
Prep Date: 1/4/2022
Prep By: Josie Pickard
Exp Date: 6/7/2023
Status: New
Department: GCVOA
Vendor:
Final Volume: 10 mL
Lot Number:
Balance ID:
Comments: Concentration : 4.2ug/ul

Chemical/Solvent Used	Bottle No	Amt	Units	Expires
Methanol, Purge and Trap EB373	14519	10	mL	6/7/2023

Stock Source	Base Units	Amount Added
GASH210122	ug/mL	0.84 mL

Analytical RunID VARIAN1_220223A Standards Traceability Report

Standard ID: GASH210122
Standard Name: Unleaded Gasoline Composite
Type: Primary
Prep Date: 1/22/2021
Prep By: Josie Pickard
Exp Date: 6/7/2023
Status: New
Department: GCVOA
Vendor:
Final Volume: 10 mL
Lot Number:
Balance ID:
Comments: Concetration : 50,000 ug/ml

Chemical/Solvent Used	Bottle No	Amt	Units	Expires
Methanol, Purge and Trap DZ880	13323	10	mL	6/7/2023

Stock Source	Base Units	Amount Added
3GAS160127	ug/mL	0.5022 g

Analytical RunID VARIAN1_220223A Standards Traceability Report

Standard ID: GQC211012
Standard Name: Gasoline Composite Mix (1.68uL)
Type: Primary
Prep Date: 10/12/2021
Prep By: Josie Pickard
Exp Date: 4/2/2030
Status: New
Department: GCVOA
Vendor: Accustandard
Final Volume: 5 mL
Lot Number: 220031562
Balance ID:
Comments: 5000 ug/mL in MeOH Date prepared is date received; Assay run 4/1/21 on Pe1 GRO range equals 85% jmp

Chemical/Solvent Used	Bottle No	Amt	Units	Expires
Gasoline Composite Mix	14373	5	mL	4/2/2030

Stock Source	Base Units	Amount Added
GQC211012	ug/mL	

Analytical RunID VARIAN1_220223A Standards Traceability Report

Standard ID: GROS200921
Standard Name: Gro Stock Standard Mt.Gro
Type: Primary
Prep Date: 9/21/2020
Prep By: Josie Pickard
Exp Date: 3/28/2029
Status: Open
Department: GCVOA
Vendor: Accustandard
Final Volume: 2 mL
Lot Number: 219031408
Balance ID:
Comments: 10 Component Mix (varing concentrations) 100 mg/ml

Chemical/Solvent Used	Bottle No	Amt	Units	Expires
Gasoline Standard	13090	2	mL	3/28/2029

Stock Source	Base Units	Amount Added
GROS200921	ug/mL	2 mL

Analytical RunID VARIAN1_220223A Standards Traceability Report

Standard ID: TFT220222
Standard Name: TFT (1.05uL)
Prep Date: 2/22/2022
Exp Date: 9/10/2029
Department: GCVOA
Vendor:
Lot Number:
Balance ID:
Comments: Final concentration : 1.0mg/mL

Type: Secondary
Prep By: Josie Pickard
Status: New
Final Volume: 2 mL

Chemical/Solvent Used	Bottle No	Amt	Units	Expires
Methanol, Purge and Trap - EB679	14746	1.9	mL	9/10/2029

Stock Source	Base Units	Amount Added
TFTS210607	ug/mL	0.1 mL

Analytical RunID VARIAN1_220223A Standards Traceability Report

Standard ID: TFTS210607
Standard Name: TFT Stock
Type: Primary
Prep Date: 6/7/2021
Prep By: Josie Pickard
Exp Date: 9/10/2029
Status: New
Department: GCVOA
Vendor: Accustandard
Final Volume: 10 mL
Lot Number: 219091095
Balance ID:
Comments: 20mg/ml in Meoh Date prepared is date received.

Chemical/Solvent Used	Bottle No	Amt	Units	Expires
a,a,a-Trifluorotoluene	13921	10	mL	9/10/2029

Stock Source	Base Units	Amount Added

125 Market Street
New Haven, CT 06513
USA

AccuStandard, Inc.

Tel (203)786-5290
Fax (203)786-5287
www.AccuStandard.com

CERTIFICATE OF ANALYSIS

Catalog No: GRO-AK-101-GCS-R1
Description: Alaska Gasoline Calibration Mix Version 4/8/02
Lot: 213051468
Solvent: N/A
Hazards: **HIGHLY FLAMMABLE** - *Refer to SDS for safety info*

Danger 2

Date Certified: Jun 7, 2013
Expiration: Jun 7, 2023
Sample Size: 1 mL
Components: 3
Storage Condition: Ambient (>5 °C)
Included on ISO/IEC 17025 Scope of Accreditation: Yes
Included on ISO Guide 34 Scope of Accreditation: Yes

Component	CAS #	Purity % (GC/FID)	Prepared Concentration[1] (%w/w)	Certified Analyte Concentration[2] (%w/w)
Gasoline - Regular, unleaded	8006-61-9	Tech Mix	33.30	33.30
Gasoline - Plus, unleaded	8006-61-9	Tech Mix	33.40	33.40
Gasoline - Premium, unleaded	8006-61-9	Tech Mix	33.30	33.30

ID #: 8120
Opened:
Alaska Gasoline Calibration Mix Version 4/8/0
Expires: 6/7/2023
Rec'd 1/27/2016
Energy Laboratories Inc 1120 So. 27th Street
Billings MT 59107

A product with a suffix (-1A, -2B, etc. or -01, -02, etc.) on its lot number has had its expiration date extended and is identical to the same lot number without the suffix.

[1] All weights are traceable through NIST, Test No. 822-275872-11.

[2] Certified Analyte Concentration = Purity x Prepared Concentration. The Uncertainty associated with the gravimetric values reported on this certificate is ±0.24%. The CRM Uncertainty calculated for this product is ±5%. These values are the expanded uncertainty and represent an estimated standard deviation equal to the positive square root of the total variation of the uncertainty of components. A normal distribution is assumed and a coverage factor of K=2 is chosen using approximately a 95% confidence level.

Labels and certificates follow U.S. Conventions in reporting numerical values:
A comma (,) is used to separate units of one-thousand or greater.
A period (.) is used as a decimal place marker.

See reverse side for additional information.

Certified By:
Larry Decker, Organic QC Manager

For use in routine laboratory analysis.

AccuStandard is accredited to ISO Guide 34, ISO/IEC 17025 and certified to ISO 9001

125 Market Street
New Haven, CT 06513
USA

AccuStandard®

Tel (203)786-5290
Fax (203)786-5287
www.AccuStandard.com

CERTIFICATE OF ANALYSIS

Catalog No: GRO-AK-101-GCS
Description: Gasoline Composite Mix
Lot: 220031562
Solvent: Methanol
Hazards: *Refer to SDS for complete safety information*

Signal Word: Danger

Date Certified: Apr 2, 2020
Expiration: Apr 2, 2030
Sample Size: 1 mL
Components: 3
Storage Condition: Ambient (>5 °C)

Certified Reference Material

ANAB ACCREDITED AR-1463 ANAB ACCREDITED AT-1339 ilac-MRA

Component	CAS #	Purity % (GC/MS)	Prepared Concentration[2] (µg/mL)	Certified Analyte Concentration[1] (µg/mL)
Gasoline - Premium, unleaded	N/A	Tech Mix	1660	1660
Gasoline - Regular, leaded	N/A	Tech Mix	1674	1674
Gasoline - Regular, unleaded	N/A	Tech Mix	1673	1673

ID #: **14373**
Opened:_____
Gasoline Composite Mix
Expires: 4/2/2030
Rec'd: 10/12/2021
Energy Laboratories Inc 1120 So. 27th Street
Billings MT 59107

A product with a suffix (-1A, -2B, etc. or -01, -02, etc.) on its lot number has had its expiration date extended and is identical to the same lot number without the suffix.

[2] All weights are traceable through NIST, Test No. 684/289871-17

[1] Certified Analyte Concentration = Purity x Prepared Concentration.

The Uncertainty associated with the certified concentration reported on this certificate is ±2.4%. This value is the combined expanded uncertainty and represents an estimated standard deviation equal to the positive square root of the total variation of the uncertainty of components. A normal distribution is assumed and a coverage factor of K=2 is chosen using approximately a 95% confidence level.

Labels and certificates follow U.S. Conventions in reporting numerical values: A comma (,) is used to separate units of one-thousand or greater. A period (.) is used as a decimal place marker.

The information on this certificate may not be reproduced without the express permission of the manufacturer. See reverse side for additional information

Hazard Information: Please refer to the SDS for information regarding the hazards associated with using this material.

This product was prepared according to in-house procedures and is guaranteed to be homogeneous.

Certified By: _____
Larry Decker, Organic QC Manager

Page 1 of 1

For use in routine laboratory analysis.

AccuStandard is accredited to ISO 17034, ISO/IEC 17025 and certified to ISO 9001:2015

QR-ORG/INO-001
Rev. 7/20

125 Market Street
New Haven, CT 06513
USA

AccuStandard®

Tel (203)786-5290
Fax (203)786-5287
www.AccuStandard.com

CERTIFICATE OF ANALYSIS

Catalog No: M-602-SS-100X
Description: a,a,a-Trifluorotoluene
Lot: 219091095
Solvent: Methanol
Hazards: *Refer to SDS for complete safety information*

Signal Word: Danger

Date Certified: Sep 10, 2019
Expiration: Sep 10, 2029
Sample Size: 1 mL
Components: 1
Storage Condition: Ambient (>5 °C)

Certified Reference Material

ANAB ACCREDITED REFERENCE MATERIAL PRODUCER AR-1463
ANAB ACCREDITED TESTING LABORATORY AT-1339
ilac-MRA

Component	CAS #	Purity % (GC/MS)	Prepared Concentration[2] (mg/mL)	Certified Analyte Concentration[1] (mg/mL)
a,a,a-Trifluorotoluene	98-08-8	99.9	20.01	19.99

ID #: 13921
Opened:_____
a,a,a-Trifluorotoluene
Expires: 9/10/2029
Rec'd: 6/7/2021
Energy Laboratories Inc 1120 So. 27th Street
Billings MT 59107

A product with a suffix (-1A, -2B, etc. or -01, -02, etc.) on its lot number has had its expiration date extended and is identical to the same lot number without the suffix.

[2] All weights are traceable through NIST, Test No. 684/289871-17

[1] Certified Analyte Concentration = Purity x Prepared Concentration.

The Uncertainty associated with the certified concentration reported on this certificate is ±2.4%. This value is the combined expanded uncertainty and represents an estimated standard deviation equal to the positive square root of the total variation of the uncertainty of components. A normal distribution is assumed and a coverage factor of K=2 is chosen using approximately a 95% confidence level.

Labels and certificates follow U.S. Conventions in reporting numerical values: A comma (,) is used to separate units of one-thousand or greater. A period (.) is used as a decimal place marker.

The information on this certificate may not be reproduced without the express permission of the manufacturer. See reverse side for additional information

Hazard Information: Please refer to the SDS for information regarding the hazards associated with using this material.

This product was prepared according to in-house procedures and is guaranteed to be homogeneous.

Certified By: _____
Larry Decker, Organic QC Manager

For use in routine laboratory analysis.

	Type	Analysis	Sample Name	Sample ID	Origin	Manual Diluti	Result
1	Standard	NPOC	0-20 NPOC_2201	0-20 NPOC_220126B	0-20 NPOC_220126B.2	1.000	

	Notes	Status	Date / Time	Vial
1		Completed	1/26/2022 5:33:05 PM	1, 2, 3, 4, 5,

TOC-V Cal Curve Information
C:¥TOC3201¥CalCurves¥O-20 NPOC_220126B.2022_01_26_15_38_52.cal

Date of Creation 5:33:05 PM 1/26/2022
User DMB
System TOC4-C

Cal. Curve

Sample Name: O-20 NPOC_220126B
Sample ID: O-20 NPOC_220126B
Object ID 0A-901000-10101000-13488DE2104A-0000
Cal. Curve: O-20 NPOC_220126B.cal
Status Completed
Comment:

Type	Anal.
Standard	NPOC

Conc: 0.000mg/L

No.	Area	Inj. Vol.	Aut. Dil.	Rem.	Ex.	Date / Time
1	4.248	1250uL	1	*******		1/26/2022 3:47:36 PM
2	4.758	1250uL	1	*******		1/26/2022 3:51:50 PM

Acid Add. 3.000%
Sp. Time 180.0sec
Mean Area 4.503
SD Area 0.3606
CV Area 8.01%
Vial 1
WetChem Oxid. 1.5mL

Conc: 0.5000mg/L

No.	Area	Inj. Vol.	Aut. Dil.	Rem.	Ex.	Date / Time
1	57.01	1250uL	1	*******		1/26/2022 4:02:25 PM
2	56.70	1250uL	1	*******		1/26/2022 4:06:49 PM

Acid Add. 3.000%
Sp. Time 180.0sec
Mean Area 56.86
SD Area 0.2192
CV Area 0.39%
Vial 2
WetChem Oxid. 1.5mL

Conc: 1.000mg/L

No.	Area	Inj. Vol.	Aut. Dil.	Rem.	Ex.	Date / Time
1	106.9	1250uL	1	*******		1/26/2022 4:17:29 PM
2	107.4	1250uL	1	*******		1/26/2022 4:21:36 PM

Acid Add. 3.000%
Sp. Time 180.0sec
Mean Area 107.2
SD Area 0.3536
CV Area 0.33%
Vial 3
WetChem Oxid. 1.5mL

Conc: 5.000mg/L

No.	Area	Inj. Vol.	Aut. Dil.	Rem.	Ex.	Date / Time
1	511.6	1250uL	1	*******		1/26/2022 4:32:48 PM
2	512.8	1250uL	1	*******		1/26/2022 4:36:58 PM

Acid Add. 3.000%
Sp. Time 180.0sec
Mean Area 512.2
SD Area 0.8485
CV Area 0.17%
Vial 4
WetChem Oxid. 1.5mL

Conc: 10.00mg/L

No.	Area	Inj. Vol.	Aut. Dil.	Rem.	Ex.	Date / Time
1	1047	1250uL	1	*******		1/26/2022 4:49:06 PM
2	1033	1250uL	1	*******		1/26/2022 4:53:37 PM

Acid Add. 3.000%
Sp. Time 180.0sec
Mean Area 1040
SD Area 9.899
CV Area 0.95%
Vial 5
WetChem Oxid. 1.5mL

Conc: 15.00mg/L

No.	Area	Inj. Vol.	Aut. Dil.	Rem.	Ex.	Date / Time
1	1522	1250uL	1	*******	E	1/26/2022 5:04:56 PM
2	1581	1250uL	1	*******		1/26/2022 5:10:44 PM
3	1578	1250uL	1	*******		1/26/2022 5:16:11 PM

Acid Add. 3.000%
Sp. Time 180.0sec
Mean Area 1580
SD Area 2.121
CV Area 0.13%
Vial 6
WetChem Oxid. 1.5mL

Conc: 20.00mg/L

No.	Area	Inj. Vol.	Aut. Dil.	Rem.	Ex.	Date / Time
1	2044	1250uL	1	*******		1/26/2022 5:28:13 PM
2	2026	1250uL	1	*******		1/26/2022 5:33:05 PM

Acid Add. 3.000%
Sp. Time 180.0sec
Mean Area 2035
SD Area 12.73
CV Area 0.63%
Vial 7
WetChem Oxid. 1.5mL

Slope: 102.7
Intercept 0.000
r^2 0.9995
r 0.9998
Zero Shift Yes

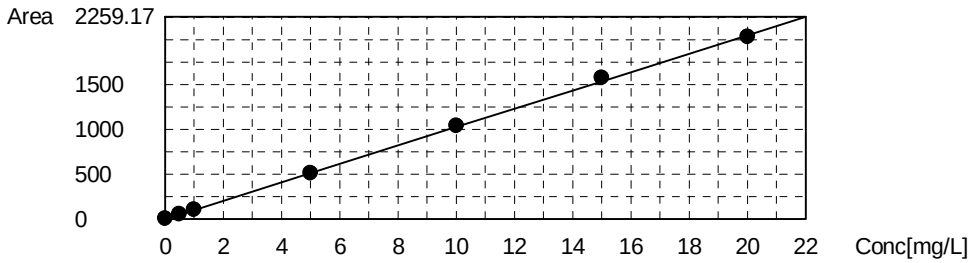

Energy Laboratories, Inc.

ANALYTICAL RUN Summary

28-Jan-22

Run ID TOC4-C_220127A

Run Start Date: 1/27/2022
Analyst: Nils T. Schenck
Ical:
Column ID:
Comments: Ready for David Brunner

Instrument ID	Description
PIP-113	500 uL pipette
PIP-114	1000 uL Pipette
PIP-119	10-100 uL adjustable pipette
PIP-122	5 mL Pipette
PIP-128	
PIP-133	10 mL Dispenser/H2O for TOC/DOC-Wet Lab
TOC4-C	Total organic carbon analyzer

Std ID	Std Name	Std Amount	Std Units	Samp Amount	Samp Units	SampType	Expiration Date
Na Persulfate 12% 211108	Sodium Persulfate 12%						11/8/2022
NTS AQ DOC A5310C DOC 09	NTS AQ DOC A5310C DOC 092221						8/22/2022
NTS AQ TOC A5310C DOC 09	NTS AQ TOC A5310C DOC 092321						8/23/2022
Phosphoric Acid 201124	Phosphoric Acid 20%						1/8/2023
Phosphoric Water 211108	Phosphoric Water						1/8/2023
TOC4_ICAL_220127	TOC4 Calibration					ICAL	9/28/2022

Seq No	Lab ID	Test Code	Sample Typ	File ID	Analysis Date	DF	Batch ID	Prep Date	SPKref	RPDref	pmoist
8423208	LCS	C-TOC-W	LCS		1/27/2022 9:45:2	1	R279097		0	0	

Analyte	T	Units	RAW	Final	Text	Spike	SPKref	RPDref	MDL	PQL	UQL	%REC	LOW	HIGH	%RPD	Q
Organic Carbon, Total (TOC)	C	mg/L	4.961	4.961		5	0	0	0.17	0.5	20	99%	91	111	0%	
Nonpurgeable Organic Carbon	X	mg/L	4.961	4.961		5	0	0	0.17	0.5	20	99%	91	111	0%	

Seq No	Lab ID	Test Code	Sample Typ	File ID	Analysis Date	DF	Batch ID	Prep Date	SPKref	RPDref	pmoist
8423209	MBLK	C-TOC-W	MBLK		1/27/2022 9:59:5	1	R279097		0	0	

Analyte	T	Units	RAW	Final	Text	Spike	SPKref	RPDref	MDL	PQL	UQL	%REC	LOW	HIGH	%RPD	Q
Organic Carbon, Total (TOC)	C	mg/L	0.02244	0		0	0	0	0.17	0.5	20	0%	0	0	0%	
Nonpurgeable Organic Carbon	X	mg/L	0.02244	0		0	0	0	0.17	0.5	20	0%	0	0	0%	

Seq No	Lab ID	Test Code	Sample Typ	File ID	Analysis Date	DF	Batch ID	Prep Date	SPKref	RPDref	pmoist
8423210	CCV	C-TOC-W	CCV		1/27/2022 10:19:	1	R279097		0	0	

Analyte	T	Units	RAW	Final	Text	Spike	SPKref	RPDref	MDL	PQL	UQL	%REC	LOW	HIGH	%RPD	Q

Seq No	Lab ID	Test Code	Sample Typ	File ID	Analysis Date	DF	Batch ID	Prep Date	SPKref	RPDref	pmoist
8423210	CCV	C-TOC-W	CCV		1/27/2022 10:19:	1	R279097		0	0	

Analyte	T	Units	RAW	Final	Text	Spike	SPKref	RPDref	MDL	PQL	UQL	%REC	LOW	HIGH	%RPD	Q
Organic Carbon, Total (TOC)	C	mg/L	4.837	4.837		5	0	0	0.17	0.5	20	97%	90	110	0%	
Nonpurgeable Organic Carbon	X	mg/L	4.837	4.837		5	0	0	0.17	0.5	20	97%	90	110	0%	

Seq No	Lab ID	Test Code	Sample Typ	File ID	Analysis Date	DF	Batch ID	Prep Date	SPKref	RPDref	pmoist
8423211	0 PPM	C-TOC-W	ICAL1		1/27/2022 10:33:	1	R279097		0	0	

Analyte	T	Units	RAW	Final	Text	Spike	SPKref	RPDref	MDL	PQL	UQL	%REC	LOW	HIGH	%RPD	Q
Organic Carbon, Total (TOC)	C	mg/L	0.01817	0.01817		0	0	0	0.17	0.5	20	0%	0	0	0%	
Nonpurgeable Organic Carbon	X	mg/L	0.01817	0.01817		0	0	0	0.17	0.5	20	0%	0	0	0%	

Seq No	Lab ID	Test Code	Sample Typ	File ID	Analysis Date	DF	Batch ID	Prep Date	SPKref	RPDref	pmoist
8423212	0.5 PPM	C-TOC-W	ICAL2		1/27/2022 10:52:	1	R279097		0	0	

Analyte	T	Units	RAW	Final	Text	Spike	SPKref	RPDref	MDL	PQL	UQL	%REC	LOW	HIGH	%RPD	Q
Organic Carbon, Total (TOC)	C	mg/L	0.5732	0.5732		0.5	0	0	0.17	0.5	20	115%	80	120	0%	
Nonpurgeable Organic Carbon	X	mg/L	0.5732	0.5732		0.5	0	0	0.17	0.5	20	115%	80	120	0%	

Seq No	Lab ID	Test Code	Sample Typ	File ID	Analysis Date	DF	Batch ID	Prep Date	SPKref	RPDref	pmoist
8423213	1 PPM	C-TOC-W	ICAL3		1/27/2022 11:07:	1	R279097		0	0	

Analyte	T	Units	RAW	Final	Text	Spike	SPKref	RPDref	MDL	PQL	UQL	%REC	LOW	HIGH	%RPD	Q
Organic Carbon, Total (TOC)	C	mg/L	1.09	1.09		1	0	0	0.17	0.5	20	109%	90	110	0%	
Nonpurgeable Organic Carbon	X	mg/L	1.09	1.09		1	0	0	0.17	0.5	20	109%	90	110	0%	

Seq No	Lab ID	Test Code	Sample Typ	File ID	Analysis Date	DF	Batch ID	Prep Date	SPKref	RPDref	pmoist
8423214	5 PPM	C-TOC-W	ICAL4		1/27/2022 11:22:	1	R279097		0	0	

Analyte	T	Units	RAW	Final	Text	Spike	SPKref	RPDref	MDL	PQL	UQL	%REC	LOW	HIGH	%RPD	Q
Organic Carbon, Total (TOC)	C	mg/L	5.019	5.019		5	0	0	0.17	0.5	20	100%	90	110	0%	
Nonpurgeable Organic Carbon	X	mg/L	5.019	5.019		5	0	0	0.17	0.5	20	100%	90	110	0%	

Seq No	Lab ID	Test Code	Sample Typ	File ID	Analysis Date	DF	Batch ID	Prep Date	SPKref	RPDref	pmoist
8423215	10 PPM	C-TOC-W	ICAL5		1/27/2022 11:38:	1	R279097		0	0	

Analyte	T	Units	RAW	Final	Text	Spike	SPKref	RPDref	MDL	PQL	UQL	%REC	LOW	HIGH	%RPD	Q
Organic Carbon, Total (TOC)	C	mg/L	10.04	10.04		10	0	0	0.17	0.5	20	100%	90	110	0%	
Nonpurgeable Organic Carbon	X	mg/L	10.04	10.04		10	0	0	0.17	0.5	20	100%	90	110	0%	

Seq No	Lab ID	Test Code	Sample Typ	File ID	Analysis Date	DF	Batch ID	Prep Date	SPKref	RPDref	pmoist
8423216	15 PPM	C-TOC-W	ICAL6		1/27/2022 11:55:	1	R279097		0	0	

Analyte	T	Units	RAW	Final	Text	Spike	SPKref	RPDref	MDL	PQL	UQL	%REC	LOW	HIGH	%RPD	Q
Organic Carbon, Total (TOC)	C	mg/L	15.28	15.28		15	0	0	0.17	0.5	20	102%	90	110	0%	
Nonpurgeable Organic Carbon	X	mg/L	15.28	15.28		15	0	0	0.17	0.5	20	102%	90	110	0%	

Seq No	Lab ID	Test Code	Sample Typ	File ID	Analysis Date	DF	Batch ID	Prep Date	SPKref	RPDref	pmoist
8423217	20 PPM	C-TOC-W	ICAL7		1/27/2022 12:12:	1	R279097		0	0	

Analyte	T	Units	RAW	Final	Text	Spike	SPKref	RPDref	MDL	PQL	UQL	%REC	LOW	HIGH	%RPD	Q
Organic Carbon, Total (TOC)	C	mg/L	20.31	20.31		20	0	0	0.17	0.5	20	102%	90	110	0%	
Nonpurgeable Organic Carbon	X	mg/L	20.31	20.31		20	0	0	0.17	0.5	20	102%	90	110	0%	

Seq No	Lab ID	Test Code	Sample Typ	File ID	Analysis Date	DF	Batch ID	Prep Date	SPKref	RPDref	pmoist
8423218	CCV	C-TOC-W	CCV		1/27/2022 12:30:	1	R279097		0	0	

Analyte	T	Units	RAW	Final	Text	Spike	SPKref	RPDref	MDL	PQL	UQL	%REC	LOW	HIGH	%RPD	Q
Organic Carbon, Total (TOC)	C	mg/L	4.931	4.931		5	0	0	0.17	0.5	20	99%	90	110	0%	
Nonpurgeable Organic Carbon	X	mg/L	4.931	4.931		5	0	0	0.17	0.5	20	99%	90	110	0%	

Seq No	Lab ID	Test Code	Sample Typ	File ID	Analysis Date	DF	Batch ID	Prep Date	SPKref	RPDref	pmoist
8423219	CCB	C-TOC-W	CCB		1/27/2022 12:44:	1	R279097		0	0	

Analyte	T	Units	RAW	Final	Text	Spike	SPKref	RPDref	MDL	PQL	UQL	%REC	LOW	HIGH	%RPD	Q
Organic Carbon, Total (TOC)	C	mg/L	0.02391	0.02391		0	0	0	0.17	0.5	20	0%	0	0	0%	
Nonpurgeable Organic Carbon	X	mg/L	0.02391	0.02391		0	0	0	0.17	0.5	20	0%	0	0	0%	

	Type	Analysis	Sample Name	Sample ID	Origin	Manual Diluti	Result
1	Unknown	NPOC	C-TOC-W	LCS	NPOC Method.met	1.000	NPOC:4.961m
2	Unknown	NPOC	C-TOC-W	MBLK	NPOC Method.met	1.000	NPOC:0.0224
3	Unknown	NPOC	C-TOC-W	CCV	NPOC Method.met	1.000	NPOC:4.837m
4	Unknown	NPOC	C-TOC-W	0 PPM	NPOC Method.met	1.000	NPOC:0.0181
5	Unknown	NPOC	C-TOC-W	0.5 PPM	NPOC Method.met	1.000	NPOC:0.5732
6	Unknown	NPOC	C-TOC-W	1 PPM	NPOC Method.met	1.000	NPOC:1.090m
7	Unknown	NPOC	C-TOC-W	5 PPM	NPOC Method.met	1.000	NPOC:5.019m
8	Unknown	NPOC	C-TOC-W	10 PPM	NPOC Method.met	1.000	NPOC:10.04m
9	Unknown	NPOC	C-TOC-W	15 PPM	NPOC Method.met	1.000	NPOC:15.28m
10	Unknown	NPOC	C-TOC-W	20 PPM	NPOC Method.met	1.000	NPOC:20.31m
11	Unknown	NPOC	C-TOC-W	CCV	NPOC Method.met	1.000	NPOC:4.931m
12	Unknown	NPOC	C-TOC-W	CCB	NPOC Method.met	1.000	NPOC:0.0239

	Notes	Status	Date / Time	Vial
1		Completed	1/27/2022 9:49:48 AM	1
2		Completed	1/27/2022 10:08:27 AM	2
3		Completed	1/27/2022 10:23:27 AM	3
4		Completed	1/27/2022 10:42:04 AM	4
5		Completed	1/27/2022 10:56:58 AM	5
6		Completed	1/27/2022 11:11:56 AM	6
7		Completed	1/27/2022 11:27:20 AM	7
8		Completed	1/27/2022 11:42:58 AM	8
9		Completed	1/27/2022 12:00:31 PM	9
10		Completed	1/27/2022 12:18:50 PM	10
11		Completed	1/27/2022 12:34:16 PM	11
12		Completed	1/27/2022 12:52:55 PM	12

Instr.Information

System TOC4-C
Instrument Options TOC/ASI/

Sample

Sample Name: C-TOC-W
Sample ID: LCS
Origin: NPOC Method.met
Status Completed
Chk. Result

Type	Anal.	Manual Dilution	Result
Unknown	NPOC	1.000	NPOC:4.961mg/L

1. Det

Anal.: NPOC

No.	Area	Conc.	Inj. Vol.	Aut. Dil.	Ex.	Cal. Curve	Date / Time
1	505.6	4.924mg/L	1250uL	1		0-20 NPOC_220126B.2022_01_26_15_38_52.ca	1/27/2022 9:45:29 AM
2	513.2	4.998mg/L	1250uL	1		0-20 NPOC_220126B.2022_01_26_15_38_52.ca	1/27/2022 9:49:48 AM

Mean Area 509.4
Mean Conc. 4.961mg/L

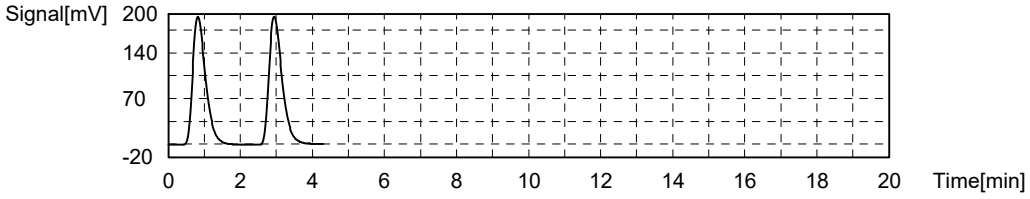

Sample

Sample Name: C-TOC-W
Sample ID: MBLK
Origin: NPOC Method.met
Status Completed
Chk. Result

Type	Anal.	Manual Dilution	Result
Unknown	NPOC	1.000	NPOC:0.02244mg/L

1. Det

Anal.: NPOC

No.	Area	Conc.	Inj. Vol.	Aut. Dil.	Ex.	Cal. Curve	Date / Time
1	2.312	0.02251mg/L	1250uL	1		0-20 NPOC_220126B.2022_01_26_15_38_52.ca	1/27/2022 9:59:57 AM
2	2.462	0.02398mg/L	1250uL	1	E	0-20 NPOC_220126B.2022_01_26_15_38_52.ca	1/27/2022 10:04:13 AM
3	2.296	0.02236mg/L	1250uL	1		0-20 NPOC_220126B.2022_01_26_15_38_52.ca	1/27/2022 10:08:27 AM

Mean Area 2.304
Mean Conc. 0.02244mg/L

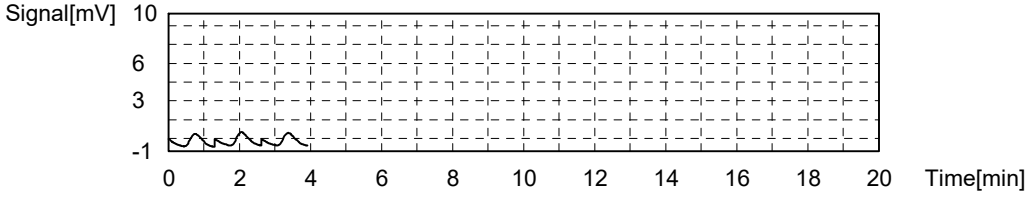

Sample

Sample Name: C-TOC-W
Sample ID: CCV
Origin: NPOC Method.met
Status Completed
Chk. Result

Type	Anal.	Manual Dilution	Result
Unknown	NPOC	1.000	NPOC:4.837mg/L

1. Det

Anal.: NPOC

No.	Area	Conc.	Inj. Vol.	Aut. Dil.	Ex.	Cal. Curve	Date / Time
1	496.2	4.832mg/L	1250uL	1		0-20 NPOC_220126B.2022_01_26_15_38_52.ca	1/27/2022 10:19:17 AM
2	497.3	4.843mg/L	1250uL	1		0-20 NPOC_220126B.2022_01_26_15_38_52.ca	1/27/2022 10:23:27 AM

Mean Area 496.8
Mean Conc. 4.837mg/L

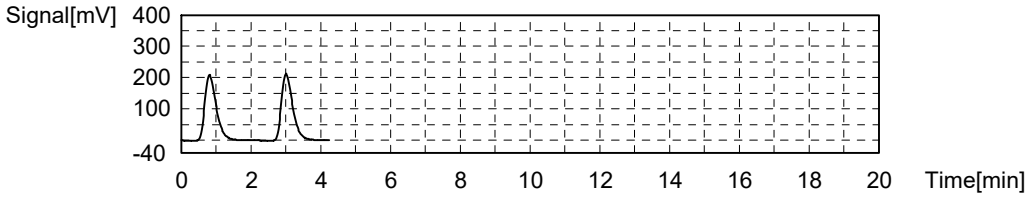

Sample

Sample Name: C-TOC-W
Sample ID: 0 PPM
Origin: NPOC Method.met
Status Completed
Chk. Result

Type	Anal.	Manual Dilution	Result
Unknown	NPOC	1.000	NPOC:0.01817mg/L

1. Det

Anal.: NPOC

No.	Area	Conc.	Inj. Vol.	Aut. Dil.	Ex.	Cal. Curve	Date / Time
1	2.180	0.02123mg/L	1250uL	1	E	0-20 NPOC_220126B.2022_01_26_15_38_52.ca	1/27/2022 10:33:37 AM
2	1.911	0.01861mg/L	1250uL	1		0-20 NPOC_220126B.2022_01_26_15_38_52.ca	1/27/2022 10:37:50 AM
3	1.820	0.01772mg/L	1250uL	1		0-20 NPOC_220126B.2022_01_26_15_38_52.ca	1/27/2022 10:42:04 AM

Mean Area 1.865
Mean Conc. 0.01817mg/L

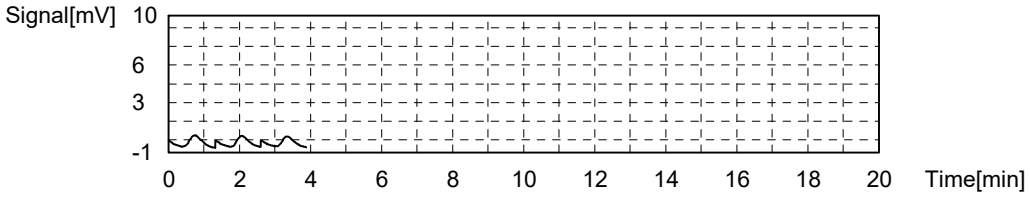

Sample

Sample Name: C-TOC-W
Sample ID: 0.5 PPM
Origin: NPOC Method.met
Status Completed
Chk. Result

Type	Anal.	Manual Dilution	Result
Unknown	NPOC	1.000	NPOC:0.5732mg/L

1. Det

Anal.: NPOC

No.	Area	Conc.	Inj. Vol.	Aut. Dil.	Ex.	Cal. Curve	Date / Time
1	59.21	0.5766mg/L	1250uL	1		0-20 NPOC_220126B.2022_01_26_15_38_52.ca	1/27/2022 10:52:25 AM
2	58.51	0.5698mg/L	1250uL	1		0-20 NPOC_220126B.2022_01_26_15_38_52.ca	1/27/2022 10:56:58 AM

Mean Area 58.86
Mean Conc. 0.5732mg/L

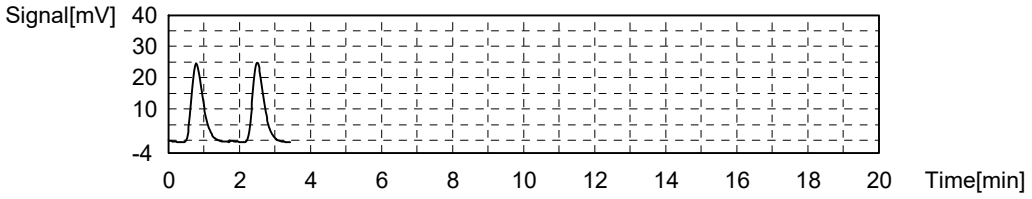

Sample

Sample Name: C-TOC-W
Sample ID: 1 PPM
Origin: NPOC Method.met
Status Completed
Chk. Result

Type	Anal.	Manual Dilution	Result
Unknown	NPOC	1.000	NPOC:1.090mg/L

1. Det

Anal.: NPOC

No.	Area	Conc.	Inj. Vol.	Aut. Dil.	Ex.	Cal. Curve	Date / Time
1	112.2	1.093mg/L	1250uL	1		0-20 NPOC_220126B.2022_01_26_15_38_52.ca	1/27/2022 11:07:42 AM
2	111.6	1.087mg/L	1250uL	1		0-20 NPOC_220126B.2022_01_26_15_38_52.ca	1/27/2022 11:11:56 AM

Mean Area 111.9
Mean Conc. 1.090mg/L

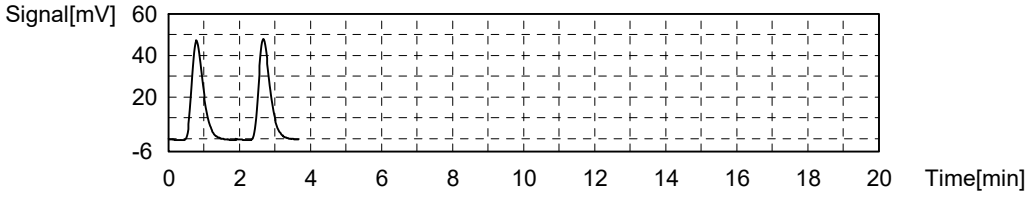

Sample

Sample Name: C-TOC-W
Sample ID: 5 PPM
Origin: NPOC Method.met
Status Completed
Chk. Result

Type	Anal.	Manual Dilution	Result
Unknown	NPOC	1.000	NPOC:5.019mg/L

1. Det

Anal.: NPOC

No.	Area	Conc.	Inj. Vol.	Aut. Dil.	Ex.	Cal. Curve	Date / Time
1	512.6	4.992mg/L	1250uL	1		0-20 NPOC_220126B.2022_01_26_15_38_52.ca	1/27/2022 11:22:50 AM
2	518.3	5.047mg/L	1250uL	1		0-20 NPOC_220126B.2022_01_26_15_38_52.ca	1/27/2022 11:27:20 AM

Mean Area 515.5
Mean Conc. 5.019mg/L

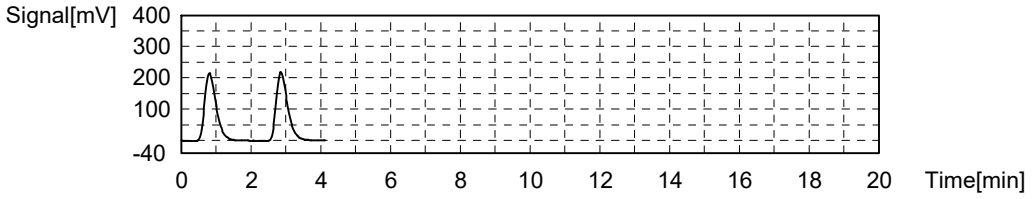

Sample

Sample Name: C-TOC-W
Sample ID: 10 PPM
Origin: NPOC Method.met
Status Completed
Chk. Result

Type	Anal.	Manual Dilution	Result
Unknown	NPOC	1.000	NPOC:10.04mg/L

1. Det

Anal.: NPOC

No.	Area	Conc.	Inj. Vol.	Aut. Dil.	Ex.	Cal. Curve	Date / Time
1	1031	10.04mg/L	1250uL	1		0-20 NPOC_220126B.2022_01_26_15_38_52.ca	1/27/2022 11:38:32 AM
2	1032	10.05mg/L	1250uL	1		0-20 NPOC_220126B.2022_01_26_15_38_52.ca	1/27/2022 11:42:58 AM

Mean Area 1032
Mean Conc. 10.04mg/L

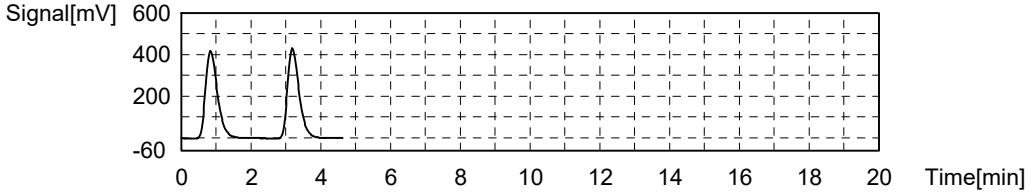

Sample

Sample Name: C-TOC-W
Sample ID: 15 PPM
Origin: NPOC Method.met
Status Completed
Chk. Result

Type	Anal.	Manual Dilution	Result
Unknown	NPOC	1.000	NPOC:15.28mg/L

1. Det

Anal.: NPOC

No.	Area	Conc.	Inj. Vol.	Aut. Dil.	Ex.	Cal. Curve	Date / Time
1	1568	15.27mg/L	1250uL	1		0-20 NPOC_220126B.2022_01_26_15_38_52.ca	1/27/2022 11:55:06 AM
2	1570	15.29mg/L	1250uL	1		0-20 NPOC_220126B.2022_01_26_15_38_52.ca	1/27/2022 12:00:31 PM

Mean Area 1569
Mean Conc. 15.28mg/L

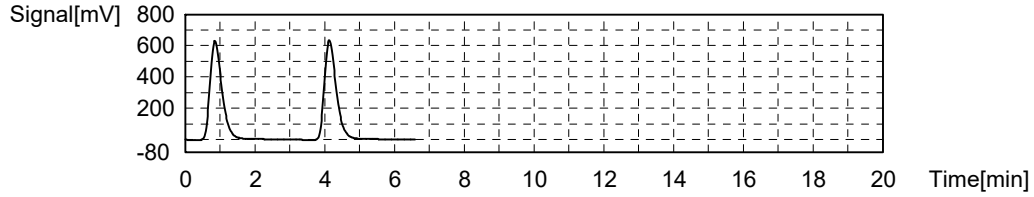

Sample

Sample Name: C-TOC-W
Sample ID: 20 PPM
Origin: NPOC Method.met
Status Completed
Chk. Result

Type	Anal.	Manual Dilution	Result
Unknown	NPOC	1.000	NPOC:20.31mg/L

1. Det

Anal.: NPOC

No.	Area	Conc.	Inj. Vol.	Aut. Dil.	Ex.	Cal. Curve	Date / Time
1	2058	20.04mg/L	1250uL	1		0-20 NPOC_220126B.2022_01_26_15_38_52.ca	1/27/2022 12:12:12 PM
2	2114	20.59mg/L	1250uL	1		0-20 NPOC_220126B.2022_01_26_15_38_52.ca	1/27/2022 12:18:50 PM

Mean Area 2086
Mean Conc. 20.31mg/L

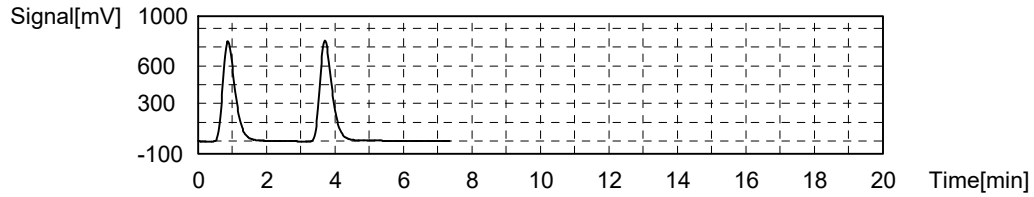

Sample

Sample Name: C-TOC-W
Sample ID: CCV
Origin: NPOC Method.met
Status Completed
Chk. Result

Type	Anal.	Manual Dilution	Result
Unknown	NPOC	1.000	NPOC:4.931mg/L

1. Det

Anal.: NPOC

No.	Area	Conc.	Inj. Vol.	Aut. Dil.	Ex.	Cal. Curve	Date / Time
1	510.7	4.973mg/L	1250uL	1		0-20 NPOC_220126B.2022_01_26_15_38_52.ca	1/27/2022 12:30:08 PM
2	502.1	4.889mg/L	1250uL	1		0-20 NPOC_220126B.2022_01_26_15_38_52.ca	1/27/2022 12:34:16 PM

Mean Area 506.4
Mean Conc. 4.931mg/L

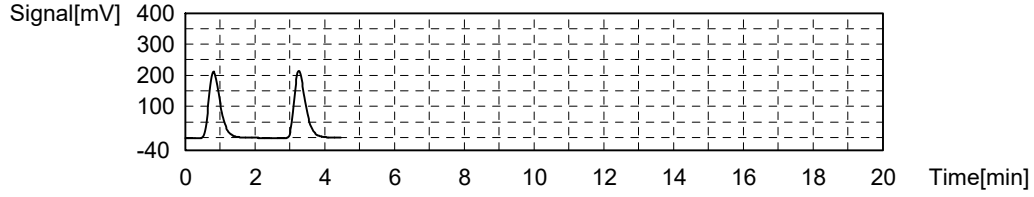

Sample

Sample Name: C-TOC-W
Sample ID: CCB
Origin: NPOC Method.met
Status Completed
Chk. Result

Type	Anal.	Manual Dilution	Result
Unknown	NPOC	1.000	NPOC:0.02391mg/L

1. Det

Anal.: NPOC

No.	Area	Conc.	Inj. Vol.	Aut. Dil.	Ex.	Cal. Curve	Date / Time
1	2.914	0.02838mg/L	1250uL	1	E	0-20 NPOC_220126B.2022_01_26_15_38_52.ca	1/27/2022 12:44:26 PM
2	2.475	0.02410mg/L	1250uL	1		0-20 NPOC_220126B.2022_01_26_15_38_52.ca	1/27/2022 12:48:43 PM
3	2.436	0.02372mg/L	1250uL	1		0-20 NPOC_220126B.2022_01_26_15_38_52.ca	1/27/2022 12:52:55 PM

Mean Area 2.455
Mean Conc. 0.02391mg/L

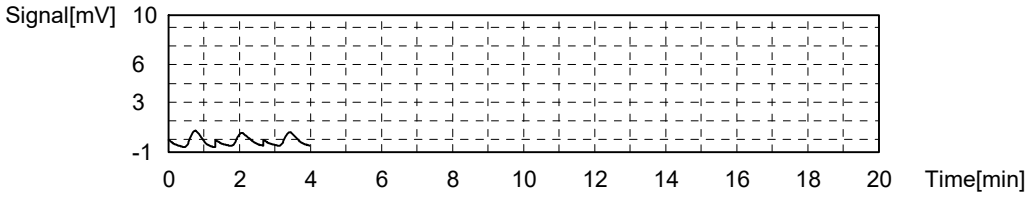

Energy Laboratories, Inc.

ANALYTICAL RUN Summary

28-Feb-22

Run ID TOC4-C_220225A

Run Start Date: 2/25/2022
Analyst: David M. Brunner
Ical:
Column ID:
Comments: Ready to QA

Instrument ID	Description
PIP-128	
PIP-133	10 mL Dispenser/H2O for TOC/DOC-Wet Lab
TOC4-C	Total organic carbon analyzer

Std ID	Std Name	Std Amount	Std Units	Samp Amount	Samp Units	SampType	Expiration Date
DMB AQ DOC A5310C DOC 0	DMB AQ DOC A5310C DOC 061421						5/14/2022
DMB AQ TOC A5310C DOC 06	DMB AQ TOC A5310C DOC 061621						5/16/2022
Na Persulfate 12% 211108	Sodium Persulfate 12%						11/8/2022
Phosphoric Acid 220222	Phosphoric Acid 20%						1/21/2023
Phosphoric Water 220222	Phosphoric Water						1/21/2023
TOC4_ICAL_220127	TOC4 Calibration					ICAL	9/28/2022

Seq No	Lab ID	Test Code	Sample Typ	File ID	Analysis Date	DF	Batch ID	Prep Date	SPKref	RPDref	pmoist
8444241	LCS	C-TOC-9060-W	LCS		2/25/2022 2:48:0	1	R280065		0	0	

Analyte	T	Units	RAW	Final	Text	Spike	SPKref	RPDref	MDL	PQL	UQL	%REC	LOW	HIGH	%RPD	Q
Organic Carbon, Total (TOC)	C	mg/L	4.84975	4.84975		5	0	0	0.17	0.5	20	97%	91	111	0%	
Nonpurgeable Organic Carbon	X	mg/L	4.84975	4.84975		5	0	0	0.17	0.5	20	97%	91	111	0%	

Seq No	Lab ID	Test Code	Sample Typ	File ID	Analysis Date	DF	Batch ID	Prep Date	SPKref	RPDref	pmoist
8444242	MBLK	C-TOC-9060-W	MBLK		2/25/2022 3:28:0	1	R280065		0	0	

Analyte	T	Units	RAW	Final	Text	Spike	SPKref	RPDref	MDL	PQL	UQL	%REC	LOW	HIGH	%RPD	Q
Organic Carbon, Total (TOC)	C	mg/L	0.0396025	0		0	0	0	0.17	0.5	20	0%	0	0	0%	
Nonpurgeable Organic Carbon	X	mg/L	0.0396025	0		0	0	0	0.17	0.5	20	0%	0	0	0%	

Seq No	Lab ID	Test Code	Sample Typ	File ID	Analysis Date	DF	Batch ID	Prep Date	SPKref	RPDref	pmoist
8444243	CCV	C-TOC-9060-W	CCV		2/25/2022 4:07:0	1	R280065		0	0	

Analyte	T	Units	RAW	Final	Text	Spike	SPKref	RPDref	MDL	PQL	UQL	%REC	LOW	HIGH	%RPD	Q

Seq No	Lab ID	Test Code	Sample Typ	File ID	Analysis Date	DF	Batch ID	Prep Date	SPKref	RPDref	pmoist
8444243	CCV	C-TOC-9060-W	CCV		2/25/2022 4:07:0	1	R280065		0	0	

Analyte	T	Units	RAW	Final	Text	Spike	SPKref	RPDref	MDL	PQL	UQL	%REC	LOW	HIGH	%RPD	Q
Organic Carbon, Total (TOC)	C	mg/L	4.76775	4.76775		5	0	0	0.17	0.5	20	95%	90	110	0%	
Nonpurgeable Organic Carbon	X	mg/L	4.76775	4.76775		5	0	0	0.17	0.5	20	95%	90	110	0%	

Seq No	Lab ID	Test Code	Sample Typ	File ID	Analysis Date	DF	Batch ID	Prep Date	SPKref	RPDref	pmoist
8444244	C22020722-001	C-TOC-9060-W	SAMP		2/25/2022 4:47:0	1	R280065		0	0	

Analyte	T	Units	RAW	Final	Text	Spike	SPKref	RPDref	MDL	PQL	UQL	%REC	LOW	HIGH	%RPD	Q
Organic Carbon, Total (TOC)	C	mg/L	0.269025	0.269025		0	0	0	0.17	0.5	20	0%	0	0	0%	J
Nonpurgeable Organic Carbon	X	mg/L	0.269025	0.269025		0	0	0	0.17	0.5	20	0%	0	0	0%	J

Seq No	Lab ID	Test Code	Sample Typ	File ID	Analysis Date	DF	Batch ID	Prep Date	SPKref	RPDref	pmoist
8444245	C22020722-001	C-TOC-9060-W	MS		2/25/2022 5:27:0	1	R280065		8E+06	0	

Analyte	T	Units	RAW	Final	Text	Spike	SPKref	RPDref	MDL	PQL	UQL	%REC	LOW	HIGH	%RPD	Q
Organic Carbon, Total (TOC)	C	mg/L	5.03025	5.03025		5.025	0.269025	0	0.17	0.5	20	95%	91	111	0%	
Nonpurgeable Organic Carbon	X	mg/L	5.03025	5.03025		5.025	0.269025	0	0.17	0.5	20	95%	91	111	0%	

Seq No	Lab ID	Test Code	Sample Typ	File ID	Analysis Date	DF	Batch ID	Prep Date	SPKref	RPDref	pmoist
8444246	C22020722-001	C-TOC-9060-W	MSD		2/25/2022 6:08:0	1	R280065		8E+06	8E+06	

Analyte	T	Units	RAW	Final	Text	Spike	SPKref	RPDref	MDL	PQL	UQL	%REC	LOW	HIGH	%RPD	Q
Organic Carbon, Total (TOC)	C	mg/L	5.005	5.005		5.025	0.269025	5.03025	0.17	0.5	20	94%	91	111	1%	
Nonpurgeable Organic Carbon	X	mg/L	5.005	5.005		5.025	0.269025	5.03025	0.17	0.5	20	94%	91	111	1%	

Seq No	Lab ID	Test Code	Sample Typ	File ID	Analysis Date	DF	Batch ID	Prep Date	SPKref	RPDref	pmoist
8444247	C22020722-006	C-TOC-9060-W	SAMP		2/25/2022 6:49:0	1	R280065		0	0	

Analyte	T	Units	RAW	Final	Text	Spike	SPKref	RPDref	MDL	PQL	UQL	%REC	LOW	HIGH	%RPD	Q
Organic Carbon, Total (TOC)	C	mg/L	0.358375	0.358375		0	0	0	0.17	0.5	20	0%	0	0	0%	J
Nonpurgeable Organic Carbon	X	mg/L	0.358375	0.358375		0	0	0	0.17	0.5	20	0%	0	0	0%	J

Seq No	Lab ID	Test Code	Sample Typ	File ID	Analysis Date	DF	Batch ID	Prep Date	SPKref	RPDref	pmoist
8444248	C22020722-012	C-TOC-9060-W	SAMP		2/25/2022 7:31:0	1	R280065		0	0	

Analyte	T	Units	RAW	Final	Text	Spike	SPKref	RPDref	MDL	PQL	UQL	%REC	LOW	HIGH	%RPD	Q
Organic Carbon, Total (TOC)	C	mg/L	0.70185	0.70185		0	0	0	0.17	0.5	20	0%	0	0	0%	
Nonpurgeable Organic Carbon	X	mg/L	0.70185	0.70185		0	0	0	0.17	0.5	20	0%	0	0	0%	

Seq No	Lab ID	Test Code	Sample Typ	File ID	Analysis Date	DF	Batch ID	Prep Date	SPKref	RPDref	pmoist
8444249	C22020722-017	C-TOC-9060-W	SAMP		2/25/2022 8:11:0	1	R280065		0	0	

Analyte	T	Units	RAW	Final	Text	Spike	SPKref	RPDref	MDL	PQL	UQL	%REC	LOW	HIGH	%RPD	Q
Organic Carbon, Total (TOC)	C	mg/L	1.12825	1.12825		0	0	0	0.17	0.5	20	0%	0	0	0%	
Nonpurgeable Organic Carbon	X	mg/L	1.12825	1.12825		0	0	0	0.17	0.5	20	0%	0	0	0%	

Seq No	Lab ID	Test Code	Sample Typ	File ID	Analysis Date	DF	Batch ID	Prep Date	SPKref	RPDref	pmoist
8444250	C22020722-022	C-TOC-9060-W	SAMP		2/25/2022 8:52:0	1	R280065		0	0	

Analyte	T	Units	RAW	Final	Text	Spike	SPKref	RPDref	MDL	PQL	UQL	%REC	LOW	HIGH	%RPD	Q
Organic Carbon, Total (TOC)	C	mg/L	0.30145	0.30145		0	0	0	0.17	0.5	20	0%	0	0	0%	J
Nonpurgeable Organic Carbon	X	mg/L	0.30145	0.30145		0	0	0	0.17	0.5	20	0%	0	0	0%	J

Seq No	Lab ID	Test Code	Sample Typ	File ID	Analysis Date	DF	Batch ID	Prep Date	SPKref	RPDref	pmoist
8444251	C22020722-027	C-TOC-9060-W	SAMP		2/25/2022 9:34:0	1	R280065		0	0	

Analyte	T	Units	RAW	Final	Text	Spike	SPKref	RPDref	MDL	PQL	UQL	%REC	LOW	HIGH	%RPD	Q
Organic Carbon, Total (TOC)	C	mg/L	0.2332	0.2332		0	0	0	0.17	0.5	20	0%	0	0	0%	J
Nonpurgeable Organic Carbon	X	mg/L	0.2332	0.2332		0	0	0	0.17	0.5	20	0%	0	0	0%	J

Seq No	Lab ID	Test Code	Sample Typ	File ID	Analysis Date	DF	Batch ID	Prep Date	SPKref	RPDref	pmoist
8444252	C22020722-032	C-TOC-9060-W	SAMP		2/25/2022 10:15:	1	R280065		0	0	

Analyte	T	Units	RAW	Final	Text	Spike	SPKref	RPDref	MDL	PQL	UQL	%REC	LOW	HIGH	%RPD	Q
Organic Carbon, Total (TOC)	C	mg/L	0.606925	0.606925		0	0	0	0.17	0.5	20	0%	0	0	0%	
Nonpurgeable Organic Carbon	X	mg/L	0.606925	0.606925		0	0	0	0.17	0.5	20	0%	0	0	0%	

Seq No	Lab ID	Test Code	Sample Typ	File ID	Analysis Date	DF	Batch ID	Prep Date	SPKref	RPDref	pmoist
8444253	CCV	C-TOC-9060-W	CCV		2/25/2022 10:57:	1	R280065		0	0	

Analyte	T	Units	RAW	Final	Text	Spike	SPKref	RPDref	MDL	PQL	UQL	%REC	LOW	HIGH	%RPD	Q
Organic Carbon, Total (TOC)	C	mg/L	4.7375	4.7375		5	0	0	0.17	0.5	20	95%	90	110	0%	
Nonpurgeable Organic Carbon	X	mg/L	4.7375	4.7375		5	0	0	0.17	0.5	20	95%	90	110	0%	

Seq No	Lab ID	Test Code	Sample Typ	File ID	Analysis Date	DF	Batch ID	Prep Date	SPKref	RPDref	pmoist
8444254	CCB	C-TOC-9060-W	CCB		2/25/2022 11:37:	1	R280065		0	0	

Analyte	T	Units	RAW	Final	Text	Spike	SPKref	RPDref	MDL	PQL	UQL	%REC	LOW	HIGH	%RPD	Q
Organic Carbon, Total (TOC)	C	mg/L	0.0338075	0.0338075		0	0	0	0.17	0.5	20	0%	0	0	0%	
Nonpurgeable Organic Carbon	X	mg/L	0.0338075	0.0338075		0	0	0	0.17	0.5	20	0%	0	0	0%	

	Type	Analysis	Sample Name	Sample ID	Origin	Manual Diluti	Result
1	Unknown	NPOC	C-TOC-9060-W	LCS	C-TOC-9060-W.met	1.000	NPOC:4.922m
2	Unknown	NPOC	C-TOC-9060-W	LCS	C-TOC-9060-W.met	1.000	NPOC:4.884m
3	Unknown	NPOC	C-TOC-9060-W	LCS	C-TOC-9060-W.met	1.000	NPOC:4.807m
4	Unknown	NPOC	C-TOC-9060-W	LCS	C-TOC-9060-W.met	1.000	NPOC:4.786m
5	Unknown	NPOC	C-TOC-9060-W	MBLK	C-TOC-9060-W.met	1.000	NPOC:0.0422
6	Unknown	NPOC	C-TOC-9060-W	MBLK	C-TOC-9060-W.met	1.000	NPOC:0.0431
7	Unknown	NPOC	C-TOC-9060-W	MBLK	C-TOC-9060-W.met	1.000	NPOC:0.0352
8	Unknown	NPOC	C-TOC-9060-W	MBLK	C-TOC-9060-W.met	1.000	NPOC:0.0377
9	Unknown	NPOC	C-TOC-9060-W	CCV	C-TOC-9060-W.met	1.000	NPOC:4.803m
10	Unknown	NPOC	C-TOC-9060-W	CCV	C-TOC-9060-W.met	1.000	NPOC:4.749m
11	Unknown	NPOC	C-TOC-9060-W	CCV	C-TOC-9060-W.met	1.000	NPOC:4.766m
12	Unknown	NPOC	C-TOC-9060-W	CCV	C-TOC-9060-W.met	1.000	NPOC:4.753m
13	Unknown	NPOC	C-TOC-9060-W	C22020722-001E	C-TOC-9060-W.met	1.000	NPOC:0.2624
14	Unknown	NPOC	C-TOC-9060-W	C22020722-001E	C-TOC-9060-W.met	1.000	NPOC:0.2623
15	Unknown	NPOC	C-TOC-9060-W	C22020722-001E	C-TOC-9060-W.met	1.000	NPOC:0.2746
16	Unknown	NPOC	C-TOC-9060-W	C22020722-001E	C-TOC-9060-W.met	1.000	NPOC:0.2768
17	Unknown	NPOC	C-TOC-9060-W	C22020722-001EMS	C-TOC-9060-W.met	1.000	NPOC:5.023m
18	Unknown	NPOC	C-TOC-9060-W	C22020722-001EMS	C-TOC-9060-W.met	1.000	NPOC:5.001m
19	Unknown	NPOC	C-TOC-9060-W	C22020722-001EMS	C-TOC-9060-W.met	1.000	NPOC:5.073m
20	Unknown	NPOC	C-TOC-9060-W	C22020722-001EMS	C-TOC-9060-W.met	1.000	NPOC:5.024m
21	Unknown	NPOC	C-TOC-9060-W	C22020722-001EMSD	C-TOC-9060-W.met	1.000	NPOC:5.042m
22	Unknown	NPOC	C-TOC-9060-W	C22020722-001EMSD	C-TOC-9060-W.met	1.000	NPOC:5.052m
23	Unknown	NPOC	C-TOC-9060-W	C22020722-001EMSD	C-TOC-9060-W.met	1.000	NPOC:4.996m
24	Unknown	NPOC	C-TOC-9060-W	C22020722-001EMSD	C-TOC-9060-W.met	1.000	NPOC:4.930m
25	Unknown	NPOC	C-TOC-9060-W	C22020722-006E	C-TOC-9060-W.met	1.000	NPOC:0.3611
26	Unknown	NPOC	C-TOC-9060-W	C22020722-006E	C-TOC-9060-W.met	1.000	NPOC:0.3564
27	Unknown	NPOC	C-TOC-9060-W	C22020722-006E	C-TOC-9060-W.met	1.000	NPOC:0.3612
28	Unknown	NPOC	C-TOC-9060-W	C22020722-006E	C-TOC-9060-W.met	1.000	NPOC:0.3548
29	Unknown	NPOC	C-TOC-9060-W	C22020722-012E	C-TOC-9060-W.met	1.000	NPOC:0.6989
30	Unknown	NPOC	C-TOC-9060-W	C22020722-012E	C-TOC-9060-W.met	1.000	NPOC:0.7012
31	Unknown	NPOC	C-TOC-9060-W	C22020722-012E	C-TOC-9060-W.met	1.000	NPOC:0.7098
32	Unknown	NPOC	C-TOC-9060-W	C22020722-012E	C-TOC-9060-W.met	1.000	NPOC:0.6975
33	Unknown	NPOC	C-TOC-9060-W	C22020722-017E	C-TOC-9060-W.met	1.000	NPOC:1.091m
34	Unknown	NPOC	C-TOC-9060-W	C22020722-017E	C-TOC-9060-W.met	1.000	NPOC:1.119m
35	Unknown	NPOC	C-TOC-9060-W	C22020722-017E	C-TOC-9060-W.met	1.000	NPOC:1.145m
36	Unknown	NPOC	C-TOC-9060-W	C22020722-017E	C-TOC-9060-W.met	1.000	NPOC:1.158m
37	Unknown	NPOC	C-TOC-9060-W	C22020722-022E	C-TOC-9060-W.met	1.000	NPOC:0.3244
38	Unknown	NPOC	C-TOC-9060-W	C22020722-022E	C-TOC-9060-W.met	1.000	NPOC:0.3017
39	Unknown	NPOC	C-TOC-9060-W	C22020722-022E	C-TOC-9060-W.met	1.000	NPOC:0.2937
40	Unknown	NPOC	C-TOC-9060-W	C22020722-022E	C-TOC-9060-W.met	1.000	NPOC:0.2860
41	Unknown	NPOC	C-TOC-9060-W	C22020722-027E	C-TOC-9060-W.met	1.000	NPOC:0.2343
42	Unknown	NPOC	C-TOC-9060-W	C22020722-027E	C-TOC-9060-W.met	1.000	NPOC:0.2351
43	Unknown	NPOC	C-TOC-9060-W	C22020722-027E	C-TOC-9060-W.met	1.000	NPOC:0.2329
44	Unknown	NPOC	C-TOC-9060-W	C22020722-027E	C-TOC-9060-W.met	1.000	NPOC:0.2305
45	Unknown	NPOC	C-TOC-9060-W	C22020722-032E	C-TOC-9060-W.met	1.000	NPOC:0.6606
46	Unknown	NPOC	C-TOC-9060-W	C22020722-032E	C-TOC-9060-W.met	1.000	NPOC:0.6561
47	Unknown	NPOC	C-TOC-9060-W	C22020722-032E	C-TOC-9060-W.met	1.000	NPOC:0.5545
48	Unknown	NPOC	C-TOC-9060-W	C22020722-032E	C-TOC-9060-W.met	1.000	NPOC:0.5565
49	Unknown	NPOC	C-TOC-9060-W	CCV	C-TOC-9060-W.met	1.000	NPOC:4.714m
50	Unknown	NPOC	C-TOC-9060-W	CCV	C-TOC-9060-W.met	1.000	NPOC:4.736m
51	Unknown	NPOC	C-TOC-9060-W	CCV	C-TOC-9060-W.met	1.000	NPOC:4.727m
52	Unknown	NPOC	C-TOC-9060-W	CCV	C-TOC-9060-W.met	1.000	NPOC:4.773m
53	Unknown	NPOC	C-TOC-9060-W	CCB	C-TOC-9060-W.met	1.000	NPOC:0.0368
54	Unknown	NPOC	C-TOC-9060-W	CCB	C-TOC-9060-W.met	1.000	NPOC:0.0322
55	Unknown	NPOC	C-TOC-9060-W	CCB	C-TOC-9060-W.met	1.000	NPOC:0.0300
56	Unknown	NPOC	C-TOC-9060-W	CCB	C-TOC-9060-W.met	1.000	NPOC:0.0360

	Notes	Status	Date / Time	Vial
1		Completed	2/25/2022 2:48:18 PM	1
2		Completed	2/25/2022 2:57:53 PM	1
3		Completed	2/25/2022 3:08:54 PM	2
4		Completed	2/25/2022 3:18:32 PM	2
5		Completed	2/25/2022 3:28:49 PM	3
6		Completed	2/25/2022 3:37:37 PM	3
7		Completed	2/25/2022 3:47:53 PM	4
8		Completed	2/25/2022 3:56:40 PM	4
9		Completed	2/25/2022 4:07:42 PM	5
10		Completed	2/25/2022 4:17:07 PM	5
11		Completed	2/25/2022 4:27:59 PM	6
12		Completed	2/25/2022 4:37:23 PM	6
13		Completed	2/25/2022 4:47:54 PM	7
14		Completed	2/25/2022 4:56:57 PM	7
15		Completed	2/25/2022 5:07:27 PM	8
16		Completed	2/25/2022 5:16:31 PM	8
17		Completed	2/25/2022 5:27:27 PM	9
18		Completed	2/25/2022 5:36:55 PM	9
19		Completed	2/25/2022 5:47:48 PM	10
20		Completed	2/25/2022 5:57:14 PM	10
21		Completed	2/25/2022 6:08:12 PM	11
22		Completed	2/25/2022 6:17:40 PM	11
23		Completed	2/25/2022 6:28:30 PM	12
24		Completed	2/25/2022 6:37:51 PM	12
25		Completed	2/25/2022 6:49:20 PM	13
26		Completed	2/25/2022 6:59:20 PM	13
27		Completed	2/25/2022 7:10:48 PM	14
28		Completed	2/25/2022 7:20:49 PM	14
29		Completed	2/25/2022 7:31:33 PM	15
30		Completed	2/25/2022 7:40:48 PM	15
31		Completed	2/25/2022 7:51:33 PM	16
32		Completed	2/25/2022 8:00:49 PM	16
33		Completed	2/25/2022 8:11:44 PM	17
34		Completed	2/25/2022 8:21:11 PM	17
35		Completed	2/25/2022 8:32:10 PM	18
36		Completed	2/25/2022 8:41:40 PM	18
37		Completed	2/25/2022 8:52:50 PM	19
38		Completed	2/25/2022 9:02:29 PM	19
39		Completed	2/25/2022 9:13:36 PM	20
40		Completed	2/25/2022 9:23:12 PM	20
41		Completed	2/25/2022 9:34:10 PM	21
42		Completed	2/25/2022 9:43:40 PM	21
43		Completed	2/25/2022 9:54:40 PM	22
44		Completed	2/25/2022 10:04:17 PM	22
45		Completed	2/25/2022 10:15:38 PM	23
46		Completed	2/25/2022 10:25:32 PM	23
47		Completed	2/25/2022 10:36:49 PM	24
48		Completed	2/25/2022 10:46:38 PM	24
49		Completed	2/25/2022 10:57:23 PM	25
50		Completed	2/25/2022 11:06:49 PM	25
51		Completed	2/25/2022 11:17:42 PM	26
52		Completed	2/25/2022 11:27:07 PM	26
53		Completed	2/25/2022 11:37:24 PM	27
54		Completed	2/25/2022 11:46:11 PM	27
55		Completed	2/25/2022 11:56:26 PM	28
56		Completed	2/26/2022 12:05:13 AM	28

Instr.Information

System TOC4-C
Instrument Options TOC/ASI/

Sample

Sample Name: C-TOC-9060-W
Sample ID: LCS
Origin: C-TOC-9060-W.met
Status Completed
Chk. Result

Type	Anal.	Manual Dilution	Result
Unknown	NPOC	1.000	NPOC:4.922mg/L

1. Det

Anal.: NPOC

No.	Area	Conc.	Inj. Vol.	Aut. Dil.	Ex.	Cal. Curve	Date / Time
1	505.4	4.922mg/L	1250uL	1		0-20 NPOC_220126B.2022_01_26_15_38_52.ca	2/25/2022 2:48:18 PM

Mean Area 505.4
Mean Conc. 4.922mg/L

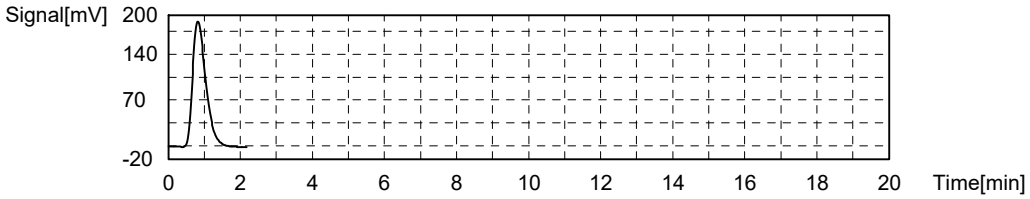

Sample

Sample Name: C-TOC-9060-W
Sample ID: LCS
Origin: C-TOC-9060-W.met
Status Completed
Chk. Result

Type	Anal.	Manual Dilution	Result
Unknown	NPOC	1.000	NPOC:4.884mg/L

1. Det

Anal.: NPOC

No.	Area	Conc.	Inj. Vol.	Aut. Dil.	Ex.	Cal. Curve	Date / Time
1	501.5	4.884mg/L	1250uL	1		0-20 NPOC_220126B.2022_01_26_15_38_52.ca	2/25/2022 2:57:53 PM

Mean Area 501.5
Mean Conc. 4.884mg/L

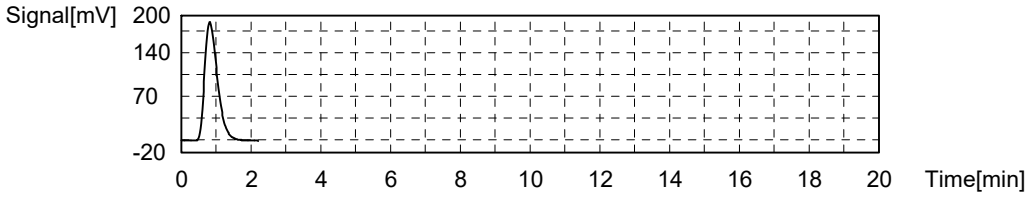

Sample

Sample Name: C-TOC-9060-W
Sample ID: LCS
Origin: C-TOC-9060-W.met
Status Completed
Chk. Result

Type	Anal.	Manual Dilution	Result
Unknown	NPOC	1.000	NPOC:4.807mg/L

1. Det

Anal.: NPOC

No.	Area	Conc.	Inj. Vol.	Aut. Dil.	Ex.	Cal. Curve	Date / Time
1	493.6	4.807mg/L	1250uL	1		0-20 NPOC_220126B.2022_01_26_15_38_52.ca	2/25/2022 3:08:54 PM

Mean Area 493.6
Mean Conc. 4.807mg/L

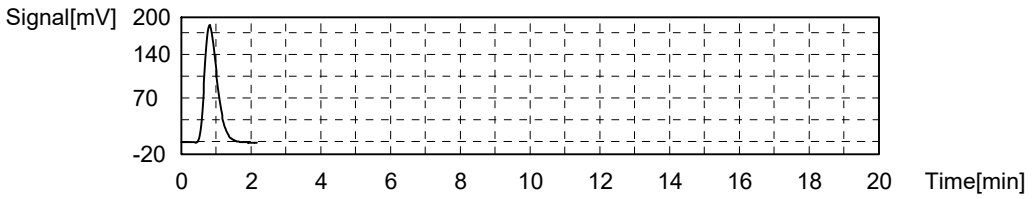

Sample

Sample Name: C-TOC-9060-W
Sample ID: LCS
Origin: C-TOC-9060-W.met
Status Completed
Chk. Result

Type	Anal.	Manual Dilution	Result
Unknown	NPOC	1.000	NPOC:4.786mg/L

1. Det

Anal.: NPOC

No.	Area	Conc.	Inj. Vol.	Aut. Dil.	Ex.	Cal. Curve	Date / Time
1	491.5	4.786mg/L	1250uL	1		0-20 NPOC_220126B.2022_01_26_15_38_52.ca	2/25/2022 3:18:32 PM

Mean Area 491.5
Mean Conc. 4.786mg/L

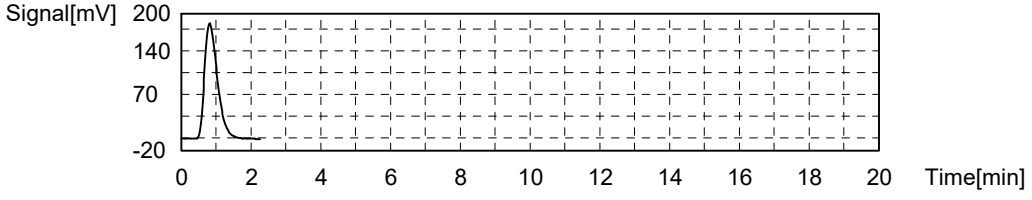

Sample

Sample Name: C-TOC-9060-W
Sample ID: MBLK
Origin: C-TOC-9060-W.met
Status Completed
Chk. Result

Type	Anal.	Manual Dilution	Result
Unknown	NPOC	1.000	NPOC:0.04229mg/L

1. Det

Anal.: NPOC

No.	Area	Conc.	Inj. Vol.	Aut. Dil.	Ex.	Cal. Curve	Date / Time
1	4.343	0.04229mg/L	1250uL	1		0-20 NPOC_220126B.2022_01_26_15_38_52.ca	2/25/2022 3:28:49 PM

Mean Area 4.343
Mean Conc. 0.04229mg/L

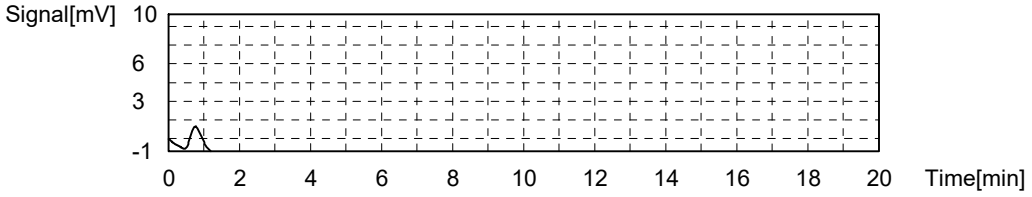

Sample

Sample Name: C-TOC-9060-W
Sample ID: MBLK
Origin: C-TOC-9060-W.met
Status Completed
Chk. Result

Type	Anal.	Manual Dilution	Result
Unknown	NPOC	1.000	NPOC:0.04312mg/L

1. Det

Anal.: NPOC

No.	Area	Conc.	Inj. Vol.	Aut. Dil.	Ex.	Cal. Curve	Date / Time
1	4.428	0.04312mg/L	1250uL	1		0-20 NPOC_220126B.2022_01_26_15_38_52.ca	2/25/2022 3:37:37 PM

Mean Area 4.428
Mean Conc. 0.04312mg/L

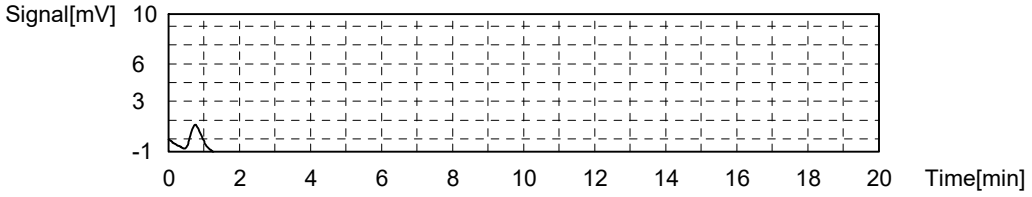

Sample

Sample Name: C-TOC-9060-W
Sample ID: MBLK
Origin: C-TOC-9060-W.met
Status Completed
Chk. Result

Type	Anal.	Manual Dilution	Result
Unknown	NPOC	1.000	NPOC:0.03521mg/L

1. Det

Anal.: NPOC

No.	Area	Conc.	Inj. Vol.	Aut. Dil.	Ex.	Cal. Curve	Date / Time
1	3.616	0.03521mg/L	1250uL	1		0-20 NPOC_220126B.2022_01_26_15_38_52.ca	2/25/2022 3:47:53 PM

Mean Area 3.616
Mean Conc. 0.03521mg/L

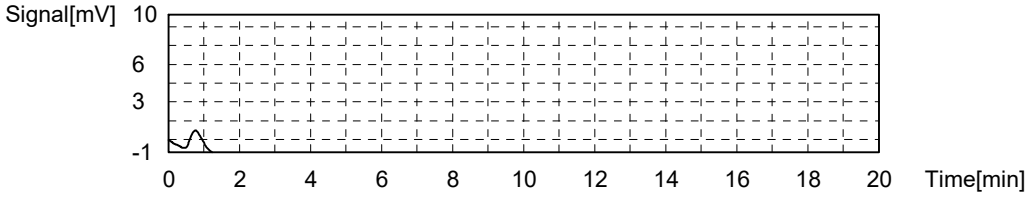

Sample

Sample Name: C-TOC-9060-W
Sample ID: MBLK
Origin: C-TOC-9060-W.met
Status Completed
Chk. Result

Type	Anal.	Manual Dilution	Result
Unknown	NPOC	1.000	NPOC:0.03779mg/L

1. Det

Anal.: NPOC

No.	Area	Conc.	Inj. Vol.	Aut. Dil.	Ex.	Cal. Curve	Date / Time
1	3.881	0.03779mg/L	1250uL	1		0-20 NPOC_220126B.2022_01_26_15_38_52.ca	2/25/2022 3:56:40 PM

Mean Area 3.881
Mean Conc. 0.03779mg/L

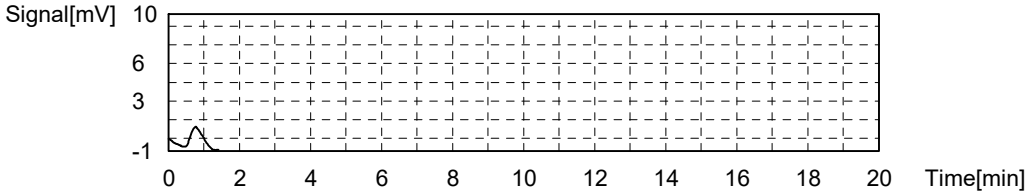

Sample

Sample Name: C-TOC-9060-W
Sample ID: CCV
Origin: C-TOC-9060-W.met
Status Completed
Chk. Result

Type	Anal.	Manual Dilution	Result
Unknown	NPOC	1.000	NPOC:4.803mg/L

1. Det

Anal.: NPOC

No.	Area	Conc.	Inj. Vol.	Aut. Dil.	Ex.	Cal. Curve	Date / Time
1	493.2	4.803mg/L	1250uL	1		0-20 NPOC_220126B.2022_01_26_15_38_52.ca	2/25/2022 4:07:42 PM

Mean Area 493.2
Mean Conc. 4.803mg/L

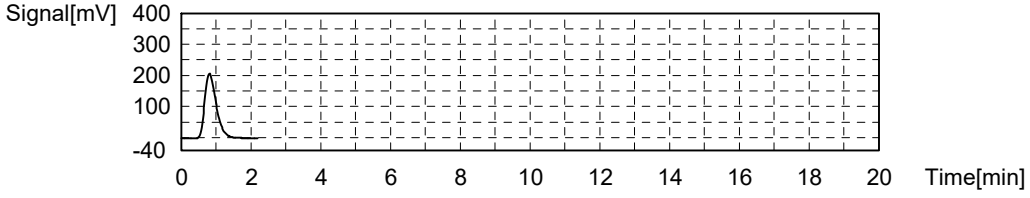

Sample

Sample Name: C-TOC-9060-W
Sample ID: CCV
Origin: C-TOC-9060-W.met
Status Completed
Chk. Result

Type	Anal.	Manual Dilution	Result
Unknown	NPOC	1.000	NPOC:4.749mg/L

1. Det

Anal.: NPOC

No.	Area	Conc.	Inj. Vol.	Aut. Dil.	Ex.	Cal. Curve	Date / Time
1	487.7	4.749mg/L	1250uL	1		0-20 NPOC_220126B.2022_01_26_15_38_52.ca	2/25/2022 4:17:07 PM

Mean Area 487.7
Mean Conc. 4.749mg/L

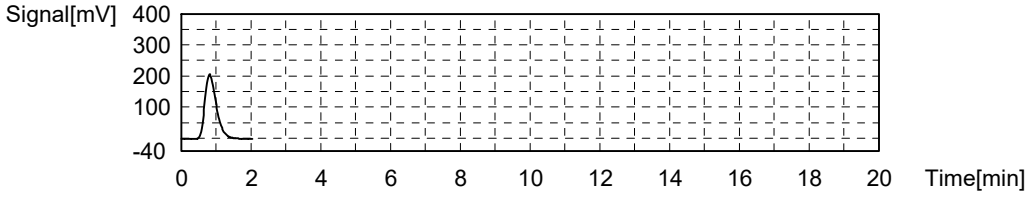

Sample

Sample Name: C-TOC-9060-W
Sample ID: CCV
Origin: C-TOC-9060-W.met
Status Completed
Chk. Result

Type	Anal.	Manual Dilution	Result
Unknown	NPOC	1.000	NPOC:4.766mg/L

1. Det

Anal.: NPOC

No.	Area	Conc.	Inj. Vol.	Aut. Dil.	Ex.	Cal. Curve	Date / Time
1	489.4	4.766mg/L	1250uL	1		0-20 NPOC_220126B.2022_01_26_15_38_52.ca	2/25/2022 4:27:59 PM

Mean Area 489.4
Mean Conc. 4.766mg/L

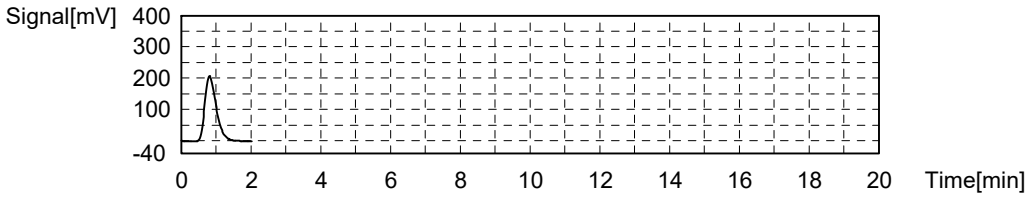

Sample

Sample Name: C-TOC-9060-W
Sample ID: CCV
Origin: C-TOC-9060-W.met
Status Completed
Chk. Result

Type	Anal.	Manual Dilution	Result
Unknown	NPOC	1.000	NPOC:4.753mg/L

1. Det

Anal.: NPOC

No.	Area	Conc.	Inj. Vol.	Aut. Dil.	Ex.	Cal. Curve	Date / Time
1	488.1	4.753mg/L	1250uL	1		0-20 NPOC_220126B.2022_01_26_15_38_52.ca	2/25/2022 4:37:23 PM

Mean Area 488.1
Mean Conc. 4.753mg/L

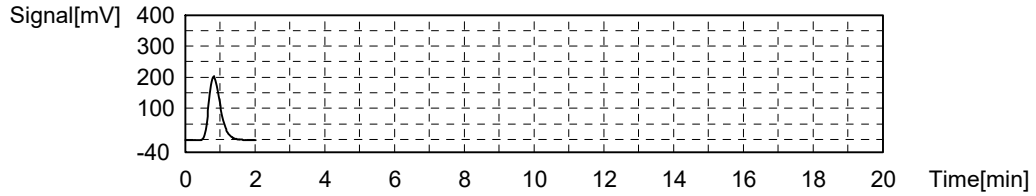

Sample

Sample Name: C-TOC-9060-W
Sample ID: C22020722-001E
Origin: C-TOC-9060-W.met
Status Completed
Chk. Result

Type	Anal.	Manual Dilution	Result
Unknown	NPOC	1.000	NPOC:0.2624mg/L

1. Det

Anal.: NPOC

No.	Area	Conc.	Inj. Vol.	Aut. Dil.	Ex.	Cal. Curve	Date / Time
1	26.95	0.2624mg/L	1250uL	1		0-20 NPOC_220126B.2022_01_26_15_38_52.ca	2/25/2022 4:47:54 PM

Mean Area 26.95
Mean Conc. 0.2624mg/L

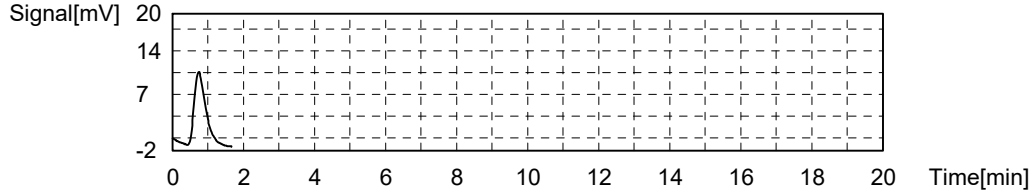

Sample

Sample Name: C-TOC-9060-W
Sample ID: C22020722-001E
Origin: C-TOC-9060-W.met
Status Completed
Chk. Result

Type	Anal.	Manual Dilution	Result
Unknown	NPOC	1.000	NPOC:0.2623mg/L

1. Det

Anal.: NPOC

No.	Area	Conc.	Inj. Vol.	Aut. Dil.	Ex.	Cal. Curve	Date / Time
1	26.94	0.2623mg/L	1250uL	1		0-20 NPOC_220126B.2022_01_26_15_38_52.ca	2/25/2022 4:56:57 PM

Mean Area 26.94
Mean Conc. 0.2623mg/L

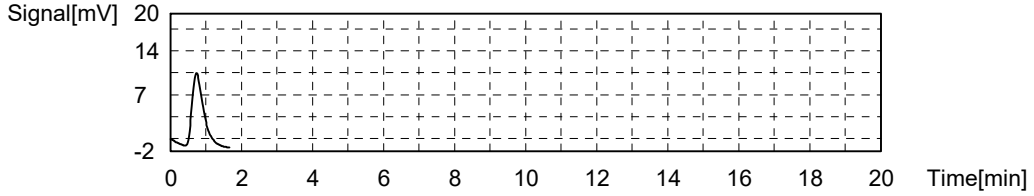

Sample

Sample Name: C-TOC-9060-W
Sample ID: C22020722-001E
Origin: C-TOC-9060-W.met
Status Completed
Chk. Result

Type	Anal.	Manual Dilution	Result
Unknown	NPOC	1.000	NPOC:0.2746mg/L

1. Det

Anal.: NPOC

No.	Area	Conc.	Inj. Vol.	Aut. Dil.	Ex.	Cal. Curve	Date / Time
1	28.20	0.2746mg/L	1250uL	1		0-20 NPOC_220126B.2022_01_26_15_38_52.ca	2/25/2022 5:07:27 PM

Mean Area 28.20
Mean Conc. 0.2746mg/L

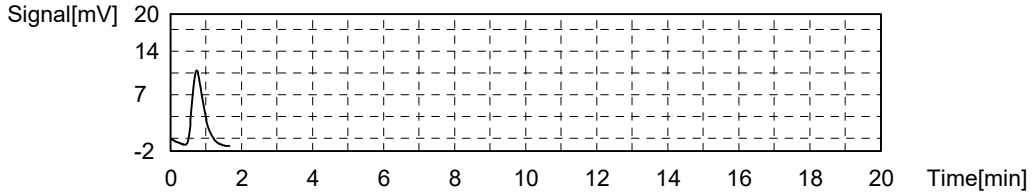

Sample

Sample Name: C-TOC-9060-W
Sample ID: C22020722-001E
Origin: C-TOC-9060-W.met
Status Completed
Chk. Result

Type	Anal.	Manual Dilution	Result
Unknown	NPOC	1.000	NPOC:0.2768mg/L

1. Det

Anal.: NPOC

No.	Area	Conc.	Inj. Vol.	Aut. Dil.	Ex.	Cal. Curve	Date / Time
1	28.42	0.2768mg/L	1250uL	1		0-20 NPOC_220126B.2022_01_26_15_38_52.ca	2/25/2022 5:16:31 PM

Mean Area 28.42
Mean Conc. 0.2768mg/L

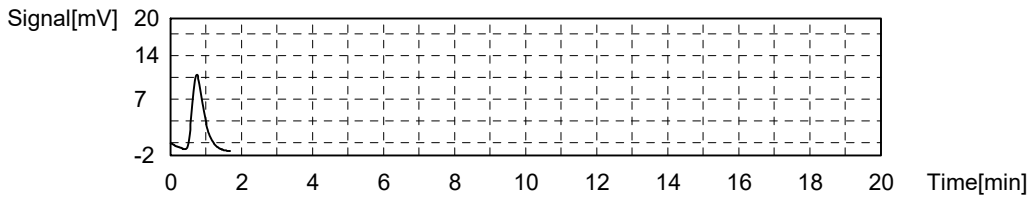

Sample

Sample Name: C-TOC-9060-W
Sample ID: C22020722-001EMS
Origin: C-TOC-9060-W.met
Status Completed
Chk. Result

Type	Anal.	Manual Dilution	Result
Unknown	NPOC	1.000	NPOC:5.023mg/L

1. Det

Anal.: NPOC

No.	Area	Conc.	Inj. Vol.	Aut. Dil.	Ex.	Cal. Curve	Date / Time
1	515.8	5.023mg/L	1250uL	1		0-20 NPOC_220126B.2022_01_26_15_38_52.ca	2/25/2022 5:27:27 PM

Mean Area 515.8
Mean Conc. 5.023mg/L

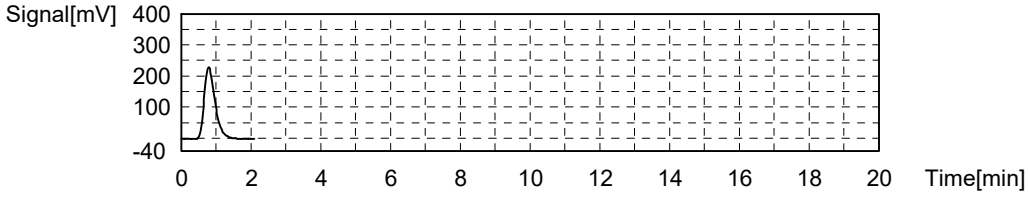

Sample

Sample Name: C-TOC-9060-W
Sample ID: C22020722-001EMS
Origin: C-TOC-9060-W.met
Status Completed
Chk. Result

Type	Anal.	Manual Dilution	Result
Unknown	NPOC	1.000	NPOC:5.001mg/L

1. Det

Anal.: NPOC

No.	Area	Conc.	Inj. Vol.	Aut. Dil.	Ex.	Cal. Curve	Date / Time
1	513.5	5.001mg/L	1250uL	1		0-20 NPOC_220126B.2022_01_26_15_38_52.ca	2/25/2022 5:36:55 PM

Mean Area 513.5
Mean Conc. 5.001mg/L

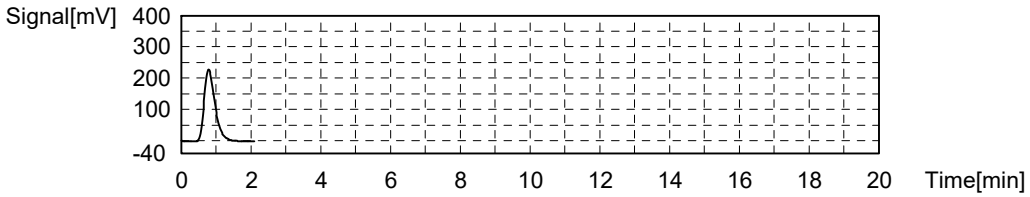

Sample

Sample Name: C-TOC-9060-W
Sample ID: C22020722-001EMS
Origin: C-TOC-9060-W.met
Status Completed
Chk. Result

Type	Anal.	Manual Dilution	Result
Unknown	NPOC	1.000	NPOC:5.073mg/L

1. Det

Anal.: NPOC

No.	Area	Conc.	Inj. Vol.	Aut. Dil.	Ex.	Cal. Curve	Date / Time
1	520.9	5.073mg/L	1250uL	1		0-20 NPOC_220126B.2022_01_26_15_38_52.ca	2/25/2022 5:47:48 PM

Mean Area 520.9
Mean Conc. 5.073mg/L

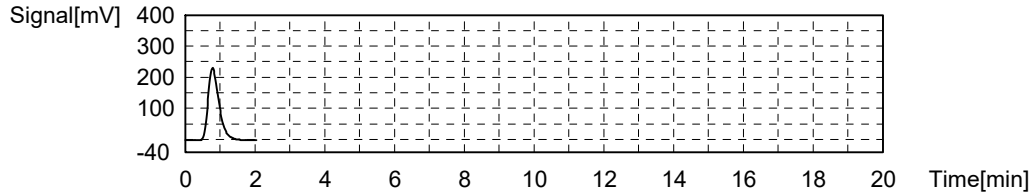

Sample

Sample Name: C-TOC-9060-W
Sample ID: C22020722-001EMS
Origin: C-TOC-9060-W.met
Status Completed
Chk. Result

Type	Anal.	Manual Dilution	Result
Unknown	NPOC	1.000	NPOC:5.024mg/L

1. Det

Anal.: NPOC

No.	Area	Conc.	Inj. Vol.	Aut. Dil.	Ex.	Cal. Curve	Date / Time
1	515.9	5.024mg/L	1250uL	1		0-20 NPOC_220126B.2022_01_26_15_38_52.ca	2/25/2022 5:57:14 PM

Mean Area 515.9
Mean Conc. 5.024mg/L

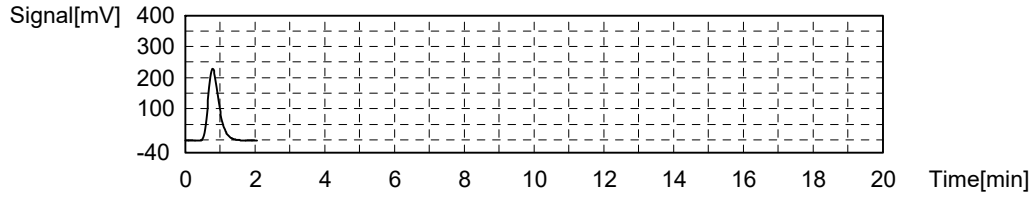

Sample

Sample Name: C-TOC-9060-W
Sample ID: C22020722-001EMSD
Origin: C-TOC-9060-W.met
Status Completed
Chk. Result

Type	Anal.	Manual Dilution	Result
Unknown	NPOC	1.000	NPOC:5.042mg/L

1. Det

Anal.: NPOC

No.	Area	Conc.	Inj. Vol.	Aut. Dil.	Ex.	Cal. Curve	Date / Time
1	517.8	5.042mg/L	1250uL	1		0-20 NPOC_220126B.2022_01_26_15_38_52.ca	2/25/2022 6:08:12 PM

Mean Area 517.8
Mean Conc. 5.042mg/L

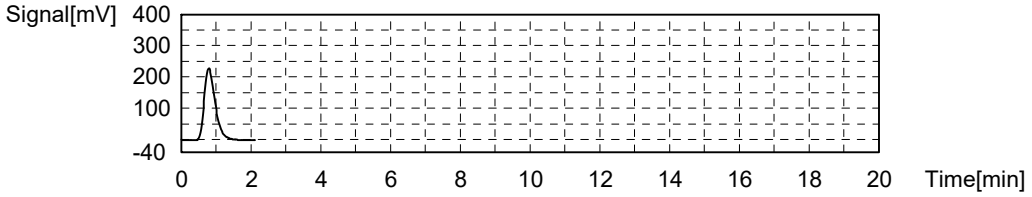

Sample

Sample Name: C-TOC-9060-W
Sample ID: C22020722-001EMSD
Origin: C-TOC-9060-W.met
Status Completed
Chk. Result

Type	Anal.	Manual Dilution	Result
Unknown	NPOC	1.000	NPOC:5.052mg/L

1. Det

Anal.: NPOC

No.	Area	Conc.	Inj. Vol.	Aut. Dil.	Ex.	Cal. Curve	Date / Time
1	518.8	5.052mg/L	1250uL	1		0-20 NPOC_220126B.2022_01_26_15_38_52.ca	2/25/2022 6:17:40 PM

Mean Area 518.8
Mean Conc. 5.052mg/L

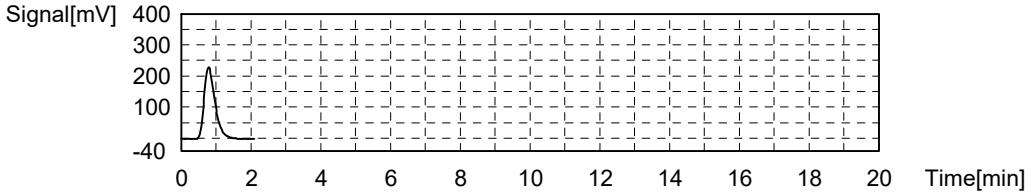

Sample

Sample Name: C-TOC-9060-W
Sample ID: C22020722-001EMSD
Origin: C-TOC-9060-W.met
Status Completed
Chk. Result

Type	Anal.	Manual Dilution	Result
Unknown	NPOC	1.000	NPOC:4.996mg/L

1. Det

Anal.: NPOC

No.	Area	Conc.	Inj. Vol.	Aut. Dil.	Ex.	Cal. Curve	Date / Time
1	513.0	4.996mg/L	1250uL	1		0-20 NPOC_220126B.2022_01_26_15_38_52.ca	2/25/2022 6:28:30 PM

Mean Area 513.0
Mean Conc. 4.996mg/L

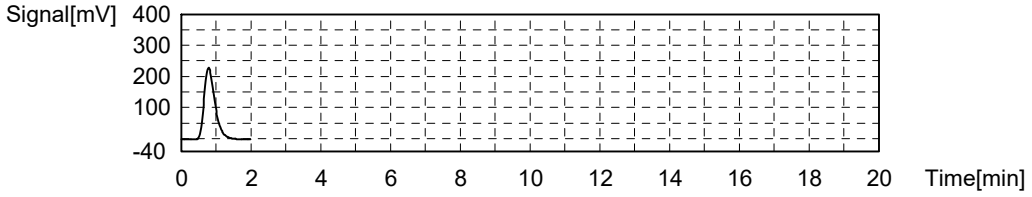

Sample

Sample Name: C-TOC-9060-W
Sample ID: C22020722-001EMSD
Origin: C-TOC-9060-W.met
Status Completed
Chk. Result

Type	Anal.	Manual Dilution	Result
Unknown	NPOC	1.000	NPOC:4.930mg/L

1. Det

Anal.: NPOC

No.	Area	Conc.	Inj. Vol.	Aut. Dil.	Ex.	Cal. Curve	Date / Time
1	506.3	4.930mg/L	1250uL	1		0-20 NPOC_220126B.2022_01_26_15_38_52.ca	2/25/2022 6:37:51 PM

Mean Area 506.3
Mean Conc. 4.930mg/L

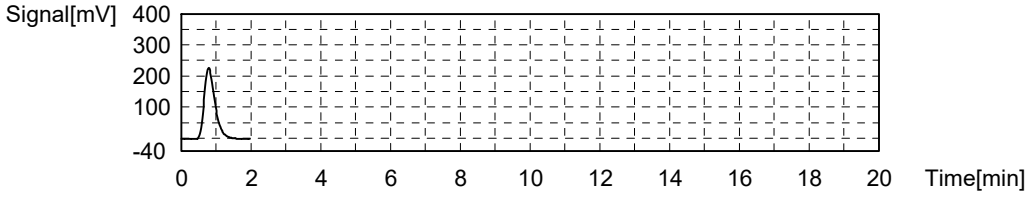

Sample

Sample Name: C-TOC-9060-W
Sample ID: C22020722-006E
Origin: C-TOC-9060-W.met
Status Completed
Chk. Result

Type	Anal.	Manual Dilution	Result
Unknown	NPOC	1.000	NPOC:0.3611mg/L

1. Det

Anal.: NPOC

No.	Area	Conc.	Inj. Vol.	Aut. Dil.	Ex.	Cal. Curve	Date / Time
1	37.08	0.3611mg/L	1250uL	1		0-20 NPOC_220126B.2022_01_26_15_38_52.ca	2/25/2022 6:49:20 PM

Mean Area 37.08
Mean Conc. 0.3611mg/L

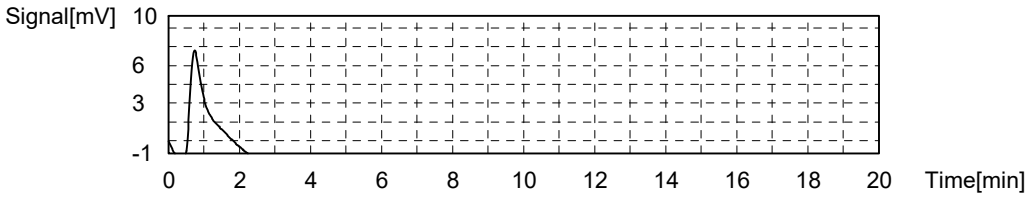

Sample

Sample Name: C-TOC-9060-W
Sample ID: C22020722-006E
Origin: C-TOC-9060-W.met
Status Completed
Chk. Result

Type	Anal.	Manual Dilution	Result
Unknown	NPOC	1.000	NPOC:0.3564mg/L

1. Det

Anal.: NPOC

No.	Area	Conc.	Inj. Vol.	Aut. Dil.	Ex.	Cal. Curve	Date / Time
1	36.60	0.3564mg/L	1250uL	1		0-20 NPOC_220126B.2022_01_26_15_38_52.ca	2/25/2022 6:59:20 PM

Mean Area 36.60
Mean Conc. 0.3564mg/L

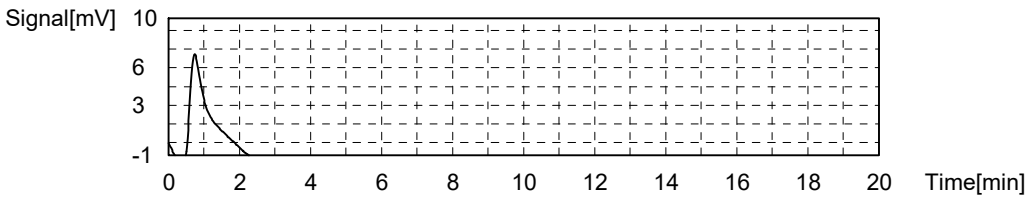

Sample

Sample Name: C-TOC-9060-W
Sample ID: C22020722-006E
Origin: C-TOC-9060-W.met
Status Completed
Chk. Result

Type	Anal.	Manual Dilution	Result
Unknown	NPOC	1.000	NPOC:0.3612mg/L

1. Det

Anal.: NPOC

No.	Area	Conc.	Inj. Vol.	Aut. Dil.	Ex.	Cal. Curve	Date / Time
1	37.09	0.3612mg/L	1250uL	1		0-20 NPOC_220126B.2022_01_26_15_38_52.ca	2/25/2022 7:10:48 PM

Mean Area 37.09
Mean Conc. 0.3612mg/L

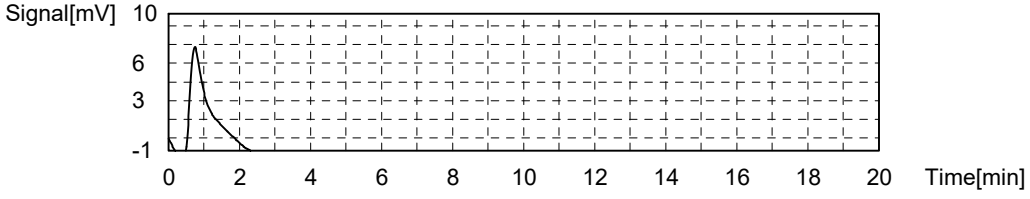

Sample

Sample Name: C-TOC-9060-W
Sample ID: C22020722-006E
Origin: C-TOC-9060-W.met
Status Completed
Chk. Result

Type	Anal.	Manual Dilution	Result
Unknown	NPOC	1.000	NPOC:0.3548mg/L

1. Det

Anal.: NPOC

No.	Area	Conc.	Inj. Vol.	Aut. Dil.	Ex.	Cal. Curve	Date / Time
1	36.43	0.3548mg/L	1250uL	1		0-20 NPOC_220126B.2022_01_26_15_38_52.ca	2/25/2022 7:20:49 PM

Mean Area 36.43
Mean Conc. 0.3548mg/L

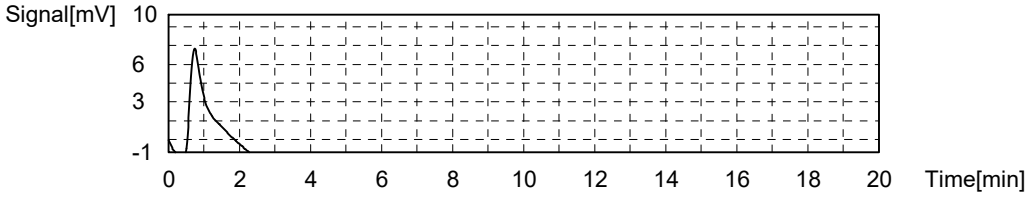

Sample

Sample Name: C-TOC-9060-W
Sample ID: C22020722-012E
Origin: C-TOC-9060-W.met
Status Completed
Chk. Result

Type	Anal.	Manual Dilution	Result
Unknown	NPOC	1.000	NPOC:0.6989mg/L

1. Det

Anal.: NPOC

No.	Area	Conc.	Inj. Vol.	Aut. Dil.	Ex.	Cal. Curve	Date / Time
1	71.77	0.6989mg/L	1250uL	1		0-20 NPOC_220126B.2022_01_26_15_38_52.ca	2/25/2022 7:31:33 PM

Mean Area 71.77
Mean Conc. 0.6989mg/L

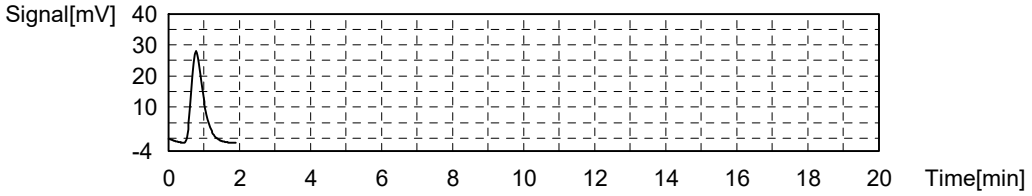

Sample

Sample Name: C-TOC-9060-W
Sample ID: C22020722-012E
Origin: C-TOC-9060-W.met
Status Completed
Chk. Result

Type	Anal.	Manual Dilution	Result
Unknown	NPOC	1.000	NPOC:0.7012mg/L

1. Det

Anal.: NPOC

No.	Area	Conc.	Inj. Vol.	Aut. Dil.	Ex.	Cal. Curve	Date / Time
1	72.01	0.7012mg/L	1250uL	1		0-20 NPOC_220126B.2022_01_26_15_38_52.ca	2/25/2022 7:40:48 PM

Mean Area 72.01
Mean Conc. 0.7012mg/L

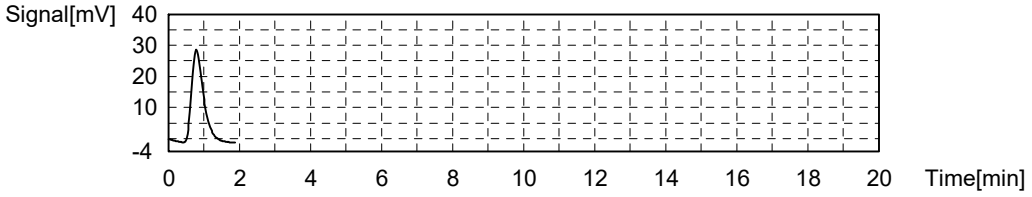

Sample

Sample Name: C-TOC-9060-W
Sample ID: C22020722-012E
Origin: C-TOC-9060-W.met
Status Completed
Chk. Result

Type	Anal.	Manual Dilution	Result
Unknown	NPOC	1.000	NPOC:0.7098mg/L

1. Det

Anal.: NPOC

No.	Area	Conc.	Inj. Vol.	Aut. Dil.	Ex.	Cal. Curve	Date / Time
1	72.89	0.7098mg/L	1250uL	1		0-20 NPOC_220126B.2022_01_26_15_38_52.ca	2/25/2022 7:51:33 PM

Mean Area 72.89
Mean Conc. 0.7098mg/L

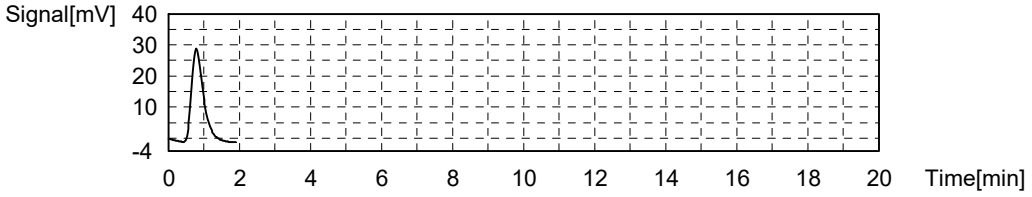

Sample

Sample Name: C-TOC-9060-W
Sample ID: C22020722-012E
Origin: C-TOC-9060-W.met
Status Completed
Chk. Result

Type	Anal.	Manual Dilution	Result
Unknown	NPOC	1.000	NPOC:0.6975mg/L

1. Det

Anal.: NPOC

No.	Area	Conc.	Inj. Vol.	Aut. Dil.	Ex.	Cal. Curve	Date / Time
1	71.63	0.6975mg/L	1250uL	1		0-20 NPOC_220126B.2022_01_26_15_38_52.ca	2/25/2022 8:00:49 PM

Mean Area 71.63
Mean Conc. 0.6975mg/L

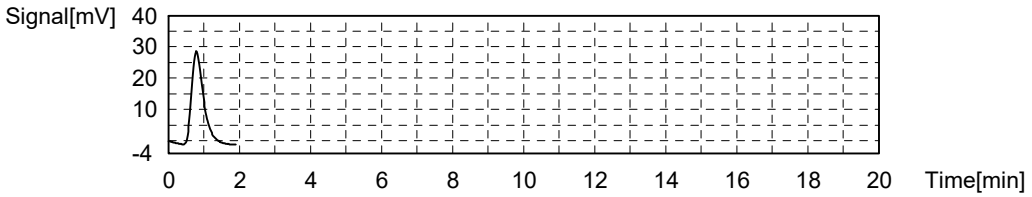

Sample

Sample Name: C-TOC-9060-W
Sample ID: C22020722-017E
Origin: C-TOC-9060-W.met
Status Completed
Chk. Result

Type	Anal.	Manual Dilution	Result
Unknown	NPOC	1.000	NPOC:1.091mg/L

1. Det

Anal.: NPOC

No.	Area	Conc.	Inj. Vol.	Aut. Dil.	Ex.	Cal. Curve	Date / Time
1	112.0	1.091mg/L	1250uL	1		0-20 NPOC_220126B.2022_01_26_15_38_52.ca	2/25/2022 8:11:44 PM

Mean Area 112.0
Mean Conc. 1.091mg/L

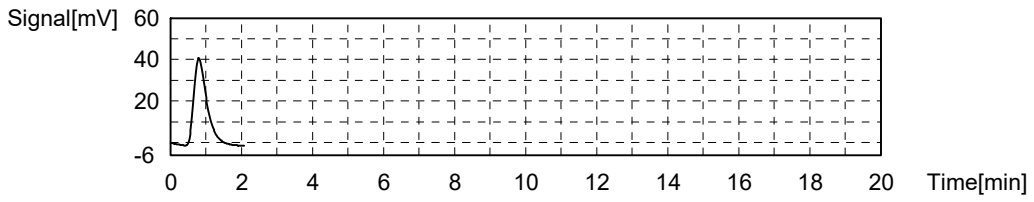

Sample

Sample Name: C-TOC-9060-W
Sample ID: C22020722-017E
Origin: C-TOC-9060-W.met
Status Completed
Chk. Result

Type	Anal.	Manual Dilution	Result
Unknown	NPOC	1.000	NPOC:1.119mg/L

1. Det

Anal.: NPOC

No.	Area	Conc.	Inj. Vol.	Aut. Dil.	Ex.	Cal. Curve	Date / Time
1	114.9	1.119mg/L	1250uL	1		0-20 NPOC_220126B.2022_01_26_15_38_52.ca	2/25/2022 8:21:11 PM

Mean Area 114.9
Mean Conc. 1.119mg/L

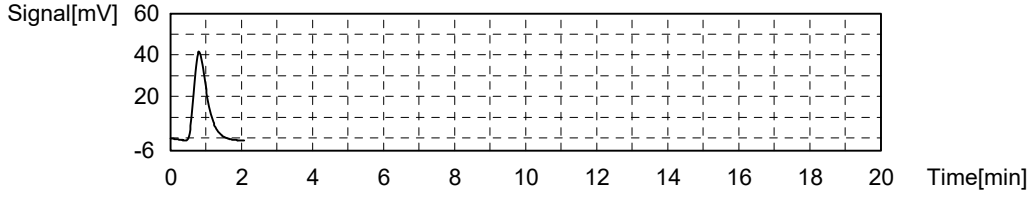

Sample

Sample Name: C-TOC-9060-W
Sample ID: C22020722-017E
Origin: C-TOC-9060-W.met
Status Completed
Chk. Result

Type	Anal.	Manual Dilution	Result
Unknown	NPOC	1.000	NPOC:1.145mg/L

1. Det

Anal.: NPOC

No.	Area	Conc.	Inj. Vol.	Aut. Dil.	Ex.	Cal. Curve	Date / Time
1	117.6	1.145mg/L	1250uL	1		0-20 NPOC_220126B.2022_01_26_15_38_52.ca	2/25/2022 8:32:10 PM

Mean Area 117.6
Mean Conc. 1.145mg/L

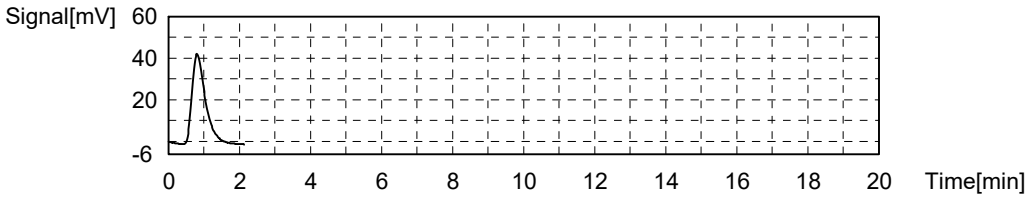

Sample

Sample Name: C-TOC-9060-W
Sample ID: C22020722-017E
Origin: C-TOC-9060-W.met
Status Completed
Chk. Result

Type	Anal.	Manual Dilution	Result
Unknown	NPOC	1.000	NPOC:1.158mg/L

1. Det

Anal.: NPOC

No.	Area	Conc.	Inj. Vol.	Aut. Dil.	Ex.	Cal. Curve	Date / Time
1	118.9	1.158mg/L	1250uL	1		0-20 NPOC_220126B.2022_01_26_15_38_52.ca	2/25/2022 8:41:40 PM

Mean Area 118.9
Mean Conc. 1.158mg/L

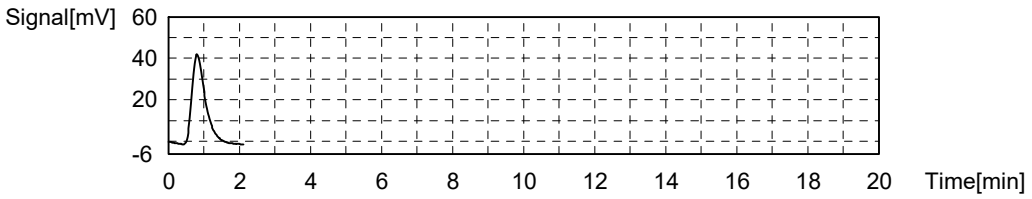

Sample

Sample Name: C-TOC-9060-W
Sample ID: C22020722-022E
Origin: C-TOC-9060-W.met
Status Completed
Chk. Result

Type	Anal.	Manual Dilution	Result
Unknown	NPOC	1.000	NPOC:0.3244mg/L

1. Det

Anal.: NPOC

No.	Area	Conc.	Inj. Vol.	Aut. Dil.	Ex.	Cal. Curve	Date / Time
1	33.31	0.3244mg/L	1250uL	1		0-20 NPOC_220126B.2022_01_26_15_38_52.ca	2/25/2022 8:52:50 PM

Mean Area 33.31
Mean Conc. 0.3244mg/L

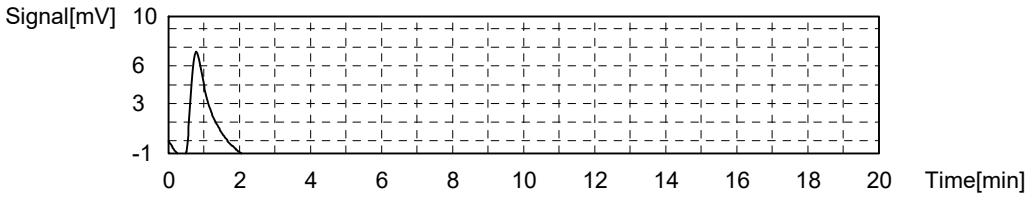

Sample

Sample Name: C-TOC-9060-W
Sample ID: C22020722-022E
Origin: C-TOC-9060-W.met
Status Completed
Chk. Result

Type	Anal.	Manual Dilution	Result
Unknown	NPOC	1.000	NPOC:0.3017mg/L

1. Det

Anal.: NPOC

No.	Area	Conc.	Inj. Vol.	Aut. Dil.	Ex.	Cal. Curve	Date / Time
1	30.98	0.3017mg/L	1250uL	1		0-20 NPOC_220126B.2022_01_26_15_38_52.ca	2/25/2022 9:02:29 PM

Mean Area 30.98
Mean Conc. 0.3017mg/L

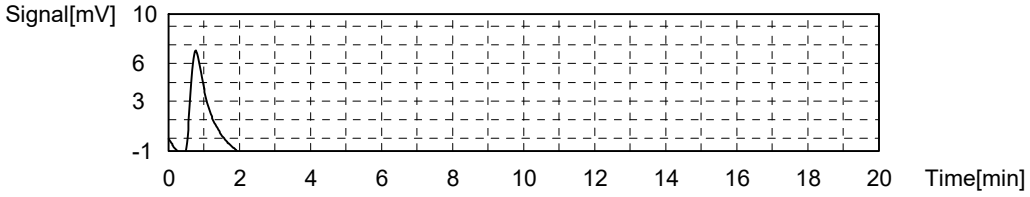

Sample

Sample Name: C-TOC-9060-W
Sample ID: C22020722-022E
Origin: C-TOC-9060-W.met
Status Completed
Chk. Result

Type	Anal.	Manual Dilution	Result
Unknown	NPOC	1.000	NPOC:0.2937mg/L

1. Det

Anal.: NPOC

No.	Area	Conc.	Inj. Vol.	Aut. Dil.	Ex.	Cal. Curve	Date / Time
1	30.16	0.2937mg/L	1250uL	1		0-20 NPOC_220126B.2022_01_26_15_38_52.ca	2/25/2022 9:13:36 PM

Mean Area 30.16
Mean Conc. 0.2937mg/L

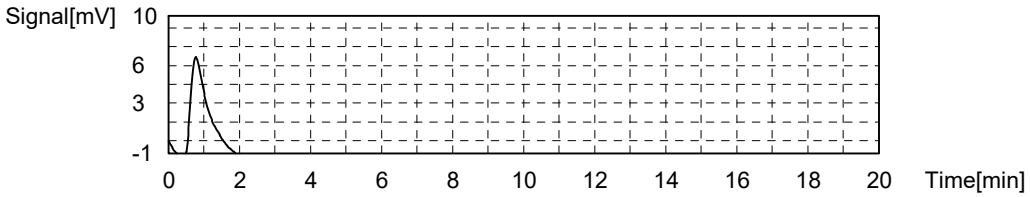

Sample

Sample Name: C-TOC-9060-W
Sample ID: C22020722-022E
Origin: C-TOC-9060-W.met
Status Completed
Chk. Result

Type	Anal.	Manual Dilution	Result
Unknown	NPOC	1.000	NPOC:0.2860mg/L

1. Det

Anal.: NPOC

No.	Area	Conc.	Inj. Vol.	Aut. Dil.	Ex.	Cal. Curve	Date / Time
1	29.37	0.2860mg/L	1250uL	1		0-20 NPOC_220126B.2022_01_26_15_38_52.ca	2/25/2022 9:23:12 PM

Mean Area 29.37
Mean Conc. 0.2860mg/L

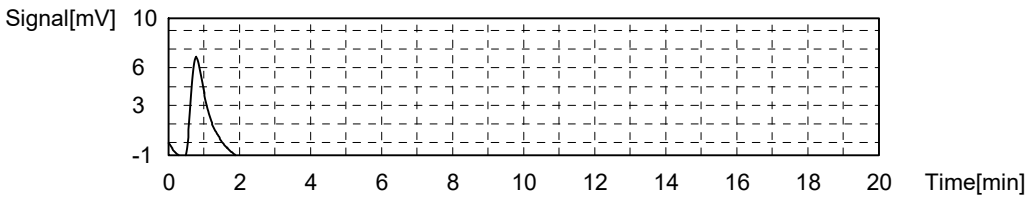

Sample

Sample Name: C-TOC-9060-W
Sample ID: C22020722-027E
Origin: C-TOC-9060-W.met
Status Completed
Chk. Result

Type	Anal.	Manual Dilution	Result
Unknown	NPOC	1.000	NPOC:0.2343mg/L

1. Det

Anal.: NPOC

No.	Area	Conc.	Inj. Vol.	Aut. Dil.	Ex.	Cal. Curve	Date / Time
1	24.06	0.2343mg/L	1250uL	1		0-20 NPOC_220126B.2022_01_26_15_38_52.ca	2/25/2022 9:34:10 PM

Mean Area 24.06
Mean Conc. 0.2343mg/L

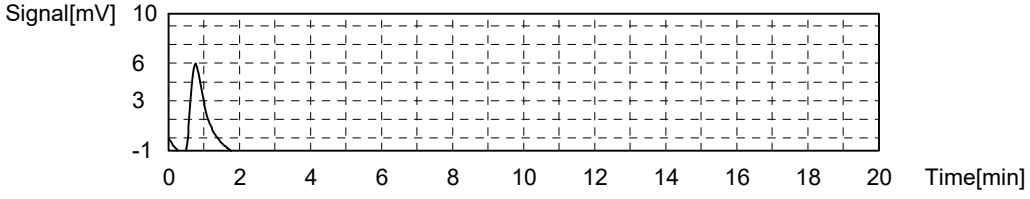

Sample

Sample Name: C-TOC-9060-W
Sample ID: C22020722-027E
Origin: C-TOC-9060-W.met
Status Completed
Chk. Result

Type	Anal.	Manual Dilution	Result
Unknown	NPOC	1.000	NPOC:0.2351mg/L

1. Det

Anal.: NPOC

No.	Area	Conc.	Inj. Vol.	Aut. Dil.	Ex.	Cal. Curve	Date / Time
1	24.14	0.2351mg/L	1250uL	1		0-20 NPOC_220126B.2022_01_26_15_38_52.ca	2/25/2022 9:43:40 PM

Mean Area 24.14
Mean Conc. 0.2351mg/L

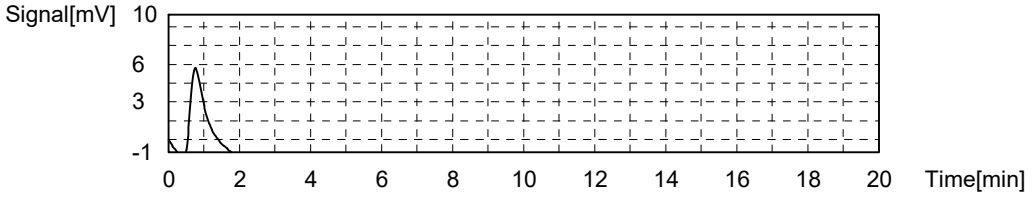

Sample

Sample Name: C-TOC-9060-W
Sample ID: C22020722-027E
Origin: C-TOC-9060-W.met
Status Completed
Chk. Result

Type	Anal.	Manual Dilution	Result
Unknown	NPOC	1.000	NPOC:0.2329mg/L

1. Det

Anal.: NPOC

No.	Area	Conc.	Inj. Vol.	Aut. Dil.	Ex.	Cal. Curve	Date / Time
1	23.92	0.2329mg/L	1250uL	1		0-20 NPOC_220126B.2022_01_26_15_38_52.ca	2/25/2022 9:54:40 PM

Mean Area 23.92
Mean Conc. 0.2329mg/L

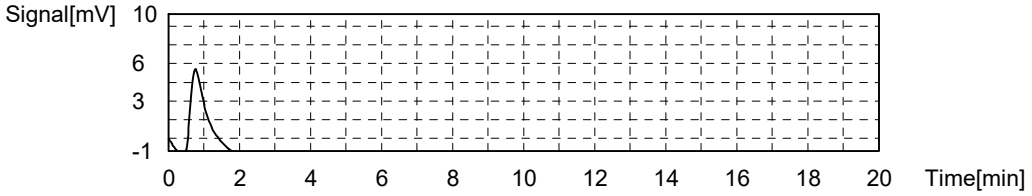

Sample

Sample Name: C-TOC-9060-W
Sample ID: C22020722-027E
Origin: C-TOC-9060-W.met
Status Completed
Chk. Result

Type	Anal.	Manual Dilution	Result
Unknown	NPOC	1.000	NPOC:0.2305mg/L

1. Det

Anal.: NPOC

No.	Area	Conc.	Inj. Vol.	Aut. Dil.	Ex.	Cal. Curve	Date / Time
1	23.67	0.2305mg/L	1250uL	1		0-20 NPOC_220126B.2022_01_26_15_38_52.ca	2/25/2022 10:04:17 PM

Mean Area 23.67
Mean Conc. 0.2305mg/L

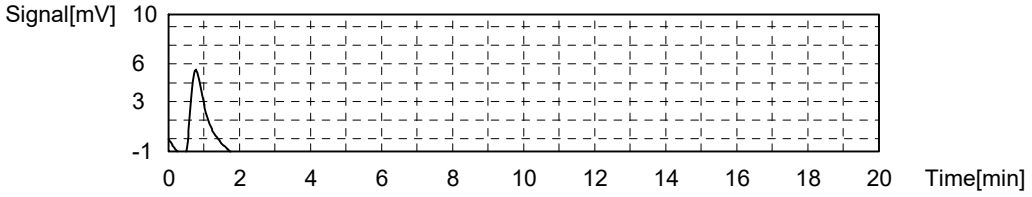

Sample

Sample Name: C-TOC-9060-W
Sample ID: C22020722-032E
Origin: C-TOC-9060-W.met
Status Completed
Chk. Result

Type	Anal.	Manual Dilution	Result
Unknown	NPOC	1.000	NPOC:0.6606mg/L

1. Det

Anal.: NPOC

No.	Area	Conc.	Inj. Vol.	Aut. Dil.	Ex.	Cal. Curve	Date / Time
1	67.84	0.6606mg/L	1250uL	1		0-20 NPOC_220126B.2022_01_26_15_38_52.ca	2/25/2022 10:15:38 PM

Mean Area 67.84
Mean Conc. 0.6606mg/L

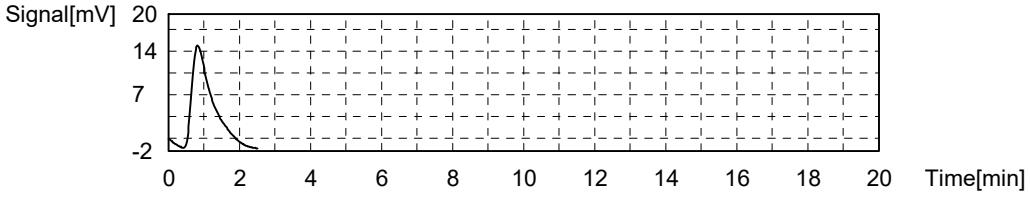

Sample

Sample Name: C-TOC-9060-W
Sample ID: C22020722-032E
Origin: C-TOC-9060-W.met
Status Completed
Chk. Result

Type	Anal.	Manual Dilution	Result
Unknown	NPOC	1.000	NPOC:0.6561mg/L

1. Det

Anal.: NPOC

No.	Area	Conc.	Inj. Vol.	Aut. Dil.	Ex.	Cal. Curve	Date / Time
1	67.37	0.6561mg/L	1250uL	1		0-20 NPOC_220126B.2022_01_26_15_38_52.ca	2/25/2022 10:25:32 PM

Mean Area 67.37
Mean Conc. 0.6561mg/L

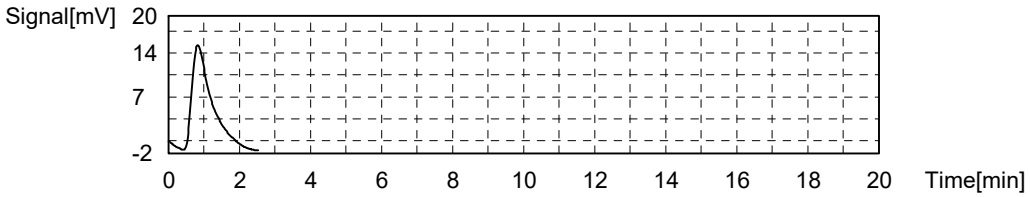

Sample

Sample Name: C-TOC-9060-W
Sample ID: C22020722-032E
Origin: C-TOC-9060-W.met
Status Completed
Chk. Result

Type	Anal.	Manual Dilution	Result
Unknown	NPOC	1.000	NPOC:0.5545mg/L

1. Det

Anal.: NPOC

No.	Area	Conc.	Inj. Vol.	Aut. Dil.	Ex.	Cal. Curve	Date / Time
1	56.94	0.5545mg/L	1250uL	1		0-20 NPOC_220126B.2022_01_26_15_38_52.ca	2/25/2022 10:36:49 PM

Mean Area 56.94
Mean Conc. 0.5545mg/L

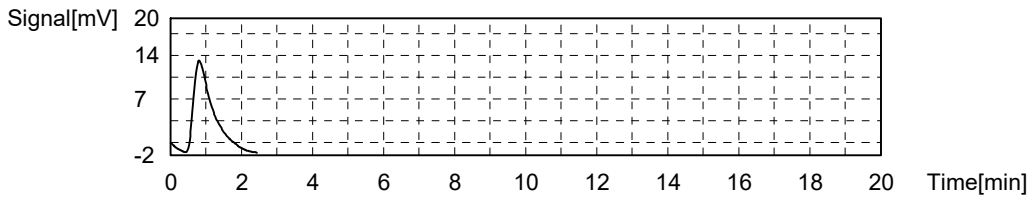

Sample

Sample Name: C-TOC-9060-W
Sample ID: C22020722-032E
Origin: C-TOC-9060-W.met
Status Completed
Chk. Result

Type	Anal.	Manual Dilution	Result
Unknown	NPOC	1.000	NPOC:0.5565mg/L

1. Det

Anal.: NPOC

No.	Area	Conc.	Inj. Vol.	Aut. Dil.	Ex.	Cal. Curve	Date / Time
1	57.15	0.5565mg/L	1250uL	1		0-20 NPOC_220126B.2022_01_26_15_38_52.ca	2/25/2022 10:46:38 PM

Mean Area 57.15
Mean Conc. 0.5565mg/L

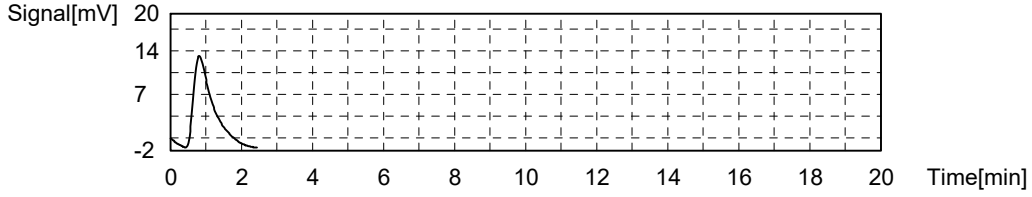

Sample

Sample Name: C-TOC-9060-W
Sample ID: CCV
Origin: C-TOC-9060-W.met
Status Completed
Chk. Result

Type	Anal.	Manual Dilution	Result
Unknown	NPOC	1.000	NPOC:4.714mg/L

1. Det

Anal.: NPOC

No.	Area	Conc.	Inj. Vol.	Aut. Dil.	Ex.	Cal. Curve	Date / Time
1	484.1	4.714mg/L	1250uL	1		0-20 NPOC_220126B.2022_01_26_15_38_52.ca	2/25/2022 10:57:23 PM

Mean Area 484.1
Mean Conc. 4.714mg/L

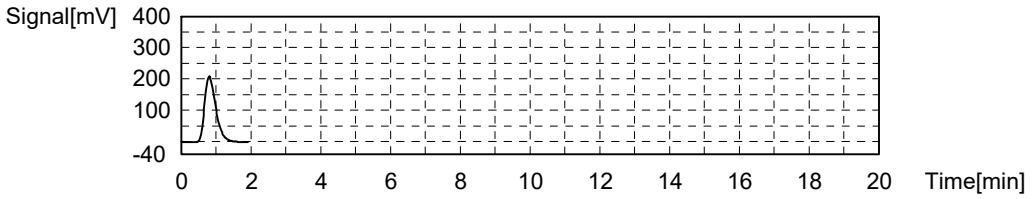

Sample

Sample Name: C-TOC-9060-W
Sample ID: CCV
Origin: C-TOC-9060-W.met
Status Completed
Chk. Result

Type	Anal.	Manual Dilution	Result
Unknown	NPOC	1.000	NPOC:4.736mg/L

1. Det

Anal.: NPOC

No.	Area	Conc.	Inj. Vol.	Aut. Dil.	Ex.	Cal. Curve	Date / Time
1	486.3	4.736mg/L	1250uL	1		0-20 NPOC_220126B.2022_01_26_15_38_52.ca	2/25/2022 11:06:49 PM

Mean Area 486.3
Mean Conc. 4.736mg/L

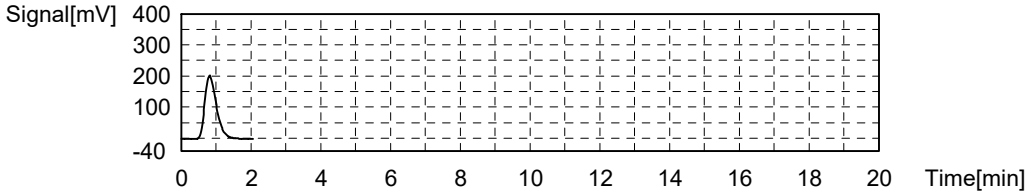

Sample

Sample Name: C-TOC-9060-W
Sample ID: CCV
Origin: C-TOC-9060-W.met
Status Completed
Chk. Result

Type	Anal.	Manual Dilution	Result
Unknown	NPOC	1.000	NPOC:4.727mg/L

1. Det

Anal.: NPOC

No.	Area	Conc.	Inj. Vol.	Aut. Dil.	Ex.	Cal. Curve	Date / Time
1	485.4	4.727mg/L	1250uL	1		0-20 NPOC_220126B.2022_01_26_15_38_52.ca	2/25/2022 11:17:42 PM

Mean Area 485.4
Mean Conc. 4.727mg/L

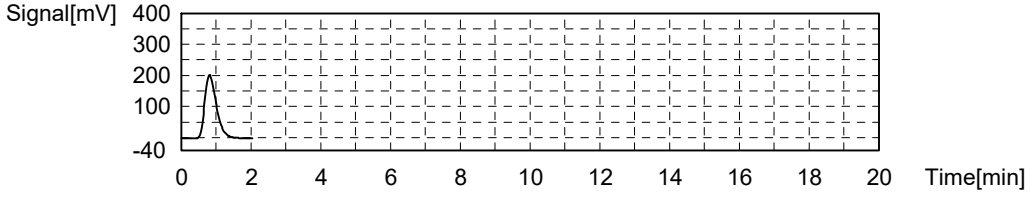

Sample

Sample Name: C-TOC-9060-W
Sample ID: CCV
Origin: C-TOC-9060-W.met
Status Completed
Chk. Result

Type	Anal.	Manual Dilution	Result
Unknown	NPOC	1.000	NPOC:4.773mg/L

1. Det

Anal.: NPOC

No.	Area	Conc.	Inj. Vol.	Aut. Dil.	Ex.	Cal. Curve	Date / Time
1	490.1	4.773mg/L	1250uL	1		0-20 NPOC_220126B.2022_01_26_15_38_52.ca	2/25/2022 11:27:07 PM

Mean Area 490.1
Mean Conc. 4.773mg/L

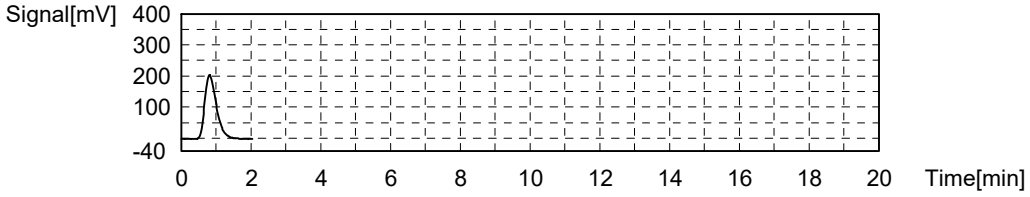

Sample

Sample Name: C-TOC-9060-W
Sample ID: CCB
Origin: C-TOC-9060-W.met
Status Completed
Chk. Result

Type	Anal.	Manual Dilution	Result
Unknown	NPOC	1.000	NPOC:0.03687mg/L

1. Det

Anal.: NPOC

No.	Area	Conc.	Inj. Vol.	Aut. Dil.	Ex.	Cal. Curve	Date / Time
1	3.786	0.03687mg/L	1250uL	1		0-20 NPOC_220126B.2022_01_26_15_38_52.ca	2/25/2022 11:37:24 PM

Mean Area 3.786
Mean Conc. 0.03687mg/L

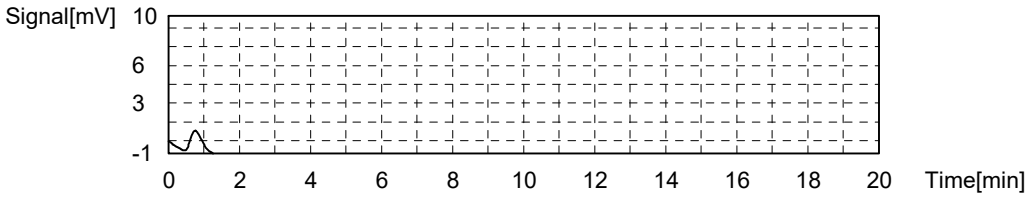

Sample

Sample Name: C-TOC-9060-W
Sample ID: CCB
Origin: C-TOC-9060-W.met
Status Completed
Chk. Result

Type	Anal.	Manual Dilution	Result
Unknown	NPOC	1.000	NPOC:0.03226mg/L

1. Det

Anal.: NPOC

No.	Area	Conc.	Inj. Vol.	Aut. Dil.	Ex.	Cal. Curve	Date / Time
1	3.313	0.03226mg/L	1250uL	1		0-20 NPOC_220126B.2022_01_26_15_38_52.ca	2/25/2022 11:46:11 PM

Mean Area 3.313
Mean Conc. 0.03226mg/L

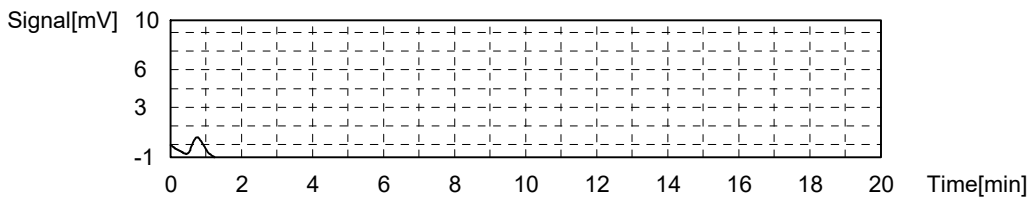

Sample

Sample Name: C-TOC-9060-W
Sample ID: CCB
Origin: C-TOC-9060-W.met
Status Completed
Chk. Result

Type	Anal.	Manual Dilution	Result
Unknown	NPOC	1.000	NPOC:0.03001mg/L

1. Det

Anal.: NPOC

No.	Area	Conc.	Inj. Vol.	Aut. Dil.	Ex.	Cal. Curve	Date / Time
1	3.082	0.03001mg/L	1250uL	1		0-20 NPOC_220126B.2022_01_26_15_38_52.ca	2/25/2022 11:56:26 PM

Mean Area 3.082
Mean Conc. 0.03001mg/L

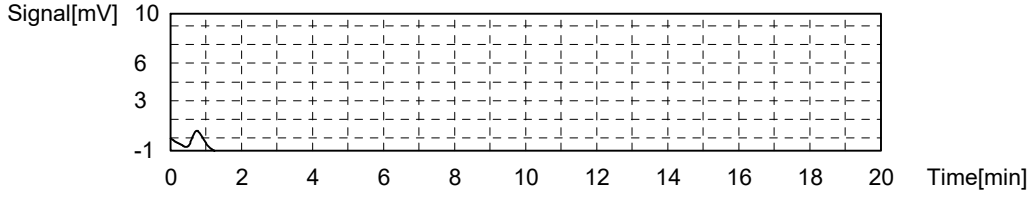

Sample

Sample Name: C-TOC-9060-W
Sample ID: CCB
Origin: C-TOC-9060-W.met
Status Completed
Chk. Result

Type	Anal.	Manual Dilution	Result
Unknown	NPOC	1.000	NPOC:0.03609mg/L

1. Det

Anal.: NPOC

No.	Area	Conc.	Inj. Vol.	Aut. Dil.	Ex.	Cal. Curve	Date / Time
1	3.706	0.03609mg/L	1250uL	1		0-20 NPOC_220126B.2022_01_26_15_38_52.ca	2/26/2022 12:05:13 AM

Mean Area	3.706
Mean Conc.	0.03609mg/L

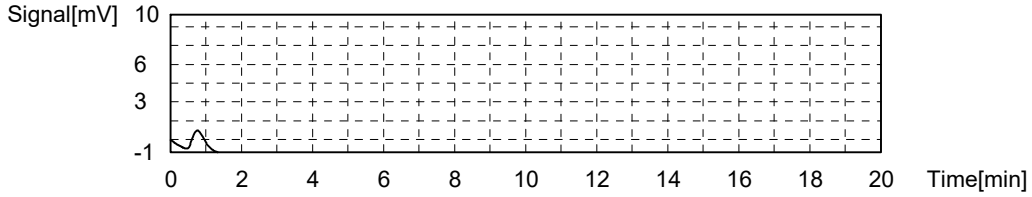

Standards

Std ID
Na Persulfate 12% 211108
NTS AQ DOC A5310C DOC 092221
NTS AQ TOC A5310C DOC 092321
Phosphoric Acid 220222
Phosphoric Water 220222
TOC4_ICAL_220127

Reagents

Reagent Name	Number	SampType
Puradisc 25 Syringe Filter-16950886	11023	
Organic Carbon Standard-2111C03	12375	LCS,MS,MSD
Organic Carbon Standard-710920m	11940	CCV,ICAL
Nitrogen UHP - 1-182-304	12104	

Energy Laboratories, Inc.

Standard LOG

Standard ID:	NA PERSULFATE 12% 211108		
Standard Name	Sodium Persulfate 12%	Type:	Secondary
Date Prepared	11/8/2021	BY:	Nils T. Schenck
Date Expires:	11/8/2022		
Department	INORG	Status:	Open
Vendor:			
Lot Number:			
Balance ID:	BAL-109		

Comments:

Chemical / Solvent Used	BottleNo	Amt	Units	Exp
Phosphoric Acid - 60151	11571	30	mL	6/25/
Solution-2000-D	9959	970	mL	2/8/2
Sodium peroxydisulfate, 98% - Z30G0	11981	120	g	12/14

Final Volume: 1000 mL

Stock Source **Base Units** **Amount Added**

Analytes **CAS** Conc: **ug/mL**

Energy Laboratories, Inc.

Standard LOG

Standard ID: PHOSPHORIC ACID 220222
Standard Name Phosphoric Acid 20%
Date Prepared 2/22/2022
Date Expires: 1/21/2023
Department INORG
Vendor:
Lot Number:
Balance ID:

Type: Secondary
BY: Nils T. Schenck
Status: Open

Comments:

Chemical / Solvent Used	BottleNo	Amt	Units	Exp
Phosphoric Acid - 61223	12247	200	mL	10/18
Solution-2000-D	9959	800	mL	1/21/

Final Volume: 1000 mL

Stock Source	**Base Units**	**Amount Added**
Analytes	**CAS**	Conc: **ug/mL**

Energy Laboratories, Inc.

Standard LOG

Standard ID: PHOSPHORIC WATER 220222
Standard Name Phosphoric Water
Date Prepared 2/22/2022
Date Expires: 1/21/2023
Department INORG
Vendor:
Lot Number:
Balance ID:

Type: Secondary
BY: Nils T. Schenck
Status: Open

Comments:

Chemical / Solvent Used	BottleNo	Amt	Units	Exp
Solution-2000-D	9959	2496	mL	1/21/
Phosphoric Acid - 61223	12247	4	mL	10/18

Final Volume: 2500 mL

Stock Source **Base Units** **Amount Added**

Analytes **CAS** Conc: **ug/mL**

Page: *1 of 1*

Certificate of Analysis

MilliPORE SiGMa

Date of Release: 8/26/2021

Name: Phosphoric Acid (Orthophosphoric Acid)
85% w/w, GR ACS
Meets ACS Specifications

Item No: PX0995 all size codes

Lot / Batch No: 61223

Country of Origin: Switzerland

Characteristic	Requirement		Results	Units
	Min.	Max.		
Antimony (Sb)		0.002	< 0.0002	%
Arsenic (As)		1	<1	ppm
Assay	85.0		85.8	%
Calcium (Ca)		0.002	< 0.0001	%
Chloride (Cl)		3	<3	ppm
Color (APHA)		10	<10	
Form			Clear liquid	
Heavy metals (as Pb)		0.001	<0.001	%
Insoluble matter		0.001	<0.001	%
Iron (Fe)		0.003	< 0.0003	%
Magnesium (Mg)		0.002	< 0.0001	%
Manganese (Mn)		0.5	< 0.05	ppm
Nitrate (NO3)		5	<5	ppm
Potassium (K)		0.005	< 0.0001	%
Reducing substances			Passes test	
Sodium (Na)		0.025	< 0.0001	%
Sulfate (SO4)		0.003	< 0.0003	%
Volatile acids (as acetic acid)		0.001	<0.001	%

Heather Sinn,
_____
Quality Control Manager
This document has been produced electronically and is valid without a signature.

EMD Millipore is a division of Merck KGaA,Darmstadt, Germany
EMD Millipore Corporation
400 Summit Drive,
Burlington, MA 01803
U.S.A

ID #: 12247
Opened:_____
Phosphoric Acid - 61223
Expires: 10/18/2026
Rec'd: 10/18/2021
Energy Laboratories, Inc. 2393 Salt Creek Hwy
Casper WY 82601-9601

1/1

Type I Ultra-Low TOC Analytical Grade DI Systems General Description & Specifications

AQUA SOLUTIONS®

Model Number	General Description - Type I DI Systems
2121AL	Type I *Ultra-Low TOC Analytical Grade* DI System for operation on *pretreated water* (water that has been pretreated via reverse osmosis, distillation or deionization by a central or point-of-use pretreatment system, and contains less than 20 ppm of total dissolved solids).
	Requires Purification Kit Number 2613M1L (not included in system price). Kit includes activated carbon prefilter capsule, high purity TOC reduction DI module, and final filter capsule.
2122AL	Type I *Ultra-Low TOC Analytical Grade* DI System for operation on *ordinary tap water* containing up to 170 ppm of TDS (total dissolved solids).
	Requires Purification Kit Number 2613M2L (not included in system price). Kit includes activated carbon prefilter capsule, two high purity TOC reduction DI modules, and final filter capsule.
Upgradeability	Any of these systems can be field upgraded or modified to become any other Type I system.

Model Number	General Description - Combination Reverse Osmosis plus Type I DI Systems
RODI-C-12AL	Combination Reverse Osmosis plus Type I *Ultra-low TOC Analytical Grade* DI System.
	Requires Purification Kit Number 2613M1L-A (not included in system price). Kit includes high purity TOC reduction DI module, and a final filter capsule. See brochure RODI-C for details.
More information	For *Basic Analytical Grade Systems,* request brochure #: T1-A. For *Biological Grade Systems,* request brochure #: T1-B. For *Ultra-Low TOC Biological Grade Systems,* request brochure #: T1-BL. For *Combination Reverse Osmosis plus Type I DI Systems,* request brochure #: RODI-C. For *Reverse Osmosis and/or Type II DI Systems,* request brochure #: T2-RO. For *High Flow (8-12 Liters/minute) Systems,* contact your sales person.

ID #: 9960
Opened:
Solution-2000-I
Expires: 4/14/2018
Rec'd: 9/21/2017
Energy Laboratories, Inc. 2393 Salt Creek Hwy • Casper WY 82602-0247

ID #: 9959
Opened:
Solution-2000-D
Expires: 4/14/2018
Rec'd: 9/21/2017
Energy Laboratories, Inc. 2393 Salt Creek Hwy • Casper WY 82602-0247

System and Purified Water Specifications

DI capacity 2121AL and RODI-C 12AL	*2,000
DI capacity 2122AL	*4,000
*(grains of ion exchange capacity as $CaCO_3$)	
Resistivity	18.2 Megohm-cm
TOC	<5 PPB
Bacteria	<1 cfu/ml
Continuous flow rate	2-Liters/minute
Cabinet depth	12" (305 mm)
Cabinet width	20" (508 mm)
Cabinet height	20" (508 mm)
External power supply input	100-240 VAC, 50/60 Hz
Internal power	12 VDC @ 2.5 Amps from external supply
Minimum inlet pressure	35 PSIG (2.3 Bar)
Maximum inlet pressure	100 PSIG (6.7 Bar)
Shipping weight	40-55 lbs (18-25 kg)
Operating weight	55-70 lbs (25-32 kg)
Inlet connection	1/4" or 3/8" NPT

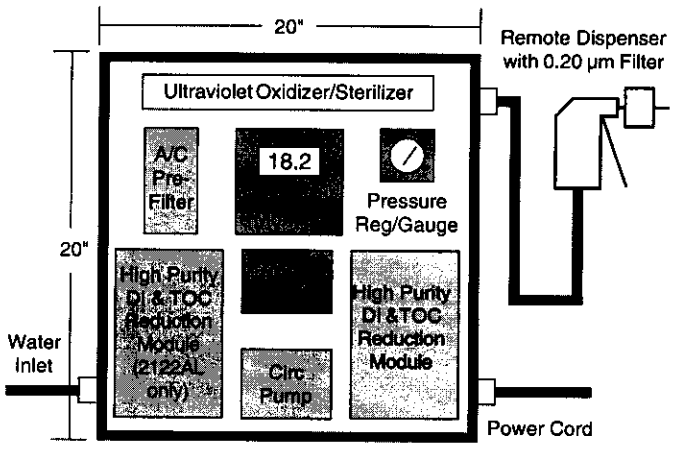

© Copyright 1990 - 2012 AQUA SOLUTIONS, Inc.

AQUA SOLUTIONS

Type I Ultra-Low TOC Analytical Grade DI Systems

Features and Benefits

- *Produces 18 Megohm-cm Type I water*
- *Ultra-Low trace organics - (TOC <5 PPB)*
- *Exceeds ASTM, CAP, CLSI & USP Specs*
- *Accepts 100-240 VAC, 50/60 Hz power*
- *System runs on 12 VDC internal power*
- *Certified by CSA for the US & Canada*
- *Can be bench, shelf or wall-mounted*
- *CE marked for export to Europe, Etc*
- *Remote dispenser included in price*
- *2-Year warranty - (Most Countries)*
- *Meets current USP specifications*
- *User installable and serviceable*
- *0.2 micron final filter capsule*
- *DI modules can be recycled*
- *Complete instrumentation*
- *Fully automatic operation*
- *Continuous recirculation*
- *Made in the USA*

AQUA SOLUTIONS, INC.
8 Old Burnt Mountain Road
Jasper, GA 30143 USA
Phones: 706-692-9200
800-458-2021
Fax: 706-692-9203
E-mail: mail@AquaA.com
Internet: www.AquaA.com

Product Availability



AQUA SOLUTIONS Type I Ultra-Low TOC Analytical Grade DI Systems produce Type I reagent grade water that meets or exceeds ASTM, CAP, CLSI, and USP specifications.

These systems include a built-in, dual-wavelength ultraviolet (UV) oxidizer/sterilizer to reduce TOC to <5 PPB. The UV includes an LED display and audible alarms to monitor UV lamp performance.

They are recommended for laboratory applications requiring Type I water that contains little, if any, TOC (trace organic carbon).

Chemical Applications include AA, GC, HPLC, IC, ICP, IR, MS, heavy or trace metals, environmental testing, TOC, TOX, TCLP, VOC, electrochemistry, and toxicity testing, where ultra-low TOC Type I water is required.

Biological Applications include those that are sensitive to TOC, (where endotoxin/pyrogen levels are NOT critical).

AQUA SOLUTIONS Type I DI systems dispense purified water at the rate of 2-Liters/minute. Higher flow rate systems (8-12 Liters/minute) are available.

AQUA SOLUTIONS Ultra-Low TOC analytical grade systems are designed to operate on ***ordinary tap water,*** or water that has been pretreated via reverse osmosis, distillation, or deionization by a central or point-of-use system.

For those installations where the incoming tap water feed contains more than 170 ppm of TDS (total dissolved solids), and/or the average daily purified water usage exceeds 20 Liters/day, reverse osmosis (RO) pretreatment should be considered (see next paragraph).

AQUA SOLUTIONS Type I Ultra-Low TOC DI Systems can also be purchased with a *built-in 10 or 20 Liter/hour RO pretreatment system,* all in a single cabinet measuring just 20" (508 mm) wide by 20" (508 mm) high by 12" (305 mm) deep - see page 2 for details!

And, if more RO capacity is required to feed multiple systems, or other applications, individual **AQUA** SOLUTIONS RO systems are available in 10, 20, 30, and 60 Liter/hour and higher configurations.

AQUA SOLUTIONS Type I Ultra-Low TOC Systems offer many features and benefits, and higher capacities that are not found on many other systems. **And, they are *very competitively priced!***

ThermoFisher SCIENTIFIC

Certificate of Analysis

Product No.: 54100

Product: Sodium peroxydisulfate, 98%

Lot No.: Z30G002

Appearance	White crystals
Assay	99.2 %
Active oxygen	6.67 %
Ammonium persulfate	0.003 %
Sodium sulfate	0.75 %
Insolubles, aqueous	52 ppm
Iron	3 ppm
Moisture at 60°C	0.01 %

Retest date: December 14, 2030

ID #: 11981
Opened:_____
Sodium peroxydisulfate, 98% - Z30G002
Expires: 12/14/2030
Rec'd: 4/16/2021
Energy Laboratories Inc. 2393 Salt Creek Hwy
Casper WY 82601-9601

Order our products online **alfa.com**

This document has been electronically generated and does not require a signature.

This is to certify that units of the lot number above were tested and found to comply with the specifications of the grade listed. Certain data have been supplied by third parties. Thermo Fisher Scientific expressly disclaims all warranties, expressed or implied, including the implied warranties of merchantability and fitness for a particular purpose. Products are for research use or further manufacturing. Not for direct administration to humans or animals. It is the responsibility of the purchaser, formulator or those performing further manufacturing to determine suitability based upon the intended use of the end product. Products are tested to meet the analytical requirements of the noted grade. The above information is the actual analytical results obtained.

Energy Laboratories, Inc.

Standard LOG

Standard ID:	TOC4_ICAL_220127		
Standard Name	TOC4 Calibration	Type:	Secondary
Date Prepared	1/27/2022	BY:	Nils T. Schenck
Date Expires:	9/28/2022		
Department	INORG	Status:	Open
Vendor:			
Lot Number:			
Balance ID:			

Comments: Calibration levels and concentrations per SOP 50-227-06

Chemical / Solvent Used	BottleNo	Amt	Units	Exp
Organic Carbon Standard-710920m	11940		mL	9/28/
Solution-2000-D	9959		mL	1/21/

Final Volume: 1000 mL

Stock Source	**Base Units**	**Amount Added**
Analytes	**CAS**	Conc: **ug/mL**

Page: *1 of 1*

ERA
A Waters Company

Certified Reference Material

▪ Certificate of Analysis ▪

Product: 1000 mg/L Total Organic Carbon (TOC)
Catalog Number: 978
Lot No. 710920m
Starting Material: Glucose ($C_6H_{12}O_6$)
Matrix: 18 megohm deionized water and 0.5% (v/v) H_2SO_4
Density: 1.0037 ± 0.0006 g/ml at 20.1 °C and 762 mm Hg
Verification Method: UV Persulfate/Conductometric TOC
Certificate Issue Date: November 2, 2020
Expiration Date: September 28, 2022
Revision Number: Original

CERTIFICATION

Parameter	Certified Value[1]	Uncertainty[2]	NIST Traceability	
	mg/L	%	SRM Number[3]	Recovery %
Total Organic Carbon (TOC)	1000	2.49	84l	101

ID #: 11940
Opened:_____
Organic Carbon Standard-710920m
Expires: 9/28/2022
Rec'd: 3/17/2021
Energy Laboratories, Inc. 2393 Salt Creek Hwy
Casper WY 82601-9601

16341 Table Mountain Pkwy • Golden, CO 80403 • 800.372.0122 • 303.431.8454 • fax 303.421.0159 • www.eraqc.com

GE Healthcare
Life Sciences

Certificate of Conformity

Whatman™

Product Information

Product Number: 6753-2504

Product Name: Puradisc 25 Syringe Filter, 0.45 µm, nylon, 1000/pk

Lot Number/Serial Number: 16950886

Conformance & Quality systems statement

This is to certify that this product conforms to GE Healthcare Life Sciences specifications.

All products are manufactured via a Quality System certified to **BS EN ISO9001:2008** and tested in accordance with documented quality procedures and approved as a result of meeting the required specification

Electronic signature

This document has been electronically produced and is valid without a signature.

ID #: 11023
Opened:_____
Puradisc 25 Syringe Filter-16950886
Expires: 8/6/2024
Rec'd: 8/6/2019
Energy Laboratories, Inc. 2393 Salt Creek Hwy
Casper WY 82601-9601

Version AA

imagination at work

www.gelifesciences.com

GE Healthcare UK Limited
Amersham Place Little Chalfont
Buckinghamshire HP7 9NA UK

RICCA CHEMICAL COMPANY®

1841 Broad Street
Pocomoke City, MD 21851
http://www.riccachemical.com
1-888-GO-RICCA
customerservice@riccachemical.com

Certificate of Analysis

Organic Carbon Standard, 1000 ppm C

Lot Number: 2111C03 **Product Number:** 1847 **Manufacture Date:** NOV 09, 2021

Expiration Date: OCT 2022

The certified value reported is the prepared value based upon the method of preparation of the material. The uncertainty in the prepared value is based upon the volumetric method of preparation.

Name	CAS#	Grade
Water	7732-18-5	ACS/ASTM/USP/EP
Phosphoric Acid	7664-38-2	ACS
Potassium Acid Phthalate	877-24-7	ACS Acidimetric

Test	Specification	Result
Appearance	Colorless liquid	Passed
Carbon (C)	995-1005 ppm	1000 ppm

Specification	Reference
Organic Carbon Stock Solution	APHA (5310 B)
Potassium Hydrogen Phthalate, Stock Solution	EPA (SW-846) (9060)
Potassium Hydrogen Phthalate, Stock Solution, 1000 mg Carbon/liter	EPA (415.1)
Organic Carbon Solution, Standard (1 mL = 1 mg C)	ASTM (D 2579)

Volumetric glassware complies with Class A tolerance requirements of ASTM E 288 and NIST Circular 434; it is calibrated before first use and recalibrated regularly in accordance with ASTM E 542 and NIST Procedure NBSIR 74-461. Balances are calibrated regularly with weights certified traceable to the NIST national mass standard. Thermometers and temperature probes are calibrated before first use and recalibrated regularly with a thermometer traceable to NIST standards. All products are prepared according to master documents that assure manufacture according to validated methods. Batch records document raw material traceability and production and testing history for each lot manufactured.

Part Number	Size / Package Type	Shelf Life (Unopened Container)
1847-16	500 mL amber glass	12 months
1847-8	250 mL amber glass	12 months

Recommended Storage: 15°C - 30°C (59°F - 86°F)

Kerry Kingsbury (11/09/2021)
Quality Control Supervisor
This Certificate of Analysis is designed to comply with ISO Guide 31 "Reference Materials -- Contents of Certificates and Labels."

ID #: 12375
Opened:
Organic Carbon Standard-2111C03
Expires: 10/31/2022
Rec'd: 1/7/2022
Energy Laboratories, Inc. 2393 Salt Creek Hwy
Casper WY 82601-9601

This test report shall not be reproduced, except in full, without the written approval of Ricca Chemical Company.

NorLAB®
A DIVISION OF NORCO, INC.

Calibration Gases & Equipment

CERTIFICATE OF ANALYSIS

Norco, Inc
Casper Warehouse
3333 West Yellowstone Hwy
Mills, WY 82644

Cust Number WH084
Order Number 67085950
P.O. Number N/A

Lot Number 1-182-304
Part Number SPG TUHPNI
Product Nitrogen, UHP
Cylinder Size T
Pressure 2640 psig @ 70°F

Date Analyzed 7/1/2021
Expires 7-2024

Cylinder Number(s)
TW04-730235
T-1260
061665
TWC-759451
300-4710337Y
072367

Component	Reported Concentration	Requested Concentration	Analytical Method
Nitrogen	≥ 99.999%	≥ 99.999%	
THC (as Methane)	< 0.5 ppm	< 0.5 ppm	FTIR
Oxygen	< 2 0 ppm	< 2.0 ppm	Zirconium Oxide Cell
Water	< 3.0 ppm	< 3.0 ppm	Electrocapacitance Cell

Storage: Keep away from heat, flames, and sparks. Store and use with adequate ventilation. Close valve when not in use and when empty. Never allow cylinder temperature to exceed 125 degrees F.

Minor constituents tested with standards traceable to NIST by mass or comparison to SRM's (Standard Reference Materials). NIST Tracability Numbers are available upon request.

Approved:
Jeff Korn
Lab Technician

Date Signed: July 16, 2021

898 W. GOWEN ROAD • BOISE, IDAHO 83705
Phone (208) 336-1643 • Fax (208) 331-3038 • 800-657-6672

ID #: 12104
Opened.
Nitrogen UHP - 182-304
Expires: 7/30/2024
Rec'd: 7/30/2021
Energy Laboratories, Inc. 2393 Salt Creek Hwy
Casper WY 82601-9601

Energy Laboratories Inc

ANALYTICAL RUN Summary

17-Feb-22

Run ID FID-HEADSPACE_220131B

Run Start Date: 1/31/2022
Analyst: Jeff Whitmer
Ical:
Column ID: porapak Q
Comments: 2022 Calibration for methane, ethane, and ethene. thermometer used for temp:S94278.

Instrument ID	Description
1000_SGE_041819	1000 mL SGE Syringe _ Gas Tight

Std ID	Std Name	Std Amount	Std Units	Samp Amount	Samp Units	SampType	Expiration Date
10711	HC-Methane-W-CCV	0.3	ml			lcs	8/9/2022
12173	HC-Methane-W-CCV	0.3	ml			CCV	11/23/2023

Seq No	Lab ID	Test Code	Sample Typ	File ID	Analysis Date	DF	Batch ID	Prep Date	SPKref	RPDref	pmoist
15038722	CCV	HC-METHANE-	CCV		1/31/2022 10:32:	1	R374783		0	0	

Analyte	T	Units	RAW	Final	Text	Spike	SPKref	RPDref	MDL	PQL	UQL	%REC	LOW	HIGH	%RPD	Q
Ethane	A	ppm		103.519361		100	0	0	2	2	0	104%	85	115	0%	
Ethene	A	ppm		103.057616		100	0	0	2	2	0	103%	85	115	0%	
Methane	A	ppm		103.620197		100	0	0	2	2	0	104%	85	115	0%	

Seq No	Lab ID	Test Code	Sample Typ	File ID	Analysis Date	DF	Batch ID	Prep Date	SPKref	RPDref	pmoist
15038723	LCS	HC-METHANE-	LCS		1/31/2022 10:37:	1	R374783		0	0	

Analyte	T	Units	RAW	Final	Text	Spike	SPKref	RPDref	MDL	PQL	UQL	%REC	LOW	HIGH	%RPD	Q
Ethane	A	ppm		99.5410871		100	0	0	2	2	0	100%	85	115	0%	
Ethene	A	ppm		99.2906216		100	0	0	2	2	0	99%	85	115	0%	
Methane	A	ppm		100.809349		100	0	0	2	2	0	101%	85	115	0%	

Seq No	Lab ID	Test Code	Sample Typ	File ID	Analysis Date	DF	Batch ID	Prep Date	SPKref	RPDref	pmoist
15038724	MBLK	HC-METHANE-	MBLK		1/31/2022 11:15:	1	R374783		0	0	

Analyte	T	Units	RAW	Final	Text	Spike	SPKref	RPDref	MDL	PQL	UQL	%REC	LOW	HIGH	%RPD	Q

1

Seq No	Lab ID	Test Code	Sample Typ	File ID	Analysis Date	DF	Batch ID	Prep Date	SPKref	RPDref	pmoist
15038724	MBLK	HC-METHANE-	MBLK		1/31/2022 11:15:	1	R374783		0	0	

Analyte	T	Units	RAW	Final	Text	Spike	SPKref	RPDref	MDL	PQL	UQL	%REC	LOW	HIGH	%RPD	Q
Ethane	A	ppm		0			0	0	2	2	0	0%	0	0	0%	
Ethene	A	ppm		0			0	0	2	2	0	0%	0	0	0%	
Methane	A	ppm		0			0	0	2	2	0	0%	0	0	0%	

Seq No	Lab ID	Test Code	Sample Typ	File ID	Analysis Date	DF	Batch ID	Prep Date	SPKref	RPDref	pmoist
15038725	CAL1	HC-METHANE-	CAL1		1/31/2022 11:22:	1	R374783		0	0	

Analyte	T	Units	RAW	Final	Text	Spike	SPKref	RPDref	MDL	PQL	UQL	%REC	LOW	HIGH	%RPD	Q
Ethane	A	ppm		2.73020074		2.5	0	0	2	2	0	109%	50	150	0%	
Ethene	A	ppm		2.71682887		2.5	0	0	2	2	0	109%	50	150	0%	
Methane	A	ppm		2.85177946		2.5	0	0	2	2	0	114%	50	150	0%	

Seq No	Lab ID	Test Code	Sample Typ	File ID	Analysis Date	DF	Batch ID	Prep Date	SPKref	RPDref	pmoist
15038726	CAL2	HC-METHANE-	CAL2		1/31/2022 11:28:	1	R374783		0	0	

Analyte	T	Units	RAW	Final	Text	Spike	SPKref	RPDref	MDL	PQL	UQL	%REC	LOW	HIGH	%RPD	Q
Ethane	A	ppm		5.21991748		5	0	0	2	2	0	104%	85	115	0%	
Ethene	A	ppm		5.31883543		5	0	0	2	2	0	106%	85	115	0%	
Methane	A	ppm		4.91242836		5	0	0	2	2	0	98%	85	115	0%	

Seq No	Lab ID	Test Code	Sample Typ	File ID	Analysis Date	DF	Batch ID	Prep Date	SPKref	RPDref	pmoist
15038727	CAL3	HC-METHANE-	CAL3		1/31/2022 11:34:	1	R374783		0	0	

Analyte	T	Units	RAW	Final	Text	Spike	SPKref	RPDref	MDL	PQL	UQL	%REC	LOW	HIGH	%RPD	Q
Ethane	A	ppm		10.3282735		10	0	0	2	2	0	103%	85	115	0%	
Ethene	A	ppm		10.1476990		10	0	0	2	2	0	101%	85	115	0%	
Methane	A	ppm		10.5936028		10	0	0	2	2	0	106%	85	115	0%	

Seq No	Lab ID	Test Code	Sample Typ	File ID	Analysis Date	DF	Batch ID	Prep Date	SPKref	RPDref	pmoist
15038728	CAL4	HC-METHANE-	CAL4		1/31/2022 11:40:	1	R374783		0	0	

Analyte	T	Units	RAW	Final	Text	Spike	SPKref	RPDref	MDL	PQL	UQL	%REC	LOW	HIGH	%RPD	Q

Seq No	Lab ID	Test Code	Sample Typ	File ID	Analysis Date	DF	Batch ID	Prep Date	SPKref	RPDref	pmoist
15038728	CAL4	HC-METHANE-	CAL4		1/31/2022 11:40:	1	R374783		0	0	

Analyte	T	Units	RAW	Final	Text	Spike	SPKref	RPDref	MDL	PQL	UQL	%REC	LOW	HIGH	%RPD	Q
Ethane	A	ppm		51.5359147		50	0	0	2	2	0	103%	85	115	0%	
Ethene	A	ppm		51.3647987		50	0	0	2	2	0	103%	85	115	0%	
Methane	A	ppm		52.2491534		50	0	0	2	2	0	104%	85	115	0%	

Seq No	Lab ID	Test Code	Sample Typ	File ID	Analysis Date	DF	Batch ID	Prep Date	SPKref	RPDref	pmoist
15038729	CAL5	HC-METHANE-	CAL5		1/31/2022 11:45:	1	R374783		0	0	

Analyte	T	Units	RAW	Final	Text	Spike	SPKref	RPDref	MDL	PQL	UQL	%REC	LOW	HIGH	%RPD	Q
Ethane	A	ppm		93.9925939		100	0	0	2	2	0	94%	85	115	0%	
Ethene	A	ppm		93.8651881		100	0	0	2	2	0	94%	85	115	0%	
Methane	A	ppm		94.7521155		100	0	0	2	2	0	95%	85	115	0%	

Seq No	Lab ID	Test Code	Sample Typ	File ID	Analysis Date	DF	Batch ID	Prep Date	SPKref	RPDref	pmoist
15038730	CAL6	HC-METHANE-	CAL6		1/31/2022 11:51:	1	R374783		0	0	

Analyte	T	Units	RAW	Final	Text	Spike	SPKref	RPDref	MDL	PQL	UQL	%REC	LOW	HIGH	%RPD	Q
Ethane	A	ppm		430.232311		500	0	0	2	2	0	86%	85	115	0%	
Ethene	A	ppm		434.391804		500	0	0	2	2	0	87%	85	115	0%	
Methane	A	ppm		451.873058		500	0	0	2	2	0	90%	85	115	0%	

Seq No	Lab ID	Test Code	Sample Typ	File ID	Analysis Date	DF	Batch ID	Prep Date	SPKref	RPDref	pmoist
15038731	CAL7	HC-METHANE-	CAL7		1/31/2022 12:02:	1	R374783		0	0	

Analyte	T	Units	RAW	Final	Text	Spike	SPKref	RPDref	MDL	PQL	UQL	%REC	LOW	HIGH	%RPD	Q
Methane	A	ppm		921.191920		1000	0	0	2	2	0	92%	85	115	0%	

Seq No	Lab ID	Test Code	Sample Typ	File ID	Analysis Date	DF	Batch ID	Prep Date	SPKref	RPDref	pmoist
15038732	CCV	HC-METHANE-	CCV		1/31/2022 12:08:	1	R374783		0	0	

Analyte	T	Units	RAW	Final	Text	Spike	SPKref	RPDref	MDL	PQL	UQL	%REC	LOW	HIGH	%RPD	Q
Ethane	A	ppm		101.850441		100	0	0	2	2	0	102%	85	115	0%	
Ethene	A	ppm		102.540441		100	0	0	2	2	0	103%	85	115	0%	
Methane	A	ppm		103.796714		100	0	0	2	2	0	104%	85	115	0%	

Inst ID FID-HeadSpace

Blank,cts	STD ID					
0	#12173	1000000				
Decimal Amnt, Injtd, 300uL	Equivalent	Sample Conc ppm	Area Counts	Response Factor	Date/Time	**Run Id**
0.0000025	**2.5**	**4459**		**1783.6**	1/31/2022 11:22	19265
0.000005	**5**	**7681**		**1536.2**	1/31/2022 11:28	19266
0.00001	**10**	**16564**		**1656.4**	1/31/2022 11:34	19267
0.00005	**50**	**81696**		**1633.92**	1/31/2022 11:40	19268
0.0001	**100**	**148153**		**1481.53**	1/31/2022 11:45	19269
0.0005	**500**	**706542**		**1413.084**	1/31/2022 11:51	19270
0.001	**1000**	**1440362**		**1440.362**	1/31/2022 12:02	19271
			StdDev	**133.7196**		
			Avg RF	**1563.585**		
			%RSD	**8.552118**		

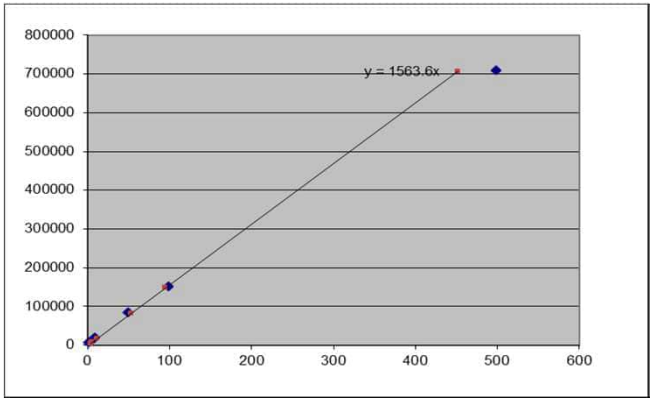

Methane **MW=** **16.04**

Calculated Recoveries

[PPM]	Area Cnts	PPM	% recovery
2.5	4459	2.851779464	114.07%
5	7681	4.912428361	98.25%
10	16564	10.59360283	105.94%
50	81696	52.24915341	104.50%
100	148153	94.75211547	94.75%
500	706542	451.873058	90.37%
1000	1440362	921.1919201	92.12%

Sample	Area Count	Dilution	Temp (˚C)	Concentration (ppm)	Date/Time	Analyst	Sample	Test Code	Analyte
CCV	162019	1	20	103.6201967	1/31/2022 10:32	jdw	CCV	HC-METHANE-CCV	Methane
CCV	321986	1	20	103.5193612	1/31/2022 10:32	jdw	CCV	HC-METHANE-CCV	Ethane
CCV	325807	1	20	103.057616	1/31/2022 10:32	jdw	CCV	HC-METHANE-CCV	Ethene
LCS	157624	1	20	100.8093488	1/31/2022 10:37	jdw	LCS	HC-METHANE-CCV	Methane
LCS	309612	1	20	99.54108708	1/31/2022 10:37	jdw	LCS	HC-METHANE-CCV	Ethane
LCS	313898	1	20	99.29062161	1/31/2022 10:37	jdw	LCS	HC-METHANE-CCV	Ethene
MBLK	432	1	20	0.27628812	1/31/2022 11:15	jdw	MBLK	HC-METHANE-CCV	Methane
MBLK	0	1	20	0	1/31/2022 11:15	jdw	MBLK	HC-METHANE-CCV	Ethane
MBLK	0	1	20	0	1/31/2022 11:15	jdw	MBLK	HC-METHANE-CCV	Ethene
CAL1	4459	1	20	2.851779464	1/31/2022 11:22	jdw	CAL1	HC-METHANE-CCV	Methane
CAL1	8492	1	20	2.73020074	1/31/2022 11:22	jdw	CAL1	HC-METHANE-CCV	Ethane
CAL1	8589	1	20	2.716828871	1/31/2022 11:22	jdw	CAL1	HC-METHANE-CCV	Ethene
CAL2	7681	1	20	4.912428361	1/31/2022 11:28	jdw	CAL2	HC-METHANE-CCV	Methane
CAL2	16236	1	20	5.219917477	1/31/2022 11:28	jdw	CAL2	HC-METHANE-CCV	Ethane
CAL2	16815	1	20	5.318835425	1/31/2022 11:28	jdw	CAL2	HC-METHANE-CCV	Ethene
CAL3	16564	1	20	10.59360283	1/31/2022 11:34	jdw	CAL3	HC-METHANE-CCV	Methane
CAL3	32125	1	20	10.32827352	1/31/2022 11:34	jdw	CAL3	HC-METHANE-CCV	Ethane
CAL3	32081	1	20	10.14769904	1/31/2022 11:34	jdw	CAL3	HC-METHANE-CCV	Ethene
CAL4	81696	1	20	52.24915341	1/31/2022 11:40	jdw	CAL4	HC-METHANE-CCV	Methane
CAL4	160297	1	20	51.53591474	1/31/2022 11:40	jdw	CAL4	HC-METHANE-CCV	Ethane
CAL4	162385	1	20	51.36479873	1/31/2022 11:40	jdw	CAL4	HC-METHANE-CCV	Ethene
CAL5	148153	1	20	94.75211547	1/31/2022 11:45	jdw	CAL5	HC-METHANE-CCV	Methane
CAL5	292354	1	20	93.99259386	1/31/2022 11:45	jdw	CAL5	HC-METHANE-CCV	Ethane
CAL5	296746	1	20	93.86518806	1/31/2022 11:45	jdw	CAL5	HC-METHANE-CCV	Ethene
CAL6	706542	1	20	451.873058	1/31/2022 11:51	jdw	CAL6	HC-METHANE-CCV	Methane
CAL6	1338192	1	20	430.2323114	1/31/2022 11:51	jdw	CAL6	HC-METHANE-CCV	Ethane
CAL6	1373289	1	20	434.3918039	1/31/2022 11:51	jdw	CAL6	HC-METHANE-CCV	Ethene
CAL7	1440362	1	20	921.1919201	1/31/2022 12:02	jdw	CAL7	HC-METHANE-CCV	Methane
CCV	162295	1	20	103.7967141	1/31/2022 12:08	jdw	CCV	HC-METHANE-CCV	Methane
CCV	316795	1	20	101.8504408	1/31/2022 12:08	jdw	CCV	HC-METHANE-CCV	Ethane
CCV	324172	1	20	102.5404411	1/31/2022 12:08	jdw	CCV	HC-METHANE-CCV	Ethene

Calibration: Methane, Ethane, Ethene
JDW
1/31/2022

*ID 12173-500X-CCV

* RUN #19262   JAN 31, 2022 10:32:58
START



RUN# 19262   JAN 31, 2022 10:32:58

IDENTIFIER : 12173-500X-C
AREA%

RT	AREA	TYPE	WIDTH	AREA%
.585	553	PP	.073	.06822
1.070	162019	PB	.046	19.98594
1.858	325807	VV	.076	40.19010
2.170	321986	VV	.089	39.71875
2.729	300	PV	.045	.03701

TOTAL AREA= 810665
MUL FACTOR=1.0000E+00

*ID 10711-LCS

* RUN #19263   JAN 31, 2022 10:37:36
START

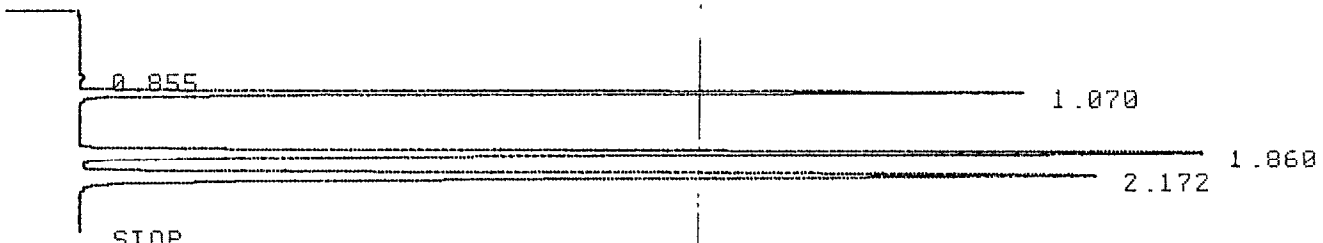

RUN# 19263   JAN 31, 2022 10:37:36

IDENTIFIER : 10711-LCS
AREA%

RT	AREA	TYPE	WIDTH	AREA%
.855	975	PV	.051	.12466
1.070	157624	PB	.049	20.15372
1.860	313898	BB	.076	40.13482
2.172	309612	BV	.089	39.58680

TOTAL AREA= 782109

*ID MB

* RUN #19264 JAN 31, 2022 11:15:04
START



RUN# 19264 JAN 31, 2022 11:15:04

IDENTIFIER : MB
AREA%

RT	AREA	TYPE	WIDTH	AREA%
1.070	432	VV	.049	100.00000

TOTAL AREA= 432
MUL FACTOR=1.0000E+00

*ID CAL1-2.5PPM

* RUN #19265 JAN 31, 2022 11:22:01
START



RUN# 19265 JAN 31, 2022 11:22:01

IDENTIFIER : CAL1-2.5PPM
AREA%

RT	AREA	TYPE	WIDTH	AREA%
1.075	4891	VV	.048	22.26014
1.860	8589	VP	.079	39.09067
2.172	8492	VP	.091	38.64918

TOTAL AREA= 21972
MUL FACTOR=1.0000E+00

*ID CAL2-5PPM

* RUN #19266   JAN 31, 2022 11:28:46
START

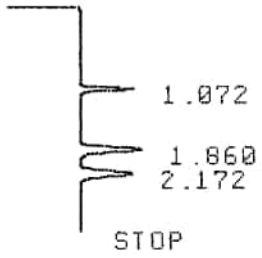

RUN# 19266   JAN 31, 2022 11:28:46

IDENTIFIER : CAL2-5PPM
AREA%

RT	AREA	TYPE	WIDTH	AREA%
1.072	8113	BP	.045	19.70897
1.860	16815	PV	.078	40.84880
2.172	16236	VP	.089	39.44222

TOTAL AREA= 41164
MUL FACTOR=1.0000E+00

*ID CAL3-10PPM

* RUN #19267   JAN 31, 2022 11:34:40
START

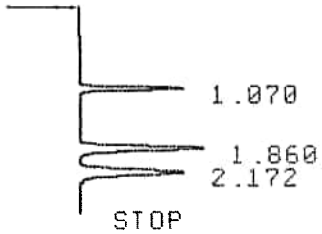

RUN# 19267   JAN 31, 2022 11:34:40

IDENTIFIER : CAL3-10PPM
AREA%

RT	AREA	TYPE	WIDTH	AREA%
1.070	16996	PP	.047	20.93052
1.860	32081	PV	.075	39.50765
2.172	32125	VP	.089	39.56184

TOTAL AREA= 81202
MUL FACTOR=1.0000E+00

*ID CAL4-50PPM

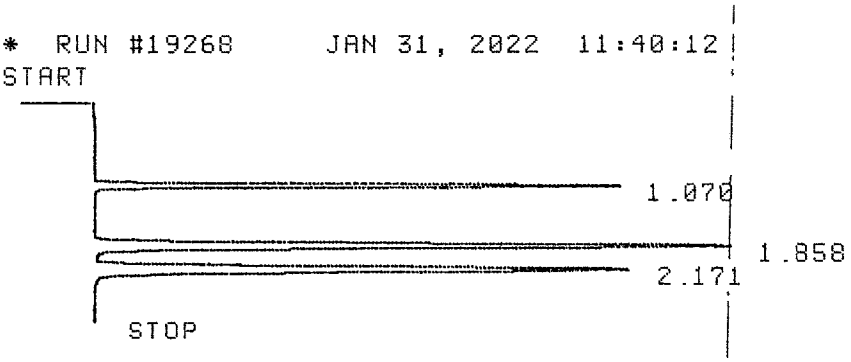

RUN# 19268 JAN 31, 2022 11:40:12

IDENTIFIER : CAL4-50PPM
AREA%

RT	AREA	TYPE	WIDTH	AREA%
1.070	82128	PB	.045	20.28808
1.858	162385	PB	.075	40.11387
2.171	160297	BB	.088	39.59808

TOTAL AREA= 404810
MUL FACTOR=1.0000E+00

*ID CAL5-100PPM

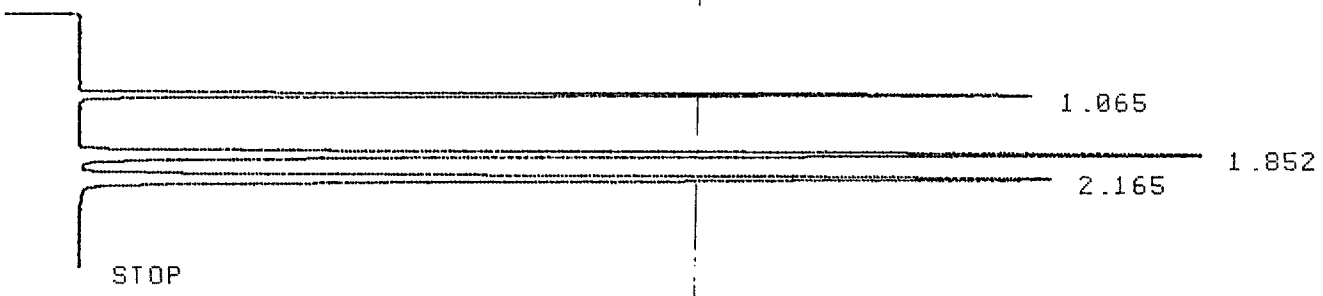

RUN# 19269 JAN 31, 2022 11:45:49

IDENTIFIER : CAL5-100PPM
AREA%

RT	AREA	TYPE	WIDTH	AREA%
1.065	148585	PB	.046	20.14206
1.852	296746	VV	.075	40.22666
2.165	292354	VP	.088	39.63126

TOTAL AREA= 737685
MUL FACTOR=1.0000E+00

~~*ID CAL5-500PPM~~ JOW 1/31/2022

*ID CAL6-500PPM

* RUN #19270   JAN 31, 2022 11:51:57
START

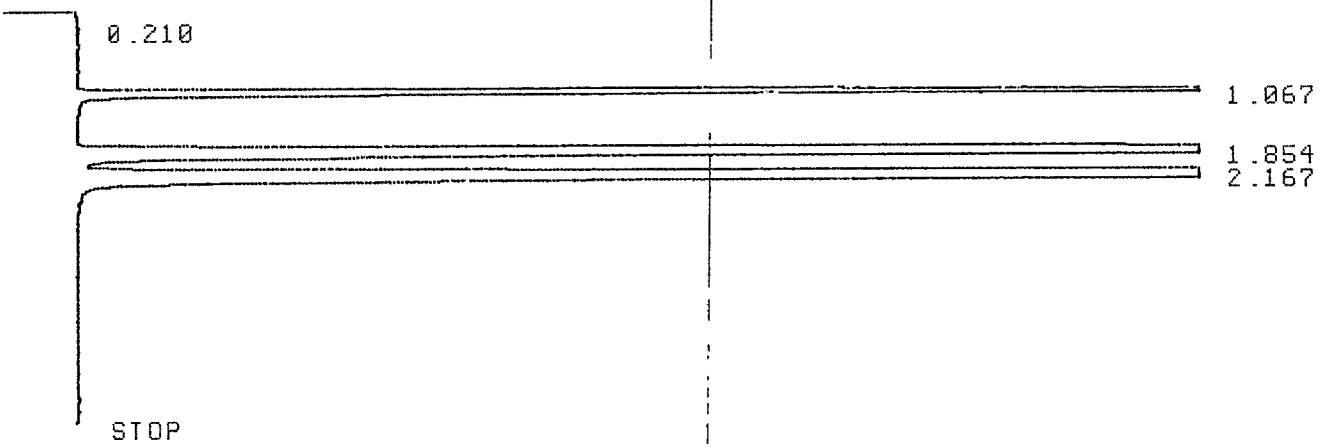

RUN# 19270   JAN 31, 2022 11:51:57

IDENTIFIER : CAL6-500PPM
AREA%

RT	AREA	TYPE	WIDTH	AREA%
1.067	706974	BB	.047	20.68110
1.854	1373289	PB	.078	40.17278
2.167	1338192	BB	.091	39.14610

TOTAL AREA=3418454
MUL FACTOR=1.0000E+00

*

*ID CAL7-1000PPM

* RUN #19271   JAN 31, 2022 12:02:20
START

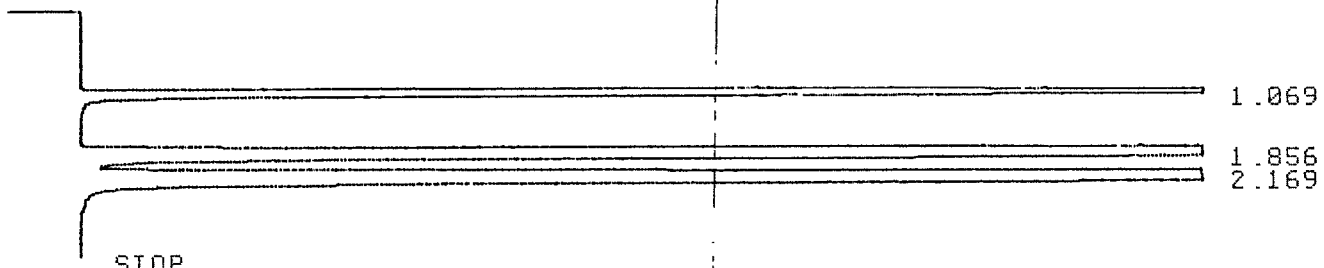

RUN# 19271   JAN 31, 2022 12:02:20

IDENTIFIER : CAL7-1000PPM
AREA%

RT	AREA	TYPE	WIDTH	AREA%
1.069	1440794	PB	.048	22.10318
1.856	2645432	PB	.082	40.58349
2.169	2432269	BB	.097	37.31334

TOTAL AREA=6518493
MUL FACTOR=1.0000E+00

*ID 12173-500X-CCV

* RUN #19272   JAN 31, 2022 12:08:57
START

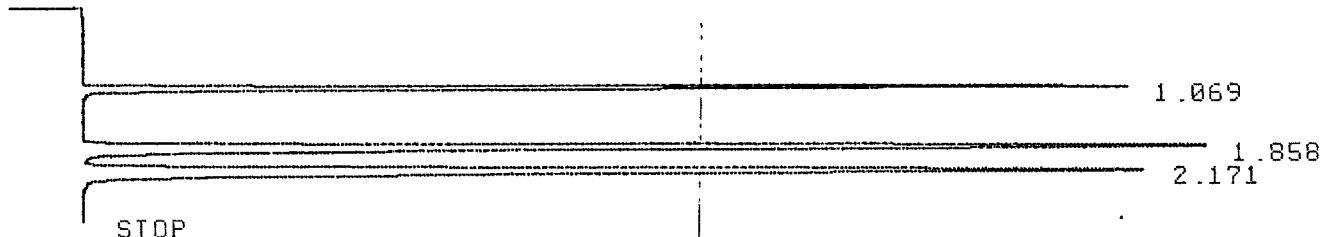

RUN# 19272   JAN 31, 2022 12:08:57

IDENTIFIER : 12173-500X-C
AREA%

RT	AREA	TYPE	WIDTH	AREA%
1.069	162295	PB	.045	20.20449
1.858	324172	PB	.075	40.35684
2.171	316795	BB	.088	39.43858

TOTAL AREA= 803262
MUL FACTOR=1.0000E+00

Energy Laboratories Inc

ANALYTICAL RUN Summary

23-Feb-22

Run ID FID-HEADSPACE_220223A

Run Start Date: 2/23/2022
Analyst: Jeff Whitmer
Ical:
Column ID: porapak Q
Comments: See Preservation Comment column for sample pH; thermometer used for temp:S94278.

Instrument ID	Description
1000_SGE_041819	1000 mL SGE Syringe _ Gas Tight

Std ID	Std Name	Std Amount	Std Units	Samp Amount	Samp Units	SampType	Expiration Date
10711	HC-Methane-W-CCV	0.3	ml			lcs	8/9/2022
12173	HC-Methane-W-CCV	0.3	ml			CCV	11/23/2023

Seq No	Lab ID	Test Code	Sample Typ	File ID	Analysis Date	DF	Batch ID	Prep Date	SPKref	RPDref	pmoist
15049607	CCV	HC-METHANE-	CCV		2/23/2022 8:47:0	1	R375084		0	0	

Analyte	T	Units	RAW	Final	Text	Spike	SPKref	RPDref	MDL	PQL	UQL	%REC	LOW	HIGH	%RPD	Q
Methane	A	ppm		98.0029778		100	0	0	2	2	0	98%	85	115	0%	

Seq No	Lab ID	Test Code	Sample Typ	File ID	Analysis Date	DF	Batch ID	Prep Date	SPKref	RPDref	pmoist
15049608	LCS	HC-METHANE-	LCS		2/23/2022 8:56:0	1	R375084		0	0	

Analyte	T	Units	RAW	Final	Text	Spike	SPKref	RPDref	MDL	PQL	UQL	%REC	LOW	HIGH	%RPD	Q
Methane	A	ppm		101.113777		100	0	0	2	2	0	101%	85	115	0%	

Seq No	Lab ID	Test Code	Sample Typ	File ID	Analysis Date	DF	Batch ID	Prep Date	SPKref	RPDref	pmoist
15049609	LCSD	HC-METHANE-	LCSD		2/23/2022 9:02:0	1	R375084		0	2E+07	

Analyte	T	Units	RAW	Final	Text	Spike	SPKref	RPDref	MDL	PQL	UQL	%REC	LOW	HIGH	%RPD	Q
Methane	A	ppm		100.550329		100	0	101.11378	2	2	0	101%	85	115	1%	

1

Seq No	Lab ID	Test Code	Sample Typ	File ID	Analysis Date	DF	Batch ID	Prep Date	SPKref	RPDref	pmoist
15049610	MBLK	HC-METHANE-	MBLK		2/23/2022 10:32:	1	R375084		0	0	

Analyte	T	Units	RAW	Final	Text	Spike	SPKref	RPDref	MDL	PQL	UQL	%REC	LOW	HIGH	%RPD	Q
Methane	A	mg/L		0			0	0	0.000704	0.001	0	0%	0	0	0%	

Seq No	Lab ID	Test Code	Sample Typ	File ID	Analysis Date	DF	Batch ID	Prep Date	SPKref	RPDref	pmoist
15049611	B22021435-001I	HC-METHANE-	SAMP		2/23/2022 10:38:	1	R375084		0	0	

Analyte	T	Units	RAW	Final	Text	Spike	SPKref	RPDref	MDL	PQL	UQL	%REC	LOW	HIGH	%RPD	Q
Methane	A	mg/L		0			0	0	0.000704	0.002	0	0%	0	0	0%	U

Seq No	Lab ID	Test Code	Sample Typ	File ID	Analysis Date	DF	Batch ID	Prep Date	SPKref	RPDref	pmoist
15049612	B22021435-005	HC-METHANE-	SAMP		2/23/2022 10:45:	1	R375084		0	0	

Analyte	T	Units	RAW	Final	Text	Spike	SPKref	RPDref	MDL	PQL	UQL	%REC	LOW	HIGH	%RPD	Q
Methane	A	mg/L		0			0	0	0.000704	0.002	0	0%	0	0	0%	U

Seq No	Lab ID	Test Code	Sample Typ	File ID	Analysis Date	DF	Batch ID	Prep Date	SPKref	RPDref	pmoist
15049613	B22021435-006I	HC-METHANE-	SAMP		2/23/2022 10:51:	1	R375084		0	0	

Analyte	T	Units	RAW	Final	Text	Spike	SPKref	RPDref	MDL	PQL	UQL	%REC	LOW	HIGH	%RPD	Q
Methane	A	mg/L		0			0	0	0.000704	0.002	0	0%	0	0	0%	U

Seq No	Lab ID	Test Code	Sample Typ	File ID	Analysis Date	DF	Batch ID	Prep Date	SPKref	RPDref	pmoist
15049614	B22021435-011	HC-METHANE-	SAMP		2/23/2022 11:04:	1	R375084		0	0	

Analyte	T	Units	RAW	Final	Text	Spike	SPKref	RPDref	MDL	PQL	UQL	%REC	LOW	HIGH	%RPD	Q
Methane	A	mg/L		0			0	0	0.000704	0.002	0	0%	0	0	0%	U

Seq No	Lab ID	Test Code	Sample Typ	File ID	Analysis Date	DF	Batch ID	Prep Date	SPKref	RPDref	pmoist
15049615	B22021435-012I	HC-METHANE-	SAMP		2/23/2022 11:09:	1	R375084		0	0	

Analyte	T	Units	RAW	Final	Text	Spike	SPKref	RPDref	MDL	PQL	UQL	%REC	LOW	HIGH	%RPD	Q
Methane	A	mg/L		0			0	0	0.000704	0.002	0	0%	0	0	0%	U

Seq No	Lab ID	Test Code	Sample Typ	File ID	Analysis Date	DF	Batch ID	Prep Date	SPKref	RPDref	pmoist
15049616	B22021435-016	HC-METHANE-	SAMP		2/23/2022 11:15:	1	R375084		0	0	

Analyte	T	Units	RAW	Final	Text	Spike	SPKref	RPDref	MDL	PQL	UQL	%REC	LOW	HIGH	%RPD	Q
Methane	A	mg/L		0			0	0	0.000704	0.002	0	0%	0	0	0%	U

Seq No	Lab ID	Test Code	Sample Typ	File ID	Analysis Date	DF	Batch ID	Prep Date	SPKref	RPDref	pmoist
15049617	B22021435-017I	HC-METHANE-	SAMP		2/23/2022 11:36:	78	R375084		0	0	

Analyte	T	Units	RAW	Final	Text	Spike	SPKref	RPDref	MDL	PQL	UQL	%REC	LOW	HIGH	%RPD	Q
Methane	A	mg/L		0.34540631			0	0	0.054912	0.156	0	0%	0	0	0%	

Seq No	Lab ID	Test Code	Sample Typ	File ID	Analysis Date	DF	Batch ID	Prep Date	SPKref	RPDref	pmoist
15049618	B22021435-017I	HC-METHANE-	DUP		2/23/2022 11:48:	78	R375084		0	2E+07	

Analyte	T	Units	RAW	Final	Text	Spike	SPKref	RPDref	MDL	PQL	UQL	%REC	LOW	HIGH	%RPD	Q
Methane	A	mg/L		0.33592558			0	0.3454063	0.054912	0.156	0	0%	0	0	3%	

Seq No	Lab ID	Test Code	Sample Typ	File ID	Analysis Date	DF	Batch ID	Prep Date	SPKref	RPDref	pmoist
15049619	B22021435-021	HC-METHANE-	SAMP		2/23/2022 11:59:	1	R375084		0	0	

Analyte	T	Units	RAW	Final	Text	Spike	SPKref	RPDref	MDL	PQL	UQL	%REC	LOW	HIGH	%RPD	Q
Methane	A	mg/L		0			0	0	0.000704	0.002	0	0%	0	0	0%	U

Seq No	Lab ID	Test Code	Sample Typ	File ID	Analysis Date	DF	Batch ID	Prep Date	SPKref	RPDref	pmoist
15049620	B22021435-022I	HC-METHANE-	SAMP		2/23/2022 12:05:	1	R375084		0	0	

Analyte	T	Units	RAW	Final	Text	Spike	SPKref	RPDref	MDL	PQL	UQL	%REC	LOW	HIGH	%RPD	Q
Methane	A	mg/L		0			0	0	0.000704	0.002	0	0%	0	0	0%	U

Seq No	Lab ID	Test Code	Sample Typ	File ID	Analysis Date	DF	Batch ID	Prep Date	SPKref	RPDref	pmoist
15049621	B22021435-026	HC-METHANE-	SAMP		2/23/2022 12:11:	1	R375084		0	0	

Analyte	T	Units	RAW	Final	Text	Spike	SPKref	RPDref	MDL	PQL	UQL	%REC	LOW	HIGH	%RPD	Q
Methane	A	mg/L		0			0	0	0.000704	0.002	0	0%	0	0	0%	U

Seq No	Lab ID	Test Code	Sample Typ	File ID	Analysis Date	DF	Batch ID	Prep Date	SPKref	RPDref	pmoist
15049622	B22021435-027I	HC-METHANE-	SAMP		2/23/2022 12:16:	1	R375084		0	0	

Analyte	T	Units	RAW	Final	Text	Spike	SPKref	RPDref	MDL	PQL	UQL	%REC	LOW	HIGH	%RPD	Q
Methane	A	mg/L		0			0	0	0.000704	0.002	0	0%	0	0	0%	U

Seq No	Lab ID	Test Code	Sample Typ	File ID	Analysis Date	DF	Batch ID	Prep Date	SPKref	RPDref	pmoist
15049623	B22021435-031	HC-METHANE-	SAMP		2/23/2022 12:23:	1	R375084		0	0	

Analyte	T	Units	RAW	Final	Text	Spike	SPKref	RPDref	MDL	PQL	UQL	%REC	LOW	HIGH	%RPD	Q
Methane	A	mg/L		0			0	0	0.000704	0.002	0	0%	0	0	0%	U

Seq No	Lab ID	Test Code	Sample Typ	File ID	Analysis Date	DF	Batch ID	Prep Date	SPKref	RPDref	pmoist
15049624	B22021435-032I	HC-METHANE-	SAMP		2/23/2022 12:32:	1	R375084		0	0	

Analyte	T	Units	RAW	Final	Text	Spike	SPKref	RPDref	MDL	PQL	UQL	%REC	LOW	HIGH	%RPD	Q
Methane	A	mg/L		0.00216084			0	0	0.000704	0.002	0	0%	0	0	0%	

Seq No	Lab ID	Test Code	Sample Typ	File ID	Analysis Date	DF	Batch ID	Prep Date	SPKref	RPDref	pmoist
15049625	B22021435-036	HC-METHANE-	SAMP		2/23/2022 12:43:	1	R375084		0	0	

Analyte	T	Units	RAW	Final	Text	Spike	SPKref	RPDref	MDL	PQL	UQL	%REC	LOW	HIGH	%RPD	Q
Methane	A	mg/L		0			0	0	0.000704	0.002	0	0%	0	0	0%	U

Seq No	Lab ID	Test Code	Sample Typ	File ID	Analysis Date	DF	Batch ID	Prep Date	SPKref	RPDref	pmoist
15049626	CCV	HC-METHANE-	CCV		2/23/2022 12:48:	1	R375084		0	0	

Analyte	T	Units	RAW	Final	Text	Spike	SPKref	RPDref	MDL	PQL	UQL	%REC	LOW	HIGH	%RPD	Q
Methane	A	ppm		100.762022		100	0	0	2	2	0	101%	85	115	0%	

Sample ID	Area Count	Dilution Factor	Temperature (C)	Concentration	Date/Time Analyzed	Analyst	Sample Type	Test Code	Analyte	Headspace Volume	Liquid Volume
CCV	153236	1	19	98.00297777	2/23/2022 8:47	jdw	CCV	HC-METHANE-CCV	Methane		
LCS	158100	1	19	101.1137773	2/23/2022 8:56	jdw	LCS	HC-METHANE-CCV	Methane		
LCSD	157219	1	19	100.5503287	2/23/2022 9:02	jdw	LCSD	HC-METHANE-CCV	Methane		
MBLK	937	1	19	0.000139914	2/23/2022 10:32	jdw	MBLK	HC-METHANE-W	Methane	10	32
B22021435-001I	893	1	19	-6.57E-06	2/23/2022 10:38	jdw	SAMP	HC-METHANE-W	Methane	10	32
B22021435-005A	992	1	19	8.21E-06	2/23/2022 10:45	jdw	SAMP	HC-METHANE-W	Methane	10	32
B22021435-006I	1313	1	19	5.61E-05	2/23/2022 10:51	jdw	SAMP	HC-METHANE-W	Methane	10	32
B22021435-011A	830	1	19	-1.60E-05	2/23/2022 11:04	jdw	SAMP	HC-METHANE-W	Methane	10	32
B22021435-012I	793	1	19	-2.15E-05	2/23/2022 11:09	jdw	SAMP	HC-METHANE-W	Methane	10	32
B22021435-016A	887	1	19	-7.47E-06	2/23/2022 11:15	jdw	SAMP	HC-METHANE-W	Methane	10	32
B22021435-017I	30593	78	19	0.345406313	2/23/2022 11:36	jdw	SAMP	HC-METHANE-W	Methane	10	32
B22021435-017IDUP	29779	78	19	0.335925576	2/23/2022 11:48	jdw	DUP	HC-METHANE-W	Methane	10	32
B22021435-021A	894	1	19	-6.42E-06	2/23/2022 11:59	jdw	SAMP	HC-METHANE-W	Methane	10	32
B22021435-022I	1209	1	19	4.06E-05	2/23/2022 12:05	jdw	SAMP	HC-METHANE-W	Methane	10	32
B22021435-026A	1025	1	19	1.31E-05	2/23/2022 12:11	jdw	SAMP	HC-METHANE-W	Methane	10	32
B22021435-027I	1448	1	19	7.63E-05	2/23/2022 12:16	jdw	SAMP	HC-METHANE-W	Methane	10	32
B22021435-031A	1246	1	19	4.61E-05	2/23/2022 12:23	jdw	SAMP	HC-METHANE-W	Methane	10	32
B22021435-032I	15408	1	19	0.002160835	2/23/2022 12:32	jdw	SAMP	HC-METHANE-W	Methane	10	32
B22021435-036A	839	1	19	-1.46E-05	2/23/2022 12:43	jdw	SAMP	HC-METHANE-W	Methane	10	32
CCV	157550	1	19	100.7620216	2/23/2022 12:48	jdw	CCV	HC-METHANE-CCV	Methane		

JDW
2/23/2022

*ID 12173-500X-CCV

* RUN #19375   FEB 23, 2022 08:47:44
START

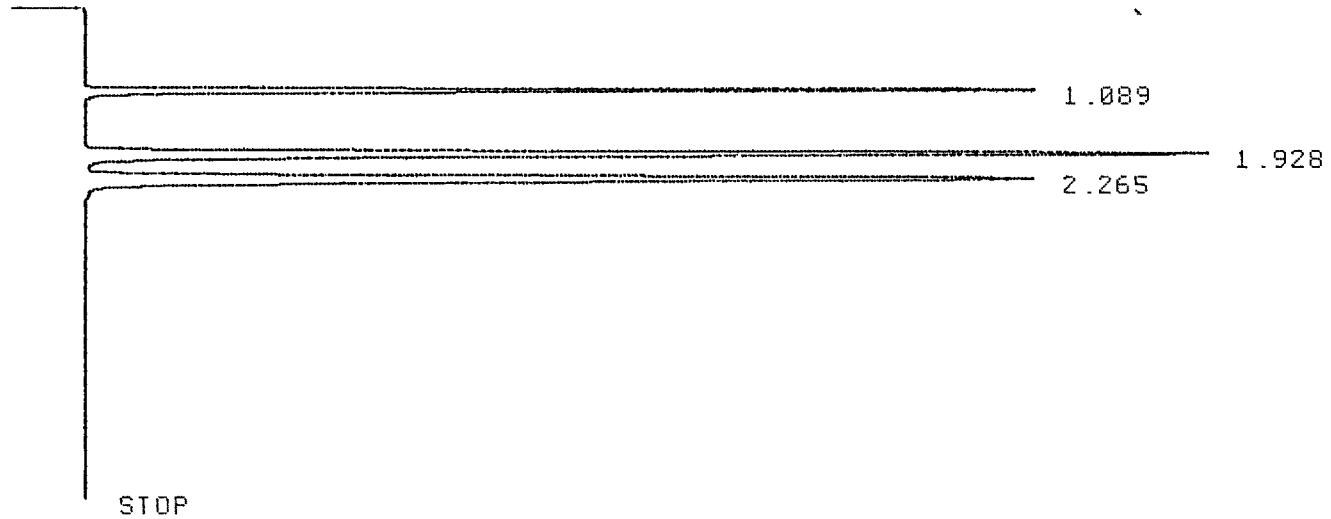

RUN# 19375   FEB 23, 2022 08:47:44

IDENTIFIER : 12173-500X-C
AREA%

RT	AREA	TYPE	WIDTH	AREA%
1.089	153236	PB	.047	20.13982
1.928	306507	PB	.079	40.28422
2.265	301118	BB	.093	39.57595

TOTAL AREA= 760861
MUL FACTOR=1.0000E+00

ID 10711-LCS JDW 2/23/2022

* RUN #19376   FEB 23, 2022 08:56:30
START





RUN# 19376 FEB 23, 2022 08:56:30

IDENTIFIER : ~~12173-500M-C~~ 10711-LCS JDW 2/23/2022
AREA%

RT	AREA	TYPE	WIDTH	AREA%
.683	356	PU	.045	.04527
.856	1300	VP	.053	.16530
1.090	158100	PB	.048	20.10312
1.933	316330	PU	.079	40.22278
2.270	310359	VV	.093	39.46354

TOTAL AREA= 786445
MUL FACTOR=1.0000E+00

*ID 10711-LCSD

* RUN #19377 FEB 23, 2022 09:02:08
START



RUN# 19377 FEB 23, 2022 09:02:08

IDENTIFIER : 10711-LCSD
AREA%

RT	AREA	TYPE	WIDTH	AREA%
.864	1523	VP	.064	.19569
1.095	157219	PB	.049	20.20059
1.938	313160	PB	.079	40.23699
2.275	306387	BP	.093	39.36675

TOTAL AREA= 778289
MUL FACTOR=1.0000E+00

*

*ID MB

* RUN #19378   FEB 23, 2022 10:32:37
START

RUN# 19378   FEB 23, 2022 10:32:37

IDENTIFIER : MB
AREA%

RT	AREA	TYPE	WIDTH	AREA%
1.078	937	PP	.066	68.39418
2.411	433	I PP	.073	31.60583

TOTAL AREA=   1370
MUL FACTOR=1.0000E+00

*ID 1435-1I

* RUN #19379   FEB 23, 2022 10:38:32
START

RUN# 19379   FEB 23, 2022 10:38:32

IDENTIFIER : 1435-1I
AREA%

RT	AREA	TYPE	WIDTH	AREA%
1.096	893	PP	.063	100.00000

TOTAL AREA=   893
MUL FACTOR=1.0000E+00

```
*ID 1435-5A

*  RUN #19380     FEB 23, 2022  10:45:22
START
```

```
RUN# 19380          FEB 23, 2022  10:45:22

IDENTIFIER : 1435-5A
AREA%
      RT       AREA TYPE  WIDTH       AREA%
   1.088        992   PU    .061   100.00000

TOTAL AREA=     992
MUL FACTOR=1.0000E+00



*ID 1435-6I

*  RUN #19381     FEB 23, 2022  10:51:12
START
```

```
RUN# 19381          FEB 23, 2022  10:51:12

IDENTIFIER : 1435-6I
AREA%
      RT       AREA TYPE  WIDTH       AREA%
   1.092       1313   PU    .055   100.00000

TOTAL AREA=    1313
MUL FACTOR=1.0000E+00



*
*
```

```
*ID 1435-11A

*  RUN #19382     FEB 23, 2022  11:04:42
START
```

```
RUN# 19382          FEB 23, 2022  11:04:42

IDENTIFIER : 1435-11A
AREA%
      RT       AREA TYPE  WIDTH       AREA%
   1.105        830   BP    .052  100.00000

TOTAL AREA=     830
MUL FACTOR=1.0000E+00




*ID 1435-12I

*  RUN #19383     FEB 23, 2022  11:09:58
START
```




```
RUN# 19383          FEB 23, 2022  11:09:58

IDENTIFIER : 1435-12I
AREA%
      RT       AREA TYPE  WIDTH       AREA%
   1.090        793   PP    .060  100.00000

TOTAL AREA=     793
MUL FACTOR=1.0000E+00



*
```

*ID 1435-16A

* RUN #19384   FEB 23, 2022 11:15:52
START

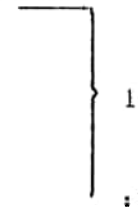

RUN# 19384   FEB 23, 2022 11:15:52

IDENTIFIER : 1435-16A
AREA%

RT	AREA	TYPE	WIDTH	AREA%
1.095	887	PU	.060	100.00000

TOTAL AREA=   887
MUL FACTOR=1.0000E+00

*ID 1435-17I

* RUN #19385   FEB 23, 2022 11:21:39
START

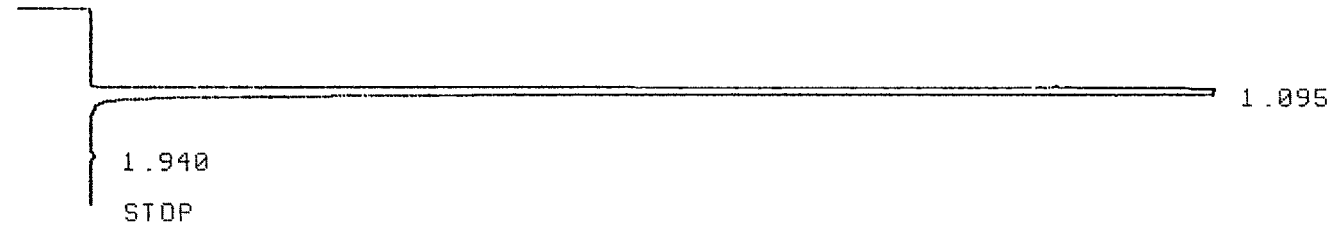

RUN# 19385   FEB 23, 2022 11:21:39

IDENTIFIER : 1435-17I
AREA%

RT	AREA	TYPE	WIDTH	AREA%
1.095	2075854	PB	.052	99.94899
1.940	1059	VP	.069	.05099

TOTAL AREA=2076913
MUL FACTOR=1.0000E+00

```
*ID 1435-17I-78X

*  RUN #19386     FEB 23, 2022  11:36:32
START
```

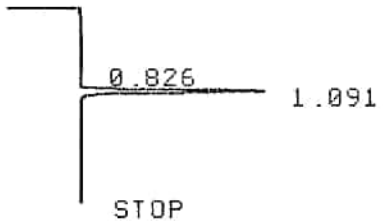


```
RUN# 19386          FEB 23, 2022  11:36:32

IDENTIFIER : 1435-17I-78X
AREA%
      RT       AREA TYPE  WIDTH       AREA%
   1.091      30593   VV    .048  100.00000

TOTAL AREA=  30593
MUL FACTOR=1.0000E+00




*  PLOT
```

```
*  PLOT
```




```
*
```

```
*ID 1435-17I-78XDUP

*  RUN #19387     FEB 23, 2022  11:48:39
START
```

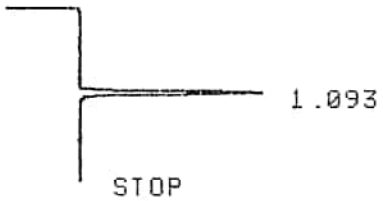


```
RUN# 19387          FEB 23, 2022  11:48:39

IDENTIFIER : 1435-17I-78X
AREA%
      RT       AREA TYPE  WIDTH       AREA%
   1.093      29779   PU    .047  100.00000

TOTAL AREA=  29779
MUL FACTOR=1.0000E+00




*  PLOT
```

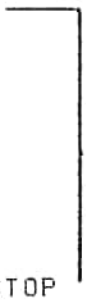

```
STOP

*
```

*ID 1435-21A

* RUN #19388   FEB 23, 2022 11:59:45
START

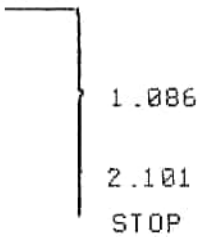

RUN# 19388   FEB 23, 2022 11:59:45

IDENTIFIER : 1435-21A
AREA%

RT	AREA	TYPE	WIDTH	AREA%
1.086	894	PP	.058	69.35610
2.101	395	PV	.053	30.64390

TOTAL AREA=   1289
MUL FACTOR=1.0000E+00

*ID 1435-22I

* RUN #19389   FEB 23, 2022 12:05:34
START

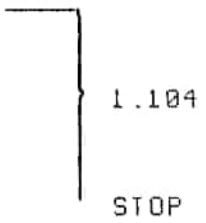

RUN# 19389   FEB 23, 2022 12:05:34

IDENTIFIER : 1435-22I
AREA%

RT	AREA	TYPE	WIDTH	AREA%
1.104	1209	VP	.078	100.00000

TOTAL AREA=   1209
MUL FACTOR=1.0000E+00

*

*ID 1435-26A

* RUN #19390   FEB 23, 2022 12:11:04
START

RUN# 19390   FEB 23, 2022 12:11:04

IDENTIFIER : 1435-26A
AREA%

RT	AREA	TYPE	WIDTH	AREA%
1.093	1025	PU	.064	100.00000

TOTAL AREA=   1025
MUL FACTOR=1.0000E+00

*ID 1435-27I

* RUN #19391   FEB 23, 2022 12:16:36
START

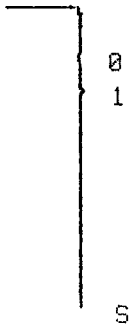

RUN# 19391   FEB 23, 2022 12:16:36

IDENTIFIER : 1435-27I
AREA%

RT	AREA	TYPE	WIDTH	AREA%
.650	571	PU	.051	28.28133
1.093	1448	VV	.073	71.71866

TOTAL AREA=   2019
MUL FACTOR=1.0000E+00

*
*ID 1435-31A

* RUN #19392   FEB 23, 2022 12:23:06
START

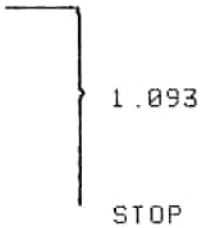

RUN# 19392   FEB 23, 2022 12:23:06

IDENTIFIER : 1435-31A
AREA%

RT	AREA	TYPE	WIDTH	AREA%
1.093	1246	PU	.064	100.00000

TOTAL AREA= 1246
MUL FACTOR=1.0000E+00

*ID 1435-32I

* RUN #19393   FEB 23, 2022 12:32:15
START

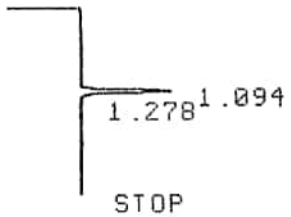

RUN# 19393   FEB 23, 2022 12:32:15

IDENTIFIER : 1435-32I
AREA%

RT	AREA	TYPE	WIDTH	AREA%
1.094	15408	VV	.049	97.61782
1.278	376	VP	.039	2.38216

TOTAL AREA= 15784
MUL FACTOR=1.0000E+00

* PLOT



STOP

*ID 1435-36A

* RUN #19394   FEB 23, 2022 12:43:11
START

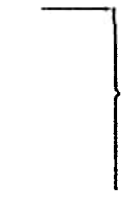

1.100

STOP

RUN# 19394   FEB 23, 2022 12:43:11

IDENTIFIER : 1435-36A
AREA%

RT	AREA	TYPE	WIDTH	AREA%
1.100	839	UP	.056	100.00000

TOTAL AREA=   839
MUL FACTOR=1.0000E+00

*

*ID 12173-500X-CCU

* RUN #19395   FEB 23, 2022 12:48:41
START



RUN# 19395   FEB 23, 2022 12:48:41

IDENTIFIER : 12173-500X-C
AREA%

RT	AREA	TYPE	WIDTH	AREA%
1.090	157550	PB	.047	20.07554
1.930	315979	PU	.079	40.26307
2.266	311257	VB	.093	39.66138

TOTAL AREA= 784786
MUL FACTOR=1.0000E+00

*

Energy Laboratories Inc

Spike LOG

Standard ID:	12173		
Standard Name	HC-Methane-W-CCV	Type:	Primary
Date Prepared	11/22/2019	BY:	
Date Expires:	11/23/2023		
Department	GAS	Status:	New
Vendor:	Matheson		
Lot Number:	109-96-04454		
Balance ID:			

Comments: CCV Gas Standard for Methane, Ethene, Ethane: 50000ppm stock diluted from 100 - 500ppm with Helium for CCV. Diluted from 2.5ppm - 1000ppm with Helium for Calibration.

Chemical / Solvent Used	BottleNo	Amt	Units	Exp
3 Multi-Component Gas Standard in Ni	12173		mL	11/23

Final Volume: mL

Stock Source	**Base Units**	**Amount Added**
Analytes	**CAS**	Conc: **ug/mL**

Page: *1 of 1*

MATHESON TRI-GAS INC
1650 Enterprise Pkwy
Twinsburg, OH 44087
1-215-648-4000

CERTIFICATE OF ANALYSIS

Energy Laboratories Inc
1120 South 27th Street
Billings, MT 59101

Ref Po# 3008099

14 LITER DISPOSABLE

LOT NUMBER: 109-96-04454

COMPONENT	CONCENTRATION	
methane	50010	ppm
ethane	50030	ppm
ethylene	50030	ppm
nitrogen	Bal	

ITEM NUMBER: GMT2685284TC

CGA: 160

PSIG: 240

FILL DATE: 11/22/19

EXPIRATION DATE: 11/23/23

ID #: 12173
Opened:_____
3 Multi-Component Gas Standard in Nitrogen
Expires: 11/23/2023
Rec'd: 12/3/2019
Energy Laboratories Inc 1120 So. 27th Street
Billings MT 59107

Above are the results of the analysis you requested, as reported by our laboratory. Results are in mole percent, unless otherwise indicated. Mixture accuracy is ± 2%. NIST traceable by weights or gaseous standards.

Judith M Zadravec

Judy Zadravec, Chemist

10/19/2018
DATE

Energy Laboratories Inc

Spike LOG

Standard ID:	10711		
Standard Name	HC-Methane-W-CCV	Type:	Primary
Date Prepared	8/8/2018	BY:	
Date Expires:	8/9/2022		
Department	GAS	Status:	New
Vendor:	Matheson		
Lot Number:	109-86-03507		
Balance ID:			

Comments: LCS Gas Standard for Methane, Ethene, Ethane: 100ppm per standard used undiluted for LCS

Chemical / Solvent Used	BottleNo	Amt	Units	Exp
3 Multi-Component Gas Standard in Ni	10711		mL	8/9/2

Final Volume: mL

Stock Source **Base Units** **Amount Added**

Analytes **CAS** Conc: **ug/mL**

Page: *1 of 1*

MATHESON TRI-GAS INC
1650 Enterprise Pkwy
Twinsburg, OH 44087
1-215-648-4000

CERTIFICATE OF ANALYSIS

Energy Laboratories Inc
1120 South 27th Street
Billings, MT 59101

Ref Po# 3005062

14 LITER DISPOSABLE

LOT NUMBER: 109-86-03507

COMPONENT	CONCENTRATION	
methane	100.0	ppm
ethane	100.0	ppm
ethylene	100.0	ppm
nitrogen	Bal	

ITEM NUMBER: GMT2677328TC

CGA: *160*

PSIG: 240

FILL DATE: 08/08/18

EXPIRATION DATE: 08/09/22

Above are the results of the analysis you requested, as reported by our laboratory. Results are in mole percent, unless otherwise indicated. Mixture accuracy is ± 2%. NIST traceable by weights or gaseous standards.

Judith M Zadravec

Judy Zadravec, Chemist

8/14/2018

DATE

ID #: 10711
Opened:
3 Multi-Component Gas Standard in Nitrogen
Expires: 8/9/2022
Rec'd: 8/27/2018
Energy Laboratories Inc 1120 So. 27th Street
Billings MT 59107

PREP BATCH REPORT

Prep Code: **PRP-8011-W** Technician: **Nikki D. McShane** Prep Start Date: **2/24/2022 7:53:19 AM**

Prep Batch **163984** Prep Temp **NA °C** Batch Units: **ML** Prep End Date: **2/24/2022 1:04:00 PM**

Sample ID	Matrix	pH	Initial Samp Amt	Sol Added	Sol Recovered	Final Vol (mL)	Factor	Balance	Prep Start Date	Prep End Date
MB-163984		6	35	0	0	2.0	0.057		2/24/2022	2/24/2022
	CLT spiked and surrogated. NDM witnessed and assisted.									
LCS-163984		6	35	0	0	2.0	0.057		2/24/2022	2/24/2022
	Samples went on solvent at 11:40am									
LCS1-163984		6	35	0	0	2.0	0.057		2/24/2022	2/24/2022
	5mL_19K50667 calibrated/passed on 02/24/2022 prior to the extraction.									
CAL1-163984		6	35	0	0	2.0	0.057		2/24/2022	2/24/2022
	Unlocked to add comments, pHs - NDM 02/24/22									
CAL2-163984		6	35	0	0	2.0	0.057		2/24/2022	2/24/2022
	All samples poured to 35mL using a gravimetrically determined standard made by NDM on 02/24/2022									
CAL3-163984		6	35	0	0	2.0	0.057		2/24/2022	2/24/2022
	Unlocked to add weights -NDM 02/24/22									
CAL4-163984		6	35	0	0	2.0	0.057		2/24/2022	2/24/2022
	Unlocked to fix comment error- CLT 2/25/22									
CAL5-163984		6	35	0	0	2.0	0.057		2/24/2022	2/24/2022
	Unlocked to add instrument- CLT 2/25/22									
CAL6-163984		6	35	0	0	2.0	0.057		2/24/2022	2/24/2022
	Unlocked to add comments concerning re-extracts- CLT 2/25/22									
CAL7-163984		6	35	0	0	2.0	0.057		2/24/2022	2/24/2022
B22021435-001H	Ground Water	1	35	0	0	2.0	0.056		2/24/2022	2/24/2022
	Vial 1/3. Combined vial and sample weight of 60.83g with cap on. Empty vial weight with cap on 25.41g=35.42g. Entire sample consumed in extraction.									
B22021435-001HMS	Ground Water	1	36	0	0	2.0	0.056		2/24/2022	2/24/2022
	Vial 2/3. Combined vial and sample weight of 61.22g with cap on. Empty vial weight with cap on 25.58g=35.64g.Entire sample consumed in extraction.									
B22021435-001HMSD	Ground Water	1	36	0	0	2.0	0.056		2/24/2022	2/24/2022
	Vial 3/3. Combined vial and sample weight of 61.17g with cap on. Empty vial weight with cap on 25.52g=35.65g.Entire sample consumed in extraction.									
B22021435-004A	Trip Blank	1	36	0	0	2.0	0.056		2/24/2022	2/24/2022
	Vial 1/2. Combined vial and sample weight of 61.21g with cap on. Empty vial weight with cap on 25.71g=35.50g.									

Number	Reagent Name	Exp Date	A
11	Carbon Filter Water	1/1/2023	35mL
13776	4ML, Amber Vial, 24163942	4/20/2026	
14206	pH-indicator Strips 0-14 HC160347	8/26/2026	
14543	Hexane EB754	6/4/2023	2mL
14729	Laboratory Fortified Blank Sample Concentrate	2/6/2023	14uL,3
14853	40 mL Clear VOA Lot 00081943	2/8/2023	

Spk ID	Spike Name	SampType	AmtAdd	Exp Date
NaCl 01/22/22(13	Baked Sodium Chloride	ALL	7g	6/15/2026
PH021622504Su	504.1 Surrogate (0.1ug/mL)MeOH	ALL Except CALs	35uL	3/20/2023
PH011122504C1	504.1 Cal Stock 1(0.007ug/mL) MeO	CAL1,CAL7	50µL,100	2/12/2023
PH011122504C2	504.1 Cal Stock 2(0.07ug/mL) MeOH	CAL2,CAL3,CAL4	25µL,50µ	2/12/2023
PH011122504C3	504.1 Cal Stock 3(0.7ug/mL) MeOH	CAL5,CAL6	20µL,50µ	2/12/2023

PREP BATCH REPORT

Prep Code: **PRP-8011-W** Technician: **Nikki D. McShane** Prep Start Date: **2/24/2022 7:53:19 AM**

Prep Batch **163984** Prep Temp **NA °C** Batch Units: **ML** Prep End Date: **2/24/2022 1:04:00 PM**

Sample ID	Matrix	pH	Initial Samp Amt	Sol Added	Sol Recovered	Final Vol (mL)	Factor	Balance	Prep Start Date	Prep End Date
B22021435-006H	Ground Water	1	35	0	0	2.0	0.057		2/24/2022	2/24/2022
Vial 1/3. Combined vial and sample weight of 61.16g with cap on. Empty vial weight with cap on 25.89g=35.27g. Vial contained small floating pieces of debris.										
B22021435-010A	Trip Blank	1	36	0	0	2.0	0.056		2/24/2022	2/24/2022
Vial 1/2. Combined vial and sample weight of 61.32g with cap on. Empty vial weight with cap on 25.73g=35.59g. Vial contained small floating pieces of debris.										
B22021435-012H	Ground Water	1	36	0	0	2.0	0.056		2/24/2022	2/24/2022
Vial 1/3. Combined vial and sample weight of 61.21g with cap on. Empty vial weight with cap on 25.49g=35.72g.										
B22021435-015A	Trip Blank	1	36	0	0	2.0	0.056		2/24/2022	2/24/2022
Vial 1/2. Combined vial and sample weight of 61.48g with cap on. Empty vial weight with cap on 25.85g=35.63g.										
B22021435-017H	Ground Water	1	36	0	0	2.0	0.056		2/24/2022	2/24/2022
Vial 1/3. Combined vial and sample weight of 61.40g with cap on. Empty vial weight with cap on 25.73g=35.67g.										
B22021435-020A	Trip Blank	1	35	0	0	2.0	0.057		2/24/2022	2/24/2022
Vial 1/2. Combined vial and sample weight of 61.33g with cap on. Empty vial weight with cap on 25.94g=35.39g.										
B22021435-022H	Ground Water	1	36	0	0	2.0	0.056		2/24/2022	2/24/2022
Vial 1/3. Combined vial and sample weight of 61.23g with cap on. Empty vial weight with cap on 25.60g=35.63g.										
B22021435-025A	Trip Blank	1	36	0	0	2.0	0.056		2/24/2022	2/24/2022
Vial 1/2. Combined vial and sample weight of 61.36g with cap on. Empty vial weight with cap on 25.74g=35.62g.										
B22021435-027H	Ground Water	1	36	0	0	2.0	0.056		2/24/2022	2/24/2022
Vial 1/3. Combined vial and sample weight of 61.15g with cap on. Empty vial weight with cap on 25.38g=35.77g.										
B22021435-030A	Trip Blank	1	35	0	0	2.0	0.057		2/24/2022	2/24/2022
Vial 1/2. Combined vial and sample weight of 61.12g with cap on. Empty vial weight with cap on 25.86g=35.26g.										
B22021435-032H	Ground Water	1	36	0	0	2.0	0.056		2/24/2022	2/24/2022
Vial 1/3. Combined vial and sample weight of 61.27g with cap on. Empty vial weight with cap on 25.61g=35.66g.This sample had to be re-extracted because the hexane dispensette did not deliever an accurate amount of solvent. This was due to the dispensette straw not reaching the solvent in the bottle because the solvent level was too low.										
B22021435-035A	Trip Blank	1	36	0	0	2.0	0.056		2/24/2022	2/24/2022
Vial 1/2. Combined vial and sample weight of 61.50g with cap on. Empty vial weight with cap on 25.97g=35.53g.This sample had to be re-extracted because the hexane dispensette did not deliever an accurate amount of solvent. This was due to the dispensette straw not reaching the solvent in the bottle because the solvent level was too low.										
B22021528-001C	Groundwater	1	36	0	0	2.0	0.056		2/24/2022	2/24/2022
Vial 1/1. Combined vial and sample weight of 61.21g with cap on. Empty vial weight with cap on 25.68g=35.53g. Entire sample was consumed in extraction. Sample contained small floating pieces of debris.										

Number	Reagent Name	Exp Date	A
11	Carbon Filter Water	1/1/2023	35mL
13776	4ML, Amber Vial, 24163942	4/20/2026	
14206	pH-indicator Strips 0-14 HC160347	8/26/2026	
14543	Hexane EB754	6/4/2023	2mL
14729	Laboratory Fortified Blank Sample Concentrate	2/6/2023	14uL,3
14853	40 mL Clear VOA Lot 00081943	2/8/2023	

Spk ID	Spike Name	SampType	AmtAdd	Exp Date
NaCl 01/22/22(13	Baked Sodium Chloride	ALL	7g	6/15/2026
PH021622504Su	504.1 Surrogate (0.1ug/mL)MeOH	ALL Except CALs	35uL	3/20/2023
PH011122504C1	504.1 Cal Stock 1(0.007ug/mL) MeO	CAL1,CAL7	50µL,100	2/12/2023
PH011122504C2	504.1 Cal Stock 2(0.07ug/mL) MeOH	CAL2,CAL3,CAL4	25µL,50µ	2/12/2023
PH011122504C3	504.1 Cal Stock 3(0.7ug/mL) MeOH	CAL5,CAL6	20µL,50µ	2/12/2023

PREP BATCH REPORT

Prep Code: **PRP-8011-W** Technician: **Nikki D. McShane** Prep Start Date: **2/24/2022 7:53:19 AM**

Prep Batch **163984** Prep Temp **NA °C** Batch Units: **ML** Prep End Date: **2/24/2022 1:04:00 PM**

Sample ID	Matrix	pH	Initial Samp Amt	Sol Added	Sol Recovered	Final Vol (mL)	Factor	Balance	Prep Start Date	Prep End Date
B22021528-002C	Groundwater	1	35	0	0	2.0	0.056		2/24/2022	2/24/2022
Vial 1/2. Combined vial and sample weight of 61.10g with cap on. Empty vial weight with cap on 25.67g=35.43g. Sample contained small floating pieces of debris.This sample had to be re-extracted because the hexane dispensette did not deliever an accurate amount of solvent. This was due to the dispensette straw not reaching the solvent in the bottle because the solvent level was too low.										
B22021528-003C	Groundwater	1	35	0	0	2.0	0.056		2/24/2022	2/24/2022
Vial 1/3. Combined vial and sample weight of 61.12g with cap on. Empty vial weight with cap on 25.66g=35.46g. Sample contained small floating pieces of debris.This sample had to be re-extracted because the hexane dispensette did not deliever an accurate amount of solvent. This was due to the dispensette straw not reaching the solvent in the bottle because the solvent level was too low.										
B22021528-004C	Groundwater	1	36	0	0	2.0	0.056		2/24/2022	2/24/2022
Vial 1/2. Combined vial and sample weight of 61.66g with cap on. Empty vial weight with cap on 25.84g=35.82g. Sample contained small floating pieces of debris.										
B22010745-008A	Trip Blank	7	35	0	0	2.0	0.057		2/24/2022	2/24/2022
Vial 1/2. Combined vial and sample weight of 64.06g with cap on. Empty vial weight with cap on 29.07g=34.99g.										

Number	Reagent Name	Exp Date	
11	Carbon Filter Water	1/1/2023	35mL
13776	4ML, Amber Vial, 24163942	4/20/2026	
14206	pH-indicator Strips 0-14 HC160347	8/26/2026	
14543	Hexane EB754	6/4/2023	2mL
14729	Laboratory Fortified Blank Sample Concentrate	2/6/2023	14uL,3
14853	40 mL Clear VOA Lot 00081943	2/8/2023	

Spk ID	Spike Name	SampType	AmtAdd	Exp Date
NaCl 01/22/22(13	Baked Sodium Chloride	ALL	7g	6/15/2026
PH021622504Su	504.1 Surrogate (0.1ug/mL)MeOH	ALL Except CALs	35uL	3/20/2023
PH011122504C1	504.1 Cal Stock 1(0.007ug/mL) MeO	CAL1,CAL7	50µL,100	2/12/2023
PH011122504C2	504.1 Cal Stock 2(0.07ug/mL) MeOH	CAL2,CAL3,CAL4	25µL,50µ	2/12/2023
PH011122504C3	504.1 Cal Stock 3(0.7ug/mL) MeOH	CAL5,CAL6	20µL,50µ	2/12/2023

PREP BATCH REPORT

Prep Batch **164037** | Prep Code: **PRP-8011-W** | Prep Temp **NA °C** | Technician: **Carry L Tran** | Batch Units: **ML** | Prep Start Date: **2/25/2022 9:49:45 AM** | Prep End Date: **2/25/2022 12:07:00 P**

Sample ID	Matrix	pH	Initial Samp Amt	Sol Added	Sol Recovered	Final Vol (mL)	Factor	Balance	Prep Start Date	Prep End Date
MB-164037		6	35	0	0	2.0	0.057		2/25/2022	2/25/2022
	CLT spiked and surrogated. ORR witnessed. NDM assisted.									
LCS-164037		6	35	0	0	2.0	0.057		2/25/2022	2/25/2022
	Samples went on solvent at 11:30am									
LCS1-164037		6	35	0	0	2.0	0.057	Bal #25	2/25/2022	2/25/2022
	5mL_19K50667 calibrated/passed on 02/25/2022 prior to the extraction.									
CK3-164037		6	35	0	0	2.0	0.057	Bal #25	2/25/2022	2/25/2022
	All samples poured to 35mL using a gravimetrically determined standard made by CLT on 02/25/2022									
CK5-164037		6	35	0	0	2.0	0.057	Bal #25	2/25/2022	2/25/2022
	Unlocked to add comments concerning re-extracts- CLT 2/25/22. Unlocked to add comments and final masses - CLT 2/25/22									
B22021627-001H	Ground Water	1	36	0	0	2.0	0.056	Bal #25	2/25/2022	2/25/2022
	Vial 1/3. Combined vial and sample weight of 61.38g with cap on. Empty vial weight with cap on 25.75g=35.63g. Entire sample consumed in extraction.									
B22021627-001HMS	Ground Water	1	36	0	0	2.0	0.056	Bal #25	2/25/2022	2/25/2022
	Vial 2/3. Combined vial and sample weight of 61.29g with cap on. Empty vial weight with cap on 25.52g=35.77g. Entire sample consumed in extraction.									
B22021627-001HMSD	Ground Water	1	36	0	0	2.0	0.056	Bal #25	2/25/2022	2/25/2022
	Vial 3/3. Combined vial and sample weight of 61.69g with cap on. Empty vial weight with cap on 25.95g=36.01g.Entire sample consumed in extraction.									
B22021627-004A	Trip Blank	1	35	0	0	2.0	0.056	Bal #25	2/25/2022	2/25/2022
	Vial 1/2. Combined vial and sample weight of 61.27g with cap on. Empty vial weight with cap on 25.82g=35.45g.									
B22021627-006H	Ground Water	1	36	0	0	2.0	0.056	Bal #25	2/25/2022	2/25/2022
	Vial 1/3. Combined vial and sample weight of 61.02g with cap on. Empty vial weight with cap on 25.52g=35.50g.Dark brown sediment present in sample.									
B22021627-009A	Trip Blank	1	36	0	0	2.0	0.056	Bal #25	2/25/2022	2/25/2022
	Vial 1/2. Combined vial and sample weight of 61.19g with cap on. Empty vial weight with cap on 25.63g=35.56g.									
B22021627-011H	Ground Water	1	36	0	0	2.0	0.056	Bal #25	2/25/2022	2/25/2022
	Vial 1/3. Combined vial and sample weight of 61.18g with cap on. Empty vial weight with cap on 25.33g=35.85g.									
B22021627-014A	Trip Blank	1	36	0	0	2.0	0.056	Bal #25	2/25/2022	2/25/2022
	Vial 1/2. Combined vial and sample weight of 61.21 g with cap on. Empty vial weight with cap on 25.52g=35.69g.									

Number	Reagent Name	Exp Date	
11	Carbon Filter Water	1/1/2023	35mL
14206	pH-indicator Strips 0-14 HC160347	8/26/2026	
14543	Hexane EB754	6/4/2023	2mL
14729	Laboratory Fortified Blank Sample Concentrate	2/6/2023	14uL,3
14776	4ML, Amber Vial, 20220118	1/18/2023	
14853	40 mL Clear VOA Lot 00081943	2/8/2023	

Spk ID	Spike Name	SampType	AmtAdd	Exp Date
NaCl 01/22/22(13	Baked Sodium Chloride	ALL	7g	6/15/2026
PH021622504Su	504.1 Surrogate (0.1ug/mL)MeOH	ALL Except CKs	35uL	3/20/2023
PH011122504C2	504.1 Cal Stock 2(0.07ug/mL) MeOH	CK3	50µL	2/12/2023
PH011122504C3	504.1 Cal Stock 3(0.7ug/mL) MeOH	CK5	20µL	2/12/2023

PREP BATCH REPORT

Prep Code: **PRP-8011-W** Technician: **Carry L Tran** Prep Start Date: **2/25/2022 9:49:45 AM**

Prep Batch **164037** Prep Temp **NA °C** Batch Units: **ML** Prep End Date: **2/25/2022 12:07:00 P**

Sample ID	Matrix	pH	Initial Samp Amt	Sol Added	Sol Recovered	Final Vol (mL)	Factor	Balance	Prep Start Date	Prep End Date
B22021435-032H	Ground Water	1	36	0	0	2.0	0.056	Bal #25	2/25/2022	2/25/2022
This is a re-extract from batch #163984 due to the hexane dispensette not accurately delivering the required solvent due to a low amount of hexane in the bottle.Vial 2/3. Combined vial and sample weight of 61.41g with cap on. Empty vial weight with cap on 25.65g=35.76g.										
B22021435-035A	Trip Blank	1	35	0	0	2.0	0.057	Bal #25	2/25/2022	2/25/2022
This is a re-extract from batch #163984 due to the hexane dispensette not accurately delivering the required solvent due to a low amount of hexane in the bottle.Vial 2/2. Combined vial and sample weight of 61.13g with cap on. Empty vial weight with cap on 25.79g=35.34g. Entire sample consumed in extraction.										
B22021528-002C	Groundwater	1	36	0	0	2.0	0.056	Bal #25	2/25/2022	2/25/2022
This is a re-extract from batch #163984 due to the hexane dispensette not accurately delivering the required solvent due to a low amount of hexane in the bottle.Vial 2/2. Combined vial and sample weight of 61.28g with cap on. Empty vial weight with cap on 25.72g=35.56g.Entire sample consumed in extraction. Sediment present in sample.										
B22021528-003C	Groundwater	1	35	0	0	2.0	0.057	Bal #25	2/25/2022	2/25/2022
This is a re-extract from batch #163984 due to the hexane dispensette not accurately delivering the required solvent due to a low amount of hexane in the bottle.Vial 3/3. Combined vial and sample weight of 61.20g with cap on. Empty vial weight with cap on 25.94g=35.26g. Sediment is present in sample. Vial 2/3 is still in storage cooler.										

Number	Reagent Name	Exp Date	
11	Carbon Filter Water	1/1/2023	35mL
14206	pH-indicator Strips 0-14 HC160347	8/26/2026	
14543	Hexane EB754	6/4/2023	2mL
14729	Laboratory Fortified Blank Sample Concentrate	2/6/2023	14uL,3
14776	4ML, Amber Vial, 20220118	1/18/2023	
14853	40 mL Clear VOA Lot 00081943	2/8/2023	

Spk ID	Spike Name	SampType	AmtAdd	Exp Date
NaCl 01/22/22(13	Baked Sodium Chloride	ALL	7g	6/15/2026
PH021622504Su	504.1 Surrogate (0.1ug/mL)MeOH	ALL Except CKs	35uL	3/20/2023
PH011122504C2	504.1 Cal Stock 2(0.07ug/mL) MeOH	CK3	50µL	2/12/2023
PH011122504C3	504.1 Cal Stock 3(0.7ug/mL) MeOH	CK5	20µL	2/12/2023

Energy Laboratories Inc

ANALYTICAL RUN Summary

09-Mar-22

Run ID GECD.I_220224A

Run Start Date:	2/24/2022
Analyst:	Carry L Tran
Ical:	
Column ID:	RTX-CLP_0.53
Comments:	

Std ID	Std Name	Std Amount	Std Units	Samp Amount	Samp Units	SampType	Expiration Date
SeePrepRecord	Standards Tracked in Prep Batch						2/4/2050

Seq No	Lab ID	Test Code	Sample Typ	File ID	Analysis Date	DF	Batch ID	Prep Date	SPKref	RPDref	pmoist
15055418	CAL1-163984	PST-8011-W	CAL1	GECD.I\G022422\	2/24/2022 1:48:2	1	163984	2/24/2022 7:	0	0	

Analyte	T	Units	RAW	Final	Text	Spike	SPKref	RPDref	MDL	PQL	UQL	%REC	LOW	HIGH	%RPD	Q
1,2-Dibromoethane	A	ug/L	0.01137	0.01134158		0.01	0	0	0.0025835	0.01	0	113%	60	140	0%	
1,1,1,2-Tetrachloroethane	S	ug/L	0.01045	0.01042388		0.01	0	0	0.0056259	0.02	0	104%	60	140	0%	

Seq No	Lab ID	Test Code	Sample Typ	File ID	Analysis Date	DF	Batch ID	Prep Date	SPKref	RPDref	pmoist
15055419	CAL7-163984	PST-8011-W	CAL7	GECD.I\G022422\	2/24/2022 2:07:5	1	163984	2/24/2022 7:	0	0	

Analyte	T	Units	RAW	Final	Text	Spike	SPKref	RPDref	MDL	PQL	UQL	%REC	LOW	HIGH	%RPD	Q
1,2-Dibromoethane	A	ug/L	0.02198	0.02192505		0.02	0	0	0.0025835	0.01	0	110%	70	130	0%	
1,1,1,2-Tetrachloroethane	S	ug/L	0.02002	0.01996995		0.02	0	0	0.0056259	0.02	0	100%	70	130	0%	

Seq No	Lab ID	Test Code	Sample Typ	File ID	Analysis Date	DF	Batch ID	Prep Date	SPKref	RPDref	pmoist
15055420	CAL2-163984	PST-8011-W	CAL2	GECD.I\G022422\	2/24/2022 2:27:5	1	163984	2/24/2022 7:	0	0	

Analyte	T	Units	RAW	Final	Text	Spike	SPKref	RPDref	MDL	PQL	UQL	%REC	LOW	HIGH	%RPD	Q
1,2-Dibromoethane	A	ug/L	0.05472	0.0545832		0.05	0	0	0.0025835	0.01	0	109%	70	130	0%	
1,1,1,2-Tetrachloroethane	S	ug/L	0.04879	0.04866803		0.05	0	0	0.0056259	0.02	0	97%	70	130	0%	

Seq No	Lab ID	Test Code	Sample Typ	File ID	Analysis Date	DF	Batch ID	Prep Date	SPKref	RPDref	pmoist
15055421	CAL3-163984	PST-8011-W	CAL3	GECD.I\G022422\	2/24/2022 2:47:3	1	163984	2/24/2022 7:	0	0	

Analyte	T	Units	RAW	Final	Text	Spike	SPKref	RPDref	MDL	PQL	UQL	%REC	LOW	HIGH	%RPD	Q
1,2-Dibromoethane	A	ug/L	0.10632	0.1060542		0.1	0	0	0.0025835	0.01	0	106%	70	130	0%	
1,1,1,2-Tetrachloroethane	S	ug/L	0.09788	0.0976353		0.1	0	0	0.0056259	0.02	0	98%	70	130	0%	

Seq No	Lab ID	Test Code	Sample Typ	File ID	Analysis Date	DF	Batch ID	Prep Date	SPKref	RPDref	pmoist
15055422	CAL4-163984	PST-8011-W	CAL4	GECD.I\G022422\	2/24/2022 3:07:2	1	163984	2/24/2022 7:	0	0	

Analyte	T	Units	RAW	Final	Text	Spike	SPKref	RPDref	MDL	PQL	UQL	%REC	LOW	HIGH	%RPD	Q
1,2-Dibromoethane	A	ug/L	0.1969	0.19640775		0.2	0	0	0.0025835	0.01	0	98%	70	130	0%	
1,1,1,2-Tetrachloroethane	S	ug/L	0.1953	0.19481175		0.2	0	0	0.0056259	0.02	0	97%	70	130	0%	

Seq No	Lab ID	Test Code	Sample Typ	File ID	Analysis Date	DF	Batch ID	Prep Date	SPKref	RPDref	pmoist
15055423	CAL5-163984	PST-8011-W	CAL5	GECD.I\G022422\	2/24/2022 3:27:0	1	163984	2/24/2022 7:	0	0	

Analyte	T	Units	RAW	Final	Text	Spike	SPKref	RPDref	MDL	PQL	UQL	%REC	LOW	HIGH	%RPD	Q
1,2-Dibromoethane	A	ug/L	0.39856	0.3975636		0.4	0	0	0.0025835	0.01	0	99%	70	130	0%	
1,1,1,2-Tetrachloroethane	S	ug/L	0.41011	0.40908473		0.4	0	0	0.0056259	0.02	0	102%	70	130	0%	

Seq No	Lab ID	Test Code	Sample Typ	File ID	Analysis Date	DF	Batch ID	Prep Date	SPKref	RPDref	pmoist
15055424	CAL6-163984	PST-8011-W	CAL6	GECD.I\G022422\	2/24/2022 3:46:4	1	163984	2/24/2022 7:	0	0	

Analyte	T	Units	RAW	Final	Text	Spike	SPKref	RPDref	MDL	PQL	UQL	%REC	LOW	HIGH	%RPD	Q
1,2-Dibromoethane	A	ug/L	1.00036	0.9978591		1	0	0	0.0025835	0.01	0	100%	70	130	0%	
1,1,1,2-Tetrachloroethane	S	ug/L	0.99739	0.99489653		1	0	0	0.0056259	0.02	0	99%	70	130	0%	

Seq No	Lab ID	Test Code	Sample Typ	File ID	Analysis Date	DF	Batch ID	Prep Date	SPKref	RPDref	pmoist
15055425	LCS-163984	PST-8011-W	ICV	GECD.I\G022422\	2/24/2022 4:26:2	1	163984	2/24/2022 7:	0	0	

Analyte	T	Units	RAW	Final	Text	Spike	SPKref	RPDref	MDL	PQL	UQL	%REC	LOW	HIGH	%RPD	Q
1,2-Dibromoethane	A	ug/L	0.2423	0.24169425		0.25	0	0	0.0025835	0.01	0	97%	80	120	0%	
1,1,1,2-Tetrachloroethane	S	ug/L	0.10367	0.10341083		0.1	0	0	0.0056259	0.02	0	103%	80	120	0%	

Seq No	Lab ID	Test Code	Sample Typ	File ID	Analysis Date	DF	Batch ID	Prep Date	SPKref	RPDref	pmoist
15055426	CAL3-163984	PST-8011-W	CCV3	GECD.I\G022422\	2/24/2022 4:46:1	1	163984	2/24/2022 7:	0	0	

Analyte	T	Units	RAW	Final	Text	Spike	SPKref	RPDref	MDL	PQL	UQL	%REC	LOW	HIGH	%RPD	Q
1,2-Dibromoethane	A	ug/L	0.10246	0.10220385		0.1	0	0	0.0025835	0.01	0	102%	80	120	0%	
1,1,1,2-Tetrachloroethane	S	ug/L	0.09414	0.09390465		0.1	0	0	0.0056259	0.02	0	94%	80	120	0%	

Seq No	Lab ID	Test Code	Sample Typ	File ID	Analysis Date	DF	Batch ID	Prep Date	SPKref	RPDref	pmoist
15055427	MB-163984	PST-8011-W	MBLK	GECD.I\G022422\	2/24/2022 5:06:0	1	163984	2/24/2022 7:	0	0	

Analyte	T	Units	RAW	Final	Text	Spike	SPKref	RPDref	MDL	PQL	UQL	%REC	LOW	HIGH	%RPD	Q
1,2-Dibromoethane	A	ug/L	0	0		0	0	0	0.0025835	0.005	0	0%	0	0	0%	
1,1,1,2-Tetrachloroethane	S	ug/L	0.0972	0.096957		0.1	0	0	0.0056259	0.02	0	97%	70	130	0%	

Seq No	Lab ID	Test Code	Sample Typ	File ID	Analysis Date	DF	Batch ID	Prep Date	SPKref	RPDref	pmoist
15055428	LCS-163984	PST-8011-W	LCS-DOD	GECD.I\G022422\	2/24/2022 5:25:3	1	163984	2/24/2022 7:	0	0	

Analyte	T	Units	RAW	Final	Text	Spike	SPKref	RPDref	MDL	PQL	UQL	%REC	LOW	HIGH	%RPD	Q
1,2-Dibromoethane	A	ug/L	0.24299	0.24238253		0.25	0	0	0.0025835	0.01	0	97%	60	140	0%	
1,1,1,2-Tetrachloroethane	S	ug/L	0.096	0.09576		0.1	0	0	0.0056259	0.02	0	96%	70	130	0%	

Seq No	Lab ID	Test Code	Sample Typ	File ID	Analysis Date	DF	Batch ID	Prep Date	SPKref	RPDref	pmoist
15055429	LCS1-163984	PST-8011-W	LCS1	GECD.I\G022422\	2/24/2022 5:45:2	1	163984	2/24/2022 7:	0	0	

Analyte	T	Units	RAW	Final	Text	Spike	SPKref	RPDref	MDL	PQL	UQL	%REC	LOW	HIGH	%RPD	Q
1,2-Dibromoethane	A	ug/L	0.10707	0.10680233		0.1	0	0	0.0025835	0.01	0	107%	60	140	0%	
1,1,1,2-Tetrachloroethane	S	ug/L	0.10224	0.1019844		0.1	0	0	0.0056259	0.02	0	102%	70	130	0%	

Seq No	Lab ID	Test Code	Sample Typ	File ID	Analysis Date	DF	Batch ID	Prep Date	SPKref	RPDref	pmoist
15055430	B22010745-008	PST-8011-W	SAMP	GECD.I\G022422\	2/24/2022 6:24:5	1	163984	2/24/2022 8:	0	0	

Analyte	T	Units	RAW	Final	Text	Spike	SPKref	RPDref	MDL	PQL	UQL	%REC	LOW	HIGH	%RPD	Q
1,2-Dibromoethane	A	ug/L	0	0		0	0	0	0.0025835	0.01	0	0%	0	0	0%	
1,1,1,2-Tetrachloroethane	S	ug/L	0.1264	0.126084		0.1	0	0	0.0056259	0.02	0	126%	70	130	0%	

Seq No	Lab ID	Test Code	Sample Typ	File ID	Analysis Date	DF	Batch ID	Prep Date	SPKref	RPDref	pmoist
15055431	B22021435-004	PST-8011-W	SAMP	GECD.I\G022422\	2/24/2022 6:44:4	1	163984	2/24/2022 8:	0	0	

Analyte	T	Units	RAW	Final	Text	Spike	SPKref	RPDref	MDL	PQL	UQL	%REC	LOW	HIGH	%RPD	Q
1,2-Dibromoethane	A	ug/L	0	0		0	0	0	0.0025382	0.01	0	0%	0	0	0%	U
1,1,1,2-Tetrachloroethane	S	ug/L	0.09381	0.0919338		0.099	0	0	0.0055272	0.02	0	93%	70	130	0%	

Seq No	Lab ID	Test Code	Sample Typ	File ID	Analysis Date	DF	Batch ID	Prep Date	SPKref	RPDref	pmoist
15055432	B22021435-006	PST-8011-W	SAMP	GECD.I\G022422\	2/24/2022 7:04:3	1	163984	2/24/2022 8:	0	0	

Analyte	T	Units	RAW	Final	Text	Spike	SPKref	RPDref	MDL	PQL	UQL	%REC	LOW	HIGH	%RPD	Q
1,2-Dibromoethane	A	ug/L	0	0		0	0	0	0.0025835	0.01	0	0%	0	0	0%	U
1,1,1,2-Tetrachloroethane	S	ug/L	0.11585	0.11556038		0.099	0	0	0.0056259	0.02	0	117%	70	130	0%	

Seq No	Lab ID	Test Code	Sample Typ	File ID	Analysis Date	DF	Batch ID	Prep Date	SPKref	RPDref	pmoist
15055433	B22021435-010	PST-8011-W	SAMP	GECD.I\G022422\	2/24/2022 7:24:1	1	163984	2/24/2022 8:	0	0	

Analyte	T	Units	RAW	Final	Text	Spike	SPKref	RPDref	MDL	PQL	UQL	%REC	LOW	HIGH	%RPD	Q
1,2-Dibromoethane	A	ug/L	0	0		0	0	0	0.0025382	0.01	0	0%	0	0	0%	U
1,1,1,2-Tetrachloroethane	S	ug/L	0.09304	0.0911792		0.098	0	0	0.0055272	0.02	0	93%	70	130	0%	

Seq No	Lab ID	Test Code	Sample Typ	File ID	Analysis Date	DF	Batch ID	Prep Date	SPKref	RPDref	pmoist
15055434	B22021435-012	PST-8011-W	SAMP	GECD.I\G022422\	2/24/2022 7:44:0	1	163984	2/24/2022 8:	0	0	

Analyte	T	Units	RAW	Final	Text	Spike	SPKref	RPDref	MDL	PQL	UQL	%REC	LOW	HIGH	%RPD	Q
1,2-Dibromoethane	A	ug/L	0	0		0	0	0	0.0025382	0.01	0	0%	0	0	0%	U
1,1,1,2-Tetrachloroethane	S	ug/L	0.09693	0.0949914		0.098	0	0	0.0055272	0.02	0	97%	70	130	0%	

Seq No	Lab ID	Test Code	Sample Typ	File ID	Analysis Date	DF	Batch ID	Prep Date	SPKref	RPDref	pmoist
15055435	B22021435-015	PST-8011-W	SAMP	GECD.I\G022422\	2/24/2022 8:03:3	1	163984	2/24/2022 8:	0	0	

Analyte	T	Units	RAW	Final	Text	Spike	SPKref	RPDref	MDL	PQL	UQL	%REC	LOW	HIGH	%RPD	Q
1,2-Dibromoethane	A	ug/L	0	0		0	0	0	0.0025382	0.01	0	0%	0	0	0%	U
1,1,1,2-Tetrachloroethane	S	ug/L	0.09912	0.0971376		0.098	0	0	0.0055272	0.02	0	99%	70	130	0%	

Seq No	Lab ID	Test Code	Sample Typ	File ID	Analysis Date	DF	Batch ID	Prep Date	SPKref	RPDref	pmoist
15055436	B22021435-017	PST-8011-W	SAMP	GECD.I\G022422\	2/24/2022 8:23:3	1	163984	2/24/2022 8:	0	0	

Analyte	T	Units	RAW	Final	Text	Spike	SPKref	RPDref	MDL	PQL	UQL	%REC	LOW	HIGH	%RPD	Q
1,2-Dibromoethane	A	ug/L	0	0		0	0	0	0.0025382	0.01	0	0%	0	0	0%	U
1,1,1,2-Tetrachloroethane	S	ug/L	0.10481	0.1027138		0.098	0	0	0.0055272	0.02	0	105%	70	130	0%	

Seq No	Lab ID	Test Code	Sample Typ	File ID	Analysis Date	DF	Batch ID	Prep Date	SPKref	RPDref	pmoist
15055437	B22021435-020	PST-8011-W	SAMP	GECD.I\G022422\	2/24/2022 8:43:2	1	163984	2/24/2022 8:	0	0	

Analyte	T	Units	RAW	Final	Text	Spike	SPKref	RPDref	MDL	PQL	UQL	%REC	LOW	HIGH	%RPD	Q
1,2-Dibromoethane	A	ug/L	0	0		0	0	0	0.0025835	0.01	0	0%	0	0	0%	U
1,1,1,2-Tetrachloroethane	S	ug/L	0.0962	0.0959595		0.099	0	0	0.0056259	0.02	0	97%	70	130	0%	

Seq No	Lab ID	Test Code	Sample Typ	File ID	Analysis Date	DF	Batch ID	Prep Date	SPKref	RPDref	pmoist
15055438	B22021435-001	PST-8011-W	SAMP	GECD.I\G022422\	2/24/2022 9:02:5	1	163984	2/24/2022 7:	0	0	

Analyte	T	Units	RAW	Final	Text	Spike	SPKref	RPDref	MDL	PQL	UQL	%REC	LOW	HIGH	%RPD	Q
1,2-Dibromoethane	A	ug/L	0	0		0	0	0	0.0025382	0.01	0	0%	0	0	0%	U
1,1,1,2-Tetrachloroethane	S	ug/L	0.10096	0.0989408		0.099	0	0	0.0055272	0.02	0	100%	70	130	0%	

Seq No	Lab ID	Test Code	Sample Typ	File ID	Analysis Date	DF	Batch ID	Prep Date	SPKref	RPDref	pmoist
15055439	B22021435-001	PST-8011-W	MS	GECD.I\G022422\	2/24/2022 9:22:5	1	163984	2/24/2022 8:	2E+07	0	

Analyte	T	Units	RAW	Final	Text	Spike	SPKref	RPDref	MDL	PQL	UQL	%REC	LOW	HIGH	%RPD	Q
1,2-Dibromoethane	A	ug/L	0.24168	0.2368464		0.245	0	0	0.0025382	0.01	0	97%	60	140	0%	
1,1,1,2-Tetrachloroethane	S	ug/L	0.09651	0.0945798		0.098	0	0	0.0055272	0.02	0	97%	70	130	0%	

Seq No	Lab ID	Test Code	Sample Typ	File ID	Analysis Date	DF	Batch ID	Prep Date	SPKref	RPDref	pmoist
15055440	B22021435-001	PST-8011-W	MSD	GECD.I\G022422\	2/24/2022 9:42:3	1	163984	2/24/2022 8:	2E+07	2E+07	

Analyte	T	Units	RAW	Final	Text	Spike	SPKref	RPDref	MDL	PQL	UQL	%REC	LOW	HIGH	%RPD	Q
1,2-Dibromoethane	A	ug/L	0.2376	0.232848		0.245	0	0.2368464	0.0025382	0.01	0	95%	60	140	2%	
1,1,1,2-Tetrachloroethane	S	ug/L	0.09885	0.096873		0.098	0	0	0.0055272	0.02	0	99%	70	130	0%	

Seq No	Lab ID	Test Code	Sample Typ	File ID	Analysis Date	DF	Batch ID	Prep Date	SPKref	RPDref	pmoist
15055441	CAL5-163984	PST-8011-W	CCV4	GECD.I\G022422\	2/24/2022 10:22:	1	163984	2/24/2022 7:	0	0	

Analyte	T	Units	RAW	Final	Text	Spike	SPKref	RPDref	MDL	PQL	UQL	%REC	LOW	HIGH	%RPD	Q
1,2-Dibromoethane	A	ug/L	0.4143	0.41326425		0.4	0	0	0.0025835	0.01	0	103%	80	120	0%	
1,1,1,2-Tetrachloroethane	S	ug/L	0.42315	0.42209213		0.4	0	0	0.0056259	0.02	0	106%	80	120	0%	

Seq No	Lab ID	Test Code	Sample Typ	File ID	Analysis Date	DF	Batch ID	Prep Date	SPKref	RPDref	pmoist
15055442	B22021435-022	PST-8011-W	SAMP	GECD.I\G022422\	2/24/2022 11:01:	1	163984	2/24/2022 8:	0	0	

Analyte	T	Units	RAW	Final	Text	Spike	SPKref	RPDref	MDL	PQL	UQL	%REC	LOW	HIGH	%RPD	Q
1,2-Dibromoethane	A	ug/L	0	0		0	0	0	0.0025382	0.01	0	0%	0	0	0%	U
1,1,1,2-Tetrachloroethane	S	ug/L	0.09977	0.0977746		0.098	0	0	0.0055272	0.02	0	100%	70	130	0%	

Seq No	Lab ID	Test Code	Sample Typ	File ID	Analysis Date	DF	Batch ID	Prep Date	SPKref	RPDref	pmoist
15055443	B22021435-025	PST-8011-W	SAMP	GECD.I\G022422\	2/24/2022 11:21:	1	163984	2/24/2022 8:	0	0	

Analyte	T	Units	RAW	Final	Text	Spike	SPKref	RPDref	MDL	PQL	UQL	%REC	LOW	HIGH	%RPD	Q
1,2-Dibromoethane	A	ug/L	0	0		0	0	0	0.0025382	0.01	0	0%	0	0	0%	U
1,1,1,2-Tetrachloroethane	S	ug/L	0.09831	0.0963438		0.098	0	0	0.0055272	0.02	0	98%	70	130	0%	

Seq No	Lab ID	Test Code	Sample Typ	File ID	Analysis Date	DF	Batch ID	Prep Date	SPKref	RPDref	pmoist
15055444	B22021435-027	PST-8011-W	SAMP	GECD.I\G022422\	2/24/2022 11:41:	1	163984	2/24/2022 8:	0	0	

Analyte	T	Units	RAW	Final	Text	Spike	SPKref	RPDref	MDL	PQL	UQL	%REC	LOW	HIGH	%RPD	Q
1,2-Dibromoethane	A	ug/L	0	0		0	0	0	0.0025382	0.01	0	0%	0	0	0%	U
1,1,1,2-Tetrachloroethane	S	ug/L	0.11788	0.1155224		0.098	0	0	0.0055272	0.02	0	118%	70	130	0%	

Seq No	Lab ID	Test Code	Sample Typ	File ID	Analysis Date	DF	Batch ID	Prep Date	SPKref	RPDref	pmoist
15055445	B22021435-030	PST-8011-W	SAMP	GECD.I\G022422\	2/25/2022 12:00:	1	163984	2/24/2022 8:	0	0	

Analyte	T	Units	RAW	Final	Text	Spike	SPKref	RPDref	MDL	PQL	UQL	%REC	LOW	HIGH	%RPD	Q
1,2-Dibromoethane	A	ug/L	0	0		0	0	0	0.0025835	0.01	0	0%	0	0	0%	U
1,1,1,2-Tetrachloroethane	S	ug/L	0.10728	0.1070118		0.099	0	0	0.0056259	0.02	0	108%	70	130	0%	

Seq No	Lab ID	Test Code	Sample Typ	File ID	Analysis Date	DF	Batch ID	Prep Date	SPKref	RPDref	pmoist
15055446	B22021528-001	PST-8011-W	SAMP	GECD.I\G022422\	2/25/2022 1:00:1	1	163984	2/24/2022 8:	0	0	

Analyte	T	Units	RAW	Final	Text	Spike	SPKref	RPDref	MDL	PQL	UQL	%REC	LOW	HIGH	%RPD	Q
1,2-Dibromoethane	A	ug/L	0	0		0	0	0	0.0025382	0.01	0	0%	0	0	0%	
1,1,1,2-Tetrachloroethane	S	ug/L	0.15314	0.1500772		0.099	0	0	0.0055272	0.02	0	152%	70	130	0%	S

Seq No	Lab ID	Test Code	Sample Typ	File ID	Analysis Date	DF	Batch ID	Prep Date	SPKref	RPDref	pmoist
15055447	B22021528-004	PST-8011-W	SAMP	GECD.I\G022422\	2/25/2022 1:59:2	1	163984	2/24/2022 8:	0	0	

Analyte	T	Units	RAW	Final	Text	Spike	SPKref	RPDref	MDL	PQL	UQL	%REC	LOW	HIGH	%RPD	Q
1,2-Dibromoethane	A	ug/L	0	0		0	0	0	0.0025382	0.01	0	0%	0	0	0%	
1,1,1,2-Tetrachloroethane	S	ug/L	0.11382	0.1115436		0.098	0	0	0.0055272	0.02	0	114%	70	130	0%	

Seq No	Lab ID	Test Code	Sample Typ	File ID	Analysis Date	DF	Batch ID	Prep Date	SPKref	RPDref	pmoist
15055448	CAL3-163984	PST-8011-W	CCV3	GECD.I\G022422\	2/25/2022 2:38:5	1	163984	2/24/2022 7:	0	0	

Analyte	T	Units	RAW	Final	Text	Spike	SPKref	RPDref	MDL	PQL	UQL	%REC	LOW	HIGH	%RPD	Q
1,2-Dibromoethane	A	ug/L	0.11882	0.11852295		0.1	0	0	0.0025835	0.01	0	119%	80	120	0%	
1,1,1,2-Tetrachloroethane	S	ug/L	0.10355	0.10329113		0.1	0	0	0.0056259	0.02	0	103%	80	120	0%	

Energy Laboratories Inc

ANALYTICAL RUN Summary

09-Mar-22

Run ID GECD.I_220225A

Run Start Date:	2/25/2022
Analyst:	Carry L Tran
Ical:	
Column ID:	RTX-CLP_0.53
Comments:	

Std ID	Std Name	Std Amount	Std Units	Samp Amount	Samp Units	SampType	Expiration Date
SeePrepRecord	Standards Tracked in Prep Batch						2/4/2050

Seq No	Lab ID	Test Code	Sample Typ	File ID	Analysis Date	DF	Batch ID	Prep Date	SPKref	RPDref	pmoist
15056846	CK3-164037	PST-8011-W	CCV3	ECD.I\G022522\a	2/25/2022 12:56:	1	164037	2/25/2022 9:	0	0	

Analyte	T	Units	RAW	Final	Text	Spike	SPKref	RPDref	MDL	PQL	UQL	%REC	LOW	HIGH	%RPD	Q
1,2-Dibromoethane	A	ug/L	0.11139	0.11111153		0.1	0	0	0.0025835	0.01	0	111%	80	120	0%	
1,1,1,2-Tetrachloroethane	S	ug/L	0.10089	0.10063778		0.1	0	0	0.0056259	0.02	0	101%	80	120	0%	

Seq No	Lab ID	Test Code	Sample Typ	File ID	Analysis Date	DF	Batch ID	Prep Date	SPKref	RPDref	pmoist
15056847	MB-164037	PST-8011-W	MBLK	GECD.I\G022522\	2/25/2022 1:16:5	1	164037	2/25/2022 9:	0	0	

Analyte	T	Units	RAW	Final	Text	Spike	SPKref	RPDref	MDL	PQL	UQL	%REC	LOW	HIGH	%RPD	Q
1,2-Dibromoethane	A	ug/L	0	0		0	0	0	0.0025835	0.005	0	0%	0	0	0%	
1,1,1,2-Tetrachloroethane	S	ug/L	0.10034	0.10008915		0.1	0	0	0.0056259	0.02	0	100%	70	130	0%	

Seq No	Lab ID	Test Code	Sample Typ	File ID	Analysis Date	DF	Batch ID	Prep Date	SPKref	RPDref	pmoist
15056848	LCS-164037	PST-8011-W	LCS-DOD	GECD.I\G022522\	2/25/2022 1:36:4	1	164037	2/25/2022 9:	0	0	

Analyte	T	Units	RAW	Final	Text	Spike	SPKref	RPDref	MDL	PQL	UQL	%REC	LOW	HIGH	%RPD	Q
1,2-Dibromoethane	A	ug/L	0.24587	0.24525533		0.25	0	0	0.0025835	0.01	0	98%	60	140	0%	
1,1,1,2-Tetrachloroethane	S	ug/L	0.09866	0.09841335		0.1	0	0	0.0056259	0.02	0	98%	70	130	0%	

Seq No	Lab ID	Test Code	Sample Typ	File ID	Analysis Date	DF	Batch ID	Prep Date	SPKref	RPDref	pmoist
15056849	LCS1-164037	PST-8011-W	LCS1	GECD.I\G022522\	2/25/2022 1:56:4	1	164037	2/25/2022 9:	0	0	

Analyte	T	Units	RAW	Final	Text	Spike	SPKref	RPDref	MDL	PQL	UQL	%REC	LOW	HIGH	%RPD	Q
1,2-Dibromoethane	A	ug/L	0.1024	0.102144		0.1	0	0	0.0025835	0.01	0	102%	60	140	0%	
1,1,1,2-Tetrachloroethane	S	ug/L	0.09806	0.09781485		0.1	0	0	0.0056259	0.02	0	98%	70	130	0%	

Seq No	Lab ID	Test Code	Sample Typ	File ID	Analysis Date	DF	Batch ID	Prep Date	SPKref	RPDref	pmoist
15056850	B22021627-004	PST-8011-W	SAMP	GECD.I\G022522\	2/25/2022 2:36:1	1	164037	2/25/2022 9:	0	0	

Analyte	T	Units	RAW	Final	Text	Spike	SPKref	RPDref	MDL	PQL	UQL	%REC	LOW	HIGH	%RPD	Q
1,2-Dibromoethane	A	ug/L	0	0		0	0	0	0.0025382	0.01	0	0%	0	0	0%	U
1,1,1,2-Tetrachloroethane	S	ug/L	0.09656	0.0946288		0.099	0	0	0.0055272	0.02	0	96%	70	130	0%	

Seq No	Lab ID	Test Code	Sample Typ	File ID	Analysis Date	DF	Batch ID	Prep Date	SPKref	RPDref	pmoist
15056851	B22021627-006	PST-8011-W	SAMP	GECD.I\G022522\	2/25/2022 2:55:5	1	164037	2/25/2022 9:	0	0	

Analyte	T	Units	RAW	Final	Text	Spike	SPKref	RPDref	MDL	PQL	UQL	%REC	LOW	HIGH	%RPD	Q
1,2-Dibromoethane	A	ug/L	0	0		0	0	0	0.0025382	0.01	0	0%	0	0	0%	U
1,1,1,2-Tetrachloroethane	S	ug/L	0.10647	0.1043406		0.099	0	0	0.0055272	0.02	0	105%	70	130	0%	

Seq No	Lab ID	Test Code	Sample Typ	File ID	Analysis Date	DF	Batch ID	Prep Date	SPKref	RPDref	pmoist
15056852	B22021627-009	PST-8011-W	SAMP	GECD.I\G022522\	2/25/2022 3:15:3	1	164037	2/25/2022 9:	0	0	

Analyte	T	Units	RAW	Final	Text	Spike	SPKref	RPDref	MDL	PQL	UQL	%REC	LOW	HIGH	%RPD	Q
1,2-Dibromoethane	A	ug/L	0	0		0	0	0	0.0025382	0.01	0	0%	0	0	0%	U
1,1,1,2-Tetrachloroethane	S	ug/L	0.10571	0.1035958		0.098	0	0	0.0055272	0.02	0	106%	70	130	0%	

Seq No	Lab ID	Test Code	Sample Typ	File ID	Analysis Date	DF	Batch ID	Prep Date	SPKref	RPDref	pmoist
15056853	B22021627-011	PST-8011-W	SAMP	GECD.I\G022522\	2/25/2022 3:35:2	1	164037	2/25/2022 9:	0	0	

Analyte	T	Units	RAW	Final	Text	Spike	SPKref	RPDref	MDL	PQL	UQL	%REC	LOW	HIGH	%RPD	Q
1,2-Dibromoethane	A	ug/L	0	0		0	0	0	0.0025382	0.01	0	0%	0	0	0%	U
1,1,1,2-Tetrachloroethane	S	ug/L	0.10112	0.0990976		0.098	0	0	0.0055272	0.02	0	101%	70	130	0%	

Seq No	Lab ID	Test Code	Sample Typ	File ID	Analysis Date	DF	Batch ID	Prep Date	SPKref	RPDref	pmoist
15056854	B22021627-014	PST-8011-W	SAMP	GECD.I\G022522\	2/25/2022 3:55:1	1	164037	2/25/2022 9:	0	0	

Analyte	T	Units	RAW	Final	Text	Spike	SPKref	RPDref	MDL	PQL	UQL	%REC	LOW	HIGH	%RPD	Q
1,2-Dibromoethane	A	ug/L	0	0		0	0	0	0.0025382	0.01	0	0%	0	0	0%	U
1,1,1,2-Tetrachloroethane	S	ug/L	0.10216	0.1001168		0.098	0	0	0.0055272	0.02	0	102%	70	130	0%	

Seq No	Lab ID	Test Code	Sample Typ	File ID	Analysis Date	DF	Batch ID	Prep Date	SPKref	RPDref	pmoist
15056855	B22021435-032	PST-8011-W	SAMP	GECD.I\G022522\	2/25/2022 4:15:0	1	164037	2/25/2022 9:	0	0	

Analyte	T	Units	RAW	Final	Text	Spike	SPKref	RPDref	MDL	PQL	UQL	%REC	LOW	HIGH	%RPD	Q
1,2-Dibromoethane	A	ug/L	0	0		0	0	0	0.0025382	0.01	0	0%	0	0	0%	U
1,1,1,2-Tetrachloroethane	S	ug/L	0.10745	0.105301		0.098	0	0	0.0055272	0.02	0	107%	70	130	0%	

Seq No	Lab ID	Test Code	Sample Typ	File ID	Analysis Date	DF	Batch ID	Prep Date	SPKref	RPDref	pmoist
15056856	B22021435-035	PST-8011-W	SAMP	GECD.I\G022522\	2/25/2022 4:34:4	1	163984	2/24/2022 8:	0	0	

Analyte	T	Units	RAW	Final	Text	Spike	SPKref	RPDref	MDL	PQL	UQL	%REC	LOW	HIGH	%RPD	Q
1,2-Dibromoethane	A	ug/L	0	0		0	0	0	0.0025382	0.01	0	0%	0	0	0%	U
1,1,1,2-Tetrachloroethane	S	ug/L	0.10088	0.0988624		0.099	0	0	0.0055272	0.02	0	100%	70	130	0%	

Seq No	Lab ID	Test Code	Sample Typ	File ID	Analysis Date	DF	Batch ID	Prep Date	SPKref	RPDref	pmoist
15056857	B22021627-001	PST-8011-W	SAMP	GECD.I\G022522\	2/25/2022 4:54:2	1	164037	2/25/2022 9:	0	0	

Analyte	T	Units	RAW	Final	Text	Spike	SPKref	RPDref	MDL	PQL	UQL	%REC	LOW	HIGH	%RPD	Q
1,2-Dibromoethane	A	ug/L	0	0		0	0	0	0.0025382	0.01	0	0%	0	0	0%	U
1,1,1,2-Tetrachloroethane	S	ug/L	0.10764	0.1054872		0.098	0	0	0.0055272	0.02	0	108%	70	130	0%	

Seq No	Lab ID	Test Code	Sample Typ	File ID	Analysis Date	DF	Batch ID	Prep Date	SPKref	RPDref	pmoist
15056858	B22021627-001	PST-8011-W	MS-DOD	GECD.I\G022522\	2/25/2022 5:14:0	1	164037	2/25/2022 9:	2E+07	0	

Analyte	T	Units	RAW	Final	Text	Spike	SPKref	RPDref	MDL	PQL	UQL	%REC	LOW	HIGH	%RPD	Q
1,2-Dibromoethane	A	ug/L	0.25382	0.2487436		0.245	0	0	0.0025382	0.01	0	102%	60	140	0%	
1,1,1,2-Tetrachloroethane	S	ug/L	0.10177	0.0997346		0.098	0	0	0.0055272	0.02	0	102%	70	130	0%	

Seq No	Lab ID	Test Code	Sample Typ	File ID	Analysis Date	DF	Batch ID	Prep Date	SPKref	RPDref	pmoist
15056859	B22021627-001	PST-8011-W	MSD-DOD	GECD.I\G022522\	2/25/2022 5:34:0	1	164037	2/25/2022 9:	2E+07	2E+07	

Analyte	T	Units	RAW	Final	Text	Spike	SPKref	RPDref	MDL	PQL	UQL	%REC	LOW	HIGH	%RPD	Q
1,2-Dibromoethane	A	ug/L	0.25931	0.2541238		0.2425	0	0.2487436	0.0025382	0.01	0	105%	60	140	2%	
1,1,1,2-Tetrachloroethane	S	ug/L	0.10629	0.1041642		0.097	0	0	0.0055272	0.02	0	107%	70	130	0%	

Seq No	Lab ID	Test Code	Sample Typ	File ID	Analysis Date	DF	Batch ID	Prep Date	SPKref	RPDref	pmoist
15056860	CK5-164037	PST-8011-W	CCV4	GECD.I\G022522\	2/25/2022 6:13:4	1	164037	2/25/2022 9:	0	0	

Analyte	T	Units	RAW	Final	Text	Spike	SPKref	RPDref	MDL	PQL	UQL	%REC	LOW	HIGH	%RPD	Q
1,2-Dibromoethane	A	ug/L	0.4496	0.448476		0.4	0	0	0.0025835	0.01	0	112%	80	120	0%	
1,1,1,2-Tetrachloroethane	S	ug/L	0.45915	0.45800213		0.4	0	0	0.0056259	0.02	0	115%	80	120	0%	

Seq No	Lab ID	Test Code	Sample Typ	File ID	Analysis Date	DF	Batch ID	Prep Date	SPKref	RPDref	pmoist
15056861	B22021528-002	PST-8011-W	SAMP	GECD.I\G022522\	2/25/2022 6:53:0	1	164037	2/25/2022 9:	0	0	

Analyte	T	Units	RAW	Final	Text	Spike	SPKref	RPDref	MDL	PQL	UQL	%REC	LOW	HIGH	%RPD	Q
1,2-Dibromoethane	A	ug/L	0	0		0	0	0	0.0025382	0.01	0	0%	0	0	0%	
1,1,1,2-Tetrachloroethane	S	ug/L	0.09888	0.0969024		0.099	0	0	0.0055272	0.02	0	98%	70	130	0%	

Seq No	Lab ID	Test Code	Sample Typ	File ID	Analysis Date	DF	Batch ID	Prep Date	SPKref	RPDref	pmoist
15056862	B22021528-003	PST-8011-W	SAMP	GECD.I\G022522\	2/25/2022 7:12:5	1	164037	2/25/2022 9:	0	0	

Analyte	T	Units	RAW	Final	Text	Spike	SPKref	RPDref	MDL	PQL	UQL	%REC	LOW	HIGH	%RPD	Q
1,2-Dibromoethane	A	ug/L	0	0		0	0	0	0.0025835	0.01	0	0%	0	0	0%	
1,1,1,2-Tetrachloroethane	S	ug/L	0.10501	0.10474748		0.099	0	0	0.0056259	0.02	0	106%	70	130	0%	

Seq No	Lab ID	Test Code	Sample Typ	File ID	Analysis Date	DF	Batch ID	Prep Date	SPKref	RPDref	pmoist
15056863	CK3-164037	PST-8011-W	CCV1	GECD.I\G022522\	2/25/2022 7:52:2	1	164037	2/25/2022 9:	0	0	

Analyte	T	Units	RAW	Final	Text	Spike	SPKref	RPDref	MDL	PQL	UQL	%REC	LOW	HIGH	%RPD	Q
1,2-Dibromoethane	A	ug/L	0.12359	0.12328103		0.1	0	0	0.0025835	0.01	0	123%	70	130	0%	
1,1,1,2-Tetrachloroethane	S	ug/L	0.1062	0.1059345		0.1	0	0	0.0056259	0.02	0	106%	70	130	0%	

Write Sequence Insert Entries(Have the first cell for e

Data File	Sample Name
G:\org\GECD.i\G022422.b\G0224_001	8011Primer ;0.2ug/L$PST-8011-W,C4
G:\org\GECD.i\G022422.b\G0224_002	8011Primer ;0.2ug/L$PST-8011-W,C4
G:\org\GECD.i\G022422.b\G0224_003	8011Primer ;0.1ug/L$PST-8011-W,C3
G:\org\GECD.i\G022422.b\G0224_004	8011Primer ;0.1ug/L$PST-8011-W,C3
G:\org\GECD.i\G022422.b\G0224_005	8011Primer ;0.2ug/L$PST-8011-W,C4
G:\org\GECD.i\G022422.b\G0224_006	Hexane ;
G:\org\GECD.i\G022422.b\G0224_007	CAL1-163984 ;
G:\org\GECD.i\G022422.b\G0224_008	CAL7-163984 ;
G:\org\GECD.i\G022422.b\G0224_009	CAL2-163984 ;
G:\org\GECD.i\G022422.b\G0224_010	CAL3-163984 ;
G:\org\GECD.i\G022422.b\G0224_011	CAL4-163984 ;
G:\org\GECD.i\G022422.b\G0224_012	CAL5-163984 ;
G:\org\GECD.i\G022422.b\G0224_013	CAL6-163984 ;
G:\org\GECD.i\G022422.b\G0224_014	Hexane;;
G:\org\GECD.i\G022422.b\G0224_015	LCS-163984 ;
G:\org\GECD.i\G022422.b\G0224_016	CAL3-163984 ;
G:\org\GECD.i\G022422.b\G0224_017	MB-163984 ;
G:\org\GECD.i\G022422.b\G0224_018	LCS-163984 ;
G:\org\GECD.i\G022422.b\G0224_019	LCS1-163984 ;
G:\org\GECD.i\G022422.b\G0224_020	Hexane;;
G:\org\GECD.i\G022422.b\G0224_021	B22010745-008A ;$PST-8011-W,
G:\org\GECD.i\G022422.b\G0224_022	B22021435-004A ;$PST-8011-W,
G:\org\GECD.i\G022422.b\G0224_023	B22021435-006H ;$PST-8011-W,
G:\org\GECD.i\G022422.b\G0224_024	B22021435-010A ;$PST-8011-W,
G:\org\GECD.i\G022422.b\G0224_025	B22021435-012H ;$PST-8011-W,
G:\org\GECD.i\G022422.b\G0224_026	B22021435-015A ;$PST-8011-W,
G:\org\GECD.i\G022422.b\G0224_027	B22021435-017H ;$PST-8011-W,
G:\org\GECD.i\G022422.b\G0224_028	B22021435-020A ;$PST-8011-W,
G:\org\GECD.i\G022422.b\G0224_029	B22021435-001H ;$PST-8011-W,
G:\org\GECD.i\G022422.b\G0224_030	B22021435-001HMS ;$PST-8011-W,
G:\org\GECD.i\G022422.b\G0224_031	B22021435-001HMSD ;$PST-8011-W,
G:\org\GECD.i\G022422.b\G0224_032	Hexane;;
G:\org\GECD.i\G022422.b\G0224_033	CAL5-163984 ;
G:\org\GECD.i\G022422.b\G0224_034	Hexane;;
G:\org\GECD.i\G022422.b\G0224_035	B22021435-022H ;$PST-8011-W,
G:\org\GECD.i\G022422.b\G0224_036	B22021435-025A ;$PST-8011-W,
G:\org\GECD.i\G022422.b\G0224_037	B22021435-027H ;$PST-8011-W,
G:\org\GECD.i\G022422.b\G0224_038	B22021435-030A ;$PST-8011-W,
G:\org\GECD.i\G022422.b\G0224_039	B22021435-032H ;$PST-8011-W,
G:\org\GECD.i\G022422.b\G0224_040	B22021435-035A ;$PST-8011-W,
G:\org\GECD.i\G022422.b\G0224_041	B22021528-001C ;$PST-8011-W,
G:\org\GECD.i\G022422.b\G0224_042	B22021528-002C ;$PST-8011-W,
G:\org\GECD.i\G022422.b\G0224_043	B22021528-003C ;$PST-8011-W,

G:\org\GECD.i\G022422.b\G0224_044	B22021528-004C ;$PST-8011-W,
G:\org\GECD.i\G022422.b\G0224_045	Hexane;;
G:\org\GECD.i\G022422.b\G0224_046	CAL3-163984 ;
G:\org\GECD.i\G022422.b\G0224_047	8011Primer ;0.2ug/L$PST-8011-W,C4
G:\org\GECD.i\G022422.b\G0224_048	8011Primer ;0.2ug/L$PST-8011-W,C4
G:\org\GECD.i\G022422.b\G0224_049	8011Primer ;0.1ug/L$PST-8011-W,C3
G:\org\GECD.i\G022422.b\G0224_050	8011Primer ;0.1ug/L$PST-8011-W,C3
G:\org\GECD.i\G022422.b\G0224_051	8011Primer ;0.2ug/L$PST-8011-W,C4
G:\org\GECD.i\G022422.b\G0224_052	Hexane ;
G:\org\GECD.i\G022422.b\G0224_053	CAL3-163984 ;
G:\org\GECD.i\G022422.b\G0224_054	Hexane ;
G:\org\GECD.i\G022422.b\G0224_055	B22021435-032H ;$PST-8011-W,
G:\org\GECD.i\G022422.b\G0224_056	B22021435-035A ;$PST-8011-W,
G:\org\GECD.i\G022422.b\G0224_057	B22021528-001C ;$PST-8011-W,
G:\org\GECD.i\G022422.b\G0224_058	B22021528-002C ;$PST-8011-W,
G:\org\GECD.i\G022422.b\G0224_059	B22021528-003C ;$PST-8011-W,
G:\org\GECD.i\G022422.b\G0224_060	B22021528-004C ;$PST-8011-W,
G:\org\GECD.i\G022422.b\G0224_061	Hexane ;
G:\org\GECD.i\G022422.b\G0224_062	CAL5-163984 ;
G:\org\GECD.i\G022422.b\G0224_063	
G:\org\GECD.i\G022422.b\G0224_064	
G:\org\GECD.i\G022422.b\G0224_065	
G:\org\GECD.i\G022422.b\G0224_066	
G:\org\GECD.i\G022422.b\G0224_067	
G:\org\GECD.i\G022422.b\G0224_068	
G:\org\GECD.i\G022422.b\G0224_069	
G:\org\GECD.i\G022422.b\G0224_070	
G:\org\GECD.i\G022422.b\G0224_071	
G:\org\GECD.i\G022422.b\G0224_072	
G:\org\GECD.i\G022422.b\G0224_073	
G:\org\GECD.i\G022422.b\G0224_074	
G:\org\GECD.i\G022422.b\G0224_075	
G:\org\GECD.i\G022422.b\G0224_076	
G:\org\GECD.i\G022422.b\G0224_077	
G:\org\GECD.i\G022422.b\G0224_078	
G:\org\GECD.i\G022422.b\G0224_079	
G:\org\GECD.i\G022422.b\G0224_080	
G:\org\GECD.i\G022422.b\G0224_081	
G:\org\GECD.i\G022422.b\G0224_082	
G:\org\GECD.i\G022422.b\G0224_083	
G:\org\GECD.i\G022422.b\G0224_084	
G:\org\GECD.i\G022422.b\G0224_085	
G:\org\GECD.i\G022422.b\G0224_086	
G:\org\GECD.i\G022422.b\G0224_087	
G:\org\GECD.i\G022422.b\G0224_088	
G:\org\GECD.i\G022422.b\G0224_089	

Write Sequence | Insert Entries(Have the first cell for e

Data File	Sample Name
G:\org\GECD.i\G022522.b\G0225_001	Hexane ;
G:\org\GECD.i\G022522.b\G0225_002	CK3-164037 ;
G:\org\GECD.i\G022522.b\G0225_003	MB-164037 ;
G:\org\GECD.i\G022522.b\G0225_004	LCS-164037 ;
G:\org\GECD.i\G022522.b\G0225_005	LCS1-164037 ;
G:\org\GECD.i\G022522.b\G0225_006	Hexane;;
G:\org\GECD.i\G022522.b\G0225_007	B22021627-004A ;$PST-8011-W,
G:\org\GECD.i\G022522.b\G0225_008	B22021627-006H ;$PST-8011-W,
G:\org\GECD.i\G022522.b\G0225_009	B22021627-009A ;$PST-8011-W,
G:\org\GECD.i\G022522.b\G0225_010	B22021627-011H ;$PST-8011-W,
G:\org\GECD.i\G022522.b\G0225_011	B22021627-014A ;$PST-8011-W,
G:\org\GECD.i\G022522.b\G0225_012	B22021435-032H ;$PST-8011-W,
G:\org\GECD.i\G022522.b\G0225_013	B22021435-035A ;$PST-8011-W,
G:\org\GECD.i\G022522.b\G0225_014	B22021627-001H ;$PST-8011-W,
G:\org\GECD.i\G022522.b\G0225_015	B22021627-001HMS ;$PST-8011-W,
G:\org\GECD.i\G022522.b\G0225_016	B22021627-001HMSD ;$PST-8011-W,
G:\org\GECD.i\G022522.b\G0225_017	Hexane;;
G:\org\GECD.i\G022522.b\G0225_018	CK5-164037 ;
G:\org\GECD.i\G022522.b\G0225_019	Hexane;;
G:\org\GECD.i\G022522.b\G0225_020	B22021528-002C ;$PST-8011-W,
G:\org\GECD.i\G022522.b\G0225_021	B22021528-003C ;$PST-8011-W,
G:\org\GECD.i\G022522.b\G0225_022	Hexane;;
G:\org\GECD.i\G022522.b\G0225_023	CK3-164037 ;
G:\org\GECD.i\G022522.b\G0225_024	
G:\org\GECD.i\G022522.b\G0225_025	
G:\org\GECD.i\G022522.b\G0225_026	
G:\org\GECD.i\G022522.b\G0225_027	
G:\org\GECD.i\G022522.b\G0225_028	
G:\org\GECD.i\G022522.b\G0225_029	
G:\org\GECD.i\G022522.b\G0225_030	
G:\org\GECD.i\G022522.b\G0225_031	
G:\org\GECD.i\G022522.b\G0225_032	
G:\org\GECD.i\G022522.b\G0225_033	
G:\org\GECD.i\G022522.b\G0225_034	
G:\org\GECD.i\G022522.b\G0225_035	
G:\org\GECD.i\G022522.b\G0225_036	
G:\org\GECD.i\G022522.b\G0225_037	
G:\org\GECD.i\G022522.b\G0225_038	
G:\org\GECD.i\G022522.b\G0225_039	
G:\org\GECD.i\G022522.b\G0225_040	
G:\org\GECD.i\G022522.b\G0225_041	
G:\org\GECD.i\G022522.b\G0225_042	
G:\org\GECD.i\G022522.b\G0225_043	
G:\org\GECD.i\G022522.b\G0225_044	
G:\org\GECD.i\G022522.b\G0225_045	
G:\org\GECD.i\G022522.b\G0225_046	
G:\org\GECD.i\G022522.b\G0225_047	
G:\org\GECD.i\G022522.b\G0225_048	
G:\org\GECD.i\G022522.b\G0225_049	

Quantitative Analysis Results Summary Report

Batch Path	\\MASSHUNTER\Org\Data\GECD.I\G022422\aiaexport\QuantResults\G022422_8011_W_CLT.batch.bin		
Analysis Time	2/25/2022 2:31 PM	**Analyst Name**	BL2000\ctran
Report Time	3/9/2022 2:59:37 PM	**Reporter Name**	BL2000\srcox
Last Calib Update	2/25/2022 8:11 AM	**Batch State**	Processed
Quant Batch Version	10.0	**Quant Report Version**	10.0

Sequence Table

Data File	sample Name	Sample Type	Vial Position	Inj Vol	Level	Acq Method File
G0224_007.0007.D	CAL1-163984	CC		0	1	testAcqFileNamePath
G0224_008.0008.D	CAL7-163984	CC		0	7	testAcqFileNamePath
G0224_009.0009.D	CAL2-163984	CC		0	2	testAcqFileNamePath
G0224_010.0010.D	CAL3-163984	CC		0	3	testAcqFileNamePath
G0224_011.0011.D	CAL4-163984	CC		0	4	testAcqFileNamePath
G0224_012.0012.D	CAL5-163984	CC		0	5	testAcqFileNamePath
G0224_013.0013.D	CAL6-163984	CC		0	6	testAcqFileNamePath
G0224_015.0015.D	LCS-163984	QC		0	LCS	testAcqFileNamePath
G0224_017.0017.D	MB-163984	MethodBlank		0		testAcqFileNamePath

Quantitation Results

Compound: 1,2-Dibromoethane

Data File	Sample Type	RT	Resp	Final Conc	Exp. Conc	Accuracy
G0224_007.0007.D	CC	3.453	1929	0.0114	0.0100	113.7
G0224_008.0008.D	CC	3.453	3724	0.0220	0.0200	109.9
G0224_009.0009.D	CC	3.453	9221	0.0547	0.0500	109.4
G0224_010.0010.D	CC	3.453	17768	0.1063	0.1000	106.3
G0224_011.0011.D	CC	3.451	32418	0.1969	0.2000	98.4
G0224_012.0012.D	CC	3.450	63436	0.3986	0.4000	99.6
G0224_013.0013.D	CC	3.449	142853	1.0004	1.0000	100.0
G0224_015.0015.D	QC	3.449	39595	0.2423	0.2500	96.9
G0224_017.0017.D	Blank	3.442	0	ND		

Compound: 1,1,1,2-Tetrachloroethane

Data File	Sample Type	RT	Resp	Final Conc	Exp. Conc	Accuracy
G0224_007.0007.D	CC	3.978	1386	0.0105	0.0100	104.5
G0224_008.0008.D	CC	3.976	4766	0.0200	0.0200	100.1
G0224_009.0009.D	CC	3.975	14968	0.0488	0.0500	97.6
G0224_010.0010.D	CC	3.974	32499	0.0979	0.1000	97.9
G0224_011.0011.D	CC	3.973	67779	0.1953	0.2000	97.6
G0224_012.0012.D	CC	3.973	147845	0.4101	0.4000	102.5
G0224_013.0013.D	CC	3.971	382731	0.9974	1.0000	99.7
G0224_015.0015.D	QC	3.973	34577	0.1037	0.1000	103.7
G0224_017.0017.D	Blank	3.970	32257	0.0972		

Initial Calibration Report - WJB

Method Path	\\MASSHUNTER\Org\Data\GECD.I\GECD_methods
Method File	G022422_8011_W_CLT.m
Batch Name	\\MASSHUNTER\Org\Data\GECD.I\G022422\aiaexport\QuantResults\G022422_8011_W_CLT.batch.bin
Last Calib Update	2/25/2022 8:11:20 AM

Level Name	Calibration Files	Acq. Date-Time	Level Last Update Time
1	\\MASSHUNTER\Org\Data\GECD.I\G022422\aiaexport\G0224_007.0007.D	2/24/2022 1:48:23 PM	2/25/2022 8:11:20 AM
7	\\MASSHUNTER\Org\Data\GECD.I\G022422\aiaexport\G0224_008.0008.D	2/24/2022 2:07:59 PM	2/25/2022 8:11:20 AM
2	\\MASSHUNTER\Org\Data\GECD.I\G022422\aiaexport\G0224_009.0009.D	2/24/2022 2:27:56 PM	2/25/2022 8:11:20 AM
3	\\MASSHUNTER\Org\Data\GECD.I\G022422\aiaexport\G0224_010.0010.D	2/24/2022 2:47:36 PM	2/25/2022 8:11:20 AM
4	\\MASSHUNTER\Org\Data\GECD.I\G022422\aiaexport\G0224_011.0011.D	2/24/2022 3:07:26 PM	2/25/2022 8:11:20 AM
5	\\MASSHUNTER\Org\Data\GECD.I\G022422\aiaexport\G0224_012.0012.D	2/24/2022 3:27:03 PM	2/25/2022 8:11:20 AM
6	\\MASSHUNTER\Org\Data\GECD.I\G022422\aiaexport\G0224_013.0013.D	2/24/2022 3:46:49 PM	2/25/2022 8:11:20 AM

Compound	Curve Fit	1	7	2	3	4	5	6	Avg RF	%RSD
M 1,2-Dibromoethane	Quadratic	193088	186099	180413	177678	162092	158591	142853	171545	10.298
S 1,1,1,2-Tetrachloroethane	Quadratic	138646	238314	299357	324992	338896	369613	382731	298936	28.536

(RedFont and #) = Outlier Flag; (I) = Internal Standard; (T) = Target; (S) = Surrogate; (M) = Matrix Spike

Compounds with Curve fitting not using Avg Response Factor:

Compound	Curve Fit	Curve Fit Formula	Curve Fit R2
M 1,2-Dibromoethane	Quadratic	y = -27189.040135 * x ^ 2 + 170000.578620 * x	0.999878
S 1,1,1,2-Tetrachloroethane	Quadratic	y = 33932.728826 * x ^ 2 + 352192.061697 * x - 2298.119678	0.999702

(RedFont and #) = Outlier Flag; (I) = Internal Standard; (T) = Target; (S) = Surrogate; (M) = Matrix Spike

Calibration Report

Batch Path	\\MASSHUNTER\Org\Data\GECD.I\G022422\aiaexport\QuantResults\G022422_8011_W_CLT.batch.bin		
Analysis Time	2/25/2022 2:31 PM	**Analyst Name**	BL2000\ctran
Report Time	3/9/2022 3:14:43 PM	**Reporter Name**	BL2000\srcox
Last Calib Update	2/25/2022 8:11 AM	**Batch State**	Processed
Quant Batch Version	10.0	**Quant Report Version**	10.0

1,2-Dibromoethane %RSE =

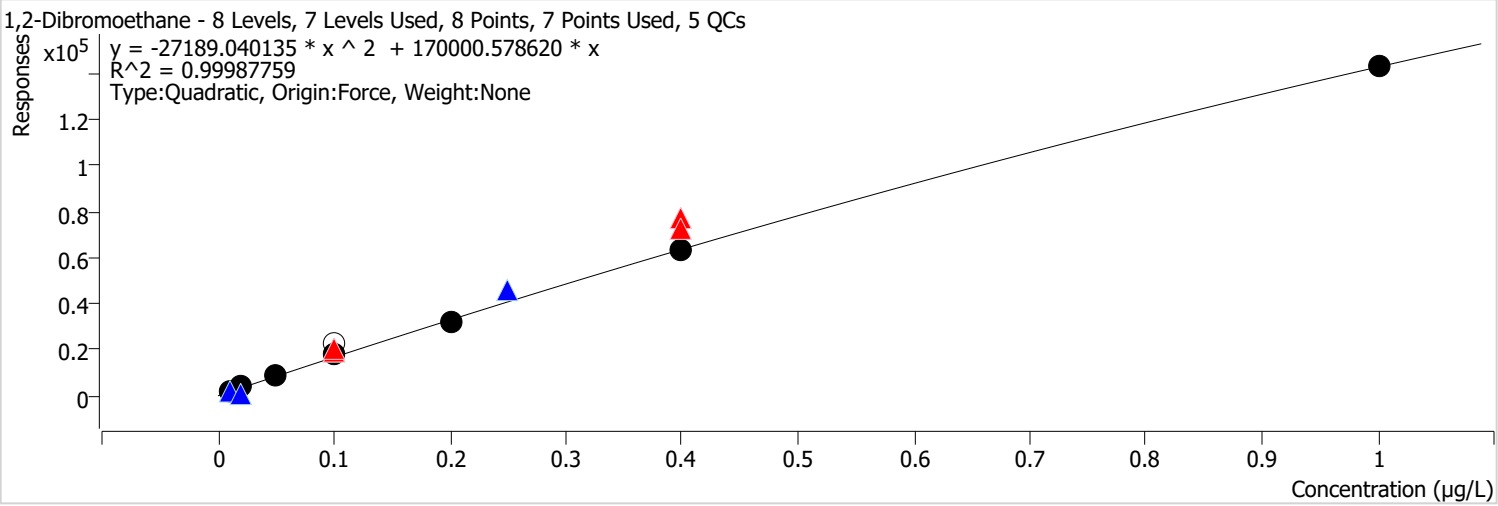

Calibration STD Path	Cal Type	Level	Enabled	Resp.	Exp. Conc	Resp. Factor	Level RSD
D:\Org\Data\GECD.I\G092121\aiaexport\G0921_026.0026.D	QC	1	x	1707	0.0100	170728.9447	
\\MASSHUNTER\Org\Data\GECD.I\G022422\aiaexport\G0224_007.0007.D	Calibration	1	x	1931	0.0100	193088.4351	
D:\Org\Data\GECD.I\G091321\aiaexport\G0913_018.0018.D	QC	7	x	1335	0.0200	66739.7425	
\\MASSHUNTER\Org\Data\GECD.I\G022422\aiaexport\G0224_008.0008.D	Calibration	7	x	3722	0.0200	186099.2670	
\\MASSHUNTER\Org\Data\GECD.I\G022422\aiaexport\G0224_009.0009.D	Calibration	2	x	9021	0.0500	180413.4200	
\\MASSHUNTER\Org\Data\GECD.I\G111820\aiaexport\G1118_016.0016.D	Calibration	CC3		22970	0.1000		
D:\Org\Data\GECD.I\G081021\aiaexport\G0810_016.0016.D	QC	CC3		21004	0.1000	210042.4247	
D:\Org\Data\GECD.I\G122121\aiaexport\G1221_061.0061.D	CC	CC3		19101	0.1000	191007.5606	
\\MASSHUNTER\Org\Data\GECD.I\G020922\aiaexport\G0209_053.0053.D	CC	3	x	19066	0.1000	190664.4764	
\\MASSHUNTER\Org\Data\GECD.I\G020922\aiaexport\G0209_030.0030.D	QC	LCS1	x	19195	0.1000	191949.8990	
\\MASSHUNTER\Org\Data\GECD.I\G020922\aiaexport\G0209_027.0027.D	CC	3	x	20905	0.1000	209045.9250	
\\MASSHUNTER\Org\Data\GECD.I\G022422\aiaexport\G0224_010.0010.D	Calibration	3	x	17768	0.1000	177677.8324	
\\MASSHUNTER\Org\Data\GECD.I\G022422\aiaexport\G0224_011.0011.D	Calibration	4	x	32418	0.2000	162091.7968	
\\MASSHUNTER\Org\Data\GECD.I\G020922\aiaexport\G0209_029.0029.D	QC	LCS	x	46496	0.2500	185984.9936	
D:\Org\Data\GECD.I\G122121\aiaexport\G1221_074.0074.D	CC	CC5	x	77330	0.4000	193324.5351	
\\MASSHUNTER\Org\Data\GECD.I\G020922\aiaexport\G0209_044.0044.D	CC	5	x	72089	0.4000	180222.6846	
\\MASSHUNTER\Org\Data\GECD.I\G022422\aiaexport\G0224_012.0012.D	Calibration	5	x	63436	0.4000	158590.6926	
\\MASSHUNTER\Org\Data\GECD.I\G022422\aiaexport\G0224_013.0013.D	Calibration	6	x	142853	1.0000	142853.4754	

Calibration Report

Batch Path	\\MASSHUNTER\Org\Data\GECD.I\G022422\aiaexport\QuantResults\G022422_8011_W_CLT.batch.bin		
Analysis Time	2/25/2022 2:31 PM	**Analyst Name**	BL2000\ctran
Report Time	3/9/2022 3:14:47 PM	**Reporter Name**	BL2000\srcox
Last Calib Update	2/25/2022 8:11 AM	**Batch State**	Processed
Quant Batch Version	10.0	**Quant Report Version**	10.0

1,1,1,2-Tetrachloroethane %RSE =

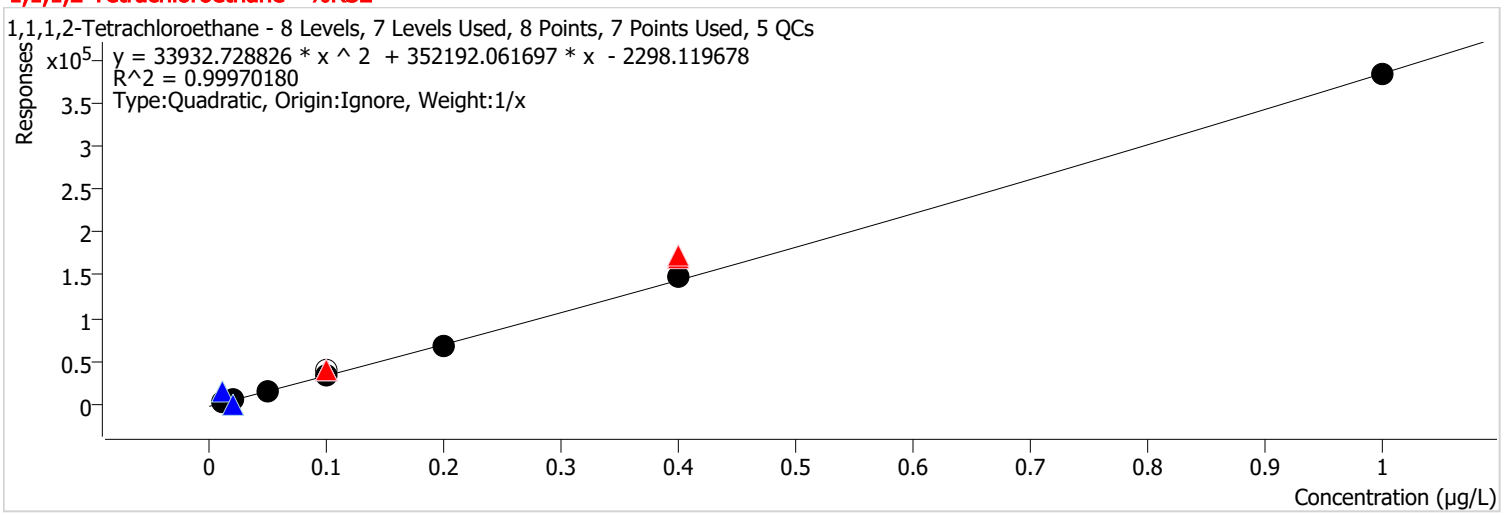

Calibration STD Path	Cal Type	Level	Enabled	Resp.	Exp. Conc	Resp. Factor	Level RSD
D:\Org\Data\GECD.I\G092121\aiaexport\G0921_026.0026.D	QC	1	x	15026	0.0100	1502610.5883	
\\MASSHUNTER\Org\Data\GECD.I\G022422\aiaexport\G0224_007.0007.D	Calibration	1	x	1386	0.0100	138645.5392	
D:\Org\Data\GECD.I\G091321\aiaexport\G0913_018.0018.D	QC	7	x	686	0.0200	34275.7771	
\\MASSHUNTER\Org\Data\GECD.I\G022422\aiaexport\G0224_008.0008.D	Calibration	7	x	4766	0.0200	238314.4042	
\\MASSHUNTER\Org\Data\GECD.I\G022422\aiaexport\G0224_009.0009.D	Calibration	2	x	14968	0.0500	299356.9329	
\\MASSHUNTER\Org\Data\GECD.I\G111820\aiaexport\G1118_016.0016.D	Calibration	CC3		41065	0.1000		
D:\Org\Data\GECD.I\G081021\aiaexport\G0810_016.0016.D	QC	CC3		42481	0.1000	424813.5788	
D:\Org\Data\GECD.I\G122121\aiaexport\G1221_061.0061.D	CC	CC3		29228	0.1000	292276.2189	
\\MASSHUNTER\Org\Data\GECD.I\G020922\aiaexport\G0209_053.0053.D	CC	3	x	38726	0.1000	387264.2087	
\\MASSHUNTER\Org\Data\GECD.I\G020922\aiaexport\G0209_030.0030.D	QC	LCS1	x	41151	0.1000	411505.5261	
\\MASSHUNTER\Org\Data\GECD.I\G020922\aiaexport\G0209_029.0029.D	QC	LCS	x	40669	0.1000	406691.2911	
\\MASSHUNTER\Org\Data\GECD.I\G020922\aiaexport\G0209_027.0027.D	CC	3	x	40786	0.1000	407855.1467	
\\MASSHUNTER\Org\Data\GECD.I\G022422\aiaexport\G0224_010.0010.D	Calibration	3	x	32499	0.1000	324992.1899	
\\MASSHUNTER\Org\Data\GECD.I\G022422\aiaexport\G0224_011.0011.D	Calibration	4	x	67779	0.2000	338895.8219	
D:\Org\Data\GECD.I\G122121\aiaexport\G1221_074.0074.D	CC	CC5	x	169695	0.4000	424236.9956	
\\MASSHUNTER\Org\Data\GECD.I\G020922\aiaexport\G0209_044.0044.D	CC	5	x	172872	0.4000	432180.2832	
\\MASSHUNTER\Org\Data\GECD.I\G022422\aiaexport\G0224_012.0012.D	Calibration	5	x	147845	0.4000	369612.9718	
\\MASSHUNTER\Org\Data\GECD.I\G022422\aiaexport\G0224_013.0013.D	Calibration	6	x	382731	1.0000	382731.2699	

Quantitation Results Report (QT Reviewed)

Data File	G0224_001.0001.D	Operator	
Acq. Method	testAcqFileNamePath	Acq. Date-Time	2/24/2022 11:49:39 AM
Sample Name	8011Primer	Instrument	WJB
Vial		Multiplier	1.00
DA Method File	G022422_8011_W_CLT.m	Comment	
Tune File		Tune Date	
Batch Name	G022422_8011_W_CLT.batch.bin	Last Calib Update	2/25/2022 8:11:20 AM
Ref Library			

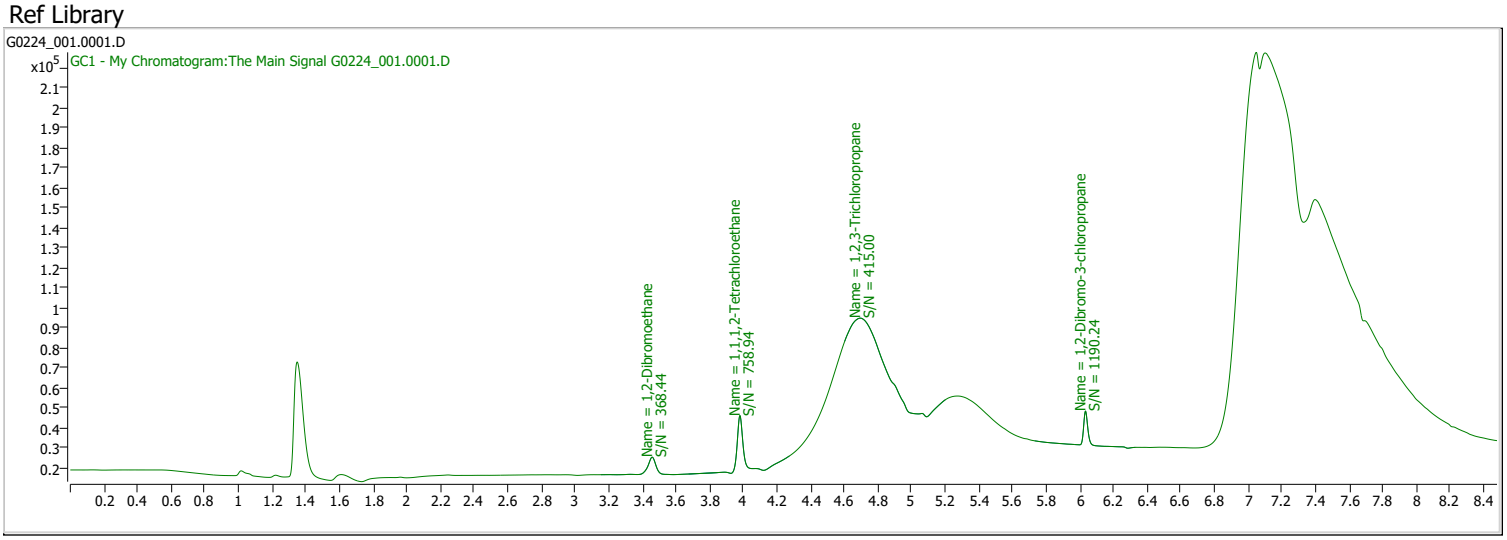

Compound	RT	QIon	Resp.	Conc.	Units		Dev(Min)
Internal Standards							
System Monitoring Compounds							
S 1,1,1,2-Tetrachloroethane	3.979	0.0	59458	0.1725	µg/L		0.005
Spiked Amount: 0.100	Range: 70.0 - 130.0%			Recovery = 172.48%		*	
Target Compounds							**QValue**
M 1,2-Dibromoethane	3.458	0.0	28196	0.1705	µg/L		100

(#) = Qualifier Out of Range; (m) = Manual Integration; (+) = Area Summed; (*) = Surrogate Percent Recovery Out of Range; (d): Zeroed Peak

Compound	Conc.	RT	Dev(Min)	Resp.	QIon	QRatio	Lower	Upper
1,2-Dibromoethane	0.1705	3.46	0.01	28196				

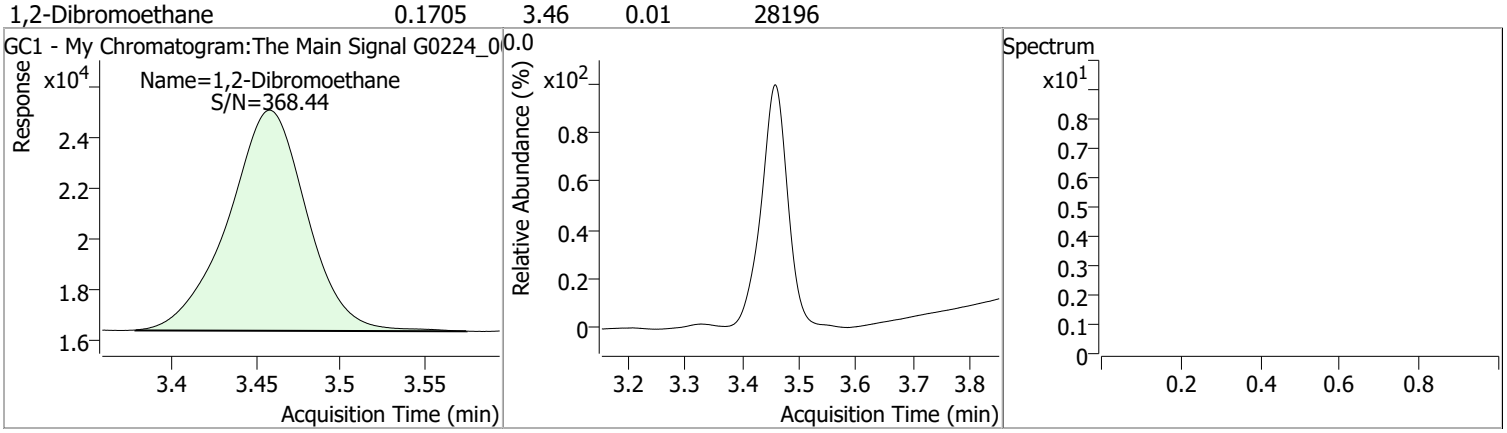

Compound	Conc.	RT	Dev(Min)	Resp.	QIon	QRatio	Lower	Upper
1,1,1,2-Tetrachloroethane	0.1725	3.98	0.00	59458				

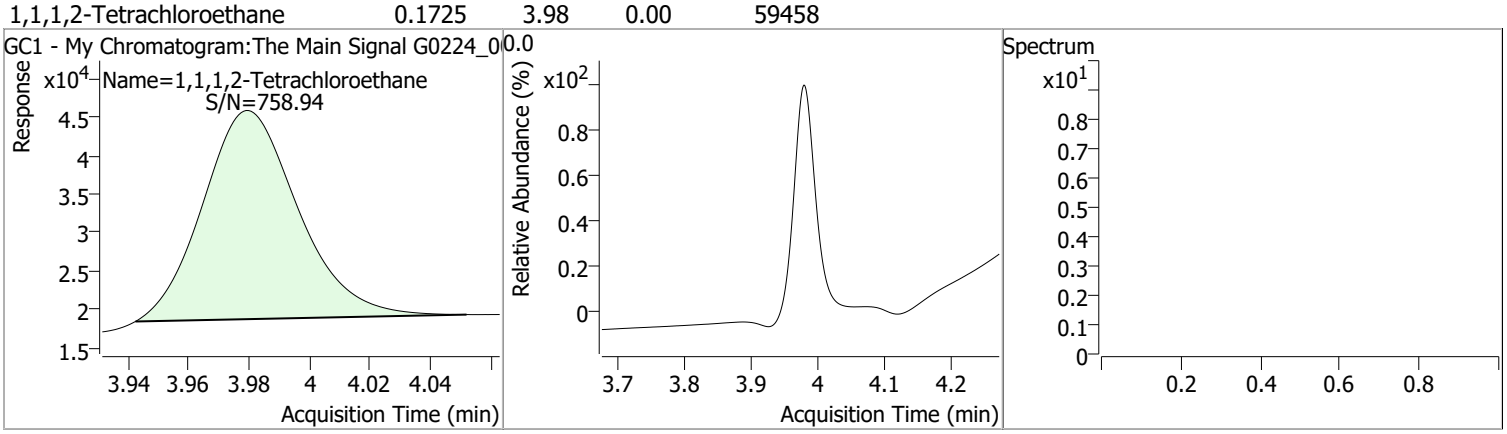

Quantitation Results Report (QT Reviewed)

Data File	G0224_002.0002.D	Operator	
Acq. Method	testAcqFileNamePath	Acq. Date-Time	2/24/2022 12:09:33 PM
Sample Name	8011Primer	Instrument	WJB
Vial		Multiplier	1.00
DA Method File	G022422_8011_W_CLT.m	Comment	
Tune File		Tune Date	
Batch Name	G022422_8011_W_CLT.batch.bin	Last Calib Update	2/25/2022 8:11:20 AM
Ref Library			

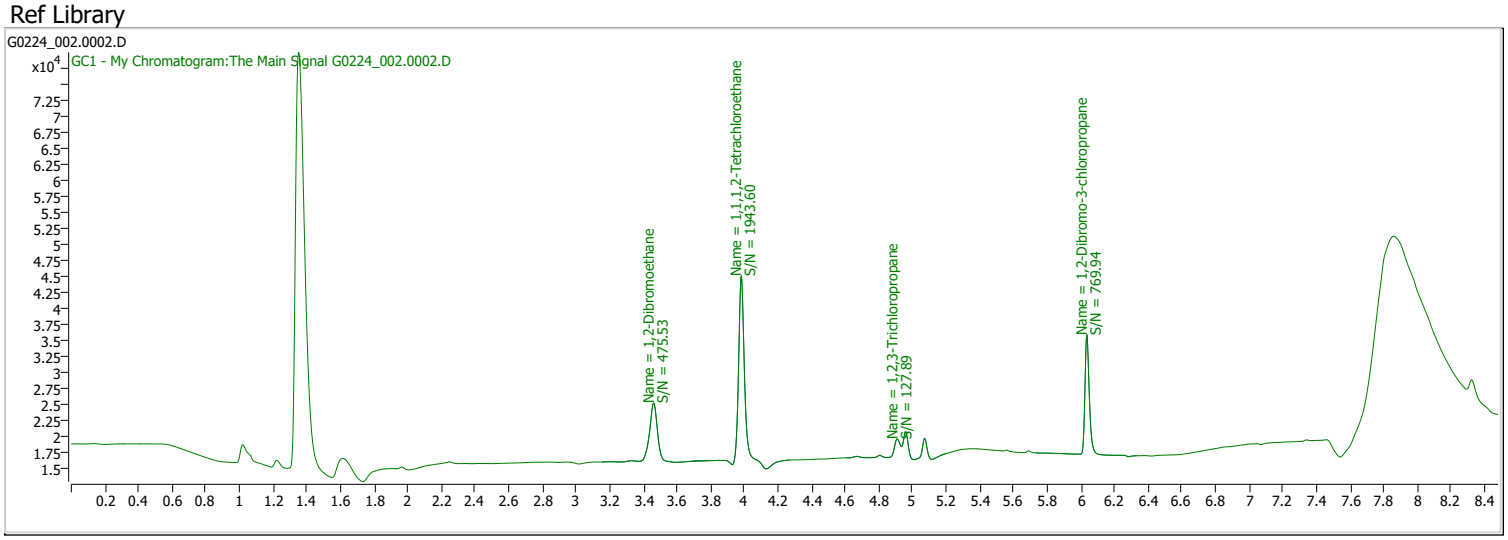

Compound	RT	QIon	Resp.	Conc.	Units		Dev(Min)
Internal Standards							
System Monitoring Compounds							
S 1,1,1,2-Tetrachloroethane	3.982	0.0	72998	0.2096	µg/L		0.007
Spiked Amount: 0.100	Range: 70.0 - 130.0%			Recovery = 209.56%		*	
Target Compounds							QValue
M 1,2-Dibromoethane	3.462	0.0	29601	0.1793	µg/L		100

(#) = Qualifier Out of Range; (m) = Manual Integration; (+) = Area Summed; (*) = Surrogate Percent Recovery Out of Range; (d): Zeroed Peak

Compound	Conc.	RT	Dev(Min)	Resp.	QIon	QRatio	Lower	Upper
1,2-Dibromoethane	0.1793	3.46	0.01	29601				

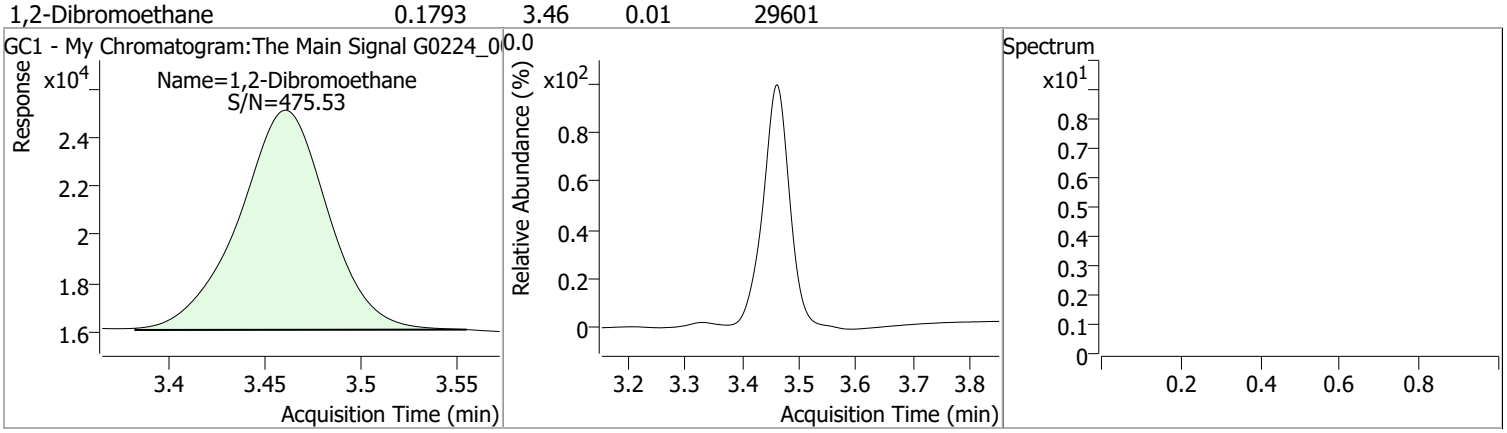

Compound	Conc.	RT	Dev(Min)	Resp.	QIon	QRatio	Lower	Upper
1,1,1,2-Tetrachloroethane	0.2096	3.98	0.01	72998				

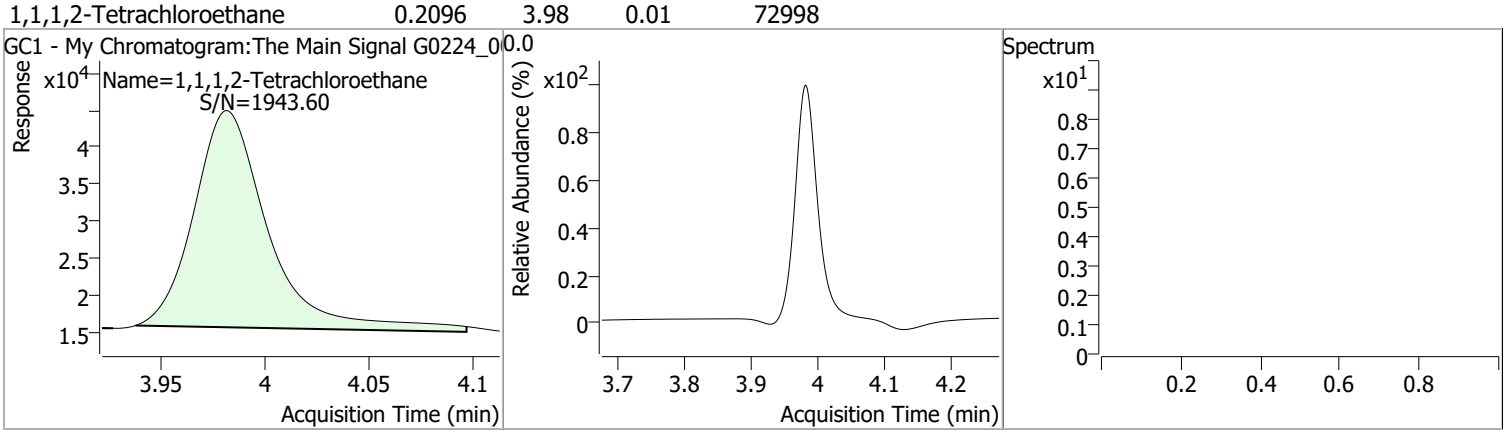

Quantitation Results Report (QT Reviewed)

Data File	G0224_003.0003.D	Operator	
Acq. Method	testAcqFileNamePath	Acq. Date-Time	2/24/2022 12:29:09 PM
Sample Name	8011Primer	Instrument	WJB
Vial		Multiplier	1.00
DA Method File	G022422_8011_W_CLT.m	Comment	
Tune File		Tune Date	
Batch Name	G022422_8011_W_CLT.batch.bin	Last Calib Update	2/25/2022 8:11:20 AM
Ref Library			

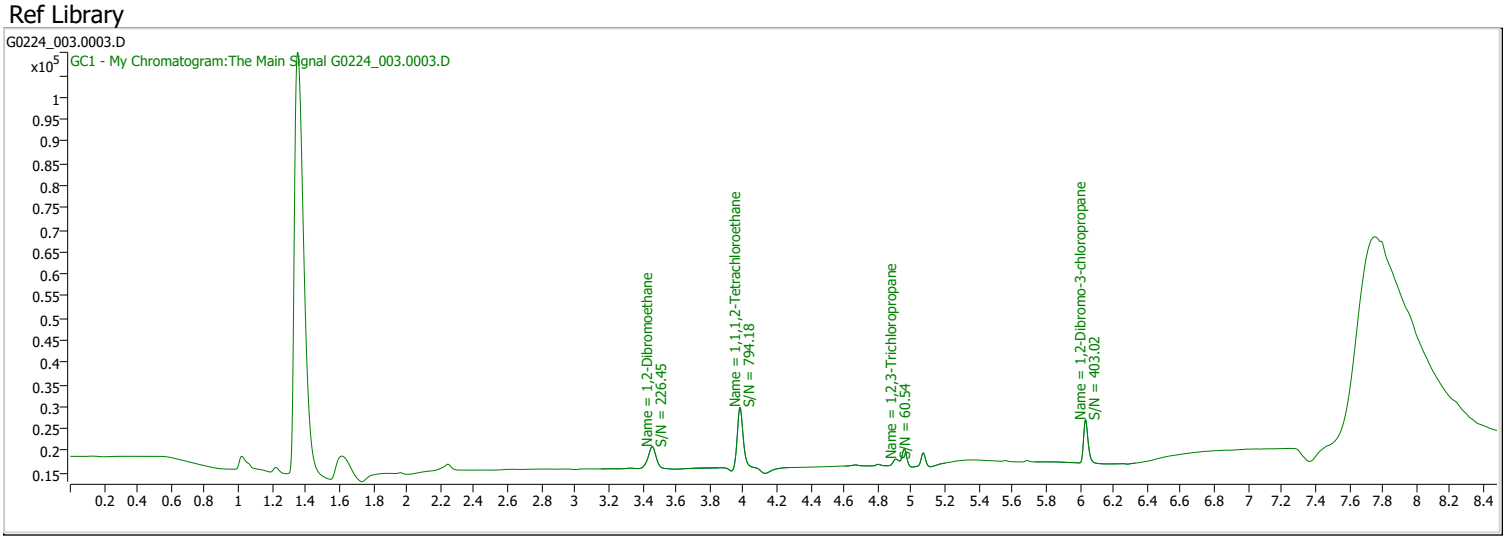

Compound	RT	QIon	Resp.	Conc.	Units	Dev(Min)
Internal Standards						
System Monitoring Compounds						
S 1,1,1,2-Tetrachloroethane	3.980	0.0	37683	0.1123	µg/L	0.006
Spiked Amount: 0.100	Range: 70.0 - 130.0%			Recovery = 112.30%		
Target Compounds						QValue
M 1,2-Dibromoethane	3.458	0.0	16538	0.0988	µg/L	100

(#) = Qualifier Out of Range; (m) = Manual Integration; (+) = Area Summed; (*) = Surrogate Percent Recovery Out of Range; (d): Zeroed Peak

Compound	Conc.	RT	Dev(Min)	Resp.	QIon	QRatio	Lower	Upper
1,2-Dibromoethane	0.0988	3.46	0.01	16538				

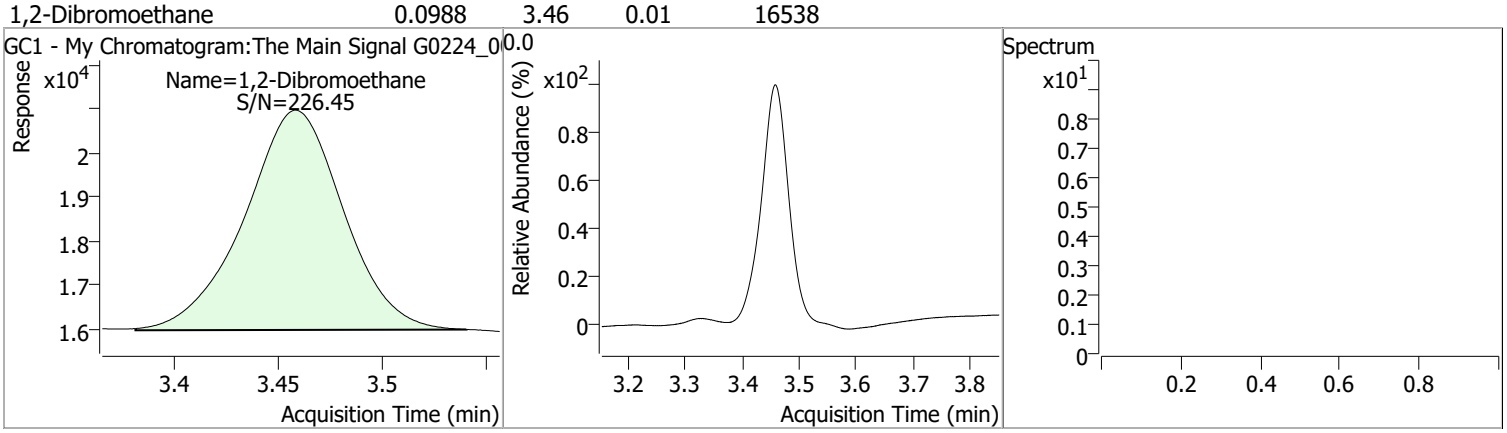

Compound	Conc.	RT	Dev(Min)	Resp.	QIon	QRatio	Lower	Upper
1,1,1,2-Tetrachloroethane	0.1123	3.98	0.01	37683				

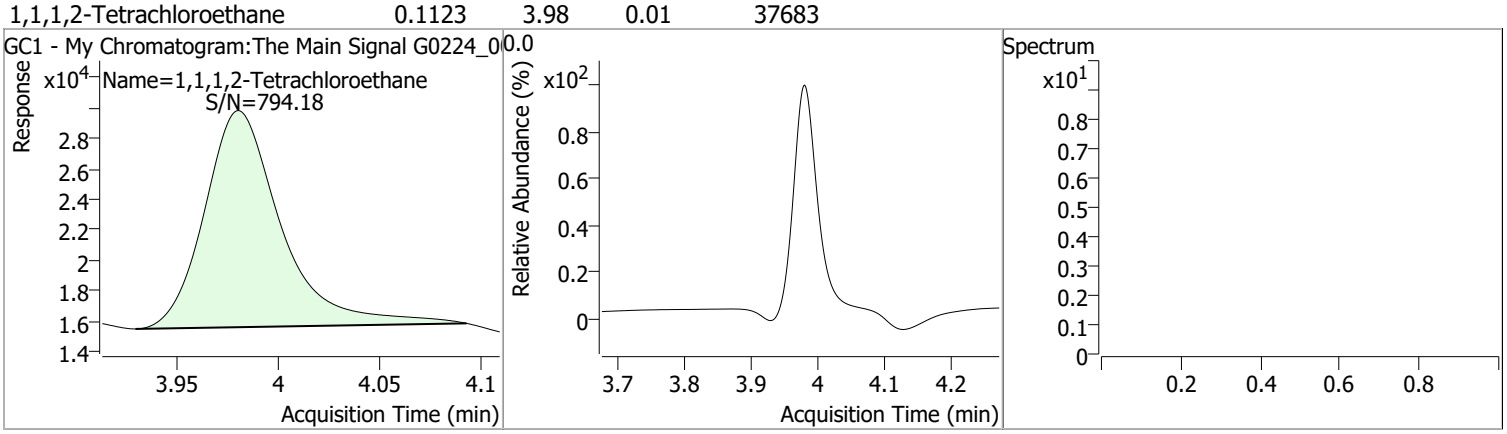

Quantitation Results Report (QT Reviewed)

Data File	G0224_004.0004.D	Operator	
Acq. Method	testAcqFileNamePath	Acq. Date-Time	2/24/2022 12:48:50 PM
Sample Name	8011Primer	Instrument	WJB
Vial		Multiplier	1.00
DA Method File	G022422_8011_W_CLT.m	Comment	
Tune File		Tune Date	
Batch Name	G022422_8011_W_CLT.batch.bin	Last Calib Update	2/25/2022 8:11:20 AM
Ref Library			

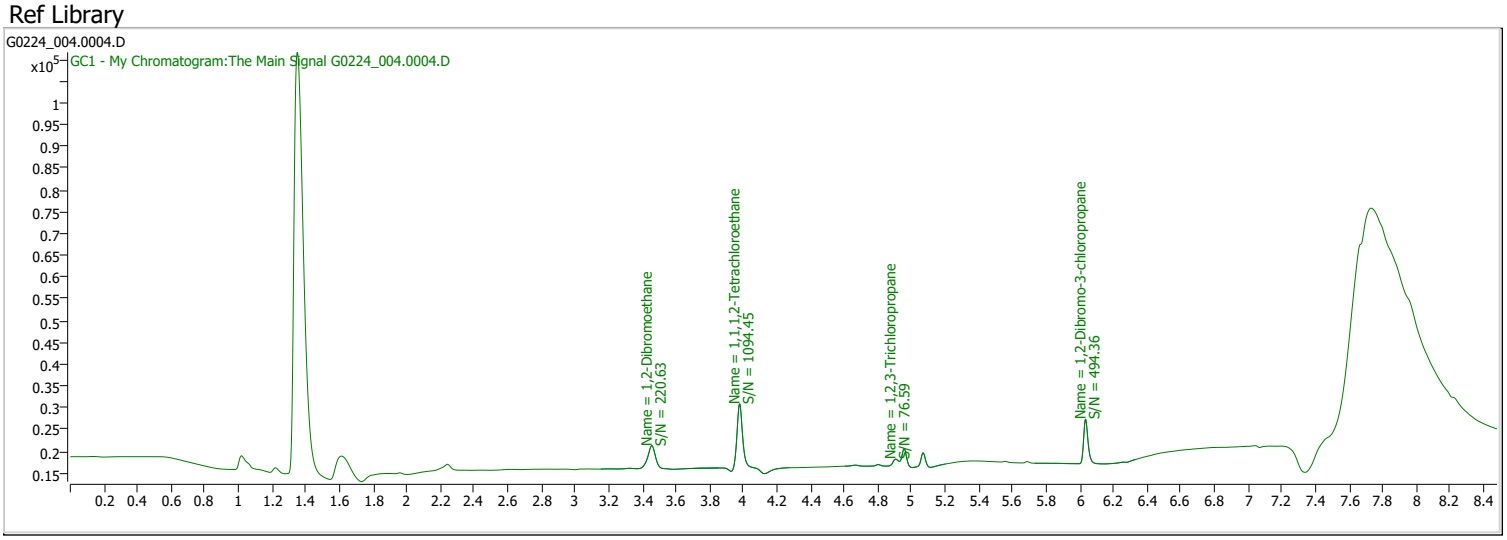

Compound	RT	QIon	Resp.	Conc.	Units	Dev(Min)
Internal Standards						
System Monitoring Compounds						
S 1,1,1,2-Tetrachloroethane	3.978	0.0	42967	0.1270	µg/L	0.003
Spiked Amount: 0.100	Range: 70.0 - 130.0%			Recovery = 126.97%		
Target Compounds						QValue
M 1,2-Dibromoethane	3.456	0.0	16263	0.0972	µg/L	100

(#) = Qualifier Out of Range; (m) = Manual Integration; (+) = Area Summed; (*) = Surrogate Percent Recovery Out of Range; (d): Zeroed Peak

Compound	Conc.	RT	Dev(Min)	Resp.	QIon	QRatio	Lower	Upper
1,2-Dibromoethane	0.0972	3.46	0.00	16263				

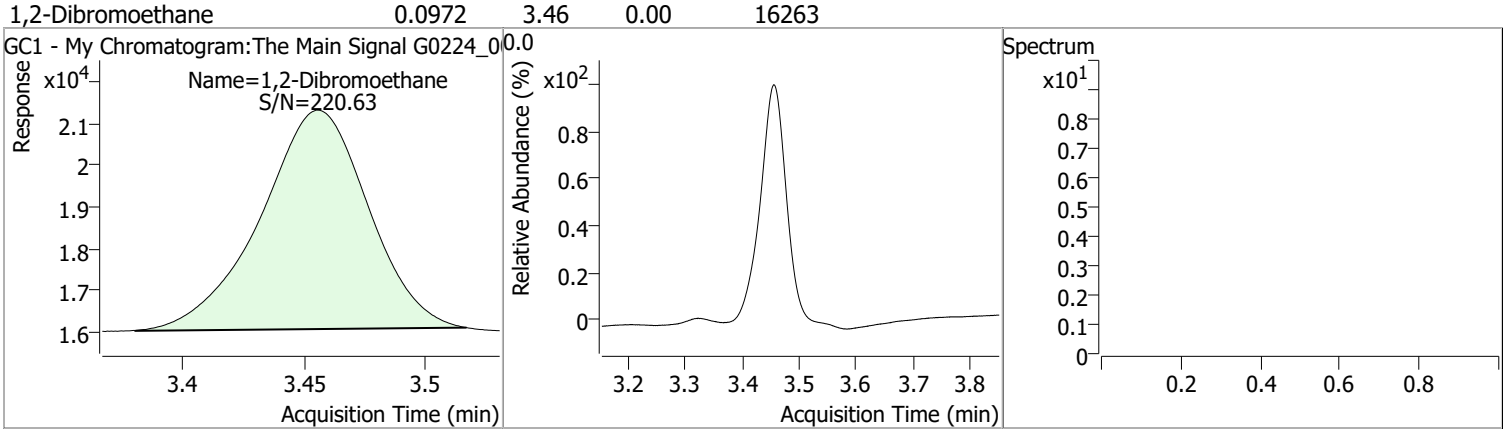

Compound	Conc.	RT	Dev(Min)	Resp.	QIon	QRatio	Lower	Upper
1,1,1,2-Tetrachloroethane	0.1270	3.98	0.00	42967				

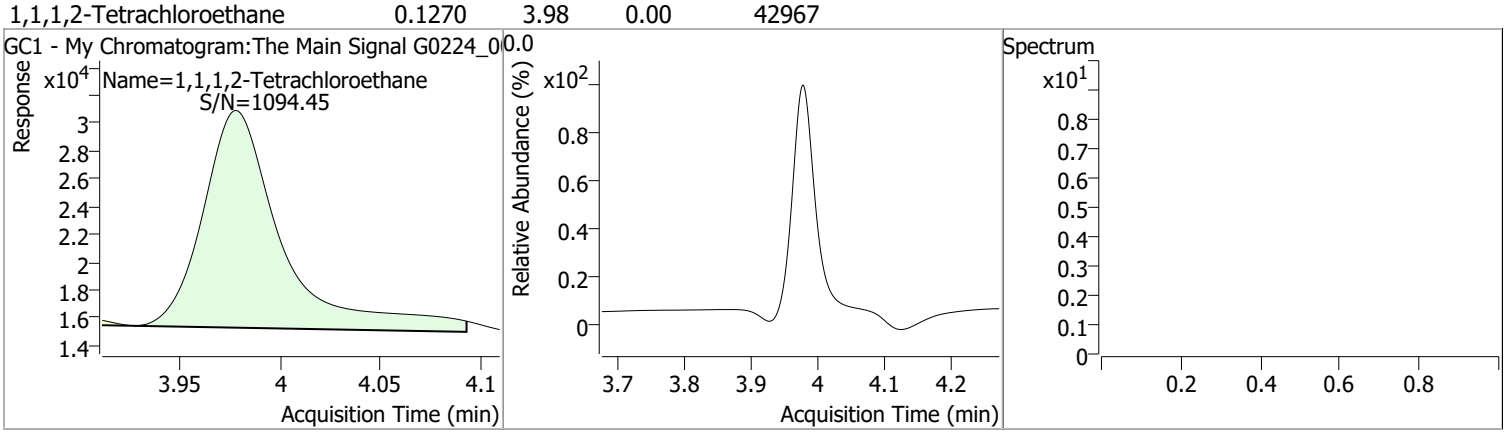

Quantitation Results Report (QT Reviewed)

Data File	G0224_005.0005.D	Operator	
Acq. Method	testAcqFileNamePath	Acq. Date-Time	2/24/2022 1:08:43 PM
Sample Name	8011Primer	Instrument	WJB
Vial		Multiplier	1.00
DA Method File	G022422_8011_W_CLT.m	Comment	
Tune File		Tune Date	
Batch Name	G022422_8011_W_CLT.batch.bin	Last Calib Update	2/25/2022 8:11:20 AM
Ref Library			

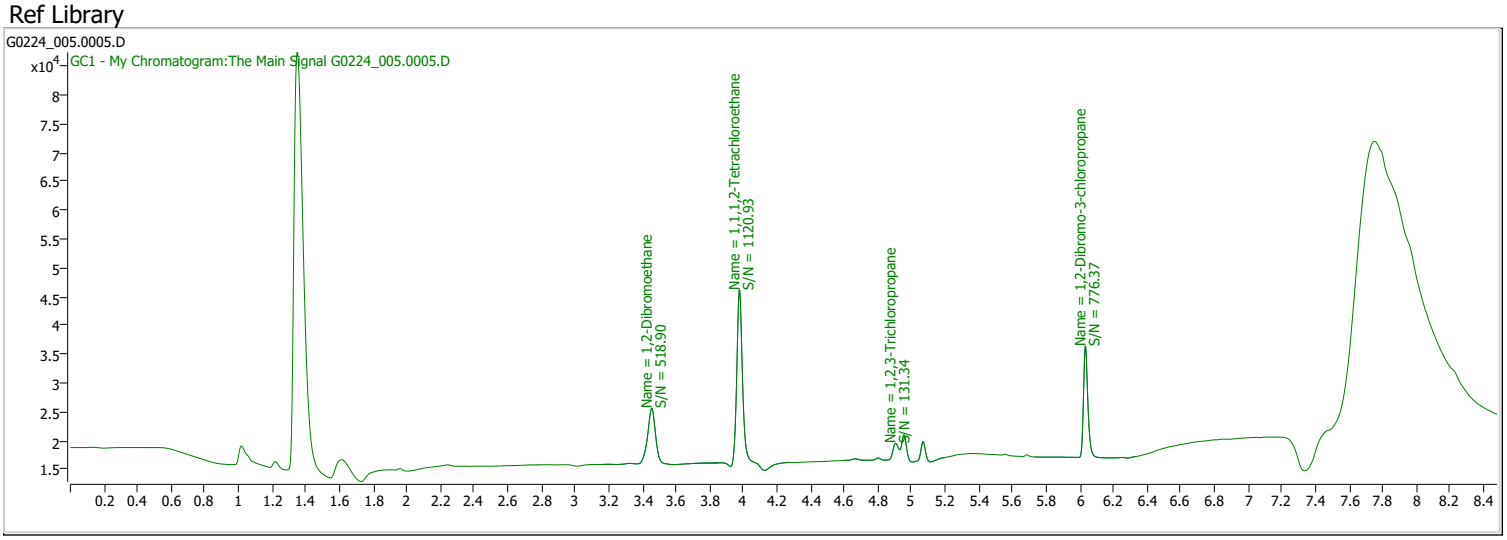

Compound	RT	QIon	Resp.	Conc.	Units		Dev(Min)
Internal Standards							
System Monitoring Compounds							
S 1,1,1,2-Tetrachloroethane	3.977	0.0	73579	0.2111	µg/L		0.002
Spiked Amount: 0.100	Range: 70.0 - 130.0%			Recovery = 211.15%		*	
Target Compounds							QValue
M 1,2-Dibromoethane	3.456	0.0	31788	0.1929	µg/L		100

(#) = Qualifier Out of Range; (m) = Manual Integration; (+) = Area Summed; (*) = Surrogate Percent Recovery Out of Range; (d): Zeroed Peak

Compound	Conc.	RT	Dev(Min)	Resp.	QIon	QRatio	Lower	Upper
1,2-Dibromoethane	0.1929	3.46	0.00	31788				

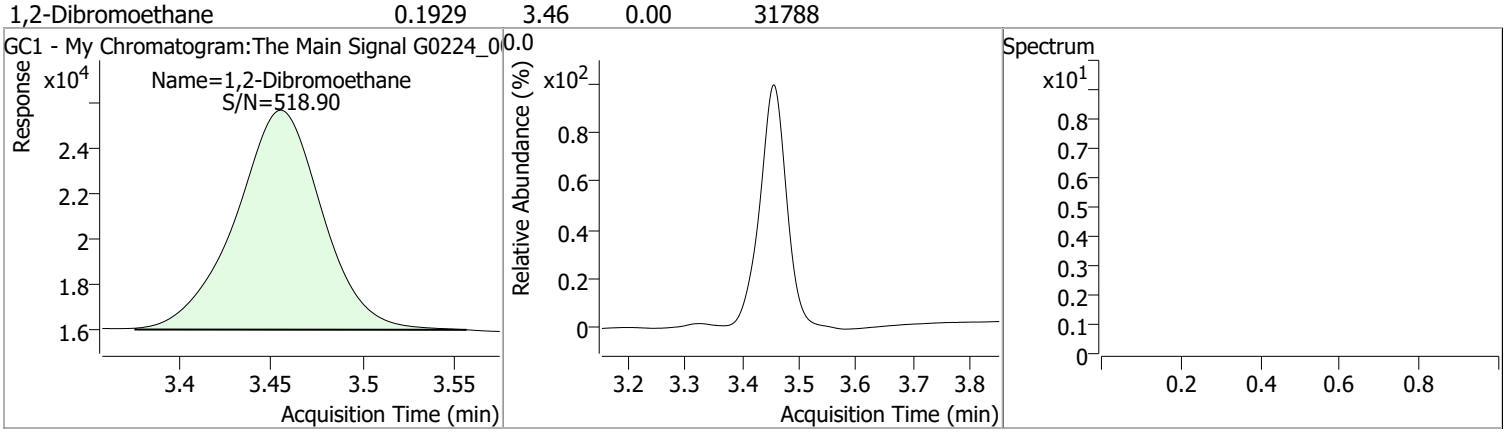

Compound	Conc.	RT	Dev(Min)	Resp.	QIon	QRatio	Lower	Upper
1,1,1,2-Tetrachloroethane	0.2111	3.98	0.00	73579				

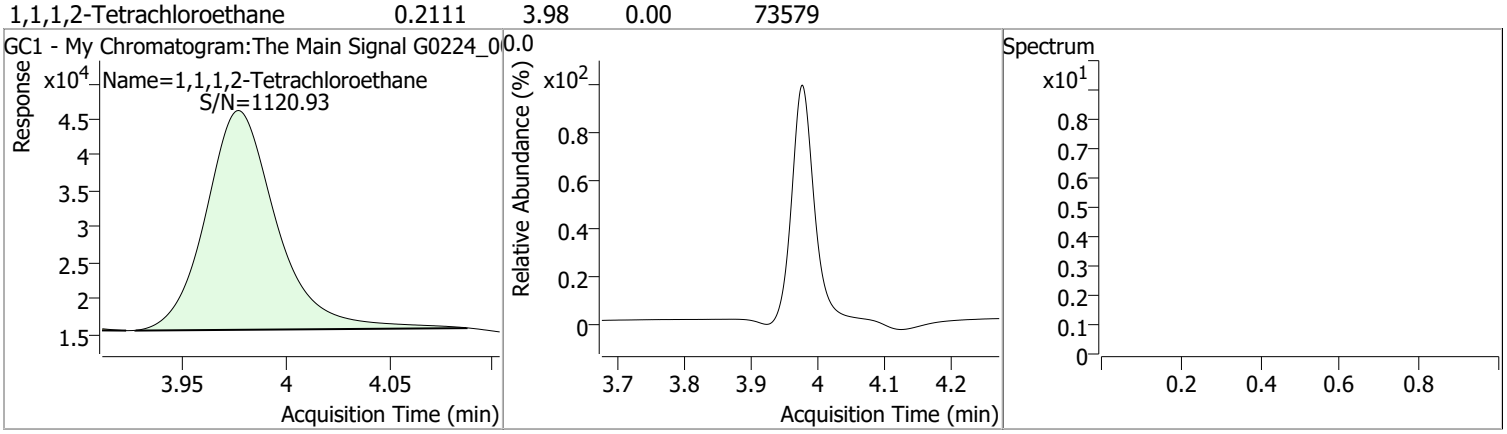

Quantitation Results Report (QT Reviewed)

Data File	G0224_006.0006.D	Operator	
Acq. Method	testAcqFileNamePath	Acq. Date-Time	2/24/2022 1:28:34 PM
Sample Name	Hexane	Instrument	WJB
Vial		Multiplier	1.00
DA Method File	G022422_8011_W_CLT.m	Comment	
Tune File		Tune Date	
Batch Name	G022422_8011_W_CLT.batch.bin	Last Calib Update	2/25/2022 8:11:20 AM
Ref Library			

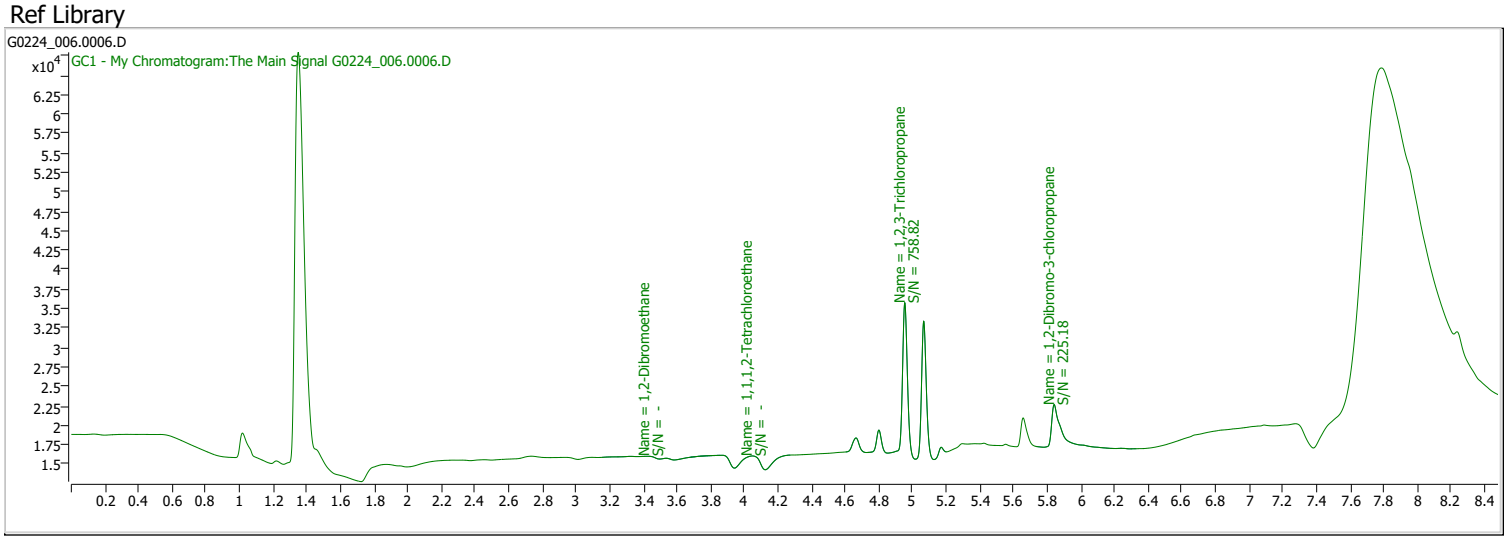

Compound	RT	QIon	Resp.	Conc.	Units		Dev(Min)
Internal Standards							
System Monitoring Compounds							
S 1,1,1,2-Tetrachloroethane	4.045	0.0	0		µg/L	md	0.071
Spiked Amount: 0.100	Range: 70.0 - 130.0%			Recovery = NA%			
Target Compounds							QValue
M 1,2-Dibromoethane	3.433	0.0	0		µg/L	md	1

(#) = Qualifier Out of Range; (m) = Manual Integration; (+) = Area Summed; (*) = Surrogate Percent Recovery Out of Range; (d): Zeroed Peak

Compound	Conc.	RT	Dev(Min)	Resp.	QIon	QRatio	Lower	Upper
1,2-Dibromoethane		0		0				

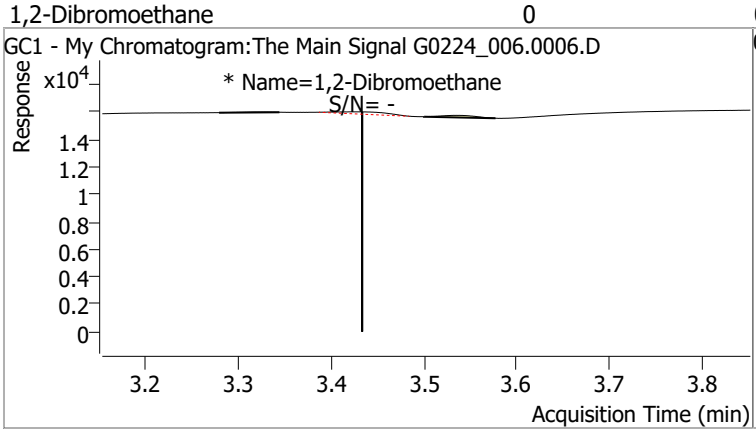

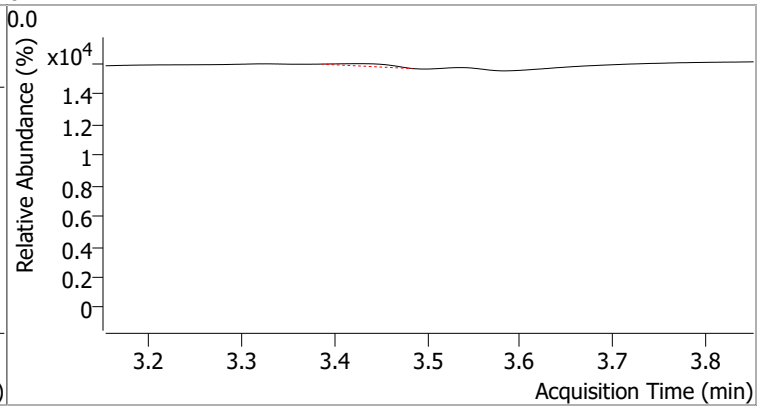

Compound	Conc.	RT	Dev(Min)	Resp.	QIon	QRatio	Lower	Upper
1,1,1,2-Tetrachloroethane		0		0				

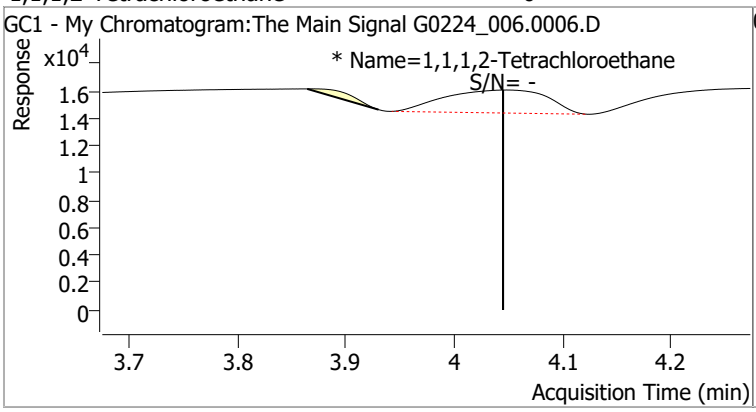

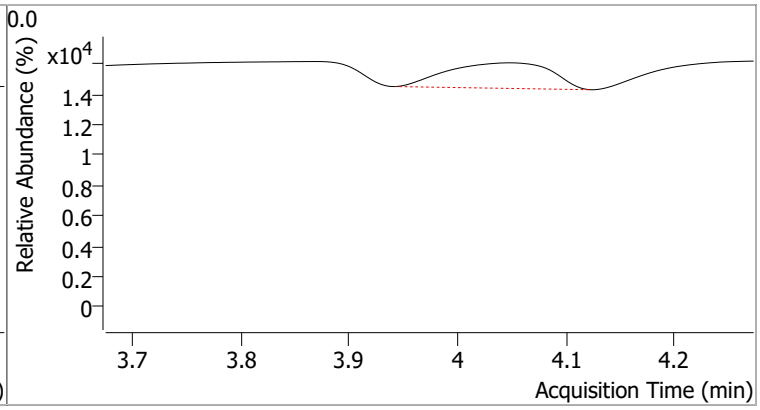

Quantitation Results Report (QT Reviewed)

Data File	G0224_007.0007.D	Operator	
Acq. Method	testAcqFileNamePath	Acq. Date-Time	2/24/2022 1:48:23 PM
Sample Name	CAL1-163984	Instrument	WJB
Vial		Multiplier	1.00
DA Method File	G022422_8011_W_CLT.m	Comment	
Tune File		Tune Date	
Batch Name	G022422_8011_W_CLT.batch.bin	Last Calib Update	2/25/2022 8:11:20 AM
Ref Library			

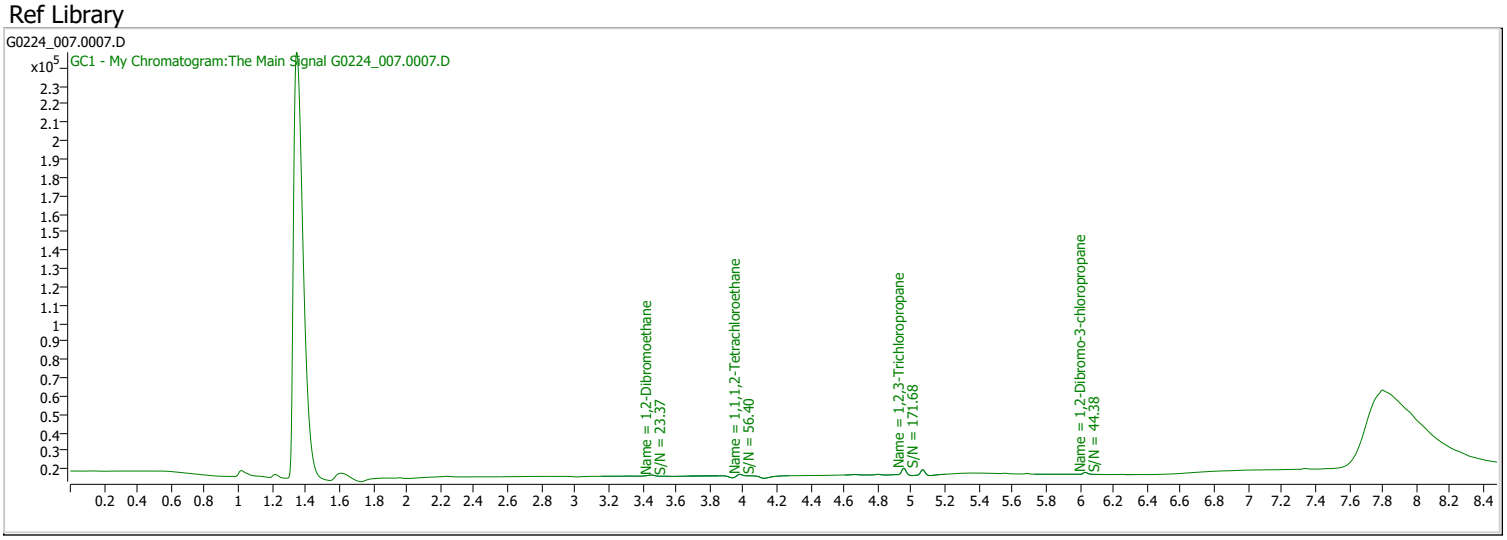

Compound	RT	QIon	Resp.	Conc.	Units		Dev(Min)
Internal Standards							
System Monitoring Compounds							
S 1,1,1,2-Tetrachloroethane	3.978	0.0	1386	0.0105	µg/L	m	0.004
Spiked Amount: 0.100	Range: 70.0 - 130.0%			Recovery = 10.45%		*	
Target Compounds							QValue
M 1,2-Dibromoethane	3.453	0.0	1929	0.0114	µg/L		100

(#) = Qualifier Out of Range; (m) = Manual Integration; (+) = Area Summed; (*) = Surrogate Percent Recovery Out of Range; (d): Zeroed Peak

Compound	Conc.	RT	Dev(Min)	Resp.	QIon	QRatio	Lower	Upper
1,2-Dibromoethane	0.0114	3.45	0.00	1929				

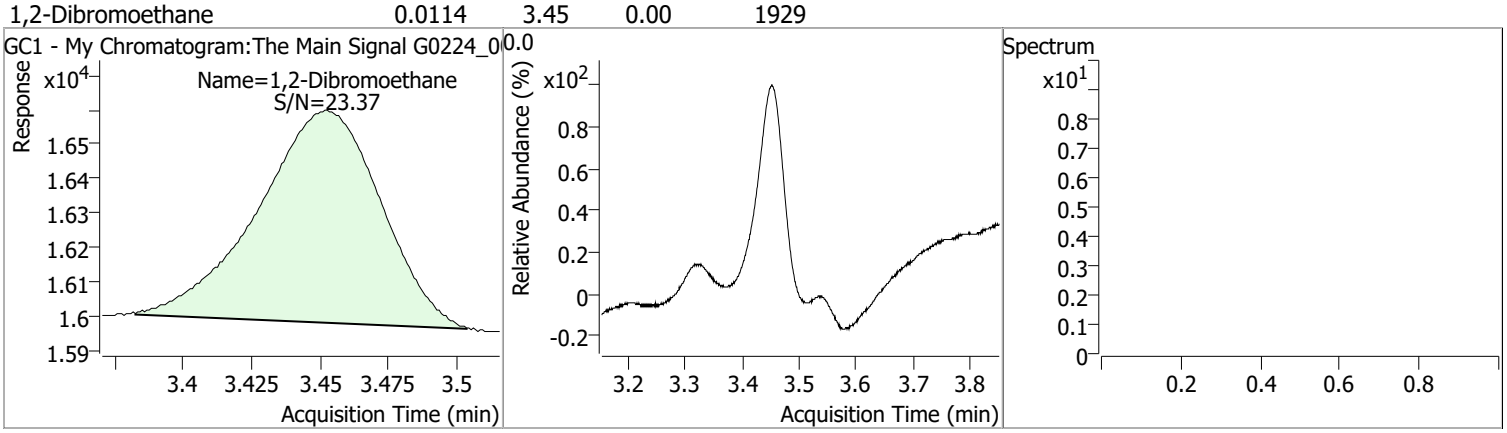

Compound	Conc.	RT	Dev(Min)	Resp.	QIon	QRatio	Lower	Upper
1,1,1,2-Tetrachloroethane	0.0105	3.98	0.00	1386 (m)				

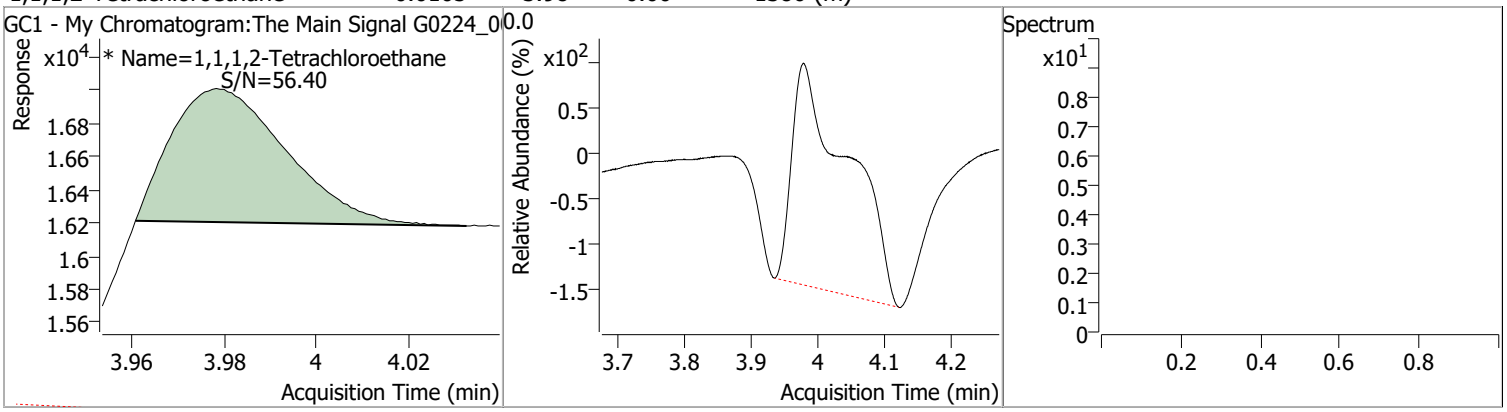

Quantitation Results Report (QT Reviewed)

Data File	G0224_008.0008.D	Operator	
Acq. Method	testAcqFileNamePath	Acq. Date-Time	2/24/2022 2:07:59 PM
Sample Name	CAL7-163984	Instrument	WJB
Vial		Multiplier	1.00
DA Method File	G022422_8011_W_CLT.m	Comment	
Tune File		Tune Date	
Batch Name	G022422_8011_W_CLT.batch.bin	Last Calib Update	2/25/2022 8:11:20 AM
Ref Library			

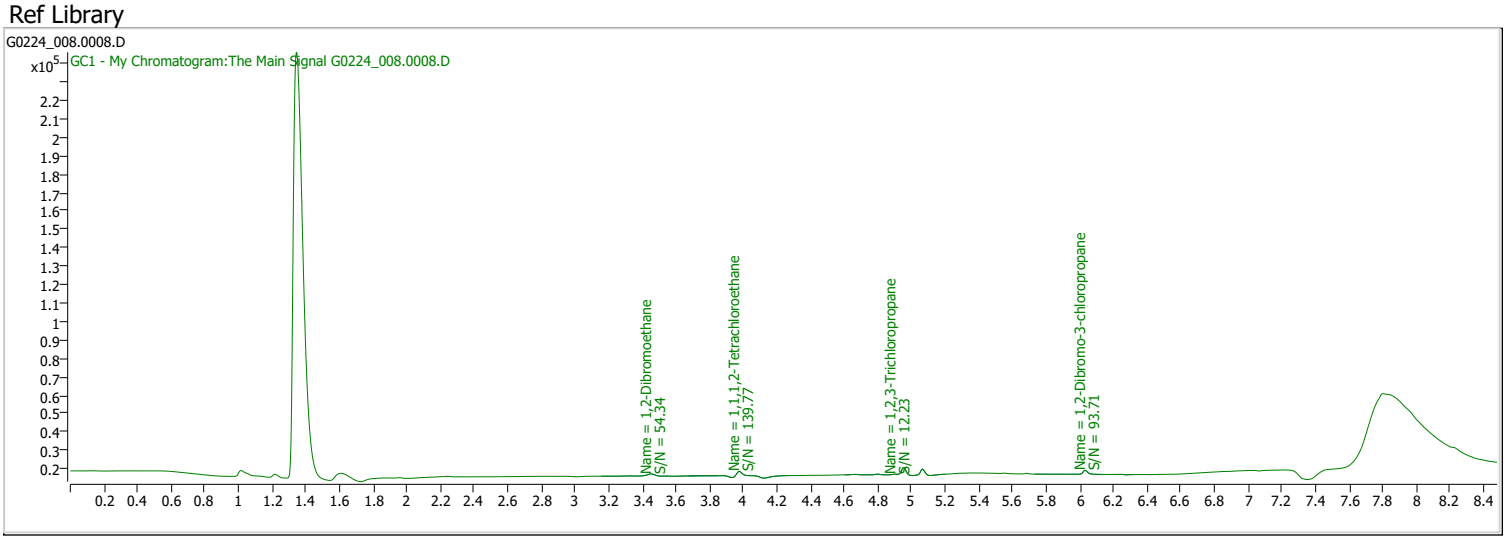

Compound	RT	QIon	Resp.	Conc.	Units		Dev(Min)
Internal Standards							
System Monitoring Compounds							
S 1,1,1,2-Tetrachloroethane	3.976	0.0	4766	0.0200	µg/L		0.002
Spiked Amount: 0.100	Range: 70.0 - 130.0%			Recovery = 20.02%		*	
Target Compounds							QValue
M 1,2-Dibromoethane	3.453	0.0	3724	0.0220	µg/L		100

(#) = Qualifier Out of Range; (m) = Manual Integration; (+) = Area Summed; (*) = Surrogate Percent Recovery Out of Range; (d): Zeroed Peak

Compound	Conc.	RT	Dev(Min)	Resp.	QIon	QRatio	Lower	Upper
1,2-Dibromoethane	0.0220	3.45	0.00	3724				

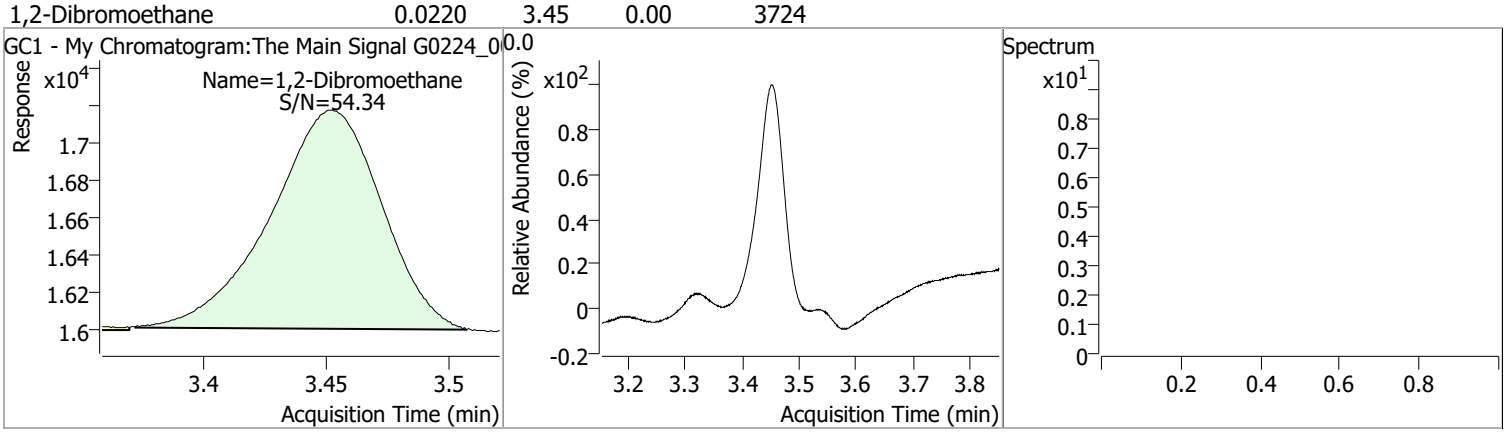

Compound	Conc.	RT	Dev(Min)	Resp.	QIon	QRatio	Lower	Upper
1,1,1,2-Tetrachloroethane	0.0200	3.98	0.00	4766				

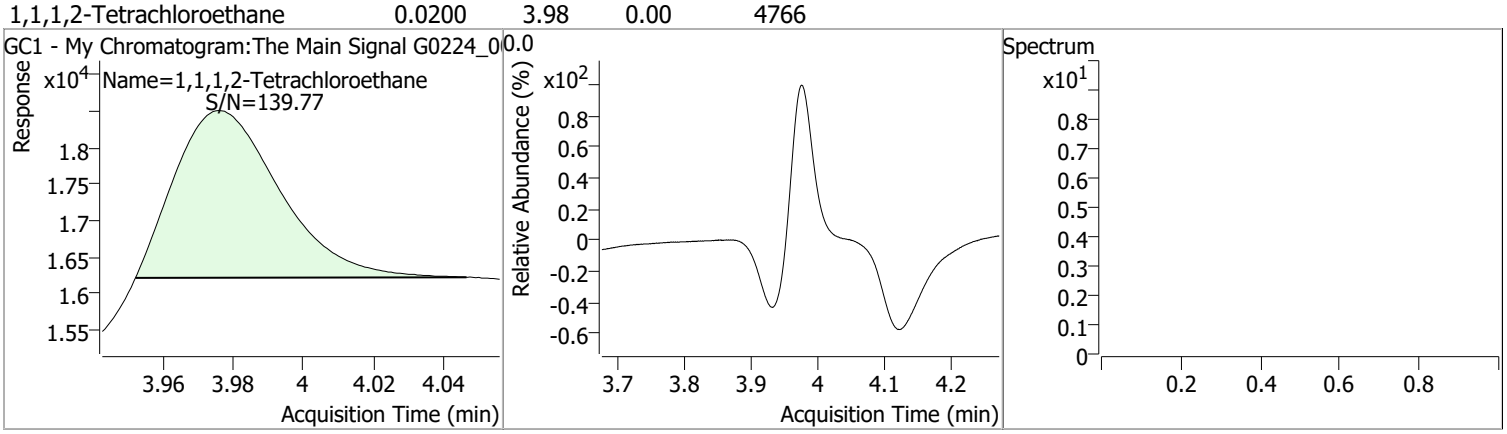

Quantitation Results Report (QT Reviewed)

Data File	G0224_009.0009.D	Operator	
Acq. Method	testAcqFileNamePath	Acq. Date-Time	2/24/2022 2:27:56 PM
Sample Name	CAL2-163984	Instrument	WJB
Vial		Multiplier	1.00
DA Method File	G022422_8011_W_CLT.m	Comment	
Tune File		Tune Date	
Batch Name	G022422_8011_W_CLT.batch.bin	Last Calib Update	2/25/2022 8:11:20 AM
Ref Library			

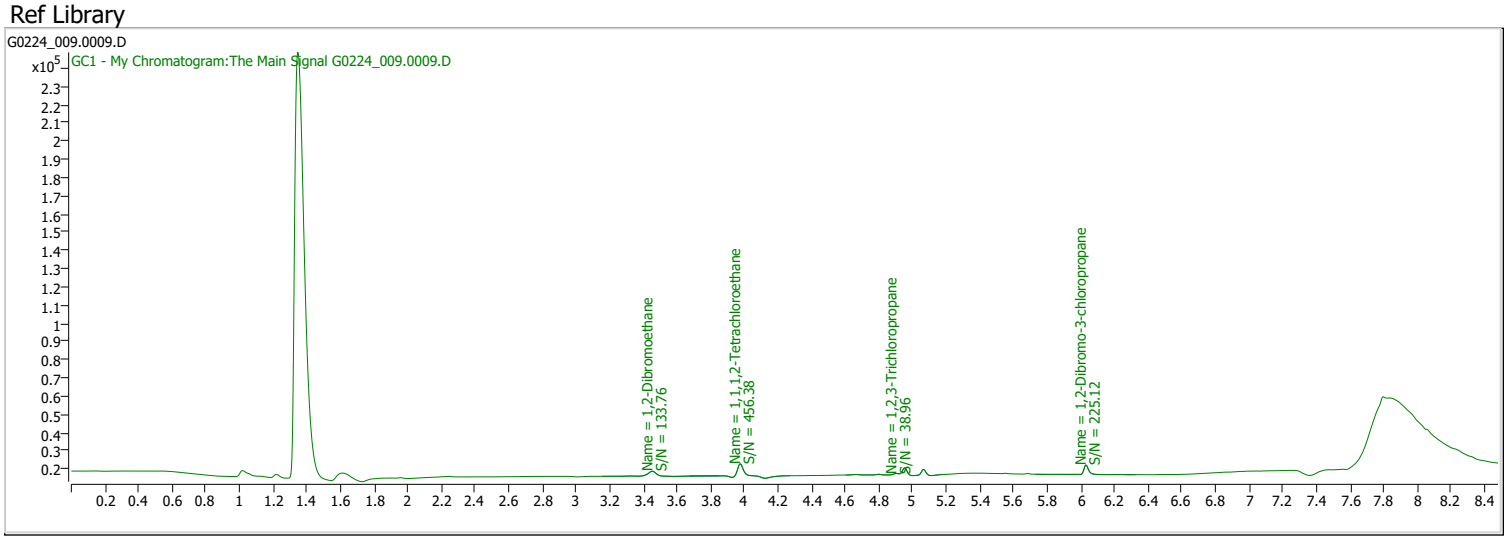

Compound	RT	QIon	Resp.	Conc.	Units		Dev(Min)
Internal Standards							
System Monitoring Compounds							
S 1,1,1,2-Tetrachloroethane	3.975	0.0	14968	0.0488	µg/L	m	0.001
Spiked Amount: 0.100	Range: 70.0 - 130.0%			Recovery = 48.79%		*	
Target Compounds							QValue
M 1,2-Dibromoethane	3.453	0.0	9221	0.0547	µg/L		100

(#) = Qualifier Out of Range; (m) = Manual Integration; (+) = Area Summed; (*) = Surrogate Percent Recovery Out of Range; (d): Zeroed Peak

Compound	Conc.	RT	Dev(Min)	Resp.	QIon	QRatio	Lower	Upper
1,2-Dibromoethane	0.0547	3.45	0.00	9221				

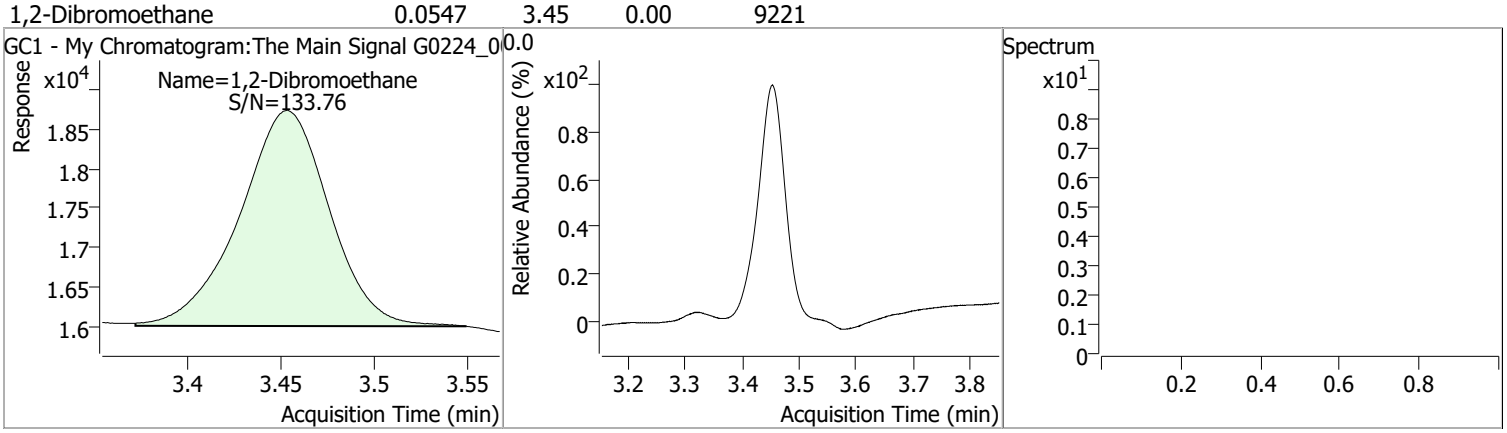

Compound	Conc.	RT	Dev(Min)	Resp.	QIon	QRatio	Lower	Upper
1,1,1,2-Tetrachloroethane	0.0488	3.98	0.00	14968 (m)				

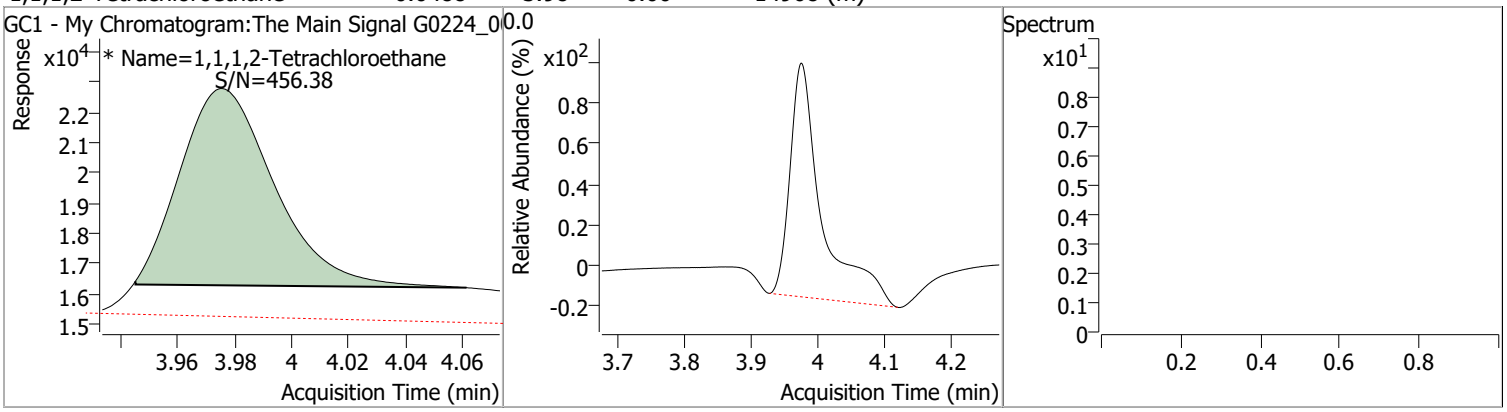

Quantitation Results Report (QT Reviewed)

Data File	G0224_010.0010.D	Operator	
Acq. Method	testAcqFileNamePath	Acq. Date-Time	2/24/2022 2:47:36 PM
Sample Name	CAL3-163984	Instrument	WJB
Vial		Multiplier	1.00
DA Method File	G022422_8011_W_CLT.m	Comment	
Tune File		Tune Date	
Batch Name	G022422_8011_W_CLT.batch.bin	Last Calib Update	2/25/2022 8:11:20 AM
Ref Library			

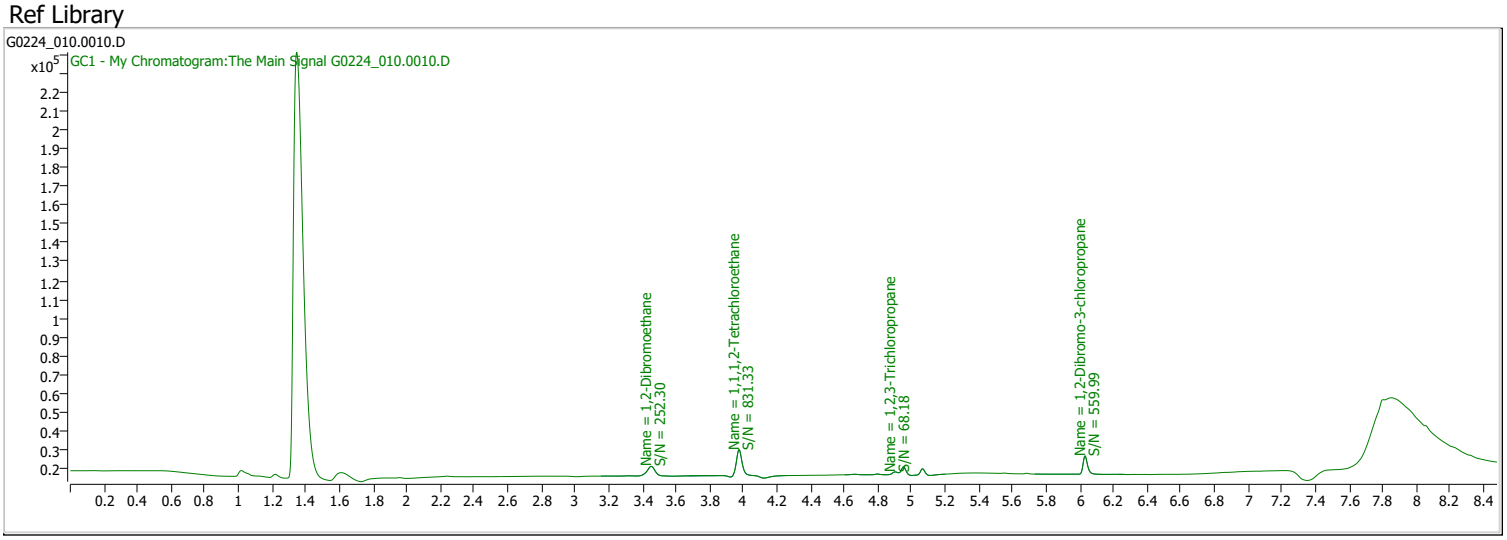

Compound	RT	QIon	Resp.	Conc.	Units		Dev(Min)
Internal Standards							
System Monitoring Compounds							
S 1,1,1,2-Tetrachloroethane	3.974	0.0	32499	0.0979	µg/L	m	0.000
Spiked Amount: 0.100	Range: 70.0 - 130.0%			Recovery = 97.88%			
Target Compounds							QValue
M 1,2-Dibromoethane	3.453	0.0	17768	0.1063	µg/L		100

(#) = Qualifier Out of Range; (m) = Manual Integration; (+) = Area Summed; (*) = Surrogate Percent Recovery Out of Range; (d): Zeroed Peak

Compound	Conc.	RT	Dev(Min)	Resp.	QIon	QRatio	Lower	Upper
1,2-Dibromoethane	0.1063	3.45	0.00	17768				

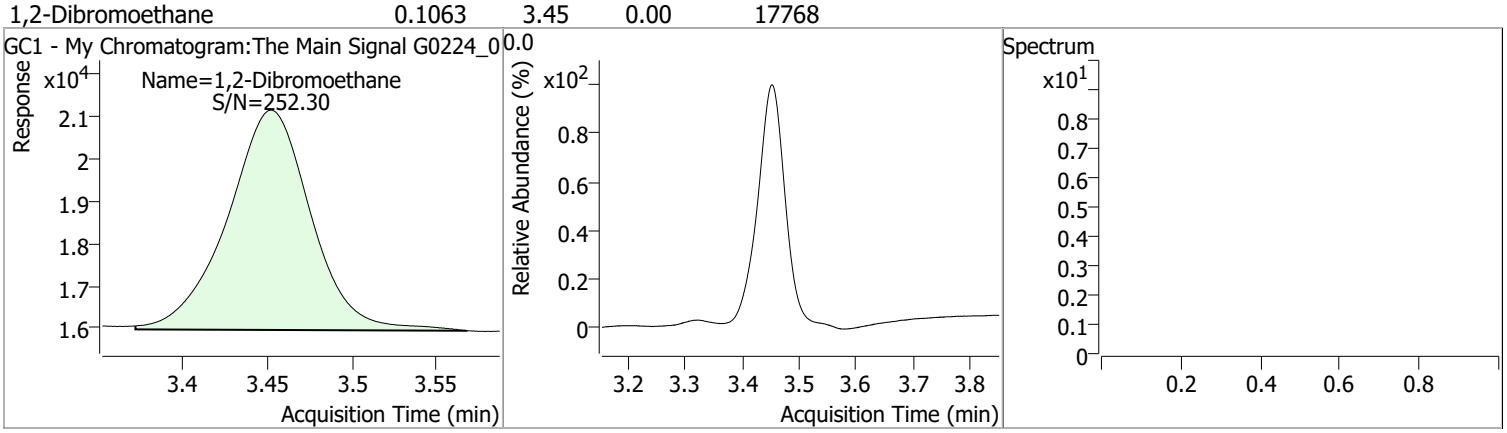

Compound	Conc.	RT	Dev(Min)	Resp.	QIon	QRatio	Lower	Upper
1,1,1,2-Tetrachloroethane	0.0979	3.97	0.00	32499 (m)				

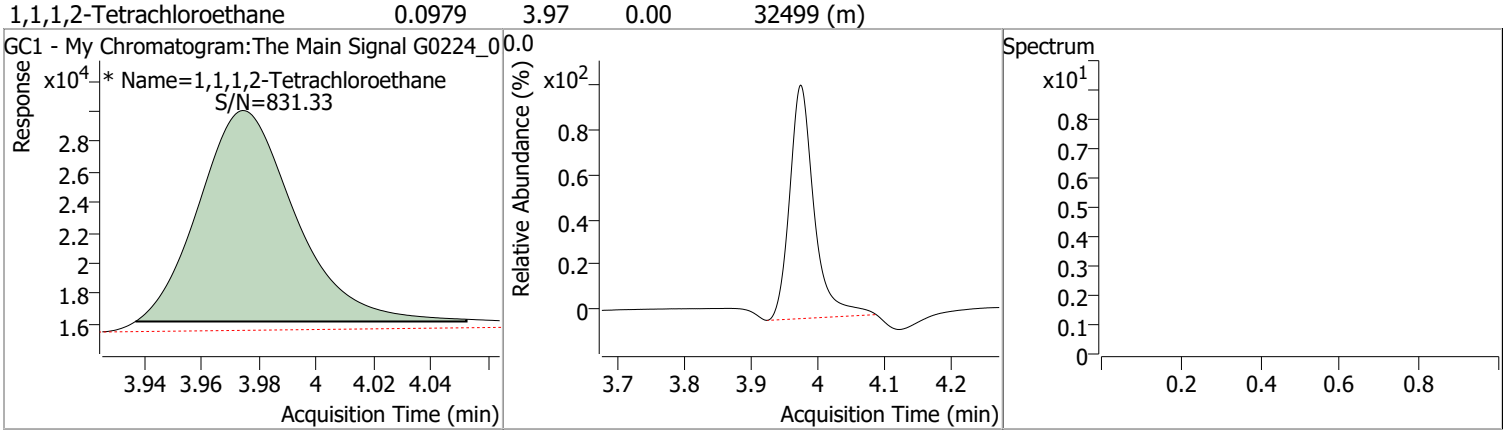

Quantitation Results Report (QT Reviewed)

Data File	G0224_011.0011.D	Operator	
Acq. Method	testAcqFileNamePath	Acq. Date-Time	2/24/2022 3:07:26 PM
Sample Name	CAL4-163984	Instrument	WJB
Vial		Multiplier	1.00
DA Method File	G022422_8011_W_CLT.m	Comment	
Tune File		Tune Date	
Batch Name	G022422_8011_W_CLT.batch.bin	Last Calib Update	2/25/2022 8:11:20 AM
Ref Library			

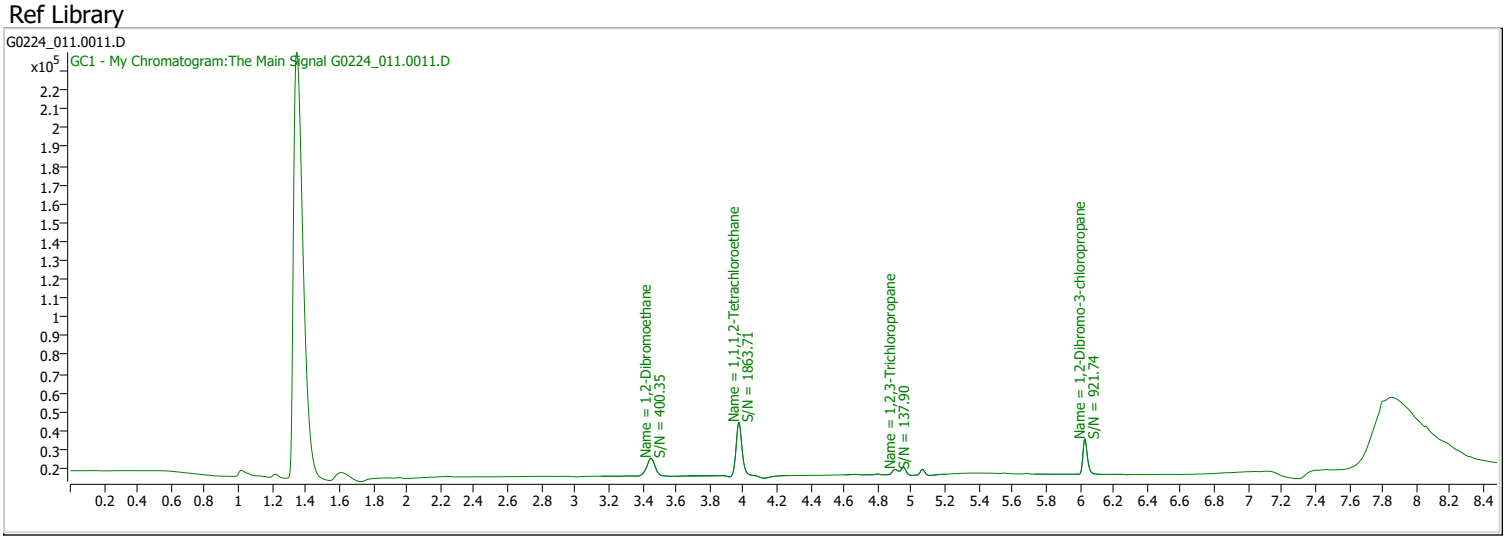

Compound	RT	QIon	Resp.	Conc.	Units		Dev(Min)
Internal Standards							
System Monitoring Compounds							
S 1,1,1,2-Tetrachloroethane	3.973	0.0	67779	0.1953	µg/L	m	-0.001
Spiked Amount: 0.100	Range: 70.0 - 130.0%			Recovery = 195.30%		*	
Target Compounds							QValue
M 1,2-Dibromoethane	3.451	0.0	32418	0.1969	µg/L		100

(#) = Qualifier Out of Range; (m) = Manual Integration; (+) = Area Summed; (*) = Surrogate Percent Recovery Out of Range; (d): Zeroed Peak

Compound	Conc.	RT	Dev(Min)	Resp.	QIon	QRatio	Lower	Upper
1,2-Dibromoethane	0.1969	3.45	0.00	32418				

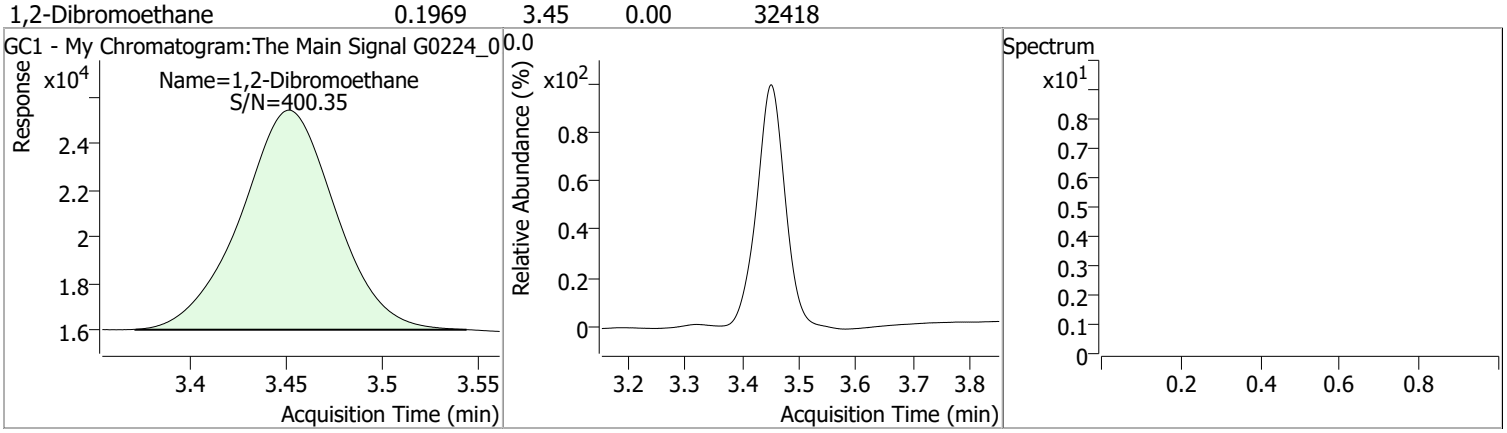

Compound	Conc.	RT	Dev(Min)	Resp.	QIon	QRatio	Lower	Upper
1,1,1,2-Tetrachloroethane	0.1953	3.97	0.00	67779 (m)				

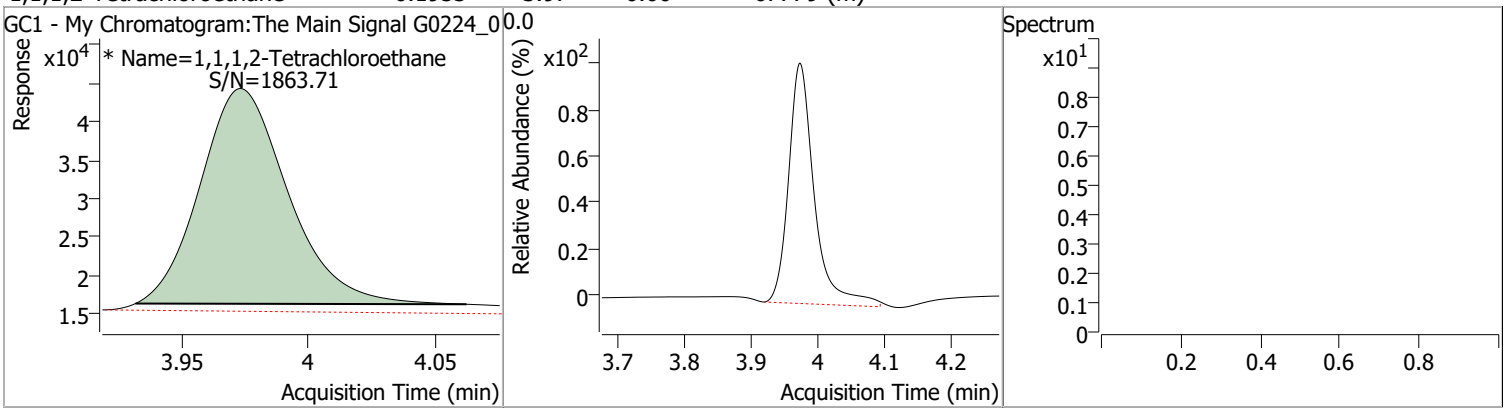

Quantitation Results Report (QT Reviewed)

Data File	G0224_012.0012.D	Operator	
Acq. Method	testAcqFileNamePath	Acq. Date-Time	2/24/2022 3:27:03 PM
Sample Name	CAL5-163984	Instrument	WJB
Vial		Multiplier	1.00
DA Method File	G022422_8011_W_CLT.m	Comment	
Tune File		Tune Date	
Batch Name	G022422_8011_W_CLT.batch.bin	Last Calib Update	2/25/2022 8:11:20 AM
Ref Library			

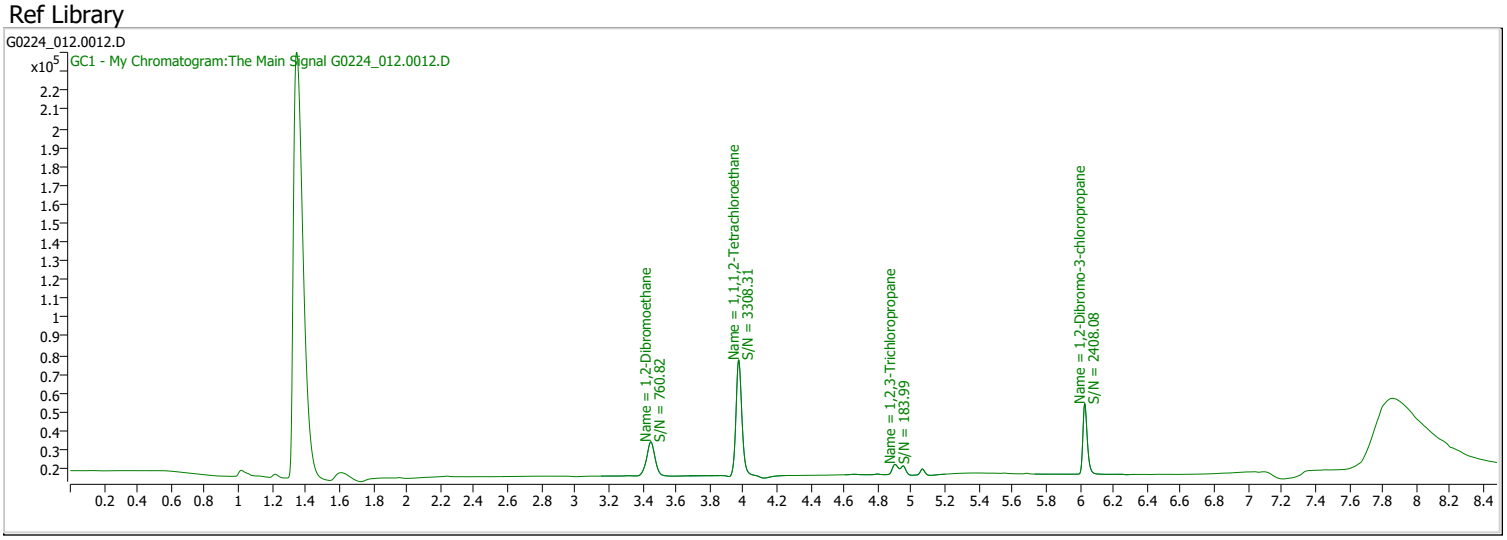

Compound	RT	QIon	Resp.	Conc.	Units		Dev(Min)
Internal Standards							
System Monitoring Compounds							
S 1,1,1,2-Tetrachloroethane	3.973	0.0	147845	0.4101	µg/L	m	-0.002
Spiked Amount: 0.100	Range: 70.0 - 130.0%			Recovery = 410.11%		*	
Target Compounds							QValue
M 1,2-Dibromoethane	3.450	0.0	63436	0.3986	µg/L		100

(#) = Qualifier Out of Range; (m) = Manual Integration; (+) = Area Summed; (*) = Surrogate Percent Recovery Out of Range; (d): Zeroed Peak

Compound	Conc.	RT	Dev(Min)	Resp.	QIon	QRatio	Lower	Upper
1,2-Dibromoethane	0.3986	3.45	0.00	63436				

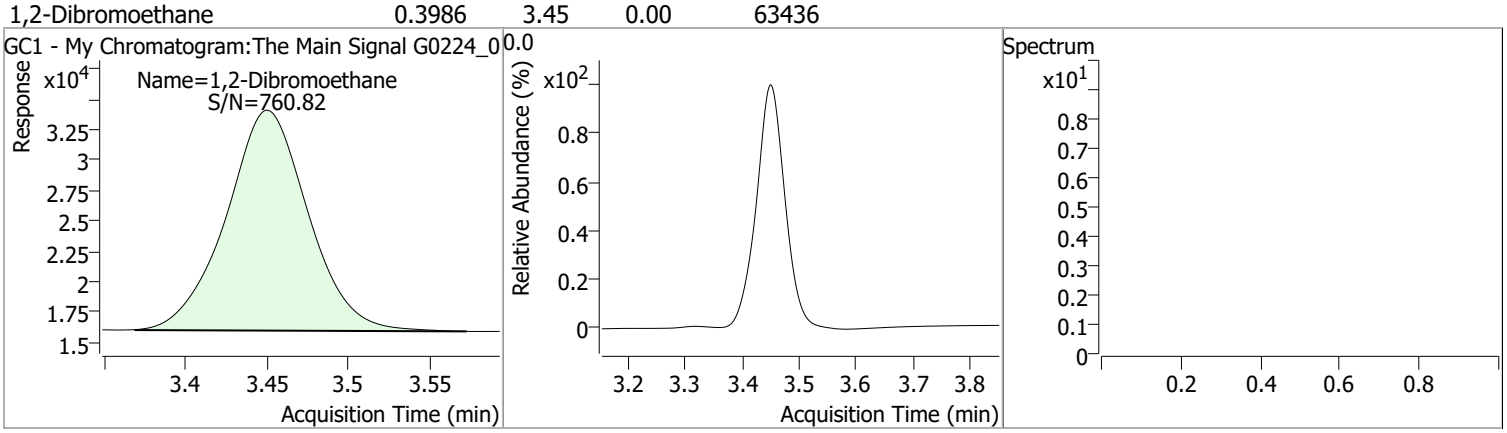

Compound	Conc.	RT	Dev(Min)	Resp.	QIon	QRatio	Lower	Upper
1,1,1,2-Tetrachloroethane	0.4101	3.97	0.00	147845 (m)				

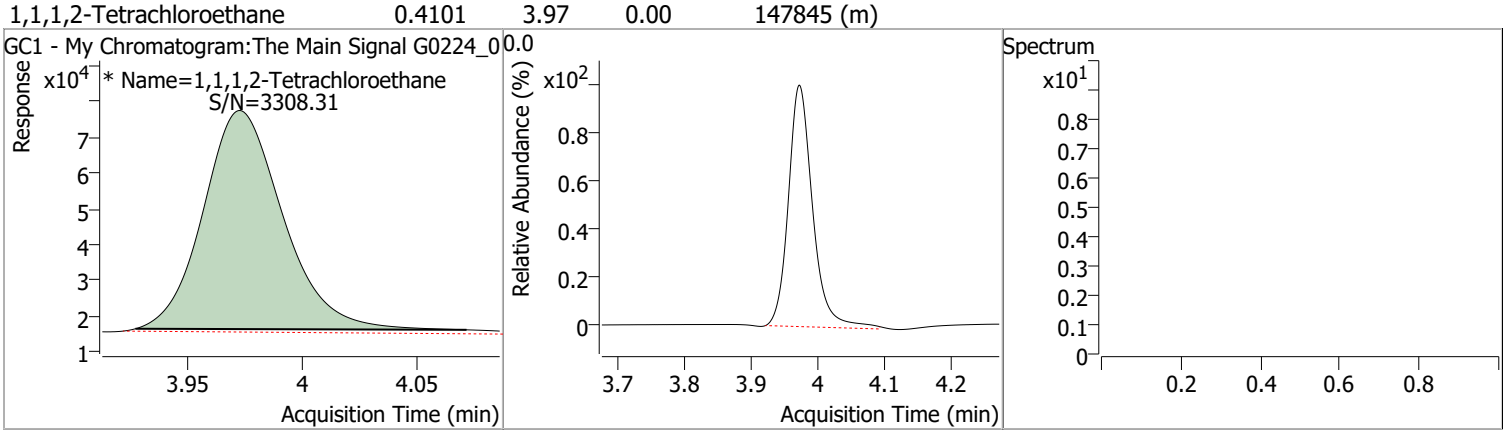

Quantitation Results Report (QT Reviewed)

Data File	G0224_013.0013.D	Operator	
Acq. Method	testAcqFileNamePath	Acq. Date-Time	2/24/2022 3:46:49 PM
Sample Name	CAL6-163984	Instrument	WJB
Vial		Multiplier	1.00
DA Method File	G022422_8011_W_CLT.m	Comment	
Tune File		Tune Date	
Batch Name	G022422_8011_W_CLT.batch.bin	Last Calib Update	2/25/2022 8:11:20 AM
Ref Library			

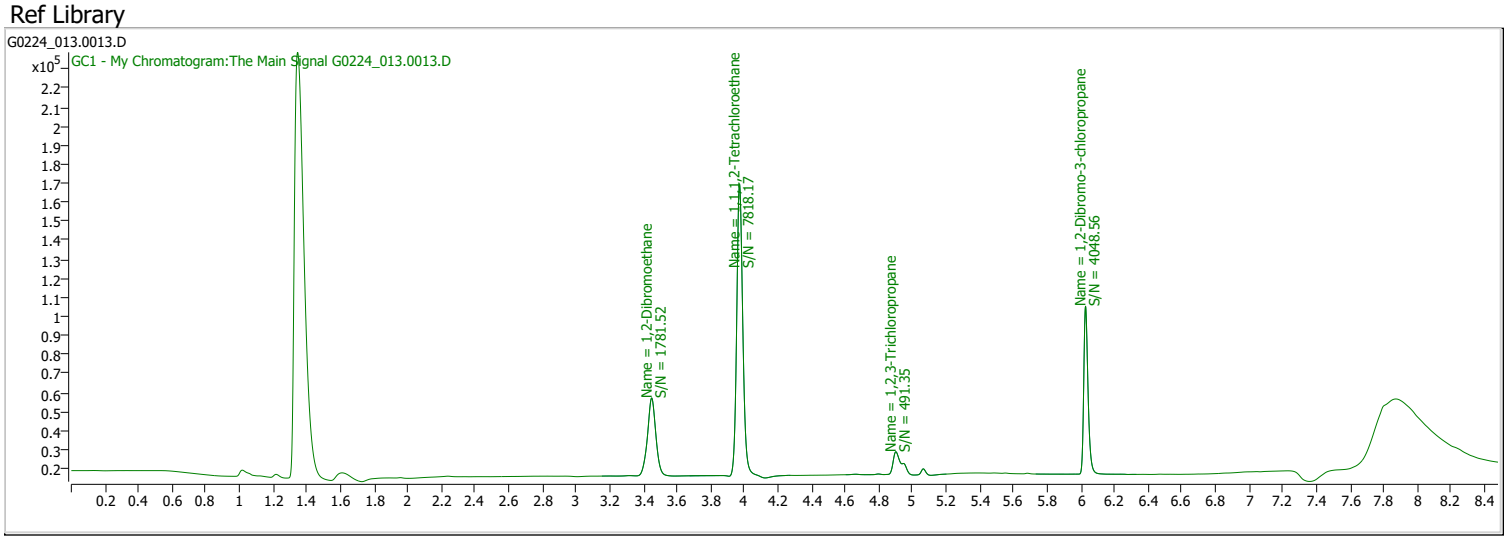

Compound	RT	QIon	Resp.	Conc.	Units		Dev(Min)
Internal Standards							
System Monitoring Compounds							
S 1,1,1,2-Tetrachloroethane	3.971	0.0	382731	0.9974	µg/L	m	-0.003
Spiked Amount: 0.100	Range: 70.0 - 130.0%			Recovery = 997.39%		*	
Target Compounds							QValue
M 1,2-Dibromoethane	3.449	0.0	142853	1.0004	µg/L		100

(#) = Qualifier Out of Range; (m) = Manual Integration; (+) = Area Summed; (*) = Surrogate Percent Recovery Out of Range; (d): Zeroed Peak

Compound	Conc.	RT	Dev(Min)	Resp.	QIon	QRatio	Lower	Upper
1,2-Dibromoethane	1.0004	3.45	0.00	142853				

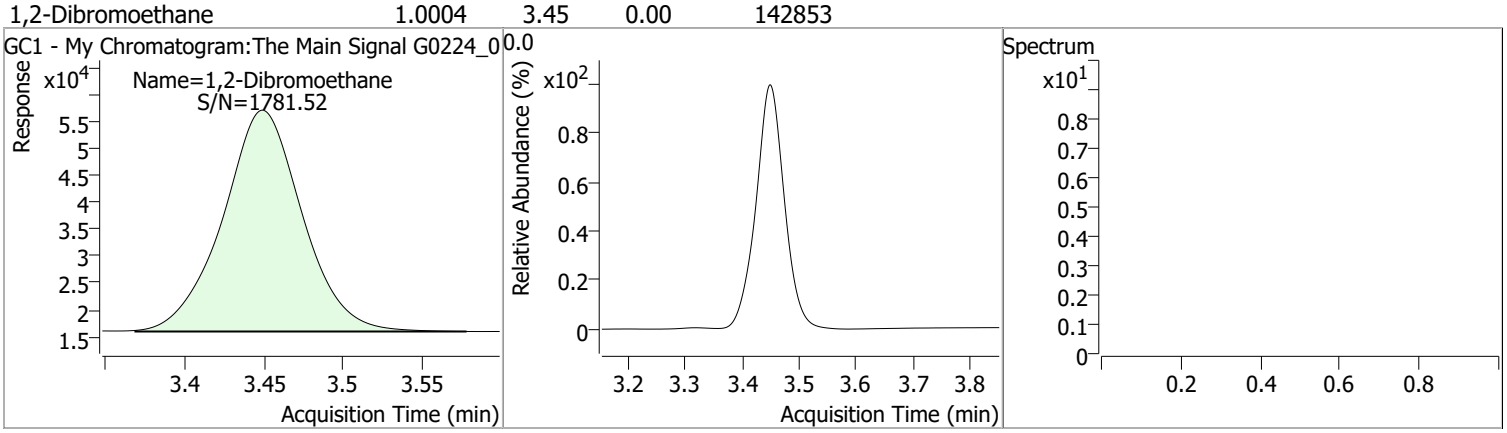

Compound	Conc.	RT	Dev(Min)	Resp.	QIon	QRatio	Lower	Upper
1,1,1,2-Tetrachloroethane	0.9974	3.97	0.00	382731 (m)				

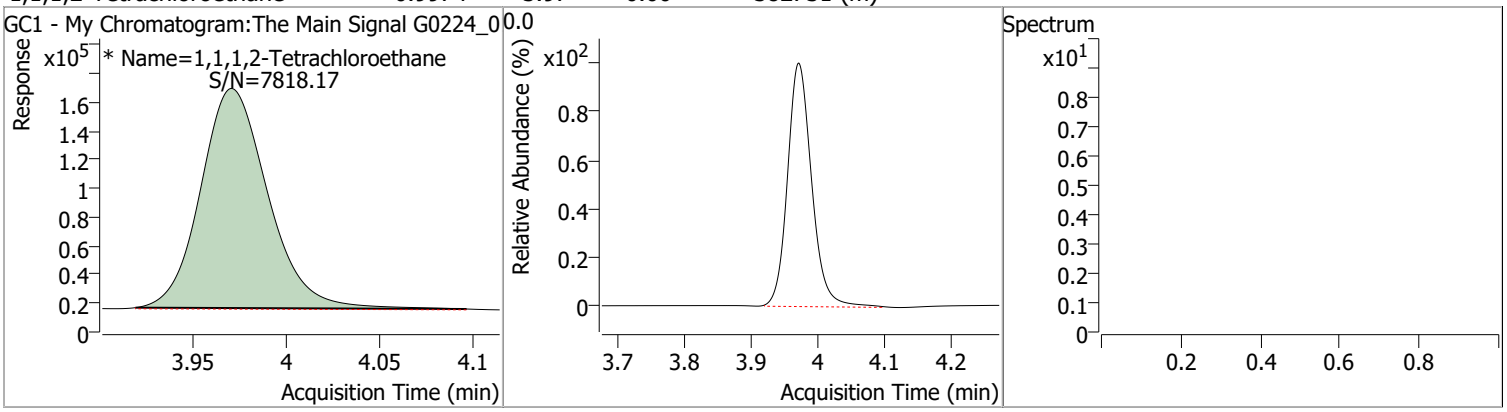

Quantitation Results Report (QT Reviewed)

Data File	G0224_014.0014.D	Operator	
Acq. Method	testAcqFileNamePath	Acq. Date-Time	2/24/2022 4:06:39 PM
Sample Name	Hexan	Instrument	WJB
Vial		Multiplier	1.00
DA Method File	G022422_8011_W_CLT.m	Comment	
Tune File		Tune Date	
Batch Name	G022422_8011_W_CLT.batch.bin	Last Calib Update	2/25/2022 8:11:20 AM
Ref Library			

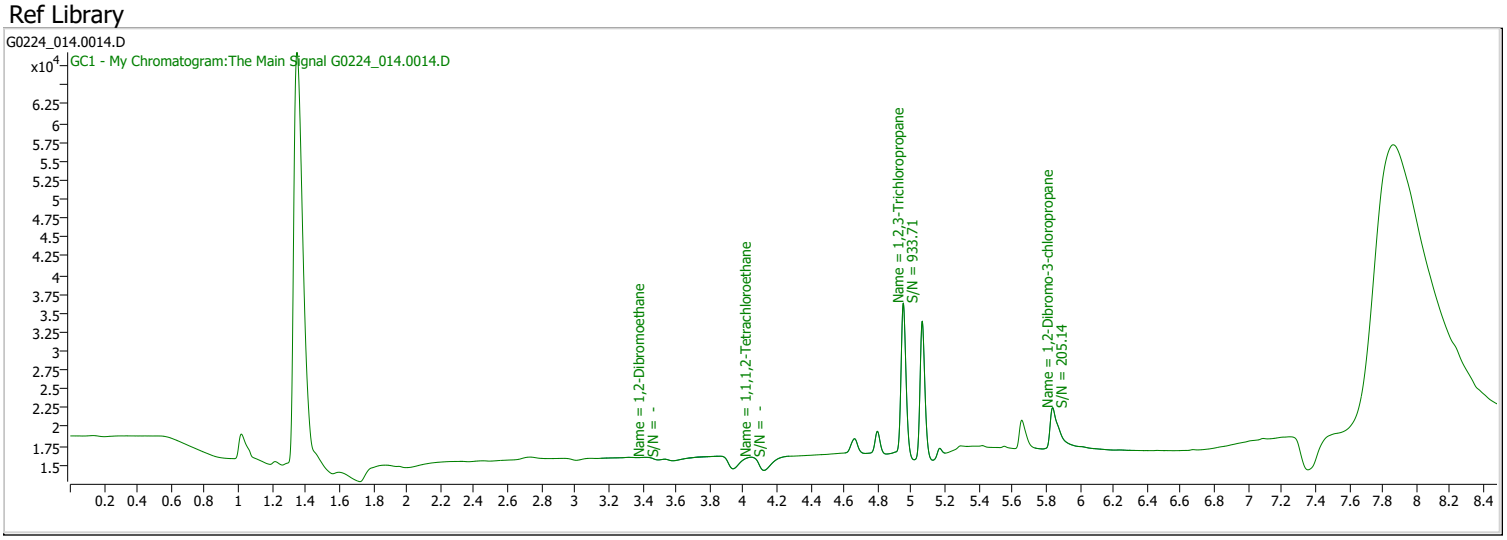

Compound	RT	QIon	Resp.	Conc.	Units		Dev(Min)
Internal Standards							
System Monitoring Compounds							
S 1,1,1,2-Tetrachloroethane	4.044	0.0	0		µg/L	md	0.070
Spiked Amount: 0.100	Range: 70.0 - 130.0%			Recovery = NA%			
Target Compounds							QValue
M 1,2-Dibromoethane	3.411	0.0	0		µg/L	md	1

(#) = Qualifier Out of Range; (m) = Manual Integration; (+) = Area Summed; (*) = Surrogate Percent Recovery Out of Range; (d): Zeroed Peak

Compound	Conc.	RT	Dev(Min)	Resp.	QIon	QRatio	Lower	Upper
1,2-Dibromoethane		0		0				

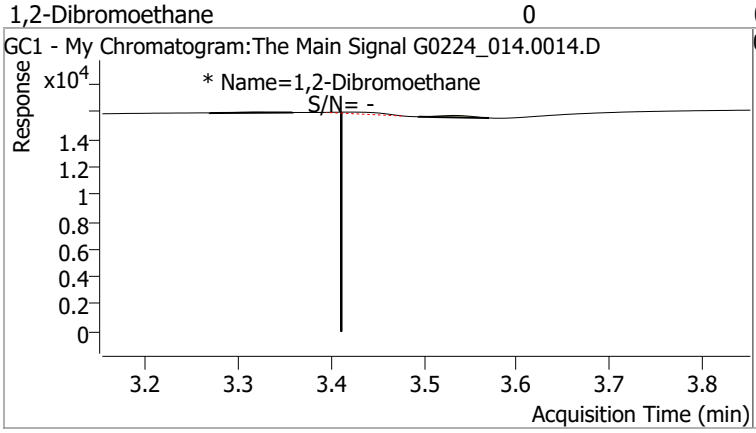

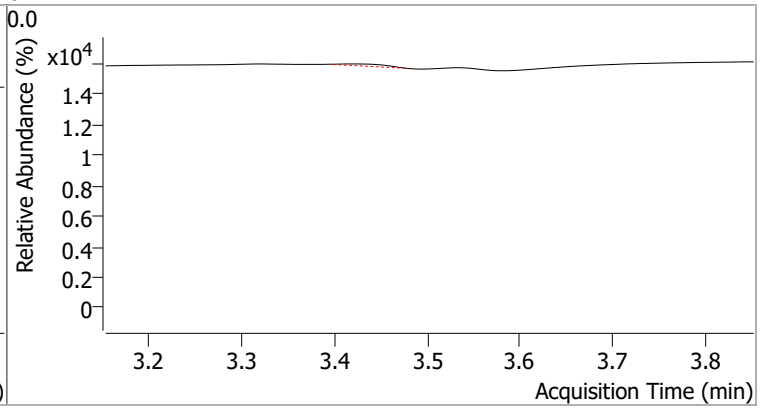

Compound	Conc.	RT	Dev(Min)	Resp.	QIon	QRatio	Lower	Upper
1,1,1,2-Tetrachloroethane		0		0				

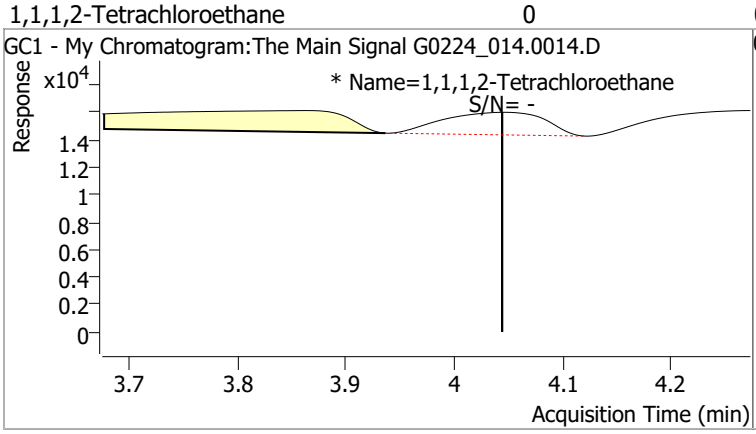

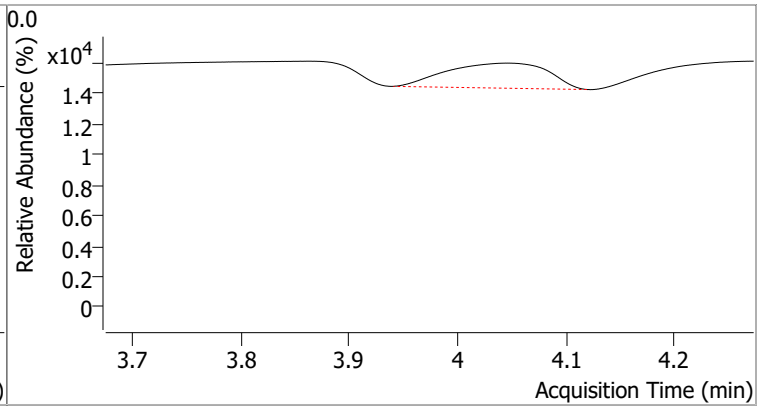

Quantitation Results Report (QT Reviewed)

Data File	G0224_015.0015.D	Operator	
Acq. Method	testAcqFileNamePath	Acq. Date-Time	2/24/2022 4:26:23 PM
Sample Name	LCS-163984	Instrument	WJB
Vial		Multiplier	1.00
DA Method File	G022422_8011_W_CLT.m	Comment	
Tune File		Tune Date	
Batch Name	G022422_8011_W_CLT.batch.bin	Last Calib Update	2/25/2022 8:11:20 AM
Ref Library			

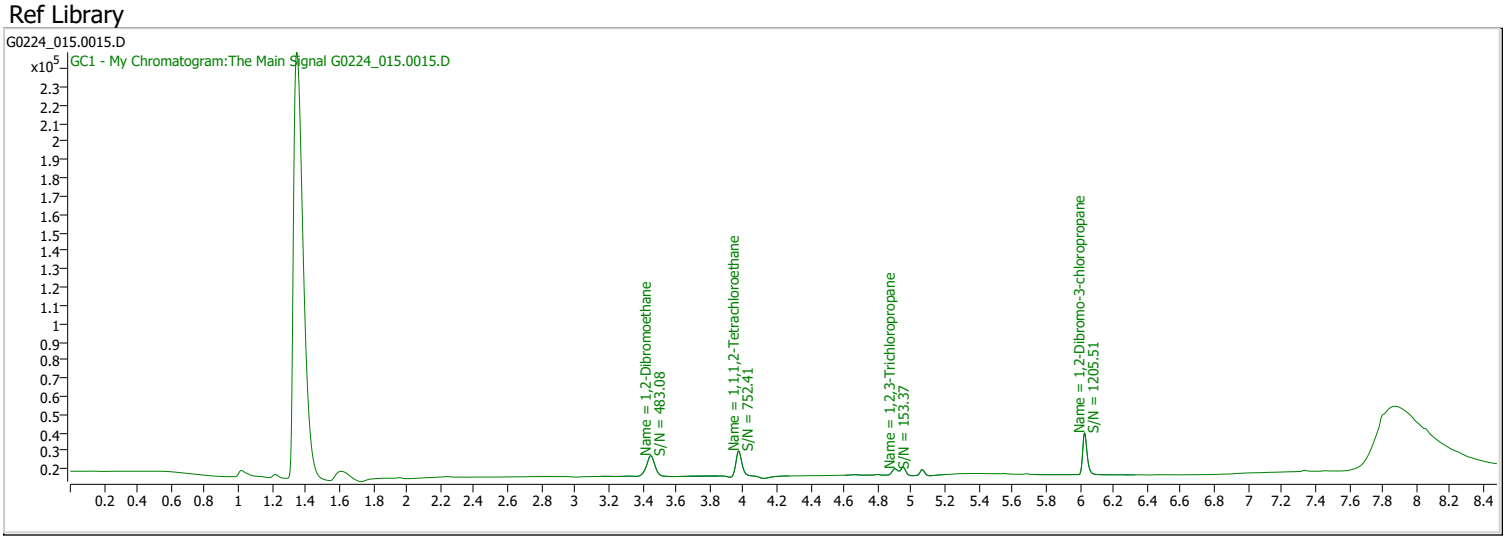

Compound	RT	QIon	Resp.	Conc.	Units		Dev(Min)
Internal Standards							
System Monitoring Compounds							
S 1,1,1,2-Tetrachloroethane	3.973	0.0	34577	0.1037	µg/L	m	-0.002
Spiked Amount: 0.100	Range: 70.0 - 130.0%			Recovery = 103.67%			
Target Compounds							QValue
M 1,2-Dibromoethane	3.449	0.0	39595	0.2423	µg/L		100

(#) = Qualifier Out of Range; (m) = Manual Integration; (+) = Area Summed; (*) = Surrogate Percent Recovery Out of Range; (d): Zeroed Peak

Compound	Conc.	RT	Dev(Min)	Resp.	QIon	QRatio	Lower	Upper
1,2-Dibromoethane	0.2423	3.45	0.00	39595				

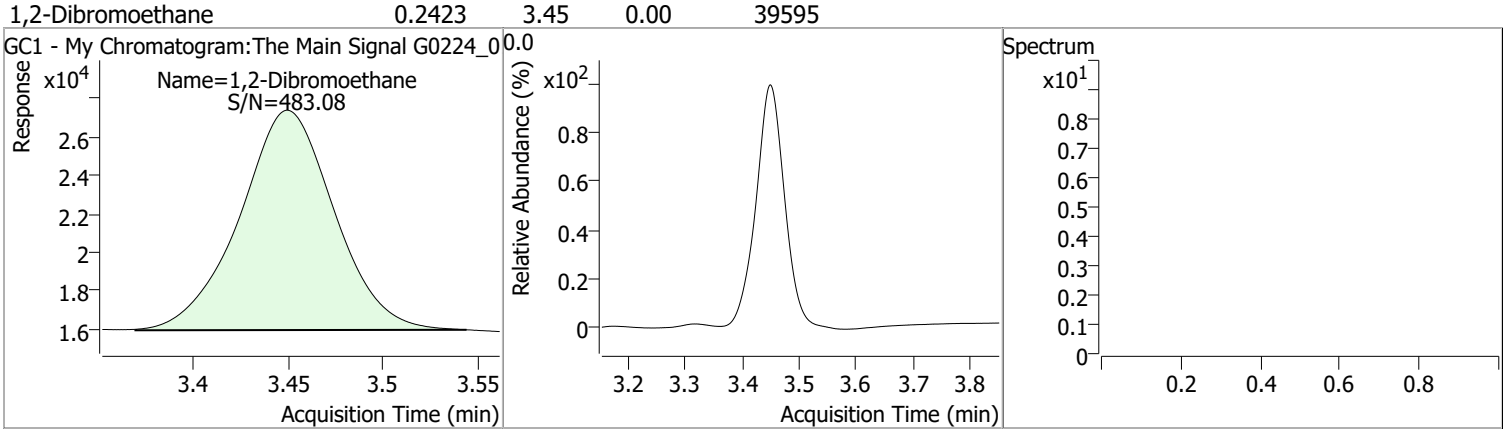

Compound	Conc.	RT	Dev(Min)	Resp.	QIon	QRatio	Lower	Upper
1,1,1,2-Tetrachloroethane	0.1037	3.97	0.00	34577 (m)				

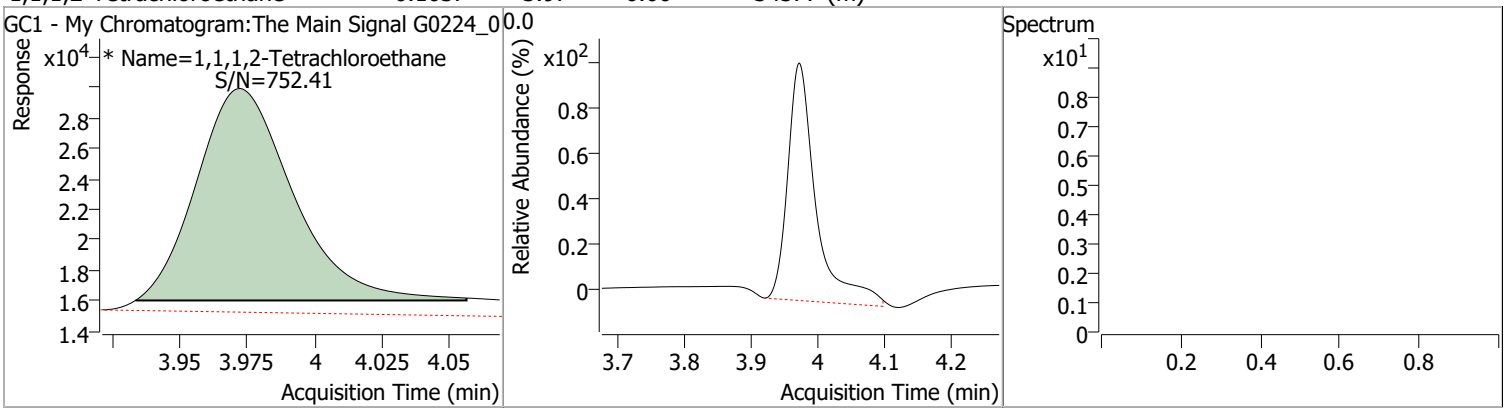

Quantitation Results Report (QT Reviewed)

Data File	G0224_016.0016.D	Operator	
Acq. Method	testAcqFileNamePath	Acq. Date-Time	2/24/2022 4:46:10 PM
Sample Name	CAL3-163984	Instrument	WJB
Vial		Multiplier	1.00
DA Method File	G022422_8011_W_CLT.m	Comment	
Tune File		Tune Date	
Batch Name	G022422_8011_W_CLT.batch.bin	Last Calib Update	2/25/2022 8:11:20 AM
Ref Library			

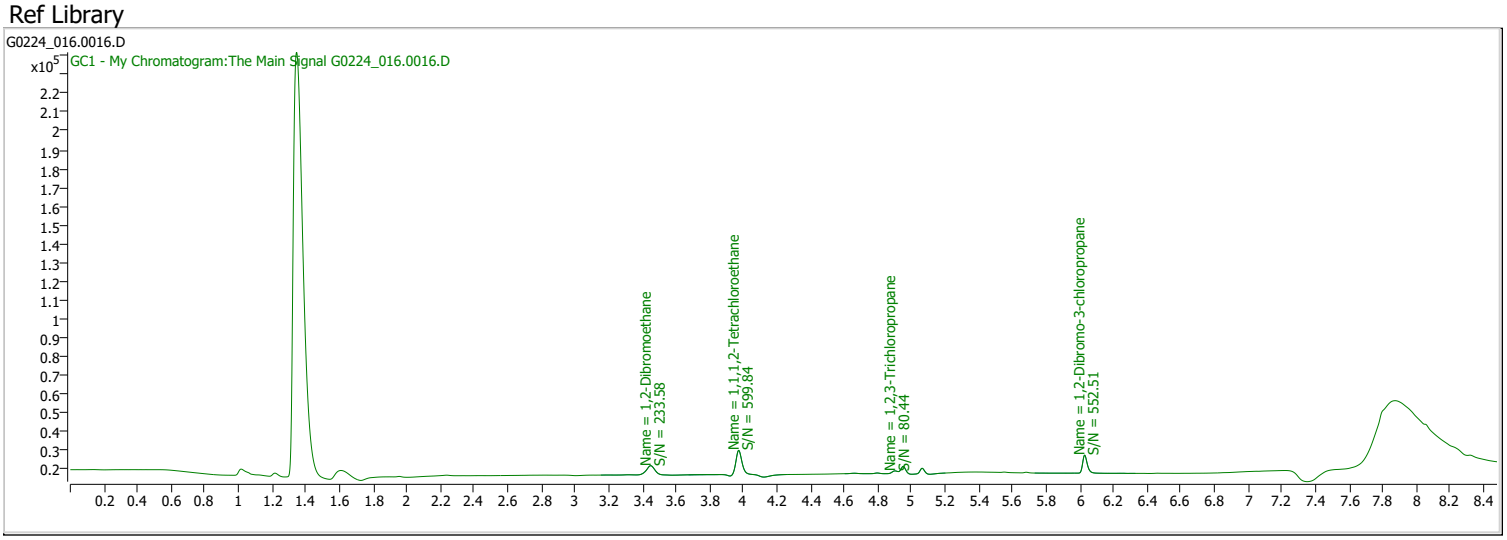

Compound	RT	QIon	Resp.	Conc.	Units		Dev(Min)
Internal Standards							
System Monitoring Compounds							
S 1,1,1,2-Tetrachloroethane	3.973	0.0	31159	0.0941	µg/L	m	-0.002
Spiked Amount: 0.100	Range: 70.0 - 130.0%			Recovery = 94.14%			
Target Compounds							QValue
M 1,2-Dibromoethane	3.450	0.0	17133	0.1025	µg/L		100

(#) = Qualifier Out of Range; (m) = Manual Integration; (+) = Area Summed; (*) = Surrogate Percent Recovery Out of Range; (d): Zeroed Peak

Compound	Conc.	RT	Dev(Min)	Resp.	QIon	QRatio	Lower	Upper
1,2-Dibromoethane	0.1025	3.45	0.00	17133				

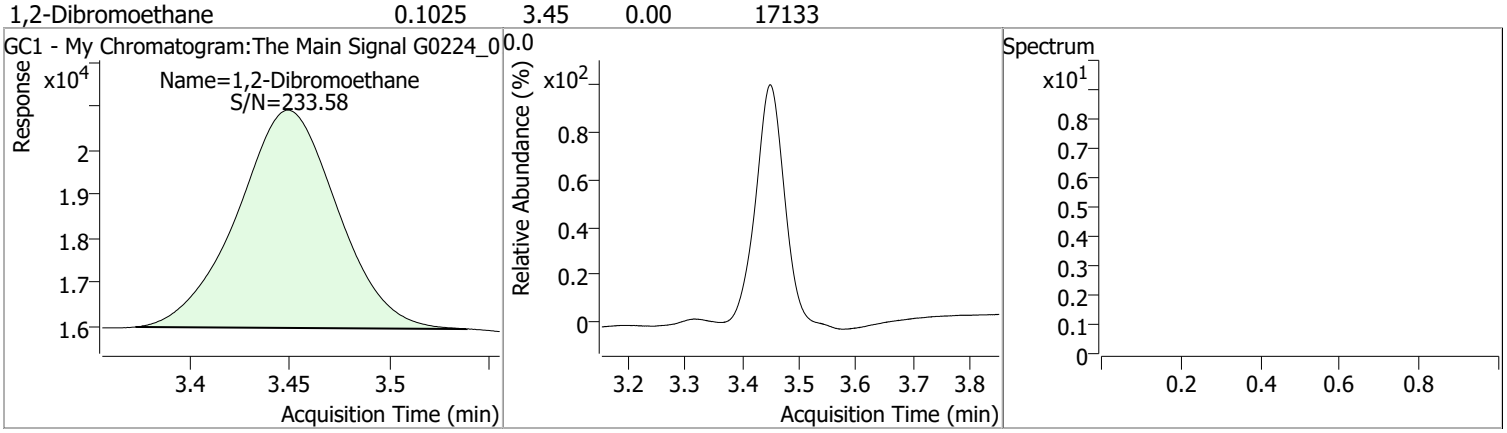

Compound	Conc.	RT	Dev(Min)	Resp.	QIon	QRatio	Lower	Upper
1,1,1,2-Tetrachloroethane	0.0941	3.97	0.00	31159 (m)				

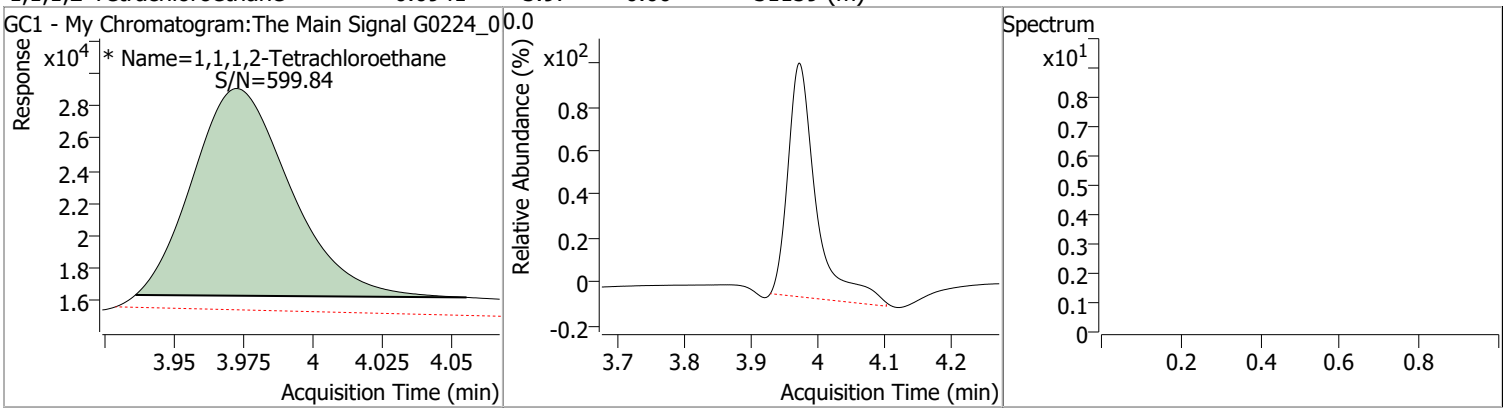

Quantitation Results Report (QT Reviewed)

Data File	G0224_017.0017.D	Operator	
Acq. Method	testAcqFileNamePath	Acq. Date-Time	2/24/2022 5:06:01 PM
Sample Name	MB-163984	Instrument	WJB
Vial		Multiplier	1.00
DA Method File	G022422_8011_W_CLT.m	Comment	
Tune File		Tune Date	
Batch Name	G022422_8011_W_CLT.batch.bin	Last Calib Update	2/25/2022 8:11:20 AM
Ref Library			

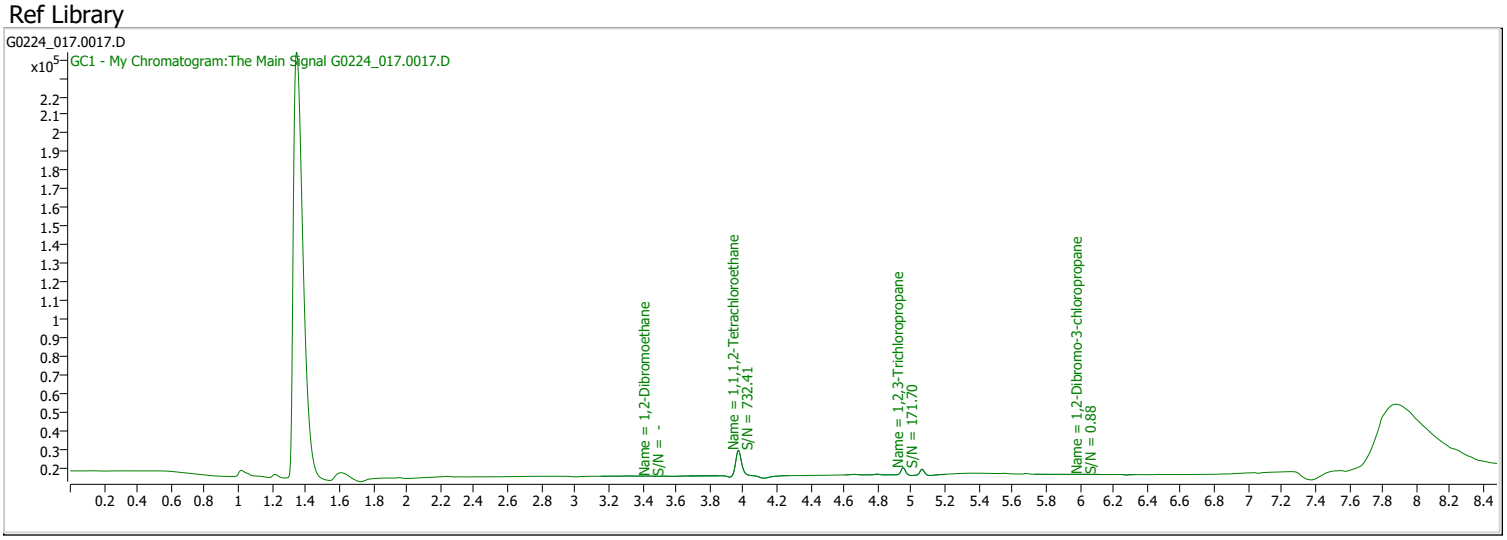

Compound	RT	QIon	Resp.	Conc.	Units		Dev(Min)
Internal Standards							
System Monitoring Compounds							
S 1,1,1,2-Tetrachloroethane	3.970	0.0	32257	0.0972	µg/L	m	-0.004
Spiked Amount: 0.100	Range: 70.0 - 130.0%			Recovery = 97.20%			
Target Compounds							QValue
M 1,2-Dibromoethane	3.442	0.0	0		µg/L	md	1

(#) = Qualifier Out of Range; (m) = Manual Integration; (+) = Area Summed; (*) = Surrogate Percent Recovery Out of Range; (d): Zeroed Peak

Compound	Conc.	RT	Dev(Min)	Resp.	QIon	QRatio	Lower	Upper
1,2-Dibromoethane		0		0				

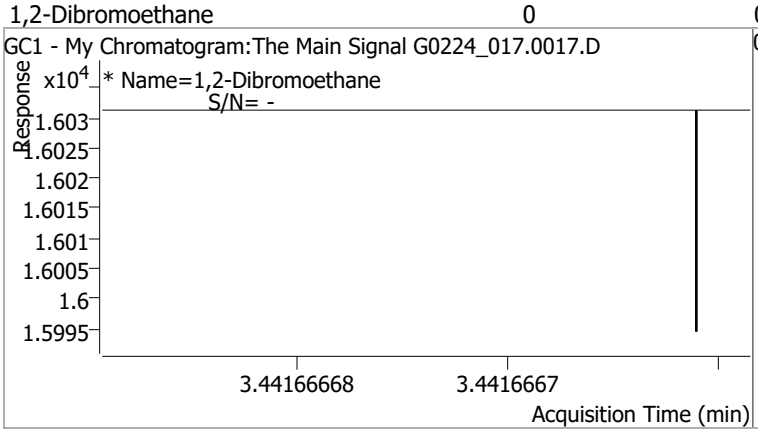

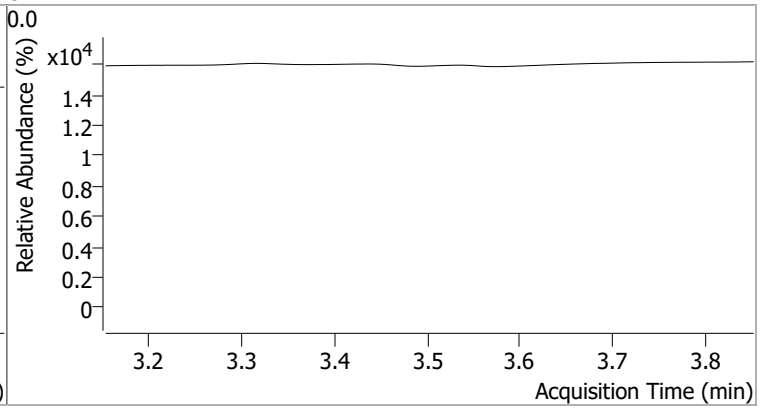

Compound	Conc.	RT	Dev(Min)	Resp.	QIon	QRatio	Lower	Upper
1,1,1,2-Tetrachloroethane	0.0972	3.97	0.00	32257 (m)				

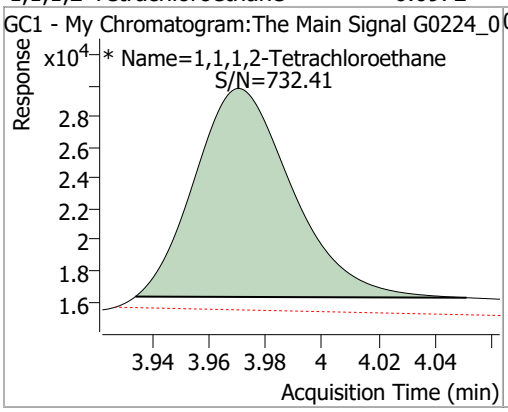

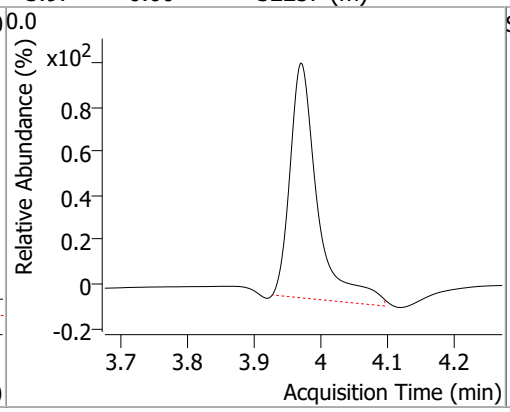

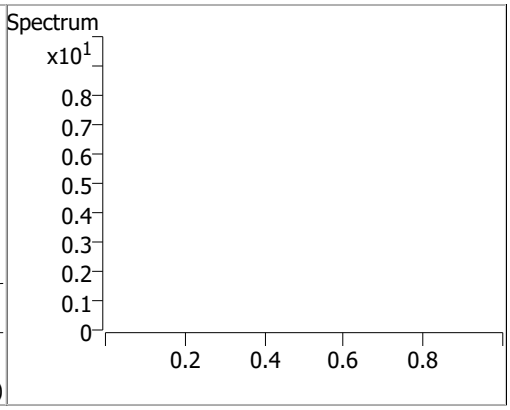

Quantitation Results Report (QT Reviewed)

Data File	G0224_018.0018.D	Operator	
Acq. Method	testAcqFileNamePath	Acq. Date-Time	2/24/2022 5:25:35 PM
Sample Name	LCS-163984	Instrument	WJB
Vial		Multiplier	1.00
DA Method File	G022422_8011_W_CLT.m	Comment	
Tune File		Tune Date	
Batch Name	G022422_8011_W_CLT.batch.bin	Last Calib Update	2/25/2022 8:11:20 AM
Ref Library			

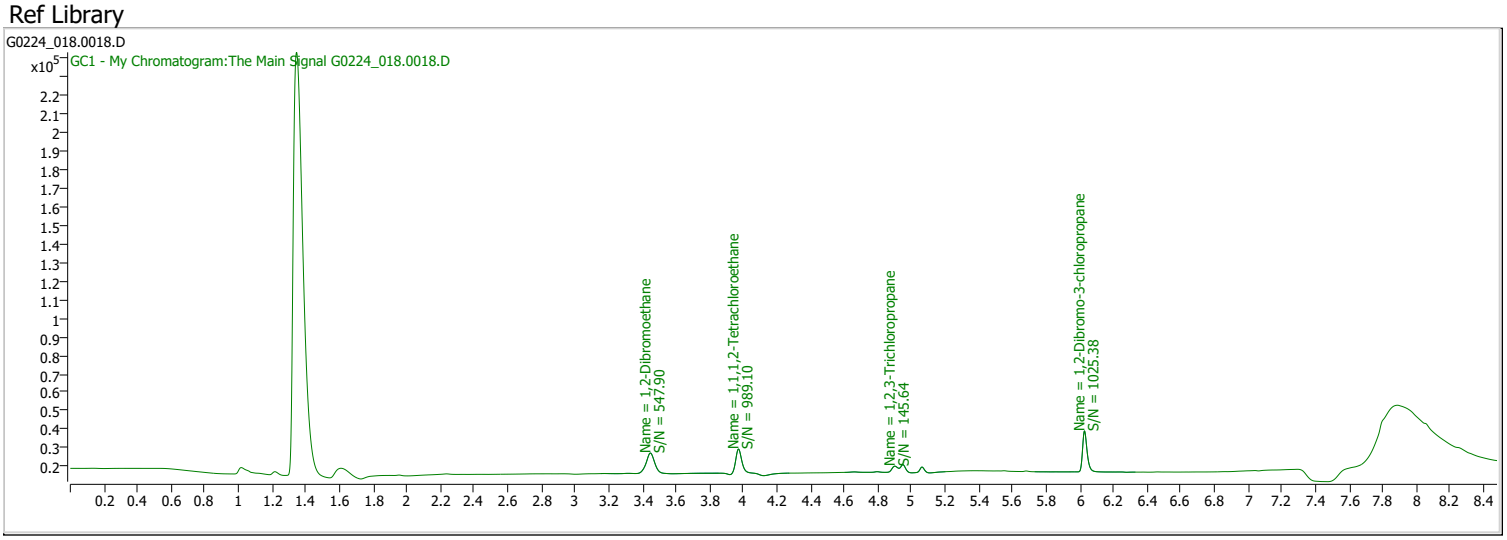

Compound	RT	QIon	Resp.	Conc.	Units		Dev(Min)
Internal Standards							
System Monitoring Compounds							
S 1,1,1,2-Tetrachloroethane	3.971	0.0	31825	0.0960	µg/L	m	-0.003
Spiked Amount: 0.100	Range: 70.0 - 130.0%			Recovery = 96.00%			
Target Compounds							QValue
M 1,2-Dibromoethane	3.448	0.0	39703	0.2430	µg/L		100

(#) = Qualifier Out of Range; (m) = Manual Integration; (+) = Area Summed; (*) = Surrogate Percent Recovery Out of Range; (d): Zeroed Peak

Compound	Conc.	RT	Dev(Min)	Resp.	QIon	QRatio	Lower	Upper
1,2-Dibromoethane	0.2430	3.45	-0.01	39703				

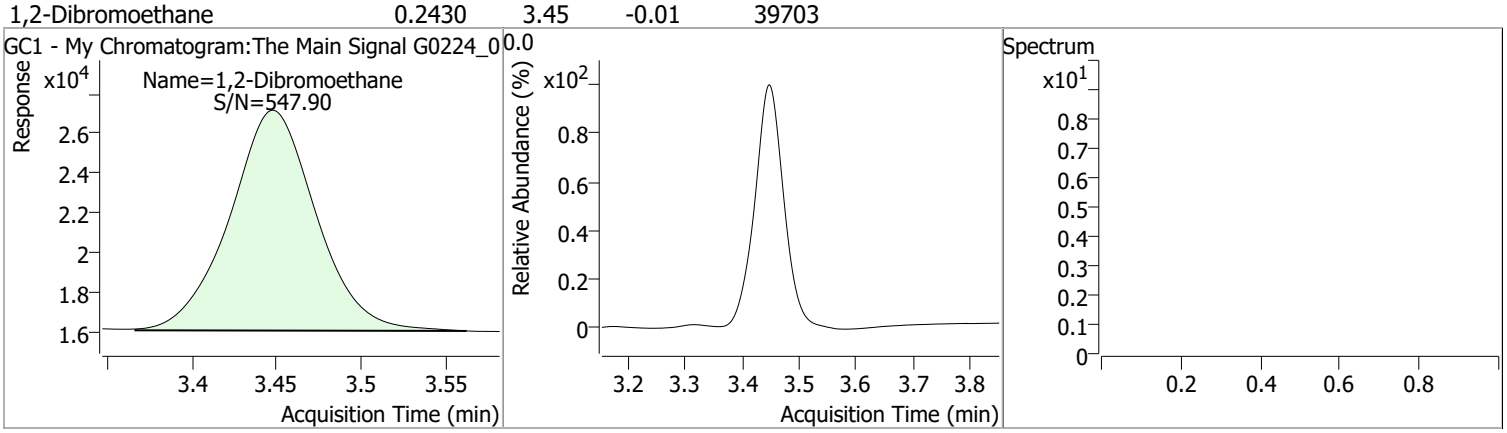

Compound	Conc.	RT	Dev(Min)	Resp.	QIon	QRatio	Lower	Upper
1,1,1,2-Tetrachloroethane	0.0960	3.97	0.00	31825 (m)				

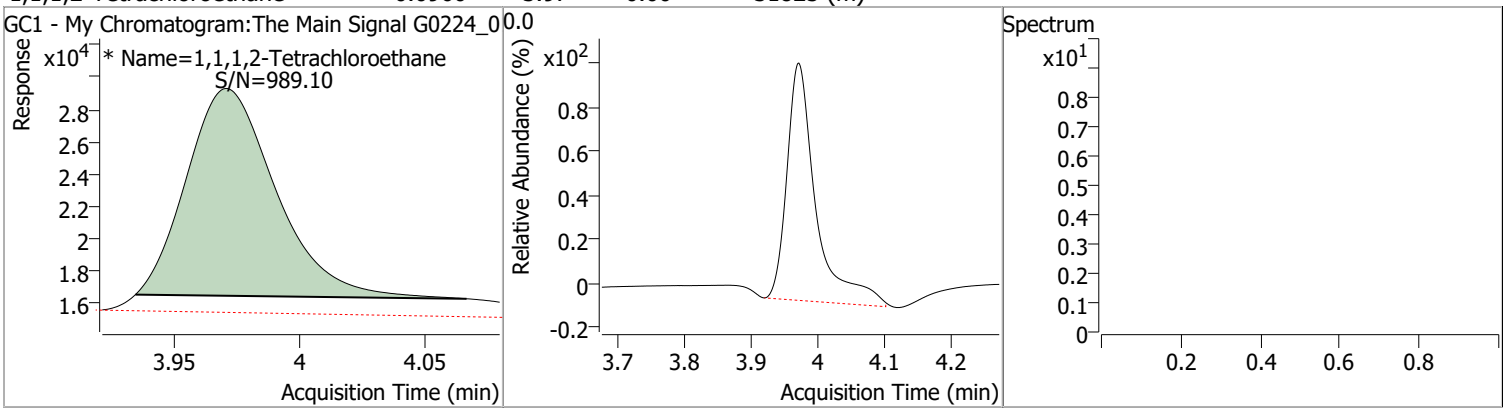

Quantitation Results Report (QT Reviewed)

Data File	G0224_019.0019.D	Operator	
Acq. Method	testAcqFileNamePath	Acq. Date-Time	2/24/2022 5:45:21 PM
Sample Name	LCS1-163984	Instrument	WJB
Vial		Multiplier	1.00
DA Method File	G022422_8011_W_CLT.m	Comment	
Tune File		Tune Date	
Batch Name	G022422_8011_W_CLT.batch.bin	Last Calib Update	2/25/2022 8:11:20 AM
Ref Library			

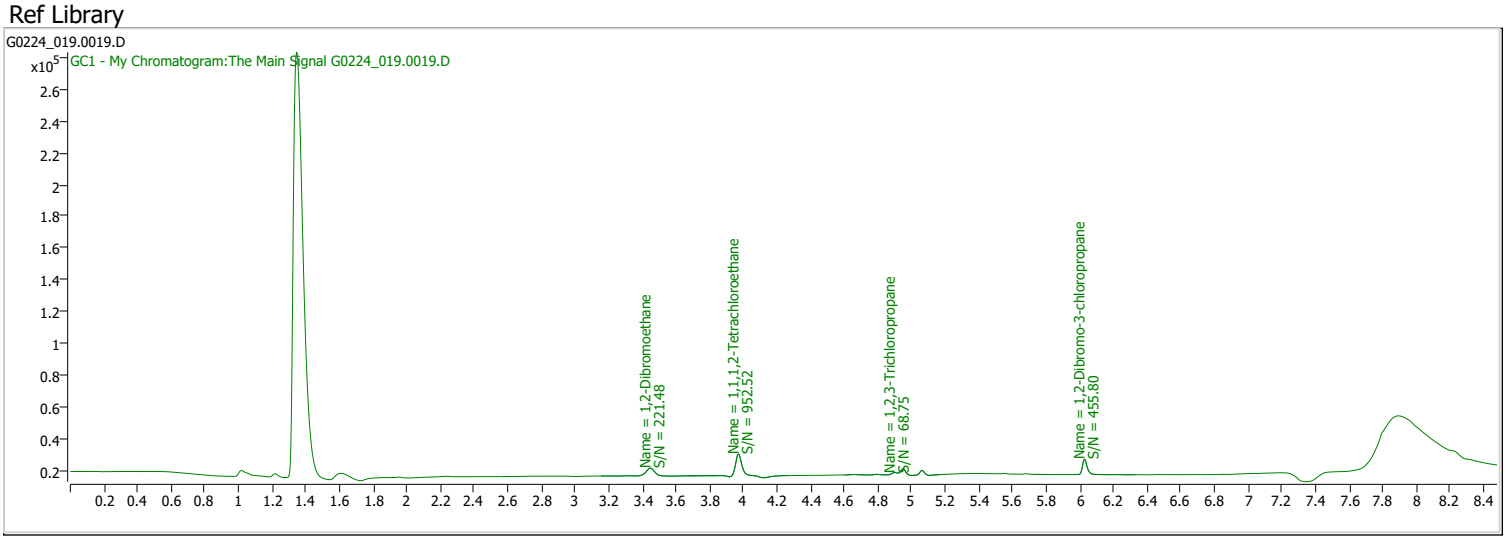

Compound	RT	QIon	Resp.	Conc.	Units		Dev(Min)
Internal Standards							
System Monitoring Compounds							
S 1,1,1,2-Tetrachloroethane	3.971	0.0	34064	0.1022	µg/L	m	-0.003
Spiked Amount: 0.100	Range: 70.0 - 130.0%			Recovery = 102.24%			
Target Compounds							QValue
M 1,2-Dibromoethane	3.448	0.0	17890	0.1071	µg/L		100

(#) = Qualifier Out of Range; (m) = Manual Integration; (+) = Area Summed; (*) = Surrogate Percent Recovery Out of Range; (d): Zeroed Peak

Compound	Conc.	RT	Dev(Min)	Resp.	QIon	QRatio	Lower	Upper
1,2-Dibromoethane	0.1071	3.45	-0.01	17890				

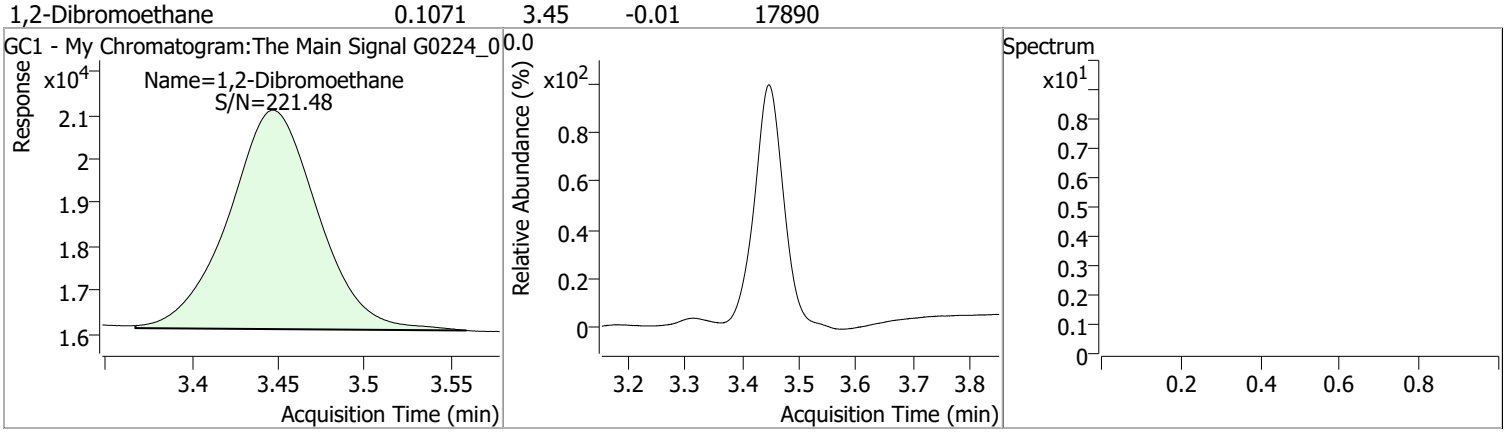

Compound	Conc.	RT	Dev(Min)	Resp.	QIon	QRatio	Lower	Upper
1,1,1,2-Tetrachloroethane	0.1022	3.97	0.00	34064 (m)				

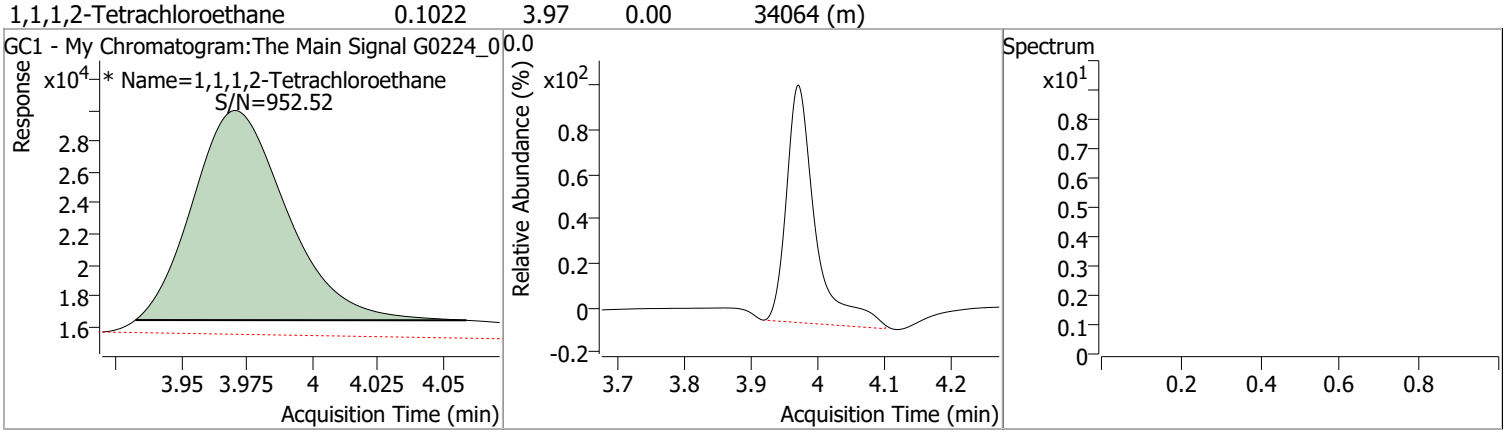

Quantitation Results Report (QT Reviewed)

Data File	G0224_020.0020.D	Operator	
Acq. Method	testAcqFileNamePath	Acq. Date-Time	2/24/2022 6:05:13 PM
Sample Name	Hexan	Instrument	WJB
Vial		Multiplier	1.00
DA Method File	G022422_8011_W_CLT.m	Comment	
Tune File		Tune Date	
Batch Name	G022422_8011_W_CLT.batch.bin	Last Calib Update	2/25/2022 8:11:20 AM
Ref Library			

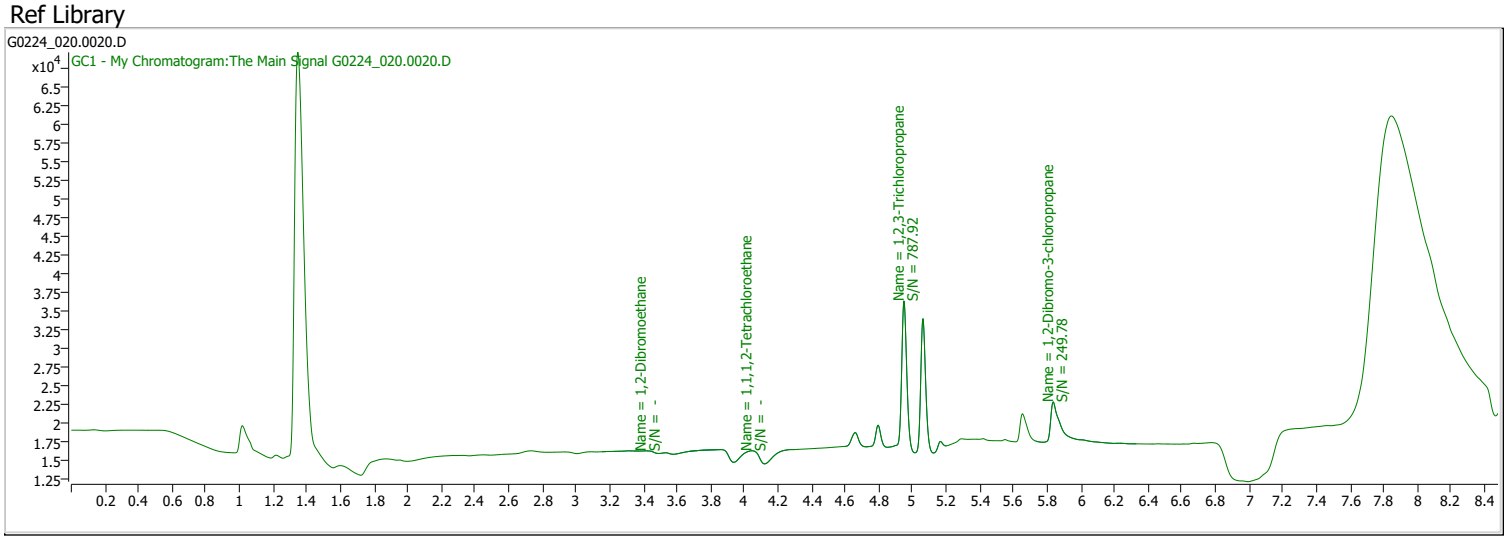

Compound	RT	QIon	Resp.	Conc.	Units		Dev(Min)
Internal Standards							
System Monitoring Compounds							
S 1,1,1,2-Tetrachloroethane	4.043	0.0	0		µg/L	md	0.069
Spiked Amount: 0.100	Range: 70.0 - 130.0%			Recovery = NA%			
Target Compounds							QValue
M 1,2-Dibromoethane	3.415	0.0	0		µg/L	md	1

(#) = Qualifier Out of Range; (m) = Manual Integration; (+) = Area Summed; (*) = Surrogate Percent Recovery Out of Range; (d): Zeroed Peak

Compound	Conc.	RT	Dev(Min)	Resp.	QIon	QRatio	Lower	Upper
1,2-Dibromoethane		0		0				

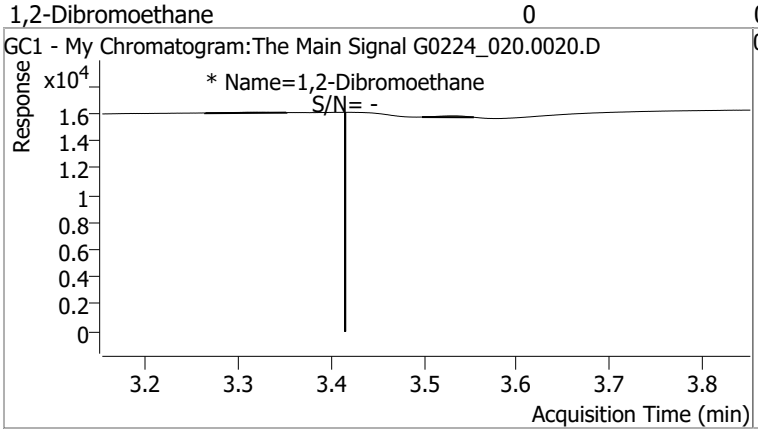

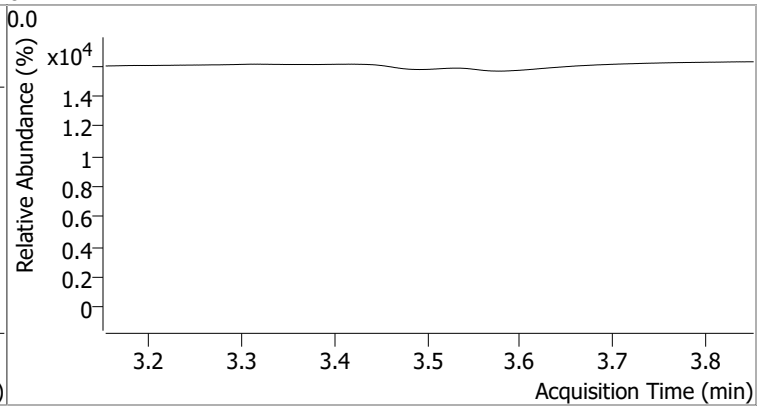

Compound	Conc.	RT	Dev(Min)	Resp.	QIon	QRatio	Lower	Upper
1,1,1,2-Tetrachloroethane		0		0				

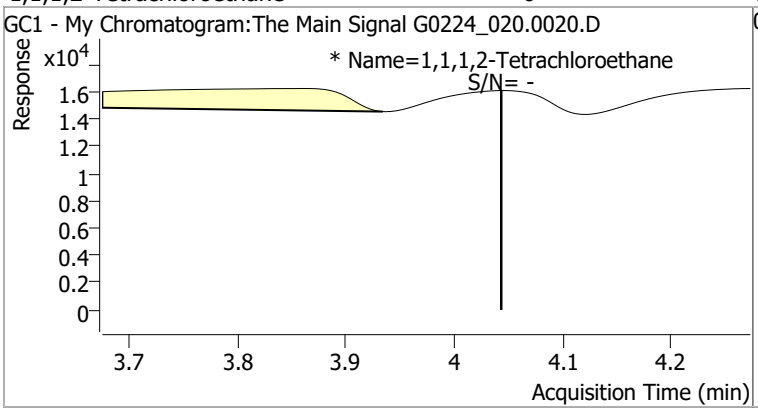

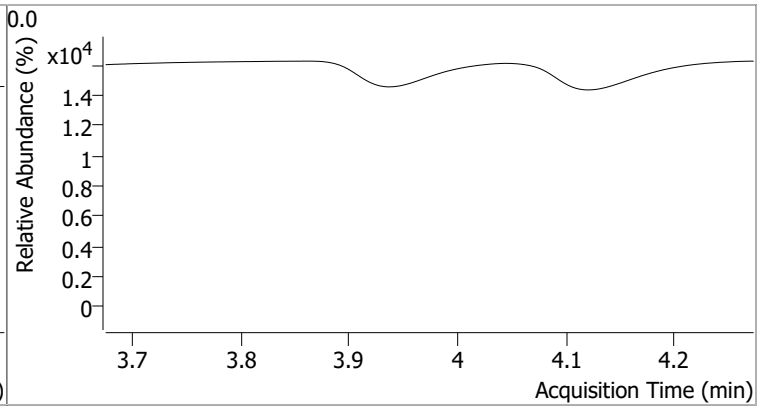

Quantitation Results Report (QT Reviewed)

Data File	G0224_021.0021.D	Operator	
Acq. Method	testAcqFileNamePath	Acq. Date-Time	2/24/2022 6:24:52 PM
Sample Name	B22010745-008A	Instrument	WJB
Vial		Multiplier	1.00
DA Method File	G022422_8011_W_CLT.m	Comment	
Tune File		Tune Date	
Batch Name	G022422_8011_W_CLT.batch.bin	Last Calib Update	2/25/2022 8:11:20 AM
Ref Library			

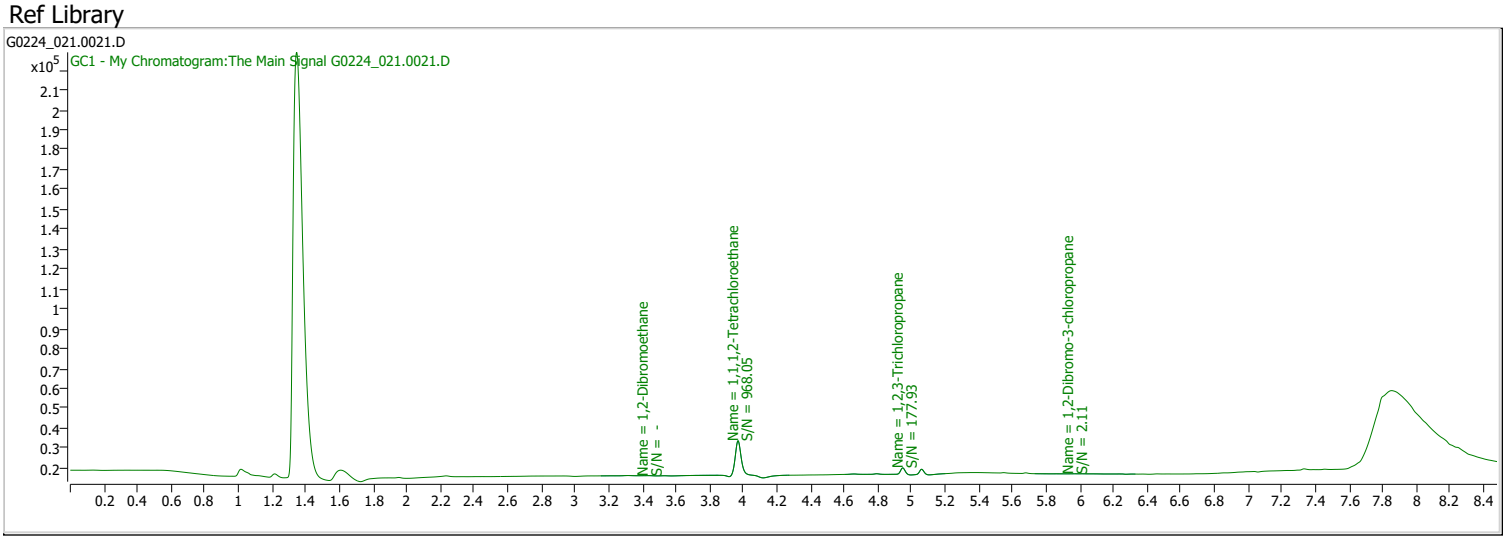

Compound	RT	QIon	Resp.	Conc.	Units		Dev(Min)
Internal Standards							
System Monitoring Compounds							
S 1,1,1,2-Tetrachloroethane	3.968	0.0	42761	0.1264	µg/L	m	-0.006
Spiked Amount: 0.100	Range: 70.0 - 130.0%			Recovery = 126.40%			
Target Compounds							QValue
M 1,2-Dibromoethane	3.432	0.0	0		µg/L	md	1

(#) = Qualifier Out of Range; (m) = Manual Integration; (+) = Area Summed; (*) = Surrogate Percent Recovery Out of Range; (d): Zeroed Peak

Compound	Conc.	RT	Dev(Min)	Resp.	QIon	QRatio	Lower	Upper
1,2-Dibromoethane		0		0				

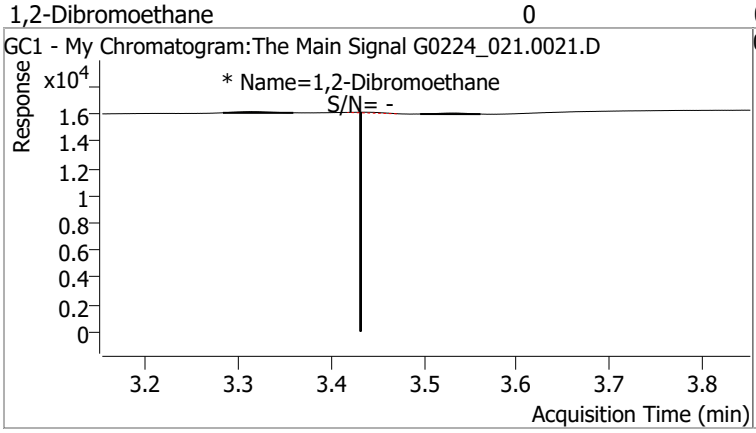

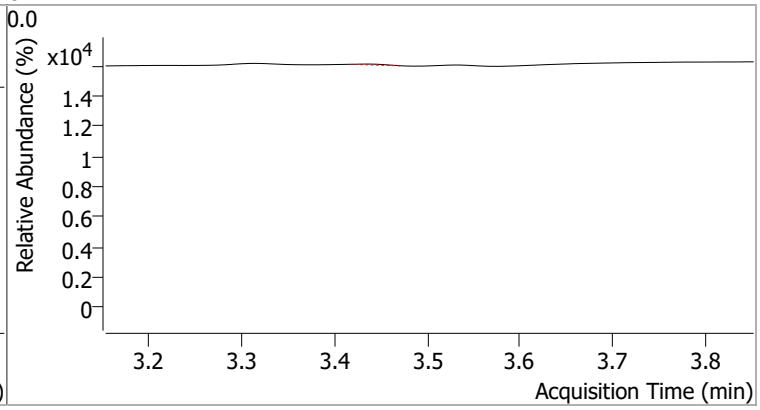

Compound	Conc.	RT	Dev(Min)	Resp.	QIon	QRatio	Lower	Upper
1,1,1,2-Tetrachloroethane	0.1264	3.97	-0.01	42761 (m)				

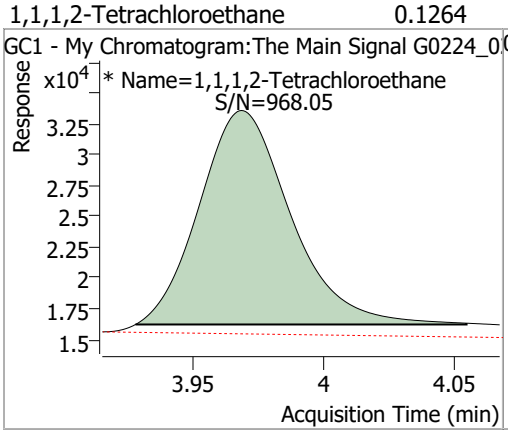

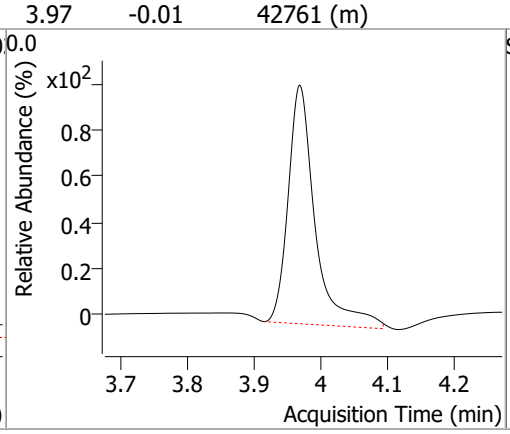

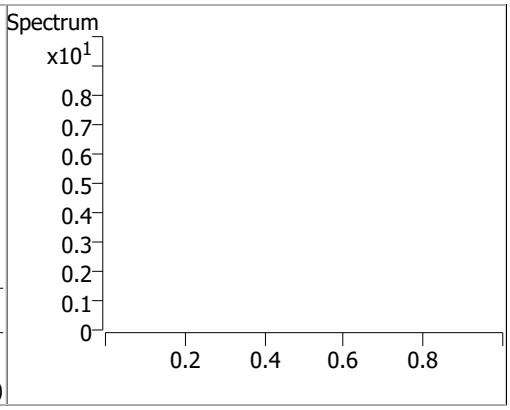

Quantitation Results Report (QT Reviewed)

Data File	G0224_022.0022.D	Operator	
Acq. Method	testAcqFileNamePath	Acq. Date-Time	2/24/2022 6:44:41 PM
Sample Name	B22021435-004A	Instrument	WJB
Vial		Multiplier	1.00
DA Method File	G022422_8011_W_CLT.m	Comment	
Tune File		Tune Date	
Batch Name	G022422_8011_W_CLT.batch.bin	Last Calib Update	2/25/2022 8:11:20 AM
Ref Library			

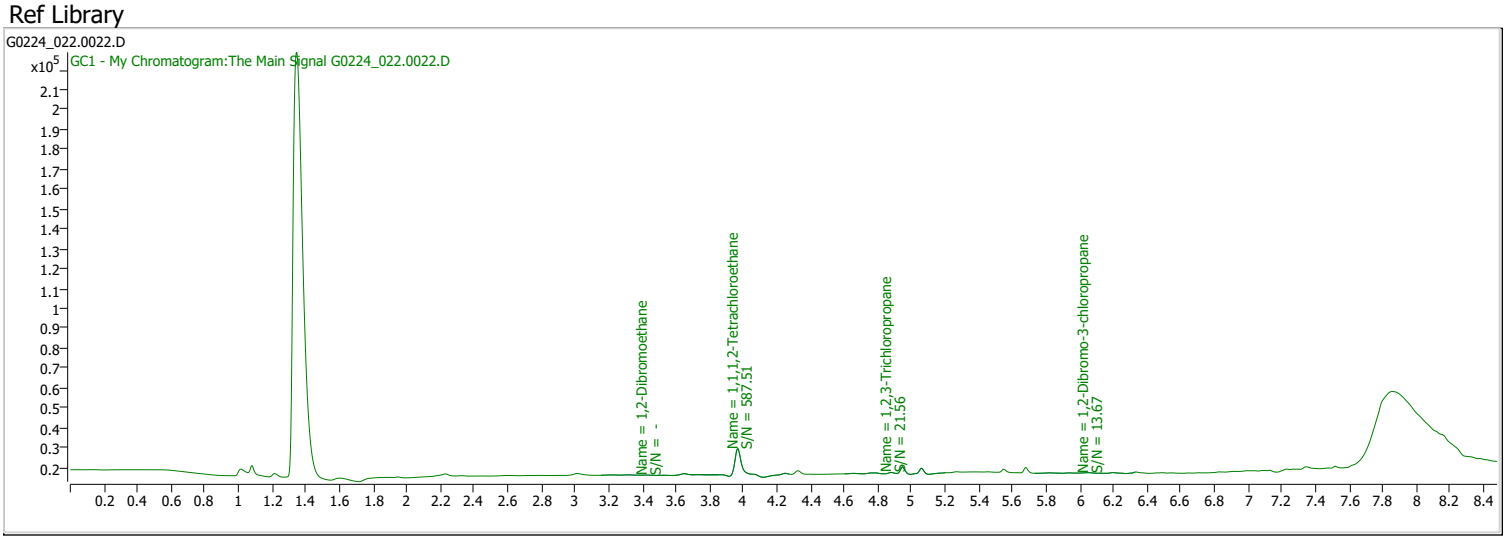

Compound	RT	QIon	Resp.	Conc.	Units		Dev(Min)
Internal Standards							
System Monitoring Compounds							
S 1,1,1,2-Tetrachloroethane	3.967	0.0	31040	0.0938	µg/L	m	-0.008
Spiked Amount: 0.100	Range: 70.0 - 130.0%			Recovery = 93.81%			
Target Compounds							**QValue**
M 1,2-Dibromoethane	3.427	0.0	0		µg/L	md	1

(#) = Qualifier Out of Range; (m) = Manual Integration; (+) = Area Summed; (*) = Surrogate Percent Recovery Out of Range; (d): Zeroed Peak

Compound	Conc.	RT	Dev(Min)	Resp.	QIon	QRatio	Lower	Upper
1,2-Dibromoethane		0		0				

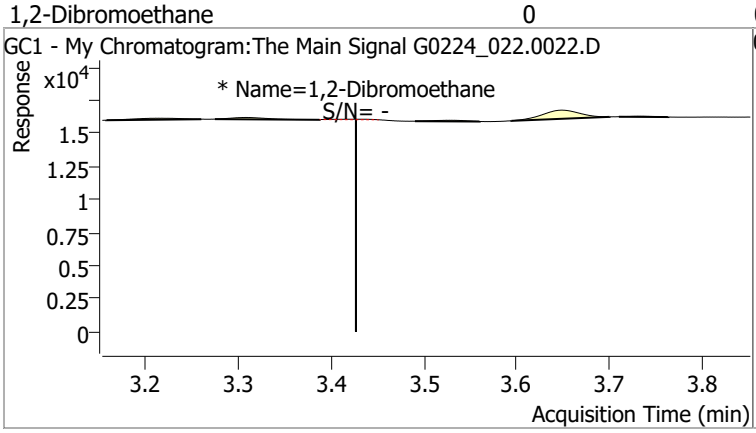

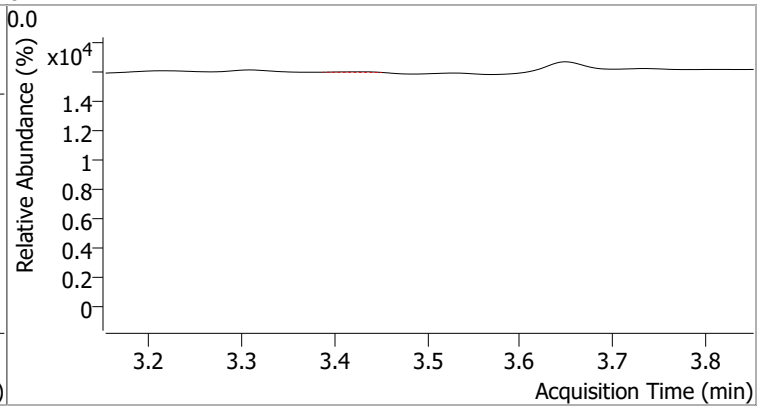

Compound	Conc.	RT	Dev(Min)	Resp.	QIon	QRatio	Lower	Upper
1,1,1,2-Tetrachloroethane	0.0938	3.97	-0.01	31040 (m)				

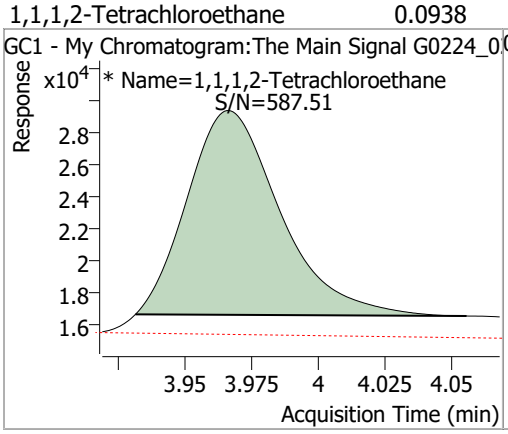

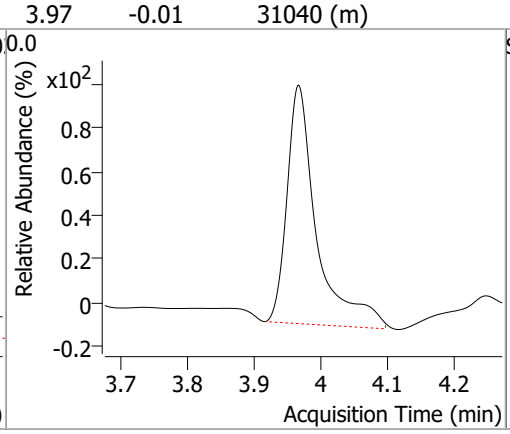

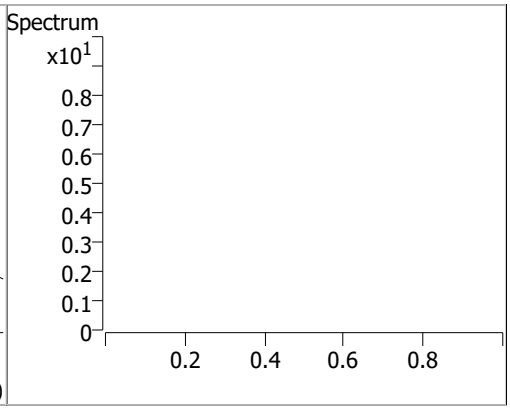

Quantitation Results Report (QT Reviewed)

Data File	G0224_023.0023.D	Operator	
Acq. Method	testAcqFileNamePath	Acq. Date-Time	2/24/2022 7:04:37 PM
Sample Name	B22021435-006H	Instrument	WJB
Vial		Multiplier	1.00
DA Method File	G022422_8011_W_CLT.m	Comment	
Tune File		Tune Date	
Batch Name	G022422_8011_W_CLT.batch.bin	Last Calib Update	2/25/2022 8:11:20 AM
Ref Library			

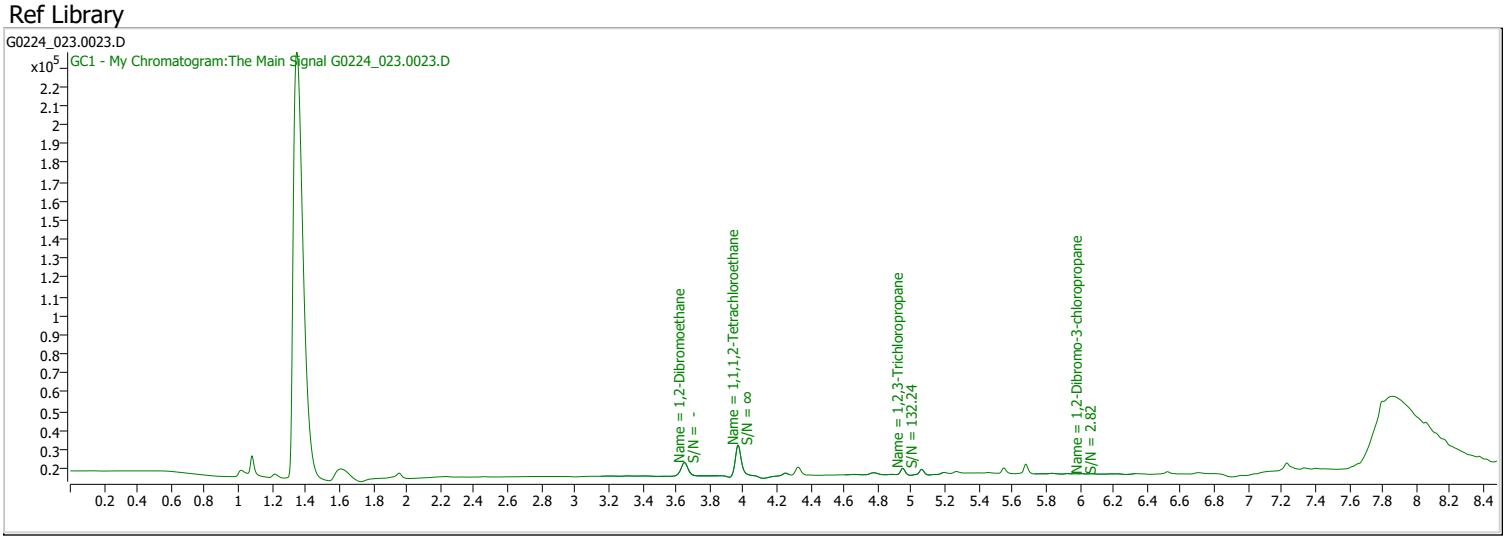

Compound	RT	QIon	Resp.	Conc.	Units		Dev(Min)
Internal Standards							
System Monitoring Compounds							
S 1,1,1,2-Tetrachloroethane	3.968	0.0	38959	0.1159	µg/L	m	-0.006
Spiked Amount: 0.100	Range: 70.0 - 130.0%			Recovery = 115.85%			
Target Compounds							QValue
M 1,2-Dibromoethane	3.650	0.0	0		µg/L	md	1

(#) = Qualifier Out of Range; (m) = Manual Integration; (+) = Area Summed; (*) = Surrogate Percent Recovery Out of Range; (d): Zeroed Peak

Compound	Conc.	RT	Dev(Min)	Resp.	QIon	QRatio	Lower	Upper
1,2-Dibromoethane		0		0				

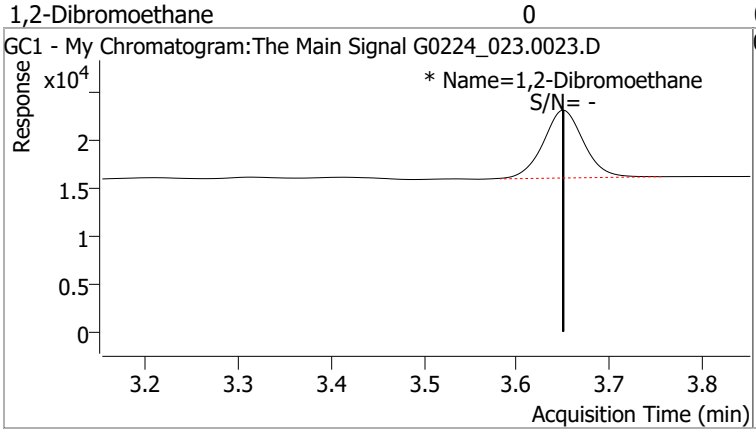

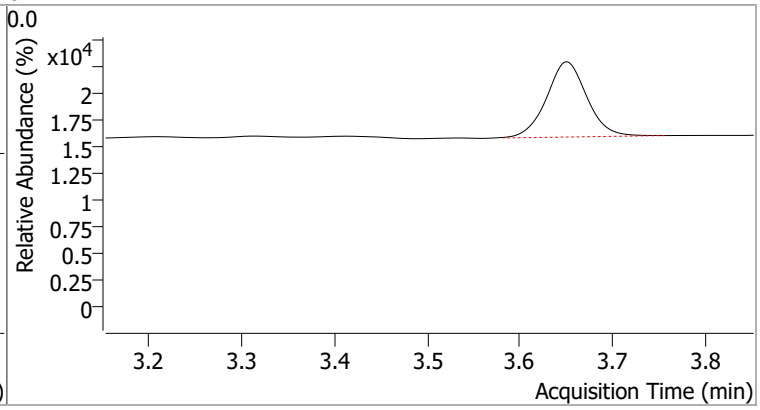

Compound	Conc.	RT	Dev(Min)	Resp.	QIon	QRatio	Lower	Upper
1,1,1,2-Tetrachloroethane	0.1159	3.97	-0.01	38959 (m)				

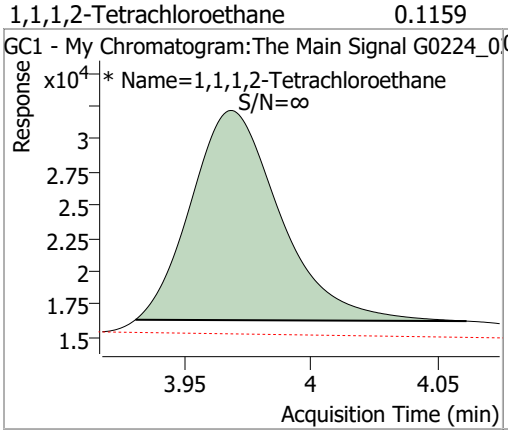

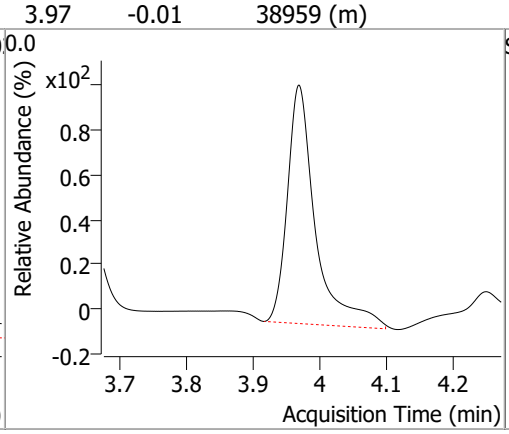

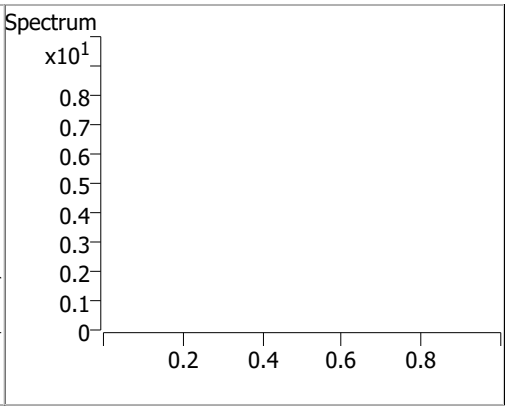

Quantitation Results Report (QT Reviewed)

Data File	G0224_024.0024.D	Operator	
Acq. Method	testAcqFileNamePath	Acq. Date-Time	2/24/2022 7:24:14 PM
Sample Name	B22021435-010A	Instrument	WJB
Vial		Multiplier	1.00
DA Method File	G022422_8011_W_CLT.m	Comment	
Tune File		Tune Date	
Batch Name	G022422_8011_W_CLT.batch.bin	Last Calib Update	2/25/2022 8:11:20 AM
Ref Library			

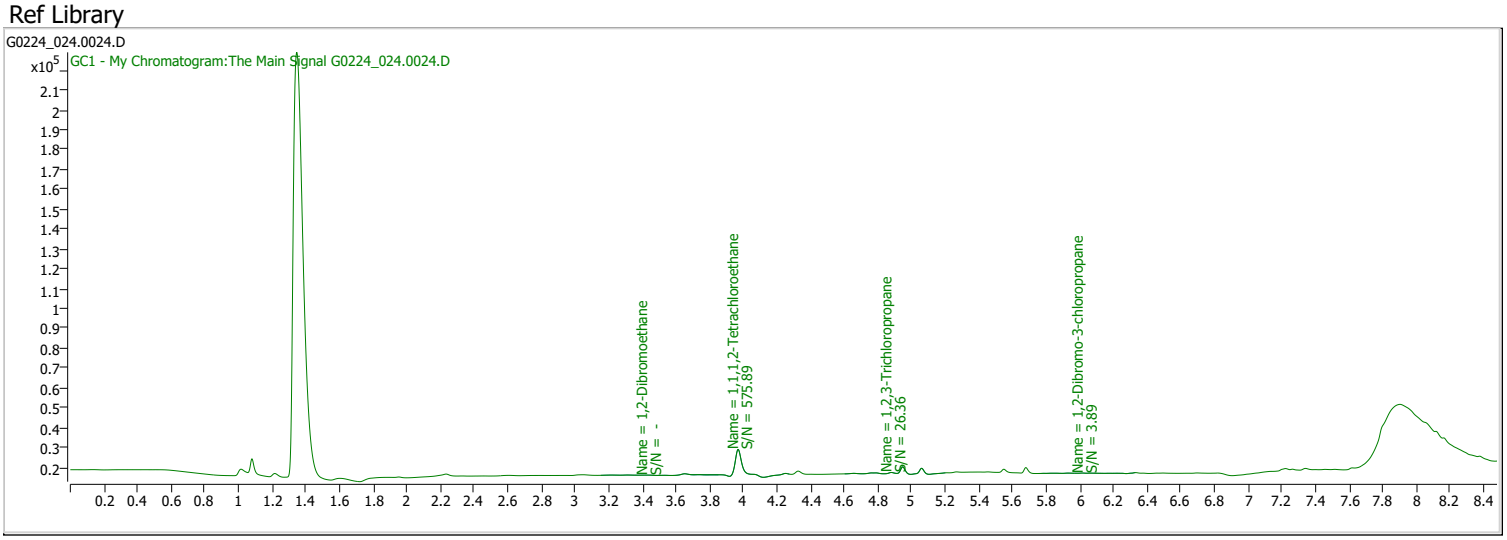

Compound	RT	QIon	Resp.	Conc.	Units		Dev(Min)
Internal Standards							
System Monitoring Compounds							
S 1,1,1,2-Tetrachloroethane	3.969	0.0	30764	0.0930	µg/L	m	-0.005
Spiked Amount: 0.100	Range: 70.0 - 130.0%			Recovery = 93.04%			
Target Compounds							QValue
M 1,2-Dibromoethane	3.428	0.0	0		µg/L	md	1

(#) = Qualifier Out of Range; (m) = Manual Integration; (+) = Area Summed; (*) = Surrogate Percent Recovery Out of Range; (d): Zeroed Peak

Compound	Conc.	RT	Dev(Min)	Resp.	QIon	QRatio	Lower	Upper
1,2-Dibromoethane		0		0				

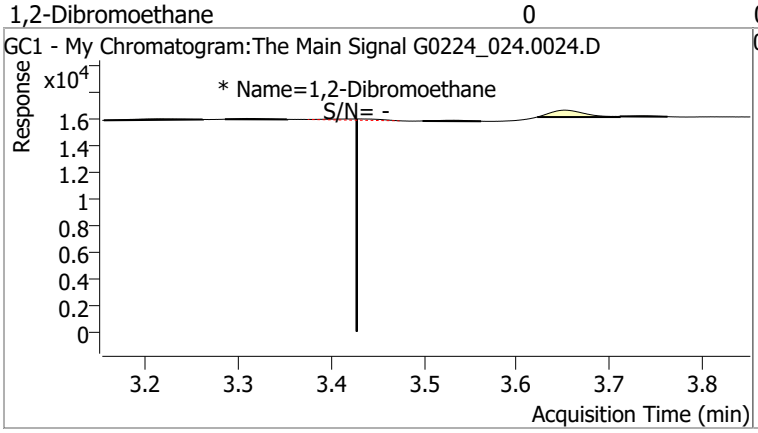

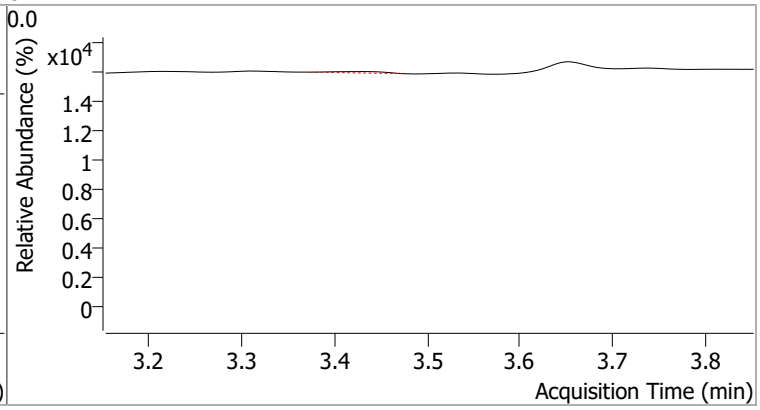

Compound	Conc.	RT	Dev(Min)	Resp.	QIon	QRatio	Lower	Upper
1,1,1,2-Tetrachloroethane	0.0930	3.97	-0.01	30764 (m)				

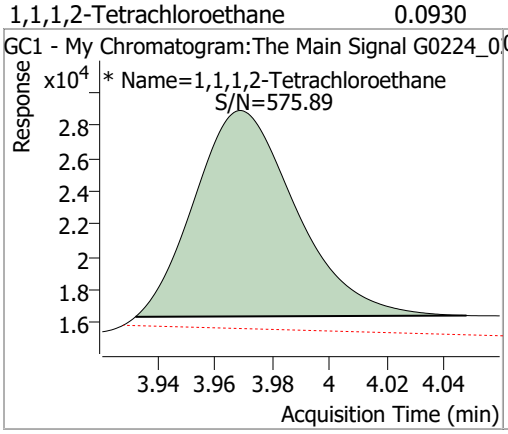

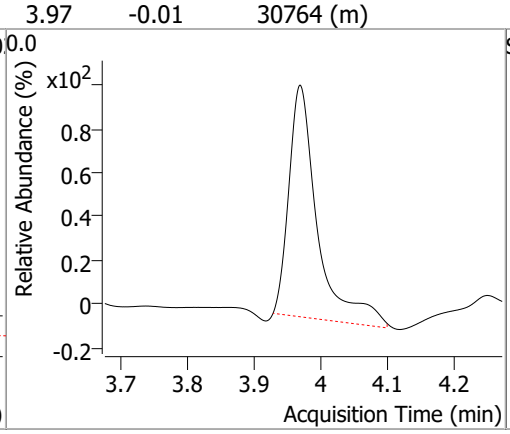

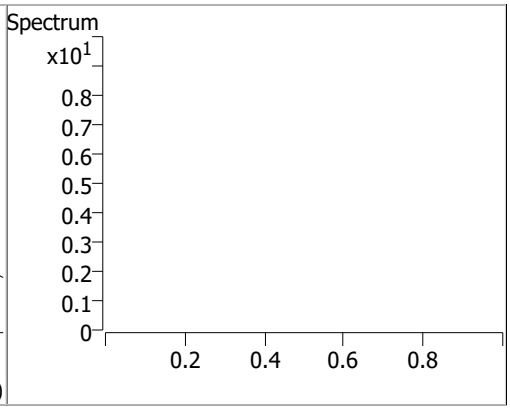

Quantitation Results Report (QT Reviewed)

Data File	G0224_025.0025.D	Operator	
Acq. Method	testAcqFileNamePath	Acq. Date-Time	2/24/2022 7:44:02 PM
Sample Name	B22021435-012H	Instrument	WJB
Vial		Multiplier	1.00
DA Method File	G022422_8011_W_CLT.m	Comment	
Tune File		Tune Date	
Batch Name	G022422_8011_W_CLT.batch.bin	Last Calib Update	2/25/2022 8:11:20 AM
Ref Library			

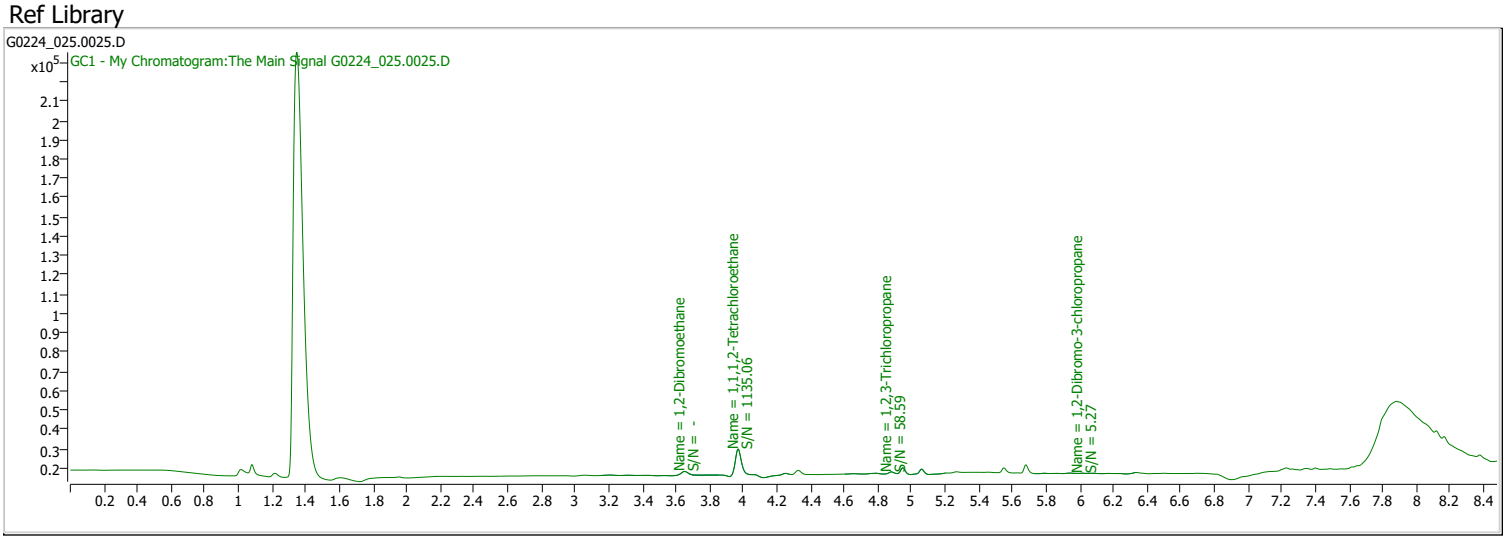

Compound	RT	QIon	Resp.	Conc.	Units		Dev(Min)
Internal Standards							
System Monitoring Compounds							
S 1,1,1,2-Tetrachloroethane	3.968	0.0	32157	0.0969	µg/L	m	-0.006
Spiked Amount: 0.100	Range: 70.0 - 130.0%			Recovery = 96.93%			
Target Compounds							QValue
M 1,2-Dibromoethane	3.651	0.0	0		µg/L	md	1

(#) = Qualifier Out of Range; (m) = Manual Integration; (+) = Area Summed; (*) = Surrogate Percent Recovery Out of Range; (d): Zeroed Peak

Compound	Conc.	RT	Dev(Min)	Resp.	QIon	QRatio	Lower	Upper
1,2-Dibromoethane		0		0				

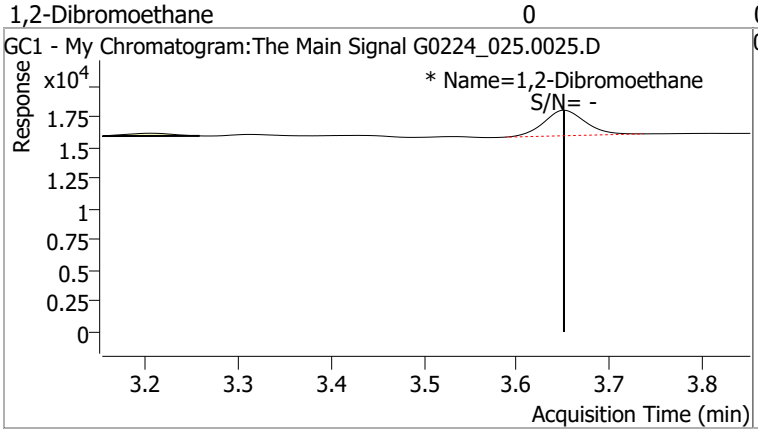

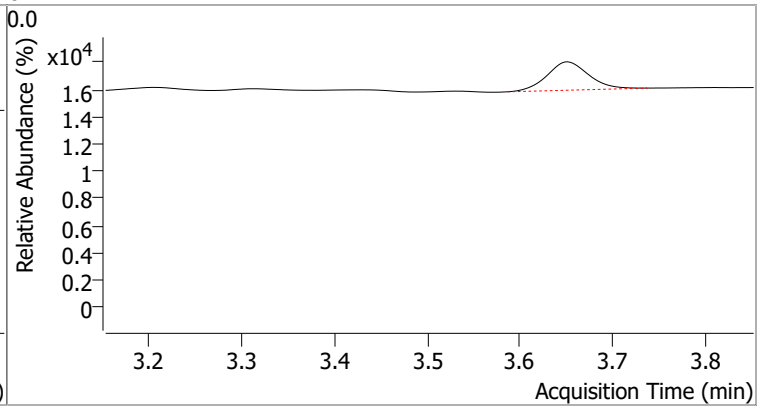

Compound	Conc.	RT	Dev(Min)	Resp.	QIon	QRatio	Lower	Upper
1,1,1,2-Tetrachloroethane	0.0969	3.97	-0.01	32157 (m)				

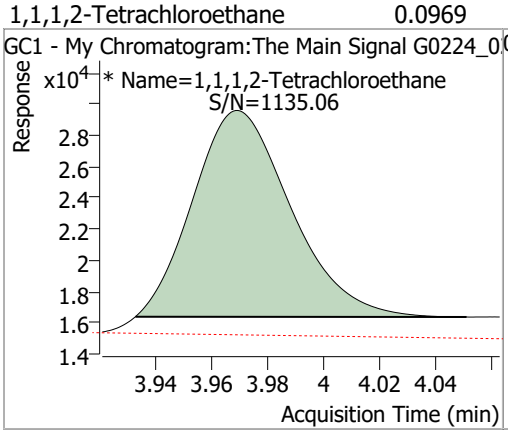

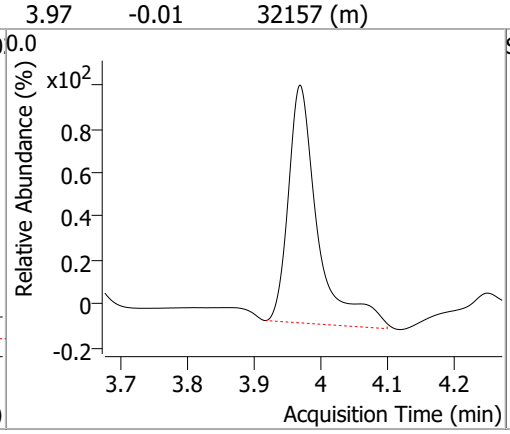

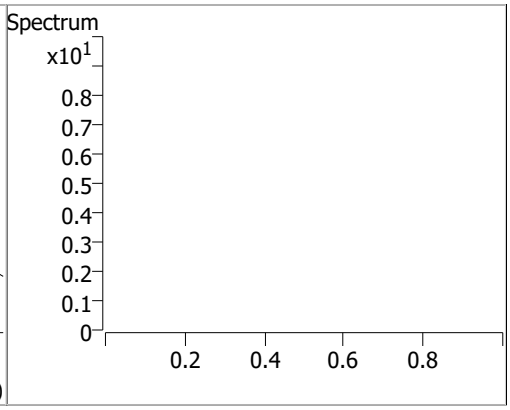

Quantitation Results Report (QT Reviewed)

Data File	G0224_026.0026.D	Operator	
Acq. Method	testAcqFileNamePath	Acq. Date-Time	2/24/2022 8:03:38 PM
Sample Name	B22021435-015A	Instrument	WJB
Vial		Multiplier	1.00
DA Method File	G022422_8011_W_CLT.m	Comment	
Tune File		Tune Date	
Batch Name	G022422_8011_W_CLT.batch.bin	Last Calib Update	2/25/2022 8:11:20 AM
Ref Library			

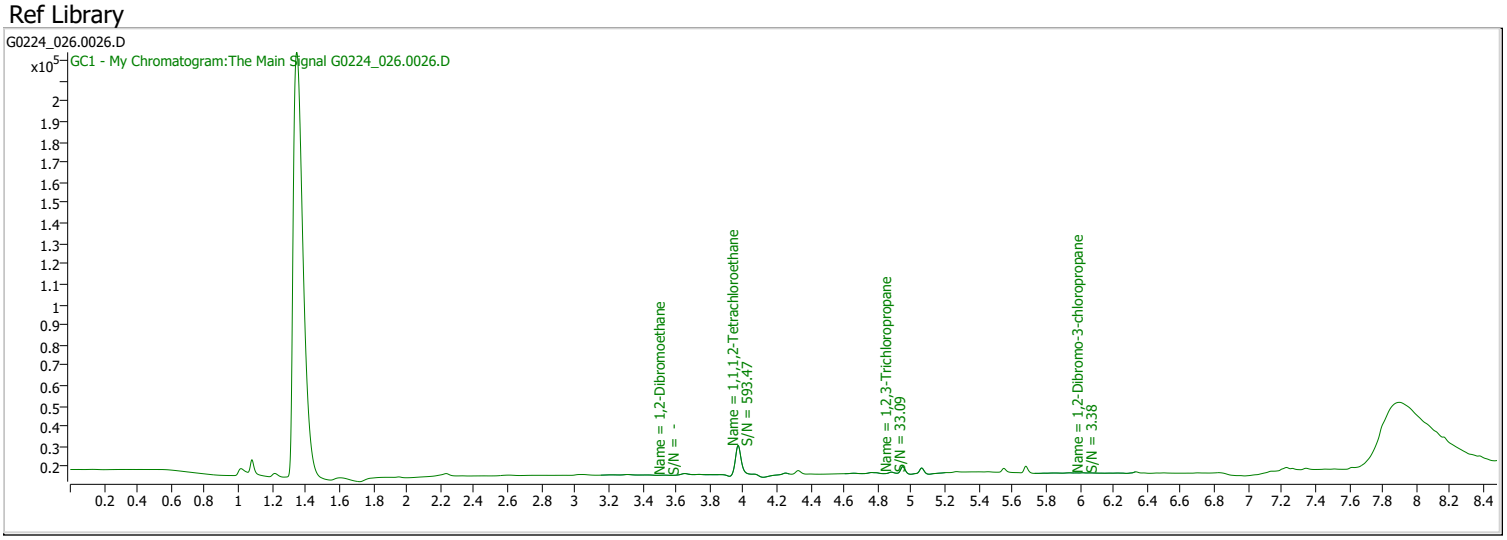

Compound	RT	QIon	Resp.	Conc.	Units		Dev(Min)
Internal Standards							
System Monitoring Compounds							
S 1,1,1,2-Tetrachloroethane	3.968	0.0	32943	0.0991	µg/L	m	-0.006
Spiked Amount: 0.100	Range: 70.0 - 130.0%			Recovery = 99.12%			
Target Compounds							QValue
M 1,2-Dibromoethane	3.533	0.0	0		µg/L	md	1

(#) = Qualifier Out of Range; (m) = Manual Integration; (+) = Area Summed; (*) = Surrogate Percent Recovery Out of Range; (d): Zeroed Peak

Compound	Conc.	RT	Dev(Min)	Resp.	QIon	QRatio	Lower	Upper
1,2-Dibromoethane		0		0				

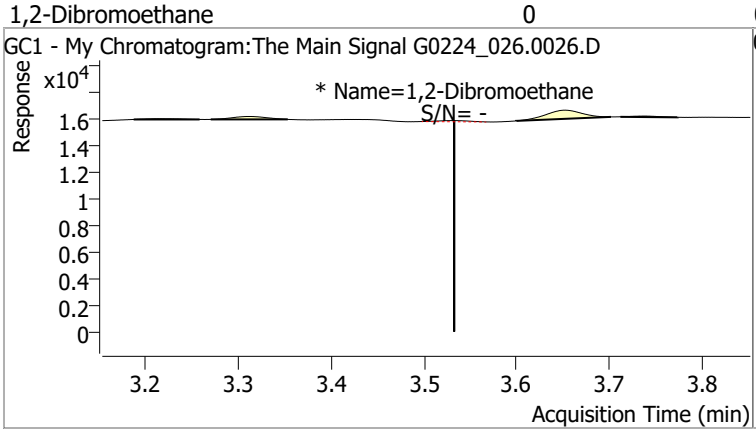

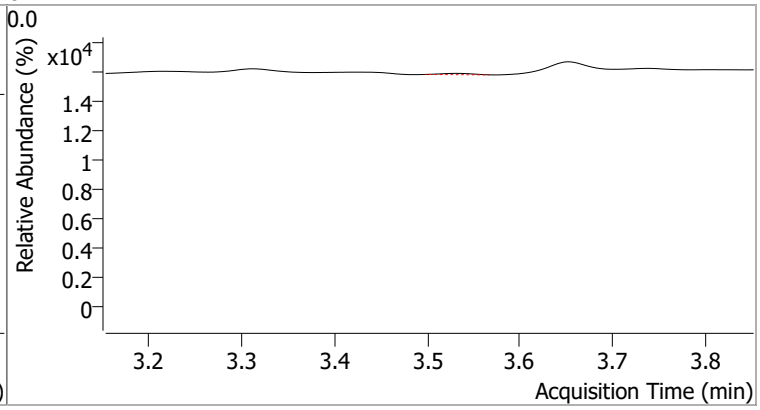

Compound	Conc.	RT	Dev(Min)	Resp.	QIon	QRatio	Lower	Upper
1,1,1,2-Tetrachloroethane	0.0991	3.97	-0.01	32943 (m)				

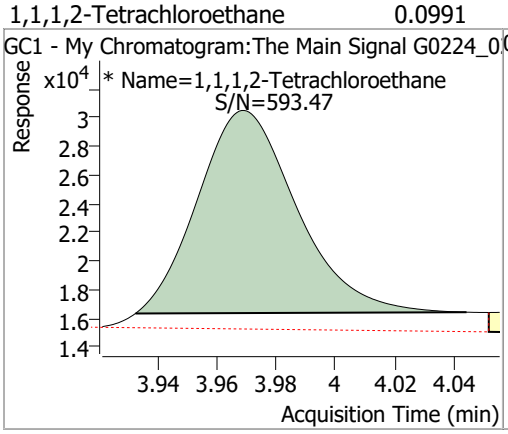

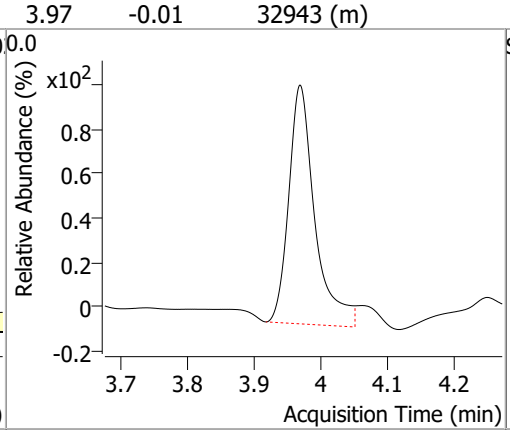

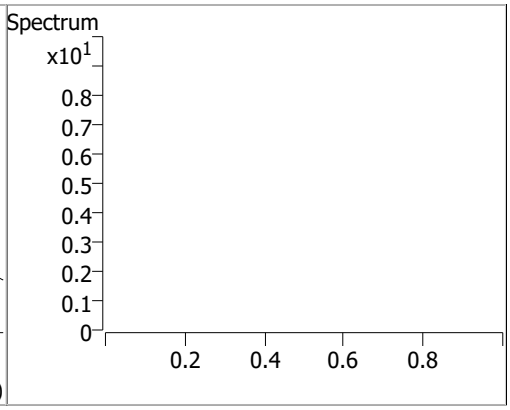

Quantitation Results Report (QT Reviewed)

Data File	G0224_027.0027.D	Operator	
Acq. Method	testAcqFileNamePath	Acq. Date-Time	2/24/2022 8:23:35 PM
Sample Name	B22021435-017H	Instrument	WJB
Vial		Multiplier	1.00
DA Method File	G022422_8011_W_CLT.m	Comment	
Tune File		Tune Date	
Batch Name	G022422_8011_W_CLT.batch.bin	Last Calib Update	2/25/2022 8:11:20 AM
Ref Library			

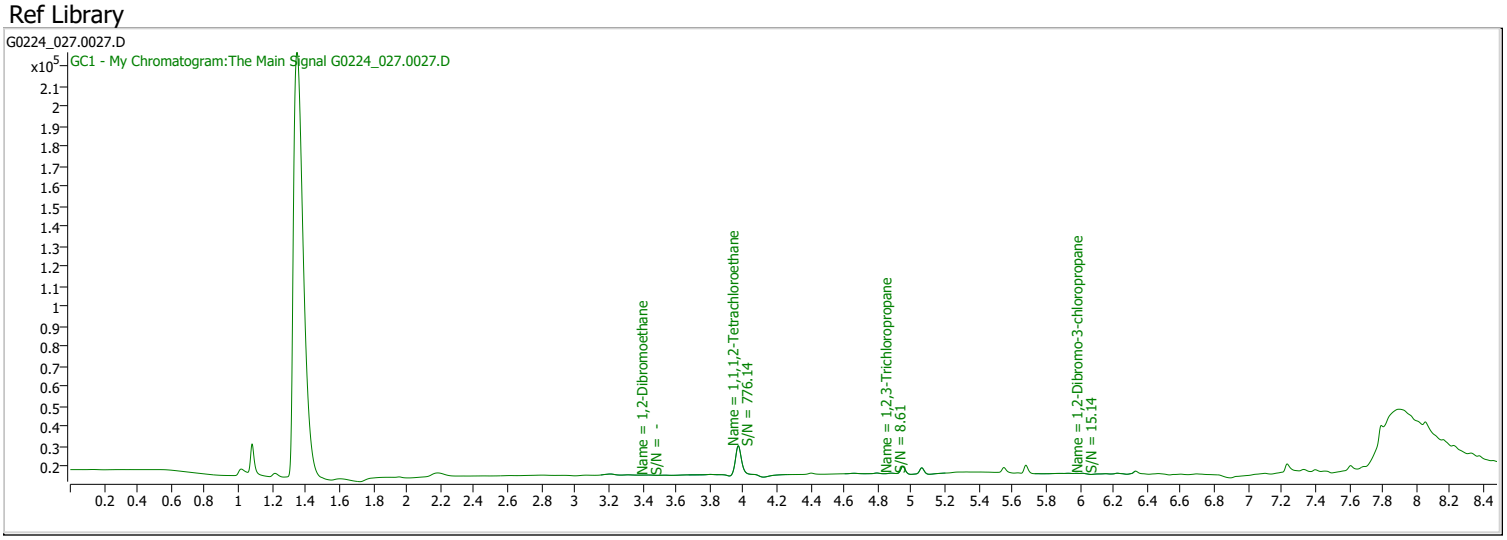

Compound	RT	QIon	Resp.	Conc.	Units		Dev(Min)
Internal Standards							
System Monitoring Compounds							
S 1,1,1,2-Tetrachloroethane	3.970	0.0	34989	0.1048	µg/L	m	-0.004
Spiked Amount: 0.100	Range: 70.0 - 130.0%			Recovery = 104.81%			
Target Compounds							QValue
M 1,2-Dibromoethane	3.430	0.0	0		µg/L	md	1

(#) = Qualifier Out of Range; (m) = Manual Integration; (+) = Area Summed; (*) = Surrogate Percent Recovery Out of Range; (d): Zeroed Peak

Compound	Conc.	RT	Dev(Min)	Resp.	QIon	QRatio	Lower	Upper
1,2-Dibromoethane		0		0				

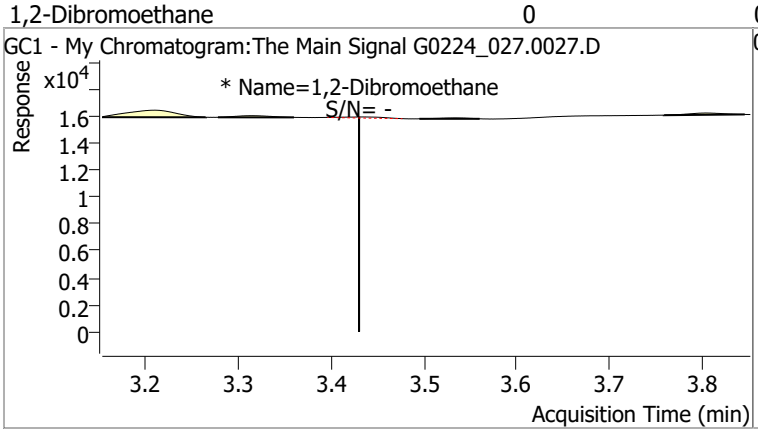

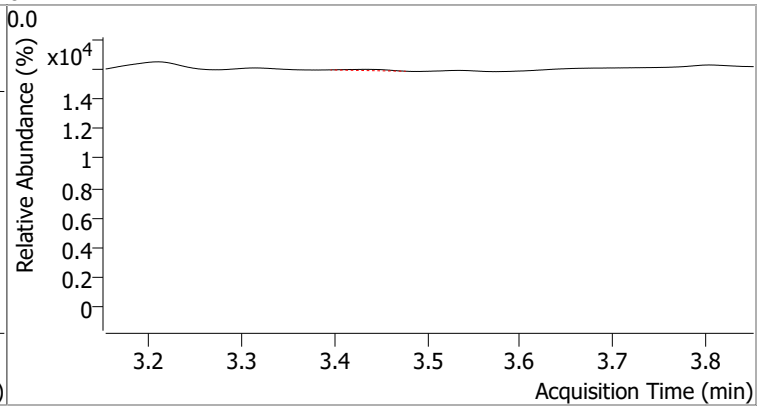

Compound	Conc.	RT	Dev(Min)	Resp.	QIon	QRatio	Lower	Upper
1,1,1,2-Tetrachloroethane	0.1048	3.97	0.00	34989 (m)				

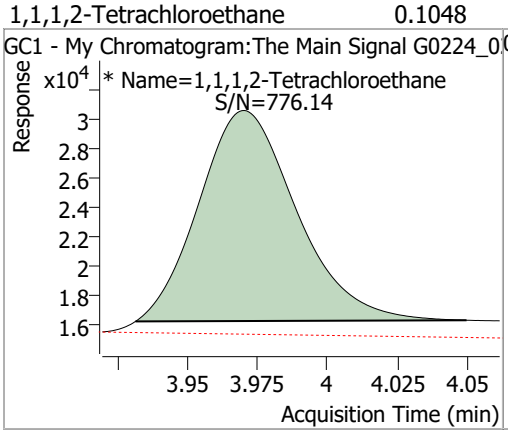

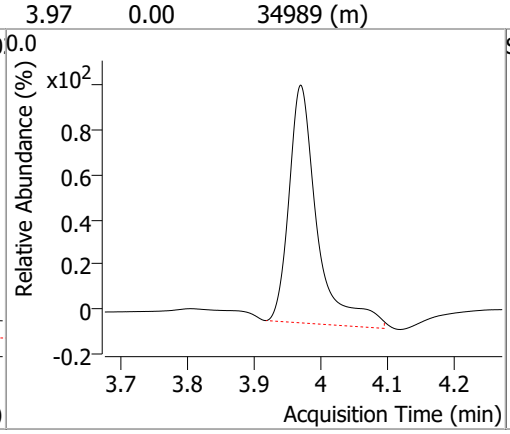

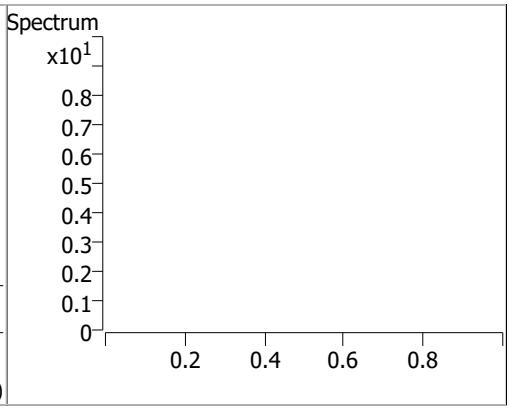

Quantitation Results Report (QT Reviewed)

Data File	G0224_028.0028.D	Operator	
Acq. Method	testAcqFileNamePath	Acq. Date-Time	2/24/2022 8:43:24 PM
Sample Name	B22021435-020A	Instrument	WJB
Vial		Multiplier	1.00
DA Method File	G022422_8011_W_CLT.m	Comment	
Tune File		Tune Date	
Batch Name	G022422_8011_W_CLT.batch.bin	Last Calib Update	2/25/2022 8:11:20 AM
Ref Library			

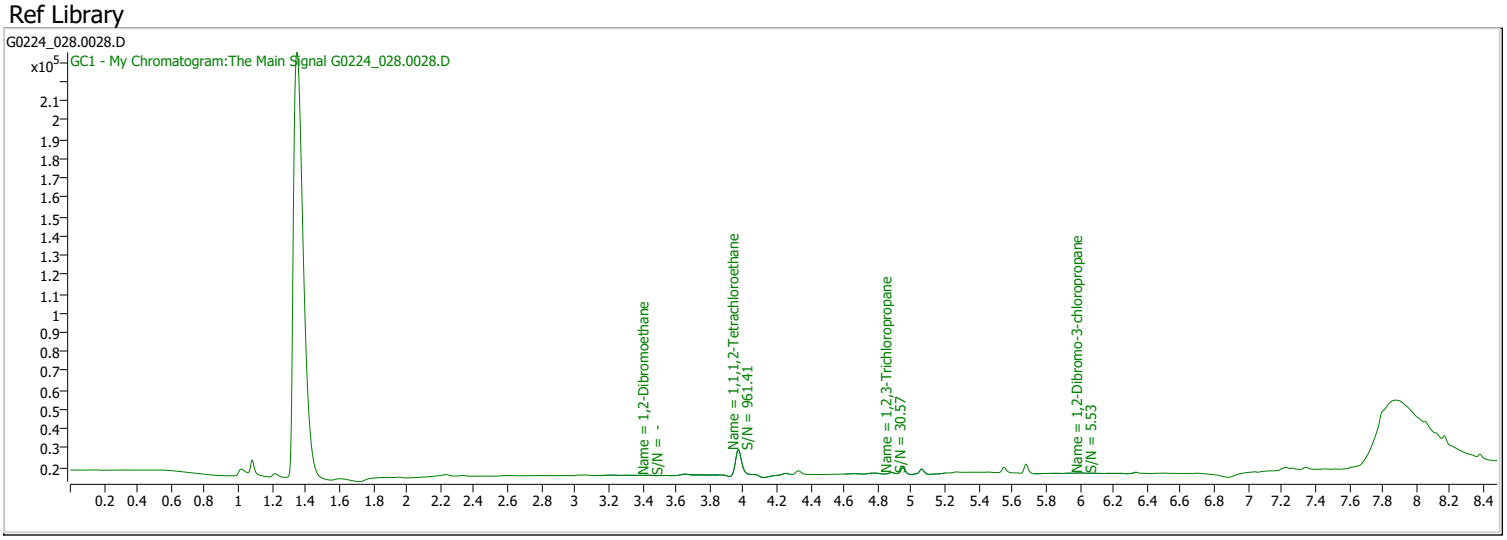

Compound	RT	QIon	Resp.	Conc.	Units		Dev(Min)
Internal Standards							
System Monitoring Compounds							
S 1,1,1,2-Tetrachloroethane	3.970	0.0	31897	0.0962	µg/L	m	-0.004
Spiked Amount: 0.100	Range: 70.0 - 130.0%			Recovery = 96.20%			
Target Compounds							QValue
M 1,2-Dibromoethane	3.436	0.0	0		µg/L	md	1

(#) = Qualifier Out of Range; (m) = Manual Integration; (+) = Area Summed; (*) = Surrogate Percent Recovery Out of Range; (d): Zeroed Peak

Compound	Conc.	RT	Dev(Min)	Resp.	QIon	QRatio	Lower	Upper
1,2-Dibromoethane		0		0				

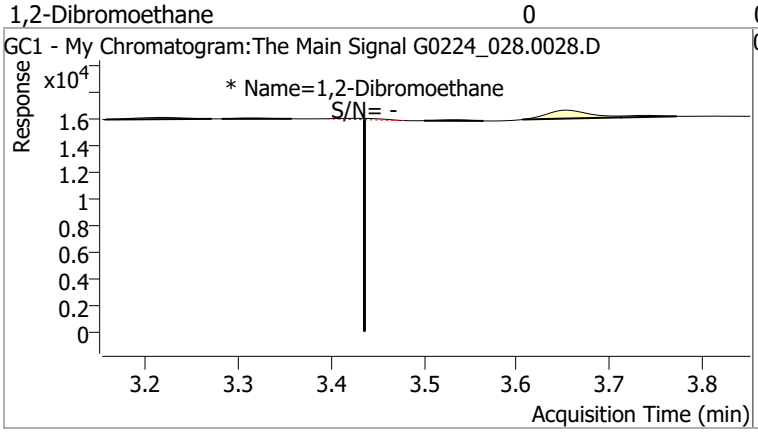

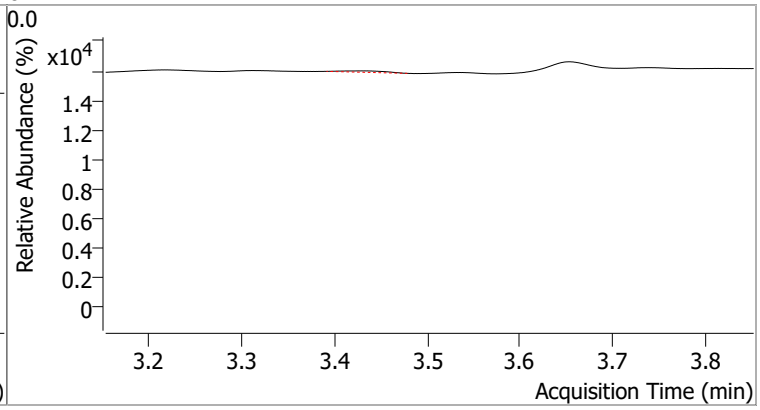

Compound	Conc.	RT	Dev(Min)	Resp.	QIon	QRatio	Lower	Upper
1,1,1,2-Tetrachloroethane	0.0962	3.97	0.00	31897 (m)				

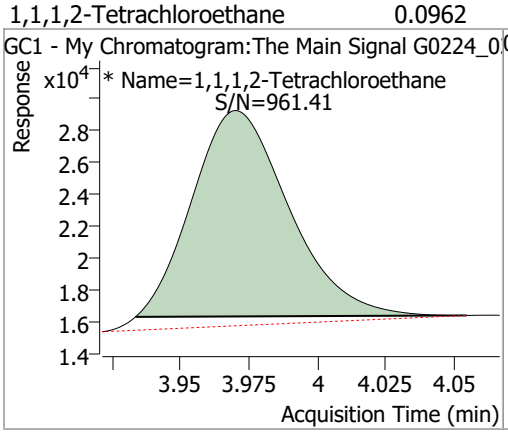

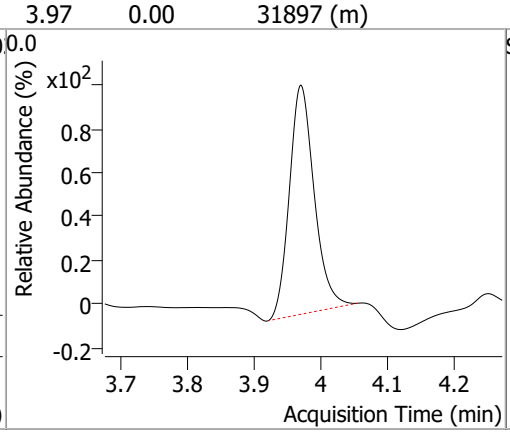

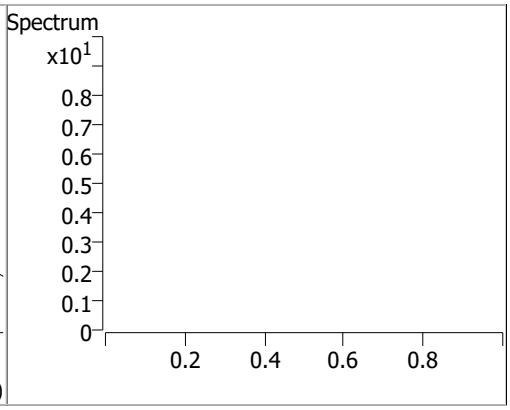

Quantitation Results Report (QT Reviewed)

Data File	G0224_029.0029.D	Operator	
Acq. Method	testAcqFileNamePath	Acq. Date-Time	2/24/2022 9:02:58 PM
Sample Name	B22021435-001H	Instrument	WJB
Vial		Multiplier	1.00
DA Method File	G022422_8011_W_CLT.m	Comment	
Tune File		Tune Date	
Batch Name	G022422_8011_W_CLT.batch.bin	Last Calib Update	2/25/2022 8:11:20 AM
Ref Library			

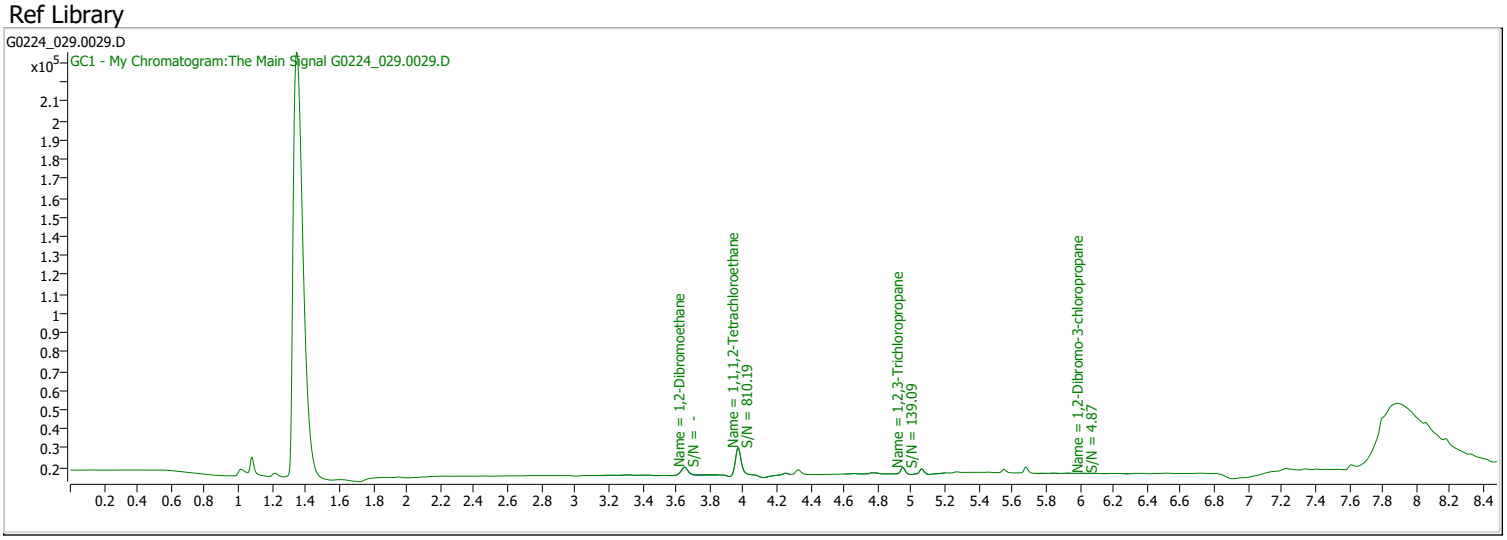

Compound	RT	QIon	Resp.	Conc.	Units		Dev(Min)
Internal Standards							
System Monitoring Compounds							
S 1,1,1,2-Tetrachloroethane	3.969	0.0	33605	0.1010	µg/L	m	-0.005
Spiked Amount: 0.100	Range: 70.0 - 130.0%			Recovery = 100.96%			
Target Compounds							QValue
M 1,2-Dibromoethane	3.650	0.0	0		µg/L	md	1

(#) = Qualifier Out of Range; (m) = Manual Integration; (+) = Area Summed; (*) = Surrogate Percent Recovery Out of Range; (d): Zeroed Peak

Compound	Conc.	RT	Dev(Min)	Resp.	QIon	QRatio	Lower	Upper
1,2-Dibromoethane		0		0				

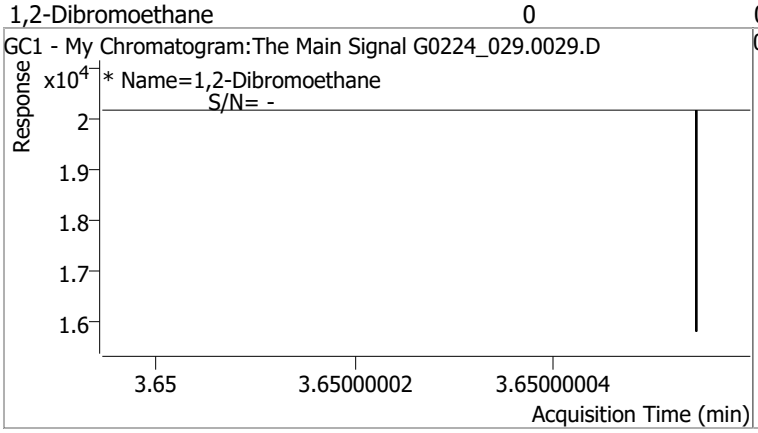

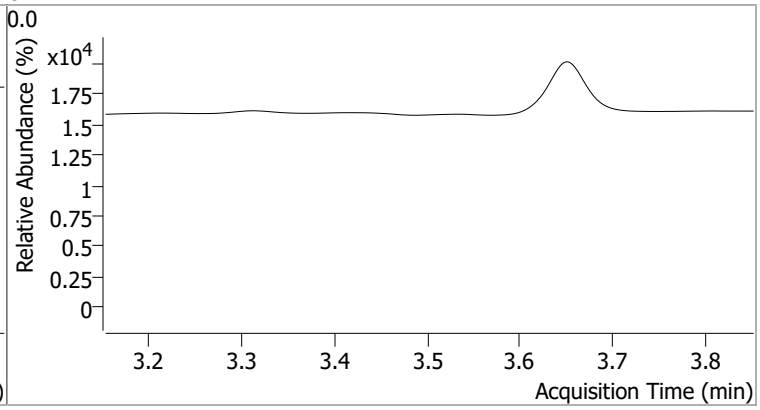

Compound	Conc.	RT	Dev(Min)	Resp.	QIon	QRatio	Lower	Upper
1,1,1,2-Tetrachloroethane	0.1010	3.97	-0.01	33605 (m)				

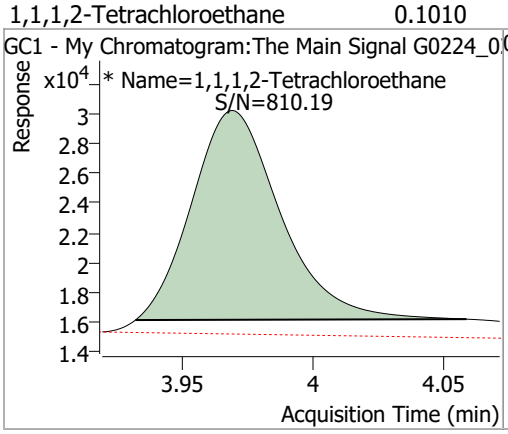

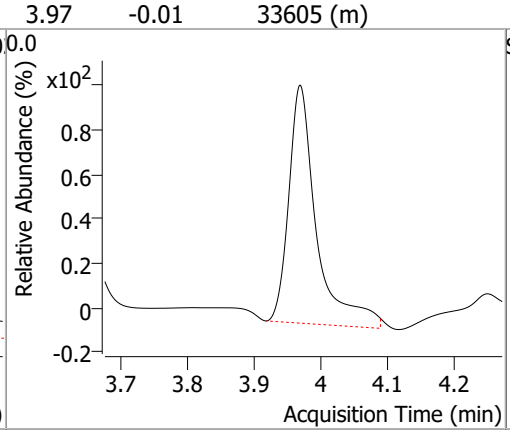

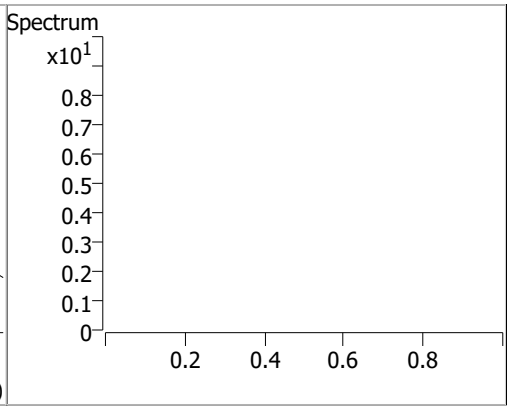

Quantitation Results Report (QT Reviewed)

Data File	G0224_030.0030.D	Operator	
Acq. Method	testAcqFileNamePath	Acq. Date-Time	2/24/2022 9:22:50 PM
Sample Name	B22021435-001HMS	Instrument	WJB
Vial		Multiplier	1.00
DA Method File	G022422_8011_W_CLT.m	Comment	
Tune File		Tune Date	
Batch Name	G022422_8011_W_CLT.batch.bin	Last Calib Update	2/25/2022 8:11:20 AM
Ref Library			

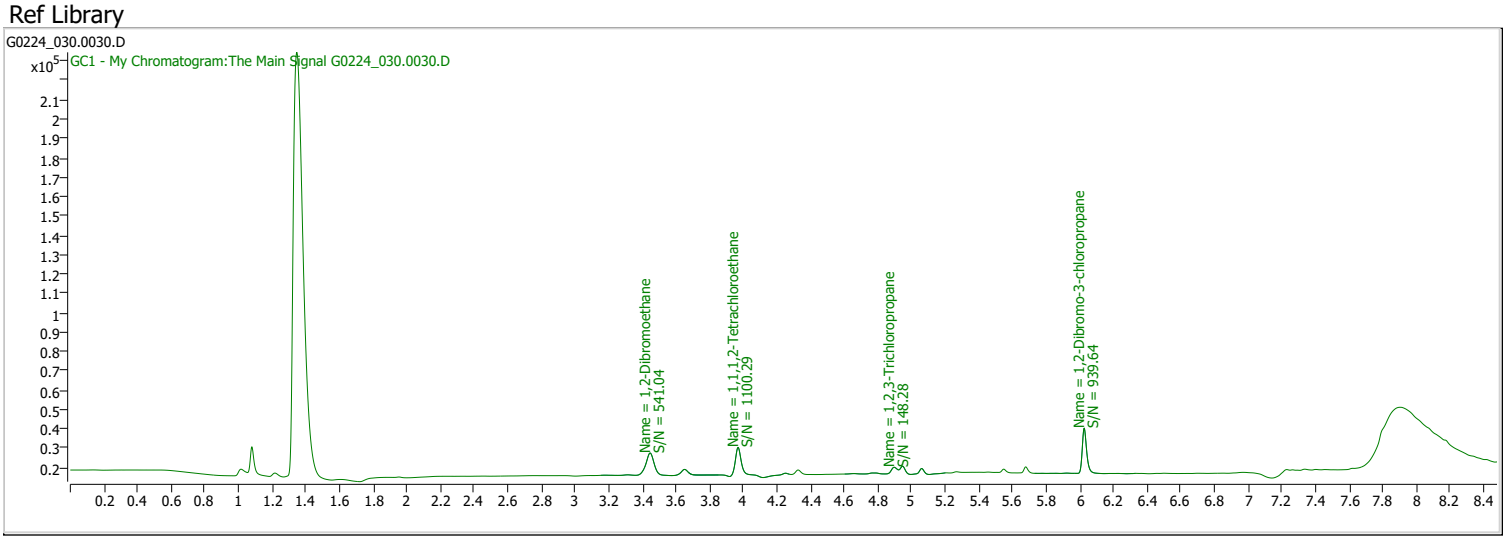

Compound	RT	QIon	Resp.	Conc.	Units		Dev(Min)
Internal Standards							
System Monitoring Compounds							
S 1,1,1,2-Tetrachloroethane	3.968	0.0	32008	0.0965	µg/L	m	-0.006
Spiked Amount: 0.100	Range: 70.0 - 130.0%			Recovery = 96.51%			
Target Compounds							QValue
M 1,2-Dibromoethane	3.447	0.0	39497	0.2417	µg/L		100

(#) = Qualifier Out of Range; (m) = Manual Integration; (+) = Area Summed; (*) = Surrogate Percent Recovery Out of Range; (d): Zeroed Peak

Compound	Conc.	RT	Dev(Min)	Resp.	QIon	QRatio	Lower	Upper
1,2-Dibromoethane	0.2417	3.45	-0.01	39497				

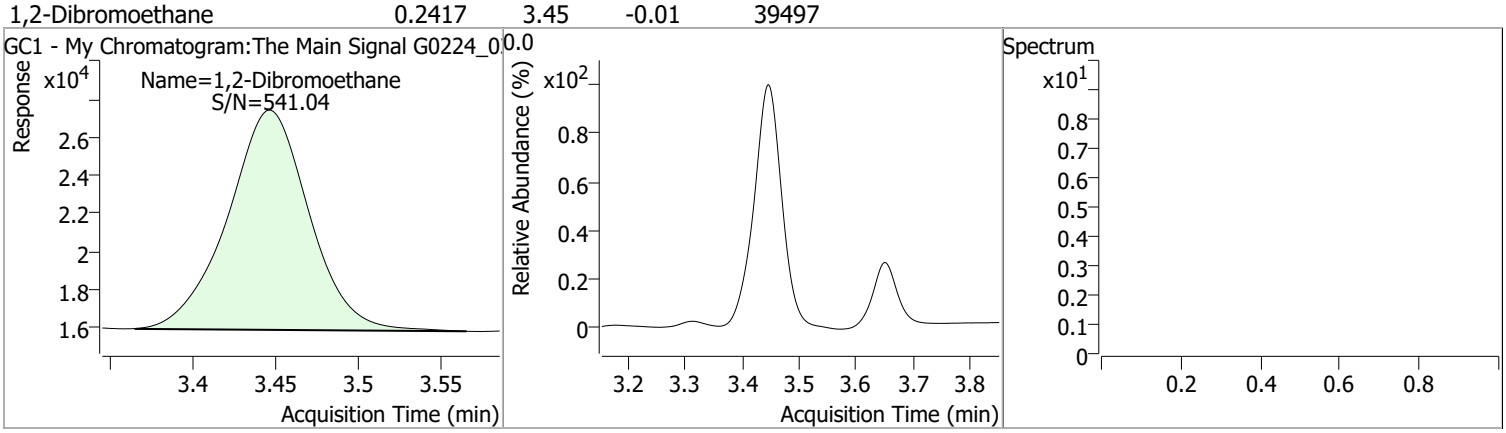

Compound	Conc.	RT	Dev(Min)	Resp.	QIon	QRatio	Lower	Upper
1,1,1,2-Tetrachloroethane	0.0965	3.97	-0.01	32008 (m)				

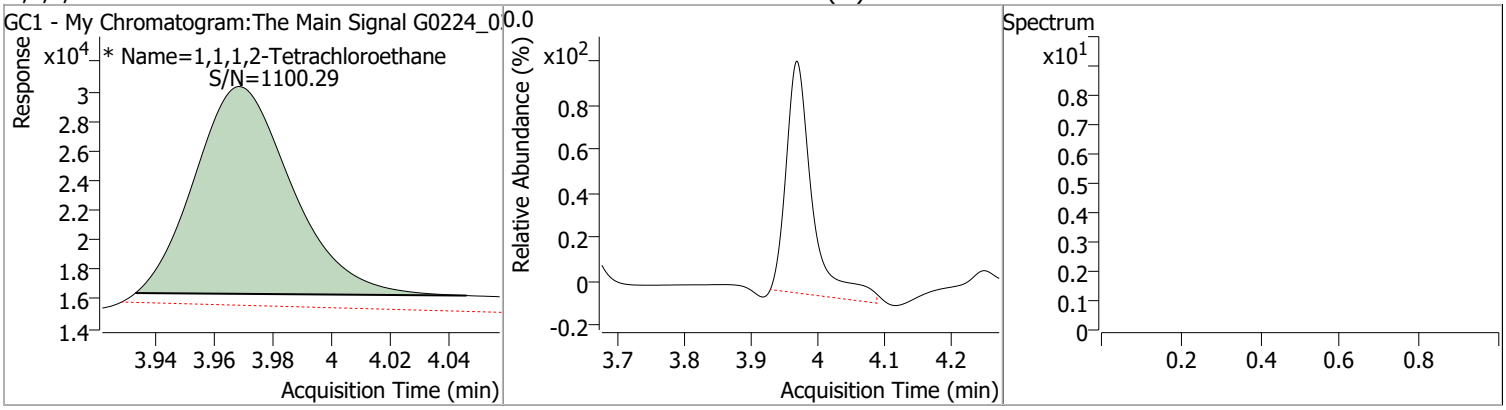

Quantitation Results Report (QT Reviewed)

Data File	G0224_031.0031.D	Operator	
Acq. Method	testAcqFileNamePath	Acq. Date-Time	2/24/2022 9:42:32 PM
Sample Name	B22021435-001HMSD	Instrument	WJB
Vial		Multiplier	1.00
DA Method File	G022422_8011_W_CLT.m	Comment	
Tune File		Tune Date	
Batch Name	G022422_8011_W_CLT.batch.bin	Last Calib Update	2/25/2022 8:11:20 AM
Ref Library			

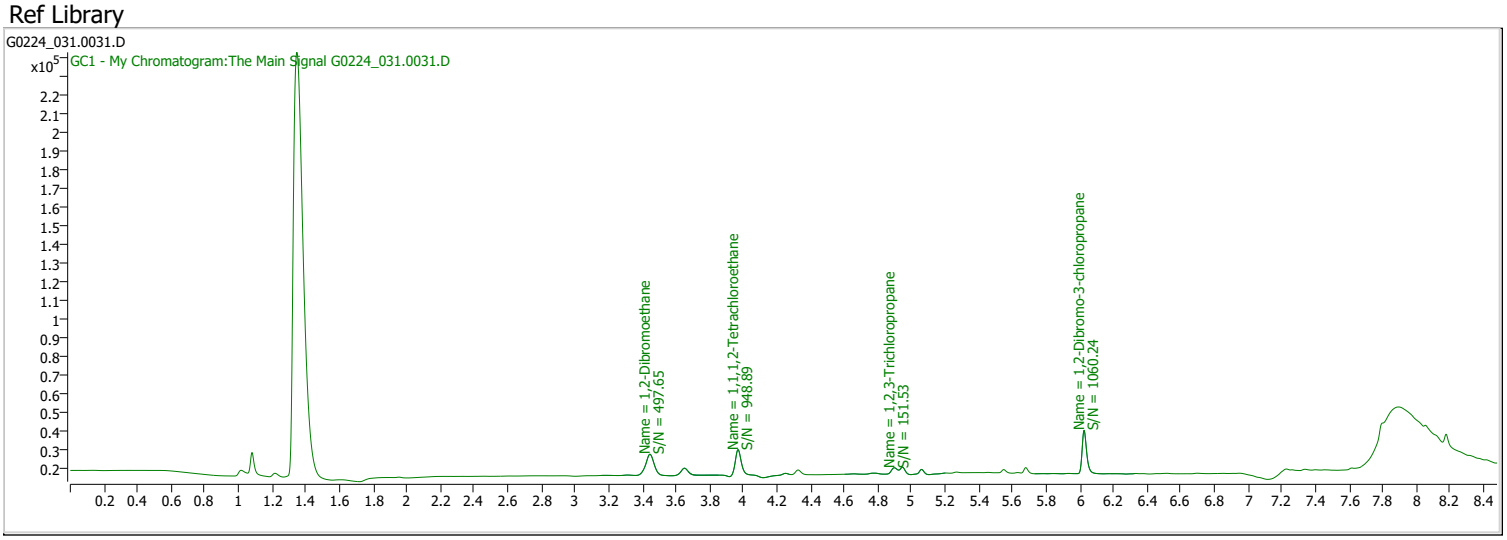

Compound	RT	QIon	Resp.	Conc.	Units		Dev(Min)
Internal Standards							
System Monitoring Compounds							
S 1,1,1,2-Tetrachloroethane	3.968	0.0	32849	0.0989	µg/L	m	-0.006
Spiked Amount: 0.100	Range: 70.0 - 130.0%			Recovery = 98.85%			
Target Compounds							QValue
M 1,2-Dibromoethane	3.445	0.0	38858	0.2376	µg/L		100

(#) = Qualifier Out of Range; (m) = Manual Integration; (+) = Area Summed; (*) = Surrogate Percent Recovery Out of Range; (d): Zeroed Peak

Compound	Conc.	RT	Dev(Min)	Resp.	QIon	QRatio	Lower	Upper
1,2-Dibromoethane	0.2376	3.45	-0.01	38858				

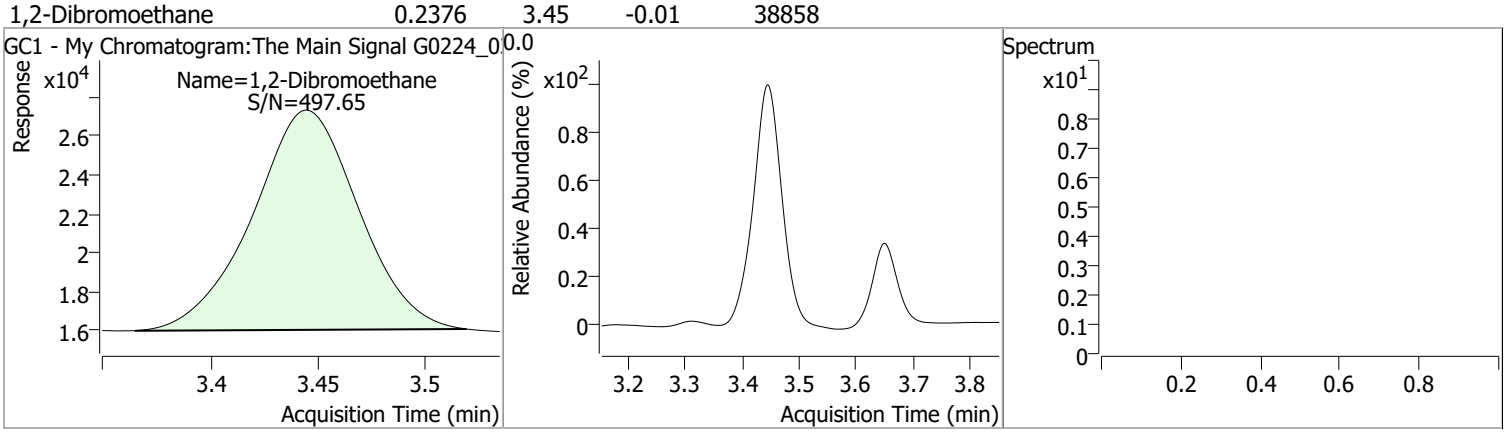

Compound	Conc.	RT	Dev(Min)	Resp.	QIon	QRatio	Lower	Upper
1,1,1,2-Tetrachloroethane	0.0989	3.97	-0.01	32849 (m)				

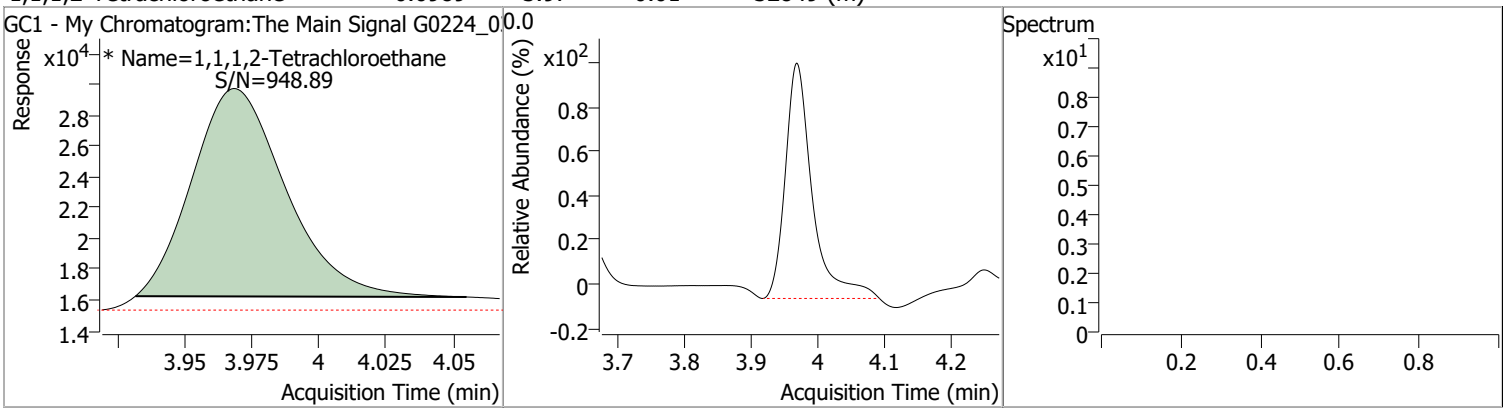

Quantitation Results Report (QT Reviewed)

Data File	G0224_032.0032.D	Operator	
Acq. Method	testAcqFileNamePath	Acq. Date-Time	2/24/2022 10:02:17 PM
Sample Name	Hexan	Instrument	WJB
Vial		Multiplier	1.00
DA Method File	G022422_8011_W_CLT.m	Comment	
Tune File		Tune Date	
Batch Name	G022422_8011_W_CLT.batch.bin	Last Calib Update	2/25/2022 8:11:20 AM
Ref Library			

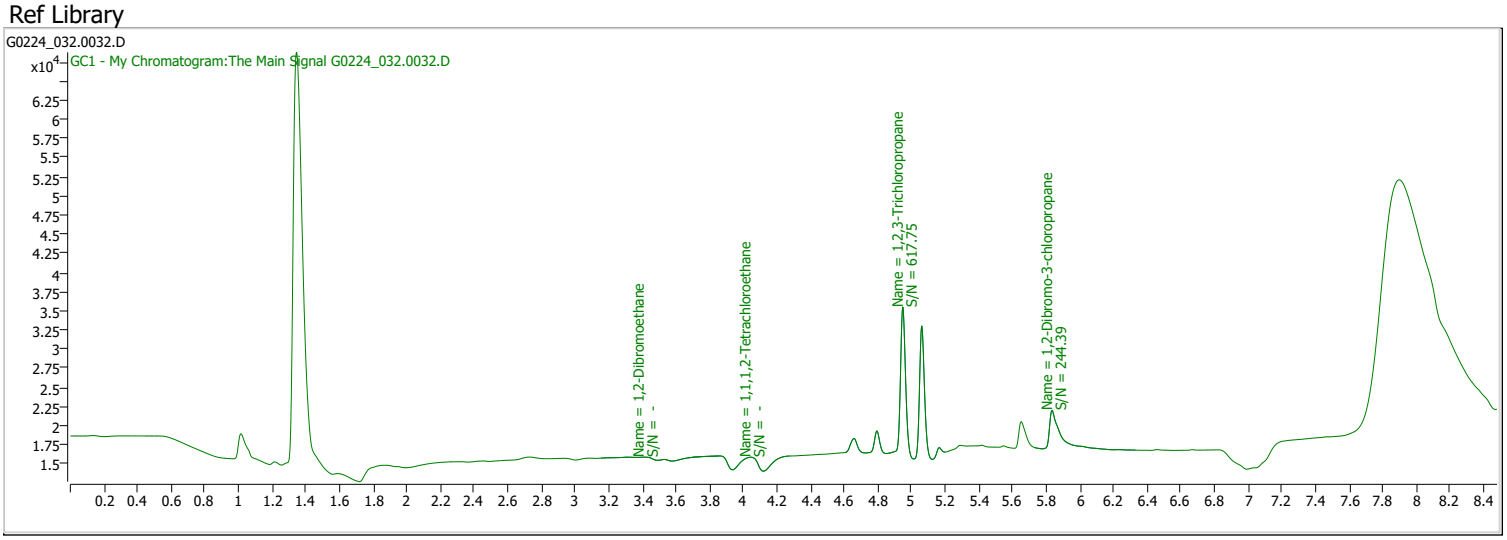

Compound	RT	QIon	Resp.	Conc.	Units		Dev(Min)
Internal Standards							
System Monitoring Compounds							
S 1,1,1,2-Tetrachloroethane	4.042	0.0	0		µg/L	md	0.067
Spiked Amount: 0.100	Range: 70.0 - 130.0%			Recovery = NA%			
Target Compounds							QValue
M 1,2-Dibromoethane	3.409	0.0	0		µg/L	md	1

(#) = Qualifier Out of Range; (m) = Manual Integration; (+) = Area Summed; (*) = Surrogate Percent Recovery Out of Range; (d): Zeroed Peak

Compound	Conc.	RT	Dev(Min)	Resp.	QIon	QRatio	Lower	Upper
1,2-Dibromoethane		0		0				

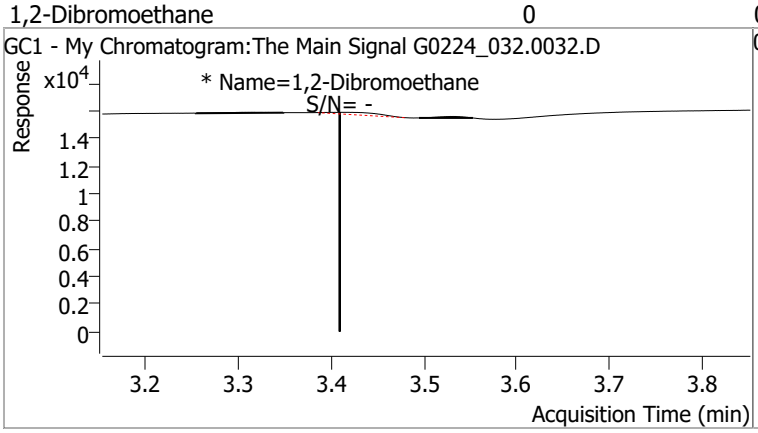

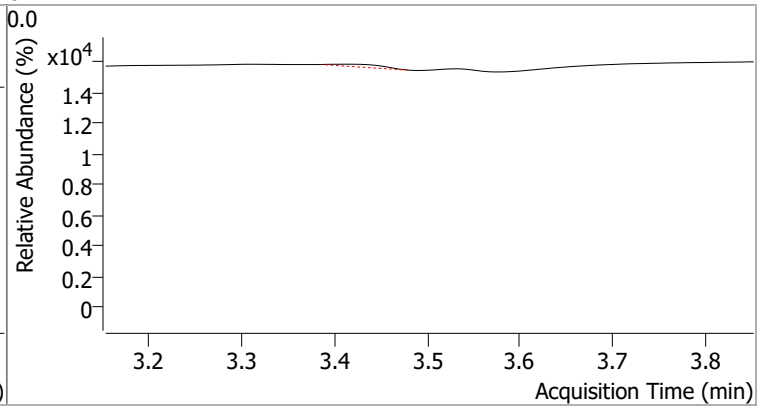

Compound	Conc.	RT	Dev(Min)	Resp.	QIon	QRatio	Lower	Upper
1,1,1,2-Tetrachloroethane		0		0				

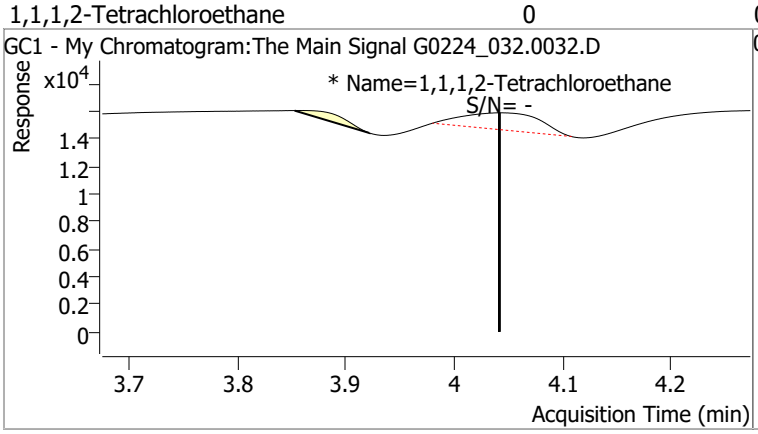

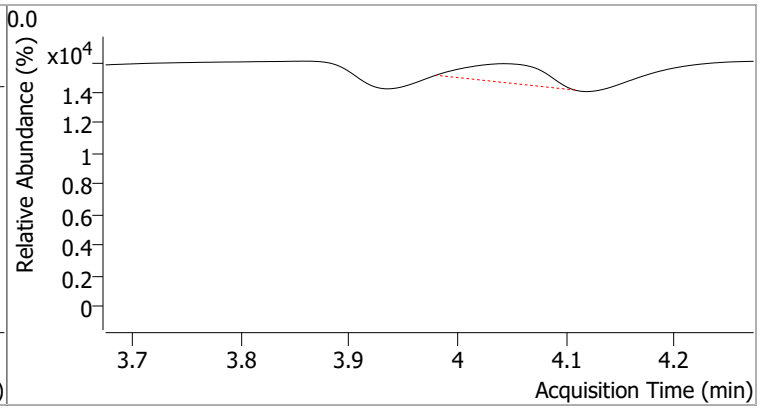

Quantitation Results Report (QT Reviewed)

Data File	G0224_033.0033.D	Operator	
Acq. Method	testAcqFileNamePath	Acq. Date-Time	2/24/2022 10:22:01 PM
Sample Name	CAL5-163984	Instrument	WJB
Vial		Multiplier	1.00
DA Method File	G022422_8011_W_CLT.m	Comment	
Tune File		Tune Date	
Batch Name	G022422_8011_W_CLT.batch.bin	Last Calib Update	2/25/2022 8:11:20 AM
Ref Library			

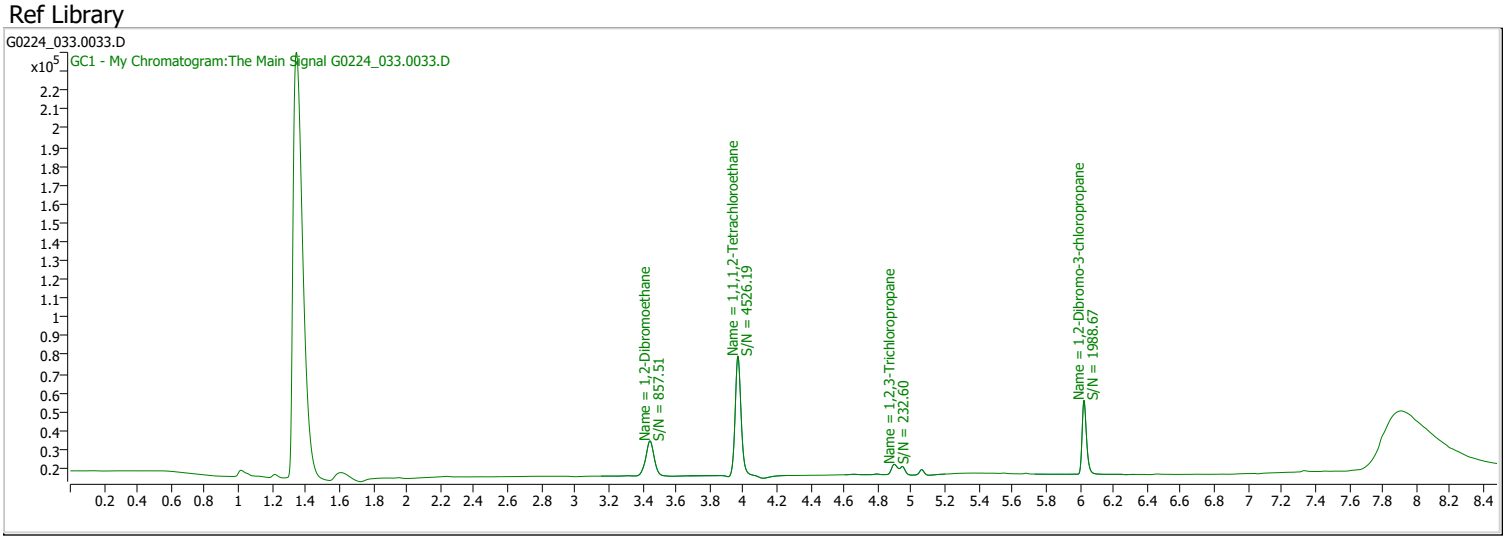

Compound	RT	QIon	Resp.	Conc.	Units		Dev(Min)
Internal Standards							
System Monitoring Compounds							
S 1,1,1,2-Tetrachloroethane	3.968	0.0	152809	0.4232	µg/L	m	-0.007
Spiked Amount: 0.100	Range: 70.0 - 130.0%			Recovery = 423.15%		*	
Target Compounds							QValue
M 1,2-Dibromoethane	3.445	0.0	65765	0.4143	µg/L		100

(#) = Qualifier Out of Range; (m) = Manual Integration; (+) = Area Summed; (*) = Surrogate Percent Recovery Out of Range; (d): Zeroed Peak

Compound	Conc.	RT	Dev(Min)	Resp.	QIon	QRatio	Lower	Upper
1,2-Dibromoethane	0.4143	3.45	-0.01	65765				

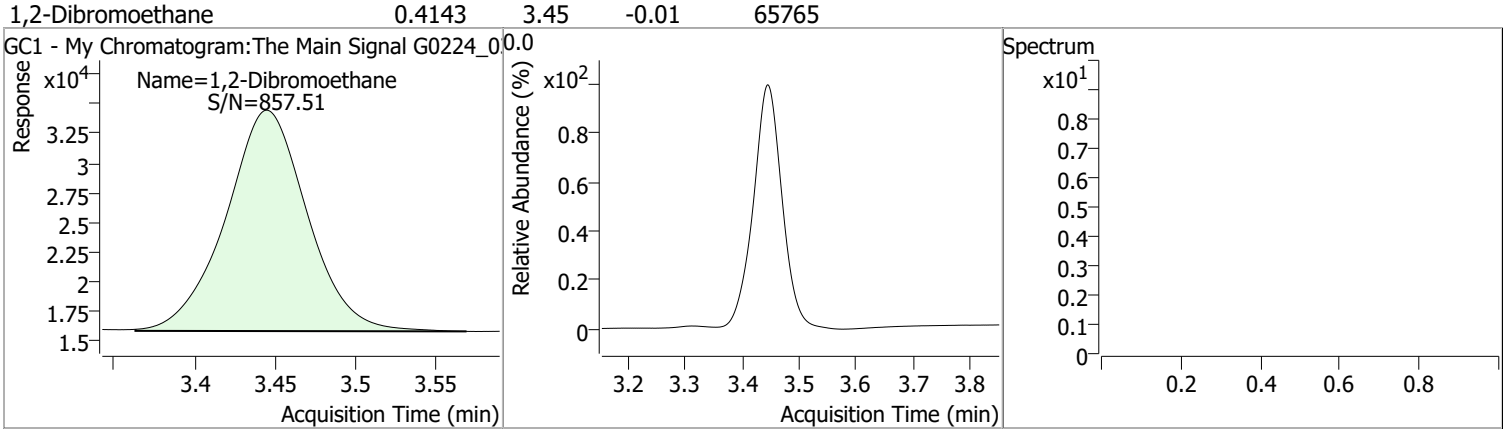

Compound	Conc.	RT	Dev(Min)	Resp.	QIon	QRatio	Lower	Upper
1,1,1,2-Tetrachloroethane	0.4232	3.97	-0.01	152809 (m)				

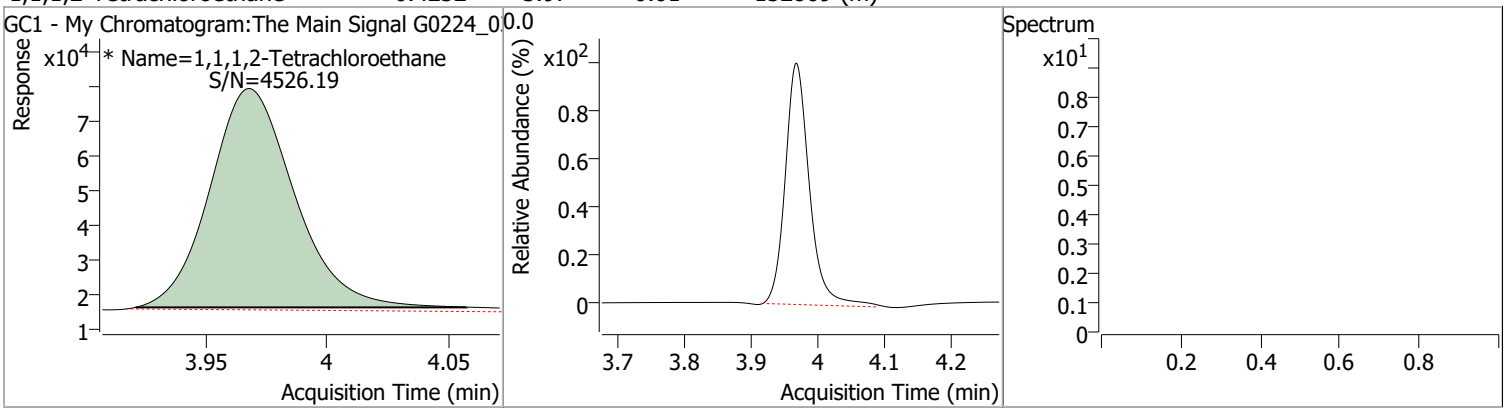

Quantitation Results Report (QT Reviewed)

Data File	G0224_034.0034.D	Operator	
Acq. Method	testAcqFileNamePath	Acq. Date-Time	2/24/2022 10:41:51 PM
Sample Name	Hexan	Instrument	WJB
Vial		Multiplier	1.00
DA Method File	G022422_8011_W_CLT.m	Comment	
Tune File		Tune Date	
Batch Name	G022422_8011_W_CLT.batch.bin	Last Calib Update	2/25/2022 8:11:20 AM
Ref Library			

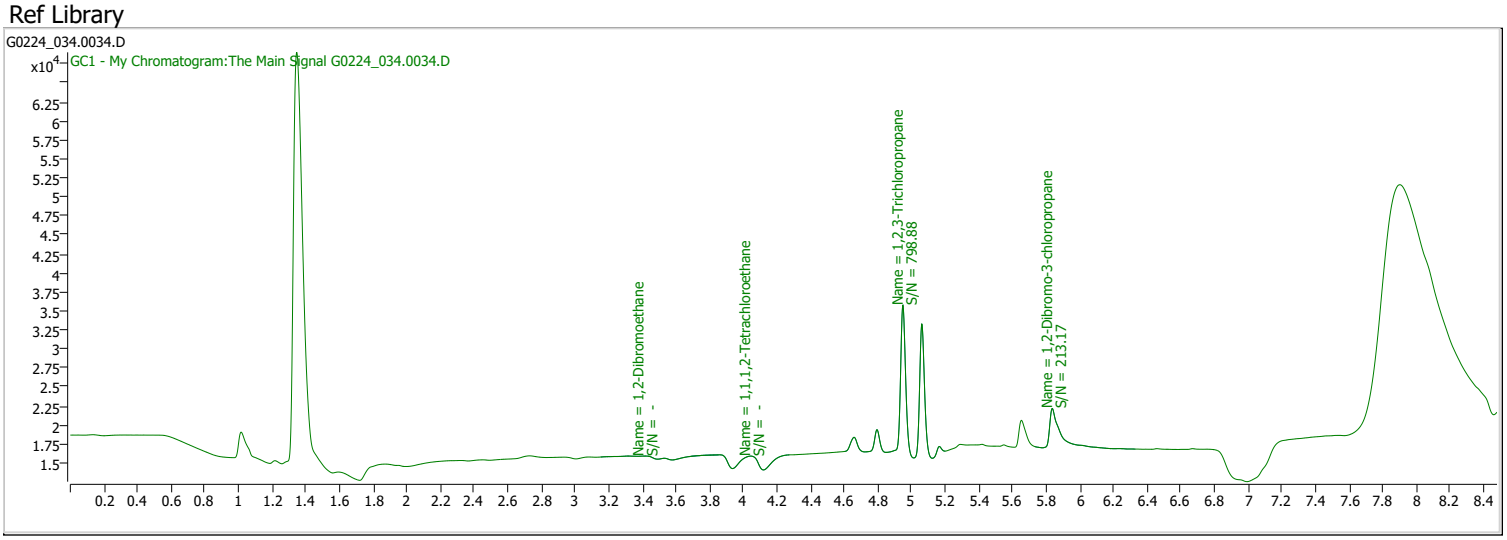

Compound	RT	QIon	Resp.	Conc.	Units		Dev(Min)
Internal Standards							
System Monitoring Compounds							
S 1,1,1,2-Tetrachloroethane	4.041	0.0	0		µg/L	md	0.067
Spiked Amount: 0.100	Range: 70.0 - 130.0%			Recovery = NA%			
Target Compounds							QValue
M 1,2-Dibromoethane	3.407	0.0	0		µg/L	md	1

(#) = Qualifier Out of Range; (m) = Manual Integration; (+) = Area Summed; (*) = Surrogate Percent Recovery Out of Range; (d): Zeroed Peak

Compound	Conc.	RT	Dev(Min)	Resp.	QIon	QRatio	Lower	Upper
1,2-Dibromoethane		0		0				

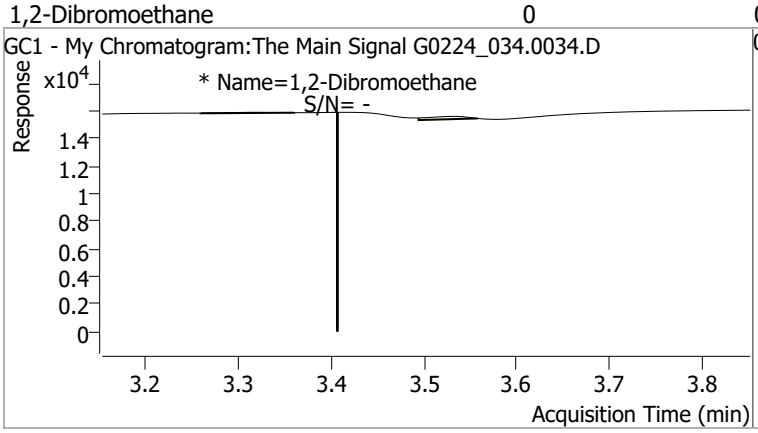

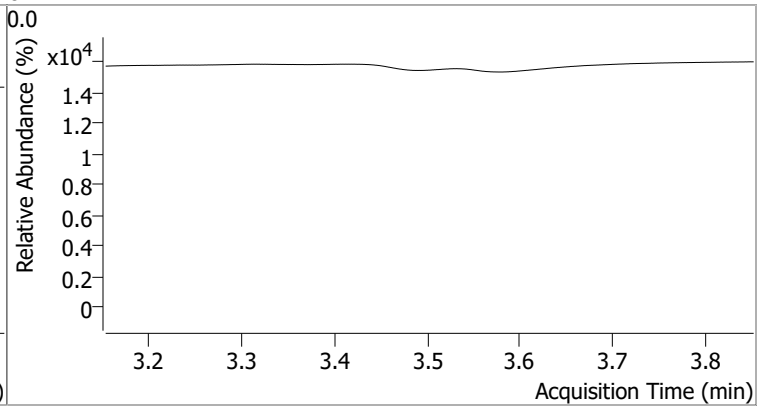

Compound	Conc.	RT	Dev(Min)	Resp.	QIon	QRatio	Lower	Upper
1,1,1,2-Tetrachloroethane		0		0				

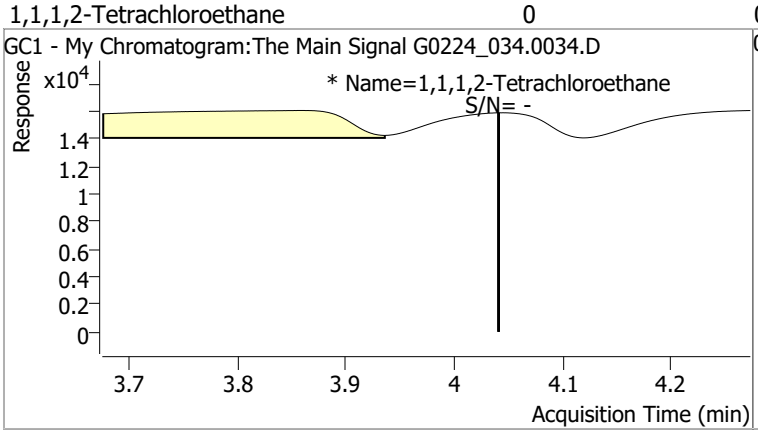

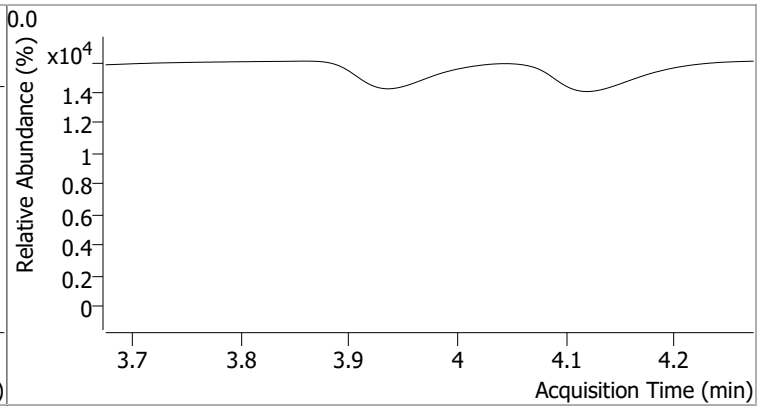

Quantitation Results Report (QT Reviewed)

Data File	G0224_035.0035.D	Operator	
Acq. Method	testAcqFileNamePath	Acq. Date-Time	2/24/2022 11:01:45 PM
Sample Name	B22021435-022H	Instrument	WJB
Vial		Multiplier	1.00
DA Method File	G022422_8011_W_CLT.m	Comment	
Tune File		Tune Date	
Batch Name	G022422_8011_W_CLT.batch.bin	Last Calib Update	2/25/2022 8:11:20 AM
Ref Library			

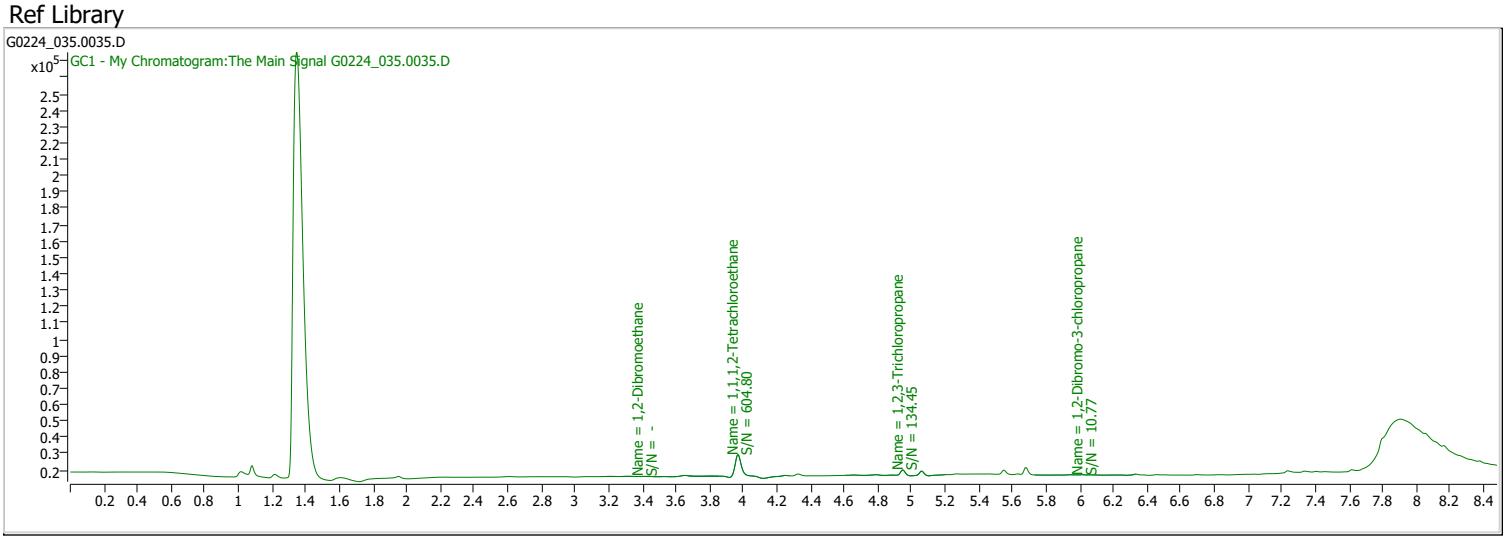

Compound	RT	QIon	Resp.	Conc.	Units		Dev(Min)
Internal Standards							
System Monitoring Compounds							
S 1,1,1,2-Tetrachloroethane	3.968	0.0	33176	0.0998	µg/L		-0.007
Spiked Amount: 0.100	Range: 70.0 - 130.0%			Recovery = 99.77%			
Target Compounds							QValue
M 1,2-Dibromoethane	3.403	0.0	0		µg/L	md	1

(#) = Qualifier Out of Range; (m) = Manual Integration; (+) = Area Summed; (*) = Surrogate Percent Recovery Out of Range; (d): Zeroed Peak

Compound	Conc.	RT	Dev(Min)	Resp.	QIon	QRatio	Lower	Upper
1,2-Dibromoethane		0		0				

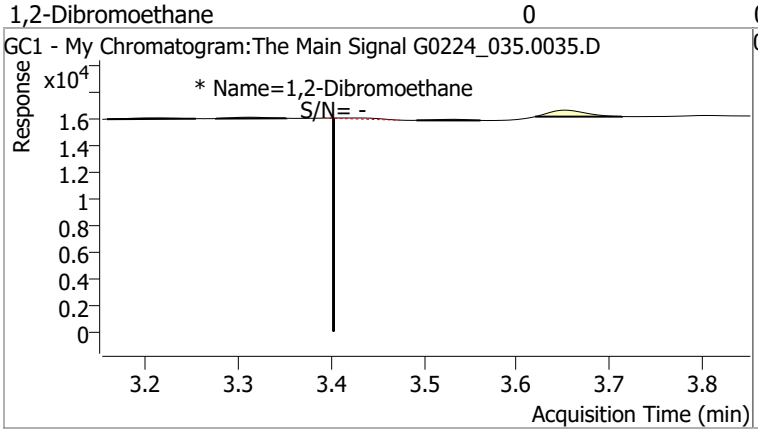

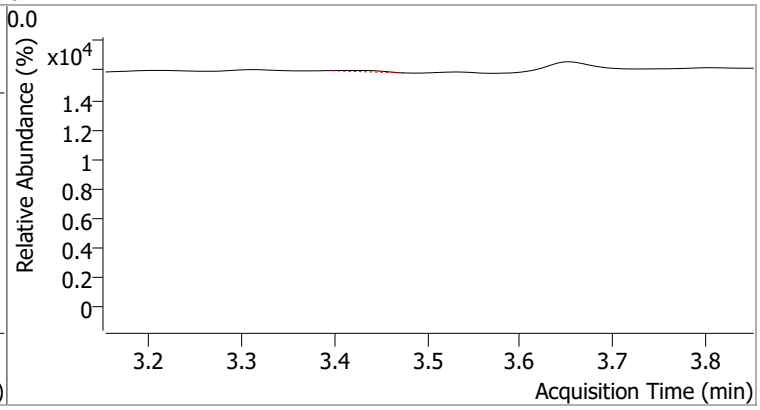

Compound	Conc.	RT	Dev(Min)	Resp.	QIon	QRatio	Lower	Upper
1,1,1,2-Tetrachloroethane	0.0998	3.97	-0.01	33176				

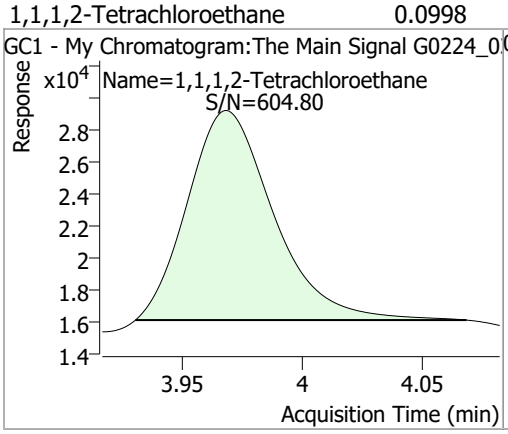

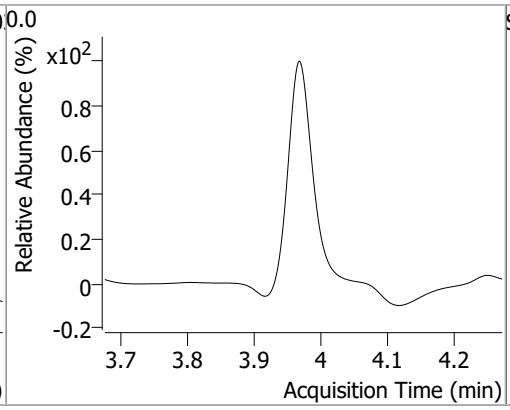

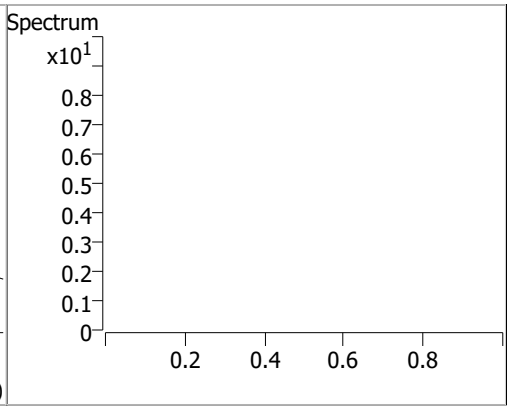

Quantitation Results Report (QT Reviewed)

Data File	G0224_036.0036.D	Operator	
Acq. Method	testAcqFileNamePath	Acq. Date-Time	2/24/2022 11:21:30 PM
Sample Name	B22021435-025A	Instrument	WJB
Vial		Multiplier	1.00
DA Method File	G022422_8011_W_CLT.m	Comment	
Tune File		Tune Date	
Batch Name	G022422_8011_W_CLT.batch.bin	Last Calib Update	2/25/2022 8:11:20 AM
Ref Library			

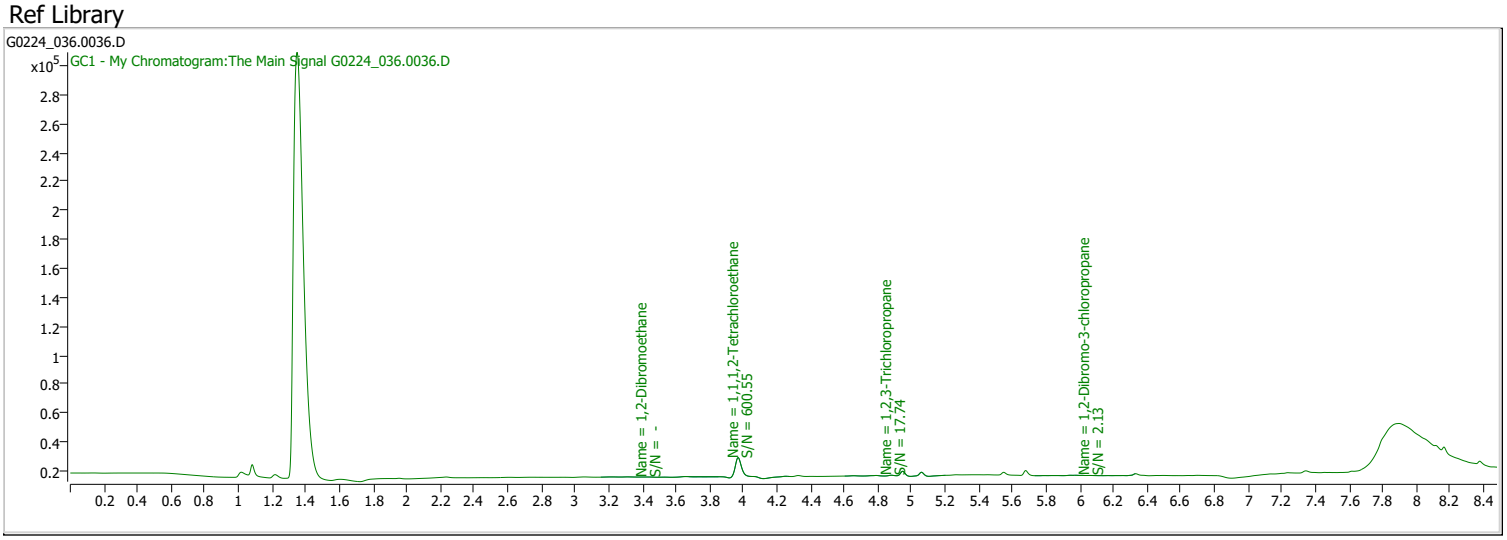

Compound	RT	QIon	Resp.	Conc.	Units		Dev(Min)
Internal Standards							
System Monitoring Compounds							
S 1,1,1,2-Tetrachloroethane	3.968	0.0	32653	0.0983	µg/L	m	-0.006
Spiked Amount: 0.100	Range: 70.0 - 130.0%			Recovery = 98.31%			
Target Compounds							QValue
M 1,2-Dibromoethane	3.423	0.0	0		µg/L	md	1

(#) = Qualifier Out of Range; (m) = Manual Integration; (+) = Area Summed; (*) = Surrogate Percent Recovery Out of Range; (d): Zeroed Peak

Compound	Conc.	RT	Dev(Min)	Resp.	QIon	QRatio	Lower	Upper
1,2-Dibromoethane		0		0				

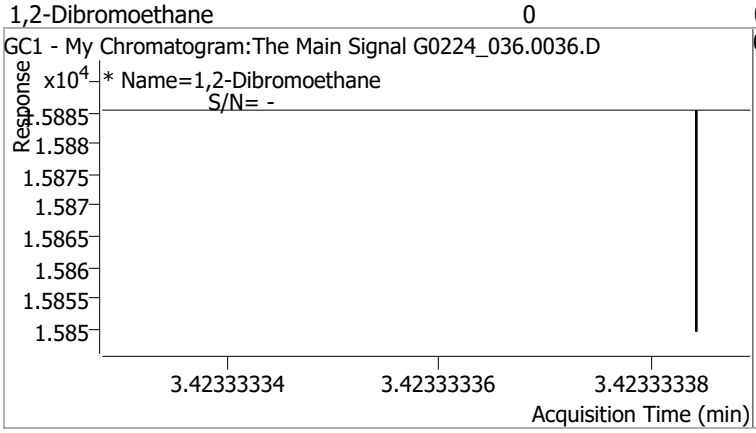

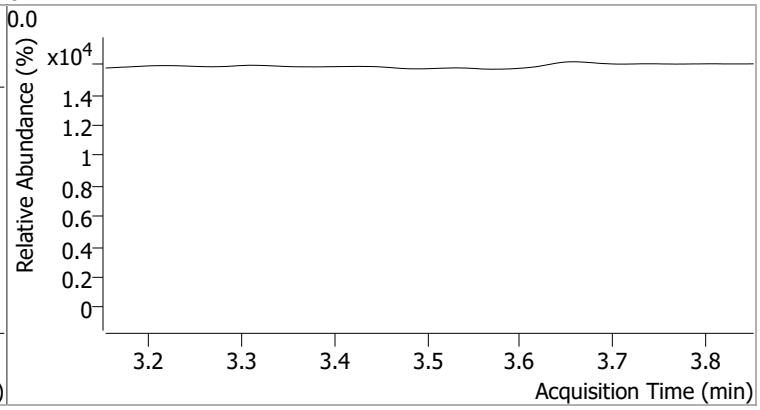

Compound	Conc.	RT	Dev(Min)	Resp.	QIon	QRatio	Lower	Upper
1,1,1,2-Tetrachloroethane	0.0983	3.97	-0.01	32653 (m)				

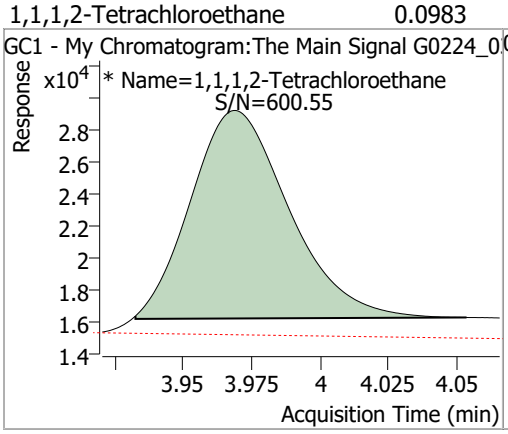

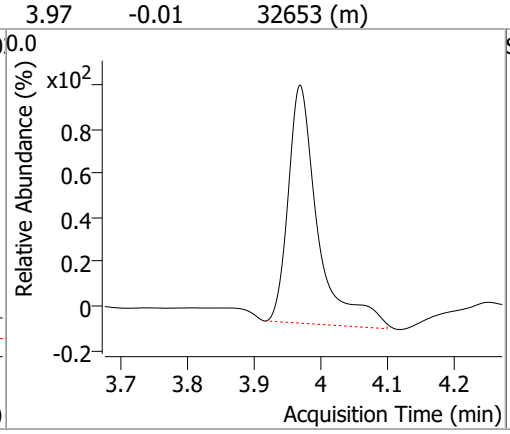

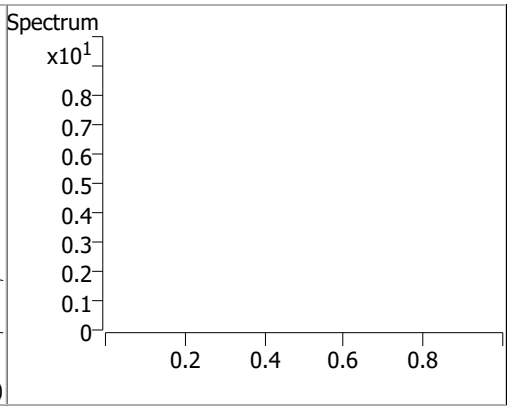

Quantitation Results Report (QT Reviewed)

Data File	G0224_037.0037.D	Operator	
Acq. Method	testAcqFileNamePath	Acq. Date-Time	2/24/2022 11:41:09 PM
Sample Name	B22021435-027H	Instrument	WJB
Vial		Multiplier	1.00
DA Method File	G022422_8011_W_CLT.m	Comment	
Tune File		Tune Date	
Batch Name	G022422_8011_W_CLT.batch.bin	Last Calib Update	2/25/2022 8:11:20 AM
Ref Library			

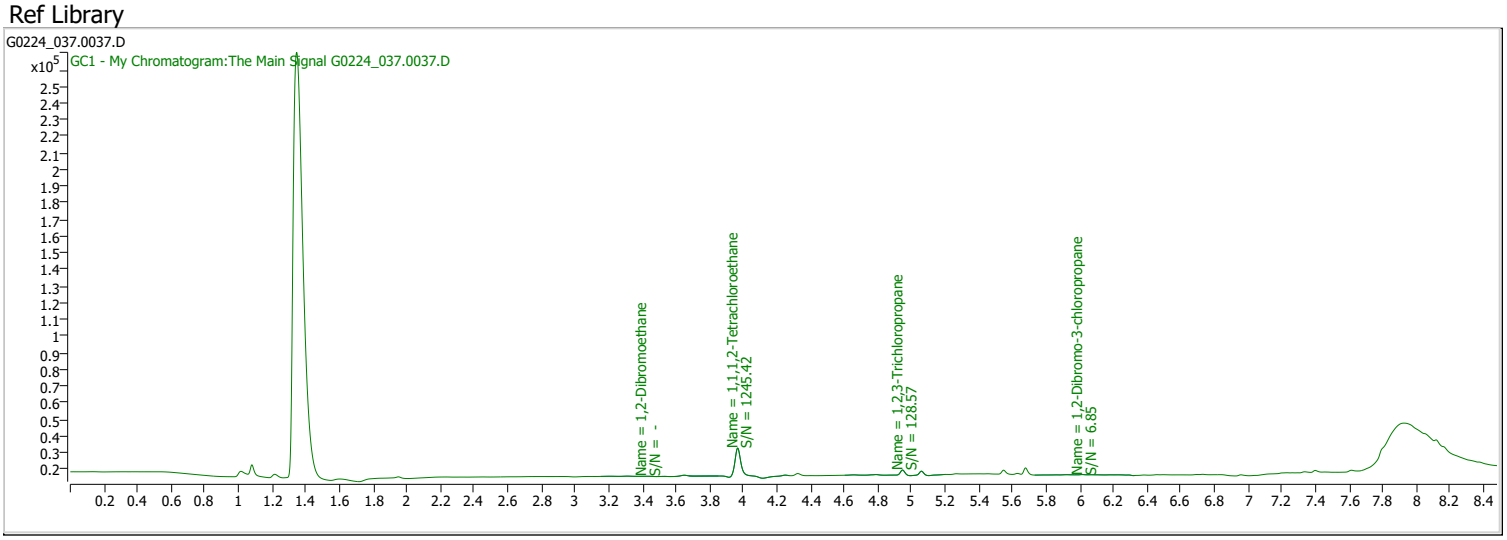

Compound	RT	QIon	Resp.	Conc.	Units		Dev(Min)
Internal Standards							
System Monitoring Compounds							
S 1,1,1,2-Tetrachloroethane	3.966	0.0	39690	0.1179	µg/L	m	-0.008
Spiked Amount: 0.100	Range: 70.0 - 130.0%			Recovery = 117.88%			
Target Compounds							QValue
M 1,2-Dibromoethane	3.423	0.0	0		µg/L	md	1

(#) = Qualifier Out of Range; (m) = Manual Integration; (+) = Area Summed; (*) = Surrogate Percent Recovery Out of Range; (d): Zeroed Peak

Compound	Conc.	RT	Dev(Min)	Resp.	QIon	QRatio	Lower	Upper
1,2-Dibromoethane		0		0				

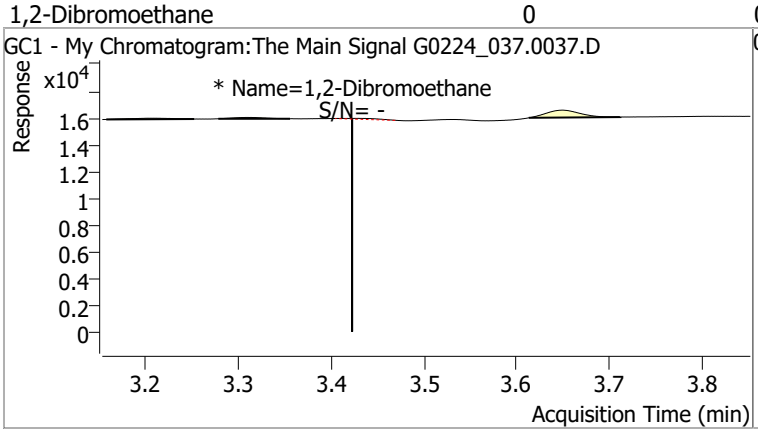

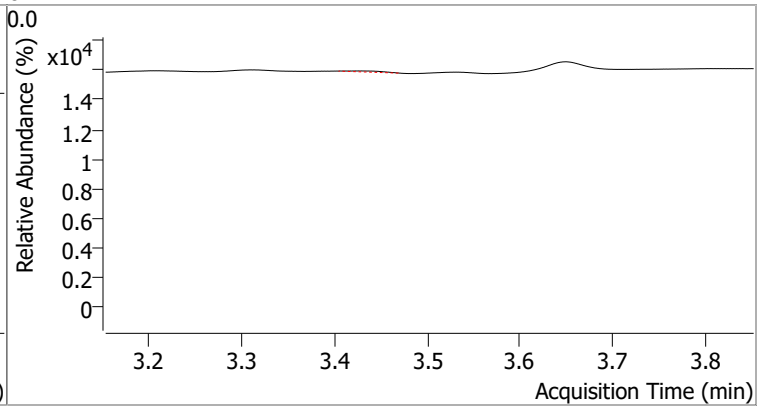

Compound	Conc.	RT	Dev(Min)	Resp.	QIon	QRatio	Lower	Upper
1,1,1,2-Tetrachloroethane	0.1179	3.97	-0.01	39690 (m)				

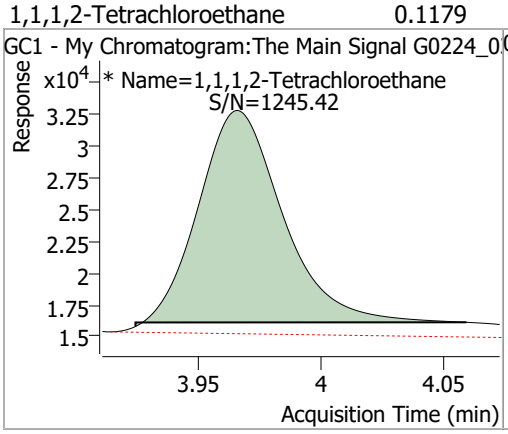

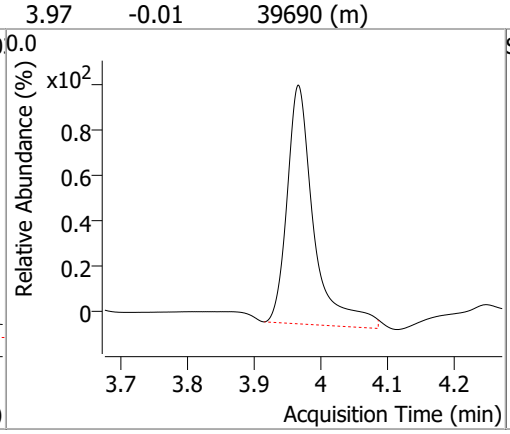

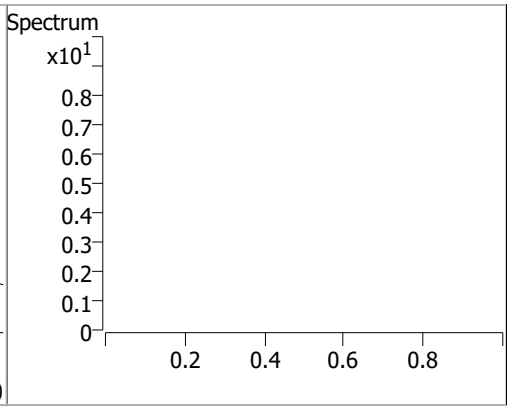

Quantitation Results Report (QT Reviewed)

Data File	G0224_038.0038.D	Operator	
Acq. Method	testAcqFileNamePath	Acq. Date-Time	2/25/2022 12:00:50 AM
Sample Name	B22021435-030A	Instrument	WJB
Vial		Multiplier	1.00
DA Method File	G022422_8011_W_CLT.m	Comment	
Tune File		Tune Date	
Batch Name	G022422_8011_W_CLT.batch.bin	Last Calib Update	2/25/2022 8:11:20 AM
Ref Library			

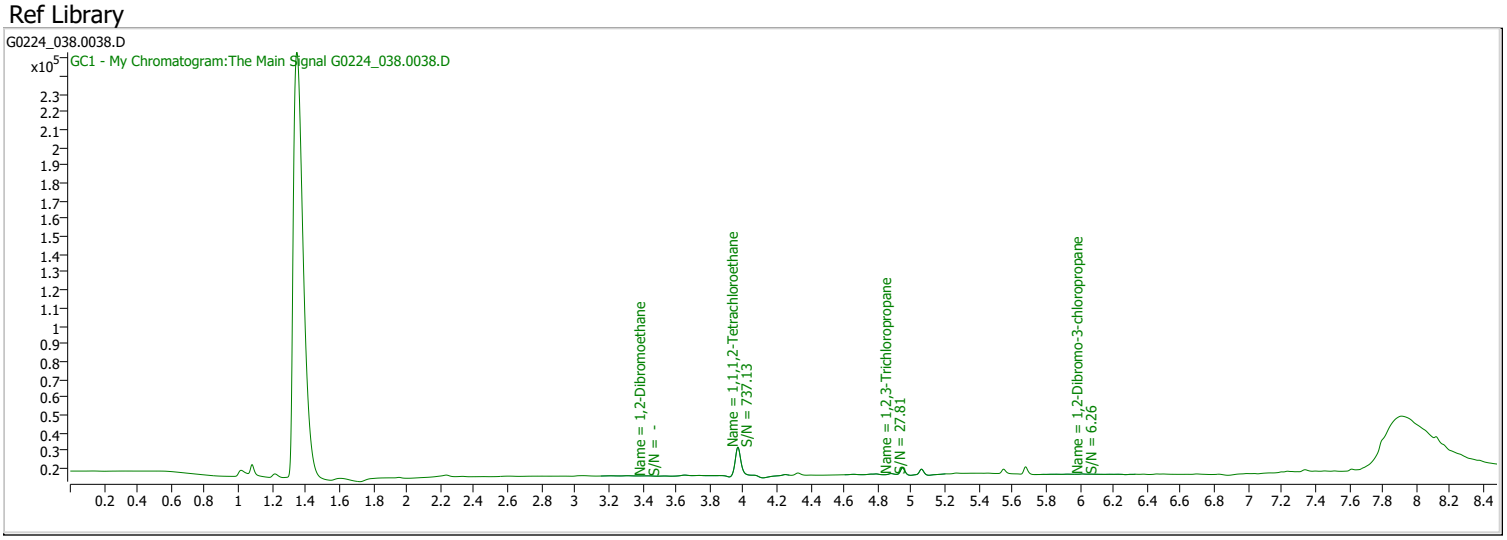

Compound	RT	QIon	Resp.	Conc.	Units		Dev(Min)
Internal Standards							
System Monitoring Compounds							
S 1,1,1,2-Tetrachloroethane	3.968	0.0	35877	0.1073	µg/L	m	-0.007
Spiked Amount: 0.100	Range: 70.0 - 130.0%			Recovery = 107.28%			
Target Compounds							QValue
M 1,2-Dibromoethane	3.416	0.0	0		µg/L	md	1

(#) = Qualifier Out of Range; (m) = Manual Integration; (+) = Area Summed; (*) = Surrogate Percent Recovery Out of Range; (d): Zeroed Peak

Compound	Conc.	RT	Dev(Min)	Resp.	QIon	QRatio	Lower	Upper
1,2-Dibromoethane		0		0				

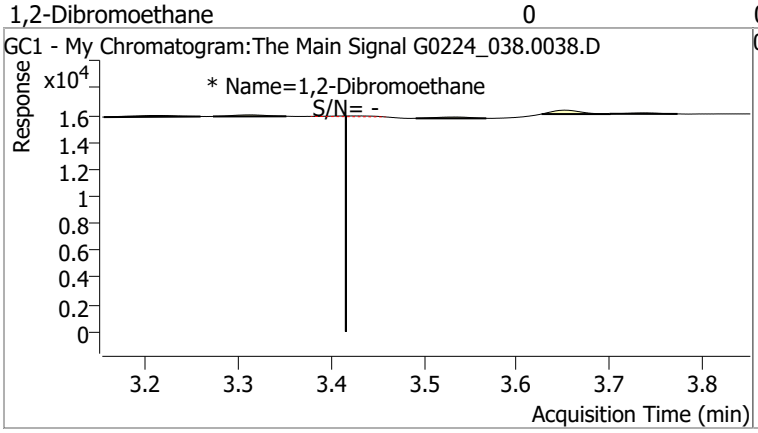

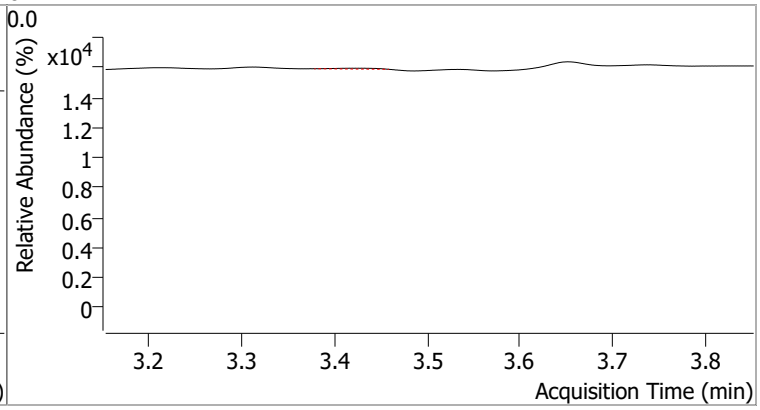

Compound	Conc.	RT	Dev(Min)	Resp.	QIon	QRatio	Lower	Upper
1,1,1,2-Tetrachloroethane	0.1073	3.97	-0.01	35877 (m)				

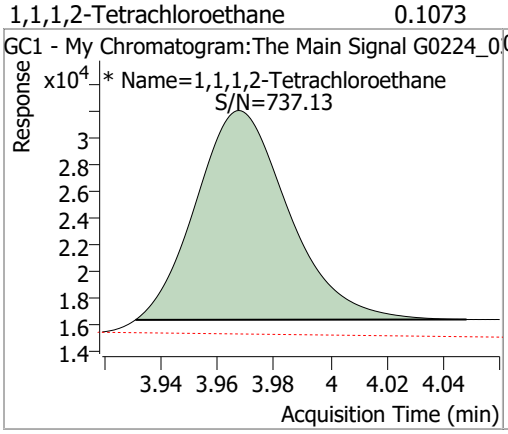

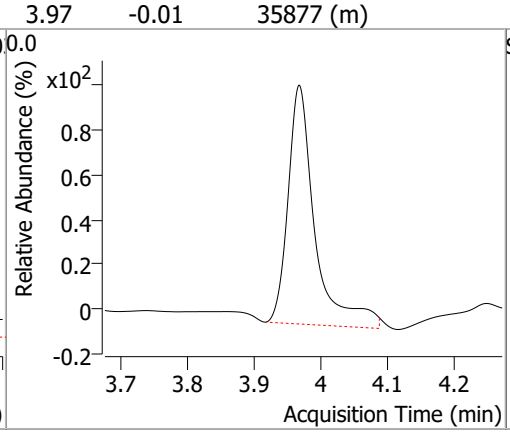

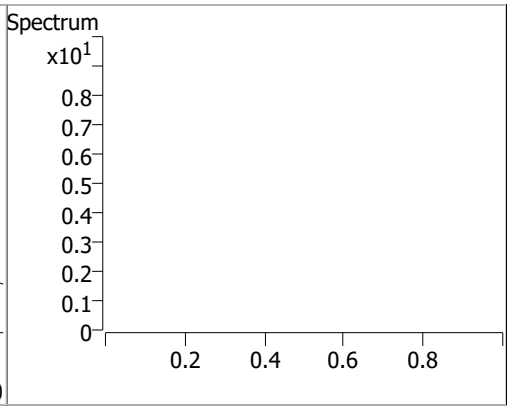

Quantitation Results Report (QT Reviewed)

Data File	G0224_039.0039.D	Operator	
Acq. Method	testAcqFileNamePath	Acq. Date-Time	2/25/2022 12:20:35 AM
Sample Name	B22021435-032H	Instrument	WJB
Vial		Multiplier	1.00
DA Method File	G022422_8011_W_CLT.m	Comment	re-extract
Tune File		Tune Date	
Batch Name	G022422_8011_W_CLT.batch.bin	Last Calib Update	2/25/2022 8:11:20 AM
Ref Library			

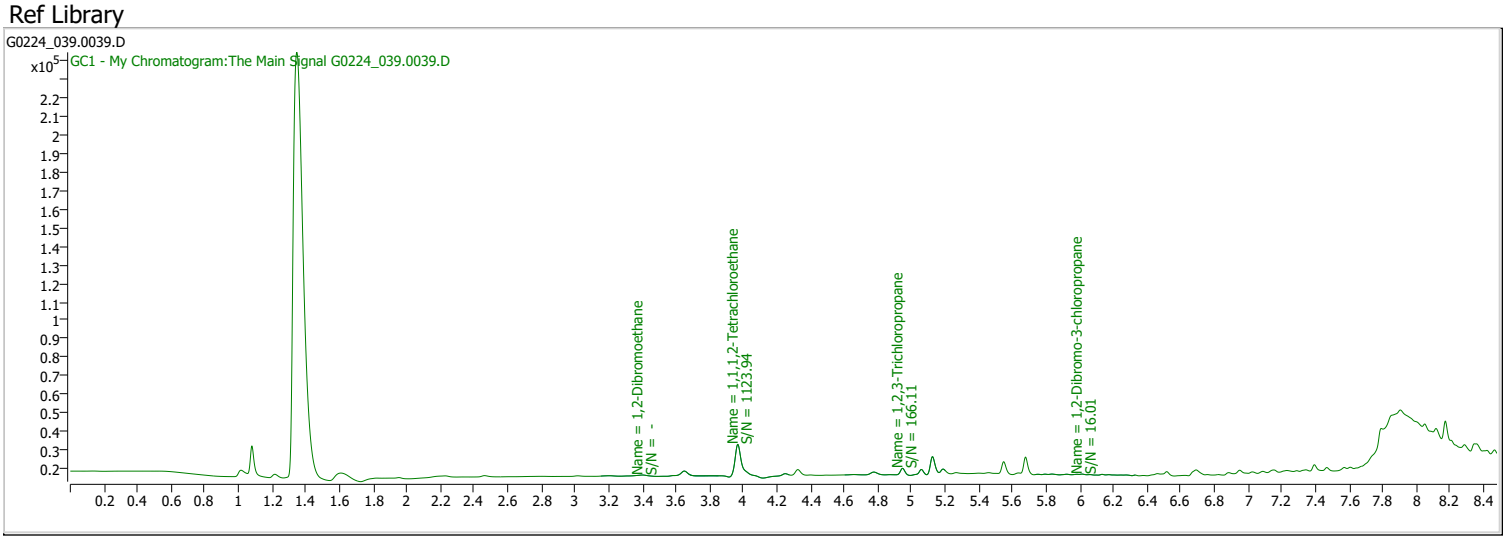

Compound	RT	QIon	Resp.	Conc.	Units		Dev(Min)
Internal Standards							
System Monitoring Compounds							
S 1,1,1,2-Tetrachloroethane	3.967	0.0	44451	0.1311	µg/L	m	-0.008
Spiked Amount: 0.100	Range: 70.0 - 130.0%			Recovery = 131.08%		*	
Target Compounds							QValue
M 1,2-Dibromoethane	3.400	0.0	0		µg/L	md	1

(#) = Qualifier Out of Range; (m) = Manual Integration; (+) = Area Summed; (*) = Surrogate Percent Recovery Out of Range; (d): Zeroed Peak

Compound	Conc.	RT	Dev(Min)	Resp.	QIon	QRatio	Lower	Upper
1,2-Dibromoethane		0		0				

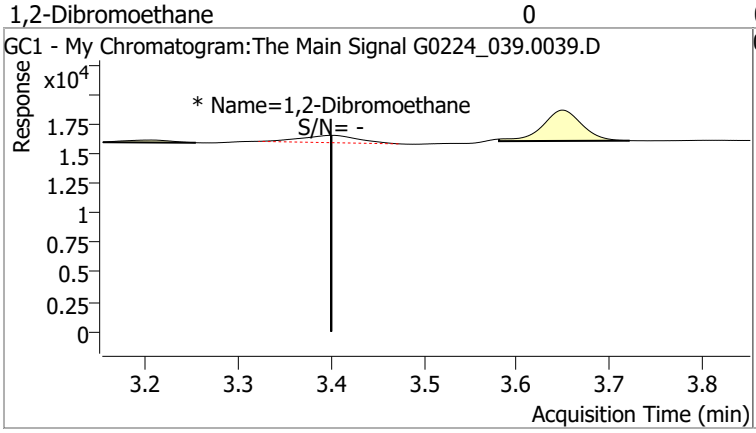

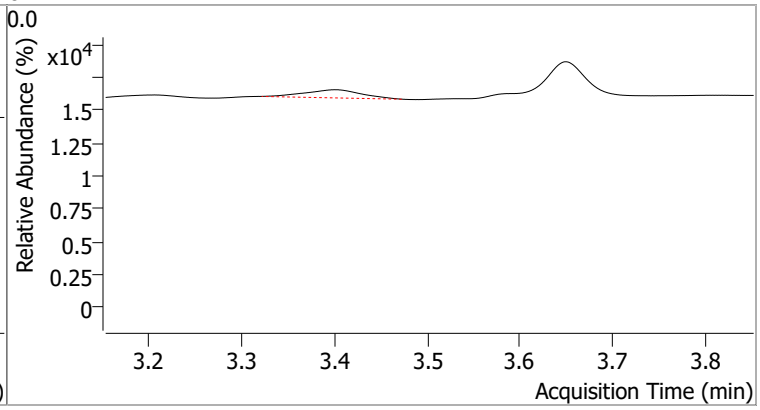

Compound	Conc.	RT	Dev(Min)	Resp.	QIon	QRatio	Lower	Upper
1,1,1,2-Tetrachloroethane	0.1311	3.97	-0.01	44451 (m)				

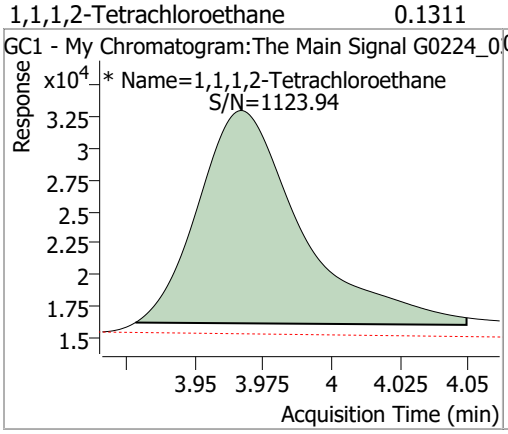

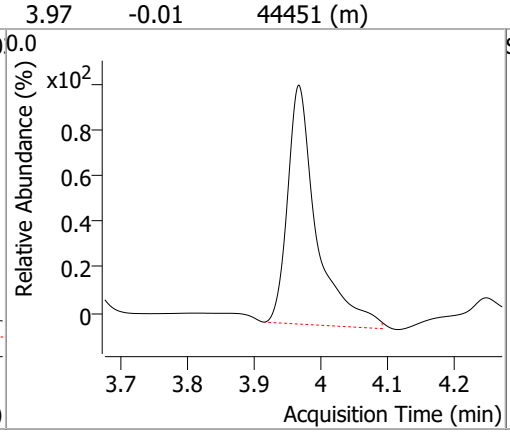

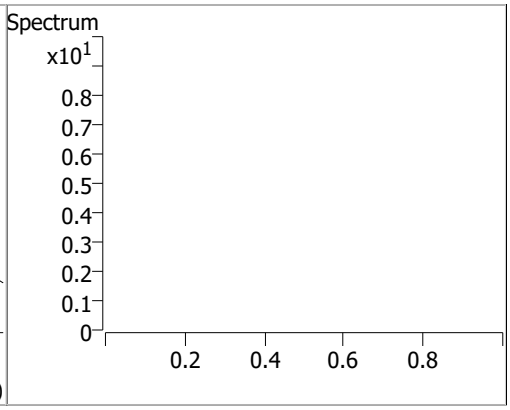

Quantitation Results Report (QT Reviewed)

Data File	G0224_040.0040.D	Operator	
Acq. Method	testAcqFileNamePath	Acq. Date-Time	2/25/2022 12:40:21 AM
Sample Name	B22021435-035A	Instrument	WJB
Vial		Multiplier	1.00
DA Method File	G022422_8011_W_CLT.m	Comment	re-extract
Tune File		Tune Date	
Batch Name	G022422_8011_W_CLT.batch.bin	Last Calib Update	2/25/2022 8:11:20 AM
Ref Library			

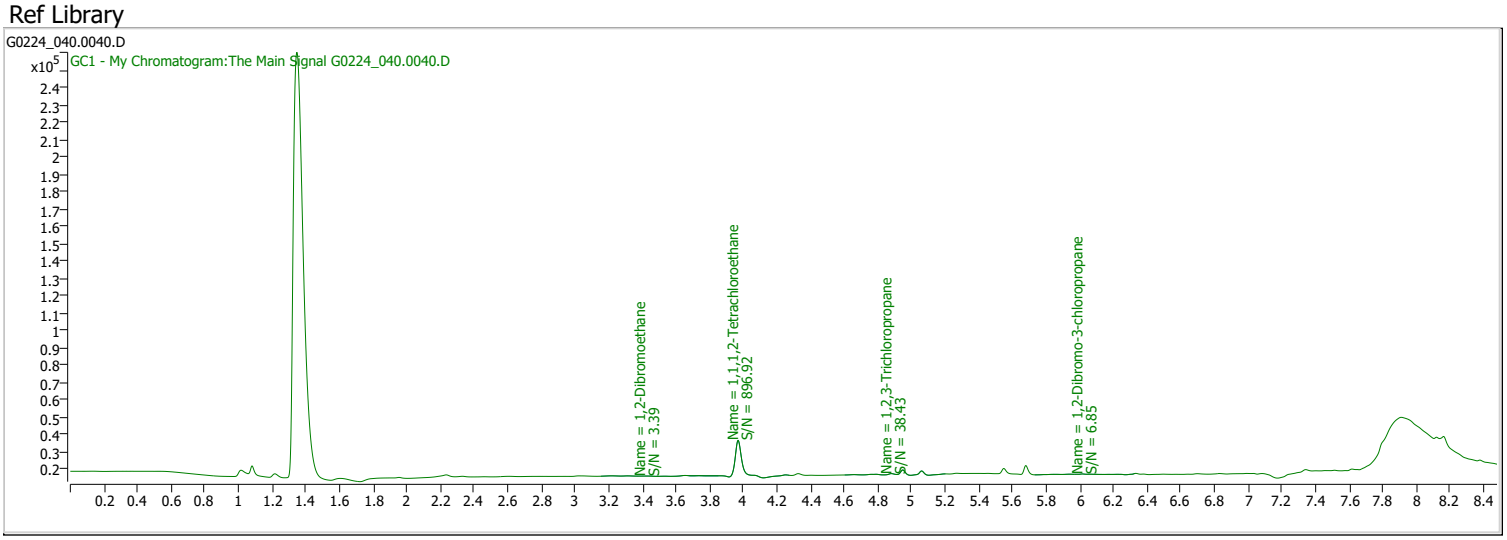

Compound	RT	QIon	Resp.	Conc.	Units		Dev(Min)
Internal Standards							
System Monitoring Compounds							
S 1,1,1,2-Tetrachloroethane	3.968	0.0	49542	0.1452	µg/L	m	-0.006
Spiked Amount: 0.100	Range: 70.0 - 130.0%			Recovery = 145.16%		*	
Target Compounds							QValue
M 1,2-Dibromoethane	3.416	0.0	257	0.0015	µg/L		100

(#) = Qualifier Out of Range; (m) = Manual Integration; (+) = Area Summed; (*) = Surrogate Percent Recovery Out of Range; (d): Zeroed Peak

Compound	Conc.	RT	Dev(Min)	Resp.	QIon	QRatio	Lower	Upper
1,2-Dibromoethane	0.0015	3.42	-0.04	257				

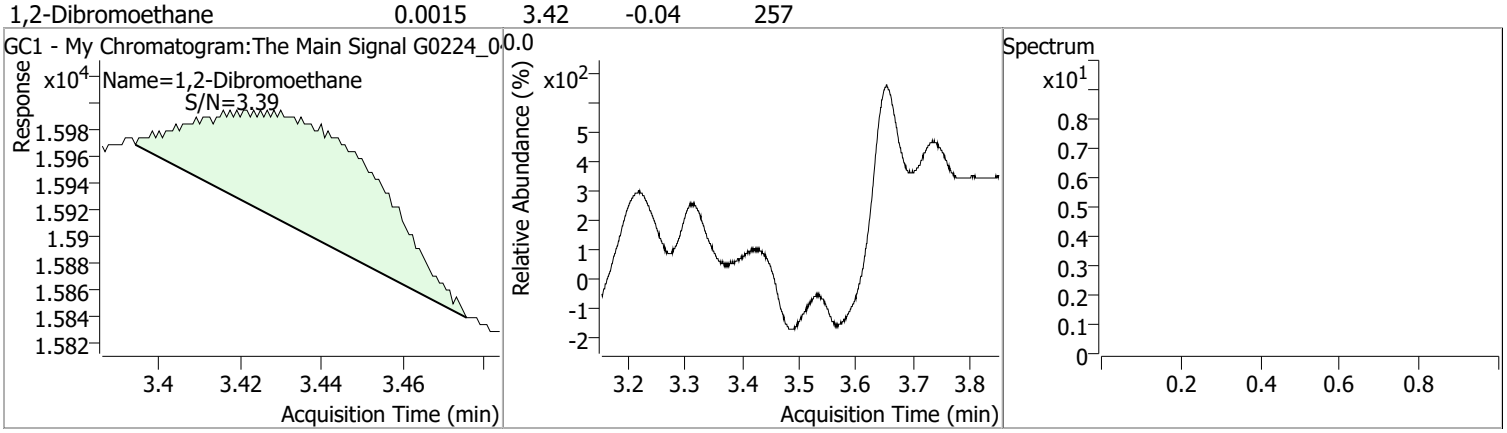

Compound	Conc.	RT	Dev(Min)	Resp.	QIon	QRatio	Lower	Upper
1,1,1,2-Tetrachloroethane	0.1452	3.97	-0.01	49542 (m)				

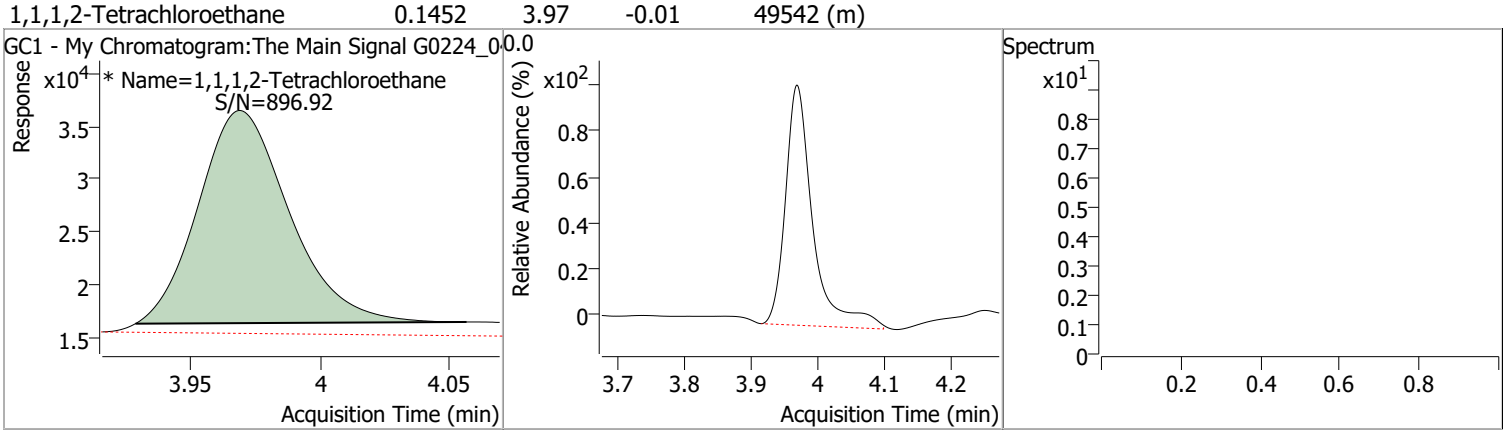

Quantitation Results Report (QT Reviewed)

Data File	G0224_041.0041.D	Operator	
Acq. Method	testAcqFileNamePath	Acq. Date-Time	2/25/2022 1:00:10 AM
Sample Name	B22021528-001C	Instrument	WJB
Vial		Multiplier	1.00
DA Method File	G022422_8011_W_CLT.m	Comment	cannot re-extract due to limited sample volume
Tune File		Tune Date	
Batch Name	G022422_8011_W_CLT.batch.bin	Last Calib Update	2/25/2022 8:11:20 AM
Ref Library			

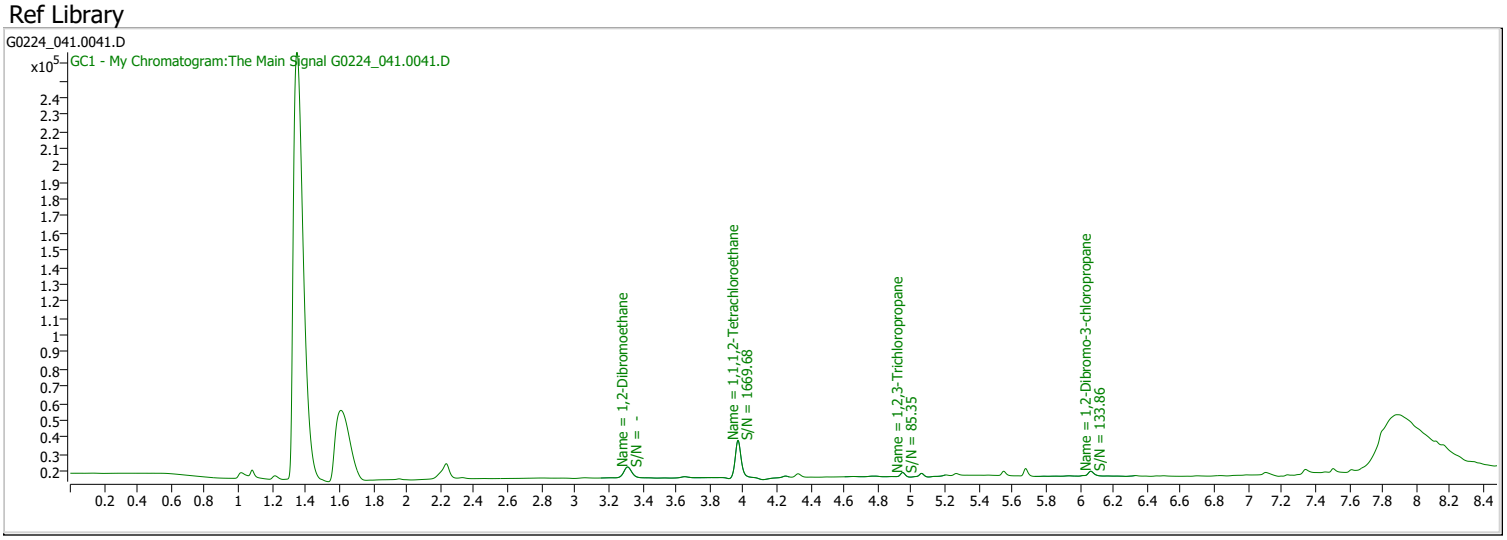

Compound	RT	QIon	Resp.	Conc.	Units		Dev(Min)
Internal Standards							
System Monitoring Compounds							
S 1,1,1,2-Tetrachloroethane	3.968	0.0	52432	0.1531	µg/L	m	-0.006
Spiked Amount: 0.100	Range: 70.0 - 130.0%			Recovery = 153.14%		*	
Target Compounds							QValue
M 1,2-Dibromoethane	3.312	0.0	0		µg/L	md	1

(#) = Qualifier Out of Range; (m) = Manual Integration; (+) = Area Summed; (*) = Surrogate Percent Recovery Out of Range; (d): Zeroed Peak

Compound	Conc.	RT	Dev(Min)	Resp.	QIon	QRatio	Lower	Upper
1,2-Dibromoethane		0		0				

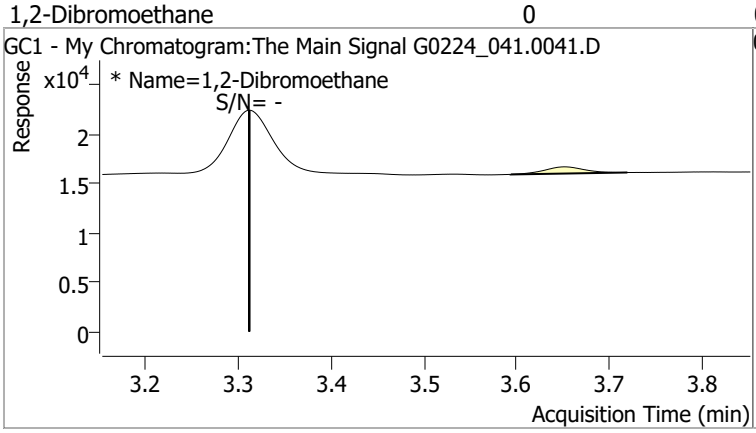

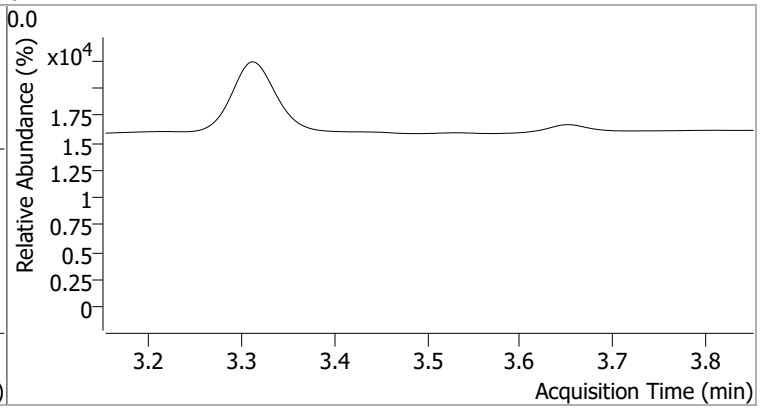

Compound	Conc.	RT	Dev(Min)	Resp.	QIon	QRatio	Lower	Upper
1,1,1,2-Tetrachloroethane	0.1531	3.97	-0.01	52432 (m)				

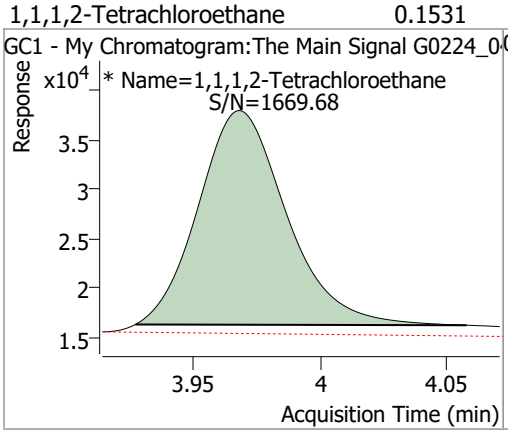

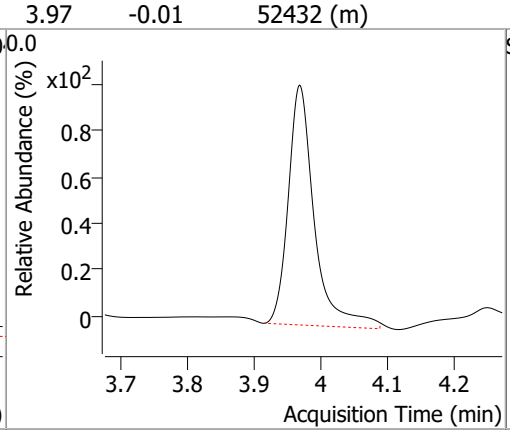

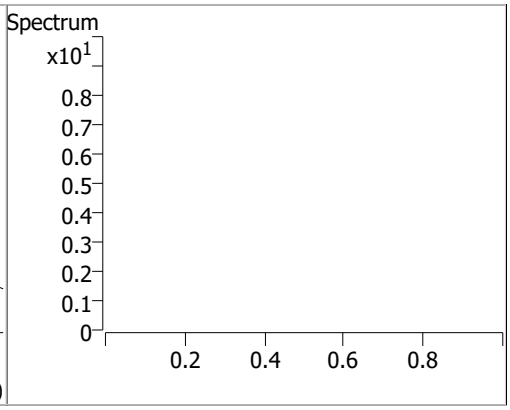

Quantitation Results Report (QT Reviewed)

Data File	G0224_042.0042.D	Operator	
Acq. Method	testAcqFileNamePath	Acq. Date-Time	2/25/2022 1:19:57 AM
Sample Name	B22021528-002C	Instrument	WJB
Vial		Multiplier	1.00
DA Method File	G022422_8011_W_CLT.m	Comment	re-extract
Tune File		Tune Date	
Batch Name	G022422_8011_W_CLT.batch.bin	Last Calib Update	2/25/2022 8:11:20 AM
Ref Library			

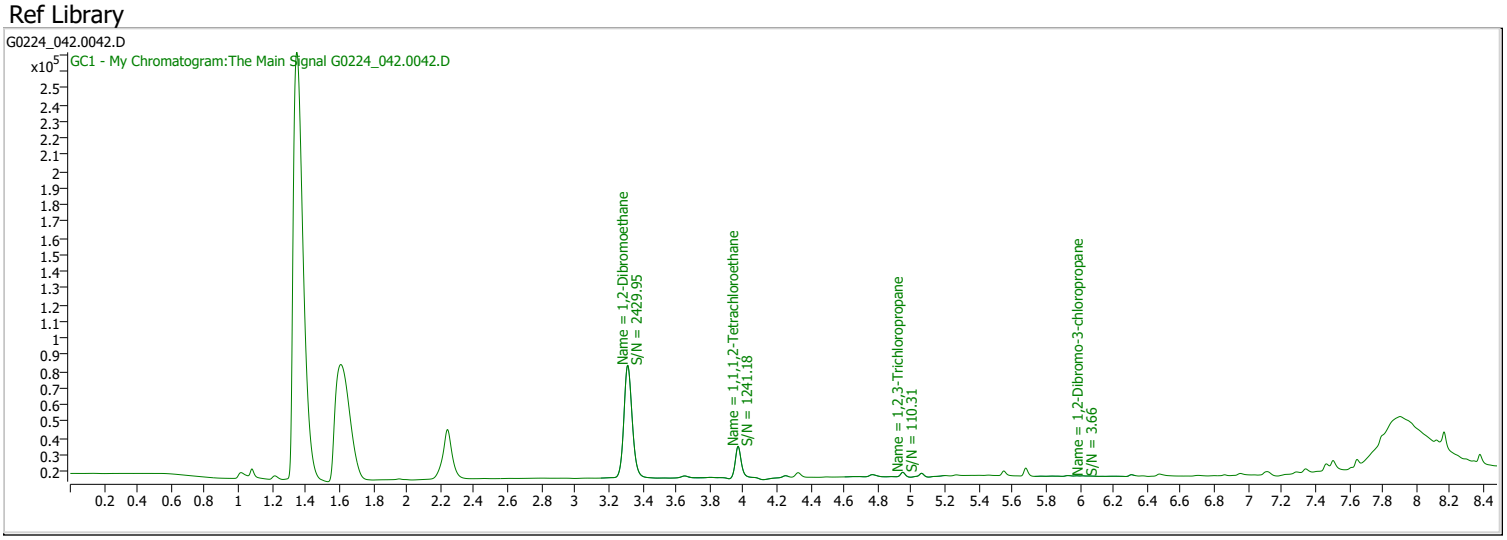

Compound	RT	QIon	Resp.	Conc.	Units		Dev(Min)
Internal Standards							
System Monitoring Compounds							
S 1,1,1,2-Tetrachloroethane	3.968	0.0	45163	0.1331	µg/L	m	-0.006
Spiked Amount: 0.100	Range: 70.0 - 130.0%			Recovery = 133.05%		*	
Target Compounds							QValue
M 1,2-Dibromoethane	3.313	0.0	233854	2.0434	µg/L		100

(#) = Qualifier Out of Range; (m) = Manual Integration; (+) = Area Summed; (*) = Surrogate Percent Recovery Out of Range; (d): Zeroed Peak

Compound	Conc.	RT	Dev(Min)	Resp.	QIon	QRatio	Lower	Upper
1,2-Dibromoethane	2.0434	3.31	-0.14	233854				

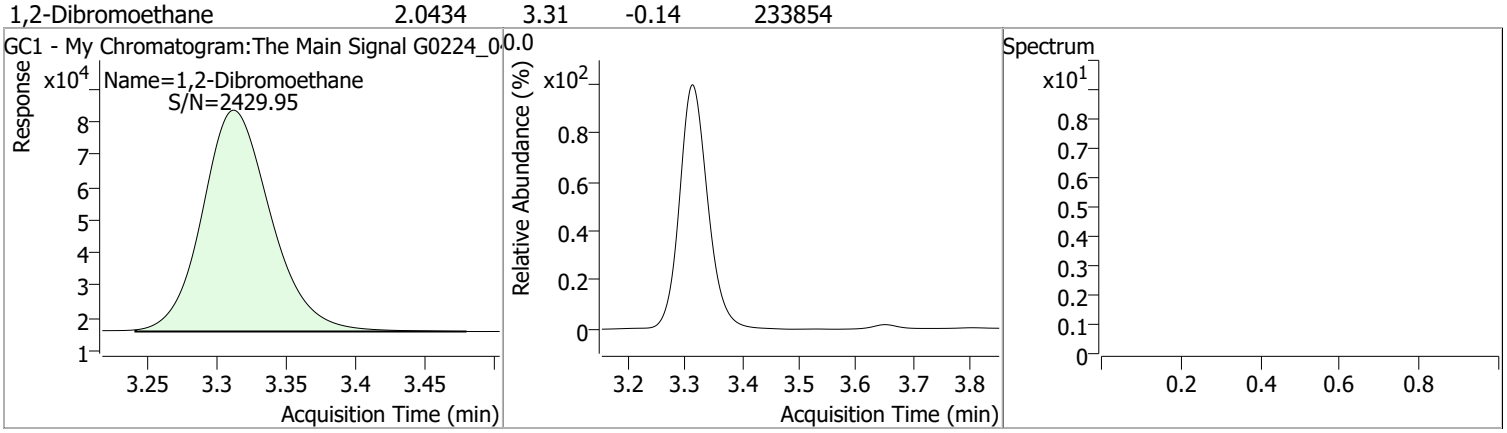

Compound	Conc.	RT	Dev(Min)	Resp.	QIon	QRatio	Lower	Upper
1,1,1,2-Tetrachloroethane	0.1331	3.97	-0.01	45163 (m)				

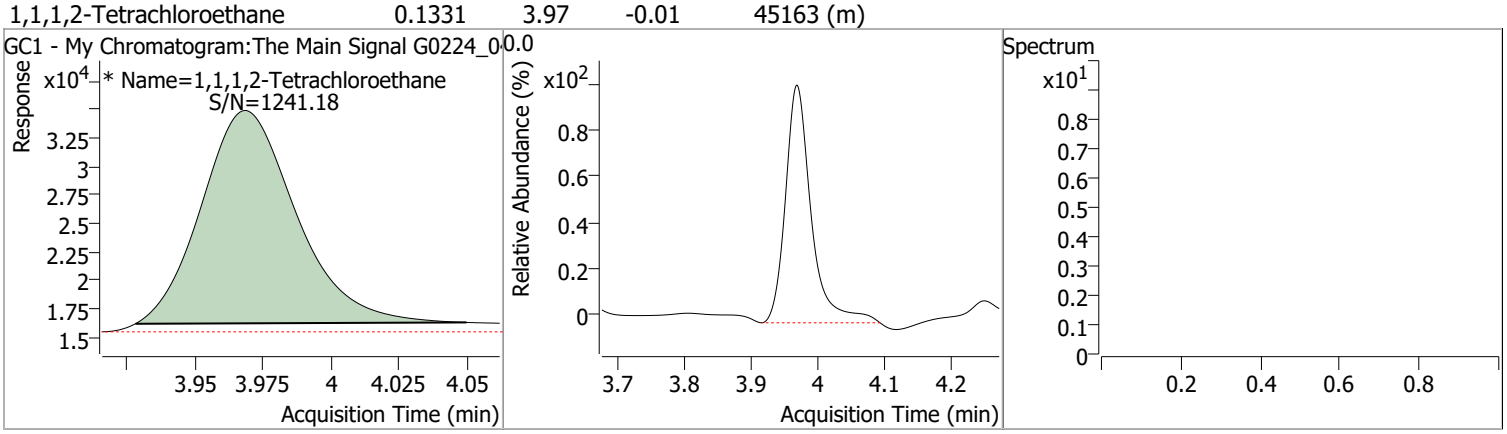

Quantitation Results Report (QT Reviewed)

Data File	G0224_043.0043.D	Operator	
Acq. Method	testAcqFileNamePath	Acq. Date-Time	2/25/2022 1:39:37 AM
Sample Name	B22021528-003C	Instrument	WJB
Vial		Multiplier	1.00
DA Method File	G022422_8011_W_CLT.m	Comment	re-extract
Tune File		Tune Date	
Batch Name	G022422_8011_W_CLT.batch.bin	Last Calib Update	2/25/2022 8:11:20 AM
Ref Library			

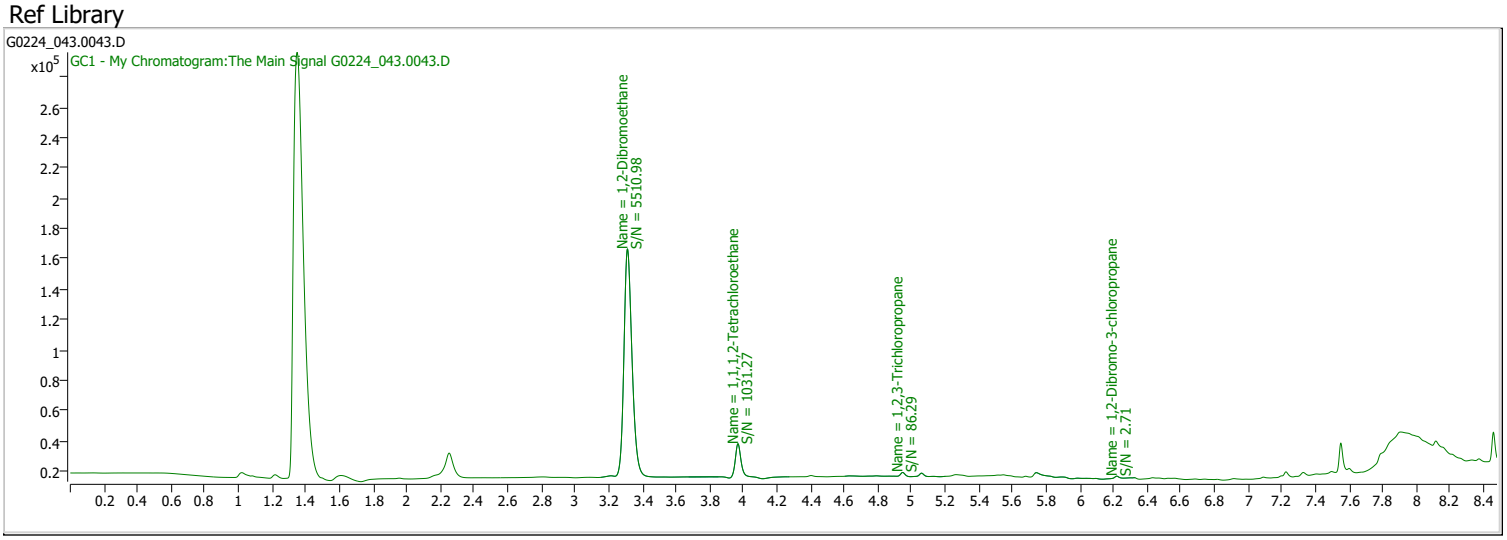

Compound	RT	QIon	Resp.	Conc.	Units		Dev(Min)
Internal Standards							
System Monitoring Compounds							
S 1,1,1,2-Tetrachloroethane	3.968	0.0	50827	0.1487	µg/L		-0.006
Spiked Amount: 0.100	Range: 70.0 - 130.0%			Recovery = 148.71%		*	
Target Compounds							**QValue**
M 1,2-Dibromoethane	3.311	0.0	505159		µg/L		100

(#) = Qualifier Out of Range; (m) = Manual Integration; (+) = Area Summed; (*) = Surrogate Percent Recovery Out of Range; (d): Zeroed Peak

Compound	Conc.	RT	Dev(Min)	Resp.	QIon	QRatio	Lower	Upper
1,2-Dibromoethane		3.31	-0.14	505159				

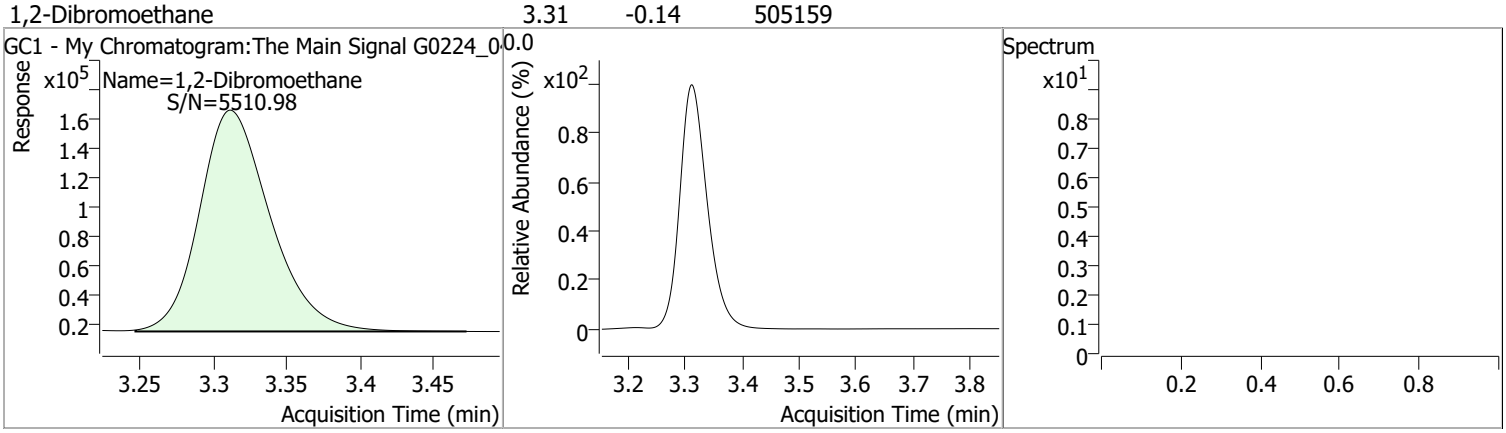

Compound	Conc.	RT	Dev(Min)	Resp.	QIon	QRatio	Lower	Upper
1,1,1,2-Tetrachloroethane	0.1487	3.97	-0.01	50827				

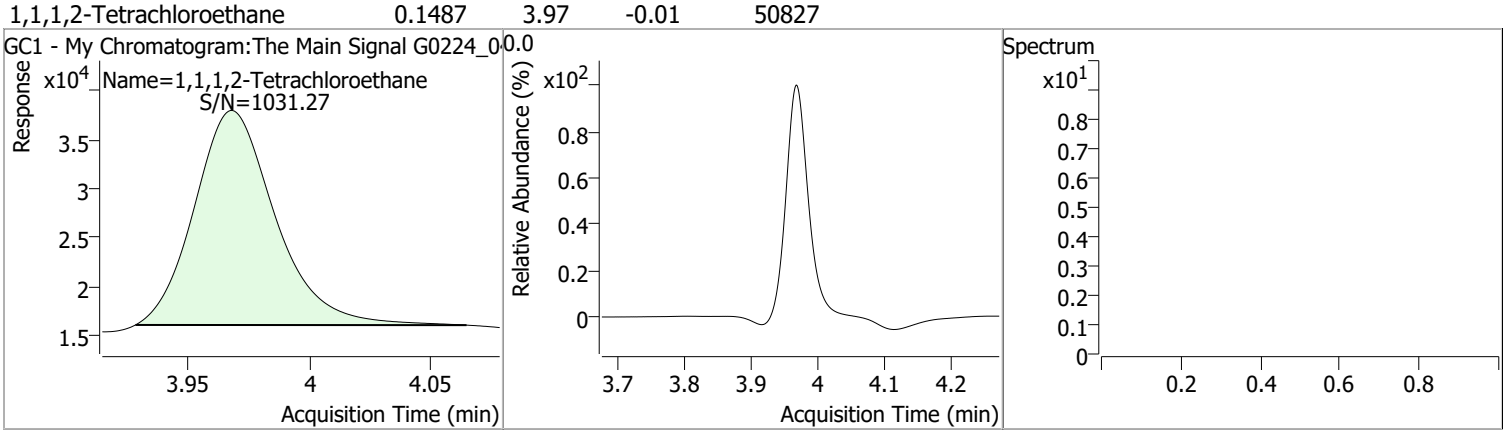

Quantitation Results Report (QT Reviewed)

Data File	G0224_044.0044.D	Operator	
Acq. Method	testAcqFileNamePath	Acq. Date-Time	2/25/2022 1:59:23 AM
Sample Name	B22021528-004C	Instrument	WJB
Vial		Multiplier	1.00
DA Method File	G022422_8011_W_CLT.m	Comment	
Tune File		Tune Date	
Batch Name	G022422_8011_W_CLT.batch.bin	Last Calib Update	2/25/2022 8:11:20 AM
Ref Library			

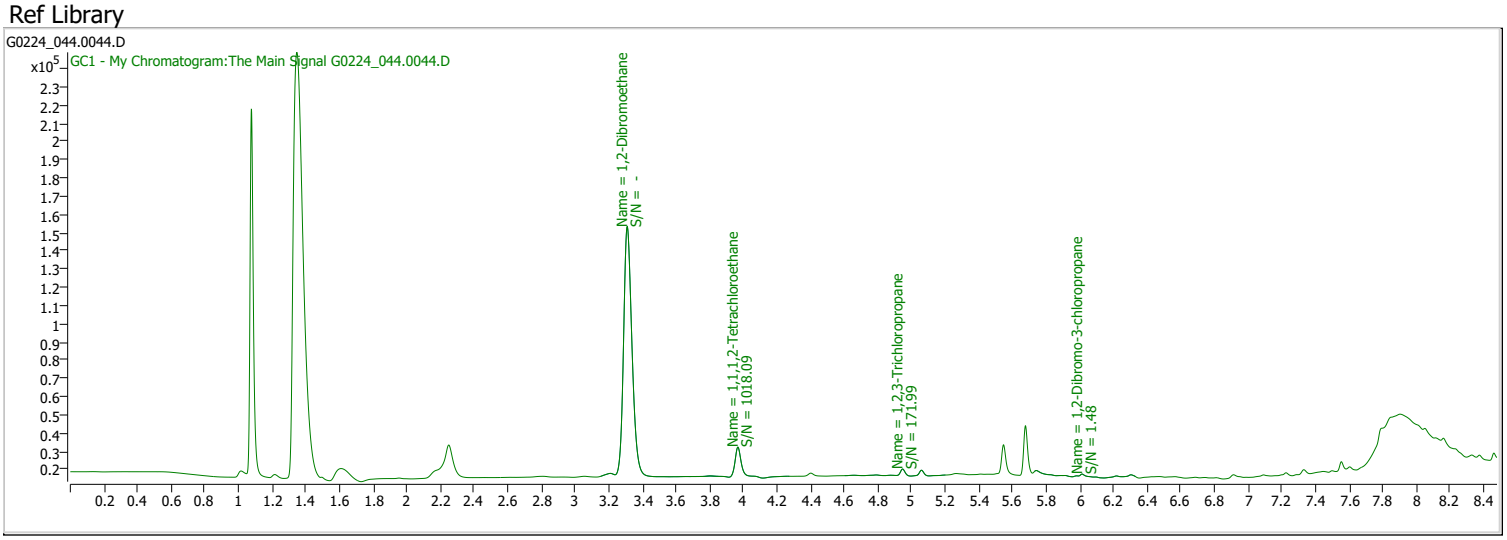

Compound	RT	QIon	Resp.	Conc.	Units		Dev(Min)
Internal Standards							
System Monitoring Compounds							
S 1,1,1,2-Tetrachloroethane	3.968	0.0	38229	0.1138	µg/L	m	-0.007
Spiked Amount: 0.100	Range: 70.0 - 130.0%			Recovery = 113.82%			
Target Compounds							QValue
M 1,2-Dibromoethane	3.310	0.0	0		µg/L	md	1

(#) = Qualifier Out of Range; (m) = Manual Integration; (+) = Area Summed; (*) = Surrogate Percent Recovery Out of Range; (d): Zeroed Peak

Compound	Conc.	RT	Dev(Min)	Resp.	QIon	QRatio	Lower	Upper
1,2-Dibromoethane		0		0				

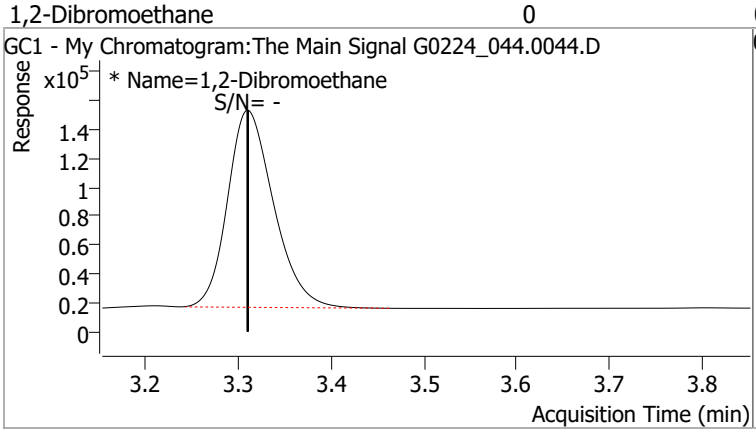

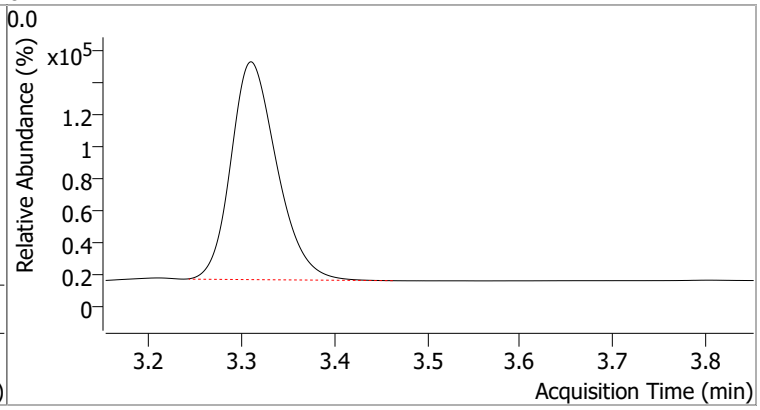

Compound	Conc.	RT	Dev(Min)	Resp.	QIon	QRatio	Lower	Upper
1,1,1,2-Tetrachloroethane	0.1138	3.97	-0.01	38229 (m)				

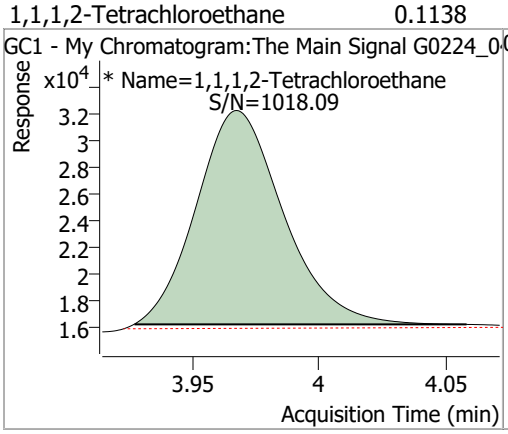

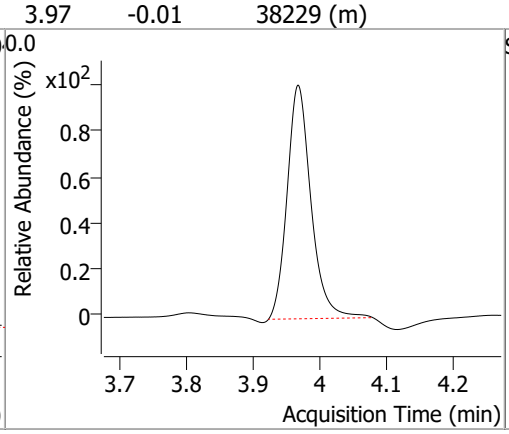

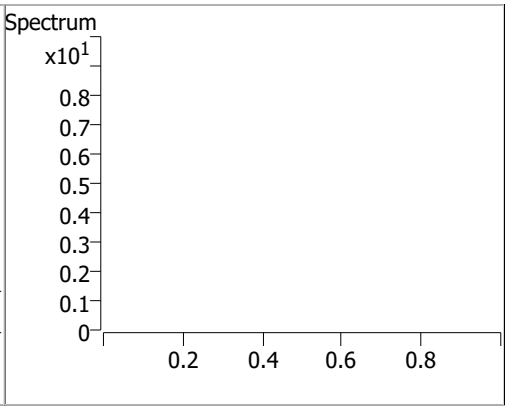

Quantitation Results Report (QT Reviewed)

Data File	G0224_045.0045.D	Operator	
Acq. Method	testAcqFileNamePath	Acq. Date-Time	2/25/2022 2:18:58 AM
Sample Name	Hexan	Instrument	WJB
Vial		Multiplier	1.00
DA Method File	G022422_8011_W_CLT.m	Comment	
Tune File		Tune Date	
Batch Name	G022422_8011_W_CLT.batch.bin	Last Calib Update	2/25/2022 8:11:20 AM
Ref Library			

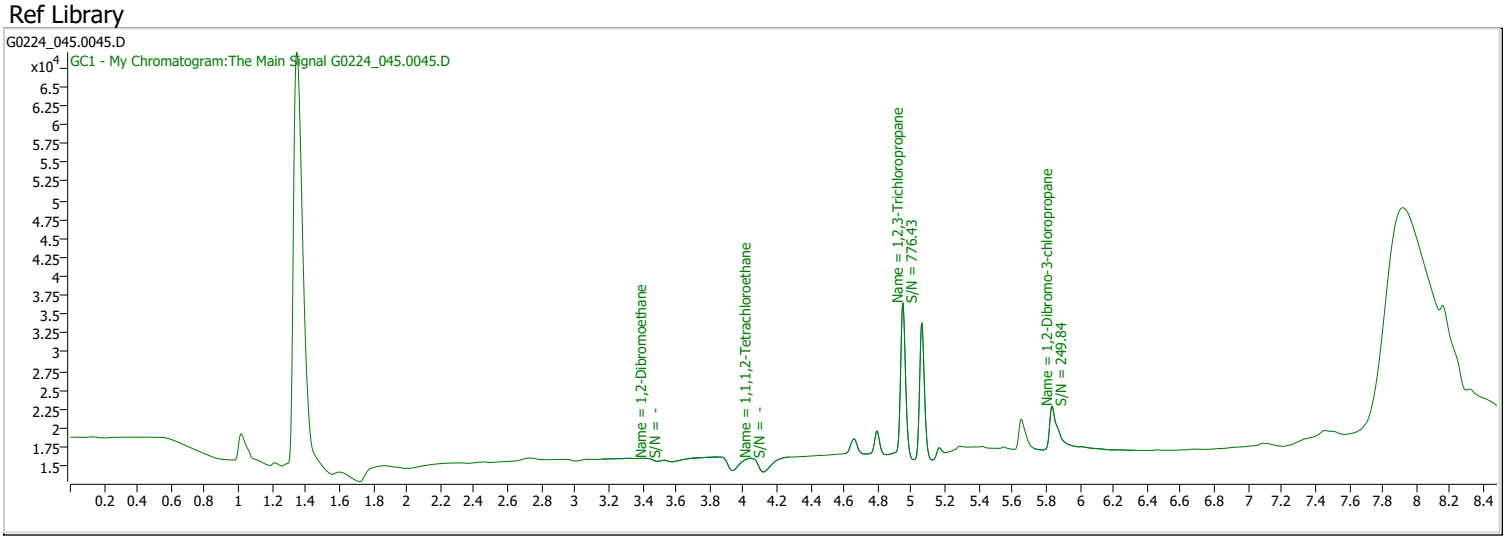

Compound	RT	QIon	Resp.	Conc.	Units		Dev(Min)
Internal Standards							
System Monitoring Compounds							
S 1,1,1,2-Tetrachloroethane	4.043	0.0	0		µg/L	md	0.068
Spiked Amount: 0.100	Range: 70.0 - 130.0%			Recovery = NA%			
Target Compounds							**QValue**
M 1,2-Dibromoethane	3.422	0.0	0		µg/L	md	1

(#) = Qualifier Out of Range; (m) = Manual Integration; (+) = Area Summed; (*) = Surrogate Percent Recovery Out of Range; (d): Zeroed Peak

Compound	Conc.	RT	Dev(Min)	Resp.	QIon	QRatio	Lower	Upper
1,2-Dibromoethane		0		0				

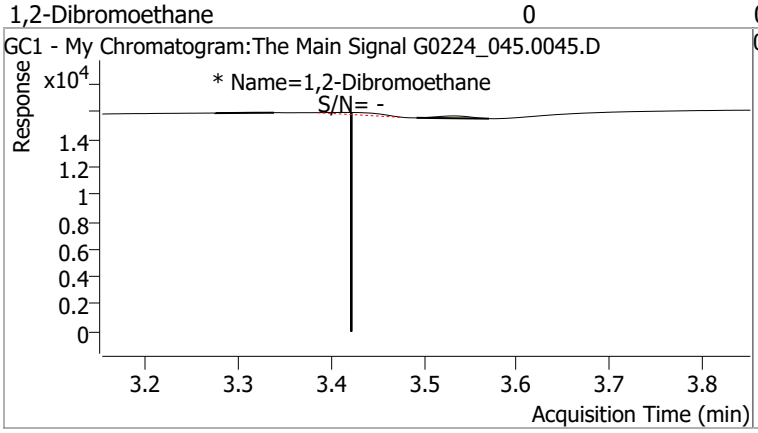

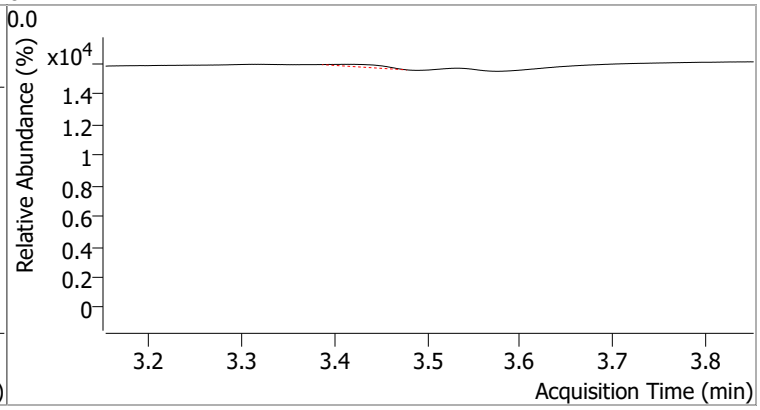

Compound	Conc.	RT	Dev(Min)	Resp.	QIon	QRatio	Lower	Upper
1,1,1,2-Tetrachloroethane		0		0				

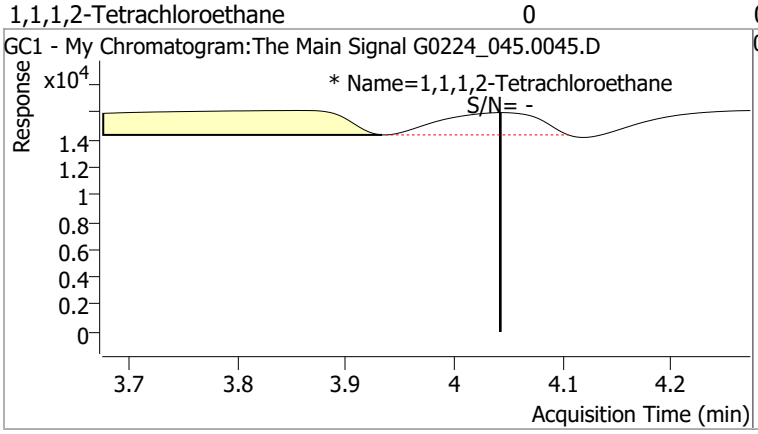

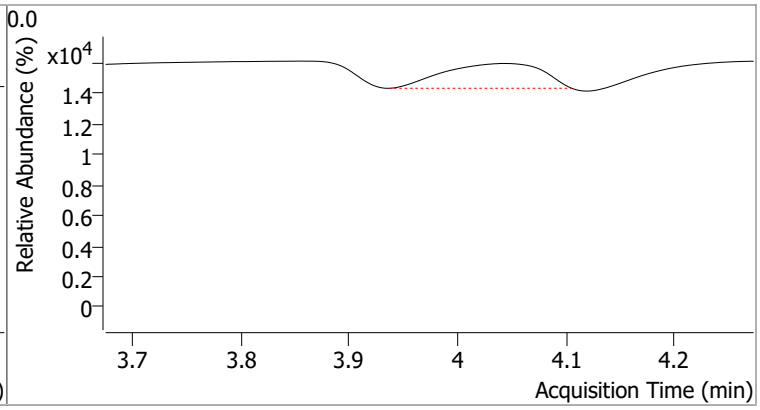

Quantitation Results Report (QT Reviewed)

Data File	G0224_046.0046.D	Operator	
Acq. Method	testAcqFileNamePath	Acq. Date-Time	2/25/2022 2:38:50 AM
Sample Name	CAL3-163984	Instrument	WJB
Vial		Multiplier	1.00
DA Method File	G022422_8011_W_CLT.m	Comment	
Tune File		Tune Date	
Batch Name	G022422_8011_W_CLT.batch.bin	Last Calib Update	2/25/2022 8:11:20 AM
Ref Library			

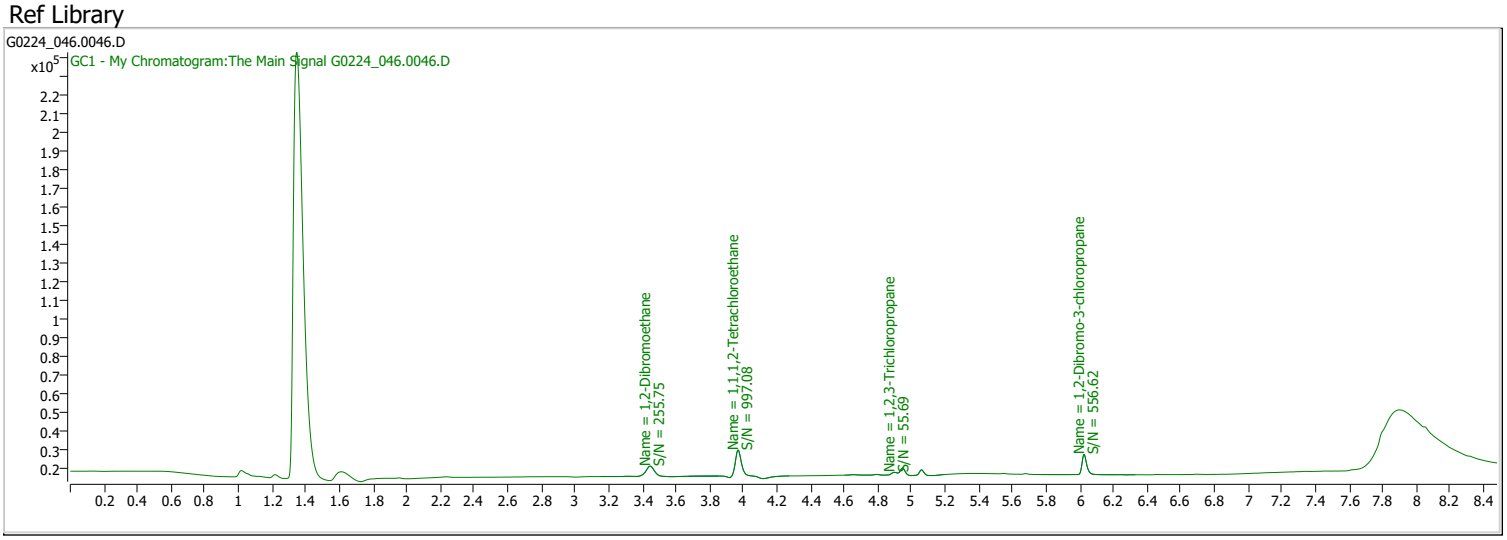

Compound	RT	QIon	Resp.	Conc.	Units		Dev(Min)
Internal Standards							
System Monitoring Compounds							
S 1,1,1,2-Tetrachloroethane	3.968	0.0	34534	0.1035	µg/L	m	-0.006
Spiked Amount: 0.100	Range: 70.0 - 130.0%			Recovery = 103.55%			
Target Compounds							QValue
M 1,2-Dibromoethane	3.446	0.0	19816	0.1188	µg/L		100

(#) = Qualifier Out of Range; (m) = Manual Integration; (+) = Area Summed; (*) = Surrogate Percent Recovery Out of Range; (d): Zeroed Peak

Compound	Conc.	RT	Dev(Min)	Resp.	QIon	QRatio	Lower	Upper
1,2-Dibromoethane	0.1188	3.45	-0.01	19816				

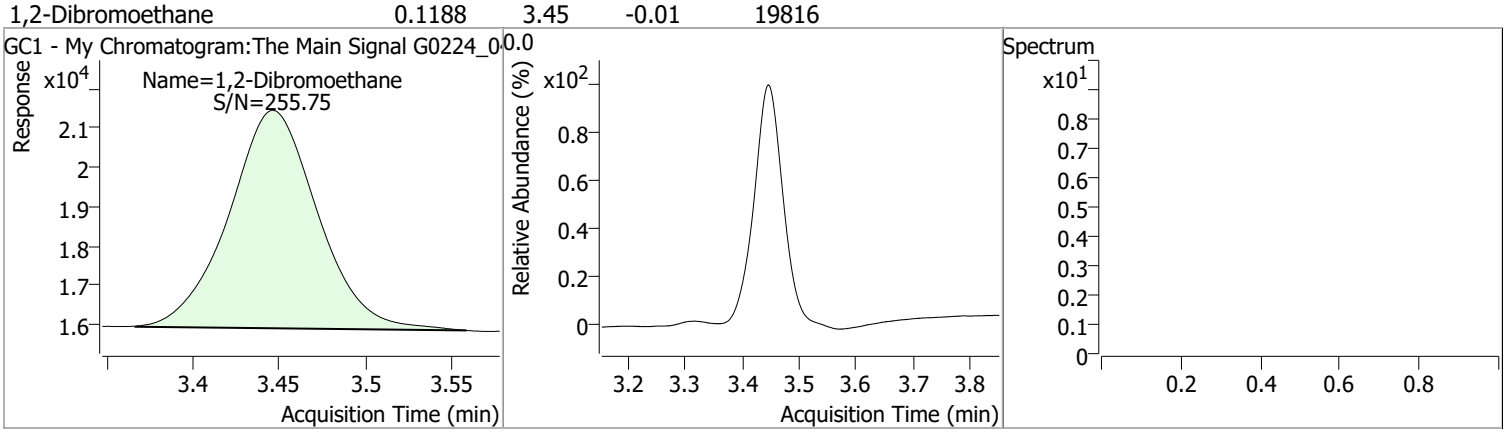

Compound	Conc.	RT	Dev(Min)	Resp.	QIon	QRatio	Lower	Upper
1,1,1,2-Tetrachloroethane	0.1035	3.97	-0.01	34534 (m)				

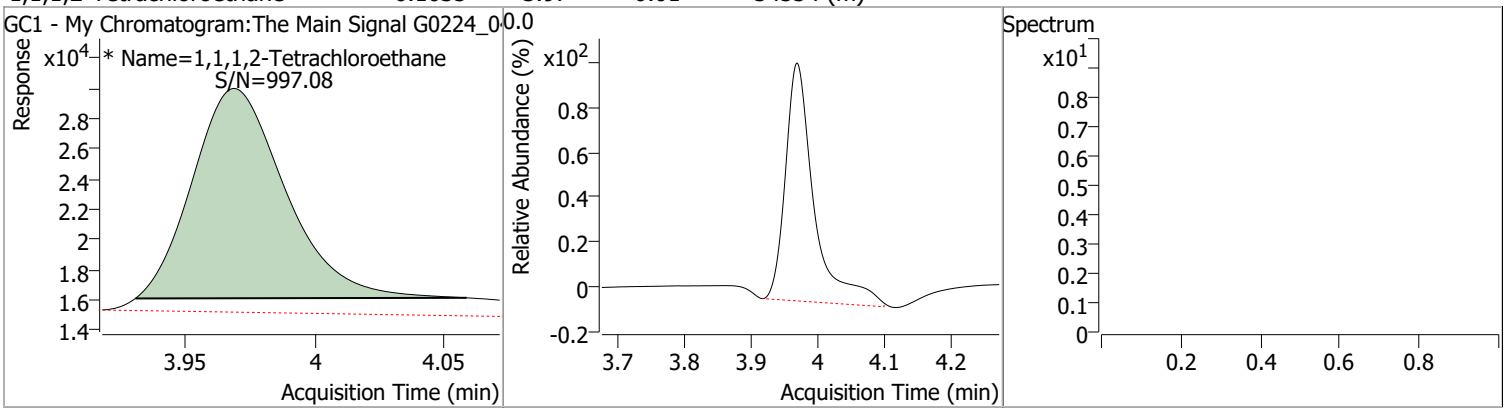

Quantitation Results Report (QT Reviewed)

Data File	G0224_047.0047.D	Operator	
Acq. Method	testAcqFileNamePath	Acq. Date-Time	2/25/2022 8:57:34 AM
Sample Name	8011Primer	Instrument	WJB
Vial		Multiplier	1.00
DA Method File	G022422_8011_W_CLT.m	Comment	
Tune File		Tune Date	
Batch Name	G022422_8011_W_CLT.batch.bin	Last Calib Update	2/25/2022 8:11:20 AM
Ref Library			

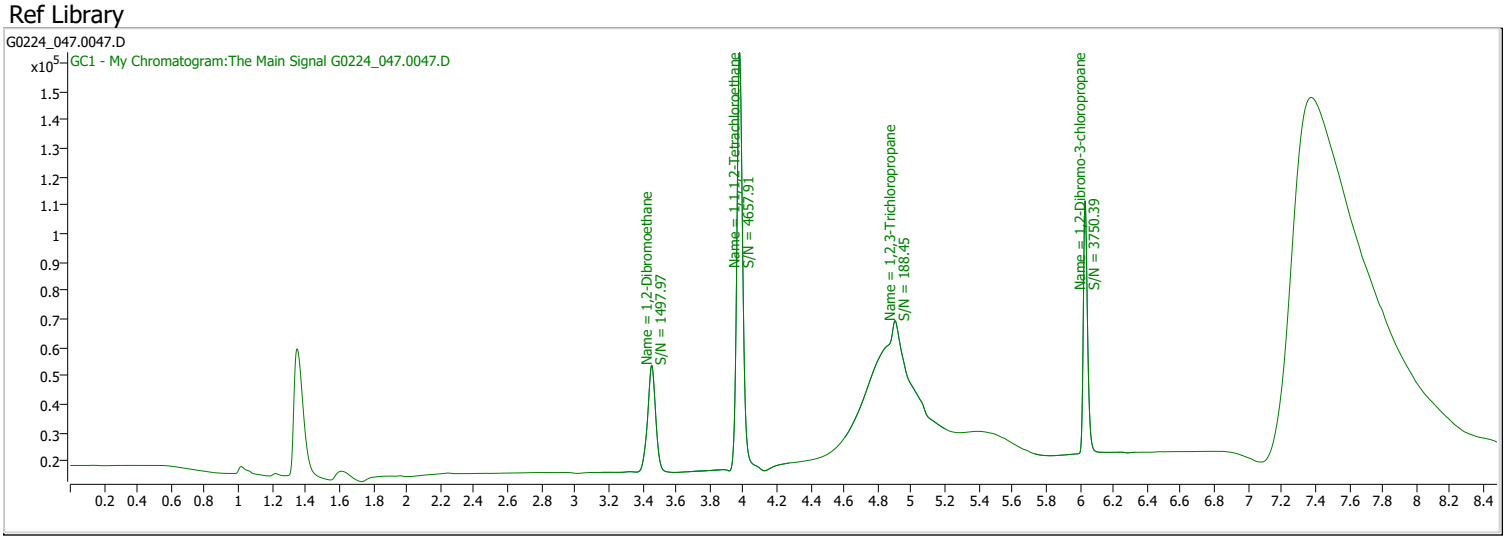

Compound	RT	QIon	Resp.	Conc.	Units		Dev(Min)
Internal Standards							
System Monitoring Compounds							
S 1,1,1,2-Tetrachloroethane	3.978	0.0	362681	0.9495	µg/L		0.003
Spiked Amount: 0.100	Range: 70.0 - 130.0%			Recovery = 949.45%		*	
Target Compounds							QValue
M 1,2-Dibromoethane	3.455	0.0	126642	0.8645	µg/L		100

(#) = Qualifier Out of Range; (m) = Manual Integration; (+) = Area Summed; (*) = Surrogate Percent Recovery Out of Range; (d): Zeroed Peak

Compound	Conc.	RT	Dev(Min)	Resp.	QIon	QRatio	Lower	Upper
1,2-Dibromoethane	0.8645	3.46	0.00	126642				

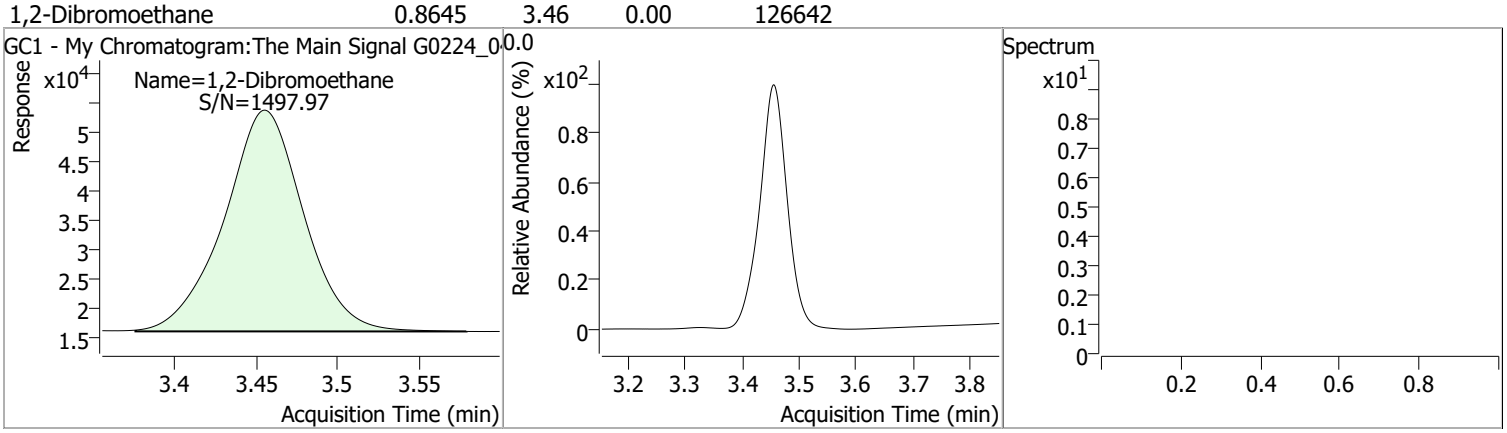

Compound	Conc.	RT	Dev(Min)	Resp.	QIon	QRatio	Lower	Upper
1,1,1,2-Tetrachloroethane	0.9495	3.98	0.00	362681				

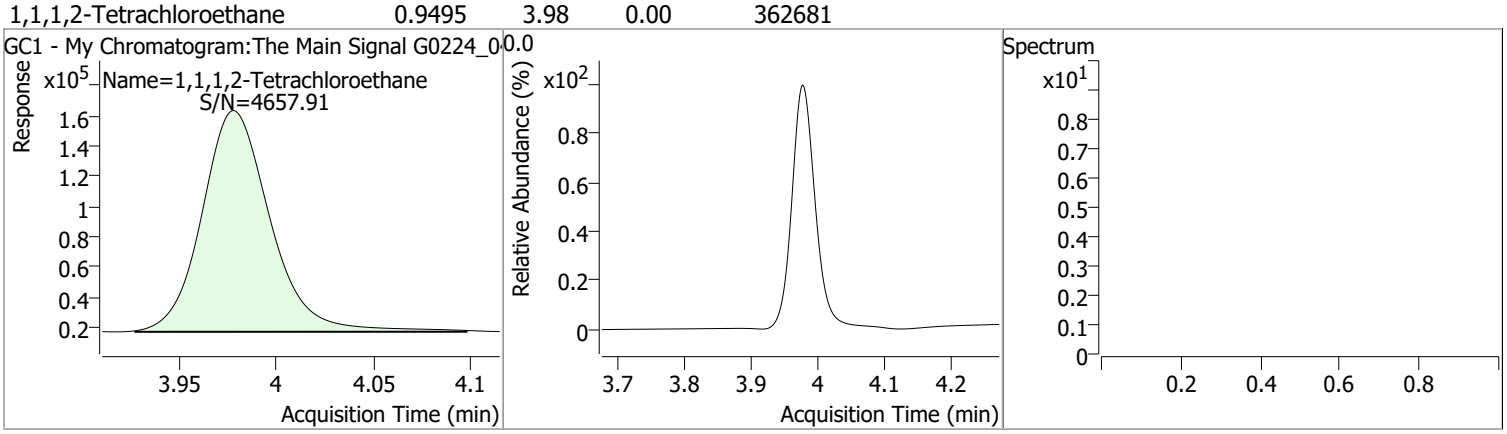

Quantitation Results Report (QT Reviewed)

Data File	G0224_048.0048.D	Operator	
Acq. Method	testAcqFileNamePath	Acq. Date-Time	2/25/2022 9:16:31 AM
Sample Name	8011Primer	Instrument	WJB
Vial		Multiplier	1.00
DA Method File	G022422_8011_W_CLT.m	Comment	
Tune File		Tune Date	
Batch Name	G022422_8011_W_CLT.batch.bin	Last Calib Update	2/25/2022 8:11:20 AM
Ref Library			

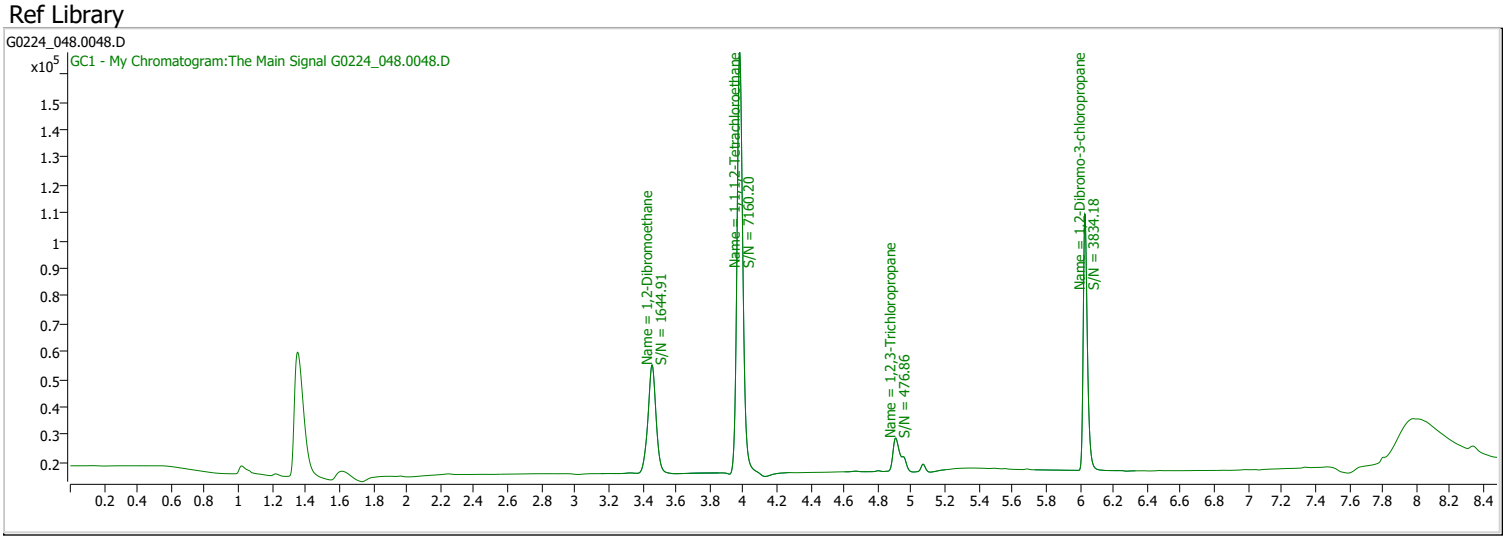

Compound	RT	QIon	Resp.	Conc.	Units		Dev(Min)
Internal Standards							
System Monitoring Compounds							
S 1,1,1,2-Tetrachloroethane	3.978	0.0	374159	0.9769	µg/L		0.004
Spiked Amount: 0.100	Range: 70.0 - 130.0%			Recovery = 976.94%		*	
Target Compounds							QValue
M 1,2-Dibromoethane	3.458	0.0	132080	0.9091	µg/L		100

(#) = Qualifier Out of Range; (m) = Manual Integration; (+) = Area Summed; (*) = Surrogate Percent Recovery Out of Range; (d): Zeroed Peak

Compound	Conc.	RT	Dev(Min)	Resp.	QIon	QRatio	Lower	Upper
1,2-Dibromoethane	0.9091	3.46	0.00	132080				

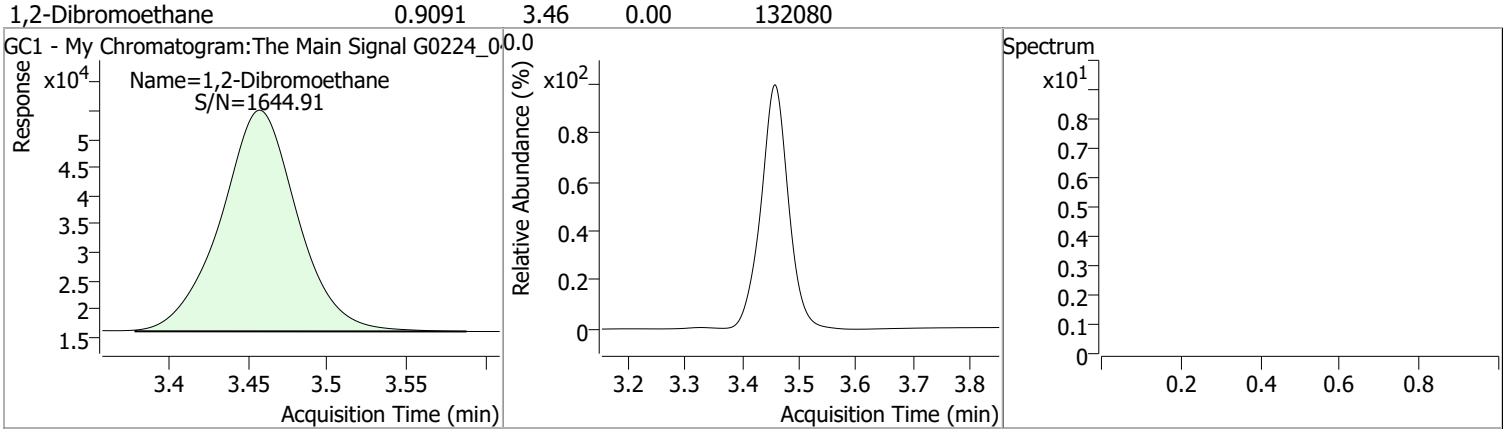

Compound	Conc.	RT	Dev(Min)	Resp.	QIon	QRatio	Lower	Upper
1,1,1,2-Tetrachloroethane	0.9769	3.98	0.00	374159				

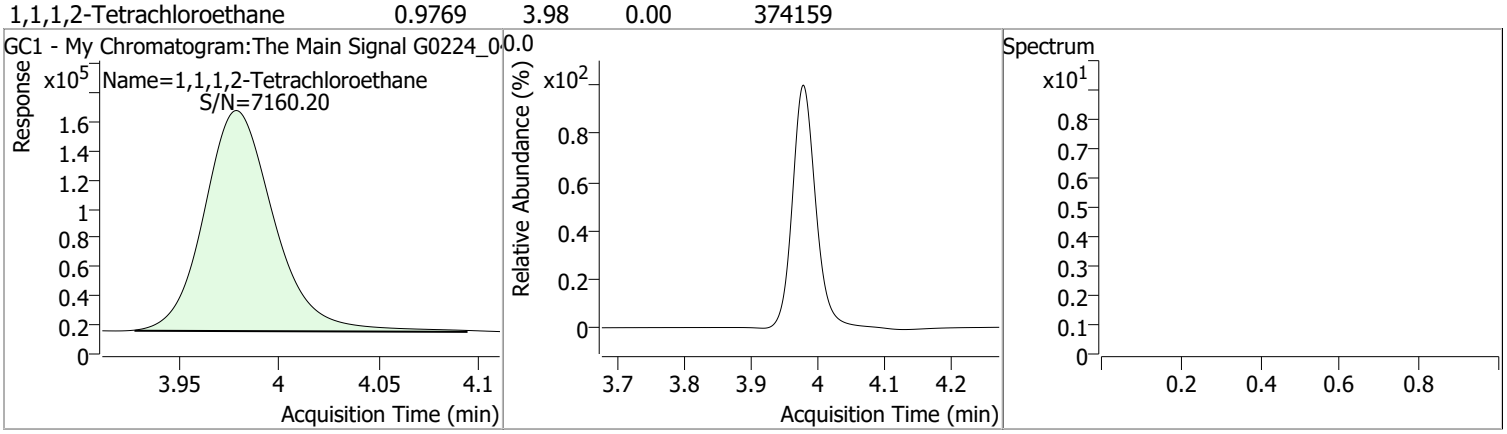

Quantitation Results Report (QT Reviewed)

Data File	G0224_049.0049.D	Operator	
Acq. Method	testAcqFileNamePath	Acq. Date-Time	2/25/2022 9:36:14 AM
Sample Name	8011Primer	Instrument	WJB
Vial		Multiplier	1.00
DA Method File	G022422_8011_W_CLT.m	Comment	
Tune File		Tune Date	
Batch Name	G022422_8011_W_CLT.batch.bin	Last Calib Update	2/25/2022 8:11:20 AM
Ref Library			

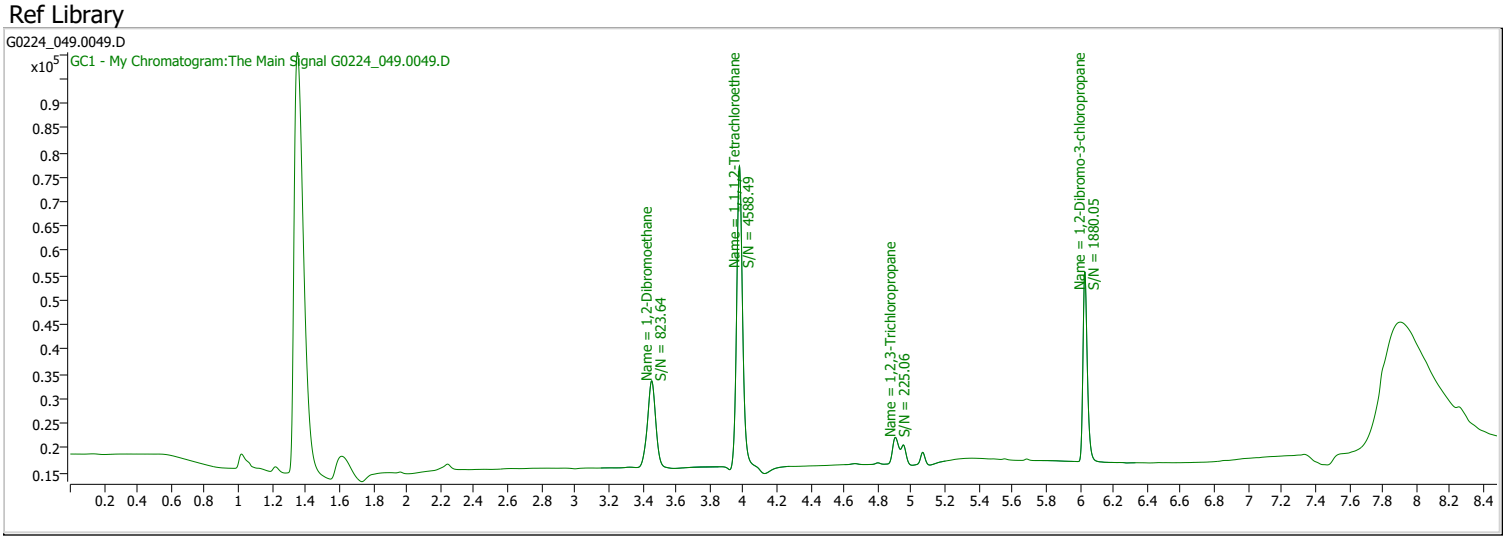

Compound	RT	QIon	Resp.	Conc.	Units		Dev(Min)
Internal Standards							
System Monitoring Compounds							
S 1,1,1,2-Tetrachloroethane	3.977	0.0	157427	0.4353	µg/L		0.002
Spiked Amount: 0.100	Range: 70.0 - 130.0%			Recovery = 435.26%		*	
Target Compounds							QValue
M 1,2-Dibromoethane	3.455	0.0	61367	0.3846	µg/L		100

(#) = Qualifier Out of Range; (m) = Manual Integration; (+) = Area Summed; (*) = Surrogate Percent Recovery Out of Range; (d): Zeroed Peak

Compound	Conc.	RT	Dev(Min)	Resp.	QIon	QRatio	Lower	Upper
1,2-Dibromoethane	0.3846	3.46	0.00	61367				

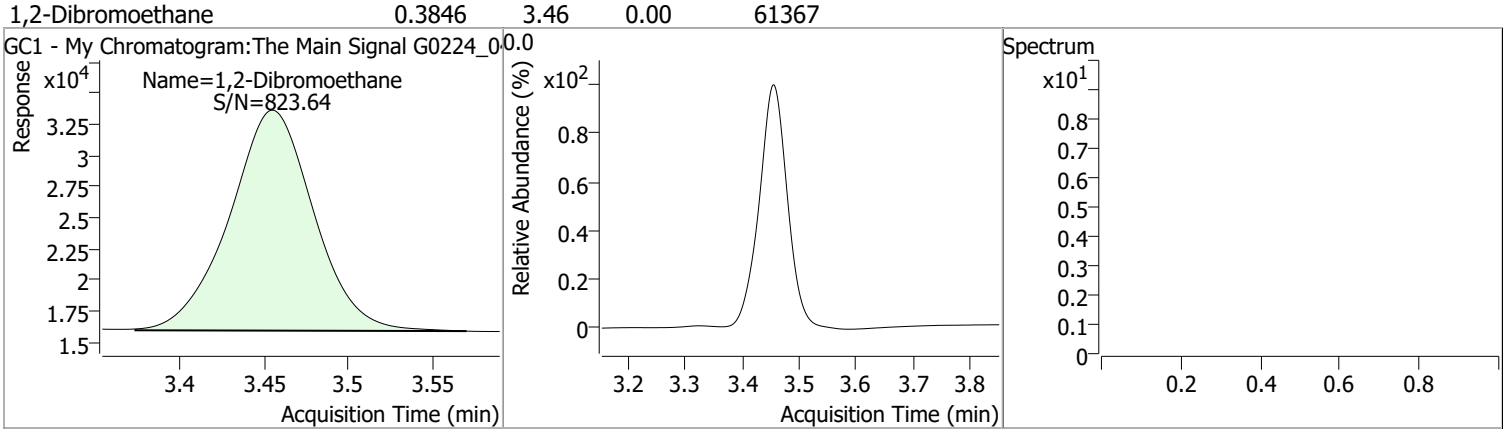

Compound	Conc.	RT	Dev(Min)	Resp.	QIon	QRatio	Lower	Upper
1,1,1,2-Tetrachloroethane	0.4353	3.98	0.00	157427				

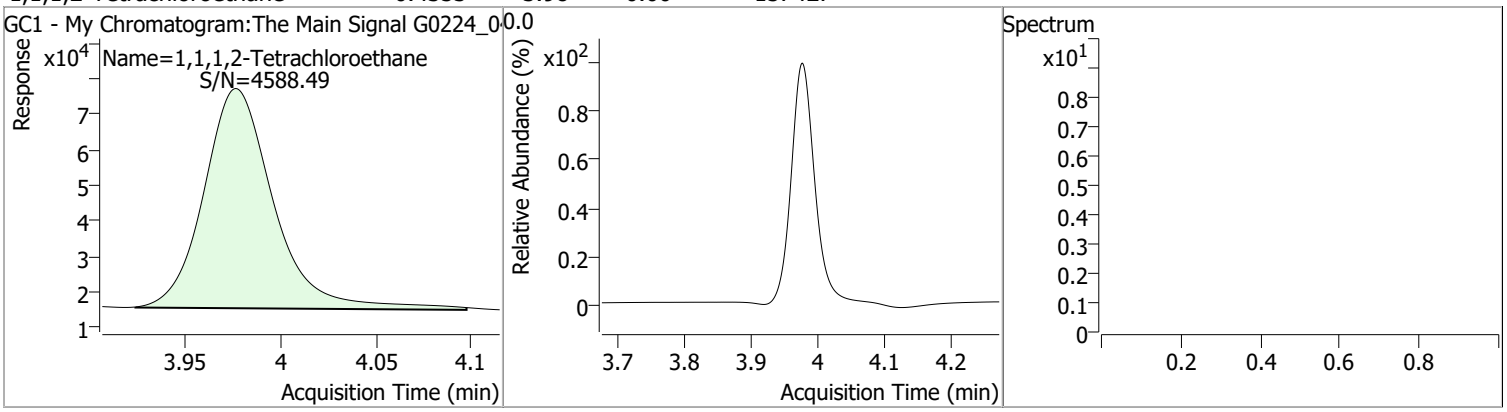

Quantitation Results Report (QT Reviewed)

Data File	G0224_050.0050.D	Operator	
Acq. Method	testAcqFileNamePath	Acq. Date-Time	2/25/2022 9:56:08 AM
Sample Name	8011Primer	Instrument	WJB
Vial		Multiplier	1.00
DA Method File	G022422_8011_W_CLT.m	Comment	
Tune File		Tune Date	
Batch Name	G022422_8011_W_CLT.batch.bin	Last Calib Update	2/25/2022 8:11:20 AM
Ref Library			

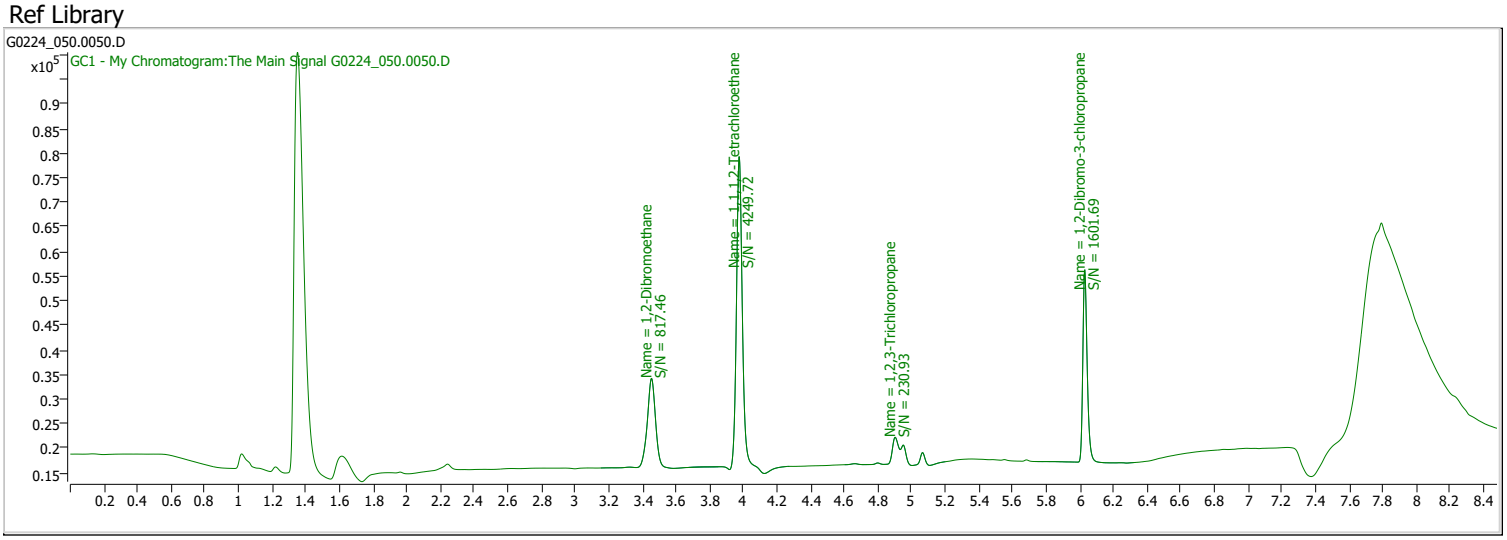

Compound	RT	QIon	Resp.	Conc.	Units		Dev(Min)
Internal Standards							
System Monitoring Compounds							
S 1,1,1,2-Tetrachloroethane	3.975	0.0	159739	0.4413	µg/L		0.001
Spiked Amount: 0.100	Range: 70.0 - 130.0%			Recovery = 441.32%		*	
Target Compounds							QValue
M 1,2-Dibromoethane	3.454	0.0	62210	0.3903	µg/L		100

(#) = Qualifier Out of Range; (m) = Manual Integration; (+) = Area Summed; (*) = Surrogate Percent Recovery Out of Range; (d): Zeroed Peak

Compound	Conc.	RT	Dev(Min)	Resp.	QIon	QRatio	Lower	Upper
1,2-Dibromoethane	0.3903	3.45	0.00	62210				

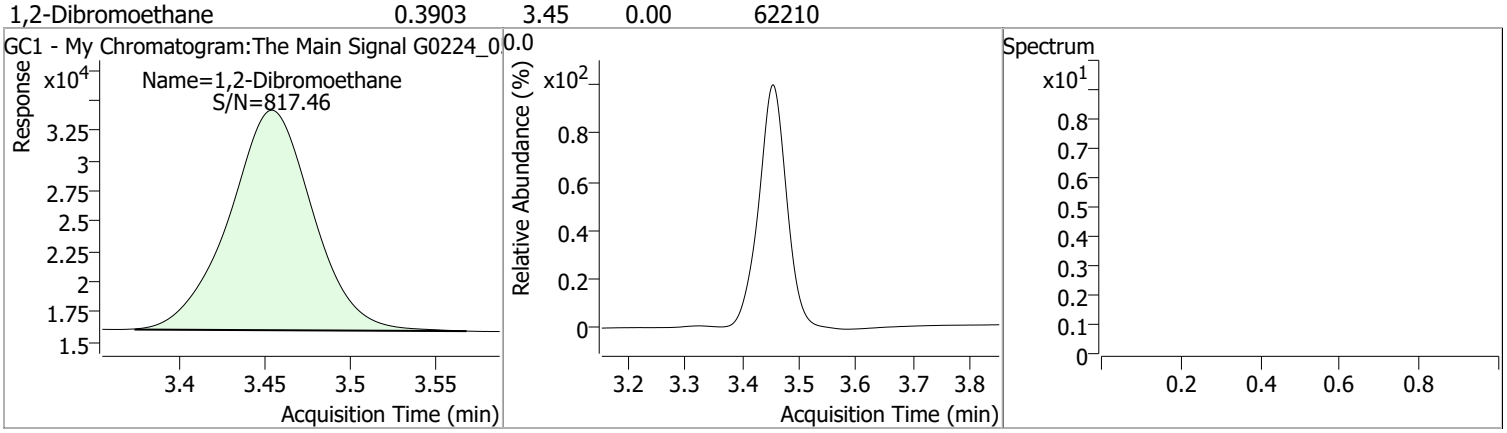

Compound	Conc.	RT	Dev(Min)	Resp.	QIon	QRatio	Lower	Upper
1,1,1,2-Tetrachloroethane	0.4413	3.98	0.00	159739				

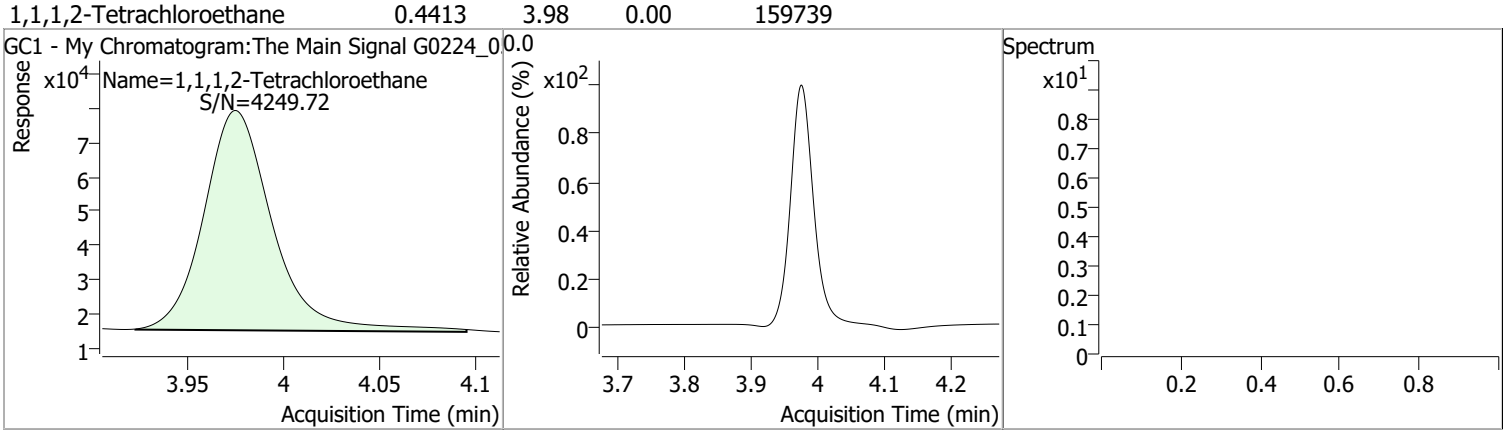

Quantitation Results Report (QT Reviewed)

Data File	G0224_051.0051.D	Operator	
Acq. Method	testAcqFileNamePath	Acq. Date-Time	2/25/2022 10:15:47 AM
Sample Name	8011Primer	Instrument	WJB
Vial		Multiplier	1.00
DA Method File	G022422_8011_W_CLT.m	Comment	
Tune File		Tune Date	
Batch Name	G022422_8011_W_CLT.batch.bin	Last Calib Update	2/25/2022 8:11:20 AM
Ref Library			

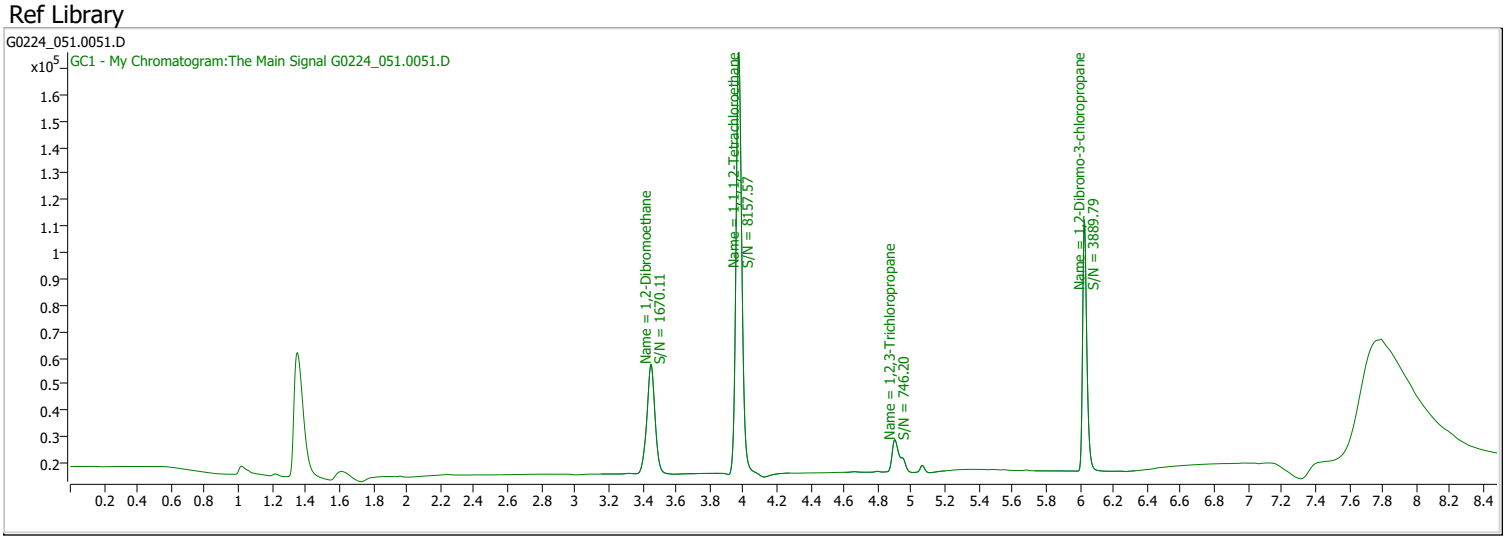

Compound	RT	QIon	Resp.	Conc.	Units	Dev(Min)
Internal Standards						
System Monitoring Compounds						
S 1,1,1,2-Tetrachloroethane	3.973	0.0	395059	1.0267	µg/L	-0.002
Spiked Amount: 0.100	Range: 70.0 - 130.0%			Recovery = 1026.68%	*	
Target Compounds						QValue
M 1,2-Dibromoethane	3.451	0.0	140701	0.9818	µg/L	100

(#) = Qualifier Out of Range; (m) = Manual Integration; (+) = Area Summed; (*) = Surrogate Percent Recovery Out of Range; (d): Zeroed Peak

Compound	Conc.	RT	Dev(Min)	Resp.	QIon	QRatio	Lower	Upper
1,2-Dibromoethane	0.9818	3.45	0.00	140701				

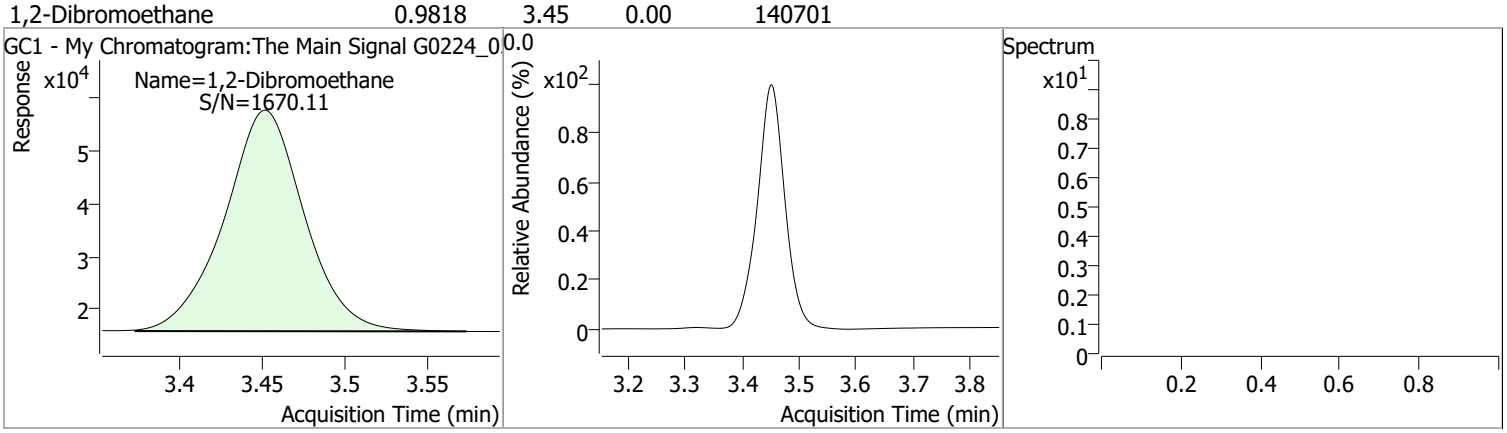

Compound	Conc.	RT	Dev(Min)	Resp.	QIon	QRatio	Lower	Upper
1,1,1,2-Tetrachloroethane	1.0267	3.97	0.00	395059				

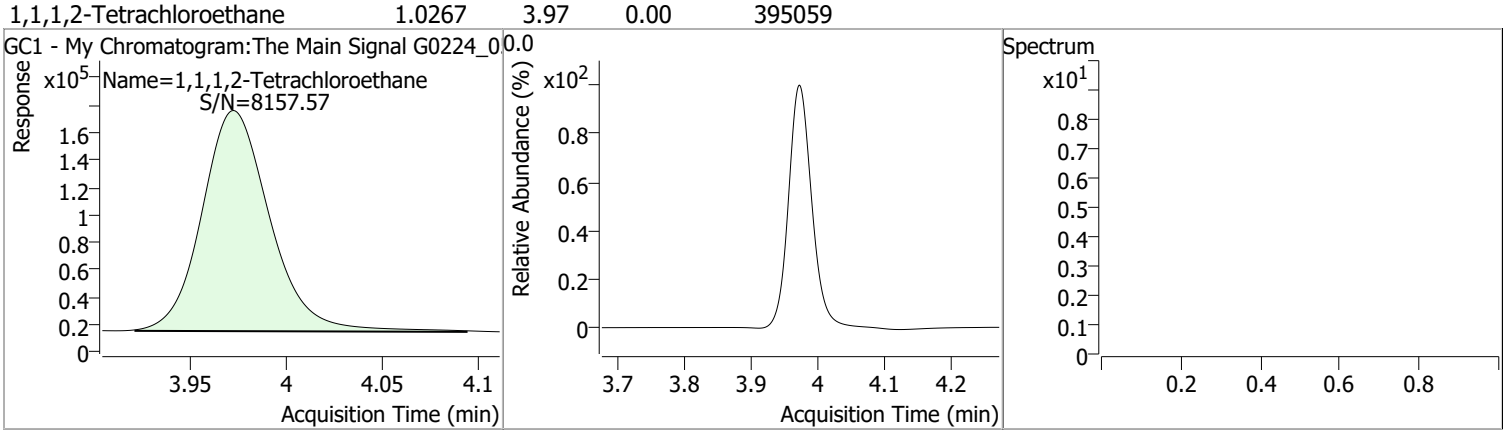

Quantitation Results Report (QT Reviewed)

Data File	G0224_052.0052.D	Operator	
Acq. Method	testAcqFileNamePath	Acq. Date-Time	2/25/2022 10:35:30 AM
Sample Name	Hexane	Instrument	WJB
Vial		Multiplier	1.00
DA Method File	G022422_8011_W_CLT.m	Comment	
Tune File		Tune Date	
Batch Name	G022422_8011_W_CLT.batch.bin	Last Calib Update	2/25/2022 8:11:20 AM
Ref Library			

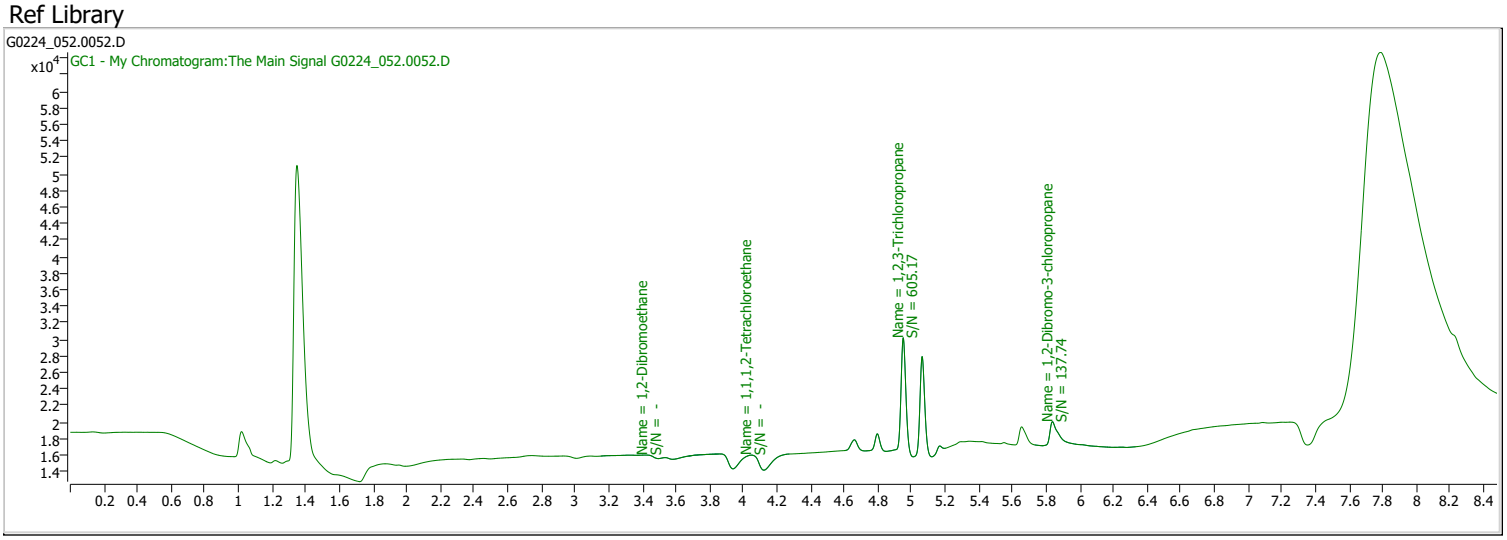

Compound	RT	QIon	Resp.	Conc.	Units		Dev(Min)
Internal Standards							
System Monitoring Compounds							
S 1,1,1,2-Tetrachloroethane	4.047	0.0	0		µg/L	md	0.072
Spiked Amount: 0.100	Range: 70.0 - 130.0%			Recovery = NA%			
Target Compounds							QValue
M 1,2-Dibromoethane	3.428	0.0	0		µg/L	md	1

(#) = Qualifier Out of Range; (m) = Manual Integration; (+) = Area Summed; (*) = Surrogate Percent Recovery Out of Range; (d): Zeroed Peak

Compound	Conc.	RT	Dev(Min)	Resp.	QIon	QRatio	Lower	Upper
1,2-Dibromoethane		0		0				

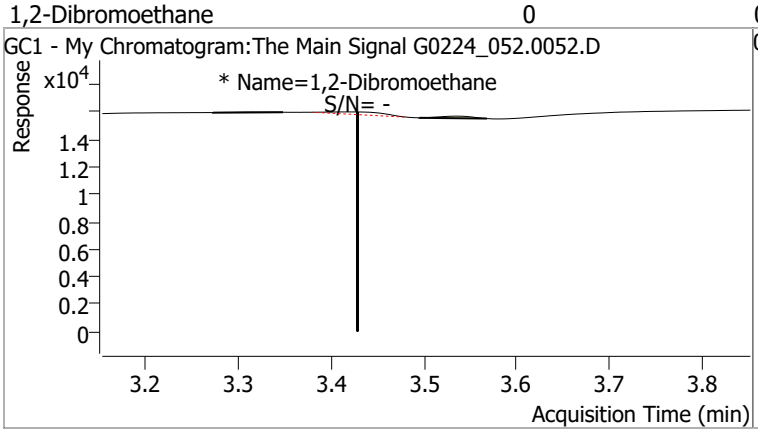

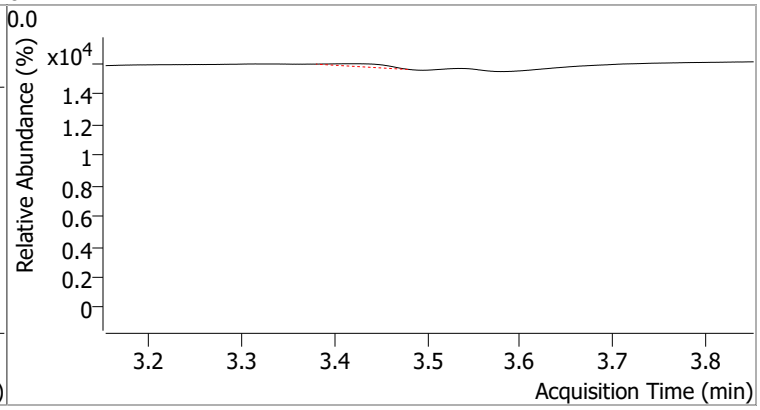

Compound	Conc.	RT	Dev(Min)	Resp.	QIon	QRatio	Lower	Upper
1,1,1,2-Tetrachloroethane		0		0				

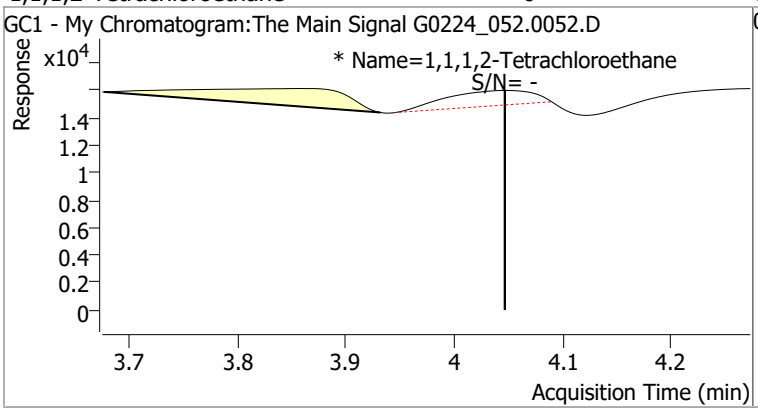

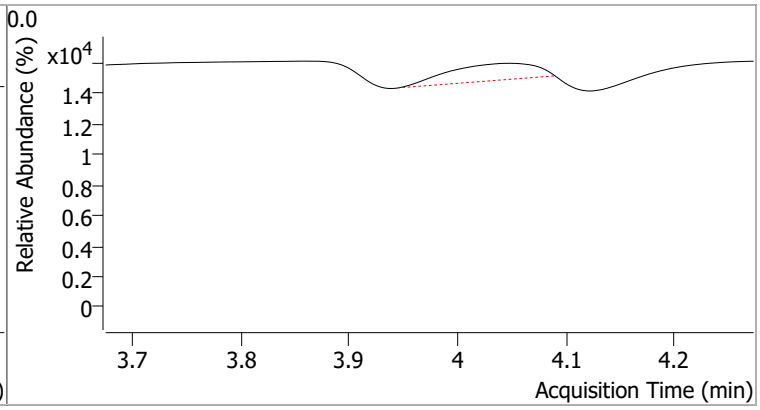

Quantitation Results Report (QT Reviewed)

Data File	G0224_053.0053.D	Operator	
Acq. Method	testAcqFileNamePath	Acq. Date-Time	2/25/2022 10:55:11 AM
Sample Name	CAL3-163984	Instrument	WJB
Vial		Multiplier	1.00
DA Method File	G022422_8011_W_CLT.m	Comment	
Tune File		Tune Date	
Batch Name	G022422_8011_W_CLT.batch.bin	Last Calib Update	2/25/2022 8:11:20 AM
Ref Library			

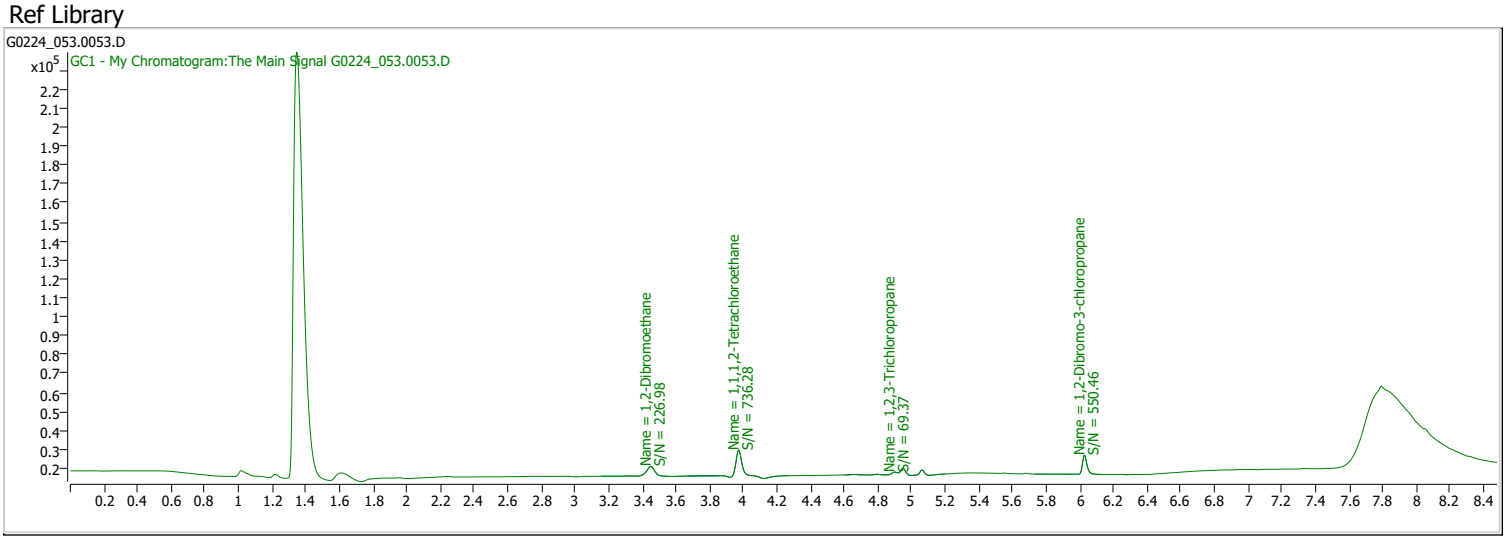

Compound	RT	QIon	Resp.	Conc.	Units	Dev(Min)
Internal Standards						
System Monitoring Compounds						
S 1,1,1,2-Tetrachloroethane	3.973	0.0	32143	0.0969	µg/L	-0.002
Spiked Amount: 0.100	Range: 70.0 - 130.0%			Recovery = 96.89%		
Target Compounds						QValue
M 1,2-Dibromoethane	3.450	0.0	17084	0.1022	µg/L	100

(#) = Qualifier Out of Range; (m) = Manual Integration; (+) = Area Summed; (*) = Surrogate Percent Recovery Out of Range; (d): Zeroed Peak

Compound	Conc.	RT	Dev(Min)	Resp.	QIon	QRatio	Lower	Upper
1,2-Dibromoethane	0.1022	3.45	0.00	17084				

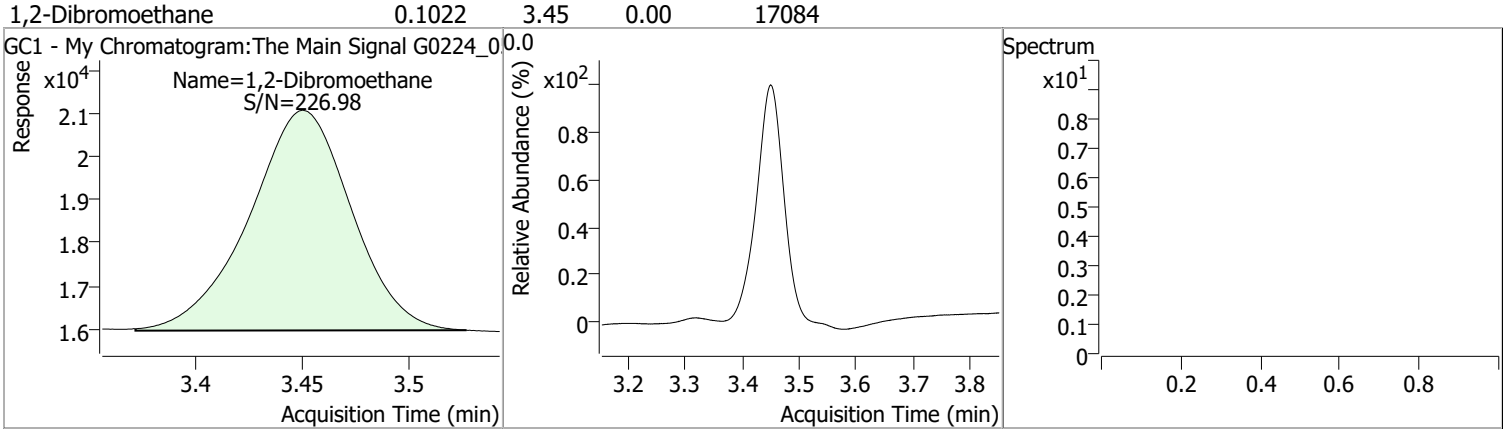

Compound	Conc.	RT	Dev(Min)	Resp.	QIon	QRatio	Lower	Upper
1,1,1,2-Tetrachloroethane	0.0969	3.97	0.00	32143				

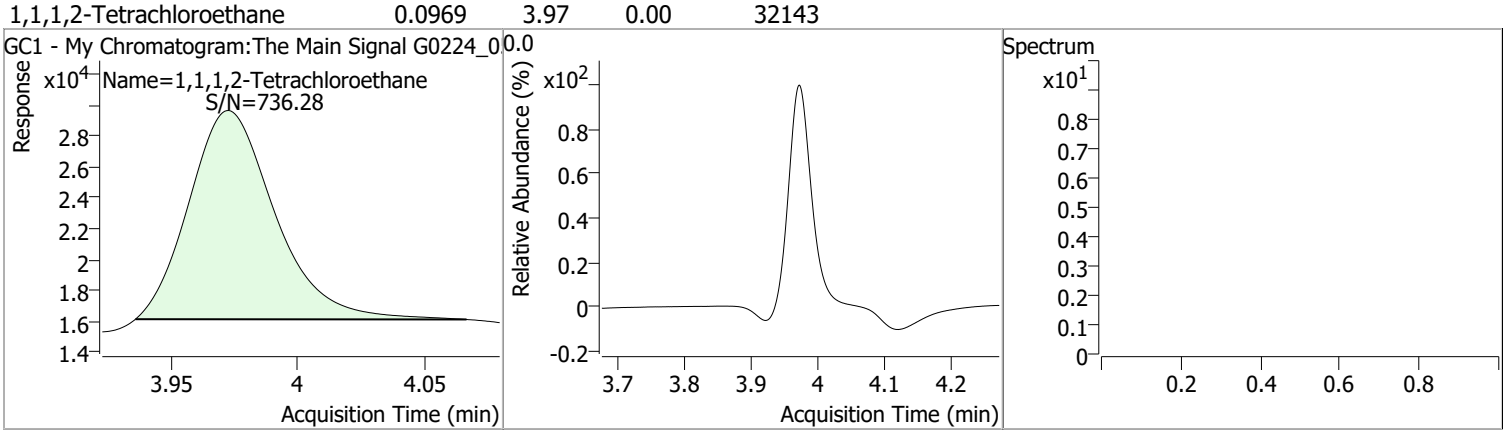

Quantitation Results Report (QT Reviewed)

Data File	G0224_054.0054.D	Operator	
Acq. Method	testAcqFileNamePath	Acq. Date-Time	2/25/2022 11:14:57 AM
Sample Name	Hexane	Instrument	WJB
Vial		Multiplier	1.00
DA Method File	G022422_8011_W_CLT.m	Comment	
Tune File		Tune Date	
Batch Name	G022422_8011_W_CLT.batch.bin	Last Calib Update	2/25/2022 8:11:20 AM
Ref Library			

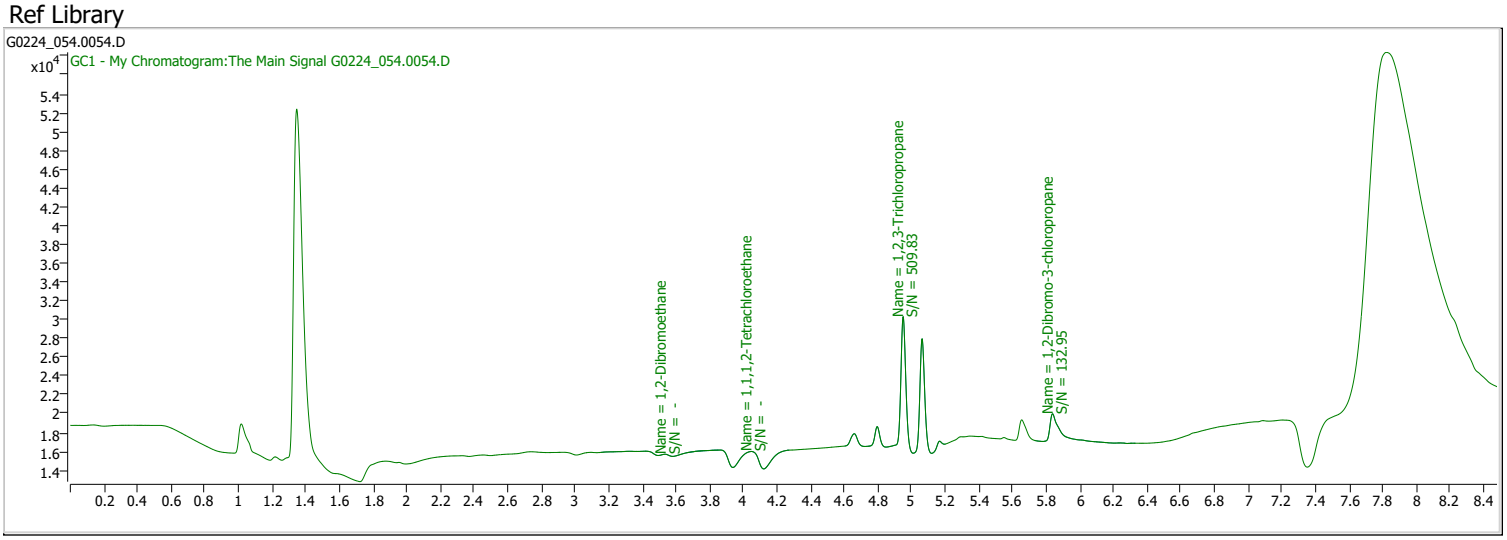

Compound	RT	QIon	Resp.	Conc.	Units		Dev(Min)
Internal Standards							
System Monitoring Compounds							
S 1,1,1,2-Tetrachloroethane	4.048	0.0	0		µg/L	md	0.073
Spiked Amount: 0.100	Range: 70.0 - 130.0%			Recovery = NA%			
Target Compounds							QValue
M 1,2-Dibromoethane	3.538	0.0	0		µg/L	md	1

(#) = Qualifier Out of Range; (m) = Manual Integration; (+) = Area Summed; (*) = Surrogate Percent Recovery Out of Range; (d): Zeroed Peak

Compound	Conc.	RT	Dev(Min)	Resp.	QIon	QRatio	Lower	Upper
1,2-Dibromoethane		0		0				

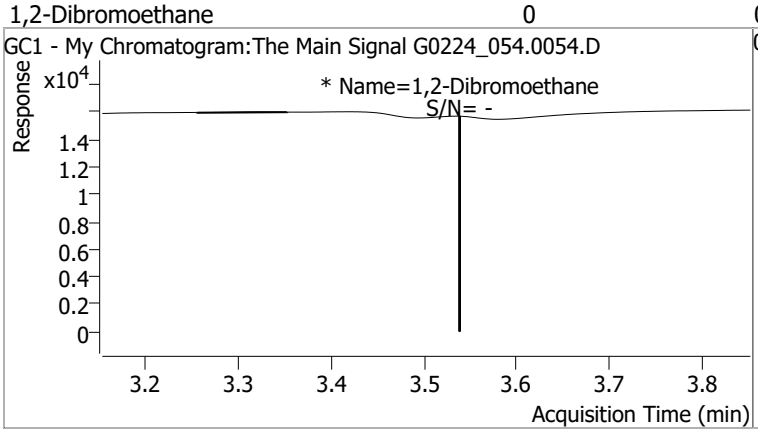

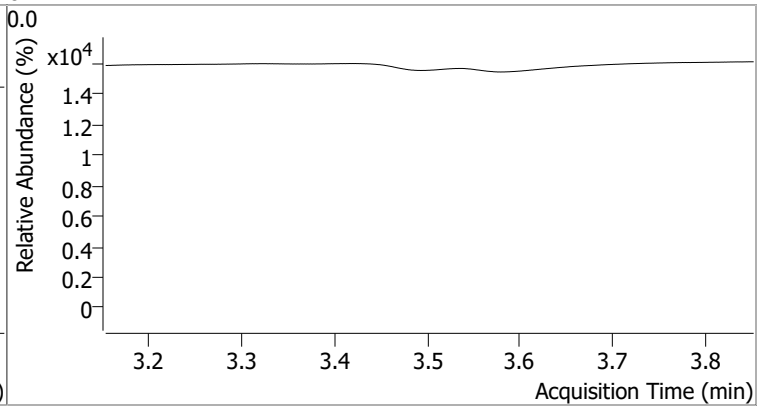

Compound	Conc.	RT	Dev(Min)	Resp.	QIon	QRatio	Lower	Upper
1,1,1,2-Tetrachloroethane		0		0				

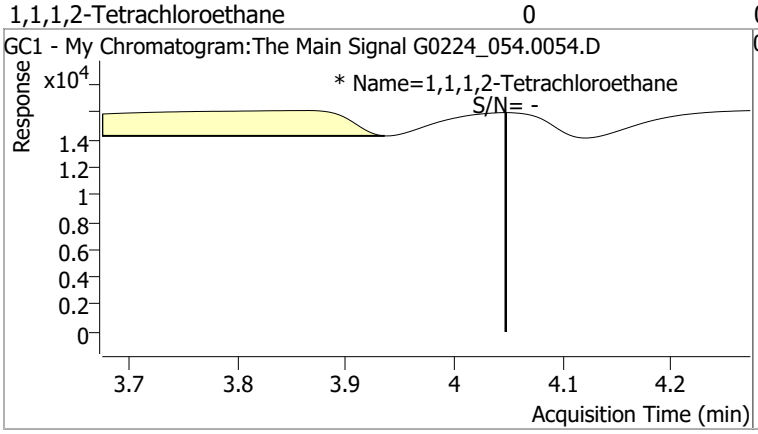

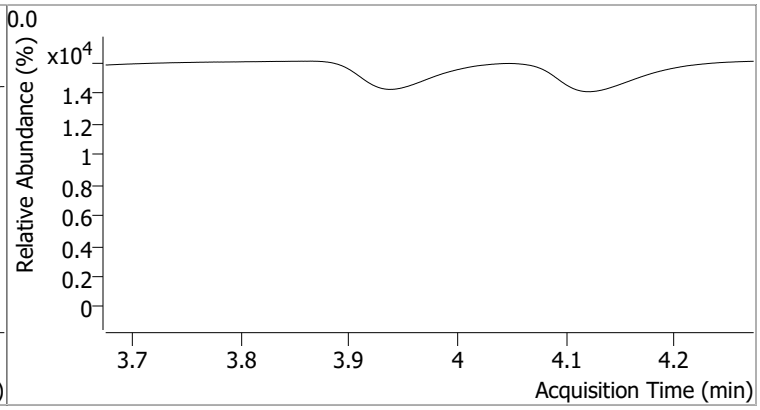

Quantitation Results Report (QT Reviewed)

Data File	G0224_055.0055.D	Operator	
Acq. Method	testAcqFileNamePath	Acq. Date-Time	2/25/2022 11:34:46 AM
Sample Name	B22021435-032H	Instrument	WJB
Vial		Multiplier	1.00
DA Method File	G022422_8011_W_CLT.m	Comment	re-extract
Tune File		Tune Date	
Batch Name	G022422_8011_W_CLT.batch.bin	Last Calib Update	2/25/2022 8:11:20 AM
Ref Library			

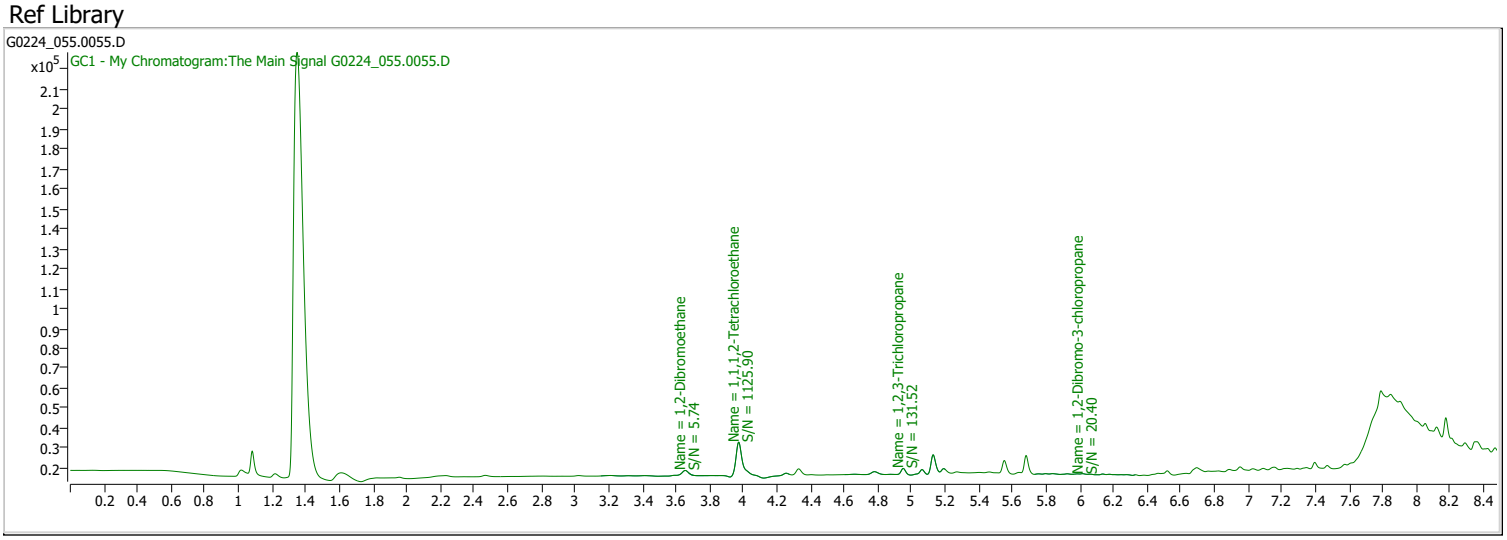

Compound	RT	QIon	Resp.	Conc.	Units		Dev(Min)
Internal Standards							
System Monitoring Compounds							
S 1,1,1,2-Tetrachloroethane	3.973	0.0	45726	0.1346	µg/L	m	-0.002
Spiked Amount: 0.100	Range: 70.0 - 130.0%			Recovery = 134.61%		*	
Target Compounds							QValue
M 1,2-Dibromoethane	3.655	0.0	8425	0.0500	µg/L		100

(#) = Qualifier Out of Range; (m) = Manual Integration; (+) = Area Summed; (*) = Surrogate Percent Recovery Out of Range; (d): Zeroed Peak

Compound	Conc.	RT	Dev(Min)	Resp.	QIon	QRatio	Lower	Upper
1,2-Dibromoethane	0.0500	3.66	0.20	8425				

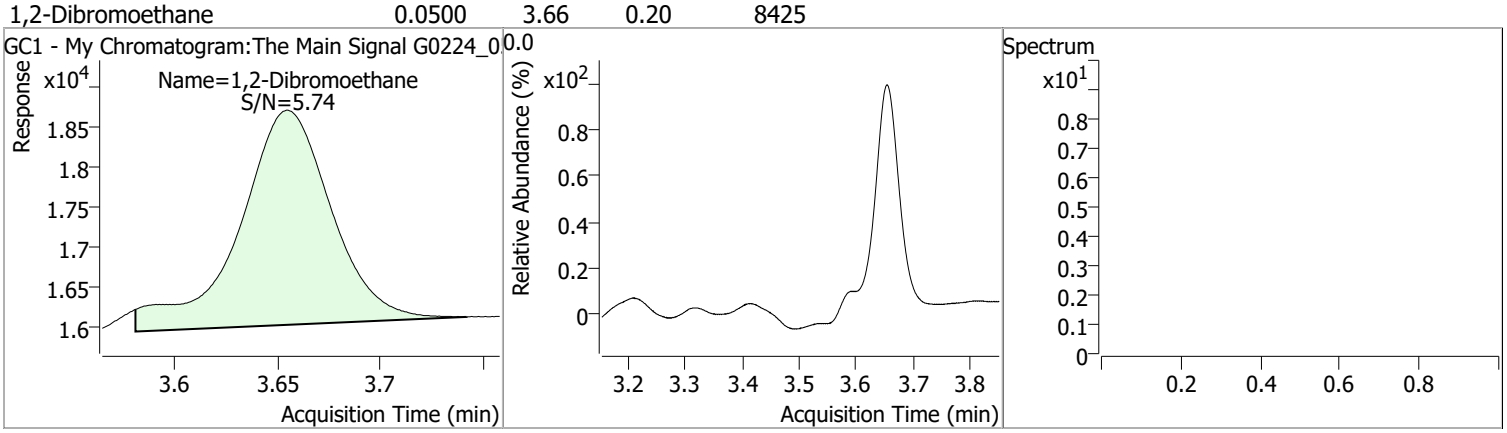

Compound	Conc.	RT	Dev(Min)	Resp.	QIon	QRatio	Lower	Upper
1,1,1,2-Tetrachloroethane	0.1346	3.97	0.00	45726 (m)				

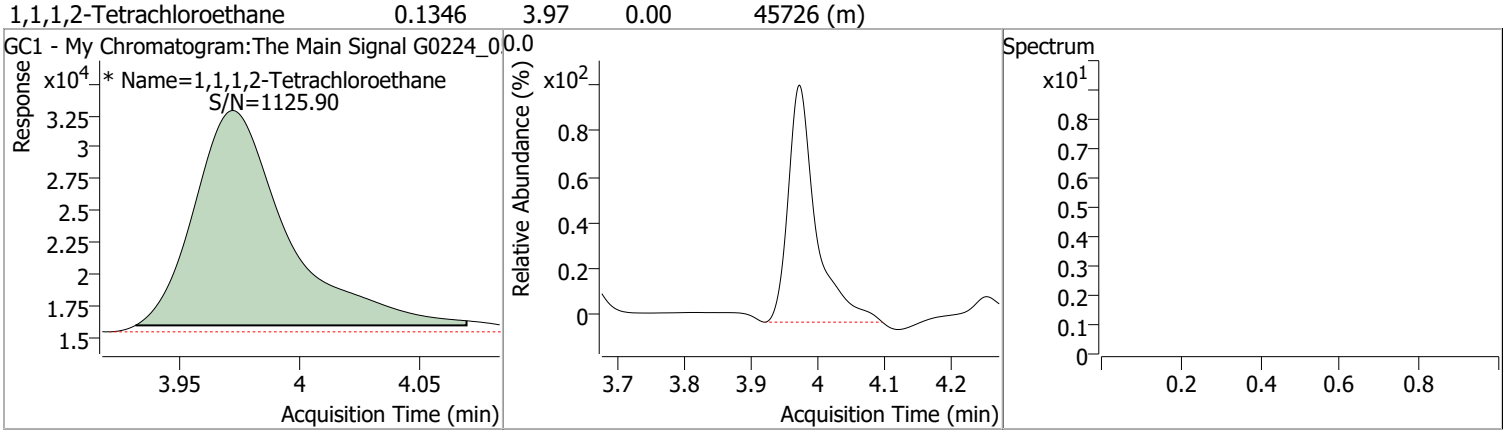

Quantitation Results Report (QT Reviewed)

Data File	G0224_056.0056.D	Operator	
Acq. Method	testAcqFileNamePath	Acq. Date-Time	2/25/2022 11:54:37 AM
Sample Name	B22021435-035A	Instrument	WJB
Vial		Multiplier	1.00
DA Method File	G022422_8011_W_CLT.m	Comment	re-extract
Tune File		Tune Date	
Batch Name	G022422_8011_W_CLT.batch.bin	Last Calib Update	2/25/2022 8:11:20 AM
Ref Library			

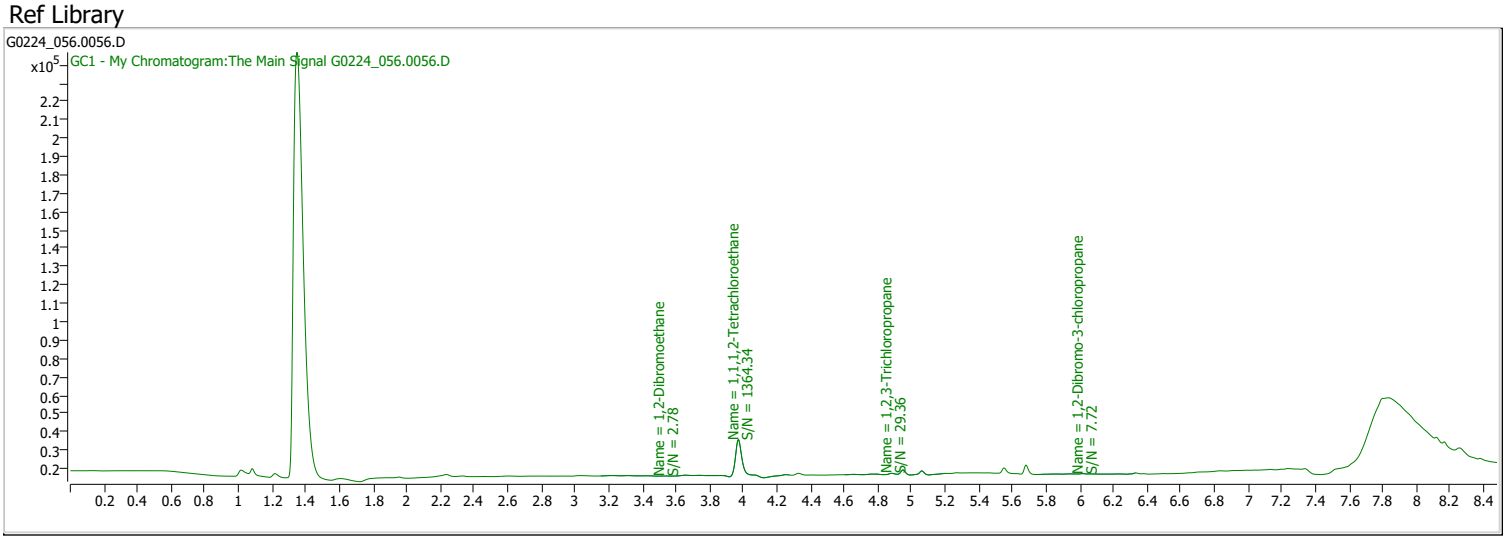

Compound	RT	QIon	Resp.	Conc.	Units		Dev(Min)
Internal Standards							
System Monitoring Compounds							
S 1,1,1,2-Tetrachloroethane	3.970	0.0	48775	0.1430	µg/L	m	-0.004
Spiked Amount: 0.100	Range: 70.0 - 130.0%			Recovery = 143.04%		*	
Target Compounds							QValue
M 1,2-Dibromoethane	3.529	0.0	157	0.0009	µg/L		100

(#) = Qualifier Out of Range; (m) = Manual Integration; (+) = Area Summed; (*) = Surrogate Percent Recovery Out of Range; (d): Zeroed Peak

Compound	Conc.	RT	Dev(Min)	Resp.	QIon	QRatio	Lower	Upper
1,2-Dibromoethane	0.0009	3.53	0.08	157				

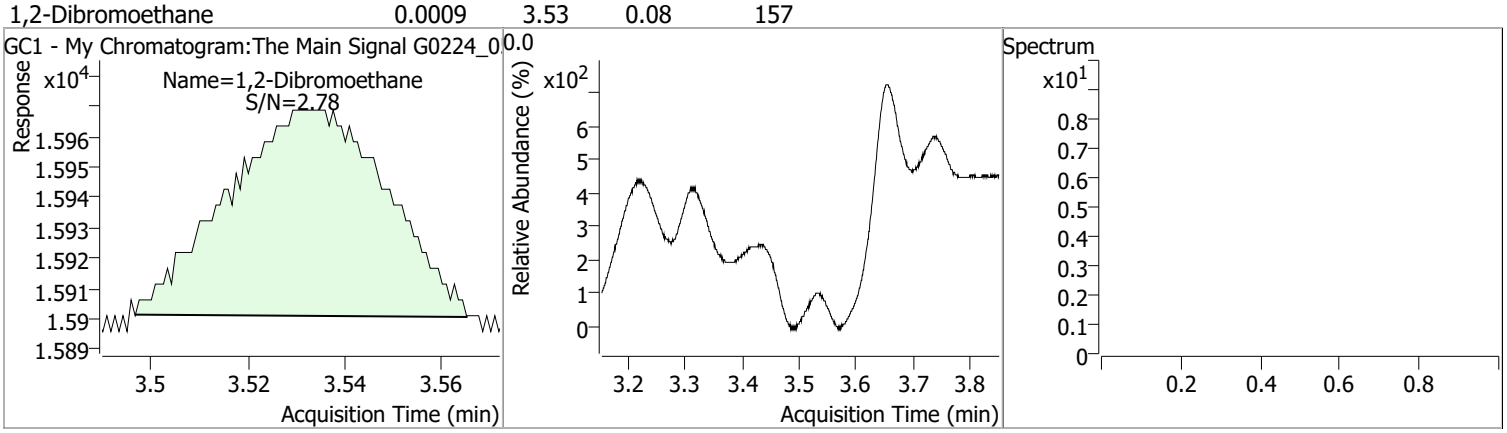

Compound	Conc.	RT	Dev(Min)	Resp.	QIon	QRatio	Lower	Upper
1,1,1,2-Tetrachloroethane	0.1430	3.97	0.00	48775 (m)				

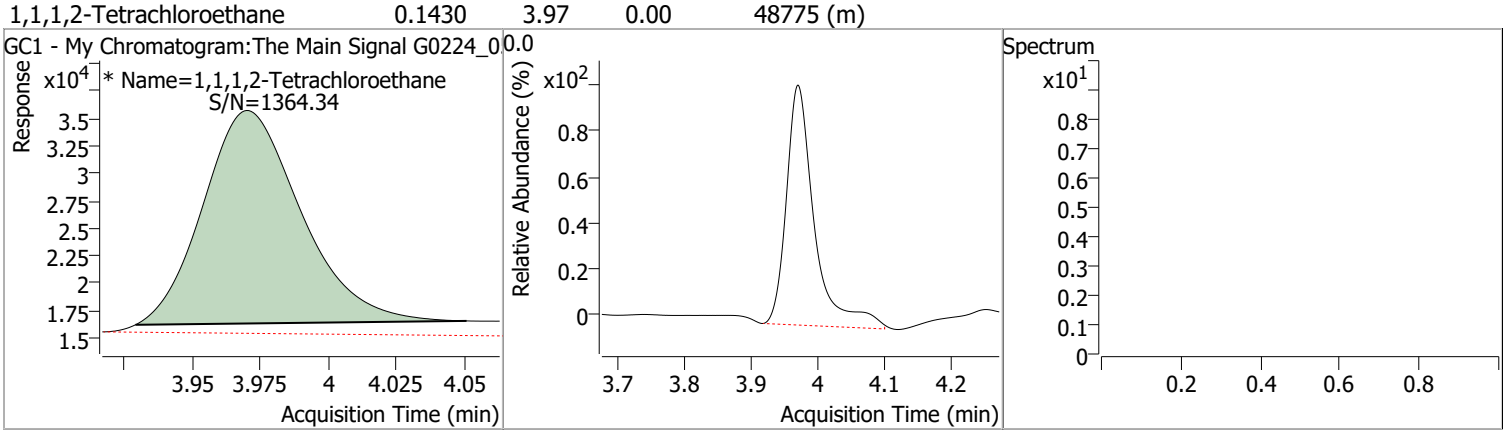

Quantitation Results Report (QT Reviewed)

Data File	G0225_001.0001.D	Operator	
Acq. Method	testAcqFileNamePath	Acq. Date-Time	2/25/2022 12:37:08 PM
Sample Name	Hexane	Instrument	WJB
Vial		Multiplier	1.00
DA Method File	G022422_8011_W_CLT.m	Comment	
Tune File		Tune Date	
Batch Name	G022522_8011_W_CLT.batch.bin	Last Calib Update	2/25/2022 8:11:20 AM
Ref Library			

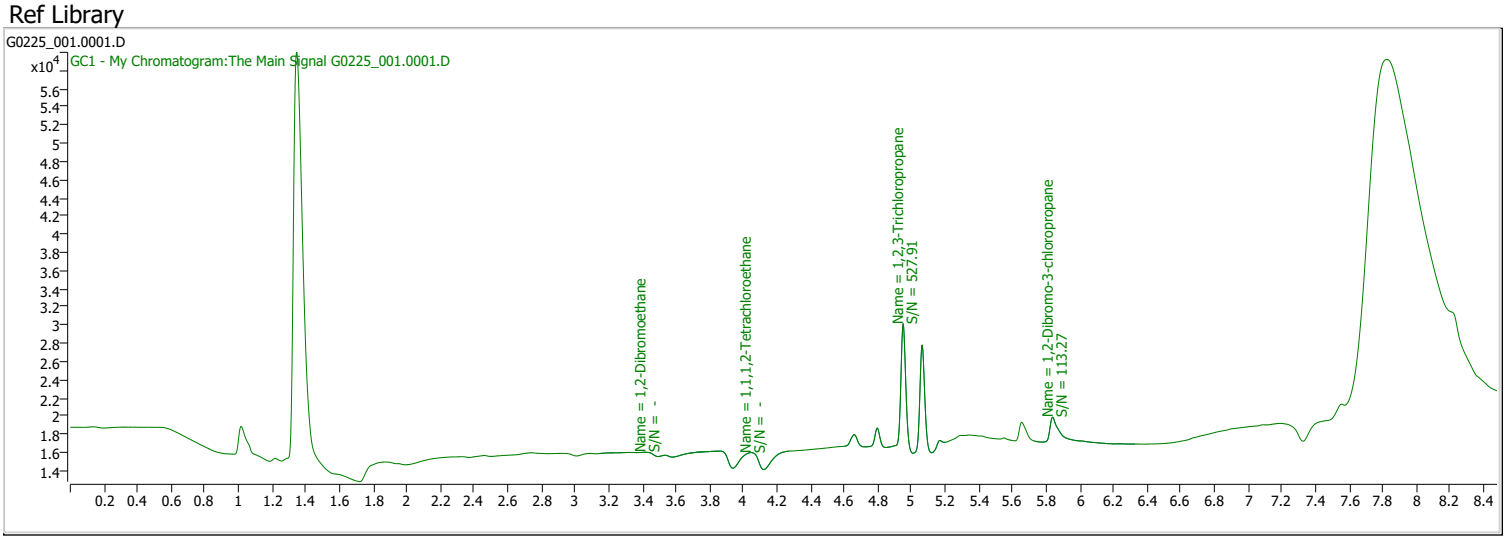

Compound	RT	QIon	Resp.	Conc.	Units		Dev(Min)
Internal Standards							
System Monitoring Compounds							
S 1,1,1,2-Tetrachloroethane	4.045	0.0	0		µg/L	md	0.073
Spiked Amount: 0.100	Range: 70.0 - 130.0%			Recovery = NA%			
Target Compounds							QValue
M 1,2-Dibromoethane	3.418	0.0	0		µg/L	md	1

(#) = Qualifier Out of Range; (m) = Manual Integration; (+) = Area Summed; (*) = Surrogate Percent Recovery Out of Range; (d): Zeroed Peak

Compound	Conc.	RT	Dev(Min)	Resp.	QIon	QRatio	Lower	Upper
1,2-Dibromoethane		0		0				

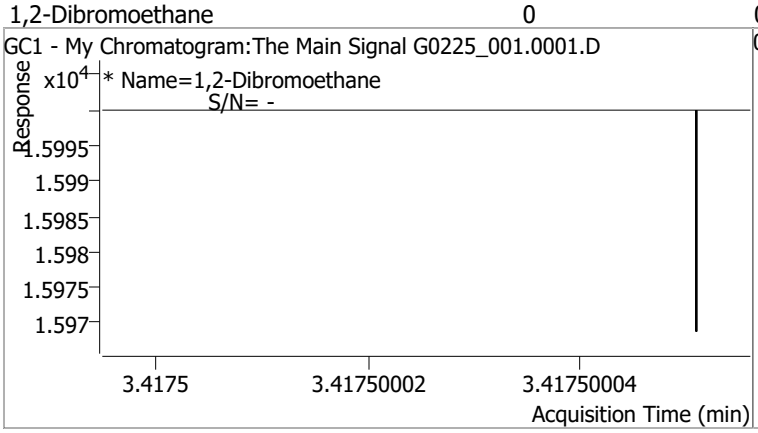

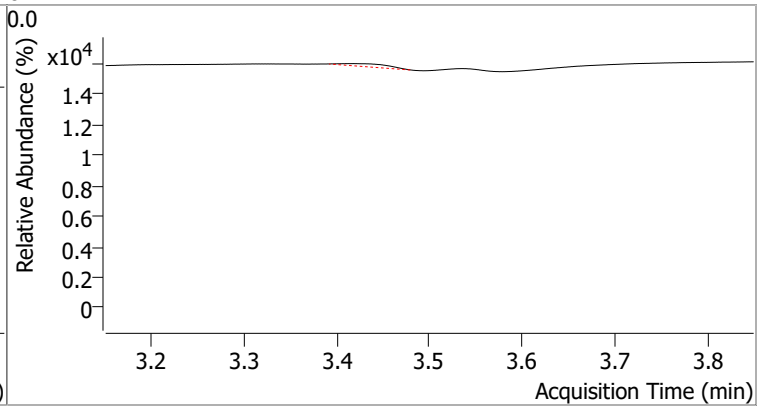

Compound	Conc.	RT	Dev(Min)	Resp.	QIon	QRatio	Lower	Upper
1,1,1,2-Tetrachloroethane		0		0				

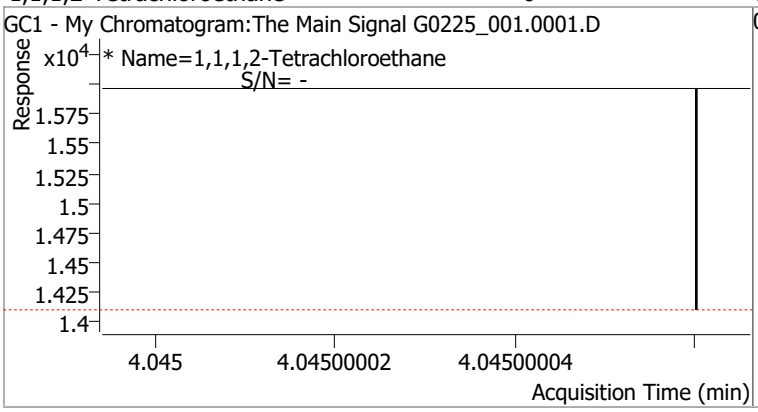

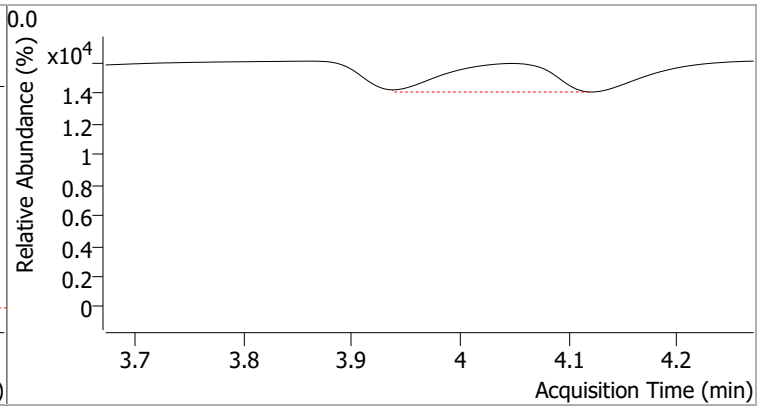

Quantitation Results Report (QT Reviewed)

Data File	G0225_002(1).0002.D	Operator	
Acq. Method	testAcqFileNamePath	Acq. Date-Time	2/25/2022 12:56:57 PM
Sample Name	CK3-164037	Instrument	WJB
Vial		Multiplier	1.00
DA Method File	G022422_8011_W_CLT.m	Comment	
Tune File		Tune Date	
Batch Name	G022522_8011_W_CLT.batch.bin	Last Calib Update	2/25/2022 8:11:20 AM
Ref Library			

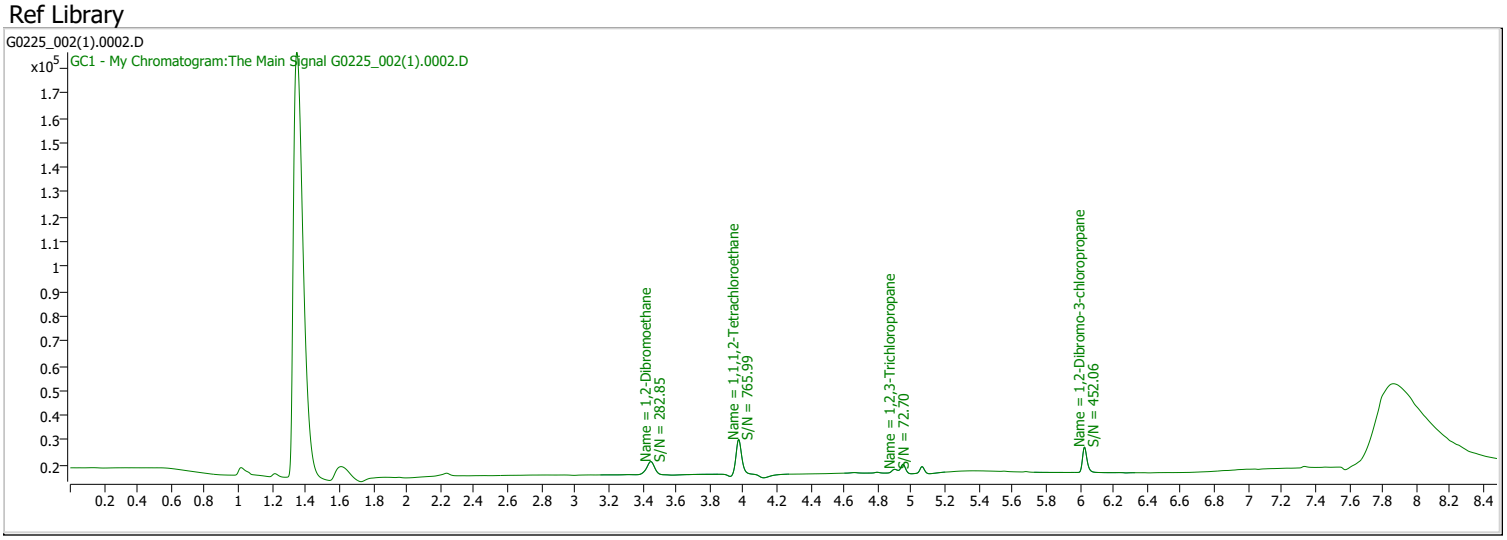

Compound	RT	QIon	Resp.	Conc.	Units		Dev(Min)
Internal Standards							
System Monitoring Compounds							
S 1,1,1,2-Tetrachloroethane	3.972	0.0	33580	0.1009	µg/L	m	0.000
Spiked Amount: 0.100	Range: 70.0 - 130.0%			Recovery = 100.89%			
Target Compounds							QValue
M 1,2-Dibromoethane	3.450	0.0	18599	0.1114	µg/L		100

(#) = Qualifier Out of Range; (m) = Manual Integration; (+) = Area Summed; (*) = Surrogate Percent Recovery Out of Range; (d): Zeroed Peak

Compound	Conc.	RT	Dev(Min)	Resp.	QIon	QRatio	Lower	Upper
1,2-Dibromoethane	0.1114	3.45	0.00	18599				

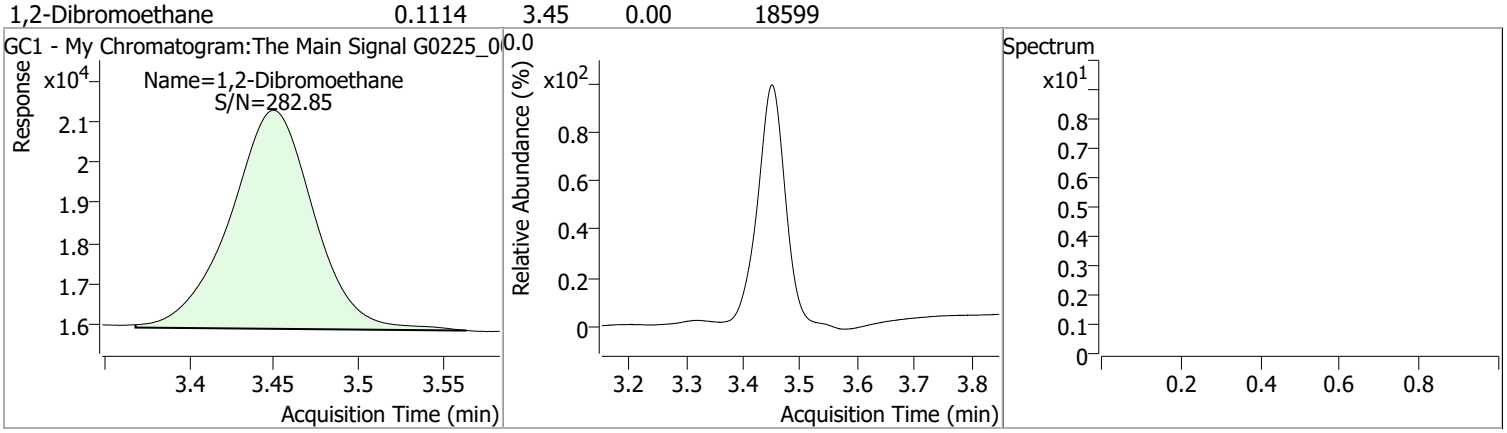

Compound	Conc.	RT	Dev(Min)	Resp.	QIon	QRatio	Lower	Upper
1,1,1,2-Tetrachloroethane	0.1009	3.97	0.00	33580 (m)				

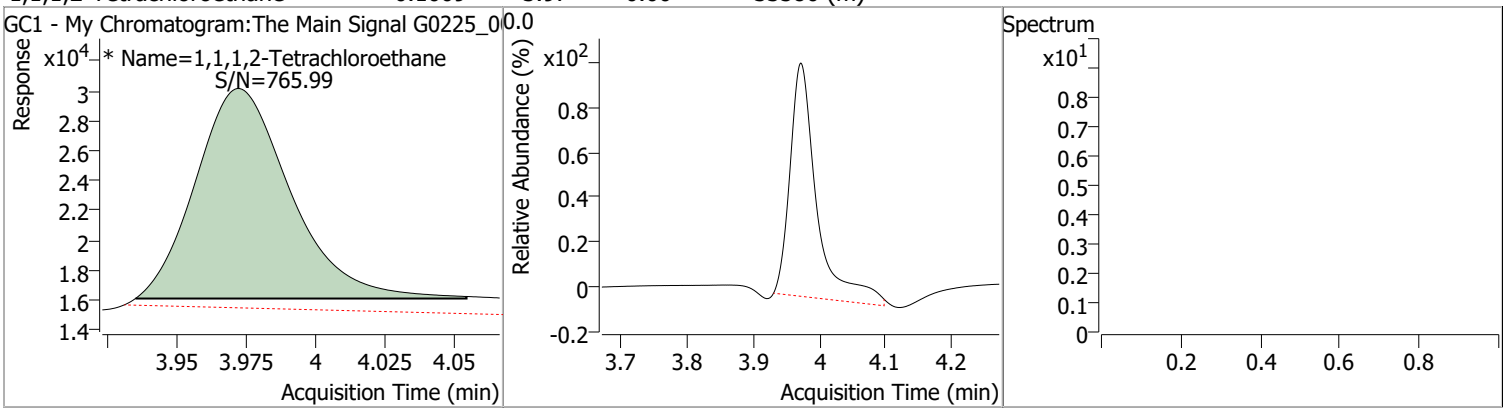

Quantitation Results Report (QT Reviewed)

Data File	G0225_003.0003.D	Operator	
Acq. Method	testAcqFileNamePath	Acq. Date-Time	2/25/2022 1:16:58 PM
Sample Name	MB-164037	Instrument	WJB
Vial		Multiplier	1.00
DA Method File	G022422_8011_W_CLT.m	Comment	
Tune File		Tune Date	
Batch Name	G022522_8011_W_CLT.batch.bin	Last Calib Update	2/25/2022 8:11:20 AM
Ref Library			

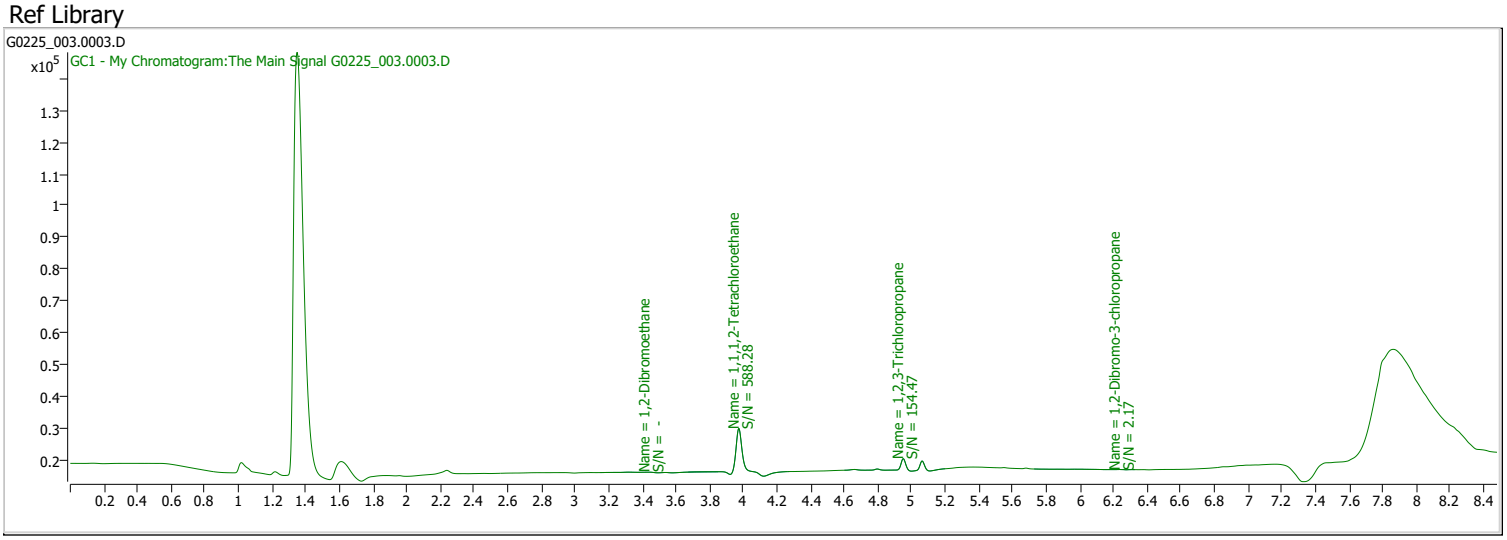

Compound	RT	QIon	Resp.	Conc.	Units		Dev(Min)
Internal Standards							
System Monitoring Compounds							
S 1,1,1,2-Tetrachloroethane	3.973	0.0	33382	0.1003	µg/L	m	0.001
Spiked Amount: 0.100	Range: 70.0 - 130.0%			Recovery = 100.34%			
Target Compounds							**QValue**
M 1,2-Dibromoethane	3.443	0.0	0		µg/L	md	1

(#) = Qualifier Out of Range; (m) = Manual Integration; (+) = Area Summed; (*) = Surrogate Percent Recovery Out of Range; (d): Zeroed Peak

Compound	Conc.	RT	Dev(Min)	Resp.	QIon	QRatio	Lower	Upper
1,2-Dibromoethane		0		0				

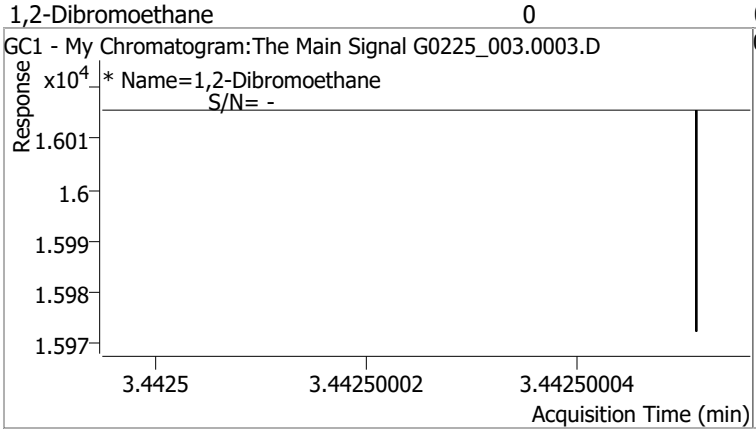

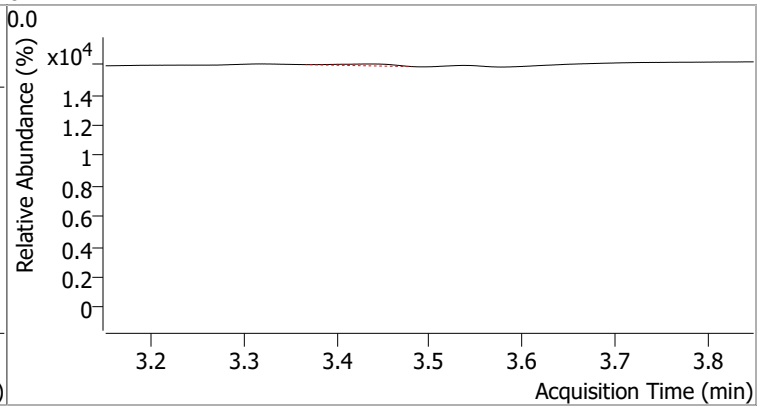

Compound	Conc.	RT	Dev(Min)	Resp.	QIon	QRatio	Lower	Upper
1,1,1,2-Tetrachloroethane	0.1003	3.97	0.00	33382 (m)				

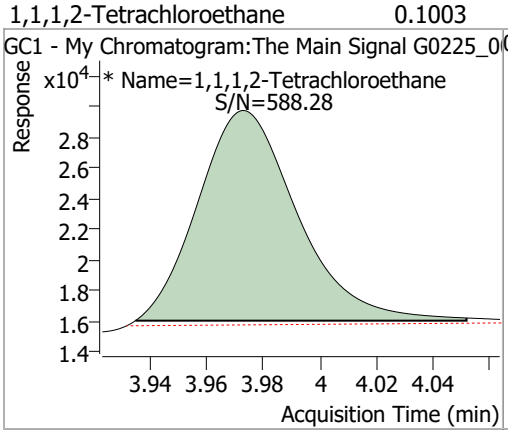

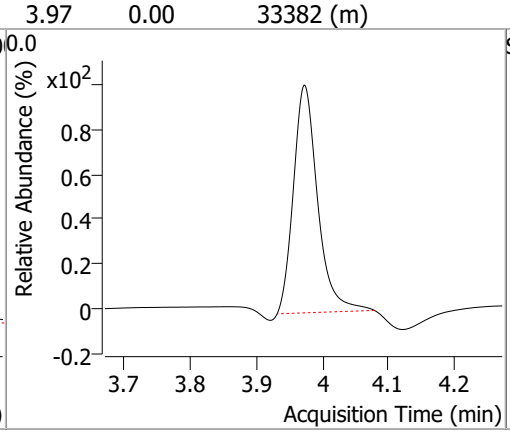

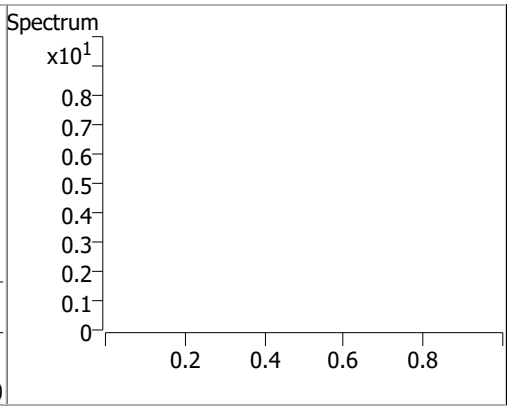

Quantitation Results Report (QT Reviewed)

Data File	G0225_004.0004.D	Operator	
Acq. Method	testAcqFileNamePath	Acq. Date-Time	2/25/2022 1:36:47 PM
Sample Name	LCS-164037	Instrument	WJB
Vial		Multiplier	1.00
DA Method File	G022422_8011_W_CLT.m	Comment	
Tune File		Tune Date	
Batch Name	G022522_8011_W_CLT.batch.bin	Last Calib Update	2/25/2022 8:11:20 AM
Ref Library			

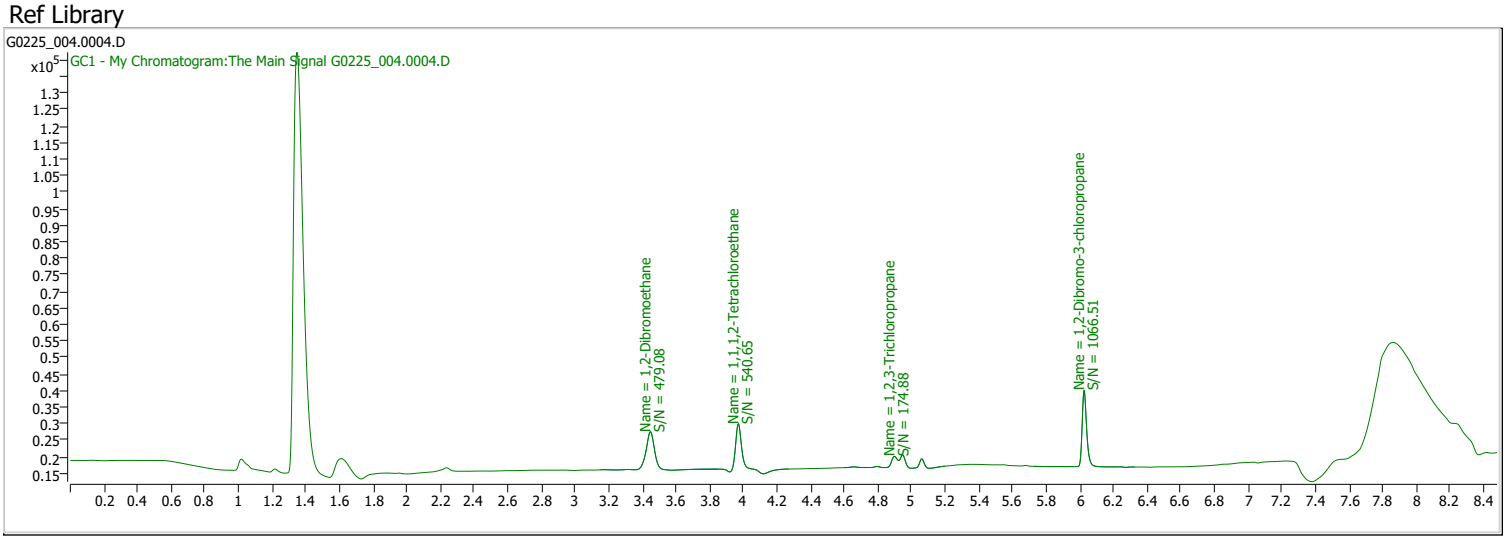

Compound	RT	QIon	Resp.	Conc.	Units		Dev(Min)
Internal Standards							
System Monitoring Compounds							
S 1,1,1,2-Tetrachloroethane	3.970	0.0	32779	0.0987	µg/L	m	-0.002
Spiked Amount: 0.100	Range: 70.0 - 130.0%			Recovery = 98.66%			
Target Compounds							QValue
M 1,2-Dibromoethane	3.448	0.0	40154	0.2459	µg/L		100

(#) = Qualifier Out of Range; (m) = Manual Integration; (+) = Area Summed; (*) = Surrogate Percent Recovery Out of Range; (d): Zeroed Peak

Compound	Conc.	RT	Dev(Min)	Resp.	QIon	QRatio	Lower	Upper
1,2-Dibromoethane	0.2459	3.45	0.00	40154				

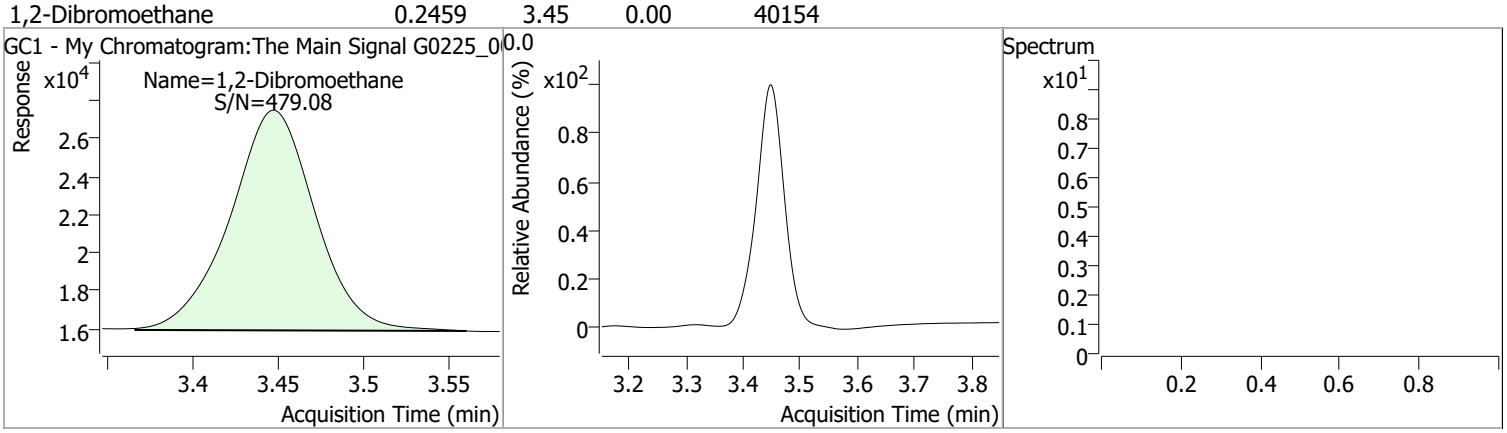

Compound	Conc.	RT	Dev(Min)	Resp.	QIon	QRatio	Lower	Upper
1,1,1,2-Tetrachloroethane	0.0987	3.97	0.00	32779 (m)				

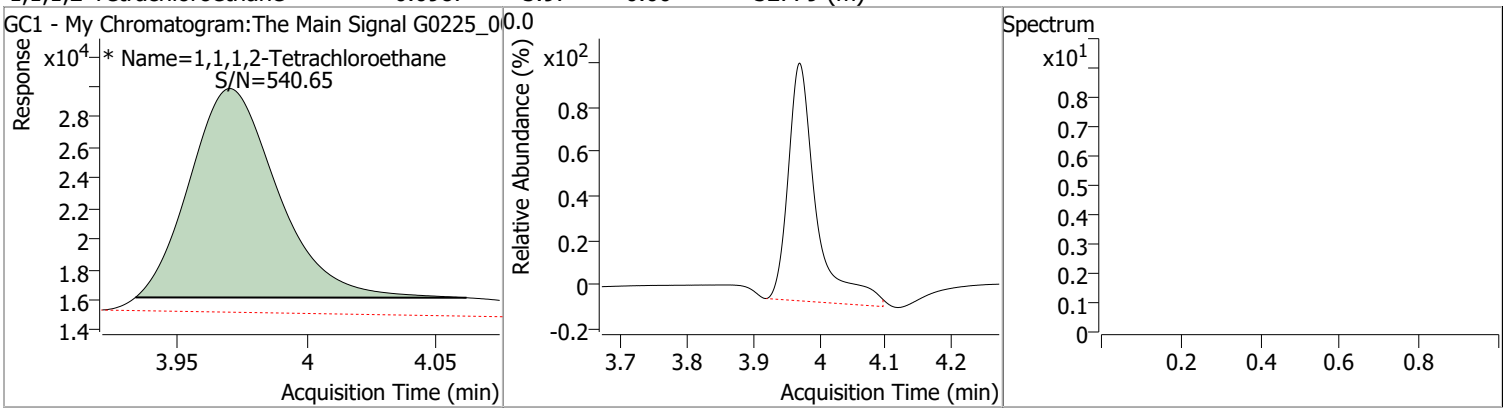

Quantitation Results Report (QT Reviewed)

Data File	G0225_005.0005.D	Operator	
Acq. Method	testAcqFileNamePath	Acq. Date-Time	2/25/2022 1:56:44 PM
Sample Name	LCS1-164037	Instrument	WJB
Vial		Multiplier	1.00
DA Method File	G022422_8011_W_CLT.m	Comment	
Tune File		Tune Date	
Batch Name	G022522_8011_W_CLT.batch.bin	Last Calib Update	2/25/2022 8:11:20 AM
Ref Library			

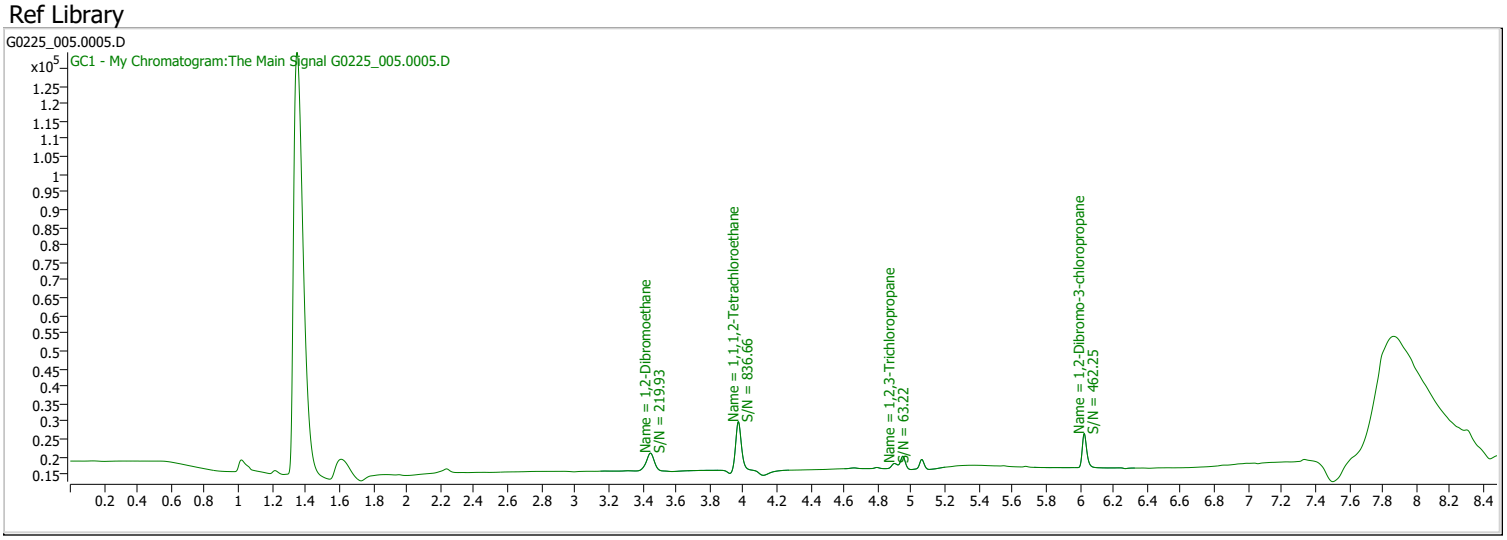

Compound	RT	QIon	Resp.	Conc.	Units		Dev(Min)
Internal Standards							
System Monitoring Compounds							
S 1,1,1,2-Tetrachloroethane	3.970	0.0	32562	0.0981	µg/L	m	-0.002
Spiked Amount: 0.100	Range: 70.0 - 130.0%			Recovery = 98.06%			
Target Compounds							QValue
M 1,2-Dibromoethane	3.448	0.0	17122	0.1024	µg/L		100

(#) = Qualifier Out of Range; (m) = Manual Integration; (+) = Area Summed; (*) = Surrogate Percent Recovery Out of Range; (d): Zeroed Peak

Compound	Conc.	RT	Dev(Min)	Resp.	QIon	QRatio	Lower	Upper
1,2-Dibromoethane	0.1024	3.45	0.00	17122				

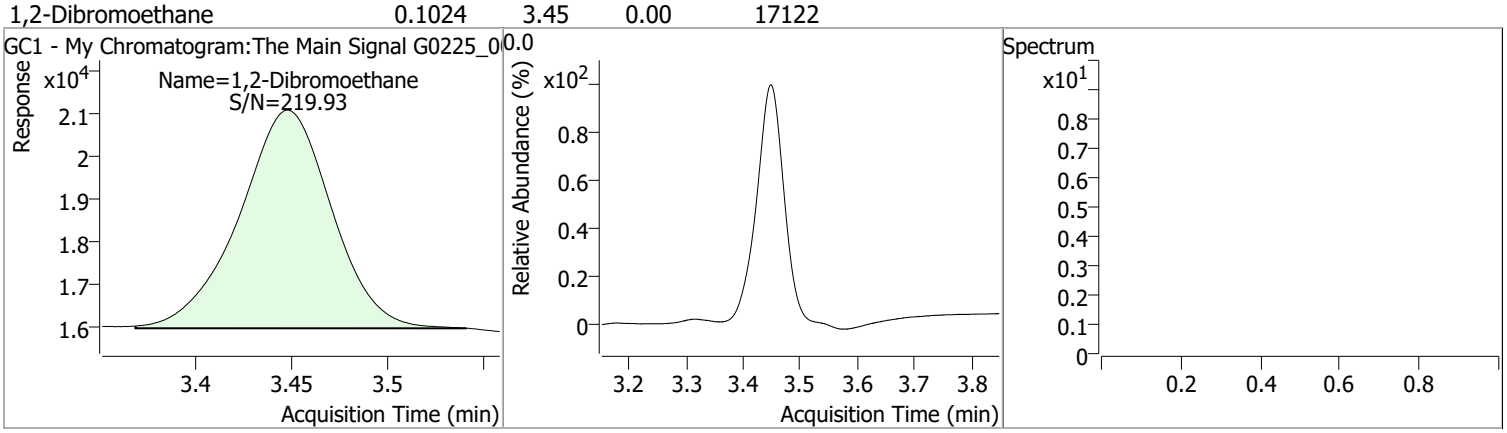

Compound	Conc.	RT	Dev(Min)	Resp.	QIon	QRatio	Lower	Upper
1,1,1,2-Tetrachloroethane	0.0981	3.97	0.00	32562 (m)				

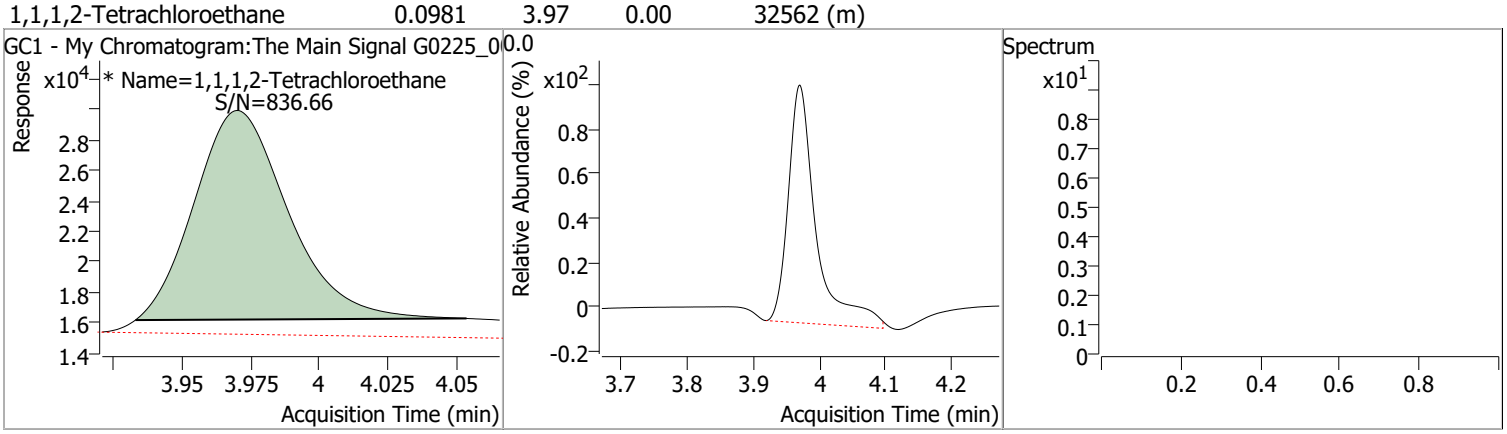

Quantitation Results Report (QT Reviewed)

Data File	G0225_006.0006.D	Operator	
Acq. Method	testAcqFileNamePath	Acq. Date-Time	2/25/2022 2:16:20 PM
Sample Name	Hexan	Instrument	WJB
Vial		Multiplier	1.00
DA Method File	G022422_8011_W_CLT.m	Comment	
Tune File		Tune Date	
Batch Name	G022522_8011_W_CLT.batch.bin	Last Calib Update	2/25/2022 8:11:20 AM
Ref Library			

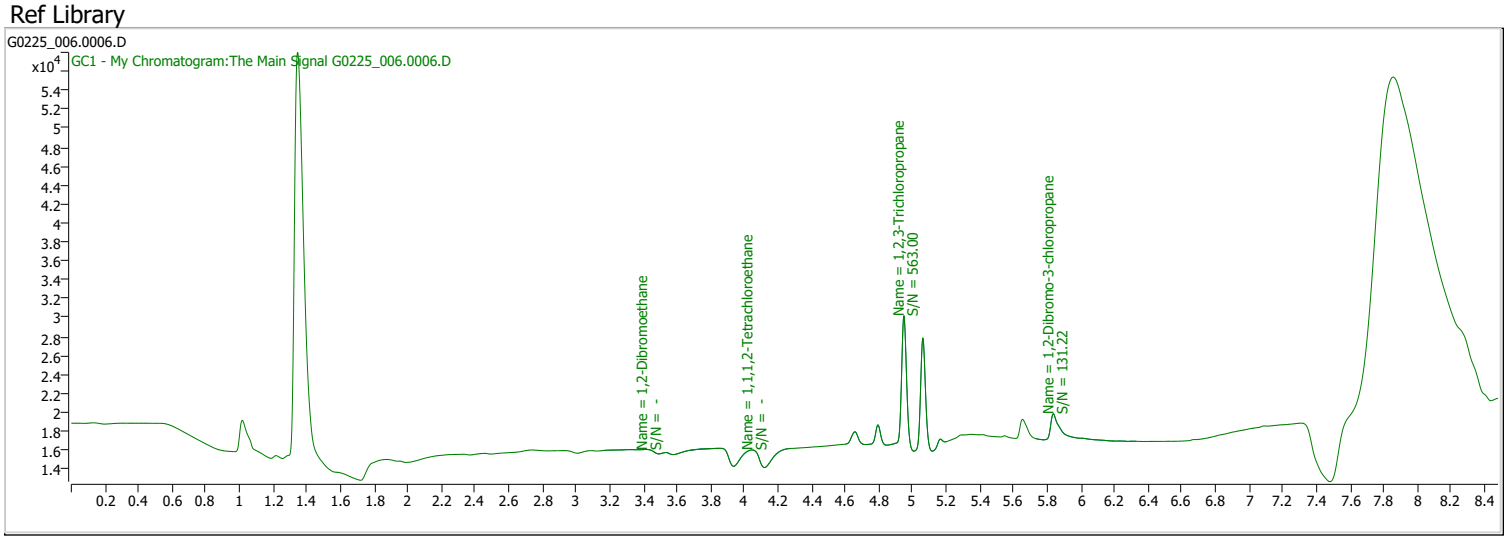

Compound	RT	QIon	Resp.	Conc.	Units		Dev(Min)
Internal Standards							
System Monitoring Compounds							
S 1,1,1,2-Tetrachloroethane	4.048	0.0	0		µg/L	md	0.077
Spiked Amount: 0.100	Range: 70.0 - 130.0%			Recovery = NA%			
Target Compounds							QValue
M 1,2-Dibromoethane	3.423	0.0	0		µg/L	md	1

(#) = Qualifier Out of Range; (m) = Manual Integration; (+) = Area Summed; (*) = Surrogate Percent Recovery Out of Range; (d): Zeroed Peak

Compound	Conc.	RT	Dev(Min)	Resp.	QIon	QRatio	Lower	Upper
1,2-Dibromoethane		0		0				

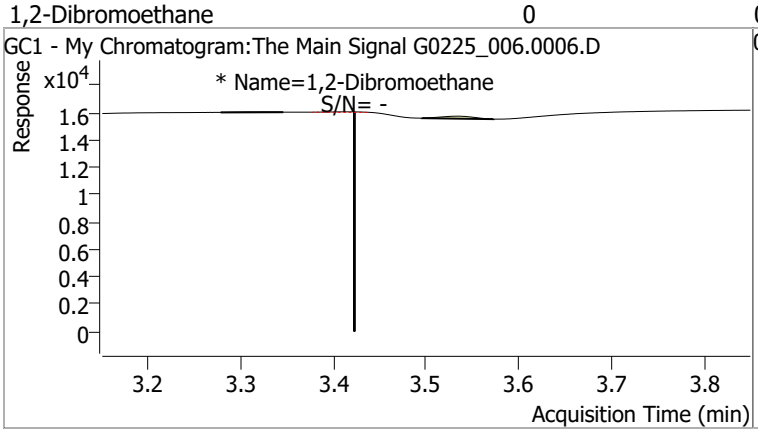

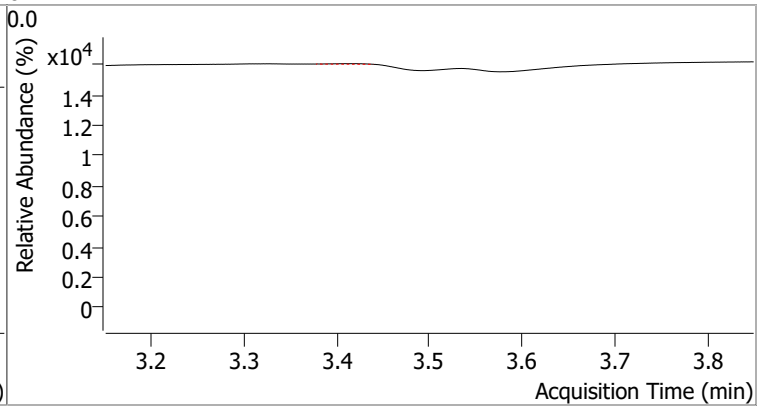

Compound	Conc.	RT	Dev(Min)	Resp.	QIon	QRatio	Lower	Upper
1,1,1,2-Tetrachloroethane		0		0				

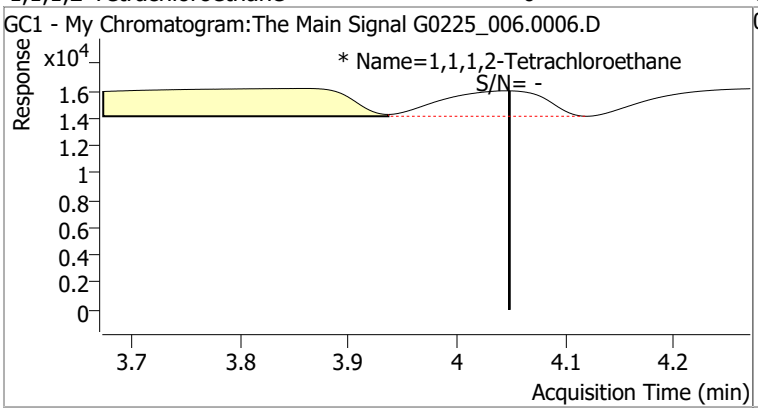

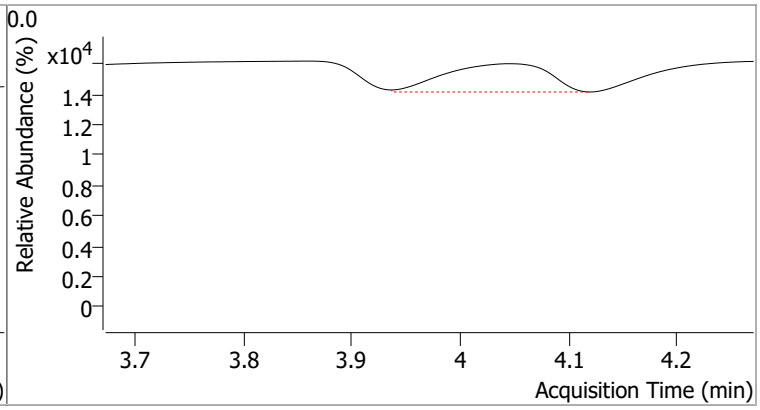

Quantitation Results Report (QT Reviewed)

Data File	G0225_007.0007.D	Operator	
Acq. Method	testAcqFileNamePath	Acq. Date-Time	2/25/2022 2:36:12 PM
Sample Name	B22021627-004A	Instrument	WJB
Vial		Multiplier	1.00
DA Method File	G022422_8011_W_CLT.m	Comment	
Tune File		Tune Date	
Batch Name	G022522_8011_W_CLT.batch.bin	Last Calib Update	2/25/2022 8:11:20 AM
Ref Library			

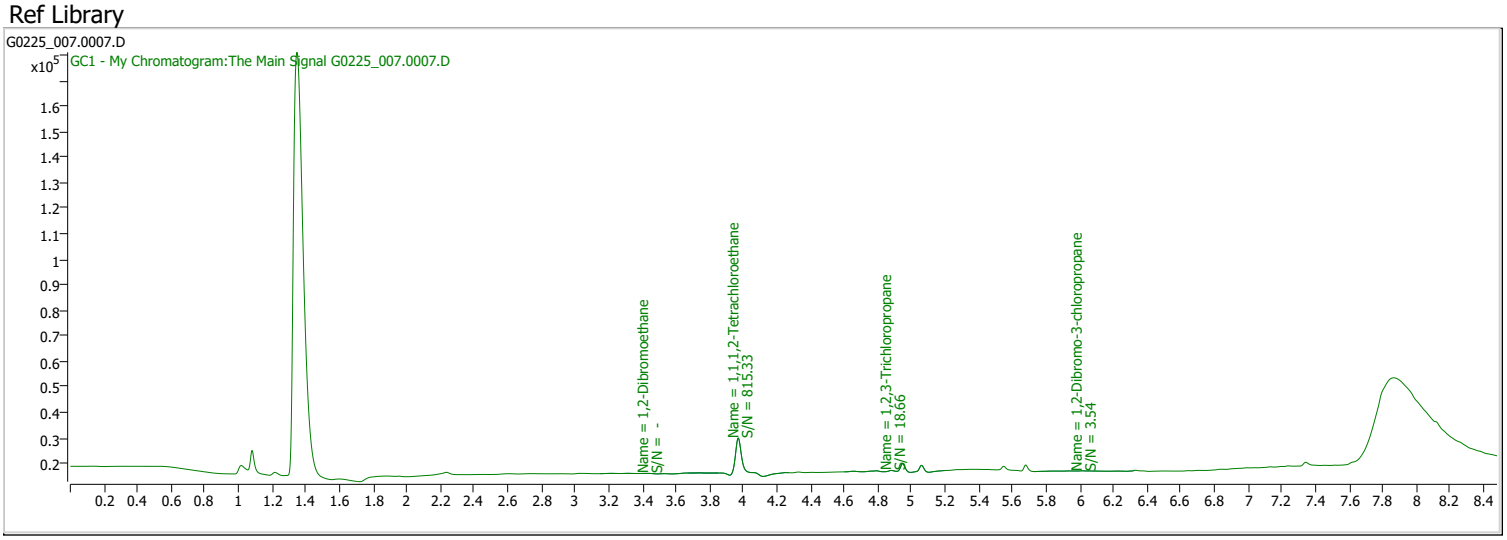

Compound	RT	QIon	Resp.	Conc.	Units		Dev(Min)
Internal Standards							
System Monitoring Compounds							
S 1,1,1,2-Tetrachloroethane	3.970	0.0	32025	0.0966	µg/L	m	-0.002
Spiked Amount: 0.100	Range: 70.0 - 130.0%			Recovery = 96.56%			
Target Compounds							QValue
M 1,2-Dibromoethane	3.435	0.0	0		µg/L	md	1

(#) = Qualifier Out of Range; (m) = Manual Integration; (+) = Area Summed; (*) = Surrogate Percent Recovery Out of Range; (d): Zeroed Peak

Compound	Conc.	RT	Dev(Min)	Resp.	QIon	QRatio	Lower	Upper
1,2-Dibromoethane		0		0				

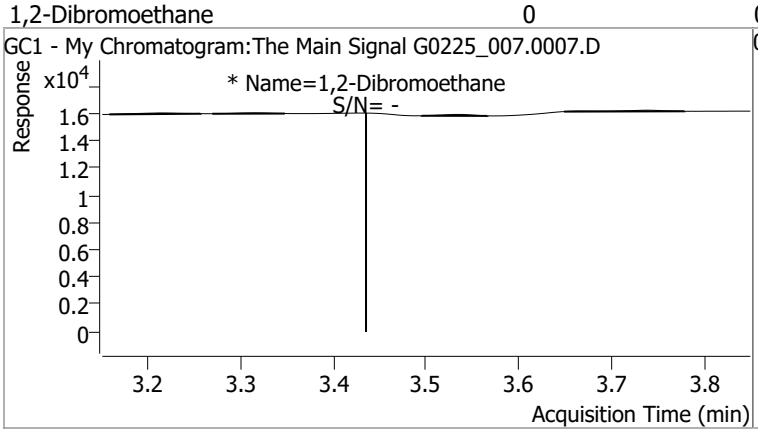

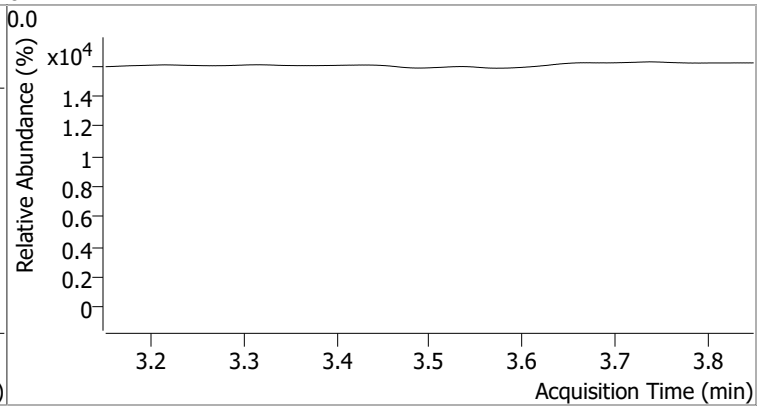

Compound	Conc.	RT	Dev(Min)	Resp.	QIon	QRatio	Lower	Upper
1,1,1,2-Tetrachloroethane	0.0966	3.97	0.00	32025 (m)				

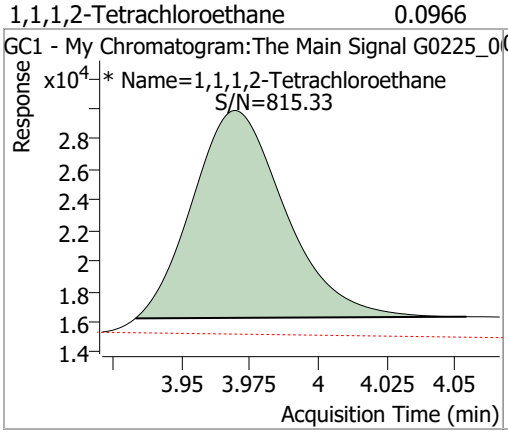

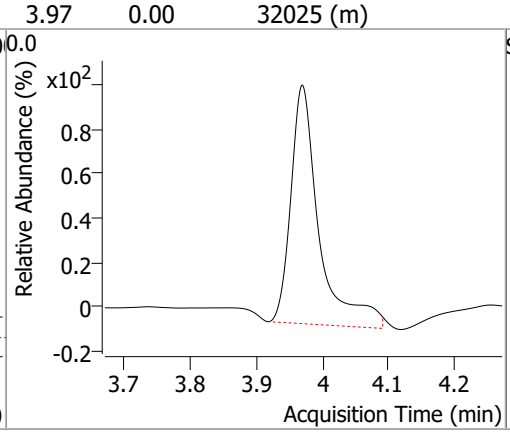

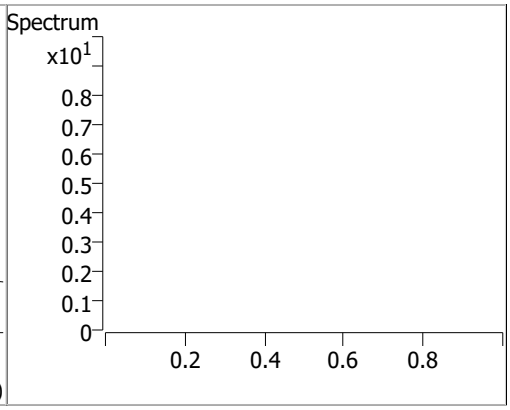

Quantitation Results Report (QT Reviewed)

Data File	G0225_008.0008.D	Operator	
Acq. Method	testAcqFileNamePath	Acq. Date-Time	2/25/2022 2:55:59 PM
Sample Name	B22021627-006H	Instrument	WJB
Vial		Multiplier	1.00
DA Method File	G022422_8011_W_CLT.m	Comment	
Tune File		Tune Date	
Batch Name	G022522_8011_W_CLT.batch.bin	Last Calib Update	2/25/2022 8:11:20 AM
Ref Library			

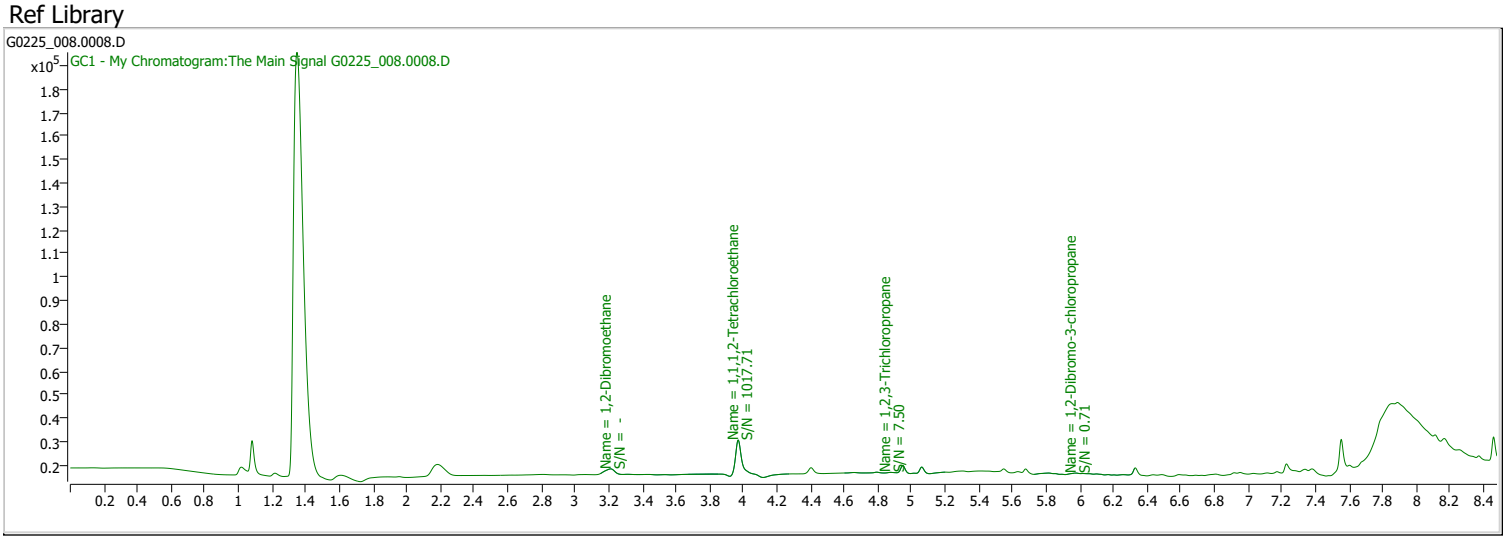

Compound	RT	QIon	Resp.	Conc.	Units		Dev(Min)
Internal Standards							
System Monitoring Compounds							
S 1,1,1,2-Tetrachloroethane	3.969	0.0	35585	0.1065	µg/L	m	-0.003
Spiked Amount: 0.100	Range: 70.0 - 130.0%			Recovery = 106.47%			
Target Compounds							QValue
M 1,2-Dibromoethane	3.212	0.0	0		µg/L	md	1

(#) = Qualifier Out of Range; (m) = Manual Integration; (+) = Area Summed; (*) = Surrogate Percent Recovery Out of Range; (d): Zeroed Peak

Compound	Conc.	RT	Dev(Min)	Resp.	QIon	QRatio	Lower	Upper
1,2-Dibromoethane		0		0				

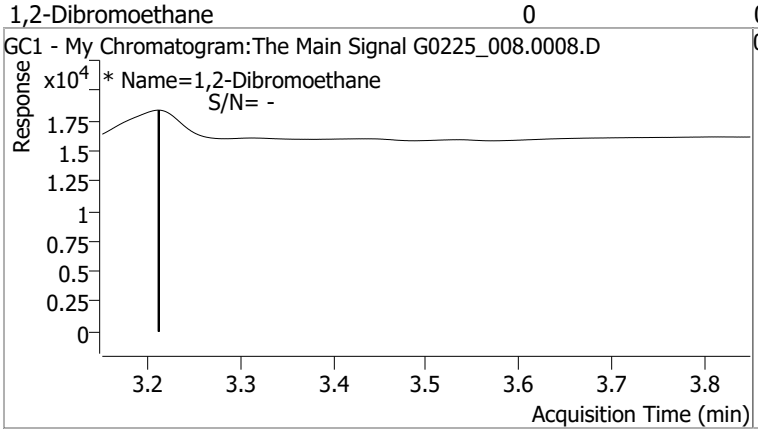

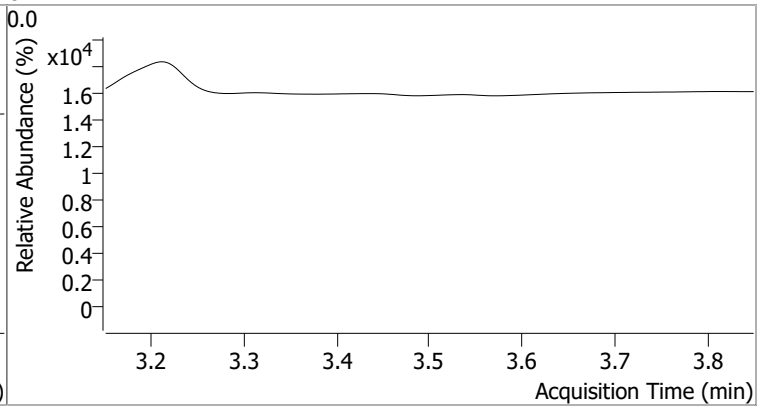

Compound	Conc.	RT	Dev(Min)	Resp.	QIon	QRatio	Lower	Upper
1,1,1,2-Tetrachloroethane	0.1065	3.97	0.00	35585 (m)				

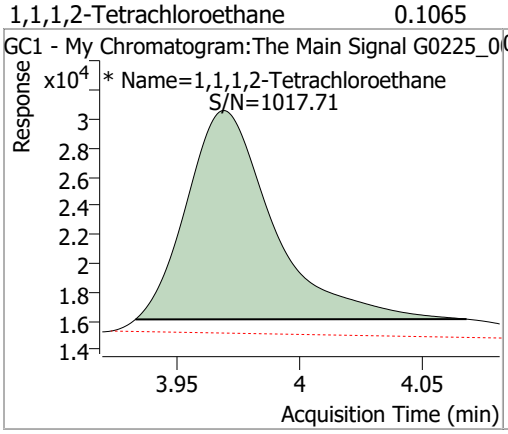

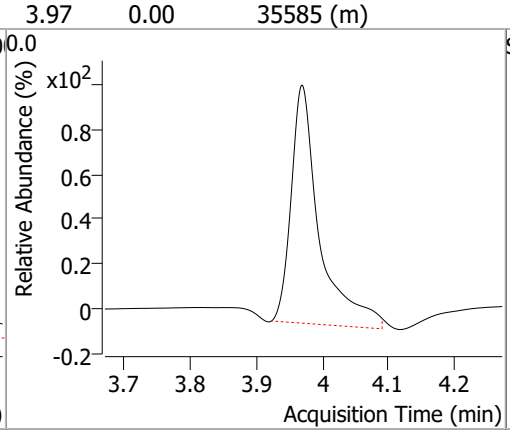

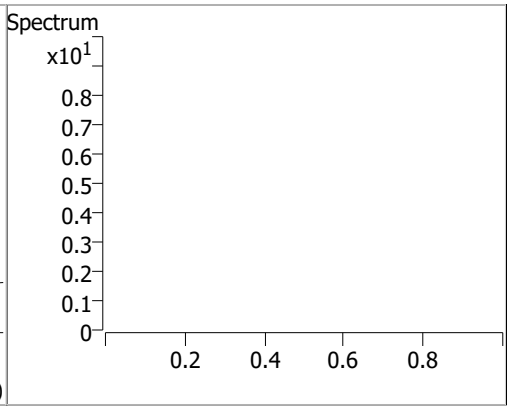

Quantitation Results Report (QT Reviewed)

Data File	G0225_009.0009.D	Operator	
Acq. Method	testAcqFileNamePath	Acq. Date-Time	2/25/2022 3:15:39 PM
Sample Name	B22021627-009A	Instrument	WJB
Vial		Multiplier	1.00
DA Method File	G022422_8011_W_CLT.m	Comment	
Tune File		Tune Date	
Batch Name	G022522_8011_W_CLT.batch.bin	Last Calib Update	2/25/2022 8:11:20 AM
Ref Library			

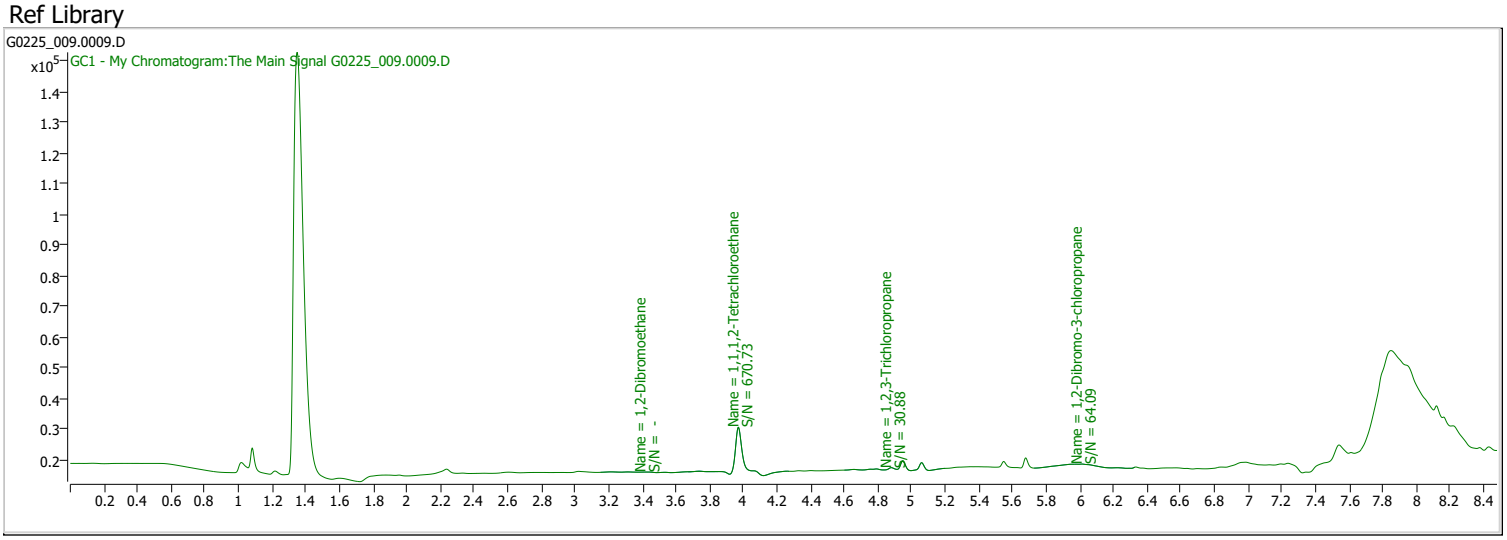

Compound	RT	QIon	Resp.	Conc.	Units		Dev(Min)
Internal Standards							
System Monitoring Compounds							
S 1,1,1,2-Tetrachloroethane	3.970	0.0	35310	0.1057	µg/L	m	-0.002
Spiked Amount: 0.100	Range: 70.0 - 130.0%			Recovery = 105.71%			
Target Compounds							QValue
M 1,2-Dibromoethane	3.419	0.0	0		µg/L	md	1

(#) = Qualifier Out of Range; (m) = Manual Integration; (+) = Area Summed; (*) = Surrogate Percent Recovery Out of Range; (d): Zeroed Peak

Compound	Conc.	RT	Dev(Min)	Resp.	QIon	QRatio	Lower	Upper
1,2-Dibromoethane		0		0				

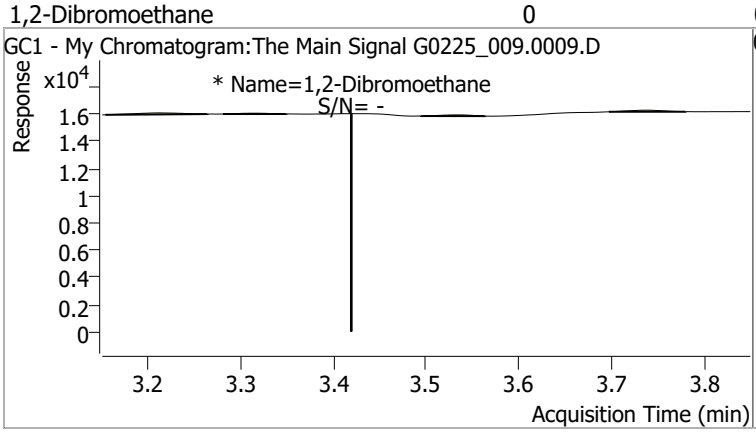

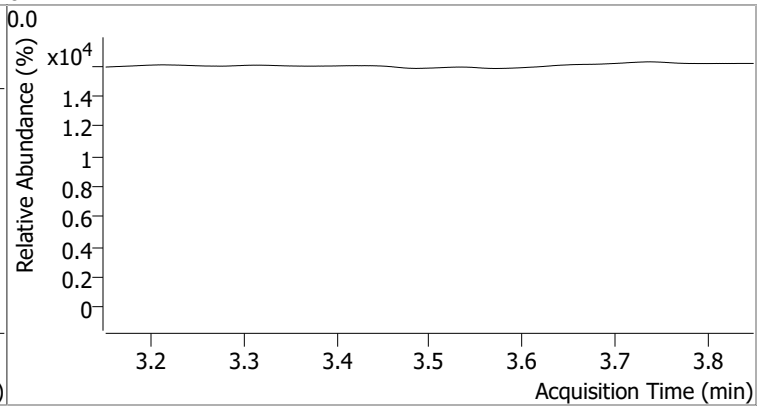

Compound	Conc.	RT	Dev(Min)	Resp.	QIon	QRatio	Lower	Upper
1,1,1,2-Tetrachloroethane	0.1057	3.97	0.00	35310 (m)				

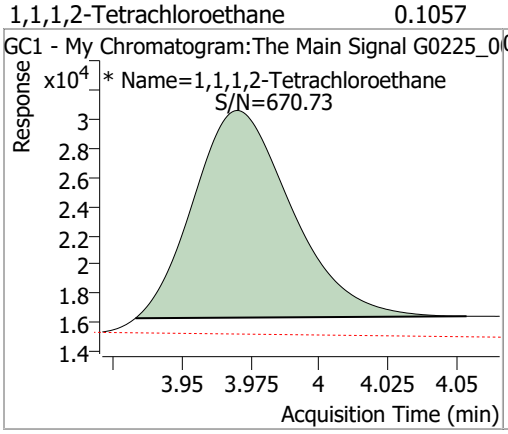

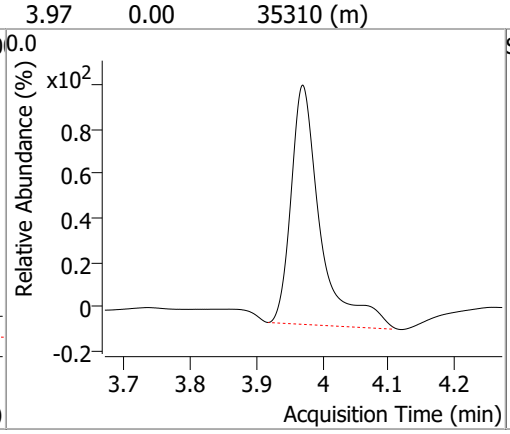

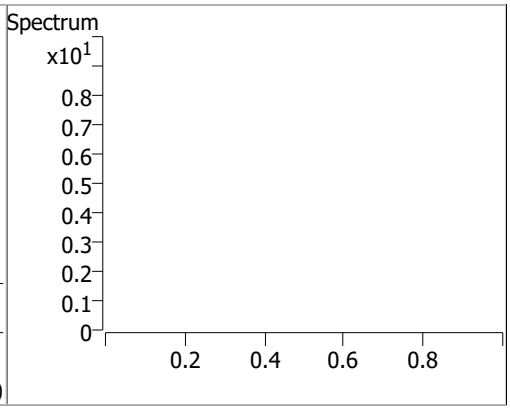

Quantitation Results Report (QT Reviewed)

Data File	G0225_010.0010.D	Operator	
Acq. Method	testAcqFileNamePath	Acq. Date-Time	2/25/2022 3:35:21 PM
Sample Name	B22021627-011H	Instrument	WJB
Vial		Multiplier	1.00
DA Method File	G022422_8011_W_CLT.m	Comment	
Tune File		Tune Date	
Batch Name	G022522_8011_W_CLT.batch.bin	Last Calib Update	2/25/2022 8:11:20 AM
Ref Library			

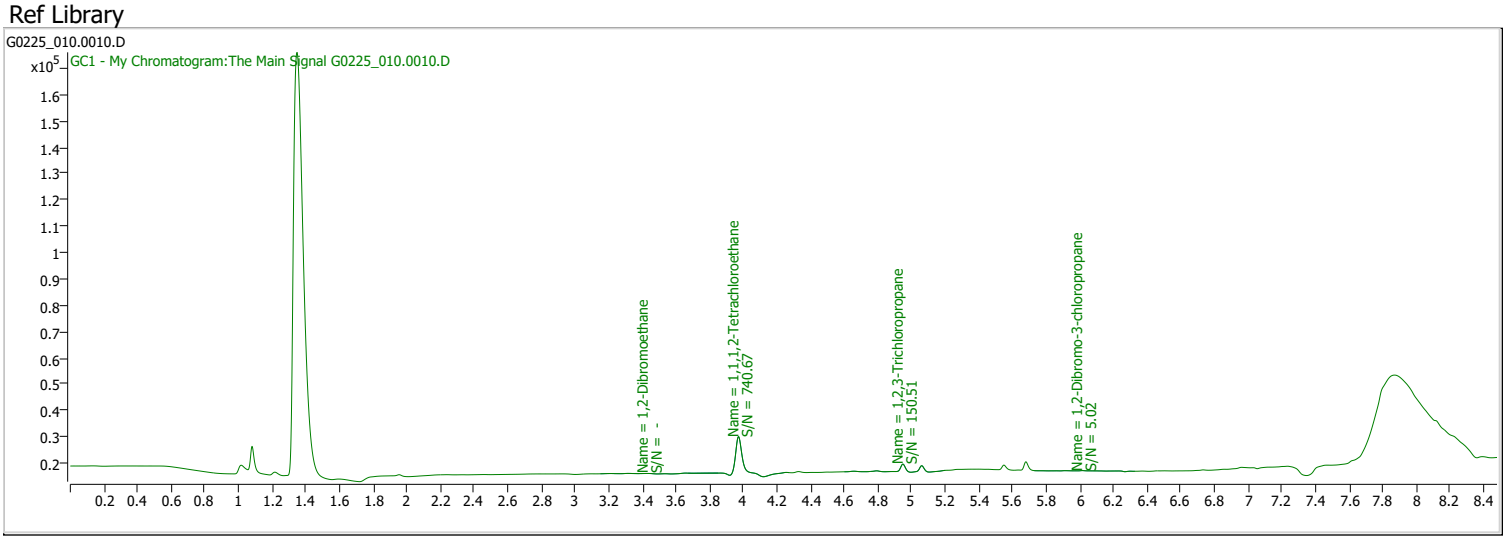

Compound	RT	QIon	Resp.	Conc.	Units		Dev(Min)
Internal Standards							
System Monitoring Compounds							
S 1,1,1,2-Tetrachloroethane	3.971	0.0	33662	0.1011	µg/L	m	-0.001
Spiked Amount: 0.100	Range: 70.0 - 130.0%			Recovery = 101.12%			
Target Compounds							QValue
M 1,2-Dibromoethane	3.433	0.0	0		µg/L	md	1

(#) = Qualifier Out of Range; (m) = Manual Integration; (+) = Area Summed; (*) = Surrogate Percent Recovery Out of Range; (d): Zeroed Peak

Compound	Conc.	RT	Dev(Min)	Resp.	QIon	QRatio	Lower	Upper
1,2-Dibromoethane		0		0				

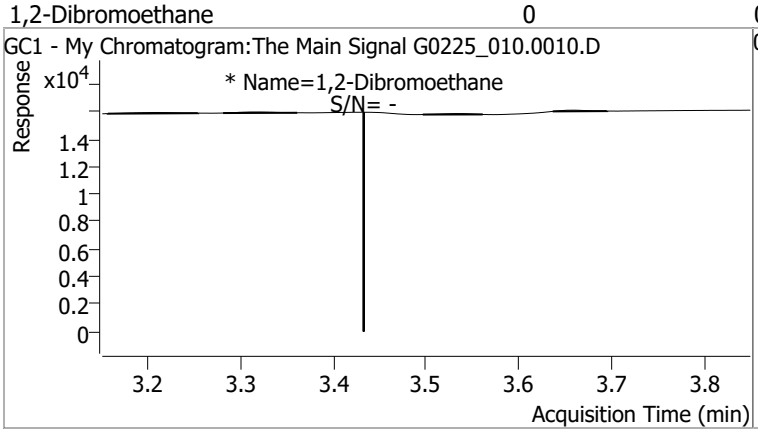

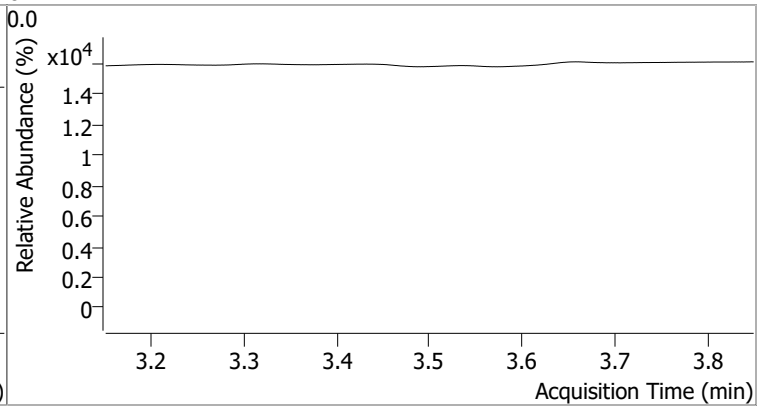

Compound	Conc.	RT	Dev(Min)	Resp.	QIon	QRatio	Lower	Upper
1,1,1,2-Tetrachloroethane	0.1011	3.97	0.00	33662 (m)				

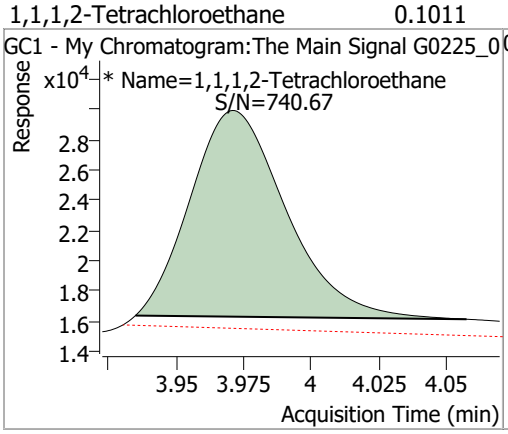

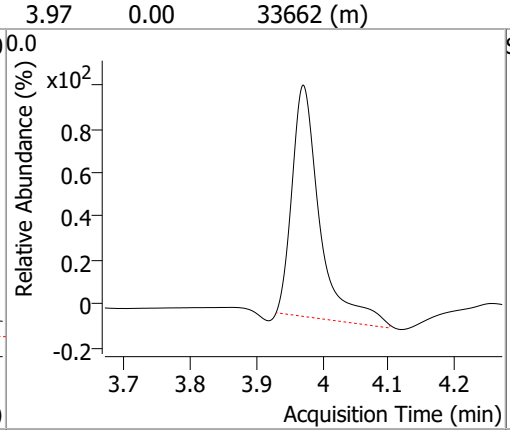

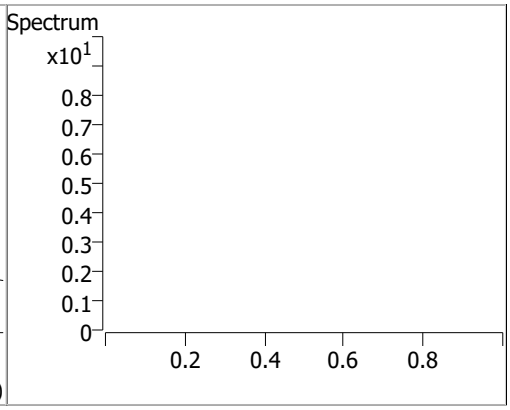

Quantitation Results Report (QT Reviewed)

Data File	G0225_011.0011.D	Operator	
Acq. Method	testAcqFileNamePath	Acq. Date-Time	2/25/2022 3:55:15 PM
Sample Name	B22021627-014A	Instrument	WJB
Vial		Multiplier	1.00
DA Method File	G022422_8011_W_CLT.m	Comment	
Tune File		Tune Date	
Batch Name	G022522_8011_W_CLT.batch.bin	Last Calib Update	2/25/2022 8:11:20 AM
Ref Library			

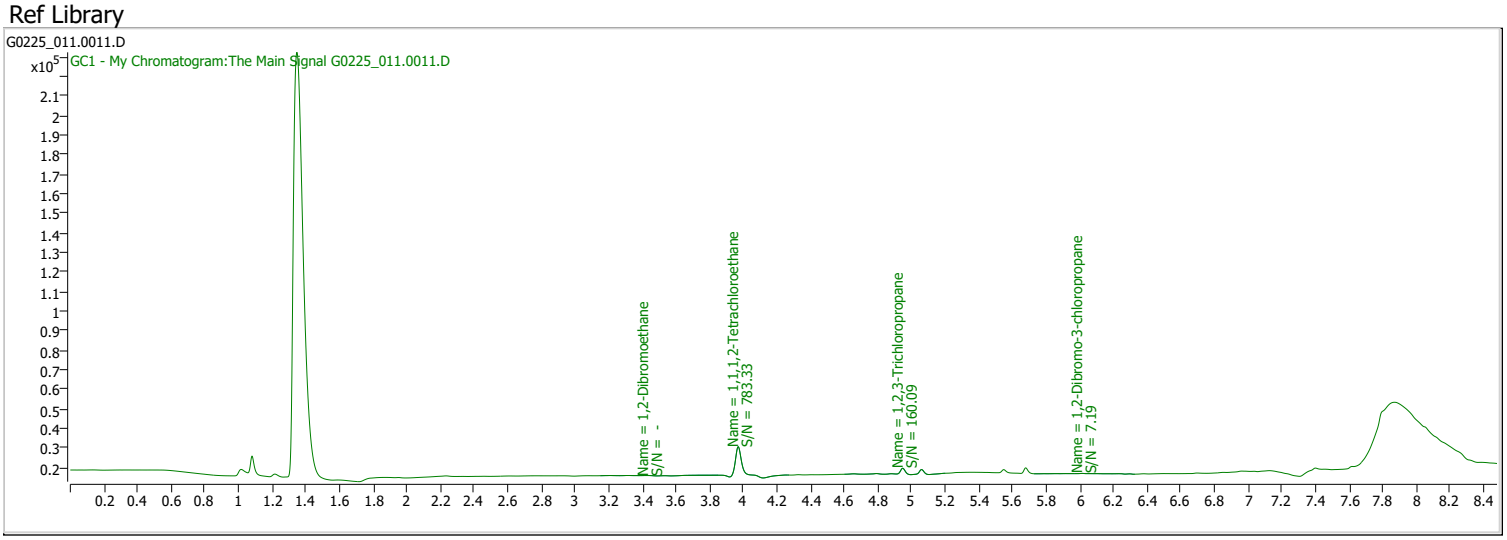

Compound	RT	QIon	Resp.	Conc.	Units		Dev(Min)
Internal Standards							
System Monitoring Compounds							
S 1,1,1,2-Tetrachloroethane	3.969	0.0	34035	0.1022	µg/L	m	-0.003
Spiked Amount: 0.100	Range: 70.0 - 130.0%			Recovery = 102.16%			
Target Compounds							QValue
M 1,2-Dibromoethane	3.435	0.0	0		µg/L	md	1

(#) = Qualifier Out of Range; (m) = Manual Integration; (+) = Area Summed; (*) = Surrogate Percent Recovery Out of Range; (d): Zeroed Peak

Compound	Conc.	RT	Dev(Min)	Resp.	QIon	QRatio	Lower	Upper
1,2-Dibromoethane		0		0				

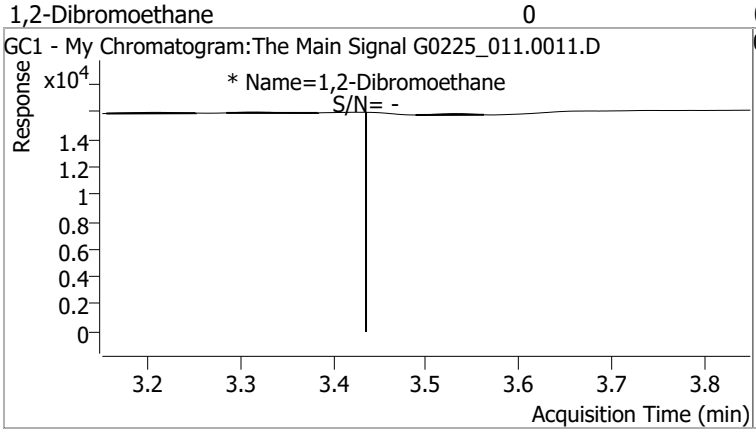

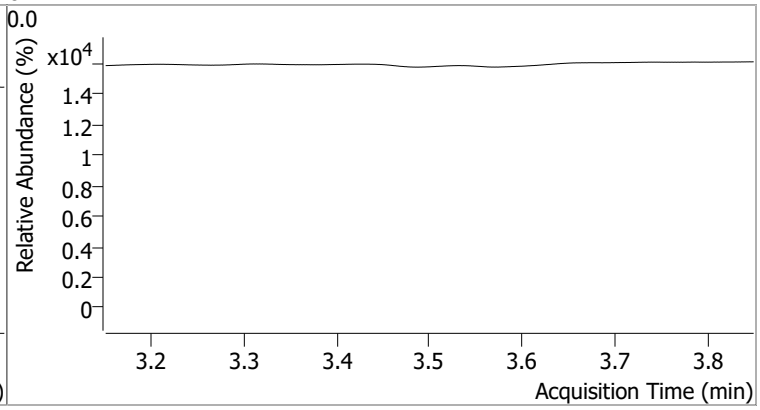

Compound	Conc.	RT	Dev(Min)	Resp.	QIon	QRatio	Lower	Upper
1,1,1,2-Tetrachloroethane	0.1022	3.97	0.00	34035 (m)				

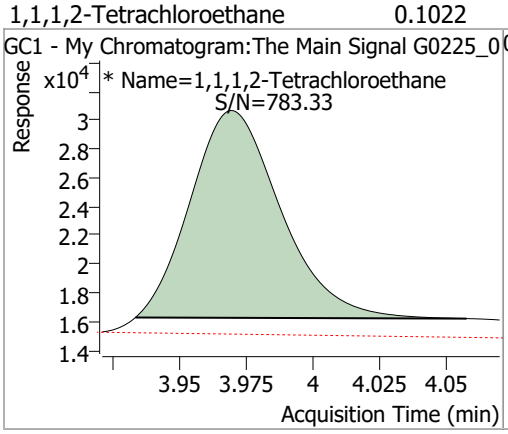

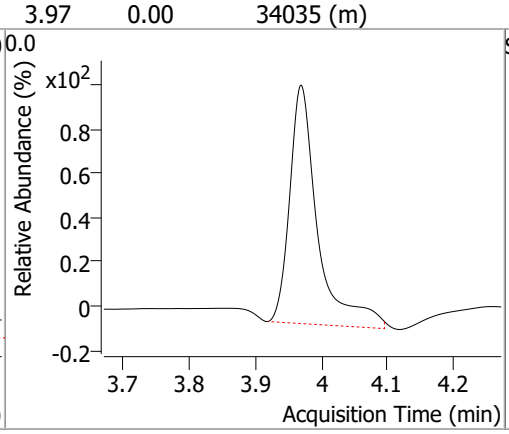

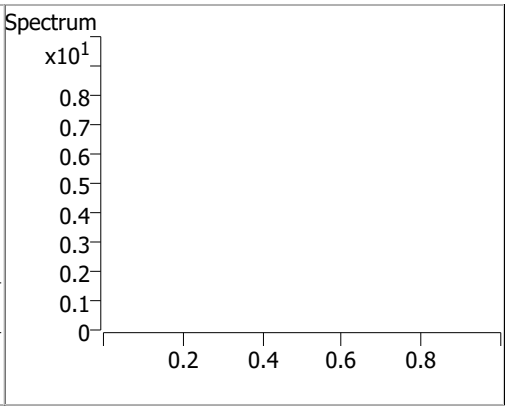

Quantitation Results Report (QT Reviewed)

Data File	G0225_012.0012.D	Operator	
Acq. Method	testAcqFileNamePath	Acq. Date-Time	2/25/2022 4:15:00 PM
Sample Name	B22021435-032H	Instrument	WJB
Vial		Multiplier	1.00
DA Method File	G022422_8011_W_CLT.m	Comment	
Tune File		Tune Date	
Batch Name	G022522_8011_W_CLT.batch.bin	Last Calib Update	2/25/2022 8:11:20 AM
Ref Library			

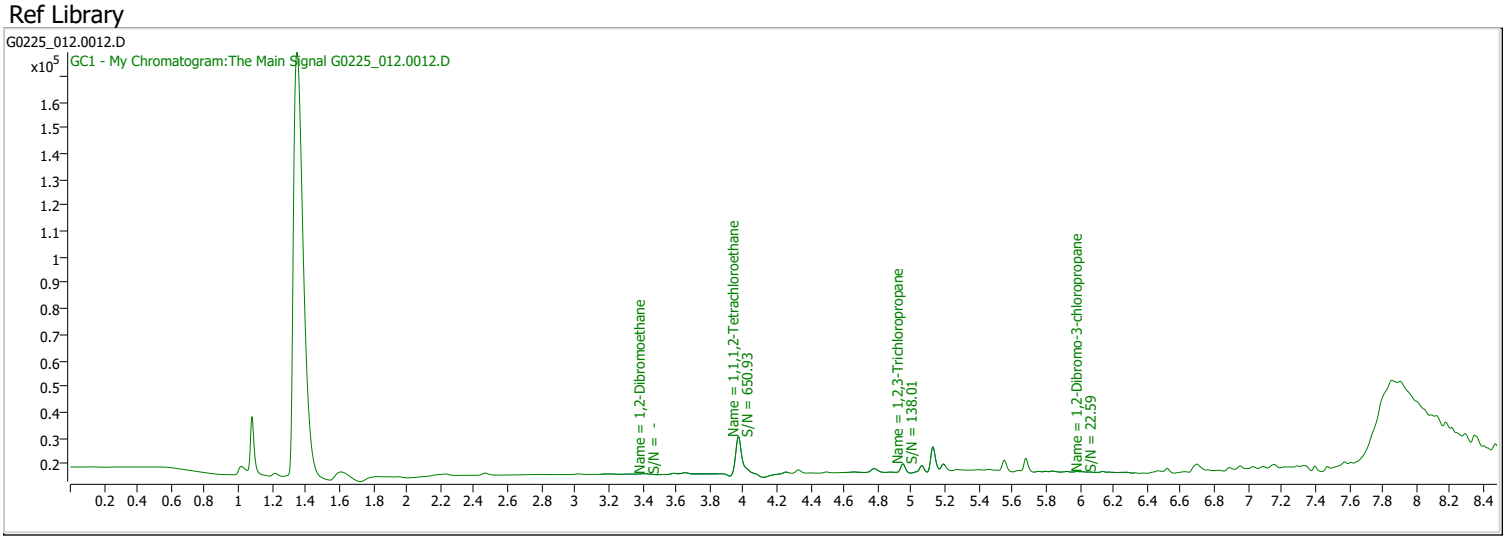

Compound	RT	QIon	Resp.	Conc.	Units		Dev(Min)
Internal Standards							
System Monitoring Compounds							
S 1,1,1,2-Tetrachloroethane	3.971	0.0	35938	0.1075	µg/L	m	-0.001
Spiked Amount: 0.100	Range: 70.0 - 130.0%			Recovery = 107.45%			
Target Compounds							QValue
M 1,2-Dibromoethane	3.414	0.0	0		µg/L	md	1

(#) = Qualifier Out of Range; (m) = Manual Integration; (+) = Area Summed; (*) = Surrogate Percent Recovery Out of Range; (d): Zeroed Peak

Compound	Conc.	RT	Dev(Min)	Resp.	QIon	QRatio	Lower	Upper
1,2-Dibromoethane		0		0				

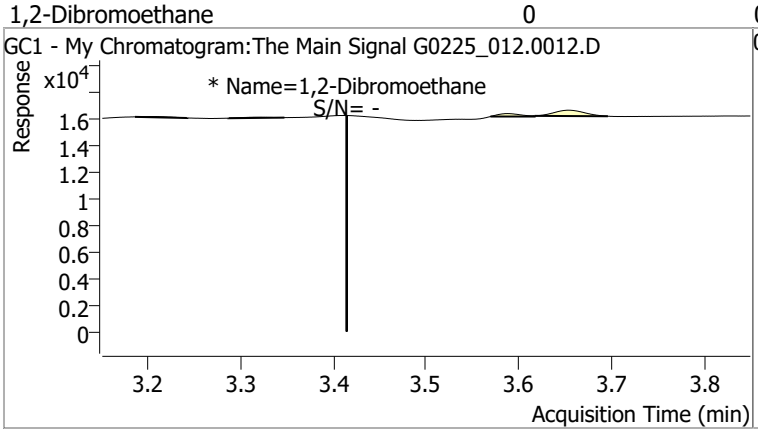

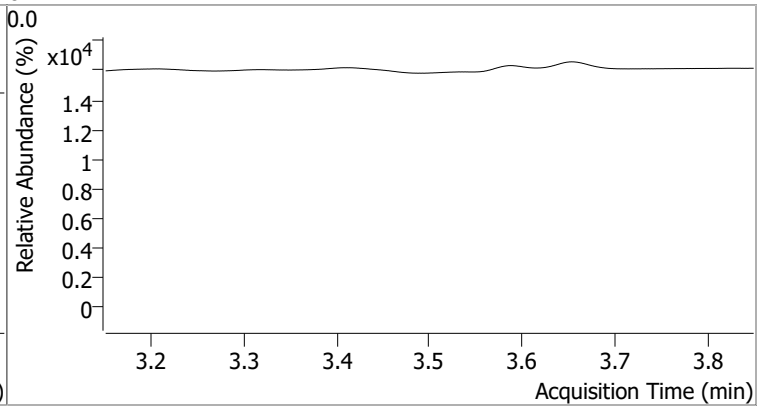

Compound	Conc.	RT	Dev(Min)	Resp.	QIon	QRatio	Lower	Upper
1,1,1,2-Tetrachloroethane	0.1075	3.97	0.00	35938 (m)				

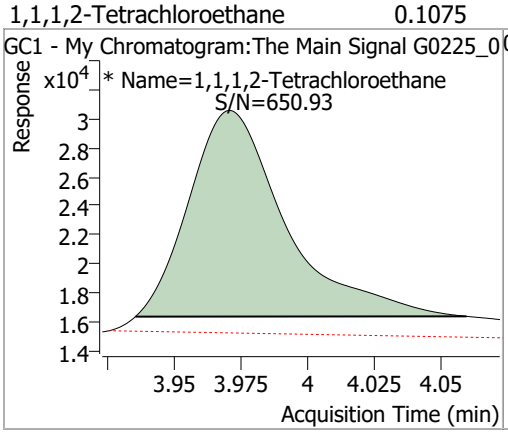

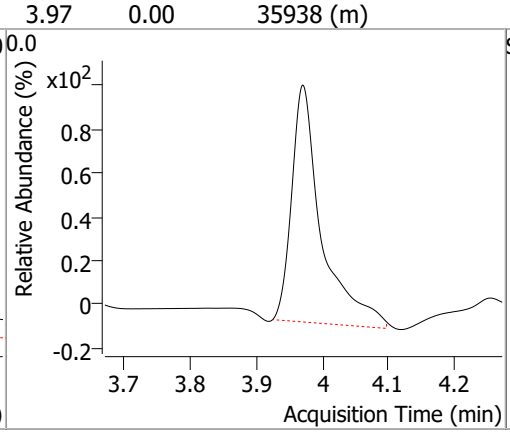

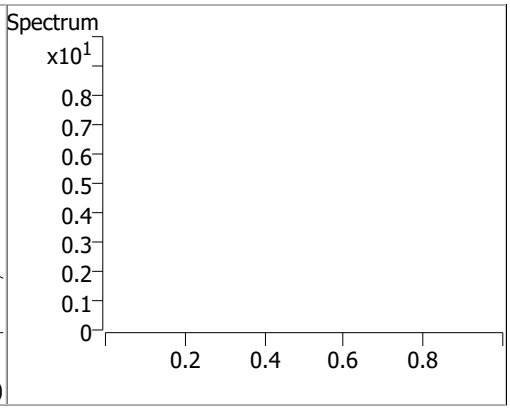

Quantitation Results Report (QT Reviewed)

Data File	G0225_013.0013.D	Operator	
Acq. Method	testAcqFileNamePath	Acq. Date-Time	2/25/2022 4:34:40 PM
Sample Name	B22021435-035A	Instrument	WJB
Vial		Multiplier	1.00
DA Method File	G022422_8011_W_CLT.m	Comment	
Tune File		Tune Date	
Batch Name	G022522_8011_W_CLT.batch.bin	Last Calib Update	2/25/2022 8:11:20 AM
Ref Library			

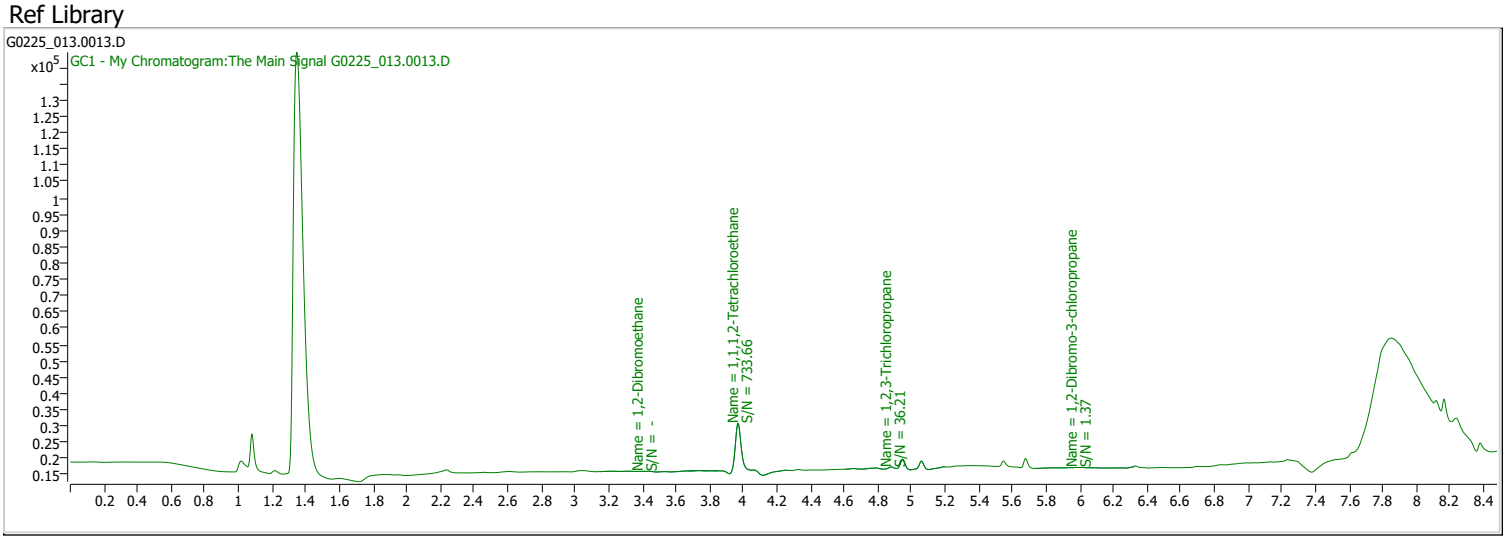

Compound	RT	QIon	Resp.	Conc.	Units		Dev(Min)
Internal Standards							
System Monitoring Compounds							
S 1,1,1,2-Tetrachloroethane	3.968	0.0	33576	0.1009	µg/L	m	-0.003
Spiked Amount: 0.100	Range: 70.0 - 130.0%			Recovery = 100.88%			
Target Compounds							QValue
M 1,2-Dibromoethane	3.403	0.0	0		µg/L	md	1

(#) = Qualifier Out of Range; (m) = Manual Integration; (+) = Area Summed; (*) = Surrogate Percent Recovery Out of Range; (d): Zeroed Peak

Compound	Conc.	RT	Dev(Min)	Resp.	QIon	QRatio	Lower	Upper
1,2-Dibromoethane		0		0				

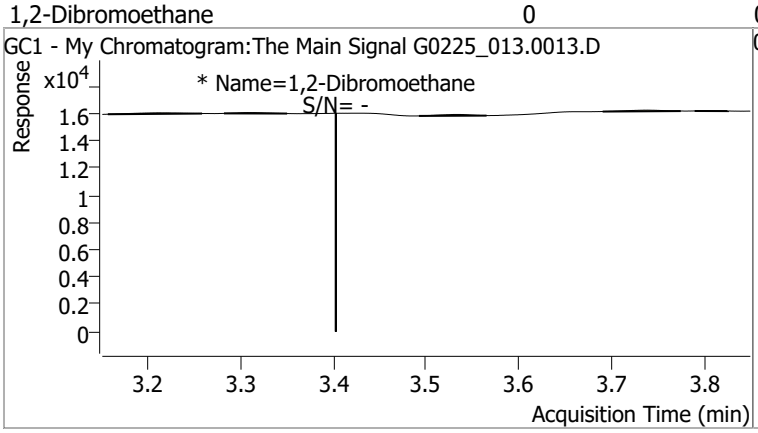

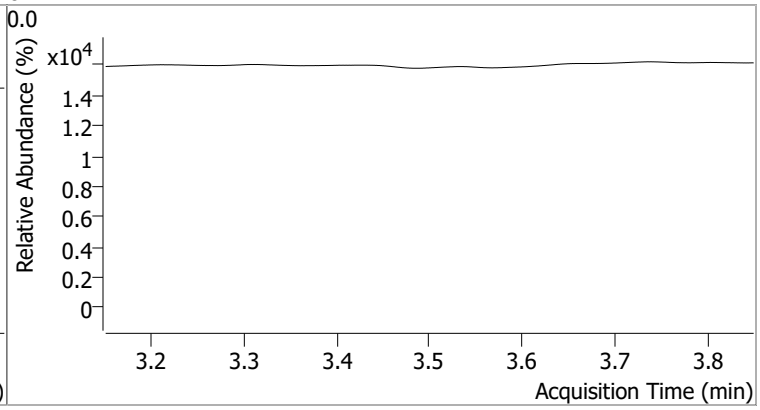

Compound	Conc.	RT	Dev(Min)	Resp.	QIon	QRatio	Lower	Upper
1,1,1,2-Tetrachloroethane	0.1009	3.97	0.00	33576 (m)				

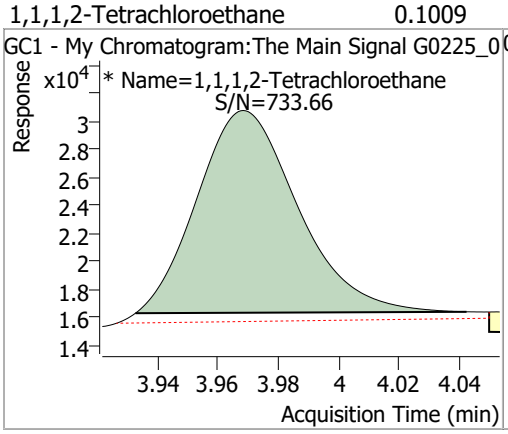

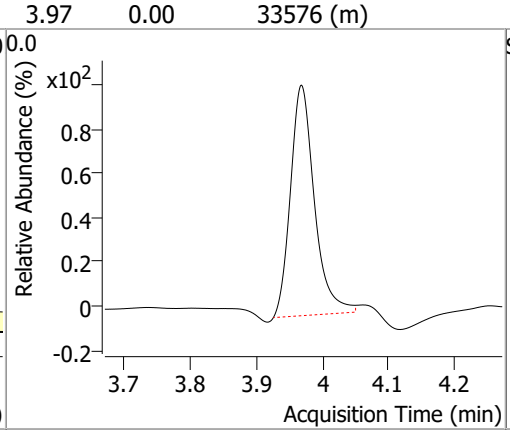

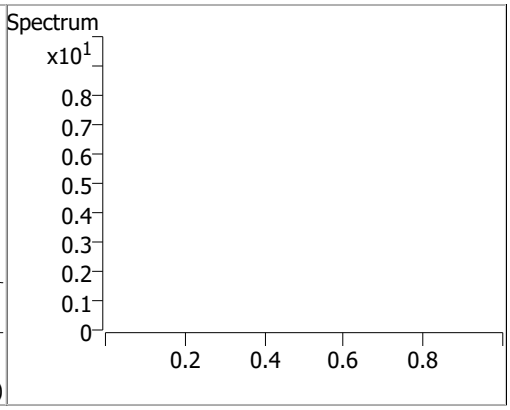

Quantitation Results Report (QT Reviewed)

Data File	G0225_014.0014.D	Operator	
Acq. Method	testAcqFileNamePath	Acq. Date-Time	2/25/2022 4:54:24 PM
Sample Name	B22021627-001H	Instrument	WJB
Vial		Multiplier	1.00
DA Method File	G022422_8011_W_CLT.m	Comment	
Tune File		Tune Date	
Batch Name	G022522_8011_W_CLT.batch.bin	Last Calib Update	2/25/2022 8:11:20 AM
Ref Library			

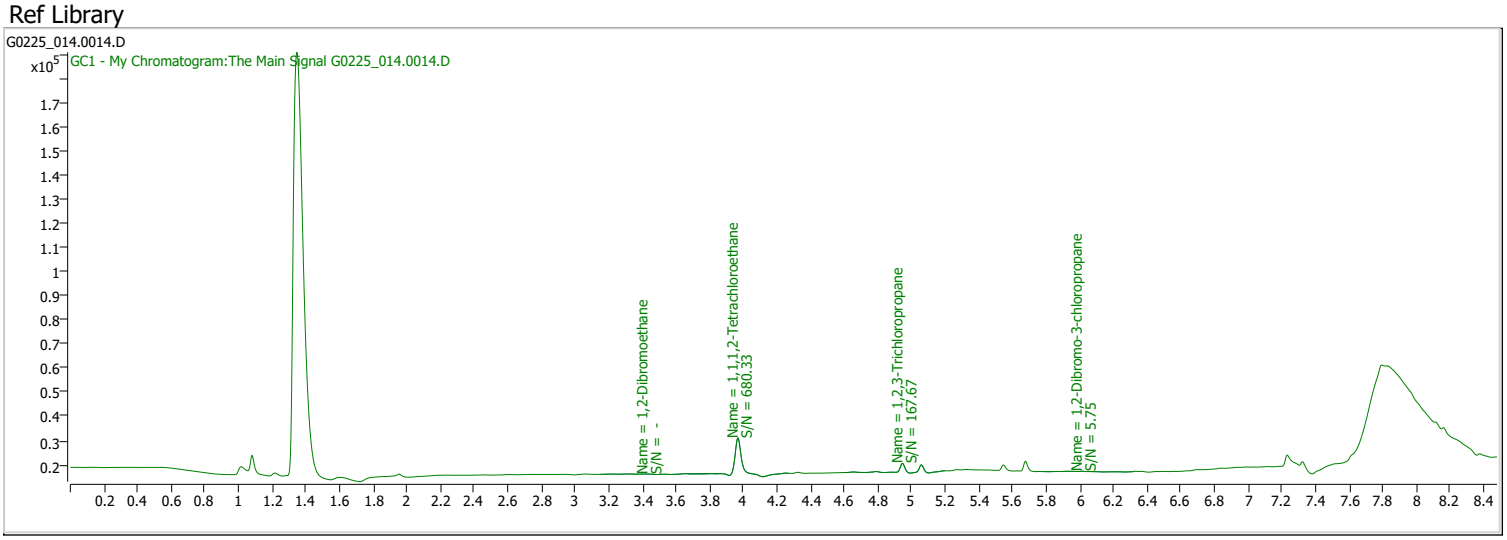

Compound	RT	QIon	Resp.	Conc.	Units		Dev(Min)
Internal Standards							
System Monitoring Compounds							
S 1,1,1,2-Tetrachloroethane	3.968	0.0	36006	0.1076	µg/L	m	-0.004
Spiked Amount: 0.100	Range: 70.0 - 130.0%			Recovery = 107.64%			
Target Compounds							QValue
M 1,2-Dibromoethane	3.430	0.0	0		µg/L	md	1

(#) = Qualifier Out of Range; (m) = Manual Integration; (+) = Area Summed; (*) = Surrogate Percent Recovery Out of Range; (d): Zeroed Peak

Compound	Conc.	RT	Dev(Min)	Resp.	QIon	QRatio	Lower	Upper
1,2-Dibromoethane		0		0				

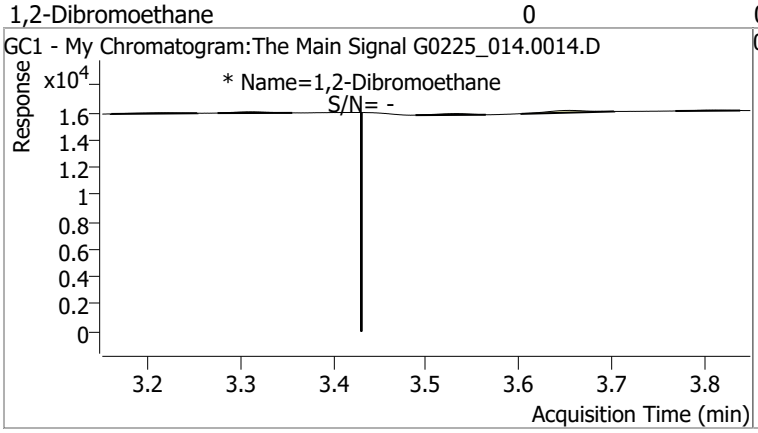

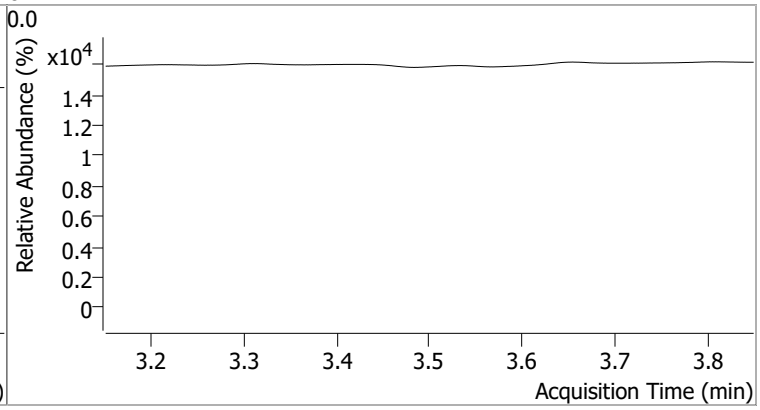

Compound	Conc.	RT	Dev(Min)	Resp.	QIon	QRatio	Lower	Upper
1,1,1,2-Tetrachloroethane	0.1076	3.97	0.00	36006 (m)				

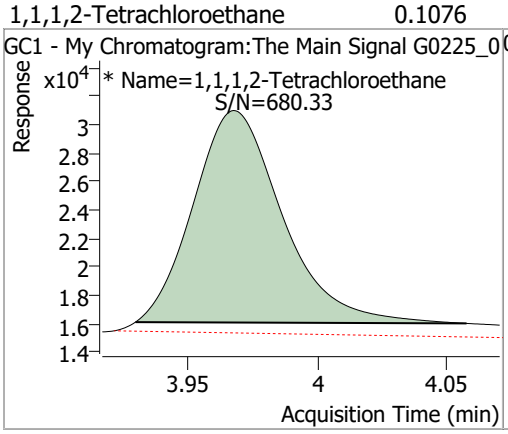

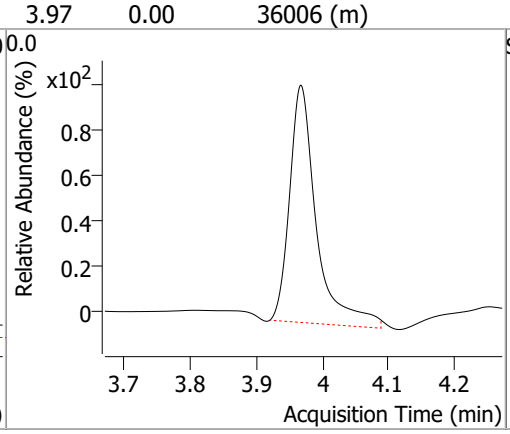

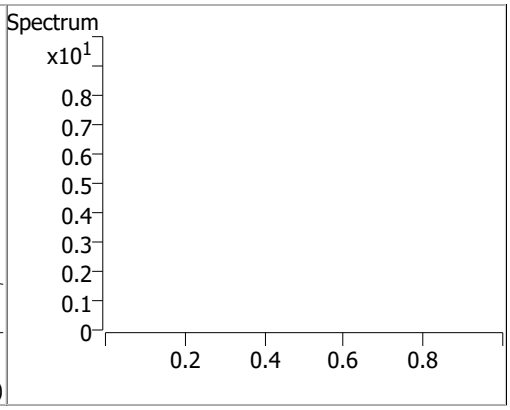

Quantitation Results Report (QT Reviewed)

Data File	G0225_015.0015.D	Operator	
Acq. Method	testAcqFileNamePath	Acq. Date-Time	2/25/2022 5:14:06 PM
Sample Name	B22021627-001HMS	Instrument	WJB
Vial		Multiplier	1.00
DA Method File	G022422_8011_W_CLT.m	Comment	
Tune File		Tune Date	
Batch Name	G022522_8011_W_CLT.batch.bin	Last Calib Update	2/25/2022 8:11:20 AM
Ref Library			

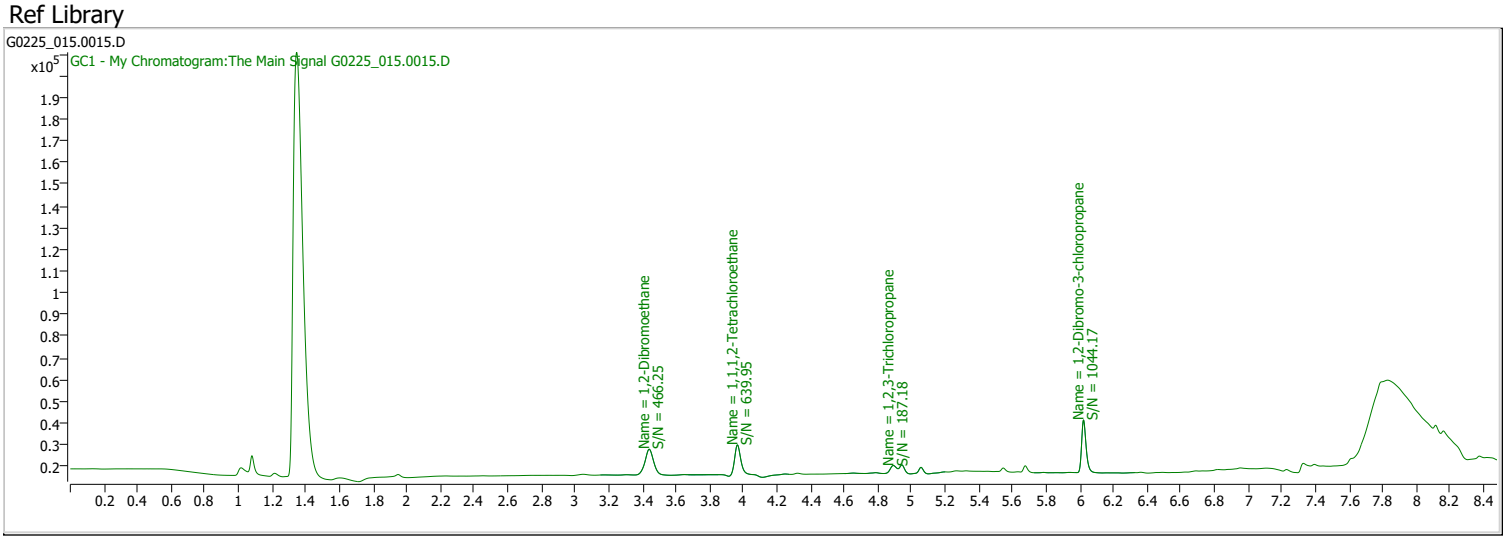

Compound	RT	QIon	Resp.	Conc.	Units		Dev(Min)
Internal Standards							
System Monitoring Compounds							
S 1,1,1,2-Tetrachloroethane	3.965	0.0	33895	0.1018	µg/L	m	-0.007
Spiked Amount: 0.100	Range: 70.0 - 130.0%			Recovery = 101.77%			
Target Compounds							QValue
M 1,2-Dibromoethane	3.440	0.0	41398	0.2538	µg/L		100

(#) = Qualifier Out of Range; (m) = Manual Integration; (+) = Area Summed; (*) = Surrogate Percent Recovery Out of Range; (d): Zeroed Peak

Compound	Conc.	RT	Dev(Min)	Resp.	QIon	QRatio	Lower	Upper
1,2-Dibromoethane	0.2538	3.44	-0.01	41398				

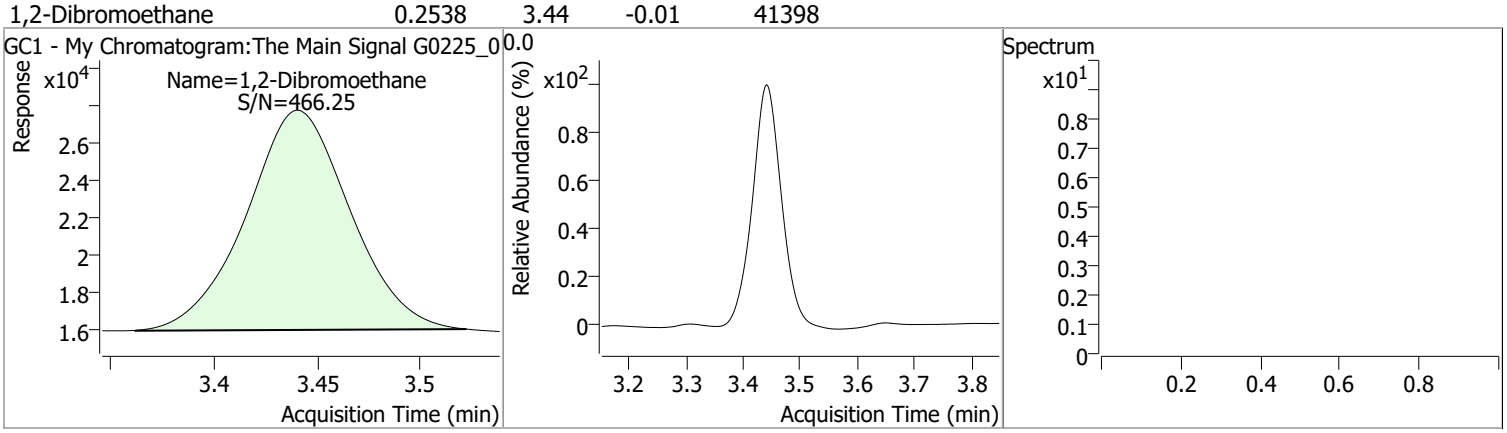

Compound	Conc.	RT	Dev(Min)	Resp.	QIon	QRatio	Lower	Upper
1,1,1,2-Tetrachloroethane	0.1018	3.97	-0.01	33895 (m)				

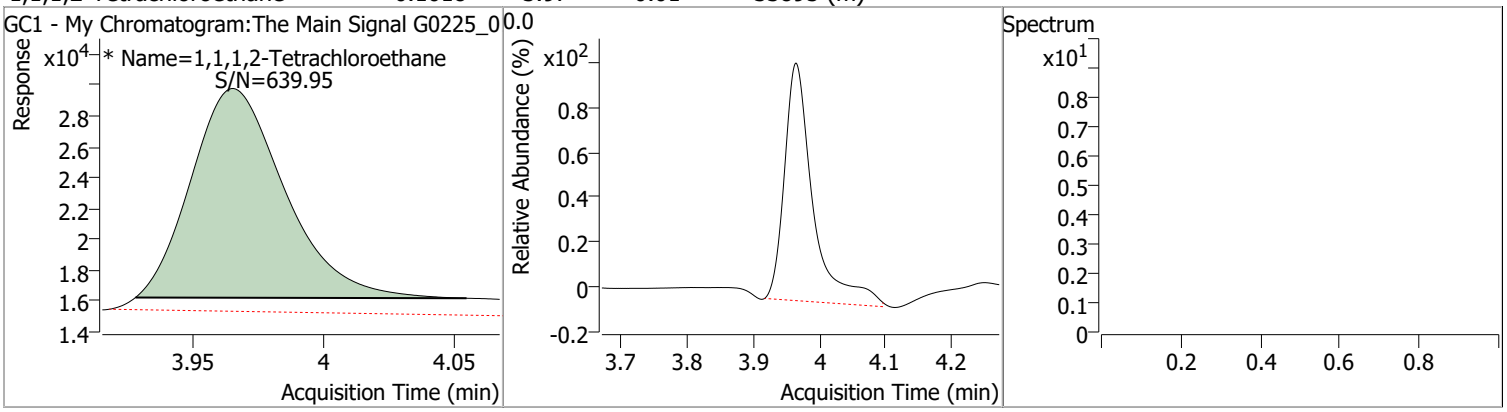

Quantitation Results Report (QT Reviewed)

Data File	G0225_016.0016.D	Operator	
Acq. Method	testAcqFileNamePath	Acq. Date-Time	2/25/2022 5:34:08 PM
Sample Name	B22021627-001HMSD	Instrument	WJB
Vial		Multiplier	1.00
DA Method File	G022422_8011_W_CLT.m	Comment	
Tune File		Tune Date	
Batch Name	G022522_8011_W_CLT.batch.bin	Last Calib Update	2/25/2022 8:11:20 AM
Ref Library			

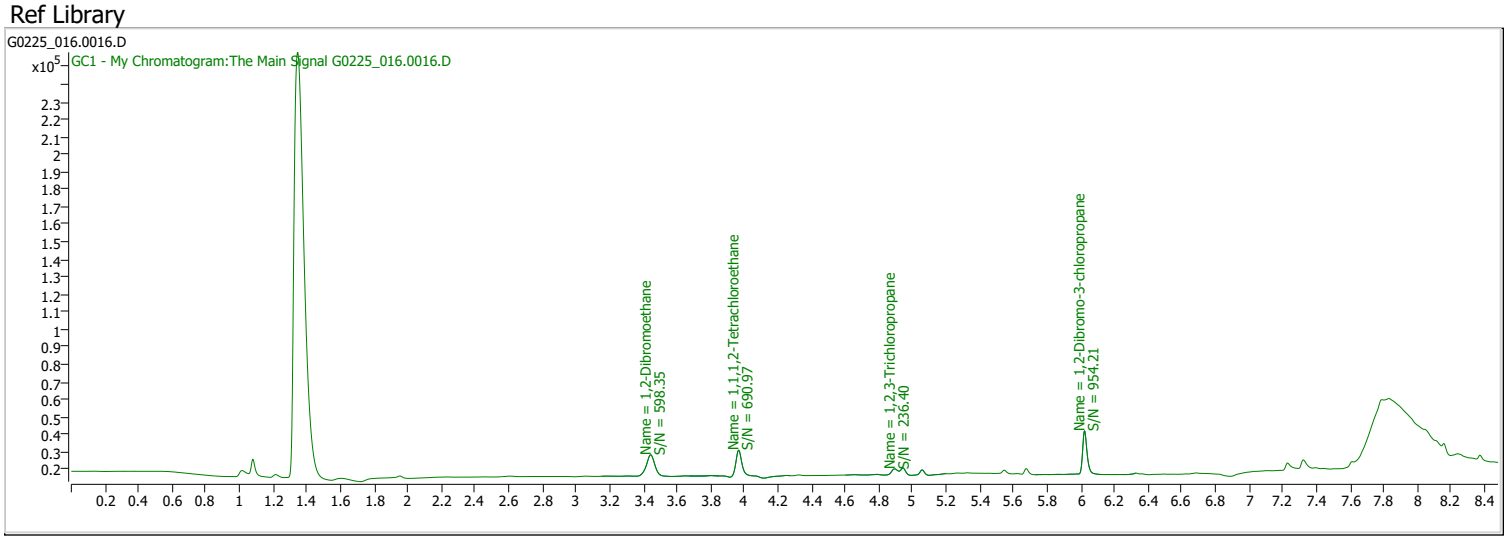

Compound	RT	QIon	Resp.	Conc.	Units		Dev(Min)
Internal Standards							
System Monitoring Compounds							
S 1,1,1,2-Tetrachloroethane	3.966	0.0	35520	0.1063	µg/L	m	-0.006
Spiked Amount: 0.100	Range: 70.0 - 130.0%			Recovery = 106.29%			
Target Compounds							QValue
M 1,2-Dibromoethane	3.443	0.0	42255	0.2593	µg/L		100

(#) = Qualifier Out of Range; (m) = Manual Integration; (+) = Area Summed; (*) = Surrogate Percent Recovery Out of Range; (d): Zeroed Peak

Compound	Conc.	RT	Dev(Min)	Resp.	QIon	QRatio	Lower	Upper
1,2-Dibromoethane	0.2593	3.44	-0.01	42255				

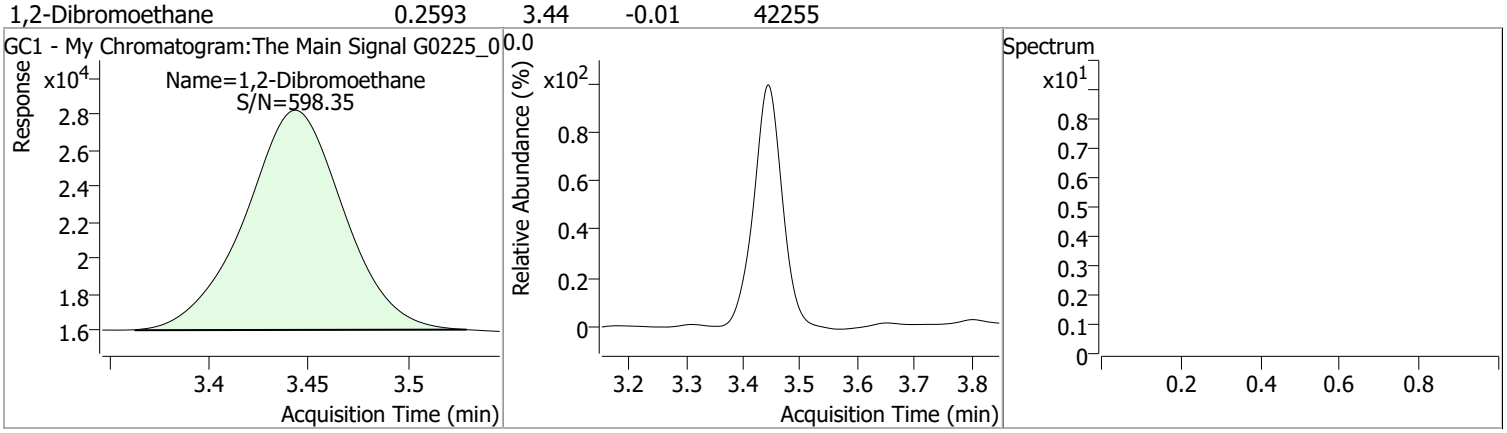

Compound	Conc.	RT	Dev(Min)	Resp.	QIon	QRatio	Lower	Upper
1,1,1,2-Tetrachloroethane	0.1063	3.97	-0.01	35520 (m)				

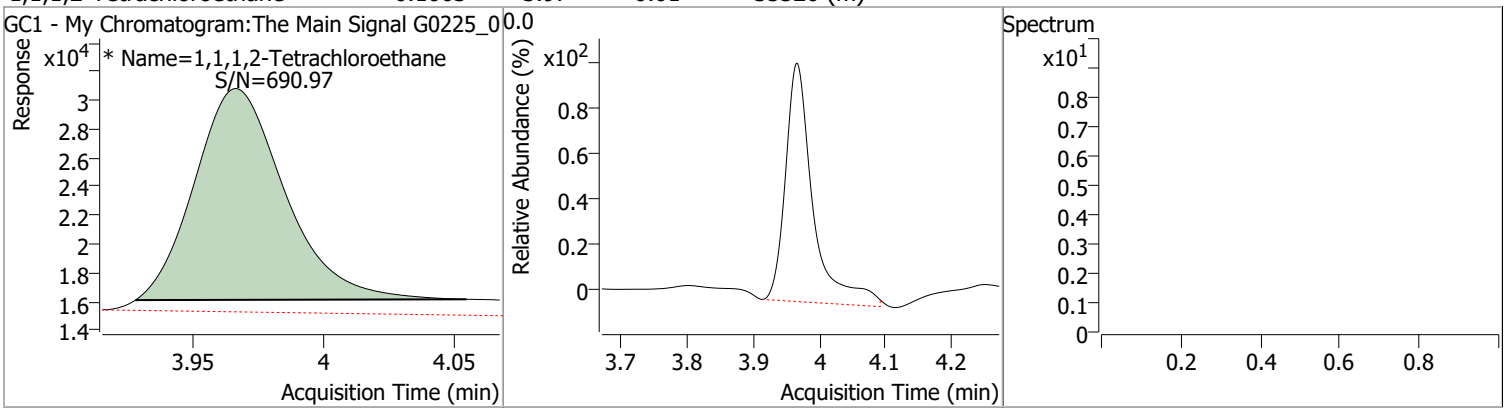

Quantitation Results Report (QT Reviewed)

Data File	G0225_017.0017.D	Operator	
Acq. Method	testAcqFileNamePath	Acq. Date-Time	2/25/2022 5:53:54 PM
Sample Name	Hexan	Instrument	WJB
Vial		Multiplier	1.00
DA Method File	G022422_8011_W_CLT.m	Comment	
Tune File		Tune Date	
Batch Name	G022522_8011_W_CLT.batch.bin	Last Calib Update	2/25/2022 8:11:20 AM
Ref Library			

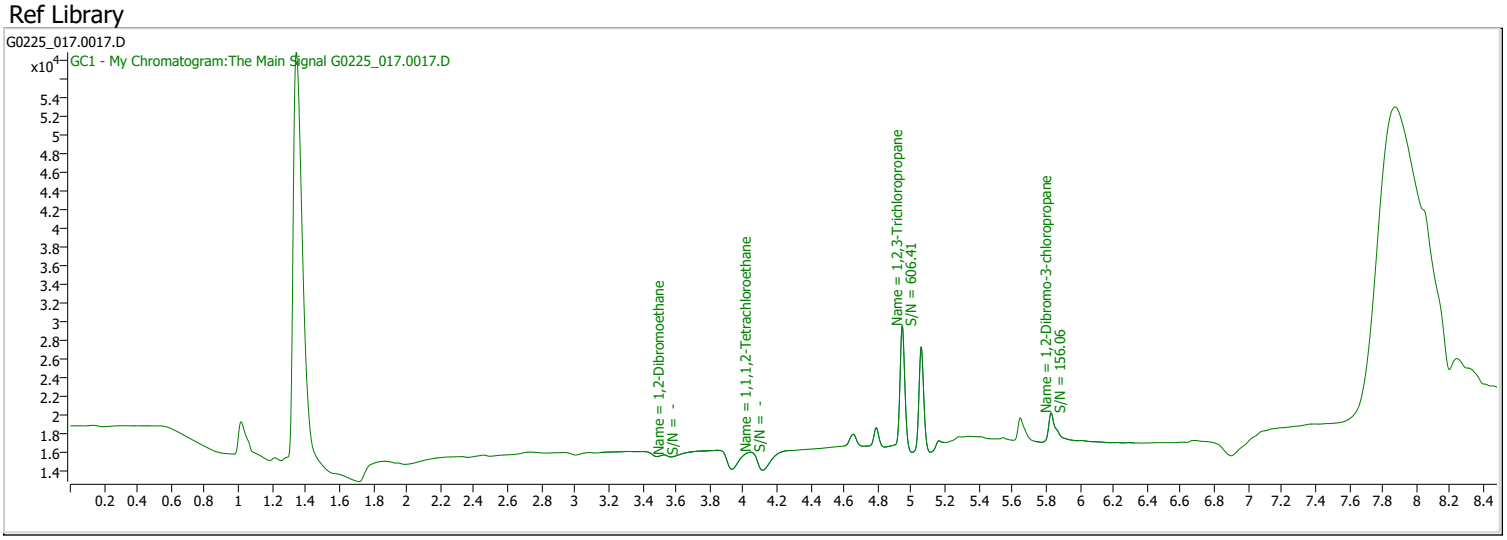

Compound	RT	QIon	Resp.	Conc.	Units		Dev(Min)
Internal Standards							
System Monitoring Compounds							
S 1,1,1,2-Tetrachloroethane	4.045	0.0	0		µg/L	md	0.073
Spiked Amount: 0.100	Range: 70.0 - 130.0%			Recovery = NA%			
Target Compounds							QValue
M 1,2-Dibromoethane	3.527	0.0	0		µg/L	md	1

(#) = Qualifier Out of Range; (m) = Manual Integration; (+) = Area Summed; (*) = Surrogate Percent Recovery Out of Range; (d): Zeroed Peak

Compound	Conc.	RT	Dev(Min)	Resp.	QIon	QRatio	Lower	Upper
1,2-Dibromoethane		0		0				

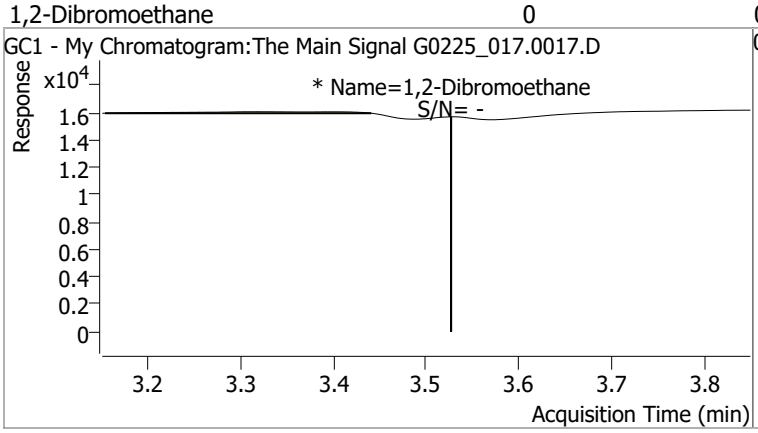

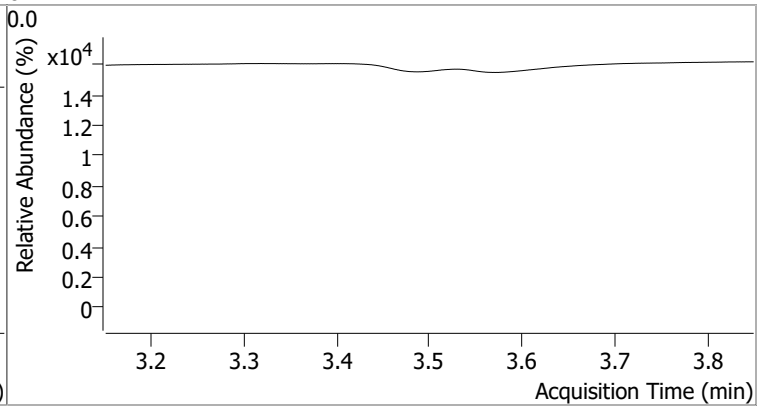

Compound	Conc.	RT	Dev(Min)	Resp.	QIon	QRatio	Lower	Upper
1,1,1,2-Tetrachloroethane		0		0				

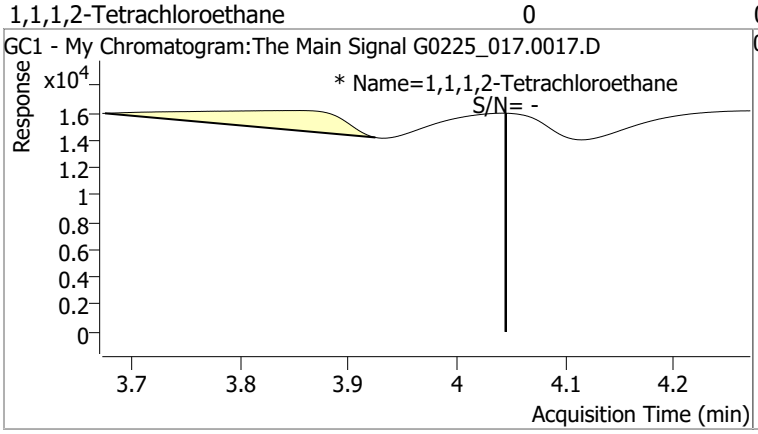

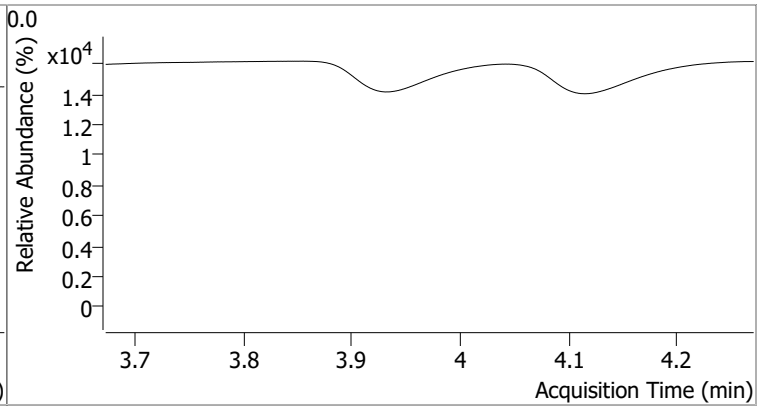

Quantitation Results Report (QT Reviewed)

Data File	G0225_018.0018.D	Operator	
Acq. Method	testAcqFileNamePath	Acq. Date-Time	2/25/2022 6:13:41 PM
Sample Name	CK5-164037	Instrument	WJB
Vial		Multiplier	1.00
DA Method File	G022422_8011_W_CLT.m	Comment	
Tune File		Tune Date	
Batch Name	G022522_8011_W_CLT.batch.bin	Last Calib Update	2/25/2022 8:11:20 AM
Ref Library			

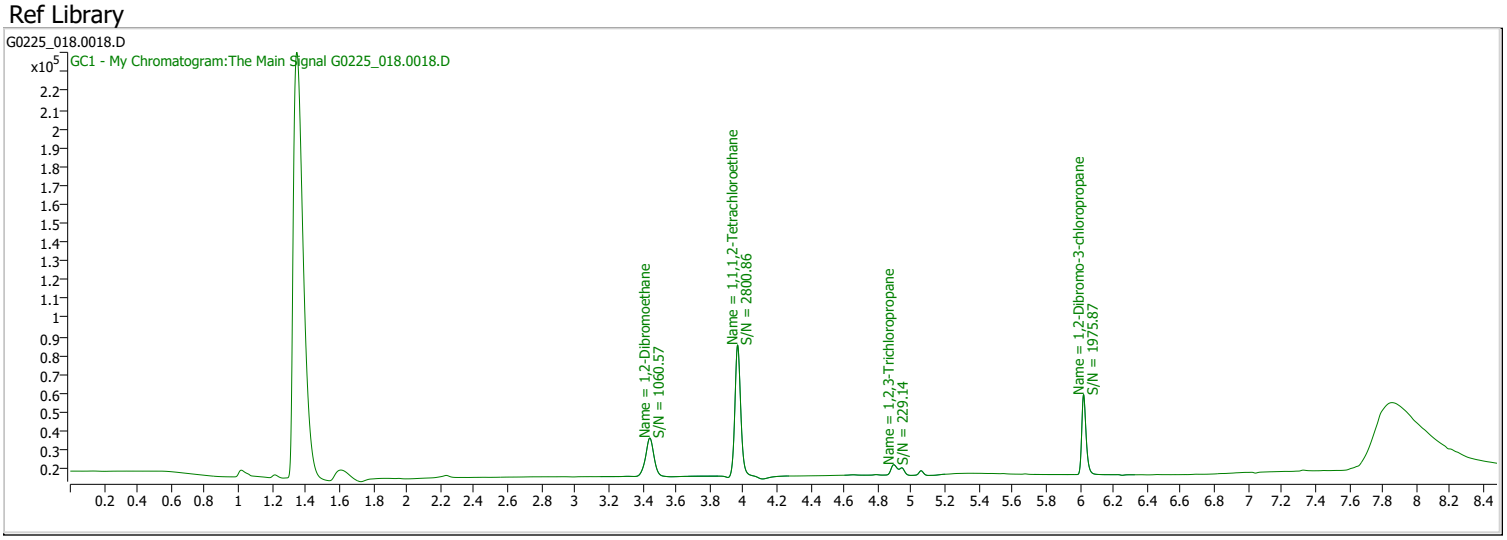

Compound	RT	QIon	Resp.	Conc.	Units		Dev(Min)
Internal Standards							
System Monitoring Compounds							
S 1,1,1,2-Tetrachloroethane	3.966	0.0	166563	0.4591	µg/L	m	-0.006
Spiked Amount: 0.100	Range: 70.0 - 130.0%			Recovery = 459.15%		*	
Target Compounds							QValue
M 1,2-Dibromoethane	3.444	0.0	70936	0.4496	µg/L		100

(#) = Qualifier Out of Range; (m) = Manual Integration; (+) = Area Summed; (*) = Surrogate Percent Recovery Out of Range; (d): Zeroed Peak

Compound	Conc.	RT	Dev(Min)	Resp.	QIon	QRatio	Lower	Upper
1,2-Dibromoethane	0.4496	3.44	-0.01	70936				

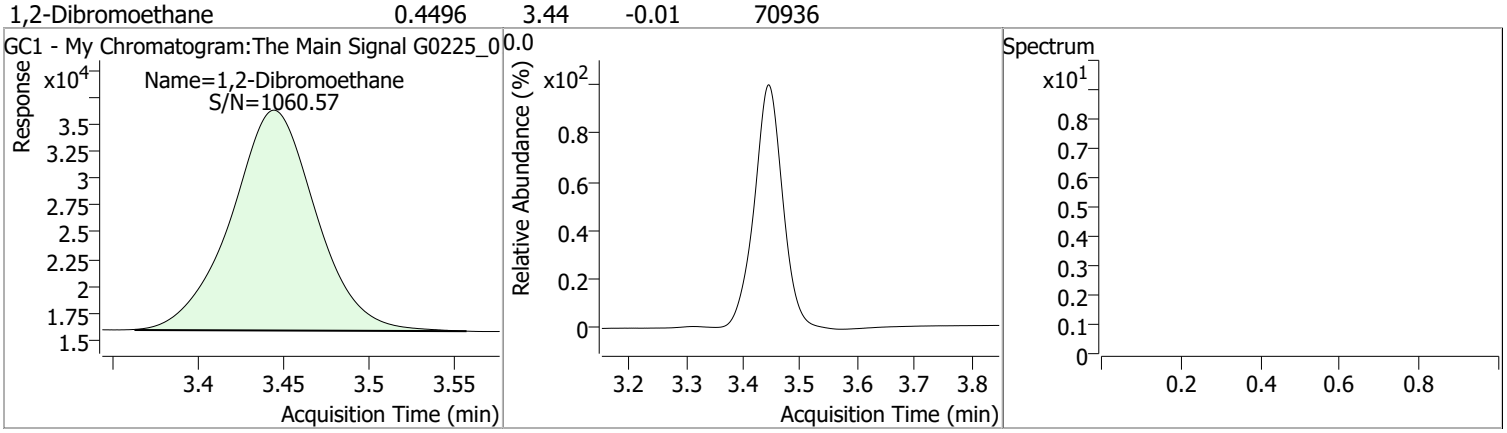

Compound	Conc.	RT	Dev(Min)	Resp.	QIon	QRatio	Lower	Upper
1,1,1,2-Tetrachloroethane	0.4591	3.97	-0.01	166563 (m)				

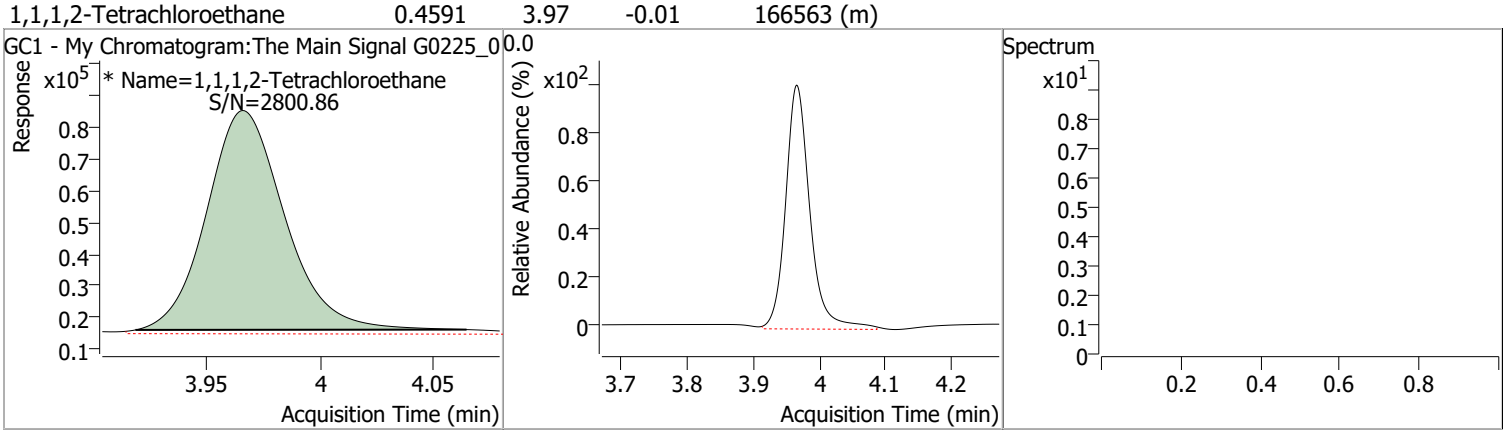

Quantitation Results Report (QT Reviewed)

Data File	G0225_019.0019.D	Operator	
Acq. Method	testAcqFileNamePath	Acq. Date-Time	2/25/2022 6:33:22 PM
Sample Name	Hexan	Instrument	WJB
Vial		Multiplier	1.00
DA Method File	G022422_8011_W_CLT.m	Comment	
Tune File		Tune Date	
Batch Name	G022522_8011_W_CLT.batch.bin	Last Calib Update	2/25/2022 8:11:20 AM
Ref Library			

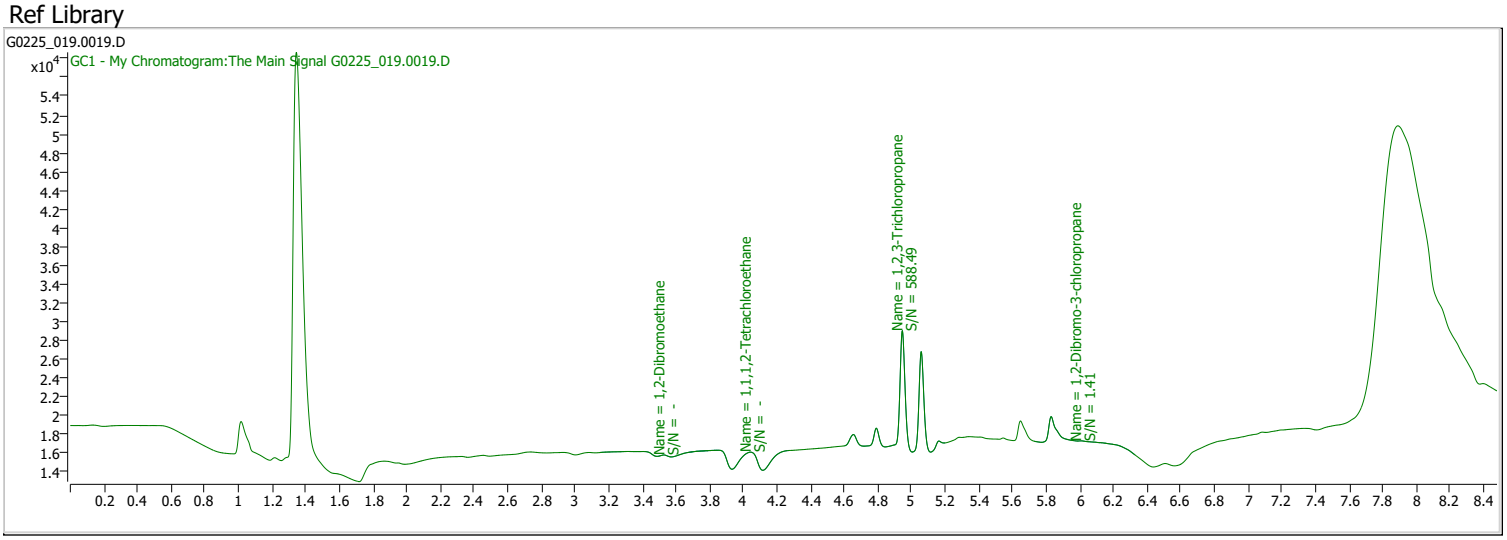

Compound	RT	QIon	Resp.	Conc.	Units		Dev(Min)
Internal Standards							
System Monitoring Compounds							
S 1,1,1,2-Tetrachloroethane	4.044	0.0	0		µg/L	md	0.072
Spiked Amount: 0.100	Range: 70.0 - 130.0%			Recovery = NA%			
Target Compounds							QValue
M 1,2-Dibromoethane	3.532	0.0	0		µg/L	md	1

(#) = Qualifier Out of Range; (m) = Manual Integration; (+) = Area Summed; (*) = Surrogate Percent Recovery Out of Range; (d): Zeroed Peak

Compound	Conc.	RT	Dev(Min)	Resp.	QIon	QRatio	Lower	Upper
1,2-Dibromoethane		0		0				

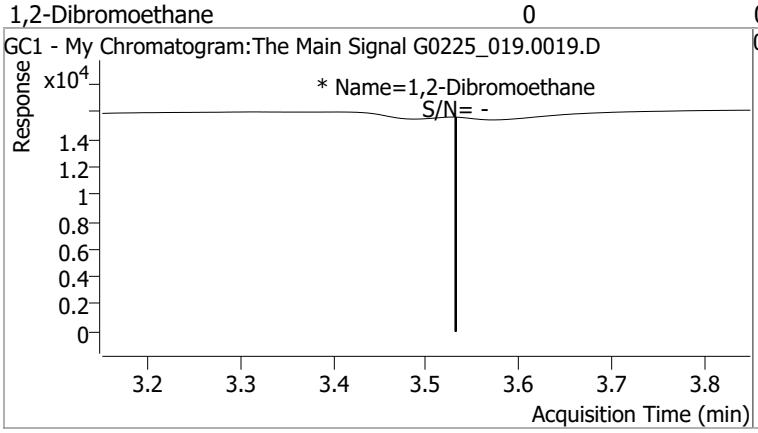

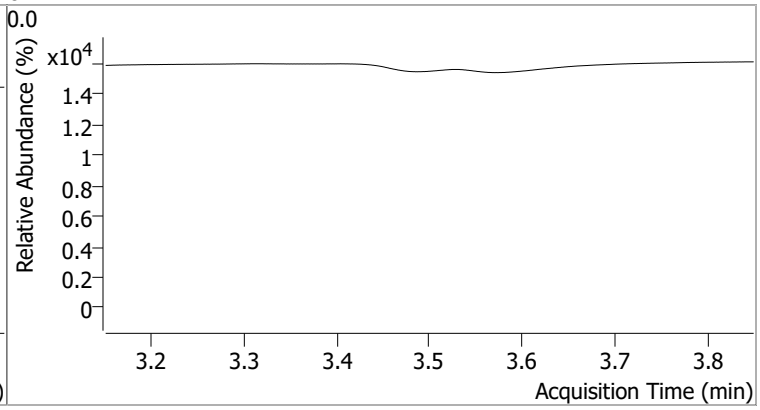

Compound	Conc.	RT	Dev(Min)	Resp.	QIon	QRatio	Lower	Upper
1,1,1,2-Tetrachloroethane		0		0				

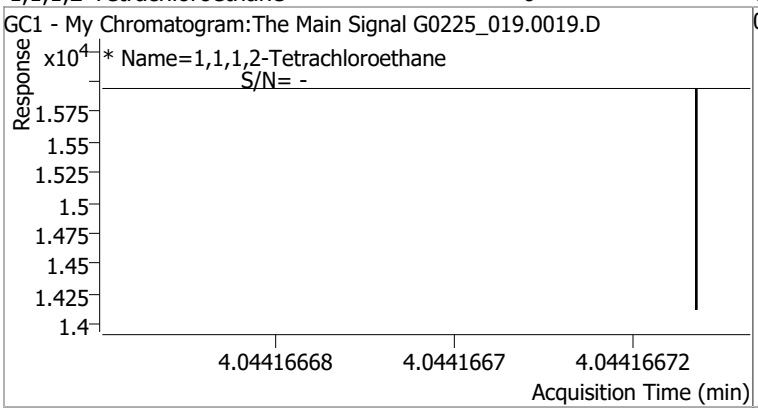

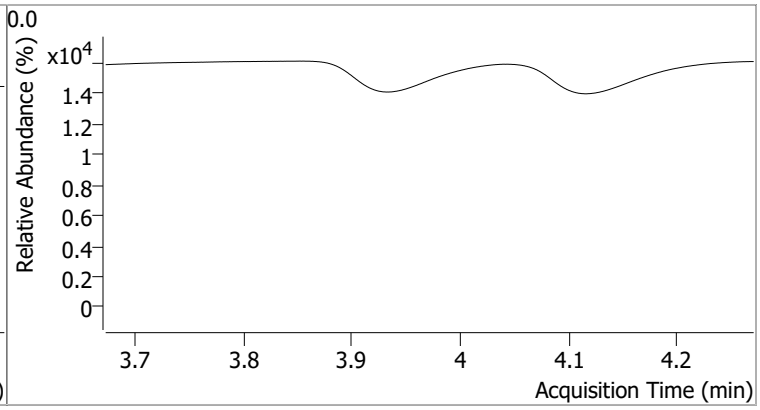

Quantitation Results Report (QT Reviewed)

Data File	G0225_020.0020.D	Operator	
Acq. Method	testAcqFileNamePath	Acq. Date-Time	2/25/2022 6:53:05 PM
Sample Name	B22021528-002C	Instrument	WJB
Vial		Multiplier	1.00
DA Method File	G022422_8011_W_CLT.m	Comment	
Tune File		Tune Date	
Batch Name	G022522_8011_W_CLT.batch.bin	Last Calib Update	2/25/2022 8:11:20 AM
Ref Library			

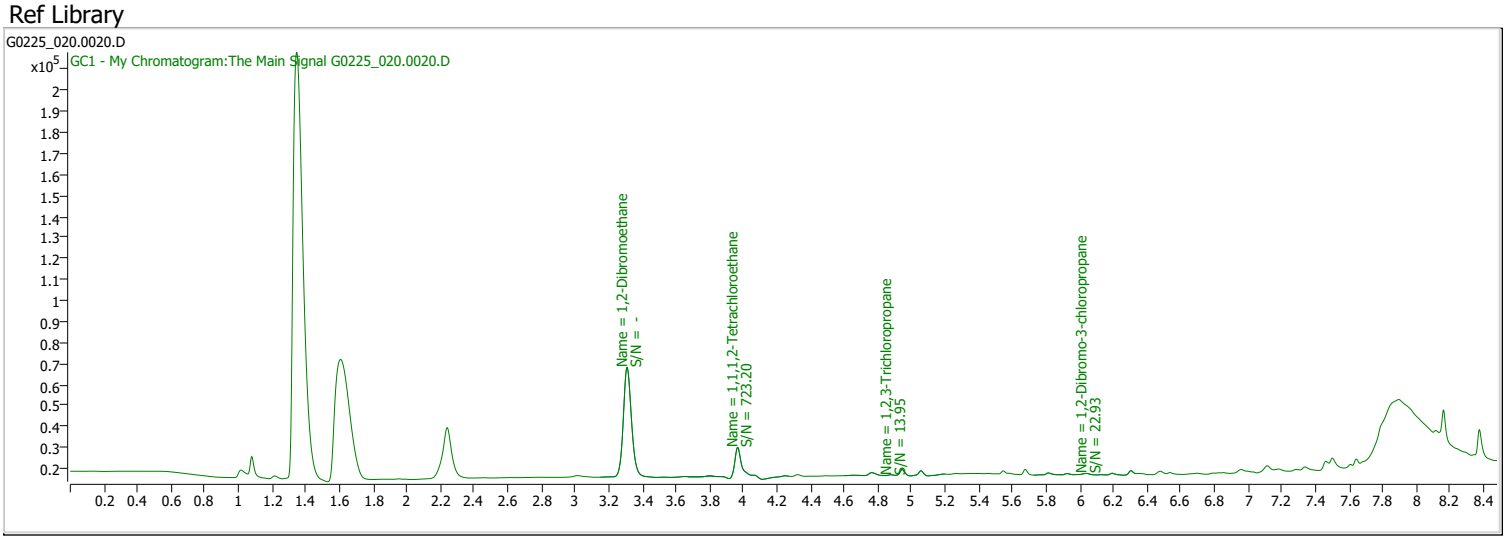

Compound	RT	QIon	Resp.	Conc.	Units		Dev(Min)
Internal Standards							
System Monitoring Compounds							
S 1,1,1,2-Tetrachloroethane	3.966	0.0	32860	0.0989	µg/L	m	-0.006
Spiked Amount: 0.100	Range: 70.0 - 130.0%			Recovery = 98.88%			
Target Compounds							QValue
M 1,2-Dibromoethane	3.309	0.0	0		µg/L	md	1

(#) = Qualifier Out of Range; (m) = Manual Integration; (+) = Area Summed; (*) = Surrogate Percent Recovery Out of Range; (d): Zeroed Peak

Compound	Conc.	RT	Dev(Min)	Resp.	QIon	QRatio	Lower	Upper
1,2-Dibromoethane		0		0				

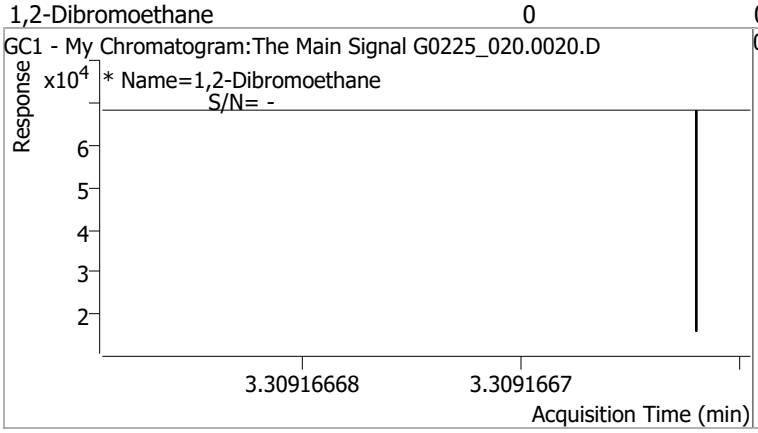

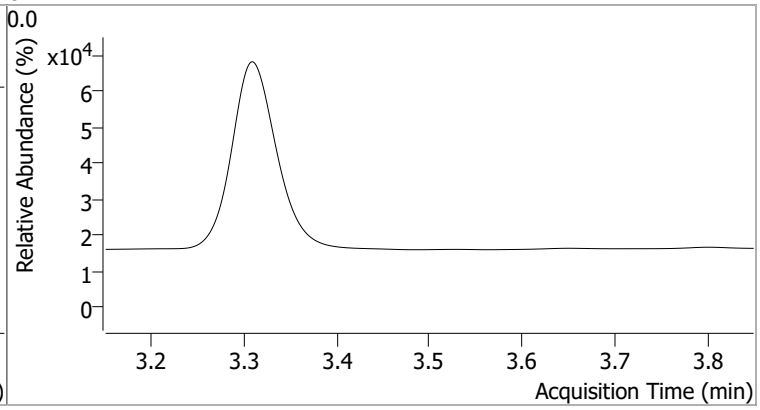

Compound	Conc.	RT	Dev(Min)	Resp.	QIon	QRatio	Lower	Upper
1,1,1,2-Tetrachloroethane	0.0989	3.97	-0.01	32860 (m)				

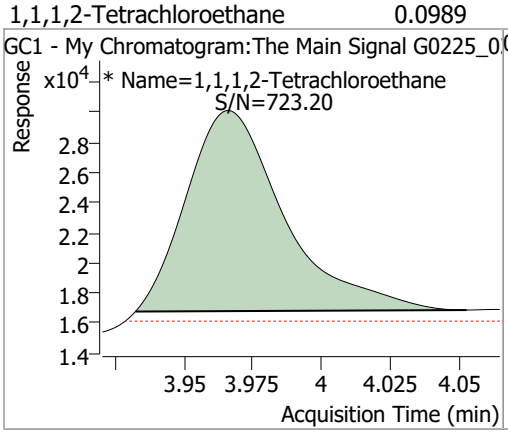

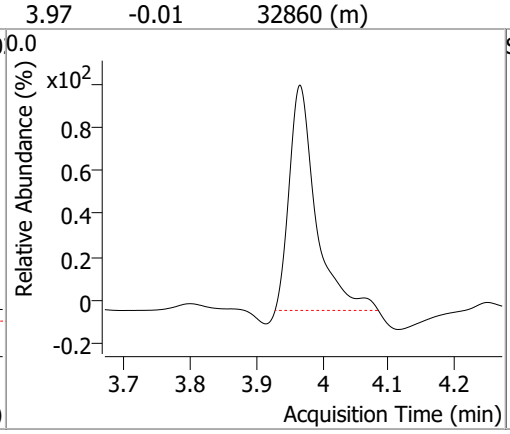

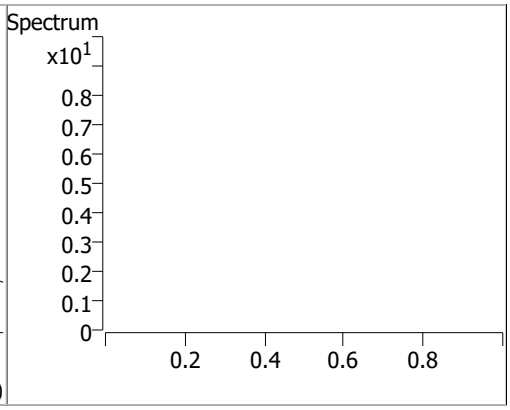

Quantitation Results Report (QT Reviewed)

Data File	G0225_021.0021.D	Operator	
Acq. Method	testAcqFileNamePath	Acq. Date-Time	2/25/2022 7:12:52 PM
Sample Name	B22021528-003C	Instrument	WJB
Vial		Multiplier	1.00
DA Method File	G022422_8011_W_CLT.m	Comment	
Tune File		Tune Date	
Batch Name	G022522_8011_W_CLT.batch.bin	Last Calib Update	2/25/2022 8:11:20 AM
Ref Library			

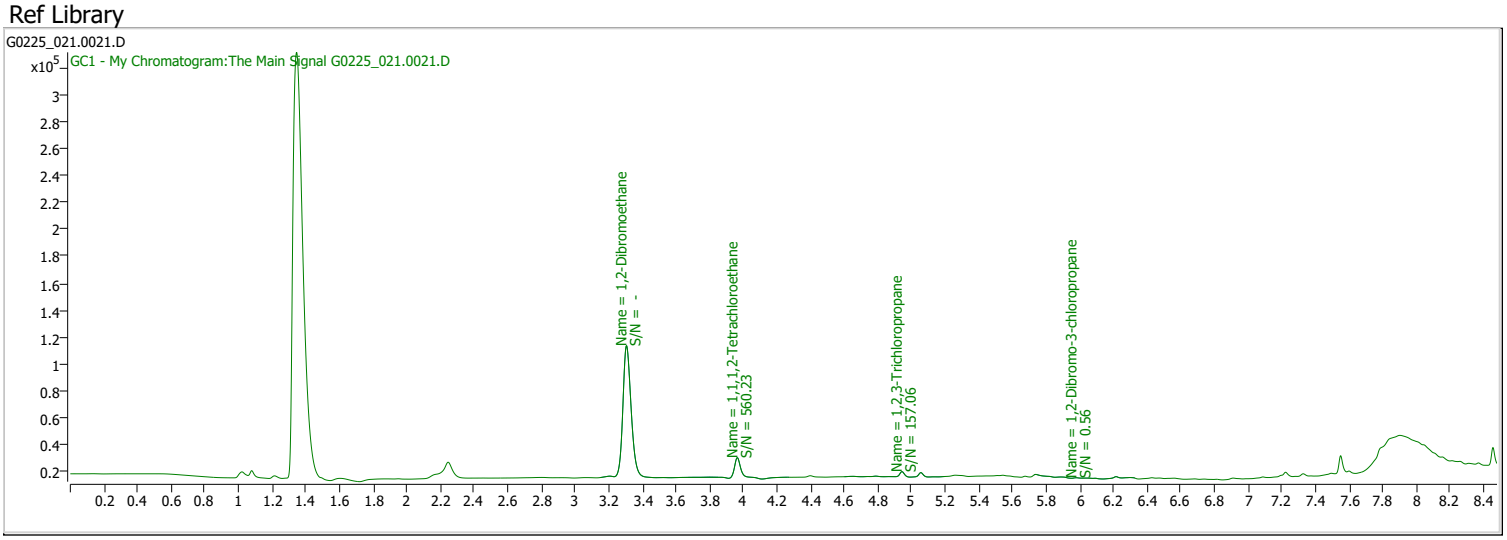

Compound	RT	QIon	Resp.	Conc.	Units		Dev(Min)
Internal Standards							
System Monitoring Compounds							
S 1,1,1,2-Tetrachloroethane	3.964	0.0	35060	0.1050	µg/L	m	-0.008
Spiked Amount: 0.100	Range: 70.0 - 130.0%			Recovery = 105.01%			
Target Compounds							QValue
M 1,2-Dibromoethane	3.306	0.0	0		µg/L	md	1

(#) = Qualifier Out of Range; (m) = Manual Integration; (+) = Area Summed; (*) = Surrogate Percent Recovery Out of Range; (d): Zeroed Peak

Compound	Conc.	RT	Dev(Min)	Resp.	QIon	QRatio	Lower	Upper
1,2-Dibromoethane		0		0				

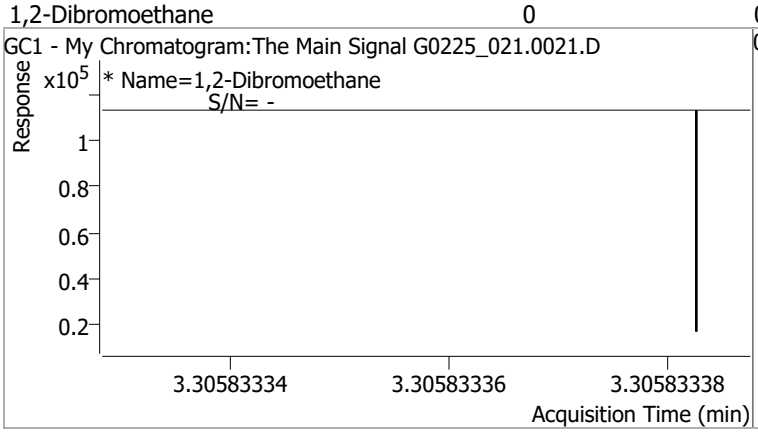

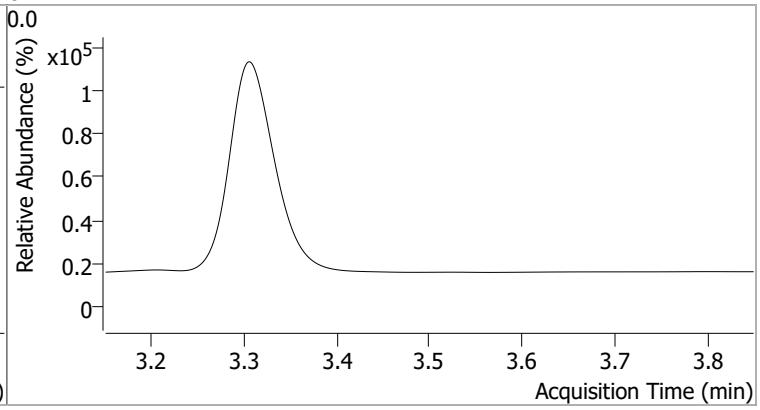

Compound	Conc.	RT	Dev(Min)	Resp.	QIon	QRatio	Lower	Upper
1,1,1,2-Tetrachloroethane	0.1050	3.96	-0.01	35060 (m)				

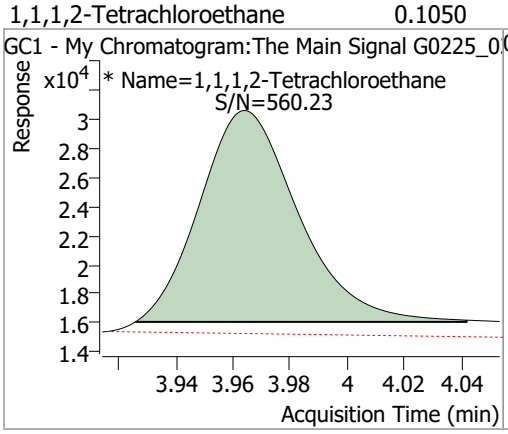

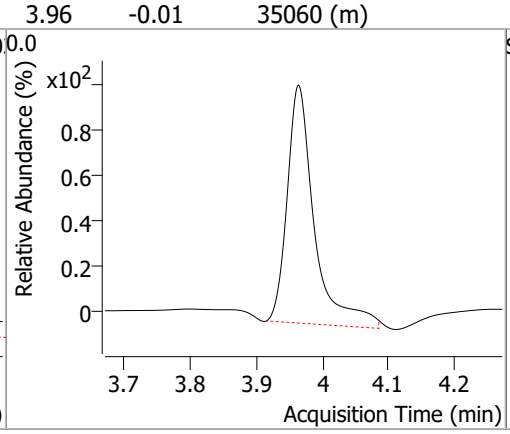

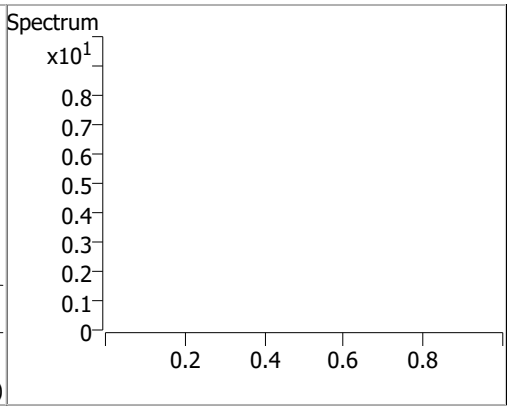

Quantitation Results Report (QT Reviewed)

Data File	G0225_022.0022.D	Operator	
Acq. Method	testAcqFileNamePath	Acq. Date-Time	2/25/2022 7:32:33 PM
Sample Name	Hexan	Instrument	WJB
Vial		Multiplier	1.00
DA Method File	G022422_8011_W_CLT.m	Comment	
Tune File		Tune Date	
Batch Name	G022522_8011_W_CLT.batch.bin	Last Calib Update	2/25/2022 8:11:20 AM
Ref Library			

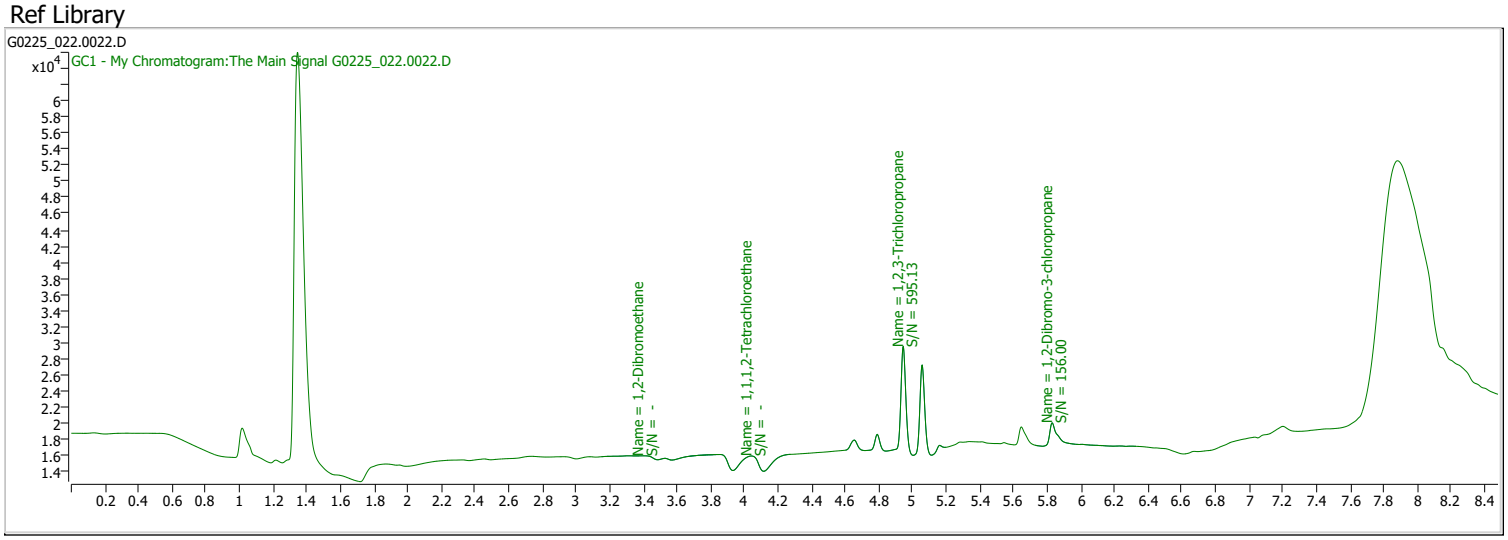

Compound	RT	QIon	Resp.	Conc.	Units		Dev(Min)
Internal Standards							
System Monitoring Compounds							
S 1,1,1,2-Tetrachloroethane	4.043	0.0	0		µg/L	md	0.071
Spiked Amount: 0.100	Range: 70.0 - 130.0%			Recovery = NA%			
Target Compounds							QValue
M 1,2-Dibromoethane	3.399	0.0	0		µg/L	md	1

(#) = Qualifier Out of Range; (m) = Manual Integration; (+) = Area Summed; (*) = Surrogate Percent Recovery Out of Range; (d): Zeroed Peak

Compound	Conc.	RT	Dev(Min)	Resp.	QIon	QRatio	Lower	Upper
1,2-Dibromoethane		0		0				

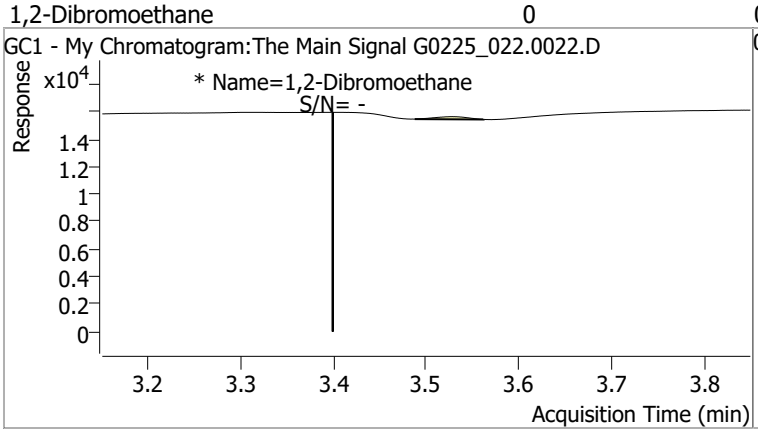

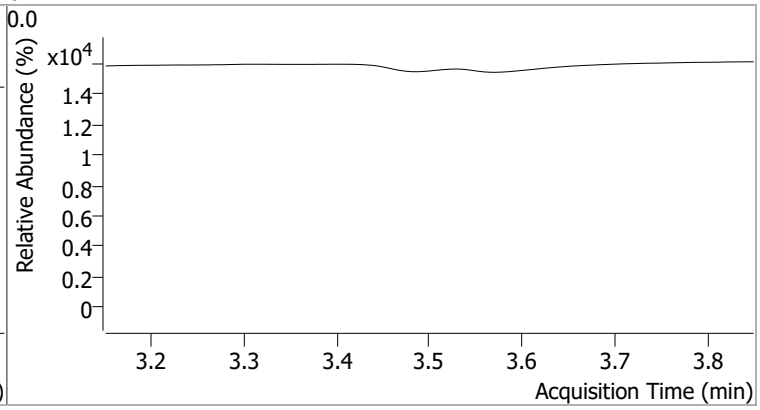

Compound	Conc.	RT	Dev(Min)	Resp.	QIon	QRatio	Lower	Upper
1,1,1,2-Tetrachloroethane		0		0				

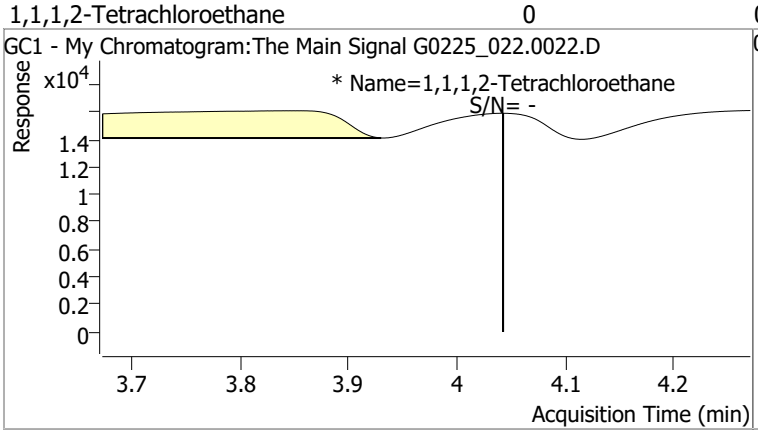

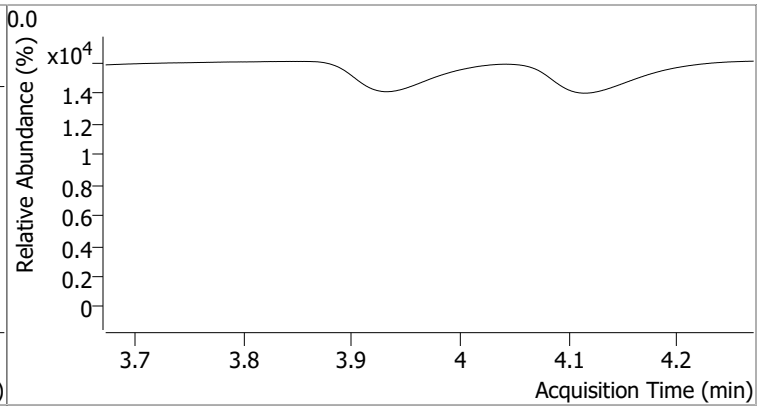

Quantitation Results Report (QT Reviewed)

Data File	G0225_023.0023.D	Operator	
Acq. Method	testAcqFileNamePath	Acq. Date-Time	2/25/2022 7:52:24 PM
Sample Name	CK3-164037	Instrument	WJB
Vial		Multiplier	1.00
DA Method File	G022422_8011_W_CLT.m	Comment	
Tune File		Tune Date	
Batch Name	G022522_8011_W_CLT.batch.bin	Last Calib Update	2/25/2022 8:11:20 AM
Ref Library			

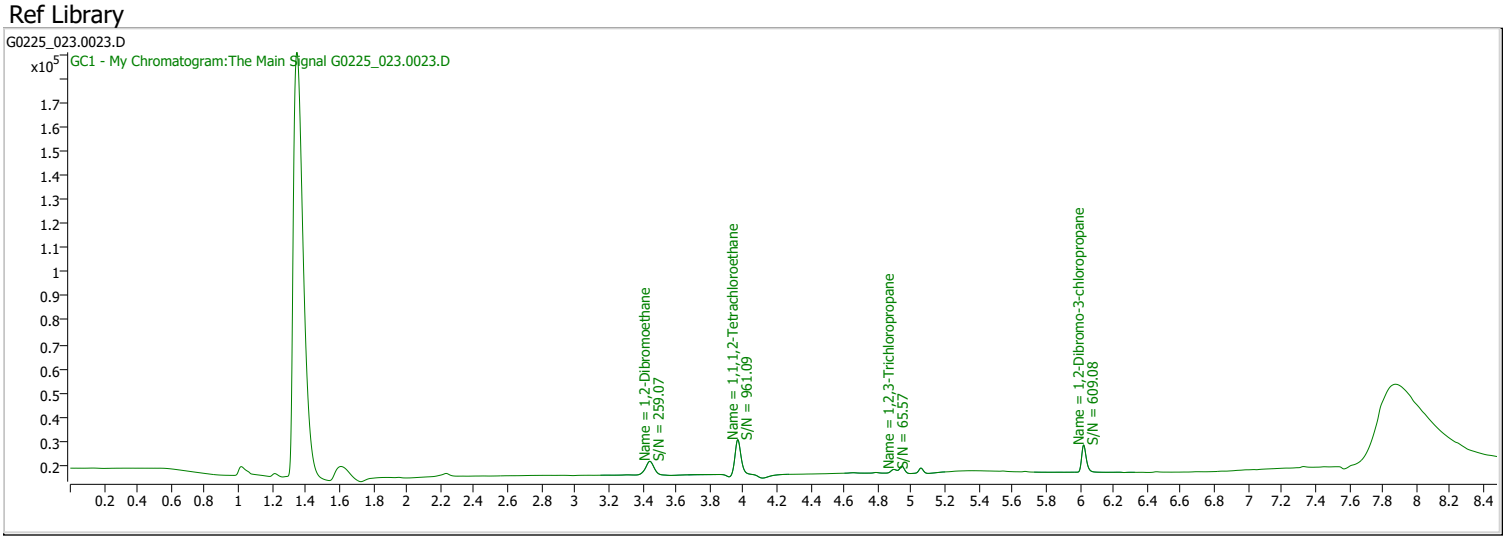

Compound	RT	QIon	Resp.	Conc.	Units		Dev(Min)
Internal Standards							
System Monitoring Compounds							
S 1,1,1,2-Tetrachloroethane	3.967	0.0	35489	0.1062	µg/L	m	-0.005
Spiked Amount: 0.100	Range: 70.0 - 130.0%			Recovery = 106.20%			
Target Compounds							QValue
M 1,2-Dibromoethane	3.444	0.0	20595	0.1236	µg/L		100

(#) = Qualifier Out of Range; (m) = Manual Integration; (+) = Area Summed; (*) = Surrogate Percent Recovery Out of Range; (d): Zeroed Peak

Compound	Conc.	RT	Dev(Min)	Resp.	QIon	QRatio	Lower	Upper
1,2-Dibromoethane	0.1236	3.44	-0.01	20595				

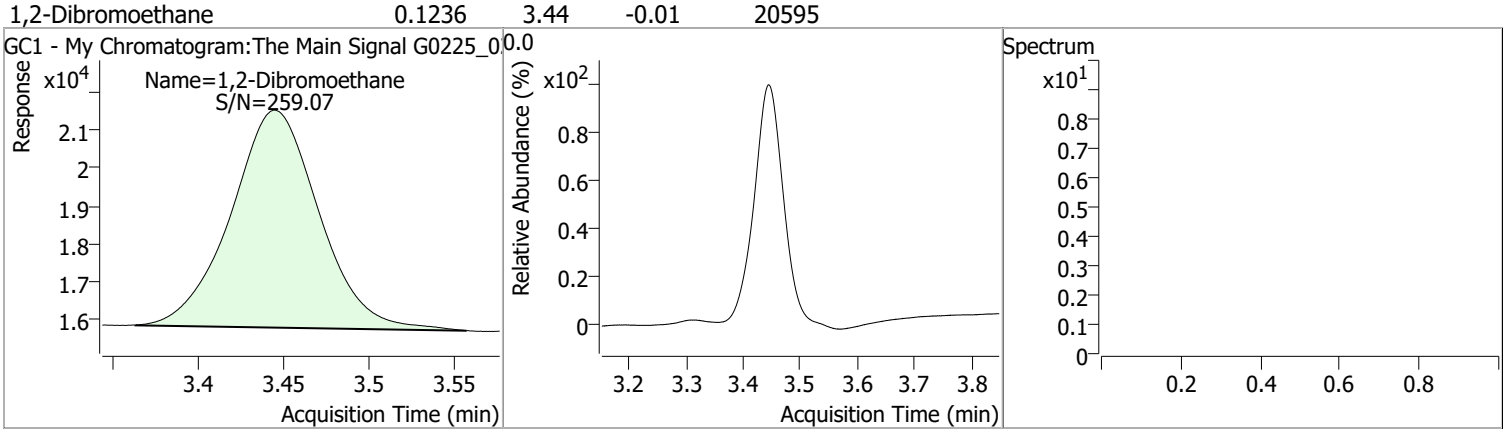

Compound	Conc.	RT	Dev(Min)	Resp.	QIon	QRatio	Lower	Upper
1,1,1,2-Tetrachloroethane	0.1062	3.97	-0.01	35489 (m)				

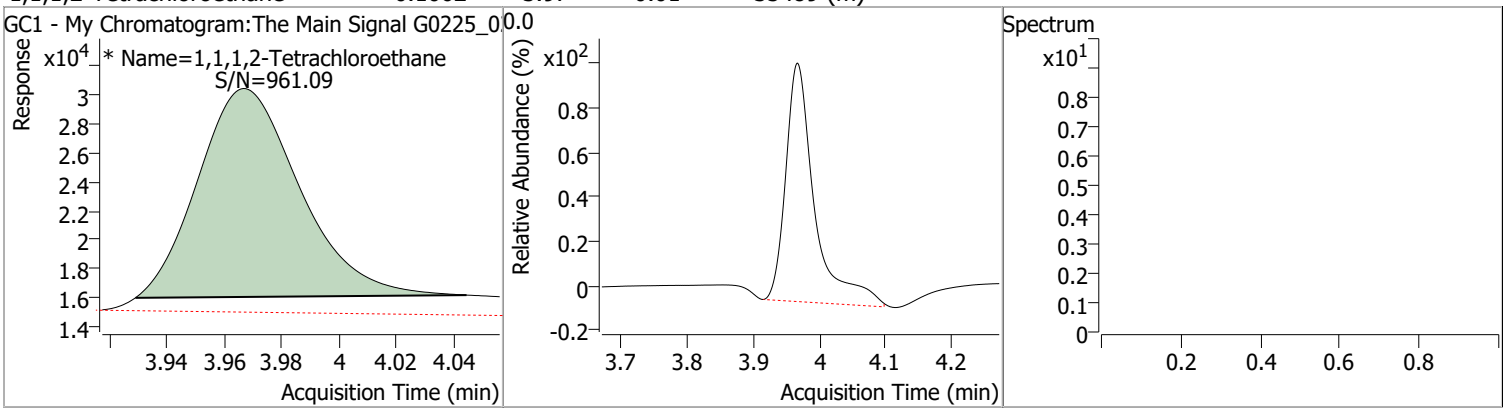

Batch name and path: \\MASSHUNTER\Org\Data\GECD.I\G022422\aiaexport\QuantResults\G022422_8011_W_CLT.batch.bin
Quant batch version: 10.0
Quant reporting version: 10.0

Name	User	Time	Action	Reason	Comment	Succeed	Exception
CmdNewBatchTable	BL2000\ctran	2/24/2022 12:02:23 PM	Create new batch \\MASSHUNTER\Org\Data\GECD.I\G022422\aiaexport\G022422_8011_W_CLT.batch.bin			✓	
CmdImportSamplesFromWorklist	BL2000\ctran	2/24/2022 12:02:26 PM	Add samples from worklist: \\MASSHUNTER\Org\Data\GECD.I\G022422\aiaexport\G0224_001.0001.D			✓	
CmdStartMethodEditing	BL2000\ctran	2/24/2022 12:04:12 PM	Start method editing			✓	
CmdImportMethodFromFile	BL2000\ctran	2/24/2022 12:04:13 PM	Import method from file \\MASSHUNTER\Org\Data\GECD.I\GECD_methods\G022322_8011_W_CLT.m			✓	
CmdApplyMethodToAllSamples	BL2000\ctran	2/24/2022 12:04:22 PM	Apply method to all samples			✓	
CmdMethodClear	BL2000\ctran	2/24/2022 12:04:22 PM	Clear method			✓	
CmdEndMethodEditing	BL2000\ctran	2/24/2022 12:04:23 PM	End method editing			✓	
CmdQuantitate	BL2000\ctran	2/24/2022 12:04:23 PM	Quantitate all compounds in all samples			✓	
CmdSaveBatchTable	BL2000\ctran	2/24/2022 12:07:17 PM	Save batch \\MASSHUNTER\Org\Data\GECD.I\G022422\aiaexport\QuantResults\G022422_8011_W_CLT.batch.bin			✓	
CmdOpenBatchTable	BL2000\ctran	2/24/2022 12:21:18 PM	Open batch \\MASSHUNTER\Org\Data\GECD.I\G022422\aiaexport\G022422_8011_W_CLT.batch.bin			✓	
CmdImportSamplesFromWorklist	BL2000\ctran	2/24/2022 12:22:01 PM	Add samples from worklist: \\MASSHUNTER\Org\Data\GECD.I\G022422\aiaexport\G0224_002.0002.D			✓	
CmdQuantitate	BL2000\ctran	2/24/2022 12:22:03 PM	Quantitate all compounds in all samples			✓	
CmdQuantitate	BL2000\ctran	2/24/2022 12:23:09 PM	Quantitate all compounds in all samples			✓	
CmdSaveBatchTable	BL2000\ctran	2/24/2022 12:25:10 PM	Save batch \\MASSHUNTER\Org\Data\GECD.I\G022422\aiaexport\QuantResults\G022422_8011_W_CLT.batch.bin			✓	
CmdOpenBatchTable	BL2000\ctran	2/24/2022 2:15:31 PM	Open batch \\MASSHUNTER\Org\Data\GECD.I\G022422\aiaexport\G022422_8011_W_CLT.batch.bin			✓	

Name	User	Time	Action	Reason	Comment	Succeed	Exception
CmdImportSamplesFromWorklist	BL2000\ctran	2/24/2022 2:15:46 PM	Add samples from worklist: \\MASSHUNTER\Org\Data\GECD.I\G022422\aiaexport\G0224_007.0007.D, \\MASSHUNTER\Org\Data\GECD.I\G022422\aiaexport\G0224_006.0006.D, \\MASSHUNTER\Org\Data\GECD.I\G022422\aiaexport\G0224_005.0005.D, \\MASSHUNTER\Org\Data\GECD.I\G022422\aiaexport\G0224_004.0004.D, \\MASSHUNTER\Org\Data\GECD.I\G022422\aiaexport\G0224_003.0003.D			✓	
CmdQuantitate	BL2000\ctran	2/24/2022 2:15:51 PM	Quantitate all compounds in all samples			✓	
CmdSetSampleAttribute	BL2000\ctran	2/24/2022 2:17:22 PM	Set SampleType = Calibration for sample G0224_007.0007.D; previous value = Sample			✓	
CmdSetSampleAttribute	BL2000\ctran	2/24/2022 2:17:24 PM	Set LevelName = 1 for sample G0224_007.0007.D; previous value =			✓	
CmdQuantitate	BL2000\ctran	2/24/2022 2:17:26 PM	Quantitate all compounds in all samples			✓	
CmdManuallyIntegratePeak	BL2000\ctran	2/24/2022 2:18:14 PM	Manually integrate compound 1,1,1,2-Tetrachloroethane in sample G0224_007.0007.D, from x, y = 3.961, 16214 to 4.033, 16182, result = 1386; previous integration is from x, y = 3.935, 15109 to 4.122, 14851 and previous response = 11629.			✓	
CmdQuantitate	BL2000\ctran	2/24/2022 2:23:22 PM	Quantitate all compounds in all samples			✓	
CmdSaveBatchTable	BL2000\ctran	2/24/2022 2:23:23 PM	Save batch \\MASSHUNTER\Org\Data\GECD.I\G022422\aiaexport\QuantResults\G022422_8011_W_CLT.batch.bin			✓	
CmdOpenBatchTable	BL2000\ctran	2/24/2022 2:54:49 PM	Open batch \\MASSHUNTER\Org\Data\GECD.I\G022422\aiaexport\G022422_8011_W_CLT.batch.bin			✓	
CmdImportSamplesFromWorklist	BL2000\ctran	2/24/2022 2:55:00 PM	Add samples from worklist: \\MASSHUNTER\Org\Data\GECD.I\G022422\aiaexport\G0224_009.0009.D, \\MASSHUNTER\Org\Data\GECD.I\G022422\aiaexport\G0224_008.0008.D			✓	
CmdQuantitate	BL2000\ctran	2/24/2022 2:55:02 PM	Quantitate all compounds in all samples			✓	
CmdSetSampleAttribute	BL2000\ctran	2/24/2022 2:55:06 PM	Set SampleType = Calibration for sample G0224_008.0008.D; previous value = Sample			✓	
CmdSetSampleAttribute	BL2000\ctran	2/24/2022 2:55:09 PM	Set LevelName = 7 for sample G0224_008.0008.D; previous value =			✓	
CmdSetSampleAttribute	BL2000\ctran	2/24/2022 2:55:11 PM	Set SampleType = Calibration for sample G0224_009.0009.D; previous value = Sample			✓	

Name	User	Time	Action	Reason	Comment	Succeed	Exception
CmdSetSampleAttribute	BL2000\ctran	2/24/2022 2:55:13 PM	Set LevelName = 2 for sample G0224_009.0009.D; previous value =			✓	
CmdQuantitate	BL2000\ctran	2/24/2022 2:55:15 PM	Quantitate all compounds in all samples			✓	
CmdUpdateRetentionTimes	BL2000\ctran	2/24/2022 2:56:02 PM	Update retention time for compound 1,1,1,2-Tetrachloroethane;			✓	
CmdQuantitate	BL2000\ctran	2/24/2022 2:56:05 PM	Quantitate all compounds in all samples			✓	
CmdSaveBatchTable	BL2000\ctran	2/24/2022 2:56:07 PM	Save batch \\MASSHUNTER\Org\Data\GECD.I\G022422\aiaexport\QuantResults\G022422_8011_W_CLT.batch.bin			✓	
CmdManuallyIntegratePeak	BL2000\ctran	2/24/2022 2:56:20 PM	Manually integrate compound 1,1,1,2-Tetrachloroethane in sample G0224_009.0009.D, from x, y = 3.945, 16303 to 4.062, 16198, result = 14968; previous integration is from x, y = 3.928, 15359 to 4.121, 14908 and previous response = 25109.			✓	
CmdQuantitate	BL2000\ctran	2/24/2022 2:56:27 PM	Quantitate all compounds in all samples			✓	
CmdSaveBatchTable	BL2000\ctran	2/24/2022 2:56:28 PM	Save batch \\MASSHUNTER\Org\Data\GECD.I\G022422\aiaexport\QuantResults\G022422_8011_W_CLT.batch.bin			✓	
CmdSaveBatchTable	BL2000\ctran	2/24/2022 3:31:58 PM	Save batch \\MASSHUNTER\Org\Data\GECD.I\G022422\aiaexport\QuantResults\G022422_8011_W_CLT.batch.bin			✓	
CmdOpenBatchTable	BL2000\ctran	2/25/2022 8:07:50 AM	Open batch \\MASSHUNTER\Org\Data\GECD.I\G022422\aiaexport\G022422_8011_W_CLT.batch.bin			✓	

Name	User	Time	Action	Reason	Comment	Succeed	Exception
CmdImportSamplesFromWorklist	BL2000\ctran	2/25/2022 8:08:11 AM	Add samples from worklist: \\MASSHUNTER\Org\Data\GECD.I\G02 2422\aiaexport\G0224_046.0046.D, \\MASSHUNTER\Org\Data\GECD.I\G02 2422\aiaexport\G0224_045.0045.D, \\MASSHUNTER\Org\Data\GECD.I\G02 2422\aiaexport\G0224_044.0044.D, \\MASSHUNTER\Org\Data\GECD.I\G02 2422\aiaexport\G0224_043.0043.D, \\MASSHUNTER\Org\Data\GECD.I\G02 2422\aiaexport\G0224_042.0042.D, \\MASSHUNTER\Org\Data\GECD.I\G02 2422\aiaexport\G0224_041.0041.D, \\MASSHUNTER\Org\Data\GECD.I\G02 2422\aiaexport\G0224_040.0040.D, \\MASSHUNTER\Org\Data\GECD.I\G02 2422\aiaexport\G0224_039.0039.D, \\MASSHUNTER\Org\Data\GECD.I\G02 2422\aiaexport\G0224_038.0038.D, \\MASSHUNTER\Org\Data\GECD.I\G02 2422\aiaexport\G0224_037.0037.D, \\MASSHUNTER\Org\Data\GECD.I\G02 2422\aiaexport\G0224_036.0036.D, \\MASSHUNTER\Org\Data\GECD.I\G02 2422\aiaexport\G0224_035.0035.D, \\MASSHUNTER\Org\Data\GECD.I\G02 2422\aiaexport\G0224_034.0034.D, \\MASSHUNTER\Org\Data\GECD.I\G02 2422\aiaexport\G0224_033.0033.D, \\MASSHUNTER\Org\Data\GECD.I\G02 2422\aiaexport\G0224_032.0032.D, \\MASSHUNTER\Org\Data\GECD.I\G02 2422\aiaexport\G0224_031.0031.D, \\MASSHUNTER\Org\Data\GECD.I\G02 2422\aiaexport\G0224_030.0030.D, \\MASSHUNTER\Org\Data\GECD.I\G02 2422\aiaexport\G0224_029.0029.D, \\MASSHUNTER\Org\Data\GECD.I\G02 2422\aiaexport\G0224_028.0028.D, \\MASSHUNTER\Org\Data\GECD.I\G02 2422\aiaexport\G0224_027.0027.D, \\MASSHUNTER\Org\Data\GECD.I\G02 2422\aiaexport\G0224_026.0026.D, \\MASSHUNTER\Org\Data\GECD.I\G02 2422\aiaexport\G0224_025.0025.D, \\MASSHUNTER\Org\Data\GECD.I\G02 2422\aiaexport\G0224_024.0024.D, \\MASSHUNTER\Org\Data\GECD.I\G02 2422\aiaexport\G0224_023.0023.D, \\MASSHUNTER\Org\Data\GECD.I\G02 2422\aiaexport\G0224_022.0022.D, \\MASSHUNTER\Org\Data\GECD.I\G02 2422\aiaexport\G0224_021.0021.D, \\MASSHUNTER\Org\Data\GECD.I\G02 2422\aiaexport\G0224_020.0020.D, \\MASSHUNTER\Org\Data\GECD.I\G02 2422\aiaexport\G0224_019.0019.D, \\MASSHUNTER\Org\Data\GECD.I\G02 2422\aiaexport\G0224_018.0018.D,			✓	

Name	User	Time	Action	Reason	Comment	Succeed	Exception
			\\MASSHUNTER\Org\Data\GECD.I\G02 2422\aiaexport\G0224_017.0017.D, \\MASSHUNTER\Org\Data\GECD.I\G02 2422\aiaexport\G0224_016.0016.D, \\MASSHUNTER\Org\Data\GECD.I\G02 2422\aiaexport\G0224_015.0015.D, \\MASSHUNTER\Org\Data\GECD.I\G02 2422\aiaexport\G0224_014.0014.D, \\MASSHUNTER\Org\Data\GECD.I\G02 2422\aiaexport\G0224_013.0013.D, \\MASSHUNTER\Org\Data\GECD.I\G02 2422\aiaexport\G0224_012.0012.D, \\MASSHUNTER\Org\Data\GECD.I\G02 2422\aiaexport\G0224_011.0011.D, \\MASSHUNTER\Org\Data\GECD.I\G02 2422\aiaexport\G0224_010.0010.D				
CmdSetSampleAttribute	BL2000\ctran	2/25/2022 8:08:23 AM	Set SampleType = Calibration for sample G0224_010.0010.D; previous value = Sample			✓	
CmdSetSampleAttribute	BL2000\ctran	2/25/2022 8:08:25 AM	Set LevelName = 3 for sample G0224_010.0010.D; previous value =			✓	
CmdSetSampleAttribute	BL2000\ctran	2/25/2022 8:08:27 AM	Set SampleType = Calibration for sample G0224_011.0011.D; previous value = Sample			✓	
CmdSetSampleAttribute	BL2000\ctran	2/25/2022 8:08:30 AM	Set LevelName = 4 for sample G0224_011.0011.D; previous value =			✓	
CmdSetSampleAttribute	BL2000\ctran	2/25/2022 8:08:32 AM	Set SampleType = Calibration for sample G0224_012.0012.D; previous value = Sample			✓	
CmdSetSampleAttribute	BL2000\ctran	2/25/2022 8:08:35 AM	Set LevelName = 5 for sample G0224_012.0012.D; previous value =			✓	
CmdSetSampleAttribute	BL2000\ctran	2/25/2022 8:08:37 AM	Set SampleType = Calibration for sample G0224_013.0013.D; previous value = Sample			✓	
CmdSetSampleAttribute	BL2000\ctran	2/25/2022 8:08:39 AM	Set LevelName = 6 for sample G0224_013.0013.D; previous value =			✓	
CmdSetSampleAttribute	BL2000\ctran	2/25/2022 8:08:42 AM	Set SampleType = DoubleBlank for sample G0224_014.0014.D; previous value = Sample			✓	
CmdSetSampleAttribute	BL2000\ctran	2/25/2022 8:08:45 AM	Set SampleType = QC for sample G0224_015.0015.D; previous value = Sample			✓	
CmdSetSampleAttribute	BL2000\ctran	2/25/2022 8:08:48 AM	Set LevelName = LCS for sample G0224_015.0015.D; previous value =			✓	
CmdSetSampleAttribute	BL2000\ctran	2/25/2022 8:08:51 AM	Set SampleType = CC for sample G0224_016.0016.D; previous value = Sample			✓	
CmdSetSampleAttribute	BL2000\ctran	2/25/2022 8:08:53 AM	Set LevelName = 3 for sample G0224_016.0016.D; previous value =			✓	
CmdSetSampleAttribute	BL2000\ctran	2/25/2022 8:08:55 AM	Set SampleType = Blank for sample G0224_017.0017.D; previous value = Sample			✓	

Name	User	Time	Action	Reason	Comment	Succeed	Exception
CmdSetSampleAttribute	BL2000\ctran	2/25/2022 8:08:57 AM	Set SampleType = QC for sample G0224_018.0018.D; previous value = Sample			✓	
CmdSetSampleAttribute	BL2000\ctran	2/25/2022 8:08:59 AM	Set LevelName = LCS for sample G0224_018.0018.D; previous value =			✓	
CmdSetSampleAttribute	BL2000\ctran	2/25/2022 8:09:04 AM	Set SampleType = QC for sample G0224_019.0019.D; previous value = Sample			✓	
CmdSetSampleAttribute	BL2000\ctran	2/25/2022 8:09:06 AM	Set LevelName = LCS1 for sample G0224_019.0019.D; previous value =			✓	
CmdSetSampleAttribute	BL2000\ctran	2/25/2022 8:09:08 AM	Set SampleType = DoubleBlank for sample G0224_020.0020.D; previous value = Sample			✓	
CmdSetSampleAttribute	BL2000\ctran	2/25/2022 8:09:23 AM	Set SampleType = MatrixBlank for sample G0224_029.0029.D; previous value = Sample			✓	
CmdSetSampleAttribute	BL2000\ctran	2/25/2022 8:09:26 AM	Set SampleType = Matrix for sample G0224_030.0030.D; previous value = Sample			✓	
CmdSetSampleAttribute	BL2000\ctran	2/25/2022 8:09:28 AM	Set SampleType = MatrixDup for sample G0224_031.0031.D; previous value = Sample			✓	
CmdSetSampleAttribute	BL2000\ctran	2/25/2022 8:09:32 AM	Set SampleType = DoubleBlank for sample G0224_032.0032.D; previous value = Sample			✓	
CmdSetSampleAttribute	BL2000\ctran	2/25/2022 8:09:33 AM	Set SampleType = DoubleBlank for sample G0224_034.0034.D; previous value = Sample			✓	
CmdSetSampleAttribute	BL2000\ctran	2/25/2022 8:09:35 AM	Set SampleType = CC for sample G0224_033.0033.D; previous value = Sample			✓	
CmdSetSampleAttribute	BL2000\ctran	2/25/2022 8:09:38 AM	Set LevelName = 5 for sample G0224_033.0033.D; previous value =			✓	
CmdSetSampleAttribute	BL2000\ctran	2/25/2022 8:09:43 AM	Set SampleType = DoubleBlank for sample G0224_045.0045.D; previous value = Sample			✓	
CmdSetSampleAttribute	BL2000\ctran	2/25/2022 8:09:45 AM	Set SampleType = CC for sample G0224_046.0046.D; previous value = Sample			✓	
CmdSetSampleAttribute	BL2000\ctran	2/25/2022 8:09:47 AM	Set LevelName = 3 for sample G0224_046.0046.D; previous value =			✓	
CmdQuantitate	BL2000\ctran	2/25/2022 8:09:50 AM	Quantitate all compounds in all samples			✓	
CmdSetTargetCompoundAttribute	BL2000\ctran	2/25/2022 8:10:15 AM	Set UserAnnotation = GT for compound 1,1,1,2-Tetrachloroethane in sample G0224_009.0009.D; previous value =			✓	

Name	User	Time	Action	Reason	Comment	Succeed	Exception
CmdManuallyIntegratePeak	BL2000\ctran	2/25/2022 8:10:23 AM	Manually integrate compound 1,1,1,2-Tetrachloroethane in sample G0224_010.0010.D, from x, y = 3.937, 16177 to 4.053, 16323, result = 31992; previous integration is from x, y = 3.924, 15484 to 4.088, 15842 and previous response = 37124.			✓	
CmdManuallyIntegrateDropBaseline	BL2000\ctran	2/25/2022 8:10:25 AM	Drop baseline for compound 1,1,1,2-Tetrachloroethane in sample G0224_010.0010.D to y = 16177, new integration is from x, y = 3.937, 16177 to 4.053, 16177 and new response = 32499; previous integration is from x, y = 3.937, 16177 to 4.053, 16323 and previous response = 31992.			✓	
CmdSetTargetCompoundAttribute	BL2000\ctran	2/25/2022 8:10:26 AM	Set UserAnnotation = GT for compound 1,1,1,2-Tetrachloroethane in sample G0224_010.0010.D; previous value =			✓	
CmdManuallyIntegratePeak	BL2000\ctran	2/25/2022 8:10:43 AM	Manually integrate compound 1,1,1,2-Tetrachloroethane in sample G0224_011.0011.D, from x, y = 3.932, 16370 to 4.063, 16276, result = 67779; previous integration is from x, y = 3.920, 15543 to 4.094, 14970 and previous response = 77954.			✓	
CmdSetTargetCompoundAttribute	BL2000\ctran	2/25/2022 8:10:44 AM	Set UserAnnotation = GT for compound 1,1,1,2-Tetrachloroethane in sample G0224_011.0011.D; previous value =			✓	
CmdManuallyIntegratePeak	BL2000\ctran	2/25/2022 8:10:52 AM	Manually integrate compound 1,1,1,2-Tetrachloroethane in sample G0224_012.0012.D, from x, y = 3.927, 16583 to 4.072, 16286, result = 147845; previous integration is from x, y = 3.921, 15934 to 4.093, 15068 and previous response = 156878.			✓	
CmdManuallyIntegrateSnapBaseline	BL2000\ctran	2/25/2022 8:11:03 AM	Snap baseline for compound 1,1,1,2-Tetrachloroethane in sample G0224_013.0013.D, from x = 3.920 to x = 4.097, new integration is from x, y = 3.920, 16599 to 4.097, 15641 and new response = 382731; previous integration is from x, y = 3.920, 15819 to 4.097, 15081 and previous response = 389829.			✓	
CmdSetTargetCompoundAttribute	BL2000\ctran	2/25/2022 8:11:07 AM	Set UserAnnotation = GT for compound 1,1,1,2-Tetrachloroethane in sample G0224_013.0013.D; previous value =			✓	
CmdSetTargetCompoundAttribute	BL2000\ctran	2/25/2022 8:11:10 AM	Set UserAnnotation = GT for compound 1,1,1,2-Tetrachloroethane in sample G0224_012.0012.D; previous value =			✓	

Name	User	Time	Action	Reason	Comment	Succeed	Exception
CmdCalibrate	BL2000\ctran	2/25/2022 8:11:20 AM	Replace level 6 with Calibration sample G0224_013.0013.D for compounds {1,2-Dibromo-3-chloropropane, 1,2,3-Trichloropropane, 1,2-Dibromoethane, 1,1,1,2-Tetrachloroethane}; Replace level 5 with Calibration sample G0224_012.0012.D for compounds {1,2-Dibromo-3-chloropropane, 1,2,3-Trichloropropane, 1,2-Dibromoethane, 1,1,1,2-Tetrachloroethane}; Replace level 4 with Calibration sample G0224_011.0011.D for compounds {1,2-Dibromo-3-chloropropane, 1,2,3-Trichloropropane, 1,2-Dibromoethane, 1,1,1,2-Tetrachloroethane}; Replace level 3 with Calibration sample G0224_010.0010.D for compounds {1,2-Dibromo-3-chloropropane, 1,2,3-Trichloropropane, 1,2-Dibromoethane, 1,1,1,2-Tetrachloroethane}; Replace level 2 with Calibration sample G0224_009.0009.D for compounds {1,2-Dibromo-3-chloropropane, 1,2,3-Trichloropropane, 1,2-Dibromoethane, 1,1,1,2-Tetrachloroethane}; Replace level 7 with Calibration sample G0224_008.0008.D for compounds {1,2-Dibromo-3-chloropropane, 1,2,3-Trichloropropane, 1,2-Dibromoethane, 1,1,1,2-Tetrachloroethane}; Replace level 1 with Calibration sample G0224_007.0007.D for compounds {1,2-Dibromo-3-chloropropane, 1,2,3-Trichloropropane, 1,2-Dibromoethane, 1,1,1,2-Tetrachloroethane};			✓	
CmdQuantitate	BL2000\ctran	2/25/2022 8:11:24 AM	Quantitate all compounds in all samples			✓	
CmdStartMethodEditing	BL2000\ctran	2/25/2022 8:11:52 AM	Start method editing			✓	
CmdImportMethodFromSample	BL2000\ctran	2/25/2022 8:11:52 AM	Import method from sample G0224_012.0012.D			✓	
CmdSaveMethodAs	BL2000\ctran	2/25/2022 8:12:18 AM	Save method to file \\MASSHUNTER\Org\Data\GECD.I\GECD_methods\G022422_8011_W_CLT.m			✓	
CmdApplyMethodToAllSamples	BL2000\ctran	2/25/2022 8:12:22 AM	Apply method to all samples			✓	
CmdMethodClear	BL2000\ctran	2/25/2022 8:12:22 AM	Clear method			✓	
CmdEndMethodEditing	BL2000\ctran	2/25/2022 8:12:23 AM	End method editing			✓	
CmdQuantitate	BL2000\ctran	2/25/2022 8:12:25 AM	Quantitate all compounds in all samples			✓	
CmdUpdateRetentionTimes	BL2000\ctran	2/25/2022 8:12:35 AM	Update retention time for compound 1,2,3-Trichloropropane; 1,2-Dibromo-3-chloropropane; 1,2-Dibromoethane; 1,1,1,2-Tetrachloroethane;			✓	

Name	User	Time	Action	Reason	Comment	Succeed	Exception
CmdQuantitate	BL2000\ctran	2/25/2022 8:12:39 AM	Quantitate all compounds in all samples			✓	
CmdSetSampleAttribute	BL2000\ctran	2/25/2022 8:14:00 AM	Set SampleApproved = True for sample G0224_013.0013.D; previous value = False			✓	
CmdSetSampleAttribute	BL2000\ctran	2/25/2022 8:14:01 AM	Set SampleApproved = True for sample G0224_012.0012.D; previous value = False			✓	
CmdSetSampleAttribute	BL2000\ctran	2/25/2022 8:14:01 AM	Set SampleApproved = True for sample G0224_011.0011.D; previous value = False			✓	
CmdSetSampleAttribute	BL2000\ctran	2/25/2022 8:14:02 AM	Set SampleApproved = True for sample G0224_010.0010.D; previous value = False			✓	
CmdSetSampleAttribute	BL2000\ctran	2/25/2022 8:14:02 AM	Set SampleApproved = True for sample G0224_009.0009.D; previous value = False			✓	
CmdSetSampleAttribute	BL2000\ctran	2/25/2022 8:14:02 AM	Set SampleApproved = True for sample G0224_008.0008.D; previous value = False			✓	
CmdSetSampleAttribute	BL2000\ctran	2/25/2022 8:14:03 AM	Set SampleApproved = True for sample G0224_007.0007.D; previous value = False			✓	
CmdManuallyIntegratePeak	BL2000\ctran	2/25/2022 8:14:16 AM	Manually integrate compound 1,1,1,2-Tetrachloroethane in sample G0224_015.0015.D, from x, y = 3.933, 16047 to 4.057, 16203, result = 33999; previous integration is from x, y = 3.920, 15432 to 4.098, 14921 and previous response = 43119.			✓	
CmdManuallyIntegrateDropBaseline	BL2000\ctran	2/25/2022 8:14:17 AM	Drop baseline for compound 1,1,1,2-Tetrachloroethane in sample G0224_015.0015.D to y = 16047, new integration is from x, y = 3.933, 16047 to 4.057, 16047 and new response = 34577; previous integration is from x, y = 3.933, 16047 to 4.057, 16203 and previous response = 33999.			✓	
CmdManuallyIntegratePeak	BL2000\ctran	2/25/2022 8:14:39 AM	Manually integrate compound 1,1,1,2-Tetrachloroethane in sample G0224_016.0016.D, from x, y = 3.936, 16370 to 4.055, 16219, result = 31159; previous integration is from x, y = 3.929, 15641 to 4.103, 14908 and previous response = 40314.			✓	
CmdZeroOutPeak	BL2000\ctran	2/25/2022 8:14:58 AM	Zero out primary peak of compound 1,2-Dibromoethane in sample G0224_017.0017.D			✓	
CmdClearManualIntegration	BL2000\ctran	2/25/2022 8:15:06 AM	Clear manual integration of target signal for compound 1,2-Dibromoethane in sample G0224_017.0017.D			✓	

Name	User	Time	Action	Reason	Comment	Succeed	Exception
CmdZeroOutPeak	BL2000\ctran	2/25/2022 8:15:09 AM	Zero out primary peak of compound 1,2-Dibromoethane in sample G0224_017.0017.D			✓	
CmdManuallyIntegratePeak	BL2000\ctran	2/25/2022 8:15:18 AM	Manually integrate compound 1,1,1,2-Tetrachloroethane in sample G0224_018.0018.D, from x, y = 3.935, 16495 to 4.067, 16032, result = 32624; previous integration is from x, y = 3.919, 15536 to 4.103, 15020 and previous response = 42117.			✓	
CmdManuallyIntegrateSnapBaseline	BL2000\ctran	2/25/2022 8:15:19 AM	Snap baseline for compound 1,1,1,2-Tetrachloroethane in sample G0224_018.0018.D, from x = 3.935 to x = 4.067, new integration is from x, y = 3.935, 16495 to 4.067, 16234 and new response = 31825; previous integration is from x, y = 3.935, 16495 to 4.067, 16032 and previous response = 32624.			✓	
CmdSetTargetCompoundAttribute	BL2000\ctran	2/25/2022 8:15:22 AM	Set UserAnnotation = GT for compound 1,1,1,2-Tetrachloroethane in sample G0224_018.0018.D; previous value =			✓	
CmdManuallyIntegratePeak	BL2000\ctran	2/25/2022 8:15:26 AM	Manually integrate compound 1,1,1,2-Tetrachloroethane in sample G0224_019.0019.D, from x, y = 3.933, 16411 to 4.059, 16396, result = 34064; previous integration is from x, y = 3.918, 15641 to 4.102, 15115 and previous response = 43834.			✓	
CmdZeroOutPeak	BL2000\ctran	2/25/2022 8:15:30 AM	Zero out primary peak of compound 1,1,1,2-Tetrachloroethane in sample G0224_020.0020.D			✓	
CmdZeroOutPeak	BL2000\ctran	2/25/2022 8:15:31 AM	Zero out primary peak of compound 1,2-Dibromoethane in sample G0224_020.0020.D			✓	
CmdManuallyIntegratePeak	BL2000\ctran	2/25/2022 8:15:42 AM	Manually integrate compound 1,1,1,2-Tetrachloroethane in sample G0224_021.0021.D, from x, y = 3.928, 16313 to 4.058, 16292, result = 42127; previous integration is from x, y = 3.915, 15620 to 4.094, 15081 and previous response = 51299.			✓	
CmdManuallyIntegratePeak	BL2000\ctran	2/25/2022 8:15:53 AM	Manually integrate compound 1,1,1,2-Tetrachloroethane in sample G0224_022.0022.D, from x, y = 3.932, 16589 to 4.056, 16484, result = 31040; previous integration is from x, y = 3.917, 15448 to 4.098, 15024 and previous response = 43454.			✓	

Name	User	Time	Action	Reason	Comment	Succeed	Exception
CmdManuallyIntegratePeak	BL2000\ctran	2/25/2022 8:16:01 AM	Manually integrate compound 1,1,1,2-Tetrachloroethane in sample G0224_023.0023.D, from x, y = 3.931, 16323 to 4.062, 16219, result = 38959; previous integration is from x, y = 3.916, 15406 to 4.099, 14881 and previous response = 49761.			✓	
CmdManuallyIntegratePeak	BL2000\ctran	2/25/2022 8:16:06 AM	Manually integrate compound 1,1,1,2-Tetrachloroethane in sample G0224_024.0024.D, from x, y = 3.933, 16344 to 4.048, 16422, result = 30764; previous integration is from x, y = 3.928, 15828 to 4.100, 14991 and previous response = 39797.			✓	
CmdManuallyIntegratePeak	BL2000\ctran	2/25/2022 8:16:12 AM	Manually integrate compound 1,1,1,2-Tetrachloroethane in sample G0224_025.0025.D, from x, y = 3.933, 16375 to 4.051, 16359, result = 32157; previous integration is from x, y = 3.917, 15357 to 4.100, 14867 and previous response = 44286.			✓	
CmdManuallyIntegratePeak	BL2000\ctran	2/25/2022 8:16:17 AM	Manually integrate compound 1,1,1,2-Tetrachloroethane in sample G0224_026.0026.D, from x, y = 3.933, 16323 to 4.044, 16411, result = 32943; previous integration is from x, y = 3.918, 15365 to 4.052, 15039 and previous response = 41697.			✓	
CmdManuallyIntegratePeak	BL2000\ctran	2/25/2022 8:16:21 AM	Manually integrate compound 1,1,1,2-Tetrachloroethane in sample G0224_027.0027.D, from x, y = 3.931, 16229 to 4.050, 16307, result = 34989; previous integration is from x, y = 3.918, 15511 to 4.096, 15011 and previous response = 44769.			✓	
CmdManuallyIntegratePeak	BL2000\ctran	2/25/2022 8:16:28 AM	Manually integrate compound 1,1,1,2-Tetrachloroethane in sample G0224_028.0028.D, from x, y = 3.933, 16313 to 4.055, 16403, result = 31897; previous integration is from x, y = 3.921, 15375 to 4.055, 16403 and previous response = 35174.			✓	
CmdManuallyIntegratePeak	BL2000\ctran	2/25/2022 8:16:35 AM	Manually integrate compound 1,1,1,2-Tetrachloroethane in sample G0224_029.0029.D, from x, y = 3.932, 16109 to 4.059, 16172, result = 33605; previous integration is from x, y = 3.918, 15307 to 4.090, 14837 and previous response = 43741.			✓	
CmdManuallyIntegratePeak	BL2000\ctran	2/25/2022 8:16:40 AM	Manually integrate compound 1,1,1,2-Tetrachloroethane in sample G0224_030.0030.D, from x, y = 3.933, 16411 to 4.046, 16240, result = 32008; previous integration is from x, y = 3.929, 15805 to 4.089, 14939 and previous response = 40281.			✓	

Name	User	Time	Action	Reason	Comment	Succeed	Exception
CmdManuallyIntegratePeak	BL2000\ctran	2/25/2022 8:16:45 AM	Manually integrate compound 1,1,1,2-Tetrachloroethane in sample G0224_031.0031.D, from x, y = 3.932, 16250 to 4.055, 16198, result = 32849; previous integration is from x, y = 3.918, 15344 to 4.093, 15344 and previous response = 40891.			✓	
CmdManuallyIntegratePeak	BL2000\ctran	2/25/2022 8:16:53 AM	Manually integrate compound 1,1,1,2-Tetrachloroethane in sample G0224_033.0033.D, from x, y = 3.921, 16276 to 4.058, 16359, result = 152467; previous integration is from x, y = 3.917, 15846 to 4.088, 14923 and previous response = 161426.			✓	
CmdManuallyIntegrateDropBaseline	BL2000\ctran	2/25/2022 8:16:53 AM	Drop baseline for compound 1,1,1,2-Tetrachloroethane in sample G0224_033.0033.D to y = 16276, new integration is from x, y = 3.921, 16276 to 4.058, 16276 and new response = 152809; previous integration is from x, y = 3.921, 16276 to 4.058, 16359 and previous response = 152467.			✓	
CmdSetTargetCompoundAttribute	BL2000\ctran	2/25/2022 8:16:55 AM	Set UserAnnotation = GT for compound 1,1,1,2-Tetrachloroethane in sample G0224_033.0033.D; previous value =			✓	
CmdZeroOutPeak	BL2000\ctran	2/25/2022 8:17:19 AM	Zero out primary peak of compound 1,1,1,2-Tetrachloroethane in sample G0224_034.0034.D			✓	
CmdZeroOutPeak	BL2000\ctran	2/25/2022 8:17:21 AM	Zero out primary peak of compound 1,2-Dibromoethane in sample G0224_034.0034.D			✓	
CmdManuallyIntegratePeak	BL2000\ctran	2/25/2022 8:17:28 AM	Manually integrate compound 1,1,1,2-Tetrachloroethane in sample G0224_036.0036.D, from x, y = 3.933, 16148 to 4.053, 16240, result = 32653; previous integration is from x, y = 3.917, 15281 to 4.100, 14823 and previous response = 43774.			✓	
CmdZeroOutPeak	BL2000\ctran	2/25/2022 8:17:32 AM	Zero out primary peak of compound 1,2-Dibromoethane in sample G0224_036.0036.D			✓	
CmdManuallyIntegratePeak	BL2000\ctran	2/25/2022 8:17:40 AM	Manually integrate compound 1,1,1,2-Tetrachloroethane in sample G0224_037.0037.D, from x, y = 3.925, 16098 to 4.059, 16109, result = 39690; previous integration is from x, y = 3.915, 15354 to 4.087, 14868 and previous response = 49184.			✓	

Name	User	Time	Action	Reason	Comment	Succeed	Exception
CmdManuallyIntegratePeak	BL2000\ctran	2/25/2022 8:17:47 AM	Manually integrate compound 1,1,1,2-Tetrachloroethane in sample G0224_038.0038.D, from x, y = 3.931, 16292 to 4.048, 16323, result = 35877; previous integration is from x, y = 3.918, 15367 to 4.088, 14928 and previous response = 46963.			✓	
CmdManuallyIntegratePeak	BL2000\ctran	2/25/2022 8:17:54 AM	Manually integrate compound 1,1,1,2-Tetrachloroethane in sample G0224_039.0039.D, from x, y = 3.928, 16198 to 4.079, 15948, result = 45043; previous integration is from x, y = 3.915, 15447 to 4.093, 14964 and previous response = 53670.			✓	
CmdManuallyIntegratePeak	BL2000\ctran	2/25/2022 8:17:59 AM	Manually integrate compound 1,1,1,2-Tetrachloroethane in sample G0224_039.0039.D, from x, y = 3.928, 16198 to 4.049, 16012, result = 44451; previous integration is from x, y = 3.928, 16198 to 4.079, 15948 and previous response = 45043.			✓	
CmdManuallyIntegratePeak	BL2000\ctran	2/25/2022 8:18:16 AM	Manually integrate compound 1,1,1,2-Tetrachloroethane in sample G0224_040.0040.D, from x, y = 3.928, 16276 to 4.057, 16438, result = 49542; previous integration is from x, y = 3.915, 15495 to 4.099, 15023 and previous response = 60525.			✓	
CmdManuallyIntegratePeak	BL2000\ctran	2/25/2022 8:18:25 AM	Manually integrate compound 1,1,1,2-Tetrachloroethane in sample G0224_041.0041.D, from x, y = 3.928, 16281 to 4.058, 16203, result = 52432; previous integration is from x, y = 3.915, 15531 to 4.089, 15014 and previous response = 61699.			✓	
CmdManuallyIntegratePeak	BL2000\ctran	2/25/2022 8:18:32 AM	Manually integrate compound 1,1,1,2-Tetrachloroethane in sample G0224_042.0042.D, from x, y = 3.928, 16193 to 4.050, 16313, result = 45163; previous integration is from x, y = 3.916, 15484 to 4.094, 15484 and previous response = 52453.			✓	
CmdSetSampleAttribute	BL2000\ctran	2/25/2022 8:19:18 AM	Set LevelName = LCS for sample G0224_030.0030.D; previous value =			✓	
CmdSetSampleAttribute	BL2000\ctran	2/25/2022 8:19:25 AM	Set LevelName = LCS for sample G0224_031.0031.D; previous value =			✓	
CmdQuantitate	BL2000\ctran	2/25/2022 8:19:27 AM	Quantitate all compounds in all samples			✓	
CmdManuallyIntegratePeak	BL2000\ctran	2/25/2022 8:22:43 AM	Manually integrate compound 1,1,1,2-Tetrachloroethane in sample G0224_046.0046.D, from x, y = 3.931, 16094 to 4.058, 16135, result = 34534; previous integration is from x, y = 3.917, 15333 to 4.100, 14826 and previous response = 44450.			✓	

Name	User	Time	Action	Reason	Comment	Succeed	Exception
CmdManuallyIntegratePeak	BL2000\ctran	2/25/2022 8:25:29 AM	Manually integrate compound 1,1,1,2-Tetrachloroethane in sample G0224_044.0044.D, from x, y = 3.928, 16370 to 4.058, 16307, result = 37984; previous integration is from x, y = 3.923, 15978 to 4.080, 16092 and previous response = 40659.			✓	
CmdManuallyIntegrateDropBaseline	BL2000\ctran	2/25/2022 8:25:31 AM	Drop baseline for compound 1,1,1,2-Tetrachloroethane in sample G0224_044.0044.D to y = 16307, new integration is from x, y = 3.928, 16307 to 4.058, 16307 and new response = 38229; previous integration is from x, y = 3.928, 16370 to 4.058, 16307 and previous response = 37984.			✓	
CmdSetTargetCompoundAttribute	BL2000\ctran	2/25/2022 8:25:33 AM	Set UserAnnotation = GT for compound 1,1,1,2-Tetrachloroethane in sample G0224_044.0044.D; previous value =			✓	
CmdZeroOutPeak	BL2000\ctran	2/25/2022 8:58:46 AM	Zero out primary peak of compound 1,2-Dibromoethane in sample G0224_029.0029.D			✓	
CmdQuantitate	BL2000\ctran	2/25/2022 8:58:49 AM	Quantitate all compounds in all samples			✓	
CmdManuallyIntegratePeak	BL2000\ctran	2/25/2022 9:00:01 AM	Manually integrate compound 1,1,1,2-Tetrachloroethane in sample G0224_017.0017.D, from x, y = 3.934, 16333 to 4.051, 16260, result = 32257; previous integration is from x, y = 3.927, 15647 to 4.097, 14974 and previous response = 41183.			✓	
CmdZeroOutPeak	BL2000\ctran	2/25/2022 9:03:52 AM	Zero out primary peak of compound 1,2-Dibromoethane in sample G0224_041.0041.D			✓	
CmdRemoveSamples	BL2000\ctran	2/25/2022 9:46:55 AM	Remove 1 sample(s): Remove Sample sample B22010745-007A, data file G0224_021.0021.D ;			✓	
CmdImportSamplesFromWorklist	BL2000\ctran	2/25/2022 9:47:07 AM	Add samples from worklist: \\MASSHUNTER\Org\Data\GECD.I\G022422\aiaexport\G0224_021.0021.D			✓	
CmdImportSamplesFromWorklist	BL2000\ctran	2/25/2022 9:47:22 AM	Add samples from worklist: \\MASSHUNTER\Org\Data\GECD.I\G022422\aiaexport\G0224_048.0048.D, \\MASSHUNTER\Org\Data\GECD.I\G022422\aiaexport\G0224_047.0047.D			✓	
CmdQuantitate	BL2000\ctran	2/25/2022 9:56:13 AM	Quantitate all compounds in all samples			✓	
CmdSaveBatchTable	BL2000\ctran	2/25/2022 9:56:44 AM	Save batch \\MASSHUNTER\Org\Data\GECD.I\G022422\aiaexport\QuantResults\G022422_8011_W_CLT.batch.bin			✓	

Name	User	Time	Action	Reason	Comment	Succeed	Exception
CmdImportSamplesFromWorklist	BL2000\ctran	2/25/2022 12:26:45 PM	Add samples from worklist: \\MASSHUNTER\Org\Data\GECD.I\G022422\aiaexport\G0224_056.0056.D, \\MASSHUNTER\Org\Data\GECD.I\G022422\aiaexport\G0224_055.0055.D, \\MASSHUNTER\Org\Data\GECD.I\G022422\aiaexport\G0224_054.0054.D, \\MASSHUNTER\Org\Data\GECD.I\G022422\aiaexport\G0224_053.0053.D, \\MASSHUNTER\Org\Data\GECD.I\G022422\aiaexport\G0224_052.0052.D, \\MASSHUNTER\Org\Data\GECD.I\G022422\aiaexport\G0224_051.0051.D, \\MASSHUNTER\Org\Data\GECD.I\G022422\aiaexport\G0224_050.0050.D, \\MASSHUNTER\Org\Data\GECD.I\G022422\aiaexport\G0224_049.0049.D			✓	
CmdQuantitate	BL2000\ctran	2/25/2022 12:26:50 PM	Quantitate all compounds in all samples			✓	
CmdManuallyIntegratePeak	BL2000\ctran	2/25/2022 12:27:01 PM	Manually integrate compound 1,1,1,2-Tetrachloroethane in sample G0224_056.0056.D, from x, y = 3.929, 16167 to 4.051, 16521, result = 48775; previous integration is from x, y = 3.918, 15521 to 4.101, 15058 and previous response = 59527.			✓	
CmdManuallyIntegratePeak	BL2000\ctran	2/25/2022 12:27:06 PM	Manually integrate compound 1,1,1,2-Tetrachloroethane in sample G0224_055.0055.D, from x, y = 3.933, 16047 to 4.067, 16370, result = 43633; previous integration is from x, y = 3.921, 15451 to 4.097, 15451 and previous response = 50885.			✓	
CmdManuallyIntegratePeak	BL2000\ctran	2/25/2022 12:27:09 PM	Manually integrate compound 1,1,1,2-Tetrachloroethane in sample G0224_055.0055.D, from x, y = 3.933, 16047 to 4.058, 15980, result = 44961; previous integration is from x, y = 3.933, 16047 to 4.067, 16370 and previous response = 43633.			✓	
CmdClearManualIntegration	BL2000\ctran	2/25/2022 12:27:12 PM	Clear manual integration of target signal for compound 1,1,1,2-Tetrachloroethane in sample G0224_055.0055.D			✓	
CmdManuallyIntegratePeak	BL2000\ctran	2/25/2022 12:27:20 PM	Manually integrate compound 1,1,1,2-Tetrachloroethane in sample G0224_055.0055.D, from x, y = 3.932, 15958 to 4.070, 16323, result = 44213; previous integration is from x, y = 3.921, 15451 to 4.097, 15451 and previous response = 50885.			✓	

Name	User	Time	Action	Reason	Comment	Succeed	Exception
CmdManuallyIntegrateDropBaseline	BL2000\ctran	2/25/2022 12:27:21 PM	Drop baseline for compound 1,1,1,2-Tetrachloroethane in sample G0224_055.0055.D to y = 15958, new integration is from x, y = 3.932, 15958 to 4.070, 15958 and new response = 45726; previous integration is from x, y = 3.932, 15958 to 4.070, 16323 and previous response = 44213.			✓	
CmdSaveBatchTable	BL2000\ctran	2/25/2022 1:27:26 PM	Save batch \\MASSHUNTER\Org\Data\GECD.I\G022422\aiaexport\QuantResults\G022422_8011_W_CLT.batch.bin			✓	
CmdOpenBatchTable	BL2000\ctran	2/25/2022 1:32:01 PM	Open batch \\MASSHUNTER\Org\Data\GECD.I\G022422\aiaexport\G022422_8011_W_CLT.batch.bin			✓	
CmdSetSampleAttribute	BL2000\ctran	2/25/2022 1:32:38 PM	Set SampleApproved = True for sample G0224_001.0001.D; previous value = False			✓	
CmdSetSampleAttribute	BL2000\ctran	2/25/2022 1:32:39 PM	Set SampleApproved = True for sample G0224_002.0002.D; previous value = False			✓	
CmdSetSampleAttribute	BL2000\ctran	2/25/2022 1:32:40 PM	Set SampleApproved = True for sample G0224_003.0003.D; previous value = False			✓	
CmdSetSampleAttribute	BL2000\ctran	2/25/2022 1:32:40 PM	Set SampleApproved = True for sample G0224_004.0004.D; previous value = False			✓	
CmdSetSampleAttribute	BL2000\ctran	2/25/2022 1:32:40 PM	Set SampleApproved = True for sample G0224_005.0005.D; previous value = False			✓	
CmdSetSampleAttribute	BL2000\ctran	2/25/2022 1:32:44 PM	Set SampleType = DoubleBlank for sample G0224_006.0006.D; previous value = Sample			✓	
CmdZeroOutPeak	BL2000\ctran	2/25/2022 1:32:46 PM	Zero out primary peak of compound 1,2-Dibromoethane in sample G0224_006.0006.D			✓	
CmdZeroOutPeak	BL2000\ctran	2/25/2022 1:32:48 PM	Zero out primary peak of compound 1,1,1,2-Tetrachloroethane in sample G0224_006.0006.D			✓	
CmdZeroOutPeak	BL2000\ctran	2/25/2022 1:32:53 PM	Zero out primary peak of compound 1,1,1,2-Tetrachloroethane in sample G0224_014.0014.D			✓	
CmdZeroOutPeak	BL2000\ctran	2/25/2022 1:33:04 PM	Zero out primary peak of compound 1,2-Dibromoethane in sample G0224_014.0014.D			✓	
CmdZeroOutPeak	BL2000\ctran	2/25/2022 1:33:06 PM	Zero out primary peak of compound 1,1,1,2-Tetrachloroethane in sample G0224_014.0014.D			✓	
CmdSetSampleAttribute	BL2000\ctran	2/25/2022 1:33:08 PM	Set SampleApproved = True for sample G0224_014.0014.D; previous value = False			✓	

Name	User	Time	Action	Reason	Comment	Succeed	Exception
CmdSetTargetCompoundAttribute	BL2000\ctran	2/25/2022 1:38:21 PM	Set UserAnnotation = GT for compound 1,1,1,2-Tetrachloroethane in sample G0224_015.0015.D; previous value =			✓	
CmdSetSampleAttribute	BL2000\ctran	2/25/2022 1:38:25 PM	Set SampleApproved = True for sample G0224_015.0015.D; previous value = False			✓	
CmdSetTargetCompoundAttribute	BL2000\ctran	2/25/2022 1:38:30 PM	Set UserAnnotation = GT for compound 1,1,1,2-Tetrachloroethane in sample G0224_016.0016.D; previous value =			✓	
CmdSetSampleAttribute	BL2000\ctran	2/25/2022 1:38:32 PM	Set SampleApproved = True for sample G0224_016.0016.D; previous value = False			✓	
CmdSetTargetCompoundAttribute	BL2000\ctran	2/25/2022 1:38:36 PM	Set UserAnnotation = GT for compound 1,1,1,2-Tetrachloroethane in sample G0224_017.0017.D; previous value =			✓	
CmdSetSampleAttribute	BL2000\ctran	2/25/2022 1:38:39 PM	Set SampleApproved = True for sample G0224_017.0017.D; previous value = False			✓	
CmdSetTargetCompoundAttribute	BL2000\ctran	2/25/2022 1:38:48 PM	Set UserAnnotation = GT for compound 1,1,1,2-Tetrachloroethane in sample G0224_019.0019.D; previous value =			✓	
CmdSetSampleAttribute	BL2000\ctran	2/25/2022 1:38:52 PM	Set SampleApproved = True for sample G0224_018.0018.D; previous value = False			✓	
CmdSetSampleAttribute	BL2000\ctran	2/25/2022 1:38:53 PM	Set SampleApproved = True for sample G0224_019.0019.D; previous value = False			✓	
CmdZeroOutPeak	BL2000\ctran	2/25/2022 1:38:55 PM	Zero out primary peak of compound 1,2-Dibromoethane in sample G0224_020.0020.D			✓	
CmdZeroOutPeak	BL2000\ctran	2/25/2022 1:38:57 PM	Zero out primary peak of compound 1,1,1,2-Tetrachloroethane in sample G0224_020.0020.D			✓	
CmdSetSampleAttribute	BL2000\ctran	2/25/2022 1:38:58 PM	Set SampleApproved = True for sample G0224_020.0020.D; previous value = False			✓	
CmdZeroOutPeak	BL2000\ctran	2/25/2022 1:41:37 PM	Zero out primary peak of compound 1,2-Dibromoethane in sample G0224_022.0022.D			✓	
CmdSetTargetCompoundAttribute	BL2000\ctran	2/25/2022 1:41:40 PM	Set UserAnnotation = GT for compound 1,1,1,2-Tetrachloroethane in sample G0224_022.0022.D; previous value =			✓	
CmdSetSampleAttribute	BL2000\ctran	2/25/2022 1:41:41 PM	Set SampleApproved = True for sample G0224_022.0022.D; previous value = False			✓	

Name	User	Time	Action	Reason	Comment	Succeed	Exception
CmdSetTargetCompoundAttribute	BL2000\ctran	2/25/2022 1:41:44 PM	Set UserAnnotation = GT for compound 1,1,1,2-Tetrachloroethane in sample G0224_023.0023.D; previous value =			✓	
CmdZeroOutPeak	BL2000\ctran	2/25/2022 1:41:47 PM	Zero out primary peak of compound 1,2-Dibromoethane in sample G0224_023.0023.D			✓	
CmdSetSampleAttribute	BL2000\ctran	2/25/2022 1:41:48 PM	Set SampleApproved = True for sample G0224_023.0023.D; previous value = False			✓	
CmdZeroOutPeak	BL2000\ctran	2/25/2022 1:41:52 PM	Zero out primary peak of compound 1,2-Dibromoethane in sample G0224_024.0024.D			✓	
CmdSetTargetCompoundAttribute	BL2000\ctran	2/25/2022 1:41:56 PM	Set UserAnnotation = GT for compound 1,1,1,2-Tetrachloroethane in sample G0224_024.0024.D; previous value =			✓	
CmdSetSampleAttribute	BL2000\ctran	2/25/2022 1:41:57 PM	Set SampleApproved = True for sample G0224_024.0024.D; previous value = False			✓	
CmdSetTargetCompoundAttribute	BL2000\ctran	2/25/2022 1:41:59 PM	Set UserAnnotation = GT for compound 1,1,1,2-Tetrachloroethane in sample G0224_025.0025.D; previous value =			✓	
CmdZeroOutPeak	BL2000\ctran	2/25/2022 1:42:02 PM	Zero out primary peak of compound 1,2-Dibromoethane in sample G0224_025.0025.D			✓	
CmdSetSampleAttribute	BL2000\ctran	2/25/2022 1:42:03 PM	Set SampleApproved = True for sample G0224_025.0025.D; previous value = False			✓	
CmdZeroOutPeak	BL2000\ctran	2/25/2022 1:42:07 PM	Zero out primary peak of compound 1,2-Dibromoethane in sample G0224_026.0026.D			✓	
CmdSetTargetCompoundAttribute	BL2000\ctran	2/25/2022 1:42:10 PM	Set UserAnnotation = GT for compound 1,1,1,2-Tetrachloroethane in sample G0224_026.0026.D; previous value =			✓	
CmdSetSampleAttribute	BL2000\ctran	2/25/2022 1:42:11 PM	Set SampleApproved = True for sample G0224_026.0026.D; previous value = False			✓	
CmdSetTargetCompoundAttribute	BL2000\ctran	2/25/2022 1:42:14 PM	Set UserAnnotation = GT for compound 1,1,1,2-Tetrachloroethane in sample G0224_027.0027.D; previous value =			✓	
CmdSetSampleAttribute	BL2000\ctran	2/25/2022 1:42:16 PM	Set SampleApproved = True for sample G0224_027.0027.D; previous value = False			✓	
CmdZeroOutPeak	BL2000\ctran	2/25/2022 1:42:17 PM	Zero out primary peak of compound 1,2-Dibromoethane in sample G0224_027.0027.D			✓	

Name	User	Time	Action	Reason	Comment	Succeed	Exception
CmdZeroOutPeak	BL2000\ctran	2/25/2022 1:42:20 PM	Zero out primary peak of compound 1,2-Dibromoethane in sample G0224_028.0028.D			✓	
CmdSetTargetCompoundAttribute	BL2000\ctran	2/25/2022 1:42:23 PM	Set UserAnnotation = GT for compound 1,1,1,2-Tetrachloroethane in sample G0224_028.0028.D; previous value =			✓	
CmdSetSampleAttribute	BL2000\ctran	2/25/2022 1:42:24 PM	Set SampleApproved = True for sample G0224_028.0028.D; previous value = False			✓	
CmdSetTargetCompoundAttribute	BL2000\ctran	2/25/2022 1:42:26 PM	Set UserAnnotation = GT for compound 1,1,1,2-Tetrachloroethane in sample G0224_029.0029.D; previous value =			✓	
CmdSetSampleAttribute	BL2000\ctran	2/25/2022 1:42:30 PM	Set SampleApproved = True for sample G0224_029.0029.D; previous value = False			✓	
CmdSetTargetCompoundAttribute	BL2000\ctran	2/25/2022 1:42:37 PM	Set UserAnnotation = GT for compound 1,1,1,2-Tetrachloroethane in sample G0224_030.0030.D; previous value =			✓	
CmdSetSampleAttribute	BL2000\ctran	2/25/2022 1:42:37 PM	Set SampleApproved = True for sample G0224_030.0030.D; previous value = False			✓	
CmdSetTargetCompoundAttribute	BL2000\ctran	2/25/2022 1:42:40 PM	Set UserAnnotation = GT for compound 1,1,1,2-Tetrachloroethane in sample G0224_031.0031.D; previous value =			✓	
CmdSetSampleAttribute	BL2000\ctran	2/25/2022 1:42:46 PM	Set SampleApproved = True for sample G0224_031.0031.D; previous value = False			✓	
CmdZeroOutPeak	BL2000\ctran	2/25/2022 1:42:49 PM	Zero out primary peak of compound 1,2-Dibromoethane in sample G0224_032.0032.D			✓	
CmdZeroOutPeak	BL2000\ctran	2/25/2022 1:42:51 PM	Zero out primary peak of compound 1,1,1,2-Tetrachloroethane in sample G0224_032.0032.D			✓	
CmdSetSampleAttribute	BL2000\ctran	2/25/2022 1:42:58 PM	Set SampleApproved = True for sample G0224_033.0033.D; previous value = False			✓	
CmdZeroOutPeak	BL2000\ctran	2/25/2022 1:43:00 PM	Zero out primary peak of compound 1,2-Dibromoethane in sample G0224_034.0034.D			✓	
CmdZeroOutPeak	BL2000\ctran	2/25/2022 1:43:02 PM	Zero out primary peak of compound 1,1,1,2-Tetrachloroethane in sample G0224_034.0034.D			✓	
CmdSetSampleAttribute	BL2000\ctran	2/25/2022 1:43:05 PM	Set SampleApproved = True for sample G0224_034.0034.D; previous value = False			✓	
CmdZeroOutPeak	BL2000\ctran	2/25/2022 1:43:10 PM	Zero out primary peak of compound 1,2-Dibromoethane in sample G0224_035.0035.D			✓	

Name	User	Time	Action	Reason	Comment	Succeed	Exception
CmdSetSampleAttribute	BL2000\ctran	2/25/2022 1:43:14 PM	Set SampleApproved = True for sample G0224_035.0035.D; previous value = False			✓	
CmdSetTargetCompoundAttribute	BL2000\ctran	2/25/2022 1:43:17 PM	Set UserAnnotation = GT for compound 1,1,1,2-Tetrachloroethane in sample G0224_036.0036.D; previous value =			✓	
CmdSetSampleAttribute	BL2000\ctran	2/25/2022 1:43:20 PM	Set SampleApproved = True for sample G0224_036.0036.D; previous value = False			✓	
CmdZeroOutPeak	BL2000\ctran	2/25/2022 1:43:22 PM	Zero out primary peak of compound 1,2-Dibromoethane in sample G0224_037.0037.D			✓	
CmdSetTargetCompoundAttribute	BL2000\ctran	2/25/2022 1:43:28 PM	Set UserAnnotation = GT for compound 1,1,1,2-Tetrachloroethane in sample G0224_037.0037.D; previous value =			✓	
CmdSetSampleAttribute	BL2000\ctran	2/25/2022 1:43:29 PM	Set SampleApproved = True for sample G0224_037.0037.D; previous value = False			✓	
CmdSetTargetCompoundAttribute	BL2000\ctran	2/25/2022 1:44:03 PM	Set UserAnnotation = GT for compound 1,1,1,2-Tetrachloroethane in sample G0224_038.0038.D; previous value =			✓	
CmdZeroOutPeak	BL2000\ctran	2/25/2022 1:44:06 PM	Zero out primary peak of compound 1,2-Dibromoethane in sample G0224_038.0038.D			✓	
CmdSetSampleAttribute	BL2000\ctran	2/25/2022 1:44:07 PM	Set SampleApproved = True for sample G0224_038.0038.D; previous value = False			✓	
CmdZeroOutPeak	BL2000\ctran	2/25/2022 1:44:09 PM	Zero out primary peak of compound 1,2-Dibromoethane in sample G0224_039.0039.D			✓	
CmdSetTargetCompoundAttribute	BL2000\ctran	2/25/2022 1:44:14 PM	Set UserAnnotation = GT for compound 1,1,1,2-Tetrachloroethane in sample G0224_039.0039.D; previous value =			✓	
CmdSetSampleAttribute	BL2000\ctran	2/25/2022 1:44:20 PM	Set Comment = re-extract for sample G0224_039.0039.D; previous value =			✓	
CmdSetSampleAttribute	BL2000\ctran	2/25/2022 1:44:25 PM	Set Comment = re-extract for sample G0224_040.0040.D; previous value =			✓	
CmdSetSampleAttribute	BL2000\ctran	2/25/2022 1:44:25 PM	Set SampleApproved = True for sample G0224_040.0040.D; previous value = False			✓	
CmdSetSampleAttribute	BL2000\ctran	2/25/2022 1:44:26 PM	Set SampleApproved = True for sample G0224_039.0039.D; previous value = False			✓	
CmdSetSampleAttribute	BL2000\ctran	2/25/2022 1:44:32 PM	Set Comment = re-extract for sample G0224_041.0041.D; previous value =			✓	
CmdSetSampleAttribute	BL2000\ctran	2/25/2022 1:44:32 PM	Set SampleApproved = True for sample G0224_041.0041.D; previous value = False			✓	

Name	User	Time	Action	Reason	Comment	Succeed	Exception
CmdSetSampleAttribute	BL2000\ctran	2/25/2022 1:44:53 PM	Set Comment = cannot re-extract due to limited sample volume for sample G0224_041.0041.D; previous value = re-extract			✓	
CmdSetSampleAttribute	BL2000\ctran	2/25/2022 1:44:53 PM	Set SampleApproved = True for sample G0224_042.0042.D; previous value = False			✓	
CmdSetSampleAttribute	BL2000\ctran	2/25/2022 1:44:58 PM	Set Comment = re-extract for sample G0224_042.0042.D; previous value =			✓	
CmdSetSampleAttribute	BL2000\ctran	2/25/2022 1:44:59 PM	Set SampleApproved = True for sample G0224_043.0043.D; previous value = False			✓	
CmdSetSampleAttribute	BL2000\ctran	2/25/2022 1:45:03 PM	Set Comment = re-extract for sample G0224_043.0043.D; previous value =			✓	
CmdSetSampleAttribute	BL2000\ctran	2/25/2022 1:45:11 PM	Set SampleApproved = True for sample G0224_044.0044.D; previous value = False			✓	
CmdSetTargetCompoundAttribute	BL2000\ctran	2/25/2022 1:45:12 PM	Set UserAnnotation = GT for compound 1,1,1,2-Tetrachloroethane in sample G0224_044.0044.D; previous value = GT			✓	
CmdZeroOutPeak	BL2000\ctran	2/25/2022 1:45:16 PM	Zero out primary peak of compound 1,2-Dibromoethane in sample G0224_044.0044.D			✓	
CmdZeroOutPeak	BL2000\ctran	2/25/2022 1:45:36 PM	Zero out primary peak of compound 1,2-Dibromoethane in sample G0224_045.0045.D			✓	
CmdZeroOutPeak	BL2000\ctran	2/25/2022 1:45:38 PM	Zero out primary peak of compound 1,1,1,2-Tetrachloroethane in sample G0224_045.0045.D			✓	
CmdSetSampleAttribute	BL2000\ctran	2/25/2022 1:45:39 PM	Set SampleApproved = True for sample G0224_045.0045.D; previous value = False			✓	
CmdSetSampleAttribute	BL2000\ctran	2/25/2022 1:47:42 PM	Set SampleApproved = True for sample G0224_056.0056.D; previous value = False			✓	
CmdSetSampleAttribute	BL2000\ctran	2/25/2022 1:47:43 PM	Set SampleApproved = True for sample G0224_055.0055.D; previous value = False			✓	
CmdSetSampleAttribute	BL2000\ctran	2/25/2022 1:47:44 PM	Set SampleApproved = True for sample G0224_054.0054.D; previous value = False			✓	
CmdSetSampleAttribute	BL2000\ctran	2/25/2022 1:47:52 PM	Set Comment = re-extract for sample G0224_055.0055.D; previous value =			✓	
CmdSetSampleAttribute	BL2000\ctran	2/25/2022 1:47:56 PM	Set Comment = re-extract for sample G0224_056.0056.D; previous value =			✓	
CmdZeroOutPeak	BL2000\ctran	2/25/2022 1:47:59 PM	Zero out primary peak of compound 1,1,1,2-Tetrachloroethane in sample G0224_054.0054.D			✓	

Name	User	Time	Action	Reason	Comment	Succeed	Exception
CmdZeroOutPeak	BL2000\ctran	2/25/2022 1:48:00 PM	Zero out primary peak of compound 1,2-Dibromoethane in sample G0224_054.0054.D			✓	
CmdSetSampleAttribute	BL2000\ctran	2/25/2022 1:48:07 PM	Set SampleApproved = True for sample G0224_053.0053.D; previous value = False			✓	
CmdSetSampleAttribute	BL2000\ctran	2/25/2022 1:48:09 PM	Set SampleType = DoubleBlank for sample G0224_052.0052.D; previous value = Sample			✓	
CmdSetSampleAttribute	BL2000\ctran	2/25/2022 1:48:11 PM	Set SampleType = DoubleBlank for sample G0224_054.0054.D; previous value = Sample			✓	
CmdZeroOutPeak	BL2000\ctran	2/25/2022 1:48:13 PM	Zero out primary peak of compound 1,1,1,2-Tetrachloroethane in sample G0224_052.0052.D			✓	
CmdZeroOutPeak	BL2000\ctran	2/25/2022 1:48:19 PM	Zero out primary peak of compound 1,2-Dibromoethane in sample G0224_054.0054.D			✓	
CmdZeroOutPeak	BL2000\ctran	2/25/2022 1:48:21 PM	Zero out primary peak of compound 1,2-Dibromoethane in sample G0224_052.0052.D			✓	
CmdSetSampleAttribute	BL2000\ctran	2/25/2022 1:48:25 PM	Set SampleApproved = True for sample G0224_052.0052.D; previous value = False			✓	
CmdSetSampleAttribute	BL2000\ctran	2/25/2022 1:48:26 PM	Set SampleApproved = True for sample G0224_051.0051.D; previous value = False			✓	
CmdSetSampleAttribute	BL2000\ctran	2/25/2022 1:48:27 PM	Set SampleApproved = True for sample G0224_050.0050.D; previous value = False			✓	
CmdSetSampleAttribute	BL2000\ctran	2/25/2022 1:48:27 PM	Set SampleApproved = True for sample G0224_049.0049.D; previous value = False			✓	
CmdSetSampleAttribute	BL2000\ctran	2/25/2022 1:48:28 PM	Set SampleApproved = True for sample G0224_048.0048.D; previous value = False			✓	
CmdSetSampleAttribute	BL2000\ctran	2/25/2022 1:48:29 PM	Set SampleApproved = True for sample G0224_047.0047.D; previous value = False			✓	
CmdManuallyIntegratePeak	BL2000\ctran	2/25/2022 1:48:39 PM	Manually integrate compound 1,1,1,2-Tetrachloroethane in sample G0224_021.0021.D, from x, y = 3.928, 16219 to 4.055, 16323, result = 42363; previous integration is from x, y = 3.915, 15620 to 4.094, 15081 and previous response = 51299.			✓	

Name	User	Time	Action	Reason	Comment	Succeed	Exception
CmdManuallyIntegrateDropBaseline	BL2000\ctran	2/25/2022 1:48:40 PM	Drop baseline for compound 1,1,1,2-Tetrachloroethane in sample G0224_021.0021.D to y = 16219, new integration is from x, y = 3.928, 16219 to 4.055, 16219 and new response = 42761; previous integration is from x, y = 3.928, 16219 to 4.055, 16323 and previous response = 42363.			✓	
CmdSetTargetCompoundAttribute	BL2000\ctran	2/25/2022 1:48:41 PM	Set UserAnnotation = GT for compound 1,1,1,2-Tetrachloroethane in sample G0224_021.0021.D; previous value =			✓	
CmdZeroOutPeak	BL2000\ctran	2/25/2022 1:48:44 PM	Zero out primary peak of compound 1,2-Dibromoethane in sample G0224_021.0021.D			✓	
CmdSetSampleAttribute	BL2000\ctran	2/25/2022 1:48:45 PM	Set SampleApproved = True for sample G0224_021.0021.D; previous value = False			✓	
CmdSetTargetCompoundAttribute	BL2000\ctran	2/25/2022 1:48:52 PM	Set UserAnnotation = GT for compound 1,1,1,2-Tetrachloroethane in sample G0224_046.0046.D; previous value =			✓	
CmdSetSampleAttribute	BL2000\ctran	2/25/2022 1:48:54 PM	Set SampleApproved = True for sample G0224_046.0046.D; previous value = False			✓	
CmdSetTargetCompoundAttribute	BL2000\ctran	2/25/2022 1:49:01 PM	Set UserAnnotation = GT for compound 1,1,1,2-Tetrachloroethane in sample G0224_042.0042.D; previous value =			✓	
CmdSetTargetCompoundAttribute	BL2000\ctran	2/25/2022 1:49:03 PM	Set UserAnnotation = GT for compound 1,1,1,2-Tetrachloroethane in sample G0224_041.0041.D; previous value =			✓	
CmdSetTargetCompoundAttribute	BL2000\ctran	2/25/2022 1:49:07 PM	Set UserAnnotation = GT for compound 1,1,1,2-Tetrachloroethane in sample G0224_040.0040.D; previous value =			✓	
CmdSetSampleAttribute	BL2000\ctran	2/25/2022 1:49:27 PM	Set SampleApproved = True for sample G0224_032.0032.D; previous value = False			✓	
CmdSetSampleAttribute	BL2000\ctran	2/25/2022 1:49:55 PM	Set SampleApproved = True for sample G0224_006.0006.D; previous value = False			✓	
CmdSetSampleAttribute	BL2000\ctran	2/25/2022 2:30:27 PM	Set SampleType = CC for sample G0224_007.0007.D; previous value = Calibration			✓	
CmdSetSampleAttribute	BL2000\ctran	2/25/2022 2:30:28 PM	Set SampleType = CC for sample G0224_008.0008.D; previous value = Calibration			✓	
CmdSetSampleAttribute	BL2000\ctran	2/25/2022 2:30:31 PM	Set SampleType = CC for sample G0224_009.0009.D; previous value = Calibration			✓	

Name	User	Time	Action	Reason	Comment	Succeed	Exception
CmdSetSampleAttribute	BL2000\ctran	2/25/2022 2:30:32 PM	Set SampleType = CC for sample G0224_010.0010.D; previous value = Calibration			✓	
CmdSetSampleAttribute	BL2000\ctran	2/25/2022 2:30:34 PM	Set SampleType = CC for sample G0224_011.0011.D; previous value = Calibration			✓	
CmdSetSampleAttribute	BL2000\ctran	2/25/2022 2:30:36 PM	Set SampleType = CC for sample G0224_012.0012.D; previous value = Calibration			✓	
CmdSetSampleAttribute	BL2000\ctran	2/25/2022 2:30:38 PM	Set SampleType = CC for sample G0224_013.0013.D; previous value = Calibration			✓	
CmdQuantitate	BL2000\ctran	2/25/2022 2:30:42 PM	Quantitate all compounds in all samples			✓	
CmdQuantitate	BL2000\ctran	2/25/2022 2:31:38 PM	Quantitate all compounds in all samples			✓	
CmdSaveBatchTable	BL2000\ctran	2/25/2022 3:20:51 PM	Save batch \\MASSHUNTER\Org\Data\GECD.I\G022422\aiaexport\QuantResults\G022422_8011_W_CLT.batch.bin			✓	
CmdOpenBatchTable	BL2000\srcox	3/9/2022 2:55:32 PM	Open batch D:\Org\Data\GECD.I\G022422\aiaexport\G022422_8011_W_CLT.batch.bin			✓	
GenerateReport	BL2000\srcox	3/9/2022 2:59:41 PM	Generates report - Method: \\MASSHUNTER\Org\reports\Gen_ResultsSummary.m, Output Path: D:\Org\Data\GECD.I\G022422\aiaexport\QuantReports\G022422_8011_W_CLT			✓	
GenerateReport	BL2000\srcox	3/9/2022 3:02:22 PM	Generates report - Method: \\MASSHUNTER\Org\reports\init_cal_rpt.m, Output Path: D:\Org\Data\GECD.I\G022422\aiaexport\QuantReports\G022422_8011_W_CLT-1			✓	
CmdOpenBatchTable	BL2000\srcox	3/9/2022 3:13:56 PM	Open batch D:\Org\Data\GECD.I\G022422\aiaexport\G022422_8011_W_CLT.batch.bin			✓	
GenerateReport	BL2000\srcox	3/9/2022 3:14:49 PM	Generates report - Method: \\MASSHUNTER\Org\reports\Gen_Calibration.m, Output Path: D:\Org\Data\GECD.I\G022422\aiaexport\QuantReports\G022422_8011_W_CLT-2			✓	
GenerateReport	BL2000\srcox	3/9/2022 3:18:07 PM	Generates report - Method: \\MASSHUNTER\Org\reports\Env_QuantResults_wGraphics+Chromatogram.m, Output Path: D:\Org\Data\GECD.I\G022422\aiaexport\QuantReports\G022422_8011_W_CLT-3			✓	

Audit Trail report

Batch name and path: \\MASSHUNTER\Org\Data\GECD.I\G022522\aiaexport\QuantResults\G022522_8011_W_CLT.batch.bin
Quant batch version: 10.0
Quant reporting version: 10.0

Name	User	Time	Action	Reason	Comment	Succeed	Exception
CmdNewBatchTable	BL2000\ctran	2/25/2022 1:28:42 PM	Create new batch \\MASSHUNTER\Org\Data\GECD.I\G022522\aiaexport\G022522_8011_W_CLT.batch.bin			✓	
CmdImportSamplesFromWorklist	BL2000\ctran	2/25/2022 1:28:53 PM	Add samples from worklist: \\MASSHUNTER\Org\Data\GECD.I\G022522\aiaexport\G0225_003.0003.D, \\MASSHUNTER\Org\Data\GECD.I\G022522\aiaexport\G0225_002(1).0002.D, \\MASSHUNTER\Org\Data\GECD.I\G022522\aiaexport\G0225_001.0001.D			✓	
CmdStartMethodEditing	BL2000\ctran	2/25/2022 1:29:06 PM	Start method editing			✓	
CmdImportMethodFromFile	BL2000\ctran	2/25/2022 1:29:06 PM	Import method from file \\MASSHUNTER\Org\Data\GECD.I\GECD_methods\G022422_8011_W_CLT.m			✓	
CmdApplyMethodToAllSamples	BL2000\ctran	2/25/2022 1:30:21 PM	Apply method to all samples			✓	
CmdMethodClear	BL2000\ctran	2/25/2022 1:30:21 PM	Clear method			✓	
CmdEndMethodEditing	BL2000\ctran	2/25/2022 1:30:22 PM	End method editing			✓	
CmdQuantitate	BL2000\ctran	2/25/2022 1:30:22 PM	Quantitate all compounds in all samples			✓	
CmdSetSampleAttribute	BL2000\ctran	2/25/2022 1:30:31 PM	Set SampleType = CC for sample G0225_002(1).0002.D; previous value = Sample			✓	
CmdSetSampleAttribute	BL2000\ctran	2/25/2022 1:30:33 PM	Set LevelName = 3 for sample G0225_002(1).0002.D; previous value =			✓	
CmdQuantitate	BL2000\ctran	2/25/2022 1:30:35 PM	Quantitate all compounds in all samples			✓	
CmdManuallyIntegratePeak	BL2000\ctran	2/25/2022 1:30:45 PM	Manually integrate compound 1,1,1,2-Tetrachloroethane in sample G0225_002(1).0002.D, from x, y = 3.935, 16073 to 4.054, 16214, result = 33077; previous integration is from x, y = 3.931, 15646 to 4.098, 14852 and previous response = 41286.			✓	
CmdManuallyIntegrateDropBaseline	BL2000\ctran	2/25/2022 1:30:47 PM	Drop baseline for compound 1,1,1,2-Tetrachloroethane in sample G0225_002(1).0002.D to y = 16073, new integration is from x, y = 3.935, 16073 to 4.054, 16073 and new response = 33580; previous integration is from x, y = 3.935, 16073 to 4.054, 16214 and previous response = 33077.			✓	

Name	User	Time	Action	Reason	Comment	Succeed	Exception
CmdSaveBatchTable	BL2000\ctran	2/25/2022 1:31:26 PM	Save batch \\MASSHUNTER\Org\Data\GECD.I\G022522\aiaexport\QuantResults\G022522_8011_W_CLT.batch.bin			✓	
CmdOpenBatchTable	BL2000\ctran	2/25/2022 3:21:09 PM	Open batch \\MASSHUNTER\Org\Data\GECD.I\G022522\aiaexport\G022522_8011_W_CLT.batch.bin			✓	
CmdImportSamplesFromWorklist	BL2000\ctran	2/25/2022 3:22:36 PM	Add samples from worklist: \\MASSHUNTER\Org\Data\GECD.I\G022522\aiaexport\G0225_008.0008.D, \\MASSHUNTER\Org\Data\GECD.I\G022522\aiaexport\G0225_007.0007.D, \\MASSHUNTER\Org\Data\GECD.I\G022522\aiaexport\G0225_006.0006.D, \\MASSHUNTER\Org\Data\GECD.I\G022522\aiaexport\G0225_005.0005.D, \\MASSHUNTER\Org\Data\GECD.I\G022522\aiaexport\G0225_004.0004.D			✓	
CmdQuantitate	BL2000\ctran	2/25/2022 3:22:51 PM	Quantitate all compounds in all samples			✓	
CmdManuallyIntegratePeak	BL2000\ctran	2/25/2022 3:23:08 PM	Manually integrate compound 1,1,1,2-Tetrachloroethane in sample G0225_008.0008.D, from x, y = 3.933, 16094 to 4.068, 16115, result = 35585; previous integration is from x, y = 3.923, 15286 to 4.090, 14776 and previous response = 45658.			✓	
CmdManuallyIntegratePeak	BL2000\ctran	2/25/2022 3:23:18 PM	Manually integrate compound 1,1,1,2-Tetrachloroethane in sample G0225_007.0007.D, from x, y = 3.933, 16240 to 4.054, 16349, result = 32025; previous integration is from x, y = 3.919, 15329 to 4.091, 14915 and previous response = 43217.			✓	
CmdSetSampleAttribute	BL2000\ctran	2/25/2022 3:23:23 PM	Set SampleType = DoubleBlank for sample G0225_006.0006.D; previous value = Sample			✓	
CmdSetSampleAttribute	BL2000\ctran	2/25/2022 3:23:26 PM	Set SampleType = Blank for sample G0225_003.0003.D; previous value = Sample			✓	
CmdSetSampleAttribute	BL2000\ctran	2/25/2022 3:23:28 PM	Set SampleType = QC for sample G0225_004.0004.D; previous value = Sample			✓	
CmdSetSampleAttribute	BL2000\ctran	2/25/2022 3:23:31 PM	Set LevelName = LCS for sample G0225_004.0004.D; previous value =			✓	
CmdSetSampleAttribute	BL2000\ctran	2/25/2022 3:23:34 PM	Set SampleType = QC for sample G0225_005.0005.D; previous value = Sample			✓	
CmdSetSampleAttribute	BL2000\ctran	2/25/2022 3:23:37 PM	Set LevelName = LCS1 for sample G0225_005.0005.D; previous value =			✓	

Name	User	Time	Action	Reason	Comment	Succeed	Exception
CmdManuallyIntegratePeak	BL2000\ctran	2/25/2022 3:23:47 PM	Manually integrate compound 1,1,1,2-Tetrachloroethane in sample G0225_004.0004.D, from x, y = 3.933, 16161 to 4.063, 16141, result = 32779; previous integration is from x, y = 3.920, 15333 to 4.096, 14837 and previous response = 42913.			✓	
CmdManuallyIntegratePeak	BL2000\ctran	2/25/2022 3:23:52 PM	Manually integrate compound 1,1,1,2-Tetrachloroethane in sample G0225_005.0005.D, from x, y = 3.933, 16151 to 4.053, 16260, result = 32562; previous integration is from x, y = 3.920, 15359 to 4.096, 14877 and previous response = 42864.			✓	
CmdSetSampleAttribute	BL2000\ctran	2/25/2022 3:23:57 PM	Set SampleType = DoubleBlank for sample G0225_001.0001.D; previous value = Sample			✓	
CmdQuantitate	BL2000\ctran	2/25/2022 3:23:58 PM	Quantitate all compounds in all samples			✓	
CmdZeroOutPeak	BL2000\ctran	2/25/2022 3:25:32 PM	Zero out primary peak of compound 1,2-Dibromoethane in sample G0225_006.0006.D			✓	
CmdZeroOutPeak	BL2000\ctran	2/25/2022 3:25:34 PM	Zero out primary peak of compound 1,2-Dibromoethane in sample G0225_007.0007.D			✓	
CmdZeroOutPeak	BL2000\ctran	2/25/2022 3:25:35 PM	Zero out primary peak of compound 1,2-Dibromoethane in sample G0225_008.0008.D			✓	
CmdZeroOutPeak	BL2000\ctran	2/25/2022 3:25:37 PM	Zero out primary peak of compound 1,1,1,2-Tetrachloroethane in sample G0225_006.0006.D			✓	
CmdZeroOutPeak	BL2000\ctran	2/25/2022 3:26:36 PM	Zero out primary peak of compound 1,2-Dibromoethane in sample G0225_003.0003.D			✓	
CmdZeroOutPeak	BL2000\ctran	2/25/2022 3:26:54 PM	Zero out primary peak of compound 1,2-Dibromoethane in sample G0225_001.0001.D			✓	
CmdZeroOutPeak	BL2000\ctran	2/25/2022 3:26:55 PM	Zero out primary peak of compound 1,1,1,2-Tetrachloroethane in sample G0225_001.0001.D			✓	
CmdSetTargetCompoundAttribute	BL2000\ctran	2/25/2022 3:27:10 PM	Set UserAnnotation = GT for compound 1,1,1,2-Tetrachloroethane in sample G0225_002(1).0002.D; previous value =			✓	
CmdSetTargetCompoundAttribute	BL2000\ctran	2/25/2022 3:27:17 PM	Set UserAnnotation = GT for compound 1,1,1,2-Tetrachloroethane in sample G0225_004.0004.D; previous value =			✓	
CmdSetTargetCompoundAttribute	BL2000\ctran	2/25/2022 3:27:19 PM	Set UserAnnotation = GT for compound 1,1,1,2-Tetrachloroethane in sample G0225_005.0005.D; previous value =			✓	

Name	User	Time	Action	Reason	Comment	Succeed	Exception
CmdSetTargetCompoundAttribute	BL2000\ctran	2/25/2022 3:27:24 PM	Set UserAnnotation = GT for compound 1,1,1,2-Tetrachloroethane in sample G0225_007.0007.D; previous value =			✓	
CmdSetTargetCompoundAttribute	BL2000\ctran	2/25/2022 3:27:25 PM	Set UserAnnotation = GT for compound 1,1,1,2-Tetrachloroethane in sample G0225_008.0008.D; previous value =			✓	
CmdQuantitate	BL2000\ctran	2/25/2022 3:27:36 PM	Quantitate all compounds in all samples			✓	
CmdSaveBatchTable	BL2000\ctran	2/25/2022 3:27:38 PM	Save batch \\MASSHUNTER\Org\Data\GECD.I\G022522\aiaexport\QuantResults\G022522_8011_W_CLT.batch.bin			✓	
CmdQuantitate	BL2000\ctran	2/25/2022 3:28:22 PM	Quantitate all compounds in all samples			✓	
CmdSaveBatchTable	BL2000\ctran	2/25/2022 3:28:23 PM	Save batch \\MASSHUNTER\Org\Data\GECD.I\G022522\aiaexport\QuantResults\G022522_8011_W_CLT.batch.bin			✓	
CmdQuantitate	BL2000\ctran	2/25/2022 3:30:22 PM	Quantitate all compounds in all samples			✓	
CmdSaveBatchTable	BL2000\ctran	2/25/2022 3:30:24 PM	Save batch \\MASSHUNTER\Org\Data\GECD.I\G022522\aiaexport\QuantResults\G022522_8011_W_CLT.batch.bin			✓	
CmdOpenBatchTable	BL2000\ctran	2/28/2022 7:31:48 AM	Open batch \\MASSHUNTER\Org\Data\GECD.I\G022522\aiaexport\G022522_8011_W_CLT.batch.bin			✓	

Name	User	Time	Action	Reason	Comment	Succeed	Exception
CmdImportSamplesFromWorklist	BL2000\ctran	2/28/2022 7:34:29 AM	Add samples from worklist: \\MASSHUNTER\Org\Data\GECD.I\G02 2522\aiaexport\G0225_023.0023.D, \\MASSHUNTER\Org\Data\GECD.I\G02 2522\aiaexport\G0225_022.0022.D, \\MASSHUNTER\Org\Data\GECD.I\G02 2522\aiaexport\G0225_021.0021.D, \\MASSHUNTER\Org\Data\GECD.I\G02 2522\aiaexport\G0225_020.0020.D, \\MASSHUNTER\Org\Data\GECD.I\G02 2522\aiaexport\G0225_019.0019.D, \\MASSHUNTER\Org\Data\GECD.I\G02 2522\aiaexport\G0225_018.0018.D, \\MASSHUNTER\Org\Data\GECD.I\G02 2522\aiaexport\G0225_017.0017.D, \\MASSHUNTER\Org\Data\GECD.I\G02 2522\aiaexport\G0225_016.0016.D, \\MASSHUNTER\Org\Data\GECD.I\G02 2522\aiaexport\G0225_015.0015.D, \\MASSHUNTER\Org\Data\GECD.I\G02 2522\aiaexport\G0225_014.0014.D, \\MASSHUNTER\Org\Data\GECD.I\G02 2522\aiaexport\G0225_013.0013.D, \\MASSHUNTER\Org\Data\GECD.I\G02 2522\aiaexport\G0225_012.0012.D, \\MASSHUNTER\Org\Data\GECD.I\G02 2522\aiaexport\G0225_011.0011.D, \\MASSHUNTER\Org\Data\GECD.I\G02 2522\aiaexport\G0225_010.0010.D, \\MASSHUNTER\Org\Data\GECD.I\G02 2522\aiaexport\G0225_009.0009.D			✓	
CmdSetSampleAttribute	BL2000\ctran	2/28/2022 7:35:01 AM	Set SampleType = MatrixBlank for sample G0225_014.0014.D; previous value = Sample			✓	
CmdSetSampleAttribute	BL2000\ctran	2/28/2022 7:35:04 AM	Set SampleType = Matrix for sample G0225_015.0015.D; previous value = Sample			✓	
CmdSetSampleAttribute	BL2000\ctran	2/28/2022 7:35:06 AM	Set SampleType = MatrixDup for sample G0225_016.0016.D; previous value = Sample			✓	
CmdSetSampleAttribute	BL2000\ctran	2/28/2022 7:35:13 AM	Set SampleType = Blank for sample G0225_017.0017.D; previous value = Sample			✓	
CmdSetSampleAttribute	BL2000\ctran	2/28/2022 7:35:14 AM	Set SampleType = DoubleBlank for sample G0225_017.0017.D; previous value = Blank			✓	
CmdSetSampleAttribute	BL2000\ctran	2/28/2022 7:35:16 AM	Set SampleType = CC for sample G0225_018.0018.D; previous value = Sample			✓	
CmdSetSampleAttribute	BL2000\ctran	2/28/2022 7:35:19 AM	Set LevelName = 5 for sample G0225_018.0018.D; previous value =			✓	
CmdSetSampleAttribute	BL2000\ctran	2/28/2022 7:35:21 AM	Set SampleType = DoubleBlank for sample G0225_019.0019.D; previous value = Sample			✓	

Name	User	Time	Action	Reason	Comment	Succeed	Exception
CmdSetSampleAttribute	BL2000\ctran	2/28/2022 7:35:23 AM	Set SampleType = DoubleBlank for sample G0225_022.0022.D; previous value = Sample			✓	
CmdQuantitate	BL2000\ctran	2/28/2022 7:35:28 AM	Quantitate all compounds in all samples			✓	
CmdSetSampleAttribute	BL2000\ctran	2/28/2022 7:35:40 AM	Set SampleApproved = True for sample G0225_002(1).0002.D; previous value = False			✓	
CmdSetSampleAttribute	BL2000\ctran	2/28/2022 7:36:06 AM	Set SampleApproved = True for sample G0225_003.0003.D; previous value = False			✓	
CmdSetTargetCompoundAttribute	BL2000\ctran	2/28/2022 7:36:13 AM	Set UserAnnotation = LT for compound 1,1,1,2-Tetrachloroethane in sample G0225_004.0004.D; previous value = GT			✓	
CmdSetTargetCompoundAttribute	BL2000\ctran	2/28/2022 7:36:14 AM	Set UserAnnotation = GT for compound 1,1,1,2-Tetrachloroethane in sample G0225_004.0004.D; previous value = LT			✓	
CmdSetSampleAttribute	BL2000\ctran	2/28/2022 7:36:16 AM	Set SampleApproved = True for sample G0225_004.0004.D; previous value = False			✓	
CmdManuallyIntegrateSnapBaseline	BL2000\ctran	2/28/2022 7:36:28 AM	Snap baseline for compound 1,1,1,2-Tetrachloroethane in sample G0225_003.0003.D, from x = 3.932 to x = 4.078, new integration is from x, y = 3.932, 15708 to 4.078, 15938 and new response = 35537; previous integration is from x, y = 3.932, 15727 to 4.078, 15937 and previous response = 35455.			✓	
CmdClearManualIntegration	BL2000\ctran	2/28/2022 7:36:29 AM	Clear manual integration of target signal for compound 1,1,1,2-Tetrachloroethane in sample G0225_003.0003.D			✓	
CmdManuallyIntegratePeak	BL2000\ctran	2/28/2022 7:36:33 AM	Manually integrate compound 1,1,1,2-Tetrachloroethane in sample G0225_003.0003.D, from x, y = 3.935, 16063 to 4.052, 16240, result = 32762; previous integration is from x, y = 3.932, 15727 to 4.078, 15937 and previous response = 35455.			✓	
CmdManuallyIntegrateDropBaseline	BL2000\ctran	2/28/2022 7:36:34 AM	Drop baseline for compound 1,1,1,2-Tetrachloroethane in sample G0225_003.0003.D to y = 16063, new integration is from x, y = 3.935, 16063 to 4.052, 16063 and new response = 33382; previous integration is from x, y = 3.935, 16063 to 4.052, 16240 and previous response = 32762.			✓	
CmdSetTargetCompoundAttribute	BL2000\ctran	2/28/2022 7:36:36 AM	Set UserAnnotation = GT for compound 1,1,1,2-Tetrachloroethane in sample G0225_003.0003.D; previous value =			✓	

Name	User	Time	Action	Reason	Comment	Succeed	Exception
CmdSetSampleAttribute	BL2000\ctran	2/28/2022 7:36:43 AM	Set SampleApproved = True for sample G0225_005.0005.D; previous value = False			✓	
CmdZeroOutPeak	BL2000\ctran	2/28/2022 7:36:46 AM	Zero out primary peak of compound 1,1,1,2-Tetrachloroethane in sample G0225_006.0006.D			✓	
CmdZeroOutPeak	BL2000\ctran	2/28/2022 7:36:48 AM	Zero out primary peak of compound 1,2-Dibromoethane in sample G0225_006.0006.D			✓	
CmdSetSampleAttribute	BL2000\ctran	2/28/2022 7:36:49 AM	Set SampleApproved = True for sample G0225_006.0006.D; previous value = False			✓	
CmdZeroOutPeak	BL2000\ctran	2/28/2022 7:37:00 AM	Zero out primary peak of compound 1,2-Dibromoethane in sample G0225_007.0007.D			✓	
CmdZeroOutPeak	BL2000\ctran	2/28/2022 7:37:02 AM	Zero out primary peak of compound 1,2-Dibromoethane in sample G0225_008.0008.D			✓	
CmdZeroOutPeak	BL2000\ctran	2/28/2022 7:37:04 AM	Zero out primary peak of compound 1,2-Dibromoethane in sample G0225_009.0009.D			✓	
CmdZeroOutPeak	BL2000\ctran	2/28/2022 7:37:11 AM	Zero out primary peak of compound 1,2-Dibromoethane in sample G0225_012.0012.D			✓	
CmdZeroOutPeak	BL2000\ctran	2/28/2022 7:37:23 AM	Zero out primary peak of compound 1,2-Dibromoethane in sample G0225_014.0014.D			✓	
CmdZeroOutPeak	BL2000\ctran	2/28/2022 7:37:30 AM	Zero out primary peak of compound 1,2-Dibromoethane in sample G0225_017.0017.D			✓	
CmdManuallyIntegrateSnapBaseline	BL2000\ctran	2/28/2022 7:37:37 AM	Snap baseline for compound 1,1,1,2-Tetrachloroethane in sample G0225_018.0018.D, from x = 3.914 to x = 4.087, new integration is from x, y = 3.914, 15635 to 4.087, 15422 and new response = 172249; previous integration is from x, y = 3.914, 14890 to 4.087, 14711 and previous response = 179787.			✓	
CmdManuallyIntegratePeak	BL2000\ctran	2/28/2022 7:37:51 AM	Manually integrate compound 1,1,1,2-Tetrachloroethane in sample G0225_018.0018.D, from x, y = 3.918, 16068 to 4.065, 16172, result = 166563; previous integration is from x, y = 3.914, 15635 to 4.087, 15422 and previous response = 172249.			✓	
CmdSetTargetCompoundAttribute	BL2000\ctran	2/28/2022 7:37:53 AM	Set UserAnnotation = GT for compound 1,1,1,2-Tetrachloroethane in sample G0225_018.0018.D; previous value =			✓	

Name	User	Time	Action	Reason	Comment	Succeed	Exception
CmdUpdateRetentionTimes	BL2000\ctran	2/28/2022 7:38:18 AM	Update retention time for compound 1,2,3-Trichloropropane; 1,2-Dibromo-3-chloropropane; 1,2-Dibromoethane; 1,1,1,2-Tetrachloroethane;			✓	
CmdQuantitate	BL2000\ctran	2/28/2022 7:38:42 AM	Quantitate all compounds in all samples			✓	
CmdZeroOutPeak	BL2000\ctran	2/28/2022 7:38:44 AM	Zero out primary peak of compound 1,2-Dibromoethane in sample G0225_019.0019.D			✓	
CmdZeroOutPeak	BL2000\ctran	2/28/2022 7:38:46 AM	Zero out primary peak of compound 1,1,1,2-Tetrachloroethane in sample G0225_019.0019.D			✓	
CmdZeroOutPeak	BL2000\ctran	2/28/2022 7:38:48 AM	Zero out primary peak of compound 1,1,1,2-Tetrachloroethane in sample G0225_017.0017.D			✓	
CmdZeroOutPeak	BL2000\ctran	2/28/2022 7:38:51 AM	Zero out primary peak of compound 1,2-Dibromoethane in sample G0225_017.0017.D			✓	
CmdManuallyIntegratePeak	BL2000\ctran	2/28/2022 7:39:05 AM	Manually integrate compound 1,1,1,2-Tetrachloroethane in sample G0225_020.0020.D, from x, y = 3.933, 16766 to 4.053, 16865, result = 32860; previous integration is from x, y = 3.929, 16130 to 4.084, 16130 and previous response = 38994.			✓	
CmdSetTargetCompoundAttribute	BL2000\ctran	2/28/2022 7:39:08 AM	Set UserAnnotation = GT for compound 1,1,1,2-Tetrachloroethane in sample G0225_020.0020.D; previous value =			✓	
CmdZeroOutPeak	BL2000\ctran	2/28/2022 7:39:11 AM	Zero out primary peak of compound 1,2-Dibromoethane in sample G0225_020.0020.D			✓	
CmdZeroOutPeak	BL2000\ctran	2/28/2022 7:39:13 AM	Zero out primary peak of compound 1,2-Dibromoethane in sample G0225_021.0021.D			✓	
CmdManuallyIntegratePeak	BL2000\ctran	2/28/2022 7:39:19 AM	Manually integrate compound 1,1,1,2-Tetrachloroethane in sample G0225_021.0021.D, from x, y = 3.926, 16057 to 4.042, 16177, result = 34644; previous integration is from x, y = 3.916, 15393 to 4.085, 14909 and previous response = 43641.			✓	
CmdManuallyIntegrateDropBaseline	BL2000\ctran	2/28/2022 7:39:20 AM	Drop baseline for compound 1,1,1,2-Tetrachloroethane in sample G0225_021.0021.D to y = 16057, new integration is from x, y = 3.926, 16057 to 4.042, 16057 and new response = 35060; previous integration is from x, y = 3.926, 16057 to 4.042, 16177 and previous response = 34644.			✓	

Name	User	Time	Action	Reason	Comment	Succeed	Exception
CmdManuallyIntegratePeak	BL2000\ctran	2/28/2022 7:39:28 AM	Manually integrate compound 1,1,1,2-Tetrachloroethane in sample G0225_023.0023.D, from x, y = 3.929, 15974 to 4.044, 16161, result = 35489; previous integration is from x, y = 3.915, 15120 to 4.098, 14639 and previous response = 46715.			✓	
CmdSetSampleAttribute	BL2000\ctran	2/28/2022 7:39:36 AM	Set SampleType = CC for sample G0225_023.0023.D; previous value = Sample			✓	
CmdSetSampleAttribute	BL2000\ctran	2/28/2022 7:39:38 AM	Set LevelName = 3 for sample G0225_023.0023.D; previous value =			✓	
CmdQuantitate	BL2000\ctran	2/28/2022 7:39:40 AM	Quantitate all compounds in all samples			✓	
CmdManuallyIntegratePeak	BL2000\ctran	2/28/2022 7:39:45 AM	Manually integrate compound 1,2-Dibromoethane in sample G0225_023.0023.D, from x, y = 3.363, 15856 to 3.537, 15818, result = 20077; previous integration is from x, y = 3.363, 15856 to 3.557, 15714 and previous response = 20595.			✓	
CmdManuallyIntegratePeak	BL2000\ctran	2/28/2022 7:39:51 AM	Manually integrate compound 1,2-Dibromoethane in sample G0225_023.0023.D, from x, y = 3.363, 15856 to 3.528, 15854, result = 19896; previous integration is from x, y = 3.363, 15856 to 3.537, 15818 and previous response = 20077.			✓	
CmdSetTargetCompoundAttribute	BL2000\ctran	2/28/2022 7:39:55 AM	Set UserAnnotation = GT for compound 1,2-Dibromoethane in sample G0225_023.0023.D; previous value =			✓	
CmdManuallyIntegratePeak	BL2000\ctran	2/28/2022 7:40:28 AM	Manually integrate compound 1,2-Dibromoethane in sample G0225_002(1).0002.D, from x, y = 3.368, 15921 to 3.537, 15953, result = 18024; previous integration is from x, y = 3.368, 15921 to 3.564, 15847 and previous response = 18599.			✓	
CmdSetTargetCompoundAttribute	BL2000\ctran	2/28/2022 7:40:30 AM	Set UserAnnotation = GT for compound 1,2-Dibromoethane in sample G0225_002(1).0002.D; previous value =			✓	
CmdSetSampleAttribute	BL2000\ctran	2/28/2022 7:40:57 AM	Set SampleApproved = True for sample G0225_023.0023.D; previous value = False			✓	
CmdSetTargetCompoundAttribute	BL2000\ctran	2/28/2022 7:41:02 AM	Set UserAnnotation = GT for compound 1,1,1,2-Tetrachloroethane in sample G0225_023.0023.D; previous value =			✓	
CmdZeroOutPeak	BL2000\ctran	2/28/2022 7:41:05 AM	Zero out primary peak of compound 1,1,1,2-Tetrachloroethane in sample G0225_022.0022.D			✓	

Name	User	Time	Action	Reason	Comment	Succeed	Exception
CmdZeroOutPeak	BL2000\ctran	2/28/2022 7:41:07 AM	Zero out primary peak of compound 1,2-Dibromoethane in sample G0225_022.0022.D			✓	
CmdSetSampleAttribute	BL2000\ctran	2/28/2022 7:41:09 AM	Set SampleApproved = True for sample G0225_022.0022.D; previous value = False			✓	
CmdSetTargetCompoundAttribute	BL2000\ctran	2/28/2022 7:41:14 AM	Set UserAnnotation = GT for compound 1,1,1,2-Tetrachloroethane in sample G0225_021.0021.D; previous value =			✓	
CmdSetTargetCompoundAttribute	BL2000\ctran	2/28/2022 7:41:20 AM	Set UserAnnotation = GT for compound 1,1,1,2-Tetrachloroethane in sample G0225_020.0020.D; previous value = GT			✓	
CmdSetSampleAttribute	BL2000\ctran	2/28/2022 7:41:24 AM	Set SampleApproved = True for sample G0225_021.0021.D; previous value = False			✓	
CmdSetSampleAttribute	BL2000\ctran	2/28/2022 7:41:25 AM	Set SampleApproved = True for sample G0225_020.0020.D; previous value = False			✓	
CmdSetSampleAttribute	BL2000\ctran	2/28/2022 7:45:27 AM	Set SampleApproved = True for sample G0225_001.0001.D; previous value = False			✓	
CmdSetSampleAttribute	BL2000\ctran	2/28/2022 7:45:32 AM	Set SampleApproved = True for sample G0225_007.0007.D; previous value = False			✓	
CmdSetSampleAttribute	BL2000\ctran	2/28/2022 7:45:36 AM	Set SampleApproved = True for sample G0225_008.0008.D; previous value = False			✓	
CmdManuallyIntegratePeak	BL2000\ctran	2/28/2022 7:45:44 AM	Manually integrate compound 1,1,1,2-Tetrachloroethane in sample G0225_009.0009.D, from x, y = 3.932, 16068 to 4.050, 16443, result = 36091; previous integration is from x, y = 3.918, 15333 to 4.106, 14907 and previous response = 47512.			✓	
CmdManuallyIntegrateDropBaseline	BL2000\ctran	2/28/2022 7:45:45 AM	Drop baseline for compound 1,1,1,2-Tetrachloroethane in sample G0225_009.0009.D to y = 16068, new integration is from x, y = 3.932, 16068 to 4.050, 16068 and new response = 37422; previous integration is from x, y = 3.932, 16068 to 4.050, 16443 and previous response = 36091.			✓	
CmdClearManualIntegration	BL2000\ctran	2/28/2022 7:45:47 AM	Clear manual integration of target signal for compound 1,1,1,2-Tetrachloroethane in sample G0225_009.0009.D			✓	

Name	User	Time	Action	Reason	Comment	Succeed	Exception
CmdManuallyIntegratePeak	BL2000\ctran	2/28/2022 7:45:51 AM	Manually integrate compound 1,1,1,2-Tetrachloroethane in sample G0225_009.0009.D, from x, y = 3.935, 16167 to 4.053, 16438, result = 35774; previous integration is from x, y = 3.918, 15333 to 4.106, 14907 and previous response = 47512.			✓	
CmdManuallyIntegrateDropBaseline	BL2000\ctran	2/28/2022 7:45:53 AM	Drop baseline for compound 1,1,1,2-Tetrachloroethane in sample G0225_009.0009.D to y = 16167, new integration is from x, y = 3.935, 16167 to 4.053, 16167 and new response = 36726; previous integration is from x, y = 3.935, 16167 to 4.053, 16438 and previous response = 35774.			✓	
CmdClearManualIntegration	BL2000\ctran	2/28/2022 7:45:57 AM	Clear manual integration of target signal for compound 1,1,1,2-Tetrachloroethane in sample G0225_009.0009.D			✓	
CmdManuallyIntegratePeak	BL2000\ctran	2/28/2022 7:46:00 AM	Manually integrate compound 1,1,1,2-Tetrachloroethane in sample G0225_009.0009.D, from x, y = 3.985, 16221 to 4.053, 16167, result = 9529; previous integration is from x, y = 3.918, 15333 to 4.106, 14907 and previous response = 47512.			✓	
CmdClearManualIntegration	BL2000\ctran	2/28/2022 7:46:00 AM	Clear manual integration of target signal for compound 1,1,1,2-Tetrachloroethane in sample G0225_009.0009.D			✓	
CmdManuallyIntegratePeak	BL2000\ctran	2/28/2022 7:46:05 AM	Manually integrate compound 1,1,1,2-Tetrachloroethane in sample G0225_009.0009.D, from x, y = 3.933, 16302 to 4.053, 16438, result = 35310; previous integration is from x, y = 3.918, 15333 to 4.106, 14907 and previous response = 47512.			✓	
CmdSetTargetCompoundAttribute	BL2000\ctran	2/28/2022 7:46:06 AM	Set UserAnnotation = GT for compound 1,1,1,2-Tetrachloroethane in sample G0225_009.0009.D; previous value =			✓	
CmdSetSampleAttribute	BL2000\ctran	2/28/2022 7:46:08 AM	Set SampleApproved = True for sample G0225_009.0009.D; previous value = False			✓	
CmdManuallyIntegratePeak	BL2000\ctran	2/28/2022 7:46:12 AM	Manually integrate compound 1,1,1,2-Tetrachloroethane in sample G0225_010.0010.D, from x, y = 3.983, 16383 to 4.057, 15898, result = 10657; previous integration is from x, y = 3.930, 15777 to 4.102, 14825 and previous response = 42130.			✓	
CmdClearManualIntegration	BL2000\ctran	2/28/2022 7:46:13 AM	Clear manual integration of target signal for compound 1,1,1,2-Tetrachloroethane in sample G0225_010.0010.D			✓	

Name	User	Time	Action	Reason	Comment	Succeed	Exception
CmdManuallyIntegratePeak	BL2000\ctran	2/28/2022 7:46:16 AM	Manually integrate compound 1,1,1,2-Tetrachloroethane in sample G0225_010.0010.D, from x, y = 3.935, 16396 to 4.058, 16151, result = 33662; previous integration is from x, y = 3.930, 15777 to 4.102, 14825 and previous response = 42130.			✓	
CmdSetTargetCompoundAttribute	BL2000\ctran	2/28/2022 7:46:17 AM	Set UserAnnotation = GT for compound 1,1,1,2-Tetrachloroethane in sample G0225_010.0010.D; previous value =			✓	
CmdZeroOutPeak	BL2000\ctran	2/28/2022 7:46:20 AM	Zero out primary peak of compound 1,2-Dibromoethane in sample G0225_010.0010.D			✓	
CmdSetSampleAttribute	BL2000\ctran	2/28/2022 7:46:22 AM	Set SampleApproved = True for sample G0225_010.0010.D; previous value = False			✓	
CmdZeroOutPeak	BL2000\ctran	2/28/2022 7:46:25 AM	Zero out primary peak of compound 1,2-Dibromoethane in sample G0225_011.0011.D			✓	
CmdManuallyIntegratePeak	BL2000\ctran	2/28/2022 7:46:35 AM	Manually integrate compound 1,1,1,2-Tetrachloroethane in sample G0225_011.0011.D, from x, y = 3.933, 16281 to 4.058, 16203, result = 34035; previous integration is from x, y = 3.919, 15259 to 4.095, 14798 and previous response = 45490.			✓	
CmdSetTargetCompoundAttribute	BL2000\ctran	2/28/2022 7:46:36 AM	Set UserAnnotation = GT for compound 1,1,1,2-Tetrachloroethane in sample G0225_011.0011.D; previous value =			✓	
CmdSetSampleAttribute	BL2000\ctran	2/28/2022 7:46:38 AM	Set SampleApproved = True for sample G0225_011.0011.D; previous value = False			✓	
CmdManuallyIntegratePeak	BL2000\ctran	2/28/2022 7:46:51 AM	Manually integrate compound 1,1,1,2-Tetrachloroethane in sample G0225_012.0012.D, from x, y = 3.935, 16385 to 4.054, 16521, result = 35505; previous integration is from x, y = 3.925, 15417 to 4.097, 14850 and previous response = 47607.			✓	
CmdManuallyIntegratePeak	BL2000\ctran	2/28/2022 7:46:56 AM	Manually integrate compound 1,1,1,2-Tetrachloroethane in sample G0225_012.0012.D, from x, y = 3.935, 16385 to 4.060, 16406, result = 35938; previous integration is from x, y = 3.935, 16385 to 4.054, 16521 and previous response = 35505.			✓	
CmdSetTargetCompoundAttribute	BL2000\ctran	2/28/2022 7:46:58 AM	Set UserAnnotation = GT for compound 1,1,1,2-Tetrachloroethane in sample G0225_012.0012.D; previous value =			✓	

Name	User	Time	Action	Reason	Comment	Succeed	Exception
CmdSetSampleAttribute	BL2000\ctran	2/28/2022 7:47:03 AM	Set SampleApproved = True for sample G0225_012.0012.D; previous value = False			✓	
CmdZeroOutPeak	BL2000\ctran	2/28/2022 7:47:06 AM	Zero out primary peak of compound 1,2-Dibromoethane in sample G0225_013.0013.D			✓	
CmdManuallyIntegratePeak	BL2000\ctran	2/28/2022 7:47:14 AM	Manually integrate compound 1,1,1,2-Tetrachloroethane in sample G0225_013.0013.D, from x, y = 3.933, 16281 to 4.043, 16380, result = 33576; previous integration is from x, y = 3.926, 15563 to 4.050, 15921 and previous response = 37796.			✓	
CmdSetTargetCompoundAttribute	BL2000\ctran	2/28/2022 7:47:17 AM	Set UserAnnotation = GT for compound 1,1,1,2-Tetrachloroethane in sample G0225_013.0013.D; previous value =			✓	
CmdSetSampleAttribute	BL2000\ctran	2/28/2022 7:47:21 AM	Set SampleApproved = True for sample G0225_013.0013.D; previous value = False			✓	
CmdManuallyIntegratePeak	BL2000\ctran	2/28/2022 7:47:32 AM	Manually integrate compound 1,1,1,2-Tetrachloroethane in sample G0225_014.0014.D, from x, y = 3.929, 16125 to 4.058, 16036, result = 36006; previous integration is from x, y = 3.921, 15517 to 4.088, 14990 and previous response = 43740.			✓	
CmdSetTargetCompoundAttribute	BL2000\ctran	2/28/2022 7:47:34 AM	Set UserAnnotation = GT for compound 1,1,1,2-Tetrachloroethane in sample G0225_014.0014.D; previous value =			✓	
CmdSetSampleAttribute	BL2000\ctran	2/28/2022 7:47:43 AM	Set SampleApproved = True for sample G0225_014.0014.D; previous value = False			✓	
CmdManuallyIntegratePeak	BL2000\ctran	2/28/2022 7:47:49 AM	Manually integrate compound 1,1,1,2-Tetrachloroethane in sample G0225_015.0015.D, from x, y = 3.928, 16193 to 4.054, 16146, result = 33895; previous integration is from x, y = 3.917, 15432 to 4.096, 14929 and previous response = 43342.			✓	
CmdSetTargetCompoundAttribute	BL2000\ctran	2/28/2022 7:47:50 AM	Set UserAnnotation = GT for compound 1,1,1,2-Tetrachloroethane in sample G0225_015.0015.D; previous value =			✓	
CmdSetSampleAttribute	BL2000\ctran	2/28/2022 7:47:54 AM	Set SampleApproved = True for sample G0225_015.0015.D; previous value = False			✓	

Name	User	Time	Action	Reason	Comment	Succeed	Exception
CmdManuallyIntegratePeak	BL2000\ctran	2/28/2022 7:48:04 AM	Manually integrate compound 1,1,1,2-Tetrachloroethane in sample G0225_016.0016.D, from x, y = 3.928, 16109 to 4.055, 16167, result = 35520; previous integration is from x, y = 3.915, 15430 to 4.092, 14963 and previous response = 44700.			✓	
CmdSetTargetCompoundAttribute	BL2000\ctran	2/28/2022 7:48:06 AM	Set UserAnnotation = GT for compound 1,1,1,2-Tetrachloroethane in sample G0225_016.0016.D; previous value =			✓	
CmdSetSampleAttribute	BL2000\ctran	2/28/2022 7:48:11 AM	Set SampleApproved = True for sample G0225_016.0016.D; previous value = False			✓	
CmdZeroOutPeak	BL2000\ctran	2/28/2022 7:48:12 AM	Zero out primary peak of compound 1,2-Dibromoethane in sample G0225_017.0017.D			✓	
CmdZeroOutPeak	BL2000\ctran	2/28/2022 7:48:14 AM	Zero out primary peak of compound 1,1,1,2-Tetrachloroethane in sample G0225_017.0017.D			✓	
CmdSetSampleAttribute	BL2000\ctran	2/28/2022 7:48:16 AM	Set SampleApproved = True for sample G0225_017.0017.D; previous value = False			✓	
CmdSetSampleAttribute	BL2000\ctran	2/28/2022 7:48:37 AM	Set SampleApproved = True for sample G0225_018.0018.D; previous value = False			✓	
CmdZeroOutPeak	BL2000\ctran	2/28/2022 7:48:42 AM	Zero out primary peak of compound 1,2-Dibromoethane in sample G0225_019.0019.D			✓	
CmdSetSampleAttribute	BL2000\ctran	2/28/2022 7:48:44 AM	Set SampleApproved = True for sample G0225_019.0019.D; previous value = False			✓	
CmdClearManualIntegration	BL2000\ctran	2/28/2022 7:50:51 AM	Clear manual integration of target signal for compound 1,2-Dibromoethane in sample G0225_023.0023.D			✓	
CmdSetTargetCompoundAttribute	BL2000\ctran	2/28/2022 7:50:51 AM	Set UserAnnotation = for compound 1,2-Dibromoethane in sample G0225_023.0023.D; previous value = GT			✓	
CmdManuallyIntegratePeak	BL2000\ctran	2/28/2022 7:50:57 AM	Manually integrate compound 1,2-Dibromoethane in sample G0225_023.0023.D, from x, y = 3.363, 15856 to 3.528, 15854, result = 19896; previous integration is from x, y = 3.363, 15856 to 3.557, 15714 and previous response = 20595.			✓	
CmdSaveBatchTable	BL2000\ctran	2/28/2022 7:51:20 AM	Save batch \\MASSHUNTER\Org\Data\GECD.I\G022522\aiaexport\QuantResults\G022522_8011_W_CLT.batch.bin			✓	

Audit Trail report

Name	User	Time	Action	Reason	Comment	Succeed	Exception
CmdOpenBatchTable	BL2000\ctran	2/28/2022 7:51:55 AM	Open batch \\MASSHUNTER\Org\Data\GECD.I\G022522\aiaexport\G022522_8011_W_CLT.batch.bin			✓	
CmdClearManualIntegration	BL2000\ctran	2/28/2022 7:52:02 AM	Clear manual integration of target signal for compound 1,2-Dibromoethane in sample G0225_023.0023.D			✓	
CmdClearManualIntegration	BL2000\ctran	2/28/2022 7:53:31 AM	Clear manual integration of target signal for compound 1,2-Dibromoethane in sample G0225_002(1).0002.D			✓	
CmdSetTargetCompoundAttribute	BL2000\ctran	2/28/2022 7:53:31 AM	Set UserAnnotation = for compound 1,2-Dibromoethane in sample G0225_002(1).0002.D; previous value = GT			✓	
CmdSaveBatchTable	BL2000\ctran	2/28/2022 8:34:39 AM	Save batch \\MASSHUNTER\Org\Data\GECD.I\G022522\aiaexport\QuantResults\G022522_8011_W_CLT.batch.bin			✓	
CmdQuantitate	BL2000\ctran	2/28/2022 8:34:47 AM	Quantitate all compounds in all samples			✓	
CmdSaveBatchTable	BL2000\ctran	2/28/2022 8:34:49 AM	Save batch \\MASSHUNTER\Org\Data\GECD.I\G022522\aiaexport\QuantResults\G022522_8011_W_CLT.batch.bin			✓	
CmdOpenBatchTable	BL2000\srcox	3/9/2022 3:37:49 PM	Open batch D:\Org\Data\GECD.I\G022522\aiaexport\G022522_8011_W_CLT.batch.bin			✓	
GenerateReport	BL2000\srcox	3/9/2022 3:46:37 PM	Generates report - Method: \\MASSHUNTER\Org\reports\Env_QuantResults_wGraphics+Chromatogram.m, Output Path: D:\Org\Data\GECD.I\G022522\aiaexport\QuantReports\G022522_8011_W_CLT			✓	

Agilent

ID #: 13327
Opened:
Calibration Standard
Expires: 12/31/2023
Rec'd: 12/11/2020
Energy Laboratories Inc 1120 So. 27th Street
Billings MT 59107

Certificate of Analysis

Product Name: Calibration Standard

Product Number: DWM-514-1

Lot Issue Date: 08-Dec-2020

Lot Number: 0006573696

Expiration Date: 31-Dec-2023

Description:
This analytical reference material (RM) was manufactured and verified in accordance with an ISO 9001 registered quality system and analyte concentrations were verified by an ISO 17025 accredited laboratory. The concentration and uncertainty value at the 95% confidence level for each analyte, determined gravimetrically, is listed below.

Analyte	CAS#	Analyte Lot	Concentration ± Uncertainty
1,2-dibromo-3-chloropropane	000096-12-8	RM12895	200.7 ± 1.0 µg/mL
1,2-dibromoethane	000106-93-4	RM00018	200.2 ± 1.0 µg/mL
1,2,3-trichloropropane	000096-18-4	RM13082	200.4 ± 1.0 µg/mL

Matrix: methanol (methyl alcohol)

Storage Conditions: Store Frozen (-25° to -10°C).

Traceability:
The balances used for these measurements are calibrated with weights traceable to NIST in compliance with ANSI/NCSL Z540.3, ISO 9001, ISO 17025, and ISO 17034. Calibrated Class A glassware is used for volumetric measurements. Thermometers are calibrated against a NIST traceable thermometer in accordance with NIST Special Publication 1088.

Homogeneity:
This RM was unitized according to an in-house procedure and is guaranteed to be homogeneous. There is no minimum sub-sample size required.

Intended Use:
This RM is intended for the preparation of working reference samples for use in routine laboratory analyses, calibration of instruments, validation of analytical methods, assessments of measurement methods, and continuing calibration verification.

Instructions for Use:
Sample aliquots for analysis should be withdrawn at 20°C to 25°C immediately after opening the container and should be processed without delay for the certified values to be valid within the stated uncertainties.

Hazards:
Refer to the Safety Data Sheet on www.agilent.com for information regarding this RM.

ANAB ACCREDITED REFERENCE MATERIAL PRODUCER
ISO 17034 Cert No. AR-1936

RM was produced in accordance with TUV USA Inc registered ISO 9001 Quality Management System. Cert # 56 100 18560026
Page: 1 of 2
www.agilent.com/quality/
CSD-QA-015.1

ANAB ACCREDITED TESTING LABORATORY
ISO 17025 Cert No. AT-1937

Certificate of Analysis

Product Number: DWM-514-1 **Lot Number:** 0006573696

Expiration of Certification:
The certification of this RM is valid until the expiration date specified above, provided the RM is handled and stored in accordance with the instructions given in this certificate. This certification is nullified if the RM is damaged, contaminated, or otherwise modified.

Maintenance of Certification:
If substantive changes are noted that affect the certification before the expiration of this certificate, Agilent will notify the purchaser.

Sample lot approver:

Monica Bourgeois
QMS Representative

ANAB ACCREDITED ISO 17034 REFERENCE MATERIAL PRODUCER
ISO 17034 Cert
No. AR-1936

RM was produced in accordance with TUV USA Inc registered ISO 9001 Quality Management System. Cert # 56 100 18560026
Page: 2 of 2
www.agilent.com/quality/
CSD-QA-015.1

ANAB ACCREDITED ISO/IEC 17025 TESTING LABORATORY
ISO 17025 Cert
No. AT-1937

Energy Laboratories Inc

Spike LOG

Standard ID:	PH121120504P		
Standard Name	504.1 Mix (200ug/mL) MeOH	Type:	Primary
Date Prepared	12/11/2019	BY:	Selina R. Cox
Date Expires:	12/31/2023		
Department	PST/HRBPR	Status:	New
Vendor:	Agilent		
Lot Number:	0006573696		
Balance ID:			

Comments: Date prepped is same as date received. [200ug/mL] MeOH. Recieved x4 1mL vials.

Chemical / Solvent Used	BottleNo	Amt	Units	Exp
Calibration Standard	13327	4	mL	12/31

Final Volume: 1 mL

Stock Source **Base Units** **Amount Added**

Analytes **CAS** Conc: **ug/mL**

Page: *1 of 1*

Energy Laboratories Inc

Standard LOG

Standard ID:	PH011122504C3		
Standard Name	504.1 Cal Stock 3(0.7ug/mL) MeOH	Type:	Secondary
Date Prepared	1/11/2022	BY:	Carry L Tran
Date Expires:	2/12/2023		
Department	PST/HRBPR	Status:	New
Vendor:			
Lot Number:			
Balance ID:			

Comments: Final concentration = 0.7ug/mL Vol Flask# - EX-0117. Concentration represents both calmix and surrogate. 4/27/21 SRC.

Chemical / Solvent Used	BottleNo	Amt	Units	Exp
Methanol, Purge and Trap EA899	13926	9.895	mL	2/12/
1, 1, 1, 2-Tetrachloroethane Standard	14248	0.07	mL	11/30

Final Volume: 10 mL

Stock Source		Base Units	Amount Added
PH121120504P	504.1 Mix (200ug/mL) MeOH	ug/mL	0.035 mL

Analytes	CAS	Conc:	ug/mL

Energy Laboratories Inc

Standard LOG

Standard ID:	PH011122504C2		
Standard Name	504.1 Cal Stock 2(0.07ug/mL) MeOH	Type:	Tertiary
Date Prepared	1/11/2022	BY:	Carry L Tran
Date Expires:	2/12/2023		
Department	PST/HRBPR	Status:	New
Vendor:			
Lot Number:			
Balance ID:			
Comments:	Final concentration = 0.07ug/mL Vol Flask# - EX-0117		

Chemical / Solvent Used	BottleNo	Amt	Units	Exp
Methanol, Purge and Trap EA899	13926	9	mL	2/12/

Final Volume: 10 mL

Stock Source		**Base Units**	**Amount Added**
PH011122504C3	504.1 Cal Stock 3(0.7ug/mL) MeOH	ug/mL	1 mL

Analytes	**CAS**	Conc:	**ug/mL**

Energy Laboratories Inc

Standard LOG

Standard ID:	PH011122504C1		
Standard Name	504.1 Cal Stock 1(0.007ug/mL) MeOH	Type:	Tertiary
Date Prepared	1/11/2022	BY:	Carry L Tran
Date Expires:	2/12/2023		
Department	PST/HRBPR	Status:	New
Vendor:			
Lot Number:			
Balance ID:			
Comments:	Final concentration = 0.007ug/mL Vol Flask# - EX-0117		

Chemical / Solvent Used	BottleNo	Amt	Units	Exp
Methanol, Purge and Trap EA899	13926	9	mL	2/12/

Final Volume: 10 mL

Stock Source		**Base Units**	**Amount Added**
PH011122504C2	504.1 Cal Stock 2(0.07ug/mL) MeOH	ug/mL	1 mL

Analytes	**CAS**	Conc:	**ug/mL**

ID #: 14248
Opened:
1, 1, 1, 2-Tetrachloroethane Standard
Expires: 11/30/2024
Rec'd: 9/7/2021
Energy Laboratories Inc 1120 So. 27th Street
Billings MT 59107

Agilent

Certificate of Analysis

Product Name: 1,1,1,2-Tetrachloroethane Standard

Product Number: HC-410-1 **Lot Issue Date:** 27-Oct-2020

Lot Number: 0006567948 **Expiration Date:** 30-Nov-2024

Description:
This analytical reference material (RM) was manufactured and verified in accordance with an ISO 9001 registered quality system and analyte concentrations were verified by an ISO 17025 accredited laboratory. The concentration and uncertainty value at the 95% confidence level for each analyte, determined gravimetrically, is listed below.

Analyte	CAS#	Analyte Lot	Concentration ± Uncertainty
1,1,1,2-tetrachloroethane	000630-20-6	RM12632	99.9 ± 0.5 µg/mL

Matrix: methanol (methyl alcohol)

Storage Conditions: Store Frozen (-25° to -10°C).

Traceability:
The balances used for these measurements are calibrated with weights traceable to NIST in compliance with ANSI/NCSL Z540.3, ISO 9001, ISO 17025, and ISO 17034. Calibrated Class A glassware is used for volumetric measurements. Thermometers are calibrated against a NIST traceable thermometer in accordance with NIST Special Publication 1088.

Homogeneity:
This RM was unitized according to an in-house procedure and is guaranteed to be homogeneous. There is no minimum sub-sample size required.

Intended Use:
This RM is intended for the preparation of working reference samples for use in routine laboratory analyses, calibration of instruments, validation of analytical methods, assessments of measurement methods, and continuing calibration verification.

Instructions for Use:
Sample aliquots for analysis should be withdrawn at 20°C to 25°C immediately after opening the container and should be processed without delay for the certified values to be valid within the stated uncertainties.

Hazards:
Refer to the Safety Data Sheet on www.agilent.com for information regarding this RM.

Expiration of Certification:
The certification of this RM is valid until the expiration date specified above, provided the RM is handled and stored in accordance with the instructions given in this certificate. This certification is nullified if the RM is damaged, contaminated, or otherwise modified.

Maintenance of Certification:
If substantive changes are noted that affect the certification before the expiration of this certificate, Agilent will notify the purchaser.

Sample lot approver:

Monica Bourgeois
QMS Representative

ANAB ACCREDITED ISO 17034 REFERENCE MATERIAL PRODUCER
ISO 17034 Cert
No. AR-1936

RM was produced in accordance with TUV USA Inc registered ISO 9001 Quality Management System. Cert # 56 100 18560026
Page: 1 of 1
www.agilent.com/quality/
CSD-QA-015.1

ANAB ACCREDITED ISO/IEC 17025 TESTING LABORATORY
ISO 17025 Cert
No. AT-1937

125 Market Street
New Haven, CT 06513
USA

AccuStandard®

Tel (203)786-5290
Fax (203)786-5287
www.AccuStandard.com

CERTIFICATE OF ANALYSIS

Catalog No: M-504.1-LFB
Description: Laboratory Fortified Blank Sample Concentrate
Lot: 220021015
Solvent: Methanol
Hazards: *Refer to SDS for complete safety information*

Signal Word: Danger

Date Certified: Feb 6, 2020
Expiration: Feb 6, 2023
Sample Size: 1 mL
Components: 3
Storage Condition: Ambient (>5 °C)

Certified Reference Material

ANAB ACCREDITED REFERENCE MATERIAL PRODUCER AR-1463
ANAB ACCREDITED TESTING LABORATORY AT-1339
ilac-MRA

Component	CAS #	Purity % (GC/FID)	Prepared Concentration[2] (µg/mL)	Certified Analyte Concentration[1] (µg/mL)
1,2-Dibromoethane	106-93-4	99.9	0.2503	0.2500
1,2-Dibromo-3-chloropropane	96-12-8	100.0	0.2505	0.2505
1,2,3-Trichloropropane	96-18-4	99.0	0.2503	0.2478

ID #: 14729
Opened:
Laboratory Fortified Blank Sample Concentra
Expires: 2/6/2023
Rec'd: 1/6/2022
Energy Laboratories Inc 1120 So. 27th Street
Billings MT 59107

A product with a suffix (-1A, -2B, etc. or -01, -02, etc.) on its lot number has had its expiration date extended and is identical to the same lot number without the suffix.

Matrix blank to be used for background correction.

[2] All weights are traceable through NIST, Test No. 684/289871-17

[1] Certified Analyte Concentration = Purity x Prepared Concentration.

The Uncertainty associated with the certified concentration reported on this certificate is ±2.4%. This value is the combined expanded uncertainty and represents an estimated standard deviation equal to the positive square root of the total variation of the uncertainty of components. A normal distribution is assumed and a coverage factor of K=2 is chosen using approximately a 95% confidence level.

Labels and certificates follow U.S. Conventions in reporting numerical values: A comma (,) is used to separate units of one-thousand or greater. A period (.) is used as a decimal place marker.

The information on this certificate may not be reproduced without the express permission of the manufacturer. See reverse side for additional information

Hazard Information: Please refer to the SDS for information regarding the hazards associated with using this material.

This product was prepared according to in-house procedures and is guaranteed to be homogeneous.

Certified By: Larry Decker, Organic QC Manager

Page 1 of 1

For use in routine laboratory analysis.

ID #: 14328
Opened:
1,1,1,2-Tetrachloroethane Solution
Expires: 10/31/2025
Rec'd: 9/29/2021
Energy Laboratories Inc 1120 So. 27th Street
Billings MT 59107

ISO 17034

Agilent
Trusted Answers

Reference Material Certificate

Product Name: 1,1,1,2-Tetrachloroethane Standard
Product Number: HC-410-1
Storage Conditions: Store Frozen (-25° to -10°C).

Lot Number: 0006633034
Lot Issue Date: 27-Sep-2021
Expiration Date: 31-Oct-2025

Component Name	CERTIFIED VALUES Concentration	Expanded Uncertainty	CAS#	Analyte Lot
1,1,1,2-tetrachloroethane	100.4 ±	0.5 µg/mL	000630-20-6	RM12632

Matrix: methanol (methyl alcohol)

Description:
This document is prepared in accordance with ISO 17034 and Guide 31. This analytical reference material standard was manufactured and verified in accordance with an ISO 9001 registered quality system and analyte concentrations were verified by an ISO 17025 accredited laboratory. The concentration and uncertainty value at the 95% confidence level for each analyte, determined gravimetrically, is listed above.

Traceability:
The balances used for these measurements are calibrated with weights traceable to NIST in compliance with ANSI/NCSL Z540.3, ISO 9001, ISO 17025, and ISO 17034. Calibrated Class A glassware is used for volumetric measurements. Thermometers are calibrated against a NIST traceable thermometer in accordance with NIST Special Publication 1088.

Homogeneity:
This analytical reference standard was unitized according to an in-house procedure and is guaranteed to be homogeneous. There is no minimum sub-sample size required.

Instructions for Use:
Sample aliquots for analysis should be withdrawn at 20°C to 25°C immediately after opening the container and should be processed without delay for the certified values to be valid within the stated uncertainties.

Safety:
Refer to the Safety Data Sheet on www.agilent.com for information regarding this analytical reference material.

Intended Use:
This analytical reference standard is intended for the preparation of working reference samples for use in routine laboratory analyses, calibration of instruments, validation of analytical methods, assessments of measurement methods, and continuing calibration verification.

Expiration of Certification:
The certification of this analytical reference standard is valid until the expiration date specified above, provided the material is handled and stored in accordance with the instructions given in this certificate. This certification is nullified if the material is damaged, contaminated, or otherwise modified.

Maintenance of Certification:
If substantive changes are noted that affect the certification before the expiration of this certificate, Agilent will notify the purchaser.

Sample lot approver:

Monica Bourgeois
QMS Representative

Energy Laboratories Inc

Standard LOG

Standard ID:	PH021622504SU		
Standard Name	504.1 Surrogate (0.1ug/mL)MeOH	Type:	Secondary
Date Prepared	2/16/2022	BY:	Carry L Tran
Date Expires:	3/20/2023		
Department	PST/HRBPR	Status:	New
Vendor:			
Lot Number:			
Balance ID:			
Comments:	Final Concentration = (0.1ug/mL) Vol Flask: EX-0117		

Chemical / Solvent Used	BottleNo	Amt	Units	Exp
Methanol, Purge and Trap - EB679	14746	9.99	mL	5/28/
1,1,1,2-Tetrachloroethane Solution	14328	0.01	mL	10/31

Final Volume: 10 mL

Stock Source	**Base Units**	**Amount Added**
Analytes	**CAS**	Conc: **ug/mL**

Energy Laboratories Inc

ANALYTICAL RUN Summary

14-Feb-22

Run ID VOA5975C.I_220119A

Run Start Date: 1/19/2022
Analyst: Melissa Chavez
Ical:
Column ID:
Comments:

Instrument ID	Description
Bal #22	Balance

Std ID	Std Name	Std Amount	Std Units	Samp Amount	Samp Units	SampType	Expiration Date
VOCF3517	Internal Standard / Surrogates (INT/SURR)	8.4	ul	42	ml	MBLK, ICV (	12/31/2022
VOCF3529B	2nd Source MtBE	1.05	ul	42	ml	ICV	1/29/2022
VOCF3546B	Liquids		ul	42	ml	CAL	2/13/2022
VOCF3558B	2nd Source Liquids	1.05	ul	42	ml	ICV	2/27/2022
VOCF3559A	MtBE		ul	42	ml	CAL	1/27/2022
VOCF3563	Internals	8.4	ul	42	ml	CAL	7/3/2022
VOCF3567A	2nd Source Ketones	1.05	ul	42	ml	ICV	2/12/2022
VOCF3569	Ketones		ul	42	ml	CAL	2/17/2022
VOCF3570A	Gases		ul	42	ml	CAL	1/25/2022
VOCF3571A	2nd Source Gases	1.05	ul	42	ml	ICV	1/26/2022
VOCF3573	Calibration Surrogates		ul	42	ml	CAL	7/19/2022

Seq No	Lab ID	Test Code	Sample Typ	File ID	Analysis Date	DF	Batch ID	Prep Date	SPKref	RPDref	pmoist
14993103	19JAN02_D_TU	VOC-8260-BFB	TUNE	)A5975C\VG011	1/19/2022 9:34:0	1	R373580		0	0	

Analyte	T	Units	RAW	Final	Text	Spike	SPKref	RPDref	MDL	PQL	UQL	%REC	LOW	HIGH	%RPD	Q
173, % of mass 174	A	%	1.1	1.1		100	0	0	0	0	0	1%	0	1.99	0%	
174, % of mass 95	A	%	94.2	94.2		100	0	0	0	0	0	94%	50	99.99	0%	
175, % of mass 174	A	%	7.5	7.5		100	0	0	0	0	0	8%	5	9	0%	
176, % of mass 174	A	%	96.1	96.1		100	0	0	0	0	0	96%	95	101	0%	
177, % of mass 176	A	%	6.6	6.6		100	0	0	0	0	0	7%	5	9	0%	
50, % of mass 95	A	%	21.4	21.4		100	0	0	0	0	0	21%	15	40	0%	
75, % of mass 95	A	%	50	50		100	0	0	0	0	0	50%	30	60	0%	
95, Base Peak	A	%	100	100		100	0	0	0	0	0	100%	0	100	0%	
96, % of mass 95	A	%	6.7	6.7		100	0	0	0	0	0	7%	5	9	0%	

Seq No	Lab ID	Test Code	Sample Typ	File ID	Analysis Date	DF	Batch ID	Prep Date	SPKref	RPDref	pmoist
14993111	MBLK011922_	VOC-8260-W-Q	MBLK	)A5975C\VG011\	1/19/2022 10:13:	1	R373580		0	0	

Analyte	T	Units	RAW	Final	Text	Spike	SPKref	RPDref	MDL	PQL	UQL	%REC	LOW	HIGH	%RPD	Q
1,1,1,2-Tetrachloroethane	A	ug/L	0	0		0	0	0	0.101	0.5	500	0%	0	0	0%	
1,1,1-Trichloroethane	A	ug/L	0	0		0	0	0	0.131	0.5	500	0%	0	0	0%	
1,1,2,2-Tetrachloroethane	A	ug/L	0	0		0	0	0	0.0872	0.5	500	0%	0	0	0%	
1,1,2-Trichloroethane	A	ug/L	0	0		0	0	0	0.108	0.5	500	0%	0	0	0%	
1,1-Dichloroethane	A	ug/L	0	0		0	0	0	0.135	0.5	500	0%	0	0	0%	
1,1-Dichloroethene	A	ug/L	0	0		0	0	0	0.141	0.5	500	0%	0	0	0%	
1,1-Dichloropropene	A	ug/L	0	0		0	0	0	0.083	0.5	500	0%	0	0	0%	
1,2,3-Trichloropropane	A	ug/L	0	0		0	0	0	0.235	0.5	500	0%	0	0	0%	
1,2-Dibromoethane	A	ug/L	0	0		0	0	0	0.0916	0.5	500	0%	0	0	0%	
1,2-Dichlorobenzene	A	ug/L	0	0		0	0	0	0.0746	0.5	500	0%	0	0	0%	
1,2-Dichloroethane	A	ug/L	0	0		0	0	0	0.116	0.5	500	0%	0	0	0%	
1,2-Dichloropropane	A	ug/L	0	0		0	0	0	0.0847	0.5	500	0%	0	0	0%	
1,3-Dichlorobenzene	A	ug/L	0	0		0	0	0	0.0803	0.5	500	0%	0	0	0%	
1,3-Dichloropropane	A	ug/L	0	0		0	0	0	0.0791	0.5	500	0%	0	0	0%	
1,4-Dichlorobenzene	A	ug/L	0	0		0	0	0	0.0858	0.5	500	0%	0	0	0%	
2,2-Dichloropropane	A	ug/L	0	0		0	0	0	0.186	0.5	500	0%	0	0	0%	
2-Chlorotoluene	A	ug/L	0	0		0	0	0	0.0876	0.5	500	0%	0	0	0%	
4-Chlorotoluene	A	ug/L	0	0		0	0	0	0.0728	0.5	500	0%	0	0	0%	
Benzene	A	ug/L	0	0		0	0	0	0.0914	0.5	500	0%	0	0	0%	
Bromobenzene	A	ug/L	0	0		0	0	0	0.0831	0.5	500	0%	0	0	0%	
Bromochloromethane	A	ug/L	0	0		0	0	0	0.141	0.5	500	0%	0	0	0%	
Bromodichloromethane	A	ug/L	0	0		0	0	0	0.12	0.5	500	0%	0	0	0%	
Bromoform	A	ug/L	0	0		0	0	0	0.119	0.5	500	0%	0	0	0%	
Bromomethane	A	ug/L	2.5579	0		0	0	0	0.253	0.5	500	0%	0	0	0%	
Carbon tetrachloride	A	ug/L	0	0		0	0	0	0.143	0.5	500	0%	0	0	0%	
Chlorobenzene	A	ug/L	0	0		0	0	0	0.0914	0.5	500	0%	0	0	0%	
Chlorodibromomethane	A	ug/L	0	0		0	0	0	0.0841	0.5	500	0%	0	0	0%	
Chloroethane	A	ug/L	0	0		0	0	0	0.169	0.5	500	0%	0	0	0%	
Chloroform	A	ug/L	0	0		0	0	0	0.0789	0.5	500	0%	0	0	0%	
Chloromethane	A	ug/L	0.37083	0		0	0	0	0.162	0.5	500	0%	0	0	0%	
cis-1,2-Dichloroethene	A	ug/L	0	0		0	0	0	0.108	0.5	500	0%	0	0	0%	
cis-1,3-Dichloropropene	A	ug/L	0	0		0	0	0	0.073	0.5	500	0%	0	0	0%	
Dibromomethane	A	ug/L	0	0		0	0	0	0.147	0.5	500	0%	0	0	0%	
Dichlorodifluoromethane	A	ug/L	0	0		0	0	0	0.175	0.5	500	0%	0	0	0%	
Ethylbenzene	A	ug/L	0	0		0	0	0	0.0836	0.5	500	0%	0	0	0%	

Seq No	Lab ID	Test Code	Sample Typ	File ID	Analysis Date	DF	Batch ID	Prep Date	SPKref	RPDref	pmoist
14993111	MBLK011922_	VOC-8260-W-Q	MBLK	)A5975C\VG011	1/19/2022 10:13:	1	R373580		0	0	

Analyte	T	Units	RAW	Final	Text	Spike	SPKref	RPDref	MDL	PQL	UQL	%REC	LOW	HIGH	%RPD	Q
m+p-Xylenes	A	ug/L	0	0		0	0	0	0.15	0.5	1000	0%	0	0	0%	
Methyl ethyl ketone	A	ug/L	0	0		0	0	0	1.77	10	5000	0%	0	0	0%	
Methyl tert-butyl ether (MTBE)	A	ug/L	0	0		0	0	0	0.101	0.5	500	0%	0	0	0%	
Methylene chloride	A	ug/L	1.79994	0		0	0	0	0.338	0.5	500	0%	0	0	0%	
o-Xylene	A	ug/L	0	0		0	0	0	0.0604	0.5	500	0%	0	0	0%	
Styrene	A	ug/L	0	0		0	0	0	0.067	0.5	500	0%	0	0	0%	
Tetrachloroethene	A	ug/L	0	0		0	0	0	0.0671	0.5	500	0%	0	0	0%	
Toluene	A	ug/L	0	0		0	0	0	0.0679	0.5	500	0%	0	0	0%	
trans-1,2-Dichloroethene	A	ug/L	0	0		0	0	0	0.125	0.5	500	0%	0	0	0%	
trans-1,3-Dichloropropene	A	ug/L	0	0		0	0	0	0.0846	0.5	500	0%	0	0	0%	
Trichloroethene	A	ug/L	0	0		0	0	0	0.0993	0.5	500	0%	0	0	0%	
Trichlorofluoromethane	A	ug/L	0	0		0	0	0	0.134	0.5	500	0%	0	0	0%	
Vinyl chloride	A	ug/L	0.3842	0		0	0	0	0.153	0.5	500	0%	0	0	0%	
1,4-Dichlorobenzene-d4	I	ug/L	250	10		0	0	0	0	0	500	0%	0	0	0%	
Chlorobenzene-d5	I	ug/L	250	10		0	0	0	0	0	500	0%	0	0	0%	
Fluorobenzene	I	ug/L	250	10		0	0	0	0	0	500	0%	0	0	0%	
Xylenes, Total	M	ug/L	0	0		0	0	0	0.0604	0.5	1500	0%	0	0	0%	
1,2-Dichloroethane-d4	S	ug/L	296.9186	11.876744		10	0	0	0.229	0.5	500	119%	70	130	0%	
Dibromofluoromethane	S	ug/L	281.32071	11.2528284		10	0	0	0.129	0.5	500	113%	77	126	0%	
p-Bromofluorobenzene	S	ug/L	261.10788	10.4443152		10	0	0	0.149	0.5	500	104%	76	127	0%	
Toluene-d8	S	ug/L	258.94128	10.3576512		10	0	0	0.23	0.5	500	104%	79	122	0%	

Seq No	Lab ID	Test Code	Sample Typ	File ID	Analysis Date	DF	Batch ID	Prep Date	SPKref	RPDref	pmoist
14993112	ICAL011922_1	VOC-8260-W-Q	CAL1	)A5975C\VG011	1/19/2022 10:48:	1	R373580		0	0	

Analyte	T	Units	RAW	Final	Text	Spike	SPKref	RPDref	MDL	PQL	UQL	%REC	LOW	HIGH	%RPD	Q
1,2-Dichlorobenzene	A	ug/L	2.56161	0.1024644		0.1	0	0	0.0746	0.5	500	102%	50	150	0%	
1,2-Dichloroethane	A	ug/L	2.90043	0.1160172		0.1	0	0	0.116	0.5	500	116%	50	150	0%	
1,3-Dichlorobenzene	A	ug/L	2.60665	0.104266		0.1	0	0	0.0803	0.5	500	104%	50	150	0%	
1,4-Dichlorobenzene	A	ug/L	2.71995	0.108798		0.1	0	0	0.0858	0.5	500	109%	50	150	0%	
Benzene	A	ug/L	2.63388	0.1053552		0.1	0	0	0.0914	0.5	500	105%	50	150	0%	
Chloroform	A	ug/L	3.06575	0.12263		0.1	0	0	0.0789	0.5	500	123%	50	150	0%	
Ethylbenzene	A	ug/L	2.90887	0.1163548		0.1	0	0	0.0836	0.5	500	116%	50	150	0%	
m+p-Xylenes	A	ug/L	6.17379	0.2469516		0.2	0	0	0.15	0.5	1000	123%	50	150	0%	
o-Xylene	A	ug/L	3.08858	0.1235432		0.1	0	0	0.0604	0.5	500	124%	50	150	0%	

Seq No	Lab ID	Test Code	Sample Typ	File ID	Analysis Date	DF	Batch ID	Prep Date	SPKref	RPDref	pmoist
14993112	ICAL011922_1	VOC-8260-W-Q	CAL1	)A5975C\VG011	1/19/2022 10:48:	1	R373580		0	0	

Analyte	T	Units	RAW	Final	Text	Spike	SPKref	RPDref	MDL	PQL	UQL	%REC	LOW	HIGH	%RPD	Q
Styrene	A	ug/L	3.18392	0.1273568		0.1	0	0	0.067	0.5	500	127%	50	150	0%	
Tetrachloroethene	A	ug/L	2.62409	0.1049636		0.1	0	0	0.0671	0.5	500	105%	50	150	0%	
Toluene	A	ug/L	2.65	0.106		0.1	0	0	0.0679	0.5	500	106%	50	150	0%	
1,4-Dichlorobenzene-d4	I	ug/L	250	10		0	0	0	0	0	500	0%	50	150	0%	
Chlorobenzene-d5	I	ug/L	250	10		0	0	0	0	0	500	0%	50	150	0%	
Fluorobenzene	I	ug/L	250	10		0	0	0	0	0	500	0%	50	150	0%	
Xylenes, Total	M	ug/L	9.26237	0.3704948		0.3	0	0	0.0604	0.5	1500	123%	50	150	0%	

Seq No	Lab ID	Test Code	Sample Typ	File ID	Analysis Date	DF	Batch ID	Prep Date	SPKref	RPDref	pmoist
14993113	ICAL011922_2	VOC-8260-W-Q	CAL2	)A5975C\VG011	1/19/2022 11:15:	1	R373580		0	0	

Analyte	T	Units	RAW	Final	Text	Spike	SPKref	RPDref	MDL	PQL	UQL	%REC	LOW	HIGH	%RPD	Q
1,1,1,2-Tetrachloroethane	A	ug/L	12.03781	0.4815124		0.5	0	0	0.101	0.5	500	96%	50	150	0%	
1,1,1-Trichloroethane	A	ug/L	11.55095	0.462038		0.5	0	0	0.131	0.5	500	92%	50	150	0%	
1,1,2,2-Tetrachloroethane	A	ug/L	12.30338	0.4921352		0.5	0	0	0.0872	0.5	500	98%	50	150	0%	
1,1,2-Trichloroethane	A	ug/L	11.9543	0.478172		0.5	0	0	0.108	0.5	500	96%	50	150	0%	
1,1-Dichloroethane	A	ug/L	11.84931	0.4739724		0.5	0	0	0.135	0.5	500	95%	50	150	0%	
1,1-Dichloroethene	A	ug/L	11.68996	0.4675984		0.5	0	0	0.141	0.5	500	94%	50	150	0%	
1,1-Dichloropropene	A	ug/L	10.64606	0.4258424		0.5	0	0	0.083	0.5	500	85%	50	150	0%	
1,2,3-Trichloropropane	A	ug/L	12.3825	0.4953		0.5	0	0	0.235	0.5	500	99%	50	150	0%	
1,2-Dibromoethane	A	ug/L	11.21917	0.4487668		0.5	0	0	0.0916	0.5	500	90%	50	150	0%	
1,2-Dichlorobenzene	A	ug/L	11.56015	0.462406		0.5	0	0	0.0746	0.5	500	92%	70	130	0%	
1,2-Dichloroethane	A	ug/L	12.55104	0.5020416		0.5	0	0	0.116	0.5	500	100%	70	130	0%	
1,2-Dichloropropane	A	ug/L	11.50326	0.4601304		0.5	0	0	0.0847	0.5	500	92%	50	150	0%	
1,3-Dichlorobenzene	A	ug/L	11.51233	0.4604932		0.5	0	0	0.0803	0.5	500	92%	70	130	0%	
1,3-Dichloropropane	A	ug/L	12.39024	0.4956096		0.5	0	0	0.0791	0.5	500	99%	50	150	0%	
1,4-Dichlorobenzene	A	ug/L	11.70084	0.4680336		0.5	0	0	0.0858	0.5	500	94%	70	130	0%	
2,2-Dichloropropane	A	ug/L	12.0798	0.483192		0.5	0	0	0.186	0.5	500	97%	50	150	0%	
2-Chlorotoluene	A	ug/L	11.12433	0.4449732		0.5	0	0	0.0876	0.5	500	89%	50	150	0%	
4-Chlorotoluene	A	ug/L	10.21022	0.4084088		0.5	0	0	0.0728	0.5	500	82%	50	150	0%	
Benzene	A	ug/L	11.72138	0.4688552		0.5	0	0	0.0914	0.5	500	94%	70	130	0%	
Bromobenzene	A	ug/L	11.92659	0.4770636		0.5	0	0	0.0831	0.5	500	95%	50	150	0%	
Bromochloromethane	A	ug/L	12.15138	0.4860552		0.5	0	0	0.141	0.5	500	97%	50	150	0%	
Bromodichloromethane	A	ug/L	12.28616	0.4914464		0.5	0	0	0.12	0.5	500	98%	50	150	0%	
Bromoform	A	ug/L	13.0389	0.521556		0.5	0	0	0.119	0.5	500	104%	50	150	0%	

Seq No	Lab ID	Test Code	Sample Typ	File ID	Analysis Date	DF	Batch ID	Prep Date	SPKref	RPDref	pmoist
14993113	ICAL011922_2	VOC-8260-W-Q	CAL2	)A5975C\VG011	1/19/2022 11:15:	1	R373580		0	0	

Analyte	T	Units	RAW	Final	Text	Spike	SPKref	RPDref	MDL	PQL	UQL	%REC	LOW	HIGH	%RPD	Q
Bromomethane	A	ug/L	12.94988	0.5179952		0.5	0	0	0.253	0.5	500	104%	50	150	0%	
Carbon tetrachloride	A	ug/L	11.30839	0.4523356		0.5	0	0	0.143	0.5	500	90%	50	150	0%	
Chlorobenzene	A	ug/L	11.93316	0.4773264		0.5	0	0	0.0914	0.5	500	95%	50	150	0%	
Chlorodibromomethane	A	ug/L	12.44487	0.4977948		0.5	0	0	0.0841	0.5	500	100%	50	150	0%	
Chloroethane	A	ug/L	12.00958	0.4803832		0.5	0	0	0.169	0.5	500	96%	50	150	0%	
Chloroform	A	ug/L	11.92708	0.4770832		0.5	0	0	0.0789	0.5	500	95%	70	130	0%	
Chloromethane	A	ug/L	12.10942	0.4843768		0.5	0	0	0.162	0.5	500	97%	50	150	0%	
cis-1,2-Dichloroethene	A	ug/L	11.68991	0.4675964		0.5	0	0	0.108	0.5	500	94%	50	150	0%	
cis-1,3-Dichloropropene	A	ug/L	11.6126	0.464504		0.5	0	0	0.073	0.5	500	93%	50	150	0%	
Dibromomethane	A	ug/L	11.74498	0.4697992		0.5	0	0	0.147	0.5	500	94%	50	150	0%	
Dichlorodifluoromethane	A	ug/L	11.7428	0.469712		0.5	0	0	0.175	0.5	500	94%	50	150	0%	
Ethylbenzene	A	ug/L	11.9196	0.476784		0.5	0	0	0.0836	0.5	500	95%	70	130	0%	
m+p-Xylenes	A	ug/L	22.16451	0.8865804		1	0	0	0.15	0.5	1000	89%	70	130	0%	
Methyl ethyl ketone	A	ug/L	123.19473	4.9277892		5	0	0	1.77	10	5000	99%	50	150	0%	
Methyl tert-butyl ether (MTBE)	A	ug/L	12.20038	0.4880152		0.5	0	0	0.101	0.5	500	98%	50	150	0%	
Methylene chloride	A	ug/L	13.38833	0.5355332		0.5	0	0	0.338	0.5	500	107%	50	150	0%	
o-Xylene	A	ug/L	11.32344	0.4529376		0.5	0	0	0.0604	0.5	500	91%	70	130	0%	
Styrene	A	ug/L	10.92337	0.4369348		0.5	0	0	0.067	0.5	500	87%	70	130	0%	
Tetrachloroethene	A	ug/L	10.83554	0.4334216		0.5	0	0	0.0671	0.5	500	87%	70	130	0%	
Toluene	A	ug/L	10.7342	0.429368		0.5	0	0	0.0679	0.5	500	86%	70	130	0%	
trans-1,2-Dichloroethene	A	ug/L	12.53264	0.5013056		0.5	0	0	0.125	0.5	500	100%	50	150	0%	
trans-1,3-Dichloropropene	A	ug/L	11.17555	0.447022		0.5	0	0	0.0846	0.5	500	89%	50	150	0%	
Trichloroethene	A	ug/L	11.65772	0.4663088		0.5	0	0	0.0993	0.5	500	93%	50	150	0%	
Trichlorofluoromethane	A	ug/L	12.18881	0.4875524		0.5	0	0	0.134	0.5	500	98%	50	150	0%	
Vinyl chloride	A	ug/L	12.29095	0.491638		0.5	0	0	0.153	0.5	500	98%	50	150	0%	
1,4-Dichlorobenzene-d4	I	ug/L	250	10		0	0	0	0	0	500	0%	50	150	0%	
Chlorobenzene-d5	I	ug/L	250	10		0	0	0	0	0	500	0%	50	150	0%	
Fluorobenzene	I	ug/L	250	10		0	0	0	0	0	500	0%	50	150	0%	
Xylenes, Total	M	ug/L	33.48795	1.339518		1.5	0	0	0.0604	0.5	1500	89%	70	130	0%	
1,2-Dichloroethane-d4	S	ug/L	12.48825	0.49953		0.5	0	0	0.229	0.5	500	100%	50	150	0%	
Dibromofluoromethane	S	ug/L	12.2386	0.489544		0.5	0	0	0.129	0.5	500	98%	50	150	0%	
p-Bromofluorobenzene	S	ug/L	11.469	0.45876		0.5	0	0	0.149	0.5	500	92%	50	150	0%	
Toluene-d8	S	ug/L	11.09271	0.4437084		0.5	0	0	0.23	0.5	500	89%	50	150	0%	

Seq No	Lab ID	Test Code	Sample Typ	File ID	Analysis Date	DF	Batch ID	Prep Date	SPKref	RPDref	pmoist
14993114	ICAL011922_3	VOC-8260-W-Q	CAL3	)A5975C\VG011	1/19/2022 11:42:	1	R373580		0	0	

Analyte	T	Units	RAW	Final	Text	Spike	SPKref	RPDref	MDL	PQL	UQL	%REC	LOW	HIGH	%RPD	Q
1,1,1,2-Tetrachloroethane	A	ug/L	24.29982	0.9719928		1	0	0	0.101	0.5	500	97%	70	130	0%	
1,1,1-Trichloroethane	A	ug/L	24.59188	0.9836752		1	0	0	0.131	0.5	500	98%	70	130	0%	
1,1,2,2-Tetrachloroethane	A	ug/L	25.26178	1.0104712		1	0	0	0.0872	0.5	500	101%	70	130	0%	
1,1,2-Trichloroethane	A	ug/L	23.98758	0.9595032		1	0	0	0.108	0.5	500	96%	70	130	0%	
1,1-Dichloroethane	A	ug/L	25.32772	1.0131088		1	0	0	0.135	0.5	500	101%	70	130	0%	
1,1-Dichloroethene	A	ug/L	25.12213	1.0048852		1	0	0	0.141	0.5	500	100%	70	130	0%	
1,1-Dichloropropene	A	ug/L	23.25503	0.9302012		1	0	0	0.083	0.5	500	93%	70	130	0%	
1,2,3-Trichloropropane	A	ug/L	25.64354	1.0257416		1	0	0	0.235	0.5	500	103%	70	130	0%	
1,2-Dibromoethane	A	ug/L	25.34313	1.0137252		1	0	0	0.0916	0.5	500	101%	70	130	0%	
1,2-Dichlorobenzene	A	ug/L	25.09561	1.0038244		1	0	0	0.0746	0.5	500	100%	70	130	0%	
1,2-Dichloroethane	A	ug/L	24.11387	0.9645548		1	0	0	0.116	0.5	500	96%	70	130	0%	
1,2-Dichloropropane	A	ug/L	24.05552	0.9622208		1	0	0	0.0847	0.5	500	96%	70	130	0%	
1,3-Dichlorobenzene	A	ug/L	24.74451	0.9897804		1	0	0	0.0803	0.5	500	99%	70	130	0%	
1,3-Dichloropropane	A	ug/L	24.4891	0.979564		1	0	0	0.0791	0.5	500	98%	70	130	0%	
1,4-Dichlorobenzene	A	ug/L	24.93753	0.9975012		1	0	0	0.0858	0.5	500	100%	70	130	0%	
2,2-Dichloropropane	A	ug/L	25.46947	1.0187788		1	0	0	0.186	0.5	500	102%	70	130	0%	
2-Chlorotoluene	A	ug/L	24.60375	0.98415		1	0	0	0.0876	0.5	500	98%	70	130	0%	
4-Chlorotoluene	A	ug/L	23.76256	0.9505024		1	0	0	0.0728	0.5	500	95%	70	130	0%	
Benzene	A	ug/L	23.44421	0.9377684		1	0	0	0.0914	0.5	500	94%	70	130	0%	
Bromobenzene	A	ug/L	24.17617	0.9670468		1	0	0	0.0831	0.5	500	97%	70	130	0%	
Bromochloromethane	A	ug/L	25.29397	1.0117588		1	0	0	0.141	0.5	500	101%	70	130	0%	
Bromodichloromethane	A	ug/L	24.88164	0.9952656		1	0	0	0.12	0.5	500	100%	70	130	0%	
Bromoform	A	ug/L	25.73239	1.0292956		1	0	0	0.119	0.5	500	103%	70	130	0%	
Bromomethane	A	ug/L	26.14002	1.0456008		1	0	0	0.253	0.5	500	105%	70	130	0%	
Carbon tetrachloride	A	ug/L	24.59553	0.9838212		1	0	0	0.143	0.5	500	98%	70	130	0%	
Chlorobenzene	A	ug/L	24.30396	0.9721584		1	0	0	0.0914	0.5	500	97%	70	130	0%	
Chlorodibromomethane	A	ug/L	24.10204	0.9640816		1	0	0	0.0841	0.5	500	96%	70	130	0%	
Chloroethane	A	ug/L	27.05322	1.0821288		1	0	0	0.169	0.5	500	108%	70	130	0%	
Chloroform	A	ug/L	24.01936	0.9607744		1	0	0	0.0789	0.5	500	96%	70	130	0%	
Chloromethane	A	ug/L	26.08603	1.0434412		1	0	0	0.162	0.5	500	104%	70	130	0%	
cis-1,2-Dichloroethene	A	ug/L	24.17583	0.9670332		1	0	0	0.108	0.5	500	97%	70	130	0%	
cis-1,3-Dichloropropene	A	ug/L	22.71108	0.9084432		1	0	0	0.073	0.5	500	91%	70	130	0%	
Dibromomethane	A	ug/L	25.53036	1.0212144		1	0	0	0.147	0.5	500	102%	70	130	0%	
Dichlorodifluoromethane	A	ug/L	25.20923	1.0083692		1	0	0	0.175	0.5	500	101%	70	130	0%	
Ethylbenzene	A	ug/L	24.09209	0.9636836		1	0	0	0.0836	0.5	500	96%	70	130	0%	

Seq No	Lab ID	Test Code	Sample Typ	File ID	Analysis Date	DF	Batch ID	Prep Date	SPKref	RPDref	pmoist
14993114	ICAL011922_3	VOC-8260-W-Q	CAL3	)A5975C\VG011	1/19/2022 11:42:	1	R373580		0	0	

Analyte	T	Units	RAW	Final	Text	Spike	SPKref	RPDref	MDL	PQL	UQL	%REC	LOW	HIGH	%RPD	Q
m+p-Xylenes	A	ug/L	47.56168	1.9024672		2	0	0	0.15	0.5	1000	95%	70	130	0%	
Methyl ethyl ketone	A	ug/L	232.00881	9.2803524		10	0	0	1.77	10	5000	93%	70	130	0%	
Methyl tert-butyl ether (MTBE)	A	ug/L	23.51755	0.940702		1	0	0	0.101	0.5	500	94%	70	130	0%	
Methylene chloride	A	ug/L	27.26568	1.0906272		1	0	0	0.338	0.5	500	109%	70	130	0%	
o-Xylene	A	ug/L	23.38337	0.9353348		1	0	0	0.0604	0.5	500	94%	70	130	0%	
Styrene	A	ug/L	23.22155	0.928862		1	0	0	0.067	0.5	500	93%	70	130	0%	
Tetrachloroethene	A	ug/L	24.98591	0.9994364		1	0	0	0.0671	0.5	500	100%	70	130	0%	
Toluene	A	ug/L	23.1991	0.927964		1	0	0	0.0679	0.5	500	93%	70	130	0%	
trans-1,2-Dichloroethene	A	ug/L	25.11116	1.0044464		1	0	0	0.125	0.5	500	100%	70	130	0%	
trans-1,3-Dichloropropene	A	ug/L	23.21356	0.9285424		1	0	0	0.0846	0.5	500	93%	70	130	0%	
Trichloroethene	A	ug/L	24.33224	0.9732896		1	0	0	0.0993	0.5	500	97%	70	130	0%	
Trichlorofluoromethane	A	ug/L	25.40882	1.0163528		1	0	0	0.134	0.5	500	102%	70	130	0%	
Vinyl chloride	A	ug/L	25.49685	1.019874		1	0	0	0.153	0.5	500	102%	70	130	0%	
1,4-Dichlorobenzene-d4	I	ug/L	250	10		0	0	0	0	0	500	0%	70	130	0%	
Chlorobenzene-d5	I	ug/L	250	10		0	0	0	0	0	500	0%	70	130	0%	
Fluorobenzene	I	ug/L	250	10		0	0	0	0	0	500	0%	70	130	0%	
Xylenes, Total	M	ug/L	70.94505	2.837802		3	0	0	0.0604	0.5	1500	95%	70	130	0%	
1,2-Dichloroethane-d4	S	ug/L	25.16748	1.0066992		1	0	0	0.229	0.5	500	101%	70	130	0%	
Dibromofluoromethane	S	ug/L	25.01787	1.0007148		1	0	0	0.129	0.5	500	100%	70	130	0%	
p-Bromofluorobenzene	S	ug/L	24.24738	0.9698952		1	0	0	0.149	0.5	500	97%	70	130	0%	
Toluene-d8	S	ug/L	23.00531	0.9202124		1	0	0	0.23	0.5	500	92%	70	130	0%	

Seq No	Lab ID	Test Code	Sample Typ	File ID	Analysis Date	DF	Batch ID	Prep Date	SPKref	RPDref	pmoist
14993115	ICAL011922_4	VOC-8260-W-Q	CAL4	)A5975C\VG011	1/19/2022 12:09:	1	R373580		0	0	

Analyte	T	Units	RAW	Final	Text	Spike	SPKref	RPDref	MDL	PQL	UQL	%REC	LOW	HIGH	%RPD	Q
1,1,1,2-Tetrachloroethane	A	ug/L	46.87757	1.8751028		2	0	0	0.101	0.5	500	94%	70	130	0%	
1,1,1-Trichloroethane	A	ug/L	48.19441	1.9277764		2	0	0	0.131	0.5	500	96%	70	130	0%	
1,1,2,2-Tetrachloroethane	A	ug/L	50.15311	2.0061244		2	0	0	0.0872	0.5	500	100%	70	130	0%	
1,1,2-Trichloroethane	A	ug/L	47.51097	1.9004388		2	0	0	0.108	0.5	500	95%	70	130	0%	
1,1-Dichloroethane	A	ug/L	48.16509	1.9266036		2	0	0	0.135	0.5	500	96%	70	130	0%	
1,1-Dichloroethene	A	ug/L	47.66551	1.9066204		2	0	0	0.141	0.5	500	95%	70	130	0%	
1,1-Dichloropropene	A	ug/L	44.64836	1.7859344		2	0	0	0.083	0.5	500	89%	70	130	0%	
1,2,3-Trichloropropane	A	ug/L	47.9073	1.916292		2	0	0	0.235	0.5	500	96%	70	130	0%	
1,2-Dibromoethane	A	ug/L	46.21521	1.8486084		2	0	0	0.0916	0.5	500	92%	70	130	0%	

Seq No	Lab ID	Test Code	Sample Typ	File ID	Analysis Date	DF	Batch ID	Prep Date	SPKref	RPDref	pmoist				
14993115	ICAL011922_4	VOC-8260-W-Q	CAL4	)A5975C\VG011	1/19/2022 12:09:	1	R373580		0	0					

Analyte	T	Units	RAW	Final	Text	Spike	SPKref	RPDref	MDL	PQL	UQL	%REC	LOW	HIGH	%RPD	Q
1,2-Dichlorobenzene	A	ug/L	45.71628	1.8286512		2	0	0	0.0746	0.5	500	91%	70	130	0%	
1,2-Dichloroethane	A	ug/L	48.93365	1.957346		2	0	0	0.116	0.5	500	98%	70	130	0%	
1,2-Dichloropropane	A	ug/L	46.1437	1.845748		2	0	0	0.0847	0.5	500	92%	70	130	0%	
1,3-Dichlorobenzene	A	ug/L	47.20101	1.8880404		2	0	0	0.0803	0.5	500	94%	70	130	0%	
1,3-Dichloropropane	A	ug/L	46.55683	1.8622732		2	0	0	0.0791	0.5	500	93%	70	130	0%	
1,4-Dichlorobenzene	A	ug/L	45.63319	1.8253276		2	0	0	0.0858	0.5	500	91%	70	130	0%	
2,2-Dichloropropane	A	ug/L	47.95819	1.9183276		2	0	0	0.186	0.5	500	96%	70	130	0%	
2-Chlorotoluene	A	ug/L	43.82762	1.7531048		2	0	0	0.0876	0.5	500	88%	70	130	0%	
4-Chlorotoluene	A	ug/L	45.74521	1.8298084		2	0	0	0.0728	0.5	500	91%	70	130	0%	
Benzene	A	ug/L	46.4135	1.85654		2	0	0	0.0914	0.5	500	93%	70	130	0%	
Bromobenzene	A	ug/L	46.29672	1.8518688		2	0	0	0.0831	0.5	500	93%	70	130	0%	
Bromochloromethane	A	ug/L	48.86136	1.9544544		2	0	0	0.141	0.5	500	98%	70	130	0%	
Bromodichloromethane	A	ug/L	46.66744	1.8666976		2	0	0	0.12	0.5	500	93%	70	130	0%	
Bromoform	A	ug/L	46.23167	1.8492668		2	0	0	0.119	0.5	500	92%	70	130	0%	
Bromomethane	A	ug/L	48.05999	1.9223996		2	0	0	0.253	0.5	500	96%	70	130	0%	
Carbon tetrachloride	A	ug/L	47.36264	1.8945056		2	0	0	0.143	0.5	500	95%	70	130	0%	
Chlorobenzene	A	ug/L	46.72829	1.8691316		2	0	0	0.0914	0.5	500	93%	70	130	0%	
Chlorodibromomethane	A	ug/L	46.00583	1.8402332		2	0	0	0.0841	0.5	500	92%	70	130	0%	
Chloroethane	A	ug/L	48.33063	1.9332252		2	0	0	0.169	0.5	500	97%	70	130	0%	
Chloroform	A	ug/L	47.31287	1.8925148		2	0	0	0.0789	0.5	500	95%	70	130	0%	
Chloromethane	A	ug/L	49.62746	1.9850984		2	0	0	0.162	0.5	500	99%	70	130	0%	
cis-1,2-Dichloroethene	A	ug/L	46.09973	1.8439892		2	0	0	0.108	0.5	500	92%	70	130	0%	
cis-1,3-Dichloropropene	A	ug/L	43.36449	1.7345796		2	0	0	0.073	0.5	500	87%	70	130	0%	
Dibromomethane	A	ug/L	47.76659	1.9106636		2	0	0	0.147	0.5	500	96%	70	130	0%	
Dichlorodifluoromethane	A	ug/L	47.76052	1.9104208		2	0	0	0.175	0.5	500	96%	70	130	0%	
Ethylbenzene	A	ug/L	44.73374	1.7893496		2	0	0	0.0836	0.5	500	89%	70	130	0%	
m+p-Xylenes	A	ug/L	89.33288	3.5733152		4	0	0	0.15	0.5	1000	89%	70	130	0%	
Methyl ethyl ketone	A	ug/L	474.78207	18.9912828		20	0	0	1.77	10	5000	95%	70	130	0%	
Methyl tert-butyl ether (MTBE)	A	ug/L	47.39841	1.8959364		2	0	0	0.101	0.5	500	95%	70	130	0%	
Methylene chloride	A	ug/L	49.36125	1.97445		2	0	0	0.338	0.5	500	99%	70	130	0%	
o-Xylene	A	ug/L	44.23203	1.7692812		2	0	0	0.0604	0.5	500	88%	70	130	0%	
Styrene	A	ug/L	44.29737	1.7718948		2	0	0	0.067	0.5	500	89%	70	130	0%	
Tetrachloroethene	A	ug/L	46.08198	1.8432792		2	0	0	0.0671	0.5	500	92%	70	130	0%	
Toluene	A	ug/L	44.66304	1.7865216		2	0	0	0.0679	0.5	500	89%	70	130	0%	
trans-1,2-Dichloroethene	A	ug/L	46.24552	1.8498208		2	0	0	0.125	0.5	500	92%	70	130	0%	

Seq No	Lab ID	Test Code	Sample Typ	File ID	Analysis Date	DF	Batch ID	Prep Date	SPKref	RPDref	pmoist
14993115	ICAL011922_4	VOC-8260-W-Q	CAL4	)A5975C\VG011	1/19/2022 12:09:	1	R373580		0	0	

Analyte	T	Units	RAW	Final	Text	Spike	SPKref	RPDref	MDL	PQL	UQL	%REC	LOW	HIGH	%RPD	Q
trans-1,3-Dichloropropene	A	ug/L	45.22155	1.808862		2	0	0	0.0846	0.5	500	90%	70	130	0%	
Trichloroethene	A	ug/L	46.31489	1.8525956		2	0	0	0.0993	0.5	500	93%	70	130	0%	
Trichlorofluoromethane	A	ug/L	47.3799	1.895196		2	0	0	0.134	0.5	500	95%	70	130	0%	
Vinyl chloride	A	ug/L	47.71052	1.9084208		2	0	0	0.153	0.5	500	95%	70	130	0%	
1,4-Dichlorobenzene-d4	I	ug/L	250	10		0	0	0	0	0	500	0%	70	130	0%	
Chlorobenzene-d5	I	ug/L	250	10		0	0	0	0	0	500	0%	70	130	0%	
Fluorobenzene	I	ug/L	250	10		0	0	0	0	0	500	0%	70	130	0%	
Xylenes, Total	M	ug/L	133.56491	5.3425964		6	0	0	0.0604	0.5	1500	89%	70	130	0%	
1,2-Dichloroethane-d4	S	ug/L	48.68311	1.9473244		2	0	0	0.229	0.5	500	97%	70	130	0%	
Dibromofluoromethane	S	ug/L	49.23347	1.9693388		2	0	0	0.129	0.5	500	98%	70	130	0%	
p-Bromofluorobenzene	S	ug/L	46.4666	1.858664		2	0	0	0.149	0.5	500	93%	70	130	0%	
Toluene-d8	S	ug/L	45.84352	1.8337408		2	0	0	0.23	0.5	500	92%	70	130	0%	

Seq No	Lab ID	Test Code	Sample Typ	File ID	Analysis Date	DF	Batch ID	Prep Date	SPKref	RPDref	pmoist
14993116	ICAL011922_5	VOC-8260-W-Q	CAL5	)A5975C\VG011	1/19/2022 1:04:2	1	R373580		0	0	

Analyte	T	Units	RAW	Final	Text	Spike	SPKref	RPDref	MDL	PQL	UQL	%REC	LOW	HIGH	%RPD	Q
1,1,1,2-Tetrachloroethane	A	ug/L	122.79511	4.9118044		5	0	0	0.101	0.5	500	98%	70	130	0%	
1,1,1-Trichloroethane	A	ug/L	123.8043	4.952172		5	0	0	0.131	0.5	500	99%	70	130	0%	
1,1,2,2-Tetrachloroethane	A	ug/L	121.31807	4.8527228		5	0	0	0.0872	0.5	500	97%	70	130	0%	
1,1,2-Trichloroethane	A	ug/L	125.78237	5.0312948		5	0	0	0.108	0.5	500	101%	70	130	0%	
1,1-Dichloroethane	A	ug/L	123.80376	4.9521504		5	0	0	0.135	0.5	500	99%	70	130	0%	
1,1-Dichloroethene	A	ug/L	122.95963	4.9183852		5	0	0	0.141	0.5	500	98%	70	130	0%	
1,1-Dichloropropene	A	ug/L	125.9718	5.038872		5	0	0	0.083	0.5	500	101%	70	130	0%	
1,2,3-Trichloropropane	A	ug/L	120.56102	4.8224408		5	0	0	0.235	0.5	500	96%	70	130	0%	
1,2-Dibromoethane	A	ug/L	126.20468	5.0481872		5	0	0	0.0916	0.5	500	101%	70	130	0%	
1,2-Dichlorobenzene	A	ug/L	123.95073	4.9580292		5	0	0	0.0746	0.5	500	99%	70	130	0%	
1,2-Dichloroethane	A	ug/L	115.6442	4.625768		5	0	0	0.116	0.5	500	93%	70	130	0%	
1,2-Dichloropropane	A	ug/L	122.95886	4.9183544		5	0	0	0.0847	0.5	500	98%	70	130	0%	
1,3-Dichlorobenzene	A	ug/L	122.19059	4.8876236		5	0	0	0.0803	0.5	500	98%	70	130	0%	
1,3-Dichloropropane	A	ug/L	119.39501	4.7758004		5	0	0	0.0791	0.5	500	96%	70	130	0%	
1,4-Dichlorobenzene	A	ug/L	123.13122	4.9252488		5	0	0	0.0858	0.5	500	99%	70	130	0%	
2,2-Dichloropropane	A	ug/L	122.57363	4.9029452		5	0	0	0.186	0.5	500	98%	70	130	0%	
2-Chlorotoluene	A	ug/L	127.39561	5.0958244		5	0	0	0.0876	0.5	500	102%	70	130	0%	
4-Chlorotoluene	A	ug/L	129.55214	5.1820856		5	0	0	0.0728	0.5	500	104%	70	130	0%	

Seq No	Lab ID	Test Code	Sample Typ	File ID	Analysis Date	DF	Batch ID	Prep Date	SPKref	RPDref	pmoist				
14993116	ICAL011922_5	VOC-8260-W-Q	CAL5	)A5975C\VG011	1/19/2022 1:04:2	1	R373580		0	0					

Analyte	T	Units	RAW	Final	Text	Spike	SPKref	RPDref	MDL	PQL	UQL	%REC	LOW	HIGH	%RPD	Q
Benzene	A	ug/L	124.45449	4.9781796		5	0	0	0.0914	0.5	500	100%	70	130	0%	
Bromobenzene	A	ug/L	124.53646	4.9814584		5	0	0	0.0831	0.5	500	100%	70	130	0%	
Bromochloromethane	A	ug/L	124.02581	4.9610324		5	0	0	0.141	0.5	500	99%	70	130	0%	
Bromodichloromethane	A	ug/L	121.22551	4.8490204		5	0	0	0.12	0.5	500	97%	70	130	0%	
Bromoform	A	ug/L	120.91579	4.8366316		5	0	0	0.119	0.5	500	97%	70	130	0%	
Bromomethane	A	ug/L	112.181	4.48724		5	0	0	0.253	0.5	500	90%	70	130	0%	
Carbon tetrachloride	A	ug/L	123.95204	4.9580816		5	0	0	0.143	0.5	500	99%	70	130	0%	
Chlorobenzene	A	ug/L	122.81845	4.912738		5	0	0	0.0914	0.5	500	98%	70	130	0%	
Chlorodibromomethane	A	ug/L	123.07292	4.9229168		5	0	0	0.0841	0.5	500	98%	70	130	0%	
Chloroethane	A	ug/L	112.26554	4.4906216		5	0	0	0.169	0.5	500	90%	70	130	0%	
Chloroform	A	ug/L	118.32456	4.7329824		5	0	0	0.0789	0.5	500	95%	70	130	0%	
Chloromethane	A	ug/L	125.79911	5.0319644		5	0	0	0.162	0.5	500	101%	70	130	0%	
cis-1,2-Dichloroethene	A	ug/L	125.52039	5.0208156		5	0	0	0.108	0.5	500	100%	70	130	0%	
cis-1,3-Dichloropropene	A	ug/L	123.40028	4.9360112		5	0	0	0.073	0.5	500	99%	70	130	0%	
Dibromomethane	A	ug/L	121.7998	4.871992		5	0	0	0.147	0.5	500	97%	70	130	0%	
Dichlorodifluoromethane	A	ug/L	129.1152	5.164608		5	0	0	0.175	0.5	500	103%	70	130	0%	
Ethylbenzene	A	ug/L	123.10214	4.9240856		5	0	0	0.0836	0.5	500	98%	70	130	0%	
m+p-Xylenes	A	ug/L	248.10484	9.9241936		10	0	0	0.15	0.5	1000	99%	70	130	0%	
Methyl ethyl ketone	A	ug/L	1186.51975	47.46079		50	0	0	1.77	10	5000	95%	70	130	0%	
Methyl tert-butyl ether (MTBE)	A	ug/L	123.46483	4.9385932		5	0	0	0.101	0.5	500	99%	70	130	0%	
Methylene chloride	A	ug/L	120.03953	4.8015812		5	0	0	0.338	0.5	500	96%	70	130	0%	
o-Xylene	A	ug/L	125.18718	5.0074872		5	0	0	0.0604	0.5	500	100%	70	130	0%	
Styrene	A	ug/L	123.7696	4.950784		5	0	0	0.067	0.5	500	99%	70	130	0%	
Tetrachloroethene	A	ug/L	125.30349	5.0121396		5	0	0	0.0671	0.5	500	100%	70	130	0%	
Toluene	A	ug/L	125.42915	5.017166		5	0	0	0.0679	0.5	500	100%	70	130	0%	
trans-1,2-Dichloroethene	A	ug/L	124.2147	4.968588		5	0	0	0.125	0.5	500	99%	70	130	0%	
trans-1,3-Dichloropropene	A	ug/L	124.62799	4.9851196		5	0	0	0.0846	0.5	500	100%	70	130	0%	
Trichloroethene	A	ug/L	121.80953	4.8723812		5	0	0	0.0993	0.5	500	97%	70	130	0%	
Trichlorofluoromethane	A	ug/L	131.0926	5.243704		5	0	0	0.134	0.5	500	105%	70	130	0%	
Vinyl chloride	A	ug/L	124.84079	4.9936316		5	0	0	0.153	0.5	500	100%	70	130	0%	
1,4-Dichlorobenzene-d4	I	ug/L	250	10		0	0	0	0	0	500	0%	70	130	0%	
Chlorobenzene-d5	I	ug/L	250	10		0	0	0	0	0	500	0%	70	130	0%	
Fluorobenzene	I	ug/L	250	10		0	0	0	0	0	500	0%	70	130	0%	
Xylenes, Total	M	ug/L	373.29202	14.9316808		15	0	0	0.0604	0.5	1500	100%	70	130	0%	
1,2-Dichloroethane-d4	S	ug/L	126.73026	5.0692104		5	0	0	0.229	0.5	500	101%	70	130	0%	

Seq No	Lab ID	Test Code	Sample Typ	File ID	Analysis Date	DF	Batch ID	Prep Date	SPKref	RPDref	pmoist
14993116	ICAL011922_5	VOC-8260-W-Q	CAL5	)A5975C\VG011	1/19/2022 1:04:2	1	R373580		0	0	

Analyte	T	Units	RAW	Final	Text	Spike	SPKref	RPDref	MDL	PQL	UQL	%REC	LOW	HIGH	%RPD	Q
Dibromofluoromethane	S	ug/L	121.8025	4.8721		5	0	0	0.129	0.5	500	97%	70	130	0%	
p-Bromofluorobenzene	S	ug/L	125.01888	5.0007552		5	0	0	0.149	0.5	500	100%	70	130	0%	
Toluene-d8	S	ug/L	128.03806	5.1215224		5	0	0	0.23	0.5	500	102%	70	130	0%	

Seq No	Lab ID	Test Code	Sample Typ	File ID	Analysis Date	DF	Batch ID	Prep Date	SPKref	RPDref	pmoist
14993117	ICAL011922_6	VOC-8260-W-Q	CAL6	)A5975C\VG011	1/19/2022 1:58:4	1	R373580		0	0	

Analyte	T	Units	RAW	Final	Text	Spike	SPKref	RPDref	MDL	PQL	UQL	%REC	LOW	HIGH	%RPD	Q
1,1,1,2-Tetrachloroethane	A	ug/L	263.1086	10.524344		10	0	0	0.101	0.5	500	105%	70	130	0%	
1,1,1-Trichloroethane	A	ug/L	264.43182	10.5772728		10	0	0	0.131	0.5	500	106%	70	130	0%	
1,1,2,2-Tetrachloroethane	A	ug/L	256.80676	10.2722704		10	0	0	0.0872	0.5	500	103%	70	130	0%	
1,1,2-Trichloroethane	A	ug/L	260.6902	10.427608		10	0	0	0.108	0.5	500	104%	70	130	0%	
1,1-Dichloroethane	A	ug/L	260.03776	10.4015104		10	0	0	0.135	0.5	500	104%	70	130	0%	
1,1-Dichloroethene	A	ug/L	265.38957	10.6155828		10	0	0	0.141	0.5	500	106%	70	130	0%	
1,1-Dichloropropene	A	ug/L	275.64546	11.0258184		10	0	0	0.083	0.5	500	110%	70	130	0%	
1,2,3-Trichloropropane	A	ug/L	264.34203	10.5736812		10	0	0	0.235	0.5	500	106%	70	130	0%	
1,2-Dibromoethane	A	ug/L	265.92909	10.6371636		10	0	0	0.0916	0.5	500	106%	70	130	0%	
1,2-Dichlorobenzene	A	ug/L	265.45139	10.6180556		10	0	0	0.0746	0.5	500	106%	70	130	0%	
1,2-Dichloroethane	A	ug/L	245.44039	9.8176156		10	0	0	0.116	0.5	500	98%	70	130	0%	
1,2-Dichloropropane	A	ug/L	268.02802	10.7211208		10	0	0	0.0847	0.5	500	107%	70	130	0%	
1,3-Dichlorobenzene	A	ug/L	264.23691	10.5694764		10	0	0	0.0803	0.5	500	106%	70	130	0%	
1,3-Dichloropropane	A	ug/L	260.4297	10.417188		10	0	0	0.0791	0.5	500	104%	70	130	0%	
1,4-Dichlorobenzene	A	ug/L	260.21395	10.408558		10	0	0	0.0858	0.5	500	104%	70	130	0%	
2,2-Dichloropropane	A	ug/L	258.89815	10.355926		10	0	0	0.186	0.5	500	104%	70	130	0%	
2-Chlorotoluene	A	ug/L	274.60299	10.9841196		10	0	0	0.0876	0.5	500	110%	70	130	0%	
4-Chlorotoluene	A	ug/L	278.6073	11.144292		10	0	0	0.0728	0.5	500	111%	70	130	0%	
Benzene	A	ug/L	263.37887	10.5351548		10	0	0	0.0914	0.5	500	105%	70	130	0%	
Bromobenzene	A	ug/L	267.41392	10.6965568		10	0	0	0.0831	0.5	500	107%	70	130	0%	
Bromochloromethane	A	ug/L	262.8745	10.51498		10	0	0	0.141	0.5	500	105%	70	130	0%	
Bromodichloromethane	A	ug/L	260.10154	10.4040616		10	0	0	0.12	0.5	500	104%	70	130	0%	
Bromoform	A	ug/L	255.81511	10.2326044		10	0	0	0.119	0.5	500	102%	70	130	0%	
Bromomethane	A	ug/L	264.99935	10.599974		10	0	0	0.253	0.5	500	106%	70	130	0%	
Carbon tetrachloride	A	ug/L	266.17534	10.6470136		10	0	0	0.143	0.5	500	106%	70	130	0%	
Chlorobenzene	A	ug/L	263.10993	10.5243972		10	0	0	0.0914	0.5	500	105%	70	130	0%	
Chlorodibromomethane	A	ug/L	261.4293	10.457172		10	0	0	0.0841	0.5	500	105%	70	130	0%	

Seq No	Lab ID	Test Code	Sample Typ	File ID	Analysis Date	DF	Batch ID	Prep Date	SPKref	RPDref	pmoist
14993117	ICAL011922_6	VOC-8260-W-Q	CAL6	)A5975C\VG011	1/19/2022 1:58:4	1	R373580		0	0	

Analyte	T	Units	RAW	Final	Text	Spike	SPKref	RPDref	MDL	PQL	UQL	%REC	LOW	HIGH	%RPD	Q
Chloroethane	A	ug/L	286.46073	11.4584292		10	0	0	0.169	0.5	500	115%	70	130	0%	
Chloroform	A	ug/L	247.58044	9.9032176		10	0	0	0.0789	0.5	500	99%	70	130	0%	
Chloromethane	A	ug/L	250.29568	10.0118272		10	0	0	0.162	0.5	500	100%	70	130	0%	
cis-1,2-Dichloroethene	A	ug/L	264.30406	10.5721624		10	0	0	0.108	0.5	500	106%	70	130	0%	
cis-1,3-Dichloropropene	A	ug/L	272.72128	10.9088512		10	0	0	0.073	0.5	500	109%	70	130	0%	
Dibromomethane	A	ug/L	263.54118	10.5416472		10	0	0	0.147	0.5	500	105%	70	130	0%	
Dichlorodifluoromethane	A	ug/L	259.14165	10.365666		10	0	0	0.175	0.5	500	104%	70	130	0%	
Ethylbenzene	A	ug/L	259.56366	10.3825464		10	0	0	0.0836	0.5	500	104%	70	130	0%	
m+p-Xylenes	A	ug/L	520.92181	20.8368724		20	0	0	0.15	0.5	1000	104%	70	130	0%	
Methyl ethyl ketone	A	ug/L	2621.91595	104.876638		100	0	0	1.77	10	5000	105%	70	130	0%	
Methyl tert-butyl ether (MTBE)	A	ug/L	260.74156	10.4296624		10	0	0	0.101	0.5	500	104%	70	130	0%	
Methylene chloride	A	ug/L	242.95313	9.7181252		10	0	0	0.338	0.5	500	97%	70	130	0%	
o-Xylene	A	ug/L	257.92761	10.3171044		10	0	0	0.0604	0.5	500	103%	70	130	0%	
Styrene	A	ug/L	261.64734	10.4658936		10	0	0	0.067	0.5	500	105%	70	130	0%	
Tetrachloroethene	A	ug/L	263.51697	10.5406788		10	0	0	0.0671	0.5	500	105%	70	130	0%	
Toluene	A	ug/L	270.88303	10.8353212		10	0	0	0.0679	0.5	500	108%	70	130	0%	
trans-1,2-Dichloroethene	A	ug/L	257.35306	10.2941224		10	0	0	0.125	0.5	500	103%	70	130	0%	
trans-1,3-Dichloropropene	A	ug/L	268.88454	10.7553816		10	0	0	0.0846	0.5	500	108%	70	130	0%	
Trichloroethene	A	ug/L	266.30721	10.6522884		10	0	0	0.0993	0.5	500	107%	70	130	0%	
Trichlorofluoromethane	A	ug/L	251.01004	10.0404016		10	0	0	0.134	0.5	500	100%	70	130	0%	
Vinyl chloride	A	ug/L	259.06637	10.3626548		10	0	0	0.153	0.5	500	104%	70	130	0%	
1,4-Dichlorobenzene-d4	I	ug/L	250	10		0	0	0	0	0	500	0%	70	130	0%	
Chlorobenzene-d5	I	ug/L	250	10		0	0	0	0	0	500	0%	70	130	0%	
Fluorobenzene	I	ug/L	250	10		0	0	0	0	0	500	0%	70	130	0%	
Xylenes, Total	M	ug/L	778.84942	31.1539768		30	0	0	0.0604	0.5	1500	104%	70	130	0%	
1,2-Dichloroethane-d4	S	ug/L	253.93359	10.1573436		10	0	0	0.229	0.5	500	102%	70	130	0%	
Dibromofluoromethane	S	ug/L	261.68206	10.4672824		10	0	0	0.129	0.5	500	105%	70	130	0%	
p-Bromofluorobenzene	S	ug/L	268.52656	10.7410624		10	0	0	0.149	0.5	500	107%	70	130	0%	
Toluene-d8	S	ug/L	272.28351	10.8913404		10	0	0	0.23	0.5	500	109%	70	130	0%	

Seq No	Lab ID	Test Code	Sample Typ	File ID	Analysis Date	DF	Batch ID	Prep Date	SPKref	RPDref	pmoist
14993118	ICAL011922_7	VOC-8260-W-Q	CAL7	)A5975C\VG011	1/19/2022 2:53:1	1	R373580		0	0	

Analyte	T	Units	RAW	Final	Text	Spike	SPKref	RPDref	MDL	PQL	UQL	%REC	LOW	HIGH	%RPD	Q

Seq No	Lab ID	Test Code	Sample Typ	File ID	Analysis Date	DF	Batch ID	Prep Date	SPKref	RPDref	pmoist				
14993118	ICAL011922_7	VOC-8260-W-Q	CAL7	)A5975C\VG011	1/19/2022 2:53:1	1	R373580		0	0					

Analyte	T	Units	RAW	Final	Text	Spike	SPKref	RPDref	MDL	PQL	UQL	%REC	LOW	HIGH	%RPD	Q
1,1,1,2-Tetrachloroethane	A	ug/L	395.11271	15.8045084		15	0	0	0.101	0.5	500	105%	70	130	0%	
1,1,1-Trichloroethane	A	ug/L	384.82827	15.3931308		15	0	0	0.131	0.5	500	103%	70	130	0%	
1,1,2,2-Tetrachloroethane	A	ug/L	373.82831	14.9531324		15	0	0	0.0872	0.5	500	100%	70	130	0%	
1,1,2-Trichloroethane	A	ug/L	395.05316	15.8021264		15	0	0	0.108	0.5	500	105%	70	130	0%	
1,1-Dichloroethane	A	ug/L	378.39611	15.1358444		15	0	0	0.135	0.5	500	101%	70	130	0%	
1,1-Dichloroethene	A	ug/L	382.35444	15.2941776		15	0	0	0.141	0.5	500	102%	70	130	0%	
1,1-Dichloropropene	A	ug/L	409.14804	16.3659216		15	0	0	0.083	0.5	500	109%	70	130	0%	
1,2,3-Trichloropropane	A	ug/L	376.5948	15.063792		15	0	0	0.235	0.5	500	100%	70	130	0%	
1,2-Dibromoethane	A	ug/L	395.10621	15.8042484		15	0	0	0.0916	0.5	500	105%	70	130	0%	
1,2-Dichlorobenzene	A	ug/L	386.59304	15.4637216		15	0	0	0.0746	0.5	500	103%	70	130	0%	
1,2-Dichloroethane	A	ug/L	373.42195	14.936878		15	0	0	0.116	0.5	500	100%	70	130	0%	
1,2-Dichloropropane	A	ug/L	401.58544	16.0634176		15	0	0	0.0847	0.5	500	107%	70	130	0%	
1,3-Dichlorobenzene	A	ug/L	385.60331	15.4241324		15	0	0	0.0803	0.5	500	103%	70	130	0%	
1,3-Dichloropropane	A	ug/L	396.07721	15.8430884		15	0	0	0.0791	0.5	500	106%	70	130	0%	
1,4-Dichlorobenzene	A	ug/L	380.66062	15.2264248		15	0	0	0.0858	0.5	500	102%	70	130	0%	
2,2-Dichloropropane	A	ug/L	382.15371	15.2861484		15	0	0	0.186	0.5	500	102%	70	130	0%	
2-Chlorotoluene	A	ug/L	395.55888	15.8223552		15	0	0	0.0876	0.5	500	105%	70	130	0%	
4-Chlorotoluene	A	ug/L	403.67075	16.14683		15	0	0	0.0728	0.5	500	108%	70	130	0%	
Benzene	A	ug/L	392.49506	15.6998024		15	0	0	0.0914	0.5	500	105%	70	130	0%	
Bromobenzene	A	ug/L	387.26596	15.4906384		15	0	0	0.0831	0.5	500	103%	70	130	0%	
Bromochloromethane	A	ug/L	379.27949	15.1711796		15	0	0	0.141	0.5	500	101%	70	130	0%	
Bromodichloromethane	A	ug/L	392.2653	15.690612		15	0	0	0.12	0.5	500	105%	70	130	0%	
Bromoform	A	ug/L	374.34382	14.9737528		15	0	0	0.119	0.5	500	100%	70	130	0%	
Bromomethane	A	ug/L	380.37666	15.2150664		15	0	0	0.253	0.5	500	101%	70	130	0%	
Carbon tetrachloride	A	ug/L	388.77442	15.5509768		15	0	0	0.143	0.5	500	104%	70	130	0%	
Chlorobenzene	A	ug/L	397.30881	15.8923524		15	0	0	0.0914	0.5	500	106%	70	130	0%	
Chlorodibromomethane	A	ug/L	394.19912	15.7679648		15	0	0	0.0841	0.5	500	105%	70	130	0%	
Chloroethane	A	ug/L	382.26624	15.2906496		15	0	0	0.169	0.5	500	102%	70	130	0%	
Chloroform	A	ug/L	369.36545	14.774618		15	0	0	0.0789	0.5	500	98%	70	130	0%	
Chloromethane	A	ug/L	373.55808	14.9423232		15	0	0	0.162	0.5	500	100%	70	130	0%	
cis-1,2-Dichloroethene	A	ug/L	392.49951	15.6999804		15	0	0	0.108	0.5	500	105%	70	130	0%	
cis-1,3-Dichloropropene	A	ug/L	413.10617	16.5242468		15	0	0	0.073	0.5	500	110%	70	130	0%	
Dibromomethane	A	ug/L	388.24814	15.5299256		15	0	0	0.147	0.5	500	104%	70	130	0%	
Dichlorodifluoromethane	A	ug/L	376.2647	15.050588		15	0	0	0.175	0.5	500	100%	70	130	0%	
Ethylbenzene	A	ug/L	381.44832	15.2579328		15	0	0	0.0836	0.5	500	102%	70	130	0%	

Seq No	Lab ID	Test Code	Sample Typ	File ID	Analysis Date	DF	Batch ID	Prep Date	SPKref	RPDref	pmoist
14993118	ICAL011922_7	VOC-8260-W-Q	CAL7	)A5975C\VG011	1/19/2022 2:53:1	1	R373580		0	0	

Analyte	T	Units	RAW	Final	Text	Spike	SPKref	RPDref	MDL	PQL	UQL	%REC	LOW	HIGH	%RPD	Q
m+p-Xylenes	A	ug/L	762.45088	30.4980352		30	0	0	0.15	0.5	1000	102%	70	130	0%	
Methyl ethyl ketone	A	ug/L	3961.28713	158.451485		150	0	0	1.77	10	5000	106%	70	130	0%	
Methyl tert-butyl ether (MTBE)	A	ug/L	389.6885	15.58754		15	0	0	0.101	0.5	500	104%	70	130	0%	
Methylene chloride	A	ug/L	359.82049	14.3928196		15	0	0	0.338	0.5	500	96%	70	130	0%	
o-Xylene	A	ug/L	384.01575	15.36063		15	0	0	0.0604	0.5	500	102%	70	130	0%	
Styrene	A	ug/L	382.73821	15.3095284		15	0	0	0.067	0.5	500	102%	70	130	0%	
Tetrachloroethene	A	ug/L	393.42479	15.7369916		15	0	0	0.0671	0.5	500	105%	70	130	0%	
Toluene	A	ug/L	410.14612	16.4058448		15	0	0	0.0679	0.5	500	109%	70	130	0%	
trans-1,2-Dichloroethene	A	ug/L	382.96484	15.3185936		15	0	0	0.125	0.5	500	102%	70	130	0%	
trans-1,3-Dichloropropene	A	ug/L	414.16774	16.5667096		15	0	0	0.0846	0.5	500	110%	70	130	0%	
Trichloroethene	A	ug/L	400.28495	16.011398		15	0	0	0.0993	0.5	500	107%	70	130	0%	
Trichlorofluoromethane	A	ug/L	368.02903	14.7211612		15	0	0	0.134	0.5	500	98%	70	130	0%	
Vinyl chloride	A	ug/L	371.90211	14.8760844		15	0	0	0.153	0.5	500	99%	70	130	0%	
1,4-Dichlorobenzene-d4	I	ug/L	250	10		0	0	0	0	0	500	0%	70	130	0%	
Chlorobenzene-d5	I	ug/L	250	10		0	0	0	0	0	500	0%	70	130	0%	
Fluorobenzene	I	ug/L	250	10		0	0	0	0	0	500	0%	70	130	0%	
Xylenes, Total	M	ug/L	1146.46663	45.8586652		45	0	0	0.0604	0.5	1500	102%	70	130	0%	
1,2-Dichloroethane-d4	S	ug/L	372.17398	14.8869592		15	0	0	0.229	0.5	500	99%	70	130	0%	
Dibromofluoromethane	S	ug/L	375.7157	15.028628		15	0	0	0.129	0.5	500	100%	70	130	0%	
p-Bromofluorobenzene	S	ug/L	392.51572	15.7006288		15	0	0	0.149	0.5	500	105%	70	130	0%	
Toluene-d8	S	ug/L	408.33456	16.3333824		15	0	0	0.23	0.5	500	109%	70	130	0%	

Seq No	Lab ID	Test Code	Sample Typ	File ID	Analysis Date	DF	Batch ID	Prep Date	SPKref	RPDref	pmoist
14993119	ICAL011922_8	VOC-8260-W-Q	CAL8	)A5975C\VG011	1/19/2022 3:47:4	1	R373580		0	0	

Analyte	T	Units	RAW	Final	Text	Spike	SPKref	RPDref	MDL	PQL	UQL	%REC	LOW	HIGH	%RPD	Q
1,1,1,2-Tetrachloroethane	A	ug/L	519.50104	20.7800416		20	0	0	0.101	0.5	500	104%	70	130	0%	
1,1,1-Trichloroethane	A	ug/L	526.99477	21.0797908		20	0	0	0.131	0.5	500	105%	70	130	0%	
1,1,2,2-Tetrachloroethane	A	ug/L	503.77463	20.1509852		20	0	0	0.0872	0.5	500	101%	70	130	0%	
1,1,2-Trichloroethane	A	ug/L	515.71916	20.6287664		20	0	0	0.108	0.5	500	103%	70	130	0%	
1,1-Dichloroethane	A	ug/L	518.00352	20.7201408		20	0	0	0.135	0.5	500	104%	70	130	0%	
1,1-Dichloroethene	A	ug/L	520.88026	20.8352104		20	0	0	0.141	0.5	500	104%	70	130	0%	
1,1-Dichloropropene	A	ug/L	561.8648	22.474592		20	0	0	0.083	0.5	500	112%	70	130	0%	
1,2,3-Trichloropropane	A	ug/L	499.70182	19.9880728		20	0	0	0.235	0.5	500	100%	70	130	0%	
1,2-Dibromoethane	A	ug/L	518.73322	20.7493288		20	0	0	0.0916	0.5	500	104%	70	130	0%	

Seq No	Lab ID	Test Code	Sample Typ	File ID	Analysis Date	DF	Batch ID	Prep Date	SPKref	RPDref	pmoist
14993119	ICAL011922_8	VOC-8260-W-Q	CAL8	)A5975C\VG011	1/19/2022 3:47:4	1	R373580		0	0	

Analyte	T	Units	RAW	Final	Text	Spike	SPKref	RPDref	MDL	PQL	UQL	%REC	LOW	HIGH	%RPD	Q
1,2-Dichlorobenzene	A	ug/L	524.03363	20.9613452		20	0	0	0.0746	0.5	500	105%	70	130	0%	
1,2-Dichloroethane	A	ug/L	494.90571	19.7962284		20	0	0	0.116	0.5	500	99%	70	130	0%	
1,2-Dichloropropane	A	ug/L	533.98337	21.3593348		20	0	0	0.0847	0.5	500	107%	70	130	0%	
1,3-Dichlorobenzene	A	ug/L	519.90292	20.7961168		20	0	0	0.0803	0.5	500	104%	70	130	0%	
1,3-Dichloropropane	A	ug/L	522.49769	20.8999076		20	0	0	0.0791	0.5	500	104%	70	130	0%	
1,4-Dichlorobenzene	A	ug/L	512.39362	20.4957448		20	0	0	0.0858	0.5	500	102%	70	130	0%	
2,2-Dichloropropane	A	ug/L	510.2077	20.408308		20	0	0	0.186	0.5	500	102%	70	130	0%	
2-Chlorotoluene	A	ug/L	538.47525	21.53901		20	0	0	0.0876	0.5	500	108%	70	130	0%	
4-Chlorotoluene	A	ug/L	545.23705	21.809482		20	0	0	0.0728	0.5	500	109%	70	130	0%	
Benzene	A	ug/L	523.44718	20.9378872		20	0	0	0.0914	0.5	500	105%	70	130	0%	
Bromobenzene	A	ug/L	527.11761	21.0847044		20	0	0	0.0831	0.5	500	105%	70	130	0%	
Bromochloromethane	A	ug/L	491.89341	19.6757364		20	0	0	0.141	0.5	500	98%	70	130	0%	
Bromodichloromethane	A	ug/L	516.12107	20.6448428		20	0	0	0.12	0.5	500	103%	70	130	0%	
Bromoform	A	ug/L	507.06116	20.2824464		20	0	0	0.119	0.5	500	101%	70	130	0%	
Bromomethane	A	ug/L	492.37196	19.6948784		20	0	0	0.253	0.5	500	98%	70	130	0%	
Carbon tetrachloride	A	ug/L	535.60256	21.4241024		20	0	0	0.143	0.5	500	107%	70	130	0%	
Chlorobenzene	A	ug/L	522.07254	20.8829016		20	0	0	0.0914	0.5	500	104%	70	130	0%	
Chlorodibromomethane	A	ug/L	519.35718	20.7742872		20	0	0	0.0841	0.5	500	104%	70	130	0%	
Chloroethane	A	ug/L	463.57413	18.5429652		20	0	0	0.169	0.5	500	93%	70	130	0%	
Chloroform	A	ug/L	495.30446	19.8121784		20	0	0	0.0789	0.5	500	99%	70	130	0%	
Chloromethane	A	ug/L	495.76266	19.8305064		20	0	0	0.162	0.5	500	99%	70	130	0%	
cis-1,2-Dichloroethene	A	ug/L	533.86717	21.3546868		20	0	0	0.108	0.5	500	107%	70	130	0%	
cis-1,3-Dichloropropene	A	ug/L	557.77754	22.3111016		20	0	0	0.073	0.5	500	112%	70	130	0%	
Dibromomethane	A	ug/L	509.98176	20.3992704		20	0	0	0.147	0.5	500	102%	70	130	0%	
Dichlorodifluoromethane	A	ug/L	512.06782	20.4827128		20	0	0	0.175	0.5	500	102%	70	130	0%	
Ethylbenzene	A	ug/L	492.0069	19.680276		20	0	0	0.0836	0.5	500	98%	70	130	0%	
m+p-Xylenes	A	ug/L	982.95572	39.3182288		40	0	0	0.15	0.5	1000	98%	70	130	0%	
Methyl ethyl ketone	A	ug/L	5412.58688	216.503475		200	0	0	1.77	10	5000	108%	70	130	0%	
Methyl tert-butyl ether (MTBE)	A	ug/L	532.72265	21.308906		20	0	0	0.101	0.5	500	107%	70	130	0%	
Methylene chloride	A	ug/L	479.71594	19.1886376		20	0	0	0.338	0.5	500	96%	70	130	0%	
o-Xylene	A	ug/L	490.56964	19.6227856		20	0	0	0.0604	0.5	500	98%	70	130	0%	
Styrene	A	ug/L	489.99584	19.5998336		20	0	0	0.067	0.5	500	98%	70	130	0%	
Tetrachloroethene	A	ug/L	528.40897	21.1363588		20	0	0	0.0671	0.5	500	106%	70	130	0%	
Toluene	A	ug/L	539.67631	21.5870524		20	0	0	0.0679	0.5	500	108%	70	130	0%	
trans-1,2-Dichloroethene	A	ug/L	511.83133	20.4732532		20	0	0	0.125	0.5	500	102%	70	130	0%	

Seq No	Lab ID	Test Code	Sample Typ	File ID	Analysis Date	DF	Batch ID	Prep Date	SPKref	RPDref	pmoist
14993119	ICAL011922_8	VOC-8260-W-Q	CAL8	)A5975C\VG011	1/19/2022 3:47:4	1	R373580		0	0	

Analyte	T	Units	RAW	Final	Text	Spike	SPKref	RPDref	MDL	PQL	UQL	%REC	LOW	HIGH	%RPD	Q
trans-1,3-Dichloropropene	A	ug/L	547.98665	21.919466		20	0	0	0.0846	0.5	500	110%	70	130	0%	
Trichloroethene	A	ug/L	530.332	21.21328		20	0	0	0.0993	0.5	500	106%	70	130	0%	
Trichlorofluoromethane	A	ug/L	513.3762	20.535048		20	0	0	0.134	0.5	500	103%	70	130	0%	
Vinyl chloride	A	ug/L	507.95433	20.3181732		20	0	0	0.153	0.5	500	102%	70	130	0%	
1,4-Dichlorobenzene-d4	I	ug/L	250	10		0	0	0	0	0	500	0%	70	130	0%	
Chlorobenzene-d5	I	ug/L	250	10		0	0	0	0	0	500	0%	70	130	0%	
Fluorobenzene	I	ug/L	250	10		0	0	0	0	0	500	0%	70	130	0%	
Xylenes, Total	M	ug/L	1473.52536	58.9410144		60	0	0	0.0604	0.5	1500	98%	70	130	0%	
1,2-Dichloroethane-d4	S	ug/L	499.26904	19.9707616		20	0	0	0.229	0.5	500	100%	70	130	0%	
Dibromofluoromethane	S	ug/L	506.23568	20.2494272		20	0	0	0.129	0.5	500	101%	70	130	0%	
p-Bromofluorobenzene	S	ug/L	531.14356	21.2457424		20	0	0	0.149	0.5	500	106%	70	130	0%	
Toluene-d8	S	ug/L	536.58503	21.4634012		20	0	0	0.23	0.5	500	107%	70	130	0%	

Seq No	Lab ID	Test Code	Sample Typ	File ID	Analysis Date	DF	Batch ID	Prep Date	SPKref	RPDref	pmoist
14993120	ICV011922_	VOC-8260-W-Q	ICV	)A5975C\VG011	1/19/2022 4:42:1	1	R373580		0	0	

Analyte	T	Units	RAW	Final	Text	Spike	SPKref	RPDref	MDL	PQL	UQL	%REC	LOW	HIGH	%RPD	Q
1,1,1,2-Tetrachloroethane	A	ug/L	121.14346	4.8457384		5	0	0	0.101	0.5	500	97%	80	120	0%	
1,1,1-Trichloroethane	A	ug/L	123.10323	4.9241292		5	0	0	0.131	0.5	500	98%	80	120	0%	
1,1,2,2-Tetrachloroethane	A	ug/L	123.71034	4.9484136		5	0	0	0.0872	0.5	500	99%	80	120	0%	
1,1,2-Trichloroethane	A	ug/L	122.33255	4.893302		5	0	0	0.108	0.5	500	98%	80	120	0%	
1,1-Dichloroethane	A	ug/L	126.68152	5.0672608		5	0	0	0.135	0.5	500	101%	80	120	0%	
1,1-Dichloroethene	A	ug/L	127.47339	5.0989356		5	0	0	0.141	0.5	500	102%	80	120	0%	
1,1-Dichloropropene	A	ug/L	122.69902	4.9079608		5	0	0	0.083	0.5	500	98%	80	120	0%	
1,2,3-Trichloropropane	A	ug/L	119.25111	4.7700444		5	0	0	0.235	0.5	500	95%	80	120	0%	
1,2-Dibromoethane	A	ug/L	123.8219	4.952876		5	0	0	0.0916	0.5	500	99%	80	120	0%	
1,2-Dichlorobenzene	A	ug/L	126.78928	5.0715712		5	0	0	0.0746	0.5	500	101%	80	120	0%	
1,2-Dichloroethane	A	ug/L	112.99307	4.5197228		5	0	0	0.116	0.5	500	90%	80	120	0%	
1,2-Dichloropropane	A	ug/L	125.26279	5.0105116		5	0	0	0.0847	0.5	500	100%	80	120	0%	
1,3-Dichlorobenzene	A	ug/L	127.90714	5.1162856		5	0	0	0.0803	0.5	500	102%	80	120	0%	
1,3-Dichloropropane	A	ug/L	115.25812	4.6103248		5	0	0	0.0791	0.5	500	92%	80	120	0%	
1,4-Dichlorobenzene	A	ug/L	126.91589	5.0766356		5	0	0	0.0858	0.5	500	102%	80	120	0%	
2,2-Dichloropropane	A	ug/L	130.60172	5.2240688		5	0	0	0.186	0.5	500	104%	80	120	0%	
2-Chlorotoluene	A	ug/L	128.02447	5.1209788		5	0	0	0.0876	0.5	500	102%	80	120	0%	
4-Chlorotoluene	A	ug/L	133.69052	5.3476208		5	0	0	0.0728	0.5	500	107%	80	120	0%	

Seq No	Lab ID	Test Code	Sample Typ	File ID	Analysis Date	DF	Batch ID	Prep Date	SPKref	RPDref	pmoist				
14993120	ICV011922_	VOC-8260-W-Q	ICV	)A5975C\VG011	1/19/2022 4:42:1	1	R373580		0	0					

Analyte	T	Units	RAW	Final	Text	Spike	SPKref	RPDref	MDL	PQL	UQL	%REC	LOW	HIGH	%RPD	Q
Benzene	A	ug/L	124.79596	4.9918384		5	0	0	0.0914	0.5	500	100%	80	120	0%	
Bromobenzene	A	ug/L	128.75816	5.1503264		5	0	0	0.0831	0.5	500	103%	80	120	0%	
Bromochloromethane	A	ug/L	118.1582	4.726328		5	0	0	0.141	0.5	500	95%	80	120	0%	
Bromodichloromethane	A	ug/L	125.01778	5.0007112		5	0	0	0.12	0.5	500	100%	80	120	0%	
Bromoform	A	ug/L	118.4586	4.738344		5	0	0	0.119	0.5	500	95%	80	120	0%	
Bromomethane	A	ug/L	125.47532	5.0190128		5	0	0	0.253	0.5	500	100%	80	120	0%	
Carbon tetrachloride	A	ug/L	121.97422	4.8789688		5	0	0	0.143	0.5	500	98%	80	120	0%	
Chlorobenzene	A	ug/L	127.68425	5.10737		5	0	0	0.0914	0.5	500	102%	80	120	0%	
Chlorodibromomethane	A	ug/L	118.71875	4.74875		5	0	0	0.0841	0.5	500	95%	80	120	0%	
Chloroethane	A	ug/L	128.59249	5.1436996		5	0	0	0.169	0.5	500	103%	80	120	0%	
Chloroform	A	ug/L	116.04065	4.641626		5	0	0	0.0789	0.5	500	93%	80	120	0%	
Chloromethane	A	ug/L	108.15919	4.3263676		5	0	0	0.162	0.5	500	87%	80	120	0%	
cis-1,2-Dichloroethene	A	ug/L	126.74809	5.0699236		5	0	0	0.108	0.5	500	101%	80	120	0%	
cis-1,3-Dichloropropene	A	ug/L	121.1938	4.847752		5	0	0	0.073	0.5	500	97%	80	120	0%	
Dibromomethane	A	ug/L	119.73245	4.789298		5	0	0	0.147	0.5	500	96%	80	120	0%	
Dichlorodifluoromethane	A	ug/L	109.491	4.37964		5	0	0	0.175	0.5	500	88%	80	120	0%	
Ethylbenzene	A	ug/L	127.55124	5.1020496		5	0	0	0.0836	0.5	500	102%	80	120	0%	
m+p-Xylenes	A	ug/L	247.60848	9.9043392		10	0	0	0.15	0.5	1000	99%	80	120	0%	
Methyl ethyl ketone	A	ug/L	1190.01388	47.6005552		50	0	0	1.77	10	5000	95%	80	120	0%	
Methyl tert-butyl ether (MTBE)	A	ug/L	130.45844	5.2183376		5	0	0	0.101	0.5	500	104%	80	120	0%	
Methylene chloride	A	ug/L	117.91846	4.7167384		5	0	0	0.338	0.5	500	94%	80	120	0%	
o-Xylene	A	ug/L	125.95849	5.0383396		5	0	0	0.0604	0.5	500	101%	80	120	0%	
Styrene	A	ug/L	126.65625	5.06625		5	0	0	0.067	0.5	500	101%	80	120	0%	
Tetrachloroethene	A	ug/L	126.00053	5.0400212		5	0	0	0.0671	0.5	500	101%	80	120	0%	
Toluene	A	ug/L	126.57376	5.0629504		5	0	0	0.0679	0.5	500	101%	80	120	0%	
trans-1,2-Dichloroethene	A	ug/L	125.16318	5.0065272		5	0	0	0.125	0.5	500	100%	80	120	0%	
trans-1,3-Dichloropropene	A	ug/L	125.66541	5.0266164		5	0	0	0.0846	0.5	500	101%	80	120	0%	
Trichloroethene	A	ug/L	127.05504	5.0822016		5	0	0	0.0993	0.5	500	102%	80	120	0%	
Trichlorofluoromethane	A	ug/L	112.56002	4.5024008		5	0	0	0.134	0.5	500	90%	80	120	0%	
Vinyl chloride	A	ug/L	115.35056	4.6140224		5	0	0	0.153	0.5	500	92%	80	120	0%	
1,4-Dichlorobenzene-d4	I	ug/L	250	10		0	0	0	0	0	500	0%	0	0	0%	
Chlorobenzene-d5	I	ug/L	250	10		0	0	0	0	0	500	0%	0	0	0%	
Fluorobenzene	I	ug/L	250	10		0	0	0	0	0	500	0%	0	0	0%	
Xylenes, Total	M	ug/L	373.56697	14.9426788		15	0	0	0.0604	0.5	1500	100%	80	120	0%	
1,2-Dichloroethane-d4	S	ug/L	269.97549	10.7990196		10	0	0	0.229	0.5	500	108%	80	120	0%	

Seq No	Lab ID	Test Code	Sample Typ	File ID	Analysis Date	DF	Batch ID	Prep Date	SPKref	RPDref	pmoist
14993120	ICV011922_	VOC-8260-W-Q	ICV	)A5975C\VG011	1/19/2022 4:42:1	1	R373580		0	0	

Analyte	T	Units	RAW	Final	Text	Spike	SPKref	RPDref	MDL	PQL	UQL	%REC	LOW	HIGH	%RPD	Q
Dibromofluoromethane	S	ug/L	230.60106	9.2240424		10	0	0	0.129	0.5	500	92%	80	120	0%	
p-Bromofluorobenzene	S	ug/L	258.37948	10.3351792		10	0	0	0.149	0.5	500	103%	80	120	0%	
Toluene-d8	S	ug/L	272.49616	10.8998464		10	0	0	0.23	0.5	500	109%	80	120	0%	

```
Data file Name : C:\MSDCHEM\1\DATA\VG011922\19JAN01.D
Sample Name    : PRIMER
Operator       : MSC
Date injected  : 19 Jan 2022   9:07 am
Instrument     : VOA5975C
Method used    : 5975CACQF
No of spectra  : 5616
Start Time     : 0.840
End Time       : 16.498
Vial Number    : 1
---------------------------------------------------------------

Data file Name : C:\MSDCHEM\1\DATA\VG011922\19JAN02.D
Sample Name    : BFB011922_
Operator       : MSC
Date injected  : 19 Jan 2022   9:34 am
Instrument     : VOA5975C
Method used    : 5975CACQF
No of spectra  : 5616
Start Time     : 0.840
End Time       : 16.498
Vial Number    : 2
---------------------------------------------------------------

Data file Name : C:\MSDCHEM\1\DATA\VG011922\19JAN03.D
Sample Name    : MBLK011922_
Operator       : MSC
Date injected  : 19 Jan 2022  10:13 am
Instrument     : VOA5975C
Method used    : 5975CACQF
No of spectra  : 5616
Start Time     : 0.840
End Time       : 16.498
Vial Number    : 3
---------------------------------------------------------------

Data file Name : C:\MSDCHEM\1\DATA\VG011922\19JAN04.D
Sample Name    : ICAL011922_1
Operator       : MSC
Date injected  : 19 Jan 2022  10:48 am
Instrument     : VOA5975C
Method used    : 5975CACQF
No of spectra  : 5616
Start Time     : 0.840
End Time       : 16.498
Vial Number    : 4
---------------------------------------------------------------

Data file Name : C:\MSDCHEM\1\DATA\VG011922\19JAN05.D
Sample Name    : ICAL011922_2
Operator       : MSC
```

```
Date injected  : 19 Jan 2022  11:15 am
Instrument     : VOA5975C
Method used    : 5975CACQF
No of spectra  : 5616
Start Time     : 0.840
End Time       : 16.498
Vial Number    : 5
---------------------------------------------------------------

Data file Name : C:\MSDCHEM\1\DATA\VG011922\19JAN06.D
Sample Name    : ICAL011922_3
Operator       : MSC
Date injected  : 19 Jan 2022  11:42 am
Instrument     : VOA5975C
Method used    : 5975CACQF
No of spectra  : 5616
Start Time     : 0.840
End Time       : 16.498
Vial Number    : 6
---------------------------------------------------------------

Data file Name : C:\MSDCHEM\1\DATA\VG011922\19JAN07.D
Sample Name    : ICAL011922_4
Operator       : MSC
Date injected  : 19 Jan 2022  12:09 pm
Instrument     : VOA5975C
Method used    : 5975CACQF
No of spectra  : 5616
Start Time     : 0.840
End Time       : 16.498
Vial Number    : 7
---------------------------------------------------------------

Data file Name : C:\MSDCHEM\1\DATA\VG011922\19JAN08.D
Sample Name    : BLK
Operator       : MSC
Date injected  : 19 Jan 2022  12:37 pm
Instrument     : VOA5975C
Method used    : 5975CACQF
No of spectra  : 5616
Start Time     : 0.840
End Time       : 16.498
Vial Number    : 8
---------------------------------------------------------------

Data file Name : C:\MSDCHEM\1\DATA\VG011922\19JAN09.D
Sample Name    : ICAL011922_5
Operator       : MSC
Date injected  : 19 Jan 2022   1:04 pm
Instrument     : VOA5975C
Method used    : 5975CACQF
```

No of spectra : 5616
Start Time   : 0.840
End Time   : 16.498
Vial Number   : 9

Data file Name : C:\MSDCHEM\1\DATA\VG011922\19JAN10.D
Sample Name   : BLK
Operator   : MSC
Date injected : 19 Jan 2022   1:31 pm
Instrument   : VOA5975C
Method used   : 5975CACQF
No of spectra : 5616
Start Time   : 0.840
End Time   : 16.498
Vial Number   : 10

Data file Name : C:\MSDCHEM\1\DATA\VG011922\19JAN11.D
Sample Name   : ICAL011922_6
Operator   : MSC
Date injected : 19 Jan 2022   1:58 pm
Instrument   : VOA5975C
Method used   : 5975CACQF
No of spectra : 5616
Start Time   : 0.840
End Time   : 16.498
Vial Number   : 11

Data file Name : C:\MSDCHEM\1\DATA\VG011922\19JAN12.D
Sample Name   : BLK
Operator   : MSC
Date injected : 19 Jan 2022   2:26 pm
Instrument   : VOA5975C
Method used   : 5975CACQF
No of spectra : 5616
Start Time   : 0.840
End Time   : 16.498
Vial Number   : 12

Data file Name : C:\MSDCHEM\1\DATA\VG011922\19JAN13.D
Sample Name   : ICAL011922_7
Operator   : MSC
Date injected : 19 Jan 2022   2:53 pm
Instrument   : VOA5975C
Method used   : 5975CACQF
No of spectra : 5616
Start Time   : 0.840
End Time   : 16.498

```
Vial Number    : 13
---------------------------------------------------------------

Data file Name : C:\MSDCHEM\1\DATA\VG011922\19JAN14.D
Sample Name    : BLK
Operator       : MSC
Date injected  : 19 Jan 2022   3:20 pm
Instrument     : VOA5975C
Method used    : 5975CACQF
No of spectra  : 5616
Start Time     : 0.840
End Time       : 16.498
Vial Number    : 14
---------------------------------------------------------------

Data file Name : C:\MSDCHEM\1\DATA\VG011922\19JAN15.D
Sample Name    : ICAL011922_8
Operator       : MSC
Date injected  : 19 Jan 2022   3:47 pm
Instrument     : VOA5975C
Method used    : 5975CACQF
No of spectra  : 5616
Start Time     : 0.840
End Time       : 16.498
Vial Number    : 15
---------------------------------------------------------------

Data file Name : C:\MSDCHEM\1\DATA\VG011922\19JAN16.D
Sample Name    : BLK
Operator       : MSC
Date injected  : 19 Jan 2022   4:15 pm
Instrument     : VOA5975C
Method used    : 5975CACQF
No of spectra  : 5616
Start Time     : 0.840
End Time       : 16.498
Vial Number    : 16
---------------------------------------------------------------

Data file Name : C:\MSDCHEM\1\DATA\VG011922\19JAN17.D
Sample Name    : ICV011922_
Operator       : MSC
Date injected  : 19 Jan 2022   4:42 pm
Instrument     : VOA5975C
Method used    : 5975CACQF
No of spectra  : 5616
Start Time     : 0.840
End Time       : 16.498
Vial Number    : 17
---------------------------------------------------------------
```

```
Data file Name : C:\MSDCHEM\1\DATA\VG011922\19JAN18.D
Sample Name    : BLK
Operator       : MSC
Date injected  : 19 Jan 2022   5:09 pm
Instrument     : VOA5975C
Method used    : 5975CACQF
No of spectra  : 5616
Start Time     : 0.840
End Time       : 16.498
Vial Number    : 18
---------------------------------------------------------------

Data file Name : C:\MSDCHEM\1\DATA\VG011922\19JAN19.D
Sample Name    : MDL011922_Q1_2
Operator       : MSC
Date injected  : 19 Jan 2022   5:36 pm
Instrument     : VOA5975C
Method used    : 5975CACQF
No of spectra  : 5616
Start Time     : 0.840
End Time       : 16.498
Vial Number    : 19
---------------------------------------------------------------

Data file Name : C:\MSDCHEM\1\DATA\VG011922\19JAN20.D
Sample Name    : LOD011922_HalfCal2
Operator       : MSC
Date injected  : 19 Jan 2022   6:03 pm
Instrument     : VOA5975C
Method used    : 5975CACQF
No of spectra  : 5616
Start Time     : 0.839
End Time       : 16.498
Vial Number    : 20
---------------------------------------------------------------

Data file Name : C:\MSDCHEM\1\DATA\VG011922\19JAN21.D
Sample Name    : LOD011922_2xCal1
Operator       : MSC
Date injected  : 19 Jan 2022   6:31 pm
Instrument     : VOA5975C
Method used    : 5975CACQF
No of spectra  : 5616
Start Time     : 0.839
End Time       : 16.498
Vial Number    : 21
---------------------------------------------------------------

Data file Name : C:\MSDCHEM\1\DATA\VG011922\19JAN22.D
Sample Name    : MBLK011922_NoSurr
Operator       : MSC
```

```
Date injected  : 19 Jan 2022   6:58 pm
Instrument     : VOA5975C
Method used    : 5975CACQF
No of spectra  : 5616
Start Time     : 0.840
End Time       : 16.498
Vial Number    : 22
---------------------------------------------------------------

Data file Name : C:\MSDCHEM\1\DATA\VG011922\19JAN23.D
Sample Name    : MBLK011922_
Operator       : MSC
Date injected  : 19 Jan 2022   7:25 pm
Instrument     : VOA5975C
Method used    : 5975CACQF
No of spectra  : 5616
Start Time     : 0.839
End Time       : 16.498
Vial Number    : 23
---------------------------------------------------------------
```

Tune Evaluation Report

Data Path:	D:\Org\Data\VOA5975C\VG011922\19JAN02.D
Acq on:	1/19/2022 9:34:49 AM
Operator:	MSC
Sample:	BFB011922_
Inst Name:	VOA5975C
ALS Vial:	2
Method:	\\MASSHUNTER\Org\Data\Methods\BFBavg.m

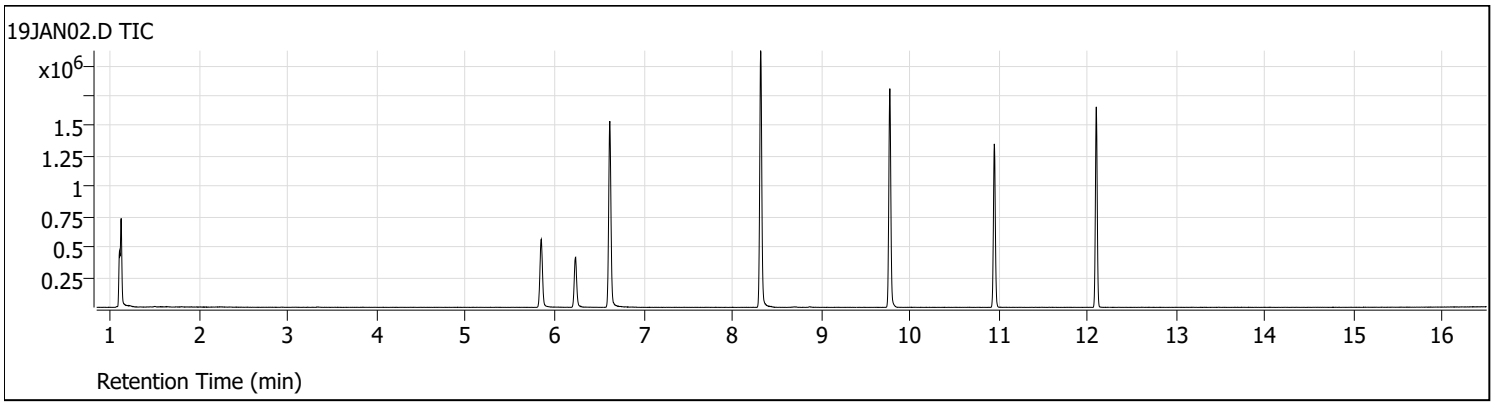

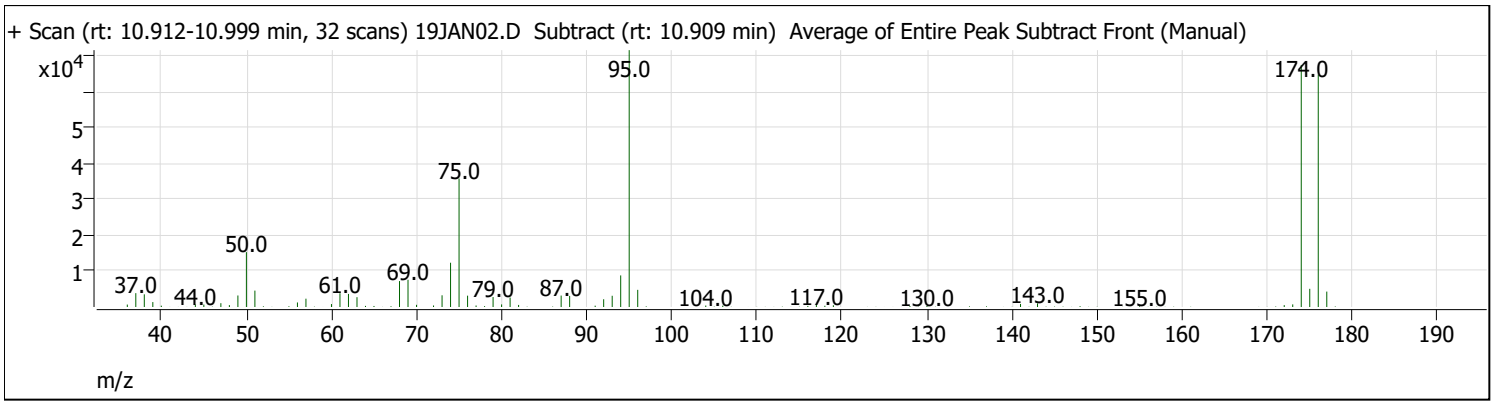

Target Mass	Rel. To Mass	Lower Limit%	Upper Limit%	Rel. Abn%	Raw Abn	Pass/Fail
50	95	15	40	21.4	15298	Pass
75	95	30	60	50.0	35802	Pass
95	95	100	100	100.0	71589	Pass
96	95	5	9	6.7	4783	Pass
173	174	0	2	1.1	722	Pass
174	95	50	100	94.2	67436	Pass
175	174	5	9	7.5	5067	Pass
176	174	95	101	96.1	64775	Pass
177	176	5	9	6.6	4289	Pass

Quantitative Analysis Results Summary Report

Batch Path	D:\Org\Data\VOA5975C\VG011922\QuantResults\VG011922_8260B.batch.bin		
Analysis Time	1/22/2022 1:32 PM	**Analyst Name**	BL2000\mchavez
Report Time	2/14/2022 3:09:49 PM	**Reporter Name**	BL2000\mchavez
Last Calib Update	1/20/2022 9:28 AM	**Batch State**	Processed
Quant Batch Version	10.0	**Quant Report Version**	10.0

Sequence Table

Data File	sample Name	Sample Type	Vial Position	Inj Vol	Level	Acq Method File
19JAN03.D	MBLK011922_	Method Blank	3	0		5975CACQF.M
19JAN04.D	ICAL011922_1	Cal	4	0	1	5975CACQF.M
19JAN05.D	ICAL011922_2	Cal	5	0	2	5975CACQF.M
19JAN06.D	ICAL011922_3	Cal	6	0	3	5975CACQF.M
19JAN07.D	ICAL011922_4	Cal	7	0	4	5975CACQF.M
19JAN09.D	ICAL011922_5	Cal	9	0	5	5975CACQF.M
19JAN11.D	ICAL011922_6	Cal	11	0	6	5975CACQF.M
19JAN13.D	ICAL011922_7	Cal	13	0	7	5975CACQF.M
19JAN15.D	ICAL011922_8	Cal	15	0	8	5975CACQF.M
19JAN17.D	ICV011922_	QC	17	0	QC	5975CACQF.M

Quantitation Results

Compound: Dichlorodifluoromethane

Data File	Sample Type	ISTD	RT	Resp	ISTD Resp	Resp Ratio	Final Conc	Exp. Conc	Accuracy
19JAN03.D	Blank	Fluorobenzene			812130		ND		
19JAN04.D	Calibration	Fluorobenzene	1.247	4690	794248	0.0059	4.3915	2.5000	175.7
19JAN05.D	Calibration	Fluorobenzene	1.241	12682	803183	0.0158	11.7428	12.5000	93.9
19JAN06.D	Calibration	Fluorobenzene	1.241	27745	818509	0.0339	25.2092	25.0000	100.8
19JAN07.D	Calibration	Fluorobenzene	1.244	51785	806368	0.0642	47.7605	50.0000	95.5
19JAN09.D	Calibration	Fluorobenzene	1.244	148367	854591	0.1736	129.1152	125.0000	103.3
19JAN11.D	Calibration	Fluorobenzene	1.241	304740	874562	0.3484	259.1417	250.0000	103.7
19JAN13.D	Calibration	Fluorobenzene	1.241	452793	894962	0.5059	376.2647	375.0000	100.3
19JAN15.D	Calibration	Fluorobenzene	1.241	629961	914923	0.6885	512.0678	500.0000	102.4
19JAN17.D	QC	Fluorobenzene	1.244	130579	886938	0.1472	109.4910	125.0000	

Compound: Chloromethane

Data File	Sample Type	ISTD	RT	Resp	ISTD Resp	Resp Ratio	Final Conc	Exp. Conc	Accuracy
19JAN03.D	Blank	Fluorobenzene	1.420	477	812130	0.0006	0.3708		
19JAN04.D	Calibration	Fluorobenzene	1.411	6614	794248	0.0083	5.2603	2.5000	210.4
19JAN05.D	Calibration	Fluorobenzene	1.411	15397	803183	0.0192	12.1094	12.5000	96.9
19JAN06.D	Calibration	Fluorobenzene	1.408	33801	818509	0.0413	26.0860	25.0000	104.3
19JAN07.D	Calibration	Fluorobenzene	1.408	63351	806368	0.0786	49.6275	50.0000	99.3
19JAN09.D	Calibration	Fluorobenzene	1.408	170190	854591	0.1991	125.7991	125.0000	100.6
19JAN11.D	Calibration	Fluorobenzene	1.409	346531	874562	0.3962	250.2957	250.0000	100.1
19JAN13.D	Calibration	Fluorobenzene	1.408	529250	894962	0.5914	373.5581	375.0000	99.6
19JAN15.D	Calibration	Fluorobenzene	1.409	718053	914923	0.7848	495.7627	500.0000	99.2

Compound: Chloromethane

Data File	Sample Type	ISTD	RT	Resp	ISTD Resp	Resp Ratio	Final Conc	Exp. Conc	Accuracy
19JAN17.D	QC	Fluorobenzene	1.409	151864	886938	0.1712	108.1592	125.0000	

Compound: Vinyl chloride

Data File	Sample Type	ISTD	RT	Resp	ISTD Resp	Resp Ratio	Final Conc	Exp. Conc	Accuracy
19JAN03.D	Blank	Fluorobenzene	1.501	450	812130	0.0006	0.3842		
19JAN04.D	Calibration	Fluorobenzene	1.503	5818	794248	0.0073	5.0835	2.5000	203.3
19JAN05.D	Calibration	Fluorobenzene	1.498	14225	803183	0.0177	12.2910	12.5000	98.3
19JAN06.D	Calibration	Fluorobenzene	1.498	30072	818509	0.0367	25.4969	25.0000	102.0
19JAN07.D	Calibration	Fluorobenzene	1.495	55437	806368	0.0687	47.7105	50.0000	95.4
19JAN09.D	Calibration	Fluorobenzene	1.498	153733	854591	0.1799	124.8408	125.0000	99.9
19JAN11.D	Calibration	Fluorobenzene	1.498	326478	874562	0.3733	259.0664	250.0000	103.6
19JAN13.D	Calibration	Fluorobenzene	1.498	479607	894962	0.5359	371.9021	375.0000	99.2
19JAN15.D	Calibration	Fluorobenzene	1.498	669671	914923	0.7319	507.9543	500.0000	101.6
19JAN17.D	QC	Fluorobenzene	1.498	147423	886938	0.1662	115.3506	125.0000	

Compound: Bromomethane

Data File	Sample Type	ISTD	RT	Resp	ISTD Resp	Resp Ratio	Final Conc	Exp. Conc	Accuracy
19JAN03.D	Blank	Fluorobenzene	1.807	344	812130	0.0004	2.5579		
19JAN04.D	Calibration	Fluorobenzene	1.804	2332	794248	0.0029	6.7043	2.5000	268.2
19JAN05.D	Calibration	Fluorobenzene	1.799	5411	803183	0.0067	12.9499	12.5000	103.6
19JAN06.D	Calibration	Fluorobenzene	1.802	12135	818509	0.0148	26.1400	25.0000	104.6
19JAN07.D	Calibration	Fluorobenzene	1.796	22944	806368	0.0285	48.0600	50.0000	96.1
19JAN09.D	Calibration	Fluorobenzene	1.799	59520	854591	0.0696	112.1810	125.0000	89.7
19JAN11.D	Calibration	Fluorobenzene	1.796	153759	874562	0.1758	264.9993	250.0000	106.0
19JAN13.D	Calibration	Fluorobenzene	1.793	235754	894962	0.2634	380.3767	375.0000	101.4
19JAN15.D	Calibration	Fluorobenzene	1.793	324434	914923	0.3546	492.3720	500.0000	98.5
19JAN17.D	QC	Fluorobenzene	1.796	69568	886938	0.0784	125.4753	125.0000	

Compound: Chloroethane

Data File	Sample Type	ISTD	RT	Resp	ISTD Resp	Resp Ratio	Final Conc	Exp. Conc	Accuracy
19JAN03.D	Blank	Fluorobenzene			812130		ND		
19JAN04.D	Calibration	Fluorobenzene	1.905	2651	794248	0.0033	4.8967	2.5000	195.9
19JAN05.D	Calibration	Fluorobenzene	1.897	6576	803183	0.0082	12.0096	12.5000	96.1
19JAN06.D	Calibration	Fluorobenzene	1.896	15096	818509	0.0184	27.0532	25.0000	108.2
19JAN07.D	Calibration	Fluorobenzene	1.894	26569	806368	0.0329	48.3306	50.0000	96.7
19JAN09.D	Calibration	Fluorobenzene	1.897	65407	854591	0.0765	112.2655	125.0000	89.8
19JAN11.D	Calibration	Fluorobenzene	1.897	170795	874562	0.1953	286.4607	250.0000	114.6
19JAN13.D	Calibration	Fluorobenzene	1.894	233233	894962	0.2606	382.2662	375.0000	101.9
19JAN15.D	Calibration	Fluorobenzene	1.894	289150	914923	0.3160	463.5741	500.0000	92.7
19JAN17.D	QC	Fluorobenzene	1.897	77755	886938	0.0877	128.5925	125.0000	

Compound: Trichlorofluoromethane

Data File	Sample Type	ISTD	RT	Resp	ISTD Resp	Resp Ratio	Final Conc	Exp. Conc	Accuracy
19JAN03.D	Blank	Fluorobenzene			812130		ND		
19JAN04.D	Calibration	Fluorobenzene	2.150	6220	794248	0.0078	4.5322	2.5000	181.3
19JAN05.D	Calibration	Fluorobenzene	2.148	16916	803183	0.0211	12.1888	12.5000	97.5
19JAN06.D	Calibration	Fluorobenzene	2.145	35936	818509	0.0439	25.4088	25.0000	101.6
19JAN07.D	Calibration	Fluorobenzene	2.142	66016	806368	0.0819	47.3799	50.0000	94.8
19JAN09.D	Calibration	Fluorobenzene	2.147	193579	854591	0.2265	131.0926	125.0000	104.9
19JAN11.D	Calibration	Fluorobenzene	2.145	379318	874562	0.4337	251.0100	250.0000	100.4
19JAN13.D	Calibration	Fluorobenzene	2.145	569126	894962	0.6359	368.0290	375.0000	98.1
19JAN15.D	Calibration	Fluorobenzene	2.142	811600	914923	0.8871	513.3762	500.0000	102.7
19JAN17.D	QC	Fluorobenzene	2.145	172504	886938	0.1945	112.5600	125.0000	

Compound: 1,1-Dichloroethene

Data File	Sample Type	ISTD	RT	Resp	ISTD Resp	Resp Ratio	Final Conc	Exp. Conc	Accuracy
19JAN03.D	Blank	Fluorobenzene			812130		ND		
19JAN04.D	Calibration	Fluorobenzene	2.694	2342	794248	0.0029	2.9328	2.5000	117.3
19JAN05.D	Calibration	Fluorobenzene	2.703	9440	803183	0.0118	11.6900	12.5000	93.5
19JAN06.D	Calibration	Fluorobenzene	2.700	20674	818509	0.0253	25.1221	25.0000	100.5
19JAN07.D	Calibration	Fluorobenzene	2.702	38644	806368	0.0479	47.6655	50.0000	95.3
19JAN09.D	Calibration	Fluorobenzene	2.702	105649	854591	0.1236	122.9596	125.0000	98.4
19JAN11.D	Calibration	Fluorobenzene	2.700	233356	874562	0.2668	265.3896	250.0000	106.2
19JAN13.D	Calibration	Fluorobenzene	2.700	344045	894962	0.3844	382.3544	375.0000	102.0
19JAN15.D	Calibration	Fluorobenzene	2.700	479145	914923	0.5237	520.8803	500.0000	104.2
19JAN17.D	QC	Fluorobenzene	2.700	113673	886938	0.1282	127.4734	125.0000	

Compound: Methylene chloride

Data File	Sample Type	ISTD	RT	Resp	ISTD Resp	Resp Ratio	Final Conc	Exp. Conc	Accuracy
19JAN03.D	Blank	Fluorobenzene	3.341	2137	812130	0.0026	1.7999		
19JAN04.D	Calibration	Fluorobenzene	3.327	4701	794248	0.0059	4.0490	2.5000	162.0
19JAN05.D	Calibration	Fluorobenzene	3.330	15719	803183	0.0196	13.3883	12.5000	107.1
19JAN06.D	Calibration	Fluorobenzene	3.333	32623	818509	0.0399	27.2657	25.0000	109.1
19JAN07.D	Calibration	Fluorobenzene	3.327	58184	806368	0.0722	49.3612	50.0000	98.7
19JAN09.D	Calibration	Fluorobenzene	3.333	149957	854591	0.1755	120.0395	125.0000	96.0
19JAN11.D	Calibration	Fluorobenzene	3.330	310597	874562	0.3551	242.9531	250.0000	97.2
19JAN13.D	Calibration	Fluorobenzene	3.330	470733	894962	0.5260	359.8205	375.0000	96.0
19JAN15.D	Calibration	Fluorobenzene	3.333	641583	914923	0.7012	479.7159	500.0000	95.9
19JAN17.D	QC	Fluorobenzene	3.333	152883	886938	0.1724	117.9185	125.0000	

Compound: trans-1,2-Dichloroethene

Data File	Sample Type	ISTD	RT	Resp	ISTD Resp	Resp Ratio	Final Conc	Exp. Conc	Accuracy
19JAN03.D	Blank	Fluorobenzene			812130		ND		
19JAN04.D	Calibration	Fluorobenzene	3.717	2132	794248	0.0027	2.5845	2.5000	103.4
19JAN05.D	Calibration	Fluorobenzene	3.718	10455	803183	0.0130	12.5326	12.5000	100.3

Compound: trans-1,2-Dichloroethene

Data File	Sample Type	ISTD	RT	Resp	ISTD Resp	Resp Ratio	Final Conc	Exp. Conc	Accuracy
19JAN06.D	Calibration	Fluorobenzene	3.715	21348	818509	0.0261	25.1112	25.0000	100.4
19JAN07.D	Calibration	Fluorobenzene	3.717	38732	806368	0.0480	46.2455	50.0000	92.5
19JAN09.D	Calibration	Fluorobenzene	3.720	110255	854591	0.1290	124.2147	125.0000	99.4
19JAN11.D	Calibration	Fluorobenzene	3.720	233769	874562	0.2673	257.3531	250.0000	102.9
19JAN13.D	Calibration	Fluorobenzene	3.715	355984	894962	0.3978	382.9648	375.0000	102.1
19JAN15.D	Calibration	Fluorobenzene	3.715	486383	914923	0.5316	511.8313	500.0000	102.4
19JAN17.D	QC	Fluorobenzene	3.718	115302	886938	0.1300	125.1632	125.0000	

Compound: Methyl tert-butyl ether (MTBE)

Data File	Sample Type	ISTD	RT	Resp	ISTD Resp	Resp Ratio	Final Conc	Exp. Conc	Accuracy
19JAN03.D	Blank	Fluorobenzene			812130		ND		
19JAN04.D	Calibration	Fluorobenzene	3.762	2662	794248	0.0034	2.5817	2.5000	103.3
19JAN05.D	Calibration	Fluorobenzene	3.757	12721	803183	0.0158	12.2004	12.5000	97.6
19JAN06.D	Calibration	Fluorobenzene	3.751	24989	818509	0.0305	23.5175	25.0000	94.1
19JAN07.D	Calibration	Fluorobenzene	3.751	49617	806368	0.0615	47.3984	50.0000	94.8
19JAN09.D	Calibration	Fluorobenzene	3.754	136973	854591	0.1603	123.4648	125.0000	98.8
19JAN11.D	Calibration	Fluorobenzene	3.754	296029	874562	0.3385	260.7416	250.0000	104.3
19JAN13.D	Calibration	Fluorobenzene	3.757	452747	894962	0.5059	389.6885	375.0000	103.9
19JAN15.D	Calibration	Fluorobenzene	3.751	632731	914923	0.6916	532.7227	500.0000	106.5
19JAN17.D	QC	Fluorobenzene	3.751	150210	886938	0.1694	130.4584	125.0000	

Compound: 1,1-Dichloroethane

Data File	Sample Type	ISTD	RT	Resp	ISTD Resp	Resp Ratio	Final Conc	Exp. Conc	Accuracy
19JAN03.D	Blank	Fluorobenzene			812130		ND		
19JAN04.D	Calibration	Fluorobenzene	4.378	4131	794248	0.0052	2.6757	2.5000	107.0
19JAN05.D	Calibration	Fluorobenzene	4.381	18500	803183	0.0230	11.8493	12.5000	94.8
19JAN06.D	Calibration	Fluorobenzene	4.384	40298	818509	0.0492	25.3277	25.0000	101.3
19JAN07.D	Calibration	Fluorobenzene	4.384	75497	806368	0.0936	48.1651	50.0000	96.3
19JAN09.D	Calibration	Fluorobenzene	4.378	205663	854591	0.2407	123.8038	125.0000	99.0
19JAN11.D	Calibration	Fluorobenzene	4.381	442070	874562	0.5055	260.0378	250.0000	104.0
19JAN13.D	Calibration	Fluorobenzene	4.381	658287	894962	0.7355	378.3961	375.0000	100.9
19JAN15.D	Calibration	Fluorobenzene	4.381	921258	914923	1.0069	518.0035	500.0000	103.6
19JAN17.D	QC	Fluorobenzene	4.378	218409	886938	0.2463	126.6815	125.0000	

Compound: 2,2-Dichloropropane

Data File	Sample Type	ISTD	RT	Resp	ISTD Resp	Resp Ratio	Final Conc	Exp. Conc	Accuracy
19JAN03.D	Blank	Fluorobenzene			812130		ND		
19JAN04.D	Calibration	Fluorobenzene	5.181	3183	794248	0.0040	2.7359	2.5000	109.4
19JAN05.D	Calibration	Fluorobenzene	5.190	14213	803183	0.0177	12.0798	12.5000	96.6
19JAN06.D	Calibration	Fluorobenzene	5.193	30539	818509	0.0373	25.4695	25.0000	101.9
19JAN07.D	Calibration	Fluorobenzene	5.193	56651	806368	0.0703	47.9582	50.0000	95.9
19JAN09.D	Calibration	Fluorobenzene	5.193	153450	854591	0.1796	122.5736	125.0000	98.1

Compound: 2,2-Dichloropropane

Data File	Sample Type	ISTD	RT	Resp	ISTD Resp	Resp Ratio	Final Conc	Exp. Conc	Accuracy
19JAN11.D	Calibration	Fluorobenzene	5.193	331689	874562	0.3793	258.8981	250.0000	103.6
19JAN13.D	Calibration	Fluorobenzene	5.195	501019	894962	0.5598	382.1537	375.0000	101.9
19JAN15.D	Calibration	Fluorobenzene	5.190	683822	914923	0.7474	510.2077	500.0000	102.0
19JAN17.D	QC	Fluorobenzene	5.193	169689	886938	0.1913	130.6017	125.0000	

Compound: cis-1,2-Dichloroethene

Data File	Sample Type	ISTD	RT	Resp	ISTD Resp	Resp Ratio	Final Conc	Exp. Conc	Accuracy
19JAN03.D	Blank	Fluorobenzene			812130		ND		
19JAN04.D	Calibration	Fluorobenzene	5.215	2334	794248	0.0029	2.7941	2.5000	111.8
19JAN05.D	Calibration	Fluorobenzene	5.209	9874	803183	0.0123	11.6899	12.5000	93.5
19JAN06.D	Calibration	Fluorobenzene	5.215	20810	818509	0.0254	24.1758	25.0000	96.7
19JAN07.D	Calibration	Fluorobenzene	5.212	39093	806368	0.0485	46.0997	50.0000	92.2
19JAN09.D	Calibration	Fluorobenzene	5.215	112808	854591	0.1320	125.5204	125.0000	100.4
19JAN11.D	Calibration	Fluorobenzene	5.215	243087	874562	0.2780	264.3041	250.0000	105.7
19JAN13.D	Calibration	Fluorobenzene	5.215	369412	894962	0.4128	392.4995	375.0000	104.7
19JAN15.D	Calibration	Fluorobenzene	5.212	513671	914923	0.5614	533.8672	500.0000	106.8
19JAN17.D	QC	Fluorobenzene	5.212	118223	886938	0.1333	126.7481	125.0000	

Compound: Methyl ethyl ketone

Data File	Sample Type	ISTD	RT	Resp	ISTD Resp	Resp Ratio	Final Conc	Exp. Conc	Accuracy
19JAN03.D	Blank	Fluorobenzene			812130		ND		
19JAN04.D	Calibration	Fluorobenzene	5.293	2962	794248	0.0037	24.5342	25.0000	98.1
19JAN05.D	Calibration	Fluorobenzene	5.288	15038	803183	0.0187	123.1947	125.0000	98.6
19JAN06.D	Calibration	Fluorobenzene	5.282	28861	818509	0.0353	232.0088	250.0000	92.8
19JAN07.D	Calibration	Fluorobenzene	5.285	58185	806368	0.0722	474.7821	500.0000	95.0
19JAN09.D	Calibration	Fluorobenzene	5.279	154105	854591	0.1803	1186.5197	1250.0000	94.9
19JAN11.D	Calibration	Fluorobenzene	5.279	348492	874562	0.3985	2621.9160	2500.0000	104.9
19JAN13.D	Calibration	Fluorobenzene	5.279	538796	894962	0.6020	3961.2871	3750.0000	105.6
19JAN15.D	Calibration	Fluorobenzene	5.279	752615	914923	0.8226	5412.5869	5000.0000	108.3
19JAN17.D	QC	Fluorobenzene	5.282	160409	886938	0.1809	1190.0139	1250.0000	

Compound: Bromochloromethane

Data File	Sample Type	ISTD	RT	Resp	ISTD Resp	Resp Ratio	Final Conc	Exp. Conc	Accuracy
19JAN03.D	Blank	Fluorobenzene			812130		ND		
19JAN04.D	Calibration	Fluorobenzene	5.516	901	794248	0.0011	2.6151	2.5000	104.6
19JAN05.D	Calibration	Fluorobenzene	5.516	4232	803183	0.0053	12.1514	12.5000	97.2
19JAN06.D	Calibration	Fluorobenzene	5.519	8977	818509	0.0110	25.2940	25.0000	101.2
19JAN07.D	Calibration	Fluorobenzene	5.511	17084	806368	0.0212	48.8614	50.0000	97.7
19JAN09.D	Calibration	Fluorobenzene	5.516	45958	854591	0.0538	124.0258	125.0000	99.2
19JAN11.D	Calibration	Fluorobenzene	5.516	99685	874562	0.1140	262.8745	250.0000	105.1
19JAN13.D	Calibration	Fluorobenzene	5.519	147182	894962	0.1645	379.2795	375.0000	101.1
19JAN15.D	Calibration	Fluorobenzene	5.519	195140	914923	0.2133	491.8934	500.0000	98.4

Compound: Bromochloromethane

Data File	Sample Type	ISTD	RT	Resp	ISTD Resp	Resp Ratio	Final Conc	Exp. Conc	Accuracy
19JAN17.D	QC	Fluorobenzene	5.519	45441	886938	0.0512	118.1582	125.0000	

Compound: Chloroform

Data File	Sample Type	ISTD	RT	Resp	ISTD Resp	Resp Ratio	Final Conc	Exp. Conc	Accuracy
19JAN03.D	Blank	Fluorobenzene			812130		ND		
19JAN04.D	Calibration	Fluorobenzene	5.656	4726	794248	0.0060	3.0658	2.5000	122.6
19JAN05.D	Calibration	Fluorobenzene	5.653	18593	803183	0.0231	11.9271	12.5000	95.4
19JAN06.D	Calibration	Fluorobenzene	5.647	38158	818509	0.0466	24.0194	25.0000	96.1
19JAN07.D	Calibration	Fluorobenzene	5.647	74048	806368	0.0918	47.3129	50.0000	94.6
19JAN09.D	Calibration	Fluorobenzene	5.653	196261	854591	0.2297	118.3246	125.0000	94.7
19JAN11.D	Calibration	Fluorobenzene	5.653	420250	874562	0.4805	247.5804	250.0000	99.0
19JAN13.D	Calibration	Fluorobenzene	5.653	641596	894962	0.7169	369.3654	375.0000	98.5
19JAN15.D	Calibration	Fluorobenzene	5.650	879544	914923	0.9613	495.3045	500.0000	99.1
19JAN17.D	QC	Fluorobenzene	5.653	199758	886938	0.2252	116.0406	125.0000	

Compound: 1,1,1-Trichloroethane

Data File	Sample Type	ISTD	RT	Resp	ISTD Resp	Resp Ratio	Final Conc	Exp. Conc	Accuracy
19JAN03.D	Blank	Fluorobenzene			812130		ND		
19JAN04.D	Calibration	Fluorobenzene	5.834	3627	794248	0.0046	2.5502	2.5000	102.0
19JAN05.D	Calibration	Fluorobenzene	5.829	16614	803183	0.0207	11.5510	12.5000	92.4
19JAN06.D	Calibration	Fluorobenzene	5.828	36046	818509	0.0440	24.5919	25.0000	98.4
19JAN07.D	Calibration	Fluorobenzene	5.834	69594	806368	0.0863	48.1944	50.0000	96.4
19JAN09.D	Calibration	Fluorobenzene	5.831	189468	854591	0.2217	123.8043	125.0000	99.0
19JAN11.D	Calibration	Fluorobenzene	5.834	414139	874562	0.4735	264.4318	250.0000	105.8
19JAN13.D	Calibration	Fluorobenzene	5.834	616756	894962	0.6891	384.8283	375.0000	102.6
19JAN15.D	Calibration	Fluorobenzene	5.831	863441	914923	0.9437	526.9948	500.0000	105.4
19JAN17.D	QC	Fluorobenzene	5.831	195526	886938	0.2205	123.1032	125.0000	

Compound: Dibromofluoromethane

Data File	Sample Type	ISTD	RT	Resp	ISTD Resp	Resp Ratio	Final Conc	Exp. Conc	Accuracy
19JAN03.D	Blank	Fluorobenzene	5.845	221291	812130	0.2725	281.3207		
19JAN04.D	Calibration	Fluorobenzene	5.851	2660	794248	0.0033	3.4579	2.5000	138.3
19JAN05.D	Calibration	Fluorobenzene	5.845	9521	803183	0.0119	12.2386	12.5000	97.9
19JAN06.D	Calibration	Fluorobenzene	5.851	19834	818509	0.0242	25.0179	25.0000	100.1
19JAN07.D	Calibration	Fluorobenzene	5.848	38453	806368	0.0477	49.2335	50.0000	98.5
19JAN09.D	Calibration	Fluorobenzene	5.851	100821	854591	0.1180	121.8025	125.0000	97.4
19JAN11.D	Calibration	Fluorobenzene	5.851	221667	874562	0.2535	261.6821	250.0000	104.7
19JAN13.D	Calibration	Fluorobenzene	5.845	325687	894962	0.3639	375.7157	375.0000	100.2
19JAN15.D	Calibration	Fluorobenzene	5.845	448615	914923	0.4903	506.2357	500.0000	101.2
19JAN17.D	QC	Fluorobenzene	5.848	198103	886938	0.2234	230.6011	250.0000	

Compound: Carbon tetrachloride

Data File	Sample Type	ISTD	RT	Resp	ISTD Resp	Resp Ratio	Final Conc	Exp. Conc	Accuracy
19JAN03.D	Blank	Fluorobenzene			812130		ND		
19JAN04.D	Calibration	Fluorobenzene	6.035	3586	794248	0.0045	2.5993	2.5000	104.0
19JAN05.D	Calibration	Fluorobenzene	6.024	15775	803183	0.0196	11.3084	12.5000	90.5
19JAN06.D	Calibration	Fluorobenzene	6.026	34965	818509	0.0427	24.5955	25.0000	98.4
19JAN07.D	Calibration	Fluorobenzene	6.026	66332	806368	0.0823	47.3626	50.0000	94.7
19JAN09.D	Calibration	Fluorobenzene	6.024	183978	854591	0.2153	123.9520	125.0000	99.2
19JAN11.D	Calibration	Fluorobenzene	6.027	404308	874562	0.4623	266.1753	250.0000	106.5
19JAN13.D	Calibration	Fluorobenzene	6.026	604305	894962	0.6752	388.7744	375.0000	103.7
19JAN15.D	Calibration	Fluorobenzene	6.027	851101	914923	0.9302	535.6026	500.0000	107.1
19JAN17.D	QC	Fluorobenzene	6.024	187895	886938	0.2118	121.9742	125.0000	

Compound: 1,1-Dichloropropene

Data File	Sample Type	ISTD	RT	Resp	ISTD Resp	Resp Ratio	Final Conc	Exp. Conc	Accuracy
19JAN03.D	Blank	Fluorobenzene			812130		ND		
19JAN04.D	Calibration	Fluorobenzene	6.052	2749	794248	0.0035	2.3833	2.5000	95.3
19JAN05.D	Calibration	Fluorobenzene	6.041	12417	803183	0.0155	10.6461	12.5000	85.2
19JAN06.D	Calibration	Fluorobenzene	6.035	27641	818509	0.0338	23.2550	25.0000	93.0
19JAN07.D	Calibration	Fluorobenzene	6.038	52282	806368	0.0648	44.6484	50.0000	89.3
19JAN09.D	Calibration	Fluorobenzene	6.040	156331	854591	0.1829	125.9718	125.0000	100.8
19JAN11.D	Calibration	Fluorobenzene	6.038	350070	874562	0.4003	275.6455	250.0000	110.3
19JAN13.D	Calibration	Fluorobenzene	6.043	531739	894962	0.5941	409.1480	375.0000	109.1
19JAN15.D	Calibration	Fluorobenzene	6.038	746500	914923	0.8159	561.8648	500.0000	112.4
19JAN17.D	QC	Fluorobenzene	6.040	158033	886938	0.1782	122.6990	125.0000	

Compound: 1,2-Dichloroethane-d4

Data File	Sample Type	ISTD	RT	Resp	ISTD Resp	Resp Ratio	Final Conc	Exp. Conc	Accuracy
19JAN03.D	Blank	Fluorobenzene	6.233	100892	812130	0.1242	296.9186		
19JAN04.D	Calibration	Fluorobenzene	6.241	979	794248	0.0012	2.9446	2.5000	117.8
19JAN05.D	Calibration	Fluorobenzene	6.227	4197	803183	0.0052	12.4883	12.5000	99.9
19JAN06.D	Calibration	Fluorobenzene	6.238	8619	818509	0.0105	25.1675	25.0000	100.7
19JAN07.D	Calibration	Fluorobenzene	6.233	16425	806368	0.0204	48.6831	50.0000	97.4
19JAN09.D	Calibration	Fluorobenzene	6.230	45314	854591	0.0530	126.7303	125.0000	101.4
19JAN11.D	Calibration	Fluorobenzene	6.236	92919	874562	0.1062	253.9336	250.0000	101.6
19JAN13.D	Calibration	Fluorobenzene	6.233	139362	894962	0.1557	372.1740	375.0000	99.2
19JAN15.D	Calibration	Fluorobenzene	6.230	191123	914923	0.2089	499.2690	500.0000	99.9
19JAN17.D	QC	Fluorobenzene	6.233	100187	886938	0.1130	269.9755	250.0000	

Compound: Benzene

Data File	Sample Type	ISTD	RT	Resp	ISTD Resp	Resp Ratio	Final Conc	Exp. Conc	Accuracy
19JAN03.D	Blank	Fluorobenzene			812130		ND		
19JAN04.D	Calibration	Fluorobenzene	6.275	8357	794248	0.0105	2.6339	2.5000	105.4
19JAN05.D	Calibration	Fluorobenzene	6.286	37609	803183	0.0468	11.7214	12.5000	93.8

Compound: Benzene

Data File	Sample Type	ISTD	RT	Resp	ISTD Resp	Resp Ratio	Final Conc	Exp. Conc	Accuracy
19JAN06.D	Calibration	Fluorobenzene	6.283	76658	818509	0.0937	23.4442	25.0000	93.8
19JAN07.D	Calibration	Fluorobenzene	6.277	149512	806368	0.1854	46.4135	50.0000	92.8
19JAN09.D	Calibration	Fluorobenzene	6.283	424881	854591	0.4972	124.4545	125.0000	99.6
19JAN11.D	Calibration	Fluorobenzene	6.277	920174	874562	1.0522	263.3789	250.0000	105.4
19JAN13.D	Calibration	Fluorobenzene	6.280	1403257	894962	1.5680	392.4951	375.0000	104.7
19JAN15.D	Calibration	Fluorobenzene	6.280	1913180	914923	2.0911	523.4472	500.0000	104.7
19JAN17.D	QC	Fluorobenzene	6.280	442173	886938	0.4985	124.7960	125.0000	

Compound: 1,2-Dichloroethane

Data File	Sample Type	ISTD	RT	Resp	ISTD Resp	Resp Ratio	Final Conc	Exp. Conc	Accuracy
19JAN03.D	Blank	Fluorobenzene			812130		ND		
19JAN04.D	Calibration	Fluorobenzene	6.316	2542	794248	0.0032	2.9004	2.5000	116.0
19JAN05.D	Calibration	Fluorobenzene	6.322	11123	803183	0.0138	12.5510	12.5000	100.4
19JAN06.D	Calibration	Fluorobenzene	6.322	21778	818509	0.0266	24.1139	25.0000	96.5
19JAN07.D	Calibration	Fluorobenzene	6.322	43538	806368	0.0540	48.9336	50.0000	97.9
19JAN09.D	Calibration	Fluorobenzene	6.325	109046	854591	0.1276	115.6442	125.0000	92.5
19JAN11.D	Calibration	Fluorobenzene	6.322	236845	874562	0.2708	245.4404	250.0000	98.2
19JAN13.D	Calibration	Fluorobenzene	6.322	368750	894962	0.4120	373.4220	375.0000	99.6
19JAN15.D	Calibration	Fluorobenzene	6.325	499614	914923	0.5461	494.9057	500.0000	99.0
19JAN17.D	QC	Fluorobenzene	6.325	110579	886938	0.1247	112.9931	125.0000	

Compound: Trichloroethene

Data File	Sample Type	ISTD	RT	Resp	ISTD Resp	Resp Ratio	Final Conc	Exp. Conc	Accuracy
19JAN03.D	Blank	Chlorobenzene-d5			329825		ND		
19JAN04.D	Calibration	Chlorobenzene-d5	7.030	2545	316490	0.0080	2.6860	2.5000	107.4
19JAN05.D	Calibration	Chlorobenzene-d5	7.022	10949	313722	0.0349	11.6577	12.5000	93.3
19JAN06.D	Calibration	Chlorobenzene-d5	7.030	23390	321094	0.0728	24.3322	25.0000	97.3
19JAN07.D	Calibration	Chlorobenzene-d5	7.030	44214	318877	0.1387	46.3149	50.0000	92.6
19JAN09.D	Calibration	Chlorobenzene-d5	7.025	120511	330468	0.3647	121.8095	125.0000	97.4
19JAN11.D	Calibration	Chlorobenzene-d5	7.028	265703	333271	0.7973	266.3072	250.0000	106.5
19JAN13.D	Calibration	Chlorobenzene-d5	7.028	399934	333736	1.1984	400.2849	375.0000	106.7
19JAN15.D	Calibration	Chlorobenzene-d5	7.028	553822	348824	1.5877	530.3320	500.0000	106.1
19JAN17.D	QC	Chlorobenzene-d5	7.028	128332	337386	0.3804	127.0550	125.0000	

Compound: 1,2-Dichloropropane

Data File	Sample Type	ISTD	RT	Resp	ISTD Resp	Resp Ratio	Final Conc	Exp. Conc	Accuracy
19JAN03.D	Blank	Chlorobenzene-d5			329825		ND		
19JAN04.D	Calibration	Chlorobenzene-d5	7.267	2351	316490	0.0074	2.8222	2.5000	112.9
19JAN05.D	Calibration	Chlorobenzene-d5	7.273	9499	313722	0.0303	11.5033	12.5000	92.0
19JAN06.D	Calibration	Chlorobenzene-d5	7.267	20331	321094	0.0633	24.0555	25.0000	96.2
19JAN07.D	Calibration	Chlorobenzene-d5	7.270	38730	318877	0.1215	46.1437	50.0000	92.3
19JAN09.D	Calibration	Chlorobenzene-d5	7.270	106955	330468	0.3236	122.9589	125.0000	98.4

Compound: 1,2-Dichloropropane

Data File	Sample Type	ISTD	RT	Resp	ISTD Resp	Resp Ratio	Final Conc	Exp. Conc	Accuracy
19JAN11.D	Calibration	Chlorobenzene-d5	7.270	235120	333271	0.7055	268.0280	250.0000	107.2
19JAN13.D	Calibration	Chlorobenzene-d5	7.270	352771	333736	1.0570	401.5854	375.0000	107.1
19JAN15.D	Calibration	Chlorobenzene-d5	7.270	490282	348824	1.4055	533.9834	500.0000	106.8
19JAN17.D	QC	Chlorobenzene-d5	7.273	111240	337386	0.3297	125.2628	125.0000	

Compound: Dibromomethane

Data File	Sample Type	ISTD	RT	Resp	ISTD Resp	Resp Ratio	Final Conc	Exp. Conc	Accuracy
19JAN03.D	Blank	Chlorobenzene-d5			329825		ND		
19JAN04.D	Calibration	Chlorobenzene-d5	7.398	1166	316490	0.0037	3.3195	2.5000	132.8
19JAN05.D	Calibration	Chlorobenzene-d5	7.396	4088	313722	0.0130	11.7450	12.5000	94.0
19JAN06.D	Calibration	Chlorobenzene-d5	7.398	9095	321094	0.0283	25.5304	25.0000	102.1
19JAN07.D	Calibration	Chlorobenzene-d5	7.393	16899	318877	0.0530	47.7666	50.0000	95.5
19JAN09.D	Calibration	Chlorobenzene-d5	7.398	44657	330468	0.1351	121.7998	125.0000	97.4
19JAN11.D	Calibration	Chlorobenzene-d5	7.396	97445	333271	0.2924	263.5412	250.0000	105.4
19JAN13.D	Calibration	Chlorobenzene-d5	7.396	143756	333736	0.4307	388.2481	375.0000	103.5
19JAN15.D	Calibration	Chlorobenzene-d5	7.393	197367	348824	0.5658	509.9818	500.0000	102.0
19JAN17.D	QC	Chlorobenzene-d5	7.399	44818	337386	0.1328	119.7325	125.0000	

Compound: Bromodichloromethane

Data File	Sample Type	ISTD	RT	Resp	ISTD Resp	Resp Ratio	Final Conc	Exp. Conc	Accuracy
19JAN03.D	Blank	Chlorobenzene-d5			329825		ND		
19JAN04.D	Calibration	Chlorobenzene-d5	7.588	2606	316490	0.0082	2.6393	2.5000	105.6
19JAN05.D	Calibration	Chlorobenzene-d5	7.585	12025	313722	0.0383	12.2862	12.5000	98.3
19JAN06.D	Calibration	Chlorobenzene-d5	7.585	24925	321094	0.0776	24.8816	25.0000	99.5
19JAN07.D	Calibration	Chlorobenzene-d5	7.585	46426	318877	0.1456	46.6674	50.0000	93.3
19JAN09.D	Calibration	Chlorobenzene-d5	7.580	124982	330468	0.3782	121.2255	125.0000	97.0
19JAN11.D	Calibration	Chlorobenzene-d5	7.585	270436	333271	0.8115	260.1015	250.0000	104.0
19JAN13.D	Calibration	Chlorobenzene-d5	7.583	408420	333736	1.2238	392.2653	375.0000	104.6
19JAN15.D	Calibration	Chlorobenzene-d5	7.585	561671	348824	1.6102	516.1211	500.0000	103.2
19JAN17.D	QC	Chlorobenzene-d5	7.583	131590	337386	0.3900	125.0178	125.0000	

Compound: cis-1,3-Dichloropropene

Data File	Sample Type	ISTD	RT	Resp	ISTD Resp	Resp Ratio	Final Conc	Exp. Conc	Accuracy
19JAN03.D	Blank	Chlorobenzene-d5			329825		ND		
19JAN04.D	Calibration	Chlorobenzene-d5	8.057	3052	316490	0.0096	2.8168	2.5000	112.7
19JAN05.D	Calibration	Chlorobenzene-d5	8.059	12472	313722	0.0398	11.6126	12.5000	92.9
19JAN06.D	Calibration	Chlorobenzene-d5	8.057	24965	321094	0.0777	22.7111	25.0000	90.8
19JAN07.D	Calibration	Chlorobenzene-d5	8.059	47339	318877	0.1485	43.3645	50.0000	86.7
19JAN09.D	Calibration	Chlorobenzene-d5	8.059	139607	330468	0.4225	123.4003	125.0000	98.7
19JAN11.D	Calibration	Chlorobenzene-d5	8.057	311156	333271	0.9336	272.7213	250.0000	109.1
19JAN13.D	Calibration	Chlorobenzene-d5	8.057	471983	333736	1.4142	413.1062	375.0000	110.2
19JAN15.D	Calibration	Chlorobenzene-d5	8.057	666084	348824	1.9095	557.7775	500.0000	111.6

Compound: cis-1,3-Dichloropropene

Data File	Sample Type	ISTD	RT	Resp	ISTD Resp	Resp Ratio	Final Conc	Exp. Conc	Accuracy
19JAN17.D	QC	Chlorobenzene-d5	8.057	139981	337386	0.4149	121.1938	125.0000	

Compound: Toluene-d8

Data File	Sample Type	ISTD	RT	Resp	ISTD Resp	Resp Ratio	Final Conc	Exp. Conc	Accuracy
19JAN03.D	Blank	Chlorobenzene-d5	8.322	833211	329825	2.5262	258.9413		
19JAN04.D	Calibration	Chlorobenzene-d5	8.319	8454	316490	0.0267	2.7380	2.5000	109.5
19JAN05.D	Calibration	Chlorobenzene-d5	8.319	33951	313722	0.1082	11.0927	12.5000	88.7
19JAN06.D	Calibration	Chlorobenzene-d5	8.319	72066	321094	0.2244	23.0053	25.0000	92.0
19JAN07.D	Calibration	Chlorobenzene-d5	8.322	142617	318877	0.4472	45.8435	50.0000	91.7
19JAN09.D	Calibration	Chlorobenzene-d5	8.319	412799	330468	1.2491	128.0381	125.0000	102.4
19JAN11.D	Calibration	Chlorobenzene-d5	8.322	885297	333271	2.6564	272.2835	250.0000	108.9
19JAN13.D	Calibration	Chlorobenzene-d5	8.322	1329503	333736	3.9837	408.3346	375.0000	108.9
19JAN15.D	Calibration	Chlorobenzene-d5	8.322	1826060	348824	5.2349	536.5850	500.0000	107.3
19JAN17.D	QC	Chlorobenzene-d5	8.319	896928	337386	2.6585	272.4962	250.0000	

Compound: Toluene

Data File	Sample Type	ISTD	RT	Resp	ISTD Resp	Resp Ratio	Final Conc	Exp. Conc	Accuracy
19JAN03.D	Blank	Chlorobenzene-d5			329825		ND		
19JAN04.D	Calibration	Chlorobenzene-d5	8.380	5454	316490	0.0172	2.6500	2.5000	106.0
19JAN05.D	Calibration	Chlorobenzene-d5	8.386	21899	313722	0.0698	10.7342	12.5000	85.9
19JAN06.D	Calibration	Chlorobenzene-d5	8.391	48441	321094	0.1509	23.1991	25.0000	92.8
19JAN07.D	Calibration	Chlorobenzene-d5	8.386	92615	318877	0.2904	44.6630	50.0000	89.3
19JAN09.D	Calibration	Chlorobenzene-d5	8.386	269549	330468	0.8157	125.4292	125.0000	100.3
19JAN11.D	Calibration	Chlorobenzene-d5	8.388	587069	333271	1.7615	270.8830	250.0000	108.4
19JAN13.D	Calibration	Chlorobenzene-d5	8.388	890126	333736	2.6672	410.1461	375.0000	109.4
19JAN15.D	Calibration	Chlorobenzene-d5	8.389	1224192	348824	3.5095	539.6763	500.0000	107.9
19JAN17.D	QC	Chlorobenzene-d5	8.389	277703	337386	0.8231	126.5738	125.0000	

Compound: trans-1,3-Dichloropropene

Data File	Sample Type	ISTD	RT	Resp	ISTD Resp	Resp Ratio	Final Conc	Exp. Conc	Accuracy
19JAN03.D	Blank	Chlorobenzene-d5			329825		ND		
19JAN04.D	Calibration	Chlorobenzene-d5	8.639	2153	316490	0.0068	2.7242	2.5000	109.0
19JAN05.D	Calibration	Chlorobenzene-d5	8.634	8755	313722	0.0279	11.1755	12.5000	89.4
19JAN06.D	Calibration	Chlorobenzene-d5	8.637	18613	321094	0.0580	23.2136	25.0000	92.9
19JAN07.D	Calibration	Chlorobenzene-d5	8.637	36009	318877	0.1129	45.2216	50.0000	90.4
19JAN09.D	Calibration	Chlorobenzene-d5	8.637	102846	330468	0.3112	124.6280	125.0000	99.7
19JAN11.D	Calibration	Chlorobenzene-d5	8.637	223772	333271	0.6714	268.8845	250.0000	107.6
19JAN13.D	Calibration	Chlorobenzene-d5	8.637	345161	333736	1.0342	414.1677	375.0000	110.4
19JAN15.D	Calibration	Chlorobenzene-d5	8.637	477330	348824	1.3684	547.9867	500.0000	109.6
19JAN17.D	QC	Chlorobenzene-d5	8.637	105873	337386	0.3138	125.6654	125.0000	

Compound: 1,1,2-Trichloroethane

Data File	Sample Type	ISTD	RT	Resp	ISTD Resp	Resp Ratio	Final Conc	Exp. Conc	Accuracy
19JAN03.D	Blank	Chlorobenzene-d5			329825		ND		
19JAN04.D	Calibration	Chlorobenzene-d5	8.818	1045	316490	0.0033	2.6009	2.5000	104.0
19JAN05.D	Calibration	Chlorobenzene-d5	8.815	4762	313722	0.0152	11.9543	12.5000	95.6
19JAN06.D	Calibration	Chlorobenzene-d5	8.821	9780	321094	0.0305	23.9876	25.0000	96.0
19JAN07.D	Calibration	Chlorobenzene-d5	8.818	19237	318877	0.0603	47.5110	50.0000	95.0
19JAN09.D	Calibration	Chlorobenzene-d5	8.818	52780	330468	0.1597	125.7824	125.0000	100.6
19JAN11.D	Calibration	Chlorobenzene-d5	8.818	110317	333271	0.3310	260.6902	250.0000	104.3
19JAN13.D	Calibration	Chlorobenzene-d5	8.815	167409	333736	0.5016	395.0532	375.0000	105.3
19JAN15.D	Calibration	Chlorobenzene-d5	8.815	228423	348824	0.6548	515.7192	500.0000	103.1
19JAN17.D	QC	Chlorobenzene-d5	8.815	52407	337386	0.1553	122.3326	125.0000	

Compound: Tetrachloroethene

Data File	Sample Type	ISTD	RT	Resp	ISTD Resp	Resp Ratio	Final Conc	Exp. Conc	Accuracy
19JAN03.D	Blank	Chlorobenzene-d5			329825		ND		
19JAN04.D	Calibration	Chlorobenzene-d5	8.927	2190	316490	0.0069	2.6241	2.5000	105.0
19JAN05.D	Calibration	Chlorobenzene-d5	8.938	8964	313722	0.0286	10.8355	12.5000	86.7
19JAN06.D	Calibration	Chlorobenzene-d5	8.938	21156	321094	0.0659	24.9859	25.0000	99.9
19JAN07.D	Calibration	Chlorobenzene-d5	8.935	38749	318877	0.1215	46.0820	50.0000	92.2
19JAN09.D	Calibration	Chlorobenzene-d5	8.935	109194	330468	0.3304	125.3035	125.0000	100.2
19JAN11.D	Calibration	Chlorobenzene-d5	8.938	231586	333271	0.6949	263.5170	250.0000	105.4
19JAN13.D	Calibration	Chlorobenzene-d5	8.935	346235	333736	1.0375	393.4248	375.0000	104.9
19JAN15.D	Calibration	Chlorobenzene-d5	8.935	486052	348824	1.3934	528.4090	500.0000	105.7
19JAN17.D	QC	Chlorobenzene-d5	8.938	112100	337386	0.3323	126.0005	125.0000	

Compound: 1,3-Dichloropropane

Data File	Sample Type	ISTD	RT	Resp	ISTD Resp	Resp Ratio	Final Conc	Exp. Conc	Accuracy
19JAN03.D	Blank	Chlorobenzene-d5			329825		ND		
19JAN04.D	Calibration	Chlorobenzene-d5	8.977	2260	316490	0.0071	2.7790	2.5000	111.2
19JAN05.D	Calibration	Chlorobenzene-d5	8.985	9988	313722	0.0318	12.3902	12.5000	99.1
19JAN06.D	Calibration	Chlorobenzene-d5	8.977	20205	321094	0.0629	24.4891	25.0000	98.0
19JAN07.D	Calibration	Chlorobenzene-d5	8.977	38147	318877	0.1196	46.5568	50.0000	93.1
19JAN09.D	Calibration	Chlorobenzene-d5	8.980	101384	330468	0.3068	119.3950	125.0000	95.5
19JAN11.D	Calibration	Chlorobenzene-d5	8.982	223019	333271	0.6692	260.4297	250.0000	104.2
19JAN13.D	Calibration	Chlorobenzene-d5	8.980	339654	333736	1.0177	396.0772	375.0000	105.6
19JAN15.D	Calibration	Chlorobenzene-d5	8.980	468322	348824	1.3426	522.4977	500.0000	104.5
19JAN17.D	QC	Chlorobenzene-d5	8.980	99920	337386	0.2962	115.2581	125.0000	

Compound: Chlorodibromomethane

Data File	Sample Type	ISTD	RT	Resp	ISTD Resp	Resp Ratio	Final Conc	Exp. Conc	Accuracy
19JAN03.D	Blank	Chlorobenzene-d5			329825		ND		
19JAN04.D	Calibration	Chlorobenzene-d5	9.205	2004	316490	0.0063	3.0962	2.5000	123.8
19JAN05.D	Calibration	Chlorobenzene-d5	9.203	7984	313722	0.0254	12.4449	12.5000	99.6

Compound: Chlorodibromomethane

Data File	Sample Type	ISTD	RT	Resp	ISTD Resp	Resp Ratio	Final Conc	Exp. Conc	Accuracy
19JAN06.D	Calibration	Chlorobenzene-d5	9.205	15826	321094	0.0493	24.1020	25.0000	96.4
19JAN07.D	Calibration	Chlorobenzene-d5	9.203	30000	318877	0.0941	46.0058	50.0000	92.0
19JAN09.D	Calibration	Chlorobenzene-d5	9.206	83172	330468	0.2517	123.0729	125.0000	98.5
19JAN11.D	Calibration	Chlorobenzene-d5	9.203	178171	333271	0.5346	261.4293	250.0000	104.6
19JAN13.D	Calibration	Chlorobenzene-d5	9.203	269032	333736	0.8061	394.1991	375.0000	105.1
19JAN15.D	Calibration	Chlorobenzene-d5	9.203	370474	348824	1.0621	519.3572	500.0000	103.9
19JAN17.D	QC	Chlorobenzene-d5	9.206	81909	337386	0.2428	118.7188	125.0000	

Compound: 1,2-Dibromoethane

Data File	Sample Type	ISTD	RT	Resp	ISTD Resp	Resp Ratio	Final Conc	Exp. Conc	Accuracy
19JAN03.D	Blank	Chlorobenzene-d5			329825		ND		
19JAN04.D	Calibration	Chlorobenzene-d5	9.309	1089	316490	0.0034	2.4525	2.5000	98.1
19JAN05.D	Calibration	Chlorobenzene-d5	9.306	4936	313722	0.0157	11.2192	12.5000	89.8
19JAN06.D	Calibration	Chlorobenzene-d5	9.303	11412	321094	0.0355	25.3431	25.0000	101.4
19JAN07.D	Calibration	Chlorobenzene-d5	9.303	20667	318877	0.0648	46.2152	50.0000	92.4
19JAN09.D	Calibration	Chlorobenzene-d5	9.300	58489	330468	0.1770	126.2047	125.0000	101.0
19JAN11.D	Calibration	Chlorobenzene-d5	9.303	124289	333271	0.3729	265.9291	250.0000	106.4
19JAN13.D	Calibration	Chlorobenzene-d5	9.306	184921	333736	0.5541	395.1062	375.0000	105.4
19JAN15.D	Calibration	Chlorobenzene-d5	9.303	253758	348824	0.7275	518.7332	500.0000	103.7
19JAN17.D	QC	Chlorobenzene-d5	9.306	58586	337386	0.1736	123.8219	125.0000	

Compound: Chlorobenzene

Data File	Sample Type	ISTD	RT	Resp	ISTD Resp	Resp Ratio	Final Conc	Exp. Conc	Accuracy
19JAN03.D	Blank	Chlorobenzene-d5			329825		ND		
19JAN04.D	Calibration	Chlorobenzene-d5	9.799	6152	316490	0.0194	2.7267	2.5000	109.1
19JAN05.D	Calibration	Chlorobenzene-d5	9.797	26688	313722	0.0851	11.9332	12.5000	95.5
19JAN06.D	Calibration	Chlorobenzene-d5	9.802	55632	321094	0.1733	24.3040	25.0000	97.2
19JAN07.D	Calibration	Chlorobenzene-d5	9.802	106223	318877	0.3331	46.7283	50.0000	93.5
19JAN09.D	Calibration	Chlorobenzene-d5	9.800	289340	330468	0.8755	122.8185	125.0000	98.3
19JAN11.D	Calibration	Chlorobenzene-d5	9.802	625101	333271	1.8757	263.1099	250.0000	105.2
19JAN13.D	Calibration	Chlorobenzene-d5	9.799	945250	333736	2.8323	397.3088	375.0000	105.9
19JAN15.D	Calibration	Chlorobenzene-d5	9.802	1298233	348824	3.7217	522.0725	500.0000	104.4
19JAN17.D	QC	Chlorobenzene-d5	9.802	307100	337386	0.9102	127.6842	125.0000	

Compound: 1,1,1,2-Tetrachloroethane

Data File	Sample Type	ISTD	RT	Resp	ISTD Resp	Resp Ratio	Final Conc	Exp. Conc	Accuracy
19JAN03.D	Blank	Chlorobenzene-d5			329825		ND		
19JAN04.D	Calibration	Chlorobenzene-d5	9.891	2284	316490	0.0072	2.8847	2.5000	115.4
19JAN05.D	Calibration	Chlorobenzene-d5	9.894	9446	313722	0.0301	12.0378	12.5000	96.3
19JAN06.D	Calibration	Chlorobenzene-d5	9.891	19516	321094	0.0608	24.2998	25.0000	97.2
19JAN07.D	Calibration	Chlorobenzene-d5	9.889	37389	318877	0.1173	46.8776	50.0000	93.8
19JAN09.D	Calibration	Chlorobenzene-d5	9.894	101500	330468	0.3071	122.7951	125.0000	98.2

Compound: 1,1,1,2-Tetrachloroethane

Data File	Sample Type	ISTD	RT	Resp	ISTD Resp	Resp Ratio	Final Conc	Exp. Conc	Accuracy
19JAN11.D	Calibration	Chlorobenzene-d5	9.889	219325	333271	0.6581	263.1086	250.0000	105.2
19JAN13.D	Calibration	Chlorobenzene-d5	9.889	329822	333736	0.9883	395.1127	375.0000	105.4
19JAN15.D	Calibration	Chlorobenzene-d5	9.892	453261	348824	1.2994	519.5010	500.0000	103.9
19JAN17.D	QC	Chlorobenzene-d5	9.892	102231	337386	0.3030	121.1435	125.0000	

Compound: Ethylbenzene

Data File	Sample Type	ISTD	RT	Resp	ISTD Resp	Resp Ratio	Final Conc	Exp. Conc	Accuracy
19JAN03.D	Blank	Chlorobenzene-d5			329825		ND		
19JAN04.D	Calibration	Chlorobenzene-d5	9.922	8834	316490	0.0279	2.9089	2.5000	116.4
19JAN05.D	Calibration	Chlorobenzene-d5	9.914	42980	313722	0.1370	11.9196	12.5000	95.4
19JAN06.D	Calibration	Chlorobenzene-d5	9.917	91590	321094	0.2852	24.0921	25.0000	96.4
19JAN07.D	Calibration	Chlorobenzene-d5	9.919	171854	318877	0.5389	44.7337	50.0000	89.5
19JAN09.D	Calibration	Chlorobenzene-d5	9.919	505127	330468	1.5285	123.1021	125.0000	98.5
19JAN11.D	Calibration	Chlorobenzene-d5	9.919	1116949	333271	3.3515	259.5637	250.0000	103.8
19JAN13.D	Calibration	Chlorobenzene-d5	9.919	1697682	333736	5.0869	381.4483	375.0000	101.7
19JAN15.D	Calibration	Chlorobenzene-d5	9.920	2354058	348824	6.7486	492.0069	500.0000	98.4
19JAN17.D	QC	Chlorobenzene-d5	9.919	535079	337386	1.5860	127.5512	125.0000	

Compound: m+p-Xylenes

Data File	Sample Type	ISTD	RT	Resp	ISTD Resp	Resp Ratio	Final Conc	Exp. Conc	Accuracy
19JAN03.D	Blank	Chlorobenzene-d5			329825		ND		
19JAN04.D	Calibration	Chlorobenzene-d5	10.036	6744	316490	0.0213	6.1738	5.0000	123.5
19JAN05.D	Calibration	Chlorobenzene-d5	10.037	31103	313722	0.0991	22.1645	25.0000	88.7
19JAN06.D	Calibration	Chlorobenzene-d5	10.036	71705	321094	0.2233	47.5617	50.0000	95.1
19JAN07.D	Calibration	Chlorobenzene-d5	10.039	136806	318877	0.4290	89.3329	100.0000	89.3
19JAN09.D	Calibration	Chlorobenzene-d5	10.039	405724	330468	1.2277	248.1048	250.0000	99.2
19JAN11.D	Calibration	Chlorobenzene-d5	10.039	887253	333271	2.6623	520.9218	500.0000	104.2
19JAN13.D	Calibration	Chlorobenzene-d5	10.037	1334216	333736	3.9978	762.4509	750.0000	101.7
19JAN15.D	Calibration	Chlorobenzene-d5	10.039	1838610	348824	5.2709	982.9557	1000.0000	98.3
19JAN17.D	QC	Chlorobenzene-d5	10.037	413361	337386	1.2252	247.6085	250.0000	

Compound: o-Xylene

Data File	Sample Type	ISTD	RT	Resp	ISTD Resp	Resp Ratio	Final Conc	Exp. Conc	Accuracy
19JAN03.D	Blank	Chlorobenzene-d5			329825		ND		
19JAN04.D	Calibration	Chlorobenzene-d5	10.432	2826	316490	0.0089	3.0886	2.5000	123.5
19JAN05.D	Calibration	Chlorobenzene-d5	10.435	13717	313722	0.0437	11.3234	12.5000	90.6
19JAN06.D	Calibration	Chlorobenzene-d5	10.427	30498	321094	0.0950	23.3834	25.0000	93.5
19JAN07.D	Calibration	Chlorobenzene-d5	10.433	58814	318877	0.1844	44.2320	50.0000	88.5
19JAN09.D	Calibration	Chlorobenzene-d5	10.433	179108	330468	0.5420	125.1872	125.0000	100.1
19JAN11.D	Calibration	Chlorobenzene-d5	10.430	387676	333271	1.1632	257.9276	250.0000	103.2
19JAN13.D	Calibration	Chlorobenzene-d5	10.433	598606	333736	1.7937	384.0157	375.0000	102.4
19JAN15.D	Calibration	Chlorobenzene-d5	10.433	822173	348824	2.3570	490.5696	500.0000	98.1

Compound: o-Xylene

Data File	Sample Type	ISTD	RT	Resp	ISTD Resp	Resp Ratio	Final Conc	Exp. Conc	Accuracy
19JAN17.D	QC	Chlorobenzene-d5	10.430	184033	337386	0.5455	125.9585	125.0000	

Compound: Styrene

Data File	Sample Type	ISTD	RT	Resp	ISTD Resp	Resp Ratio	Final Conc	Exp. Conc	Accuracy
19JAN03.D	Blank	Chlorobenzene-d5			329825		ND		
19JAN04.D	Calibration	Chlorobenzene-d5	10.444	4834	316490	0.0153	3.1839	2.5000	127.4
19JAN05.D	Calibration	Chlorobenzene-d5	10.447	21872	313722	0.0697	10.9234	12.5000	87.4
19JAN06.D	Calibration	Chlorobenzene-d5	10.446	50294	321094	0.1566	23.2215	25.0000	92.9
19JAN07.D	Calibration	Chlorobenzene-d5	10.446	97810	318877	0.3067	44.2974	50.0000	88.6
19JAN09.D	Calibration	Chlorobenzene-d5	10.446	292722	330468	0.8858	123.7696	125.0000	99.0
19JAN11.D	Calibration	Chlorobenzene-d5	10.449	646327	333271	1.9393	261.6473	250.0000	104.7
19JAN13.D	Calibration	Chlorobenzene-d5	10.449	973131	333736	2.9159	382.7382	375.0000	102.1
19JAN15.D	Calibration	Chlorobenzene-d5	10.447	1332807	348824	3.8209	489.9958	500.0000	98.0
19JAN17.D	QC	Chlorobenzene-d5	10.449	306077	337386	0.9072	126.6563	125.0000	

Compound: Bromoform

Data File	Sample Type	ISTD	RT	Resp	ISTD Resp	Resp Ratio	Final Conc	Exp. Conc	Accuracy
19JAN03.D	Blank	1,4-Dichlorobenzene-d4			253834		ND		
19JAN04.D	Calibration	1,4-Dichlorobenzene-d4	10.633	928	241587	0.0038	2.8662	2.5000	114.6
19JAN05.D	Calibration	1,4-Dichlorobenzene-d4	10.631	4402	251947	0.0175	13.0389	12.5000	104.3
19JAN06.D	Calibration	1,4-Dichlorobenzene-d4	10.628	8920	258693	0.0345	25.7324	25.0000	102.9
19JAN07.D	Calibration	1,4-Dichlorobenzene-d4	10.628	16290	262955	0.0619	46.2317	50.0000	92.5
19JAN09.D	Calibration	1,4-Dichlorobenzene-d4	10.625	45045	278012	0.1620	120.9158	125.0000	96.7
19JAN11.D	Calibration	1,4-Dichlorobenzene-d4	10.625	96001	280059	0.3428	255.8151	250.0000	102.3
19JAN13.D	Calibration	1,4-Dichlorobenzene-d4	10.625	143943	286959	0.5016	374.3438	375.0000	99.8
19JAN15.D	Calibration	1,4-Dichlorobenzene-d4	10.625	198345	291918	0.6795	507.0612	500.0000	101.4
19JAN17.D	QC	1,4-Dichlorobenzene-d4	10.622	45029	283678	0.1587	118.4586	125.0000	

Compound: p-Bromofluorobenzene

Data File	Sample Type	ISTD	RT	Resp	ISTD Resp	Resp Ratio	Final Conc	Exp. Conc	Accuracy
19JAN03.D	Blank	1,4-Dichlorobenzene-d4	10.951	244714	253834	0.9641	261.1079		
19JAN04.D	Calibration	1,4-Dichlorobenzene-d4	10.946	3195	241587	0.0132	3.5819	2.5000	143.3
19JAN05.D	Calibration	1,4-Dichlorobenzene-d4	10.954	10669	251947	0.0423	11.4690	12.5000	91.8
19JAN06.D	Calibration	1,4-Dichlorobenzene-d4	10.951	23160	258693	0.0895	24.2474	25.0000	97.0
19JAN07.D	Calibration	1,4-Dichlorobenzene-d4	10.954	45114	262955	0.1716	46.4666	50.0000	92.9
19JAN09.D	Calibration	1,4-Dichlorobenzene-d4	10.948	128330	278012	0.4616	125.0189	125.0000	100.0
19JAN11.D	Calibration	1,4-Dichlorobenzene-d4	10.951	277668	280059	0.9915	268.5266	250.0000	107.4
19JAN13.D	Calibration	1,4-Dichlorobenzene-d4	10.951	415878	286959	1.4493	392.5157	375.0000	104.7
19JAN15.D	Calibration	1,4-Dichlorobenzene-d4	10.951	572482	291918	1.9611	531.1436	500.0000	106.2
19JAN17.D	QC	1,4-Dichlorobenzene-d4	10.948	270628	283678	0.9540	258.3795	250.0000	

Compound: Bromobenzene

Data File	Sample Type	ISTD	RT	Resp	ISTD Resp	Resp Ratio	Final Conc	Exp. Conc	Accuracy
19JAN03.D	Blank	1,4-Dichlorobenzene-d4			253834		ND		
19JAN04.D	Calibration	1,4-Dichlorobenzene-d4	11.093	2095	241587	0.0087	2.6633	2.5000	106.5
19JAN05.D	Calibration	1,4-Dichlorobenzene-d4	11.091	9784	251947	0.0388	11.9266	12.5000	95.4
19JAN06.D	Calibration	1,4-Dichlorobenzene-d4	11.093	20364	258693	0.0787	24.1762	25.0000	96.7
19JAN07.D	Calibration	1,4-Dichlorobenzene-d4	11.093	39639	262955	0.1507	46.2967	50.0000	92.6
19JAN09.D	Calibration	1,4-Dichlorobenzene-d4	11.093	112733	278012	0.4055	124.5365	125.0000	99.6
19JAN11.D	Calibration	1,4-Dichlorobenzene-d4	11.093	243851	280059	0.8707	267.4139	250.0000	107.0
19JAN13.D	Calibration	1,4-Dichlorobenzene-d4	11.093	361843	286959	1.2610	387.2660	375.0000	103.3
19JAN15.D	Calibration	1,4-Dichlorobenzene-d4	11.094	501025	291918	1.7163	527.1176	500.0000	105.4
19JAN17.D	QC	1,4-Dichlorobenzene-d4	11.091	118930	283678	0.4192	128.7582	125.0000	

Compound: 1,1,2,2-Tetrachloroethane

Data File	Sample Type	ISTD	RT	Resp	ISTD Resp	Resp Ratio	Final Conc	Exp. Conc	Accuracy
19JAN03.D	Blank	1,4-Dichlorobenzene-d4			253834		ND		
19JAN04.D	Calibration	1,4-Dichlorobenzene-d4	11.116	1247	241587	0.0052	2.7802	2.5000	111.2
19JAN05.D	Calibration	1,4-Dichlorobenzene-d4	11.113	5757	251947	0.0229	12.3034	12.5000	98.4
19JAN06.D	Calibration	1,4-Dichlorobenzene-d4	11.116	12137	258693	0.0469	25.2618	25.0000	101.0
19JAN07.D	Calibration	1,4-Dichlorobenzene-d4	11.113	24493	262955	0.0931	50.1531	50.0000	100.3
19JAN09.D	Calibration	1,4-Dichlorobenzene-d4	11.113	62640	278012	0.2253	121.3181	125.0000	97.1
19JAN11.D	Calibration	1,4-Dichlorobenzene-d4	11.110	133573	280059	0.4769	256.8068	250.0000	102.7
19JAN13.D	Calibration	1,4-Dichlorobenzene-d4	11.113	199230	286959	0.6943	373.8283	375.0000	99.7
19JAN15.D	Calibration	1,4-Dichlorobenzene-d4	11.113	273124	291918	0.9356	503.7746	500.0000	100.8
19JAN17.D	QC	1,4-Dichlorobenzene-d4	11.110	65177	283678	0.2298	123.7103	125.0000	

Compound: 1,2,3-Trichloropropane

Data File	Sample Type	ISTD	RT	Resp	ISTD Resp	Resp Ratio	Final Conc	Exp. Conc	Accuracy
19JAN03.D	Blank	1,4-Dichlorobenzene-d4			253834		ND		
19JAN04.D	Calibration	1,4-Dichlorobenzene-d4	11.149	358	241587	0.0015	3.0373	2.5000	121.5
19JAN05.D	Calibration	1,4-Dichlorobenzene-d4	11.147	1522	251947	0.0060	12.3825	12.5000	99.1
19JAN06.D	Calibration	1,4-Dichlorobenzene-d4	11.144	3237	258693	0.0125	25.6435	25.0000	102.6
19JAN07.D	Calibration	1,4-Dichlorobenzene-d4	11.149	6147	262955	0.0234	47.9073	50.0000	95.8
19JAN09.D	Calibration	1,4-Dichlorobenzene-d4	11.152	16355	278012	0.0588	120.5610	125.0000	96.4
19JAN11.D	Calibration	1,4-Dichlorobenzene-d4	11.146	36124	280059	0.1290	264.3420	250.0000	105.7
19JAN13.D	Calibration	1,4-Dichlorobenzene-d4	11.149	52732	286959	0.1838	376.5948	375.0000	100.4
19JAN15.D	Calibration	1,4-Dichlorobenzene-d4	11.149	71179	291918	0.2438	499.7018	500.0000	99.9
19JAN17.D	QC	1,4-Dichlorobenzene-d4	11.152	16507	283678	0.0582	119.2511	125.0000	

Compound: 2-Chlorotoluene

Data File	Sample Type	ISTD	RT	Resp	ISTD Resp	Resp Ratio	Final Conc	Exp. Conc	Accuracy
19JAN03.D	Blank	1,4-Dichlorobenzene-d4			253834		ND		
19JAN04.D	Calibration	1,4-Dichlorobenzene-d4	11.289	2035	241587	0.0084	2.6139	2.5000	104.6
19JAN05.D	Calibration	1,4-Dichlorobenzene-d4	11.292	9032	251947	0.0358	11.1243	12.5000	89.0

Compound: 2-Chlorotoluene

Data File	Sample Type	ISTD	RT	Resp	ISTD Resp	Resp Ratio	Final Conc	Exp. Conc	Accuracy
19JAN06.D	Calibration	1,4-Dichlorobenzene-d4	11.291	20511	258693	0.0793	24.6038	25.0000	98.4
19JAN07.D	Calibration	1,4-Dichlorobenzene-d4	11.291	37139	262955	0.1412	43.8276	50.0000	87.7
19JAN09.D	Calibration	1,4-Dichlorobenzene-d4	11.291	114135	278012	0.4105	127.3956	125.0000	101.9
19JAN11.D	Calibration	1,4-Dichlorobenzene-d4	11.291	247831	280059	0.8849	274.6030	250.0000	109.8
19JAN13.D	Calibration	1,4-Dichlorobenzene-d4	11.291	365790	286959	1.2747	395.5589	375.0000	105.5
19JAN15.D	Calibration	1,4-Dichlorobenzene-d4	11.292	506556	291918	1.7353	538.4753	500.0000	107.7
19JAN17.D	QC	1,4-Dichlorobenzene-d4	11.291	117036	283678	0.4126	128.0245	125.0000	

Compound: 4-Chlorotoluene

Data File	Sample Type	ISTD	RT	Resp	ISTD Resp	Resp Ratio	Final Conc	Exp. Conc	Accuracy
19JAN03.D	Blank	1,4-Dichlorobenzene-d4			253834		ND		
19JAN04.D	Calibration	1,4-Dichlorobenzene-d4	11.400	5544	241587	0.0229	2.1986	2.5000	87.9
19JAN05.D	Calibration	1,4-Dichlorobenzene-d4	11.400	26850	251947	0.1066	10.2102	12.5000	81.7
19JAN06.D	Calibration	1,4-Dichlorobenzene-d4	11.403	64162	258693	0.2480	23.7626	25.0000	95.1
19JAN07.D	Calibration	1,4-Dichlorobenzene-d4	11.400	125553	262955	0.4775	45.7452	50.0000	91.5
19JAN09.D	Calibration	1,4-Dichlorobenzene-d4	11.400	375931	278012	1.3522	129.5521	125.0000	103.6
19JAN11.D	Calibration	1,4-Dichlorobenzene-d4	11.397	814408	280059	2.9080	278.6073	250.0000	111.4
19JAN13.D	Calibration	1,4-Dichlorobenzene-d4	11.400	1209058	286959	4.2133	403.6708	375.0000	107.6
19JAN15.D	Calibration	1,4-Dichlorobenzene-d4	11.400	1661293	291918	5.6910	545.2370	500.0000	109.0
19JAN17.D	QC	1,4-Dichlorobenzene-d4	11.400	395846	283678	1.3954	133.6905	125.0000	

Compound: 1,3-Dichlorobenzene

Data File	Sample Type	ISTD	RT	Resp	ISTD Resp	Resp Ratio	Final Conc	Exp. Conc	Accuracy
19JAN03.D	Blank	1,4-Dichlorobenzene-d4			253834		ND		
19JAN04.D	Calibration	1,4-Dichlorobenzene-d4	12.030	3715	241587	0.0154	2.6066	2.5000	104.3
19JAN05.D	Calibration	1,4-Dichlorobenzene-d4	12.033	17111	251947	0.0679	11.5123	12.5000	92.1
19JAN06.D	Calibration	1,4-Dichlorobenzene-d4	12.028	37763	258693	0.1460	24.7445	25.0000	99.0
19JAN07.D	Calibration	1,4-Dichlorobenzene-d4	12.033	73221	262955	0.2785	47.2010	50.0000	94.4
19JAN09.D	Calibration	1,4-Dichlorobenzene-d4	12.033	200403	278012	0.7208	122.1906	125.0000	97.8
19JAN11.D	Calibration	1,4-Dichlorobenzene-d4	12.033	436562	280059	1.5588	264.2369	250.0000	105.7
19JAN13.D	Calibration	1,4-Dichlorobenzene-d4	12.033	652775	286959	2.2748	385.6033	375.0000	102.8
19JAN15.D	Calibration	1,4-Dichlorobenzene-d4	12.033	895336	291918	3.0671	519.9029	500.0000	104.0
19JAN17.D	QC	1,4-Dichlorobenzene-d4	12.036	214054	283678	0.7546	127.9071	125.0000	

Compound: 1,4-Dichlorobenzene

Data File	Sample Type	ISTD	RT	Resp	ISTD Resp	Resp Ratio	Final Conc	Exp. Conc	Accuracy
19JAN03.D	Blank	1,4-Dichlorobenzene-d4			253834		ND		
19JAN04.D	Calibration	1,4-Dichlorobenzene-d4	12.122	3952	241587	0.0164	2.7200	2.5000	108.8
19JAN05.D	Calibration	1,4-Dichlorobenzene-d4	12.125	17730	251947	0.0704	11.7008	12.5000	93.6
19JAN06.D	Calibration	1,4-Dichlorobenzene-d4	12.122	38799	258693	0.1500	24.9375	25.0000	99.8
19JAN07.D	Calibration	1,4-Dichlorobenzene-d4	12.122	72168	262955	0.2745	45.6332	50.0000	91.3
19JAN09.D	Calibration	1,4-Dichlorobenzene-d4	12.122	205880	278012	0.7405	123.1312	125.0000	98.5

Compound: 1,4-Dichlorobenzene

Data File	Sample Type	ISTD	RT	Resp	ISTD Resp	Resp Ratio	Final Conc	Exp. Conc	Accuracy
19JAN11.D	Calibration	1,4-Dichlorobenzene-d4	12.122	438291	280059	1.5650	260.2139	250.0000	104.1
19JAN13.D	Calibration	1,4-Dichlorobenzene-d4	12.122	656962	286959	2.2894	380.6606	375.0000	101.5
19JAN15.D	Calibration	1,4-Dichlorobenzene-d4	12.123	899595	291918	3.0817	512.3936	500.0000	102.5
19JAN17.D	QC	1,4-Dichlorobenzene-d4	12.122	216533	283678	0.7633	126.9159	125.0000	

Compound: 1,2-Dichlorobenzene

Data File	Sample Type	ISTD	RT	Resp	ISTD Resp	Resp Ratio	Final Conc	Exp. Conc	Accuracy
19JAN03.D	Blank	1,4-Dichlorobenzene-d4			253834		ND		
19JAN04.D	Calibration	1,4-Dichlorobenzene-d4	12.488	3048	241587	0.0126	2.5616	2.5000	102.5
19JAN05.D	Calibration	1,4-Dichlorobenzene-d4	12.496	14345	251947	0.0569	11.5601	12.5000	92.5
19JAN06.D	Calibration	1,4-Dichlorobenzene-d4	12.496	31975	258693	0.1236	25.0956	25.0000	100.4
19JAN07.D	Calibration	1,4-Dichlorobenzene-d4	12.493	59208	262955	0.2252	45.7163	50.0000	91.4
19JAN09.D	Calibration	1,4-Dichlorobenzene-d4	12.493	169723	278012	0.6105	123.9507	125.0000	99.2
19JAN11.D	Calibration	1,4-Dichlorobenzene-d4	12.493	366153	280059	1.3074	265.4514	250.0000	106.2
19JAN13.D	Calibration	1,4-Dichlorobenzene-d4	12.493	546389	286959	1.9041	386.5930	375.0000	103.1
19JAN15.D	Calibration	1,4-Dichlorobenzene-d4	12.493	753439	291918	2.5810	524.0336	500.0000	104.8
19JAN17.D	QC	1,4-Dichlorobenzene-d4	12.493	177148	283678	0.6245	126.7893	125.0000	

Initial Calibration Report - VOA5975C

Method Path	\\MASSHUNTER\Org\Data\Methods\Quant\VOA5975C\VOA5975C_011922_CAL
Method File	VOA5975C_8260B_SHT_DoD_L4_011922.m
Batch Name	D:\Org\Data\VOA5975C\VG011922\QuantResults\VG011922_8260B.batch.bin
Last Calib Update	1/20/2022 9:28:12 AM

Level Name	Calibration Files	Acq. Date-Time	Level Last Update Time
1	D:\Org\Data\VOA5975C\VG011922\19JAN04.D	1/19/2022 10:48:21 AM	1/20/2022 9:28:12 AM
2	D:\Org\Data\VOA5975C\VG011922\19JAN05.D	1/19/2022 11:15:33 AM	1/20/2022 9:28:12 AM
3	D:\Org\Data\VOA5975C\VG011922\19JAN06.D	1/19/2022 11:42:44 AM	1/20/2022 9:28:12 AM
4	D:\Org\Data\VOA5975C\VG011922\19JAN07.D	1/19/2022 12:09:57 PM	1/20/2022 9:28:12 AM
5	D:\Org\Data\VOA5975C\VG011922\19JAN09.D	1/19/2022 1:04:20 PM	1/20/2022 9:28:12 AM
6	D:\Org\Data\VOA5975C\VG011922\19JAN11.D	1/19/2022 1:58:41 PM	1/20/2022 9:28:12 AM
7	D:\Org\Data\VOA5975C\VG011922\19JAN13.D	1/19/2022 2:53:18 PM	1/20/2022 9:28:12 AM
8	D:\Org\Data\VOA5975C\VG011922\19JAN15.D	1/19/2022 3:47:49 PM	1/20/2022 9:28:12 AM

Compound	Curve Fit	1	2	3	4	5	6	7	8	Avg RF	%RSD
I Fluorobenzene						ISTD					
T Dichlorodifluoromethane	Avg RF		0.3158	0.3390	0.3211	0.3472	0.3484	0.3373	0.3443	0.3362	3.821
T Chloromethane	Avg RF		0.3834	0.4130	0.3928	0.3983	0.3962	0.3942	0.3924	0.3958	2.254
T Vinyl chloride	Avg RF		0.3542	0.3674	0.3437	0.3598	0.3733	0.3573	0.3660	0.3602	2.711
T Bromomethane	Quadratic		0.1347	0.1483	0.1423	0.1393	0.1758	0.1756	0.1773	0.1562	12.289
T Chloroethane	Avg RF		0.1637	0.1844	0.1647	0.1531	0.1953	0.1737	0.1580	0.1704	8.825
T Trichlorofluoromethane	Avg RF		0.4212	0.4390	0.4093	0.4530	0.4337	0.4239	0.4435	0.4320	3.437
T 1,1-Dichloroethene	Avg RF		0.2351	0.2526	0.2396	0.2473	0.2668	0.2563	0.2618	0.2514	4.580
T Methylene chloride	Avg RF		0.3914	0.3986	0.3608	0.3509	0.3551	0.3507	0.3506	0.3654	5.639
T trans-1,2-Dichloroethene	Avg RF		0.2603	0.2608	0.2402	0.2580	0.2673	0.2652	0.2658	0.2597	3.554
T Methyl tert-butyl ether (MTBE)	Avg RF		0.3168	0.3053	0.3077	0.3206	0.3385	0.3373	0.3458	0.3245	4.935
T 1,1-Dichloroethane	Avg RF		0.4607	0.4923	0.4681	0.4813	0.5055	0.4904	0.5035	0.4860	3.491
T 2,2-Dichloropropane	Avg RF		0.3539	0.3731	0.3513	0.3591	0.3793	0.3732	0.3737	0.3662	3.048
T cis-1,2-Dichloroethene	Avg RF		0.2459	0.2542	0.2424	0.2640	0.2780	0.2752	0.2807	0.2629	5.976
T Methyl ethyl ketone	Avg RF		0.0374	0.0353	0.0361	0.0361	0.0398	0.0401	0.0411	0.0380 #	6.174
T Bromochloromethane	Avg RF		0.1054	0.1097	0.1059	0.1076	0.1140	0.1096	0.1066	0.1084	2.751
T Chloroform	Avg RF	0.5950	0.4630	0.4662	0.4591	0.4593	0.4805	0.4779	0.4807	0.4852	9.335
T 1,1,1-Trichloroethane	Avg RF		0.4137	0.4404	0.4315	0.4434	0.4735	0.4594	0.4719	0.4477	4.892
S Dibromofluoromethane	Avg RF		0.2371	0.2423	0.2384	0.2360	0.2535	0.2426	0.2452	0.2421	2.473
T Carbon tetrachloride	Avg RF		0.3928	0.4272	0.4113	0.4306	0.4623	0.4502	0.4651	0.4342	6.165
T 1,1-Dichloropropene	Avg RF		0.3092	0.3377	0.3242	0.3659	0.4003	0.3961	0.4080	0.3630	10.993
S 1,2-Dichloroethane-d4	Avg RF		0.1045	0.1053	0.1018	0.1060	0.1062	0.1038	0.1044	0.1046	1.436
T Benzene	Avg RF	1.0522	0.9365	0.9366	0.9271	0.9943	1.0522	1.0453	1.0455	0.9987	5.735
T 1,2-Dichloroethane	Avg RF	0.3200	0.2770	0.2661	0.2700	0.2552	0.2708	0.2747	0.2730	0.2758	6.912
I Chlorobenzene-d5						ISTD					
T Trichloroethene	Avg RF		0.6980	0.7284	0.6933	0.7293	0.7973	0.7989	0.7938	0.7484	6.301
T 1,2-Dichloropropane	Avg RF		0.6056	0.6332	0.6073	0.6473	0.7055	0.7047	0.7028	0.6580	6.934
T Dibromomethane	Avg RF		0.2606	0.2833	0.2650	0.2703	0.2924	0.2872	0.2829	0.2774	4.345
T Bromodichloromethane	Avg RF		0.7666	0.7763	0.7280	0.7564	0.8115	0.8159	0.8051	0.7799	4.176

Compound	Curve Fit	1	2	3	4	5	6	7	8	Avg RF	%RSD
T cis-1,3-Dichloropropene	Avg RF		0.7951	0.7775	0.7423	0.8449	0.9336	0.9428	0.9548	0.8559	10.258
S Toluene-d8	Avg RF		2.1644	2.2444	2.2362	2.4983	2.6564	2.6558	2.6175	2.4390	8.920
T Toluene	Avg RF	1.7233	1.3961	1.5086	1.4522	1.6313	1.7615	1.7781	1.7547	1.6257	9.427
T trans-1,3-Dichloropropene	Avg RF		0.5581	0.5797	0.5646	0.6224	0.6714	0.6895	0.6842	0.6243	9.247
T 1,1,2-Trichloroethane	Avg RF		0.3036	0.3046	0.3016	0.3194	0.3310	0.3344	0.3274	0.3174	4.423
T Tetrachloroethene	Avg RF	0.6920	0.5715	0.6589	0.6076	0.6608	0.6949	0.6916	0.6967	0.6592	7.062
T 1,3-Dichloropropane	Avg RF		0.6367	0.6293	0.5981	0.6136	0.6692	0.6785	0.6713	0.6424	4.860
T Chlorodibromomethane	Avg RF		0.5090	0.4929	0.4704	0.5034	0.5346	0.5374	0.5310	0.5112	4.854
T 1,2-Dibromoethane	Avg RF		0.3147	0.3554	0.3241	0.3540	0.3729	0.3694	0.3637	0.3506	6.435
T Chlorobenzene	Avg RF		1.7014	1.7326	1.6656	1.7511	1.8757	1.8882	1.8609	1.7822	5.108
T 1,1,1,2-Tetrachloroethane	Avg RF		0.6022	0.6078	0.5863	0.6143	0.6581	0.6588	0.6497	0.6253	4.745
T Ethylbenzene	Quadratic	2.7912	2.7400	2.8524	2.6947	3.0570	3.3515	3.3913	3.3743	3.0316	9.960
T m+p-Xylenes	Quadratic	1.0654	0.9914	1.1166	1.0726	1.2277	1.3311	1.3326	1.3177	1.1819	11.601
T o-Xylene	Quadratic	0.8929	0.8745	0.9498	0.9222	1.0840	1.1632	1.1958	1.1785	1.0326	13.257
T Styrene	Quadratic	1.5274	1.3944	1.5663	1.5337	1.7716	1.9393	1.9439	1.9104	1.6984	12.879
I 1,4-Dichlorobenzene-d4				---------- ISTD ----------							
T Bromoform	Avg RF		0.3494	0.3448	0.3097	0.3241	0.3428	0.3344	0.3397	0.3350	4.125
S p-Bromofluorobenzene	Avg RF		0.8469	0.8953	0.8578	0.9232	0.9915	0.9662	0.9806	0.9231	6.358
T Bromobenzene	Avg RF		0.7767	0.7872	0.7537	0.8110	0.8707	0.8406	0.8582	0.8140	5.409
T 1,1,2,2-Tetrachloroethane	Avg RF		0.4570	0.4692	0.4657	0.4506	0.4769	0.4629	0.4678	0.4643	1.845
T 1,2,3-Trichloropropane	Avg RF		0.1208	0.1251	0.1169	0.1177	0.1290	0.1225	0.1219	0.1220	3.434
T 2-Chlorotoluene	Avg RF		0.7170	0.7929	0.7062	0.8211	0.8849	0.8498	0.8676	0.8056	8.811
T 4-Chlorotoluene	Avg RF		2.1314	2.4802	2.3873	2.7044	2.9080	2.8089	2.8455	2.6094	10.931
T 1,3-Dichlorobenzene	Avg RF	1.5377	1.3583	1.4598	1.3923	1.4417	1.5588	1.5165	1.5335	1.4748	4.990
T 1,4-Dichlorobenzene	Avg RF	1.6358	1.4074	1.4998	1.3723	1.4811	1.5650	1.5263	1.5408	1.5036	5.631
T 1,2-Dichlorobenzene	Avg RF	1.2617	1.1387	1.2360	1.1258	1.2210	1.3074	1.2694	1.2905	1.2313	5.447

(RedFont and #) = Outlier Flag; (I) = Internal Standard; (T) = Target; (S) = Surrogate; (M) = Matrix Spike

Compounds with Curve fitting not using Avg Response Factor:

Compound	Curve Fit	Curve Fit Formula	Curve Fit R2
T Bromomethane	Quadratic	y = 0.015061 * x ^ 2 + 0.150956 * x - 0.001123	0.997553
T Ethylbenzene	Quadratic	y = 0.212781 * x ^ 2 + 3.013988 * x - 0.007186	0.998933
T m+p-Xylenes	Quadratic	y = 0.032978 * x ^ 2 + 1.213111 * x - 0.008669	0.998704
T o-Xylene	Quadratic	y = 0.077136 * x ^ 2 + 1.051862 * x - 0.004078	0.998666
T Styrene	Quadratic	y = 0.102118 * x ^ 2 + 1.752890 * x - 0.007067	0.998333

(RedFont and #) = Outlier Flag; (I) = Internal Standard; (T) = Target; (S) = Surrogate; (M) = Matrix Spike

Calibration Report

Batch Path	D:\Org\Data\VOA5975C\VG011922\QuantResults\VG011922_8260B.batch.bin		
Analysis Time	1/22/2022 1:32 PM	**Analyst Name**	BL2000\mchavez
Report Time	1/22/2022 1:35:39 PM	**Reporter Name**	BL2000\mchavez
Last Calib Update	1/20/2022 9:28 AM	**Batch State**	Processed
Quant Batch Version	10.0	**Quant Report Version**	10.0

Dichlorodifluoromethane %RSE = 3.8

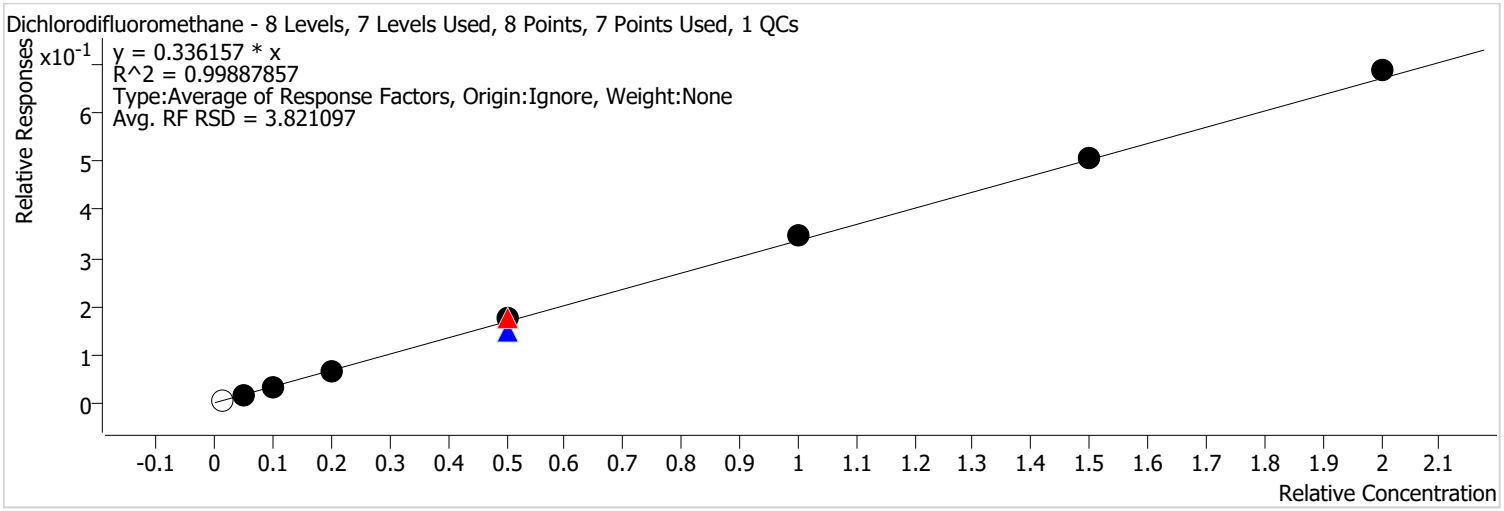

Calibration STD Path	Cal Type	Level	Enabled	Resp.	Exp. Conc	Resp. Factor	Level RSD
D:\Org\Data\VOA5975C\VG011922\19JAN04.D	Calibration	1		4690	2.5000	0.5905	
D:\Org\Data\VOA5975C\VG011922\19JAN05.D	Calibration	2	x	12682	12.5000	0.3158	
D:\Org\Data\VOA5975C\VG011922\19JAN06.D	Calibration	3	x	27745	25.0000	0.3390	
D:\Org\Data\VOA5975C\VG011922\19JAN07.D	Calibration	4	x	51785	50.0000	0.3211	
D:\Org\Data\VOA5975C\VG011922\19JAN09CC.D	CC	CC	x	148367	125.0000	0.3472	
D:\Org\Data\VOA5975C\VG011922\19JAN17.D	QC	QC	x	130579	125.0000	0.2944	
D:\Org\Data\VOA5975C\VG011922\19JAN09.D	Calibration	5	x	148367	125.0000	0.3472	
D:\Org\Data\VOA5975C\VG011922\19JAN11.D	Calibration	6	x	304740	250.0000	0.3484	
D:\Org\Data\VOA5975C\VG011922\19JAN13.D	Calibration	7	x	452793	375.0000	0.3373	
D:\Org\Data\VOA5975C\VG011922\19JAN15.D	Calibration	8	x	629961	500.0000	0.3443	

Calibration Report

Batch Path	D:\Org\Data\VOA5975C\VG011922\QuantResults\VG011922_8260B.batch.bin		
Analysis Time	1/22/2022 1:32 PM	**Analyst Name**	BL2000\mchavez
Report Time	1/22/2022 1:35:43 PM	**Reporter Name**	BL2000\mchavez
Last Calib Update	1/20/2022 9:28 AM	**Batch State**	Processed
Quant Batch Version	10.0	**Quant Report Version**	10.0

Chloromethane %RSE = 2.3

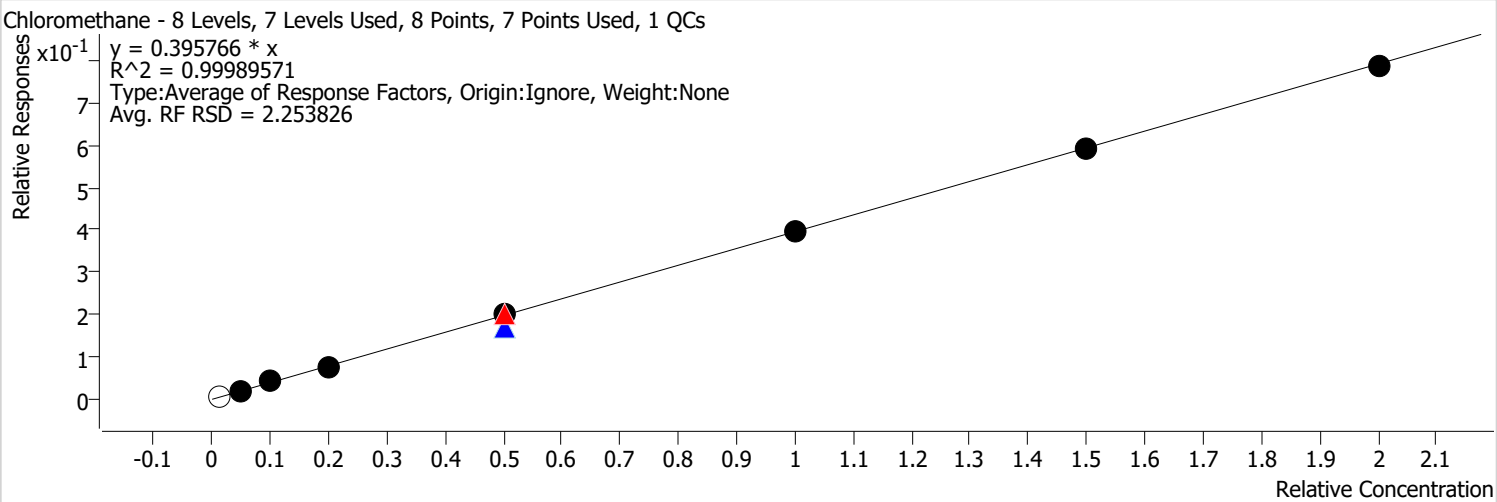

Calibration STD Path	Cal Type	Level	Enabled	Resp.	Exp. Conc	Resp. Factor	Level RSD
D:\Org\Data\VOA5975C\VG011922\19JAN04.D	Calibration	1		6614	2.5000	0.8327	
D:\Org\Data\VOA5975C\VG011922\19JAN05.D	Calibration	2	x	15397	12.5000	0.3834	
D:\Org\Data\VOA5975C\VG011922\19JAN06.D	Calibration	3	x	33801	25.0000	0.4130	
D:\Org\Data\VOA5975C\VG011922\19JAN07.D	Calibration	4	x	63351	50.0000	0.3928	
D:\Org\Data\VOA5975C\VG011922\19JAN09CC.D	CC	CC	x	170190	125.0000	0.3983	
D:\Org\Data\VOA5975C\VG011922\19JAN17.D	QC	QC	x	151864	125.0000	0.3424	
D:\Org\Data\VOA5975C\VG011922\19JAN09.D	Calibration	5	x	170190	125.0000	0.3983	
D:\Org\Data\VOA5975C\VG011922\19JAN11.D	Calibration	6	x	346531	250.0000	0.3962	
D:\Org\Data\VOA5975C\VG011922\19JAN13.D	Calibration	7	x	529250	375.0000	0.3942	
D:\Org\Data\VOA5975C\VG011922\19JAN15.D	Calibration	8	x	718053	500.0000	0.3924	

Calibration Report

Batch Path	D:\Org\Data\VOA5975C\VG011922\QuantResults\VG011922_8260B.batch.bin		
Analysis Time	1/22/2022 1:32 PM	**Analyst Name**	BL2000\mchavez
Report Time	1/22/2022 1:35:43 PM	**Reporter Name**	BL2000\mchavez
Last Calib Update	1/20/2022 9:28 AM	**Batch State**	Processed
Quant Batch Version	10.0	**Quant Report Version**	10.0

Vinyl chloride %RSE = 2.7

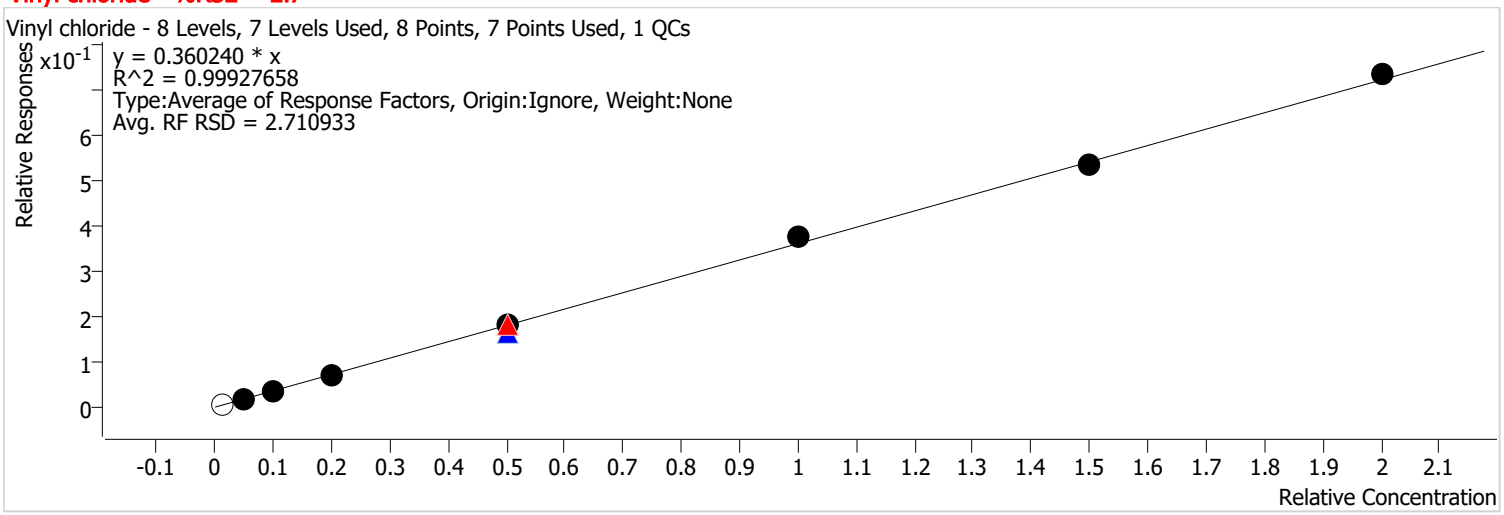

Calibration STD Path	Cal Type	Level	Enabled	Resp.	Exp. Conc	Resp. Factor	Level RSD
D:\Org\Data\VOA5975C\VG011922\19JAN04.D	Calibration	1		5818	2.5000	0.7325	
D:\Org\Data\VOA5975C\VG011922\19JAN05.D	Calibration	2	x	14225	12.5000	0.3542	
D:\Org\Data\VOA5975C\VG011922\19JAN06.D	Calibration	3	x	30072	25.0000	0.3674	
D:\Org\Data\VOA5975C\VG011922\19JAN07.D	Calibration	4	x	55437	50.0000	0.3437	
D:\Org\Data\VOA5975C\VG011922\19JAN09CC.D	CC	CC	x	153733	125.0000	0.3598	
D:\Org\Data\VOA5975C\VG011922\19JAN17.D	QC	QC	x	147423	125.0000	0.3324	
D:\Org\Data\VOA5975C\VG011922\19JAN09.D	Calibration	5	x	153733	125.0000	0.3598	
D:\Org\Data\VOA5975C\VG011922\19JAN11.D	Calibration	6	x	326478	250.0000	0.3733	
D:\Org\Data\VOA5975C\VG011922\19JAN13.D	Calibration	7	x	479607	375.0000	0.3573	
D:\Org\Data\VOA5975C\VG011922\19JAN15.D	Calibration	8	x	669671	500.0000	0.3660	

Calibration Report

Batch Path	D:\Org\Data\VOA5975C\VG011922\QuantResults\VG011922_8260B.batch.bin		
Analysis Time	1/22/2022 1:32 PM	**Analyst Name**	BL2000\mchavez
Report Time	1/22/2022 1:35:43 PM	**Reporter Name**	BL2000\mchavez
Last Calib Update	1/20/2022 9:28 AM	**Batch State**	Processed
Quant Batch Version	10.0	**Quant Report Version**	10.0

Bromomethane %RSE = 7.0

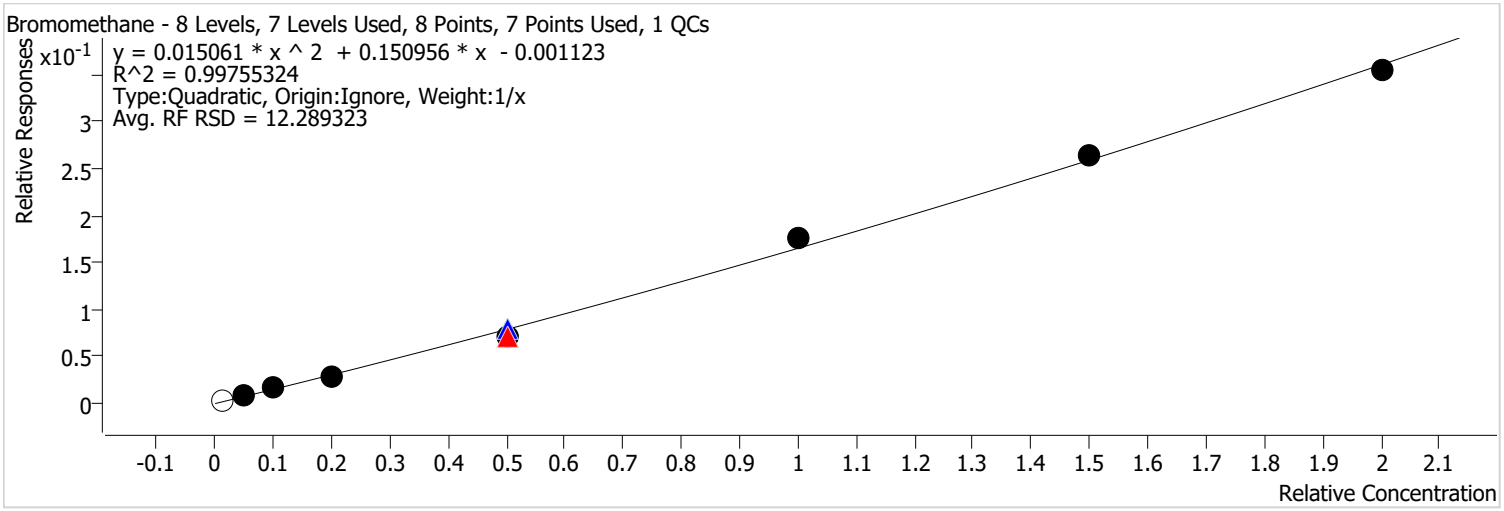

Calibration STD Path	Cal Type	Level	Enabled	Resp.	Exp. Conc	Resp. Factor	Level RSD
D:\Org\Data\VOA5975C\VG011922\19JAN04.D	Calibration	1		2332	2.5000	0.2936	
D:\Org\Data\VOA5975C\VG011922\19JAN05.D	Calibration	2	x	5411	12.5000	0.1347	
D:\Org\Data\VOA5975C\VG011922\19JAN06.D	Calibration	3	x	12135	25.0000	0.1483	
D:\Org\Data\VOA5975C\VG011922\19JAN07.D	Calibration	4	x	22944	50.0000	0.1423	
D:\Org\Data\VOA5975C\VG011922\19JAN09CC.D	CC	CC	x	59520	125.0000	0.1393	
D:\Org\Data\VOA5975C\VG011922\19JAN17.D	QC	QC	x	69568	125.0000	0.1569	
D:\Org\Data\VOA5975C\VG011922\19JAN09.D	Calibration	5	x	59520	125.0000	0.1393	
D:\Org\Data\VOA5975C\VG011922\19JAN11.D	Calibration	6	x	153759	250.0000	0.1758	
D:\Org\Data\VOA5975C\VG011922\19JAN13.D	Calibration	7	x	235754	375.0000	0.1756	
D:\Org\Data\VOA5975C\VG011922\19JAN15.D	Calibration	8	x	324434	500.0000	0.1773	

Batch Path	D:\Org\Data\VOA5975C\VG011922\QuantResults\VG011922_8260B.batch.bin		
Analysis Time	1/22/2022 1:32 PM	**Analyst Name**	BL2000\mchavez
Report Time	1/22/2022 1:35:43 PM	**Reporter Name**	BL2000\mchavez
Last Calib Update	1/20/2022 9:28 AM	**Batch State**	Processed
Quant Batch Version	10.0	**Quant Report Version**	10.0

Chloroethane %RSE = 8.8

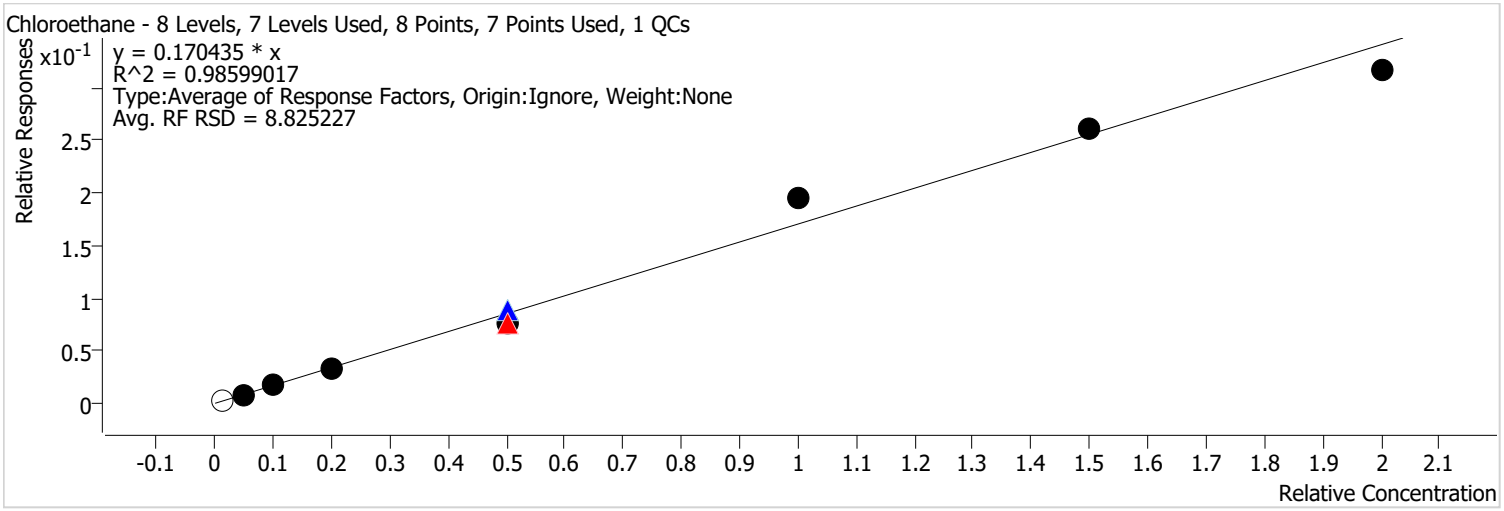

Calibration STD Path	Cal Type	Level	Enabled	Resp.	Exp. Conc	Resp. Factor	Level RSD
D:\Org\Data\VOA5975C\VG011922\19JAN04.D	Calibration	1		2651	2.5000	0.3338	
D:\Org\Data\VOA5975C\VG011922\19JAN05.D	Calibration	2	x	6576	12.5000	0.1637	
D:\Org\Data\VOA5975C\VG011922\19JAN06.D	Calibration	3	x	15096	25.0000	0.1844	
D:\Org\Data\VOA5975C\VG011922\19JAN07.D	Calibration	4	x	26569	50.0000	0.1647	
D:\Org\Data\VOA5975C\VG011922\19JAN09CC.D	CC	CC	x	65407	125.0000	0.1531	
D:\Org\Data\VOA5975C\VG011922\19JAN17.D	QC	QC	x	77755	125.0000	0.1753	
D:\Org\Data\VOA5975C\VG011922\19JAN09.D	Calibration	5	x	65407	125.0000	0.1531	
D:\Org\Data\VOA5975C\VG011922\19JAN11.D	Calibration	6	x	170795	250.0000	0.1953	
D:\Org\Data\VOA5975C\VG011922\19JAN13.D	Calibration	7	x	233233	375.0000	0.1737	
D:\Org\Data\VOA5975C\VG011922\19JAN15.D	Calibration	8	x	289150	500.0000	0.1580	

Calibration Report

Batch Path	D:\Org\Data\VOA5975C\VG011922\QuantResults\VG011922_8260B.batch.bin		
Analysis Time	1/22/2022 1:32 PM	**Analyst Name**	BL2000\mchavez
Report Time	1/22/2022 1:35:43 PM	**Reporter Name**	BL2000\mchavez
Last Calib Update	1/20/2022 9:28 AM	**Batch State**	Processed
Quant Batch Version	10.0	**Quant Report Version**	10.0

Trichlorofluoromethane %RSE = 3.4

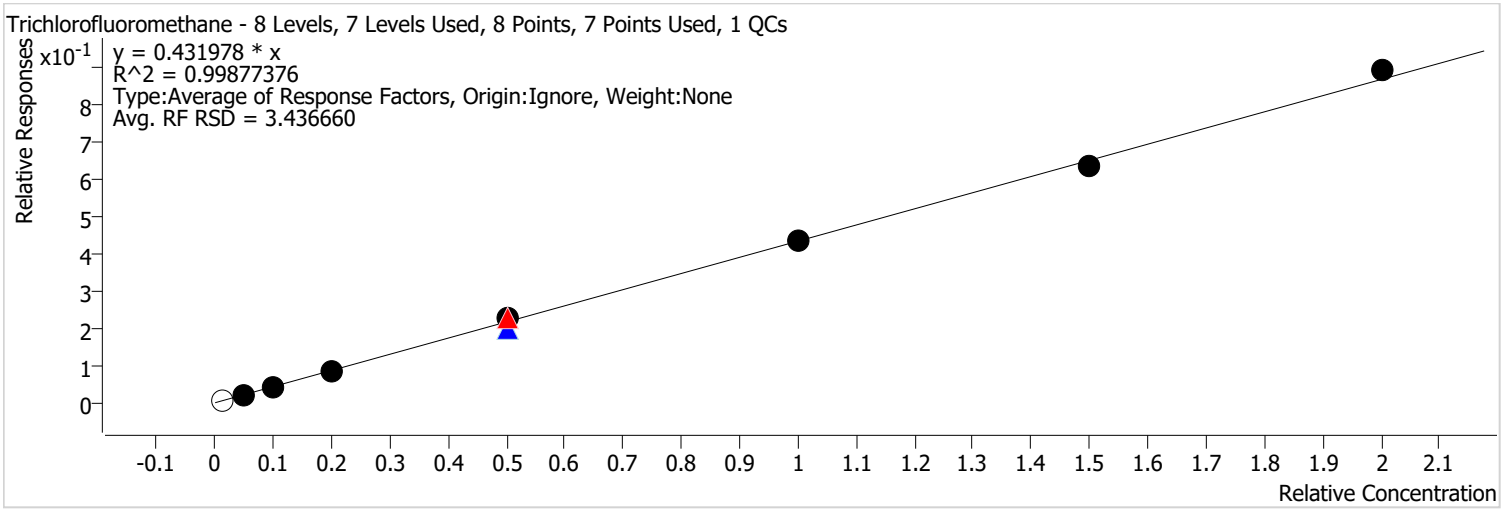

Calibration STD Path	Cal Type	Level	Enabled	Resp.	Exp. Conc	Resp. Factor	Level RSD
D:\Org\Data\VOA5975C\VG011922\19JAN04.D	Calibration	1		6220	2.5000	0.7831	
D:\Org\Data\VOA5975C\VG011922\19JAN05.D	Calibration	2	x	16916	12.5000	0.4212	
D:\Org\Data\VOA5975C\VG011922\19JAN06.D	Calibration	3	x	35936	25.0000	0.4390	
D:\Org\Data\VOA5975C\VG011922\19JAN07.D	Calibration	4	x	66016	50.0000	0.4093	
D:\Org\Data\VOA5975C\VG011922\19JAN09CC.D	CC	CC	x	193579	125.0000	0.4530	
D:\Org\Data\VOA5975C\VG011922\19JAN17.D	QC	QC	x	172504	125.0000	0.3890	
D:\Org\Data\VOA5975C\VG011922\19JAN09.D	Calibration	5	x	193579	125.0000	0.4530	
D:\Org\Data\VOA5975C\VG011922\19JAN11.D	Calibration	6	x	379318	250.0000	0.4337	
D:\Org\Data\VOA5975C\VG011922\19JAN13.D	Calibration	7	x	569126	375.0000	0.4239	
D:\Org\Data\VOA5975C\VG011922\19JAN15.D	Calibration	8	x	811600	500.0000	0.4435	

Batch Path	D:\Org\Data\VOA5975C\VG011922\QuantResults\VG011922_8260B.batch.bin		
Analysis Time	1/22/2022 1:32 PM	**Analyst Name**	BL2000\mchavez
Report Time	1/22/2022 1:35:43 PM	**Reporter Name**	BL2000\mchavez
Last Calib Update	1/20/2022 9:28 AM	**Batch State**	Processed
Quant Batch Version	10.0	**Quant Report Version**	10.0

1,1-Dichloroethene %RSE = 4.6

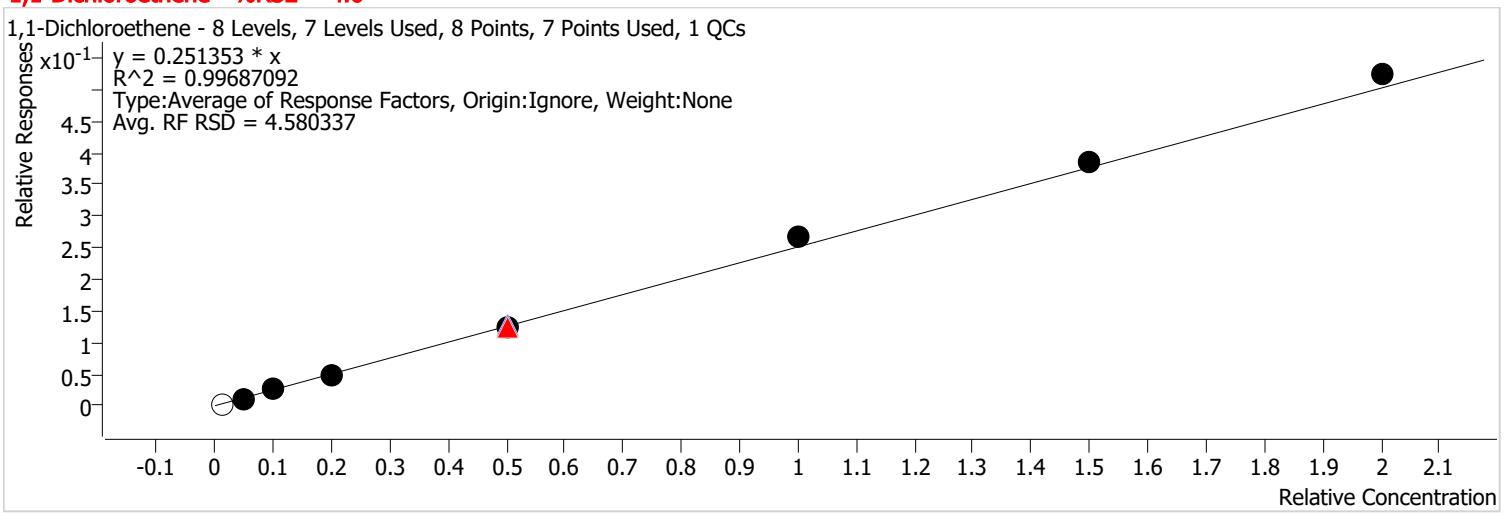

Calibration STD Path	Cal Type	Level	Enabled	Resp.	Exp. Conc	Resp. Factor	Level RSD
D:\Org\Data\VOA5975C\VG011922\19JAN04.D	Calibration	1		2342	2.5000	0.2949	
D:\Org\Data\VOA5975C\VG011922\19JAN05.D	Calibration	2	x	9440	12.5000	0.2351	
D:\Org\Data\VOA5975C\VG011922\19JAN06.D	Calibration	3	x	20674	25.0000	0.2526	
D:\Org\Data\VOA5975C\VG011922\19JAN07.D	Calibration	4	x	38644	50.0000	0.2396	
D:\Org\Data\VOA5975C\VG011922\19JAN09CC.D	CC	CC	x	105649	125.0000	0.2473	
D:\Org\Data\VOA5975C\VG011922\19JAN17.D	QC	QC	x	113673	125.0000	0.2563	
D:\Org\Data\VOA5975C\VG011922\19JAN09.D	Calibration	5	x	105649	125.0000	0.2473	
D:\Org\Data\VOA5975C\VG011922\19JAN11.D	Calibration	6	x	233356	250.0000	0.2668	
D:\Org\Data\VOA5975C\VG011922\19JAN13.D	Calibration	7	x	344045	375.0000	0.2563	
D:\Org\Data\VOA5975C\VG011922\19JAN15.D	Calibration	8	x	479145	500.0000	0.2618	

Batch Path	D:\Org\Data\VOA5975C\VG011922\QuantResults\VG011922_8260B.batch.bin		
Analysis Time	1/22/2022 1:32 PM	**Analyst Name**	BL2000\mchavez
Report Time	1/22/2022 1:35:43 PM	**Reporter Name**	BL2000\mchavez
Last Calib Update	1/20/2022 9:28 AM	**Batch State**	Processed
Quant Batch Version	10.0	**Quant Report Version**	10.0

Methylene chloride %RSE = 5.6

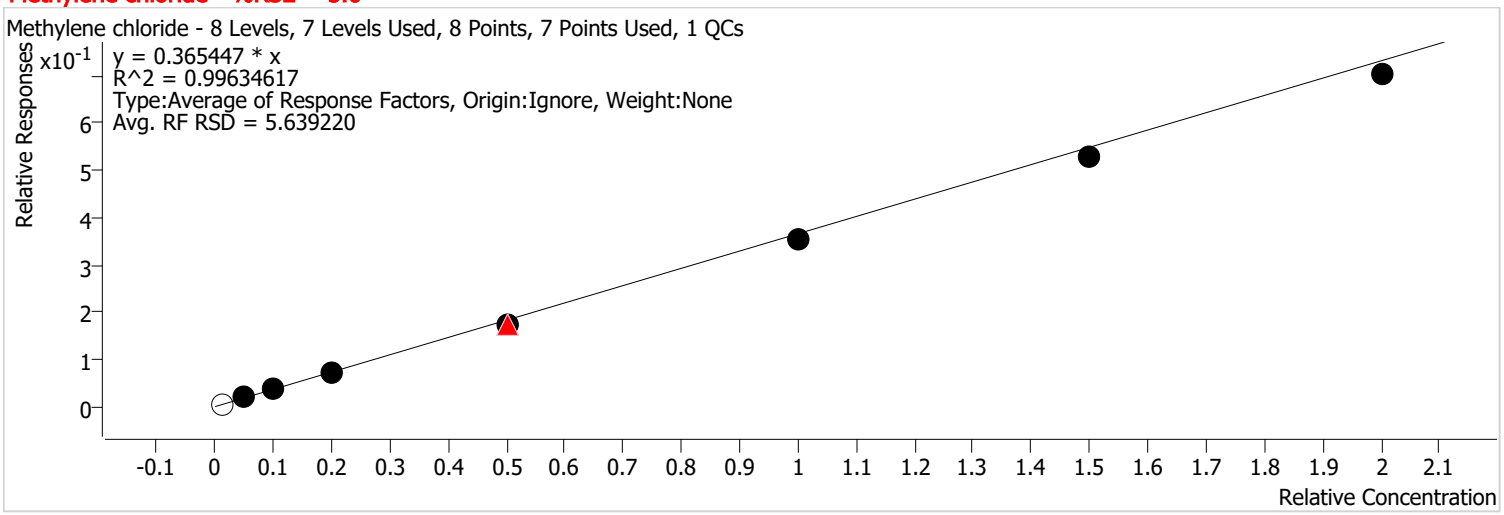

Calibration STD Path	Cal Type	Level	Enabled	Resp.	Exp. Conc	Resp. Factor	Level RSD
D:\Org\Data\VOA5975C\VG011922\19JAN04.D	Calibration	1		4701	2.5000	0.5919	
D:\Org\Data\VOA5975C\VG011922\19JAN05.D	Calibration	2	x	15719	12.5000	0.3914	
D:\Org\Data\VOA5975C\VG011922\19JAN06.D	Calibration	3	x	32623	25.0000	0.3986	
D:\Org\Data\VOA5975C\VG011922\19JAN07.D	Calibration	4	x	58184	50.0000	0.3608	
D:\Org\Data\VOA5975C\VG011922\19JAN09CC.D	CC	CC	x	149957	125.0000	0.3509	
D:\Org\Data\VOA5975C\VG011922\19JAN17.D	QC	QC	x	152883	125.0000	0.3447	
D:\Org\Data\VOA5975C\VG011922\19JAN09.D	Calibration	5	x	149957	125.0000	0.3509	
D:\Org\Data\VOA5975C\VG011922\19JAN11.D	Calibration	6	x	310597	250.0000	0.3551	
D:\Org\Data\VOA5975C\VG011922\19JAN13.D	Calibration	7	x	470733	375.0000	0.3507	
D:\Org\Data\VOA5975C\VG011922\19JAN15.D	Calibration	8	x	641583	500.0000	0.3506	

Batch Path	D:\Org\Data\VOA5975C\VG011922\QuantResults\VG011922_8260B.batch.bin		
Analysis Time	1/22/2022 1:32 PM	**Analyst Name**	BL2000\mchavez
Report Time	1/22/2022 1:35:43 PM	**Reporter Name**	BL2000\mchavez
Last Calib Update	1/20/2022 9:28 AM	**Batch State**	Processed
Quant Batch Version	10.0	**Quant Report Version**	10.0

trans-1,2-Dichloroethene %RSE = 3.6

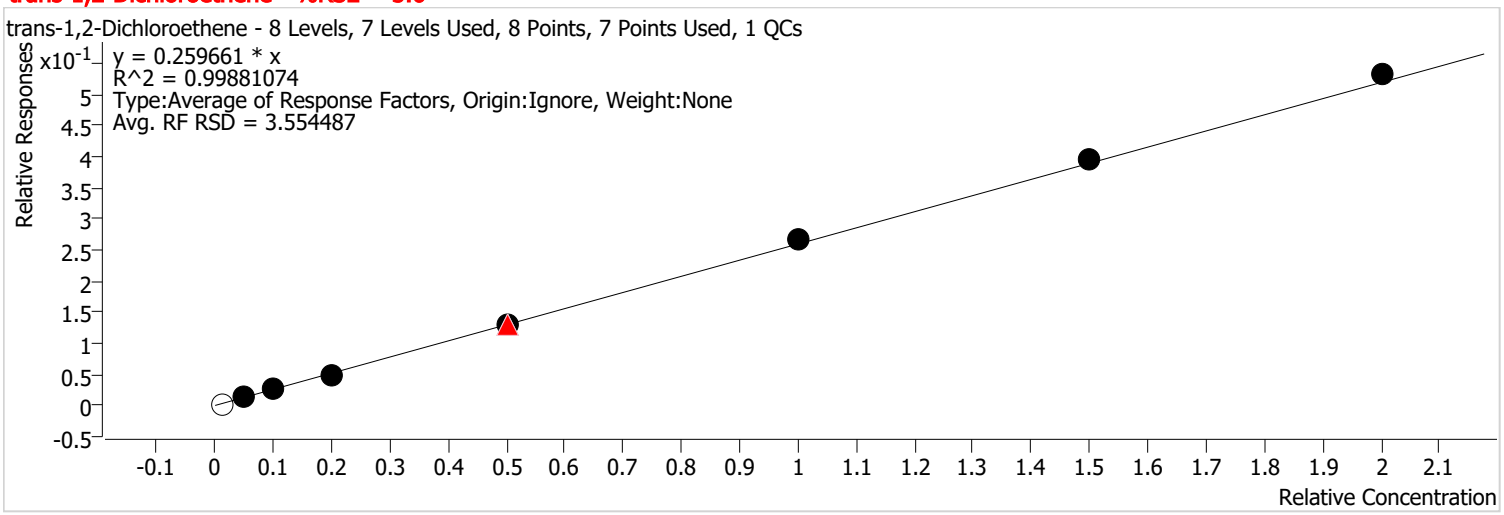

Calibration STD Path	Cal Type	Level	Enabled	Resp.	Exp. Conc	Resp. Factor	Level RSD
D:\Org\Data\VOA5975C\VG011922\19JAN04.D	Calibration	1		2132	2.5000	0.2684	
D:\Org\Data\VOA5975C\VG011922\19JAN05.D	Calibration	2	x	10455	12.5000	0.2603	
D:\Org\Data\VOA5975C\VG011922\19JAN06.D	Calibration	3	x	21348	25.0000	0.2608	
D:\Org\Data\VOA5975C\VG011922\19JAN07.D	Calibration	4	x	38732	50.0000	0.2402	
D:\Org\Data\VOA5975C\VG011922\19JAN09CC.D	CC	CC	x	110255	125.0000	0.2580	
D:\Org\Data\VOA5975C\VG011922\19JAN17.D	QC	QC	x	115302	125.0000	0.2600	
D:\Org\Data\VOA5975C\VG011922\19JAN09.D	Calibration	5	x	110255	125.0000	0.2580	
D:\Org\Data\VOA5975C\VG011922\19JAN11.D	Calibration	6	x	233769	250.0000	0.2673	
D:\Org\Data\VOA5975C\VG011922\19JAN13.D	Calibration	7	x	355984	375.0000	0.2652	
D:\Org\Data\VOA5975C\VG011922\19JAN15.D	Calibration	8	x	486383	500.0000	0.2658	

Batch Path	D:\Org\Data\VOA5975C\VG011922\QuantResults\VG011922_8260B.batch.bin		
Analysis Time	1/22/2022 1:32 PM	**Analyst Name**	BL2000\mchavez
Report Time	1/22/2022 1:35:43 PM	**Reporter Name**	BL2000\mchavez
Last Calib Update	1/20/2022 9:28 AM	**Batch State**	Processed
Quant Batch Version	10.0	**Quant Report Version**	10.0

Methyl tert-butyl ether (MTBE) %RSE = 4.9

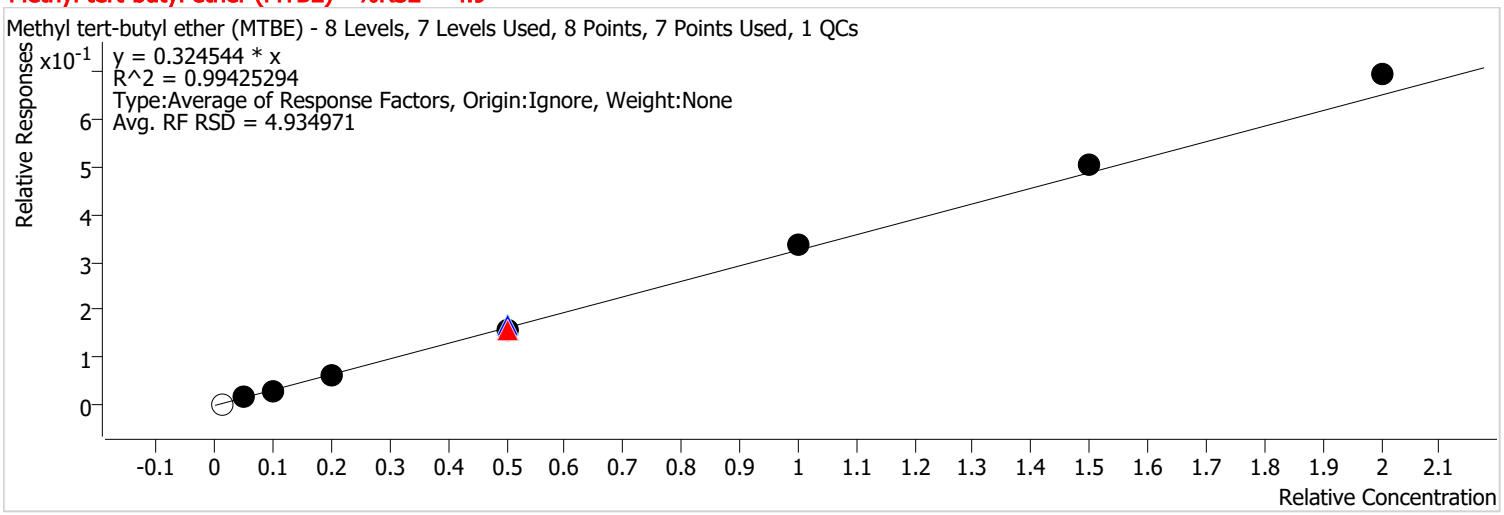

Calibration STD Path	Cal Type	Level	Enabled	Resp.	Exp. Conc	Resp. Factor	Level RSD
D:\Org\Data\VOA5975C\VG011922\19JAN04.D	Calibration	1		2662	2.5000	0.3352	
D:\Org\Data\VOA5975C\VG011922\19JAN05.D	Calibration	2	x	12721	12.5000	0.3168	
D:\Org\Data\VOA5975C\VG011922\19JAN06.D	Calibration	3	x	24989	25.0000	0.3053	
D:\Org\Data\VOA5975C\VG011922\19JAN07.D	Calibration	4	x	49617	50.0000	0.3077	
D:\Org\Data\VOA5975C\VG011922\19JAN09CC.D	CC	CC	x	136973	125.0000	0.3206	
D:\Org\Data\VOA5975C\VG011922\19JAN17.D	QC	QC	x	150210	125.0000	0.3387	
D:\Org\Data\VOA5975C\VG011922\19JAN09.D	Calibration	5	x	136973	125.0000	0.3206	
D:\Org\Data\VOA5975C\VG011922\19JAN11.D	Calibration	6	x	296029	250.0000	0.3385	
D:\Org\Data\VOA5975C\VG011922\19JAN13.D	Calibration	7	x	452747	375.0000	0.3373	
D:\Org\Data\VOA5975C\VG011922\19JAN15.D	Calibration	8	x	632731	500.0000	0.3458	

Batch Path	D:\Org\Data\VOA5975C\VG011922\QuantResults\VG011922_8260B.batch.bin		
Analysis Time	1/22/2022 1:32 PM	**Analyst Name**	BL2000\mchavez
Report Time	1/22/2022 1:35:43 PM	**Reporter Name**	BL2000\mchavez
Last Calib Update	1/20/2022 9:28 AM	**Batch State**	Processed
Quant Batch Version	10.0	**Quant Report Version**	10.0

1,1-Dichloroethane %RSE = 3.5

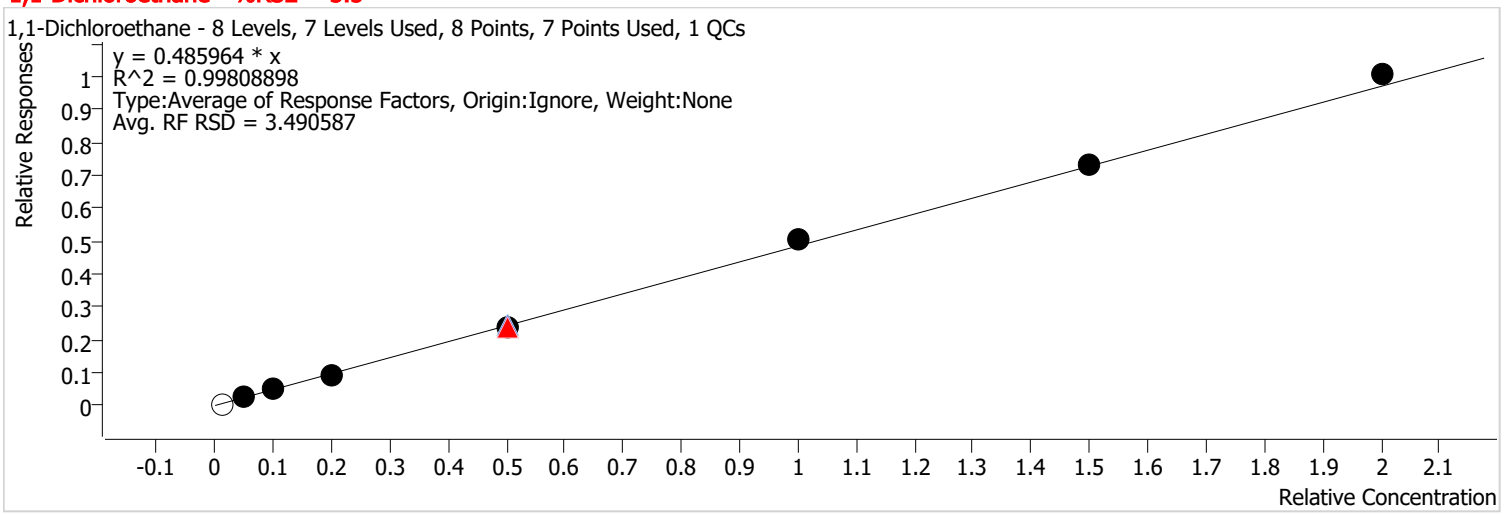

Calibration STD Path	Cal Type	Level	Enabled	Resp.	Exp. Conc	Resp. Factor	Level RSD
D:\Org\Data\VOA5975C\VG011922\19JAN04.D	Calibration	1		4131	2.5000	0.5201	
D:\Org\Data\VOA5975C\VG011922\19JAN05.D	Calibration	2	x	18500	12.5000	0.4607	
D:\Org\Data\VOA5975C\VG011922\19JAN06.D	Calibration	3	x	40298	25.0000	0.4923	
D:\Org\Data\VOA5975C\VG011922\19JAN07.D	Calibration	4	x	75497	50.0000	0.4681	
D:\Org\Data\VOA5975C\VG011922\19JAN09CC.D	CC	CC	x	205663	125.0000	0.4813	
D:\Org\Data\VOA5975C\VG011922\19JAN17.D	QC	QC	x	218409	125.0000	0.4925	
D:\Org\Data\VOA5975C\VG011922\19JAN09.D	Calibration	5	x	205663	125.0000	0.4813	
D:\Org\Data\VOA5975C\VG011922\19JAN11.D	Calibration	6	x	442070	250.0000	0.5055	
D:\Org\Data\VOA5975C\VG011922\19JAN13.D	Calibration	7	x	658287	375.0000	0.4904	
D:\Org\Data\VOA5975C\VG011922\19JAN15.D	Calibration	8	x	921258	500.0000	0.5035	

Batch Path	D:\Org\Data\VOA5975C\VG011922\QuantResults\VG011922_8260B.batch.bin		
Analysis Time	1/22/2022 1:32 PM	**Analyst Name**	BL2000\mchavez
Report Time	1/22/2022 1:35:43 PM	**Reporter Name**	BL2000\mchavez
Last Calib Update	1/20/2022 9:28 AM	**Batch State**	Processed
Quant Batch Version	10.0	**Quant Report Version**	10.0

2,2-Dichloropropane %RSE = 3.0

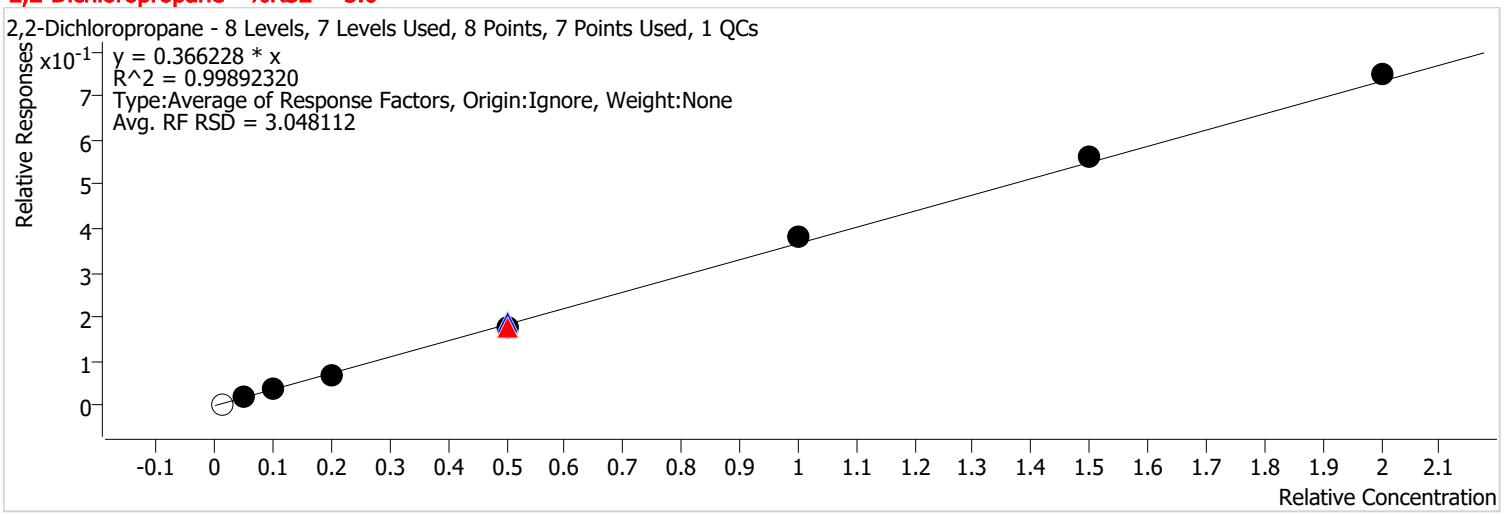

Calibration STD Path	Cal Type	Level	Enabled	Resp.	Exp. Conc	Resp. Factor	Level RSD
D:\Org\Data\VOA5975C\VG011922\19JAN04.D	Calibration	1		3183	2.5000	0.4008	
D:\Org\Data\VOA5975C\VG011922\19JAN05.D	Calibration	2	x	14213	12.5000	0.3539	
D:\Org\Data\VOA5975C\VG011922\19JAN06.D	Calibration	3	x	30539	25.0000	0.3731	
D:\Org\Data\VOA5975C\VG011922\19JAN07.D	Calibration	4	x	56651	50.0000	0.3513	
D:\Org\Data\VOA5975C\VG011922\19JAN09CC.D	CC	CC	x	153450	125.0000	0.3591	
D:\Org\Data\VOA5975C\VG011922\19JAN17.D	QC	QC	x	169689	125.0000	0.3826	
D:\Org\Data\VOA5975C\VG011922\19JAN09.D	Calibration	5	x	153450	125.0000	0.3591	
D:\Org\Data\VOA5975C\VG011922\19JAN11.D	Calibration	6	x	331689	250.0000	0.3793	
D:\Org\Data\VOA5975C\VG011922\19JAN13.D	Calibration	7	x	501019	375.0000	0.3732	
D:\Org\Data\VOA5975C\VG011922\19JAN15.D	Calibration	8	x	683822	500.0000	0.3737	

Batch Path	D:\Org\Data\VOA5975C\VG011922\QuantResults\VG011922_8260B.batch.bin		
Analysis Time	1/22/2022 1:32 PM	**Analyst Name**	BL2000\mchavez
Report Time	1/22/2022 1:35:44 PM	**Reporter Name**	BL2000\mchavez
Last Calib Update	1/20/2022 9:28 AM	**Batch State**	Processed
Quant Batch Version	10.0	**Quant Report Version**	10.0

cis-1,2-Dichloroethene %RSE = 6.0

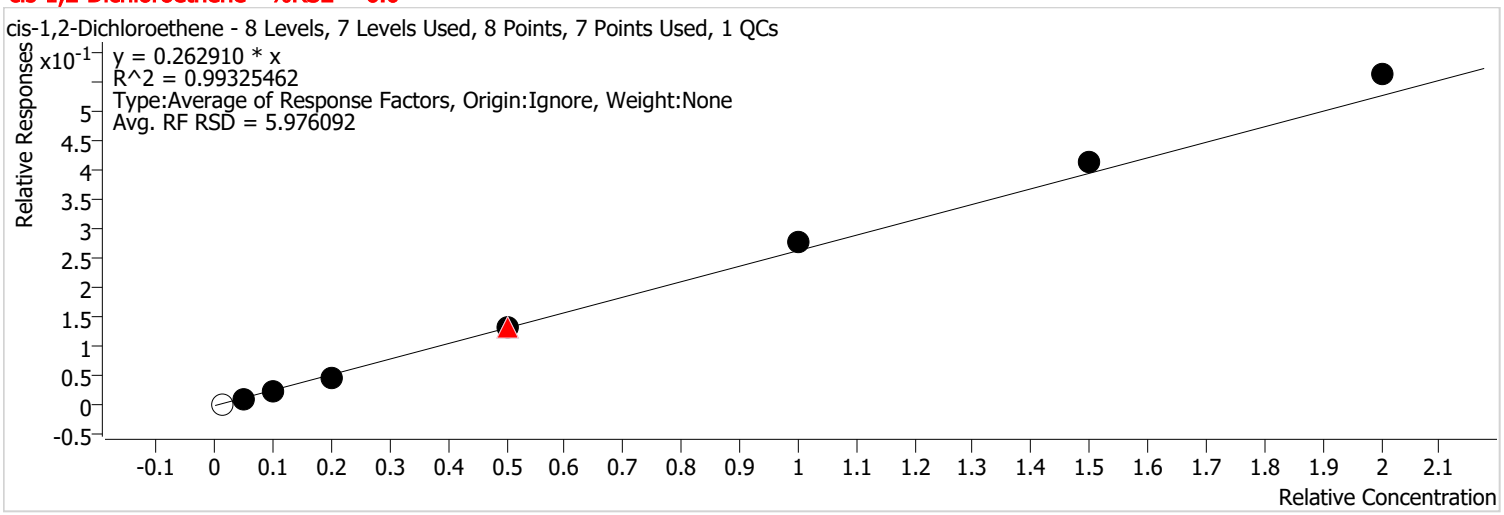

Calibration STD Path	Cal Type	Level	Enabled	Resp.	Exp. Conc	Resp. Factor	Level RSD
D:\Org\Data\VOA5975C\VG011922\19JAN04.D	Calibration	1		2334	2.5000	0.2938	
D:\Org\Data\VOA5975C\VG011922\19JAN05.D	Calibration	2	x	9874	12.5000	0.2459	
D:\Org\Data\VOA5975C\VG011922\19JAN06.D	Calibration	3	x	20810	25.0000	0.2542	
D:\Org\Data\VOA5975C\VG011922\19JAN07.D	Calibration	4	x	39093	50.0000	0.2424	
D:\Org\Data\VOA5975C\VG011922\19JAN09CC.D	CC	CC	x	112808	125.0000	0.2640	
D:\Org\Data\VOA5975C\VG011922\19JAN17.D	QC	QC	x	118223	125.0000	0.2666	
D:\Org\Data\VOA5975C\VG011922\19JAN09.D	Calibration	5	x	112808	125.0000	0.2640	
D:\Org\Data\VOA5975C\VG011922\19JAN11.D	Calibration	6	x	243087	250.0000	0.2780	
D:\Org\Data\VOA5975C\VG011922\19JAN13.D	Calibration	7	x	369412	375.0000	0.2752	
D:\Org\Data\VOA5975C\VG011922\19JAN15.D	Calibration	8	x	513671	500.0000	0.2807	

Calibration Report

Batch Path	D:\Org\Data\VOA5975C\VG011922\QuantResults\VG011922_8260B.batch.bin		
Analysis Time	1/22/2022 1:32 PM	**Analyst Name**	BL2000\mchavez
Report Time	1/22/2022 1:35:44 PM	**Reporter Name**	BL2000\mchavez
Last Calib Update	1/20/2022 9:28 AM	**Batch State**	Processed
Quant Batch Version	10.0	**Quant Report Version**	10.0

Methyl ethyl ketone %RSE = 6.2

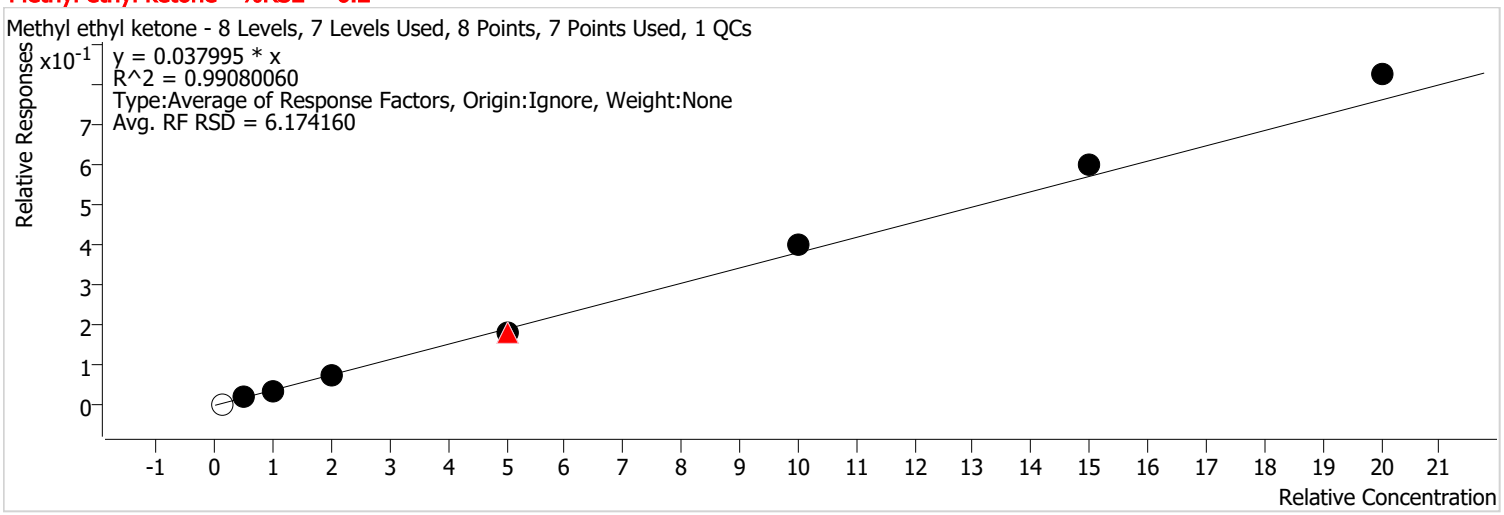

Calibration STD Path	Cal Type	Level	Enabled	Resp.	Exp. Conc	Resp. Factor	Level RSD
D:\Org\Data\VOA5975C\VG011922\19JAN04.D	Calibration	1		2962	25.0000	0.0373	
D:\Org\Data\VOA5975C\VG011922\19JAN05.D	Calibration	2	x	15038	125.0000	0.0374	
D:\Org\Data\VOA5975C\VG011922\19JAN06.D	Calibration	3	x	28861	250.0000	0.0353	
D:\Org\Data\VOA5975C\VG011922\19JAN07.D	Calibration	4	x	58185	500.0000	0.0361	
D:\Org\Data\VOA5975C\VG011922\19JAN09CC.D	CC	CC	x	154105	1250.0000	0.0361	
D:\Org\Data\VOA5975C\VG011922\19JAN17.D	QC	QC	x	160409	1250.0000	0.0362	
D:\Org\Data\VOA5975C\VG011922\19JAN09.D	Calibration	5	x	154105	1250.0000	0.0361	
D:\Org\Data\VOA5975C\VG011922\19JAN11.D	Calibration	6	x	348492	2500.0000	0.0398	
D:\Org\Data\VOA5975C\VG011922\19JAN13.D	Calibration	7	x	538796	3750.0000	0.0401	
D:\Org\Data\VOA5975C\VG011922\19JAN15.D	Calibration	8	x	752615	5000.0000	0.0411	

Batch Path	D:\Org\Data\VOA5975C\VG011922\QuantResults\VG011922_8260B.batch.bin		
Analysis Time	1/22/2022 1:32 PM	**Analyst Name**	BL2000\mchavez
Report Time	1/22/2022 1:35:44 PM	**Reporter Name**	BL2000\mchavez
Last Calib Update	1/20/2022 9:28 AM	**Batch State**	Processed
Quant Batch Version	10.0	**Quant Report Version**	10.0

Bromochloromethane %RSE = 2.8

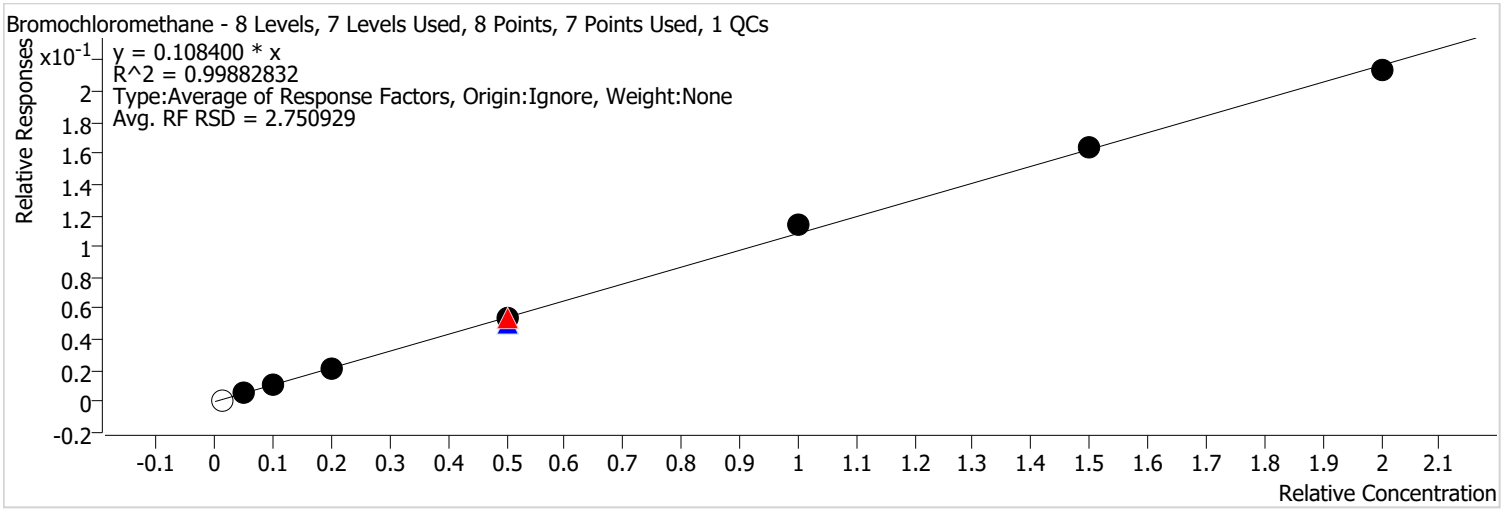

Calibration STD Path	Cal Type	Level	Enabled	Resp.	Exp. Conc	Resp. Factor	Level RSD
D:\Org\Data\VOA5975C\VG011922\19JAN04.D	Calibration	1		901	2.5000	0.1134	
D:\Org\Data\VOA5975C\VG011922\19JAN05.D	Calibration	2	x	4232	12.5000	0.1054	
D:\Org\Data\VOA5975C\VG011922\19JAN06.D	Calibration	3	x	8977	25.0000	0.1097	
D:\Org\Data\VOA5975C\VG011922\19JAN07.D	Calibration	4	x	17084	50.0000	0.1059	
D:\Org\Data\VOA5975C\VG011922\19JAN09CC.D	CC	CC	x	45958	125.0000	0.1076	
D:\Org\Data\VOA5975C\VG011922\19JAN17.D	QC	QC	x	45441	125.0000	0.1025	
D:\Org\Data\VOA5975C\VG011922\19JAN09.D	Calibration	5	x	45958	125.0000	0.1076	
D:\Org\Data\VOA5975C\VG011922\19JAN11.D	Calibration	6	x	99685	250.0000	0.1140	
D:\Org\Data\VOA5975C\VG011922\19JAN13.D	Calibration	7	x	147182	375.0000	0.1096	
D:\Org\Data\VOA5975C\VG011922\19JAN15.D	Calibration	8	x	195140	500.0000	0.1066	

Batch Path	D:\Org\Data\VOA5975C\VG011922\QuantResults\VG011922_8260B.batch.bin		
Analysis Time	1/22/2022 1:32 PM	**Analyst Name**	BL2000\mchavez
Report Time	1/22/2022 1:35:44 PM	**Reporter Name**	BL2000\mchavez
Last Calib Update	1/20/2022 9:28 AM	**Batch State**	Processed
Quant Batch Version	10.0	**Quant Report Version**	10.0

Chloroform %RSE = 9.3

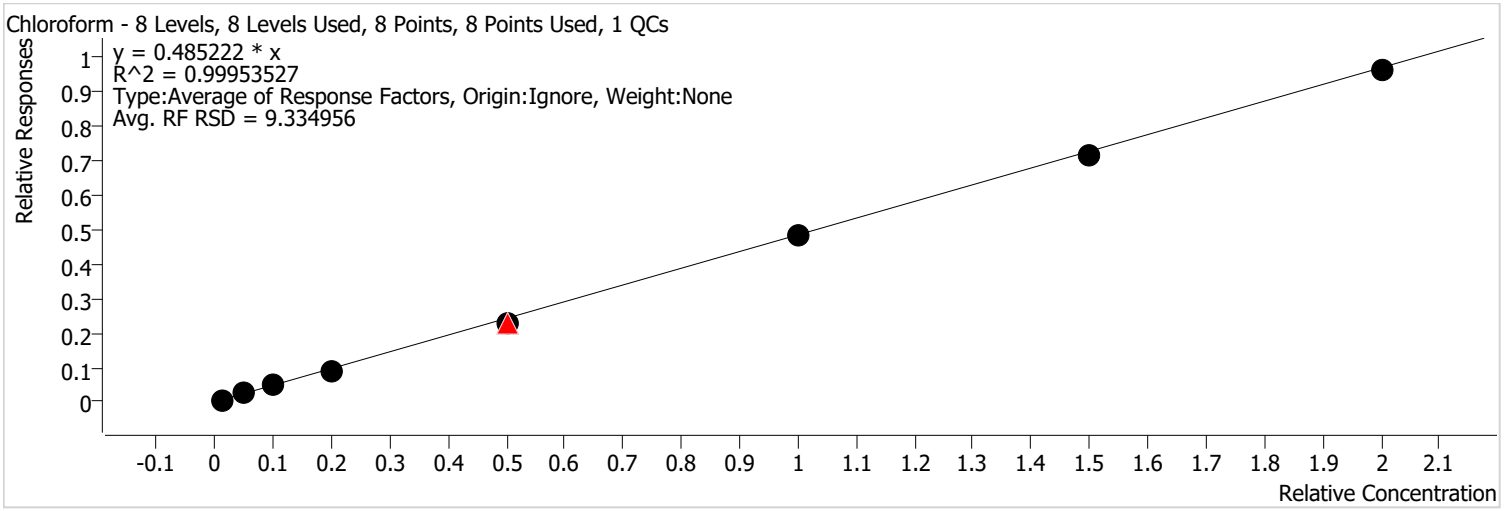

Calibration STD Path	Cal Type	Level	Enabled	Resp.	Exp. Conc	Resp. Factor	Level RSD
D:\Org\Data\VOA5975C\VG011922\19JAN04.D	Calibration	1	x	4726	2.5000	0.5950	
D:\Org\Data\VOA5975C\VG011922\19JAN05.D	Calibration	2	x	18593	12.5000	0.4630	
D:\Org\Data\VOA5975C\VG011922\19JAN06.D	Calibration	3	x	38158	25.0000	0.4662	
D:\Org\Data\VOA5975C\VG011922\19JAN07.D	Calibration	4	x	74048	50.0000	0.4591	
D:\Org\Data\VOA5975C\VG011922\19JAN09CC.D	CC	CC	x	196261	125.0000	0.4593	
D:\Org\Data\VOA5975C\VG011922\19JAN17.D	QC	QC	x	199758	125.0000	0.4504	
D:\Org\Data\VOA5975C\VG011922\19JAN09.D	Calibration	5	x	196261	125.0000	0.4593	
D:\Org\Data\VOA5975C\VG011922\19JAN11.D	Calibration	6	x	420250	250.0000	0.4805	
D:\Org\Data\VOA5975C\VG011922\19JAN13.D	Calibration	7	x	641596	375.0000	0.4779	
D:\Org\Data\VOA5975C\VG011922\19JAN15.D	Calibration	8	x	879544	500.0000	0.4807	

Batch Path	D:\Org\Data\VOA5975C\VG011922\QuantResults\VG011922_8260B.batch.bin		
Analysis Time	1/22/2022 1:32 PM	**Analyst Name**	BL2000\mchavez
Report Time	1/22/2022 1:35:44 PM	**Reporter Name**	BL2000\mchavez
Last Calib Update	1/20/2022 9:28 AM	**Batch State**	Processed
Quant Batch Version	10.0	**Quant Report Version**	10.0

1,1,1-Trichloroethane %RSE = 4.9

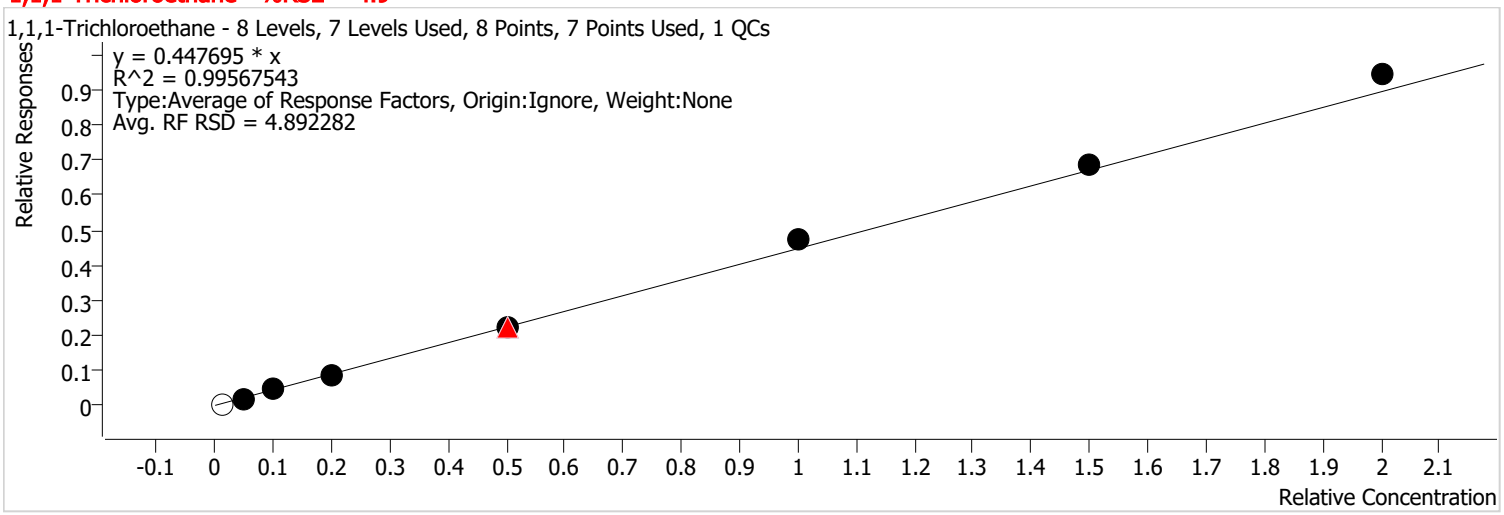

Calibration STD Path	Cal Type	Level	Enabled	Resp.	Exp. Conc	Resp. Factor	Level RSD
D:\Org\Data\VOA5975C\VG011922\19JAN04.D	Calibration	1		3627	2.5000	0.4567	
D:\Org\Data\VOA5975C\VG011922\19JAN05.D	Calibration	2	x	16614	12.5000	0.4137	
D:\Org\Data\VOA5975C\VG011922\19JAN06.D	Calibration	3	x	36046	25.0000	0.4404	
D:\Org\Data\VOA5975C\VG011922\19JAN07.D	Calibration	4	x	69594	50.0000	0.4315	
D:\Org\Data\VOA5975C\VG011922\19JAN09CC.D	CC	CC	x	189468	125.0000	0.4434	
D:\Org\Data\VOA5975C\VG011922\19JAN17.D	QC	QC	x	195526	125.0000	0.4409	
D:\Org\Data\VOA5975C\VG011922\19JAN09.D	Calibration	5	x	189468	125.0000	0.4434	
D:\Org\Data\VOA5975C\VG011922\19JAN11.D	Calibration	6	x	414139	250.0000	0.4735	
D:\Org\Data\VOA5975C\VG011922\19JAN13.D	Calibration	7	x	616756	375.0000	0.4594	
D:\Org\Data\VOA5975C\VG011922\19JAN15.D	Calibration	8	x	863441	500.0000	0.4719	

Calibration Report

Batch Path	D:\Org\Data\VOA5975C\VG011922\QuantResults\VG011922_8260B.batch.bin		
Analysis Time	1/22/2022 1:32 PM	**Analyst Name**	BL2000\mchavez
Report Time	1/22/2022 1:35:44 PM	**Reporter Name**	BL2000\mchavez
Last Calib Update	1/20/2022 9:28 AM	**Batch State**	Processed
Quant Batch Version	10.0	**Quant Report Version**	10.0

Dibromofluoromethane %RSE =

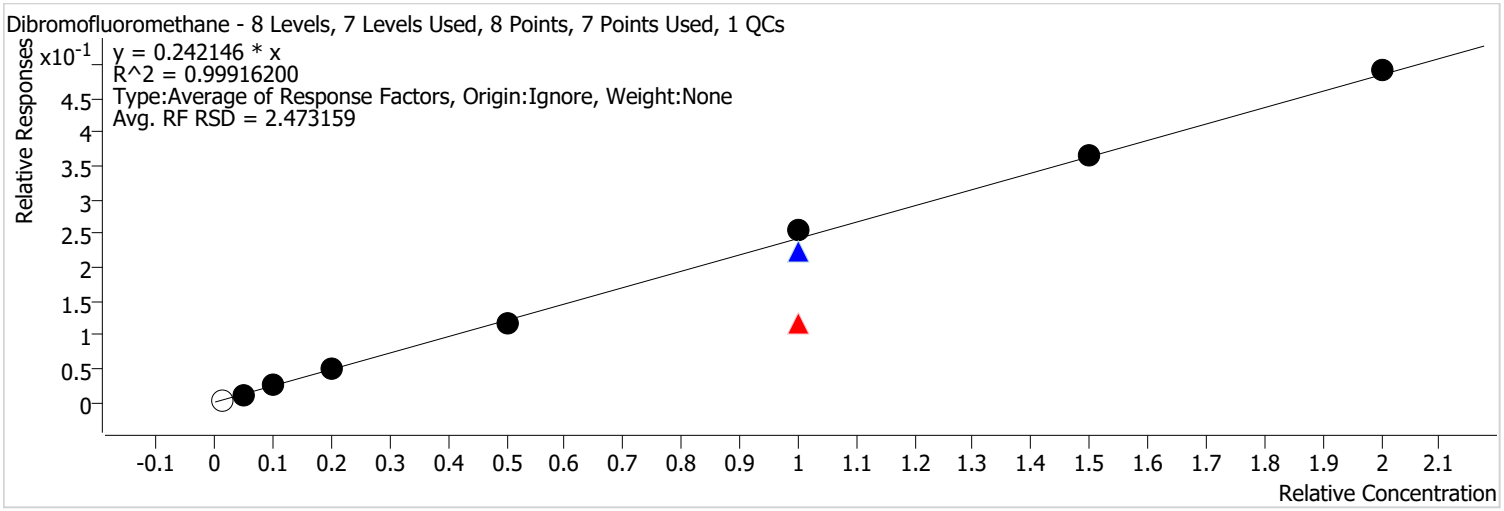

Calibration STD Path	Cal Type	Level	Enabled	Resp.	Exp. Conc	Resp. Factor	Level RSD
D:\Org\Data\VOA5975C\VG011922\19JAN04.D	Calibration	1		2660	2.5000	0.3349	
D:\Org\Data\VOA5975C\VG011922\19JAN05.D	Calibration	2	x	9521	12.5000	0.2371	
D:\Org\Data\VOA5975C\VG011922\19JAN06.D	Calibration	3	x	19834	25.0000	0.2423	
D:\Org\Data\VOA5975C\VG011922\19JAN07.D	Calibration	4	x	38453	50.0000	0.2384	
D:\Org\Data\VOA5975C\VG011922\19JAN09.D	Calibration	5	x	100821	125.0000	0.2360	
D:\Org\Data\VOA5975C\VG011922\19JAN09CC.D	CC	CC	x	100821	250.0000	0.1180	
D:\Org\Data\VOA5975C\VG011922\19JAN17.D	QC	QC	x	198103	250.0000	0.2234	
D:\Org\Data\VOA5975C\VG011922\19JAN11.D	Calibration	6	x	221667	250.0000	0.2535	
D:\Org\Data\VOA5975C\VG011922\19JAN13.D	Calibration	7	x	325687	375.0000	0.2426	
D:\Org\Data\VOA5975C\VG011922\19JAN15.D	Calibration	8	x	448615	500.0000	0.2452	

Batch Path	D:\Org\Data\VOA5975C\VG011922\QuantResults\VG011922_8260B.batch.bin		
Analysis Time	1/22/2022 1:32 PM	**Analyst Name**	BL2000\mchavez
Report Time	1/22/2022 1:35:44 PM	**Reporter Name**	BL2000\mchavez
Last Calib Update	1/20/2022 9:28 AM	**Batch State**	Processed
Quant Batch Version	10.0	**Quant Report Version**	10.0

Carbon tetrachloride %RSE = 6.2

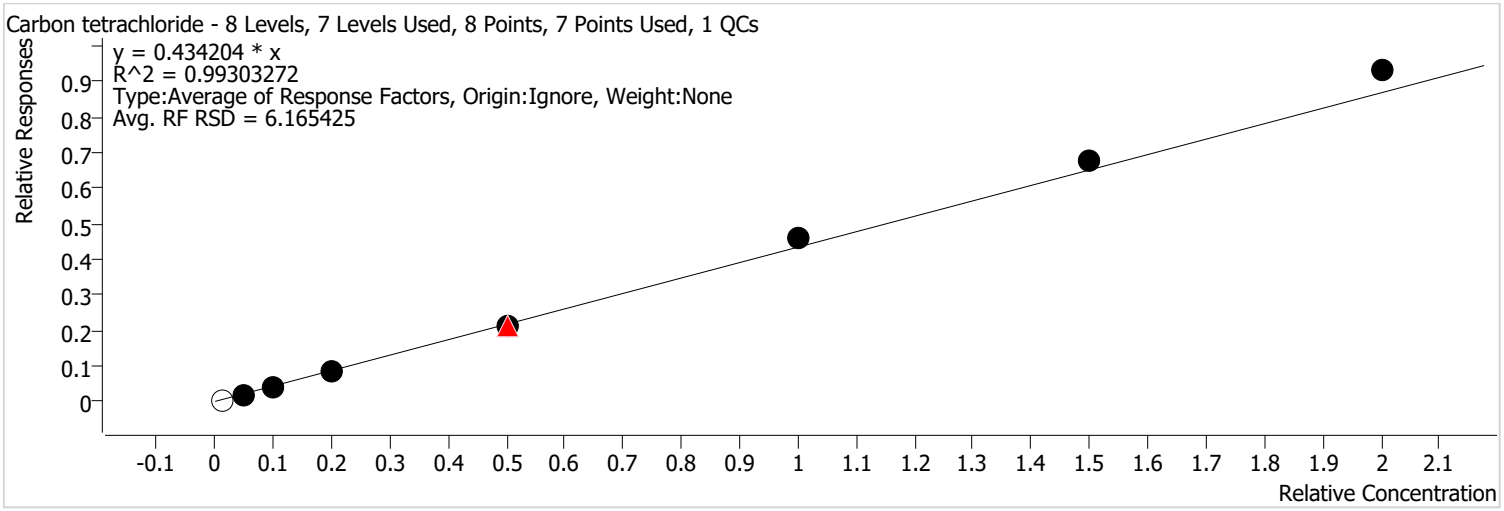

Calibration STD Path	Cal Type	Level	Enabled	Resp.	Exp. Conc	Resp. Factor	Level RSD
D:\Org\Data\VOA5975C\VG011922\19JAN04.D	Calibration	1		3586	2.5000	0.4514	
D:\Org\Data\VOA5975C\VG011922\19JAN05.D	Calibration	2	x	15775	12.5000	0.3928	
D:\Org\Data\VOA5975C\VG011922\19JAN06.D	Calibration	3	x	34965	25.0000	0.4272	
D:\Org\Data\VOA5975C\VG011922\19JAN07.D	Calibration	4	x	66332	50.0000	0.4113	
D:\Org\Data\VOA5975C\VG011922\19JAN09CC.D	CC	CC	x	183978	125.0000	0.4306	
D:\Org\Data\VOA5975C\VG011922\19JAN17.D	QC	QC	x	187895	125.0000	0.4237	
D:\Org\Data\VOA5975C\VG011922\19JAN09.D	Calibration	5	x	183978	125.0000	0.4306	
D:\Org\Data\VOA5975C\VG011922\19JAN11.D	Calibration	6	x	404308	250.0000	0.4623	
D:\Org\Data\VOA5975C\VG011922\19JAN13.D	Calibration	7	x	604305	375.0000	0.4502	
D:\Org\Data\VOA5975C\VG011922\19JAN15.D	Calibration	8	x	851101	500.0000	0.4651	

Batch Path	D:\Org\Data\VOA5975C\VG011922\QuantResults\VG011922_8260B.batch.bin		
Analysis Time	1/22/2022 1:32 PM	**Analyst Name**	BL2000\mchavez
Report Time	1/22/2022 1:35:44 PM	**Reporter Name**	BL2000\mchavez
Last Calib Update	1/20/2022 9:28 AM	**Batch State**	Processed
Quant Batch Version	10.0	**Quant Report Version**	10.0

1,1-Dichloropropene %RSE = 11.0

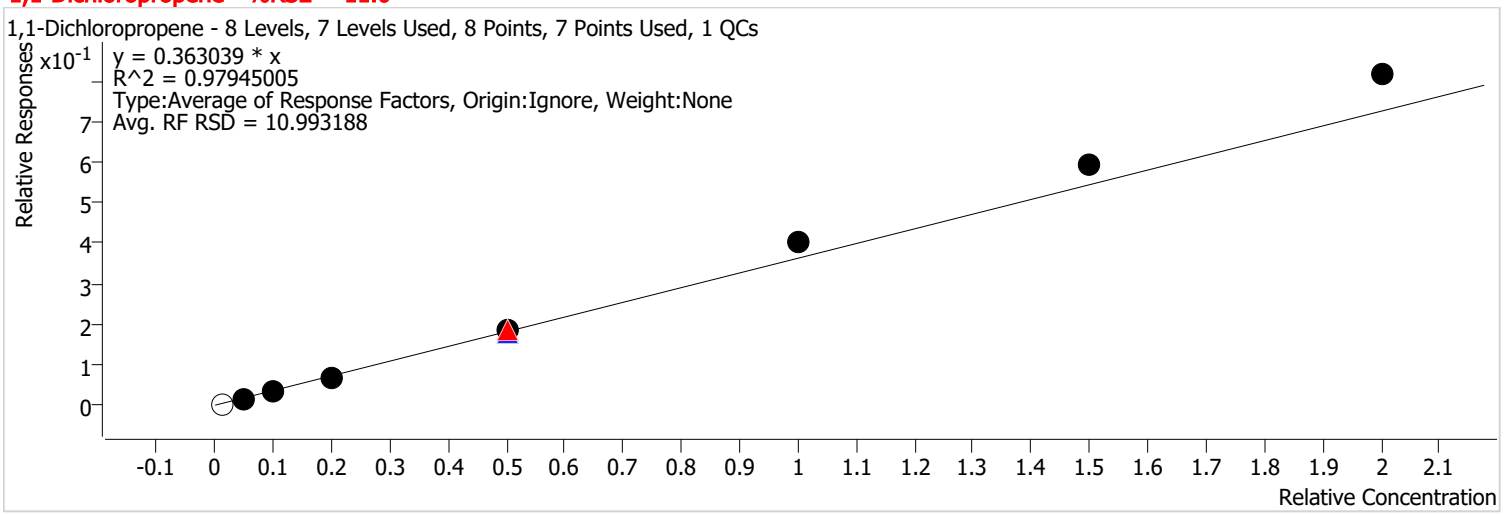

Calibration STD Path	Cal Type	Level	Enabled	Resp.	Exp. Conc	Resp. Factor	Level RSD
D:\Org\Data\VOA5975C\VG011922\19JAN04.D	Calibration	1		2749	2.5000	0.3461	
D:\Org\Data\VOA5975C\VG011922\19JAN05.D	Calibration	2	x	12417	12.5000	0.3092	
D:\Org\Data\VOA5975C\VG011922\19JAN06.D	Calibration	3	x	27641	25.0000	0.3377	
D:\Org\Data\VOA5975C\VG011922\19JAN07.D	Calibration	4	x	52282	50.0000	0.3242	
D:\Org\Data\VOA5975C\VG011922\19JAN09CC.D	CC	CC	x	156331	125.0000	0.3659	
D:\Org\Data\VOA5975C\VG011922\19JAN17.D	QC	QC	x	158033	125.0000	0.3564	
D:\Org\Data\VOA5975C\VG011922\19JAN09.D	Calibration	5	x	156331	125.0000	0.3659	
D:\Org\Data\VOA5975C\VG011922\19JAN11.D	Calibration	6	x	350070	250.0000	0.4003	
D:\Org\Data\VOA5975C\VG011922\19JAN13.D	Calibration	7	x	531739	375.0000	0.3961	
D:\Org\Data\VOA5975C\VG011922\19JAN15.D	Calibration	8	x	746500	500.0000	0.4080	

Batch Path	D:\Org\Data\VOA5975C\VG011922\QuantResults\VG011922_8260B.batch.bin		
Analysis Time	1/22/2022 1:32 PM	**Analyst Name**	BL2000\mchavez
Report Time	1/22/2022 1:35:44 PM	**Reporter Name**	BL2000\mchavez
Last Calib Update	1/20/2022 9:28 AM	**Batch State**	Processed
Quant Batch Version	10.0	**Quant Report Version**	10.0

1,2-Dichloroethane-d4 %RSE =

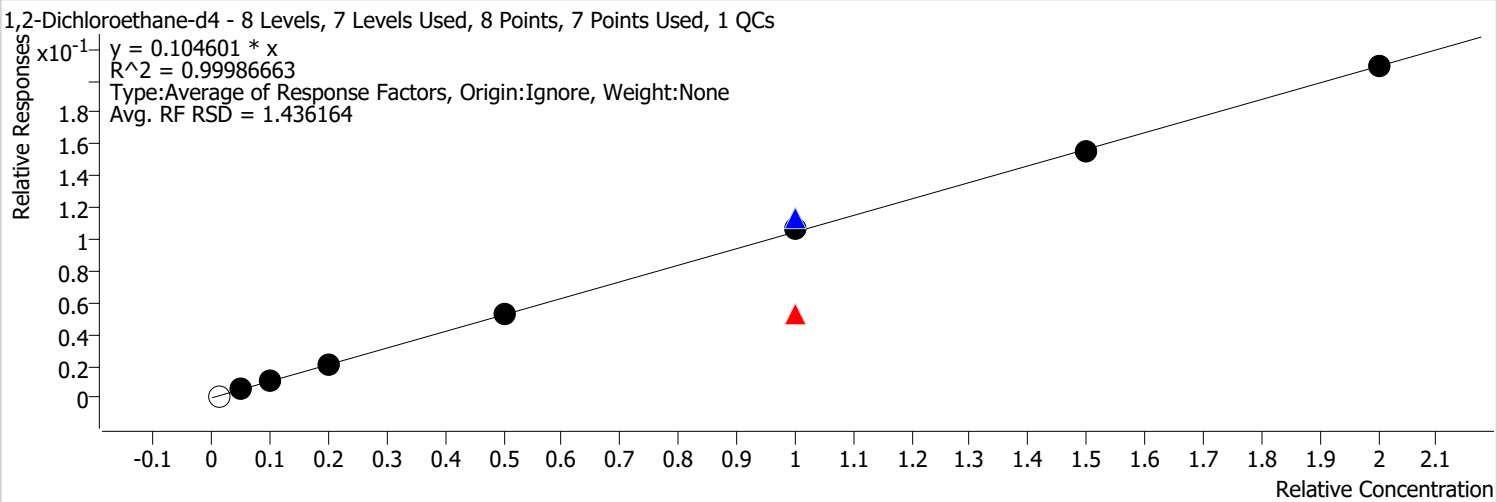

Calibration STD Path	Cal Type	Level	Enabled	Resp.	Exp. Conc	Resp. Factor	Level RSD
D:\Org\Data\VOA5975C\VG011922\19JAN04.D	Calibration	1		979	2.5000	0.1232	
D:\Org\Data\VOA5975C\VG011922\19JAN05.D	Calibration	2	x	4197	12.5000	0.1045	
D:\Org\Data\VOA5975C\VG011922\19JAN06.D	Calibration	3	x	8619	25.0000	0.1053	
D:\Org\Data\VOA5975C\VG011922\19JAN07.D	Calibration	4	x	16425	50.0000	0.1018	
D:\Org\Data\VOA5975C\VG011922\19JAN09.D	Calibration	5	x	45314	125.0000	0.1060	
D:\Org\Data\VOA5975C\VG011922\19JAN09CC.D	CC	CC	x	45314	250.0000	0.0530	
D:\Org\Data\VOA5975C\VG011922\19JAN17.D	QC	QC	x	100187	250.0000	0.1130	
D:\Org\Data\VOA5975C\VG011922\19JAN11.D	Calibration	6	x	92919	250.0000	0.1062	
D:\Org\Data\VOA5975C\VG011922\19JAN13.D	Calibration	7	x	139362	375.0000	0.1038	
D:\Org\Data\VOA5975C\VG011922\19JAN15.D	Calibration	8	x	191123	500.0000	0.1044	

Calibration Report

Batch Path	D:\Org\Data\VOA5975C\VG011922\QuantResults\VG011922_8260B.batch.bin		
Analysis Time	1/22/2022 1:32 PM	**Analyst Name**	BL2000\mchavez
Report Time	1/22/2022 1:35:44 PM	**Reporter Name**	BL2000\mchavez
Last Calib Update	1/20/2022 9:28 AM	**Batch State**	Processed
Quant Batch Version	10.0	**Quant Report Version**	10.0

Benzene %RSE = 5.7

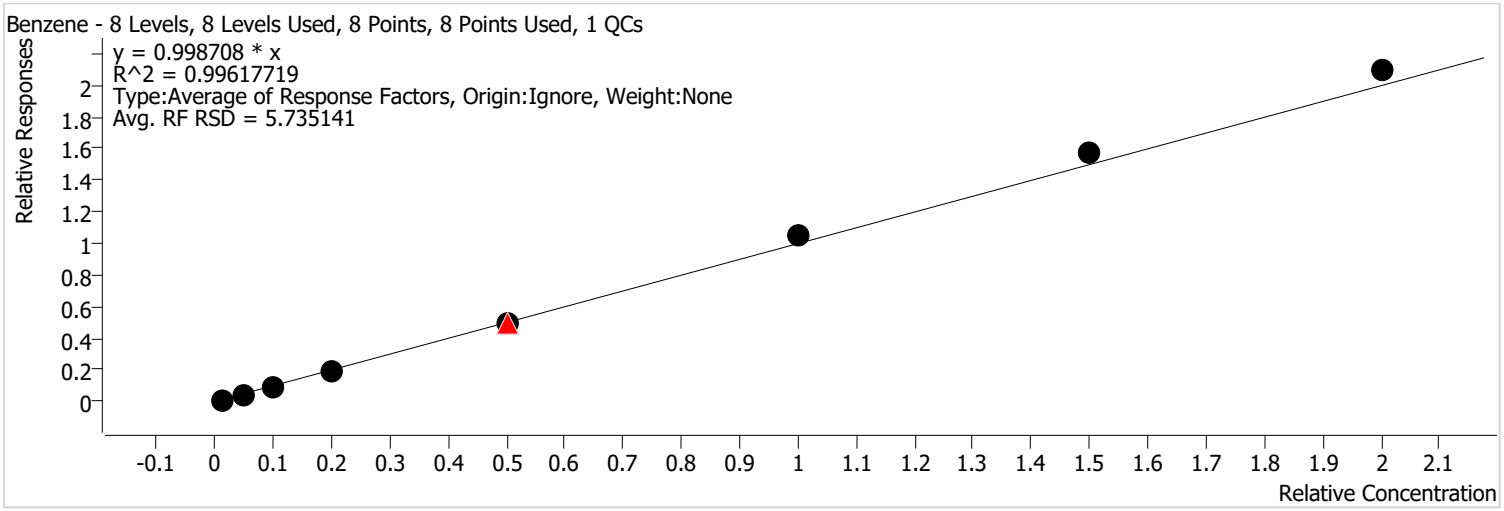

Calibration STD Path	Cal Type	Level	Enabled	Resp.	Exp. Conc	Resp. Factor	Level RSD
D:\Org\Data\VOA5975C\VG011922\19JAN04.D	Calibration	1	x	8357	2.5000	1.0522	
D:\Org\Data\VOA5975C\VG011922\19JAN05.D	Calibration	2	x	37609	12.5000	0.9365	
D:\Org\Data\VOA5975C\VG011922\19JAN06.D	Calibration	3	x	76658	25.0000	0.9366	
D:\Org\Data\VOA5975C\VG011922\19JAN07.D	Calibration	4	x	149512	50.0000	0.9271	
D:\Org\Data\VOA5975C\VG011922\19JAN09CC.D	CC	CC	x	424881	125.0000	0.9943	
D:\Org\Data\VOA5975C\VG011922\19JAN17.D	QC	QC	x	442173	125.0000	0.9971	
D:\Org\Data\VOA5975C\VG011922\19JAN09.D	Calibration	5	x	424881	125.0000	0.9943	
D:\Org\Data\VOA5975C\VG011922\19JAN11.D	Calibration	6	x	920174	250.0000	1.0522	
D:\Org\Data\VOA5975C\VG011922\19JAN13.D	Calibration	7	x	1403257	375.0000	1.0453	
D:\Org\Data\VOA5975C\VG011922\19JAN15.D	Calibration	8	x	1913180	500.0000	1.0455	

Batch Path	D:\Org\Data\VOA5975C\VG011922\QuantResults\VG011922_8260B.batch.bin		
Analysis Time	1/22/2022 1:32 PM	**Analyst Name**	BL2000\mchavez
Report Time	1/22/2022 1:35:44 PM	**Reporter Name**	BL2000\mchavez
Last Calib Update	1/20/2022 9:28 AM	**Batch State**	Processed
Quant Batch Version	10.0	**Quant Report Version**	10.0

1,2-Dichloroethane %RSE = 6.9

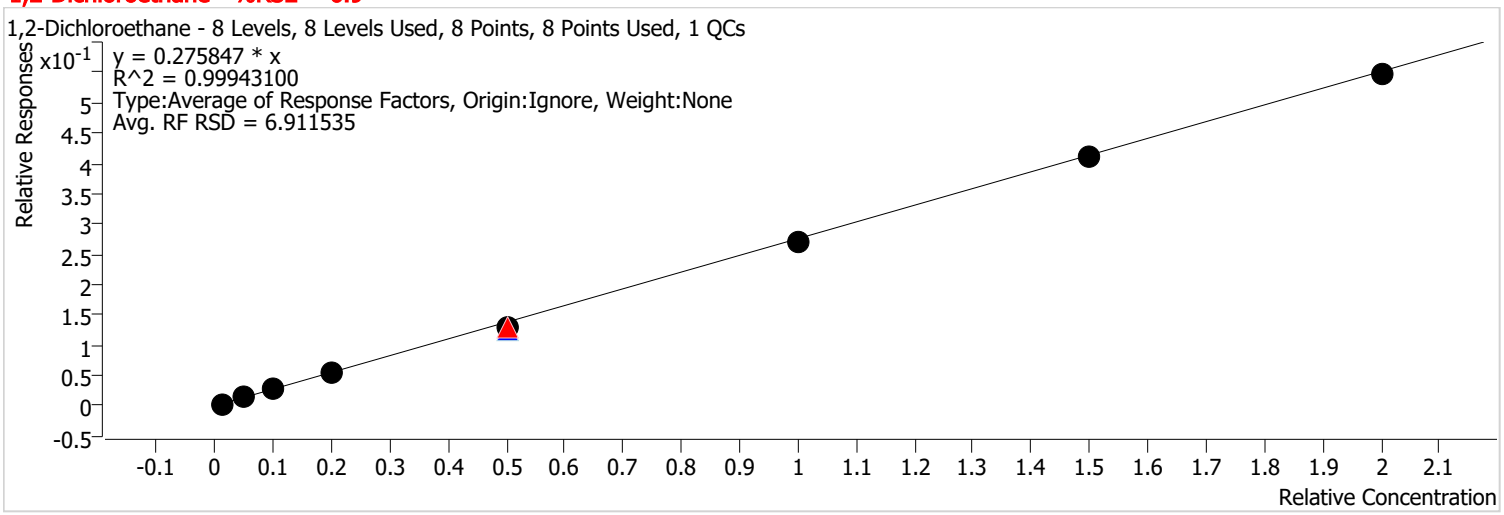

Calibration STD Path	Cal Type	Level	Enabled	Resp.	Exp. Conc	Resp. Factor	Level RSD
D:\Org\Data\VOA5975C\VG011922\19JAN04.D	Calibration	1	x	2542	2.5000	0.3200	
D:\Org\Data\VOA5975C\VG011922\19JAN05.D	Calibration	2	x	11123	12.5000	0.2770	
D:\Org\Data\VOA5975C\VG011922\19JAN06.D	Calibration	3	x	21778	25.0000	0.2661	
D:\Org\Data\VOA5975C\VG011922\19JAN07.D	Calibration	4	x	43538	50.0000	0.2700	
D:\Org\Data\VOA5975C\VG011922\19JAN09CC.D	CC	CC	x	109046	125.0000	0.2552	
D:\Org\Data\VOA5975C\VG011922\19JAN17.D	QC	QC	x	110579	125.0000	0.2494	
D:\Org\Data\VOA5975C\VG011922\19JAN09.D	Calibration	5	x	109046	125.0000	0.2552	
D:\Org\Data\VOA5975C\VG011922\19JAN11.D	Calibration	6	x	236845	250.0000	0.2708	
D:\Org\Data\VOA5975C\VG011922\19JAN13.D	Calibration	7	x	368750	375.0000	0.2747	
D:\Org\Data\VOA5975C\VG011922\19JAN15.D	Calibration	8	x	499614	500.0000	0.2730	

Batch Path	D:\Org\Data\VOA5975C\VG011922\QuantResults\VG011922_8260B.batch.bin		
Analysis Time	1/22/2022 1:32 PM	**Analyst Name**	BL2000\mchavez
Report Time	1/22/2022 1:35:44 PM	**Reporter Name**	BL2000\mchavez
Last Calib Update	1/20/2022 9:28 AM	**Batch State**	Processed
Quant Batch Version	10.0	**Quant Report Version**	10.0

Trichloroethene %RSE = 6.3

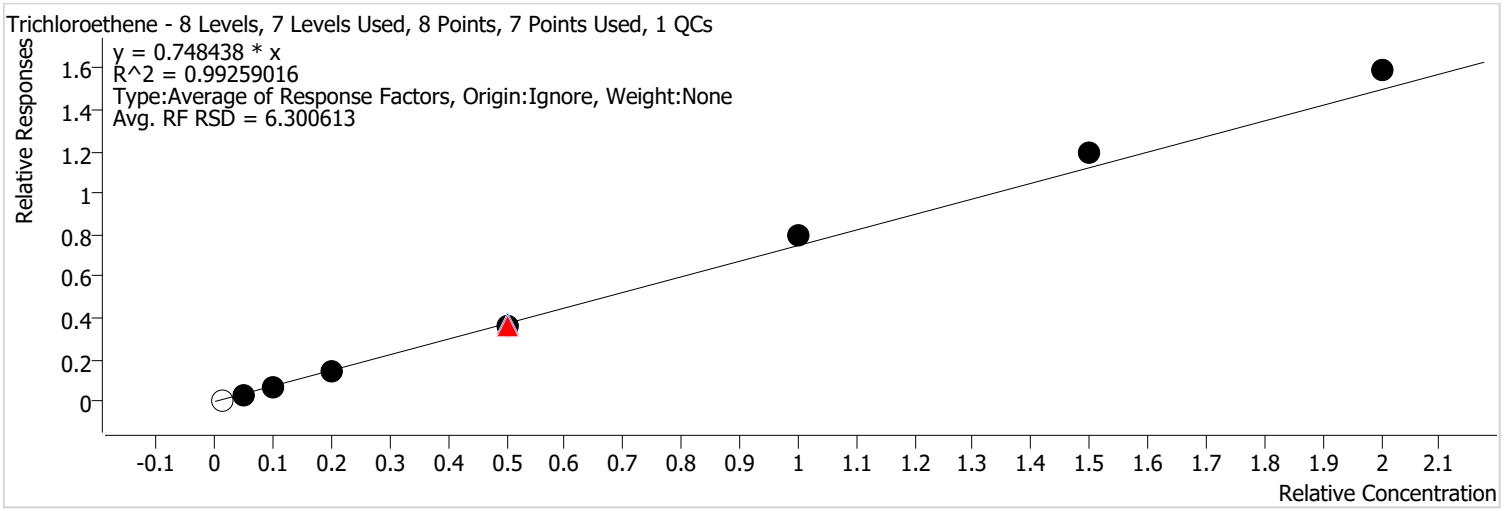

Calibration STD Path	Cal Type	Level	Enabled	Resp.	Exp. Conc	Resp. Factor	Level RSD
D:\Org\Data\VOA5975C\VG011922\19JAN04.D	Calibration	1		2545	2.5000	0.8041	
D:\Org\Data\VOA5975C\VG011922\19JAN05.D	Calibration	2	x	10949	12.5000	0.6980	
D:\Org\Data\VOA5975C\VG011922\19JAN06.D	Calibration	3	x	23390	25.0000	0.7284	
D:\Org\Data\VOA5975C\VG011922\19JAN07.D	Calibration	4	x	44214	50.0000	0.6933	
D:\Org\Data\VOA5975C\VG011922\19JAN09CC.D	CC	CC	x	120511	125.0000	0.7293	
D:\Org\Data\VOA5975C\VG011922\19JAN17.D	QC	QC	x	128332	125.0000	0.7607	
D:\Org\Data\VOA5975C\VG011922\19JAN09.D	Calibration	5	x	120511	125.0000	0.7293	
D:\Org\Data\VOA5975C\VG011922\19JAN11.D	Calibration	6	x	265703	250.0000	0.7973	
D:\Org\Data\VOA5975C\VG011922\19JAN13.D	Calibration	7	x	399934	375.0000	0.7989	
D:\Org\Data\VOA5975C\VG011922\19JAN15.D	Calibration	8	x	553822	500.0000	0.7938	

Batch Path	D:\Org\Data\VOA5975C\VG011922\QuantResults\VG011922_8260B.batch.bin		
Analysis Time	1/22/2022 1:32 PM	**Analyst Name**	BL2000\mchavez
Report Time	1/22/2022 1:35:44 PM	**Reporter Name**	BL2000\mchavez
Last Calib Update	1/20/2022 9:28 AM	**Batch State**	Processed
Quant Batch Version	10.0	**Quant Report Version**	10.0

1,2-Dichloropropane %RSE = 6.9

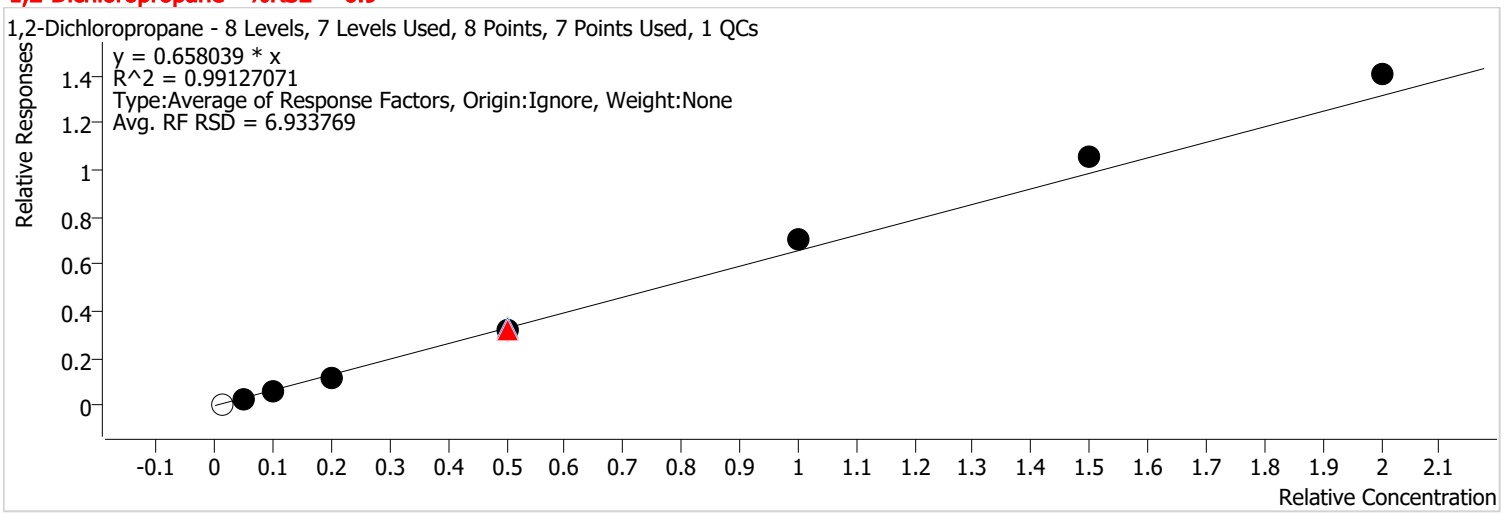

Calibration STD Path	Cal Type	Level	Enabled	Resp.	Exp. Conc	Resp. Factor	Level RSD
D:\Org\Data\VOA5975C\VG011922\19JAN04.D	Calibration	1		2351	2.5000	0.7428	
D:\Org\Data\VOA5975C\VG011922\19JAN05.D	Calibration	2	x	9499	12.5000	0.6056	
D:\Org\Data\VOA5975C\VG011922\19JAN06.D	Calibration	3	x	20331	25.0000	0.6332	
D:\Org\Data\VOA5975C\VG011922\19JAN07.D	Calibration	4	x	38730	50.0000	0.6073	
D:\Org\Data\VOA5975C\VG011922\19JAN09CC.D	CC	CC	x	106955	125.0000	0.6473	
D:\Org\Data\VOA5975C\VG011922\19JAN17.D	QC	QC	x	111240	125.0000	0.6594	
D:\Org\Data\VOA5975C\VG011922\19JAN09.D	Calibration	5	x	106955	125.0000	0.6473	
D:\Org\Data\VOA5975C\VG011922\19JAN11.D	Calibration	6	x	235120	250.0000	0.7055	
D:\Org\Data\VOA5975C\VG011922\19JAN13.D	Calibration	7	x	352771	375.0000	0.7047	
D:\Org\Data\VOA5975C\VG011922\19JAN15.D	Calibration	8	x	490282	500.0000	0.7028	

Batch Path	D:\Org\Data\VOA5975C\VG011922\QuantResults\VG011922_8260B.batch.bin		
Analysis Time	1/22/2022 1:32 PM	**Analyst Name**	BL2000\mchavez
Report Time	1/22/2022 1:35:44 PM	**Reporter Name**	BL2000\mchavez
Last Calib Update	1/20/2022 9:28 AM	**Batch State**	Processed
Quant Batch Version	10.0	**Quant Report Version**	10.0

Dibromomethane %RSE = 4.3

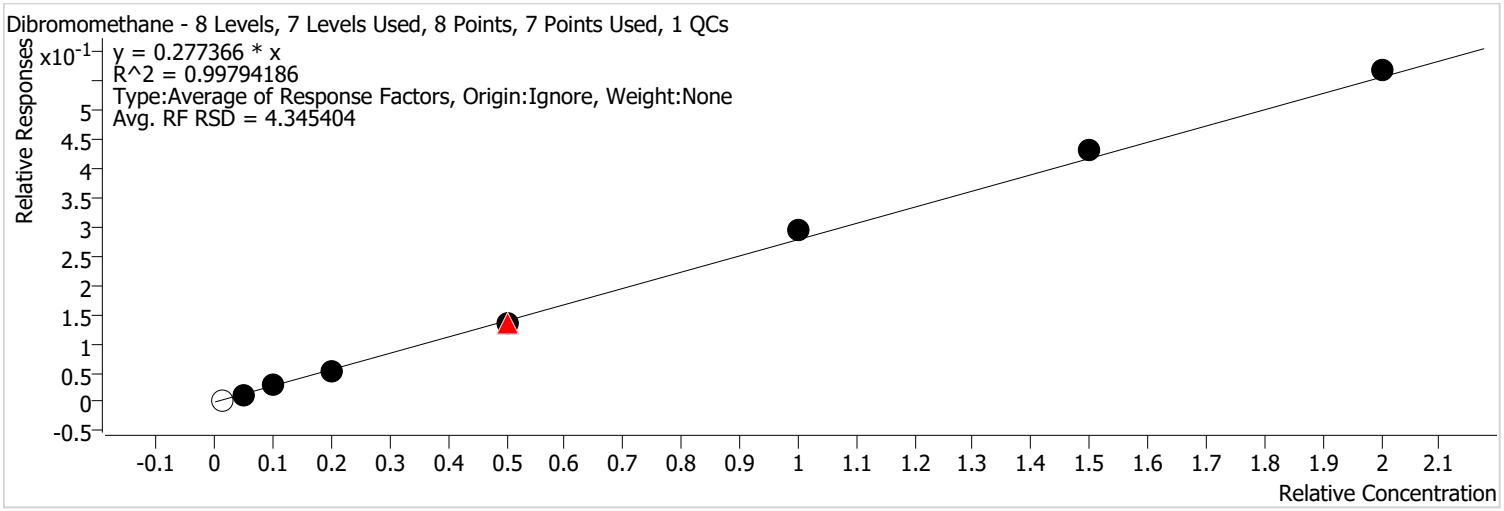

Calibration STD Path	Cal Type	Level	Enabled	Resp.	Exp. Conc	Resp. Factor	Level RSD
D:\Org\Data\VOA5975C\VG011922\19JAN04.D	Calibration	1		1166	2.5000	0.3683	
D:\Org\Data\VOA5975C\VG011922\19JAN05.D	Calibration	2	x	4088	12.5000	0.2606	
D:\Org\Data\VOA5975C\VG011922\19JAN06.D	Calibration	3	x	9095	25.0000	0.2833	
D:\Org\Data\VOA5975C\VG011922\19JAN07.D	Calibration	4	x	16899	50.0000	0.2650	
D:\Org\Data\VOA5975C\VG011922\19JAN09CC.D	CC	CC	x	44657	125.0000	0.2703	
D:\Org\Data\VOA5975C\VG011922\19JAN17.D	QC	QC	x	44818	125.0000	0.2657	
D:\Org\Data\VOA5975C\VG011922\19JAN09.D	Calibration	5	x	44657	125.0000	0.2703	
D:\Org\Data\VOA5975C\VG011922\19JAN11.D	Calibration	6	x	97445	250.0000	0.2924	
D:\Org\Data\VOA5975C\VG011922\19JAN13.D	Calibration	7	x	143756	375.0000	0.2872	
D:\Org\Data\VOA5975C\VG011922\19JAN15.D	Calibration	8	x	197367	500.0000	0.2829	

Batch Path	D:\Org\Data\VOA5975C\VG011922\QuantResults\VG011922_8260B.batch.bin		
Analysis Time	1/22/2022 1:32 PM	**Analyst Name**	BL2000\mchavez
Report Time	1/22/2022 1:35:45 PM	**Reporter Name**	BL2000\mchavez
Last Calib Update	1/20/2022 9:28 AM	**Batch State**	Processed
Quant Batch Version	10.0	**Quant Report Version**	10.0

Bromodichloromethane %RSE = 4.2

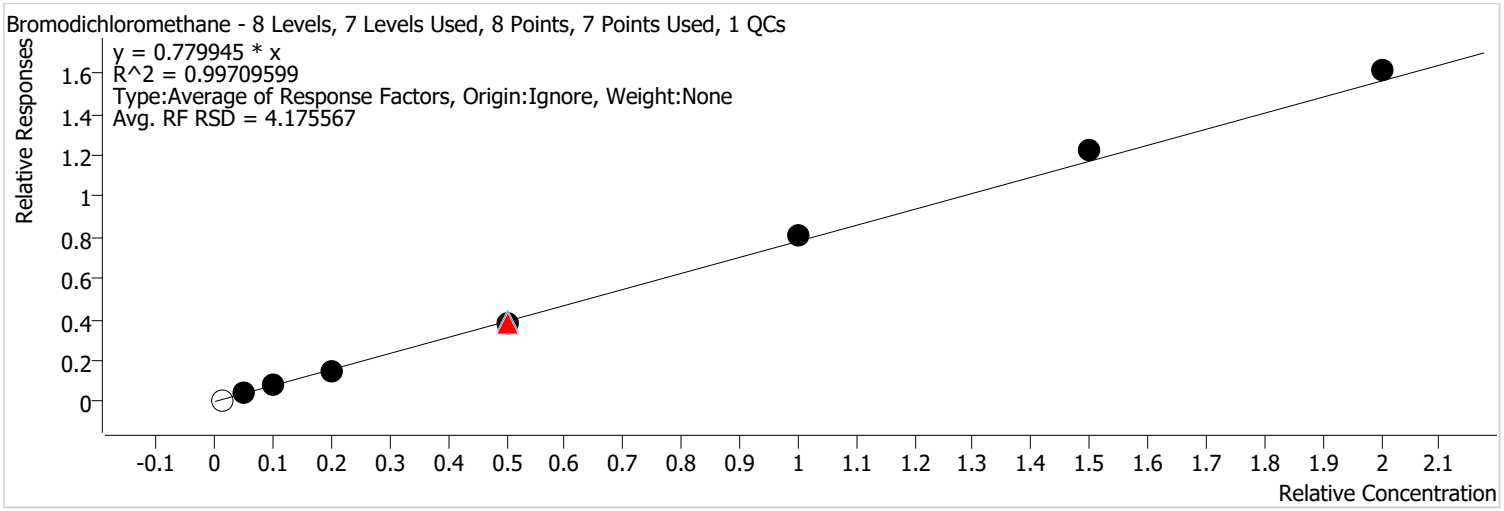

Calibration STD Path	Cal Type	Level	Enabled	Resp.	Exp. Conc	Resp. Factor	Level RSD
D:\Org\Data\VOA5975C\VG011922\19JAN04.D	Calibration	1		2606	2.5000	0.8234	
D:\Org\Data\VOA5975C\VG011922\19JAN05.D	Calibration	2	x	12025	12.5000	0.7666	
D:\Org\Data\VOA5975C\VG011922\19JAN06.D	Calibration	3	x	24925	25.0000	0.7763	
D:\Org\Data\VOA5975C\VG011922\19JAN07.D	Calibration	4	x	46426	50.0000	0.7280	
D:\Org\Data\VOA5975C\VG011922\19JAN09CC.D	CC	CC	x	124982	125.0000	0.7564	
D:\Org\Data\VOA5975C\VG011922\19JAN17.D	QC	QC	x	131590	125.0000	0.7801	
D:\Org\Data\VOA5975C\VG011922\19JAN09.D	Calibration	5	x	124982	125.0000	0.7564	
D:\Org\Data\VOA5975C\VG011922\19JAN11.D	Calibration	6	x	270436	250.0000	0.8115	
D:\Org\Data\VOA5975C\VG011922\19JAN13.D	Calibration	7	x	408420	375.0000	0.8159	
D:\Org\Data\VOA5975C\VG011922\19JAN15.D	Calibration	8	x	561671	500.0000	0.8051	

Batch Path	D:\Org\Data\VOA5975C\VG011922\QuantResults\VG011922_8260B.batch.bin		
Analysis Time	1/22/2022 1:32 PM	**Analyst Name**	BL2000\mchavez
Report Time	1/22/2022 1:35:45 PM	**Reporter Name**	BL2000\mchavez
Last Calib Update	1/20/2022 9:28 AM	**Batch State**	Processed
Quant Batch Version	10.0	**Quant Report Version**	10.0

cis-1,3-Dichloropropene %RSE = 10.3

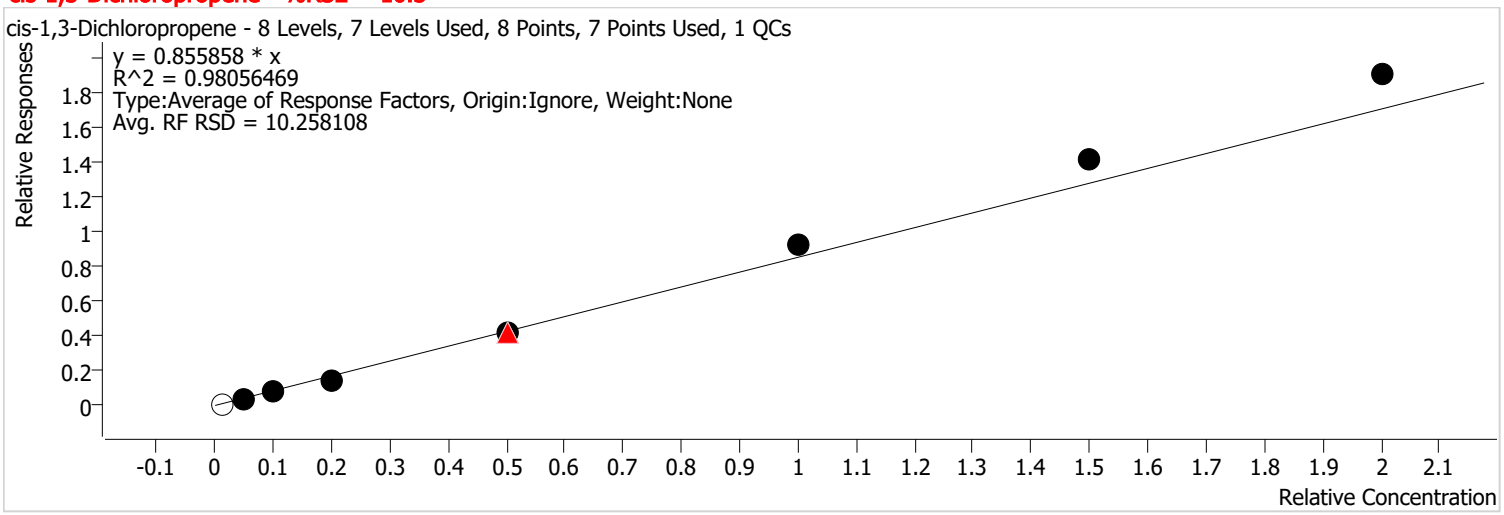

Calibration STD Path	Cal Type	Level	Enabled	Resp.	Exp. Conc	Resp. Factor	Level RSD
D:\Org\Data\VOA5975C\VG011922\19JAN04.D	Calibration	1		3052	2.5000	0.9643	
D:\Org\Data\VOA5975C\VG011922\19JAN05.D	Calibration	2	x	12472	12.5000	0.7951	
D:\Org\Data\VOA5975C\VG011922\19JAN06.D	Calibration	3	x	24965	25.0000	0.7775	
D:\Org\Data\VOA5975C\VG011922\19JAN07.D	Calibration	4	x	47339	50.0000	0.7423	
D:\Org\Data\VOA5975C\VG011922\19JAN09CC.D	CC	CC	x	139607	125.0000	0.8449	
D:\Org\Data\VOA5975C\VG011922\19JAN17.D	QC	QC	x	139981	125.0000	0.8298	
D:\Org\Data\VOA5975C\VG011922\19JAN09.D	Calibration	5	x	139607	125.0000	0.8449	
D:\Org\Data\VOA5975C\VG011922\19JAN11.D	Calibration	6	x	311156	250.0000	0.9336	
D:\Org\Data\VOA5975C\VG011922\19JAN13.D	Calibration	7	x	471983	375.0000	0.9428	
D:\Org\Data\VOA5975C\VG011922\19JAN15.D	Calibration	8	x	666084	500.0000	0.9548	

Batch Path	D:\Org\Data\VOA5975C\VG011922\QuantResults\VG011922_8260B.batch.bin		
Analysis Time	1/22/2022 1:32 PM	**Analyst Name**	BL2000\mchavez
Report Time	1/22/2022 1:35:45 PM	**Reporter Name**	BL2000\mchavez
Last Calib Update	1/20/2022 9:28 AM	**Batch State**	Processed
Quant Batch Version	10.0	**Quant Report Version**	10.0

Toluene-d8 %RSE =

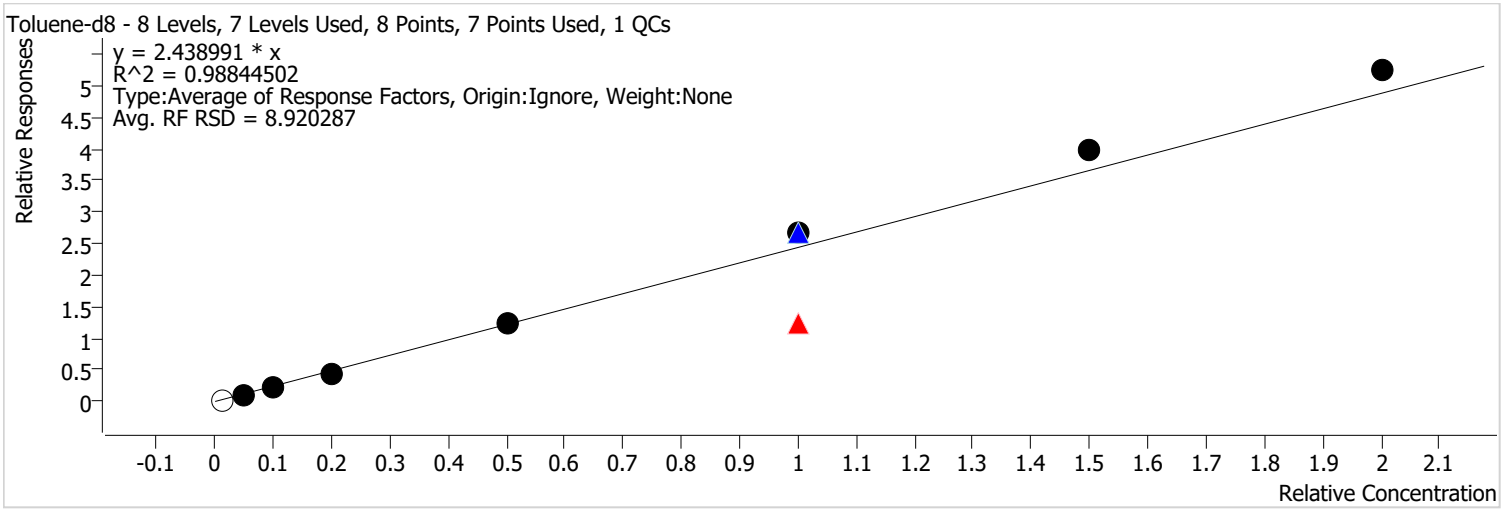

Calibration STD Path	Cal Type	Level	Enabled	Resp.	Exp. Conc	Resp. Factor	Level RSD
D:\Org\Data\VOA5975C\VG011922\19JAN04.D	Calibration	1		8454	2.5000	2.6712	
D:\Org\Data\VOA5975C\VG011922\19JAN05.D	Calibration	2	x	33951	12.5000	2.1644	
D:\Org\Data\VOA5975C\VG011922\19JAN06.D	Calibration	3	x	72066	25.0000	2.2444	
D:\Org\Data\VOA5975C\VG011922\19JAN07.D	Calibration	4	x	142617	50.0000	2.2362	
D:\Org\Data\VOA5975C\VG011922\19JAN09.D	Calibration	5	x	412799	125.0000	2.4983	
D:\Org\Data\VOA5975C\VG011922\19JAN09CC.D	CC	CC	x	412799	250.0000	1.2491	
D:\Org\Data\VOA5975C\VG011922\19JAN17.D	QC	QC	x	896928	250.0000	2.6585	
D:\Org\Data\VOA5975C\VG011922\19JAN11.D	Calibration	6	x	885297	250.0000	2.6564	
D:\Org\Data\VOA5975C\VG011922\19JAN13.D	Calibration	7	x	1329503	375.0000	2.6558	
D:\Org\Data\VOA5975C\VG011922\19JAN15.D	Calibration	8	x	1826060	500.0000	2.6175	

Batch Path	D:\Org\Data\VOA5975C\VG011922\QuantResults\VG011922_8260B.batch.bin		
Analysis Time	1/22/2022 1:32 PM	**Analyst Name**	BL2000\mchavez
Report Time	1/22/2022 1:35:45 PM	**Reporter Name**	BL2000\mchavez
Last Calib Update	1/20/2022 9:28 AM	**Batch State**	Processed
Quant Batch Version	10.0	**Quant Report Version**	10.0

Toluene %RSE = 9.4

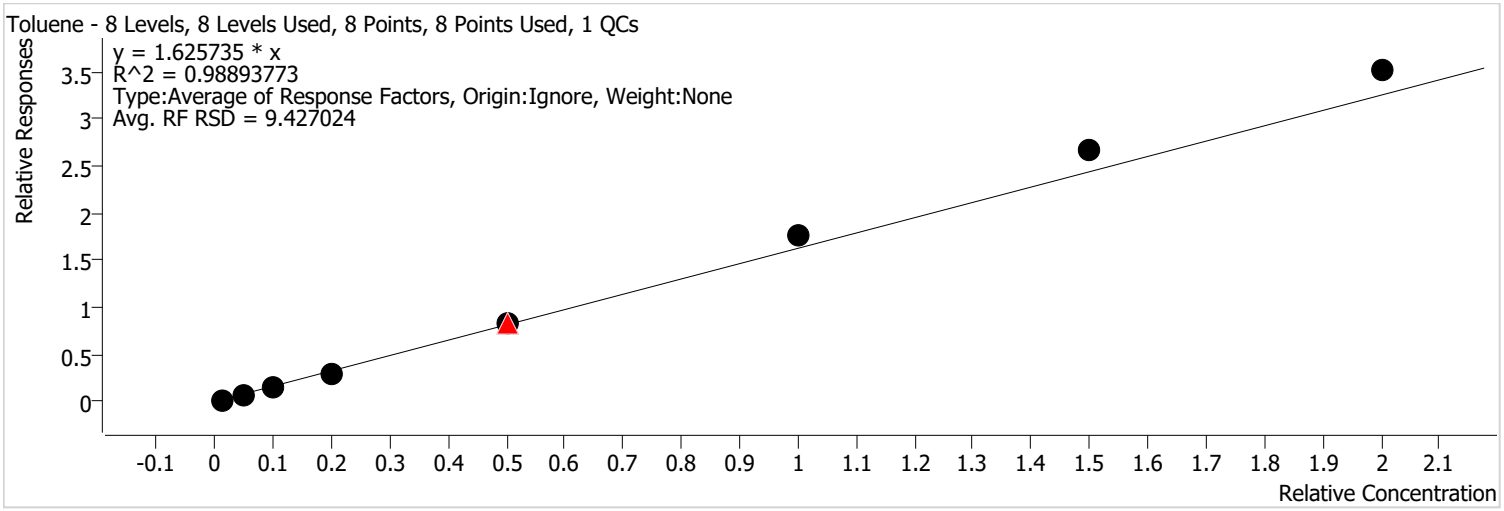

Calibration STD Path	Cal Type	Level	Enabled	Resp.	Exp. Conc	Resp. Factor	Level RSD
D:\Org\Data\VOA5975C\VG011922\19JAN04.D	Calibration	1	x	5454	2.5000	1.7233	
D:\Org\Data\VOA5975C\VG011922\19JAN05.D	Calibration	2	x	21899	12.5000	1.3961	
D:\Org\Data\VOA5975C\VG011922\19JAN06.D	Calibration	3	x	48441	25.0000	1.5086	
D:\Org\Data\VOA5975C\VG011922\19JAN07.D	Calibration	4	x	92615	50.0000	1.4522	
D:\Org\Data\VOA5975C\VG011922\19JAN09CC.D	CC	CC	x	269549	125.0000	1.6313	
D:\Org\Data\VOA5975C\VG011922\19JAN17.D	QC	QC	x	277703	125.0000	1.6462	
D:\Org\Data\VOA5975C\VG011922\19JAN09.D	Calibration	5	x	269549	125.0000	1.6313	
D:\Org\Data\VOA5975C\VG011922\19JAN11.D	Calibration	6	x	587069	250.0000	1.7615	
D:\Org\Data\VOA5975C\VG011922\19JAN13.D	Calibration	7	x	890126	375.0000	1.7781	
D:\Org\Data\VOA5975C\VG011922\19JAN15.D	Calibration	8	x	1224192	500.0000	1.7547	

Calibration Report

Batch Path	D:\Org\Data\VOA5975C\VG011922\QuantResults\VG011922_8260B.batch.bin		
Analysis Time	1/22/2022 1:32 PM	**Analyst Name**	BL2000\mchavez
Report Time	1/22/2022 1:35:45 PM	**Reporter Name**	BL2000\mchavez
Last Calib Update	1/20/2022 9:28 AM	**Batch State**	Processed
Quant Batch Version	10.0	**Quant Report Version**	10.0

trans-1,3-Dichloropropene %RSE = 9.2

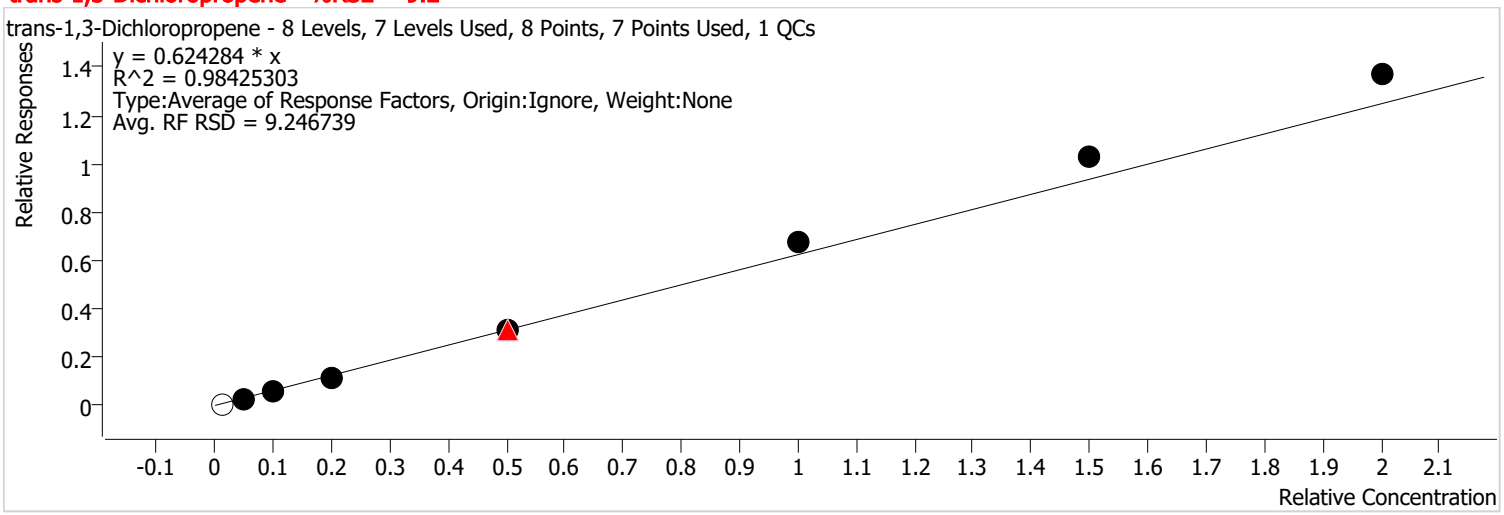

Calibration STD Path	Cal Type	Level	Enabled	Resp.	Exp. Conc	Resp. Factor	Level RSD
D:\Org\Data\VOA5975C\VG011922\19JAN04.D	Calibration	1		2153	2.5000	0.6803	
D:\Org\Data\VOA5975C\VG011922\19JAN05.D	Calibration	2	x	8755	12.5000	0.5581	
D:\Org\Data\VOA5975C\VG011922\19JAN06.D	Calibration	3	x	18613	25.0000	0.5797	
D:\Org\Data\VOA5975C\VG011922\19JAN07.D	Calibration	4	x	36009	50.0000	0.5646	
D:\Org\Data\VOA5975C\VG011922\19JAN09CC.D	CC	CC	x	102846	125.0000	0.6224	
D:\Org\Data\VOA5975C\VG011922\19JAN17.D	QC	QC	x	105873	125.0000	0.6276	
D:\Org\Data\VOA5975C\VG011922\19JAN09.D	Calibration	5	x	102846	125.0000	0.6224	
D:\Org\Data\VOA5975C\VG011922\19JAN11.D	Calibration	6	x	223772	250.0000	0.6714	
D:\Org\Data\VOA5975C\VG011922\19JAN13.D	Calibration	7	x	345161	375.0000	0.6895	
D:\Org\Data\VOA5975C\VG011922\19JAN15.D	Calibration	8	x	477330	500.0000	0.6842	

Batch Path	D:\Org\Data\VOA5975C\VG011922\QuantResults\VG011922_8260B.batch.bin		
Analysis Time	1/22/2022 1:32 PM	**Analyst Name**	BL2000\mchavez
Report Time	1/22/2022 1:35:45 PM	**Reporter Name**	BL2000\mchavez
Last Calib Update	1/20/2022 9:28 AM	**Batch State**	Processed
Quant Batch Version	10.0	**Quant Report Version**	10.0

1,1,2-Trichloroethane %RSE = 4.4

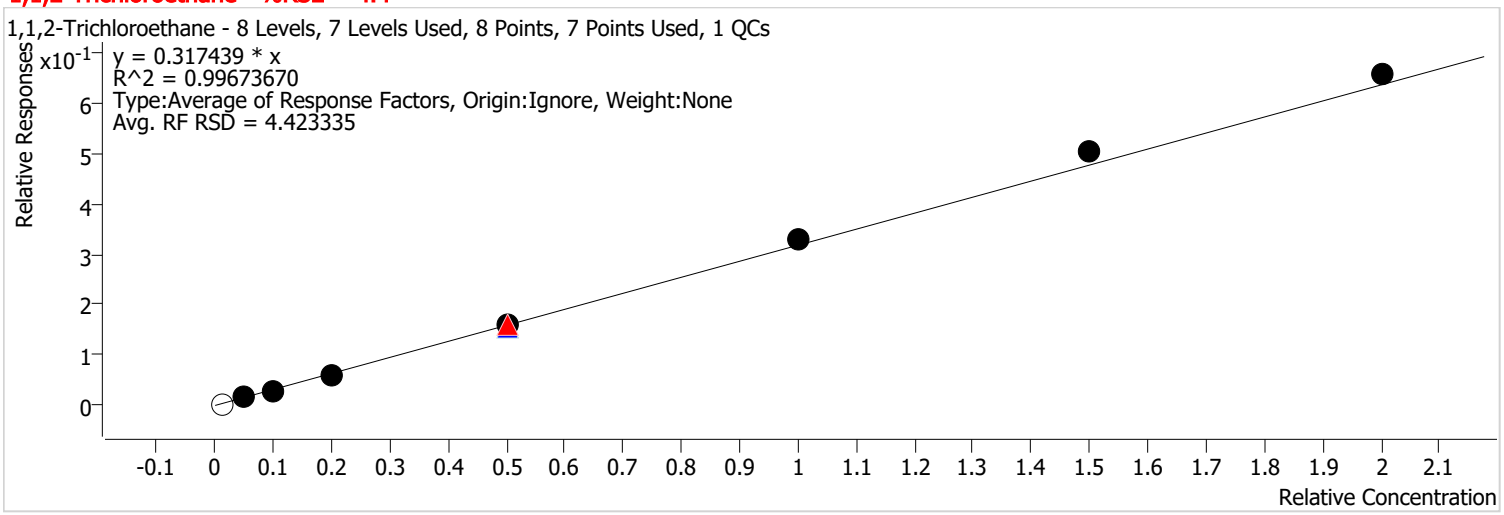

Calibration STD Path	Cal Type	Level	Enabled	Resp.	Exp. Conc	Resp. Factor	Level RSD
D:\Org\Data\VOA5975C\VG011922\19JAN04.D	Calibration	1		1045	2.5000	0.3303	
D:\Org\Data\VOA5975C\VG011922\19JAN05.D	Calibration	2	x	4762	12.5000	0.3036	
D:\Org\Data\VOA5975C\VG011922\19JAN06.D	Calibration	3	x	9780	25.0000	0.3046	
D:\Org\Data\VOA5975C\VG011922\19JAN07.D	Calibration	4	x	19237	50.0000	0.3016	
D:\Org\Data\VOA5975C\VG011922\19JAN09CC.D	CC	CC	x	52780	125.0000	0.3194	
D:\Org\Data\VOA5975C\VG011922\19JAN17.D	QC	QC	x	52407	125.0000	0.3107	
D:\Org\Data\VOA5975C\VG011922\19JAN09.D	Calibration	5	x	52780	125.0000	0.3194	
D:\Org\Data\VOA5975C\VG011922\19JAN11.D	Calibration	6	x	110317	250.0000	0.3310	
D:\Org\Data\VOA5975C\VG011922\19JAN13.D	Calibration	7	x	167409	375.0000	0.3344	
D:\Org\Data\VOA5975C\VG011922\19JAN15.D	Calibration	8	x	228423	500.0000	0.3274	

Batch Path	D:\Org\Data\VOA5975C\VG011922\QuantResults\VG011922_8260B.batch.bin		
Analysis Time	1/22/2022 1:32 PM	**Analyst Name**	BL2000\mchavez
Report Time	1/22/2022 1:35:45 PM	**Reporter Name**	BL2000\mchavez
Last Calib Update	1/20/2022 9:28 AM	**Batch State**	Processed
Quant Batch Version	10.0	**Quant Report Version**	10.0

Tetrachloroethene %RSE = 7.1

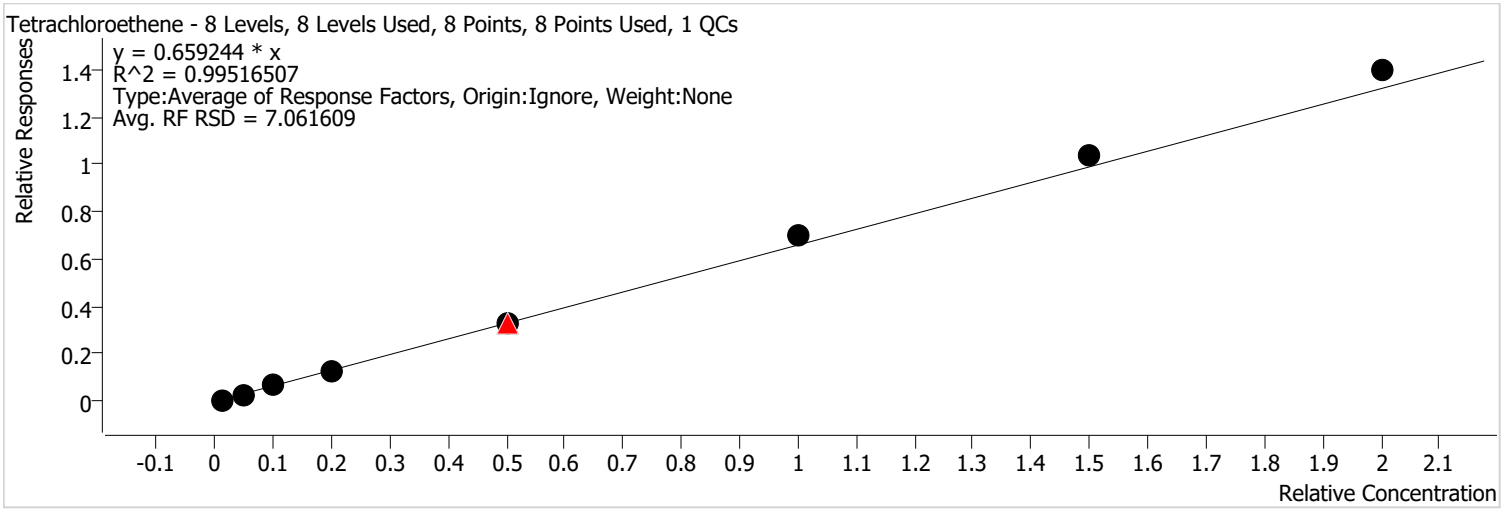

Calibration STD Path	Cal Type	Level	Enabled	Resp.	Exp. Conc	Resp. Factor	Level RSD
D:\Org\Data\VOA5975C\VG011922\19JAN04.D	Calibration	1	x	2190	2.5000	0.6920	
D:\Org\Data\VOA5975C\VG011922\19JAN05.D	Calibration	2	x	8964	12.5000	0.5715	
D:\Org\Data\VOA5975C\VG011922\19JAN06.D	Calibration	3	x	21156	25.0000	0.6589	
D:\Org\Data\VOA5975C\VG011922\19JAN07.D	Calibration	4	x	38749	50.0000	0.6076	
D:\Org\Data\VOA5975C\VG011922\19JAN09CC.D	CC	CC	x	109194	125.0000	0.6608	
D:\Org\Data\VOA5975C\VG011922\19JAN17.D	QC	QC	x	112100	125.0000	0.6645	
D:\Org\Data\VOA5975C\VG011922\19JAN09.D	Calibration	5	x	109194	125.0000	0.6608	
D:\Org\Data\VOA5975C\VG011922\19JAN11.D	Calibration	6	x	231586	250.0000	0.6949	
D:\Org\Data\VOA5975C\VG011922\19JAN13.D	Calibration	7	x	346235	375.0000	0.6916	
D:\Org\Data\VOA5975C\VG011922\19JAN15.D	Calibration	8	x	486052	500.0000	0.6967	

Batch Path	D:\Org\Data\VOA5975C\VG011922\QuantResults\VG011922_8260B.batch.bin		
Analysis Time	1/22/2022 1:32 PM	**Analyst Name**	BL2000\mchavez
Report Time	1/22/2022 1:35:45 PM	**Reporter Name**	BL2000\mchavez
Last Calib Update	1/20/2022 9:28 AM	**Batch State**	Processed
Quant Batch Version	10.0	**Quant Report Version**	10.0

1,3-Dichloropropane %RSE = 4.9

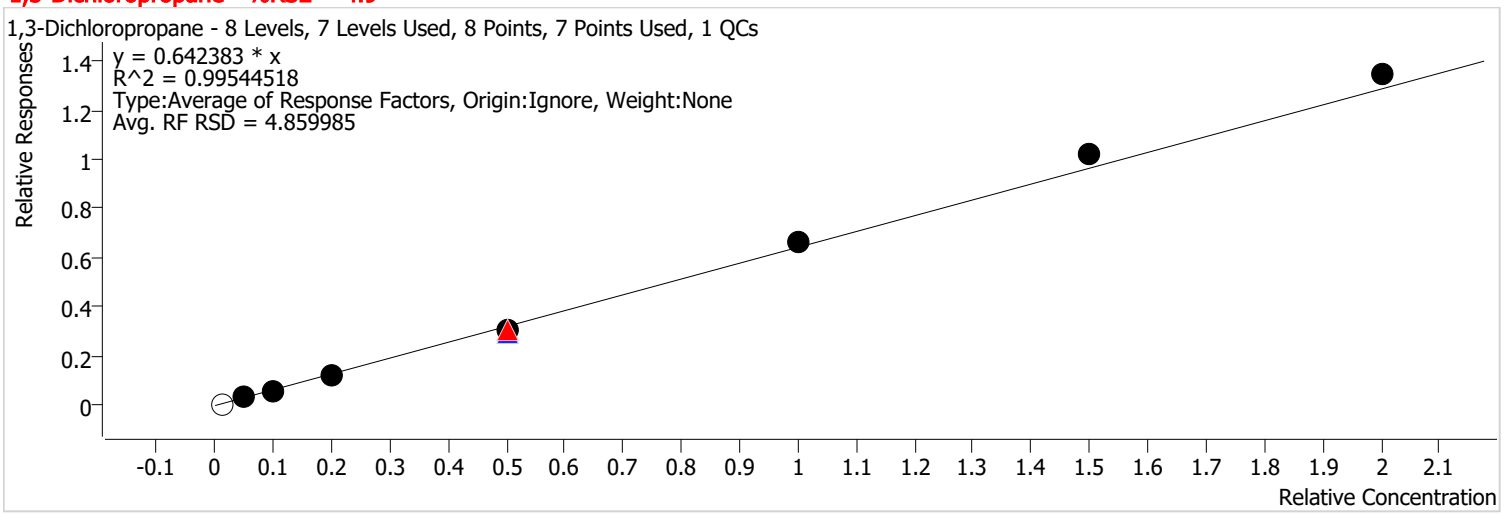

Calibration STD Path	Cal Type	Level	Enabled	Resp.	Exp. Conc	Resp. Factor	Level RSD
D:\Org\Data\VOA5975C\VG011922\19JAN04.D	Calibration	1		2260	2.5000	0.7141	
D:\Org\Data\VOA5975C\VG011922\19JAN05.D	Calibration	2	x	9988	12.5000	0.6367	
D:\Org\Data\VOA5975C\VG011922\19JAN06.D	Calibration	3	x	20205	25.0000	0.6293	
D:\Org\Data\VOA5975C\VG011922\19JAN07.D	Calibration	4	x	38147	50.0000	0.5981	
D:\Org\Data\VOA5975C\VG011922\19JAN09CC.D	CC	CC	x	101384	125.0000	0.6136	
D:\Org\Data\VOA5975C\VG011922\19JAN17.D	QC	QC	x	99920	125.0000	0.5923	
D:\Org\Data\VOA5975C\VG011922\19JAN09.D	Calibration	5	x	101384	125.0000	0.6136	
D:\Org\Data\VOA5975C\VG011922\19JAN11.D	Calibration	6	x	223019	250.0000	0.6692	
D:\Org\Data\VOA5975C\VG011922\19JAN13.D	Calibration	7	x	339654	375.0000	0.6785	
D:\Org\Data\VOA5975C\VG011922\19JAN15.D	Calibration	8	x	468322	500.0000	0.6713	

Calibration Report

Batch Path	D:\Org\Data\VOA5975C\VG011922\QuantResults\VG011922_8260B.batch.bin		
Analysis Time	1/22/2022 1:32 PM	**Analyst Name**	BL2000\mchavez
Report Time	1/22/2022 1:35:45 PM	**Reporter Name**	BL2000\mchavez
Last Calib Update	1/20/2022 9:28 AM	**Batch State**	Processed
Quant Batch Version	10.0	**Quant Report Version**	10.0

Chlorodibromomethane %RSE = 4.9

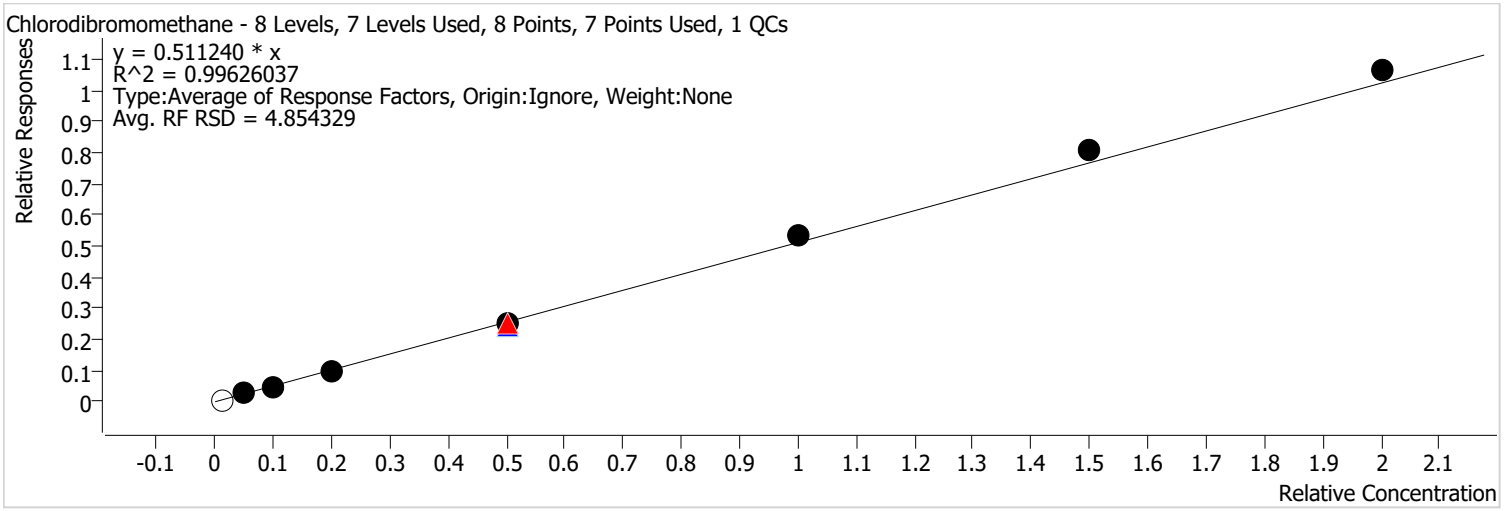

Calibration STD Path	Cal Type	Level	Enabled	Resp.	Exp. Conc	Resp. Factor	Level RSD
D:\Org\Data\VOA5975C\VG011922\19JAN04.D	Calibration	1		2004	2.5000	0.6332	
D:\Org\Data\VOA5975C\VG011922\19JAN05.D	Calibration	2	x	7984	12.5000	0.5090	
D:\Org\Data\VOA5975C\VG011922\19JAN06.D	Calibration	3	x	15826	25.0000	0.4929	
D:\Org\Data\VOA5975C\VG011922\19JAN07.D	Calibration	4	x	30000	50.0000	0.4704	
D:\Org\Data\VOA5975C\VG011922\19JAN09CC.D	CC	CC	x	83172	125.0000	0.5034	
D:\Org\Data\VOA5975C\VG011922\19JAN17.D	QC	QC	x	81909	125.0000	0.4856	
D:\Org\Data\VOA5975C\VG011922\19JAN09.D	Calibration	5	x	83172	125.0000	0.5034	
D:\Org\Data\VOA5975C\VG011922\19JAN11.D	Calibration	6	x	178171	250.0000	0.5346	
D:\Org\Data\VOA5975C\VG011922\19JAN13.D	Calibration	7	x	269032	375.0000	0.5374	
D:\Org\Data\VOA5975C\VG011922\19JAN15.D	Calibration	8	x	370474	500.0000	0.5310	

Batch Path	D:\Org\Data\VOA5975C\VG011922\QuantResults\VG011922_8260B.batch.bin		
Analysis Time	1/22/2022 1:32 PM	**Analyst Name**	BL2000\mchavez
Report Time	1/22/2022 1:35:45 PM	**Reporter Name**	BL2000\mchavez
Last Calib Update	1/20/2022 9:28 AM	**Batch State**	Processed
Quant Batch Version	10.0	**Quant Report Version**	10.0

1,2-Dibromoethane %RSE = 6.4

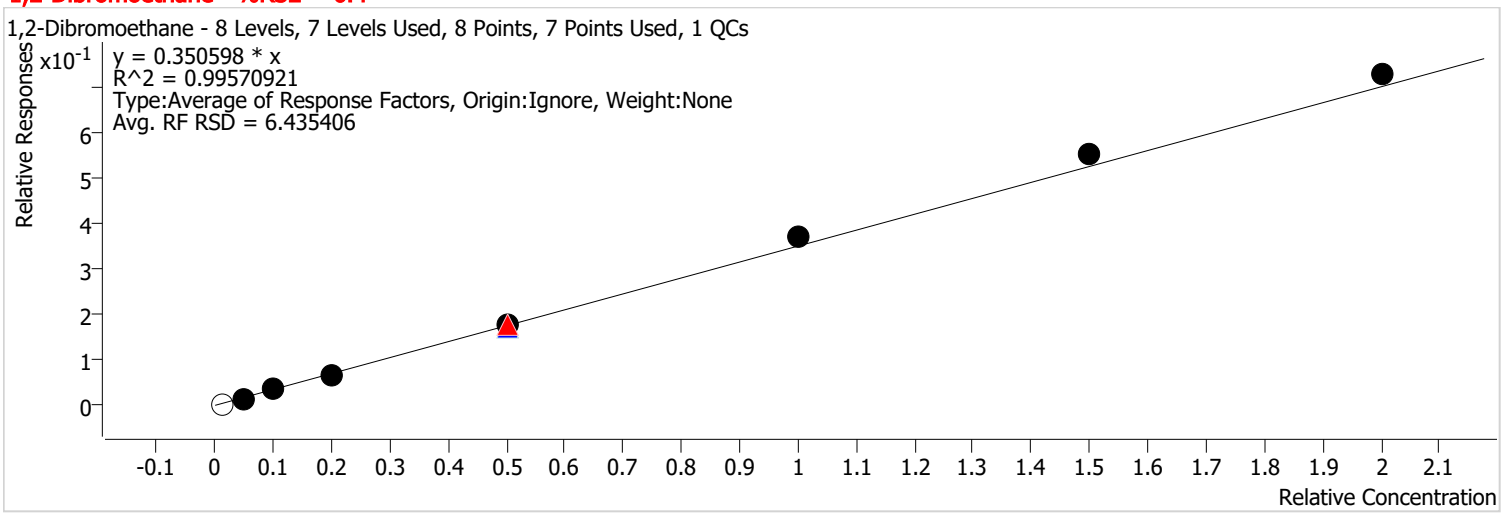

Calibration STD Path	Cal Type	Level	Enabled	Resp.	Exp. Conc	Resp. Factor	Level RSD
D:\Org\Data\VOA5975C\VG011922\19JAN04.D	Calibration	1		1089	2.5000	0.3439	
D:\Org\Data\VOA5975C\VG011922\19JAN05.D	Calibration	2	x	4936	12.5000	0.3147	
D:\Org\Data\VOA5975C\VG011922\19JAN06.D	Calibration	3	x	11412	25.0000	0.3554	
D:\Org\Data\VOA5975C\VG011922\19JAN07.D	Calibration	4	x	20667	50.0000	0.3241	
D:\Org\Data\VOA5975C\VG011922\19JAN09CC.D	CC	CC	x	58489	125.0000	0.3540	
D:\Org\Data\VOA5975C\VG011922\19JAN17.D	QC	QC	x	58586	125.0000	0.3473	
D:\Org\Data\VOA5975C\VG011922\19JAN09.D	Calibration	5	x	58489	125.0000	0.3540	
D:\Org\Data\VOA5975C\VG011922\19JAN11.D	Calibration	6	x	124289	250.0000	0.3729	
D:\Org\Data\VOA5975C\VG011922\19JAN13.D	Calibration	7	x	184921	375.0000	0.3694	
D:\Org\Data\VOA5975C\VG011922\19JAN15.D	Calibration	8	x	253758	500.0000	0.3637	

Calibration Report

Batch Path	D:\Org\Data\VOA5975C\VG011922\QuantResults\VG011922_8260B.batch.bin		
Analysis Time	1/22/2022 1:32 PM	**Analyst Name**	BL2000\mchavez
Report Time	1/22/2022 1:35:45 PM	**Reporter Name**	BL2000\mchavez
Last Calib Update	1/20/2022 9:28 AM	**Batch State**	Processed
Quant Batch Version	10.0	**Quant Report Version**	10.0

Chlorobenzene %RSE = 5.1

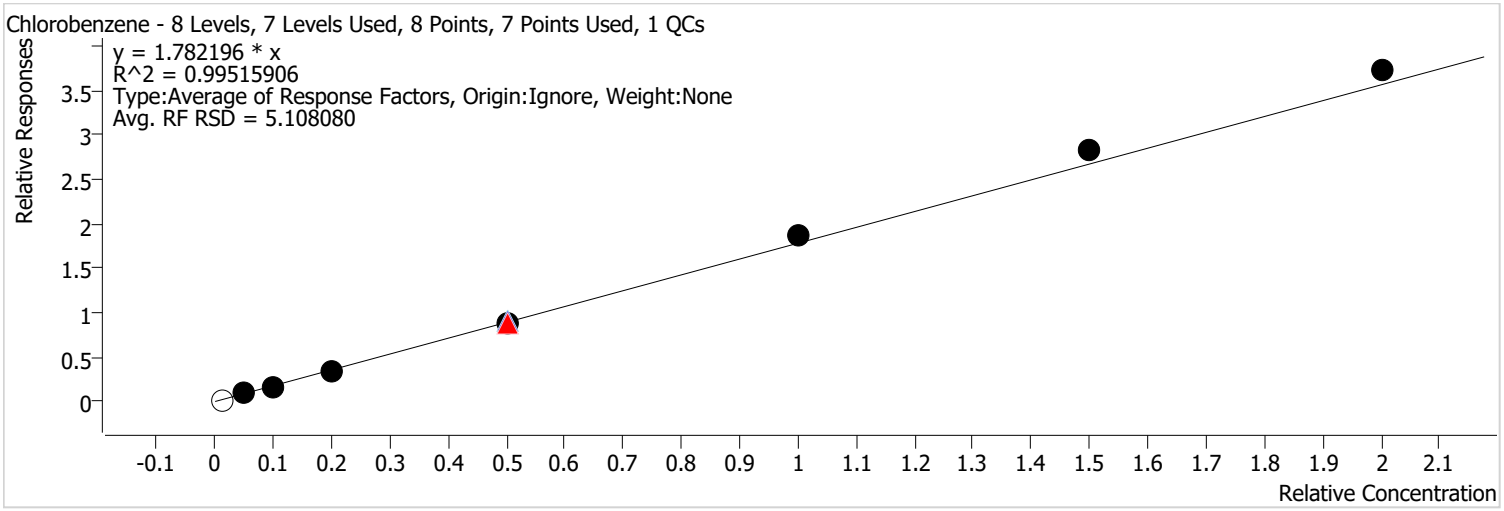

Calibration STD Path	Cal Type	Level	Enabled	Resp.	Exp. Conc	Resp. Factor	Level RSD
D:\Org\Data\VOA5975C\VG011922\19JAN04.D	Calibration	1		6152	2.5000	1.9438	
D:\Org\Data\VOA5975C\VG011922\19JAN05.D	Calibration	2	x	26688	12.5000	1.7014	
D:\Org\Data\VOA5975C\VG011922\19JAN06.D	Calibration	3	x	55632	25.0000	1.7326	
D:\Org\Data\VOA5975C\VG011922\19JAN07.D	Calibration	4	x	106223	50.0000	1.6656	
D:\Org\Data\VOA5975C\VG011922\19JAN09CC.D	CC	CC	x	289340	125.0000	1.7511	
D:\Org\Data\VOA5975C\VG011922\19JAN17.D	QC	QC	x	307100	125.0000	1.8205	
D:\Org\Data\VOA5975C\VG011922\19JAN09.D	Calibration	5	x	289340	125.0000	1.7511	
D:\Org\Data\VOA5975C\VG011922\19JAN11.D	Calibration	6	x	625101	250.0000	1.8757	
D:\Org\Data\VOA5975C\VG011922\19JAN13.D	Calibration	7	x	945250	375.0000	1.8882	
D:\Org\Data\VOA5975C\VG011922\19JAN15.D	Calibration	8	x	1298233	500.0000	1.8609	

Calibration Report

Batch Path	D:\Org\Data\VOA5975C\VG011922\QuantResults\VG011922_8260B.batch.bin		
Analysis Time	1/22/2022 1:32 PM	**Analyst Name**	BL2000\mchavez
Report Time	1/22/2022 1:35:45 PM	**Reporter Name**	BL2000\mchavez
Last Calib Update	1/20/2022 9:28 AM	**Batch State**	Processed
Quant Batch Version	10.0	**Quant Report Version**	10.0

1,1,1,2-Tetrachloroethane %RSE = 4.7

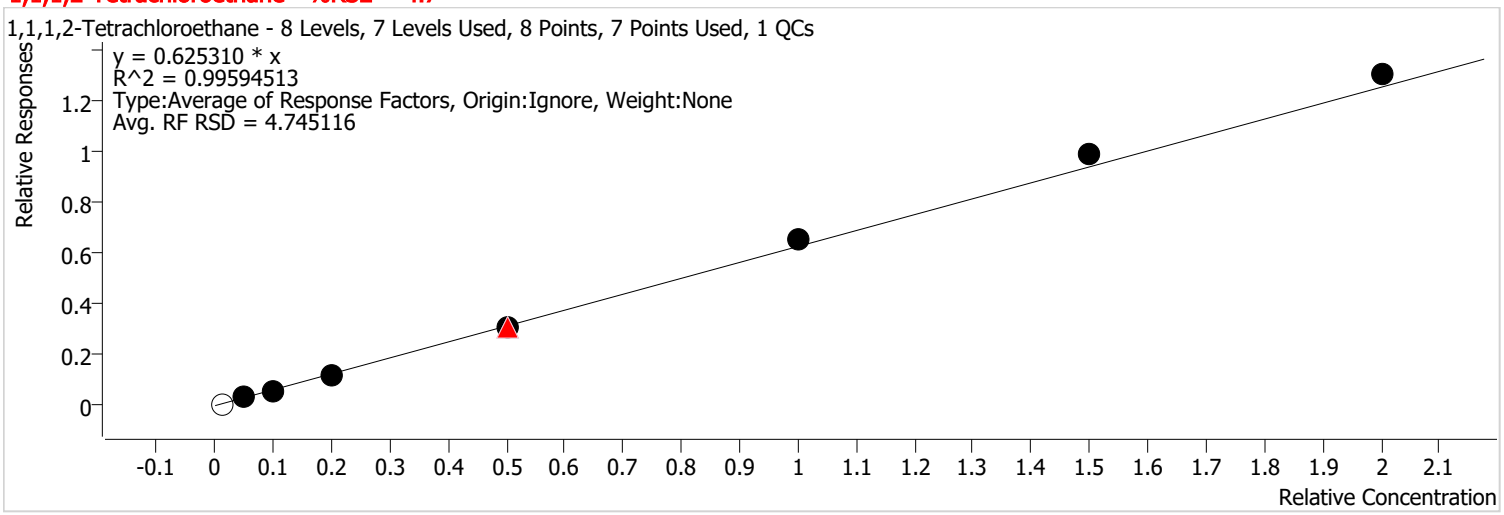

Calibration STD Path	Cal Type	Level	Enabled	Resp.	Exp. Conc	Resp. Factor	Level RSD
D:\Org\Data\VOA5975C\VG011922\19JAN04.D	Calibration	1		2284	2.5000	0.7215	
D:\Org\Data\VOA5975C\VG011922\19JAN05.D	Calibration	2	x	9446	12.5000	0.6022	
D:\Org\Data\VOA5975C\VG011922\19JAN06.D	Calibration	3	x	19516	25.0000	0.6078	
D:\Org\Data\VOA5975C\VG011922\19JAN07.D	Calibration	4	x	37389	50.0000	0.5863	
D:\Org\Data\VOA5975C\VG011922\19JAN09CC.D	CC	CC	x	101500	125.0000	0.6143	
D:\Org\Data\VOA5975C\VG011922\19JAN17.D	QC	QC	x	102231	125.0000	0.6060	
D:\Org\Data\VOA5975C\VG011922\19JAN09.D	Calibration	5	x	101500	125.0000	0.6143	
D:\Org\Data\VOA5975C\VG011922\19JAN11.D	Calibration	6	x	219325	250.0000	0.6581	
D:\Org\Data\VOA5975C\VG011922\19JAN13.D	Calibration	7	x	329822	375.0000	0.6588	
D:\Org\Data\VOA5975C\VG011922\19JAN15.D	Calibration	8	x	453261	500.0000	0.6497	

Batch Path	D:\Org\Data\VOA5975C\VG011922\QuantResults\VG011922_8260B.batch.bin		
Analysis Time	1/22/2022 1:32 PM	**Analyst Name**	BL2000\mchavez
Report Time	1/22/2022 1:35:45 PM	**Reporter Name**	BL2000\mchavez
Last Calib Update	1/20/2022 9:28 AM	**Batch State**	Processed
Quant Batch Version	10.0	**Quant Report Version**	10.0

Ethylbenzene %RSE = 9.3

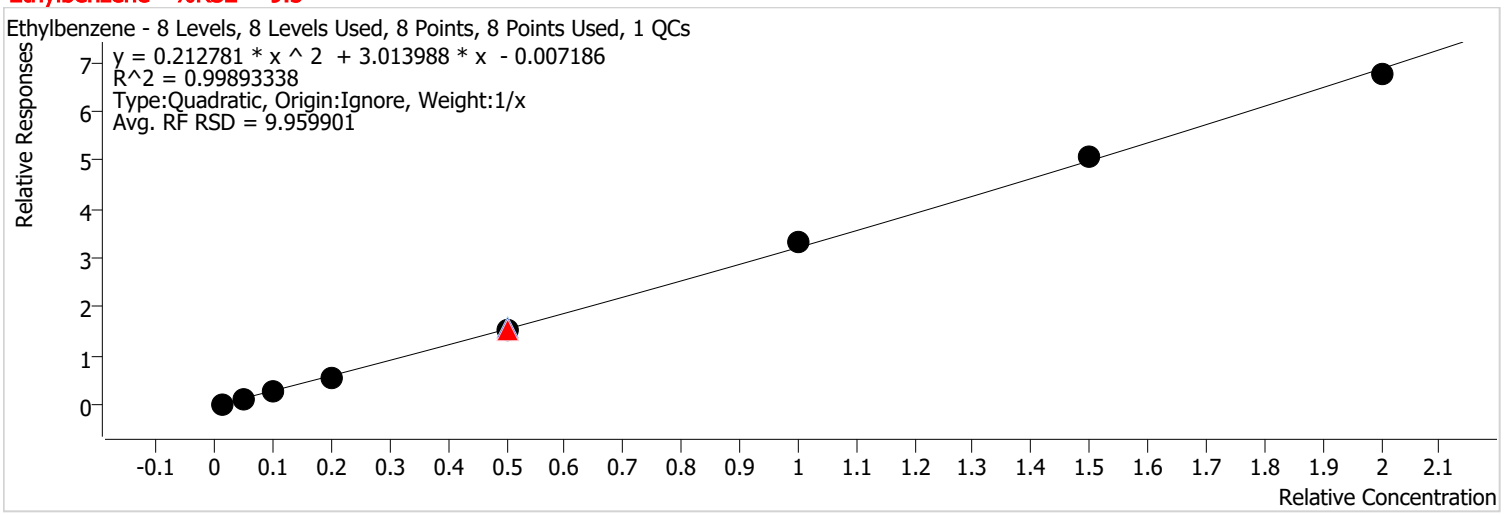

Calibration STD Path	Cal Type	Level	Enabled	Resp.	Exp. Conc	Resp. Factor	Level RSD
D:\Org\Data\VOA5975C\VG011922\19JAN04.D	Calibration	1	x	8834	2.5000	2.7912	
D:\Org\Data\VOA5975C\VG011922\19JAN05.D	Calibration	2	x	42980	12.5000	2.7400	
D:\Org\Data\VOA5975C\VG011922\19JAN06.D	Calibration	3	x	91590	25.0000	2.8524	
D:\Org\Data\VOA5975C\VG011922\19JAN07.D	Calibration	4	x	171854	50.0000	2.6947	
D:\Org\Data\VOA5975C\VG011922\19JAN09CC.D	CC	CC	x	505127	125.0000	3.0570	
D:\Org\Data\VOA5975C\VG011922\19JAN17.D	QC	QC	x	535079	125.0000	3.1719	
D:\Org\Data\VOA5975C\VG011922\19JAN09.D	Calibration	5	x	505127	125.0000	3.0570	
D:\Org\Data\VOA5975C\VG011922\19JAN11.D	Calibration	6	x	1116949	250.0000	3.3515	
D:\Org\Data\VOA5975C\VG011922\19JAN13.D	Calibration	7	x	1697682	375.0000	3.3913	
D:\Org\Data\VOA5975C\VG011922\19JAN15.D	Calibration	8	x	2354058	500.0000	3.3743	

Batch Path	D:\Org\Data\VOA5975C\VG011922\QuantResults\VG011922_8260B.batch.bin		
Analysis Time	1/22/2022 1:32 PM	**Analyst Name**	BL2000\mchavez
Report Time	1/22/2022 1:35:45 PM	**Reporter Name**	BL2000\mchavez
Last Calib Update	1/20/2022 9:28 AM	**Batch State**	Processed
Quant Batch Version	10.0	**Quant Report Version**	10.0

m+p-Xylenes %RSE = 13.0

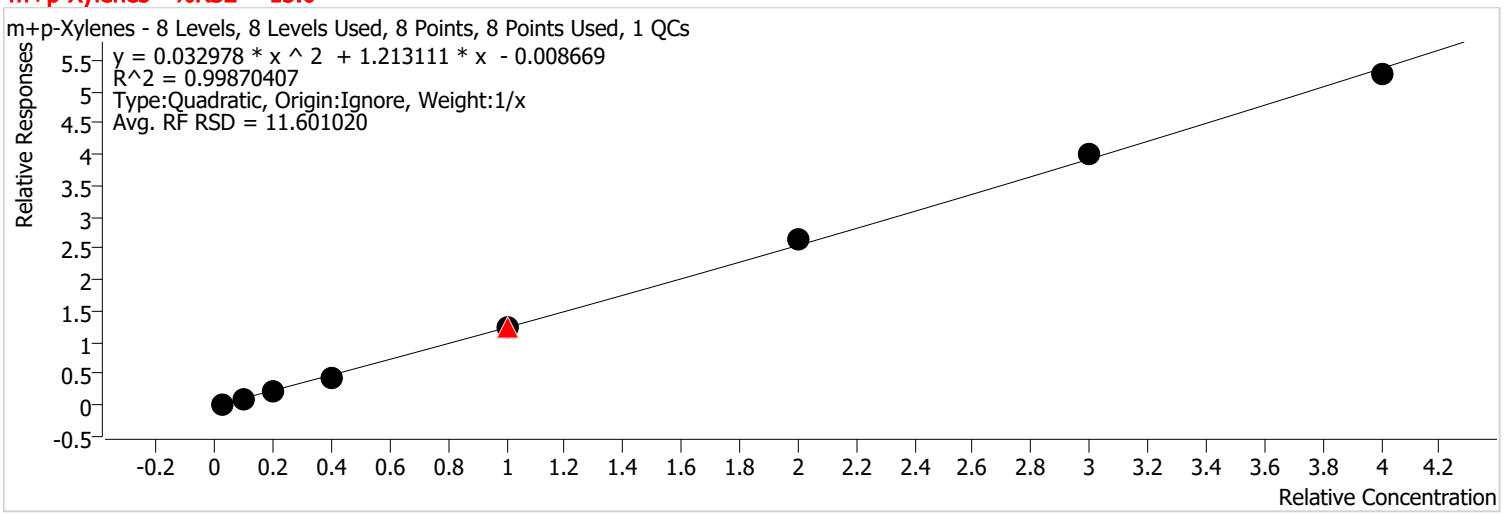

Calibration STD Path	Cal Type	Level	Enabled	Resp.	Exp. Conc	Resp. Factor	Level RSD
D:\Org\Data\VOA5975C\VG011922\19JAN04.D	Calibration	1	x	6744	5.0000	1.0654	
D:\Org\Data\VOA5975C\VG011922\19JAN05.D	Calibration	2	x	31103	25.0000	0.9914	
D:\Org\Data\VOA5975C\VG011922\19JAN06.D	Calibration	3	x	71705	50.0000	1.1166	
D:\Org\Data\VOA5975C\VG011922\19JAN07.D	Calibration	4	x	136806	100.0000	1.0726	
D:\Org\Data\VOA5975C\VG011922\19JAN09CC.D	CC	CC	x	405724	250.0000	1.2277	
D:\Org\Data\VOA5975C\VG011922\19JAN17.D	QC	QC	x	413361	250.0000	1.2252	
D:\Org\Data\VOA5975C\VG011922\19JAN09.D	Calibration	5	x	405724	250.0000	1.2277	
D:\Org\Data\VOA5975C\VG011922\19JAN11.D	Calibration	6	x	887253	500.0000	1.3311	
D:\Org\Data\VOA5975C\VG011922\19JAN13.D	Calibration	7	x	1334216	750.0000	1.3326	
D:\Org\Data\VOA5975C\VG011922\19JAN15.D	Calibration	8	x	1838610	1000.0000	1.3177	

Batch Path	D:\Org\Data\VOA5975C\VG011922\QuantResults\VG011922_8260B.batch.bin		
Analysis Time	1/22/2022 1:32 PM	**Analyst Name**	BL2000\mchavez
Report Time	1/22/2022 1:35:45 PM	**Reporter Name**	BL2000\mchavez
Last Calib Update	1/20/2022 9:28 AM	**Batch State**	Processed
Quant Batch Version	10.0	**Quant Report Version**	10.0

o-Xylene %RSE = 12.9

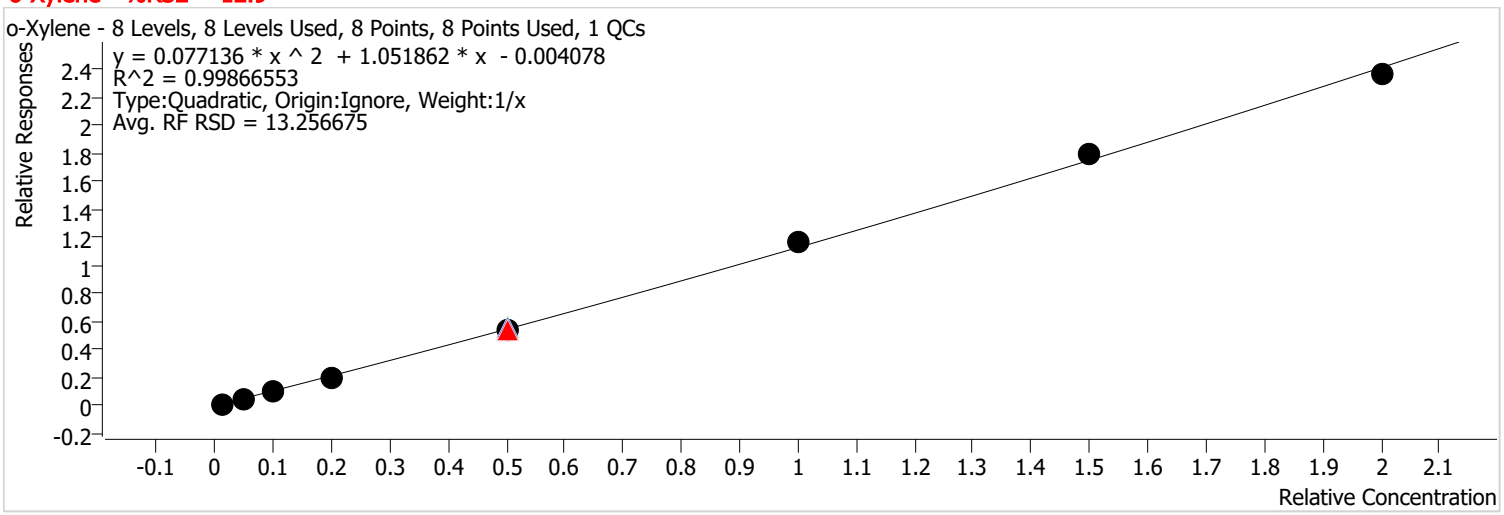

Calibration STD Path	Cal Type	Level	Enabled	Resp.	Exp. Conc	Resp. Factor	Level RSD
D:\Org\Data\VOA5975C\VG011922\19JAN04.D	Calibration	1	x	2826	2.5000	0.8929	
D:\Org\Data\VOA5975C\VG011922\19JAN05.D	Calibration	2	x	13717	12.5000	0.8745	
D:\Org\Data\VOA5975C\VG011922\19JAN06.D	Calibration	3	x	30498	25.0000	0.9498	
D:\Org\Data\VOA5975C\VG011922\19JAN07.D	Calibration	4	x	58814	50.0000	0.9222	
D:\Org\Data\VOA5975C\VG011922\19JAN09CC.D	CC	CC	x	179108	125.0000	1.0840	
D:\Org\Data\VOA5975C\VG011922\19JAN17.D	QC	QC	x	184033	125.0000	1.0909	
D:\Org\Data\VOA5975C\VG011922\19JAN09.D	Calibration	5	x	179108	125.0000	1.0840	
D:\Org\Data\VOA5975C\VG011922\19JAN11.D	Calibration	6	x	387676	250.0000	1.1632	
D:\Org\Data\VOA5975C\VG011922\19JAN13.D	Calibration	7	x	598606	375.0000	1.1958	
D:\Org\Data\VOA5975C\VG011922\19JAN15.D	Calibration	8	x	822173	500.0000	1.1785	

Batch Path	D:\Org\Data\VOA5975C\VG011922\QuantResults\VG011922_8260B.batch.bin		
Analysis Time	1/22/2022 1:32 PM	**Analyst Name**	BL2000\mchavez
Report Time	1/22/2022 1:35:46 PM	**Reporter Name**	BL2000\mchavez
Last Calib Update	1/20/2022 9:28 AM	**Batch State**	Processed
Quant Batch Version	10.0	**Quant Report Version**	10.0

Styrene %RSE = 15.0

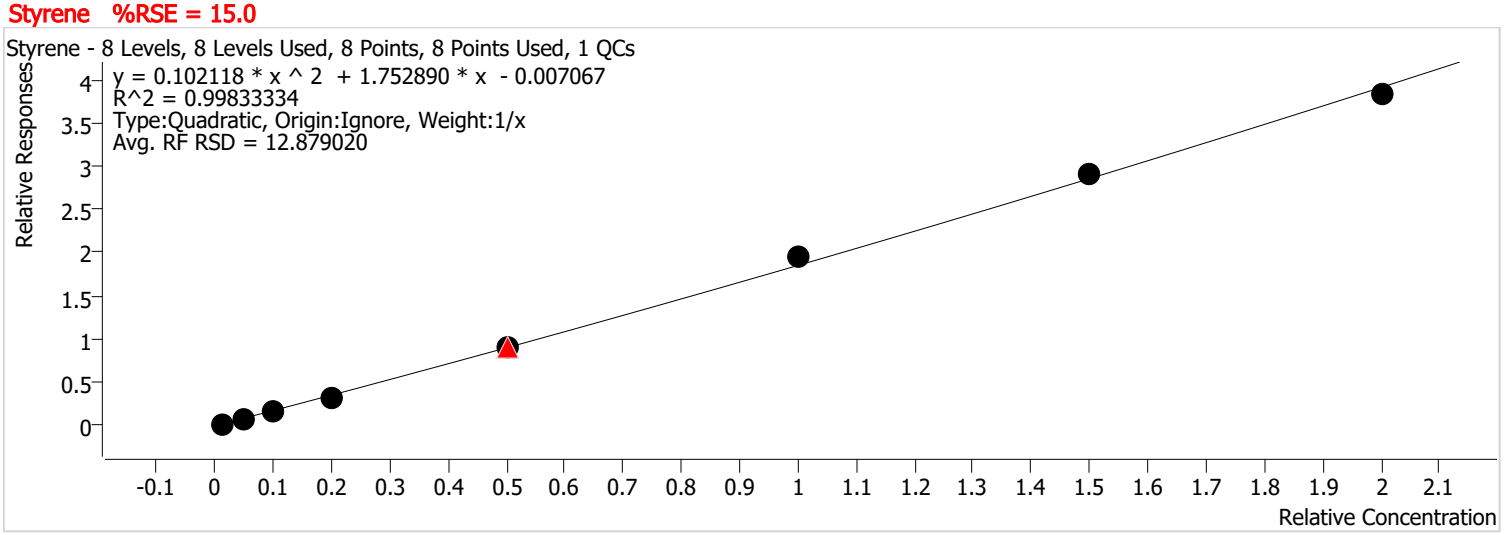

Calibration STD Path	Cal Type	Level	Enabled	Resp.	Exp. Conc	Resp. Factor	Level RSD
D:\Org\Data\VOA5975C\VG011922\19JAN04.D	Calibration	1	x	4834	2.5000	1.5274	
D:\Org\Data\VOA5975C\VG011922\19JAN05.D	Calibration	2	x	21872	12.5000	1.3944	
D:\Org\Data\VOA5975C\VG011922\19JAN06.D	Calibration	3	x	50294	25.0000	1.5663	
D:\Org\Data\VOA5975C\VG011922\19JAN07.D	Calibration	4	x	97810	50.0000	1.5337	
D:\Org\Data\VOA5975C\VG011922\19JAN09CC.D	CC	CC	x	292722	125.0000	1.7716	
D:\Org\Data\VOA5975C\VG011922\19JAN17.D	QC	QC	x	306077	125.0000	1.8144	
D:\Org\Data\VOA5975C\VG011922\19JAN09.D	Calibration	5	x	292722	125.0000	1.7716	
D:\Org\Data\VOA5975C\VG011922\19JAN11.D	Calibration	6	x	646327	250.0000	1.9393	
D:\Org\Data\VOA5975C\VG011922\19JAN13.D	Calibration	7	x	973131	375.0000	1.9439	
D:\Org\Data\VOA5975C\VG011922\19JAN15.D	Calibration	8	x	1332807	500.0000	1.9104	

Batch Path	D:\Org\Data\VOA5975C\VG011922\QuantResults\VG011922_8260B.batch.bin		
Analysis Time	1/22/2022 1:32 PM	**Analyst Name**	BL2000\mchavez
Report Time	1/22/2022 1:35:46 PM	**Reporter Name**	BL2000\mchavez
Last Calib Update	1/20/2022 9:28 AM	**Batch State**	Processed
Quant Batch Version	10.0	**Quant Report Version**	10.0

Bromoform %RSE = 4.1

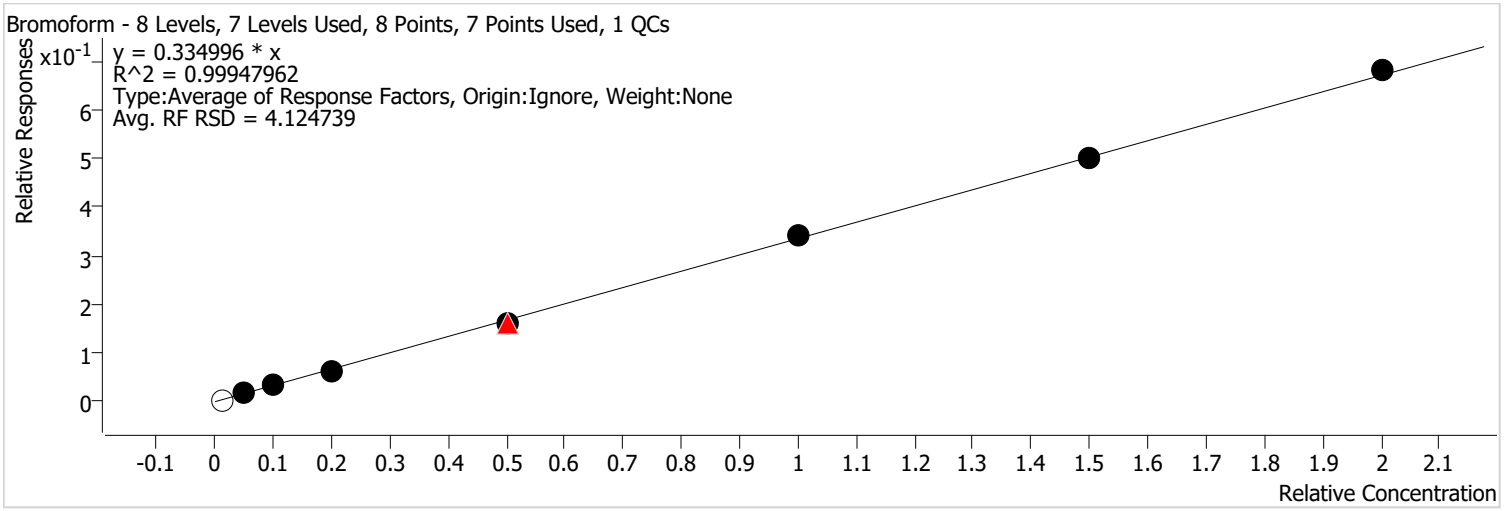

Calibration STD Path	Cal Type	Level	Enabled	Resp.	Exp. Conc	Resp. Factor	Level RSD
D:\Org\Data\VOA5975C\VG011922\19JAN04.D	Calibration	1		928	2.5000	0.3841	
D:\Org\Data\VOA5975C\VG011922\19JAN05.D	Calibration	2	x	4402	12.5000	0.3494	
D:\Org\Data\VOA5975C\VG011922\19JAN06.D	Calibration	3	x	8920	25.0000	0.3448	
D:\Org\Data\VOA5975C\VG011922\19JAN07.D	Calibration	4	x	16290	50.0000	0.3097	
D:\Org\Data\VOA5975C\VG011922\19JAN09CC.D	CC	CC	x	45045	125.0000	0.3241	
D:\Org\Data\VOA5975C\VG011922\19JAN17.D	QC	QC	x	45029	125.0000	0.3175	
D:\Org\Data\VOA5975C\VG011922\19JAN09.D	Calibration	5	x	45045	125.0000	0.3241	
D:\Org\Data\VOA5975C\VG011922\19JAN11.D	Calibration	6	x	96001	250.0000	0.3428	
D:\Org\Data\VOA5975C\VG011922\19JAN13.D	Calibration	7	x	143943	375.0000	0.3344	
D:\Org\Data\VOA5975C\VG011922\19JAN15.D	Calibration	8	x	198345	500.0000	0.3397	

Calibration Report

Batch Path	D:\Org\Data\VOA5975C\VG011922\QuantResults\VG011922_8260B.batch.bin		
Analysis Time	1/22/2022 1:32 PM	**Analyst Name**	BL2000\mchavez
Report Time	1/22/2022 1:35:46 PM	**Reporter Name**	BL2000\mchavez
Last Calib Update	1/20/2022 9:28 AM	**Batch State**	Processed
Quant Batch Version	10.0	**Quant Report Version**	10.0

p-Bromofluorobenzene %RSE =

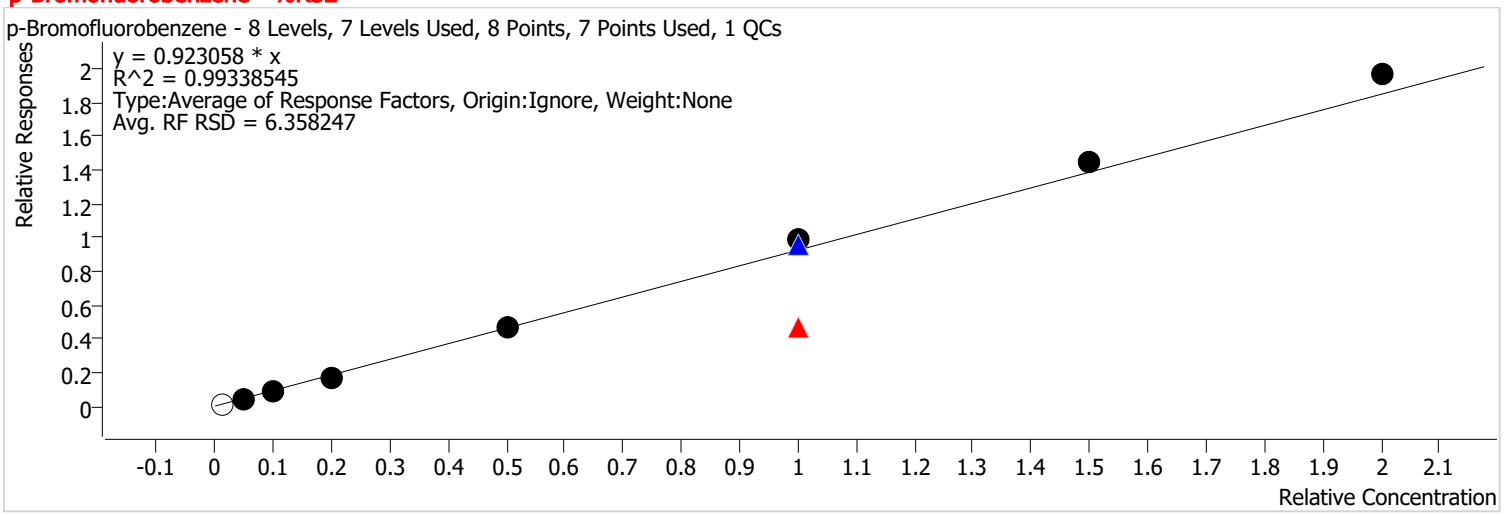

Calibration STD Path	Cal Type	Level	Enabled	Resp.	Exp. Conc	Resp. Factor	Level RSD
D:\Org\Data\VOA5975C\VG011922\19JAN04.D	Calibration	1		3195	2.5000	1.3225	
D:\Org\Data\VOA5975C\VG011922\19JAN05.D	Calibration	2	x	10669	12.5000	0.8469	
D:\Org\Data\VOA5975C\VG011922\19JAN06.D	Calibration	3	x	23160	25.0000	0.8953	
D:\Org\Data\VOA5975C\VG011922\19JAN07.D	Calibration	4	x	45114	50.0000	0.8578	
D:\Org\Data\VOA5975C\VG011922\19JAN09.D	Calibration	5	x	128330	125.0000	0.9232	
D:\Org\Data\VOA5975C\VG011922\19JAN09CC.D	CC	CC	x	128330	250.0000	0.4616	
D:\Org\Data\VOA5975C\VG011922\19JAN17.D	QC	QC	x	270628	250.0000	0.9540	
D:\Org\Data\VOA5975C\VG011922\19JAN11.D	Calibration	6	x	277668	250.0000	0.9915	
D:\Org\Data\VOA5975C\VG011922\19JAN13.D	Calibration	7	x	415878	375.0000	0.9662	
D:\Org\Data\VOA5975C\VG011922\19JAN15.D	Calibration	8	x	572482	500.0000	0.9806	

Calibration Report

Batch Path	D:\Org\Data\VOA5975C\VG011922\QuantResults\VG011922_8260B.batch.bin		
Analysis Time	1/22/2022 1:32 PM	**Analyst Name**	BL2000\mchavez
Report Time	1/22/2022 1:35:46 PM	**Reporter Name**	BL2000\mchavez
Last Calib Update	1/20/2022 9:28 AM	**Batch State**	Processed
Quant Batch Version	10.0	**Quant Report Version**	10.0

Bromobenzene %RSE = 5.4

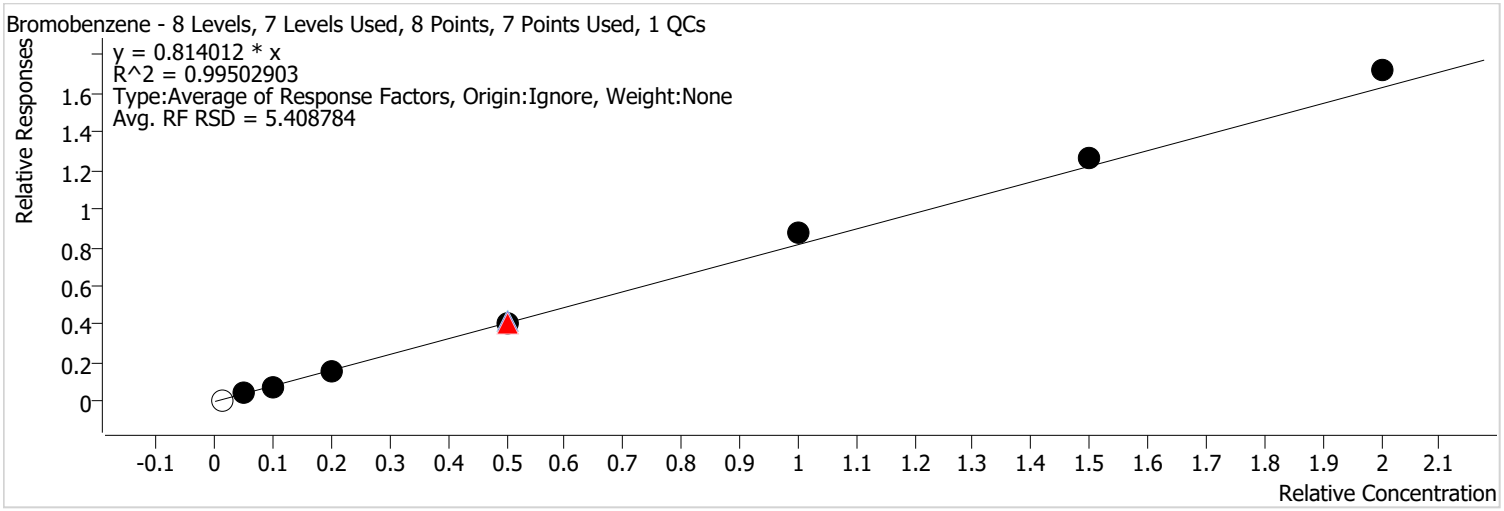

Calibration STD Path	Cal Type	Level	Enabled	Resp.	Exp. Conc	Resp. Factor	Level RSD
D:\Org\Data\VOA5975C\VG011922\19JAN04.D	Calibration	1		2095	2.5000	0.8672	
D:\Org\Data\VOA5975C\VG011922\19JAN05.D	Calibration	2	x	9784	12.5000	0.7767	
D:\Org\Data\VOA5975C\VG011922\19JAN06.D	Calibration	3	x	20364	25.0000	0.7872	
D:\Org\Data\VOA5975C\VG011922\19JAN07.D	Calibration	4	x	39639	50.0000	0.7537	
D:\Org\Data\VOA5975C\VG011922\19JAN09CC.D	CC	CC	x	112733	125.0000	0.8110	
D:\Org\Data\VOA5975C\VG011922\19JAN17.D	QC	QC	x	118930	125.0000	0.8385	
D:\Org\Data\VOA5975C\VG011922\19JAN09.D	Calibration	5	x	112733	125.0000	0.8110	
D:\Org\Data\VOA5975C\VG011922\19JAN11.D	Calibration	6	x	243851	250.0000	0.8707	
D:\Org\Data\VOA5975C\VG011922\19JAN13.D	Calibration	7	x	361843	375.0000	0.8406	
D:\Org\Data\VOA5975C\VG011922\19JAN15.D	Calibration	8	x	501025	500.0000	0.8582	

Batch Path	D:\Org\Data\VOA5975C\VG011922\QuantResults\VG011922_8260B.batch.bin		
Analysis Time	1/22/2022 1:32 PM	**Analyst Name**	BL2000\mchavez
Report Time	1/22/2022 1:35:46 PM	**Reporter Name**	BL2000\mchavez
Last Calib Update	1/20/2022 9:28 AM	**Batch State**	Processed
Quant Batch Version	10.0	**Quant Report Version**	10.0

1,1,2,2-Tetrachloroethane %RSE = 1.8

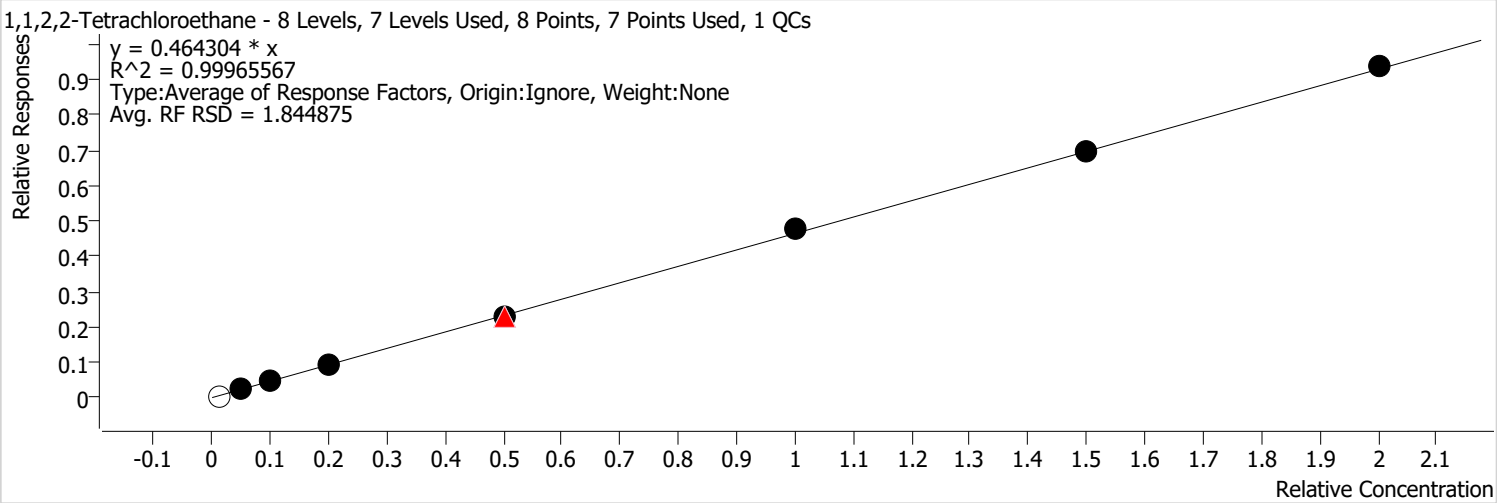

Calibration STD Path	Cal Type	Level	Enabled	Resp.	Exp. Conc	Resp. Factor	Level RSD
D:\Org\Data\VOA5975C\VG011922\19JAN04.D	Calibration	1		1247	2.5000	0.5163	
D:\Org\Data\VOA5975C\VG011922\19JAN05.D	Calibration	2	x	5757	12.5000	0.4570	
D:\Org\Data\VOA5975C\VG011922\19JAN06.D	Calibration	3	x	12137	25.0000	0.4692	
D:\Org\Data\VOA5975C\VG011922\19JAN07.D	Calibration	4	x	24493	50.0000	0.4657	
D:\Org\Data\VOA5975C\VG011922\19JAN09CC.D	CC	CC	x	62640	125.0000	0.4506	
D:\Org\Data\VOA5975C\VG011922\19JAN17.D	QC	QC	x	65177	125.0000	0.4595	
D:\Org\Data\VOA5975C\VG011922\19JAN09.D	Calibration	5	x	62640	125.0000	0.4506	
D:\Org\Data\VOA5975C\VG011922\19JAN11.D	Calibration	6	x	133573	250.0000	0.4769	
D:\Org\Data\VOA5975C\VG011922\19JAN13.D	Calibration	7	x	199230	375.0000	0.4629	
D:\Org\Data\VOA5975C\VG011922\19JAN15.D	Calibration	8	x	273124	500.0000	0.4678	

Batch Path	D:\Org\Data\VOA5975C\VG011922\QuantResults\VG011922_8260B.batch.bin		
Analysis Time	1/22/2022 1:32 PM	**Analyst Name**	BL2000\mchavez
Report Time	1/22/2022 1:35:46 PM	**Reporter Name**	BL2000\mchavez
Last Calib Update	1/20/2022 9:28 AM	**Batch State**	Processed
Quant Batch Version	10.0	**Quant Report Version**	10.0

1,2,3-Trichloropropane %RSE = 3.4

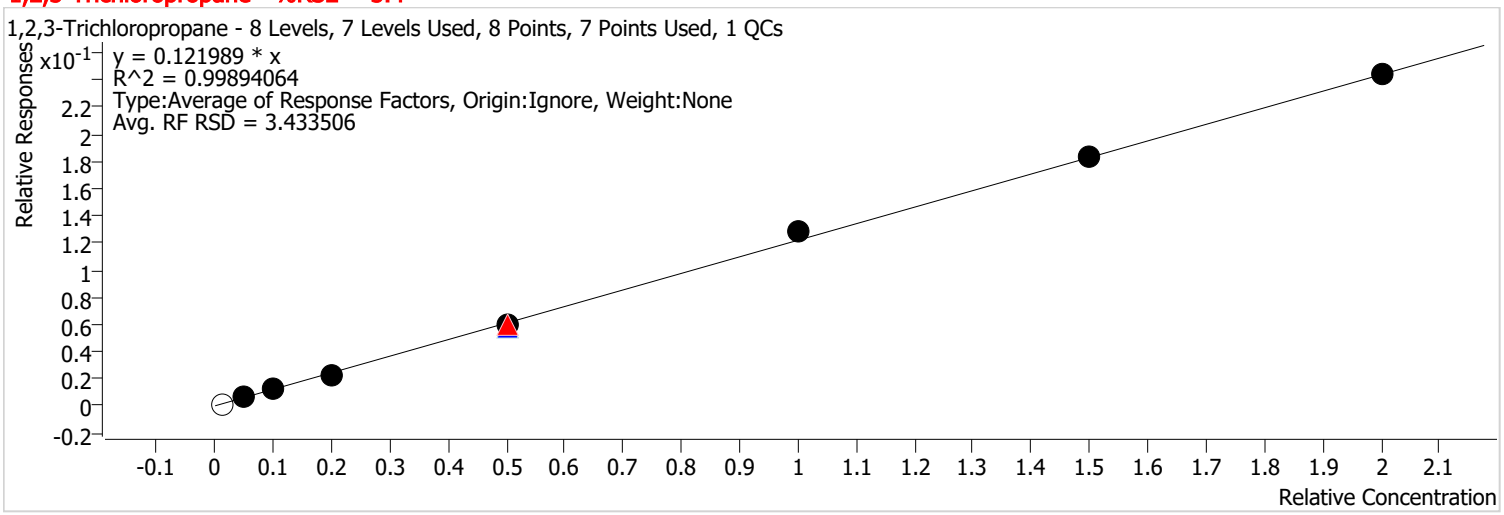

Calibration STD Path	Cal Type	Level	Enabled	Resp.	Exp. Conc	Resp. Factor	Level RSD
D:\Org\Data\VOA5975C\VG011922\19JAN04.D	Calibration	1		358	2.5000	0.1482	
D:\Org\Data\VOA5975C\VG011922\19JAN05.D	Calibration	2	x	1522	12.5000	0.1208	
D:\Org\Data\VOA5975C\VG011922\19JAN06.D	Calibration	3	x	3237	25.0000	0.1251	
D:\Org\Data\VOA5975C\VG011922\19JAN07.D	Calibration	4	x	6147	50.0000	0.1169	
D:\Org\Data\VOA5975C\VG011922\19JAN09CC.D	CC	CC	x	16355	125.0000	0.1177	
D:\Org\Data\VOA5975C\VG011922\19JAN17.D	QC	QC	x	16507	125.0000	0.1164	
D:\Org\Data\VOA5975C\VG011922\19JAN09.D	Calibration	5	x	16355	125.0000	0.1177	
D:\Org\Data\VOA5975C\VG011922\19JAN11.D	Calibration	6	x	36124	250.0000	0.1290	
D:\Org\Data\VOA5975C\VG011922\19JAN13.D	Calibration	7	x	52732	375.0000	0.1225	
D:\Org\Data\VOA5975C\VG011922\19JAN15.D	Calibration	8	x	71179	500.0000	0.1219	

Batch Path	D:\Org\Data\VOA5975C\VG011922\QuantResults\VG011922_8260B.batch.bin		
Analysis Time	1/22/2022 1:32 PM	**Analyst Name**	BL2000\mchavez
Report Time	1/22/2022 1:35:46 PM	**Reporter Name**	BL2000\mchavez
Last Calib Update	1/20/2022 9:28 AM	**Batch State**	Processed
Quant Batch Version	10.0	**Quant Report Version**	10.0

2-Chlorotoluene %RSE = 8.8

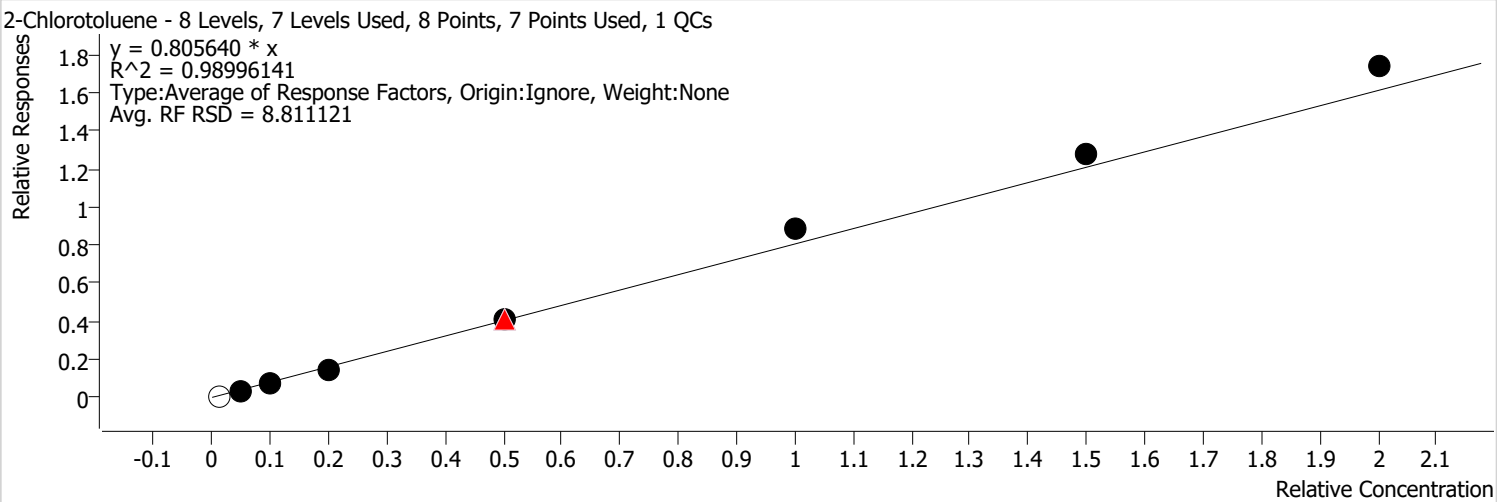

Calibration STD Path	Cal Type	Level	Enabled	Resp.	Exp. Conc	Resp. Factor	Level RSD
D:\Org\Data\VOA5975C\VG011922\19JAN04.D	Calibration	1		2035	2.5000	0.8423	
D:\Org\Data\VOA5975C\VG011922\19JAN05.D	Calibration	2	x	9032	12.5000	0.7170	
D:\Org\Data\VOA5975C\VG011922\19JAN06.D	Calibration	3	x	20511	25.0000	0.7929	
D:\Org\Data\VOA5975C\VG011922\19JAN07.D	Calibration	4	x	37139	50.0000	0.7062	
D:\Org\Data\VOA5975C\VG011922\19JAN09CC.D	CC	CC	x	114135	125.0000	0.8211	
D:\Org\Data\VOA5975C\VG011922\19JAN17.D	QC	QC	x	117036	125.0000	0.8251	
D:\Org\Data\VOA5975C\VG011922\19JAN09.D	Calibration	5	x	114135	125.0000	0.8211	
D:\Org\Data\VOA5975C\VG011922\19JAN11.D	Calibration	6	x	247831	250.0000	0.8849	
D:\Org\Data\VOA5975C\VG011922\19JAN13.D	Calibration	7	x	365790	375.0000	0.8498	
D:\Org\Data\VOA5975C\VG011922\19JAN15.D	Calibration	8	x	506556	500.0000	0.8676	

Calibration Report

Batch Path	D:\Org\Data\VOA5975C\VG011922\QuantResults\VG011922_8260B.batch.bin		
Analysis Time	1/22/2022 1:32 PM	**Analyst Name**	BL2000\mchavez
Report Time	1/22/2022 1:35:46 PM	**Reporter Name**	BL2000\mchavez
Last Calib Update	1/20/2022 9:28 AM	**Batch State**	Processed
Quant Batch Version	10.0	**Quant Report Version**	10.0

4-Chlorotoluene %RSE = 10.9

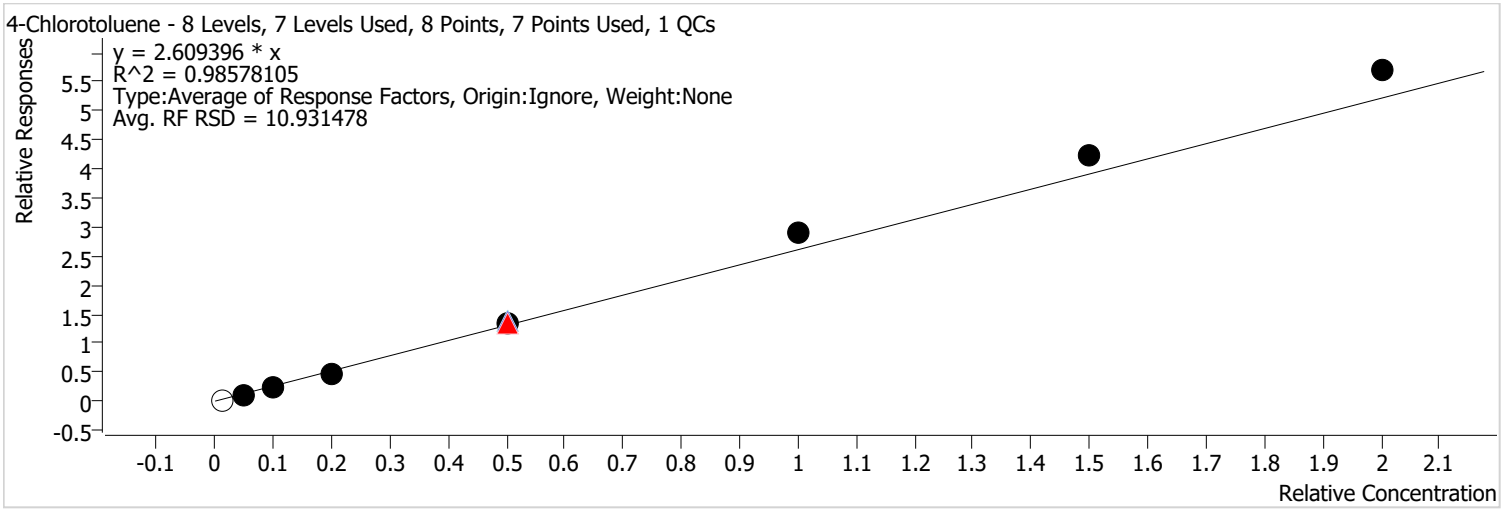

Calibration STD Path	Cal Type	Level	Enabled	Resp.	Exp. Conc	Resp. Factor	Level RSD
D:\Org\Data\VOA5975C\VG011922\19JAN04.D	Calibration	1		5544	2.5000	2.2948	
D:\Org\Data\VOA5975C\VG011922\19JAN05.D	Calibration	2	x	26850	12.5000	2.1314	
D:\Org\Data\VOA5975C\VG011922\19JAN06.D	Calibration	3	x	64162	25.0000	2.4802	
D:\Org\Data\VOA5975C\VG011922\19JAN07.D	Calibration	4	x	125553	50.0000	2.3873	
D:\Org\Data\VOA5975C\VG011922\19JAN09CC.D	CC	CC	x	375931	125.0000	2.7044	
D:\Org\Data\VOA5975C\VG011922\19JAN17.D	QC	QC	x	395846	125.0000	2.7908	
D:\Org\Data\VOA5975C\VG011922\19JAN09.D	Calibration	5	x	375931	125.0000	2.7044	
D:\Org\Data\VOA5975C\VG011922\19JAN11.D	Calibration	6	x	814408	250.0000	2.9080	
D:\Org\Data\VOA5975C\VG011922\19JAN13.D	Calibration	7	x	1209058	375.0000	2.8089	
D:\Org\Data\VOA5975C\VG011922\19JAN15.D	Calibration	8	x	1661293	500.0000	2.8455	

Batch Path	D:\Org\Data\VOA5975C\VG011922\QuantResults\VG011922_8260B.batch.bin		
Analysis Time	1/22/2022 1:32 PM	**Analyst Name**	BL2000\mchavez
Report Time	1/22/2022 1:35:46 PM	**Reporter Name**	BL2000\mchavez
Last Calib Update	1/20/2022 9:28 AM	**Batch State**	Processed
Quant Batch Version	10.0	**Quant Report Version**	10.0

1,3-Dichlorobenzene %RSE = 5.0

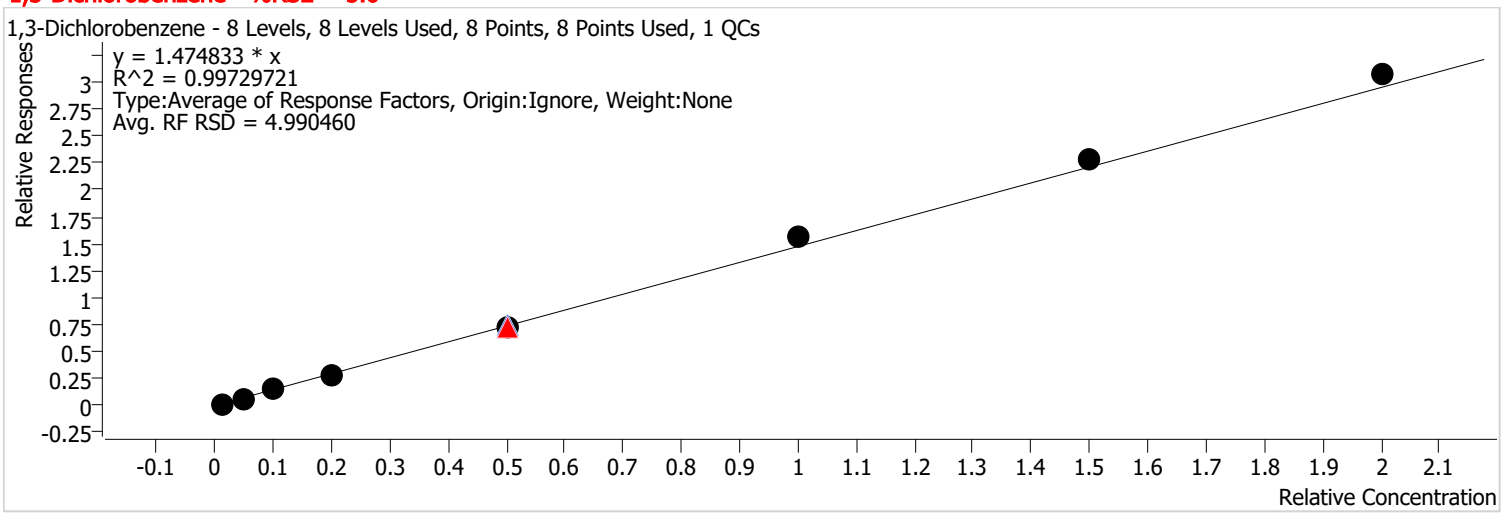

Calibration STD Path	Cal Type	Level	Enabled	Resp.	Exp. Conc	Resp. Factor	Level RSD
D:\Org\Data\VOA5975C\VG011922\19JAN04.D	Calibration	1	x	3715	2.5000	1.5377	
D:\Org\Data\VOA5975C\VG011922\19JAN05.D	Calibration	2	x	17111	12.5000	1.3583	
D:\Org\Data\VOA5975C\VG011922\19JAN06.D	Calibration	3	x	37763	25.0000	1.4598	
D:\Org\Data\VOA5975C\VG011922\19JAN07.D	Calibration	4	x	73221	50.0000	1.3923	
D:\Org\Data\VOA5975C\VG011922\19JAN09CC.D	CC	CC	x	200403	125.0000	1.4417	
D:\Org\Data\VOA5975C\VG011922\19JAN17.D	QC	QC	x	214054	125.0000	1.5091	
D:\Org\Data\VOA5975C\VG011922\19JAN09.D	Calibration	5	x	200403	125.0000	1.4417	
D:\Org\Data\VOA5975C\VG011922\19JAN11.D	Calibration	6	x	436562	250.0000	1.5588	
D:\Org\Data\VOA5975C\VG011922\19JAN13.D	Calibration	7	x	652775	375.0000	1.5165	
D:\Org\Data\VOA5975C\VG011922\19JAN15.D	Calibration	8	x	895336	500.0000	1.5335	

Calibration Report

Batch Path	D:\Org\Data\VOA5975C\VG011922\QuantResults\VG011922_8260B.batch.bin		
Analysis Time	1/22/2022 1:32 PM	**Analyst Name**	BL2000\mchavez
Report Time	1/22/2022 1:35:46 PM	**Reporter Name**	BL2000\mchavez
Last Calib Update	1/20/2022 9:28 AM	**Batch State**	Processed
Quant Batch Version	10.0	**Quant Report Version**	10.0

1,4-Dichlorobenzene %RSE = 5.6

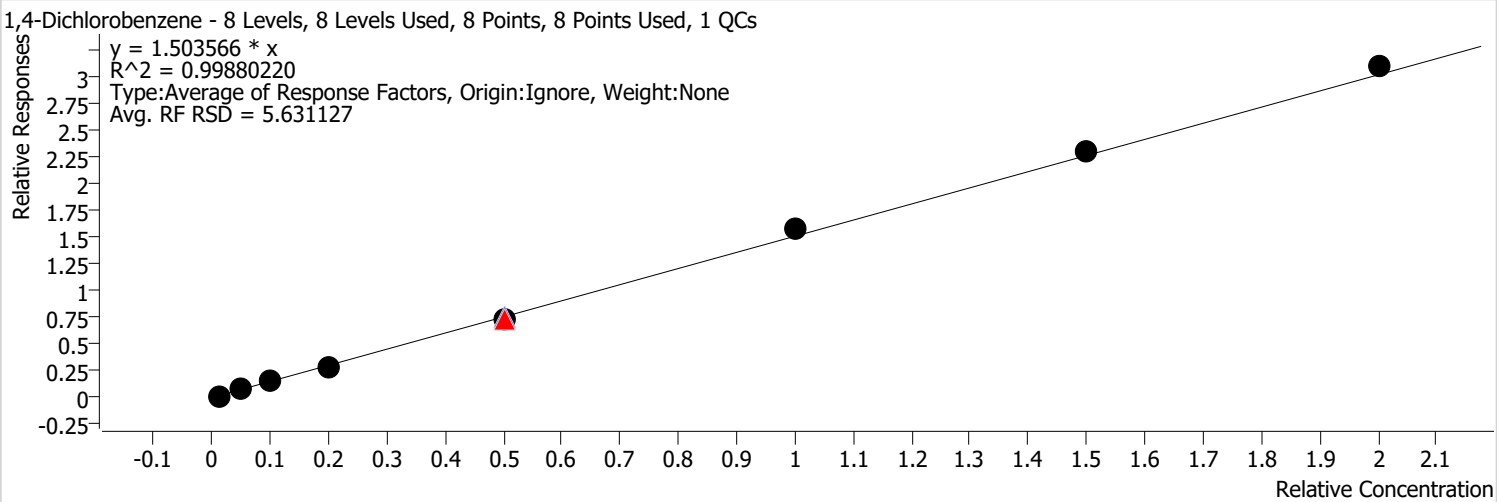

Calibration STD Path	Cal Type	Level	Enabled	Resp.	Exp. Conc	Resp. Factor	Level RSD
D:\Org\Data\VOA5975C\VG011922\19JAN04.D	Calibration	1	x	3952	2.5000	1.6358	
D:\Org\Data\VOA5975C\VG011922\19JAN05.D	Calibration	2	x	17730	12.5000	1.4074	
D:\Org\Data\VOA5975C\VG011922\19JAN06.D	Calibration	3	x	38799	25.0000	1.4998	
D:\Org\Data\VOA5975C\VG011922\19JAN07.D	Calibration	4	x	72168	50.0000	1.3723	
D:\Org\Data\VOA5975C\VG011922\19JAN09CC.D	CC	CC	x	205880	125.0000	1.4811	
D:\Org\Data\VOA5975C\VG011922\19JAN17.D	QC	QC	x	216533	125.0000	1.5266	
D:\Org\Data\VOA5975C\VG011922\19JAN09.D	Calibration	5	x	205880	125.0000	1.4811	
D:\Org\Data\VOA5975C\VG011922\19JAN11.D	Calibration	6	x	438291	250.0000	1.5650	
D:\Org\Data\VOA5975C\VG011922\19JAN13.D	Calibration	7	x	656962	375.0000	1.5263	
D:\Org\Data\VOA5975C\VG011922\19JAN15.D	Calibration	8	x	899595	500.0000	1.5408	

Calibration Report

Batch Path	D:\Org\Data\VOA5975C\VG011922\QuantResults\VG011922_8260B.batch.bin		
Analysis Time	1/22/2022 1:32 PM	**Analyst Name**	BL2000\mchavez
Report Time	1/22/2022 1:35:46 PM	**Reporter Name**	BL2000\mchavez
Last Calib Update	1/20/2022 9:28 AM	**Batch State**	Processed
Quant Batch Version	10.0	**Quant Report Version**	10.0

1,2-Dichlorobenzene %RSE = 5.4

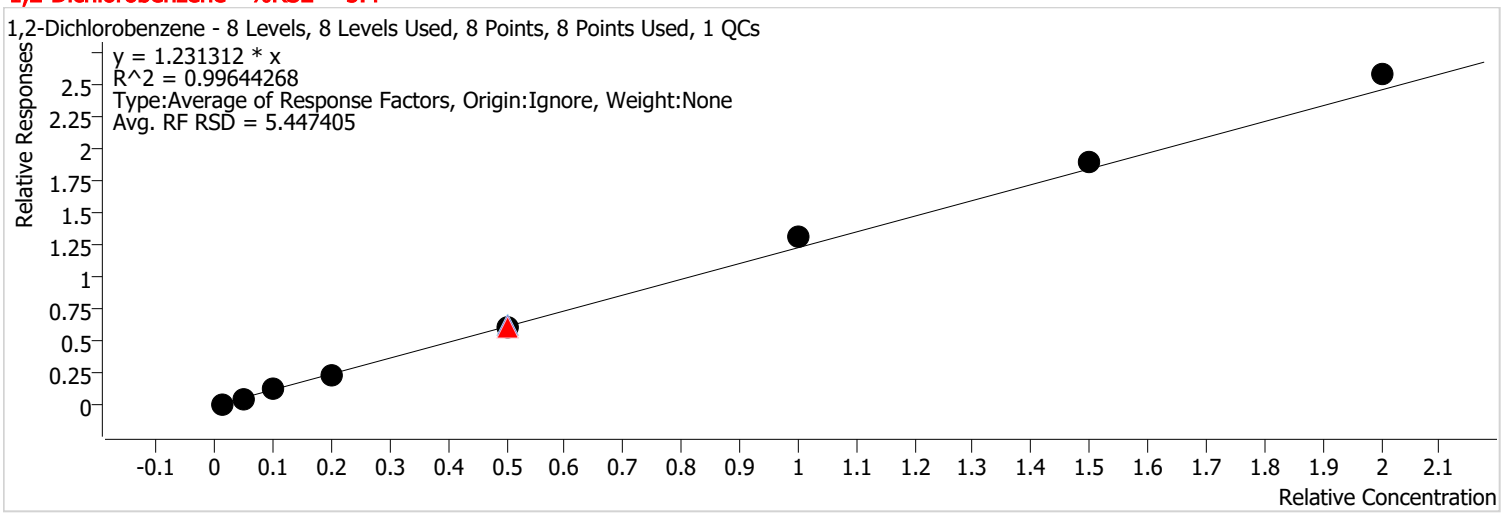

Calibration STD Path	Cal Type	Level	Enabled	Resp.	Exp. Conc	Resp. Factor	Level RSD
D:\Org\Data\VOA5975C\VG011922\19JAN04.D	Calibration	1	x	3048	2.5000	1.2617	
D:\Org\Data\VOA5975C\VG011922\19JAN05.D	Calibration	2	x	14345	12.5000	1.1387	
D:\Org\Data\VOA5975C\VG011922\19JAN06.D	Calibration	3	x	31975	25.0000	1.2360	
D:\Org\Data\VOA5975C\VG011922\19JAN07.D	Calibration	4	x	59208	50.0000	1.1258	
D:\Org\Data\VOA5975C\VG011922\19JAN09CC.D	CC	CC	x	169723	125.0000	1.2210	
D:\Org\Data\VOA5975C\VG011922\19JAN17.D	QC	QC	x	177148	125.0000	1.2489	
D:\Org\Data\VOA5975C\VG011922\19JAN09.D	Calibration	5	x	169723	125.0000	1.2210	
D:\Org\Data\VOA5975C\VG011922\19JAN11.D	Calibration	6	x	366153	250.0000	1.3074	
D:\Org\Data\VOA5975C\VG011922\19JAN13.D	Calibration	7	x	546389	375.0000	1.2694	
D:\Org\Data\VOA5975C\VG011922\19JAN15.D	Calibration	8	x	753439	500.0000	1.2905	

Quantitation Results Report (QT Reviewed)

Data File	19JAN03.D	Operator	MSC
Acq. Method	5975CACQF.M	Acq. Date-Time	1/19/2022 10:13:09 AM
Sample Name	MBLK011922_	Instrument	VOA5975C
Vial	3	Multiplier	1.00
DA Method File	VOA5975C_8260B_SHT_DoD_L4_011922.m	Comment	
Tune File	BFB_Atune3.u	Tune Date	10/11/2021 4:02:00 PM
Batch Name	VG011922_8260B.batch.bin	Last Calib Update	1/20/2022 9:28:12 AM
Ref Library	\\MASSHUNTER\Org\Library\NIST129K.l		

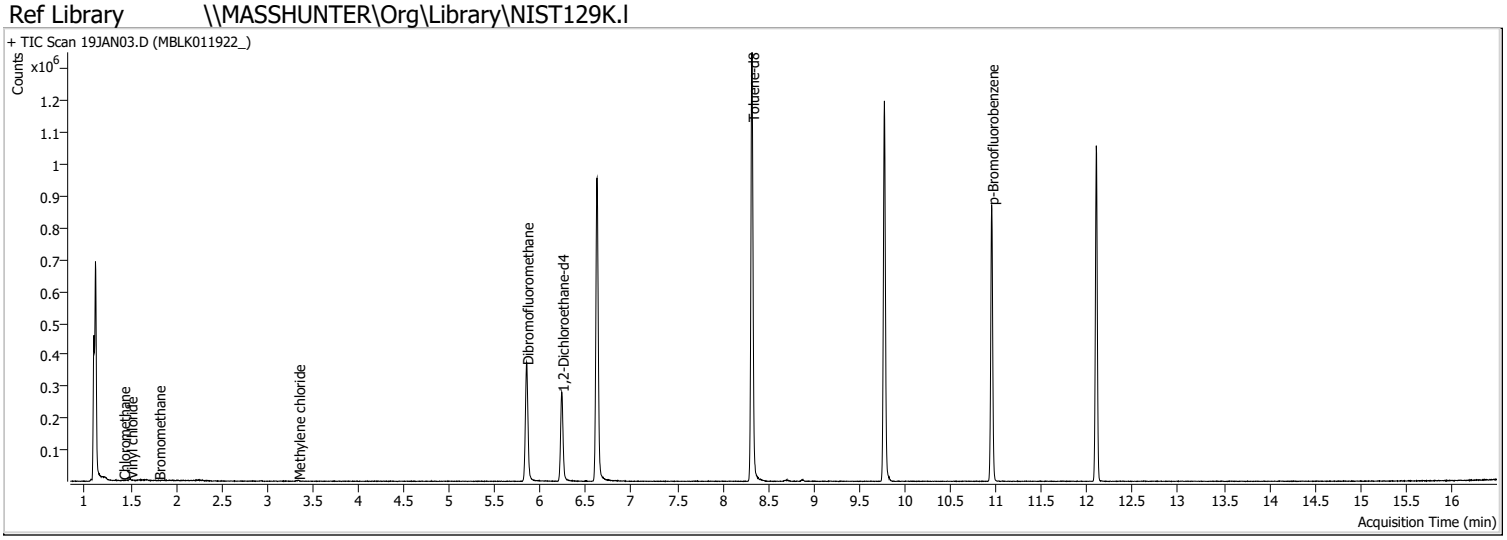

Compound	RT	QIon	Resp.	Conc.	Units		Dev(Min)
Internal Standards							
M Fluorobenzene	6.621	96.0	812130	250.0000	ng		0.000
M Chlorobenzene-d5	9.774	82.0	329825	250.0000	ng		0.000
M 1,4-Dichlorobenzene-d4	12.100	152.0	253834	250.0000	ng		0.000
System Monitoring Compounds							
S Dibromofluoromethane	5.845	113.0	221291	281.3207	ng		-0.006
Spiked Amount: 250.000	Range: 80.0 - 119.0%			Recovery = 112.53%			
S 1,2-Dichloroethane-d4	6.233	67.0	100892	296.9186	ng		0.003
Spiked Amount: 250.000	Range: 81.0 - 118.0%			Recovery = 118.77%		*	
S Toluene-d8	8.322	98.0	833211	258.9413	ng		0.003
Spiked Amount: 250.000	Range: 89.0 - 112.0%			Recovery = 103.58%			
S p-Bromofluorobenzene	10.951	95.0	244714	261.1079	ng		0.003
Spiked Amount: 250.000	Range: 85.0 - 114.0%			Recovery = 104.44%			
Target Compounds							**QValue**
T Dichlorodifluoromethane	0.000		0	N.D.			
T Chloromethane	1.420	50.0	477	0.3708	ng	m	67
T Vinyl chloride	1.501	62.0	450	0.3842	ng	m	51
T Bromomethane	1.807	96.0	344	2.5579	ng	m	96
T Chloroethane	0.000		0	N.D.			
T Trichlorofluoromethane	0.000		0	N.D.			
T 1,1-Dichloroethene	0.000		0	N.D.			
T Methylene chloride	3.341	49.0	2137	1.7999	ng	m	86
T trans-1,2-Dichloroethene	0.000		0	N.D.			
T Methyl tert-butyl ether (MTBE)	0.000		0	N.D.			
T 1,1-Dichloroethane	0.000		0	N.D.			
T 2,2-Dichloropropane	0.000		0	N.D.			
T cis-1,2-Dichloroethene	0.000		0	N.D.			
T Methyl ethyl ketone	0.000		0	N.D.			
T Bromochloromethane	0.000		0	N.D.			
T Chloroform	0.000		0	N.D.			

Compound	RT	QIon	Resp.	Conc.	Units	Dev(Min)
T 1,1,1-Trichloroethane	0.000		0	N.D.		
T Carbon tetrachloride	0.000		0	N.D.		
T 1,1-Dichloropropene	0.000		0	N.D.		
T Benzene	0.000		0	N.D.		
T 1,2-Dichloroethane	0.000		0	N.D.		
T Trichloroethene	0.000		0	N.D.		
T 1,2-Dichloropropane	0.000		0	N.D.		
T Dibromomethane	0.000		0	N.D.		
T Bromodichloromethane	0.000		0	N.D.		
T cis-1,3-Dichloropropene	0.000		0	N.D.		
T Toluene	0.000		0	N.D.		
T trans-1,3-Dichloropropene	0.000		0	N.D.		
T 1,1,2-Trichloroethane	0.000		0	N.D.		
T Tetrachloroethene	0.000		0	N.D.		
T 1,3-Dichloropropane	0.000		0	N.D.		
T Chlorodibromomethane	0.000		0	N.D.		
T 1,2-Dibromoethane	0.000		0	N.D.		
T Chlorobenzene	0.000		0	N.D.		
T 1,1,1,2-Tetrachloroethane	0.000		0	N.D.		
T Ethylbenzene	0.000		0	N.D.		
T m+p-Xylenes	0.000		0	N.D.		
T o-Xylene	0.000		0	N.D.		
T Styrene	0.000		0	N.D.		
T Bromoform	0.000		0	N.D.		
T Bromobenzene	0.000		0	N.D.		
T 1,1,2,2-Tetrachloroethane	0.000		0	N.D.		
T 1,2,3-Trichloropropane	0.000		0	N.D.		
T 2-Chlorotoluene	0.000		0	N.D.		
T 4-Chlorotoluene	0.000		0	N.D.		
T 1,3-Dichlorobenzene	0.000		0	N.D.		
T 1,4-Dichlorobenzene	0.000		0	N.D.		
T 1,2-Dichlorobenzene	0.000		0	N.D.		

(#) = Qualifier Out of Range; (m) = Manual Integration; (+) = Area Summed; (*) = Surrogate Percent Recovery Out of Range; (d): Zeroed Peak

Compound	Conc.	Exp RT	QIon	Exp Ratio
Dichlorodifluoromethane	N.D.	1.24	87.0	31.8

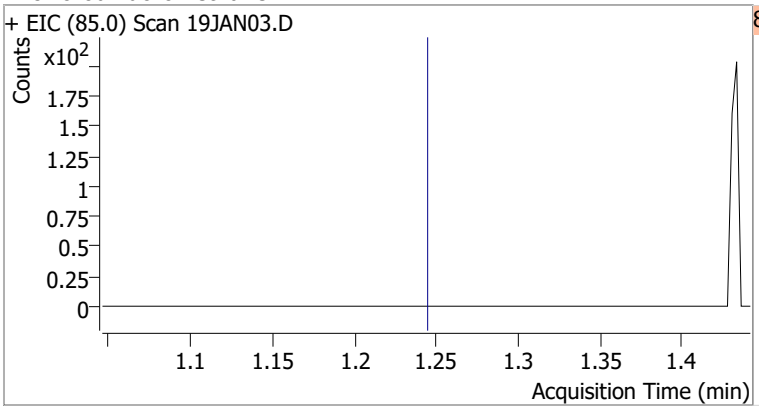

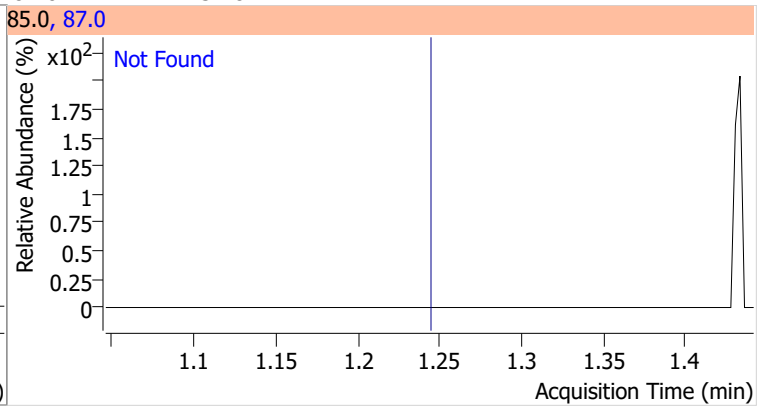

Compound	Conc.	RT	Dev(Min)	Resp.	QIon	QRatio	Lower	Upper
Chloromethane	0.3708	1.42	0.01	477 (m)	52.0	13.9	2.4	62.4

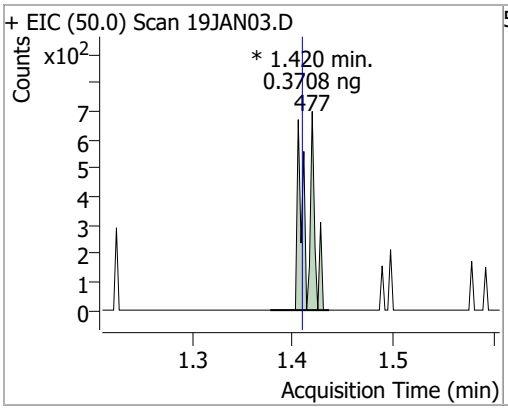

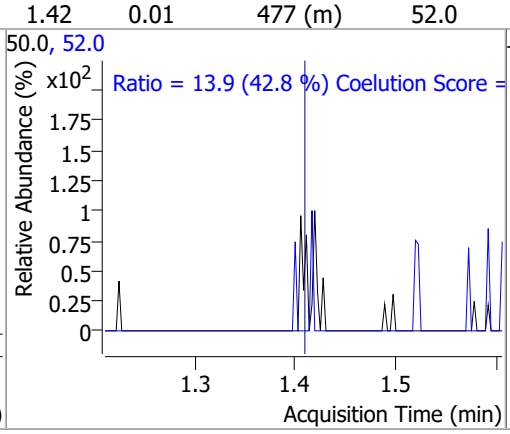

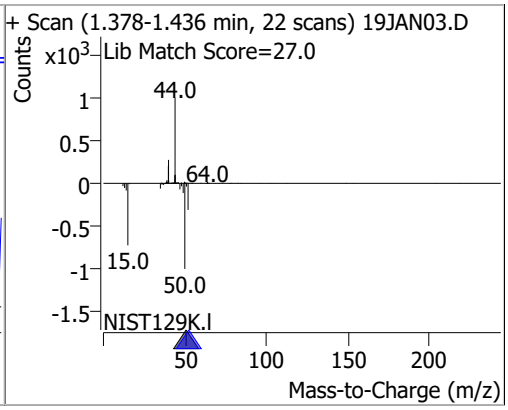

Compound	Conc.	RT	Dev(Min)	Resp.	QIon	QRatio	Lower	Upper
Vinyl chloride	0.3842	1.50	0.00	450 (m)	64.0	58.6	1.3	61.3

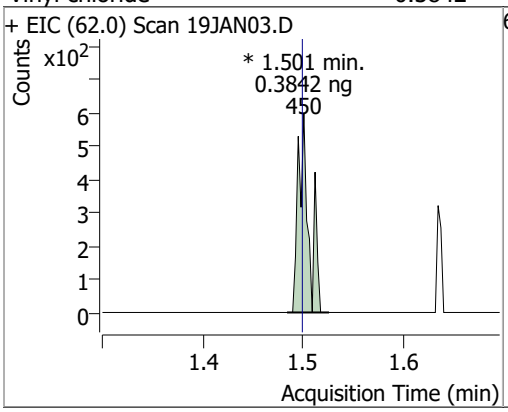

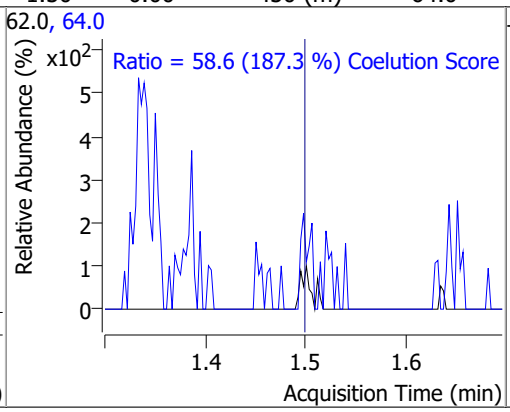

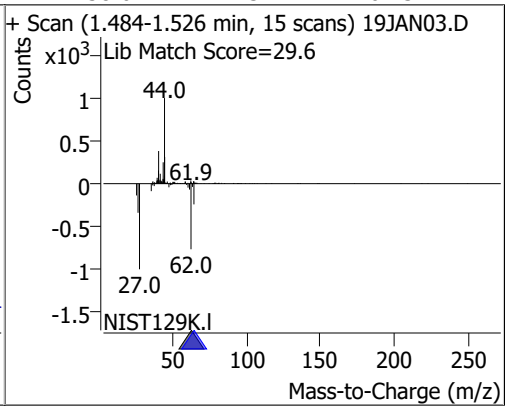

Compound	Conc.	RT	Dev(Min)	Resp.	QIon	QRatio	Lower	Upper
Bromomethane	2.5579	1.81	0.01	344 (m)	94.0	114.2	80.1	140.1

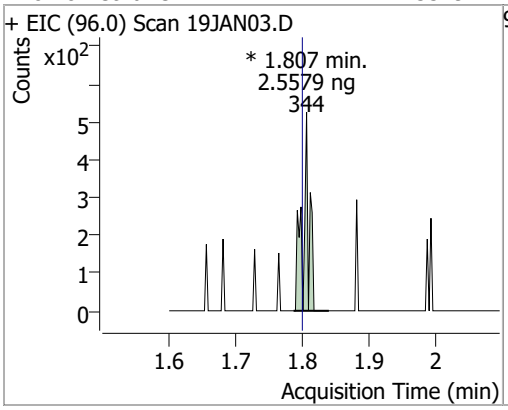

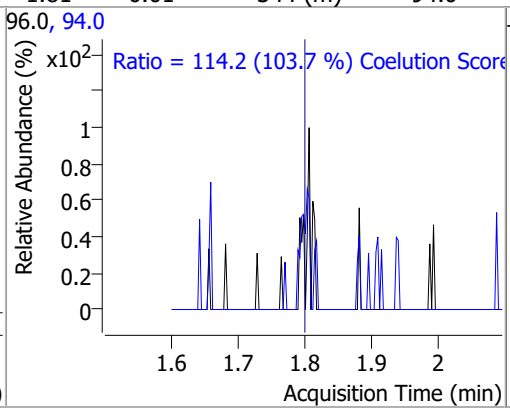

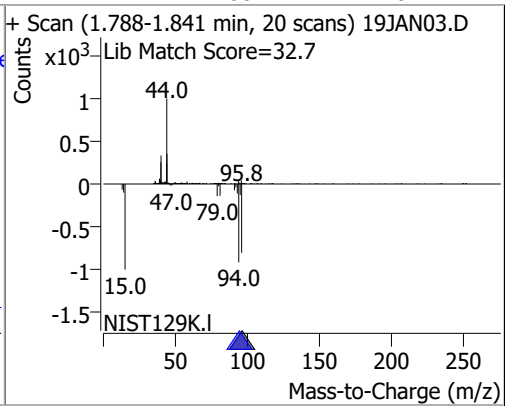

Compound	Conc.	Exp RT	QIon	Exp Ratio
Chloroethane	N.D.	1.90	66.0	30.0

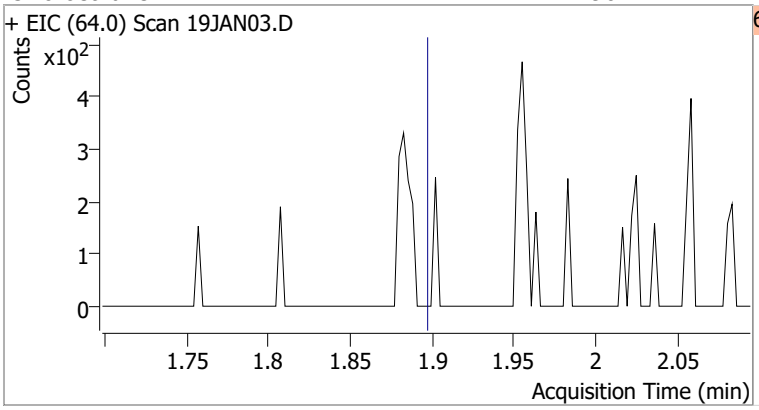

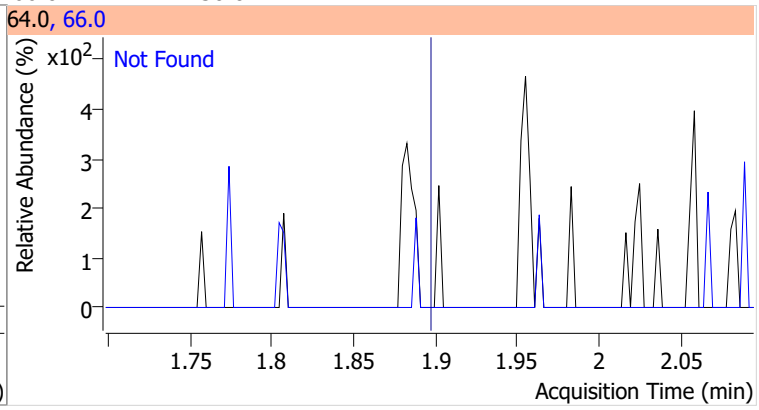

Compound	Conc.	Exp RT	QIon	Exp Ratio
Trichlorofluoromethane	N.D.	2.15	103.0	65.0

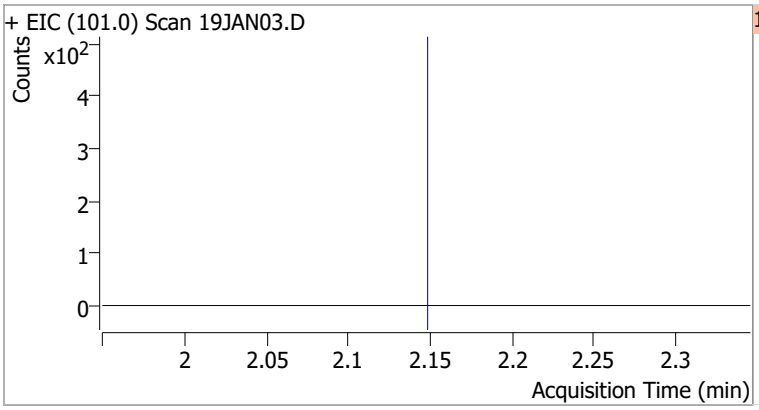

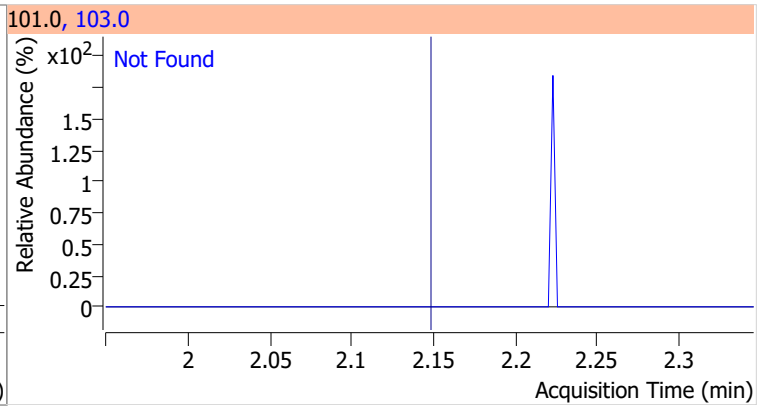

Compound	Conc.	Exp RT	QIon	Exp Ratio	QIon	Exp Ratio
1,1-Dichloroethene	N.D.	2.70	61.0	179.9	63.0	57.0

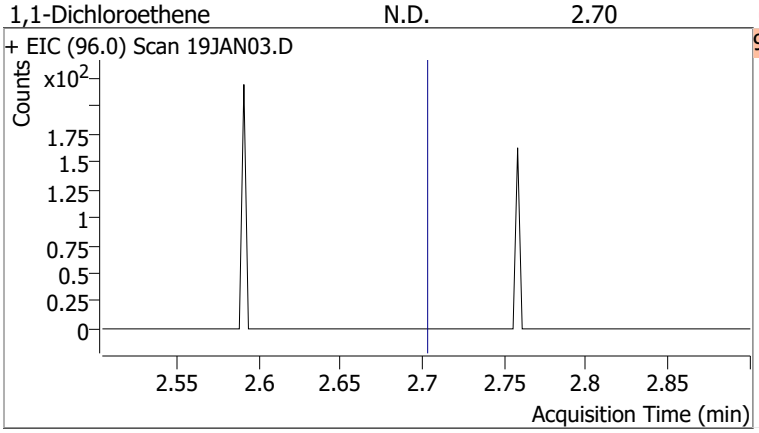

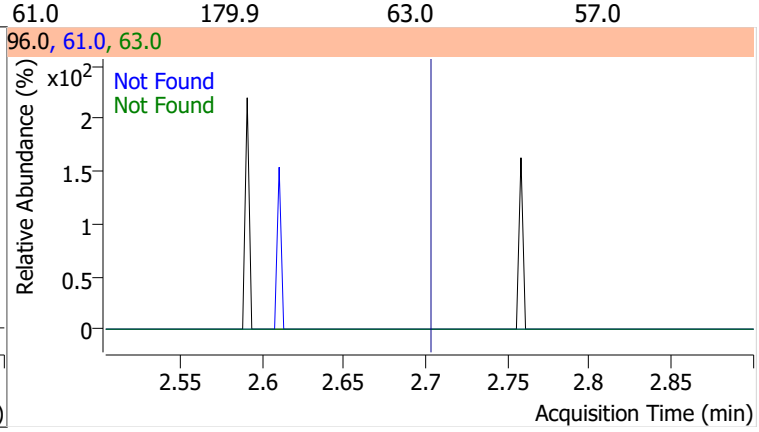

Compound	Conc.	RT	Dev(Min)	Resp.	QIon	QRatio	Lower	Upper
Methylene chloride	1.7999	3.34	0.01	2137 (m)	84.0	76.7	36.1	96.1
					86.0	32.8	11.8	71.8

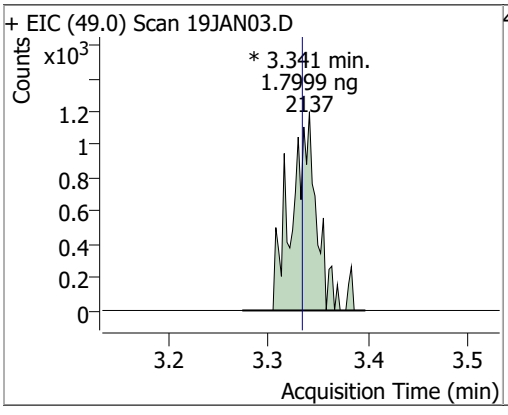

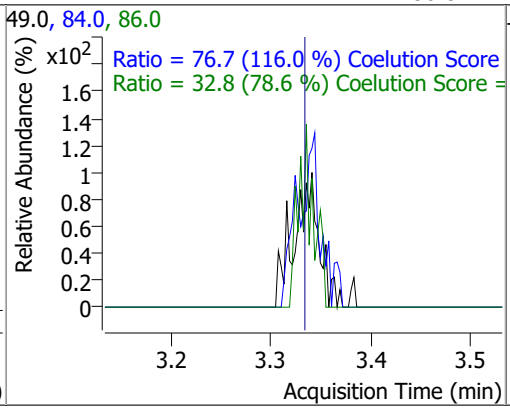

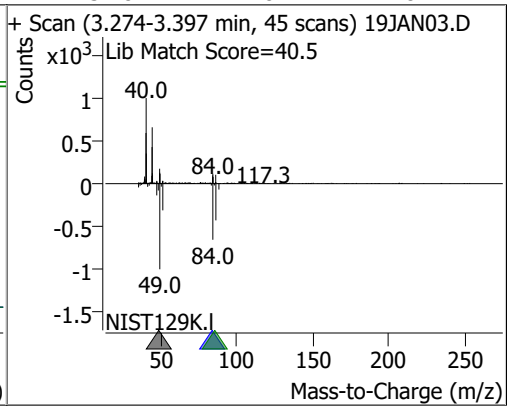

Compound	Conc.	Exp RT	QIon	Exp Ratio	QIon	Exp Ratio
trans-1,2-Dichloroethene	N.D.	3.72	61.0	154.8	98.0	62.1

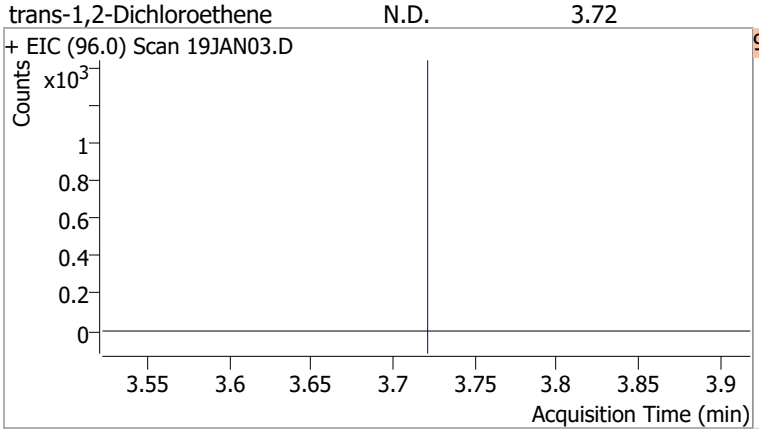

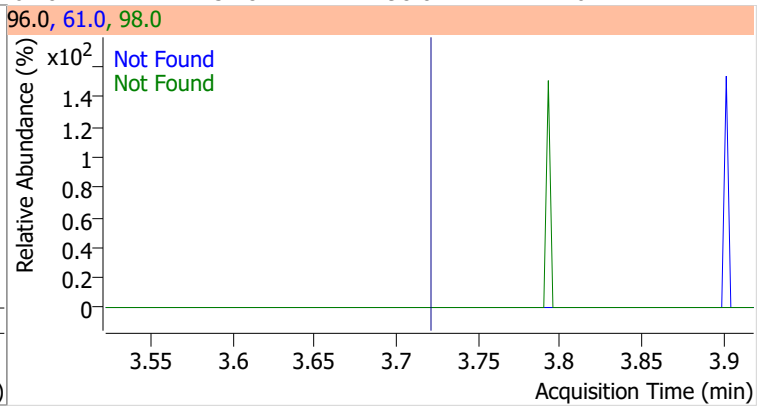

Compound	Conc.	Exp RT	QIon	Exp Ratio
Methyl tert-butyl ether (MTBE)	N.D.	3.75	57.0	24.6

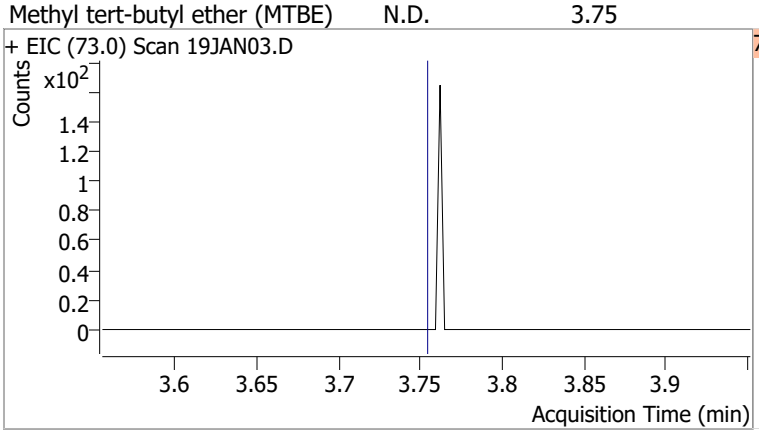

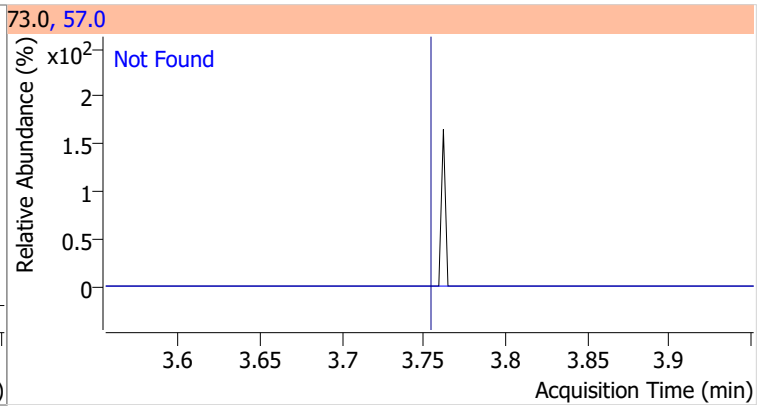

Compound	Conc.	Exp RT	QIon	Exp Ratio	QIon	Exp Ratio
1,1-Dichloroethane	N.D.	4.38	65.0	31.0	83.0	12.7

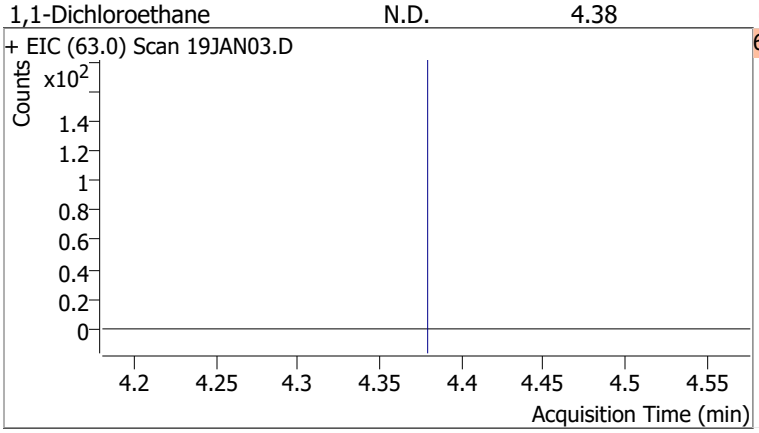

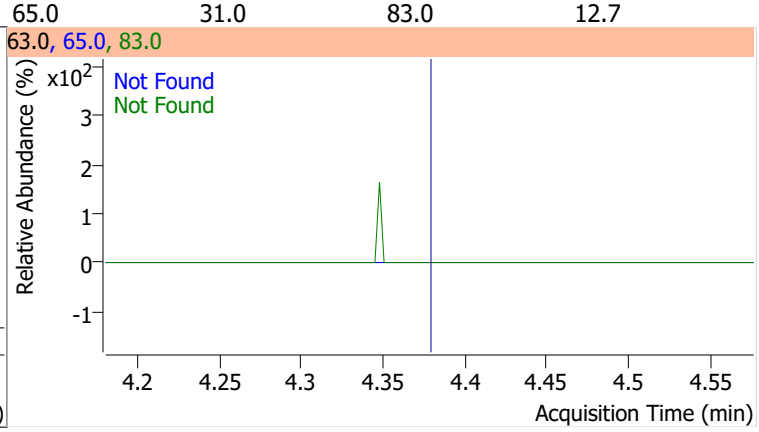

Compound	Conc.	Exp RT	QIon	Exp Ratio	QIon	Exp Ratio
2,2-Dichloropropane	N.D.	5.19	41.0	68.8	97.0	23.9

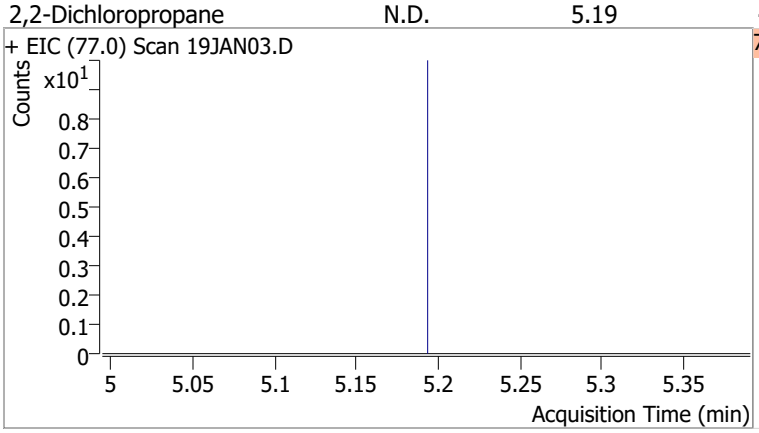

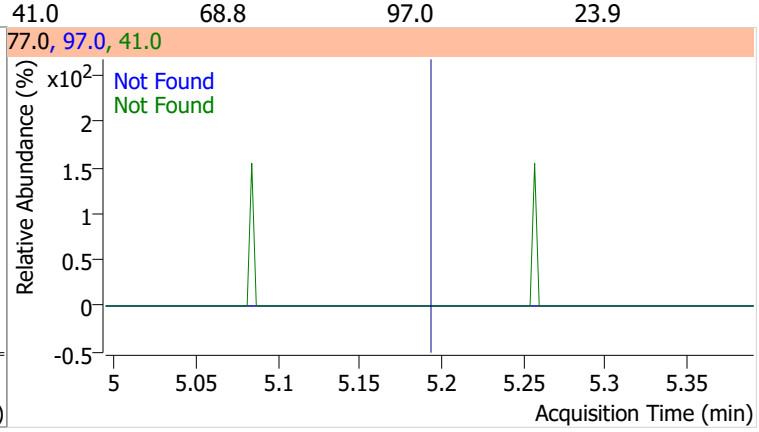

Compound	Conc.	Exp RT	QIon	Exp Ratio	QIon	Exp Ratio
cis-1,2-Dichloroethene	N.D.	5.21	61.0	160.4	98.0	66.2

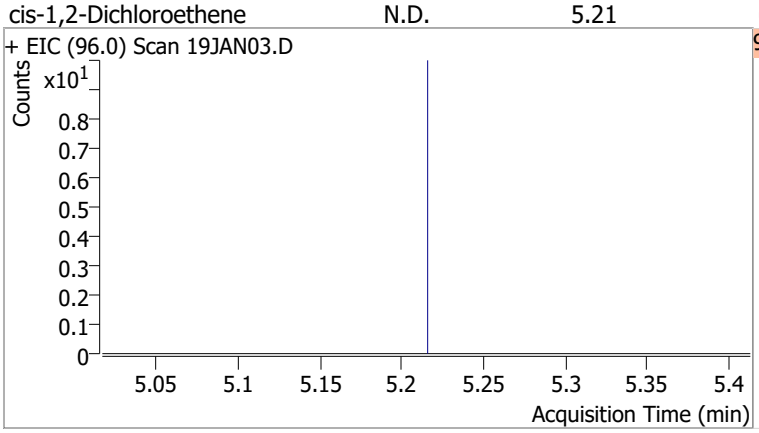

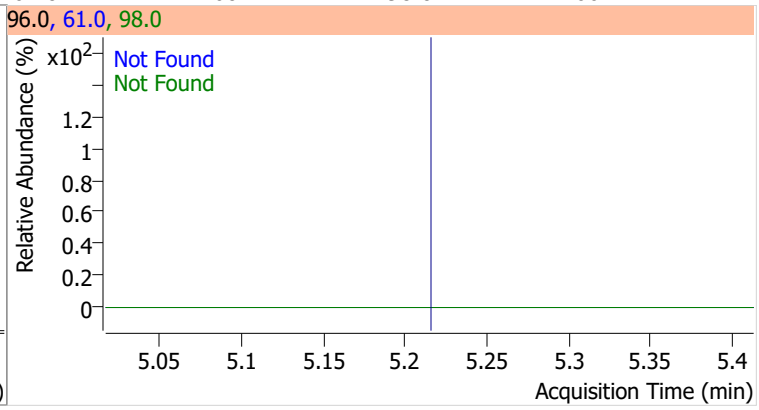

Compound	Conc.	Exp RT	QIon	Exp Ratio
Methyl ethyl ketone	N.D.	5.28	72.0	20.6

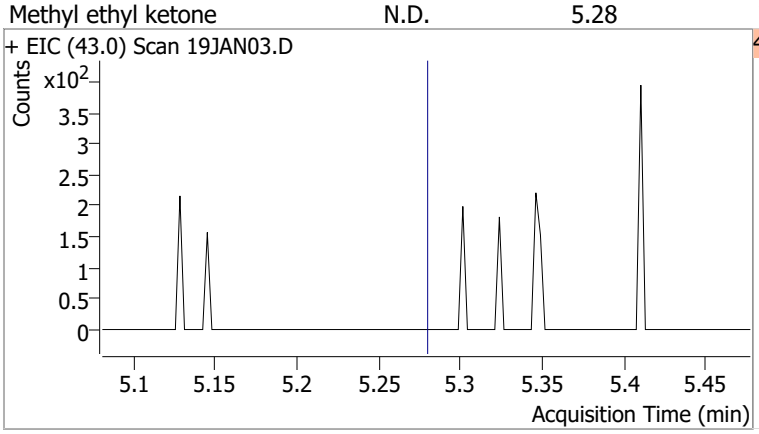

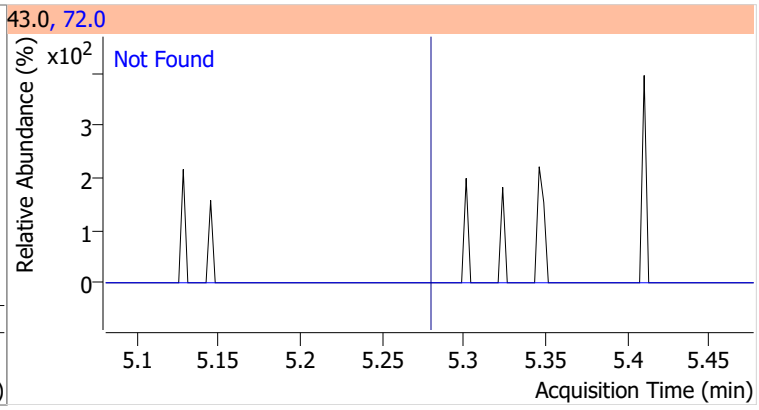

Compound	Conc.	Exp RT	QIon	Exp Ratio
Bromochloromethane	N.D.	5.52	49.0	182.2

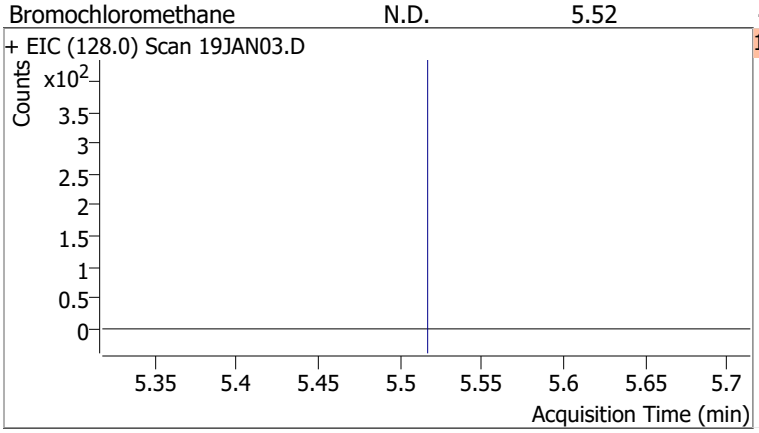

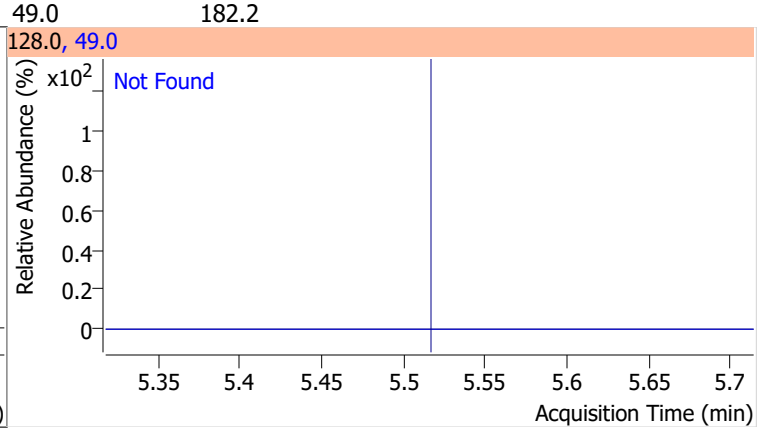

Compound	Conc.	Exp RT	QIon	Exp Ratio
Chloroform	N.D.	5.65	85.0	66.2

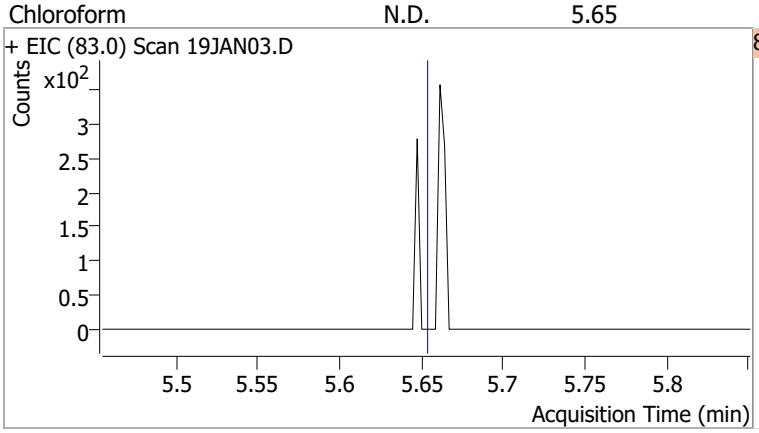

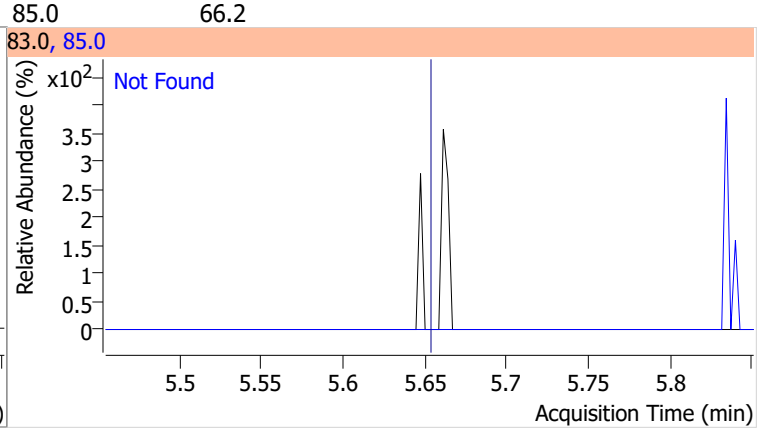

Compound	Conc.	Exp RT	QIon	Exp Ratio	QIon	Exp Ratio
1,1,1-Trichloroethane	N.D.	5.83	99.0	63.1	61.0	49.1

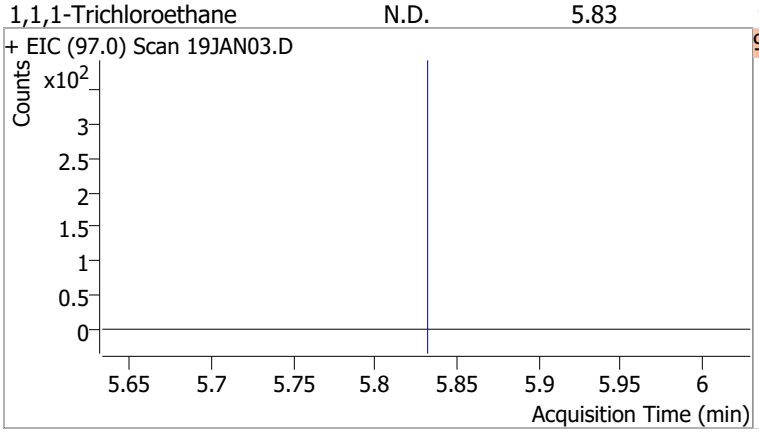

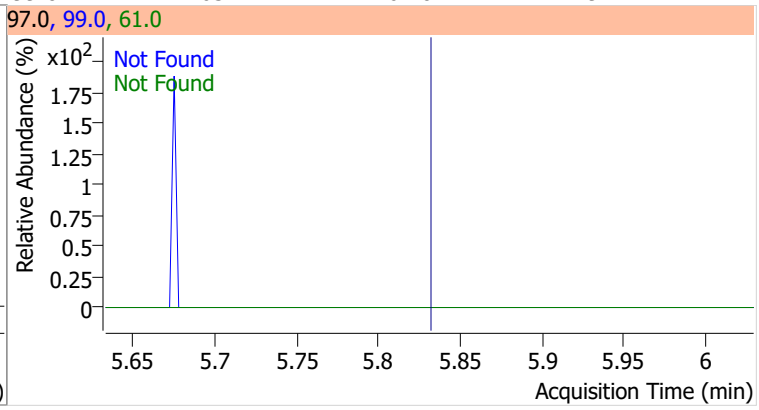

Compound	Conc.	RT	Dev(Min)	Resp.	QIon	QRatio	Lower	Upper
Dibromofluoromethane	281.3207	5.85	-0.01	221291	191.5	21.1	0.0	53.2

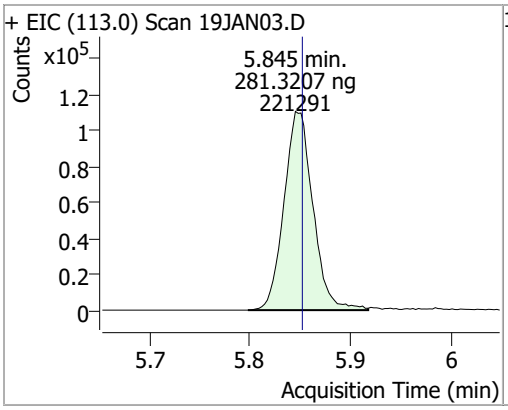

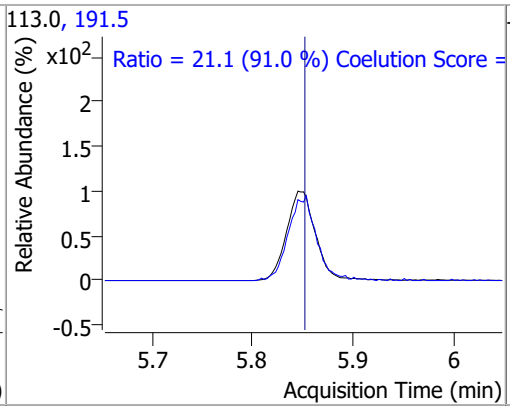

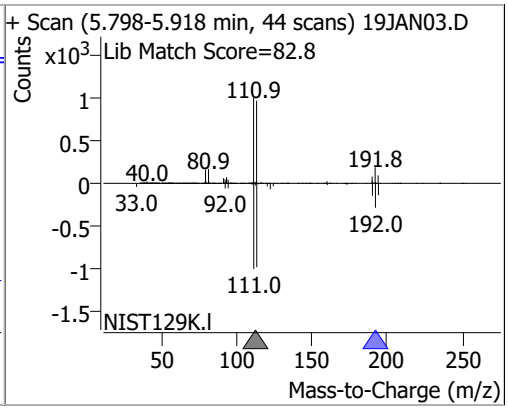

Compound	Conc.	Exp RT	QIon	Exp Ratio	QIon	Exp Ratio
Carbon tetrachloride	N.D.	6.02	119.0	97.6	121.0	30.7

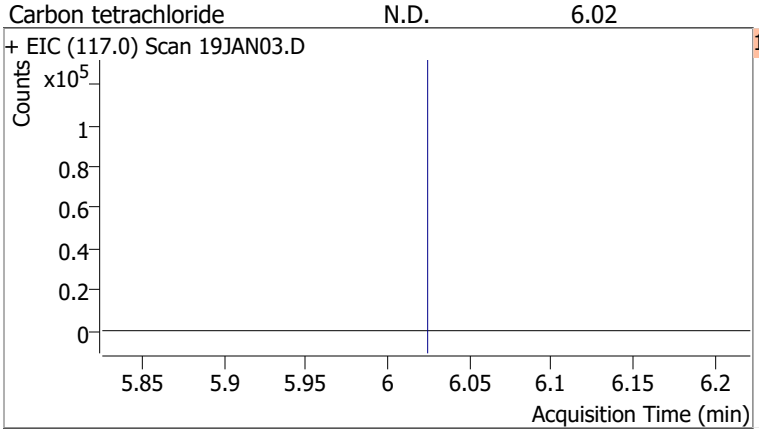

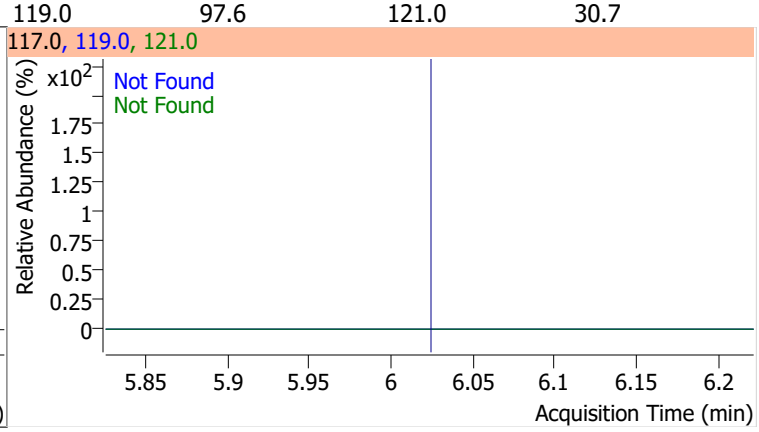

Compound	Conc.	Exp RT	QIon	Exp Ratio	QIon	Exp Ratio
1,1-Dichloropropene	N.D.	6.04	110.0	35.6	77.0	31.0

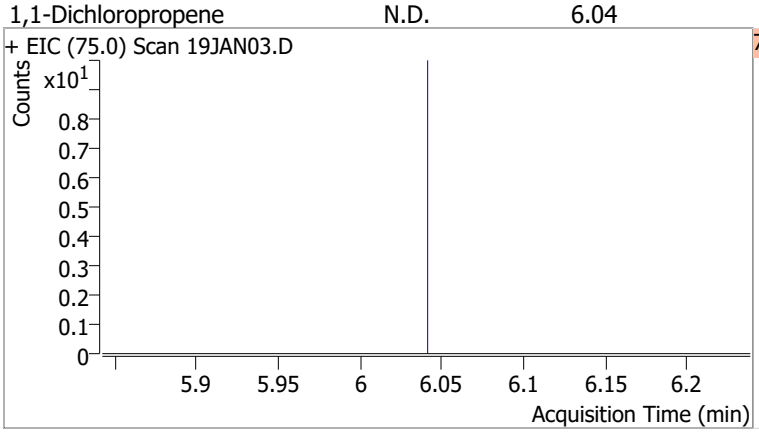

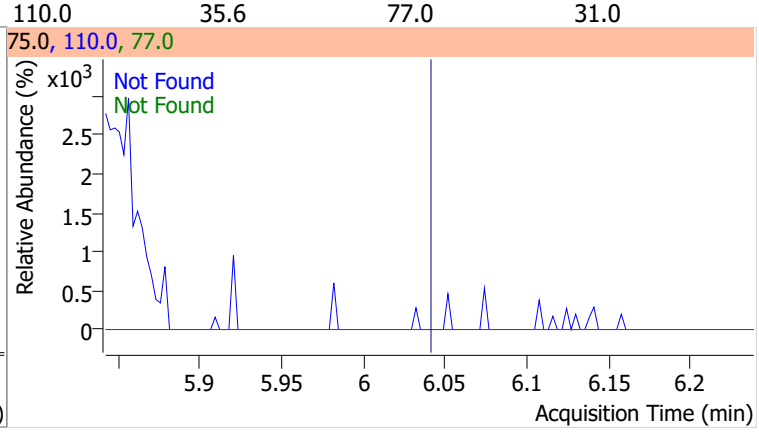

Compound	Conc.	RT	Dev(Min)	Resp.	QIon	QRatio	Lower	Upper
1,2-Dichloroethane-d4	296.9186	6.23	0.00	100892	65.0	192.0	162.8	222.8

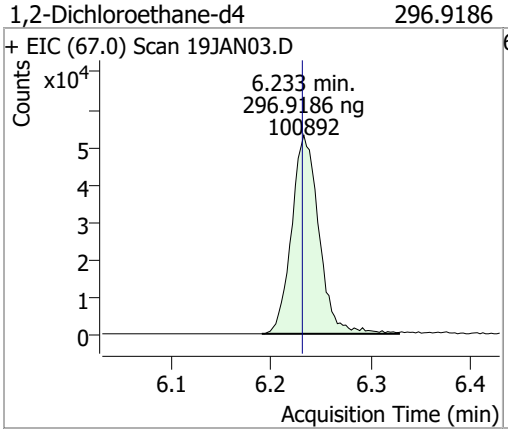

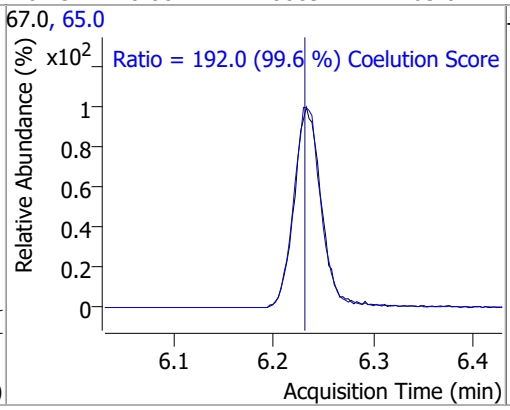

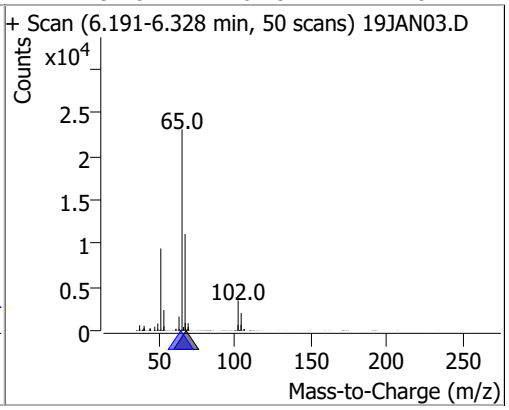

Compound	Conc.	Exp RT	QIon	Exp Ratio
Benzene	N.D.	6.28	77.0	23.3

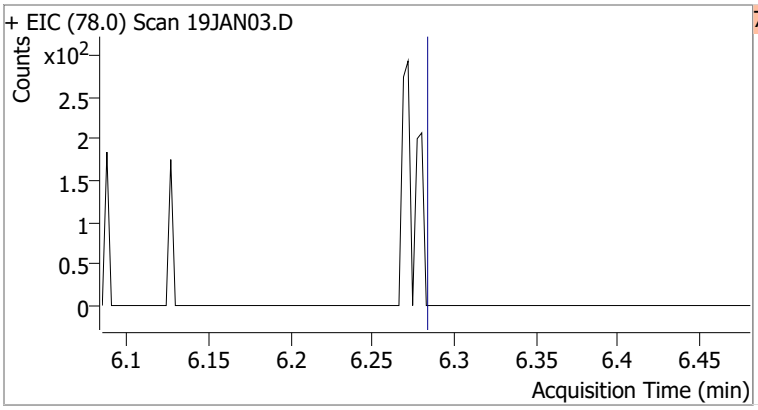

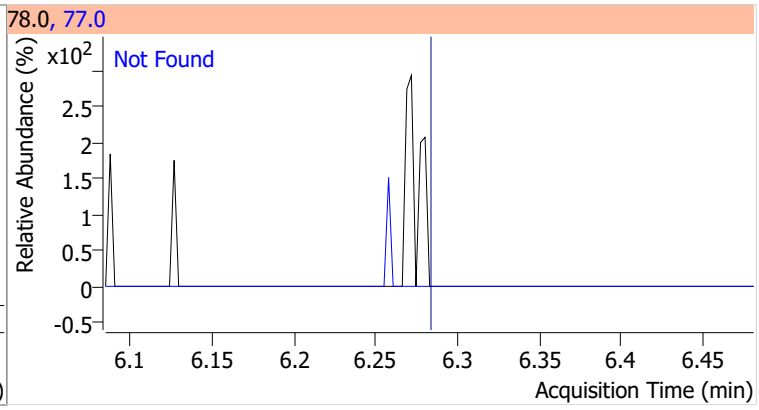

Compound	Conc.	Exp RT	QIon	Exp Ratio	QIon	Exp Ratio
1,2-Dichloroethane	N.D.	6.32	64.0	32.2	98.0	8.2

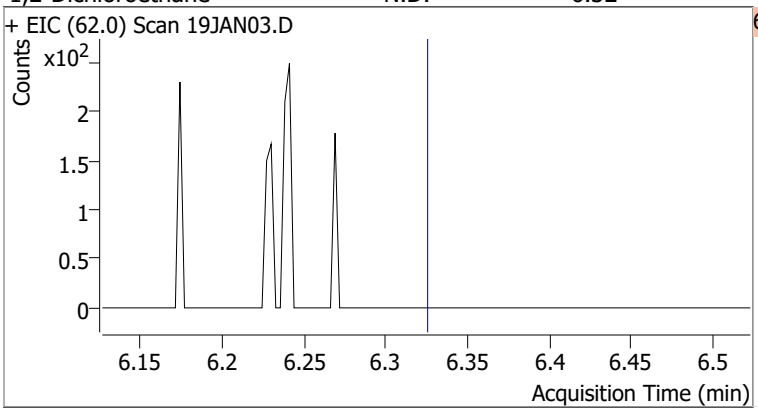

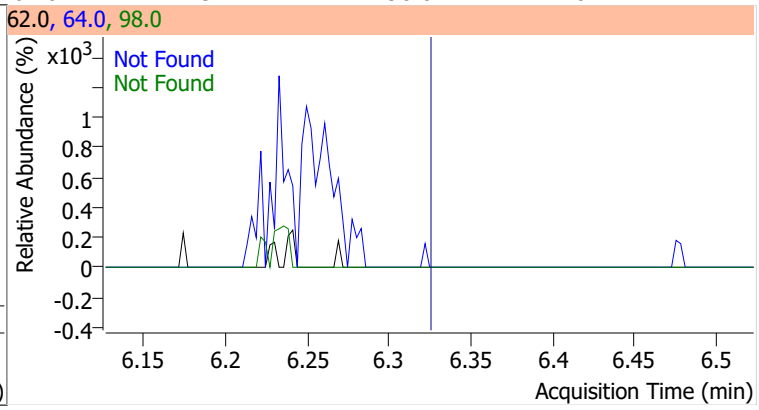

Compound	Conc.	Exp RT	QIon	Exp Ratio	QIon	Exp Ratio
Trichloroethene	N.D.	7.02	130.0	105.6	97.0	65.7

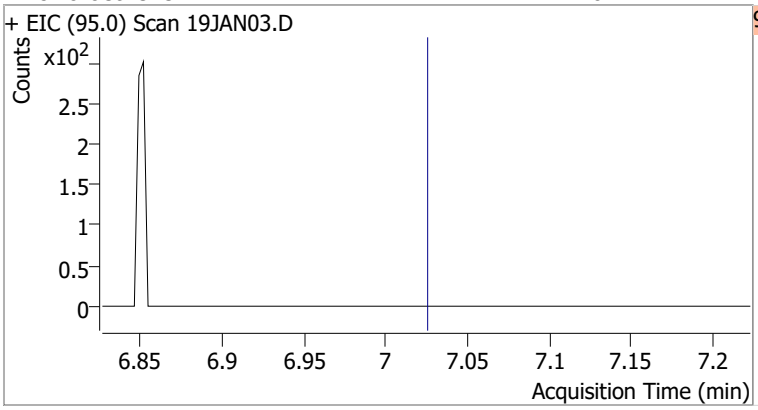

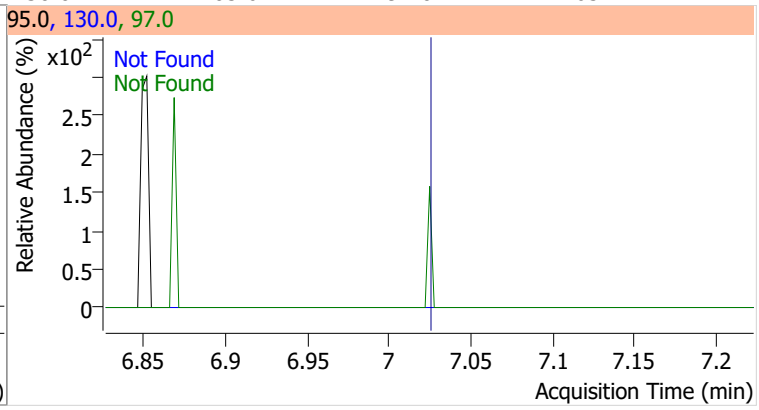

Compound	Conc.	Exp RT	QIon	Exp Ratio
1,2-Dichloropropane	N.D.	7.27	76.0	39.8

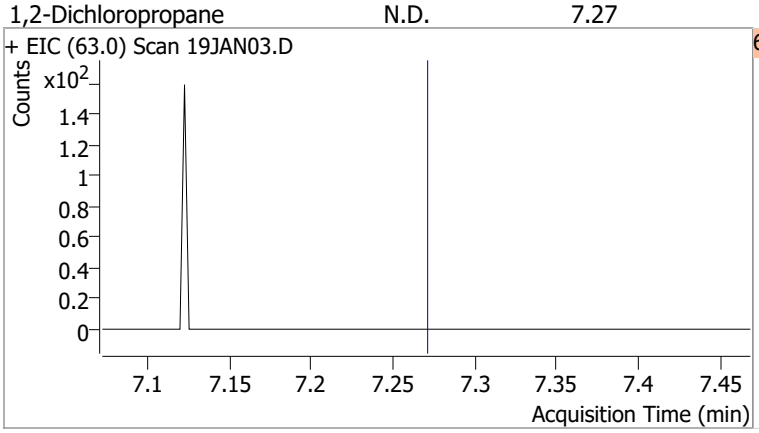

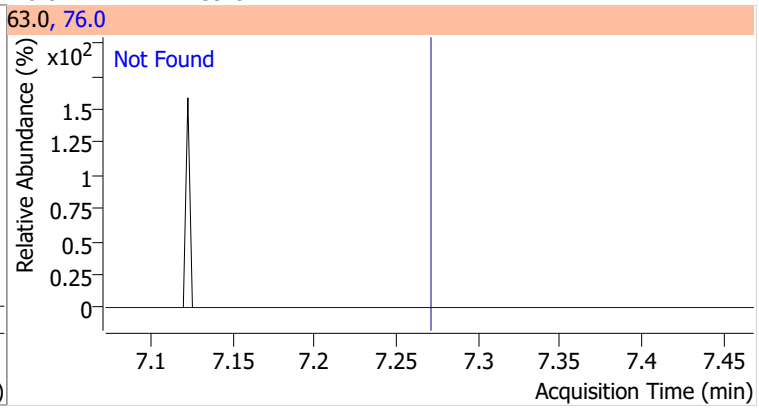

Compound	Conc.	Exp RT	QIon	Exp Ratio	QIon	Exp Ratio
Dibromomethane	N.D.	7.40	173.5	108.2	95.0	84.5

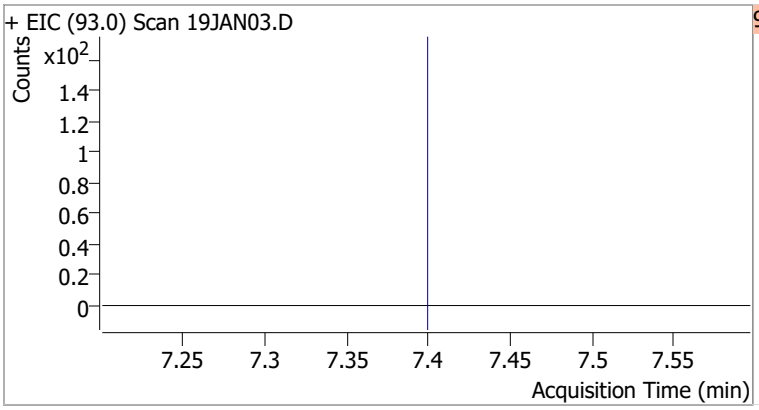

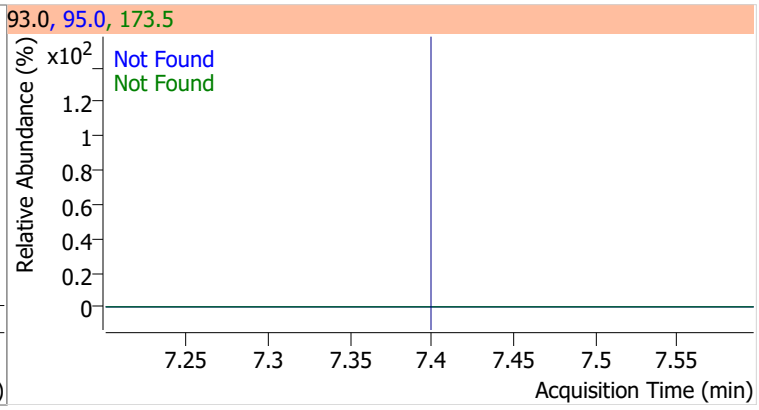

Compound	Conc.	Exp RT	QIon	Exp Ratio	QIon	Exp Ratio
Bromodichloromethane	N.D.	7.58	85.0	66.3	127.0	9.5

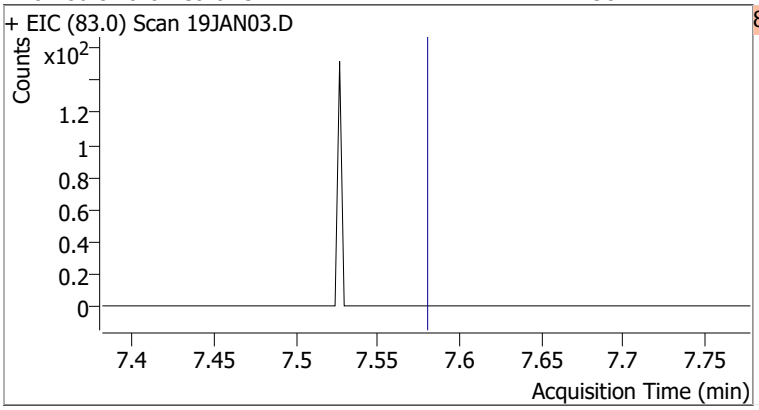

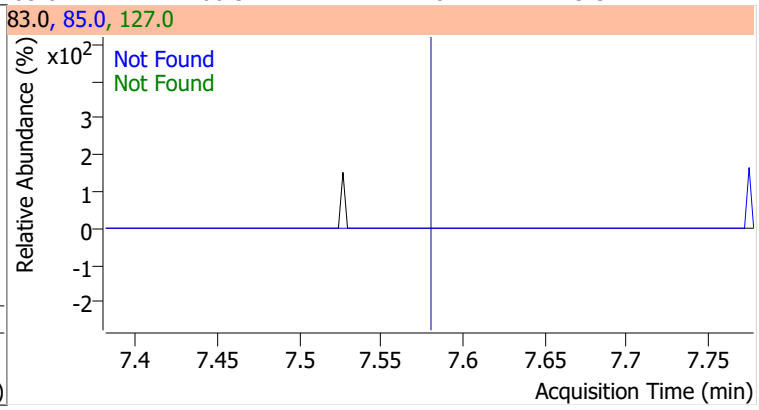

Compound	Conc.	Exp RT	QIon	Exp Ratio	QIon	Exp Ratio
cis-1,3-Dichloropropene	N.D.	8.06	39.0	52.5	77.0	31.8

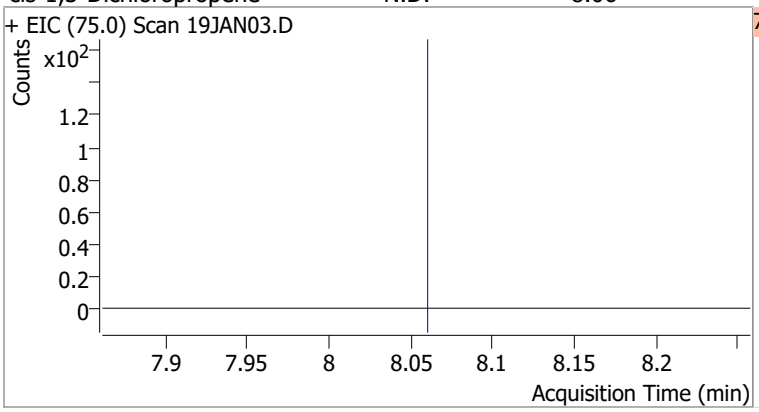

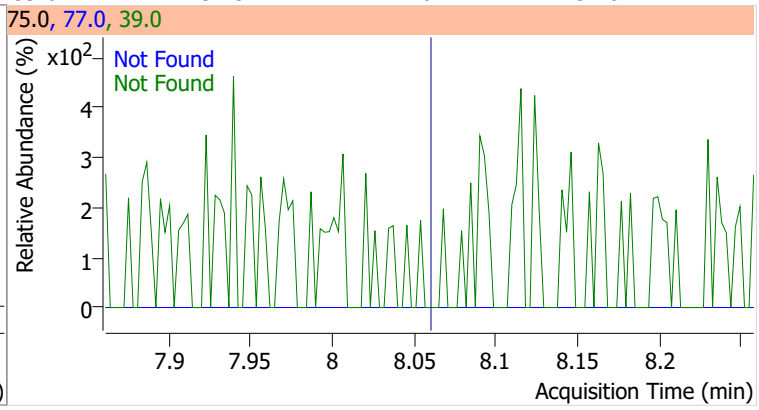

Quantitation Results Report (QT Reviewed)

Compound	Conc.	RT	Dev(Min)	Resp.	QIon	QRatio	Lower	Upper
Toluene-d8	258.9413	8.32	0.00	833211	100.0	63.8	34.3	94.3
					99.0	9.4	0.0	39.2

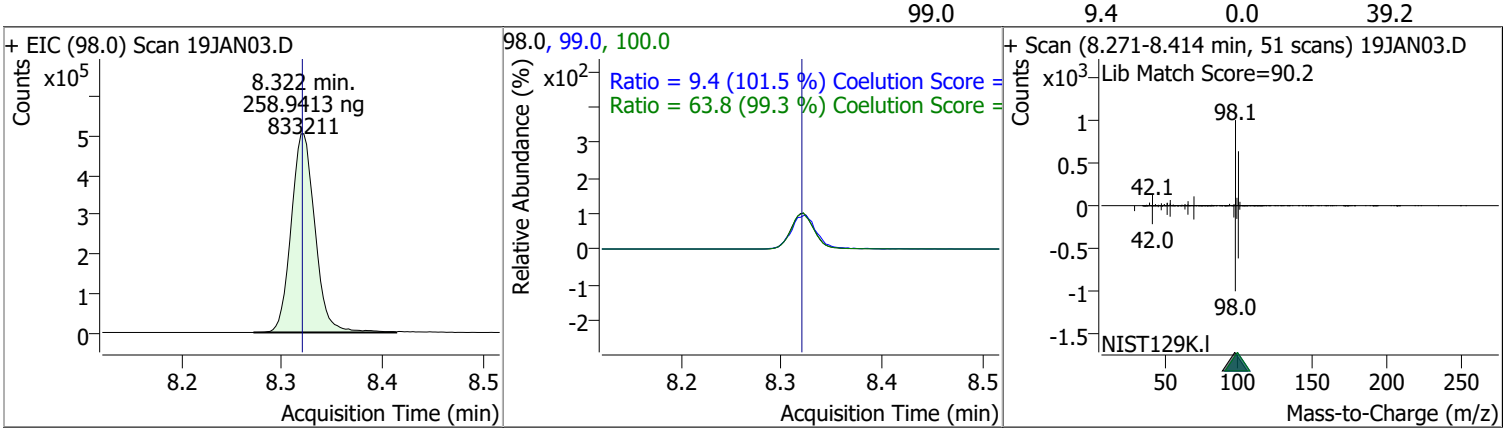

Compound	Conc.	Exp RT	QIon	Exp Ratio
Toluene	N.D.	8.39	91.0	174.1

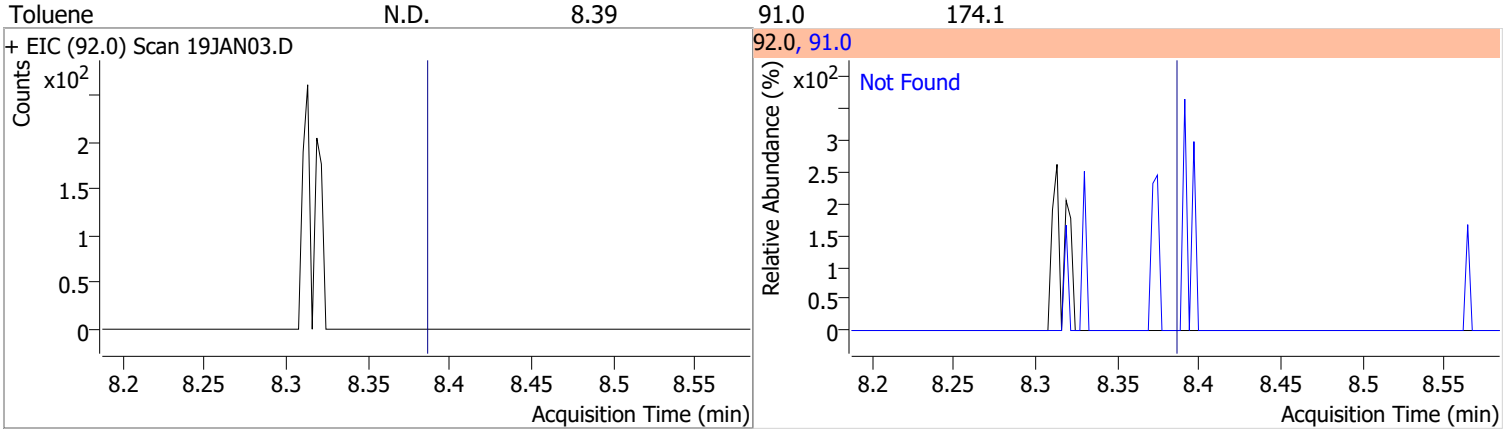

Compound	Conc.	Exp RT	QIon	Exp Ratio	QIon	Exp Ratio
trans-1,3-Dichloropropene	N.D.	8.64	39.0	53.0	77.0	31.0

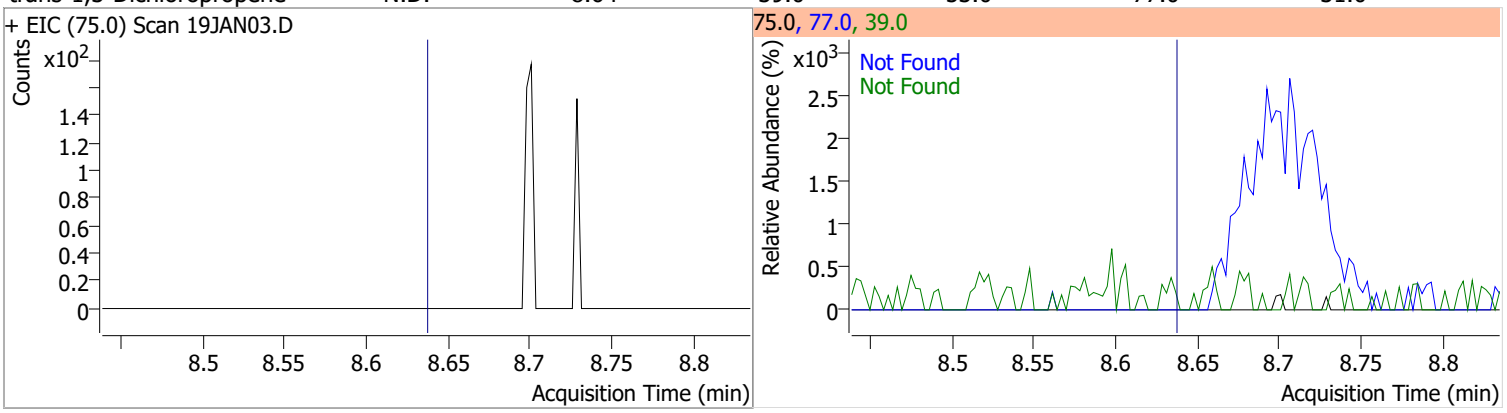

Compound	Conc.	Exp RT	QIon	Exp Ratio	QIon	Exp Ratio
1,1,2-Trichloroethane	N.D.	8.82	97.0	110.7	85.0	60.7

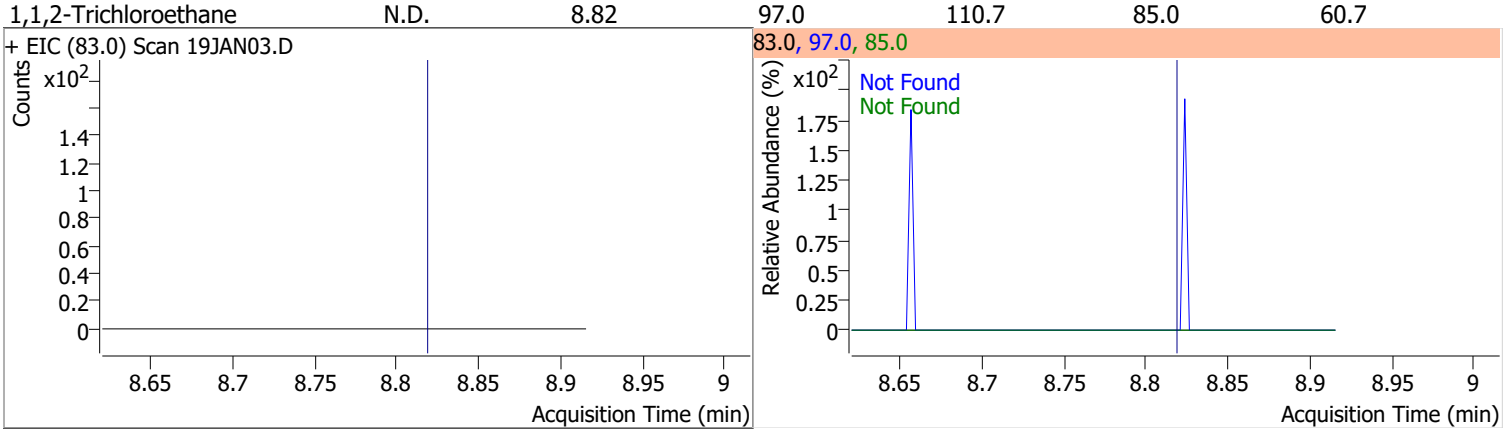

Compound	Conc.	Exp RT	QIon	Exp Ratio	QIon	Exp Ratio
Tetrachloroethene	N.D.	8.94	165.8	126.1	129.0	90.5

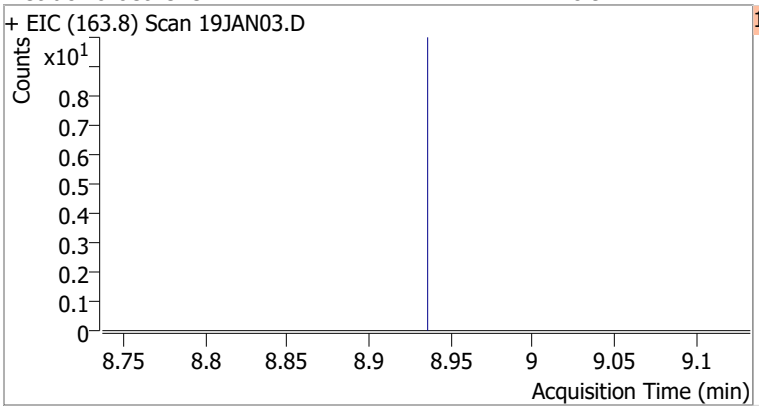

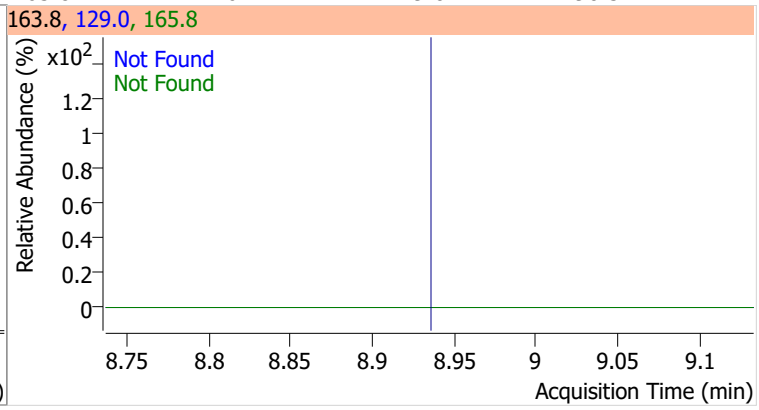

Compound	Conc.	Exp RT	QIon	Exp Ratio
1,3-Dichloropropane	N.D.	8.98	78.0	32.4

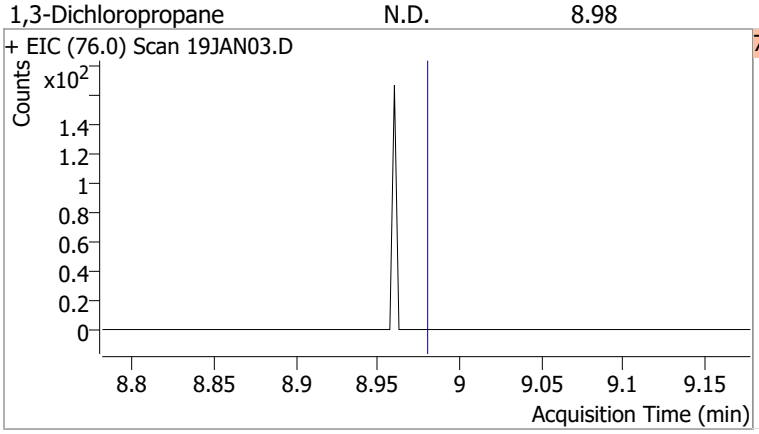

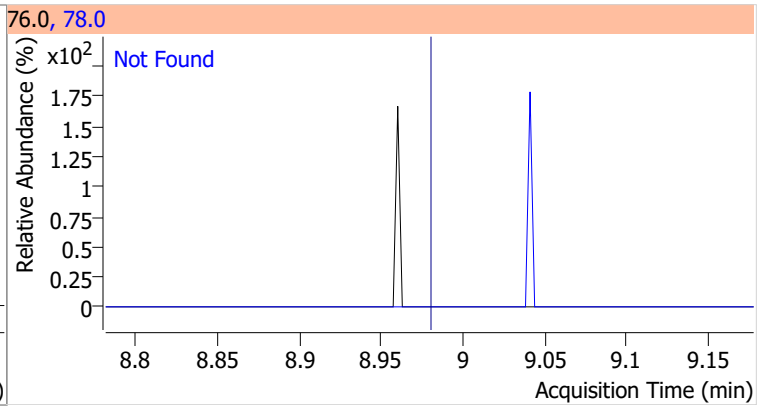

Compound	Conc.	Exp RT	QIon	Exp Ratio
Chlorodibromomethane	N.D.	9.21	127.0	77.2

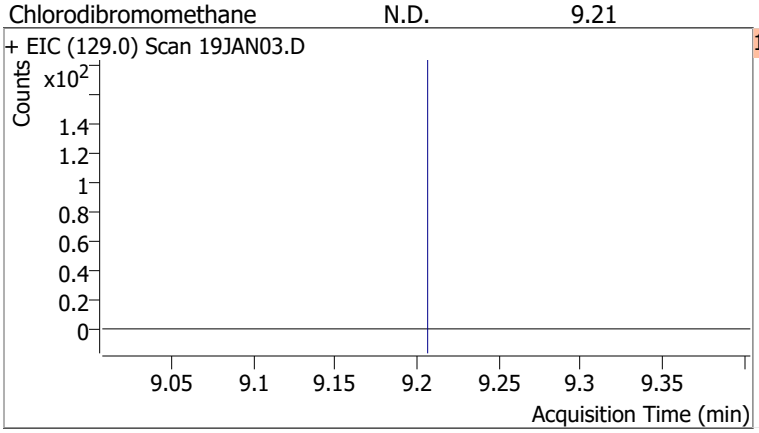

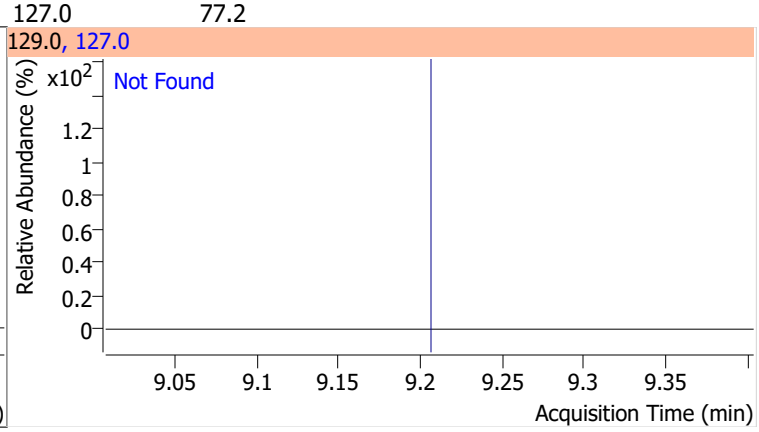

Compound	Conc.	Exp RT	QIon	Exp Ratio
1,2-Dibromoethane	N.D.	9.30	109.0	91.5

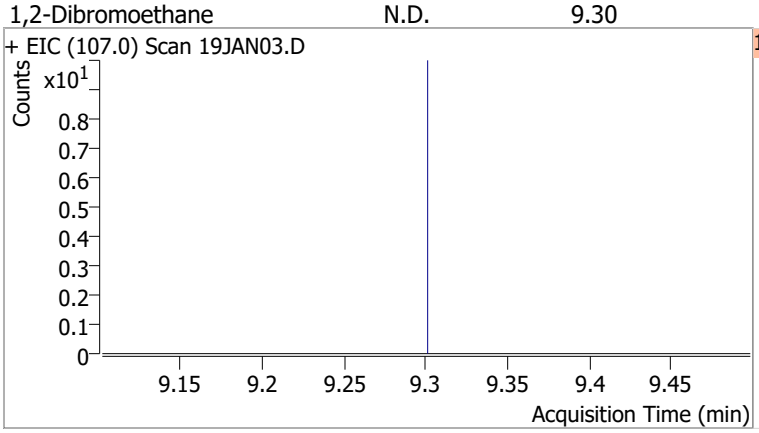

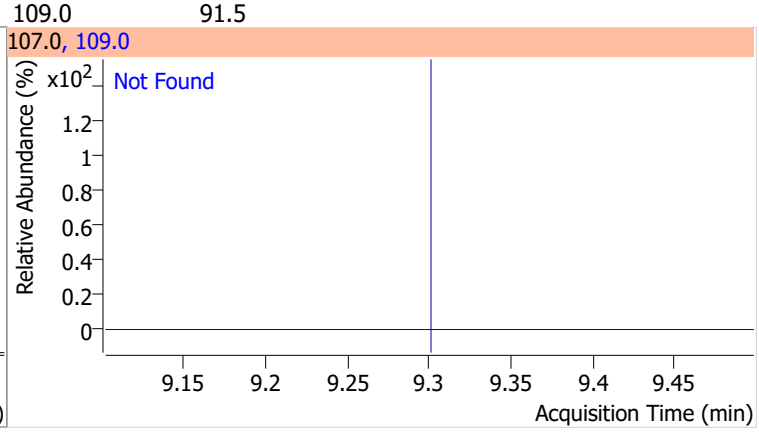

Compound	Conc.	Exp RT	QIon	Exp Ratio
Chlorobenzene	N.D.	9.80	114.0	32.2

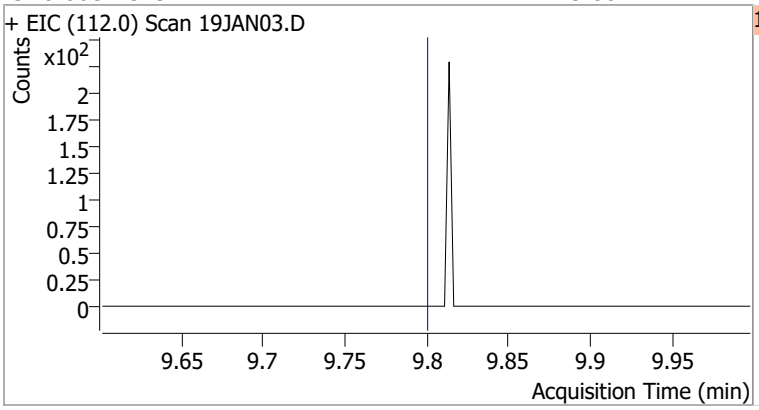

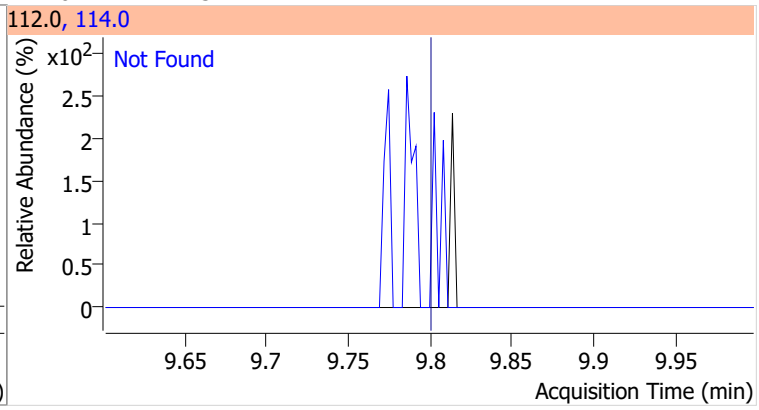

Compound	Conc.	Exp RT	QIon	Exp Ratio
1,1,1,2-Tetrachloroethane	N.D.	9.89	133.0	95.3

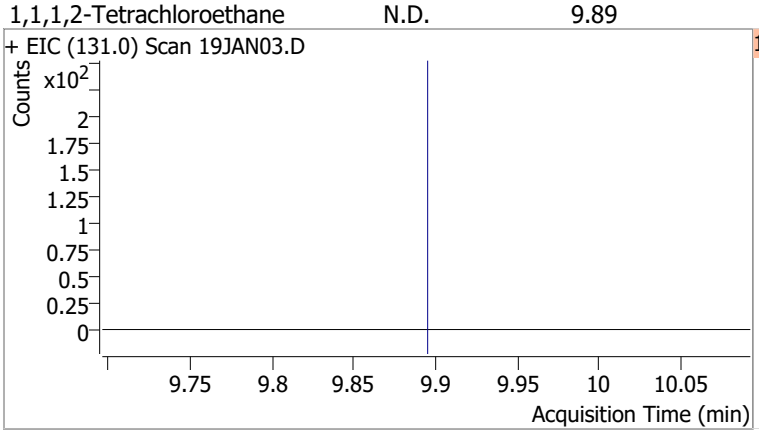

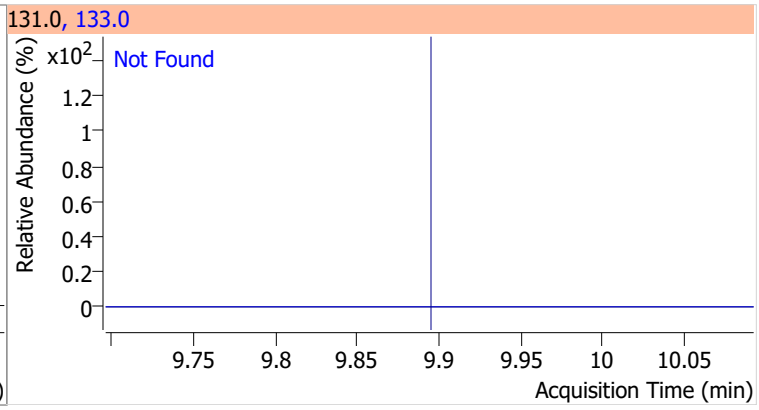

Compound	Conc.	Exp RT	QIon	Exp Ratio
Ethylbenzene	N.D.	9.92	106.0	31.7

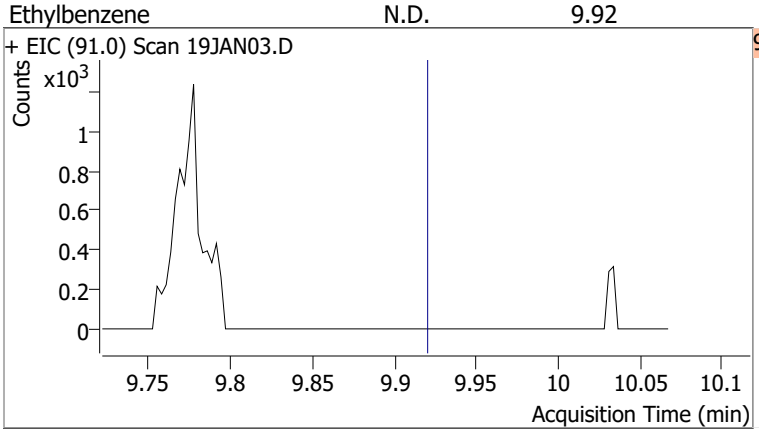

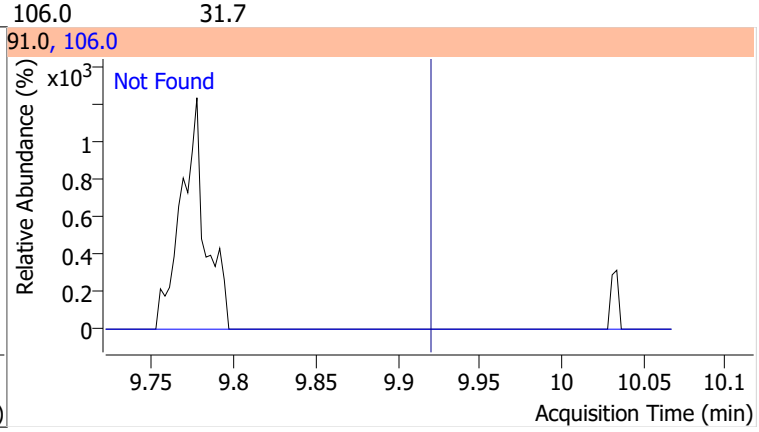

Compound	Conc.	Exp RT	QIon	Exp Ratio
m+p-Xylenes	N.D.	10.04	91.0	200.7

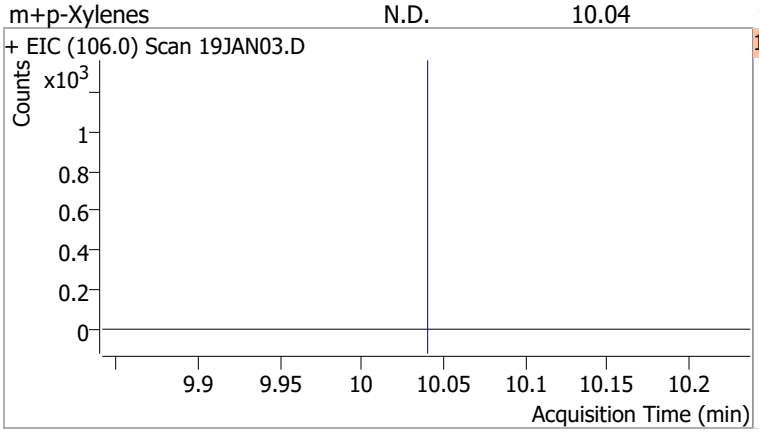

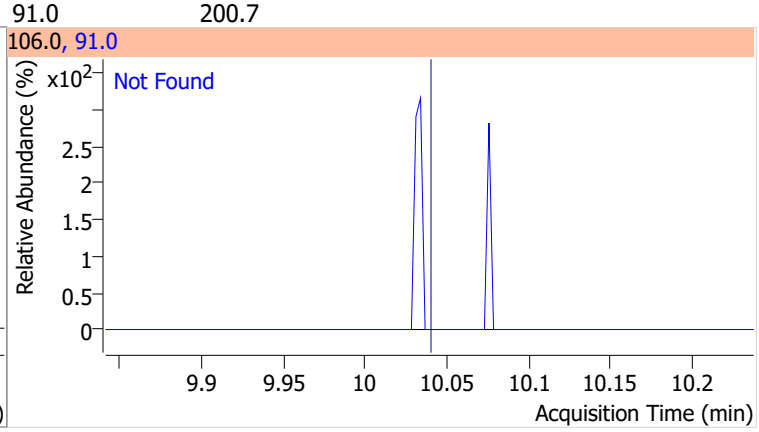

Compound	Conc.	Exp RT	QIon	Exp Ratio
o-Xylene	N.D.	10.43	91.0	211.4

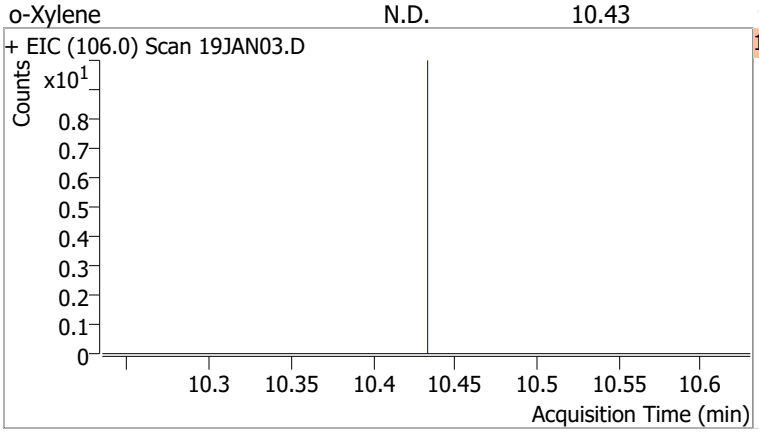

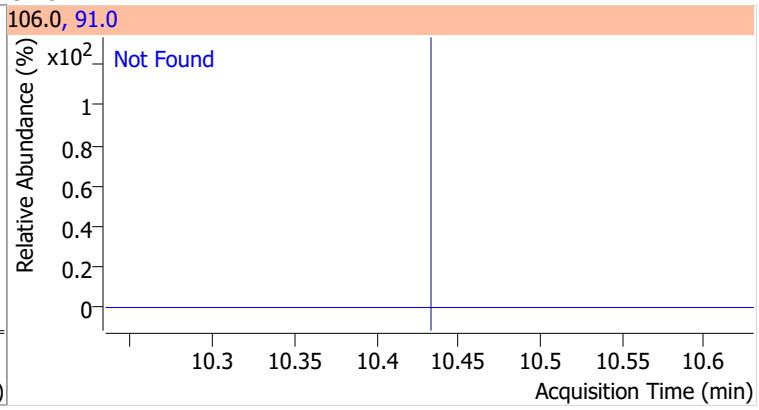

Compound	Conc.	Exp RT	QIon	Exp Ratio
Styrene	N.D.	10.45	78.0	50.6

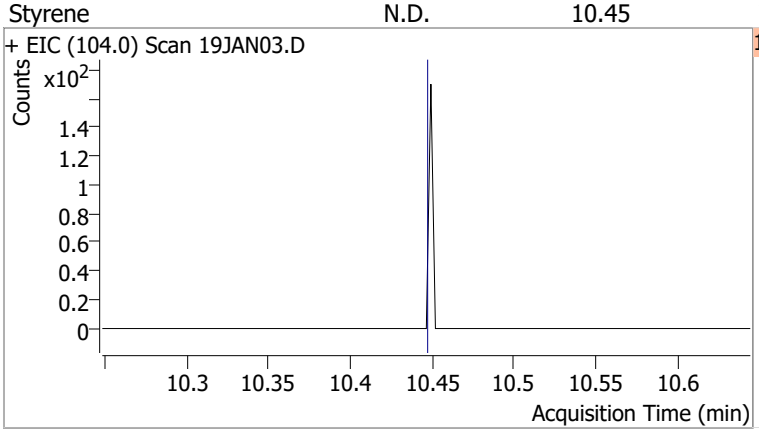

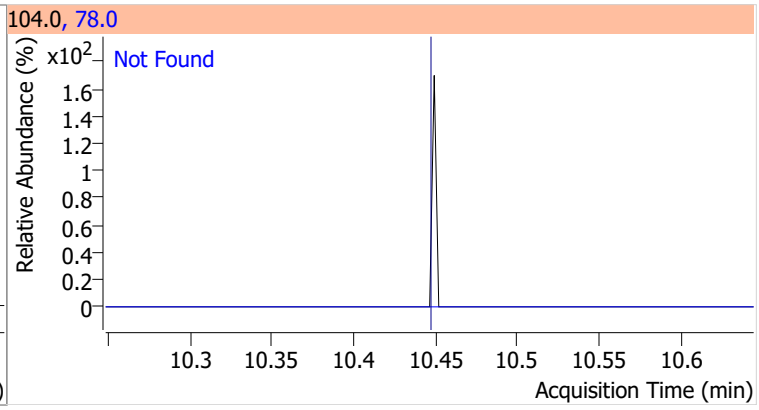

Compound	Conc.	Exp RT	QIon	Exp Ratio	QIon	Exp Ratio
Bromoform	N.D.	10.62	170.5	50.3	174.5	48.1

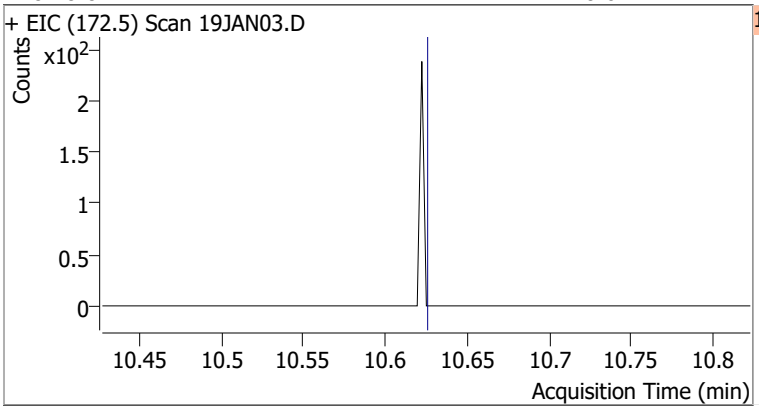

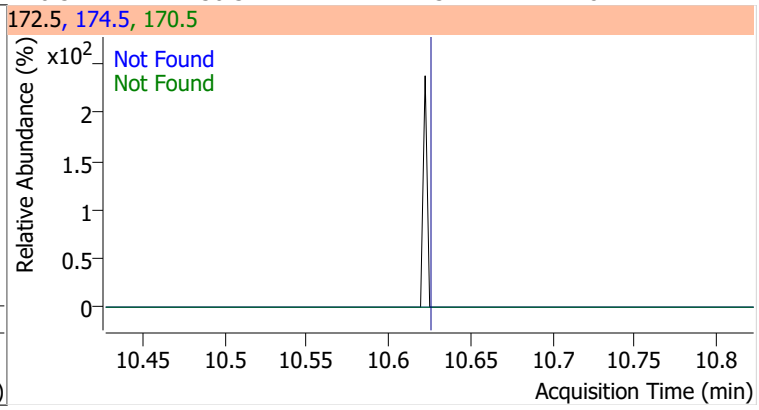

Compound	Conc.	RT	Dev(Min)	Resp.	QIon	QRatio	Lower	Upper
p-Bromofluorobenzene	261.1079	10.95	0.00	244714	174.0	94.5	65.3	125.3
					176.0	91.5	63.3	123.3

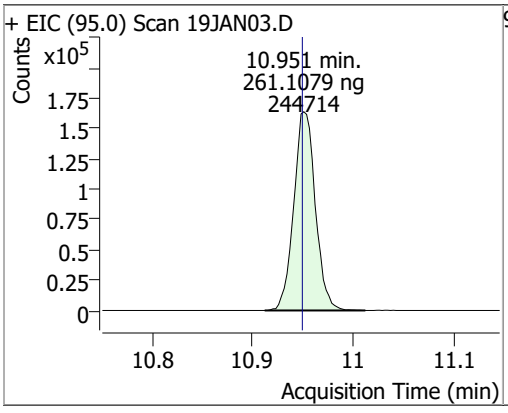

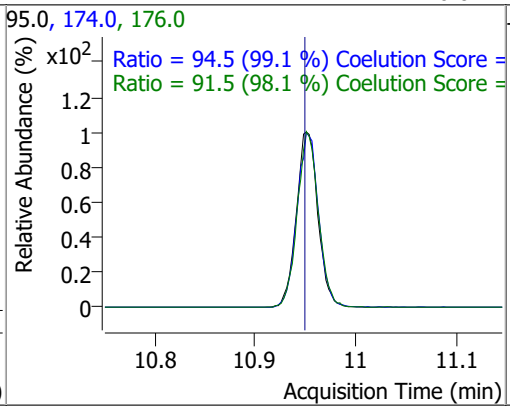

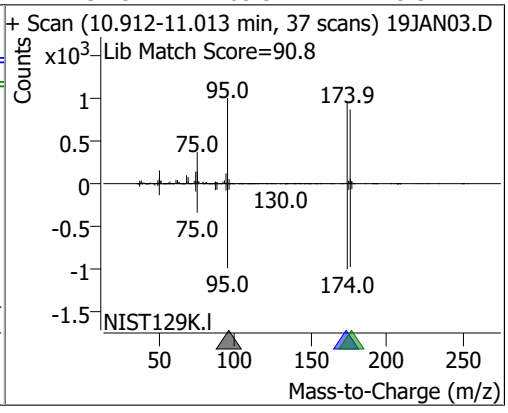

Compound	Conc.	Exp RT	QIon	Exp Ratio	QIon	Exp Ratio
Bromobenzene	N.D.	11.09	77.0	143.5	158.0	96.1

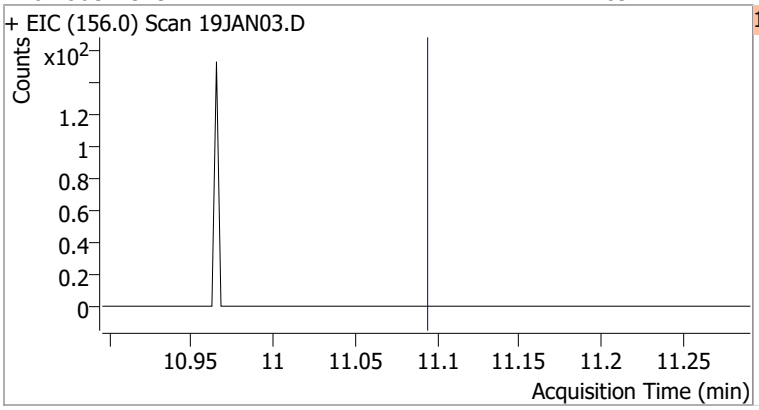

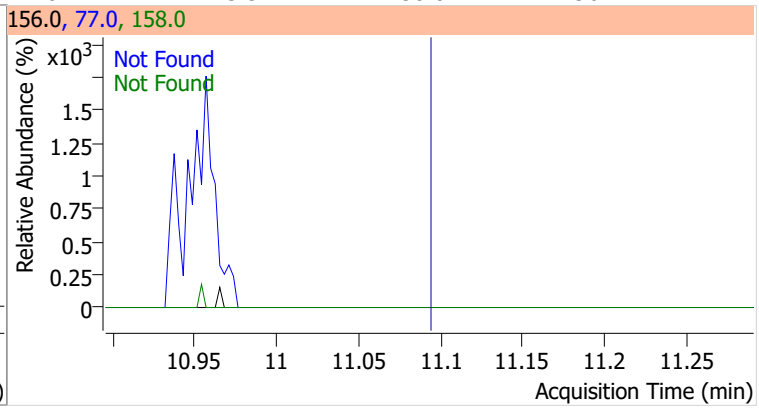

Compound	Conc.	Exp RT	QIon	Exp Ratio
1,1,2,2-Tetrachloroethane	N.D.	11.11	85.0	63.3

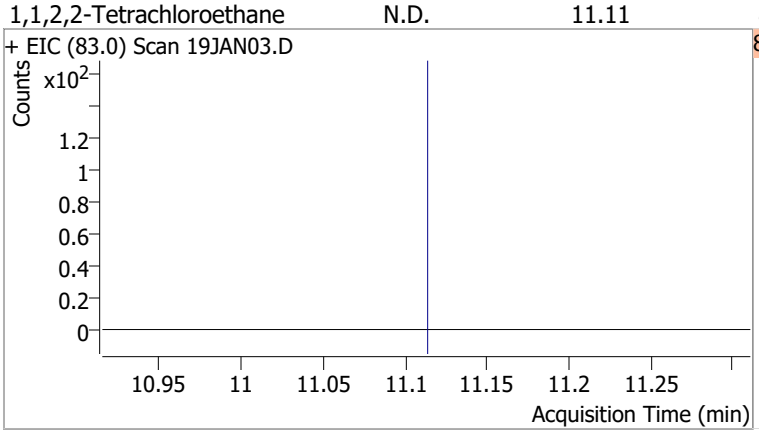

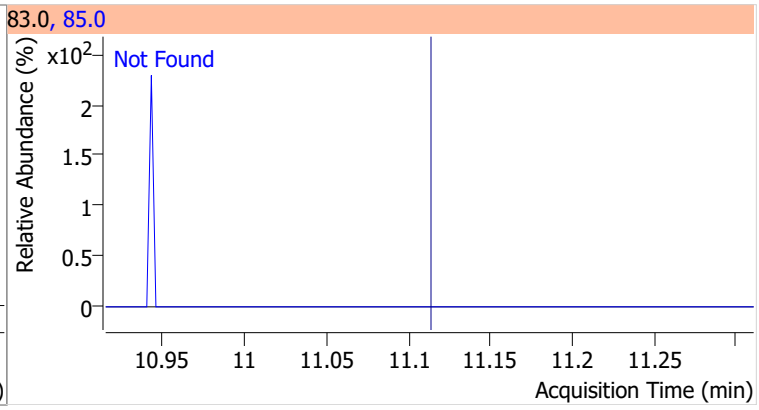

Compound	Conc.	Exp RT	QIon	Exp Ratio
1,2,3-Trichloropropane	N.D.	11.15	112.0	65.8

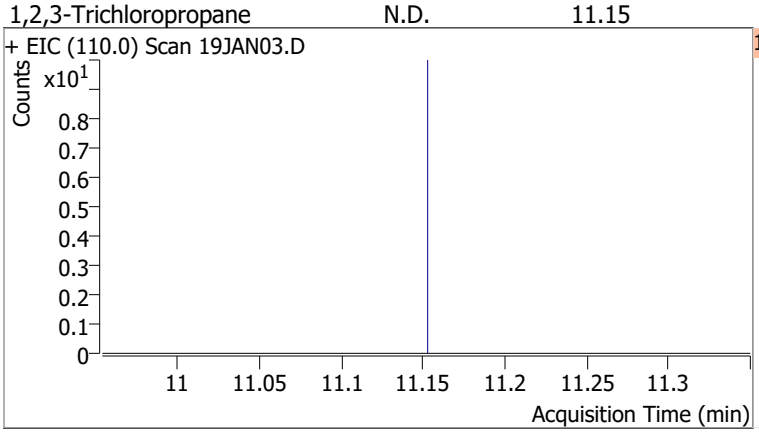

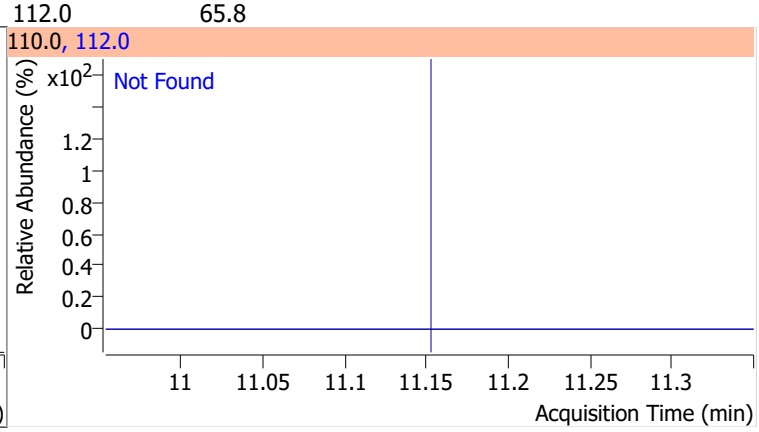

Compound	Conc.	Exp RT	QIon	Exp Ratio
2-Chlorotoluene	N.D.	11.29	91.0	276.2

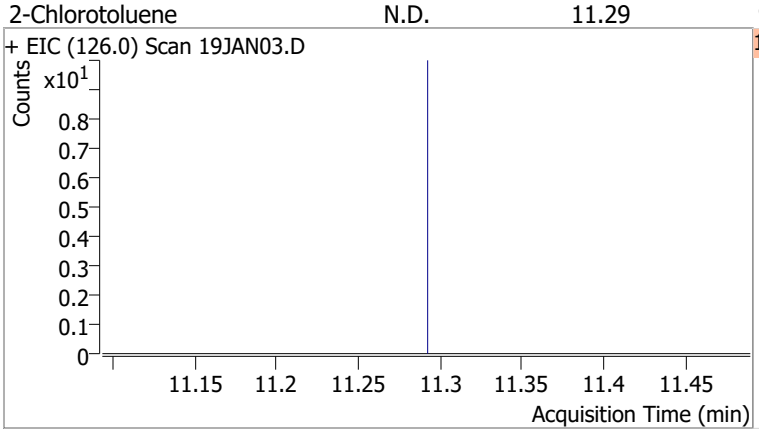

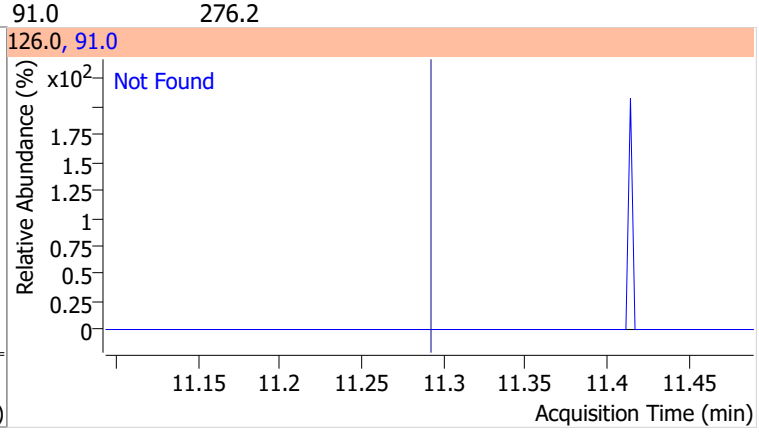

Compound	Conc.	Exp RT	QIon	Exp Ratio
4-Chlorotoluene	N.D.	11.40	126.0	31.3

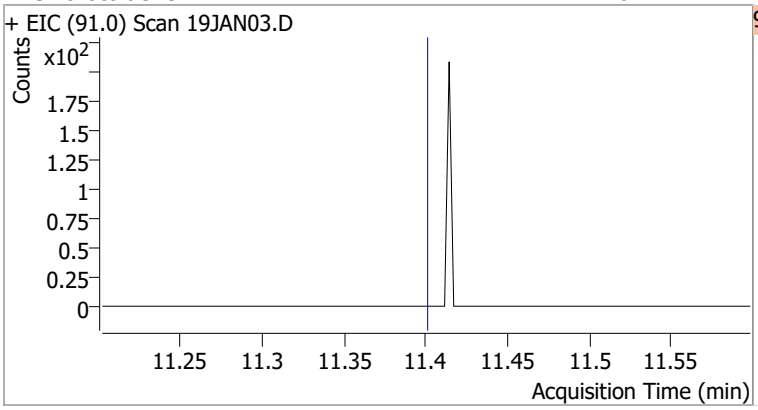

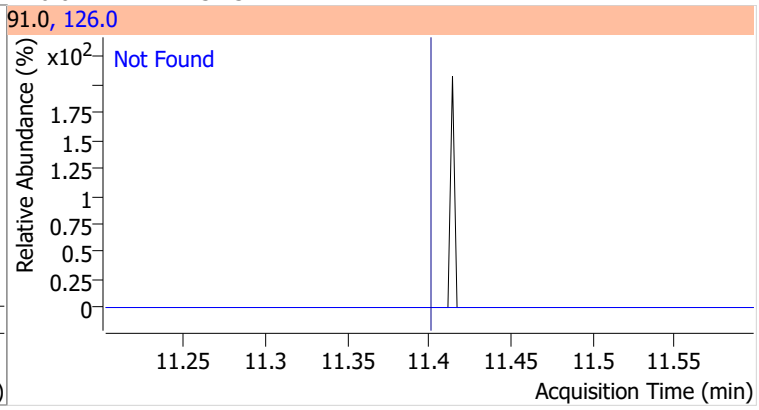

Compound	Conc.	Exp RT	QIon	Exp Ratio	QIon	Exp Ratio
1,3-Dichlorobenzene	N.D.	12.03	148.0	62.8	111.0	38.7

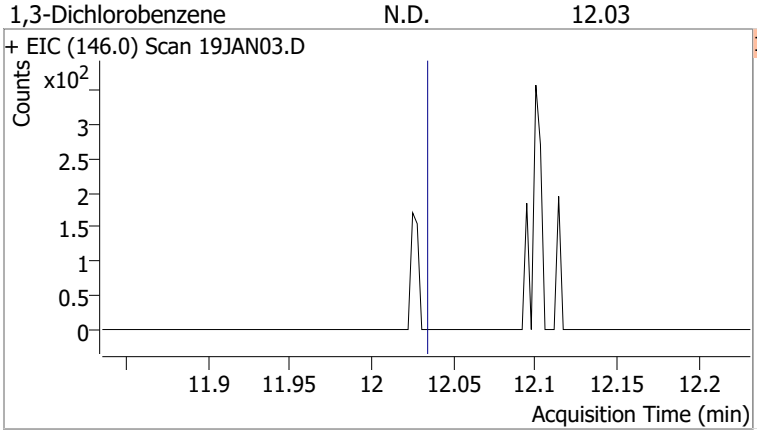

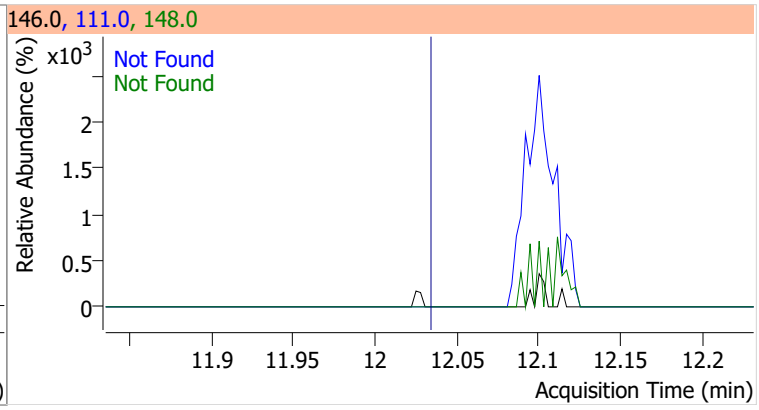

Compound	Conc.	Exp RT	QIon	Exp Ratio	QIon	Exp Ratio
1,4-Dichlorobenzene	N.D.	12.12	148.0	63.7	111.0	38.7

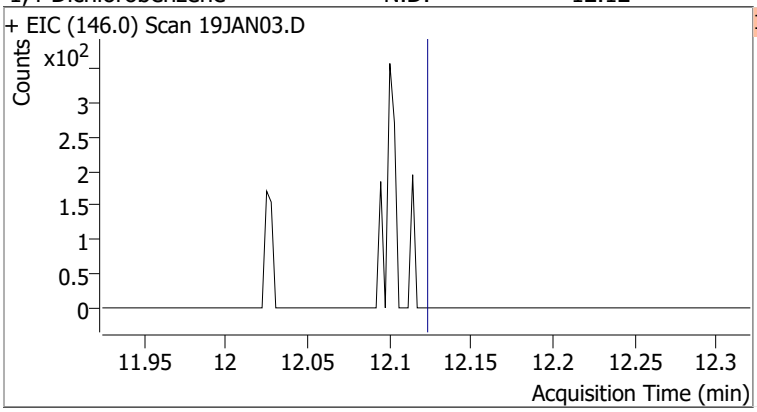

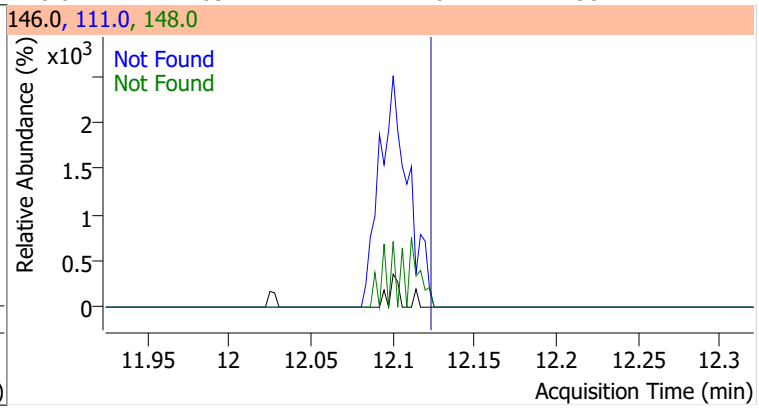

Compound	Conc.	Exp RT	QIon	Exp Ratio	QIon	Exp Ratio
1,2-Dichlorobenzene	N.D.	12.49	148.0	61.9	111.0	39.5

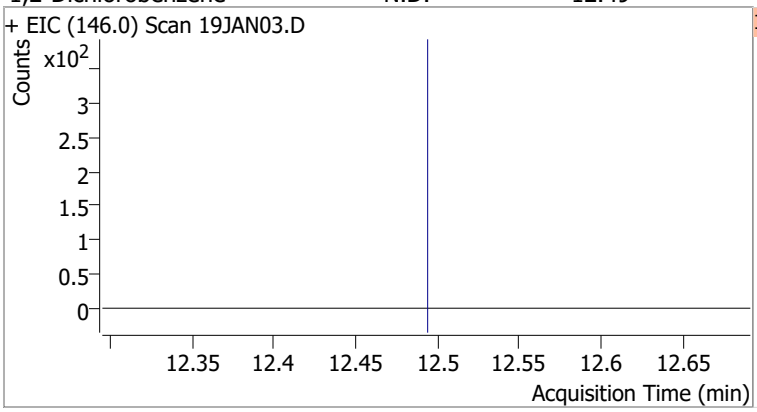

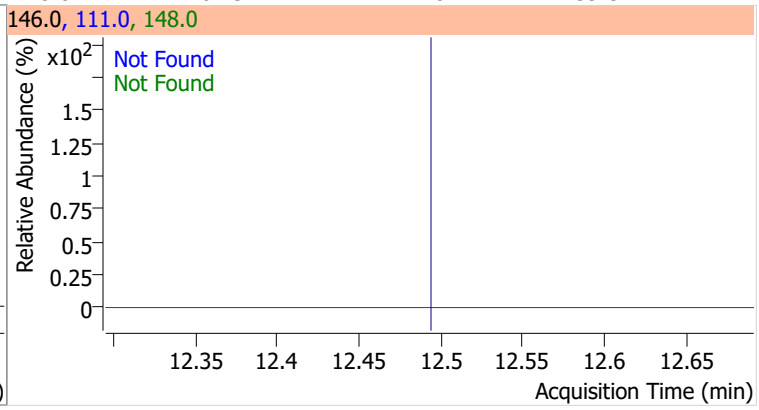

Quantitation Results Report (QT Reviewed)

Data File	19JAN04.D	Operator	MSC
Acq. Method	5975CACQF.M	Acq. Date-Time	1/19/2022 10:48:21 AM
Sample Name	ICAL011922_1	Instrument	VOA5975C
Vial	4	Multiplier	1.00
DA Method File	VOA5975C_8260B_SHT_DoD_L4_011922.m	Comment	
Tune File	BFB_Atune3.u	Tune Date	10/11/2021 4:02:00 PM
Batch Name	VG011922_8260B.batch.bin	Last Calib Update	1/20/2022 9:28:12 AM
Ref Library	\\MASSHUNTER\Org\Library\NIST129K.l		

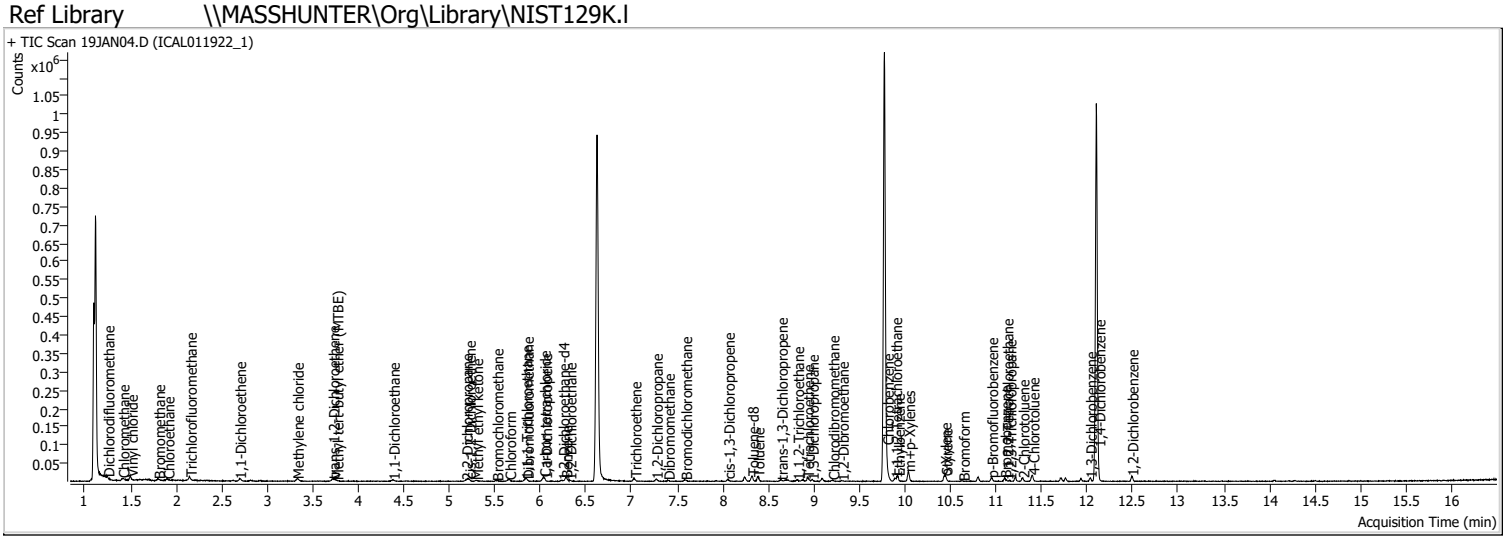

Compound	RT	QIon	Resp.	Conc.	Units		Dev(Min)
Internal Standards							
M Fluorobenzene	6.620	96.0	794248	250.0000	ng		0.000
M Chlorobenzene-d5	9.774	82.0	316490	250.0000	ng		0.000
M 1,4-Dichlorobenzene-d4	12.100	152.0	241587	250.0000	ng		0.000
System Monitoring Compounds							
S Dibromofluoromethane	5.851	113.0	2660	3.4579	ng	m	0.000
Spiked Amount: 250.000	Range: 80.0 - 119.0%			Recovery = 1.38%		*	
S 1,2-Dichloroethane-d4	6.241	67.0	979	2.9446	ng	m	0.011
Spiked Amount: 250.000	Range: 81.0 - 118.0%			Recovery = 1.18%		*	
S Toluene-d8	8.319	98.0	8454	2.7380	ng		0.000
Spiked Amount: 250.000	Range: 89.0 - 112.0%			Recovery = 1.10%		*	
S p-Bromofluorobenzene	10.946	95.0	3195	3.5819	ng		-0.003
Spiked Amount: 250.000	Range: 85.0 - 114.0%			Recovery = 1.43%		*	
Target Compounds							**QValue**
T Dichlorodifluoromethane	1.247	85.0	4690	4.3915	ng		98
T Chloromethane	1.411	50.0	6614	5.2603	ng		94
T Vinyl chloride	1.503	62.0	5818	5.0835	ng		98
T Bromomethane	1.804	96.0	2332	6.7043	ng		90
T Chloroethane	1.905	64.0	2651	4.8967	ng	m	90
T Trichlorofluoromethane	2.150	101.0	6220	4.5322	ng		99
T 1,1-Dichloroethene	2.694	96.0	2342	2.9328	ng		90
T Methylene chloride	3.327	49.0	4701	4.0490	ng		93
T trans-1,2-Dichloroethene	3.717	96.0	2132	2.5845	ng	m	95
T Methyl tert-butyl ether (MTBE)	3.762	73.0	2662	2.5817	ng	m	90
T 1,1-Dichloroethane	4.378	63.0	4131	2.6757	ng		87
T 2,2-Dichloropropane	5.181	77.0	3183	2.7359	ng	m	88
T cis-1,2-Dichloroethene	5.215	96.0	2334	2.7941	ng	m	92
T Methyl ethyl ketone	5.293	43.0	2962	24.5342	ng	m	94
T Bromochloromethane	5.516	128.0	901	2.6151	ng	#m	69
T Chloroform	5.656	83.0	4726	3.0658	ng		88

Compound	RT	QIon	Resp.	Conc.	Units		Dev(Min)
T 1,1,1-Trichloroethane	5.834	97.0	3627	2.5502	ng	m	99
T Carbon tetrachloride	6.035	117.0	3586	2.5993	ng	m	92
T 1,1-Dichloropropene	6.052	75.0	2749	2.3833	ng	m	87
T Benzene	6.275	78.0	8357	2.6339	ng		99
T 1,2-Dichloroethane	6.316	62.0	2542	2.9004	ng	m	86
T Trichloroethene	7.030	95.0	2545	2.6860	ng		92
T 1,2-Dichloropropane	7.267	63.0	2351	2.8222	ng		83
T Dibromomethane	7.398	93.0	1166	3.3195	ng	#m	69
T Bromodichloromethane	7.588	83.0	2606	2.6393	ng		88
T cis-1,3-Dichloropropene	8.057	75.0	3052	2.8168	ng		81
T Toluene	8.380	92.0	5454	2.6500	ng		88
T trans-1,3-Dichloropropene	8.639	75.0	2153	2.7242	ng		84
T 1,1,2-Trichloroethane	8.818	83.0	1045	2.6009	ng	m	82
T Tetrachloroethene	8.927	163.8	2190	2.6241	ng		96
T 1,3-Dichloropropane	8.977	76.0	2260	2.7790	ng		90
T Chlorodibromomethane	9.205	129.0	2004	3.0962	ng	m	82
T 1,2-Dibromoethane	9.309	107.0	1089	2.4525	ng	m	91
T Chlorobenzene	9.799	112.0	6152	2.7267	ng		83
T 1,1,1,2-Tetrachloroethane	9.891	131.0	2284	2.8847	ng	m	93
T Ethylbenzene	9.922	91.0	8834	2.9089	ng		95
T m+p-Xylenes	10.036	106.0	6744	6.1738	ng		95
T o-Xylene	10.432	106.0	2826	3.0886	ng		88
T Styrene	10.444	104.0	4834	3.1839	ng		98
T Bromoform	10.633	172.5	928	2.8662	ng	m	68
T Bromobenzene	11.093	156.0	2095	2.6633	ng		97
T 1,1,2,2-Tetrachloroethane	11.116	83.0	1247	2.7802	ng	m	90
T 1,2,3-Trichloropropane	11.149	110.0	358	3.0373	ng	m	70
T 2-Chlorotoluene	11.289	126.0	2035	2.6139	ng		86
T 4-Chlorotoluene	11.400	91.0	5544	2.1986	ng		94
T 1,3-Dichlorobenzene	12.030	146.0	3715	2.6066	ng		94
T 1,4-Dichlorobenzene	12.122	146.0	3952	2.7200	ng		74
T 1,2-Dichlorobenzene	12.488	146.0	3048	2.5616	ng		94

(#) = Qualifier Out of Range; (m) = Manual Integration; (+) = Area Summed; (*) = Surrogate Percent Recovery Out of Range; (d): Zeroed Peak

Compound	Conc.	RT	Dev(Min)	Resp.	QIon	QRatio	Lower	Upper
Dichlorodifluoromethane	4.3915	1.25	0.00	4690	87.0	33.1	1.8	61.8

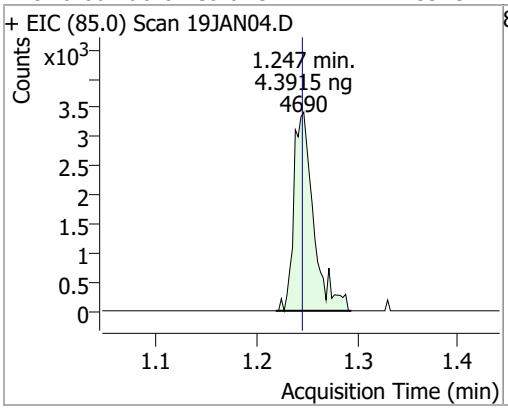

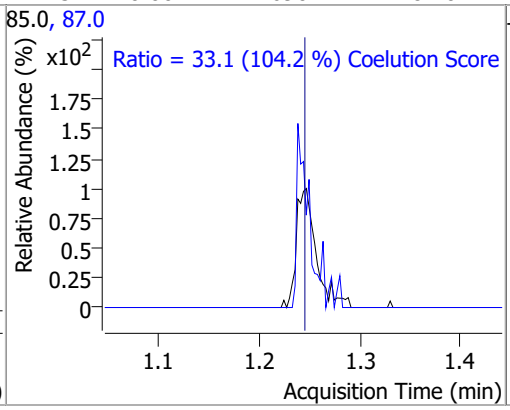

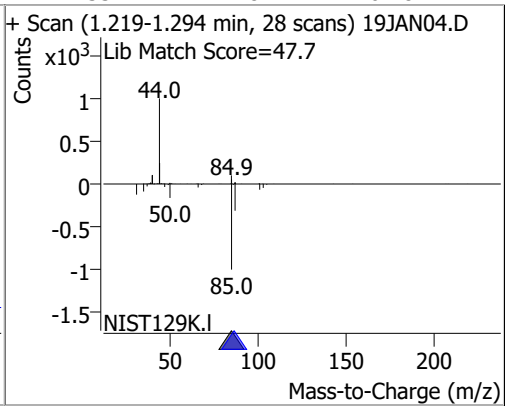

Compound	Conc.	RT	Dev(Min)	Resp.	QIon	QRatio	Lower	Upper
Chloromethane	5.2603	1.41	0.00	6614	52.0	36.0	2.4	62.4

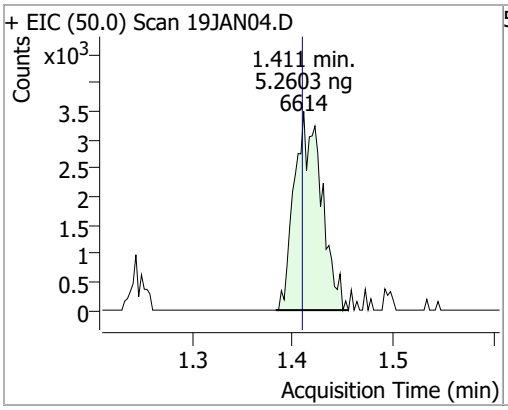

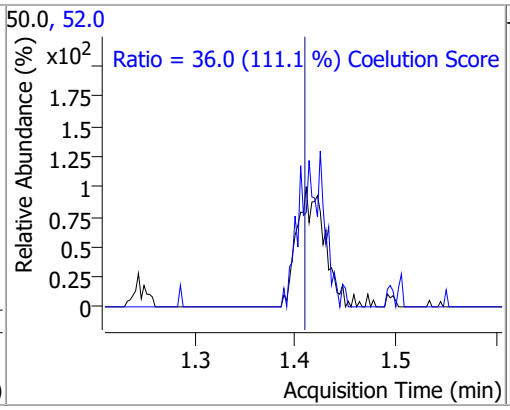

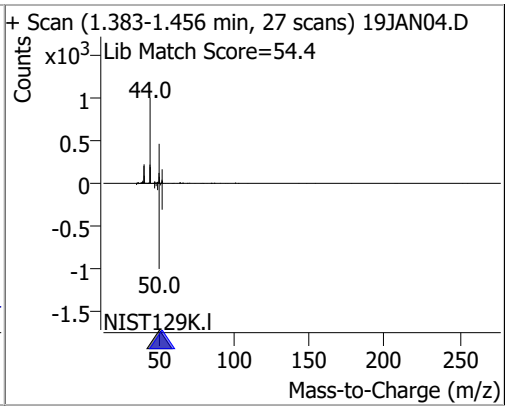

Compound	Conc.	RT	Dev(Min)	Resp.	QIon	QRatio	Lower	Upper
Vinyl chloride	5.0835	1.50	0.01	5818	64.0	32.3	1.3	61.3

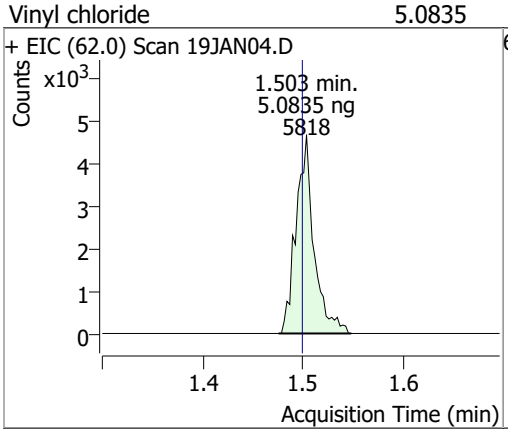

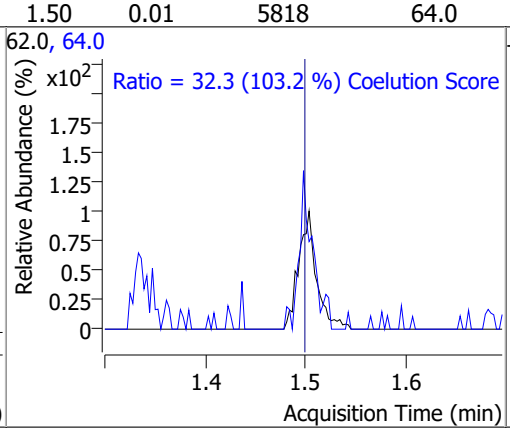

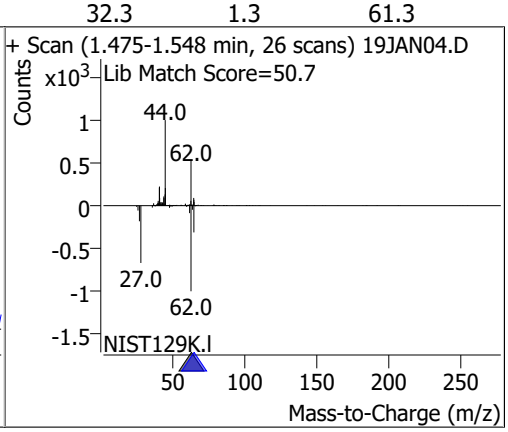

Compound	Conc.	RT	Dev(Min)	Resp.	QIon	QRatio	Lower	Upper
Bromomethane	6.7043	1.80	0.01	2332	94.0	99.4	80.1	140.1

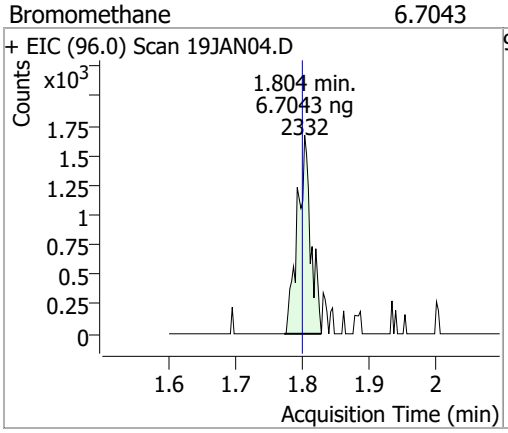

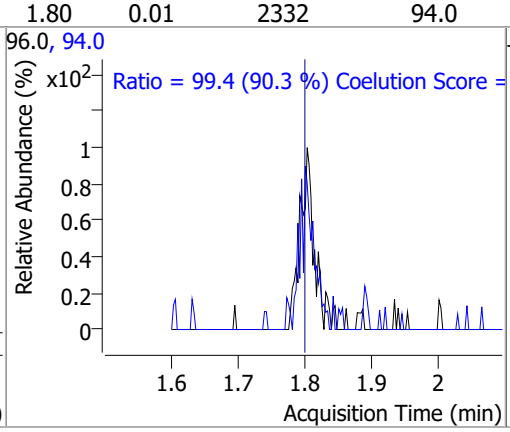

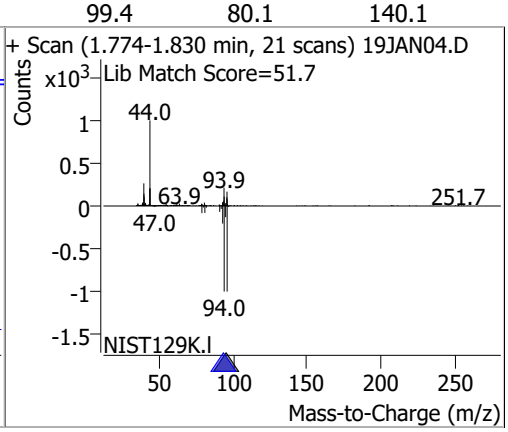

Compound	Conc.	RT	Dev(Min)	Resp.	QIon	QRatio	Lower	Upper
Chloroethane	4.8967	1.90	0.01	2651 (m)	66.0	35.3	0.0	60.0

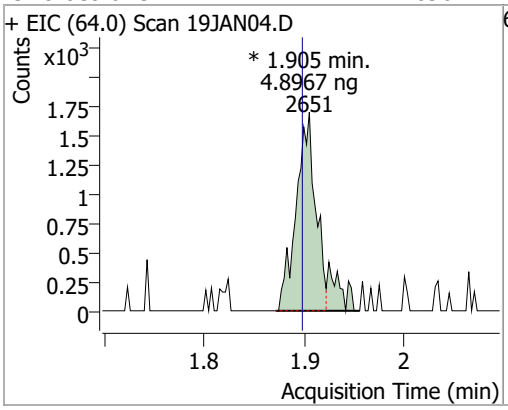

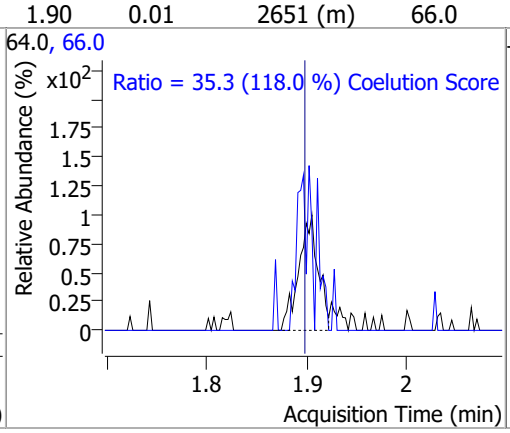

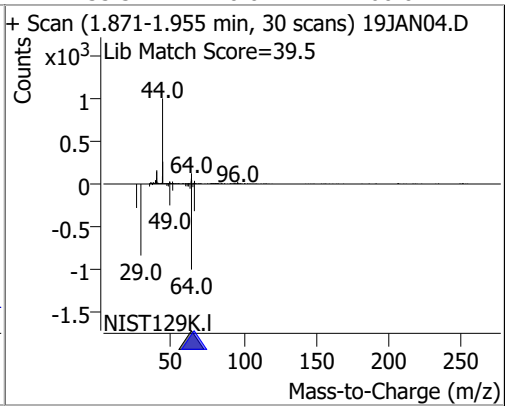

Compound	Conc.	RT	Dev(Min)	Resp.	QIon	QRatio	Lower	Upper
Trichlorofluoromethane	4.5322	2.15	0.00	6220	103.0	65.6	35.0	95.0

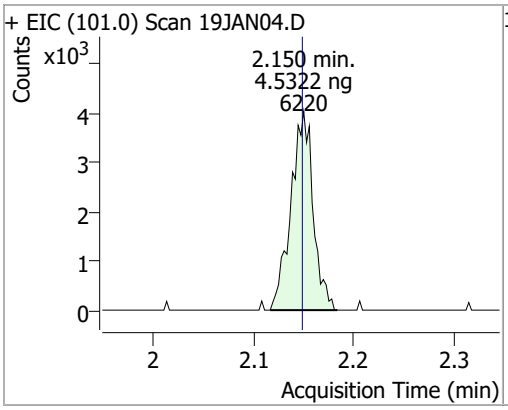

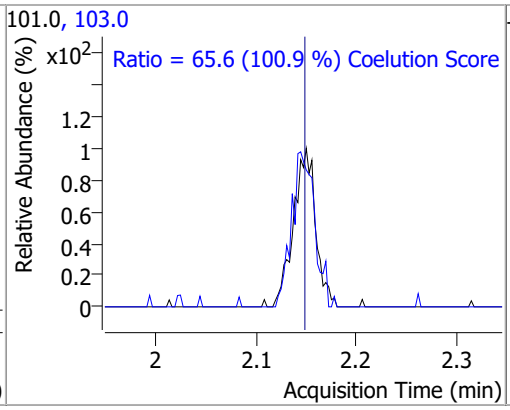

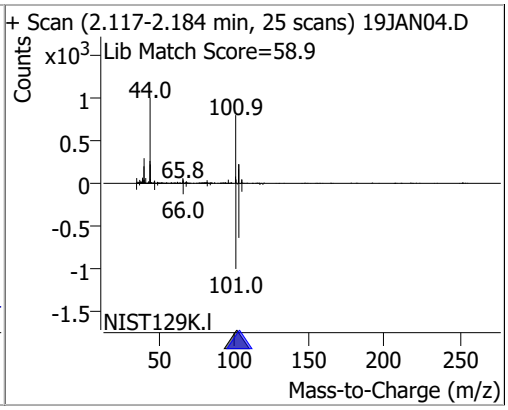

Compound	Conc.	RT	Dev(Min)	Resp.	QIon	QRatio	Lower	Upper
1,1-Dichloroethene	2.9328	2.69	-0.01	2342	61.0	164.0	149.9	209.9
					63.0	51.7	27.0	87.0

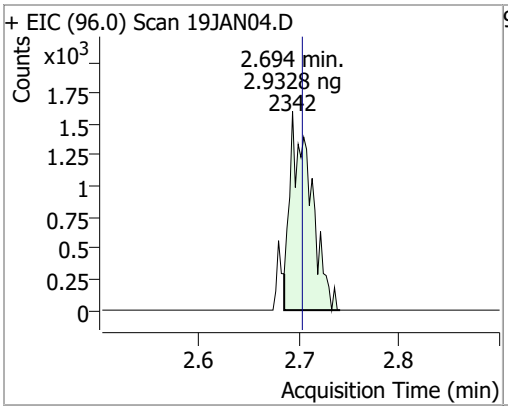

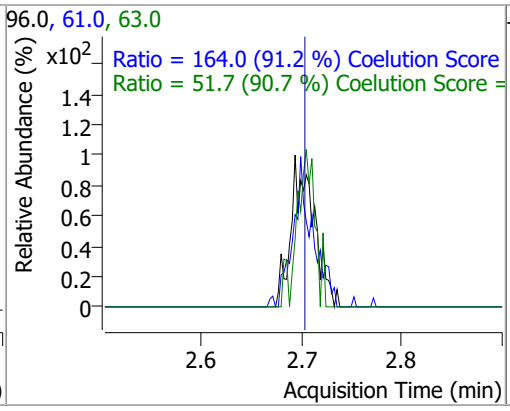

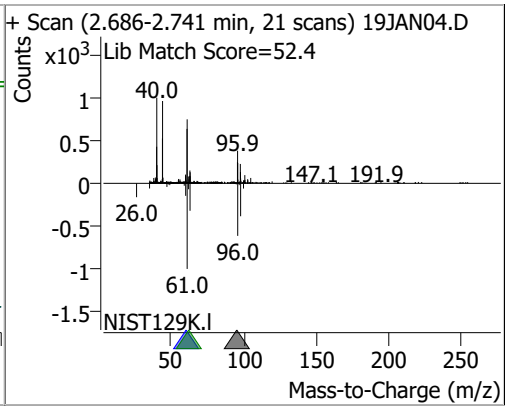

Compound	Conc.	RT	Dev(Min)	Resp.	QIon	QRatio	Lower	Upper
Methylene chloride	4.0490	3.33	-0.01	4701	84.0	69.8	36.1	96.1
					86.0	47.9	11.8	71.8

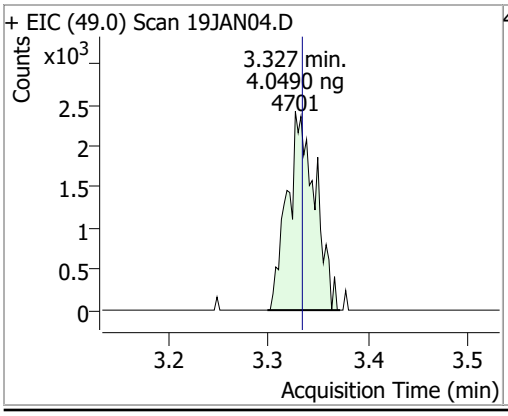

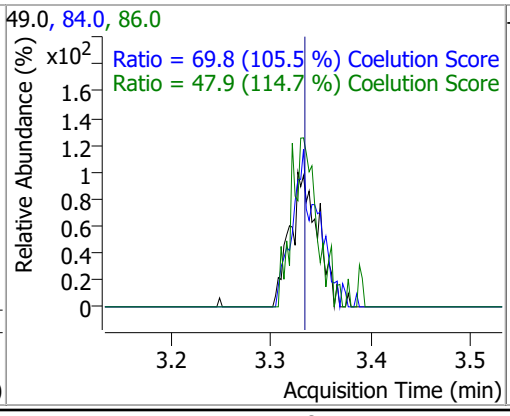

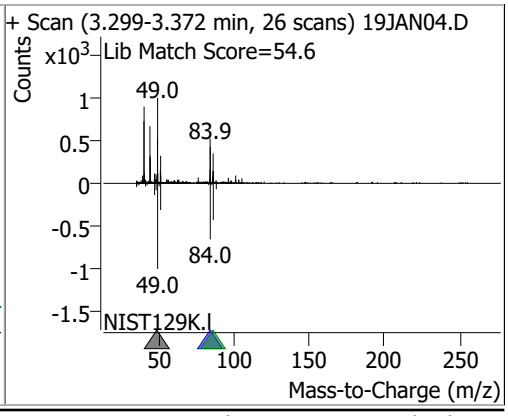

Compound	Conc.	RT	Dev(Min)	Resp.	QIon	QRatio	Lower	Upper
trans-1,2-Dichloroethene	2.5845	3.72	0.00	2132 (m)	61.0	160.4	124.8	184.8
					98.0	67.9	32.1	92.1

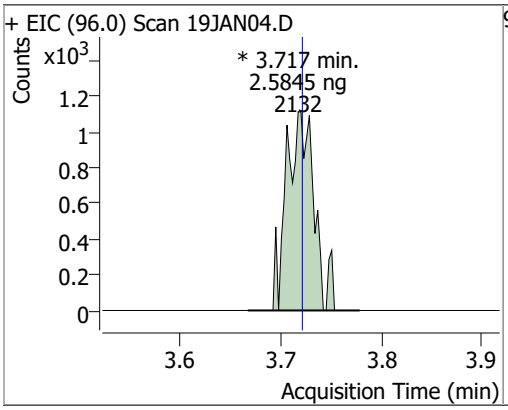

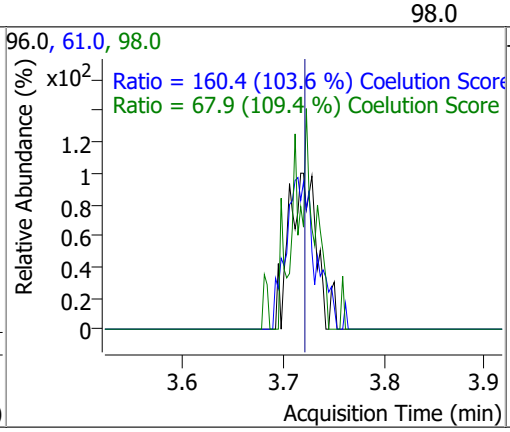

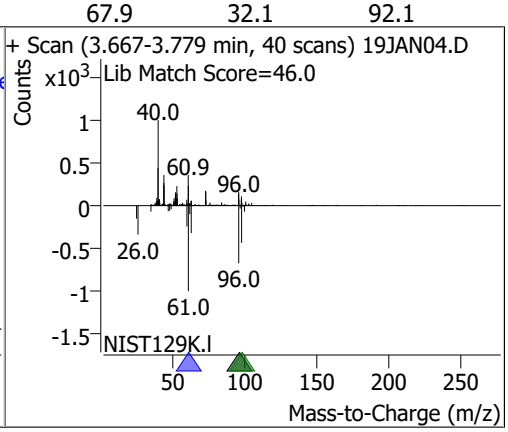

Compound	Conc.	RT	Dev(Min)	Resp.	QIon	QRatio	Lower	Upper
Methyl tert-butyl ether (MTBE)	2.5817	3.76	0.01	2662 (m)	57.0	19.6	0.0	54.6

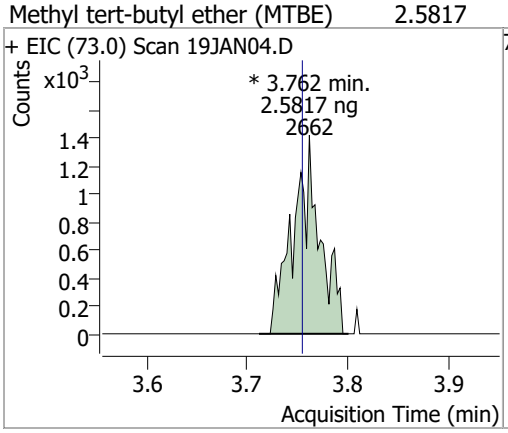

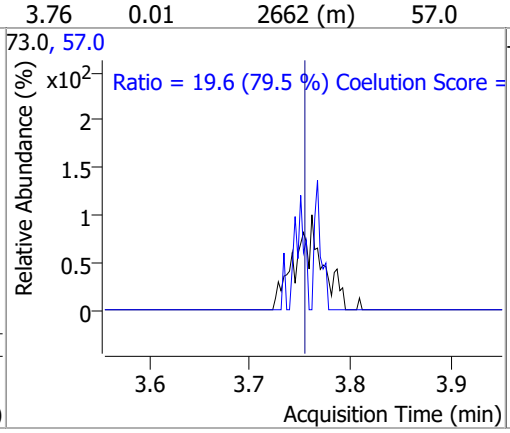

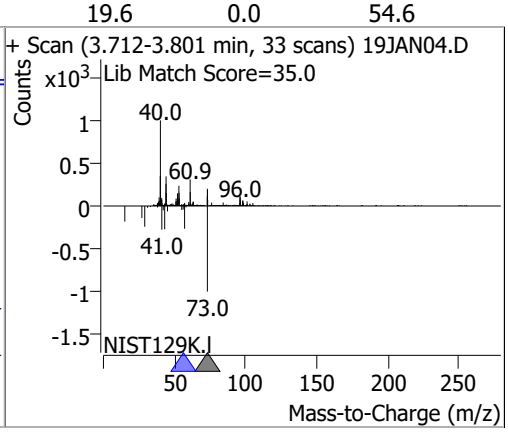

Compound	Conc.	RT	Dev(Min)	Resp.	QIon	QRatio	Lower	Upper
1,1-Dichloroethane	2.6757	4.38	0.00	4131	65.0	40.2	1.0	61.0
					83.0	11.2	0.0	42.7

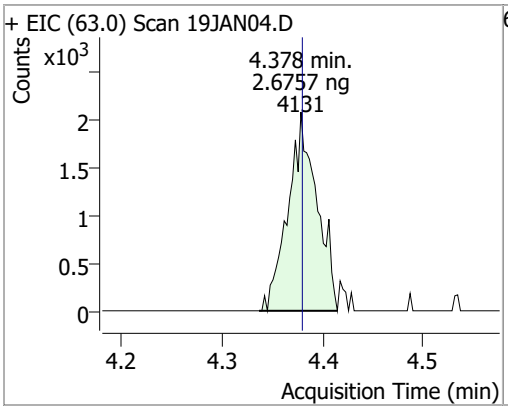

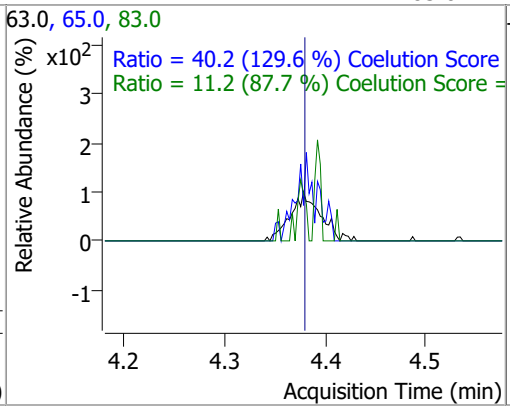

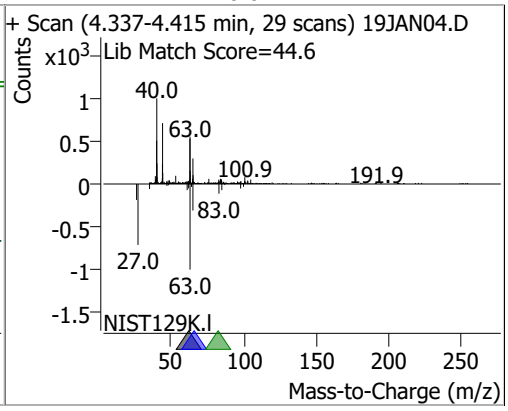

Compound	Conc.	RT	Dev(Min)	Resp.	QIon	QRatio	Lower	Upper
2,2-Dichloropropane	2.7359	5.18	-0.01	3183 (m)	41.0	80.5	38.8	98.8
					97.0	21.4	0.0	53.9

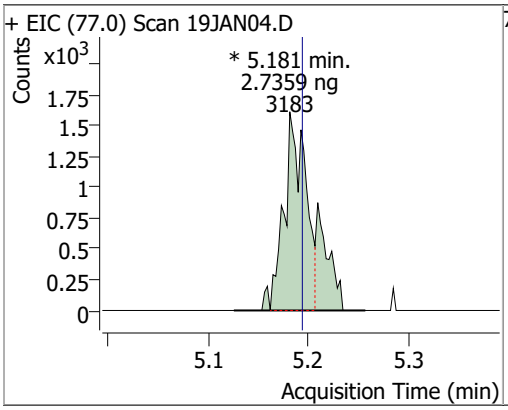

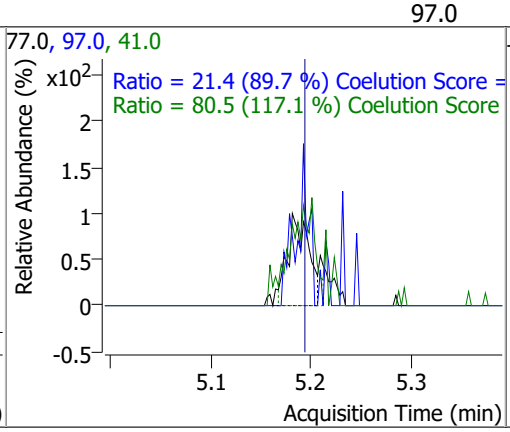

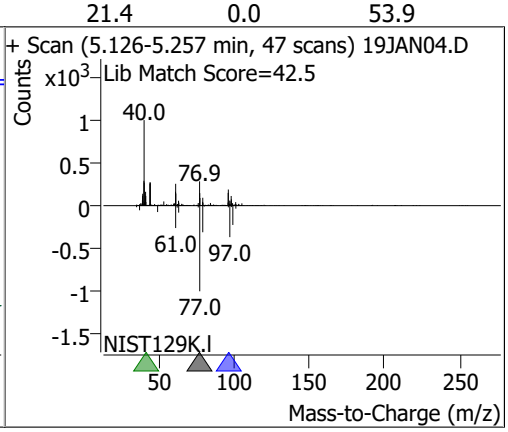

Compound	Conc.	RT	Dev(Min)	Resp.	QIon	QRatio	Lower	Upper
cis-1,2-Dichloroethene	2.7941	5.21	0.00	2334 (m)	61.0	147.8	130.4	190.4
					98.0	69.7	36.2	96.2

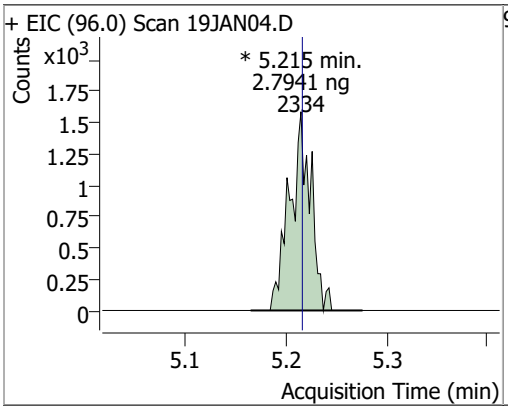

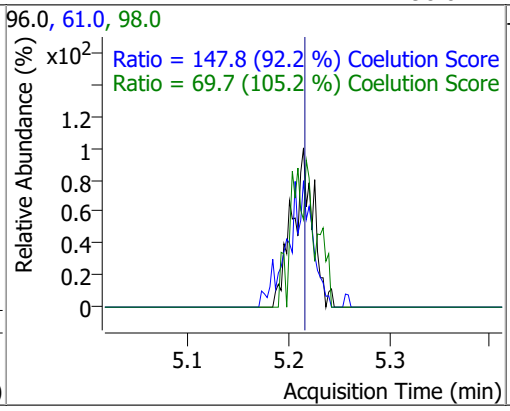

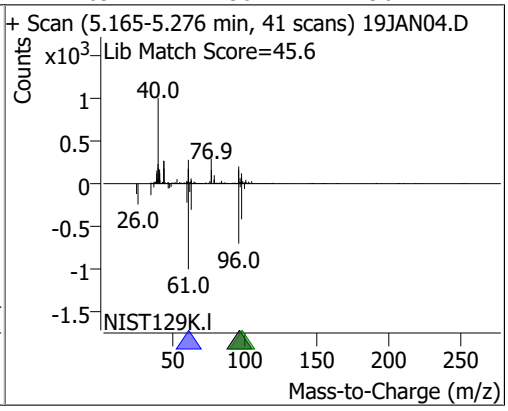

Compound	Conc.	RT	Dev(Min)	Resp.	QIon	QRatio	Lower	Upper
Methyl ethyl ketone	24.5342	5.29	0.01	2962 (m)	72.0	17.7	0.0	50.6

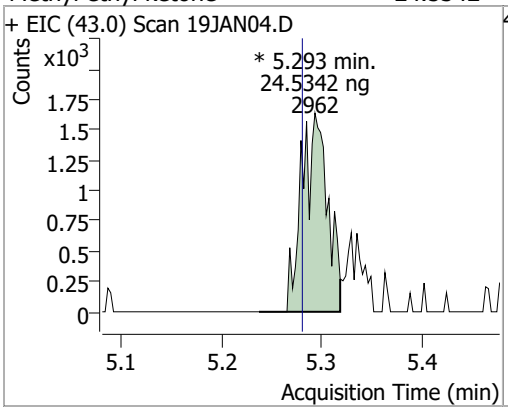

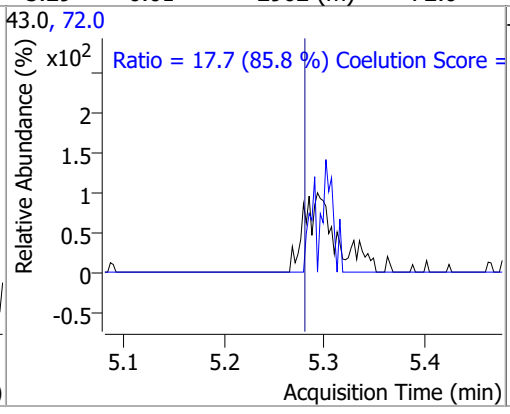

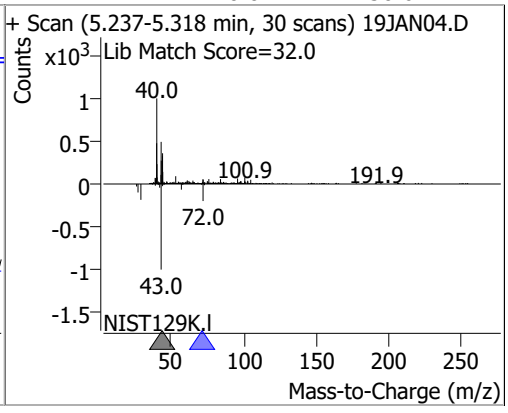

Compound	Conc.	RT	Dev(Min)	Resp.	QIon	QRatio	Lower	Upper
Bromochloromethane	2.6151	5.52	0.00	901 (m)	49.0	227.1	152.2	212.2

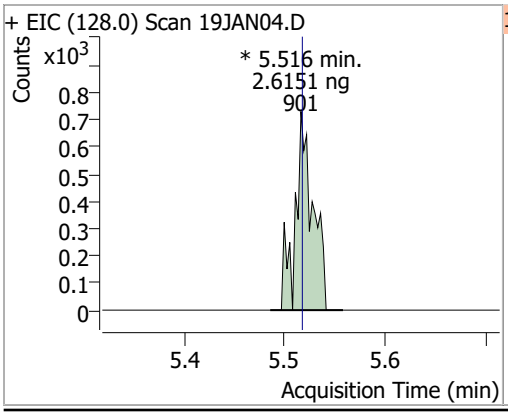

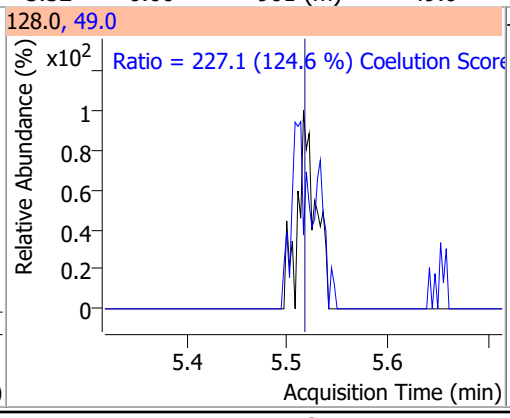

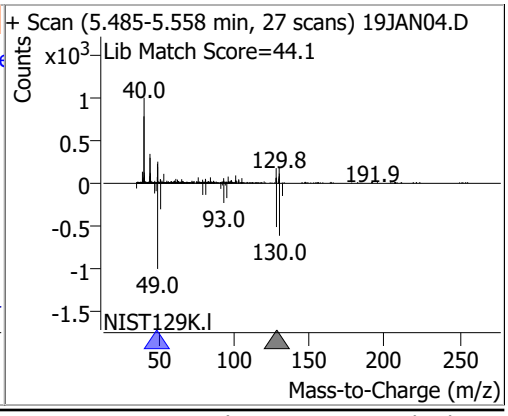

Compound	Conc.	RT	Dev(Min)	Resp.	QIon	QRatio	Lower	Upper
Chloroform	3.0658	5.66	0.00	4726	85.0	56.3	36.2	96.2

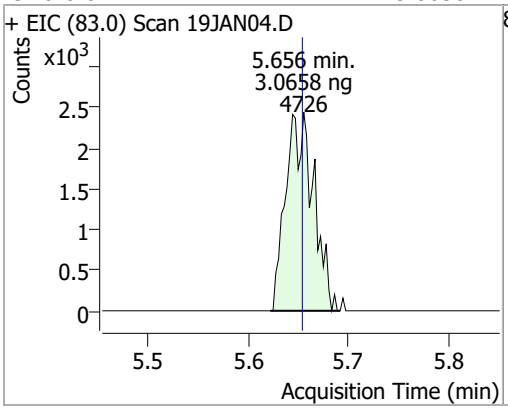

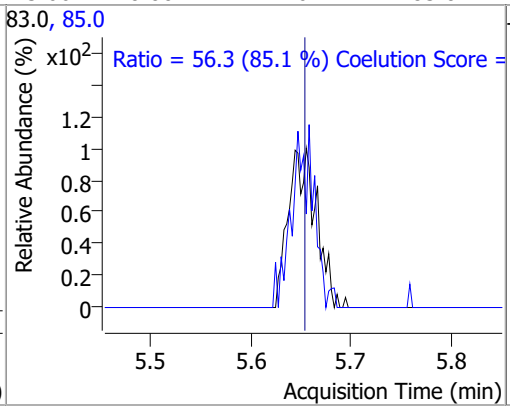

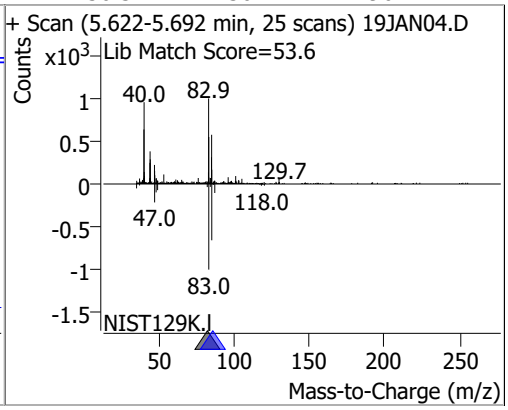

Compound	Conc.	RT	Dev(Min)	Resp.	QIon	QRatio	Lower	Upper
1,1,1-Trichloroethane	2.5502	5.83	0.00	3627 (m)	99.0	62.1	33.1	93.1
					61.0	48.4	19.1	79.1

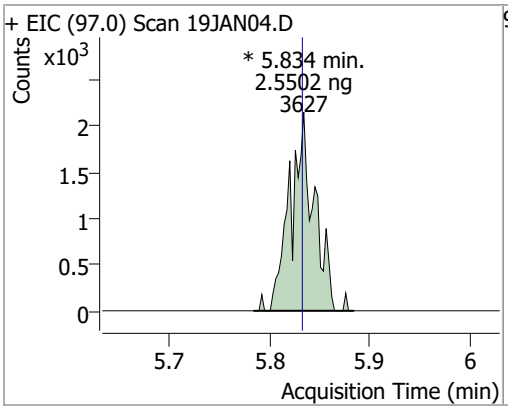

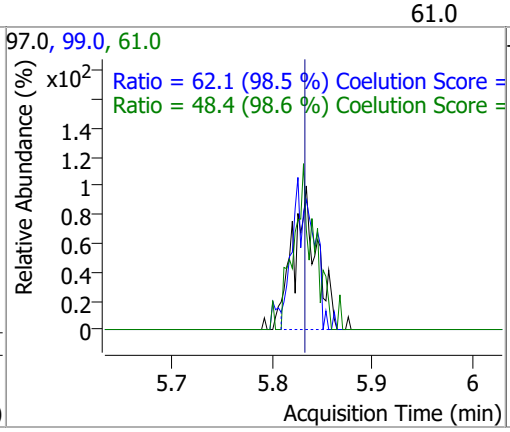

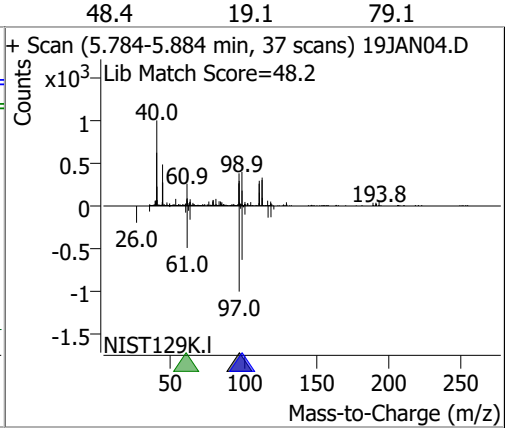

Compound	Conc.	RT	Dev(Min)	Resp.	QIon	QRatio	Lower	Upper
Dibromofluoromethane	3.4579	5.85	0.00	2660 (m)	191.5	15.2	0.0	53.2

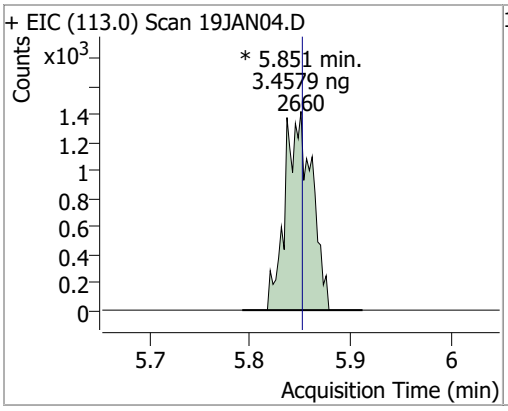

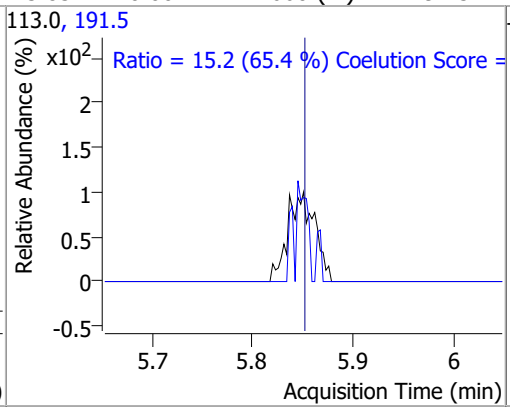

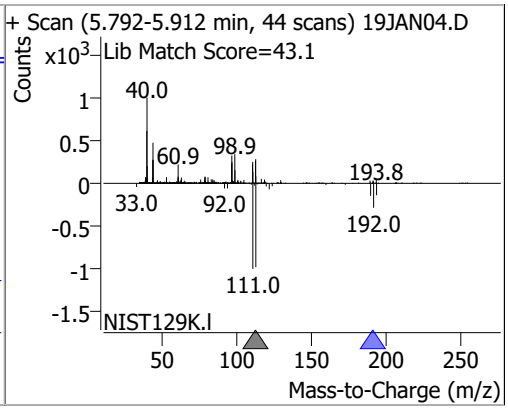

Compound	Conc.	RT	Dev(Min)	Resp.	QIon	QRatio	Lower	Upper
Carbon tetrachloride	2.5993	6.03	0.01	3586 (m)	119.0	105.1	67.6	127.6
					121.0	24.9	0.7	60.7

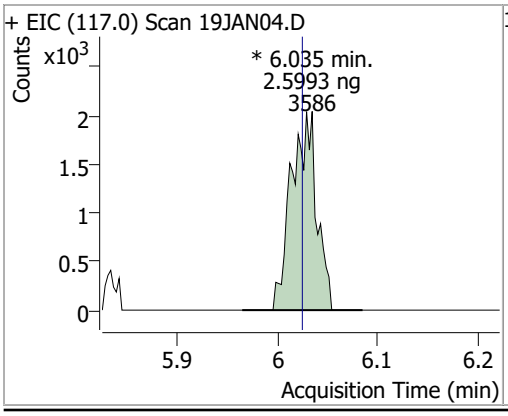

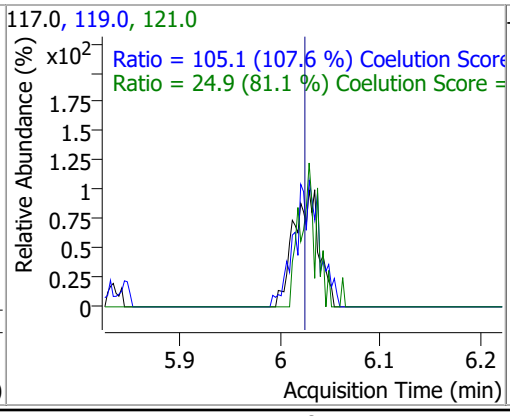

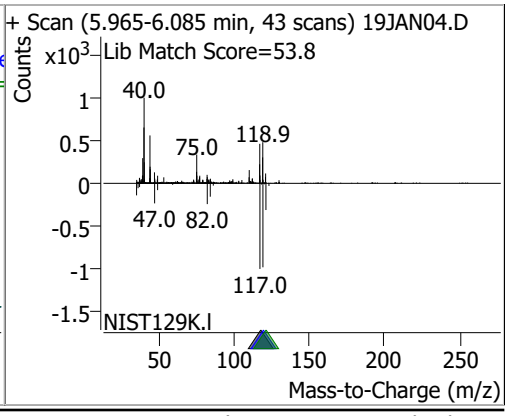

Compound	Conc.	RT	Dev(Min)	Resp.	QIon	QRatio	Lower	Upper
1,1-Dichloropropene	2.3833	6.05	0.01	2749 (m)	110.0	42.3	5.6	65.6
					77.0	39.3	1.0	61.0

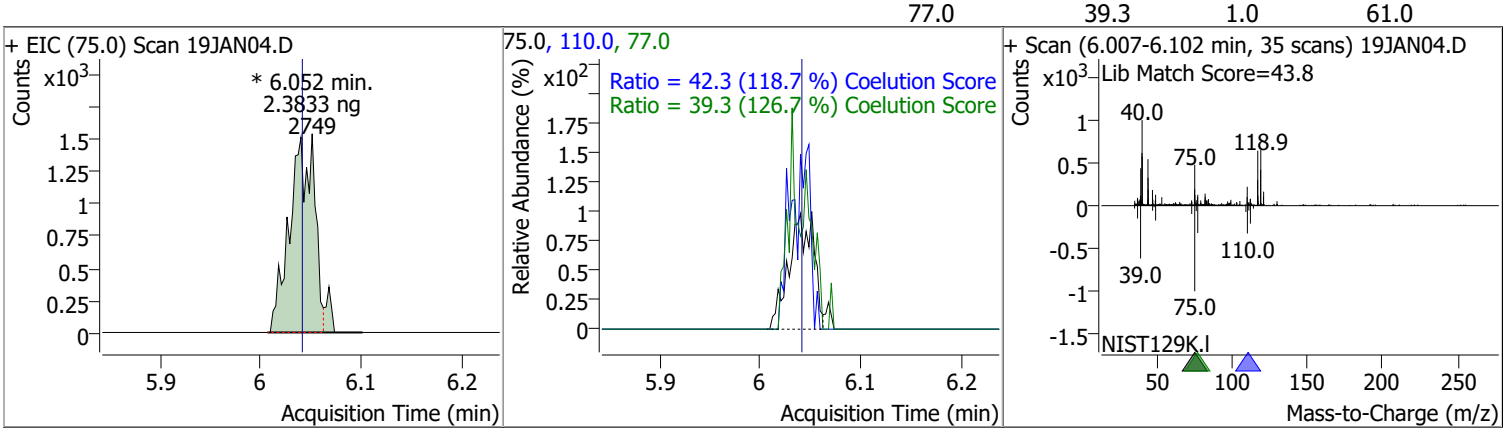

Compound	Conc.	RT	Dev(Min)	Resp.	QIon	QRatio	Lower	Upper
1,2-Dichloroethane-d4	2.9446	6.24	0.01	979 (m)	65.0	203.1	162.8	222.8

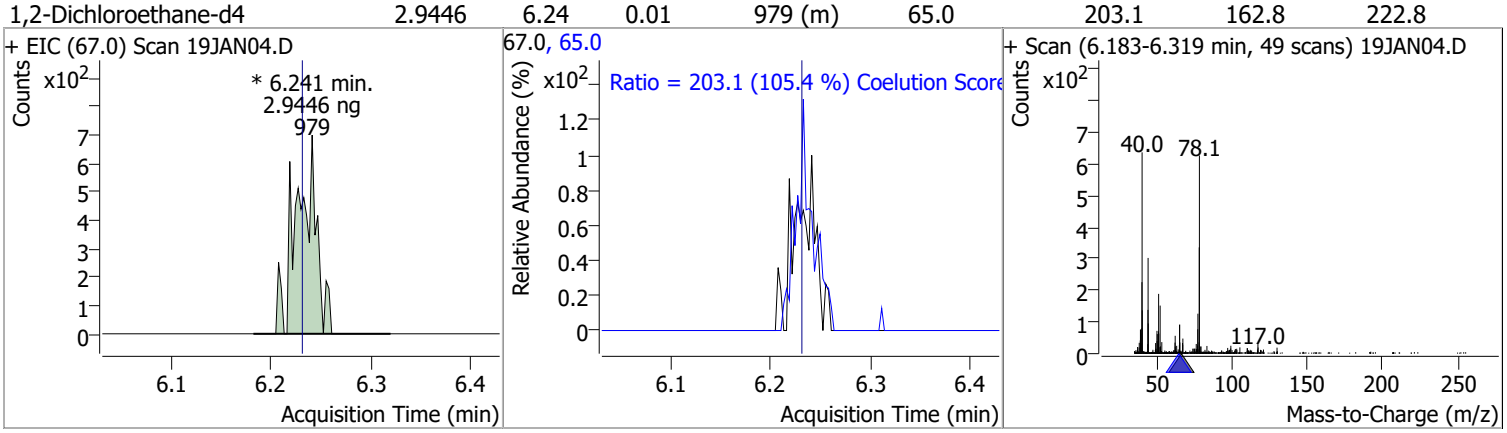

Compound	Conc.	RT	Dev(Min)	Resp.	QIon	QRatio	Lower	Upper
Benzene	2.6339	6.27	-0.01	8357	77.0	23.9	0.0	53.3

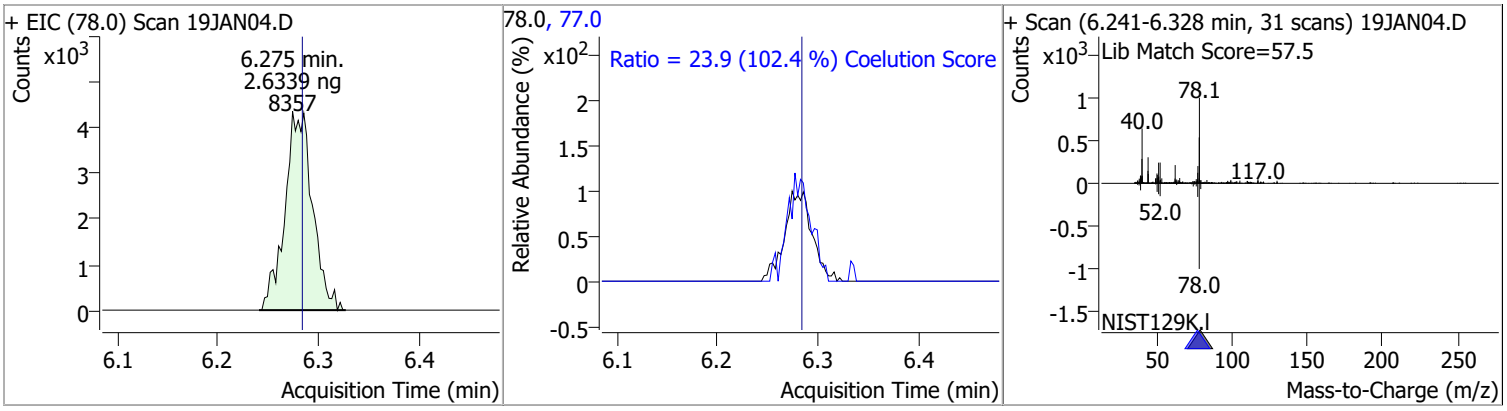

Compound	Conc.	RT	Dev(Min)	Resp.	QIon	QRatio	Lower	Upper
1,2-Dichloroethane	2.9004	6.32	-0.01	2542 (m)	64.0	24.7	2.2	62.2
					98.0	2.3	0.0	38.2

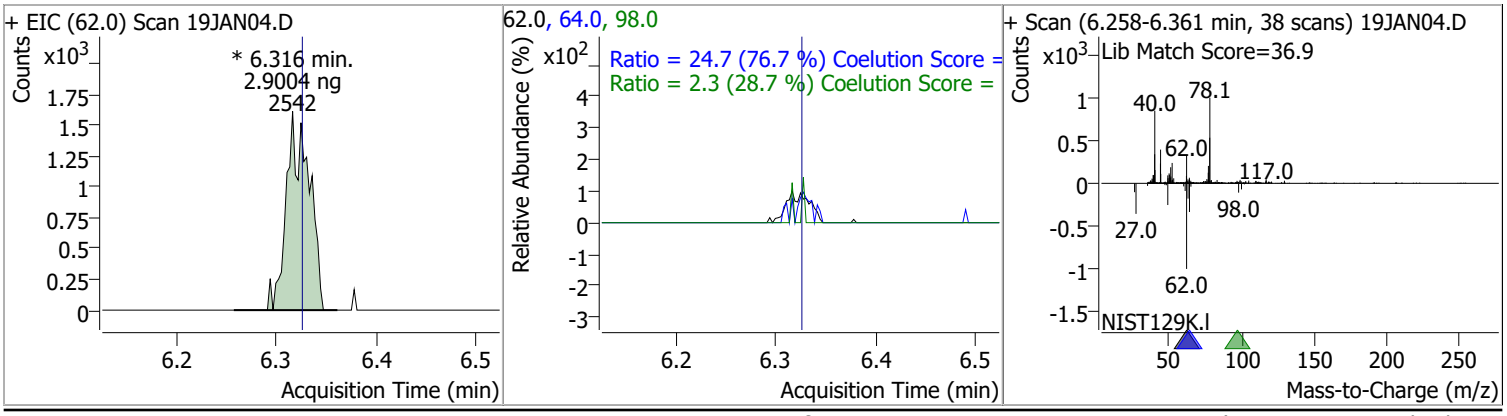

Compound	Conc.	RT	Dev(Min)	Resp.	QIon	QRatio	Lower	Upper
Trichloroethene	2.6860	7.03	0.01	2545	130.0	93.8	75.6	135.6
					97.0	64.3	35.7	95.7

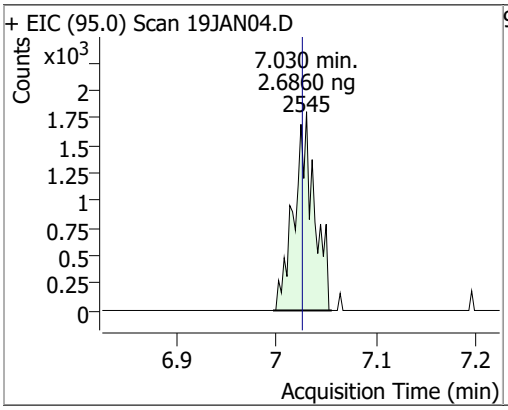

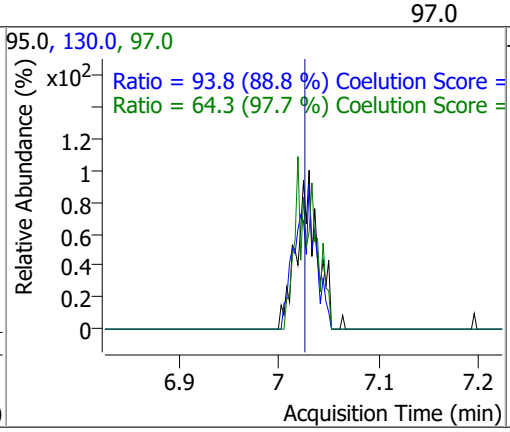

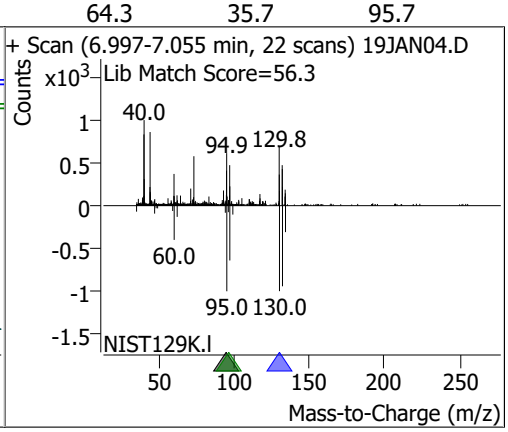

Compound	Conc.	RT	Dev(Min)	Resp.	QIon	QRatio	Lower	Upper
1,2-Dichloropropane	2.8222	7.27	0.00	2351	76.0	29.4	9.8	69.8

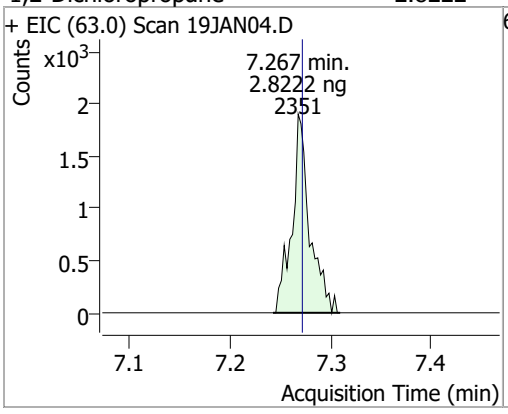

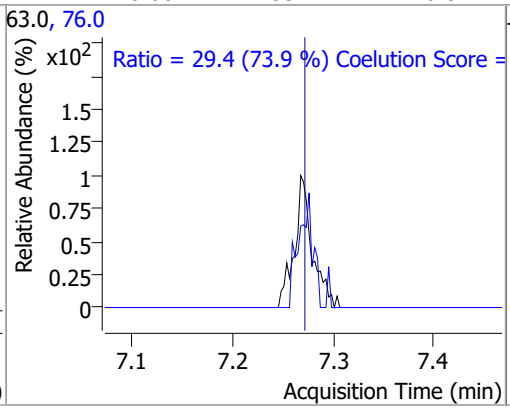

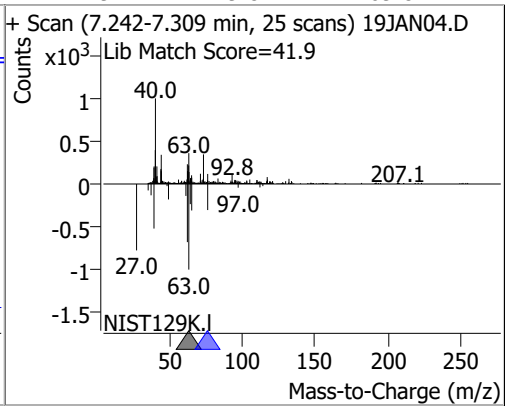

Compound	Conc.	RT	Dev(Min)	Resp.	QIon	QRatio	Lower	Upper
Dibromomethane	3.3195	7.40	0.00	1166 (m)	173.5	74.6	78.2	138.2
					95.0	56.9	54.5	114.5

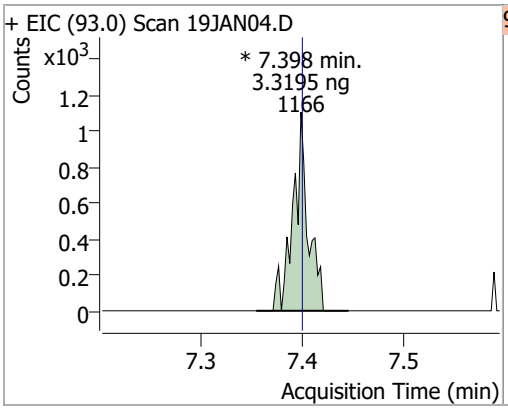

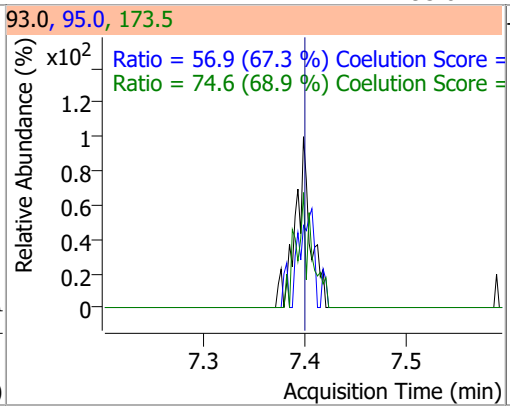

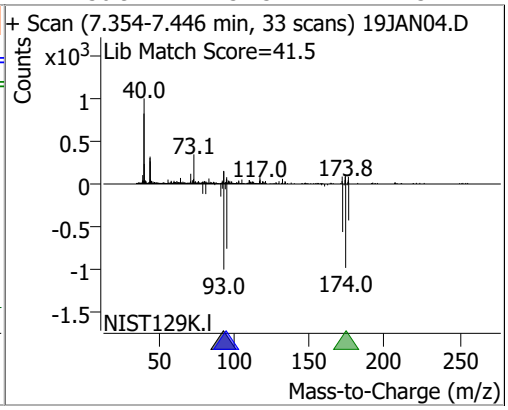

Compound	Conc.	RT	Dev(Min)	Resp.	QIon	QRatio	Lower	Upper
Bromodichloromethane	2.6393	7.59	0.01	2606	85.0	76.1	36.3	96.3
					127.0	4.6	0.0	39.5

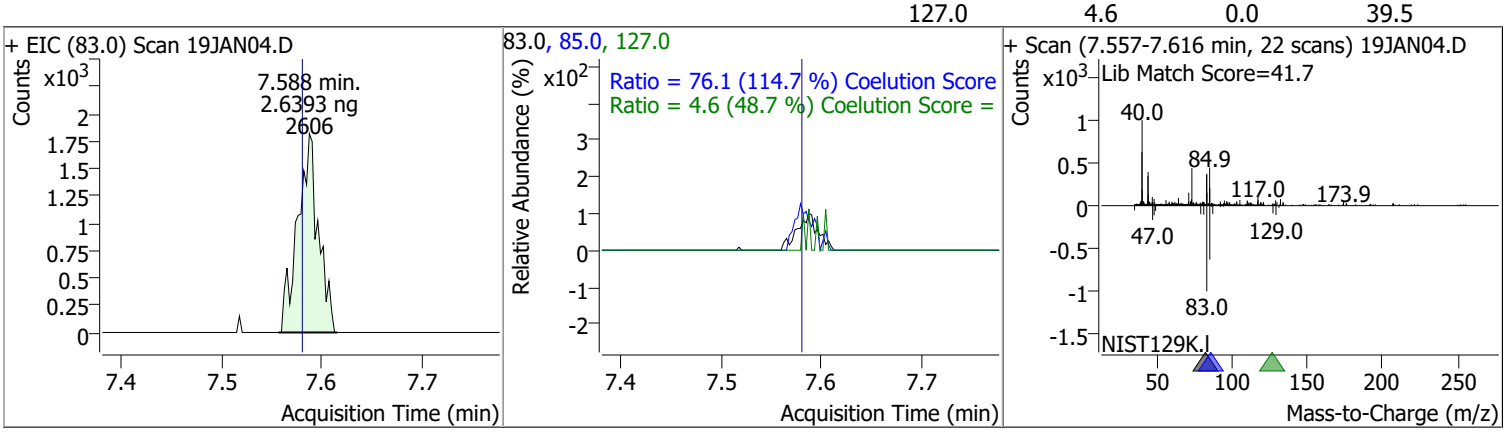

Compound	Conc.	RT	Dev(Min)	Resp.	QIon	QRatio	Lower	Upper
cis-1,3-Dichloropropene	2.8168	8.06	0.00	3052	39.0	71.2	22.5	82.5
					77.0	34.9	1.8	61.8

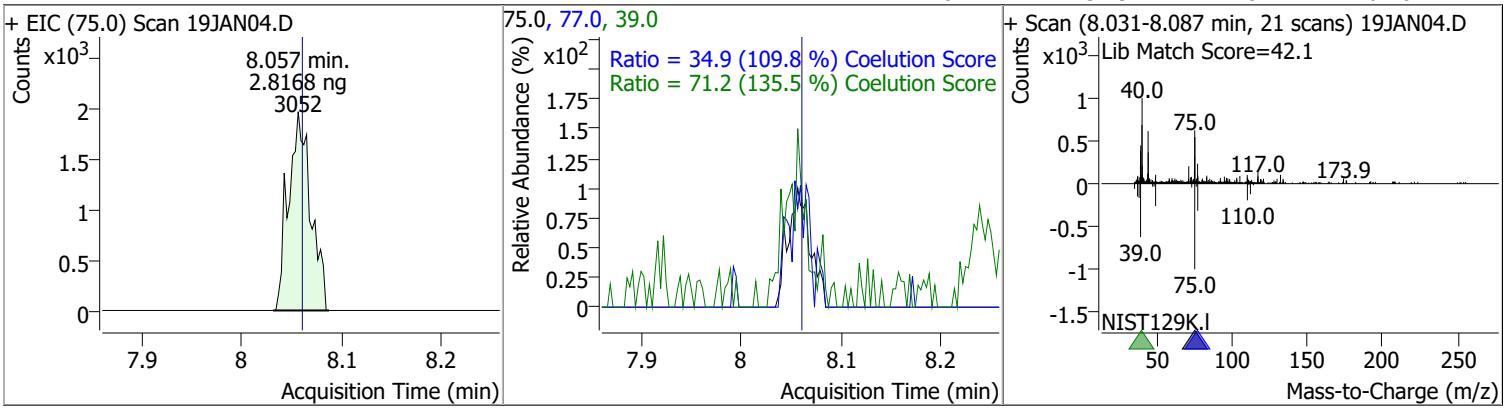

Compound	Conc.	RT	Dev(Min)	Resp.	QIon	QRatio	Lower	Upper
Toluene-d8	2.7380	8.32	0.00	8454	100.0	68.1	34.3	94.3
					99.0	11.1	0.0	39.2

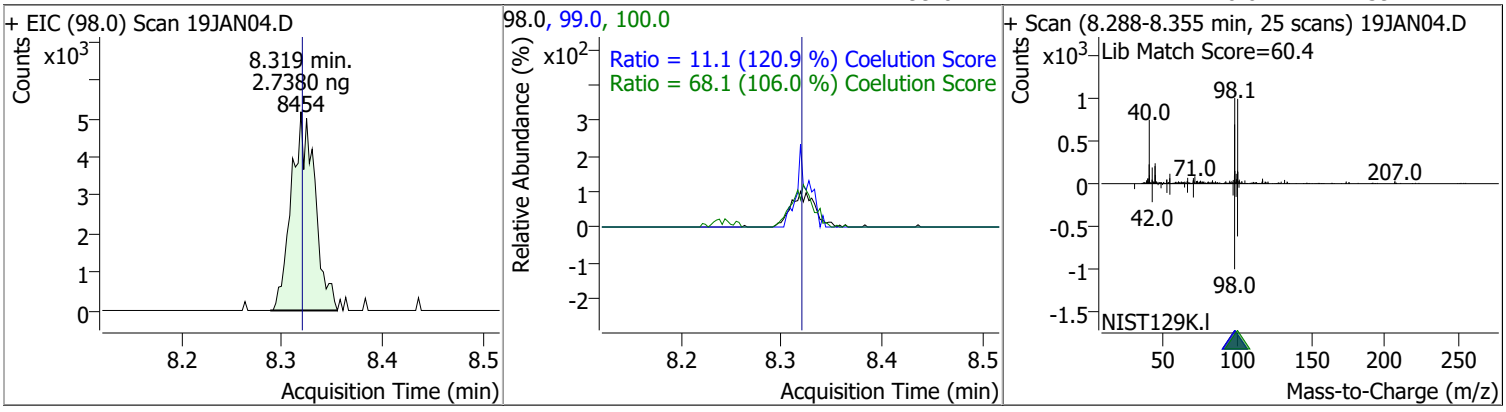

Compound	Conc.	RT	Dev(Min)	Resp.	QIon	QRatio	Lower	Upper
Toluene	2.6500	8.38	-0.01	5454	91.0	158.0	144.1	204.1

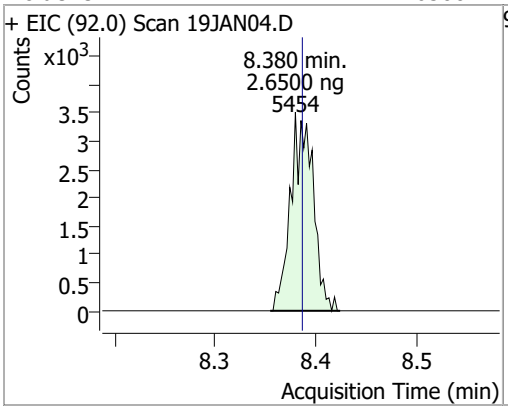

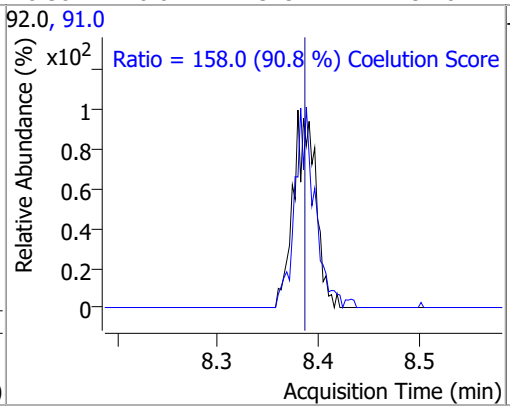

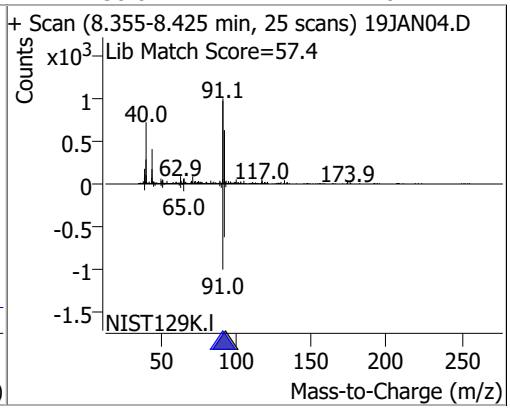

Compound	Conc.	RT	Dev(Min)	Resp.	QIon	QRatio	Lower	Upper
trans-1,3-Dichloropropene	2.7242	8.64	0.00	2153	39.0	66.6	23.0	83.0
					77.0	25.6	1.0	61.0

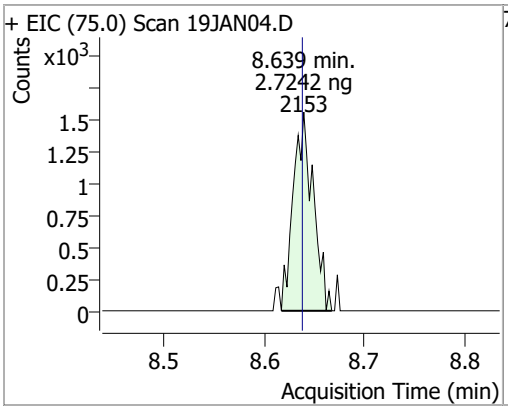

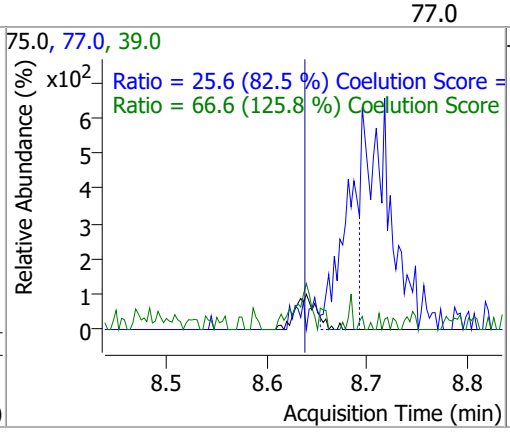

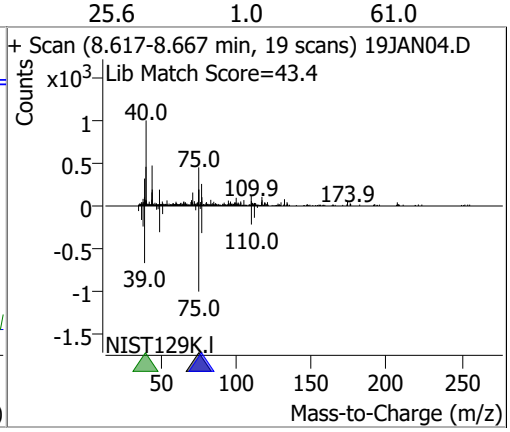

Compound	Conc.	RT	Dev(Min)	Resp.	QIon	QRatio	Lower	Upper
1,1,2-Trichloroethane	2.6009	8.82	0.00	1045 (m)	97.0	136.0	80.7	140.7
					85.0	65.5	30.7	90.7

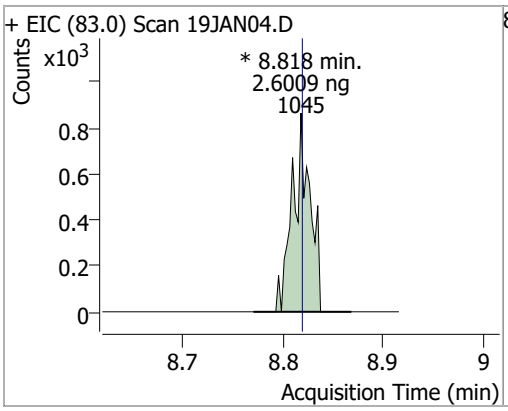

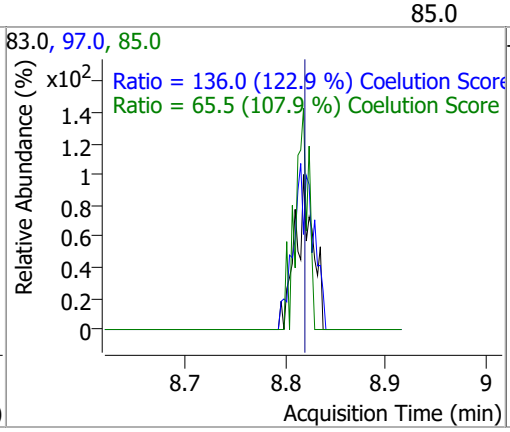

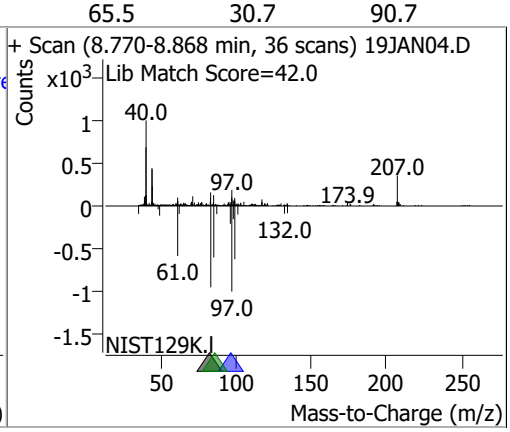

Compound	Conc.	RT	Dev(Min)	Resp.	QIon	QRatio	Lower	Upper
Tetrachloroethene	2.6241	8.93	-0.01	2190	165.8	123.5	96.1	156.1
					129.0	85.5	60.5	120.5

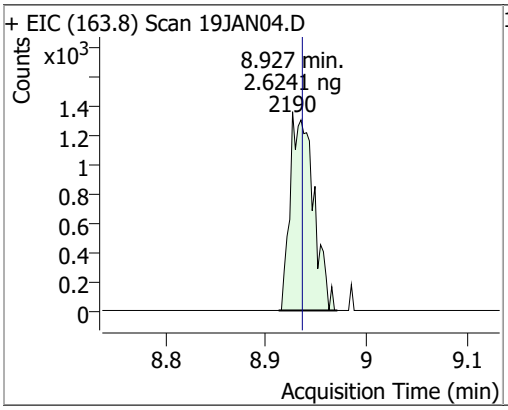

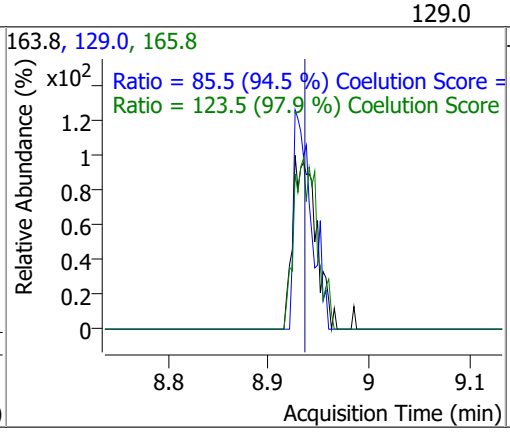

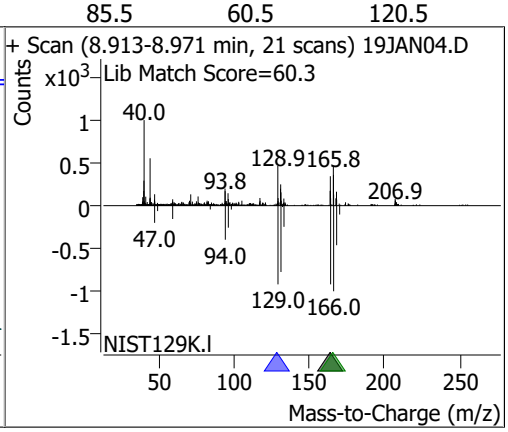

Compound	Conc.	RT	Dev(Min)	Resp.	QIon	QRatio	Lower	Upper
1,3-Dichloropropane	2.7790	8.98	0.00	2260	78.0	26.8	2.4	62.4

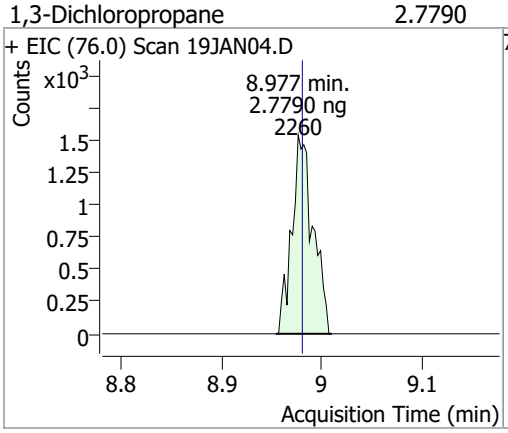

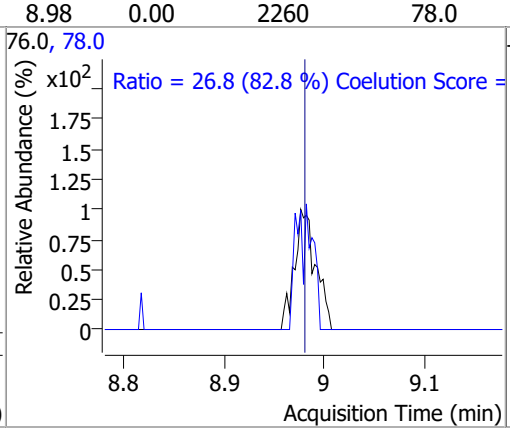

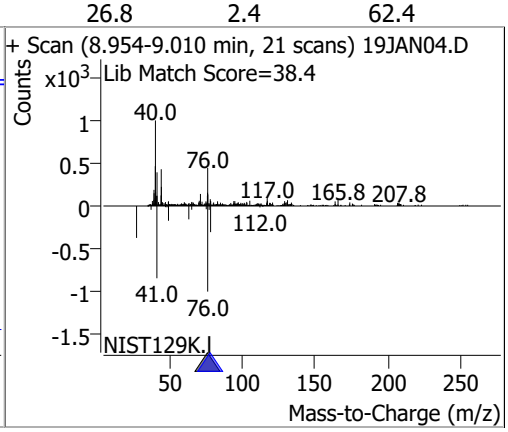

Compound	Conc.	RT	Dev(Min)	Resp.	QIon	QRatio	Lower	Upper
Chlorodibromomethane	3.0962	9.21	0.00	2004 (m)	127.0	61.8	47.2	107.2

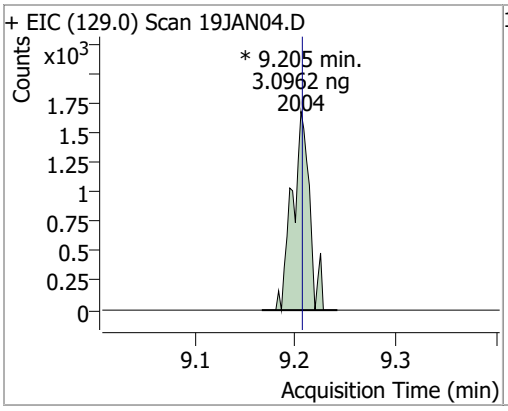

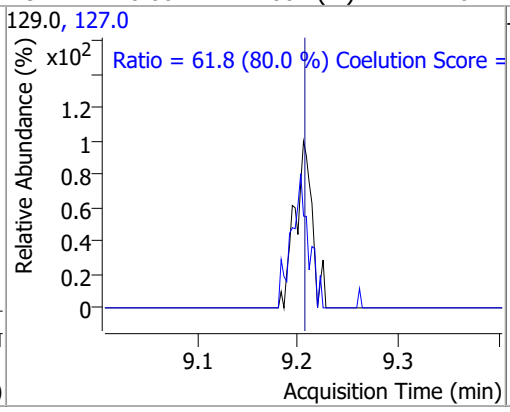

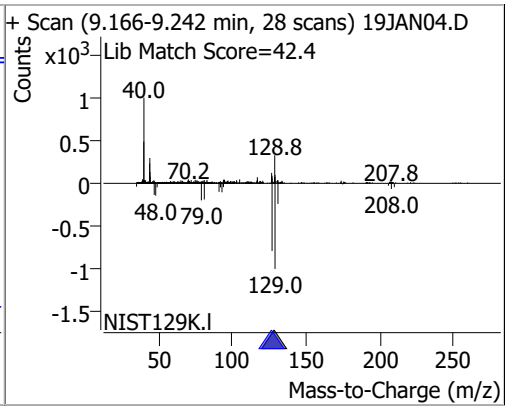

Compound	Conc.	RT	Dev(Min)	Resp.	QIon	QRatio	Lower	Upper
1,2-Dibromoethane	2.4525	9.31	0.01	1089 (m)	109.0	99.6	61.5	121.5

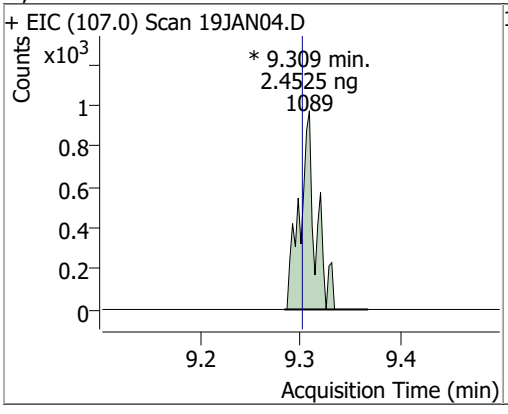

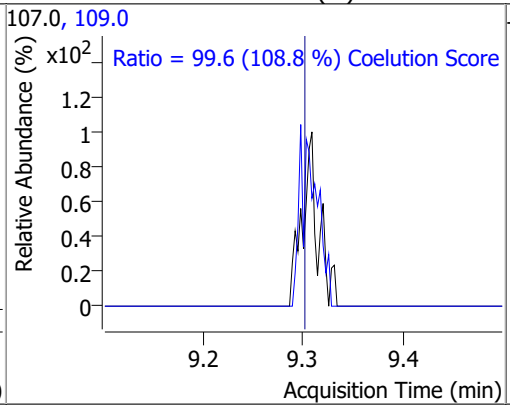

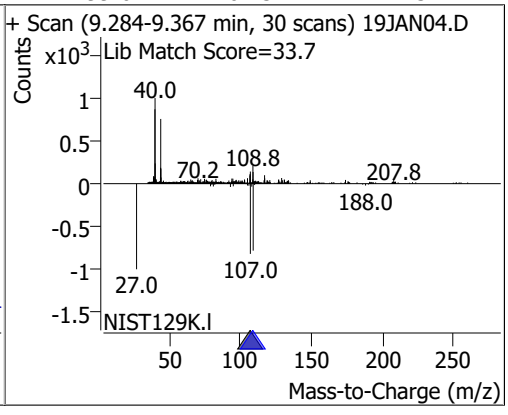

Compound	Conc.	RT	Dev(Min)	Resp.	QIon	QRatio	Lower	Upper
Chlorobenzene	2.7267	9.80	0.00	6152	114.0	41.9	2.2	62.2

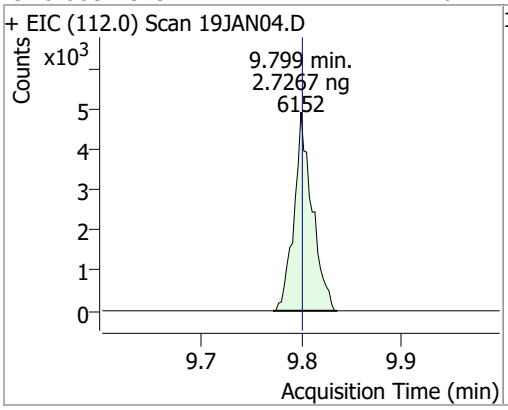

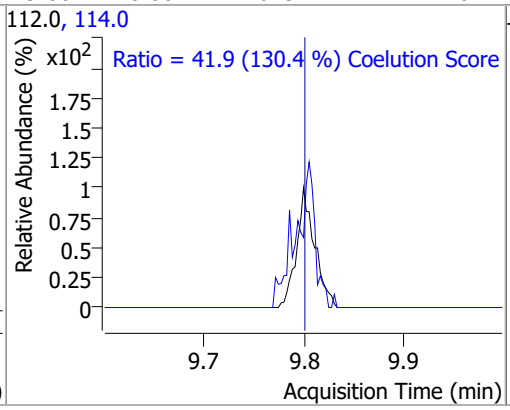

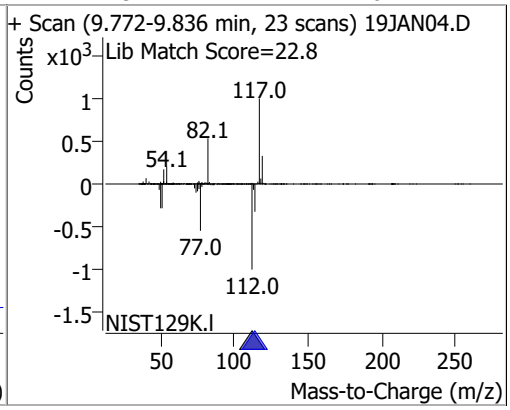

Compound	Conc.	RT	Dev(Min)	Resp.	QIon	QRatio	Lower	Upper
1,1,1,2-Tetrachloroethane	2.8847	9.89	0.00	2284 (m)	133.0	88.6	65.3	125.3

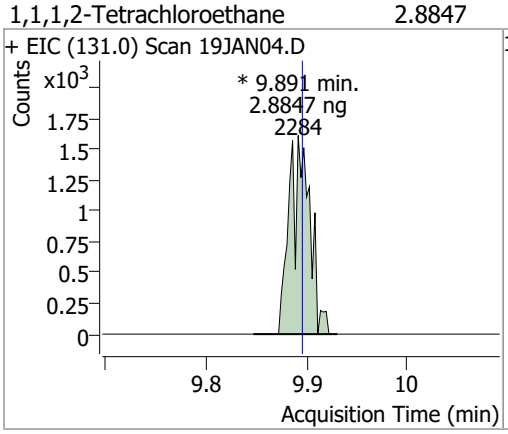

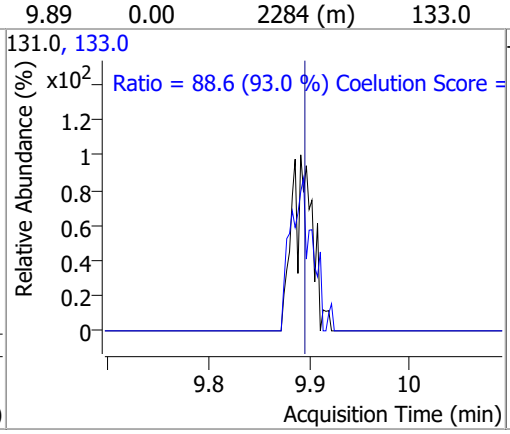

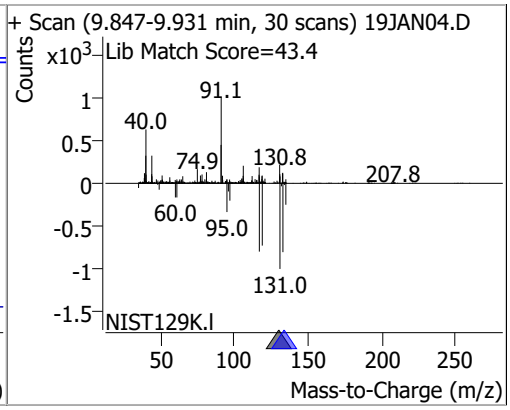

Compound	Conc.	RT	Dev(Min)	Resp.	QIon	QRatio	Lower	Upper
Ethylbenzene	2.9089	9.92	0.00	8834	106.0	28.7	1.7	61.7

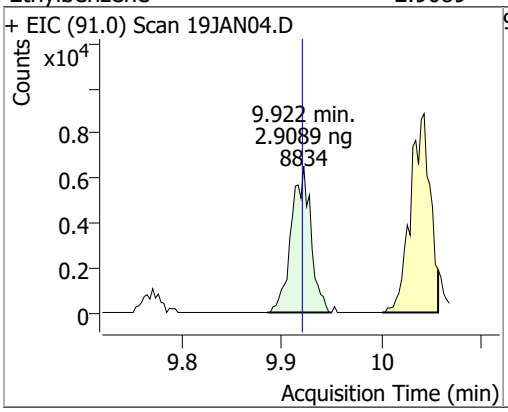

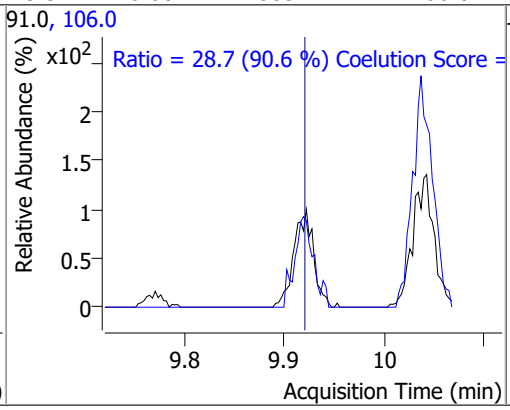

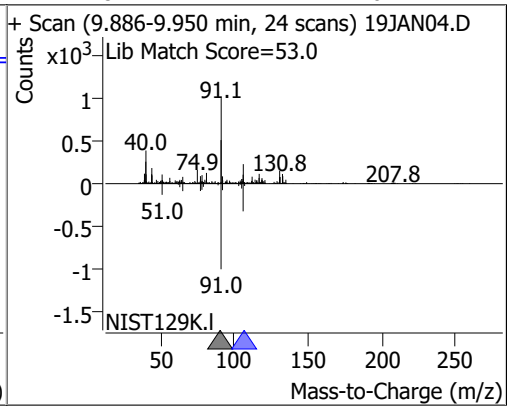

Compound	Conc.	RT	Dev(Min)	Resp.	QIon	QRatio	Lower	Upper
m+p-Xylenes	6.1738	10.04	0.00	6744	91.0	192.6	170.7	230.7

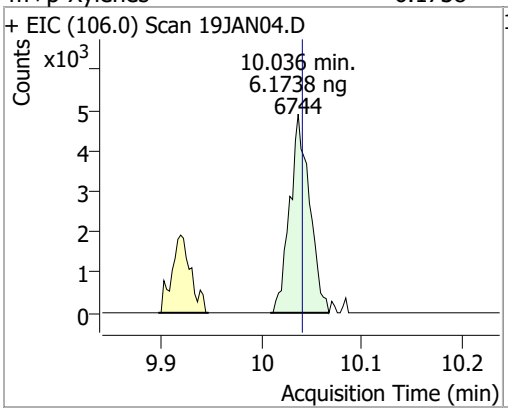

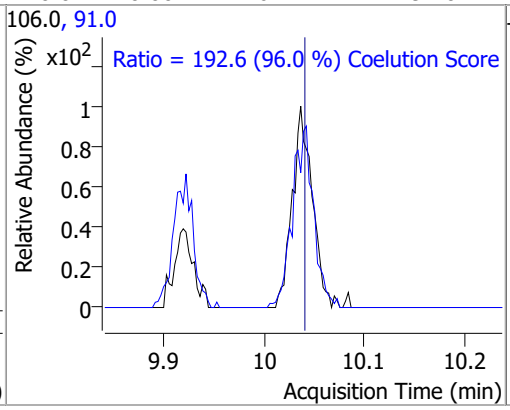

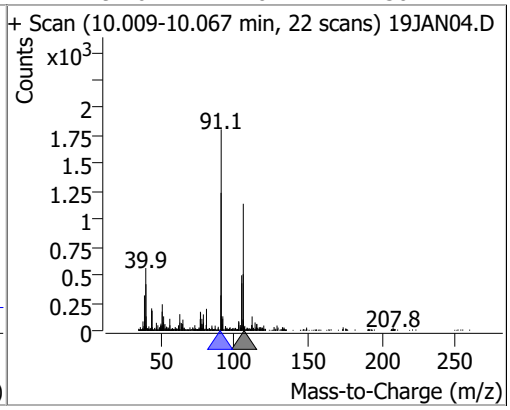

Compound	Conc.	RT	Dev(Min)	Resp.	QIon	QRatio	Lower	Upper
o-Xylene	3.0886	10.43	0.00	2826	91.0	231.0	181.4	241.4

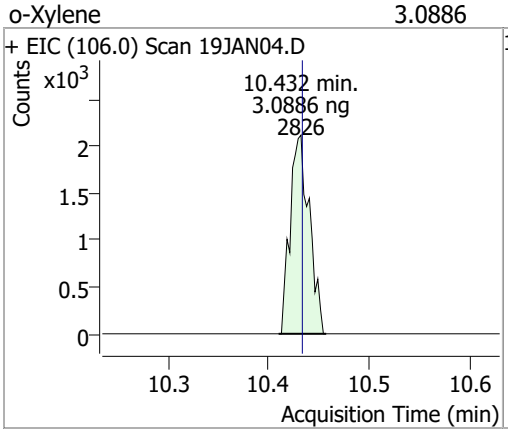

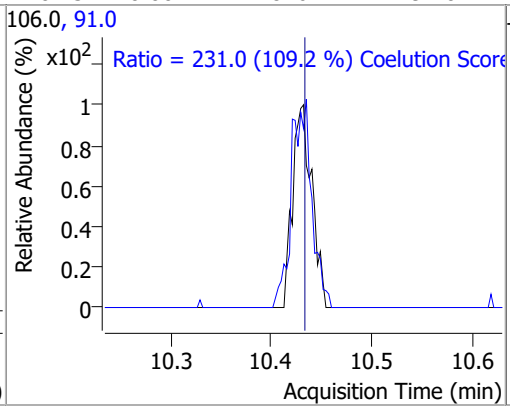

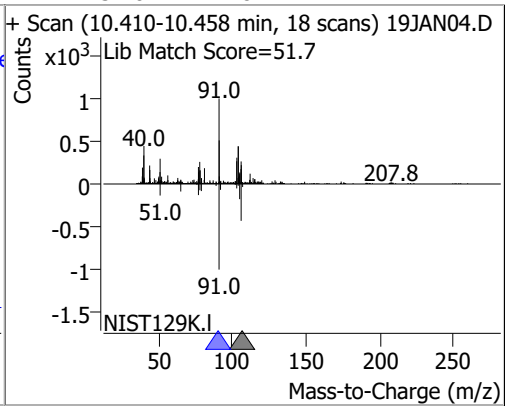

Compound	Conc.	RT	Dev(Min)	Resp.	QIon	QRatio	Lower	Upper
Styrene	3.1839	10.44	0.00	4834	78.0	52.1	20.6	80.6

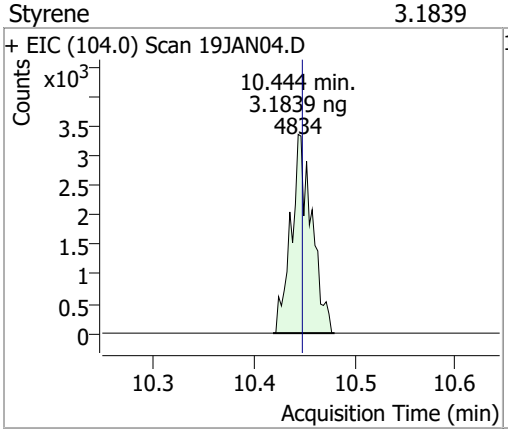

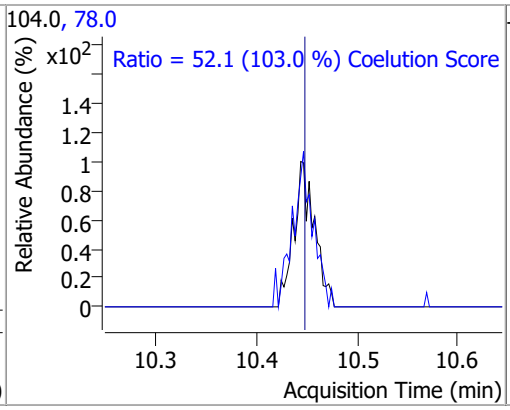

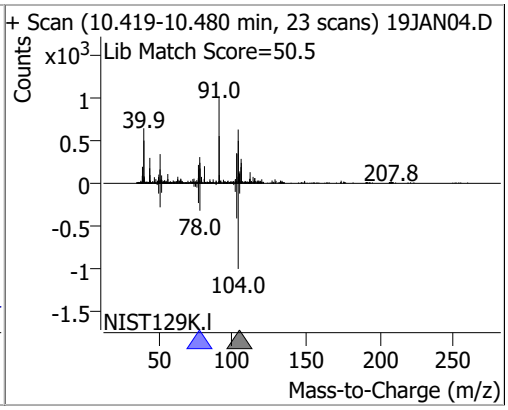

Compound	Conc.	RT	Dev(Min)	Resp.	QIon	QRatio	Lower	Upper
Bromoform	2.8662	10.63	0.01	928 (m)	170.5	33.8	20.3	80.3
					174.5	21.1	18.1	78.1

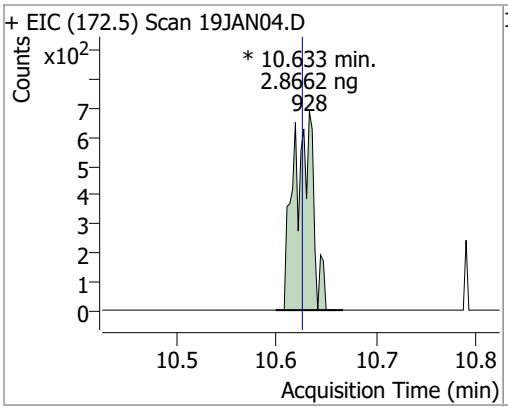

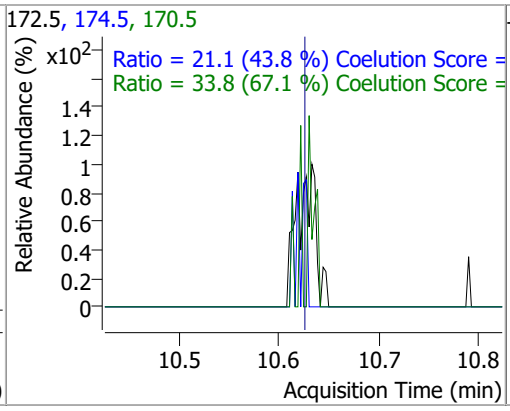

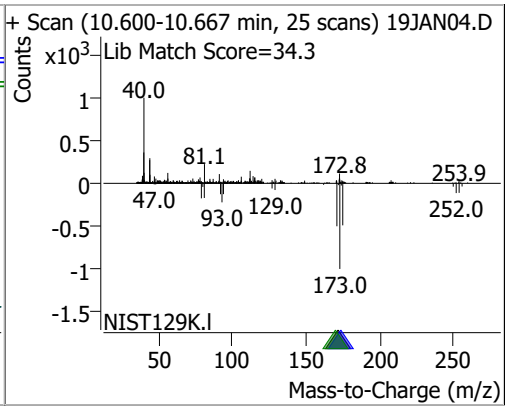

Compound	Conc.	RT	Dev(Min)	Resp.	QIon	QRatio	Lower	Upper
p-Bromofluorobenzene	3.5819	10.95	0.00	3195	174.0	89.6	65.3	125.3
					176.0	96.9	63.3	123.3

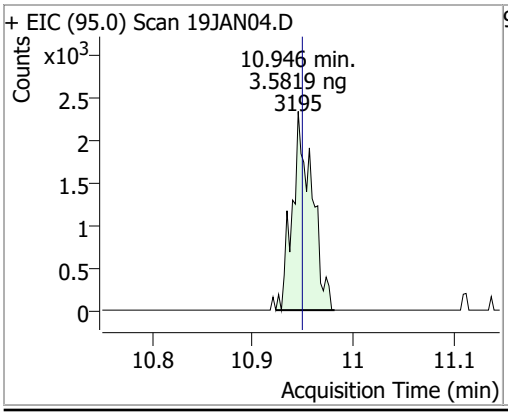

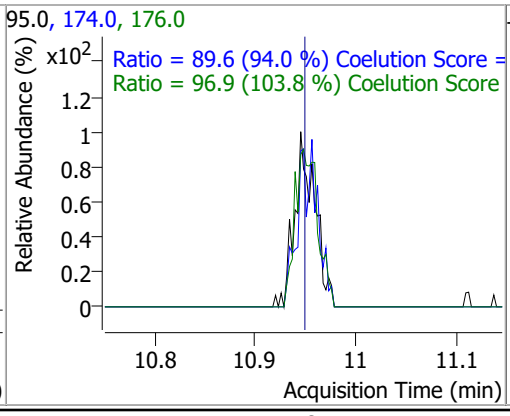

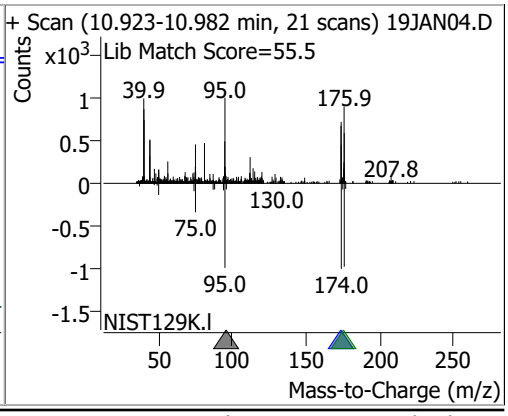

Compound	Conc.	RT	Dev(Min)	Resp.	QIon	QRatio	Lower	Upper
Bromobenzene	2.6633	11.09	0.00	2095	77.0	150.5	113.5	173.5
					158.0	96.3	66.1	126.1

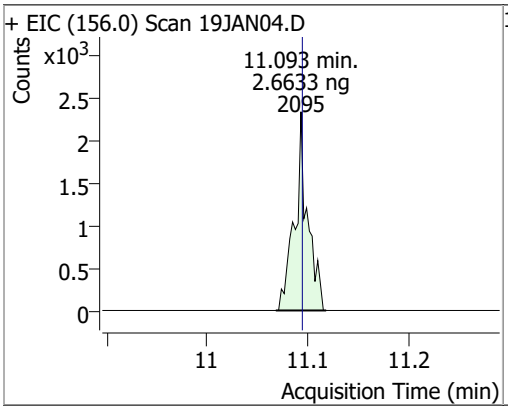

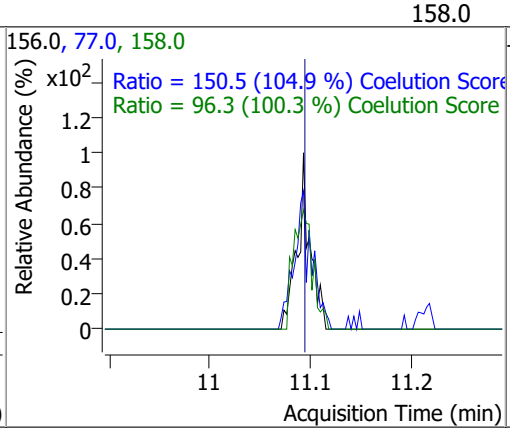

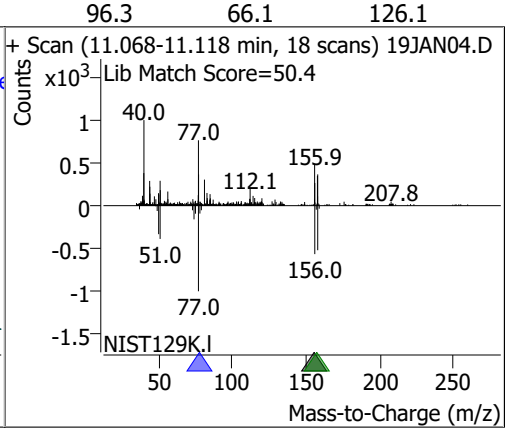

Compound	Conc.	RT	Dev(Min)	Resp.	QIon	QRatio	Lower	Upper
1,1,2,2-Tetrachloroethane	2.7802	11.12	0.00	1247 (m)	85.0	55.7	33.3	93.3

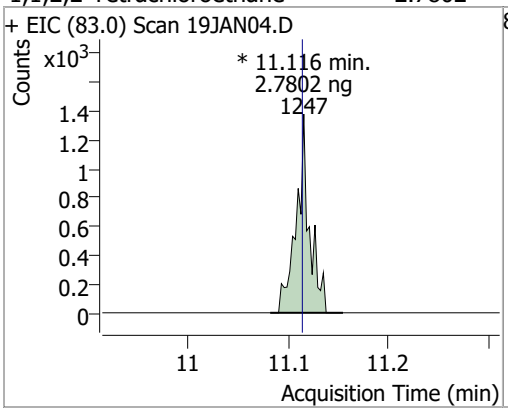

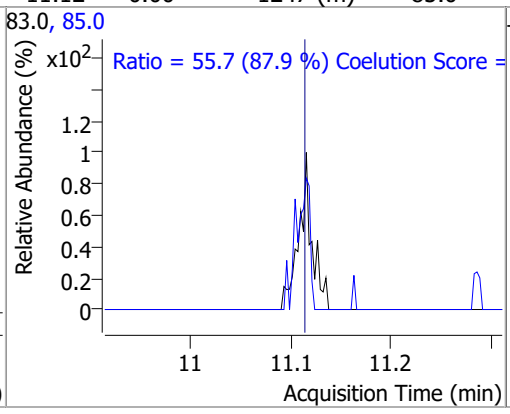

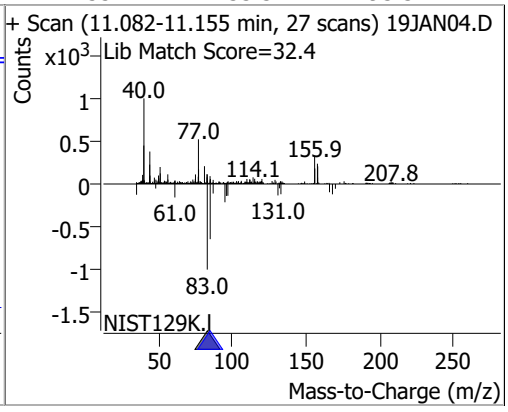

Compound	Conc.	RT	Dev(Min)	Resp.	QIon	QRatio	Lower	Upper
1,2,3-Trichloropropane	3.0373	11.15	0.00	358 (m)	112.0	42.3	35.8	95.8

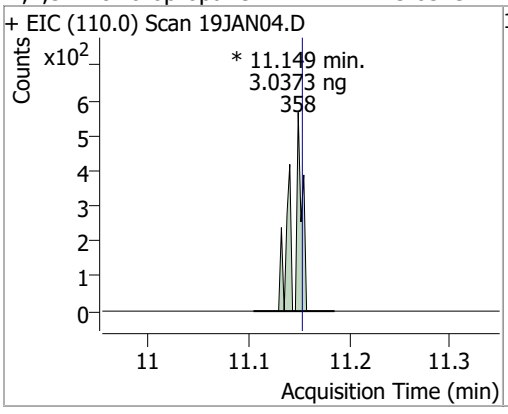

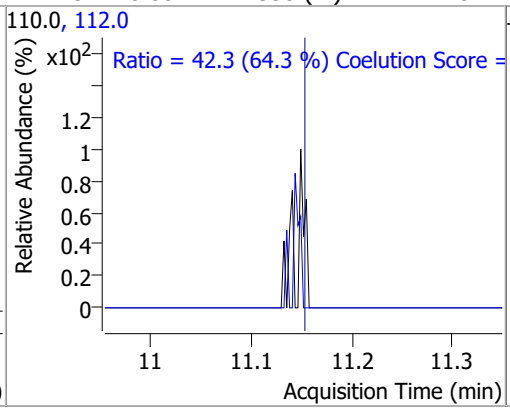

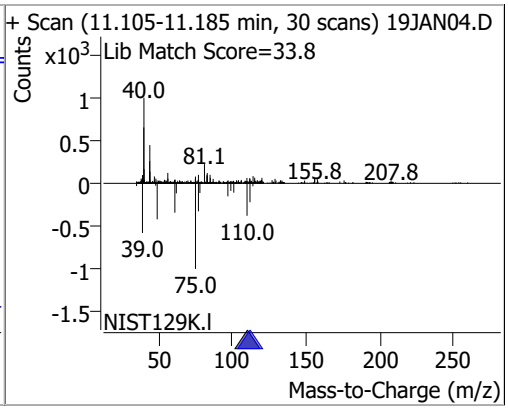

Compound	Conc.	RT	Dev(Min)	Resp.	QIon	QRatio	Lower	Upper
2-Chlorotoluene	2.6139	11.29	0.00	2035	91.0	250.0	246.2	306.2

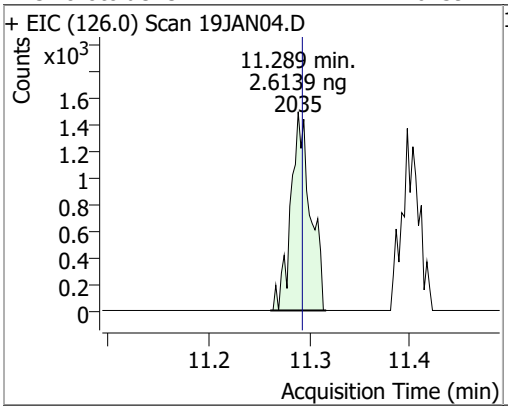

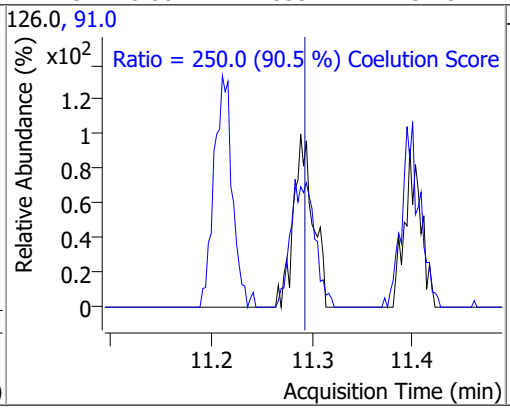

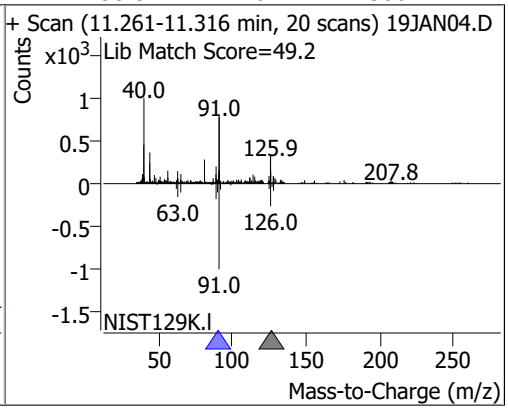

Compound	Conc.	RT	Dev(Min)	Resp.	QIon	QRatio	Lower	Upper
4-Chlorotoluene	2.1986	11.40	0.00	5544	126.0	28.2	1.3	61.3

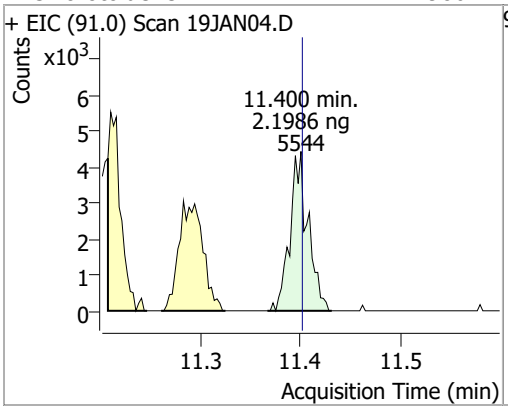

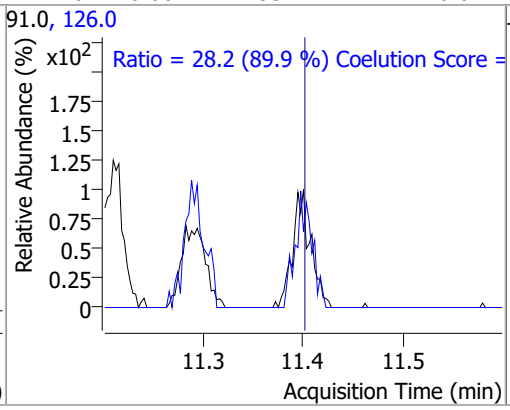

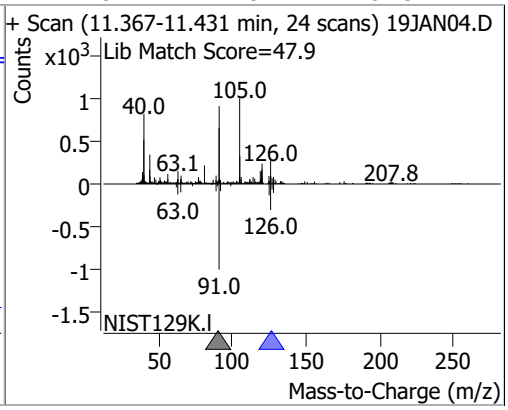

Compound	Conc.	RT	Dev(Min)	Resp.	QIon	QRatio	Lower	Upper
1,3-Dichlorobenzene	2.6066	12.03	0.00	3715	148.0	69.9	32.8	92.8
					111.0	39.2	8.7	68.7

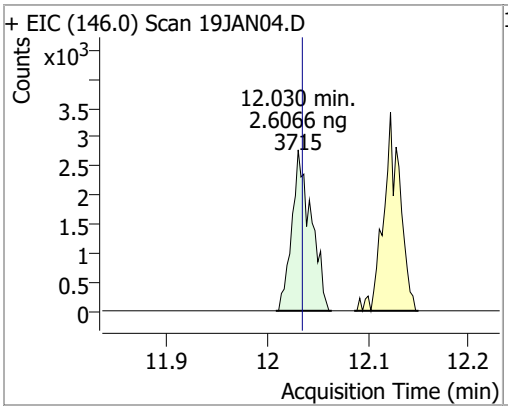

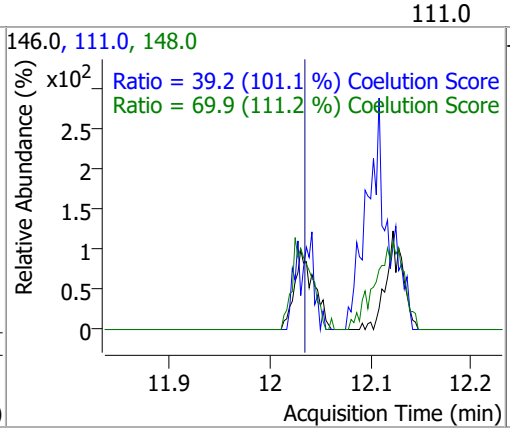

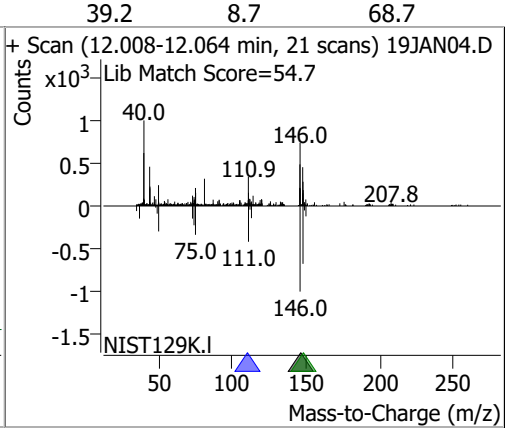

Compound	Conc.	RT	Dev(Min)	Resp.	QIon	QRatio	Lower	Upper
1,4-Dichlorobenzene	2.7200	12.12	0.00	3952	148.0	85.2	33.7	93.7
					111.0	24.2	8.7	68.7

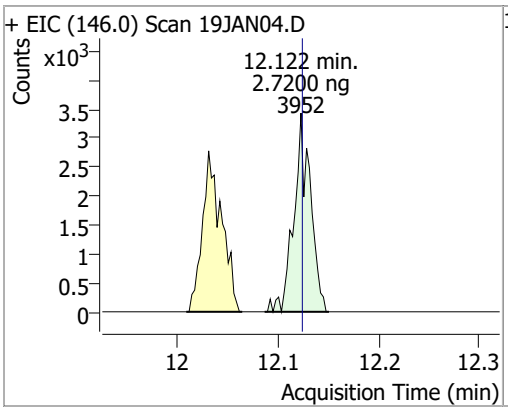

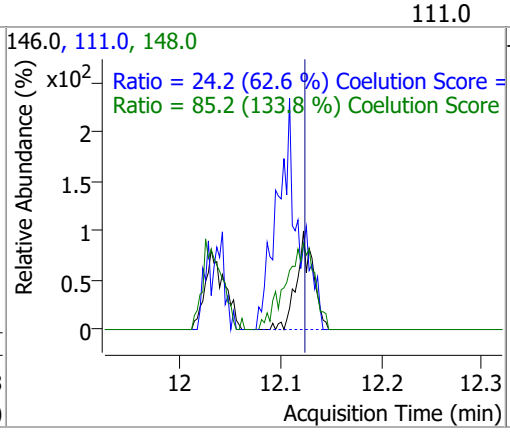

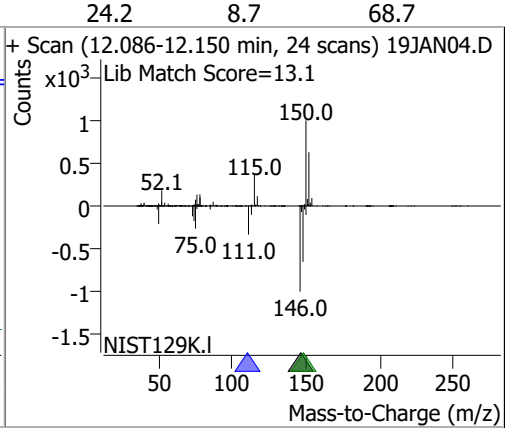

Quantitation Results Report (QT Reviewed)

Compound	Conc.	RT	Dev(Min)	Resp.	QIon	QRatio	Lower	Upper
1,2-Dichlorobenzene	2.5616	12.49	-0.01	3048	148.0	65.4	31.9	91.9
					111.0	35.1	9.5	69.5

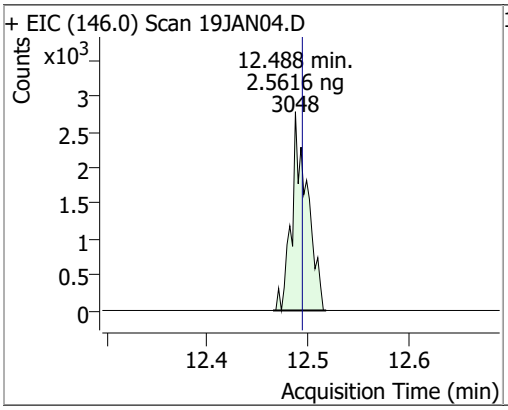

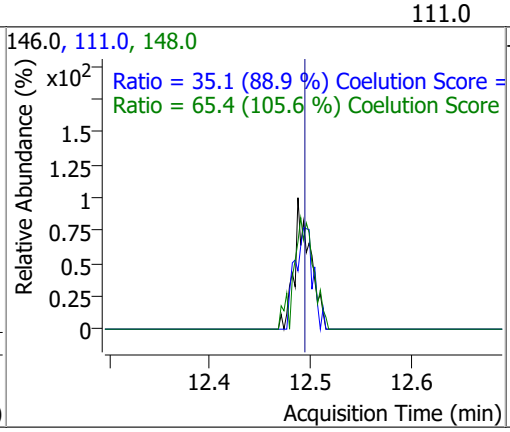

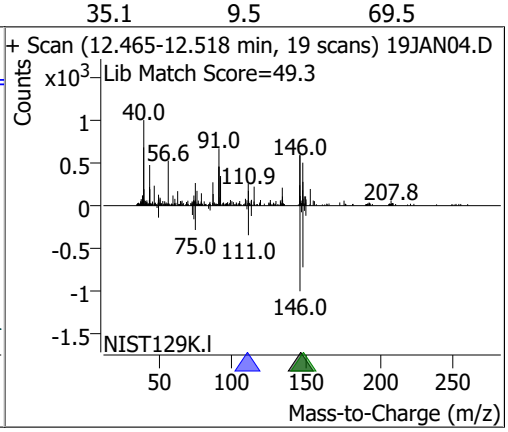

Quantitation Results Report (QT Reviewed)

Data File	19JAN05.D	Operator	MSC
Acq. Method	5975CACQF.M	Acq. Date-Time	1/19/2022 11:15:33 AM
Sample Name	ICAL011922_2	Instrument	VOA5975C
Vial	5	Multiplier	1.00
DA Method File	VOA5975C_8260B_SHT_DoD_L4_011922.m	Comment	
Tune File	BFB_Atune3.u	Tune Date	10/11/2021 4:02:00 PM
Batch Name	VG011922_8260B.batch.bin	Last Calib Update	1/20/2022 9:28:12 AM
Ref Library	\\MASSHUNTER\Org\Library\NIST129K.l		

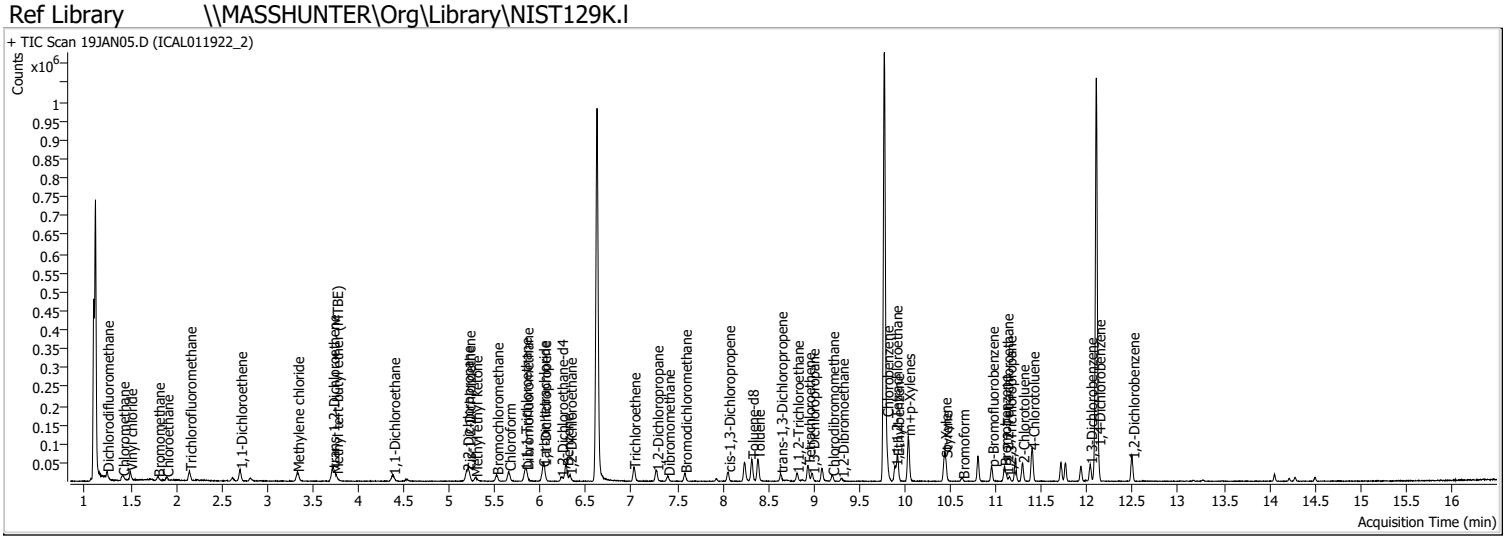

Compound	RT	QIon	Resp.	Conc.	Units		Dev(Min)
Internal Standards							
M Fluorobenzene	6.621	96.0	803183	250.0000	ng		0.000
M Chlorobenzene-d5	9.774	82.0	313722	250.0000	ng		0.000
M 1,4-Dichlorobenzene-d4	12.103	152.0	251947	250.0000	ng		0.003
System Monitoring Compounds							
S Dibromofluoromethane	5.845	113.0	9521	12.2386	ng		-0.005
Spiked Amount: 250.000	Range: 80.0 - 119.0%			Recovery = 4.90%		*	
S 1,2-Dichloroethane-d4	6.227	67.0	4197	12.4883	ng	m	-0.003
Spiked Amount: 250.000	Range: 81.0 - 118.0%			Recovery = 5.00%		*	
S Toluene-d8	8.319	98.0	33951	11.0927	ng		0.000
Spiked Amount: 250.000	Range: 89.0 - 112.0%			Recovery = 4.44%		*	
S p-Bromofluorobenzene	10.954	95.0	10669	11.4690	ng		0.006
Spiked Amount: 250.000	Range: 85.0 - 114.0%			Recovery = 4.59%		*	
Target Compounds							**QValue**
T Dichlorodifluoromethane	1.241	85.0	12682	11.7428	ng		94
T Chloromethane	1.411	50.0	15397	12.1094	ng		94
T Vinyl chloride	1.498	62.0	14225	12.2910	ng		94
T Bromomethane	1.799	96.0	5411	12.9499	ng		96
T Chloroethane	1.897	64.0	6576	12.0096	ng		92
T Trichlorofluoromethane	2.148	101.0	16916	12.1888	ng		100
T 1,1-Dichloroethene	2.703	96.0	9440	11.6900	ng		96
T Methylene chloride	3.330	49.0	15719	13.3883	ng		96
T trans-1,2-Dichloroethene	3.718	96.0	10455	12.5326	ng		94
T Methyl tert-butyl ether (MTBE)	3.757	73.0	12721	12.2004	ng		99
T 1,1-Dichloroethane	4.381	63.0	18500	11.8493	ng		98
T 2,2-Dichloropropane	5.190	77.0	14213	12.0798	ng		97
T cis-1,2-Dichloroethene	5.209	96.0	9874	11.6899	ng		95
T Methyl ethyl ketone	5.288	43.0	15038	123.1947	ng		97
T Bromochloromethane	5.516	128.0	4232	12.1514	ng	m	95
T Chloroform	5.653	83.0	18593	11.9271	ng		99

Compound	RT	QIon	Resp.	Conc.	Units		Dev(Min)
T 1,1,1-Trichloroethane	5.829	97.0	16614	11.5510	ng		98
T Carbon tetrachloride	6.024	117.0	15775	11.3084	ng		97
T 1,1-Dichloropropene	6.041	75.0	12417	10.6461	ng		94
T Benzene	6.286	78.0	37609	11.7214	ng		96
T 1,2-Dichloroethane	6.322	62.0	11123	12.5510	ng		99
T Trichloroethene	7.022	95.0	10949	11.6577	ng		97
T 1,2-Dichloropropane	7.273	63.0	9499	11.5033	ng		98
T Dibromomethane	7.396	93.0	4088	11.7450	ng		84
T Bromodichloromethane	7.585	83.0	12025	12.2862	ng		95
T cis-1,3-Dichloropropene	8.059	75.0	12472	11.6126	ng		92
T Toluene	8.386	92.0	21899	10.7342	ng		97
T trans-1,3-Dichloropropene	8.634	75.0	8755	11.1755	ng		93
T 1,1,2-Trichloroethane	8.815	83.0	4762	11.9543	ng		92
T Tetrachloroethene	8.938	163.8	8964	10.8355	ng		96
T 1,3-Dichloropropane	8.985	76.0	9988	12.3902	ng		94
T Chlorodibromomethane	9.203	129.0	7984	12.4449	ng		96
T 1,2-Dibromoethane	9.306	107.0	4936	11.2192	ng		87
T Chlorobenzene	9.797	112.0	26688	11.9332	ng		96
T 1,1,1,2-Tetrachloroethane	9.894	131.0	9446	12.0378	ng		94
T Ethylbenzene	9.914	91.0	42980	11.9196	ng		95
T m+p-Xylenes	10.037	106.0	31103	22.1645	ng		100
T o-Xylene	10.435	106.0	13717	11.3234	ng		98
T Styrene	10.447	104.0	21872	10.9234	ng		99
T Bromoform	10.631	172.5	4402	13.0389	ng		96
T Bromobenzene	11.091	156.0	9784	11.9266	ng		99
T 1,1,2,2-Tetrachloroethane	11.113	83.0	5757	12.3034	ng		97
T 1,2,3-Trichloropropane	11.147	110.0	1522	12.3825	ng	m	99
T 2-Chlorotoluene	11.292	126.0	9032	11.1243	ng		98
T 4-Chlorotoluene	11.400	91.0	26850	10.2102	ng		95
T 1,3-Dichlorobenzene	12.033	146.0	17111	11.5123	ng		96
T 1,4-Dichlorobenzene	12.125	146.0	17730	11.7008	ng		81
T 1,2-Dichlorobenzene	12.496	146.0	14345	11.5601	ng		97

(#) = Qualifier Out of Range; (m) = Manual Integration; (+) = Area Summed; (*) = Surrogate Percent Recovery Out of Range; (d): Zeroed Peak

Compound	Conc.	RT	Dev(Min)	Resp.	QIon	QRatio	Lower	Upper
Dichlorodifluoromethane	11.7428	1.24	0.00	12682	87.0	35.0	1.8	61.8

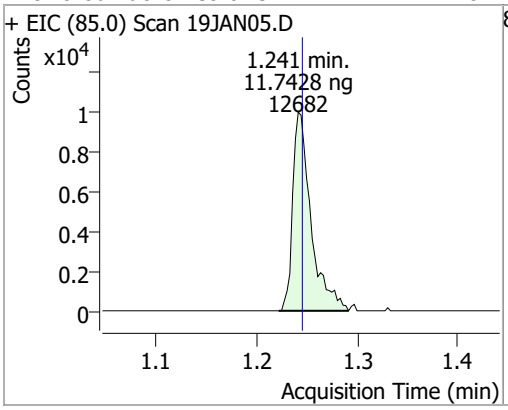

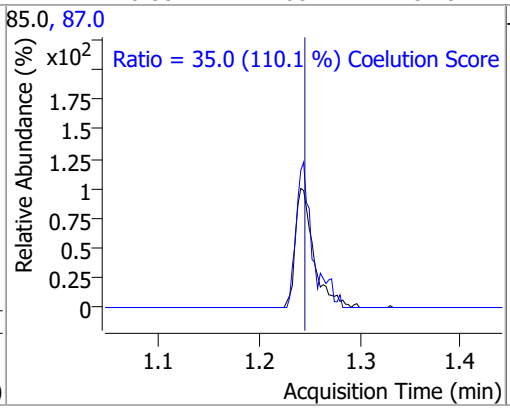

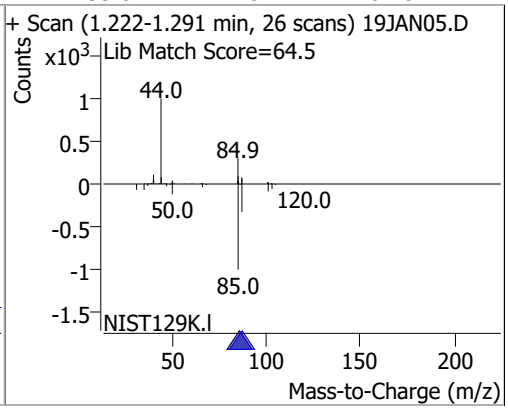

Compound	Conc.	RT	Dev(Min)	Resp.	QIon	QRatio	Lower	Upper
Chloromethane	12.1094	1.41	0.00	15397	52.0	35.9	2.4	62.4

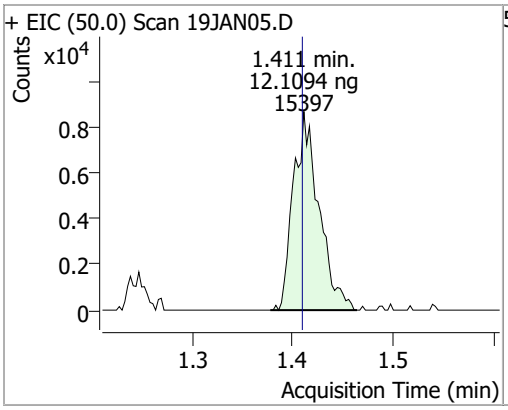

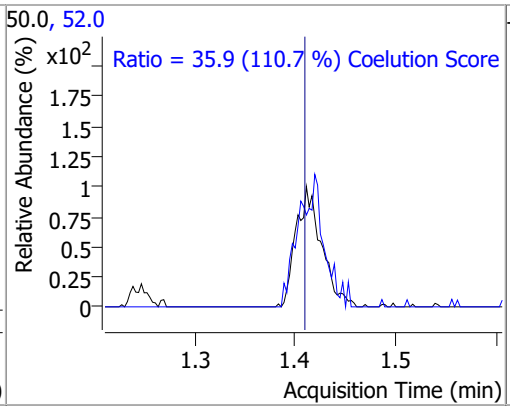

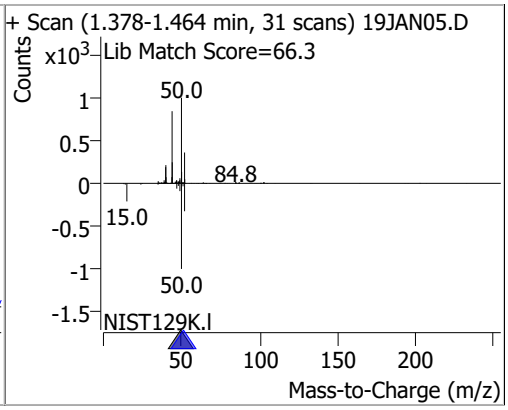

Compound	Conc.	RT	Dev(Min)	Resp.	QIon	QRatio	Lower	Upper
Vinyl chloride	12.2910	1.50	0.00	14225	64.0	34.7	1.3	61.3

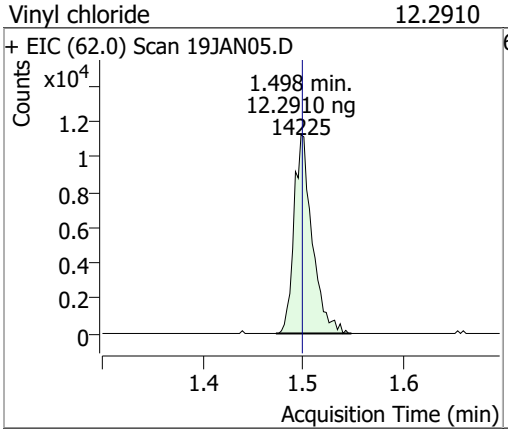

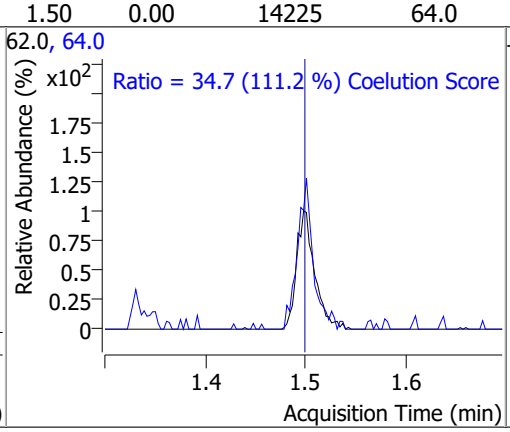

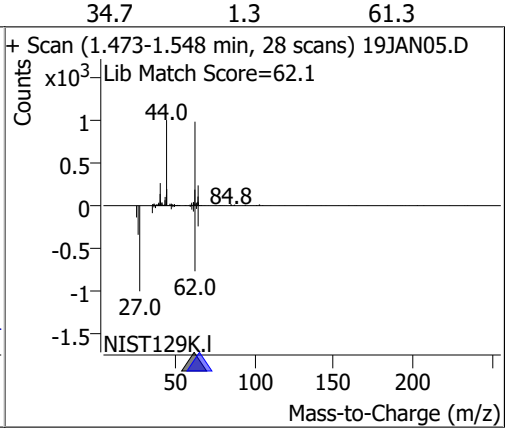

Compound	Conc.	RT	Dev(Min)	Resp.	QIon	QRatio	Lower	Upper
Bromomethane	12.9499	1.80	0.00	5411	94.0	106.3	80.1	140.1

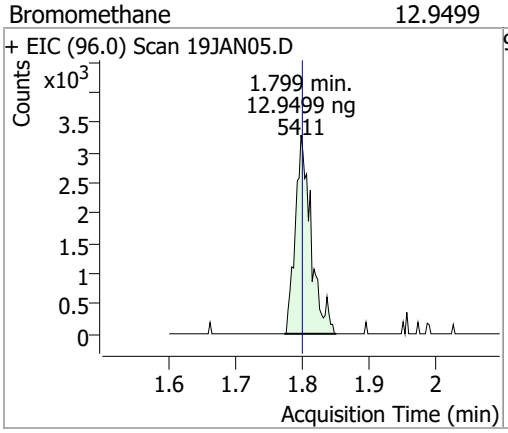

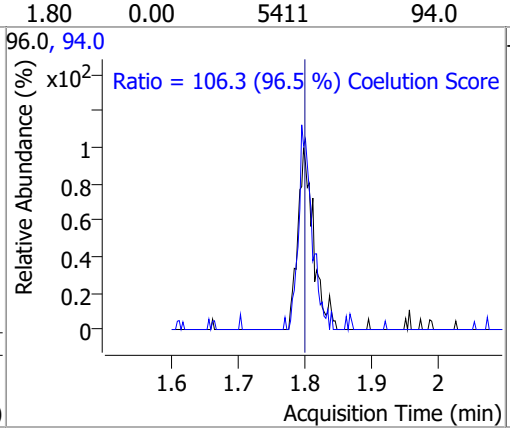

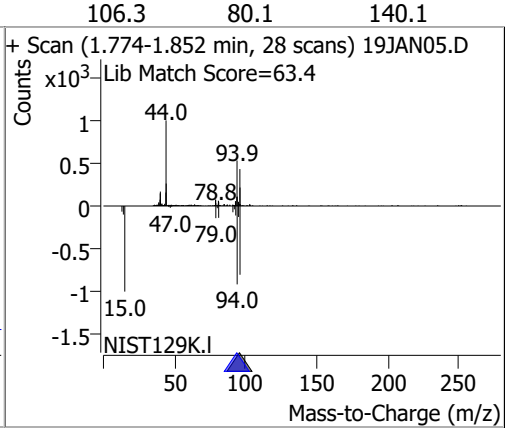

Compound	Conc.	RT	Dev(Min)	Resp.	QIon	QRatio	Lower	Upper
Chloroethane	12.0096	1.90	0.00	6576	66.0	34.3	0.0	60.0

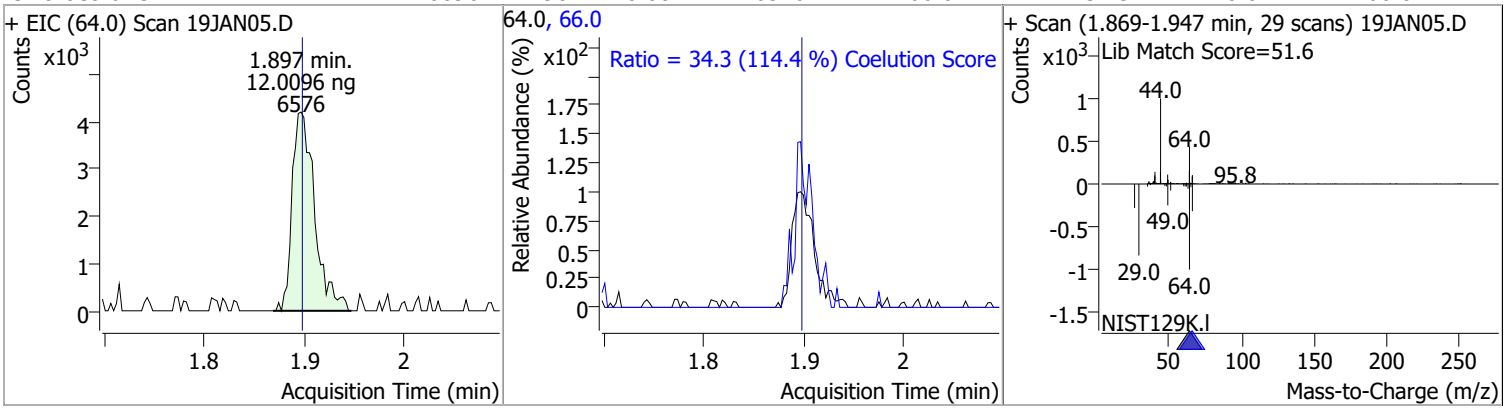

Compound	Conc.	RT	Dev(Min)	Resp.	QIon	QRatio	Lower	Upper
Trichlorofluoromethane	12.1888	2.15	0.00	16916	103.0	65.3	35.0	95.0

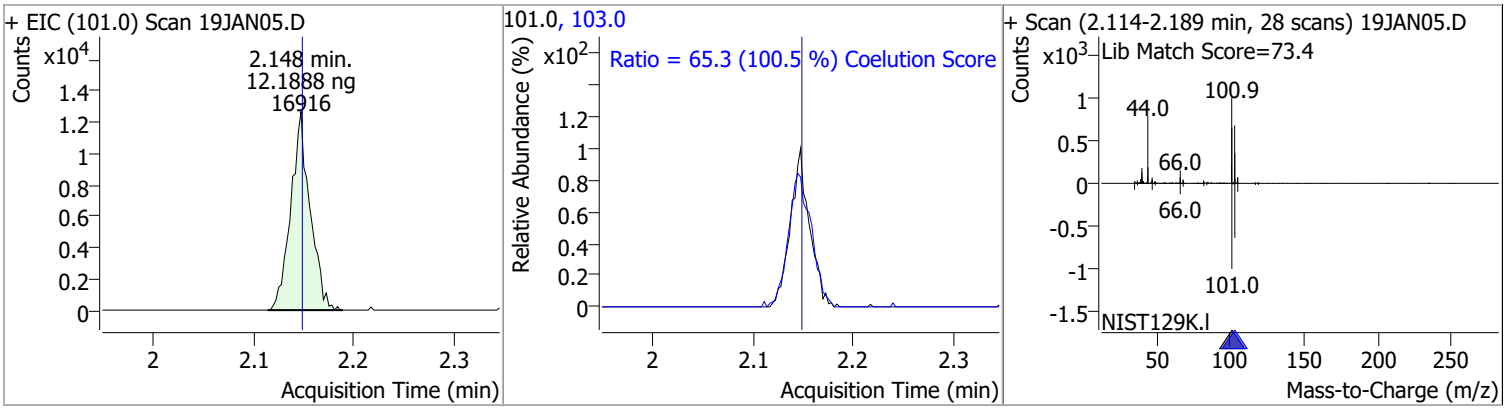

Compound	Conc.	RT	Dev(Min)	Resp.	QIon	QRatio	Lower	Upper
1,1-Dichloroethene	11.6900	2.70	0.00	9440	61.0	186.8	149.9	209.9
					63.0	56.9	27.0	87.0

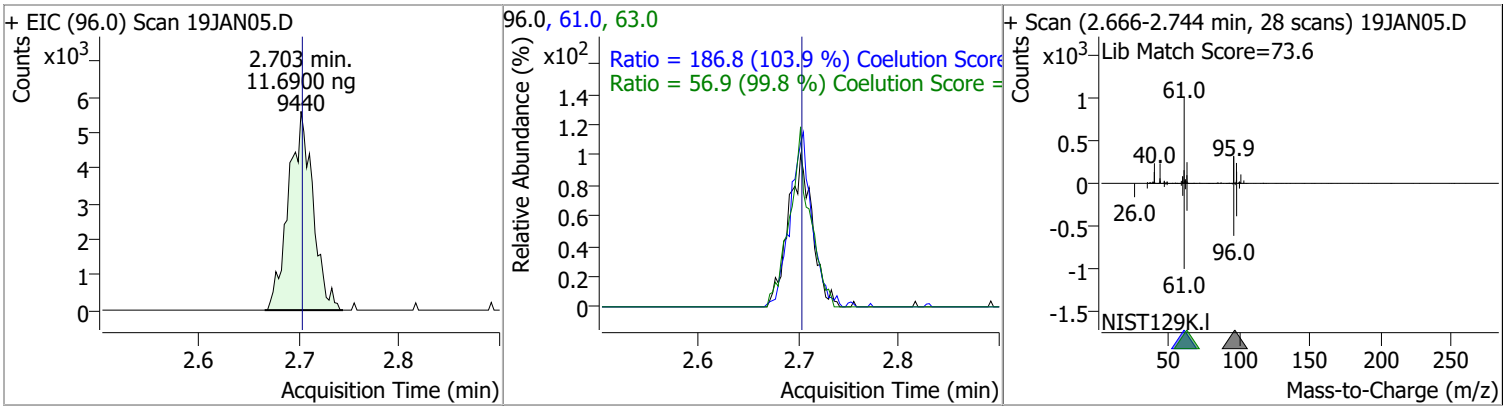

Compound	Conc.	RT	Dev(Min)	Resp.	QIon	QRatio	Lower	Upper
Methylene chloride	13.3883	3.33	0.00	15719	84.0	65.5	36.1	96.1
					86.0	47.4	11.8	71.8

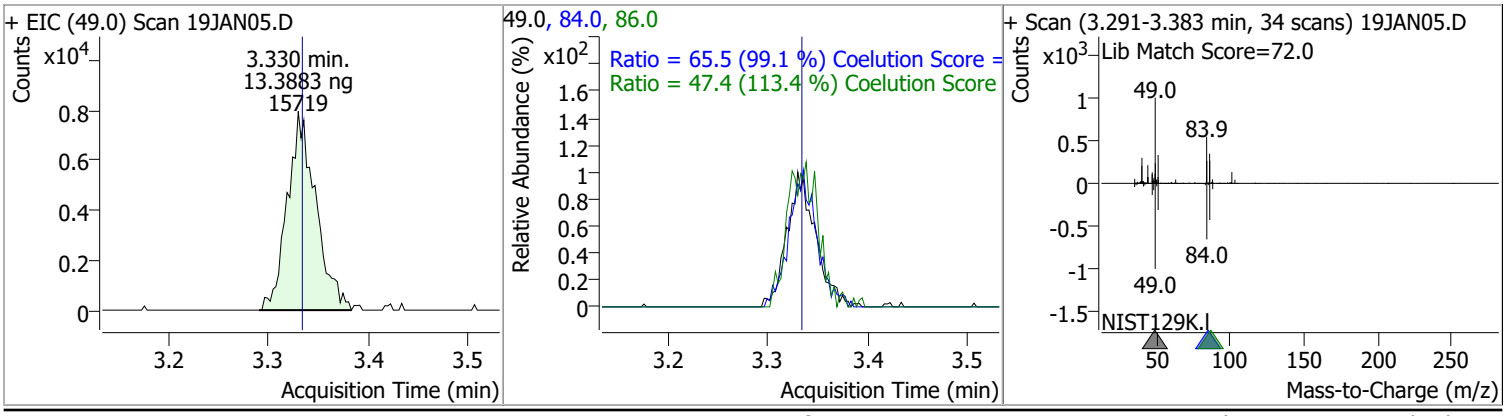

Compound	Conc.	RT	Dev(Min)	Resp.	QIon	QRatio	Lower	Upper
trans-1,2-Dichloroethene	12.5326	3.72	0.00	10455	61.0	149.8	124.8	184.8
					98.0	54.3	32.1	92.1

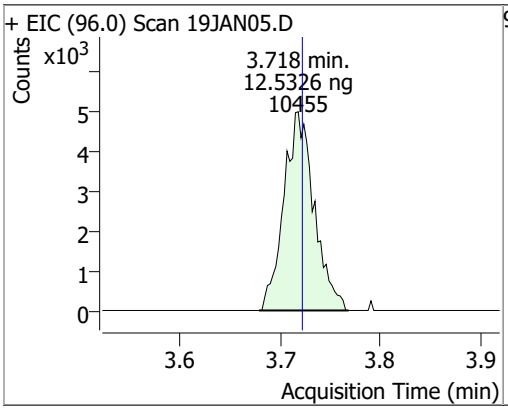

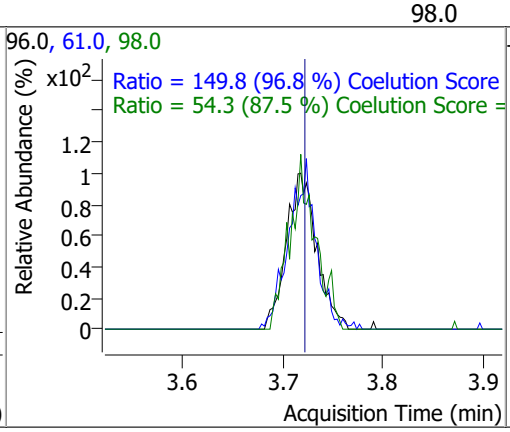

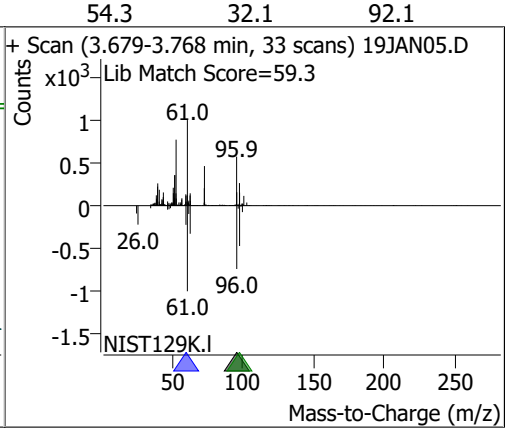

Compound	Conc.	RT	Dev(Min)	Resp.	QIon	QRatio	Lower	Upper
Methyl tert-butyl ether (MTBE)	12.2004	3.76	0.00	12721	57.0	25.1	0.0	54.6

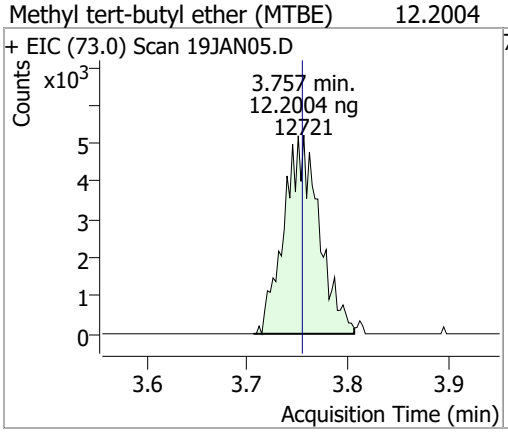

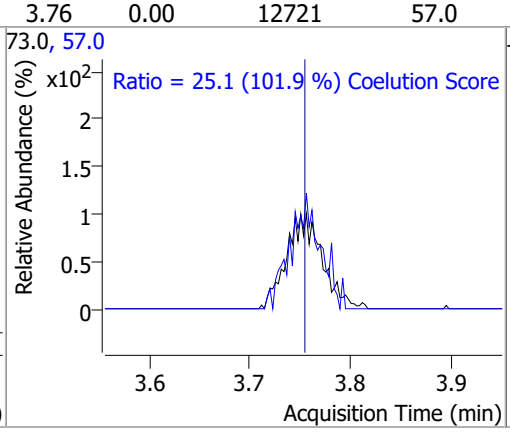

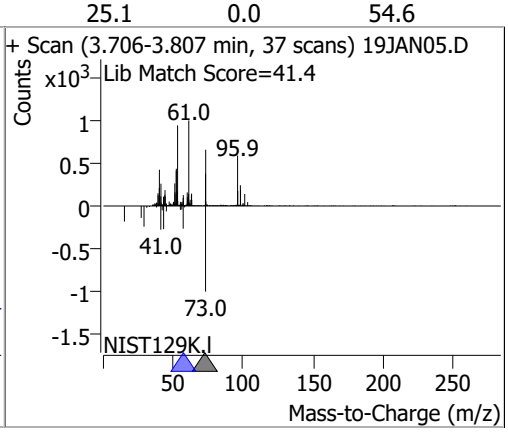

Compound	Conc.	RT	Dev(Min)	Resp.	QIon	QRatio	Lower	Upper
1,1-Dichloroethane	11.8493	4.38	0.00	18500	65.0	31.3	1.0	61.0
					83.0	14.5	0.0	42.7

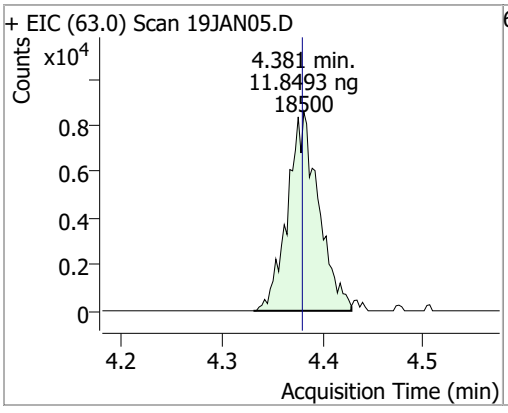

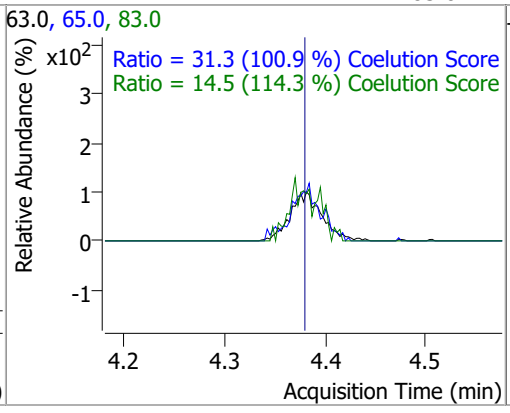

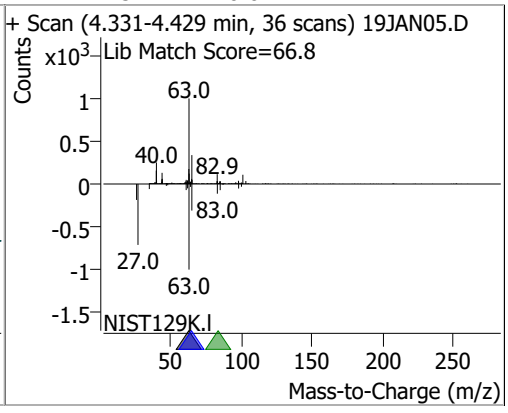

Compound	Conc.	RT	Dev(Min)	Resp.	QIon	QRatio	Lower	Upper
2,2-Dichloropropane	12.0798	5.19	0.00	14213	41.0	70.3	38.8	98.8
					97.0	27.0	0.0	53.9

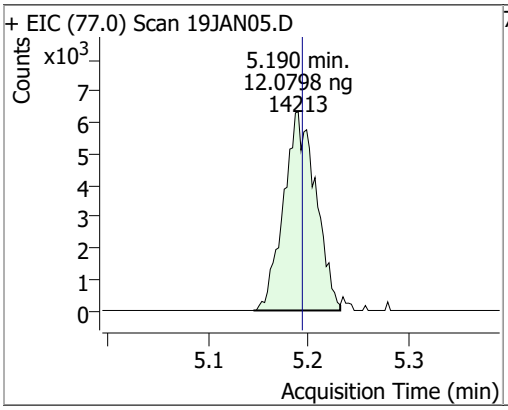

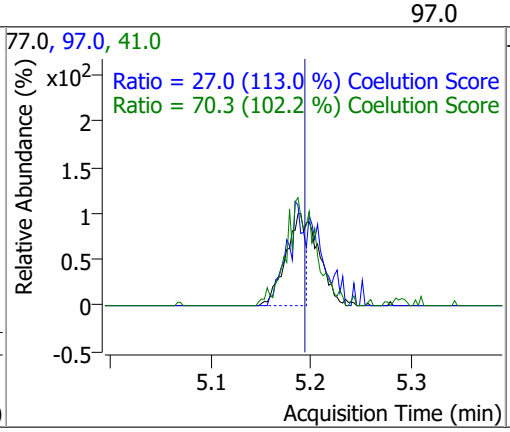

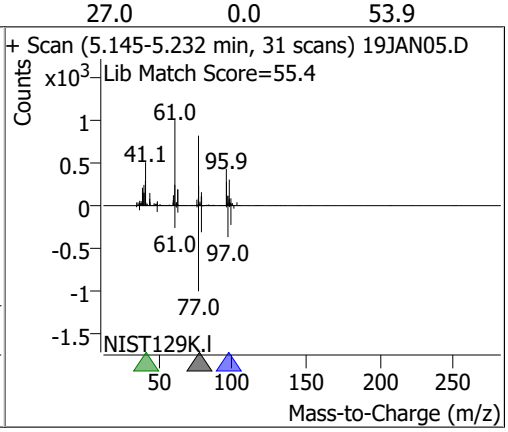

Compound	Conc.	RT	Dev(Min)	Resp.	QIon	QRatio	Lower	Upper
cis-1,2-Dichloroethene	11.6899	5.21	-0.01	9874	61.0	170.0	130.4	190.4
					98.0	65.5	36.2	96.2

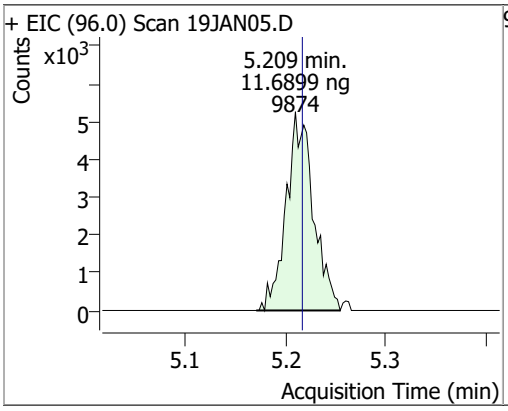

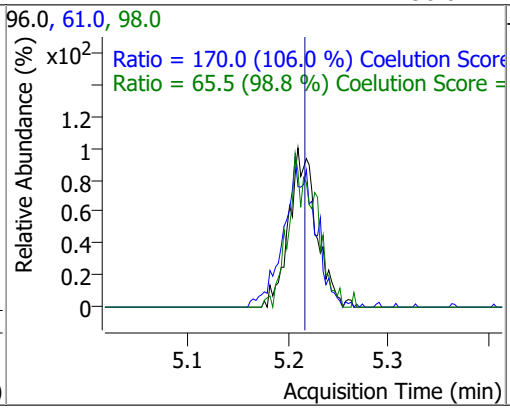

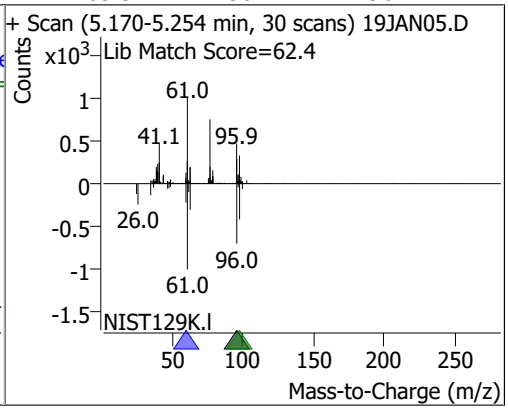

Compound	Conc.	RT	Dev(Min)	Resp.	QIon	QRatio	Lower	Upper
Methyl ethyl ketone	123.1947	5.29	0.01	15038	72.0	19.2	0.0	50.6

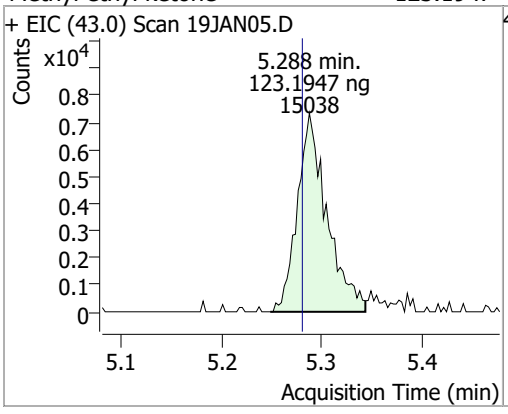

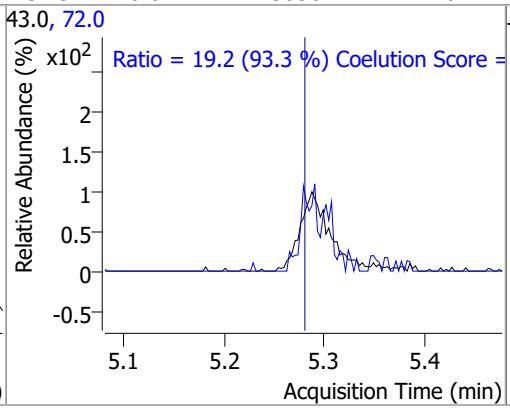

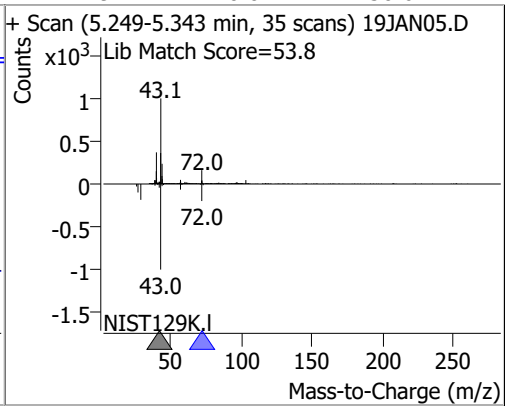

Compound	Conc.	RT	Dev(Min)	Resp.	QIon	QRatio	Lower	Upper
Bromochloromethane	12.1514	5.52	0.00	4232 (m)	49.0	175.1	152.2	212.2

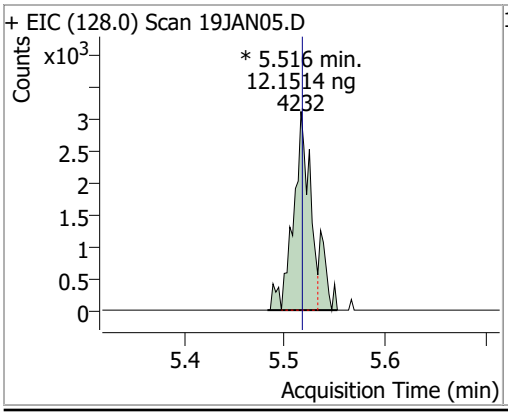

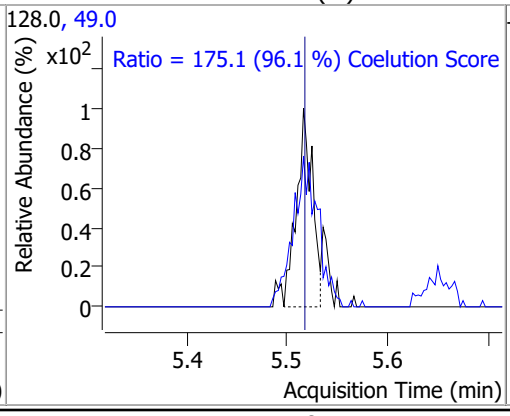

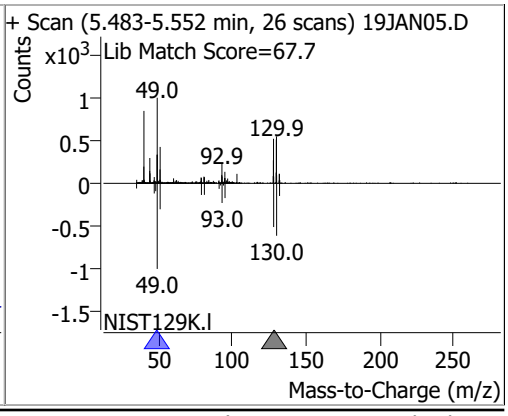

Compound	Conc.	RT	Dev(Min)	Resp.	QIon	QRatio	Lower	Upper
Chloroform	11.9271	5.65	0.00	18593	85.0	65.3	36.2	96.2

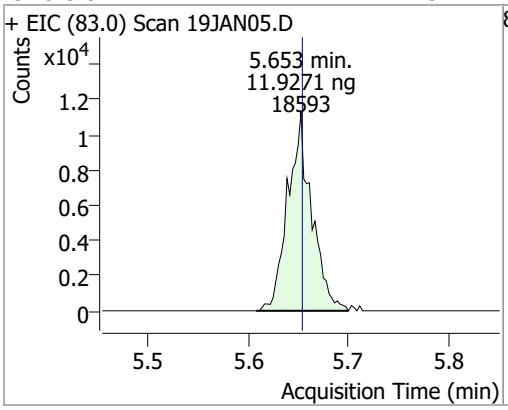

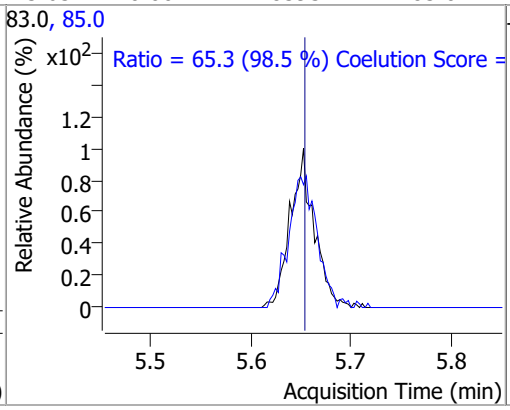

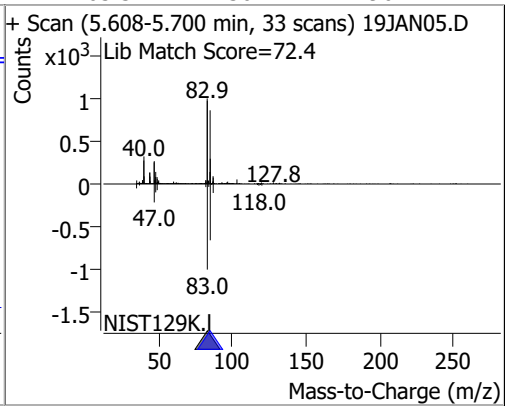

Compound	Conc.	RT	Dev(Min)	Resp.	QIon	QRatio	Lower	Upper
1,1,1-Trichloroethane	11.5510	5.83	0.00	16614	99.0	62.7	33.1	93.1
					61.0	51.4	19.1	79.1

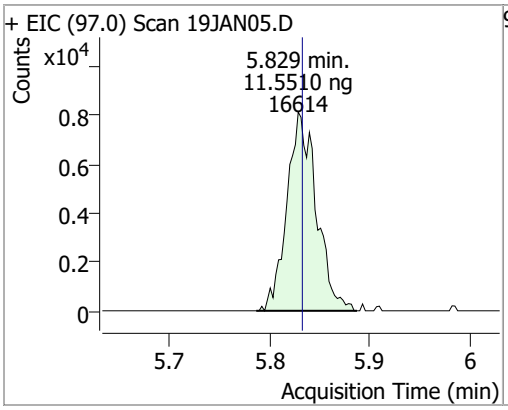

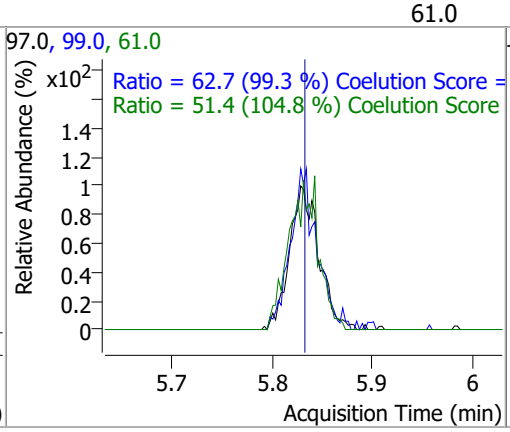

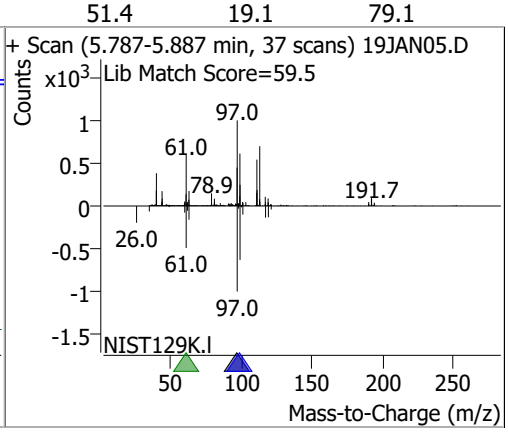

Compound	Conc.	RT	Dev(Min)	Resp.	QIon	QRatio	Lower	Upper
Dibromofluoromethane	12.2386	5.85	-0.01	9521	191.5	24.3	0.0	53.2

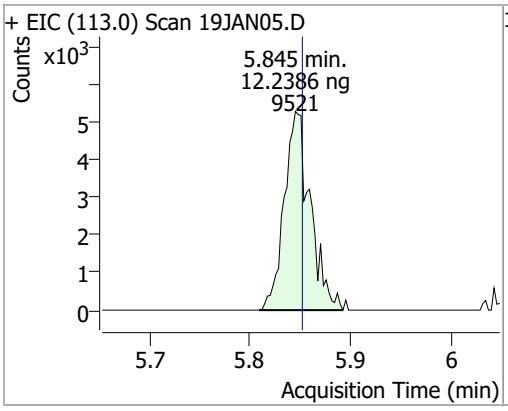

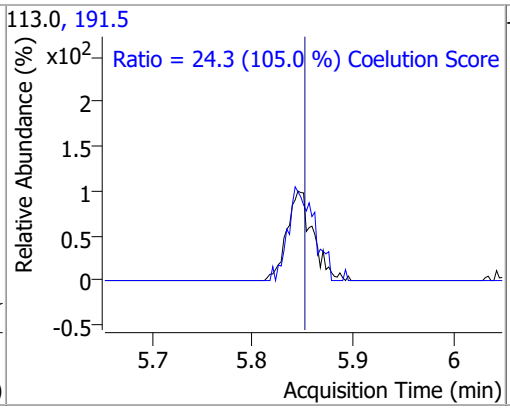

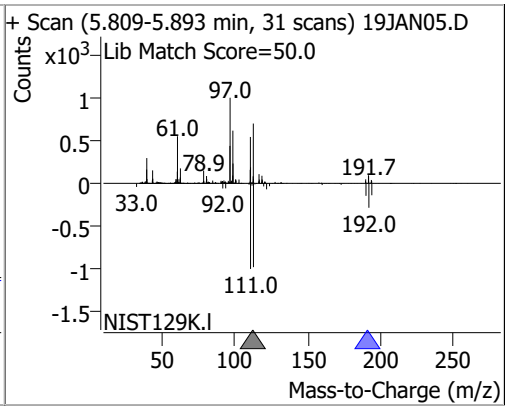

Compound	Conc.	RT	Dev(Min)	Resp.	QIon	QRatio	Lower	Upper
Carbon tetrachloride	11.3084	6.02	0.00	15775	119.0	100.4	67.6	127.6
					121.0	32.7	0.7	60.7

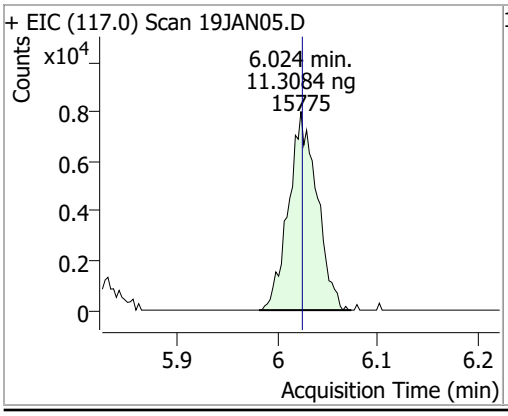

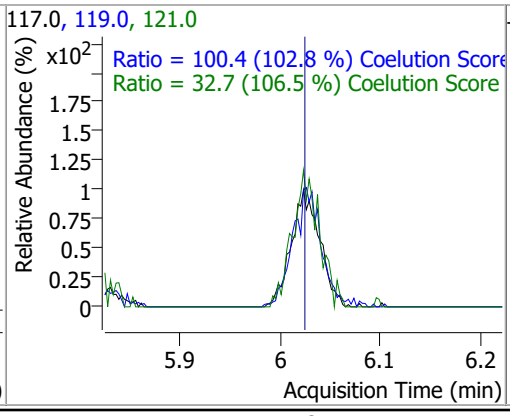

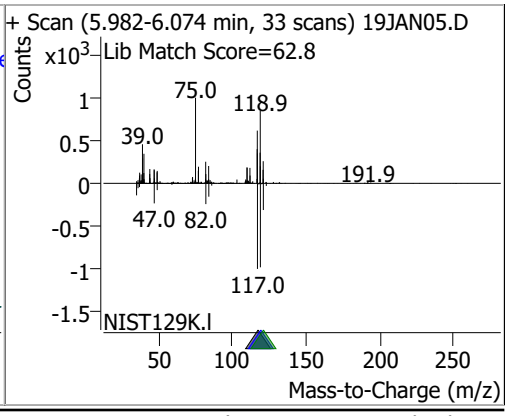

Compound	Conc.	RT	Dev(Min)	Resp.	QIon	QRatio	Lower	Upper
1,1-Dichloropropene	10.6461	6.04	0.00	12417	110.0	39.8	5.6	65.6
					77.0	33.2	1.0	61.0

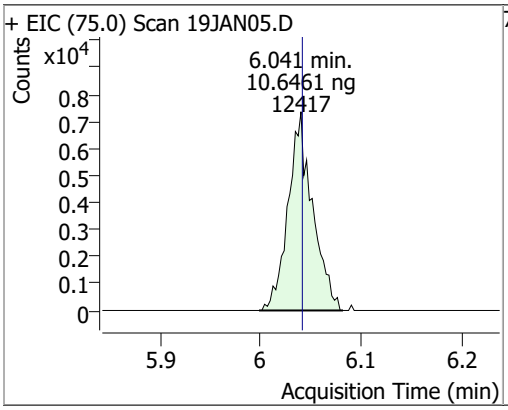

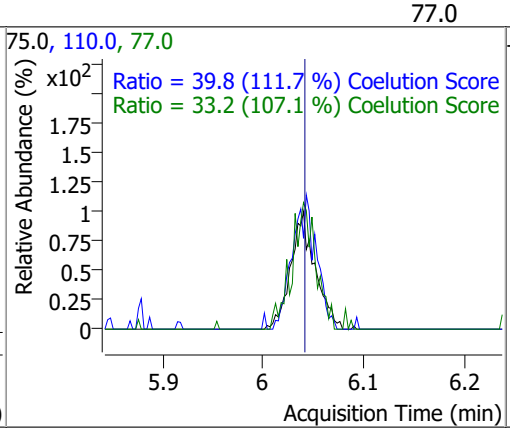

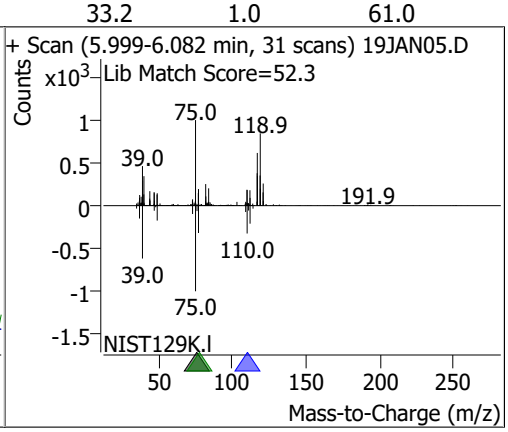

Compound	Conc.	RT	Dev(Min)	Resp.	QIon	QRatio	Lower	Upper
1,2-Dichloroethane-d4	12.4883	6.23	0.00	4197 (m)	65.0	201.7	162.8	222.8

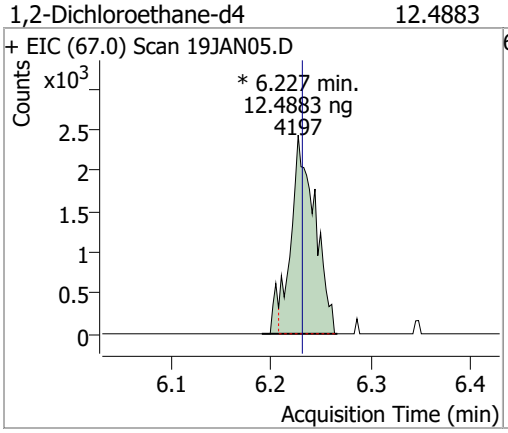

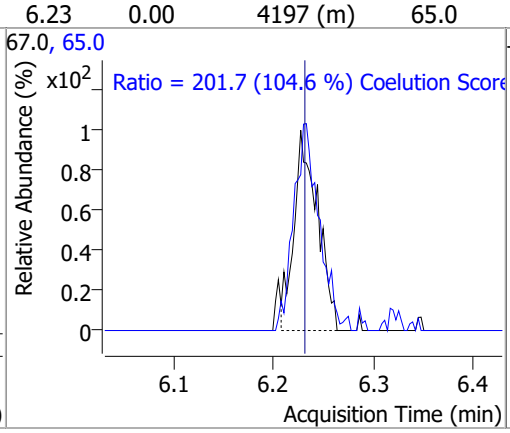

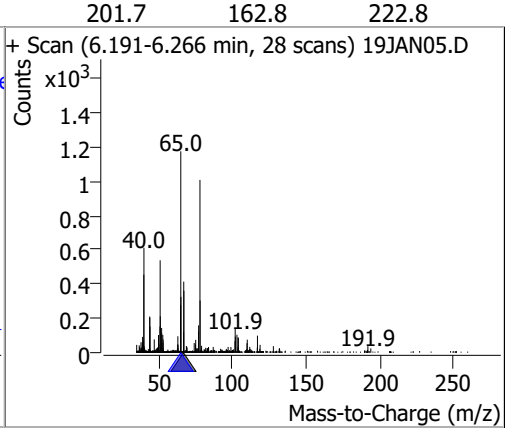

Compound	Conc.	RT	Dev(Min)	Resp.	QIon	QRatio	Lower	Upper
Benzene	11.7214	6.29	0.00	37609	77.0	21.5	0.0	53.3

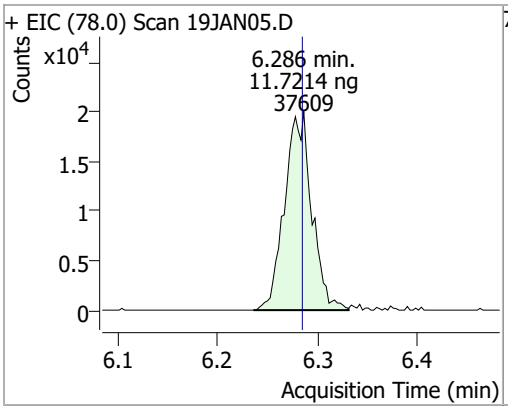

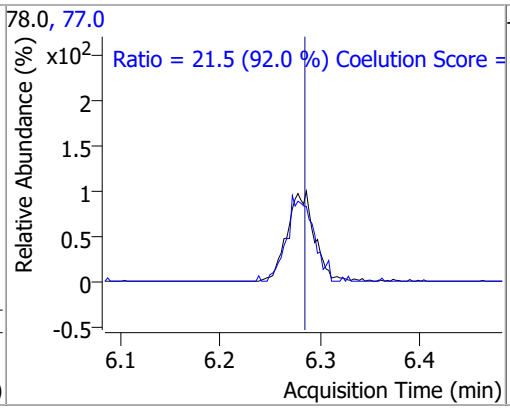

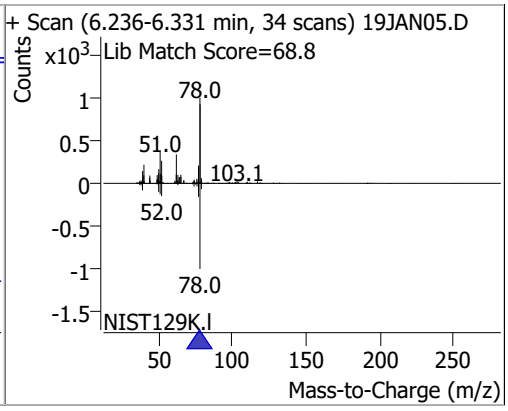

Compound	Conc.	RT	Dev(Min)	Resp.	QIon	QRatio	Lower	Upper
1,2-Dichloroethane	12.5510	6.32	0.00	11123	64.0	32.6	2.2	62.2
					98.0	8.5	0.0	38.2

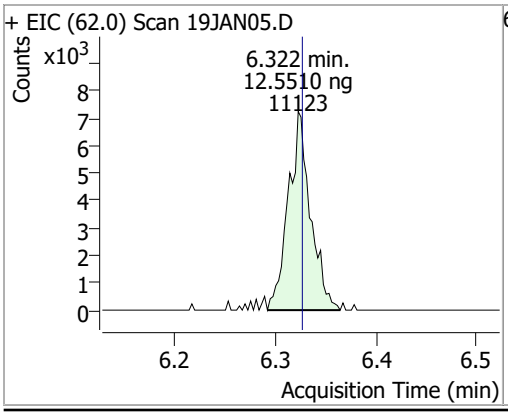

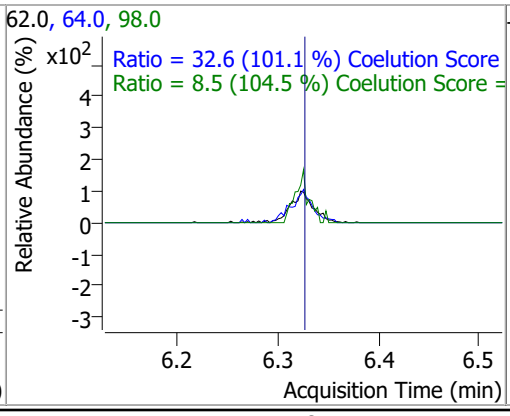

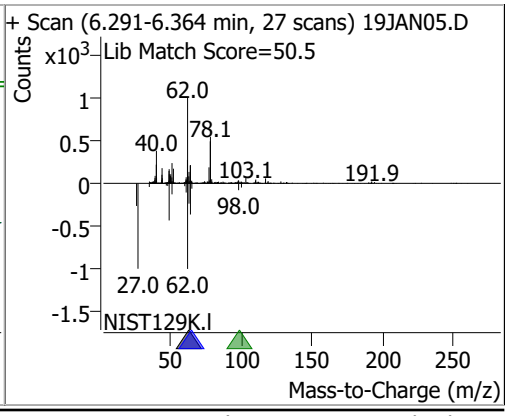

Compound	Conc.	RT	Dev(Min)	Resp.	QIon	QRatio	Lower	Upper
Trichloroethene	11.6577	7.02	0.00	10949	130.0	110.1	75.6	135.6
					97.0	65.5	35.7	95.7

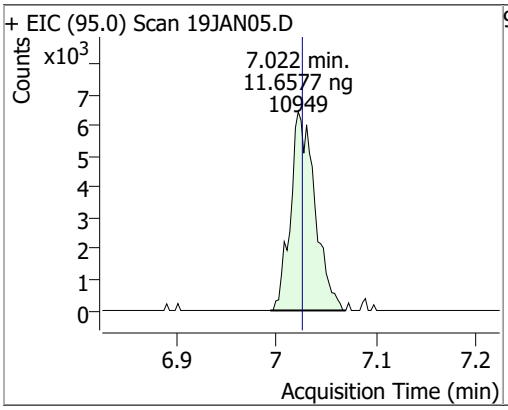

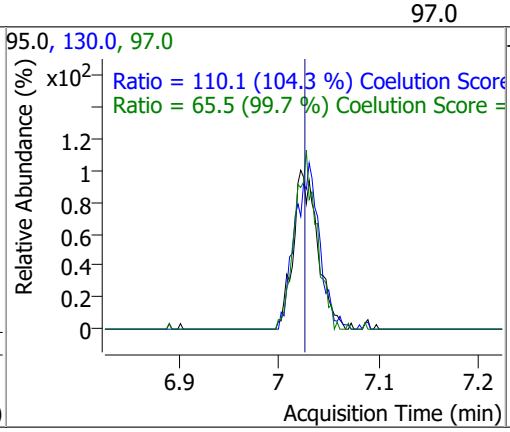

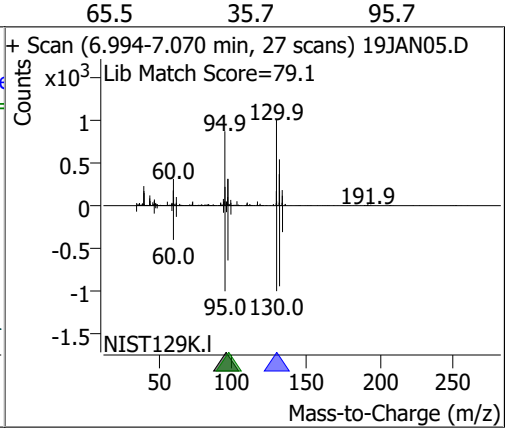

Compound	Conc.	RT	Dev(Min)	Resp.	QIon	QRatio	Lower	Upper
1,2-Dichloropropane	11.5033	7.27	0.00	9499	76.0	40.9	9.8	69.8

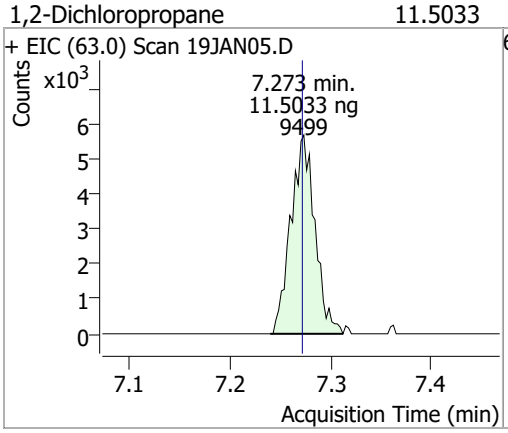

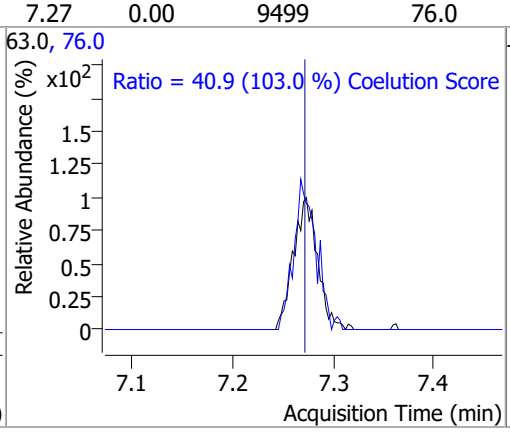

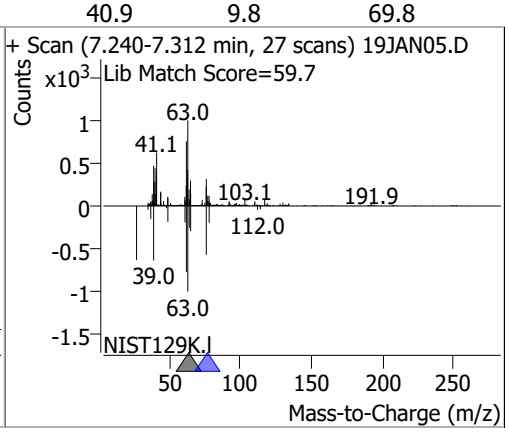

Compound	Conc.	RT	Dev(Min)	Resp.	QIon	QRatio	Lower	Upper
Dibromomethane	11.7450	7.40	0.00	4088	173.5	130.1	78.2	138.2
					95.0	92.7	54.5	114.5

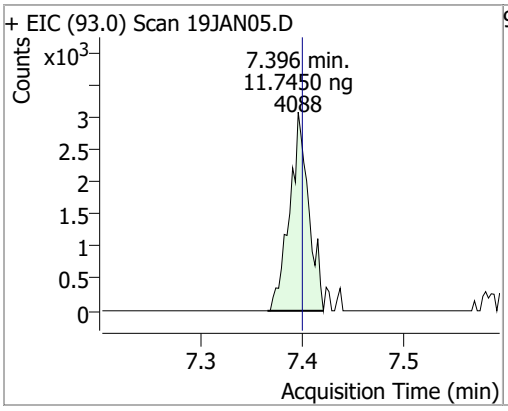

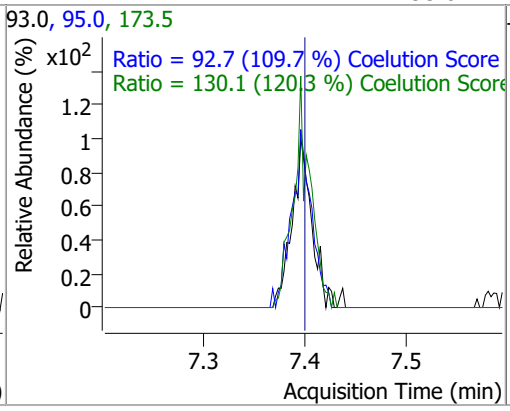

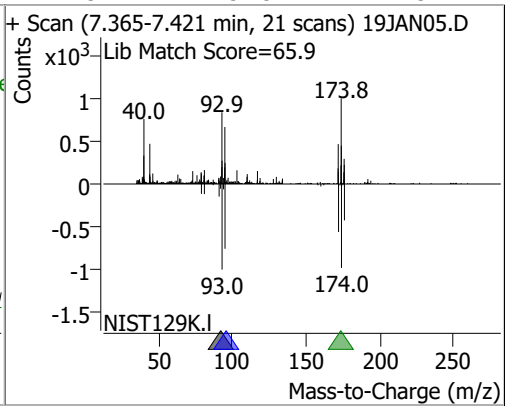

Compound	Conc.	RT	Dev(Min)	Resp.	QIon	QRatio	Lower	Upper
Bromodichloromethane	12.2862	7.59	0.01	12025	85.0	61.6	36.3	96.3
					127.0	8.6	0.0	39.5

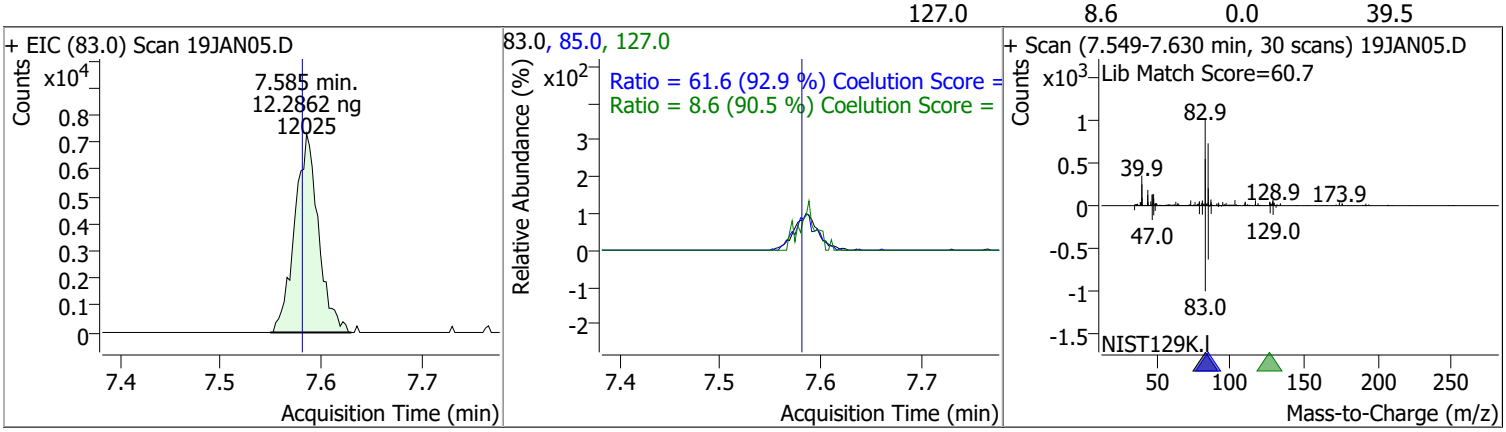

Compound	Conc.	RT	Dev(Min)	Resp.	QIon	QRatio	Lower	Upper
cis-1,3-Dichloropropene	11.6126	8.06	0.00	12472	39.0	60.2	22.5	82.5
					77.0	29.8	1.8	61.8

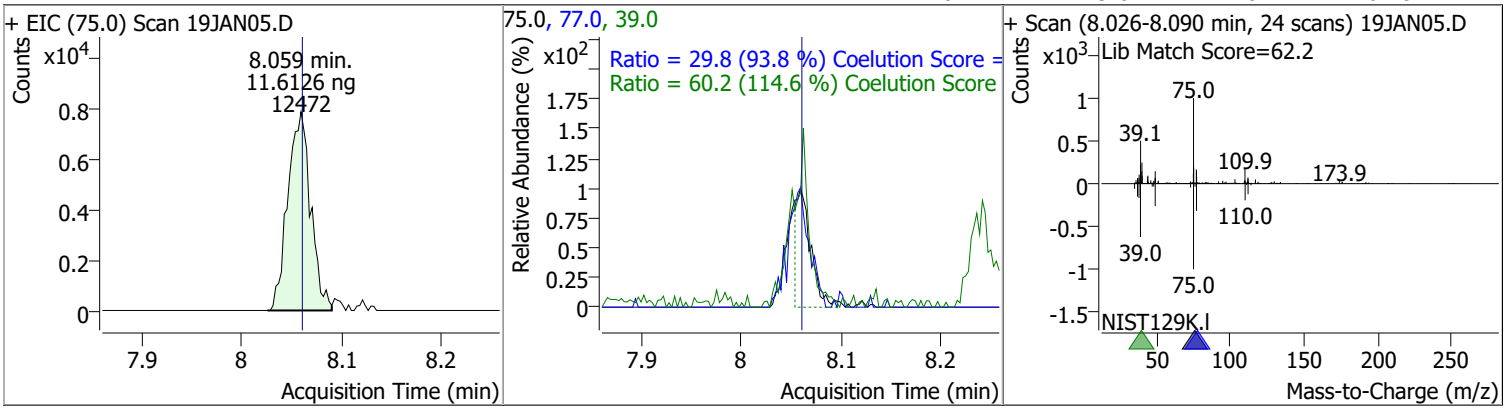

Compound	Conc.	RT	Dev(Min)	Resp.	QIon	QRatio	Lower	Upper
Toluene-d8	11.0927	8.32	0.00	33951	100.0	64.8	34.3	94.3
					99.0	9.9	0.0	39.2

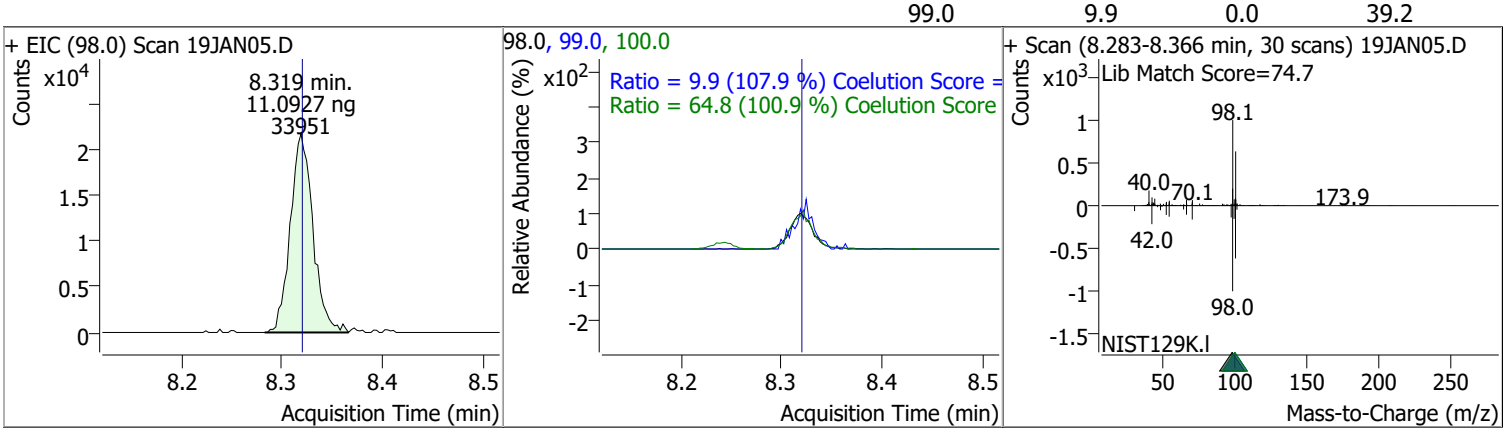

Compound	Conc.	RT	Dev(Min)	Resp.	QIon	QRatio	Lower	Upper
Toluene	10.7342	8.39	0.00	21899	91.0	170.1	144.1	204.1

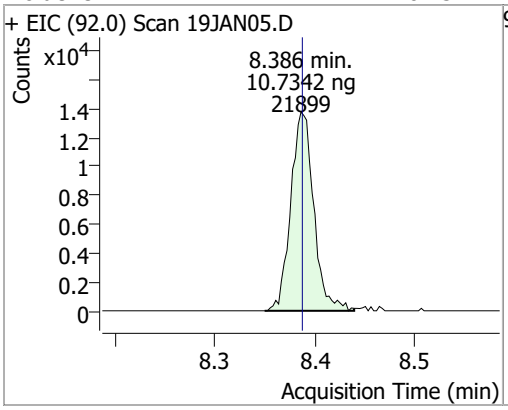

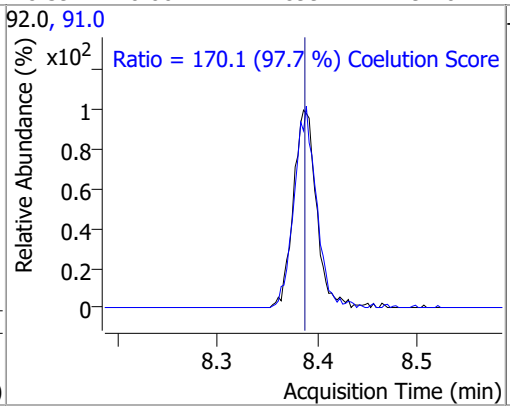

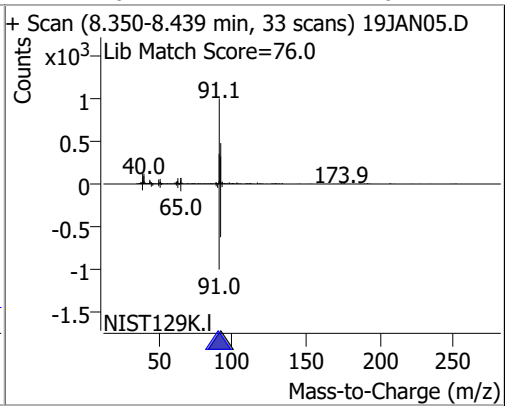

Compound	Conc.	RT	Dev(Min)	Resp.	QIon	QRatio	Lower	Upper
trans-1,3-Dichloropropene	11.1755	8.63	0.00	8755	39.0	58.4	23.0	83.0
					77.0	27.8	1.0	61.0

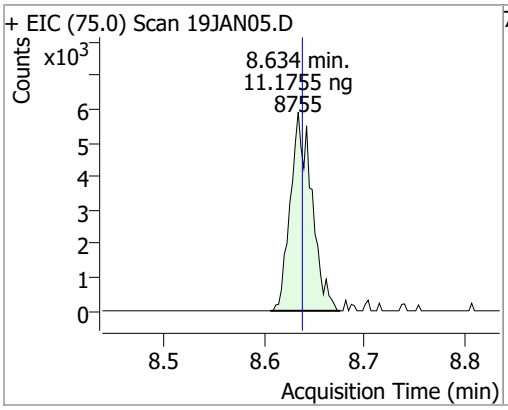

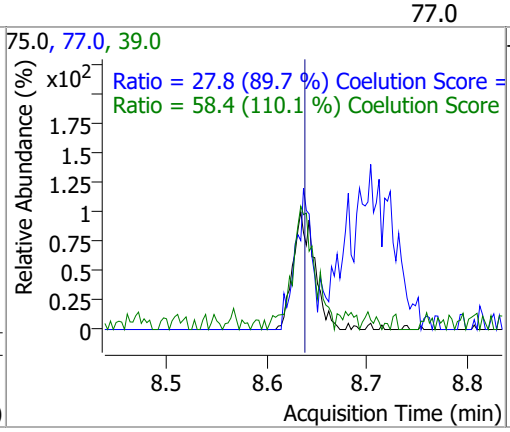

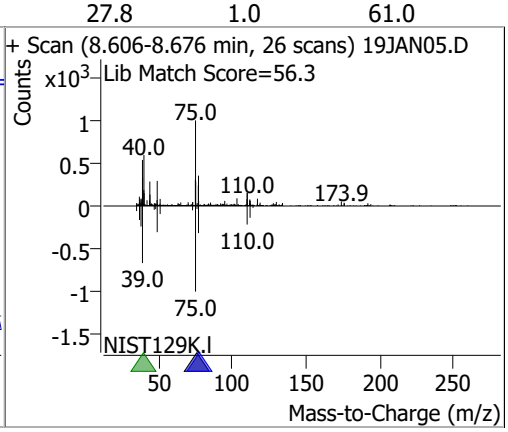

Compound	Conc.	RT	Dev(Min)	Resp.	QIon	QRatio	Lower	Upper
1,1,2-Trichloroethane	11.9543	8.82	0.00	4762	97.0	118.0	80.7	140.7
					85.0	69.5	30.7	90.7

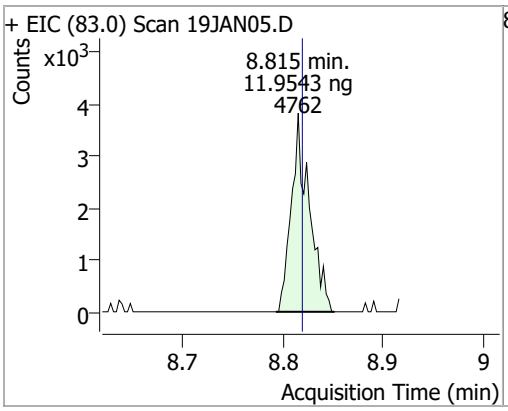

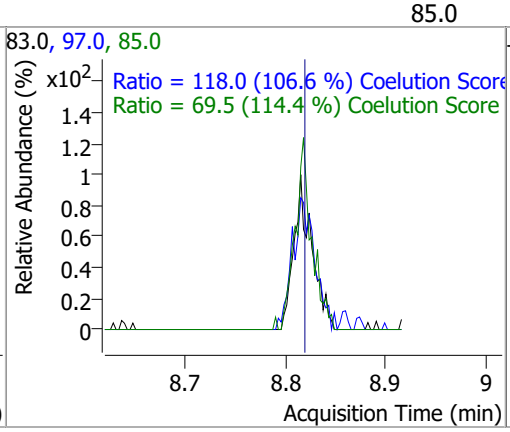

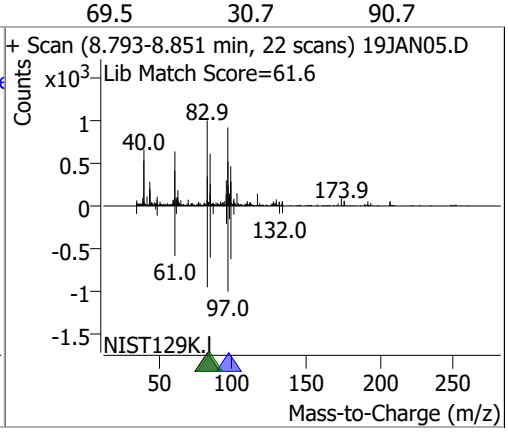

Compound	Conc.	RT	Dev(Min)	Resp.	QIon	QRatio	Lower	Upper
Tetrachloroethene	10.8355	8.94	0.00	8964	165.8	133.7	96.1	156.1
					129.0	90.7	60.5	120.5

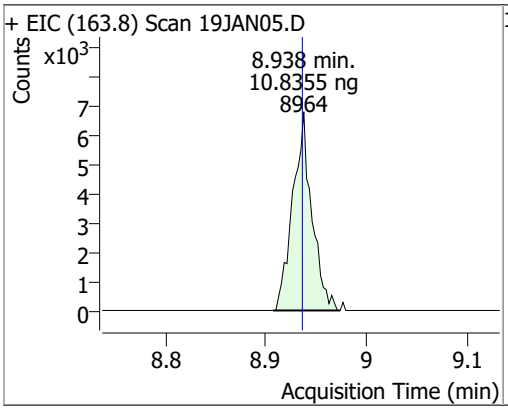

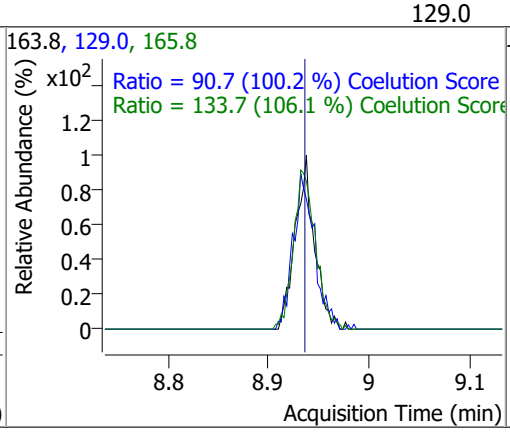

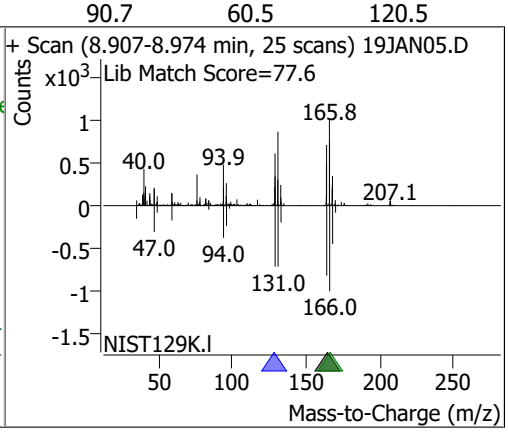

Compound	Conc.	RT	Dev(Min)	Resp.	QIon	QRatio	Lower	Upper
1,3-Dichloropropane	12.3902	8.99	0.01	9988	78.0	35.6	2.4	62.4

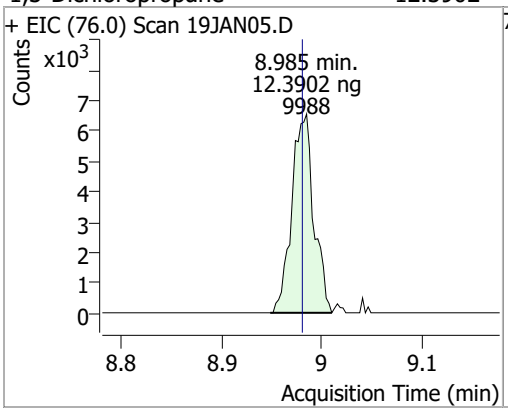

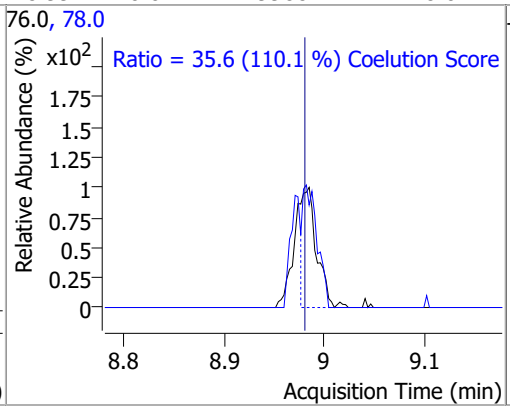

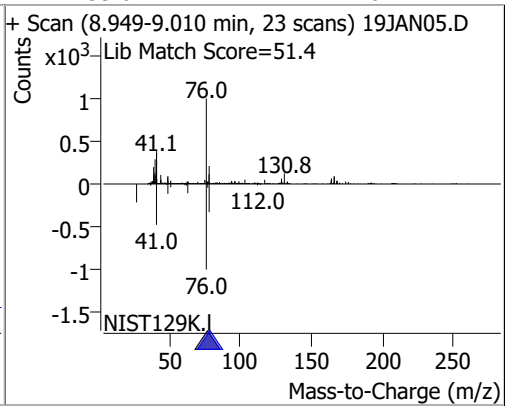

Compound	Conc.	RT	Dev(Min)	Resp.	QIon	QRatio	Lower	Upper
Chlorodibromomethane	12.4449	9.20	0.00	7984	127.0	73.9	47.2	107.2

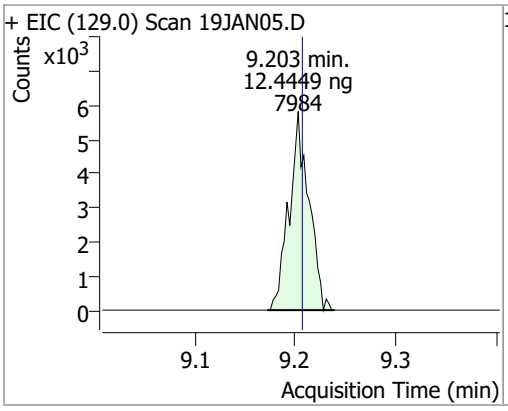

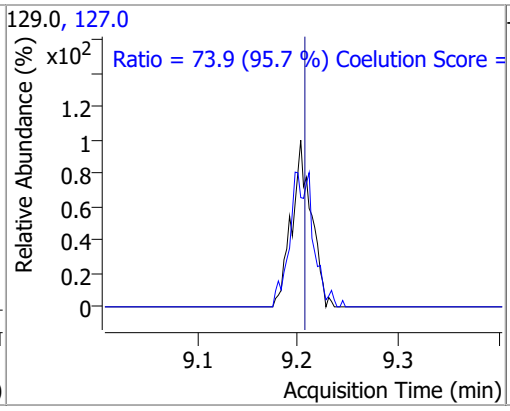

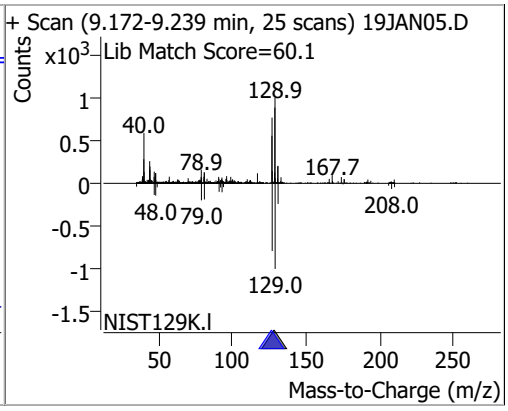

Compound	Conc.	RT	Dev(Min)	Resp.	QIon	QRatio	Lower	Upper
1,2-Dibromoethane	11.2192	9.31	0.01	4936	109.0	104.2	61.5	121.5

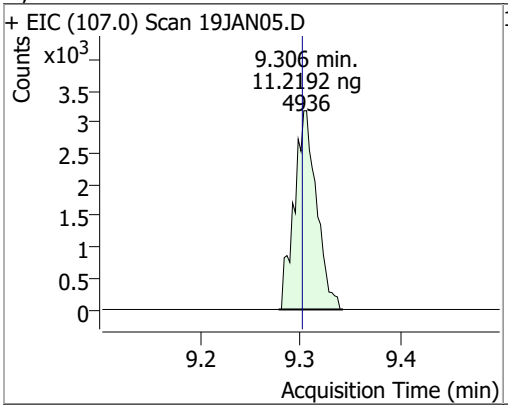

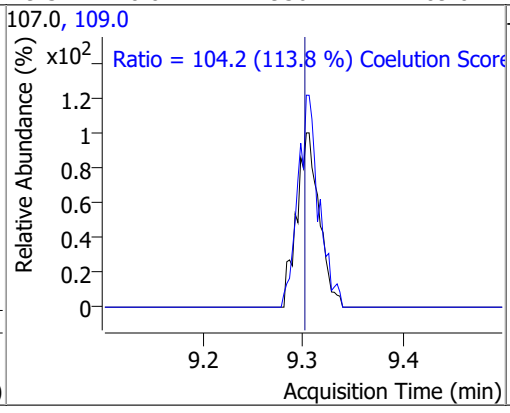

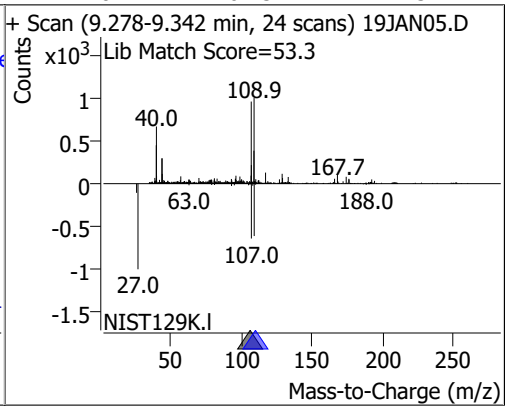

Compound	Conc.	RT	Dev(Min)	Resp.	QIon	QRatio	Lower	Upper
Chlorobenzene	11.9332	9.80	0.00	26688	114.0	30.2	2.2	62.2

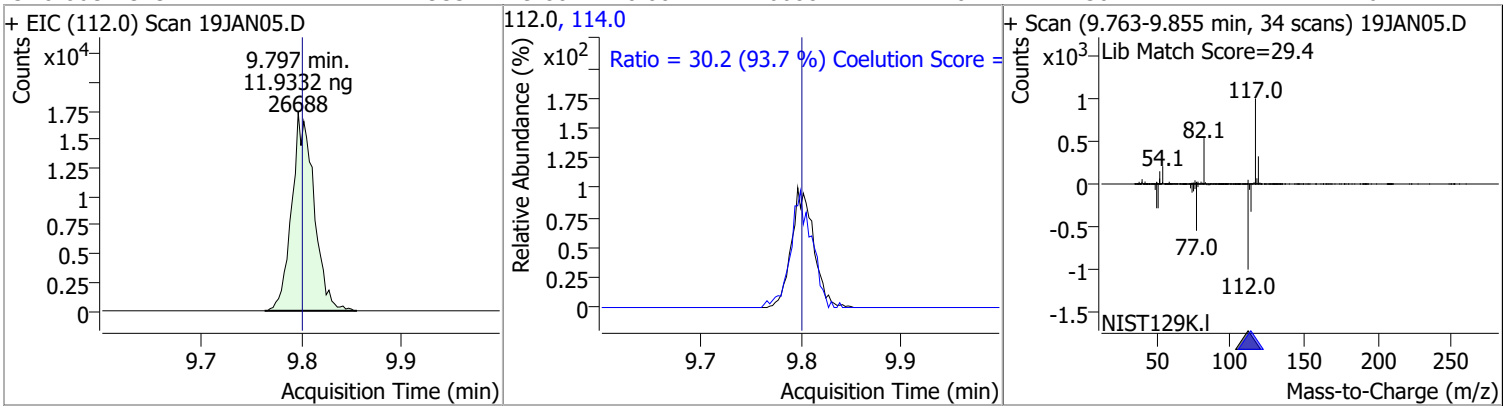

Compound	Conc.	RT	Dev(Min)	Resp.	QIon	QRatio	Lower	Upper
1,1,1,2-Tetrachloroethane	12.0378	9.89	0.00	9446	133.0	89.9	65.3	125.3

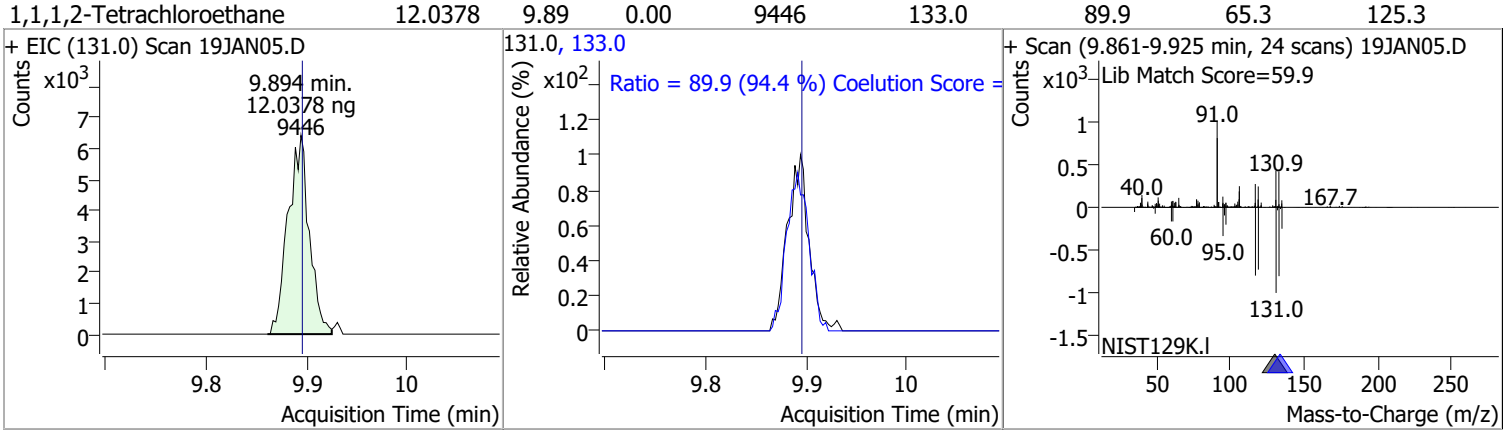

Compound	Conc.	RT	Dev(Min)	Resp.	QIon	QRatio	Lower	Upper
Ethylbenzene	11.9196	9.91	-0.01	42980	106.0	28.9	1.7	61.7

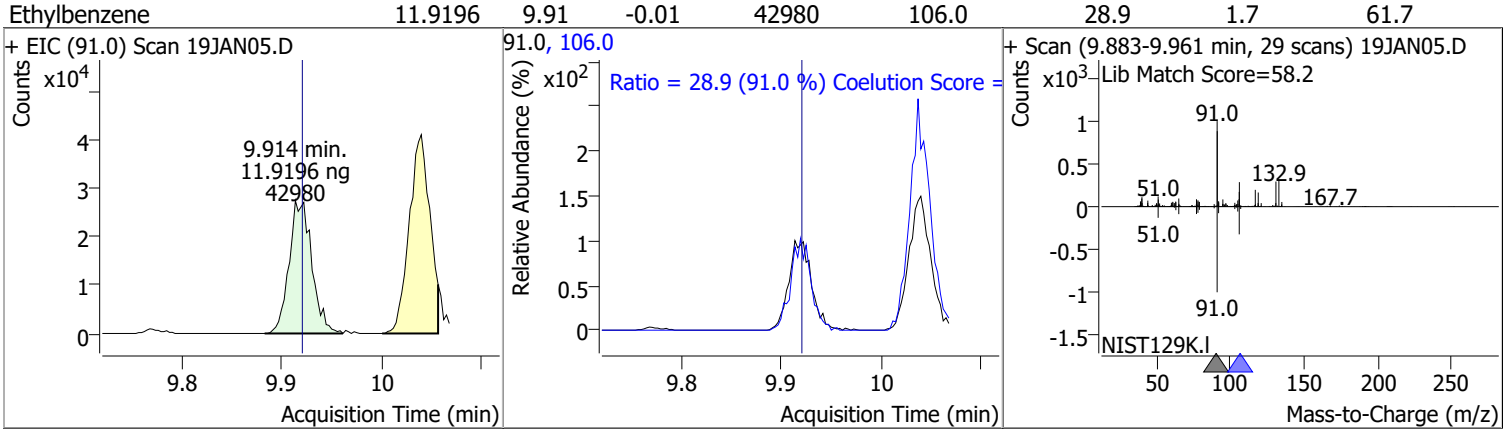

Compound	Conc.	RT	Dev(Min)	Resp.	QIon	QRatio	Lower	Upper
m+p-Xylenes	22.1645	10.04	0.00	31103	91.0	201.2	170.7	230.7

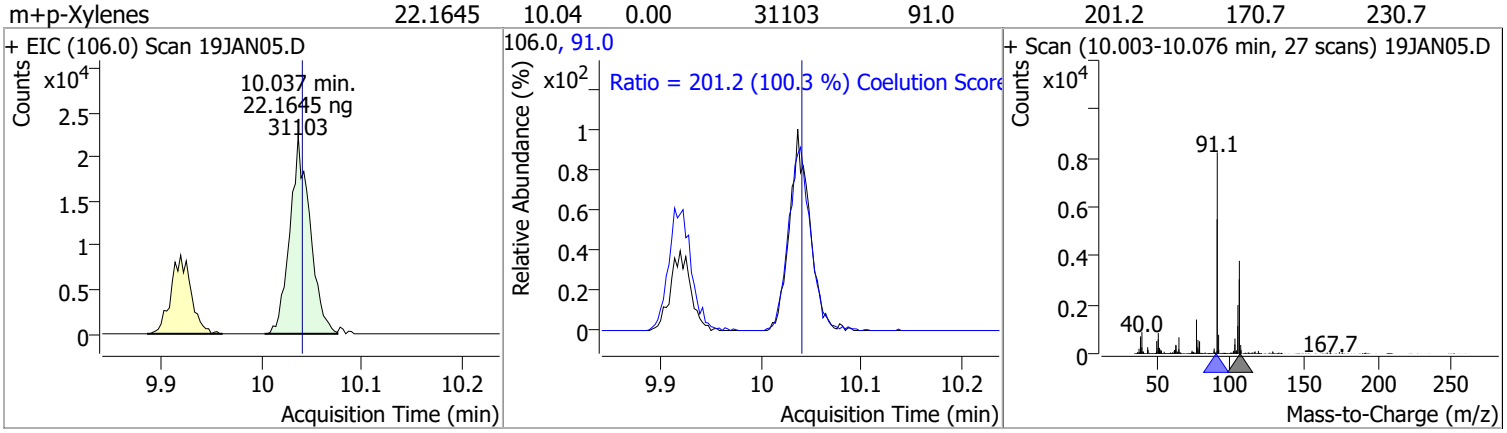

Compound	Conc.	RT	Dev(Min)	Resp.	QIon	QRatio	Lower	Upper
o-Xylene	11.3234	10.44	0.00	13717	91.0	208.6	181.4	241.4

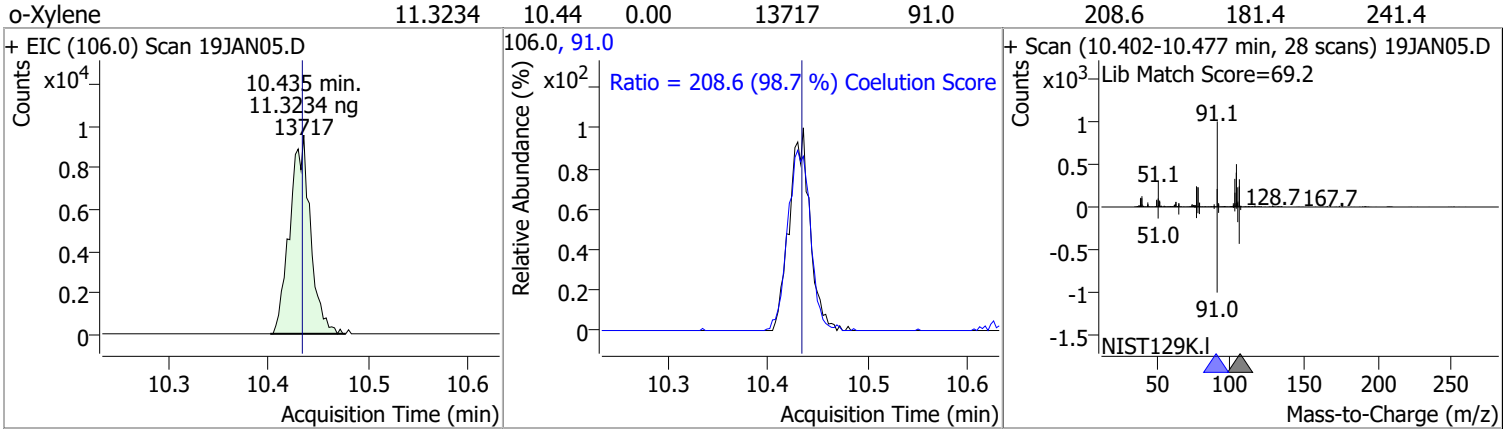

Compound	Conc.	RT	Dev(Min)	Resp.	QIon	QRatio	Lower	Upper
Styrene	10.9234	10.45	0.00	21872	78.0	50.1	20.6	80.6

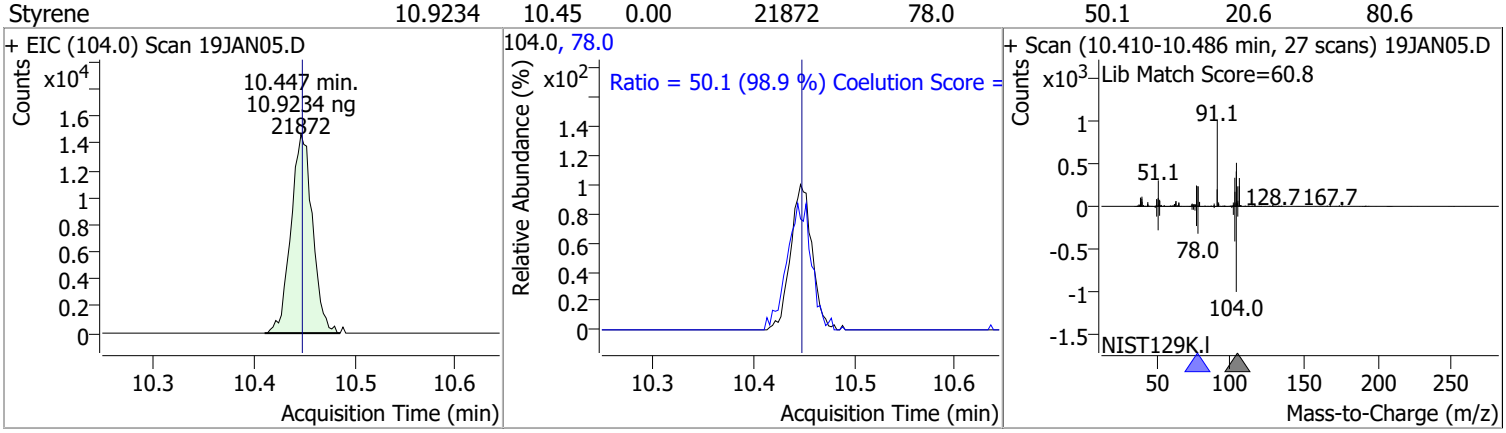

Compound	Conc.	RT	Dev(Min)	Resp.	QIon	QRatio	Lower	Upper
Bromoform	13.0389	10.63	0.01	4402	170.5	45.9	20.3	80.3
					174.5	49.8	18.1	78.1

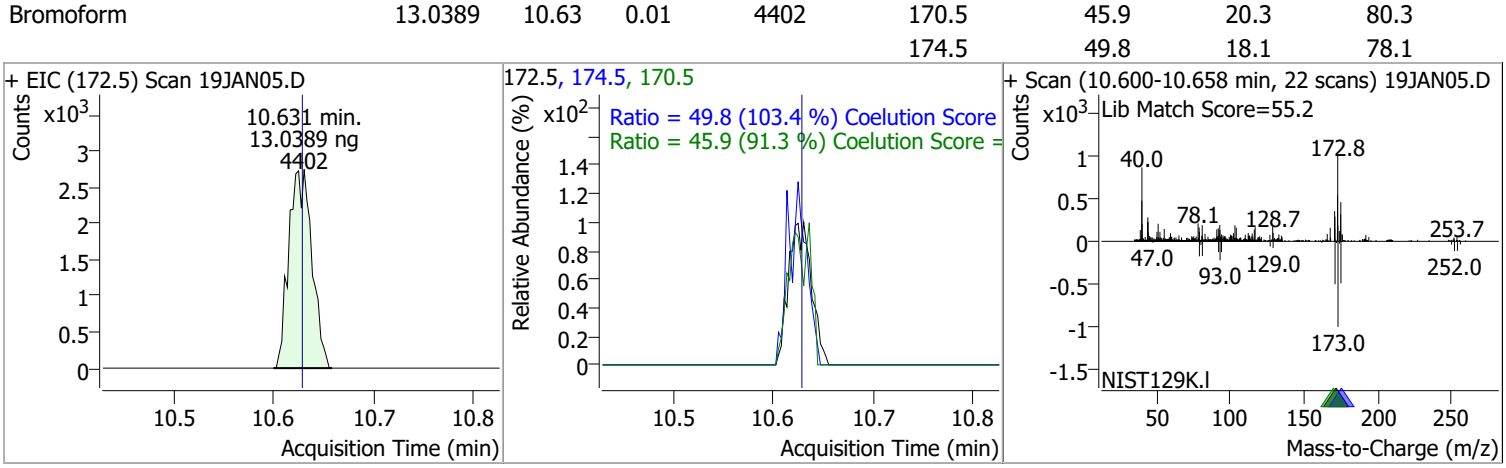

Compound	Conc.	RT	Dev(Min)	Resp.	QIon	QRatio	Lower	Upper
p-Bromofluorobenzene	11.4690	10.95	0.01	10669	174.0	97.8	65.3	125.3
					176.0	97.9	63.3	123.3

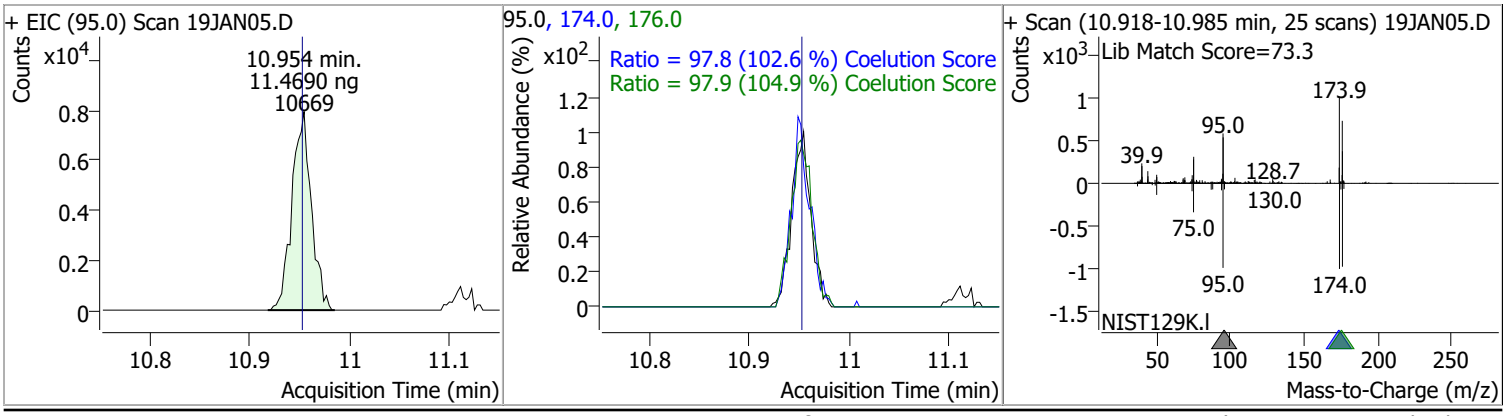

Compound	Conc.	RT	Dev(Min)	Resp.	QIon	QRatio	Lower	Upper
Bromobenzene	11.9266	11.09	0.00	9784	77.0	142.5	113.5	173.5
					158.0	94.0	66.1	126.1

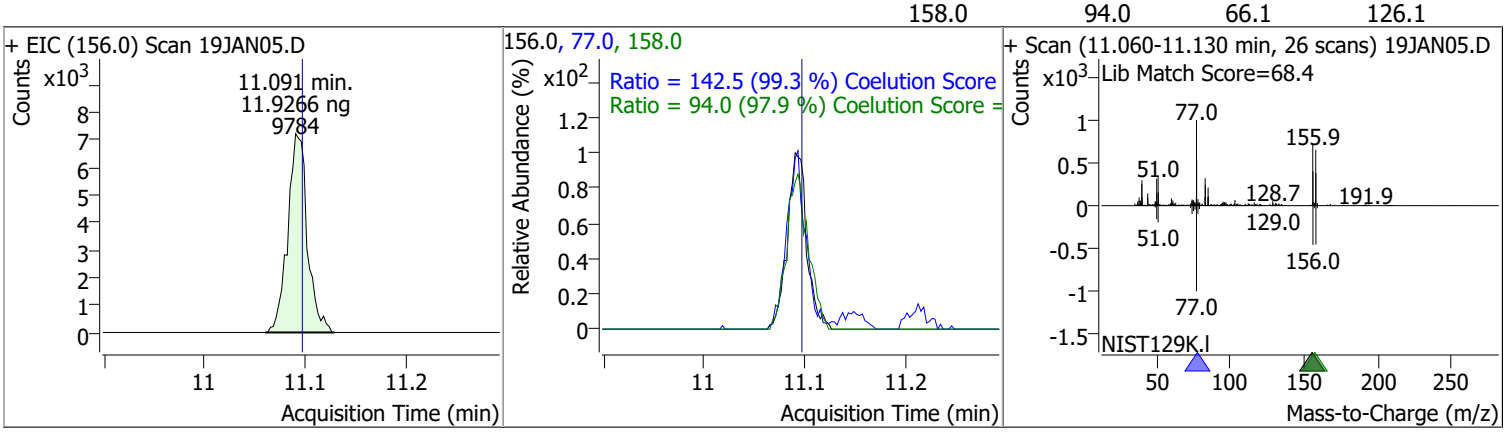

Compound	Conc.	RT	Dev(Min)	Resp.	QIon	QRatio	Lower	Upper
1,1,2,2-Tetrachloroethane	12.3034	11.11	0.00	5757	85.0	65.8	33.3	93.3

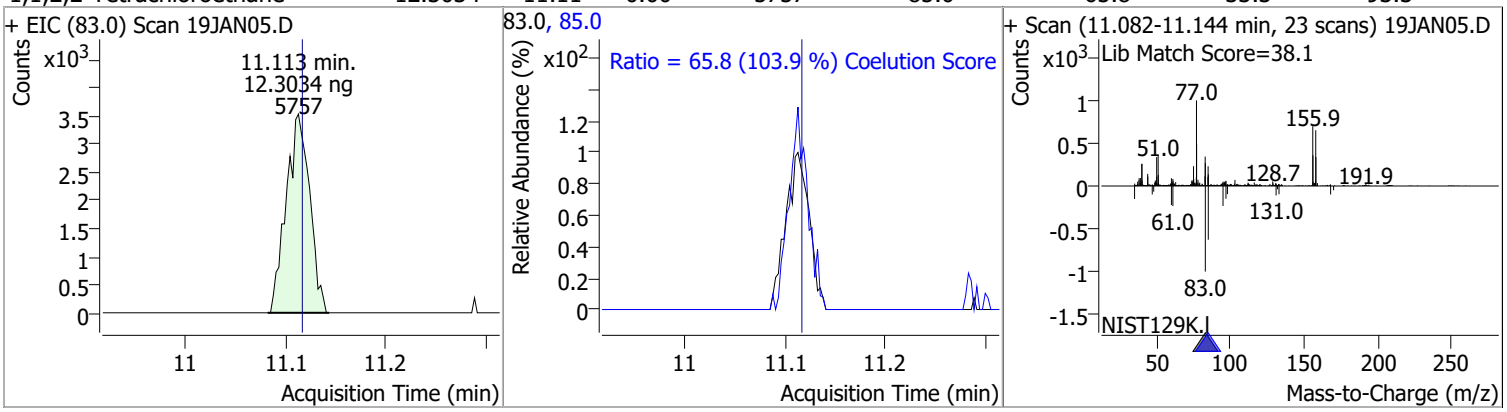

Compound	Conc.	RT	Dev(Min)	Resp.	QIon	QRatio	Lower	Upper
1,2,3-Trichloropropane	12.3825	11.15	-0.01	1522 (m)	112.0	64.8	35.8	95.8

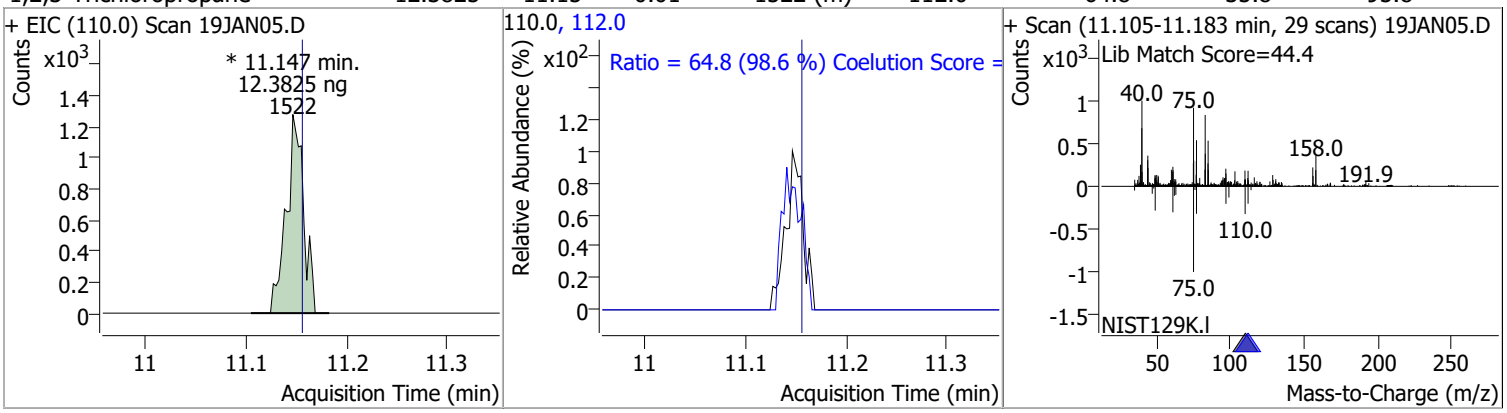

Compound	Conc.	RT	Dev(Min)	Resp.	QIon	QRatio	Lower	Upper
2-Chlorotoluene	11.1243	11.29	0.00	9032	91.0	273.0	246.2	306.2

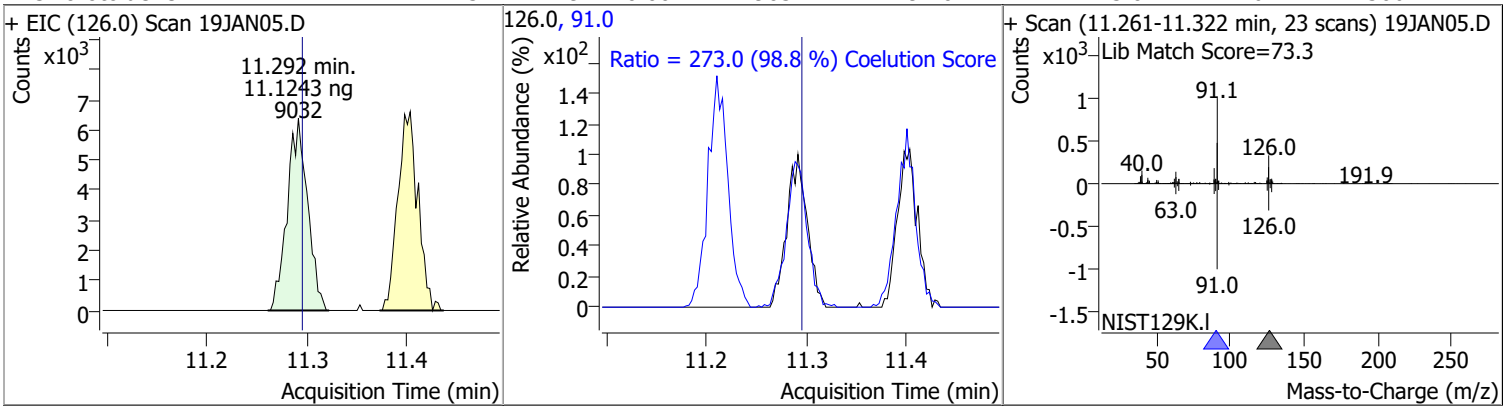

Compound	Conc.	RT	Dev(Min)	Resp.	QIon	QRatio	Lower	Upper
4-Chlorotoluene	10.2102	11.40	0.00	26850	126.0	34.3	1.3	61.3

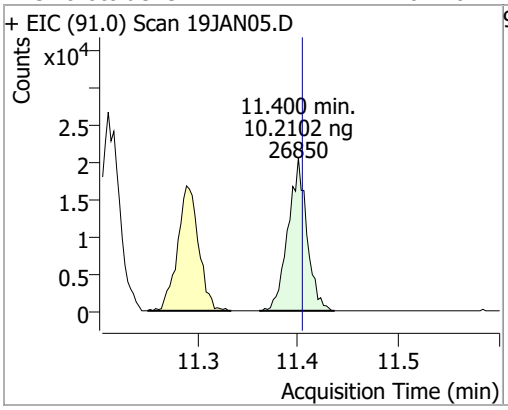

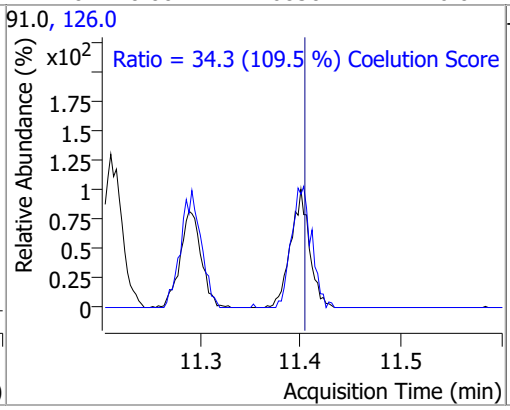

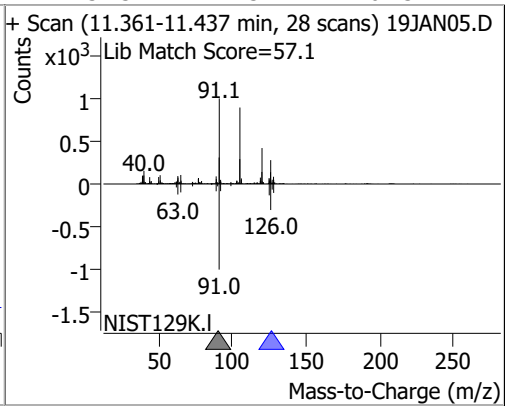

Compound	Conc.	RT	Dev(Min)	Resp.	QIon	QRatio	Lower	Upper
1,3-Dichlorobenzene	11.5123	12.03	0.00	17111	148.0	66.3	32.8	92.8
					111.0	41.1	8.7	68.7

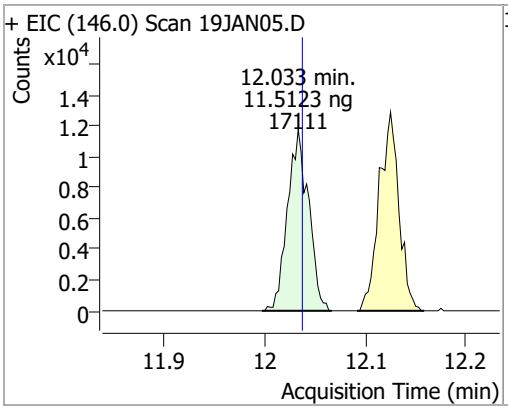

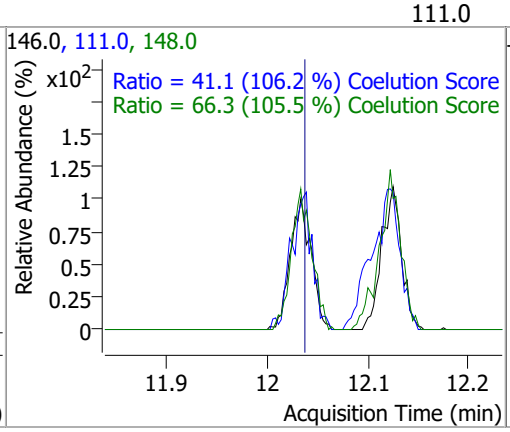

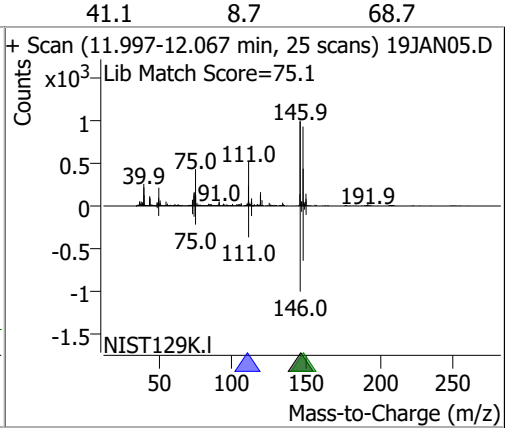

Compound	Conc.	RT	Dev(Min)	Resp.	QIon	QRatio	Lower	Upper
1,4-Dichlorobenzene	11.7008	12.13	0.00	17730	148.0	75.2	33.7	93.7
					111.0	54.7	8.7	68.7

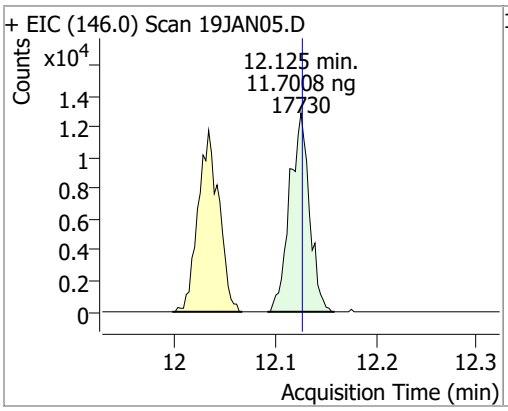

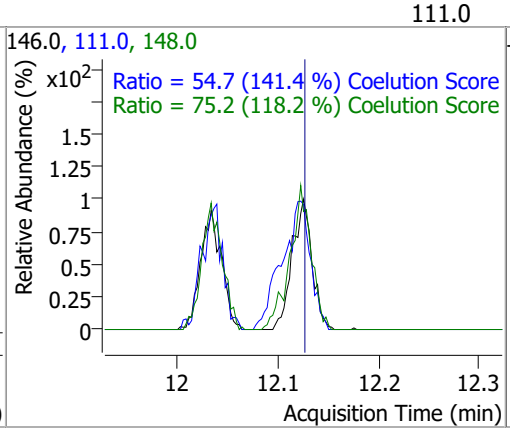

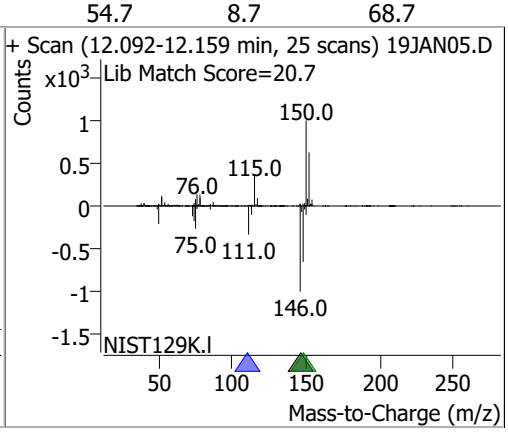

Quantitation Results Report (QT Reviewed)

Compound	Conc.	RT	Dev(Min)	Resp.	QIon	QRatio	Lower	Upper
1,2-Dichlorobenzene	11.5601	12.50	0.00	14345	148.0	61.3	31.9	91.9
					111.0	44.2	9.5	69.5

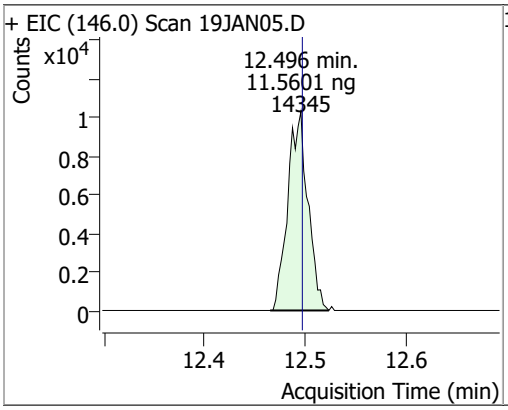

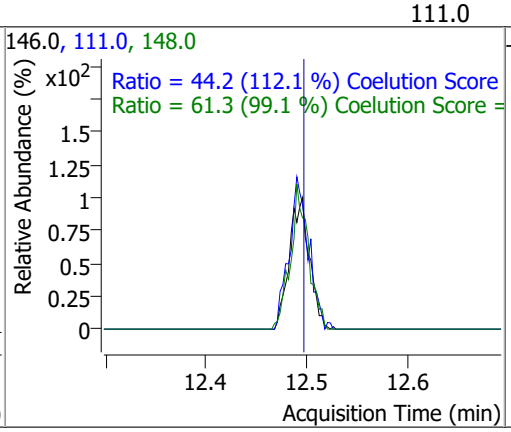

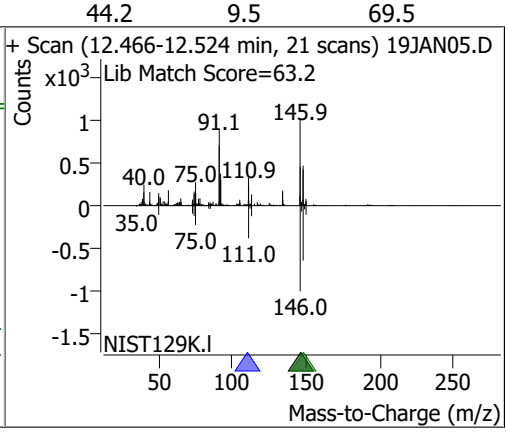

Quantitation Results Report (QT Reviewed)

Data File	19JAN06.D	Operator	MSC
Acq. Method	5975CACQF.M	Acq. Date-Time	1/19/2022 11:42:44 AM
Sample Name	ICAL011922_3	Instrument	VOA5975C
Vial	6	Multiplier	1.00
DA Method File	VOA5975C_8260B_SHT_DoD_L4_011922.m	Comment	
Tune File	BFB_Atune3.u	Tune Date	10/11/2021 4:02:00 PM
Batch Name	VG011922_8260B.batch.bin	Last Calib Update	1/20/2022 9:28:12 AM
Ref Library	\\MASSHUNTER\Org\Library\NIST129K.l		

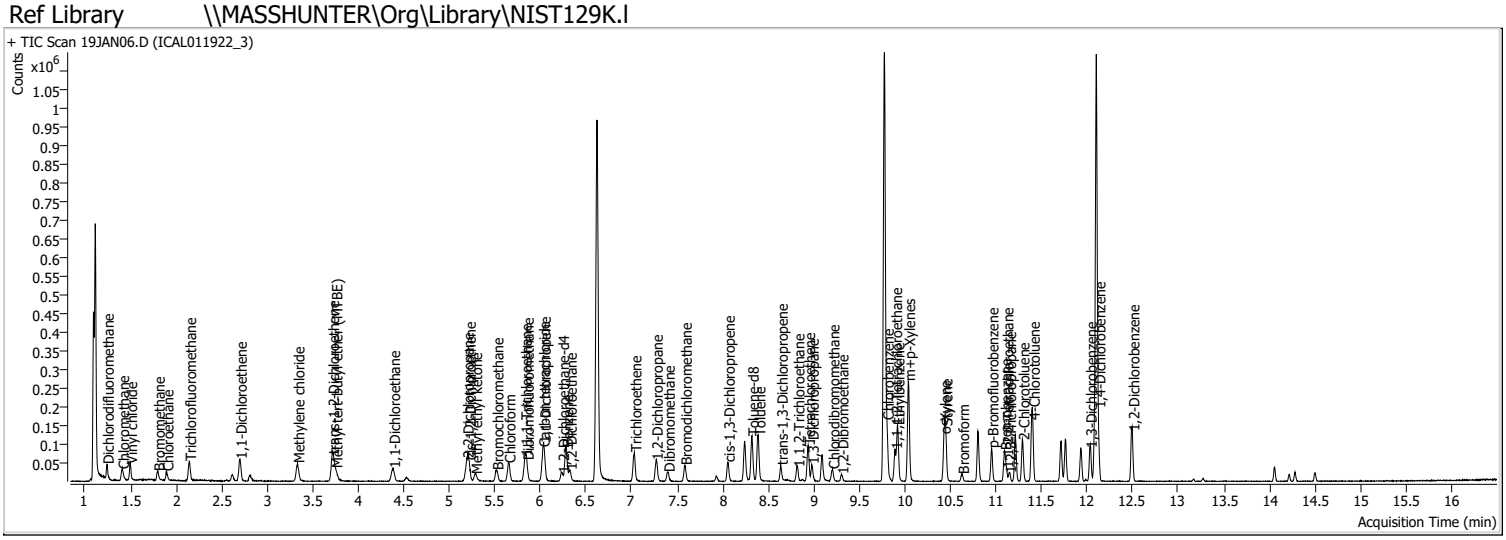

Compound	RT	QIon	Resp.	Conc.	Units		Dev(Min)
Internal Standards							
M Fluorobenzene	6.620	96.0	818509	250.0000	ng		0.000
M Chlorobenzene-d5	9.774	82.0	321094	250.0000	ng		0.000
M 1,4-Dichlorobenzene-d4	12.100	152.0	258693	250.0000	ng		0.000
System Monitoring Compounds							
S Dibromofluoromethane	5.851	113.0	19834	25.0179	ng		0.000
Spiked Amount: 250.000	Range: 80.0 - 119.0%			Recovery = 10.01%		*	
S 1,2-Dichloroethane-d4	6.238	67.0	8619	25.1675	ng		0.008
Spiked Amount: 250.000	Range: 81.0 - 118.0%			Recovery = 10.07%		*	
S Toluene-d8	8.319	98.0	72066	23.0053	ng		0.000
Spiked Amount: 250.000	Range: 89.0 - 112.0%			Recovery = 9.20%		*	
S p-Bromofluorobenzene	10.951	95.0	23160	24.2474	ng		0.003
Spiked Amount: 250.000	Range: 85.0 - 114.0%			Recovery = 9.70%		*	
Target Compounds							**QValue**
T Dichlorodifluoromethane	1.241	85.0	27745	25.2092	ng		98
T Chloromethane	1.408	50.0	33801	26.0860	ng		98
T Vinyl chloride	1.498	62.0	30072	25.4969	ng		96
T Bromomethane	1.802	96.0	12135	26.1400	ng		99
T Chloroethane	1.896	64.0	15096	27.0532	ng		98
T Trichlorofluoromethane	2.145	101.0	35936	25.4088	ng		97
T 1,1-Dichloroethene	2.700	96.0	20674	25.1221	ng		99
T Methylene chloride	3.333	49.0	32623	27.2657	ng		99
T trans-1,2-Dichloroethene	3.715	96.0	21348	25.1112	ng		97
T Methyl tert-butyl ether (MTBE)	3.751	73.0	24989	23.5175	ng		96
T 1,1-Dichloroethane	4.384	63.0	40298	25.3277	ng		98
T 2,2-Dichloropropane	5.193	77.0	30539	25.4695	ng		99
T cis-1,2-Dichloroethene	5.215	96.0	20810	24.1758	ng		95
T Methyl ethyl ketone	5.282	43.0	28861	232.0088	ng		100
T Bromochloromethane	5.519	128.0	8977	25.2940	ng		100
T Chloroform	5.647	83.0	38158	24.0194	ng		100

Compound	RT	QIon	Resp.	Conc.	Units	Dev(Min)
T 1,1,1-Trichloroethane	5.828	97.0	36046	24.5919	ng	99
T Carbon tetrachloride	6.026	117.0	34965	24.5955	ng	99
T 1,1-Dichloropropene	6.035	75.0	27641	23.2550	ng	96
T Benzene	6.283	78.0	76658	23.4442	ng	97
T 1,2-Dichloroethane	6.322	62.0	21778	24.1139	ng	99
T Trichloroethene	7.030	95.0	23390	24.3322	ng	93
T 1,2-Dichloropropane	7.267	63.0	20331	24.0555	ng	97
T Dibromomethane	7.398	93.0	9095	25.5304	ng	100
T Bromodichloromethane	7.585	83.0	24925	24.8816	ng	100
T cis-1,3-Dichloropropene	8.057	75.0	24965	22.7111	ng	92
T Toluene	8.391	92.0	48441	23.1991	ng	99
T trans-1,3-Dichloropropene	8.637	75.0	18613	23.2136	ng	95
T 1,1,2-Trichloroethane	8.821	83.0	9780	23.9876	ng	92
T Tetrachloroethene	8.938	163.8	21156	24.9859	ng	96
T 1,3-Dichloropropane	8.977	76.0	20205	24.4891	ng	93
T Chlorodibromomethane	9.205	129.0	15826	24.1020	ng	100
T 1,2-Dibromoethane	9.303	107.0	11412	25.3431	ng	99
T Chlorobenzene	9.802	112.0	55632	24.3040	ng	98
T 1,1,1,2-Tetrachloroethane	9.891	131.0	19516	24.2998	ng	100
T Ethylbenzene	9.917	91.0	91590	24.0921	ng	99
T m+p-Xylenes	10.036	106.0	71705	47.5617	ng	98
T o-Xylene	10.427	106.0	30498	23.3834	ng	99
T Styrene	10.446	104.0	50294	23.2215	ng	98
T Bromoform	10.628	172.5	8920	25.7324	ng	96
T Bromobenzene	11.093	156.0	20364	24.1762	ng	99
T 1,1,2,2-Tetrachloroethane	11.116	83.0	12137	25.2618	ng	99
T 1,2,3-Trichloropropane	11.144	110.0	3237	25.6435	ng	98
T 2-Chlorotoluene	11.291	126.0	20511	24.6038	ng	95
T 4-Chlorotoluene	11.403	91.0	64162	23.7626	ng	97
T 1,3-Dichlorobenzene	12.028	146.0	37763	24.7445	ng	98
T 1,4-Dichlorobenzene	12.122	146.0	38799	24.9375	ng	90
T 1,2-Dichlorobenzene	12.496	146.0	31975	25.0956	ng	98

(#) = Qualifier Out of Range; (m) = Manual Integration; (+) = Area Summed; (*) = Surrogate Percent Recovery Out of Range; (d): Zeroed Peak

Compound	Conc.	RT	Dev(Min)	Resp.	QIon	QRatio	Lower	Upper
Dichlorodifluoromethane	25.2092	1.24	0.00	27745	87.0	30.6	1.8	61.8

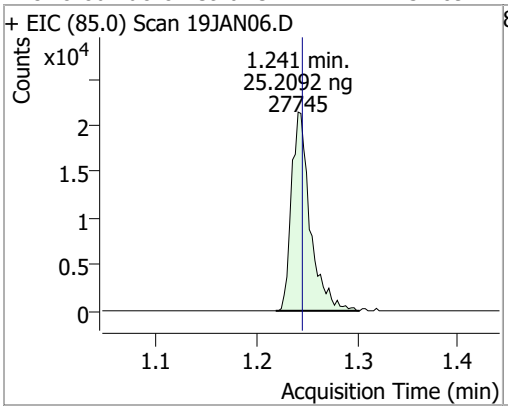

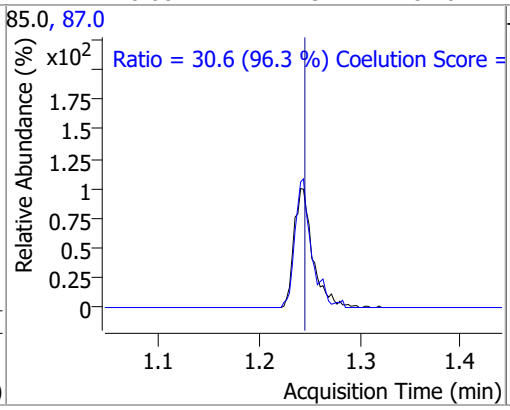

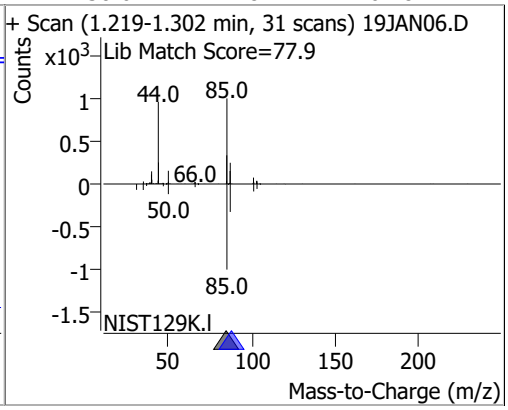

Compound	Conc.	RT	Dev(Min)	Resp.	QIon	QRatio	Lower	Upper
Chloromethane	26.0860	1.41	0.00	33801	52.0	31.3	2.4	62.4

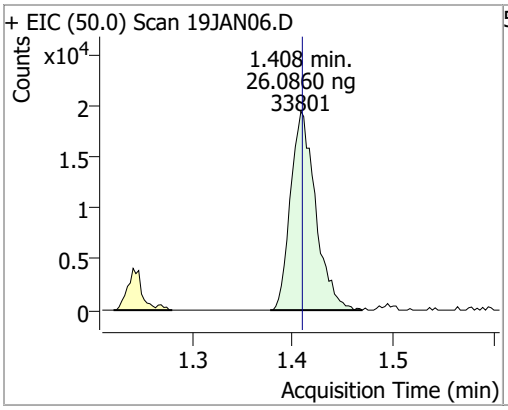

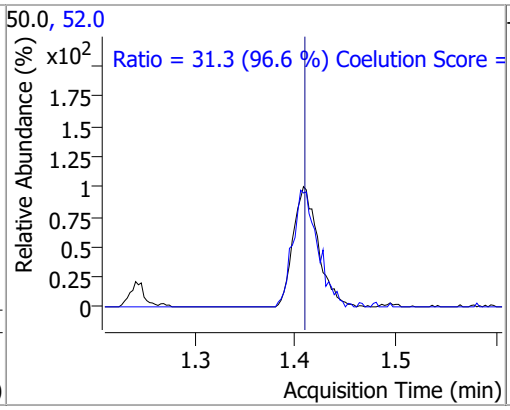

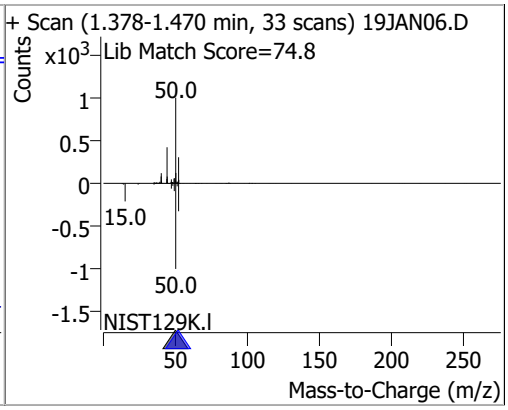

Compound	Conc.	RT	Dev(Min)	Resp.	QIon	QRatio	Lower	Upper
Vinyl chloride	25.4969	1.50	0.00	30072	64.0	33.3	1.3	61.3

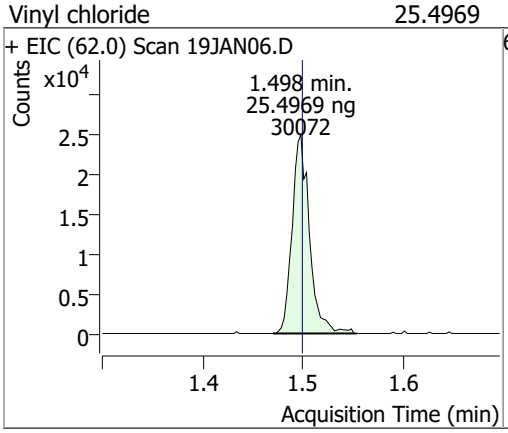

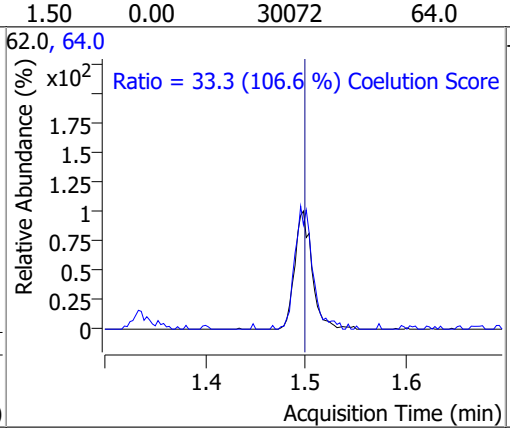

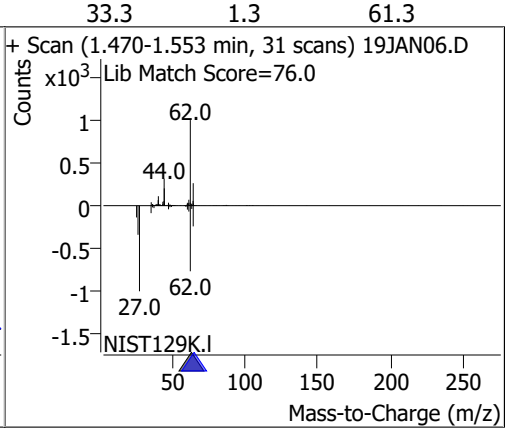

Compound	Conc.	RT	Dev(Min)	Resp.	QIon	QRatio	Lower	Upper
Bromomethane	26.1400	1.80	0.00	12135	94.0	110.7	80.1	140.1

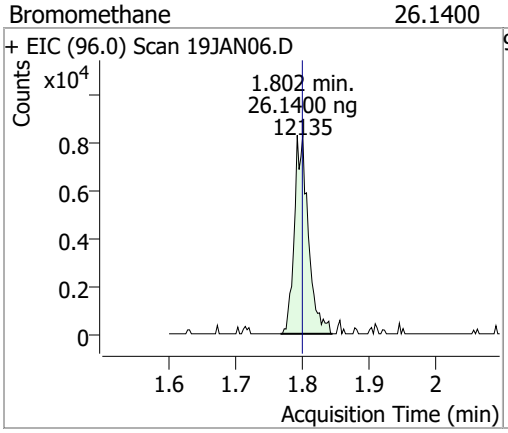

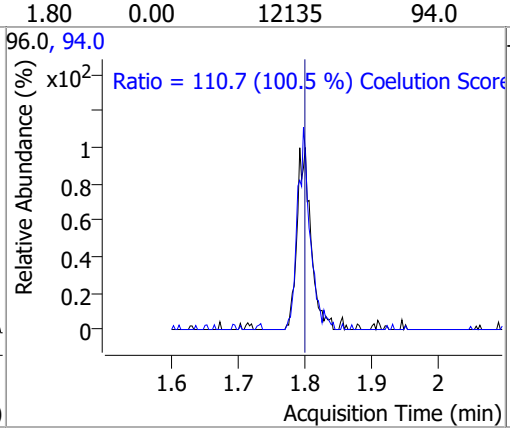

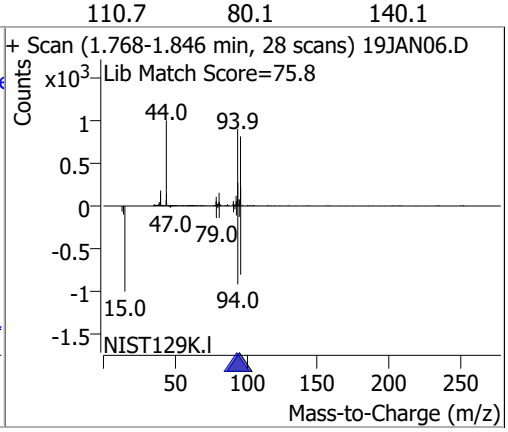

Compound	Conc.	RT	Dev(Min)	Resp.	QIon	QRatio	Lower	Upper
Chloroethane	27.0532	1.90	0.00	15096	66.0	30.9	0.0	60.0

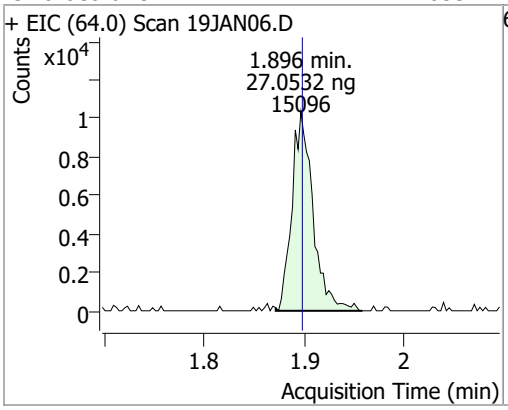

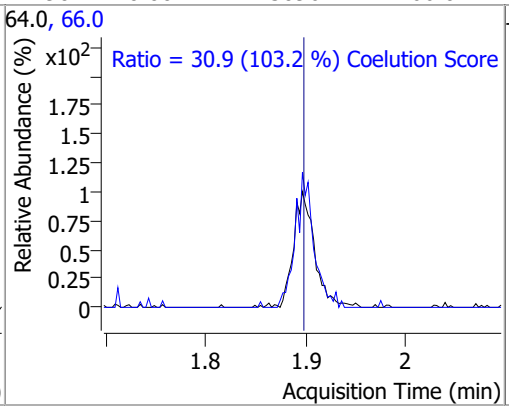

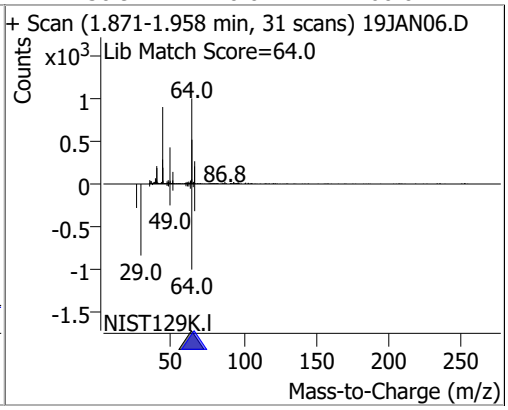

Compound	Conc.	RT	Dev(Min)	Resp.	QIon	QRatio	Lower	Upper
Trichlorofluoromethane	25.4088	2.14	0.00	35936	103.0	62.8	35.0	95.0

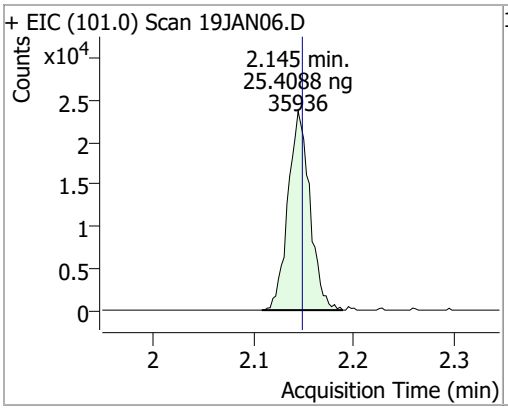

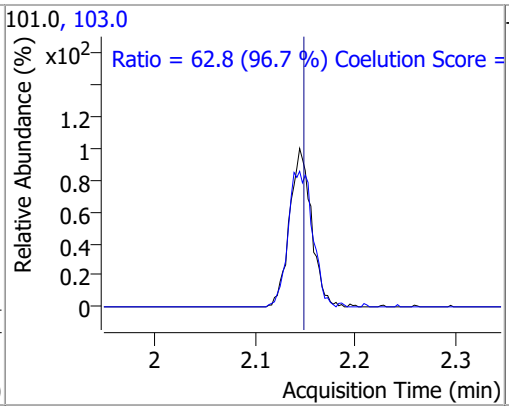

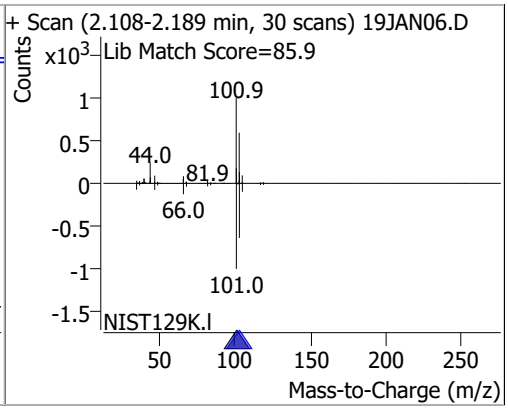

Compound	Conc.	RT	Dev(Min)	Resp.	QIon	QRatio	Lower	Upper
1,1-Dichloroethene	25.1221	2.70	0.00	20674	61.0	179.1	149.9	209.9
					63.0	55.0	27.0	87.0

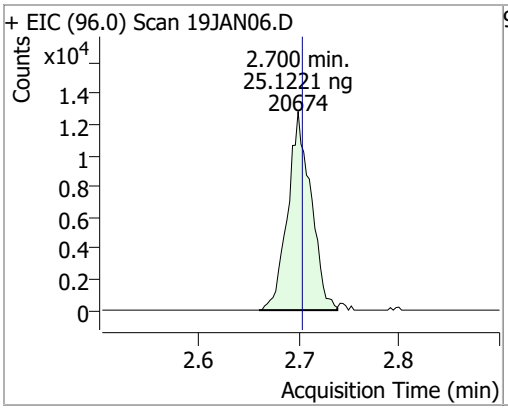

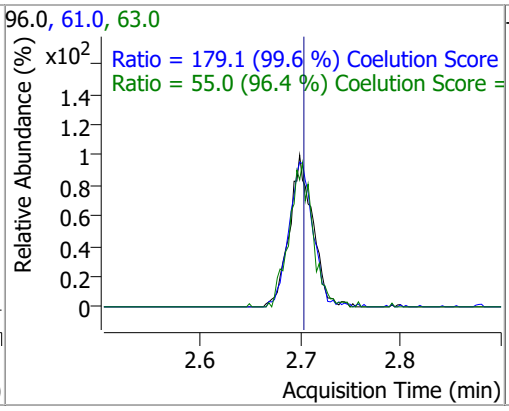

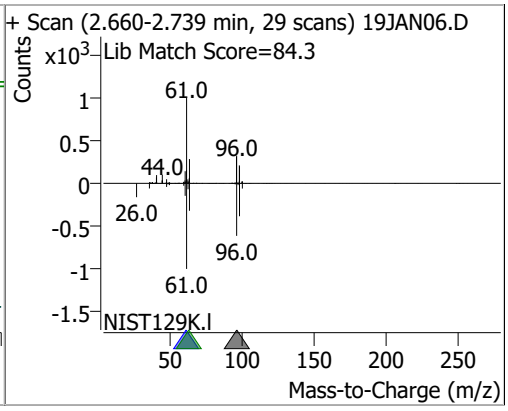

Compound	Conc.	RT	Dev(Min)	Resp.	QIon	QRatio	Lower	Upper
Methylene chloride	27.2657	3.33	0.00	32623	84.0	67.4	36.1	96.1
					86.0	42.1	11.8	71.8

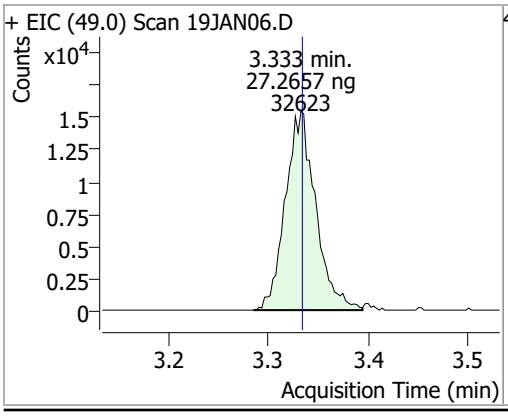

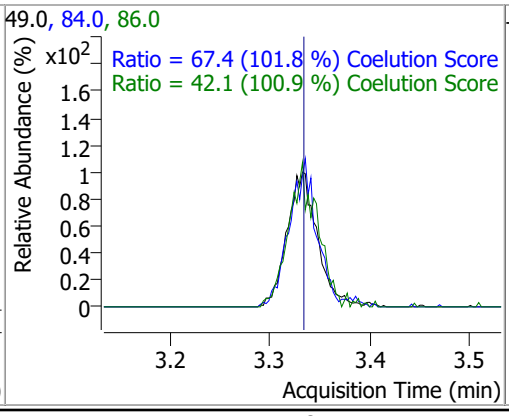

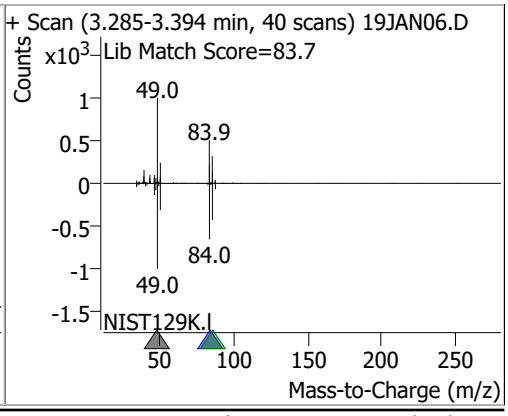

Compound	Conc.	RT	Dev(Min)	Resp.	QIon	QRatio	Lower	Upper
trans-1,2-Dichloroethene	25.1112	3.71	-0.01	21348	61.0	150.6	124.8	184.8
					98.0	64.2	32.1	92.1

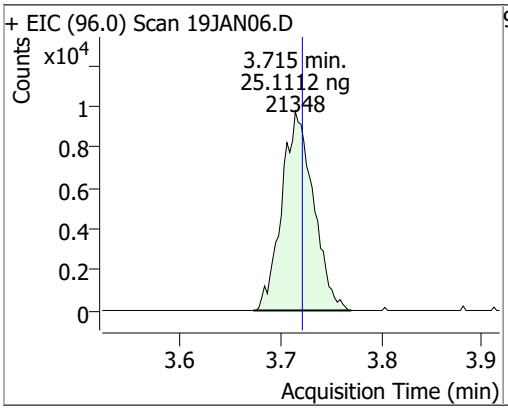

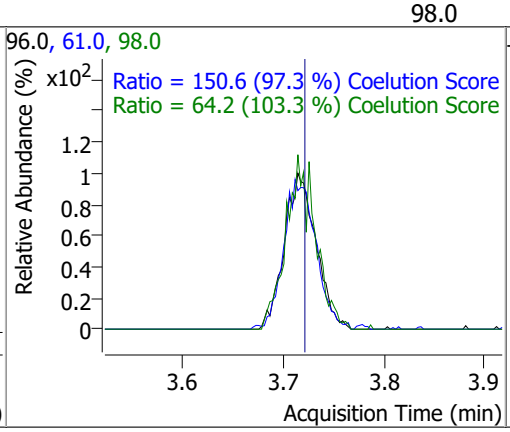

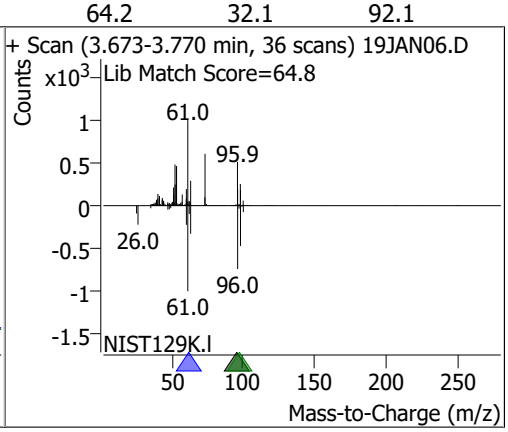

Compound	Conc.	RT	Dev(Min)	Resp.	QIon	QRatio	Lower	Upper
Methyl tert-butyl ether (MTBE)	23.5175	3.75	0.00	24989	57.0	26.6	0.0	54.6

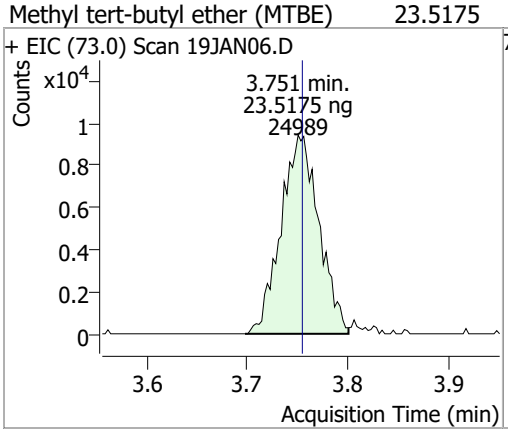

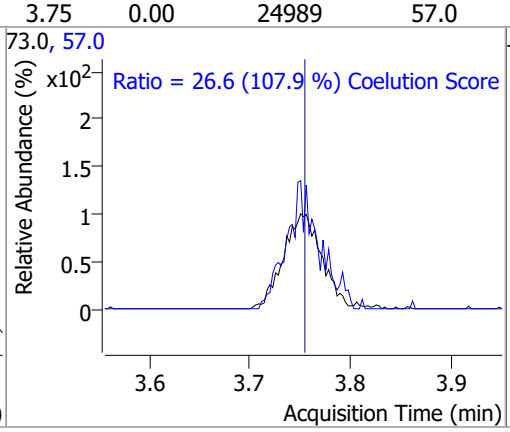

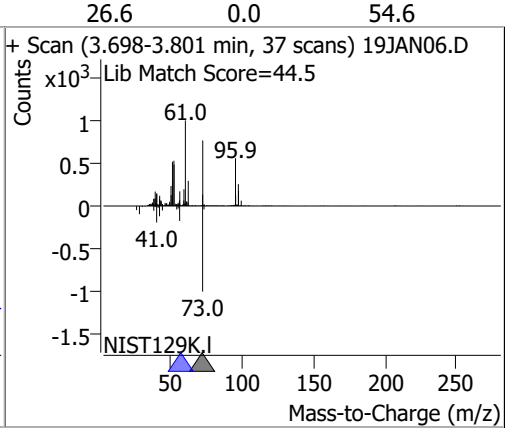

Compound	Conc.	RT	Dev(Min)	Resp.	QIon	QRatio	Lower	Upper
1,1-Dichloroethane	25.3277	4.38	0.01	40298	65.0	32.1	1.0	61.0
					83.0	13.4	0.0	42.7

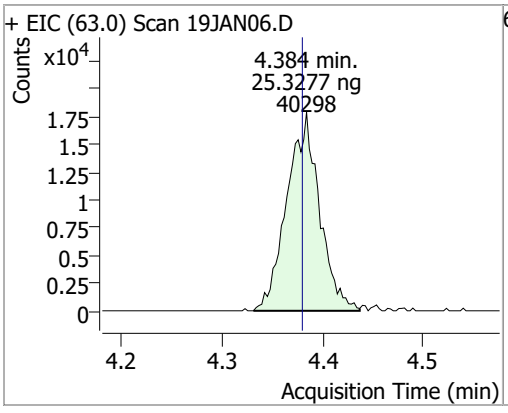

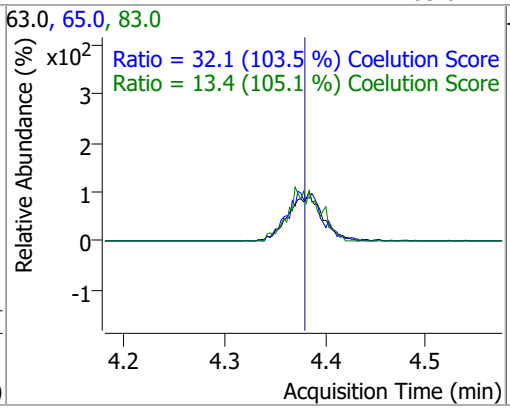

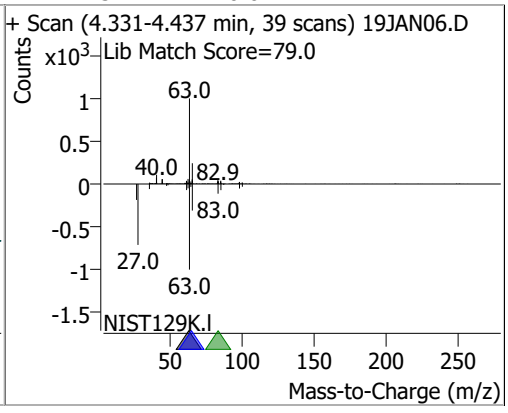

Compound	Conc.	RT	Dev(Min)	Resp.	QIon	QRatio	Lower	Upper
2,2-Dichloropropane	25.4695	5.19	0.00	30539	41.0	67.6	38.8	98.8
					97.0	23.9	0.0	53.9

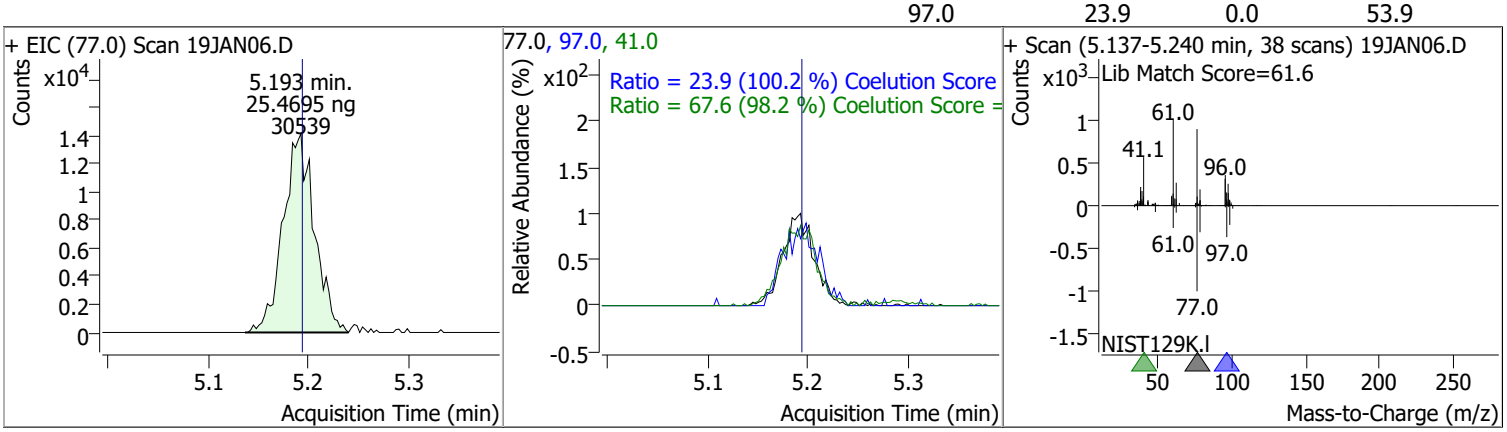

Compound	Conc.	RT	Dev(Min)	Resp.	QIon	QRatio	Lower	Upper
cis-1,2-Dichloroethene	24.1758	5.21	0.00	20810	61.0	170.2	130.4	190.4
					98.0	66.0	36.2	96.2

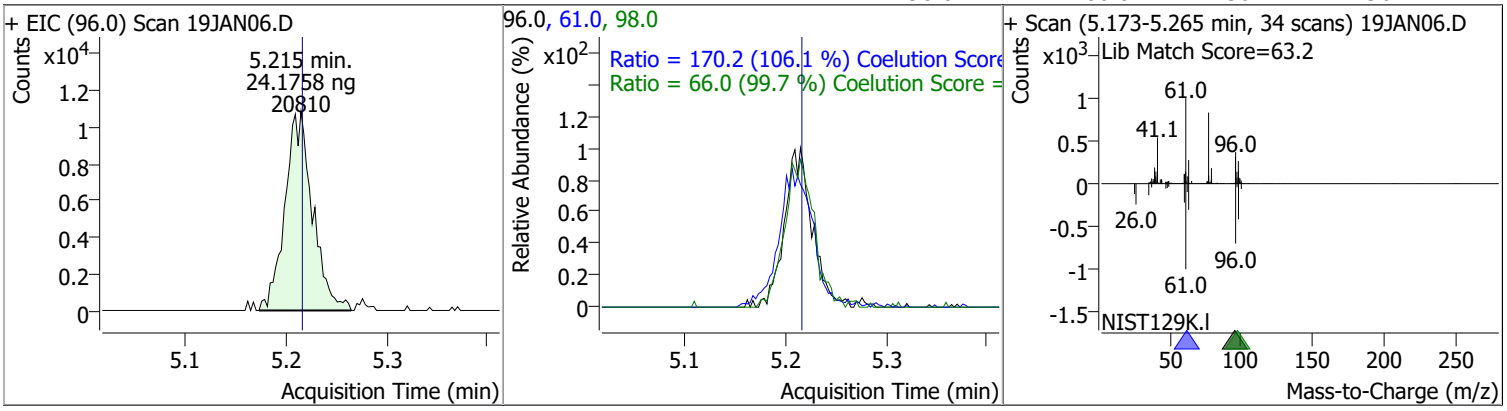

Compound	Conc.	RT	Dev(Min)	Resp.	QIon	QRatio	Lower	Upper
Methyl ethyl ketone	232.0088	5.28	0.00	28861	72.0	20.6	0.0	50.6

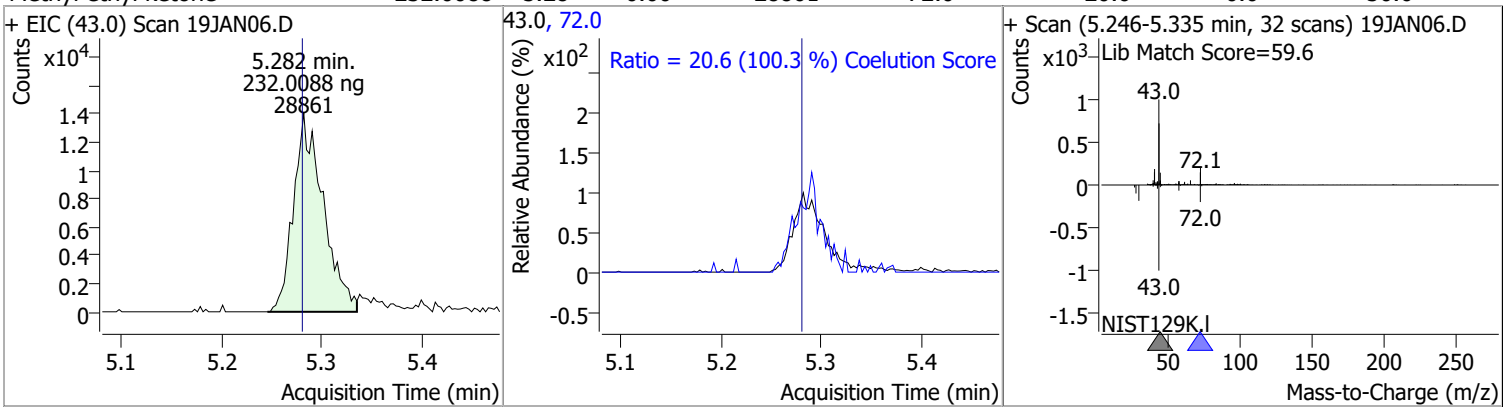

Compound	Conc.	RT	Dev(Min)	Resp.	QIon	QRatio	Lower	Upper
Bromochloromethane	25.2940	5.52	0.00	8977	49.0	182.6	152.2	212.2

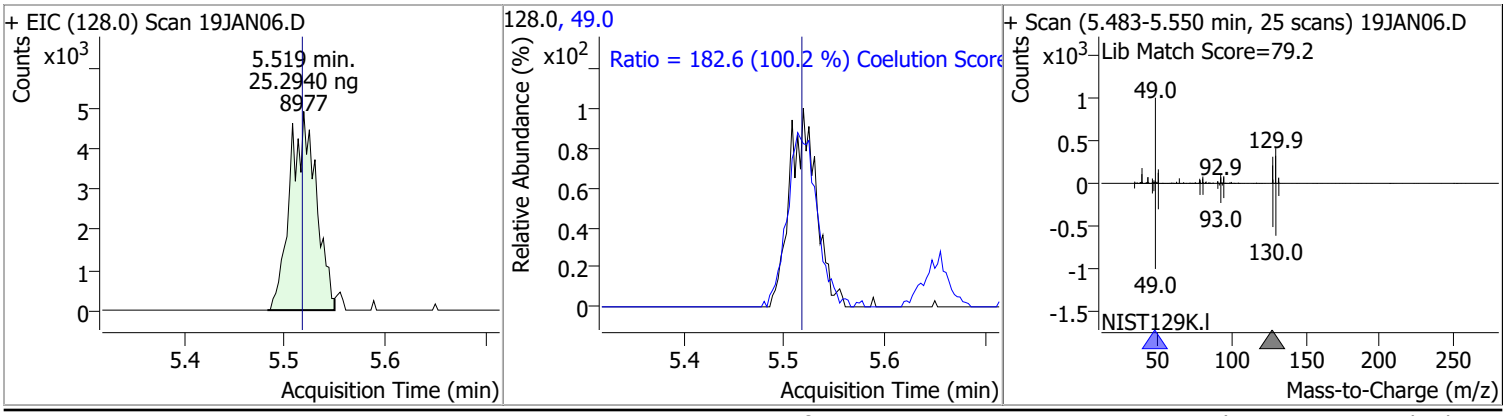

Compound	Conc.	RT	Dev(Min)	Resp.	QIon	QRatio	Lower	Upper
Chloroform	24.0194	5.65	-0.01	38158	85.0	66.2	36.2	96.2

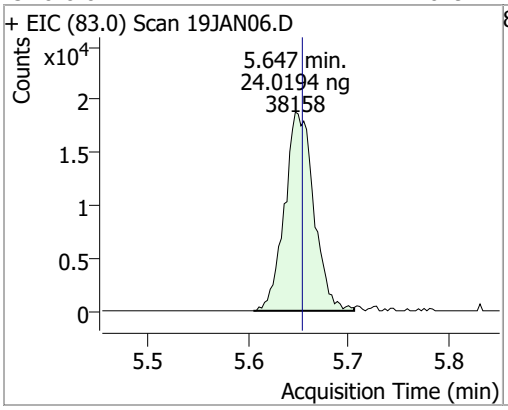

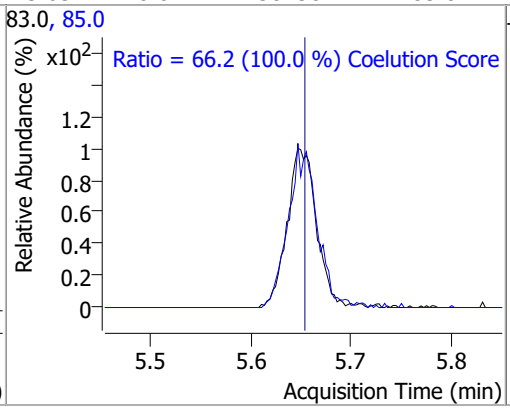

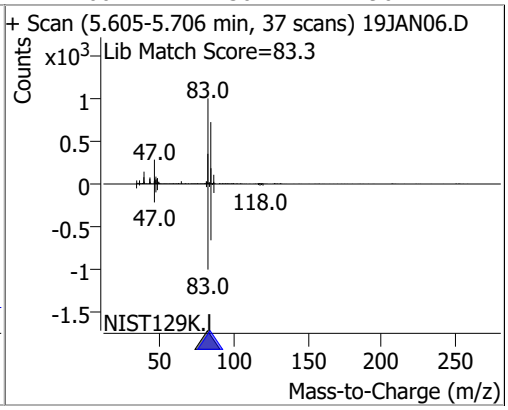

Compound	Conc.	RT	Dev(Min)	Resp.	QIon	QRatio	Lower	Upper
1,1,1-Trichloroethane	24.5919	5.83	0.00	36046	99.0	64.0	33.1	93.1
					61.0	49.6	19.1	79.1

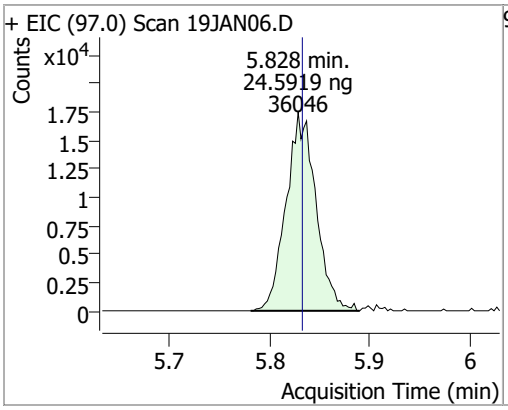

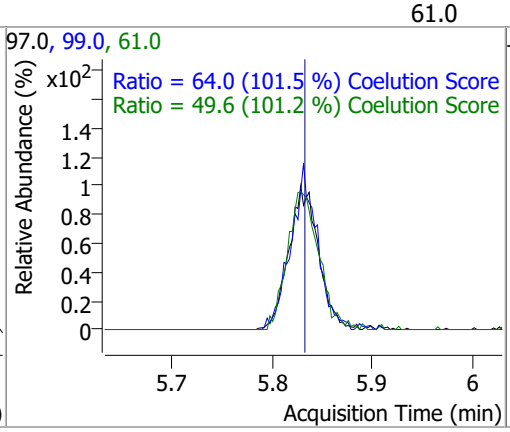

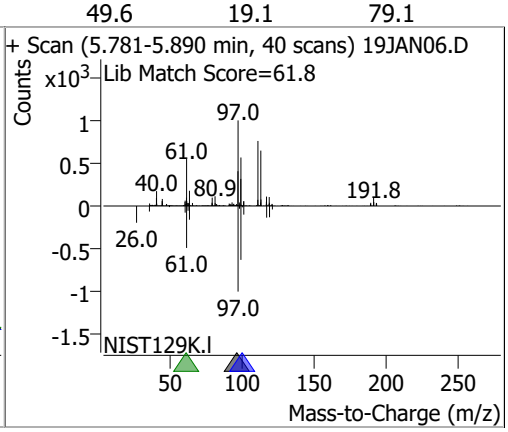

Compound	Conc.	RT	Dev(Min)	Resp.	QIon	QRatio	Lower	Upper
Dibromofluoromethane	25.0179	5.85	0.00	19834	191.5	21.2	0.0	53.2

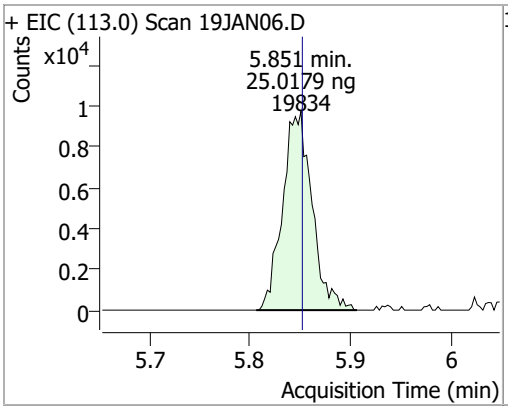

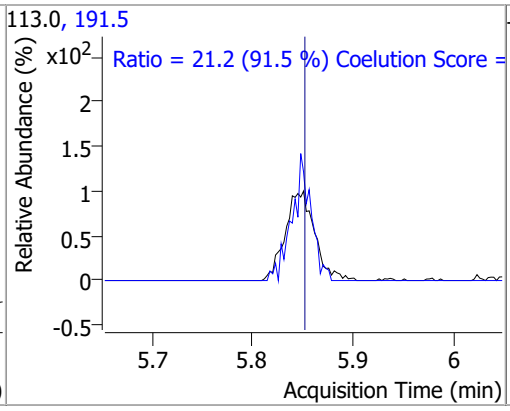

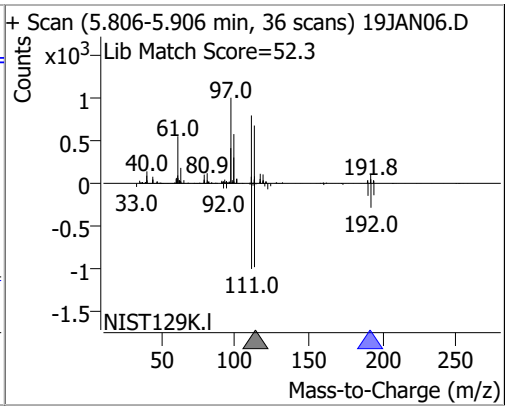

Compound	Conc.	RT	Dev(Min)	Resp.	QIon	QRatio	Lower	Upper
Carbon tetrachloride	24.5955	6.03	0.00	34965	119.0	96.7	67.6	127.6
					121.0	31.5	0.7	60.7

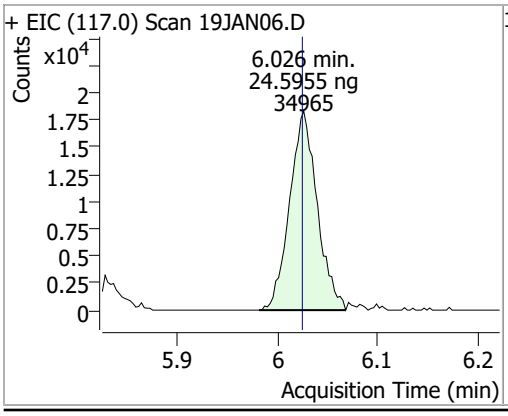

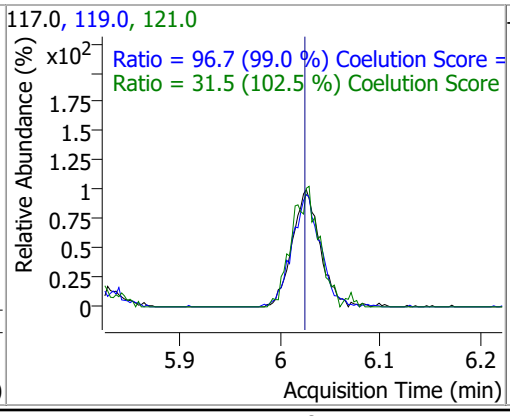

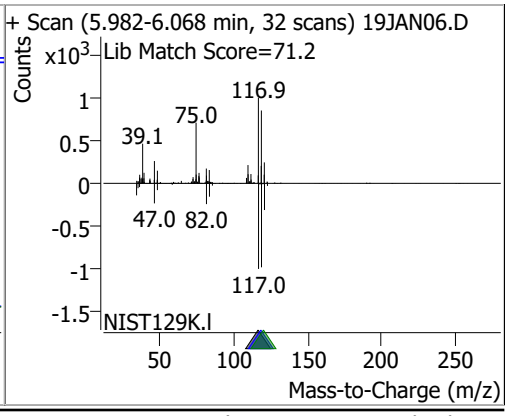

Compound	Conc.	RT	Dev(Min)	Resp.	QIon	QRatio	Lower	Upper
1,1-Dichloropropene	23.2550	6.03	-0.01	27641	110.0	38.2	5.6	65.6
					77.0	32.5	1.0	61.0

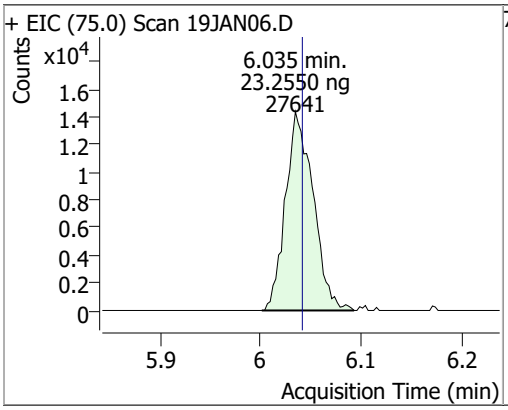

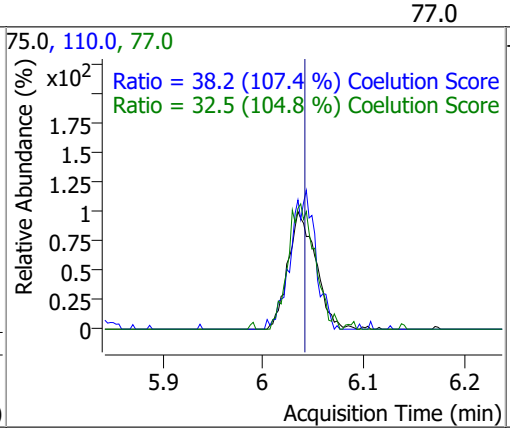

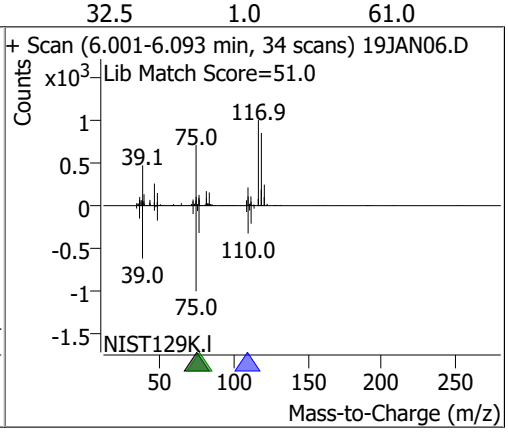

Compound	Conc.	RT	Dev(Min)	Resp.	QIon	QRatio	Lower	Upper
1,2-Dichloroethane-d4	25.1675	6.24	0.01	8619	65.0	204.4	162.8	222.8

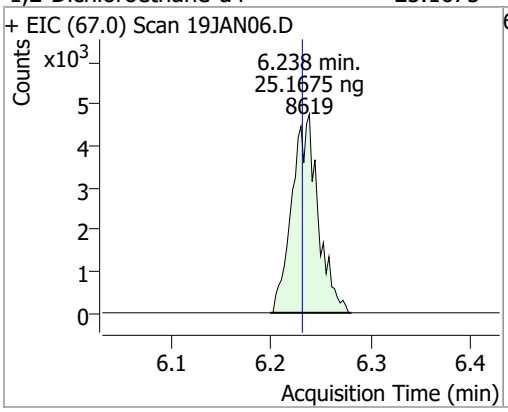

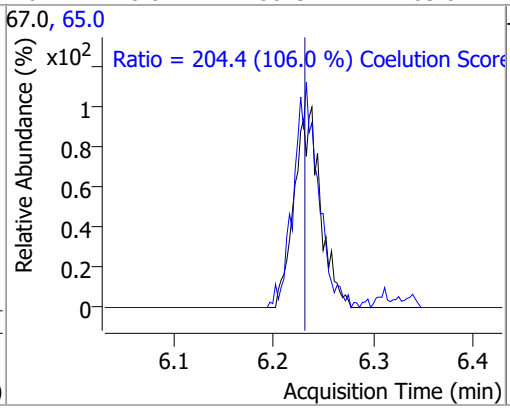

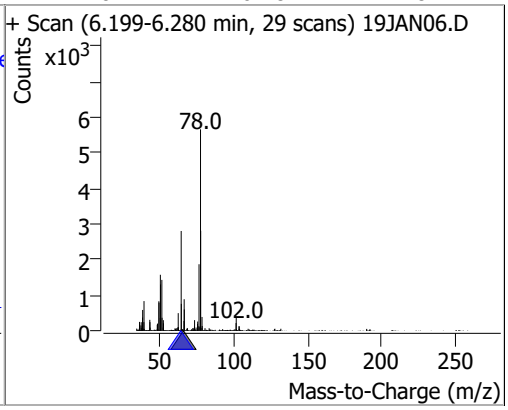

Compound	Conc.	RT	Dev(Min)	Resp.	QIon	QRatio	Lower	Upper
Benzene	23.4442	6.28	0.00	76658	77.0	24.8	0.0	53.3

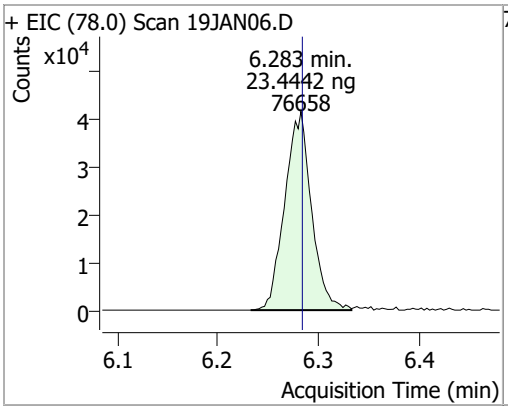

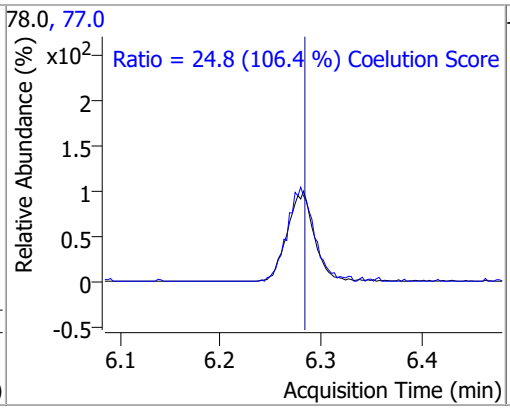

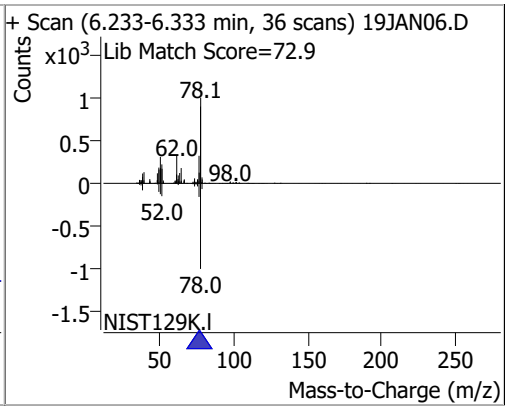

Compound	Conc.	RT	Dev(Min)	Resp.	QIon	QRatio	Lower	Upper
1,2-Dichloroethane	24.1139	6.32	0.00	21778	64.0	31.7	2.2	62.2
					98.0	8.5	0.0	38.2

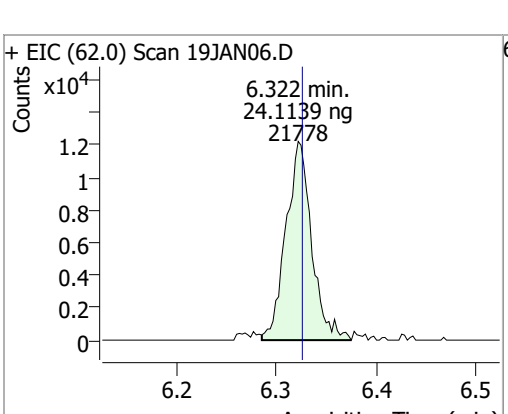

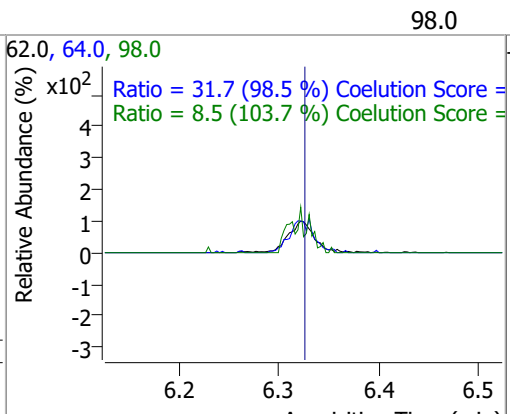

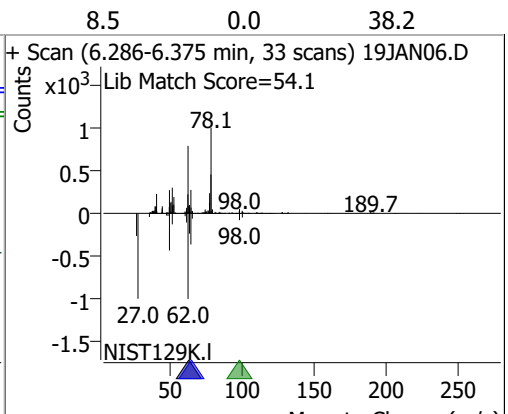

Compound	Conc.	RT	Dev(Min)	Resp.	QIon	QRatio	Lower	Upper
Trichloroethene	24.3322	7.03	0.01	23390	130.0	95.9	75.6	135.6
					97.0	67.9	35.7	95.7

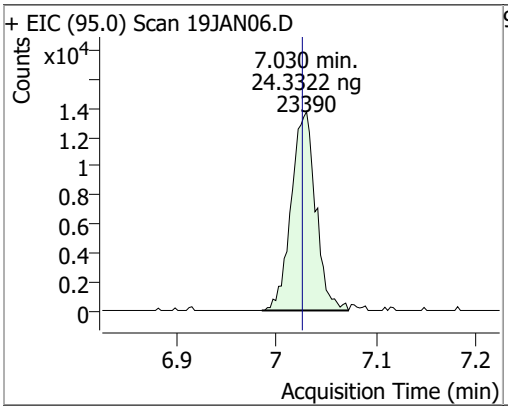

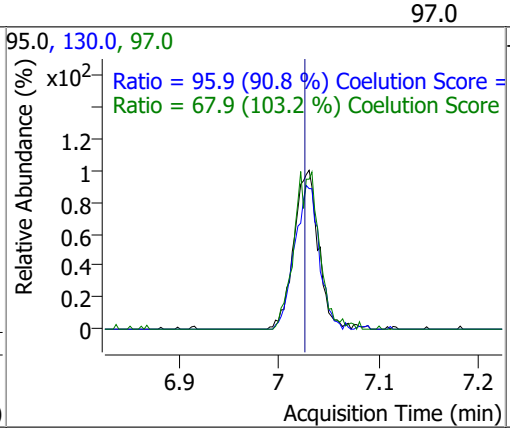

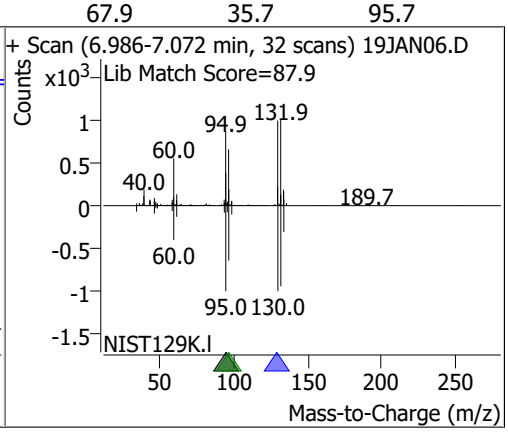

Compound	Conc.	RT	Dev(Min)	Resp.	QIon	QRatio	Lower	Upper
1,2-Dichloropropane	24.0555	7.27	0.00	20331	76.0	41.9	9.8	69.8

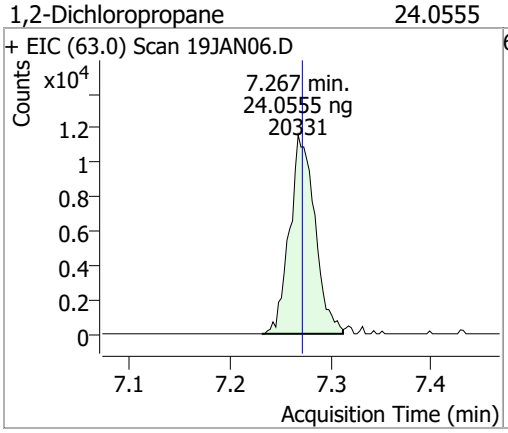

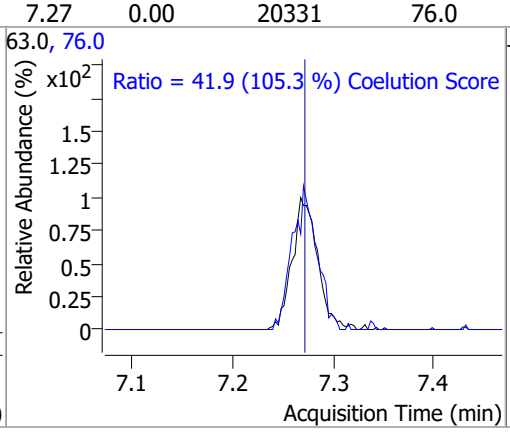

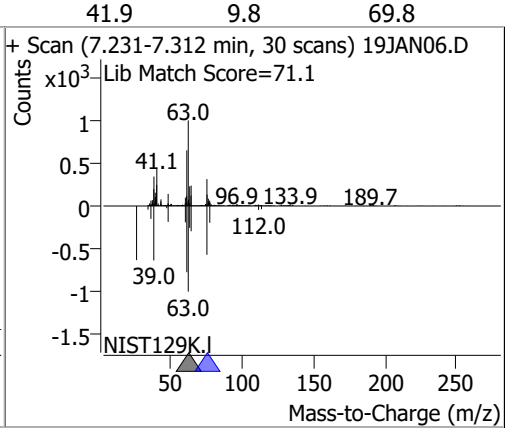

Compound	Conc.	RT	Dev(Min)	Resp.	QIon	QRatio	Lower	Upper
Dibromomethane	25.5304	7.40	0.00	9095	173.5	108.3	78.2	138.2
					95.0	84.5	54.5	114.5

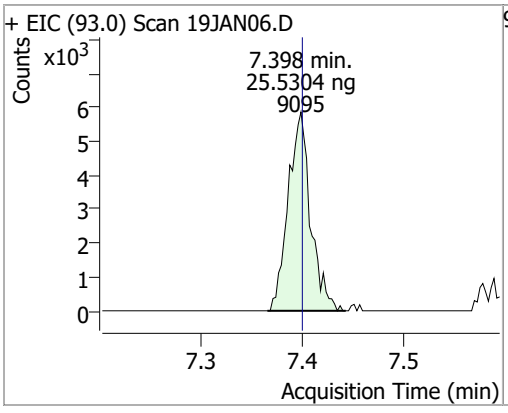

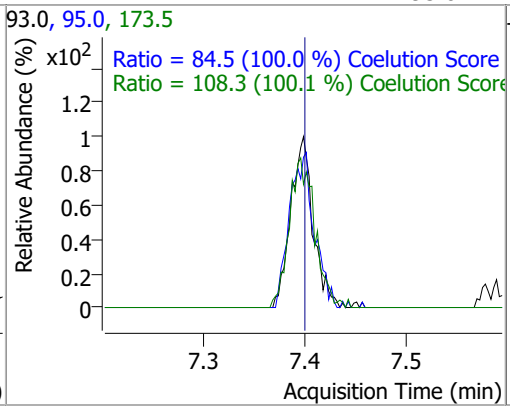

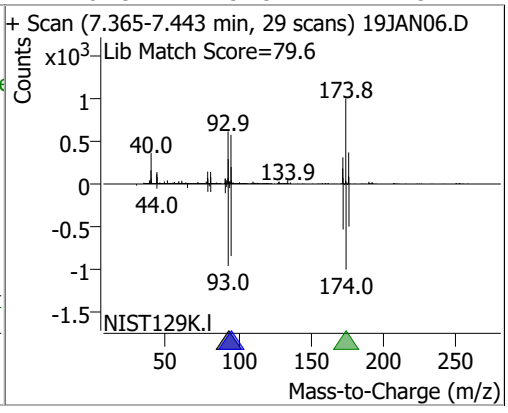

Compound	Conc.	RT	Dev(Min)	Resp.	QIon	QRatio	Lower	Upper
Bromodichloromethane	24.8816	7.59	0.01	24925	85.0	66.1	36.3	96.3
					127.0	9.4	0.0	39.5

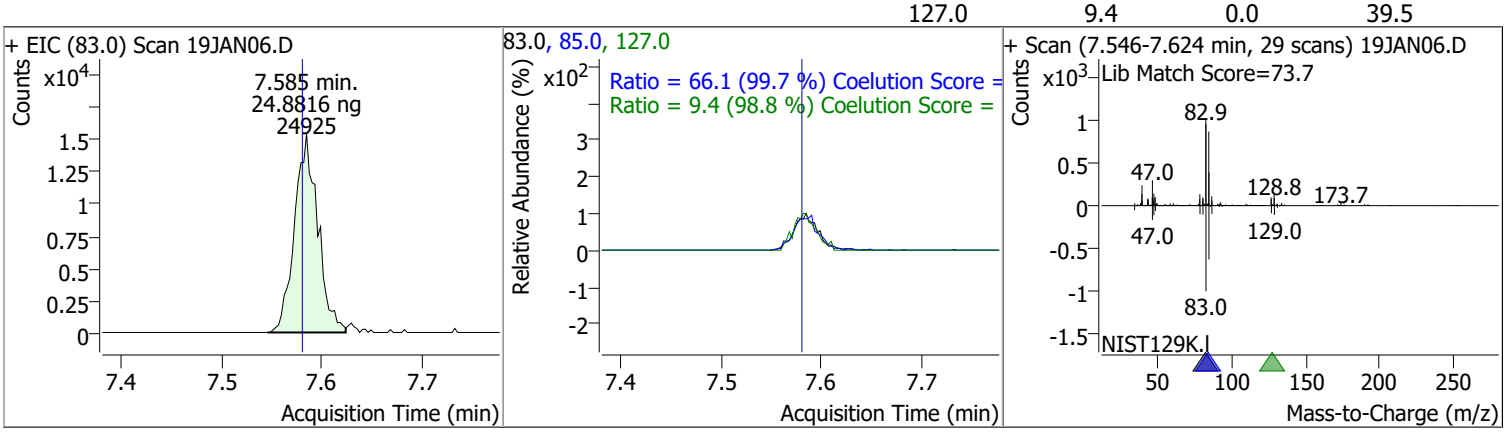

Compound	Conc.	RT	Dev(Min)	Resp.	QIon	QRatio	Lower	Upper
cis-1,3-Dichloropropene	22.7111	8.06	0.00	24965	39.0	60.7	22.5	82.5
					77.0	32.9	1.8	61.8

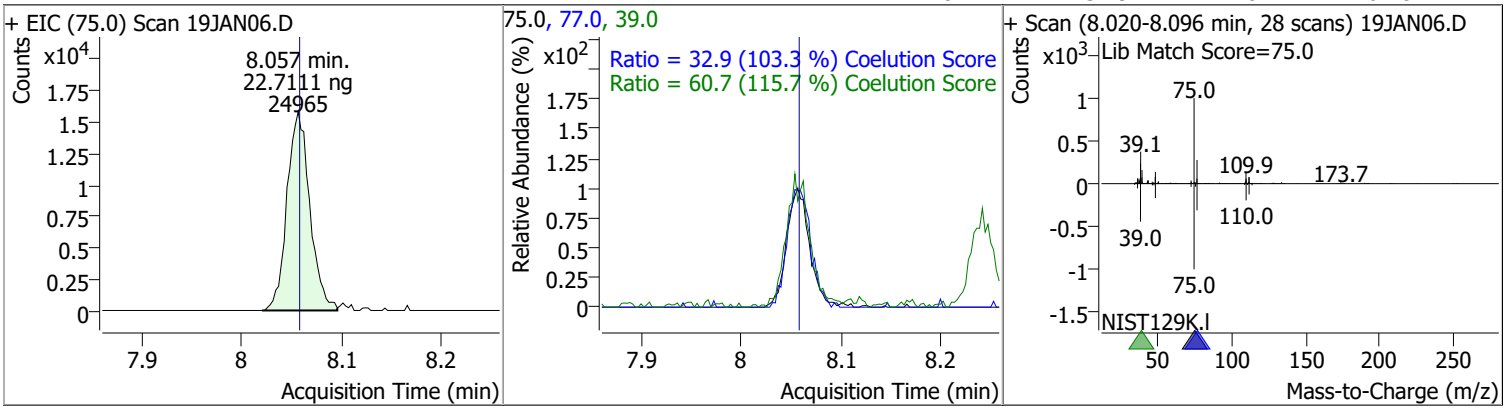

Compound	Conc.	RT	Dev(Min)	Resp.	QIon	QRatio	Lower	Upper
Toluene-d8	23.0053	8.32	0.00	72066	100.0	64.5	34.3	94.3
					99.0	9.7	0.0	39.2

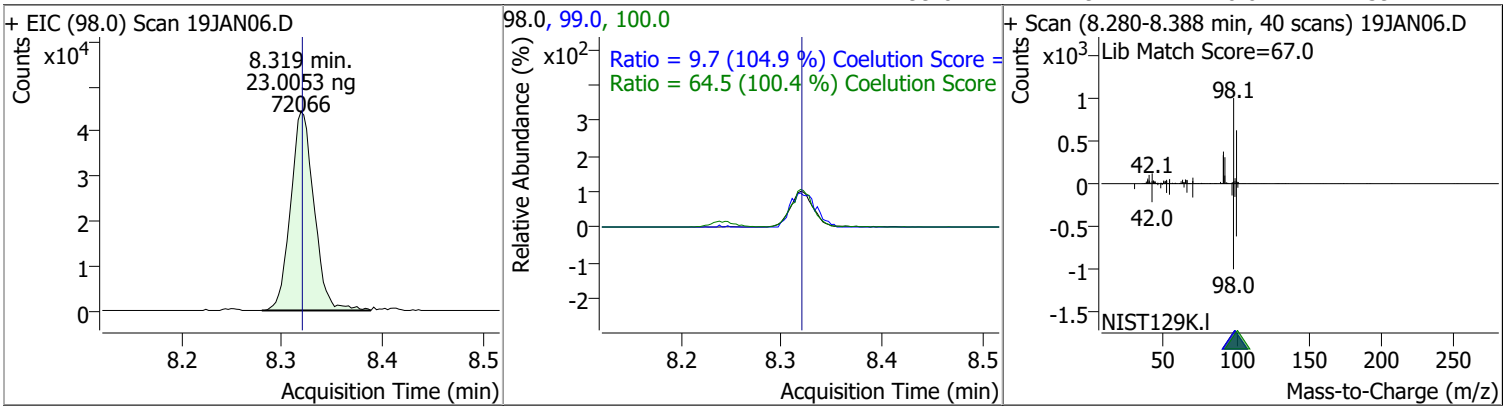

Compound	Conc.	RT	Dev(Min)	Resp.	QIon	QRatio	Lower	Upper
Toluene	23.1991	8.39	0.01	48441	91.0	175.3	144.1	204.1

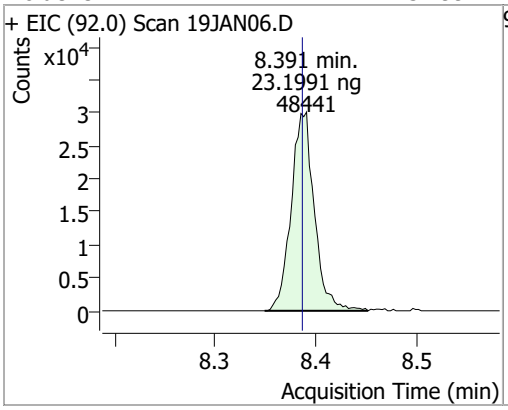

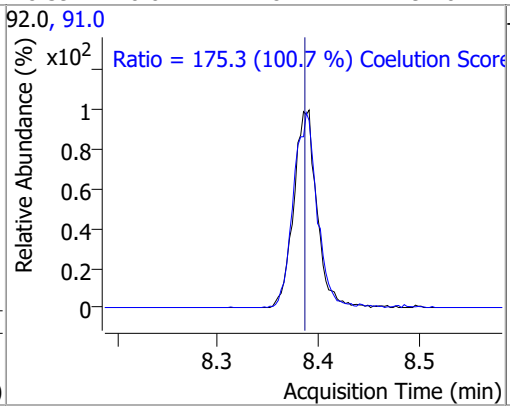

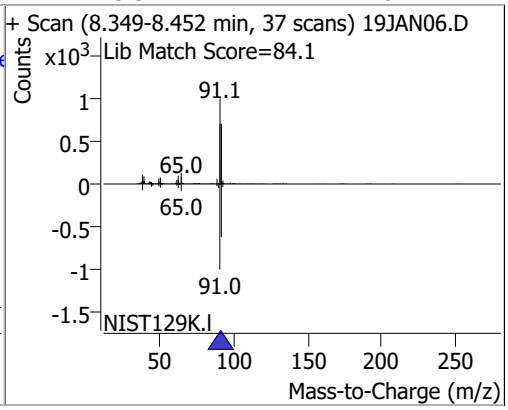

Compound	Conc.	RT	Dev(Min)	Resp.	QIon	QRatio	Lower	Upper
trans-1,3-Dichloropropene	23.2136	8.64	0.00	18613	39.0	56.3	23.0	83.0
					77.0	34.1	1.0	61.0

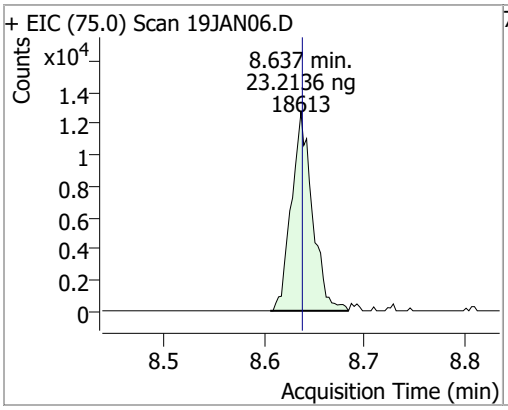

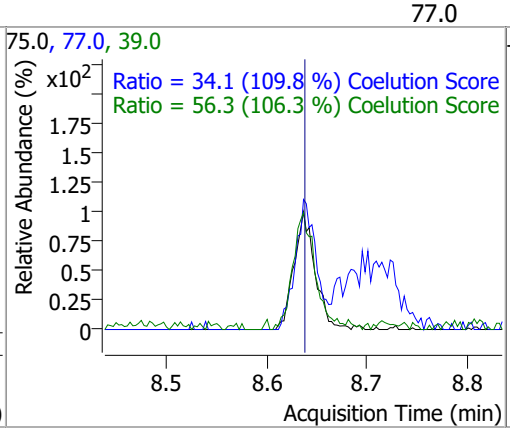

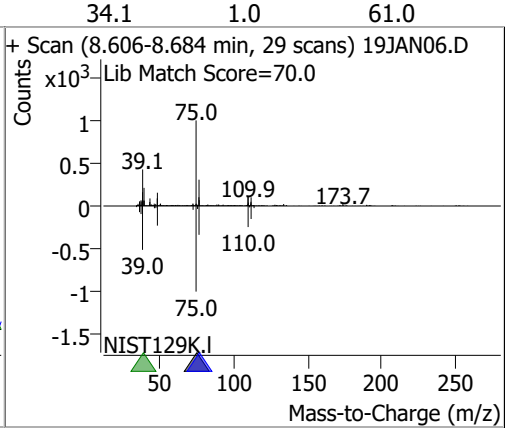

Compound	Conc.	RT	Dev(Min)	Resp.	QIon	QRatio	Lower	Upper
1,1,2-Trichloroethane	23.9876	8.82	0.00	9780	97.0	117.5	80.7	140.7
					85.0	68.4	30.7	90.7

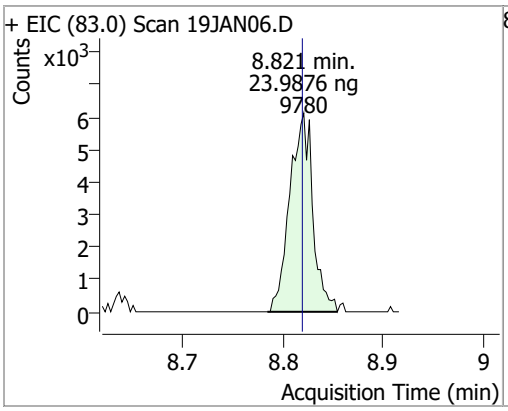

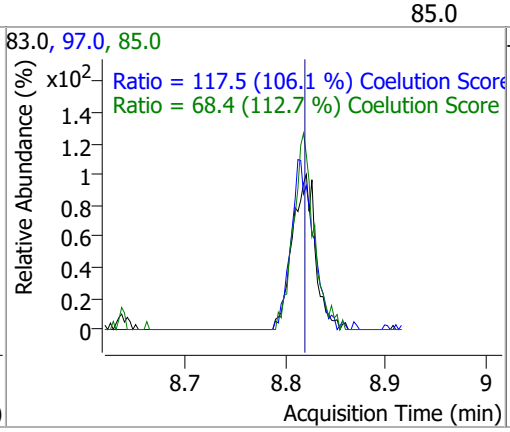

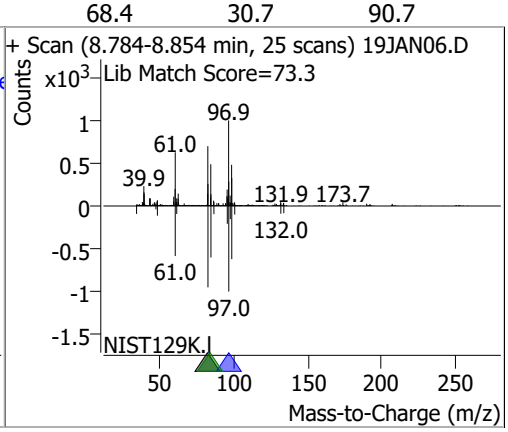

Compound	Conc.	RT	Dev(Min)	Resp.	QIon	QRatio	Lower	Upper
Tetrachloroethene	24.9859	8.94	0.00	21156	165.8	121.5	96.1	156.1
					129.0	85.9	60.5	120.5

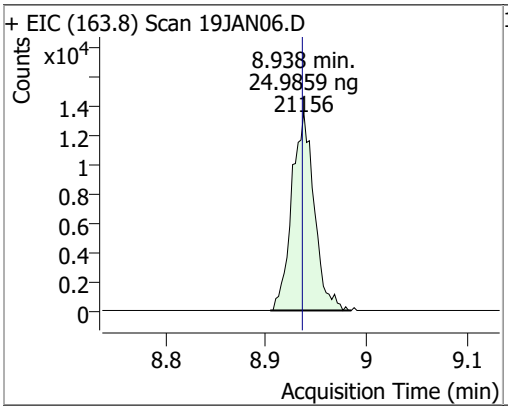

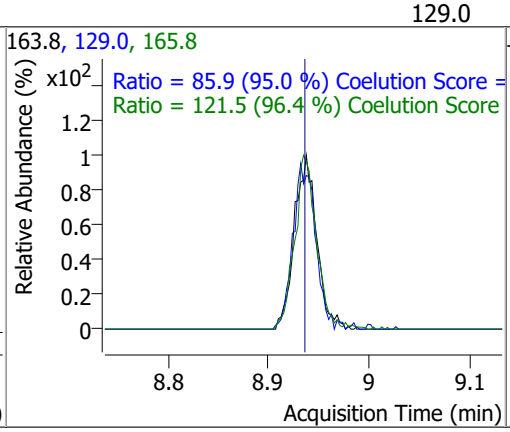

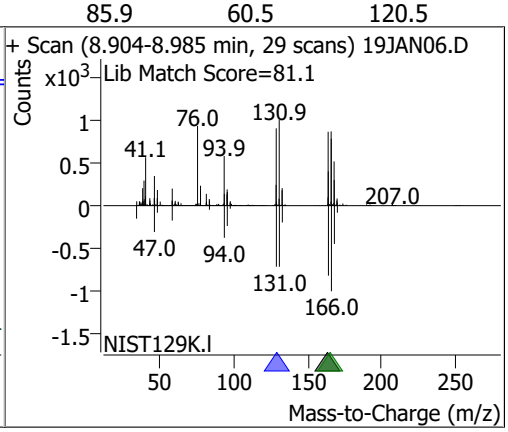

Compound	Conc.	RT	Dev(Min)	Resp.	QIon	QRatio	Lower	Upper
1,3-Dichloropropane	24.4891	8.98	0.00	20205	78.0	28.4	2.4	62.4

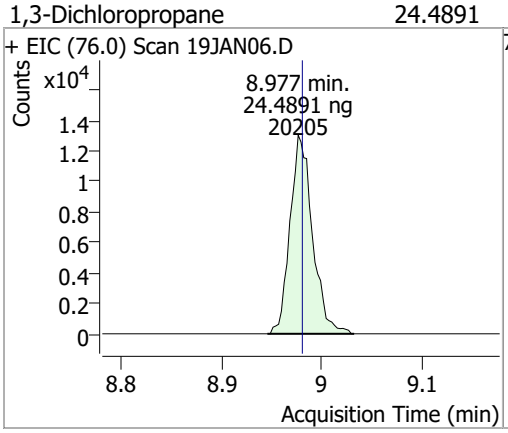

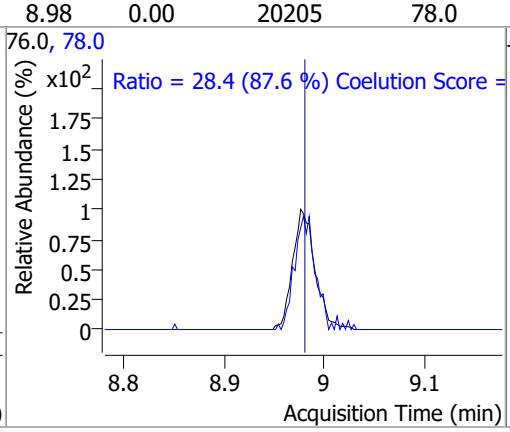

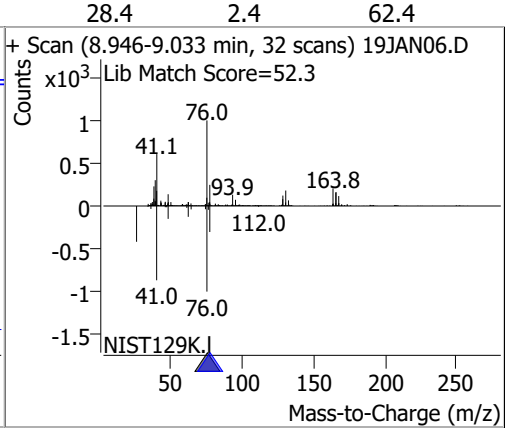

Compound	Conc.	RT	Dev(Min)	Resp.	QIon	QRatio	Lower	Upper
Chlorodibromomethane	24.1020	9.21	0.00	15826	127.0	77.2	47.2	107.2

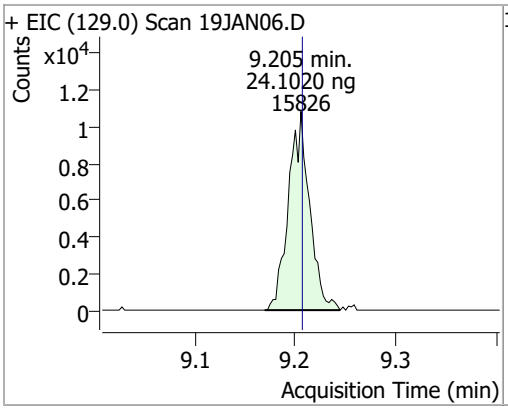

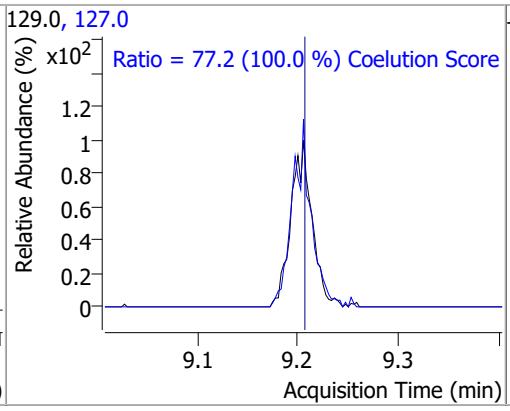

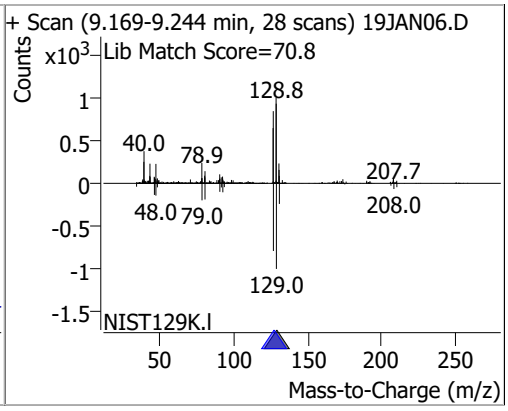

Compound	Conc.	RT	Dev(Min)	Resp.	QIon	QRatio	Lower	Upper
1,2-Dibromoethane	25.3431	9.30	0.00	11412	109.0	90.7	61.5	121.5

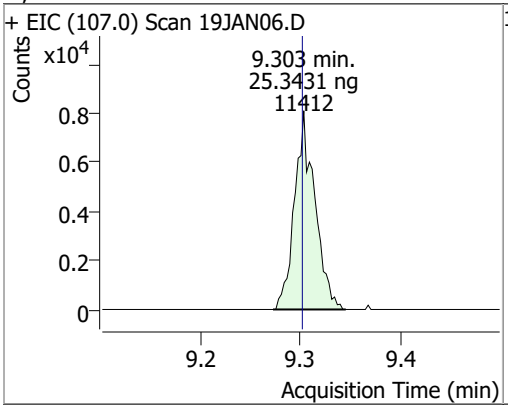

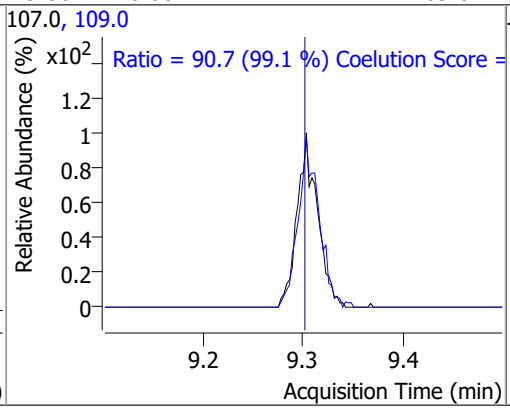

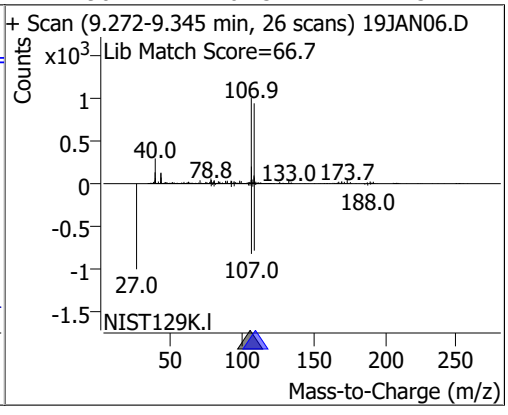

Compound	Conc.	RT	Dev(Min)	Resp.	QIon	QRatio	Lower	Upper
Chlorobenzene	24.3040	9.80	0.00	55632	114.0	33.6	2.2	62.2

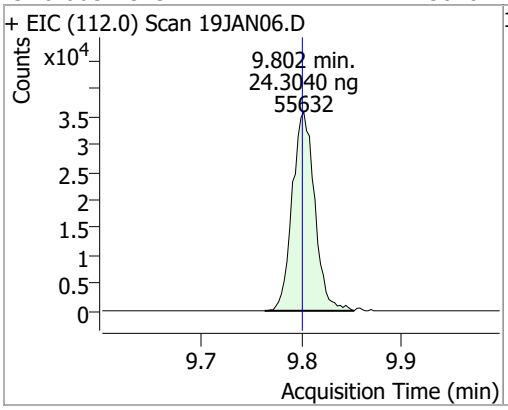

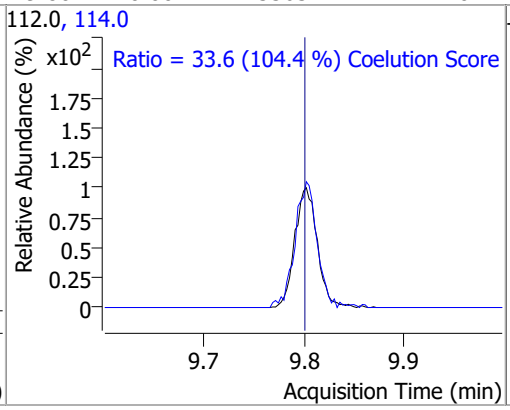

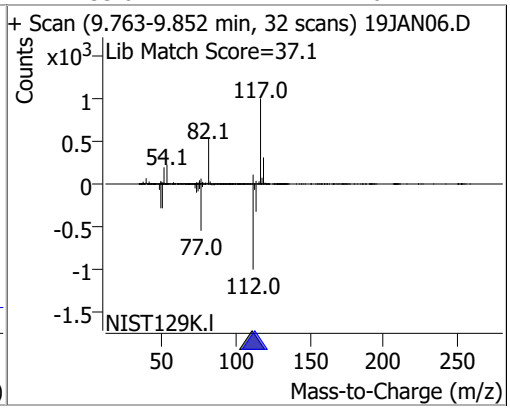

Compound	Conc.	RT	Dev(Min)	Resp.	QIon	QRatio	Lower	Upper
1,1,1,2-Tetrachloroethane	24.2998	9.89	0.00	19516	133.0	95.4	65.3	125.3

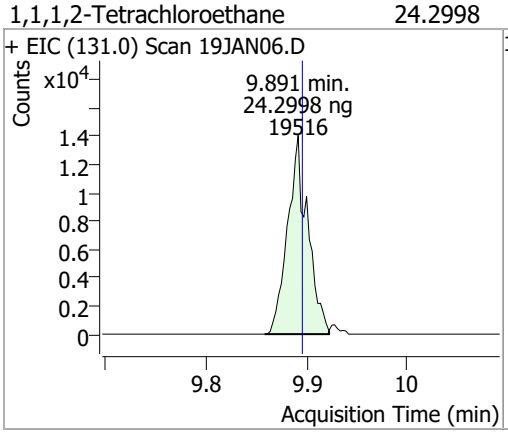

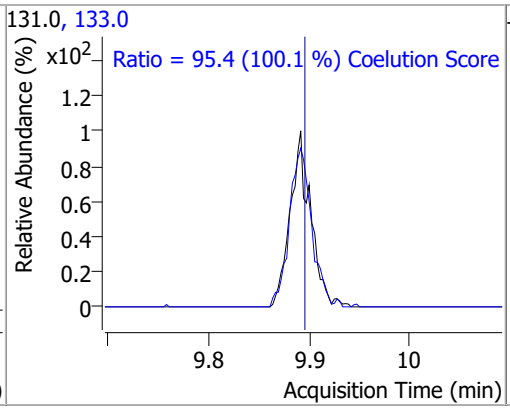

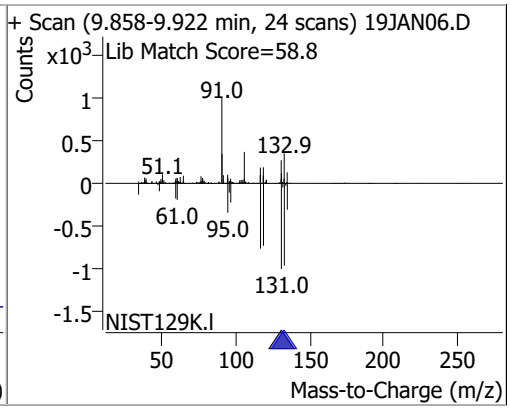

Compound	Conc.	RT	Dev(Min)	Resp.	QIon	QRatio	Lower	Upper
Ethylbenzene	24.0921	9.92	0.00	91590	106.0	31.1	1.7	61.7

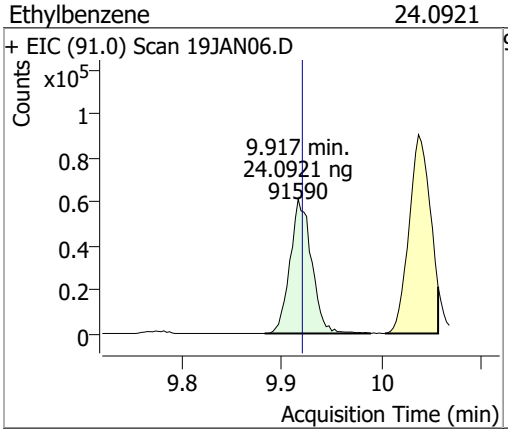

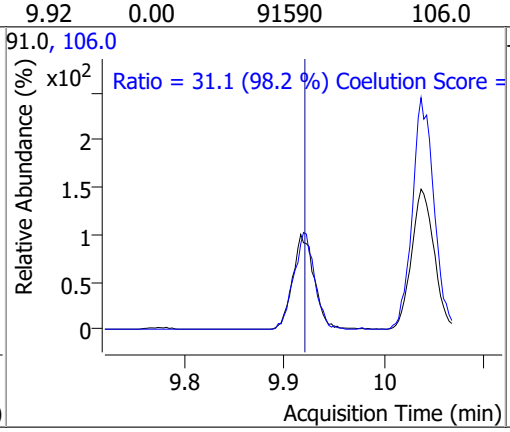

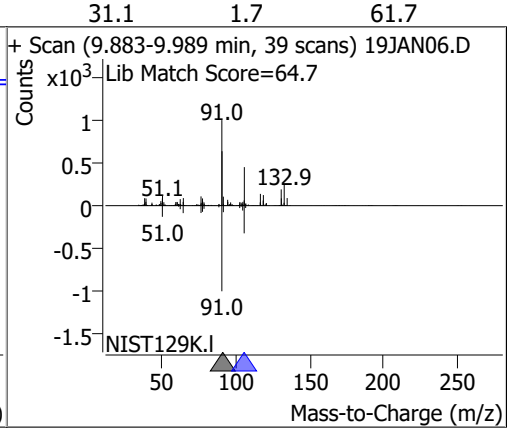

Compound	Conc.	RT	Dev(Min)	Resp.	QIon	QRatio	Lower	Upper
m+p-Xylenes	47.5617	10.04	0.00	71705	91.0	198.2	170.7	230.7

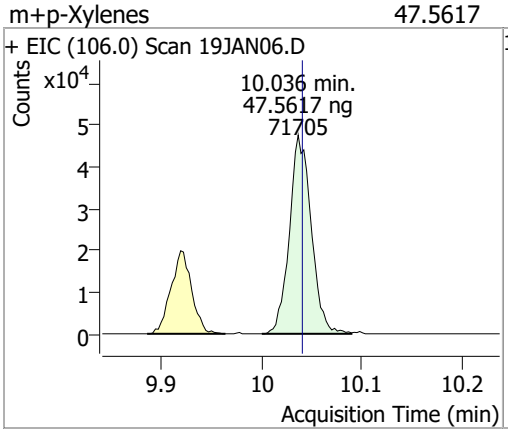

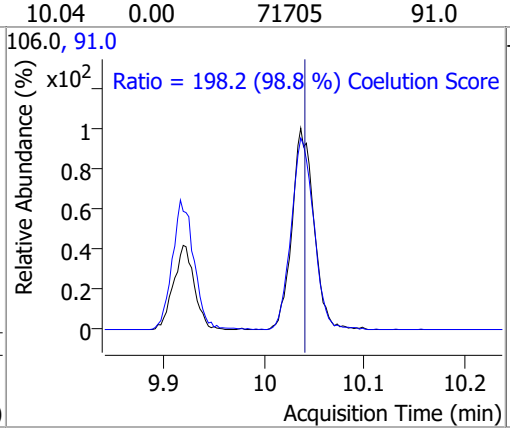

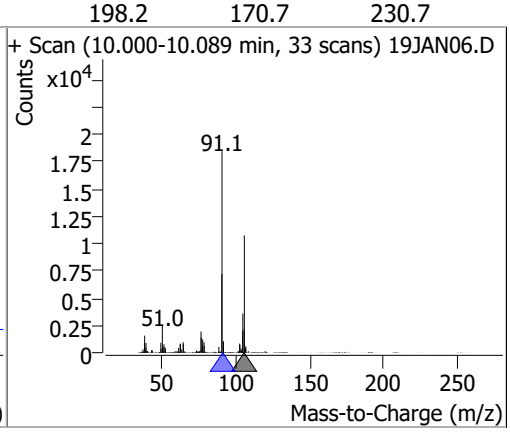

Compound	Conc.	RT	Dev(Min)	Resp.	QIon	QRatio	Lower	Upper
o-Xylene	23.3834	10.43	-0.01	30498	91.0	210.6	181.4	241.4

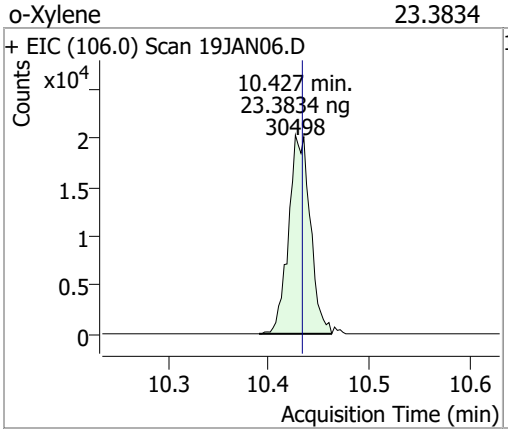

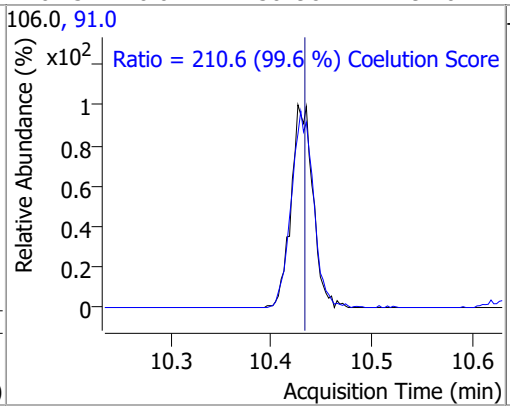

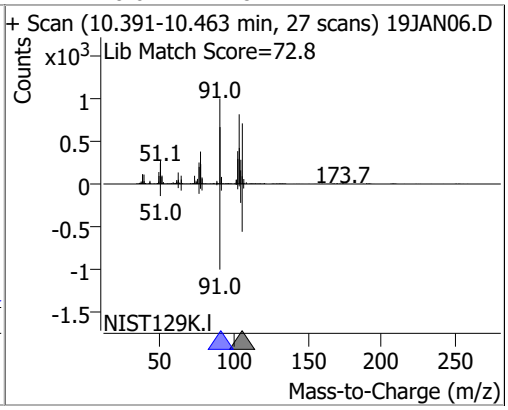

Compound	Conc.	RT	Dev(Min)	Resp.	QIon	QRatio	Lower	Upper
Styrene	23.2215	10.45	0.00	50294	78.0	49.2	20.6	80.6

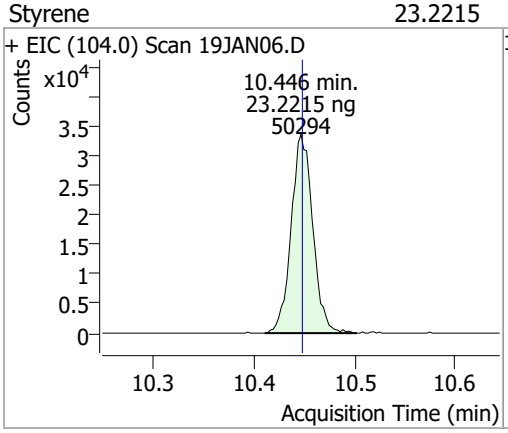

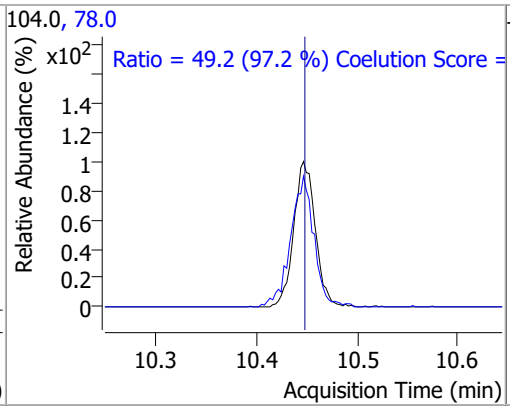

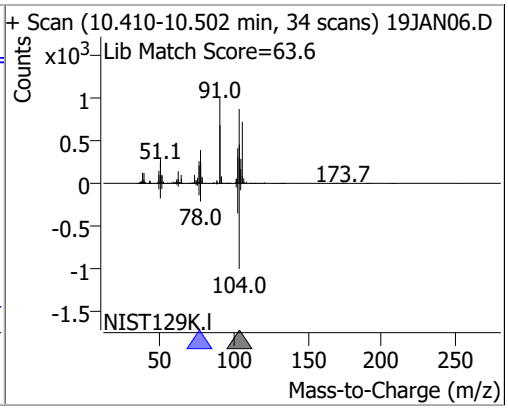

Compound	Conc.	RT	Dev(Min)	Resp.	QIon	QRatio	Lower	Upper
Bromoform	25.7324	10.63	0.00	8920	170.5	45.1	20.3	80.3
					174.5	47.3	18.1	78.1

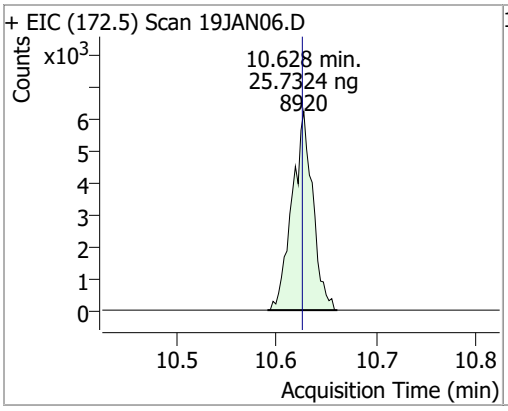

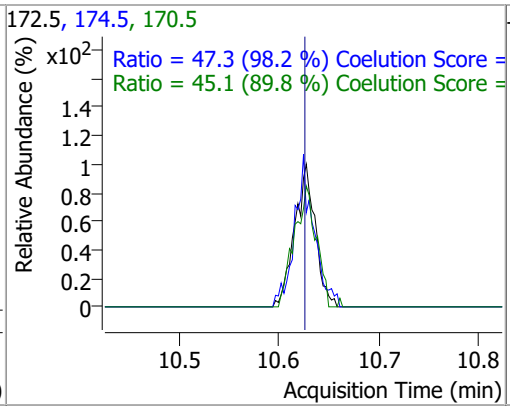

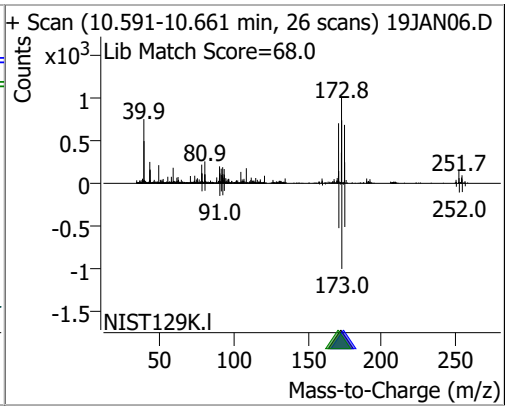

Compound	Conc.	RT	Dev(Min)	Resp.	QIon	QRatio	Lower	Upper
p-Bromofluorobenzene	24.2474	10.95	0.00	23160	174.0	100.0	65.3	125.3
					176.0	94.4	63.3	123.3

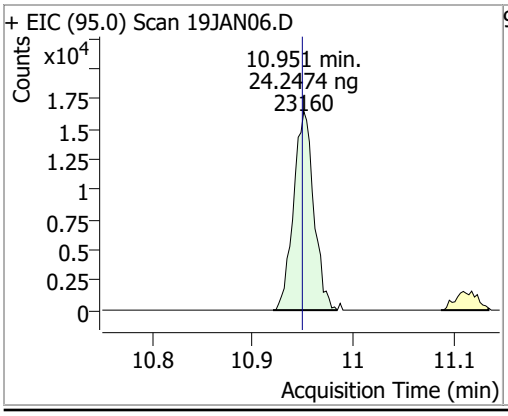

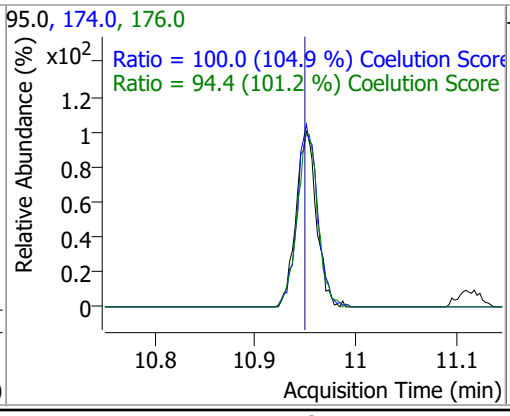

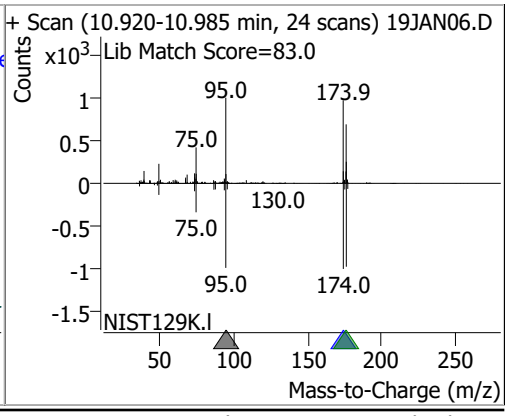

Compound	Conc.	RT	Dev(Min)	Resp.	QIon	QRatio	Lower	Upper
Bromobenzene	24.1762	11.09	0.00	20364	77.0	143.5	113.5	173.5
					158.0	97.8	66.1	126.1

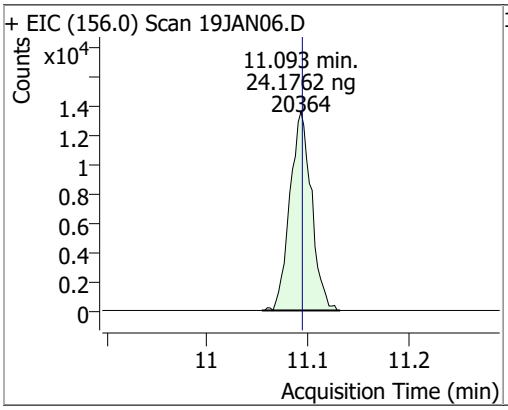

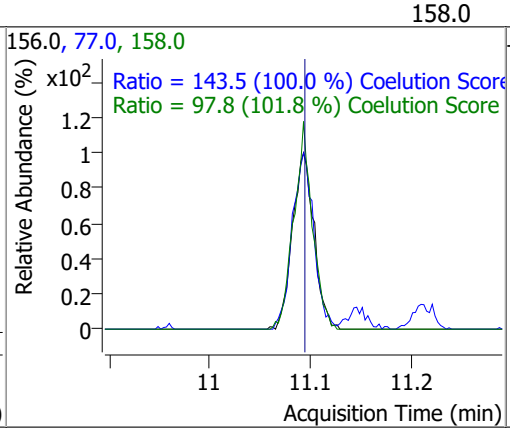

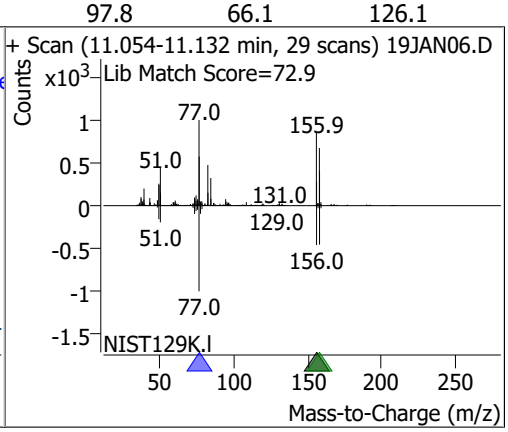

Compound	Conc.	RT	Dev(Min)	Resp.	QIon	QRatio	Lower	Upper
1,1,2,2-Tetrachloroethane	25.2618	11.12	0.00	12137	85.0	64.1	33.3	93.3

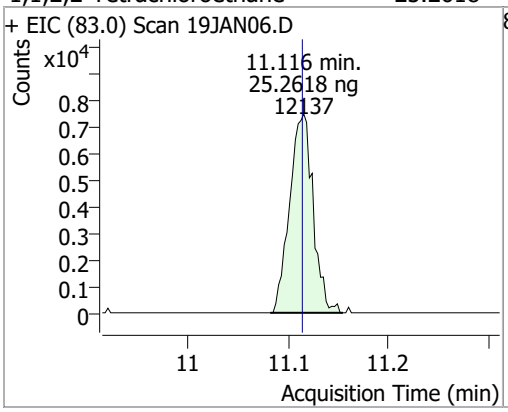

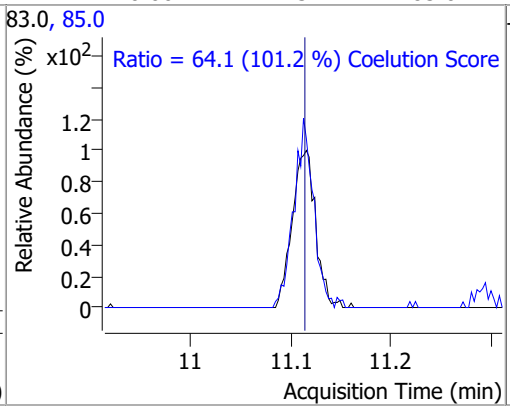

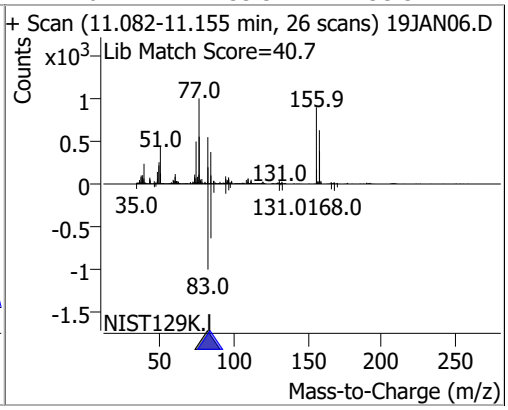

Compound	Conc.	RT	Dev(Min)	Resp.	QIon	QRatio	Lower	Upper
1,2,3-Trichloropropane	25.6435	11.14	-0.01	3237	112.0	64.5	35.8	95.8

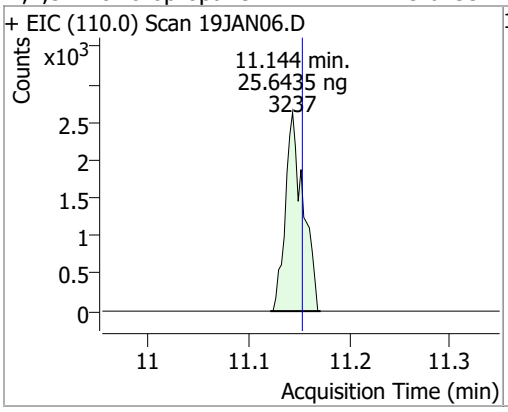

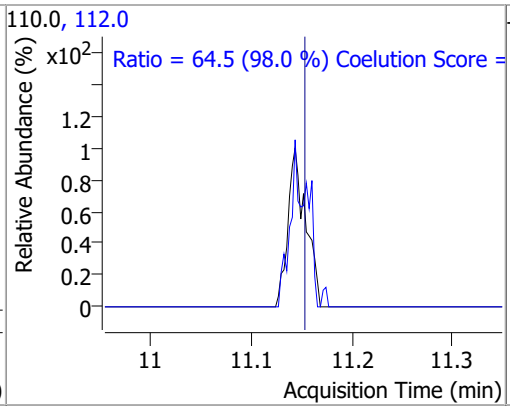

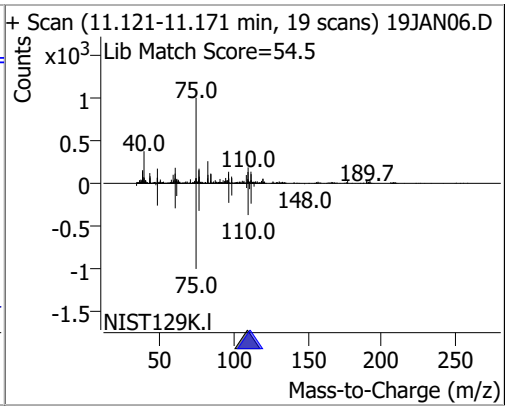

Compound	Conc.	RT	Dev(Min)	Resp.	QIon	QRatio	Lower	Upper
2-Chlorotoluene	24.6038	11.29	0.00	20511	91.0	266.2	246.2	306.2

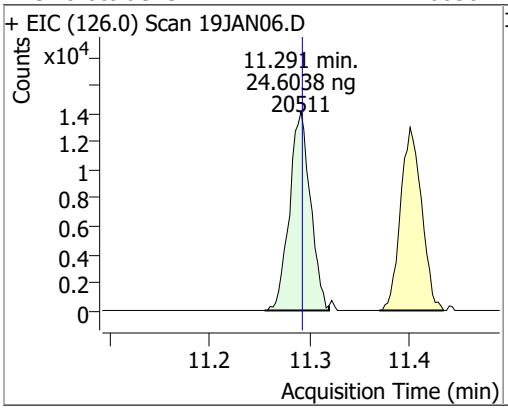

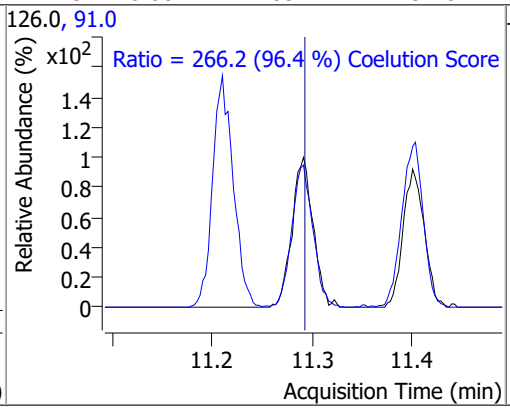

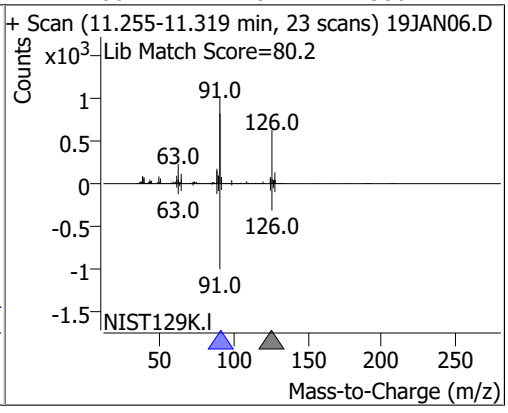

Compound	Conc.	RT	Dev(Min)	Resp.	QIon	QRatio	Lower	Upper
4-Chlorotoluene	23.7626	11.40	0.00	64162	126.0	29.7	1.3	61.3

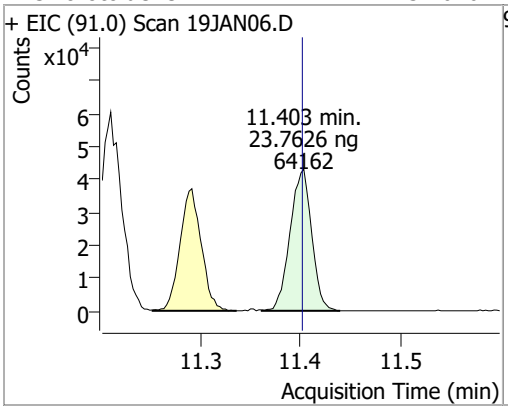

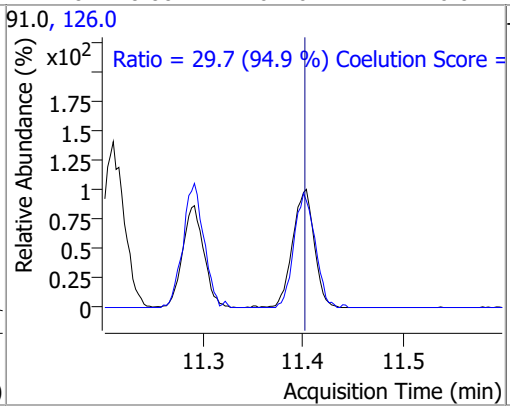

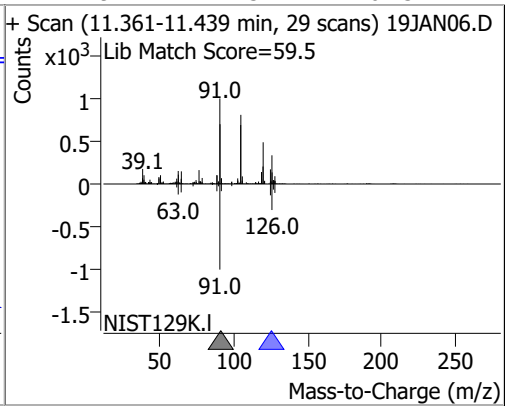

Compound	Conc.	RT	Dev(Min)	Resp.	QIon	QRatio	Lower	Upper
1,3-Dichlorobenzene	24.7445	12.03	-0.01	37763	148.0	64.3	32.8	92.8
					111.0	38.1	8.7	68.7

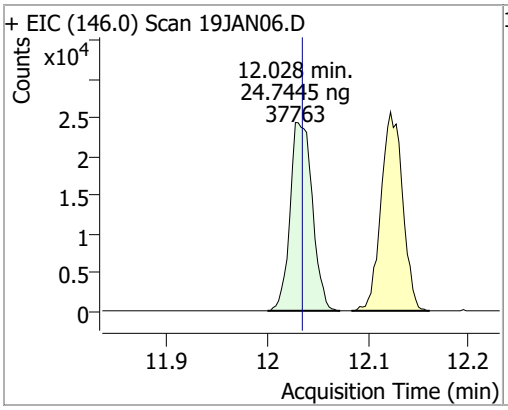

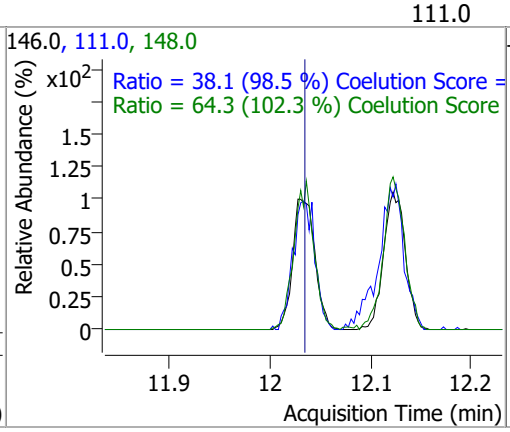

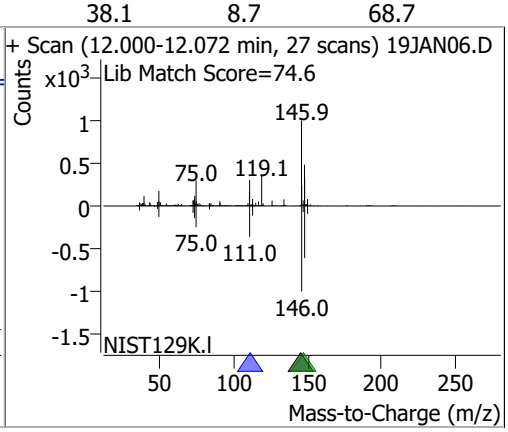

Compound	Conc.	RT	Dev(Min)	Resp.	QIon	QRatio	Lower	Upper
1,4-Dichlorobenzene	24.9375	12.12	0.00	38799	148.0	68.5	33.7	93.7
					111.0	48.2	8.7	68.7

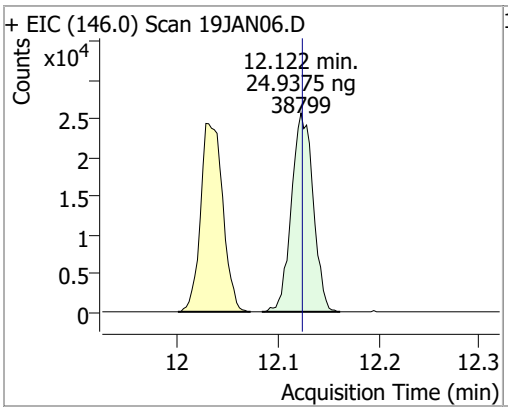

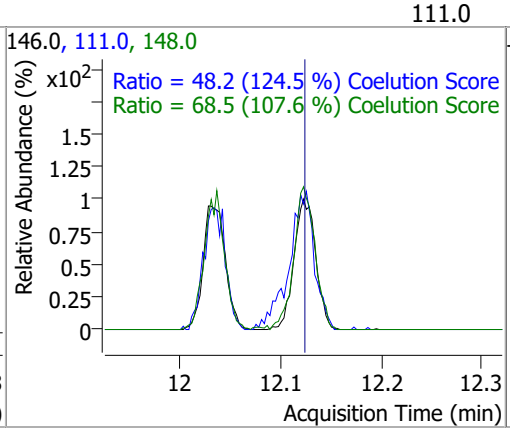

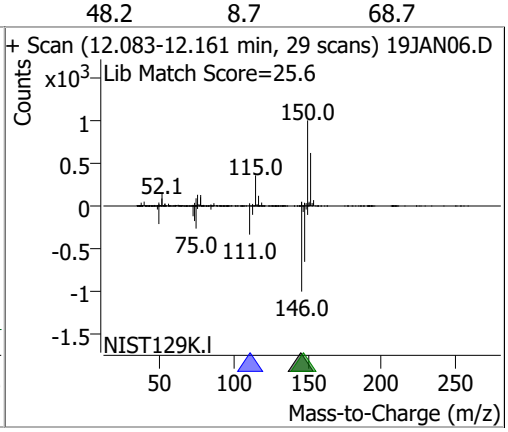

Quantitation Results Report (QT Reviewed)

Compound	Conc.	RT	Dev(Min)	Resp.	QIon	QRatio	Lower	Upper
1,2-Dichlorobenzene	25.0956	12.50	0.00	31975	148.0	60.7	31.9	91.9
					111.0	40.4	9.5	69.5

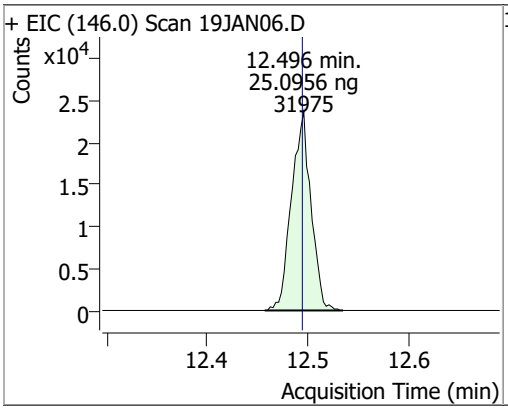

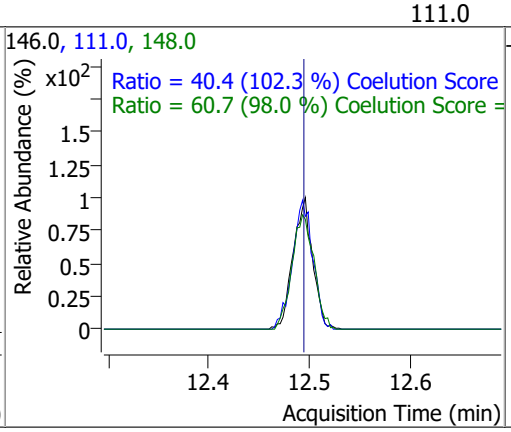

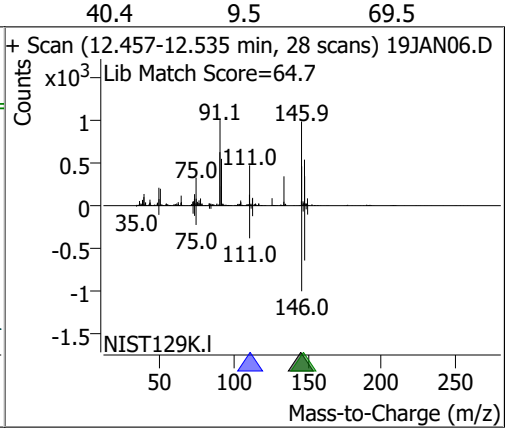

Quantitation Results Report (QT Reviewed)

Data File	19JAN07.D	Operator	MSC
Acq. Method	5975CACQF.M	Acq. Date-Time	1/19/2022 12:09:57 PM
Sample Name	ICAL011922_4	Instrument	VOA5975C
Vial	7	Multiplier	1.00
DA Method File	VOA5975C_8260B_SHT_DoD_L4_011922.m	Comment	
Tune File	BFB_Atune3.u	Tune Date	10/11/2021 4:02:00 PM
Batch Name	VG011922_8260B.batch.bin	Last Calib Update	1/20/2022 9:28:12 AM
Ref Library	\\MASSHUNTER\Org\Library\NIST129K.l		

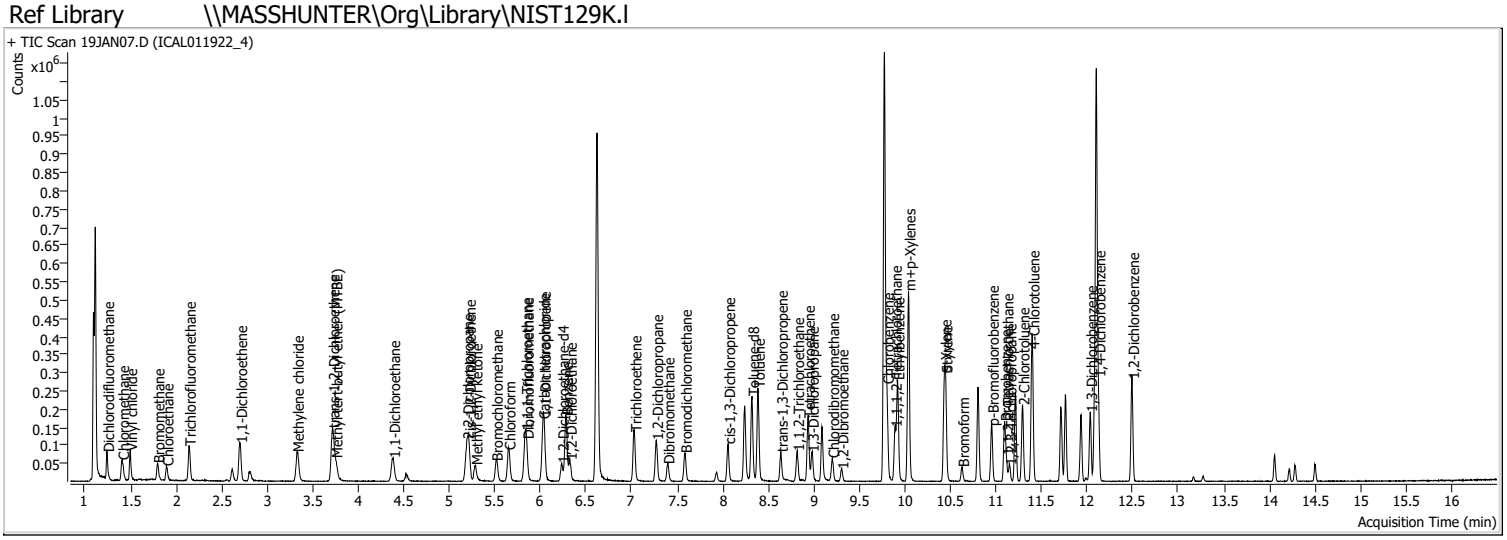

Compound	RT	QIon	Resp.	Conc.	Units		Dev(Min)
Internal Standards							
M Fluorobenzene	6.620	96.0	806368	250.0000	ng		0.000
M Chlorobenzene-d5	9.772	82.0	318877	250.0000	ng		-0.003
M 1,4-Dichlorobenzene-d4	12.100	152.0	262955	250.0000	ng		0.000
System Monitoring Compounds							
S Dibromofluoromethane	5.848	113.0	38453	49.2335	ng		-0.003
Spiked Amount: 250.000	Range: 80.0 - 119.0%			Recovery = 19.69%		*	
S 1,2-Dichloroethane-d4	6.233	67.0	16425	48.6831	ng		0.003
Spiked Amount: 250.000	Range: 81.0 - 118.0%			Recovery = 19.47%		*	
S Toluene-d8	8.322	98.0	142617	45.8435	ng		0.003
Spiked Amount: 250.000	Range: 89.0 - 112.0%			Recovery = 18.34%		*	
S p-Bromofluorobenzene	10.954	95.0	45114	46.4666	ng		0.006
Spiked Amount: 250.000	Range: 85.0 - 114.0%			Recovery = 18.59%		*	
Target Compounds							**QValue**
T Dichlorodifluoromethane	1.244	85.0	51785	47.7605	ng		98
T Chloromethane	1.408	50.0	63351	49.6275	ng		100
T Vinyl chloride	1.495	62.0	55437	47.7105	ng		98
T Bromomethane	1.796	96.0	22944	48.0600	ng		94
T Chloroethane	1.894	64.0	26569	48.3306	ng		98
T Trichlorofluoromethane	2.142	101.0	66016	47.3799	ng		97
T 1,1-Dichloroethene	2.702	96.0	38644	47.6655	ng		98
T Methylene chloride	3.327	49.0	58184	49.3612	ng		97
T trans-1,2-Dichloroethene	3.717	96.0	38732	46.2455	ng		98
T Methyl tert-butyl ether (MTBE)	3.751	73.0	49617	47.3984	ng		86
T 1,1-Dichloroethane	4.384	63.0	75497	48.1651	ng		98
T 2,2-Dichloropropane	5.193	77.0	56651	47.9582	ng		98
T cis-1,2-Dichloroethene	5.212	96.0	39093	46.0997	ng		94
T Methyl ethyl ketone	5.285	43.0	58185	474.7821	ng		99
T Bromochloromethane	5.511	128.0	17084	48.8614	ng		98
T Chloroform	5.647	83.0	74048	47.3129	ng		99

Compound	RT	QIon	Resp.	Conc.	Units	Dev(Min)
T 1,1,1-Trichloroethane	5.834	97.0	69594	48.1944	ng	98
T Carbon tetrachloride	6.026	117.0	66332	47.3626	ng	98
T 1,1-Dichloropropene	6.038	75.0	52282	44.6484	ng	99
T Benzene	6.277	78.0	149512	46.4135	ng	99
T 1,2-Dichloroethane	6.322	62.0	43538	48.9336	ng	96
T Trichloroethene	7.030	95.0	44214	46.3149	ng	96
T 1,2-Dichloropropane	7.270	63.0	38730	46.1437	ng	100
T Dibromomethane	7.393	93.0	16899	47.7666	ng	98
T Bromodichloromethane	7.585	83.0	46426	46.6674	ng	99
T cis-1,3-Dichloropropene	8.059	75.0	47339	43.3645	ng	94
T Toluene	8.386	92.0	92615	44.6630	ng	98
T trans-1,3-Dichloropropene	8.637	75.0	36009	45.2216	ng	99
T 1,1,2-Trichloroethane	8.818	83.0	19237	47.5110	ng	90
T Tetrachloroethene	8.935	163.8	38749	46.0820	ng	98
T 1,3-Dichloropropane	8.977	76.0	38147	46.5568	ng	98
T Chlorodibromomethane	9.203	129.0	30000	46.0058	ng	99
T 1,2-Dibromoethane	9.303	107.0	20667	46.2152	ng	93
T Chlorobenzene	9.802	112.0	106223	46.7283	ng	98
T 1,1,1,2-Tetrachloroethane	9.889	131.0	37389	46.8776	ng	96
T Ethylbenzene	9.919	91.0	171854	44.7337	ng	99
T m+p-Xylenes	10.039	106.0	136806	89.3329	ng	99
T o-Xylene	10.433	106.0	58814	44.2320	ng	96
T Styrene	10.446	104.0	97810	44.2974	ng	100
T Bromoform	10.628	172.5	16290	46.2317	ng	98
T Bromobenzene	11.093	156.0	39639	46.2967	ng	97
T 1,1,2,2-Tetrachloroethane	11.113	83.0	24493	50.1531	ng	98
T 1,2,3-Trichloropropane	11.149	110.0	6147	47.9073	ng	97
T 2-Chlorotoluene	11.291	126.0	37139	43.8276	ng	93
T 4-Chlorotoluene	11.400	91.0	125553	45.7452	ng	100
T 1,3-Dichlorobenzene	12.033	146.0	73221	47.2010	ng	97
T 1,4-Dichlorobenzene	12.122	146.0	72168	45.6332	ng	97
T 1,2-Dichlorobenzene	12.493	146.0	59208	45.7163	ng	96

(#) = Qualifier Out of Range; (m) = Manual Integration; (+) = Area Summed; (*) = Surrogate Percent Recovery Out of Range; (d): Zeroed Peak

Compound	Conc.	RT	Dev(Min)	Resp.	QIon	QRatio	Lower	Upper
Dichlorodifluoromethane	47.7605	1.24	0.00	51785	87.0	32.7	1.8	61.8

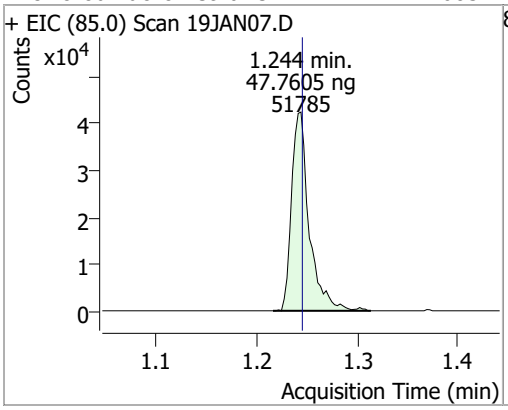

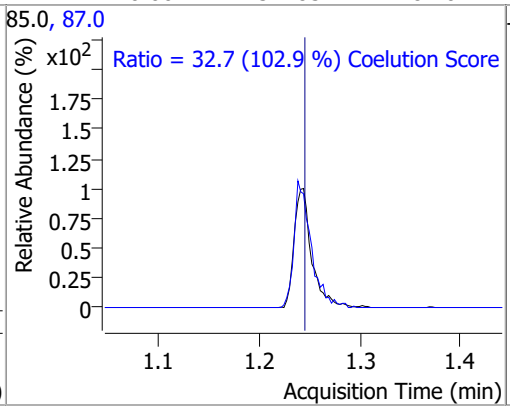

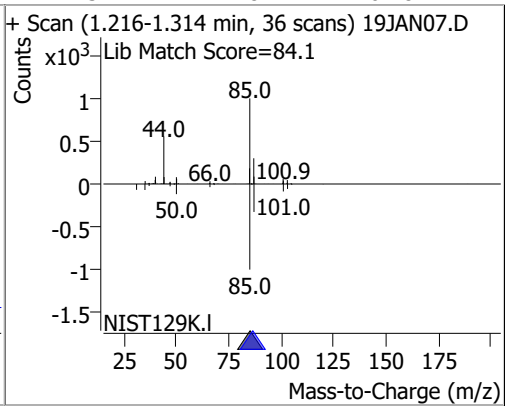

Compound	Conc.	RT	Dev(Min)	Resp.	QIon	QRatio	Lower	Upper
Chloromethane	49.6275	1.41	0.00	63351	52.0	32.5	2.4	62.4

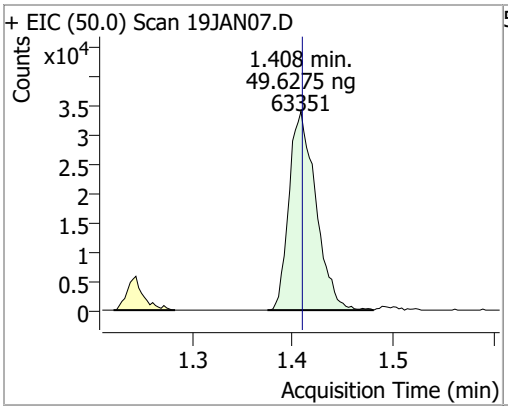

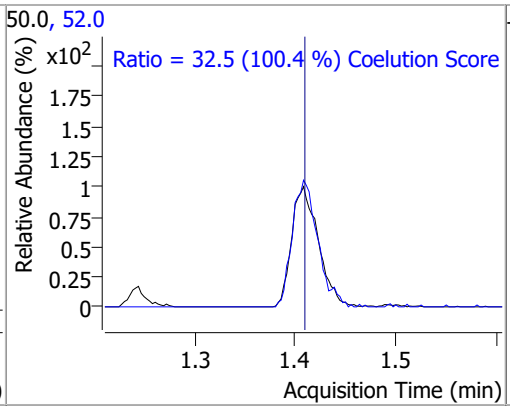

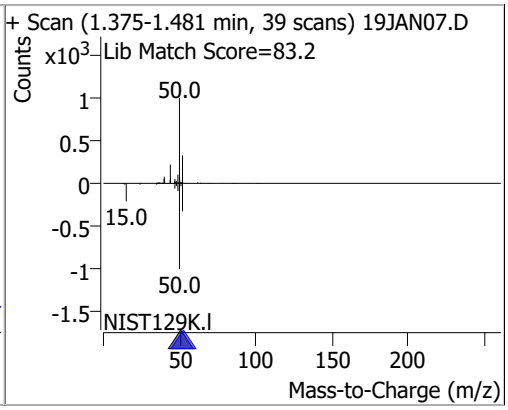

Compound	Conc.	RT	Dev(Min)	Resp.	QIon	QRatio	Lower	Upper
Vinyl chloride	47.7105	1.49	0.00	55437	64.0	32.2	1.3	61.3

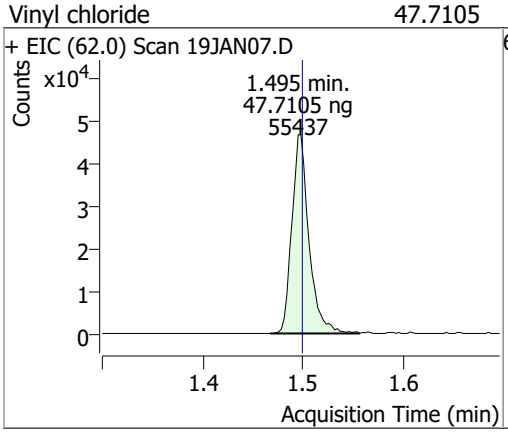

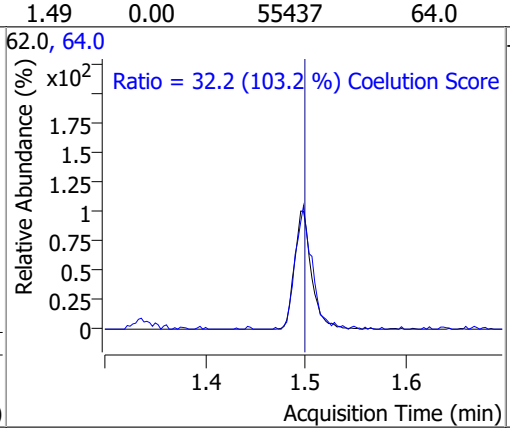

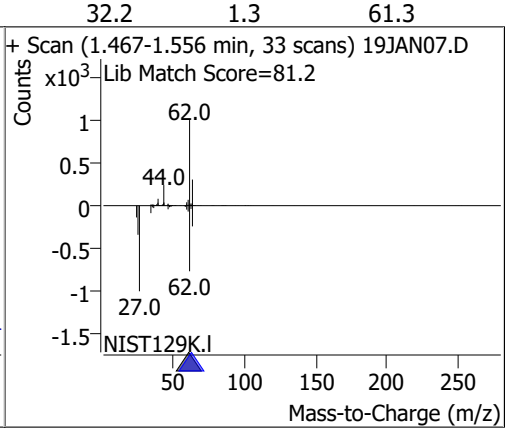

Compound	Conc.	RT	Dev(Min)	Resp.	QIon	QRatio	Lower	Upper
Bromomethane	48.0600	1.80	0.00	22944	94.0	116.6	80.1	140.1

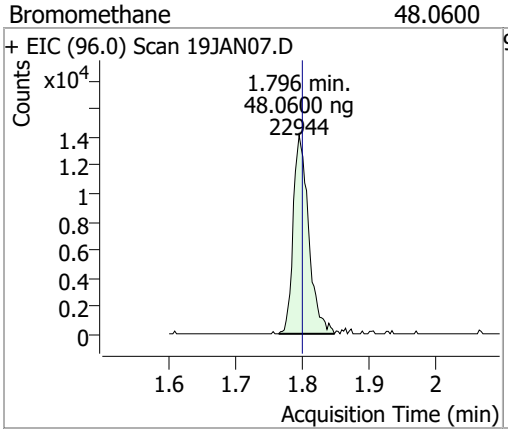

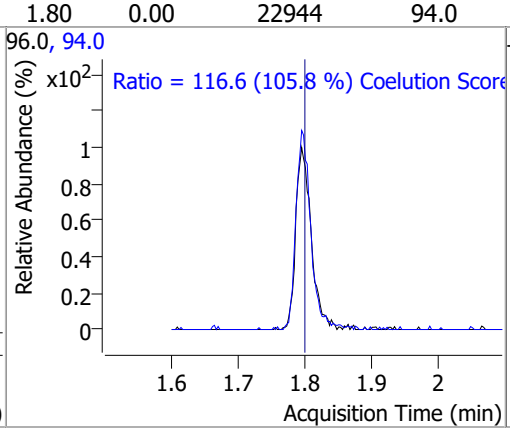

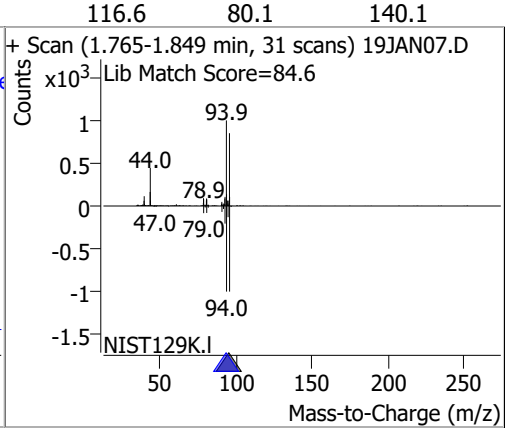

Compound	Conc.	RT	Dev(Min)	Resp.	QIon	QRatio	Lower	Upper
Chloroethane	48.3306	1.89	0.00	26569	66.0	31.2	0.0	60.0

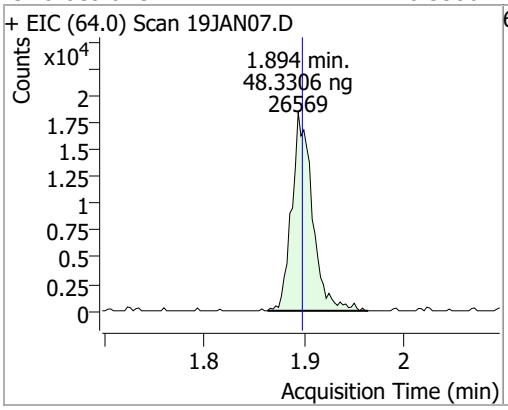

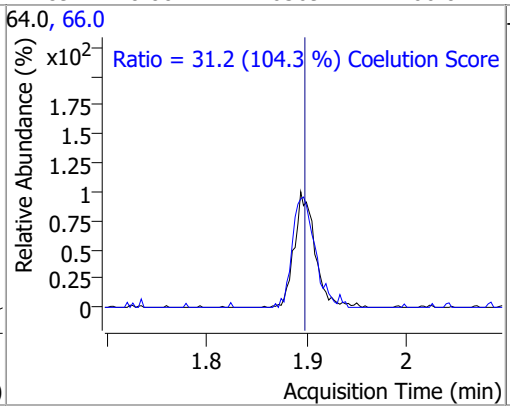

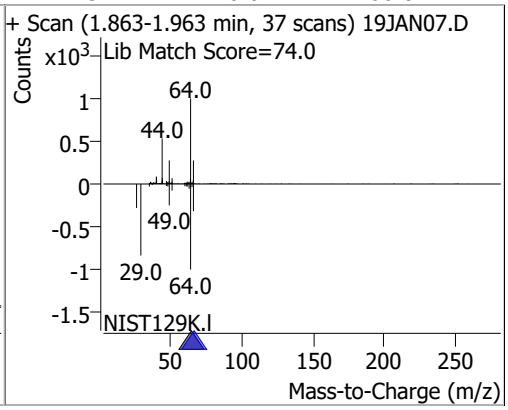

Compound	Conc.	RT	Dev(Min)	Resp.	QIon	QRatio	Lower	Upper
Trichlorofluoromethane	47.3799	2.14	-0.01	66016	103.0	63.0	35.0	95.0

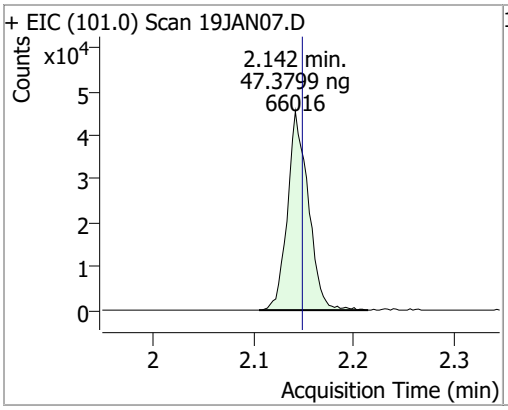

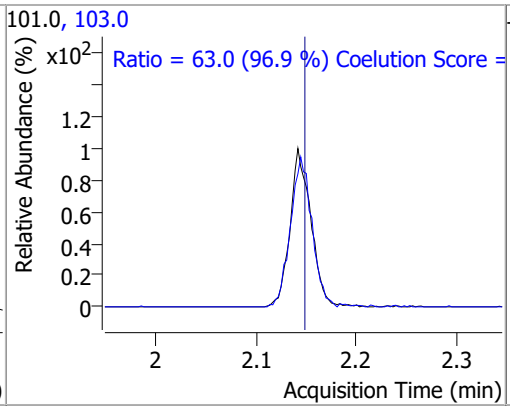

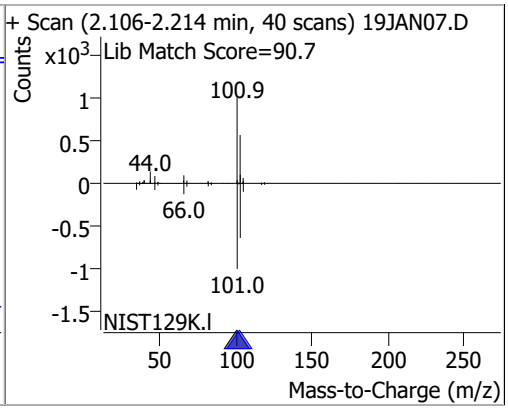

Compound	Conc.	RT	Dev(Min)	Resp.	QIon	QRatio	Lower	Upper
1,1-Dichloroethene	47.6655	2.70	0.00	38644	61.0	178.2	149.9	209.9
					63.0	54.4	27.0	87.0

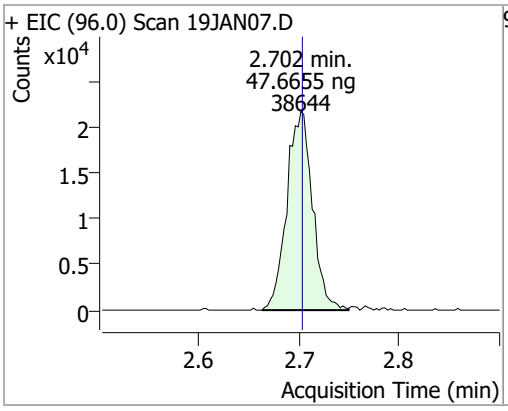

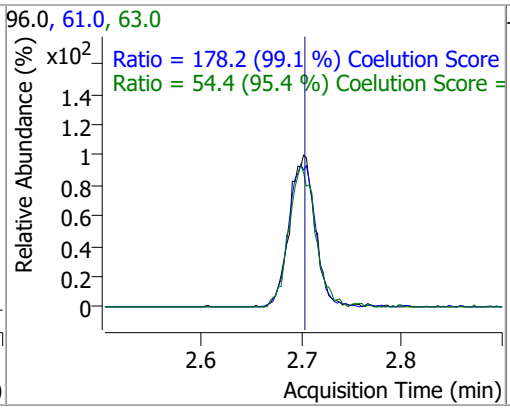

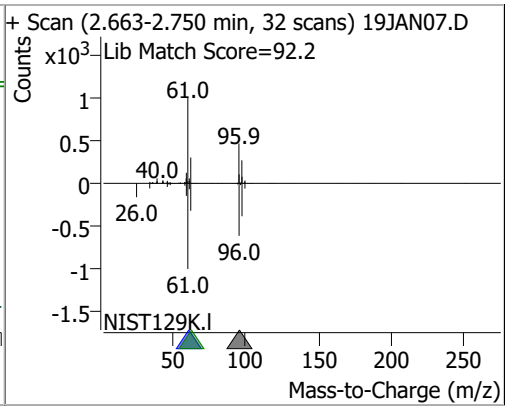

Compound	Conc.	RT	Dev(Min)	Resp.	QIon	QRatio	Lower	Upper
Methylene chloride	49.3612	3.33	-0.01	58184	84.0	68.2	36.1	96.1
					86.0	43.6	11.8	71.8

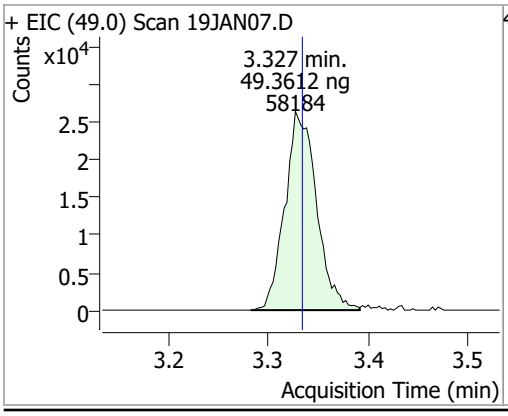

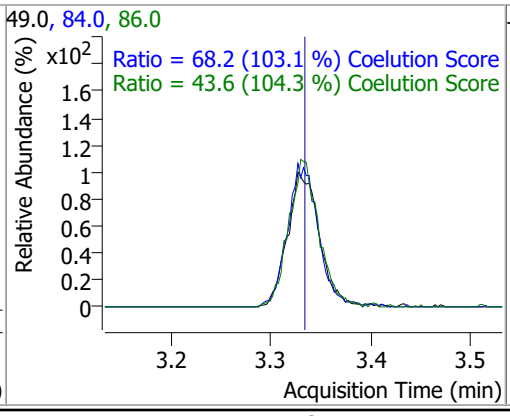

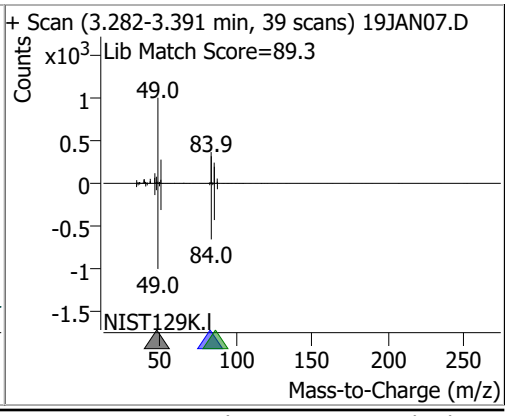

Compound	Conc.	RT	Dev(Min)	Resp.	QIon	QRatio	Lower	Upper
trans-1,2-Dichloroethene	46.2455	3.72	0.00	38732	61.0	157.2	124.8	184.8
					98.0	64.3	32.1	92.1

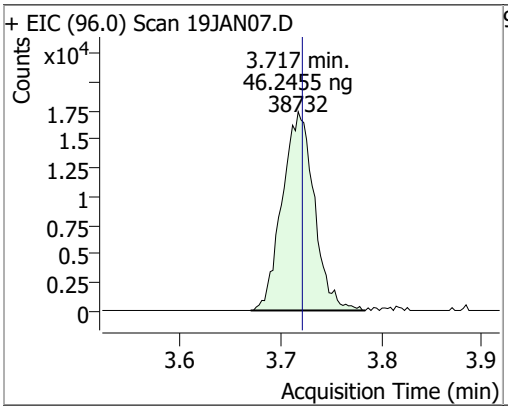

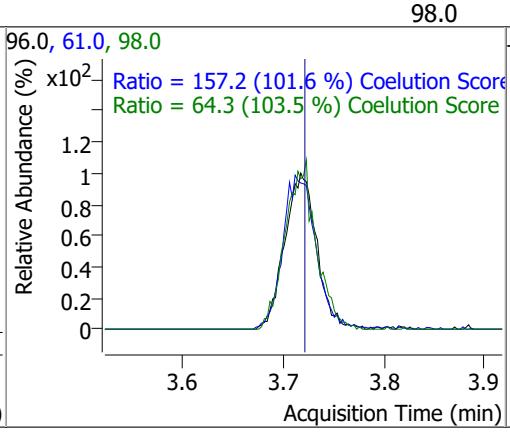

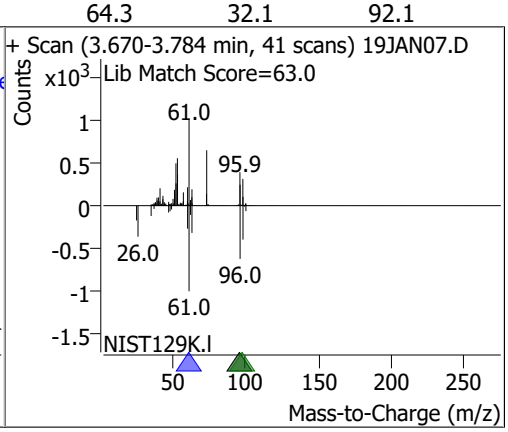

Compound	Conc.	RT	Dev(Min)	Resp.	QIon	QRatio	Lower	Upper
Methyl tert-butyl ether (MTBE)	47.3984	3.75	0.00	49617	57.0	17.6	0.0	54.6

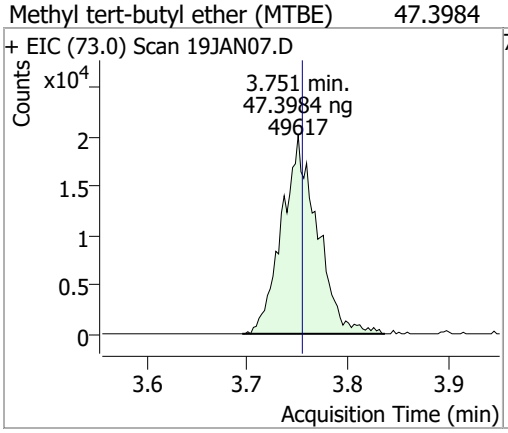

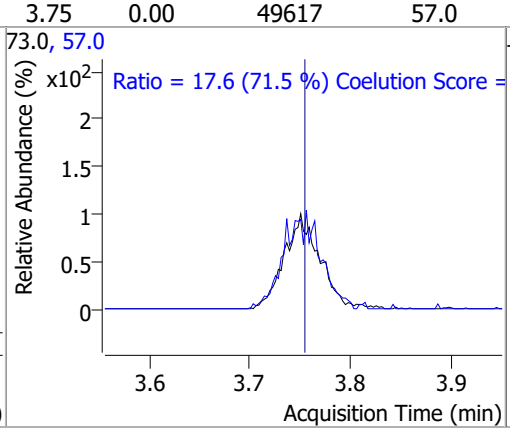

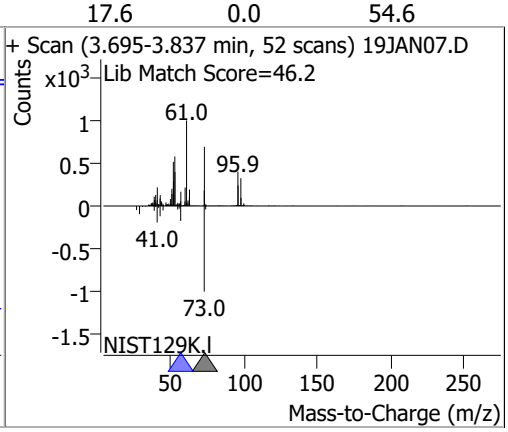

Compound	Conc.	RT	Dev(Min)	Resp.	QIon	QRatio	Lower	Upper
1,1-Dichloroethane	48.1651	4.38	0.01	75497	65.0	32.1	1.0	61.0
					83.0	12.4	0.0	42.7

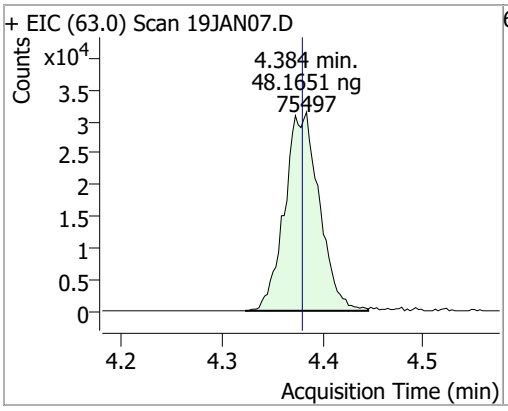

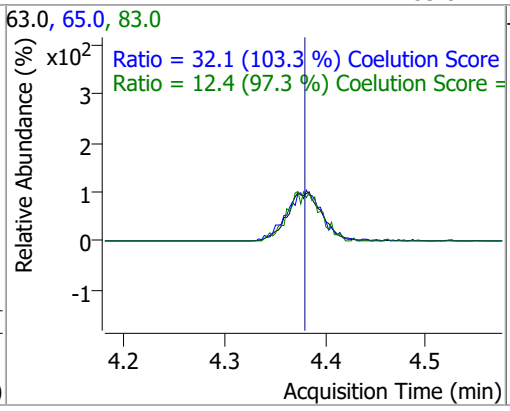

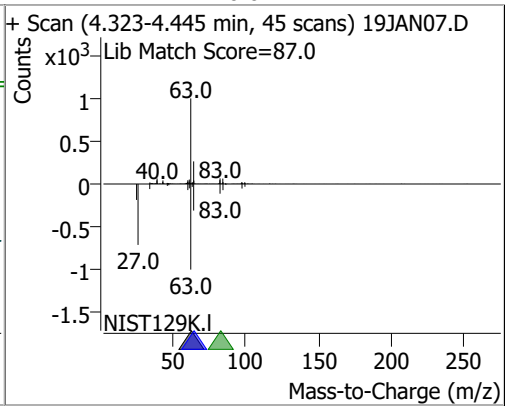

Compound	Conc.	RT	Dev(Min)	Resp.	QIon	QRatio	Lower	Upper
2,2-Dichloropropane	47.9582	5.19	0.00	56651	41.0	66.5	38.8	98.8
					97.0	23.9	0.0	53.9

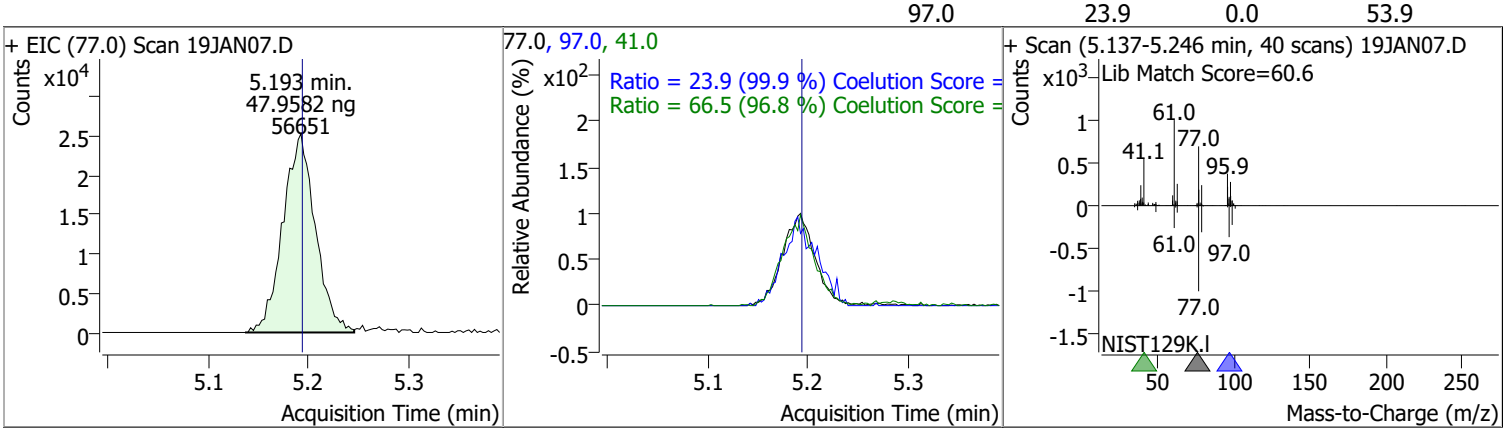

Compound	Conc.	RT	Dev(Min)	Resp.	QIon	QRatio	Lower	Upper
cis-1,2-Dichloroethene	46.0997	5.21	0.00	39093	61.0	170.1	130.4	190.4
					98.0	67.2	36.2	96.2

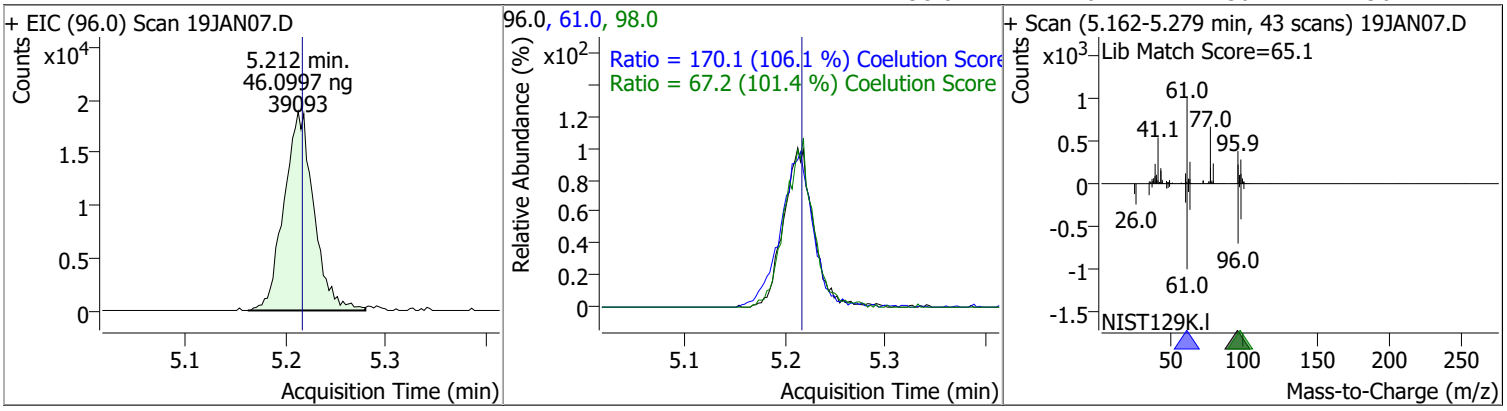

Compound	Conc.	RT	Dev(Min)	Resp.	QIon	QRatio	Lower	Upper
Methyl ethyl ketone	474.7821	5.28	0.01	58185	72.0	21.0	0.0	50.6

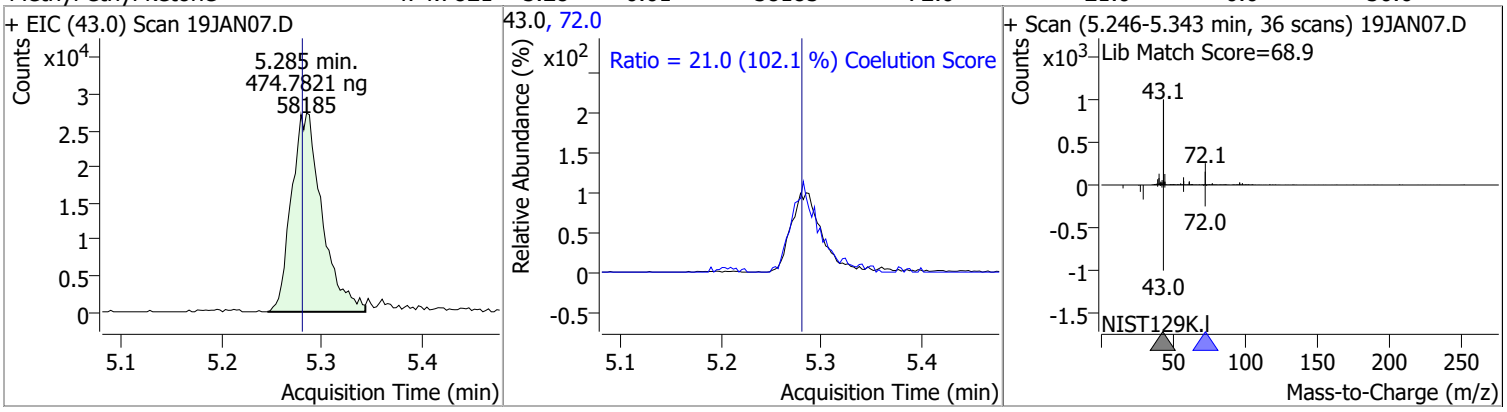

Compound	Conc.	RT	Dev(Min)	Resp.	QIon	QRatio	Lower	Upper
Bromochloromethane	48.8614	5.51	-0.01	17084	49.0	185.5	152.2	212.2

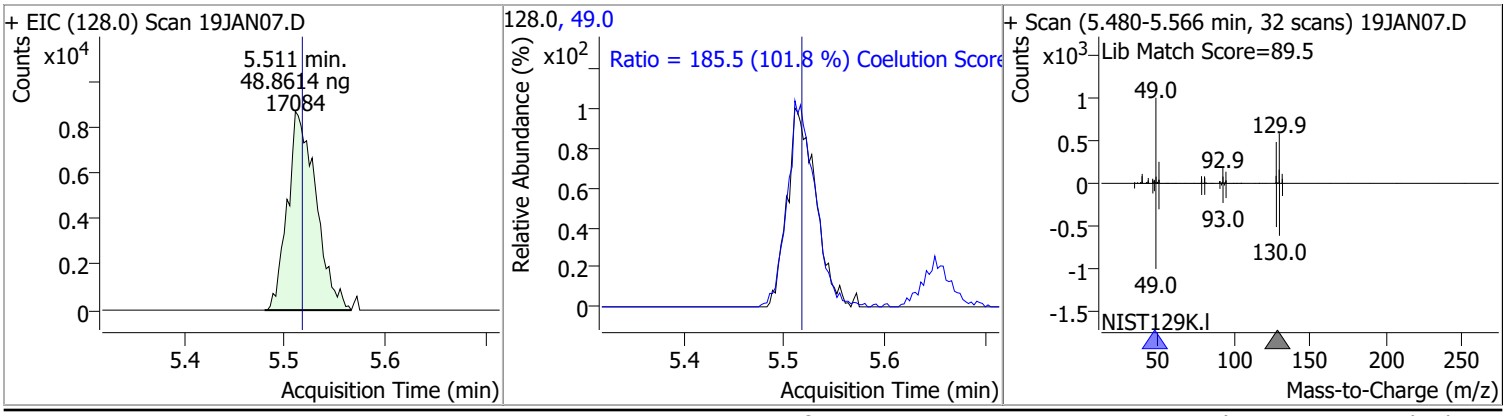

Compound	Conc.	RT	Dev(Min)	Resp.	QIon	QRatio	Lower	Upper
Chloroform	47.3129	5.65	-0.01	74048	85.0	65.6	36.2	96.2

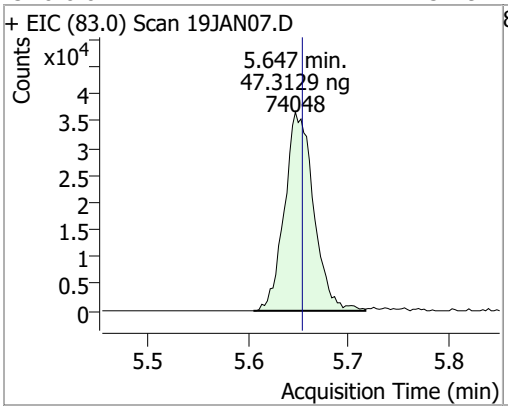

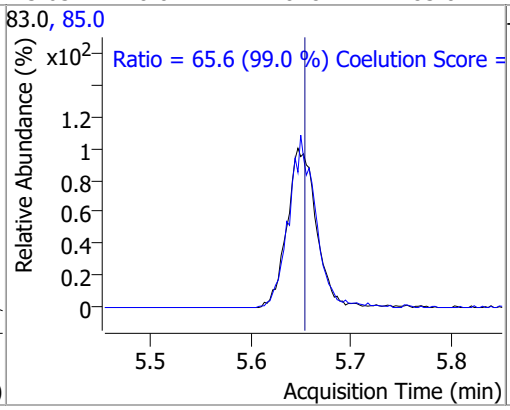

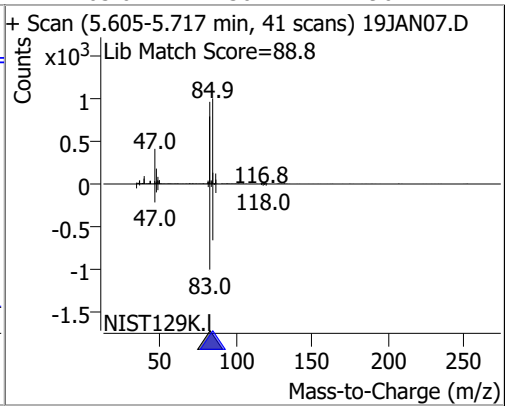

Compound	Conc.	RT	Dev(Min)	Resp.	QIon	QRatio	Lower	Upper
1,1,1-Trichloroethane	48.1944	5.83	0.00	69594	99.0	65.0	33.1	93.1
					61.0	48.5	19.1	79.1

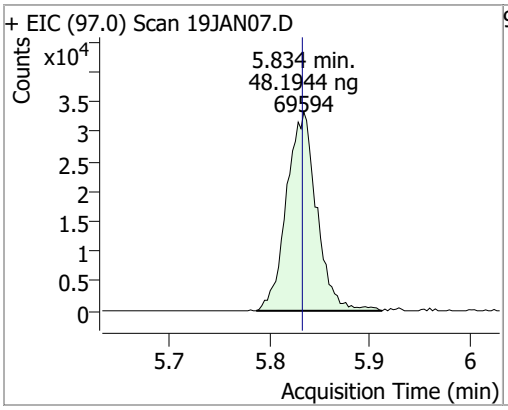

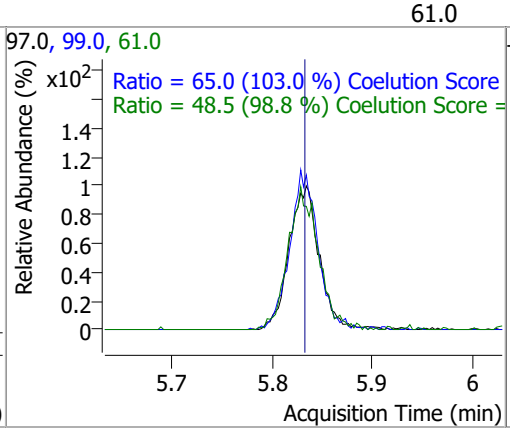

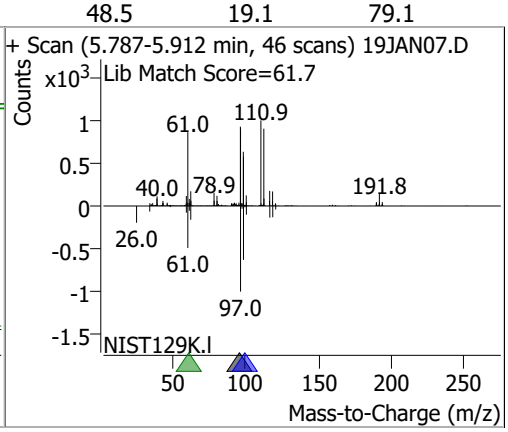

Compound	Conc.	RT	Dev(Min)	Resp.	QIon	QRatio	Lower	Upper
Dibromofluoromethane	49.2335	5.85	0.00	38453	191.5	21.2	0.0	53.2

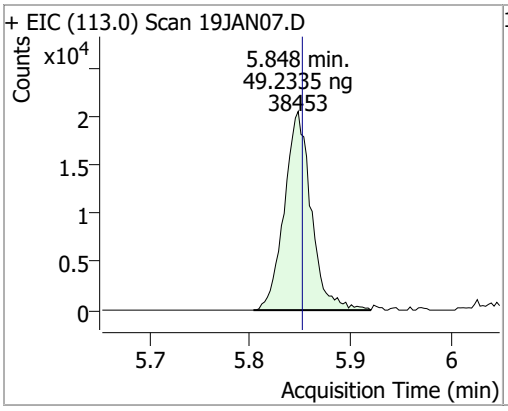

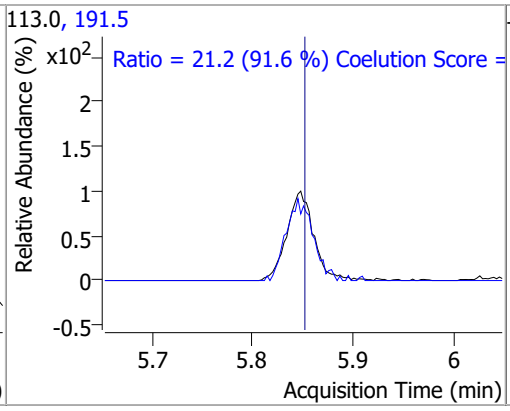

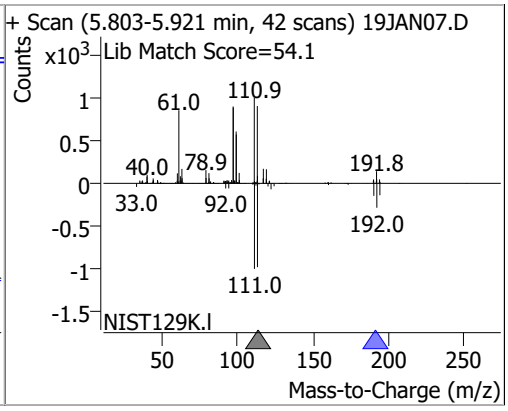

Compound	Conc.	RT	Dev(Min)	Resp.	QIon	QRatio	Lower	Upper
Carbon tetrachloride	47.3626	6.03	0.00	66332	119.0	95.2	67.6	127.6
					121.0	29.9	0.7	60.7

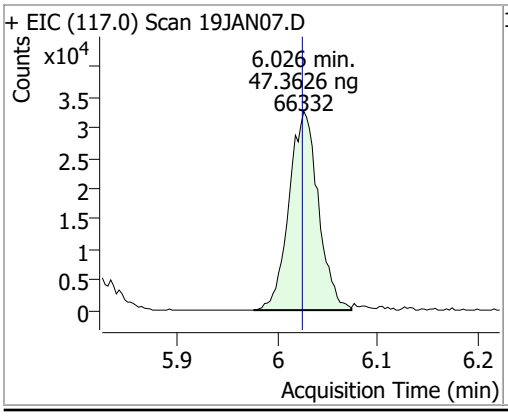

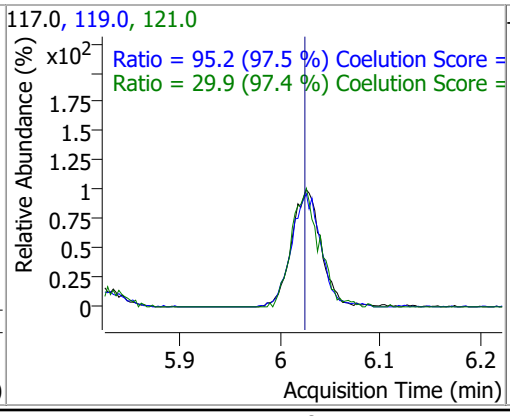

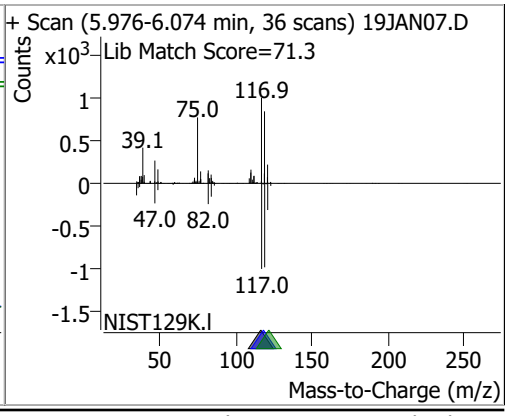

Compound	Conc.	RT	Dev(Min)	Resp.	QIon	QRatio	Lower	Upper
1,1-Dichloropropene	44.6484	6.04	0.00	52282	110.0	36.4	5.6	65.6
					77.0	30.5	1.0	61.0

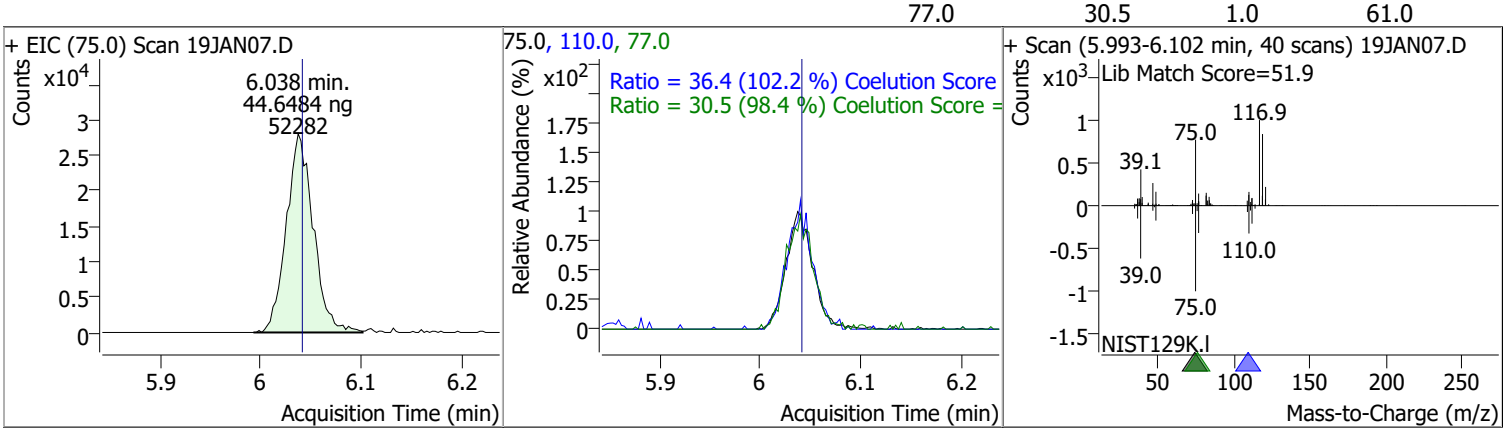

Compound	Conc.	RT	Dev(Min)	Resp.	QIon	QRatio	Lower	Upper
1,2-Dichloroethane-d4	48.6831	6.23	0.00	16425	65.0	196.4	162.8	222.8

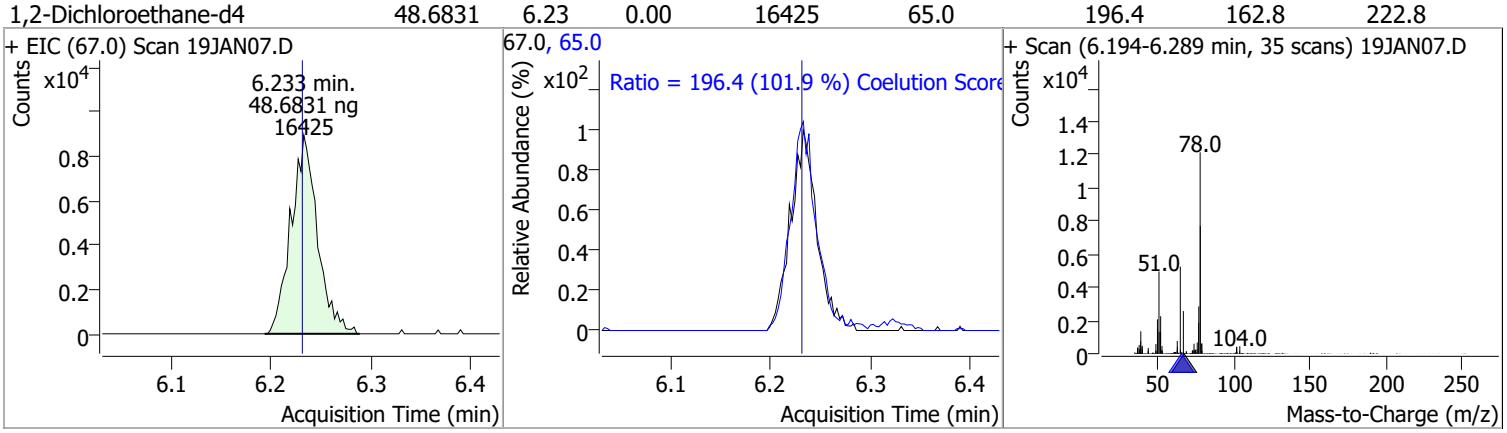

Compound	Conc.	RT	Dev(Min)	Resp.	QIon	QRatio	Lower	Upper
Benzene	46.4135	6.28	-0.01	149512	77.0	23.7	0.0	53.3

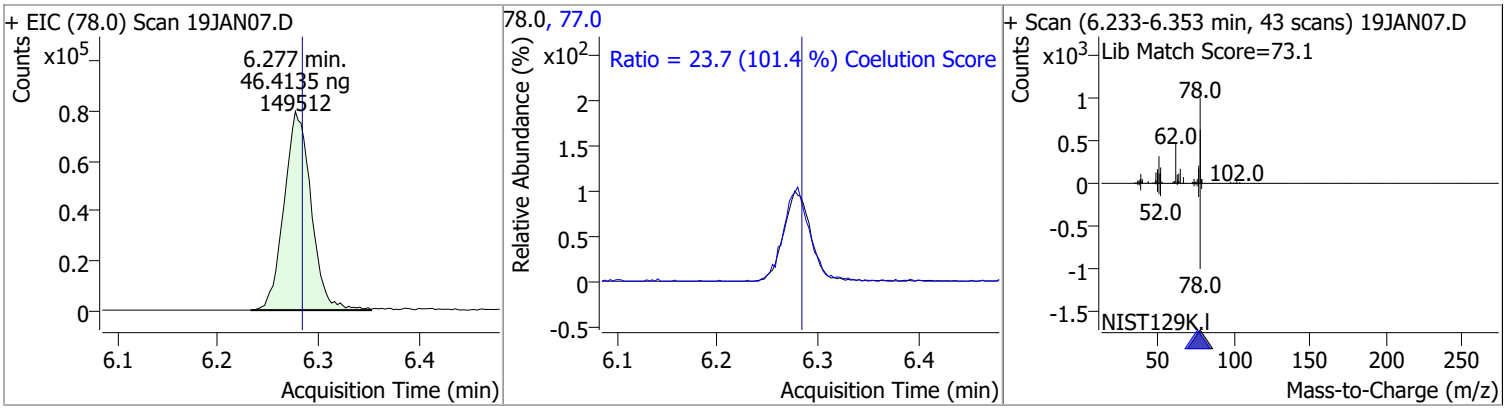

Compound	Conc.	RT	Dev(Min)	Resp.	QIon	QRatio	Lower	Upper
1,2-Dichloroethane	48.9336	6.32	0.00	43538	64.0	29.2	2.2	62.2
					98.0	8.6	0.0	38.2

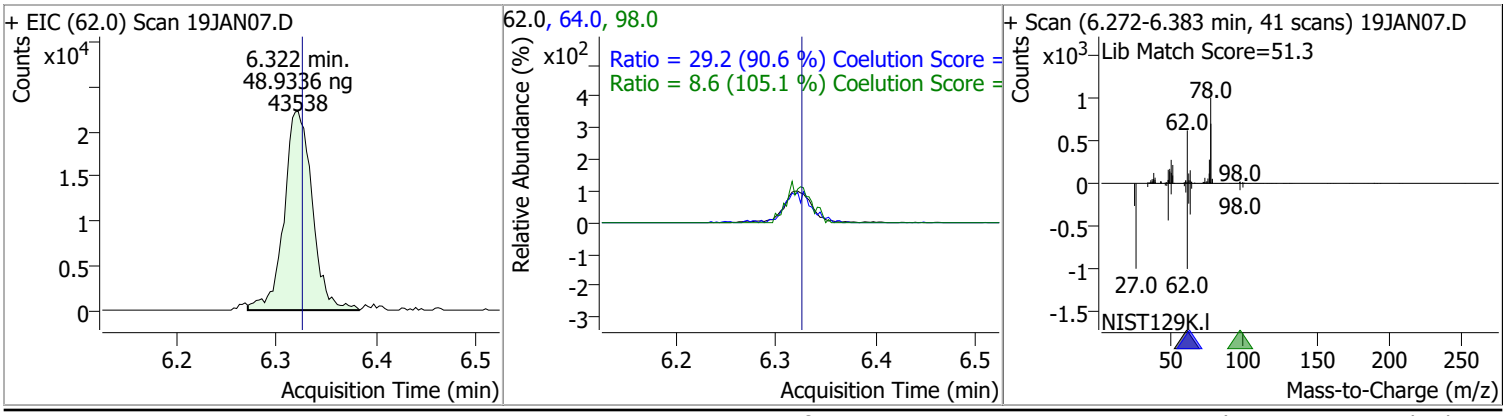

Compound	Conc.	RT	Dev(Min)	Resp.	QIon	QRatio	Lower	Upper
Trichloroethene	46.3149	7.03	0.01	44214	130.0	102.0	75.6	135.6
					97.0	62.1	35.7	95.7

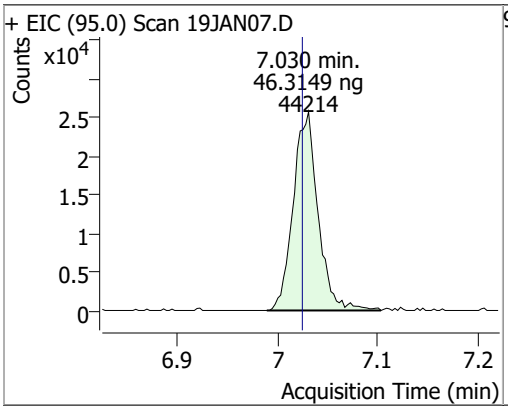

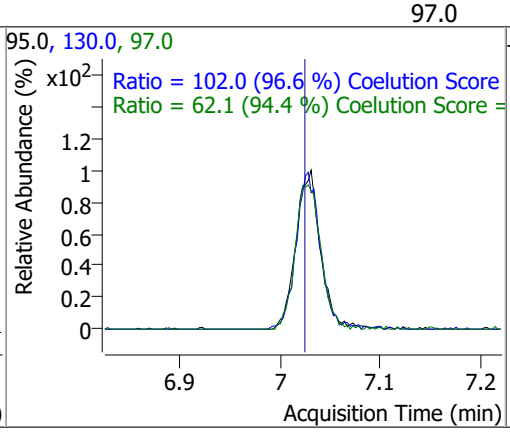

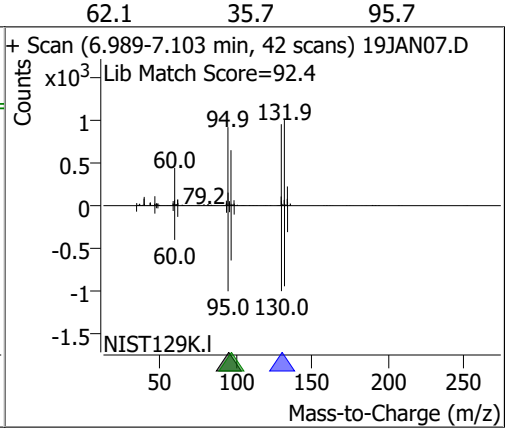

Compound	Conc.	RT	Dev(Min)	Resp.	QIon	QRatio	Lower	Upper
1,2-Dichloropropane	46.1437	7.27	0.00	38730	76.0	39.8	9.8	69.8

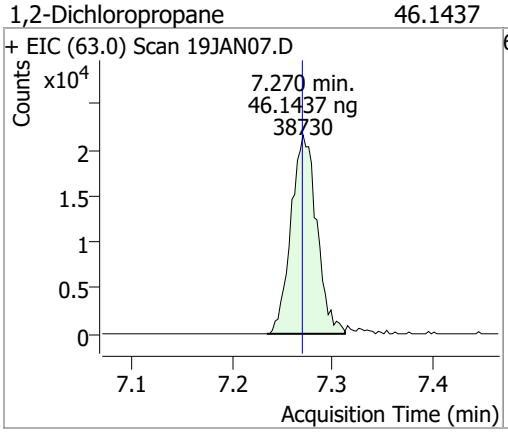

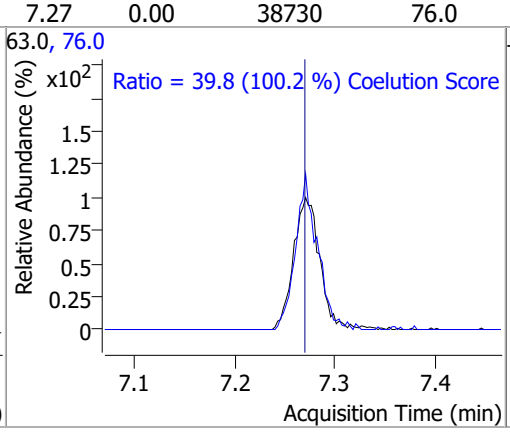

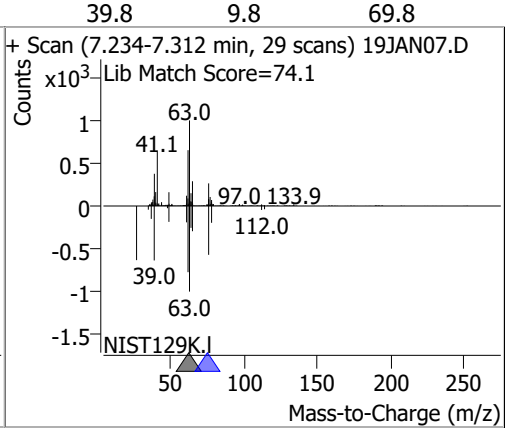

Compound	Conc.	RT	Dev(Min)	Resp.	QIon	QRatio	Lower	Upper
Dibromomethane	47.7666	7.39	-0.01	16899	173.5	106.0	78.2	138.2
					95.0	86.0	54.5	114.5

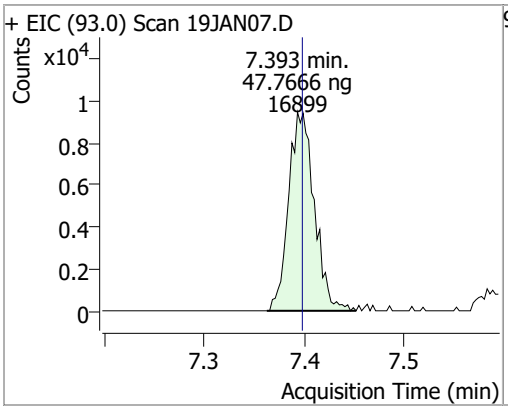

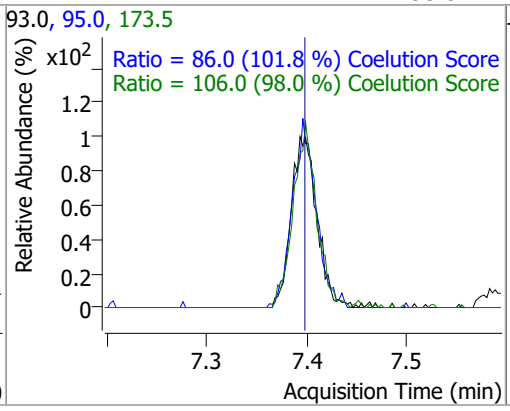

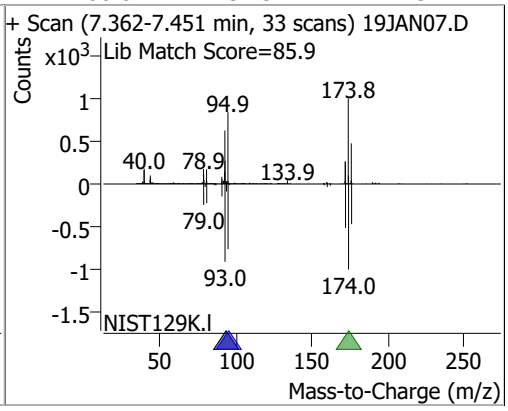

Compound	Conc.	RT	Dev(Min)	Resp.	QIon	QRatio	Lower	Upper
Bromodichloromethane	46.6674	7.59	0.01	46426	85.0	65.1	36.3	96.3
					127.0	9.5	0.0	39.5

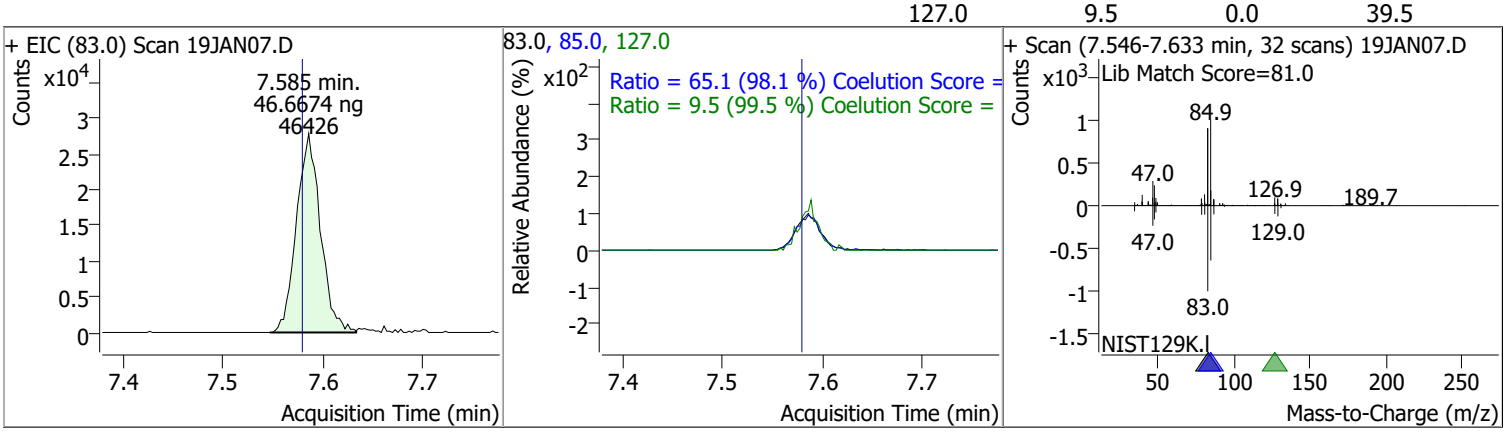

Compound	Conc.	RT	Dev(Min)	Resp.	QIon	QRatio	Lower	Upper
cis-1,3-Dichloropropene	43.3645	8.06	0.00	47339	39.0	56.6	22.5	82.5
					77.0	35.5	1.8	61.8

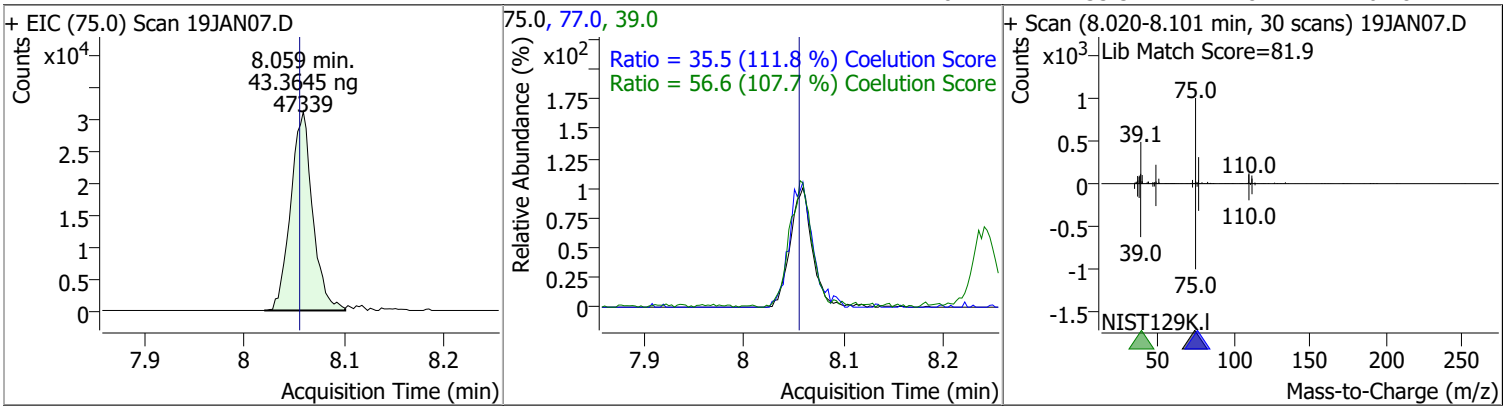

Compound	Conc.	RT	Dev(Min)	Resp.	QIon	QRatio	Lower	Upper
Toluene-d8	45.8435	8.32	0.00	142617	100.0	62.1	34.3	94.3
					99.0	9.4	0.0	39.2

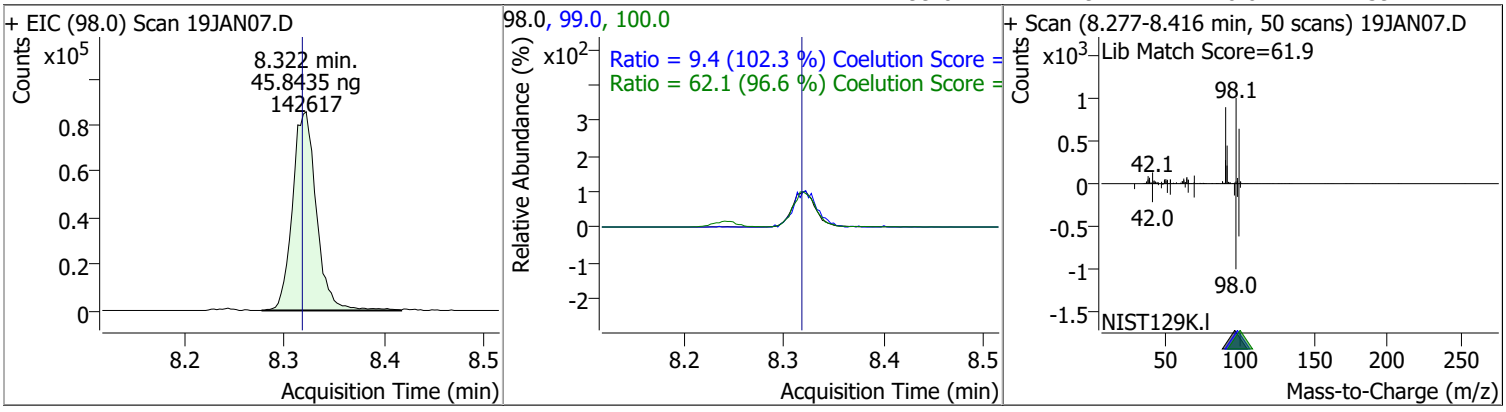

Compound	Conc.	RT	Dev(Min)	Resp.	QIon	QRatio	Lower	Upper
Toluene	44.6630	8.39	0.00	92615	91.0	177.3	144.1	204.1

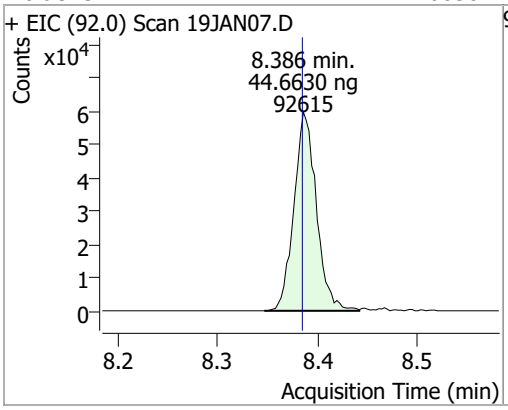

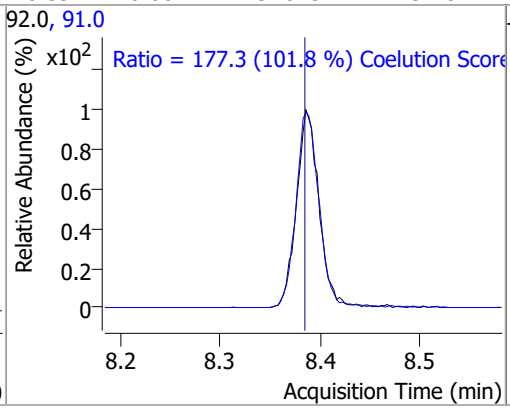

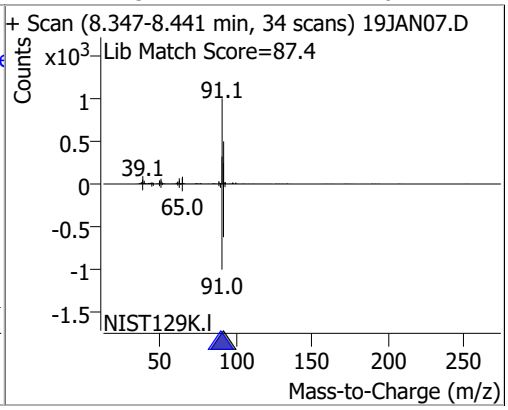

Compound	Conc.	RT	Dev(Min)	Resp.	QIon	QRatio	Lower	Upper
trans-1,3-Dichloropropene	45.2216	8.64	0.00	36009	39.0	52.7	23.0	83.0
					77.0	31.9	1.0	61.0

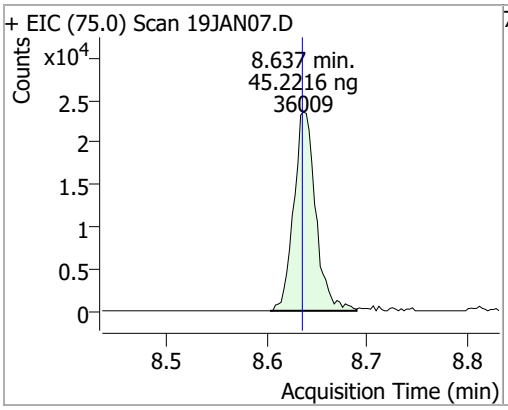

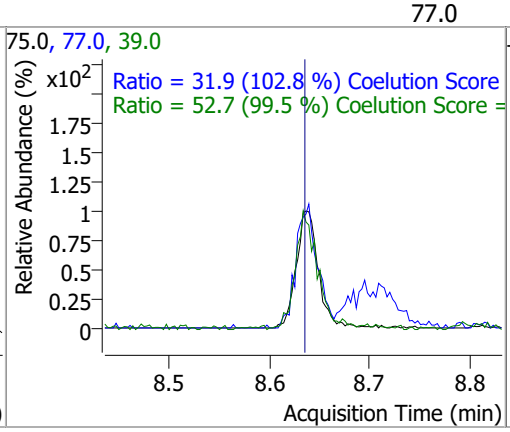

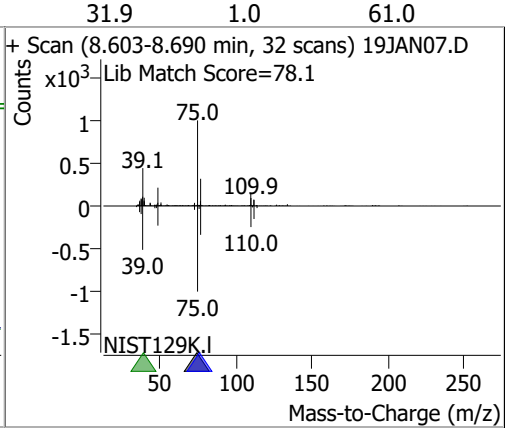

Compound	Conc.	RT	Dev(Min)	Resp.	QIon	QRatio	Lower	Upper
1,1,2-Trichloroethane	47.5110	8.82	0.00	19237	97.0	122.2	80.7	140.7
					85.0	66.5	30.7	90.7

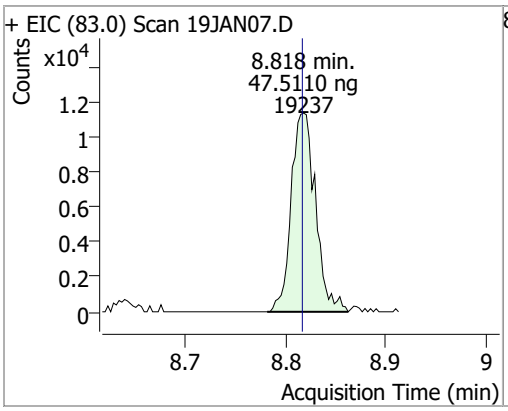

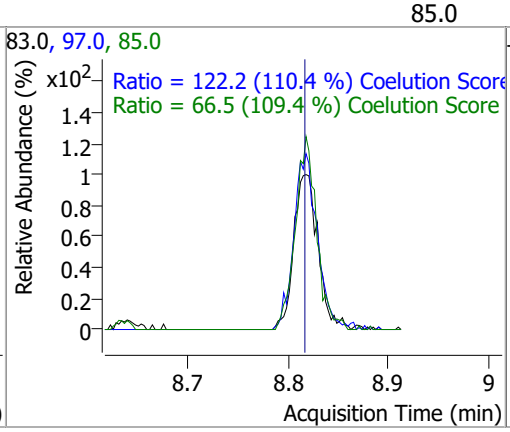

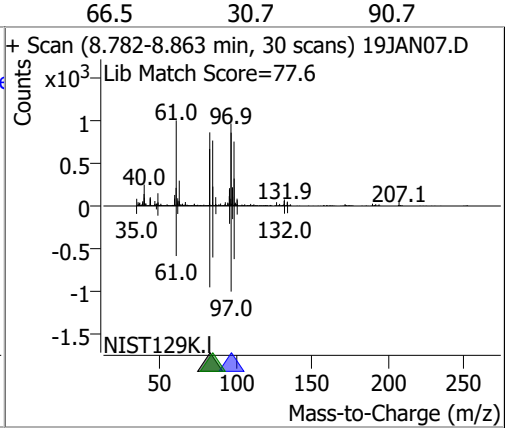

Compound	Conc.	RT	Dev(Min)	Resp.	QIon	QRatio	Lower	Upper
Tetrachloroethene	46.0820	8.94	0.00	38749	165.8	124.5	96.1	156.1
					129.0	92.3	60.5	120.5

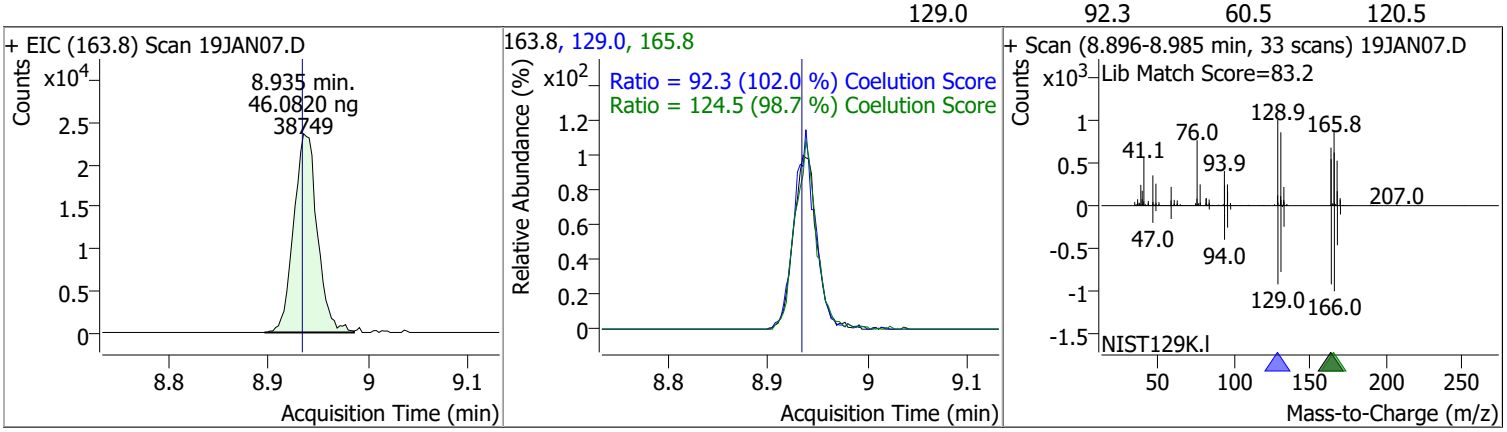

Compound	Conc.	RT	Dev(Min)	Resp.	QIon	QRatio	Lower	Upper
1,3-Dichloropropane	46.5568	8.98	0.00	38147	78.0	33.5	2.4	62.4

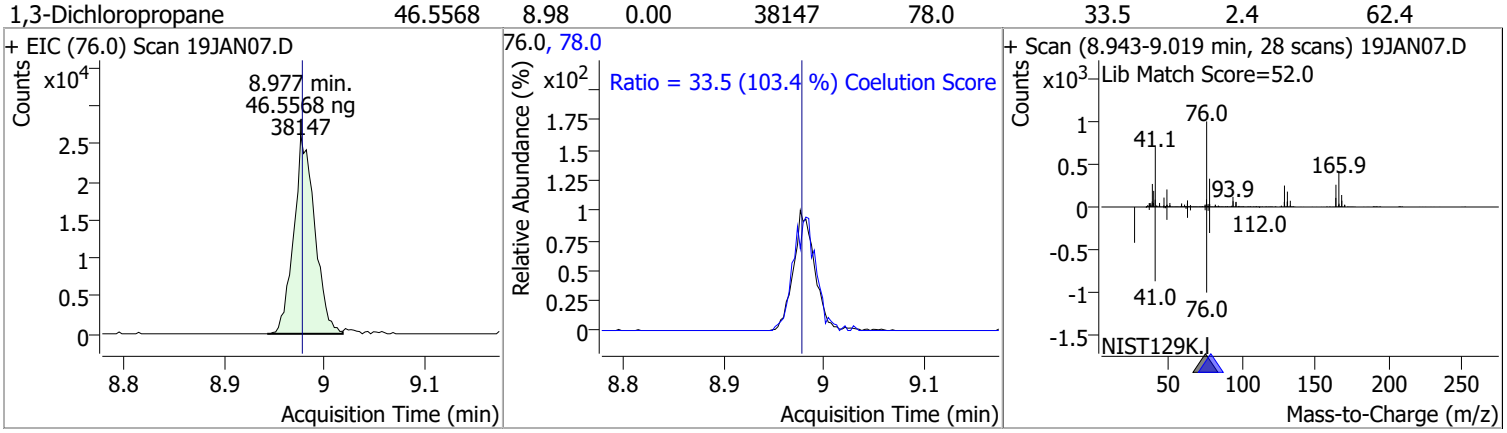

Compound	Conc.	RT	Dev(Min)	Resp.	QIon	QRatio	Lower	Upper
Chlorodibromomethane	46.0058	9.20	0.00	30000	127.0	76.4	47.2	107.2

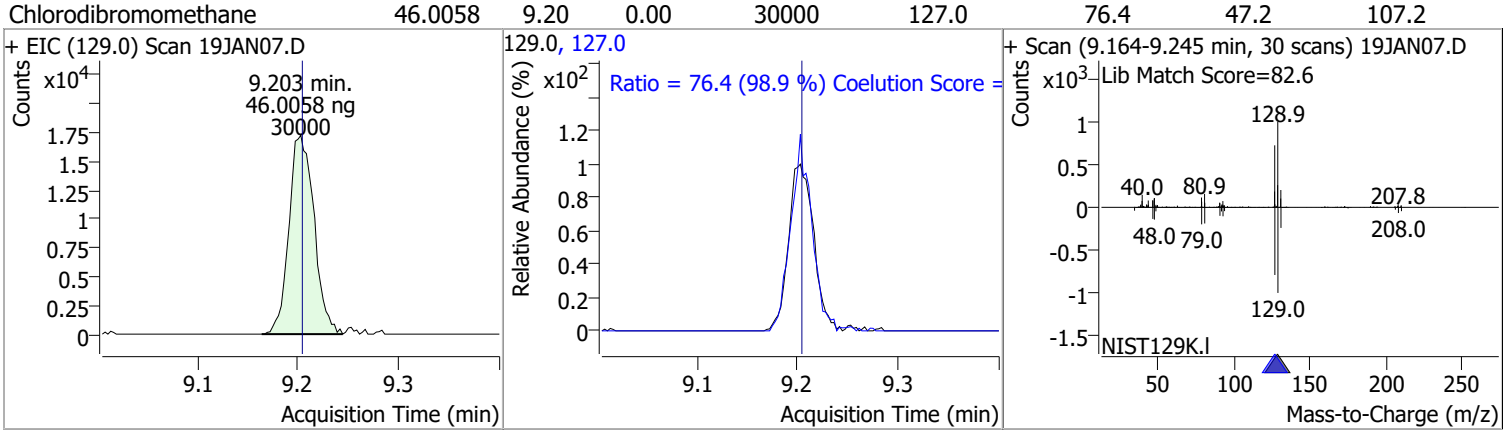

Compound	Conc.	RT	Dev(Min)	Resp.	QIon	QRatio	Lower	Upper
1,2-Dibromoethane	46.2152	9.30	0.00	20667	109.0	98.4	61.5	121.5

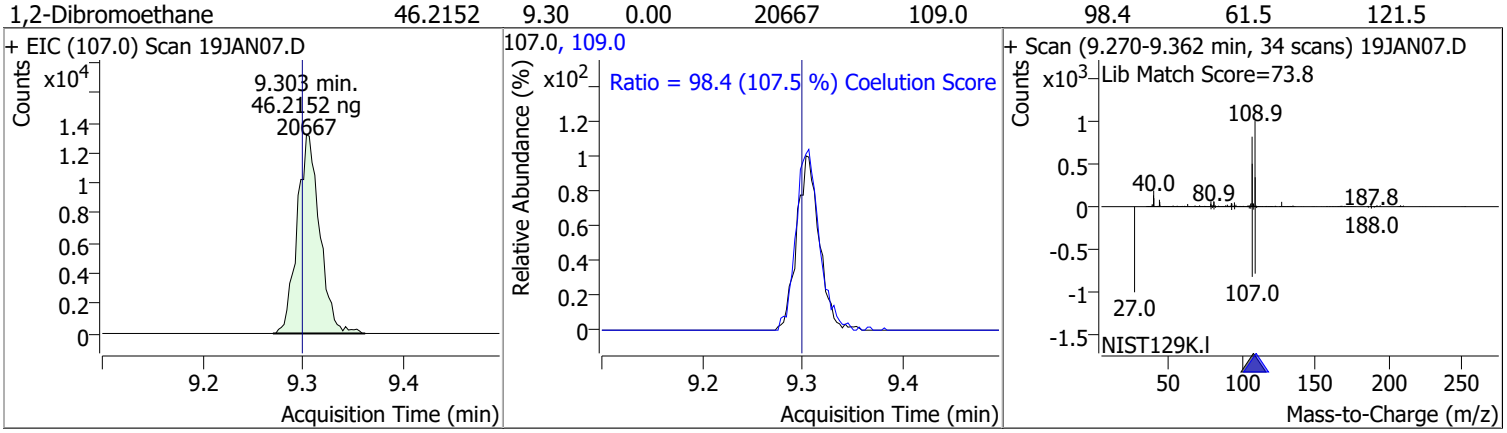

Compound	Conc.	RT	Dev(Min)	Resp.	QIon	QRatio	Lower	Upper
Chlorobenzene	46.7283	9.80	0.00	106223	114.0	31.1	2.2	62.2

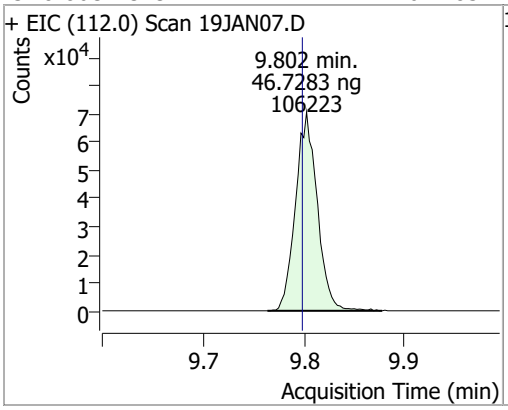

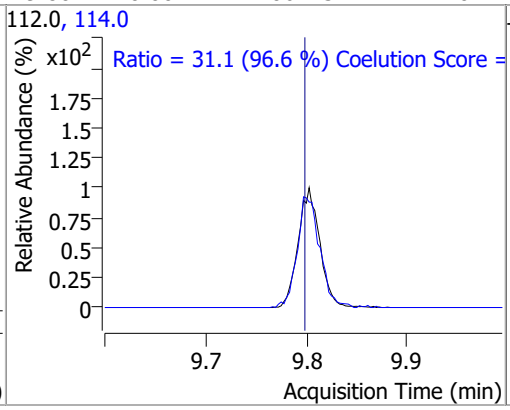

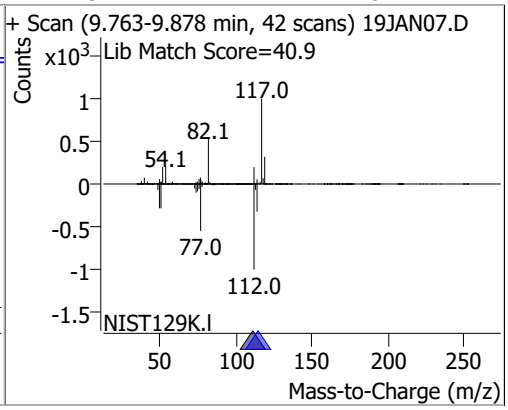

Compound	Conc.	RT	Dev(Min)	Resp.	QIon	QRatio	Lower	Upper
1,1,1,2-Tetrachloroethane	46.8776	9.89	-0.01	37389	133.0	91.1	65.3	125.3

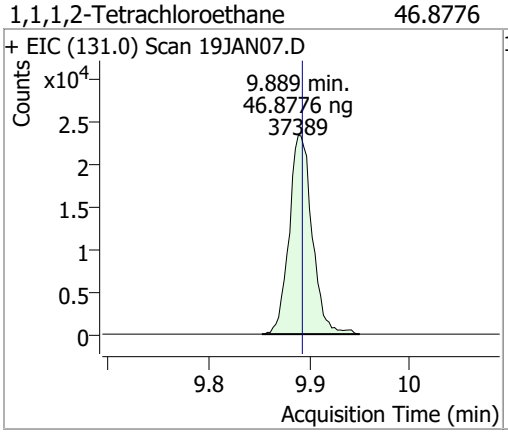

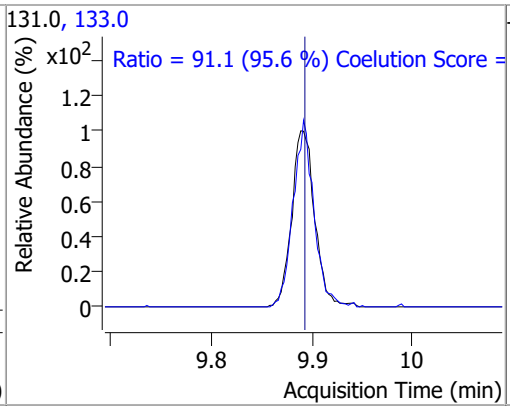

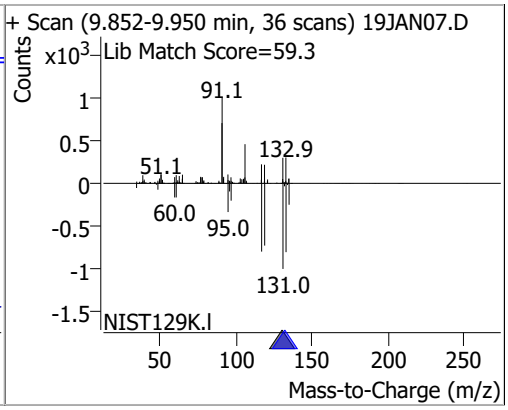

Compound	Conc.	RT	Dev(Min)	Resp.	QIon	QRatio	Lower	Upper
Ethylbenzene	44.7337	9.92	0.00	171854	106.0	31.2	1.7	61.7

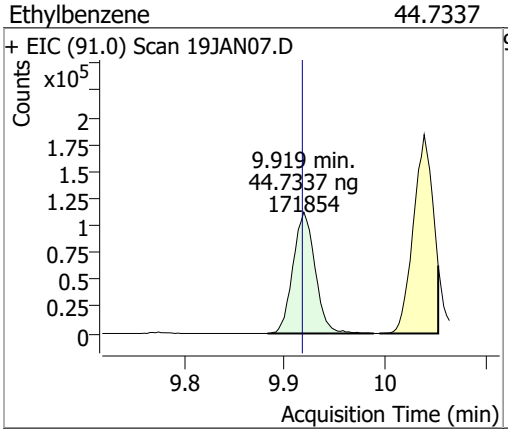

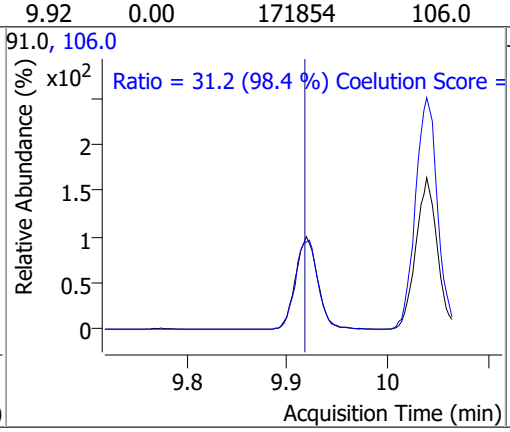

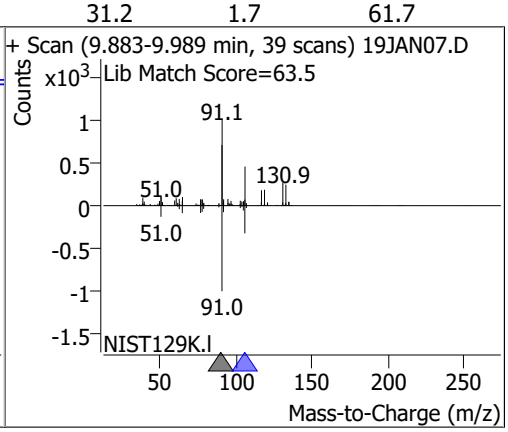

Compound	Conc.	RT	Dev(Min)	Resp.	QIon	QRatio	Lower	Upper
m+p-Xylenes	89.3329	10.04	0.00	136806	91.0	199.8	170.7	230.7

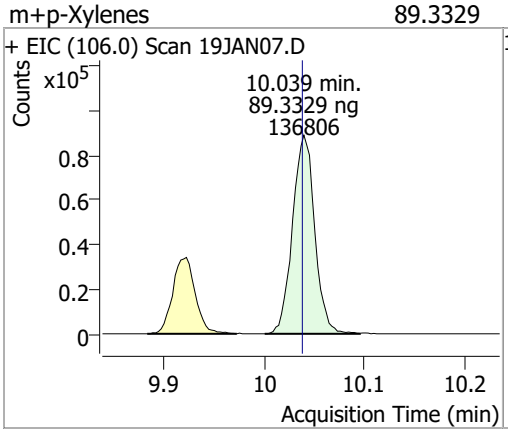

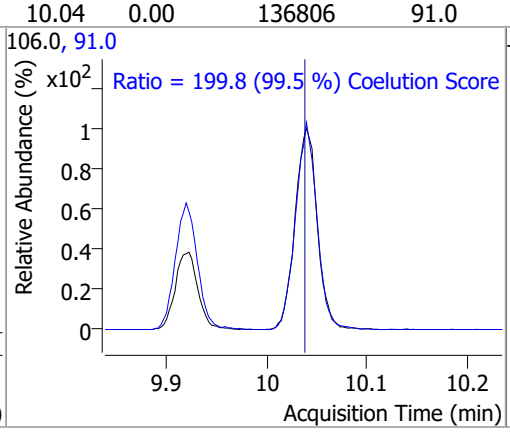

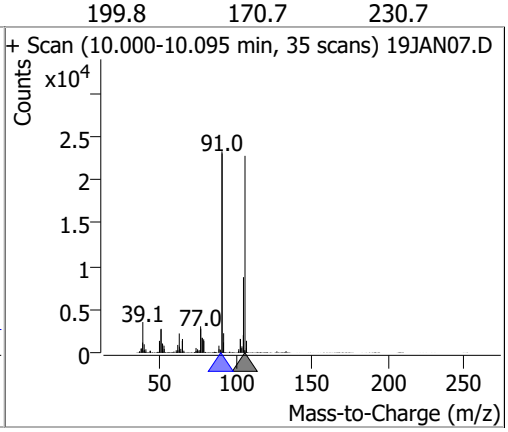

Compound	Conc.	RT	Dev(Min)	Resp.	QIon	QRatio	Lower	Upper
o-Xylene	44.2320	10.43	0.00	58814	91.0	217.4	181.4	241.4

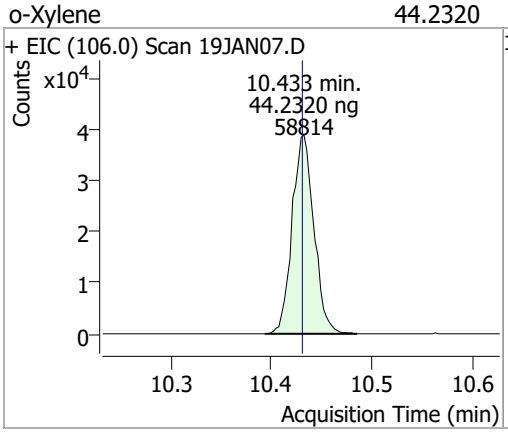

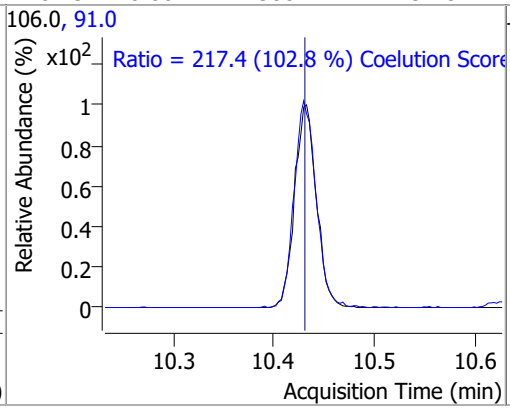

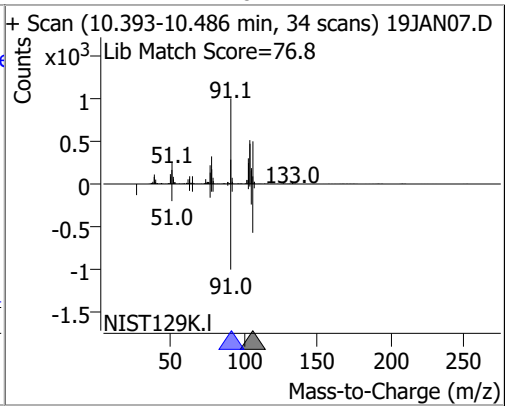

Compound	Conc.	RT	Dev(Min)	Resp.	QIon	QRatio	Lower	Upper
Styrene	44.2974	10.45	0.00	97810	78.0	50.3	20.6	80.6

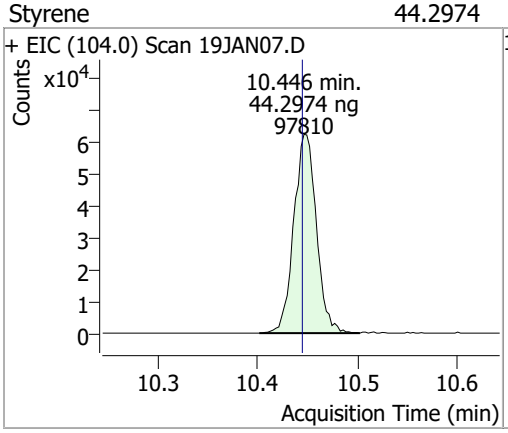

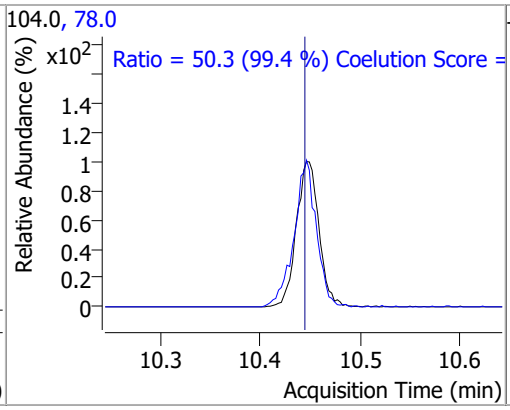

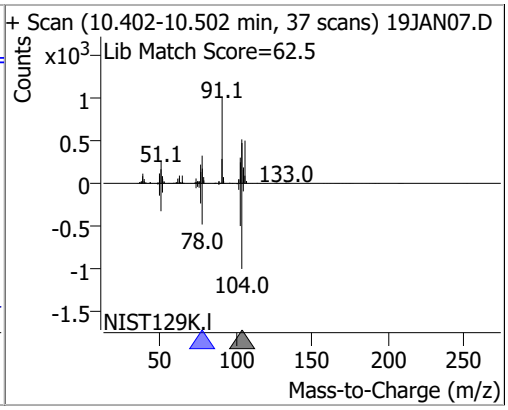

Compound	Conc.	RT	Dev(Min)	Resp.	QIon	QRatio	Lower	Upper
Bromoform	46.2317	10.63	0.00	16290	170.5	52.7	20.3	80.3
					174.5	48.6	18.1	78.1

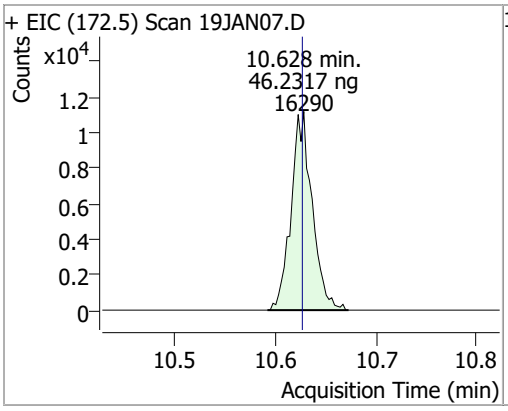

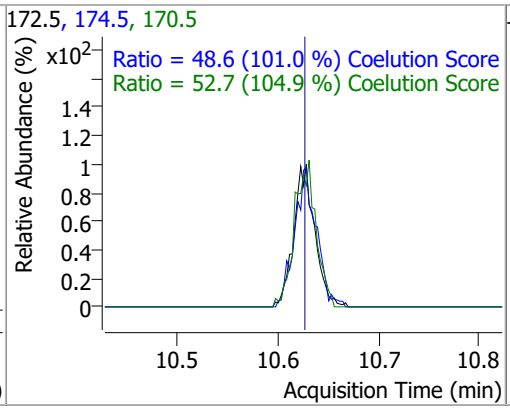

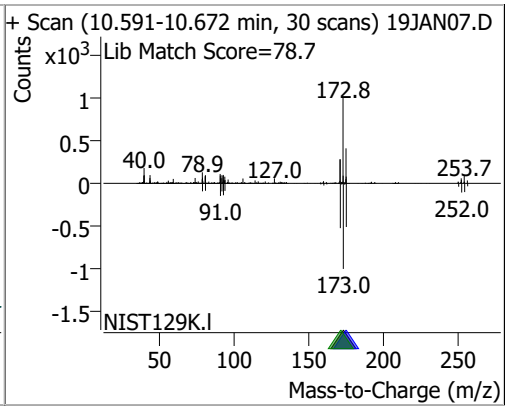

Compound	Conc.	RT	Dev(Min)	Resp.	QIon	QRatio	Lower	Upper
p-Bromofluorobenzene	46.4666	10.95	0.01	45114	174.0	93.6	65.3	125.3
					176.0	87.5	63.3	123.3

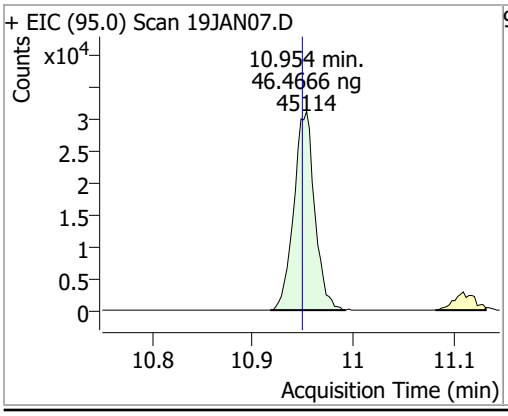

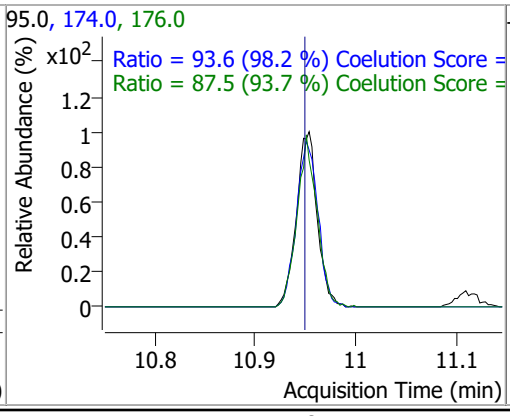

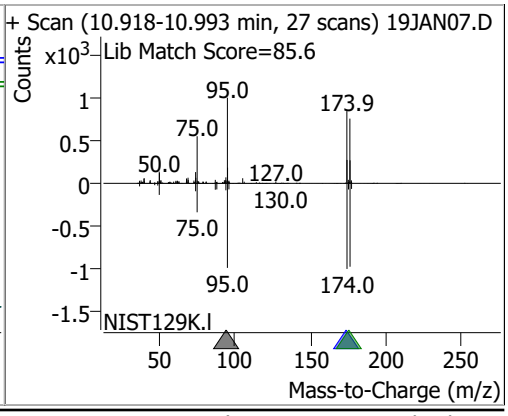

Compound	Conc.	RT	Dev(Min)	Resp.	QIon	QRatio	Lower	Upper
Bromobenzene	46.2967	11.09	0.00	39639	77.0	138.6	113.5	173.5
					158.0	98.0	66.1	126.1

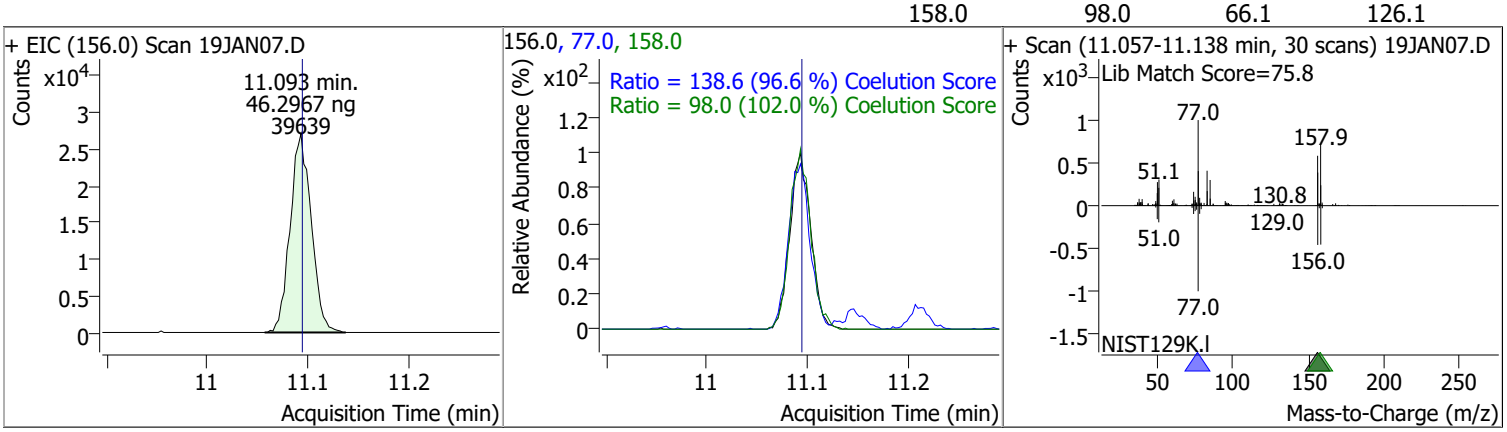

Compound	Conc.	RT	Dev(Min)	Resp.	QIon	QRatio	Lower	Upper
1,1,2,2-Tetrachloroethane	50.1531	11.11	0.00	24493	85.0	64.7	33.3	93.3

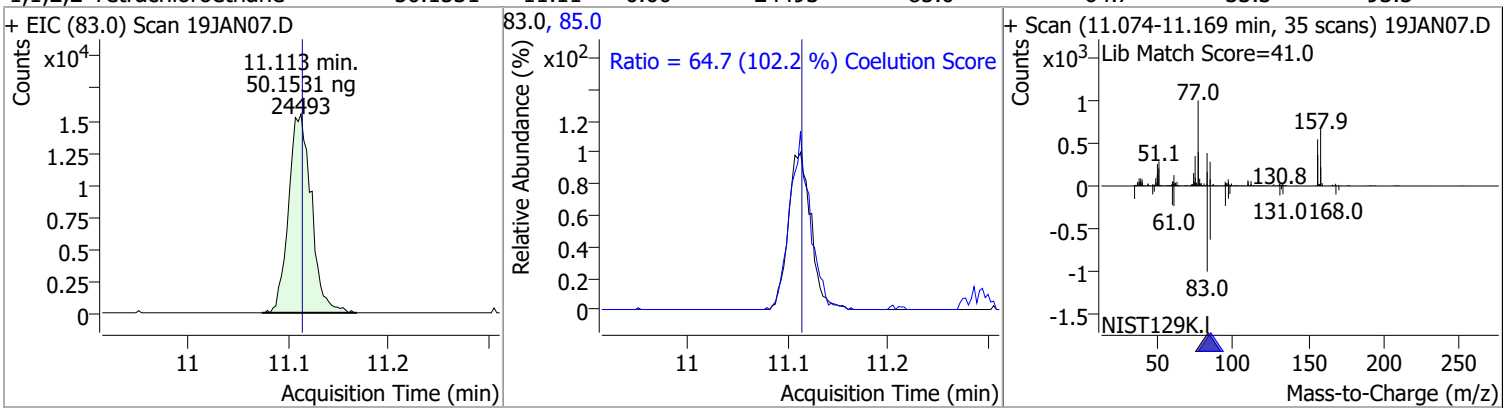

Compound	Conc.	RT	Dev(Min)	Resp.	QIon	QRatio	Lower	Upper
1,2,3-Trichloropropane	47.9073	11.15	0.00	6147	112.0	63.3	35.8	95.8

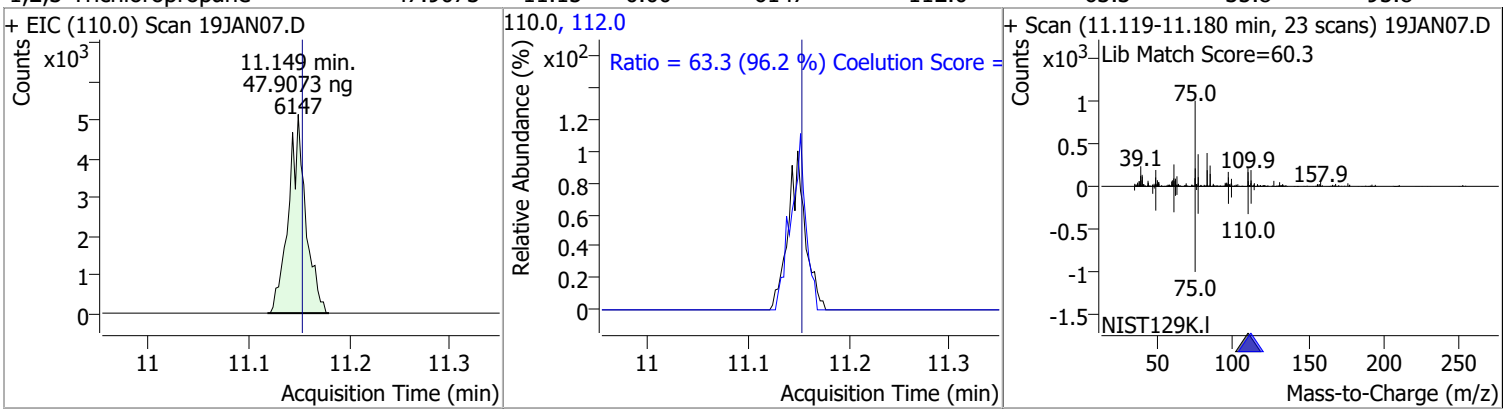

Compound	Conc.	RT	Dev(Min)	Resp.	QIon	QRatio	Lower	Upper
2-Chlorotoluene	43.8276	11.29	0.00	37139	91.0	288.8	246.2	306.2

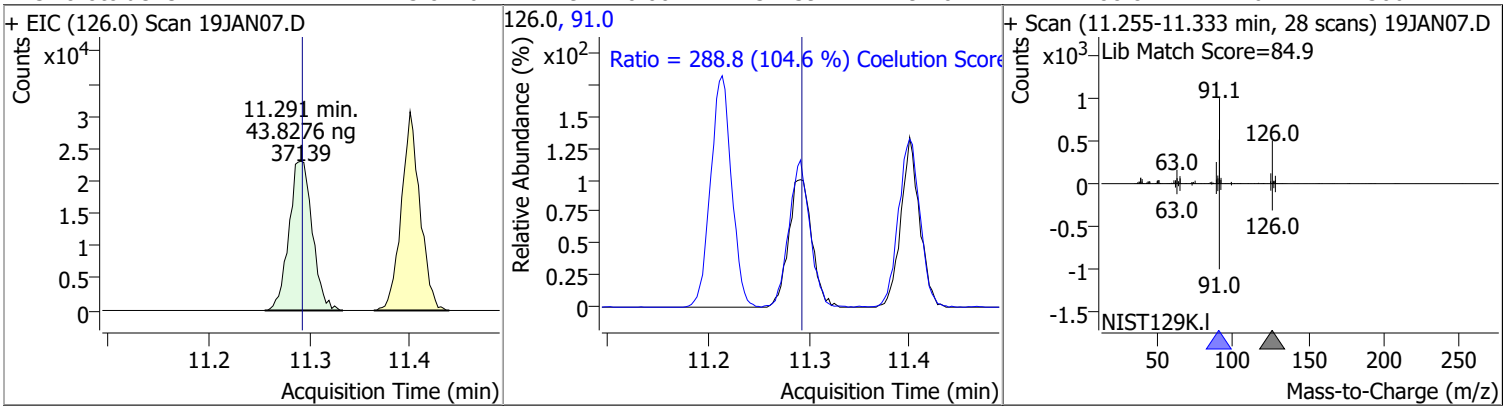

Compound	Conc.	RT	Dev(Min)	Resp.	QIon	QRatio	Lower	Upper
4-Chlorotoluene	45.7452	11.40	0.00	125553	126.0	31.5	1.3	61.3

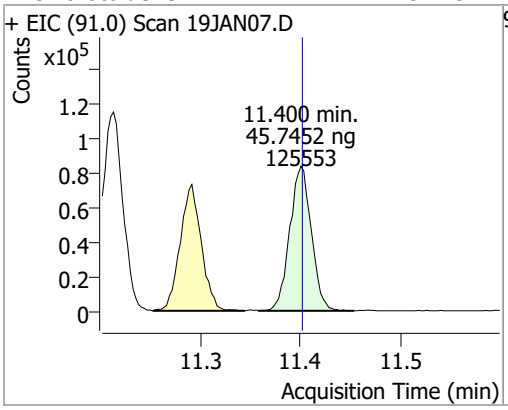

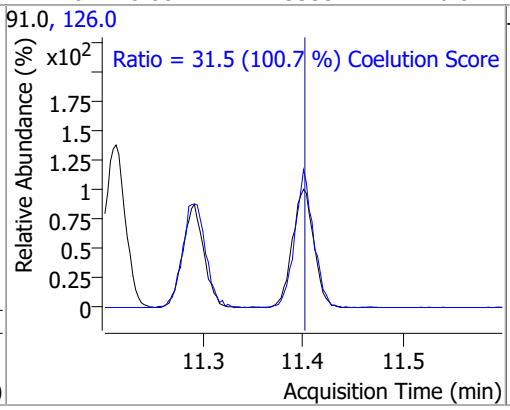

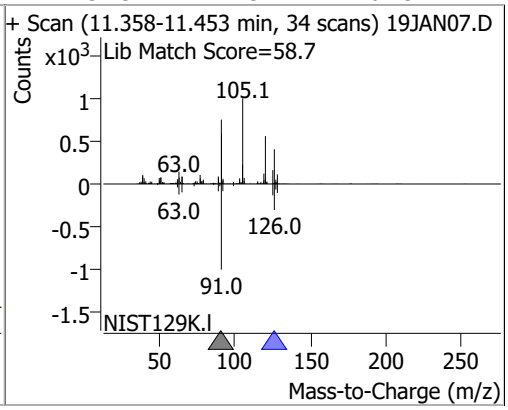

Compound	Conc.	RT	Dev(Min)	Resp.	QIon	QRatio	Lower	Upper
1,3-Dichlorobenzene	47.2010	12.03	0.00	73221	148.0	59.4	32.8	92.8
					111.0	37.7	8.7	68.7

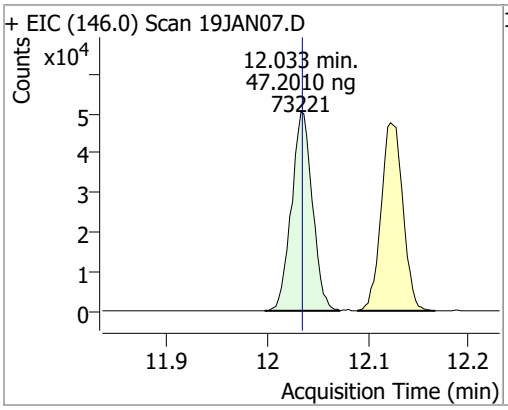

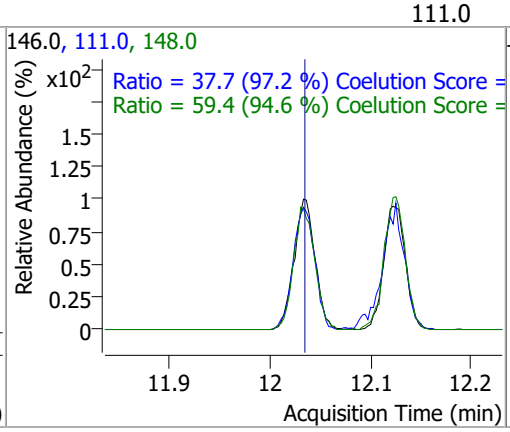

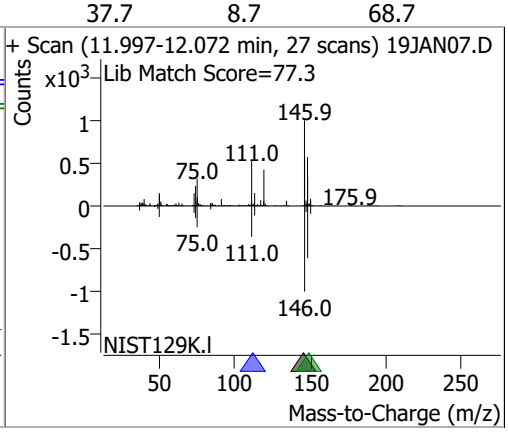

Compound	Conc.	RT	Dev(Min)	Resp.	QIon	QRatio	Lower	Upper
1,4-Dichlorobenzene	45.6332	12.12	0.00	72168	148.0	66.3	33.7	93.7
					111.0	40.3	8.7	68.7

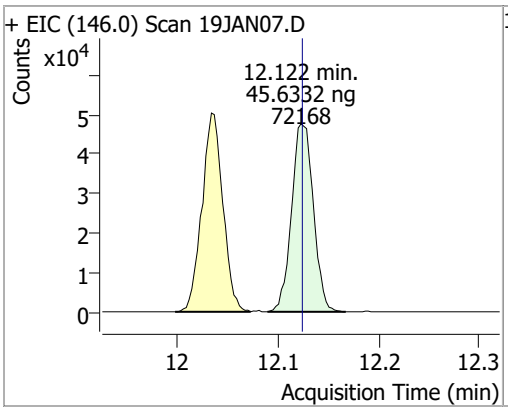

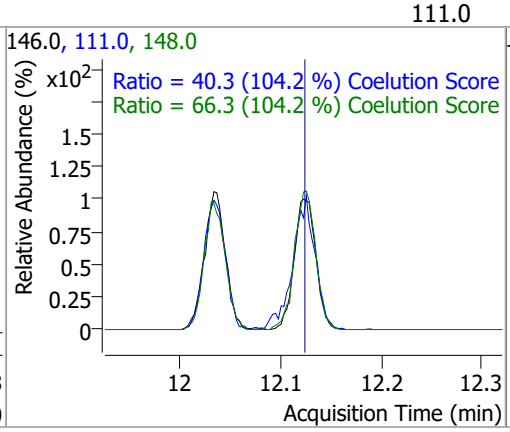

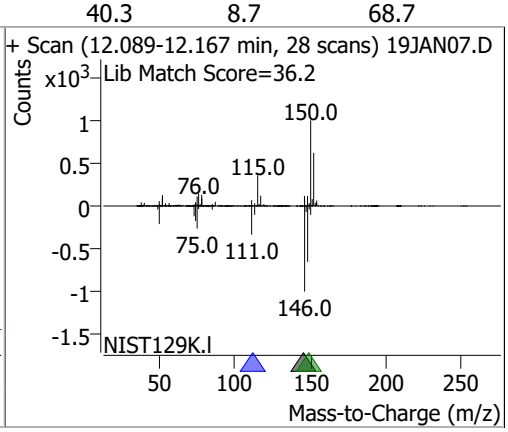

Quantitation Results Report (QT Reviewed)

Compound	Conc.	RT	Dev(Min)	Resp.	QIon	QRatio	Lower	Upper
1,2-Dichlorobenzene	45.7163	12.49	0.00	59208	148.0	67.0	31.9	91.9
					111.0	40.2	9.5	69.5

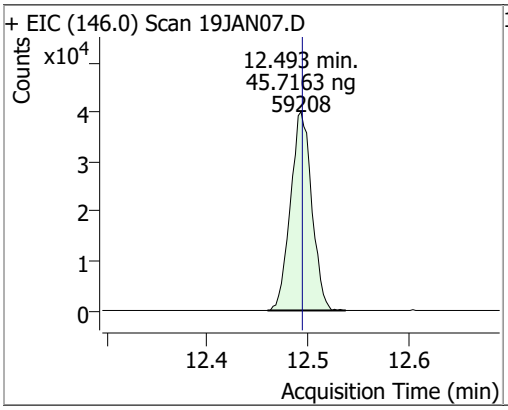

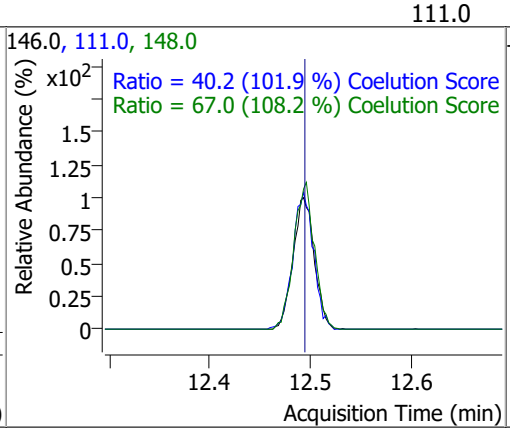

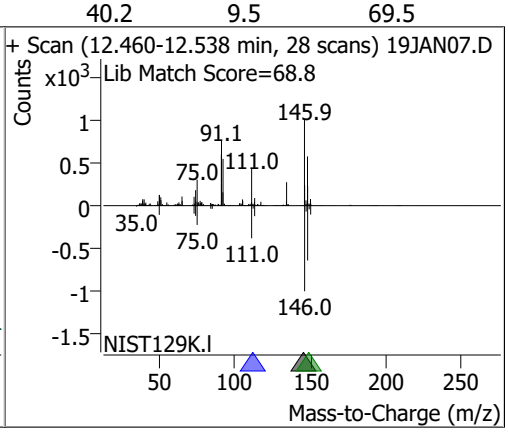

Quantitation Results Report (QT Reviewed)

Data File	19JAN09.D	Operator	MSC
Acq. Method	5975CACQF.M	Acq. Date-Time	1/19/2022 1:04:20 PM
Sample Name	ICAL011922_5	Instrument	VOA5975C
Vial	9	Multiplier	1.00
DA Method File	VOA5975C_8260B_SHT_DoD_L4_011922.m	Comment	
Tune File	BFB_Atune3.u	Tune Date	10/11/2021 4:02:00 PM
Batch Name	VG011922_8260B.batch.bin	Last Calib Update	1/20/2022 9:28:12 AM
Ref Library	\\MASSHUNTER\Org\Library\NIST129K.l		

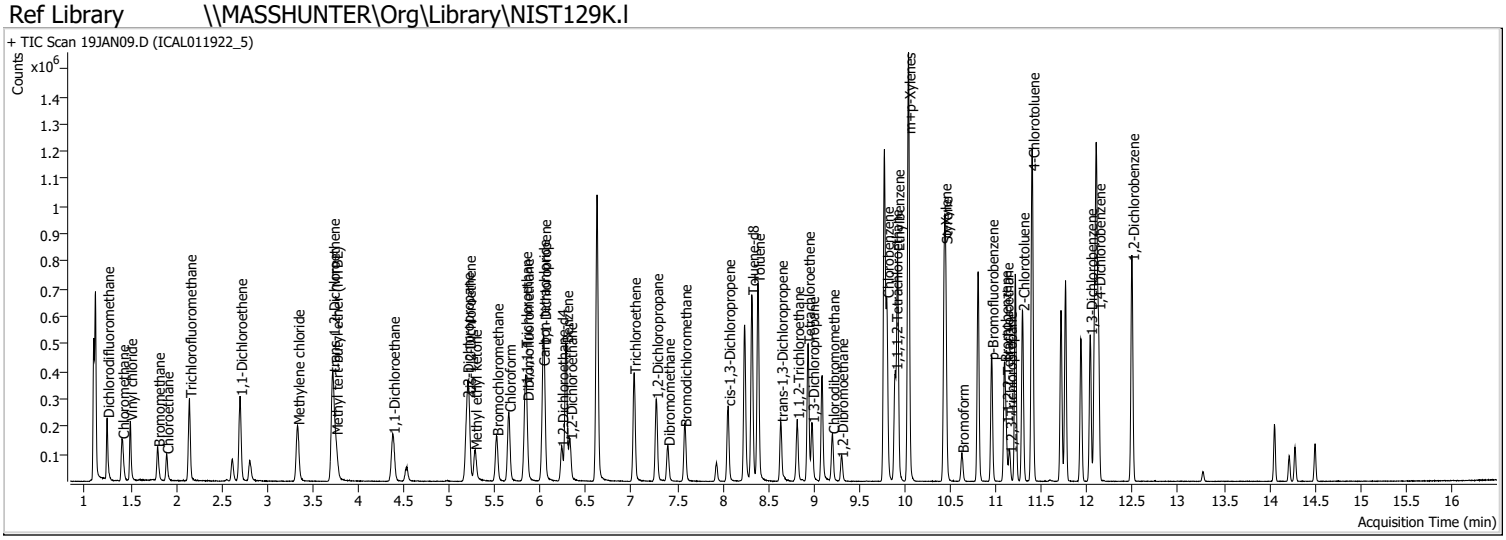

Compound	RT	QIon	Resp.	Conc.	Units		Dev(Min)
Internal Standards							
M Fluorobenzene	6.620	96.0	854591	250.0000	ng		0.000
M Chlorobenzene-d5	9.774	82.0	330468	250.0000	ng		0.000
M 1,4-Dichlorobenzene-d4	12.100	152.0	278012	250.0000	ng		0.000
System Monitoring Compounds							
S Dibromofluoromethane	5.851	113.0	100821	121.8025	ng		0.000
Spiked Amount: 250.000	Range: 80.0 - 119.0%			Recovery = 48.72%		*	
S 1,2-Dichloroethane-d4	6.230	67.0	45314	126.7303	ng		0.000
Spiked Amount: 250.000	Range: 81.0 - 118.0%			Recovery = 50.69%		*	
S Toluene-d8	8.319	98.0	412799	128.0381	ng		0.000
Spiked Amount: 250.000	Range: 89.0 - 112.0%			Recovery = 51.22%		*	
S p-Bromofluorobenzene	10.948	95.0	128330	125.0189	ng		0.000
Spiked Amount: 250.000	Range: 85.0 - 114.0%			Recovery = 50.01%		*	
Target Compounds							**QValue**
T Dichlorodifluoromethane	1.244	85.0	148367	129.1152	ng		100
T Chloromethane	1.408	50.0	170190	125.7991	ng		100
T Vinyl chloride	1.498	62.0	153733	124.8408	ng		100
T Bromomethane	1.799	96.0	59520	112.1810	ng		100
T Chloroethane	1.897	64.0	65407	112.2655	ng		100
T Trichlorofluoromethane	2.147	101.0	193579	131.0926	ng		100
T 1,1-Dichloroethene	2.702	96.0	105649	122.9596	ng		100
T Methylene chloride	3.333	49.0	149957	120.0395	ng		100
T trans-1,2-Dichloroethene	3.720	96.0	110255	124.2147	ng		100
T Methyl tert-butyl ether (MTBE)	3.754	73.0	136973	123.4648	ng		100
T 1,1-Dichloroethane	4.378	63.0	205663	123.8038	ng		100
T 2,2-Dichloropropane	5.193	77.0	153450	122.5736	ng		100
T cis-1,2-Dichloroethene	5.215	96.0	112808	125.5204	ng		100
T Methyl ethyl ketone	5.279	43.0	154105	1186.5197	ng		100
T Bromochloromethane	5.516	128.0	45958	124.0258	ng		100
T Chloroform	5.653	83.0	196261	118.3246	ng		100

Compound	RT	QIon	Resp.	Conc.	Units	Dev(Min)
T 1,1,1-Trichloroethane	5.831	97.0	189468	123.8043	ng	100
T Carbon tetrachloride	6.024	117.0	183978	123.9520	ng	100
T 1,1-Dichloropropene	6.040	75.0	156331	125.9718	ng	100
T Benzene	6.283	78.0	424881	124.4545	ng	100
T 1,2-Dichloroethane	6.325	62.0	109046	115.6442	ng	100
T Trichloroethene	7.025	95.0	120511	121.8095	ng	100
T 1,2-Dichloropropane	7.270	63.0	106955	122.9589	ng	100
T Dibromomethane	7.398	93.0	44657	121.7998	ng	100
T Bromodichloromethane	7.580	83.0	124982	121.2255	ng	100
T cis-1,3-Dichloropropene	8.059	75.0	139607	123.4003	ng	100
T Toluene	8.386	92.0	269549	125.4292	ng	100
T trans-1,3-Dichloropropene	8.637	75.0	102846	124.6280	ng	100
T 1,1,2-Trichloroethane	8.818	83.0	52780	125.7824	ng	100
T Tetrachloroethene	8.935	163.8	109194	125.3035	ng	100
T 1,3-Dichloropropane	8.980	76.0	101384	119.3950	ng	100
T Chlorodibromomethane	9.206	129.0	83172	123.0729	ng	100
T 1,2-Dibromoethane	9.300	107.0	58489	126.2047	ng	100
T Chlorobenzene	9.800	112.0	289340	122.8185	ng	100
T 1,1,1,2-Tetrachloroethane	9.894	131.0	101500	122.7951	ng	100
T Ethylbenzene	9.919	91.0	505127	123.1021	ng	100
T m+p-Xylenes	10.039	106.0	405724	248.1048	ng	100
T o-Xylene	10.433	106.0	179108	125.1872	ng	100
T Styrene	10.446	104.0	292722	123.7696	ng	100
T Bromoform	10.625	172.5	45045	120.9158	ng	100
T Bromobenzene	11.093	156.0	112733	124.5365	ng	100
T 1,1,2,2-Tetrachloroethane	11.113	83.0	62640	121.3181	ng	100
T 1,2,3-Trichloropropane	11.152	110.0	16355	120.5610	ng	100
T 2-Chlorotoluene	11.291	126.0	114135	127.3956	ng	100
T 4-Chlorotoluene	11.400	91.0	375931	129.5521	ng	100
T 1,3-Dichlorobenzene	12.033	146.0	200403	122.1906	ng	100
T 1,4-Dichlorobenzene	12.122	146.0	205880	123.1312	ng	100
T 1,2-Dichlorobenzene	12.493	146.0	169723	123.9507	ng	100

(#) = Qualifier Out of Range; (m) = Manual Integration; (+) = Area Summed; (*) = Surrogate Percent Recovery Out of Range; (d): Zeroed Peak

Compound	Conc.	RT	Dev(Min)	Resp.	QIon	QRatio	Lower	Upper
Dichlorodifluoromethane	129.1152	1.24	0.00	148367	87.0	31.8	1.8	61.8

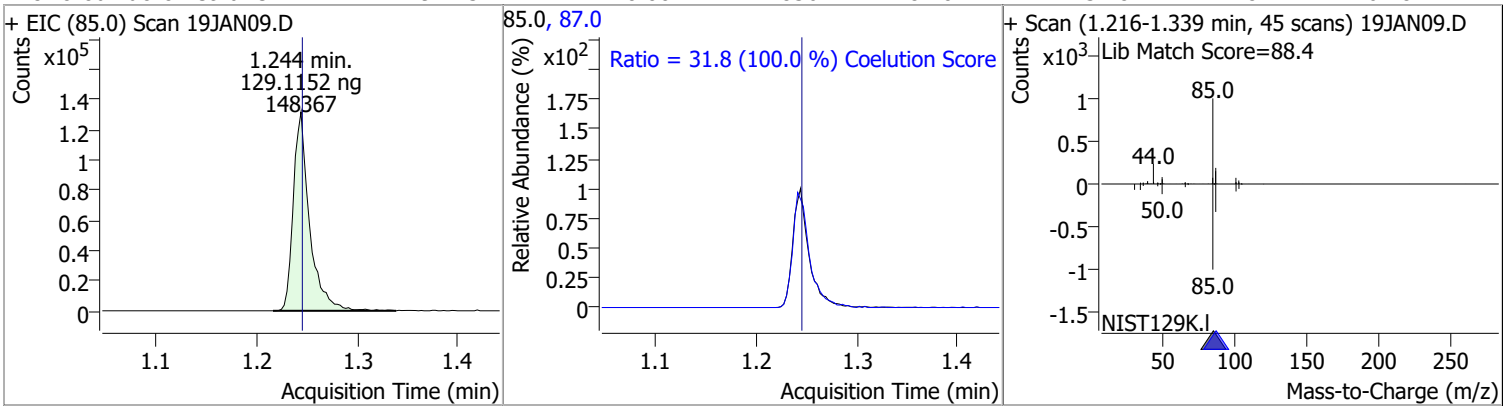

Compound	Conc.	RT	Dev(Min)	Resp.	QIon	QRatio	Lower	Upper
Chloromethane	125.7991	1.41	0.00	170190	52.0	32.4	2.4	62.4

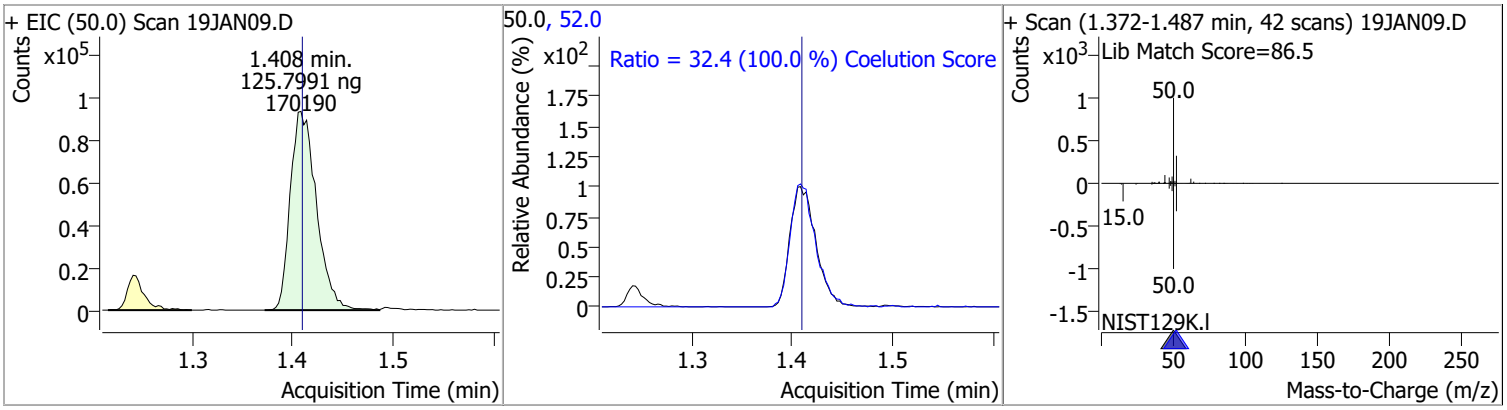

Compound	Conc.	RT	Dev(Min)	Resp.	QIon	QRatio	Lower	Upper
Vinyl chloride	124.8408	1.50	0.00	153733	64.0	31.3	1.3	61.3

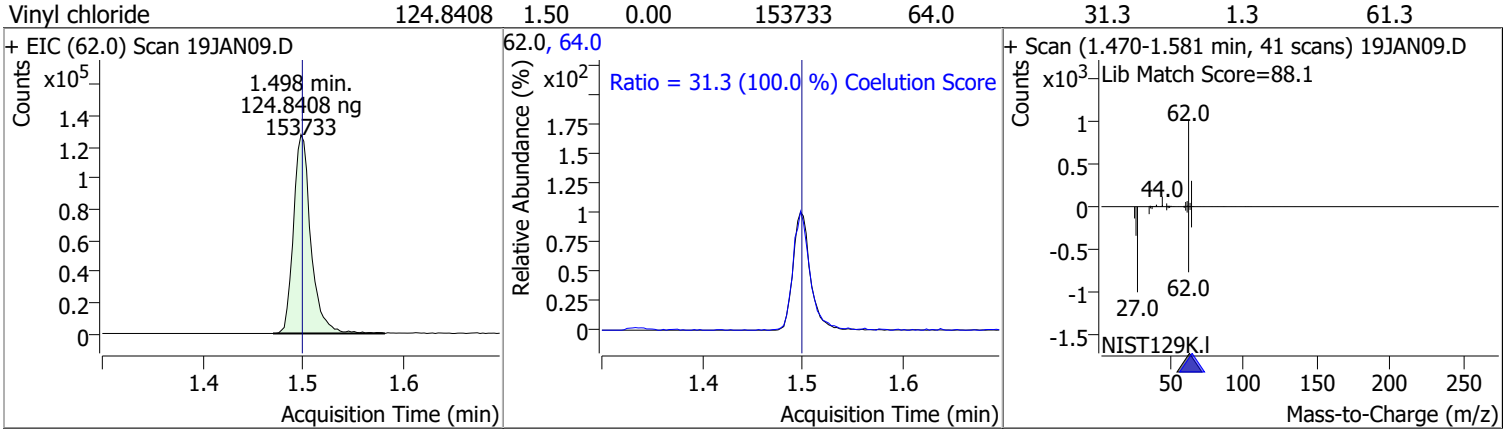

Compound	Conc.	RT	Dev(Min)	Resp.	QIon	QRatio	Lower	Upper
Bromomethane	112.1810	1.80	0.00	59520	94.0	110.1	80.1	140.1

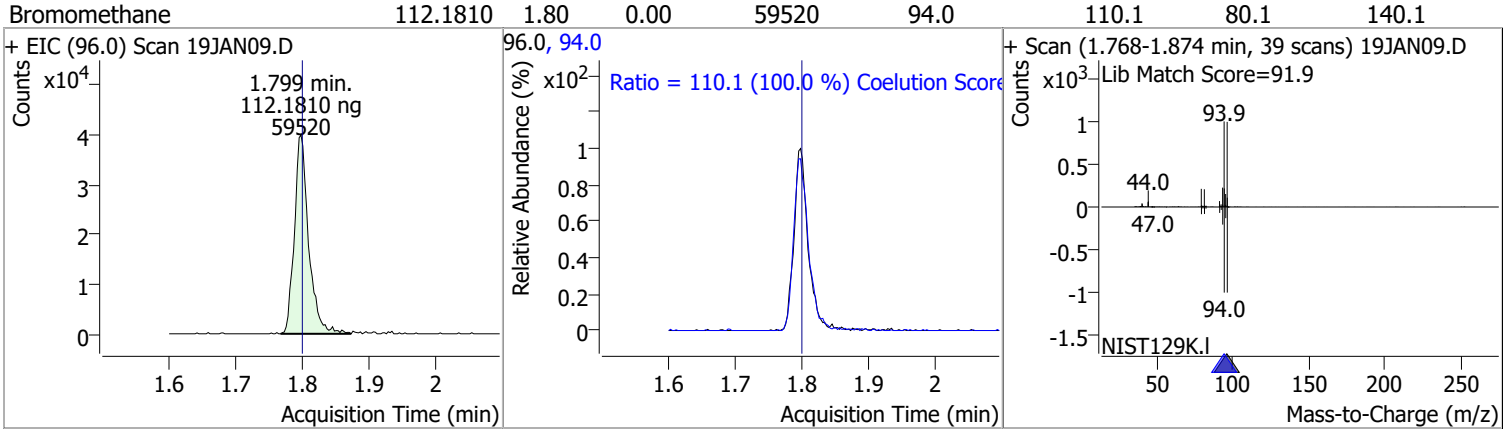

Compound	Conc.	RT	Dev(Min)	Resp.	QIon	QRatio	Lower	Upper
Chloroethane	112.2655	1.90	0.00	65407	66.0	30.0	0.0	60.0

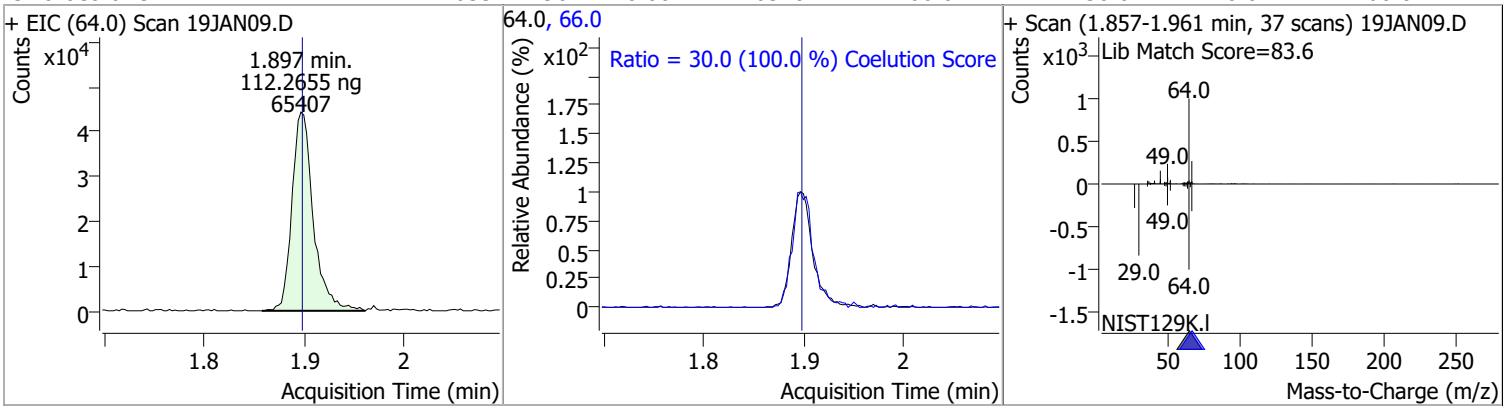

Compound	Conc.	RT	Dev(Min)	Resp.	QIon	QRatio	Lower	Upper
Trichlorofluoromethane	131.0926	2.15	0.00	193579	103.0	65.0	35.0	95.0

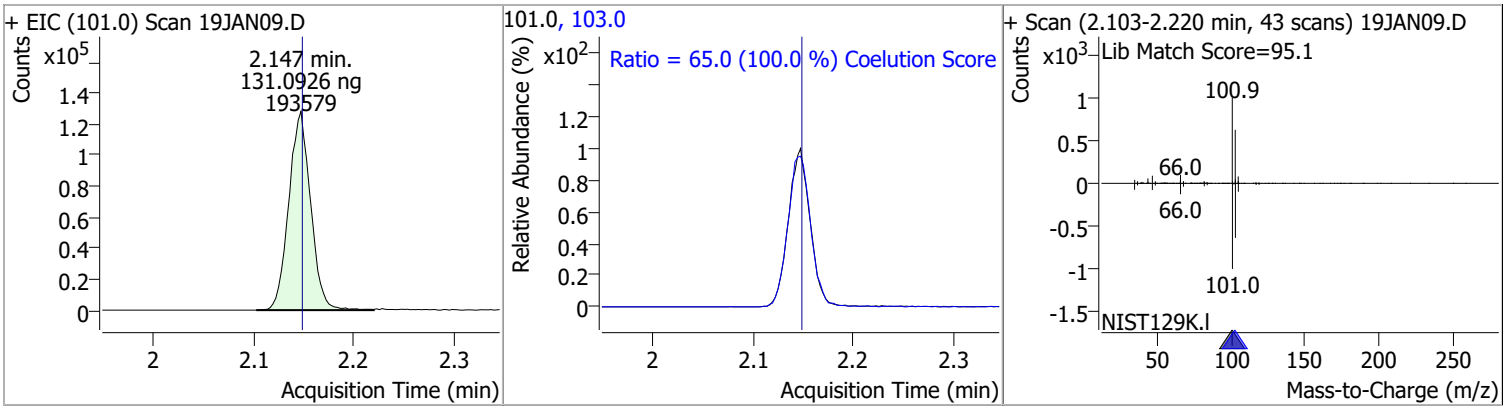

Compound	Conc.	RT	Dev(Min)	Resp.	QIon	QRatio	Lower	Upper
1,1-Dichloroethene	122.9596	2.70	0.00	105649	61.0	179.9	149.9	209.9
					63.0	57.0	27.0	87.0

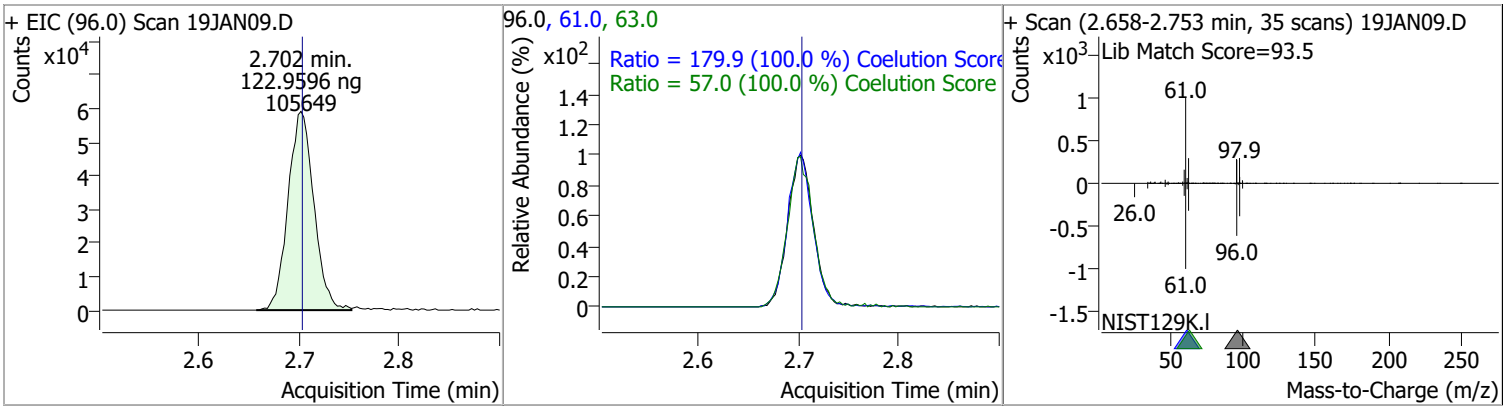

Compound	Conc.	RT	Dev(Min)	Resp.	QIon	QRatio	Lower	Upper
Methylene chloride	120.0395	3.33	0.00	149957	84.0	66.1	36.1	96.1
					86.0	41.8	11.8	71.8

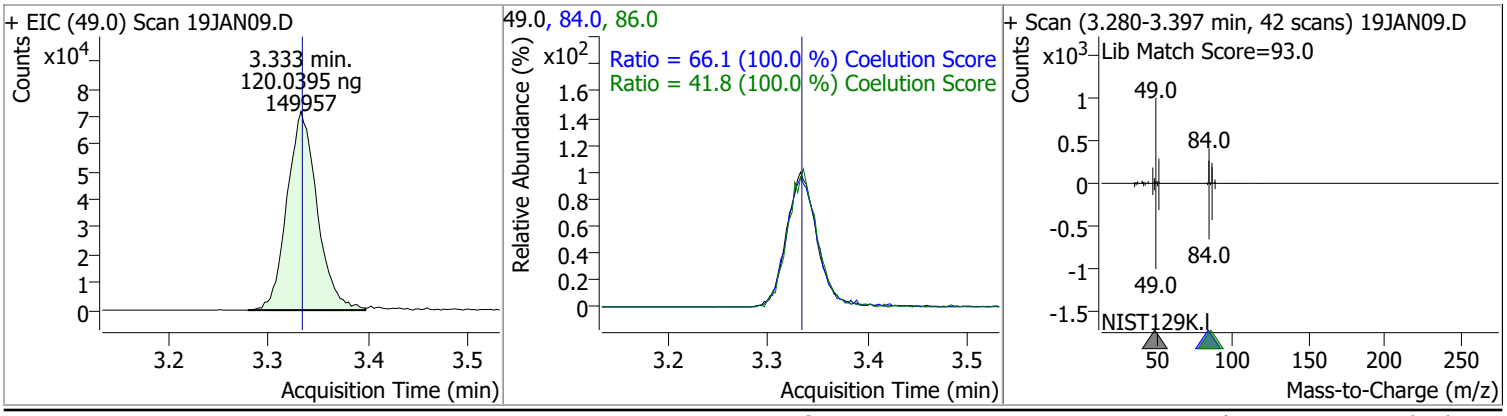

Compound	Conc.	RT	Dev(Min)	Resp.	QIon	QRatio	Lower	Upper
trans-1,2-Dichloroethene	124.2147	3.72	0.00	110255	61.0	154.8	124.8	184.8
					98.0	62.1	32.1	92.1

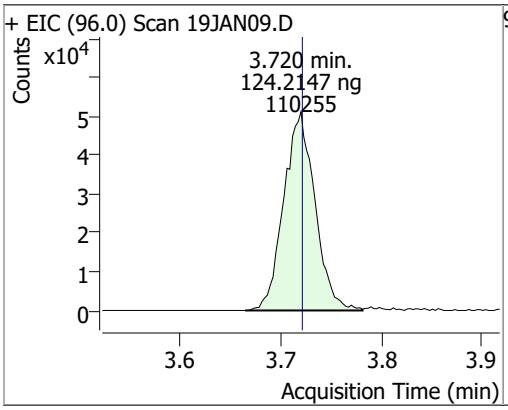

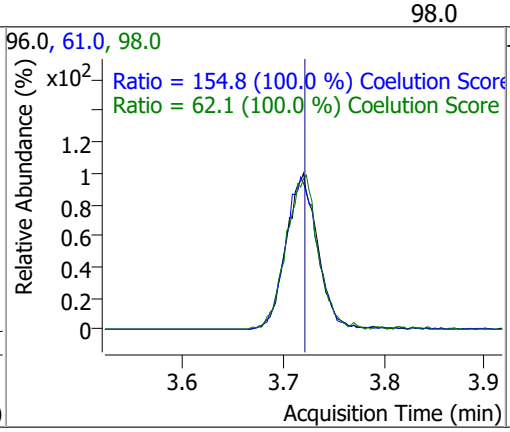

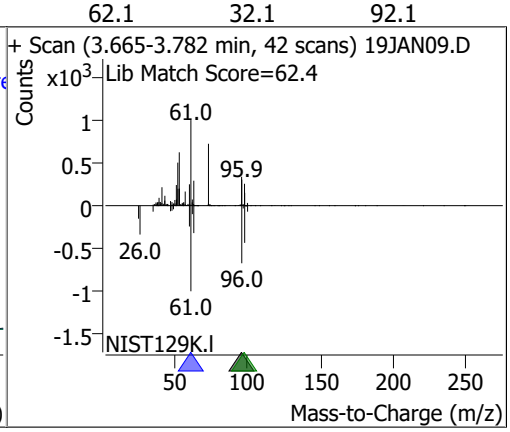

Compound	Conc.	RT	Dev(Min)	Resp.	QIon	QRatio	Lower	Upper
Methyl tert-butyl ether (MTBE)	123.4648	3.75	0.00	136973	57.0	24.6	0.0	54.6

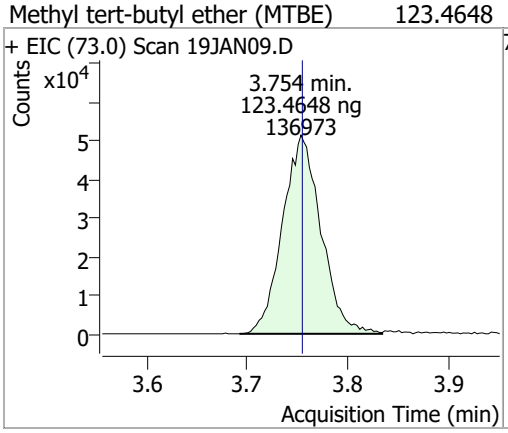

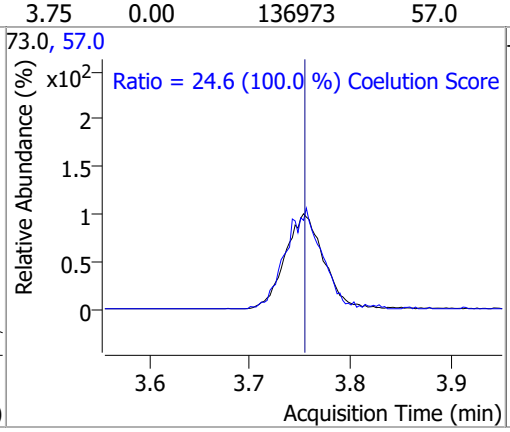

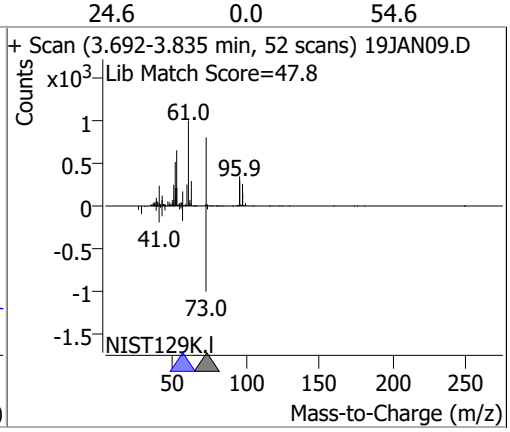

Compound	Conc.	RT	Dev(Min)	Resp.	QIon	QRatio	Lower	Upper
1,1-Dichloroethane	123.8038	4.38	0.00	205663	65.0	31.0	1.0	61.0
					83.0	12.7	0.0	42.7

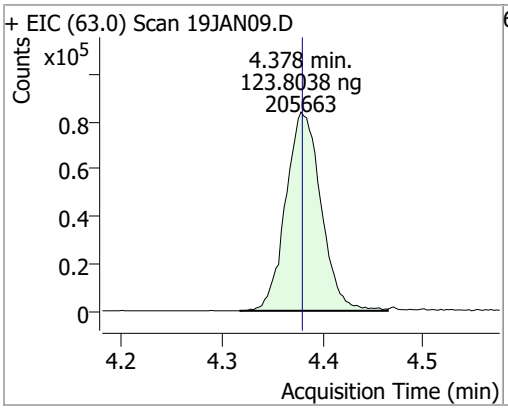

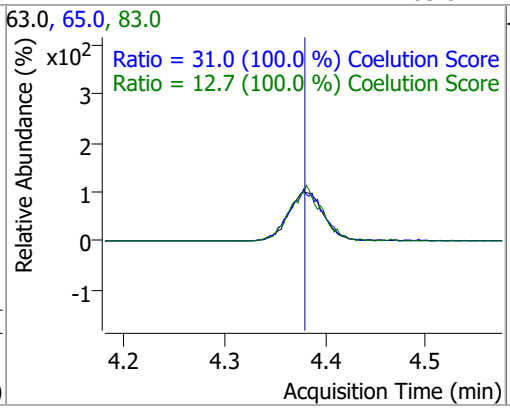

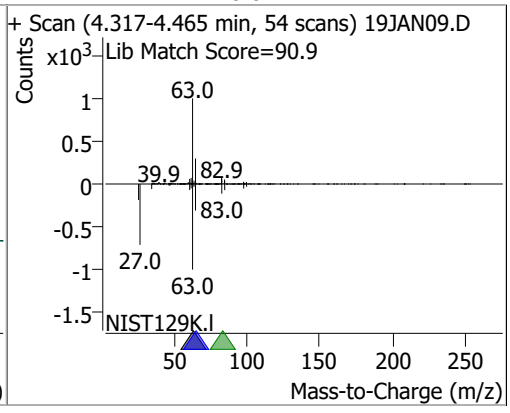

Compound	Conc.	RT	Dev(Min)	Resp.	QIon	QRatio	Lower	Upper
2,2-Dichloropropane	122.5736	5.19	0.00	153450	41.0	68.8	38.8	98.8
					97.0	23.9	0.0	53.9

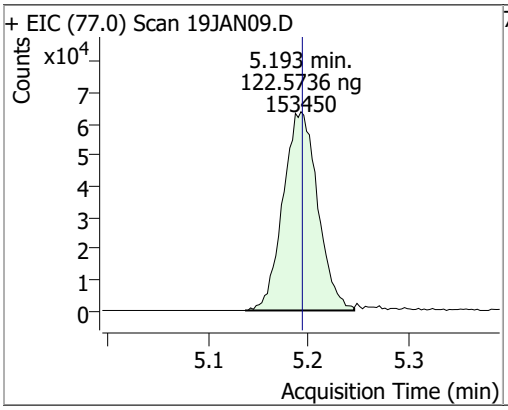

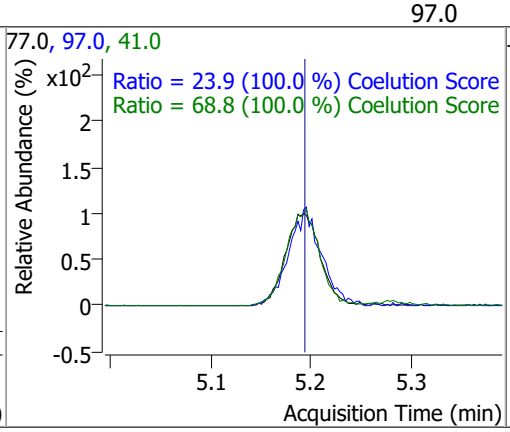

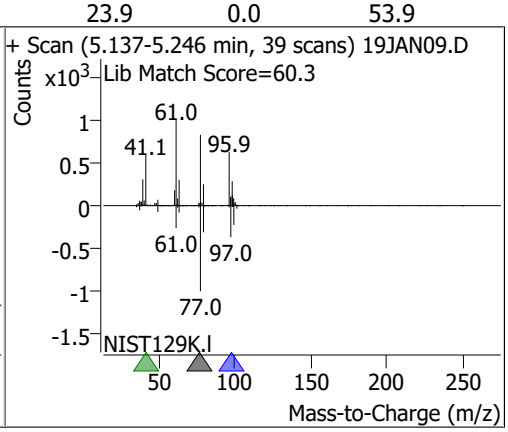

Compound	Conc.	RT	Dev(Min)	Resp.	QIon	QRatio	Lower	Upper
cis-1,2-Dichloroethene	125.5204	5.21	0.00	112808	61.0	160.4	130.4	190.4
					98.0	66.2	36.2	96.2

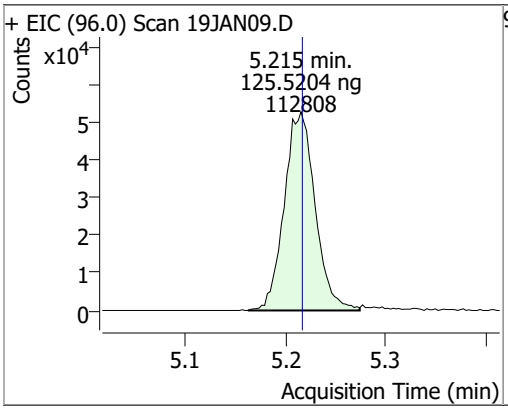

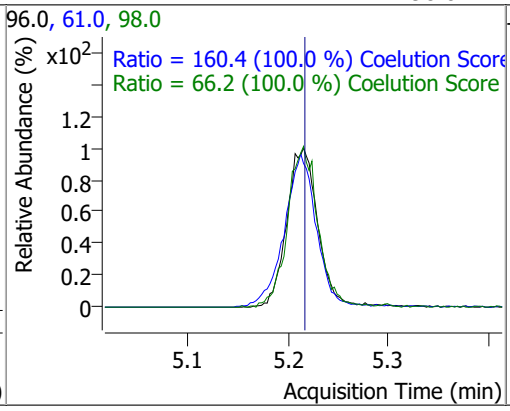

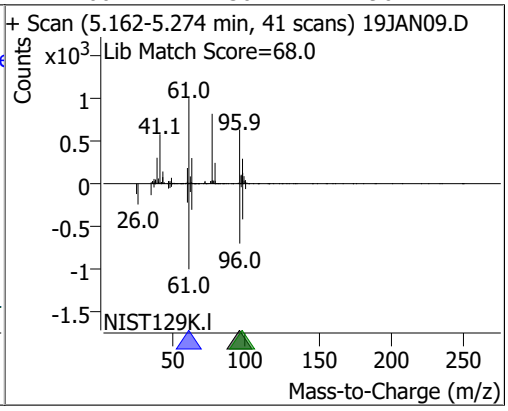

Compound	Conc.	RT	Dev(Min)	Resp.	QIon	QRatio	Lower	Upper
Methyl ethyl ketone	1186.5197	5.28	0.00	154105	72.0	20.6	0.0	50.6

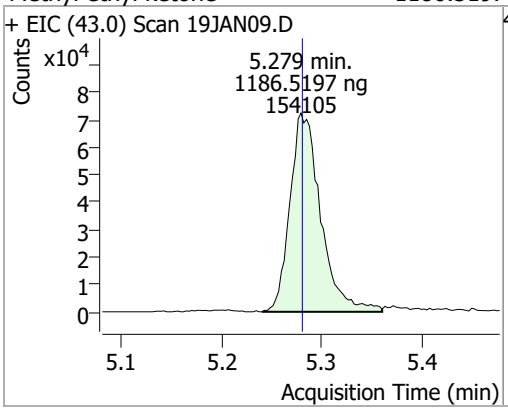

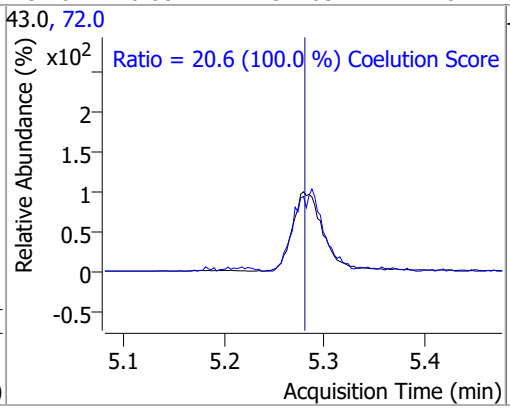

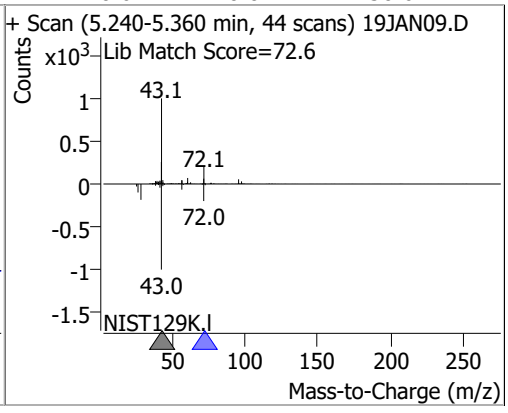

Compound	Conc.	RT	Dev(Min)	Resp.	QIon	QRatio	Lower	Upper
Bromochloromethane	124.0258	5.52	0.00	45958	49.0	182.2	152.2	212.2

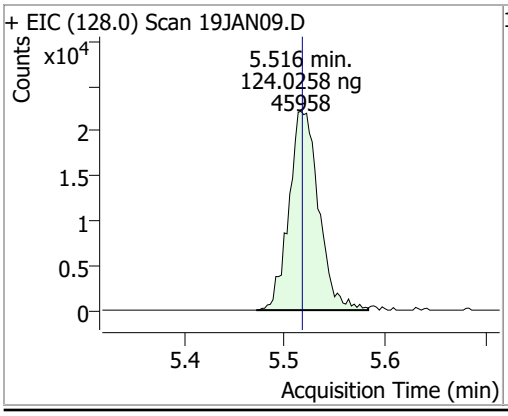

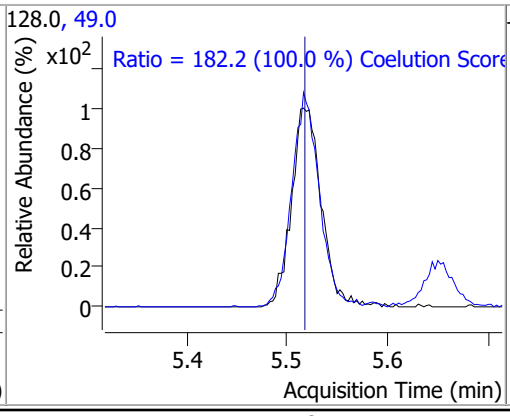

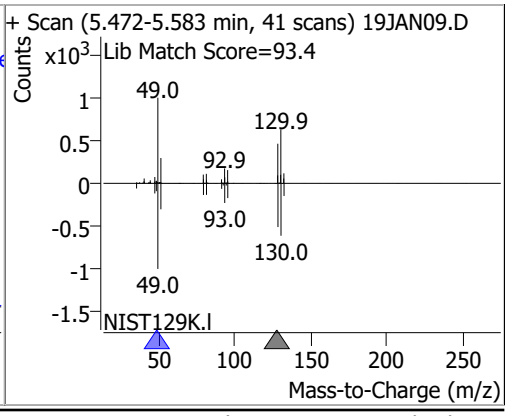

Compound	Conc.	RT	Dev(Min)	Resp.	QIon	QRatio	Lower	Upper
Chloroform	118.3246	5.65	0.00	196261	85.0	66.2	36.2	96.2

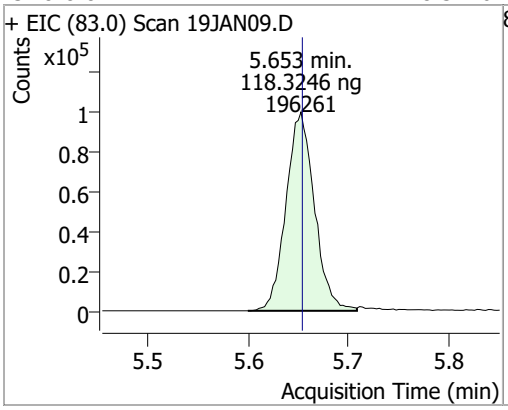

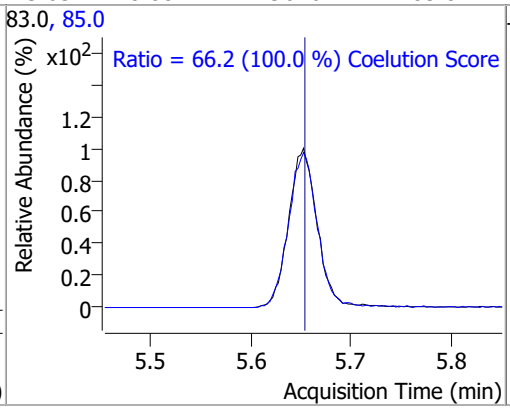

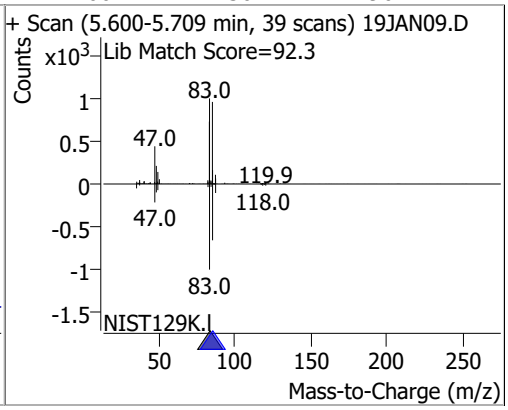

Compound	Conc.	RT	Dev(Min)	Resp.	QIon	QRatio	Lower	Upper
1,1,1-Trichloroethane	123.8043	5.83	0.00	189468	99.0	63.1	33.1	93.1
					61.0	49.1	19.1	79.1

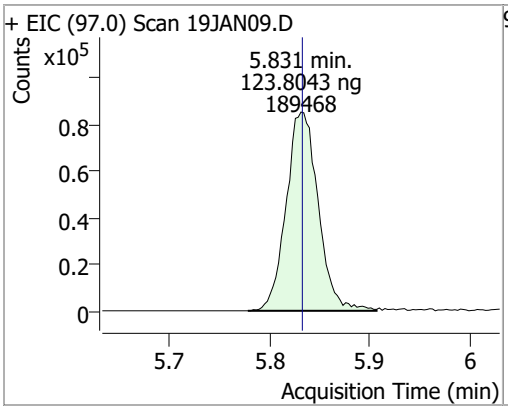

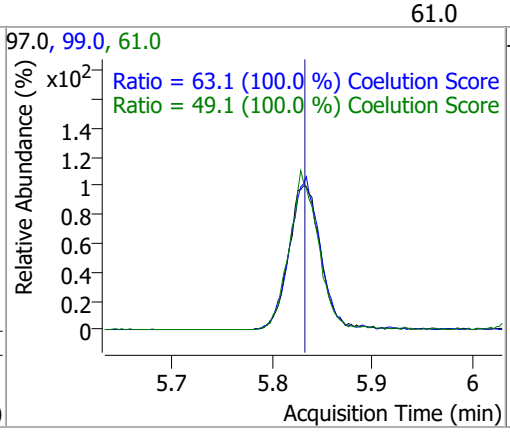

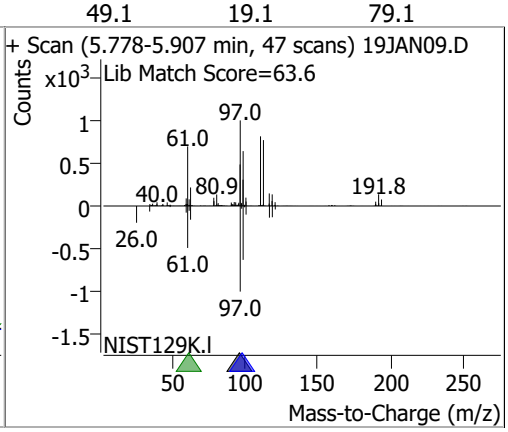

Compound	Conc.	RT	Dev(Min)	Resp.	QIon	QRatio	Lower	Upper
Dibromofluoromethane	121.8025	5.85	0.00	100821	191.5	23.2	0.0	53.2

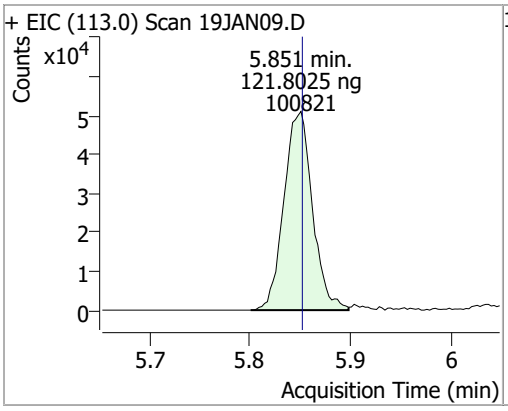

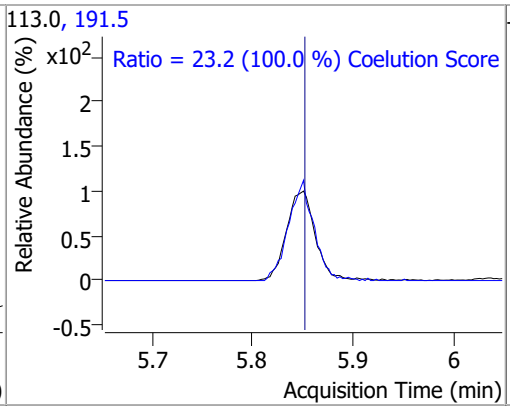

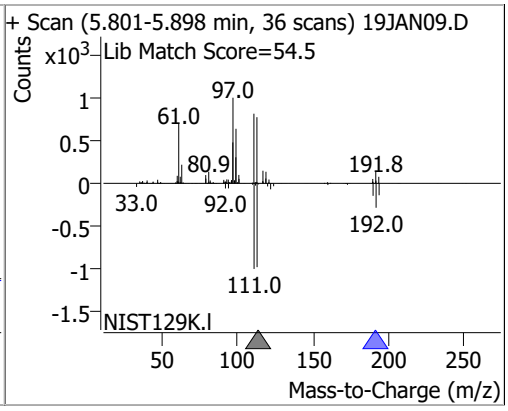

Compound	Conc.	RT	Dev(Min)	Resp.	QIon	QRatio	Lower	Upper
Carbon tetrachloride	123.9520	6.02	0.00	183978	119.0	97.6	67.6	127.6
					121.0	30.7	0.7	60.7

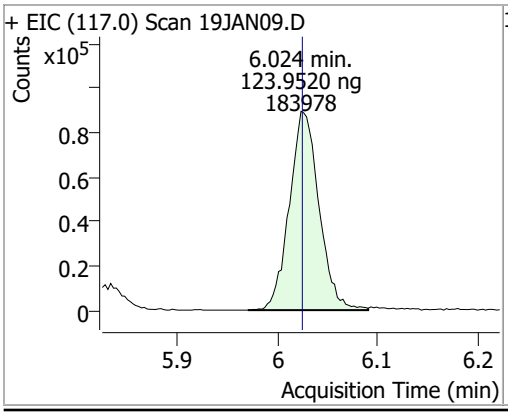

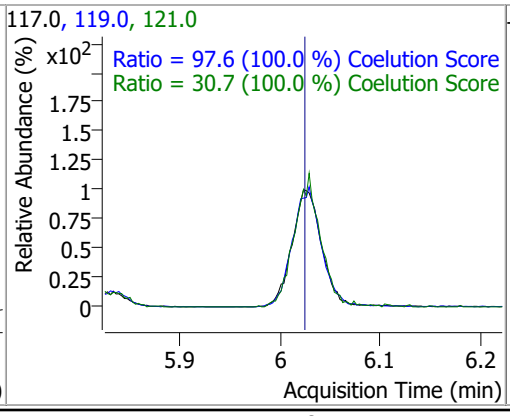

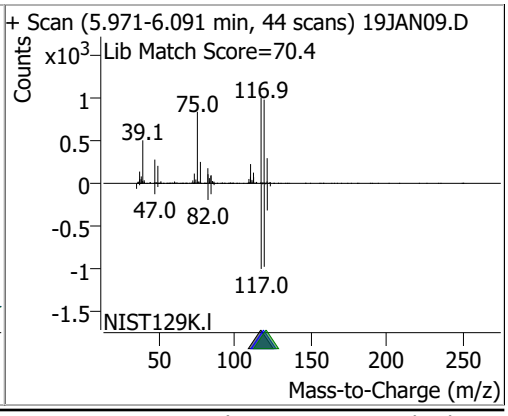

Compound	Conc.	RT	Dev(Min)	Resp.	QIon	QRatio	Lower	Upper
1,1-Dichloropropene	125.9718	6.04	0.00	156331	110.0	35.6	5.6	65.6
					77.0	31.0	1.0	61.0

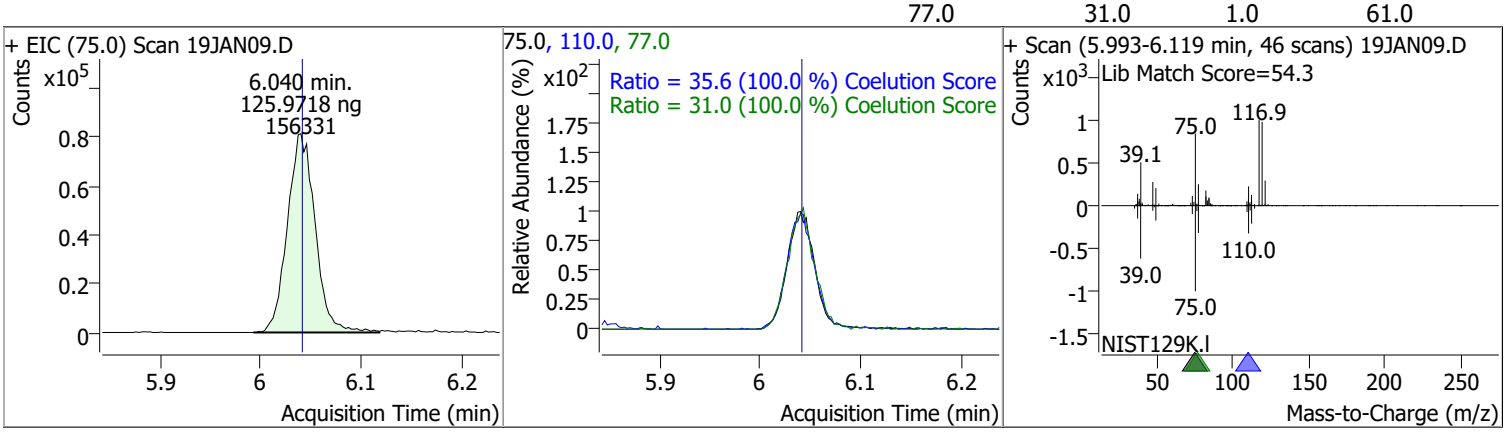

Compound	Conc.	RT	Dev(Min)	Resp.	QIon	QRatio	Lower	Upper
1,2-Dichloroethane-d4	126.7303	6.23	0.00	45314	65.0	192.8	162.8	222.8

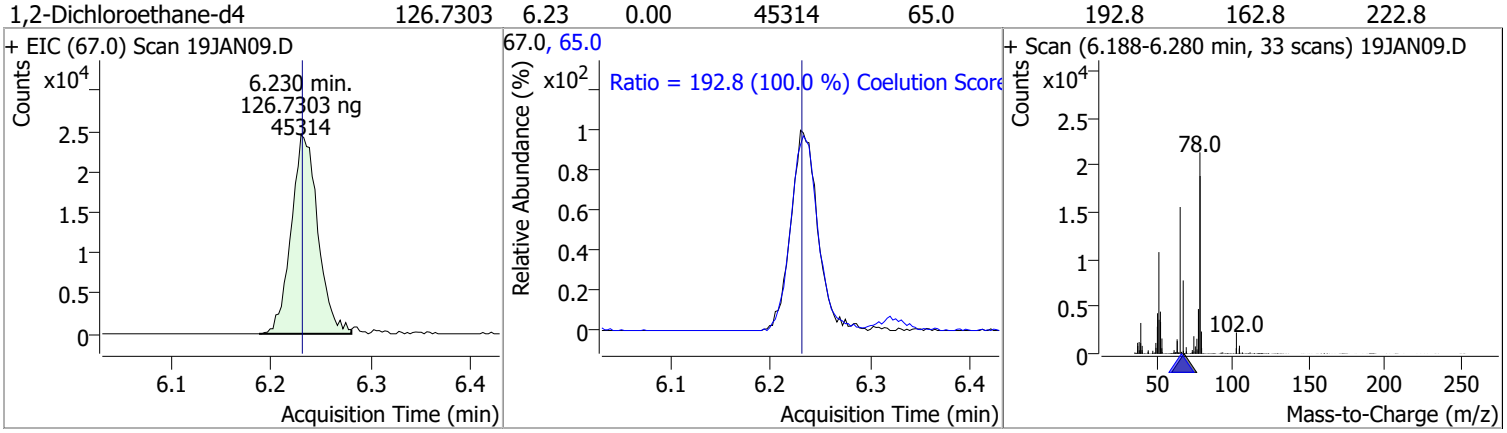

Compound	Conc.	RT	Dev(Min)	Resp.	QIon	QRatio	Lower	Upper
Benzene	124.4545	6.28	0.00	424881	77.0	23.3	0.0	53.3

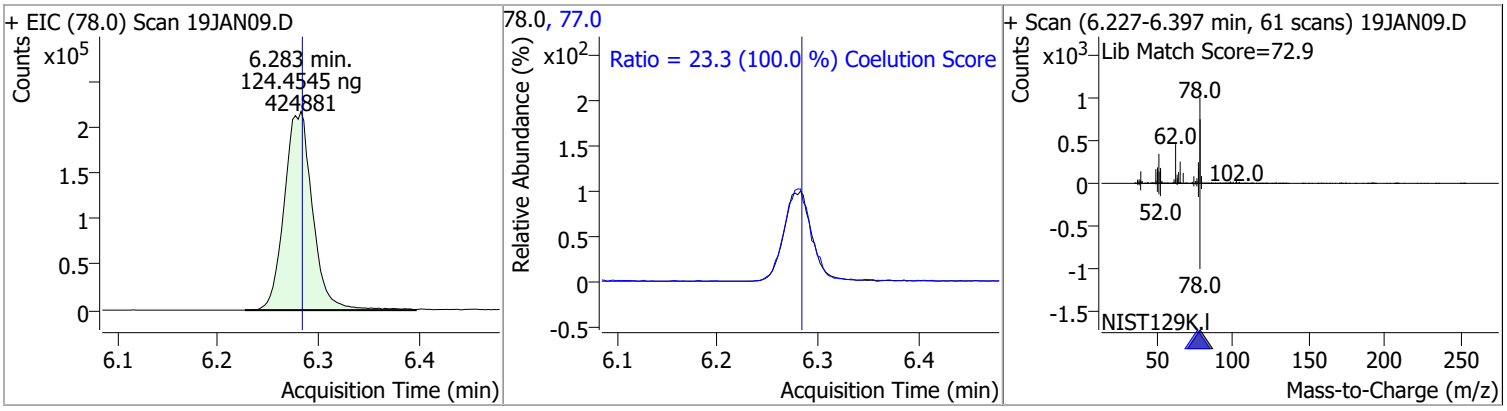

Compound	Conc.	RT	Dev(Min)	Resp.	QIon	QRatio	Lower	Upper
1,2-Dichloroethane	115.6442	6.32	0.00	109046	64.0	32.2	2.2	62.2
					98.0	8.2	0.0	38.2

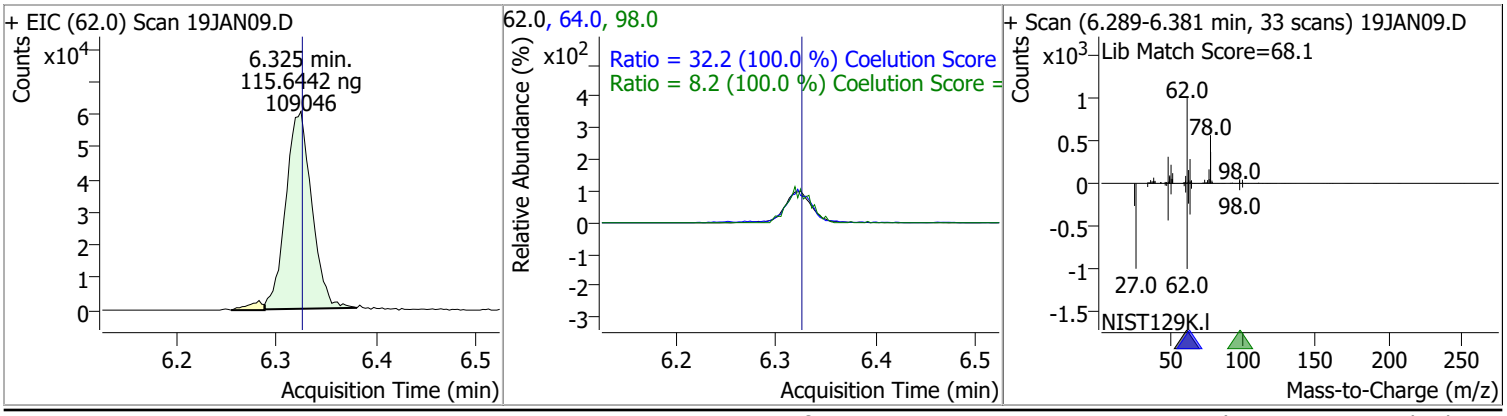

Compound	Conc.	RT	Dev(Min)	Resp.	QIon	QRatio	Lower	Upper
Trichloroethene	121.8095	7.02	0.00	120511	130.0	105.6	75.6	135.6
					97.0	65.7	35.7	95.7

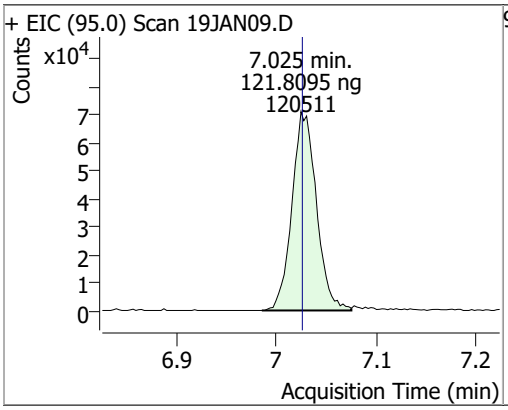

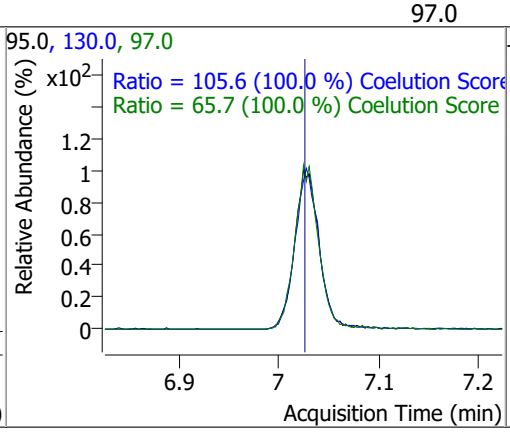

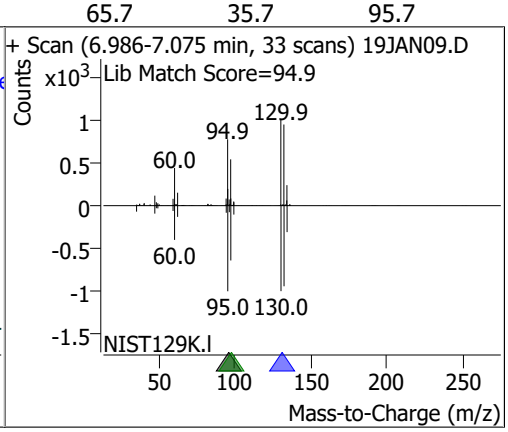

Compound	Conc.	RT	Dev(Min)	Resp.	QIon	QRatio	Lower	Upper
1,2-Dichloropropane	122.9589	7.27	0.00	106955	76.0	39.8	9.8	69.8

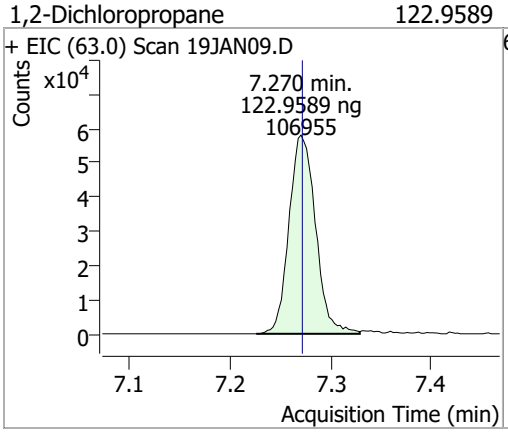

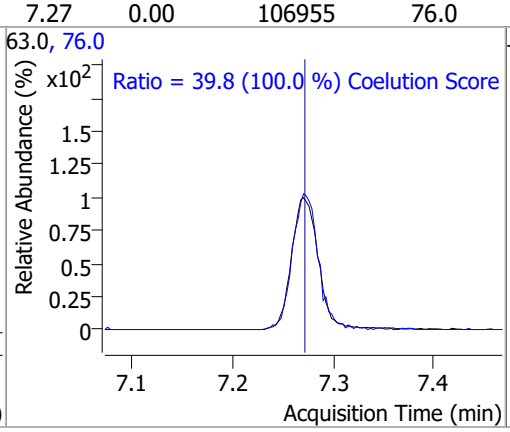

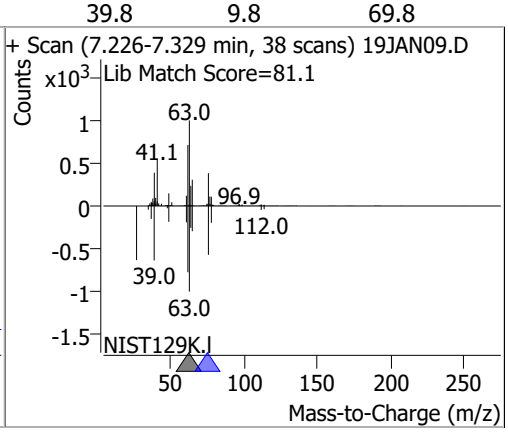

Compound	Conc.	RT	Dev(Min)	Resp.	QIon	QRatio	Lower	Upper
Dibromomethane	121.7998	7.40	0.00	44657	173.5	108.2	78.2	138.2
					95.0	84.5	54.5	114.5

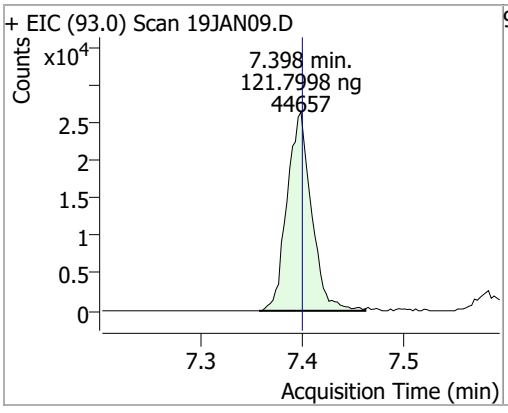

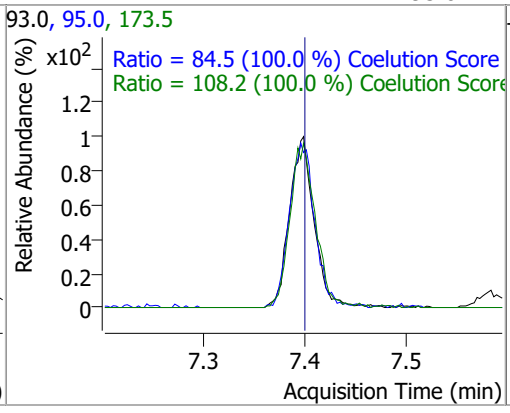

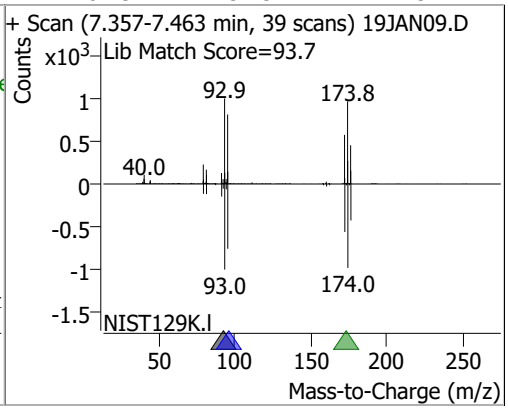

Compound	Conc.	RT	Dev(Min)	Resp.	QIon	QRatio	Lower	Upper
Bromodichloromethane	121.2255	7.58	0.00	124982	85.0	66.3	36.3	96.3
					127.0	9.5	0.0	39.5

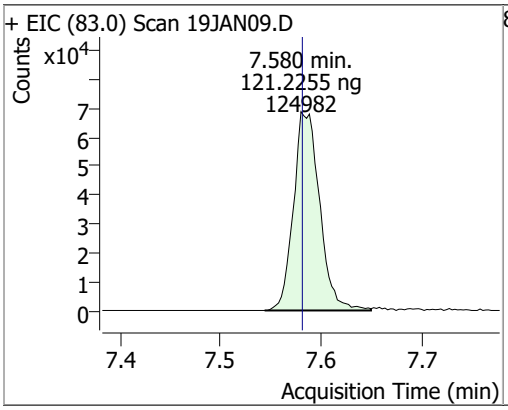

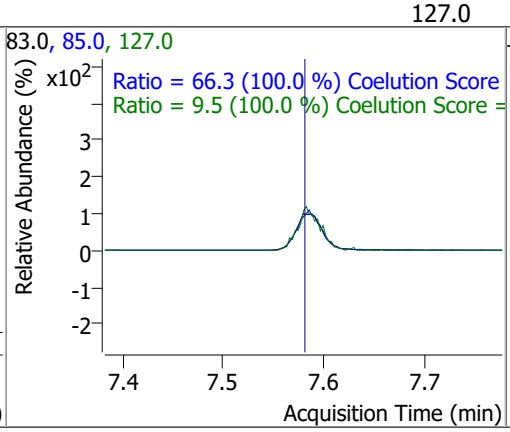

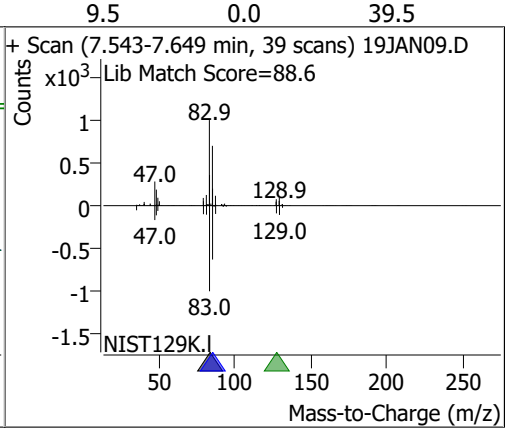

Compound	Conc.	RT	Dev(Min)	Resp.	QIon	QRatio	Lower	Upper
cis-1,3-Dichloropropene	123.4003	8.06	0.00	139607	39.0	52.5	22.5	82.5
					77.0	31.8	1.8	61.8

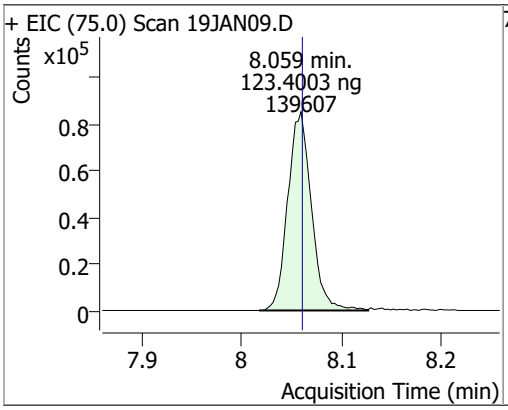

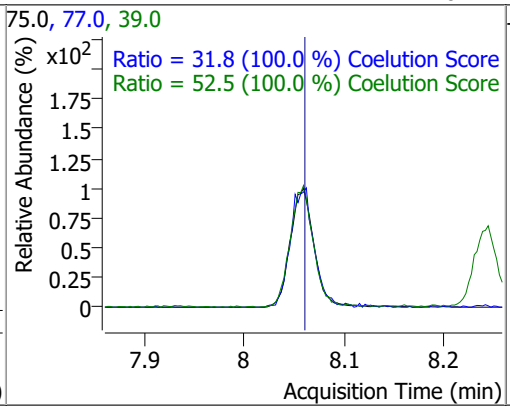

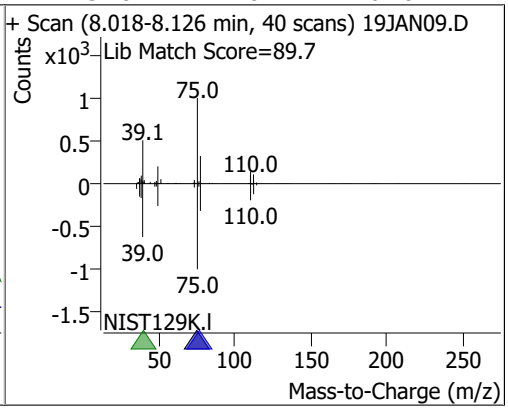

Compound	Conc.	RT	Dev(Min)	Resp.	QIon	QRatio	Lower	Upper
Toluene-d8	128.0381	8.32	0.00	412799	100.0	64.3	34.3	94.3
					99.0	9.2	0.0	39.2

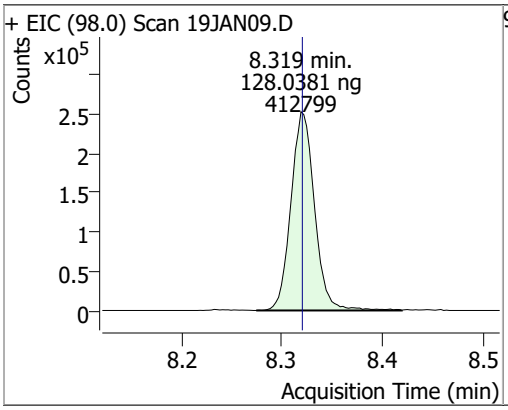

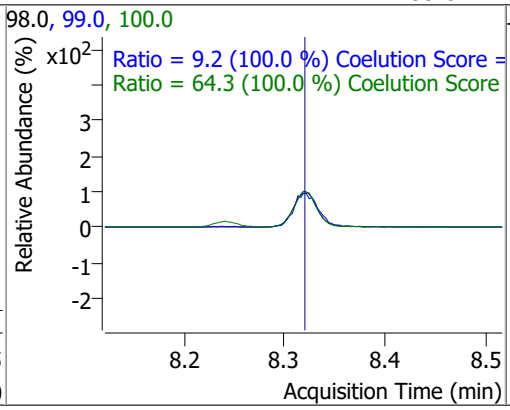

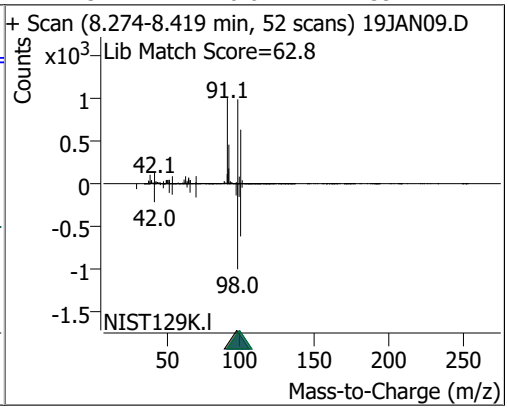

Compound	Conc.	RT	Dev(Min)	Resp.	QIon	QRatio	Lower	Upper
Toluene	125.4292	8.39	0.00	269549	91.0	174.1	144.1	204.1

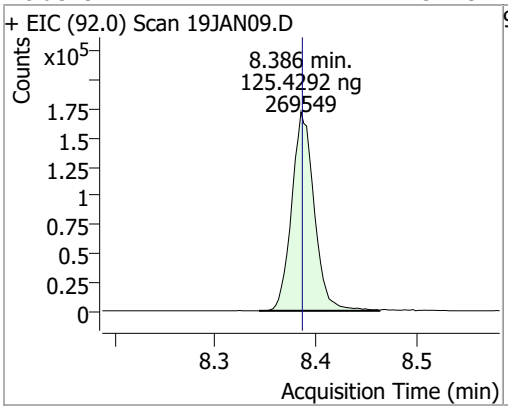

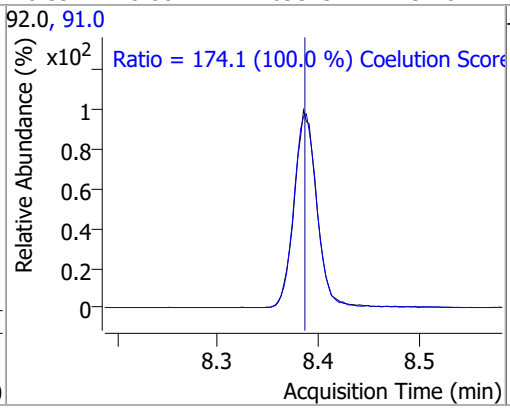

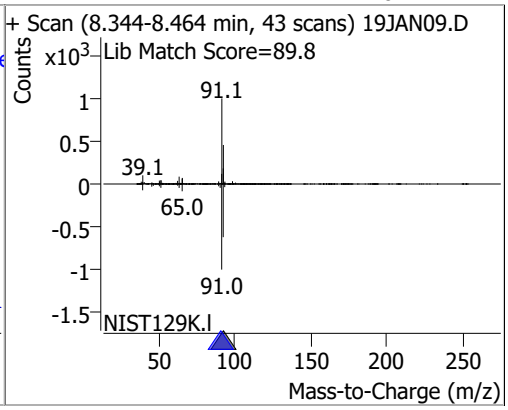

Compound	Conc.	RT	Dev(Min)	Resp.	QIon	QRatio	Lower	Upper
trans-1,3-Dichloropropene	124.6280	8.64	0.00	102846	39.0	53.0	23.0	83.0
					77.0	31.0	1.0	61.0

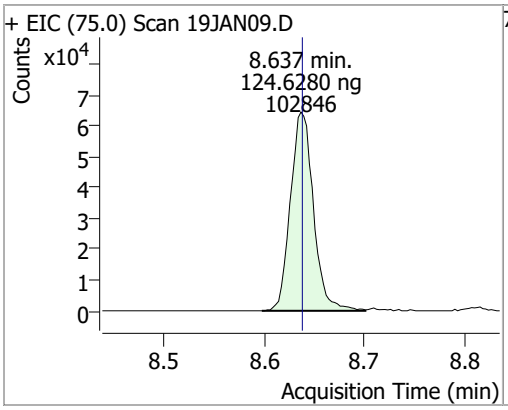

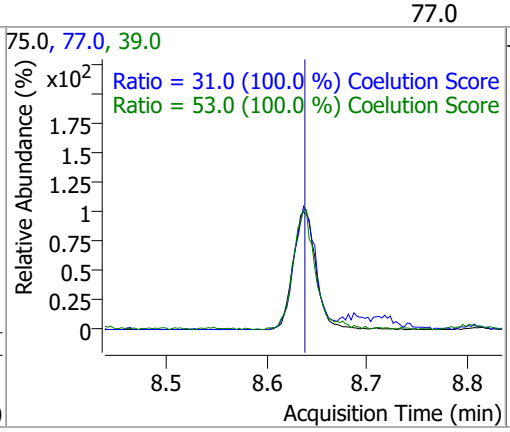

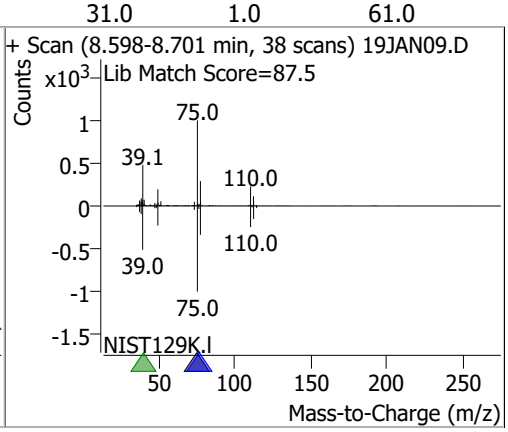

Compound	Conc.	RT	Dev(Min)	Resp.	QIon	QRatio	Lower	Upper
1,1,2-Trichloroethane	125.7824	8.82	0.00	52780	97.0	110.7	80.7	140.7
					85.0	60.7	30.7	90.7

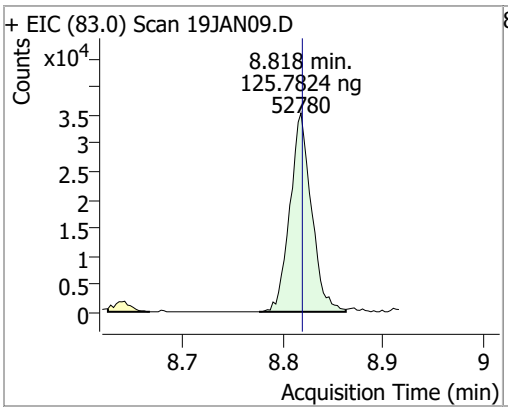

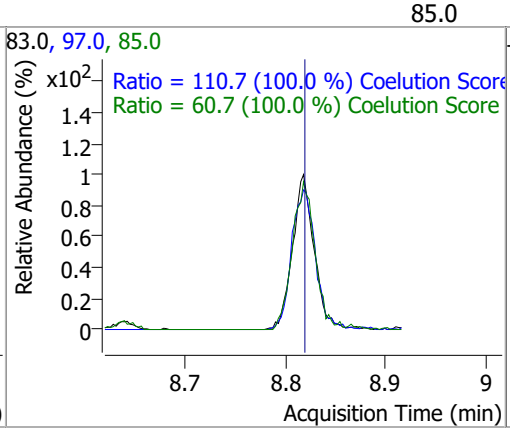

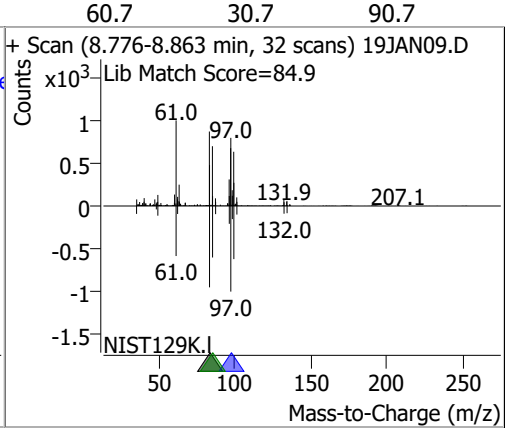

Compound	Conc.	RT	Dev(Min)	Resp.	QIon	QRatio	Lower	Upper
Tetrachloroethene	125.3035	8.94	0.00	109194	165.8	126.1	96.1	156.1
					129.0	90.5	60.5	120.5

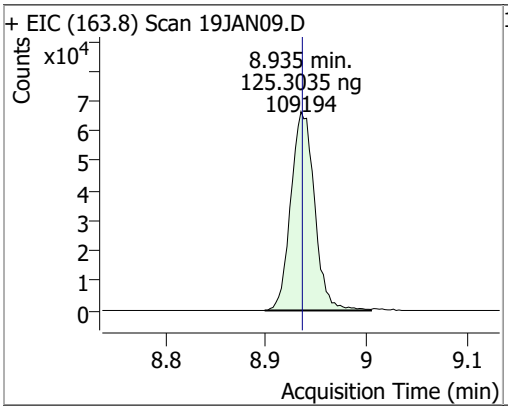

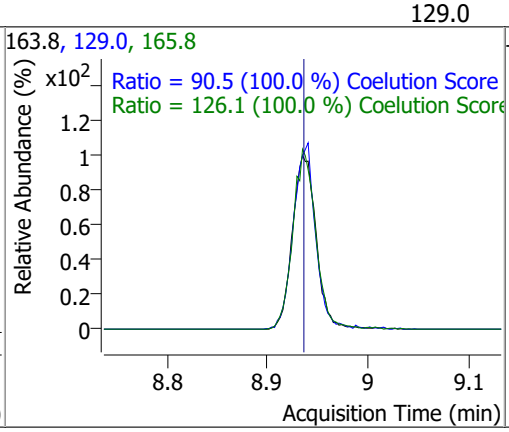

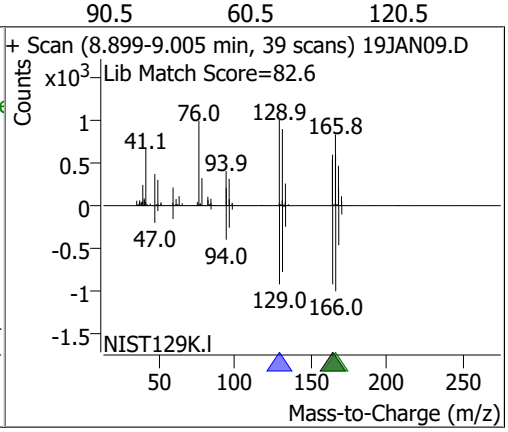

Compound	Conc.	RT	Dev(Min)	Resp.	QIon	QRatio	Lower	Upper
1,3-Dichloropropane	119.3950	8.98	0.00	101384	78.0	32.4	2.4	62.4

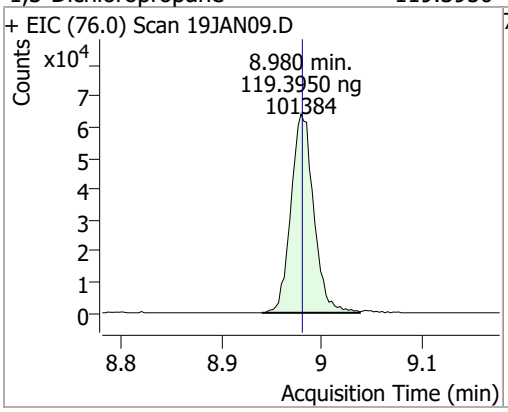

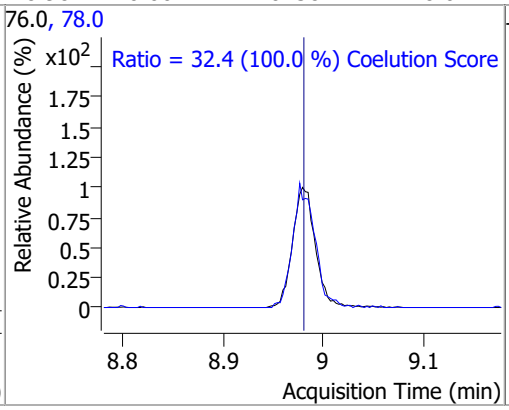

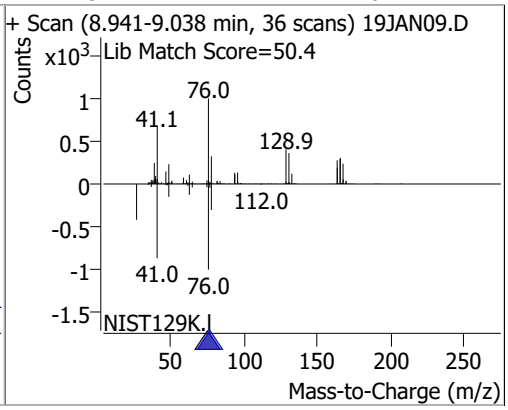

Compound	Conc.	RT	Dev(Min)	Resp.	QIon	QRatio	Lower	Upper
Chlorodibromomethane	123.0729	9.21	0.00	83172	127.0	77.2	47.2	107.2

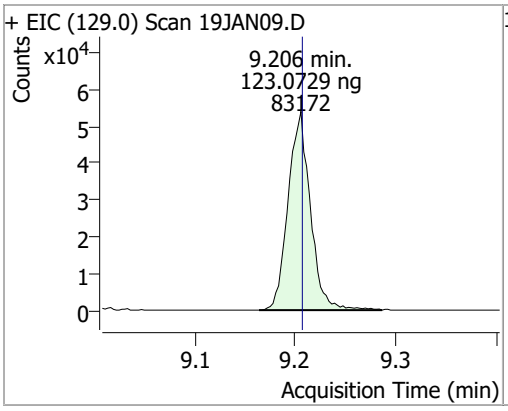

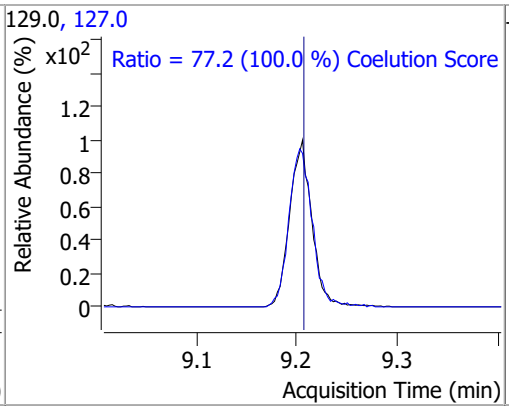

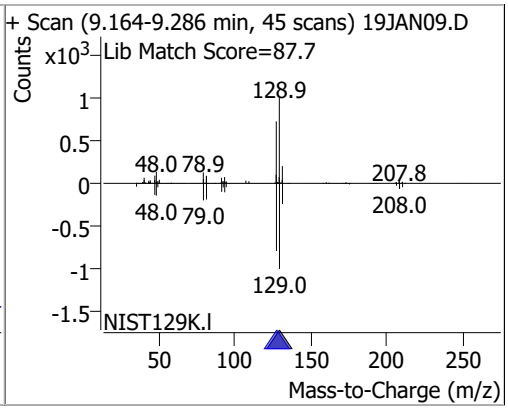

Compound	Conc.	RT	Dev(Min)	Resp.	QIon	QRatio	Lower	Upper
1,2-Dibromoethane	126.2047	9.30	0.00	58489	109.0	91.5	61.5	121.5

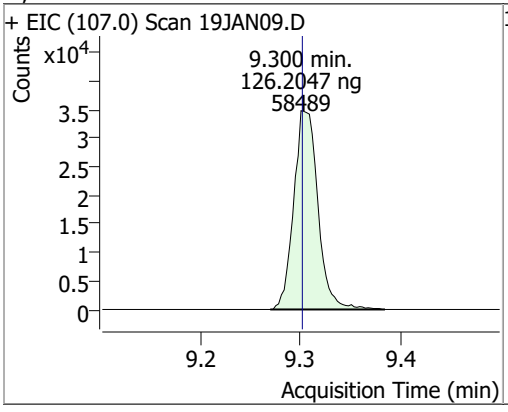

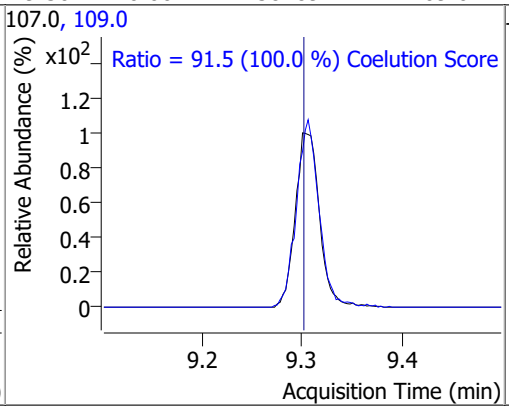

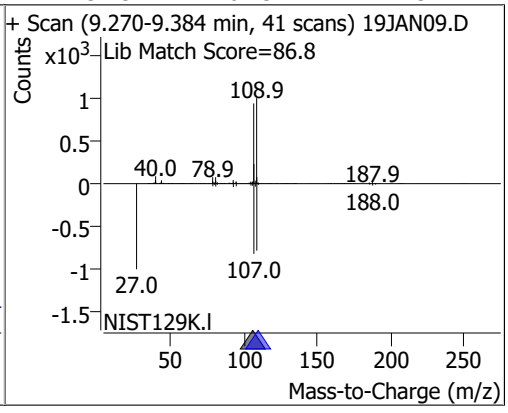

Compound	Conc.	RT	Dev(Min)	Resp.	QIon	QRatio	Lower	Upper
Chlorobenzene	122.8185	9.80	0.00	289340	114.0	32.2	2.2	62.2

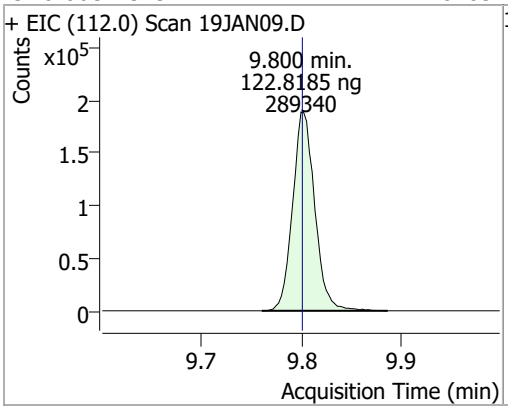

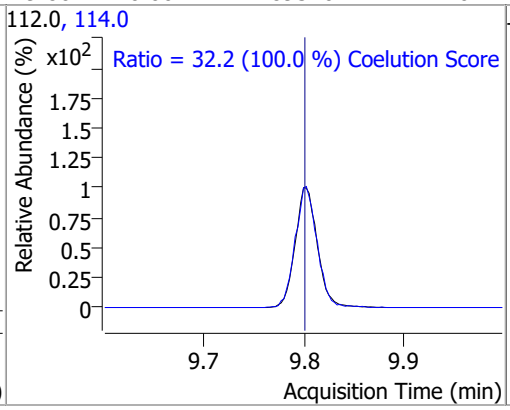

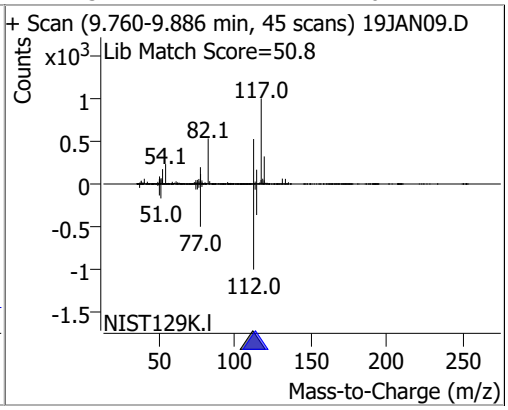

Compound	Conc.	RT	Dev(Min)	Resp.	QIon	QRatio	Lower	Upper
1,1,1,2-Tetrachloroethane	122.7951	9.89	0.00	101500	133.0	95.3	65.3	125.3

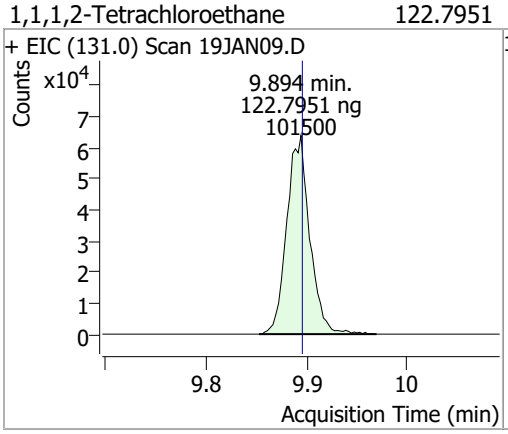

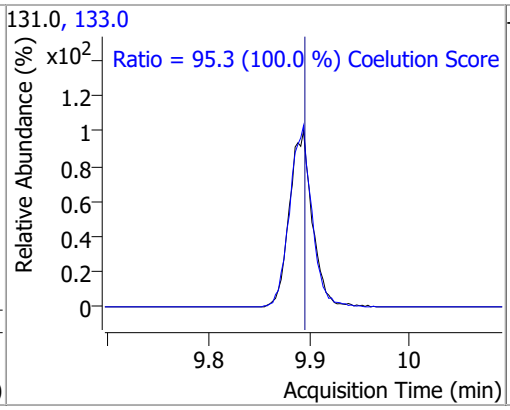

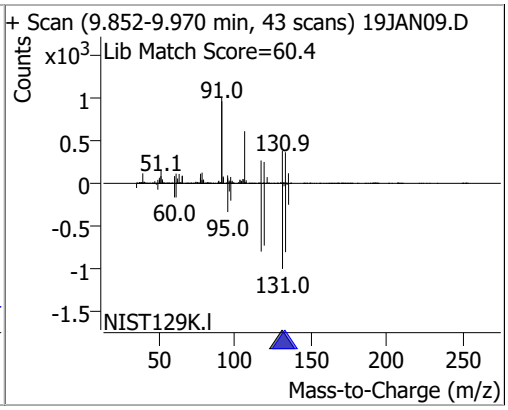

Compound	Conc.	RT	Dev(Min)	Resp.	QIon	QRatio	Lower	Upper
Ethylbenzene	123.1021	9.92	0.00	505127	106.0	31.7	1.7	61.7

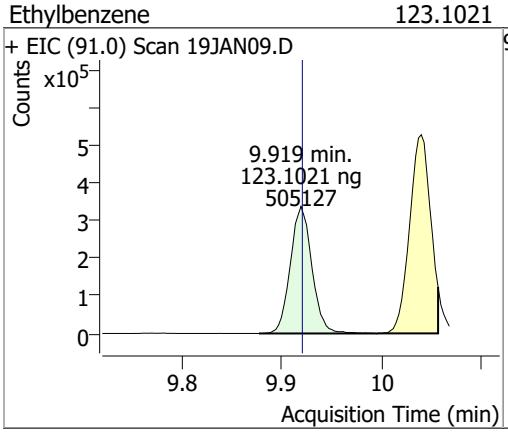

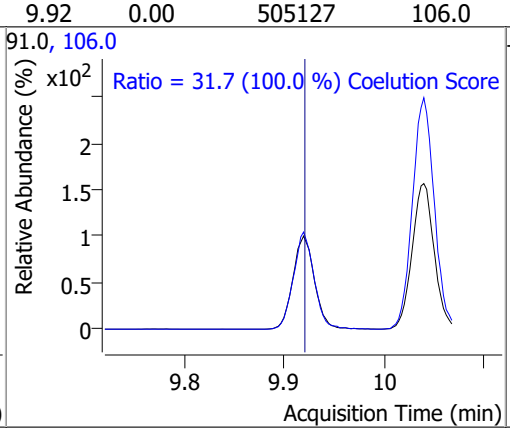

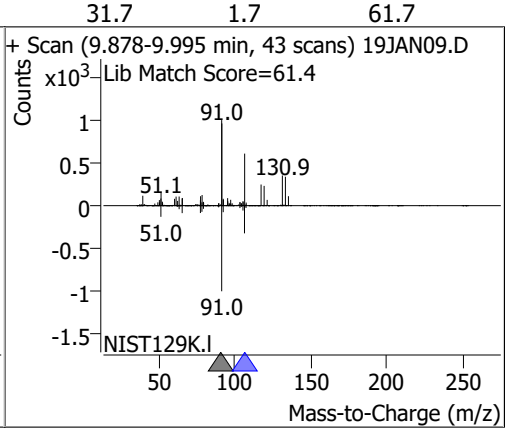

Compound	Conc.	RT	Dev(Min)	Resp.	QIon	QRatio	Lower	Upper
m+p-Xylenes	248.1048	10.04	0.00	405724	91.0	200.7	170.7	230.7

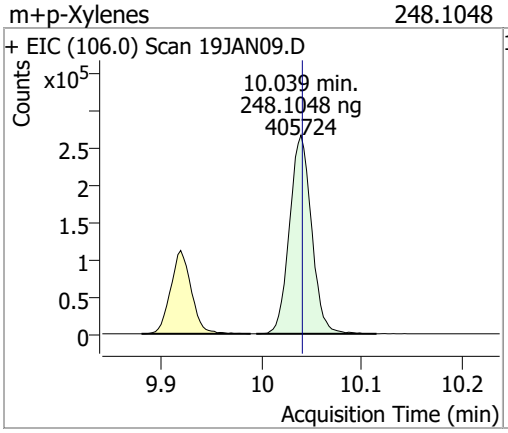

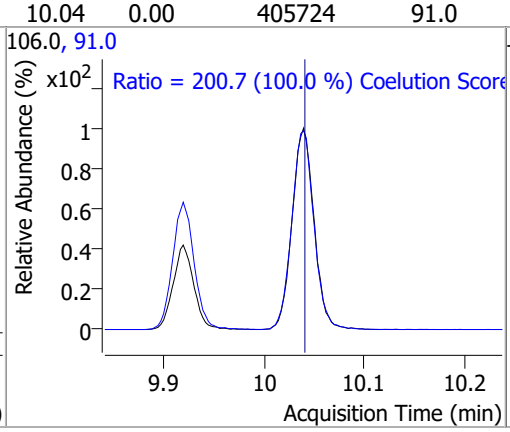

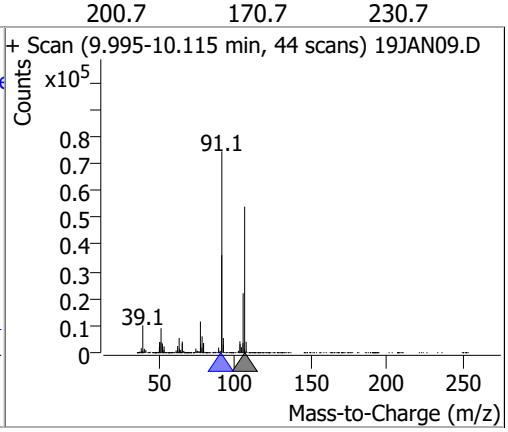

Compound	Conc.	RT	Dev(Min)	Resp.	QIon	QRatio	Lower	Upper
o-Xylene	125.1872	10.43	0.00	179108	91.0	211.4	181.4	241.4

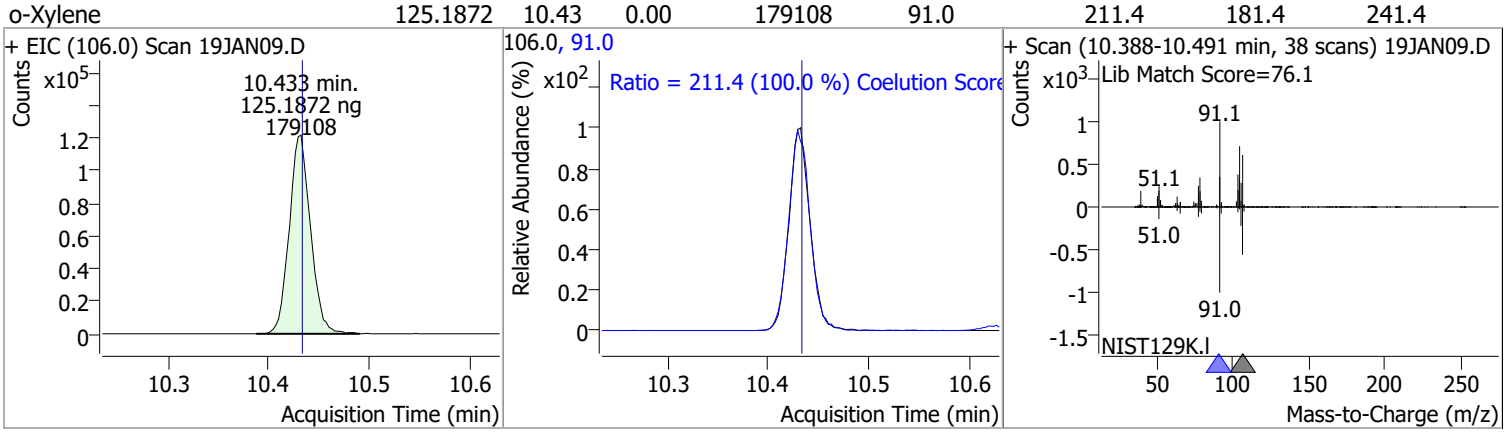

Compound	Conc.	RT	Dev(Min)	Resp.	QIon	QRatio	Lower	Upper
Styrene	123.7696	10.45	0.00	292722	78.0	50.6	20.6	80.6

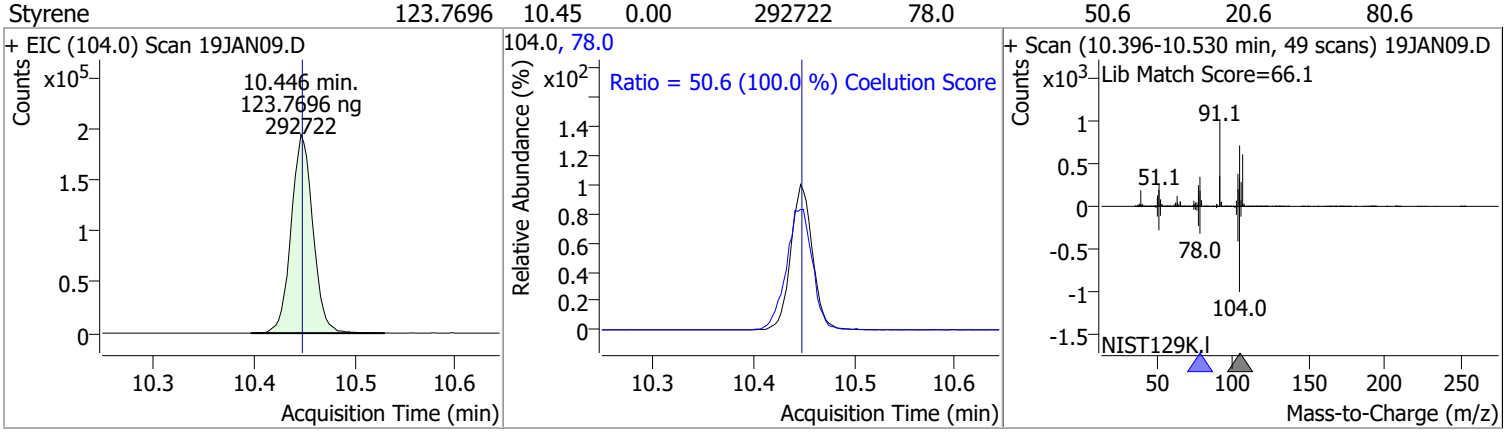

Compound	Conc.	RT	Dev(Min)	Resp.	QIon	QRatio	Lower	Upper
Bromoform	120.9158	10.62	0.00	45045	170.5	50.3	20.3	80.3
					174.5	48.1	18.1	78.1

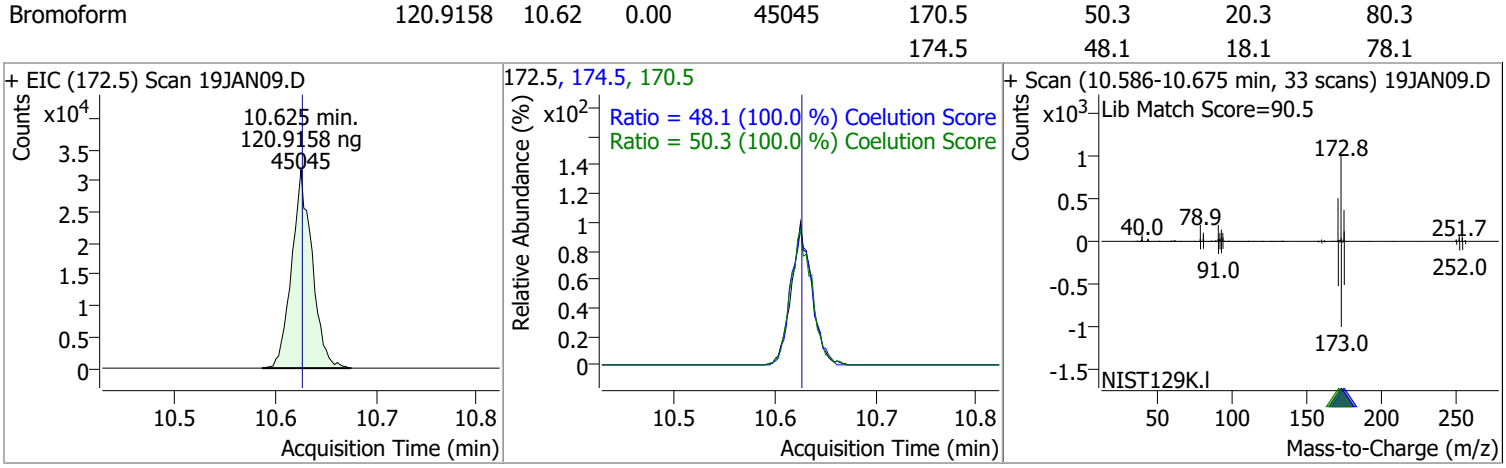

Compound	Conc.	RT	Dev(Min)	Resp.	QIon	QRatio	Lower	Upper
p-Bromofluorobenzene	125.0189	10.95	0.00	128330	174.0	95.3	65.3	125.3
					176.0	93.3	63.3	123.3

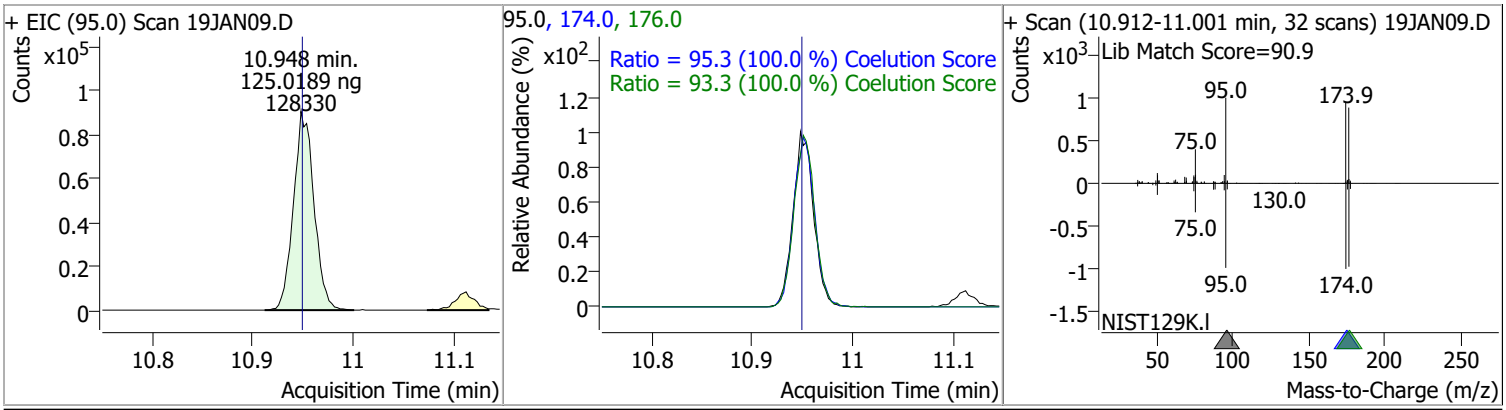

Compound	Conc.	RT	Dev(Min)	Resp.	QIon	QRatio	Lower	Upper
Bromobenzene	124.5365	11.09	0.00	112733	77.0	143.5	113.5	173.5
					158.0	96.1	66.1	126.1

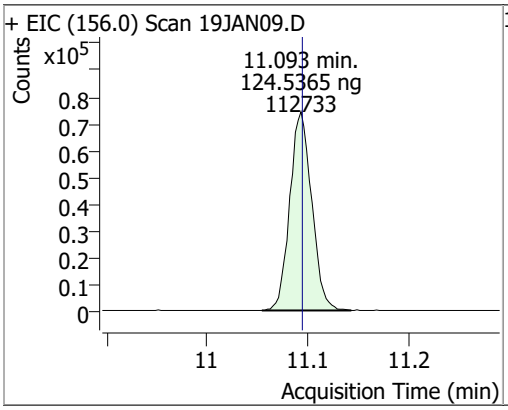

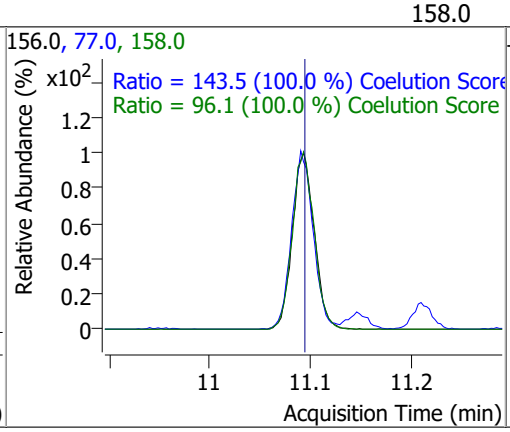

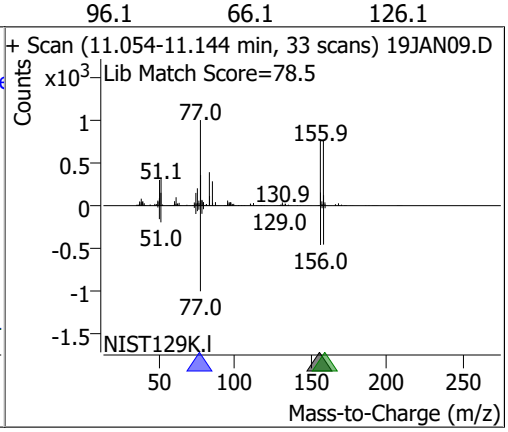

Compound	Conc.	RT	Dev(Min)	Resp.	QIon	QRatio	Lower	Upper
1,1,2,2-Tetrachloroethane	121.3181	11.11	0.00	62640	85.0	63.3	33.3	93.3

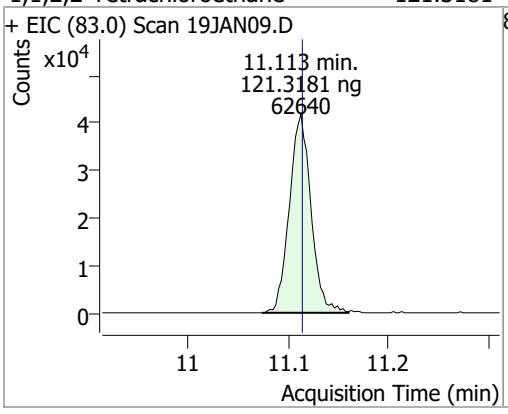

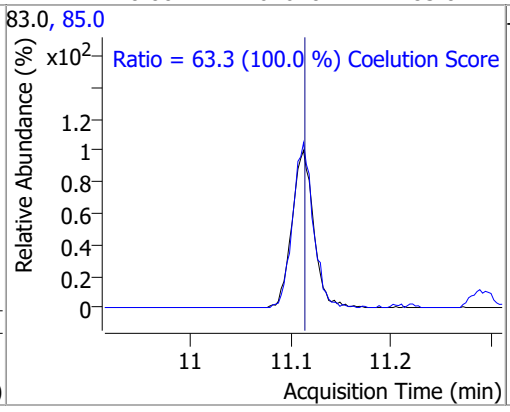

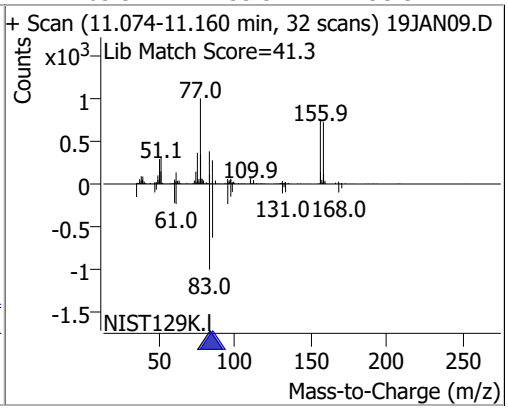

Compound	Conc.	RT	Dev(Min)	Resp.	QIon	QRatio	Lower	Upper
1,2,3-Trichloropropane	120.5610	11.15	0.00	16355	112.0	65.8	35.8	95.8

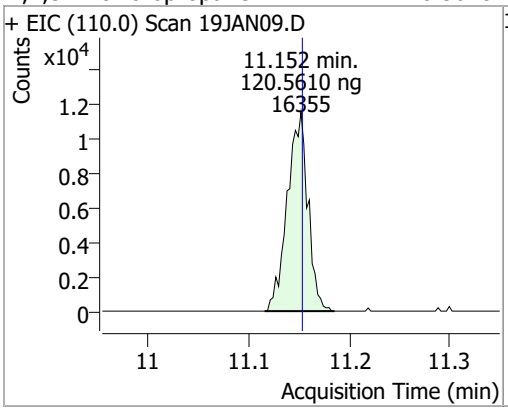

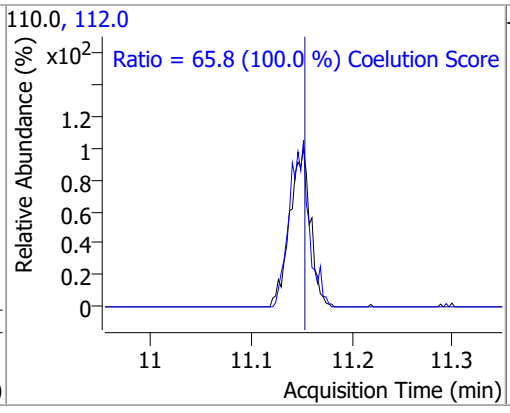

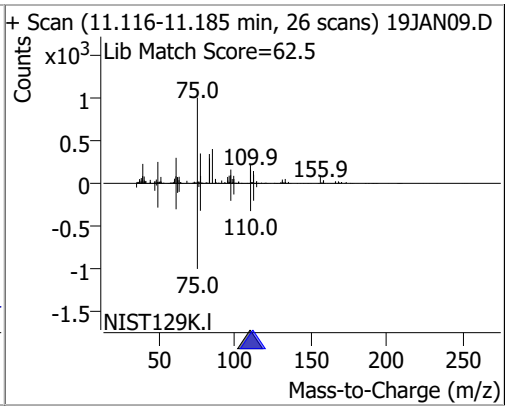

Compound	Conc.	RT	Dev(Min)	Resp.	QIon	QRatio	Lower	Upper
2-Chlorotoluene	127.3956	11.29	0.00	114135	91.0	276.2	246.2	306.2

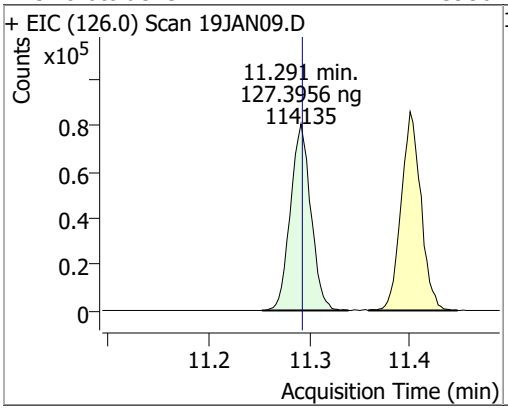

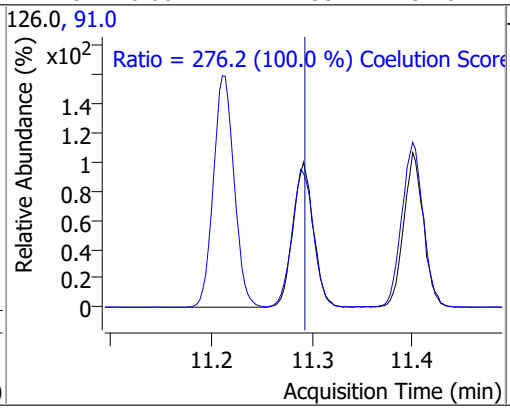

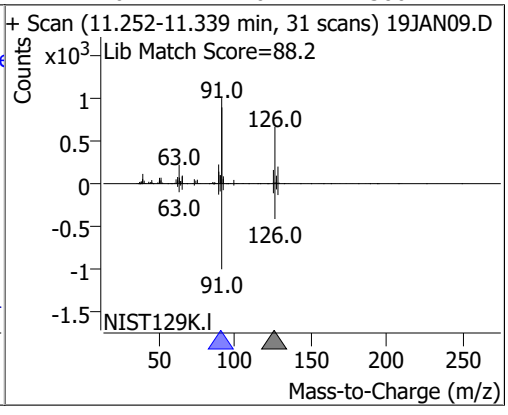

Compound	Conc.	RT	Dev(Min)	Resp.	QIon	QRatio	Lower	Upper
4-Chlorotoluene	129.5521	11.40	0.00	375931	126.0	31.3	1.3	61.3

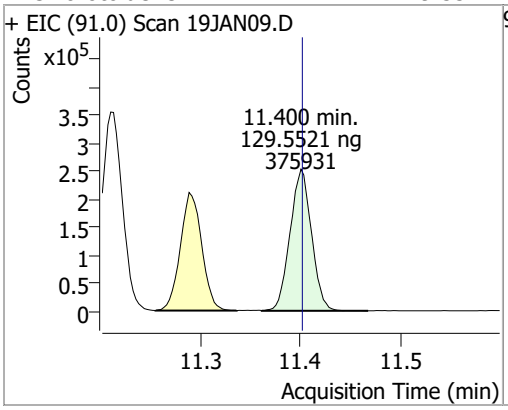

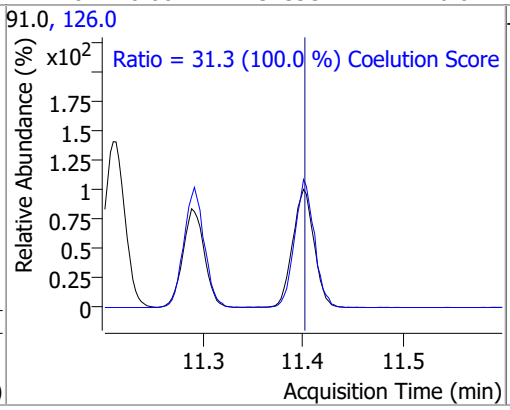

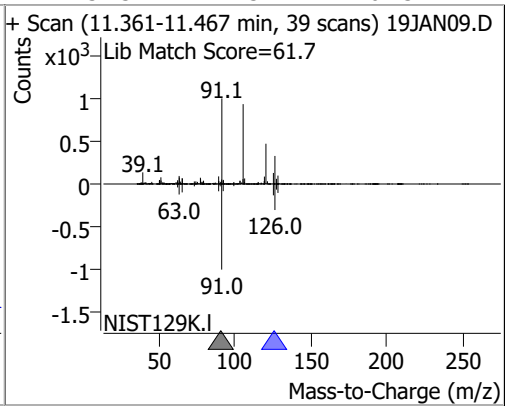

Compound	Conc.	RT	Dev(Min)	Resp.	QIon	QRatio	Lower	Upper
1,3-Dichlorobenzene	122.1906	12.03	0.00	200403	148.0	62.8	32.8	92.8
					111.0	38.7	8.7	68.7

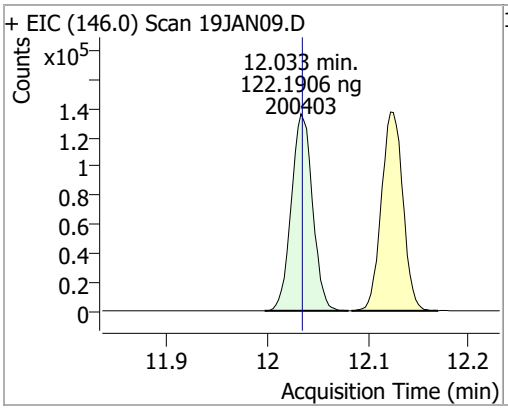

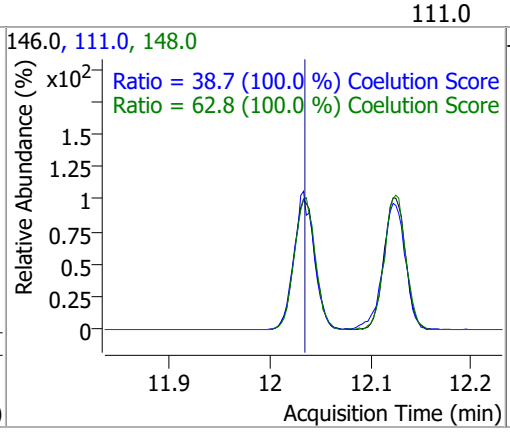

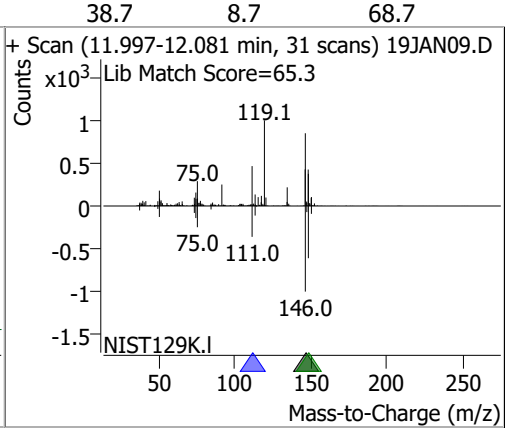

Compound	Conc.	RT	Dev(Min)	Resp.	QIon	QRatio	Lower	Upper
1,4-Dichlorobenzene	123.1312	12.12	0.00	205880	148.0	63.7	33.7	93.7
					111.0	38.7	8.7	68.7

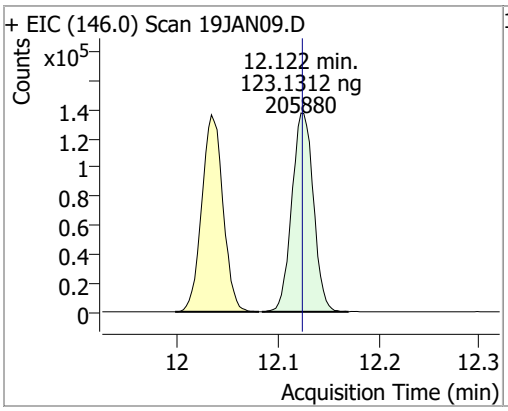

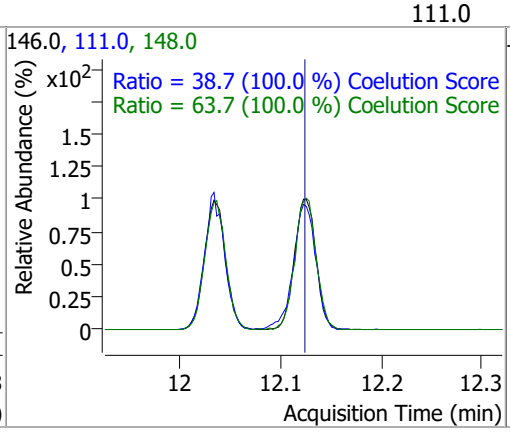

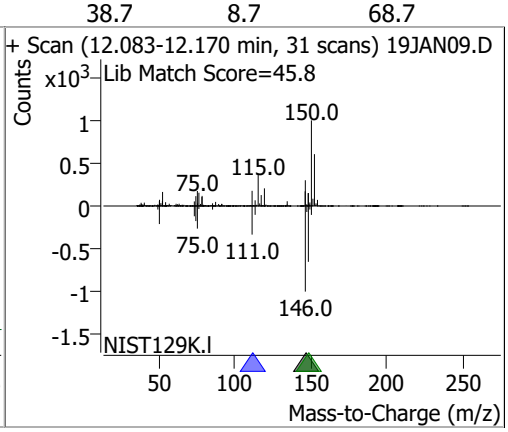

Quantitation Results Report (QT Reviewed)

Compound	Conc.	RT	Dev(Min)	Resp.	QIon	QRatio	Lower	Upper
1,2-Dichlorobenzene	123.9507	12.49	0.00	169723	148.0	61.9	31.9	91.9
					111.0	39.5	9.5	69.5

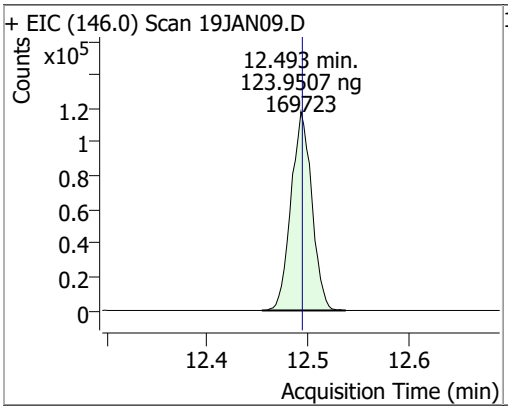

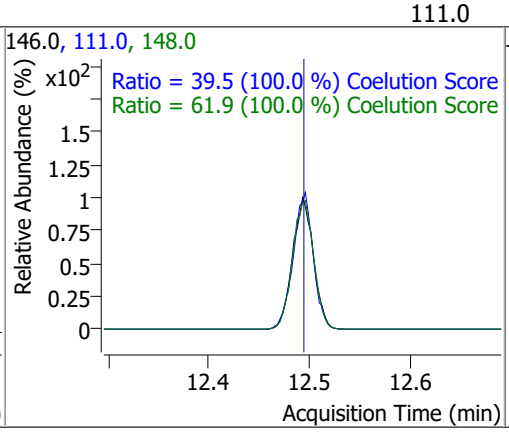

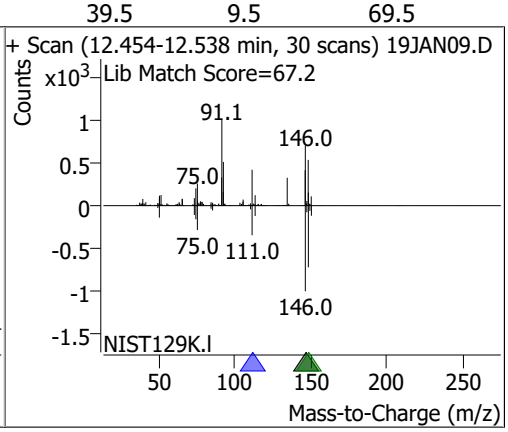

Quantitation Results Report (QT Reviewed)

Data File	19JAN11.D	Operator	MSC
Acq. Method	5975CACQF.M	Acq. Date-Time	1/19/2022 1:58:41 PM
Sample Name	ICAL011922_6	Instrument	VOA5975C
Vial	11	Multiplier	1.00
DA Method File	VOA5975C_8260B_SHT_DoD_L4_011922.m	Comment	
Tune File	BFB_Atune3.u	Tune Date	10/11/2021 4:02:00 PM
Batch Name	VG011922_8260B.batch.bin	Last Calib Update	1/20/2022 9:28:12 AM
Ref Library	\\MASSHUNTER\Org\Library\NIST129K.l		

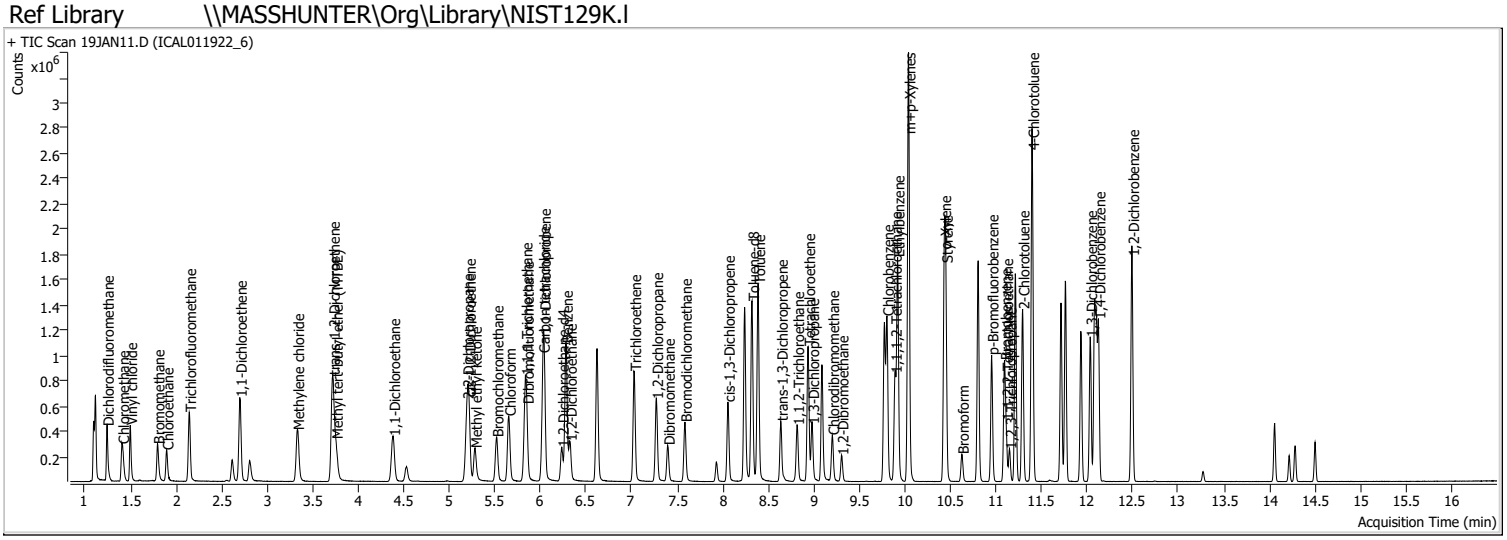

Compound	RT	QIon	Resp.	Conc.	Units	Dev(Min)
Internal Standards						
M Fluorobenzene	6.620	96.0	874562	250.0000	ng	0.000
M Chlorobenzene-d5	9.774	82.0	333271	250.0000	ng	0.000
M 1,4-Dichlorobenzene-d4	12.100	152.0	280059	250.0000	ng	0.000
System Monitoring Compounds						
S Dibromofluoromethane	5.851	113.0	221667	261.6821	ng	0.000
Spiked Amount: 250.000	Range: 80.0 - 119.0%			Recovery = 104.67%		
S 1,2-Dichloroethane-d4	6.236	67.0	92919	253.9336	ng	0.006
Spiked Amount: 250.000	Range: 81.0 - 118.0%			Recovery = 101.57%		
S Toluene-d8	8.322	98.0	885297	272.2835	ng	0.003
Spiked Amount: 250.000	Range: 89.0 - 112.0%			Recovery = 108.91%		
S p-Bromofluorobenzene	10.951	95.0	277668	268.5266	ng	0.003
Spiked Amount: 250.000	Range: 85.0 - 114.0%			Recovery = 107.41%		
Target Compounds						QValue
T Dichlorodifluoromethane	1.241	85.0	304740	259.1417	ng	100
T Chloromethane	1.409	50.0	346531	250.2957	ng	99
T Vinyl chloride	1.498	62.0	326478	259.0664	ng	98
T Bromomethane	1.796	96.0	153759	264.9993	ng	96
T Chloroethane	1.897	64.0	170795	286.4607	ng	97
T Trichlorofluoromethane	2.145	101.0	379318	251.0100	ng	98
T 1,1-Dichloroethene	2.700	96.0	233356	265.3896	ng	99
T Methylene chloride	3.330	49.0	310597	242.9531	ng	98
T trans-1,2-Dichloroethene	3.720	96.0	233769	257.3531	ng	100
T Methyl tert-butyl ether (MTBE)	3.754	73.0	296029	260.7416	ng	100
T 1,1-Dichloroethane	4.381	63.0	442070	260.0378	ng	99
T 2,2-Dichloropropane	5.193	77.0	331689	258.8981	ng	97
T cis-1,2-Dichloroethene	5.215	96.0	243087	264.3041	ng	98
T Methyl ethyl ketone	5.279	43.0	348492	2621.9160	ng	98
T Bromochloromethane	5.516	128.0	99685	262.8745	ng	99
T Chloroform	5.653	83.0	420250	247.5804	ng	99

Compound	RT	QIon	Resp.	Conc.	Units	Dev(Min)
T 1,1,1-Trichloroethane	5.834	97.0	414139	264.4318	ng	99
T Carbon tetrachloride	6.027	117.0	404308	266.1753	ng	99
T 1,1-Dichloropropene	6.038	75.0	350070	275.6455	ng	99
T Benzene	6.277	78.0	920174	263.3789	ng	100
T 1,2-Dichloroethane	6.322	62.0	236845	245.4404	ng	99
T Trichloroethene	7.028	95.0	265703	266.3072	ng	99
T 1,2-Dichloropropane	7.270	63.0	235120	268.0280	ng	97
T Dibromomethane	7.396	93.0	97445	263.5412	ng	98
T Bromodichloromethane	7.585	83.0	270436	260.1015	ng	98
T cis-1,3-Dichloropropene	8.057	75.0	311156	272.7213	ng	99
T Toluene	8.388	92.0	587069	270.8830	ng	100
T trans-1,3-Dichloropropene	8.637	75.0	223772	268.8845	ng	97
T 1,1,2-Trichloroethane	8.818	83.0	110317	260.6902	ng	96
T Tetrachloroethene	8.938	163.8	231586	263.5170	ng	98
T 1,3-Dichloropropane	8.982	76.0	223019	260.4297	ng	99
T Chlorodibromomethane	9.203	129.0	178171	261.4293	ng	100
T 1,2-Dibromoethane	9.303	107.0	124289	265.9291	ng	98
T Chlorobenzene	9.802	112.0	625101	263.1099	ng	100
T 1,1,1,2-Tetrachloroethane	9.889	131.0	219325	263.1086	ng	100
T Ethylbenzene	9.919	91.0	1116949	259.5637	ng	99
T m+p-Xylenes	10.039	106.0	887253	520.9218	ng	100
T o-Xylene	10.430	106.0	387676	257.9276	ng	97
T Styrene	10.449	104.0	646327	261.6473	ng	99
T Bromoform	10.625	172.5	96001	255.8151	ng	98
T Bromobenzene	11.093	156.0	243851	267.4139	ng	99
T 1,1,2,2-Tetrachloroethane	11.110	83.0	133573	256.8068	ng	100
T 1,2,3-Trichloropropane	11.146	110.0	36124	264.3420	ng	98
T 2-Chlorotoluene	11.291	126.0	247831	274.6030	ng	99
T 4-Chlorotoluene	11.397	91.0	814408	278.6073	ng	99
T 1,3-Dichlorobenzene	12.033	146.0	436562	264.2369	ng	100
T 1,4-Dichlorobenzene	12.122	146.0	438291	260.2139	ng	100
T 1,2-Dichlorobenzene	12.493	146.0	366153	265.4514	ng	98

(#) = Qualifier Out of Range; (m) = Manual Integration; (+) = Area Summed; (*) = Surrogate Percent Recovery Out of Range; (d): Zeroed Peak

Compound	Conc.	RT	Dev(Min)	Resp.	QIon	QRatio	Lower	Upper
Dichlorodifluoromethane	259.1417	1.24	0.00	304740	87.0	32.1	1.8	61.8

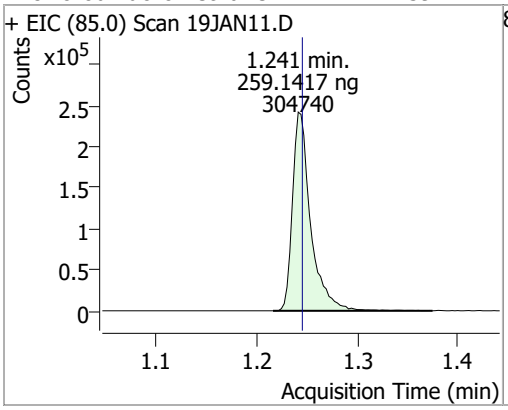

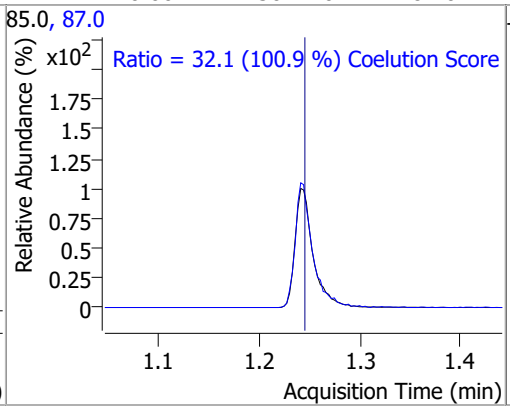

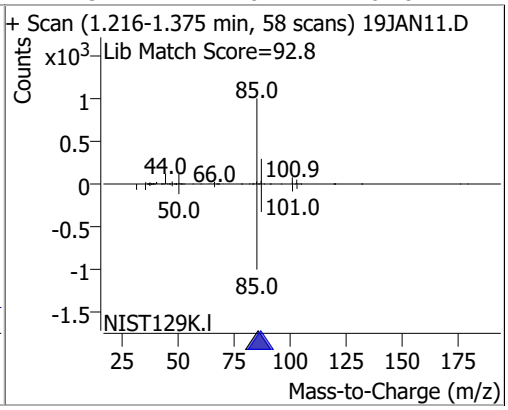

Compound	Conc.	RT	Dev(Min)	Resp.	QIon	QRatio	Lower	Upper
Chloromethane	250.2957	1.41	0.00	346531	52.0	32.8	2.4	62.4

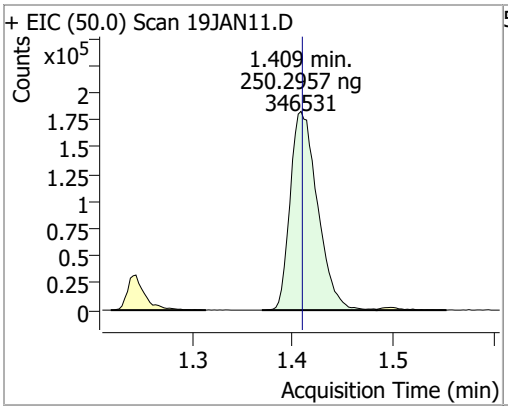

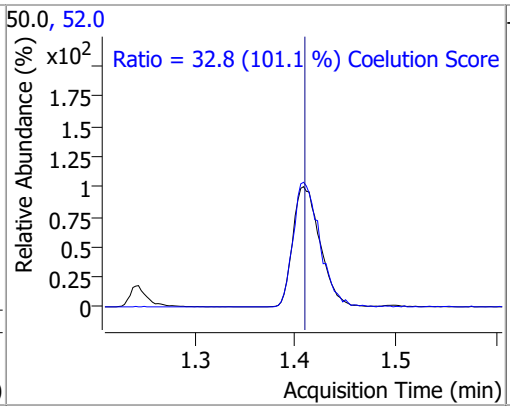

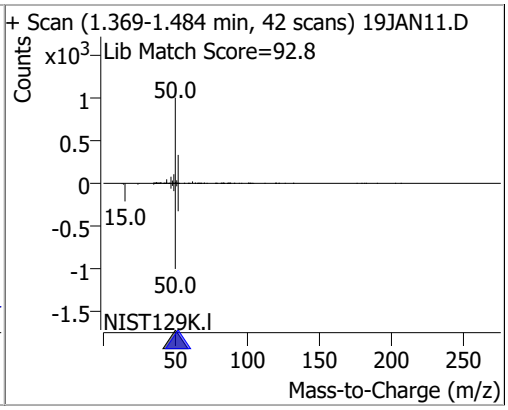

Compound	Conc.	RT	Dev(Min)	Resp.	QIon	QRatio	Lower	Upper
Vinyl chloride	259.0664	1.50	0.00	326478	64.0	30.0	1.3	61.3

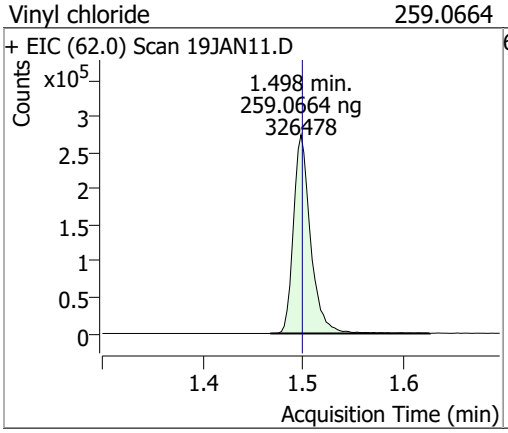

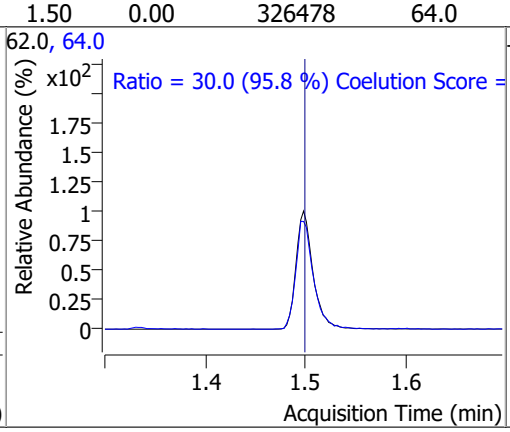

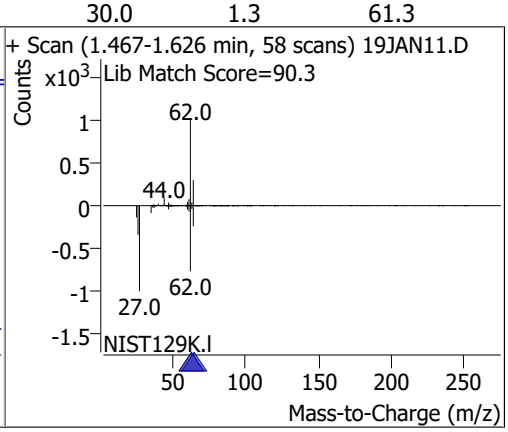

Compound	Conc.	RT	Dev(Min)	Resp.	QIon	QRatio	Lower	Upper
Bromomethane	264.9993	1.80	0.00	153759	94.0	106.3	80.1	140.1

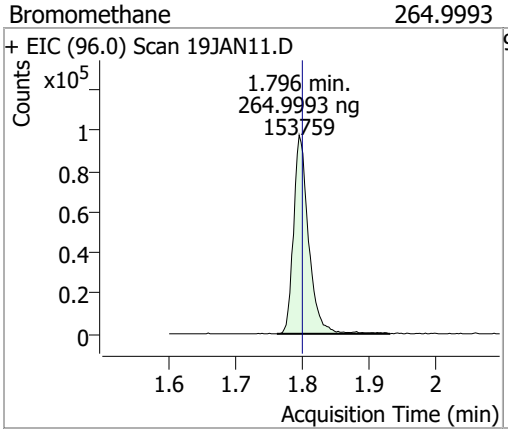

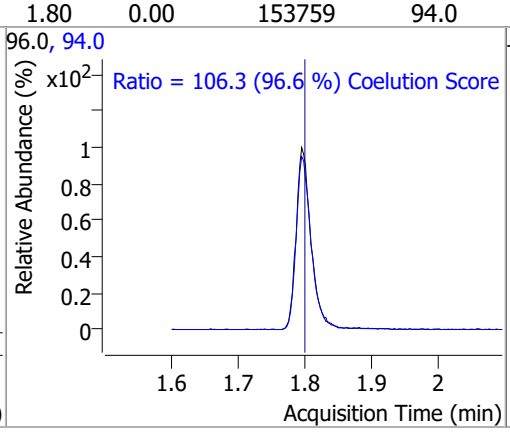

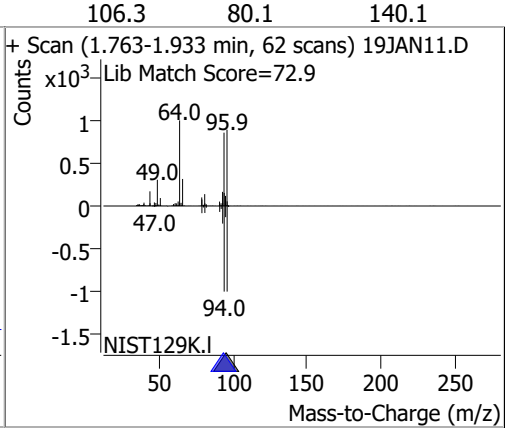

Compound	Conc.	RT	Dev(Min)	Resp.	QIon	QRatio	Lower	Upper
Chloroethane	286.4607	1.90	0.00	170795	66.0	31.4	0.0	60.0

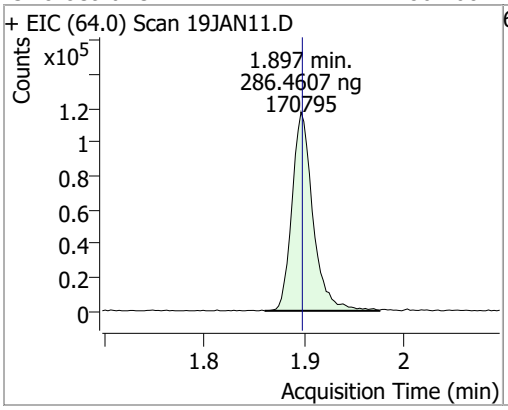

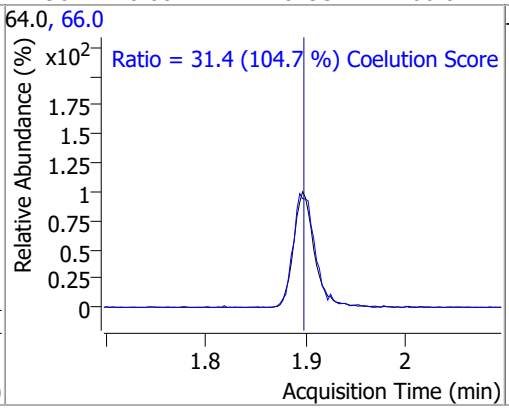

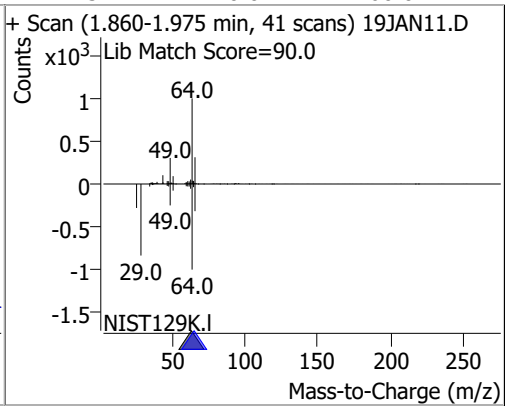

Compound	Conc.	RT	Dev(Min)	Resp.	QIon	QRatio	Lower	Upper
Trichlorofluoromethane	251.0100	2.14	0.00	379318	103.0	66.6	35.0	95.0

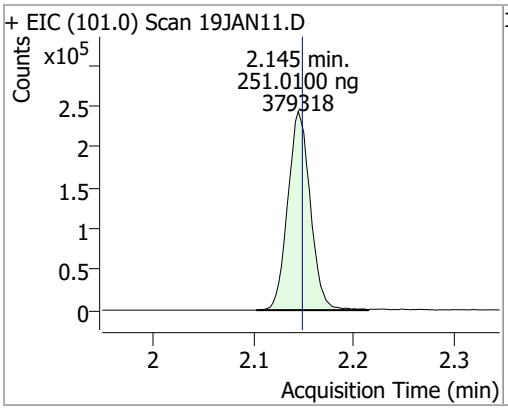

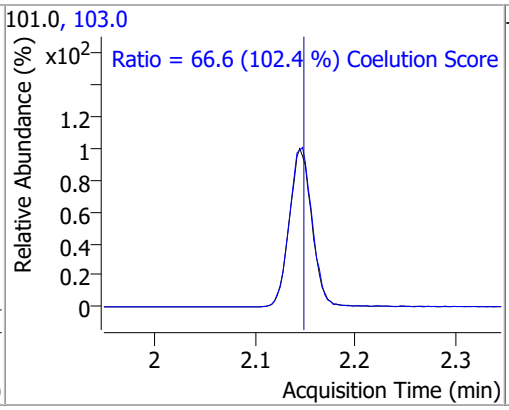

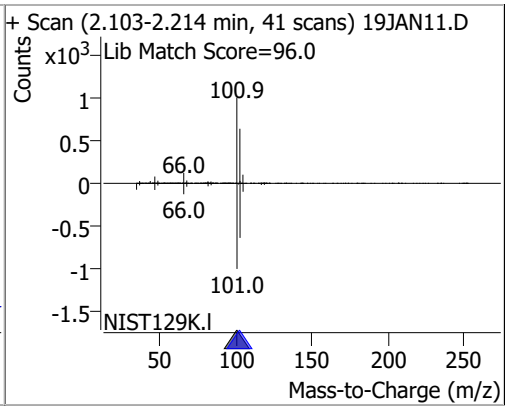

Compound	Conc.	RT	Dev(Min)	Resp.	QIon	QRatio	Lower	Upper
1,1-Dichloroethene	265.3896	2.70	0.00	233356	61.0	178.7	149.9	209.9
					63.0	57.2	27.0	87.0

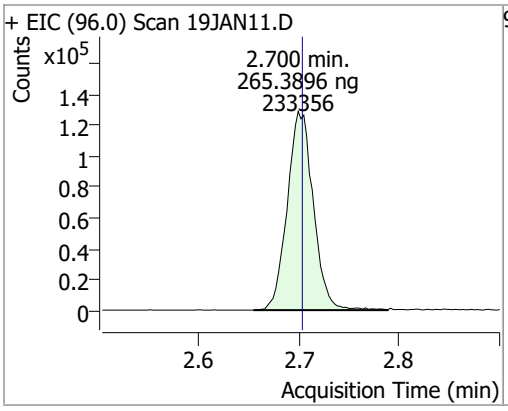

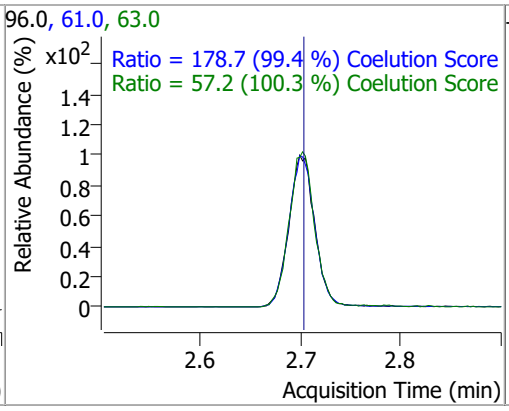

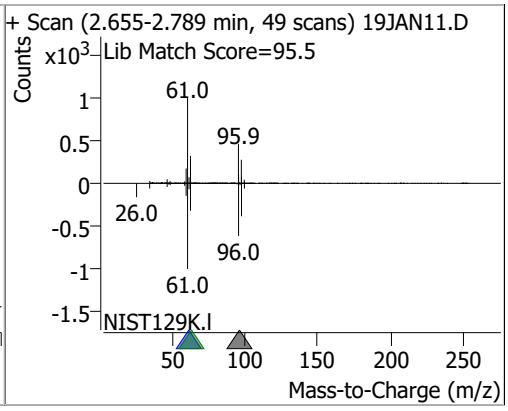

Compound	Conc.	RT	Dev(Min)	Resp.	QIon	QRatio	Lower	Upper
Methylene chloride	242.9531	3.33	0.00	310597	84.0	67.9	36.1	96.1
					86.0	43.3	11.8	71.8

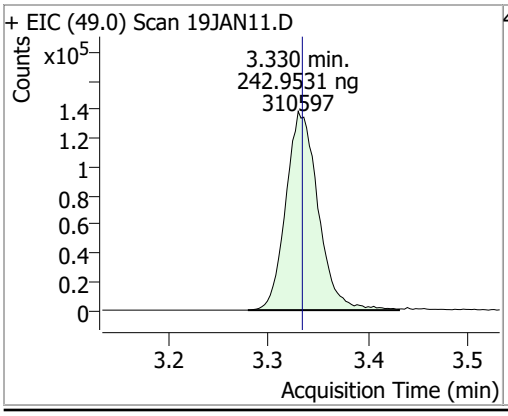

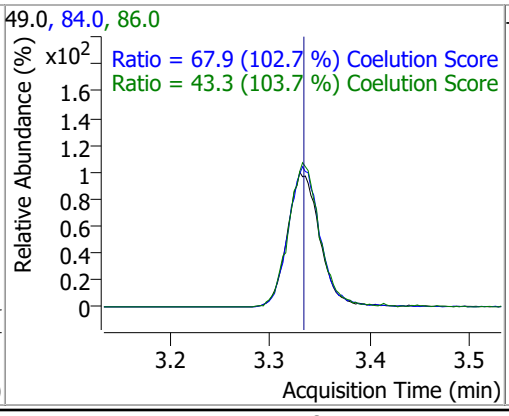

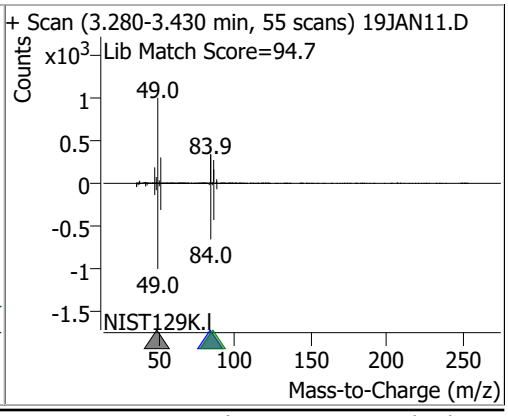

Compound	Conc.	RT	Dev(Min)	Resp.	QIon	QRatio	Lower	Upper
trans-1,2-Dichloroethene	257.3531	3.72	0.00	233769	61.0	154.9	124.8	184.8
					98.0	63.3	32.1	92.1

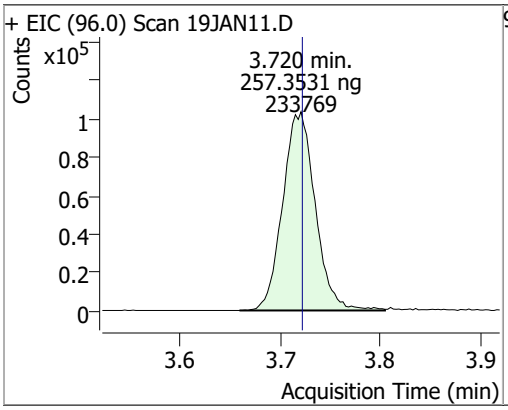

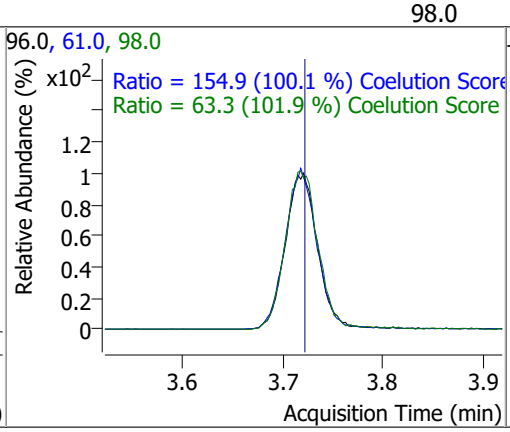

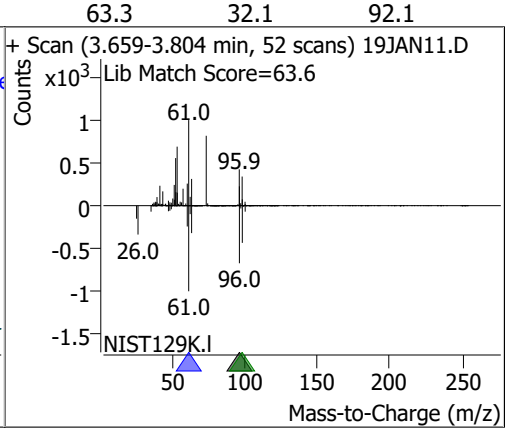

Compound	Conc.	RT	Dev(Min)	Resp.	QIon	QRatio	Lower	Upper
Methyl tert-butyl ether (MTBE)	260.7416	3.75	0.00	296029	57.0	24.8	0.0	54.6

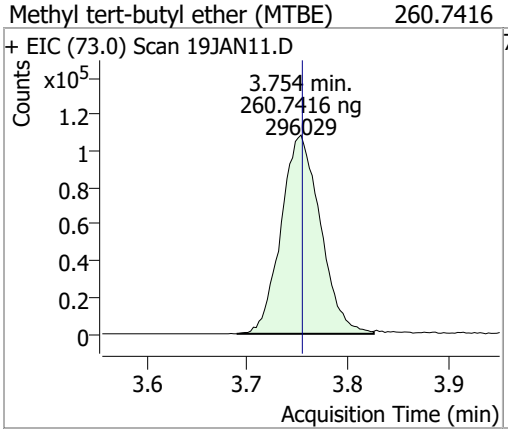

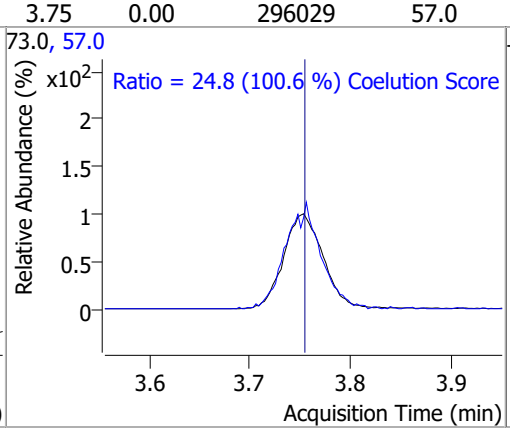

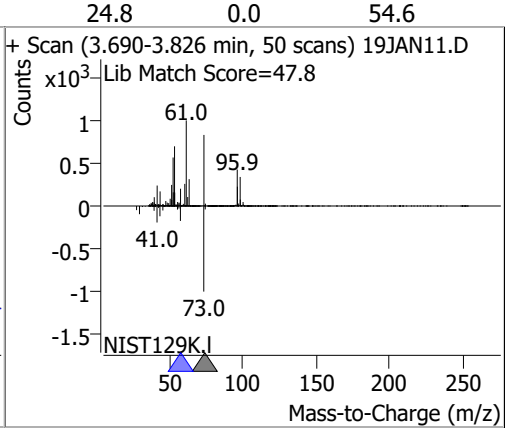

Compound	Conc.	RT	Dev(Min)	Resp.	QIon	QRatio	Lower	Upper
1,1-Dichloroethane	260.0378	4.38	0.00	442070	65.0	31.5	1.0	61.0
					83.0	12.7	0.0	42.7

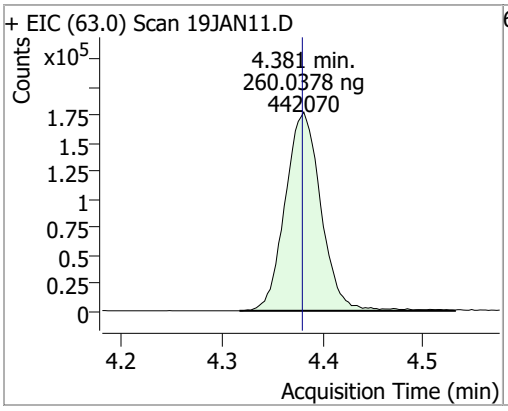

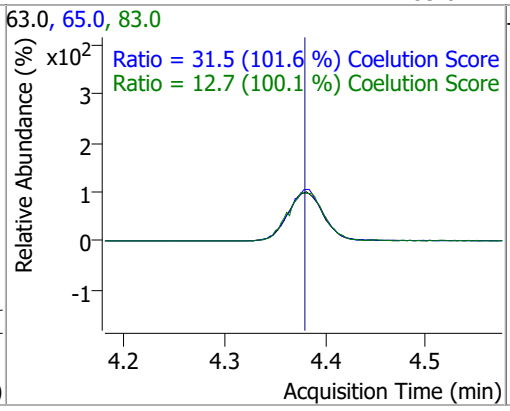

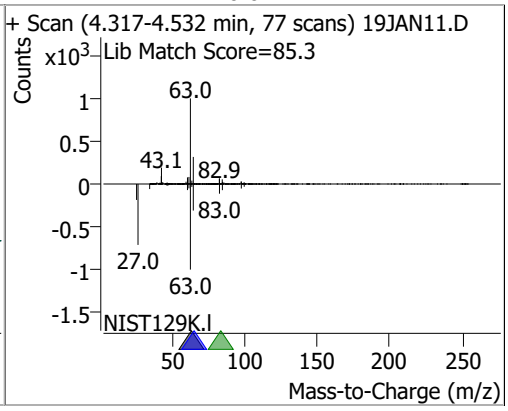

Compound	Conc.	RT	Dev(Min)	Resp.	QIon	QRatio	Lower	Upper
2,2-Dichloropropane	258.8981	5.19	0.00	331689	41.0	66.4	38.8	98.8
					97.0	23.2	0.0	53.9

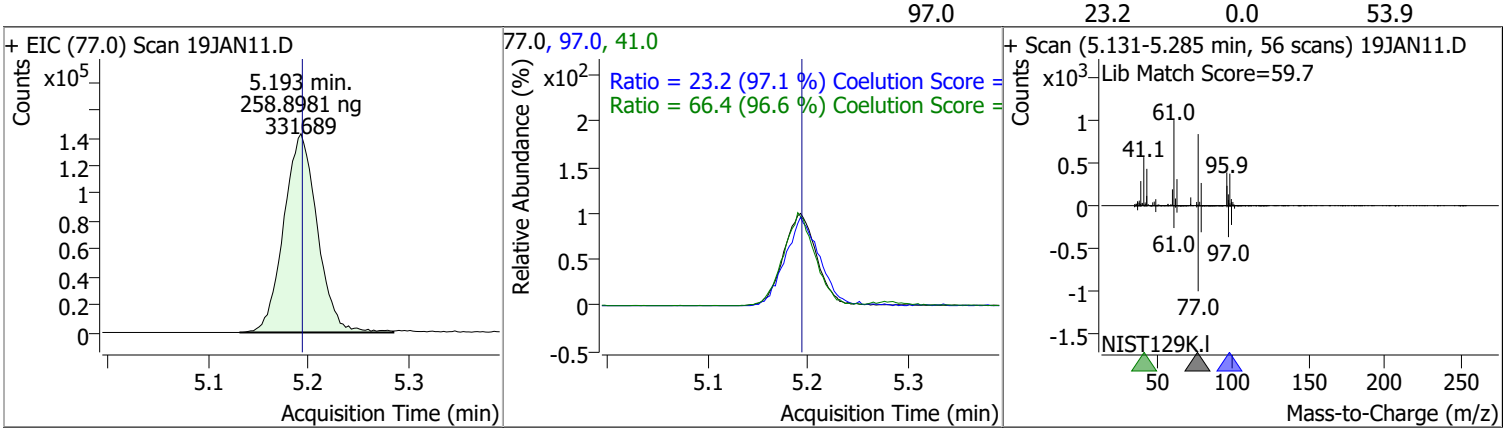

Compound	Conc.	RT	Dev(Min)	Resp.	QIon	QRatio	Lower	Upper
cis-1,2-Dichloroethene	264.3041	5.22	0.00	243087	61.0	162.2	130.4	190.4
					98.0	64.7	36.2	96.2

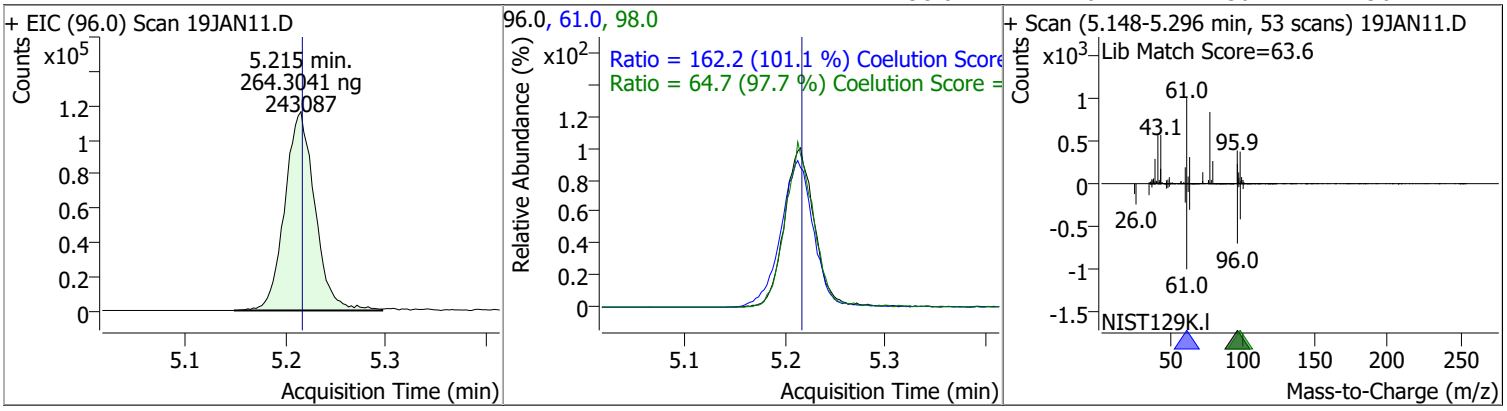

Compound	Conc.	RT	Dev(Min)	Resp.	QIon	QRatio	Lower	Upper
Methyl ethyl ketone	2621.9160	5.28	0.00	348492	72.0	21.7	0.0	50.6

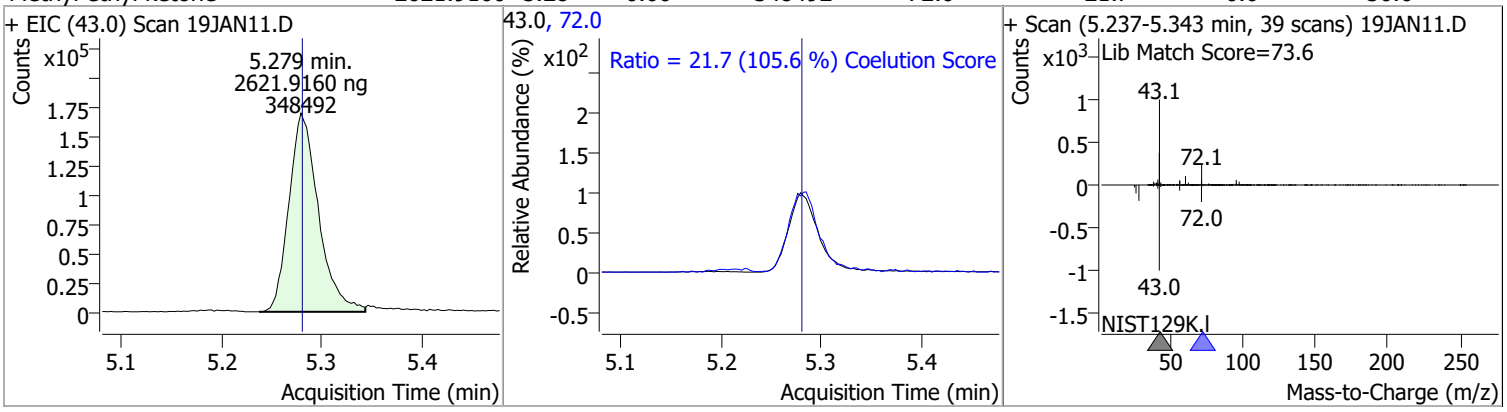

Compound	Conc.	RT	Dev(Min)	Resp.	QIon	QRatio	Lower	Upper
Bromochloromethane	262.8745	5.52	0.00	99685	49.0	180.6	152.2	212.2

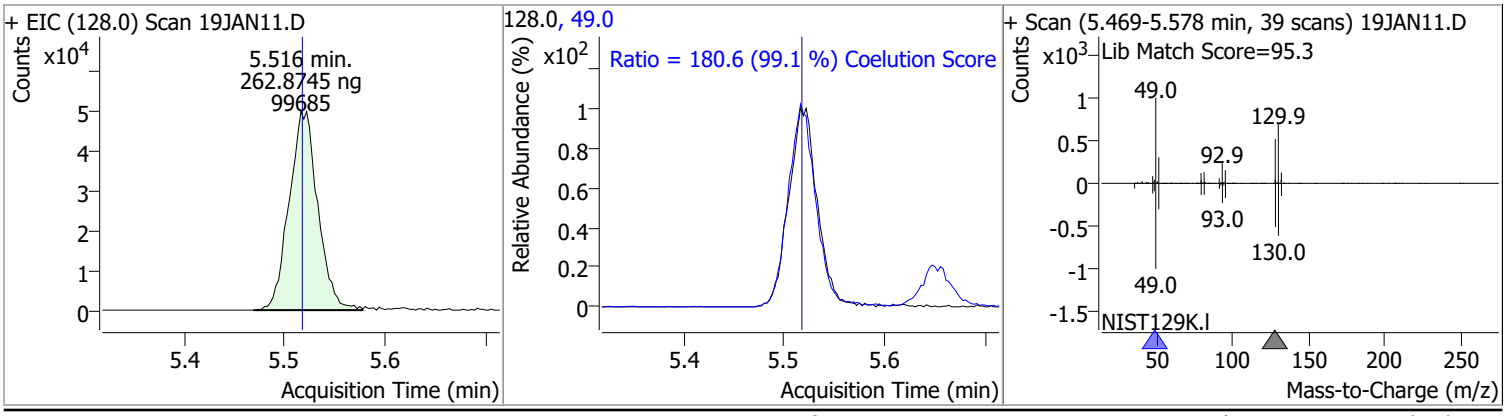

Compound	Conc.	RT	Dev(Min)	Resp.	QIon	QRatio	Lower	Upper
Chloroform	247.5804	5.65	0.00	420250	85.0	65.1	36.2	96.2

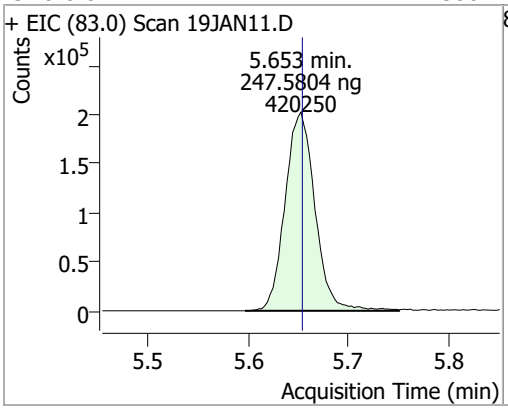

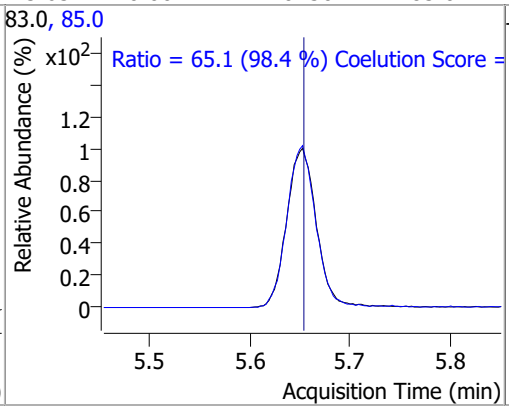

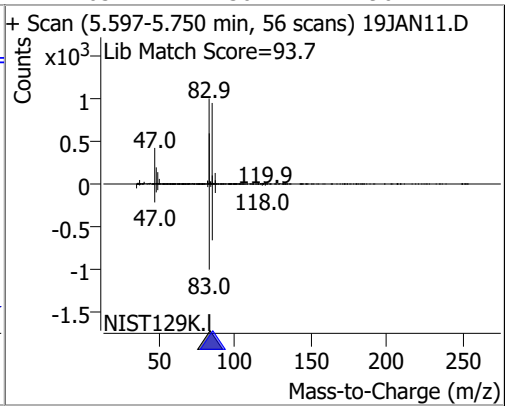

Compound	Conc.	RT	Dev(Min)	Resp.	QIon	QRatio	Lower	Upper
1,1,1-Trichloroethane	264.4318	5.83	0.00	414139	99.0	64.4	33.1	93.1
					61.0	48.6	19.1	79.1

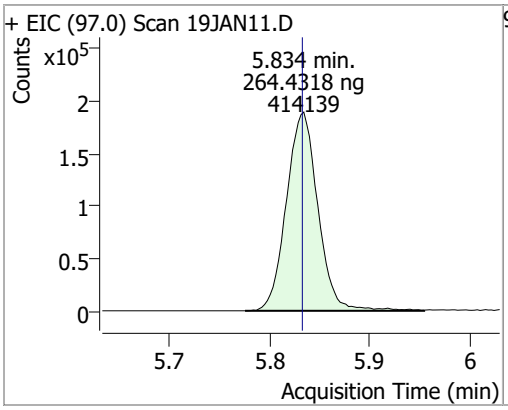

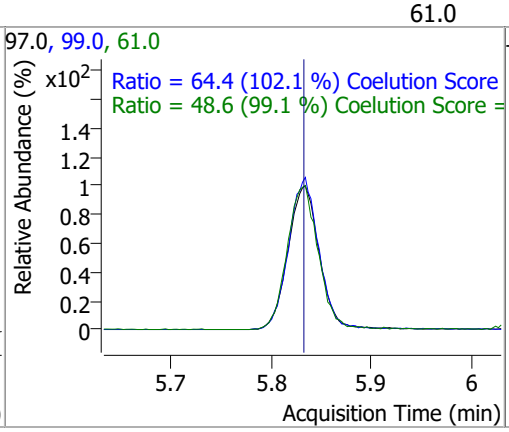

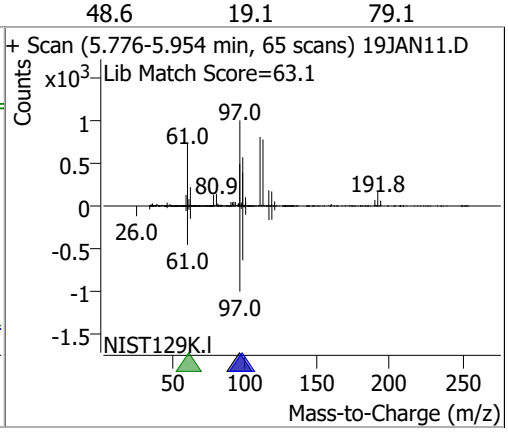

Compound	Conc.	RT	Dev(Min)	Resp.	QIon	QRatio	Lower	Upper
Dibromofluoromethane	261.6821	5.85	0.00	221667	191.5	21.3	0.0	53.2

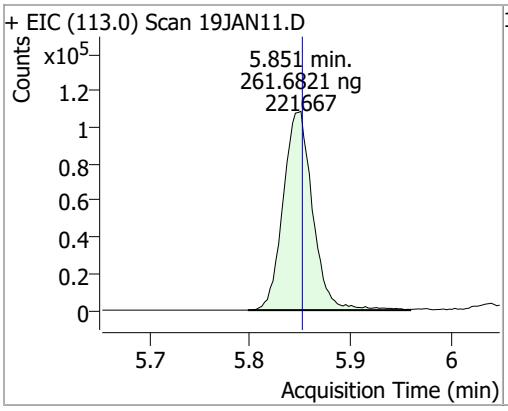

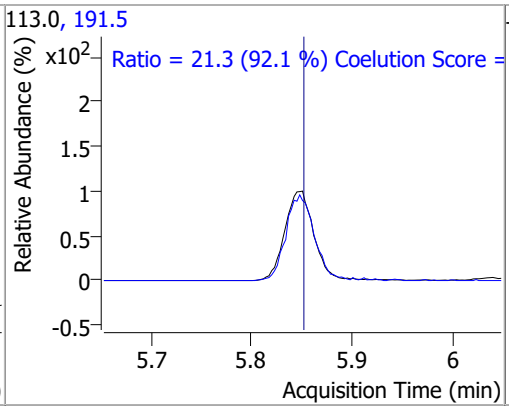

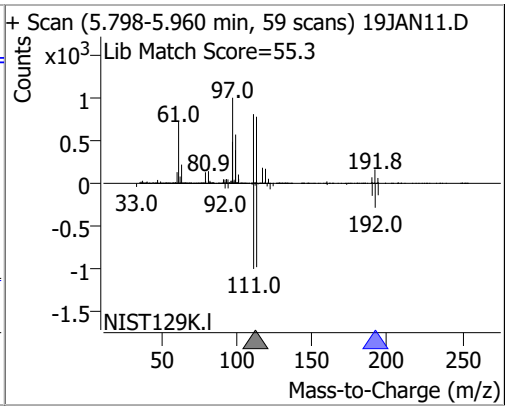

Compound	Conc.	RT	Dev(Min)	Resp.	QIon	QRatio	Lower	Upper
Carbon tetrachloride	266.1753	6.03	0.00	404308	119.0	96.4	67.6	127.6
					121.0	31.1	0.7	60.7

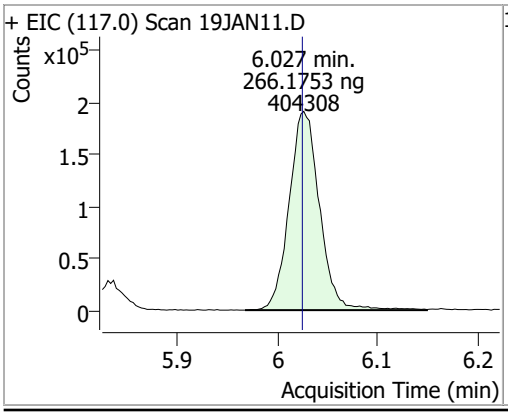

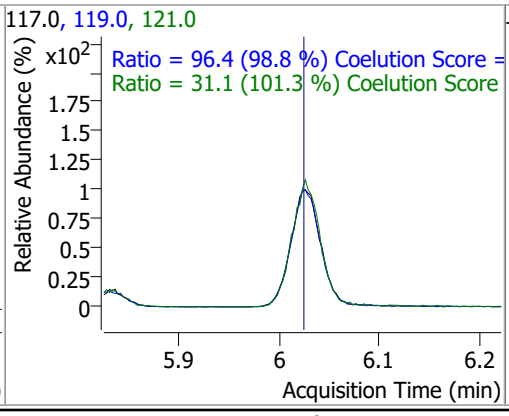

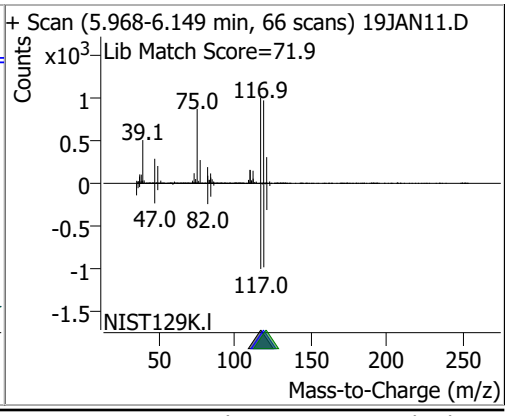

Compound	Conc.	RT	Dev(Min)	Resp.	QIon	QRatio	Lower	Upper
1,1-Dichloropropene	275.6455	6.04	0.00	350070	110.0	36.2	5.6	65.6
					77.0	31.3	1.0	61.0

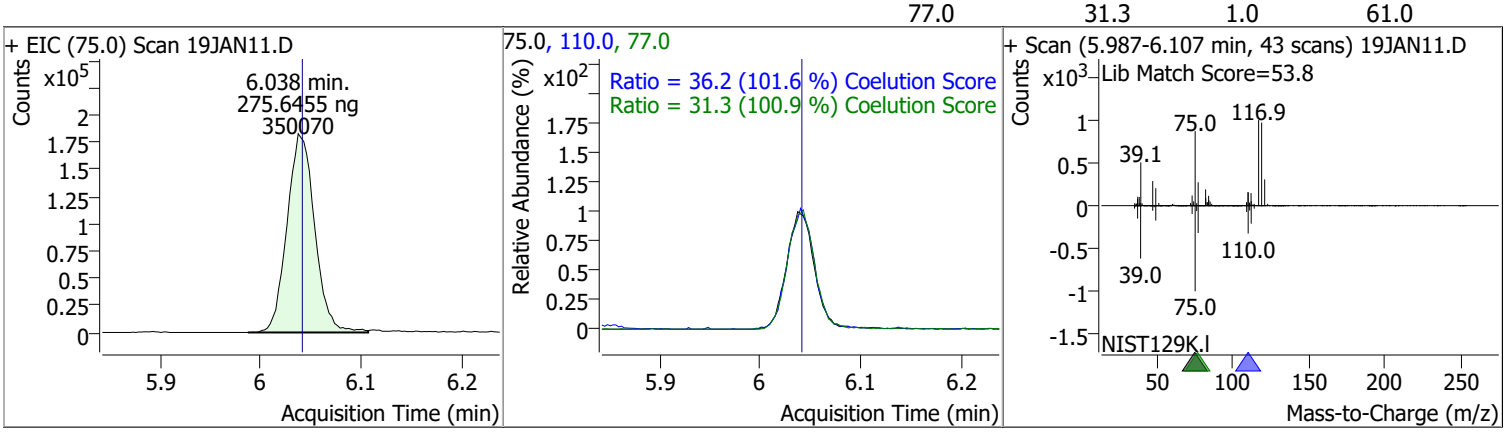

Compound	Conc.	RT	Dev(Min)	Resp.	QIon	QRatio	Lower	Upper
1,2-Dichloroethane-d4	253.9336	6.24	0.01	92919	65.0	199.8	162.8	222.8

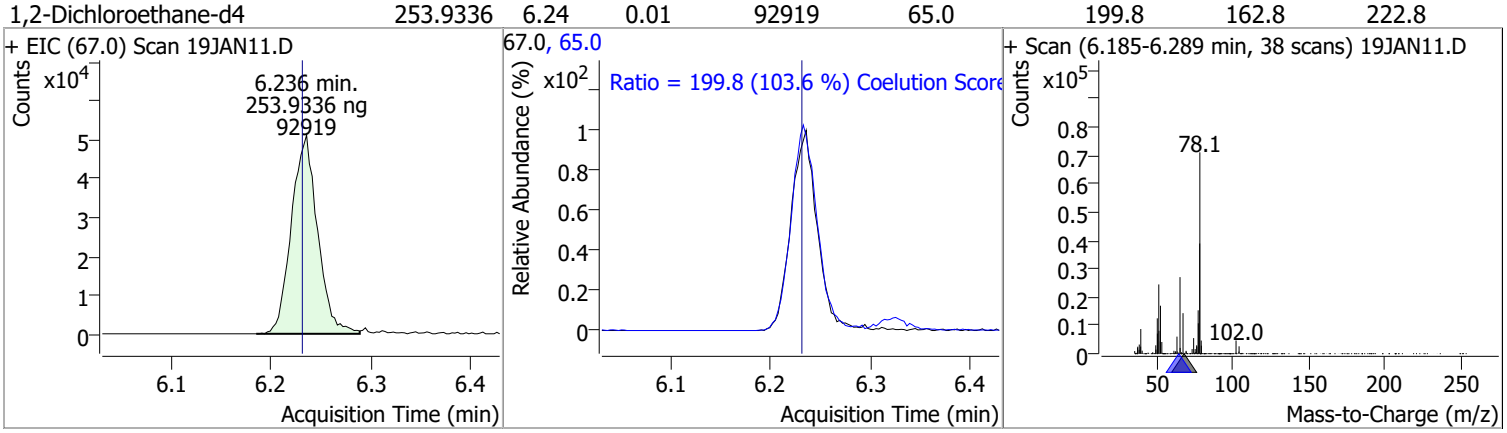

Compound	Conc.	RT	Dev(Min)	Resp.	QIon	QRatio	Lower	Upper
Benzene	263.3789	6.28	-0.01	920174	77.0	23.5	0.0	53.3

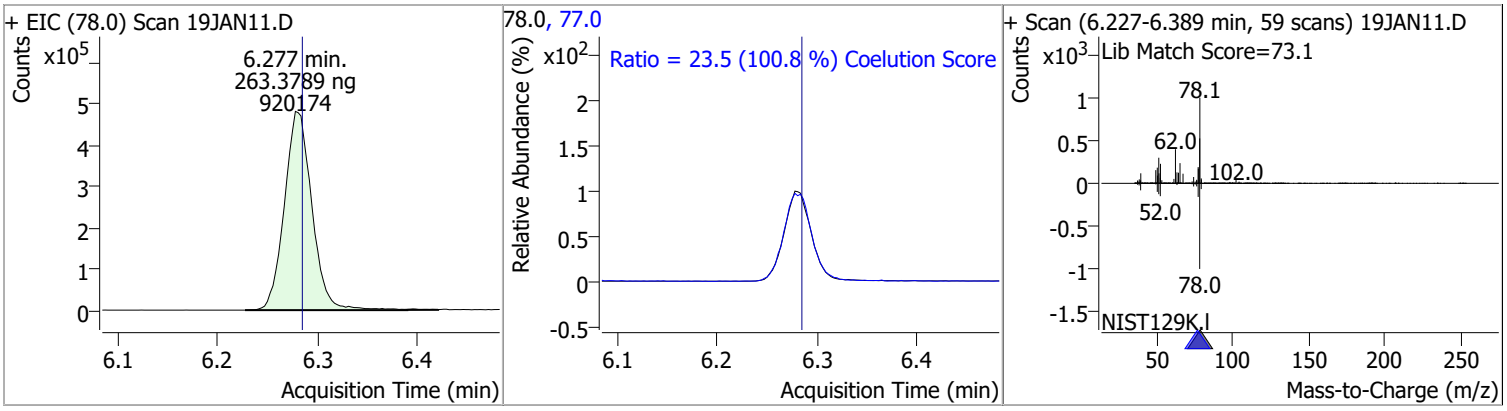

Compound	Conc.	RT	Dev(Min)	Resp.	QIon	QRatio	Lower	Upper
1,2-Dichloroethane	245.4404	6.32	0.00	236845	64.0	32.0	2.2	62.2
					98.0	7.5	0.0	38.2

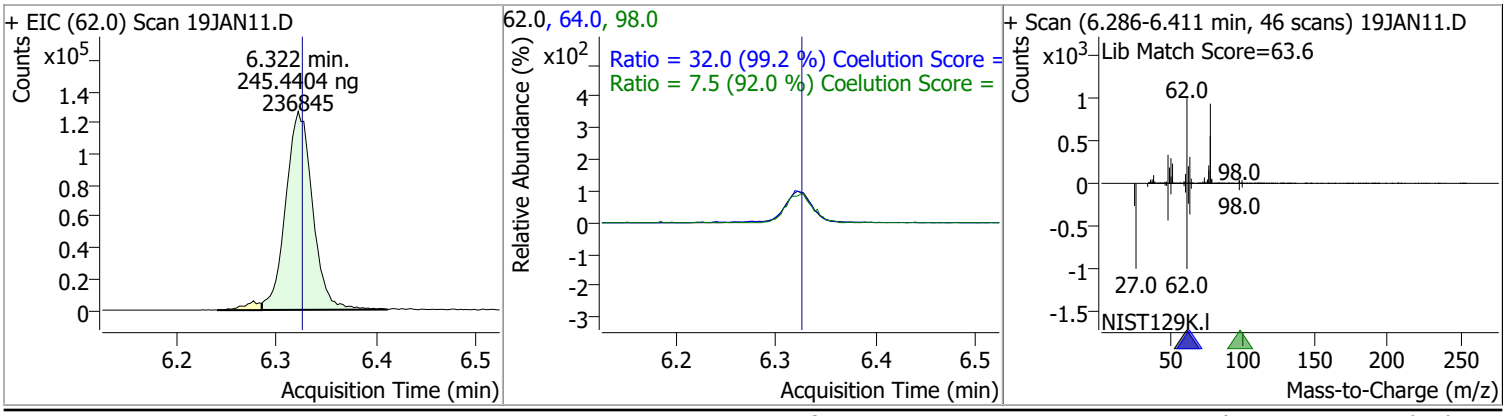

Compound	Conc.	RT	Dev(Min)	Resp.	QIon	QRatio	Lower	Upper
Trichloroethene	266.3072	7.03	0.00	265703	130.0	103.4	75.6	135.6
					97.0	65.4	35.7	95.7

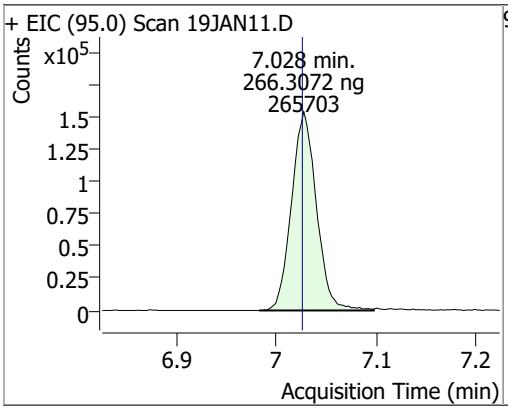

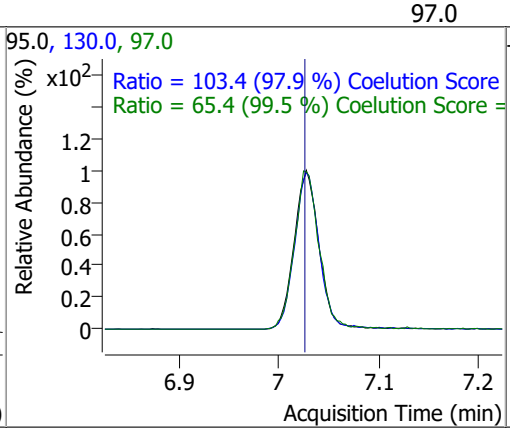

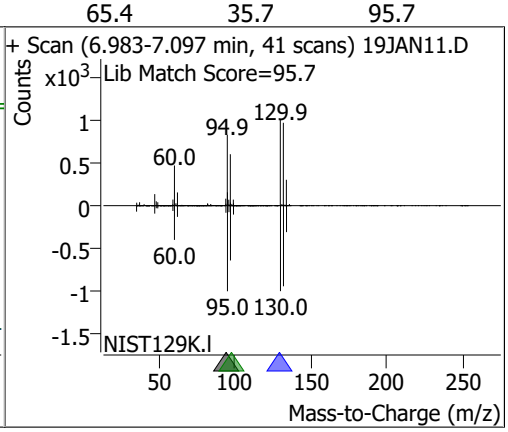

Compound	Conc.	RT	Dev(Min)	Resp.	QIon	QRatio	Lower	Upper
1,2-Dichloropropane	268.0280	7.27	0.00	235120	76.0	38.0	9.8	69.8

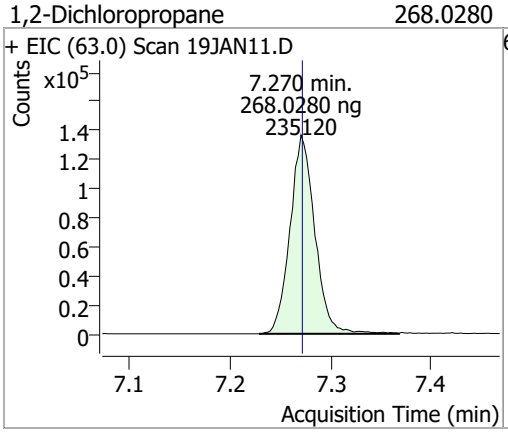

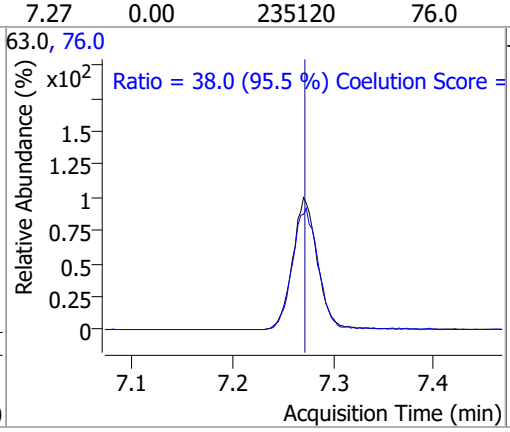

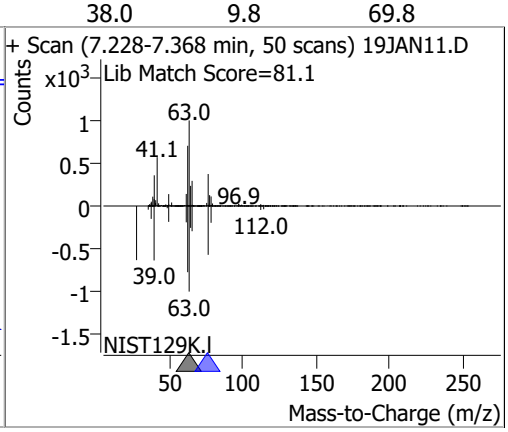

Compound	Conc.	RT	Dev(Min)	Resp.	QIon	QRatio	Lower	Upper
Dibromomethane	263.5412	7.40	0.00	97445	173.5	108.0	78.2	138.2
					95.0	80.5	54.5	114.5

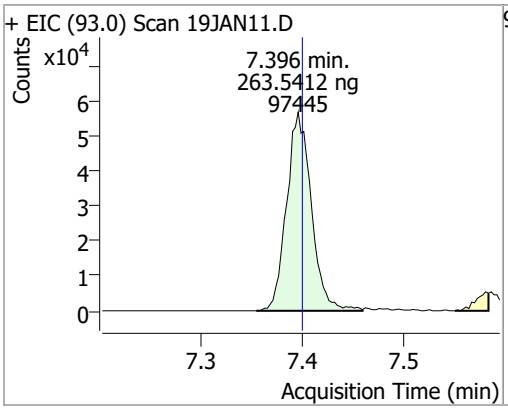

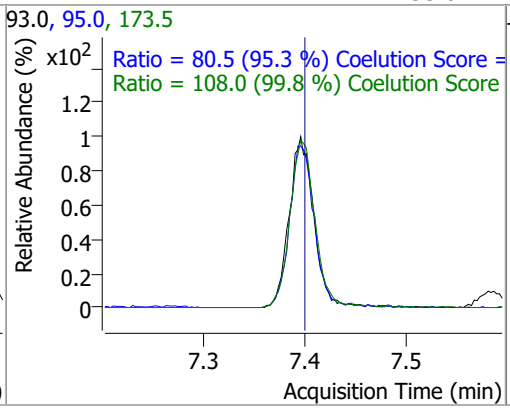

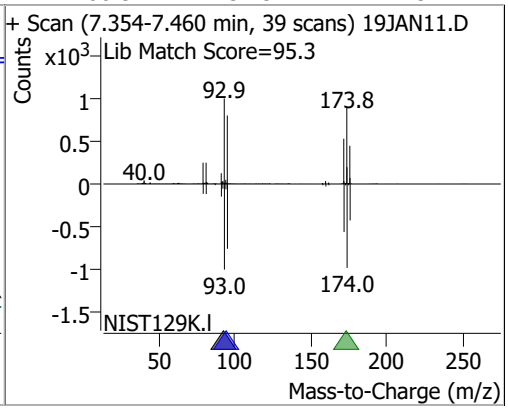

Compound	Conc.	RT	Dev(Min)	Resp.	QIon	QRatio	Lower	Upper
Bromodichloromethane	260.1015	7.59	0.01	270436	85.0	64.4	36.3	96.3
					127.0	9.5	0.0	39.5

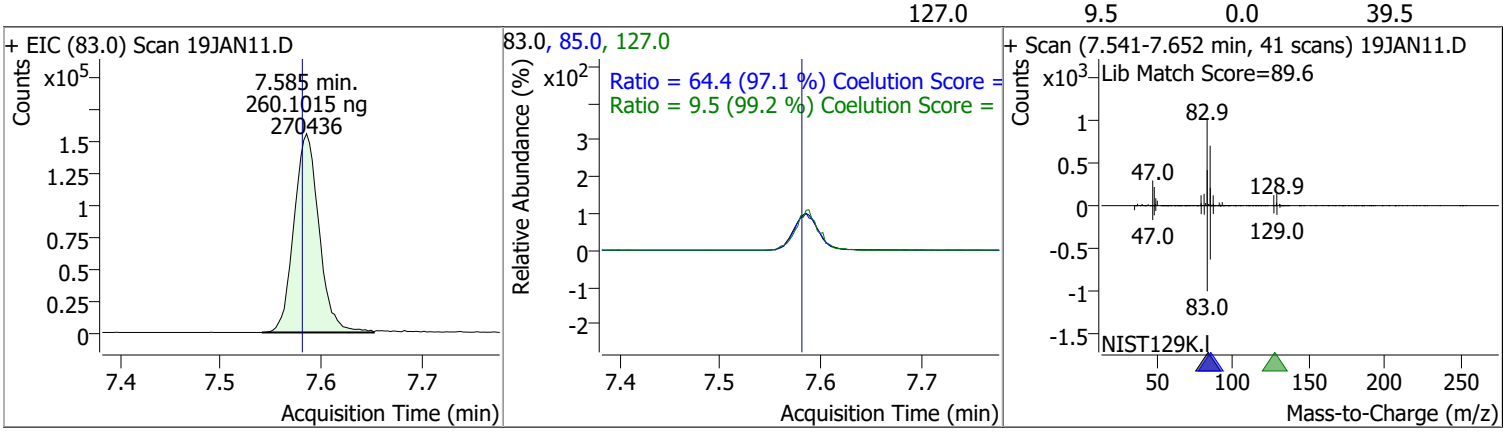

Compound	Conc.	RT	Dev(Min)	Resp.	QIon	QRatio	Lower	Upper
cis-1,3-Dichloropropene	272.7213	8.06	0.00	311156	39.0	53.1	22.5	82.5
					77.0	31.4	1.8	61.8

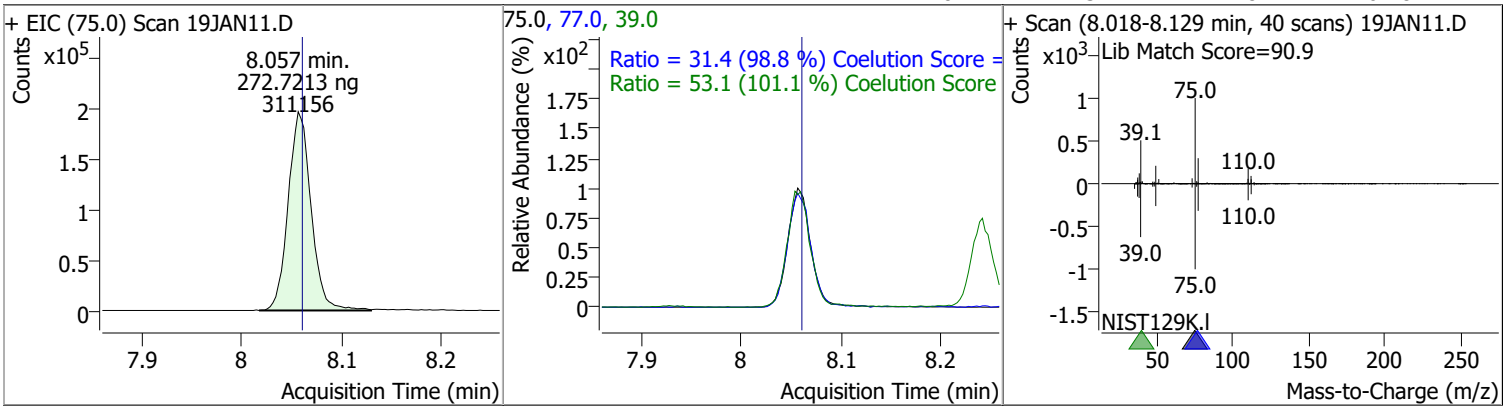

Compound	Conc.	RT	Dev(Min)	Resp.	QIon	QRatio	Lower	Upper
Toluene-d8	272.2835	8.32	0.00	885297	100.0	64.6	34.3	94.3
					99.0	9.3	0.0	39.2

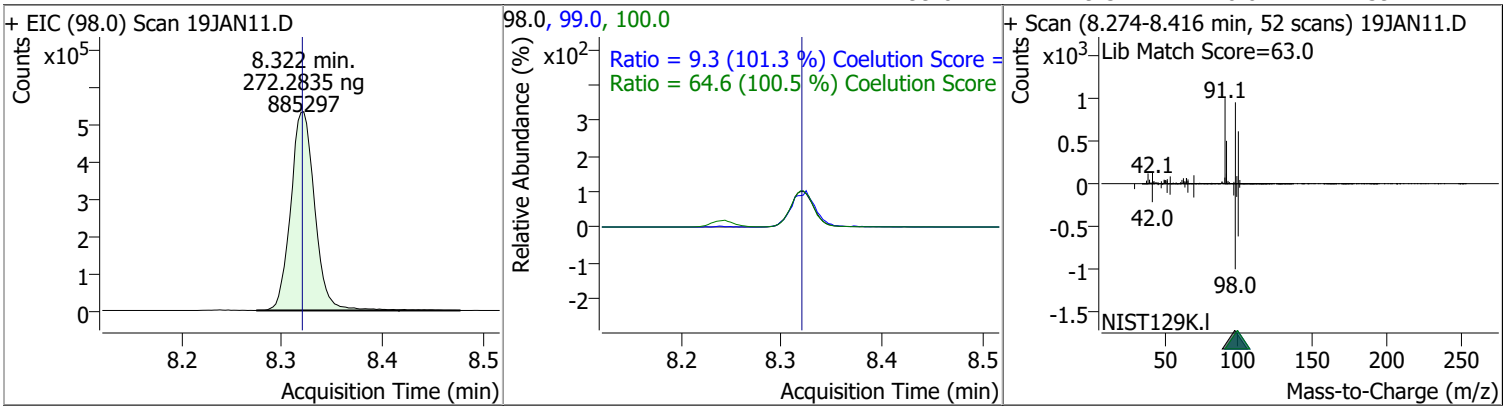

Compound	Conc.	RT	Dev(Min)	Resp.	QIon	QRatio	Lower	Upper
Toluene	270.8830	8.39	0.00	587069	91.0	173.5	144.1	204.1

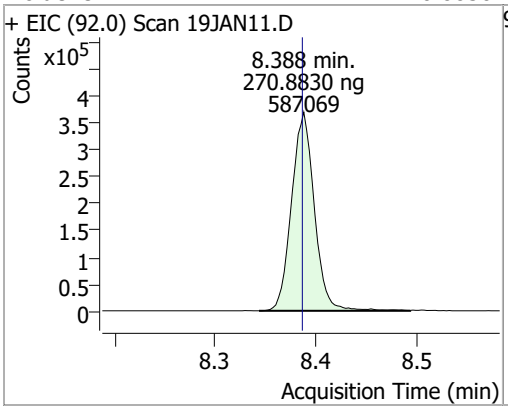

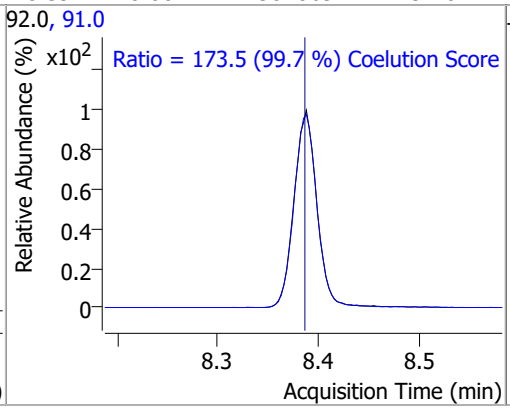

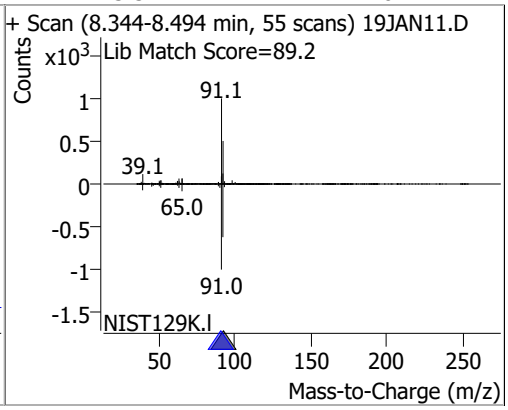

Compound	Conc.	RT	Dev(Min)	Resp.	QIon	QRatio	Lower	Upper
trans-1,3-Dichloropropene	268.8845	8.64	0.00	223772	39.0	51.4	23.0	83.0
					77.0	32.8	1.0	61.0

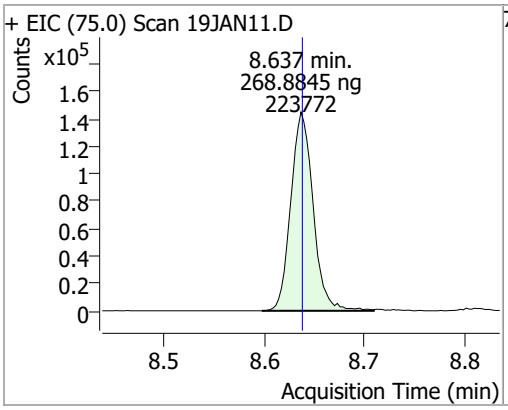

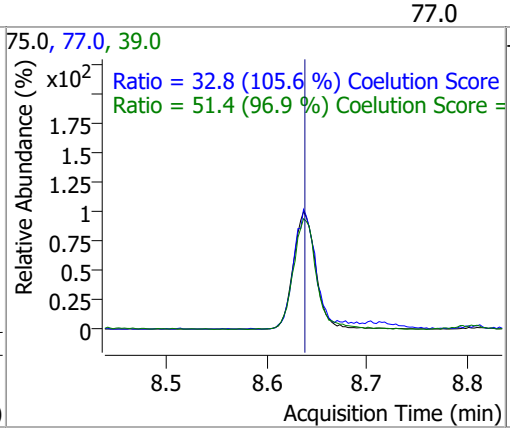

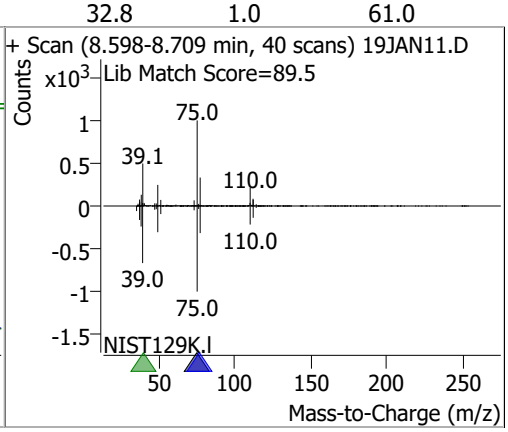

Compound	Conc.	RT	Dev(Min)	Resp.	QIon	QRatio	Lower	Upper
1,1,2-Trichloroethane	260.6902	8.82	0.00	110317	97.0	114.3	80.7	140.7
					85.0	64.9	30.7	90.7

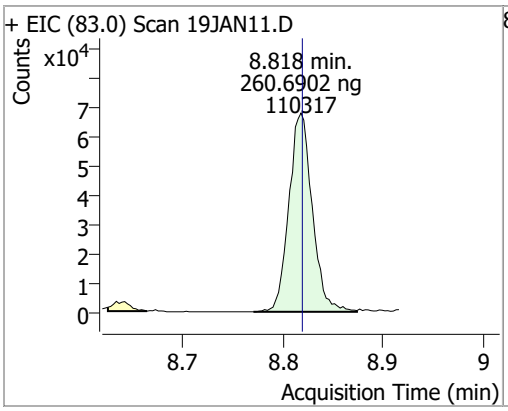

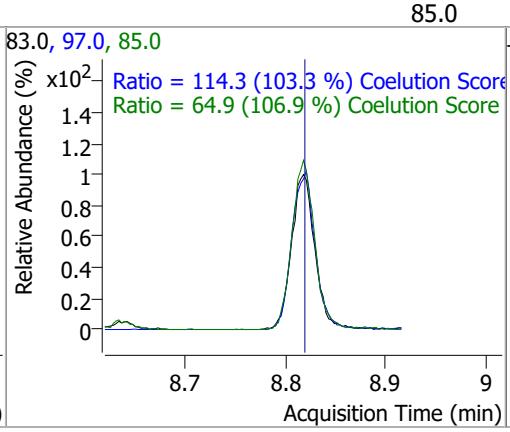

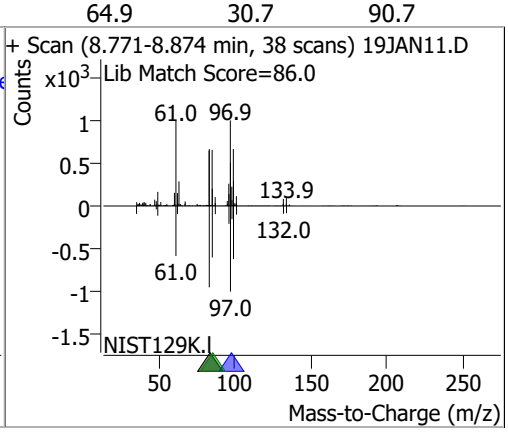

Compound	Conc.	RT	Dev(Min)	Resp.	QIon	QRatio	Lower	Upper
Tetrachloroethene	263.5170	8.94	0.00	231586	165.8	129.9	96.1	156.1
					129.0	90.9	60.5	120.5

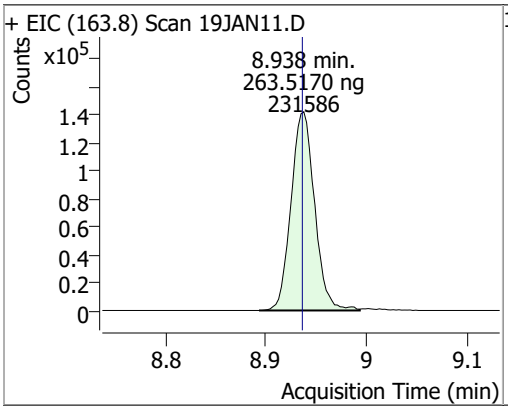

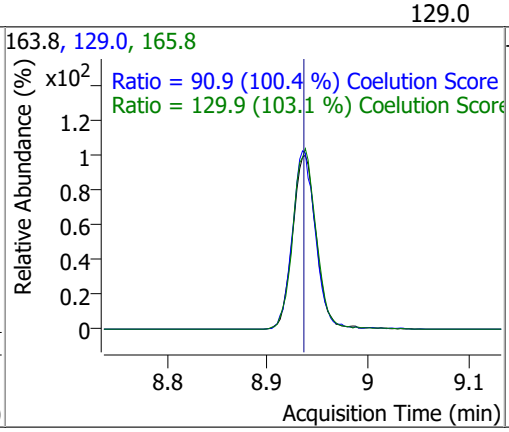

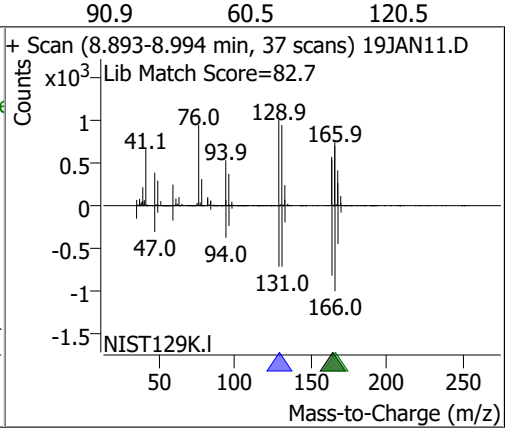

Compound	Conc.	RT	Dev(Min)	Resp.	QIon	QRatio	Lower	Upper
1,3-Dichloropropane	260.4297	8.98	0.00	223019	78.0	33.1	2.4	62.4

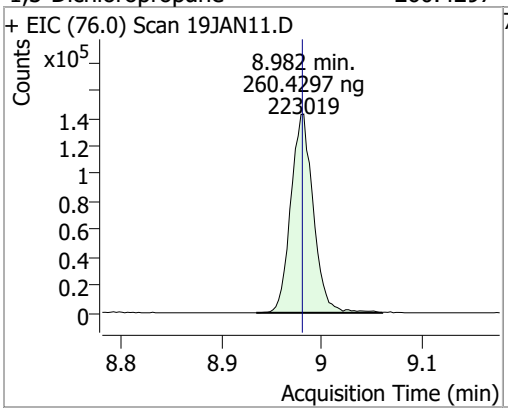

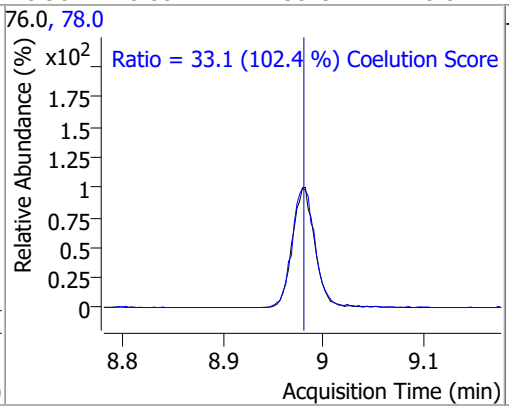

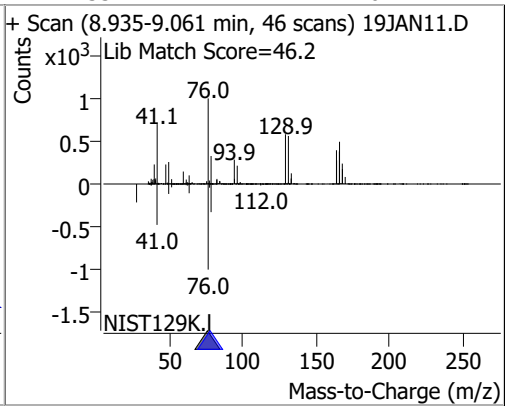

Compound	Conc.	RT	Dev(Min)	Resp.	QIon	QRatio	Lower	Upper
Chlorodibromomethane	261.4293	9.20	0.00	178171	127.0	77.0	47.2	107.2

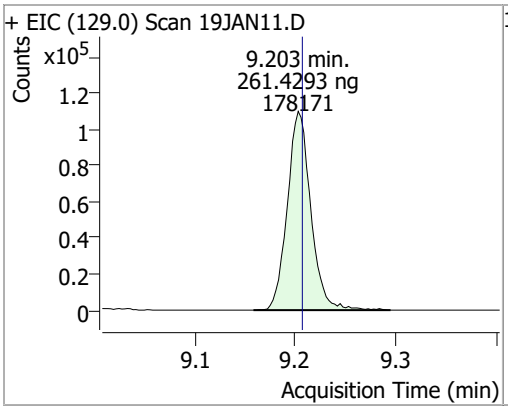

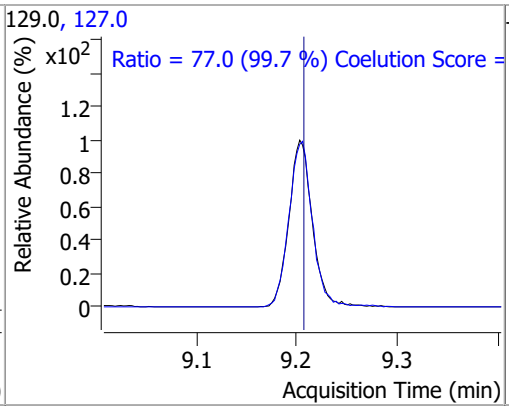

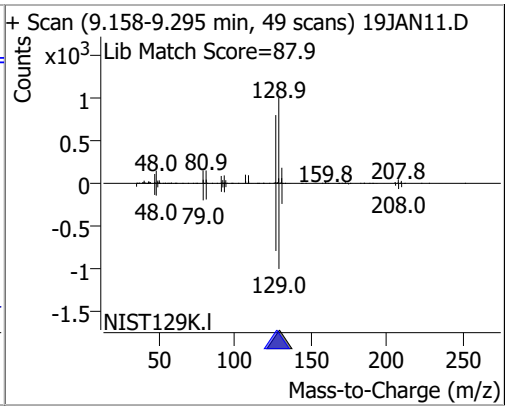

Compound	Conc.	RT	Dev(Min)	Resp.	QIon	QRatio	Lower	Upper
1,2-Dibromoethane	265.9291	9.30	0.00	124289	109.0	93.9	61.5	121.5

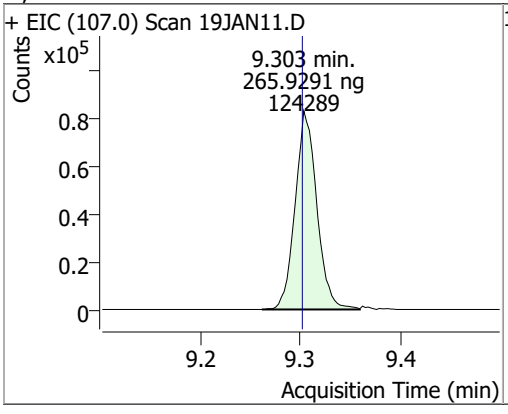

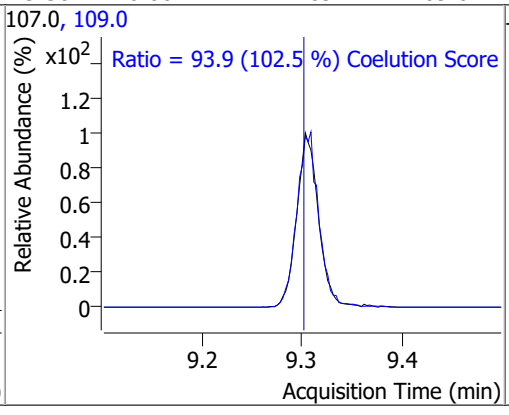

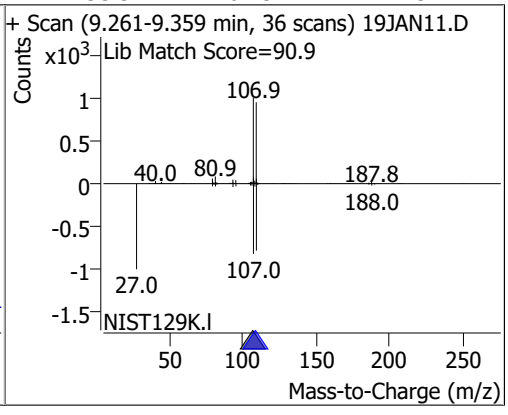

Compound	Conc.	RT	Dev(Min)	Resp.	QIon	QRatio	Lower	Upper
Chlorobenzene	263.1099	9.80	0.00	625101	114.0	32.0	2.2	62.2

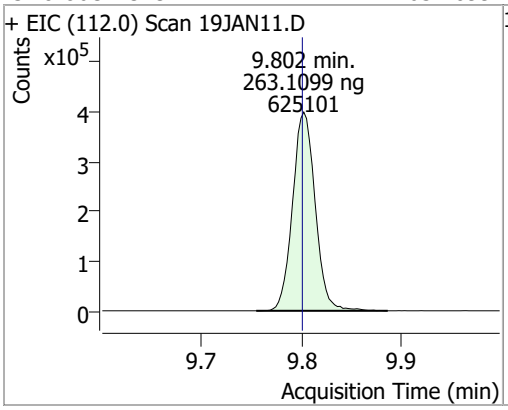

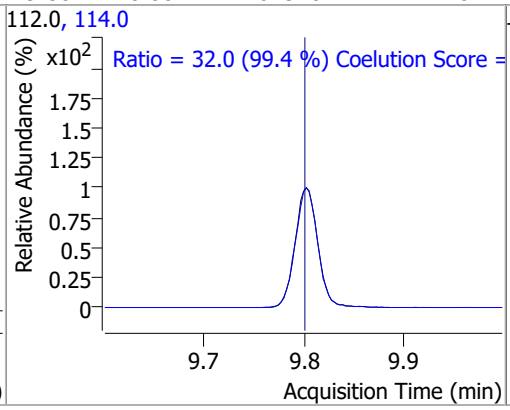

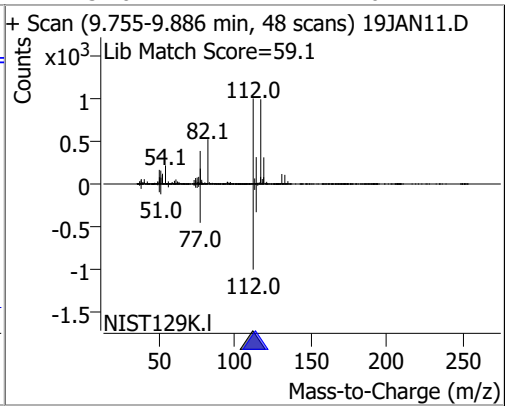

Compound	Conc.	RT	Dev(Min)	Resp.	QIon	QRatio	Lower	Upper
1,1,1,2-Tetrachloroethane	263.1086	9.89	-0.01	219325	133.0	95.6	65.3	125.3

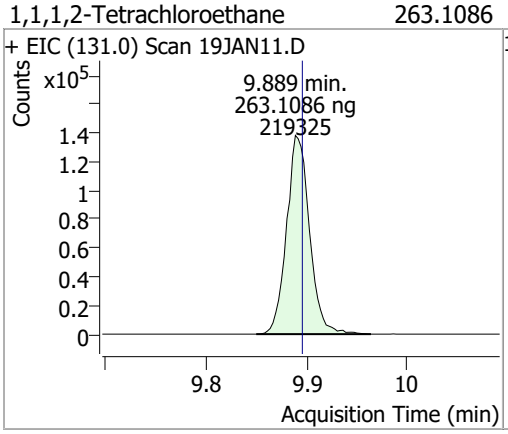

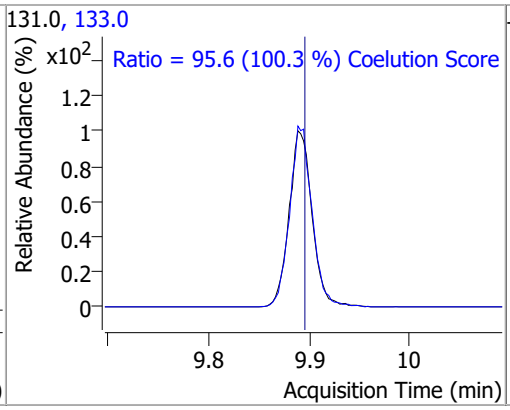

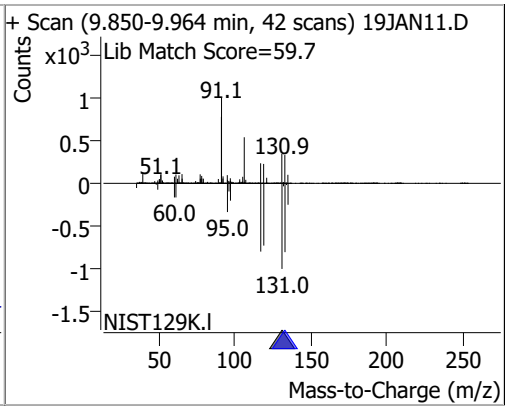

Compound	Conc.	RT	Dev(Min)	Resp.	QIon	QRatio	Lower	Upper
Ethylbenzene	259.5637	9.92	0.00	1116949	106.0	31.2	1.7	61.7

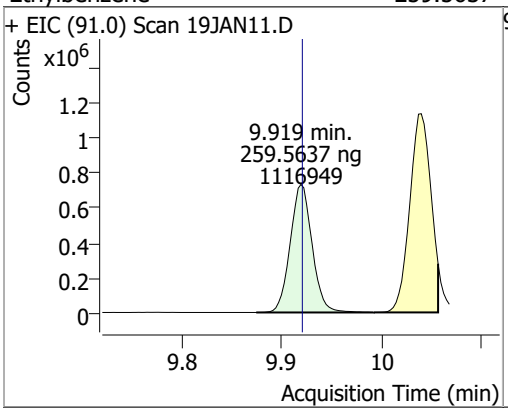

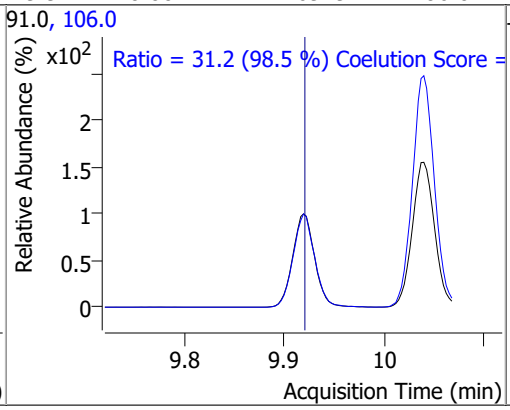

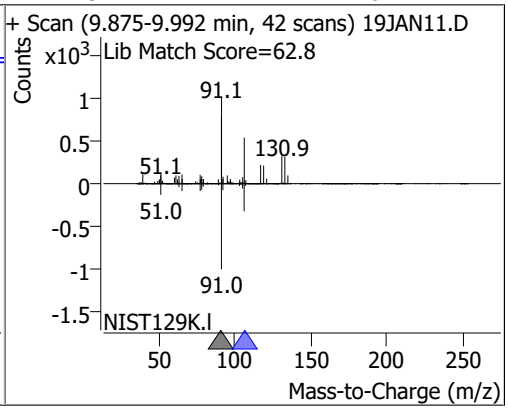

Compound	Conc.	RT	Dev(Min)	Resp.	QIon	QRatio	Lower	Upper
m+p-Xylenes	520.9218	10.04	0.00	887253	91.0	200.5	170.7	230.7

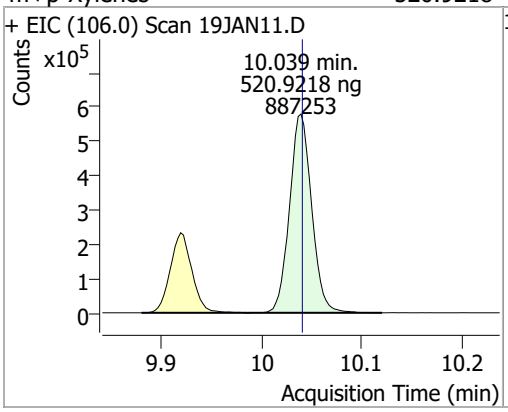

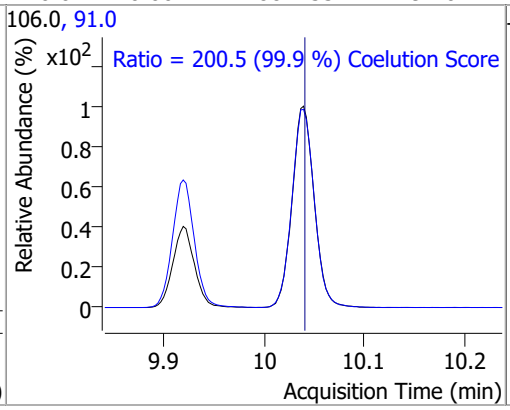

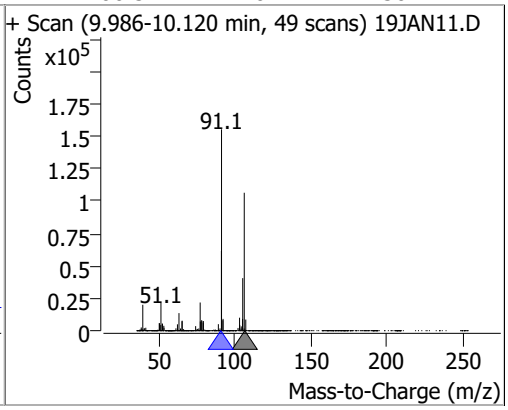

Compound	Conc.	RT	Dev(Min)	Resp.	QIon	QRatio	Lower	Upper
o-Xylene	257.9276	10.43	0.00	387676	91.0	216.3	181.4	241.4

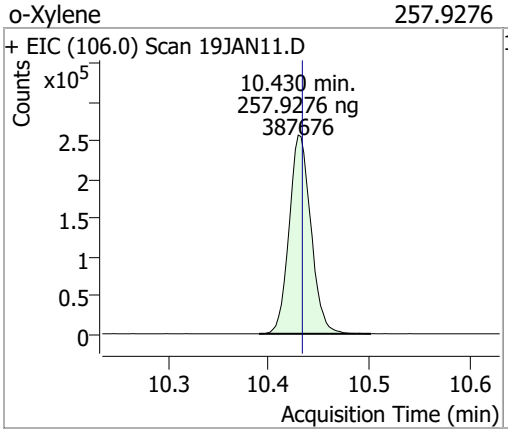

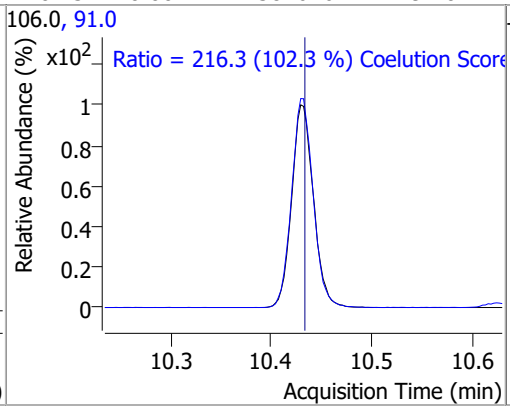

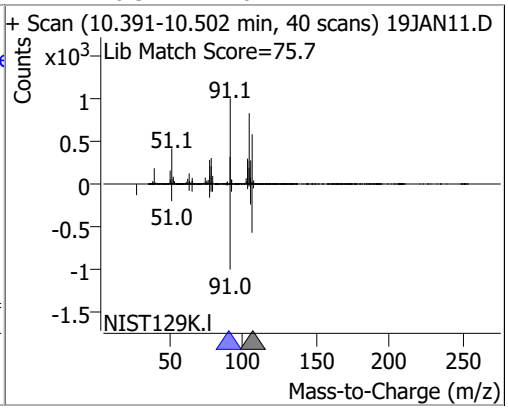

Compound	Conc.	RT	Dev(Min)	Resp.	QIon	QRatio	Lower	Upper
Styrene	261.6473	10.45	0.00	646327	78.0	50.2	20.6	80.6

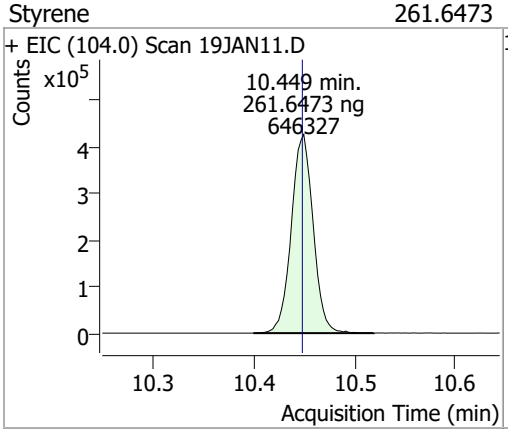

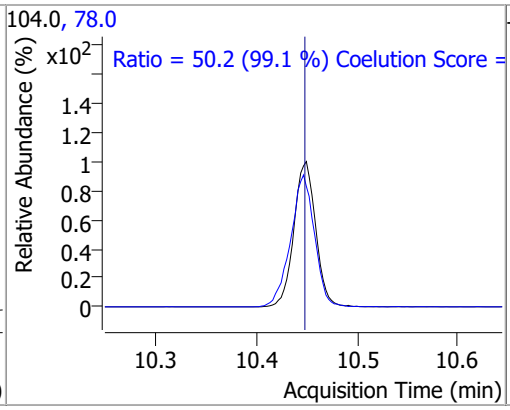

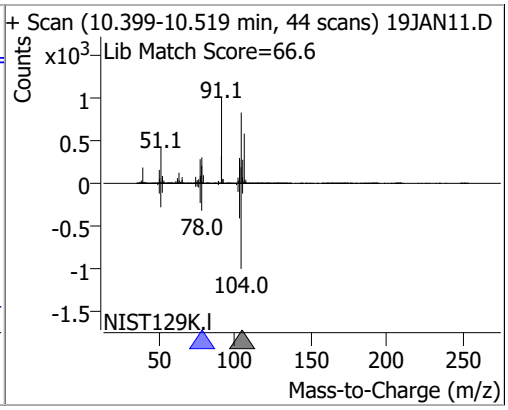

Compound	Conc.	RT	Dev(Min)	Resp.	QIon	QRatio	Lower	Upper
Bromoform	255.8151	10.62	0.00	96001	170.5	51.8	20.3	80.3
					174.5	47.2	18.1	78.1

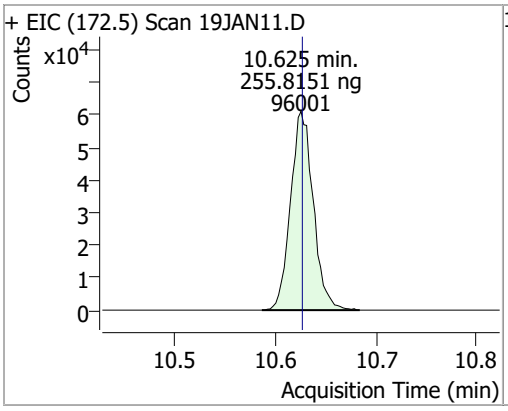

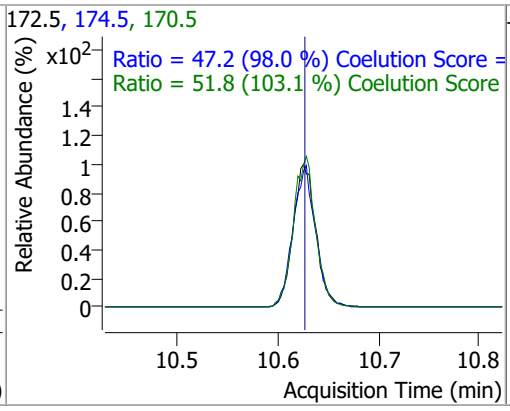

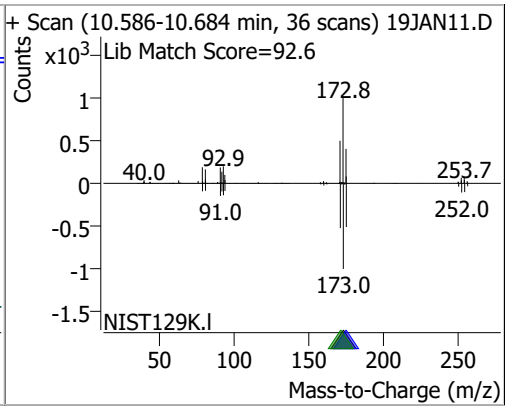

Compound	Conc.	RT	Dev(Min)	Resp.	QIon	QRatio	Lower	Upper
p-Bromofluorobenzene	268.5266	10.95	0.00	277668	174.0	93.3	65.3	125.3
					176.0	90.7	63.3	123.3

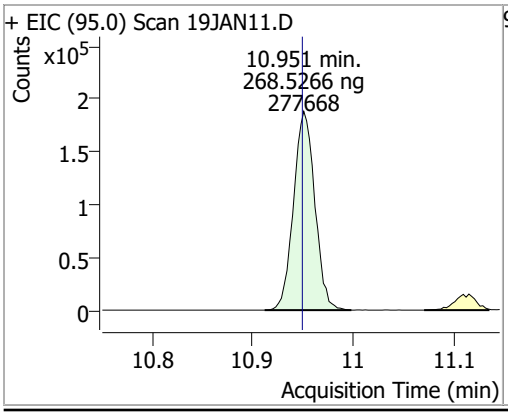

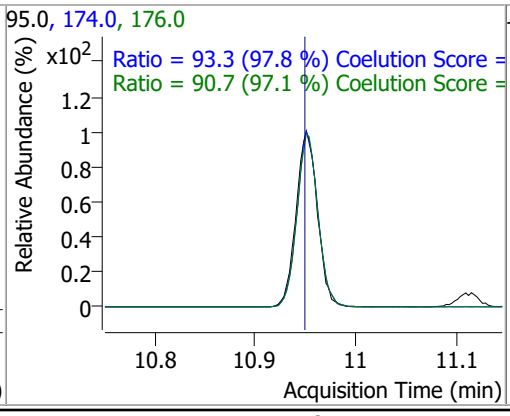

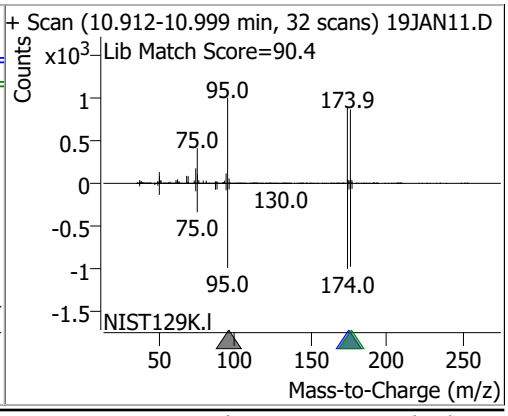

Compound	Conc.	RT	Dev(Min)	Resp.	QIon	QRatio	Lower	Upper
Bromobenzene	267.4139	11.09	0.00	243851	77.0	141.8	113.5	173.5
					158.0	97.1	66.1	126.1

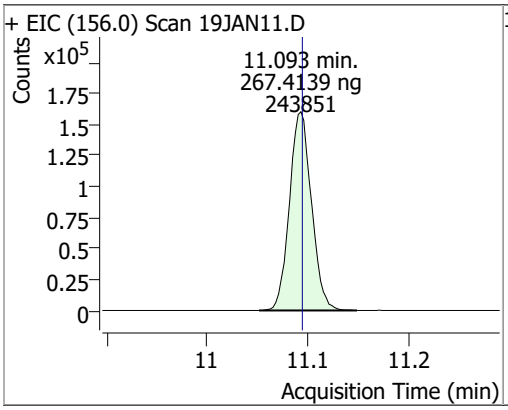

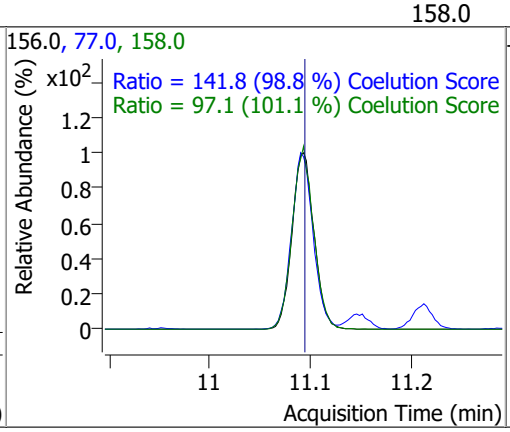

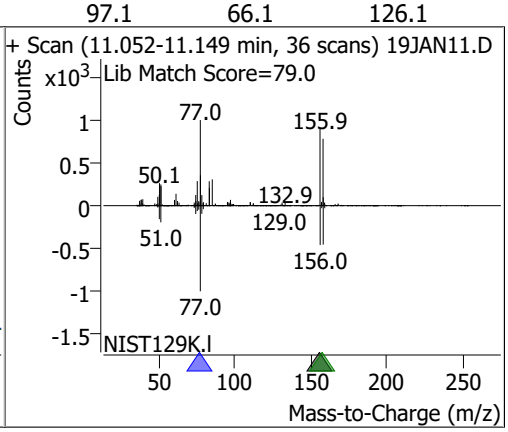

Compound	Conc.	RT	Dev(Min)	Resp.	QIon	QRatio	Lower	Upper
1,1,2,2-Tetrachloroethane	256.8068	11.11	0.00	133573	85.0	63.7	33.3	93.3

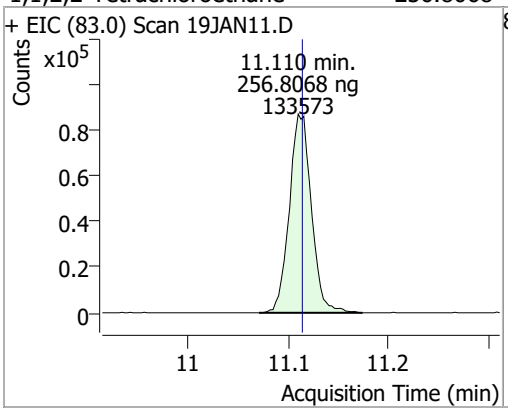

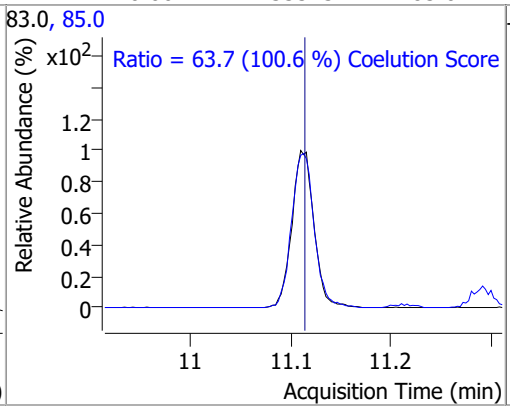

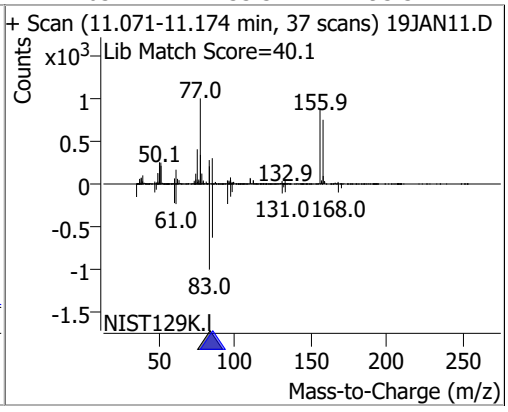

Compound	Conc.	RT	Dev(Min)	Resp.	QIon	QRatio	Lower	Upper
1,2,3-Trichloropropane	264.3420	11.15	-0.01	36124	112.0	64.3	35.8	95.8

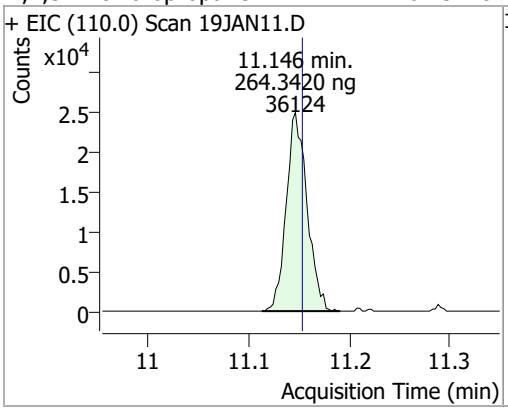

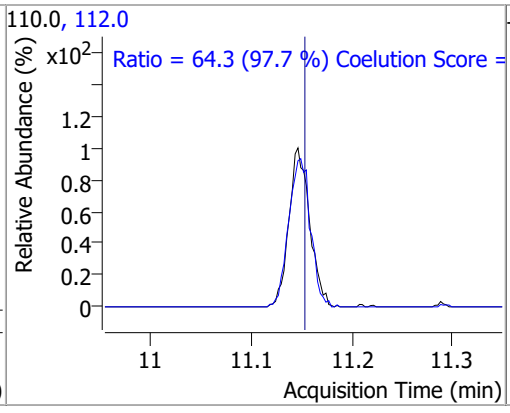

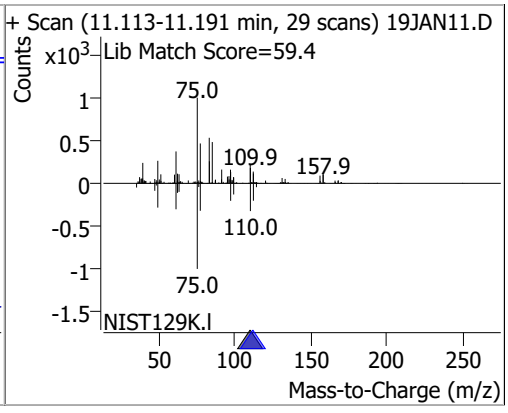

Compound	Conc.	RT	Dev(Min)	Resp.	QIon	QRatio	Lower	Upper
2-Chlorotoluene	274.6030	11.29	0.00	247831	91.0	278.5	246.2	306.2

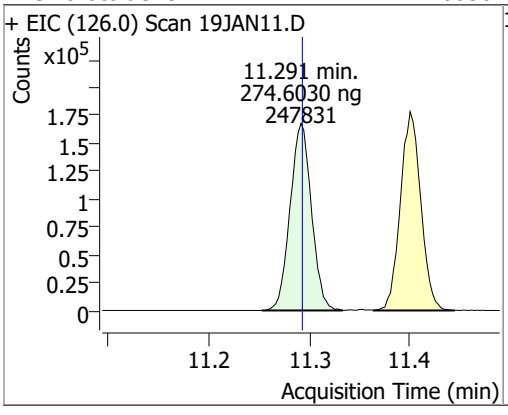

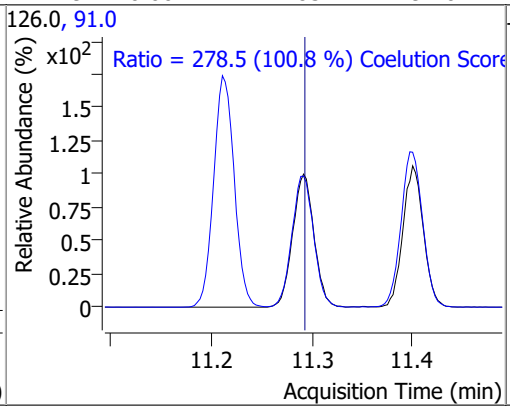

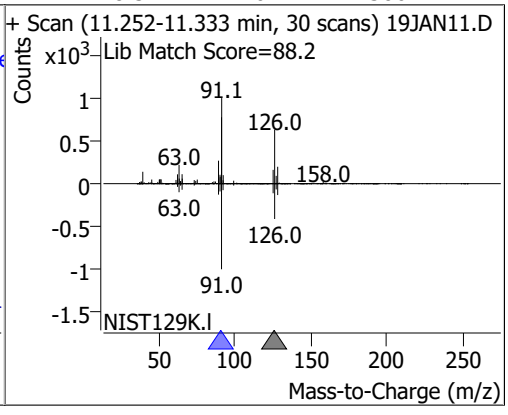

Compound	Conc.	RT	Dev(Min)	Resp.	QIon	QRatio	Lower	Upper
4-Chlorotoluene	278.6073	11.40	0.00	814408	126.0	31.0	1.3	61.3

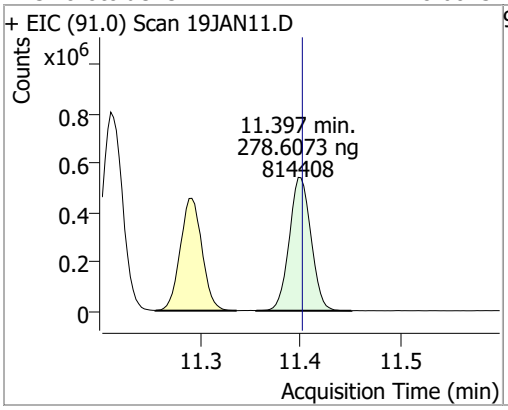

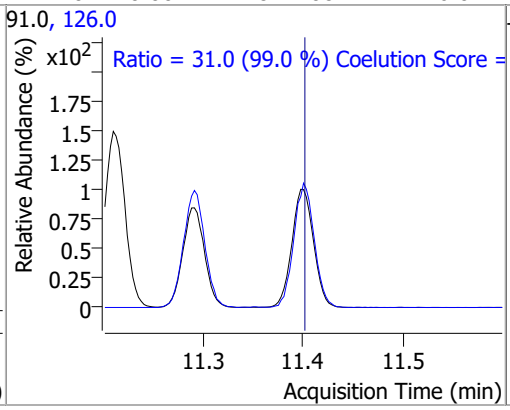

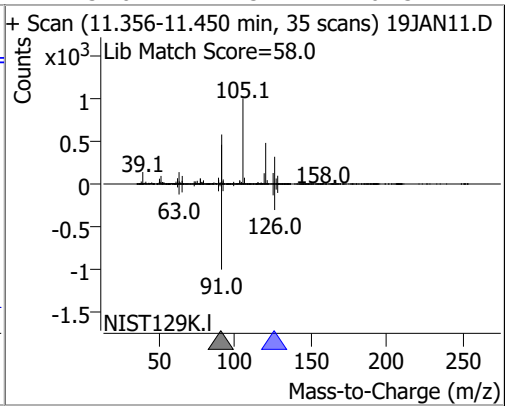

Compound	Conc.	RT	Dev(Min)	Resp.	QIon	QRatio	Lower	Upper
1,3-Dichlorobenzene	264.2369	12.03	0.00	436562	148.0	62.7	32.8	92.8
					111.0	39.2	8.7	68.7

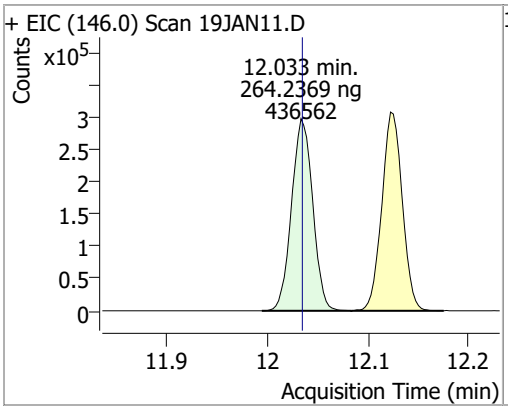

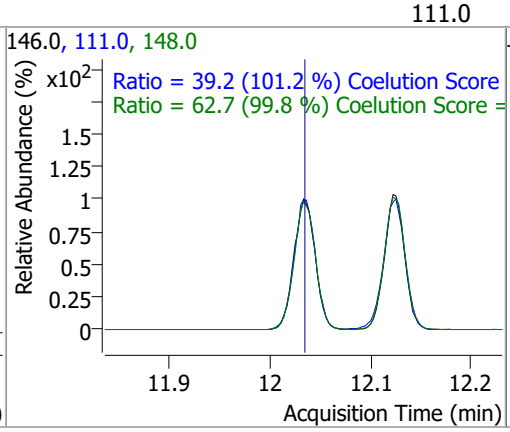

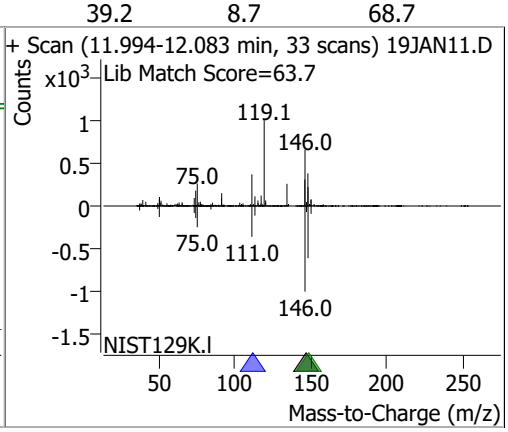

Compound	Conc.	RT	Dev(Min)	Resp.	QIon	QRatio	Lower	Upper
1,4-Dichlorobenzene	260.2139	12.12	0.00	438291	148.0	63.9	33.7	93.7
					111.0	38.8	8.7	68.7

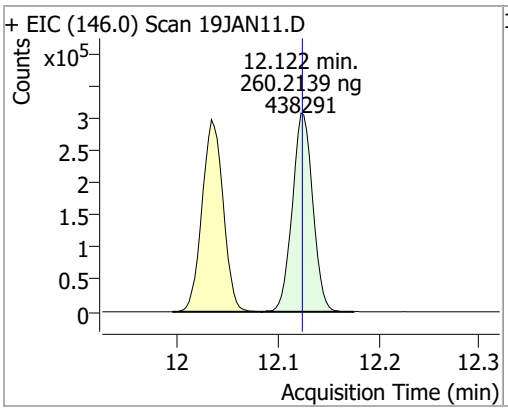

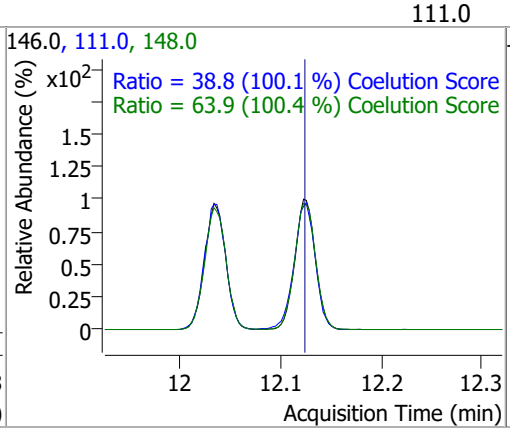

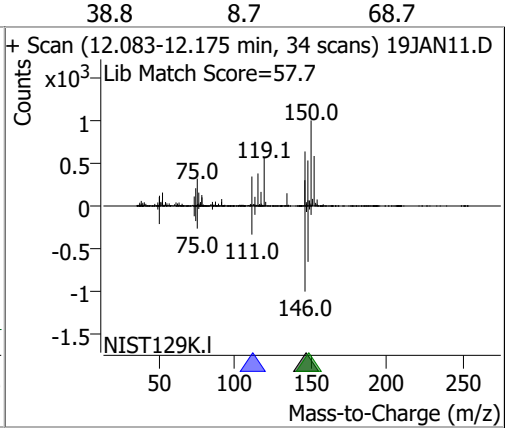

Quantitation Results Report (QT Reviewed)

Compound	Conc.	RT	Dev(Min)	Resp.	QIon	QRatio	Lower	Upper
1,2-Dichlorobenzene	265.4514	12.49	0.00	366153	148.0	64.2	31.9	91.9
					111.0	40.4	9.5	69.5

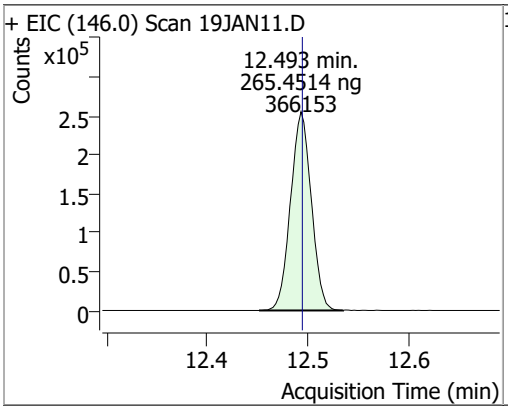

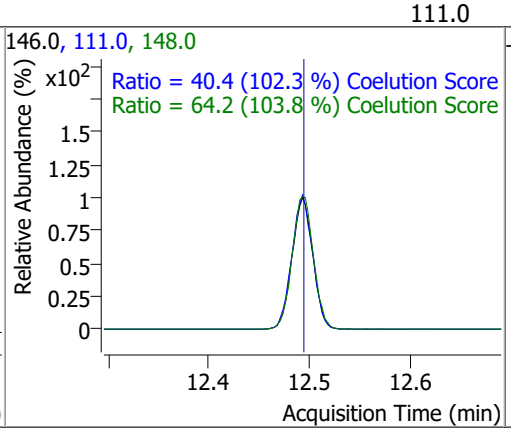

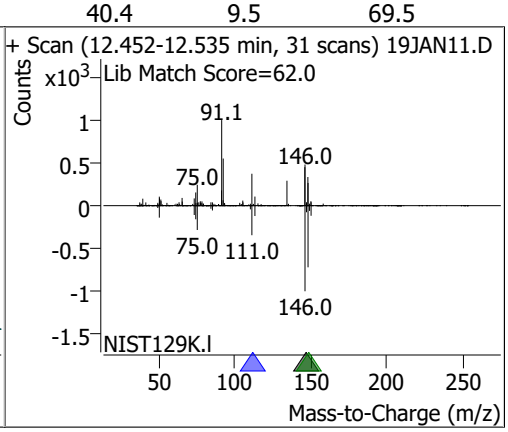

Quantitation Results Report (QT Reviewed)

Data File	19JAN13.D	Operator	MSC
Acq. Method	5975CACQF.M	Acq. Date-Time	1/19/2022 2:53:18 PM
Sample Name	ICAL011922_7	Instrument	VOA5975C
Vial	13	Multiplier	1.00
DA Method File	VOA5975C_8260B_SHT_DoD_L4_011922.m	Comment	
Tune File	BFB_Atune3.u	Tune Date	10/11/2021 4:02:00 PM
Batch Name	VG011922_8260B.batch.bin	Last Calib Update	1/20/2022 9:28:12 AM
Ref Library	\\MASSHUNTER\Org\Library\NIST129K.l		

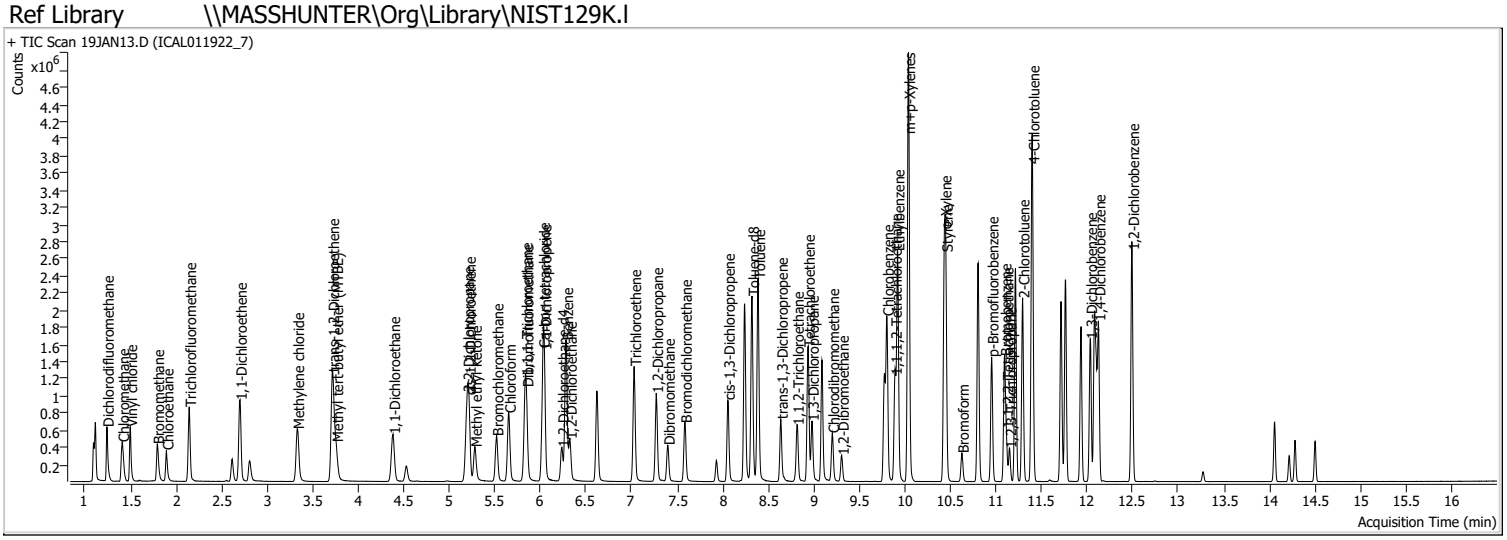

Compound	RT	QIon	Resp.	Conc.	Units		Dev(Min)
Internal Standards							
M Fluorobenzene	6.618	96.0	894962	250.0000	ng		-0.003
M Chlorobenzene-d5	9.774	82.0	333736	250.0000	ng		0.000
M 1,4-Dichlorobenzene-d4	12.100	152.0	286959	250.0000	ng		0.000
System Monitoring Compounds							
S Dibromofluoromethane	5.845	113.0	325687	375.7157	ng		-0.006
Spiked Amount: 250.000	Range: 80.0 - 119.0%			Recovery = 150.29%		*	
S 1,2-Dichloroethane-d4	6.233	67.0	139362	372.1740	ng		0.003
Spiked Amount: 250.000	Range: 81.0 - 118.0%			Recovery = 148.87%		*	
S Toluene-d8	8.322	98.0	1329503	408.3346	ng		0.003
Spiked Amount: 250.000	Range: 89.0 - 112.0%			Recovery = 163.33%		*	
S p-Bromofluorobenzene	10.951	95.0	415878	392.5157	ng		0.003
Spiked Amount: 250.000	Range: 85.0 - 114.0%			Recovery = 157.01%		*	
Target Compounds							**QValue**
T Dichlorodifluoromethane	1.241	85.0	452793	376.2647	ng		100
T Chloromethane	1.408	50.0	529250	373.5581	ng		100
T Vinyl chloride	1.498	62.0	479607	371.9021	ng		99
T Bromomethane	1.793	96.0	235754	380.3767	ng		96
T Chloroethane	1.894	64.0	233233	382.2662	ng		97
T Trichlorofluoromethane	2.145	101.0	569126	368.0290	ng		98
T 1,1-Dichloroethene	2.700	96.0	344045	382.3544	ng		98
T Methylene chloride	3.330	49.0	470733	359.8205	ng		99
T trans-1,2-Dichloroethene	3.715	96.0	355984	382.9648	ng		100
T Methyl tert-butyl ether (MTBE)	3.757	73.0	452747	389.6885	ng		100
T 1,1-Dichloroethane	4.381	63.0	658287	378.3961	ng		99
T 2,2-Dichloropropane	5.195	77.0	501019	382.1537	ng		96
T cis-1,2-Dichloroethene	5.215	96.0	369412	392.4995	ng		97
T Methyl ethyl ketone	5.279	43.0	538796	3961.2871	ng		98
T Bromochloromethane	5.519	128.0	147182	379.2795	ng		98
T Chloroform	5.653	83.0	641596	369.3654	ng		98

Compound	RT	QIon	Resp.	Conc.	Units	Dev(Min)
T 1,1,1-Trichloroethane	5.834	97.0	616756	384.8283	ng	99
T Carbon tetrachloride	6.026	117.0	604305	388.7744	ng	99
T 1,1-Dichloropropene	6.043	75.0	531739	409.1480	ng	99
T Benzene	6.280	78.0	1403257	392.4951	ng	100
T 1,2-Dichloroethane	6.322	62.0	368750	373.4220	ng	96
T Trichloroethene	7.028	95.0	399934	400.2849	ng	99
T 1,2-Dichloropropane	7.270	63.0	352771	401.5854	ng	98
T Dibromomethane	7.396	93.0	143756	388.2481	ng	99
T Bromodichloromethane	7.583	83.0	408420	392.2653	ng	98
T cis-1,3-Dichloropropene	8.057	75.0	471983	413.1062	ng	99
T Toluene	8.388	92.0	890126	410.1461	ng	99
T trans-1,3-Dichloropropene	8.637	75.0	345161	414.1677	ng	95
T 1,1,2-Trichloroethane	8.815	83.0	167409	395.0532	ng	98
T Tetrachloroethene	8.935	163.8	346235	393.4248	ng	98
T 1,3-Dichloropropane	8.980	76.0	339654	396.0772	ng	99
T Chlorodibromomethane	9.203	129.0	269032	394.1991	ng	99
T 1,2-Dibromoethane	9.306	107.0	184921	395.1062	ng	98
T Chlorobenzene	9.799	112.0	945250	397.3088	ng	100
T 1,1,1,2-Tetrachloroethane	9.889	131.0	329822	395.1127	ng	99
T Ethylbenzene	9.919	91.0	1697682	381.4483	ng	99
T m+p-Xylenes	10.037	106.0	1334216	762.4509	ng	99
T o-Xylene	10.433	106.0	598606	384.0157	ng	99
T Styrene	10.449	104.0	973131	382.7382	ng	100
T Bromoform	10.625	172.5	143943	374.3438	ng	98
T Bromobenzene	11.093	156.0	361843	387.2660	ng	99
T 1,1,2,2-Tetrachloroethane	11.113	83.0	199230	373.8283	ng	99
T 1,2,3-Trichloropropane	11.149	110.0	52732	376.5948	ng	95
T 2-Chlorotoluene	11.291	126.0	365790	395.5589	ng	95
T 4-Chlorotoluene	11.400	91.0	1209058	403.6708	ng	99
T 1,3-Dichlorobenzene	12.033	146.0	652775	385.6033	ng	99
T 1,4-Dichlorobenzene	12.122	146.0	656962	380.6606	ng	99
T 1,2-Dichlorobenzene	12.493	146.0	546389	386.5930	ng	98

(#) = Qualifier Out of Range; (m) = Manual Integration; (+) = Area Summed; (*) = Surrogate Percent Recovery Out of Range; (d): Zeroed Peak

Compound	Conc.	RT	Dev(Min)	Resp.	QIon	QRatio	Lower	Upper
Dichlorodifluoromethane	376.2647	1.24	0.00	452793	87.0	31.9	1.8	61.8

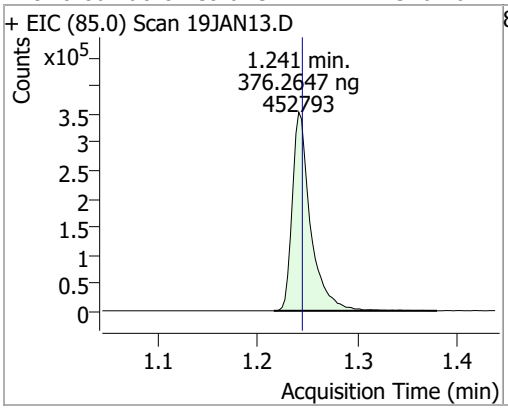

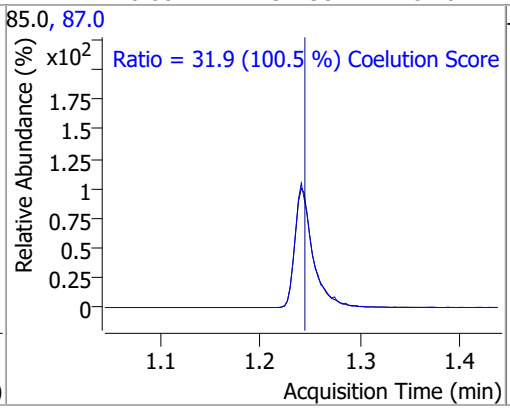

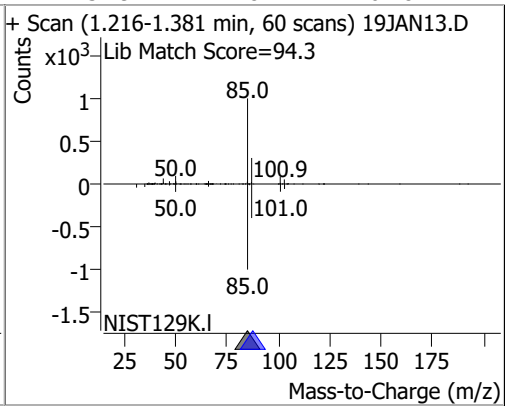

Compound	Conc.	RT	Dev(Min)	Resp.	QIon	QRatio	Lower	Upper
Chloromethane	373.5581	1.41	0.00	529250	52.0	32.4	2.4	62.4

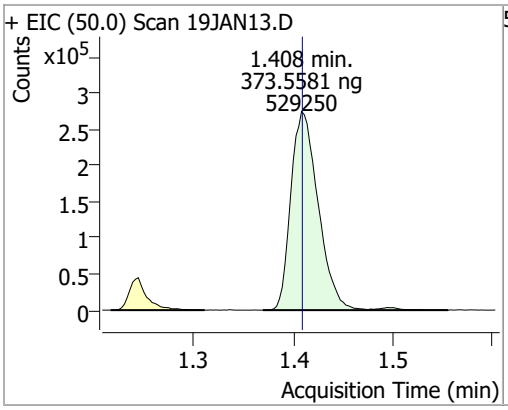

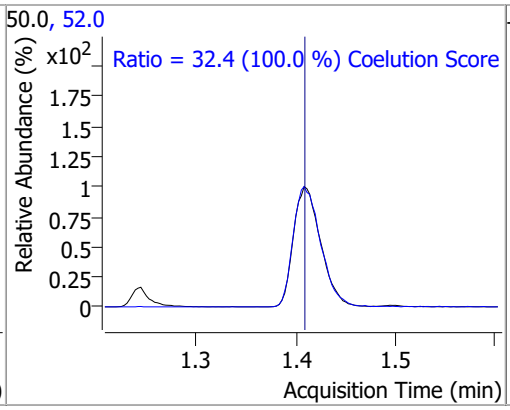

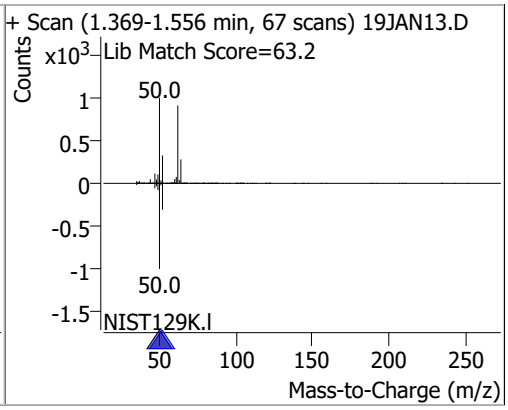

Compound	Conc.	RT	Dev(Min)	Resp.	QIon	QRatio	Lower	Upper
Vinyl chloride	371.9021	1.50	0.00	479607	64.0	30.9	1.3	61.3

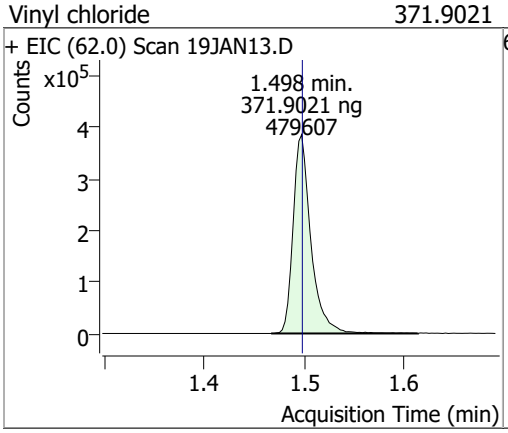

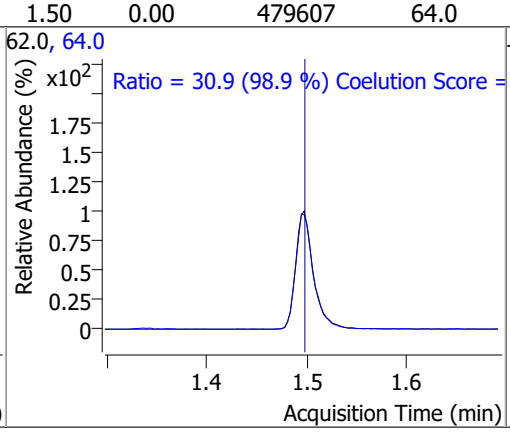

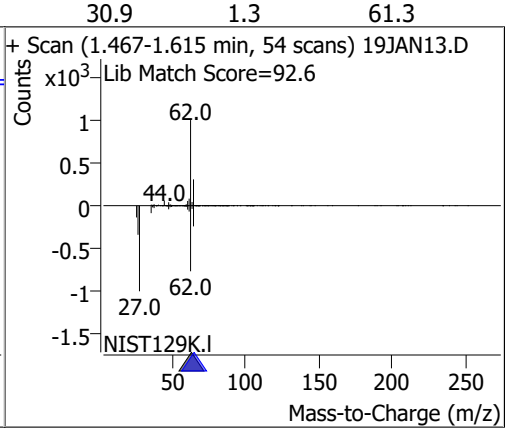

Compound	Conc.	RT	Dev(Min)	Resp.	QIon	QRatio	Lower	Upper
Bromomethane	380.3767	1.79	-0.01	235754	94.0	105.6	80.1	140.1

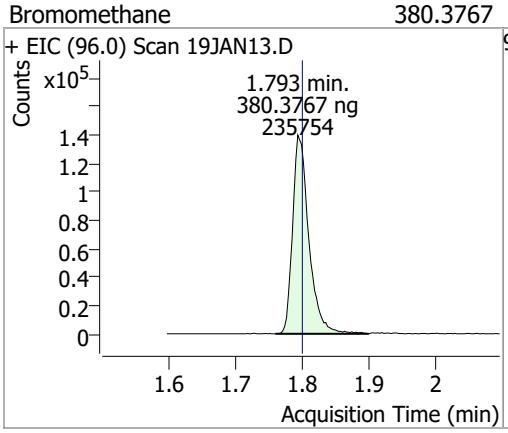

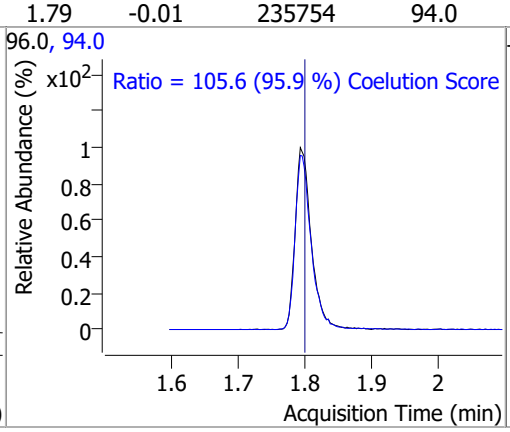

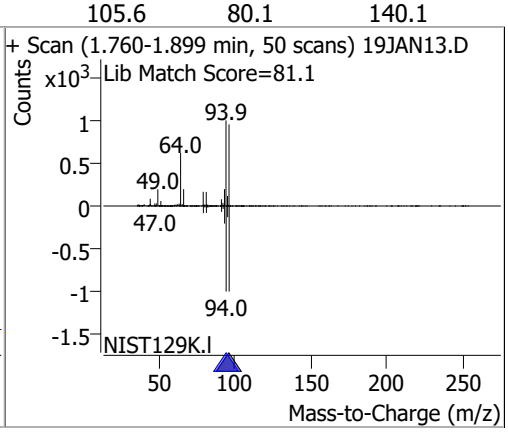

Compound	Conc.	RT	Dev(Min)	Resp.	QIon	QRatio	Lower	Upper
Chloroethane	382.2662	1.89	0.00	233233	66.0	31.4	0.0	60.0

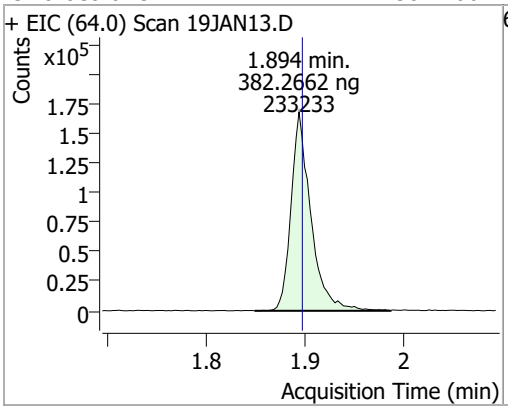

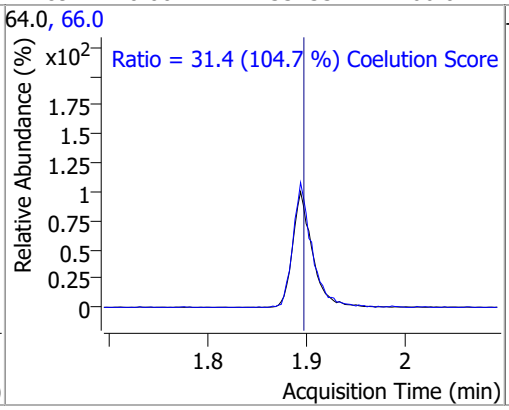

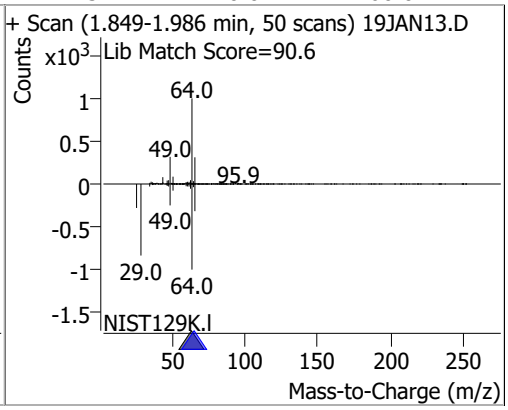

Compound	Conc.	RT	Dev(Min)	Resp.	QIon	QRatio	Lower	Upper
Trichlorofluoromethane	368.0290	2.14	0.00	569126	103.0	66.2	35.0	95.0

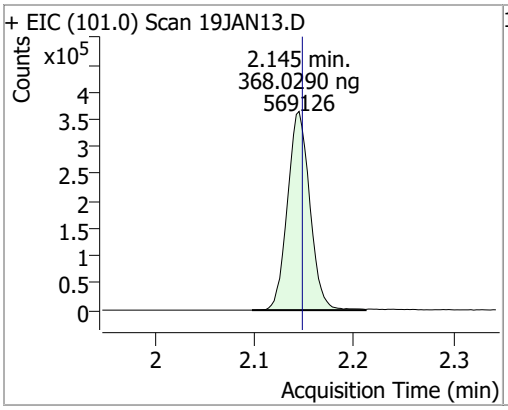

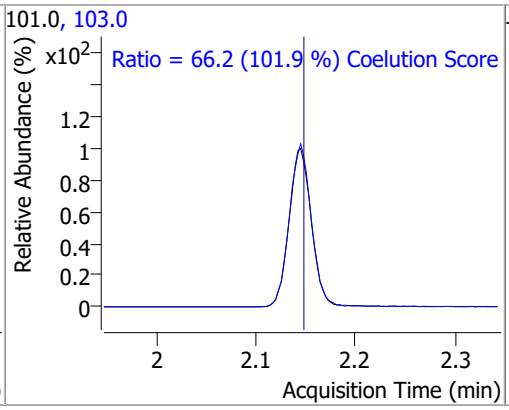

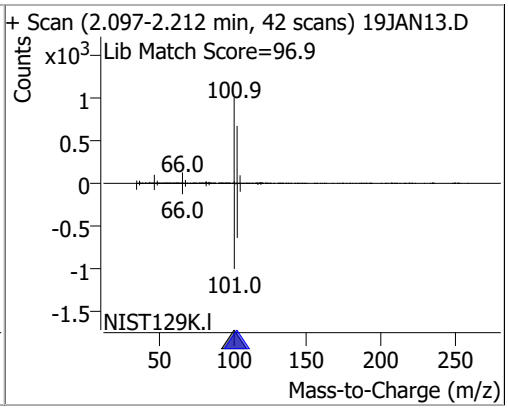

Compound	Conc.	RT	Dev(Min)	Resp.	QIon	QRatio	Lower	Upper
1,1-Dichloroethene	382.3544	2.70	0.00	344045	61.0	182.3	149.9	209.9
					63.0	58.2	27.0	87.0

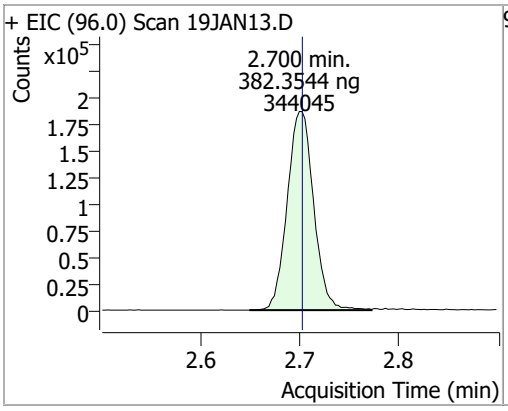

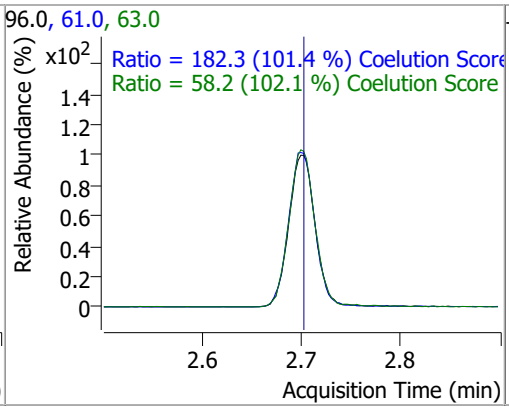

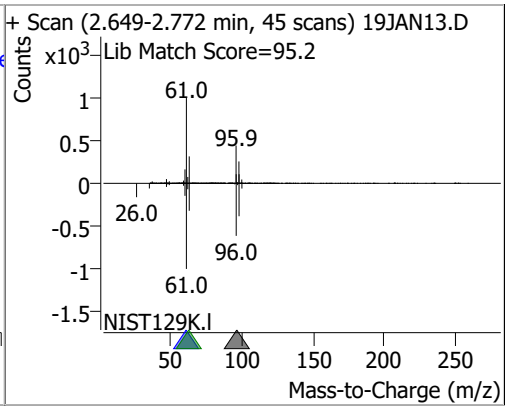

Compound	Conc.	RT	Dev(Min)	Resp.	QIon	QRatio	Lower	Upper
Methylene chloride	359.8205	3.33	0.00	470733	84.0	66.8	36.1	96.1
					86.0	42.6	11.8	71.8

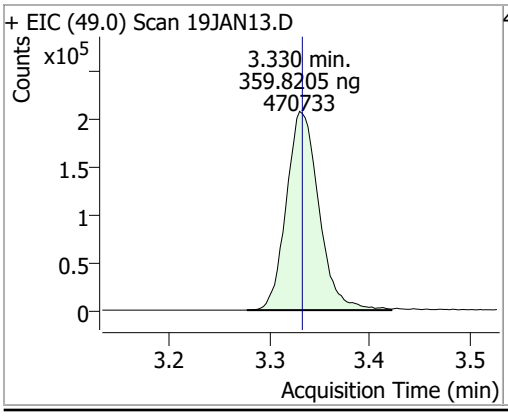

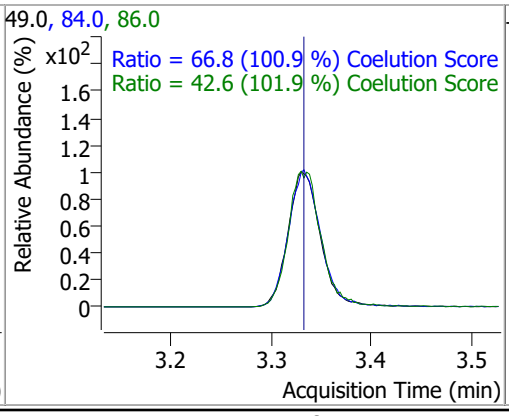

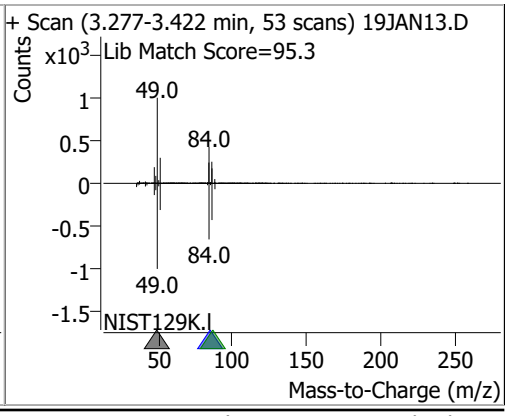

Compound	Conc.	RT	Dev(Min)	Resp.	QIon	QRatio	Lower	Upper
trans-1,2-Dichloroethene	382.9648	3.71	-0.01	355984	61.0	154.8	124.8	184.8
					98.0	63.2	32.1	92.1

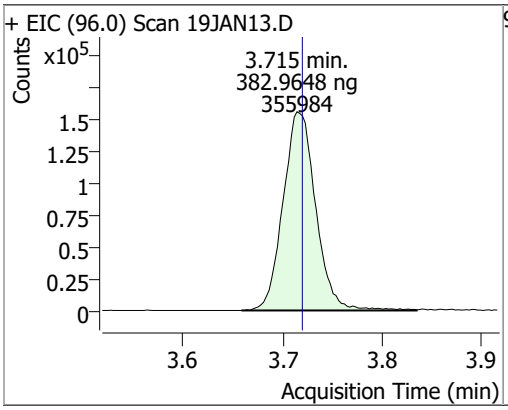

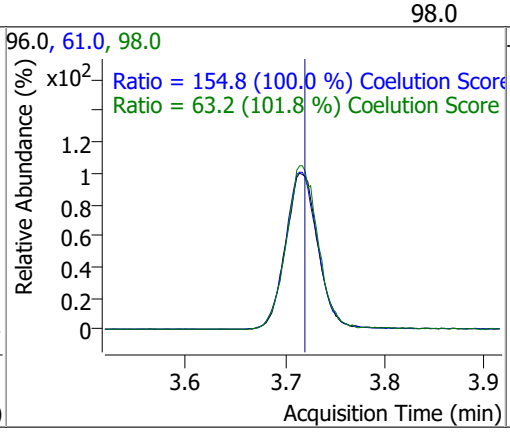

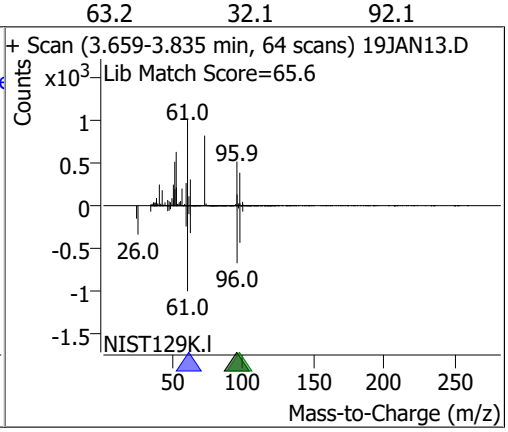

Compound	Conc.	RT	Dev(Min)	Resp.	QIon	QRatio	Lower	Upper
Methyl tert-butyl ether (MTBE)	389.6885	3.76	0.00	452747	57.0	24.8	0.0	54.6

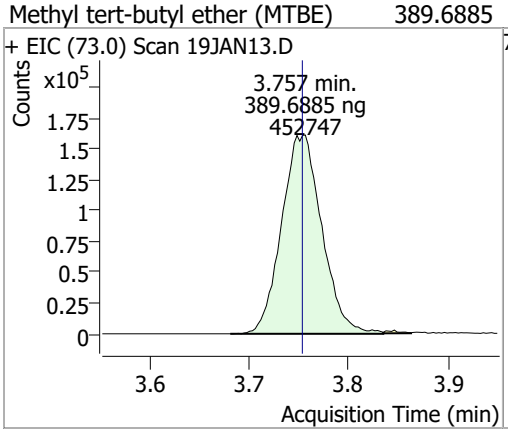

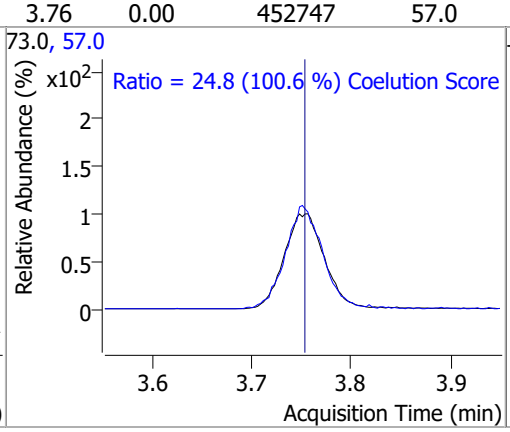

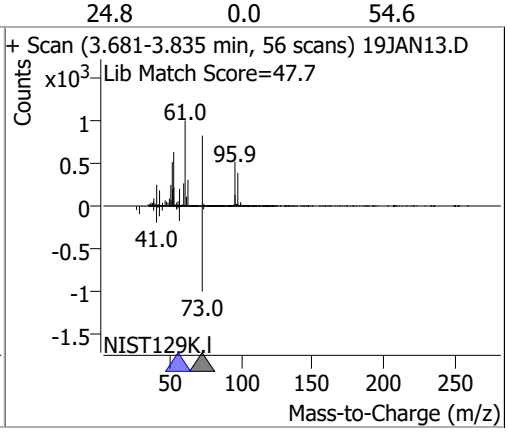

Compound	Conc.	RT	Dev(Min)	Resp.	QIon	QRatio	Lower	Upper
1,1-Dichloroethane	378.3961	4.38	0.00	658287	65.0	31.8	1.0	61.0
					83.0	13.3	0.0	42.7

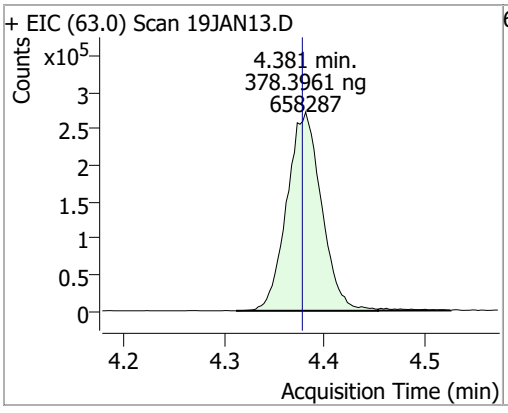

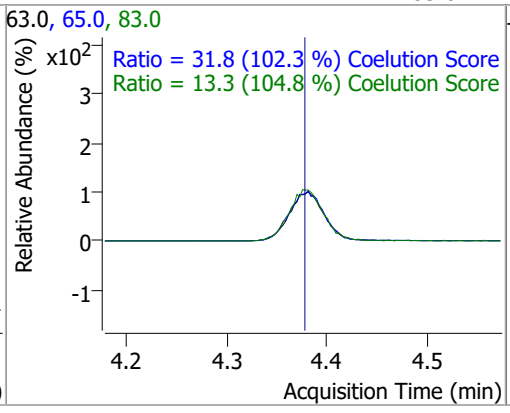

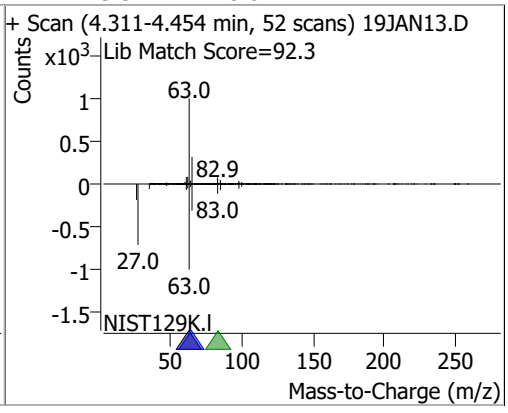

Compound	Conc.	RT	Dev(Min)	Resp.	QIon	QRatio	Lower	Upper
2,2-Dichloropropane	382.1537	5.20	0.00	501019	41.0	65.2	38.8	98.8
					97.0	23.1	0.0	53.9

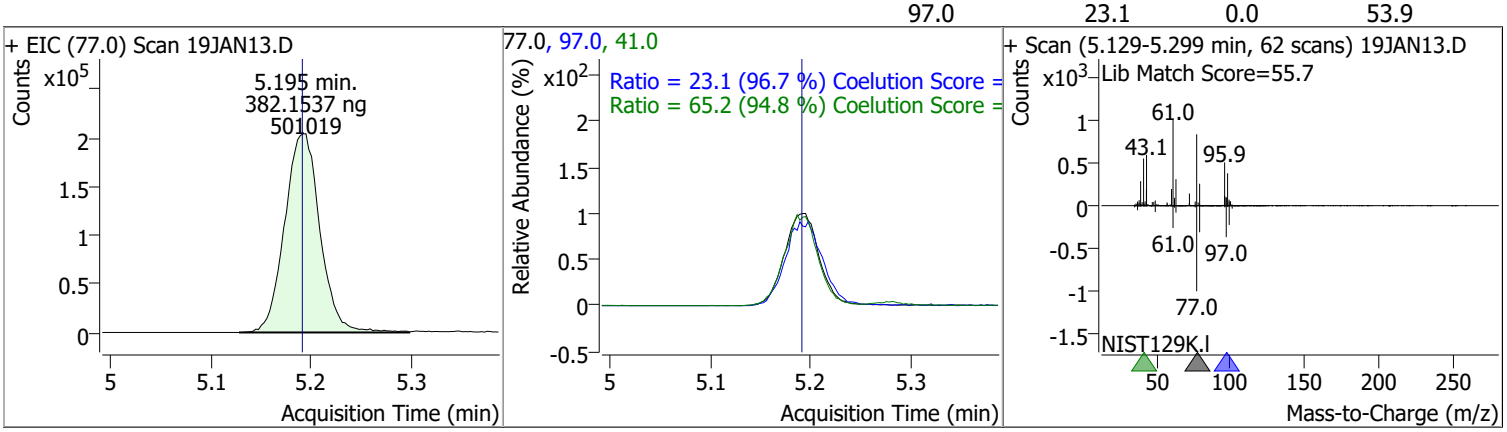

Compound	Conc.	RT	Dev(Min)	Resp.	QIon	QRatio	Lower	Upper
cis-1,2-Dichloroethene	392.4995	5.21	0.00	369412	61.0	163.6	130.4	190.4
					98.0	63.9	36.2	96.2

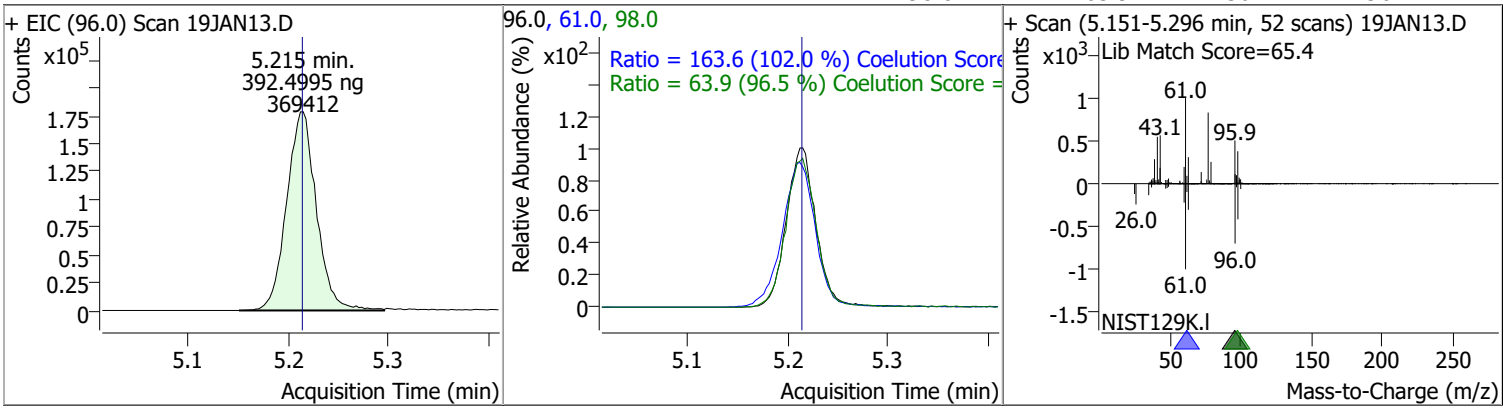

Compound	Conc.	RT	Dev(Min)	Resp.	QIon	QRatio	Lower	Upper
Methyl ethyl ketone	3961.2871	5.28	0.00	538796	72.0	21.4	0.0	50.6

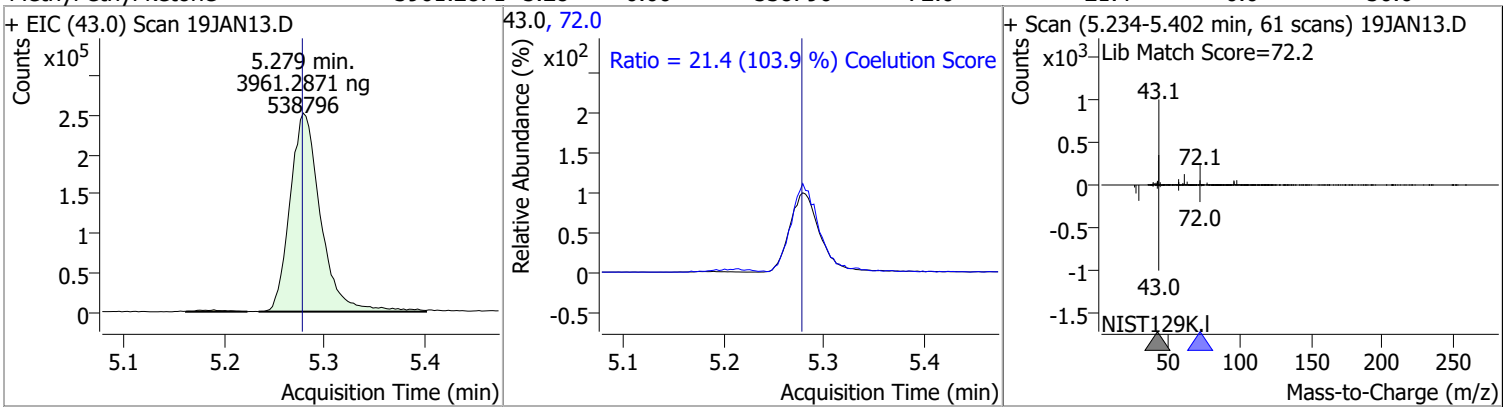

Compound	Conc.	RT	Dev(Min)	Resp.	QIon	QRatio	Lower	Upper
Bromochloromethane	379.2795	5.52	0.00	147182	49.0	184.7	152.2	212.2

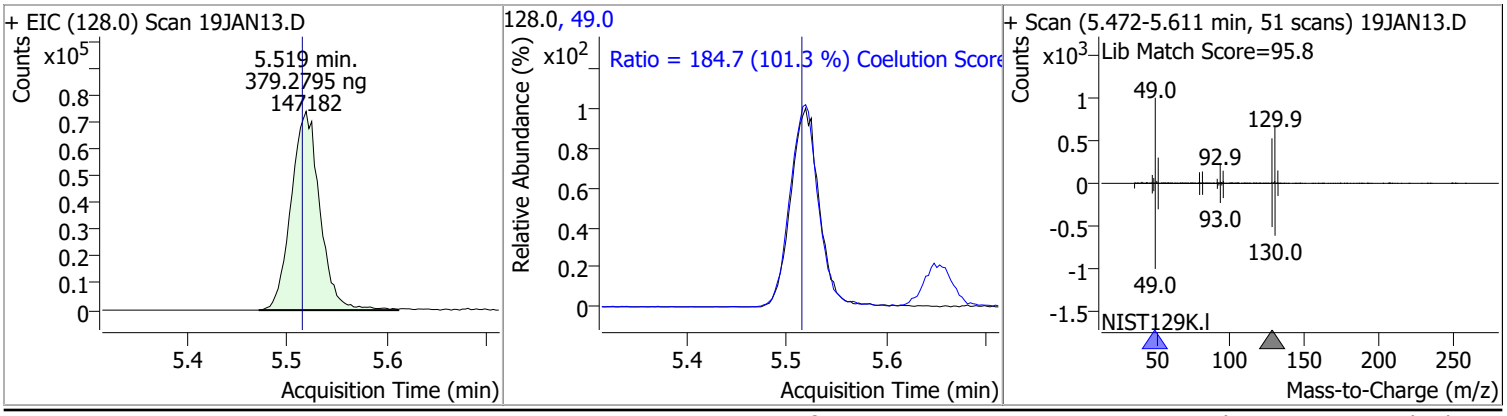

Compound	Conc.	RT	Dev(Min)	Resp.	QIon	QRatio	Lower	Upper
Chloroform	369.3654	5.65	0.00	641596	85.0	64.6	36.2	96.2

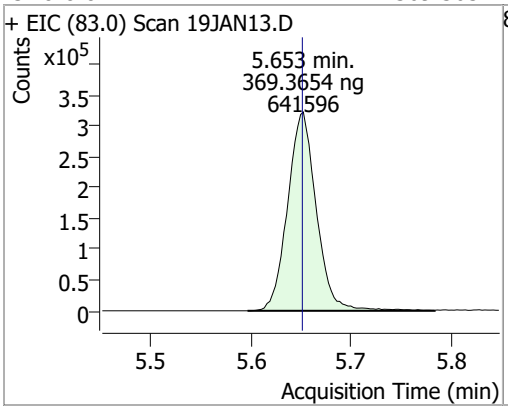

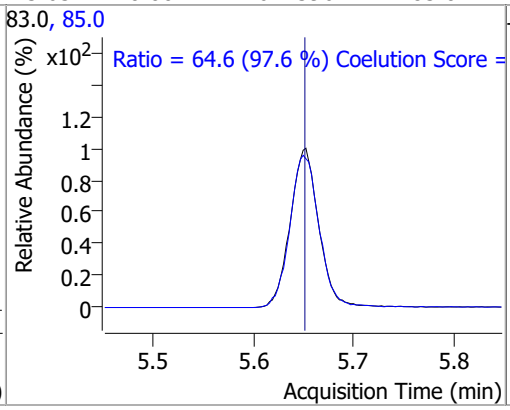

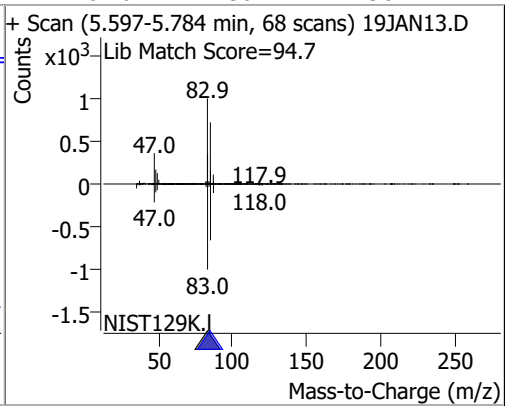

Compound	Conc.	RT	Dev(Min)	Resp.	QIon	QRatio	Lower	Upper
1,1,1-Trichloroethane	384.8283	5.83	0.00	616756	99.0	63.8	33.1	93.1
					61.0	48.4	19.1	79.1

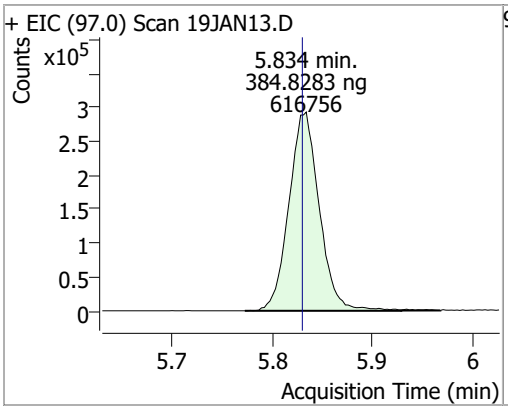

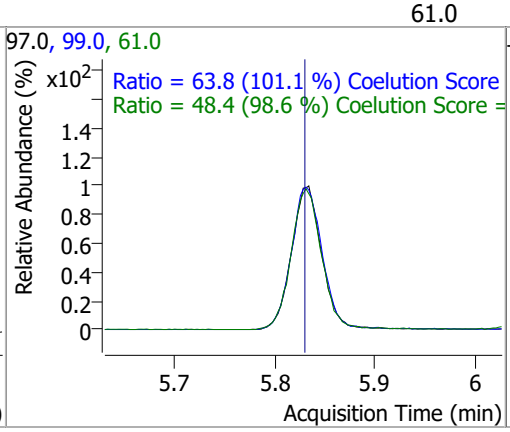

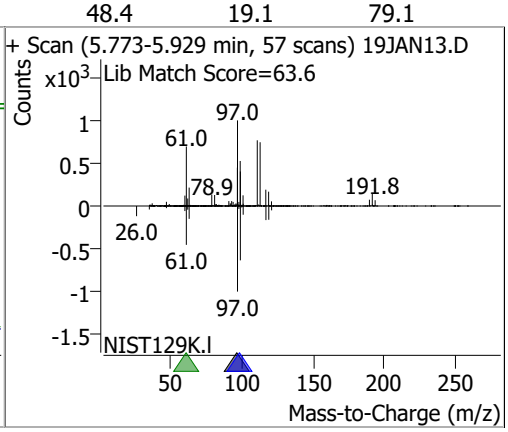

Compound	Conc.	RT	Dev(Min)	Resp.	QIon	QRatio	Lower	Upper
Dibromofluoromethane	375.7157	5.85	-0.01	325687	191.5	21.7	0.0	53.2

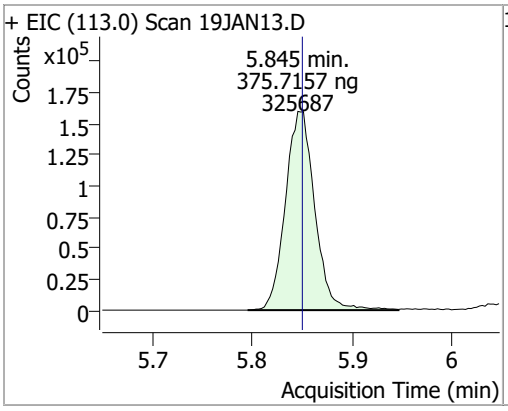

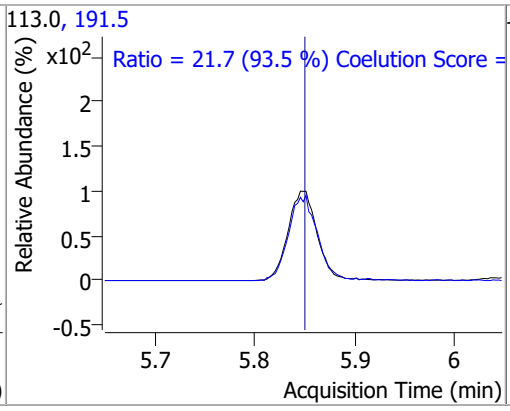

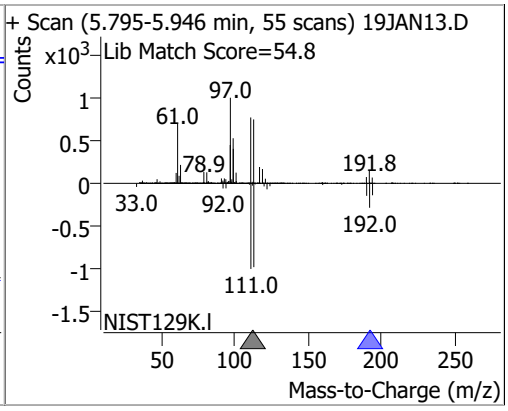

Compound	Conc.	RT	Dev(Min)	Resp.	QIon	QRatio	Lower	Upper
Carbon tetrachloride	388.7744	6.03	0.00	604305	119.0	97.0	67.6	127.6
					121.0	30.9	0.7	60.7

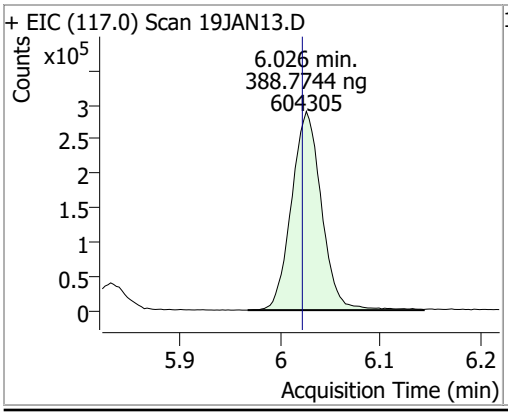

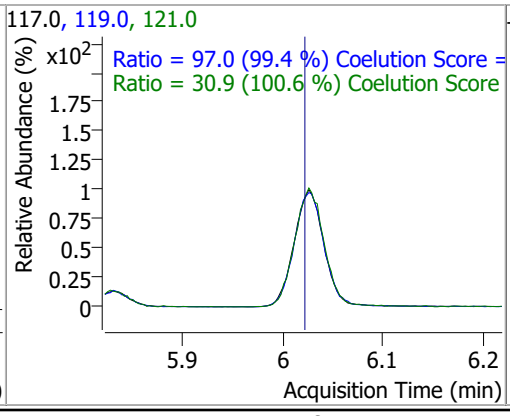

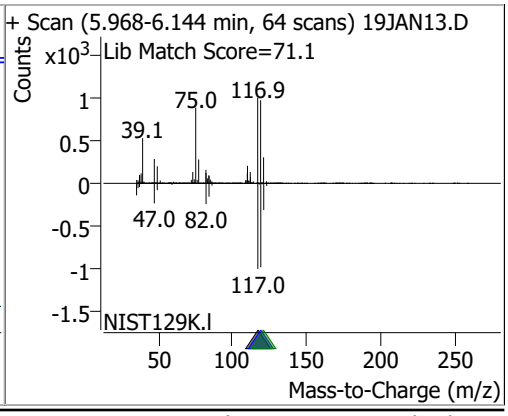

Compound	Conc.	RT	Dev(Min)	Resp.	QIon	QRatio	Lower	Upper
1,1-Dichloropropene	409.1480	6.04	0.00	531739	110.0	36.0	5.6	65.6
					77.0	31.5	1.0	61.0

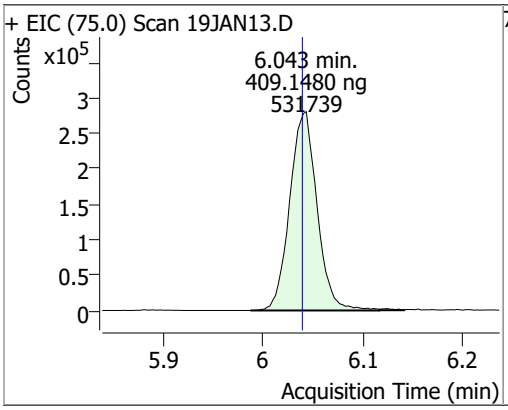

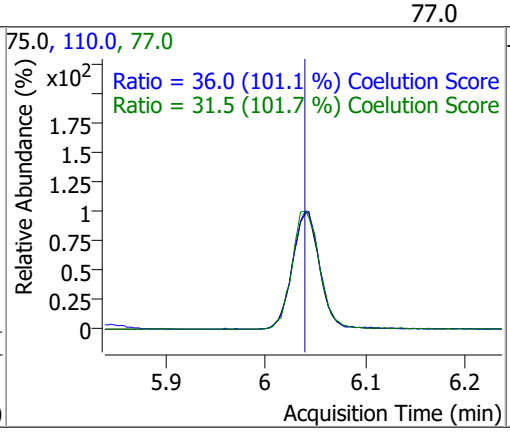

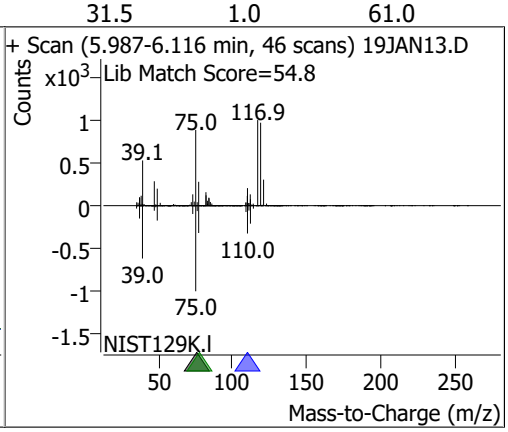

Compound	Conc.	RT	Dev(Min)	Resp.	QIon	QRatio	Lower	Upper
1,2-Dichloroethane-d4	372.1740	6.23	0.00	139362	65.0	196.5	162.8	222.8

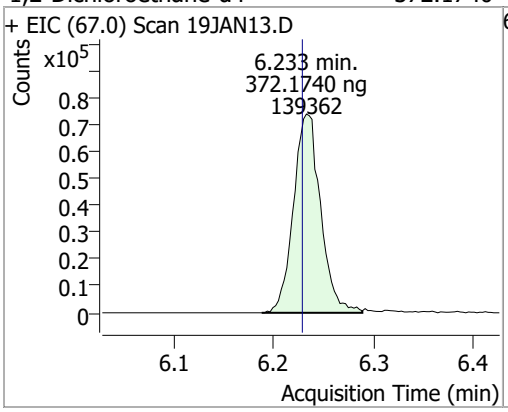

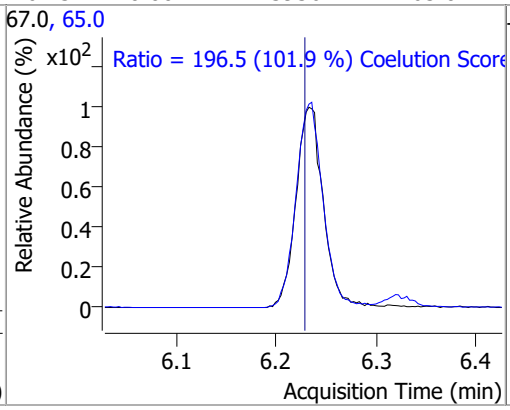

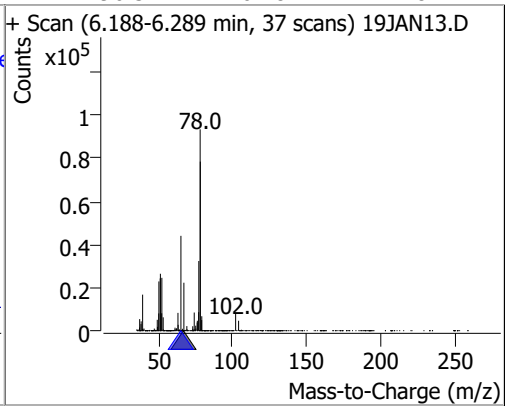

Compound	Conc.	RT	Dev(Min)	Resp.	QIon	QRatio	Lower	Upper
Benzene	392.4951	6.28	0.00	1403257	77.0	23.4	0.0	53.3

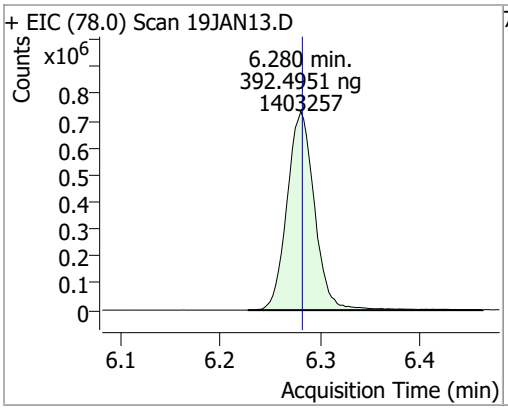

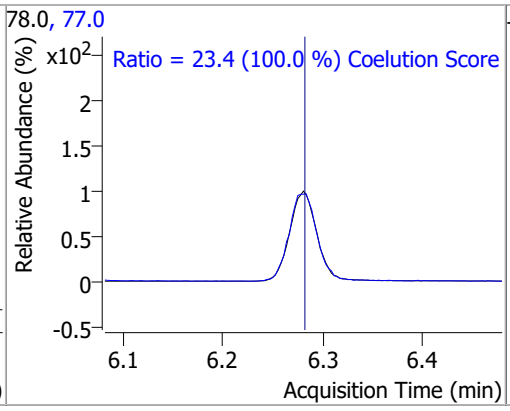

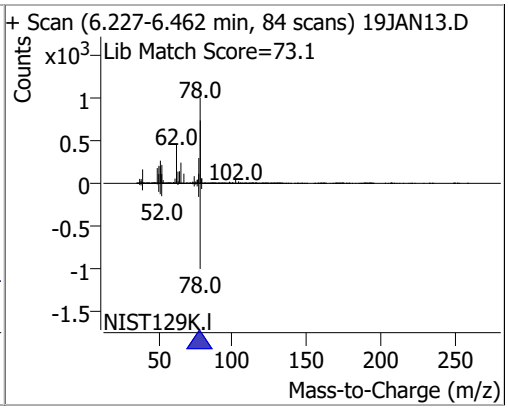

Compound	Conc.	RT	Dev(Min)	Resp.	QIon	QRatio	Lower	Upper
1,2-Dichloroethane	373.4220	6.32	0.00	368750	64.0	29.8	2.2	62.2
					98.0	7.7	0.0	38.2

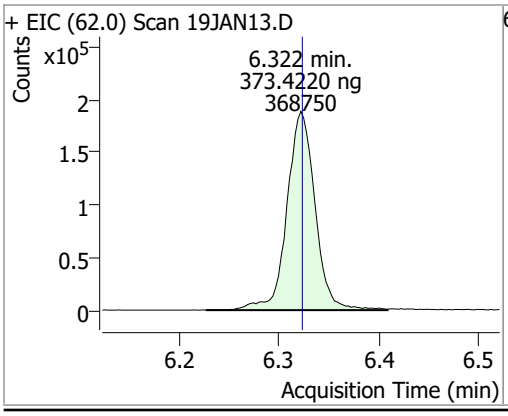

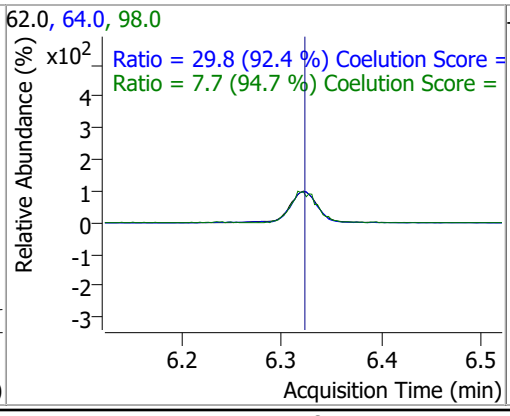

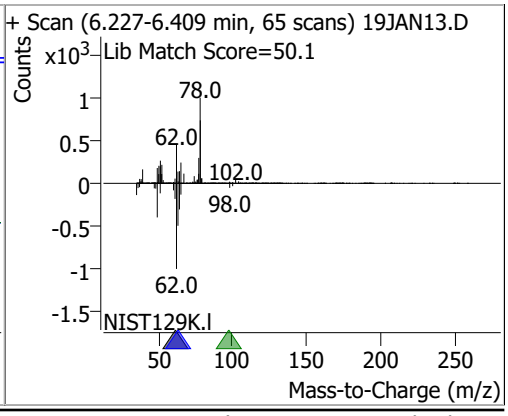

Compound	Conc.	RT	Dev(Min)	Resp.	QIon	QRatio	Lower	Upper
Trichloroethene	400.2849	7.03	0.00	399934	130.0	104.3	75.6	135.6
					97.0	65.7	35.7	95.7

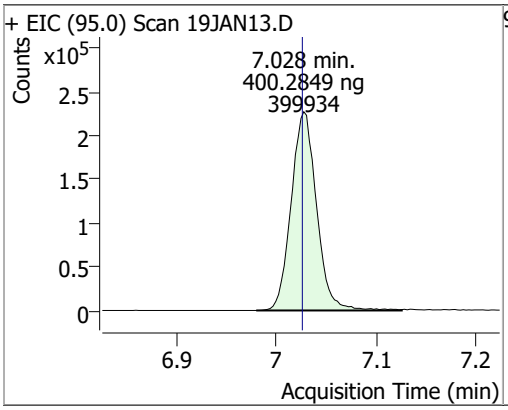

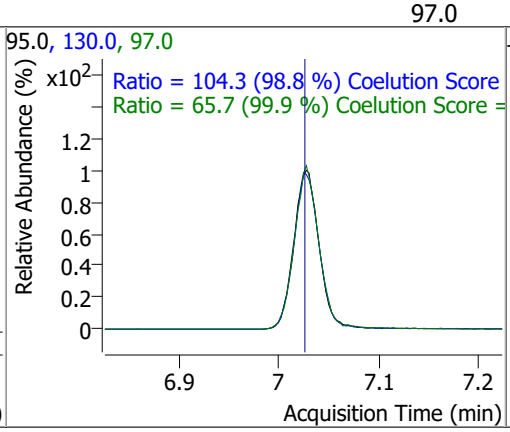

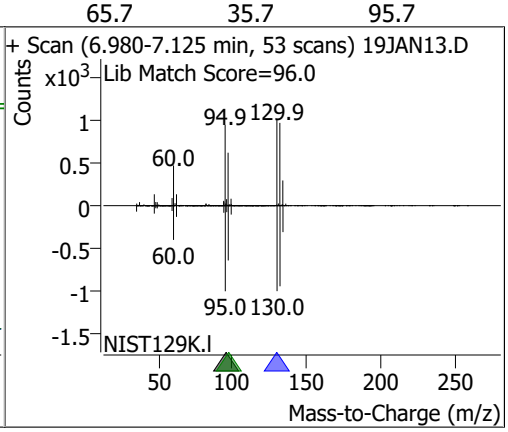

Compound	Conc.	RT	Dev(Min)	Resp.	QIon	QRatio	Lower	Upper
1,2-Dichloropropane	401.5854	7.27	0.00	352771	76.0	38.6	9.8	69.8

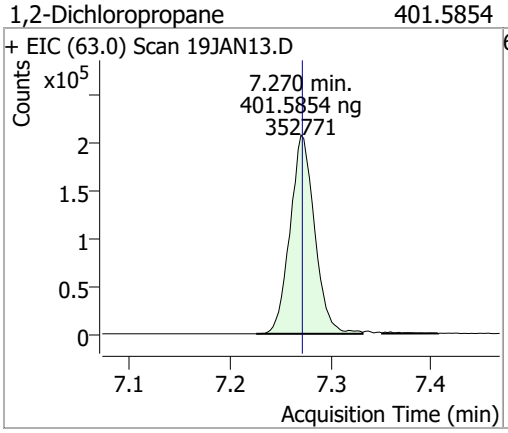

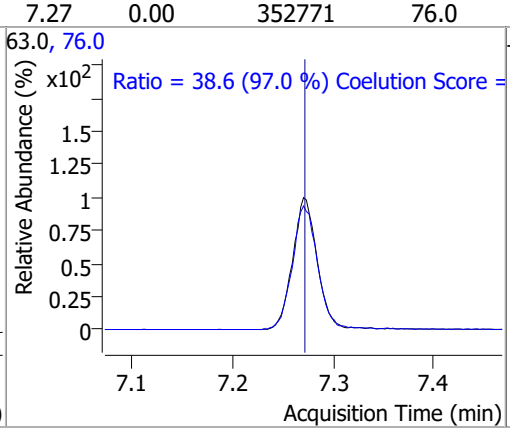

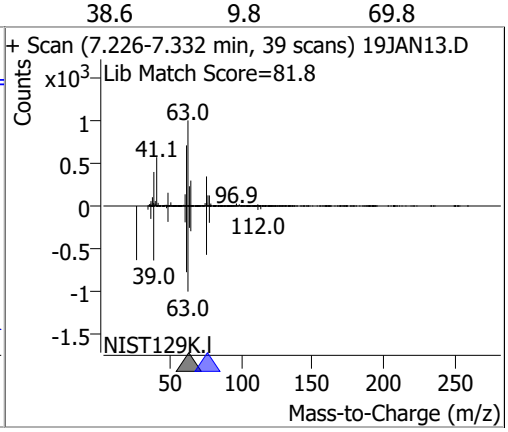

Compound	Conc.	RT	Dev(Min)	Resp.	QIon	QRatio	Lower	Upper
Dibromomethane	388.2481	7.40	0.00	143756	173.5	108.6	78.2	138.2
					95.0	82.9	54.5	114.5

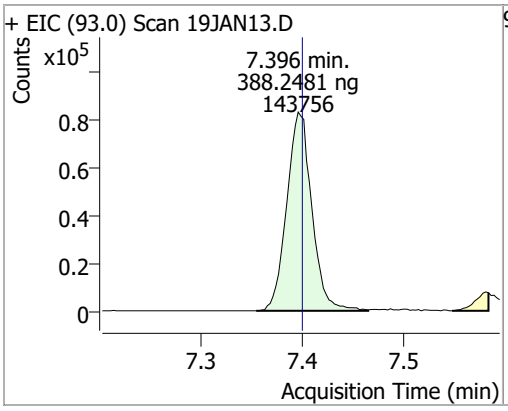

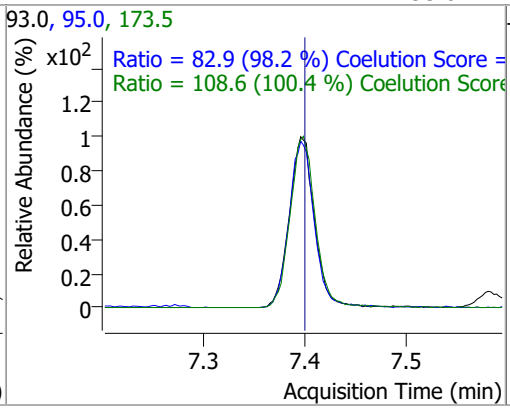

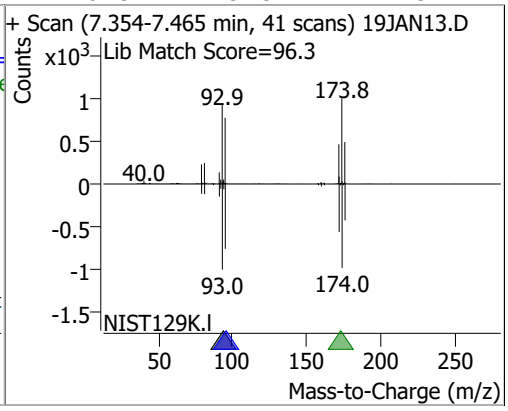

Compound	Conc.	RT	Dev(Min)	Resp.	QIon	QRatio	Lower	Upper
Bromodichloromethane	392.2653	7.58	0.00	408420	85.0	64.2	36.3	96.3
					127.0	9.0	0.0	39.5

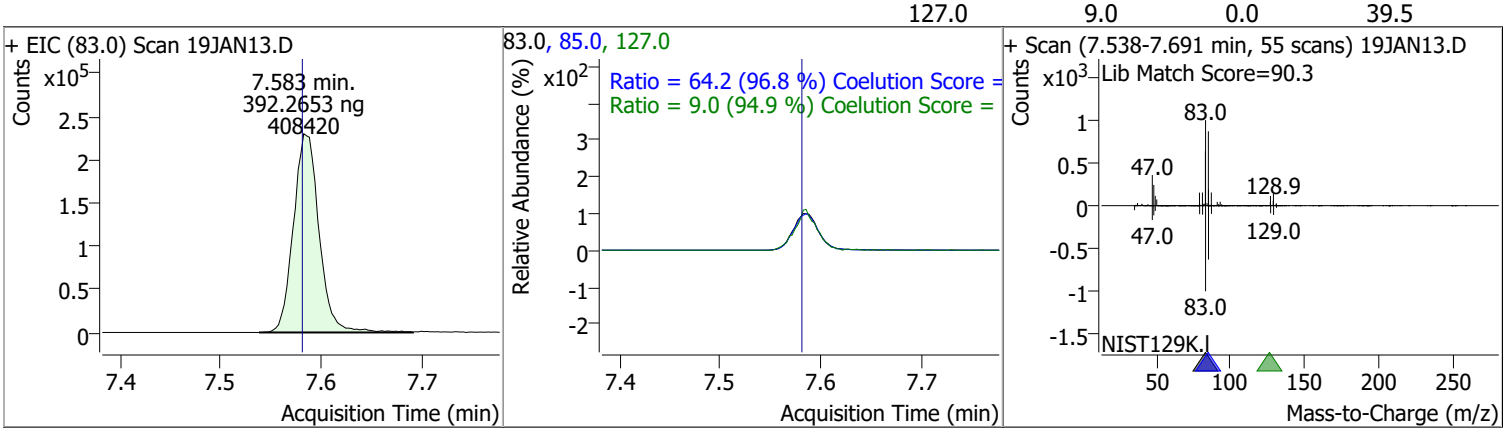

Compound	Conc.	RT	Dev(Min)	Resp.	QIon	QRatio	Lower	Upper
cis-1,3-Dichloropropene	413.1062	8.06	0.00	471983	39.0	53.3	22.5	82.5
					77.0	31.2	1.8	61.8

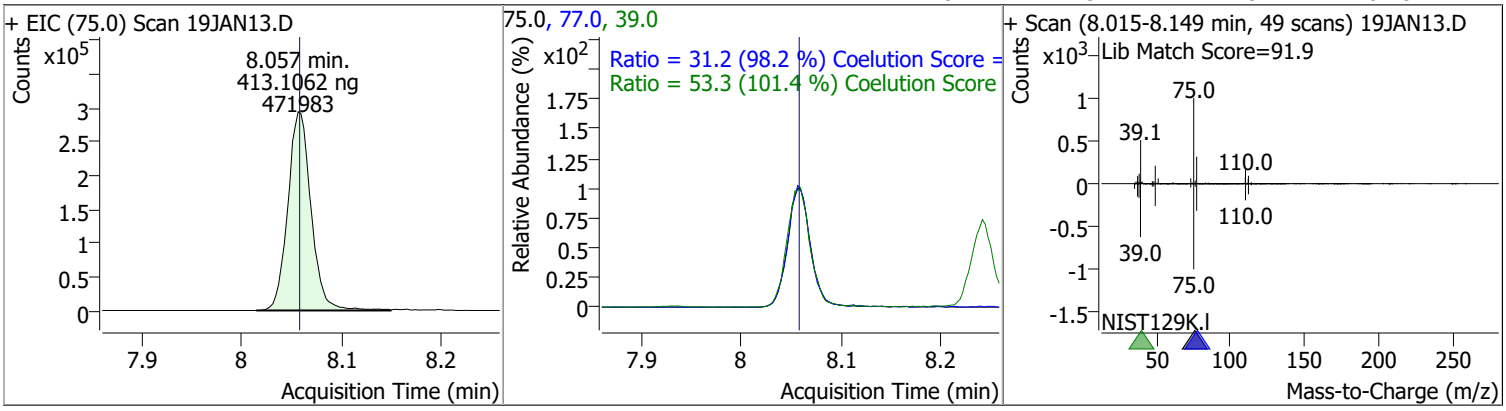

Compound	Conc.	RT	Dev(Min)	Resp.	QIon	QRatio	Lower	Upper
Toluene-d8	408.3346	8.32	0.00	1329503	100.0	64.0	34.3	94.3
					99.0	9.4	0.0	39.2

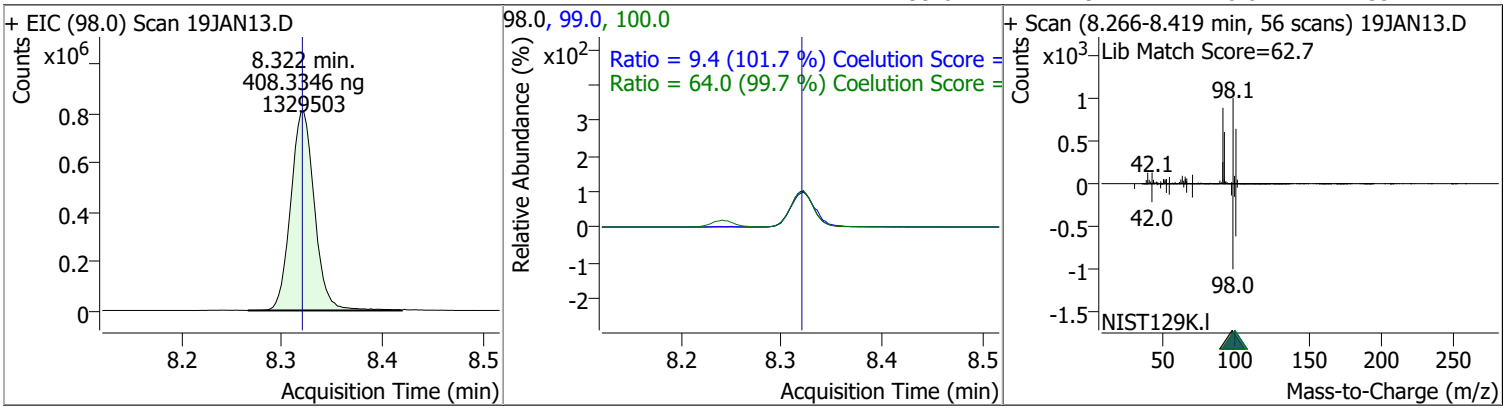

Compound	Conc.	RT	Dev(Min)	Resp.	QIon	QRatio	Lower	Upper
Toluene	410.1461	8.39	0.00	890126	91.0	172.8	144.1	204.1

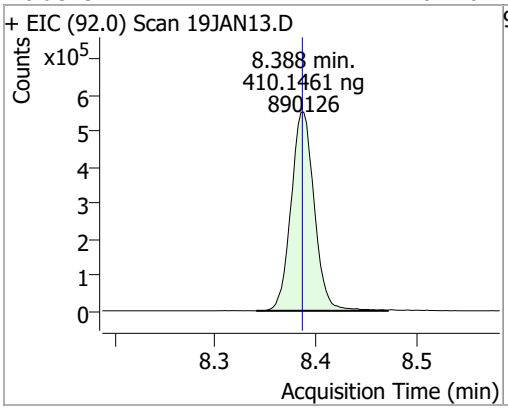

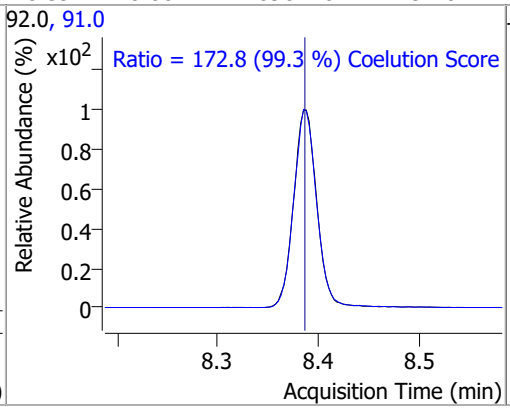

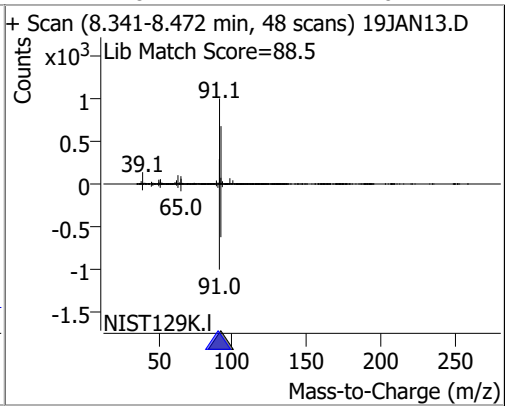

Compound	Conc.	RT	Dev(Min)	Resp.	QIon	QRatio	Lower	Upper
trans-1,3-Dichloropropene	414.1677	8.64	0.00	345161	39.0	49.6	23.0	83.0
					77.0	34.1	1.0	61.0

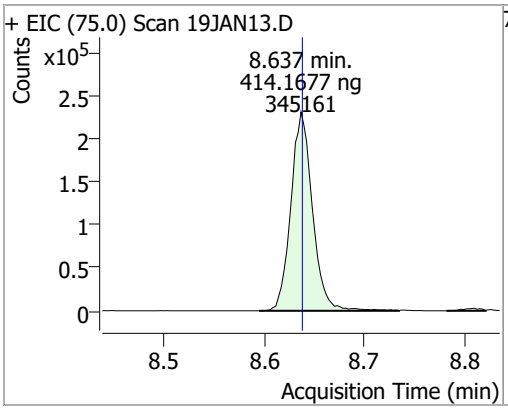

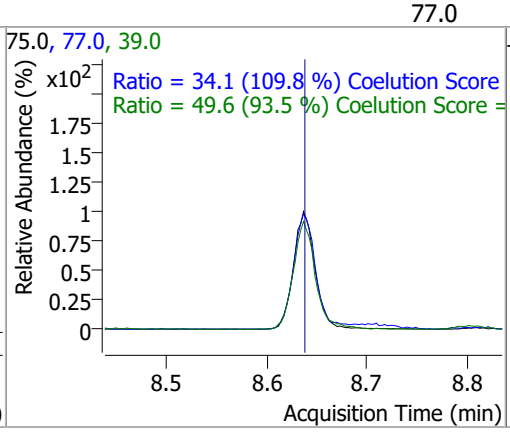

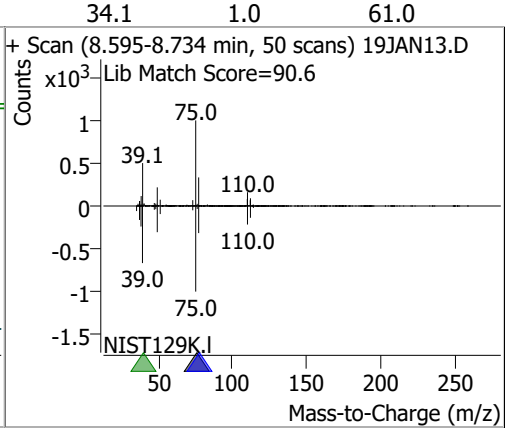

Compound	Conc.	RT	Dev(Min)	Resp.	QIon	QRatio	Lower	Upper
1,1,2-Trichloroethane	395.0532	8.82	0.00	167409	97.0	113.0	80.7	140.7
					85.0	62.9	30.7	90.7

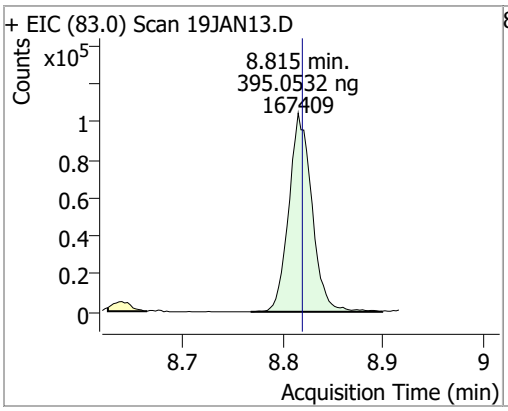

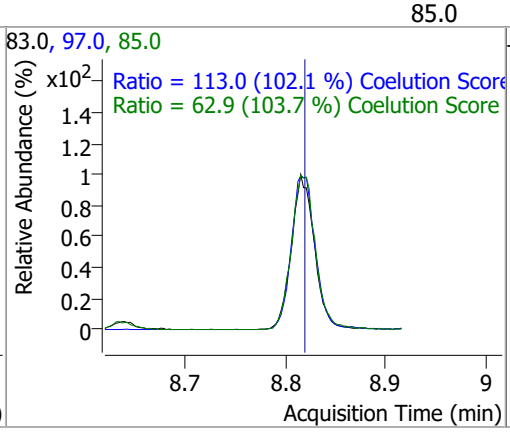

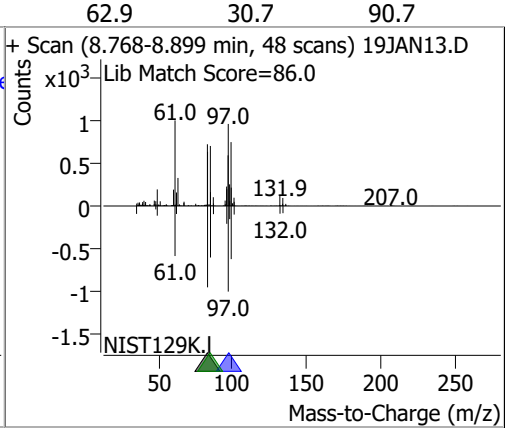

Compound	Conc.	RT	Dev(Min)	Resp.	QIon	QRatio	Lower	Upper
Tetrachloroethene	393.4248	8.94	0.00	346235	165.8	129.4	96.1	156.1
					129.0	91.7	60.5	120.5

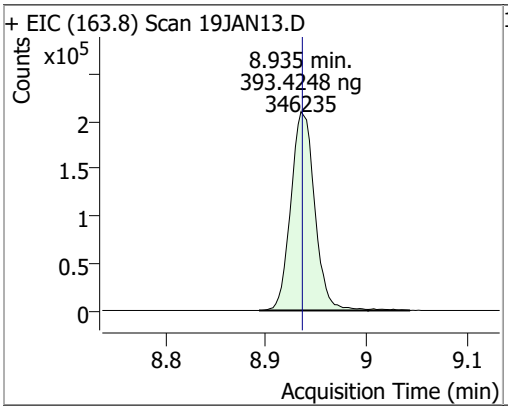

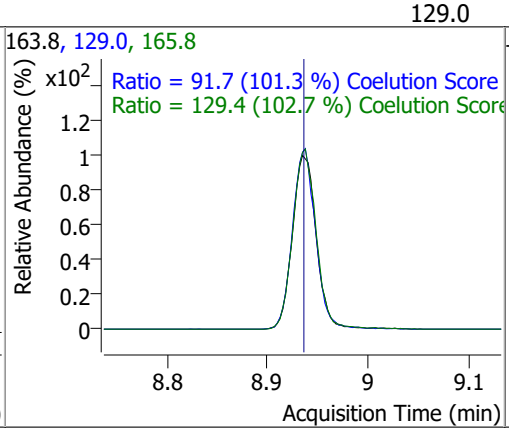

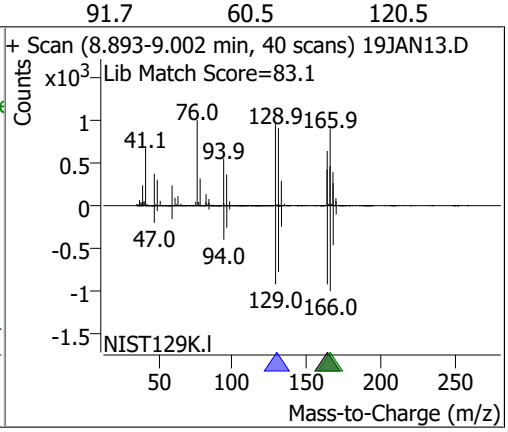

Compound	Conc.	RT	Dev(Min)	Resp.	QIon	QRatio	Lower	Upper
1,3-Dichloropropane	396.0772	8.98	0.00	339654	78.0	31.8	2.4	62.4

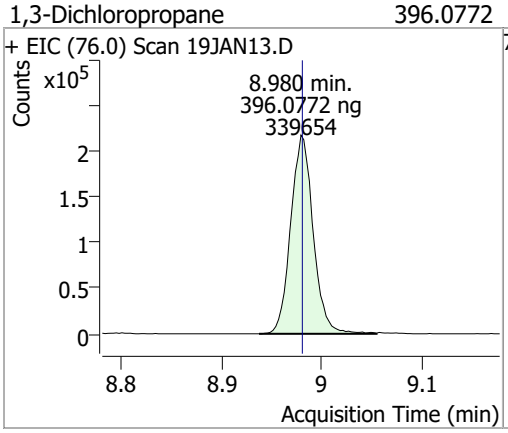

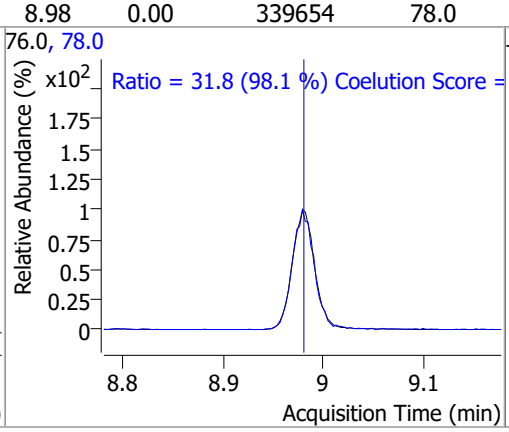

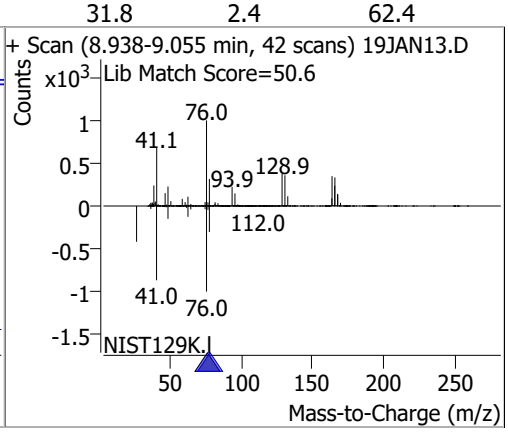

Compound	Conc.	RT	Dev(Min)	Resp.	QIon	QRatio	Lower	Upper
Chlorodibromomethane	394.1991	9.20	0.00	269032	127.0	77.8	47.2	107.2

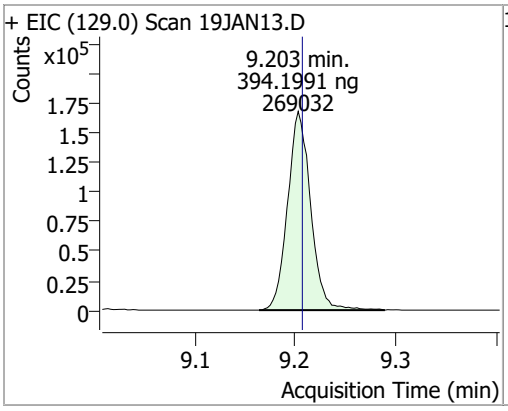

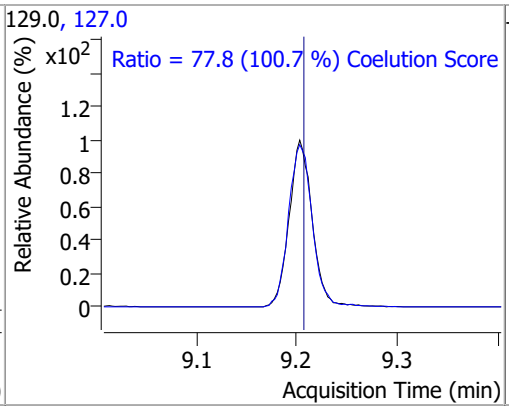

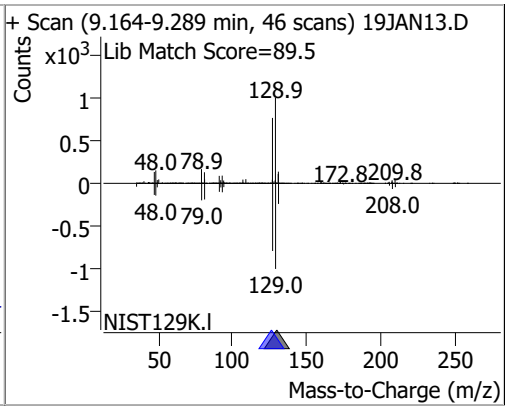

Compound	Conc.	RT	Dev(Min)	Resp.	QIon	QRatio	Lower	Upper
1,2-Dibromoethane	395.1062	9.31	0.01	184921	109.0	93.1	61.5	121.5

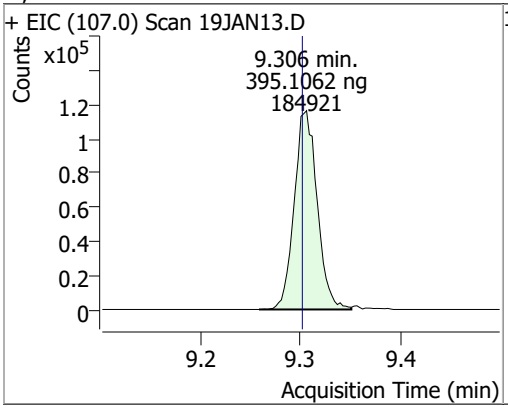

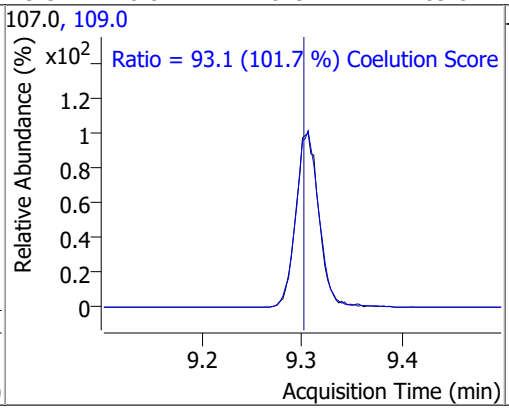

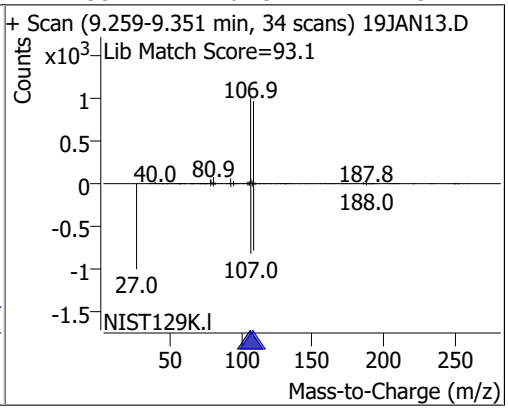

Compound	Conc.	RT	Dev(Min)	Resp.	QIon	QRatio	Lower	Upper
Chlorobenzene	397.3088	9.80	0.00	945250	114.0	32.1	2.2	62.2

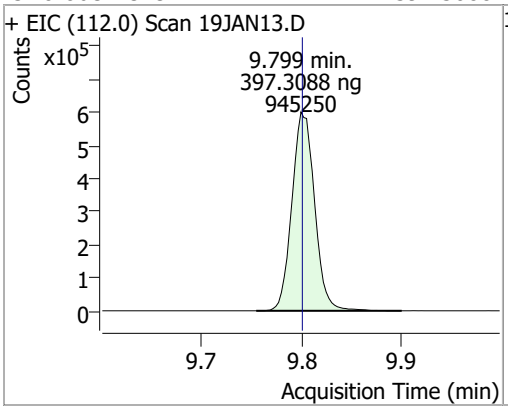

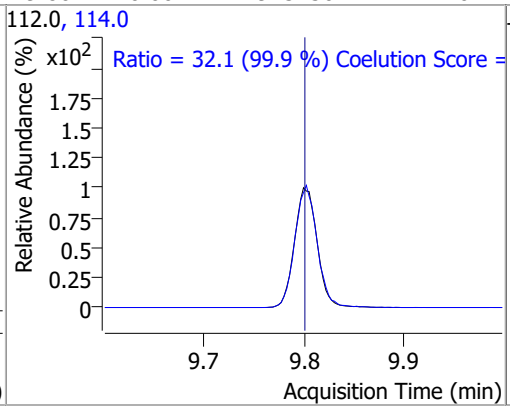

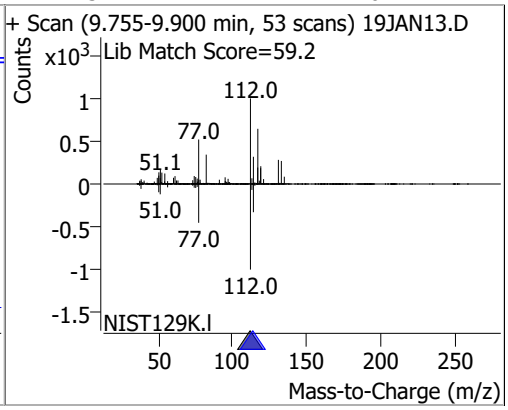

Compound	Conc.	RT	Dev(Min)	Resp.	QIon	QRatio	Lower	Upper
1,1,1,2-Tetrachloroethane	395.1127	9.89	-0.01	329822	133.0	96.3	65.3	125.3

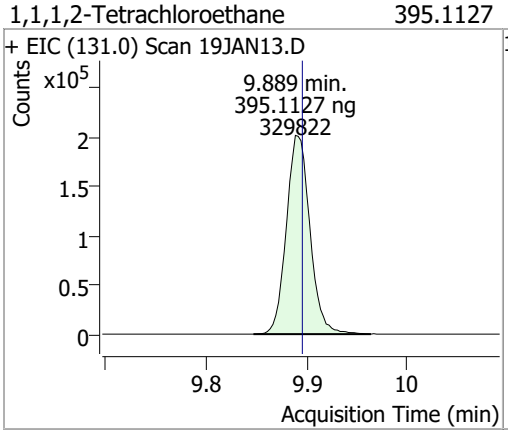

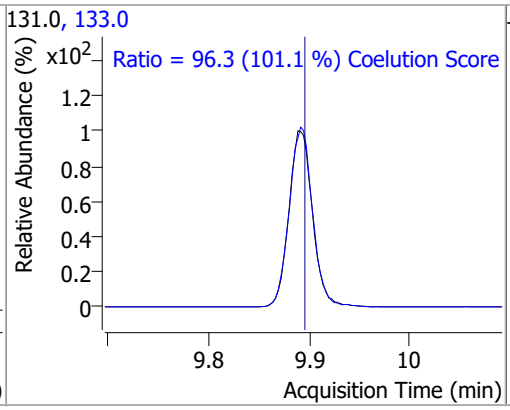

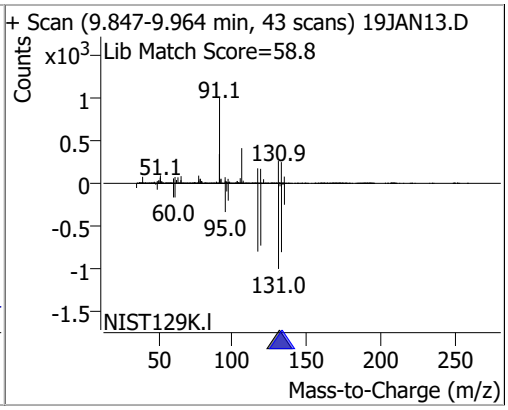

Compound	Conc.	RT	Dev(Min)	Resp.	QIon	QRatio	Lower	Upper
Ethylbenzene	381.4483	9.92	0.00	1697682	106.0	31.2	1.7	61.7

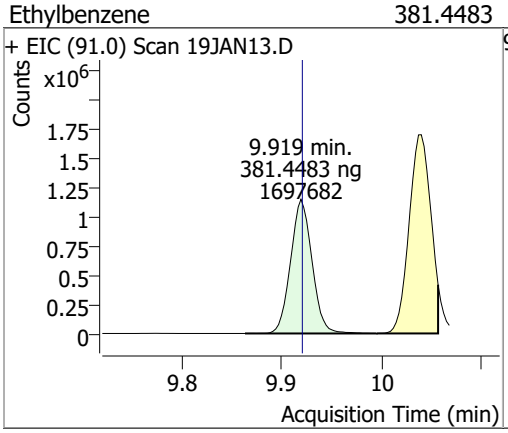

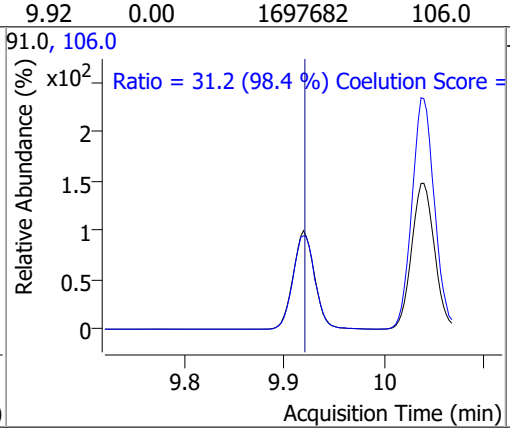

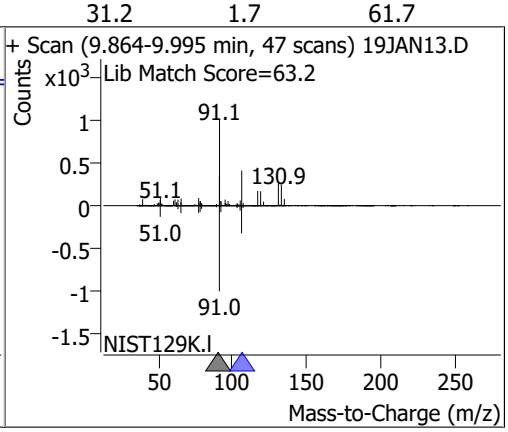

Compound	Conc.	RT	Dev(Min)	Resp.	QIon	QRatio	Lower	Upper
m+p-Xylenes	762.4509	10.04	0.00	1334216	91.0	201.9	170.7	230.7

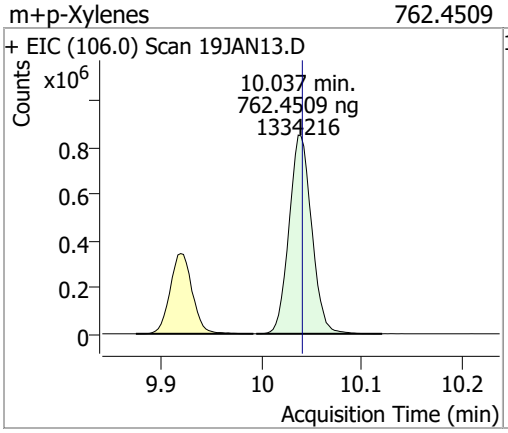

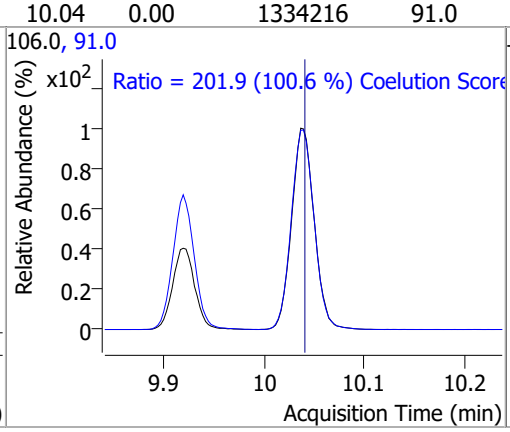

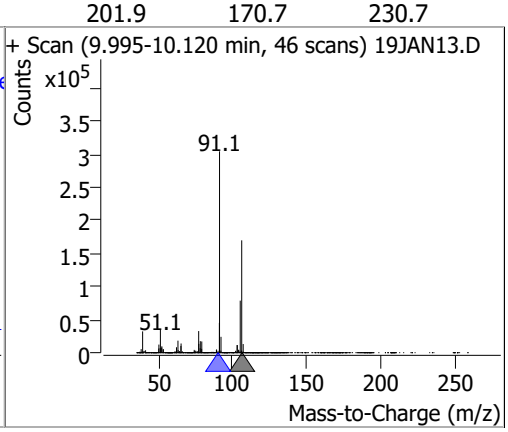

Compound	Conc.	RT	Dev(Min)	Resp.	QIon	QRatio	Lower	Upper
o-Xylene	384.0157	10.43	0.00	598606	91.0	212.4	181.4	241.4

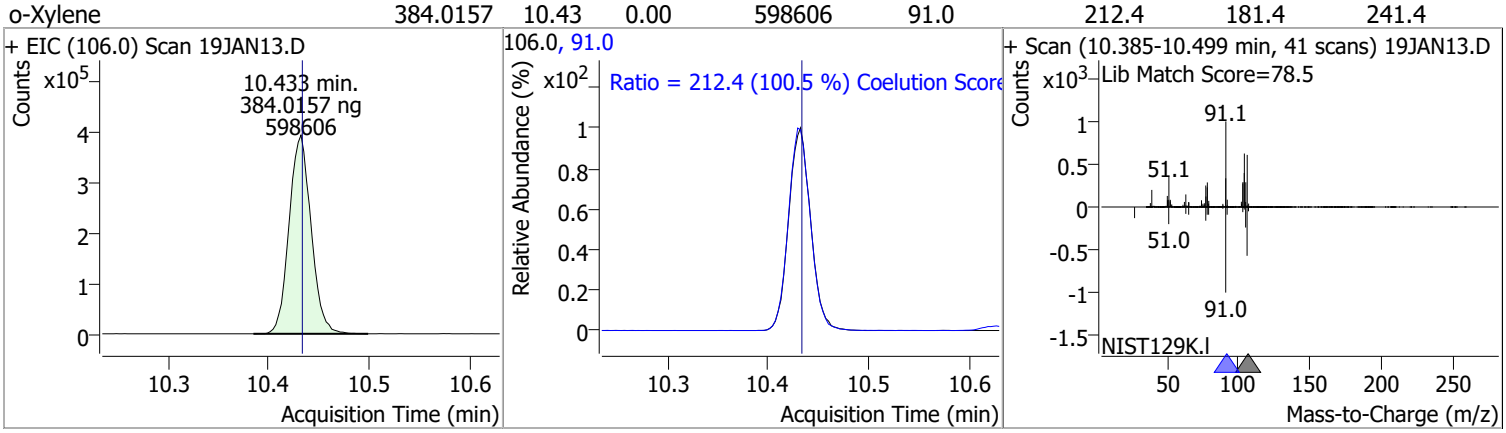

Compound	Conc.	RT	Dev(Min)	Resp.	QIon	QRatio	Lower	Upper
Styrene	382.7382	10.45	0.00	973131	78.0	50.6	20.6	80.6

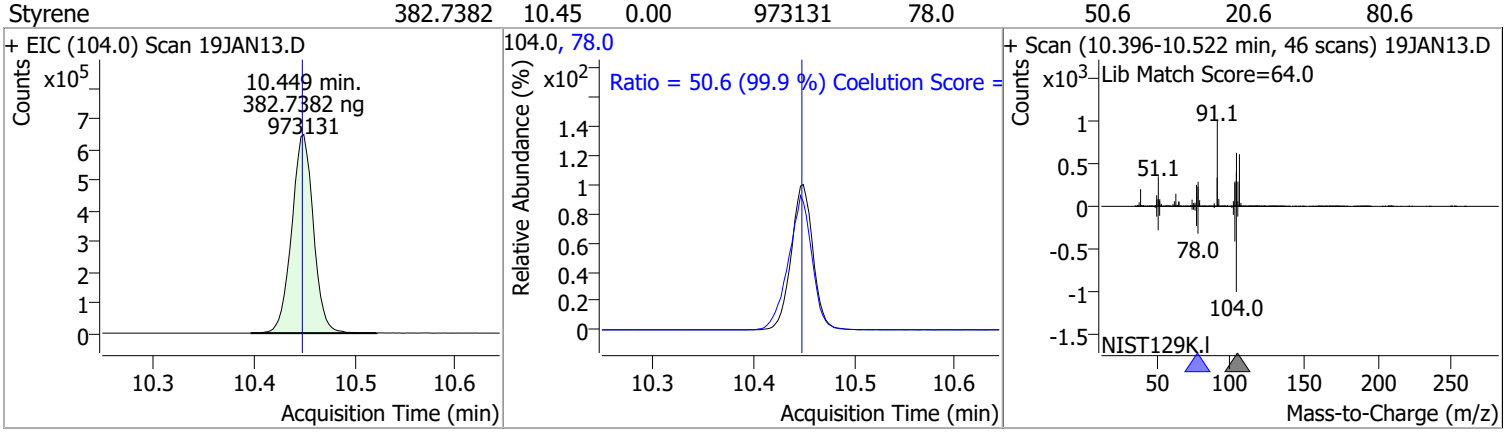

Compound	Conc.	RT	Dev(Min)	Resp.	QIon	QRatio	Lower	Upper
Bromoform	374.3438	10.62	0.00	143943	170.5	51.9	20.3	80.3
					174.5	48.8	18.1	78.1

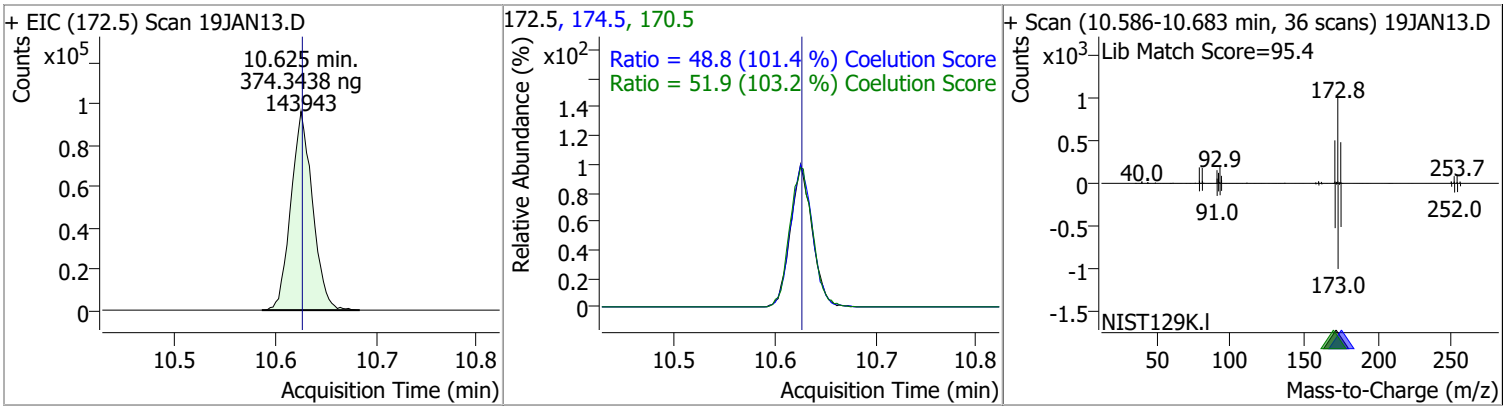

Compound	Conc.	RT	Dev(Min)	Resp.	QIon	QRatio	Lower	Upper
p-Bromofluorobenzene	392.5157	10.95	0.00	415878	174.0	94.5	65.3	125.3
					176.0	91.6	63.3	123.3

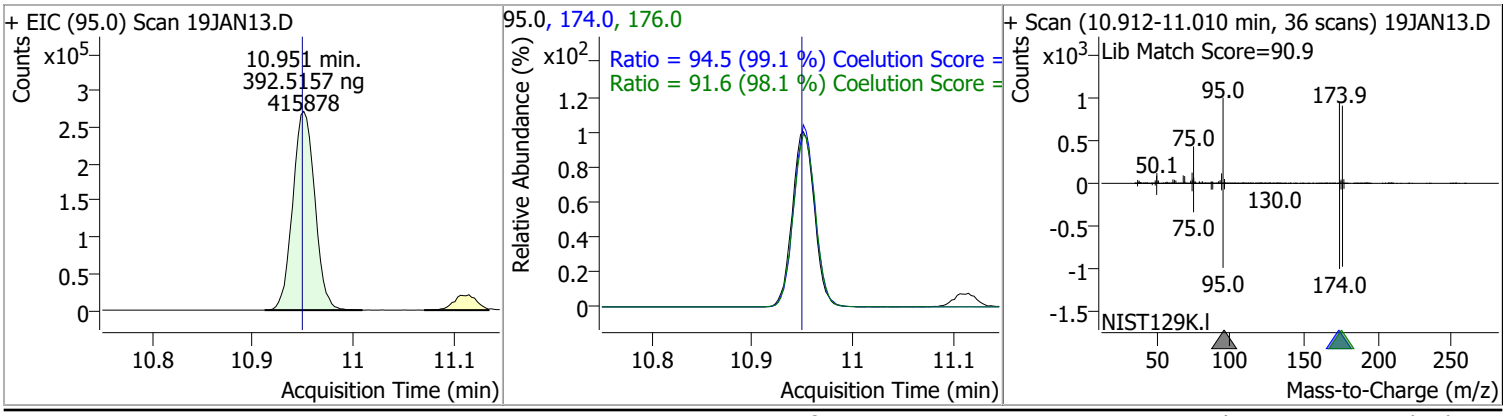

Compound	Conc.	RT	Dev(Min)	Resp.	QIon	QRatio	Lower	Upper
Bromobenzene	387.2660	11.09	0.00	361843	77.0	144.2	113.5	173.5
					158.0	97.9	66.1	126.1

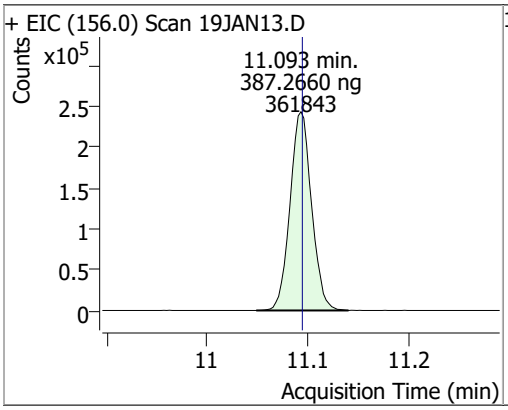

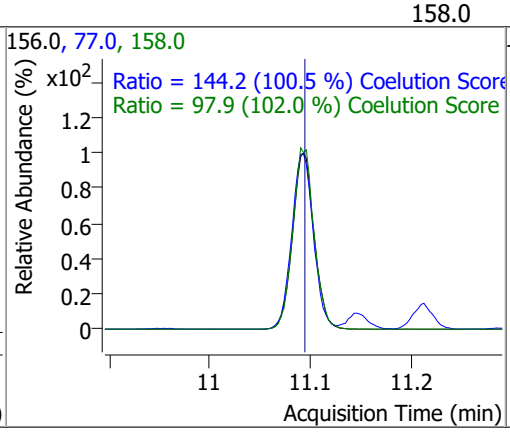

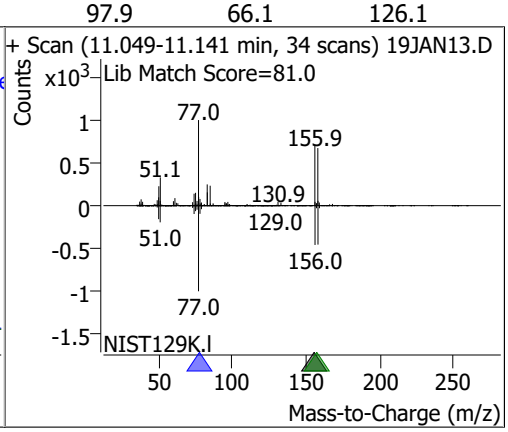

Compound	Conc.	RT	Dev(Min)	Resp.	QIon	QRatio	Lower	Upper
1,1,2,2-Tetrachloroethane	373.8283	11.11	0.00	199230	85.0	64.2	33.3	93.3

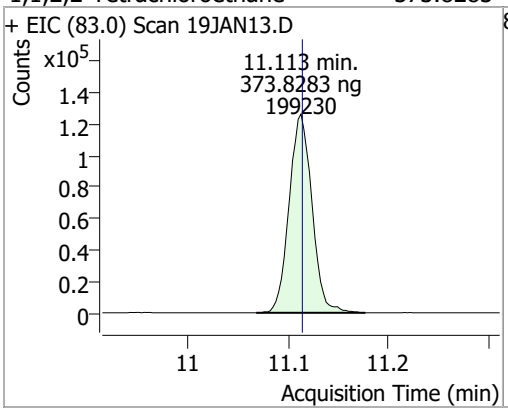

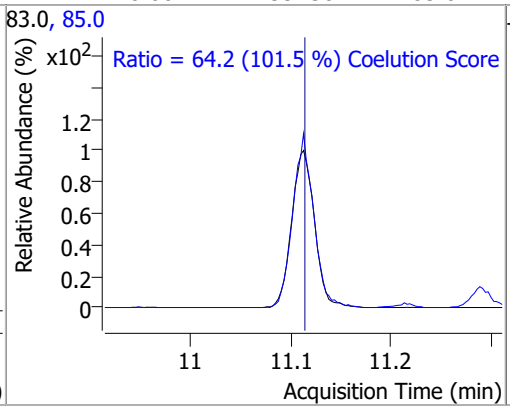

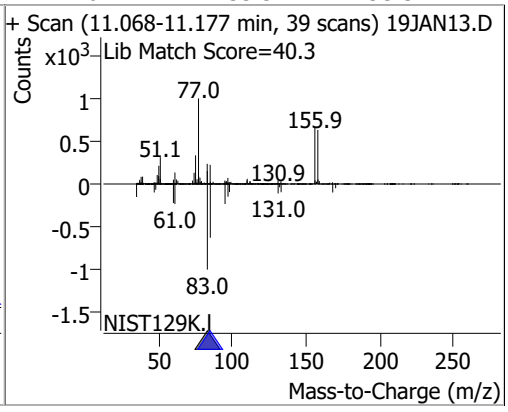

Compound	Conc.	RT	Dev(Min)	Resp.	QIon	QRatio	Lower	Upper
1,2,3-Trichloropropane	376.5948	11.15	0.00	52732	112.0	61.8	35.8	95.8

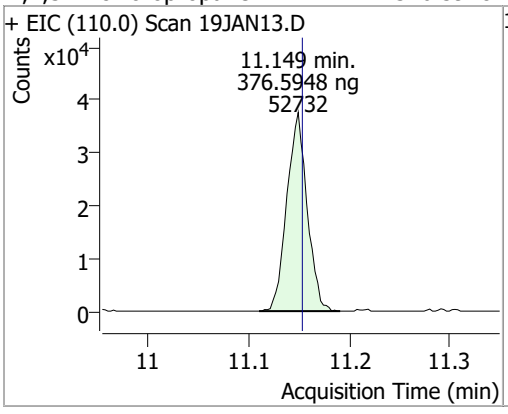

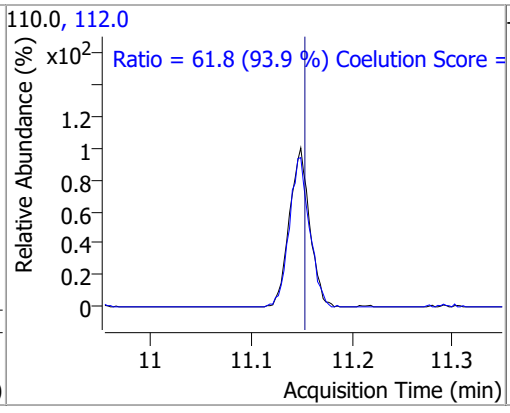

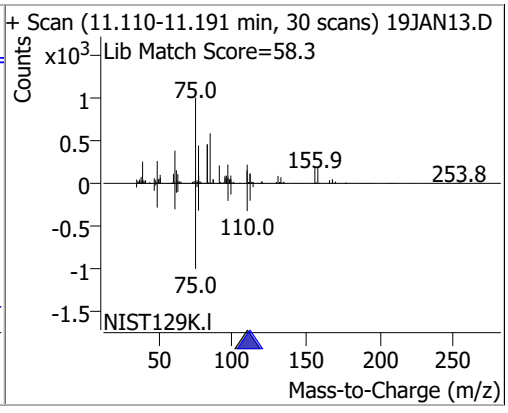

Compound	Conc.	RT	Dev(Min)	Resp.	QIon	QRatio	Lower	Upper
2-Chlorotoluene	395.5589	11.29	0.00	365790	91.0	285.7	246.2	306.2

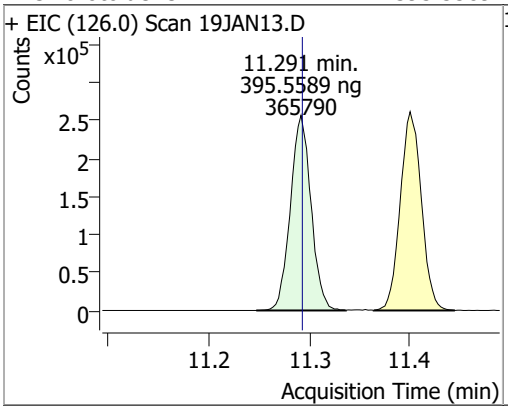

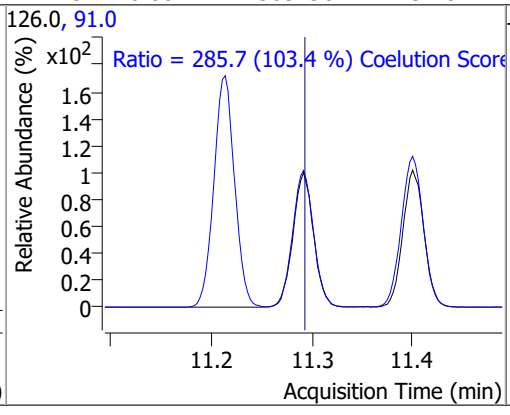

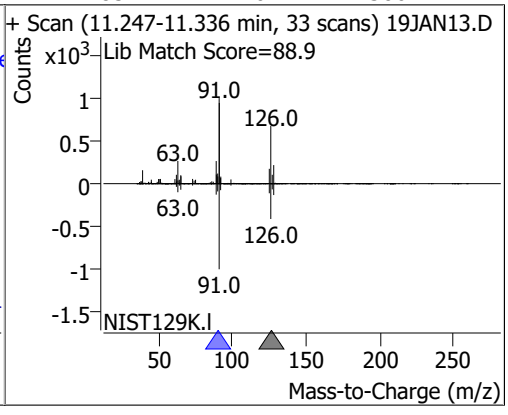

Compound	Conc.	RT	Dev(Min)	Resp.	QIon	QRatio	Lower	Upper
4-Chlorotoluene	403.6708	11.40	0.00	1209058	126.0	31.6	1.3	61.3

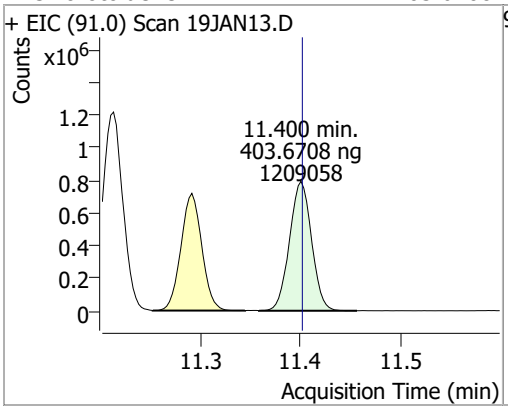

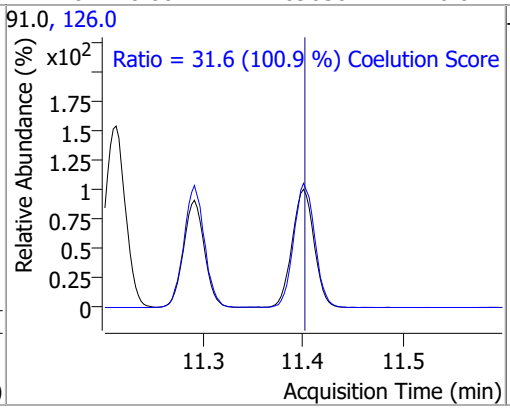

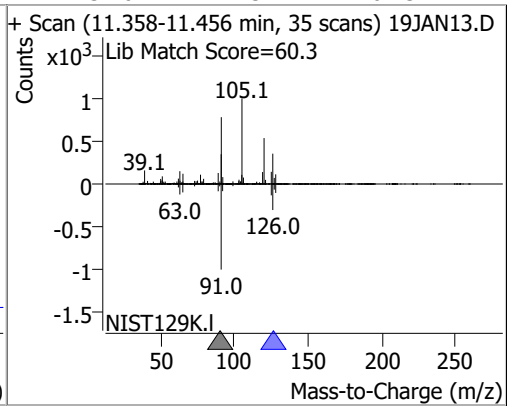

Compound	Conc.	RT	Dev(Min)	Resp.	QIon	QRatio	Lower	Upper
1,3-Dichlorobenzene	385.6033	12.03	0.00	652775	148.0	64.0	32.8	92.8
					111.0	38.8	8.7	68.7

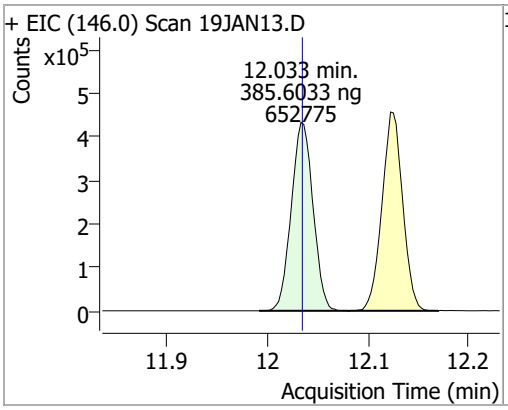

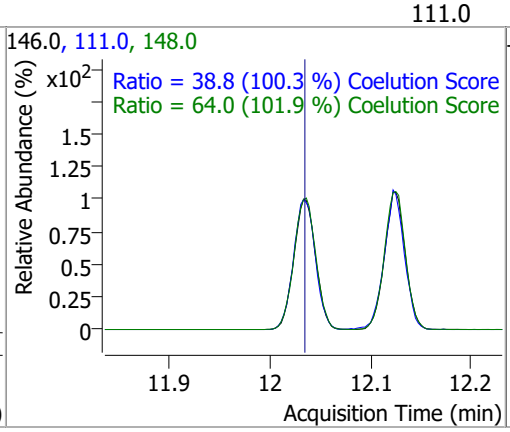

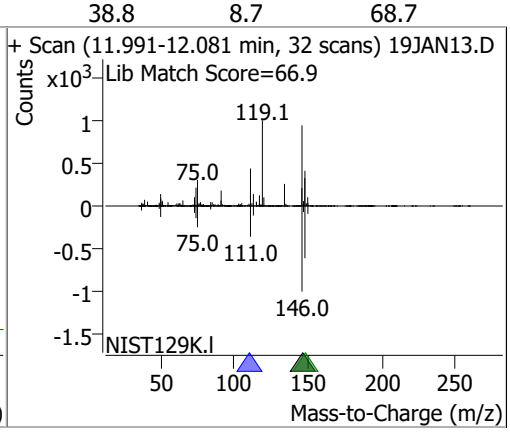

Compound	Conc.	RT	Dev(Min)	Resp.	QIon	QRatio	Lower	Upper
1,4-Dichlorobenzene	380.6606	12.12	0.00	656962	148.0	64.6	33.7	93.7
					111.0	38.0	8.7	68.7

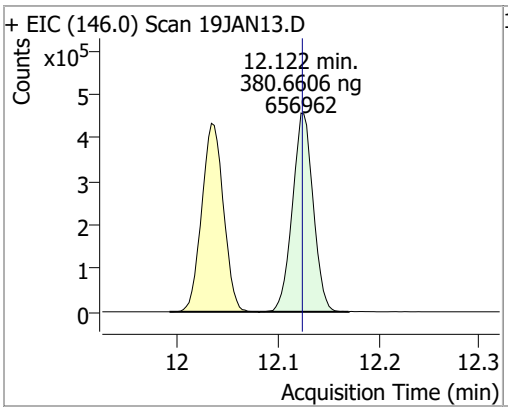

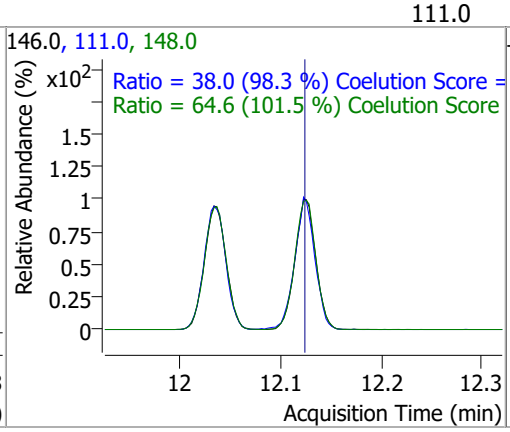

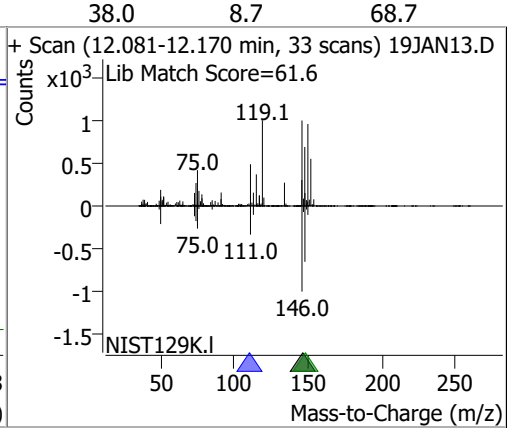

Quantitation Results Report (QT Reviewed)

Compound	Conc.	RT	Dev(Min)	Resp.	QIon	QRatio	Lower	Upper
1,2-Dichlorobenzene	386.5930	12.49	0.00	546389	148.0	63.6	31.9	91.9
					111.0	39.9	9.5	69.5

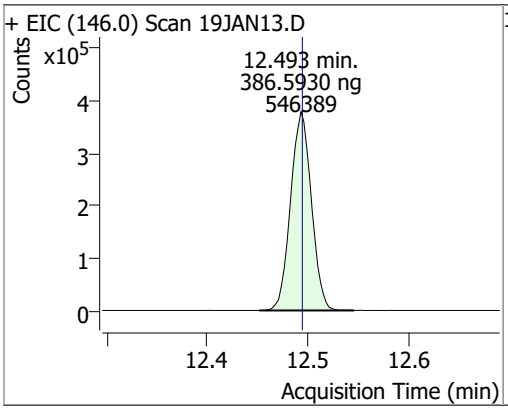

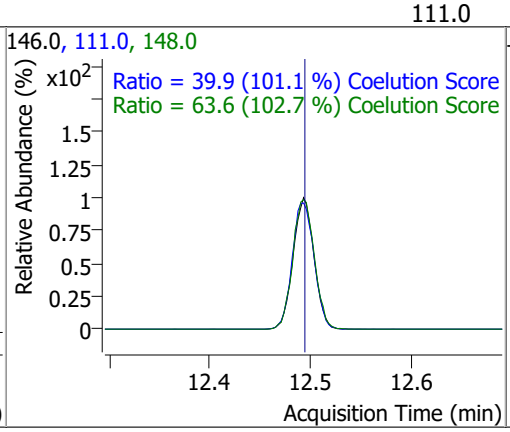

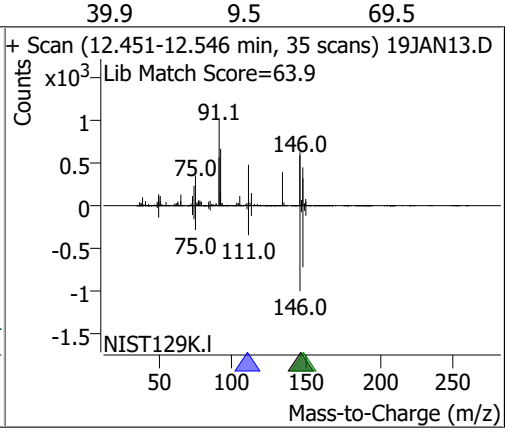

Quantitation Results Report (QT Reviewed)

Data File	19JAN15.D	Operator	MSC
Acq. Method	5975CACQF.M	Acq. Date-Time	1/19/2022 3:47:49 PM
Sample Name	ICAL011922_8	Instrument	VOA5975C
Vial	15	Multiplier	1.00
DA Method File	VOA5975C_8260B_SHT_DoD_L4_011922.m	Comment	
Tune File	BFB_Atune3.u	Tune Date	10/11/2021 4:02:00 PM
Batch Name	VG011922_8260B.batch.bin	Last Calib Update	1/20/2022 9:28:12 AM
Ref Library	\\MASSHUNTER\Org\Library\NIST129K.l		

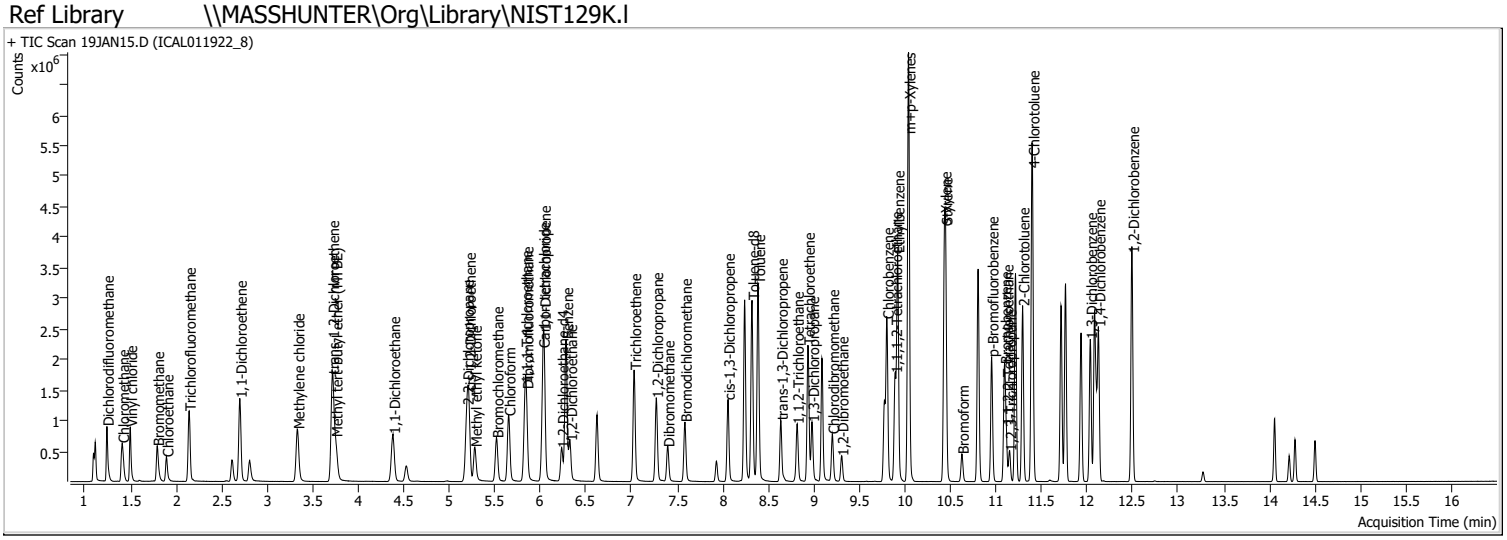

Compound	RT	QIon	Resp.	Conc.	Units		Dev(Min)
Internal Standards							
M Fluorobenzene	6.621	96.0	914923	250.0000	ng		0.000
M Chlorobenzene-d5	9.775	82.0	348824	250.0000	ng		0.000
M 1,4-Dichlorobenzene-d4	12.100	152.0	291918	250.0000	ng		0.000
System Monitoring Compounds							
S Dibromofluoromethane	5.845	113.0	448615	506.2357	ng		-0.005
Spiked Amount: 250.000	Range: 80.0 - 119.0%			Recovery = 202.49%		*	
S 1,2-Dichloroethane-d4	6.230	67.0	191123	499.2690	ng		0.000
Spiked Amount: 250.000	Range: 81.0 - 118.0%			Recovery = 199.71%		*	
S Toluene-d8	8.322	98.0	1826060	536.5850	ng		0.003
Spiked Amount: 250.000	Range: 89.0 - 112.0%			Recovery = 214.63%		*	
S p-Bromofluorobenzene	10.951	95.0	572482	531.1436	ng		0.003
Spiked Amount: 250.000	Range: 85.0 - 114.0%			Recovery = 212.46%		*	
Target Compounds							**QValue**
T Dichlorodifluoromethane	1.241	85.0	629961	512.0678	ng		99
T Chloromethane	1.409	50.0	718053	495.7627	ng		100
T Vinyl chloride	1.498	62.0	669671	507.9543	ng		99
T Bromomethane	1.793	96.0	324434	492.3720	ng		96
T Chloroethane	1.894	64.0	289150	463.5741	ng		99
T Trichlorofluoromethane	2.142	101.0	811600	513.3762	ng		100
T 1,1-Dichloroethene	2.700	96.0	479145	520.8803	ng		98
T Methylene chloride	3.333	49.0	641583	479.7159	ng		99
T trans-1,2-Dichloroethene	3.715	96.0	486383	511.8313	ng		99
T Methyl tert-butyl ether (MTBE)	3.751	73.0	632731	532.7227	ng		99
T 1,1-Dichloroethane	4.381	63.0	921258	518.0035	ng		99
T 2,2-Dichloropropane	5.190	77.0	683822	510.2077	ng		96
T cis-1,2-Dichloroethene	5.212	96.0	513671	533.8672	ng		98
T Methyl ethyl ketone	5.279	43.0	752615	5412.5869	ng		100
T Bromochloromethane	5.519	128.0	195140	491.8934	ng		94
T Chloroform	5.650	83.0	879544	495.3045	ng		99

Compound	RT	QIon	Resp.	Conc.	Units	Dev(Min)
T 1,1,1-Trichloroethane	5.831	97.0	863441	526.9948	ng	98
T Carbon tetrachloride	6.027	117.0	851101	535.6026	ng	98
T 1,1-Dichloropropene	6.038	75.0	746500	561.8648	ng	99
T Benzene	6.280	78.0	1913180	523.4472	ng	99
T 1,2-Dichloroethane	6.325	62.0	499614	494.9057	ng	97
T Trichloroethene	7.028	95.0	553822	530.3320	ng	99
T 1,2-Dichloropropane	7.270	63.0	490282	533.9834	ng	96
T Dibromomethane	7.393	93.0	197367	509.9818	ng	99
T Bromodichloromethane	7.585	83.0	561671	516.1211	ng	99
T cis-1,3-Dichloropropene	8.057	75.0	666084	557.7775	ng	100
T Toluene	8.389	92.0	1224192	539.6763	ng	100
T trans-1,3-Dichloropropene	8.637	75.0	477330	547.9867	ng	97
T 1,1,2-Trichloroethane	8.815	83.0	228423	515.7192	ng	96
T Tetrachloroethene	8.935	163.8	486052	528.4090	ng	99
T 1,3-Dichloropropane	8.980	76.0	468322	522.4977	ng	100
T Chlorodibromomethane	9.203	129.0	370474	519.3572	ng	100
T 1,2-Dibromoethane	9.303	107.0	253758	518.7332	ng	96
T Chlorobenzene	9.802	112.0	1298233	522.0725	ng	100
T 1,1,1,2-Tetrachloroethane	9.892	131.0	453261	519.5010	ng	97
T Ethylbenzene	9.920	91.0	2354058	492.0069	ng	100
T m+p-Xylenes	10.039	106.0	1838610	982.9557	ng	100
T o-Xylene	10.433	106.0	822173	490.5696	ng	99
T Styrene	10.447	104.0	1332807	489.9958	ng	100
T Bromoform	10.625	172.5	198345	507.0612	ng	100
T Bromobenzene	11.094	156.0	501025	527.1176	ng	99
T 1,1,2,2-Tetrachloroethane	11.113	83.0	273124	503.7746	ng	99
T 1,2,3-Trichloropropane	11.149	110.0	71179	499.7018	ng	97
T 2-Chlorotoluene	11.292	126.0	506556	538.4753	ng	97
T 4-Chlorotoluene	11.400	91.0	1661293	545.2370	ng	100
T 1,3-Dichlorobenzene	12.033	146.0	895336	519.9029	ng	99
T 1,4-Dichlorobenzene	12.123	146.0	899595	512.3936	ng	99
T 1,2-Dichlorobenzene	12.493	146.0	753439	524.0336	ng	98

(#) = Qualifier Out of Range; (m) = Manual Integration; (+) = Area Summed; (*) = Surrogate Percent Recovery Out of Range; (d): Zeroed Peak

Compound	Conc.	RT	Dev(Min)	Resp.	QIon	QRatio	Lower	Upper
Dichlorodifluoromethane	512.0678	1.24	0.00	629961	87.0	32.4	1.8	61.8

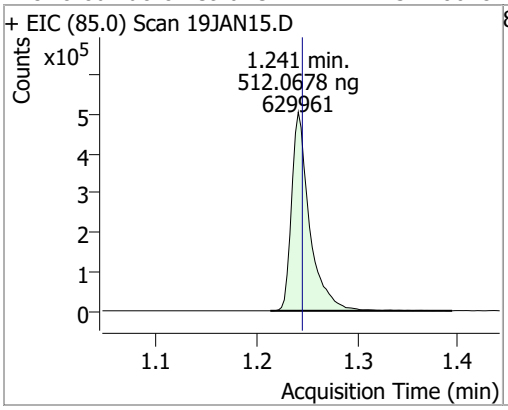

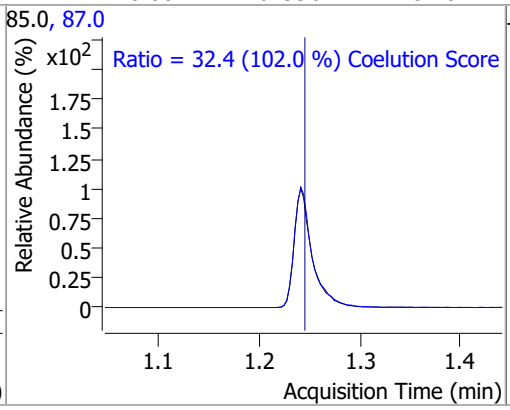

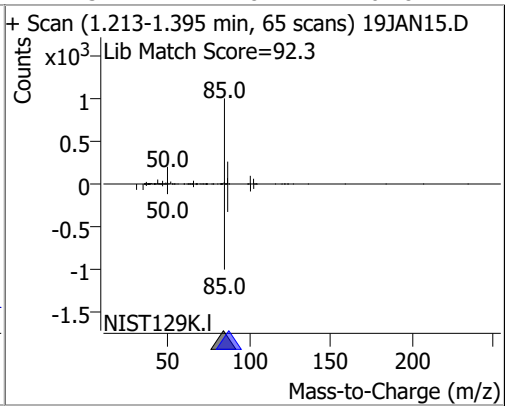

Compound	Conc.	RT	Dev(Min)	Resp.	QIon	QRatio	Lower	Upper
Chloromethane	495.7627	1.41	0.00	718053	52.0	32.7	2.4	62.4

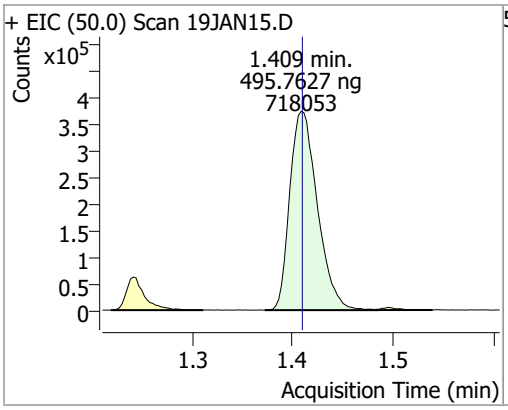

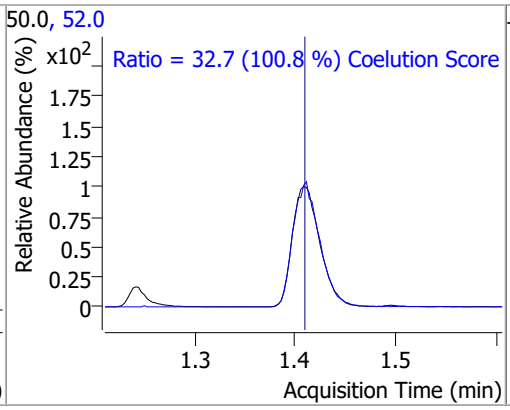

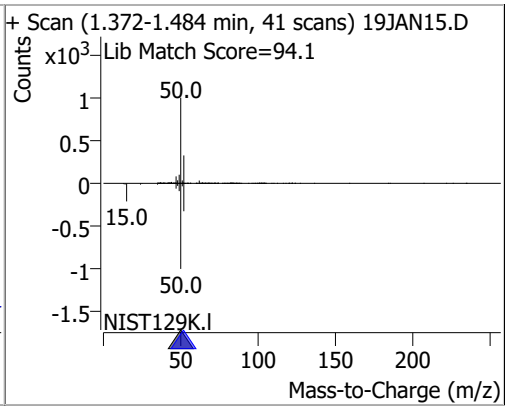

Compound	Conc.	RT	Dev(Min)	Resp.	QIon	QRatio	Lower	Upper
Vinyl chloride	507.9543	1.50	0.00	669671	64.0	30.8	1.3	61.3

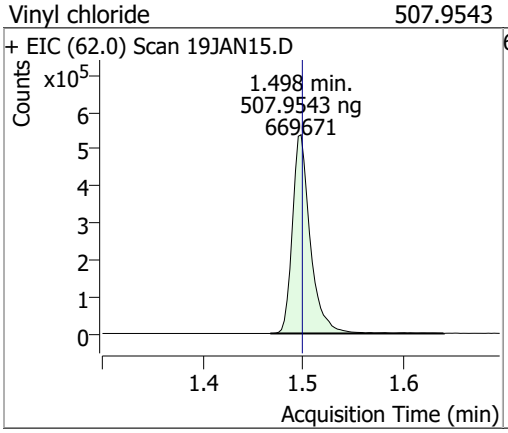

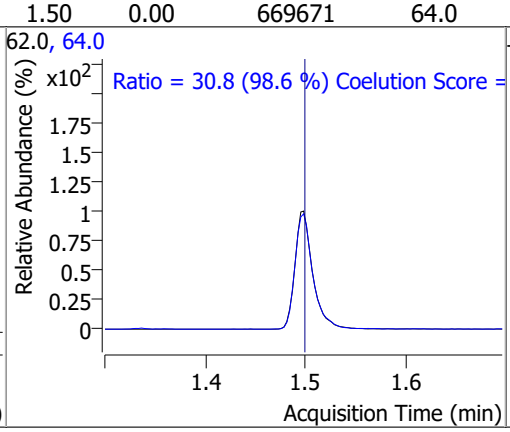

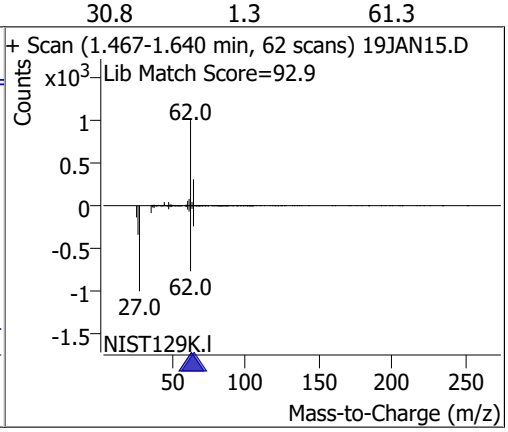

Compound	Conc.	RT	Dev(Min)	Resp.	QIon	QRatio	Lower	Upper
Bromomethane	492.3720	1.79	-0.01	324434	94.0	105.9	80.1	140.1

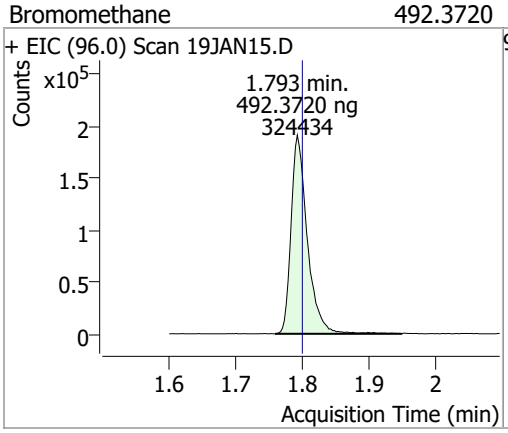

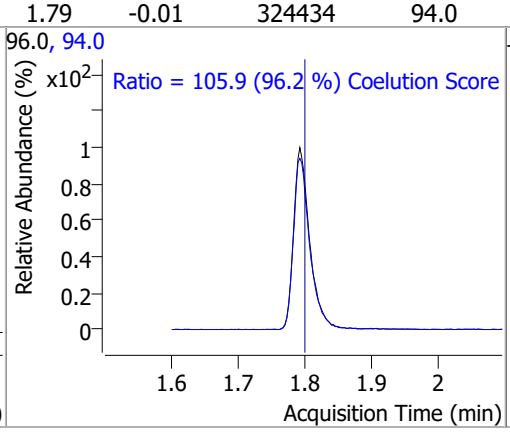

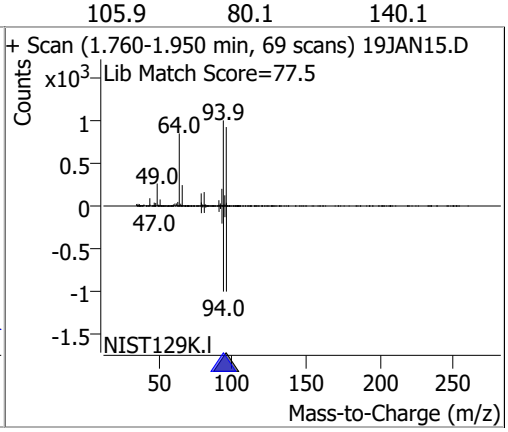

Compound	Conc.	RT	Dev(Min)	Resp.	QIon	QRatio	Lower	Upper
Chloroethane	463.5741	1.89	0.00	289150	66.0	30.6	0.0	60.0

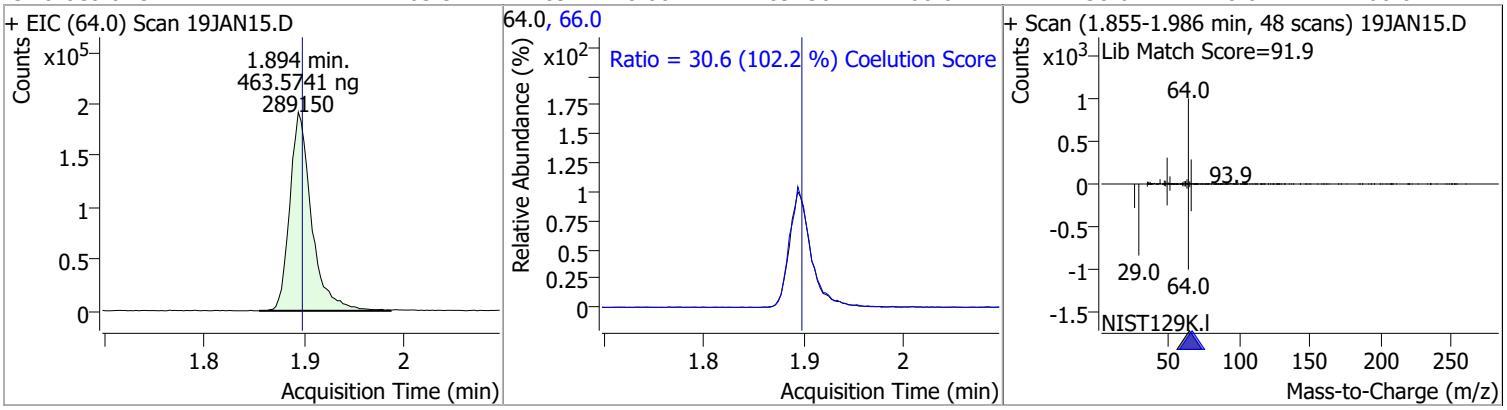

Compound	Conc.	RT	Dev(Min)	Resp.	QIon	QRatio	Lower	Upper
Trichlorofluoromethane	513.3762	2.14	-0.01	811600	103.0	65.1	35.0	95.0

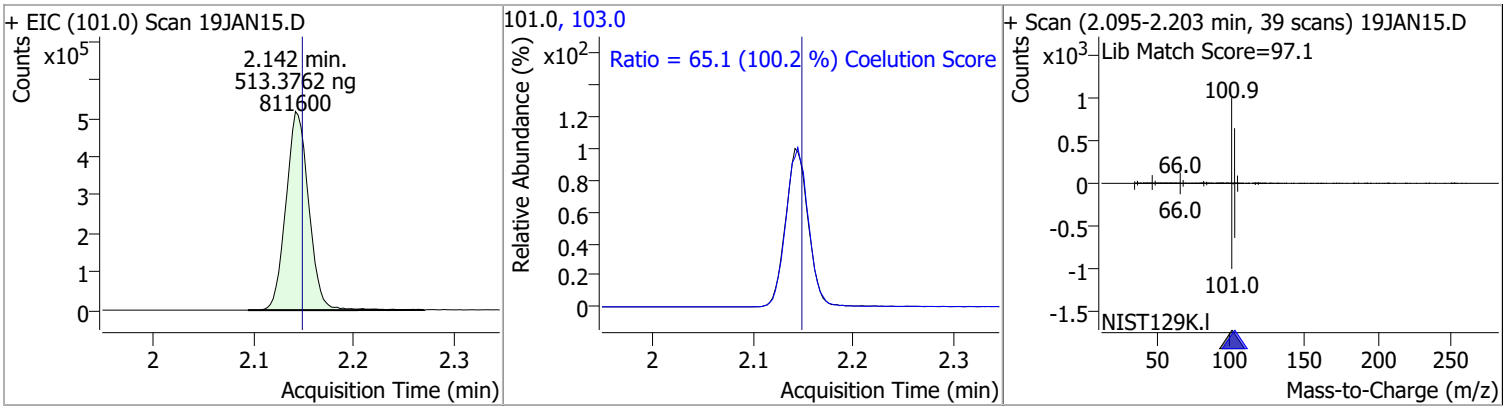

Compound	Conc.	RT	Dev(Min)	Resp.	QIon	QRatio	Lower	Upper
1,1-Dichloroethene	520.8803	2.70	0.00	479145	61.0	183.6	149.9	209.9
					63.0	57.5	27.0	87.0

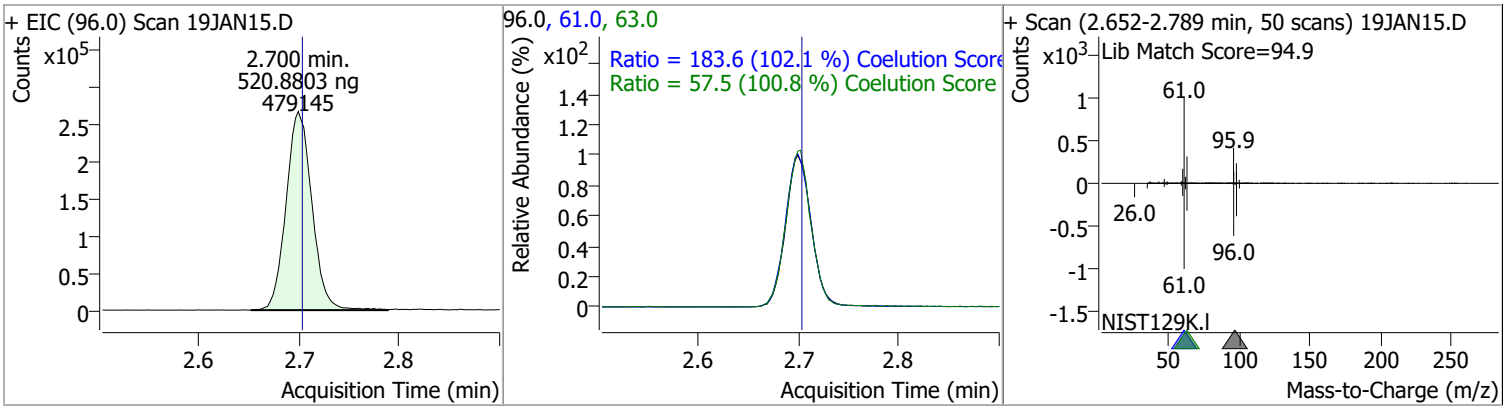

Compound	Conc.	RT	Dev(Min)	Resp.	QIon	QRatio	Lower	Upper
Methylene chloride	479.7159	3.33	0.00	641583	84.0	66.4	36.1	96.1
					86.0	42.9	11.8	71.8

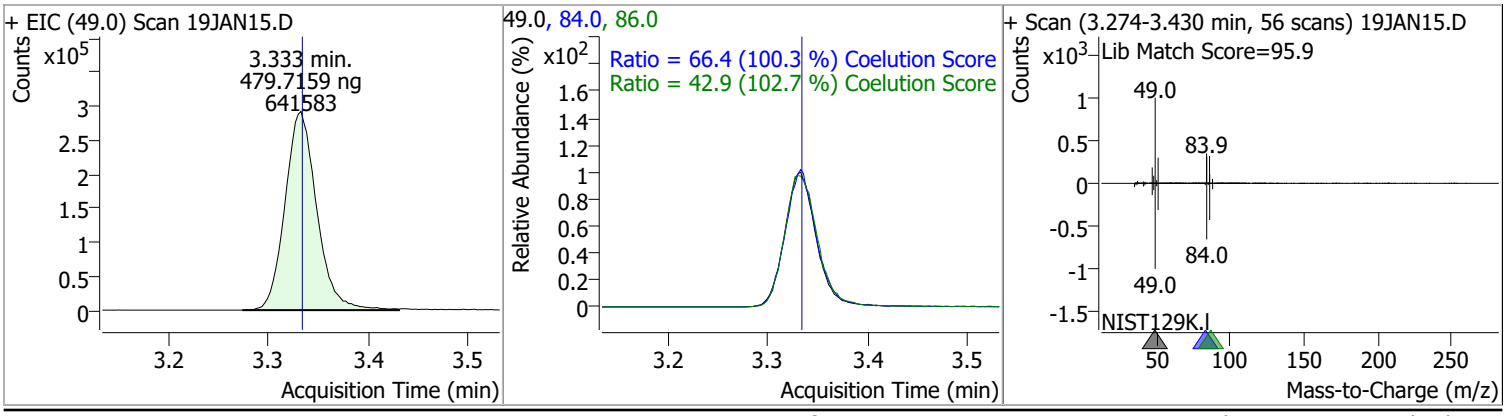

Compound	Conc.	RT	Dev(Min)	Resp.	QIon	QRatio	Lower	Upper
trans-1,2-Dichloroethene	511.8313	3.71	-0.01	486383	61.0	156.3	124.8	184.8
					98.0	63.7	32.1	92.1

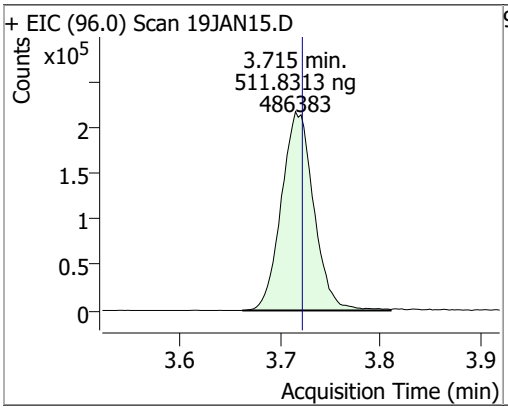

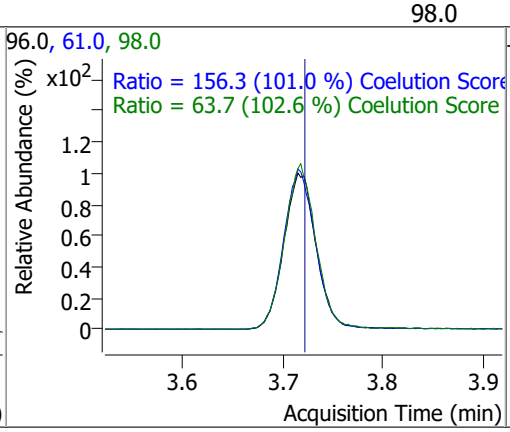

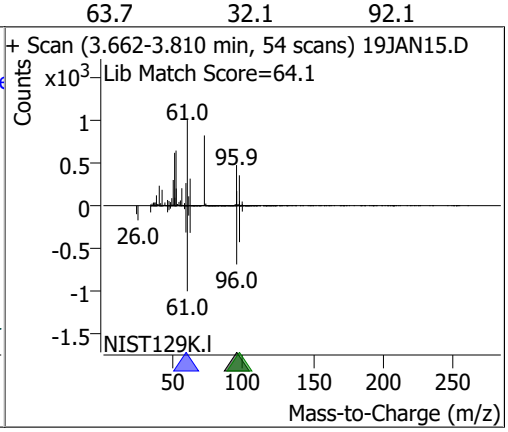

Compound	Conc.	RT	Dev(Min)	Resp.	QIon	QRatio	Lower	Upper
Methyl tert-butyl ether (MTBE)	532.7227	3.75	0.00	632731	57.0	24.9	0.0	54.6

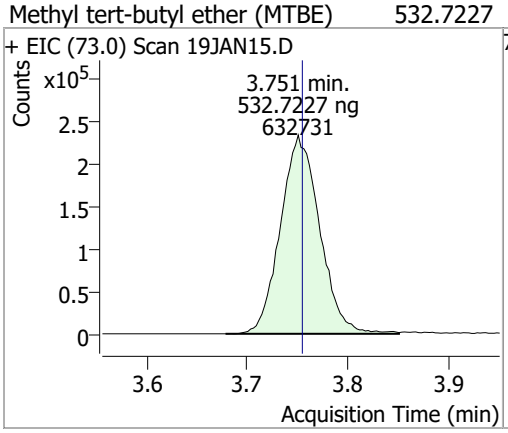

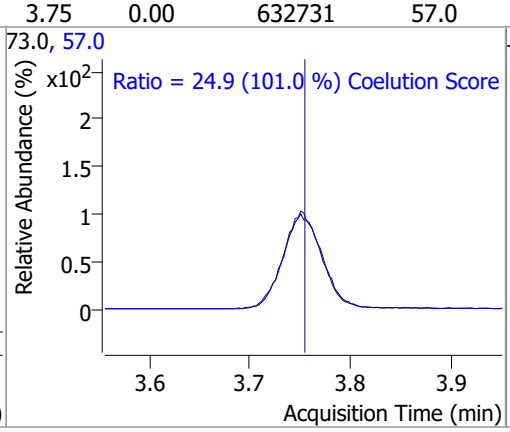

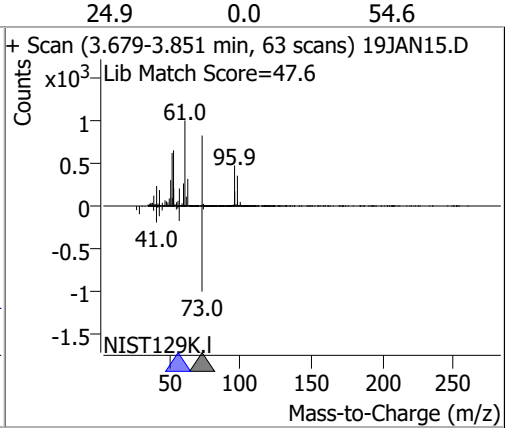

Compound	Conc.	RT	Dev(Min)	Resp.	QIon	QRatio	Lower	Upper
1,1-Dichloroethane	518.0035	4.38	0.00	921258	65.0	31.8	1.0	61.0
					83.0	12.7	0.0	42.7

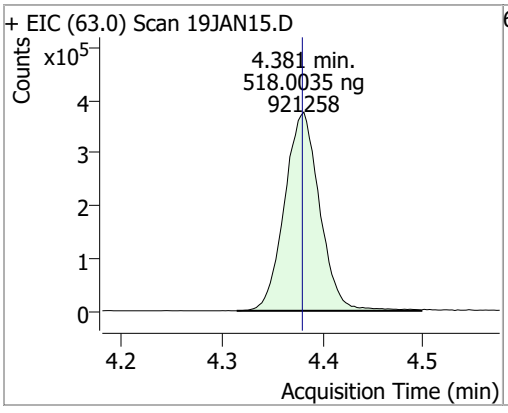

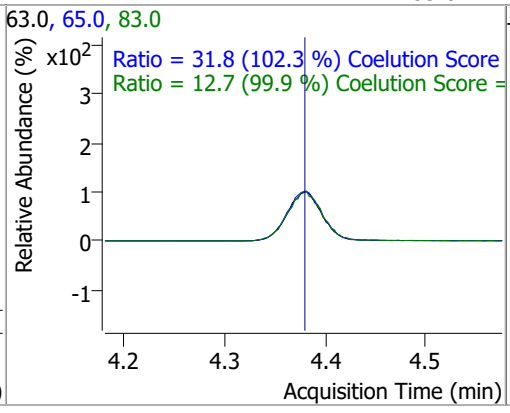

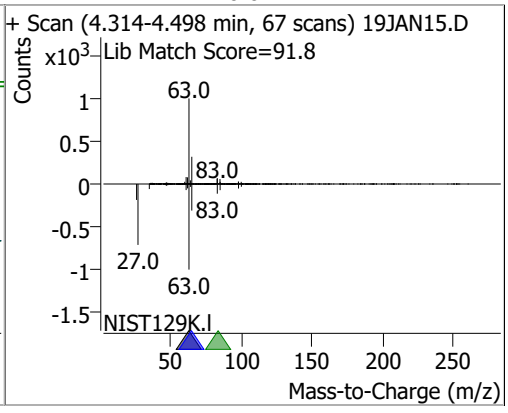

Compound	Conc.	RT	Dev(Min)	Resp.	QIon	QRatio	Lower	Upper
2,2-Dichloropropane	510.2077	5.19	0.00	683822	41.0	64.6	38.8	98.8
					97.0	23.1	0.0	53.9

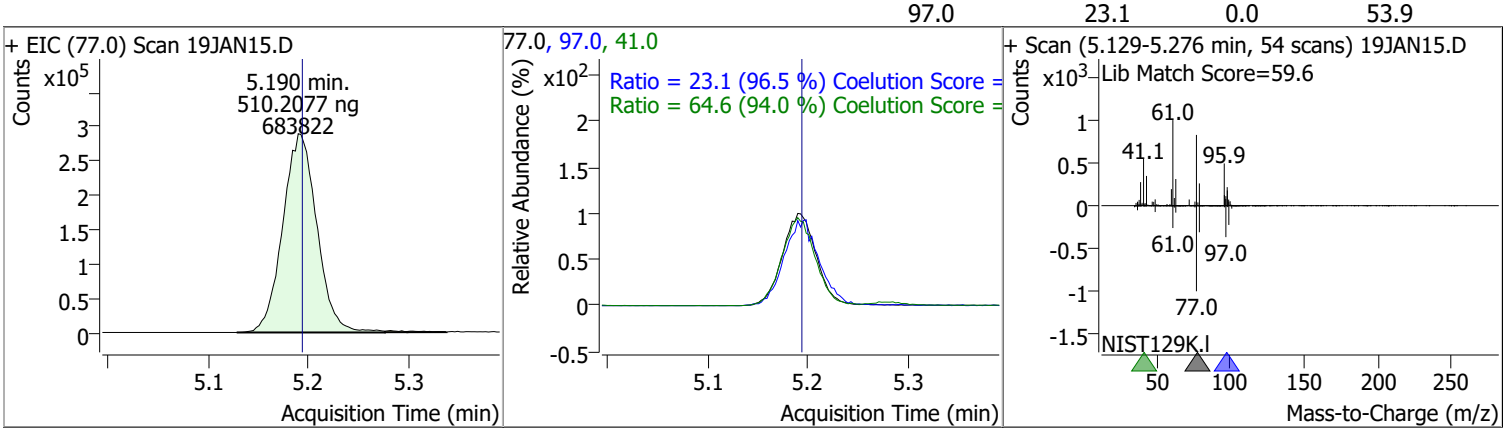

Compound	Conc.	RT	Dev(Min)	Resp.	QIon	QRatio	Lower	Upper
cis-1,2-Dichloroethene	533.8672	5.21	0.00	513671	61.0	162.9	130.4	190.4
					98.0	63.7	36.2	96.2

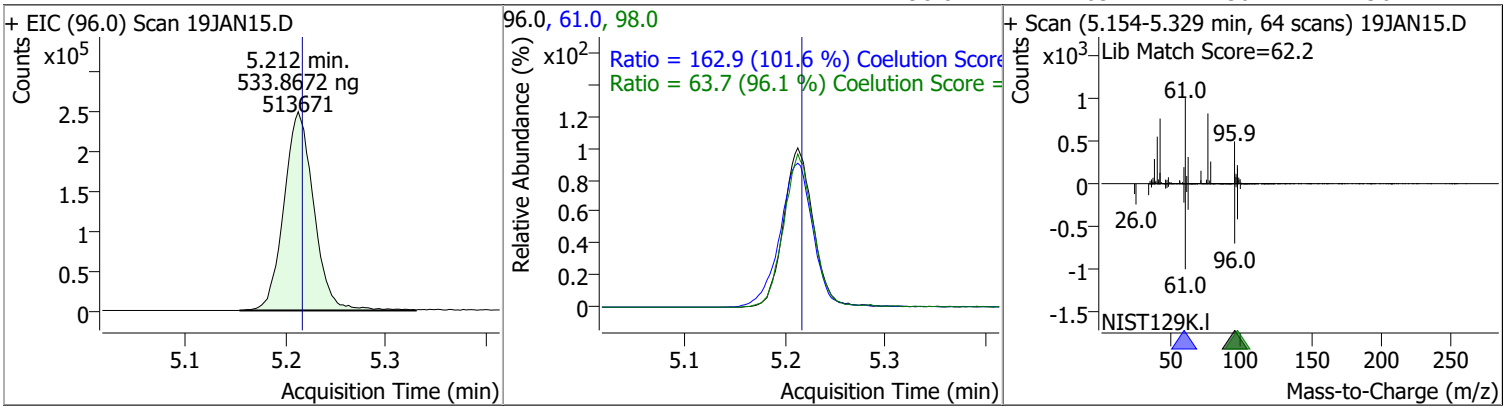

Compound	Conc.	RT	Dev(Min)	Resp.	QIon	QRatio	Lower	Upper
Methyl ethyl ketone	5412.5869	5.28	0.00	752615	72.0	20.8	0.0	50.6

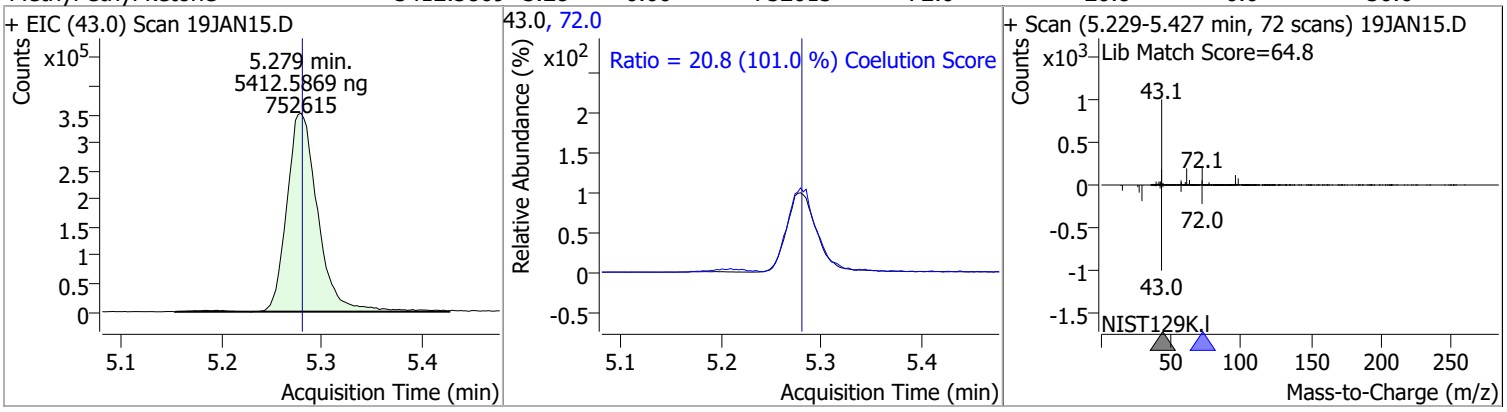

Compound	Conc.	RT	Dev(Min)	Resp.	QIon	QRatio	Lower	Upper
Bromochloromethane	491.8934	5.52	0.00	195140	49.0	190.5	152.2	212.2

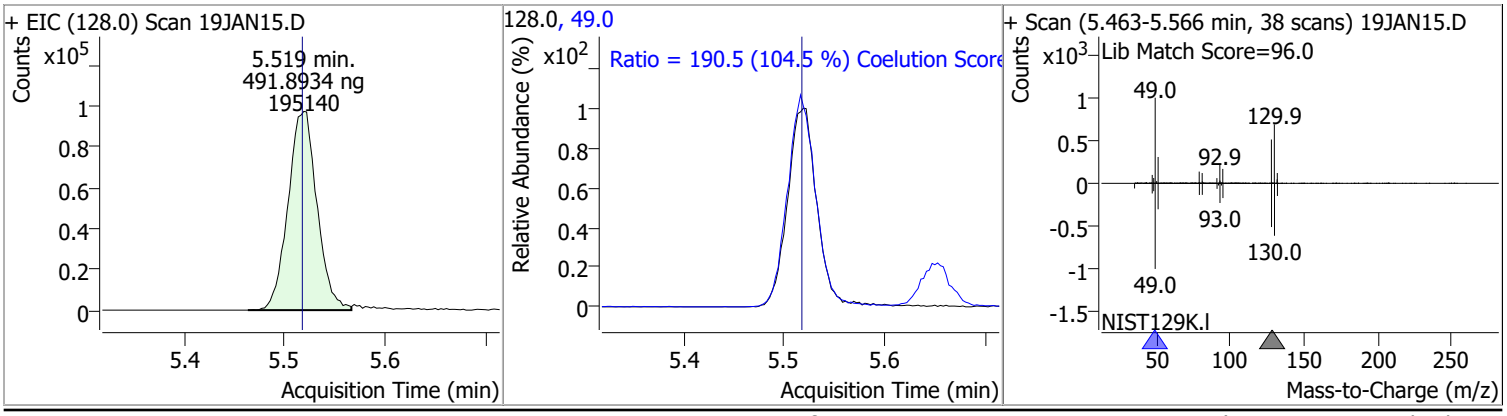

Compound	Conc.	RT	Dev(Min)	Resp.	QIon	QRatio	Lower	Upper
Chloroform	495.3045	5.65	0.00	879544	85.0	65.5	36.2	96.2

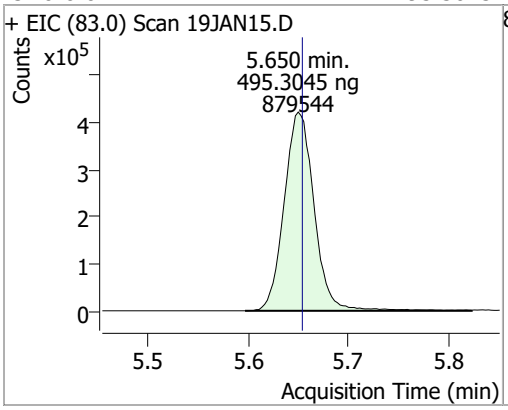

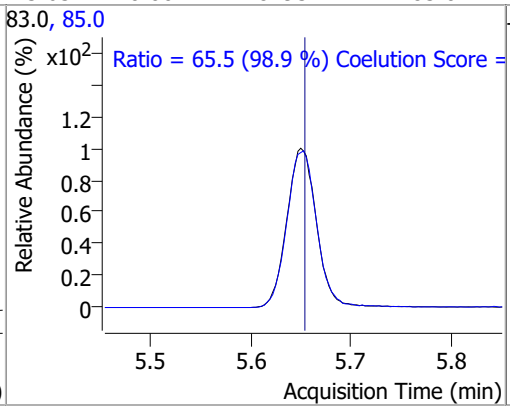

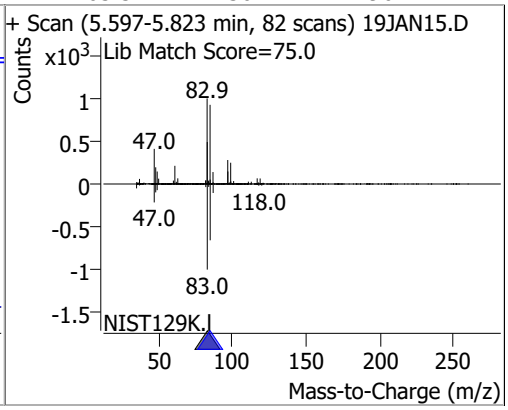

Compound	Conc.	RT	Dev(Min)	Resp.	QIon	QRatio	Lower	Upper
1,1,1-Trichloroethane	526.9948	5.83	0.00	863441	99.0	64.3	33.1	93.1
					61.0	46.9	19.1	79.1

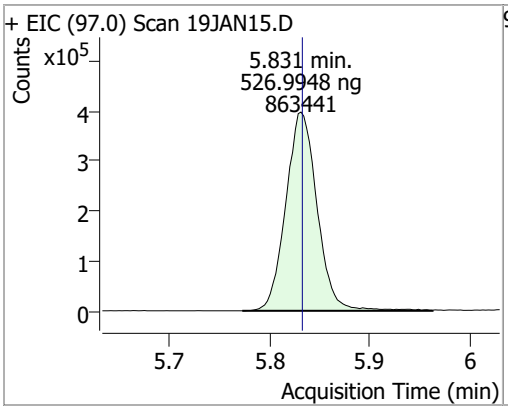

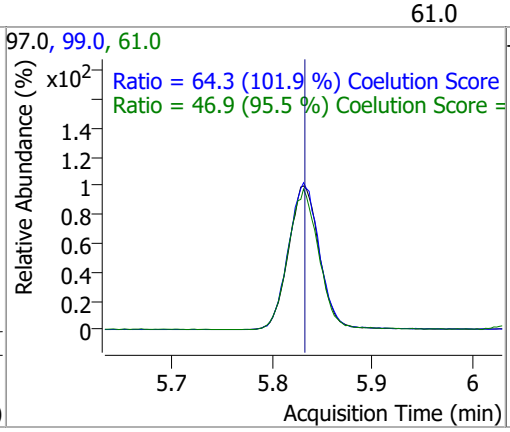

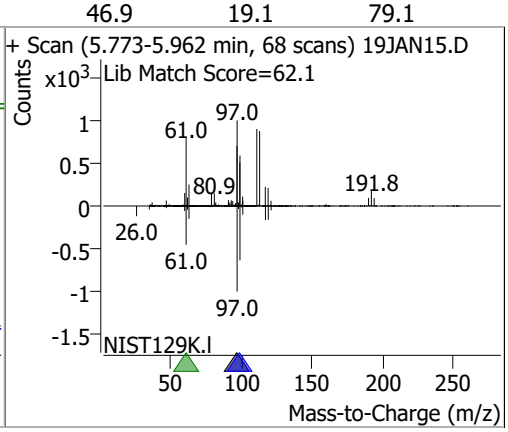

Compound	Conc.	RT	Dev(Min)	Resp.	QIon	QRatio	Lower	Upper
Dibromofluoromethane	506.2357	5.85	-0.01	448615	191.5	21.8	0.0	53.2

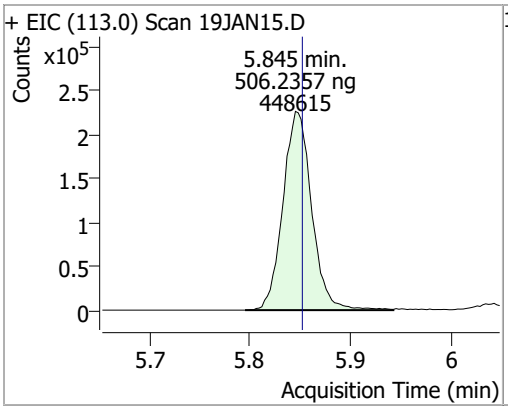

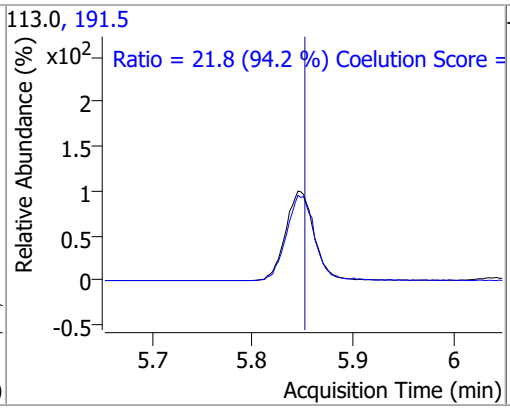

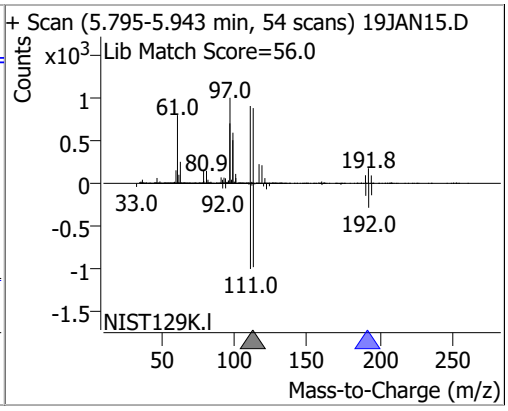

Compound	Conc.	RT	Dev(Min)	Resp.	QIon	QRatio	Lower	Upper
Carbon tetrachloride	535.6026	6.03	0.00	851101	119.0	95.4	67.6	127.6
					121.0	30.8	0.7	60.7

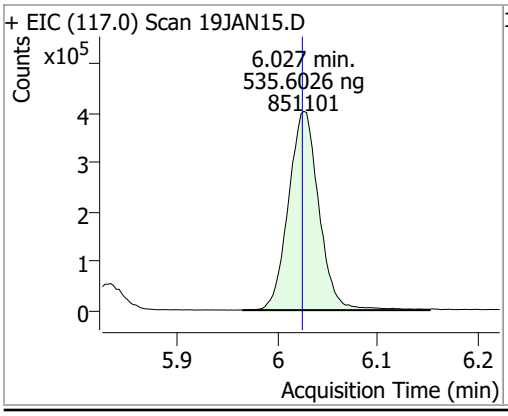

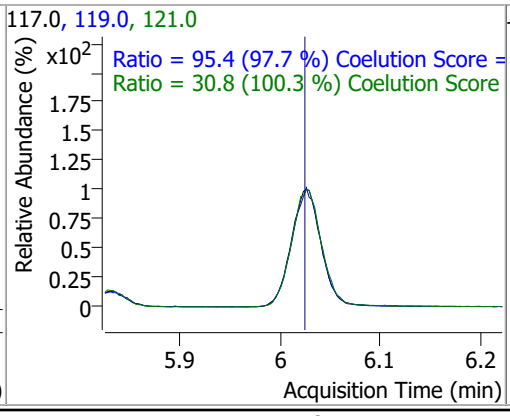

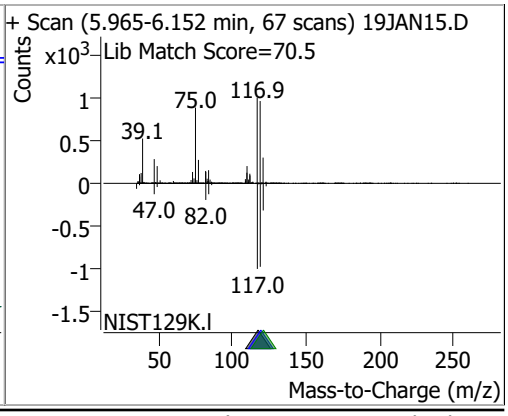

Compound	Conc.	RT	Dev(Min)	Resp.	QIon	QRatio	Lower	Upper
1,1-Dichloropropene	561.8648	6.04	0.00	746500	110.0	36.6	5.6	65.6
					77.0	31.2	1.0	61.0

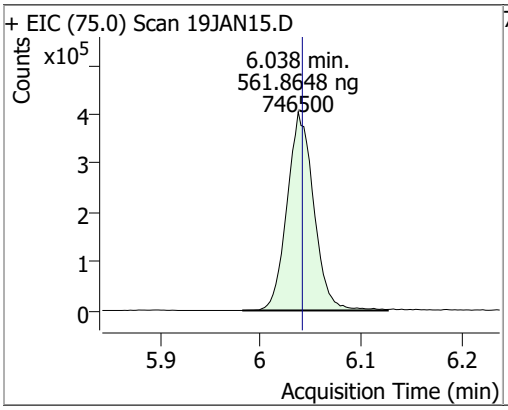

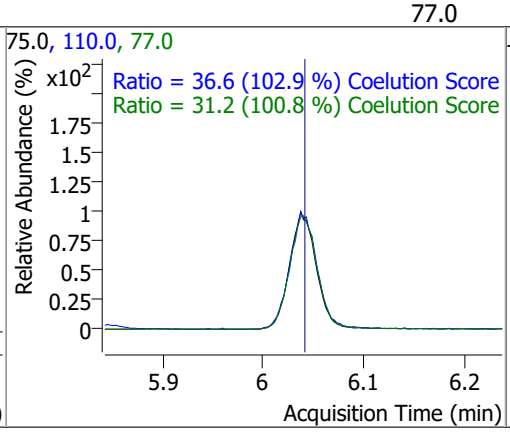

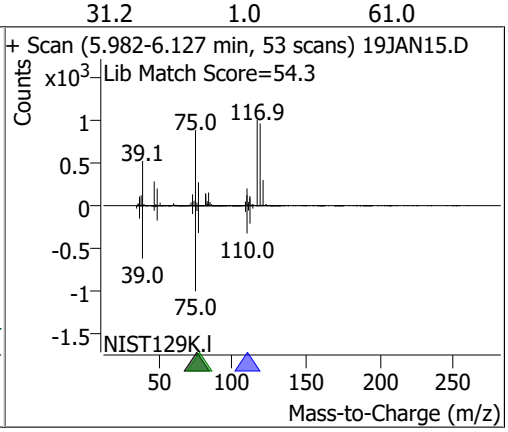

Compound	Conc.	RT	Dev(Min)	Resp.	QIon	QRatio	Lower	Upper
1,2-Dichloroethane-d4	499.2690	6.23	0.00	191123	65.0	196.3	162.8	222.8

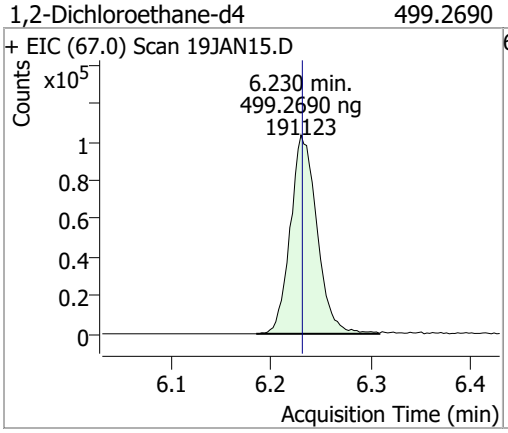

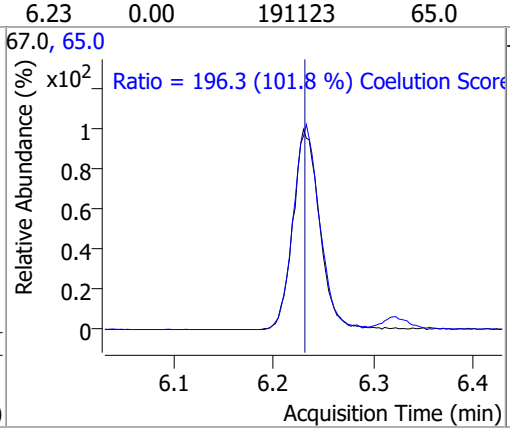

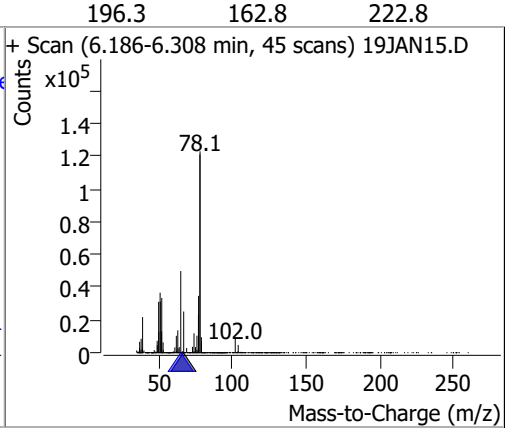

Compound	Conc.	RT	Dev(Min)	Resp.	QIon	QRatio	Lower	Upper
Benzene	523.4472	6.28	0.00	1913180	77.0	23.7	0.0	53.3

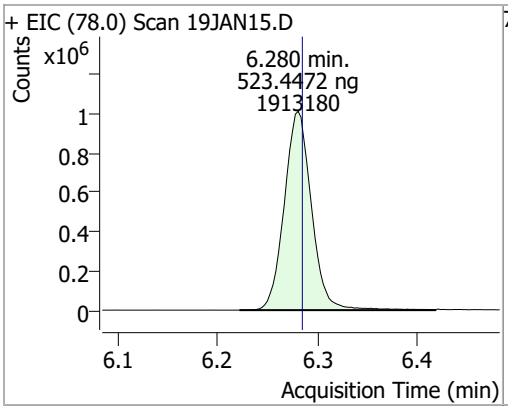

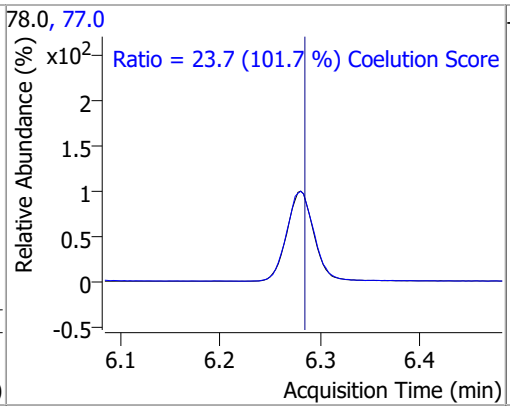

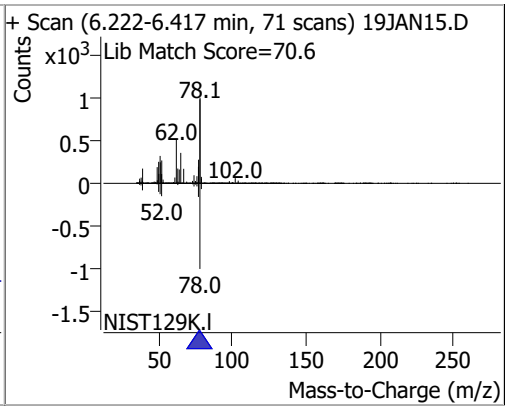

Compound	Conc.	RT	Dev(Min)	Resp.	QIon	QRatio	Lower	Upper
1,2-Dichloroethane	494.9057	6.32	0.00	499614	64.0	30.6	2.2	62.2
					98.0	7.7	0.0	38.2

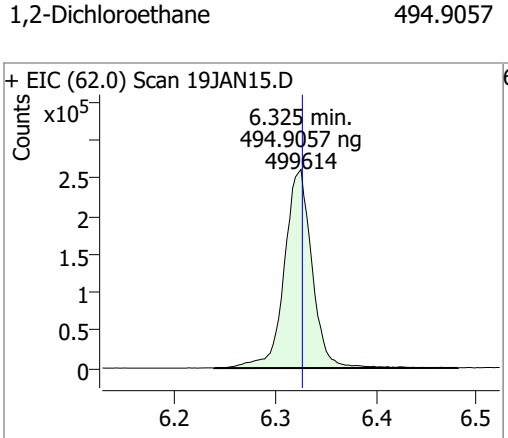

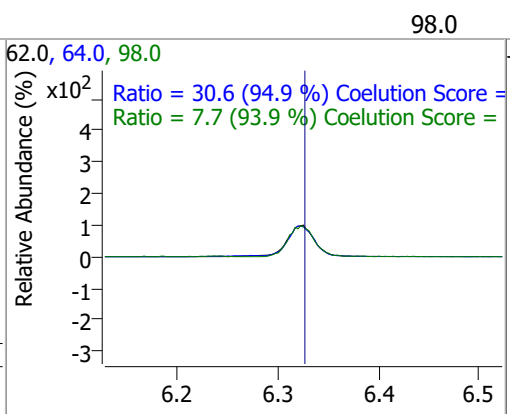

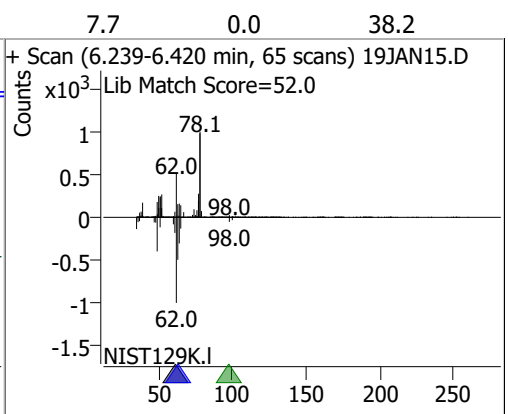

Compound	Conc.	RT	Dev(Min)	Resp.	QIon	QRatio	Lower	Upper
Trichloroethene	530.3320	7.03	0.00	553822	130.0	105.1	75.6	135.6
					97.0	64.1	35.7	95.7

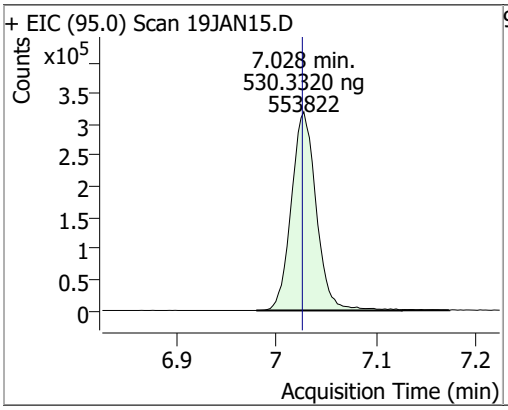

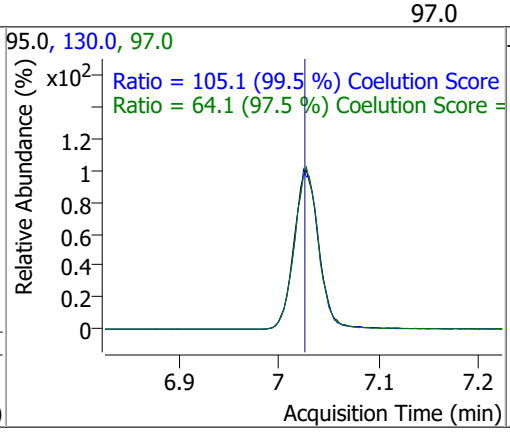

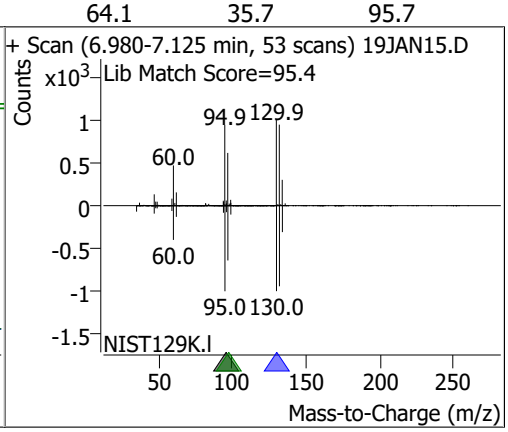

Compound	Conc.	RT	Dev(Min)	Resp.	QIon	QRatio	Lower	Upper
1,2-Dichloropropane	533.9834	7.27	0.00	490282	76.0	37.1	9.8	69.8

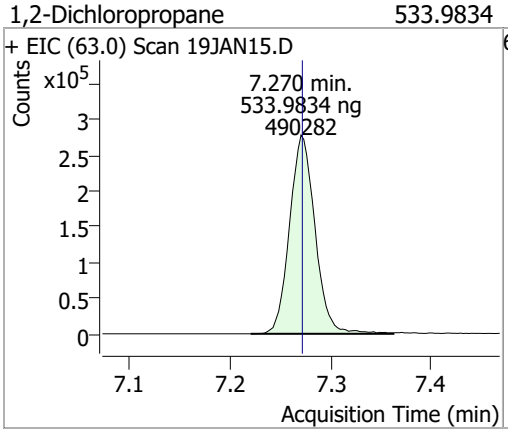

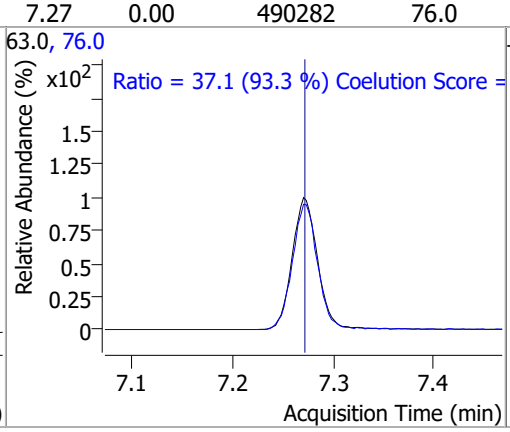

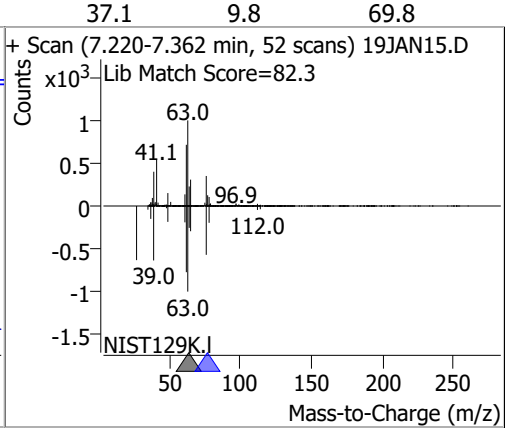

Compound	Conc.	RT	Dev(Min)	Resp.	QIon	QRatio	Lower	Upper
Dibromomethane	509.9818	7.39	-0.01	197367	173.5	108.9	78.2	138.2
					95.0	83.0	54.5	114.5

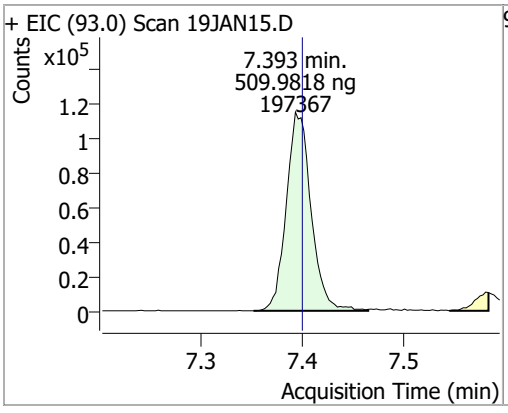

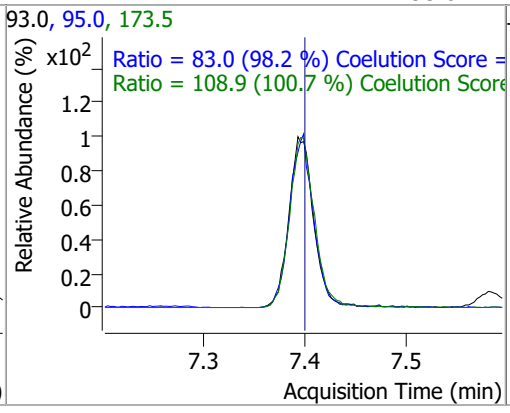

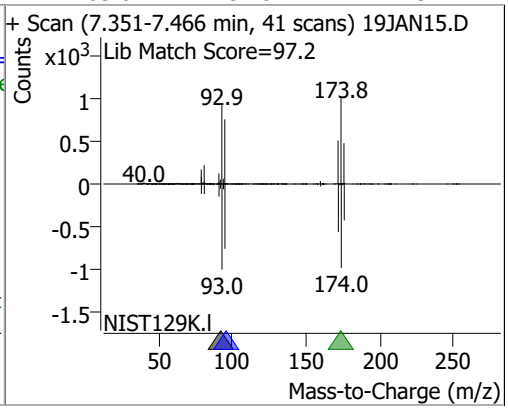

Compound	Conc.	RT	Dev(Min)	Resp.	QIon	QRatio	Lower	Upper
Bromodichloromethane	516.1211	7.59	0.01	561671	85.0	65.4	36.3	96.3
					127.0	9.6	0.0	39.5

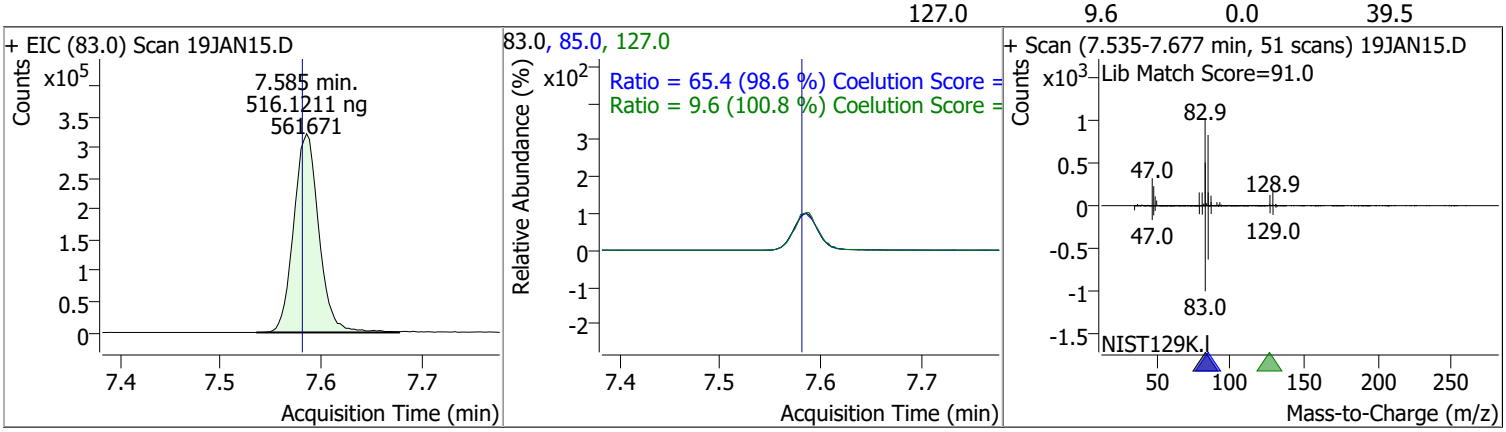

Compound	Conc.	RT	Dev(Min)	Resp.	QIon	QRatio	Lower	Upper
cis-1,3-Dichloropropene	557.7775	8.06	0.00	666084	39.0	52.3	22.5	82.5
					77.0	31.7	1.8	61.8

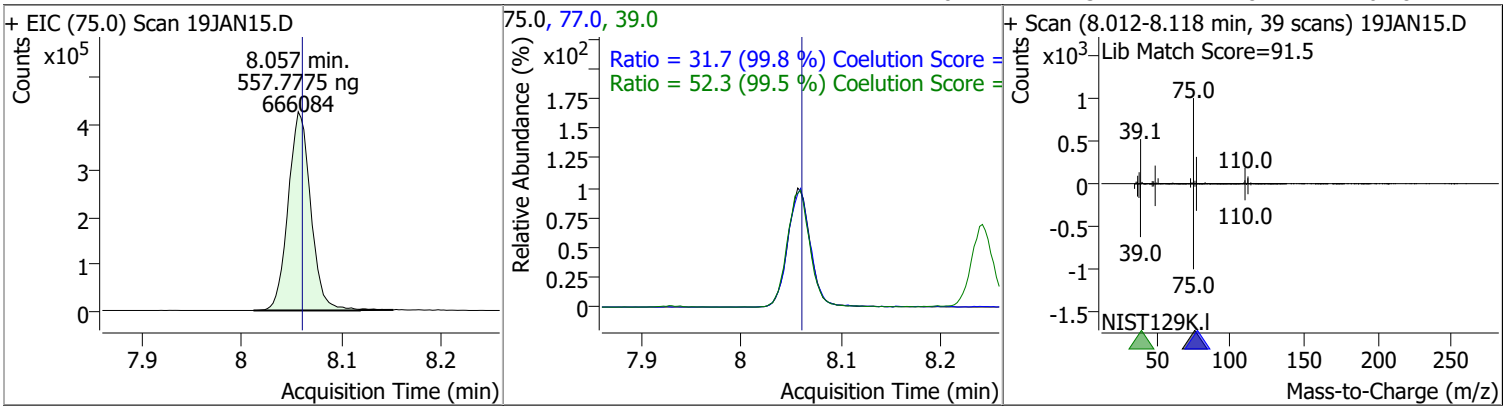

Compound	Conc.	RT	Dev(Min)	Resp.	QIon	QRatio	Lower	Upper
Toluene-d8	536.5850	8.32	0.00	1826060	100.0	64.2	34.3	94.3
					99.0	9.5	0.0	39.2

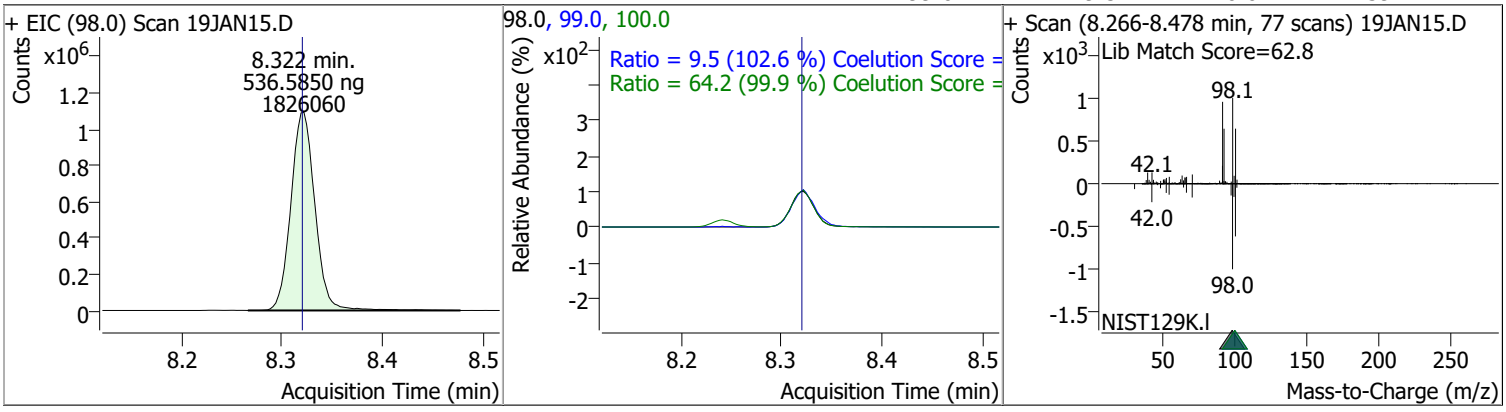

Compound	Conc.	RT	Dev(Min)	Resp.	QIon	QRatio	Lower	Upper
Toluene	539.6763	8.39	0.00	1224192	91.0	173.6	144.1	204.1

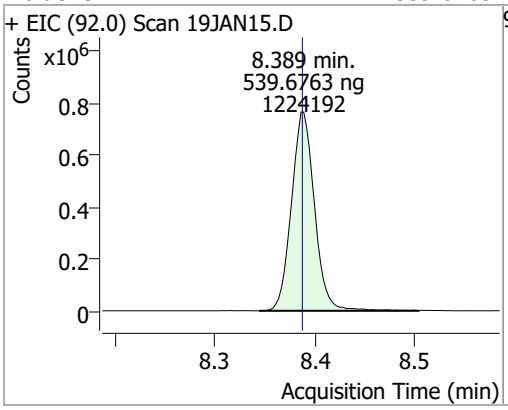

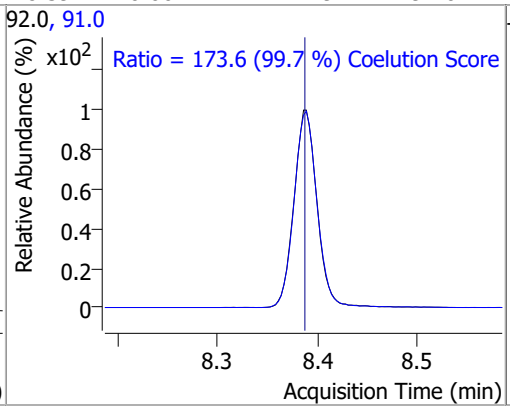

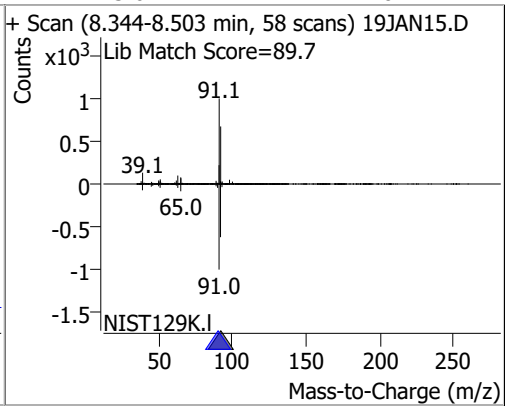

Compound	Conc.	RT	Dev(Min)	Resp.	QIon	QRatio	Lower	Upper
trans-1,3-Dichloropropene	547.9867	8.64	0.00	477330	39.0	50.7	23.0	83.0
					77.0	31.7	1.0	61.0

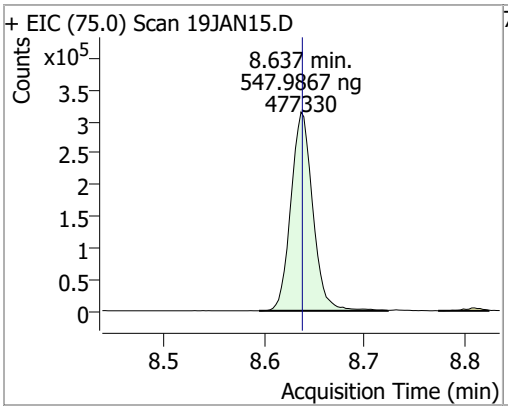

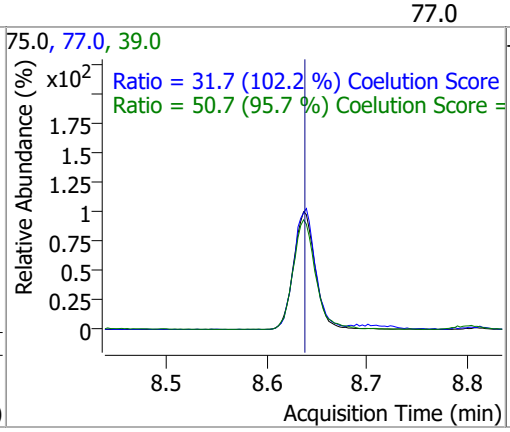

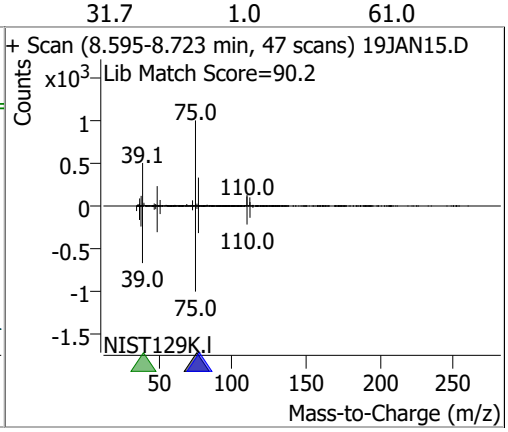

Compound	Conc.	RT	Dev(Min)	Resp.	QIon	QRatio	Lower	Upper
1,1,2-Trichloroethane	515.7192	8.82	0.00	228423	97.0	113.4	80.7	140.7
					85.0	64.9	30.7	90.7

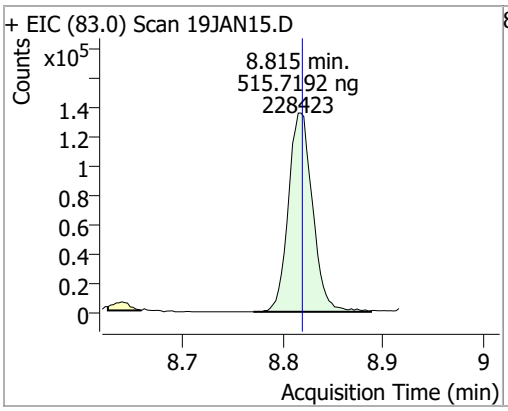

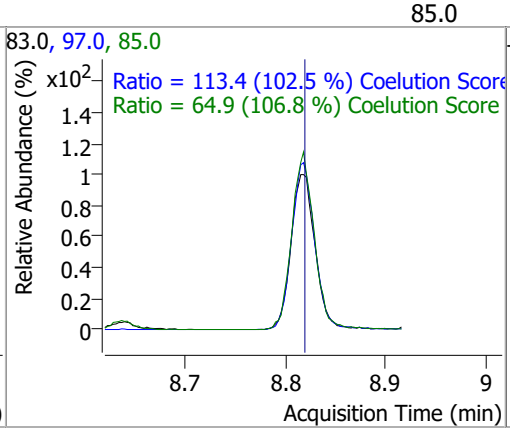

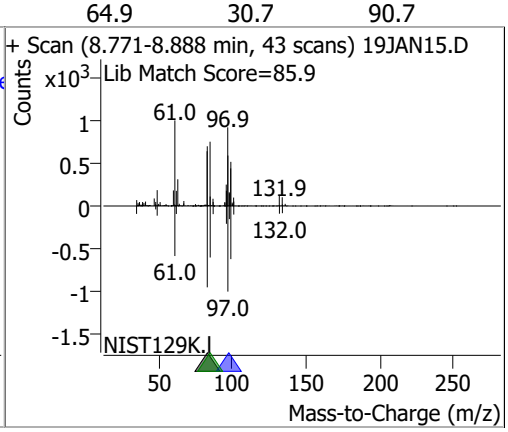

Compound	Conc.	RT	Dev(Min)	Resp.	QIon	QRatio	Lower	Upper
Tetrachloroethene	528.4090	8.94	0.00	486052	165.8	128.0	96.1	156.1
					129.0	90.7	60.5	120.5

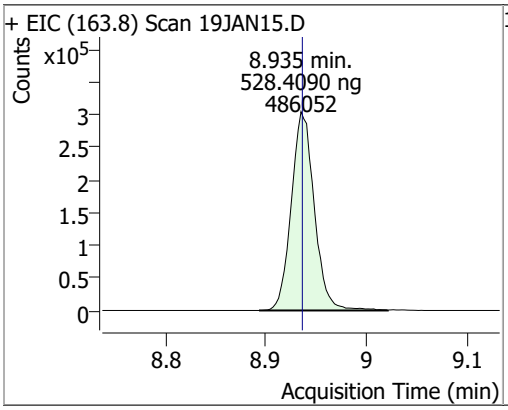

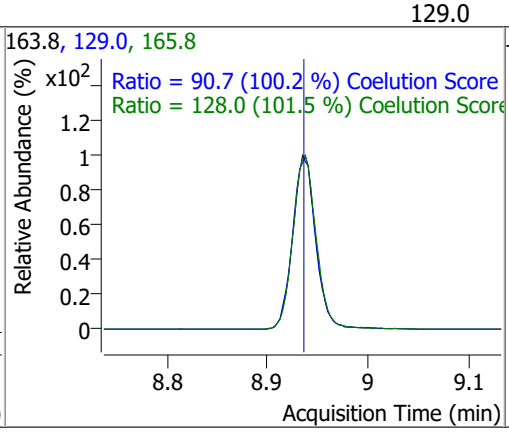

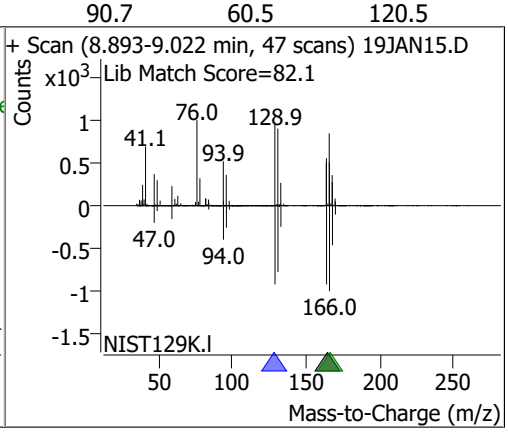

Compound	Conc.	RT	Dev(Min)	Resp.	QIon	QRatio	Lower	Upper
1,3-Dichloropropane	522.4977	8.98	0.00	468322	78.0	32.4	2.4	62.4

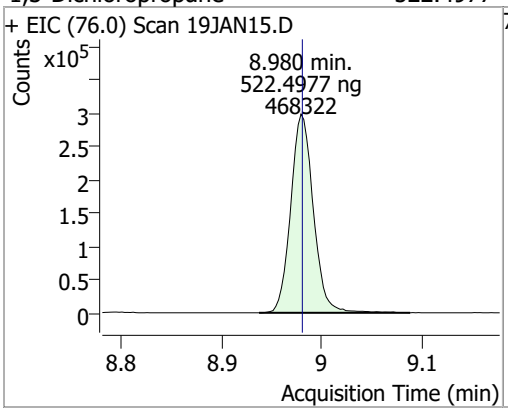

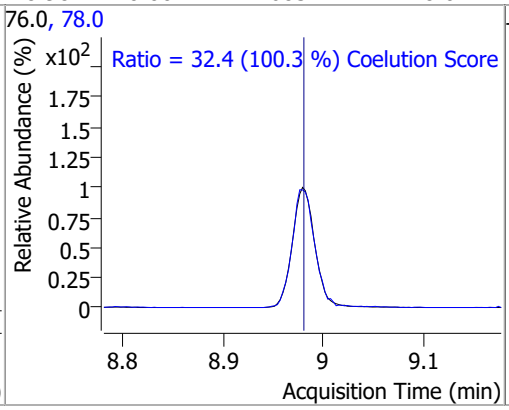

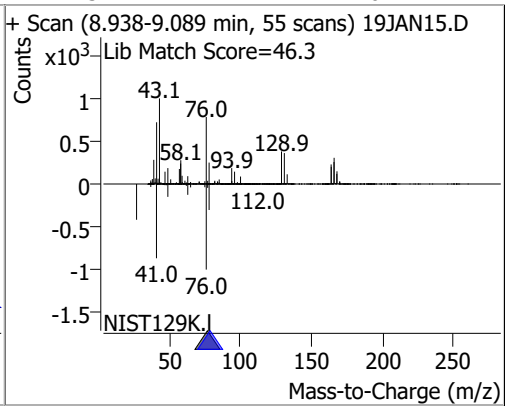

Compound	Conc.	RT	Dev(Min)	Resp.	QIon	QRatio	Lower	Upper
Chlorodibromomethane	519.3572	9.20	0.00	370474	127.0	77.6	47.2	107.2

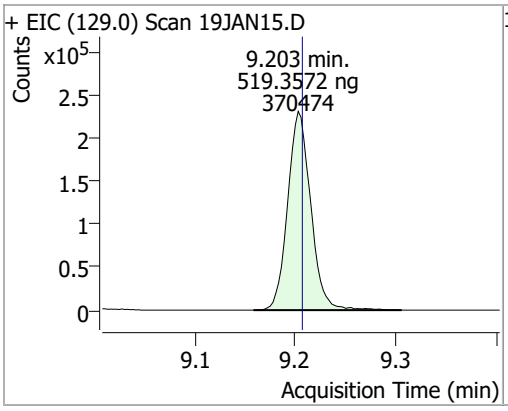

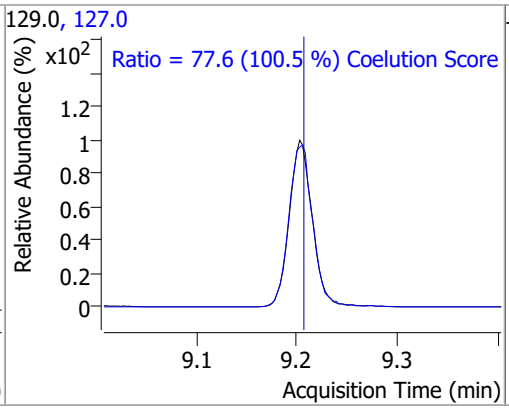

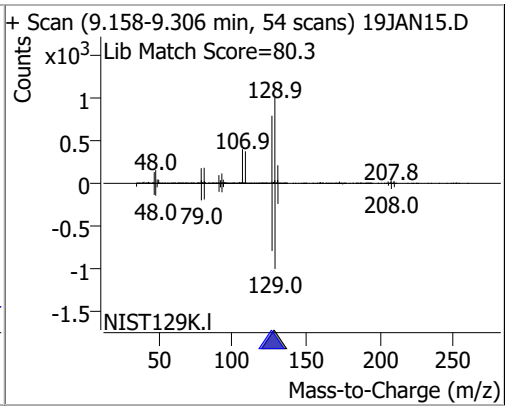

Compound	Conc.	RT	Dev(Min)	Resp.	QIon	QRatio	Lower	Upper
1,2-Dibromoethane	518.7332	9.30	0.00	253758	109.0	95.2	61.5	121.5

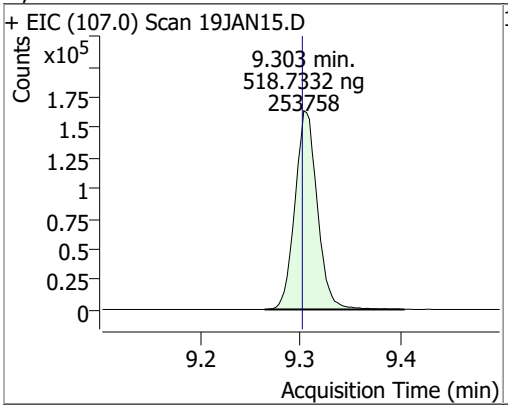

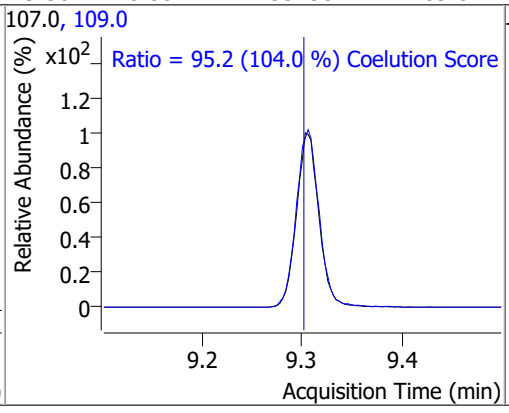

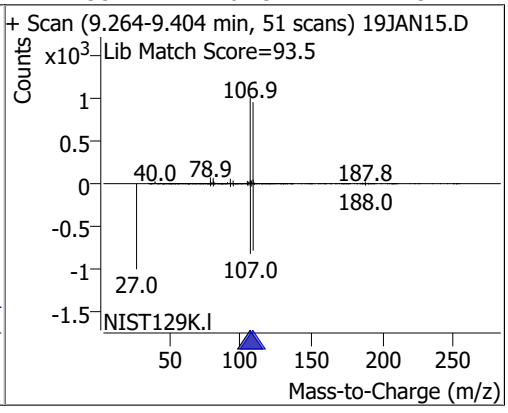

Compound	Conc.	RT	Dev(Min)	Resp.	QIon	QRatio	Lower	Upper
Chlorobenzene	522.0725	9.80	0.00	1298233	114.0	32.4	2.2	62.2

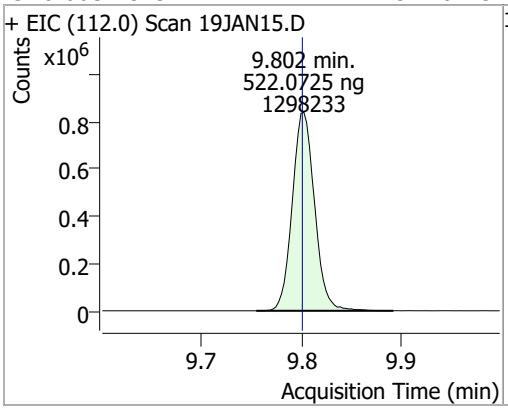

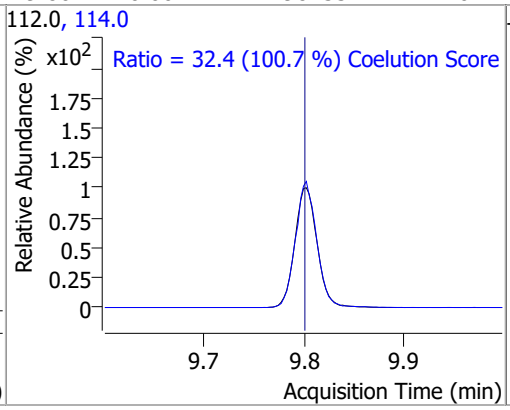

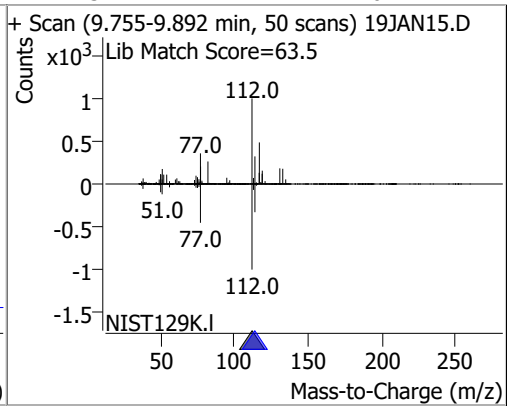

Compound	Conc.	RT	Dev(Min)	Resp.	QIon	QRatio	Lower	Upper
1,1,1,2-Tetrachloroethane	519.5010	9.89	0.00	453261	133.0	98.0	65.3	125.3

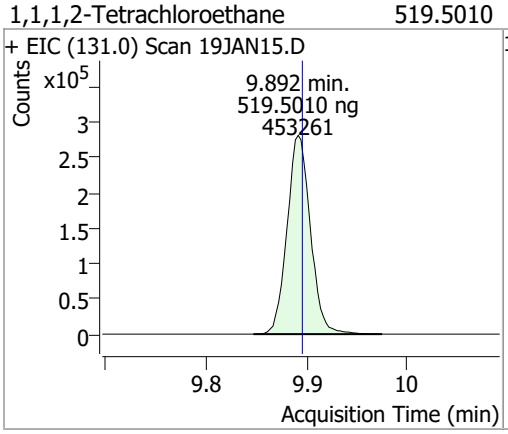

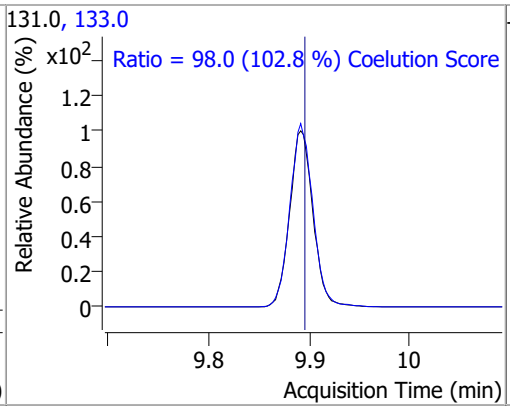

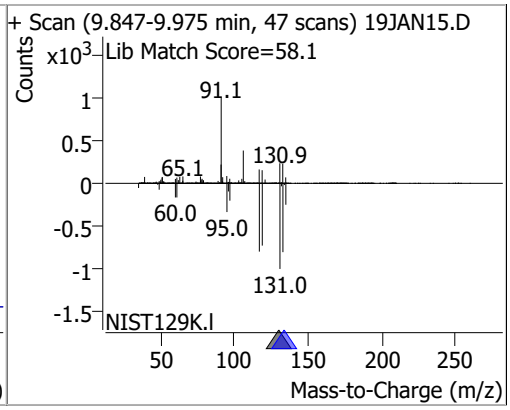

Compound	Conc.	RT	Dev(Min)	Resp.	QIon	QRatio	Lower	Upper
Ethylbenzene	492.0069	9.92	0.00	2354058	106.0	31.5	1.7	61.7

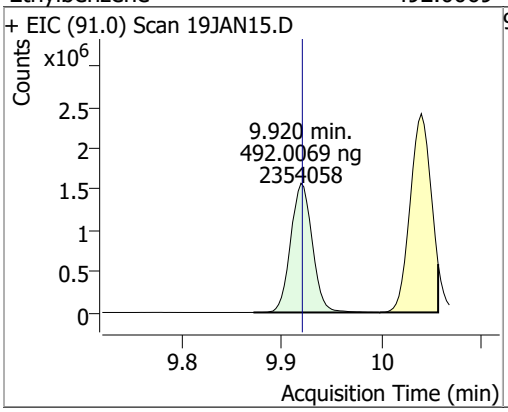

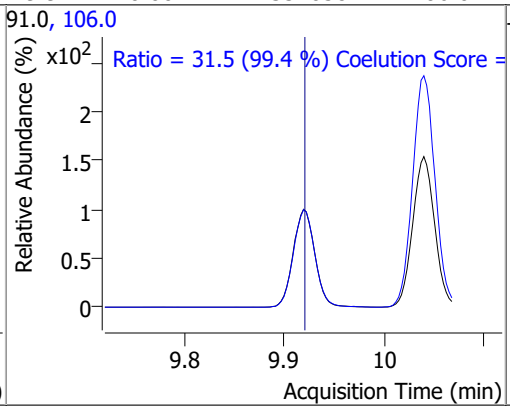

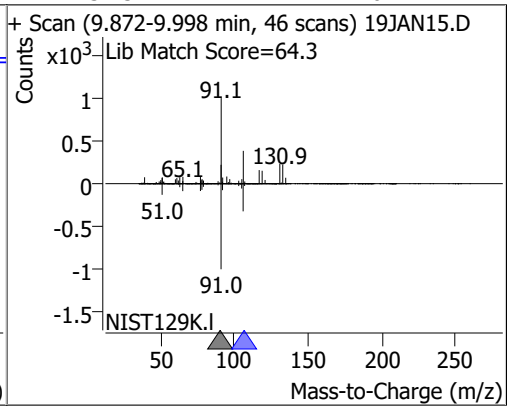

Compound	Conc.	RT	Dev(Min)	Resp.	QIon	QRatio	Lower	Upper
m+p-Xylenes	982.9557	10.04	0.00	1838610	91.0	201.3	170.7	230.7

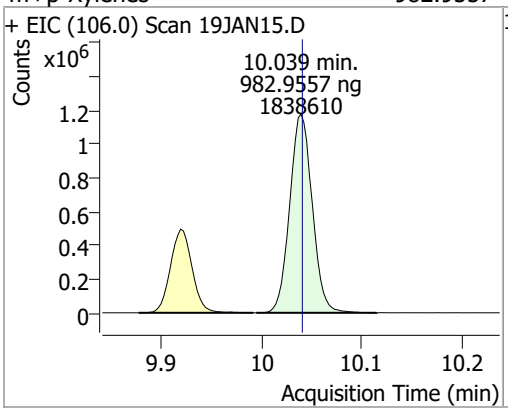

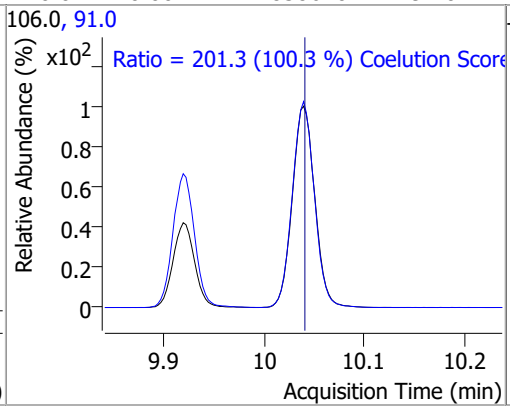

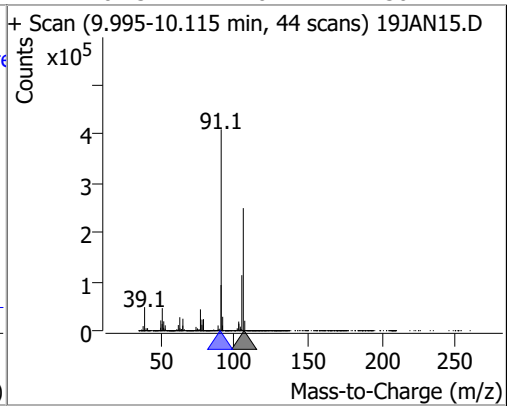

Compound	Conc.	RT	Dev(Min)	Resp.	QIon	QRatio	Lower	Upper
o-Xylene	490.5696	10.43	0.00	822173	91.0	213.1	181.4	241.4

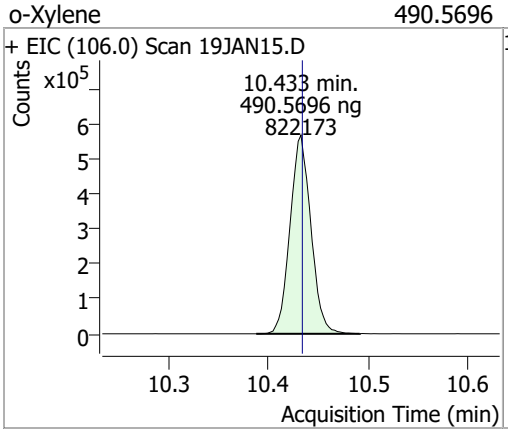

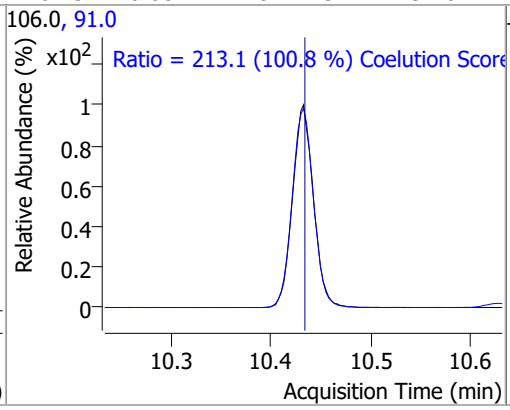

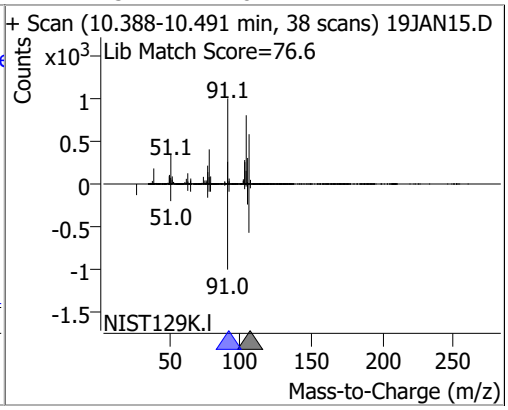

Compound	Conc.	RT	Dev(Min)	Resp.	QIon	QRatio	Lower	Upper
Styrene	489.9958	10.45	0.00	1332807	78.0	50.6	20.6	80.6

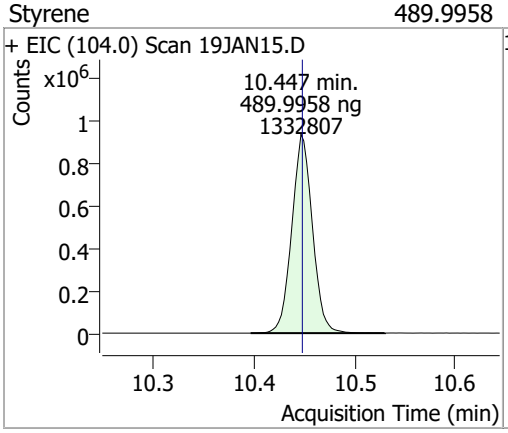

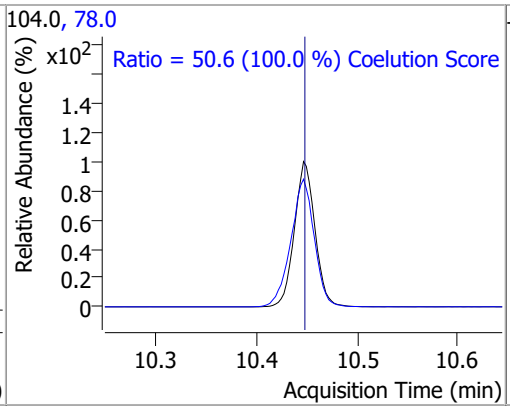

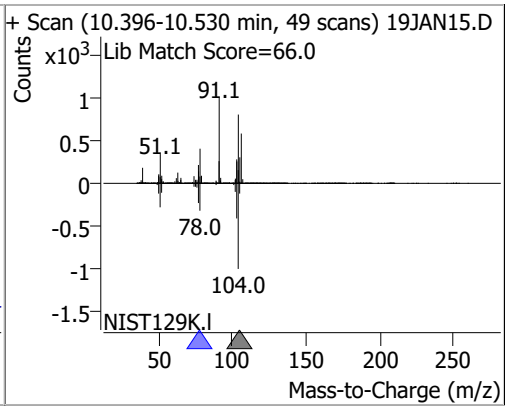

Compound	Conc.	RT	Dev(Min)	Resp.	QIon	QRatio	Lower	Upper
Bromoform	507.0612	10.63	0.00	198345	170.5	50.5	20.3	80.3
					174.5	48.4	18.1	78.1

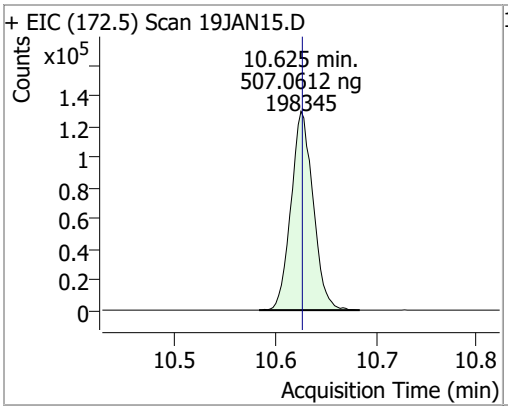

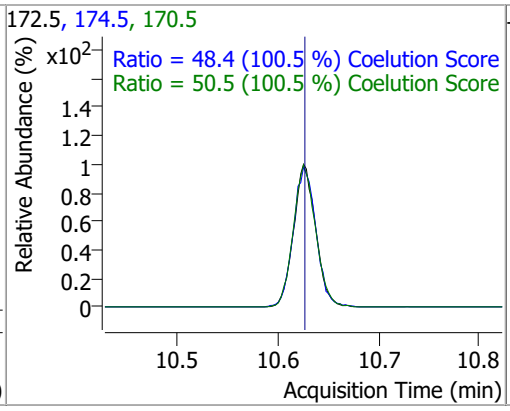

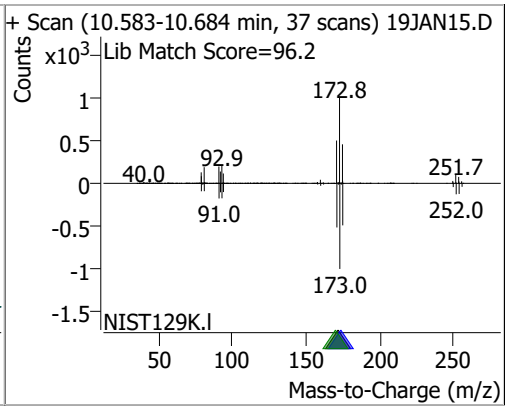

Compound	Conc.	RT	Dev(Min)	Resp.	QIon	QRatio	Lower	Upper
p-Bromofluorobenzene	531.1436	10.95	0.00	572482	174.0	94.9	65.3	125.3
					176.0	91.8	63.3	123.3

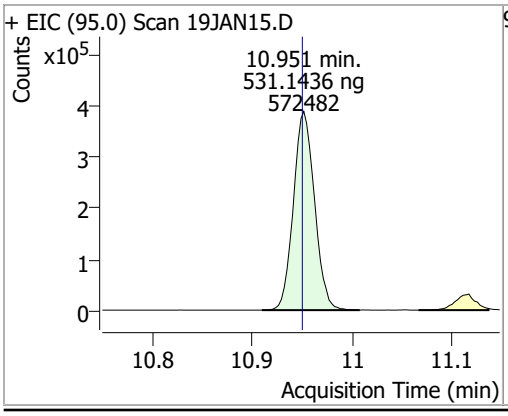

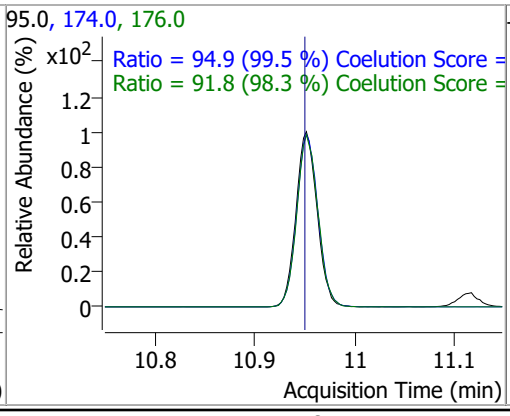

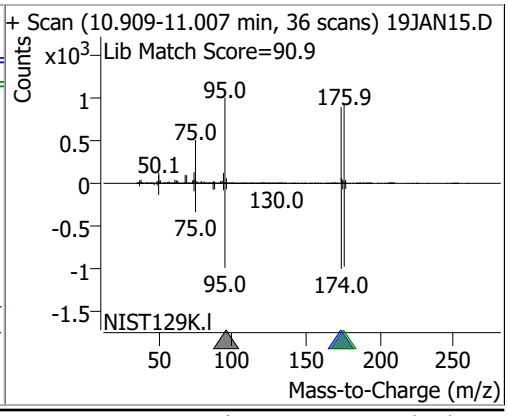

Compound	Conc.	RT	Dev(Min)	Resp.	QIon	QRatio	Lower	Upper
Bromobenzene	527.1176	11.09	0.00	501025	77.0	142.2	113.5	173.5
					158.0	97.7	66.1	126.1

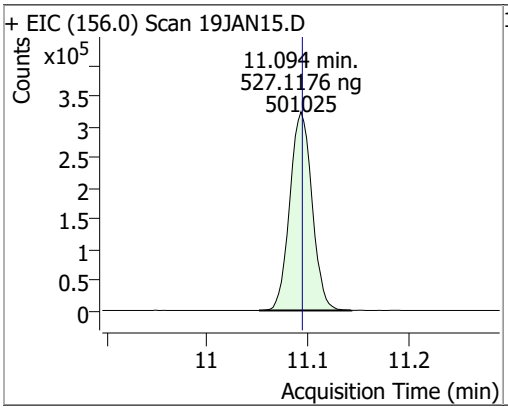

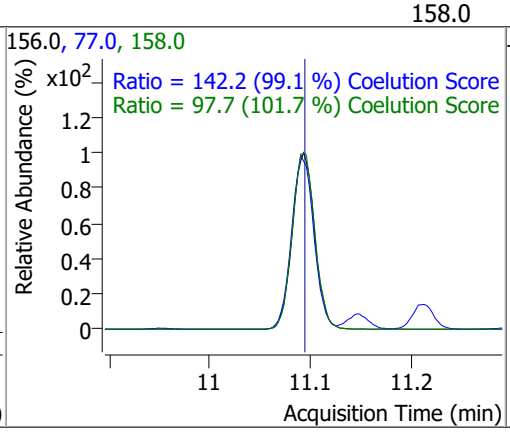

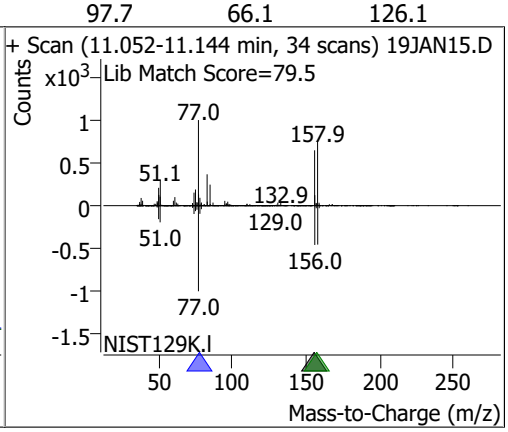

Compound	Conc.	RT	Dev(Min)	Resp.	QIon	QRatio	Lower	Upper
1,1,2,2-Tetrachloroethane	503.7746	11.11	0.00	273124	85.0	64.0	33.3	93.3

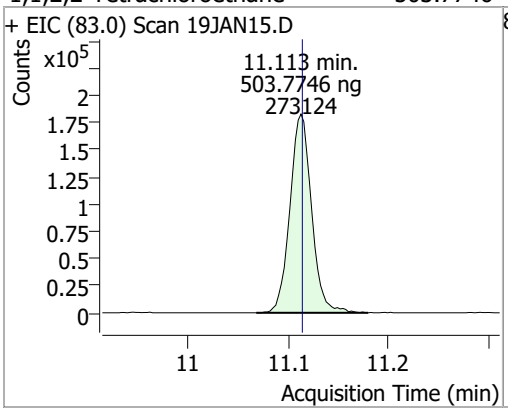

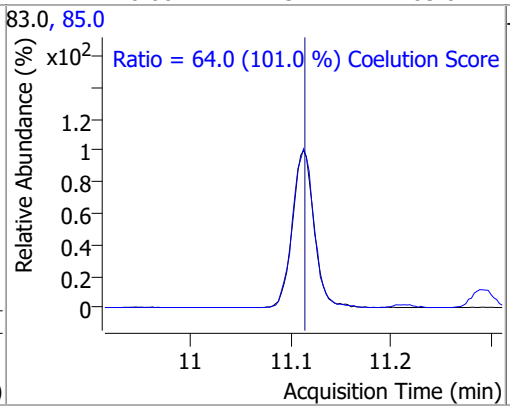

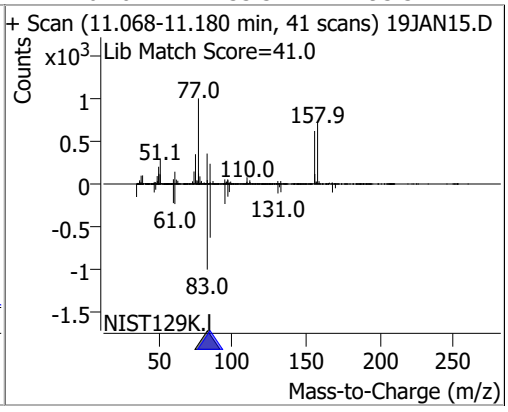

Compound	Conc.	RT	Dev(Min)	Resp.	QIon	QRatio	Lower	Upper
1,2,3-Trichloropropane	499.7018	11.15	0.00	71179	112.0	63.3	35.8	95.8

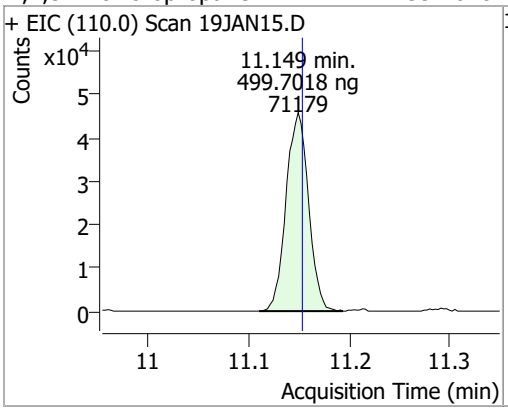

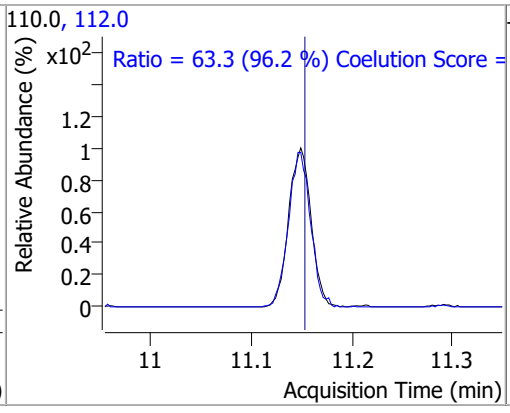

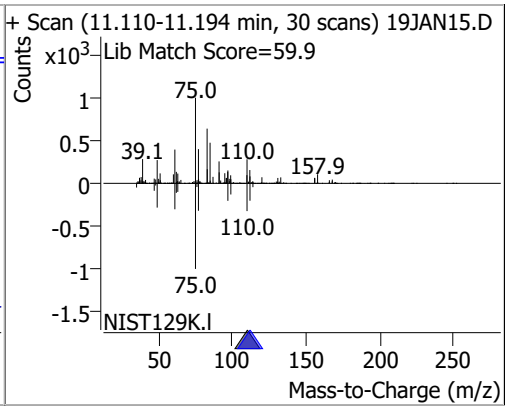

Compound	Conc.	RT	Dev(Min)	Resp.	QIon	QRatio	Lower	Upper
2-Chlorotoluene	538.4753	11.29	0.00	506556	91.0	281.0	246.2	306.2

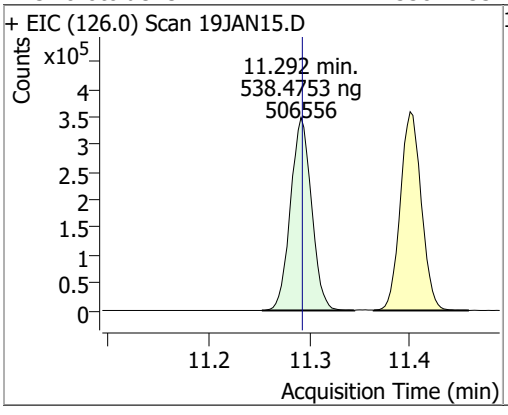

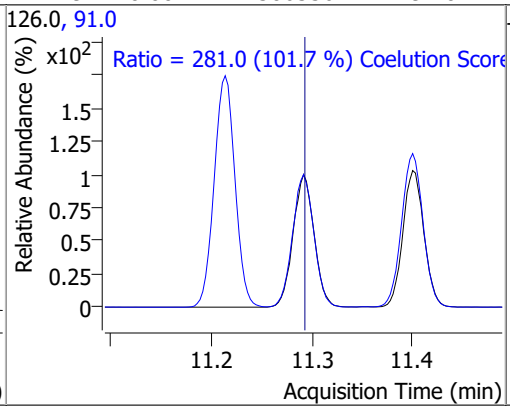

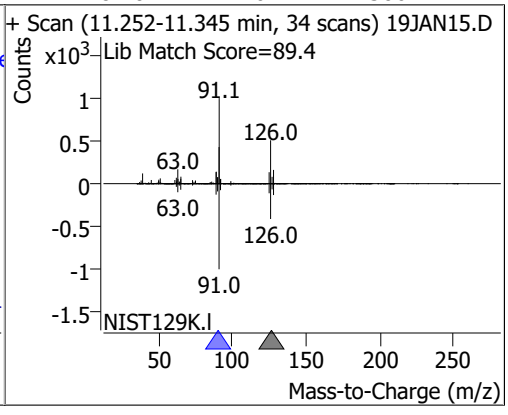

Compound	Conc.	RT	Dev(Min)	Resp.	QIon	QRatio	Lower	Upper
4-Chlorotoluene	545.2370	11.40	0.00	1661293	126.0	31.5	1.3	61.3

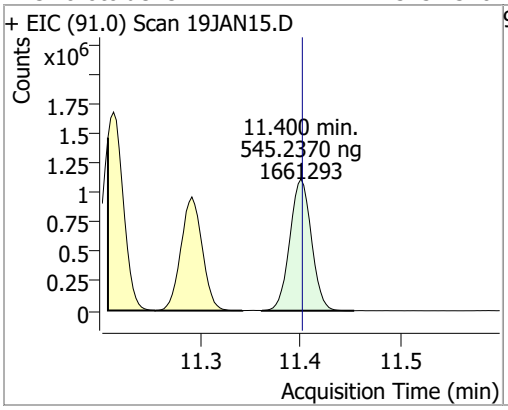

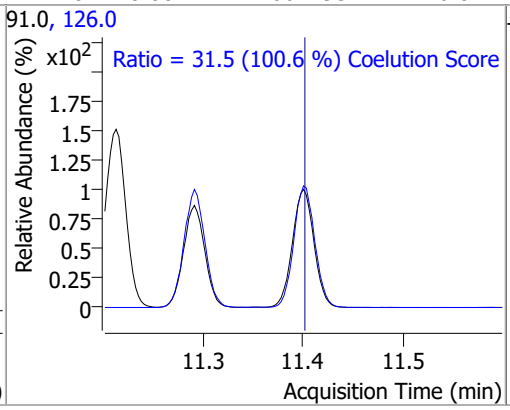

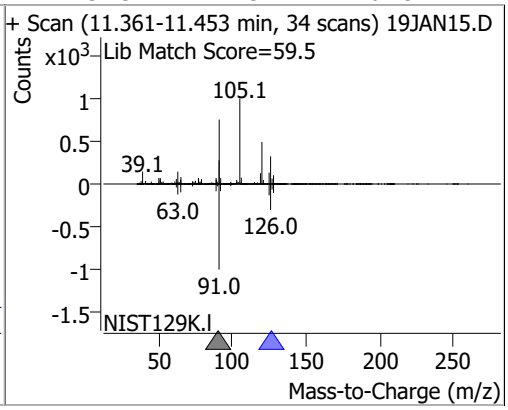

Compound	Conc.	RT	Dev(Min)	Resp.	QIon	QRatio	Lower	Upper
1,3-Dichlorobenzene	519.9029	12.03	0.00	895336	148.0	63.7	32.8	92.8
					111.0	39.4	8.7	68.7

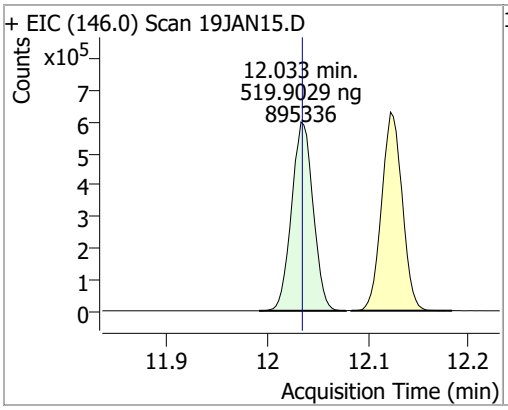

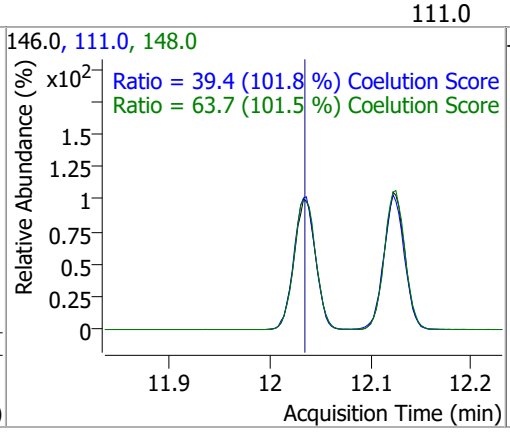

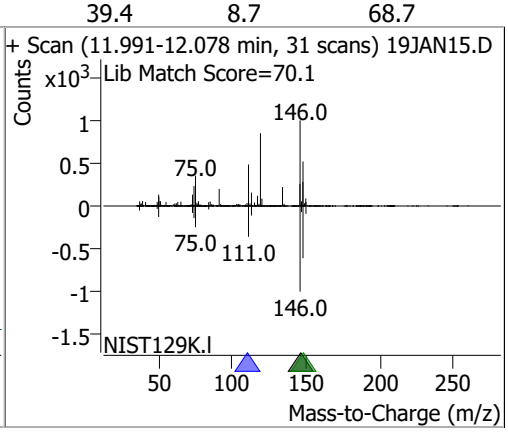

Compound	Conc.	RT	Dev(Min)	Resp.	QIon	QRatio	Lower	Upper
1,4-Dichlorobenzene	512.3936	12.12	0.00	899595	148.0	64.3	33.7	93.7
					111.0	38.0	8.7	68.7

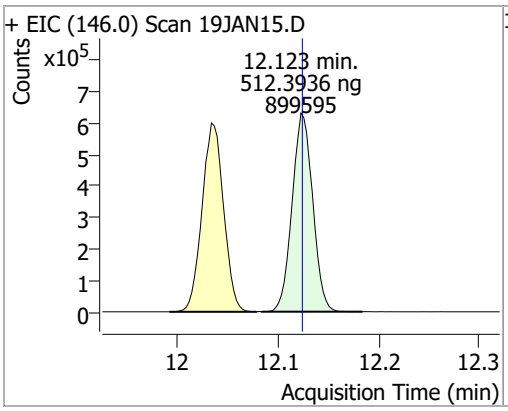

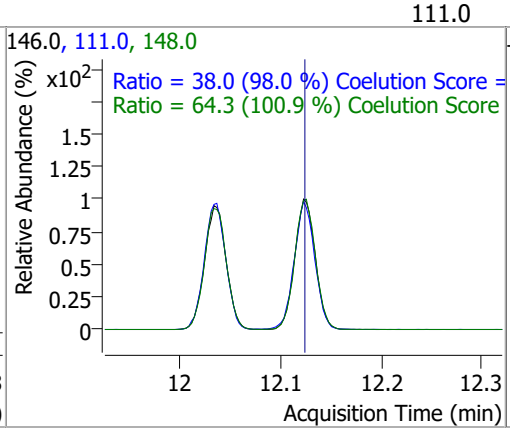

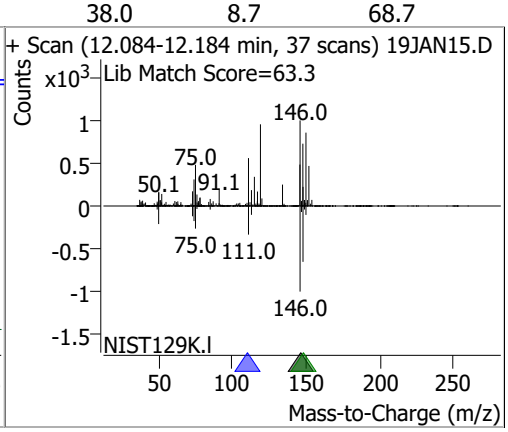

Quantitation Results Report (QT Reviewed)

Compound	Conc.	RT	Dev(Min)	Resp.	QIon	QRatio	Lower	Upper
1,2-Dichlorobenzene	524.0336	12.49	0.00	753439	148.0	63.4	31.9	91.9
					111.0	40.1	9.5	69.5

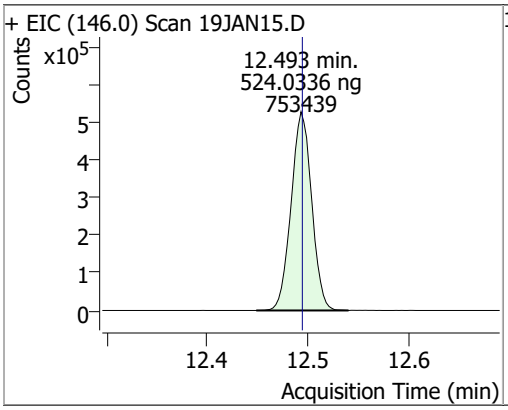

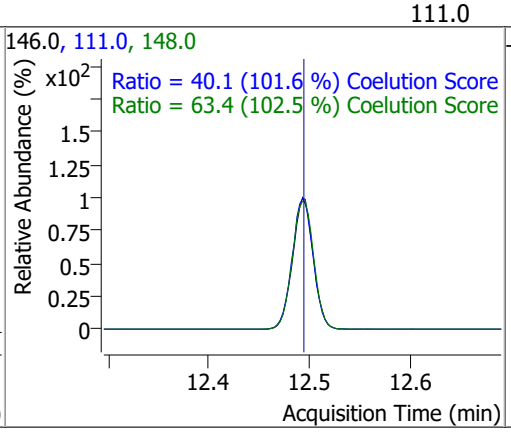

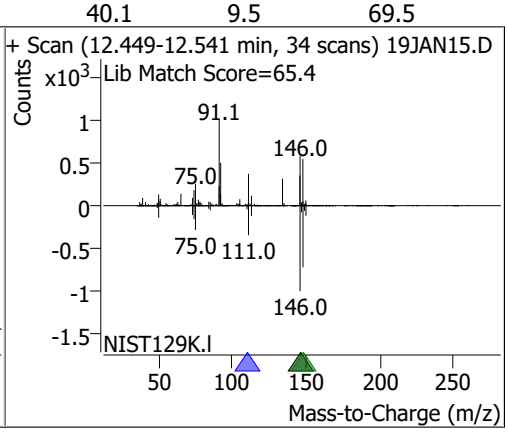

Quantitation Results Report (QT Reviewed)

Data File	19JAN17.D	Operator	MSC
Acq. Method	5975CACQF.M	Acq. Date-Time	1/19/2022 4:42:15 PM
Sample Name	ICV011922_	Instrument	VOA5975C
Vial	17	Multiplier	1.00
DA Method File	VOA5975C_8260B_SHT_DoD_L4_011922.m	Comment	
Tune File	BFB_Atune3.u	Tune Date	10/11/2021 4:02:00 PM
Batch Name	VG011922_8260B.batch.bin	Last Calib Update	1/20/2022 9:28:12 AM
Ref Library	\\MASSHUNTER\Org\Library\NIST129K.l		

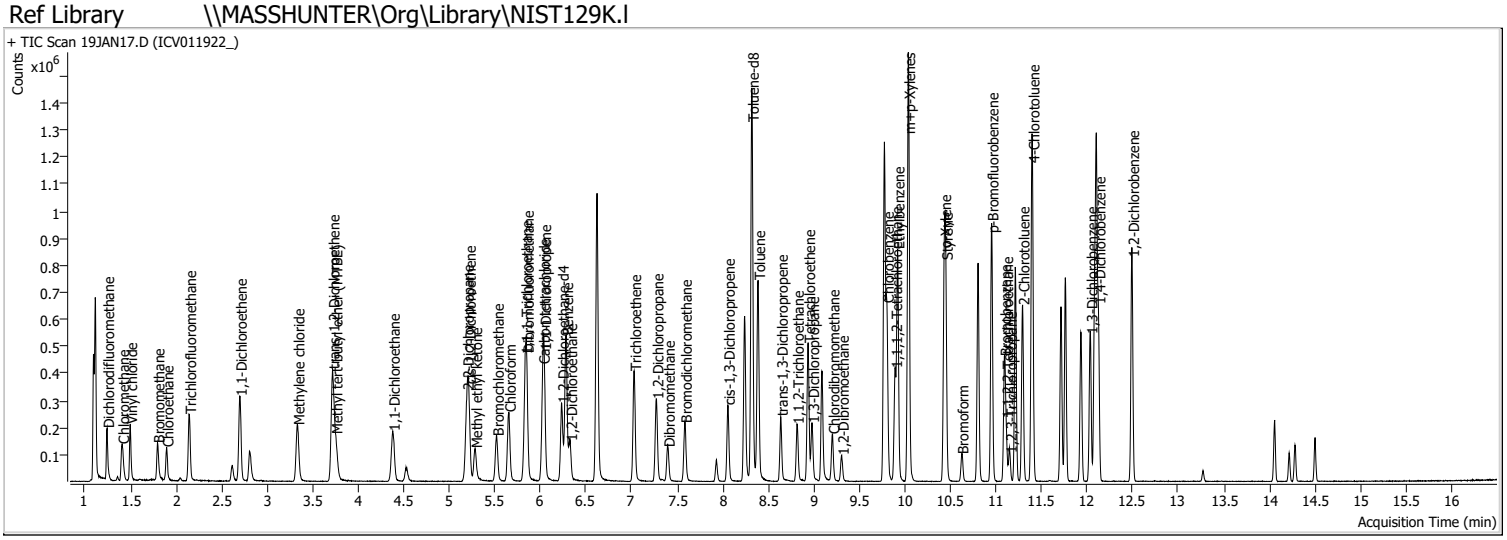

Compound	RT	QIon	Resp.	Conc.	Units	Dev(Min)
Internal Standards						
M Fluorobenzene	6.621	96.0	886938	250.0000	ng	0.000
M Chlorobenzene-d5	9.774	82.0	337386	250.0000	ng	0.000
M 1,4-Dichlorobenzene-d4	12.100	152.0	283678	250.0000	ng	0.000
System Monitoring Compounds						
S Dibromofluoromethane	5.848	113.0	198103	230.6011	ng	-0.003
Spiked Amount: 250.000	Range: 80.0 - 119.0%			Recovery = 92.24%		
S 1,2-Dichloroethane-d4	6.233	67.0	100187	269.9755	ng	0.003
Spiked Amount: 250.000	Range: 81.0 - 118.0%			Recovery = 107.99%		
S Toluene-d8	8.319	98.0	896928	272.4962	ng	0.000
Spiked Amount: 250.000	Range: 89.0 - 112.0%			Recovery = 109.00%		
S p-Bromofluorobenzene	10.948	95.0	270628	258.3795	ng	0.000
Spiked Amount: 250.000	Range: 85.0 - 114.0%			Recovery = 103.35%		
Target Compounds						**QValue**
T Dichlorodifluoromethane	1.244	85.0	130579	109.4910	ng	100
T Chloromethane	1.409	50.0	151864	108.1592	ng	100
T Vinyl chloride	1.498	62.0	147423	115.3506	ng	100
T Bromomethane	1.796	96.0	69568	125.4753	ng	96
T Chloroethane	1.897	64.0	77755	128.5925	ng	98
T Trichlorofluoromethane	2.145	101.0	172504	112.5600	ng	98
T 1,1-Dichloroethene	2.700	96.0	113673	127.4734	ng	98
T Methylene chloride	3.333	49.0	152883	117.9185	ng	99
T trans-1,2-Dichloroethene	3.718	96.0	115302	125.1632	ng	98
T Methyl tert-butyl ether (MTBE)	3.751	73.0	150210	130.4584	ng	99
T 1,1-Dichloroethane	4.378	63.0	218409	126.6815	ng	98
T 2,2-Dichloropropane	5.193	77.0	169689	130.6017	ng	95
T cis-1,2-Dichloroethene	5.212	96.0	118223	126.7481	ng	97
T Methyl ethyl ketone	5.282	43.0	160409	1190.0139	ng	98
T Bromochloromethane	5.519	128.0	45441	118.1582	ng	93
T Chloroform	5.653	83.0	199758	116.0406	ng	99

Compound	RT	QIon	Resp.	Conc.	Units	Dev(Min)
T 1,1,1-Trichloroethane	5.831	97.0	195526	123.1032	ng	98
T Carbon tetrachloride	6.024	117.0	187895	121.9742	ng	99
T 1,1-Dichloropropene	6.040	75.0	158033	122.6990	ng	99
T Benzene	6.280	78.0	442173	124.7960	ng	100
T 1,2-Dichloroethane	6.325	62.0	110579	112.9931	ng	99
T Trichloroethene	7.028	95.0	128332	127.0550	ng	96
T 1,2-Dichloropropane	7.273	63.0	111240	125.2628	ng	98
T Dibromomethane	7.399	93.0	44818	119.7325	ng	97
T Bromodichloromethane	7.583	83.0	131590	125.0178	ng	98
T cis-1,3-Dichloropropene	8.057	75.0	139981	121.1938	ng	99
T Toluene	8.389	92.0	277703	126.5738	ng	97
T trans-1,3-Dichloropropene	8.637	75.0	105873	125.6654	ng	97
T 1,1,2-Trichloroethane	8.815	83.0	52407	122.3326	ng	95
T Tetrachloroethene	8.938	163.8	112100	126.0005	ng	100
T 1,3-Dichloropropane	8.980	76.0	99920	115.2581	ng	98
T Chlorodibromomethane	9.206	129.0	81909	118.7188	ng	99
T 1,2-Dibromoethane	9.306	107.0	58586	123.8219	ng	98
T Chlorobenzene	9.802	112.0	307100	127.6842	ng	98
T 1,1,1,2-Tetrachloroethane	9.892	131.0	102231	121.1435	ng	99
T Ethylbenzene	9.919	91.0	535079	127.5512	ng	98
T m+p-Xylenes	10.037	106.0	413361	247.6085	ng	99
T o-Xylene	10.430	106.0	184033	125.9585	ng	98
T Styrene	10.449	104.0	306077	126.6563	ng	100
T Bromoform	10.622	172.5	45029	118.4586	ng	97
T Bromobenzene	11.091	156.0	118930	128.7582	ng	100
T 1,1,2,2-Tetrachloroethane	11.110	83.0	65177	123.7103	ng	100
T 1,2,3-Trichloropropane	11.152	110.0	16507	119.2511	ng	99
T 2-Chlorotoluene	11.291	126.0	117036	128.0245	ng	96
T 4-Chlorotoluene	11.400	91.0	395846	133.6905	ng	99
T 1,3-Dichlorobenzene	12.036	146.0	214054	127.9071	ng	98
T 1,4-Dichlorobenzene	12.122	146.0	216533	126.9159	ng	100
T 1,2-Dichlorobenzene	12.493	146.0	177148	126.7893	ng	98

(#) = Qualifier Out of Range; (m) = Manual Integration; (+) = Area Summed; (*) = Surrogate Percent Recovery Out of Range; (d): Zeroed Peak

Compound	Conc.	RT	Dev(Min)	Resp.	QIon	QRatio	Lower	Upper
Dichlorodifluoromethane	109.4910	1.24	0.00	130579	87.0	32.0	1.8	61.8

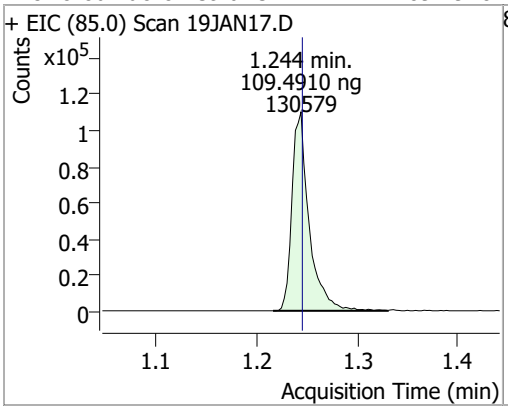

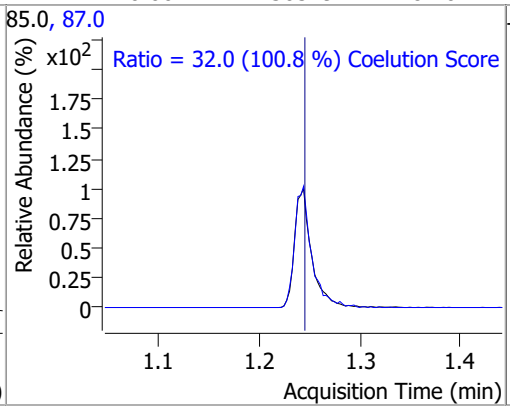

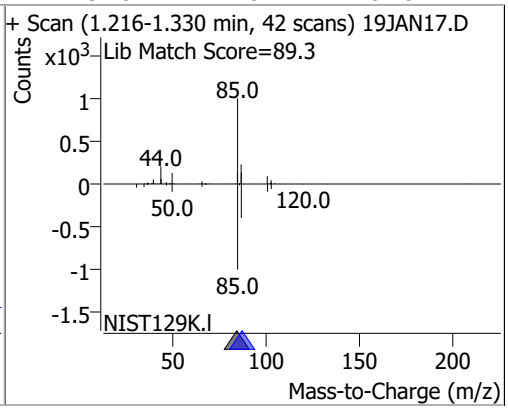

Compound	Conc.	RT	Dev(Min)	Resp.	QIon	QRatio	Lower	Upper
Chloromethane	108.1592	1.41	0.00	151864	52.0	32.4	2.4	62.4

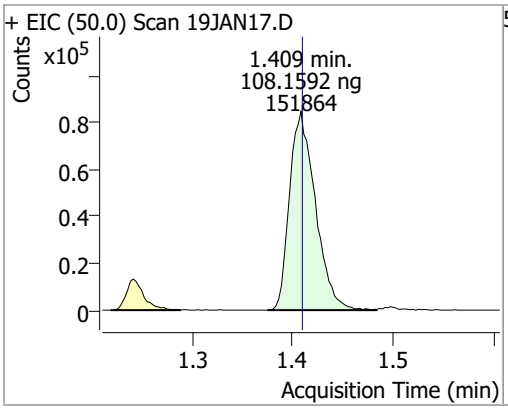

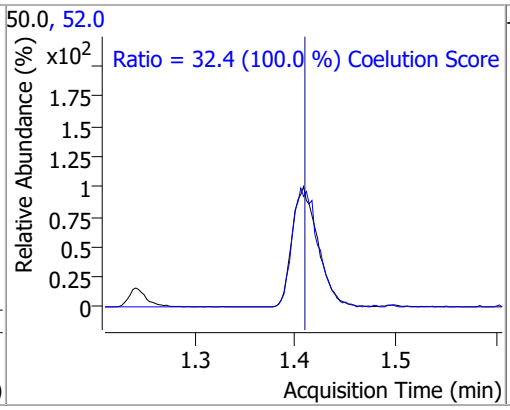

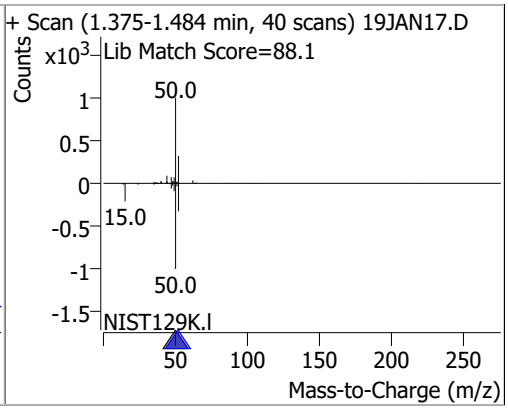

Compound	Conc.	RT	Dev(Min)	Resp.	QIon	QRatio	Lower	Upper
Vinyl chloride	115.3506	1.50	0.00	147423	64.0	31.1	1.3	61.3

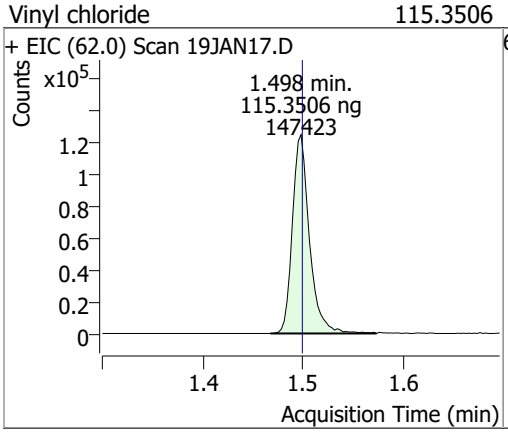

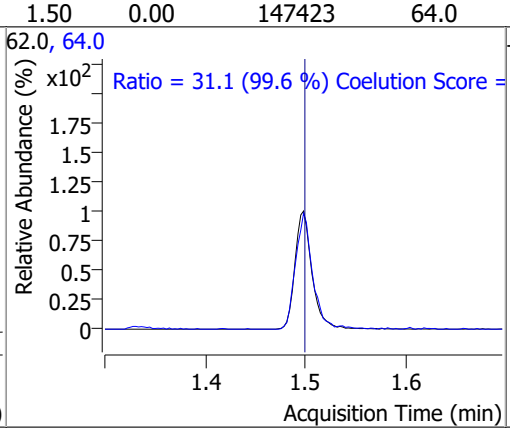

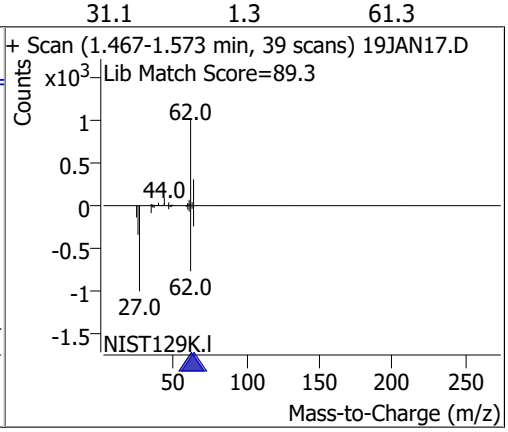

Compound	Conc.	RT	Dev(Min)	Resp.	QIon	QRatio	Lower	Upper
Bromomethane	125.4753	1.80	0.00	69568	94.0	105.5	80.1	140.1

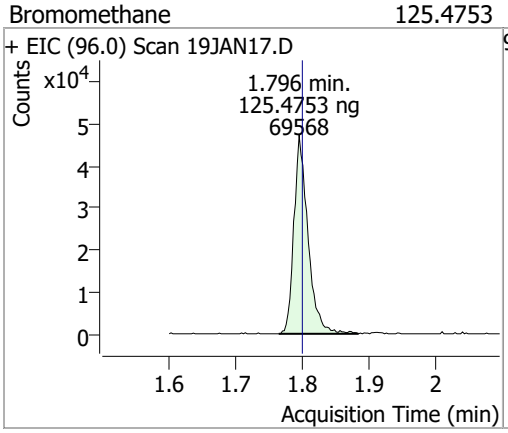

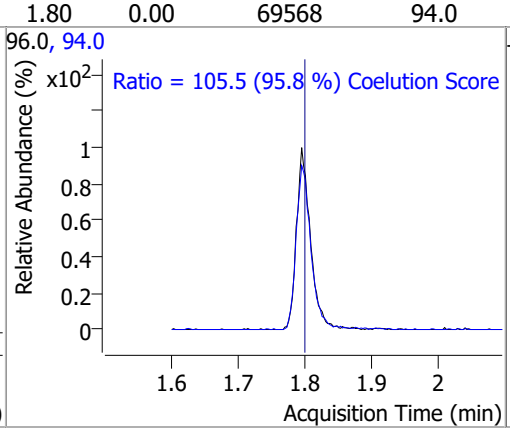

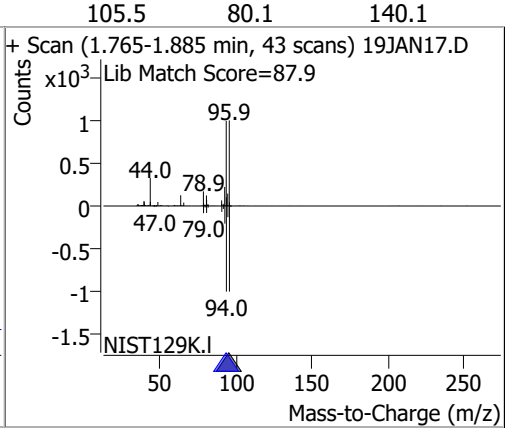

Compound	Conc.	RT	Dev(Min)	Resp.	QIon	QRatio	Lower	Upper
Chloroethane	128.5925	1.90	0.00	77755	66.0	30.9	0.0	60.0

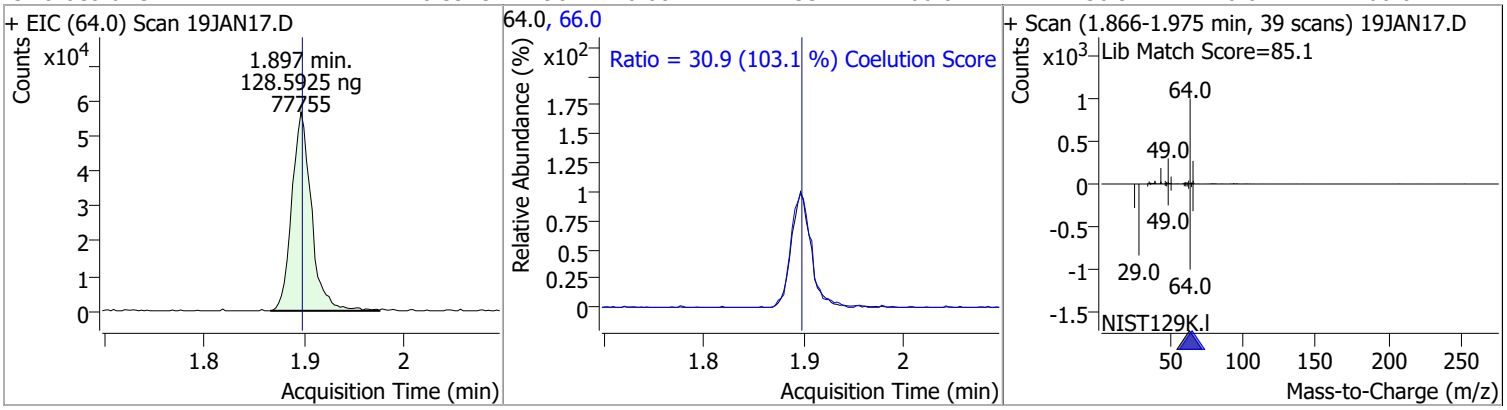

Compound	Conc.	RT	Dev(Min)	Resp.	QIon	QRatio	Lower	Upper
Trichlorofluoromethane	112.5600	2.14	0.00	172504	103.0	66.3	35.0	95.0

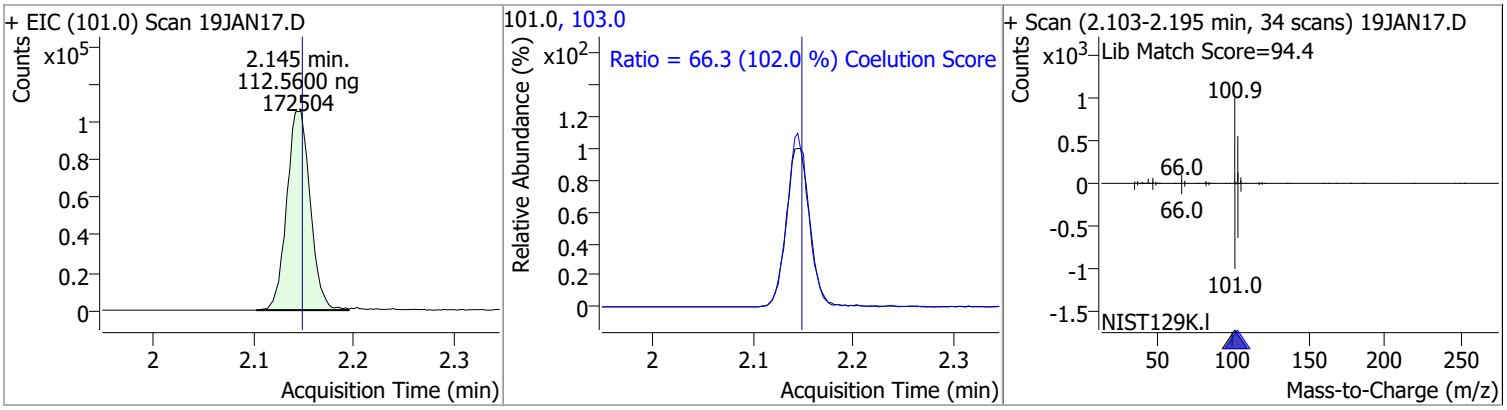

Compound	Conc.	RT	Dev(Min)	Resp.	QIon	QRatio	Lower	Upper
1,1-Dichloroethene	127.4734	2.70	0.00	113673	61.0	177.5	149.9	209.9
					63.0	55.6	27.0	87.0

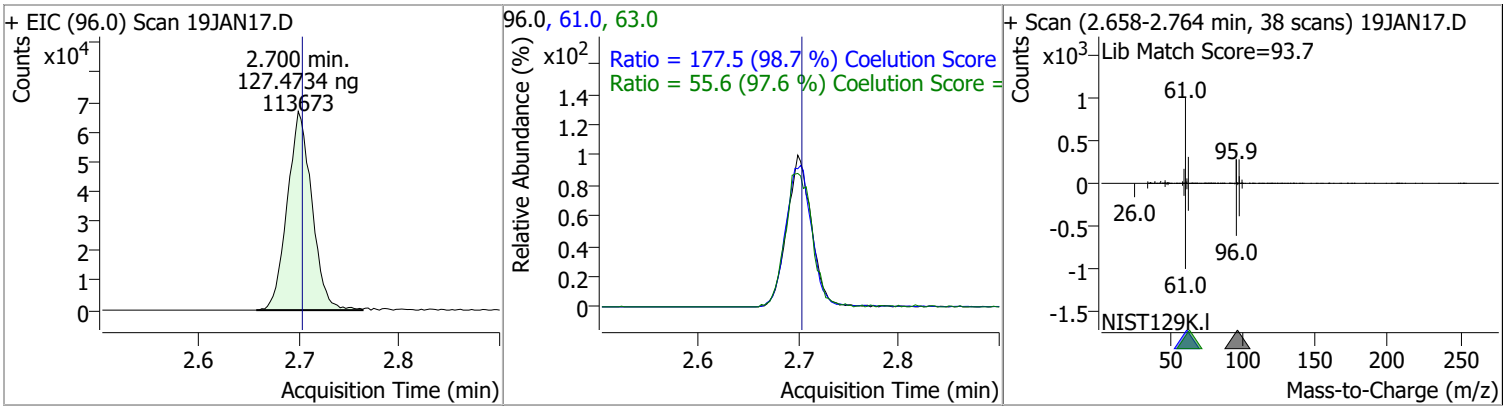

Compound	Conc.	RT	Dev(Min)	Resp.	QIon	QRatio	Lower	Upper
Methylene chloride	117.9185	3.33	0.00	152883	84.0	67.3	36.1	96.1
					86.0	42.1	11.8	71.8

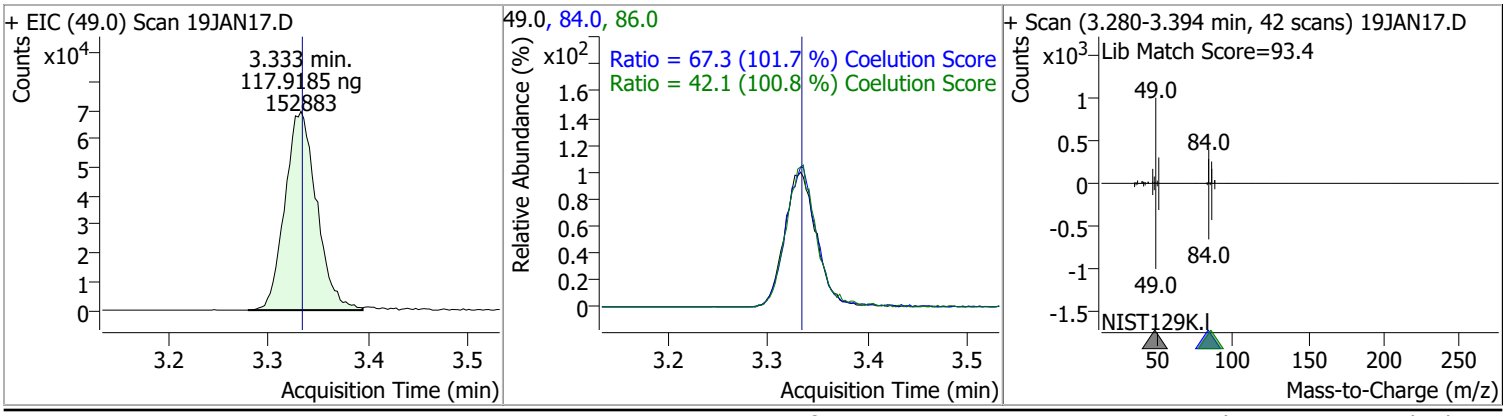

Compound	Conc.	RT	Dev(Min)	Resp.	QIon	QRatio	Lower	Upper
trans-1,2-Dichloroethene	125.1632	3.72	0.00	115302	61.0	157.2	124.8	184.8
					98.0	63.7	32.1	92.1

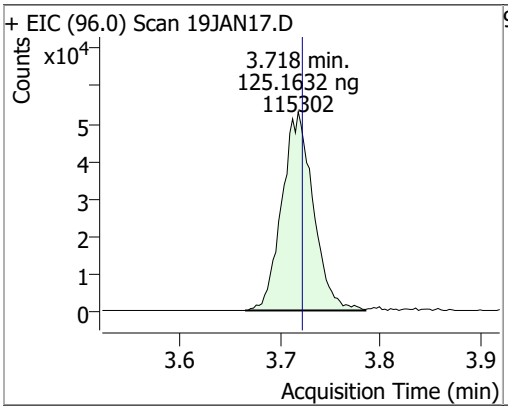

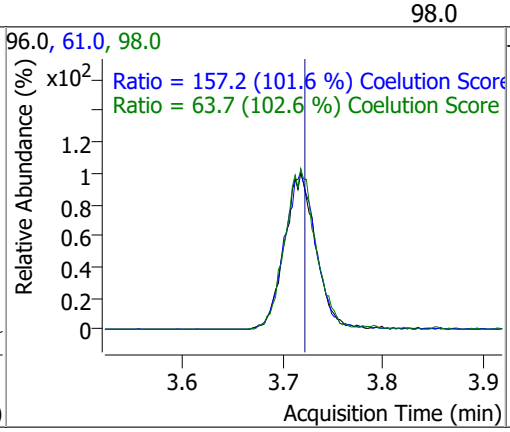

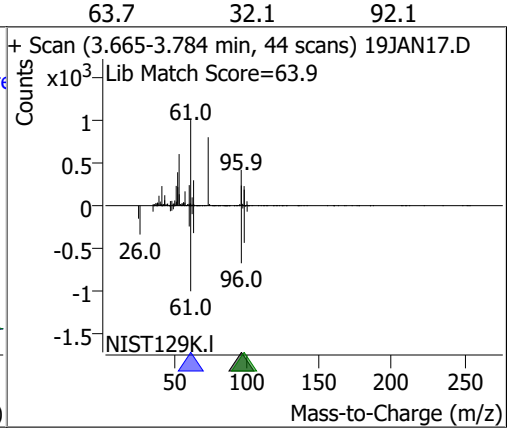

Compound	Conc.	RT	Dev(Min)	Resp.	QIon	QRatio	Lower	Upper
Methyl tert-butyl ether (MTBE)	130.4584	3.75	0.00	150210	57.0	24.9	0.0	54.6

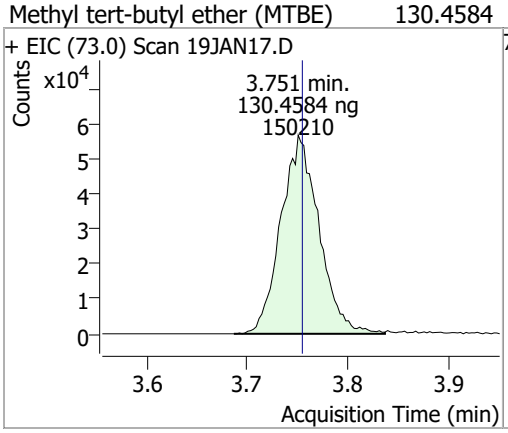

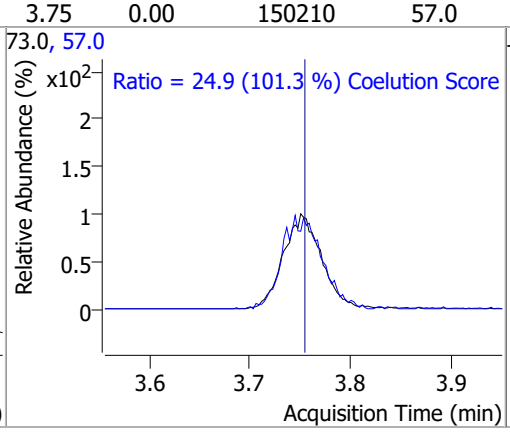

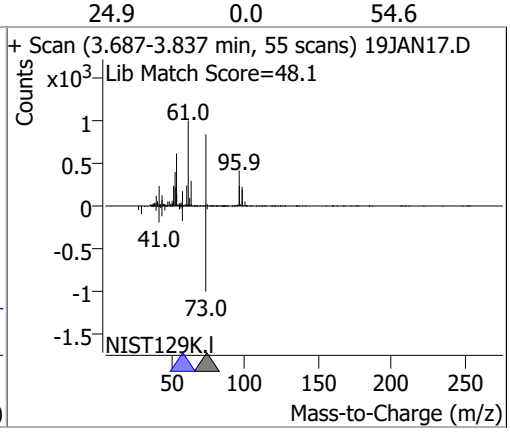

Compound	Conc.	RT	Dev(Min)	Resp.	QIon	QRatio	Lower	Upper
1,1-Dichloroethane	126.6815	4.38	0.00	218409	65.0	31.8	1.0	61.0
					83.0	13.4	0.0	42.7

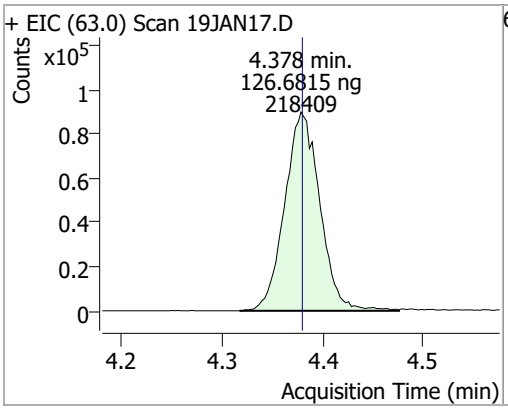

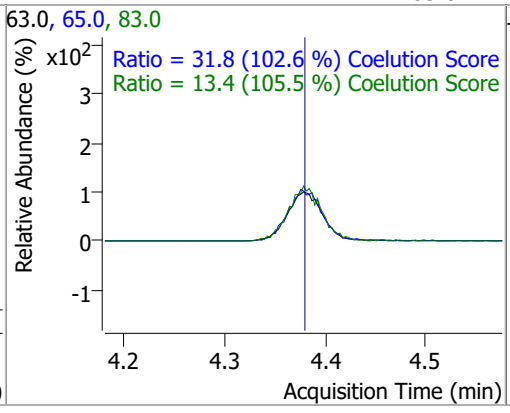

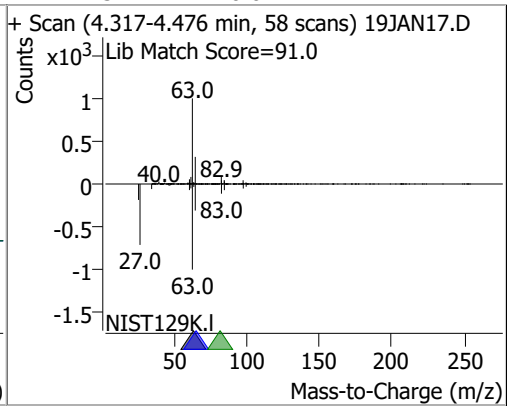

Compound	Conc.	RT	Dev(Min)	Resp.	QIon	QRatio	Lower	Upper
2,2-Dichloropropane	130.6017	5.19	0.00	169689	41.0	64.6	38.8	98.8
					97.0	22.4	0.0	53.9

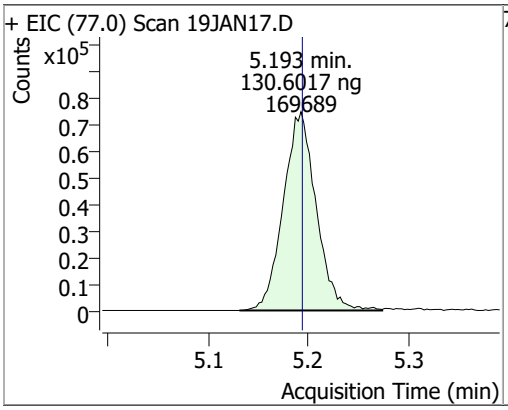

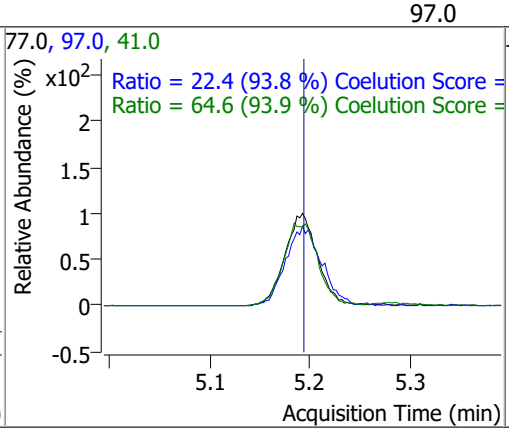

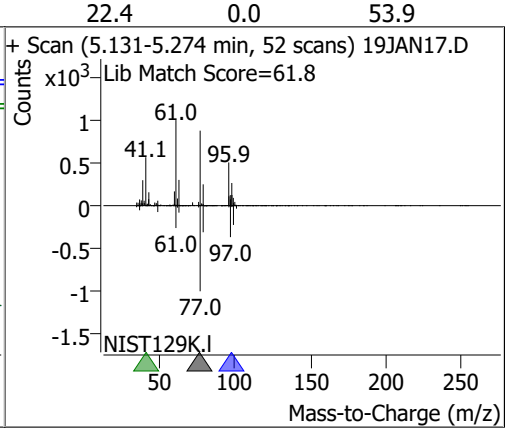

Compound	Conc.	RT	Dev(Min)	Resp.	QIon	QRatio	Lower	Upper
cis-1,2-Dichloroethene	126.7481	5.21	0.00	118223	61.0	164.3	130.4	190.4
					98.0	64.2	36.2	96.2

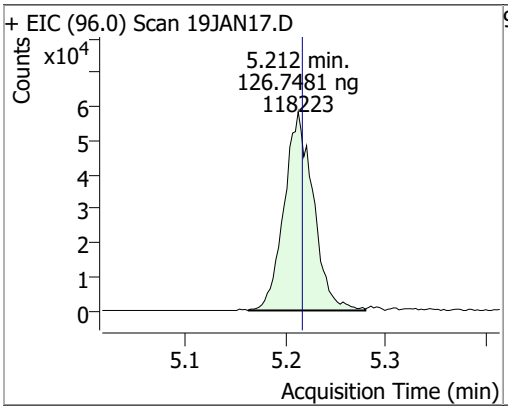

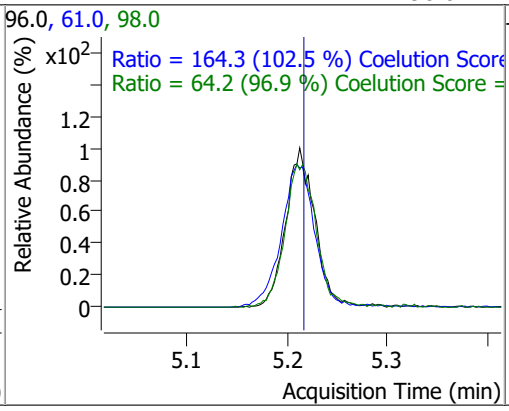

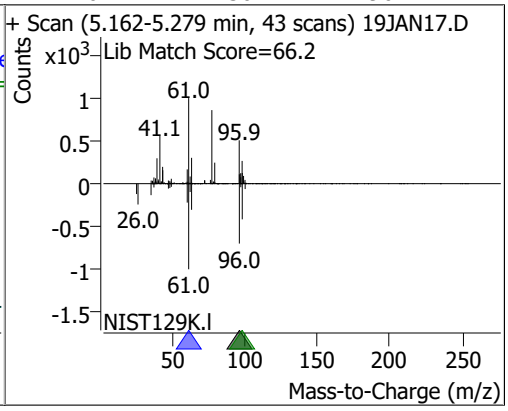

Compound	Conc.	RT	Dev(Min)	Resp.	QIon	QRatio	Lower	Upper
Methyl ethyl ketone	1190.0139	5.28	0.00	160409	72.0	21.3	0.0	50.6

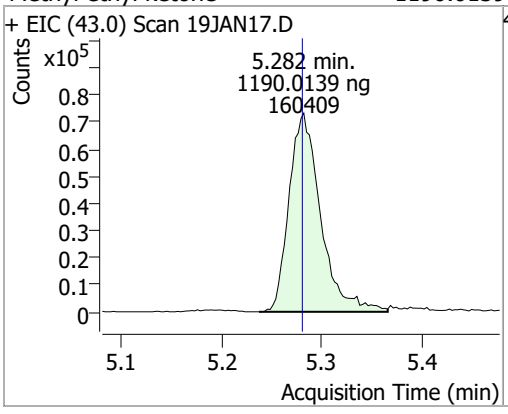

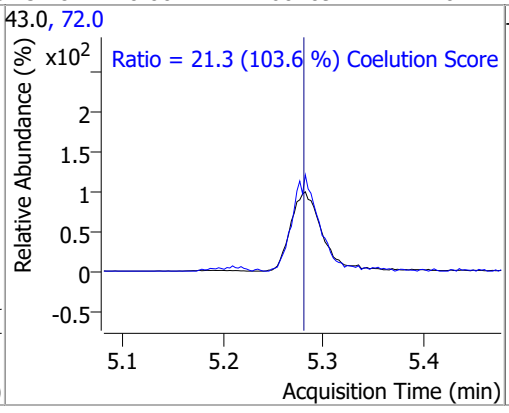

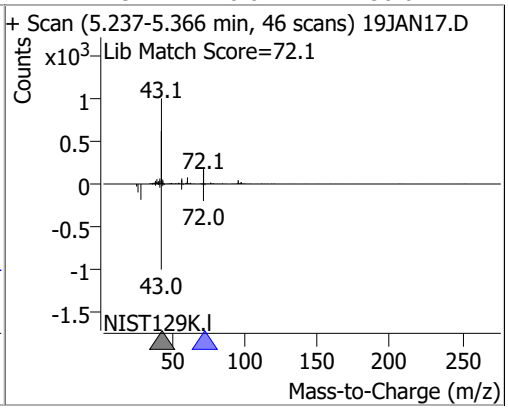

Compound	Conc.	RT	Dev(Min)	Resp.	QIon	QRatio	Lower	Upper
Bromochloromethane	118.1582	5.52	0.00	45441	49.0	191.5	152.2	212.2

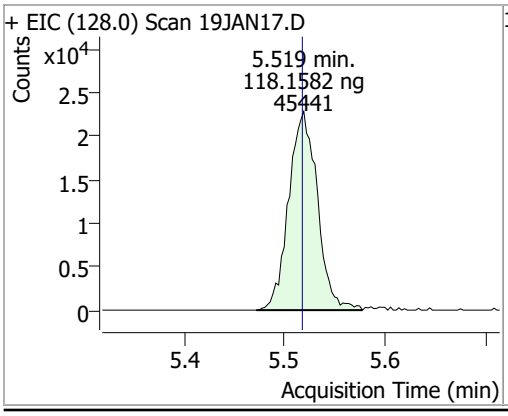

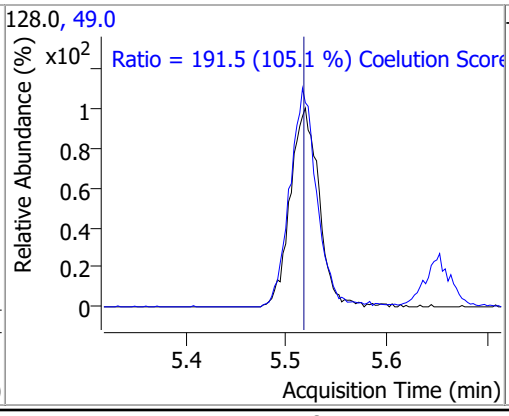

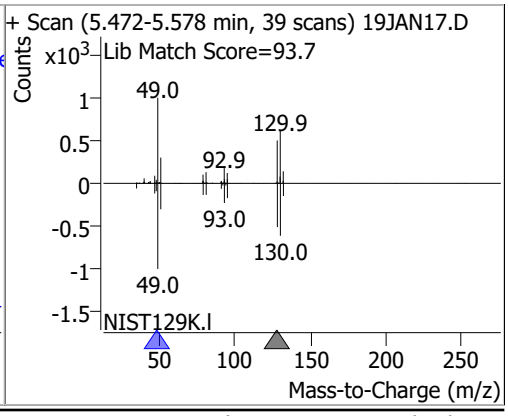

Compound	Conc.	RT	Dev(Min)	Resp.	QIon	QRatio	Lower	Upper
Chloroform	116.0406	5.65	0.00	199758	85.0	65.3	36.2	96.2

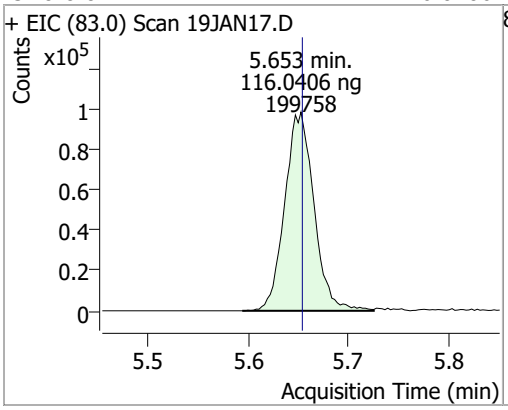

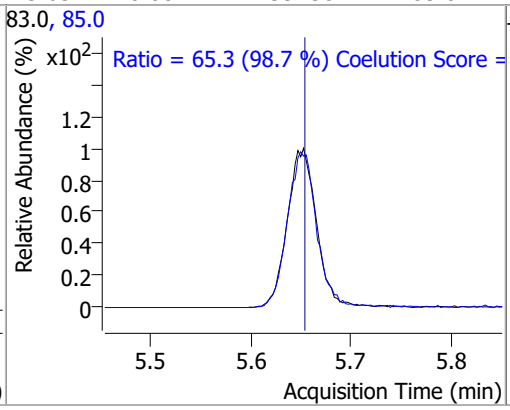

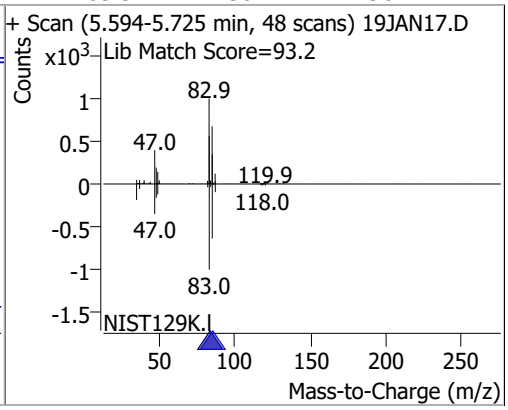

Compound	Conc.	RT	Dev(Min)	Resp.	QIon	QRatio	Lower	Upper
1,1,1-Trichloroethane	123.1032	5.83	0.00	195526	99.0	65.2	33.1	93.1
					61.0	48.1	19.1	79.1

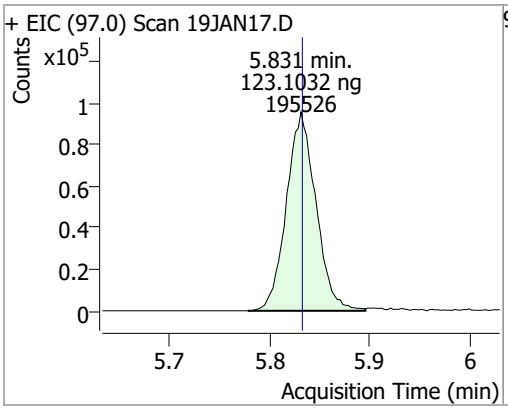

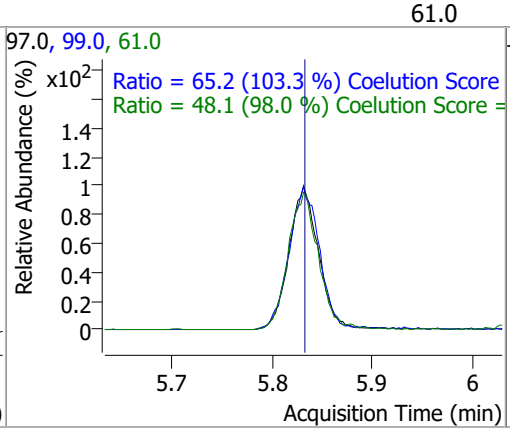

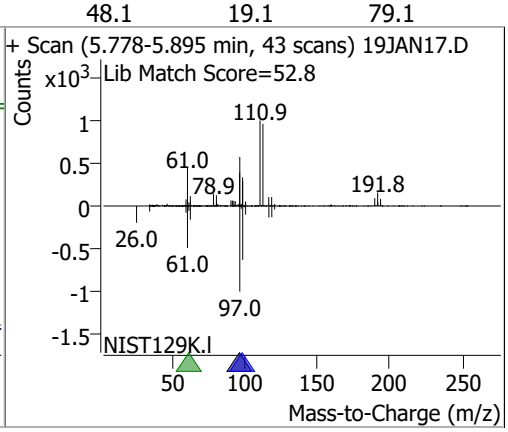

Compound	Conc.	RT	Dev(Min)	Resp.	QIon	QRatio	Lower	Upper
Dibromofluoromethane	230.6011	5.85	0.00	198103	191.5	21.7	0.0	53.2

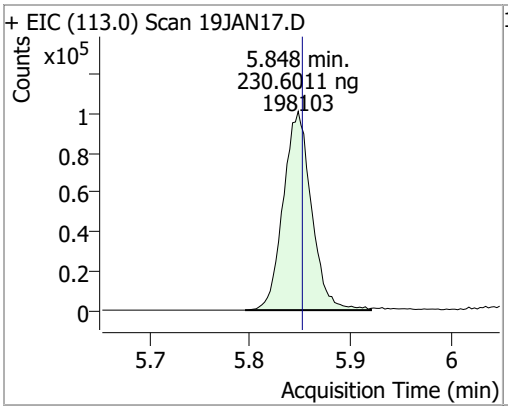

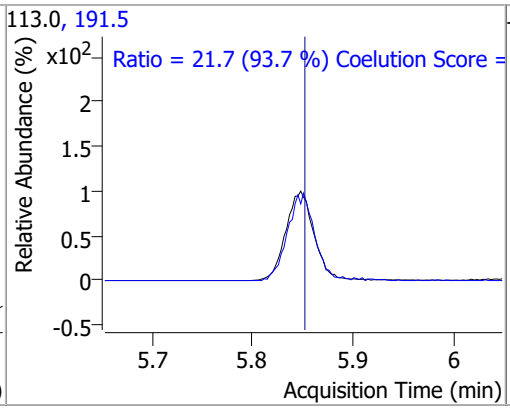

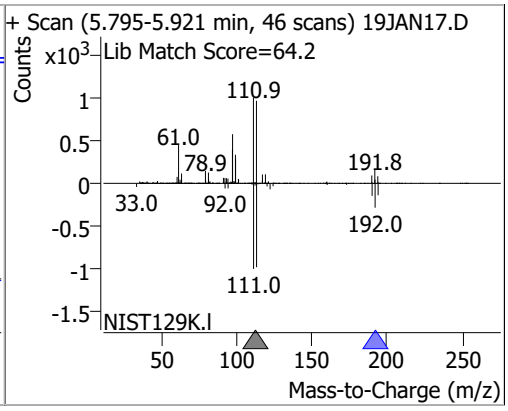

Compound	Conc.	RT	Dev(Min)	Resp.	QIon	QRatio	Lower	Upper
Carbon tetrachloride	121.9742	6.02	0.00	187895	119.0	95.8	67.6	127.6
					121.0	30.5	0.7	60.7

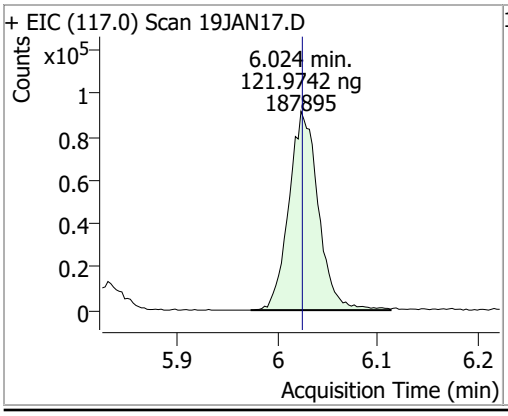

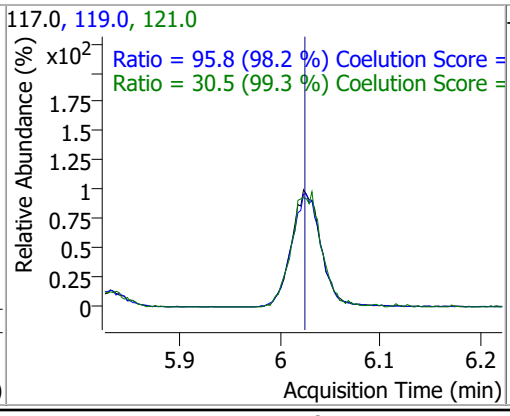

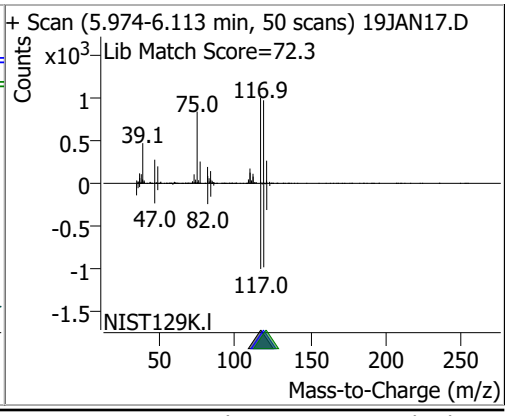

Compound	Conc.	RT	Dev(Min)	Resp.	QIon	QRatio	Lower	Upper
1,1-Dichloropropene	122.6990	6.04	0.00	158033	110.0	34.9	5.6	65.6
					77.0	30.5	1.0	61.0

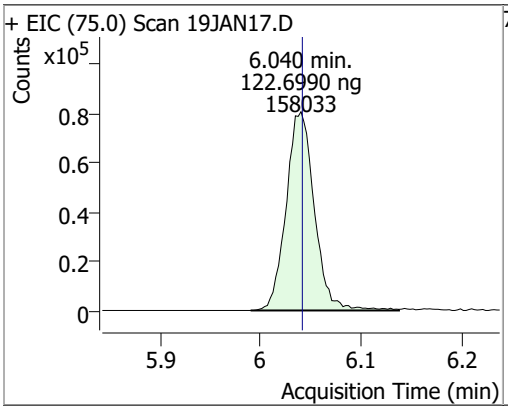

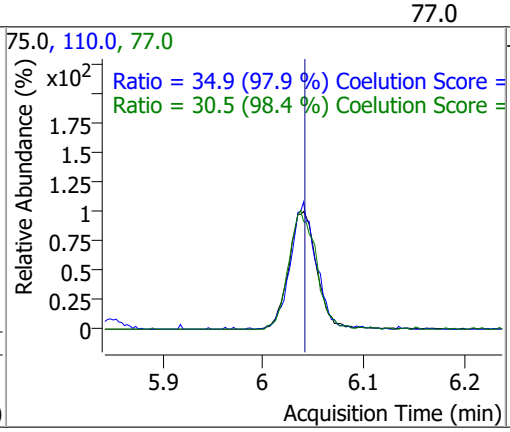

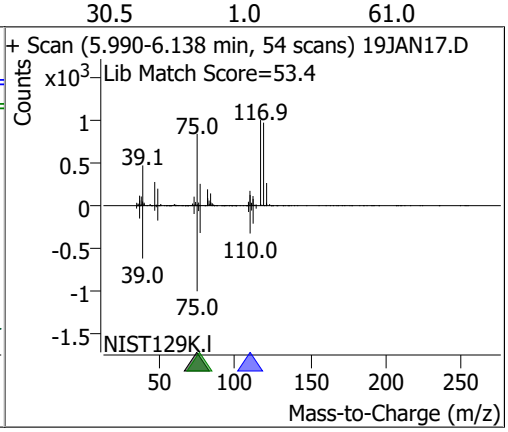

Compound	Conc.	RT	Dev(Min)	Resp.	QIon	QRatio	Lower	Upper
1,2-Dichloroethane-d4	269.9755	6.23	0.00	100187	65.0	192.6	162.8	222.8

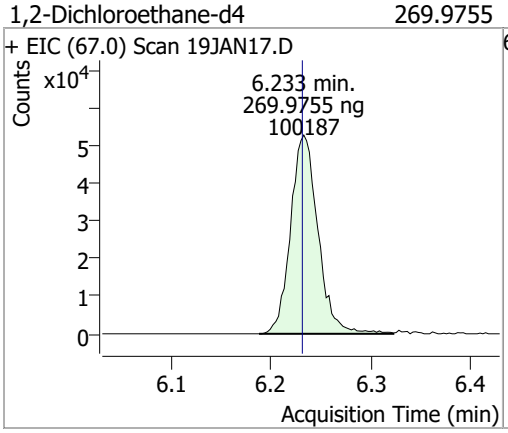

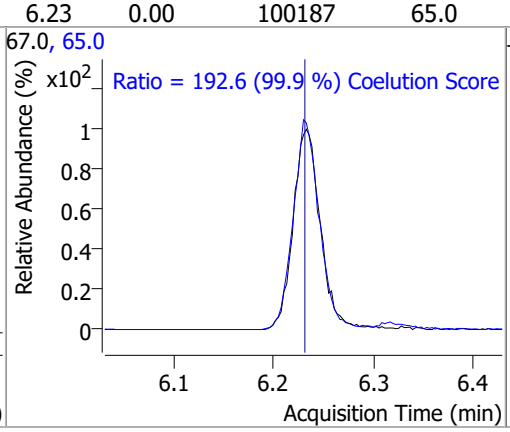

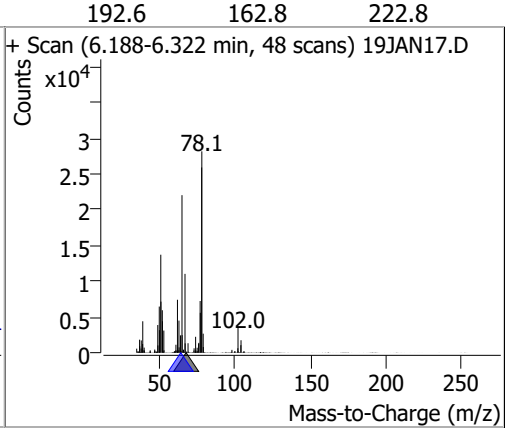

Compound	Conc.	RT	Dev(Min)	Resp.	QIon	QRatio	Lower	Upper
Benzene	124.7960	6.28	0.00	442173	77.0	23.5	0.0	53.3

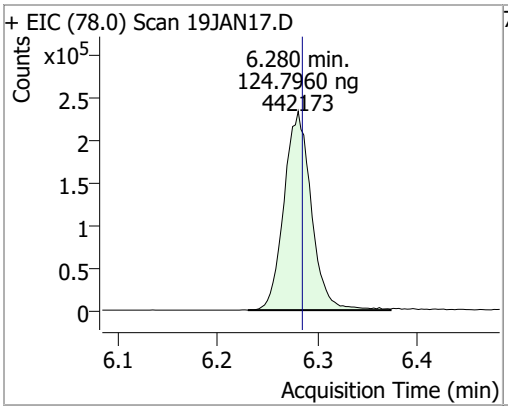

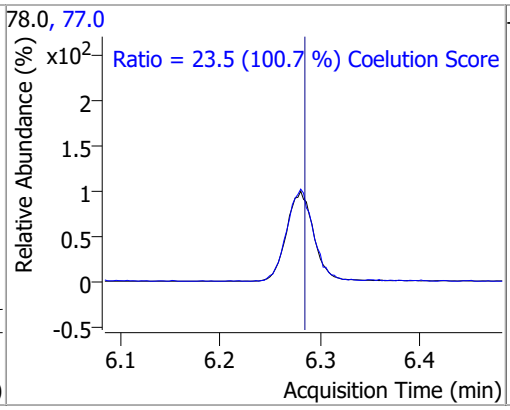

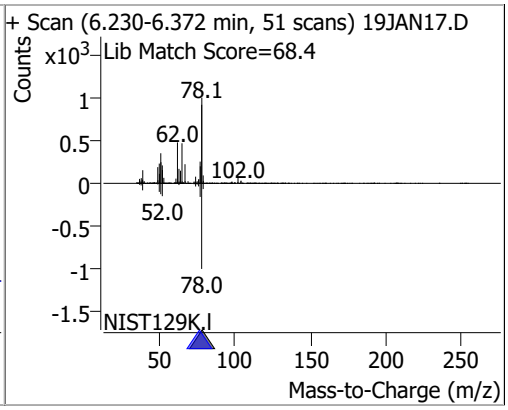

Compound	Conc.	RT	Dev(Min)	Resp.	QIon	QRatio	Lower	Upper
1,2-Dichloroethane	112.9931	6.32	0.00	110579	64.0	32.1	2.2	62.2
					98.0	7.5	0.0	38.2

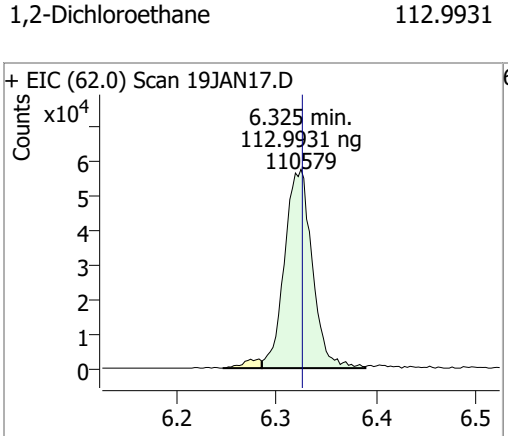

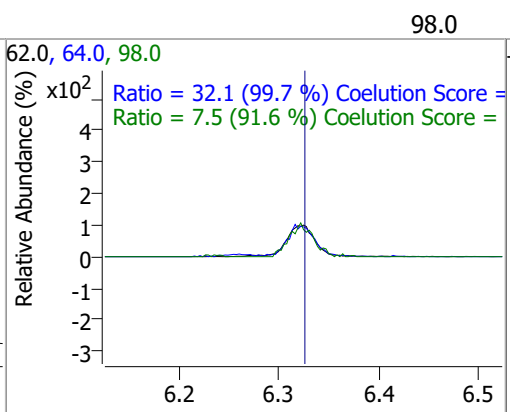

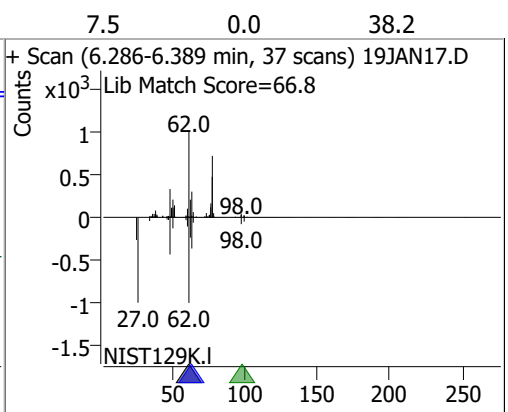

Compound	Conc.	RT	Dev(Min)	Resp.	QIon	QRatio	Lower	Upper
Trichloroethene	127.0550	7.03	0.00	128332	130.0	101.0	75.6	135.6
					97.0	63.3	35.7	95.7

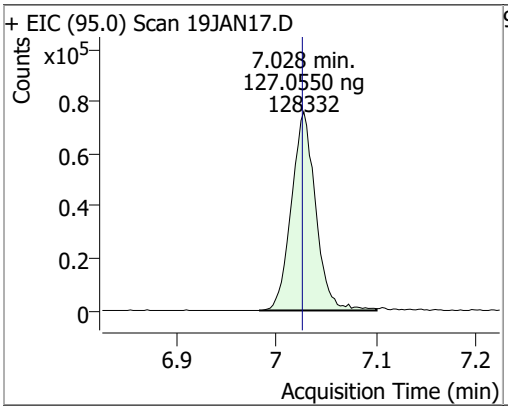

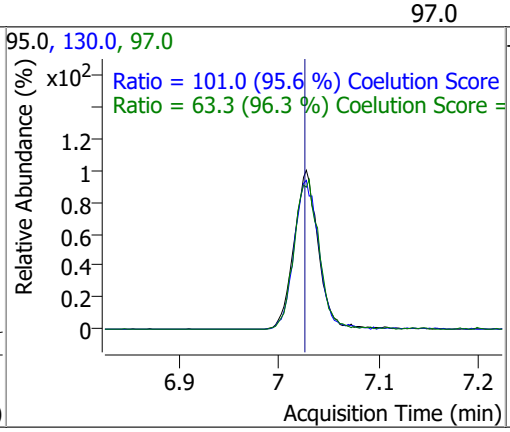

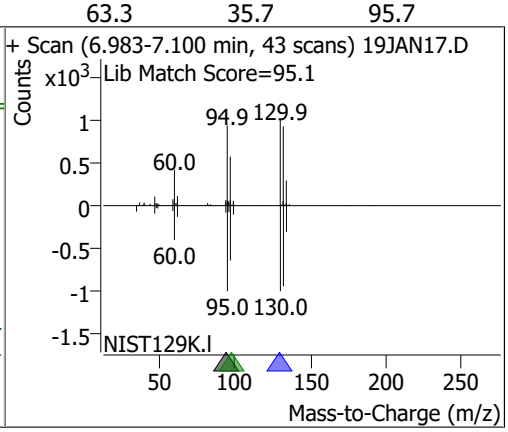

Compound	Conc.	RT	Dev(Min)	Resp.	QIon	QRatio	Lower	Upper
1,2-Dichloropropane	125.2628	7.27	0.00	111240	76.0	38.8	9.8	69.8

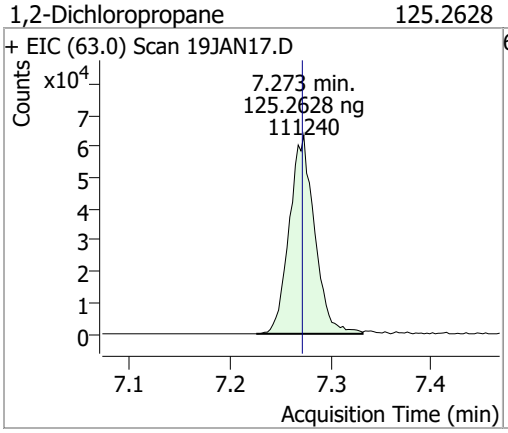

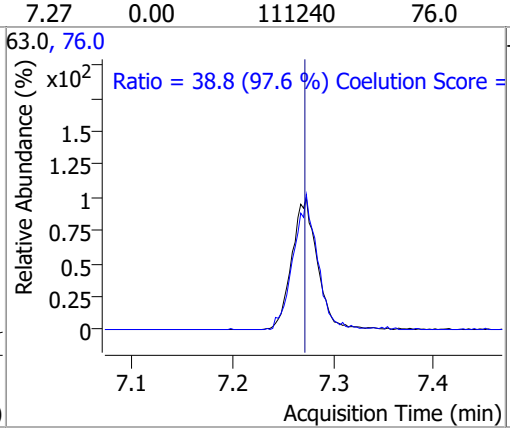

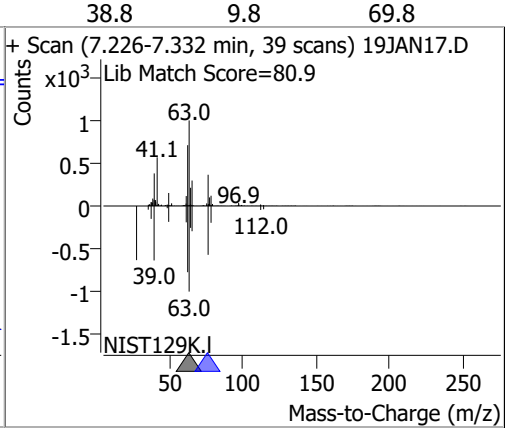

Compound	Conc.	RT	Dev(Min)	Resp.	QIon	QRatio	Lower	Upper
Dibromomethane	119.7325	7.40	0.00	44818	173.5	110.5	78.2	138.2
					95.0	89.1	54.5	114.5

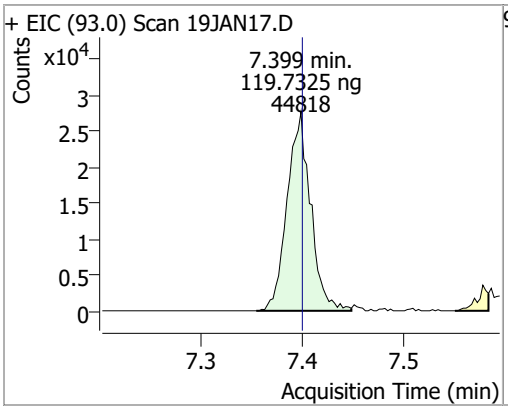

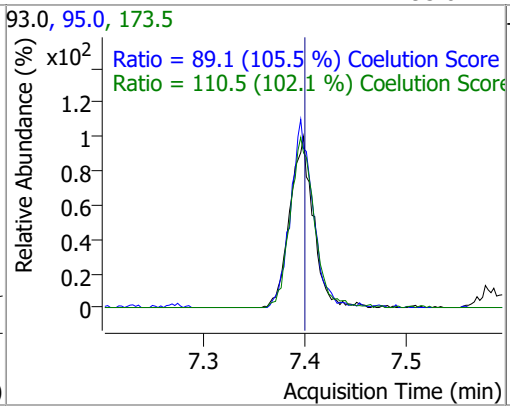

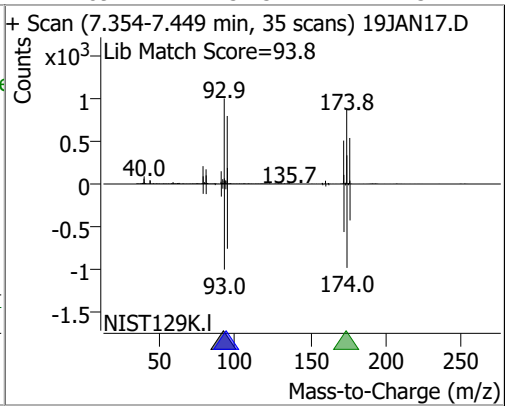

Compound	Conc.	RT	Dev(Min)	Resp.	QIon	QRatio	Lower	Upper
Bromodichloromethane	125.0178	7.58	0.00	131590	85.0	64.7	36.3	96.3
					127.0	9.6	0.0	39.5

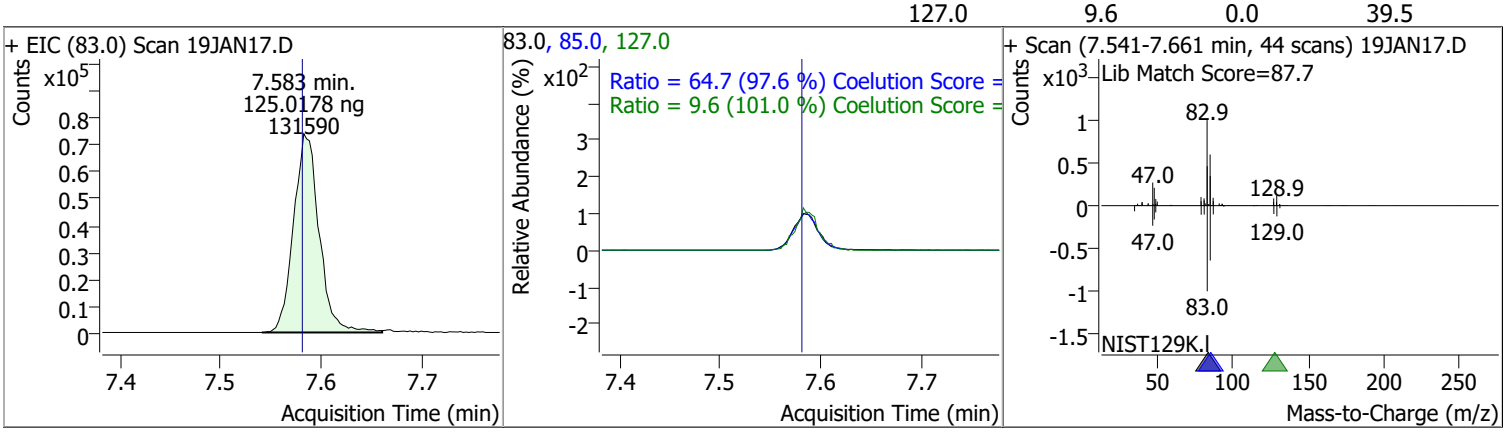

Compound	Conc.	RT	Dev(Min)	Resp.	QIon	QRatio	Lower	Upper
cis-1,3-Dichloropropene	121.1938	8.06	0.00	139981	39.0	53.0	22.5	82.5
					77.0	31.2	1.8	61.8

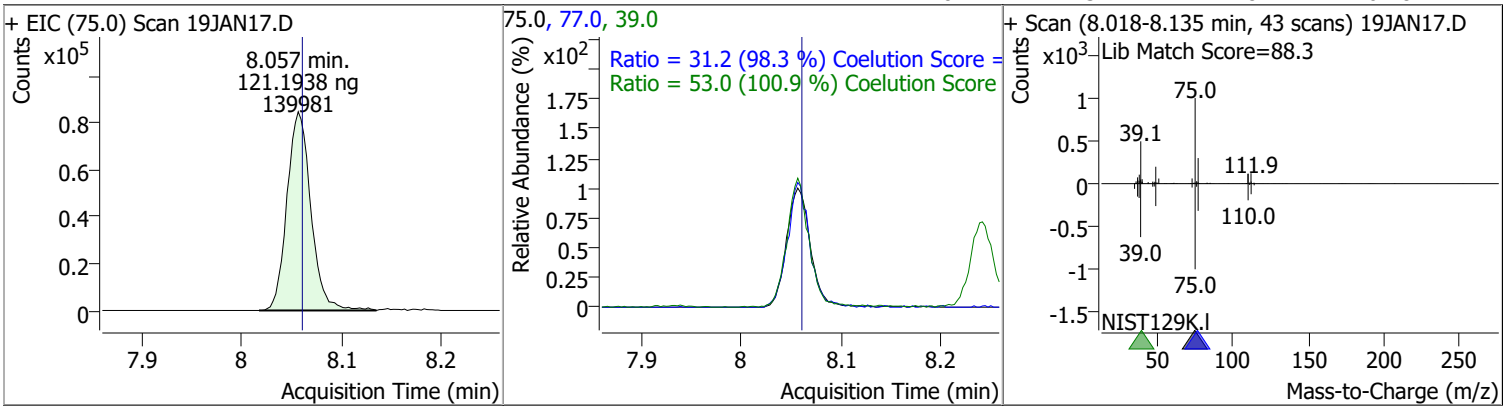

Compound	Conc.	RT	Dev(Min)	Resp.	QIon	QRatio	Lower	Upper
Toluene-d8	272.4962	8.32	0.00	896928	100.0	64.5	34.3	94.3
					99.0	9.5	0.0	39.2

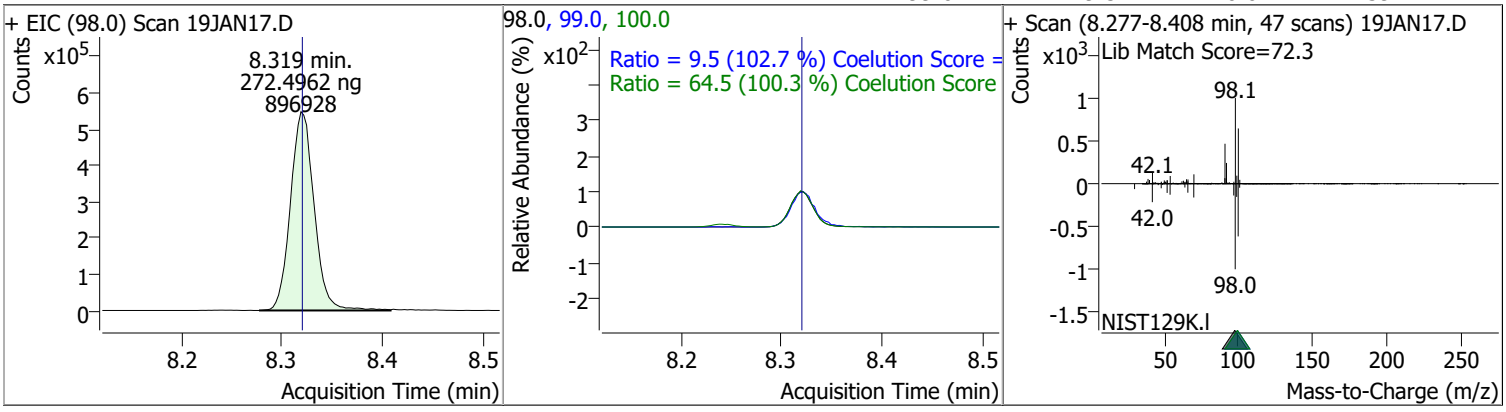

Compound	Conc.	RT	Dev(Min)	Resp.	QIon	QRatio	Lower	Upper
Toluene	126.5738	8.39	0.00	277703	91.0	177.8	144.1	204.1

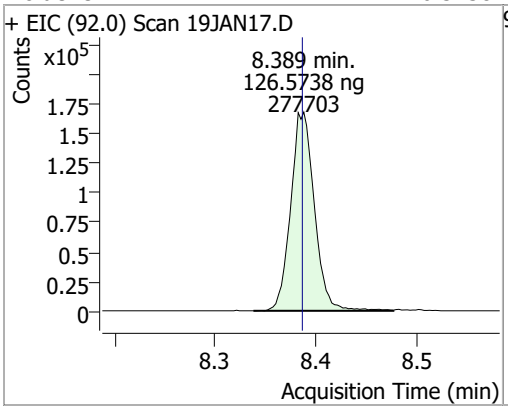

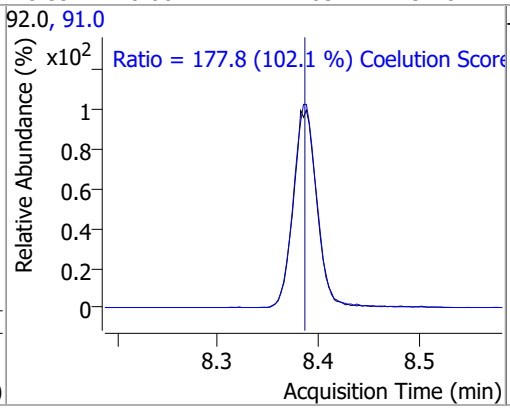

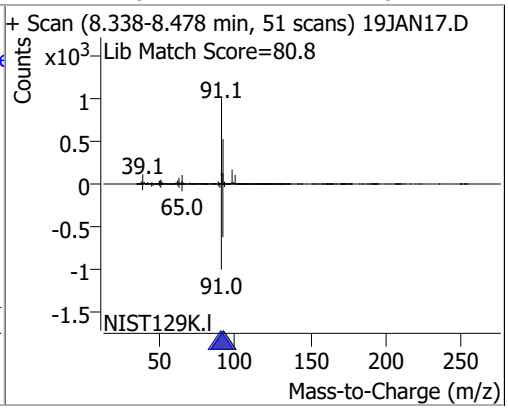

Compound	Conc.	RT	Dev(Min)	Resp.	QIon	QRatio	Lower	Upper
trans-1,3-Dichloropropene	125.6654	8.64	0.00	105873	39.0	51.5	23.0	83.0
					77.0	33.8	1.0	61.0

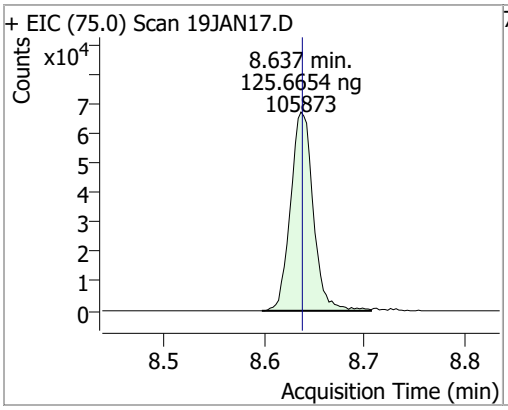

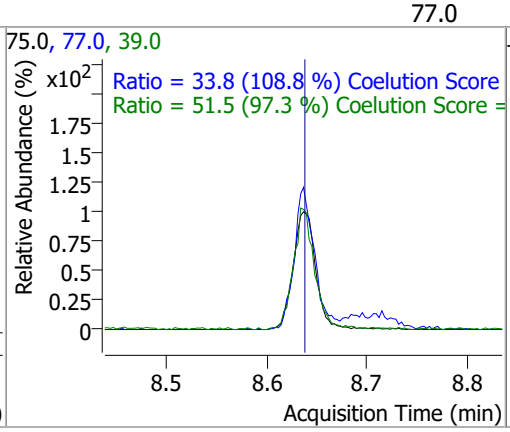

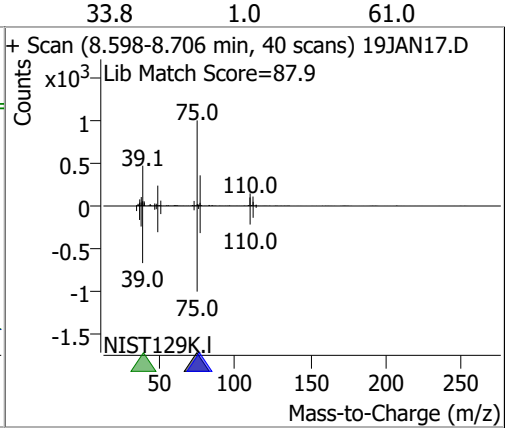

Compound	Conc.	RT	Dev(Min)	Resp.	QIon	QRatio	Lower	Upper
1,1,2-Trichloroethane	122.3326	8.82	0.00	52407	97.0	116.6	80.7	140.7
					85.0	63.6	30.7	90.7

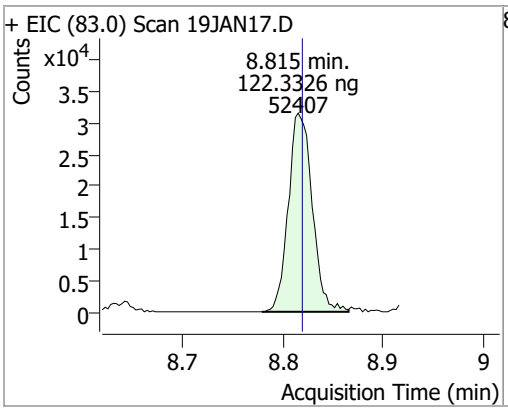

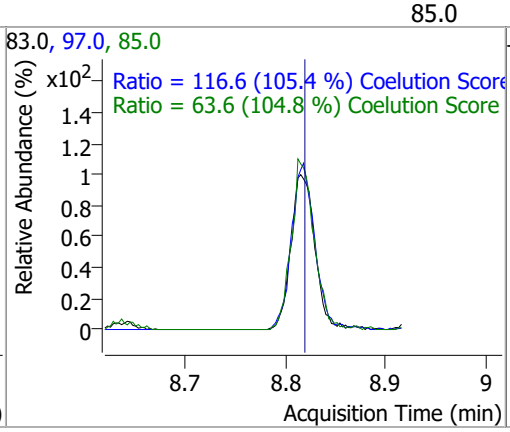

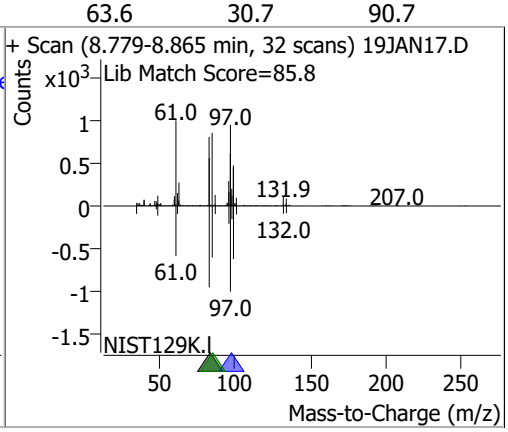

Compound	Conc.	RT	Dev(Min)	Resp.	QIon	QRatio	Lower	Upper
Tetrachloroethene	126.0005	8.94	0.00	112100	165.8	126.3	96.1	156.1
					129.0	90.3	60.5	120.5

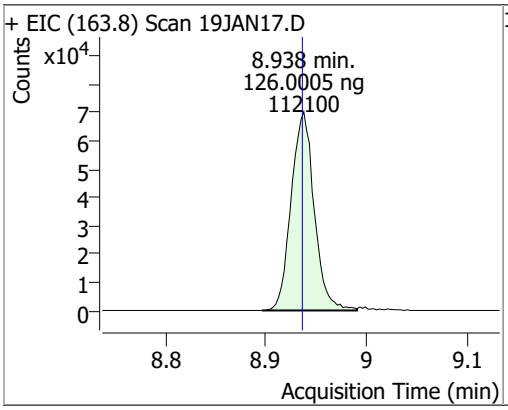

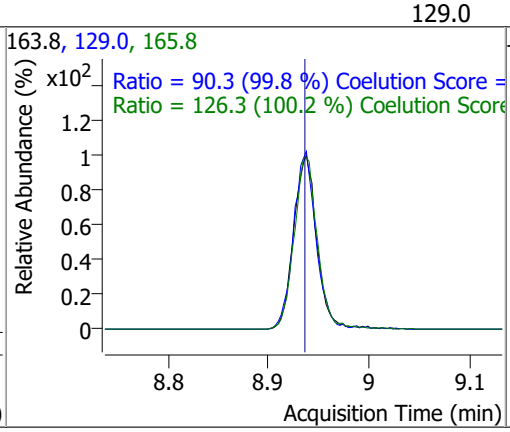

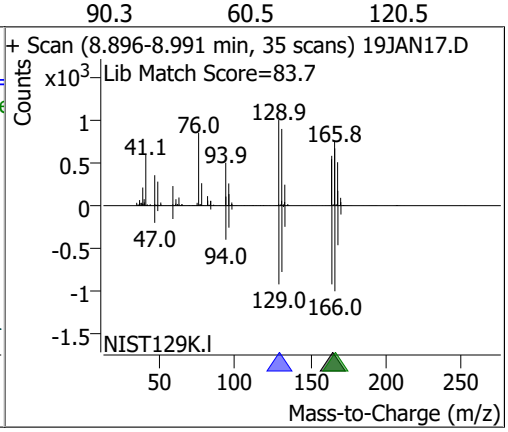

Compound	Conc.	RT	Dev(Min)	Resp.	QIon	QRatio	Lower	Upper
1,3-Dichloropropane	115.2581	8.98	0.00	99920	78.0	33.3	2.4	62.4

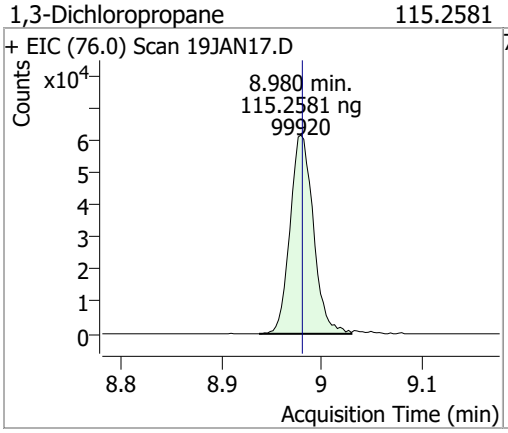

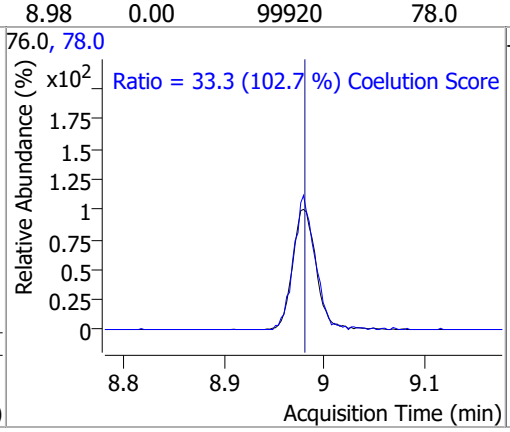

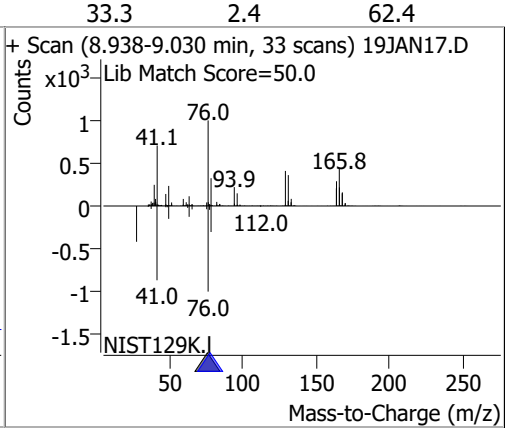

Compound	Conc.	RT	Dev(Min)	Resp.	QIon	QRatio	Lower	Upper
Chlorodibromomethane	118.7188	9.21	0.00	81909	127.0	76.0	47.2	107.2

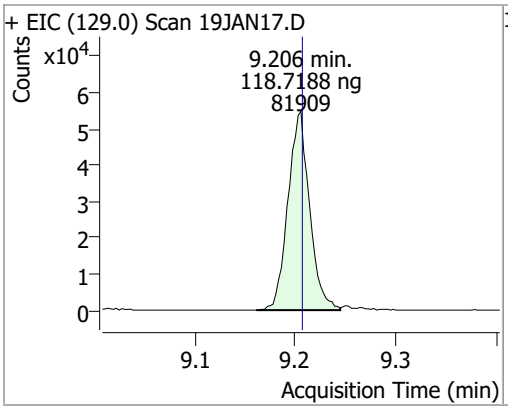

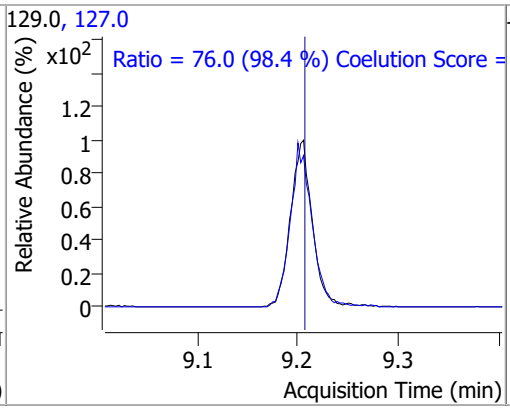

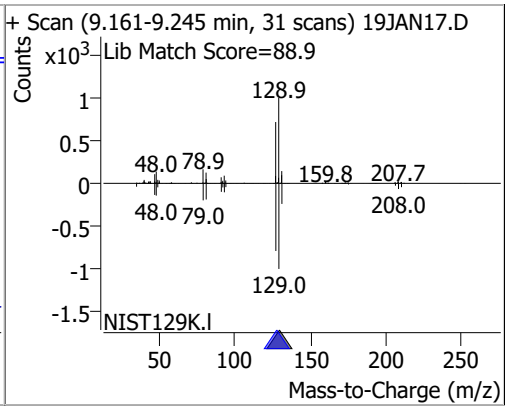

Compound	Conc.	RT	Dev(Min)	Resp.	QIon	QRatio	Lower	Upper
1,2-Dibromoethane	123.8219	9.31	0.01	58586	109.0	92.9	61.5	121.5

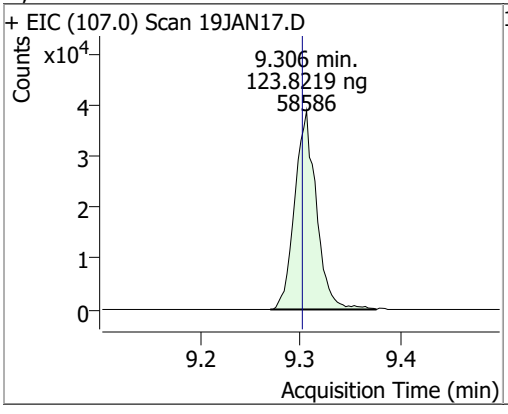

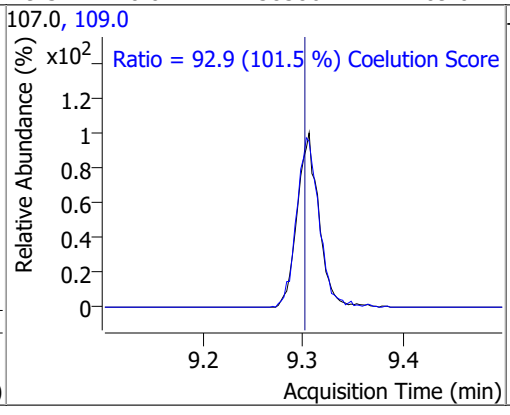

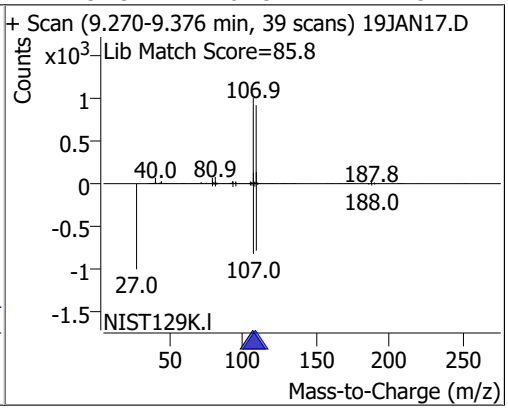

Compound	Conc.	RT	Dev(Min)	Resp.	QIon	QRatio	Lower	Upper
Chlorobenzene	127.6842	9.80	0.00	307100	114.0	31.4	2.2	62.2

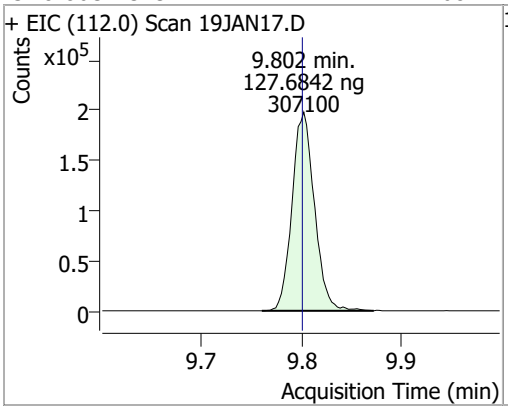

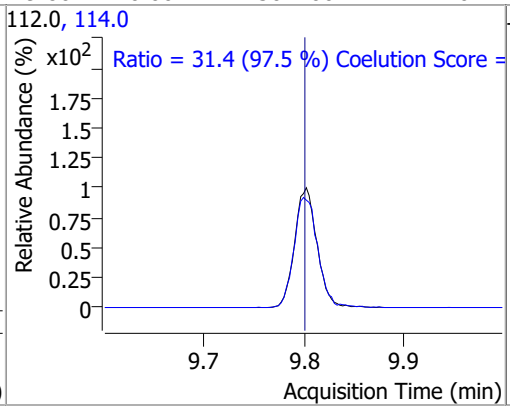

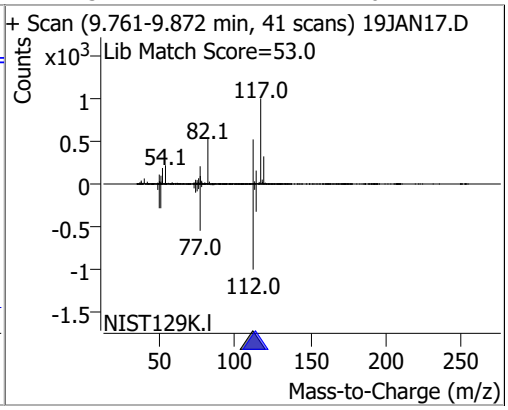

Compound	Conc.	RT	Dev(Min)	Resp.	QIon	QRatio	Lower	Upper
1,1,1,2-Tetrachloroethane	121.1435	9.89	0.00	102231	133.0	96.6	65.3	125.3

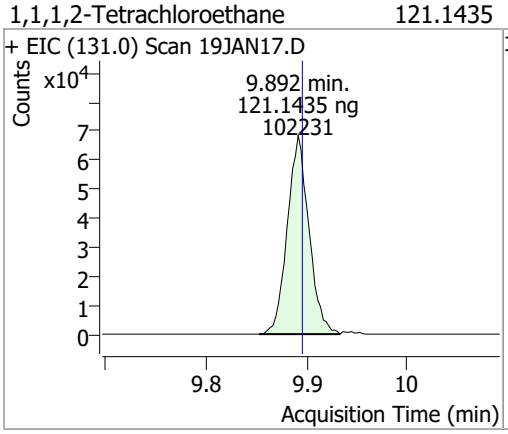

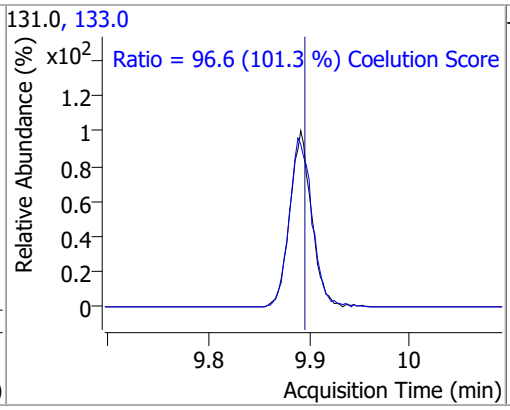

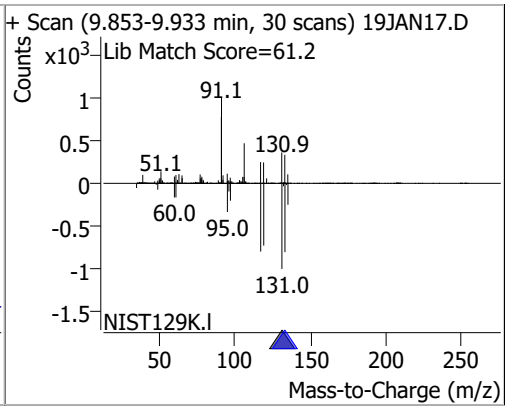

Compound	Conc.	RT	Dev(Min)	Resp.	QIon	QRatio	Lower	Upper
Ethylbenzene	127.5512	9.92	0.00	535079	106.0	30.9	1.7	61.7

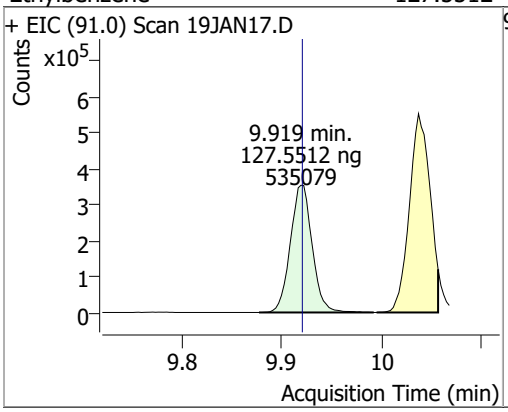

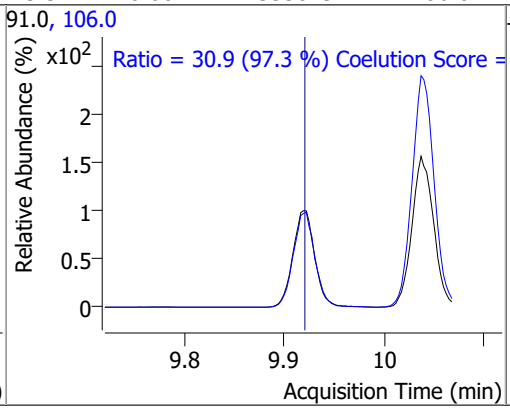

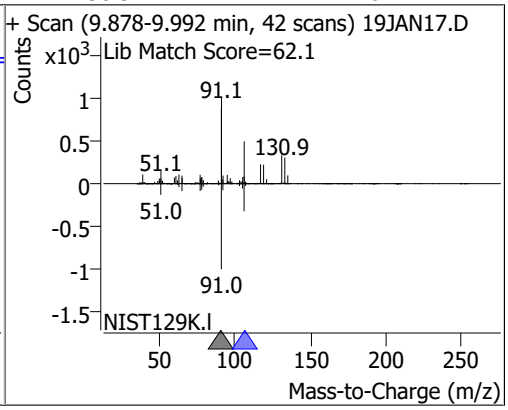

Compound	Conc.	RT	Dev(Min)	Resp.	QIon	QRatio	Lower	Upper
m+p-Xylenes	247.6085	10.04	0.00	413361	91.0	202.1	170.7	230.7

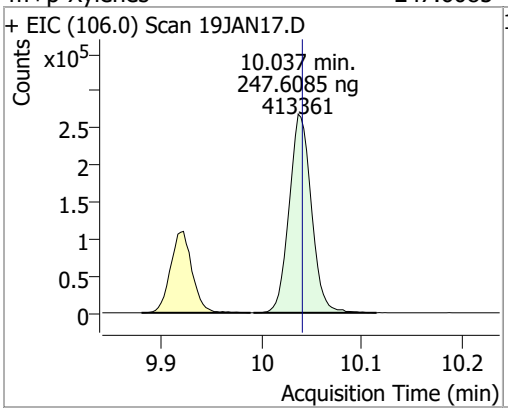

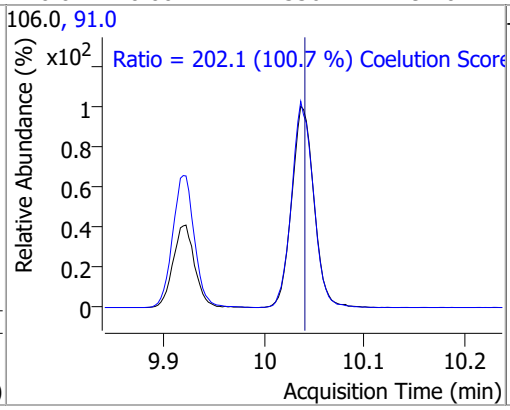

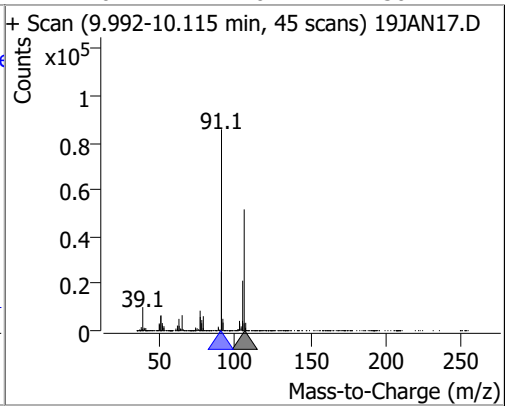

Compound	Conc.	RT	Dev(Min)	Resp.	QIon	QRatio	Lower	Upper
o-Xylene	125.9585	10.43	0.00	184033	91.0	215.0	181.4	241.4

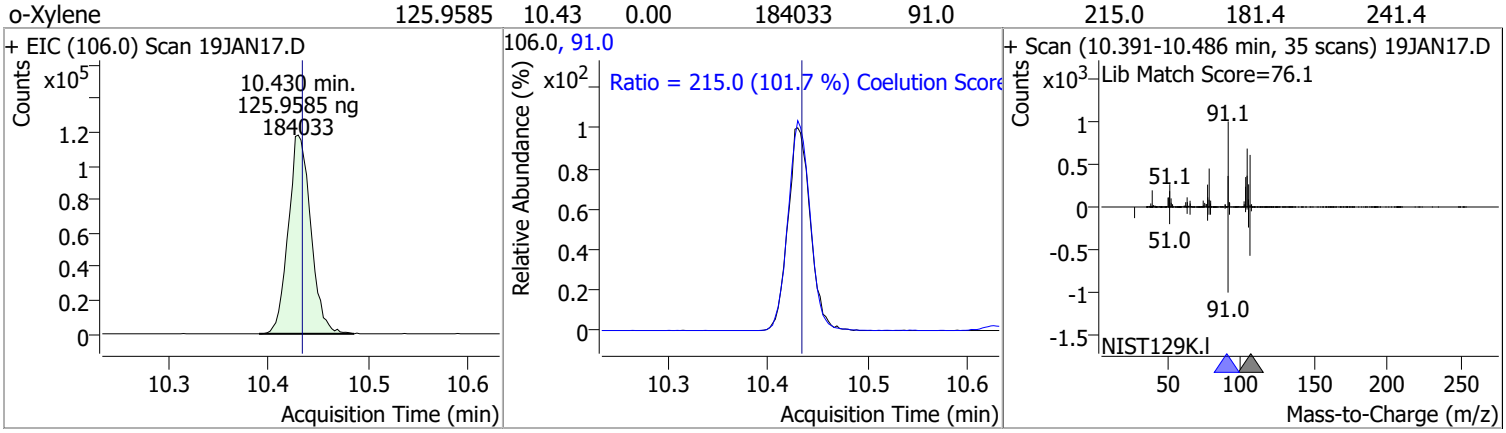

Compound	Conc.	RT	Dev(Min)	Resp.	QIon	QRatio	Lower	Upper
Styrene	126.6563	10.45	0.00	306077	78.0	50.7	20.6	80.6

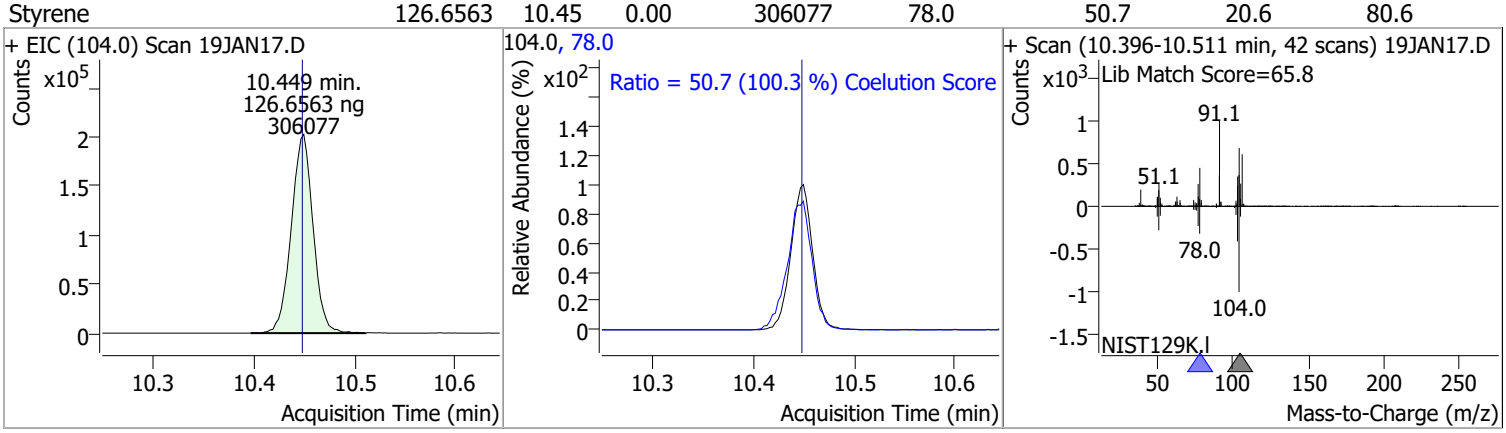

Compound	Conc.	RT	Dev(Min)	Resp.	QIon	QRatio	Lower	Upper
Bromoform	118.4586	10.62	0.00	45029	170.5	51.1	20.3	80.3
					174.5	51.5	18.1	78.1

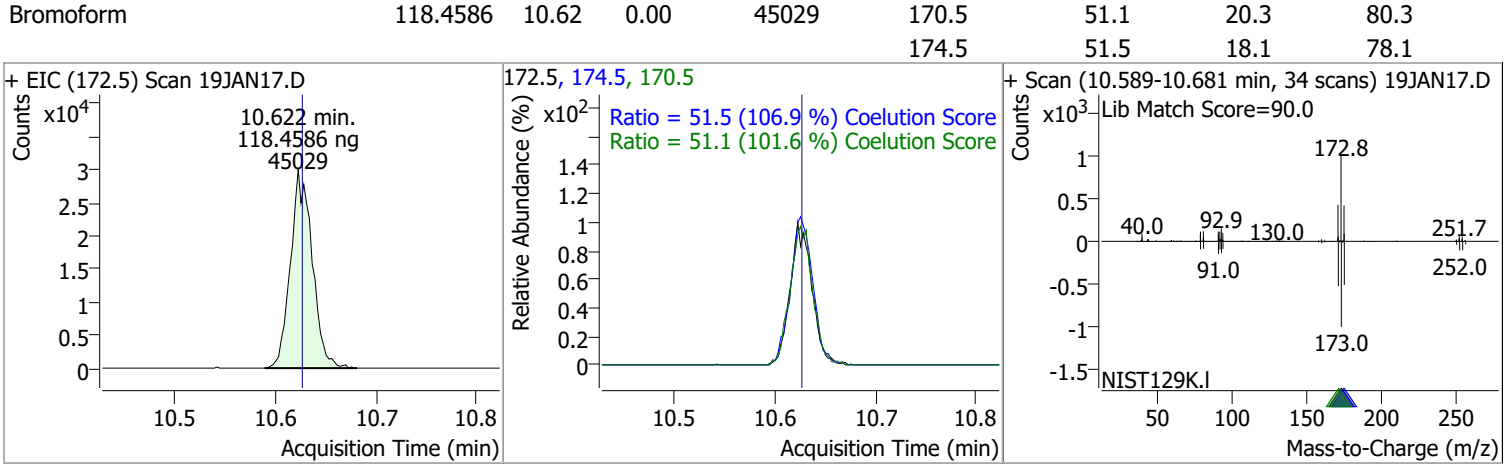

Compound	Conc.	RT	Dev(Min)	Resp.	QIon	QRatio	Lower	Upper
p-Bromofluorobenzene	258.3795	10.95	0.00	270628	174.0	95.1	65.3	125.3
					176.0	92.6	63.3	123.3

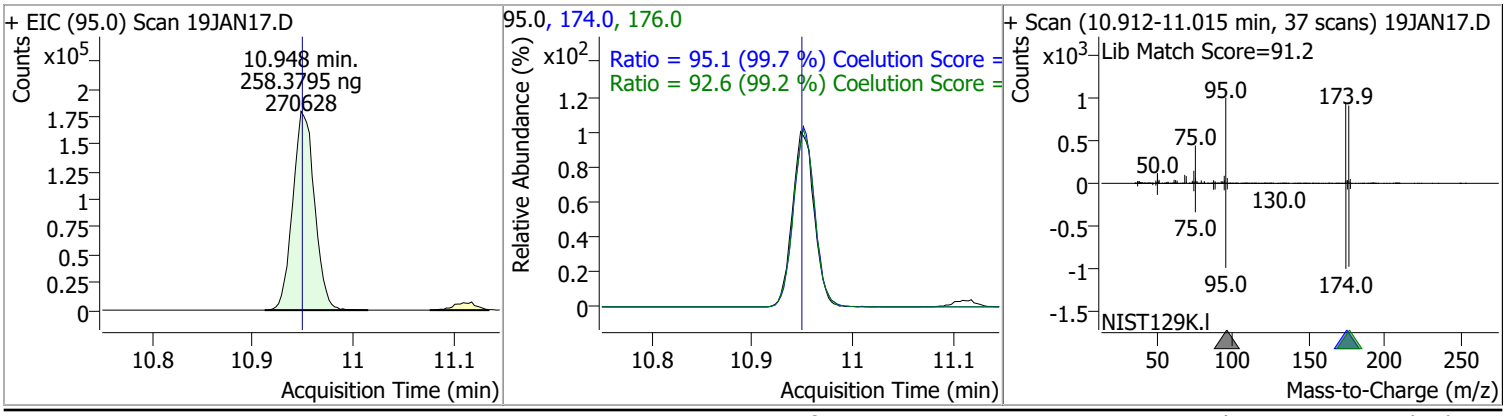

Compound	Conc.	RT	Dev(Min)	Resp.	QIon	QRatio	Lower	Upper
Bromobenzene	128.7582	11.09	0.00	118930	77.0	142.8	113.5	173.5
					158.0	96.1	66.1	126.1

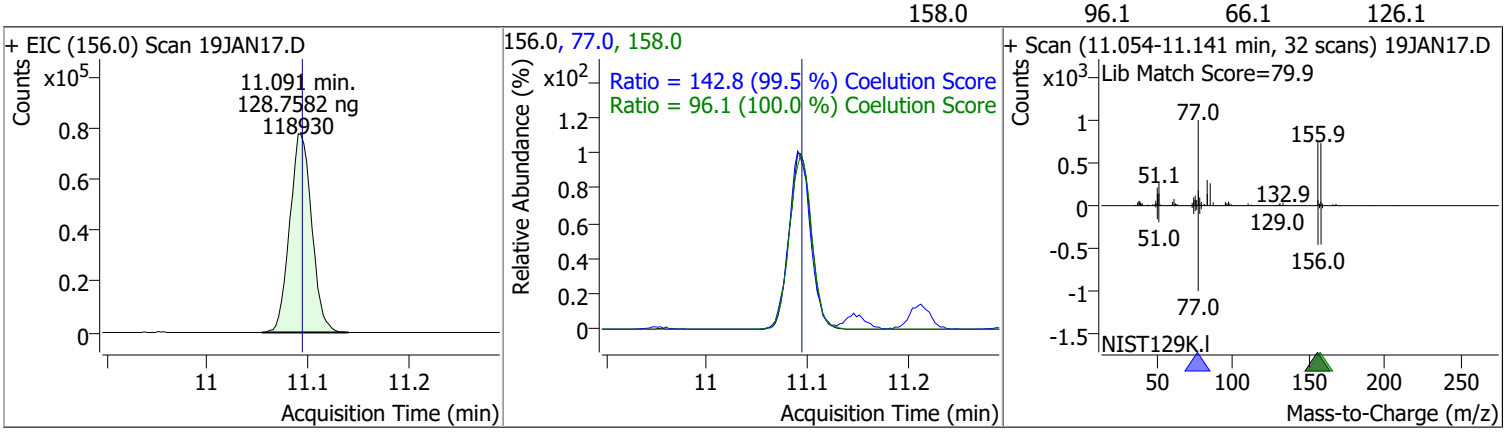

Compound	Conc.	RT	Dev(Min)	Resp.	QIon	QRatio	Lower	Upper
1,1,2,2-Tetrachloroethane	123.7103	11.11	0.00	65177	85.0	63.5	33.3	93.3

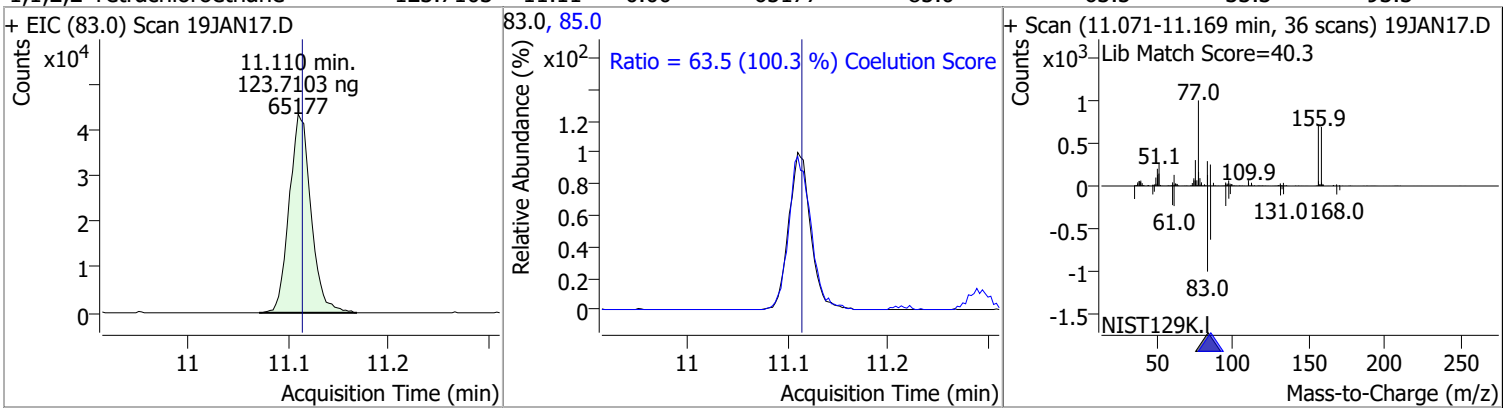

Compound	Conc.	RT	Dev(Min)	Resp.	QIon	QRatio	Lower	Upper
1,2,3-Trichloropropane	119.2511	11.15	0.00	16507	112.0	65.4	35.8	95.8

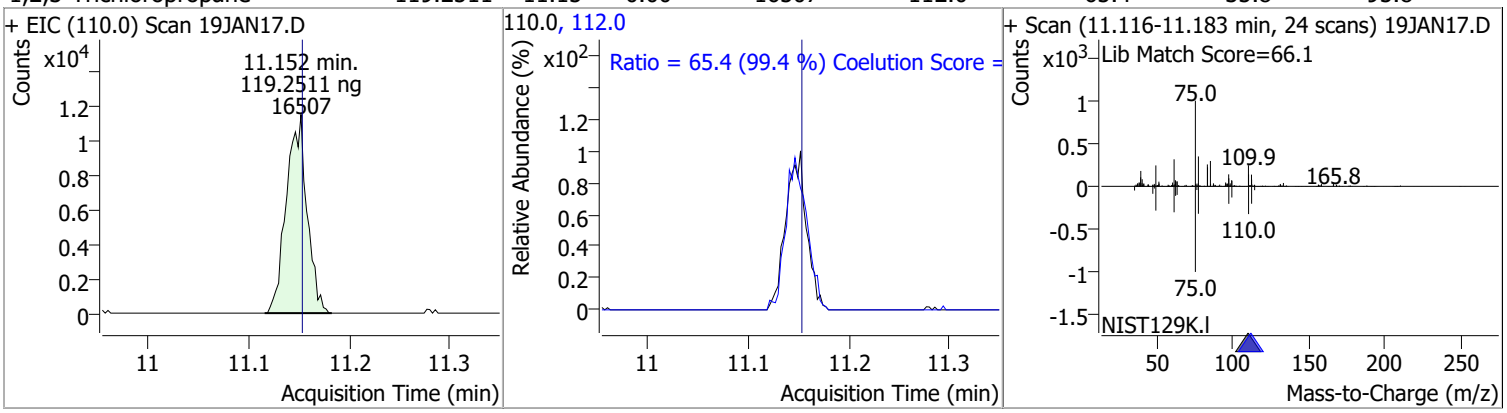

Compound	Conc.	RT	Dev(Min)	Resp.	QIon	QRatio	Lower	Upper
2-Chlorotoluene	128.0245	11.29	0.00	117036	91.0	284.5	246.2	306.2

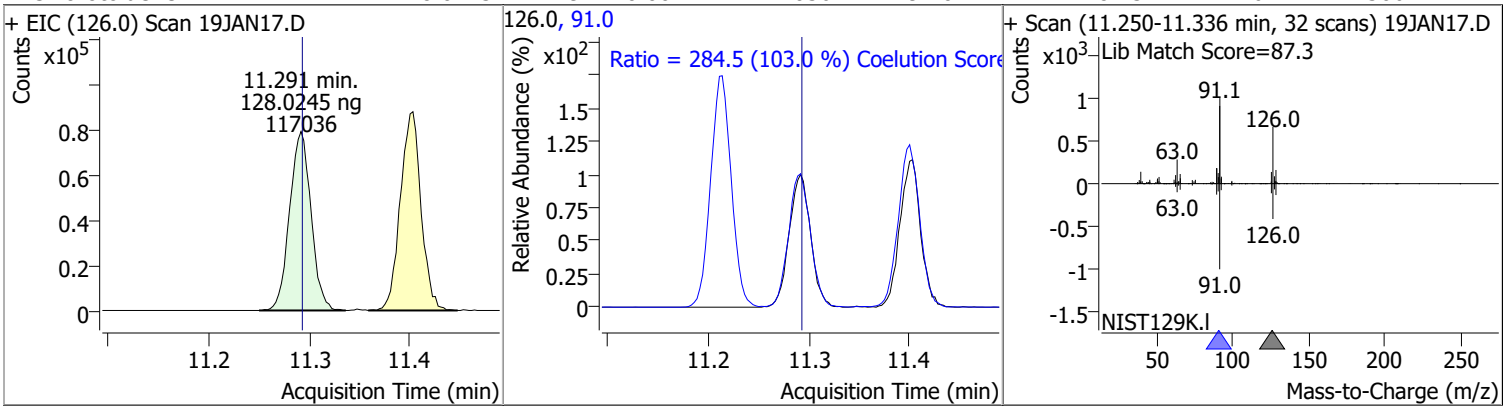

Compound	Conc.	RT	Dev(Min)	Resp.	QIon	QRatio	Lower	Upper
4-Chlorotoluene	133.6905	11.40	0.00	395846	126.0	31.8	1.3	61.3

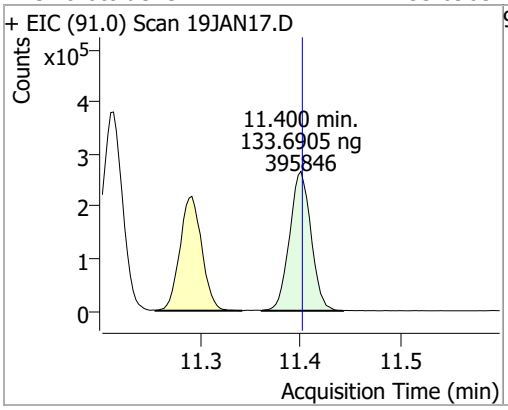

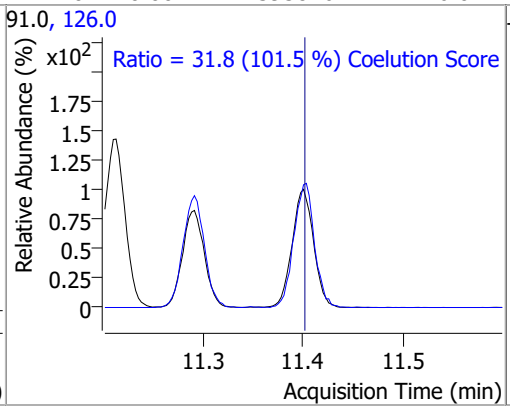

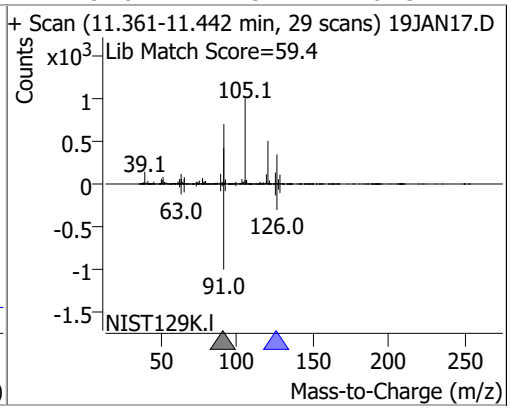

Compound	Conc.	RT	Dev(Min)	Resp.	QIon	QRatio	Lower	Upper
1,3-Dichlorobenzene	127.9071	12.04	0.00	214054	148.0	65.1	32.8	92.8
					111.0	39.8	8.7	68.7

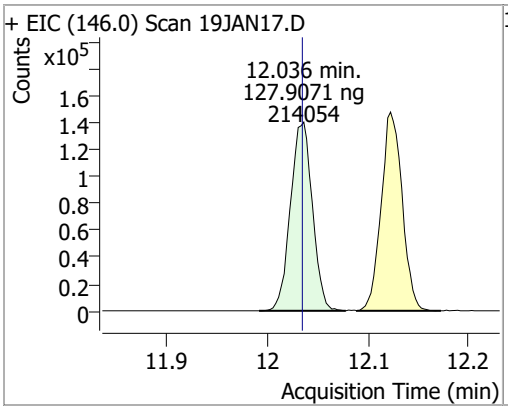

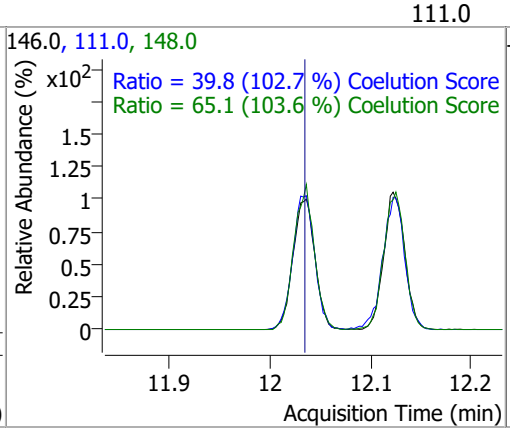

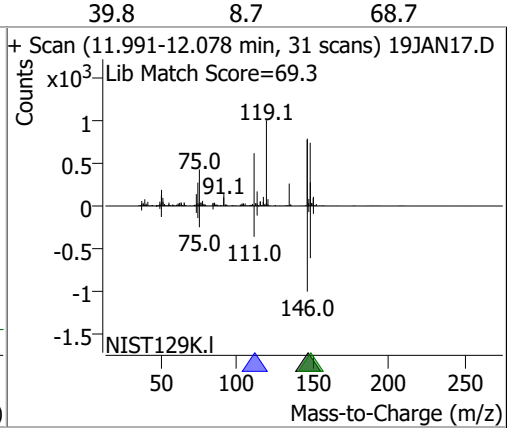

Compound	Conc.	RT	Dev(Min)	Resp.	QIon	QRatio	Lower	Upper
1,4-Dichlorobenzene	126.9159	12.12	0.00	216533	148.0	63.7	33.7	93.7
					111.0	39.1	8.7	68.7

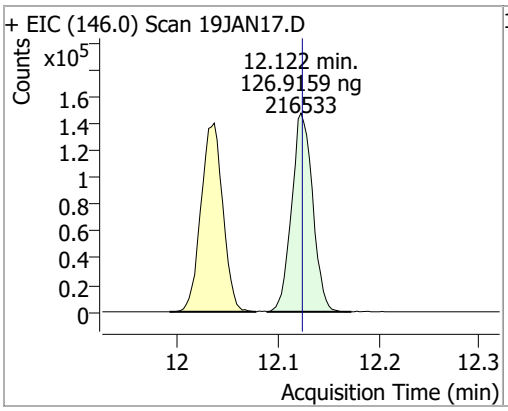

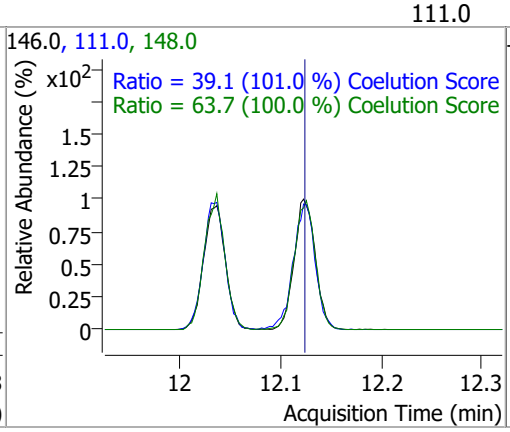

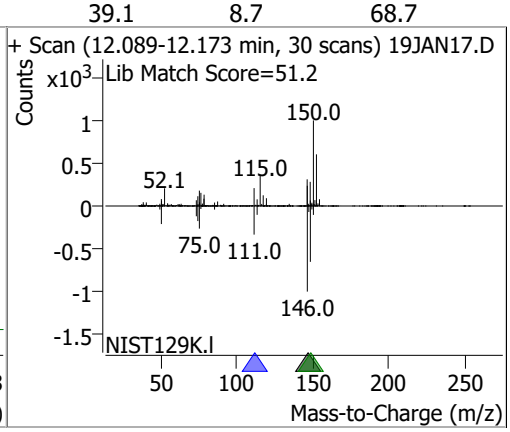

Quantitation Results Report (QT Reviewed)

Compound	Conc.	RT	Dev(Min)	Resp.	QIon	QRatio	Lower	Upper
1,2-Dichlorobenzene	126.7893	12.49	0.00	177148	148.0	64.2	31.9	91.9
					111.0	39.1	9.5	69.5

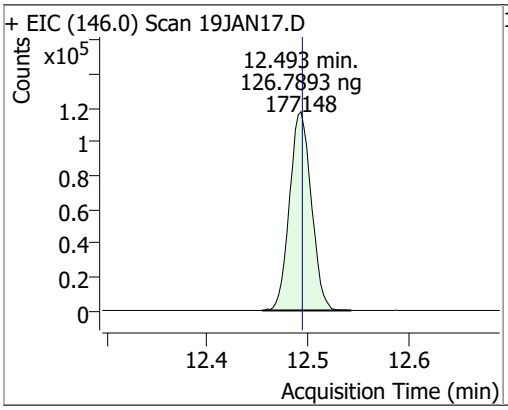

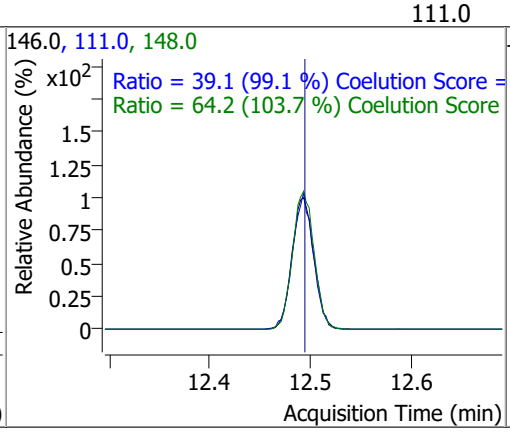

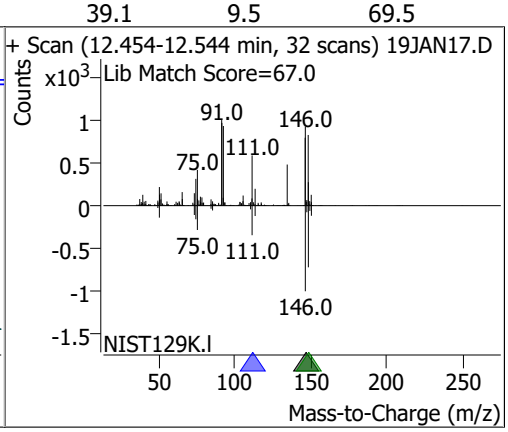

Batch name and path: D:\Org\Data\VOA5975C\VG011922\QuantResults\VG011922_8260B.batch.bin
Quant batch version: 10.0
Quant reporting version: 10.0

Name	User	Time	Action	Reason	Comment	Succeed	Exception
CmdNewBatchTable	BL2000\mchavez	1/19/2022 9:29:47 AM	Create new batch D:\Org\Data\VOA5975C\VG011922\VG011922_8260B.batch.bin			✓	
CmdImportSamplesFromWorklist	BL2000\mchavez	1/19/2022 9:30:15 AM	Add samples from worklist: D:\Org\Data\VOA5975C\VG011922\19JAN01.D			✓	
CmdStartMethodEditing	BL2000\mchavez	1/19/2022 9:30:41 AM	Start method editing			✓	
CmdImportMethodFromFile	BL2000\mchavez	1/19/2022 9:30:42 AM	Import method from file \\MASSHUNTER\Org\Data\Methods\Quant\VOA5975C\VOA5975C_010422_CAL\VOA5975C_8260B_SHT_DoD_L4_010422.m			✓	
CmdApplyMethodToAllSamples	BL2000\mchavez	1/19/2022 9:30:46 AM	Apply method to all samples			✓	
CmdMethodClear	BL2000\mchavez	1/19/2022 9:30:47 AM	Clear method			✓	
CmdEndMethodEditing	BL2000\mchavez	1/19/2022 9:30:47 AM	End method editing			✓	
CmdQuantitate	BL2000\mchavez	1/19/2022 9:30:51 AM	Quantitate all compounds in all samples			✓	
CmdImportSamplesFromWorklist	BL2000\mchavez	1/19/2022 9:54:44 AM	Add samples from worklist: D:\Org\Data\VOA5975C\VG011922\19JAN02.D			✓	
CmdSetSampleAttribute	BL2000\mchavez	1/19/2022 9:54:51 AM	Set SampleType = TuneCheck for sample 19JAN02.D; previous value = Sample			✓	
CmdQuantitate	BL2000\mchavez	1/19/2022 9:54:53 AM	Quantitate all compounds in all samples			✓	
CmdImportSamplesFromWorklist	BL2000\mchavez	1/19/2022 10:30:30 AM	Add samples from worklist: D:\Org\Data\VOA5975C\VG011922\19JAN03.D			✓	
CmdSetSampleAttribute	BL2000\mchavez	1/19/2022 10:30:34 AM	Set SampleType = Blank for sample 19JAN03.D; previous value = Sample			✓	
CmdQuantitate	BL2000\mchavez	1/19/2022 10:30:37 AM	Quantitate all compounds in all samples			✓	
CmdImportSamplesFromWorklist	BL2000\mchavez	1/19/2022 11:32:13 AM	Add samples from worklist: D:\Org\Data\VOA5975C\VG011922\19JAN04.D			✓	
CmdSetSampleAttribute	BL2000\mchavez	1/19/2022 11:32:17 AM	Set SampleType = Calibration for sample 19JAN04.D; previous value = Sample			✓	
CmdSetSampleAttribute	BL2000\mchavez	1/19/2022 11:32:21 AM	Set LevelName = 1 for sample 19JAN04.D; previous value =			✓	
CmdQuantitate	BL2000\mchavez	1/19/2022 11:32:25 AM	Quantitate all compounds in all samples			✓	

Name	User	Time	Action	Reason	Comment	Succeed	Exception
CmdImportSamplesFromWorklist	BL2000\mchavez	1/19/2022 11:33:15 AM	Add samples from worklist: D:\Org\Data\VOA5975C\VG011922\19JAN05.D			✓	
CmdSetSampleAttribute	BL2000\mchavez	1/19/2022 11:33:19 AM	Set SampleType = Calibration for sample 19JAN05.D; previous value = Sample			✓	
CmdSetSampleAttribute	BL2000\mchavez	1/19/2022 11:33:22 AM	Set LevelName = 2 for sample 19JAN05.D; previous value =			✓	
CmdQuantitate	BL2000\mchavez	1/19/2022 11:33:26 AM	Quantitate all compounds in all samples			✓	
CmdManuallyIntegratePeak	BL2000\mchavez	1/19/2022 11:34:14 AM	Manually integrate compound 1,2,3-Trichloropropane in sample 19JAN05.D from x, y = 11.105, 0 to 11.183, 0; result = 1522			✓	
CmdManuallyIntegrateQualifierPeak	BL2000\mchavez	1/19/2022 11:34:18 AM	Manually integrate qualifier112.0 of compound 1,2,3-Trichloropropane in sample 19JAN05.D from x, y = 11.110, 0 to 11.191, 0; result = 987			✓	
CmdSaveBatchTable	BL2000\mchavez	1/19/2022 12:01:49 PM	Save batch D:\Org\Data\VOA5975C\VG011922\QuantResults\VG011922_8260B.batch.bin			✓	
CmdOpenBatchTable	BL2000\mchavez	1/19/2022 12:10:11 PM	Open batch D:\Org\Data\VOA5975C\VG011922\VG011922_8260B.batch.bin			✓	
CmdImportSamplesFromWorklist	BL2000\mchavez	1/19/2022 12:10:51 PM	Add samples from worklist: D:\Org\Data\VOA5975C\VG011922\19JAN06.D			✓	
CmdSetSampleAttribute	BL2000\mchavez	1/19/2022 12:10:56 PM	Set SampleType = Calibration for sample 19JAN06.D; previous value = Sample			✓	
CmdSetSampleAttribute	BL2000\mchavez	1/19/2022 12:10:59 PM	Set LevelName = 3 for sample 19JAN06.D; previous value =			✓	
CmdQuantitate	BL2000\mchavez	1/19/2022 12:11:04 PM	Quantitate all compounds in all samples			✓	
CmdManuallyIntegratePeak	BL2000\mchavez	1/19/2022 12:11:39 PM	Manually integrate compound 1,2-Dichloroethane-d4 in sample 19JAN04.D from x, y = 6.183, 0 to 6.319, 0; result = 979			✓	
CmdSetTargetCompoundAttribute	BL2000\mchavez	1/19/2022 12:11:40 PM	Set UserAnnotation = NI for compound 1,2-Dichloroethane-d4 in sample 19JAN04.D; previous value =			✓	
CmdManuallyIntegrateQualifierPeak	BL2000\mchavez	1/19/2022 12:11:43 PM	Manually integrate qualifier65.0 of compound 1,2-Dichloroethane-d4 in sample 19JAN04.D from x, y = 6.194, 0 to 6.294, 0; result = 1988			✓	
CmdSaveBatchTable	BL2000\mchavez	1/19/2022 12:13:27 PM	Save batch D:\Org\Data\VOA5975C\VG011922\QuantResults\VG011922_8260B.batch.bin			✓	
CmdOpenBatchTable	BL2000\mchavez	1/19/2022 1:17:06 PM	Open batch D:\Org\Data\VOA5975C\VG011922\VG011922_8260B.batch.bin			✓	

Name	User	Time	Action	Reason	Comment	Succeed	Exception
CmdImportSamplesFromWorklist	BL2000\mchavez	1/19/2022 1:17:31 PM	Add samples from worklist: D:\Org\Data\VOA5975C\VG011922\19JAN08.D, D:\Org\Data\VOA5975C\VG011922\19JAN07.D			✓	
CmdSetSampleAttribute	BL2000\mchavez	1/19/2022 1:17:36 PM	Set SampleType = Calibration for sample 19JAN07.D; previous value = Sample			✓	
CmdSetSampleAttribute	BL2000\mchavez	1/19/2022 1:17:39 PM	Set LevelName = 4 for sample 19JAN07.D; previous value =			✓	
CmdQuantitate	BL2000\mchavez	1/19/2022 1:17:48 PM	Quantitate all compounds in all samples			✓	
CmdImportSamplesFromWorklist	BL2000\mchavez	1/19/2022 1:21:29 PM	Add samples from worklist: D:\Org\Data\VOA5975C\VG011922\19JAN09.D			✓	
CmdSetSampleAttribute	BL2000\mchavez	1/19/2022 1:21:35 PM	Set SampleType = Calibration for sample 19JAN09.D; previous value = Sample			✓	
CmdSetSampleAttribute	BL2000\mchavez	1/19/2022 1:21:38 PM	Set LevelName = 5 for sample 19JAN09.D; previous value =			✓	
CmdQuantitate	BL2000\mchavez	1/19/2022 1:21:46 PM	Quantitate all compounds in all samples			✓	
CmdSetSampleAttribute	BL2000\mchavez	1/19/2022 1:24:19 PM	Set SampleApproved = True for sample 19JAN09.D; previous value = False			✓	
CmdStartMethodEditing	BL2000\mchavez	1/19/2022 1:24:27 PM	Start method editing			✓	
CmdImportMethodFromSample	BL2000\mchavez	1/19/2022 1:24:28 PM	Import method from sample 19JAN09.D			✓	

Name	User	Time	Action	Reason	Comment	Succeed	Exception
CmdUpdateRetentionTimes	BL2000\mchavez	1/19/2022 1:24:42 PM	Update retention time for compound 1,2-Dichlorobenzene; 1,4-Dichlorobenzene; 1,3-Dichlorobenzene; 4-Chlorotoluene; 2-Chlorotoluene; 1,2,3-Trichloropropane; Bromobenzene; 1,1,2,2-Tetrachloroethane; p-Bromofluorobenzene; Bromoform; Styrene; o-Xylene; m+p-Xylenes; Ethylbenzene; 1,1,1,2-Tetrachloroethane; Chlorobenzene; 1,2-Dibromoethane; Chlorodibromomethane; 1,3-Dichloropropane; Tetrachloroethene; 1,1,2-Trichloroethane; trans-1,3-Dichloropropene; Toluene; Toluene-d8; cis-1,3-Dichloropropene; Bromodichloromethane; Dibromomethane; 1,2-Dichloropropane; Trichloroethene; 1,2-Dichloroethane; Benzene; 1,2-Dichloroethane-d4; 1,1-Dichloropropene; Carbon tetrachloride; 1,1,1-Trichloroethane; Dibromofluoromethane; Chloroform; Bromochloromethane; Methyl ethyl ketone; cis-1,2-Dichloroethene; 2,2-Dichloropropane; 1,1-Dichloroethane; Methyl tert-butyl ether (MTBE); trans-1,2-Dichloroethene; Methylene chloride; 1,1-Dichloroethene; Trichlorofluoromethane; Chloroethane; Bromomethane; Vinyl chloride; Chloromethane; 1,4-Dichlorobenzene-d4; Chlorobenzene-d5; Fluorobenzene; Dichlorodifluoromethane;			✓	

Name	User	Time	Action	Reason	Comment	Succeed	Exception
CmdUpdateQualifierRatios	BL2000\mchavez	1/19/2022 1:24:48 PM	Update qualifier ratios for compound 1,2-Dichlorobenzene; Update qualifier ratios for compound 1,4-Dichlorobenzene; Update qualifier ratios for compound 1,3-Dichlorobenzene; Update qualifier ratios for compound 4-Chlorotoluene; Update qualifier ratios for compound 2-Chlorotoluene; Update qualifier ratios for compound 1,2,3-Trichloropropane; Update qualifier ratios for compound Bromobenzene; Update qualifier ratios for compound 1,1,2,2-Tetrachloroethane; Update qualifier ratios for compound p-Bromofluorobenzene; Update qualifier ratios for compound Bromoform; Update qualifier ratios for compound Styrene; Update qualifier ratios for compound o-Xylene; Update qualifier ratios for compound m+p-Xylenes; Update qualifier ratios for compound Ethylbenzene; Update qualifier ratios for compound 1,1,1,2-Tetrachloroethane; Update qualifier ratios for compound Chlorobenzene; Update qualifier ratios for compound 1,2-Dibromoethane; Update qualifier ratios for compound Chlorodibromomethane; Update qualifier ratios for compound 1,3-Dichloropropane; Update qualifier ratios for compound Tetrachloroethene; Update qualifier ratios for compound 1,1,2-Trichloroethane; Update qualifier ratios for compound trans-1,3-Dichloropropene; Update qualifier ratios for compound Toluene; Update qualifier ratios for compound Toluene-d8; Update qualifier ratios for compound cis-1,3-Dichloropropene; Update qualifier ratios for compound Bromodichloromethane; Update qualifier ratios for compound Dibromomethane; Update qualifier ratios for compound 1,2-Dichloropropane; Update qualifier ratios for compound Trichloroethene; Update qualifier ratios for compound 1,2-Dichloroethane; Update qualifier ratios for compound Benzene; Update qualifier ratios for compound 1,2-Dichloroethane-d4; Update qualifier ratios for compound 1,1-Dichloropropene; Update qualifier ratios for compound Carbon tetrachloride; Update qualifier ratios for compound 1,1,1-Trichloroethane;			✓	

Name	User	Time	Action	Reason	Comment	Succeed	Exception
			Update qualifier ratios for compound Dibromofluoromethane; Update qualifier ratios for compound Chloroform; Update qualifier ratios for compound Bromochloromethane; Update qualifier ratios for compound Methyl ethyl ketone; Update qualifier ratios for compound cis-1,2-Dichloroethene; Update qualifier ratios for compound 2,2-Dichloropropane; Update qualifier ratios for compound 1,1-Dichloroethane; Update qualifier ratios for compound Methyl tert-butyl ether (MTBE); Update qualifier ratios for compound trans-1,2-Dichloroethene; Update qualifier ratios for compound Methylene chloride; Update qualifier ratios for compound 1,1-Dichloroethene; Update qualifier ratios for compound Trichlorofluoromethane; Update qualifier ratios for compound Chloroethane; Update qualifier ratios for compound Bromomethane; Update qualifier ratios for compound Vinyl chloride; Update qualifier ratios for compound Chloromethane; Update qualifier ratios for compound 1,4-Dichlorobenzene-d4; Update qualifier ratios for compound Chlorobenzene-d5; Update qualifier ratios for compound Fluorobenzene; Update qualifier ratios for compound Dichlorodifluoromethane;				
CmdApplyMethodToAllSamples	BL2000\mchavez	1/19/2022 1:25:55 PM	Apply method to all samples			✓	
CmdMethodClear	BL2000\mchavez	1/19/2022 1:25:55 PM	Clear method			✓	
CmdEndMethodEditing	BL2000\mchavez	1/19/2022 1:25:56 PM	End method editing			✓	
CmdQuantitate	BL2000\mchavez	1/19/2022 1:26:04 PM	Quantitate all compounds in all samples			✓	
CmdManuallyIntegrateQualifierPeak	BL2000\mchavez	1/19/2022 1:28:09 PM	Manually integrate qualifier87.0 of compound Dichlorodifluoromethane in sample 19JAN04.D from x, y = 1.202, 0 to 1.308, 0; result = 1552			✓	
CmdManuallyIntegrateQualifierPeak	BL2000\mchavez	1/19/2022 1:28:17 PM	Manually integrate qualifier64.0 of compound Vinyl chloride in sample 19JAN04.D from x, y = 1.473, 0 to 1.542, -7; result = 1928			✓	
CmdManuallyIntegrateQualifierPeak	BL2000\mchavez	1/19/2022 1:28:22 PM	Manually integrate qualifier 64.0 of compound Vinyl chloride in sample 19JAN04.D, from x, y = 1.473, 0 to 1.531, 0, result = 1877; previous integration is from x, y = 1.473, 0 to 1.542, -7 and previous response = 1928.			✓	

Name	User	Time	Action	Reason	Comment	Succeed	Exception
CmdManuallyIntegrateQualifierPeak	BL2000\mchavez	1/19/2022 1:28:57 PM	Manually integrate qualifier66.0 of compound Chloroethane in sample 19JAN04.D from x, y = 1.838, 0 to 1.938, 0; result = 937			✓	
CmdManuallyIntegratePeak	BL2000\mchavez	1/19/2022 1:29:01 PM	Manually integrate compound Chloroethane in sample 19JAN04.D, from x, y = 1.871, 0 to 1.955, 0, result = 2651; previous integration is from x, y = 1.871, 0 to 1.922, 0 and previous response = 2305.			✓	
CmdSetTargetCompoundAttribute	BL2000\mchavez	1/19/2022 1:29:05 PM	Set UserAnnotation = LT for compound Chloroethane in sample 19JAN04.D; previous value =			✓	
CmdManuallyIntegrateQualifierPeak	BL2000\mchavez	1/19/2022 1:29:16 PM	Manually integrate qualifier63.0 of compound 1,1-Dichloroethene in sample 19JAN04.D from x, y = 2.674, 0 to 2.764, 0; result = 1211			✓	
CmdManuallyIntegratePeak	BL2000\mchavez	1/19/2022 1:29:42 PM	Manually integrate compound Vinyl chloride in sample 19JAN03.D from x, y = 1.484, 0 to 1.526, 0; result = 450			✓	
CmdManuallyIntegrateQualifierPeak	BL2000\mchavez	1/19/2022 1:29:49 PM	Manually integrate qualifier64.0 of compound Vinyl chloride in sample 19JAN03.D from x, y = 1.492, 0 to 1.515, -4; result = 300			✓	
CmdManuallyIntegratePeak	BL2000\mchavez	1/19/2022 1:29:56 PM	Manually integrate compound Bromomethane in sample 19JAN03.D from x, y = 1.788, 0 to 1.841, 0; result = 344			✓	
CmdManuallyIntegrateQualifierPeak	BL2000\mchavez	1/19/2022 1:29:59 PM	Manually integrate qualifier94.0 of compound Bromomethane in sample 19JAN03.D from x, y = 1.777, 0 to 1.841, 0; result = 392			✓	
CmdManuallyIntegratePeak	BL2000\mchavez	1/19/2022 1:30:13 PM	Manually integrate compound Chloromethane in sample 19JAN03.D from x, y = 1.378, 0 to 1.436, 0; result = 477			✓	
CmdManuallyIntegrateQualifierPeak	BL2000\mchavez	1/19/2022 1:30:15 PM	Manually integrate qualifier52.0 of compound Chloromethane in sample 19JAN03.D from x, y = 1.370, 0 to 1.439, 0; result = 66			✓	
CmdManuallyIntegrateQualifierPeak	BL2000\mchavez	1/19/2022 1:30:24 PM	Manually integrate qualifier 64.0 of compound Vinyl chloride in sample 19JAN03.D, from x, y = 1.492, 0 to 1.512, 0, result = 263; previous integration is from x, y = 1.492, 0 to 1.515, -4 and previous response = 300.			✓	
CmdManuallyIntegratePeak	BL2000\mchavez	1/19/2022 1:30:47 PM	Manually integrate compound Methylene chloride in sample 19JAN03.D from x, y = 3.274, 0 to 3.397, 0; result = 2137			✓	

Name	User	Time	Action	Reason	Comment	Succeed	Exception
CmdManuallyIntegrateQualifierPeak	BL2000\mchavez	1/19/2022 1:30:49 PM	Manually integrate qualifier84.0 of compound Methylene chloride in sample 19JAN03.D from x, y = 3.285, 0 to 3.324, -4; result = 372			✓	
CmdManuallyIntegrateQualifierPeak	BL2000\mchavez	1/19/2022 1:30:50 PM	Manually integrate qualifier 84.0 of compound Methylene chloride in sample 19JAN03.D, from x, y = 3.347, 6 to 3.386, 0, result = 339; previous integration is from x, y = 3.285, 0 to 3.324, -4 and previous response = 372.			✓	
CmdManuallyIntegrateQualifierPeak	BL2000\mchavez	1/19/2022 1:30:53 PM	Manually integrate qualifier 84.0 of compound Methylene chloride in sample 19JAN03.D, from x, y = 3.274, 0 to 3.405, 0, result = 1639; previous integration is from x, y = 3.347, 6 to 3.386, 0 and previous response = 339.			✓	
CmdManuallyIntegrateQualifierPeak	BL2000\mchavez	1/19/2022 1:30:54 PM	Manually integrate qualifier86.0 of compound Methylene chloride in sample 19JAN03.D from x, y = 3.285, 0 to 3.375, 0; result = 701			✓	
CmdManuallyIntegratePeak	BL2000\mchavez	1/19/2022 1:31:47 PM	Manually integrate compound trans-1,2-Dichloroethene in sample 19JAN04.D from x, y = 3.667, 0 to 3.779, 0; result = 2132			✓	
CmdManuallyIntegrateQualifierPeak	BL2000\mchavez	1/19/2022 1:31:48 PM	Manually integrate qualifier 61.0 of compound trans-1,2-Dichloroethene in sample 19JAN04.D, from x, y = 3.662, 0 to 3.779, 0, result = 3467; previous integration is from x, y = 3.687, 0 to 3.756, 0 and previous response = 3419.			✓	
CmdClearManualIntegration	BL2000\mchavez	1/19/2022 1:31:52 PM	Clear manual integration of qualifier 61.0 for compound trans-1,2-Dichloroethene in sample 19JAN04.D			✓	
CmdManuallyIntegrateQualifierPeak	BL2000\mchavez	1/19/2022 1:31:55 PM	Manually integrate qualifier98.0 of compound trans-1,2-Dichloroethene in sample 19JAN04.D from x, y = 3.673, 0 to 3.787, 0; result = 1448			✓	
CmdManuallyIntegratePeak	BL2000\mchavez	1/19/2022 1:32:01 PM	Manually integrate compound Methyl tert-butyl ether (MTBE) in sample 19JAN04.D from x, y = 3.712, 0 to 3.801, 0; result = 2662			✓	
CmdManuallyIntegrateQualifierPeak	BL2000\mchavez	1/19/2022 1:32:03 PM	Manually integrate qualifier57.0 of compound Methyl tert-butyl ether (MTBE) in sample 19JAN04.D from x, y = 3.706, 0 to 3.796, 0; result = 521			✓	
CmdSetTargetCompoundAttribute	BL2000\mchavez	1/19/2022 1:32:05 PM	Set UserAnnotation = NI for compound Methyl tert-butyl ether (MTBE) in sample 19JAN04.D; previous value =			✓	
CmdSetTargetCompoundAttribute	BL2000\mchavez	1/19/2022 1:32:08 PM	Set UserAnnotation = NI for compound trans-1,2-Dichloroethene in sample 19JAN04.D; previous value =			✓	

Name	User	Time	Action	Reason	Comment	Succeed	Exception
CmdManuallyIntegrate QualifierPeak	BL2000\mchavez	1/19/2022 1:32:15 PM	Manually integrate qualifier65.0 of compound 1,1-Dichloroethane in sample 19JAN04.D from x, y = 4.325, 0 to 4.426, 0; result = 0				Agilent.MassSpectrometry.DataAnalysis.Quantitative.ApplicationCommandException: Manual integration failed for qualifier 65.0 of compound 1,1-Dichloroethane in sample ICAL011922_1. ---> Agilent.MassSpectrometry.DataAnalysis.Quantitative.ApplicationCommandException: Manual integration failed for qualifier 65.0 of compound 1,1-Dichloroethane in sample ICAL011922_1. ---> System.IndexOutOfRangeException: Index was outside the bounds of the array. at Agilent.MassSpectrometry.DataAnalysis.AgileIntegrator.Peak.a(Double[] A_0, Single[] A_1, Int32 A_2, Int32 A_3, Int32 A_4, Double A_5, Double A_6, Double& A_7, Double& A_8, Int32& A_9, Int32& A_10, Int32& A_11, Int32& A_12) at Agilent.MassSpectrometry.DataAnalysis.AgileIntegrator.Peak.ComputeChromatographicMetrics(Double[] xArray, Single[] yArray, Int32 startIndex, Int32 apexIndex, Int32 endIndex, Double baselineSlope, Double yIntercept, Double& fullWidthHalfMaximum, Double& symmetry) at Agilent.MassSpectrometry.DataAnalysis.Quantitative.Integrator.a(IChromatogram A_0, IPeakList A_1) at Agilent.MassSpectrometry.DataAnalysis.Quantitative.Integrator.ManualIntegrate(IChromatogram chromatogram, Double xStart, Double yStart, Double xEnd, Double yEnd, IChromPeakList& peaklist) at Agilent.MassSpectrometry.DataAnalysis.Quantitative.Analysis.MeasuredIon.ManualIntegrate(Double xStart, Double yStart, Double xEnd, Double yEnd) --- End of inner exception stack trace --- at Agilent.MassSpectrometry.DataAnalysis.Quantitative.Analysis.QualifierIon.SetManualIntegrationFailureMessage(Exception e) at Agilent.MassSpectrometry.DataAnalysis.Quantitative.Analysis.MeasuredIon.M

Name	User	Time	Action	Reason	Comment	Succeed	Exception
							anualIntegrate(Double xStart, Double yStart, Double xEnd, Double yEnd) at Agilent.MassSpectrometry.DataAnalysis.Quantitative.CmdManuallyIntegrateQualifierPeak.Do() --- End of inner exception stack trace --- at Agilent.MassSpectrometry.DataAnalysis.Quantitative.CmdManuallyIntegrateQualifierPeak.Do() at Agilent.MassSpectrometry.CommandModel.CommandHistory.Invoke(ICommand cmd) at Agilent.MassSpectrometry.DataAnalysis.Quantitative.AppCommandContext._Invoke(ICommand cmd)

Name	User	Time	Action	Reason	Comment	Succeed	Exception
CmdManuallyIntegrate QualifierPeak	BL2000\mchavez	1/19/2022 1:32:20 PM	Manually integrate qualifier83.0 of compound 1,1-Dichloroethane in sample 19JAN04.D from x, y = 4.320, 0 to 4.437, 0; result = 0				Agilent.MassSpectrometry.DataAnalysis.Quantitative.ApplicationCommandException: Manual integration failed for qualifier 83.0 of compound 1,1-Dichloroethane in sample ICAL011922_1. ---> Agilent.MassSpectrometry.DataAnalysis.Quantitative.ApplicationCommandException: Manual integration failed for qualifier 83.0 of compound 1,1-Dichloroethane in sample ICAL011922_1. ---> System.IndexOutOfRangeException: Index was outside the bounds of the array. at Agilent.MassSpectrometry.DataAnalysis.AgileIntegrator.Peak.a(Double[] A_0, Single[] A_1, Int32 A_2, Int32 A_3, Int32 A_4, Double A_5, Double A_6, Double& A_7, Double& A_8, Int32& A_9, Int32& A_10, Int32& A_11, Int32& A_12) at Agilent.MassSpectrometry.DataAnalysis.AgileIntegrator.Peak.ComputeChromatographicMetrics(Double[] xArray, Single[] yArray, Int32 startIndex, Int32 apexIndex, Int32 endIndex, Double baselineSlope, Double yIntercept, Double& fullWidthHalfMaximum, Double& symmetry) at Agilent.MassSpectrometry.DataAnalysis.Quantitative.Integrator.a(IChromatogram A_0, IPeakList A_1) at Agilent.MassSpectrometry.DataAnalysis.Quantitative.Integrator.ManualIntegrate(IChromatogram chromatogram, Double xStart, Double yStart, Double xEnd, Double yEnd, IChromPeakList& peaklist) at Agilent.MassSpectrometry.DataAnalysis.Quantitative.Analysis.MeasuredIon.ManualIntegrate(Double xStart, Double yStart, Double xEnd, Double yEnd) --- End of inner exception stack trace --- at Agilent.MassSpectrometry.DataAnalysis.Quantitative.Analysis.QualifierIon.SetManualIntegrationFailureMessage(Exception e) at Agilent.MassSpectrometry.DataAnalysis.Quantitative.Analysis.MeasuredIon.M

Name	User	Time	Action	Reason	Comment	Succeed	Exception
							anualIntegrate(Double xStart, Double yStart, Double xEnd, Double yEnd) at Agilent.MassSpectrometry.DataAnalysis.Quantitative.CmdManuallyIntegrateQualifierPeak.Do() --- End of inner exception stack trace --- at Agilent.MassSpectrometry.DataAnalysis.Quantitative.CmdManuallyIntegrateQualifierPeak.Do() at Agilent.MassSpectrometry.CommandModel.CommandHistory.Invoke(ICommand cmd) at Agilent.MassSpectrometry.DataAnalysis.Quantitative.AppCommandContext._Invoke(ICommand cmd)
CmdManuallyIntegrateQualifierPeak	BL2000\mchavez	1/19/2022 1:32:25 PM	Manually integrate qualifier83.0 of compound 1,1-Dichloroethane in sample 19JAN04.D from x, y = 4.306, 0 to 4.431, 0; result = 461			✓	

Name	User	Time	Action	Reason	Comment	Succeed	Exception
CmdManuallyIntegrate QualifierPeak	BL2000\mchavez	1/19/2022 1:32:28 PM	Manually integrate qualifier65.0 of compound 1,1-Dichloroethane in sample 19JAN04.D from x, y = 4.320, 0 to 4.440, 0; result = 0				Agilent.MassSpectrometry.DataAnalysis.Quantitative.ApplicationCommandException: Manual integration failed for qualifier 65.0 of compound 1,1-Dichloroethane in sample ICAL011922_1. ---> Agilent.MassSpectrometry.DataAnalysis.Quantitative.ApplicationCommandException: Manual integration failed for qualifier 65.0 of compound 1,1-Dichloroethane in sample ICAL011922_1. ---> System.IndexOutOfRangeException: Index was outside the bounds of the array. at Agilent.MassSpectrometry.DataAnalysis.AgileIntegrator.Peak.a(Double[] A_0, Single[] A_1, Int32 A_2, Int32 A_3, Int32 A_4, Double A_5, Double A_6, Double& A_7, Double& A_8, Int32& A_9, Int32& A_10, Int32& A_11, Int32& A_12) at Agilent.MassSpectrometry.DataAnalysis.AgileIntegrator.Peak.ComputeChromatographicMetrics(Double[] xArray, Single[] yArray, Int32 startIndex, Int32 apexIndex, Int32 endIndex, Double baselineSlope, Double yIntercept, Double& fullWidthHalfMaximum, Double& symmetry) at Agilent.MassSpectrometry.DataAnalysis.Quantitative.Integrator.a(IChromatogram A_0, IPeakList A_1) at Agilent.MassSpectrometry.DataAnalysis.Quantitative.Integrator.ManualIntegrate(IChromatogram chromatogram, Double xStart, Double yStart, Double xEnd, Double yEnd, IChromPeakList& peaklist) at Agilent.MassSpectrometry.DataAnalysis.Quantitative.Analysis.MeasuredIon.ManualIntegrate(Double xStart, Double yStart, Double xEnd, Double yEnd) --- End of inner exception stack trace --- at Agilent.MassSpectrometry.DataAnalysis.Quantitative.Analysis.QualifierIon.SetManualIntegrationFailureMessage(Exception e) at Agilent.MassSpectrometry.DataAnalysis.Quantitative.Analysis.MeasuredIon.M

Name	User	Time	Action	Reason	Comment	Succeed	Exception
							anualIntegrate(Double xStart, Double yStart, Double xEnd, Double yEnd) at Agilent.MassSpectrometry.DataAnalysis.Quantitative.CmdManuallyIntegrateQualifierPeak.Do() --- End of inner exception stack trace --- at Agilent.MassSpectrometry.DataAnalysis.Quantitative.CmdManuallyIntegrateQualifierPeak.Do() at Agilent.MassSpectrometry.CommandModel.CommandHistory.Invoke(ICommand cmd) at Agilent.MassSpectrometry.DataAnalysis.Quantitative.AppCommandContext._Invoke(ICommand cmd)

Name	User	Time	Action	Reason	Comment	Succeed	Exception
CmdManuallyIntegrate QualifierPeak	BL2000\mchavez	1/19/2022 1:32:32 PM	Manually integrate qualifier65.0 of compound 1,1-Dichloroethane in sample 19JAN04.D from x, y = 4.300, 0 to 4.423, 0; result = 0				Agilent.MassSpectrometry.DataAnalysis.Quantitative.ApplicationCommandException: Manual integration failed for qualifier 65.0 of compound 1,1-Dichloroethane in sample ICAL011922_1. ---> Agilent.MassSpectrometry.DataAnalysis.Quantitative.ApplicationCommandException: Manual integration failed for qualifier 65.0 of compound 1,1-Dichloroethane in sample ICAL011922_1. ---> System.IndexOutOfRangeException: Index was outside the bounds of the array. at Agilent.MassSpectrometry.DataAnalysis.AgileIntegrator.Peak.a(Double[] A_0, Single[] A_1, Int32 A_2, Int32 A_3, Int32 A_4, Double A_5, Double A_6, Double& A_7, Double& A_8, Int32& A_9, Int32& A_10, Int32& A_11, Int32& A_12) at Agilent.MassSpectrometry.DataAnalysis.AgileIntegrator.Peak.ComputeChromatographicMetrics(Double[] xArray, Single[] yArray, Int32 startIndex, Int32 apexIndex, Int32 endIndex, Double baselineSlope, Double yIntercept, Double& fullWidthHalfMaximum, Double& symmetry) at Agilent.MassSpectrometry.DataAnalysis.Quantitative.Integrator.a(IChromatogram A_0, IPeakList A_1) at Agilent.MassSpectrometry.DataAnalysis.Quantitative.Integrator.ManualIntegrate(IChromatogram chromatogram, Double xStart, Double yStart, Double xEnd, Double yEnd, IChromPeakList& peaklist) at Agilent.MassSpectrometry.DataAnalysis.Quantitative.Analysis.MeasuredIon.ManualIntegrate(Double xStart, Double yStart, Double xEnd, Double yEnd) --- End of inner exception stack trace --- at Agilent.MassSpectrometry.DataAnalysis.Quantitative.Analysis.QualifierIon.SetManualIntegrationFailureMessage(Exception e) at Agilent.MassSpectrometry.DataAnalysis.Quantitative.Analysis.MeasuredIon.M

Name	User	Time	Action	Reason	Comment	Succeed	Exception
							anualIntegrate(Double xStart, Double yStart, Double xEnd, Double yEnd) at Agilent.MassSpectrometry.DataAnalysis.Quantitative.CmdManuallyIntegrateQualifierPeak.Do() --- End of inner exception stack trace --- at Agilent.MassSpectrometry.DataAnalysis.Quantitative.CmdManuallyIntegrateQualifierPeak.Do() at Agilent.MassSpectrometry.CommandModel.CommandHistory.Invoke(ICommand cmd) at Agilent.MassSpectrometry.DataAnalysis.Quantitative.AppCommandContext._Invoke(ICommand cmd)
CmdManuallyIntegrateQualifierPeak	BL2000\mchavez	1/19/2022 1:32:37 PM	Manually integrate qualifier65.0 of compound 1,1-Dichloroethane in sample 19JAN04.D from x, y = 4.306, 0 to 4.426, 0; result = 1662			✓	
CmdManuallyIntegrateQualifierPeak	BL2000\mchavez	1/19/2022 1:32:46 PM	Manually integrate qualifier97.0 of compound 2,2-Dichloropropane in sample 19JAN04.D from x, y = 5.156, 0 to 5.223, 0; result = 682			✓	
CmdManuallyIntegratePeak	BL2000\mchavez	1/19/2022 1:32:49 PM	Manually integrate compound 2,2-Dichloropropane in sample 19JAN04.D, from x, y = 5.162, 0 to 5.257, 0, result = 3125; previous integration is from x, y = 5.162, 0 to 5.207, 0 and previous response = 2415.			✓	
CmdManuallyIntegratePeak	BL2000\mchavez	1/19/2022 1:32:52 PM	Manually integrate compound 2,2-Dichloropropane in sample 19JAN04.D, from x, y = 5.126, 0 to 5.257, 0, result = 3183; previous integration is from x, y = 5.162, 0 to 5.257, 0 and previous response = 3125.			✓	
CmdSetTargetCompoundAttribute	BL2000\mchavez	1/19/2022 1:32:54 PM	Set UserAnnotation = LT for compound 2,2-Dichloropropane in sample 19JAN04.D; previous value =			✓	
CmdManuallyIntegrateQualifierPeak	BL2000\mchavez	1/19/2022 1:32:56 PM	Manually integrate qualifier 41.0 of compound 2,2-Dichloropropane in sample 19JAN04.D, from x, y = 5.126, 0 to 5.237, 0, result = 2564; previous integration is from x, y = 5.168, 0 to 5.212, 0 and previous response = 2003.			✓	
CmdManuallyIntegratePeak	BL2000\mchavez	1/19/2022 1:33:02 PM	Manually integrate compound cis-1,2-Dichloroethene in sample 19JAN04.D from x, y = 5.165, 0 to 5.276, 0; result = 2334			✓	

Name	User	Time	Action	Reason	Comment	Succeed	Exception
CmdSetTargetCompoundAttribute	BL2000\mchavez	1/19/2022 1:33:04 PM	Set UserAnnotation = NI for compound cis-1,2-Dichloroethene in sample 19JAN04.D; previous value =			✓	
CmdManuallyIntegrateQualifierPeak	BL2000\mchavez	1/19/2022 1:33:06 PM	Manually integrate qualifier61.0 of compound cis-1,2-Dichloroethene in sample 19JAN04.D from x, y = 5.154, 0 to 5.248, 0; result = 3451			✓	
CmdManuallyIntegrateQualifierPeak	BL2000\mchavez	1/19/2022 1:33:08 PM	Manually integrate qualifier98.0 of compound cis-1,2-Dichloroethene in sample 19JAN04.D from x, y = 5.156, 0 to 5.248, 0; result = 1627			✓	
CmdManuallyIntegratePeak	BL2000\mchavez	1/19/2022 1:33:16 PM	Manually integrate compound Methyl ethyl ketone in sample 19JAN04.D from x, y = 5.237, 0 to 5.357, 0; result = 3674			✓	
CmdManuallyIntegrateQualifierPeak	BL2000\mchavez	1/19/2022 1:33:18 PM	Manually integrate qualifier72.0 of compound Methyl ethyl ketone in sample 19JAN04.D from x, y = 5.273, 0 to 5.352, 0; result = 523			✓	
CmdManuallyIntegratePeak	BL2000\mchavez	1/19/2022 1:33:27 PM	Manually integrate compound Bromochloromethane in sample 19JAN04.D from x, y = 5.485, 0 to 5.558, 0; result = 901			✓	
CmdManuallyIntegrateQualifierPeak	BL2000\mchavez	1/19/2022 1:33:29 PM	Manually integrate qualifier49.0 of compound Bromochloromethane in sample 19JAN04.D from x, y = 5.471, 0 to 5.583, 0; result = 2045			✓	
CmdManuallyIntegratePeak	BL2000\mchavez	1/19/2022 1:33:46 PM	Manually integrate compound Methyl ethyl ketone in sample 19JAN04.D, from x, y = 5.237, 0 to 5.318, 48, result = 2845; previous integration is from x, y = 5.237, 0 to 5.357, 0 and previous response = 3674.			✓	
CmdManuallyIntegrateDropBaseline	BL2000\mchavez	1/19/2022 1:33:48 PM	Drop baseline for compound Methyl ethyl ketone in sample 19JAN04.D to y = 0, new integration is from x, y = 5.237, 0 to 5.318, 0 and new response = 2962; previous integration is from x, y = 5.237, 0 to 5.318, 48 and previous response = 2845.			✓	
CmdSetTargetCompoundAttribute	BL2000\mchavez	1/19/2022 1:33:57 PM	Set UserAnnotation = NI for compound Methyl ethyl ketone in sample 19JAN04.D; previous value =			✓	
CmdSetTargetCompoundAttribute	BL2000\mchavez	1/19/2022 1:34:00 PM	Set UserAnnotation = NI for compound Bromochloromethane in sample 19JAN04.D; previous value =			✓	
CmdManuallyIntegratePeak	BL2000\mchavez	1/19/2022 1:34:08 PM	Manually integrate compound Dibromofluoromethane in sample 19JAN04.D from x, y = 5.792, 0 to 5.912, 0; result = 2660			✓	
CmdManuallyIntegrateQualifierPeak	BL2000\mchavez	1/19/2022 1:34:09 PM	Manually integrate qualifier191.5 of compound Dibromofluoromethane in sample 19JAN04.D from x, y = 5.801, 0 to 5.895, 0; result = 403			✓	

Name	User	Time	Action	Reason	Comment	Succeed	Exception
CmdManuallyIntegratePeak	BL2000\mchavez	1/19/2022 1:34:16 PM	Manually integrate compound 1,1,1-Trichloroethane in sample 19JAN04.D from x, y = 5.784, 0 to 5.884, 0; result = 3627			✓	
CmdManuallyIntegrateQualifierPeak	BL2000\mchavez	1/19/2022 1:34:19 PM	Manually integrate qualifier 99.0 of compound 1,1,1-Trichloroethane in sample 19JAN04.D, from x, y = 5.773, 0 to 5.879, 0, result = 2253; previous integration is from x, y = 5.809, 0 to 5.859, 0 and previous response = 2088.			✓	
CmdManuallyIntegrateQualifierPeak	BL2000\mchavez	1/19/2022 1:34:21 PM	Manually integrate qualifier61.0 of compound 1,1,1-Trichloroethane in sample 19JAN04.D from x, y = 5.787, 0 to 5.817, -38; result = 308			✓	
CmdManuallyIntegrateQualifierPeak	BL2000\mchavez	1/19/2022 1:34:24 PM	Manually integrate qualifier 61.0 of compound 1,1,1-Trichloroethane in sample 19JAN04.D, from x, y = 5.787, 0 to 5.909, 0, result = 1755; previous integration is from x, y = 5.787, 0 to 5.817, -38 and previous response = 308.			✓	
CmdManuallyIntegratePeak	BL2000\mchavez	1/19/2022 1:35:23 PM	Manually integrate compound Carbon tetrachloride in sample 19JAN04.D from x, y = 5.965, 0 to 6.085, 0; result = 3586			✓	
CmdManuallyIntegrateQualifierPeak	BL2000\mchavez	1/19/2022 1:35:24 PM	Manually integrate qualifier119.0 of compound Carbon tetrachloride in sample 19JAN04.D from x, y = 5.979, 0 to 6.068, 0; result = 3767			✓	
CmdManuallyIntegrateQualifierPeak	BL2000\mchavez	1/19/2022 1:35:27 PM	Manually integrate qualifier121.0 of compound Carbon tetrachloride in sample 19JAN04.D from x, y = 5.979, 0 to 6.091, 0; result = 893			✓	
CmdSetTargetCompoundAttribute	BL2000\mchavez	1/19/2022 1:35:34 PM	Set UserAnnotation = NI for compound Dibromofluoromethane in sample 19JAN04.D; previous value =			✓	
CmdSetTargetCompoundAttribute	BL2000\mchavez	1/19/2022 1:35:38 PM	Set UserAnnotation = NI for compound 1,1,1-Trichloroethane in sample 19JAN04.D; previous value =			✓	
CmdSetTargetCompoundAttribute	BL2000\mchavez	1/19/2022 1:35:41 PM	Set UserAnnotation = NI for compound Carbon tetrachloride in sample 19JAN04.D; previous value =			✓	
CmdManuallyIntegrateQualifierPeak	BL2000\mchavez	1/19/2022 1:35:46 PM	Manually integrate qualifier110.0 of compound 1,1-Dichloropropene in sample 19JAN04.D from x, y = 5.990, 0 to 6.107, 0; result = 1162			✓	
CmdManuallyIntegrateQualifierPeak	BL2000\mchavez	1/19/2022 1:35:49 PM	Manually integrate qualifier77.0 of compound 1,1-Dichloropropene in sample 19JAN04.D from x, y = 6.007, 0 to 6.107, 0; result = 1080			✓	

Name	User	Time	Action	Reason	Comment	Succeed	Exception
CmdManuallyIntegratePeak	BL2000\mchavez	1/19/2022 1:35:54 PM	Manually integrate compound 1,1-Dichloropropene in sample 19JAN04.D, from x, y = 6.007, 0 to 6.102, 0, result = 2749; previous integration is from x, y = 6.007, 0 to 6.063, 0 and previous response = 2626.			✓	
CmdSetTargetCompoundAttribute	BL2000\mchavez	1/19/2022 1:35:57 PM	Set UserAnnotation = LT for compound 1,1-Dichloropropene in sample 19JAN04.D; previous value =			✓	
CmdManuallyIntegrateQualifierPeak	BL2000\mchavez	1/19/2022 1:36:06 PM	Manually integrate qualifier77.0 of compound Benzene in sample 19JAN04.D from x, y = 6.230, 0 to 6.328, 0; result = 1998			✓	
CmdManuallyIntegratePeak	BL2000\mchavez	1/19/2022 1:36:17 PM	Manually integrate compound 1,2-Dichloroethane in sample 19JAN04.D from x, y = 6.258, 0 to 6.361, 0; result = 2542			✓	
CmdSetTargetCompoundAttribute	BL2000\mchavez	1/19/2022 1:36:18 PM	Set UserAnnotation = NI for compound 1,2-Dichloroethane in sample 19JAN04.D; previous value =			✓	
CmdManuallyIntegrateQualifierPeak	BL2000\mchavez	1/19/2022 1:36:21 PM	Manually integrate qualifier64.0 of compound 1,2-Dichloroethane in sample 19JAN04.D from x, y = 6.294, 0 to 6.372, 0; result = 628			✓	
CmdManuallyIntegrateQualifierPeak	BL2000\mchavez	1/19/2022 1:36:23 PM	Manually integrate qualifier98.0 of compound 1,2-Dichloroethane in sample 19JAN04.D from x, y = 6.300, 0 to 6.367, 0; result = 60			✓	
CmdManuallyIntegrateQualifierPeak	BL2000\mchavez	1/19/2022 1:36:31 PM	Manually integrate qualifier130.0 of compound Trichloroethene in sample 19JAN04.D from x, y = 6.994, 0 to 7.069, 0; result = 2386			✓	
CmdManuallyIntegrateQualifierPeak	BL2000\mchavez	1/19/2022 1:36:32 PM	Manually integrate qualifier97.0 of compound Trichloroethene in sample 19JAN04.D from x, y = 6.983, 0 to 7.036, -23; result = 1304			✓	
CmdManuallyIntegrateQualifierPeak	BL2000\mchavez	1/19/2022 1:36:33 PM	Manually integrate qualifier 97.0 of compound Trichloroethene in sample 19JAN04.D, from x, y = 7.053, 0 to 7.097, 0, result = 0; previous integration is from x, y = 6.983, 0 to 7.036, -23 and previous response = 1304.			✓	
CmdManuallyIntegrateQualifierPeak	BL2000\mchavez	1/19/2022 1:36:35 PM	Manually integrate qualifier 97.0 of compound Trichloroethene in sample 19JAN04.D, from x, y = 6.980, 0 to 7.072, 0, result = 1635; previous integration is from x, y = 7.053, 0 to 7.097, 0 and previous response = 0.			✓	
CmdManuallyIntegrateQualifierPeak	BL2000\mchavez	1/19/2022 1:36:40 PM	Manually integrate qualifier76.0 of compound 1,2-Dichloropropane in sample 19JAN04.D from x, y = 7.234, 0 to 7.323, 0; result = 691			✓	

Name	User	Time	Action	Reason	Comment	Succeed	Exception
CmdManuallyIntegratePeak	BL2000\mchavez	1/19/2022 1:36:46 PM	Manually integrate compound Dibromomethane in sample 19JAN04.D from x, y = 7.354, 0 to 7.446, 0; result = 1166			✓	
CmdManuallyIntegrateQualifierPeak	BL2000\mchavez	1/19/2022 1:36:49 PM	Manually integrate qualifier95.0 of compound Dibromomethane in sample 19JAN04.D from x, y = 7.348, 0 to 7.443, 0; result = 663			✓	
CmdManuallyIntegrateQualifierPeak	BL2000\mchavez	1/19/2022 1:36:51 PM	Manually integrate qualifier173.5 of compound Dibromomethane in sample 19JAN04.D from x, y = 7.357, 0 to 7.451, 0; result = 869			✓	
CmdSetTargetCompoundAttribute	BL2000\mchavez	1/19/2022 1:36:54 PM	Set UserAnnotation = NI for compound Dibromomethane in sample 19JAN04.D; previous value =			✓	
CmdManuallyIntegrateQualifierPeak	BL2000\mchavez	1/19/2022 1:37:02 PM	Manually integrate qualifier85.0 of compound Bromodichloromethane in sample 19JAN04.D from x, y = 7.543, 0 to 7.644, 0; result = 1982			✓	
CmdManuallyIntegrateQualifierPeak	BL2000\mchavez	1/19/2022 1:37:04 PM	Manually integrate qualifier127.0 of compound Bromodichloromethane in sample 19JAN04.D from x, y = 7.563, 0 to 7.633, 0; result = 121			✓	
CmdManuallyIntegrateQualifierPeak	BL2000\mchavez	1/19/2022 1:37:10 PM	Manually integrate qualifier77.0 of compound cis-1,3-Dichloropropene in sample 19JAN04.D from x, y = 8.029, 0 to 8.107, 0; result = 1066			✓	
CmdManuallyIntegrateQualifierPeak	BL2000\mchavez	1/19/2022 1:37:15 PM	Manually integrate qualifier39.0 of compound cis-1,3-Dichloropropene in sample 19JAN04.D from x, y = 8.018, 0 to 8.087, 0; result = 2172			✓	
CmdManuallyIntegrateQualifierPeak	BL2000\mchavez	1/19/2022 1:37:21 PM	Manually integrate qualifier99.0 of compound Toluene-d8 in sample 19JAN04.D from x, y = 8.288, 0 to 8.349, 0; result = 942			✓	
CmdManuallyIntegrateQualifierPeak	BL2000\mchavez	1/19/2022 1:37:34 PM	Manually integrate qualifier 77.0 of compound trans-1,3-Dichloropropene in sample 19JAN04.D, from x, y = 8.614, 0 to 8.651, 15, result = 467; previous integration is from x, y = 8.653, 0 to 8.692, 0 and previous response = 2767.			✓	
CmdManuallyIntegrateQualifierPeak	BL2000\mchavez	1/19/2022 1:37:41 PM	Manually integrate qualifier 77.0 of compound trans-1,3-Dichloropropene in sample 19JAN04.D, from x, y = 8.614, 0 to 8.656, 7, result = 542; previous integration is from x, y = 8.614, 0 to 8.651, 15 and previous response = 467.			✓	

Name	User	Time	Action	Reason	Comment	Succeed	Exception
CmdManuallyIntegrate DropBaseline	BL2000\mchavez	1/19/2022 1:37:42 PM	Drop baseline for qualifier 77.0 of compound trans-1,3-Dichloropropene in sample 19JAN04.D to y = 0, new integration is from x, y = 8.614, 0 to 8.656, 0 and new response = 551; previous integration is from x, y = 8.614, 0 to 8.656, 7 and previous response = 542.			✓	
CmdManuallyIntegrate QualifierPeak	BL2000\mchavez	1/19/2022 1:37:45 PM	Manually integrate qualifier39.0 of compound trans-1,3-Dichloropropene in sample 19JAN04.D from x, y = 8.606, 0 to 8.662, 0; result = 1435			✓	

Name	User	Time	Action	Reason	Comment	Succeed	Exception
CmdManuallyIntegratePeak	BL2000\mchavez	1/19/2022 1:37:49 PM	Manually integrate compound trans-1,3-Dichloropropene in sample 19JAN04.D, from x, y = 8.598, 0 to 8.667, 0, result = 2153; previous integration is from x, y = 8.617, 0 to 8.667, 0 and previous response = 2153.				Agilent.MassSpectrometry.DataAnalysis.Quantitative.ApplicationCommandException: Manual integration failed for compound trans-1,3-Dichloropropene in sample ICAL011922_1. ---> Agilent.MassSpectrometry.DataAnalysis.Quantitative.ApplicationCommandException: Manual integration failed for compound trans-1,3-Dichloropropene in sample ICAL011922_1. ---> System.IndexOutOfRangeException: Index was outside the bounds of the array. at Agilent.MassSpectrometry.DataAnalysis.AgileIntegrator.Peak.a(Double[] A_0, Single[] A_1, Int32 A_2, Int32 A_3, Int32 A_4, Double A_5, Double A_6, Double& A_7, Double& A_8, Int32& A_9, Int32& A_10, Int32& A_11, Int32& A_12) at Agilent.MassSpectrometry.DataAnalysis.AgileIntegrator.Peak.ComputeChromatographicMetrics(Double[] xArray, Single[] yArray, Int32 startIndex, Int32 apexIndex, Int32 endIndex, Double baselineSlope, Double yIntercept, Double& fullWidthHalfMaximum, Double& symmetry) at Agilent.MassSpectrometry.DataAnalysis.Quantitative.Integrator.a(IChromatogram A_0, IPeakList A_1) at Agilent.MassSpectrometry.DataAnalysis.Quantitative.Integrator.ManualIntegrate(IChromatogram chromatogram, Double xStart, Double yStart, Double xEnd, Double yEnd, IChromPeakList& peaklist) at Agilent.MassSpectrometry.DataAnalysis.Quantitative.Analysis.MeasuredIon.ManualIntegrate(Double xStart, Double yStart, Double xEnd, Double yEnd) --- End of inner exception stack trace --- at Agilent.MassSpectrometry.DataAnalysis.Quantitative.Analysis.QuantifierIon.SetManualIntegrationFailureMessage(Exception e) at Agilent.MassSpectrometry.DataAnalysis.Quantitative.Analysis.MeasuredIon.ManualIntegrate(Double xStart, Double yStart, Double xEnd, Double yEnd)

Name	User	Time	Action	Reason	Comment	Succeed	Exception
							at Agilent.MassSpectrometry.DataAnalysis.Quantitative.CmdManuallyIntegratePeak.Do() --- End of inner exception stack trace --- at Agilent.MassSpectrometry.DataAnalysis.Quantitative.CmdManuallyIntegratePeak.Do() at Agilent.MassSpectrometry.CommandModel.CommandHistory.Invoke(ICommand cmd) at Agilent.MassSpectrometry.DataAnalysis.Quantitative.AppCommandContext._Invoke(ICommand cmd)

Name	User	Time	Action	Reason	Comment	Succeed	Exception
CmdManuallyIntegratePeak	BL2000\mchavez	1/19/2022 1:37:54 PM	Manually integrate compound trans-1,3-Dichloropropene in sample 19JAN04.D, from x, y = 8.598, 0 to 8.667, 0, result = 2153; previous integration is from x, y = 8.617, 0 to 8.667, 0 and previous response = 2153.				Agilent.MassSpectrometry.DataAnalysis.Quantitative.ApplicationCommandException: Manual integration failed for compound trans-1,3-Dichloropropene in sample ICAL011922_1. ---> Agilent.MassSpectrometry.DataAnalysis.Quantitative.ApplicationCommandException: Manual integration failed for compound trans-1,3-Dichloropropene in sample ICAL011922_1. ---> System.IndexOutOfRangeException: Index was outside the bounds of the array. at Agilent.MassSpectrometry.DataAnalysis.AgileIntegrator.Peak.a(Double[] A_0, Single[] A_1, Int32 A_2, Int32 A_3, Int32 A_4, Double A_5, Double A_6, Double& A_7, Double& A_8, Int32& A_9, Int32& A_10, Int32& A_11, Int32& A_12) at Agilent.MassSpectrometry.DataAnalysis.AgileIntegrator.Peak.ComputeChromatographicMetrics(Double[] xArray, Single[] yArray, Int32 startIndex, Int32 apexIndex, Int32 endIndex, Double baselineSlope, Double yIntercept, Double& fullWidthHalfMaximum, Double& symmetry) at Agilent.MassSpectrometry.DataAnalysis.Quantitative.Integrator.a(IChromatogram A_0, IPeakList A_1) at Agilent.MassSpectrometry.DataAnalysis.Quantitative.Integrator.ManualIntegrate(IChromatogram chromatogram, Double xStart, Double yStart, Double xEnd, Double yEnd, IChromPeakList& peaklist) at Agilent.MassSpectrometry.DataAnalysis.Quantitative.Analysis.MeasuredIon.ManualIntegrate(Double xStart, Double yStart, Double xEnd, Double yEnd) --- End of inner exception stack trace --- at Agilent.MassSpectrometry.DataAnalysis.Quantitative.Analysis.QuantifierIon.SetManualIntegrationFailureMessage(Exception e) at Agilent.MassSpectrometry.DataAnalysis.Quantitative.Analysis.MeasuredIon.ManualIntegrate(Double xStart, Double yStart, Double xEnd, Double yEnd)

Name	User	Time	Action	Reason	Comment	Succeed	Exception
							at Agilent.MassSpectrometry.DataAnalysis.Quantitative.CmdManuallyIntegratePeak.Do() --- End of inner exception stack trace --- at Agilent.MassSpectrometry.DataAnalysis.Quantitative.CmdManuallyIntegratePeak.Do() at Agilent.MassSpectrometry.CommandModel.CommandHistory.Invoke(ICommand cmd) at Agilent.MassSpectrometry.DataAnalysis.Quantitative.AppCommandContext._Invoke(ICommand cmd)

Name	User	Time	Action	Reason	Comment	Succeed	Exception
CmdManuallyIntegratePeak	BL2000\mchavez	1/19/2022 1:37:58 PM	Manually integrate compound trans-1,3-Dichloropropene in sample 19JAN04.D, from x, y = 8.595, 51 to 8.667, 0, result = 2153; previous integration is from x, y = 8.617, 0 to 8.667, 0 and previous response = 2153.				Agilent.MassSpectrometry.DataAnalysis.Quantitative.ApplicationCommandException: Manual integration failed for compound trans-1,3-Dichloropropene in sample ICAL011922_1. ---> Agilent.MassSpectrometry.DataAnalysis.Quantitative.ApplicationCommandException: Manual integration failed for compound trans-1,3-Dichloropropene in sample ICAL011922_1. ---> System.IndexOutOfRangeException: Index was outside the bounds of the array. at Agilent.MassSpectrometry.DataAnalysis.AgileIntegrator.Peak.a(Double[] A_0, Single[] A_1, Int32 A_2, Int32 A_3, Int32 A_4, Double A_5, Double A_6, Double& A_7, Double& A_8, Int32& A_9, Int32& A_10, Int32& A_11, Int32& A_12) at Agilent.MassSpectrometry.DataAnalysis.AgileIntegrator.Peak.ComputeChromatographicMetrics(Double[] xArray, Single[] yArray, Int32 startIndex, Int32 apexIndex, Int32 endIndex, Double baselineSlope, Double yIntercept, Double& fullWidthHalfMaximum, Double& symmetry) at Agilent.MassSpectrometry.DataAnalysis.Quantitative.Integrator.a(IChromatogram A_0, IPeakList A_1) at Agilent.MassSpectrometry.DataAnalysis.Quantitative.Integrator.ManualIntegrate(IChromatogram chromatogram, Double xStart, Double yStart, Double xEnd, Double yEnd, IChromPeakList& peaklist) at Agilent.MassSpectrometry.DataAnalysis.Quantitative.Analysis.MeasuredIon.ManualIntegrate(Double xStart, Double yStart, Double xEnd, Double yEnd) --- End of inner exception stack trace --- at Agilent.MassSpectrometry.DataAnalysis.Quantitative.Analysis.QuantifierIon.SetManualIntegrationFailureMessage(Exception e) at Agilent.MassSpectrometry.DataAnalysis.Quantitative.Analysis.MeasuredIon.ManualIntegrate(Double xStart, Double yStart, Double xEnd, Double yEnd)

Name	User	Time	Action	Reason	Comment	Succeed	Exception
							at Agilent.MassSpectrometry.DataAnalysis.Quantitative.CmdManuallyIntegratePeak.Do() --- End of inner exception stack trace --- at Agilent.MassSpectrometry.DataAnalysis.Quantitative.CmdManuallyIntegratePeak.Do() at Agilent.MassSpectrometry.CommandModel.CommandHistory.Invoke(ICommand cmd) at Agilent.MassSpectrometry.DataAnalysis.Quantitative.AppCommandContext._Invoke(ICommand cmd)
CmdManuallyIntegratePeak	BL2000\mchavez	1/19/2022 1:38:08 PM	Manually integrate compound 1,1,2-Trichloroethane in sample 19JAN04.D from x, y = 8.770, 0 to 8.868, 0; result = 1045			✓	
CmdSetTargetCompoundAttribute	BL2000\mchavez	1/19/2022 1:38:09 PM	Set UserAnnotation = NI for compound 1,1,2-Trichloroethane in sample 19JAN04.D; previous value =			✓	
CmdManuallyIntegrateQualifierPeak	BL2000\mchavez	1/19/2022 1:38:13 PM	Manually integrate qualifier97.0 of compound 1,1,2-Trichloroethane in sample 19JAN04.D from x, y = 8.759, 0 to 8.862, 0; result = 1421			✓	
CmdManuallyIntegrateQualifierPeak	BL2000\mchavez	1/19/2022 1:38:15 PM	Manually integrate qualifier85.0 of compound 1,1,2-Trichloroethane in sample 19JAN04.D from x, y = 8.784, 0 to 8.860, 0; result = 685			✓	
CmdManuallyIntegrateQualifierPeak	BL2000\mchavez	1/19/2022 1:38:21 PM	Manually integrate qualifier129.0 of compound Tetrachloroethene in sample 19JAN04.D from x, y = 8.907, 0 to 8.985, 0; result = 1872			✓	
CmdManuallyIntegrateQualifierPeak	BL2000\mchavez	1/19/2022 1:38:27 PM	Manually integrate qualifier78.0 of compound 1,3-Dichloropropane in sample 19JAN04.D from x, y = 8.952, 0 to 9.007, 0; result = 606			✓	
CmdManuallyIntegratePeak	BL2000\mchavez	1/19/2022 1:38:45 PM	Manually integrate compound Chlorodibromomethane in sample 19JAN04.D from x, y = 9.166, 0 to 9.242, 0; result = 2004			✓	
CmdManuallyIntegrateQualifierPeak	BL2000\mchavez	1/19/2022 1:38:47 PM	Manually integrate qualifier127.0 of compound Chlorodibromomethane in sample 19JAN04.D from x, y = 9.164, 0 to 9.242, 0; result = 1238			✓	
CmdManuallyIntegratePeak	BL2000\mchavez	1/19/2022 1:38:51 PM	Manually integrate compound 1,2-Dibromoethane in sample 19JAN04.D from x, y = 9.284, 0 to 9.367, 0; result = 1089			✓	

Name	User	Time	Action	Reason	Comment	Succeed	Exception
CmdManuallyIntegrate QualifierPeak	BL2000\mchavez	1/19/2022 1:38:54 PM	Manually integrate qualifier109.0 of compound 1,2-Dibromoethane in sample 19JAN04.D from x, y = 9.284, 0 to 9.353, 0; result = 1084			✓	
CmdSetTargetCompoun dAttribute	BL2000\mchavez	1/19/2022 1:38:58 PM	Set UserAnnotation = NI for compound Chlorodibromomethane in sample 19JAN04.D; previous value =			✓	
CmdSetTargetCompoun dAttribute	BL2000\mchavez	1/19/2022 1:39:02 PM	Set UserAnnotation = NI for compound 1,2-Dibromoethane in sample 19JAN04.D; previous value =			✓	
CmdManuallyIntegrate QualifierPeak	BL2000\mchavez	1/19/2022 1:40:54 PM	Manually integrate qualifier114.0 of compound Chlorobenzene in sample 19JAN04.D from x, y = 9.746, 0 to 9.841, 0; result = 2581			✓	
CmdManuallyIntegrateP eak	BL2000\mchavez	1/19/2022 1:41:03 PM	Manually integrate compound 1,1,1,2-Tetrachloroethane in sample 19JAN04.D from x, y = 9.847, 0 to 9.931, 0; result = 2284			✓	
CmdManuallyIntegrate QualifierPeak	BL2000\mchavez	1/19/2022 1:41:05 PM	Manually integrate qualifier133.0 of compound 1,1,1,2-Tetrachloroethane in sample 19JAN04.D from x, y = 9.861, 0 to 9.961, 0; result = 2023			✓	
CmdSetTargetCompoun dAttribute	BL2000\mchavez	1/19/2022 1:41:09 PM	Set UserAnnotation = NI for compound 1,1,1,2-Tetrachloroethane in sample 19JAN04.D; previous value =			✓	
CmdManuallyIntegrateP eak	BL2000\mchavez	1/19/2022 1:41:22 PM	Manually integrate compound Bromoform in sample 19JAN04.D from x, y = 10.600, 0 to 10.667, 0; result = 928			✓	
CmdSetTargetCompoun dAttribute	BL2000\mchavez	1/19/2022 1:41:23 PM	Set UserAnnotation = NI for compound Bromoform in sample 19JAN04.D; previous value =			✓	
CmdManuallyIntegrate QualifierPeak	BL2000\mchavez	1/19/2022 1:41:25 PM	Manually integrate qualifier174.5 of compound Bromoform in sample 19JAN04.D from x, y = 10.577, 0 to 10.650, 0; result = 195			✓	
CmdManuallyIntegrate QualifierPeak	BL2000\mchavez	1/19/2022 1:41:27 PM	Manually integrate qualifier170.5 of compound Bromoform in sample 19JAN04.D from x, y = 10.583, 0 to 10.686, 0; result = 313			✓	
CmdManuallyIntegrateP eak	BL2000\mchavez	1/19/2022 1:41:33 PM	Manually integrate compound 1,1,2,2-Tetrachloroethane in sample 19JAN04.D from x, y = 11.082, 0 to 11.155, 0; result = 1247			✓	
CmdManuallyIntegrate QualifierPeak	BL2000\mchavez	1/19/2022 1:41:35 PM	Manually integrate qualifier85.0 of compound 1,1,2,2-Tetrachloroethane in sample 19JAN04.D from x, y = 11.071, 0 to 11.141, 0; result = 694			✓	
CmdSetTargetCompoun dAttribute	BL2000\mchavez	1/19/2022 1:41:38 PM	Set UserAnnotation = NI for compound 1,1,2,2-Tetrachloroethane in sample 19JAN04.D; previous value =			✓	

Name	User	Time	Action	Reason	Comment	Succeed	Exception
CmdManuallyIntegratePeak	BL2000\mchavez	1/19/2022 1:41:44 PM	Manually integrate compound 1,2,3-Trichloropropane in sample 19JAN04.D from x, y = 11.105, 0 to 11.185, 0; result = 358			✓	
CmdManuallyIntegrateQualifierPeak	BL2000\mchavez	1/19/2022 1:41:46 PM	Manually integrate qualifier112.0 of compound 1,2,3-Trichloropropane in sample 19JAN04.D from x, y = 11.107, 0 to 11.177, 0; result = 151			✓	
CmdManuallyIntegrateQualifierPeak	BL2000\mchavez	1/19/2022 1:41:55 PM	Manually integrate qualifier126.0 of compound 4-Chlorotoluene in sample 19JAN04.D from x, y = 11.364, 0 to 11.436, 0; result = 1561			✓	
CmdManuallyIntegrateQualifierPeak	BL2000\mchavez	1/19/2022 1:41:59 PM	Manually integrate qualifier111.0 of compound 1,3-Dichlorobenzene in sample 19JAN04.D from x, y = 12.005, 0 to 12.064, 0; result = 1455			✓	
CmdManuallyIntegrateQualifierPeak	BL2000\mchavez	1/19/2022 1:42:18 PM	Manually integrate qualifier 111.0 of compound 1,4-Dichlorobenzene in sample 19JAN04.D, from x, y = 12.120, 148 to 12.145, 0, result = 846; previous integration is from x, y = 12.072, 0 to 12.145, 0 and previous response = 4629.			✓	
CmdManuallyIntegrateDropBaseline	BL2000\mchavez	1/19/2022 1:42:19 PM	Drop baseline for qualifier 111.0 of compound 1,4-Dichlorobenzene in sample 19JAN04.D to y = 0, new integration is from x, y = 12.120, 0 to 12.145, 0 and new response = 957; previous integration is from x, y = 12.120, 148 to 12.145, 0 and previous response = 846.			✓	
CmdManuallyIntegrateQualifierPeak	BL2000\mchavez	1/19/2022 1:42:27 PM	Manually integrate qualifier 148.0 of compound 1,4-Dichlorobenzene in sample 19JAN04.D, from x, y = 12.072, 0 to 12.150, 0, result = 3848; previous integration is from x, y = 12.097, 0 to 12.150, 0 and previous response = 3367.			✓	
CmdClearManualIntegration	BL2000\mchavez	1/19/2022 1:42:31 PM	Clear manual integration of qualifier 148.0 for compound 1,4-Dichlorobenzene in sample 19JAN04.D			✓	
CmdManuallyIntegrateQualifierPeak	BL2000\mchavez	1/19/2022 1:42:41 PM	Manually integrate qualifier111.0 of compound 1,2-Dichlorobenzene in sample 19JAN04.D from x, y = 12.460, 0 to 12.555, 0; result = 1070			✓	
CmdManuallyIntegrateQualifierPeak	BL2000\mchavez	1/19/2022 1:42:43 PM	Manually integrate qualifier148.0 of compound 1,2-Dichlorobenzene in sample 19JAN04.D from x, y = 12.451, 0 to 12.557, 0; result = 1992			✓	
CmdSetTargetCompoundAttribute	BL2000\mchavez	1/19/2022 1:42:49 PM	Set UserAnnotation = NI for compound 1,2,3-Trichloropropane in sample 19JAN04.D; previous value =			✓	

Name	User	Time	Action	Reason	Comment	Succeed	Exception
CmdSetSampleAttribute	BL2000\mchavez	1/19/2022 1:43:01 PM	Set SampleApproved = True for sample 19JAN04.D; previous value = False			✓	
CmdManuallyIntegrate QualifierPeak	BL2000\mchavez	1/19/2022 1:43:23 PM	Manually integrate qualifier174.5 of compound Bromoform in sample 19JAN05.D from x, y = 10.583, 0 to 10.684, 0; result = 2190			✓	
CmdManuallyIntegrate QualifierPeak	BL2000\mchavez	1/19/2022 1:43:25 PM	Manually integrate qualifier170.5 of compound Bromoform in sample 19JAN05.D from x, y = 10.589, 0 to 10.672, 0; result = 2021			✓	
CmdManuallyIntegrate QualifierPeak	BL2000\mchavez	1/19/2022 1:43:56 PM	Manually integrate qualifier 78.0 of compound 1,3-Dichloropropane in sample 19JAN05.D, from x, y = 8.943, 0 to 9.008, 0, result = 3558; previous integration is from x, y = 8.977, 0 to 9.008, 0 and previous response = 2157.			✓	
CmdManuallyIntegrate QualifierPeak	BL2000\mchavez	1/19/2022 1:44:17 PM	Manually integrate qualifier 39.0 of compound cis-1,3-Dichloropropene in sample 19JAN05.D, from x, y = 8.032, 112 to 8.099, 0, result = 7131; previous integration is from x, y = 8.054, 0 to 8.099, 0 and previous response = 4532.			✓	
CmdManuallyIntegrate DropBaseline	BL2000\mchavez	1/19/2022 1:44:20 PM	Drop baseline for qualifier 39.0 of compound cis-1,3-Dichloropropene in sample 19JAN05.D to y = 0, new integration is from x, y = 8.032, 0 to 8.099, 0 and new response = 7356; previous integration is from x, y = 8.032, 112 to 8.099, 0 and previous response = 7131.			✓	
CmdManuallyIntegrate QualifierPeak	BL2000\mchavez	1/19/2022 1:44:24 PM	Manually integrate qualifier 39.0 of compound cis-1,3-Dichloropropene in sample 19JAN05.D, from x, y = 8.018, 0 to 8.099, 0, result = 7505; previous integration is from x, y = 8.032, 0 to 8.099, 0 and previous response = 7356.			✓	
CmdManuallyIntegrate QualifierPeak	BL2000\mchavez	1/19/2022 1:44:31 PM	Manually integrate qualifier127.0 of compound Bromodichloromethane in sample 19JAN05.D from x, y = 7.546, 0 to 7.624, 0; result = 1037			✓	
CmdManuallyIntegrate QualifierPeak	BL2000\mchavez	1/19/2022 1:44:42 PM	Manually integrate qualifier98.0 of compound 1,2-Dichloroethane in sample 19JAN05.D from x, y = 6.283, 0 to 6.386, 0; result = 950			✓	
CmdManuallyIntegratePeak	BL2000\mchavez	1/19/2022 1:45:06 PM	Manually integrate compound Bromochloromethane in sample 19JAN05.D, from x, y = 5.483, 0 to 5.552, 0, result = 4232; previous integration is from x, y = 5.497, 0 to 5.533, 0 and previous response = 3442.			✓	

Name	User	Time	Action	Reason	Comment	Succeed	Exception
CmdSetTargetCompoundAttribute	BL2000\mchavez	1/19/2022 1:45:10 PM	Set UserAnnotation = LT for compound Bromochloromethane in sample 19JAN05.D; previous value =			✓	
CmdManuallyIntegrateQualifierPeak	BL2000\mchavez	1/19/2022 1:45:17 PM	Manually integrate qualifier72.0 of compound Methyl ethyl ketone in sample 19JAN05.D from x, y = 5.257, 0 to 5.329, 0; result = 2846			✓	
CmdManuallyIntegrateQualifierPeak	BL2000\mchavez	1/19/2022 1:45:21 PM	Manually integrate qualifier 72.0 of compound Methyl ethyl ketone in sample 19JAN05.D, from x, y = 5.257, 0 to 5.338, 0, result = 2885; previous integration is from x, y = 5.257, 0 to 5.329, 0 and previous response = 2846.			✓	
CmdManuallyIntegrateQualifierPeak	BL2000\mchavez	1/19/2022 1:45:35 PM	Manually integrate qualifier 97.0 of compound 2,2-Dichloropropane in sample 19JAN05.D, from x, y = 5.154, 0 to 5.254, 0, result = 3837; previous integration is from x, y = 5.154, 0 to 5.196, 0 and previous response = 2025.			✓	
CmdManuallyIntegrateQualifierPeak	BL2000\mchavez	1/19/2022 1:45:50 PM	Manually integrate qualifier83.0 of compound 1,1-Dichloroethane in sample 19JAN05.D from x, y = 4.328, 0 to 4.440, 0; result = 2691			✓	
CmdSetSampleAttribute	BL2000\mchavez	1/19/2022 1:46:08 PM	Set SampleApproved = True for sample 19JAN05.D; previous value = False			✓	
CmdSetTargetCompoundAttribute	BL2000\mchavez	1/19/2022 1:46:18 PM	Set UserAnnotation = NI for compound 1,2,3-Trichloropropane in sample 19JAN05.D; previous value =			✓	
CmdManuallyIntegrateQualifierPeak	BL2000\mchavez	1/19/2022 1:47:08 PM	Manually integrate qualifier98.0 of compound 1,2-Dichloroethane in sample 19JAN06.D from x, y = 6.283, 0 to 6.386, 0; result = 1846			✓	
CmdSetSampleAttribute	BL2000\mchavez	1/19/2022 1:47:52 PM	Set SampleApproved = True for sample 19JAN06.D; previous value = False			✓	

Name	User	Time	Action	Reason	Comment	Succeed	Exception
CmdCalibrate	BL2000\mchavez	1/19/2022 1:50:23 PM	Replace level 5 with Calibration sample 19JAN09.D for compounds {1,2-Dichlorobenzene, 1,4-Dichlorobenzene, 1,3-Dichlorobenzene, 4-Chlorotoluene, 2-Chlorotoluene, 1,2,3-Trichloropropane, 1,1,2,2-Tetrachloroethane, Bromobenzene, p-Bromofluorobenzene, Bromoform, Styrene, o-Xylene, m+p-Xylenes, Ethylbenzene, 1,1,1,2-Tetrachloroethane, Chlorobenzene, 1,2-Dibromoethane, Chlorodibromomethane, 1,3-Dichloropropane, Tetrachloroethene, 1,1,2-Trichloroethane, trans-1,3-Dichloropropene, Toluene, Toluene-d8, cis-1,3-Dichloropropene, Bromodichloromethane, Dibromomethane, 1,2-Dichloropropane, Trichloroethene, 1,2-Dichloroethane, Benzene, 1,2-Dichloroethane-d4, 1,1-Dichloropropene, Carbon tetrachloride, Dibromofluoromethane, 1,1,1-Trichloroethane, Chloroform, Bromochloromethane, Methyl ethyl ketone, cis-1,2-Dichloroethene, 2,2-Dichloropropane, 1,1-Dichloroethane, Methyl tert-butyl ether (MTBE), trans-1,2-Dichloroethene, Methylene chloride, 1,1-Dichloroethene, Trichlorofluoromethane, Chloroethane, Bromomethane, Vinyl chloride, Chloromethane, Dichlorodifluoromethane}; Replace level 4 with Calibration sample 19JAN07.D for compounds {1,2-Dichlorobenzene, 1,4-Dichlorobenzene, 1,3-Dichlorobenzene, 4-Chlorotoluene, 2-Chlorotoluene, 1,2,3-Trichloropropane, 1,1,2,2-Tetrachloroethane, Bromobenzene, p-Bromofluorobenzene, Bromoform, Styrene, o-Xylene, m+p-Xylenes, Ethylbenzene, 1,1,1,2-Tetrachloroethane, Chlorobenzene, 1,2-Dibromoethane, Chlorodibromomethane, 1,3-Dichloropropane, Tetrachloroethene, 1,1,2-Trichloroethane, trans-1,3-Dichloropropene, Toluene, Toluene-d8, cis-1,3-Dichloropropene, Bromodichloromethane, Dibromomethane, 1,2-Dichloropropane, Trichloroethene, 1,2-Dichloroethane, Benzene, 1,2-Dichloroethane-d4, 1,1-Dichloropropene, Carbon tetrachloride, Dibromofluoromethane, 1,1,1-			✓	

Name	User	Time	Action	Reason	Comment	Succeed	Exception
			Trichloroethane, Chloroform, Bromochloromethane, Methyl ethyl ketone, cis-1,2-Dichloroethene, 2,2-Dichloropropane, 1,1-Dichloroethane, Methyl tert-butyl ether (MTBE), trans-1,2-Dichloroethene, Methylene chloride, 1,1-Dichloroethene, Trichlorofluoromethane, Chloroethane, Bromomethane, Vinyl chloride, Chloromethane, Dichlorodifluoromethane}; Replace level 3 with Calibration sample 19JAN06.D for compounds {1,2-Dichlorobenzene, 1,4-Dichlorobenzene, 1,3-Dichlorobenzene, 4-Chlorotoluene, 2-Chlorotoluene, 1,2,3-Trichloropropane, 1,1,2,2-Tetrachloroethane, Bromobenzene, p-Bromofluorobenzene, Bromoform, Styrene, o-Xylene, m+p-Xylenes, Ethylbenzene, 1,1,1,2-Tetrachloroethane, Chlorobenzene, 1,2-Dibromoethane, Chlorodibromomethane, 1,3-Dichloropropane, Tetrachloroethene, 1,1,2-Trichloroethane, trans-1,3-Dichloropropene, Toluene, Toluene-d8, cis-1,3-Dichloropropene, Bromodichloromethane, Dibromomethane, 1,2-Dichloropropane, Trichloroethene, 1,2-Dichloroethane, Benzene, 1,2-Dichloroethane-d4, 1,1-Dichloropropene, Carbon tetrachloride, Dibromofluoromethane, 1,1,1-Trichloroethane, Chloroform, Bromochloromethane, Methyl ethyl ketone, cis-1,2-Dichloroethene, 2,2-Dichloropropane, 1,1-Dichloroethane, Methyl tert-butyl ether (MTBE), trans-1,2-Dichloroethene, Methylene chloride, 1,1-Dichloroethene, Trichlorofluoromethane, Chloroethane, Bromomethane, Vinyl chloride, Chloromethane, Dichlorodifluoromethane}; Replace level 2 with Calibration sample 19JAN05.D for compounds {1,2-Dichlorobenzene, 1,4-Dichlorobenzene, 1,3-Dichlorobenzene, 4-Chlorotoluene, 2-Chlorotoluene, 1,2,3-Trichloropropane, 1,1,2,2-Tetrachloroethane, Bromobenzene, p-Bromofluorobenzene, Bromoform, Styrene, o-Xylene, m+p-Xylenes, Ethylbenzene, 1,1,1,2-Tetrachloroethane, Chlorobenzene, 1,2-Dibromoethane, Chlorodibromomethane, 1,3-				

Name	User	Time	Action	Reason	Comment	Succeed	Exception
			Dichloropropane, Tetrachloroethene, 1,1,2-Trichloroethane, trans-1,3-Dichloropropene, Toluene, Toluene-d8, cis-1,3-Dichloropropene, Bromodichloromethane, Dibromomethane, 1,2-Dichloropropane, Trichloroethene, 1,2-Dichloroethane, Benzene, 1,2-Dichloroethane-d4, 1,1-Dichloropropene, Carbon tetrachloride, Dibromofluoromethane, 1,1,1-Trichloroethane, Chloroform, Bromochloromethane, Methyl ethyl ketone, cis-1,2-Dichloroethene, 2,2-Dichloropropane, 1,1-Dichloroethane, Methyl tert-butyl ether (MTBE), trans-1,2-Dichloroethene, Methylene chloride, 1,1-Dichloroethene, Trichlorofluoromethane, Chloroethane, Bromomethane, Vinyl chloride, Chloromethane, Dichlorodifluoromethane}; Replace level 1 with Calibration sample 19JAN04.D for compounds {1,2-Dichlorobenzene, 1,4-Dichlorobenzene, 1,3-Dichlorobenzene, 4-Chlorotoluene, 2-Chlorotoluene, 1,2,3-Trichloropropane, 1,1,2,2-Tetrachloroethane, Bromobenzene, p-Bromofluorobenzene, Bromoform, Styrene, o-Xylene, m+p-Xylenes, Ethylbenzene, 1,1,1,2-Tetrachloroethane, Chlorobenzene, 1,2-Dibromoethane, Chlorodibromomethane, 1,3-Dichloropropane, Tetrachloroethene, 1,1,2-Trichloroethane, trans-1,3-Dichloropropene, Toluene, Toluene-d8, cis-1,3-Dichloropropene, Bromodichloromethane, Dibromomethane, 1,2-Dichloropropane, Trichloroethene, 1,2-Dichloroethane, Benzene, 1,2-Dichloroethane-d4, 1,1-Dichloropropene, Carbon tetrachloride, Dibromofluoromethane, 1,1,1-Trichloroethane, Chloroform, Bromochloromethane, Methyl ethyl ketone, cis-1,2-Dichloroethene, 2,2-Dichloropropane, 1,1-Dichloroethane, Methyl tert-butyl ether (MTBE), trans-1,2-Dichloroethene, Methylene chloride, 1,1-Dichloroethene, Trichlorofluoromethane, Chloroethane, Bromomethane, Vinyl chloride, Chloromethane, Dichlorodifluoromethane};				
CmdQuantitate	BL2000\mchavez	1/19/2022 1:50:32 PM	Quantitate all compounds in all samples			✓	

Name	User	Time	Action	Reason	Comment	Succeed	Exception
CmdSetLevelEnable	BL2000\mchavez	1/19/2022 1:50:46 PM	Set LevelEnable = False for calibration level 6, levelId = 25 of compound 1,2-Dichloroethane-d4 in sample 19JAN09.D; previous value = True			✓	
CmdSetLevelEnable	BL2000\mchavez	1/19/2022 1:50:47 PM	Set LevelEnable = False for calibration level 7, levelId = 24 of compound 1,2-Dichloroethane-d4 in sample 19JAN09.D; previous value = True			✓	
CmdSetLevelEnable	BL2000\mchavez	1/19/2022 1:50:49 PM	Set LevelEnable = False for calibration level 8, levelId = 23 of compound 1,2-Dichloroethane-d4 in sample 19JAN09.D; previous value = True			✓	
CmdQuantitate	BL2000\mchavez	1/19/2022 1:50:57 PM	Quantitate all compounds in all samples			✓	
CmdSetLevelEnable	BL2000\mchavez	1/19/2022 1:51:06 PM	Set LevelEnable = True for calibration level 1, levelId = 36 of compound 1,2-Dichloroethane-d4 in sample 19JAN09.D; previous value = False			✓	
CmdQuantitate	BL2000\mchavez	1/19/2022 1:51:17 PM	Quantitate all compounds in all samples			✓	
CmdSetLevelEnable	BL2000\mchavez	1/19/2022 1:51:52 PM	Set LevelEnable = False for calibration level 1, levelId = 36 of compound 1,2-Dichloroethane-d4 in sample 19JAN09.D; previous value = True			✓	
CmdImportSamplesFromWorklist	BL2000\mchavez	1/19/2022 1:52:09 PM	Add samples from worklist: D:\Org\Data\VOA5975C\VG011922\19JAN10.D			✓	
CmdQuantitate	BL2000\mchavez	1/19/2022 1:52:20 PM	Quantitate all compounds in all samples			✓	
CmdManuallyIntegratePeak	BL2000\mchavez	1/19/2022 1:53:31 PM	Manually integrate compound 1,2-Dichloroethane-d4 in sample 19JAN05.D, from x, y = 6.191, 0 to 6.266, 0, result = 4197; previous integration is from x, y = 6.208, 0 to 6.266, 0 and previous response = 3982.			✓	
CmdQuantitate	BL2000\mchavez	1/19/2022 1:53:58 PM	Quantitate all compounds in all samples			✓	

Name	User	Time	Action	Reason	Comment	Succeed	Exception
CmdCalibrate	BL2000\mchavez	1/19/2022 1:54:14 PM	Replace level 5 with Calibration sample 19JAN09.D for compounds {1,2-Dichlorobenzene, 1,4-Dichlorobenzene, 1,3-Dichlorobenzene, 4-Chlorotoluene, 2-Chlorotoluene, 1,2,3-Trichloropropane, 1,1,2,2-Tetrachloroethane, Bromobenzene, p-Bromofluorobenzene, Bromoform, Styrene, o-Xylene, m+p-Xylenes, Ethylbenzene, 1,1,1,2-Tetrachloroethane, Chlorobenzene, 1,2-Dibromoethane, Chlorodibromomethane, 1,3-Dichloropropane, Tetrachloroethene, 1,1,2-Trichloroethane, trans-1,3-Dichloropropene, Toluene, Toluene-d8, cis-1,3-Dichloropropene, Bromodichloromethane, Dibromomethane, 1,2-Dichloropropane, Trichloroethene, 1,2-Dichloroethane, Benzene, 1,1-Dichloropropene, Carbon tetrachloride, Dibromofluoromethane, 1,1,1-Trichloroethane, Chloroform, Bromochloromethane, Methyl ethyl ketone, cis-1,2-Dichloroethene, 2,2-Dichloropropane, 1,1-Dichloroethane, Methyl tert-butyl ether (MTBE), trans-1,2-Dichloroethene, Methylene chloride, 1,1-Dichloroethene, Trichlorofluoromethane, Chloroethane, Bromomethane, Vinyl chloride, Chloromethane, Dichlorodifluoromethane, 1,2-Dichloroethane-d4}; Replace level 4 with Calibration sample 19JAN07.D for compounds {1,2-Dichlorobenzene, 1,4-Dichlorobenzene, 1,3-Dichlorobenzene, 4-Chlorotoluene, 2-Chlorotoluene, 1,2,3-Trichloropropane, 1,1,2,2-Tetrachloroethane, Bromobenzene, p-Bromofluorobenzene, Bromoform, Styrene, o-Xylene, m+p-Xylenes, Ethylbenzene, 1,1,1,2-Tetrachloroethane, Chlorobenzene, 1,2-Dibromoethane, Chlorodibromomethane, 1,3-Dichloropropane, Tetrachloroethene, 1,1,2-Trichloroethane, trans-1,3-Dichloropropene, Toluene, Toluene-d8, cis-1,3-Dichloropropene, Bromodichloromethane, Dibromomethane, 1,2-Dichloropropane, Trichloroethene, 1,2-Dichloroethane, Benzene, 1,1-Dichloropropene, Carbon tetrachloride, Dibromofluoromethane, 1,1,1-Trichloroethane, Chloroform, Bromochloromethane, Methyl ethyl			✓	

Name	User	Time	Action	Reason	Comment	Succeed	Exception
			ketone, cis-1,2-Dichloroethene, 2,2-Dichloropropane, 1,1-Dichloroethane, Methyl tert-butyl ether (MTBE), trans-1,2-Dichloroethene, Methylene chloride, 1,1-Dichloroethene, Trichlorofluoromethane, Chloroethane, Bromomethane, Vinyl chloride, Chloromethane, Dichlorodifluoromethane, 1,2-Dichloroethane-d4}; Replace level 3 with Calibration sample 19JAN06.D for compounds {1,2-Dichlorobenzene, 1,4-Dichlorobenzene, 1,3-Dichlorobenzene, 4-Chlorotoluene, 2-Chlorotoluene, 1,2,3-Trichloropropane, 1,1,2,2-Tetrachloroethane, Bromobenzene, p-Bromofluorobenzene, Bromoform, Styrene, o-Xylene, m+p-Xylenes, Ethylbenzene, 1,1,1,2-Tetrachloroethane, Chlorobenzene, 1,2-Dibromoethane, Chlorodibromomethane, 1,3-Dichloropropane, Tetrachloroethene, 1,1,2-Trichloroethane, trans-1,3-Dichloropropene, Toluene, Toluene-d8, cis-1,3-Dichloropropene, Bromodichloromethane, Dibromomethane, 1,2-Dichloropropane, Trichloroethene, 1,2-Dichloroethane, Benzene, 1,1-Dichloropropene, Carbon tetrachloride, Dibromofluoromethane, 1,1,1-Trichloroethane, Chloroform, Bromochloromethane, Methyl ethyl ketone, cis-1,2-Dichloroethene, 2,2-Dichloropropane, 1,1-Dichloroethane, Methyl tert-butyl ether (MTBE), trans-1,2-Dichloroethene, Methylene chloride, 1,1-Dichloroethene, Trichlorofluoromethane, Chloroethane, Bromomethane, Vinyl chloride, Chloromethane, Dichlorodifluoromethane, 1,2-Dichloroethane-d4}; Replace level 2 with Calibration sample 19JAN05.D for compounds {1,2-Dichlorobenzene, 1,4-Dichlorobenzene, 1,3-Dichlorobenzene, 4-Chlorotoluene, 2-Chlorotoluene, 1,2,3-Trichloropropane, 1,1,2,2-Tetrachloroethane, Bromobenzene, p-Bromofluorobenzene, Bromoform, Styrene, o-Xylene, m+p-Xylenes, Ethylbenzene, 1,1,1,2-Tetrachloroethane, Chlorobenzene, 1,2-Dibromoethane, Chlorodibromomethane, 1,3-Dichloropropane, Tetrachloroethene, 1,1,2-Trichloroethane, trans-1,3-Dichloropropene, Toluene, Toluene-d8,				

Name	User	Time	Action	Reason	Comment	Succeed	Exception
			cis-1,3-Dichloropropene, Bromodichloromethane, Dibromomethane, 1,2-Dichloropropane, Trichloroethene, 1,2-Dichloroethane, Benzene, 1,1-Dichloropropene, Carbon tetrachloride, Dibromofluoromethane, 1,1,1-Trichloroethane, Chloroform, Bromochloromethane, Methyl ethyl ketone, cis-1,2-Dichloroethene, 2,2-Dichloropropane, 1,1-Dichloroethane, Methyl tert-butyl ether (MTBE), trans-1,2-Dichloroethene, Methylene chloride, 1,1-Dichloroethene, Trichlorofluoromethane, Chloroethane, Bromomethane, Vinyl chloride, Chloromethane, Dichlorodifluoromethane, 1,2-Dichloroethane-d4}; Replace level 1 with Calibration sample 19JAN04.D for compounds {1,2-Dichlorobenzene, 1,4-Dichlorobenzene, 1,3-Dichlorobenzene, 4-Chlorotoluene, 2-Chlorotoluene, 1,2,3-Trichloropropane, 1,1,2,2-Tetrachloroethane, Bromobenzene, p-Bromofluorobenzene, Bromoform, Styrene, o-Xylene, m+p-Xylenes, Ethylbenzene, 1,1,1,2-Tetrachloroethane, Chlorobenzene, 1,2-Dibromoethane, Chlorodibromomethane, 1,3-Dichloropropane, Tetrachloroethene, 1,1,2-Trichloroethane, trans-1,3-Dichloropropene, Toluene, Toluene-d8, cis-1,3-Dichloropropene, Bromodichloromethane, Dibromomethane, 1,2-Dichloropropane, Trichloroethene, 1,2-Dichloroethane, Benzene, 1,1-Dichloropropene, Carbon tetrachloride, Dibromofluoromethane, 1,1,1-Trichloroethane, Chloroform, Bromochloromethane, Methyl ethyl ketone, cis-1,2-Dichloroethene, 2,2-Dichloropropane, 1,1-Dichloroethane, Methyl tert-butyl ether (MTBE), trans-1,2-Dichloroethene, Methylene chloride, 1,1-Dichloroethene, Trichlorofluoromethane, Chloroethane, Bromomethane, Vinyl chloride, Chloromethane, Dichlorodifluoromethane, 1,2-Dichloroethane-d4};				
CmdQuantitate	BL2000\mchavez	1/19/2022 1:54:22 PM	Quantitate all compounds in all samples			✓	
CmdStartMethodEditing	BL2000\mchavez	1/19/2022 2:05:48 PM	Start method editing			✓	
CmdImportMethodFromSample	BL2000\mchavez	1/19/2022 2:05:48 PM	Import method from sample 19JAN03.D			✓	

Name	User	Time	Action	Reason	Comment	Succeed	Exception
CmdApplyMethodToAllSamples	BL2000\mchavez	1/19/2022 2:06:21 PM	Apply method to all samples			✓	
CmdMethodClear	BL2000\mchavez	1/19/2022 2:06:21 PM	Clear method			✓	
CmdEndMethodEditing	BL2000\mchavez	1/19/2022 2:06:22 PM	End method editing			✓	
CmdQuantitate	BL2000\mchavez	1/19/2022 2:06:30 PM	Quantitate all compounds in all samples			✓	
CmdSaveBatchTable	BL2000\mchavez	1/19/2022 2:10:42 PM	Save batch D:\Org\Data\VOA5975C\VG011922\QuantResults\VG011922_8260B.batch.bin			✓	
CmdOpenBatchTable	BL2000\mchavez	1/19/2022 2:16:39 PM	Open batch D:\Org\Data\VOA5975C\VG011922\VG011922_8260B.batch.bin			✓	
CmdImportSamplesFromWorklist	BL2000\mchavez	1/19/2022 2:17:28 PM	Add samples from worklist: D:\Org\Data\VOA5975C\VG011922\19JAN11.D			✓	
CmdSetSampleAttribute	BL2000\mchavez	1/19/2022 2:17:33 PM	Set SampleType = Calibration for sample 19JAN11.D; previous value = Sample			✓	
CmdSetSampleAttribute	BL2000\mchavez	1/19/2022 2:17:36 PM	Set LevelName = 6 for sample 19JAN11.D; previous value =			✓	
CmdQuantitate	BL2000\mchavez	1/19/2022 2:17:47 PM	Quantitate all compounds in all samples			✓	
CmdSetSampleAttribute	BL2000\mchavez	1/19/2022 2:19:19 PM	Set SampleApproved = True for sample 19JAN11.D; previous value = False			✓	

Name	User	Time	Action	Reason	Comment	Succeed	Exception
CmdCalibrate	BL2000\mchavez	1/19/2022 2:19:30 PM	Replace level 6 with Calibration sample 19JAN11.D for compounds {1,4-Dichlorobenzene, 1,3-Dichlorobenzene, 4-Chlorotoluene, 2-Chlorotoluene, 1,2,3-Trichloropropane, 1,1,2,2-Tetrachloroethane, Bromobenzene, p-Bromofluorobenzene, Bromoform, Styrene, o-Xylene, m+p-Xylenes, Ethylbenzene, 1,1,1,2-Tetrachloroethane, Chlorobenzene, 1,2-Dibromoethane, Chlorodibromomethane, 1,3-Dichloropropane, Tetrachloroethene, 1,1,2-Trichloroethane, trans-1,3-Dichloropropene, Toluene, Toluene-d8, cis-1,3-Dichloropropene, Bromodichloromethane, Dibromomethane, 1,2-Dichloropropane, Trichloroethene, 1,2-Dichloroethane, Benzene, 1,2-Dichloroethane-d4, 1,1-Dichloropropene, Carbon tetrachloride, Dibromofluoromethane, 1,1,1-Trichloroethane, Chloroform, Bromochloromethane, Methyl ethyl ketone, cis-1,2-Dichloroethene, 2,2-Dichloropropane, 1,1-Dichloroethane, Methyl tert-butyl ether (MTBE), trans-1,2-Dichloroethene, Methylene chloride, 1,1-Dichloroethene, Trichlorofluoromethane, Chloroethane, Bromomethane, Vinyl chloride, Chloromethane, Dichlorodifluoromethane, 1,2-Dichlorobenzene};			✓	
CmdQuantitate	BL2000\mchavez	1/19/2022 2:19:51 PM	Quantitate all compounds in all samples			✓	
CmdSetLevelEnable	BL2000\mchavez	1/19/2022 2:20:01 PM	Set LevelEnable = True for calibration level 6, levelId = 37 of compound 1,2-Dichloroethane-d4 in sample 19JAN03.D; previous value = False			✓	
CmdQuantitate	BL2000\mchavez	1/19/2022 2:20:14 PM	Quantitate all compounds in all samples			✓	
CmdSetLevelEnable	BL2000\mchavez	1/19/2022 2:20:37 PM	Set LevelEnable = True for calibration level 1, levelId = 36 of compound 1,2-Dichloroethane-d4 in sample 19JAN03.D; previous value = False			✓	
CmdQuantitate	BL2000\mchavez	1/19/2022 2:20:47 PM	Quantitate all compounds in all samples			✓	
CmdSetLevelEnable	BL2000\mchavez	1/19/2022 2:20:59 PM	Set LevelEnable = False for calibration level 1, levelId = 36 of compound 1,2-Dichloroethane-d4 in sample 19JAN03.D; previous value = True			✓	
CmdQuantitate	BL2000\mchavez	1/19/2022 2:21:09 PM	Quantitate all compounds in all samples			✓	

Name	User	Time	Action	Reason	Comment	Succeed	Exception
CmdSetTargetCompoundAttribute	BL2000\mchavez	1/19/2022 2:32:34 PM	Set CurveFit = fitQuadratic for compound 1,2-Dichloroethane-d4 in all samples; previous value = fitAverageOfResponseFactors			✓	
CmdSetTargetCompoundAttribute	BL2000\mchavez	1/19/2022 2:32:45 PM	Set CurveFit = fitAverageOfResponseFactors for compound 1,2-Dichloroethane-d4 in all samples; previous value = fitQuadratic			✓	
CmdSaveBatchTable	BL2000\mchavez	1/19/2022 2:33:16 PM	Save batch D:\Org\Data\VOA5975C\VG011922\QuantResults\VG011922_8260B.batch.bin			✓	
CmdOpenBatchTable	BL2000\mchavez	1/19/2022 2:50:30 PM	Open batch D:\Org\Data\VOA5975C\VG011922\VG011922_8260B.batch.bin			✓	
CmdImportSamplesFromWorklist	BL2000\mchavez	1/19/2022 2:50:47 PM	Add samples from worklist: D:\Org\Data\VOA5975C\VG011922\19JAN12.D			✓	
CmdQuantitate	BL2000\mchavez	1/19/2022 2:50:59 PM	Quantitate all compounds in all samples			✓	
CmdSaveBatchTable	BL2000\mchavez	1/19/2022 2:56:02 PM	Save batch D:\Org\Data\VOA5975C\VG011922\QuantResults\VG011922_8260B.batch.bin			✓	
CmdOpenBatchTable	BL2000\mchavez	1/19/2022 3:11:37 PM	Open batch D:\Org\Data\VOA5975C\VG011922\VG011922_8260B.batch.bin			✓	
CmdImportSamplesFromWorklist	BL2000\mchavez	1/19/2022 3:11:57 PM	Add samples from worklist: D:\Org\Data\VOA5975C\VG011922\19JAN13.D			✓	
CmdSetSampleAttribute	BL2000\mchavez	1/19/2022 3:12:03 PM	Set SampleType = Calibration for sample 19JAN13.D; previous value = Sample			✓	
CmdSetSampleAttribute	BL2000\mchavez	1/19/2022 3:12:07 PM	Set LevelName = 7 for sample 19JAN13.D; previous value =			✓	
CmdQuantitate	BL2000\mchavez	1/19/2022 3:12:17 PM	Quantitate all compounds in all samples			✓	
CmdSetSampleAttribute	BL2000\mchavez	1/19/2022 3:14:06 PM	Set SampleApproved = True for sample 19JAN13.D; previous value = False			✓	

Name	User	Time	Action	Reason	Comment	Succeed	Exception
CmdCalibrate	BL2000\mchavez	1/19/2022 3:14:17 PM	Replace level 7 with Calibration sample 19JAN13.D for compounds {1,4-Dichlorobenzene, 1,3-Dichlorobenzene, 4-Chlorotoluene, 2-Chlorotoluene, 1,2,3-Trichloropropane, 1,1,2,2-Tetrachloroethane, Bromobenzene, p-Bromofluorobenzene, Bromoform, Styrene, o-Xylene, m+p-Xylenes, Ethylbenzene, 1,1,1,2-Tetrachloroethane, Chlorobenzene, 1,2-Dibromoethane, Chlorodibromomethane, 1,3-Dichloropropane, Tetrachloroethene, 1,1,2-Trichloroethane, trans-1,3-Dichloropropene, Toluene, Toluene-d8, cis-1,3-Dichloropropene, Bromodichloromethane, Dibromomethane, 1,2-Dichloropropane, Trichloroethene, 1,2-Dichloroethane, Benzene, 1,2-Dichloroethane-d4, 1,1-Dichloropropene, Carbon tetrachloride, Dibromofluoromethane, 1,1,1-Trichloroethane, Chloroform, Bromochloromethane, Methyl ethyl ketone, cis-1,2-Dichloroethene, 2,2-Dichloropropane, 1,1-Dichloroethane, Methyl tert-butyl ether (MTBE), trans-1,2-Dichloroethene, Methylene chloride, 1,1-Dichloroethene, Trichlorofluoromethane, Chloroethane, Bromomethane, Vinyl chloride, Chloromethane, Dichlorodifluoromethane, 1,2-Dichlorobenzene};			✓	
CmdQuantitate	BL2000\mchavez	1/19/2022 3:14:35 PM	Quantitate all compounds in all samples			✓	
CmdSaveBatchTable	BL2000\mchavez	1/19/2022 3:14:43 PM	Save batch D:\Org\Data\VOA5975C\VG011922\QuantResults\VG011922_8260B.batch.bin			✓	
CmdOpenBatchTable	BL2000\mchavez	1/19/2022 3:21:12 PM	Open batch D:\Org\Data\VOA5975C\VG011922\VG011922_8260B.batch.bin			✓	
CmdSetLevelEnable	BL2000\mchavez	1/19/2022 3:22:01 PM	Set LevelEnable = True for calibration level 7, levelId = 38 of compound 1,2-Dichloroethane-d4 in sample 19JAN03.D; previous value = False			✓	
CmdQuantitate	BL2000\mchavez	1/19/2022 3:22:13 PM	Quantitate all compounds in all samples			✓	
CmdSetTargetCompoundAttribute	BL2000\mchavez	1/19/2022 3:26:11 PM	Set CurveFit = fitQuadratic for compound 1,2-Dichloroethane-d4 in all samples; previous value = fitAverageOfResponseFactors			✓	
CmdQuantitate	BL2000\mchavez	1/19/2022 3:26:23 PM	Quantitate all compounds in all samples			✓	

Name	User	Time	Action	Reason	Comment	Succeed	Exception
CmdSetTargetCompoundAttribute	BL2000\mchavez	1/19/2022 3:26:39 PM	Set CurveFit = fitLinear for compound 1,2-Dichloroethane-d4 in all samples; previous value = fitQuadratic			✓	
CmdQuantitate	BL2000\mchavez	1/19/2022 3:26:50 PM	Quantitate all compounds in all samples			✓	
CmdSetTargetCompoundAttribute	BL2000\mchavez	1/19/2022 3:26:57 PM	Set CurveFit = fitAverageOfResponseFactors for compound 1,2-Dichloroethane-d4 in all samples; previous value = fitLinear			✓	
CmdQuantitate	BL2000\mchavez	1/19/2022 3:27:09 PM	Quantitate all compounds in all samples			✓	
CmdSetLevelEnable	BL2000\mchavez	1/19/2022 3:34:54 PM	Set LevelEnable = False for calibration level 8, levelId = 23 of compound Bromomethane in sample 19JAN03.D; previous value = True			✓	
CmdQuantitate	BL2000\mchavez	1/19/2022 3:35:06 PM	Quantitate all compounds in all samples			✓	
CmdSaveBatchTable	BL2000\mchavez	1/19/2022 3:35:47 PM	Save batch D:\Org\Data\VOA5975C\VG011922\QuantResults\VG011922_8260B.batch.bin			✓	
CmdOpenBatchTable	BL2000\mchavez	1/19/2022 4:04:53 PM	Open batch D:\Org\Data\VOA5975C\VG011922\VG011922_8260B.batch.bin			✓	
CmdImportSamplesFromWorklist	BL2000\mchavez	1/19/2022 4:05:15 PM	Add samples from worklist: D:\Org\Data\VOA5975C\VG011922\19JAN15.D, D:\Org\Data\VOA5975C\VG011922\19JAN14.D			✓	
CmdSetSampleAttribute	BL2000\mchavez	1/19/2022 4:05:22 PM	Set SampleType = Calibration for sample 19JAN15.D; previous value = Sample			✓	
CmdSetSampleAttribute	BL2000\mchavez	1/19/2022 4:05:28 PM	Set LevelName = 8 for sample 19JAN15.D; previous value =			✓	
CmdQuantitate	BL2000\mchavez	1/19/2022 4:05:39 PM	Quantitate all compounds in all samples			✓	
CmdSetSampleAttribute	BL2000\mchavez	1/19/2022 4:07:07 PM	Set SampleApproved = True for sample 19JAN15.D; previous value = False			✓	

Name	User	Time	Action	Reason	Comment	Succeed	Exception
CmdCalibrate	BL2000\mchavez	1/19/2022 4:07:19 PM	Replace level 8 with Calibration sample 19JAN15.D for compounds {1,4-Dichlorobenzene, 1,3-Dichlorobenzene, 4-Chlorotoluene, 2-Chlorotoluene, 1,2,3-Trichloropropane, 1,1,2,2-Tetrachloroethane, Bromobenzene, p-Bromofluorobenzene, Bromoform, Styrene, o-Xylene, m+p-Xylenes, Ethylbenzene, 1,1,1,2-Tetrachloroethane, Chlorobenzene, 1,2-Dibromoethane, Chlorodibromomethane, 1,3-Dichloropropane, Tetrachloroethene, 1,1,2-Trichloroethane, trans-1,3-Dichloropropene, Toluene, Toluene-d8, cis-1,3-Dichloropropene, Bromodichloromethane, Dibromomethane, 1,2-Dichloropropane, Trichloroethene, 1,2-Dichloroethane, Benzene, 1,2-Dichloroethane-d4, 1,1-Dichloropropene, Carbon tetrachloride, Dibromofluoromethane, 1,1,1-Trichloroethane, Chloroform, Bromochloromethane, Methyl ethyl ketone, cis-1,2-Dichloroethene, 2,2-Dichloropropane, 1,1-Dichloroethane, Methyl tert-butyl ether (MTBE), trans-1,2-Dichloroethene, Methylene chloride, 1,1-Dichloroethene, Trichlorofluoromethane, Chloroethane, Bromomethane, Vinyl chloride, Chloromethane, Dichlorodifluoromethane, 1,2-Dichlorobenzene};			✓	
CmdQuantitate	BL2000\mchavez	1/19/2022 4:07:38 PM	Quantitate all compounds in all samples			✓	
CmdSetLevelEnable	BL2000\mchavez	1/19/2022 4:07:45 PM	Set LevelEnable = True for calibration level 8, levelId = 39 of compound 1,2-Dichloroethane-d4 in sample 19JAN03.D; previous value = False			✓	
CmdQuantitate	BL2000\mchavez	1/19/2022 4:08:00 PM	Quantitate all compounds in all samples			✓	
CmdSetLevelEnable	BL2000\mchavez	1/19/2022 4:08:26 PM	Set LevelEnable = True for calibration level 1, levelId = 36 of compound 1,2-Dichloroethane-d4 in sample 19JAN03.D; previous value = False			✓	
CmdQuantitate	BL2000\mchavez	1/19/2022 4:10:52 PM	Quantitate all compounds in all samples			✓	
CmdSetLevelEnable	BL2000\mchavez	1/19/2022 4:11:25 PM	Set LevelEnable = False for calibration level 1, levelId = 36 of compound 1,2-Dichloroethane-d4 in sample 19JAN03.D; previous value = True			✓	
CmdQuantitate	BL2000\mchavez	1/19/2022 4:11:37 PM	Quantitate all compounds in all samples			✓	

Name	User	Time	Action	Reason	Comment	Succeed	Exception
CmdSetLevelEnable	BL2000\mchavez	1/19/2022 4:19:40 PM	Set LevelEnable = False for calibration level 8, levelId = 39 of compound 1,2-Dichloroethane-d4 in sample 19JAN03.D; previous value = True			✓	
CmdSetLevelEnable	BL2000\mchavez	1/19/2022 4:19:44 PM	Set LevelEnable = True for calibration level 8, levelId = 39 of compound 1,2-Dichloroethane-d4 in sample 19JAN03.D; previous value = False			✓	
CmdQuantitate	BL2000\mchavez	1/19/2022 4:19:56 PM	Quantitate all compounds in all samples			✓	
CmdSaveBatchTable	BL2000\mchavez	1/19/2022 4:21:48 PM	Save batch D:\Org\Data\VOA5975C\VG011922\QuantResults\VG011922_8260B.batch.bin			✓	
CmdOpenBatchTable	BL2000\mchavez	1/19/2022 4:59:06 PM	Open batch D:\Org\Data\VOA5975C\VG011922\VG011922_8260B.batch.bin			✓	
CmdImportSamplesFromWorklist	BL2000\mchavez	1/19/2022 5:00:01 PM	Add samples from worklist: D:\Org\Data\VOA5975C\VG011922\19JAN17.D, D:\Org\Data\VOA5975C\VG011922\19JAN16.D			✓	
CmdSetSampleAttribute	BL2000\mchavez	1/19/2022 5:01:06 PM	Set SampleType = QC for sample 19JAN17.D; previous value = Sample			✓	
CmdSetSampleAttribute	BL2000\mchavez	1/19/2022 5:01:14 PM	Set LevelName = QC for sample 19JAN17.D; previous value =			✓	
CmdSetSampleAttribute	BL2000\mchavez	1/19/2022 5:01:17 PM	Set SampleInformation = LCSA for sample 19JAN17.D; previous value =			✓	
CmdQuantitate	BL2000\mchavez	1/19/2022 5:01:32 PM	Quantitate all compounds in all samples			✓	
CmdStartMethodEditing	BL2000\mchavez	1/19/2022 5:01:59 PM	Start method editing			✓	
CmdImportMethodFromSample	BL2000\mchavez	1/19/2022 5:01:59 PM	Import method from sample 19JAN17.D			✓	
CmdApplyMethodToAllSamples	BL2000\mchavez	1/19/2022 5:02:57 PM	Apply method to all samples			✓	
CmdMethodClear	BL2000\mchavez	1/19/2022 5:02:57 PM	Clear method			✓	
CmdEndMethodEditing	BL2000\mchavez	1/19/2022 5:02:58 PM	End method editing			✓	
CmdQuantitate	BL2000\mchavez	1/19/2022 5:03:10 PM	Quantitate all compounds in all samples			✓	
CmdSaveBatchTable	BL2000\mchavez	1/19/2022 5:03:34 PM	Save batch D:\Org\Data\VOA5975C\VG011922\QuantResults\VG011922_8260B.batch.bin			✓	
CmdOpenBatchTable	BL2000\mchavez	1/20/2022 8:25:52 AM	Open batch D:\Org\Data\VOA5975C\VG011922\VG011922_8260B.batch.bin			✓	

Name	User	Time	Action	Reason	Comment	Succeed	Exception
CmdImportSamplesFromWorklist	BL2000\mchavez	1/20/2022 8:26:56 AM	Add samples from worklist: D:\Org\Data\VOA5975C\VG011922\19JAN23.D, D:\Org\Data\VOA5975C\VG011922\19JAN22.D, D:\Org\Data\VOA5975C\VG011922\19JAN21.D, D:\Org\Data\VOA5975C\VG011922\19JAN20.D, D:\Org\Data\VOA5975C\VG011922\19JAN19.D, D:\Org\Data\VOA5975C\VG011922\19JAN18.D			✓	
CmdQuantitate	BL2000\mchavez	1/20/2022 8:27:14 AM	Quantitate all compounds in all samples			✓	
CmdSetTargetCompoundAttribute	BL2000\mchavez	1/20/2022 8:49:42 AM	Set UserAnnotation = NI for compound Chloromethane in sample 19JAN03.D; previous value =			✓	
CmdSetTargetCompoundAttribute	BL2000\mchavez	1/20/2022 8:49:46 AM	Set UserAnnotation = NI for compound Vinyl chloride in sample 19JAN03.D; previous value =			✓	
CmdSetTargetCompoundAttribute	BL2000\mchavez	1/20/2022 8:49:53 AM	Set UserAnnotation = NI for compound Bromomethane in sample 19JAN03.D; previous value =			✓	
CmdSetLevelEnable	BL2000\mchavez	1/20/2022 8:50:00 AM	Set LevelEnable = True for calibration level 8, levelId = 39 of compound Bromomethane in sample 19JAN17.D; previous value = False			✓	
CmdQuantitate	BL2000\mchavez	1/20/2022 8:50:17 AM	Quantitate all compounds in all samples			✓	
CmdSetTargetCompoundAttribute	BL2000\mchavez	1/20/2022 8:50:23 AM	Set CurveFit = fitQuadratic for compound Bromomethane in all samples; previous value = fitAverageOfResponseFactors			✓	
CmdSetTargetCompoundAttribute	BL2000\mchavez	1/20/2022 8:50:26 AM	Set CurveFitWeight = weightOneOverX for compound Bromomethane in all samples; previous value = weightEqual			✓	
CmdQuantitate	BL2000\mchavez	1/20/2022 8:50:40 AM	Quantitate all compounds in all samples			✓	
CmdSetTargetCompoundAttribute	BL2000\mchavez	1/20/2022 8:50:59 AM	Set CurveFit = fitAverageOfResponseFactors for compound Bromomethane in all samples; previous value = fitQuadratic			✓	
CmdSetTargetCompoundAttribute	BL2000\mchavez	1/20/2022 8:51:02 AM	Set CurveFitWeight = weightEqual for compound Bromomethane in all samples; previous value = weightOneOverX			✓	
CmdQuantitate	BL2000\mchavez	1/20/2022 8:51:17 AM	Quantitate all compounds in all samples			✓	

Name	User	Time	Action	Reason	Comment	Succeed	Exception
CmdSetTargetCompoundAttribute	BL2000\mchavez	1/20/2022 8:51:24 AM	Set CurveFit = fitQuadratic for compound Bromomethane in all samples; previous value = fitAverageOfResponseFactors			✓	
CmdSetTargetCompoundAttribute	BL2000\mchavez	1/20/2022 8:51:26 AM	Set CurveFitWeight = weightOneOverX for compound Bromomethane in all samples; previous value = weightEqual			✓	
CmdQuantitate	BL2000\mchavez	1/20/2022 8:51:40 AM	Quantitate all compounds in all samples			✓	
CmdSetSampleAttribute	BL2000\mchavez	1/20/2022 8:52:05 AM	Set SampleApproved = True for sample 19JAN07.D; previous value = False			✓	
CmdSetTargetCompoundAttribute	BL2000\mchavez	1/20/2022 8:52:22 AM	Set UserAnnotation = NI for compound Methylene chloride in sample 19JAN03.D; previous value =			✓	
CmdSetTargetCompoundAttribute	BL2000\mchavez	1/20/2022 8:53:54 AM	Set UserAnnotation = LT for compound 1,2-Dichloroethane-d4 in sample 19JAN05.D; previous value =			✓	
CmdSetTargetCompoundAttribute	BL2000\mchavez	1/20/2022 8:57:21 AM	Set CurveFit = fitQuadratic for compound Ethylbenzene in all samples; previous value = fitAverageOfResponseFactors			✓	
CmdSetTargetCompoundAttribute	BL2000\mchavez	1/20/2022 8:57:23 AM	Set CurveFitWeight = weightOneOverX for compound Ethylbenzene in all samples; previous value = weightEqual			✓	
CmdQuantitate	BL2000\mchavez	1/20/2022 8:57:42 AM	Quantitate all compounds in all samples			✓	
CmdSetTargetCompoundAttribute	BL2000\mchavez	1/20/2022 8:57:51 AM	Set CurveFit = fitQuadratic for compound m+p-Xylenes in all samples; previous value = fitAverageOfResponseFactors			✓	
CmdSetTargetCompoundAttribute	BL2000\mchavez	1/20/2022 8:57:53 AM	Set CurveFitWeight = weightOneOverX for compound m+p-Xylenes in all samples; previous value = weightEqual			✓	
CmdQuantitate	BL2000\mchavez	1/20/2022 8:58:12 AM	Quantitate all compounds in all samples			✓	
CmdSetLevelEnable	BL2000\mchavez	1/20/2022 8:58:28 AM	Set LevelEnable = True for calibration level 1, levelId = 36 of compound o-Xylene in sample 19JAN17.D; previous value = False			✓	
CmdSetTargetCompoundAttribute	BL2000\mchavez	1/20/2022 8:58:32 AM	Set CurveFit = fitQuadratic for compound o-Xylene in all samples; previous value = fitAverageOfResponseFactors			✓	
CmdSetTargetCompoundAttribute	BL2000\mchavez	1/20/2022 8:58:35 AM	Set CurveFitWeight = weightOneOverX for compound o-Xylene in all samples; previous value = weightEqual			✓	
CmdQuantitate	BL2000\mchavez	1/20/2022 8:58:51 AM	Quantitate all compounds in all samples			✓	

Name	User	Time	Action	Reason	Comment	Succeed	Exception
CmdSetTargetCompoundAttribute	BL2000\mchavez	1/20/2022 8:59:06 AM	Set CurveFit = fitQuadratic for compound Styrene in all samples; previous value = fitAverageOfResponseFactors			✓	
CmdSetTargetCompoundAttribute	BL2000\mchavez	1/20/2022 8:59:09 AM	Set CurveFitWeight = weightOneOverX for compound Styrene in all samples; previous value = weightEqual			✓	
CmdQuantitate	BL2000\mchavez	1/20/2022 8:59:24 AM	Quantitate all compounds in all samples			✓	
CmdSetSampleAttribute	BL2000\mchavez	1/20/2022 9:07:29 AM	Set SampleApproved = True for sample 19JAN17.D; previous value = False			✓	
CmdSetSampleAttribute	BL2000\mchavez	1/20/2022 9:13:44 AM	Set SampleApproved = True for sample 19JAN03.D; previous value = False			✓	
CmdImportSamplesFromWorklist	BL2000\mchavez	1/20/2022 9:25:54 AM	Add samples from worklist: D:\Org\Data\VOA5975C\VG011922\19JAN09CC.D			✓	
CmdSetSampleAttribute	BL2000\mchavez	1/20/2022 9:26:13 AM	Set SampleType = CC for sample 19JAN09CC.D; previous value = Sample			✓	
CmdSetSampleAttribute	BL2000\mchavez	1/20/2022 9:26:21 AM	Set LevelName = CC for sample 19JAN09CC.D; previous value =			✓	
CmdSetSampleAttribute	BL2000\mchavez	1/20/2022 9:26:37 AM	Set SampleName = CC011922_ for sample 19JAN09CC.D; previous value = ICAL011922_5			✓	
CmdSetSampleAttribute	BL2000\mchavez	1/20/2022 9:26:55 AM	Set UserDefined = Reimported CAL5 as CC for sample 19JAN09CC.D; previous value =			✓	
CmdQuantitate	BL2000\mchavez	1/20/2022 9:27:20 AM	Quantitate all compounds in all samples			✓	
CmdSetSampleAttribute	BL2000\mchavez	1/20/2022 9:27:48 AM	Set SampleApproved = True for sample 19JAN09CC.D; previous value = False			✓	
CmdSetSampleAttribute	BL2000\mchavez	1/20/2022 9:27:48 AM	Set SampleApproved = False for sample 19JAN09CC.D; previous value = True			✓	

Name	User	Time	Action	Reason	Comment	Succeed	Exception
CmdCalibrate	BL2000\mchavez	1/20/2022 9:28:13 AM	Replace level CC with CC sample 19JAN09CC.D for compounds {1,4-Dichlorobenzene, 1,3-Dichlorobenzene, 4-Chlorotoluene, 2-Chlorotoluene, 1,2,3-Trichloropropane, 1,1,2,2-Tetrachloroethane, Bromobenzene, p-Bromofluorobenzene, Bromoform, Styrene, o-Xylene, m+p-Xylenes, Ethylbenzene, 1,1,1,2-Tetrachloroethane, Chlorobenzene, 1,2-Dibromoethane, Chlorodibromomethane, 1,3-Dichloropropane, Tetrachloroethene, 1,1,2-Trichloroethane, trans-1,3-Dichloropropene, Toluene, Toluene-d8, cis-1,3-Dichloropropene, Bromodichloromethane, Dibromomethane, 1,2-Dichloropropane, Trichloroethene, 1,2-Dichloroethane, Benzene, 1,2-Dichloroethane-d4, 1,1-Dichloropropene, Carbon tetrachloride, Dibromofluoromethane, 1,1,1-Trichloroethane, Chloroform, Bromochloromethane, Methyl ethyl ketone, cis-1,2-Dichloroethene, 2,2-Dichloropropane, 1,1-Dichloroethane, Methyl tert-butyl ether (MTBE), trans-1,2-Dichloroethene, Methylene chloride, 1,1-Dichloroethene, Trichlorofluoromethane, Chloroethane, Bromomethane, Vinyl chloride, Chloromethane, Dichlorodifluoromethane, 1,2-Dichlorobenzene}; Replace level QC with QC sample 19JAN17.D for compounds {1,4-Dichlorobenzene, 1,3-Dichlorobenzene, 4-Chlorotoluene, 2-Chlorotoluene, 1,2,3-Trichloropropane, 1,1,2,2-Tetrachloroethane, Bromobenzene, p-Bromofluorobenzene, Bromoform, Styrene, o-Xylene, m+p-Xylenes, Ethylbenzene, 1,1,1,2-Tetrachloroethane, Chlorobenzene, 1,2-Dibromoethane, Chlorodibromomethane, 1,3-Dichloropropane, Tetrachloroethene, 1,1,2-Trichloroethane, trans-1,3-Dichloropropene, Toluene, Toluene-d8, cis-1,3-Dichloropropene, Bromodichloromethane, Dibromomethane, 1,2-Dichloropropane, Trichloroethene, 1,2-Dichloroethane, Benzene, 1,2-Dichloroethane-d4, 1,1-Dichloropropene, Carbon tetrachloride, Dibromofluoromethane, 1,1,1-Trichloroethane, Chloroform,			✓	

Name	User	Time	Action	Reason	Comment	Succeed	Exception
			Bromochloromethane, Methyl ethyl ketone, cis-1,2-Dichloroethene, 2,2-Dichloropropane, 1,1-Dichloroethane, Methyl tert-butyl ether (MTBE), trans-1,2-Dichloroethene, Methylene chloride, 1,1-Dichloroethene, Trichlorofluoromethane, Chloroethane, Bromomethane, Vinyl chloride, Chloromethane, Dichlorodifluoromethane, 1,2-Dichlorobenzene}; Replace level 8 with Calibration sample 19JAN15.D for compounds {1,4-Dichlorobenzene, 1,3-Dichlorobenzene, 4-Chlorotoluene, 2-Chlorotoluene, 1,2,3-Trichloropropane, 1,1,2,2-Tetrachloroethane, Bromobenzene, p-Bromofluorobenzene, Bromoform, Styrene, o-Xylene, m+p-Xylenes, Ethylbenzene, 1,1,1,2-Tetrachloroethane, Chlorobenzene, 1,2-Dibromoethane, Chlorodibromomethane, 1,3-Dichloropropane, Tetrachloroethene, 1,1,2-Trichloroethane, trans-1,3-Dichloropropene, Toluene, Toluene-d8, cis-1,3-Dichloropropene, Bromodichloromethane, Dibromomethane, 1,2-Dichloropropane, Trichloroethene, 1,2-Dichloroethane, Benzene, 1,2-Dichloroethane-d4, 1,1-Dichloropropene, Carbon tetrachloride, Dibromofluoromethane, 1,1,1-Trichloroethane, Chloroform, Bromochloromethane, Methyl ethyl ketone, cis-1,2-Dichloroethene, 2,2-Dichloropropane, 1,1-Dichloroethane, Methyl tert-butyl ether (MTBE), trans-1,2-Dichloroethene, Methylene chloride, 1,1-Dichloroethene, Trichlorofluoromethane, Chloroethane, Bromomethane, Vinyl chloride, Chloromethane, Dichlorodifluoromethane, 1,2-Dichlorobenzene}; Replace level 7 with Calibration sample 19JAN13.D for compounds {1,4-Dichlorobenzene, 1,3-Dichlorobenzene, 4-Chlorotoluene, 2-Chlorotoluene, 1,2,3-Trichloropropane, 1,1,2,2-Tetrachloroethane, Bromobenzene, p-Bromofluorobenzene, Bromoform, Styrene, o-Xylene, m+p-Xylenes, Ethylbenzene, 1,1,1,2-Tetrachloroethane, Chlorobenzene, 1,2-Dibromoethane, Chlorodibromomethane, 1,3-Dichloropropane, Tetrachloroethene,				

Name	User	Time	Action	Reason	Comment	Succeed	Exception
			1,1,2-Trichloroethane, trans-1,3-Dichloropropene, Toluene, Toluene-d8, cis-1,3-Dichloropropene, Bromodichloromethane, Dibromomethane, 1,2-Dichloropropane, Trichloroethene, 1,2-Dichloroethane, Benzene, 1,2-Dichloroethane-d4, 1,1-Dichloropropene, Carbon tetrachloride, Dibromofluoromethane, 1,1,1-Trichloroethane, Chloroform, Bromochloromethane, Methyl ethyl ketone, cis-1,2-Dichloroethene, 2,2-Dichloropropane, 1,1-Dichloroethane, Methyl tert-butyl ether (MTBE), trans-1,2-Dichloroethene, Methylene chloride, 1,1-Dichloroethene, Trichlorofluoromethane, Chloroethane, Bromomethane, Vinyl chloride, Chloromethane, Dichlorodifluoromethane, 1,2-Dichlorobenzene}; Replace level 6 with Calibration sample 19JAN11.D for compounds {1,4-Dichlorobenzene, 1,3-Dichlorobenzene, 4-Chlorotoluene, 2-Chlorotoluene, 1,2,3-Trichloropropane, 1,1,2,2-Tetrachloroethane, Bromobenzene, p-Bromofluorobenzene, Bromoform, Styrene, o-Xylene, m+p-Xylenes, Ethylbenzene, 1,1,1,2-Tetrachloroethane, Chlorobenzene, 1,2-Dibromoethane, Chlorodibromomethane, 1,3-Dichloropropane, Tetrachloroethene, 1,1,2-Trichloroethane, trans-1,3-Dichloropropene, Toluene, Toluene-d8, cis-1,3-Dichloropropene, Bromodichloromethane, Dibromomethane, 1,2-Dichloropropane, Trichloroethene, 1,2-Dichloroethane, Benzene, 1,2-Dichloroethane-d4, 1,1-Dichloropropene, Carbon tetrachloride, Dibromofluoromethane, 1,1,1-Trichloroethane, Chloroform, Bromochloromethane, Methyl ethyl ketone, cis-1,2-Dichloroethene, 2,2-Dichloropropane, 1,1-Dichloroethane, Methyl tert-butyl ether (MTBE), trans-1,2-Dichloroethene, Methylene chloride, 1,1-Dichloroethene, Trichlorofluoromethane, Chloroethane, Bromomethane, Vinyl chloride, Chloromethane, Dichlorodifluoromethane, 1,2-Dichlorobenzene}; Replace level 5 with Calibration sample 19JAN09.D for compounds {1,4-Dichlorobenzene, 1,3-				

Name	User	Time	Action	Reason	Comment	Succeed	Exception
			Dichlorobenzene, 4-Chlorotoluene, 2-Chlorotoluene, 1,2,3-Trichloropropane, 1,1,2,2-Tetrachloroethane, Bromobenzene, p-Bromofluorobenzene, Bromoform, Styrene, o-Xylene, m+p-Xylenes, Ethylbenzene, 1,1,1,2-Tetrachloroethane, Chlorobenzene, 1,2-Dibromoethane, Chlorodibromomethane, 1,3-Dichloropropane, Tetrachloroethene, 1,1,2-Trichloroethane, trans-1,3-Dichloropropene, Toluene, Toluene-d8, cis-1,3-Dichloropropene, Bromodichloromethane, Dibromomethane, 1,2-Dichloropropane, Trichloroethene, 1,2-Dichloroethane, Benzene, 1,2-Dichloroethane-d4, 1,1-Dichloropropene, Carbon tetrachloride, Dibromofluoromethane, 1,1,1-Trichloroethane, Chloroform, Bromochloromethane, Methyl ethyl ketone, cis-1,2-Dichloroethene, 2,2-Dichloropropane, 1,1-Dichloroethane, Methyl tert-butyl ether (MTBE), trans-1,2-Dichloroethene, Methylene chloride, 1,1-Dichloroethene, Trichlorofluoromethane, Chloroethane, Bromomethane, Vinyl chloride, Chloromethane, Dichlorodifluoromethane, 1,2-Dichlorobenzene}; Replace level 4 with Calibration sample 19JAN07.D for compounds {1,4-Dichlorobenzene, 1,3-Dichlorobenzene, 4-Chlorotoluene, 2-Chlorotoluene, 1,2,3-Trichloropropane, 1,1,2,2-Tetrachloroethane, Bromobenzene, p-Bromofluorobenzene, Bromoform, Styrene, o-Xylene, m+p-Xylenes, Ethylbenzene, 1,1,1,2-Tetrachloroethane, Chlorobenzene, 1,2-Dibromoethane, Chlorodibromomethane, 1,3-Dichloropropane, Tetrachloroethene, 1,1,2-Trichloroethane, trans-1,3-Dichloropropene, Toluene, Toluene-d8, cis-1,3-Dichloropropene, Bromodichloromethane, Dibromomethane, 1,2-Dichloropropane, Trichloroethene, 1,2-Dichloroethane, Benzene, 1,2-Dichloroethane-d4, 1,1-Dichloropropene, Carbon tetrachloride, Dibromofluoromethane, 1,1,1-Trichloroethane, Chloroform, Bromochloromethane, Methyl ethyl ketone, cis-1,2-Dichloroethene, 2,2-				

Name	User	Time	Action	Reason	Comment	Succeed	Exception
			Dichloropropane, 1,1-Dichloroethane, Methyl tert-butyl ether (MTBE), trans-1,2-Dichloroethene, Methylene chloride, 1,1-Dichloroethene, Trichlorofluoromethane, Chloroethane, Bromomethane, Vinyl chloride, Chloromethane, Dichlorodifluoromethane, 1,2-Dichlorobenzene}; Replace level 3 with Calibration sample 19JAN06.D for compounds {1,4-Dichlorobenzene, 1,3-Dichlorobenzene, 4-Chlorotoluene, 2-Chlorotoluene, 1,2,3-Trichloropropane, 1,1,2,2-Tetrachloroethane, Bromobenzene, p-Bromofluorobenzene, Bromoform, Styrene, o-Xylene, m+p-Xylenes, Ethylbenzene, 1,1,1,2-Tetrachloroethane, Chlorobenzene, 1,2-Dibromoethane, Chlorodibromomethane, 1,3-Dichloropropane, Tetrachloroethene, 1,1,2-Trichloroethane, trans-1,3-Dichloropropene, Toluene, Toluene-d8, cis-1,3-Dichloropropene, Bromodichloromethane, Dibromomethane, 1,2-Dichloropropane, Trichloroethene, 1,2-Dichloroethane, Benzene, 1,2-Dichloroethane-d4, 1,1-Dichloropropene, Carbon tetrachloride, Dibromofluoromethane, 1,1,1-Trichloroethane, Chloroform, Bromochloromethane, Methyl ethyl ketone, cis-1,2-Dichloroethene, 2,2-Dichloropropane, 1,1-Dichloroethane, Methyl tert-butyl ether (MTBE), trans-1,2-Dichloroethene, Methylene chloride, 1,1-Dichloroethene, Trichlorofluoromethane, Chloroethane, Bromomethane, Vinyl chloride, Chloromethane, Dichlorodifluoromethane, 1,2-Dichlorobenzene}; Replace level 2 with Calibration sample 19JAN05.D for compounds {1,4-Dichlorobenzene, 1,3-Dichlorobenzene, 4-Chlorotoluene, 2-Chlorotoluene, 1,2,3-Trichloropropane, 1,1,2,2-Tetrachloroethane, Bromobenzene, p-Bromofluorobenzene, Bromoform, Styrene, o-Xylene, m+p-Xylenes, Ethylbenzene, 1,1,1,2-Tetrachloroethane, Chlorobenzene, 1,2-Dibromoethane, Chlorodibromomethane, 1,3-Dichloropropane, Tetrachloroethene, 1,1,2-Trichloroethane, trans-1,3-Dichloropropene, Toluene, Toluene-d8,				

Name	User	Time	Action	Reason	Comment	Succeed	Exception
			cis-1,3-Dichloropropene, Bromodichloromethane, Dibromomethane, 1,2-Dichloropropane, Trichloroethene, 1,2-Dichloroethane, Benzene, 1,2-Dichloroethane-d4, 1,1-Dichloropropene, Carbon tetrachloride, Dibromofluoromethane, 1,1,1-Trichloroethane, Chloroform, Bromochloromethane, Methyl ethyl ketone, cis-1,2-Dichloroethene, 2,2-Dichloropropane, 1,1-Dichloroethane, Methyl tert-butyl ether (MTBE), trans-1,2-Dichloroethene, Methylene chloride, 1,1-Dichloroethene, Trichlorofluoromethane, Chloroethane, Bromomethane, Vinyl chloride, Chloromethane, Dichlorodifluoromethane, 1,2-Dichlorobenzene}; Replace level 1 with Calibration sample 19JAN04.D for compounds {1,4-Dichlorobenzene, 1,3-Dichlorobenzene, 4-Chlorotoluene, 2-Chlorotoluene, 1,2,3-Trichloropropane, 1,1,2,2-Tetrachloroethane, Bromobenzene, p-Bromofluorobenzene, Bromoform, Styrene, o-Xylene, m+p-Xylenes, Ethylbenzene, 1,1,1,2-Tetrachloroethane, Chlorobenzene, 1,2-Dibromoethane, Chlorodibromomethane, 1,3-Dichloropropane, Tetrachloroethene, 1,1,2-Trichloroethane, trans-1,3-Dichloropropene, Toluene, Toluene-d8, cis-1,3-Dichloropropene, Bromodichloromethane, Dibromomethane, 1,2-Dichloropropane, Trichloroethene, 1,2-Dichloroethane, Benzene, 1,2-Dichloroethane-d4, 1,1-Dichloropropene, Carbon tetrachloride, Dibromofluoromethane, 1,1,1-Trichloroethane, Chloroform, Bromochloromethane, Methyl ethyl ketone, cis-1,2-Dichloroethene, 2,2-Dichloropropane, 1,1-Dichloroethane, Methyl tert-butyl ether (MTBE), trans-1,2-Dichloroethene, Methylene chloride, 1,1-Dichloroethene, Trichlorofluoromethane, Chloroethane, Bromomethane, Vinyl chloride, Chloromethane, Dichlorodifluoromethane, 1,2-Dichlorobenzene};				
CmdQuantitate	BL2000\mchavez	1/20/2022 9:28:29 AM	Quantitate all compounds in all samples			✓	

Name	User	Time	Action	Reason	Comment	Succeed	Exception
CmdSetSampleAttribute	BL2000\mchavez	1/20/2022 9:28:41 AM	Set SampleApproved = True for sample 19JAN09CC.D; previous value = False			✓	
CmdStartMethodEditing	BL2000\mchavez	1/20/2022 9:29:11 AM	Start method editing			✓	
CmdImportMethodFromSample	BL2000\mchavez	1/20/2022 9:29:11 AM	Import method from sample 19JAN04.D			✓	
CmdSaveMethodAs	BL2000\mchavez	1/20/2022 9:31:09 AM	Save method to file \\MASSHUNTER\Org\Data\Methods\Quant\VOA5975C\VOA5975C_011922_CAL\VOA5975C_8260B_SHT_DoD_L4_011922.m			✓	
CmdApplyMethodToAllSamples	BL2000\mchavez	1/20/2022 9:31:23 AM	Apply method to all samples			✓	
CmdMethodClear	BL2000\mchavez	1/20/2022 9:31:23 AM	Clear method			✓	
CmdEndMethodEditing	BL2000\mchavez	1/20/2022 9:31:24 AM	End method editing			✓	
CmdQuantitate	BL2000\mchavez	1/20/2022 9:31:41 AM	Quantitate all compounds in all samples			✓	
CmdSetSampleAttribute	BL2000\mchavez	1/20/2022 9:31:55 AM	Set SampleApproved = True for sample 19JAN02.D; previous value = False			✓	
CmdManuallyIntegrateQualifierPeak	BL2000\mchavez	1/20/2022 9:32:21 AM	Manually integrate qualifier66.0 of compound Chloroethane in sample 19JAN19.D from x, y = 1.869, 0 to 1.983, 0; result = 2724			✓	
CmdManuallyIntegrateMerge	BL2000\mchavez	1/20/2022 9:32:26 AM	Merge peak with left peak for qualifier 84.0 of compound Methylene chloride in sample 19JAN19.D, new integration is from x, y = 3.291, 0 to 3.388, 0 and new response = 11921;previous integration is from x, y = 3.291, 0 to 3.388, 0 and previous response = 11921.			✓	
CmdManuallyIntegrateMerge	BL2000\mchavez	1/20/2022 9:32:29 AM	Merge peak with left peak for compound Methylene chloride in sample 19JAN19.D, new integration is from x, y = 3.285, 0 to 3.388, 0 and new response = 17624; previous integration is from x, y= 3.327, 0 to 3.388, 0 and previous response =11453.			✓	
CmdSaveBatchTable	BL2000\mchavez	1/20/2022 9:47:49 AM	Save batch D:\Org\Data\VOA5975C\VG011922\QuantResults\VG011922_8260B.batch.bin			✓	
CmdOpenBatchTable	BL2000\mchavez	1/20/2022 10:19:52 AM	Open batch D:\Org\Data\VOA5975C\VG011922\VG011922_8260B.batch.bin			✓	
CmdSetSampleAttribute	BL2000\mchavez	1/20/2022 10:20:43 AM	Set SampleType = Blank for sample 19JAN22.D; previous value = Sample			✓	
CmdSetSampleAttribute	BL2000\mchavez	1/20/2022 10:20:49 AM	Set SampleType = Blank for sample 19JAN23.D; previous value = Sample			✓	
CmdStartMethodEditing	BL2000\mchavez	1/20/2022 10:21:04 AM	Start method editing			✓	

Name	User	Time	Action	Reason	Comment	Succeed	Exception
CmdImportMethodFromSample	BL2000\mchavez	1/20/2022 10:21:04 AM	Import method from sample 19JAN04.D			✓	
CmdSaveMethodAs	BL2000\mchavez	1/20/2022 10:22:36 AM	Save method to file \\MASSHUNTER\Org\Data\Methods\Quant\VOA5975C\VOA5975C_011922_CAL\VOA5975C_8260B_SHT_DoD_L4_011922.m			✓	
CmdApplyMethodToAllSamples	BL2000\mchavez	1/20/2022 10:22:46 AM	Apply method to all samples			✓	
CmdMethodClear	BL2000\mchavez	1/20/2022 10:22:46 AM	Clear method			✓	
CmdEndMethodEditing	BL2000\mchavez	1/20/2022 10:22:47 AM	End method editing			✓	
CmdQuantitate	BL2000\mchavez	1/20/2022 10:23:06 AM	Quantitate all compounds in all samples			✓	
CmdSaveBatchTable	BL2000\mchavez	1/20/2022 10:23:19 AM	Save batch D:\Org\Data\VOA5975C\VG011922\QuantResults\VG011922_8260B.batch.bin			✓	
CmdOpenBatchTable	BL2000\mchavez	1/22/2022 1:02:27 PM	Open batch D:\Org\Data\VOA5975C\VG011922\VG011922_8260B.batch.bin			✓	
CmdStartMethodEditing	BL2000\mchavez	1/22/2022 1:02:42 PM	Start method editing			✓	
CmdImportMethodFromSample	BL2000\mchavez	1/22/2022 1:02:42 PM	Import method from sample 19JAN01.D			✓	
CmdSaveMethodAs	BL2000\mchavez	1/22/2022 1:03:52 PM	Save method to file \\MASSHUNTER\Org\Data\Methods\Quant\VOA5975C\VOA5975C_011922_CAL\VOA5975C_8260B_SHT_DoD_L4_011922.m			✓	
CmdApplyMethodToAllSamples	BL2000\mchavez	1/22/2022 1:04:05 PM	Apply method to all samples			✓	
CmdMethodClear	BL2000\mchavez	1/22/2022 1:04:05 PM	Clear method			✓	
CmdEndMethodEditing	BL2000\mchavez	1/22/2022 1:04:06 PM	End method editing			✓	
CmdQuantitate	BL2000\mchavez	1/22/2022 1:04:23 PM	Quantitate all compounds in all samples			✓	
CmdSaveBatchTable	BL2000\mchavez	1/22/2022 1:16:10 PM	Save batch D:\Org\Data\VOA5975C\VG011922\QuantResults\VG011922_8260B.batch.bin			✓	
GenerateReport	BL2000\mchavez	1/22/2022 1:17:28 PM	Generates report - Method: \\MASSHUNTER\Org\reports\LevelIV_Reports\Calibration\01_Init_Cal+Gen_Calibration+Gen_ResultsSummary.m, Output Path: D:\Org\Data\VOA5975C\VG011922\QuantReports\VG011922_8260B			✓	
CmdStartMethodEditing	BL2000\mchavez	1/22/2022 1:22:07 PM	Start method editing			✓	
CmdImportMethodFromFile	BL2000\mchavez	1/22/2022 1:22:08 PM	Import method from file \\MASSHUNTER\Org\Data\Methods\Quant\VOA5975C\VOA5975C_011922_CAL\VOA5975C_8260B_SHT_DoD_L4_011922.m			✓	

Name	User	Time	Action	Reason	Comment	Succeed	Exception
CmdApplyMethodToAllSamples	BL2000\mchavez	1/22/2022 1:22:19 PM	Apply method to all samples			✓	
CmdMethodClear	BL2000\mchavez	1/22/2022 1:22:19 PM	Clear method			✓	
CmdEndMethodEditing	BL2000\mchavez	1/22/2022 1:22:19 PM	End method editing			✓	
CmdQuantitate	BL2000\mchavez	1/22/2022 1:22:36 PM	Quantitate all compounds in all samples			✓	
CmdSaveBatchTable	BL2000\mchavez	1/22/2022 1:22:47 PM	Save batch D:\Org\Data\VOA5975C\VG011922\QuantResults\VG011922_8260B.batch.bin			✓	
GenerateReport	BL2000\mchavez	1/22/2022 1:23:39 PM	Generates report - Method: \\MASSHUNTER\Org\reports\LevelIV_Reports\Calibration\01_Init_Cal+Gen_Calibration+Gen_ResultsSummary.m, Output Path: D:\Org\Data\VOA5975C\VG011922\QuantReports\VG011922_8260B-1			✓	
CmdSetLevelEnable	BL2000\mchavez	1/22/2022 1:26:22 PM	Set LevelEnable = False for calibration level 1, levelId = 9 of compound 1,2,3-Trichloropropane in sample 19JAN01.D; previous value = True			✓	
CmdQuantitate	BL2000\mchavez	1/22/2022 1:26:43 PM	Quantitate all compounds in all samples			✓	
CmdQuantitate	BL2000\mchavez	1/22/2022 1:30:44 PM	Quantitate all compounds in all samples			✓	
CmdStartMethodEditing	BL2000\mchavez	1/22/2022 1:30:55 PM	Start method editing			✓	
CmdImportMethodFromSample	BL2000\mchavez	1/22/2022 1:30:55 PM	Import method from sample 19JAN04.D			✓	
CmdSaveMethodAs	BL2000\mchavez	1/22/2022 1:31:07 PM	Save method to file \\MASSHUNTER\Org\Data\Methods\Quant\VOA5975C\VOA5975C_011922_CAL\VOA5975C_8260B_SHT_DoD_L4_011922.m			✓	
CmdApplyMethodToAllSamples	BL2000\mchavez	1/22/2022 1:31:24 PM	Apply method to all samples			✓	
CmdMethodClear	BL2000\mchavez	1/22/2022 1:31:24 PM	Clear method			✓	
CmdEndMethodEditing	BL2000\mchavez	1/22/2022 1:31:24 PM	End method editing			✓	
CmdQuantitate	BL2000\mchavez	1/22/2022 1:31:40 PM	Quantitate all compounds in all samples			✓	
CmdStartMethodEditing	BL2000\mchavez	1/22/2022 1:32:14 PM	Start method editing			✓	
CmdImportMethodFromFile	BL2000\mchavez	1/22/2022 1:32:15 PM	Import method from file \\MASSHUNTER\Org\Data\Methods\Quant\VOA5975C\VOA5975C_011922_CAL\VOA5975C_8260B_SHT_DoD_L4_011922.m			✓	
CmdApplyMethodToAllSamples	BL2000\mchavez	1/22/2022 1:32:26 PM	Apply method to all samples			✓	
CmdMethodClear	BL2000\mchavez	1/22/2022 1:32:26 PM	Clear method			✓	
CmdEndMethodEditing	BL2000\mchavez	1/22/2022 1:32:26 PM	End method editing			✓	

Name	User	Time	Action	Reason	Comment	Succeed	Exception
CmdQuantitate	BL2000\mchavez	1/22/2022 1:32:42 PM	Quantitate all compounds in all samples			✓	
CmdSaveBatchTable	BL2000\mchavez	1/22/2022 1:34:07 PM	Save batch D:\Org\Data\VOA5975C\VG011922\QuantResults\VG011922_8260B.batch.bin			✓	
CmdOpenBatchTable	BL2000\mchavez	1/22/2022 1:34:47 PM	Open batch D:\Org\Data\VOA5975C\VG011922\VG011922_8260B.batch.bin			✓	
GenerateReport	BL2000\mchavez	1/22/2022 1:35:58 PM	Generates report - Method: \\MASSHUNTER\Org\reports\LevelIV_Reports\Calibration\01_Init_Cal+Gen_Calibration+Gen_ResultsSummary.m, Output Path: D:\Org\Data\VOA5975C\VG011922\QuantReports\VG011922_8260B-2			✓	
CmdOpenBatchTable	BL2000\mchavez	2/14/2022 3:08:22 PM	Open batch D:\Org\Data\VOA5975C\VG011922\VG011922_8260B.batch.bin			✓	
GenerateReport	BL2000\mchavez	2/14/2022 3:09:56 PM	Generates report - Method: \\MASSHUNTER\Org\reports\LevelIV_Reports\Calibration\Gen_ResultsSummary.m, Output Path: D:\Org\Data\VOA5975C\VG011922\QuantReports\VG011922_8260B-3			✓	

Energy Laboratories Inc

ANALYTICAL RUN Summary

18-Mar-22

Run ID VOA5975C.I_220222A

Run Start Date: 2/22/2022
Analyst: Melissa Chavez
Ical:
Column ID:
Comments:

Std ID	Std Name	Std Amount	Std Units	Samp Amount	Samp Units	SampType	Expiration Date
VOCF3559B	MtBE	1.05	ul	42	ml	CCV	2/27/2022
VOCF3567B	2nd Source Ketones	1.05	ul	42	ml	LCS, MS, M	3/12/2022
VOCF3579A	2nd Source Liquids	1.05	ul	42	ml	LCS, MS, M	2/28/2022
VOCF3582A	2nd Source MtBE	1.05	ul	42	ml	LCS, MS, M	3/1/2022
VOCF3590	Internal Standard / Surrogates (INT/SURR)	8.4	ul	42	ml	ALL (TUNE	8/3/2022
VOCF3593	Ketones	1.05	ul	42	ml	CCV	3/4/2022
VOCF3599A	Liquids	1.05	ul	42	ml	CCV	3/14/2022
VOCF3601A	Gases	1.05	ul	42	ml	CCV	2/24/2022
VOCF3603A	2nd Source Gases	1.05	ul	42	ml	LCS, MS, M	2/25/2022

Seq No	Lab ID	Test Code	Sample Typ	File ID	Analysis Date	DF	Batch ID	Prep Date	SPKref	RPDref	pmoist
15055449	22FEB02_D_TU	VOC-8260-BFB	TUNE	)A5975C\VG022	2/22/2022 9:24:0	1	R375218		0	0	

Analyte	T	Units	RAW	Final	Text	Spike	SPKref	RPDref	MDL	PQL	UQL	%REC	LOW	HIGH	%RPD	Q
173, % of mass 174	A	%	0.8	0.8		100	0	0	0	0	0	1%	0	1.99	0%	
174, % of mass 95	A	%	94.2	94.2		100	0	0	0	0	0	94%	50	99.99	0%	
175, % of mass 174	A	%	7.5	7.5		100	0	0	0	0	0	8%	5	9	0%	
176, % of mass 174	A	%	95.5	95.5		100	0	0	0	0	0	96%	95	101	0%	
177, % of mass 176	A	%	6.6	6.6		100	0	0	0	0	0	7%	5	9	0%	
50, % of mass 95	A	%	21.5	21.5		100	0	0	0	0	0	22%	15	40	0%	
75, % of mass 95	A	%	50.4	50.4		100	0	0	0	0	0	50%	30	60	0%	
95, Base Peak	A	%	100	100		100	0	0	0	0	0	100%	0	100	0%	
96, % of mass 95	A	%	6.8	6.8		100	0	0	0	0	0	7%	5	9	0%	

Seq No	Lab ID	Test Code	Sample Typ	File ID	Analysis Date	DF	Batch ID	Prep Date	SPKref	RPDref	pmoist				
15055450	CCV022222_	VOC-8260-W-Q	CCV	)A5975C\VG022:2/22/2022 10:03:		1	R375218		0	0					

Analyte	T	Units	RAW	Final	Text	Spike	SPKref	RPDref	MDL	PQL	UQL	%REC	LOW	HIGH	%RPD	Q
1,1,1,2-Tetrachloroethane	A	ug/L	127.96789	5.1187156		5	0	0	0.101	0.5	500	102%	80	120	0%	
1,1,1-Trichloroethane	A	ug/L	127.3395	5.09358		5	0	0	0.131	0.5	500	102%	80	120	0%	
1,1,2,2-Tetrachloroethane	A	ug/L	135.40203	5.4160812		5	0	0	0.0872	0.5	500	108%	80	120	0%	
1,1,2-Trichloroethane	A	ug/L	132.16995	5.286798		5	0	0	0.108	0.5	500	106%	80	120	0%	
1,1-Dichloroethane	A	ug/L	126.15481	5.0461924		5	0	0	0.135	0.5	500	101%	80	120	0%	
1,1-Dichloroethene	A	ug/L	124.6757	4.987028		5	0	0	0.141	0.5	500	100%	80	120	0%	
1,1-Dichloropropene	A	ug/L	129.4162	5.176648		5	0	0	0.083	0.5	500	104%	80	120	0%	
1,2,3-Trichloropropane	A	ug/L	131.46648	5.2586592		5	0	0	0.235	0.5	500	105%	80	120	0%	
1,2-Dibromoethane	A	ug/L	130.63161	5.2252644		5	0	0	0.0916	0.5	500	105%	80	120	0%	
1,2-Dichlorobenzene	A	ug/L	125.59214	5.0236856		5	0	0	0.0746	0.5	500	100%	80	120	0%	
1,2-Dichloroethane	A	ug/L	128.60133	5.1440532		5	0	0	0.116	0.5	500	103%	80	120	0%	
1,2-Dichloropropane	A	ug/L	132.95494	5.3181976		5	0	0	0.0847	0.5	500	106%	80	120	0%	
1,3-Dichlorobenzene	A	ug/L	125.10259	5.0041036		5	0	0	0.0803	0.5	500	100%	80	120	0%	
1,3-Dichloropropane	A	ug/L	131.04736	5.2418944		5	0	0	0.0791	0.5	500	105%	80	120	0%	
1,4-Dichlorobenzene	A	ug/L	128.16978	5.1267912		5	0	0	0.0858	0.5	500	103%	80	120	0%	
2,2-Dichloropropane	A	ug/L	131.83685	5.273474		5	0	0	0.186	0.5	500	105%	80	120	0%	
2-Chlorotoluene	A	ug/L	128.8274	5.153096		5	0	0	0.0876	0.5	500	103%	80	120	0%	
4-Chlorotoluene	A	ug/L	132.15699	5.2862796		5	0	0	0.0728	0.5	500	106%	80	120	0%	
Benzene	A	ug/L	128.77345	5.150938		5	0	0	0.0914	0.5	500	103%	80	120	0%	
Bromobenzene	A	ug/L	128.9739	5.158956		5	0	0	0.0831	0.5	500	103%	80	120	0%	
Bromochloromethane	A	ug/L	126.64731	5.0658924		5	0	0	0.141	0.5	500	101%	80	120	0%	
Bromodichloromethane	A	ug/L	129.22941	5.1691764		5	0	0	0.12	0.5	500	103%	80	120	0%	
Bromoform	A	ug/L	128.47216	5.1388864		5	0	0	0.119	0.5	500	103%	80	120	0%	
Bromomethane	A	ug/L	148.43927	5.9375708		5	0	0	0.253	0.5	500	119%	80	120	0%	
Carbon tetrachloride	A	ug/L	128.3582	5.134328		5	0	0	0.143	0.5	500	103%	80	120	0%	
Chlorobenzene	A	ug/L	126.46119	5.0584476		5	0	0	0.0914	0.5	500	101%	80	120	0%	
Chlorodibromomethane	A	ug/L	131.02254	5.2409016		5	0	0	0.0841	0.5	500	105%	80	120	0%	
Chloroethane	A	ug/L	141.7241	5.668964		5	0	0	0.169	0.5	500	113%	80	120	0%	
Chloroform	A	ug/L	123.17156	4.9268624		5	0	0	0.0789	0.5	500	99%	80	120	0%	
Chloromethane	A	ug/L	137.59288	5.5037152		5	0	0	0.162	0.5	500	110%	80	120	0%	
cis-1,2-Dichloroethene	A	ug/L	126.79187	5.0716748		5	0	0	0.108	0.5	500	101%	80	120	0%	
cis-1,3-Dichloropropene	A	ug/L	133.62192	5.3448768		5	0	0	0.073	0.5	500	107%	80	120	0%	
Dibromomethane	A	ug/L	130.74927	5.2299708		5	0	0	0.147	0.5	500	105%	80	120	0%	
Dichlorodifluoromethane	A	ug/L	138.5495	5.54198		5	0	0	0.175	0.5	500	111%	80	120	0%	
Ethylbenzene	A	ug/L	126.13202	5.0452808		5	0	0	0.0836	0.5	500	101%	80	120	0%	

Seq No	Lab ID	Test Code	Sample Typ	File ID	Analysis Date	DF	Batch ID	Prep Date	SPKref	RPDref	pmoist
15055450	CCV022222_	VOC-8260-W-Q	CCV	)A5975C\VG022:2/22/2022 10:03:		1	R375218		0	0	

Analyte	T	Units	RAW	Final	Text	Spike	SPKref	RPDref	MDL	PQL	UQL	%REC	LOW	HIGH	%RPD	Q
m+p-Xylenes	A	ug/L	253.26889	10.1307556		10	0	0	0.15	0.5	1000	101%	80	120	0%	
Methyl ethyl ketone	A	ug/L	1044.96615	41.798646		50	0	0	1.77	10	5000	84%	80	120	0%	
Methyl tert-butyl ether (MTBE)	A	ug/L	124.13486	4.9653944		5	0	0	0.101	0.5	500	99%	80	120	0%	
Methylene chloride	A	ug/L	128.68875	5.14755		5	0	0	0.338	0.5	500	103%	80	120	0%	
o-Xylene	A	ug/L	125.01189	5.0004756		5	0	0	0.0604	0.5	500	100%	80	120	0%	
Styrene	A	ug/L	127.4301	5.097204		5	0	0	0.067	0.5	500	102%	80	120	0%	
Tetrachloroethene	A	ug/L	122.67742	4.9070968		5	0	0	0.0671	0.5	500	98%	80	120	0%	
Toluene	A	ug/L	131.21276	5.2485104		5	0	0	0.0679	0.5	500	105%	80	120	0%	
trans-1,2-Dichloroethene	A	ug/L	121.55038	4.8620152		5	0	0	0.125	0.5	500	97%	80	120	0%	
trans-1,3-Dichloropropene	A	ug/L	135.86957	5.4347828		5	0	0	0.0846	0.5	500	109%	80	120	0%	
Trichloroethene	A	ug/L	131.77207	5.2708828		5	0	0	0.0993	0.5	500	105%	80	120	0%	
Trichlorofluoromethane	A	ug/L	141.40681	5.6562724		5	0	0	0.134	0.5	500	113%	80	120	0%	
Vinyl chloride	A	ug/L	136.0321	5.441284		5	0	0	0.153	0.5	500	109%	80	120	0%	
1,4-Dichlorobenzene-d4	I	ug/L	250	10		0	0	0	0	0	500	0%	0	0	0%	
Chlorobenzene-d5	I	ug/L	250	10		0	0	0	0	0	500	0%	0	0	0%	
Fluorobenzene	I	ug/L	250	10		0	0	0	0	0	500	0%	0	0	0%	
Xylenes, Total	M	ug/L	378.28078	15.1312312		15	0	0	0.0604	0.5	1500	101%	80	120	0%	
1,2-Dichloroethane-d4	S	ug/L	275.93863	11.0375452		10	0	0	0.229	0.5	500	110%	80	120	0%	
Dibromofluoromethane	S	ug/L	267.03229	10.6812916		10	0	0	0.129	0.5	500	107%	80	120	0%	
p-Bromofluorobenzene	S	ug/L	264.02572	10.5610288		10	0	0	0.149	0.5	500	106%	80	120	0%	
Toluene-d8	S	ug/L	271.73005	10.869202		10	0	0	0.23	0.5	500	109%	80	120	0%	

Seq No	Lab ID	Test Code	Sample Typ	File ID	Analysis Date	DF	Batch ID	Prep Date	SPKref	RPDref	pmoist
15055451	LCS022222_	VOC-8260-W-Q	LCS-DOD	)A5975C\VG022:2/22/2022 10:55:		1	R375218		0	0	

Analyte	T	Units	RAW	Final	Text	Spike	SPKref	RPDref	MDL	PQL	UQL	%REC	LOW	HIGH	%RPD	Q
1,1,1,2-Tetrachloroethane	A	ug/L	127.05924	5.0823696		5	0	0	0.101	0.5	500	102%	78	124	0%	
1,1,1-Trichloroethane	A	ug/L	124.78538	4.9914152		5	0	0	0.131	0.5	500	100%	74	131	0%	
1,1,2,2-Tetrachloroethane	A	ug/L	134.0405	5.36162		5	0	0	0.0872	0.5	500	107%	71	121	0%	
1,1,2-Trichloroethane	A	ug/L	127.72753	5.1091012		5	0	0	0.108	0.5	500	102%	80	119	0%	
1,1-Dichloroethane	A	ug/L	130.5976	5.223904		5	0	0	0.135	0.5	500	104%	77	125	0%	
1,1-Dichloroethene	A	ug/L	127.53317	5.1013268		5	0	0	0.141	0.5	500	102%	71	131	0%	
1,1-Dichloropropene	A	ug/L	123.52121	4.9408484		5	0	0	0.083	0.5	500	99%	79	125	0%	
1,2,3-Trichloropropane	A	ug/L	130.01889	5.2007556		5	0	0	0.235	0.5	500	104%	73	125	0%	
1,2-Dibromoethane	A	ug/L	131.85021	5.2740084		5	0	0	0.0916	0.5	500	105%	78	122	0%	

Seq No	Lab ID	Test Code	Sample Typ	File ID	Analysis Date	DF	Batch ID	Prep Date	SPKref	RPDref	pmoist				
15055451	LCS022222_	VOC-8260-W-Q	LCS-DOD	)A5975C\VG022	2/22/2022 10:55:	1	R375218		0	0					

Analyte	T	Units	RAW	Final	Text	Spike	SPKref	RPDref	MDL	PQL	UQL	%REC	LOW	HIGH	%RPD	Q
1,2-Dichlorobenzene	A	ug/L	130.89824	5.2359296		5	0	0	0.0746	0.5	500	105%	80	119	0%	
1,2-Dichloroethane	A	ug/L	120.44042	4.8176168		5	0	0	0.116	0.5	500	96%	73	128	0%	
1,2-Dichloropropane	A	ug/L	131.34067	5.2536268		5	0	0	0.0847	0.5	500	105%	78	122	0%	
1,3-Dichlorobenzene	A	ug/L	132.72107	5.3088428		5	0	0	0.0803	0.5	500	106%	80	119	0%	
1,3-Dichloropropane	A	ug/L	128.17683	5.1270732		5	0	0	0.0791	0.5	500	103%	80	119	0%	
1,4-Dichlorobenzene	A	ug/L	129.63386	5.1853544		5	0	0	0.0858	0.5	500	104%	79	118	0%	
2,2-Dichloropropane	A	ug/L	135.35334	5.4141336		5	0	0	0.186	0.5	500	108%	60	139	0%	
2-Chlorotoluene	A	ug/L	132.20792	5.2883168		5	0	0	0.0876	0.5	500	106%	79	122	0%	
4-Chlorotoluene	A	ug/L	136.81359	5.4725436		5	0	0	0.0728	0.5	500	109%	78	122	0%	
Benzene	A	ug/L	129.39992	5.1759968		5	0	0	0.0914	0.5	500	104%	79	120	0%	
Bromobenzene	A	ug/L	135.95005	5.438002		5	0	0	0.0831	0.5	500	109%	80	120	0%	
Bromochloromethane	A	ug/L	125.78869	5.0315476		5	0	0	0.141	0.5	500	101%	78	123	0%	
Bromodichloromethane	A	ug/L	129.24063	5.1696252		5	0	0	0.12	0.5	500	103%	79	125	0%	
Bromoform	A	ug/L	132.93585	5.317434		5	0	0	0.119	0.5	500	106%	66	130	0%	
Bromomethane	A	ug/L	119.74063	4.7896252		5	0	0	0.253	0.5	500	96%	53	141	0%	
Carbon tetrachloride	A	ug/L	123.23128	4.9292512		5	0	0	0.143	0.5	500	99%	72	136	0%	
Chlorobenzene	A	ug/L	128.13375	5.12535		5	0	0	0.0914	0.5	500	103%	82	118	0%	
Chlorodibromomethane	A	ug/L	126.48655	5.059462		5	0	0	0.0841	0.5	500	101%	74	126	0%	
Chloroethane	A	ug/L	112.85055	4.514022		5	0	0	0.169	0.5	500	90%	60	138	0%	
Chloroform	A	ug/L	122.78609	4.9114436		5	0	0	0.0789	0.5	500	98%	79	124	0%	
Chloromethane	A	ug/L	123.80061	4.9520244		5	0	0	0.162	0.5	500	99%	50	139	0%	
cis-1,2-Dichloroethene	A	ug/L	129.75248	5.1900992		5	0	0	0.108	0.5	500	104%	78	123	0%	
cis-1,3-Dichloropropene	A	ug/L	125.17347	5.0069388		5	0	0	0.073	0.5	500	100%	75	124	0%	
Dibromomethane	A	ug/L	133.24918	5.3299672		5	0	0	0.147	0.5	500	107%	79	123	0%	
Dichlorodifluoromethane	A	ug/L	117.52547	4.7010188		5	0	0	0.175	0.5	500	94%	32	152	0%	
Ethylbenzene	A	ug/L	125.95067	5.0380268		5	0	0	0.0836	0.5	500	101%	79	121	0%	
m+p-Xylenes	A	ug/L	244.69459	9.7877836		10	0	0	0.15	0.5	1000	98%	80	121	0%	
Methyl ethyl ketone	A	ug/L	1419.76874	56.7907496		50	0	0	1.77	10	5000	114%	56	143	0%	
Methyl tert-butyl ether (MTBE)	A	ug/L	130.5805	5.22322		5	0	0	0.101	0.5	500	104%	71	124	0%	
Methylene chloride	A	ug/L	127.19012	5.0876048		5	0	0	0.338	0.5	500	102%	74	124	0%	
o-Xylene	A	ug/L	124.76031	4.9904124		5	0	0	0.0604	0.5	500	100%	78	122	0%	
Styrene	A	ug/L	126.9496	5.077984		5	0	0	0.067	0.5	500	102%	78	123	0%	
Tetrachloroethene	A	ug/L	122.47182	4.8988728		5	0	0	0.0671	0.5	500	98%	74	129	0%	
Toluene	A	ug/L	133.17846	5.3271384		5	0	0	0.0679	0.5	500	107%	80	121	0%	
trans-1,2-Dichloroethene	A	ug/L	127.37795	5.095118		5	0	0	0.125	0.5	500	102%	75	124	0%	

Seq No	Lab ID	Test Code	Sample Typ	File ID	Analysis Date	DF	Batch ID	Prep Date	SPKref	RPDref	pmoist
15055451	LCS022222_	VOC-8260-W-Q	LCS-DOD	)A5975C\VG022	2/22/2022 10:55:	1	R375218		0	0	

Analyte	T	Units	RAW	Final	Text	Spike	SPKref	RPDref	MDL	PQL	UQL	%REC	LOW	HIGH	%RPD	Q
trans-1,3-Dichloropropene	A	ug/L	140.69458	5.6277832		5	0	0	0.0846	0.5	500	113%	73	127	0%	
Trichloroethene	A	ug/L	128.32091	5.1328364		5	0	0	0.0993	0.5	500	103%	79	123	0%	
Trichlorofluoromethane	A	ug/L	116.15095	4.646038		5	0	0	0.134	0.5	500	93%	65	141	0%	
Vinyl chloride	A	ug/L	127.22208	5.0888832		5	0	0	0.153	0.5	500	102%	58	137	0%	
1,4-Dichlorobenzene-d4	I	ug/L	250	10		0	0	0	0	0	500	0%	0	0	0%	
Chlorobenzene-d5	I	ug/L	250	10		0	0	0	0	0	500	0%	0	0	0%	
Fluorobenzene	I	ug/L	250	10		0	0	0	0	0	500	0%	0	0	0%	
Xylenes, Total	M	ug/L	369.4549	14.778196		15	0	0	0.0604	0.5	1500	99%	79	121	0%	
1,2-Dichloroethane-d4	S	ug/L	283.07399	11.3229596		10	0	0	0.229	0.5	500	113%	81	118	0%	
Dibromofluoromethane	S	ug/L	273.10272	10.9241088		10	0	0	0.129	0.5	500	109%	80	119	0%	
p-Bromofluorobenzene	S	ug/L	266.08157	10.6432628		10	0	0	0.149	0.5	500	106%	85	114	0%	
Toluene-d8	S	ug/L	273.56624	10.9426496		10	0	0	0.23	0.5	500	109%	89	112	0%	

Seq No	Lab ID	Test Code	Sample Typ	File ID	Analysis Date	DF	Batch ID	Prep Date	SPKref	RPDref	pmoist
15055452	MBLK022222_	VOC-8260-W-Q	MBLK	)A5975C\VG022	2/22/2022 11:50:	1	R375218		0	0	

Analyte	T	Units	RAW	Final	Text	Spike	SPKref	RPDref	MDL	PQL	UQL	%REC	LOW	HIGH	%RPD	Q
1,1,1,2-Tetrachloroethane	A	ug/L	0	0		0	0	0	0.101	0.5	500	0%	0	0	0%	
1,1,1-Trichloroethane	A	ug/L	0	0		0	0	0	0.131	0.5	500	0%	0	0	0%	
1,1,2,2-Tetrachloroethane	A	ug/L	0	0		0	0	0	0.0872	0.5	500	0%	0	0	0%	
1,1,2-Trichloroethane	A	ug/L	0	0		0	0	0	0.108	0.5	500	0%	0	0	0%	
1,1-Dichloroethane	A	ug/L	0	0		0	0	0	0.135	0.5	500	0%	0	0	0%	
1,1-Dichloroethene	A	ug/L	0	0		0	0	0	0.141	0.5	500	0%	0	0	0%	
1,1-Dichloropropene	A	ug/L	0	0		0	0	0	0.083	0.5	500	0%	0	0	0%	
1,2,3-Trichloropropane	A	ug/L	0	0		0	0	0	0.235	0.5	500	0%	0	0	0%	
1,2-Dibromoethane	A	ug/L	0	0		0	0	0	0.0916	0.5	500	0%	0	0	0%	
1,2-Dichlorobenzene	A	ug/L	0	0		0	0	0	0.0746	0.5	500	0%	0	0	0%	
1,2-Dichloroethane	A	ug/L	0	0		0	0	0	0.116	0.5	500	0%	0	0	0%	
1,2-Dichloropropane	A	ug/L	0	0		0	0	0	0.0847	0.5	500	0%	0	0	0%	
1,3-Dichlorobenzene	A	ug/L	0	0		0	0	0	0.0803	0.5	500	0%	0	0	0%	
1,3-Dichloropropane	A	ug/L	0	0		0	0	0	0.0791	0.5	500	0%	0	0	0%	
1,4-Dichlorobenzene	A	ug/L	0	0		0	0	0	0.0858	0.5	500	0%	0	0	0%	
2,2-Dichloropropane	A	ug/L	0	0		0	0	0	0.186	0.5	500	0%	0	0	0%	
2-Chlorotoluene	A	ug/L	0	0		0	0	0	0.0876	0.5	500	0%	0	0	0%	
4-Chlorotoluene	A	ug/L	0	0		0	0	0	0.0728	0.5	500	0%	0	0	0%	

Seq No	Lab ID	Test Code	Sample Typ	File ID	Analysis Date	DF	Batch ID	Prep Date	SPKref	RPDref	pmoist
15055452	MBLK022222_	VOC-8260-W-Q	MBLK	)A5975C\VG022:2/22/2022 11:50:		1	R375218		0	0	

Analyte	T	Units	RAW	Final	Text	Spike	SPKref	RPDref	MDL	PQL	UQL	%REC	LOW	HIGH	%RPD	Q
Benzene	A	ug/L	0	0		0	0	0	0.0914	0.5	500	0%	0	0	0%	
Bromobenzene	A	ug/L	0	0		0	0	0	0.0831	0.5	500	0%	0	0	0%	
Bromochloromethane	A	ug/L	0	0		0	0	0	0.141	0.5	500	0%	0	0	0%	
Bromodichloromethane	A	ug/L	0	0		0	0	0	0.12	0.5	500	0%	0	0	0%	
Bromoform	A	ug/L	0	0		0	0	0	0.119	0.5	500	0%	0	0	0%	
Bromomethane	A	ug/L	0	0		0	0	0	0.253	0.5	500	0%	0	0	0%	
Carbon tetrachloride	A	ug/L	0	0		0	0	0	0.143	0.5	500	0%	0	0	0%	
Chlorobenzene	A	ug/L	0	0		0	0	0	0.0914	0.5	500	0%	0	0	0%	
Chlorodibromomethane	A	ug/L	0	0		0	0	0	0.0841	0.5	500	0%	0	0	0%	
Chloroethane	A	ug/L	0	0		0	0	0	0.169	0.5	500	0%	0	0	0%	
Chloroform	A	ug/L	0.18257	0		0	0	0	0.0789	0.5	500	0%	0	0	0%	
Chloromethane	A	ug/L	0	0		0	0	0	0.162	0.5	500	0%	0	0	0%	
cis-1,2-Dichloroethene	A	ug/L	0	0		0	0	0	0.108	0.5	500	0%	0	0	0%	
cis-1,3-Dichloropropene	A	ug/L	0	0		0	0	0	0.073	0.5	500	0%	0	0	0%	
Dibromomethane	A	ug/L	0	0		0	0	0	0.147	0.5	500	0%	0	0	0%	
Dichlorodifluoromethane	A	ug/L	0	0		0	0	0	0.175	0.5	500	0%	0	0	0%	
Ethylbenzene	A	ug/L	0	0		0	0	0	0.0836	0.5	500	0%	0	0	0%	
m+p-Xylenes	A	ug/L	0	0		0	0	0	0.15	0.5	1000	0%	0	0	0%	
Methyl ethyl ketone	A	ug/L	0	0		0	0	0	1.77	10	5000	0%	0	0	0%	
Methyl tert-butyl ether (MTBE)	A	ug/L	0	0		0	0	0	0.101	0.5	500	0%	0	0	0%	
Methylene chloride	A	ug/L	1.32834	0		0	0	0	0.338	0.5	500	0%	0	0	0%	
o-Xylene	A	ug/L	0	0		0	0	0	0.0604	0.5	500	0%	0	0	0%	
Styrene	A	ug/L	0	0		0	0	0	0.067	0.5	500	0%	0	0	0%	
Tetrachloroethene	A	ug/L	0	0		0	0	0	0.0671	0.5	500	0%	0	0	0%	
Toluene	A	ug/L	0	0		0	0	0	0.0679	0.5	500	0%	0	0	0%	
trans-1,2-Dichloroethene	A	ug/L	0	0		0	0	0	0.125	0.5	500	0%	0	0	0%	
trans-1,3-Dichloropropene	A	ug/L	0	0		0	0	0	0.0846	0.5	500	0%	0	0	0%	
Trichloroethene	A	ug/L	0	0		0	0	0	0.0993	0.5	500	0%	0	0	0%	
Trichlorofluoromethane	A	ug/L	0	0		0	0	0	0.134	0.5	500	0%	0	0	0%	
Vinyl chloride	A	ug/L	0	0		0	0	0	0.153	0.5	500	0%	0	0	0%	
1,4-Dichlorobenzene-d4	I	ug/L	250	10		0	0	0	0	0	500	0%	0	0	0%	
Chlorobenzene-d5	I	ug/L	250	10		0	0	0	0	0	500	0%	0	0	0%	
Fluorobenzene	I	ug/L	250	10		0	0	0	0	0	500	0%	0	0	0%	
Xylenes, Total	M	ug/L	0	0		0	0	0	0.0604	0.5	1500	0%	0	0	0%	
1,2-Dichloroethane-d4	S	ug/L	281.36972	11.2547888		10	0	0	0.229	0.5	500	113%	81	118	0%	

Seq No	Lab ID	Test Code	Sample Typ	File ID	Analysis Date	DF	Batch ID	Prep Date	SPKref	RPDref	pmoist
15055452	MBLK022222_	VOC-8260-W-Q	MBLK	)A5975C\VG022	2/22/2022 11:50:	1	R375218		0	0	

Analyte	T	Units	RAW	Final	Text	Spike	SPKref	RPDref	MDL	PQL	UQL	%REC	LOW	HIGH	%RPD	Q
Dibromofluoromethane	S	ug/L	275.49576	11.0198304		10	0	0	0.129	0.5	500	110%	80	119	0%	
p-Bromofluorobenzene	S	ug/L	267.98059	10.7192236		10	0	0	0.149	0.5	500	107%	85	114	0%	
Toluene-d8	S	ug/L	265.87586	10.6350344		10	0	0	0.23	0.5	500	106%	89	112	0%	

Seq No	Lab ID	Test Code	Sample Typ	File ID	Analysis Date	DF	Batch ID	Prep Date	SPKref	RPDref	pmoist
15055453	B22021435-001	VOC-8260-W-S	SAMP	)A5975C\VG022	2/22/2022 12:50:	1	R375218		0	0	

Analyte	T	Units	RAW	Final	Text	Spike	SPKref	RPDref	MDL	PQL	UQL	%REC	LOW	HIGH	%RPD	Q

Seq No	Lab ID	Test Code	Sample Typ	File ID	Analysis Date	DF	Batch ID	Prep Date	SPKref	RPDref	pmoist
15055454	B22021435-006	VOC-8260-W-S	SAMP	)A5975C\VG022	2/22/2022 1:17:1	1	R375218		0	0	

Analyte	T	Units	RAW	Final	Text	Spike	SPKref	RPDref	MDL	PQL	UQL	%REC	LOW	HIGH	%RPD	Q
1,1,1,2-Tetrachloroethane	A	ug/L	0	0		0	0	0	0.101	1	500	0%	0	0	0%	U
1,1,1-Trichloroethane	A	ug/L	0	0		0	0	0	0.131	1	500	0%	0	0	0%	U
1,1,2,2-Tetrachloroethane	A	ug/L	0	0		0	0	0	0.0872	1	500	0%	0	0	0%	U
1,1,2-Trichloroethane	A	ug/L	0	0		0	0	0	0.108	1	500	0%	0	0	0%	U
1,1-Dichloroethane	A	ug/L	0	0		0	0	0	0.135	1	500	0%	0	0	0%	U
1,1-Dichloroethene	A	ug/L	0	0		0	0	0	0.141	1	500	0%	0	0	0%	U
1,1-Dichloropropene	A	ug/L	0	0		0	0	0	0.083	1	500	0%	0	0	0%	U
1,2,3-Trichloropropane	A	ug/L	0	0		0	0	0	0.235	1	500	0%	0	0	0%	U
1,2-Dibromoethane	A	ug/L	0	0		0	0	0	0.0916	1	500	0%	0	0	0%	U
1,2-Dichlorobenzene	A	ug/L	0	0		0	0	0	0.0746	1	500	0%	0	0	0%	U
1,2-Dichloroethane	A	ug/L	0	0		0	0	0	0.116	1	500	0%	0	0	0%	U
1,2-Dichloropropane	A	ug/L	0	0		0	0	0	0.0847	1	500	0%	0	0	0%	U
1,3-Dichlorobenzene	A	ug/L	0	0		0	0	0	0.0803	1	500	0%	0	0	0%	U
1,3-Dichloropropane	A	ug/L	0	0		0	0	0	0.0791	1	500	0%	0	0	0%	U
1,4-Dichlorobenzene	A	ug/L	0	0		0	0	0	0.0858	1	500	0%	0	0	0%	U
2,2-Dichloropropane	A	ug/L	0	0		0	0	0	0.186	1	500	0%	0	0	0%	U
2-Chlorotoluene	A	ug/L	0	0		0	0	0	0.0876	1	500	0%	0	0	0%	U
4-Chlorotoluene	A	ug/L	0	0		0	0	0	0.0728	1	500	0%	0	0	0%	U
Benzene	A	ug/L	0.132	0		0	0	0	0.0914	1	500	0%	0	0	0%	U
Bromobenzene	A	ug/L	0	0		0	0	0	0.0831	1	500	0%	0	0	0%	U
Bromochloromethane	A	ug/L	0	0		0	0	0	0.141	1	500	0%	0	0	0%	U

Seq No	Lab ID	Test Code	Sample Typ	File ID	Analysis Date	DF	Batch ID	Prep Date	SPKref	RPDref	pmoist
15055454	B22021435-006	VOC-8260-W-S	SAMP	)A5975C\VG022	2/22/2022 1:17:1	1	R375218		0	0	

Analyte	T	Units	RAW	Final	Text	Spike	SPKref	RPDref	MDL	PQL	UQL	%REC	LOW	HIGH	%RPD	Q
Bromodichloromethane	A	ug/L	0	0		0	0	0	0.12	1	500	0%	0	0	0%	U
Bromoform	A	ug/L	0	0		0	0	0	0.119	1	500	0%	0	0	0%	U
Bromomethane	A	ug/L	0	0		0	0	0	0.253	1	500	0%	0	0	0%	U
Carbon tetrachloride	A	ug/L	0	0		0	0	0	0.143	1	500	0%	0	0	0%	U
Chlorobenzene	A	ug/L	0	0		0	0	0	0.0914	1	500	0%	0	0	0%	U
Chlorodibromomethane	A	ug/L	0	0		0	0	0	0.0841	1	500	0%	0	0	0%	U
Chloroethane	A	ug/L	0	0		0	0	0	0.169	1	500	0%	0	0	0%	U
Chloroform	A	ug/L	6.75764	0.2703056		0	0	0	0.0789	1	500	0%	0	0	0%	J
Chloromethane	A	ug/L	0	0		0	0	0	0.162	1	500	0%	0	0	0%	U
cis-1,2-Dichloroethene	A	ug/L	0	0		0	0	0	0.108	1	500	0%	0	0	0%	U
cis-1,3-Dichloropropene	A	ug/L	0	0		0	0	0	0.073	1	500	0%	0	0	0%	U
Dibromomethane	A	ug/L	0	0		0	0	0	0.147	1	500	0%	0	0	0%	U
Dichlorodifluoromethane	A	ug/L	0	0		0	0	0	0.175	1	500	0%	0	0	0%	U
Ethylbenzene	A	ug/L	0	0		0	0	0	0.0836	1	500	0%	0	0	0%	U
m+p-Xylenes	A	ug/L	0	0		0	0	0	0.15	1	1000	0%	0	0	0%	U
Methyl ethyl ketone	A	ug/L	0	0		0	0	0	1.77	20	5000	0%	0	0	0%	U
Methyl tert-butyl ether (MTBE)	A	ug/L	0	0		0	0	0	0.101	1	500	0%	0	0	0%	U
Methylene chloride	A	ug/L	0.83322	0		0	0	0	0.338	1	500	0%	0	0	0%	U
o-Xylene	A	ug/L	0	0		0	0	0	0.0604	1	500	0%	0	0	0%	U
Styrene	A	ug/L	0	0		0	0	0	0.067	1	500	0%	0	0	0%	U
Tetrachloroethene	A	ug/L	0	0		0	0	0	0.0671	1	500	0%	0	0	0%	U
Toluene	A	ug/L	0.25764	0		0	0	0	0.0679	1	500	0%	0	0	0%	U
trans-1,2-Dichloroethene	A	ug/L	0	0		0	0	0	0.125	1	500	0%	0	0	0%	U
trans-1,3-Dichloropropene	A	ug/L	0	0		0	0	0	0.0846	1	500	0%	0	0	0%	U
Trichloroethene	A	ug/L	0	0		0	0	0	0.0993	1	500	0%	0	0	0%	U
Trichlorofluoromethane	A	ug/L	0	0		0	0	0	0.134	1	500	0%	0	0	0%	U
Vinyl chloride	A	ug/L	0	0		0	0	0	0.153	1	500	0%	0	0	0%	U
1,4-Dichlorobenzene-d4	I	ug/L	250	10		0	0	0	0	0	0	0%	0	0	0%	
Chlorobenzene-d5	I	ug/L	250	10		0	0	0	0.1	0	0	0%	0	0	0%	
Fluorobenzene	I	ug/L	250	10		0	0	0	0.1	0	0	0%	0	0	0%	
BETX, Total	M	ug/L	0.38964	0		0	0	0	0.0604	1	0	0%			0%	U
Xylenes, Total	M	ug/L	0	0		0	0	0	0.0604	1	0	0%	0	0	0%	U
1,2-Dichloroethane-d4	S	ug/L	288.53075	11.54123		10	0	0	0.229	1	500	115%	81	118	0%	
Dibromofluoromethane	S	ug/L	279.52765	11.181106		10	0	0	0.129	1	500	112%	80	119	0%	
p-Bromofluorobenzene	S	ug/L	271.25564	10.8502256		10	0	0	0.149	1	500	109%	85	114	0%	

Seq No	Lab ID	Test Code	Sample Typ	File ID	Analysis Date	DF	Batch ID	Prep Date	SPKref	RPDref	pmoist
15055454	B22021435-006	VOC-8260-W-S	SAMP	)A5975C\VG022	2/22/2022 1:17:1	1	R375218		0	0	

Analyte	T	Units	RAW	Final	Text	Spike	SPKref	RPDref	MDL	PQL	UQL	%REC	LOW	HIGH	%RPD	Q
Toluene-d8	S	ug/L	263.32498	10.5329992		10	0	0	0.23	1	500	105%	89	112	0%	

Seq No	Lab ID	Test Code	Sample Typ	File ID	Analysis Date	DF	Batch ID	Prep Date	SPKref	RPDref	pmoist
15055455	B22021435-007	VOC-8260-W-S	SAMP	)A5975C\VG022	2/22/2022 1:44:2	1	R375218		0	0	

Analyte	T	Units	RAW	Final	Text	Spike	SPKref	RPDref	MDL	PQL	UQL	%REC	LOW	HIGH	%RPD	Q
1,1,1,2-Tetrachloroethane	A	ug/L	0	0		0	0	0	0.101	1	500	0%	0	0	0%	U
1,1,1-Trichloroethane	A	ug/L	0	0		0	0	0	0.131	1	500	0%	0	0	0%	U
1,1,2,2-Tetrachloroethane	A	ug/L	0	0		0	0	0	0.0872	1	500	0%	0	0	0%	U
1,1,2-Trichloroethane	A	ug/L	0	0		0	0	0	0.108	1	500	0%	0	0	0%	U
1,1-Dichloroethane	A	ug/L	0	0		0	0	0	0.135	1	500	0%	0	0	0%	U
1,1-Dichloroethene	A	ug/L	0	0		0	0	0	0.141	1	500	0%	0	0	0%	U
1,1-Dichloropropene	A	ug/L	0	0		0	0	0	0.083	1	500	0%	0	0	0%	U
1,2,3-Trichloropropane	A	ug/L	0	0		0	0	0	0.235	1	500	0%	0	0	0%	U
1,2-Dibromoethane	A	ug/L	0	0		0	0	0	0.0916	1	500	0%	0	0	0%	U
1,2-Dichlorobenzene	A	ug/L	0	0		0	0	0	0.0746	1	500	0%	0	0	0%	U
1,2-Dichloroethane	A	ug/L	0	0		0	0	0	0.116	1	500	0%	0	0	0%	U
1,2-Dichloropropane	A	ug/L	0	0		0	0	0	0.0847	1	500	0%	0	0	0%	U
1,3-Dichlorobenzene	A	ug/L	0	0		0	0	0	0.0803	1	500	0%	0	0	0%	U
1,3-Dichloropropane	A	ug/L	0	0		0	0	0	0.0791	1	500	0%	0	0	0%	U
1,4-Dichlorobenzene	A	ug/L	0	0		0	0	0	0.0858	1	500	0%	0	0	0%	U
2,2-Dichloropropane	A	ug/L	0	0		0	0	0	0.186	1	500	0%	0	0	0%	U
2-Chlorotoluene	A	ug/L	0	0		0	0	0	0.0876	1	500	0%	0	0	0%	U
4-Chlorotoluene	A	ug/L	0	0		0	0	0	0.0728	1	500	0%	0	0	0%	U
Benzene	A	ug/L	0.16417	0		0	0	0	0.0914	1	500	0%	0	0	0%	U
Bromobenzene	A	ug/L	0	0		0	0	0	0.0831	1	500	0%	0	0	0%	U
Bromochloromethane	A	ug/L	0	0		0	0	0	0.141	1	500	0%	0	0	0%	U
Bromodichloromethane	A	ug/L	0	0		0	0	0	0.12	1	500	0%	0	0	0%	U
Bromoform	A	ug/L	0	0		0	0	0	0.119	1	500	0%	0	0	0%	U
Bromomethane	A	ug/L	0	0		0	0	0	0.253	1	500	0%	0	0	0%	U
Carbon tetrachloride	A	ug/L	0.44397	0		0	0	0	0.143	1	500	0%	0	0	0%	U
Chlorobenzene	A	ug/L	0	0		0	0	0	0.0914	1	500	0%	0	0	0%	U
Chlorodibromomethane	A	ug/L	0	0		0	0	0	0.0841	1	500	0%	0	0	0%	U
Chloroethane	A	ug/L	0	0		0	0	0	0.169	1	500	0%	0	0	0%	U
Chloroform	A	ug/L	7.4949	0.299796		0	0	0	0.0789	1	500	0%	0	0	0%	J

Seq No	Lab ID	Test Code	Sample Typ	File ID	Analysis Date	DF	Batch ID	Prep Date	SPKref	RPDref	pmoist
15055455	B22021435-007	VOC-8260-W-S	SAMP	)A5975C\VG022:2/22/2022 1:44:2		1	R375218		0	0	

Analyte	T	Units	RAW	Final	Text	Spike	SPKref	RPDref	MDL	PQL	UQL	%REC	LOW	HIGH	%RPD	Q
Chloromethane	A	ug/L	0.71659	0		0	0	0	0.162	1	500	0%	0	0	0%	U
cis-1,2-Dichloroethene	A	ug/L	0	0		0	0	0	0.108	1	500	0%	0	0	0%	U
cis-1,3-Dichloropropene	A	ug/L	0	0		0	0	0	0.073	1	500	0%	0	0	0%	U
Dibromomethane	A	ug/L	0	0		0	0	0	0.147	1	500	0%	0	0	0%	U
Dichlorodifluoromethane	A	ug/L	0	0		0	0	0	0.175	1	500	0%	0	0	0%	U
Ethylbenzene	A	ug/L	0	0		0	0	0	0.0836	1	500	0%	0	0	0%	U
m+p-Xylenes	A	ug/L	0	0		0	0	0	0.15	1	1000	0%	0	0	0%	U
Methyl ethyl ketone	A	ug/L	0	0		0	0	0	1.77	20	5000	0%	0	0	0%	U
Methyl tert-butyl ether (MTBE)	A	ug/L	0	0		0	0	0	0.101	1	500	0%	0	0	0%	U
Methylene chloride	A	ug/L	0.74916	0		0	0	0	0.338	1	500	0%	0	0	0%	U
o-Xylene	A	ug/L	0	0		0	0	0	0.0604	1	500	0%	0	0	0%	U
Styrene	A	ug/L	0	0		0	0	0	0.067	1	500	0%	0	0	0%	U
Tetrachloroethene	A	ug/L	0	0		0	0	0	0.0671	1	500	0%	0	0	0%	U
Toluene	A	ug/L	0	0		0	0	0	0.0679	1	500	0%	0	0	0%	U
trans-1,2-Dichloroethene	A	ug/L	0	0		0	0	0	0.125	1	500	0%	0	0	0%	U
trans-1,3-Dichloropropene	A	ug/L	0	0		0	0	0	0.0846	1	500	0%	0	0	0%	U
Trichloroethene	A	ug/L	0	0		0	0	0	0.0993	1	500	0%	0	0	0%	U
Trichlorofluoromethane	A	ug/L	0	0		0	0	0	0.134	1	500	0%	0	0	0%	U
Vinyl chloride	A	ug/L	0	0		0	0	0	0.153	1	500	0%	0	0	0%	U
1,4-Dichlorobenzene-d4	I	ug/L	250	10		0	0	0	0	0	0	0%	0	0	0%	
Chlorobenzene-d5	I	ug/L	250	10		0	0	0	0.1	0	0	0%	0	0	0%	
Fluorobenzene	I	ug/L	250	10		0	0	0	0.1	0	0	0%	0	0	0%	
BETX, Total	M	ug/L	0.16417	0		0	0	0	0.0604	1	0	0%			0%	U
Xylenes, Total	M	ug/L	0	0		0	0	0	0.0604	1	0	0%	0	0	0%	U
1,2-Dichloroethane-d4	S	ug/L	289.09967	11.5639868		10	0	0	0.229	1	500	116%	81	118	0%	
Dibromofluoromethane	S	ug/L	282.28246	11.2912984		10	0	0	0.129	1	500	113%	80	119	0%	
p-Bromofluorobenzene	S	ug/L	269.62007	10.7848028		10	0	0	0.149	1	500	108%	85	114	0%	
Toluene-d8	S	ug/L	267.23586	10.6894344		10	0	0	0.23	1	500	107%	89	112	0%	

Seq No	Lab ID	Test Code	Sample Typ	File ID	Analysis Date	DF	Batch ID	Prep Date	SPKref	RPDref	pmoist
15055456	B22021435-012	VOC-8260-W-S	SAMP	)A5975C\VG022:2/22/2022 2:11:3		1	R375218		0	0	

Analyte	T	Units	RAW	Final	Text	Spike	SPKref	RPDref	MDL	PQL	UQL	%REC	LOW	HIGH	%RPD	Q

Seq No	Lab ID	Test Code	Sample Typ	File ID	Analysis Date	DF	Batch ID	Prep Date	SPKref	RPDref	pmoist
15055456	B22021435-012	VOC-8260-W-S	SAMP	)A5975C\VG022	2/22/2022 2:11:3	1	R375218		0	0	

Analyte	T	Units	RAW	Final	Text	Spike	SPKref	RPDref	MDL	PQL	UQL	%REC	LOW	HIGH	%RPD	Q
1,1,1,2-Tetrachloroethane	A	ug/L	0	0		0	0	0	0.101	1	500	0%	0	0	0%	U
1,1,1-Trichloroethane	A	ug/L	0	0		0	0	0	0.131	1	500	0%	0	0	0%	U
1,1,2,2-Tetrachloroethane	A	ug/L	0	0		0	0	0	0.0872	1	500	0%	0	0	0%	U
1,1,2-Trichloroethane	A	ug/L	0	0		0	0	0	0.108	1	500	0%	0	0	0%	U
1,1-Dichloroethane	A	ug/L	0	0		0	0	0	0.135	1	500	0%	0	0	0%	U
1,1-Dichloroethene	A	ug/L	0	0		0	0	0	0.141	1	500	0%	0	0	0%	U
1,1-Dichloropropene	A	ug/L	0	0		0	0	0	0.083	1	500	0%	0	0	0%	U
1,2,3-Trichloropropane	A	ug/L	0	0		0	0	0	0.235	1	500	0%	0	0	0%	U
1,2-Dibromoethane	A	ug/L	0	0		0	0	0	0.0916	1	500	0%	0	0	0%	U
1,2-Dichlorobenzene	A	ug/L	0	0		0	0	0	0.0746	1	500	0%	0	0	0%	U
1,2-Dichloroethane	A	ug/L	0	0		0	0	0	0.116	1	500	0%	0	0	0%	U
1,2-Dichloropropane	A	ug/L	0	0		0	0	0	0.0847	1	500	0%	0	0	0%	U
1,3-Dichlorobenzene	A	ug/L	0	0		0	0	0	0.0803	1	500	0%	0	0	0%	U
1,3-Dichloropropane	A	ug/L	0	0		0	0	0	0.0791	1	500	0%	0	0	0%	U
1,4-Dichlorobenzene	A	ug/L	0	0		0	0	0	0.0858	1	500	0%	0	0	0%	U
2,2-Dichloropropane	A	ug/L	0	0		0	0	0	0.186	1	500	0%	0	0	0%	U
2-Chlorotoluene	A	ug/L	0	0		0	0	0	0.0876	1	500	0%	0	0	0%	U
4-Chlorotoluene	A	ug/L	0	0		0	0	0	0.0728	1	500	0%	0	0	0%	U
Benzene	A	ug/L	0.08584	0		0	0	0	0.0914	1	500	0%	0	0	0%	U
Bromobenzene	A	ug/L	0	0		0	0	0	0.0831	1	500	0%	0	0	0%	U
Bromochloromethane	A	ug/L	0	0		0	0	0	0.141	1	500	0%	0	0	0%	U
Bromodichloromethane	A	ug/L	0	0		0	0	0	0.12	1	500	0%	0	0	0%	U
Bromoform	A	ug/L	0	0		0	0	0	0.119	1	500	0%	0	0	0%	U
Bromomethane	A	ug/L	0	0		0	0	0	0.253	1	500	0%	0	0	0%	U
Carbon tetrachloride	A	ug/L	0	0		0	0	0	0.143	1	500	0%	0	0	0%	U
Chlorobenzene	A	ug/L	0	0		0	0	0	0.0914	1	500	0%	0	0	0%	U
Chlorodibromomethane	A	ug/L	0	0		0	0	0	0.0841	1	500	0%	0	0	0%	U
Chloroethane	A	ug/L	0	0		0	0	0	0.169	1	500	0%	0	0	0%	U
Chloroform	A	ug/L	0	0		0	0	0	0.0789	1	500	0%	0	0	0%	U
Chloromethane	A	ug/L	0.46241	0		0	0	0	0.162	1	500	0%	0	0	0%	U
cis-1,2-Dichloroethene	A	ug/L	0	0		0	0	0	0.108	1	500	0%	0	0	0%	U
cis-1,3-Dichloropropene	A	ug/L	0	0		0	0	0	0.073	1	500	0%	0	0	0%	U
Dibromomethane	A	ug/L	0	0		0	0	0	0.147	1	500	0%	0	0	0%	U
Dichlorodifluoromethane	A	ug/L	0	0		0	0	0	0.175	1	500	0%	0	0	0%	U
Ethylbenzene	A	ug/L	0	0		0	0	0	0.0836	1	500	0%	0	0	0%	U

Seq No	Lab ID	Test Code	Sample Typ	File ID	Analysis Date	DF	Batch ID	Prep Date	SPKref	RPDref	pmoist
15055456	B22021435-012	VOC-8260-W-S	SAMP	)A5975C\VG022	2/22/2022 2:11:3	1	R375218		0	0	

Analyte	T	Units	RAW	Final	Text	Spike	SPKref	RPDref	MDL	PQL	UQL	%REC	LOW	HIGH	%RPD	Q
m+p-Xylenes	A	ug/L	0	0		0	0	0	0.15	1	1000	0%	0	0	0%	U
Methyl ethyl ketone	A	ug/L	0	0		0	0	0	1.77	20	5000	0%	0	0	0%	U
Methyl tert-butyl ether (MTBE)	A	ug/L	0	0		0	0	0	0.101	1	500	0%	0	0	0%	U
Methylene chloride	A	ug/L	0.66677	0		0	0	0	0.338	1	500	0%	0	0	0%	U
o-Xylene	A	ug/L	0	0		0	0	0	0.0604	1	500	0%	0	0	0%	U
Styrene	A	ug/L	0	0		0	0	0	0.067	1	500	0%	0	0	0%	U
Tetrachloroethene	A	ug/L	0	0		0	0	0	0.0671	1	500	0%	0	0	0%	U
Toluene	A	ug/L	0	0		0	0	0	0.0679	1	500	0%	0	0	0%	UT
trans-1,2-Dichloroethene	A	ug/L	0	0		0	0	0	0.125	1	500	0%	0	0	0%	U
trans-1,3-Dichloropropene	A	ug/L	0	0		0	0	0	0.0846	1	500	0%	0	0	0%	U
Trichloroethene	A	ug/L	0	0		0	0	0	0.0993	1	500	0%	0	0	0%	U
Trichlorofluoromethane	A	ug/L	0	0		0	0	0	0.134	1	500	0%	0	0	0%	U
Vinyl chloride	A	ug/L	0	0		0	0	0	0.153	1	500	0%	0	0	0%	U
1,4-Dichlorobenzene-d4	I	ug/L	250	10		0	0	0	0	0	0	0%	0	0	0%	
Chlorobenzene-d5	I	ug/L	250	10		0	0	0	0.1	0	0	0%	0	0	0%	
Fluorobenzene	I	ug/L	250	10		0	0	0	0.1	0	0	0%	0	0	0%	
BETX, Total	M	ug/L	0.08584	0		0	0	0	0.0604	1	0	0%			0%	U
Xylenes, Total	M	ug/L	0	0		0	0	0	0.0604	1	0	0%	0	0	0%	U
1,2-Dichloroethane-d4	S	ug/L	293.46848	11.7387392		10	0	0	0.229	1	500	117%	81	118	0%	
Dibromofluoromethane	S	ug/L	281.5067	11.260268		10	0	0	0.129	1	500	113%	80	119	0%	
p-Bromofluorobenzene	S	ug/L	270.72789	10.8291156		10	0	0	0.149	1	500	108%	85	114	0%	
Toluene-d8	S	ug/L	264.28612	10.5714448		10	0	0	0.23	1	500	106%	89	112	0%	

Seq No	Lab ID	Test Code	Sample Typ	File ID	Analysis Date	DF	Batch ID	Prep Date	SPKref	RPDref	pmoist
15055457	B22021435-017	VOC-8260-W-S	SAMP	)A5975C\VG022	2/22/2022 2:38:5	1	R375218		0	0	

Analyte	T	Units	RAW	Final	Text	Spike	SPKref	RPDref	MDL	PQL	UQL	%REC	LOW	HIGH	%RPD	Q
1,1,1,2-Tetrachloroethane	A	ug/L	0	0		0	0	0	0.101	1	500	0%	0	0	0%	U
1,1,1-Trichloroethane	A	ug/L	0	0		0	0	0	0.131	1	500	0%	0	0	0%	U
1,1,2,2-Tetrachloroethane	A	ug/L	0	0		0	0	0	0.0872	1	500	0%	0	0	0%	U
1,1,2-Trichloroethane	A	ug/L	0	0		0	0	0	0.108	1	500	0%	0	0	0%	U
1,1-Dichloroethane	A	ug/L	0	0		0	0	0	0.135	1	500	0%	0	0	0%	U
1,1-Dichloroethene	A	ug/L	0	0		0	0	0	0.141	1	500	0%	0	0	0%	U
1,1-Dichloropropene	A	ug/L	0	0		0	0	0	0.083	1	500	0%	0	0	0%	U
1,2,3-Trichloropropane	A	ug/L	0	0		0	0	0	0.235	1	500	0%	0	0	0%	U

Seq No	Lab ID	Test Code	Sample Typ	File ID	Analysis Date	DF	Batch ID	Prep Date	SPKref	RPDref	pmoist
15055457	B22021435-017	VOC-8260-W-S	SAMP	)A5975C\VG022	2/22/2022 2:38:5	1	R375218		0	0	

Analyte	T	Units	RAW	Final	Text	Spike	SPKref	RPDref	MDL	PQL	UQL	%REC	LOW	HIGH	%RPD	Q
1,2-Dibromoethane	A	ug/L	0	0		0	0	0	0.0916	1	500	0%	0	0	0%	U
1,2-Dichlorobenzene	A	ug/L	0	0		0	0	0	0.0746	1	500	0%	0	0	0%	U
1,2-Dichloroethane	A	ug/L	0	0		0	0	0	0.116	1	500	0%	0	0	0%	U
1,2-Dichloropropane	A	ug/L	0	0		0	0	0	0.0847	1	500	0%	0	0	0%	U
1,3-Dichlorobenzene	A	ug/L	0	0		0	0	0	0.0803	1	500	0%	0	0	0%	U
1,3-Dichloropropane	A	ug/L	0	0		0	0	0	0.0791	1	500	0%	0	0	0%	U
1,4-Dichlorobenzene	A	ug/L	0	0		0	0	0	0.0858	1	500	0%	0	0	0%	U
2,2-Dichloropropane	A	ug/L	0	0		0	0	0	0.186	1	500	0%	0	0	0%	U
2-Chlorotoluene	A	ug/L	0	0		0	0	0	0.0876	1	500	0%	0	0	0%	U
4-Chlorotoluene	A	ug/L	0	0		0	0	0	0.0728	1	500	0%	0	0	0%	U
Benzene	A	ug/L	0	0		0	0	0	0.0914	1	500	0%	0	0	0%	U
Bromobenzene	A	ug/L	0	0		0	0	0	0.0831	1	500	0%	0	0	0%	U
Bromochloromethane	A	ug/L	0	0		0	0	0	0.141	1	500	0%	0	0	0%	U
Bromodichloromethane	A	ug/L	0	0		0	0	0	0.12	1	500	0%	0	0	0%	U
Bromoform	A	ug/L	0	0		0	0	0	0.119	1	500	0%	0	0	0%	U
Bromomethane	A	ug/L	0	0		0	0	0	0.253	1	500	0%	0	0	0%	U
Carbon tetrachloride	A	ug/L	0	0		0	0	0	0.143	1	500	0%	0	0	0%	U
Chlorobenzene	A	ug/L	0	0		0	0	0	0.0914	1	500	0%	0	0	0%	U
Chlorodibromomethane	A	ug/L	0	0		0	0	0	0.0841	1	500	0%	0	0	0%	U
Chloroethane	A	ug/L	0	0		0	0	0	0.169	1	500	0%	0	0	0%	U
Chloroform	A	ug/L	0	0		0	0	0	0.0789	1	500	0%	0	0	0%	U
Chloromethane	A	ug/L	0.59631	0		0	0	0	0.162	1	500	0%	0	0	0%	U
cis-1,2-Dichloroethene	A	ug/L	0	0		0	0	0	0.108	1	500	0%	0	0	0%	U
cis-1,3-Dichloropropene	A	ug/L	0	0		0	0	0	0.073	1	500	0%	0	0	0%	U
Dibromomethane	A	ug/L	0	0		0	0	0	0.147	1	500	0%	0	0	0%	U
Dichlorodifluoromethane	A	ug/L	0	0		0	0	0	0.175	1	500	0%	0	0	0%	U
Ethylbenzene	A	ug/L	0.88636	0		0	0	0	0.0836	1	500	0%	0	0	0%	U
m+p-Xylenes	A	ug/L	0	0		0	0	0	0.15	1	1000	0%	0	0	0%	U
Methyl ethyl ketone	A	ug/L	308.89513	12.3558052		0	0	0	1.77	20	5000	0%	0	0	0%	J
Methyl tert-butyl ether (MTBE)	A	ug/L	0	0		0	0	0	0.101	1	500	0%	0	0	0%	U
Methylene chloride	A	ug/L	0.59572	0		0	0	0	0.338	1	500	0%	0	0	0%	U
o-Xylene	A	ug/L	0	0		0	0	0	0.0604	1	500	0%	0	0	0%	U
Styrene	A	ug/L	0	0		0	0	0	0.067	1	500	0%	0	0	0%	U
Tetrachloroethene	A	ug/L	0	0		0	0	0	0.0671	1	500	0%	0	0	0%	U
Toluene	A	ug/L	0.56371	0		0	0	0	0.0679	1	500	0%	0	0	0%	U

Seq No	Lab ID	Test Code	Sample Typ	File ID	Analysis Date	DF	Batch ID	Prep Date	SPKref	RPDref	pmoist
15055457	B22021435-017	VOC-8260-W-S	SAMP	)A5975C\VG022	2/22/2022 2:38:5	1	R375218		0	0	

Analyte	T	Units	RAW	Final	Text	Spike	SPKref	RPDref	MDL	PQL	UQL	%REC	LOW	HIGH	%RPD	Q
trans-1,2-Dichloroethene	A	ug/L	0	0		0	0	0	0.125	1	500	0%	0	0	0%	U
trans-1,3-Dichloropropene	A	ug/L	0	0		0	0	0	0.0846	1	500	0%	0	0	0%	U
Trichloroethene	A	ug/L	0	0		0	0	0	0.0993	1	500	0%	0	0	0%	U
Trichlorofluoromethane	A	ug/L	0	0		0	0	0	0.134	1	500	0%	0	0	0%	U
Vinyl chloride	A	ug/L	0	0		0	0	0	0.153	1	500	0%	0	0	0%	U
1,4-Dichlorobenzene-d4	I	ug/L	250	10		0	0	0	0	0	0	0%	0	0	0%	
Chlorobenzene-d5	I	ug/L	250	10		0	0	0	0.1	0	0	0%	0	0	0%	
Fluorobenzene	I	ug/L	250	10		0	0	0	0.1	0	0	0%	0	0	0%	
BETX, Total	M	ug/L	1.45007	0		0	0	0	0.0604	1	0	0%			0%	U
Xylenes, Total	M	ug/L	0	0		0	0	0	0.0604	1	0	0%	0	0	0%	U
1,2-Dichloroethane-d4	S	ug/L	286.77846	11.4711384		10	0	0	0.229	1	500	115%	81	118	0%	
Dibromofluoromethane	S	ug/L	279.27835	11.171134		10	0	0	0.129	1	500	112%	80	119	0%	
p-Bromofluorobenzene	S	ug/L	265.19878	10.6079512		10	0	0	0.149	1	500	106%	85	114	0%	
Toluene-d8	S	ug/L	263.40162	10.5360648		10	0	0	0.23	1	500	105%	89	112	0%	

Seq No	Lab ID	Test Code	Sample Typ	File ID	Analysis Date	DF	Batch ID	Prep Date	SPKref	RPDref	pmoist
15055458	B22021435-022	VOC-8260-W-S	SAMP	)A5975C\VG022	2/22/2022 3:06:0	1	R375218		0	0	

Analyte	T	Units	RAW	Final	Text	Spike	SPKref	RPDref	MDL	PQL	UQL	%REC	LOW	HIGH	%RPD	Q
1,1,1,2-Tetrachloroethane	A	ug/L	0	0		0	0	0	0.101	1	500	0%	0	0	0%	U
1,1,1-Trichloroethane	A	ug/L	0	0		0	0	0	0.131	1	500	0%	0	0	0%	U
1,1,2,2-Tetrachloroethane	A	ug/L	0	0		0	0	0	0.0872	1	500	0%	0	0	0%	U
1,1,2-Trichloroethane	A	ug/L	0	0		0	0	0	0.108	1	500	0%	0	0	0%	U
1,1-Dichloroethane	A	ug/L	0	0		0	0	0	0.135	1	500	0%	0	0	0%	U
1,1-Dichloroethene	A	ug/L	0	0		0	0	0	0.141	1	500	0%	0	0	0%	U
1,1-Dichloropropene	A	ug/L	0	0		0	0	0	0.083	1	500	0%	0	0	0%	U
1,2,3-Trichloropropane	A	ug/L	0	0		0	0	0	0.235	1	500	0%	0	0	0%	U
1,2-Dibromoethane	A	ug/L	0	0		0	0	0	0.0916	1	500	0%	0	0	0%	U
1,2-Dichlorobenzene	A	ug/L	0	0		0	0	0	0.0746	1	500	0%	0	0	0%	U
1,2-Dichloroethane	A	ug/L	0	0		0	0	0	0.116	1	500	0%	0	0	0%	U
1,2-Dichloropropane	A	ug/L	0	0		0	0	0	0.0847	1	500	0%	0	0	0%	U
1,3-Dichlorobenzene	A	ug/L	0	0		0	0	0	0.0803	1	500	0%	0	0	0%	U
1,3-Dichloropropane	A	ug/L	0	0		0	0	0	0.0791	1	500	0%	0	0	0%	U
1,4-Dichlorobenzene	A	ug/L	0	0		0	0	0	0.0858	1	500	0%	0	0	0%	U
2,2-Dichloropropane	A	ug/L	0	0		0	0	0	0.186	1	500	0%	0	0	0%	U

Seq No	Lab ID	Test Code	Sample Typ	File ID	Analysis Date	DF	Batch ID	Prep Date	SPKref	RPDref	pmoist
15055458	B22021435-022	VOC-8260-W-S	SAMP	)A5975C\VG022	2/22/2022 3:06:0	1	R375218		0	0	

Analyte	T	Units	RAW	Final	Text	Spike	SPKref	RPDref	MDL	PQL	UQL	%REC	LOW	HIGH	%RPD	Q
2-Chlorotoluene	A	ug/L	0	0		0	0	0	0.0876	1	500	0%	0	0	0%	U
4-Chlorotoluene	A	ug/L	0	0		0	0	0	0.0728	1	500	0%	0	0	0%	U
Benzene	A	ug/L	0.08794	0		0	0	0	0.0914	1	500	0%	0	0	0%	U
Bromobenzene	A	ug/L	0	0		0	0	0	0.0831	1	500	0%	0	0	0%	U
Bromochloromethane	A	ug/L	0	0		0	0	0	0.141	1	500	0%	0	0	0%	U
Bromodichloromethane	A	ug/L	0	0		0	0	0	0.12	1	500	0%	0	0	0%	U
Bromoform	A	ug/L	0	0		0	0	0	0.119	1	500	0%	0	0	0%	U
Bromomethane	A	ug/L	0	0		0	0	0	0.253	1	500	0%	0	0	0%	U
Carbon tetrachloride	A	ug/L	0	0		0	0	0	0.143	1	500	0%	0	0	0%	U
Chlorobenzene	A	ug/L	0	0		0	0	0	0.0914	1	500	0%	0	0	0%	U
Chlorodibromomethane	A	ug/L	0	0		0	0	0	0.0841	1	500	0%	0	0	0%	U
Chloroethane	A	ug/L	0	0		0	0	0	0.169	1	500	0%	0	0	0%	U
Chloroform	A	ug/L	0.72665	0		0	0	0	0.0789	1	500	0%	0	0	0%	U
Chloromethane	A	ug/L	0.75066	0		0	0	0	0.162	1	500	0%	0	0	0%	U
cis-1,2-Dichloroethene	A	ug/L	0	0		0	0	0	0.108	1	500	0%	0	0	0%	U
cis-1,3-Dichloropropene	A	ug/L	0	0		0	0	0	0.073	1	500	0%	0	0	0%	U
Dibromomethane	A	ug/L	0	0		0	0	0	0.147	1	500	0%	0	0	0%	U
Dichlorodifluoromethane	A	ug/L	0	0		0	0	0	0.175	1	500	0%	0	0	0%	U
Ethylbenzene	A	ug/L	0	0		0	0	0	0.0836	1	500	0%	0	0	0%	U
m+p-Xylenes	A	ug/L	0	0		0	0	0	0.15	1	1000	0%	0	0	0%	U
Methyl ethyl ketone	A	ug/L	128.21841	5.1287364		0	0	0	1.77	20	5000	0%	0	0	0%	J
Methyl tert-butyl ether (MTBE)	A	ug/L	0	0		0	0	0	0.101	1	500	0%	0	0	0%	U
Methylene chloride	A	ug/L	0.67343	0		0	0	0	0.338	1	500	0%	0	0	0%	U
o-Xylene	A	ug/L	0	0		0	0	0	0.0604	1	500	0%	0	0	0%	U
Styrene	A	ug/L	0	0		0	0	0	0.067	1	500	0%	0	0	0%	U
Tetrachloroethene	A	ug/L	0	0		0	0	0	0.0671	1	500	0%	0	0	0%	U
Toluene	A	ug/L	0.5418	0		0	0	0	0.0679	1	500	0%	0	0	0%	U
trans-1,2-Dichloroethene	A	ug/L	0	0		0	0	0	0.125	1	500	0%	0	0	0%	U
trans-1,3-Dichloropropene	A	ug/L	0	0		0	0	0	0.0846	1	500	0%	0	0	0%	U
Trichloroethene	A	ug/L	0	0		0	0	0	0.0993	1	500	0%	0	0	0%	U
Trichlorofluoromethane	A	ug/L	0	0		0	0	0	0.134	1	500	0%	0	0	0%	U
Vinyl chloride	A	ug/L	0	0		0	0	0	0.153	1	500	0%	0	0	0%	U
1,4-Dichlorobenzene-d4	I	ug/L	250	10		0	0	0	0	0	0	0%	0	0	0%	
Chlorobenzene-d5	I	ug/L	250	10		0	0	0	0.1	0	0	0%	0	0	0%	
Fluorobenzene	I	ug/L	250	10		0	0	0	0.1	0	0	0%	0	0	0%	

Seq No	Lab ID	Test Code	Sample Typ	File ID	Analysis Date	DF	Batch ID	Prep Date	SPKref	RPDref	pmoist
15055458	B22021435-022	VOC-8260-W-S	SAMP	)A5975C\VG022	2/22/2022 3:06:0	1	R375218		0	0	

Analyte	T	Units	RAW	Final	Text	Spike	SPKref	RPDref	MDL	PQL	UQL	%REC	LOW	HIGH	%RPD	Q
BETX, Total	M	ug/L	0.62974	0		0	0	0	0.0604	1	0	0%			0%	U
Xylenes, Total	M	ug/L	0	0		0	0	0	0.0604	1	0	0%	0	0	0%	U
1,2-Dichloroethane-d4	S	ug/L	288.68161	11.5472644		10	0	0	0.229	1	500	115%	81	118	0%	
Dibromofluoromethane	S	ug/L	272.07053	10.8828212		10	0	0	0.129	1	500	109%	80	119	0%	
p-Bromofluorobenzene	S	ug/L	265.62937	10.6251748		10	0	0	0.149	1	500	106%	85	114	0%	
Toluene-d8	S	ug/L	262.39628	10.4958512		10	0	0	0.23	1	500	105%	89	112	0%	

Seq No	Lab ID	Test Code	Sample Typ	File ID	Analysis Date	DF	Batch ID	Prep Date	SPKref	RPDref	pmoist
15055459	B22021435-027	VOC-8260-W-S	SAMP	)A5975C\VG022	2/22/2022 3:33:2	1	R375218		0	0	

Analyte	T	Units	RAW	Final	Text	Spike	SPKref	RPDref	MDL	PQL	UQL	%REC	LOW	HIGH	%RPD	Q
1,1,1,2-Tetrachloroethane	A	ug/L	0	0		0	0	0	0.101	1	500	0%	0	0	0%	U
1,1,1-Trichloroethane	A	ug/L	0	0		0	0	0	0.131	1	500	0%	0	0	0%	U
1,1,2,2-Tetrachloroethane	A	ug/L	0	0		0	0	0	0.0872	1	500	0%	0	0	0%	U
1,1,2-Trichloroethane	A	ug/L	0	0		0	0	0	0.108	1	500	0%	0	0	0%	U
1,1-Dichloroethane	A	ug/L	0	0		0	0	0	0.135	1	500	0%	0	0	0%	U
1,1-Dichloroethene	A	ug/L	0	0		0	0	0	0.141	1	500	0%	0	0	0%	U
1,1-Dichloropropene	A	ug/L	0	0		0	0	0	0.083	1	500	0%	0	0	0%	U
1,2,3-Trichloropropane	A	ug/L	0	0		0	0	0	0.235	1	500	0%	0	0	0%	U
1,2-Dibromoethane	A	ug/L	0	0		0	0	0	0.0916	1	500	0%	0	0	0%	U
1,2-Dichlorobenzene	A	ug/L	0	0		0	0	0	0.0746	1	500	0%	0	0	0%	U
1,2-Dichloroethane	A	ug/L	0	0		0	0	0	0.116	1	500	0%	0	0	0%	U
1,2-Dichloropropane	A	ug/L	0	0		0	0	0	0.0847	1	500	0%	0	0	0%	U
1,3-Dichlorobenzene	A	ug/L	0	0		0	0	0	0.0803	1	500	0%	0	0	0%	U
1,3-Dichloropropane	A	ug/L	0	0		0	0	0	0.0791	1	500	0%	0	0	0%	U
1,4-Dichlorobenzene	A	ug/L	0	0		0	0	0	0.0858	1	500	0%	0	0	0%	U
2,2-Dichloropropane	A	ug/L	0	0		0	0	0	0.186	1	500	0%	0	0	0%	U
2-Chlorotoluene	A	ug/L	0	0		0	0	0	0.0876	1	500	0%	0	0	0%	U
4-Chlorotoluene	A	ug/L	0	0		0	0	0	0.0728	1	500	0%	0	0	0%	U
Benzene	A	ug/L	0	0		0	0	0	0.0914	1	500	0%	0	0	0%	U
Bromobenzene	A	ug/L	0	0		0	0	0	0.0831	1	500	0%	0	0	0%	U
Bromochloromethane	A	ug/L	0	0		0	0	0	0.141	1	500	0%	0	0	0%	U
Bromodichloromethane	A	ug/L	0	0		0	0	0	0.12	1	500	0%	0	0	0%	U
Bromoform	A	ug/L	0	0		0	0	0	0.119	1	500	0%	0	0	0%	U
Bromomethane	A	ug/L	0	0		0	0	0	0.253	1	500	0%	0	0	0%	U

Seq No	Lab ID	Test Code	Sample Typ	File ID	Analysis Date	DF	Batch ID	Prep Date	SPKref	RPDref	pmoist				
15055459	B22021435-027	VOC-8260-W-S	SAMP	)A5975C\VG022	2/22/2022 3:33:2	1	R375218		0	0					

Analyte	T	Units	RAW	Final	Text	Spike	SPKref	RPDref	MDL	PQL	UQL	%REC	LOW	HIGH	%RPD	Q
Carbon tetrachloride	A	ug/L	0	0		0	0	0	0.143	1	500	0%	0	0	0%	U
Chlorobenzene	A	ug/L	0	0		0	0	0	0.0914	1	500	0%	0	0	0%	U
Chlorodibromomethane	A	ug/L	0	0		0	0	0	0.0841	1	500	0%	0	0	0%	U
Chloroethane	A	ug/L	0	0		0	0	0	0.169	1	500	0%	0	0	0%	U
Chloroform	A	ug/L	0	0		0	0	0	0.0789	1	500	0%	0	0	0%	U
Chloromethane	A	ug/L	0	0		0	0	0	0.162	1	500	0%	0	0	0%	U
cis-1,2-Dichloroethene	A	ug/L	0	0		0	0	0	0.108	1	500	0%	0	0	0%	U
cis-1,3-Dichloropropene	A	ug/L	0	0		0	0	0	0.073	1	500	0%	0	0	0%	U
Dibromomethane	A	ug/L	0	0		0	0	0	0.147	1	500	0%	0	0	0%	U
Dichlorodifluoromethane	A	ug/L	0	0		0	0	0	0.175	1	500	0%	0	0	0%	U
Ethylbenzene	A	ug/L	0	0		0	0	0	0.0836	1	500	0%	0	0	0%	U
m+p-Xylenes	A	ug/L	0	0		0	0	0	0.15	1	1000	0%	0	0	0%	U
Methyl ethyl ketone	A	ug/L	85.60917	3.4243668		0	0	0	1.77	20	5000	0%	0	0	0%	J
Methyl tert-butyl ether (MTBE)	A	ug/L	0	0		0	0	0	0.101	1	500	0%	0	0	0%	U
Methylene chloride	A	ug/L	0.6484	0		0	0	0	0.338	1	500	0%	0	0	0%	U
o-Xylene	A	ug/L	0	0		0	0	0	0.0604	1	500	0%	0	0	0%	U
Styrene	A	ug/L	0	0		0	0	0	0.067	1	500	0%	0	0	0%	U
Tetrachloroethene	A	ug/L	0	0		0	0	0	0.0671	1	500	0%	0	0	0%	U
Toluene	A	ug/L	0	0		0	0	0	0.0679	1	500	0%	0	0	0%	U
trans-1,2-Dichloroethene	A	ug/L	0	0		0	0	0	0.125	1	500	0%	0	0	0%	U
trans-1,3-Dichloropropene	A	ug/L	0	0		0	0	0	0.0846	1	500	0%	0	0	0%	U
Trichloroethene	A	ug/L	0	0		0	0	0	0.0993	1	500	0%	0	0	0%	U
Trichlorofluoromethane	A	ug/L	0	0		0	0	0	0.134	1	500	0%	0	0	0%	U
Vinyl chloride	A	ug/L	0	0		0	0	0	0.153	1	500	0%	0	0	0%	U
1,4-Dichlorobenzene-d4	I	ug/L	250	10		0	0	0	0	0	0	0%	0	0	0%	
Chlorobenzene-d5	I	ug/L	250	10		0	0	0	0.1	0	0	0%	0	0	0%	
Fluorobenzene	I	ug/L	250	10		0	0	0	0.1	0	0	0%	0	0	0%	
BETX, Total	M	ug/L	0	0		0	0	0	0.0604	1	0	0%			0%	U
Xylenes, Total	M	ug/L	0	0		0	0	0	0.0604	1	0	0%	0	0	0%	U
1,2-Dichloroethane-d4	S	ug/L	284.85511	11.3942044		10	0	0	0.229	1	500	114%	81	118	0%	
Dibromofluoromethane	S	ug/L	271.026	10.84104		10	0	0	0.129	1	500	108%	80	119	0%	
p-Bromofluorobenzene	S	ug/L	269.20866	10.7683464		10	0	0	0.149	1	500	108%	85	114	0%	
Toluene-d8	S	ug/L	264.84821	10.5939284		10	0	0	0.23	1	500	106%	89	112	0%	

Seq No	Lab ID	Test Code	Sample Typ	File ID	Analysis Date	DF	Batch ID	Prep Date	SPKref	RPDref	pmoist
15055460	B22021435-032	VOC-8260-W-S	SAMP	)A5975C\VG022	2/22/2022 4:00:3	1	R375218		0	0	

Analyte	T	Units	RAW	Final	Text	Spike	SPKref	RPDref	MDL	PQL	UQL	%REC	LOW	HIGH	%RPD	Q
1,1,1,2-Tetrachloroethane	A	ug/L	0	0		0	0	0	0.101	1	500	0%	0	0	0%	U
1,1,1-Trichloroethane	A	ug/L	0	0		0	0	0	0.131	1	500	0%	0	0	0%	U
1,1,2,2-Tetrachloroethane	A	ug/L	0	0		0	0	0	0.0872	1	500	0%	0	0	0%	U
1,1,2-Trichloroethane	A	ug/L	0	0		0	0	0	0.108	1	500	0%	0	0	0%	U
1,1-Dichloroethane	A	ug/L	0	0		0	0	0	0.135	1	500	0%	0	0	0%	U
1,1-Dichloroethene	A	ug/L	0	0		0	0	0	0.141	1	500	0%	0	0	0%	U
1,1-Dichloropropene	A	ug/L	0	0		0	0	0	0.083	1	500	0%	0	0	0%	U
1,2,3-Trichloropropane	A	ug/L	0	0		0	0	0	0.235	1	500	0%	0	0	0%	U
1,2-Dibromoethane	A	ug/L	0	0		0	0	0	0.0916	1	500	0%	0	0	0%	U
1,2-Dichlorobenzene	A	ug/L	0	0		0	0	0	0.0746	1	500	0%	0	0	0%	U
1,2-Dichloroethane	A	ug/L	0	0		0	0	0	0.116	1	500	0%	0	0	0%	U
1,2-Dichloropropane	A	ug/L	0	0		0	0	0	0.0847	1	500	0%	0	0	0%	U
1,3-Dichlorobenzene	A	ug/L	0	0		0	0	0	0.0803	1	500	0%	0	0	0%	U
1,3-Dichloropropane	A	ug/L	0	0		0	0	0	0.0791	1	500	0%	0	0	0%	U
1,4-Dichlorobenzene	A	ug/L	0	0		0	0	0	0.0858	1	500	0%	0	0	0%	U
2,2-Dichloropropane	A	ug/L	0	0		0	0	0	0.186	1	500	0%	0	0	0%	U
2-Chlorotoluene	A	ug/L	0	0		0	0	0	0.0876	1	500	0%	0	0	0%	U
4-Chlorotoluene	A	ug/L	0	0		0	0	0	0.0728	1	500	0%	0	0	0%	U
Benzene	A	ug/L	0.17548	0		0	0	0	0.0914	1	500	0%	0	0	0%	U
Bromobenzene	A	ug/L	0	0		0	0	0	0.0831	1	500	0%	0	0	0%	U
Bromochloromethane	A	ug/L	0	0		0	0	0	0.141	1	500	0%	0	0	0%	U
Bromodichloromethane	A	ug/L	0	0		0	0	0	0.12	1	500	0%	0	0	0%	U
Bromoform	A	ug/L	0	0		0	0	0	0.119	1	500	0%	0	0	0%	U
Bromomethane	A	ug/L	0	0		0	0	0	0.253	1	500	0%	0	0	0%	U
Carbon tetrachloride	A	ug/L	0	0		0	0	0	0.143	1	500	0%	0	0	0%	U
Chlorobenzene	A	ug/L	0	0		0	0	0	0.0914	1	500	0%	0	0	0%	U
Chlorodibromomethane	A	ug/L	0	0		0	0	0	0.0841	1	500	0%	0	0	0%	U
Chloroethane	A	ug/L	0	0		0	0	0	0.169	1	500	0%	0	0	0%	U
Chloroform	A	ug/L	4.53013	0.1812052		0	0	0	0.0789	1	500	0%	0	0	0%	J
Chloromethane	A	ug/L	0.69347	0		0	0	0	0.162	1	500	0%	0	0	0%	U
cis-1,2-Dichloroethene	A	ug/L	0	0		0	0	0	0.108	1	500	0%	0	0	0%	U
cis-1,3-Dichloropropene	A	ug/L	0	0		0	0	0	0.073	1	500	0%	0	0	0%	U
Dibromomethane	A	ug/L	0	0		0	0	0	0.147	1	500	0%	0	0	0%	U
Dichlorodifluoromethane	A	ug/L	0	0		0	0	0	0.175	1	500	0%	0	0	0%	U
Ethylbenzene	A	ug/L	1.22358	0		0	0	0	0.0836	1	500	0%	0	0	0%	U

Seq No	Lab ID	Test Code	Sample Typ	File ID	Analysis Date	DF	Batch ID	Prep Date	SPKref	RPDref	pmoist
15055460	B22021435-032	VOC-8260-W-S	SAMP	)A5975C\VG022	2/22/2022 4:00:3	1	R375218		0	0	

Analyte	T	Units	RAW	Final	Text	Spike	SPKref	RPDref	MDL	PQL	UQL	%REC	LOW	HIGH	%RPD	Q
m+p-Xylenes	A	ug/L	3.68445	0		0	0	0	0.15	1	1000	0%	0	0	0%	U
Methyl ethyl ketone	A	ug/L	473.94645	18.957858		0	0	0	1.77	20	5000	0%	0	0	0%	J
Methyl tert-butyl ether (MTBE)	A	ug/L	0	0		0	0	0	0.101	1	500	0%	0	0	0%	U
Methylene chloride	A	ug/L	0.60535	0		0	0	0	0.338	1	500	0%	0	0	0%	U
o-Xylene	A	ug/L	2.76632	0.1106528		0	0	0	0.0604	1	500	0%	0	0	0%	J
Styrene	A	ug/L	0	0		0	0	0	0.067	1	500	0%	0	0	0%	U
Tetrachloroethene	A	ug/L	0	0		0	0	0	0.0671	1	500	0%	0	0	0%	U
Toluene	A	ug/L	0.97175	0		0	0	0	0.0679	1	500	0%	0	0	0%	U
trans-1,2-Dichloroethene	A	ug/L	0	0		0	0	0	0.125	1	500	0%	0	0	0%	U
trans-1,3-Dichloropropene	A	ug/L	0	0		0	0	0	0.0846	1	500	0%	0	0	0%	U
Trichloroethene	A	ug/L	0	0		0	0	0	0.0993	1	500	0%	0	0	0%	U
Trichlorofluoromethane	A	ug/L	0	0		0	0	0	0.134	1	500	0%	0	0	0%	U
Vinyl chloride	A	ug/L	0	0		0	0	0	0.153	1	500	0%	0	0	0%	U
1,4-Dichlorobenzene-d4	I	ug/L	250	10		0	0	0	0	0	0	0%	0	0	0%	
Chlorobenzene-d5	I	ug/L	250	10		0	0	0	0.1	0	0	0%	0	0	0%	
Fluorobenzene	I	ug/L	250	10		0	0	0	0.1	0	0	0%	0	0	0%	
BETX, Total	M	ug/L	8.82158	0.2580308		0	0	0	0.0604	1	0	0%			0%	J
Xylenes, Total	M	ug/L	6.45077	0.1106528		0	0	0	0.0604	1	0	0%	0	0	0%	J
1,2-Dichloroethane-d4	S	ug/L	283.30334	11.3321336		10	0	0	0.229	1	500	113%	81	118	0%	
Dibromofluoromethane	S	ug/L	276.04689	11.0418756		10	0	0	0.129	1	500	110%	80	119	0%	
p-Bromofluorobenzene	S	ug/L	261.67593	10.4670372		10	0	0	0.149	1	500	105%	85	114	0%	
Toluene-d8	S	ug/L	264.31437	10.5725748		10	0	0	0.23	1	500	106%	89	112	0%	

Seq No	Lab ID	Test Code	Sample Typ	File ID	Analysis Date	DF	Batch ID	Prep Date	SPKref	RPDref	pmoist
15055461	B22021435-001	VOC-8260-W-S	SAMP	)A5975C\VG022	2/22/2022 4:27:5	1	R375218		0	0	

Analyte	T	Units	RAW	Final	Text	Spike	SPKref	RPDref	MDL	PQL	UQL	%REC	LOW	HIGH	%RPD	Q
1,1,1,2-Tetrachloroethane	A	ug/L	0	0		0	0	0	0.101	1	500	0%	0	0	0%	U
1,1,1-Trichloroethane	A	ug/L	0	0		0	0	0	0.131	1	500	0%	0	0	0%	U
1,1,2,2-Tetrachloroethane	A	ug/L	0	0		0	0	0	0.0872	1	500	0%	0	0	0%	U
1,1,2-Trichloroethane	A	ug/L	0	0		0	0	0	0.108	1	500	0%	0	0	0%	U
1,1-Dichloroethane	A	ug/L	0	0		0	0	0	0.135	1	500	0%	0	0	0%	U
1,1-Dichloroethene	A	ug/L	0	0		0	0	0	0.141	1	500	0%	0	0	0%	U
1,1-Dichloropropene	A	ug/L	0	0		0	0	0	0.083	1	500	0%	0	0	0%	U
1,2,3-Trichloropropane	A	ug/L	0	0		0	0	0	0.235	1	500	0%	0	0	0%	U

Seq No	Lab ID	Test Code	Sample Typ	File ID	Analysis Date	DF	Batch ID	Prep Date	SPKref	RPDref	pmoist
15055461	B22021435-001	VOC-8260-W-S	SAMP	)A5975C\VG022	2/22/2022 4:27:5	1	R375218		0	0	

Analyte	T	Units	RAW	Final	Text	Spike	SPKref	RPDref	MDL	PQL	UQL	%REC	LOW	HIGH	%RPD	Q
1,2-Dibromoethane	A	ug/L	0	0		0	0	0	0.0916	1	500	0%	0	0	0%	U
1,2-Dichlorobenzene	A	ug/L	0	0		0	0	0	0.0746	1	500	0%	0	0	0%	U
1,2-Dichloroethane	A	ug/L	0	0		0	0	0	0.116	1	500	0%	0	0	0%	U
1,2-Dichloropropane	A	ug/L	0	0		0	0	0	0.0847	1	500	0%	0	0	0%	U
1,3-Dichlorobenzene	A	ug/L	0	0		0	0	0	0.0803	1	500	0%	0	0	0%	U
1,3-Dichloropropane	A	ug/L	0	0		0	0	0	0.0791	1	500	0%	0	0	0%	U
1,4-Dichlorobenzene	A	ug/L	0	0		0	0	0	0.0858	1	500	0%	0	0	0%	U
2,2-Dichloropropane	A	ug/L	0	0		0	0	0	0.186	1	500	0%	0	0	0%	U
2-Chlorotoluene	A	ug/L	0	0		0	0	0	0.0876	1	500	0%	0	0	0%	U
4-Chlorotoluene	A	ug/L	0	0		0	0	0	0.0728	1	500	0%	0	0	0%	U
Benzene	A	ug/L	0.14284	0		0	0	0	0.0914	1	500	0%	0	0	0%	U
Bromobenzene	A	ug/L	0	0		0	0	0	0.0831	1	500	0%	0	0	0%	U
Bromochloromethane	A	ug/L	0	0		0	0	0	0.141	1	500	0%	0	0	0%	U
Bromodichloromethane	A	ug/L	0	0		0	0	0	0.12	1	500	0%	0	0	0%	U
Bromoform	A	ug/L	0	0		0	0	0	0.119	1	500	0%	0	0	0%	U
Bromomethane	A	ug/L	0	0		0	0	0	0.253	1	500	0%	0	0	0%	U
Carbon tetrachloride	A	ug/L	0	0		0	0	0	0.143	1	500	0%	0	0	0%	U
Chlorobenzene	A	ug/L	0	0		0	0	0	0.0914	1	500	0%	0	0	0%	U
Chlorodibromomethane	A	ug/L	0	0		0	0	0	0.0841	1	500	0%	0	0	0%	U
Chloroethane	A	ug/L	0	0		0	0	0	0.169	1	500	0%	0	0	0%	U
Chloroform	A	ug/L	0	0		0	0	0	0.0789	1	500	0%	0	0	0%	U
Chloromethane	A	ug/L	0	0		0	0	0	0.162	1	500	0%	0	0	0%	U
cis-1,2-Dichloroethene	A	ug/L	0	0		0	0	0	0.108	1	500	0%	0	0	0%	U
cis-1,3-Dichloropropene	A	ug/L	0	0		0	0	0	0.073	1	500	0%	0	0	0%	U
Dibromomethane	A	ug/L	0	0		0	0	0	0.147	1	500	0%	0	0	0%	U
Dichlorodifluoromethane	A	ug/L	0	0		0	0	0	0.175	1	500	0%	0	0	0%	U
Ethylbenzene	A	ug/L	0	0		0	0	0	0.0836	1	500	0%	0	0	0%	U
m+p-Xylenes	A	ug/L	0	0		0	0	0	0.15	1	1000	0%	0	0	0%	U
Methyl ethyl ketone	A	ug/L	0	0		0	0	0	1.77	20	5000	0%	0	0	0%	U
Methyl tert-butyl ether (MTBE)	A	ug/L	0	0		0	0	0	0.101	1	500	0%	0	0	0%	U
Methylene chloride	A	ug/L	0	0		0	0	0	0.338	1	500	0%	0	0	0%	U
o-Xylene	A	ug/L	0	0		0	0	0	0.0604	1	500	0%	0	0	0%	U
Styrene	A	ug/L	0	0		0	0	0	0.067	1	500	0%	0	0	0%	U
Tetrachloroethene	A	ug/L	0	0		0	0	0	0.0671	1	500	0%	0	0	0%	U
Toluene	A	ug/L	0.37686	0		0	0	0	0.0679	1	500	0%	0	0	0%	U

Seq No	Lab ID	Test Code	Sample Typ	File ID	Analysis Date	DF	Batch ID	Prep Date	SPKref	RPDref	pmoist
15055461	B22021435-001	VOC-8260-W-S	SAMP	)A5975C\VG022	2/22/2022 4:27:5	1	R375218		0	0	

Analyte	T	Units	RAW	Final	Text	Spike	SPKref	RPDref	MDL	PQL	UQL	%REC	LOW	HIGH	%RPD	Q
trans-1,2-Dichloroethene	A	ug/L	0	0		0	0	0	0.125	1	500	0%	0	0	0%	U
trans-1,3-Dichloropropene	A	ug/L	0	0		0	0	0	0.0846	1	500	0%	0	0	0%	U
Trichloroethene	A	ug/L	0	0		0	0	0	0.0993	1	500	0%	0	0	0%	U
Trichlorofluoromethane	A	ug/L	0	0		0	0	0	0.134	1	500	0%	0	0	0%	U
Vinyl chloride	A	ug/L	0	0		0	0	0	0.153	1	500	0%	0	0	0%	U
1,4-Dichlorobenzene-d4	I	ug/L	250	10		0	0	0	0	0	0	0%	0	0	0%	
Chlorobenzene-d5	I	ug/L	250	10		0	0	0	0.1	0	0	0%	0	0	0%	
Fluorobenzene	I	ug/L	250	10		0	0	0	0.1	0	0	0%	0	0	0%	
BETX, Total	M	ug/L	0.5197	0		0	0	0	0.0604	1	0	0%			0%	U
Xylenes, Total	M	ug/L	0	0		0	0	0	0.0604	1	0	0%	0	0	0%	U
1,2-Dichloroethane-d4	S	ug/L	291.85026	11.6740104		10	0	0	0.229	1	500	117%	81	118	0%	
Dibromofluoromethane	S	ug/L	284.42378	11.3769512		10	0	0	0.129	1	500	114%	80	119	0%	
p-Bromofluorobenzene	S	ug/L	271.6908	10.867632		10	0	0	0.149	1	500	109%	85	114	0%	
Toluene-d8	S	ug/L	264.77996	10.5911984		10	0	0	0.23	1	500	106%	89	112	0%	

Seq No	Lab ID	Test Code	Sample Typ	File ID	Analysis Date	DF	Batch ID	Prep Date	SPKref	RPDref	pmoist
15055462	B22021435-002	VOC-8260-W-S	SAMP	)A5975C\VG022	2/22/2022 4:55:0	1	R375218		0	0	

Analyte	T	Units	RAW	Final	Text	Spike	SPKref	RPDref	MDL	PQL	UQL	%REC	LOW	HIGH	%RPD	Q
1,1,1,2-Tetrachloroethane	A	ug/L	0	0		0	0	0	0.101	1	500	0%	0	0	0%	U
1,1,1-Trichloroethane	A	ug/L	0	0		0	0	0	0.131	1	500	0%	0	0	0%	U
1,1,2,2-Tetrachloroethane	A	ug/L	0	0		0	0	0	0.0872	1	500	0%	0	0	0%	U
1,1,2-Trichloroethane	A	ug/L	0	0		0	0	0	0.108	1	500	0%	0	0	0%	U
1,1-Dichloroethane	A	ug/L	0	0		0	0	0	0.135	1	500	0%	0	0	0%	U
1,1-Dichloroethene	A	ug/L	0	0		0	0	0	0.141	1	500	0%	0	0	0%	U
1,1-Dichloropropene	A	ug/L	0	0		0	0	0	0.083	1	500	0%	0	0	0%	U
1,2,3-Trichloropropane	A	ug/L	0	0		0	0	0	0.235	1	500	0%	0	0	0%	U
1,2-Dibromoethane	A	ug/L	0	0		0	0	0	0.0916	1	500	0%	0	0	0%	U
1,2-Dichlorobenzene	A	ug/L	0	0		0	0	0	0.0746	1	500	0%	0	0	0%	U
1,2-Dichloroethane	A	ug/L	0	0		0	0	0	0.116	1	500	0%	0	0	0%	U
1,2-Dichloropropane	A	ug/L	0	0		0	0	0	0.0847	1	500	0%	0	0	0%	U
1,3-Dichlorobenzene	A	ug/L	0	0		0	0	0	0.0803	1	500	0%	0	0	0%	U
1,3-Dichloropropane	A	ug/L	0	0		0	0	0	0.0791	1	500	0%	0	0	0%	U
1,4-Dichlorobenzene	A	ug/L	0	0		0	0	0	0.0858	1	500	0%	0	0	0%	U
2,2-Dichloropropane	A	ug/L	0	0		0	0	0	0.186	1	500	0%	0	0	0%	U

Seq No	Lab ID	Test Code	Sample Typ	File ID	Analysis Date	DF	Batch ID	Prep Date	SPKref	RPDref	pmoist
15055462	B22021435-002	VOC-8260-W-S	SAMP	)A5975C\VG022	2/22/2022 4:55:0	1	R375218		0	0	

Analyte	T	Units	RAW	Final	Text	Spike	SPKref	RPDref	MDL	PQL	UQL	%REC	LOW	HIGH	%RPD	Q
2-Chlorotoluene	A	ug/L	0	0		0	0	0	0.0876	1	500	0%	0	0	0%	U
4-Chlorotoluene	A	ug/L	0	0		0	0	0	0.0728	1	500	0%	0	0	0%	U
Benzene	A	ug/L	0	0		0	0	0	0.0914	1	500	0%	0	0	0%	U
Bromobenzene	A	ug/L	0	0		0	0	0	0.0831	1	500	0%	0	0	0%	U
Bromochloromethane	A	ug/L	0	0		0	0	0	0.141	1	500	0%	0	0	0%	U
Bromodichloromethane	A	ug/L	0	0		0	0	0	0.12	1	500	0%	0	0	0%	U
Bromoform	A	ug/L	0	0		0	0	0	0.119	1	500	0%	0	0	0%	U
Bromomethane	A	ug/L	0	0		0	0	0	0.253	1	500	0%	0	0	0%	U
Carbon tetrachloride	A	ug/L	0	0		0	0	0	0.143	1	500	0%	0	0	0%	U
Chlorobenzene	A	ug/L	0	0		0	0	0	0.0914	1	500	0%	0	0	0%	U
Chlorodibromomethane	A	ug/L	0	0		0	0	0	0.0841	1	500	0%	0	0	0%	U
Chloroethane	A	ug/L	0	0		0	0	0	0.169	1	500	0%	0	0	0%	U
Chloroform	A	ug/L	0	0		0	0	0	0.0789	1	500	0%	0	0	0%	U
Chloromethane	A	ug/L	0.4115	0		0	0	0	0.162	1	500	0%	0	0	0%	U
cis-1,2-Dichloroethene	A	ug/L	0	0		0	0	0	0.108	1	500	0%	0	0	0%	U
cis-1,3-Dichloropropene	A	ug/L	0	0		0	0	0	0.073	1	500	0%	0	0	0%	U
Dibromomethane	A	ug/L	0	0		0	0	0	0.147	1	500	0%	0	0	0%	U
Dichlorodifluoromethane	A	ug/L	0	0		0	0	0	0.175	1	500	0%	0	0	0%	U
Ethylbenzene	A	ug/L	0	0		0	0	0	0.0836	1	500	0%	0	0	0%	U
m+p-Xylenes	A	ug/L	0	0		0	0	0	0.15	1	1000	0%	0	0	0%	U
Methyl ethyl ketone	A	ug/L	0	0		0	0	0	1.77	20	5000	0%	0	0	0%	U
Methyl tert-butyl ether (MTBE)	A	ug/L	0	0		0	0	0	0.101	1	500	0%	0	0	0%	U
Methylene chloride	A	ug/L	1.51823	0		0	0	0	0.338	1	500	0%	0	0	0%	U
o-Xylene	A	ug/L	0	0		0	0	0	0.0604	1	500	0%	0	0	0%	U
Styrene	A	ug/L	0	0		0	0	0	0.067	1	500	0%	0	0	0%	U
Tetrachloroethene	A	ug/L	0	0		0	0	0	0.0671	1	500	0%	0	0	0%	U
Toluene	A	ug/L	1.13186	0		0	0	0	0.0679	1	500	0%	0	0	0%	U
trans-1,2-Dichloroethene	A	ug/L	0	0		0	0	0	0.125	1	500	0%	0	0	0%	U
trans-1,3-Dichloropropene	A	ug/L	0	0		0	0	0	0.0846	1	500	0%	0	0	0%	U
Trichloroethene	A	ug/L	0	0		0	0	0	0.0993	1	500	0%	0	0	0%	U
Trichlorofluoromethane	A	ug/L	0	0		0	0	0	0.134	1	500	0%	0	0	0%	U
Vinyl chloride	A	ug/L	0	0		0	0	0	0.153	1	500	0%	0	0	0%	U
1,4-Dichlorobenzene-d4	I	ug/L	250	10		0	0	0	0	0	0	0%	0	0	0%	
Chlorobenzene-d5	I	ug/L	250	10		0	0	0	0.1	0	0	0%	0	0	0%	
Fluorobenzene	I	ug/L	250	10		0	0	0	0.1	0	0	0%	0	0	0%	

Seq No	Lab ID	Test Code	Sample Typ	File ID	Analysis Date	DF	Batch ID	Prep Date	SPKref	RPDref	pmoist
15055462	B22021435-002	VOC-8260-W-S	SAMP	)A5975C\VG022	2/22/2022 4:55:0	1	R375218		0	0	

Analyte	T	Units	RAW	Final	Text	Spike	SPKref	RPDref	MDL	PQL	UQL	%REC	LOW	HIGH	%RPD	Q
BETX, Total	M	ug/L	1.13186	0		0	0	0	0.0604	1	0	0%			0%	U
Xylenes, Total	M	ug/L	0	0		0	0	0	0.0604	1	0	0%	0	0	0%	U
1,2-Dichloroethane-d4	S	ug/L	286.11599	11.4446396		10	0	0	0.229	1	500	114%	81	118	0%	
Dibromofluoromethane	S	ug/L	273.96644	10.9586576		10	0	0	0.129	1	500	110%	80	119	0%	
p-Bromofluorobenzene	S	ug/L	276.62946	11.0651784		10	0	0	0.149	1	500	111%	85	114	0%	
Toluene-d8	S	ug/L	263.22393	10.5289572		10	0	0	0.23	1	500	105%	89	112	0%	

Seq No	Lab ID	Test Code	Sample Typ	File ID	Analysis Date	DF	Batch ID	Prep Date	SPKref	RPDref	pmoist
15055463	B22021435-008	VOC-8260-W-S	SAMP	)A5975C\VG022	2/22/2022 5:22:1	1	R375218		0	0	

Analyte	T	Units	RAW	Final	Text	Spike	SPKref	RPDref	MDL	PQL	UQL	%REC	LOW	HIGH	%RPD	Q
1,1,1,2-Tetrachloroethane	A	ug/L	0	0		0	0	0	0.101	1	500	0%	0	0	0%	U
1,1,1-Trichloroethane	A	ug/L	0	0		0	0	0	0.131	1	500	0%	0	0	0%	U
1,1,2,2-Tetrachloroethane	A	ug/L	0	0		0	0	0	0.0872	1	500	0%	0	0	0%	U
1,1,2-Trichloroethane	A	ug/L	0	0		0	0	0	0.108	1	500	0%	0	0	0%	U
1,1-Dichloroethane	A	ug/L	0	0		0	0	0	0.135	1	500	0%	0	0	0%	U
1,1-Dichloroethene	A	ug/L	0	0		0	0	0	0.141	1	500	0%	0	0	0%	U
1,1-Dichloropropene	A	ug/L	0	0		0	0	0	0.083	1	500	0%	0	0	0%	U
1,2,3-Trichloropropane	A	ug/L	0	0		0	0	0	0.235	1	500	0%	0	0	0%	U
1,2-Dibromoethane	A	ug/L	0	0		0	0	0	0.0916	1	500	0%	0	0	0%	U
1,2-Dichlorobenzene	A	ug/L	0	0		0	0	0	0.0746	1	500	0%	0	0	0%	U
1,2-Dichloroethane	A	ug/L	0	0		0	0	0	0.116	1	500	0%	0	0	0%	U
1,2-Dichloropropane	A	ug/L	0	0		0	0	0	0.0847	1	500	0%	0	0	0%	U
1,3-Dichlorobenzene	A	ug/L	0	0		0	0	0	0.0803	1	500	0%	0	0	0%	U
1,3-Dichloropropane	A	ug/L	0	0		0	0	0	0.0791	1	500	0%	0	0	0%	U
1,4-Dichlorobenzene	A	ug/L	0	0		0	0	0	0.0858	1	500	0%	0	0	0%	U
2,2-Dichloropropane	A	ug/L	0	0		0	0	0	0.186	1	500	0%	0	0	0%	U
2-Chlorotoluene	A	ug/L	0	0		0	0	0	0.0876	1	500	0%	0	0	0%	U
4-Chlorotoluene	A	ug/L	0	0		0	0	0	0.0728	1	500	0%	0	0	0%	U
Benzene	A	ug/L	0	0		0	0	0	0.0914	1	500	0%	0	0	0%	U
Bromobenzene	A	ug/L	0	0		0	0	0	0.0831	1	500	0%	0	0	0%	U
Bromochloromethane	A	ug/L	0	0		0	0	0	0.141	1	500	0%	0	0	0%	U
Bromodichloromethane	A	ug/L	0	0		0	0	0	0.12	1	500	0%	0	0	0%	U
Bromoform	A	ug/L	0	0		0	0	0	0.119	1	500	0%	0	0	0%	U
Bromomethane	A	ug/L	0	0		0	0	0	0.253	1	500	0%	0	0	0%	U

Seq No	Lab ID	Test Code	Sample Typ	File ID	Analysis Date	DF	Batch ID	Prep Date	SPKref	RPDref	pmoist				
15055463	B22021435-008	VOC-8260-W-S	SAMP	)A5975C\VG022	2/22/2022 5:22:1	1	R375218		0	0					

Analyte	T	Units	RAW	Final	Text	Spike	SPKref	RPDref	MDL	PQL	UQL	%REC	LOW	HIGH	%RPD	Q
Carbon tetrachloride	A	ug/L	0	0		0	0	0	0.143	1	500	0%	0	0	0%	U
Chlorobenzene	A	ug/L	0	0		0	0	0	0.0914	1	500	0%	0	0	0%	U
Chlorodibromomethane	A	ug/L	0	0		0	0	0	0.0841	1	500	0%	0	0	0%	U
Chloroethane	A	ug/L	0	0		0	0	0	0.169	1	500	0%	0	0	0%	U
Chloroform	A	ug/L	0.25769	0		0	0	0	0.0789	1	500	0%	0	0	0%	U
Chloromethane	A	ug/L	0.43387	0		0	0	0	0.162	1	500	0%	0	0	0%	U
cis-1,2-Dichloroethene	A	ug/L	0	0		0	0	0	0.108	1	500	0%	0	0	0%	U
cis-1,3-Dichloropropene	A	ug/L	0	0		0	0	0	0.073	1	500	0%	0	0	0%	U
Dibromomethane	A	ug/L	0	0		0	0	0	0.147	1	500	0%	0	0	0%	U
Dichlorodifluoromethane	A	ug/L	0	0		0	0	0	0.175	1	500	0%	0	0	0%	U
Ethylbenzene	A	ug/L	0	0		0	0	0	0.0836	1	500	0%	0	0	0%	U
m+p-Xylenes	A	ug/L	0	0		0	0	0	0.15	1	1000	0%	0	0	0%	U
Methyl ethyl ketone	A	ug/L	0	0		0	0	0	1.77	20	5000	0%	0	0	0%	U
Methyl tert-butyl ether (MTBE)	A	ug/L	0	0		0	0	0	0.101	1	500	0%	0	0	0%	U
Methylene chloride	A	ug/L	2.0548	0		0	0	0	0.338	1	500	0%	0	0	0%	U
o-Xylene	A	ug/L	0	0		0	0	0	0.0604	1	500	0%	0	0	0%	U
Styrene	A	ug/L	0	0		0	0	0	0.067	1	500	0%	0	0	0%	U
Tetrachloroethene	A	ug/L	0	0		0	0	0	0.0671	1	500	0%	0	0	0%	U
Toluene	A	ug/L	1.12882	0		0	0	0	0.0679	1	500	0%	0	0	0%	U
trans-1,2-Dichloroethene	A	ug/L	0	0		0	0	0	0.125	1	500	0%	0	0	0%	U
trans-1,3-Dichloropropene	A	ug/L	0	0		0	0	0	0.0846	1	500	0%	0	0	0%	U
Trichloroethene	A	ug/L	0	0		0	0	0	0.0993	1	500	0%	0	0	0%	U
Trichlorofluoromethane	A	ug/L	0	0		0	0	0	0.134	1	500	0%	0	0	0%	U
Vinyl chloride	A	ug/L	0	0		0	0	0	0.153	1	500	0%	0	0	0%	U
1,4-Dichlorobenzene-d4	I	ug/L	250	10		0	0	0	0	0	0	0%	0	0	0%	
Chlorobenzene-d5	I	ug/L	250	10		0	0	0	0.1	0	0	0%	0	0	0%	
Fluorobenzene	I	ug/L	250	10		0	0	0	0.1	0	0	0%	0	0	0%	
BETX, Total	M	ug/L	1.12882	0		0	0	0	0.0604	1	0	0%			0%	U
Xylenes, Total	M	ug/L	0	0		0	0	0	0.0604	1	0	0%	0	0	0%	U
1,2-Dichloroethane-d4	S	ug/L	284.67926	11.3871704		10	0	0	0.229	1	500	114%	81	118	0%	
Dibromofluoromethane	S	ug/L	281.46538	11.2586152		10	0	0	0.129	1	500	113%	80	119	0%	
p-Bromofluorobenzene	S	ug/L	266.97809	10.6791236		10	0	0	0.149	1	500	107%	85	114	0%	
Toluene-d8	S	ug/L	262.62608	10.5050432		10	0	0	0.23	1	500	105%	89	112	0%	

Seq No	Lab ID	Test Code	Sample Typ	File ID	Analysis Date	DF	Batch ID	Prep Date	SPKref	RPDref	pmoist
15055464	B22021435-013	VOC-8260-W-S	SAMP	)A5975C\VG022:2/22/2022 5:49:2		1	R375218		0	0	

Analyte	T	Units	RAW	Final	Text	Spike	SPKref	RPDref	MDL	PQL	UQL	%REC	LOW	HIGH	%RPD	Q
1,1,1,2-Tetrachloroethane	A	ug/L	0	0		0	0	0	0.101	1	500	0%	0	0	0%	U
1,1,1-Trichloroethane	A	ug/L	0	0		0	0	0	0.131	1	500	0%	0	0	0%	U
1,1,2,2-Tetrachloroethane	A	ug/L	0	0		0	0	0	0.0872	1	500	0%	0	0	0%	U
1,1,2-Trichloroethane	A	ug/L	0	0		0	0	0	0.108	1	500	0%	0	0	0%	U
1,1-Dichloroethane	A	ug/L	0	0		0	0	0	0.135	1	500	0%	0	0	0%	U
1,1-Dichloroethene	A	ug/L	0	0		0	0	0	0.141	1	500	0%	0	0	0%	U
1,1-Dichloropropene	A	ug/L	0	0		0	0	0	0.083	1	500	0%	0	0	0%	U
1,2,3-Trichloropropane	A	ug/L	0	0		0	0	0	0.235	1	500	0%	0	0	0%	U
1,2-Dibromoethane	A	ug/L	0	0		0	0	0	0.0916	1	500	0%	0	0	0%	U
1,2-Dichlorobenzene	A	ug/L	0	0		0	0	0	0.0746	1	500	0%	0	0	0%	U
1,2-Dichloroethane	A	ug/L	0	0		0	0	0	0.116	1	500	0%	0	0	0%	U
1,2-Dichloropropane	A	ug/L	0	0		0	0	0	0.0847	1	500	0%	0	0	0%	U
1,3-Dichlorobenzene	A	ug/L	0	0		0	0	0	0.0803	1	500	0%	0	0	0%	U
1,3-Dichloropropane	A	ug/L	0	0		0	0	0	0.0791	1	500	0%	0	0	0%	U
1,4-Dichlorobenzene	A	ug/L	0	0		0	0	0	0.0858	1	500	0%	0	0	0%	U
2,2-Dichloropropane	A	ug/L	0	0		0	0	0	0.186	1	500	0%	0	0	0%	U
2-Chlorotoluene	A	ug/L	0	0		0	0	0	0.0876	1	500	0%	0	0	0%	U
4-Chlorotoluene	A	ug/L	0	0		0	0	0	0.0728	1	500	0%	0	0	0%	U
Benzene	A	ug/L	0.12932	0		0	0	0	0.0914	1	500	0%	0	0	0%	U
Bromobenzene	A	ug/L	0	0		0	0	0	0.0831	1	500	0%	0	0	0%	U
Bromochloromethane	A	ug/L	0	0		0	0	0	0.141	1	500	0%	0	0	0%	U
Bromodichloromethane	A	ug/L	0	0		0	0	0	0.12	1	500	0%	0	0	0%	U
Bromoform	A	ug/L	0	0		0	0	0	0.119	1	500	0%	0	0	0%	U
Bromomethane	A	ug/L	0	0		0	0	0	0.253	1	500	0%	0	0	0%	U
Carbon tetrachloride	A	ug/L	0	0		0	0	0	0.143	1	500	0%	0	0	0%	U
Chlorobenzene	A	ug/L	0	0		0	0	0	0.0914	1	500	0%	0	0	0%	U
Chlorodibromomethane	A	ug/L	0	0		0	0	0	0.0841	1	500	0%	0	0	0%	U
Chloroethane	A	ug/L	0	0		0	0	0	0.169	1	500	0%	0	0	0%	U
Chloroform	A	ug/L	0	0		0	0	0	0.0789	1	500	0%	0	0	0%	U
Chloromethane	A	ug/L	0.29061	0		0	0	0	0.162	1	500	0%	0	0	0%	U
cis-1,2-Dichloroethene	A	ug/L	0	0		0	0	0	0.108	1	500	0%	0	0	0%	U
cis-1,3-Dichloropropene	A	ug/L	0	0		0	0	0	0.073	1	500	0%	0	0	0%	U
Dibromomethane	A	ug/L	0	0		0	0	0	0.147	1	500	0%	0	0	0%	U
Dichlorodifluoromethane	A	ug/L	0	0		0	0	0	0.175	1	500	0%	0	0	0%	U
Ethylbenzene	A	ug/L	0	0		0	0	0	0.0836	1	500	0%	0	0	0%	U

Seq No	Lab ID	Test Code	Sample Typ	File ID	Analysis Date	DF	Batch ID	Prep Date	SPKref	RPDref	pmoist
15055464	B22021435-013	VOC-8260-W-S	SAMP	)A5975C\VG022:2/22/2022 5:49:2		1	R375218		0	0	

Analyte	T	Units	RAW	Final	Text	Spike	SPKref	RPDref	MDL	PQL	UQL	%REC	LOW	HIGH	%RPD	Q
m+p-Xylenes	A	ug/L	0	0		0	0	0	0.15	1	1000	0%	0	0	0%	U
Methyl ethyl ketone	A	ug/L	0	0		0	0	0	1.77	20	5000	0%	0	0	0%	U
Methyl tert-butyl ether (MTBE)	A	ug/L	0	0		0	0	0	0.101	1	500	0%	0	0	0%	U
Methylene chloride	A	ug/L	1.6093	0		0	0	0	0.338	1	500	0%	0	0	0%	U
o-Xylene	A	ug/L	0	0		0	0	0	0.0604	1	500	0%	0	0	0%	U
Styrene	A	ug/L	0	0		0	0	0	0.067	1	500	0%	0	0	0%	U
Tetrachloroethene	A	ug/L	0	0		0	0	0	0.0671	1	500	0%	0	0	0%	U
Toluene	A	ug/L	2.78223	0.1112892		0	0	0	0.0679	1	500	0%	0	0	0%	J
trans-1,2-Dichloroethene	A	ug/L	0	0		0	0	0	0.125	1	500	0%	0	0	0%	U
trans-1,3-Dichloropropene	A	ug/L	0	0		0	0	0	0.0846	1	500	0%	0	0	0%	U
Trichloroethene	A	ug/L	0	0		0	0	0	0.0993	1	500	0%	0	0	0%	U
Trichlorofluoromethane	A	ug/L	0	0		0	0	0	0.134	1	500	0%	0	0	0%	U
Vinyl chloride	A	ug/L	0	0		0	0	0	0.153	1	500	0%	0	0	0%	U
1,4-Dichlorobenzene-d4	I	ug/L	250	10		0	0	0	0	0	0	0%	0	0	0%	
Chlorobenzene-d5	I	ug/L	250	10		0	0	0	0.1	0	0	0%	0	0	0%	
Fluorobenzene	I	ug/L	250	10		0	0	0	0.1	0	0	0%	0	0	0%	
BETX, Total	M	ug/L	2.91155	0.1112892		0	0	0	0.0679	1	0	0%			0%	J
Xylenes, Total	M	ug/L	0	0		0	0	0	0.0604	1	0	0%	0	0	0%	U
1,2-Dichloroethane-d4	S	ug/L	293.6954	11.747816		10	0	0	0.229	1	500	117%	81	118	0%	
Dibromofluoromethane	S	ug/L	283.77976	11.3511904		10	0	0	0.129	1	500	114%	80	119	0%	
p-Bromofluorobenzene	S	ug/L	270.28253	10.8113012		10	0	0	0.149	1	500	108%	85	114	0%	
Toluene-d8	S	ug/L	264.81653	10.5926612		10	0	0	0.23	1	500	106%	89	112	0%	

Seq No	Lab ID	Test Code	Sample Typ	File ID	Analysis Date	DF	Batch ID	Prep Date	SPKref	RPDref	pmoist
15055465	B22021435-018	VOC-8260-W-S	SAMP	)A5975C\VG022:2/22/2022 6:16:2		1	R375218		0	0	

Analyte	T	Units	RAW	Final	Text	Spike	SPKref	RPDref	MDL	PQL	UQL	%REC	LOW	HIGH	%RPD	Q
1,1,1,2-Tetrachloroethane	A	ug/L	0	0		0	0	0	0.101	1	500	0%	0	0	0%	U
1,1,1-Trichloroethane	A	ug/L	0	0		0	0	0	0.131	1	500	0%	0	0	0%	U
1,1,2,2-Tetrachloroethane	A	ug/L	0	0		0	0	0	0.0872	1	500	0%	0	0	0%	U
1,1,2-Trichloroethane	A	ug/L	0	0		0	0	0	0.108	1	500	0%	0	0	0%	U
1,1-Dichloroethane	A	ug/L	0	0		0	0	0	0.135	1	500	0%	0	0	0%	U
1,1-Dichloroethene	A	ug/L	0	0		0	0	0	0.141	1	500	0%	0	0	0%	U
1,1-Dichloropropene	A	ug/L	0	0		0	0	0	0.083	1	500	0%	0	0	0%	U
1,2,3-Trichloropropane	A	ug/L	0	0		0	0	0	0.235	1	500	0%	0	0	0%	U

Seq No	Lab ID	Test Code	Sample Typ	File ID	Analysis Date	DF	Batch ID	Prep Date	SPKref	RPDref	pmoist
15055465	B22021435-018	VOC-8260-W-S	SAMP	)A5975C\VG022	2/22/2022 6:16:2	1	R375218		0	0	

Analyte	T	Units	RAW	Final	Text	Spike	SPKref	RPDref	MDL	PQL	UQL	%REC	LOW	HIGH	%RPD	Q
1,2-Dibromoethane	A	ug/L	0	0		0	0	0	0.0916	1	500	0%	0	0	0%	U
1,2-Dichlorobenzene	A	ug/L	0	0		0	0	0	0.0746	1	500	0%	0	0	0%	U
1,2-Dichloroethane	A	ug/L	0	0		0	0	0	0.116	1	500	0%	0	0	0%	U
1,2-Dichloropropane	A	ug/L	0	0		0	0	0	0.0847	1	500	0%	0	0	0%	U
1,3-Dichlorobenzene	A	ug/L	0	0		0	0	0	0.0803	1	500	0%	0	0	0%	U
1,3-Dichloropropane	A	ug/L	0	0		0	0	0	0.0791	1	500	0%	0	0	0%	U
1,4-Dichlorobenzene	A	ug/L	0	0		0	0	0	0.0858	1	500	0%	0	0	0%	U
2,2-Dichloropropane	A	ug/L	0	0		0	0	0	0.186	1	500	0%	0	0	0%	U
2-Chlorotoluene	A	ug/L	0	0		0	0	0	0.0876	1	500	0%	0	0	0%	U
4-Chlorotoluene	A	ug/L	0	0		0	0	0	0.0728	1	500	0%	0	0	0%	U
Benzene	A	ug/L	0	0		0	0	0	0.0914	1	500	0%	0	0	0%	U
Bromobenzene	A	ug/L	0	0		0	0	0	0.0831	1	500	0%	0	0	0%	U
Bromochloromethane	A	ug/L	0	0		0	0	0	0.141	1	500	0%	0	0	0%	U
Bromodichloromethane	A	ug/L	0	0		0	0	0	0.12	1	500	0%	0	0	0%	U
Bromoform	A	ug/L	0	0		0	0	0	0.119	1	500	0%	0	0	0%	U
Bromomethane	A	ug/L	0	0		0	0	0	0.253	1	500	0%	0	0	0%	U
Carbon tetrachloride	A	ug/L	0	0		0	0	0	0.143	1	500	0%	0	0	0%	U
Chlorobenzene	A	ug/L	0	0		0	0	0	0.0914	1	500	0%	0	0	0%	U
Chlorodibromomethane	A	ug/L	0	0		0	0	0	0.0841	1	500	0%	0	0	0%	U
Chloroethane	A	ug/L	0	0		0	0	0	0.169	1	500	0%	0	0	0%	U
Chloroform	A	ug/L	0	0		0	0	0	0.0789	1	500	0%	0	0	0%	U
Chloromethane	A	ug/L	0.42269	0		0	0	0	0.162	1	500	0%	0	0	0%	U
cis-1,2-Dichloroethene	A	ug/L	0	0		0	0	0	0.108	1	500	0%	0	0	0%	U
cis-1,3-Dichloropropene	A	ug/L	0	0		0	0	0	0.073	1	500	0%	0	0	0%	U
Dibromomethane	A	ug/L	0	0		0	0	0	0.147	1	500	0%	0	0	0%	U
Dichlorodifluoromethane	A	ug/L	0	0		0	0	0	0.175	1	500	0%	0	0	0%	U
Ethylbenzene	A	ug/L	0	0		0	0	0	0.0836	1	500	0%	0	0	0%	U
m+p-Xylenes	A	ug/L	0	0		0	0	0	0.15	1	1000	0%	0	0	0%	U
Methyl ethyl ketone	A	ug/L	0	0		0	0	0	1.77	20	5000	0%	0	0	0%	U
Methyl tert-butyl ether (MTBE)	A	ug/L	0	0		0	0	0	0.101	1	500	0%	0	0	0%	U
Methylene chloride	A	ug/L	2.30074	0		0	0	0	0.338	1	500	0%	0	0	0%	U
o-Xylene	A	ug/L	0	0		0	0	0	0.0604	1	500	0%	0	0	0%	U
Styrene	A	ug/L	0	0		0	0	0	0.067	1	500	0%	0	0	0%	U
Tetrachloroethene	A	ug/L	0	0		0	0	0	0.0671	1	500	0%	0	0	0%	U
Toluene	A	ug/L	1.32732	0		0	0	0	0.0679	1	500	0%	0	0	0%	U

Seq No	Lab ID	Test Code	Sample Typ	File ID	Analysis Date	DF	Batch ID	Prep Date	SPKref	RPDref	pmoist
15055465	B22021435-018	VOC-8260-W-S	SAMP	)A5975C\VG022	2/22/2022 6:16:2	1	R375218		0	0	

Analyte	T	Units	RAW	Final	Text	Spike	SPKref	RPDref	MDL	PQL	UQL	%REC	LOW	HIGH	%RPD	Q
trans-1,2-Dichloroethene	A	ug/L	0	0		0	0	0	0.125	1	500	0%	0	0	0%	U
trans-1,3-Dichloropropene	A	ug/L	0	0		0	0	0	0.0846	1	500	0%	0	0	0%	U
Trichloroethene	A	ug/L	0	0		0	0	0	0.0993	1	500	0%	0	0	0%	U
Trichlorofluoromethane	A	ug/L	0	0		0	0	0	0.134	1	500	0%	0	0	0%	U
Vinyl chloride	A	ug/L	0	0		0	0	0	0.153	1	500	0%	0	0	0%	U
1,4-Dichlorobenzene-d4	I	ug/L	250	10		0	0	0	0	0	0	0%	0	0	0%	
Chlorobenzene-d5	I	ug/L	250	10		0	0	0	0.1	0	0	0%	0	0	0%	
Fluorobenzene	I	ug/L	250	10		0	0	0	0.1	0	0	0%	0	0	0%	
BETX, Total	M	ug/L	1.32732	0		0	0	0	0.0604	1	0	0%			0%	U
Xylenes, Total	M	ug/L	0	0		0	0	0	0.0604	1	0	0%	0	0	0%	U
1,2-Dichloroethane-d4	S	ug/L	284.70753	11.3883012		10	0	0	0.229	1	500	114%	81	118	0%	
Dibromofluoromethane	S	ug/L	277.68589	11.1074356		10	0	0	0.129	1	500	111%	80	119	0%	
p-Bromofluorobenzene	S	ug/L	267.51392	10.7005568		10	0	0	0.149	1	500	107%	85	114	0%	
Toluene-d8	S	ug/L	263.5168	10.540672		10	0	0	0.23	1	500	105%	89	112	0%	

Seq No	Lab ID	Test Code	Sample Typ	File ID	Analysis Date	DF	Batch ID	Prep Date	SPKref	RPDref	pmoist
15055466	B22021435-023	VOC-8260-W-S	SAMP	)A5975C\VG022	2/22/2022 6:43:3	1	R375218		0	0	

Analyte	T	Units	RAW	Final	Text	Spike	SPKref	RPDref	MDL	PQL	UQL	%REC	LOW	HIGH	%RPD	Q
1,1,1,2-Tetrachloroethane	A	ug/L	0	0		0	0	0	0.101	1	500	0%	0	0	0%	U
1,1,1-Trichloroethane	A	ug/L	0	0		0	0	0	0.131	1	500	0%	0	0	0%	U
1,1,2,2-Tetrachloroethane	A	ug/L	0	0		0	0	0	0.0872	1	500	0%	0	0	0%	U
1,1,2-Trichloroethane	A	ug/L	0	0		0	0	0	0.108	1	500	0%	0	0	0%	U
1,1-Dichloroethane	A	ug/L	0	0		0	0	0	0.135	1	500	0%	0	0	0%	U
1,1-Dichloroethene	A	ug/L	0	0		0	0	0	0.141	1	500	0%	0	0	0%	U
1,1-Dichloropropene	A	ug/L	0	0		0	0	0	0.083	1	500	0%	0	0	0%	U
1,2,3-Trichloropropane	A	ug/L	0	0		0	0	0	0.235	1	500	0%	0	0	0%	U
1,2-Dibromoethane	A	ug/L	0	0		0	0	0	0.0916	1	500	0%	0	0	0%	U
1,2-Dichlorobenzene	A	ug/L	0	0		0	0	0	0.0746	1	500	0%	0	0	0%	U
1,2-Dichloroethane	A	ug/L	0	0		0	0	0	0.116	1	500	0%	0	0	0%	U
1,2-Dichloropropane	A	ug/L	0	0		0	0	0	0.0847	1	500	0%	0	0	0%	U
1,3-Dichlorobenzene	A	ug/L	0	0		0	0	0	0.0803	1	500	0%	0	0	0%	U
1,3-Dichloropropane	A	ug/L	0	0		0	0	0	0.0791	1	500	0%	0	0	0%	U
1,4-Dichlorobenzene	A	ug/L	0	0		0	0	0	0.0858	1	500	0%	0	0	0%	U
2,2-Dichloropropane	A	ug/L	0	0		0	0	0	0.186	1	500	0%	0	0	0%	U

Seq No	Lab ID	Test Code	Sample Typ	File ID	Analysis Date	DF	Batch ID	Prep Date	SPKref	RPDref	pmoist
15055466	B22021435-023	VOC-8260-W-S	SAMP	)A5975C\VG022	2/22/2022 6:43:3	1	R375218		0	0	

Analyte	T	Units	RAW	Final	Text	Spike	SPKref	RPDref	MDL	PQL	UQL	%REC	LOW	HIGH	%RPD	Q
2-Chlorotoluene	A	ug/L	0	0		0	0	0	0.0876	1	500	0%	0	0	0%	U
4-Chlorotoluene	A	ug/L	0	0		0	0	0	0.0728	1	500	0%	0	0	0%	U
Benzene	A	ug/L	0	0		0	0	0	0.0914	1	500	0%	0	0	0%	U
Bromobenzene	A	ug/L	0	0		0	0	0	0.0831	1	500	0%	0	0	0%	U
Bromochloromethane	A	ug/L	0	0		0	0	0	0.141	1	500	0%	0	0	0%	U
Bromodichloromethane	A	ug/L	0	0		0	0	0	0.12	1	500	0%	0	0	0%	U
Bromoform	A	ug/L	0	0		0	0	0	0.119	1	500	0%	0	0	0%	U
Bromomethane	A	ug/L	0	0		0	0	0	0.253	1	500	0%	0	0	0%	U
Carbon tetrachloride	A	ug/L	0	0		0	0	0	0.143	1	500	0%	0	0	0%	U
Chlorobenzene	A	ug/L	0	0		0	0	0	0.0914	1	500	0%	0	0	0%	U
Chlorodibromomethane	A	ug/L	0	0		0	0	0	0.0841	1	500	0%	0	0	0%	U
Chloroethane	A	ug/L	0	0		0	0	0	0.169	1	500	0%	0	0	0%	U
Chloroform	A	ug/L	0	0		0	0	0	0.0789	1	500	0%	0	0	0%	U
Chloromethane	A	ug/L	0	0		0	0	0	0.162	1	500	0%	0	0	0%	U
cis-1,2-Dichloroethene	A	ug/L	0	0		0	0	0	0.108	1	500	0%	0	0	0%	U
cis-1,3-Dichloropropene	A	ug/L	0	0		0	0	0	0.073	1	500	0%	0	0	0%	U
Dibromomethane	A	ug/L	0	0		0	0	0	0.147	1	500	0%	0	0	0%	U
Dichlorodifluoromethane	A	ug/L	0	0		0	0	0	0.175	1	500	0%	0	0	0%	U
Ethylbenzene	A	ug/L	0	0		0	0	0	0.0836	1	500	0%	0	0	0%	U
m+p-Xylenes	A	ug/L	0	0		0	0	0	0.15	1	1000	0%	0	0	0%	U
Methyl ethyl ketone	A	ug/L	0	0		0	0	0	1.77	20	5000	0%	0	0	0%	U
Methyl tert-butyl ether (MTBE)	A	ug/L	0	0		0	0	0	0.101	1	500	0%	0	0	0%	U
Methylene chloride	A	ug/L	1.83822	0		0	0	0	0.338	1	500	0%	0	0	0%	U
o-Xylene	A	ug/L	0	0		0	0	0	0.0604	1	500	0%	0	0	0%	U
Styrene	A	ug/L	0	0		0	0	0	0.067	1	500	0%	0	0	0%	U
Tetrachloroethene	A	ug/L	0	0		0	0	0	0.0671	1	500	0%	0	0	0%	U
Toluene	A	ug/L	1.49982	0		0	0	0	0.0679	1	500	0%	0	0	0%	U
trans-1,2-Dichloroethene	A	ug/L	0	0		0	0	0	0.125	1	500	0%	0	0	0%	U
trans-1,3-Dichloropropene	A	ug/L	0	0		0	0	0	0.0846	1	500	0%	0	0	0%	U
Trichloroethene	A	ug/L	0	0		0	0	0	0.0993	1	500	0%	0	0	0%	U
Trichlorofluoromethane	A	ug/L	0	0		0	0	0	0.134	1	500	0%	0	0	0%	U
Vinyl chloride	A	ug/L	0	0		0	0	0	0.153	1	500	0%	0	0	0%	U
1,4-Dichlorobenzene-d4	I	ug/L	250	10		0	0	0	0	0	0	0%	0	0	0%	
Chlorobenzene-d5	I	ug/L	250	10		0	0	0	0.1	0	0	0%	0	0	0%	
Fluorobenzene	I	ug/L	250	10		0	0	0	0.1	0	0	0%	0	0	0%	

Seq No	Lab ID	Test Code	Sample Typ	File ID	Analysis Date	DF	Batch ID	Prep Date	SPKref	RPDref	pmoist
15055466	B22021435-023	VOC-8260-W-S	SAMP	)A5975C\VG022	2/22/2022 6:43:3	1	R375218		0	0	

Analyte	T	Units	RAW	Final	Text	Spike	SPKref	RPDref	MDL	PQL	UQL	%REC	LOW	HIGH	%RPD	Q
BETX, Total	M	ug/L	1.49982	0		0	0	0	0.0604	1	0	0%			0%	U
Xylenes, Total	M	ug/L	0	0		0	0	0	0.0604	1	0	0%	0	0	0%	U
1,2-Dichloroethane-d4	S	ug/L	296.90486	11.8761944		10	0	0	0.229	1	500	119%	81	118	0%	S
Dibromofluoromethane	S	ug/L	281.11167	11.2444668		10	0	0	0.129	1	500	112%	80	119	0%	
p-Bromofluorobenzene	S	ug/L	271.95456	10.8781824		10	0	0	0.149	1	500	109%	85	114	0%	
Toluene-d8	S	ug/L	264.66659	10.5866636		10	0	0	0.23	1	500	106%	89	112	0%	

Seq No	Lab ID	Test Code	Sample Typ	File ID	Analysis Date	DF	Batch ID	Prep Date	SPKref	RPDref	pmoist
15055467	B22021435-028	VOC-8260-W-S	SAMP	)A5975C\VG022	2/22/2022 7:10:4	1	R375218		0	0	

Analyte	T	Units	RAW	Final	Text	Spike	SPKref	RPDref	MDL	PQL	UQL	%REC	LOW	HIGH	%RPD	Q
1,1,1,2-Tetrachloroethane	A	ug/L	0	0		0	0	0	0.101	1	500	0%	0	0	0%	U
1,1,1-Trichloroethane	A	ug/L	0	0		0	0	0	0.131	1	500	0%	0	0	0%	U
1,1,2,2-Tetrachloroethane	A	ug/L	0	0		0	0	0	0.0872	1	500	0%	0	0	0%	U
1,1,2-Trichloroethane	A	ug/L	0	0		0	0	0	0.108	1	500	0%	0	0	0%	U
1,1-Dichloroethane	A	ug/L	0	0		0	0	0	0.135	1	500	0%	0	0	0%	U
1,1-Dichloroethene	A	ug/L	0	0		0	0	0	0.141	1	500	0%	0	0	0%	U
1,1-Dichloropropene	A	ug/L	0	0		0	0	0	0.083	1	500	0%	0	0	0%	U
1,2,3-Trichloropropane	A	ug/L	0	0		0	0	0	0.235	1	500	0%	0	0	0%	U
1,2-Dibromoethane	A	ug/L	0	0		0	0	0	0.0916	1	500	0%	0	0	0%	U
1,2-Dichlorobenzene	A	ug/L	0	0		0	0	0	0.0746	1	500	0%	0	0	0%	U
1,2-Dichloroethane	A	ug/L	0	0		0	0	0	0.116	1	500	0%	0	0	0%	U
1,2-Dichloropropane	A	ug/L	0	0		0	0	0	0.0847	1	500	0%	0	0	0%	U
1,3-Dichlorobenzene	A	ug/L	0	0		0	0	0	0.0803	1	500	0%	0	0	0%	U
1,3-Dichloropropane	A	ug/L	0	0		0	0	0	0.0791	1	500	0%	0	0	0%	U
1,4-Dichlorobenzene	A	ug/L	0	0		0	0	0	0.0858	1	500	0%	0	0	0%	U
2,2-Dichloropropane	A	ug/L	0	0		0	0	0	0.186	1	500	0%	0	0	0%	U
2-Chlorotoluene	A	ug/L	0	0		0	0	0	0.0876	1	500	0%	0	0	0%	U
4-Chlorotoluene	A	ug/L	0	0		0	0	0	0.0728	1	500	0%	0	0	0%	U
Benzene	A	ug/L	0	0		0	0	0	0.0914	1	500	0%	0	0	0%	U
Bromobenzene	A	ug/L	0	0		0	0	0	0.0831	1	500	0%	0	0	0%	U
Bromochloromethane	A	ug/L	0	0		0	0	0	0.141	1	500	0%	0	0	0%	U
Bromodichloromethane	A	ug/L	0	0		0	0	0	0.12	1	500	0%	0	0	0%	U
Bromoform	A	ug/L	0	0		0	0	0	0.119	1	500	0%	0	0	0%	U
Bromomethane	A	ug/L	0	0		0	0	0	0.253	1	500	0%	0	0	0%	U

Seq No	Lab ID	Test Code	Sample Typ	File ID	Analysis Date	DF	Batch ID	Prep Date	SPKref	RPDref	pmoist
15055467	B22021435-028	VOC-8260-W-S	SAMP	)A5975C\VG022	2/22/2022 7:10:4	1	R375218		0	0	

Analyte	T	Units	RAW	Final	Text	Spike	SPKref	RPDref	MDL	PQL	UQL	%REC	LOW	HIGH	%RPD	Q
Carbon tetrachloride	A	ug/L	0	0		0	0	0	0.143	1	500	0%	0	0	0%	U
Chlorobenzene	A	ug/L	0	0		0	0	0	0.0914	1	500	0%	0	0	0%	U
Chlorodibromomethane	A	ug/L	0	0		0	0	0	0.0841	1	500	0%	0	0	0%	U
Chloroethane	A	ug/L	0	0		0	0	0	0.169	1	500	0%	0	0	0%	U
Chloroform	A	ug/L	0.38544	0		0	0	0	0.0789	1	500	0%	0	0	0%	U
Chloromethane	A	ug/L	0.43468	0		0	0	0	0.162	1	500	0%	0	0	0%	U
cis-1,2-Dichloroethene	A	ug/L	0	0		0	0	0	0.108	1	500	0%	0	0	0%	U
cis-1,3-Dichloropropene	A	ug/L	0	0		0	0	0	0.073	1	500	0%	0	0	0%	U
Dibromomethane	A	ug/L	0	0		0	0	0	0.147	1	500	0%	0	0	0%	U
Dichlorodifluoromethane	A	ug/L	0	0		0	0	0	0.175	1	500	0%	0	0	0%	U
Ethylbenzene	A	ug/L	0	0		0	0	0	0.0836	1	500	0%	0	0	0%	U
m+p-Xylenes	A	ug/L	0	0		0	0	0	0.15	1	1000	0%	0	0	0%	U
Methyl ethyl ketone	A	ug/L	0	0		0	0	0	1.77	20	5000	0%	0	0	0%	U
Methyl tert-butyl ether (MTBE)	A	ug/L	0	0		0	0	0	0.101	1	500	0%	0	0	0%	U
Methylene chloride	A	ug/L	1.28269	0		0	0	0	0.338	1	500	0%	0	0	0%	U
o-Xylene	A	ug/L	0	0		0	0	0	0.0604	1	500	0%	0	0	0%	U
Styrene	A	ug/L	0	0		0	0	0	0.067	1	500	0%	0	0	0%	U
Tetrachloroethene	A	ug/L	0	0		0	0	0	0.0671	1	500	0%	0	0	0%	U
Toluene	A	ug/L	0.91855	0		0	0	0	0.0679	1	500	0%	0	0	0%	U
trans-1,2-Dichloroethene	A	ug/L	0	0		0	0	0	0.125	1	500	0%	0	0	0%	U
trans-1,3-Dichloropropene	A	ug/L	0	0		0	0	0	0.0846	1	500	0%	0	0	0%	U
Trichloroethene	A	ug/L	0	0		0	0	0	0.0993	1	500	0%	0	0	0%	U
Trichlorofluoromethane	A	ug/L	0	0		0	0	0	0.134	1	500	0%	0	0	0%	U
Vinyl chloride	A	ug/L	0	0		0	0	0	0.153	1	500	0%	0	0	0%	U
1,4-Dichlorobenzene-d4	I	ug/L	250	10		0	0	0	0	0	0	0%	0	0	0%	
Chlorobenzene-d5	I	ug/L	250	10		0	0	0	0.1	0	0	0%	0	0	0%	
Fluorobenzene	I	ug/L	250	10		0	0	0	0.1	0	0	0%	0	0	0%	
BETX, Total	M	ug/L	0.91855	0		0	0	0	0.0604	1	0	0%			0%	U
Xylenes, Total	M	ug/L	0	0		0	0	0	0.0604	1	0	0%	0	0	0%	U
1,2-Dichloroethane-d4	S	ug/L	288.24116	11.5296464		10	0	0	0.229	1	500	115%	81	118	0%	
Dibromofluoromethane	S	ug/L	283.10319	11.3241276		10	0	0	0.129	1	500	113%	80	119	0%	
p-Bromofluorobenzene	S	ug/L	268.2437	10.729748		10	0	0	0.149	1	500	107%	85	114	0%	
Toluene-d8	S	ug/L	259.92015	10.396806		10	0	0	0.23	1	500	104%	89	112	0%	

Seq No	Lab ID	Test Code	Sample Typ	File ID	Analysis Date	DF	Batch ID	Prep Date	SPKref	RPDref	pmoist
15055468	B22021435-033	VOC-8260-W-S	SAMP	)A5975C\VG022:2/22/2022 7:37:5		1	R375218		0	0	

Analyte	T	Units	RAW	Final	Text	Spike	SPKref	RPDref	MDL	PQL	UQL	%REC	LOW	HIGH	%RPD	Q
1,1,1,2-Tetrachloroethane	A	ug/L	0	0		0	0	0	0.101	1	500	0%	0	0	0%	U
1,1,1-Trichloroethane	A	ug/L	0	0		0	0	0	0.131	1	500	0%	0	0	0%	U
1,1,2,2-Tetrachloroethane	A	ug/L	0	0		0	0	0	0.0872	1	500	0%	0	0	0%	U
1,1,2-Trichloroethane	A	ug/L	0	0		0	0	0	0.108	1	500	0%	0	0	0%	U
1,1-Dichloroethane	A	ug/L	0	0		0	0	0	0.135	1	500	0%	0	0	0%	U
1,1-Dichloroethene	A	ug/L	0	0		0	0	0	0.141	1	500	0%	0	0	0%	U
1,1-Dichloropropene	A	ug/L	0	0		0	0	0	0.083	1	500	0%	0	0	0%	U
1,2,3-Trichloropropane	A	ug/L	0	0		0	0	0	0.235	1	500	0%	0	0	0%	U
1,2-Dibromoethane	A	ug/L	0	0		0	0	0	0.0916	1	500	0%	0	0	0%	U
1,2-Dichlorobenzene	A	ug/L	0	0		0	0	0	0.0746	1	500	0%	0	0	0%	U
1,2-Dichloroethane	A	ug/L	0	0		0	0	0	0.116	1	500	0%	0	0	0%	U
1,2-Dichloropropane	A	ug/L	0	0		0	0	0	0.0847	1	500	0%	0	0	0%	U
1,3-Dichlorobenzene	A	ug/L	0	0		0	0	0	0.0803	1	500	0%	0	0	0%	U
1,3-Dichloropropane	A	ug/L	0	0		0	0	0	0.0791	1	500	0%	0	0	0%	U
1,4-Dichlorobenzene	A	ug/L	0	0		0	0	0	0.0858	1	500	0%	0	0	0%	U
2,2-Dichloropropane	A	ug/L	0	0		0	0	0	0.186	1	500	0%	0	0	0%	U
2-Chlorotoluene	A	ug/L	0	0		0	0	0	0.0876	1	500	0%	0	0	0%	U
4-Chlorotoluene	A	ug/L	0	0		0	0	0	0.0728	1	500	0%	0	0	0%	U
Benzene	A	ug/L	0	0		0	0	0	0.0914	1	500	0%	0	0	0%	U
Bromobenzene	A	ug/L	0	0		0	0	0	0.0831	1	500	0%	0	0	0%	U
Bromochloromethane	A	ug/L	0	0		0	0	0	0.141	1	500	0%	0	0	0%	U
Bromodichloromethane	A	ug/L	0	0		0	0	0	0.12	1	500	0%	0	0	0%	U
Bromoform	A	ug/L	0	0		0	0	0	0.119	1	500	0%	0	0	0%	U
Bromomethane	A	ug/L	0	0		0	0	0	0.253	1	500	0%	0	0	0%	U
Carbon tetrachloride	A	ug/L	0	0		0	0	0	0.143	1	500	0%	0	0	0%	U
Chlorobenzene	A	ug/L	0	0		0	0	0	0.0914	1	500	0%	0	0	0%	U
Chlorodibromomethane	A	ug/L	0	0		0	0	0	0.0841	1	500	0%	0	0	0%	U
Chloroethane	A	ug/L	0	0		0	0	0	0.169	1	500	0%	0	0	0%	U
Chloroform	A	ug/L	0	0		0	0	0	0.0789	1	500	0%	0	0	0%	U
Chloromethane	A	ug/L	0	0		0	0	0	0.162	1	500	0%	0	0	0%	U
cis-1,2-Dichloroethene	A	ug/L	0	0		0	0	0	0.108	1	500	0%	0	0	0%	U
cis-1,3-Dichloropropene	A	ug/L	0	0		0	0	0	0.073	1	500	0%	0	0	0%	U
Dibromomethane	A	ug/L	0	0		0	0	0	0.147	1	500	0%	0	0	0%	U
Dichlorodifluoromethane	A	ug/L	0	0		0	0	0	0.175	1	500	0%	0	0	0%	U
Ethylbenzene	A	ug/L	0	0		0	0	0	0.0836	1	500	0%	0	0	0%	U

Seq No	Lab ID	Test Code	Sample Typ	File ID	Analysis Date	DF	Batch ID	Prep Date	SPKref	RPDref	pmoist
15055468	B22021435-033	VOC-8260-W-S	SAMP	)A5975C\VG022	2/22/2022 7:37:5	1	R375218		0	0	

Analyte	T	Units	RAW	Final	Text	Spike	SPKref	RPDref	MDL	PQL	UQL	%REC	LOW	HIGH	%RPD	Q
m+p-Xylenes	A	ug/L	0	0		0	0	0	0.15	1	1000	0%	0	0	0%	U
Methyl ethyl ketone	A	ug/L	0	0		0	0	0	1.77	20	5000	0%	0	0	0%	U
Methyl tert-butyl ether (MTBE)	A	ug/L	0	0		0	0	0	0.101	1	500	0%	0	0	0%	U
Methylene chloride	A	ug/L	1.94085	0		0	0	0	0.338	1	500	0%	0	0	0%	U
o-Xylene	A	ug/L	0	0		0	0	0	0.0604	1	500	0%	0	0	0%	U
Styrene	A	ug/L	0	0		0	0	0	0.067	1	500	0%	0	0	0%	U
Tetrachloroethene	A	ug/L	0	0		0	0	0	0.0671	1	500	0%	0	0	0%	U
Toluene	A	ug/L	1.19644	0		0	0	0	0.0679	1	500	0%	0	0	0%	U
trans-1,2-Dichloroethene	A	ug/L	0	0		0	0	0	0.125	1	500	0%	0	0	0%	U
trans-1,3-Dichloropropene	A	ug/L	0	0		0	0	0	0.0846	1	500	0%	0	0	0%	U
Trichloroethene	A	ug/L	0	0		0	0	0	0.0993	1	500	0%	0	0	0%	U
Trichlorofluoromethane	A	ug/L	0	0		0	0	0	0.134	1	500	0%	0	0	0%	U
Vinyl chloride	A	ug/L	0	0		0	0	0	0.153	1	500	0%	0	0	0%	U
1,4-Dichlorobenzene-d4	I	ug/L	250	10		0	0	0	0	0	0	0%	0	0	0%	
Chlorobenzene-d5	I	ug/L	250	10		0	0	0	0.1	0	0	0%	0	0	0%	
Fluorobenzene	I	ug/L	250	10		0	0	0	0.1	0	0	0%	0	0	0%	
BETX, Total	M	ug/L	1.19644	0		0	0	0	0.0604	1	0	0%			0%	U
Xylenes, Total	M	ug/L	0	0		0	0	0	0.0604	1	0	0%	0	0	0%	U
1,2-Dichloroethane-d4	S	ug/L	296.35783	11.8543132		10	0	0	0.229	1	500	119%	81	118	0%	S
Dibromofluoromethane	S	ug/L	288.99981	11.5599924		10	0	0	0.129	1	500	116%	80	119	0%	
p-Bromofluorobenzene	S	ug/L	271.34057	10.8536228		10	0	0	0.149	1	500	109%	85	114	0%	
Toluene-d8	S	ug/L	261.01125	10.44045		10	0	0	0.23	1	500	104%	89	112	0%	

Seq No	Lab ID	Test Code	Sample Typ	File ID	Analysis Date	DF	Batch ID	Prep Date	SPKref	RPDref	pmoist
15055469	B22021435-006	VOC-8260-W-Q	SAMP	)A5975C\VG022	2/22/2022 1:17:1	1	R375218		0	0	

Analyte	T	Units	RAW	Final	Text	Spike	SPKref	RPDref	MDL	PQL	UQL	%REC	LOW	HIGH	%RPD	Q
1,1,1,2-Tetrachloroethane	A	ug/L	0	0		0	0	0	0.101	0.5	500	0%	0	0	0%	U
1,1,1-Trichloroethane	A	ug/L	0	0		0	0	0	0.131	0.5	500	0%	0	0	0%	U
1,1,2,2-Tetrachloroethane	A	ug/L	0	0		0	0	0	0.0872	0.5	500	0%	0	0	0%	U
1,1,2-Trichloroethane	A	ug/L	0	0		0	0	0	0.108	0.5	500	0%	0	0	0%	U
1,1-Dichloroethane	A	ug/L	0	0		0	0	0	0.135	0.5	500	0%	0	0	0%	U
1,1-Dichloroethene	A	ug/L	0	0		0	0	0	0.141	0.5	500	0%	0	0	0%	U
1,1-Dichloropropene	A	ug/L	0	0		0	0	0	0.083	0.5	500	0%	0	0	0%	U
1,2,3-Trichloropropane	A	ug/L	0	0		0	0	0	0.235	0.5	500	0%	0	0	0%	U

Seq No	Lab ID	Test Code	Sample Typ	File ID	Analysis Date	DF	Batch ID	Prep Date	SPKref	RPDref	pmoist
15055469	B22021435-006	VOC-8260-W-Q	SAMP	)A5975C\VG022	2/22/2022 1:17:1	1	R375218		0	0	

Analyte	T	Units	RAW	Final	Text	Spike	SPKref	RPDref	MDL	PQL	UQL	%REC	LOW	HIGH	%RPD	Q
1,2-Dibromoethane	A	ug/L	0	0		0	0	0	0.0916	0.5	500	0%	0	0	0%	U
1,2-Dichlorobenzene	A	ug/L	0	0		0	0	0	0.0746	0.5	500	0%	0	0	0%	U
1,2-Dichloroethane	A	ug/L	0	0		0	0	0	0.116	0.5	500	0%	0	0	0%	U
1,2-Dichloropropane	A	ug/L	0	0		0	0	0	0.0847	0.5	500	0%	0	0	0%	U
1,3-Dichlorobenzene	A	ug/L	0	0		0	0	0	0.0803	0.5	500	0%	0	0	0%	U
1,3-Dichloropropane	A	ug/L	0	0		0	0	0	0.0791	0.5	500	0%	0	0	0%	U
1,4-Dichlorobenzene	A	ug/L	0	0		0	0	0	0.0858	0.5	500	0%	0	0	0%	U
2,2-Dichloropropane	A	ug/L	0	0		0	0	0	0.186	0.5	500	0%	0	0	0%	U
2-Chlorotoluene	A	ug/L	0	0		0	0	0	0.0876	0.5	500	0%	0	0	0%	U
4-Chlorotoluene	A	ug/L	0	0		0	0	0	0.0728	0.5	500	0%	0	0	0%	U
Benzene	A	ug/L	0.132	0		0	0	0	0.0914	0.5	500	0%	0	0	0%	U
Bromobenzene	A	ug/L	0	0		0	0	0	0.0831	0.5	500	0%	0	0	0%	U
Bromochloromethane	A	ug/L	0	0		0	0	0	0.141	0.5	500	0%	0	0	0%	U
Bromodichloromethane	A	ug/L	0	0		0	0	0	0.12	0.5	500	0%	0	0	0%	U
Bromoform	A	ug/L	0	0		0	0	0	0.119	0.5	500	0%	0	0	0%	U
Bromomethane	A	ug/L	0	0		0	0	0	0.253	0.5	500	0%	0	0	0%	U
Carbon tetrachloride	A	ug/L	0	0		0	0	0	0.143	0.5	500	0%	0	0	0%	U
Chlorobenzene	A	ug/L	0	0		0	0	0	0.0914	0.5	500	0%	0	0	0%	U
Chlorodibromomethane	A	ug/L	0	0		0	0	0	0.0841	0.5	500	0%	0	0	0%	U
Chloroethane	A	ug/L	0	0		0	0	0	0.169	0.5	500	0%	0	0	0%	U
Chloroform	A	ug/L	6.75764	0.2703056		0	0	0	0.0789	0.5	500	0%	0	0	0%	J
Chloromethane	A	ug/L	0	0		0	0	0	0.162	0.5	500	0%	0	0	0%	U
cis-1,2-Dichloroethene	A	ug/L	0	0		0	0	0	0.108	0.5	500	0%	0	0	0%	U
cis-1,3-Dichloropropene	A	ug/L	0	0		0	0	0	0.073	0.5	500	0%	0	0	0%	U
Dibromomethane	A	ug/L	0	0		0	0	0	0.147	0.5	500	0%	0	0	0%	U
Dichlorodifluoromethane	A	ug/L	0	0		0	0	0	0.175	0.5	500	0%	0	0	0%	U
Ethylbenzene	A	ug/L	0	0		0	0	0	0.0836	0.5	500	0%	0	0	0%	U
m+p-Xylenes	A	ug/L	0	0		0	0	0	0.15	0.5	1000	0%	0	0	0%	U
Methyl ethyl ketone	A	ug/L	0	0		0	0	0	1.77	10	5000	0%	0	0	0%	U
Methyl tert-butyl ether (MTBE)	A	ug/L	0	0		0	0	0	0.101	0.5	500	0%	0	0	0%	U
Methylene chloride	A	ug/L	0.83322	0		0	0	0	0.338	0.5	500	0%	0	0	0%	U
o-Xylene	A	ug/L	0	0		0	0	0	0.0604	0.5	500	0%	0	0	0%	U
Styrene	A	ug/L	0	0		0	0	0	0.067	0.5	500	0%	0	0	0%	U
Tetrachloroethene	A	ug/L	0	0		0	0	0	0.0671	0.5	500	0%	0	0	0%	U
Toluene	A	ug/L	0.25764	0		0	0	0	0.0679	0.5	500	0%	0	0	0%	U

Seq No	Lab ID	Test Code	Sample Typ	File ID	Analysis Date	DF	Batch ID	Prep Date	SPKref	RPDref	pmoist
15055469	B22021435-006	VOC-8260-W-Q	SAMP	)A5975C\VG022	2/22/2022 1:17:1	1	R375218		0	0	

Analyte	T	Units	RAW	Final	Text	Spike	SPKref	RPDref	MDL	PQL	UQL	%REC	LOW	HIGH	%RPD	Q
trans-1,2-Dichloroethene	A	ug/L	0	0		0	0	0	0.125	0.5	500	0%	0	0	0%	U
trans-1,3-Dichloropropene	A	ug/L	0	0		0	0	0	0.0846	0.5	500	0%	0	0	0%	U
Trichloroethene	A	ug/L	0	0		0	0	0	0.0993	0.5	500	0%	0	0	0%	U
Trichlorofluoromethane	A	ug/L	0	0		0	0	0	0.134	0.5	500	0%	0	0	0%	U
Vinyl chloride	A	ug/L	0	0		0	0	0	0.153	0.5	500	0%	0	0	0%	U
1,4-Dichlorobenzene-d4	I	ug/L	250	10		0	0	0	0	0	500	0%	0	0	0%	
Chlorobenzene-d5	I	ug/L	250	10		0	0	0	0	0	500	0%	0	0	0%	
Fluorobenzene	I	ug/L	250	10		0	0	0	0	0	500	0%	0	0	0%	
Xylenes, Total	M	ug/L	0	0		0	0	0	0.0604	0.5	1500	0%	0	0	0%	U
1,2-Dichloroethane-d4	S	ug/L	288.53075	11.54123		10	0	0	0.229	0.5	500	115%	81	118	0%	
Dibromofluoromethane	S	ug/L	279.52765	11.181106		10	0	0	0.129	0.5	500	112%	80	119	0%	
p-Bromofluorobenzene	S	ug/L	271.25564	10.8502256		10	0	0	0.149	0.5	500	109%	85	114	0%	
Toluene-d8	S	ug/L	263.32498	10.5329992		10	0	0	0.23	0.5	500	105%	89	112	0%	

Seq No	Lab ID	Test Code	Sample Typ	File ID	Analysis Date	DF	Batch ID	Prep Date	SPKref	RPDref	pmoist
15055470	B22021435-006	VOC-8260-W-Q	MS-DOD	)A5975C\VG022	2/22/2022 8:05:1	1	R375218		2E+07	0	

Analyte	T	Units	RAW	Final	Text	Spike	SPKref	RPDref	MDL	PQL	UQL	%REC	LOW	HIGH	%RPD	Q
1,1,1,2-Tetrachloroethane	A	ug/L	132.11938	5.2847752		5	0	0	0.101	0.5	500	106%	78	124	0%	
1,1,1-Trichloroethane	A	ug/L	131.55024	5.2620096		5	0	0	0.131	0.5	500	105%	74	131	0%	
1,1,2,2-Tetrachloroethane	A	ug/L	139.99531	5.5998124		5	0	0	0.0872	0.5	500	112%	71	121	0%	
1,1,2-Trichloroethane	A	ug/L	136.26012	5.4504048		5	0	0	0.108	0.5	500	109%	80	119	0%	
1,1-Dichloroethane	A	ug/L	137.26932	5.4907728		5	0	0	0.135	0.5	500	110%	77	125	0%	
1,1-Dichloroethene	A	ug/L	131.89316	5.2757264		5	0	0	0.141	0.5	500	106%	71	131	0%	
1,1-Dichloropropene	A	ug/L	127.14606	5.0858424		5	0	0	0.083	0.5	500	102%	79	125	0%	
1,2,3-Trichloropropane	A	ug/L	130.5475	5.2219		5	0	0	0.235	0.5	500	104%	73	125	0%	
1,2-Dibromoethane	A	ug/L	131.23439	5.2493756		5	0	0	0.0916	0.5	500	105%	78	122	0%	
1,2-Dichlorobenzene	A	ug/L	135.05341	5.4021364		5	0	0	0.0746	0.5	500	108%	80	119	0%	
1,2-Dichloroethane	A	ug/L	128.28017	5.1312068		5	0	0	0.116	0.5	500	103%	73	128	0%	
1,2-Dichloropropane	A	ug/L	131.44943	5.2579772		5	0	0	0.0847	0.5	500	105%	78	122	0%	
1,3-Dichlorobenzene	A	ug/L	137.8458	5.513832		5	0	0	0.0803	0.5	500	110%	80	119	0%	
1,3-Dichloropropane	A	ug/L	127.05878	5.0823512		5	0	0	0.0791	0.5	500	102%	80	119	0%	
1,4-Dichlorobenzene	A	ug/L	135.01204	5.4004816		5	0	0	0.0858	0.5	500	108%	79	118	0%	
2,2-Dichloropropane	A	ug/L	128.00011	5.1200044		5	0	0	0.186	0.5	500	102%	60	139	0%	
2-Chlorotoluene	A	ug/L	138.43202	5.5372808		5	0	0	0.0876	0.5	500	111%	79	122	0%	

Seq No	Lab ID	Test Code	Sample Typ	File ID	Analysis Date	DF	Batch ID	Prep Date	SPKref	RPDref	pmoist
15055470	B22021435-006	VOC-8260-W-Q	MS-DOD	)A5975C\VG022	2/22/2022 8:05:1	1	R375218		2E+07	0	

Analyte	T	Units	RAW	Final	Text	Spike	SPKref	RPDref	MDL	PQL	UQL	%REC	LOW	HIGH	%RPD	Q
4-Chlorotoluene	A	ug/L	142.03281	5.6813124		5	0	0	0.0728	0.5	500	114%	78	122	0%	
Benzene	A	ug/L	132.08843	5.2835372		5	0	0	0.0914	0.5	500	106%	79	120	0%	
Bromobenzene	A	ug/L	135.97397	5.4389588		5	0	0	0.0831	0.5	500	109%	80	120	0%	
Bromochloromethane	A	ug/L	123.63869	4.9455476		5	0	0	0.141	0.5	500	99%	78	123	0%	
Bromodichloromethane	A	ug/L	134.50836	5.3803344		5	0	0	0.12	0.5	500	108%	79	125	0%	
Bromoform	A	ug/L	131.72545	5.269018		5	0	0	0.119	0.5	500	105%	66	130	0%	
Bromomethane	A	ug/L	111.73216	4.4692864		5	0	0	0.253	0.5	500	89%	53	141	0%	
Carbon tetrachloride	A	ug/L	132.94231	5.3176924		5	0	0	0.143	0.5	500	106%	72	136	0%	
Chlorobenzene	A	ug/L	134.82256	5.3929024		5	0	0	0.0914	0.5	500	108%	82	118	0%	
Chlorodibromomethane	A	ug/L	129.53245	5.181298		5	0	0	0.0841	0.5	500	104%	74	126	0%	
Chloroethane	A	ug/L	137.05303	5.4821212		5	0	0	0.169	0.5	500	110%	60	138	0%	
Chloroform	A	ug/L	128.37167	5.1348668		5	0.2703056	0	0.0789	0.5	500	97%	79	124	0%	
Chloromethane	A	ug/L	118.05789	4.7223156		5	0	0	0.162	0.5	500	94%	50	139	0%	
cis-1,2-Dichloroethene	A	ug/L	132.49005	5.299602		5	0	0	0.108	0.5	500	106%	78	123	0%	
cis-1,3-Dichloropropene	A	ug/L	123.26587	4.9306348		5	0	0	0.073	0.5	500	99%	75	124	0%	
Dibromomethane	A	ug/L	134.91312	5.3965248		5	0	0	0.147	0.5	500	108%	79	123	0%	
Dichlorodifluoromethane	A	ug/L	117.3413	4.693652		5	0	0	0.175	0.5	500	94%	32	152	0%	
Ethylbenzene	A	ug/L	131.39697	5.2558788		5	0	0	0.0836	0.5	500	105%	79	121	0%	
m+p-Xylenes	A	ug/L	255.04666	10.2018664		10	0	0	0.15	0.5	1000	102%	80	121	0%	
Methyl ethyl ketone	A	ug/L	1155.70785	46.228314		50	0	0	1.77	10	5000	92%	56	143	0%	
Methyl tert-butyl ether (MTBE)	A	ug/L	123.22159	4.9288636		5	0	0	0.101	0.5	500	99%	71	124	0%	
Methylene chloride	A	ug/L	125.79393	5.0317572		5	0	0	0.338	0.5	500	101%	74	124	0%	
o-Xylene	A	ug/L	129.76129	5.1904516		5	0	0	0.0604	0.5	500	104%	78	122	0%	
Styrene	A	ug/L	69.66066	2.7864264		5	0	0	0.067	0.5	500	56%	78	123	0%	S
Tetrachloroethene	A	ug/L	131.33503	5.2534012		5	0	0	0.0671	0.5	500	105%	74	129	0%	
Toluene	A	ug/L	135.08789	5.4035156		5	0	0	0.0679	0.5	500	108%	80	121	0%	
trans-1,2-Dichloroethene	A	ug/L	128.49513	5.1398052		5	0	0	0.125	0.5	500	103%	75	124	0%	
trans-1,3-Dichloropropene	A	ug/L	135.23971	5.4095884		5	0	0	0.0846	0.5	500	108%	73	127	0%	
Trichloroethene	A	ug/L	136.34118	5.4536472		5	0	0	0.0993	0.5	500	109%	79	123	0%	
Trichlorofluoromethane	A	ug/L	119.41526	4.7766104		5	0	0	0.134	0.5	500	96%	65	141	0%	
Vinyl chloride	A	ug/L	125.66075	5.02643		5	0	0	0.153	0.5	500	101%	58	137	0%	
1,4-Dichlorobenzene-d4	I	ug/L	250	10		0	0	0	0	0	500	0%	0	0	0%	
Chlorobenzene-d5	I	ug/L	250	10		0	0	0	0	0	500	0%	0	0	0%	
Fluorobenzene	I	ug/L	250	10		0	0	0	0	0	500	0%	0	0	0%	
Xylenes, Total	M	ug/L	384.80795	15.392318		15	0	0	0.0604	0.5	1500	103%	79	121	0%	

Seq No	Lab ID	Test Code	Sample Typ	File ID	Analysis Date	DF	Batch ID	Prep Date	SPKref	RPDref	pmoist
15055470	B22021435-006	VOC-8260-W-Q	MS-DOD	)A5975C\VG022	2/22/2022 8:05:1	1	R375218		2E+07	0	

Analyte	T	Units	RAW	Final	Text	Spike	SPKref	RPDref	MDL	PQL	UQL	%REC	LOW	HIGH	%RPD	Q
1,2-Dichloroethane-d4	S	ug/L	278.10715	11.124286		10	0	0	0.229	0.5	500	111%	81	118	0%	
Dibromofluoromethane	S	ug/L	275.74166	11.0296664		10	0	0	0.129	0.5	500	110%	80	119	0%	
p-Bromofluorobenzene	S	ug/L	266.80926	10.6723704		10	0	0	0.149	0.5	500	107%	85	114	0%	
Toluene-d8	S	ug/L	275.06038	11.0024152		10	0	0	0.23	0.5	500	110%	89	112	0%	

Seq No	Lab ID	Test Code	Sample Typ	File ID	Analysis Date	DF	Batch ID	Prep Date	SPKref	RPDref	pmoist
15055471	B22021435-006	VOC-8260-W-Q	MSD-DOD	)A5975C\VG022	2/22/2022 8:32:1	1	R375218		2E+07	2E+07	

Analyte	T	Units	RAW	Final	Text	Spike	SPKref	RPDref	MDL	PQL	UQL	%REC	LOW	HIGH	%RPD	Q
1,1,1,2-Tetrachloroethane	A	ug/L	128.51381	5.1405524		5	0	5.2847752	0.101	0.5	500	103%	78	124	3%	
1,1,1-Trichloroethane	A	ug/L	129.80031	5.1920124		5	0	5.2620096	0.131	0.5	500	104%	74	131	1%	
1,1,2,2-Tetrachloroethane	A	ug/L	139.05542	5.5622168		5	0	5.5998124	0.0872	0.5	500	111%	71	121	1%	
1,1,2-Trichloroethane	A	ug/L	133.56897	5.3427588		5	0	5.4504048	0.108	0.5	500	107%	80	119	2%	
1,1-Dichloroethane	A	ug/L	135.97711	5.4390844		5	0	5.4907728	0.135	0.5	500	109%	77	125	1%	
1,1-Dichloroethene	A	ug/L	107.28714	4.2914856		5	0	5.2757264	0.141	0.5	500	86%	71	131	21%	R
1,1-Dichloropropene	A	ug/L	129.01091	5.1604364		5	0	5.0858424	0.083	0.5	500	103%	79	125	1%	
1,2,3-Trichloropropane	A	ug/L	137.13156	5.4852624		5	0	5.2219	0.235	0.5	500	110%	73	125	5%	
1,2-Dibromoethane	A	ug/L	130.96789	5.2387156		5	0	5.2493756	0.0916	0.5	500	105%	78	122	0%	
1,2-Dichlorobenzene	A	ug/L	139.79293	5.5917172		5	0	5.4021364	0.0746	0.5	500	112%	80	119	3%	
1,2-Dichloroethane	A	ug/L	123.64324	4.9457296		5	0	5.1312068	0.116	0.5	500	99%	73	128	4%	
1,2-Dichloropropane	A	ug/L	130.67507	5.2270028		5	0	5.2579772	0.0847	0.5	500	105%	78	122	1%	
1,3-Dichlorobenzene	A	ug/L	140.10682	5.6042728		5	0	5.513832	0.0803	0.5	500	112%	80	119	2%	
1,3-Dichloropropane	A	ug/L	127.73839	5.1095356		5	0	5.0823512	0.0791	0.5	500	102%	80	119	1%	
1,4-Dichlorobenzene	A	ug/L	136.19791	5.4479164		5	0	5.4004816	0.0858	0.5	500	109%	79	118	1%	
2,2-Dichloropropane	A	ug/L	128.81338	5.1525352		5	0	5.1200044	0.186	0.5	500	103%	60	139	1%	
2-Chlorotoluene	A	ug/L	139.49061	5.5796244		5	0	5.5372808	0.0876	0.5	500	112%	79	122	1%	
4-Chlorotoluene	A	ug/L	144.40992	5.7763968		5	0	5.6813124	0.0728	0.5	500	116%	78	122	2%	
Benzene	A	ug/L	132.74949	5.3099796		5	0	5.2835372	0.0914	0.5	500	106%	79	120	0%	
Bromobenzene	A	ug/L	136.0285	5.44114		5	0	5.4389588	0.0831	0.5	500	109%	80	120	0%	
Bromochloromethane	A	ug/L	124.96351	4.9985404		5	0	4.9455476	0.141	0.5	500	100%	78	123	1%	
Bromodichloromethane	A	ug/L	134.07062	5.3628248		5	0	5.3803344	0.12	0.5	500	107%	79	125	0%	
Bromoform	A	ug/L	139.96843	5.5987372		5	0	5.269018	0.119	0.5	500	112%	66	130	6%	
Bromomethane	A	ug/L	121.15868	4.8463472		5	0	4.4692864	0.253	0.5	500	97%	53	141	8%	
Carbon tetrachloride	A	ug/L	132.14143	5.2856572		5	0	5.3176924	0.143	0.5	500	106%	72	136	1%	
Chlorobenzene	A	ug/L	135.37118	5.4148472		5	0	5.3929024	0.0914	0.5	500	108%	82	118	0%	

Seq No	Lab ID	Test Code	Sample Typ	File ID	Analysis Date	DF	Batch ID	Prep Date	SPKref	RPDref	pmoist
15055471	B22021435-006	VOC-8260-W-Q	MSD-DOD	)A5975C\VG022	2/22/2022 8:32:1	1	R375218		2E+07	2E+07	

Analyte	T	Units	RAW	Final	Text	Spike	SPKref	RPDref	MDL	PQL	UQL	%REC	LOW	HIGH	%RPD	Q
Chlorodibromomethane	A	ug/L	132.36473	5.2945892		5	0	5.181298	0.0841	0.5	500	106%	74	126	2%	
Chloroethane	A	ug/L	143.29253	5.7317012		5	0	5.4821212	0.169	0.5	500	115%	60	138	4%	
Chloroform	A	ug/L	131.70582	5.2682328		5	0.2703056	5.1348668	0.0789	0.5	500	100%	79	124	3%	
Chloromethane	A	ug/L	126.15233	5.0460932		5	0	4.7223156	0.162	0.5	500	101%	50	139	7%	
cis-1,2-Dichloroethene	A	ug/L	132.09909	5.2839636		5	0	5.299602	0.108	0.5	500	106%	78	123	0%	
cis-1,3-Dichloropropene	A	ug/L	125.49198	5.0196792		5	0	4.9306348	0.073	0.5	500	100%	75	124	2%	
Dibromomethane	A	ug/L	128.10037	5.1240148		5	0	5.3965248	0.147	0.5	500	102%	79	123	5%	
Dichlorodifluoromethane	A	ug/L	128.40447	5.1361788		5	0	4.693652	0.175	0.5	500	103%	32	152	9%	
Ethylbenzene	A	ug/L	129.48151	5.1792604		5	0	5.2558788	0.0836	0.5	500	104%	79	121	1%	
m+p-Xylenes	A	ug/L	255.84907	10.2339628		10	0	10.201866	0.15	0.5	1000	102%	80	121	0%	
Methyl ethyl ketone	A	ug/L	1305.76414	52.2305656		50	0	46.228314	1.77	10	5000	104%	56	143	12%	
Methyl tert-butyl ether (MTBE)	A	ug/L	130.27974	5.2111896		5	0	4.9288636	0.101	0.5	500	104%	71	124	6%	
Methylene chloride	A	ug/L	111.42494	4.4569976		5	0	5.0317572	0.338	0.5	500	89%	74	124	12%	
o-Xylene	A	ug/L	129.76057	5.1904228		5	0	5.1904516	0.0604	0.5	500	104%	78	122	0%	
Styrene	A	ug/L	61.09679	2.4438716		5	0	2.7864264	0.067	0.5	500	49%	78	123	13%	S
Tetrachloroethene	A	ug/L	129.3414	5.173656		5	0	5.2534012	0.0671	0.5	500	103%	74	129	2%	
Toluene	A	ug/L	134.98048	5.3992192		5	0	5.4035156	0.0679	0.5	500	108%	80	121	0%	
trans-1,2-Dichloroethene	A	ug/L	129.17989	5.1671956		5	0	5.1398052	0.125	0.5	500	103%	75	124	1%	
trans-1,3-Dichloropropene	A	ug/L	135.95145	5.438058		5	0	5.4095884	0.0846	0.5	500	109%	73	127	1%	
Trichloroethene	A	ug/L	132.9495	5.31798		5	0	5.4536472	0.0993	0.5	500	106%	79	123	3%	
Trichlorofluoromethane	A	ug/L	122.11468	4.8845872		5	0	4.7766104	0.134	0.5	500	98%	65	141	2%	
Vinyl chloride	A	ug/L	132.26002	5.2904008		5	0	5.02643	0.153	0.5	500	106%	58	137	5%	
1,4-Dichlorobenzene-d4	I	ug/L	250	10		0	0	0	0	0	500	0%	0	0	0%	
Chlorobenzene-d5	I	ug/L	250	10		0	0	0	0	0	500	0%	0	0	0%	
Fluorobenzene	I	ug/L	250	10		0	0	0	0	0	500	0%	0	0	0%	
Xylenes, Total	M	ug/L	385.60964	15.4243856		15	0	15.392318	0.0604	0.5	1500	103%	79	121	0%	
1,2-Dichloroethane-d4	S	ug/L	284.17149	11.3668596		10	0	0	0.229	0.5	500	114%	81	118	0%	
Dibromofluoromethane	S	ug/L	272.72955	10.909182		10	0	0	0.129	0.5	500	109%	80	119	0%	
p-Bromofluorobenzene	S	ug/L	269.10533	10.7642132		10	0	0	0.149	0.5	500	108%	85	114	0%	
Toluene-d8	S	ug/L	275.77127	11.0308508		10	0	0	0.23	0.5	500	110%	89	112	0%	

Seq No	Lab ID	Test Code	Sample Typ	File ID	Analysis Date	DF	Batch ID	Prep Date	SPKref	RPDref	pmoist
15055472	CCV022222_Cl	VOC-8260-W-Q	CCV	)A5975C\VG022	2/22/2022 9:26:4	1	R375218		0	0	

Analyte	T	Units	RAW	Final	Text	Spike	SPKref	RPDref	MDL	PQL	UQL	%REC	LOW	HIGH	%RPD	Q

Seq No	Lab ID	Test Code	Sample Typ	File ID	Analysis Date	DF	Batch ID	Prep Date	SPKref	RPDref	pmoist
15055472	CCV022222_Cl	VOC-8260-W-Q	CCV	)A5975C\VG022	2/22/2022 9:26:4	1	R375218		0	0	

Analyte	T	Units	RAW	Final	Text	Spike	SPKref	RPDref	MDL	PQL	UQL	%REC	LOW	HIGH	%RPD	Q
1,1,1,2-Tetrachloroethane	A	ug/L	117.0337	4.681348		5	0	0	0.101	0.5	500	94%	50	150	0%	
1,1,1-Trichloroethane	A	ug/L	121.33228	4.8532912		5	0	0	0.131	0.5	500	97%	50	150	0%	
1,1,2,2-Tetrachloroethane	A	ug/L	117.65632	4.7062528		5	0	0	0.0872	0.5	500	94%	50	150	0%	
1,1,2-Trichloroethane	A	ug/L	120.1016	4.804064		5	0	0	0.108	0.5	500	96%	50	150	0%	
1,1-Dichloroethane	A	ug/L	120.62348	4.8249392		5	0	0	0.135	0.5	500	96%	50	150	0%	
1,1-Dichloroethene	A	ug/L	120.52504	4.8210016		5	0	0	0.141	0.5	500	96%	50	150	0%	
1,1-Dichloropropene	A	ug/L	124.47955	4.979182		5	0	0	0.083	0.5	500	100%	50	150	0%	
1,2,3-Trichloropropane	A	ug/L	115.49538	4.6198152		5	0	0	0.235	0.5	500	92%	50	150	0%	
1,2-Dibromoethane	A	ug/L	118.15438	4.7261752		5	0	0	0.0916	0.5	500	95%	50	150	0%	
1,2-Dichlorobenzene	A	ug/L	113.76008	4.5504032		5	0	0	0.0746	0.5	500	91%	50	150	0%	
1,2-Dichloroethane	A	ug/L	115.57914	4.6231656		5	0	0	0.116	0.5	500	92%	50	150	0%	
1,2-Dichloropropane	A	ug/L	120.62897	4.8251588		5	0	0	0.0847	0.5	500	97%	50	150	0%	
1,3-Dichlorobenzene	A	ug/L	113.45021	4.5380084		5	0	0	0.0803	0.5	500	91%	50	150	0%	
1,3-Dichloropropane	A	ug/L	121.45099	4.8580396		5	0	0	0.0791	0.5	500	97%	50	150	0%	
1,4-Dichlorobenzene	A	ug/L	117.00244	4.6800976		5	0	0	0.0858	0.5	500	94%	50	150	0%	
2,2-Dichloropropane	A	ug/L	116.63238	4.6652952		5	0	0	0.186	0.5	500	93%	50	150	0%	
2-Chlorotoluene	A	ug/L	119.13384	4.7653536		5	0	0	0.0876	0.5	500	95%	50	150	0%	
4-Chlorotoluene	A	ug/L	121.89736	4.8758944		5	0	0	0.0728	0.5	500	98%	50	150	0%	
Benzene	A	ug/L	120.72779	4.8291116		5	0	0	0.0914	0.5	500	97%	50	150	0%	
Bromobenzene	A	ug/L	116.72875	4.66915		5	0	0	0.0831	0.5	500	93%	50	150	0%	
Bromochloromethane	A	ug/L	122.31142	4.8924568		5	0	0	0.141	0.5	500	98%	50	150	0%	
Bromodichloromethane	A	ug/L	123.10282	4.9241128		5	0	0	0.12	0.5	500	98%	50	150	0%	
Bromoform	A	ug/L	113.24118	4.5296472		5	0	0	0.119	0.5	500	91%	50	150	0%	
Bromomethane	A	ug/L	148.36753	5.9347012		5	0	0	0.253	0.5	500	119%	50	150	0%	
Carbon tetrachloride	A	ug/L	122.37143	4.8948572		5	0	0	0.143	0.5	500	98%	50	150	0%	
Chlorobenzene	A	ug/L	116.58605	4.663442		5	0	0	0.0914	0.5	500	93%	50	150	0%	
Chlorodibromomethane	A	ug/L	117.14921	4.6859684		5	0	0	0.0841	0.5	500	94%	50	150	0%	
Chloroethane	A	ug/L	154.73693	6.1894772		5	0	0	0.169	0.5	500	124%	50	150	0%	
Chloroform	A	ug/L	117.00192	4.6800768		5	0	0	0.0789	0.5	500	94%	50	150	0%	
Chloromethane	A	ug/L	135.73875	5.42955		5	0	0	0.162	0.5	500	109%	50	150	0%	
cis-1,2-Dichloroethene	A	ug/L	119.1482	4.765928		5	0	0	0.108	0.5	500	95%	50	150	0%	
cis-1,3-Dichloropropene	A	ug/L	115.25739	4.6102956		5	0	0	0.073	0.5	500	92%	50	150	0%	
Dibromomethane	A	ug/L	119.40056	4.7760224		5	0	0	0.147	0.5	500	96%	50	150	0%	
Dichlorodifluoromethane	A	ug/L	142.55045	5.702018		5	0	0	0.175	0.5	500	114%	50	150	0%	
Ethylbenzene	A	ug/L	116.00258	4.6401032		5	0	0	0.0836	0.5	500	93%	50	150	0%	

Seq No	Lab ID	Test Code	Sample Typ	File ID	Analysis Date	DF	Batch ID	Prep Date	SPKref	RPDref	pmoist
15055472	CCV022222_Cl	VOC-8260-W-Q	CCV	)A5975C\VG022	2/22/2022 9:26:4	1	R375218		0	0	

Analyte	T	Units	RAW	Final	Text	Spike	SPKref	RPDref	MDL	PQL	UQL	%REC	LOW	HIGH	%RPD	Q
m+p-Xylenes	A	ug/L	234.81902	9.3927608		10	0	0	0.15	0.5	1000	94%	50	150	0%	
Methyl ethyl ketone	A	ug/L	1014.02068	40.5608272		50	0	0	1.77	10	5000	81%	50	150	0%	
Methyl tert-butyl ether (MTBE)	A	ug/L	116.61967	4.6647868		5	0	0	0.101	0.5	500	93%	50	150	0%	
Methylene chloride	A	ug/L	118.46416	4.7385664		5	0	0	0.338	0.5	500	95%	50	150	0%	
o-Xylene	A	ug/L	114.74503	4.5898012		5	0	0	0.0604	0.5	500	92%	50	150	0%	
Styrene	A	ug/L	114.86878	4.5947512		5	0	0	0.067	0.5	500	92%	50	150	0%	
Tetrachloroethene	A	ug/L	116.16365	4.646546		5	0	0	0.0671	0.5	500	93%	50	150	0%	
Toluene	A	ug/L	121.11363	4.8445452		5	0	0	0.0679	0.5	500	97%	50	150	0%	
trans-1,2-Dichloroethene	A	ug/L	116.39815	4.655926		5	0	0	0.125	0.5	500	93%	50	150	0%	
trans-1,3-Dichloropropene	A	ug/L	119.78052	4.7912208		5	0	0	0.0846	0.5	500	96%	50	150	0%	
Trichloroethene	A	ug/L	122.3629	4.894516		5	0	0	0.0993	0.5	500	98%	50	150	0%	
Trichlorofluoromethane	A	ug/L	134.85904	5.3943616		5	0	0	0.134	0.5	500	108%	50	150	0%	
Vinyl chloride	A	ug/L	135.62734	5.4250936		5	0	0	0.153	0.5	500	109%	50	150	0%	
1,4-Dichlorobenzene-d4	I	ug/L	250	10		0	0	0	0	0	500	0%	0	0	0%	
Chlorobenzene-d5	I	ug/L	250	10		0	0	0	0	0	500	0%	0	0	0%	
Fluorobenzene	I	ug/L	250	10		0	0	0	0	0	500	0%	0	0	0%	
Xylenes, Total	M	ug/L	349.56405	13.982562		15	0	0	0.0604	0.5	1500	93%	50	150	0%	
1,2-Dichloroethane-d4	S	ug/L	278.76514	11.1506056		10	0	0	0.229	0.5	500	112%	50	150	0%	
Dibromofluoromethane	S	ug/L	272.41273	10.8965092		10	0	0	0.129	0.5	500	109%	50	150	0%	
p-Bromofluorobenzene	S	ug/L	256.16932	10.2467728		10	0	0	0.149	0.5	500	102%	50	150	0%	
Toluene-d8	S	ug/L	273.35185	10.934074		10	0	0	0.23	0.5	500	109%	50	150	0%	

DATAFILE HEADERS FROM C:\MSDCHEM\1\DATA\VG022222

```
Data file Name : C:\MSDCHEM\1\DATA\VG022222\22FEB01.D
Sample Name    : PRIMER
Operator       : MSC
Date injected  : 22 Feb 2022   8:57 am
Instrument     : VOA5975C
Method used    : 5975CACQF
No of spectra  : 5616
Start Time     : 0.840
End Time       : 16.498
Vial Number    : 1
---------------------------------------------------------------

Data file Name : C:\MSDCHEM\1\DATA\VG022222\22FEB02.D
Sample Name    : BFB022222_
Operator       : MSC
Date injected  : 22 Feb 2022   9:24 am
Instrument     : VOA5975C
Method used    : 5975CACQF
No of spectra  : 5616
Start Time     : 0.840
End Time       : 16.498
Vial Number    : 2
---------------------------------------------------------------

Data file Name : C:\MSDCHEM\1\DATA\VG022222\22FEB03.D
Sample Name    : CCV022222_
Operator       : MSC
Date injected  : 22 Feb 2022  10:03 am
Instrument     : VOA5975C
Method used    : 5975CACQF
No of spectra  : 5616
Start Time     : 0.840
End Time       : 16.498
Vial Number    : 3
---------------------------------------------------------------

Data file Name : C:\MSDCHEM\1\DATA\VG022222\22FEB04.D
Sample Name    : LCS022222_
Operator       : MSC
Date injected  : 22 Feb 2022  10:55 am
Instrument     : VOA5975C
Method used    : 5975CACQF
No of spectra  : 5616
Start Time     : 0.839
End Time       : 16.498
Vial Number    : 4
---------------------------------------------------------------

Data file Name : C:\MSDCHEM\1\DATA\VG022222\22FEB05.D
```

```
Sample Name    : BLK
Operator       : MSC
Date injected  : 22 Feb 2022  11:23 am
Instrument     : VOA5975C
Method used    : 5975CACQF
No of spectra  : 5616
Start Time     : 0.840
End Time       : 16.498
Vial Number    : 5
---------------------------------------------------------------

Data file Name : C:\MSDCHEM\1\DATA\VG022222\22FEB06.D
Sample Name    : MBLK022222_
Operator       : MSC
Date injected  : 22 Feb 2022  11:50 am
Instrument     : VOA5975C
Method used    : 5975CACQF
No of spectra  : 5616
Start Time     : 0.840
End Time       : 16.498
Vial Number    : 6
---------------------------------------------------------------

Data file Name : C:\MSDCHEM\1\DATA\VG022222\22FEB07.D
Sample Name    : B22021435-001F
Operator       : MSC
Date injected  : 22 Feb 2022  12:50 pm
Instrument     : VOA5975C
Method used    : 5975CACQF
No of spectra  : 5616
Start Time     : 0.840
End Time       : 16.498
Vial Number    : 7
---------------------------------------------------------------

Data file Name : C:\MSDCHEM\1\DATA\VG022222\22FEB08.D
Sample Name    : B22021435-006F
Operator       : MSC
Date injected  : 22 Feb 2022   1:17 pm
Instrument     : VOA5975C
Method used    : 5975CACQF
No of spectra  : 5616
Start Time     : 0.840
End Time       : 16.498
Vial Number    : 8
---------------------------------------------------------------

Data file Name : C:\MSDCHEM\1\DATA\VG022222\22FEB09.D
Sample Name    : B22021435-007C
Operator       : MSC
Date injected  : 22 Feb 2022   1:44 pm
```

```
Instrument     : VOA5975C
Method used    : 5975CACQF
No of spectra  : 5616
Start Time     : 0.840
End Time       : 16.498
Vial Number    : 9
---------------------------------------------------------------

Data file Name : C:\MSDCHEM\1\DATA\VG022222\22FEB10.D
Sample Name    : B22021435-012F
Operator       : MSC
Date injected  : 22 Feb 2022   2:11 pm
Instrument     : VOA5975C
Method used    : 5975CACQF
No of spectra  : 5616
Start Time     : 0.840
End Time       : 16.498
Vial Number    : 10
---------------------------------------------------------------

Data file Name : C:\MSDCHEM\1\DATA\VG022222\22FEB11.D
Sample Name    : B22021435-017F
Operator       : MSC
Date injected  : 22 Feb 2022   2:38 pm
Instrument     : VOA5975C
Method used    : 5975CACQF
No of spectra  : 5616
Start Time     : 0.840
End Time       : 16.498
Vial Number    : 11
---------------------------------------------------------------

Data file Name : C:\MSDCHEM\1\DATA\VG022222\22FEB12.D
Sample Name    : B22021435-022F
Operator       : MSC
Date injected  : 22 Feb 2022   3:06 pm
Instrument     : VOA5975C
Method used    : 5975CACQF
No of spectra  : 5616
Start Time     : 0.840
End Time       : 16.498
Vial Number    : 12
---------------------------------------------------------------

Data file Name : C:\MSDCHEM\1\DATA\VG022222\22FEB13.D
Sample Name    : B22021435-027F
Operator       : MSC
Date injected  : 22 Feb 2022   3:33 pm
Instrument     : VOA5975C
Method used    : 5975CACQF
No of spectra  : 5616
```

```
Start Time     : 0.840
End Time       : 16.498
Vial Number    : 13
---------------------------------------------------------------

Data file Name : C:\MSDCHEM\1\DATA\VG022222\22FEB14.D
Sample Name    : B22021435-032F
Operator       : MSC
Date injected  : 22 Feb 2022   4:00 pm
Instrument     : VOA5975C
Method used    : 5975CACQF
No of spectra  : 5616
Start Time     : 0.840
End Time       : 16.498
Vial Number    : 14
---------------------------------------------------------------

Data file Name : C:\MSDCHEM\1\DATA\VG022222\22FEB15.D
Sample Name    : B22021435-001F
Operator       : MSC
Date injected  : 22 Feb 2022   4:27 pm
Instrument     : VOA5975C
Method used    : 5975CACQF
No of spectra  : 5616
Start Time     : 0.839
End Time       : 16.498
Vial Number    : 15
---------------------------------------------------------------

Data file Name : C:\MSDCHEM\1\DATA\VG022222\22FEB16.D
Sample Name    : B22021435-002A
Operator       : MSC
Date injected  : 22 Feb 2022   4:55 pm
Instrument     : VOA5975C
Method used    : 5975CACQF
No of spectra  : 5616
Start Time     : 0.840
End Time       : 16.498
Vial Number    : 16
---------------------------------------------------------------

Data file Name : C:\MSDCHEM\1\DATA\VG022222\22FEB17.D
Sample Name    : B22021435-008A
Operator       : MSC
Date injected  : 22 Feb 2022   5:22 pm
Instrument     : VOA5975C
Method used    : 5975CACQF
No of spectra  : 5616
Start Time     : 0.840
End Time       : 16.498
Vial Number    : 17
```

```
---------------------------------------------------------------

Data file Name : C:\MSDCHEM\1\DATA\VG022222\22FEB18.D
Sample Name    : B22021435-013A
Operator       : MSC
Date injected  : 22 Feb 2022   5:49 pm
Instrument     : VOA5975C
Method used    : 5975CACQF
No of spectra  : 5616
Start Time     : 0.840
End Time       : 16.498
Vial Number    : 18
---------------------------------------------------------------

Data file Name : C:\MSDCHEM\1\DATA\VG022222\22FEB19.D
Sample Name    : B22021435-018A
Operator       : MSC
Date injected  : 22 Feb 2022   6:16 pm
Instrument     : VOA5975C
Method used    : 5975CACQF
No of spectra  : 5616
Start Time     : 0.840
End Time       : 16.498
Vial Number    : 19
---------------------------------------------------------------

Data file Name : C:\MSDCHEM\1\DATA\VG022222\22FEB20.D
Sample Name    : B22021435-023A
Operator       : MSC
Date injected  : 22 Feb 2022   6:43 pm
Instrument     : VOA5975C
Method used    : 5975CACQF
No of spectra  : 5616
Start Time     : 0.840
End Time       : 16.498
Vial Number    : 20
---------------------------------------------------------------

Data file Name : C:\MSDCHEM\1\DATA\VG022222\22FEB21.D
Sample Name    : B22021435-028A
Operator       : MSC
Date injected  : 22 Feb 2022   7:10 pm
Instrument     : VOA5975C
Method used    : 5975CACQF
No of spectra  : 5616
Start Time     : 0.840
End Time       : 16.498
Vial Number    : 21
---------------------------------------------------------------

Data file Name : C:\MSDCHEM\1\DATA\VG022222\22FEB22.D
```

```
Sample Name    : B22021435-033A
Operator       : MSC
Date injected  : 22 Feb 2022   7:37 pm
Instrument     : VOA5975C
Method used    : 5975CACQF
No of spectra  : 5616
Start Time     : 0.840
End Time       : 16.498
Vial Number    : 22
---------------------------------------------------------------

Data file Name : C:\MSDCHEM\1\DATA\VG022222\22FEB23.D
Sample Name    : B22021435-006FMS
Operator       : MSC
Date injected  : 22 Feb 2022   8:05 pm
Instrument     : VOA5975C
Method used    : 5975CACQF
No of spectra  : 5616
Start Time     : 0.840
End Time       : 16.498
Vial Number    : 23
---------------------------------------------------------------

Data file Name : C:\MSDCHEM\1\DATA\VG022222\22FEB24.D
Sample Name    : B22021435-006FMSD
Operator       : MSC
Date injected  : 22 Feb 2022   8:32 pm
Instrument     : VOA5975C
Method used    : 5975CACQF
No of spectra  : 5616
Start Time     : 0.839
End Time       : 16.498
Vial Number    : 24
---------------------------------------------------------------

Data file Name : C:\MSDCHEM\1\DATA\VG022222\22FEB25.D
Sample Name    : BLK
Operator       : MSC
Date injected  : 22 Feb 2022   8:59 pm
Instrument     : VOA5975C
Method used    : 5975CACQF
No of spectra  : 5616
Start Time     : 0.840
End Time       : 16.498
Vial Number    : 25
---------------------------------------------------------------

Data file Name : C:\MSDCHEM\1\DATA\VG022222\22FEB26.D
Sample Name    : CCV022222_Closing
Operator       : MSC
Date injected  : 22 Feb 2022   9:26 pm
```

```
Instrument     : VOA5975C
Method used    : 5975CACQF
No of spectra  : 5616
Start Time     : 0.840
End Time       : 16.498
Vial Number    : 26
---------------------------------------------------------------

Data file Name : C:\MSDCHEM\1\DATA\VG022222\22FEB27.D
Sample Name    : BLK
Operator       : MSC
Date injected  : 22 Feb 2022   9:53 pm
Instrument     : VOA5975C
Method used    : 5975CACQF
No of spectra  : 5616
Start Time     : 0.840
End Time       : 16.498
Vial Number    : 27
---------------------------------------------------------------

Data file Name : C:\MSDCHEM\1\DATA\VG022222\22FEB28.D
Sample Name    : BLK
Operator       : MSC
Date injected  : 22 Feb 2022  10:20 pm
Instrument     : VOA5975C
Method used    : 5975CACQF
No of spectra  : 5616
Start Time     : 0.840
End Time       : 16.498
Vial Number    : 28
---------------------------------------------------------------
```

Tune Evaluation Report

Data Path:	D:\Org\Data\VOA5975C\VG022222\22FEB02.D
Acq on:	2/22/2022 9:24:49 AM
Operator:	MSC
Sample:	BFB022222_
Inst Name:	VOA5975C
ALS Vial:	2
Method:	\\MASSHUNTER\Org\Data\Methods\BFB3scans.m

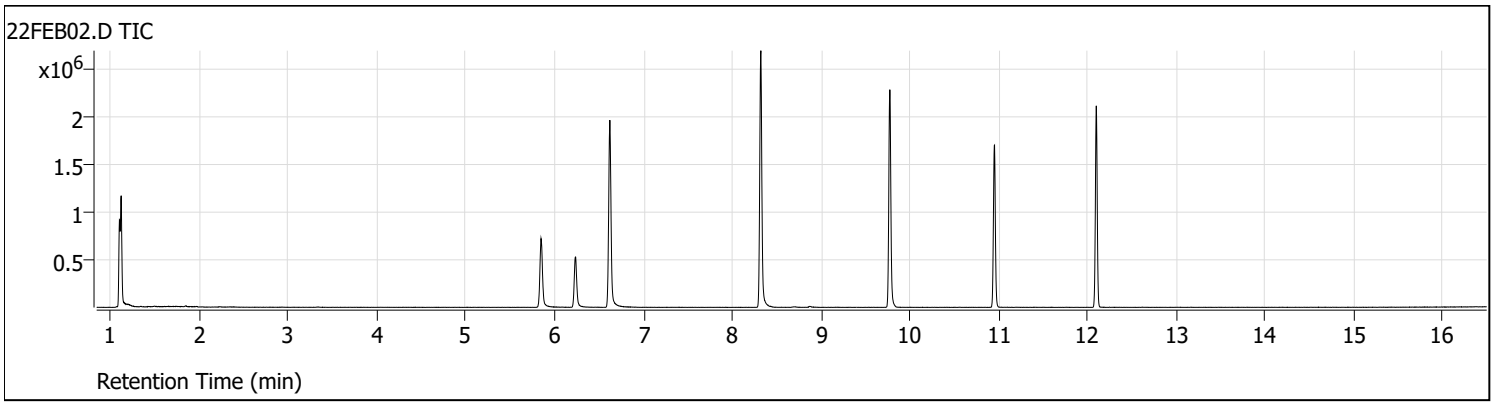

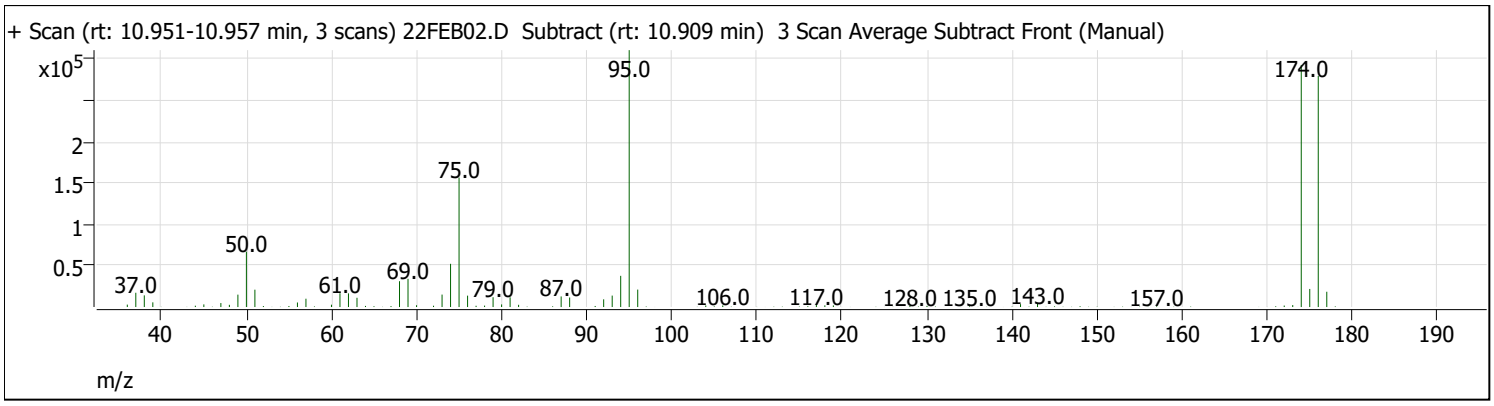

Target Mass	Rel. To Mass	Lower Limit%	Upper Limit%	Rel. Abn%	Raw Abn	Pass/Fail
50	95	15	40	21.5	66992	Pass
75	95	30	60	50.4	156672	Pass
95	95	100	100	100.0	310933	Pass
96	95	5	9	6.8	21104	Pass
173	174	0	2	0.8	2340	Pass
174	95	50	100	94.2	292949	Pass
175	174	5	9	7.5	21864	Pass
176	174	95	101	95.5	279723	Pass
177	176	5	9	6.6	18475	Pass

Continuing Calibration Report

Batch Name	D:\Org\Data\VOA5975C\VG022222\QuantResults\VG022222_8260B.batch.bin
Method File	\\MASSHUNTER\Org\Data\Methods\Quant\VOA5975C\VOA5975C_011922_CAL\VOA5975C_8260B_SHT_DoD_L4_011922.m
Daily CC	D:\Org\Data\VOA5975C\VG02222222FEB03.D

Level name	Injection Time	Calibration Files
1	1/19/2022 10:48:21 AM	D:\Org\Data\VOA5975C\VG011922\19JAN04.D
2	1/19/2022 11:15:33 AM	D:\Org\Data\VOA5975C\VG011922\19JAN05.D
3	1/19/2022 11:42:44 AM	D:\Org\Data\VOA5975C\VG011922\19JAN06.D
4	1/19/2022 12:09:57 PM	D:\Org\Data\VOA5975C\VG011922\19JAN07.D
5	1/19/2022 1:04:20 PM	D:\Org\Data\VOA5975C\VG011922\19JAN09.D
6	1/19/2022 1:58:41 PM	D:\Org\Data\VOA5975C\VG011922\19JAN11.D
7	1/19/2022 2:53:18 PM	D:\Org\Data\VOA5975C\VG011922\19JAN13.D
8	1/19/2022 3:47:49 PM	D:\Org\Data\VOA5975C\VG011922\19JAN15.D
CC	2/22/2022 10:03:01 AM	D:\Org\Data\VOA5975C\VG022222\22FEB03.D <======

ISTD Compound:	Avg Resp	Mid Resp	CC Resp	Area%	A/M
Fluorobenzene	845168	806368	1120306	138.93	M
Chlorobenzene-d5	327060	318877	424702	133.19	M
1,4-Dichlorobenzene-d4	269016	262955	350617	133.34	M

Target Compound	AvgRF/R2	CC RF	Exp. Conc	Calc. Conc	%Dev	Area%	Curve Fit
Fluorobenzene	----------ISTD----------						
Dichlorodifluoromethane	0.3362	0.3726	125.00	138.55	-10.84	140.67	Avg RF
Chloromethane	0.3958	0.4356	125.00	137.59	-10.07	143.38	Avg RF
Vinyl chloride	0.3602	0.3920	125.00	136.03	-8.83	142.84	Avg RF
Bromomethane	0.9976	0.1876	125.00	148.44	-18.75	176.59	Quadratic
Chloroethane	0.1704	0.1932	125.00	141.72	-13.38	165.49	Avg RF
Trichlorofluoromethane	0.4320	0.4887	125.00	141.41	-13.13	141.41	Avg RF
1,1-Dichloroethene	0.2514	0.2507	125.00	124.68	0.26	132.92	Avg RF
Methylene chloride	0.3654	0.3762	125.00	128.69	-2.95	140.54	Avg RF
trans-1,2-Dichloroethene	0.2597	0.2525	125.00	121.55	2.76	128.28	Avg RF
Methyl tert-butyl ether (MTBE)	0.3245	0.3223	125.00	124.13	0.69	131.80	Avg RF
1,1-Dichloroethane	0.4860	0.4905	125.00	126.15	-0.92	133.58	Avg RF
2,2-Dichloropropane	0.3662	0.3863	125.00	131.84	-5.47	141.00	Avg RF
cis-1,2-Dichloroethene	0.2629	0.2667	125.00	126.79	-1.43	132.42	Avg RF
Methyl ethyl ketone	0.0380	0.0318 #	1250.00	1044.97	16.40	115.45	Avg RF
Bromochloromethane	0.1084	0.1098	125.00	126.65	-1.32	133.86	Avg RF
Chloroform	0.4852	0.4781	125.00	123.17	1.46	136.46	Avg RF
1,1,1-Trichloroethane	0.4477	0.4561	125.00	127.34	-1.87	134.84	Avg RF
Dibromofluoromethane	0.2421	0.2586	250.00	267.03	-6.81	287.40	Avg RF
Carbon tetrachloride	0.4342	0.4459	125.00	128.36	-2.69	135.75	Avg RF
1,1-Dichloropropene	0.3630	0.3759	125.00	129.42	-3.53	134.68	Avg RF
1,2-Dichloroethane-d4	0.1046	0.1155	250.00	275.94	-10.38	285.44	Avg RF
Benzene	0.9987	1.0289	125.00	128.77	-3.02	135.64	Avg RF
1,2-Dichloroethane	0.2758	0.2838	125.00	128.60	-2.88	145.78	Avg RF
Chlorobenzene-d5	----------ISTD----------						
Trichloroethene	0.7484	0.7890	125.00	131.77	-5.42	139.03	Avg RF
1,2-Dichloropropane	0.6580	0.6999	125.00	132.95	-6.36	138.96	Avg RF
Dibromomethane	0.2774	0.2901	125.00	130.75	-4.60	137.96	Avg RF
Bromodichloromethane	0.7799	0.8063	125.00	129.23	-3.38	137.00	Avg RF
cis-1,3-Dichloropropene	0.8559	0.9149	125.00	133.62	-6.90	139.16	Avg RF
Toluene-d8	2.4390	2.6510	250.00	271.73	-8.69	272.74	Avg RF
Toluene	1.6257	1.7065	125.00	131.21	-4.97	134.44	Avg RF
trans-1,3-Dichloropropene	0.6243	0.6786	125.00	135.87	-8.70	140.11	Avg RF
1,1,2-Trichloroethane	0.3174	0.3356	125.00	132.17	-5.74	135.04	Avg RF
Tetrachloroethene	0.6592	0.6470	125.00	122.68	1.86	125.82	Avg RF

Target Compound	AvgRF/R2	CC RF	Exp. Conc	Calc. Conc	%Dev	Area%	Curve Fit
1,3-Dichloropropane	0.6424	0.6735	125.00	131.05	-4.84	141.06	Avg RF
Chlorodibromomethane	0.5112	0.5359	125.00	131.02	-4.82	136.82	Avg RF
1,2-Dibromoethane	0.3506	0.3664	125.00	130.63	-4.51	133.02	Avg RF
Chlorobenzene	1.7822	1.8030	125.00	126.46	-1.17	132.33	Avg RF
1,1,1,2-Tetrachloroethane	0.6253	0.6402	125.00	127.97	-2.37	133.93	Avg RF
Ethylbenzene	0.9989	3.1352	125.00	126.13	-0.91	131.80	Quadratic
m+p-Xylenes	0.9987	1.2541	250.00	253.27	-1.31	131.28	Quadratic
o-Xylene	0.9987	1.0824	125.00	125.01	-0.01	128.33	Quadratic
Styrene	0.9983	1.8259	125.00	127.43	-1.94	132.46	Quadratic
1,4-Dichlorobenzene-d4	----------ISTD----------						
Bromoform	0.3350	0.3443	125.00	128.47	-2.78	134.00	Avg RF
p-Bromofluorobenzene	0.9231	0.9748	250.00	264.03	-5.61	266.34	Avg RF
Bromobenzene	0.8140	0.8399	125.00	128.97	-3.18	130.61	Avg RF
1,1,2,2-Tetrachloroethane	0.4643	0.5029	125.00	135.40	-8.32	140.76	Avg RF
1,2,3-Trichloropropane	0.1220	0.1283	125.00	131.47	-5.17	137.52	Avg RF
2-Chlorotoluene	0.8056	0.8303	125.00	128.83	-3.06	127.53	Avg RF
4-Chlorotoluene	2.6094	2.7588	125.00	132.16	-5.73	128.65	Avg RF
1,3-Dichlorobenzene	1.4748	1.4760	125.00	125.10	-0.08	129.12	Avg RF
1,4-Dichlorobenzene	1.5036	1.5417	125.00	128.17	-2.54	131.28	Avg RF
1,2-Dichlorobenzene	1.2313	1.2371	125.00	125.59	-0.47	127.79	Avg RF

A -- against Average; M -- against Mid Point; P -- against Previous CC in the Method;

Continuing Calibration Report

Batch Name	D:\Org\Data\VOA5975C\VG022222\QuantResults\VG022222_8260B.batch.bin
Method File	\\MASSHUNTER\Org\Data\Methods\Quant\VOA5975C\VOA5975C_011922_CAL\VOA5975C_8260B_SHT_DoD_L4_011922.m
Daily CC	D:\Org\Data\VOA5975C\VG02222222FEB26.D

Level name	Injection Time	Calibration Files
1	1/19/2022 10:48:21 AM	D:\Org\Data\VOA5975C\VG011922\19JAN04.D
2	1/19/2022 11:15:33 AM	D:\Org\Data\VOA5975C\VG011922\19JAN05.D
3	1/19/2022 11:42:44 AM	D:\Org\Data\VOA5975C\VG011922\19JAN06.D
4	1/19/2022 12:09:57 PM	D:\Org\Data\VOA5975C\VG011922\19JAN07.D
5	1/19/2022 1:04:20 PM	D:\Org\Data\VOA5975C\VG011922\19JAN09.D
6	1/19/2022 1:58:41 PM	D:\Org\Data\VOA5975C\VG011922\19JAN11.D
7	1/19/2022 2:53:18 PM	D:\Org\Data\VOA5975C\VG011922\19JAN13.D
8	1/19/2022 3:47:49 PM	D:\Org\Data\VOA5975C\VG011922\19JAN15.D
CC	2/22/2022 9:26:41 PM	D:\Org\Data\VOA5975C\VG022222\22FEB26.D <======

ISTD Compound:	Avg Resp	Mid Resp	CC Resp	Area%	A/M
Fluorobenzene	845168	806368	1059991	131.45	M
Chlorobenzene-d5	327060	318877	407909	127.92	M
1,4-Dichlorobenzene-d4	269016	262955	339215	129.00	M

Target Compound	AvgRF/R2	CC RF	Exp. Conc	Calc. Conc	%Dev	Area%	Curve Fit
Fluorobenzene	----------ISTD----------						
Dichlorodifluoromethane	0.3362	0.3834	125.00	142.55	-14.04	136.94	Avg RF
Chloromethane	0.3958	0.4298	125.00	135.74	-8.59	133.84	Avg RF
Vinyl chloride	0.3602	0.3909	125.00	135.63	-8.50	134.75	Avg RF
Bromomethane	0.9976	0.1875	125.00	148.37	-18.69	166.99	Quadratic
Chloroethane	0.1704	0.2110	125.00	154.74	-23.79	170.96	Avg RF
Trichlorofluoromethane	0.4320	0.4660	125.00	134.86	-7.89	127.60	Avg RF
1,1-Dichloroethene	0.2514	0.2424	125.00	120.53	3.58	121.58	Avg RF
Methylene chloride	0.3654	0.3463	125.00	118.46	5.23	122.41	Avg RF
trans-1,2-Dichloroethene	0.2597	0.2418	125.00	116.40	6.88	116.23	Avg RF
Methyl tert-butyl ether (MTBE)	0.3245	0.3028	125.00	116.62	6.70	117.16	Avg RF
1,1-Dichloroethane	0.4860	0.4689	125.00	120.62	3.50	120.85	Avg RF
2,2-Dichloropropane	0.3662	0.3417	125.00	116.63	6.69	118.02	Avg RF
cis-1,2-Dichloroethene	0.2629	0.2506	125.00	119.15	4.68	117.74	Avg RF
Methyl ethyl ketone	0.0380	0.0308 #	1250.00	1014.02	18.88	106.00	Avg RF
Bromochloromethane	0.1084	0.1061	125.00	122.31	2.15	122.32	Avg RF
Chloroform	0.4852	0.4542	125.00	117.00	6.40	122.65	Avg RF
1,1,1-Trichloroethane	0.4477	0.4346	125.00	121.33	2.93	121.56	Avg RF
Dibromofluoromethane	0.2421	0.2639	250.00	272.41	-8.97	277.41	Avg RF
Carbon tetrachloride	0.4342	0.4251	125.00	122.37	2.10	122.45	Avg RF
1,1-Dichloropropene	0.3630	0.3615	125.00	124.48	0.42	122.57	Avg RF
1,2-Dichloroethane-d4	0.1046	0.1166	250.00	278.77	-11.51	272.84	Avg RF
Benzene	0.9987	0.9646	125.00	120.73	3.42	120.32	Avg RF
1,2-Dichloroethane	0.2758	0.2551	125.00	115.58	7.54	123.97	Avg RF
Chlorobenzene-d5	----------ISTD----------						
Trichloroethene	0.7484	0.7326	125.00	122.36	2.11	123.99	Avg RF
1,2-Dichloropropane	0.6580	0.6350	125.00	120.63	3.50	121.09	Avg RF
Dibromomethane	0.2774	0.2649	125.00	119.40	4.48	121.00	Avg RF
Bromodichloromethane	0.7799	0.7681	125.00	123.10	1.52	125.35	Avg RF
cis-1,3-Dichloropropene	0.8559	0.7892	125.00	115.26	7.79	115.29	Avg RF
Toluene-d8	2.4390	2.6668	250.00	273.35	-9.34	263.52	Avg RF
Toluene	1.6257	1.5752	125.00	121.11	3.11	119.19	Avg RF
trans-1,3-Dichloropropene	0.6243	0.5982	125.00	119.78	4.18	118.63	Avg RF
1,1,2-Trichloroethane	0.3174	0.3050	125.00	120.10	3.92	117.86	Avg RF
Tetrachloroethene	0.6592	0.6126	125.00	116.16	7.07	114.43	Avg RF

Target Compound	AvgRF/R2	CC RF	Exp. Conc	Calc. Conc	%Dev	Area%	Curve Fit
1,3-Dichloropropane	0.6424	0.6241	125.00	121.45	2.84	125.56	Avg RF
Chlorodibromomethane	0.5112	0.4791	125.00	117.15	6.28	117.49	Avg RF
1,2-Dibromoethane	0.3506	0.3314	125.00	118.15	5.48	115.56	Avg RF
Chlorobenzene	1.7822	1.6622	125.00	116.59	6.73	117.17	Avg RF
1,1,1,2-Tetrachloroethane	0.6253	0.5855	125.00	117.03	6.37	117.64	Avg RF
Ethylbenzene	0.9989	2.8743	125.00	116.00	7.20	116.06	Quadratic
m+p-Xylenes	0.9987	1.1599	250.00	234.82	6.07	116.61	Quadratic
o-Xylene	0.9987	0.9899	125.00	114.75	8.20	112.72	Quadratic
Styrene	0.9983	1.6398	125.00	114.87	8.10	114.25	Quadratic
1,4-Dichlorobenzene-d4	----------ISTD----------						
Bromoform	0.3350	0.3035	125.00	113.24	9.41	114.27	Avg RF
p-Bromofluorobenzene	0.9231	0.9458	250.00	256.17	-2.47	250.01	Avg RF
Bromobenzene	0.8140	0.7601	125.00	116.73	6.62	114.36	Avg RF
1,1,2,2-Tetrachloroethane	0.4643	0.4370	125.00	117.66	5.87	118.33	Avg RF
1,2,3-Trichloropropane	0.1220	0.1127	125.00	115.50	7.60	116.89	Avg RF
2-Chlorotoluene	0.8056	0.7678	125.00	119.13	4.69	114.10	Avg RF
4-Chlorotoluene	2.6094	2.5446	125.00	121.90	2.48	114.81	Avg RF
1,3-Dichlorobenzene	1.4748	1.3386	125.00	113.45	9.24	113.29	Avg RF
1,4-Dichlorobenzene	1.5036	1.4074	125.00	117.00	6.40	115.94	Avg RF
1,2-Dichlorobenzene	1.2313	1.1206	125.00	113.76	8.99	111.98	Avg RF

A -- against Average; M -- against Mid Point; P -- against Previous CC in the Method;

Quantitation Results Report (QT Reviewed)

Data File	22FEB03.D	Operator	MSC
Acq. Method	5975CACQF.M	Acq. Date-Time	2/22/2022 10:03:01 AM
Sample Name	CCV022222_	Instrument	VOA5975C
Vial	3	Multiplier	1.00
DA Method File	VOA5975C_8260B_SHT_DoD_L4_011922.m	Comment	
Tune File	BFB_Atune3.u	Tune Date	10/11/2021 4:02:00 PM
Batch Name	VG022222_8260B.batch.bin	Last Calib Update	3/18/2022 11:09:24 AM
Ref Library	\\MASSHUNTER\Org\Library\NIST129K.l		

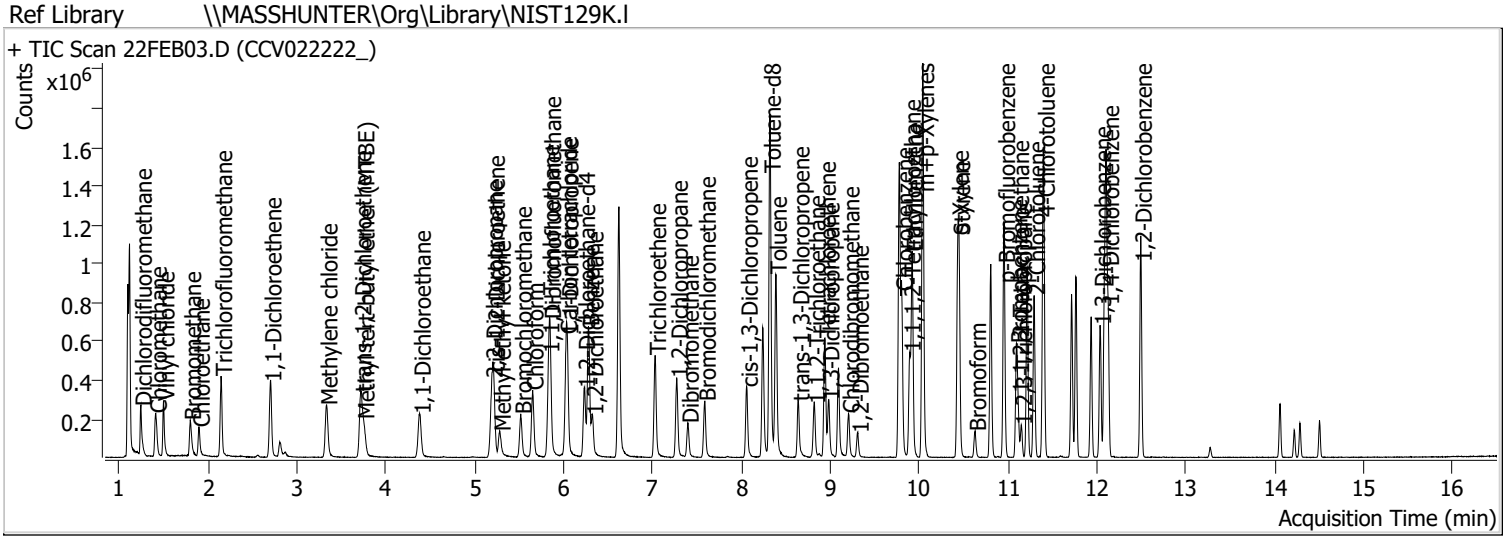

Compound	RT	QIon	Resp.	Conc.	Units	Dev(Min)
Internal Standards						
M Fluorobenzene	6.621	96.0	1120306	250.0000	ng	0.000
M Chlorobenzene-d5	9.774	82.0	424702	250.0000	ng	0.000
M 1,4-Dichlorobenzene-d4	12.103	152.0	350617	250.0000	ng	0.003
System Monitoring Compounds						
S Dibromofluoromethane	5.845	113.0	289759	267.0323	ng	-0.006
Spiked Amount: 250.000	Range: 80.0 - 119.0%			Recovery = 106.81%		
S 1,2-Dichloroethane-d4	6.230	67.0	129343	275.9386	ng	0.000
Spiked Amount: 250.000	Range: 81.0 - 118.0%			Recovery = 110.38%		
S Toluene-d8	8.319	98.0	1125880	271.7300	ng	0.000
Spiked Amount: 250.000	Range: 89.0 - 112.0%			Recovery = 108.69%		
S p-Bromofluorobenzene	10.954	95.0	341797	264.0257	ng	0.006
Spiked Amount: 250.000	Range: 85.0 - 114.0%			Recovery = 105.61%		
Target Compounds						**QValue**
T Dichlorodifluoromethane	1.241	85.0	208710	138.5495	ng	100
T Chloromethane	1.411	50.0	244023	137.5929	ng	99
T Vinyl chloride	1.498	62.0	219599	136.0321	ng	99
T Bromomethane	1.799	96.0	105105	148.4393	ng	95
T Chloroethane	1.897	64.0	108243	141.7241	ng	100
T Trichlorofluoromethane	2.145	101.0	273734	141.4068	ng	99
T 1,1-Dichloroethene	2.700	96.0	140431	124.6757	ng	98
T Methylene chloride	3.330	49.0	210747	128.6888	ng	96
T trans-1,2-Dichloroethene	3.715	96.0	141436	121.5504	ng	93
T Methyl tert-butyl ether (MTBE)	3.748	73.0	180536	124.1349	ng	100
T 1,1-Dichloroethane	4.381	63.0	274729	126.1548	ng	98
T 2,2-Dichloropropane	5.190	77.0	216364	131.8369	ng	98
T cis-1,2-Dichloroethene	5.212	96.0	149381	126.7919	ng	96
T Methyl ethyl ketone	5.282	43.0	177919	1044.9662	ng	98
T Bromochloromethane	5.516	128.0	61521	126.6473	ng	98
T Chloroform	5.650	83.0	267823	123.1716	ng	100

Compound	RT	QIon	Resp.	Conc.	Units	Dev(Min)
T 1,1,1-Trichloroethane	5.829	97.0	255471	127.3395	ng	100
T Carbon tetrachloride	6.027	117.0	249755	128.3582	ng	98
T 1,1-Dichloropropene	6.040	75.0	210542	129.4162	ng	100
T Benzene	6.278	78.0	576317	128.7735	ng	99
T 1,2-Dichloroethane	6.325	62.0	158968	128.6013	ng	98
T Trichloroethene	7.028	95.0	167542	131.7721	ng	96
T 1,2-Dichloropropane	7.270	63.0	148628	132.9549	ng	96
T Dibromomethane	7.396	93.0	61608	130.7493	ng	97
T Bromodichloromethane	7.588	83.0	171226	129.2294	ng	99
T cis-1,3-Dichloropropene	8.059	75.0	194278	133.6219	ng	97
T Toluene	8.386	92.0	362385	131.2128	ng	99
T trans-1,3-Dichloropropene	8.639	75.0	144095	135.8696	ng	99
T 1,1,2-Trichloroethane	8.821	83.0	71275	132.1699	ng	98
T Tetrachloroethene	8.938	163.8	137390	122.6774	ng	96
T 1,3-Dichloropropane	8.980	76.0	143010	131.0474	ng	98
T Chlorodibromomethane	9.203	129.0	113793	131.0225	ng	98
T 1,2-Dibromoethane	9.309	107.0	77804	130.6316	ng	99
T Chlorobenzene	9.802	112.0	382875	126.4612	ng	100
T 1,1,1,2-Tetrachloroethane	9.892	131.0	135938	127.9679	ng	100
T Ethylbenzene	9.919	91.0	665771	126.1320	ng	99
T m+p-Xylenes	10.042	106.0	532640	253.2689	ng	99
T o-Xylene	10.433	106.0	229845	125.0119	ng	98
T Styrene	10.447	104.0	387731	127.4301	ng	100
T Bromoform	10.628	172.5	60359	128.4722	ng	99
T Bromobenzene	11.093	156.0	147240	128.9739	ng	99
T 1,1,2,2-Tetrachloroethane	11.110	83.0	88170	135.4020	ng	100
T 1,2,3-Trichloropropane	11.146	110.0	22492	131.4665	ng	95
T 2-Chlorotoluene	11.291	126.0	145560	128.8274	ng	96
T 4-Chlorotoluene	11.400	91.0	483641	132.1570	ng	100
T 1,3-Dichlorobenzene	12.033	146.0	258763	125.1026	ng	99
T 1,4-Dichlorobenzene	12.125	146.0	270272	128.1698	ng	100
T 1,2-Dichlorobenzene	12.493	146.0	216882	125.5921	ng	99

(#) = Qualifier Out of Range; (m) = Manual Integration; (+) = Area Summed; (*) = Surrogate Percent Recovery Out of Range; (d): Zeroed Peak

Compound	Conc.	RT	Dev(Min)	Resp.	QIon	QRatio	Lower	Upper
Dichlorodifluoromethane	138.5495	1.24	0.00	208710	87.0	31.9	1.8	61.8

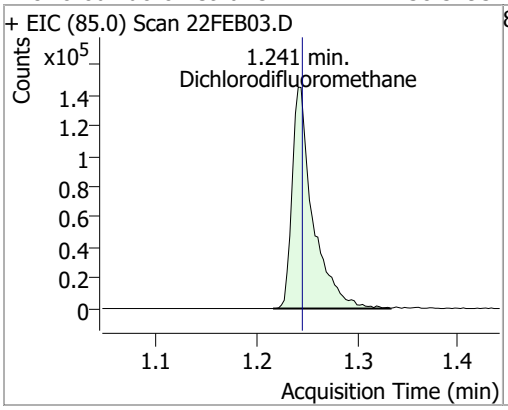

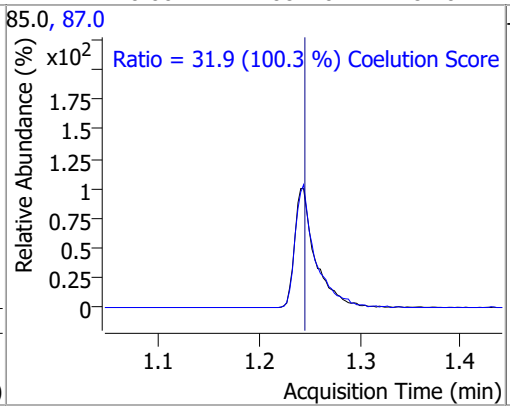

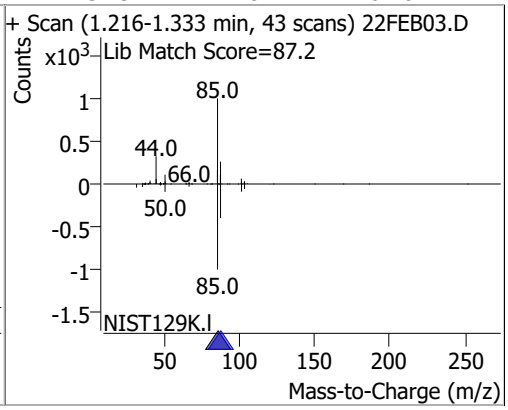

Compound	Conc.	RT	Dev(Min)	Resp.	QIon	QRatio	Lower	Upper
Chloromethane	137.5929	1.41	0.00	244023	52.0	32.7	2.4	62.4

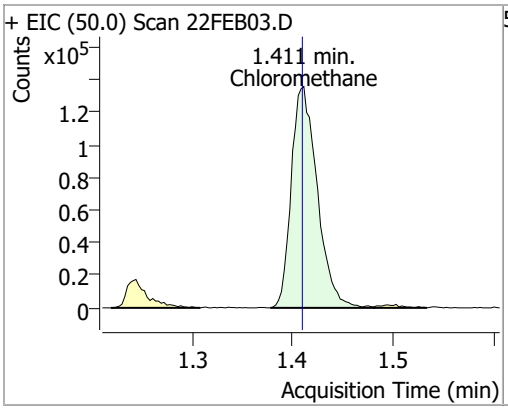

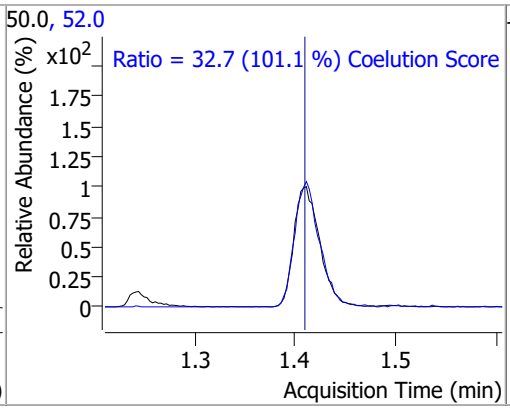

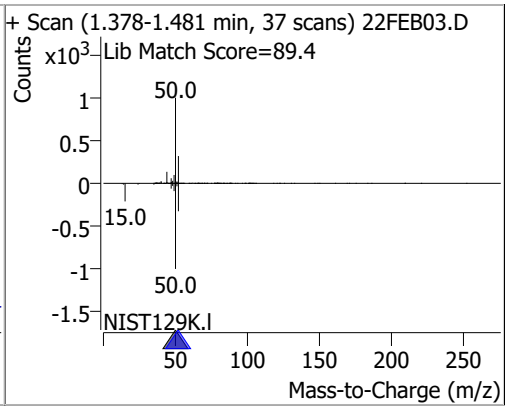

Compound	Conc.	RT	Dev(Min)	Resp.	QIon	QRatio	Lower	Upper
Vinyl chloride	136.0321	1.50	0.00	219599	64.0	31.9	1.3	61.3

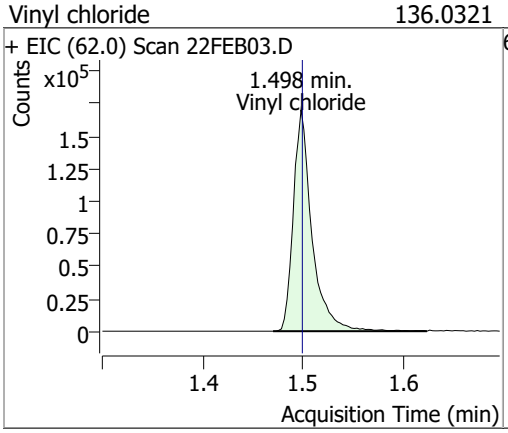

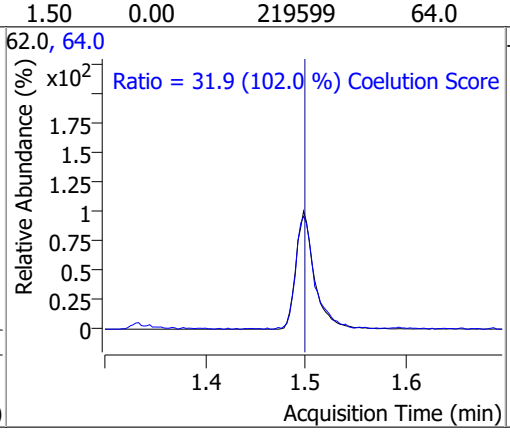

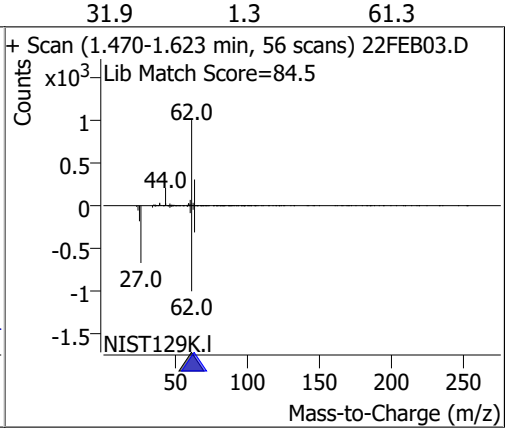

Compound	Conc.	RT	Dev(Min)	Resp.	QIon	QRatio	Lower	Upper
Bromomethane	148.4393	1.80	0.00	105105	94.0	105.0	80.1	140.1

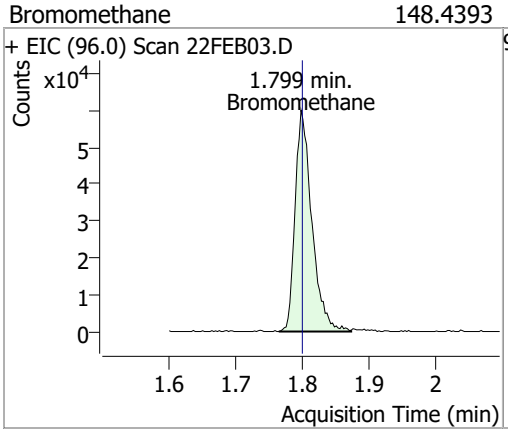

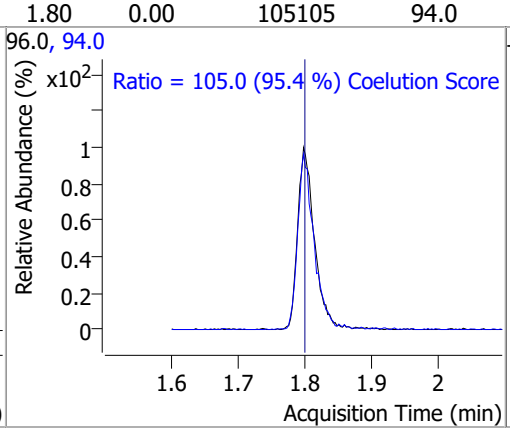

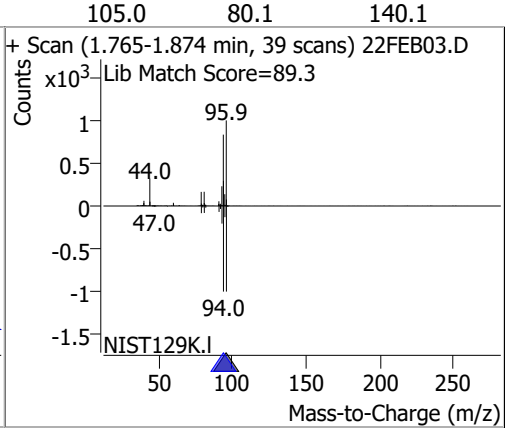

Compound	Conc.	RT	Dev(Min)	Resp.	QIon	QRatio	Lower	Upper
Chloroethane	141.7241	1.90	0.00	108243	66.0	30.2	0.0	60.0

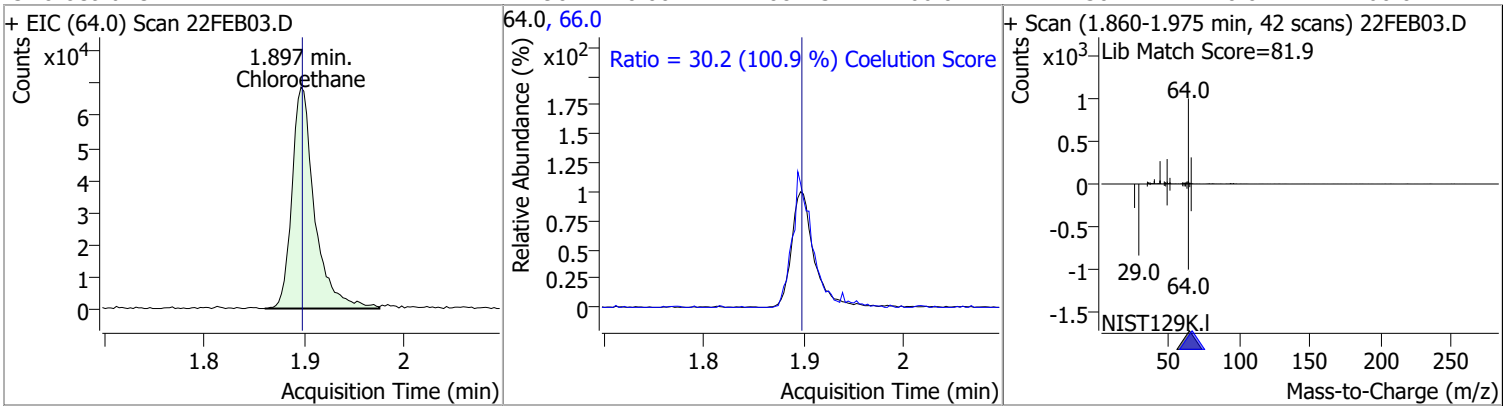

Compound	Conc.	RT	Dev(Min)	Resp.	QIon	QRatio	Lower	Upper
Trichlorofluoromethane	141.4068	2.14	0.00	273734	103.0	64.6	35.0	95.0

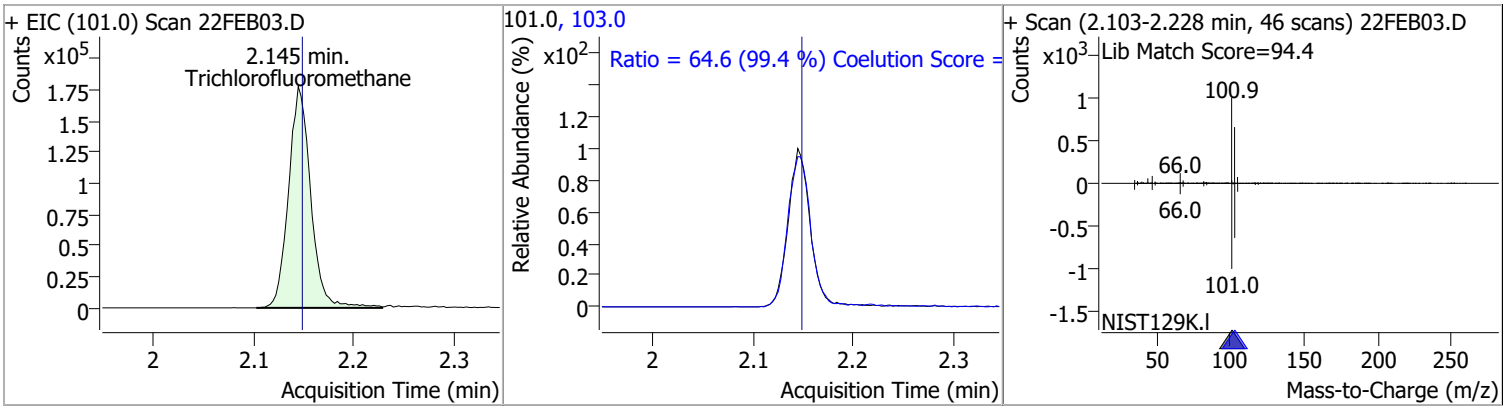

Compound	Conc.	RT	Dev(Min)	Resp.	QIon	QRatio	Lower	Upper
1,1-Dichloroethene	124.6757	2.70	0.00	140431	61.0	182.9	149.9	209.9
					63.0	58.5	27.0	87.0

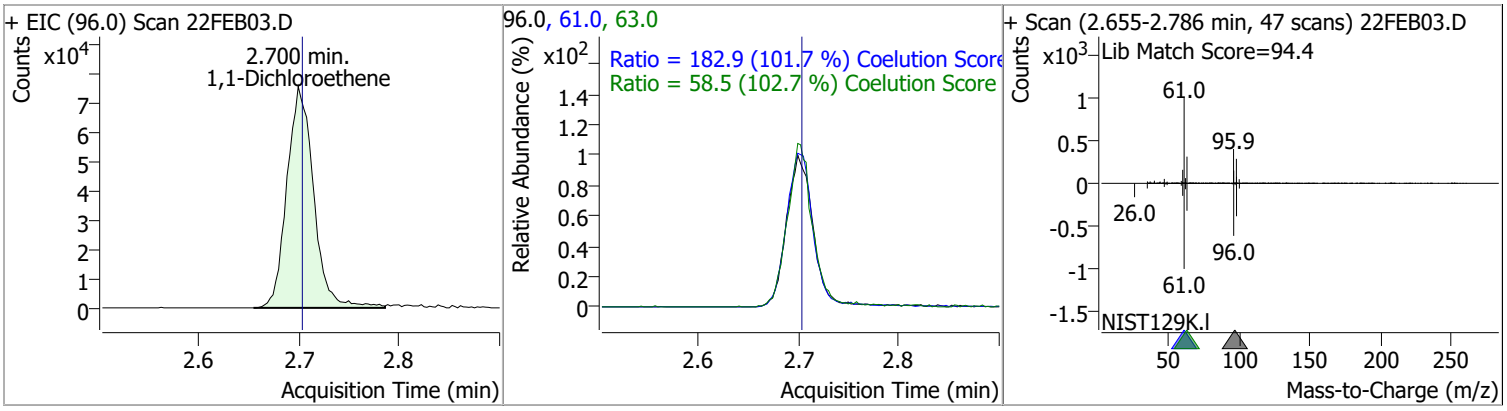

Compound	Conc.	RT	Dev(Min)	Resp.	QIon	QRatio	Lower	Upper
Methylene chloride	128.6888	3.33	0.00	210747	84.0	61.8	36.1	96.1
					86.0	41.2	11.8	71.8

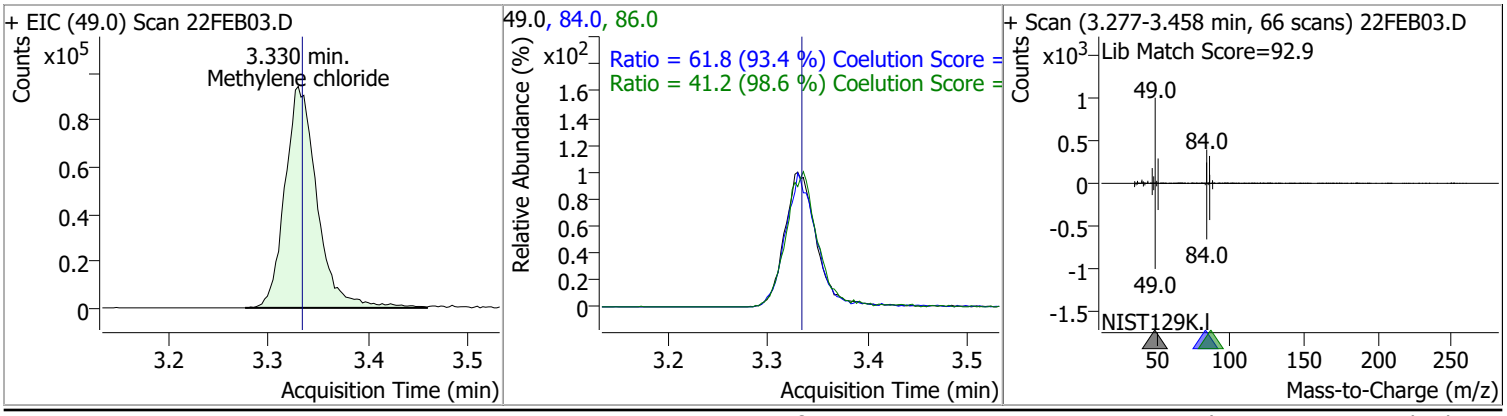

Compound	Conc.	RT	Dev(Min)	Resp.	QIon	QRatio	Lower	Upper
trans-1,2-Dichloroethene	121.5504	3.71	-0.01	141436	61.0	165.2	124.8	184.8
					98.0	64.9	32.1	92.1

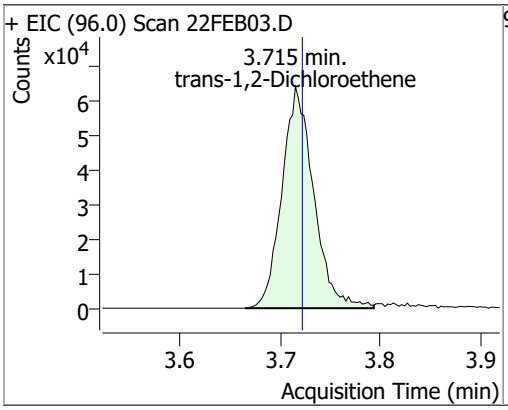

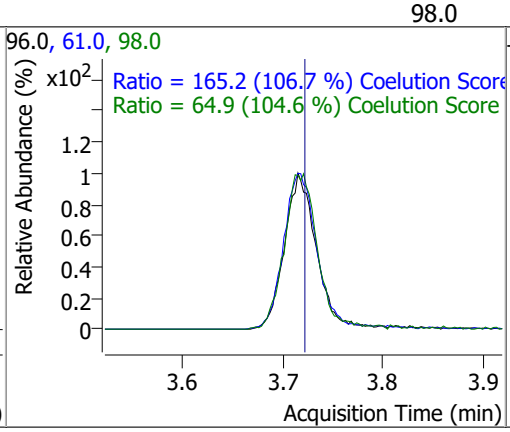

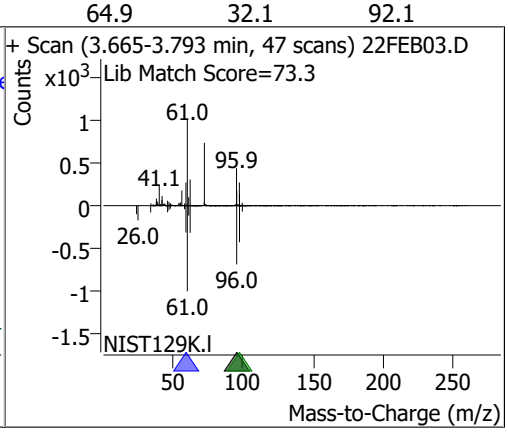

Compound	Conc.	RT	Dev(Min)	Resp.	QIon	QRatio	Lower	Upper
Methyl tert-butyl ether (MTBE)	124.1349	3.75	-0.01	180536	57.0	24.7	0.0	54.6

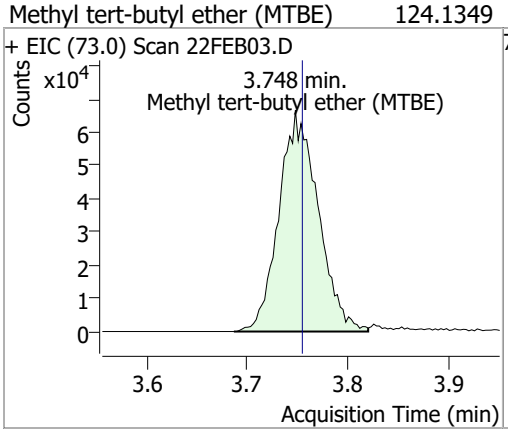

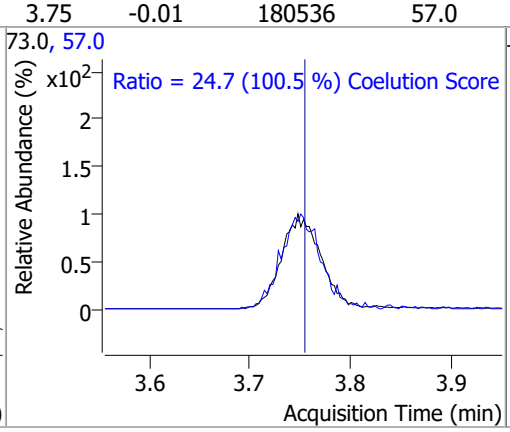

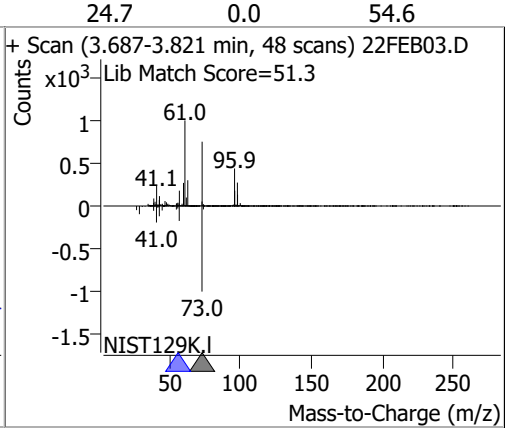

Compound	Conc.	RT	Dev(Min)	Resp.	QIon	QRatio	Lower	Upper
1,1-Dichloroethane	126.1548	4.38	0.00	274729	65.0	32.2	1.0	61.0
					83.0	13.1	0.0	42.7

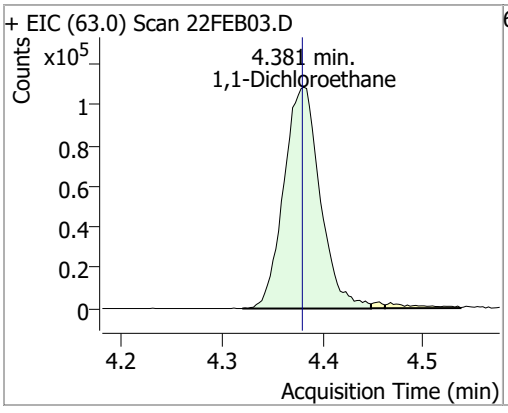

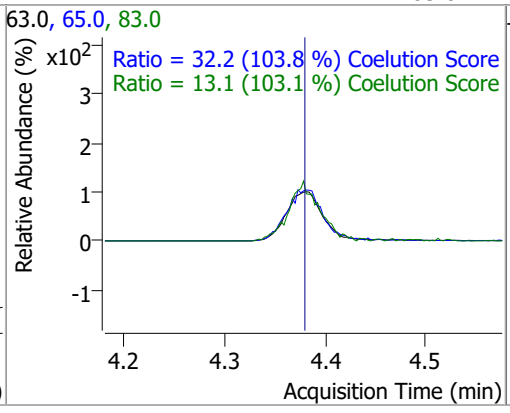

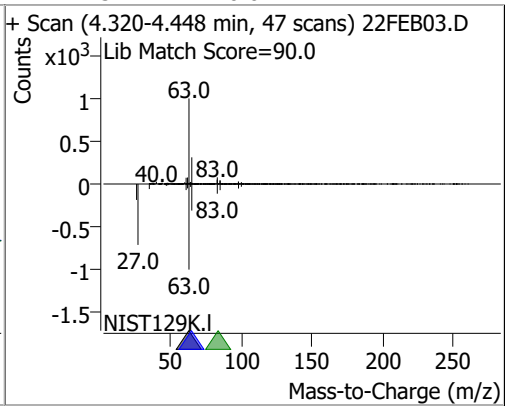

Compound	Conc.	RT	Dev(Min)	Resp.	QIon	QRatio	Lower	Upper
2,2-Dichloropropane	131.8369	5.19	0.00	216364	41.0	67.5	38.8	98.8
					97.0	22.4	0.0	53.9

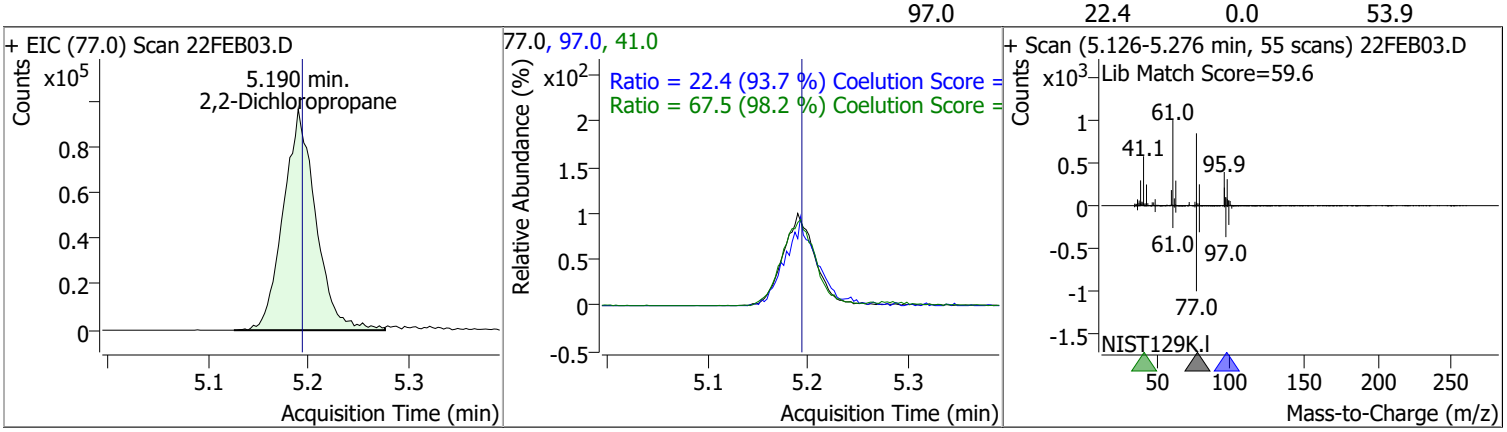

Compound	Conc.	RT	Dev(Min)	Resp.	QIon	QRatio	Lower	Upper
cis-1,2-Dichloroethene	126.7919	5.21	0.00	149381	61.0	166.7	130.4	190.4
					98.0	64.6	36.2	96.2

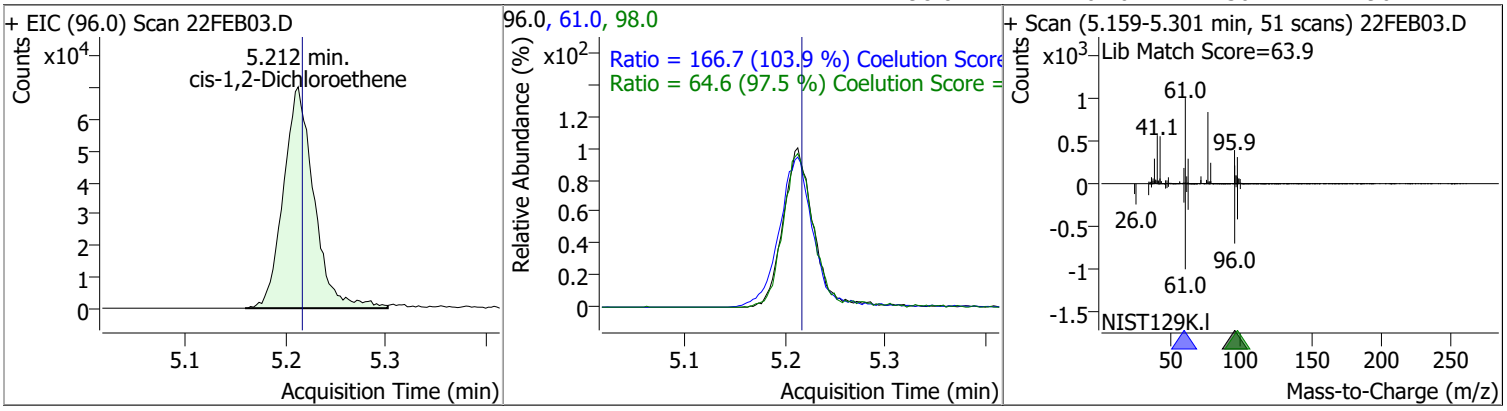

Compound	Conc.	RT	Dev(Min)	Resp.	QIon	QRatio	Lower	Upper
Methyl ethyl ketone	1044.9662	5.28	0.00	177919	72.0	19.7	0.0	50.6

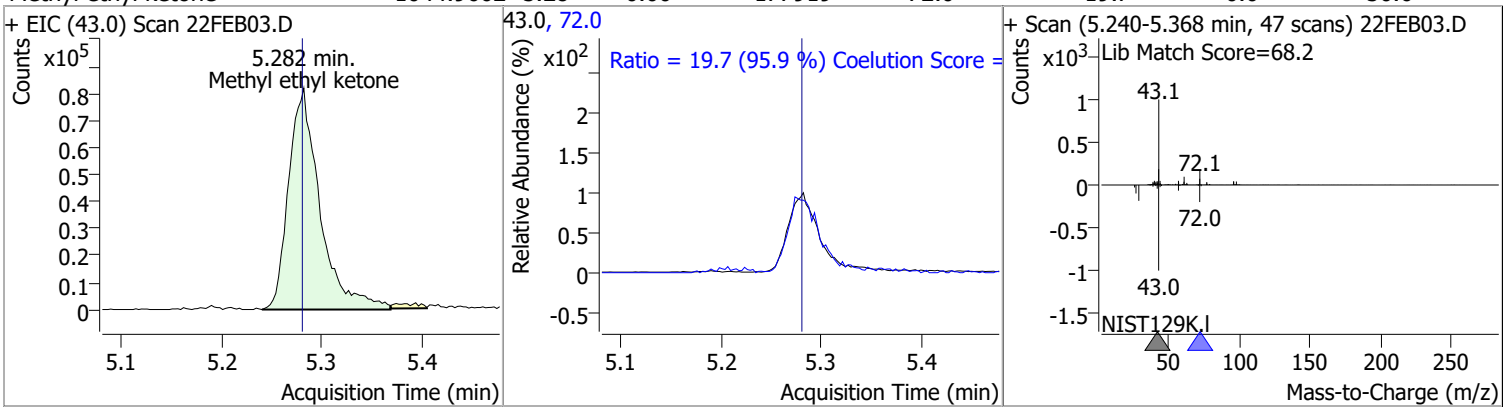

Compound	Conc.	RT	Dev(Min)	Resp.	QIon	QRatio	Lower	Upper
Bromochloromethane	126.6473	5.52	0.00	61521	49.0	185.4	152.2	212.2

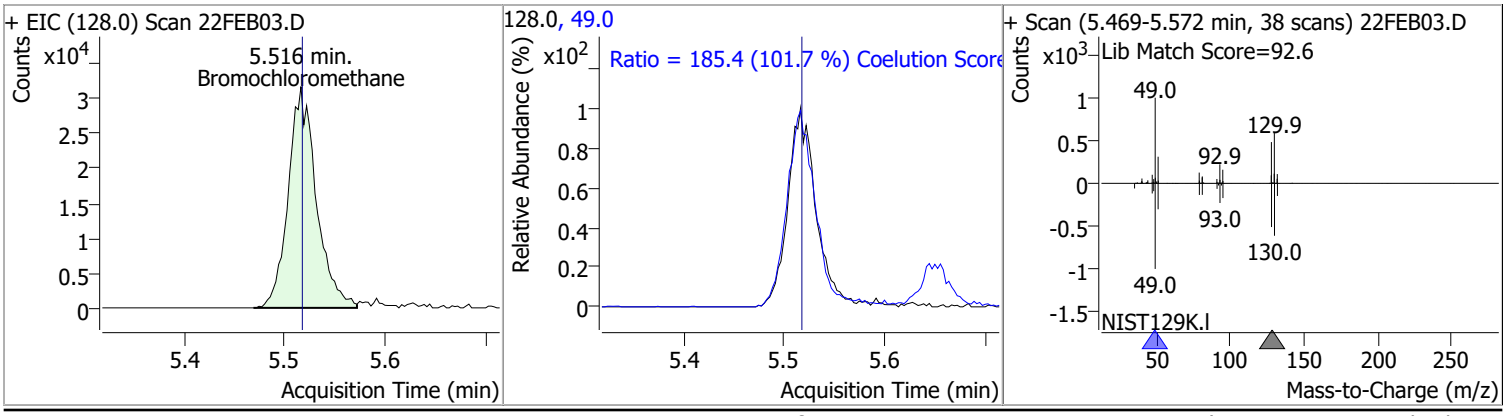

Compound	Conc.	RT	Dev(Min)	Resp.	QIon	QRatio	Lower	Upper
Chloroform	123.1716	5.65	0.00	267823	85.0	66.3	36.2	96.2

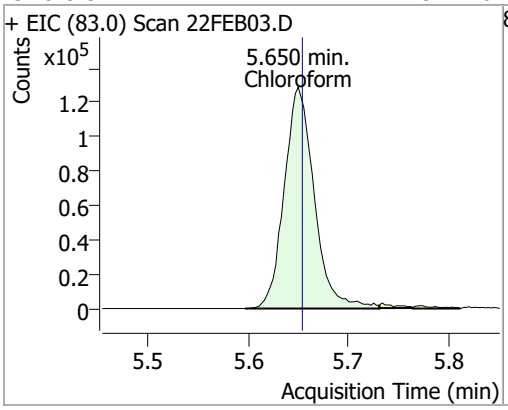

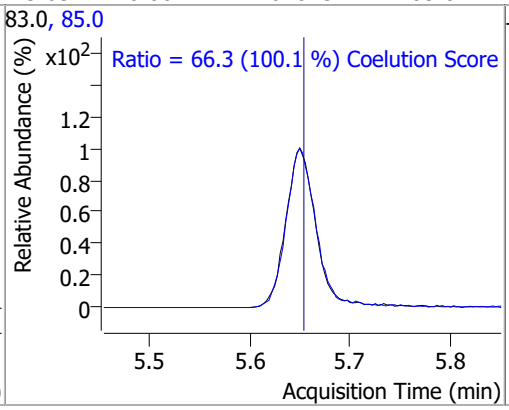

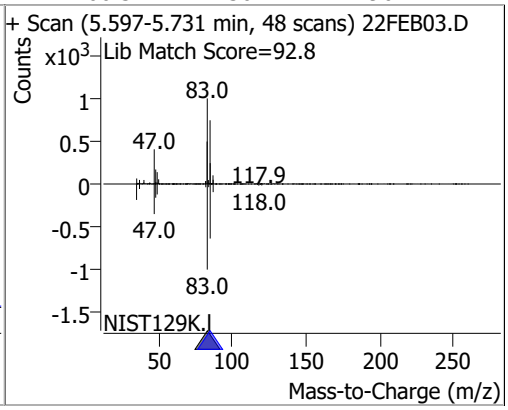

Compound	Conc.	RT	Dev(Min)	Resp.	QIon	QRatio	Lower	Upper
1,1,1-Trichloroethane	127.3395	5.83	0.00	255471	99.0	62.6	33.1	93.1
					61.0	49.0	19.1	79.1

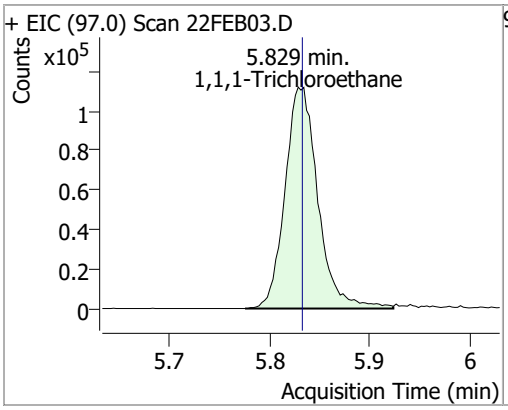

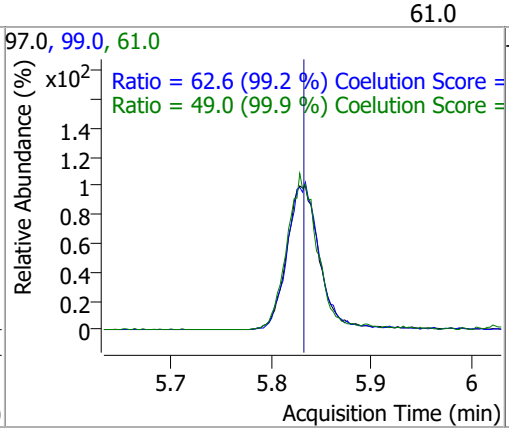

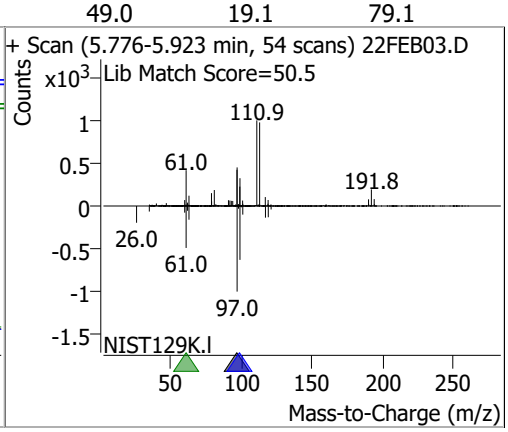

Compound	Conc.	RT	Dev(Min)	Resp.	QIon	QRatio	Lower	Upper
Dibromofluoromethane	267.0323	5.85	-0.01	289759	191.5	22.0	0.0	53.2

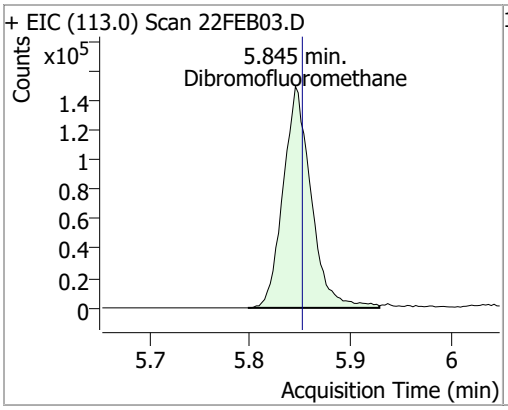

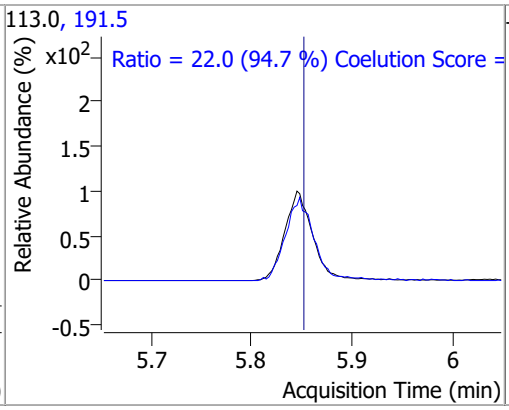

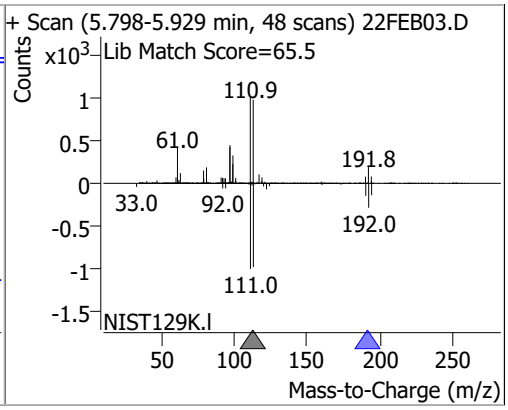

Compound	Conc.	RT	Dev(Min)	Resp.	QIon	QRatio	Lower	Upper
Carbon tetrachloride	128.3582	6.03	0.00	249755	119.0	95.5	67.6	127.6
					121.0	29.7	0.7	60.7

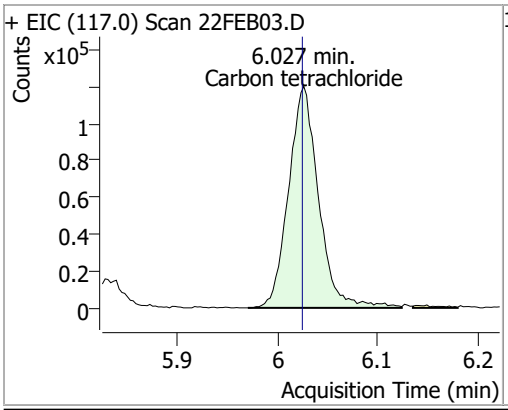

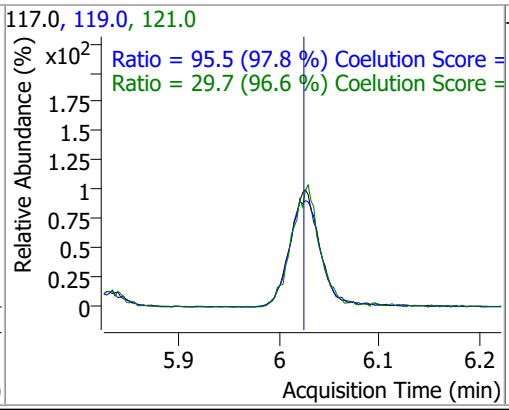

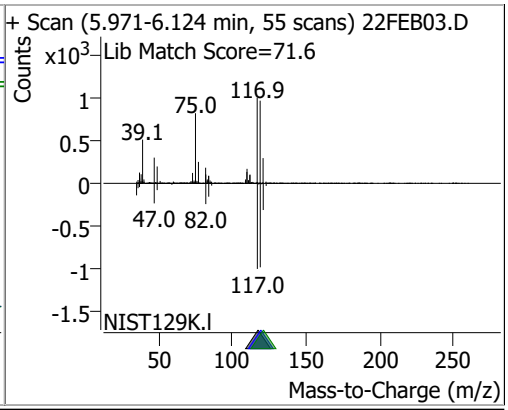

Compound	Conc.	RT	Dev(Min)	Resp.	QIon	QRatio	Lower	Upper
1,1-Dichloropropene	129.4162	6.04	0.00	210542	110.0	35.5	5.6	65.6
					77.0	30.8	1.0	61.0

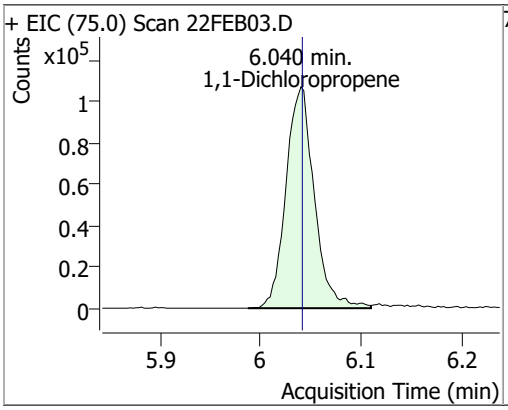

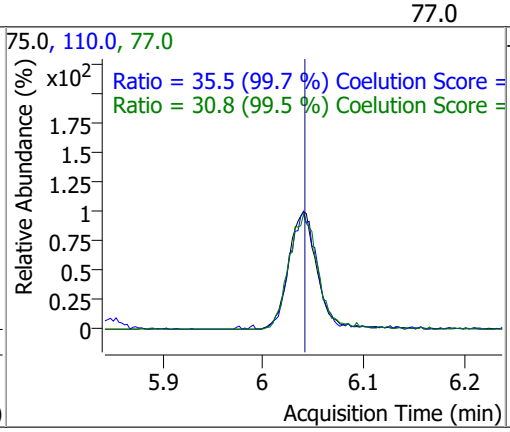

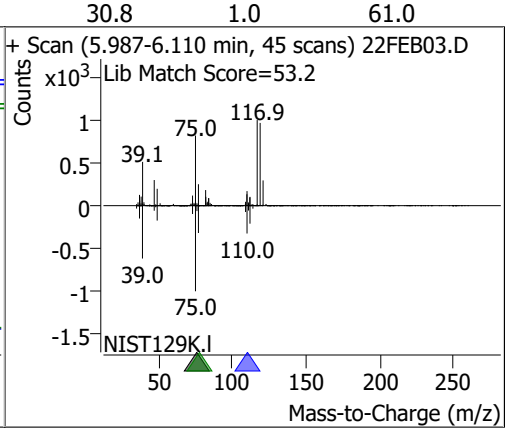

Compound	Conc.	RT	Dev(Min)	Resp.	QIon	QRatio	Lower	Upper
1,2-Dichloroethane-d4	275.9386	6.23	0.00	129343	65.0	193.8	162.8	222.8

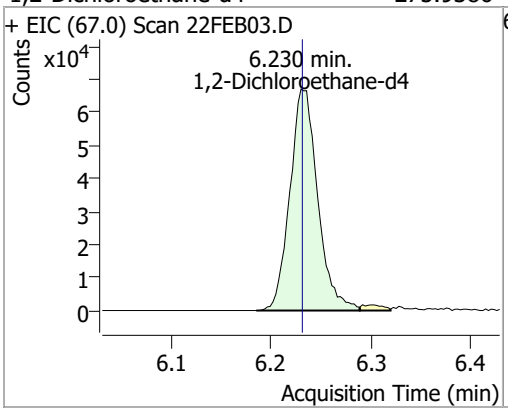

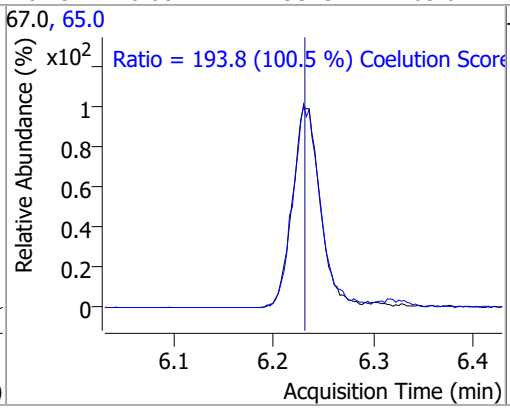

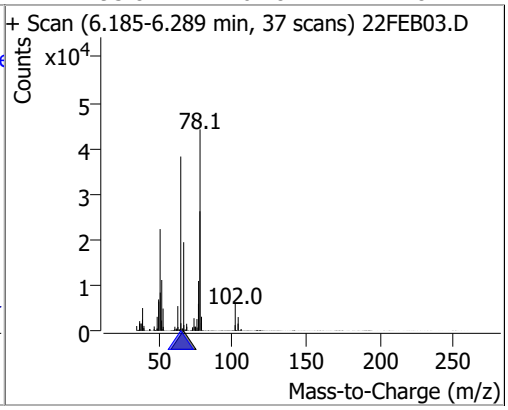

Compound	Conc.	RT	Dev(Min)	Resp.	QIon	QRatio	Lower	Upper
Benzene	128.7735	6.28	-0.01	576317	77.0	23.7	0.0	53.3

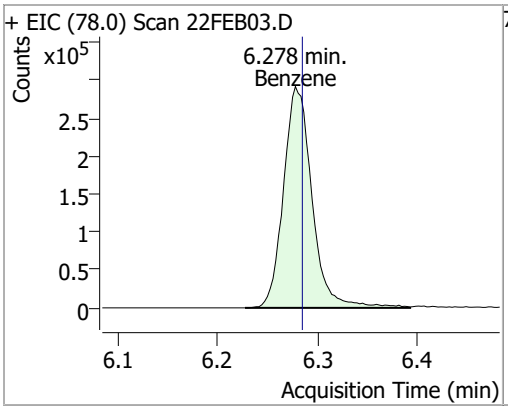

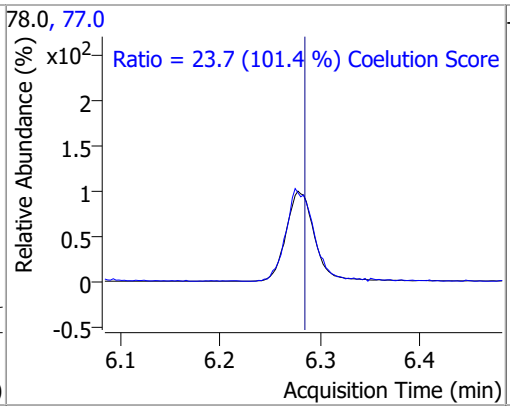

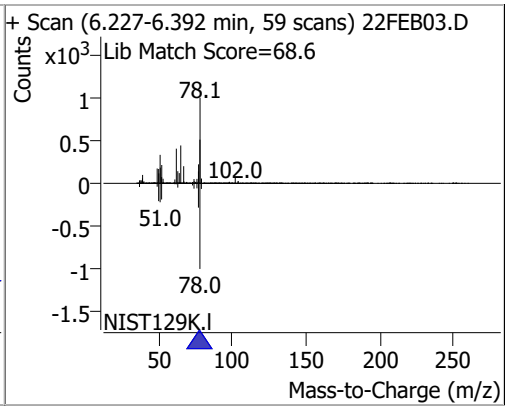

Compound	Conc.	RT	Dev(Min)	Resp.	QIon	QRatio	Lower	Upper
1,2-Dichloroethane	128.6013	6.32	0.00	158968	64.0	30.7	2.2	62.2
					98.0	7.5	0.0	38.2

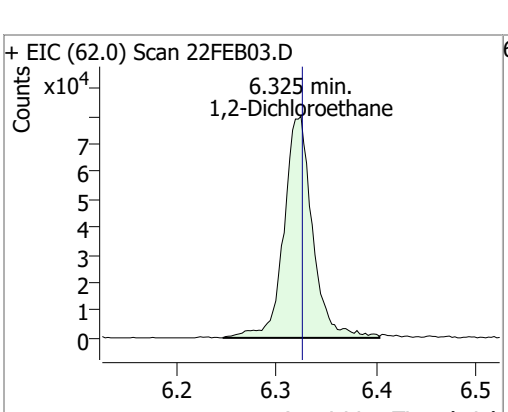

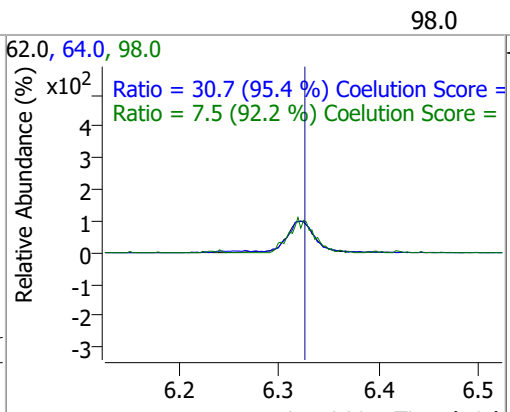

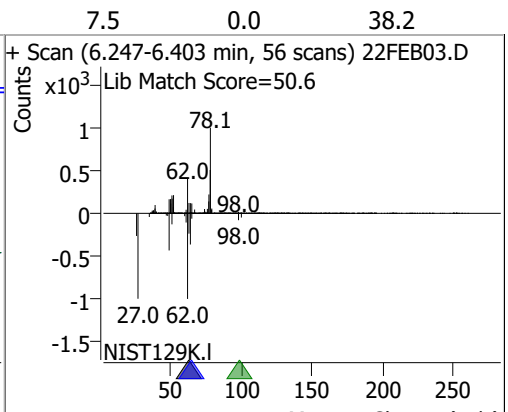

Compound	Conc.	RT	Dev(Min)	Resp.	QIon	QRatio	Lower	Upper
Trichloroethene	131.7721	7.03	0.00	167542	130.0	101.2	75.6	135.6
					97.0	63.1	35.7	95.7

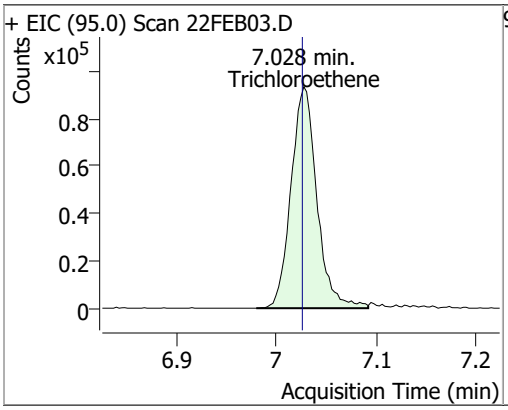

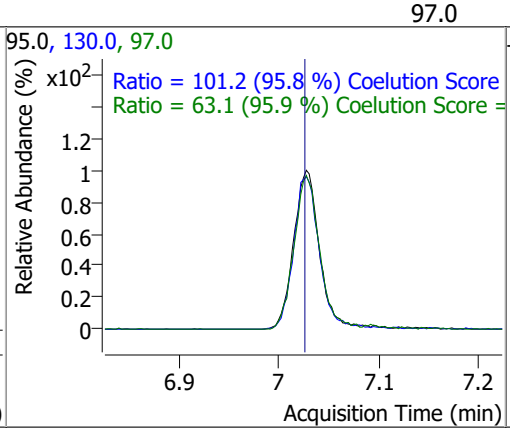

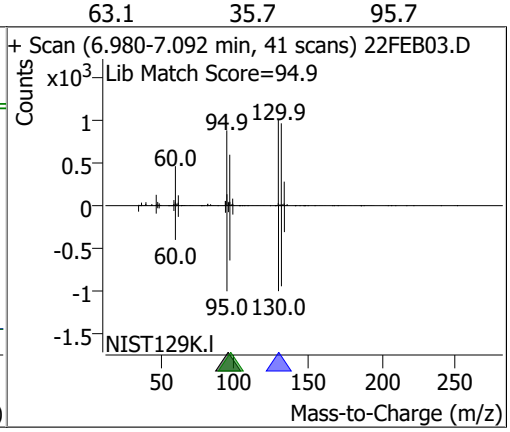

Compound	Conc.	RT	Dev(Min)	Resp.	QIon	QRatio	Lower	Upper
1,2-Dichloropropane	132.9549	7.27	0.00	148628	76.0	37.5	9.8	69.8

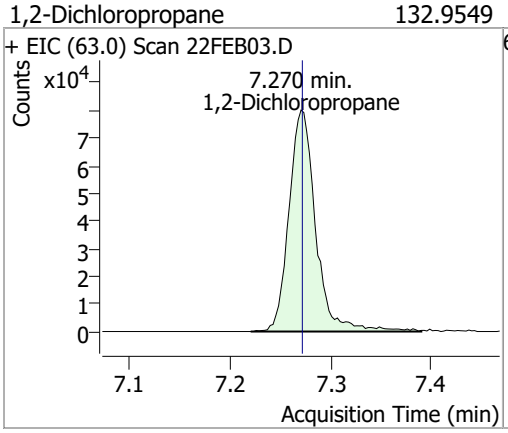

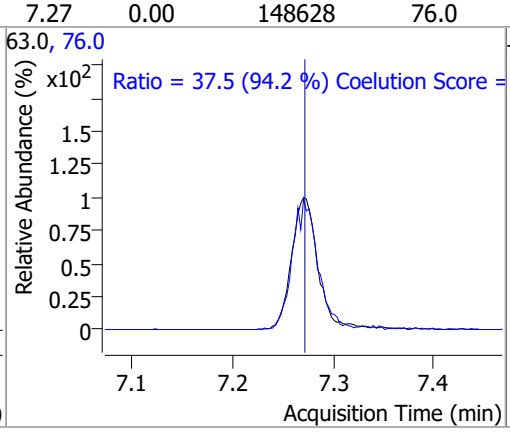

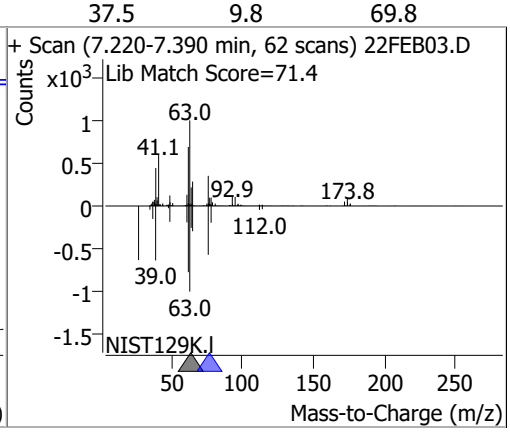

Compound	Conc.	RT	Dev(Min)	Resp.	QIon	QRatio	Lower	Upper
Dibromomethane	130.7493	7.40	0.00	61608	173.5	104.9	78.2	138.2
					95.0	82.9	54.5	114.5

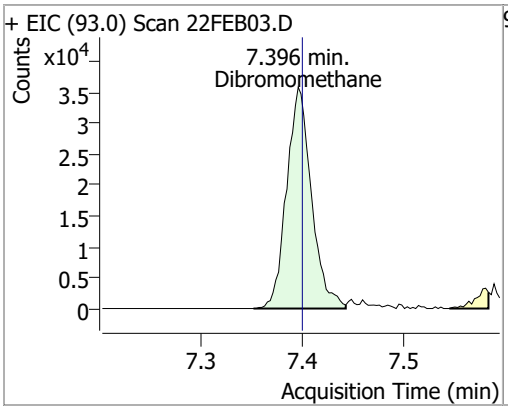

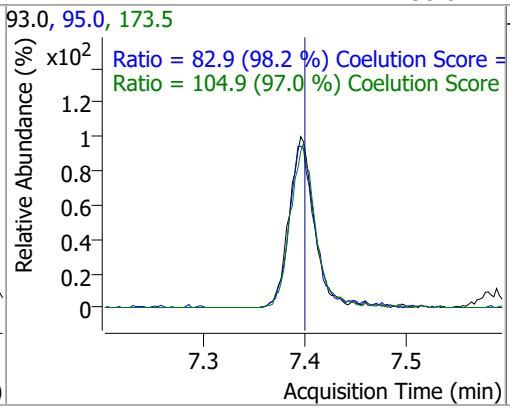

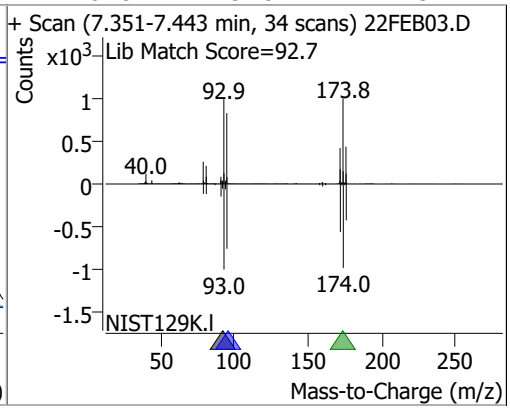

Compound	Conc.	RT	Dev(Min)	Resp.	QIon	QRatio	Lower	Upper
Bromodichloromethane	129.2294	7.59	0.01	171226	85.0	65.2	36.3	96.3
					127.0	9.7	0.0	39.5

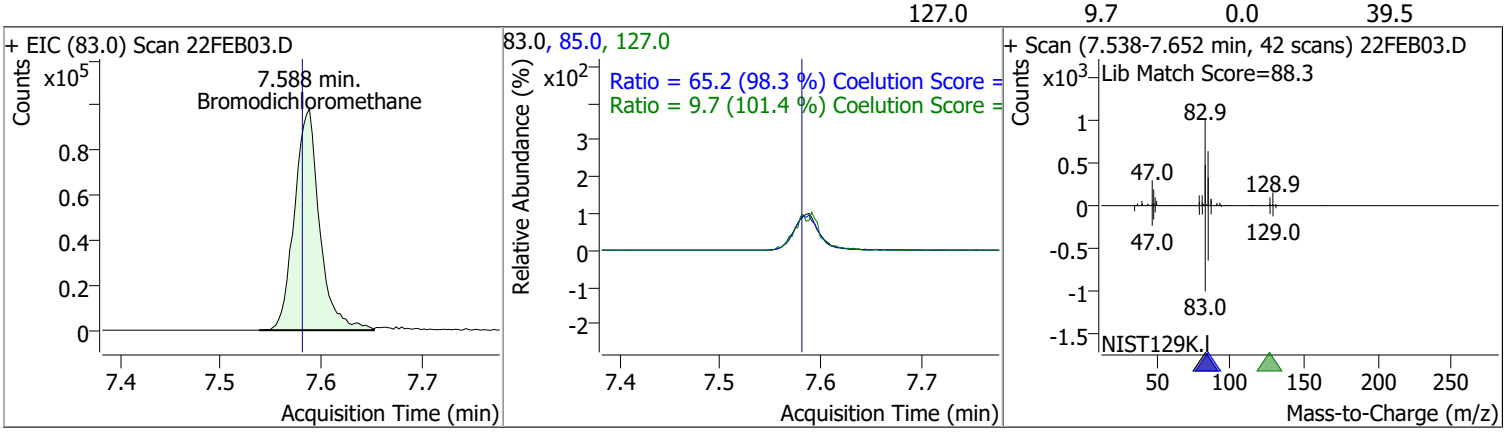

Compound	Conc.	RT	Dev(Min)	Resp.	QIon	QRatio	Lower	Upper
cis-1,3-Dichloropropene	133.6219	8.06	0.00	194278	39.0	55.0	22.5	82.5
					77.0	31.0	1.8	61.8

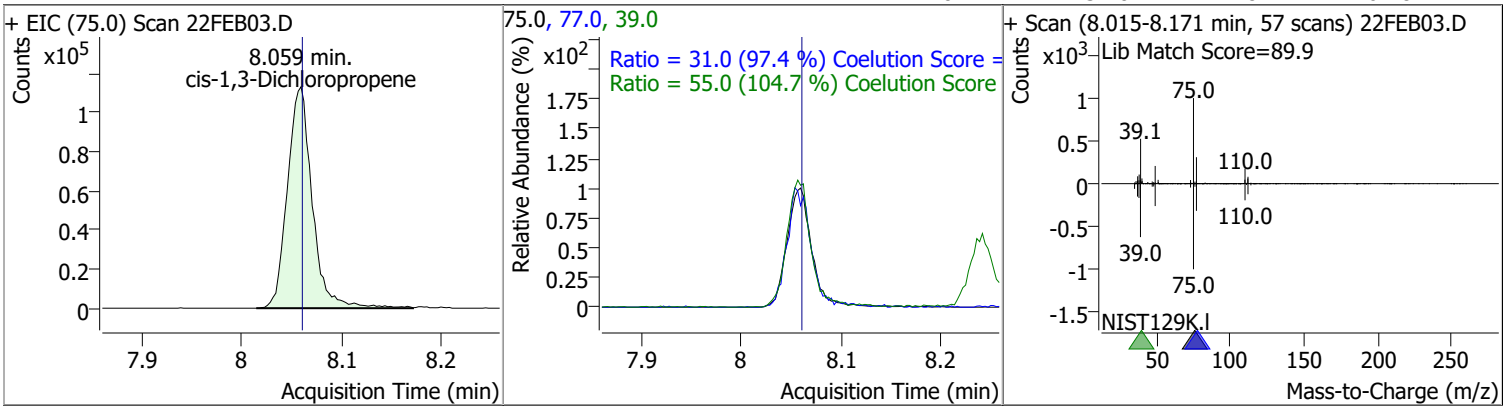

Compound	Conc.	RT	Dev(Min)	Resp.	QIon	QRatio	Lower	Upper
Toluene-d8	271.7300	8.32	0.00	1125880	100.0	64.5	34.3	94.3
					99.0	9.4	0.0	39.2

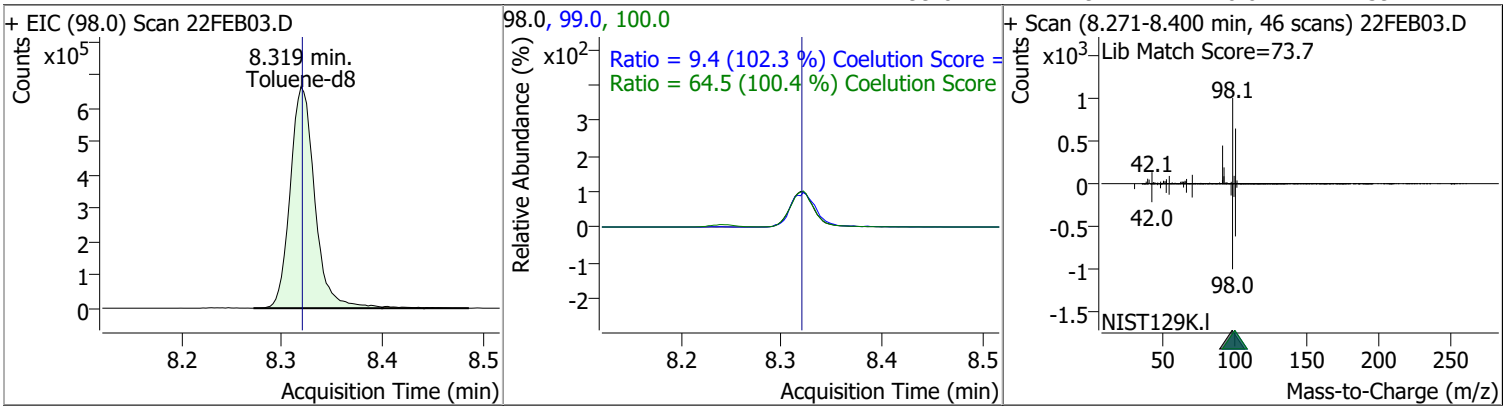

Compound	Conc.	RT	Dev(Min)	Resp.	QIon	QRatio	Lower	Upper
Toluene	131.2128	8.39	0.00	362385	91.0	175.0	144.1	204.1

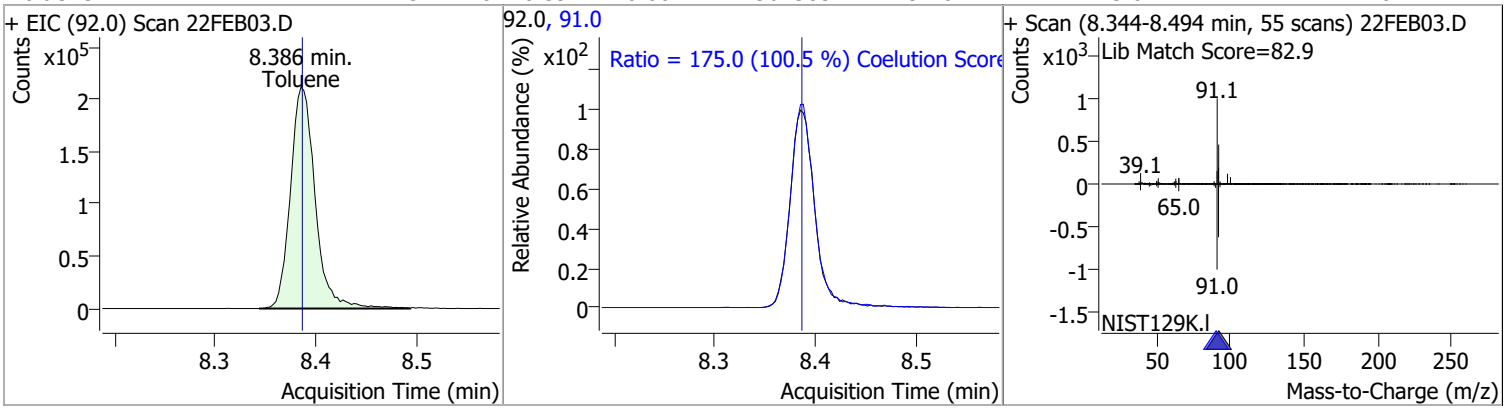

Compound	Conc.	RT	Dev(Min)	Resp.	QIon	QRatio	Lower	Upper
trans-1,3-Dichloropropene	135.8696	8.64	0.00	144095	39.0	51.7	23.0	83.0
					77.0	31.2	1.0	61.0

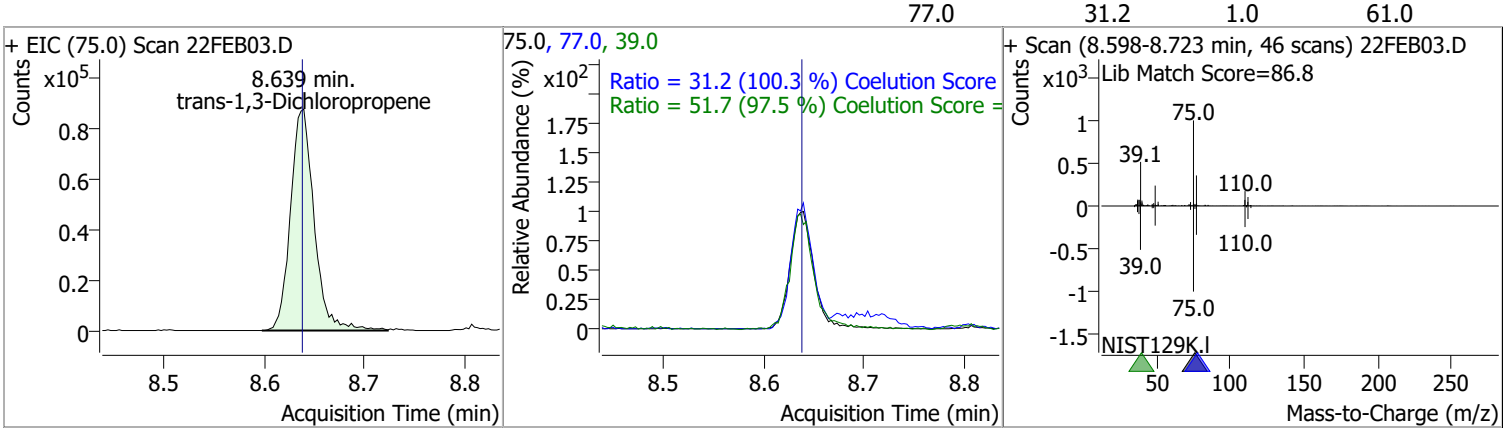

Compound	Conc.	RT	Dev(Min)	Resp.	QIon	QRatio	Lower	Upper
1,1,2-Trichloroethane	132.1699	8.82	0.00	71275	97.0	112.9	80.7	140.7
					85.0	61.1	30.7	90.7

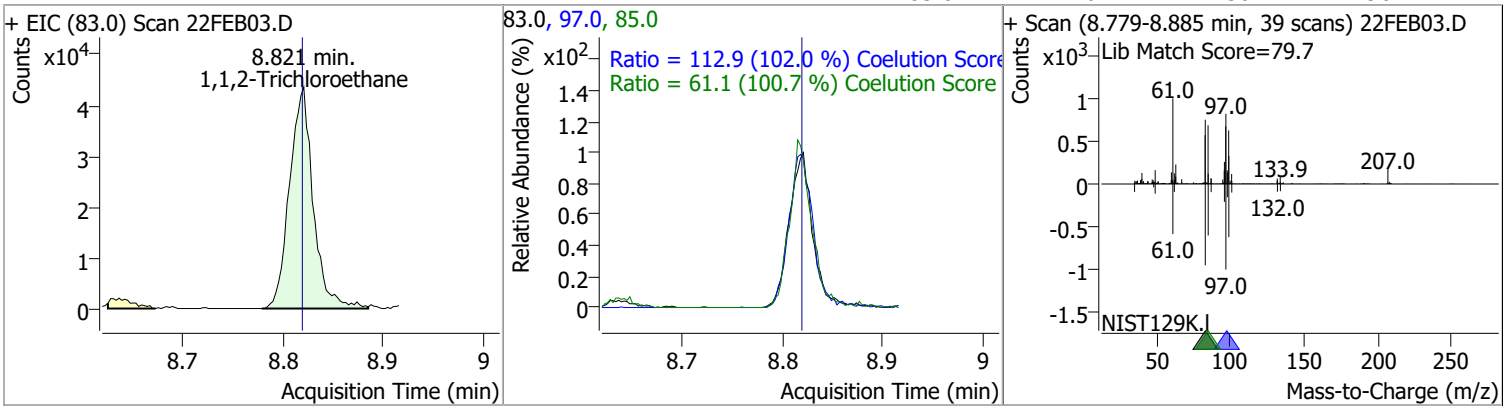

Compound	Conc.	RT	Dev(Min)	Resp.	QIon	QRatio	Lower	Upper
Tetrachloroethene	122.6774	8.94	0.00	137390	165.8	132.7	96.1	156.1
					129.0	92.5	60.5	120.5

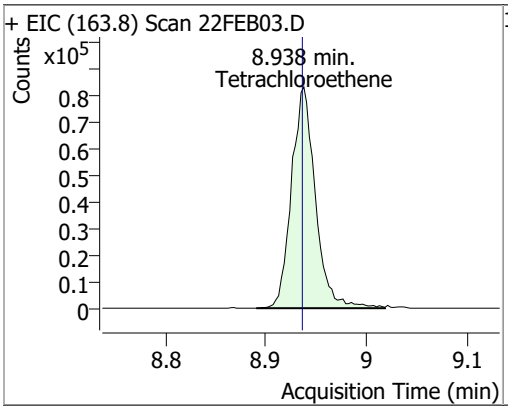

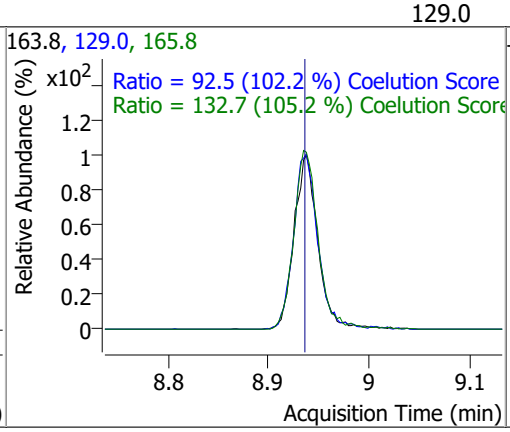

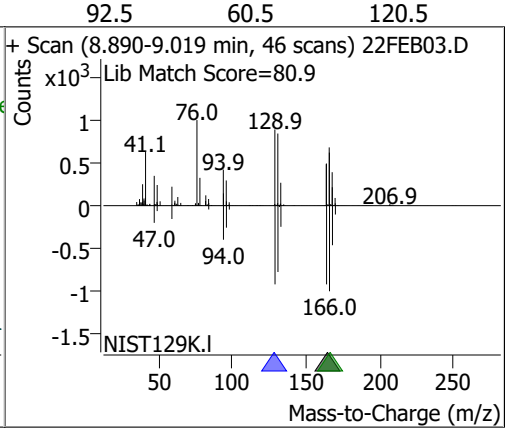

Compound	Conc.	RT	Dev(Min)	Resp.	QIon	QRatio	Lower	Upper
1,3-Dichloropropane	131.0474	8.98	0.00	143010	78.0	33.4	2.4	62.4

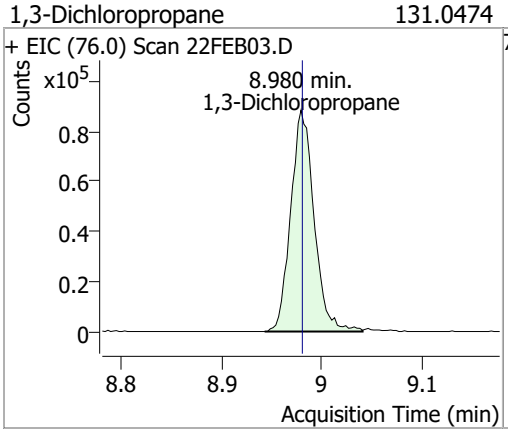

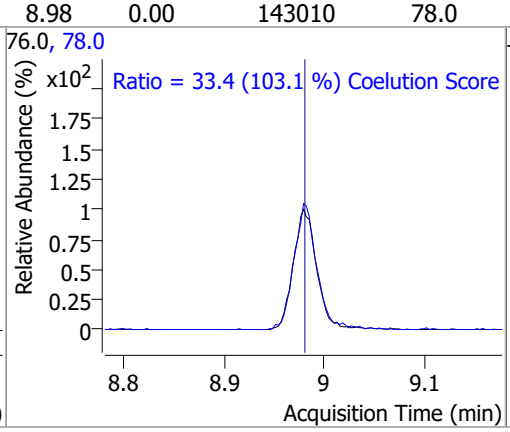

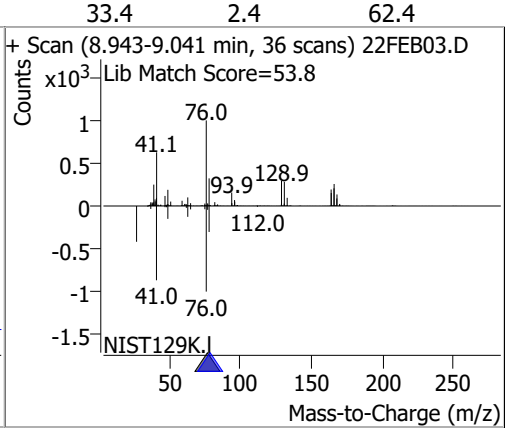

Compound	Conc.	RT	Dev(Min)	Resp.	QIon	QRatio	Lower	Upper
Chlorodibromomethane	131.0225	9.20	0.00	113793	127.0	75.8	47.2	107.2

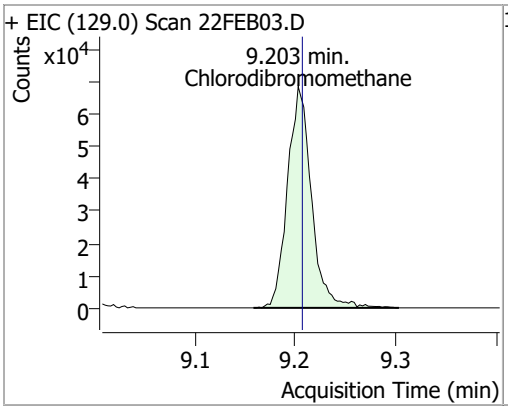

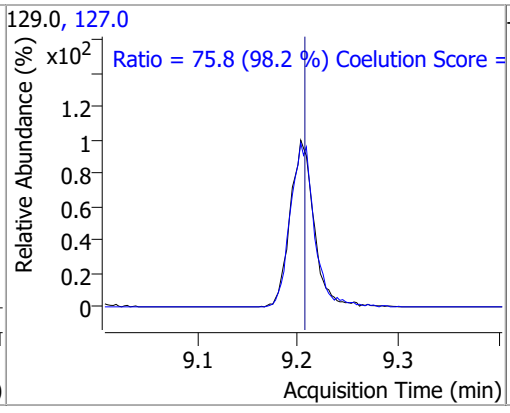

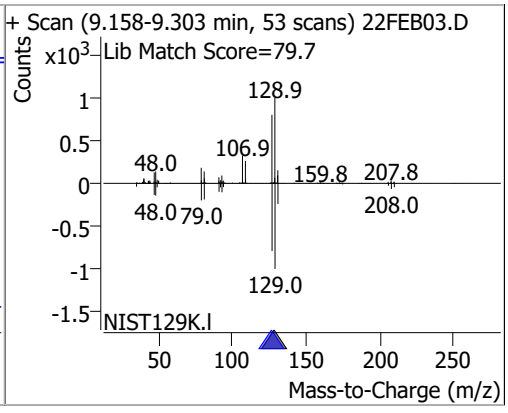

Compound	Conc.	RT	Dev(Min)	Resp.	QIon	QRatio	Lower	Upper
1,2-Dibromoethane	130.6316	9.31	0.01	77804	109.0	92.4	61.5	121.5

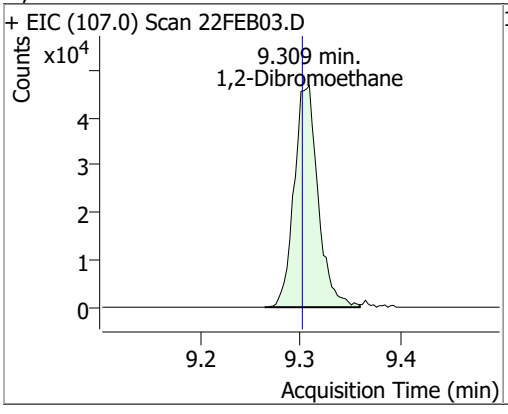

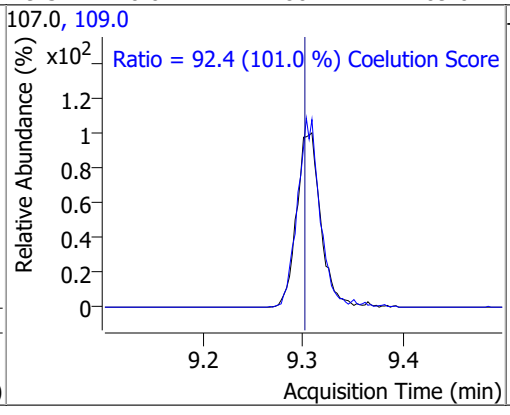

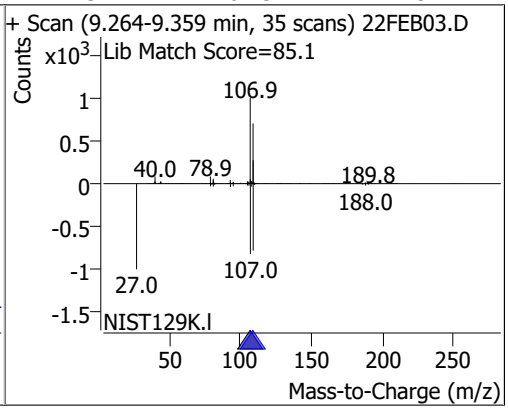

Compound	Conc.	RT	Dev(Min)	Resp.	QIon	QRatio	Lower	Upper
Chlorobenzene	126.4612	9.80	0.00	382875	114.0	32.5	2.2	62.2

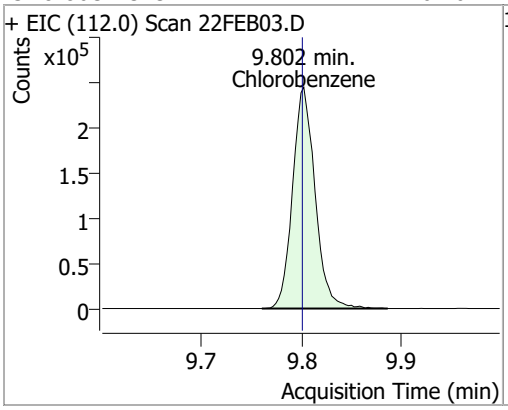

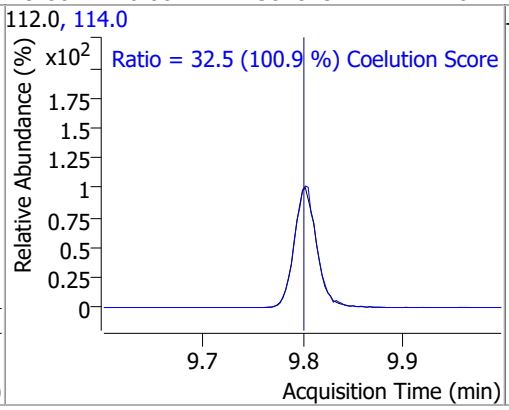

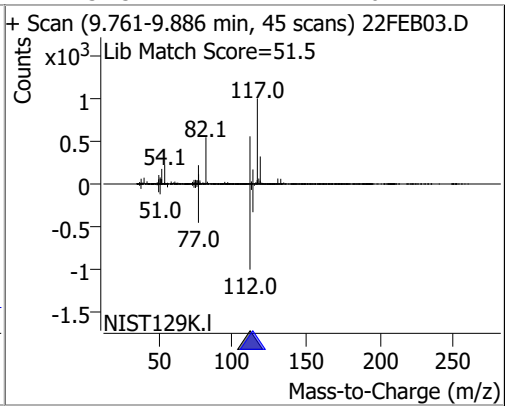

Compound	Conc.	RT	Dev(Min)	Resp.	QIon	QRatio	Lower	Upper
1,1,1,2-Tetrachloroethane	127.9679	9.89	0.00	135938	133.0	94.9	65.3	125.3

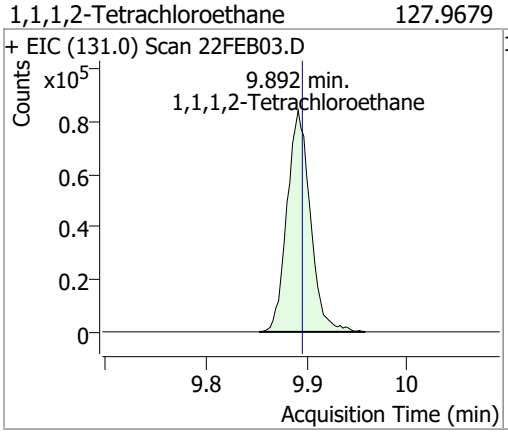

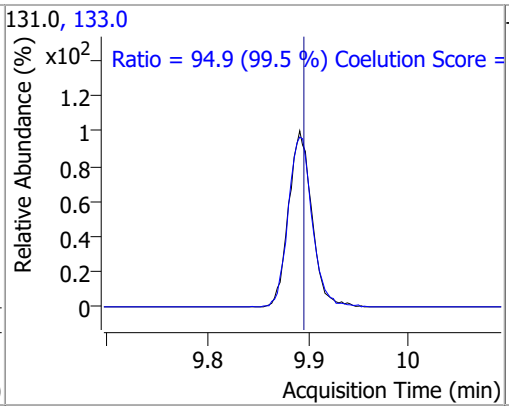

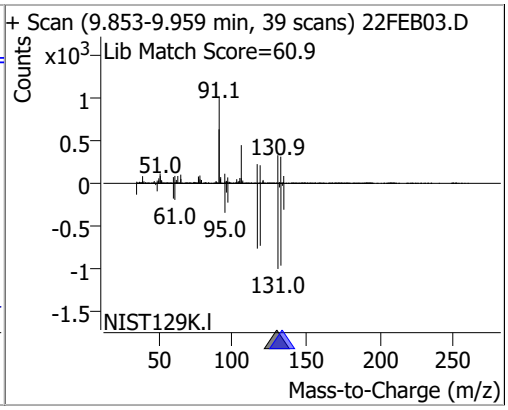

Compound	Conc.	RT	Dev(Min)	Resp.	QIon	QRatio	Lower	Upper
Ethylbenzene	126.1320	9.92	0.00	665771	106.0	31.1	1.7	61.7

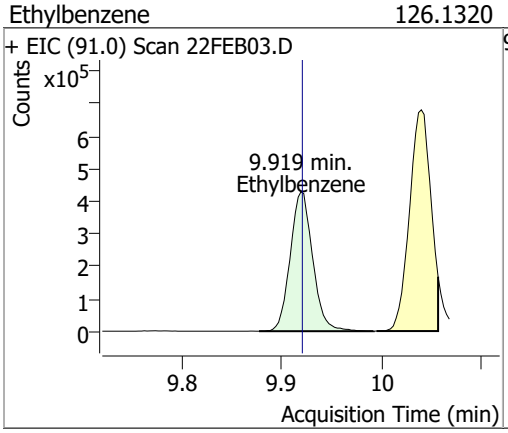

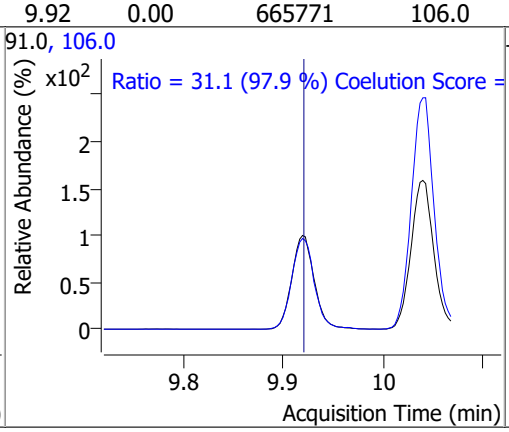

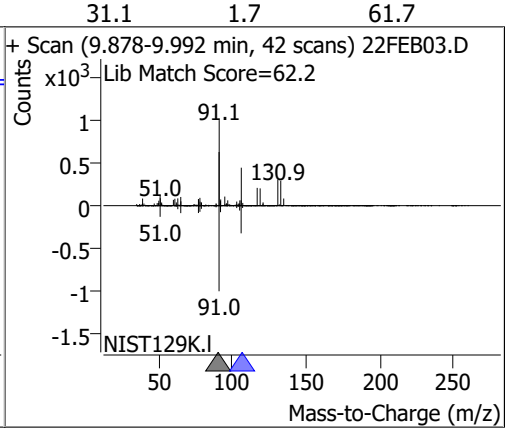

Compound	Conc.	RT	Dev(Min)	Resp.	QIon	QRatio	Lower	Upper
m+p-Xylenes	253.2689	10.04	0.00	532640	91.0	203.0	170.7	230.7

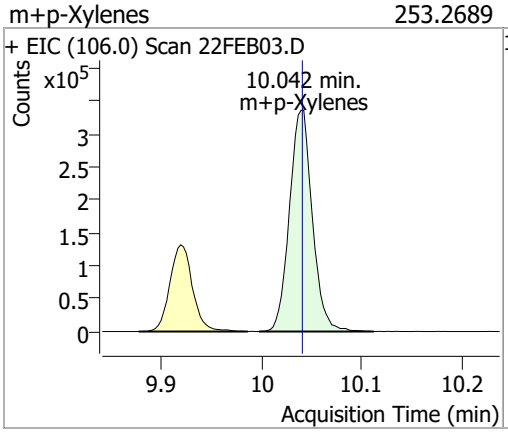

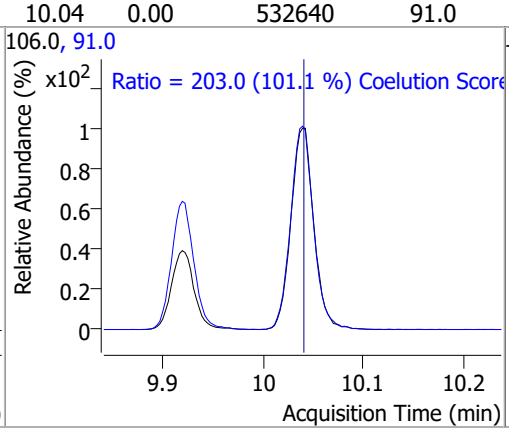

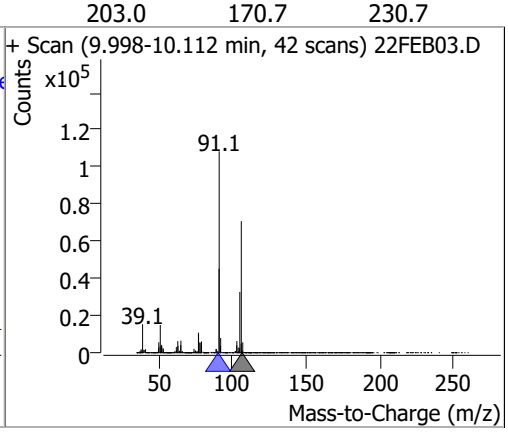

Compound	Conc.	RT	Dev(Min)	Resp.	QIon	QRatio	Lower	Upper
o-Xylene	125.0119	10.43	0.00	229845	91.0	214.0	181.4	241.4

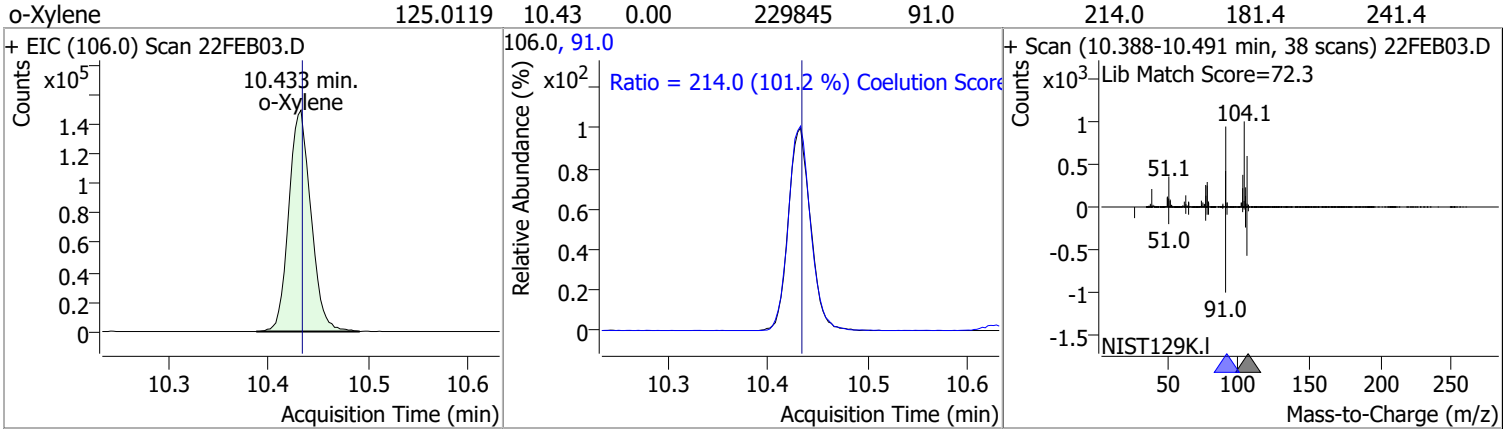

Compound	Conc.	RT	Dev(Min)	Resp.	QIon	QRatio	Lower	Upper
Styrene	127.4301	10.45	0.00	387731	78.0	50.7	20.6	80.6

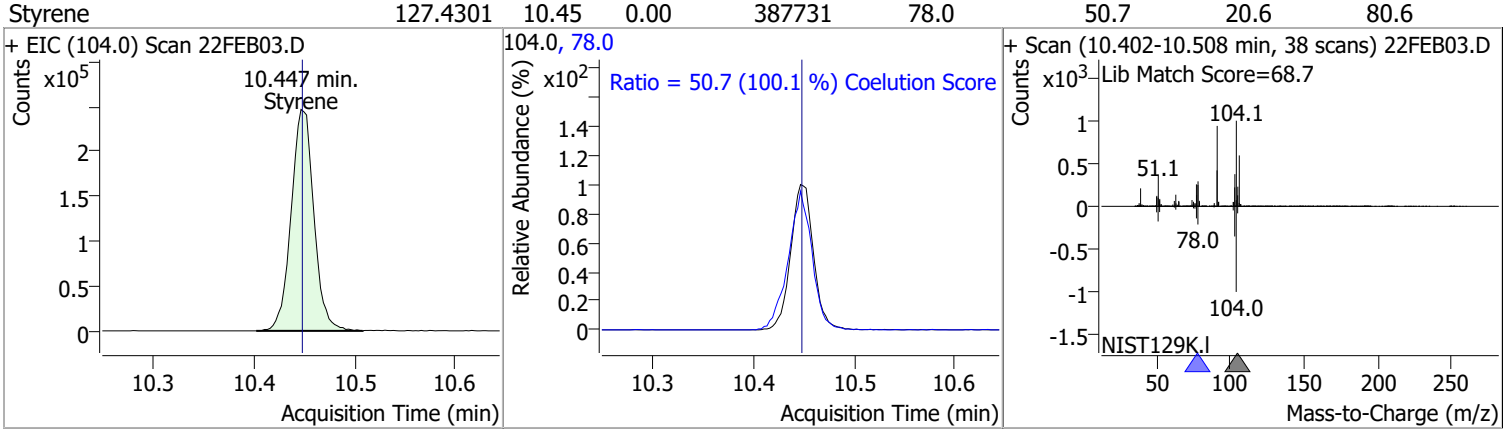

Compound	Conc.	RT	Dev(Min)	Resp.	QIon	QRatio	Lower	Upper
Bromoform	128.4722	10.63	0.00	60359	170.5	49.7	20.3	80.3
					174.5	47.8	18.1	78.1

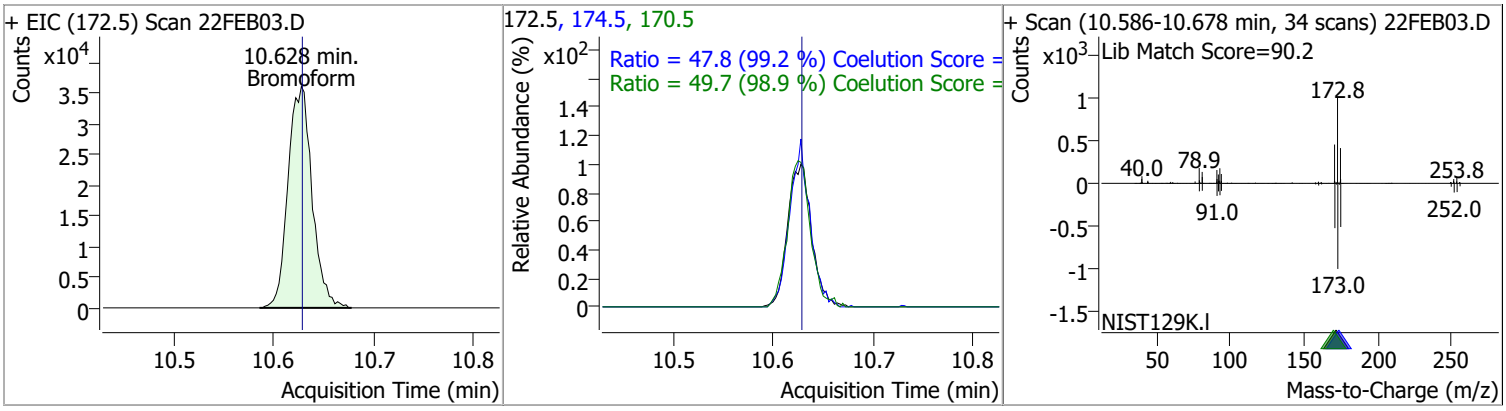

Compound	Conc.	RT	Dev(Min)	Resp.	QIon	QRatio	Lower	Upper
p-Bromofluorobenzene	264.0257	10.95	0.01	341797	174.0	94.8	65.3	125.3
					176.0	91.4	63.3	123.3

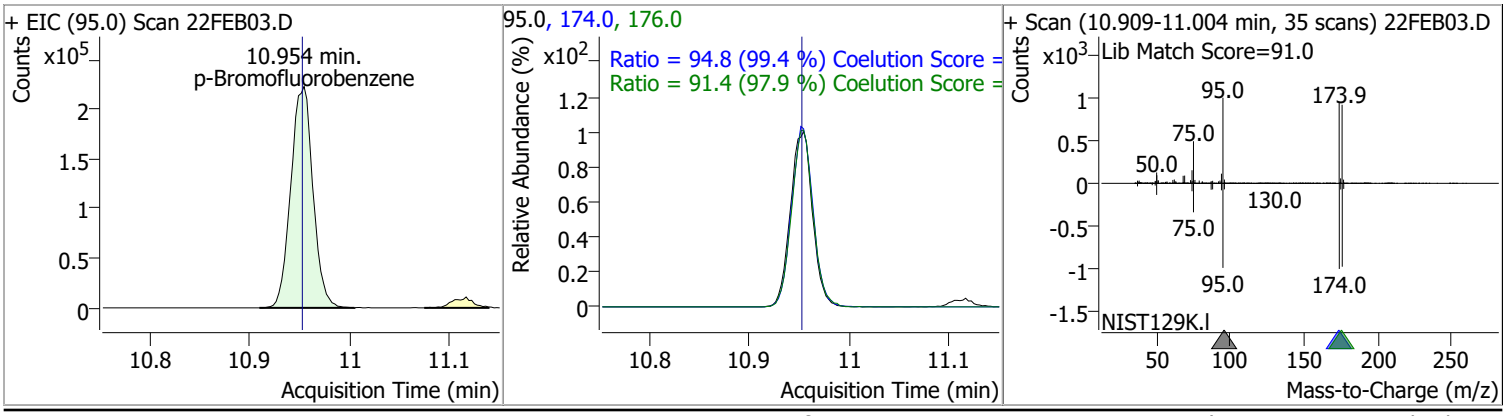

Compound	Conc.	RT	Dev(Min)	Resp.	QIon	QRatio	Lower	Upper
Bromobenzene	128.9739	11.09	0.00	147240	77.0	144.7	113.5	173.5
					158.0	96.2	66.1	126.1

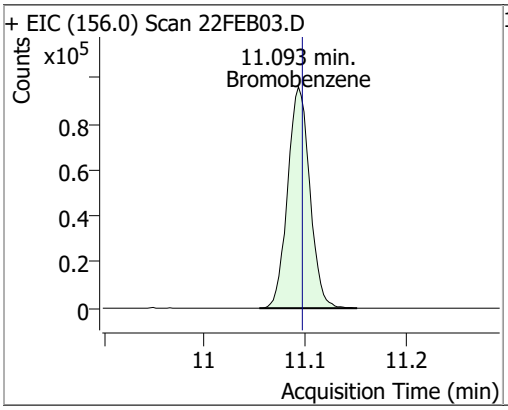

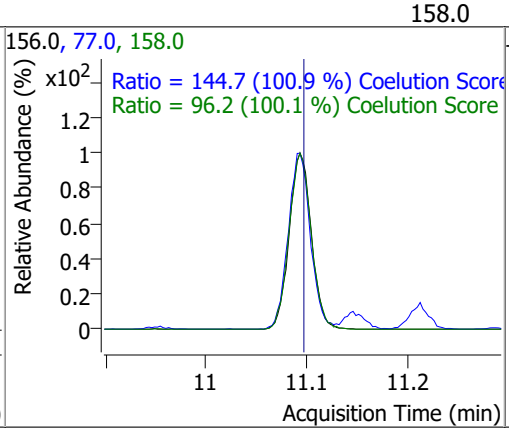

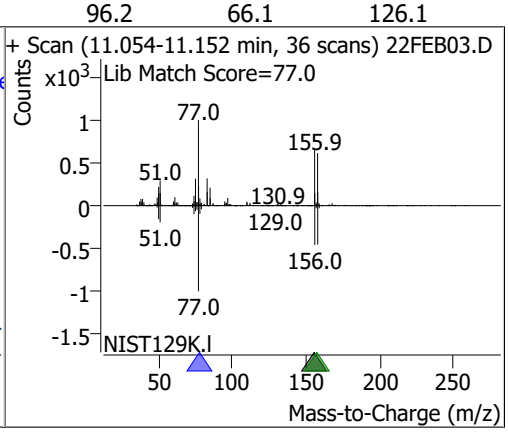

Compound	Conc.	RT	Dev(Min)	Resp.	QIon	QRatio	Lower	Upper
1,1,2,2-Tetrachloroethane	135.4020	11.11	0.00	88170	85.0	63.7	33.3	93.3

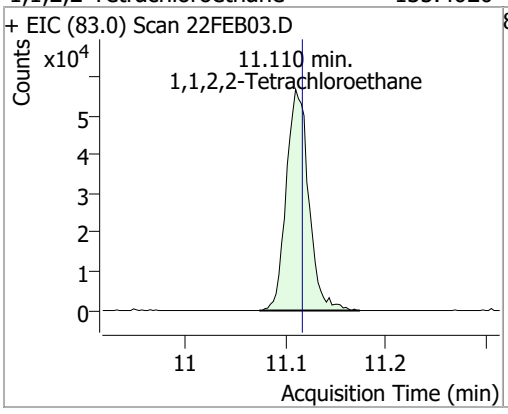

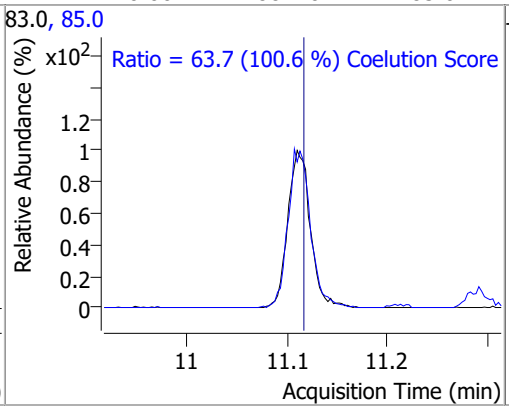

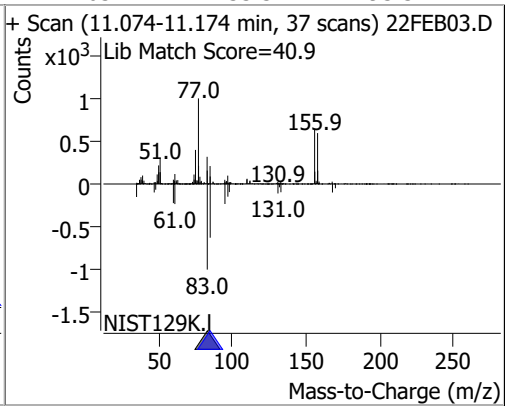

Compound	Conc.	RT	Dev(Min)	Resp.	QIon	QRatio	Lower	Upper
1,2,3-Trichloropropane	131.4665	11.15	-0.01	22492	112.0	62.2	35.8	95.8

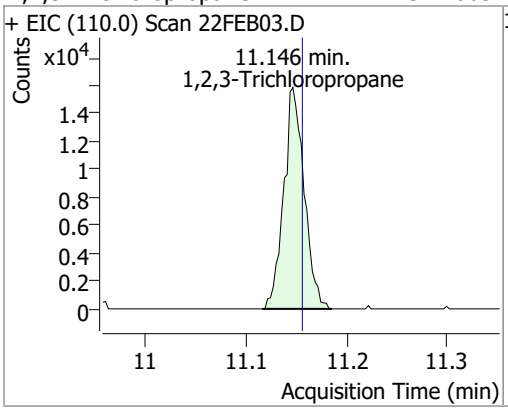

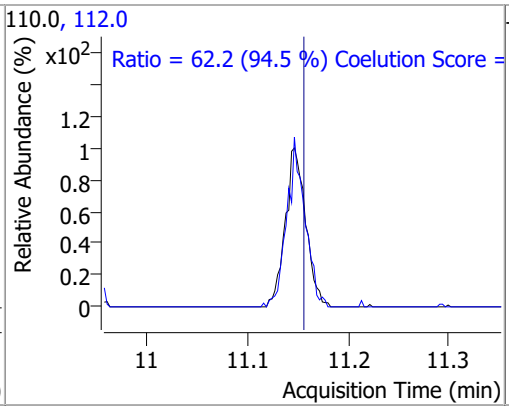

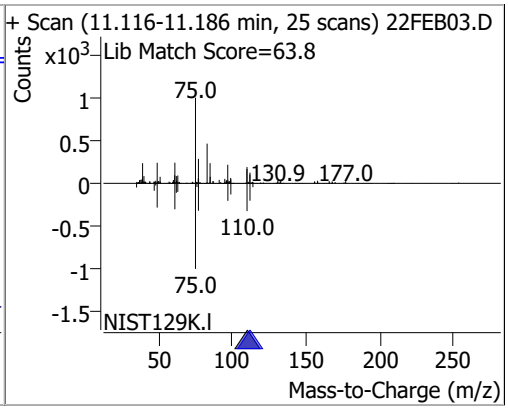

Compound	Conc.	RT	Dev(Min)	Resp.	QIon	QRatio	Lower	Upper
2-Chlorotoluene	128.8274	11.29	0.00	145560	91.0	283.3	246.2	306.2

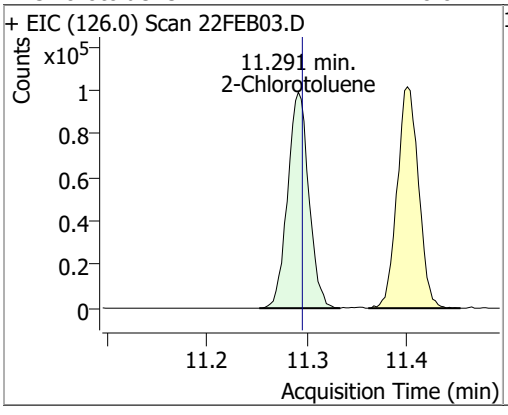

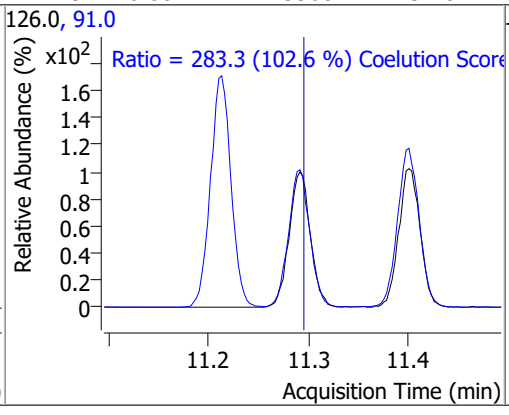

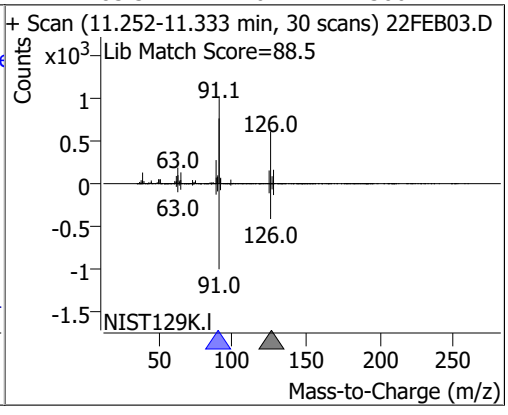

Compound	Conc.	RT	Dev(Min)	Resp.	QIon	QRatio	Lower	Upper
4-Chlorotoluene	132.1570	11.40	0.00	483641	126.0	31.3	1.3	61.3

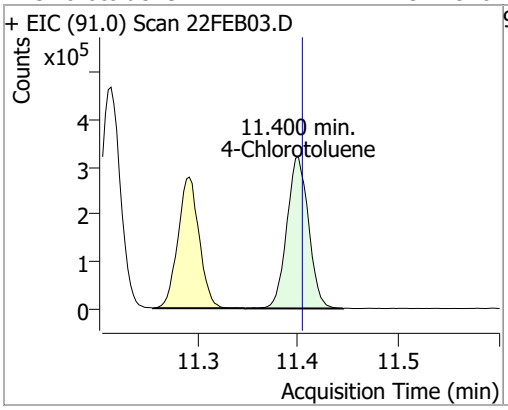

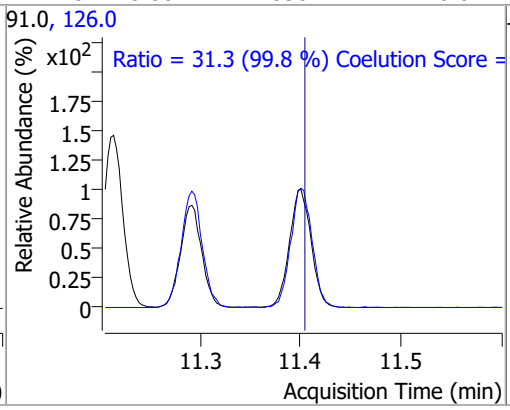

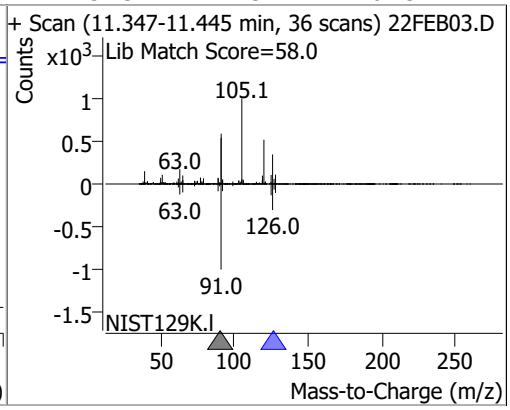

Compound	Conc.	RT	Dev(Min)	Resp.	QIon	QRatio	Lower	Upper
1,3-Dichlorobenzene	125.1026	12.03	0.00	258763	148.0	64.4	32.8	92.8
					111.0	38.8	8.7	68.7

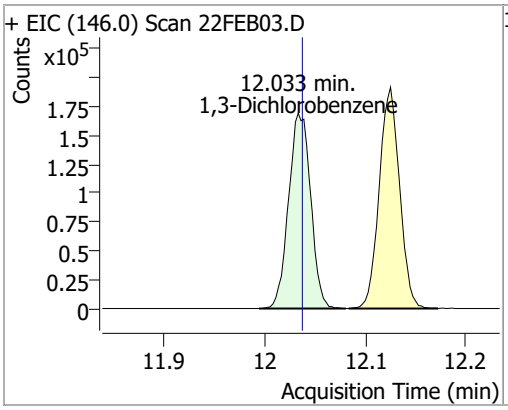

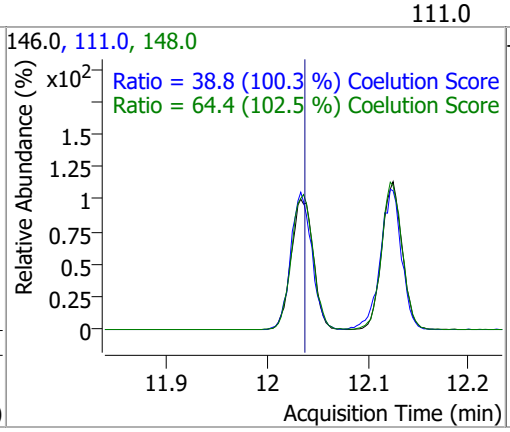

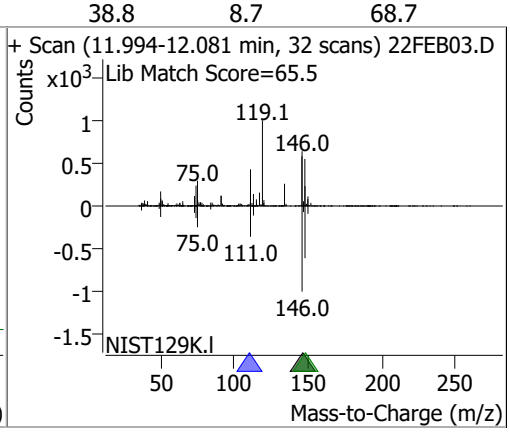

Compound	Conc.	RT	Dev(Min)	Resp.	QIon	QRatio	Lower	Upper
1,4-Dichlorobenzene	128.1698	12.13	0.00	270272	148.0	63.8	33.7	93.7
					111.0	38.4	8.7	68.7

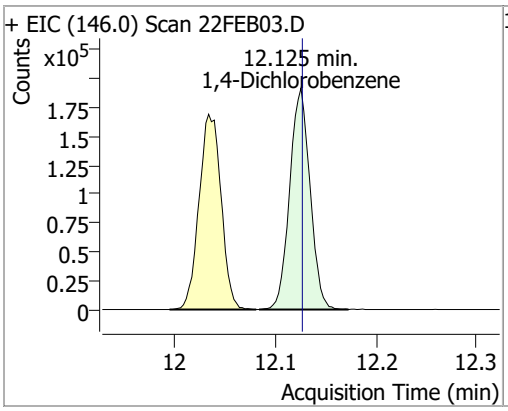

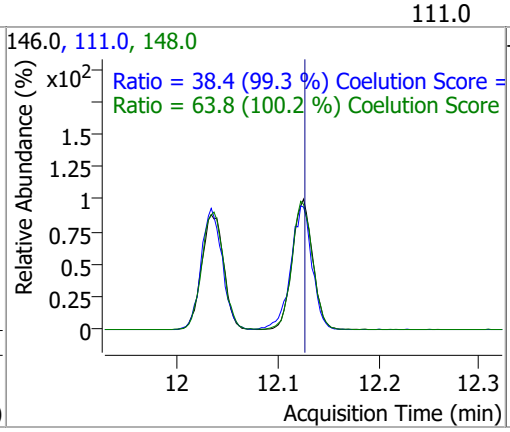

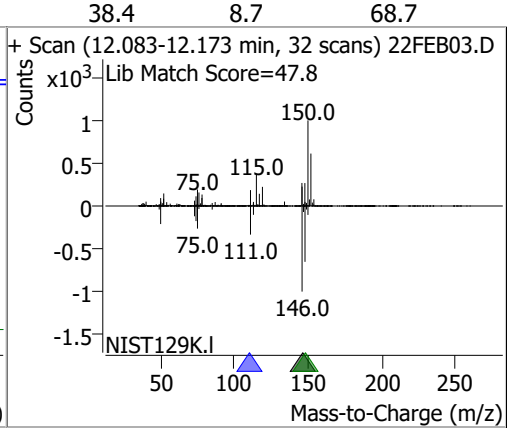

Quantitation Results Report (QT Reviewed)

Compound	Conc.	RT	Dev(Min)	Resp.	QIon	QRatio	Lower	Upper
1,2-Dichlorobenzene	125.5921	12.49	0.00	216882	148.0	62.8	31.9	91.9
					111.0	40.2	9.5	69.5

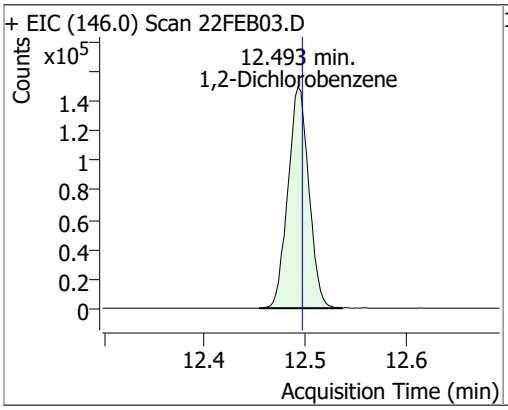

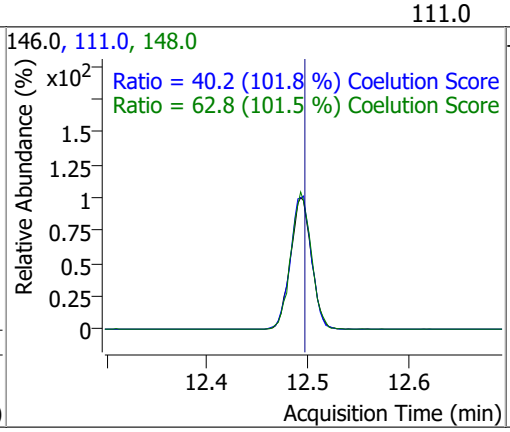

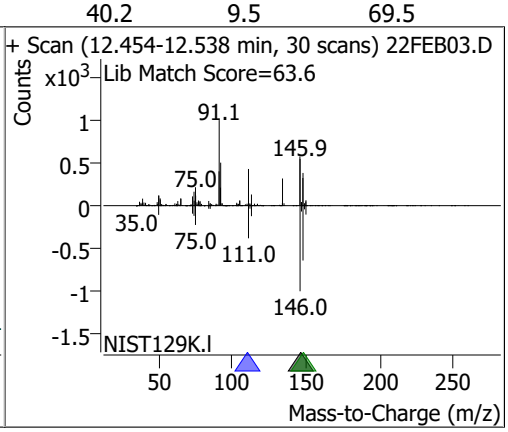

Quantitation Results Report (QT Reviewed)

Data File	22FEB04.D	Operator	MSC
Acq. Method	5975CACQF.M	Acq. Date-Time	2/22/2022 10:55:55 AM
Sample Name	LCS022222_	Instrument	VOA5975C
Vial	4	Multiplier	1.00
DA Method File	VOA5975C_8260B_SHT_DoD_L4_011922.m	Comment	
Tune File	BFB_Atune3.u	Tune Date	10/11/2021 4:02:00 PM
Batch Name	VG022222_8260B.batch.bin	Last Calib Update	3/18/2022 11:09:24 AM
Ref Library	\\MASSHUNTER\Org\Library\NIST129K.l		

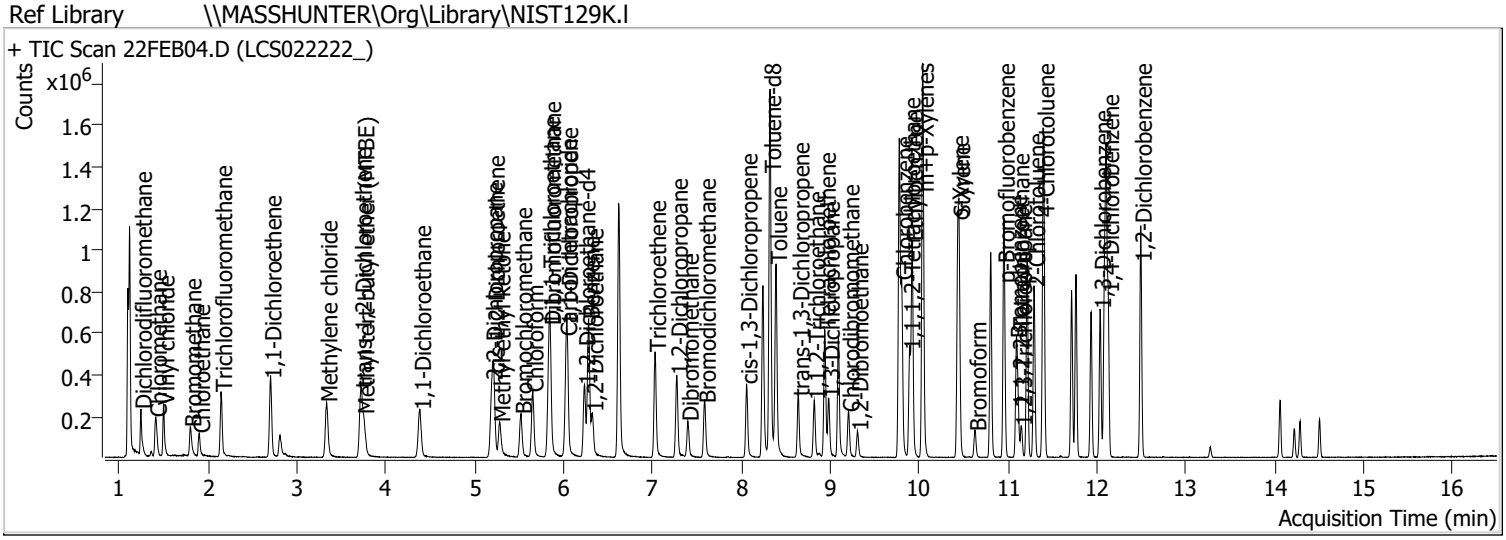

Compound	RT	QIon	Resp.	Conc.	Units	Dev(Min)
Internal Standards						
M Fluorobenzene	6.618	96.0	1071153	250.0000	ng	-0.003
M Chlorobenzene-d5	9.774	82.0	416937	250.0000	ng	0.000
M 1,4-Dichlorobenzene-d4	12.103	152.0	338002	250.0000	ng	0.003
System Monitoring Compounds						
S Dibromofluoromethane	5.848	113.0	283344	273.1027	ng	-0.003
Spiked Amount: 250.000	Range: 80.0 - 119.0%			Recovery = 109.24%		
S 1,2-Dichloroethane-d4	6.233	67.0	126866	283.0740	ng	0.003
Spiked Amount: 250.000	Range: 81.0 - 118.0%			Recovery = 113.23%		
S Toluene-d8	8.321	98.0	1112764	273.5662	ng	0.003
Spiked Amount: 250.000	Range: 89.0 - 112.0%			Recovery = 109.43%		
S p-Bromofluorobenzene	10.951	95.0	332065	266.0816	ng	0.003
Spiked Amount: 250.000	Range: 85.0 - 114.0%			Recovery = 106.43%		
Target Compounds						QValue
T Dichlorodifluoromethane	1.244	85.0	169272	117.5255	ng	99
T Chloromethane	1.411	50.0	209929	123.8006	ng	100
T Vinyl chloride	1.498	62.0	196366	127.2221	ng	99
T Bromomethane	1.802	96.0	79945	119.7406	ng	98
T Chloroethane	1.899	64.0	82409	112.8505	ng	97
T Trichlorofluoromethane	2.145	101.0	214979	116.1510	ng	99
T 1,1-Dichloroethene	2.699	96.0	137347	127.5332	ng	98
T Methylene chloride	3.333	49.0	199154	127.1901	ng	99
T trans-1,2-Dichloroethene	3.717	96.0	141714	127.3780	ng	95
T Methyl tert-butyl ether (MTBE)	3.748	73.0	181578	130.5805	ng	99
T 1,1-Dichloroethane	4.384	63.0	271926	130.5976	ng	98
T 2,2-Dichloropropane	5.190	77.0	212389	135.3533	ng	97
T cis-1,2-Dichloroethene	5.215	96.0	146162	129.7525	ng	97
T Methyl ethyl ketone	5.279	43.0	231128	1419.7687	ng	99
T Bromochloromethane	5.522	128.0	58423	125.7887	ng	94
T Chloroform	5.650	83.0	255271	122.7861	ng	99

Compound	RT	QIon	Resp.	Conc.	Units	Dev(Min)
T 1,1,1-Trichloroethane	5.834	97.0	239363	124.7854	ng	98
T Carbon tetrachloride	6.026	117.0	229259	123.2313	ng	100
T 1,1-Dichloropropene	6.037	75.0	192135	123.5212	ng	99
T Benzene	6.280	78.0	553712	129.3999	ng	99
T 1,2-Dichloroethane	6.322	62.0	142348	120.4404	ng	100
T Trichloroethene	7.027	95.0	160171	128.3209	ng	96
T 1,2-Dichloropropane	7.273	63.0	144139	131.3407	ng	97
T Dibromomethane	7.396	93.0	61638	133.2492	ng	96
T Bromodichloromethane	7.588	83.0	168110	129.2406	ng	99
T cis-1,3-Dichloropropene	8.056	75.0	178667	125.1735	ng	98
T Toluene	8.388	92.0	361089	133.1785	ng	99
T trans-1,3-Dichloropropene	8.639	75.0	146484	140.6946	ng	98
T 1,1,2-Trichloroethane	8.818	83.0	67620	127.7275	ng	93
T Tetrachloroethene	8.935	163.8	134652	122.4718	ng	100
T 1,3-Dichloropropane	8.982	76.0	137320	128.1768	ng	99
T Chlorodibromomethane	9.203	129.0	107845	126.4865	ng	98
T 1,2-Dibromoethane	9.303	107.0	77094	131.8502	ng	99
T Chlorobenzene	9.802	112.0	380846	128.1337	ng	99
T 1,1,1,2-Tetrachloroethane	9.889	131.0	132505	127.0592	ng	99
T Ethylbenzene	9.919	91.0	652622	125.9507	ng	98
T m+p-Xylenes	10.039	106.0	504615	244.6946	ng	98
T o-Xylene	10.432	106.0	225169	124.7603	ng	98
T Styrene	10.446	104.0	379154	126.9496	ng	99
T Bromoform	10.630	172.5	60209	132.9358	ng	99
T Bromobenzene	11.091	156.0	149620	135.9501	ng	98
T 1,1,2,2-Tetrachloroethane	11.116	83.0	84143	134.0405	ng	100
T 1,2,3-Trichloropropane	11.146	110.0	21444	130.0189	ng	100
T 2-Chlorotoluene	11.291	126.0	144005	132.2079	ng	95
T 4-Chlorotoluene	11.397	91.0	482668	136.8136	ng	99
T 1,3-Dichlorobenzene	12.033	146.0	264644	132.7211	ng	99
T 1,4-Dichlorobenzene	12.125	146.0	263524	129.6339	ng	99
T 1,2-Dichlorobenzene	12.490	146.0	217912	130.8982	ng	99

(#) = Qualifier Out of Range; (m) = Manual Integration; (+) = Area Summed; (*) = Surrogate Percent Recovery Out of Range; (d): Zeroed Peak

Compound	Conc.	RT	Dev(Min)	Resp.	QIon	QRatio	Lower	Upper
Dichlorodifluoromethane	117.5255	1.24	0.00	169272	87.0	31.3	1.8	61.8

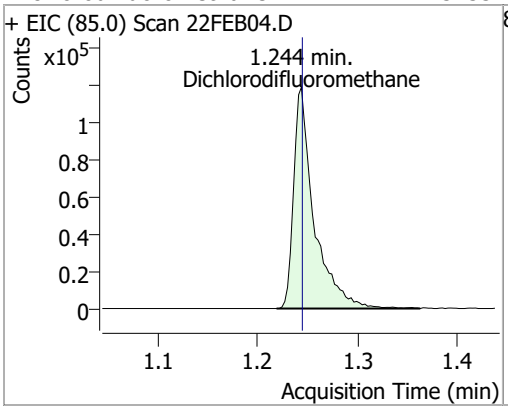

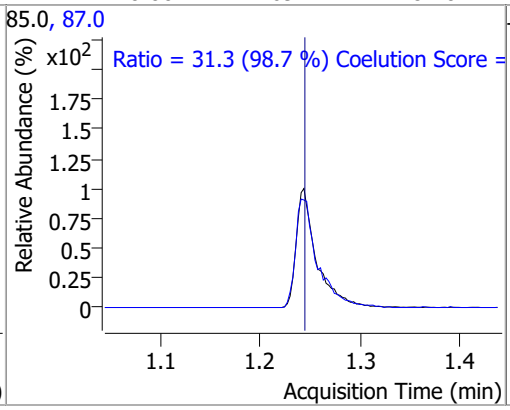

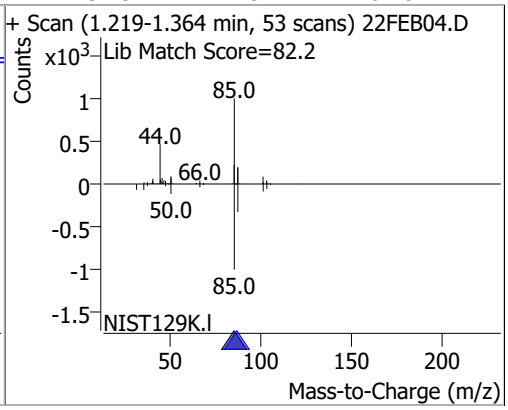

Compound	Conc.	RT	Dev(Min)	Resp.	QIon	QRatio	Lower	Upper
Chloromethane	123.8006	1.41	0.00	209929	52.0	32.5	2.4	62.4

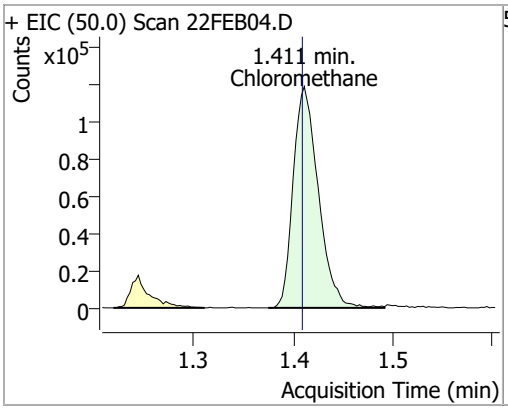

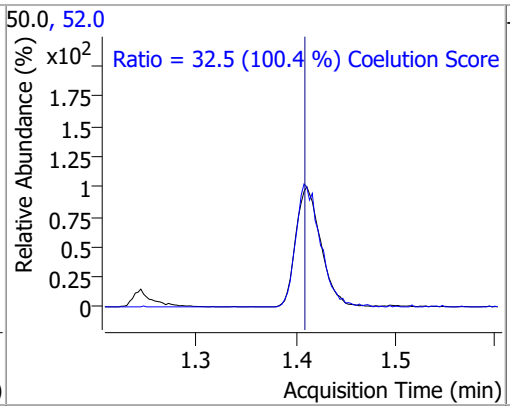

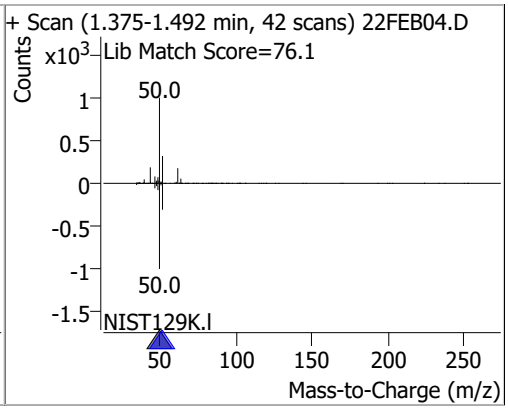

Compound	Conc.	RT	Dev(Min)	Resp.	QIon	QRatio	Lower	Upper
Vinyl chloride	127.2221	1.50	0.00	196366	64.0	30.7	1.3	61.3

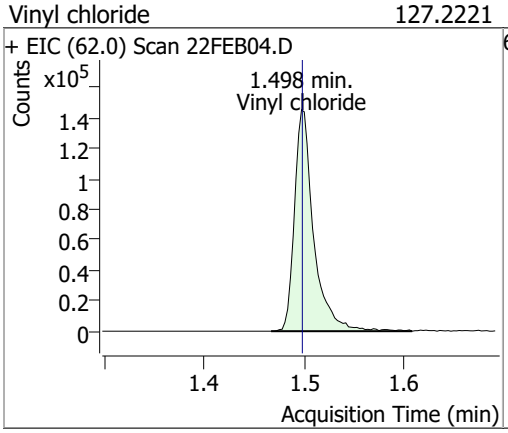

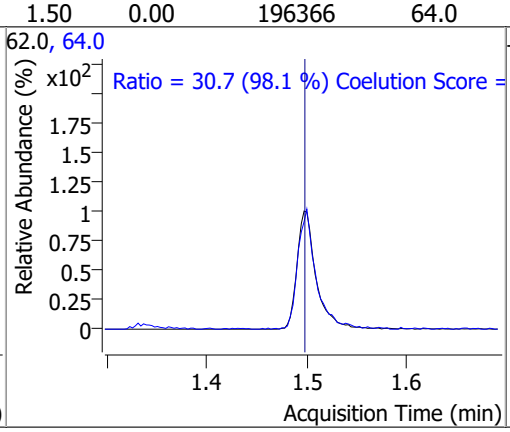

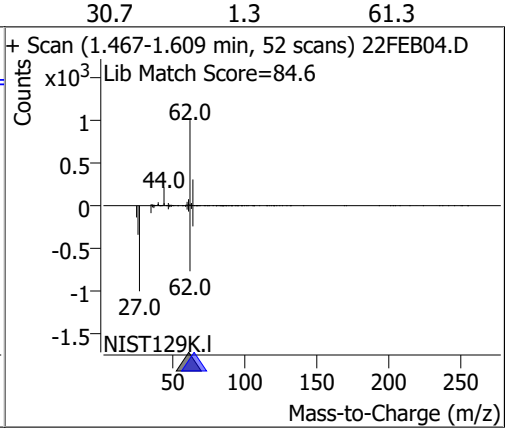

Compound	Conc.	RT	Dev(Min)	Resp.	QIon	QRatio	Lower	Upper
Bromomethane	119.7406	1.80	0.00	79945	94.0	107.7	80.1	140.1

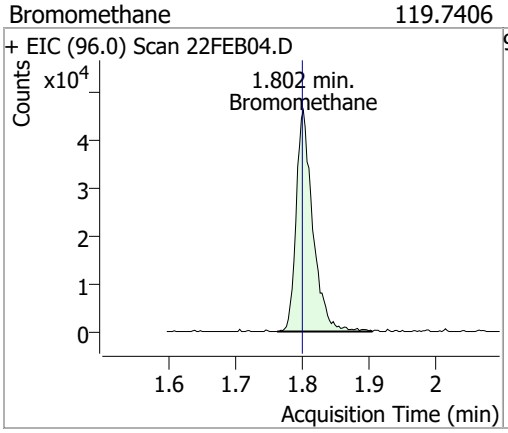

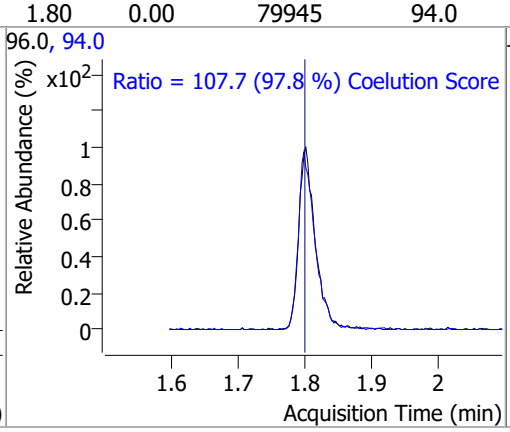

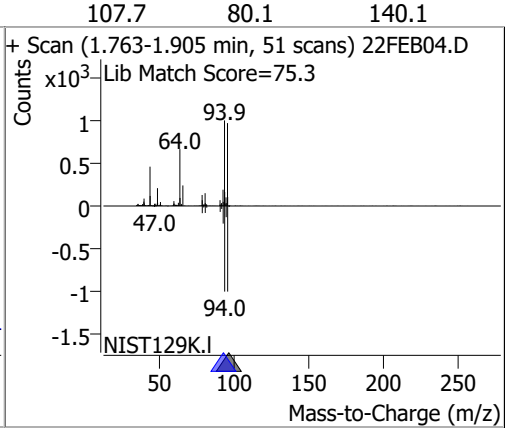

Compound	Conc.	RT	Dev(Min)	Resp.	QIon	QRatio	Lower	Upper
Chloroethane	112.8505	1.90	0.00	82409	66.0	28.3	0.0	60.0

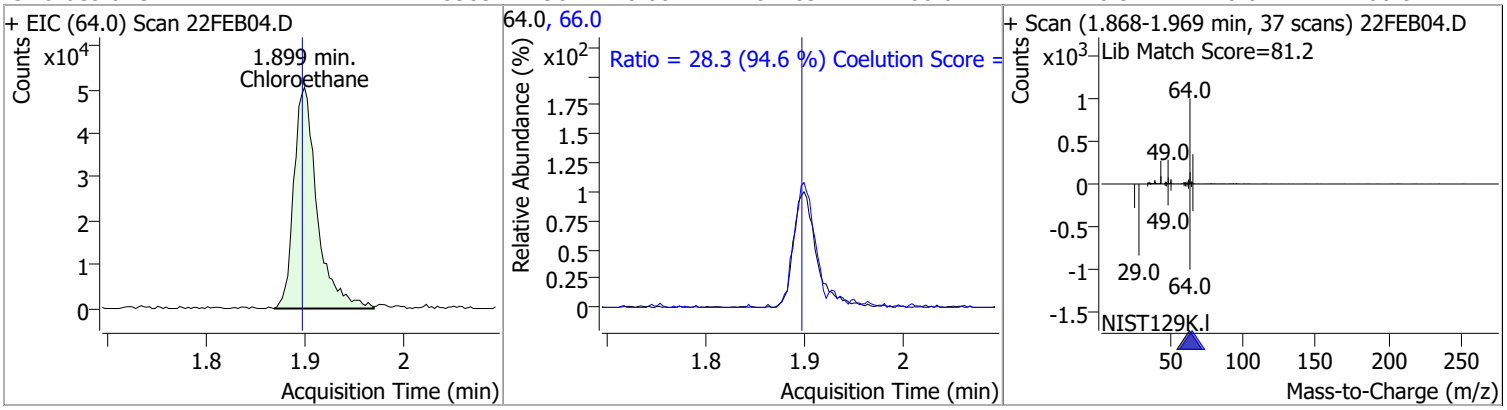

Compound	Conc.	RT	Dev(Min)	Resp.	QIon	QRatio	Lower	Upper
Trichlorofluoromethane	116.1510	2.14	0.00	214979	103.0	64.2	35.0	95.0

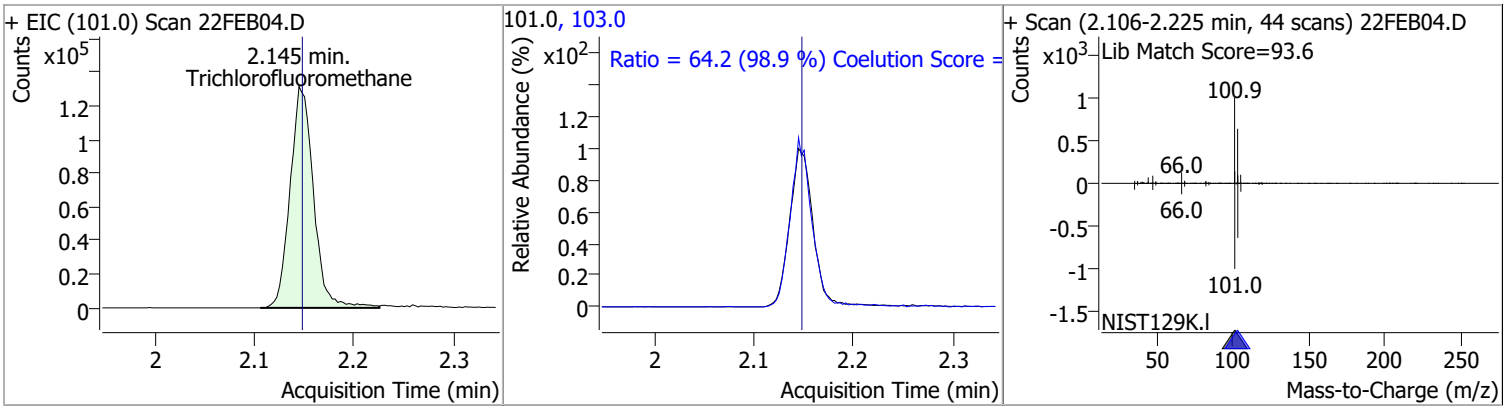

Compound	Conc.	RT	Dev(Min)	Resp.	QIon	QRatio	Lower	Upper
1,1-Dichloroethene	127.5332	2.70	0.00	137347	61.0	182.5	149.9	209.9
					63.0	56.4	27.0	87.0

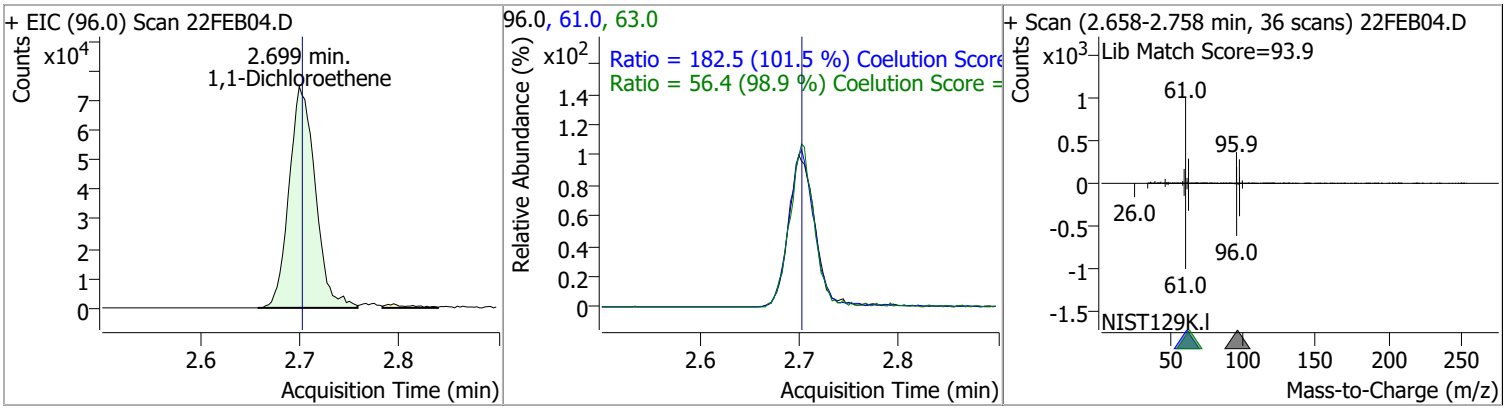

Compound	Conc.	RT	Dev(Min)	Resp.	QIon	QRatio	Lower	Upper
Methylene chloride	127.1901	3.33	0.00	199154	84.0	64.9	36.1	96.1
					86.0	41.8	11.8	71.8

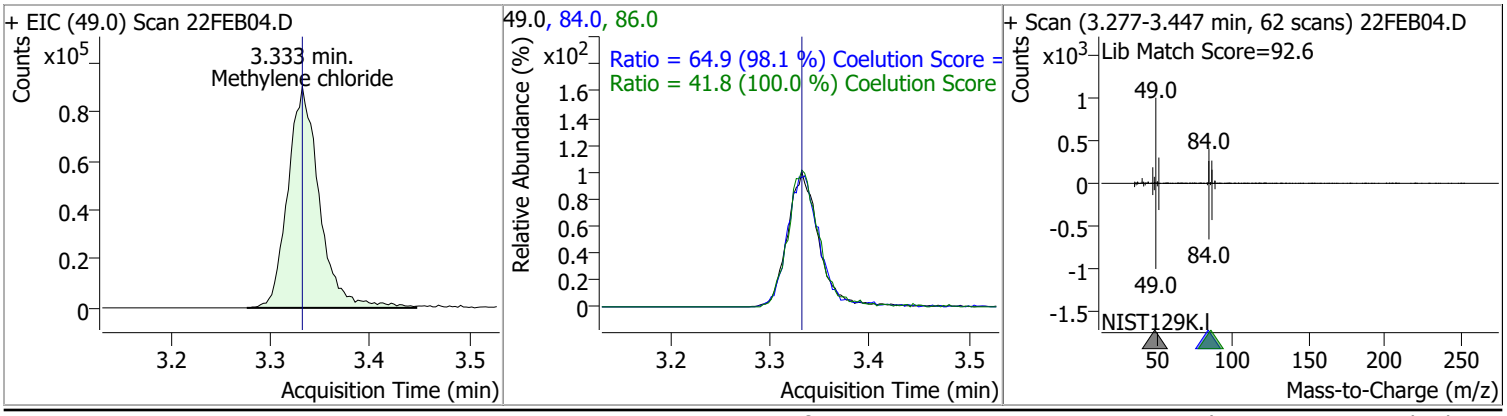

Compound	Conc.	RT	Dev(Min)	Resp.	QIon	QRatio	Lower	Upper
trans-1,2-Dichloroethene	127.3780	3.72	0.00	141714	61.0	162.0	124.8	184.8
					98.0	65.3	32.1	92.1

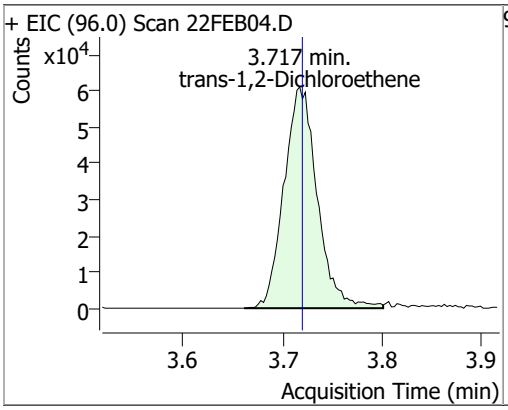

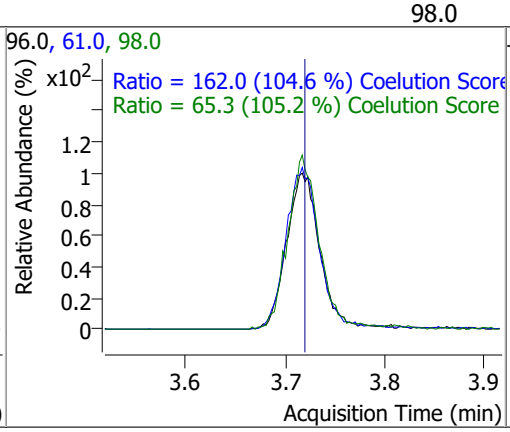

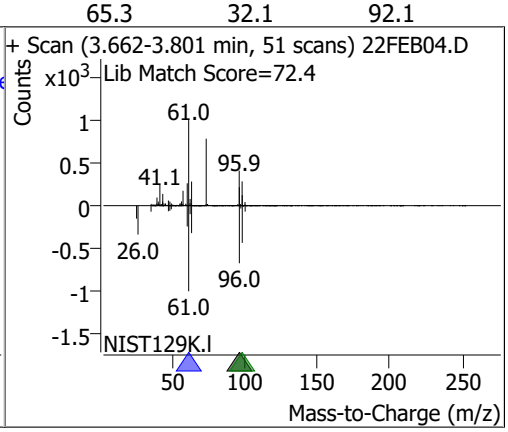

Compound	Conc.	RT	Dev(Min)	Resp.	QIon	QRatio	Lower	Upper
Methyl tert-butyl ether (MTBE)	130.5805	3.75	-0.01	181578	57.0	24.9	0.0	54.6

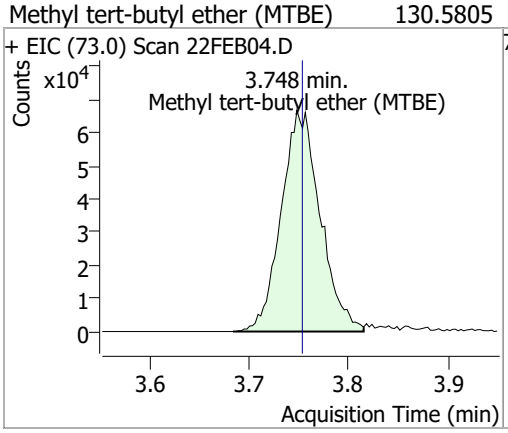

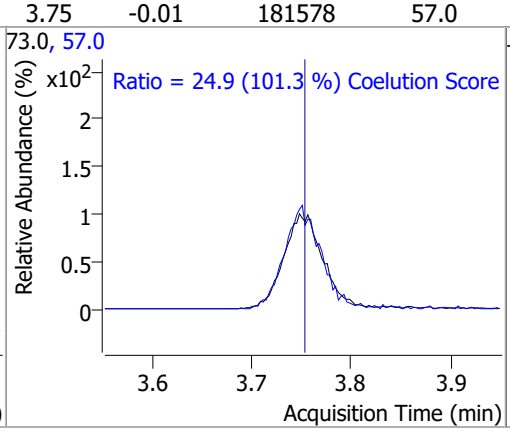

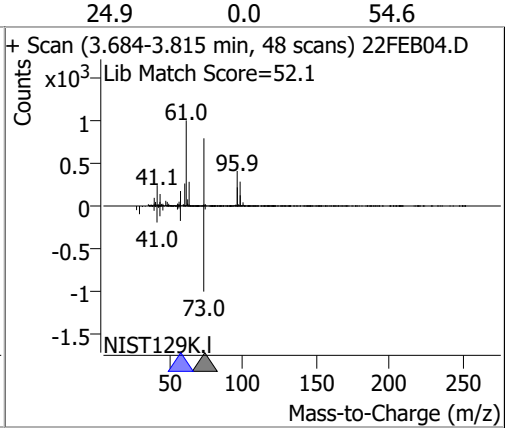

Compound	Conc.	RT	Dev(Min)	Resp.	QIon	QRatio	Lower	Upper
1,1-Dichloroethane	130.5976	4.38	0.01	271926	65.0	31.8	1.0	61.0
					83.0	13.7	0.0	42.7

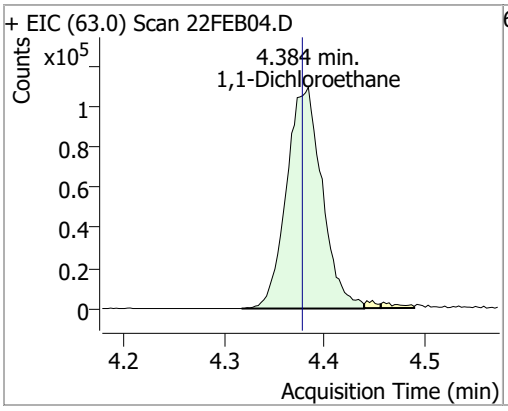

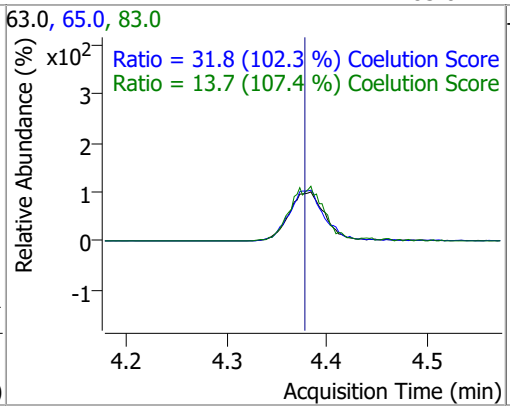

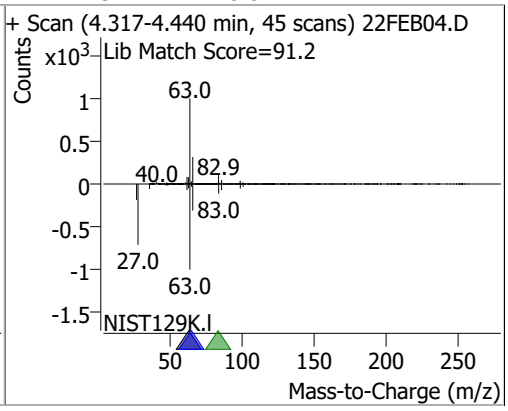

Compound	Conc.	RT	Dev(Min)	Resp.	QIon	QRatio	Lower	Upper
2,2-Dichloropropane	135.3533	5.19	0.00	212389	41.0	66.0	38.8	98.8
					97.0	23.1	0.0	53.9

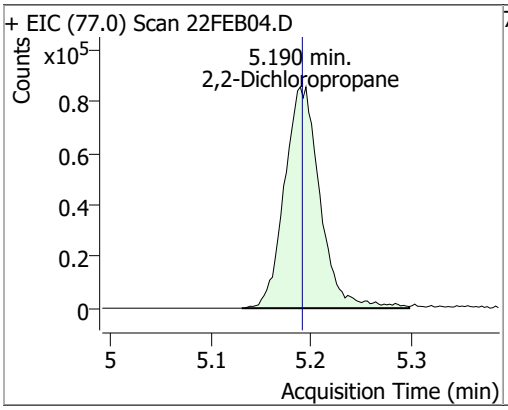

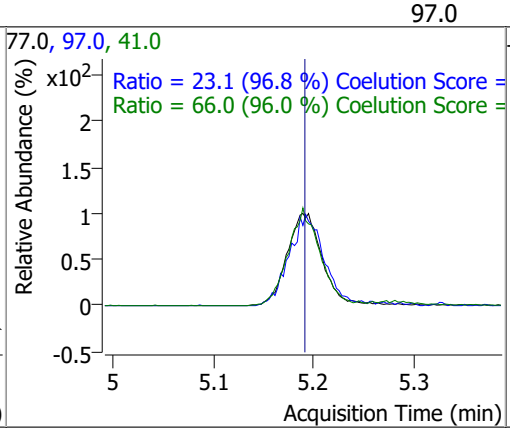

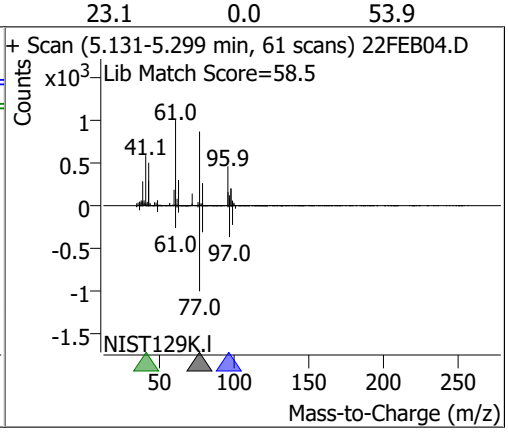

Compound	Conc.	RT	Dev(Min)	Resp.	QIon	QRatio	Lower	Upper
cis-1,2-Dichloroethene	129.7525	5.21	0.00	146162	61.0	166.5	130.4	190.4
					98.0	65.9	36.2	96.2

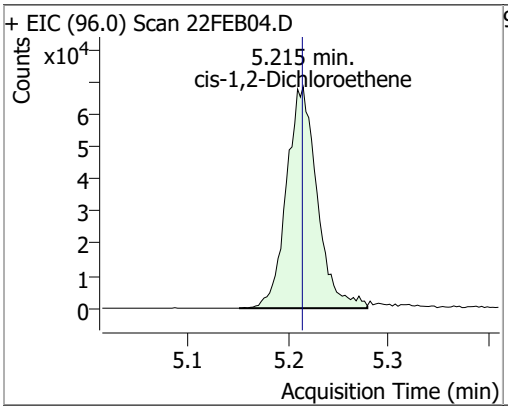

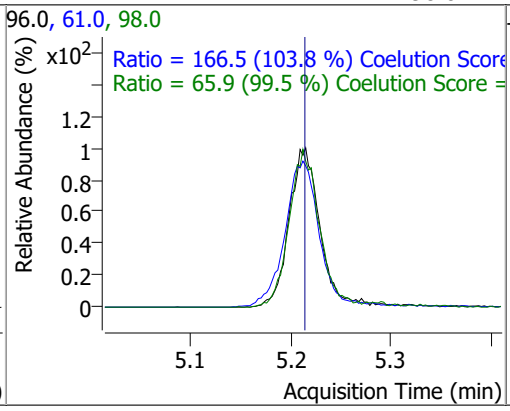

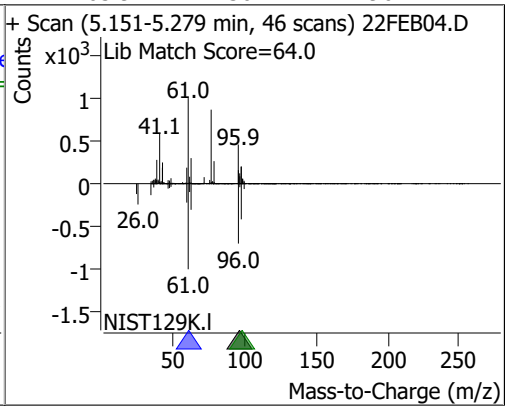

Compound	Conc.	RT	Dev(Min)	Resp.	QIon	QRatio	Lower	Upper
Methyl ethyl ketone	1419.7687	5.28	0.00	231128	72.0	20.2	0.0	50.6

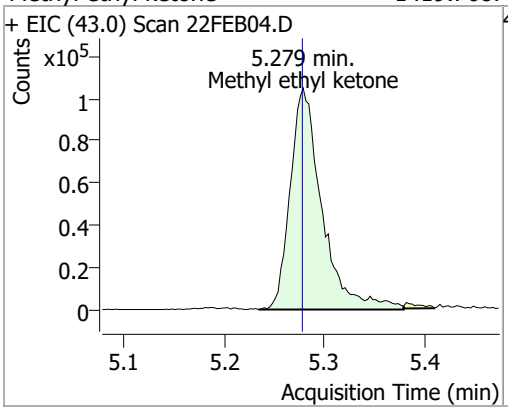

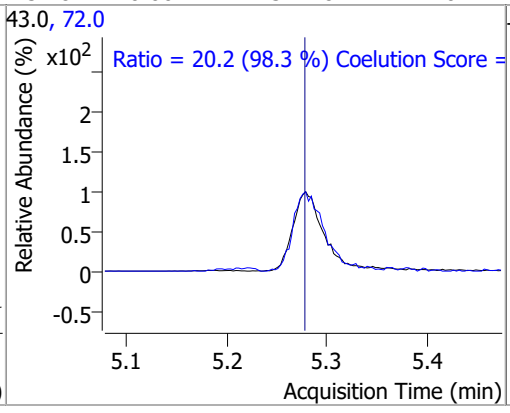

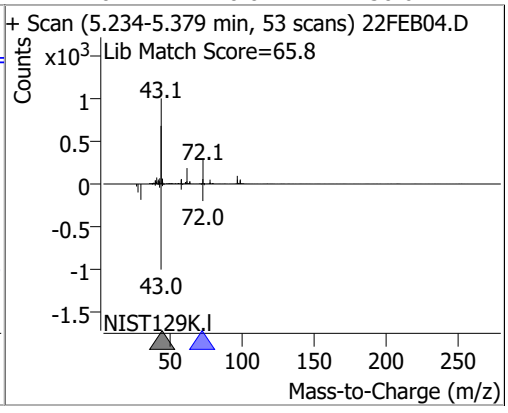

Compound	Conc.	RT	Dev(Min)	Resp.	QIon	QRatio	Lower	Upper
Bromochloromethane	125.7887	5.52	0.01	58423	49.0	191.0	152.2	212.2

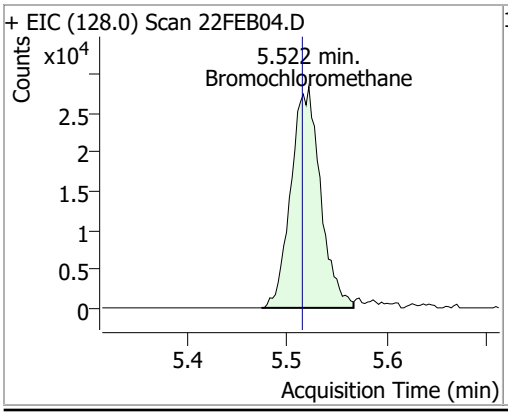

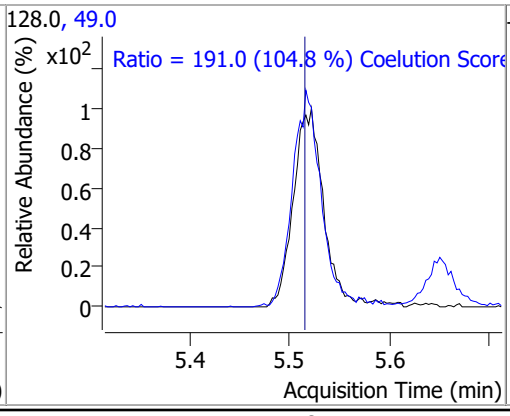

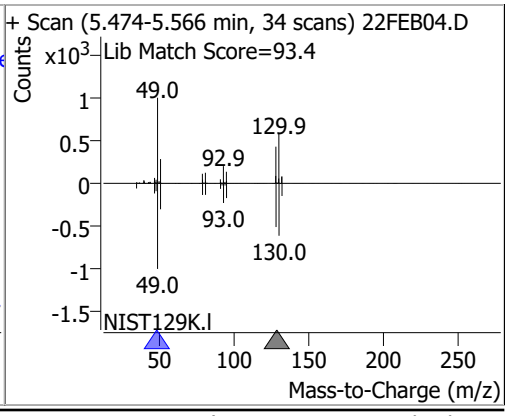

Compound	Conc.	RT	Dev(Min)	Resp.	QIon	QRatio	Lower	Upper
Chloroform	122.7861	5.65	0.00	255271	85.0	65.0	36.2	96.2

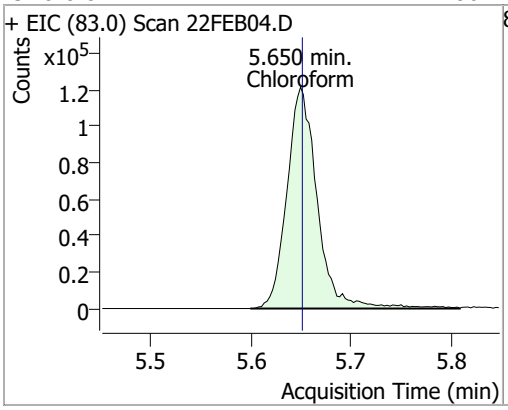

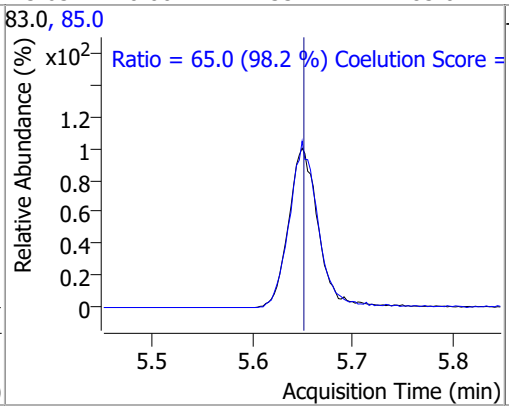

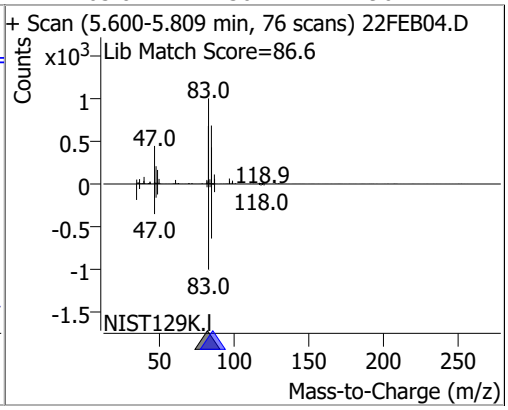

Compound	Conc.	RT	Dev(Min)	Resp.	QIon	QRatio	Lower	Upper
1,1,1-Trichloroethane	124.7854	5.83	0.00	239363	99.0	64.6	33.1	93.1
					61.0	50.4	19.1	79.1

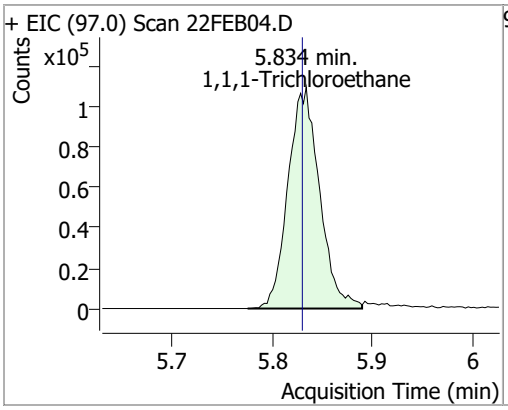

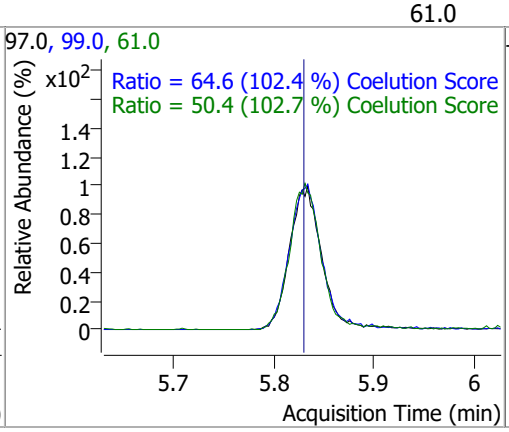

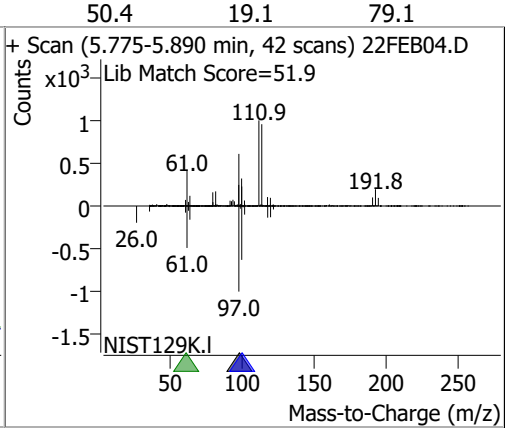

Compound	Conc.	RT	Dev(Min)	Resp.	QIon	QRatio	Lower	Upper
Dibromofluoromethane	273.1027	5.85	0.00	283344	191.5	21.2	0.0	53.2

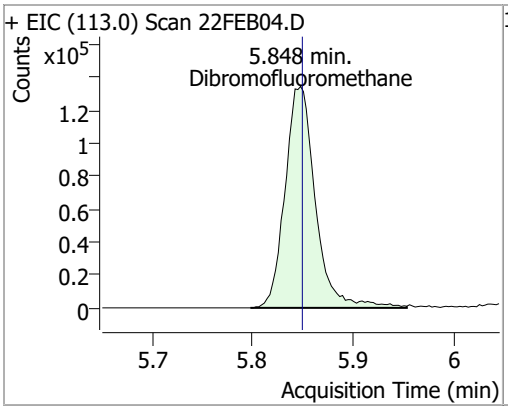

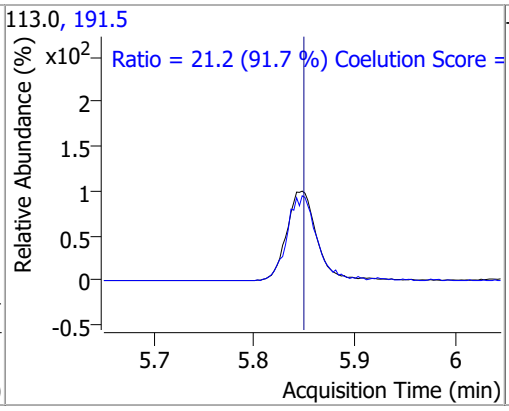

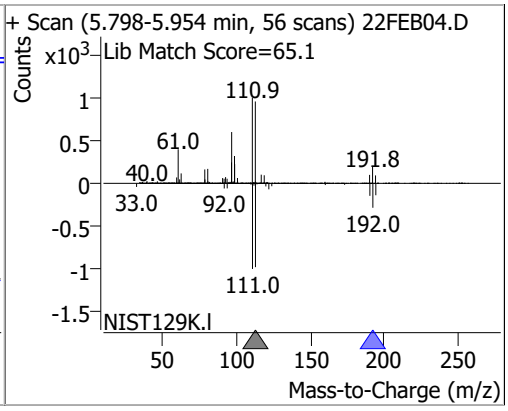

Compound	Conc.	RT	Dev(Min)	Resp.	QIon	QRatio	Lower	Upper
Carbon tetrachloride	123.2313	6.03	0.00	229259	119.0	97.4	67.6	127.6
					121.0	31.0	0.7	60.7

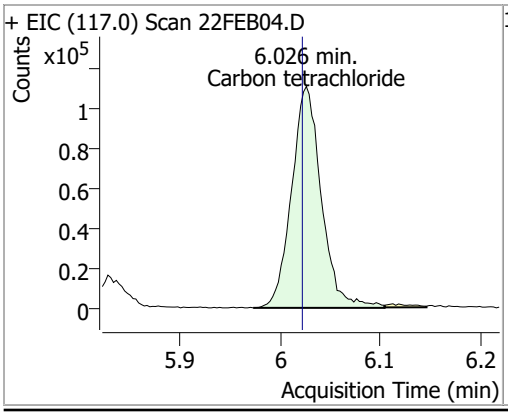

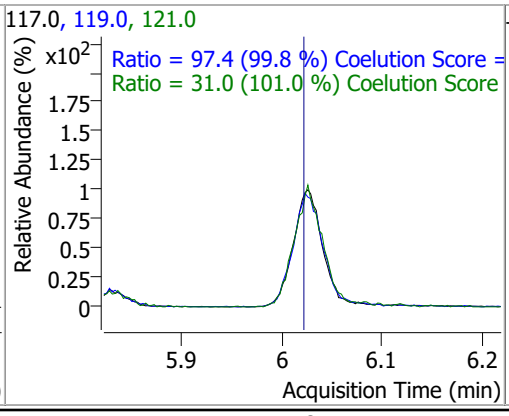

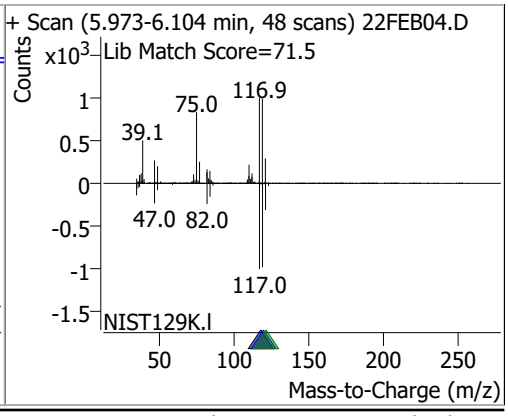

Compound	Conc.	RT	Dev(Min)	Resp.	QIon	QRatio	Lower	Upper
1,1-Dichloropropene	123.5212	6.04	0.00	192135	110.0	35.2	5.6	65.6
					77.0	30.4	1.0	61.0

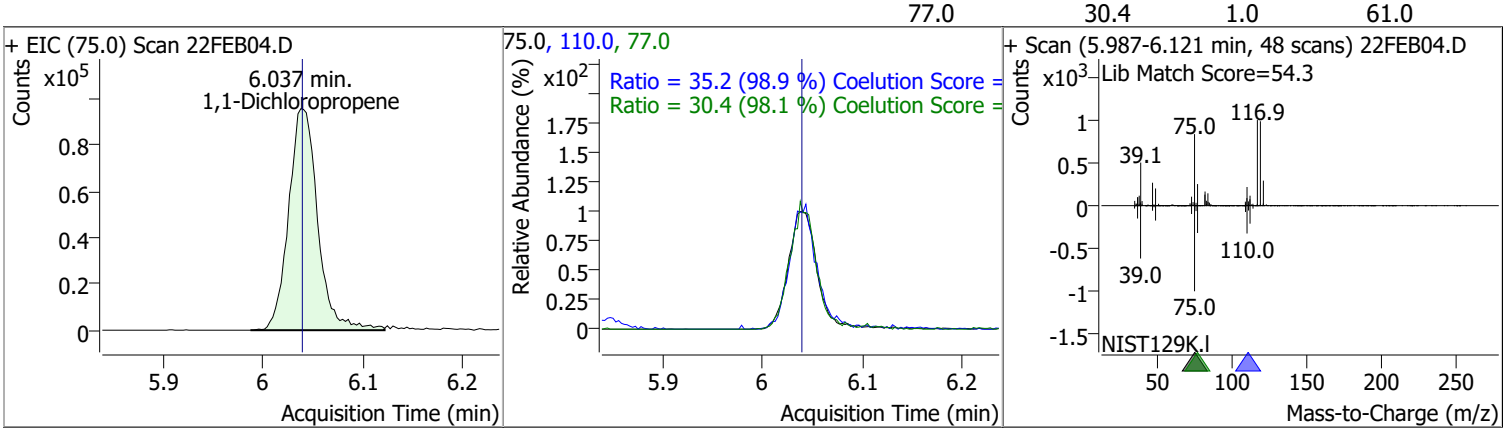

Compound	Conc.	RT	Dev(Min)	Resp.	QIon	QRatio	Lower	Upper
1,2-Dichloroethane-d4	283.0740	6.23	0.00	126866	65.0	194.4	162.8	222.8

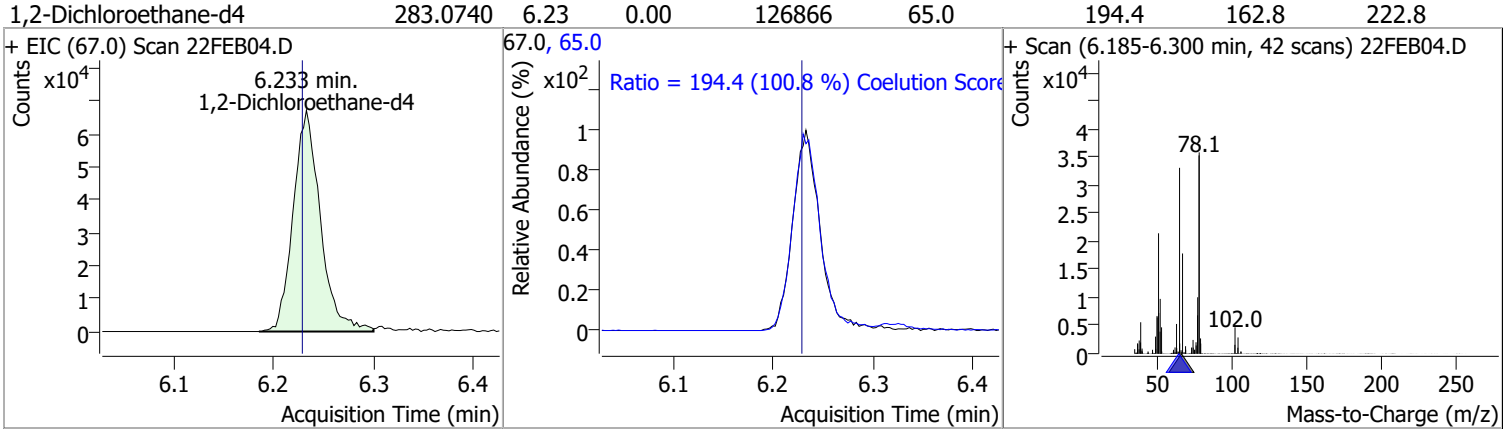

Compound	Conc.	RT	Dev(Min)	Resp.	QIon	QRatio	Lower	Upper
Benzene	129.3999	6.28	0.00	553712	77.0	23.6	0.0	53.3

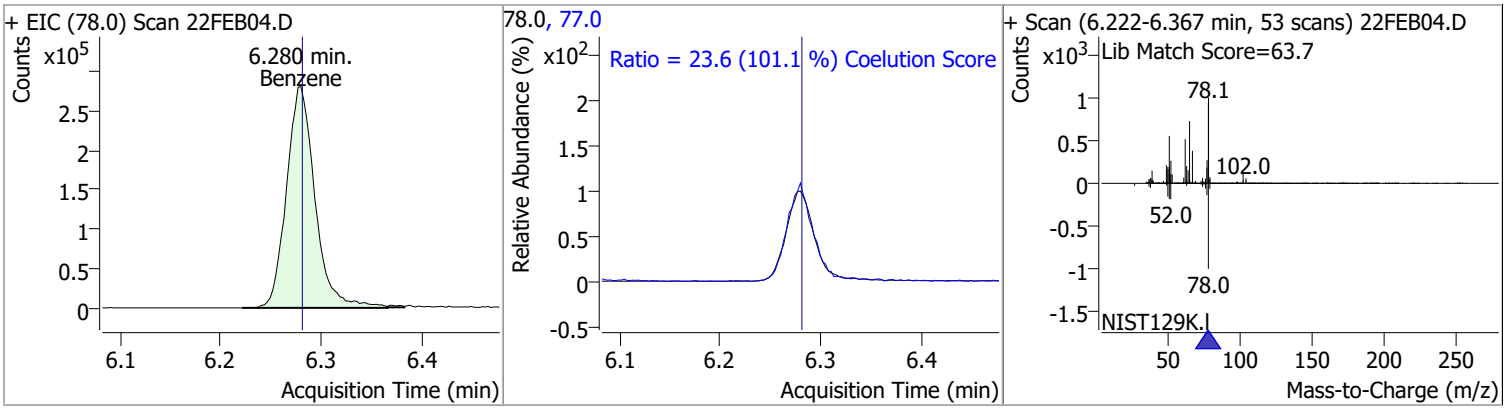

Compound	Conc.	RT	Dev(Min)	Resp.	QIon	QRatio	Lower	Upper
1,2-Dichloroethane	120.4404	6.32	0.00	142348	64.0	32.1	2.2	62.2
					98.0	8.0	0.0	38.2

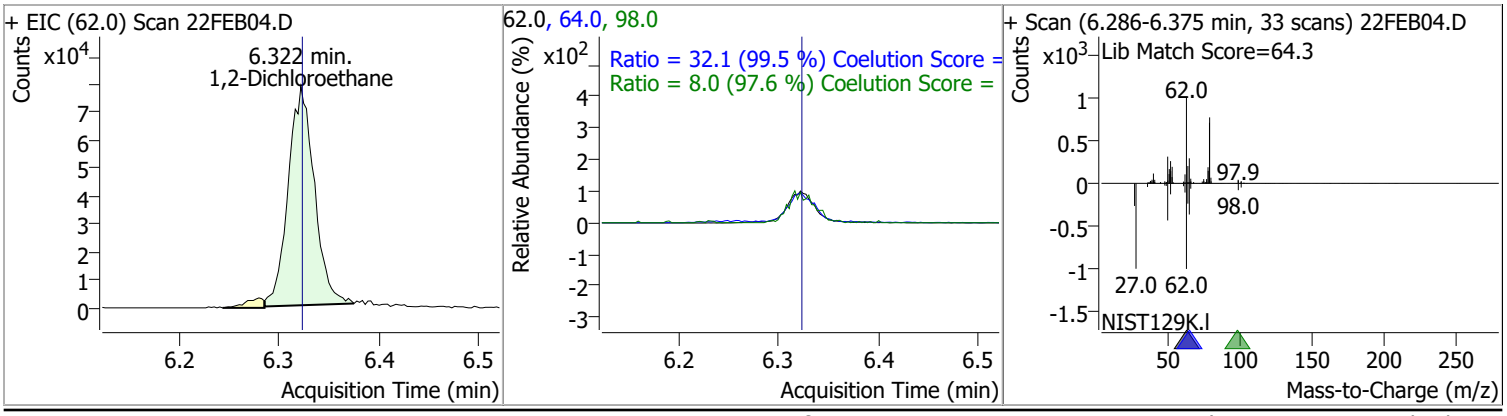

Compound	Conc.	RT	Dev(Min)	Resp.	QIon	QRatio	Lower	Upper
Trichloroethene	128.3209	7.03	0.00	160171	130.0	100.6	75.6	135.6
					97.0	63.6	35.7	95.7

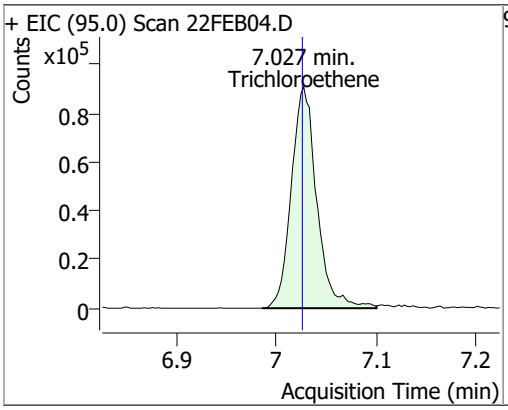

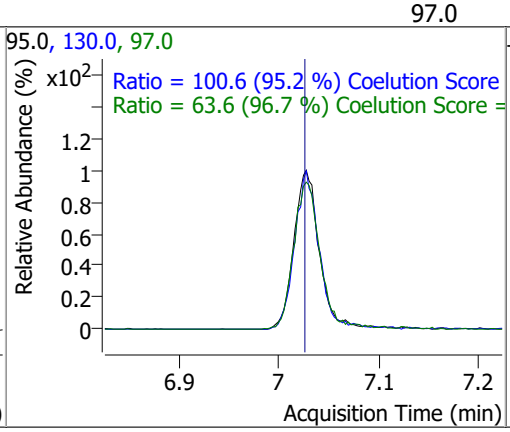

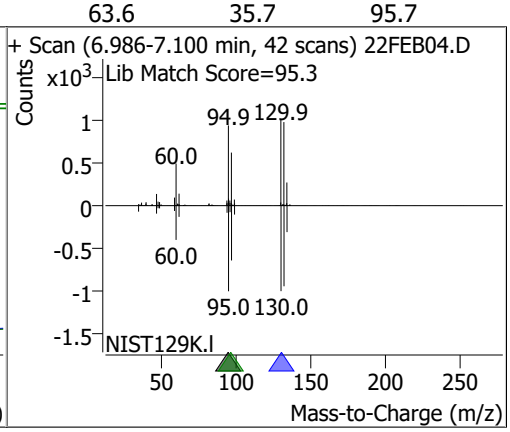

Compound	Conc.	RT	Dev(Min)	Resp.	QIon	QRatio	Lower	Upper
1,2-Dichloropropane	131.3407	7.27	0.00	144139	76.0	37.9	9.8	69.8

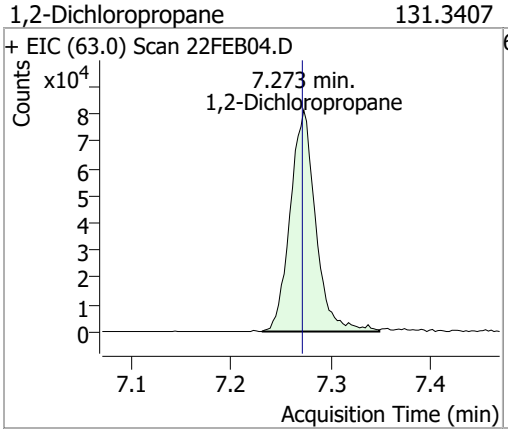

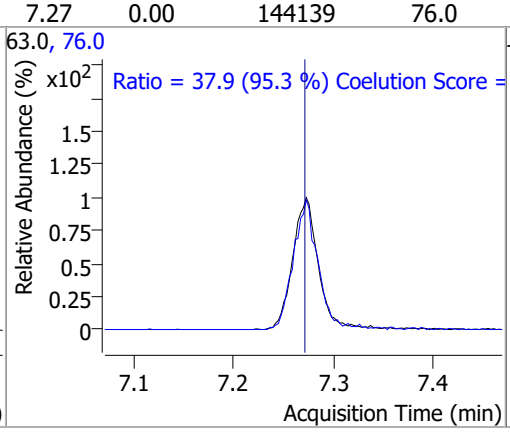

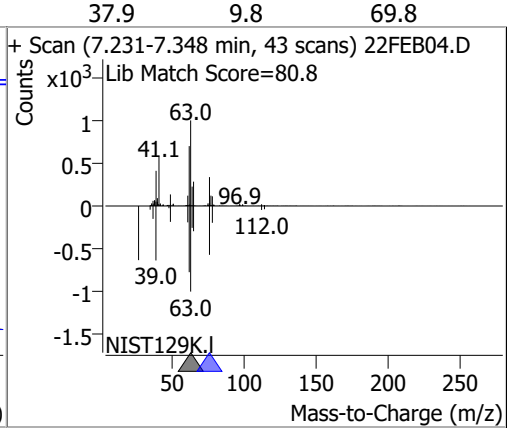

Compound	Conc.	RT	Dev(Min)	Resp.	QIon	QRatio	Lower	Upper
Dibromomethane	133.2492	7.40	0.00	61638	173.5	100.7	78.2	138.2
					95.0	83.6	54.5	114.5

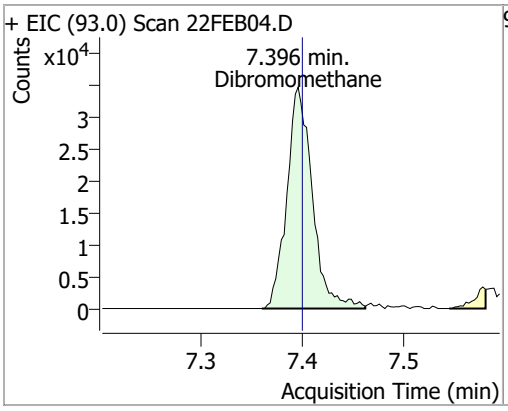

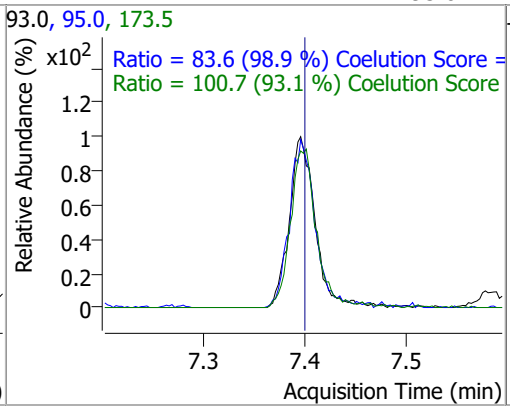

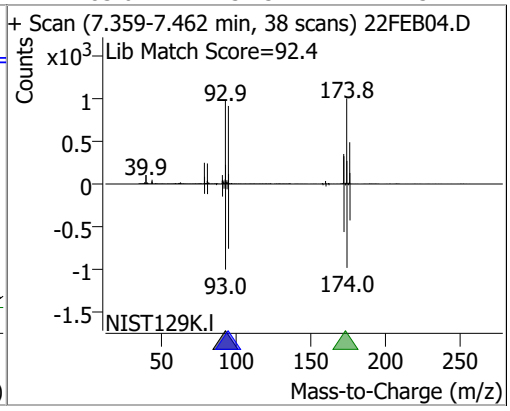

Compound	Conc.	RT	Dev(Min)	Resp.	QIon	QRatio	Lower	Upper
Bromodichloromethane	129.2406	7.59	0.01	168110	85.0	65.3	36.3	96.3
					127.0	9.2	0.0	39.5

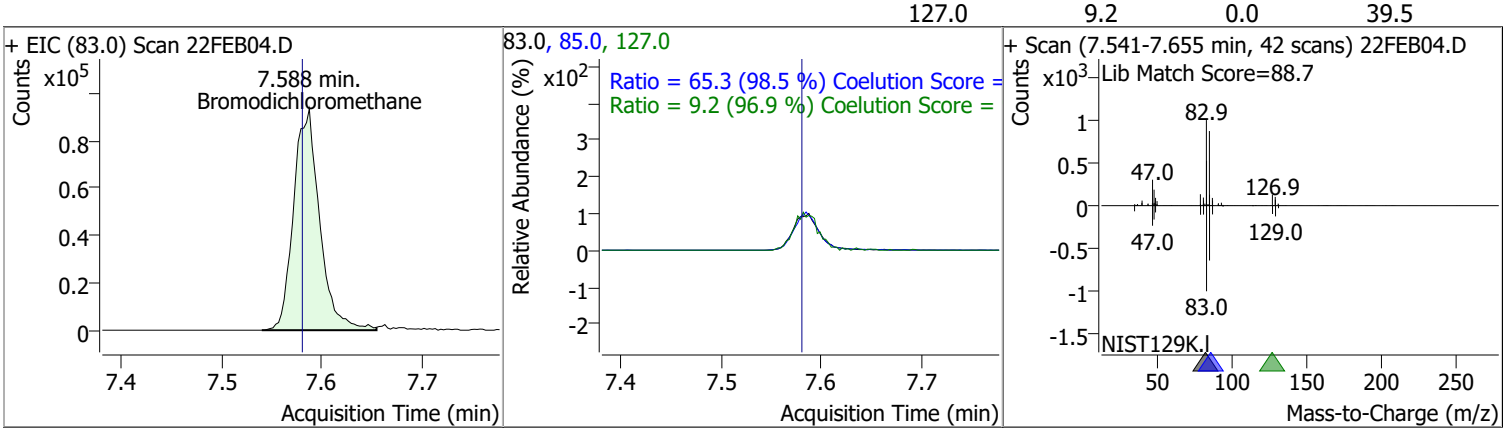

Compound	Conc.	RT	Dev(Min)	Resp.	QIon	QRatio	Lower	Upper
cis-1,3-Dichloropropene	125.1735	8.06	0.00	178667	39.0	54.8	22.5	82.5
					77.0	31.5	1.8	61.8

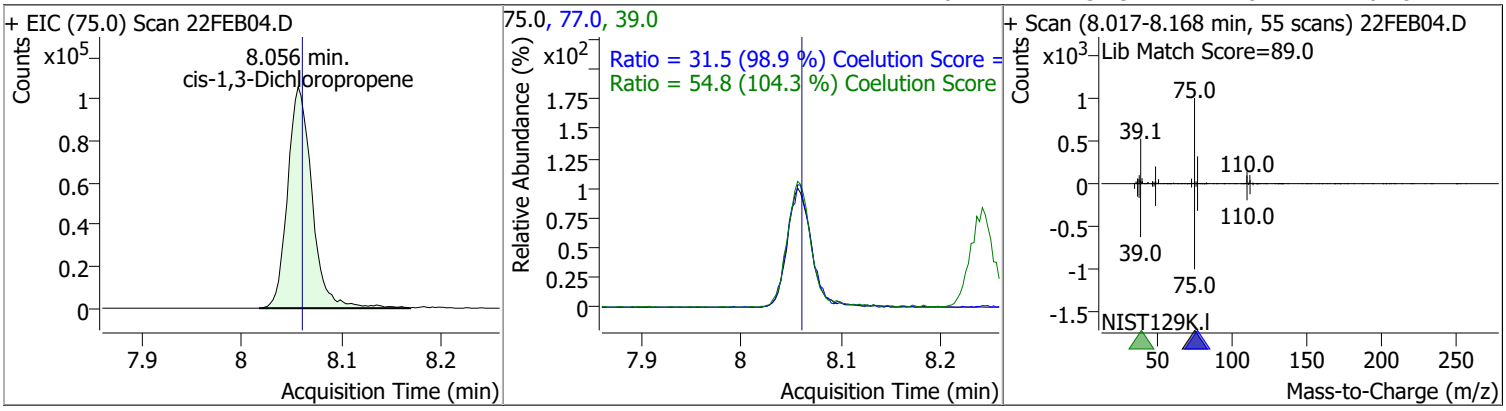

Compound	Conc.	RT	Dev(Min)	Resp.	QIon	QRatio	Lower	Upper
Toluene-d8	273.5662	8.32	0.00	1112764	100.0	63.9	34.3	94.3
					99.0	9.3	0.0	39.2

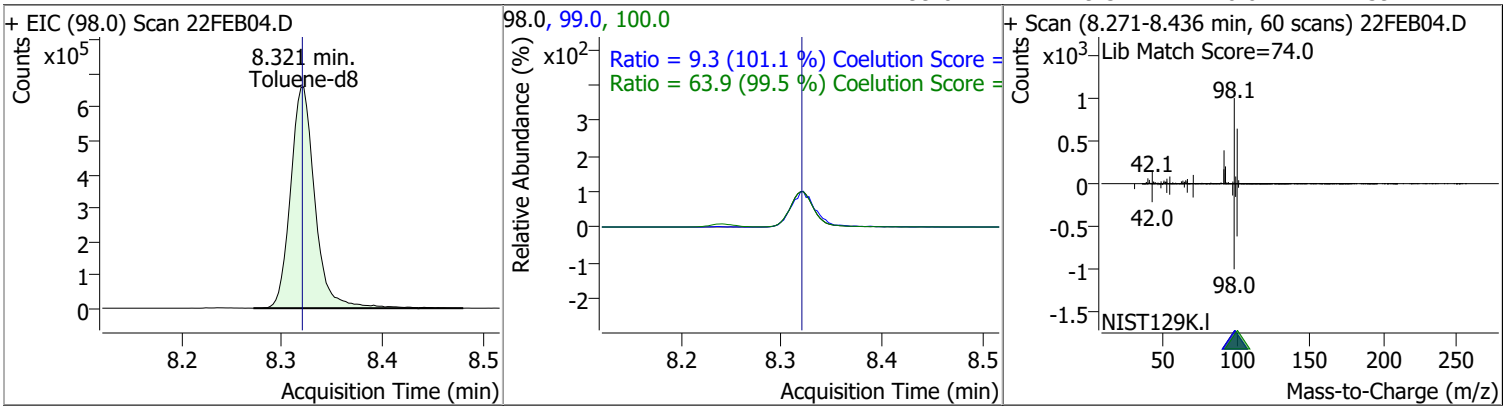

Compound	Conc.	RT	Dev(Min)	Resp.	QIon	QRatio	Lower	Upper
Toluene	133.1785	8.39	0.00	361089	91.0	172.9	144.1	204.1

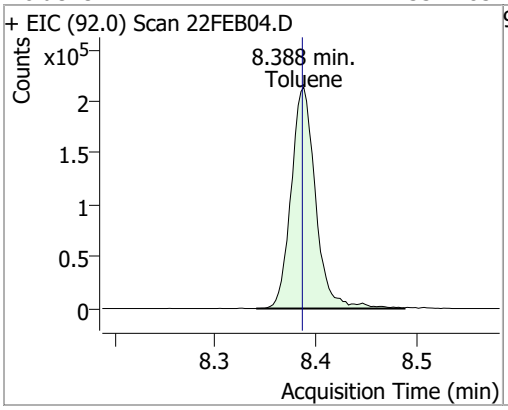

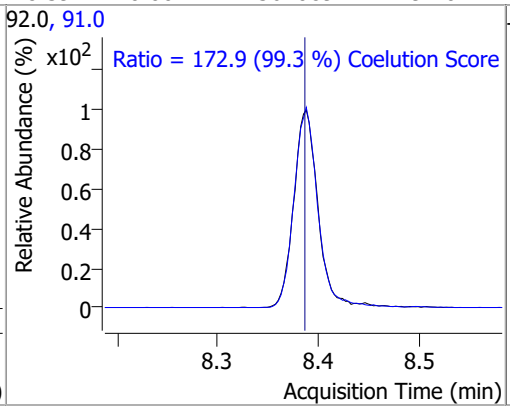

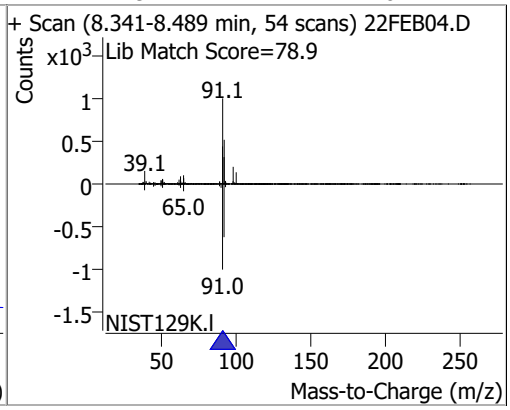

Compound	Conc.	RT	Dev(Min)	Resp.	QIon	QRatio	Lower	Upper
trans-1,3-Dichloropropene	140.6946	8.64	0.00	146484	39.0	50.5	23.0	83.0
					77.0	31.2	1.0	61.0

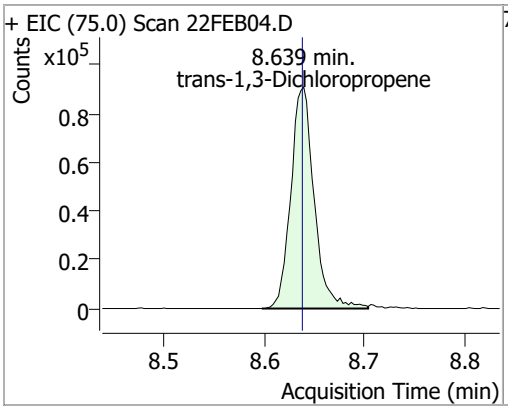

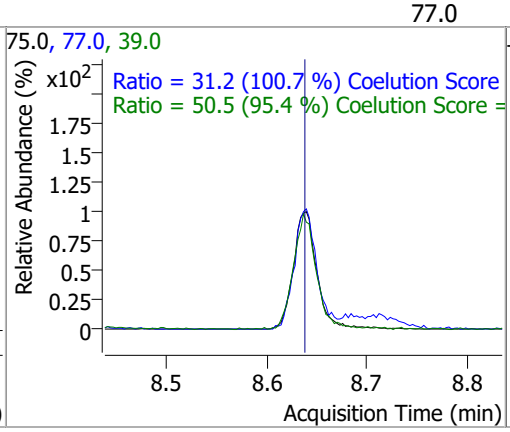

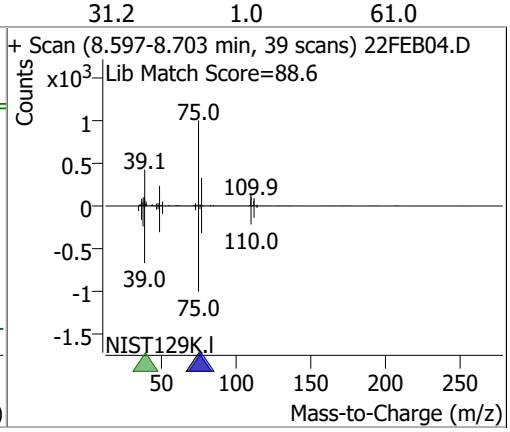

Compound	Conc.	RT	Dev(Min)	Resp.	QIon	QRatio	Lower	Upper
1,1,2-Trichloroethane	127.7275	8.82	0.00	67620	97.0	116.0	80.7	140.7
					85.0	69.6	30.7	90.7

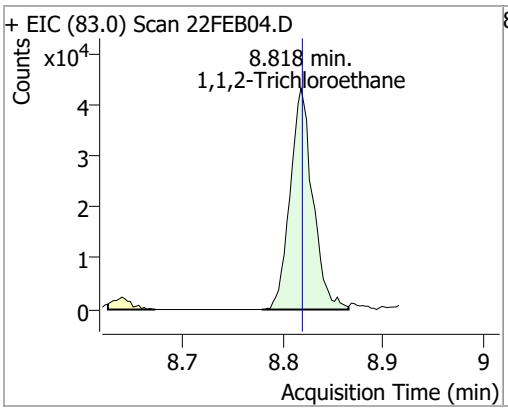

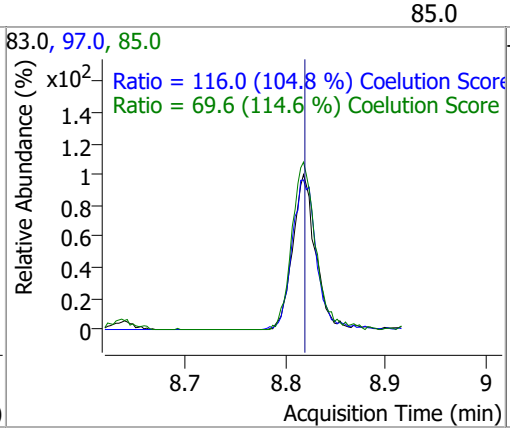

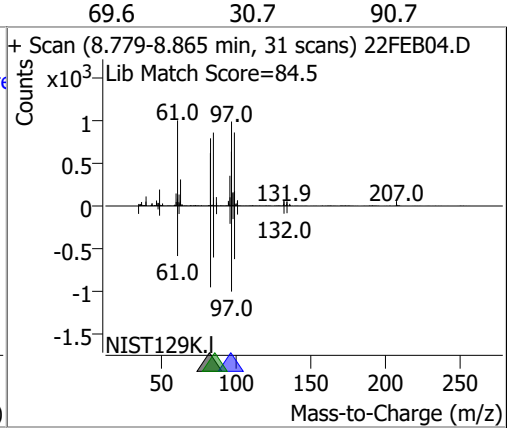

Compound	Conc.	RT	Dev(Min)	Resp.	QIon	QRatio	Lower	Upper
Tetrachloroethene	122.4718	8.93	0.00	134652	165.8	126.1	96.1	156.1
					129.0	89.7	60.5	120.5

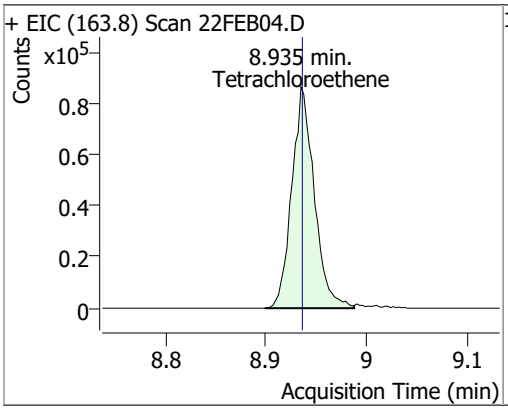

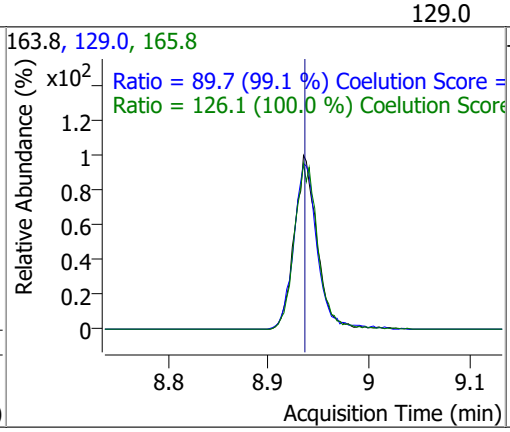

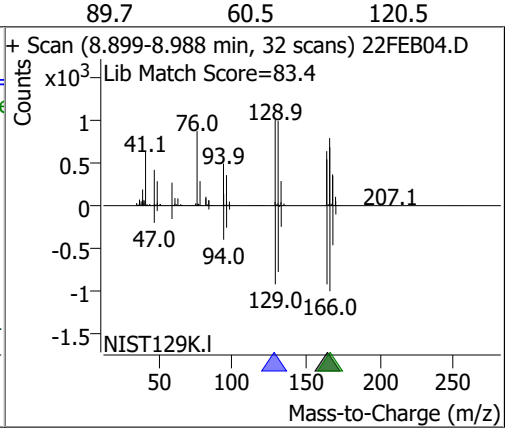

Compound	Conc.	RT	Dev(Min)	Resp.	QIon	QRatio	Lower	Upper
1,3-Dichloropropane	128.1768	8.98	0.00	137320	78.0	31.8	2.4	62.4

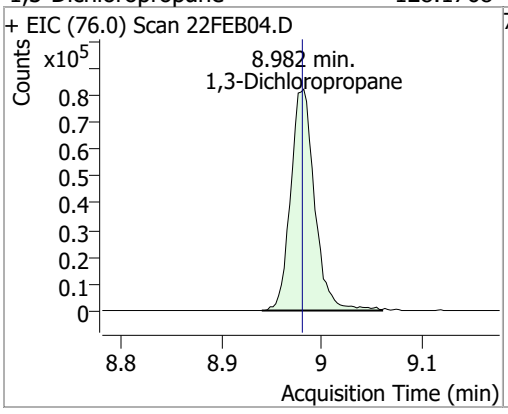

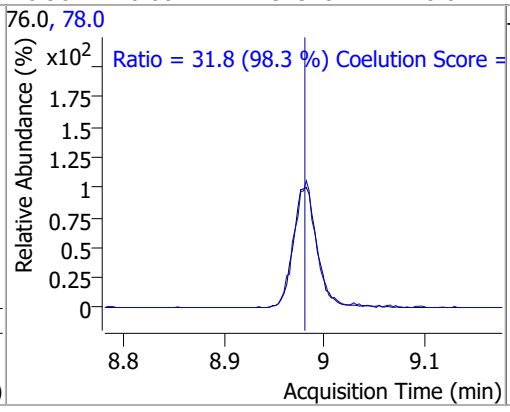

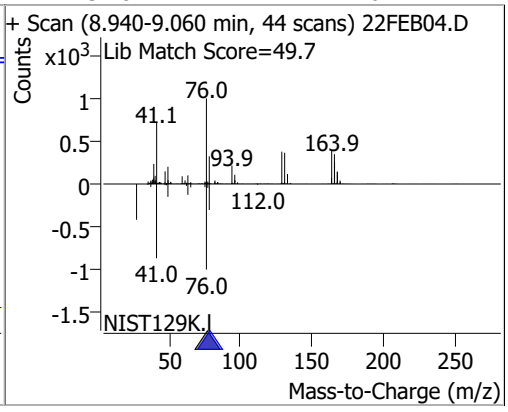

Compound	Conc.	RT	Dev(Min)	Resp.	QIon	QRatio	Lower	Upper
Chlorodibromomethane	126.4865	9.20	0.00	107845	127.0	79.2	47.2	107.2

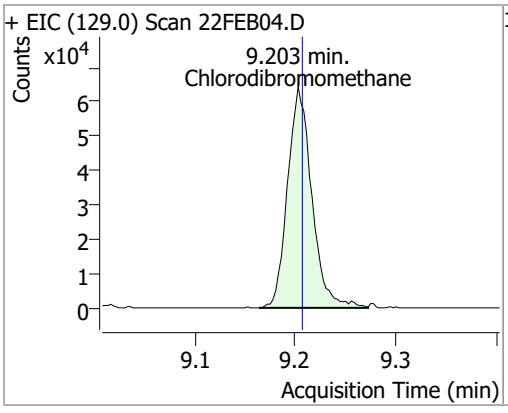

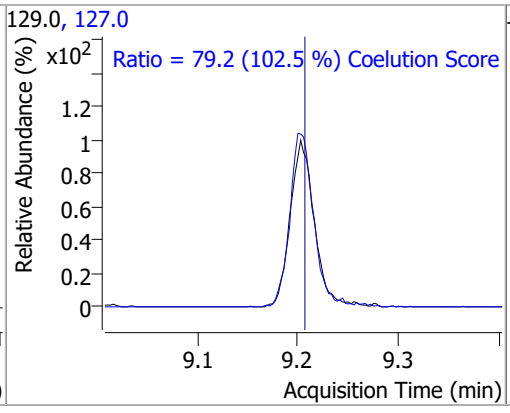

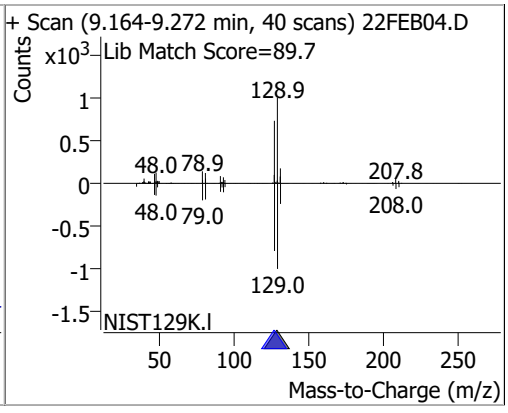

Compound	Conc.	RT	Dev(Min)	Resp.	QIon	QRatio	Lower	Upper
1,2-Dibromoethane	131.8502	9.30	0.00	77094	109.0	92.5	61.5	121.5

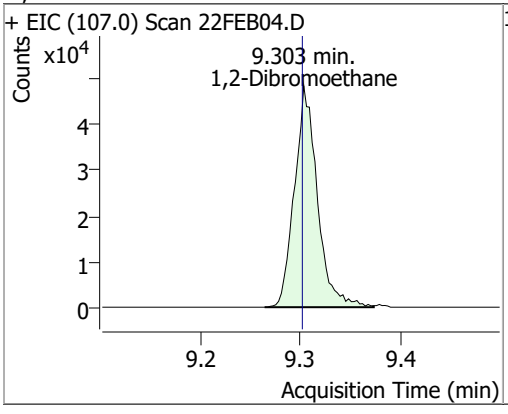

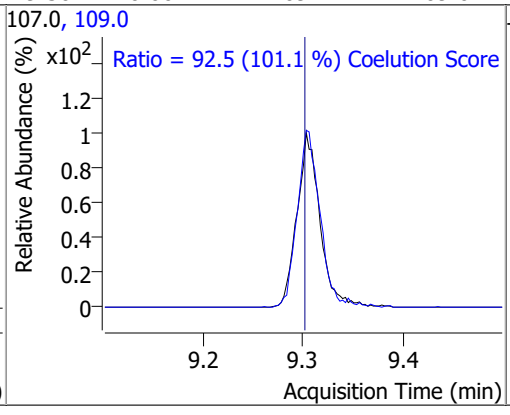

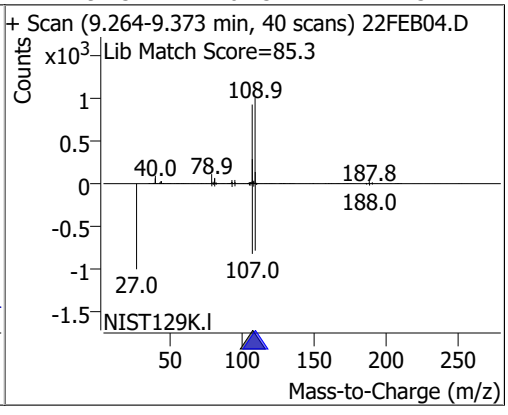

Compound	Conc.	RT	Dev(Min)	Resp.	QIon	QRatio	Lower	Upper
Chlorobenzene	128.1337	9.80	0.00	380846	114.0	32.8	2.2	62.2

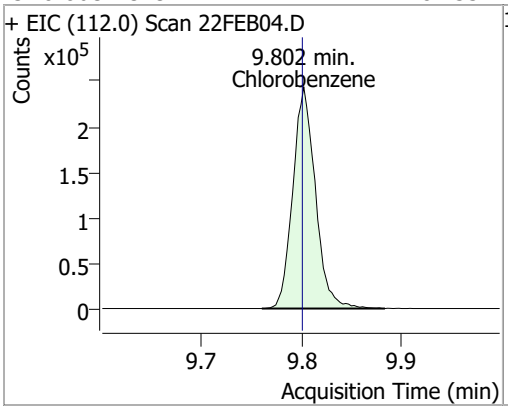

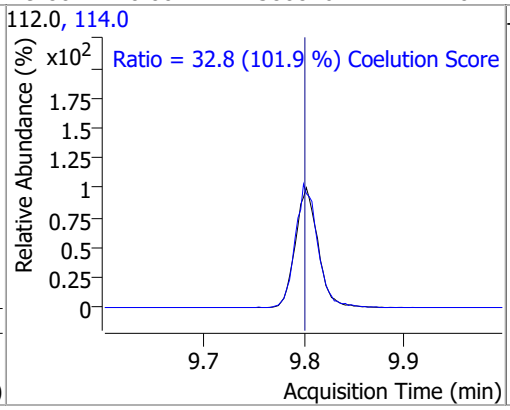

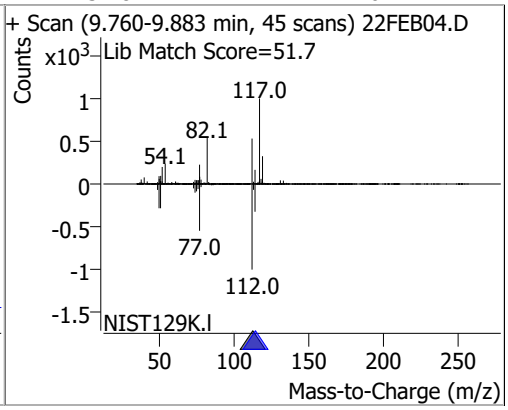

Compound	Conc.	RT	Dev(Min)	Resp.	QIon	QRatio	Lower	Upper
1,1,1,2-Tetrachloroethane	127.0592	9.89	-0.01	132505	133.0	96.3	65.3	125.3

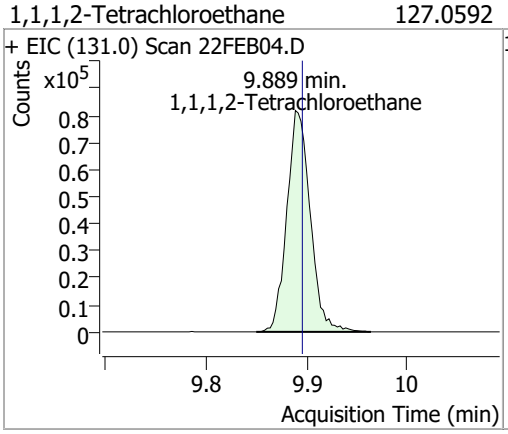

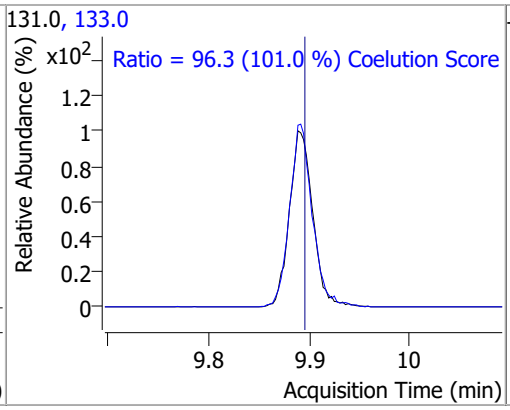

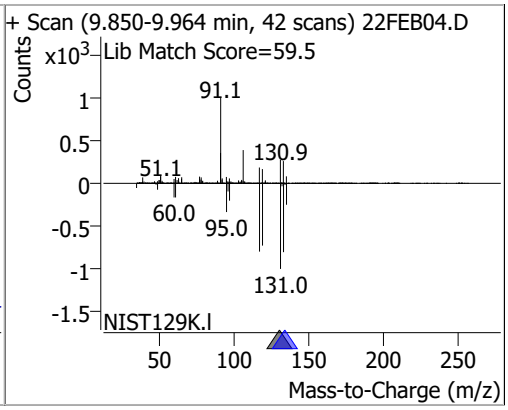

Compound	Conc.	RT	Dev(Min)	Resp.	QIon	QRatio	Lower	Upper
Ethylbenzene	125.9507	9.92	0.00	652622	106.0	30.7	1.7	61.7

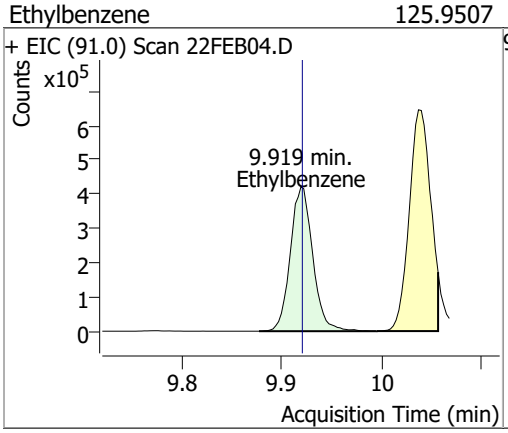

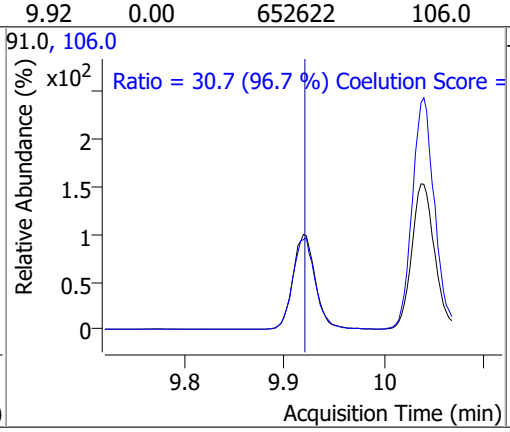

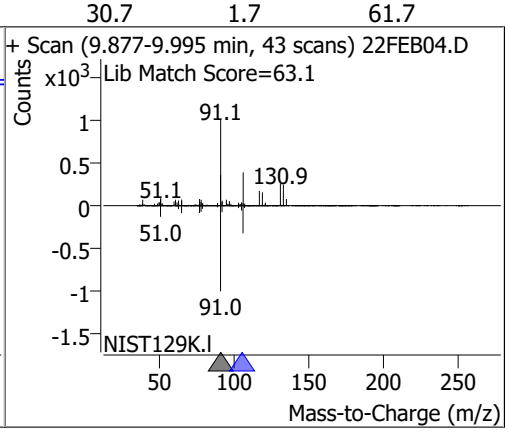

Compound	Conc.	RT	Dev(Min)	Resp.	QIon	QRatio	Lower	Upper
m+p-Xylenes	244.6946	10.04	0.00	504615	91.0	203.3	170.7	230.7

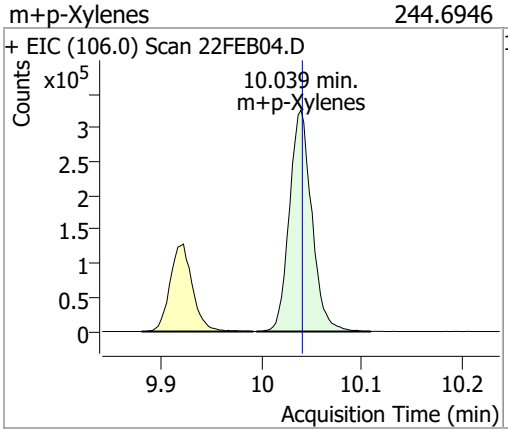

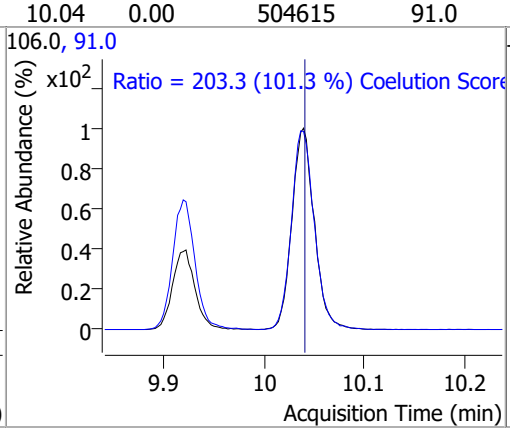

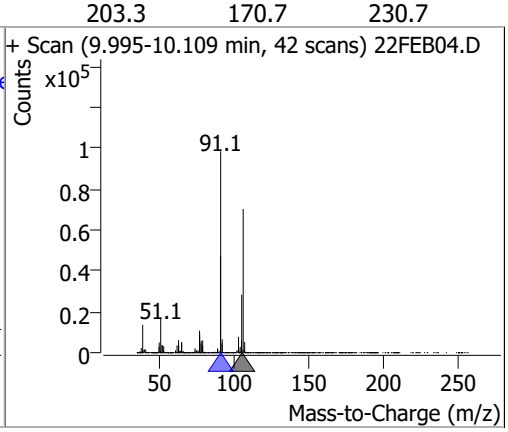

Compound	Conc.	RT	Dev(Min)	Resp.	QIon	QRatio	Lower	Upper
o-Xylene	124.7603	10.43	0.00	225169	91.0	215.3	181.4	241.4

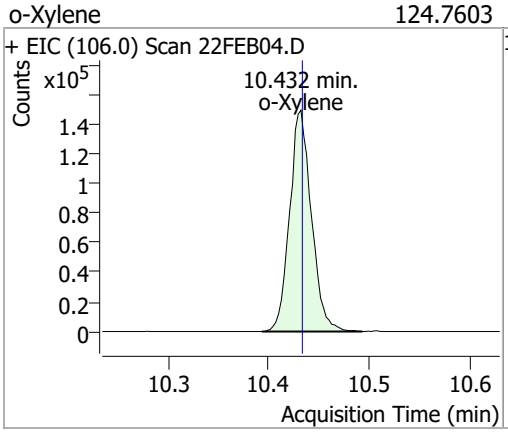

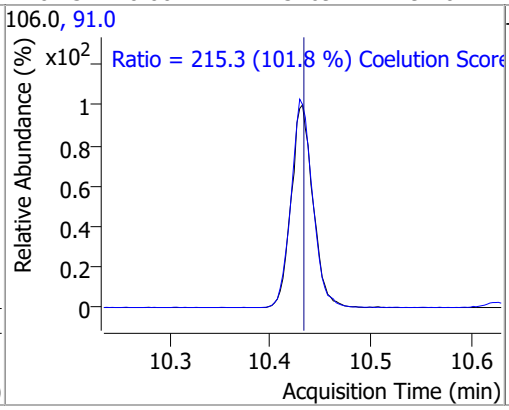

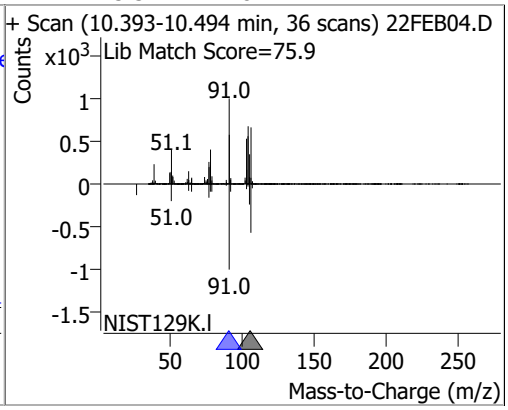

Compound	Conc.	RT	Dev(Min)	Resp.	QIon	QRatio	Lower	Upper
Styrene	126.9496	10.45	0.00	379154	78.0	50.2	20.6	80.6

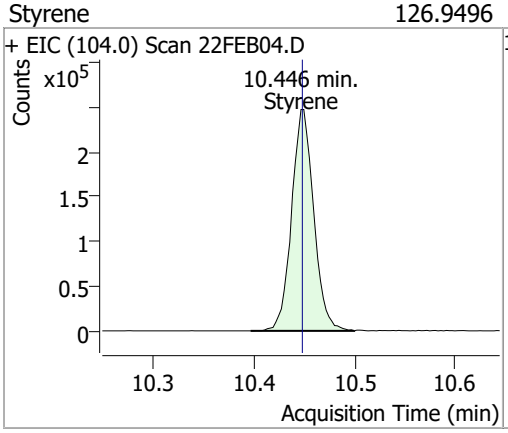

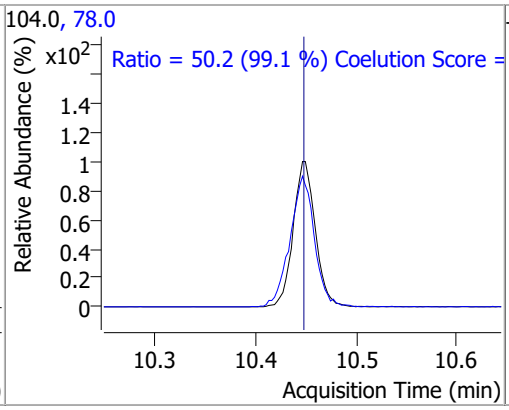

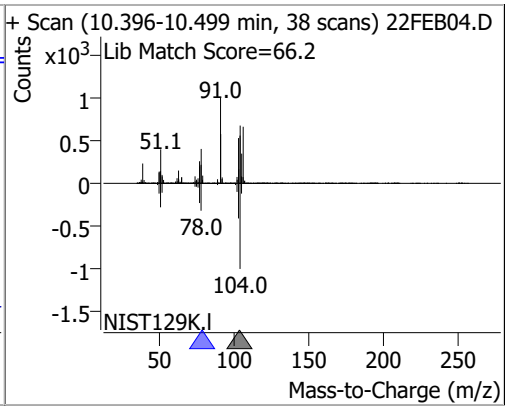

Compound	Conc.	RT	Dev(Min)	Resp.	QIon	QRatio	Lower	Upper
Bromoform	132.9358	10.63	0.01	60209	170.5	51.6	20.3	80.3
					174.5	48.3	18.1	78.1

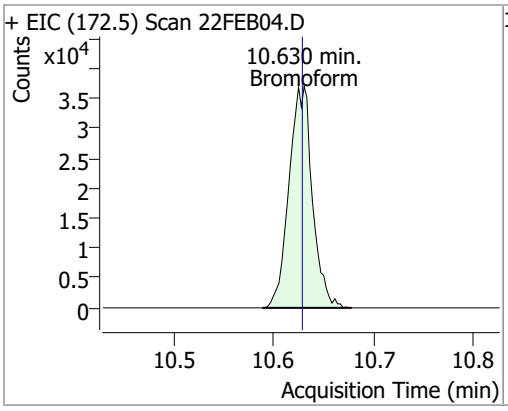

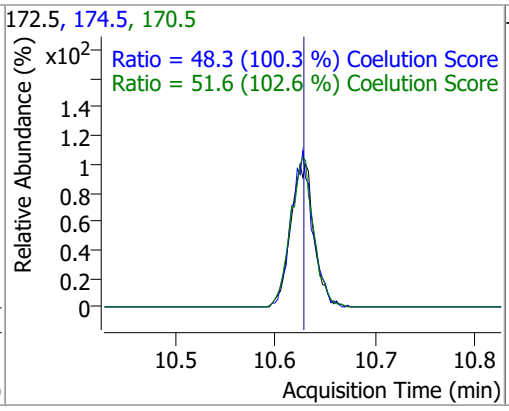

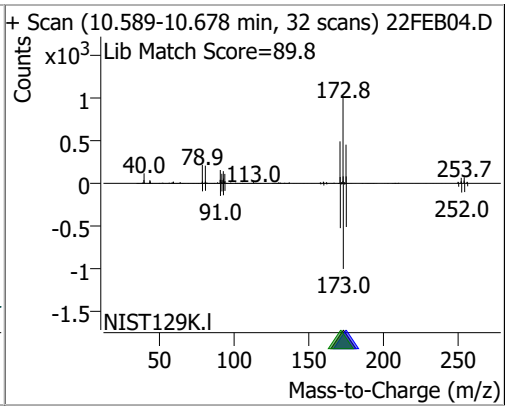

Compound	Conc.	RT	Dev(Min)	Resp.	QIon	QRatio	Lower	Upper
p-Bromofluorobenzene	266.0816	10.95	0.00	332065	174.0	92.4	65.3	125.3
					176.0	90.6	63.3	123.3

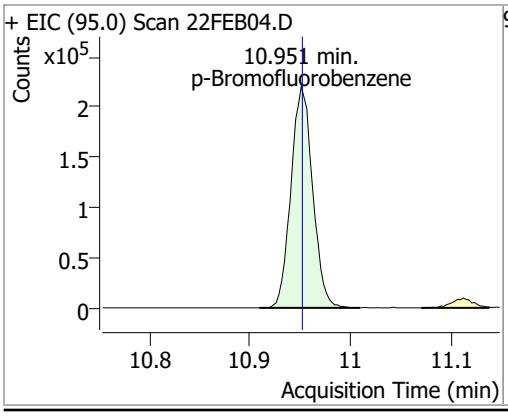

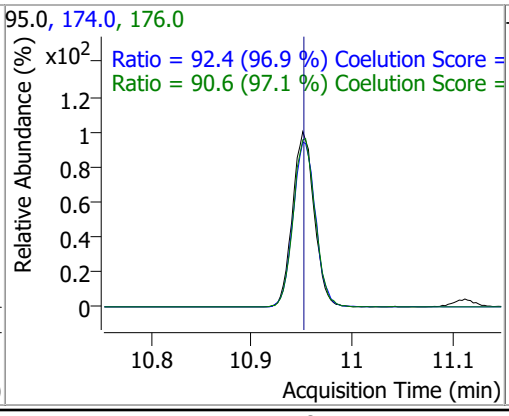

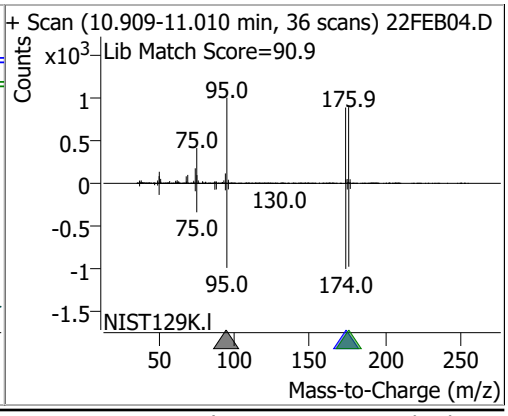

Compound	Conc.	RT	Dev(Min)	Resp.	QIon	QRatio	Lower	Upper
Bromobenzene	135.9501	11.09	0.00	149620	77.0	140.5	113.5	173.5
					158.0	94.6	66.1	126.1

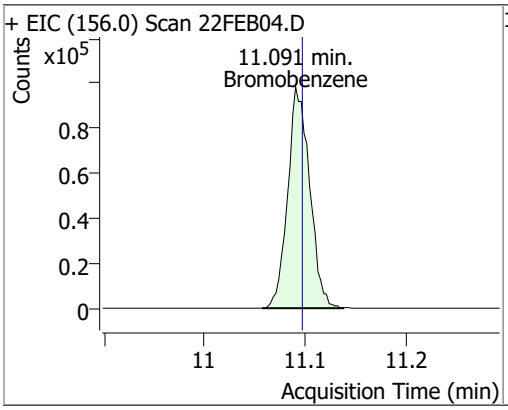

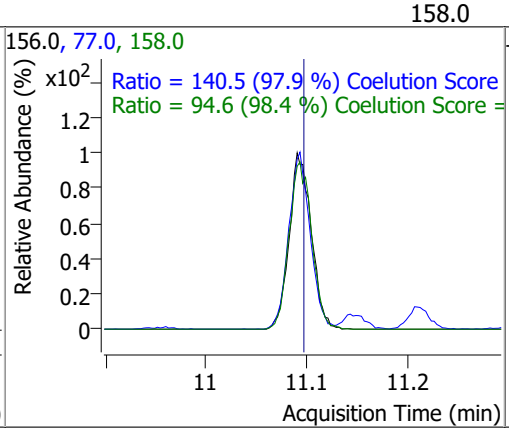

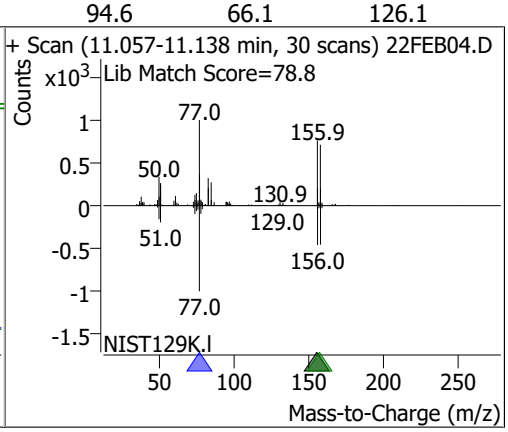

Compound	Conc.	RT	Dev(Min)	Resp.	QIon	QRatio	Lower	Upper
1,1,2,2-Tetrachloroethane	134.0405	11.12	0.00	84143	85.0	63.5	33.3	93.3

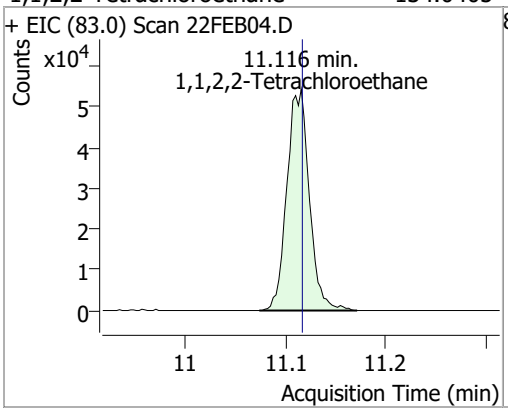

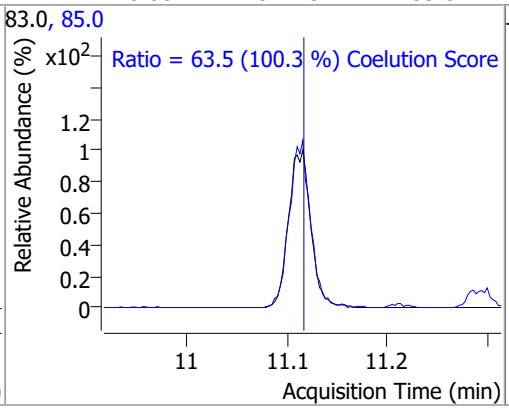

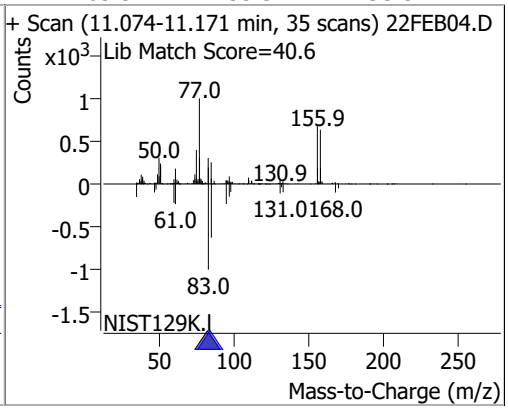

Compound	Conc.	RT	Dev(Min)	Resp.	QIon	QRatio	Lower	Upper
1,2,3-Trichloropropane	130.0189	11.15	-0.01	21444	112.0	65.9	35.8	95.8

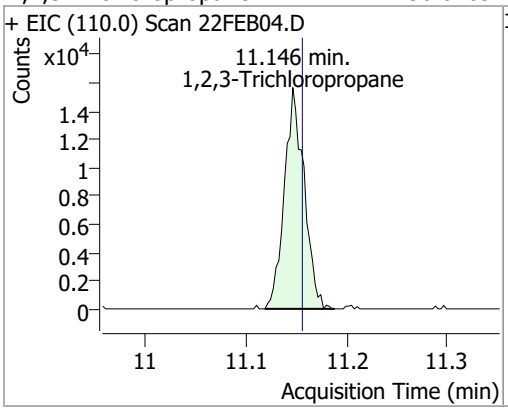

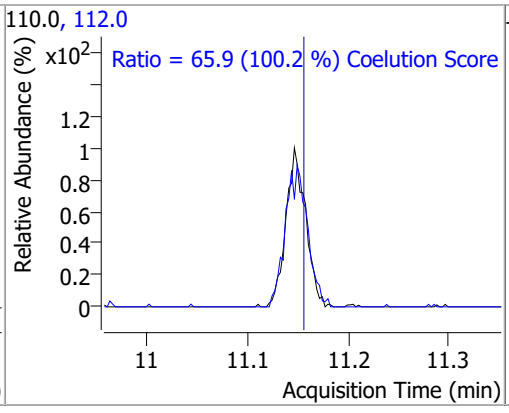

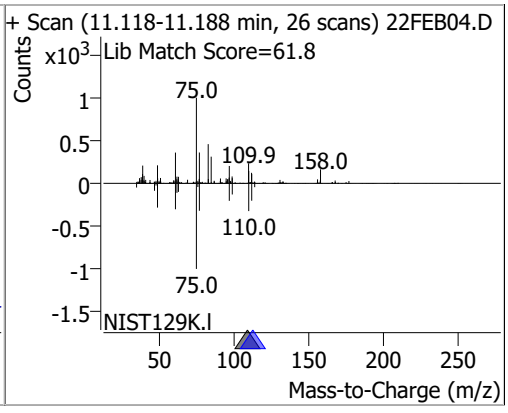

Compound	Conc.	RT	Dev(Min)	Resp.	QIon	QRatio	Lower	Upper
2-Chlorotoluene	132.2079	11.29	0.00	144005	91.0	286.1	246.2	306.2

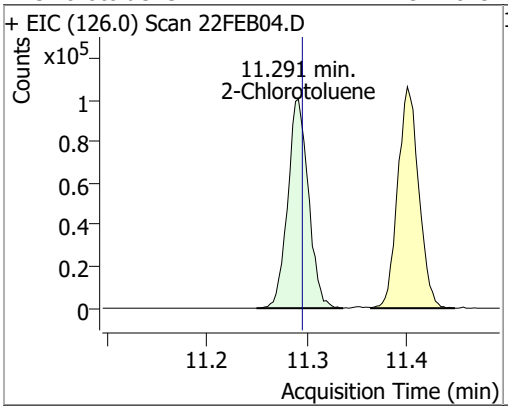

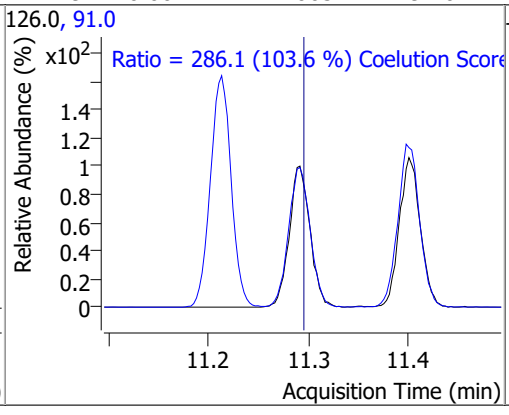

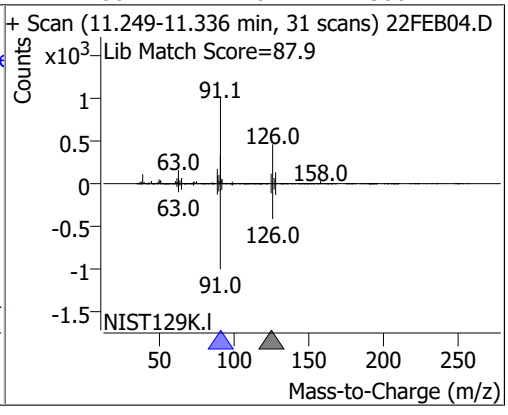

Compound	Conc.	RT	Dev(Min)	Resp.	QIon	QRatio	Lower	Upper
4-Chlorotoluene	136.8136	11.40	0.00	482668	126.0	32.1	1.3	61.3

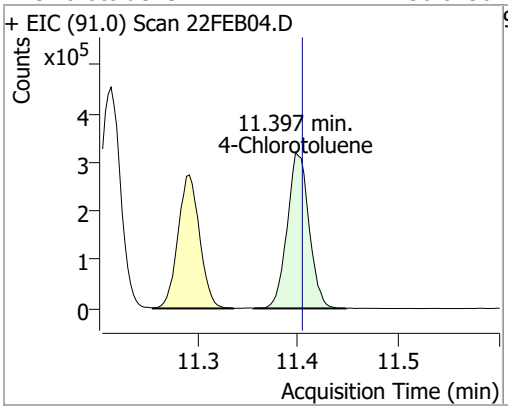

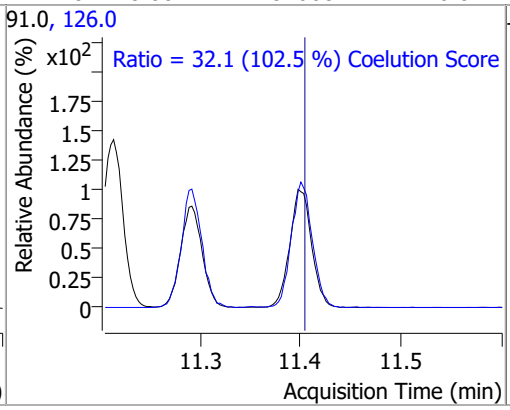

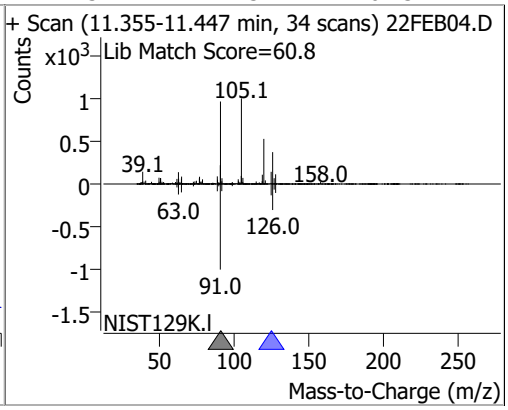

Compound	Conc.	RT	Dev(Min)	Resp.	QIon	QRatio	Lower	Upper
1,3-Dichlorobenzene	132.7211	12.03	0.00	264644	148.0	63.5	32.8	92.8
					111.0	38.7	8.7	68.7

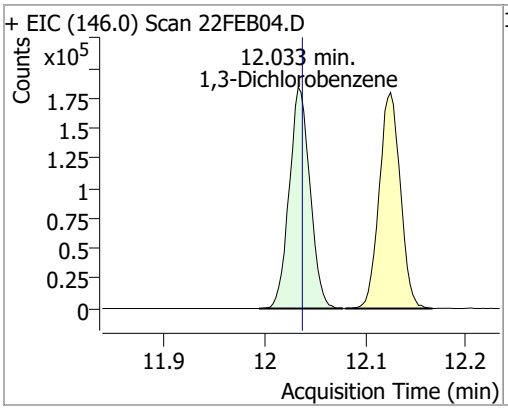

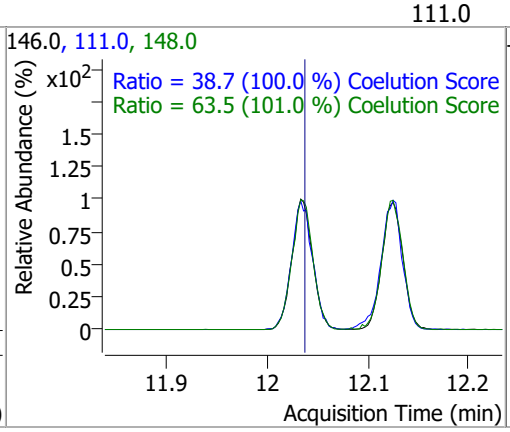

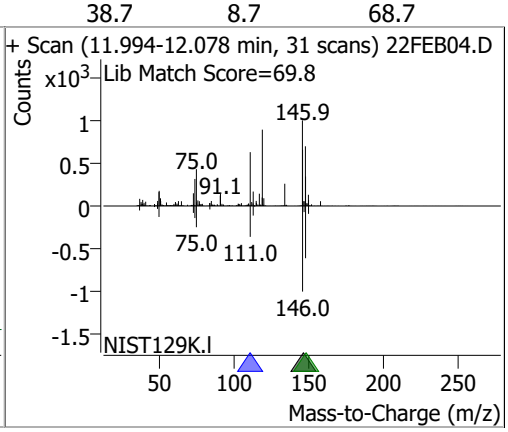

Compound	Conc.	RT	Dev(Min)	Resp.	QIon	QRatio	Lower	Upper
1,4-Dichlorobenzene	129.6339	12.13	0.00	263524	148.0	63.9	33.7	93.7
					111.0	40.3	8.7	68.7

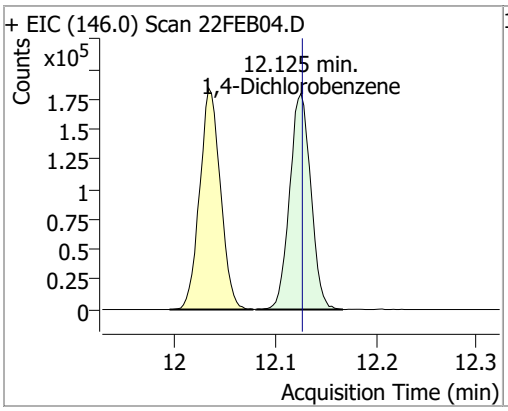

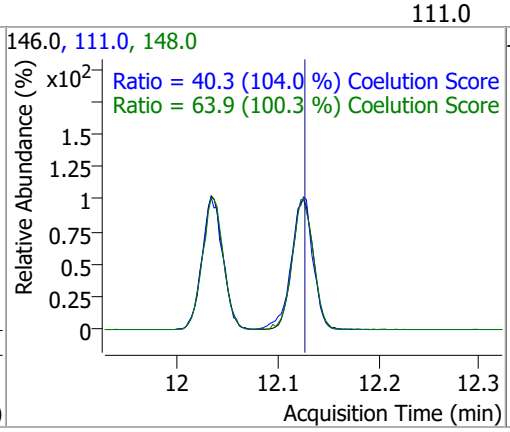

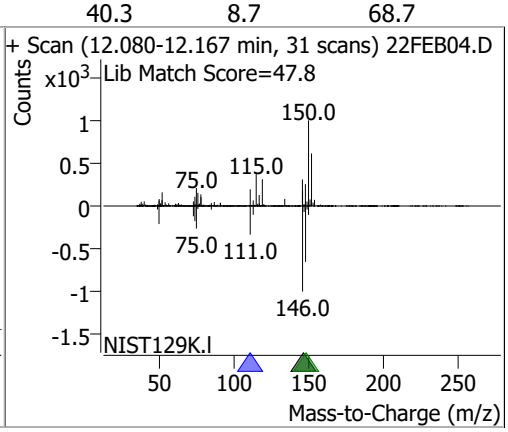

Quantitation Results Report (QT Reviewed)

Compound	Conc.	RT	Dev(Min)	Resp.	QIon	QRatio	Lower	Upper
1,2-Dichlorobenzene	130.8982	12.49	0.00	217912	148.0	63.0	31.9	91.9
					111.0	38.9	9.5	69.5

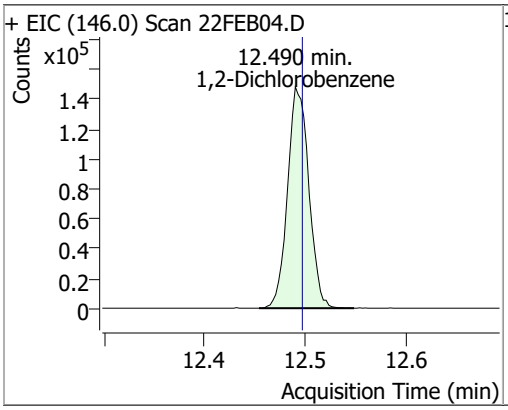

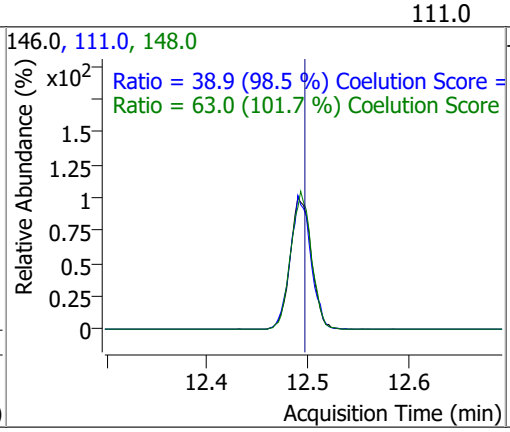

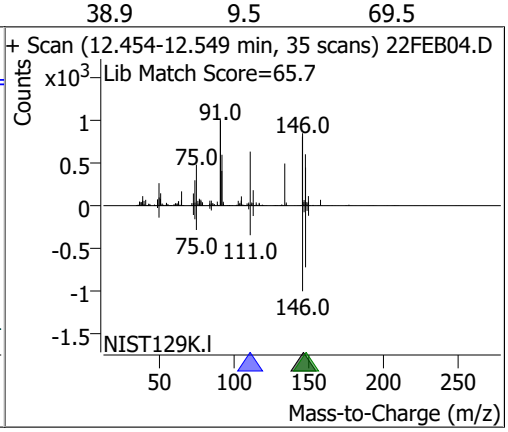

Quantitation Results Report (QT Reviewed)

Data File	22FEB06.D	Operator	MSC
Acq. Method	5975CACQF.M	Acq. Date-Time	2/22/2022 11:50:06 AM
Sample Name	MBLK022222_	Instrument	VOA5975C
Vial	6	Multiplier	1.00
DA Method File	VOA5975C_8260B_SHT_DoD_L4_011922.m	Comment	
Tune File	BFB_Atune3.u	Tune Date	10/11/2021 4:02:00 PM
Batch Name	VG022222_8260B.batch.bin	Last Calib Update	3/18/2022 11:09:24 AM
Ref Library	\\MASSHUNTER\Org\Library\NIST129K.l		

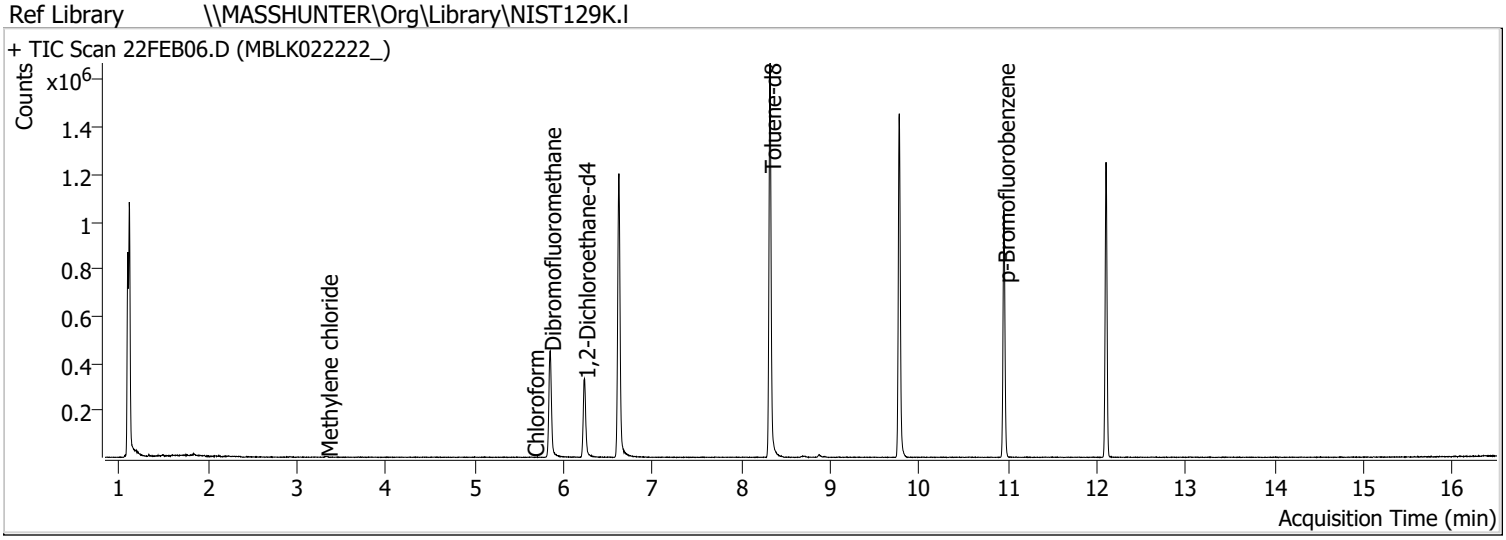

Compound	RT	QIon	Resp.	Conc.	Units		Dev(Min)
Internal Standards							
M Fluorobenzene	6.620	96.0	1044029	250.0000	ng		0.000
M Chlorobenzene-d5	9.772	82.0	406956	250.0000	ng		-0.003
M 1,4-Dichlorobenzene-d4	12.103	152.0	298578	250.0000	ng		0.003
System Monitoring Compounds							
S Dibromofluoromethane	5.848	113.0	278589	275.4958	ng		-0.003
Spiked Amount: 250.000	Range: 80.0 - 119.0%			Recovery = 110.20%			
S 1,2-Dichloroethane-d4	6.233	67.0	122909	281.3697	ng		0.003
Spiked Amount: 250.000	Range: 81.0 - 118.0%			Recovery = 112.55%			
S Toluene-d8	8.322	98.0	1055593	265.8759	ng		0.003
Spiked Amount: 250.000	Range: 89.0 - 112.0%			Recovery = 106.35%			
S p-Bromofluorobenzene	10.951	95.0	295427	267.9806	ng		0.003
Spiked Amount: 250.000	Range: 85.0 - 114.0%			Recovery = 107.19%			
Target Compounds							**QValue**
T Dichlorodifluoromethane	0.000		0	N.D.			
T Chloromethane	0.000		0	N.D.			
T Vinyl chloride	0.000		0	N.D.			
T Bromomethane	0.000		0	N.D.			
T Chloroethane	0.000		0	N.D.			
T Trichlorofluoromethane	0.000		0	N.D.			
T 1,1-Dichloroethene	0.000		0	N.D.			
T Methylene chloride	3.335	49.0	2027	1.3283	ng	m	89
T trans-1,2-Dichloroethene	0.000		0	N.D.			
T Methyl tert-butyl ether (MTBE)	0.000		0	N.D.			
T 1,1-Dichloroethane	0.000		0	N.D.			
T 2,2-Dichloropropane	0.000		0	N.D.			
T cis-1,2-Dichloroethene	0.000		0	N.D.			
T Methyl ethyl ketone	0.000		0	N.D.			
T Bromochloromethane	0.000		0	N.D.			
T Chloroform	5.656	83.0	370	0.1826	ng	m	86

Compound	RT	QIon	Resp.	Conc.	Units		Dev(Min)
T 1,1,1-Trichloroethane	0.000		0	N.D.			
T Carbon tetrachloride	0.000		0	N.D.			
T 1,1-Dichloropropene	0.000		0	N.D.			
T Benzene	0.000		0	N.D.			
T 1,2-Dichloroethane	0.000		0	N.D.			
T Trichloroethene	0.000		0	N.D.			
T 1,2-Dichloropropane	0.000		0	N.D.			
T Dibromomethane	0.000		0	N.D.			
T Bromodichloromethane	0.000		0	N.D.			
T cis-1,3-Dichloropropene	0.000		0	N.D.			
T Toluene	8.400	92.0	0		ng	md	1
T trans-1,3-Dichloropropene	0.000		0	N.D.			
T 1,1,2-Trichloroethane	0.000		0	N.D.			
T Tetrachloroethene	0.000		0	N.D.			
T 1,3-Dichloropropane	0.000		0	N.D.			
T Chlorodibromomethane	0.000		0	N.D.			
T 1,2-Dibromoethane	0.000		0	N.D.			
T Chlorobenzene	9.797	112.0	0		ng	md	1
T 1,1,1,2-Tetrachloroethane	0.000		0	N.D.			
T Ethylbenzene	0.000		0	N.D.			
T m+p-Xylenes	10.050	106.0	0		ng	md	1
T o-Xylene	0.000		0	N.D.			
T Styrene	0.000		0	N.D.			
T Bromoform	0.000		0	N.D.			
T Bromobenzene	0.000		0	N.D.			
T 1,1,2,2-Tetrachloroethane	0.000		0	N.D.			
T 1,2,3-Trichloropropane	0.000		0	N.D.			
T 2-Chlorotoluene	0.000		0	N.D.			
T 4-Chlorotoluene	0.000		0	N.D.			
T 1,3-Dichlorobenzene	0.000		0	N.D.			
T 1,4-Dichlorobenzene	0.000		0	N.D.			
T 1,2-Dichlorobenzene	0.000		0	N.D.			

(#) = Qualifier Out of Range; (m) = Manual Integration; (+) = Area Summed; (*) = Surrogate Percent Recovery Out of Range; (d): Zeroed Peak

Compound	Conc.	Exp RT	QIon	Exp Ratio
Dichlorodifluoromethane	N.D.	1.24	87.0	31.8

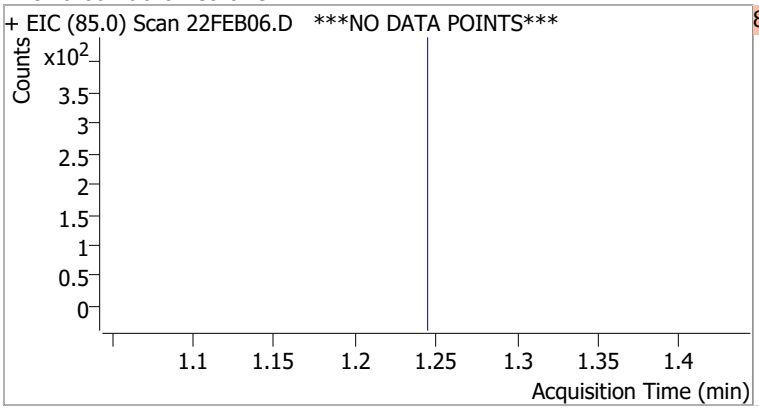

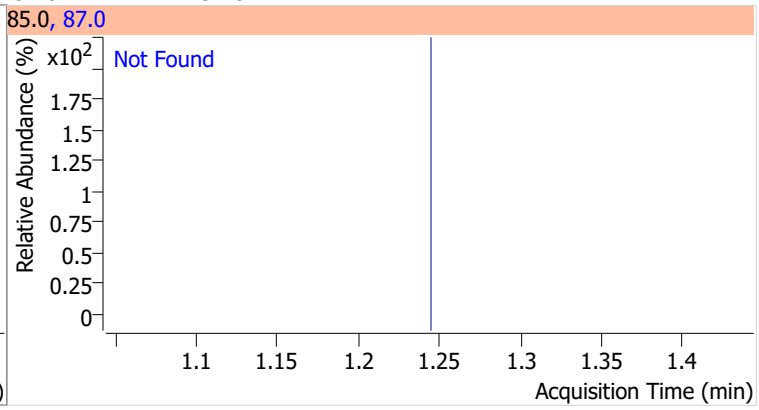

Compound	Conc.	Exp RT	QIon	Exp Ratio
Chloromethane	N.D.	1.41	52.0	32.4

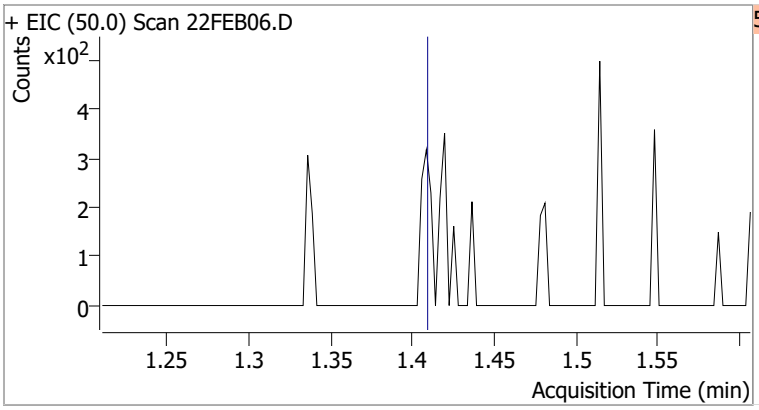

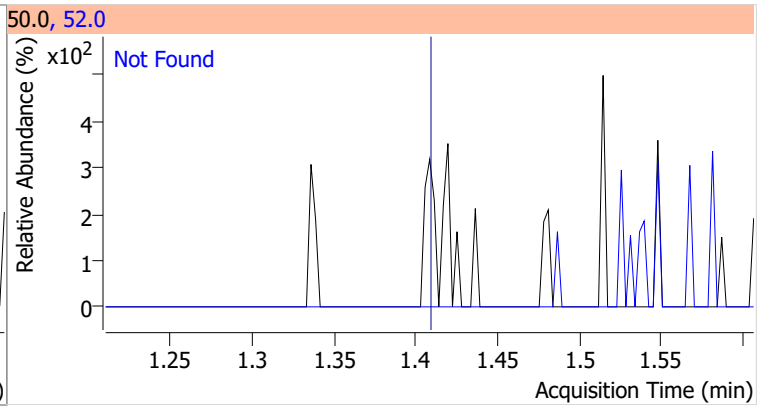

Compound	Conc.	Exp RT	QIon	Exp Ratio
Vinyl chloride	N.D.	1.50	64.0	31.3

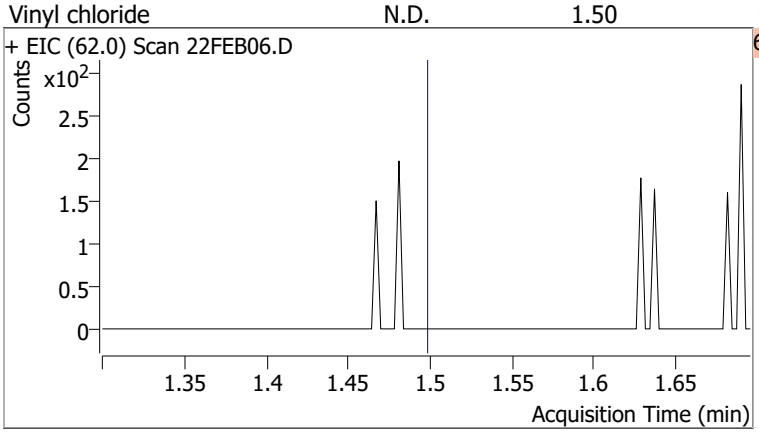

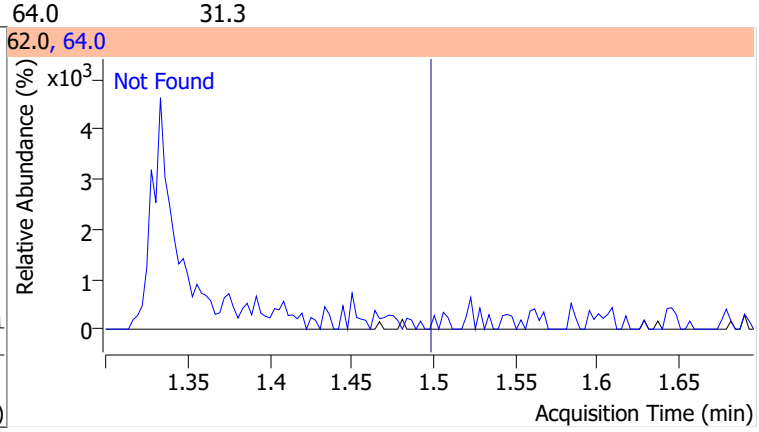

Compound	Conc.	Exp RT	QIon	Exp Ratio
Bromomethane	N.D.	1.80	94.0	110.1

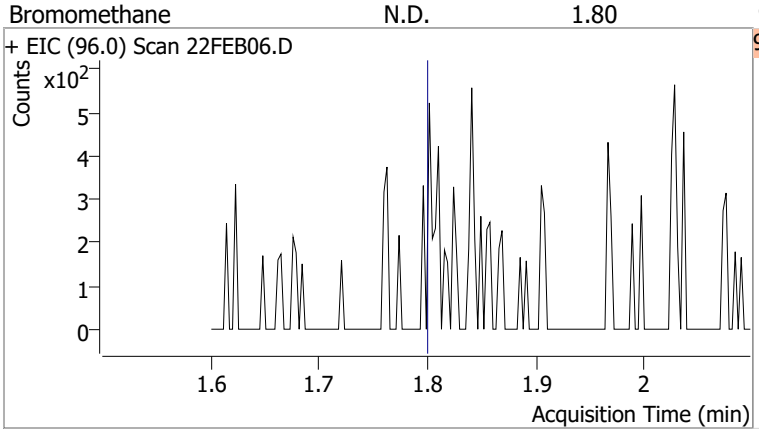

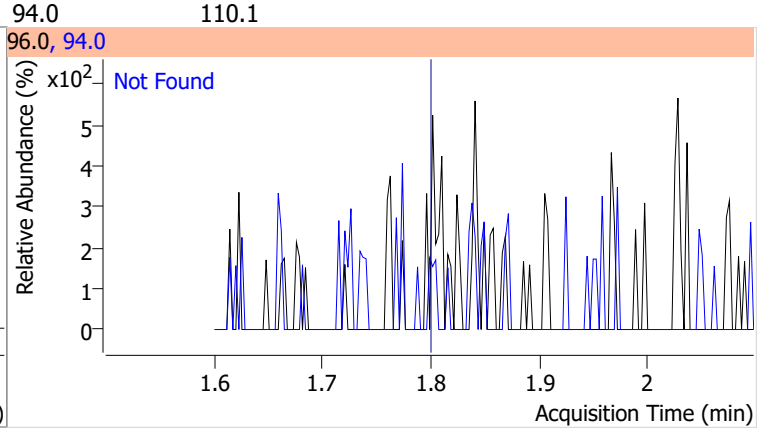

Compound	Conc.	Exp RT	QIon	Exp Ratio
Chloroethane	N.D.	1.90	66.0	30.0

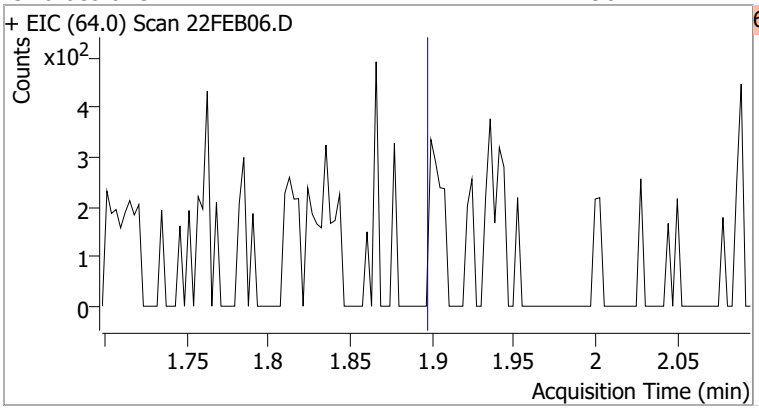

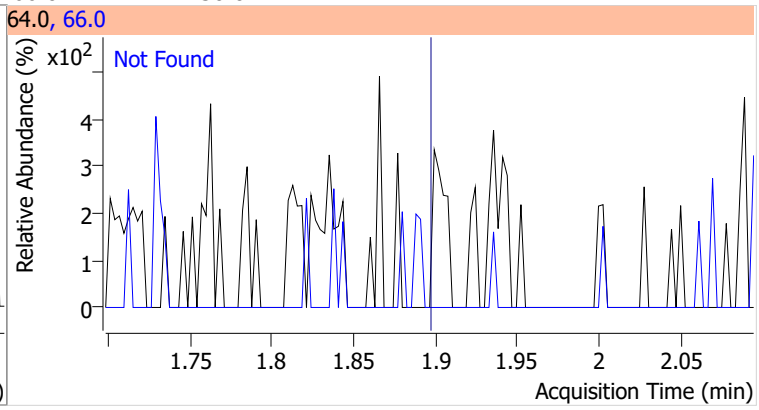

Compound	Conc.	Exp RT	QIon	Exp Ratio
Trichlorofluoromethane	N.D.	2.15	103.0	65.0

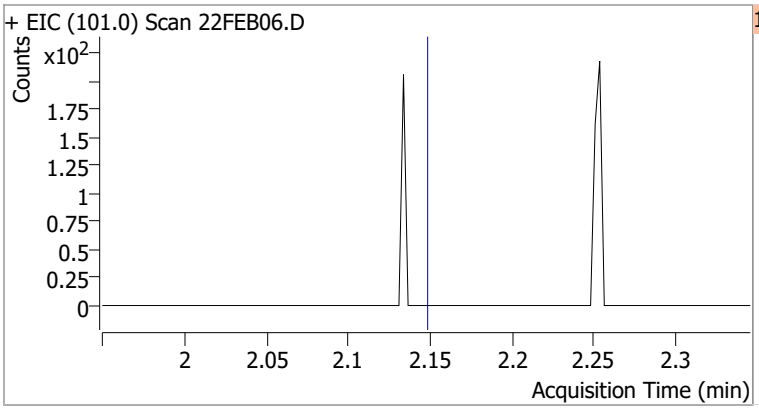

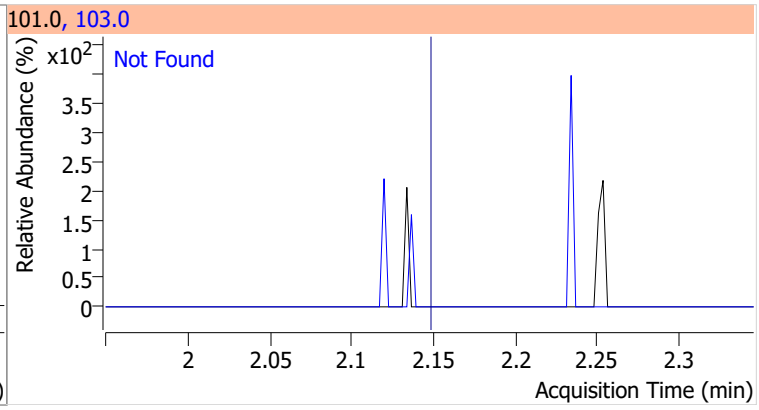

Compound	Conc.	Exp RT	QIon	Exp Ratio	QIon	Exp Ratio
1,1-Dichloroethene	N.D.	2.70	61.0	179.9	63.0	57.0

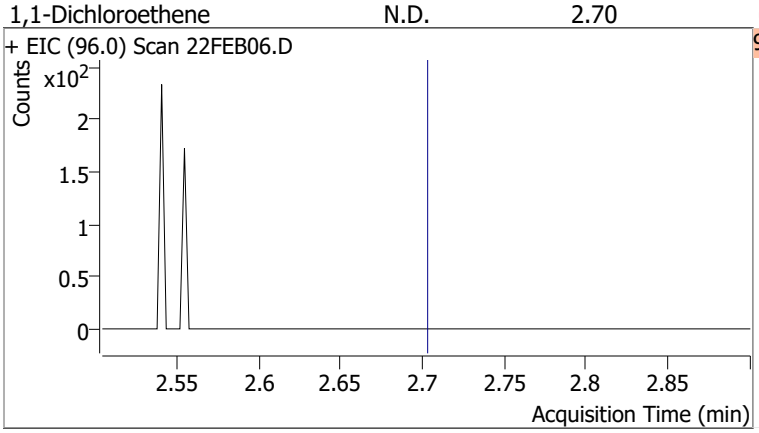

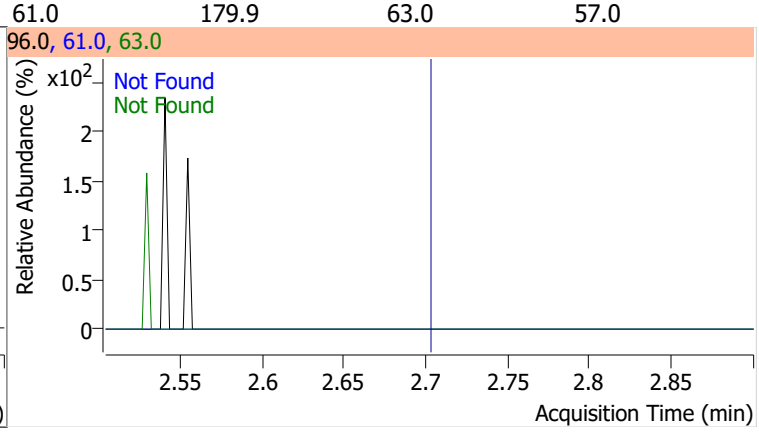

Compound	Conc.	RT	Dev(Min)	Resp.	QIon	QRatio	Lower	Upper
Methylene chloride	1.3283	3.34	0.00	2027 (m)	84.0	53.8	36.1	96.1
					86.0	43.6	11.8	71.8

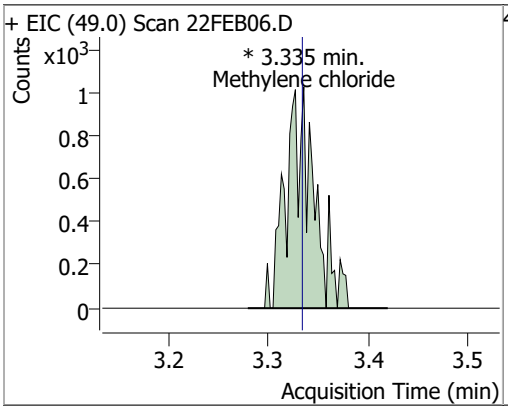

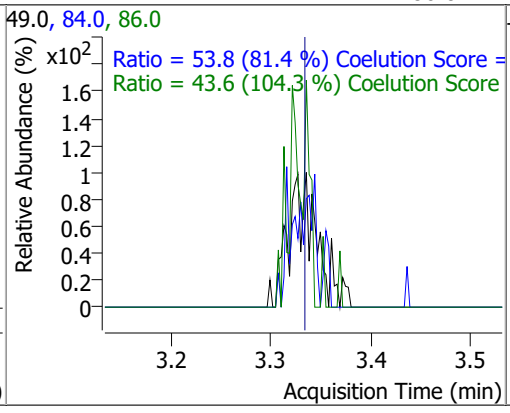

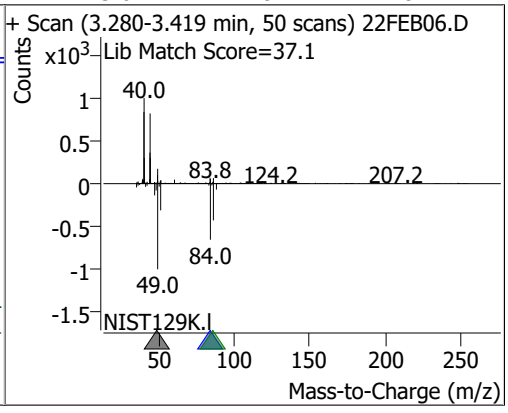

Compound	Conc.	Exp RT	QIon	Exp Ratio	QIon	Exp Ratio
trans-1,2-Dichloroethene	N.D.	3.72	61.0	154.8	98.0	62.1

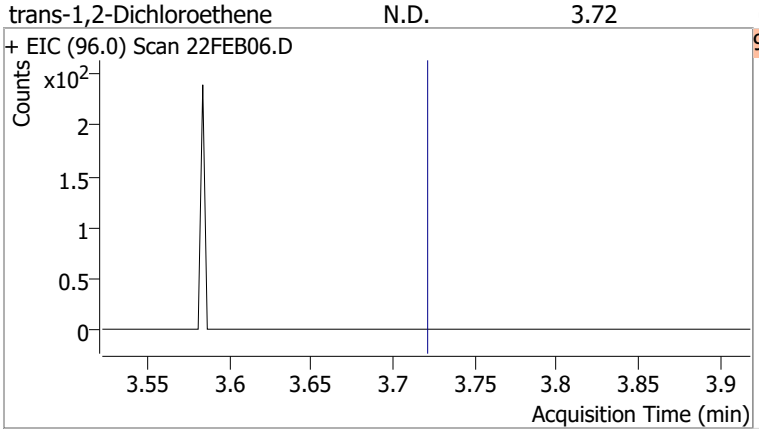

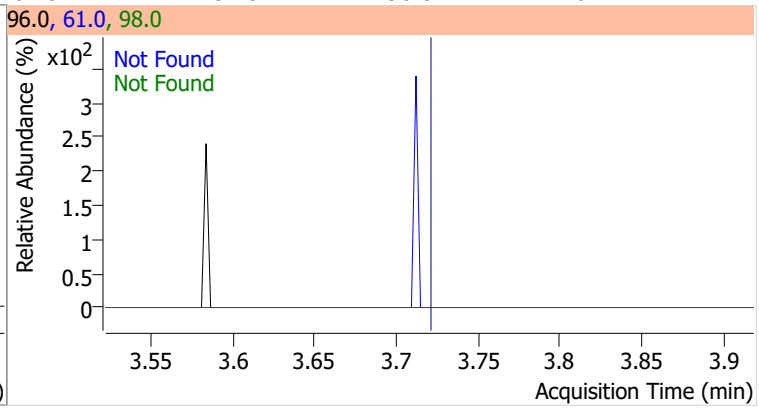

Compound	Conc.	Exp RT	QIon	Exp Ratio
Methyl tert-butyl ether (MTBE)	N.D.	3.75	57.0	24.6

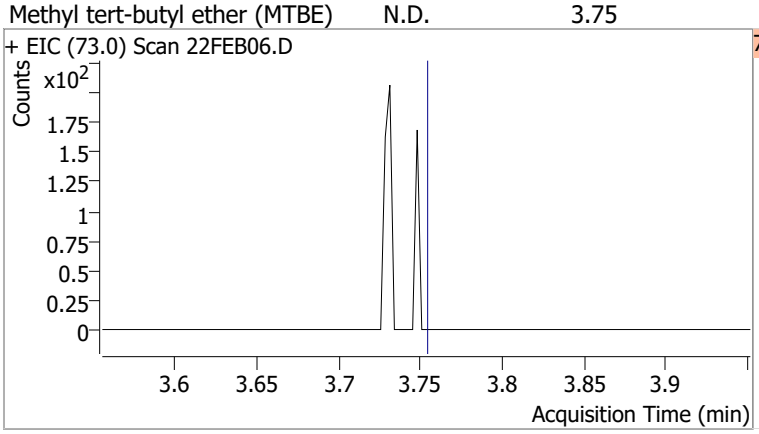

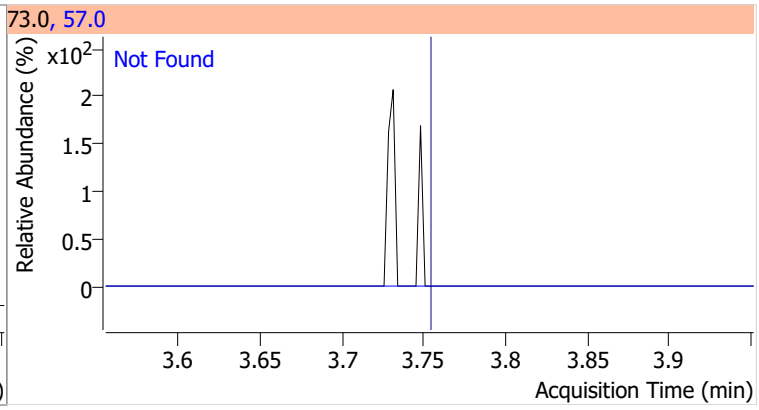

Compound	Conc.	Exp RT	QIon	Exp Ratio	QIon	Exp Ratio
1,1-Dichloroethane	N.D.	4.38	65.0	31.0	83.0	12.7

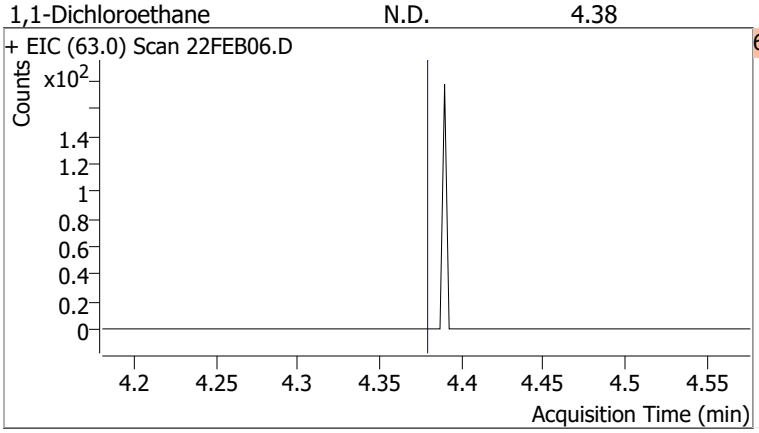

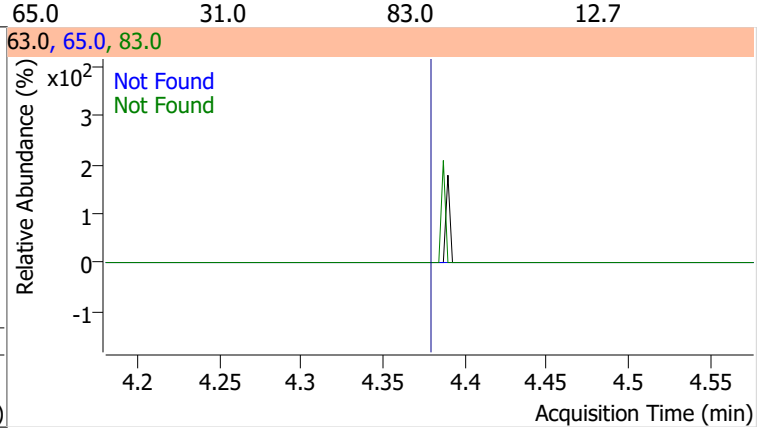

Compound	Conc.	Exp RT	QIon	Exp Ratio	QIon	Exp Ratio
2,2-Dichloropropane	N.D.	5.19	41.0	68.8	97.0	23.9

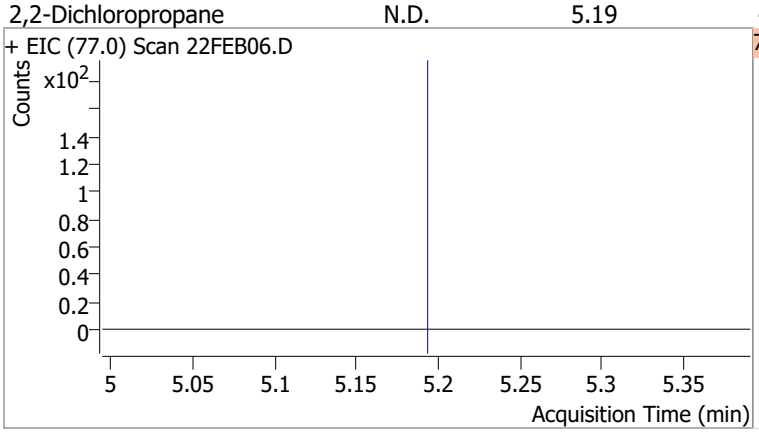

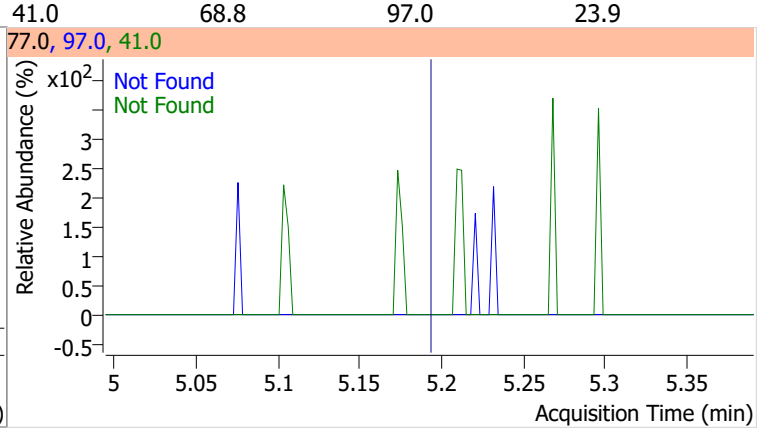

Compound	Conc.	Exp RT	QIon	Exp Ratio	QIon	Exp Ratio
cis-1,2-Dichloroethene	N.D.	5.21	61.0	160.4	98.0	66.2

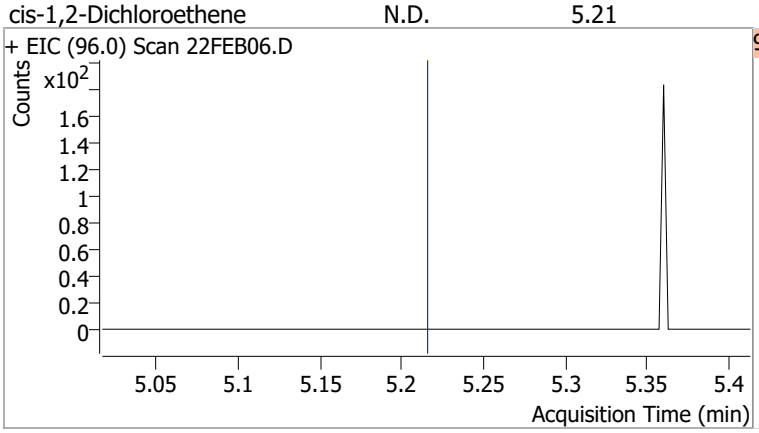

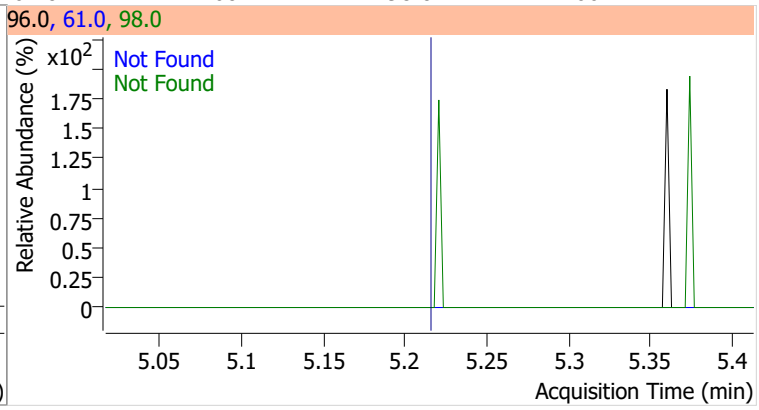

Compound	Conc.	Exp RT	QIon	Exp Ratio
Methyl ethyl ketone	N.D.	5.28	72.0	20.6

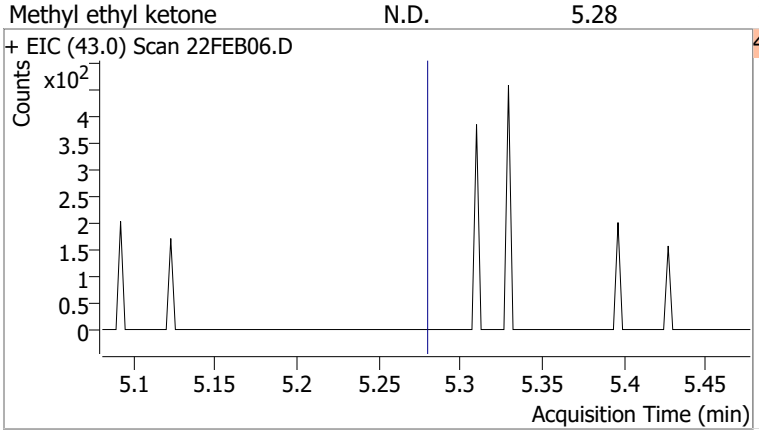

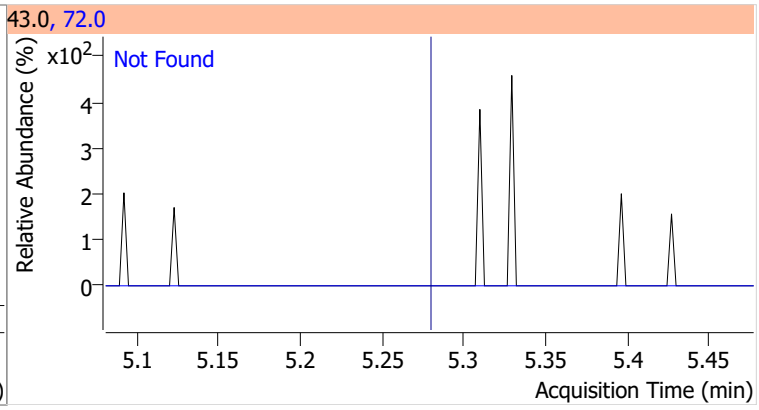

Compound	Conc.	Exp RT	QIon	Exp Ratio
Bromochloromethane	N.D.	5.52	49.0	182.2

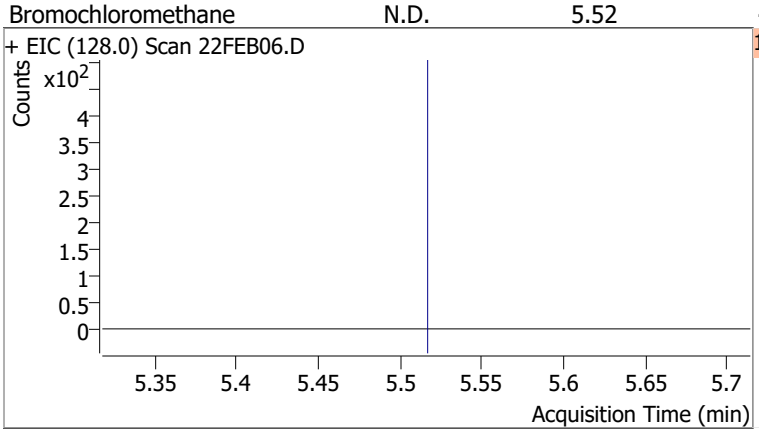

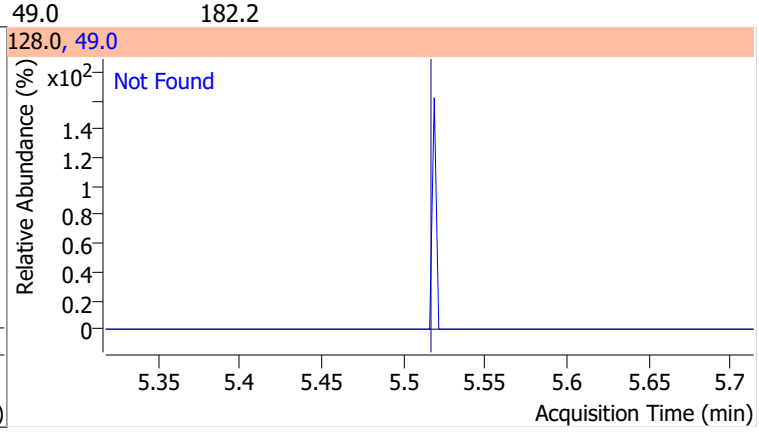

Compound	Conc.	RT	Dev(Min)	Resp.	QIon	QRatio	Lower	Upper
Chloroform	0.1826	5.66	0.00	370 (m)	85.0	55.3	36.2	96.2

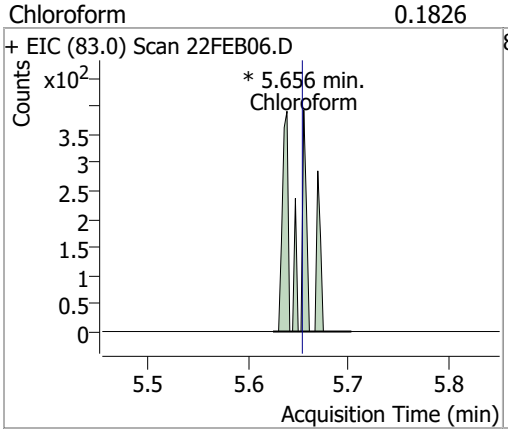

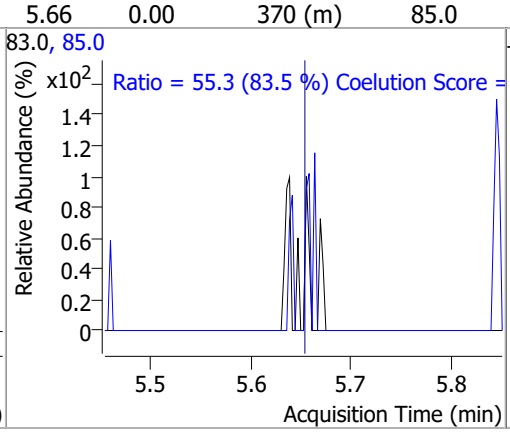

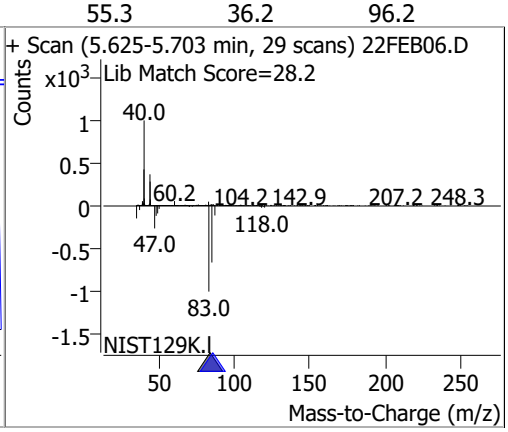

Compound	Conc.	Exp RT	QIon	Exp Ratio	QIon	Exp Ratio
1,1,1-Trichloroethane	N.D.	5.83	99.0	63.1	61.0	49.1

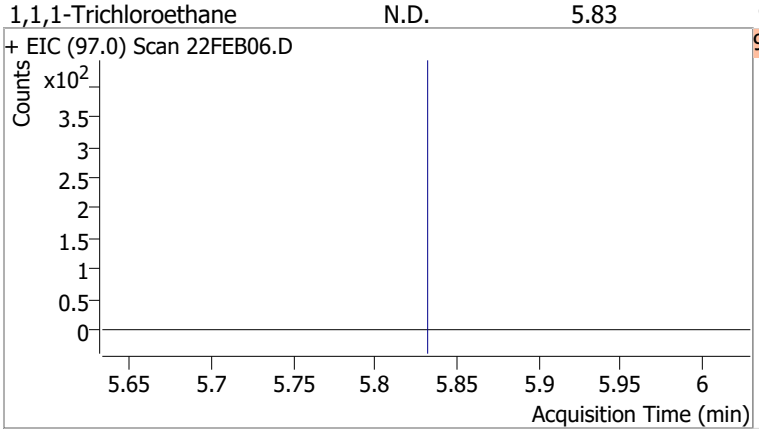

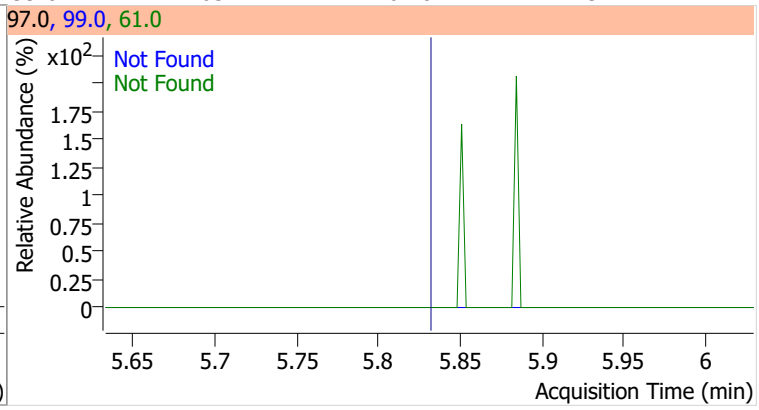

Compound	Conc.	RT	Dev(Min)	Resp.	QIon	QRatio	Lower	Upper
Dibromofluoromethane	275.4958	5.85	0.00	278589	191.5	22.0	0.0	53.2

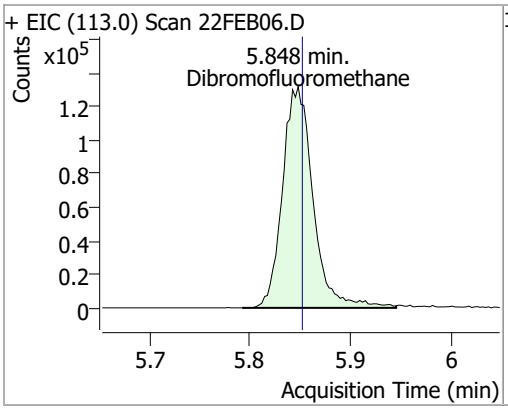

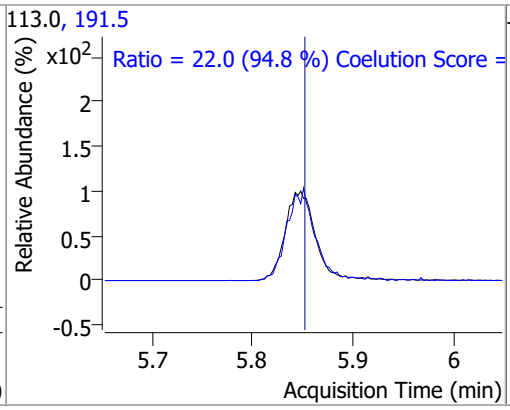

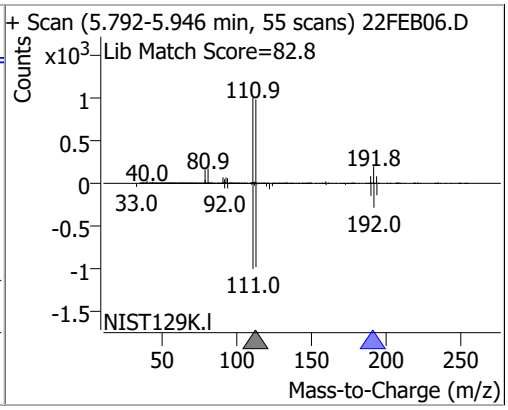

Compound	Conc.	Exp RT	QIon	Exp Ratio	QIon	Exp Ratio
Carbon tetrachloride	N.D.	6.02	119.0	97.6	121.0	30.7

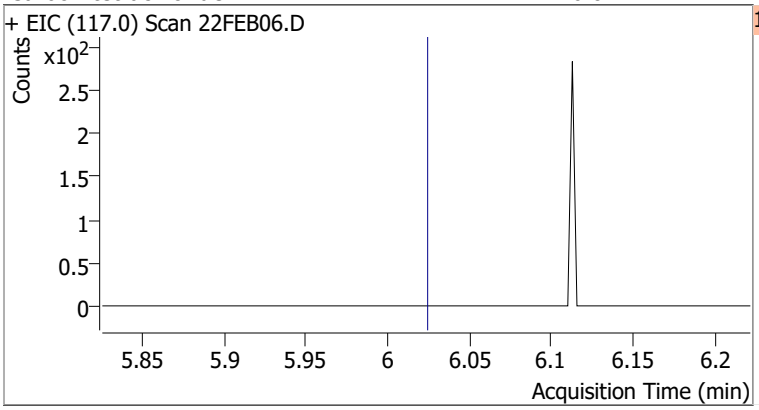

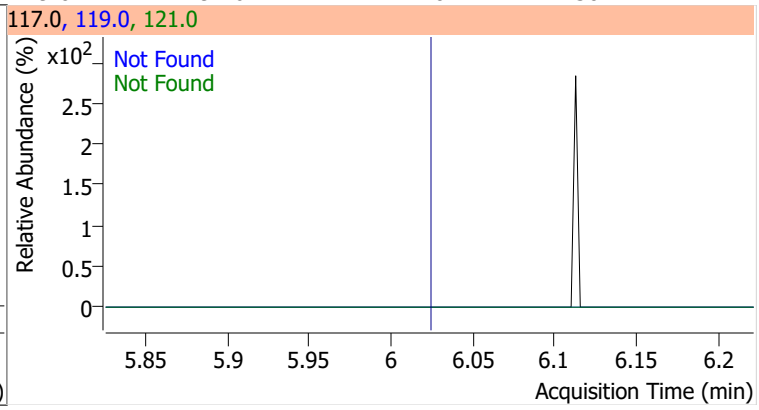

Compound	Conc.	Exp RT	QIon	Exp Ratio	QIon	Exp Ratio
1,1-Dichloropropene	N.D.	6.04	110.0	35.6	77.0	31.0

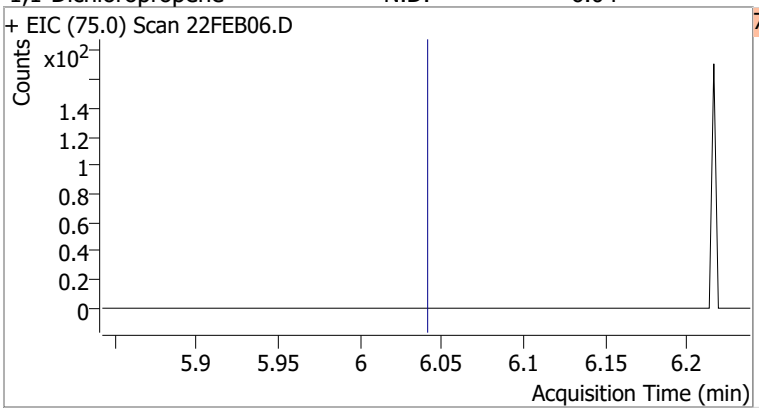

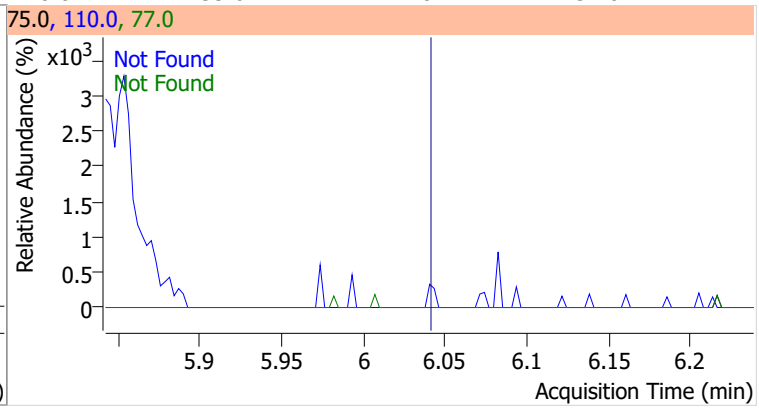

Compound	Conc.	RT	Dev(Min)	Resp.	QIon	QRatio	Lower	Upper
1,2-Dichloroethane-d4	281.3697	6.23	0.00	122909	65.0	201.1	162.8	222.8

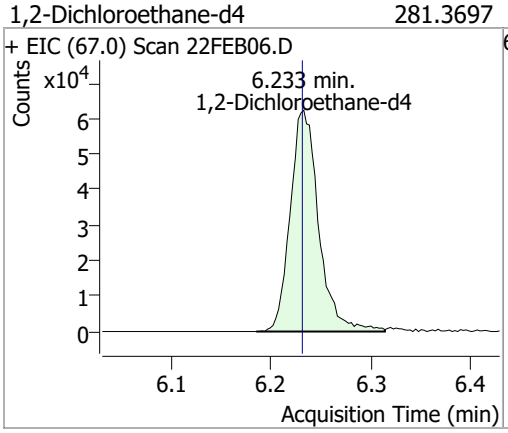

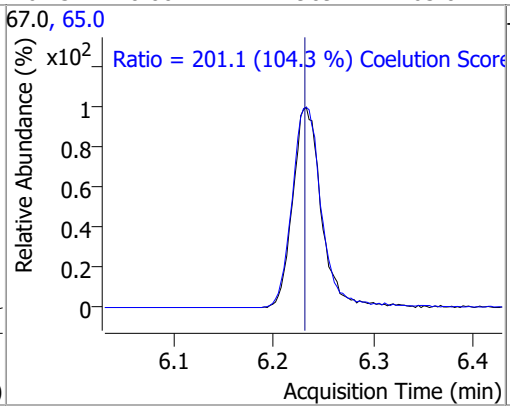

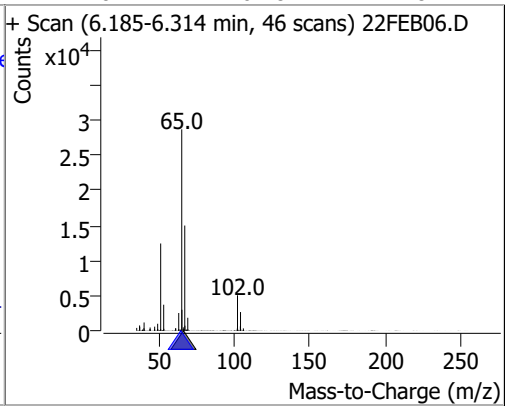

Compound	Conc.	Exp RT	QIon	Exp Ratio
Benzene	N.D.	6.28	77.0	23.3

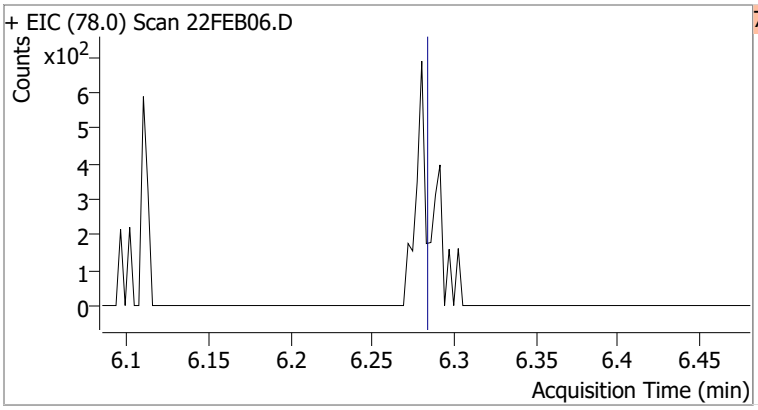

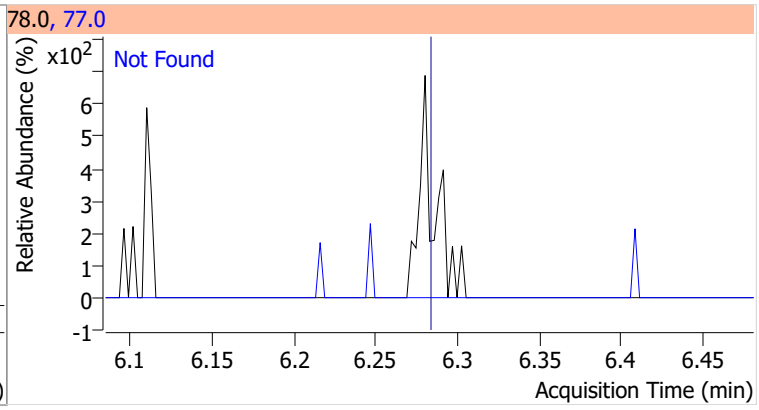

Compound	Conc.	Exp RT	QIon	Exp Ratio	QIon	Exp Ratio
1,2-Dichloroethane	N.D.	6.32	64.0	32.2	98.0	8.2

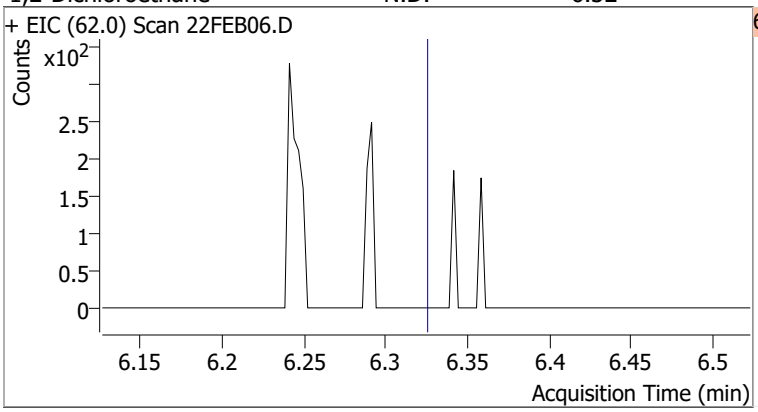

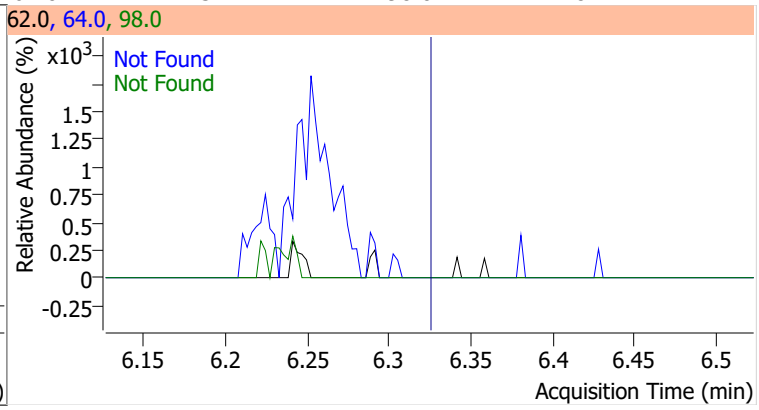

Compound	Conc.	Exp RT	QIon	Exp Ratio	QIon	Exp Ratio
Trichloroethene	N.D.	7.02	130.0	105.6	97.0	65.7

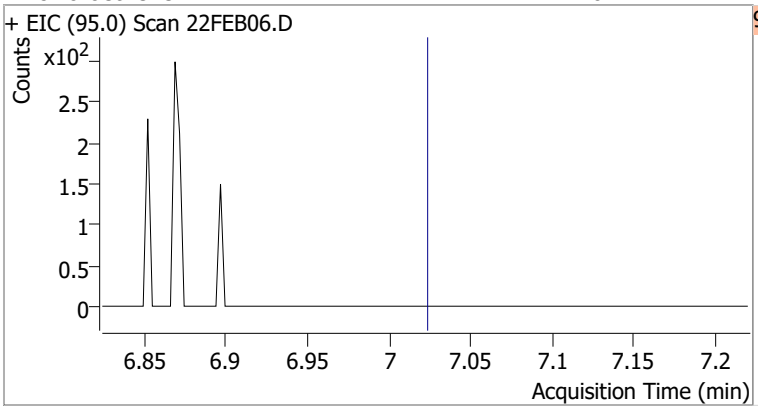

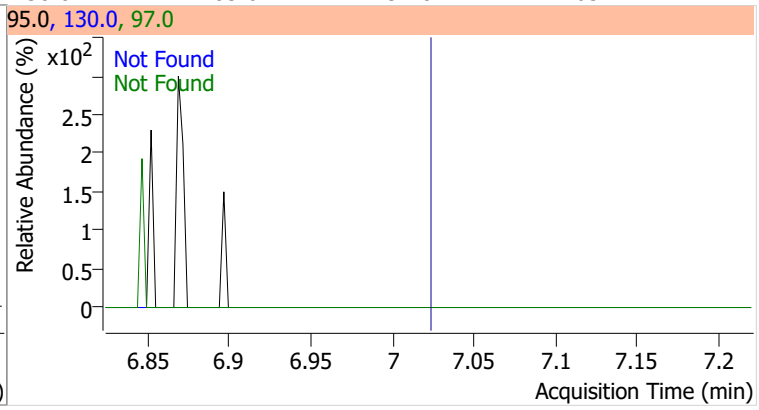

Compound	Conc.	Exp RT	QIon	Exp Ratio
1,2-Dichloropropane	N.D.	7.27	76.0	39.8

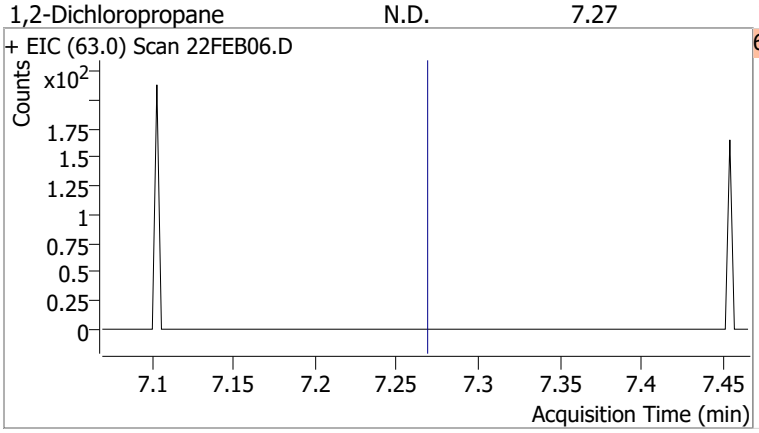

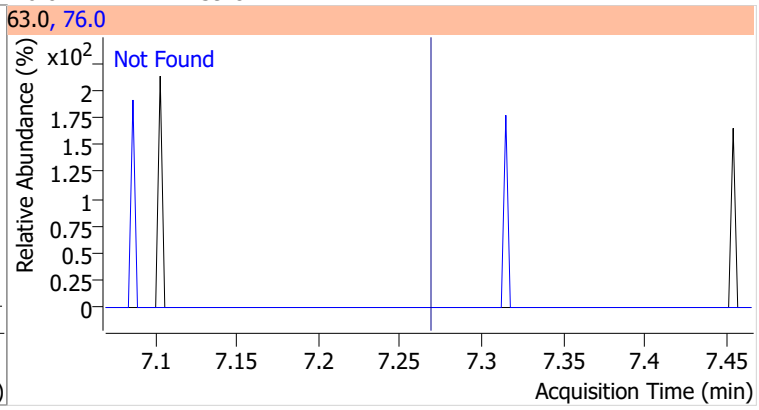

Compound	Conc.	Exp RT	QIon	Exp Ratio	QIon	Exp Ratio
Dibromomethane	N.D.	7.40	173.5	108.2	95.0	84.5

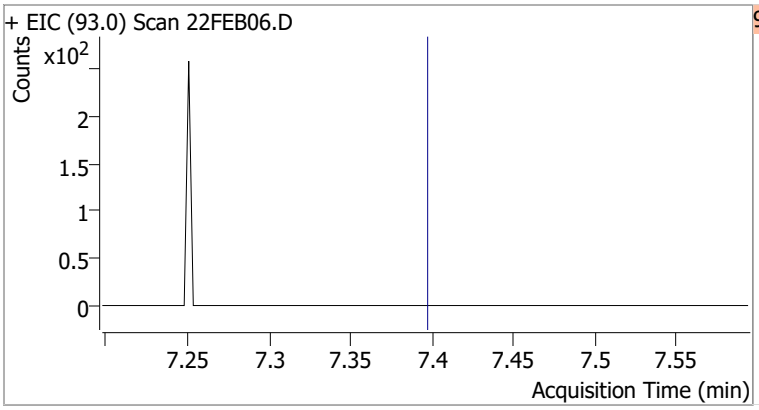

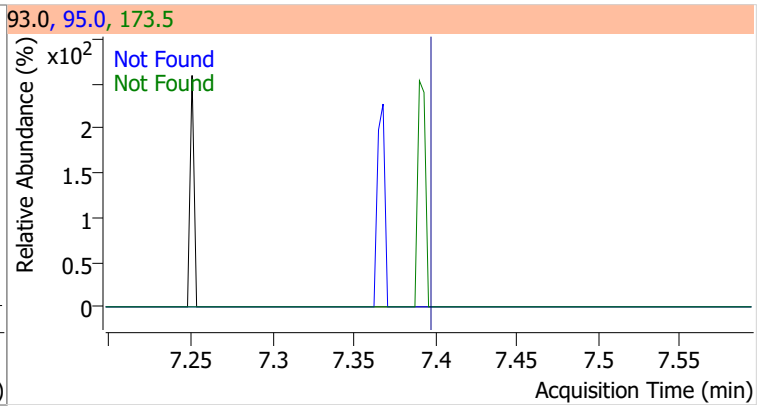

Compound	Conc.	Exp RT	QIon	Exp Ratio	QIon	Exp Ratio
Bromodichloromethane	N.D.	7.58	85.0	66.3	127.0	9.5

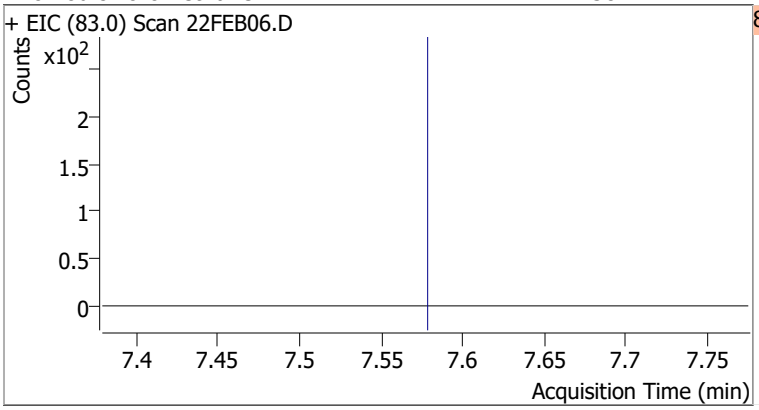

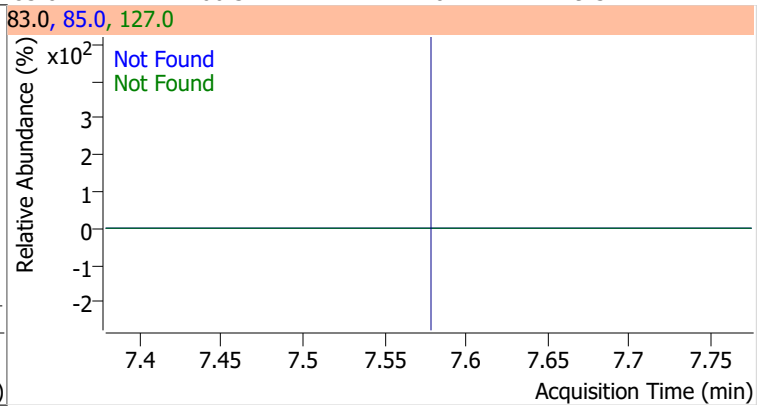

Compound	Conc.	Exp RT	QIon	Exp Ratio	QIon	Exp Ratio
cis-1,3-Dichloropropene	N.D.	8.06	39.0	52.5	77.0	31.8

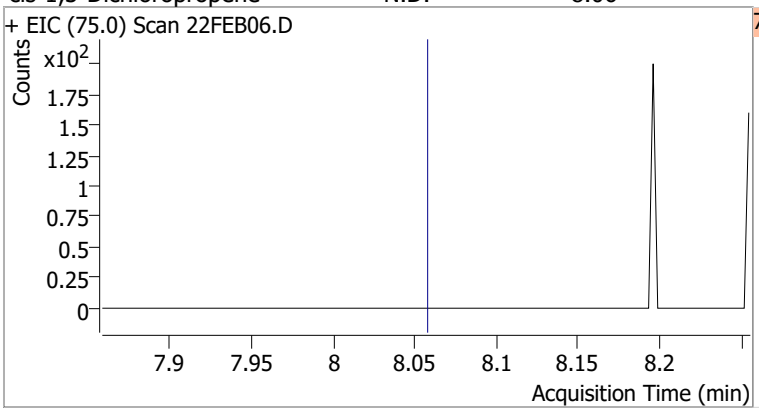

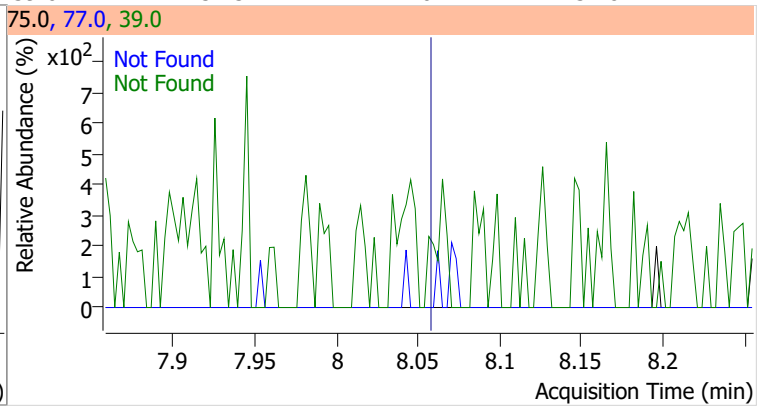

Compound	Conc.	RT	Dev(Min)	Resp.	QIon	QRatio	Lower	Upper
Toluene-d8	265.8759	8.32	0.00	1055593	100.0	62.9	34.3	94.3
					99.0	9.7	0.0	39.2

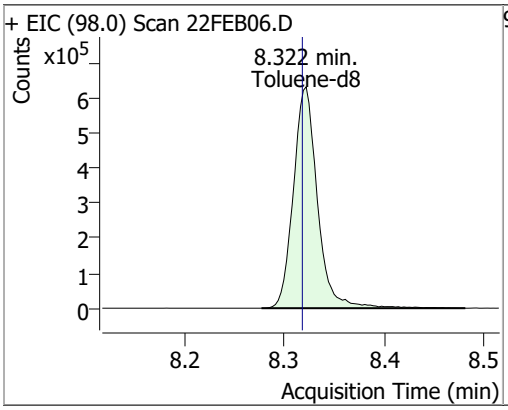

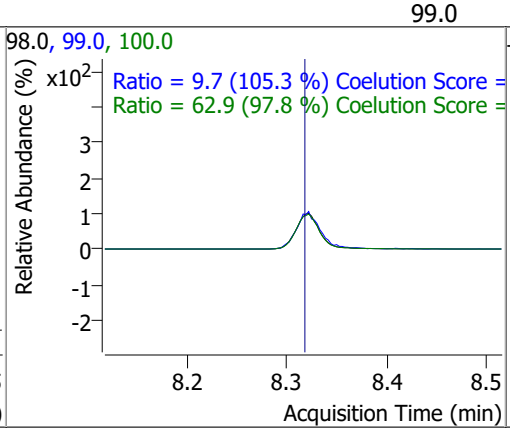

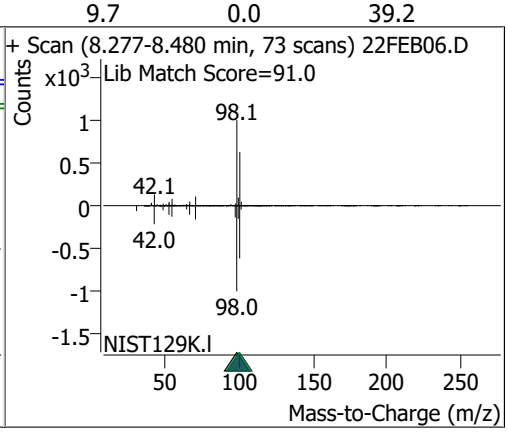

Compound	Conc.	RT	Dev(Min)	Resp.	QIon	QRatio	Lower	Upper
Toluene		0		0	91.0		144.1	204.1

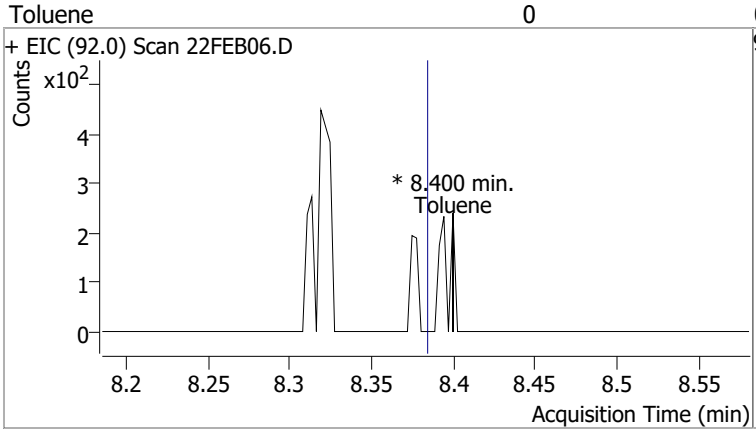

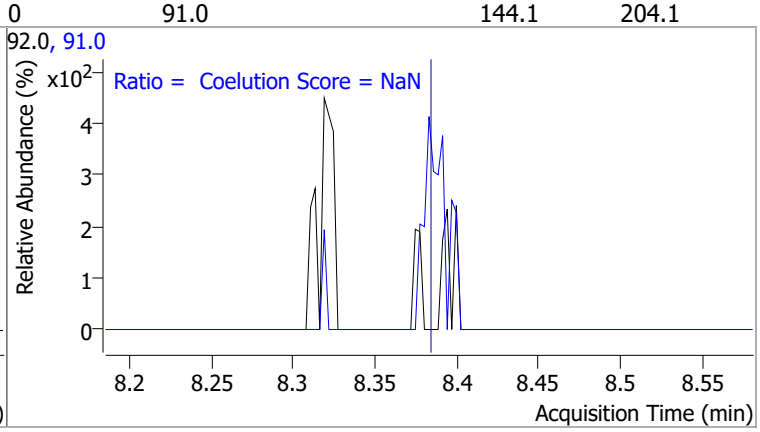

Compound	Conc.	Exp RT	QIon	Exp Ratio	QIon	Exp Ratio
trans-1,3-Dichloropropene	N.D.	8.64	39.0	53.0	77.0	31.0

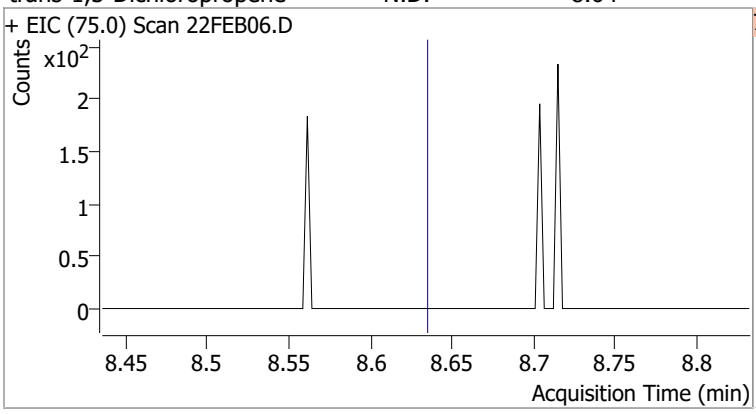

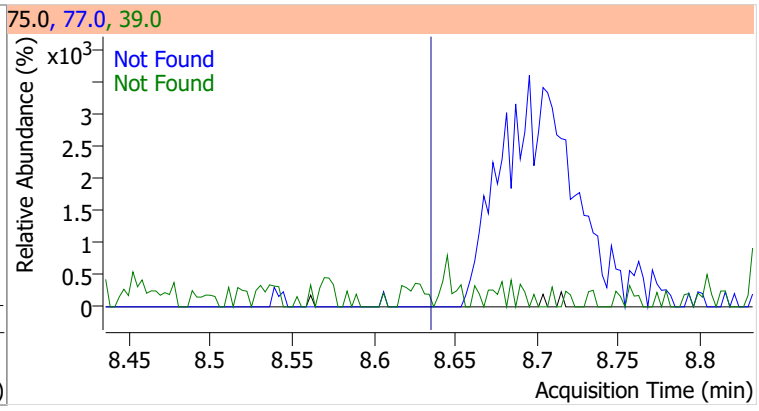

Compound	Conc.	Exp RT	QIon	Exp Ratio	QIon	Exp Ratio
1,1,2-Trichloroethane	N.D.	8.82	97.0	110.7	85.0	60.7

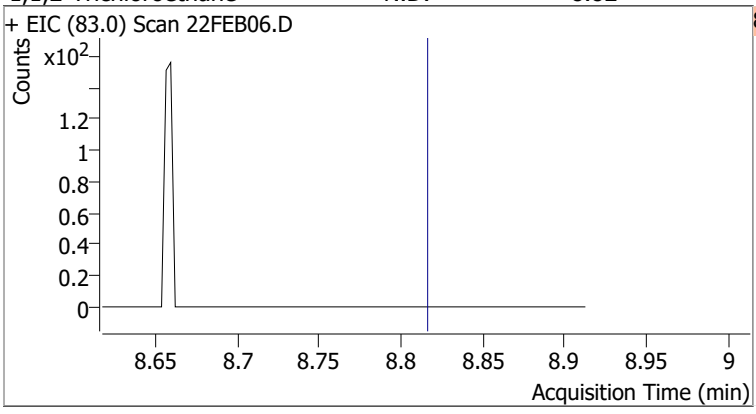

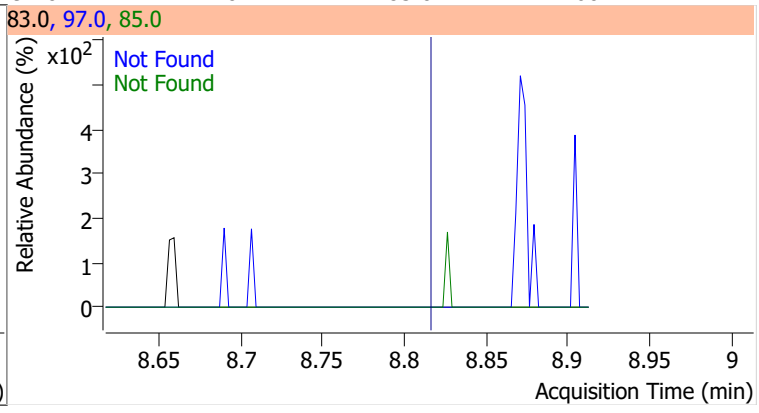

Compound	Conc.	Exp RT	QIon	Exp Ratio	QIon	Exp Ratio
Tetrachloroethene	N.D.	8.94	165.8	126.1	129.0	90.5

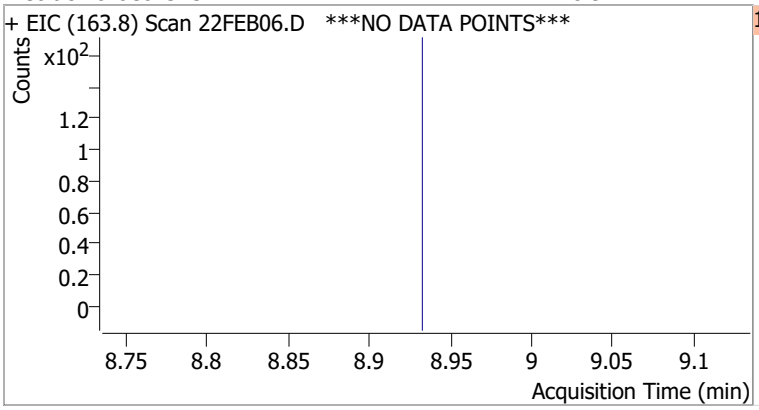

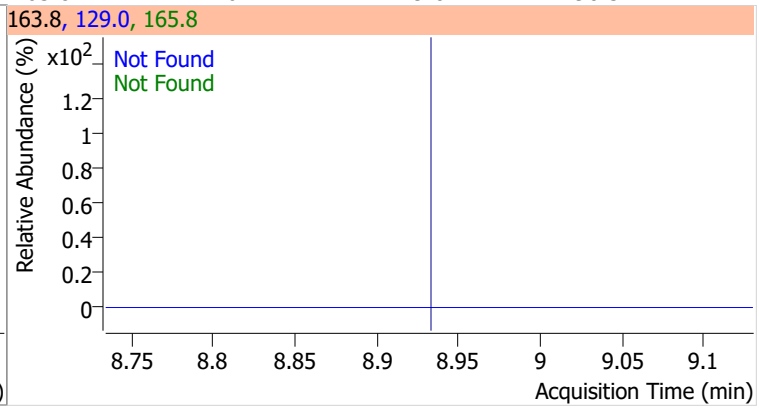

Compound	Conc.	Exp RT	QIon	Exp Ratio
1,3-Dichloropropane	N.D.	8.98	78.0	32.4

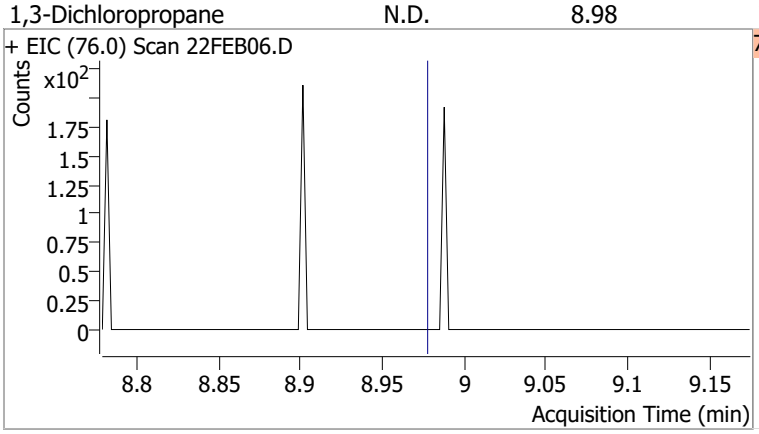

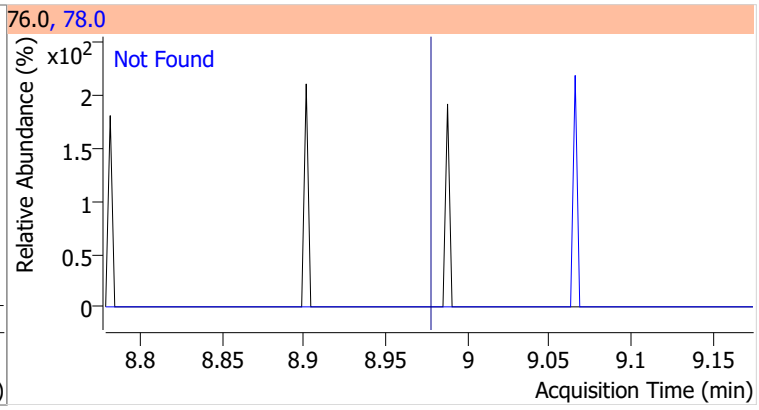

Compound	Conc.	Exp RT	QIon	Exp Ratio
Chlorodibromomethane	N.D.	9.21	127.0	77.2

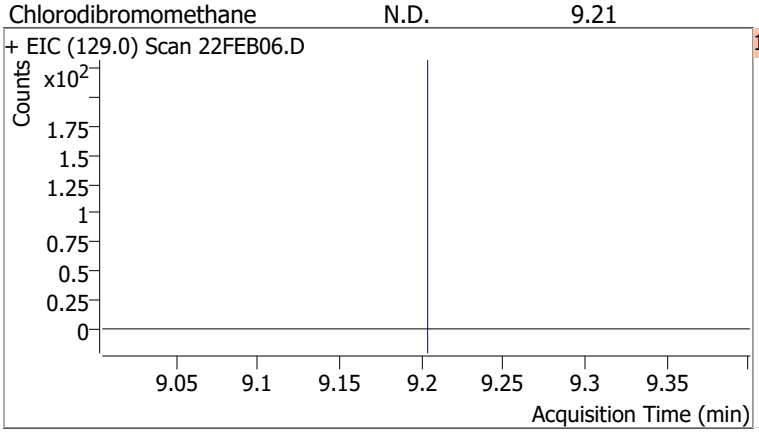

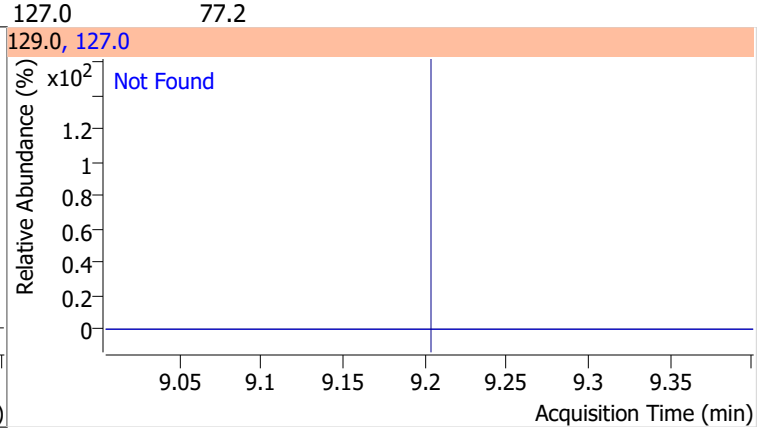

Compound	Conc.	Exp RT	QIon	Exp Ratio
1,2-Dibromoethane	N.D.	9.30	109.0	91.5

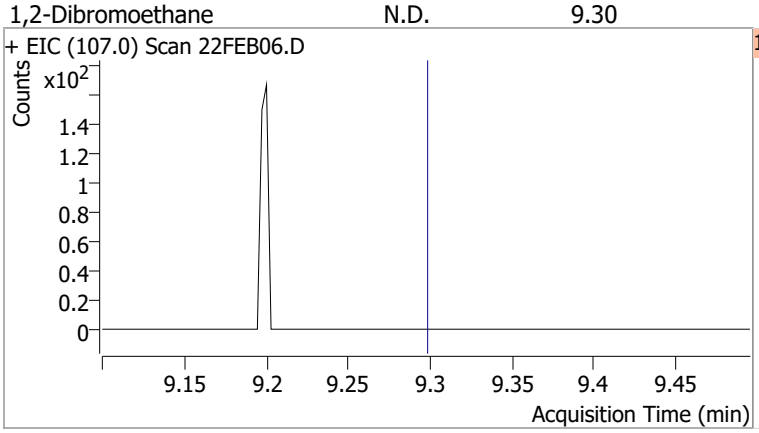

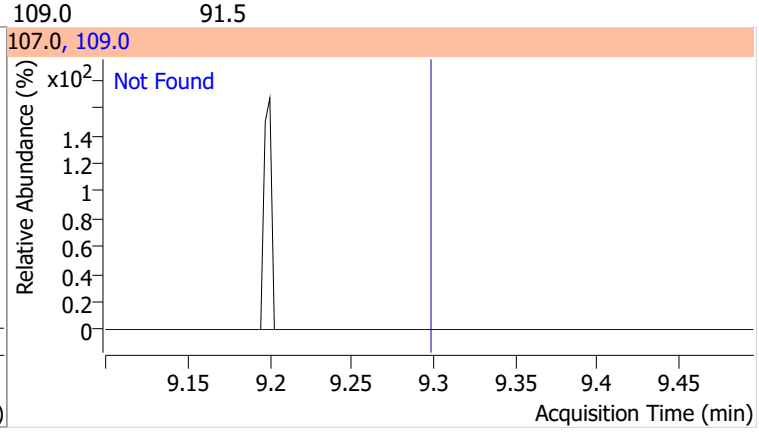

Compound	Conc.	RT	Dev(Min)	Resp.	QIon	QRatio	Lower	Upper
Chlorobenzene		0		0	114.0		2.2	62.2

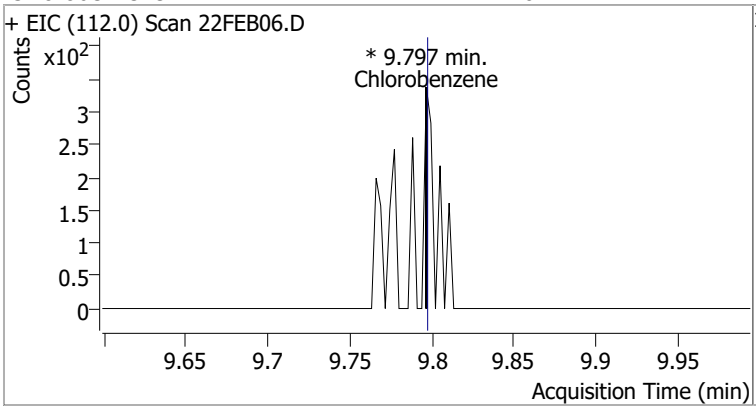

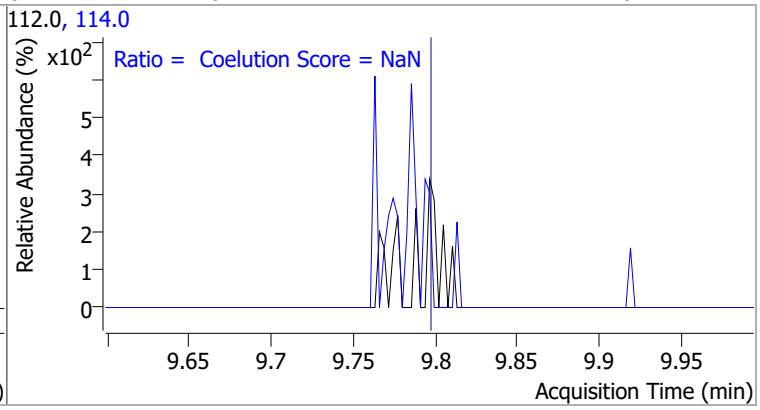

Compound	Conc.	Exp RT	QIon	Exp Ratio
1,1,1,2-Tetrachloroethane	N.D.	9.89	133.0	95.3

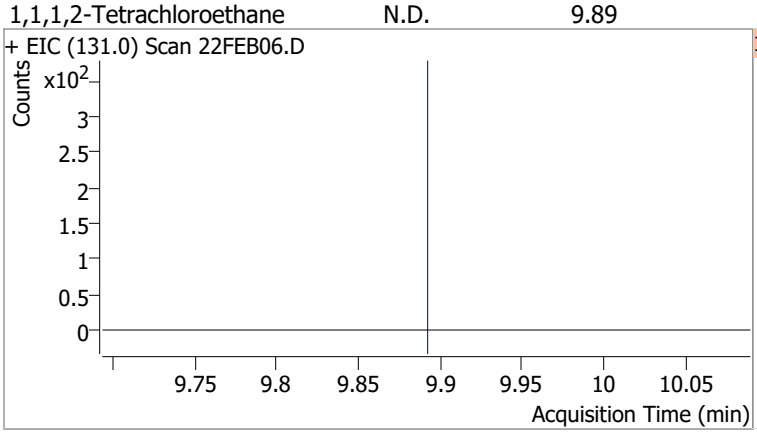

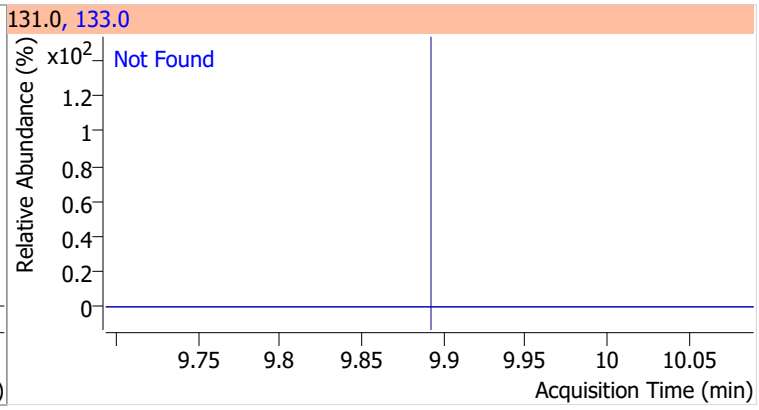

Compound	Conc.	Exp RT	QIon	Exp Ratio
Ethylbenzene	N.D.	9.92	106.0	31.7

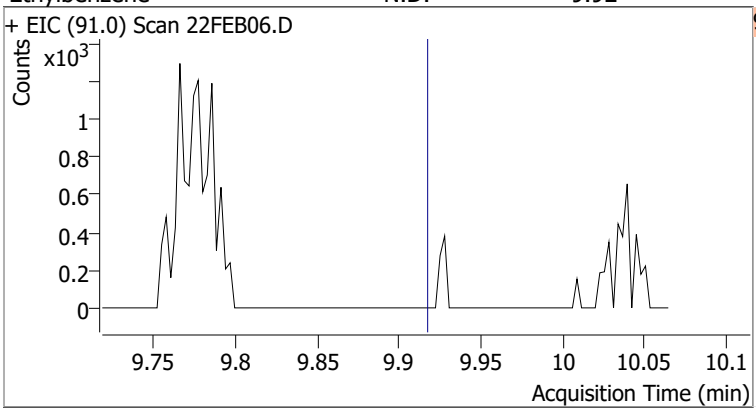

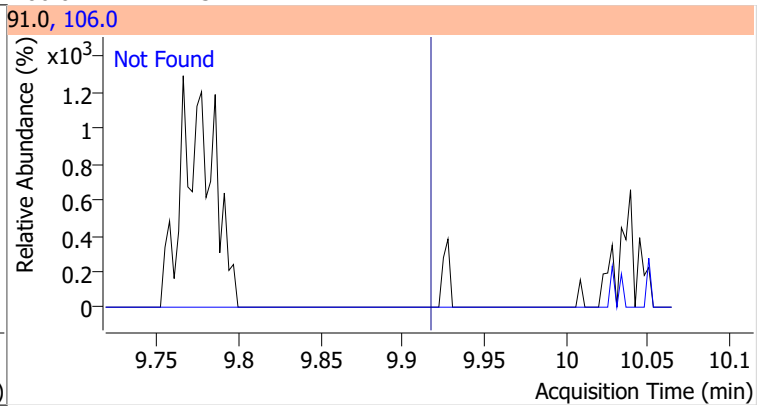

Compound	Conc.	RT	Dev(Min)	Resp.	QIon	QRatio	Lower	Upper
m+p-Xylenes		0		0	91.0		170.7	230.7

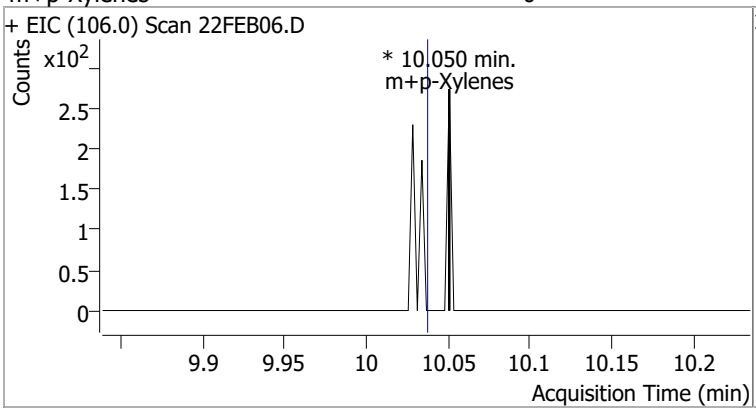

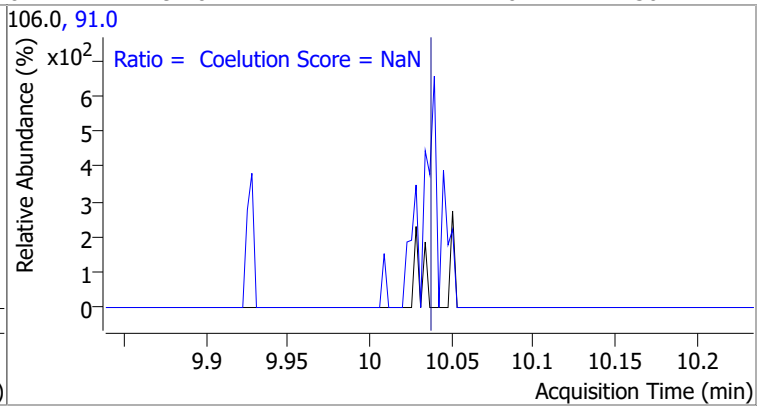

Compound	Conc.	Exp RT	QIon	Exp Ratio
o-Xylene	N.D.	10.43	91.0	211.4

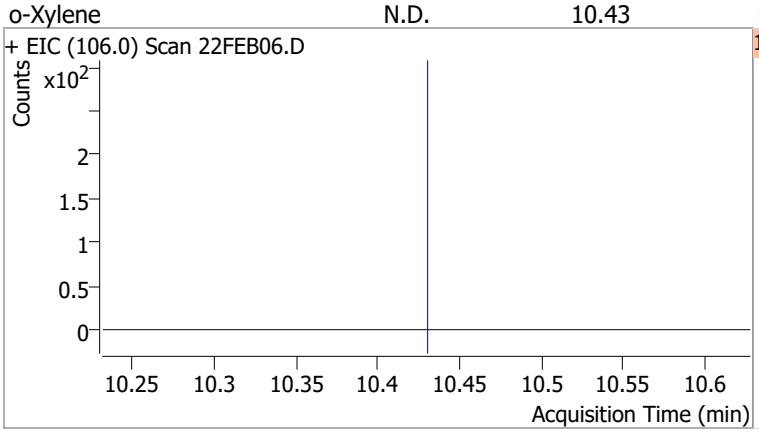

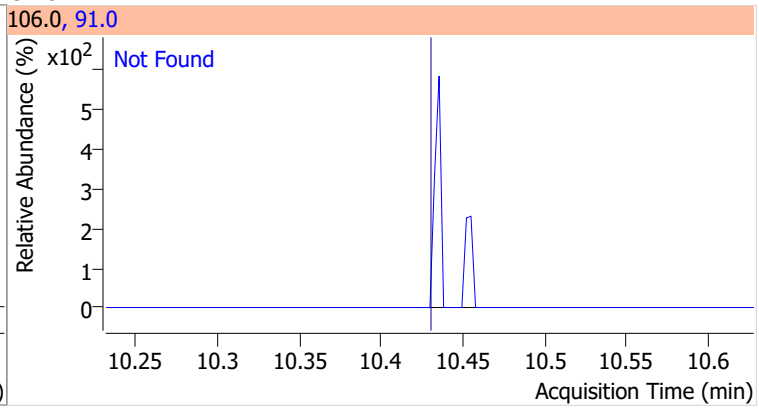

Compound	Conc.	Exp RT	QIon	Exp Ratio
Styrene	N.D.	10.45	78.0	50.6

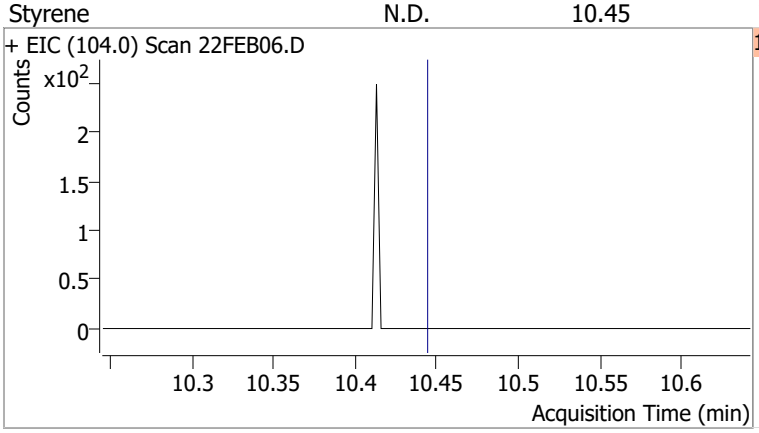

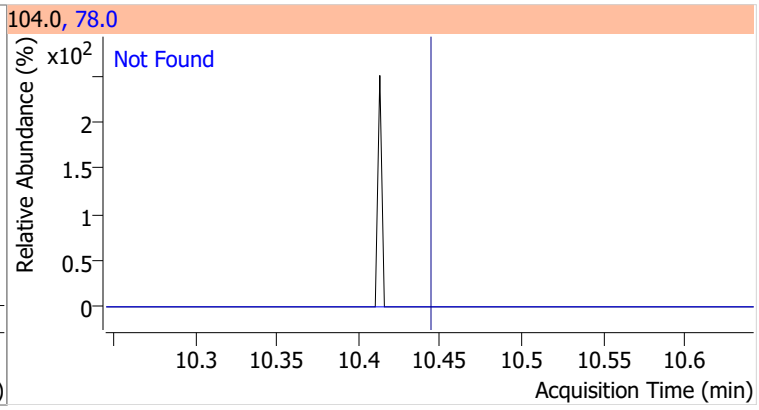

Compound	Conc.	Exp RT	QIon	Exp Ratio	QIon	Exp Ratio
Bromoform	N.D.	10.62	170.5	50.3	174.5	48.1

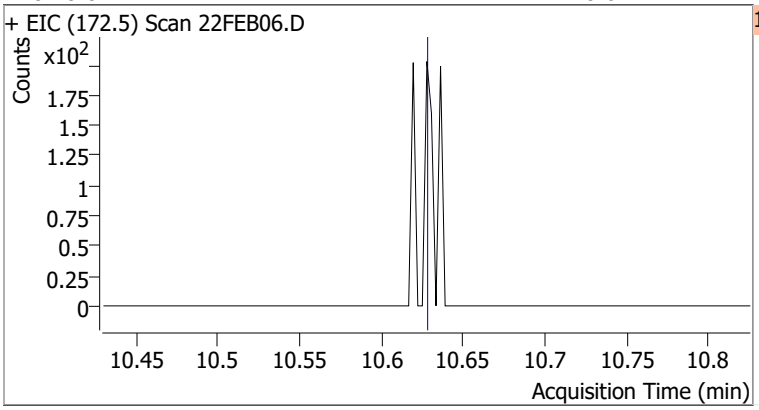

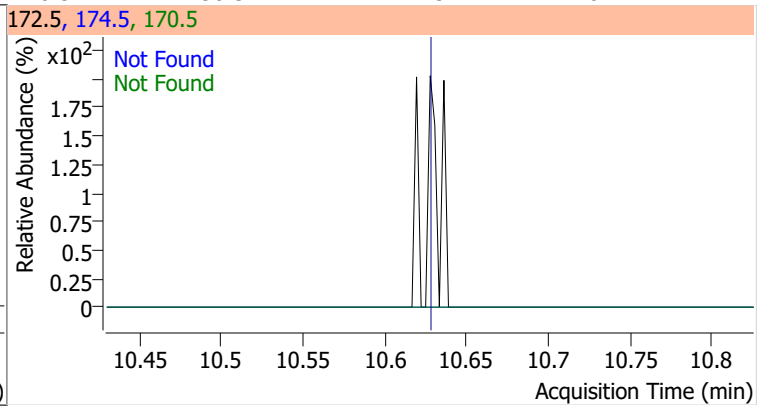

Compound	Conc.	RT	Dev(Min)	Resp.	QIon	QRatio	Lower	Upper
p-Bromofluorobenzene	267.9806	10.95	0.00	295427	174.0	94.3	65.3	125.3
					176.0	90.6	63.3	123.3

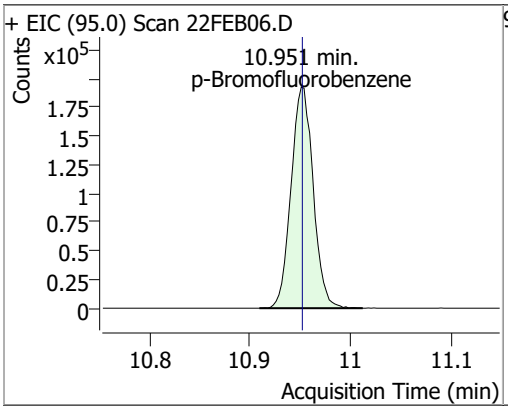

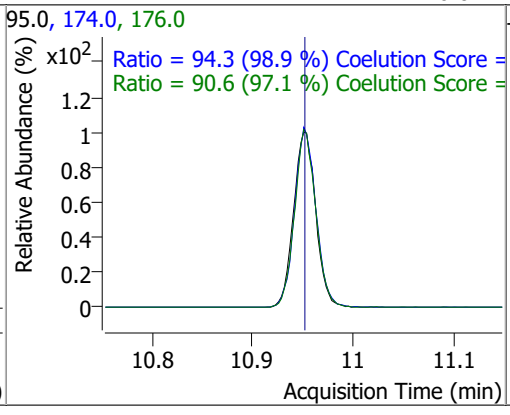

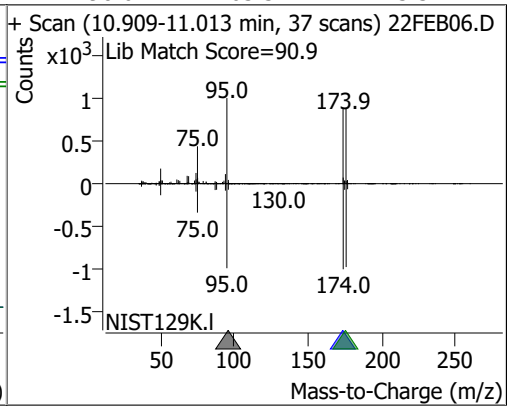

Compound	Conc.	Exp RT	QIon	Exp Ratio	QIon	Exp Ratio
Bromobenzene	N.D.	11.09	77.0	143.5	158.0	96.1

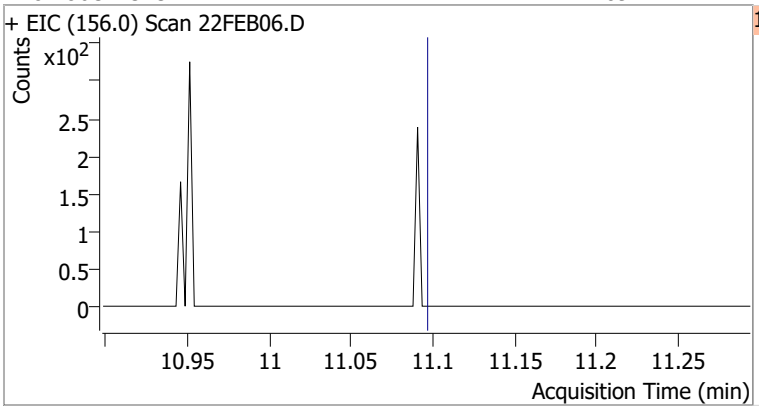

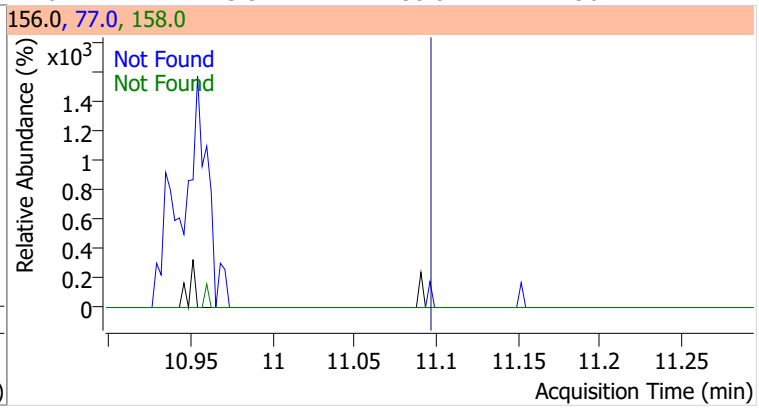

Compound	Conc.	Exp RT	QIon	Exp Ratio
1,1,2,2-Tetrachloroethane	N.D.	11.11	85.0	63.3

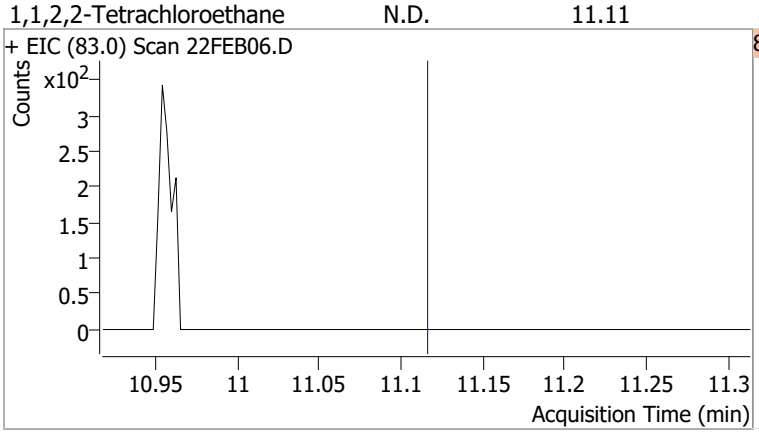

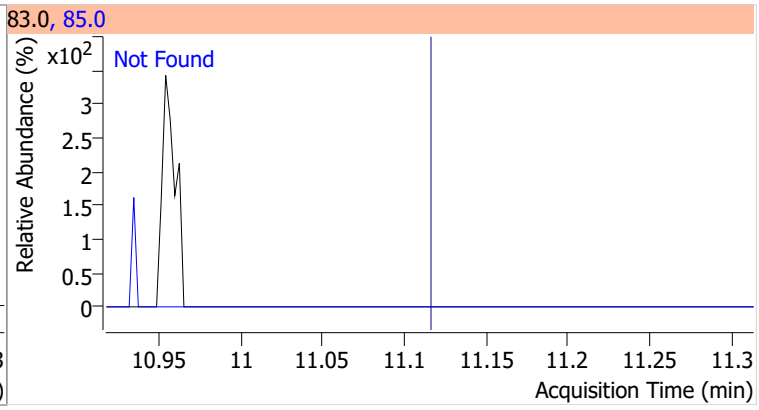

Compound	Conc.	Exp RT	QIon	Exp Ratio
1,2,3-Trichloropropane	N.D.	11.15	112.0	65.8

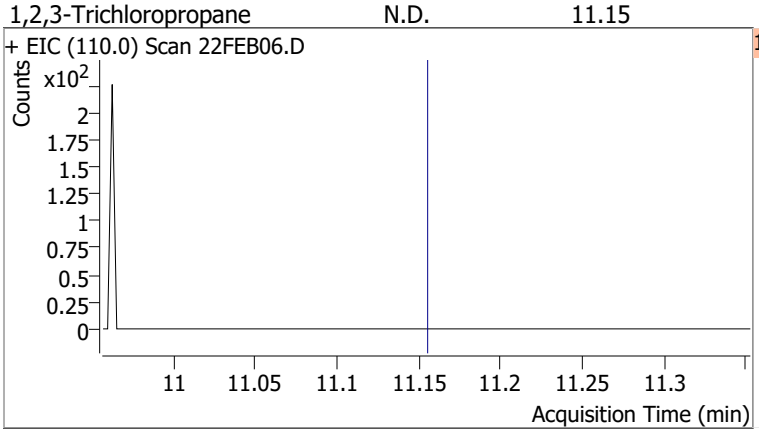

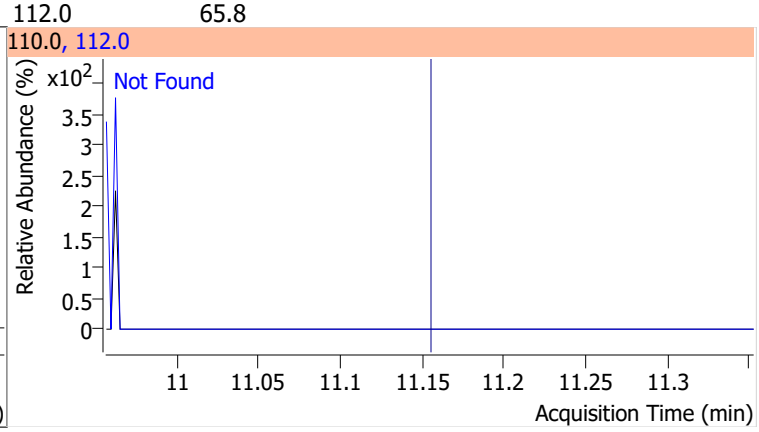

Compound	Conc.	Exp RT	QIon	Exp Ratio
2-Chlorotoluene	N.D.	11.29	91.0	276.2

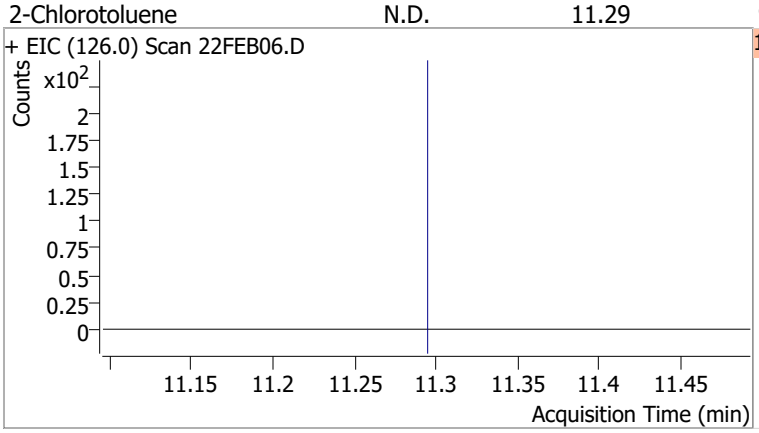

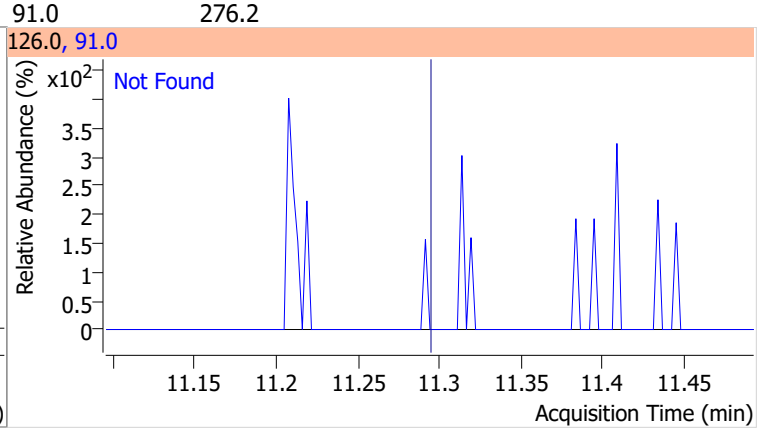

Compound	Conc.	Exp RT	QIon	Exp Ratio
4-Chlorotoluene	N.D.	11.40	126.0	31.3

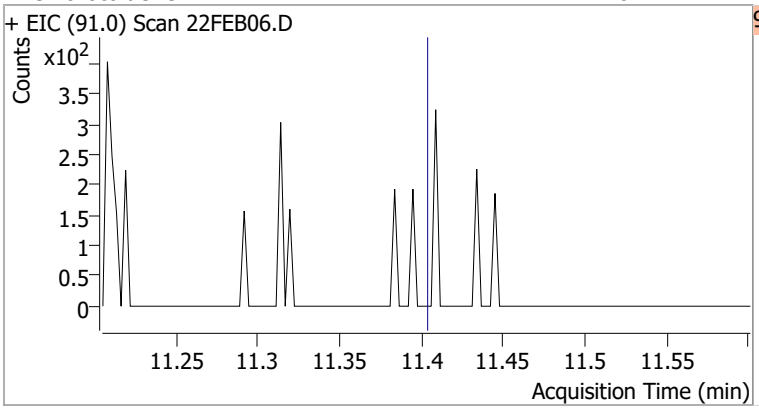

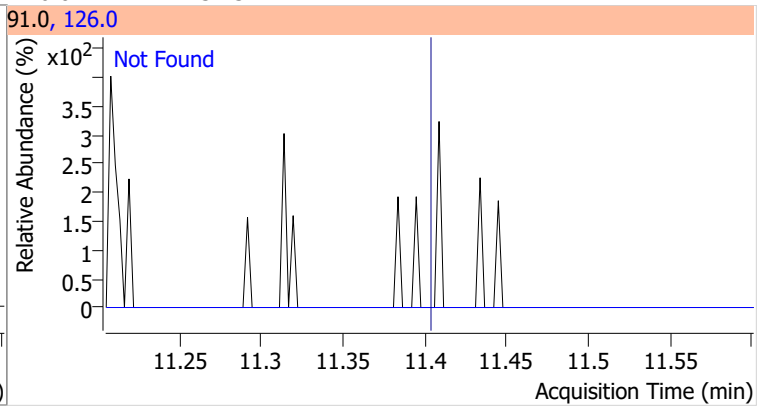

Compound	Conc.	Exp RT	QIon	Exp Ratio	QIon	Exp Ratio
1,3-Dichlorobenzene	N.D.	12.03	148.0	62.8	111.0	38.7

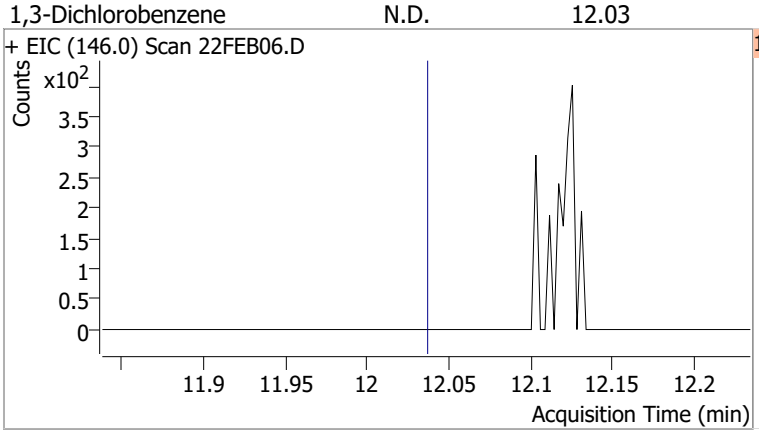

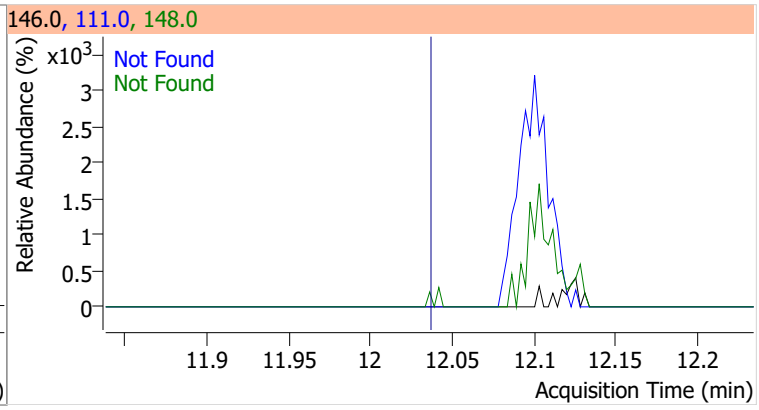

Compound	Conc.	Exp RT	QIon	Exp Ratio	QIon	Exp Ratio
1,4-Dichlorobenzene	N.D.	12.12	148.0	63.7	111.0	38.7

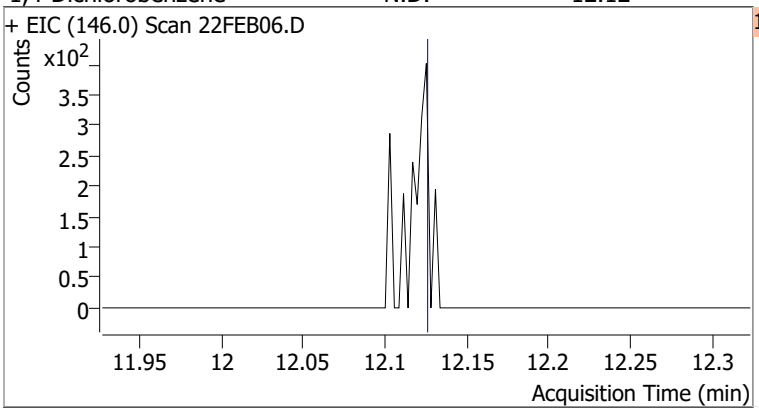

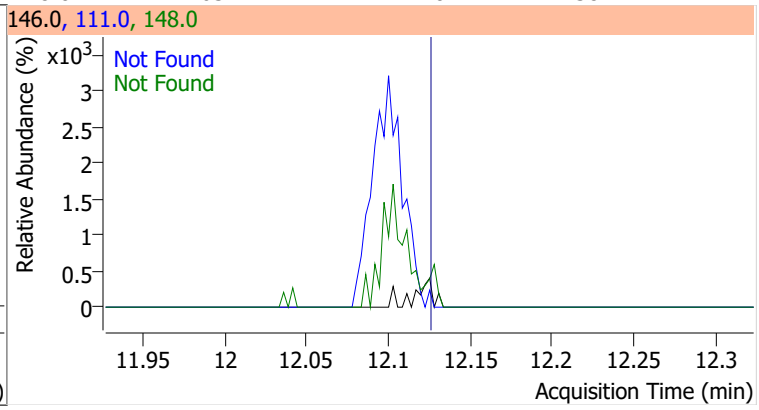

Compound	Conc.	Exp RT	QIon	Exp Ratio	QIon	Exp Ratio
1,2-Dichlorobenzene	N.D.	12.49	148.0	61.9	111.0	39.5

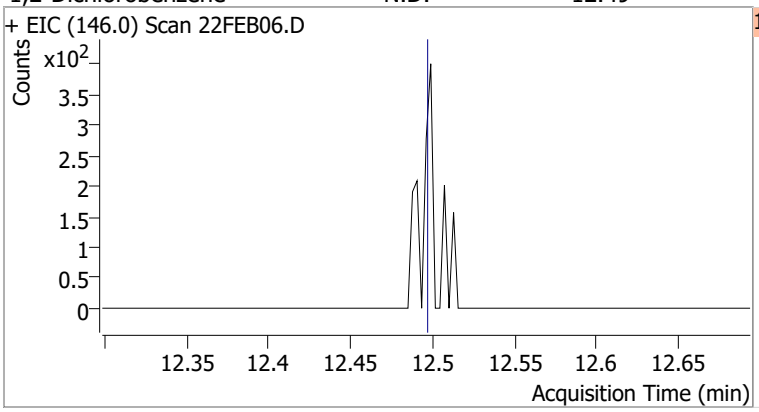

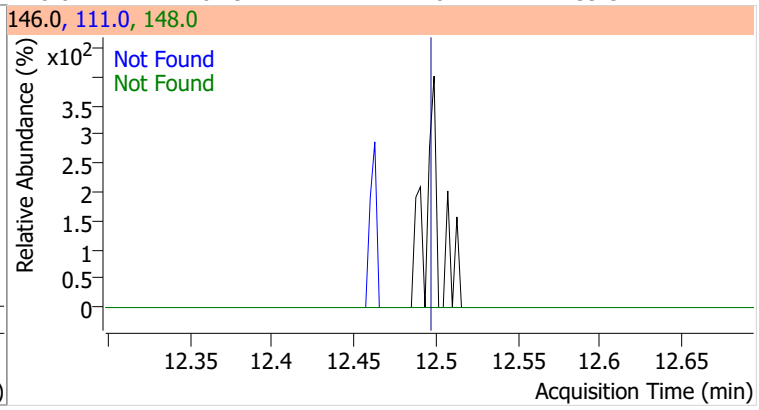

Quantitation Results Report (QT Reviewed)

Data File	22FEB07.D	Operator	MSC
Acq. Method	5975CACQF.M	Acq. Date-Time	2/22/2022 12:50:08 PM
Sample Name	B22021435-001F	Instrument	VOA5975C
Vial	7	Multiplier	1.00
DA Method File	VOA5975C_8260B_SHT_DoD_L4_011922.m	Comment	
Tune File	BFB_Atune3.u	Tune Date	10/11/2021 4:02:00 PM
Batch Name	VG022222_8260B.batch.bin	Last Calib Update	3/18/2022 11:09:24 AM
Ref Library	\\MASSHUNTER\Org\Library\NIST129K.l		

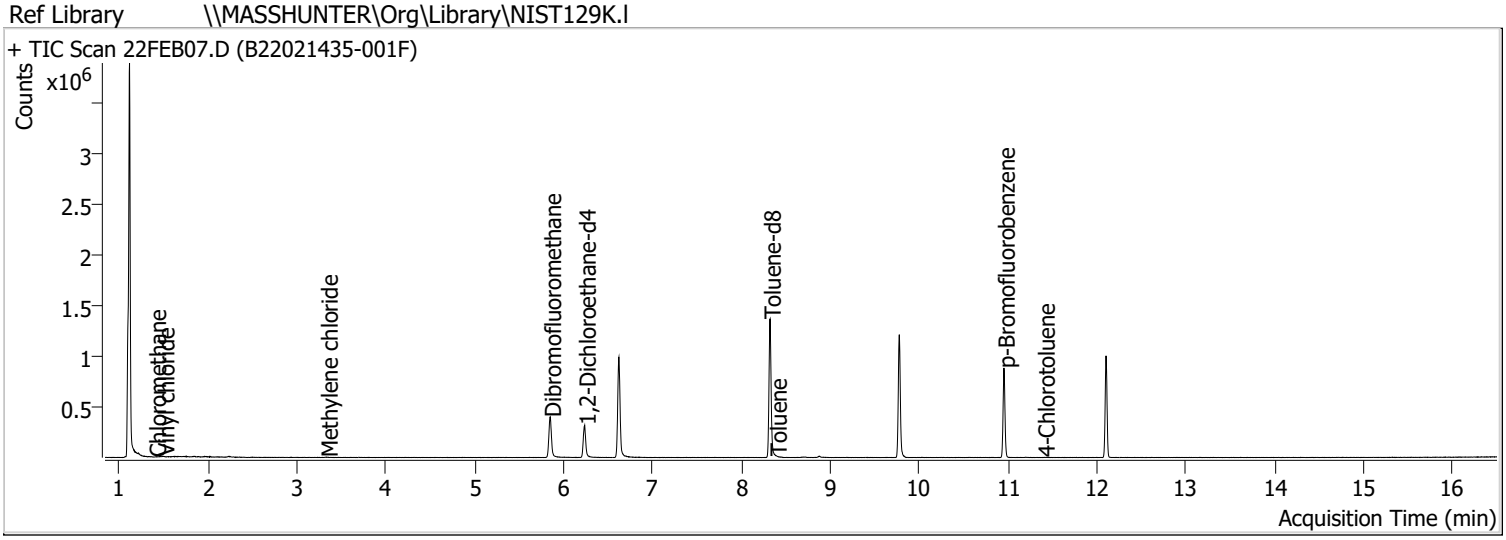

Compound	RT	QIon	Resp.	Conc.	Units		Dev(Min)
Internal Standards							
M Fluorobenzene	6.620	96.0	857356	250.0000	ng		0.000
M Chlorobenzene-d5	9.774	82.0	337535	250.0000	ng		0.000
M 1,4-Dichlorobenzene-d4	12.103	152.0	236928	250.0000	ng		0.003
System Monitoring Compounds							
S Dibromofluoromethane	5.848	113.0	248512	299.2607	ng		-0.003
Spiked Amount: 250.000	Range: 80.0 - 119.0%			Recovery = 119.70%		*	
S 1,2-Dichloroethane-d4	6.236	67.0	114584	319.4251	ng		0.006
Spiked Amount: 250.000	Range: 81.0 - 118.0%			Recovery = 127.77%		*	
S Toluene-d8	8.319	98.0	866544	263.1490	ng		0.000
Spiked Amount: 250.000	Range: 89.0 - 112.0%			Recovery = 105.26%			
S p-Bromofluorobenzene	10.951	95.0	244298	279.2637	ng		0.003
Spiked Amount: 250.000	Range: 85.0 - 114.0%			Recovery = 111.71%			
Target Compounds							**QValue**
T Dichlorodifluoromethane	0.000		0	N.D.			
T Chloromethane	1.406	50.0	443	0.3265	ng	m	97
T Vinyl chloride	1.498	62.0	414	0.3349	ng	m	47
T Bromomethane	0.000		0	N.D.			
T Chloroethane	0.000		0	N.D.			
T Trichlorofluoromethane	0.000		0	N.D.			
T 1,1-Dichloroethene	0.000		0	N.D.			
T Methylene chloride	3.335	49.0	2040	1.6273	ng	m	92
T trans-1,2-Dichloroethene	0.000		0	N.D.			
T Methyl tert-butyl ether (MTBE)	0.000		0	N.D.			
T 1,1-Dichloroethane	0.000		0	N.D.			
T 2,2-Dichloropropane	0.000		0	N.D.			
T cis-1,2-Dichloroethene	0.000		0	N.D.			
T Methyl ethyl ketone	0.000		0	N.D.			
T Bromochloromethane	0.000		0	N.D.			
T Chloroform	0.000		0	N.D.			

Compound	RT	QIon	Resp.	Conc.	Units		Dev(Min)
T 1,1,1-Trichloroethane	0.000		0	N.D.			
T Carbon tetrachloride	0.000		0	N.D.			
T 1,1-Dichloropropene	0.000		0	N.D.			
T Benzene	0.000		0	N.D.			
T 1,2-Dichloroethane	0.000		0	N.D.			
T Trichloroethene	0.000		0	N.D.			
T 1,2-Dichloropropane	0.000		0	N.D.			
T Dibromomethane	0.000		0	N.D.			
T Bromodichloromethane	0.000		0	N.D.			
T cis-1,3-Dichloropropene	0.000		0	N.D.			
T Toluene	8.386	92.0	489	0.2227	ng	m	80
T trans-1,3-Dichloropropene	0.000		0	N.D.			
T 1,1,2-Trichloroethane	0.000		0	N.D.			
T Tetrachloroethene	0.000		0	N.D.			
T 1,3-Dichloropropane	0.000		0	N.D.			
T Chlorodibromomethane	0.000		0	N.D.			
T 1,2-Dibromoethane	0.000		0	N.D.			
T Chlorobenzene	0.000		0	N.D.			
T 1,1,1,2-Tetrachloroethane	0.000		0	N.D.			
T Ethylbenzene	0.000		0	N.D.			
T m+p-Xylenes	10.042	106.0	0		ng	md	1
T o-Xylene	0.000		0	N.D.			
T Styrene	0.000		0	N.D.			
T Bromoform	0.000		0	N.D.			
T Bromobenzene	0.000		0	N.D.			
T 1,1,2,2-Tetrachloroethane	0.000		0	N.D.			
T 1,2,3-Trichloropropane	0.000		0	N.D.			
T 2-Chlorotoluene	0.000		0	N.D.			
T 4-Chlorotoluene	11.400	91.0	156	0.0630	ng	m	99
T 1,3-Dichlorobenzene	0.000		0	N.D.			
T 1,4-Dichlorobenzene	0.000		0	N.D.			
T 1,2-Dichlorobenzene	0.000		0	N.D.			

(#) = Qualifier Out of Range; (m) = Manual Integration; (+) = Area Summed; (*) = Surrogate Percent Recovery Out of Range; (d): Zeroed Peak

Compound	Conc.	Exp RT	QIon	Exp Ratio
Dichlorodifluoromethane	N.D.	1.24	87.0	31.8

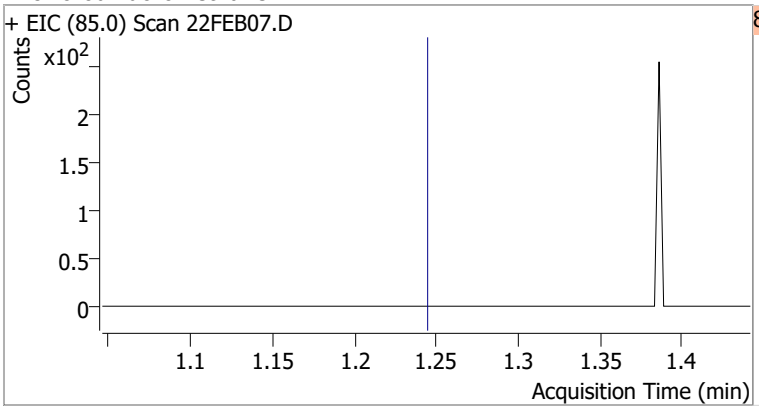

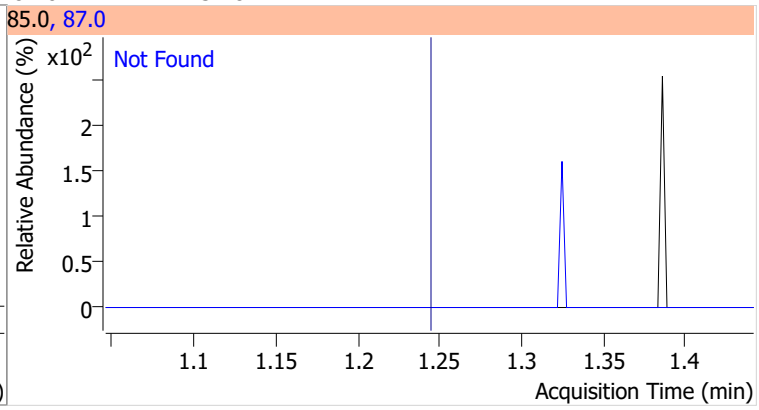

Compound	Conc.	RT	Dev(Min)	Resp.	QIon	QRatio	Lower	Upper
Chloromethane	0.3265	1.41	0.00	443 (m)	52.0	34.3	2.4	62.4

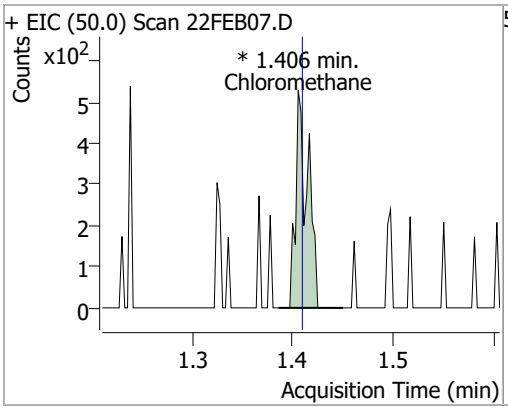

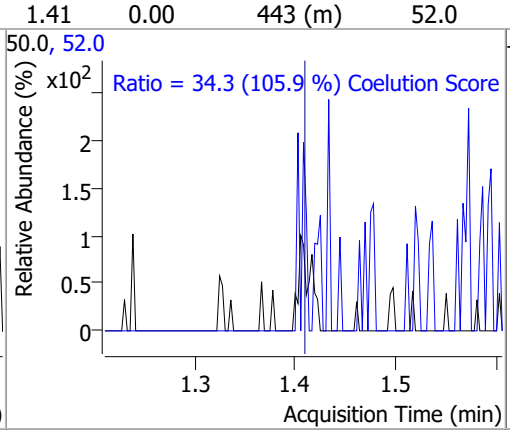

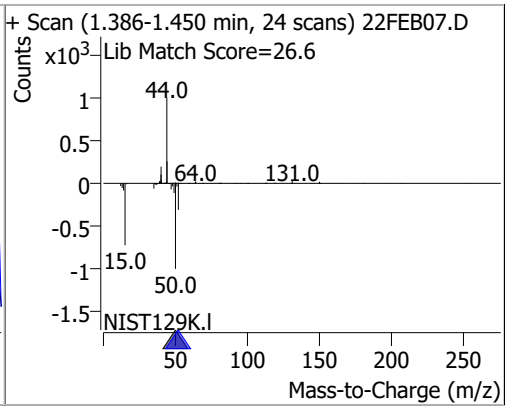

Compound	Conc.	RT	Dev(Min)	Resp.	QIon	QRatio	Lower	Upper
Vinyl chloride	0.3349	1.50	0.00	414 (m)	64.0	60.7	1.3	61.3

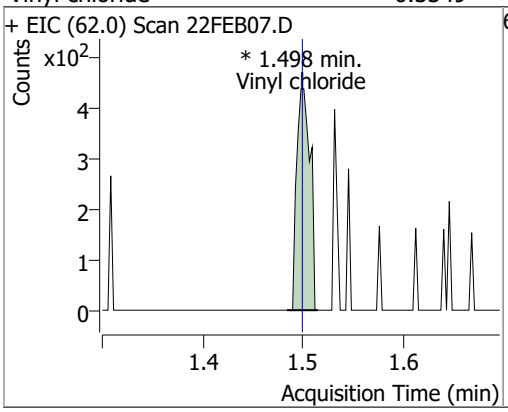

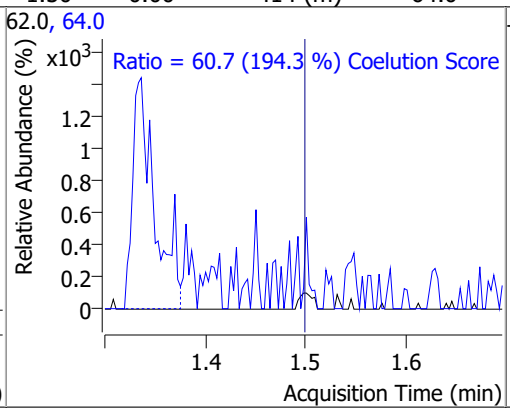

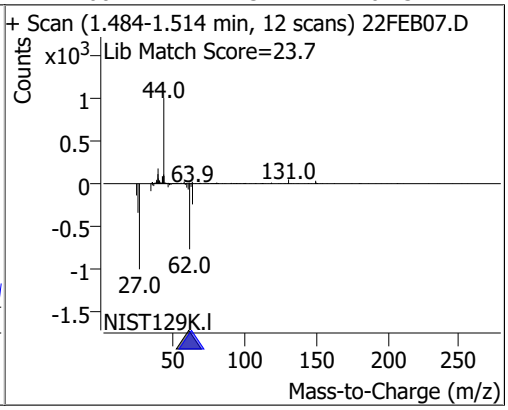

Compound	Conc.	Exp RT	QIon	Exp Ratio
Bromomethane	N.D.	1.80	94.0	110.1

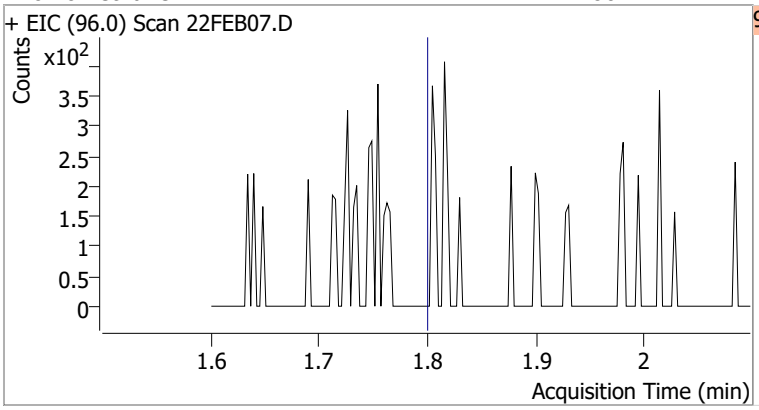

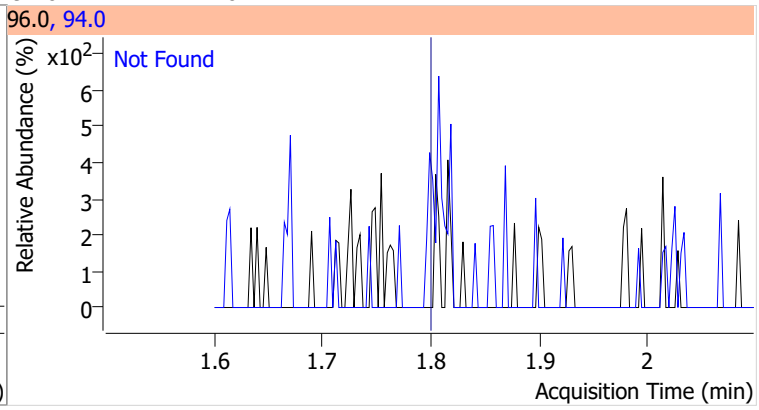

Compound	Conc.	Exp RT	QIon	Exp Ratio
Chloroethane	N.D.	1.90	66.0	30.0

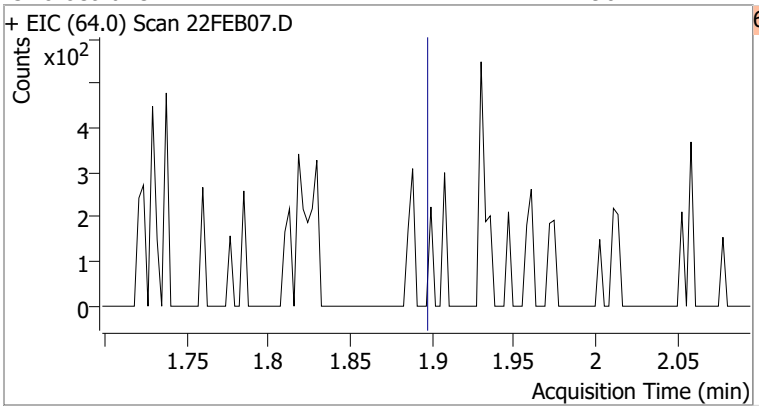

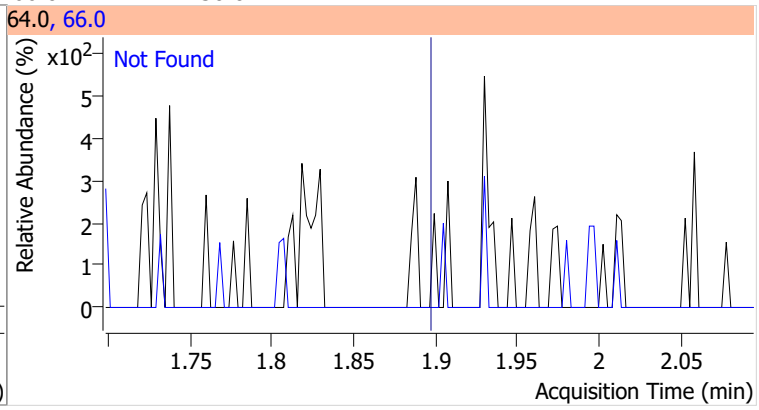

Compound	Conc.	Exp RT	QIon	Exp Ratio
Trichlorofluoromethane	N.D.	2.15	103.0	65.0

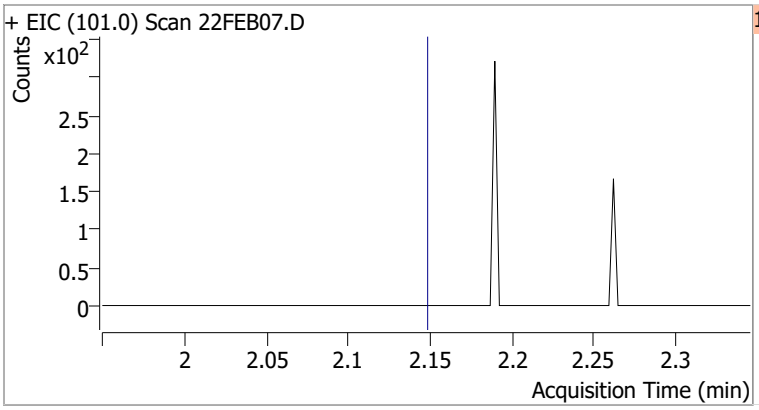

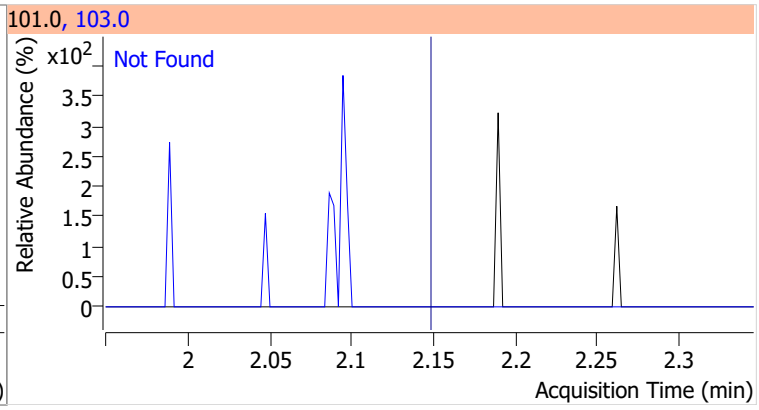

Compound	Conc.	Exp RT	QIon	Exp Ratio	QIon	Exp Ratio
1,1-Dichloroethene	N.D.	2.70	61.0	179.9	63.0	57.0

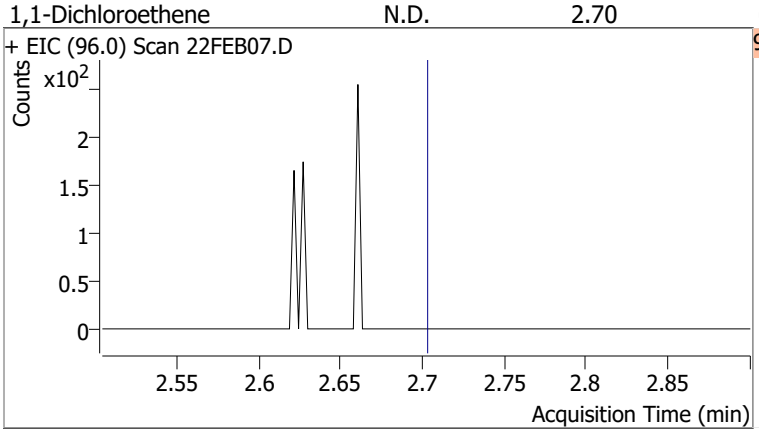

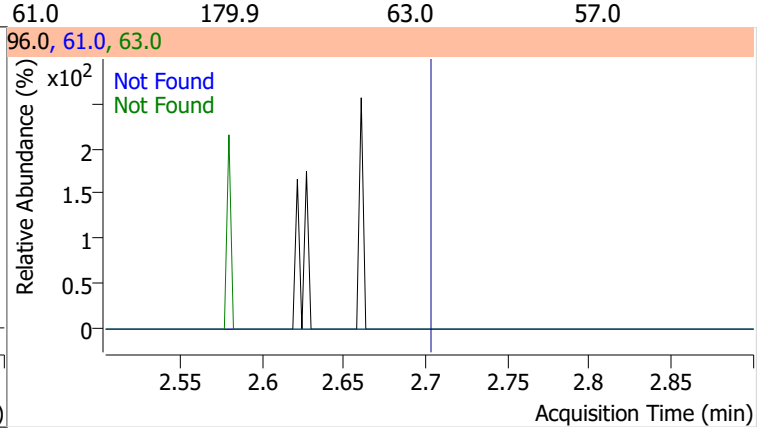

Compound	Conc.	RT	Dev(Min)	Resp.	QIon	QRatio	Lower	Upper
Methylene chloride	1.6273	3.34	0.00	2040 (m)	84.0	58.9	36.1	96.1
					86.0	45.4	11.8	71.8

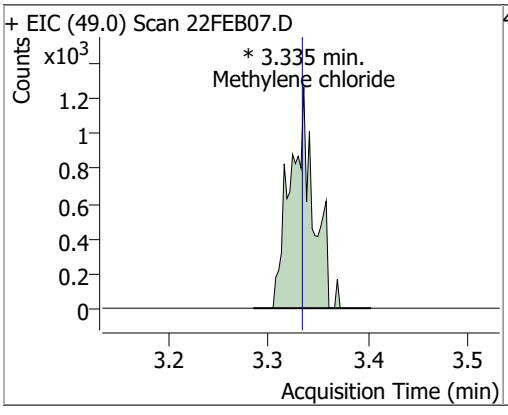

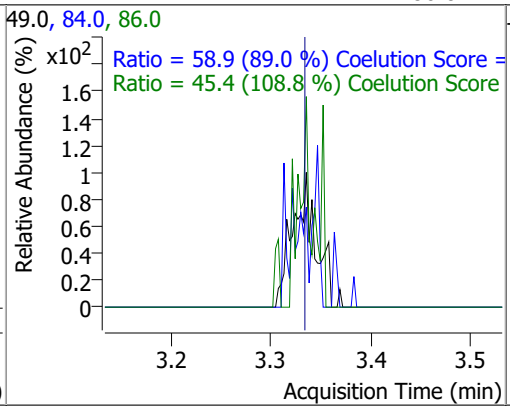

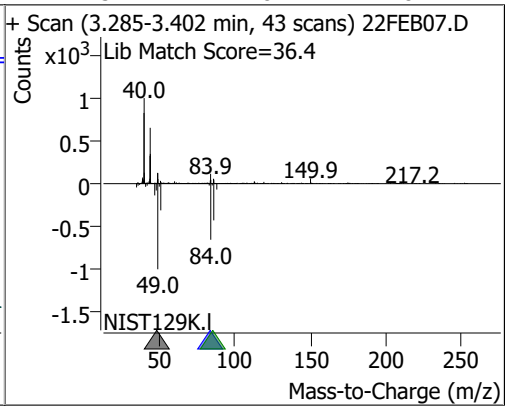

Compound	Conc.	Exp RT	QIon	Exp Ratio	QIon	Exp Ratio
trans-1,2-Dichloroethene	N.D.	3.72	61.0	154.8	98.0	62.1

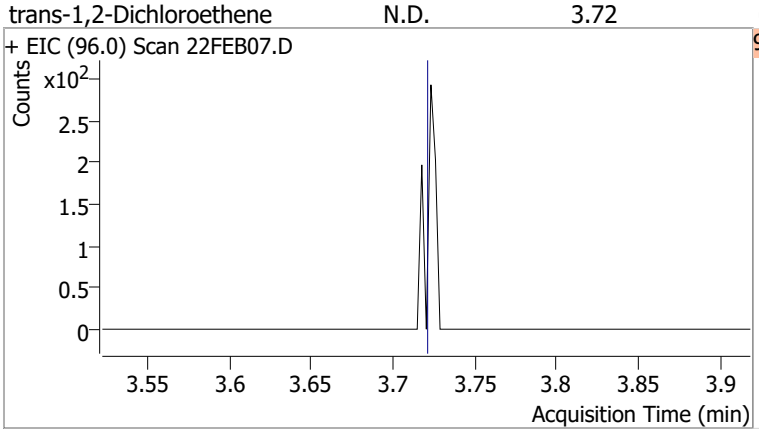

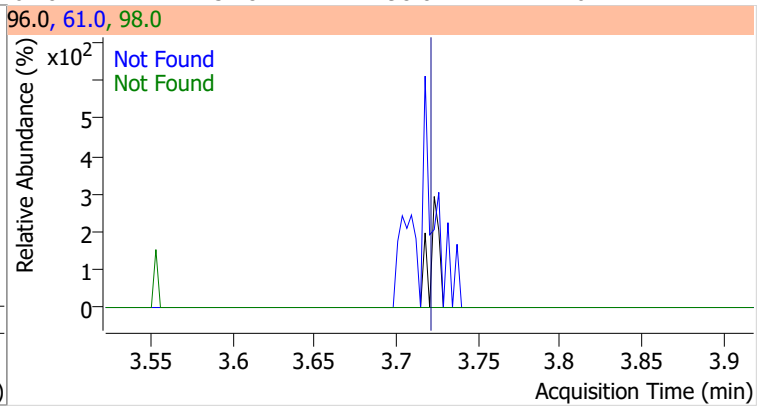

Compound	Conc.	Exp RT	QIon	Exp Ratio
Methyl tert-butyl ether (MTBE)	N.D.	3.75	57.0	24.6

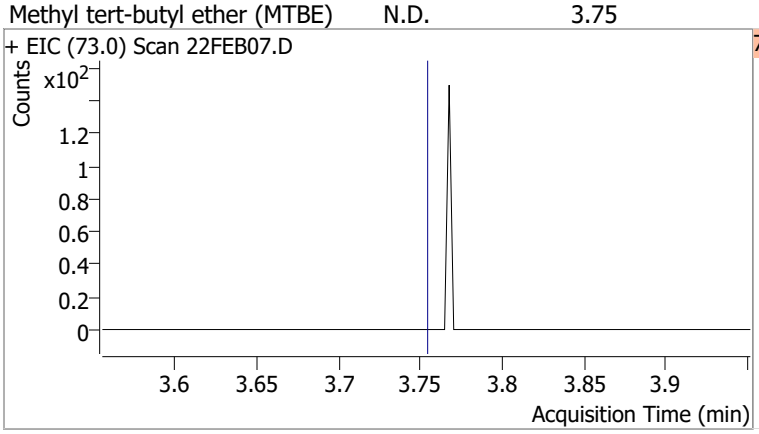

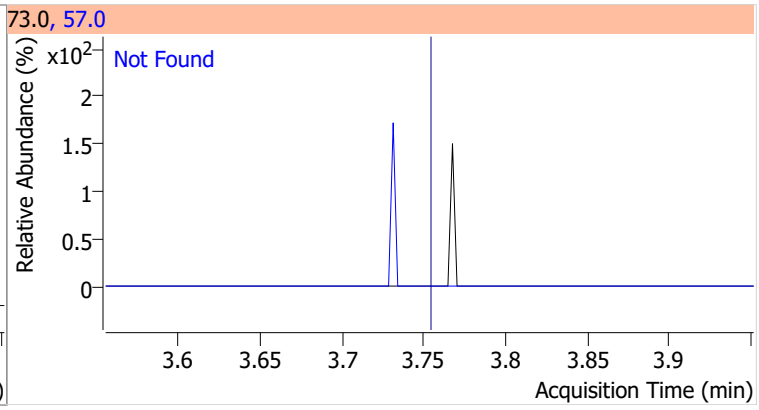

Compound	Conc.	Exp RT	QIon	Exp Ratio	QIon	Exp Ratio
1,1-Dichloroethane	N.D.	4.38	65.0	31.0	83.0	12.7

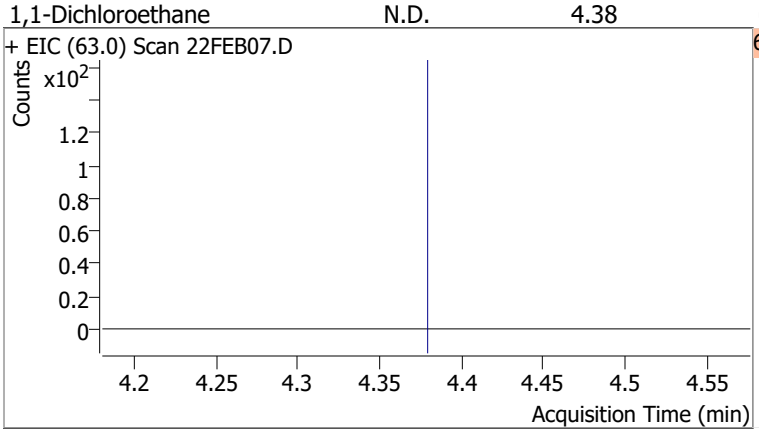

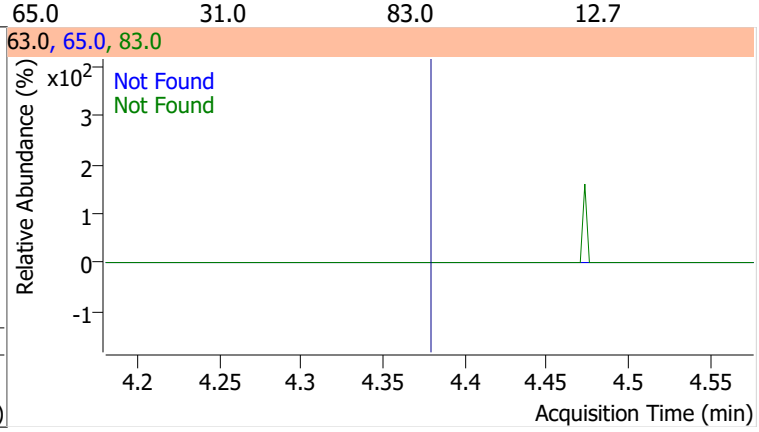

Compound	Conc.	Exp RT	QIon	Exp Ratio	QIon	Exp Ratio
2,2-Dichloropropane	N.D.	5.19	41.0	68.8	97.0	23.9

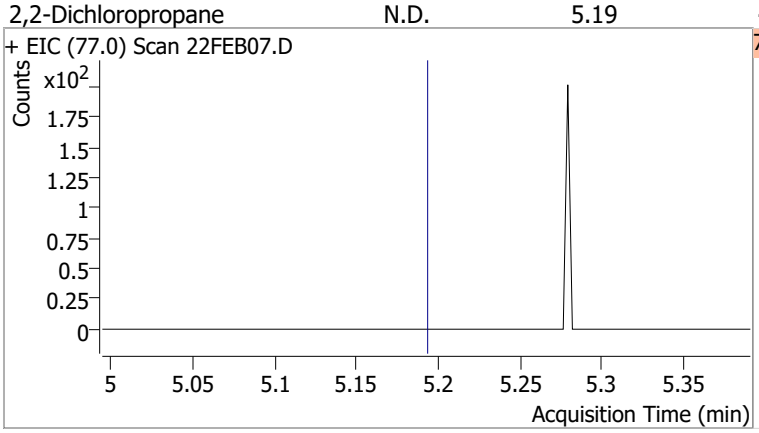

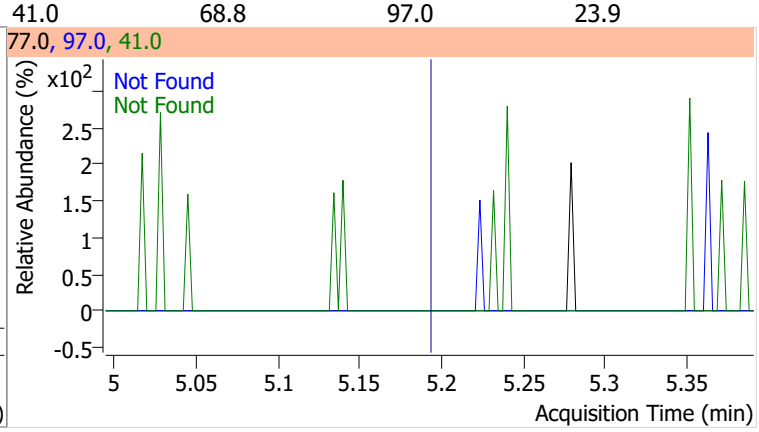

Compound	Conc.	Exp RT	QIon	Exp Ratio	QIon	Exp Ratio
cis-1,2-Dichloroethene	N.D.	5.21	61.0	160.4	98.0	66.2

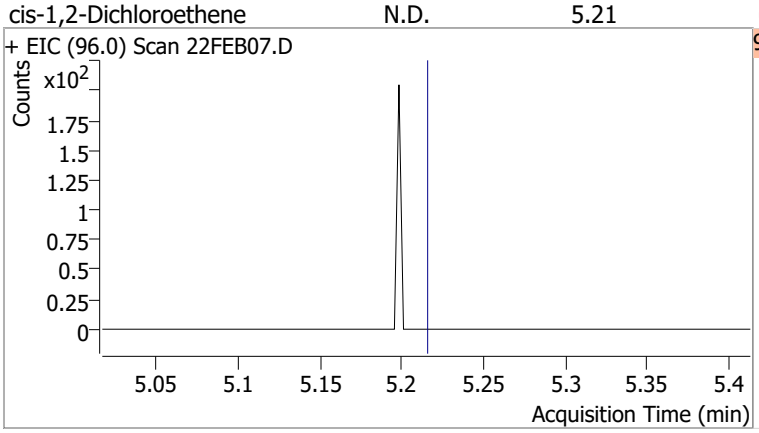

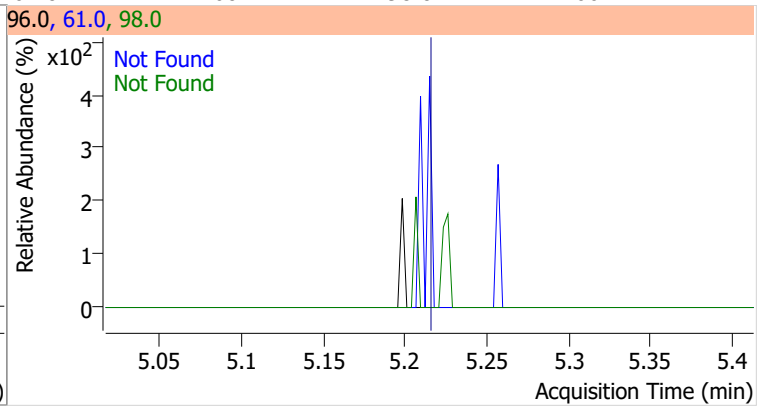

Compound	Conc.	Exp RT	QIon	Exp Ratio
Methyl ethyl ketone	N.D.	5.28	72.0	20.6

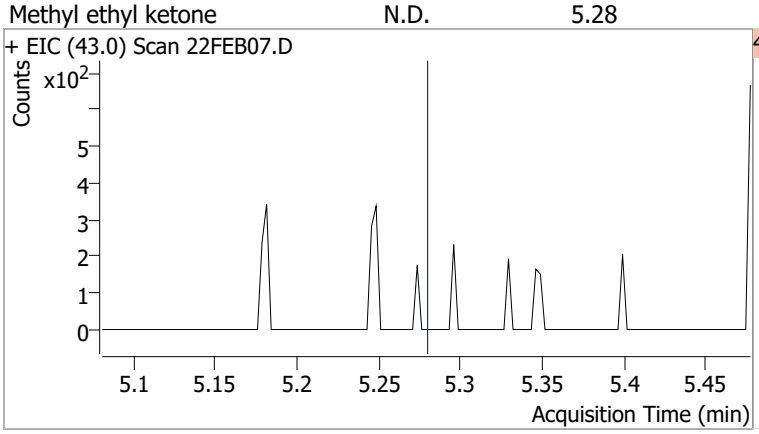

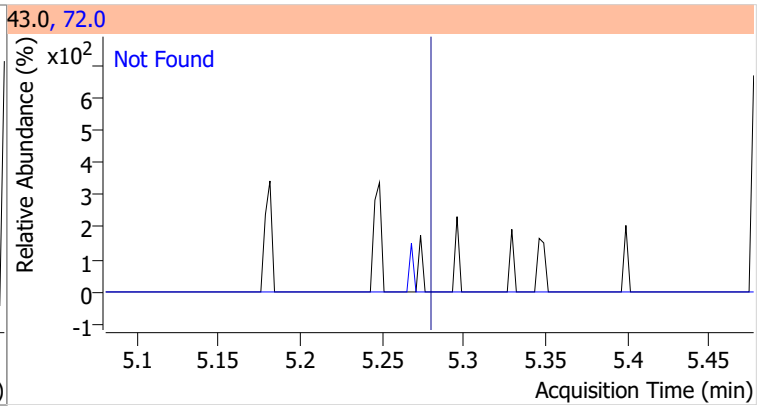

Compound	Conc.	Exp RT	QIon	Exp Ratio
Bromochloromethane	N.D.	5.52	49.0	182.2

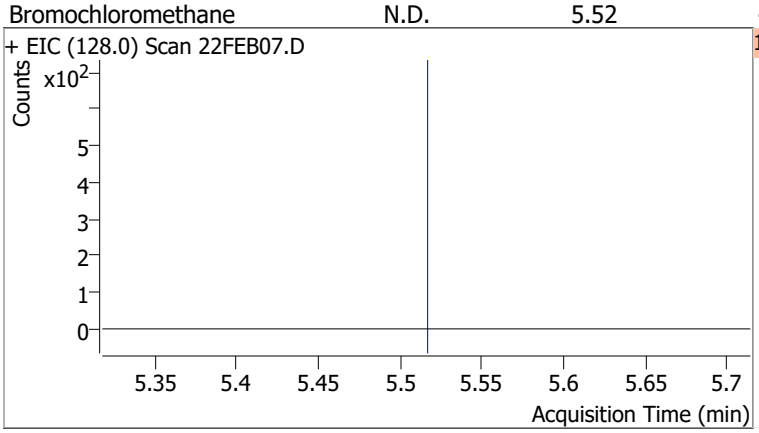

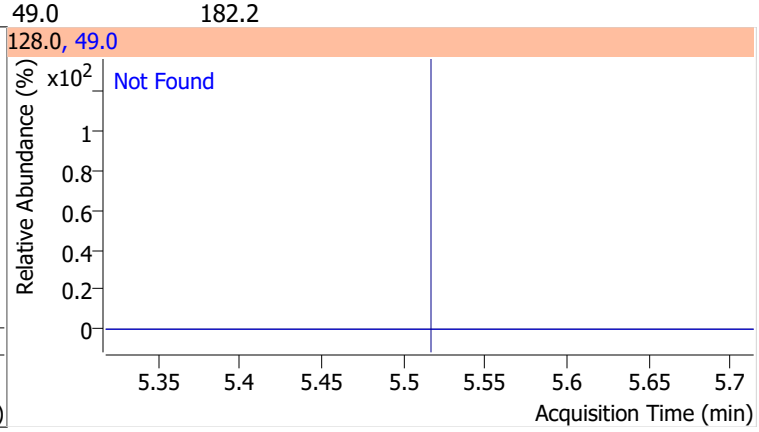

Compound	Conc.	Exp RT	QIon	Exp Ratio
Chloroform	N.D.	5.65	85.0	66.2

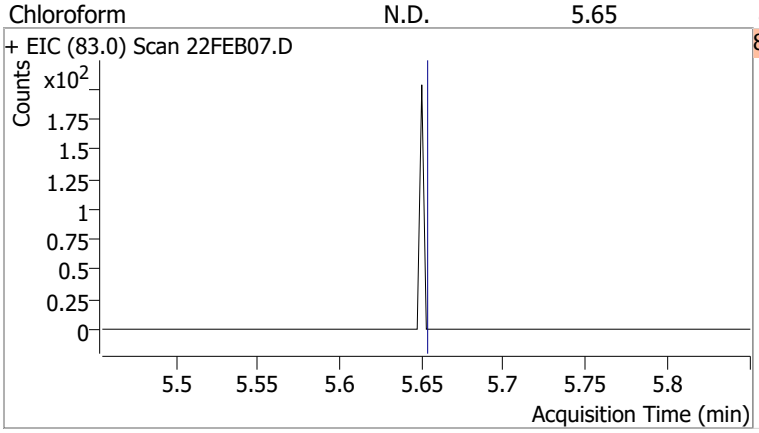

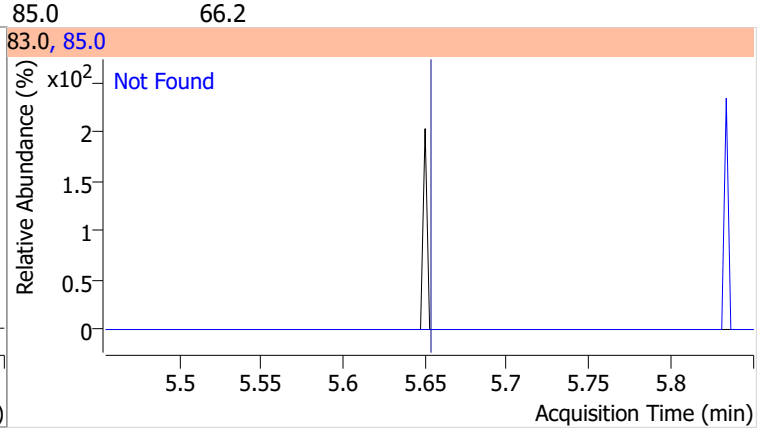

Compound	Conc.	Exp RT	QIon	Exp Ratio	QIon	Exp Ratio
1,1,1-Trichloroethane	N.D.	5.83	99.0	63.1	61.0	49.1

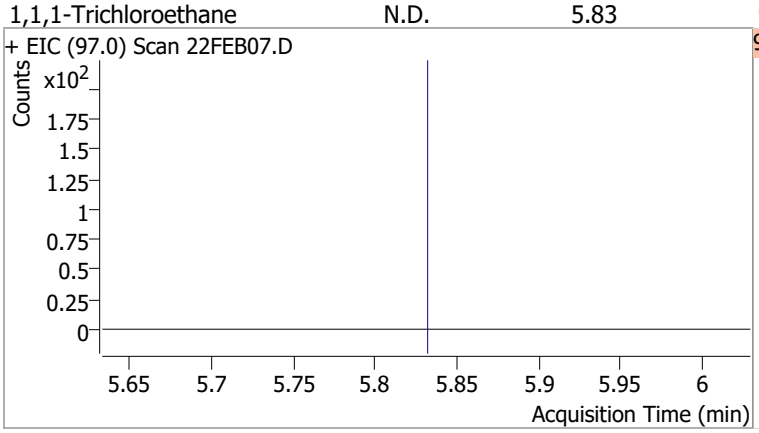

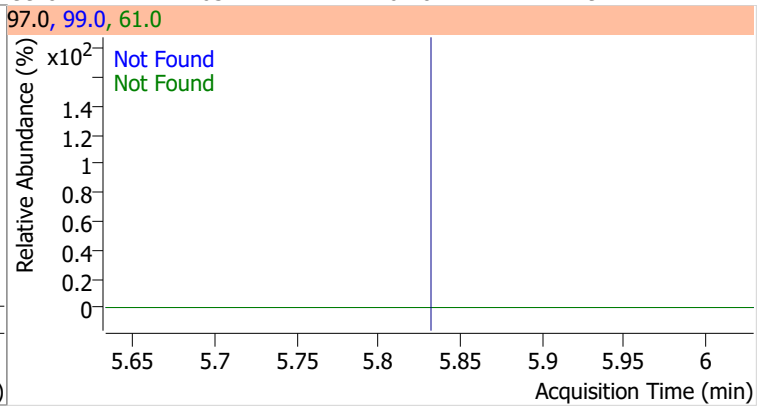

Compound	Conc.	RT	Dev(Min)	Resp.	QIon	QRatio	Lower	Upper
Dibromofluoromethane	299.2607	5.85	0.00	248512	191.5	20.8	0.0	53.2

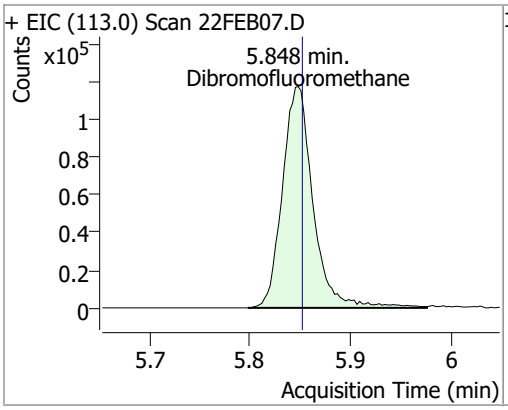

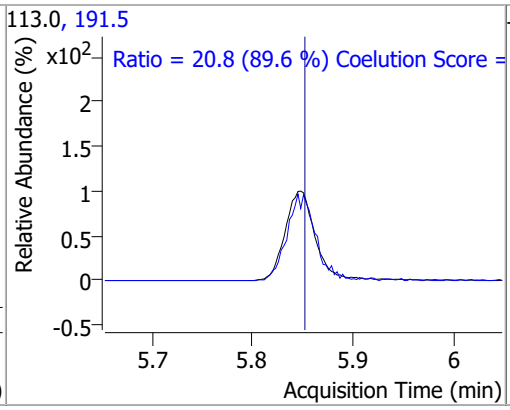

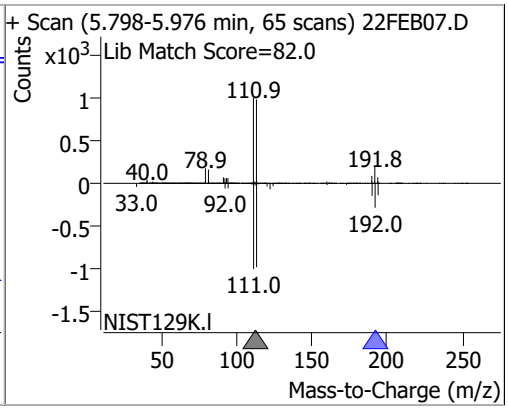

Compound	Conc.	Exp RT	QIon	Exp Ratio	QIon	Exp Ratio
Carbon tetrachloride	N.D.	6.02	119.0	97.6	121.0	30.7

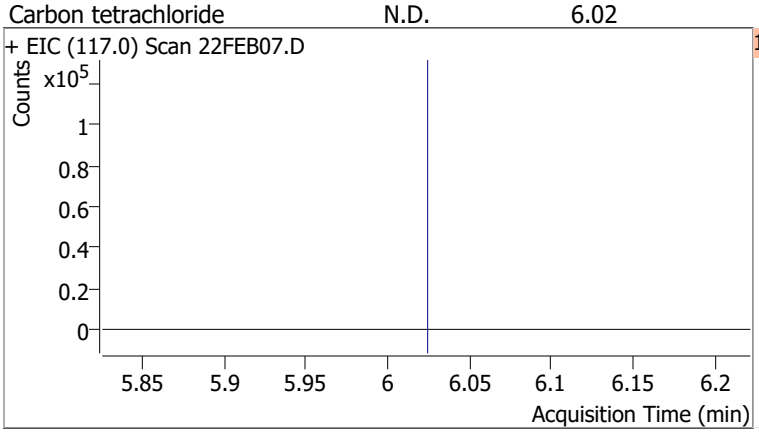

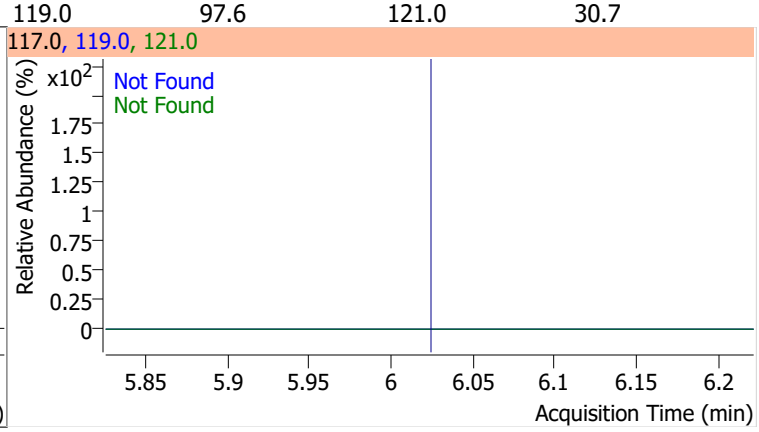

Compound	Conc.	Exp RT	QIon	Exp Ratio	QIon	Exp Ratio
1,1-Dichloropropene	N.D.	6.04	110.0	35.6	77.0	31.0

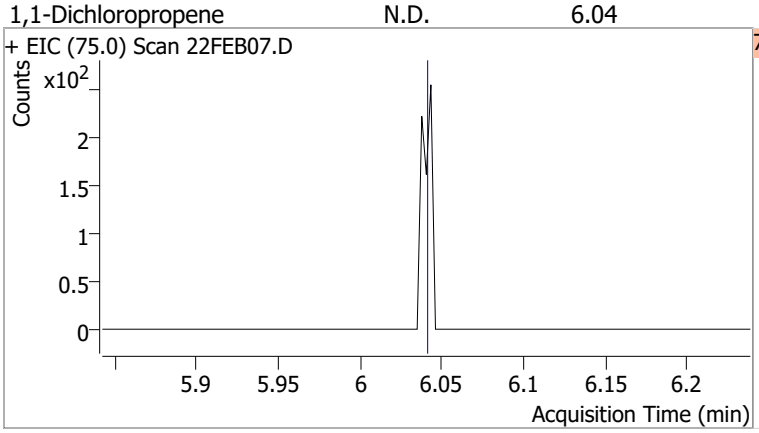

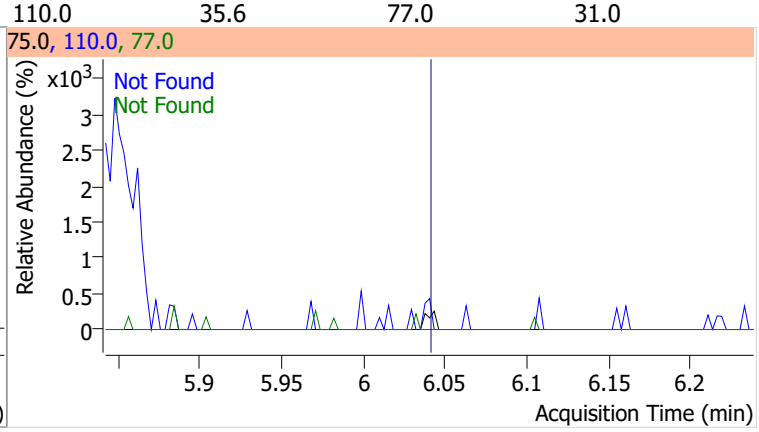

Compound	Conc.	RT	Dev(Min)	Resp.	QIon	QRatio	Lower	Upper
1,2-Dichloroethane-d4	319.4251	6.24	0.01	114584	65.0	198.6	162.8	222.8

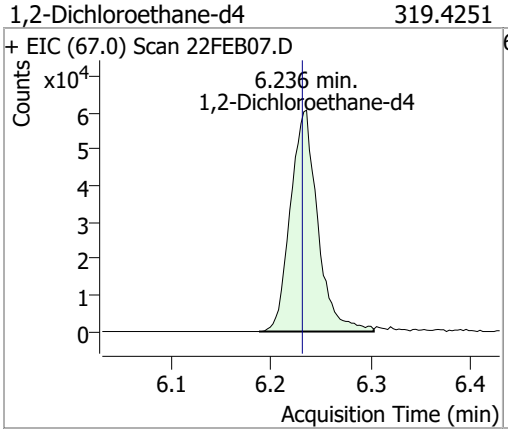

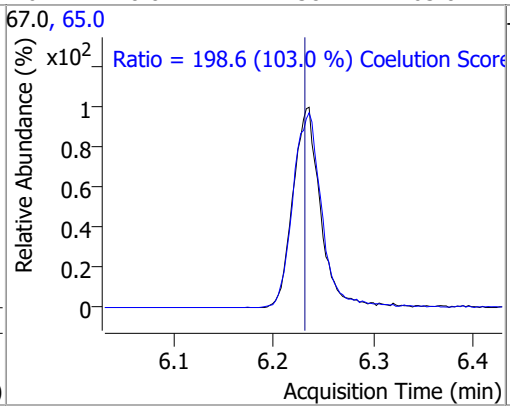

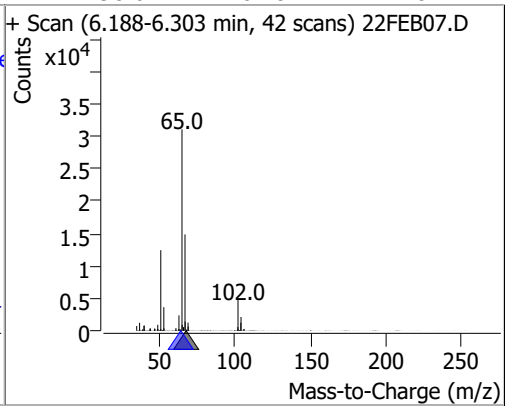

Compound	Conc.	Exp RT	QIon	Exp Ratio
Benzene	N.D.	6.28	77.0	23.3

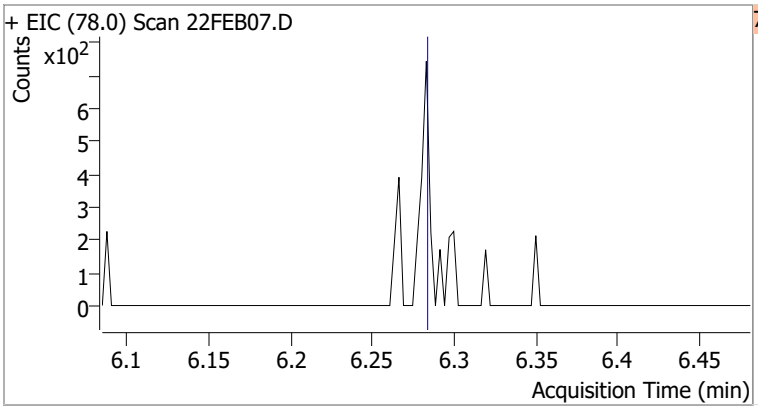

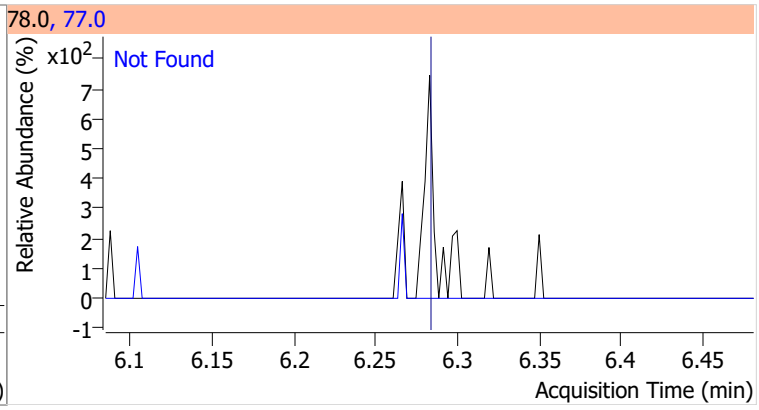

Compound	Conc.	Exp RT	QIon	Exp Ratio	QIon	Exp Ratio
1,2-Dichloroethane	N.D.	6.32	64.0	32.2	98.0	8.2

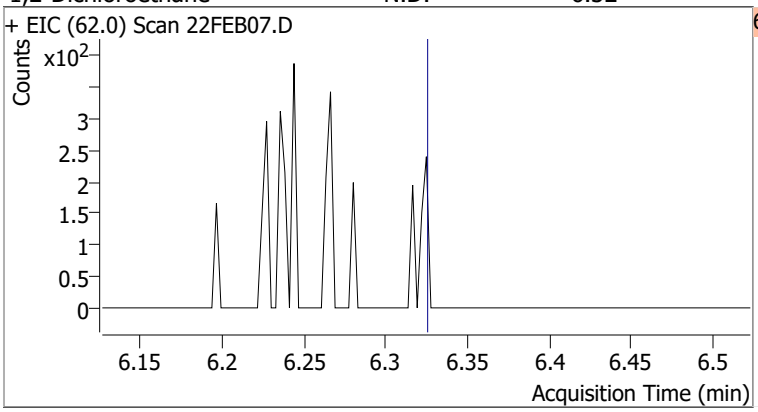

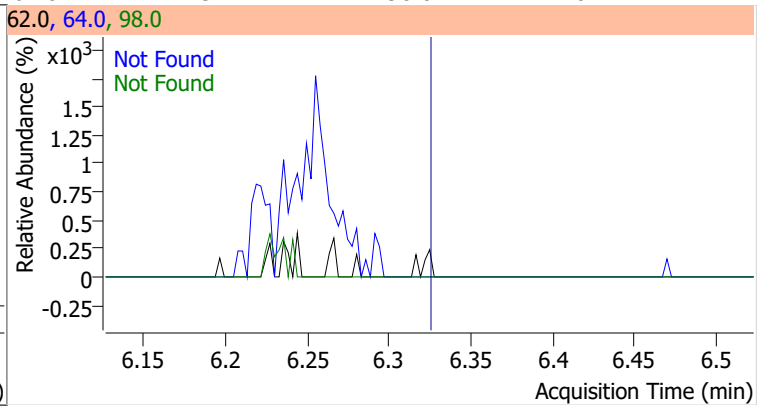

Compound	Conc.	Exp RT	QIon	Exp Ratio	QIon	Exp Ratio
Trichloroethene	N.D.	7.02	130.0	105.6	97.0	65.7

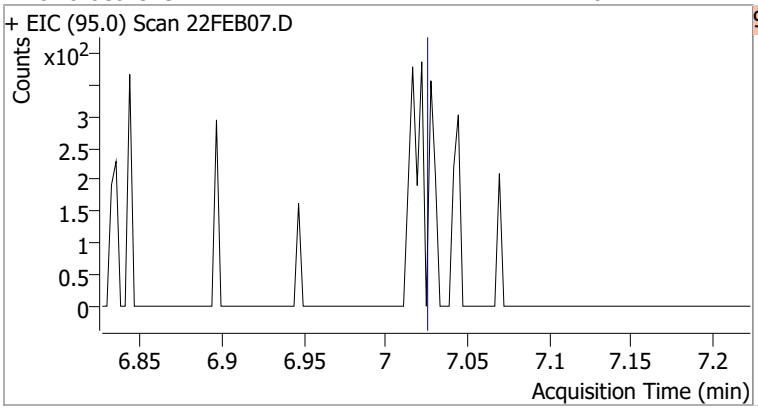

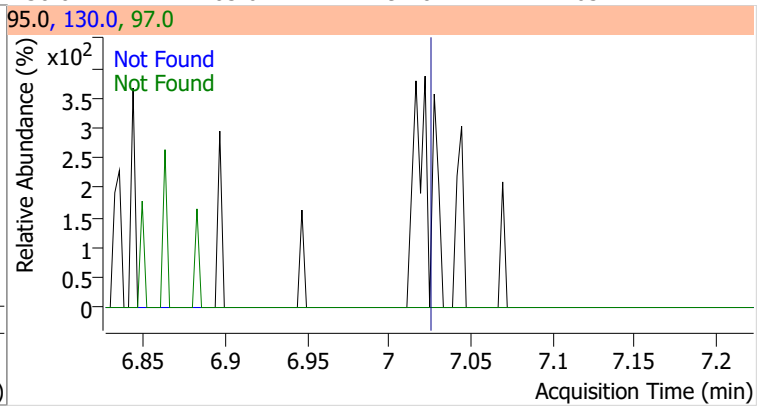

Compound	Conc.	Exp RT	QIon	Exp Ratio
1,2-Dichloropropane	N.D.	7.27	76.0	39.8

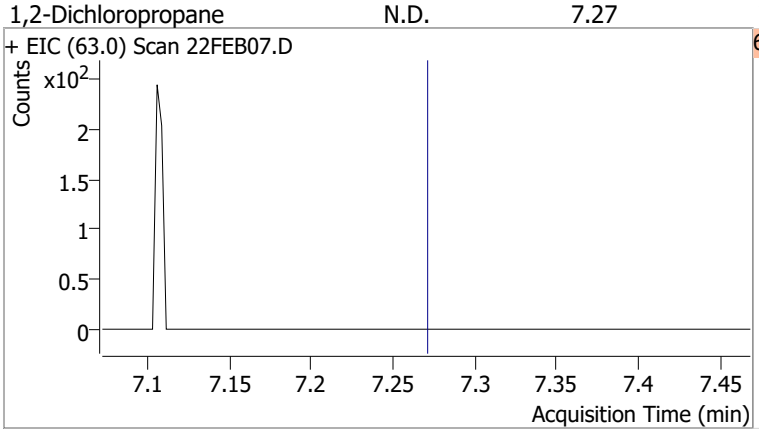

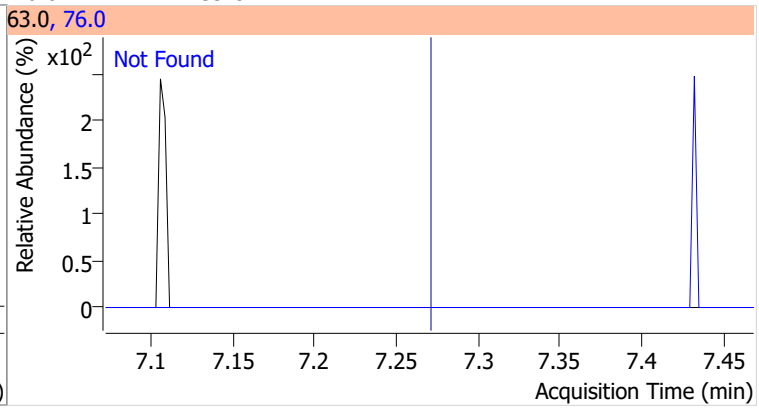

Compound	Conc.	Exp RT	QIon	Exp Ratio	QIon	Exp Ratio
Dibromomethane	N.D.	7.40	173.5	108.2	95.0	84.5

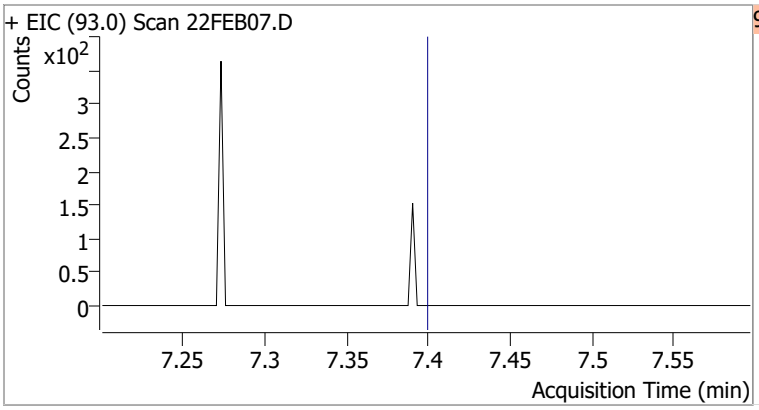

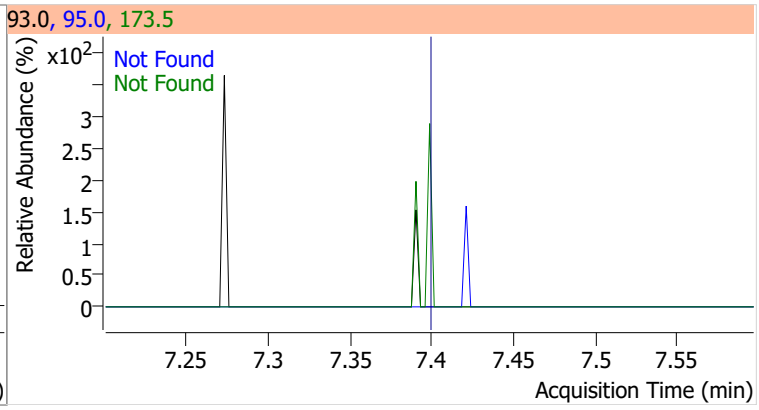

Compound	Conc.	Exp RT	QIon	Exp Ratio	QIon	Exp Ratio
Bromodichloromethane	N.D.	7.58	85.0	66.3	127.0	9.5

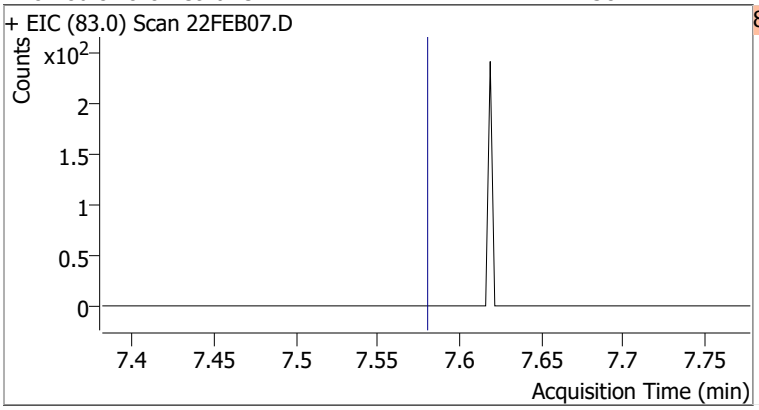

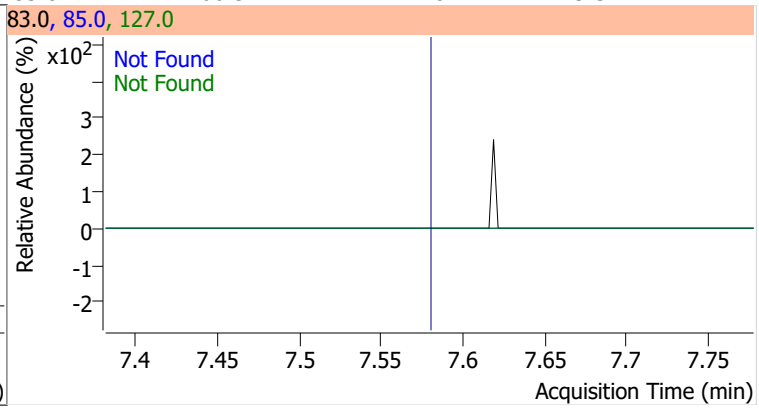

Compound	Conc.	Exp RT	QIon	Exp Ratio	QIon	Exp Ratio
cis-1,3-Dichloropropene	N.D.	8.06	39.0	52.5	77.0	31.8

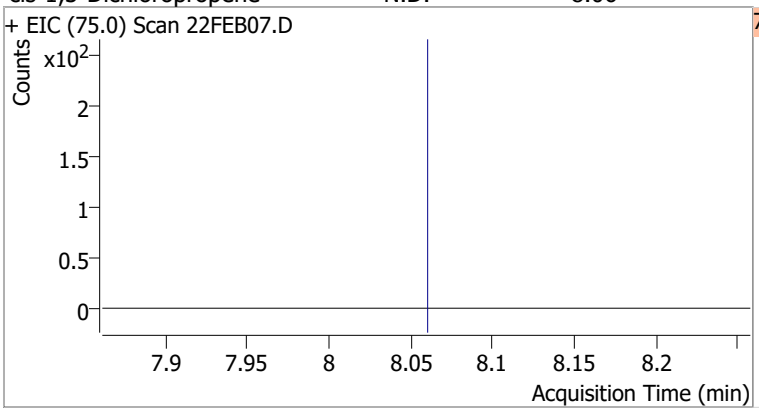

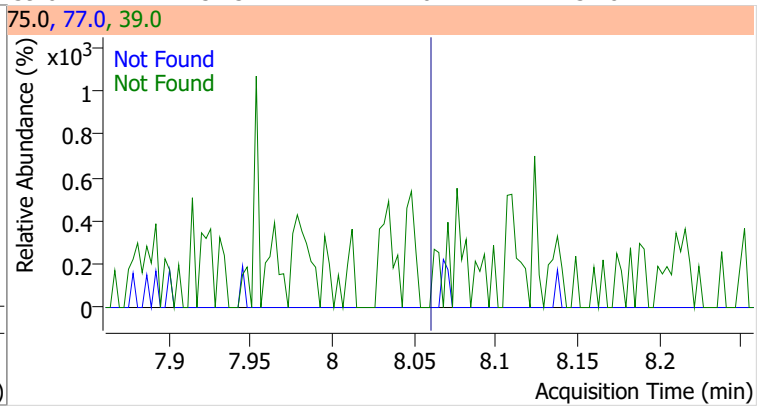

Compound	Conc.	RT	Dev(Min)	Resp.	QIon	QRatio	Lower	Upper
Toluene-d8	263.1490	8.32	0.00	866544	100.0	62.7	34.3	94.3
					99.0	9.6	0.0	39.2

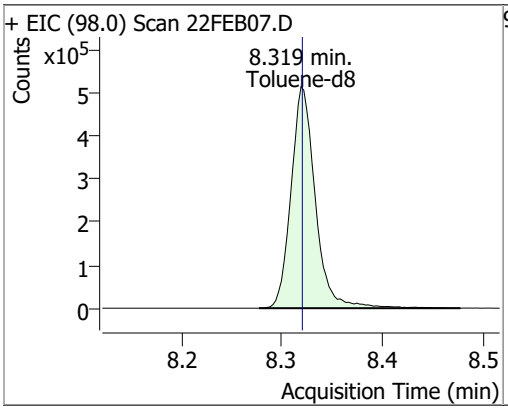

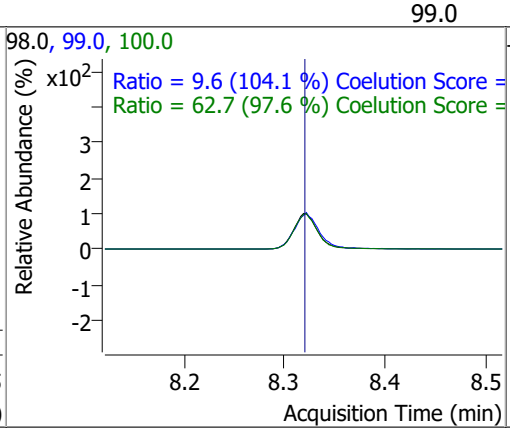

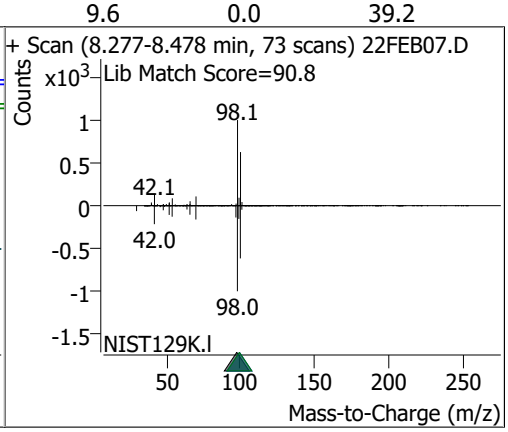

Compound	Conc.	RT	Dev(Min)	Resp.	QIon	QRatio	Lower	Upper
Toluene	0.2227	8.39	0.00	489 (m)	91.0	146.6	144.1	204.1

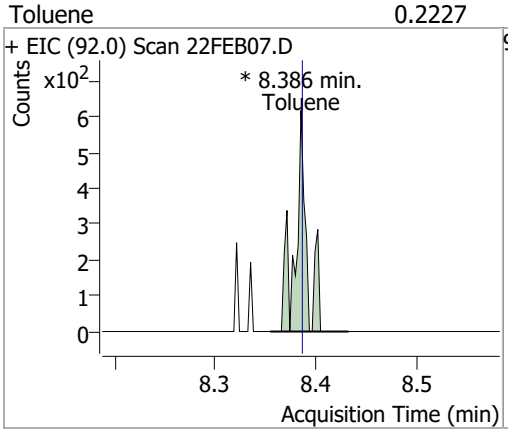

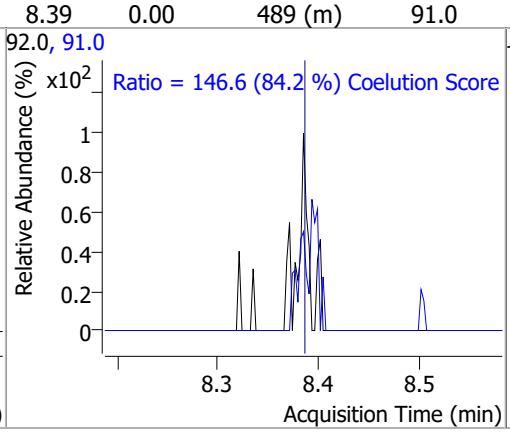

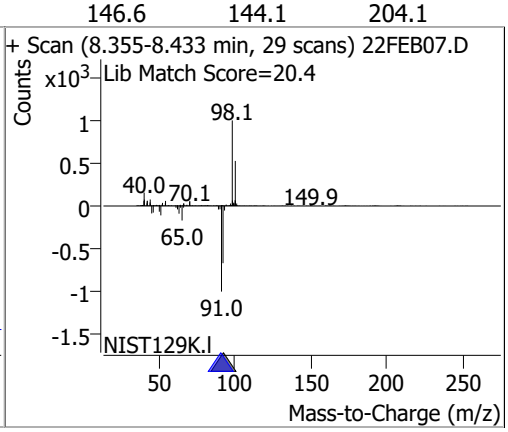

Compound	Conc.	Exp RT	QIon	Exp Ratio	QIon	Exp Ratio
trans-1,3-Dichloropropene	N.D.	8.64	39.0	53.0	77.0	31.0

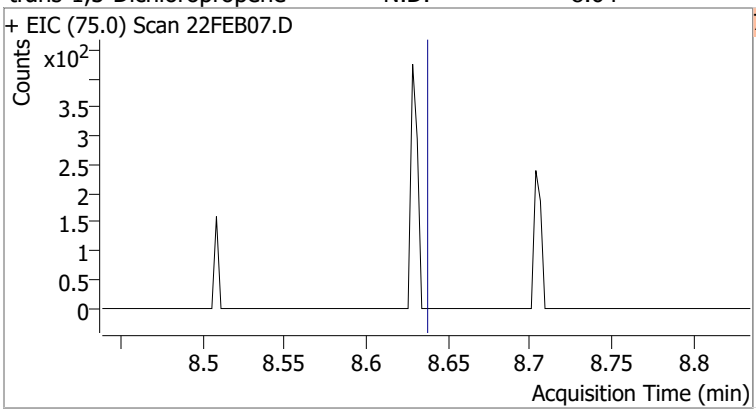

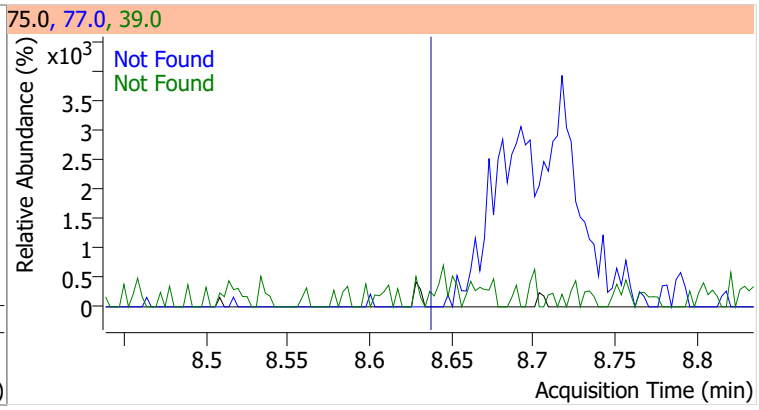

Compound	Conc.	Exp RT	QIon	Exp Ratio	QIon	Exp Ratio
1,1,2-Trichloroethane	N.D.	8.82	97.0	110.7	85.0	60.7

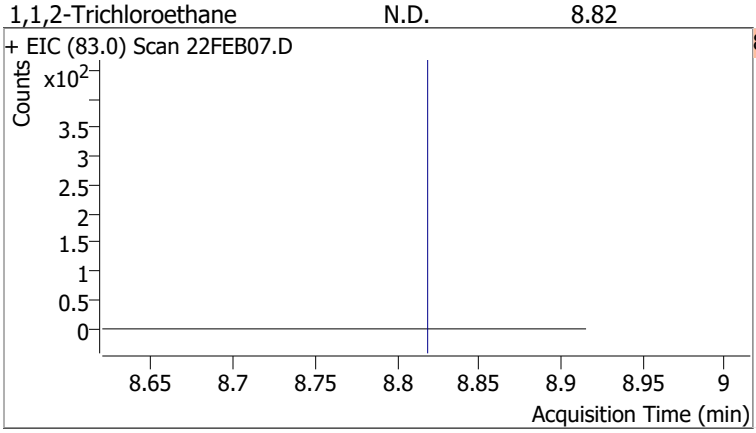

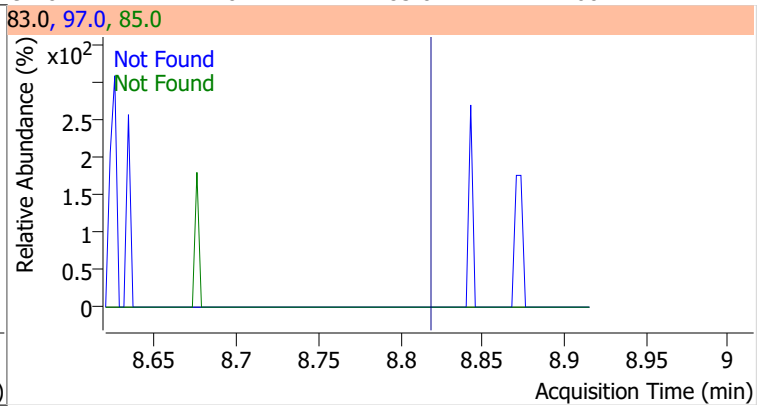

Compound	Conc.	Exp RT	QIon	Exp Ratio	QIon	Exp Ratio
Tetrachloroethene	N.D.	8.94	165.8	126.1	129.0	90.5

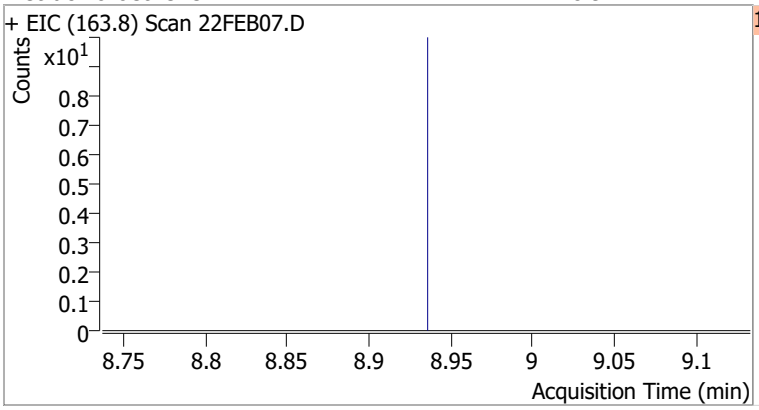

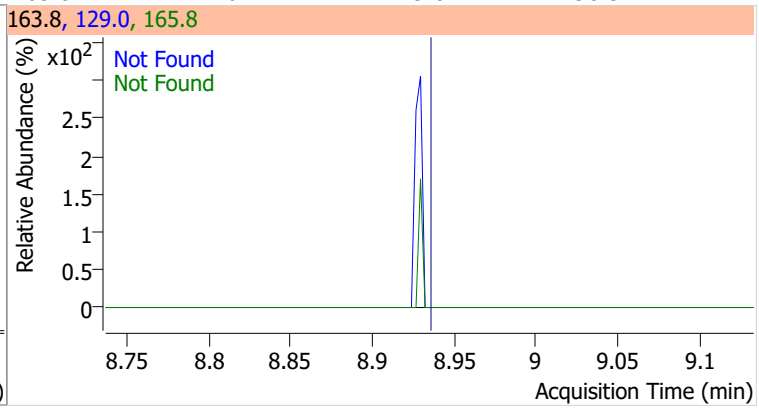

Compound	Conc.	Exp RT	QIon	Exp Ratio
1,3-Dichloropropane	N.D.	8.98	78.0	32.4

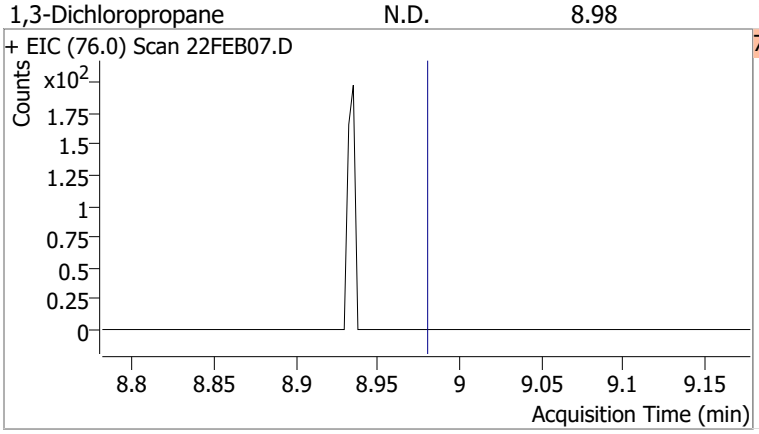

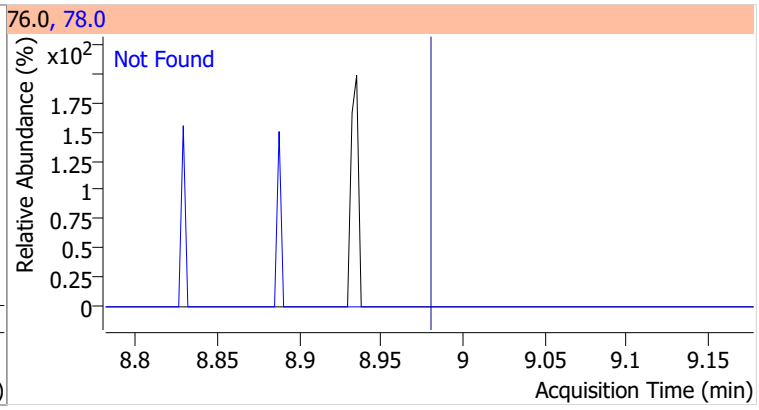

Compound	Conc.	Exp RT	QIon	Exp Ratio
Chlorodibromomethane	N.D.	9.21	127.0	77.2

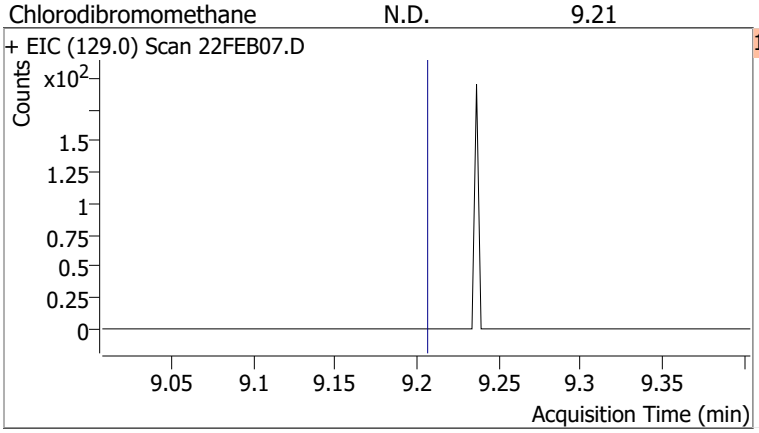

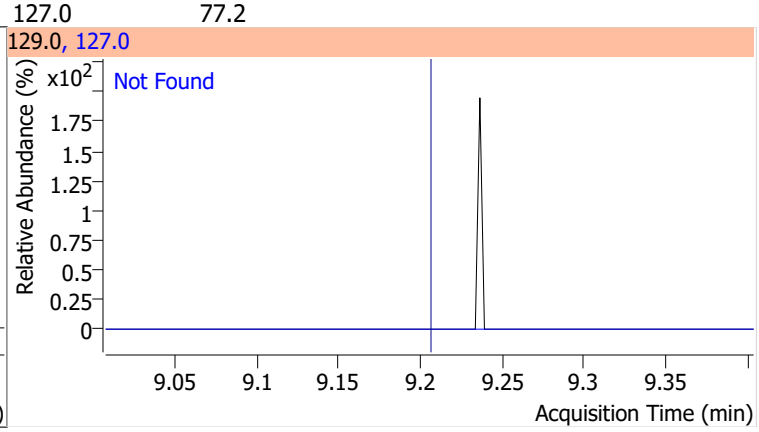

Compound	Conc.	Exp RT	QIon	Exp Ratio
1,2-Dibromoethane	N.D.	9.30	109.0	91.5

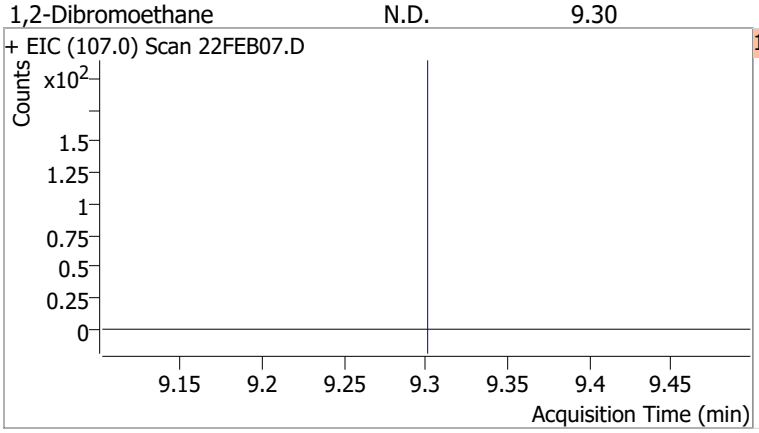

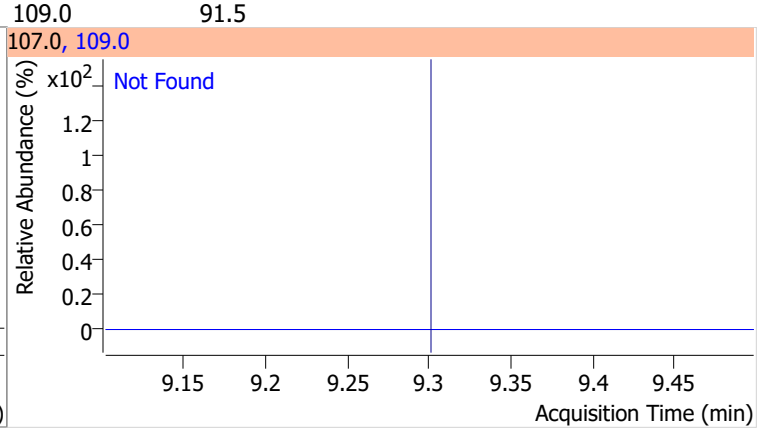

Compound	Conc.	Exp RT	QIon	Exp Ratio
Chlorobenzene	N.D.	9.80	114.0	32.2

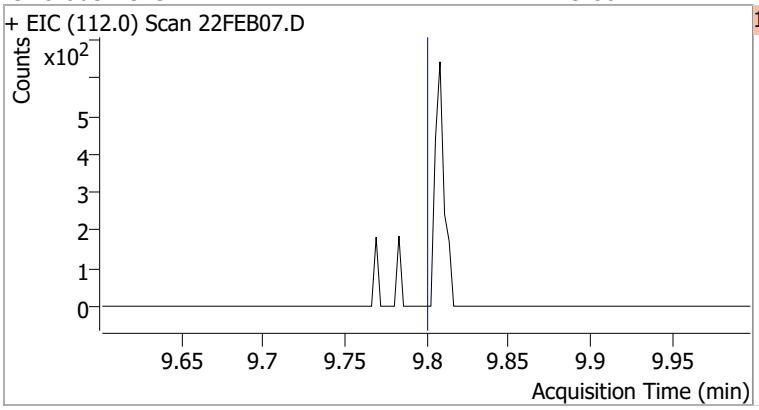

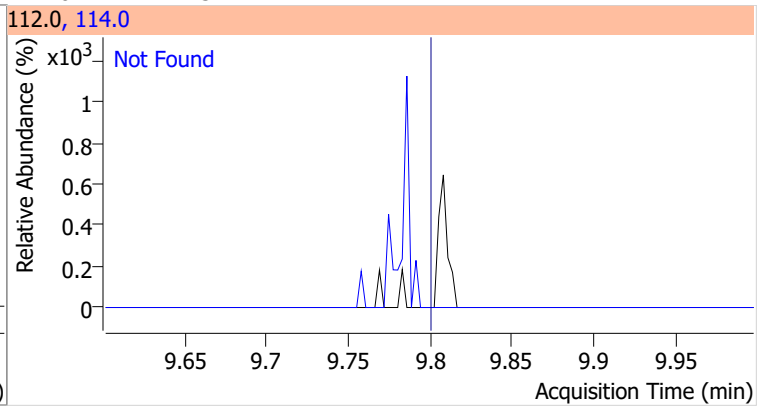

Compound	Conc.	Exp RT	QIon	Exp Ratio
1,1,1,2-Tetrachloroethane	N.D.	9.89	133.0	95.3

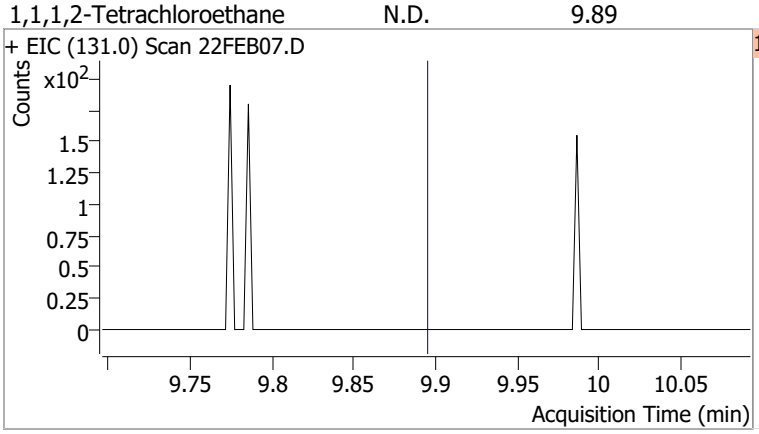

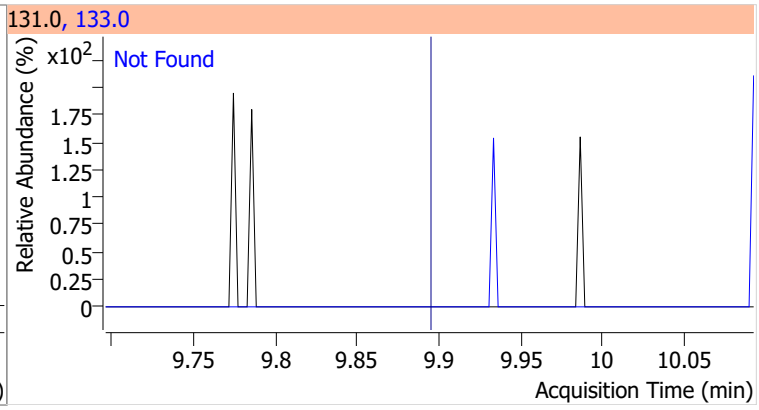

Compound	Conc.	Exp RT	QIon	Exp Ratio
Ethylbenzene	N.D.	9.92	106.0	31.7

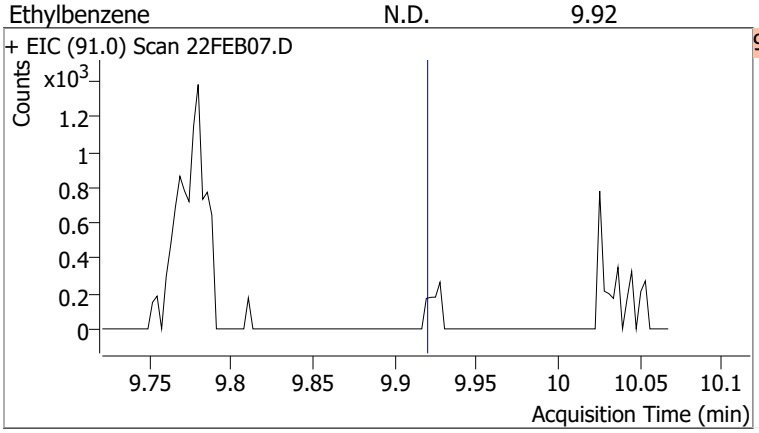

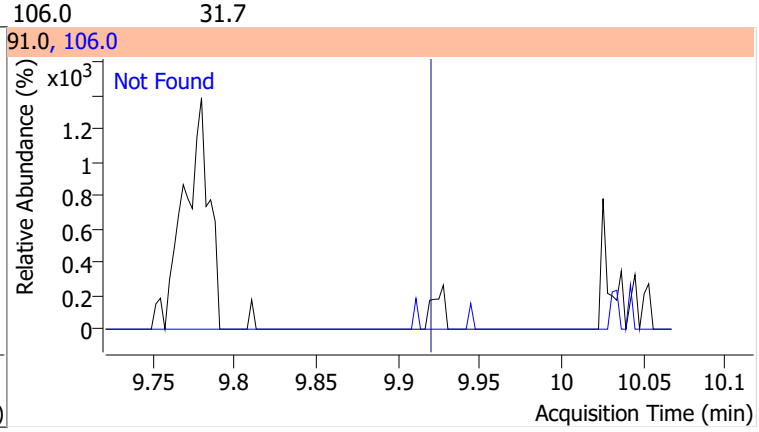

Compound	Conc.	RT	Dev(Min)	Resp.	QIon	QRatio	Lower	Upper
m+p-Xylenes		0		0	91.0		170.7	230.7

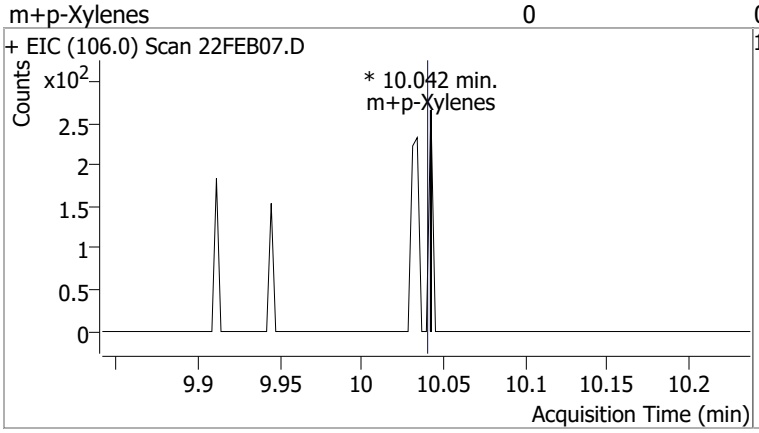

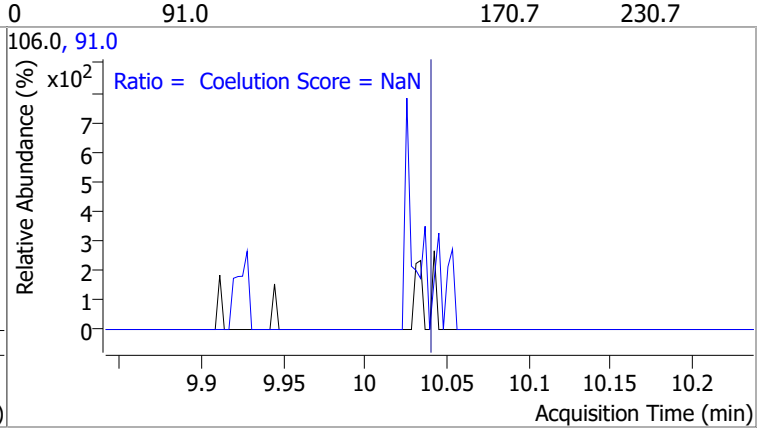

Compound	Conc.	Exp RT	QIon	Exp Ratio
o-Xylene	N.D.	10.43	91.0	211.4

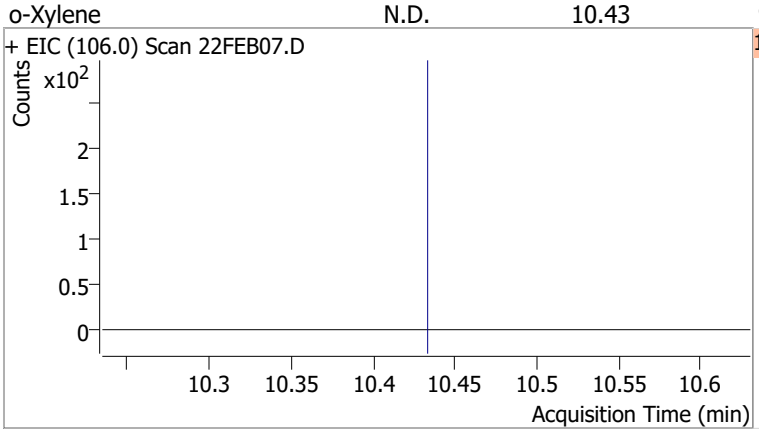

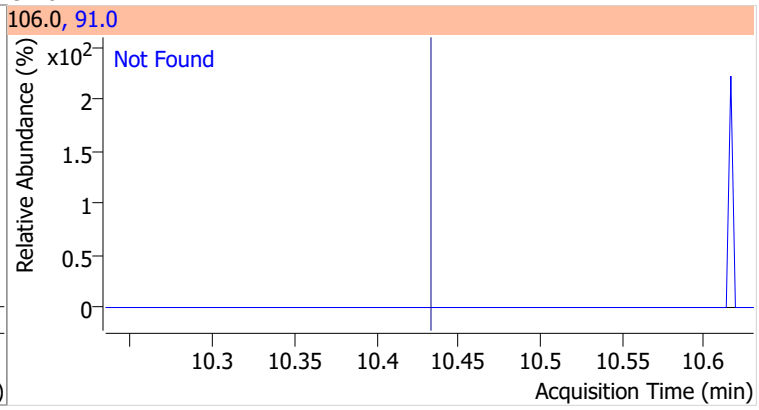

Compound	Conc.	Exp RT	QIon	Exp Ratio
Styrene	N.D.	10.45	78.0	50.6

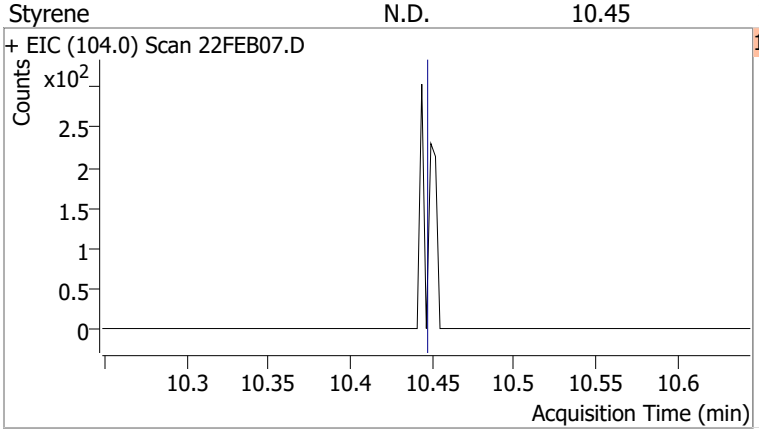

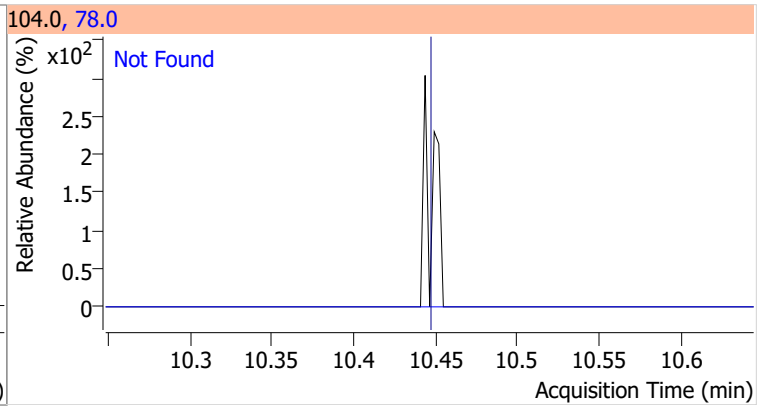

Compound	Conc.	Exp RT	QIon	Exp Ratio	QIon	Exp Ratio
Bromoform	N.D.	10.62	170.5	50.3	174.5	48.1

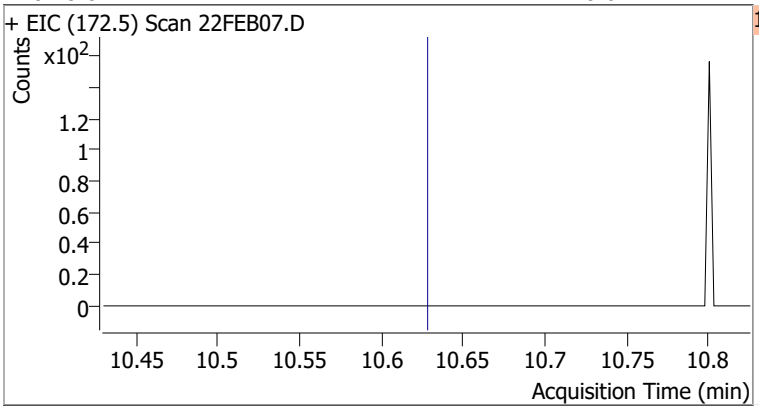

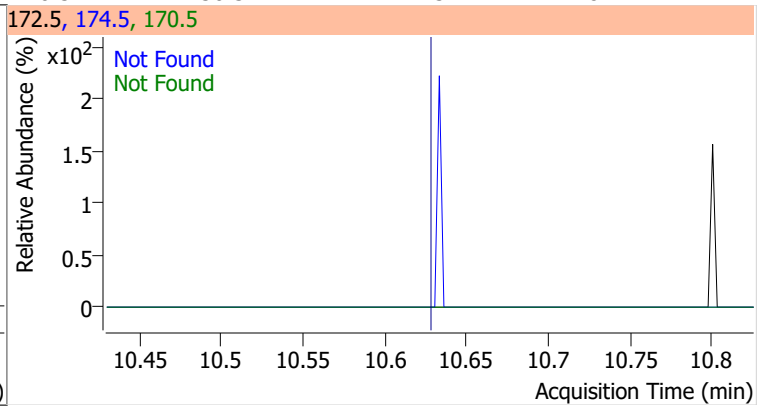

Compound	Conc.	RT	Dev(Min)	Resp.	QIon	QRatio	Lower	Upper
p-Bromofluorobenzene	279.2637	10.95	0.00	244298	174.0	93.3	65.3	125.3
					176.0	90.8	63.3	123.3

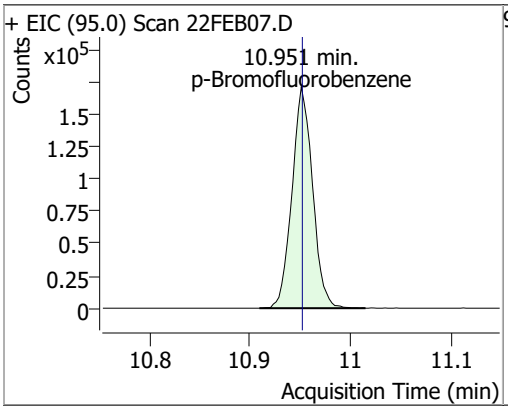

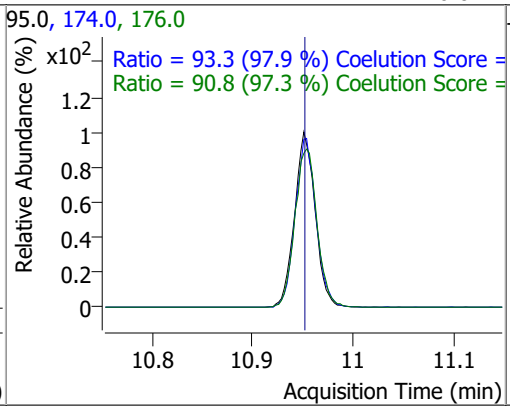

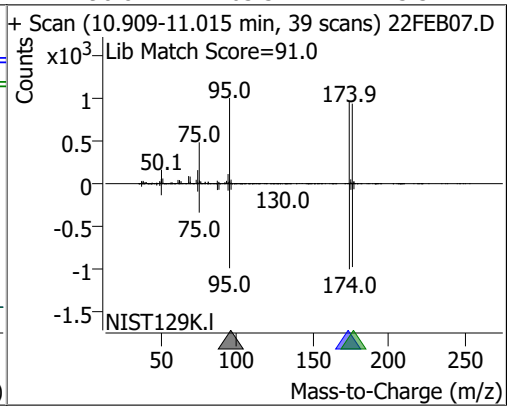

Compound	Conc.	Exp RT	QIon	Exp Ratio	QIon	Exp Ratio
Bromobenzene	N.D.	11.09	77.0	143.5	158.0	96.1

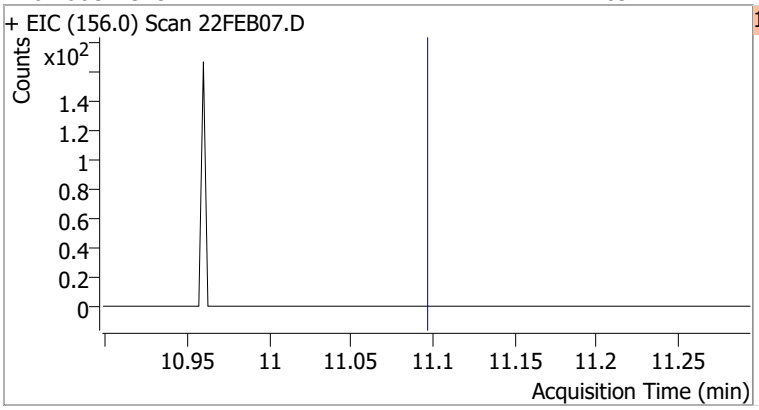

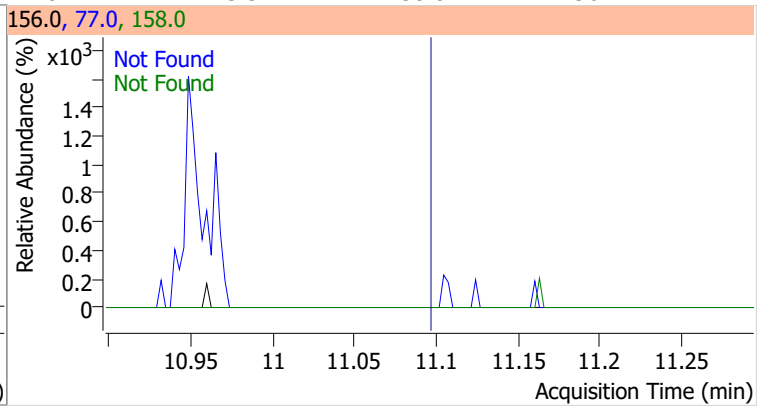

Compound	Conc.	Exp RT	QIon	Exp Ratio
1,1,2,2-Tetrachloroethane	N.D.	11.11	85.0	63.3

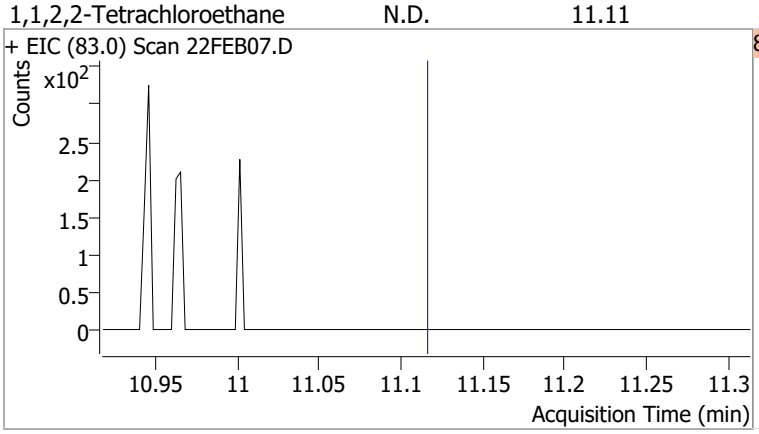

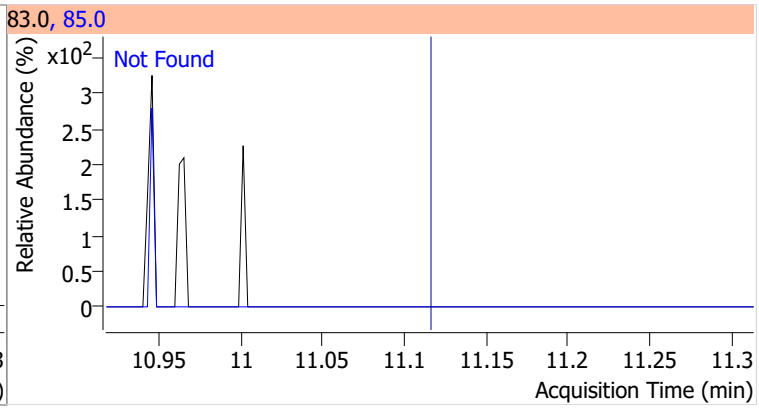

Compound	Conc.	Exp RT	QIon	Exp Ratio
1,2,3-Trichloropropane	N.D.	11.15	112.0	65.8

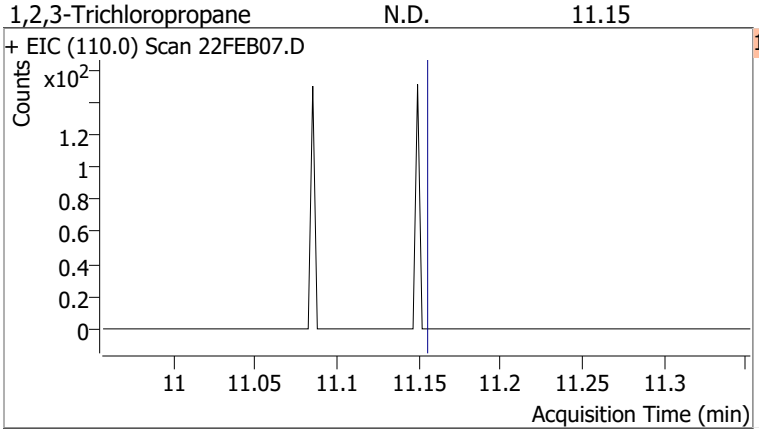

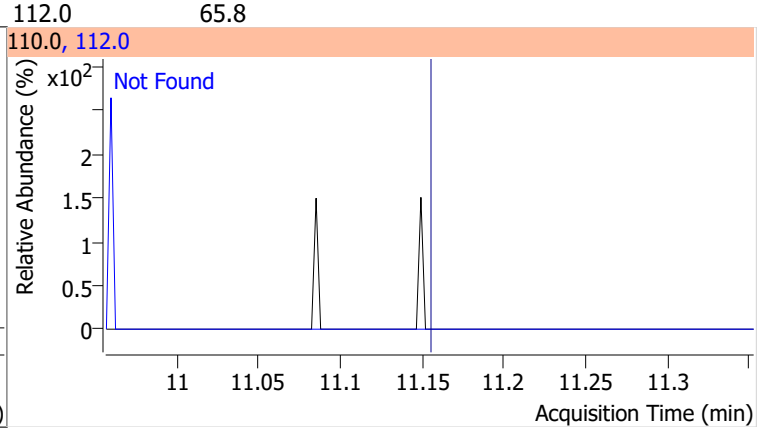

Compound	Conc.	Exp RT	QIon	Exp Ratio
2-Chlorotoluene	N.D.	11.29	91.0	276.2

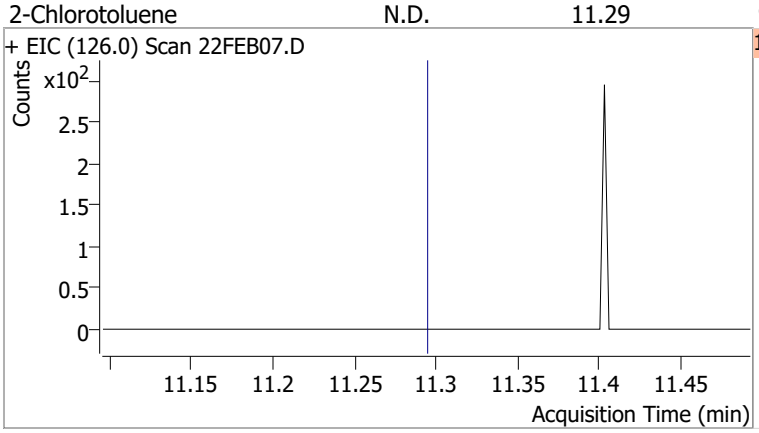

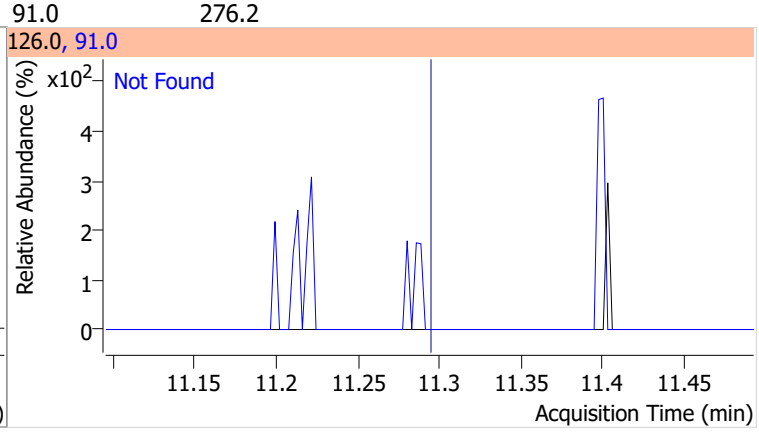

Compound	Conc.	RT	Dev(Min)	Resp.	QIon	QRatio	Lower	Upper
4-Chlorotoluene	0.0630	11.40	0.00	156 (m)	126.0	31.8	1.3	61.3

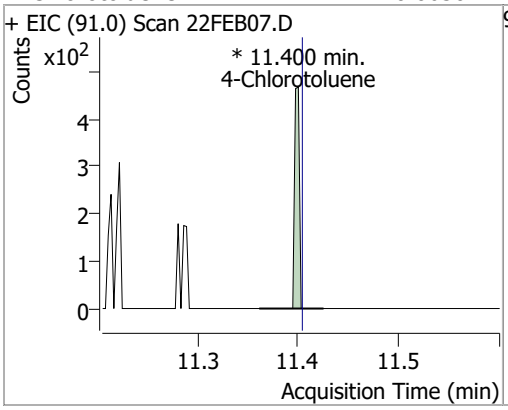

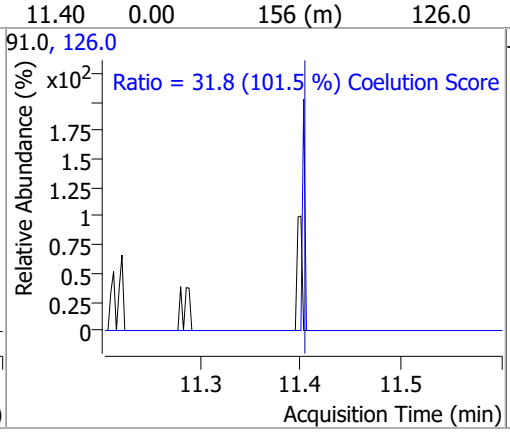

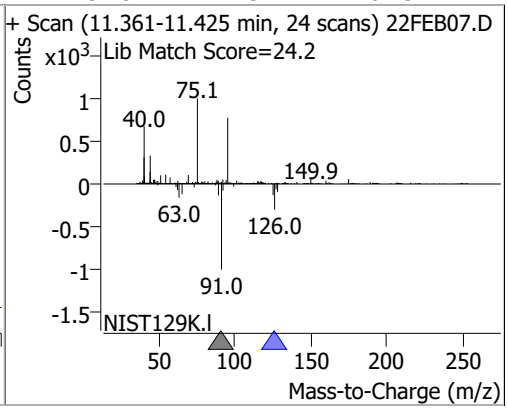

Compound	Conc.	Exp RT	QIon	Exp Ratio	QIon	Exp Ratio
1,3-Dichlorobenzene	N.D.	12.03	148.0	62.8	111.0	38.7

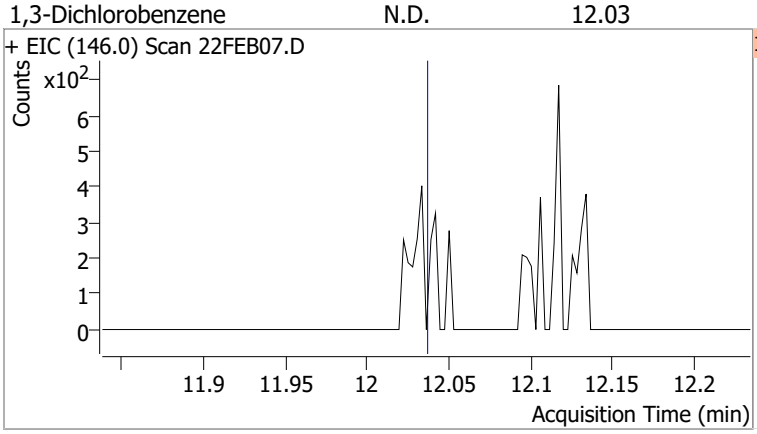

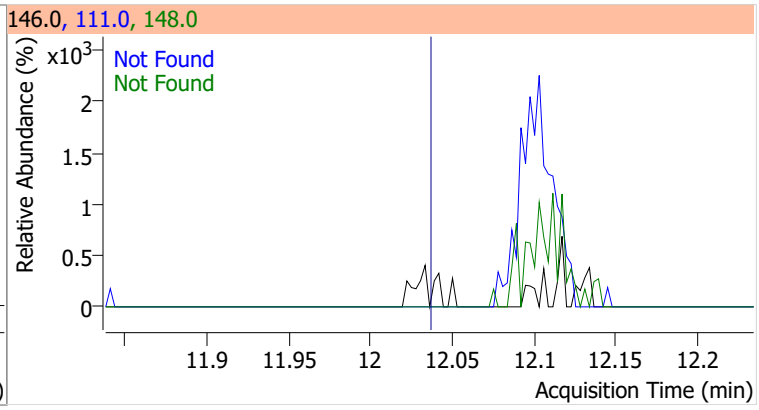

Compound	Conc.	Exp RT	QIon	Exp Ratio	QIon	Exp Ratio
1,4-Dichlorobenzene	N.D.	12.12	148.0	63.7	111.0	38.7

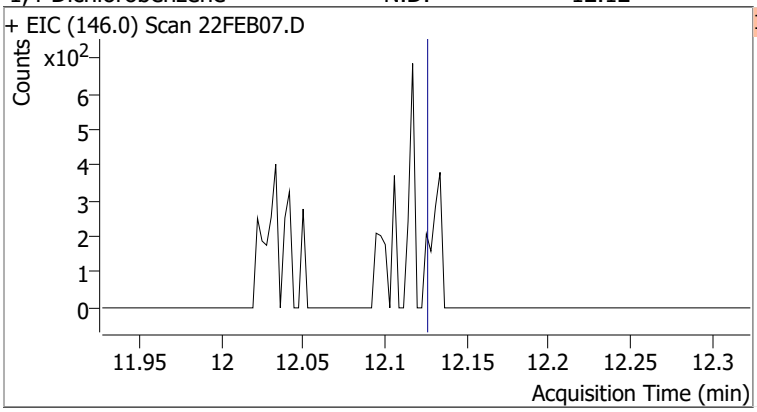

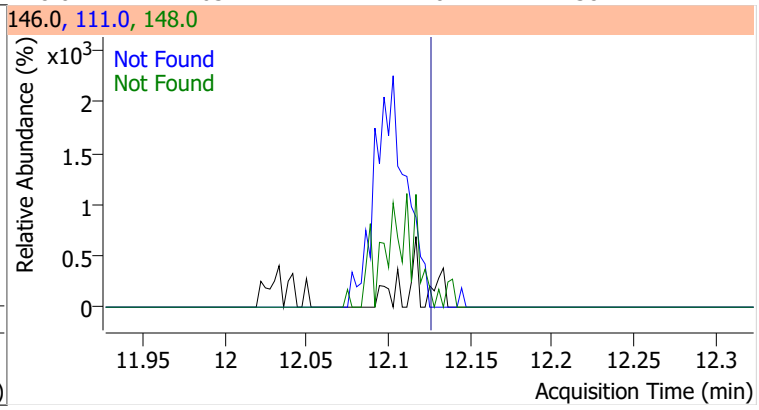

Compound	Conc.	Exp RT	QIon	Exp Ratio	QIon	Exp Ratio
1,2-Dichlorobenzene	N.D.	12.49	148.0	61.9	111.0	39.5

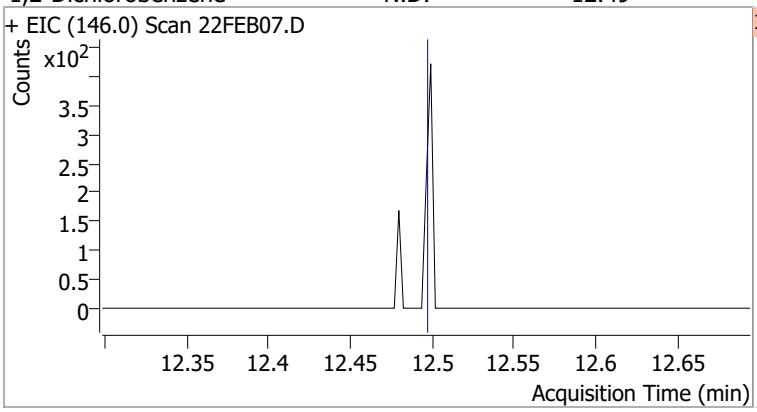

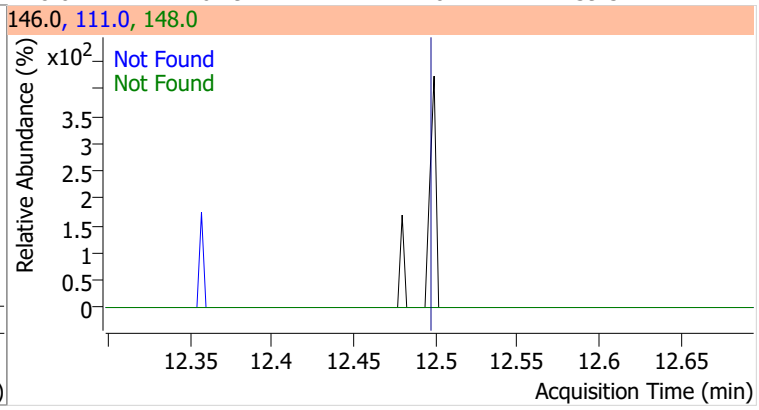

Quantitation Results Report (QT Reviewed)

Data File	22FEB08.D	Operator	MSC
Acq. Method	5975CACQF.M	Acq. Date-Time	2/22/2022 1:17:16 PM
Sample Name	B22021435-006F	Instrument	VOA5975C
Vial	8	Multiplier	1.00
DA Method File	VOA5975C_8260B_SHT_DoD_L4_011922.m	Comment	
Tune File	BFB_Atune3.u	Tune Date	10/11/2021 4:02:00 PM
Batch Name	VG022222_8260B.batch.bin	Last Calib Update	3/18/2022 11:09:24 AM
Ref Library	\\MASSHUNTER\Org\Library\NIST129K.l		

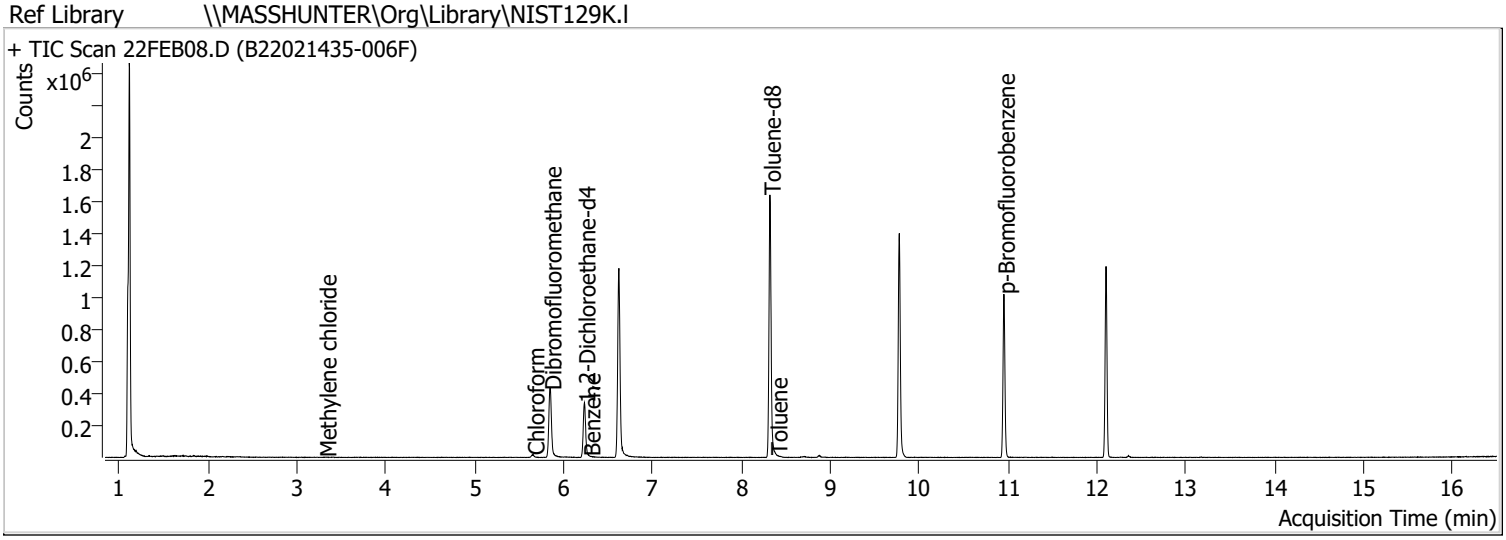

Compound	RT	QIon	Resp.	Conc.	Units		Dev(Min)
Internal Standards							
M Fluorobenzene	6.620	96.0	1018606	250.0000	ng		0.000
M Chlorobenzene-d5	9.774	82.0	396558	250.0000	ng		0.000
M 1,4-Dichlorobenzene-d4	12.100	152.0	286567	250.0000	ng		0.000
System Monitoring Compounds							
S Dibromofluoromethane	5.851	113.0	275783	279.5276	ng		0.000
Spiked Amount: 250.000	Range: 80.0 - 119.0%			Recovery = 111.81%			
S 1,2-Dichloroethane-d4	6.233	67.0	122968	288.5308	ng		0.003
Spiked Amount: 250.000	Range: 81.0 - 118.0%			Recovery = 115.41%			
S Toluene-d8	8.319	98.0	1018753	263.3250	ng		0.000
Spiked Amount: 250.000	Range: 89.0 - 112.0%			Recovery = 105.33%			
S p-Bromofluorobenzene	10.951	95.0	287008	271.2556	ng		0.003
Spiked Amount: 250.000	Range: 85.0 - 114.0%			Recovery = 108.50%			
Target Compounds							**QValue**
T Dichlorodifluoromethane	0.000		0	N.D.			
T Chloromethane	0.000		0	N.D.			
T Vinyl chloride	0.000		0	N.D.			
T Bromomethane	0.000		0	N.D.			
T Chloroethane	0.000		0	N.D.			
T Trichlorofluoromethane	0.000		0	N.D.			
T 1,1-Dichloroethene	0.000		0	N.D.			
T Methylene chloride	3.321	49.0	1241	0.8332	ng	m	85
T trans-1,2-Dichloroethene	0.000		0	N.D.			
T Methyl tert-butyl ether (MTBE)	0.000		0	N.D.			
T 1,1-Dichloroethane	0.000		0	N.D.			
T 2,2-Dichloropropane	0.000		0	N.D.			
T cis-1,2-Dichloroethene	0.000		0	N.D.			
T Methyl ethyl ketone	0.000		0	N.D.			
T Bromochloromethane	0.000		0	N.D.			
T Chloroform	5.661	83.0	13360	6.7576	ng	m	97

Compound	RT	QIon	Resp.	Conc.	Units		Dev(Min)
T 1,1,1-Trichloroethane	0.000		0	N.D.			
T Carbon tetrachloride	6.038	117.0	0		ng	md	1
T 1,1-Dichloropropene	0.000		0	N.D.			
T Benzene	6.289	78.0	537	0.1320	ng	m	75
T 1,2-Dichloroethane	0.000		0	N.D.			
T Trichloroethene	0.000		0	N.D.			
T 1,2-Dichloropropane	0.000		0	N.D.			
T Dibromomethane	0.000		0	N.D.			
T Bromodichloromethane	0.000		0	N.D.			
T cis-1,3-Dichloropropene	0.000		0	N.D.			
T Toluene	8.394	92.0	664	0.2576	ng	m	88
T trans-1,3-Dichloropropene	0.000		0	N.D.			
T 1,1,2-Trichloroethane	0.000		0	N.D.			
T Tetrachloroethene	0.000		0	N.D.			
T 1,3-Dichloropropane	0.000		0	N.D.			
T Chlorodibromomethane	0.000		0	N.D.			
T 1,2-Dibromoethane	0.000		0	N.D.			
T Chlorobenzene	0.000		0	N.D.			
T 1,1,1,2-Tetrachloroethane	0.000		0	N.D.			
T Ethylbenzene	0.000		0	N.D.			
T m+p-Xylenes	0.000		0	N.D.			
T o-Xylene	0.000		0	N.D.			
T Styrene	0.000		0	N.D.			
T Bromoform	0.000		0	N.D.			
T Bromobenzene	0.000		0	N.D.			
T 1,1,2,2-Tetrachloroethane	0.000		0	N.D.			
T 1,2,3-Trichloropropane	0.000		0	N.D.			
T 2-Chlorotoluene	0.000		0	N.D.			
T 4-Chlorotoluene	0.000		0	N.D.			
T 1,3-Dichlorobenzene	0.000		0	N.D.			
T 1,4-Dichlorobenzene	0.000		0	N.D.			
T 1,2-Dichlorobenzene	0.000		0	N.D.			

(#) = Qualifier Out of Range; (m) = Manual Integration; (+) = Area Summed; (*) = Surrogate Percent Recovery Out of Range; (d): Zeroed Peak

Compound	Conc.	Exp RT	QIon	Exp Ratio
Dichlorodifluoromethane	N.D.	1.24	87.0	31.8

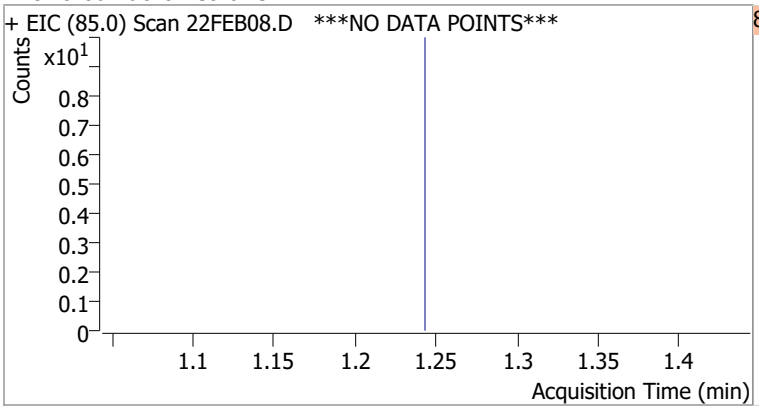

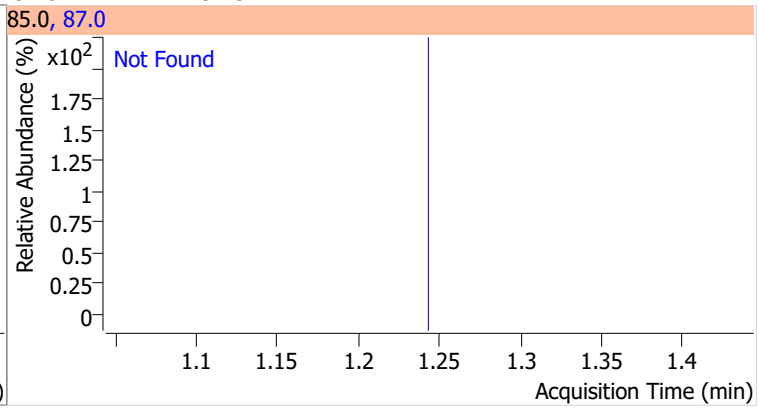

Compound	Conc.	Exp RT	QIon	Exp Ratio
Chloromethane	N.D.	1.41	52.0	32.4

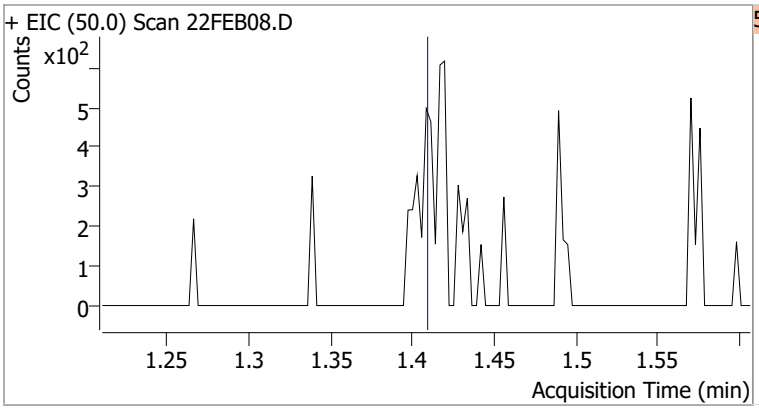

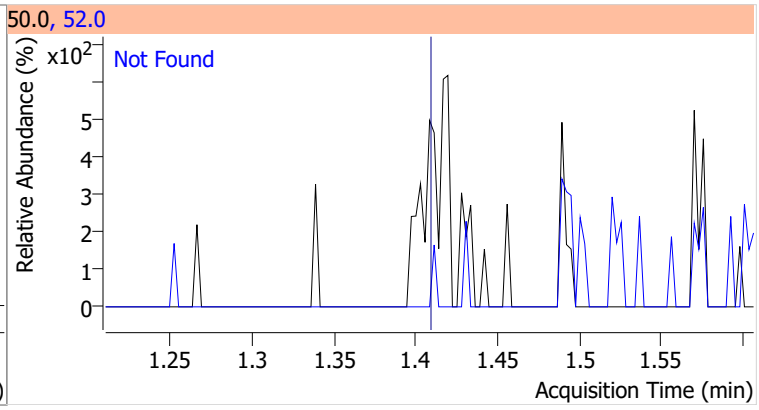

Compound	Conc.	Exp RT	QIon	Exp Ratio
Vinyl chloride	N.D.	1.50	64.0	31.3

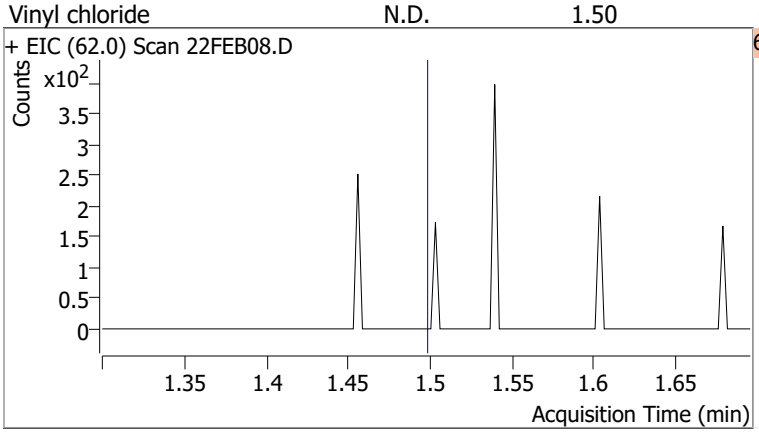

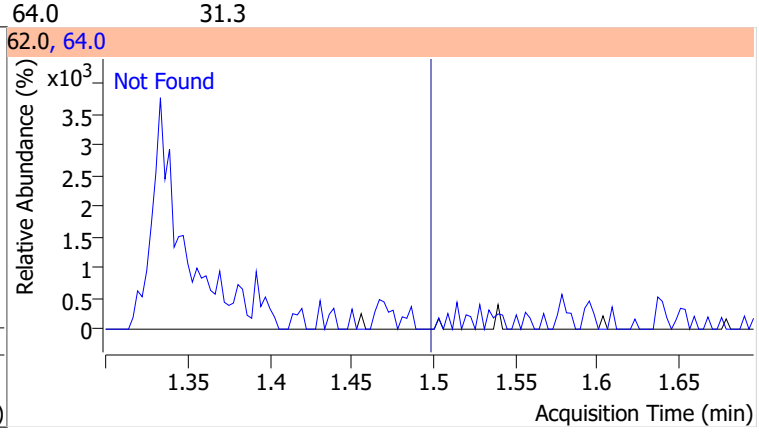

Compound	Conc.	Exp RT	QIon	Exp Ratio
Bromomethane	N.D.	1.80	94.0	110.1

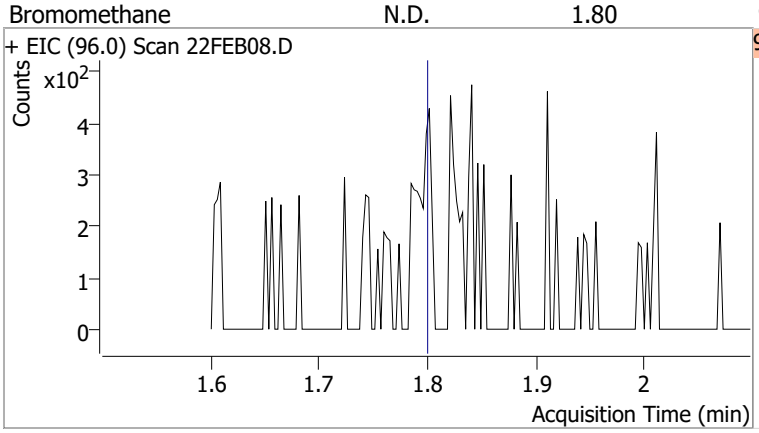

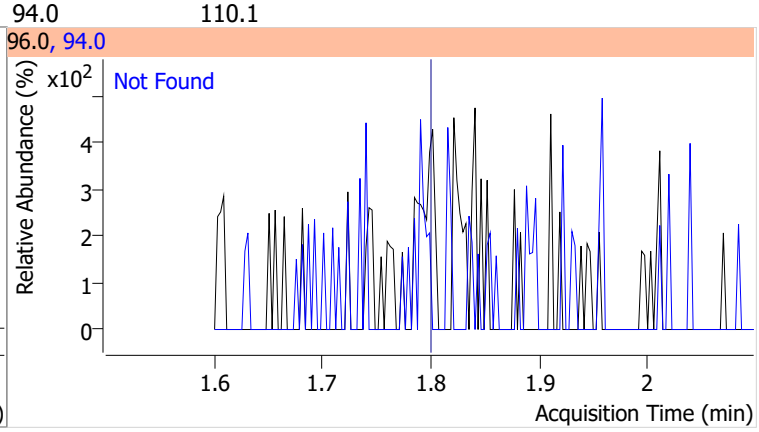

Compound	Conc.	Exp RT	QIon	Exp Ratio
Chloroethane	N.D.	1.90	66.0	30.0

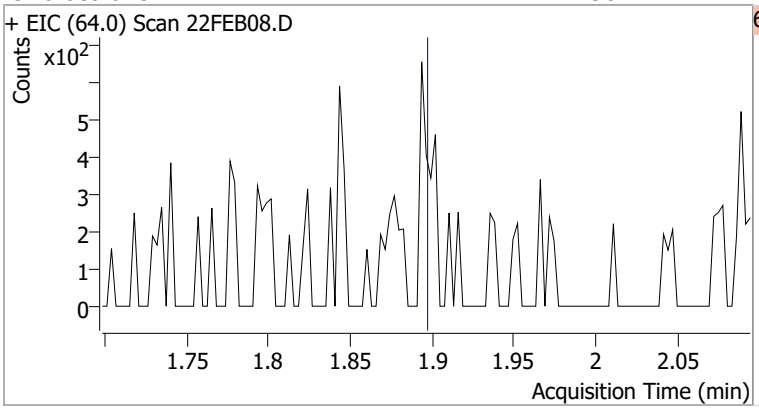

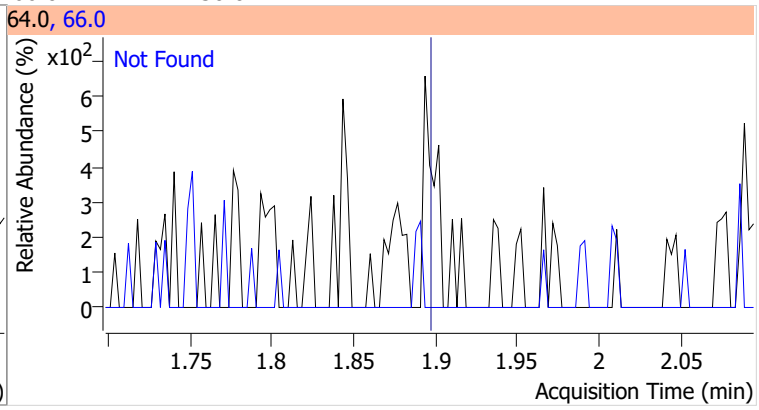

Compound	Conc.	Exp RT	QIon	Exp Ratio
Trichlorofluoromethane	N.D.	2.15	103.0	65.0

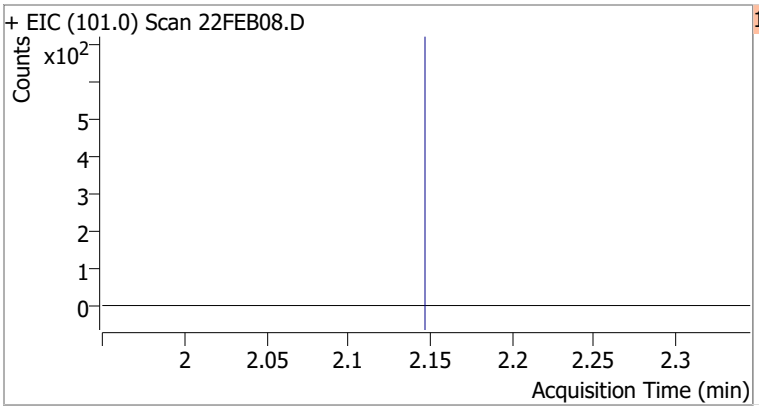

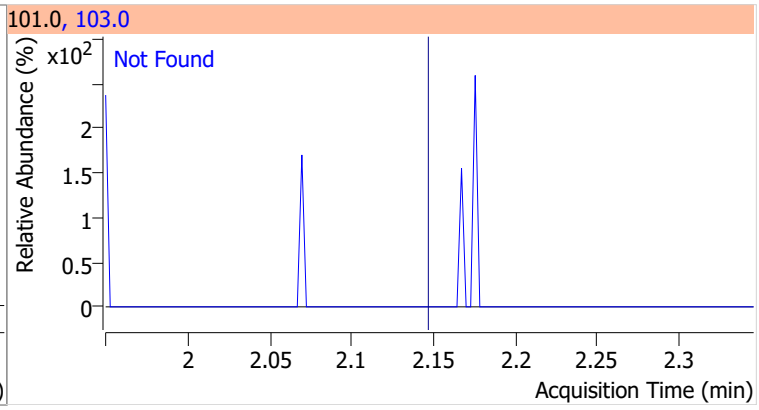

Compound	Conc.	Exp RT	QIon	Exp Ratio	QIon	Exp Ratio
1,1-Dichloroethene	N.D.	2.70	61.0	179.9	63.0	57.0

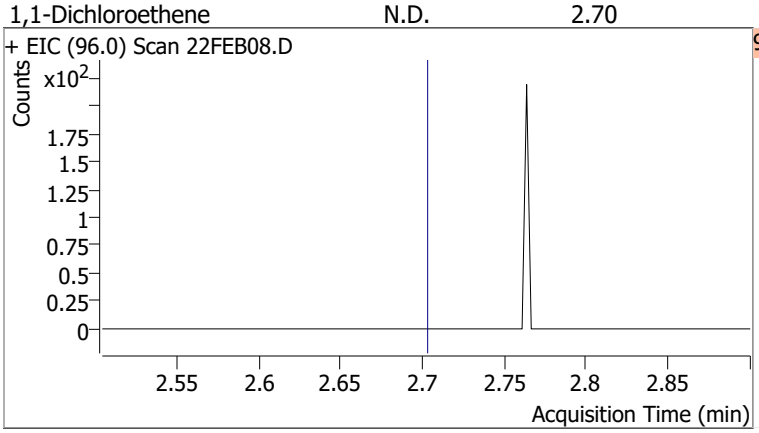

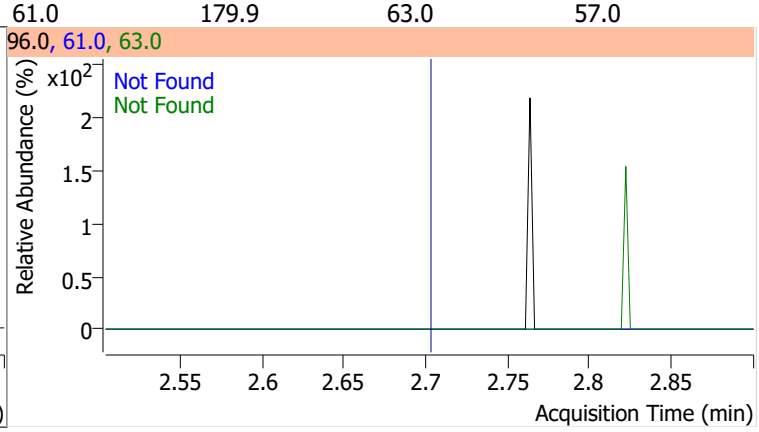

Compound	Conc.	RT	Dev(Min)	Resp.	QIon	QRatio	Lower	Upper
Methylene chloride	0.8332	3.32	-0.01	1241 (m)	84.0	53.0	36.1	96.1
					86.0	33.6	11.8	71.8

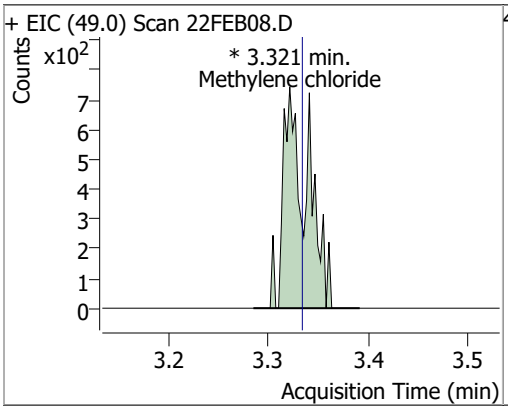

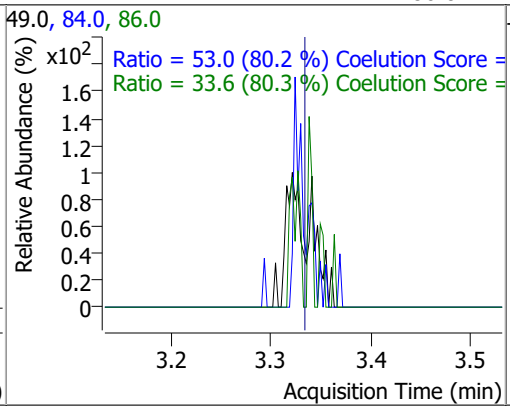

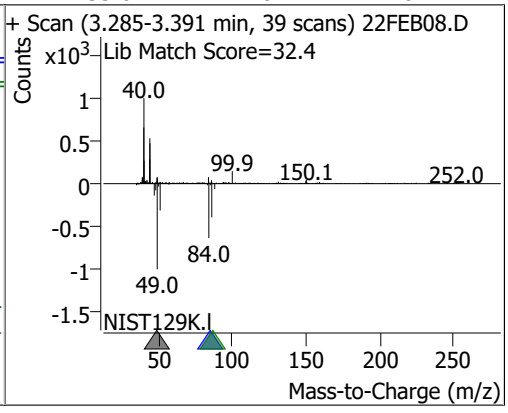

Compound	Conc.	Exp RT	QIon	Exp Ratio	QIon	Exp Ratio
trans-1,2-Dichloroethene	N.D.	3.72	61.0	154.8	98.0	62.1

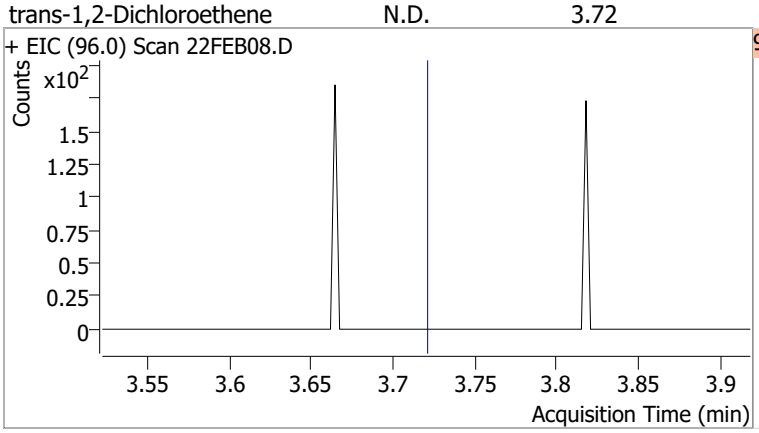

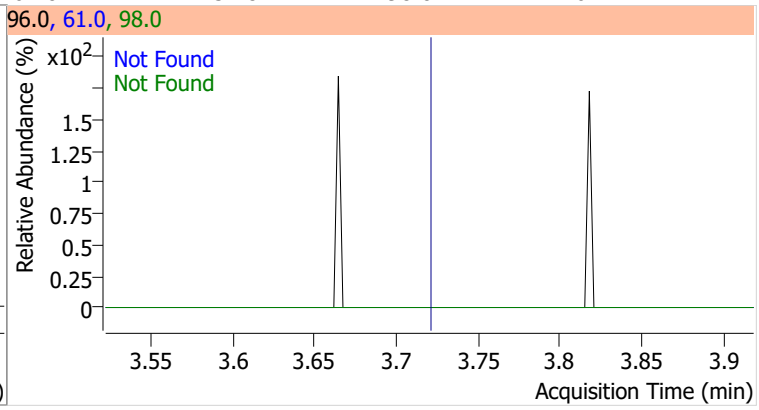

Compound	Conc.	Exp RT	QIon	Exp Ratio
Methyl tert-butyl ether (MTBE)	N.D.	3.75	57.0	24.6

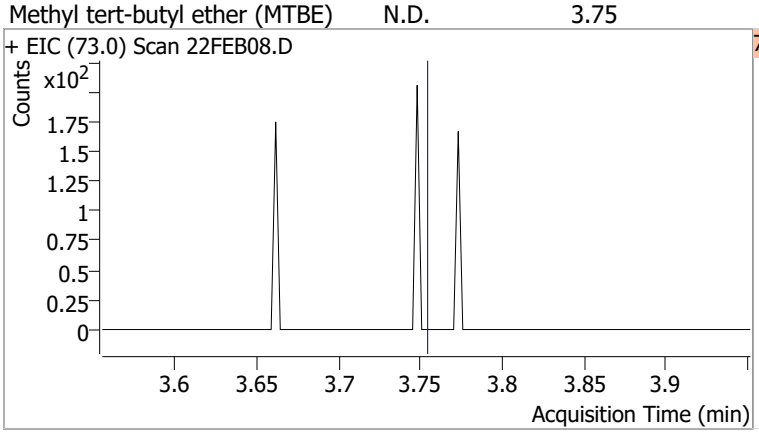

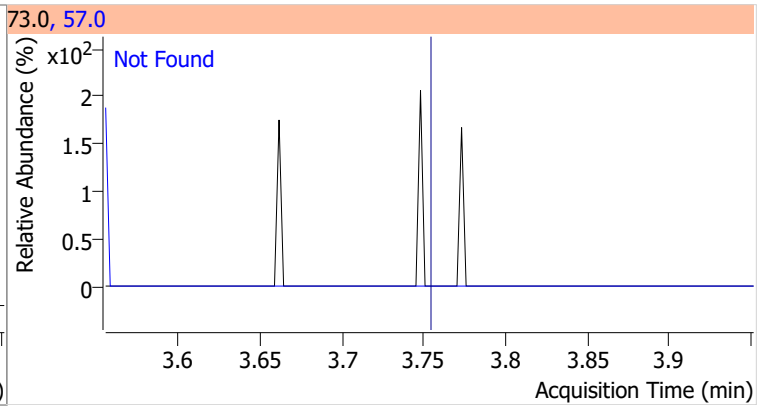

Compound	Conc.	Exp RT	QIon	Exp Ratio	QIon	Exp Ratio
1,1-Dichloroethane	N.D.	4.38	65.0	31.0	83.0	12.7

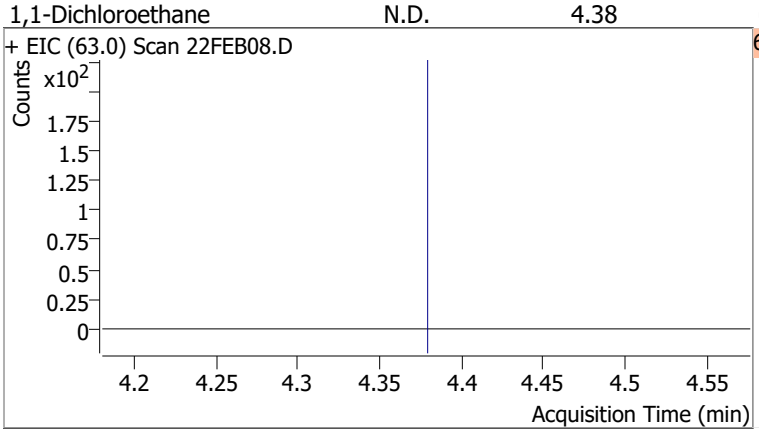

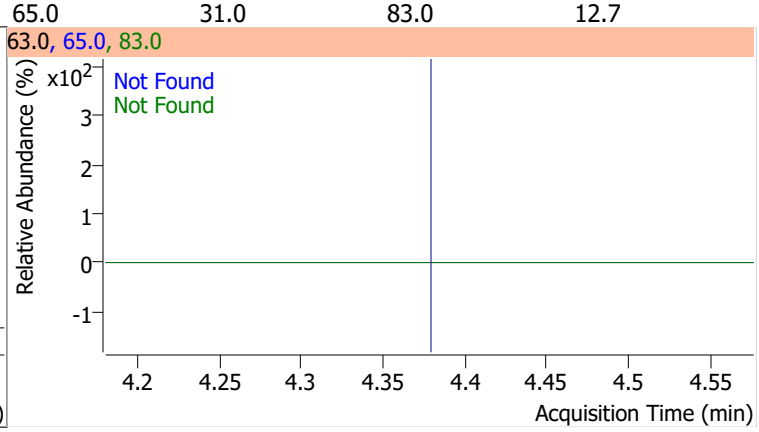

Compound	Conc.	Exp RT	QIon	Exp Ratio	QIon	Exp Ratio
2,2-Dichloropropane	N.D.	5.19	41.0	68.8	97.0	23.9

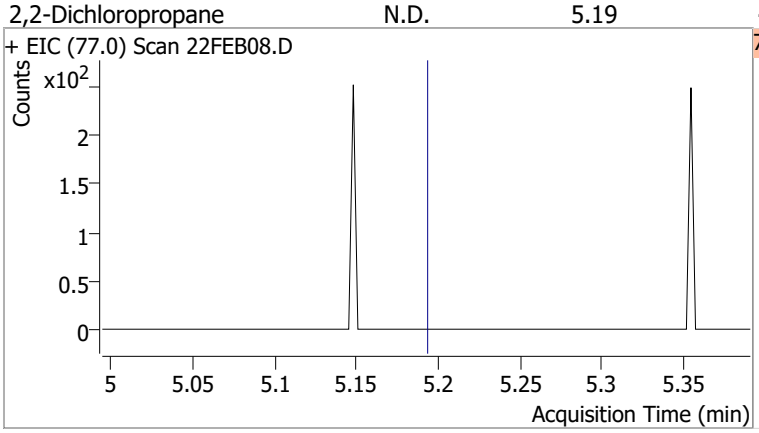

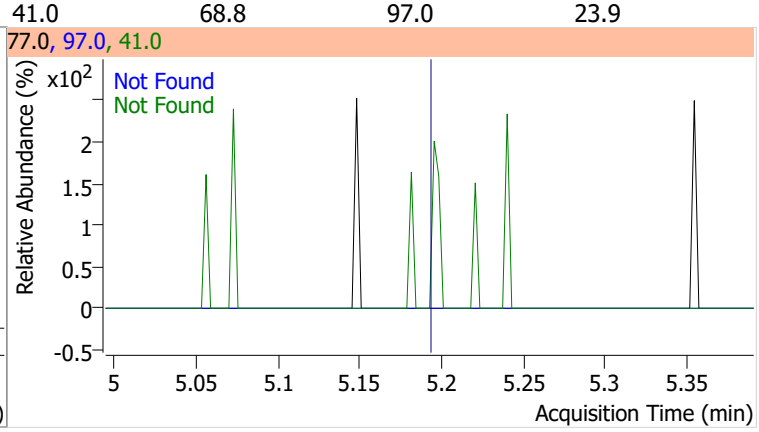

Compound	Conc.	Exp RT	QIon	Exp Ratio	QIon	Exp Ratio
cis-1,2-Dichloroethene	N.D.	5.21	61.0	160.4	98.0	66.2

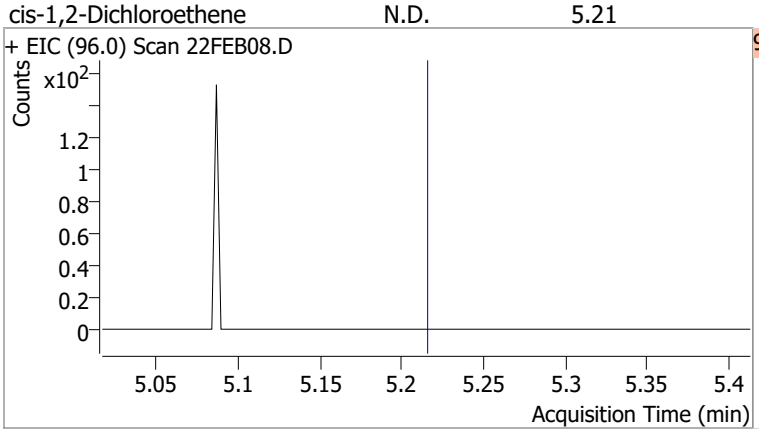

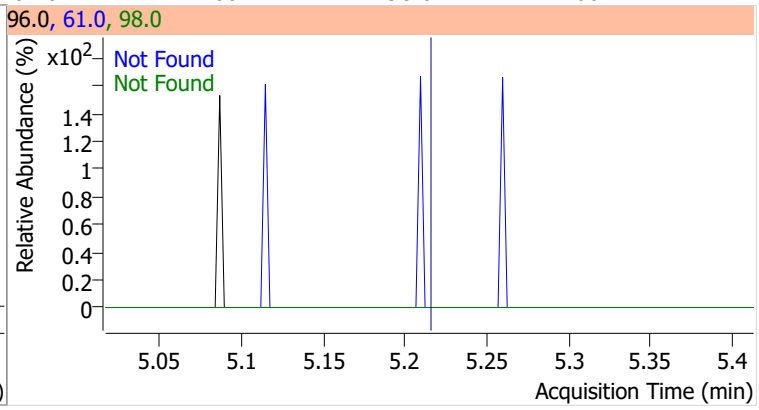

Compound	Conc.	Exp RT	QIon	Exp Ratio
Methyl ethyl ketone	N.D.	5.28	72.0	20.6

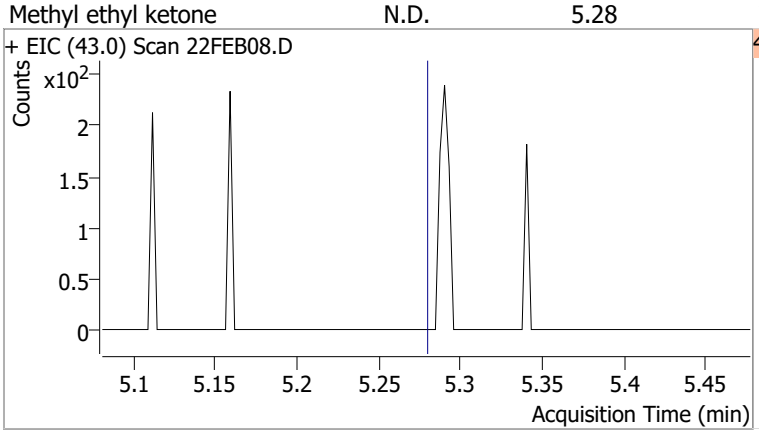

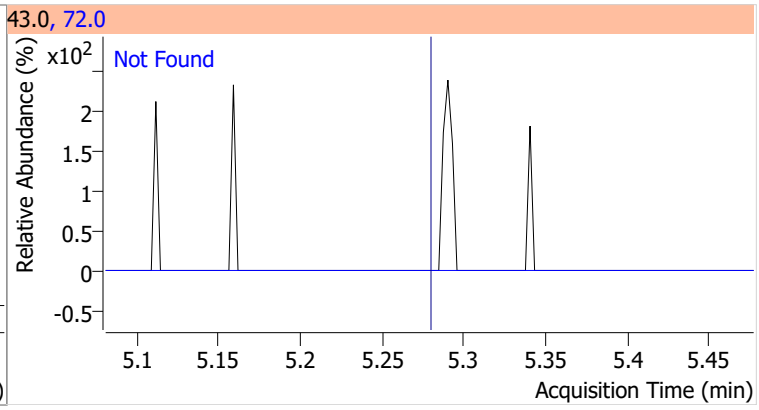

Compound	Conc.	Exp RT	QIon	Exp Ratio
Bromochloromethane	N.D.	5.52	49.0	182.2

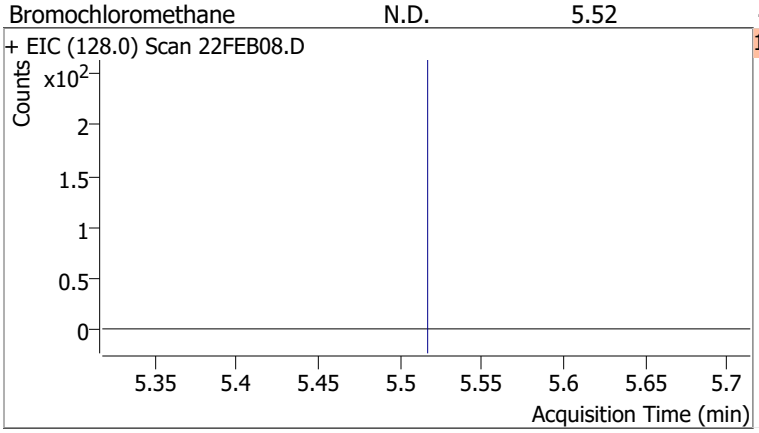

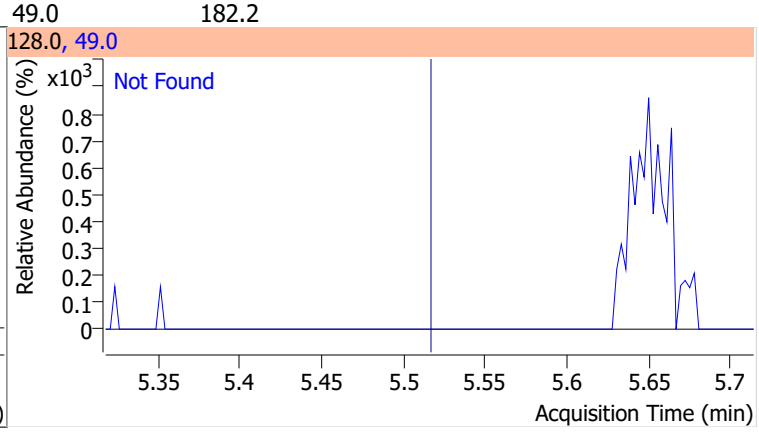

Compound	Conc.	RT	Dev(Min)	Resp.	QIon	QRatio	Lower	Upper
Chloroform	6.7576	5.66	0.01	13360 (m)	85.0	63.7	36.2	96.2

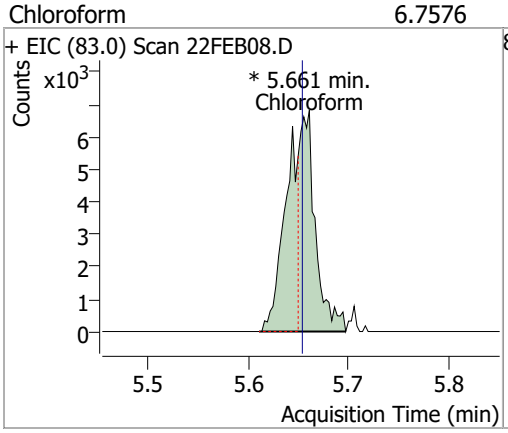

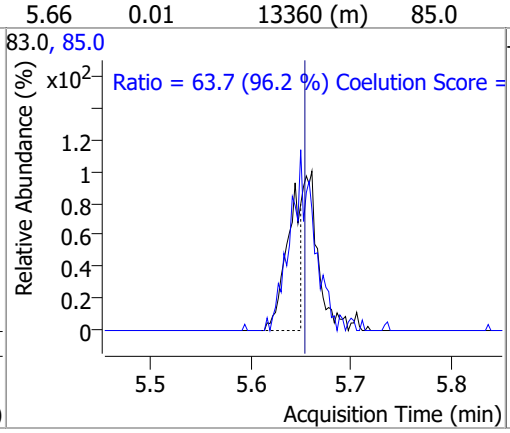

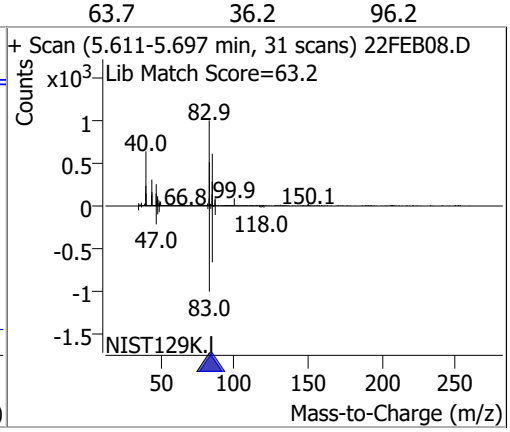

Compound	Conc.	Exp RT	QIon	Exp Ratio	QIon	Exp Ratio
1,1,1-Trichloroethane	N.D.	5.83	99.0	63.1	61.0	49.1

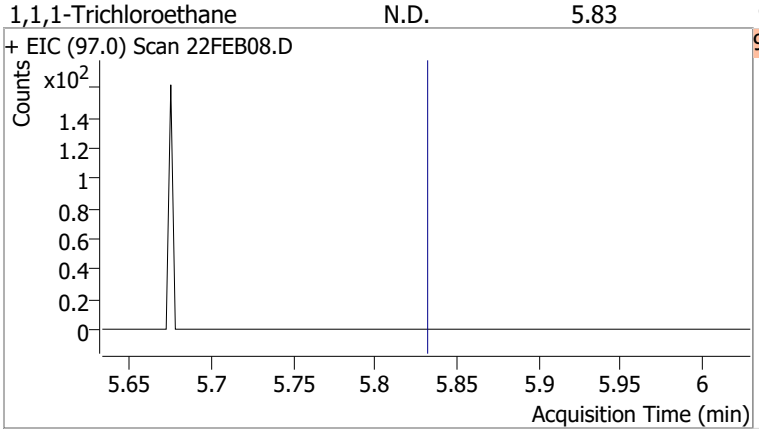

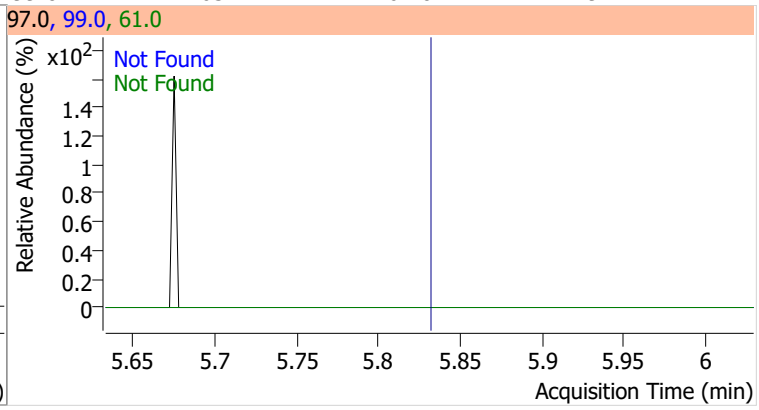

Compound	Conc.	RT	Dev(Min)	Resp.	QIon	QRatio	Lower	Upper
Dibromofluoromethane	279.5276	5.85	0.00	275783	191.5	20.7	0.0	53.2

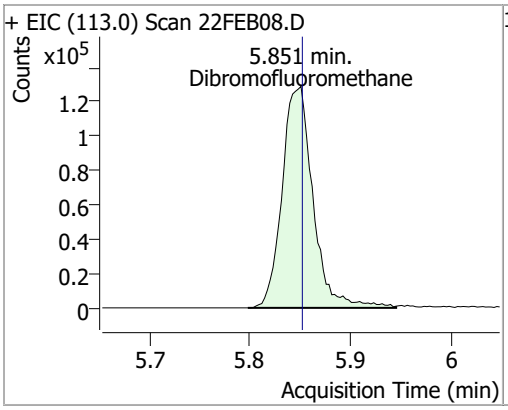

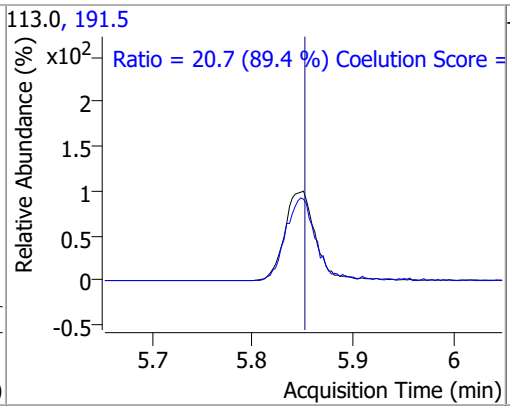

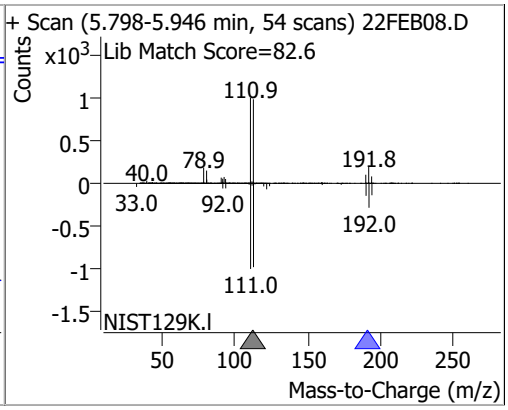

Compound	Conc.	RT	Dev(Min)	Resp.	QIon	QRatio	Lower	Upper
Carbon tetrachloride		0		0	119.0		67.6	127.6
					121.0		0.7	60.7

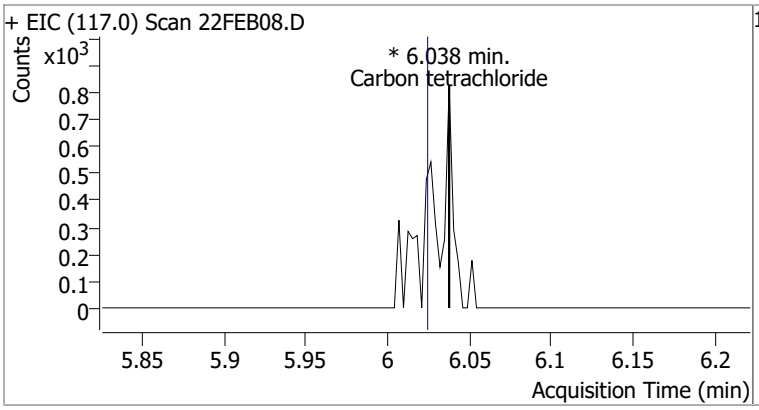

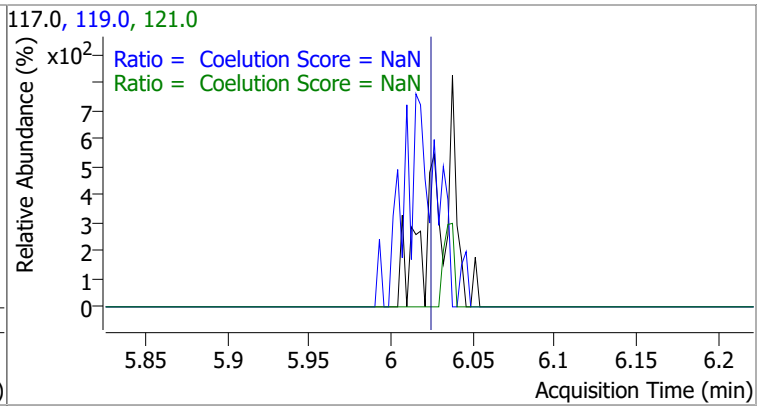

Compound	Conc.	Exp RT	QIon	Exp Ratio	QIon	Exp Ratio
1,1-Dichloropropene	N.D.	6.04	110.0	35.6	77.0	31.0

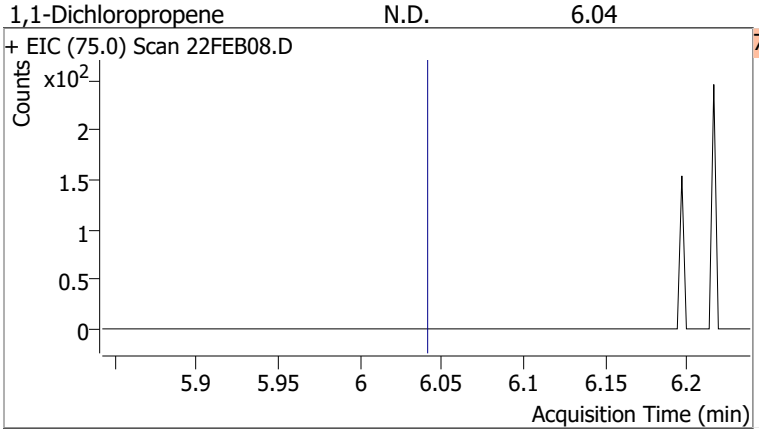

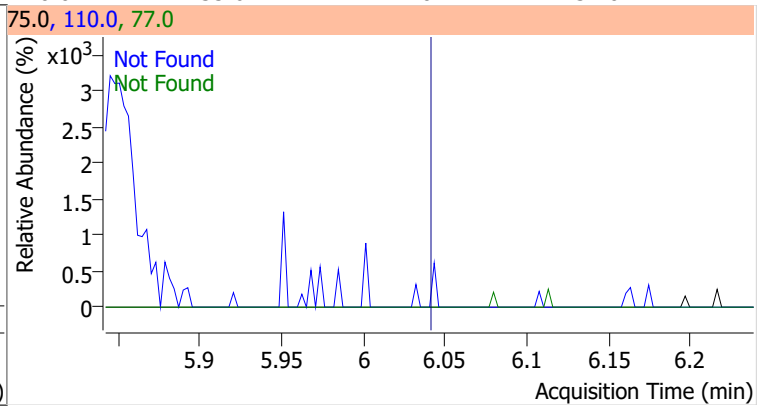

Compound	Conc.	RT	Dev(Min)	Resp.	QIon	QRatio	Lower	Upper
1,2-Dichloroethane-d4	288.5308	6.23	0.00	122968	65.0	200.1	162.8	222.8

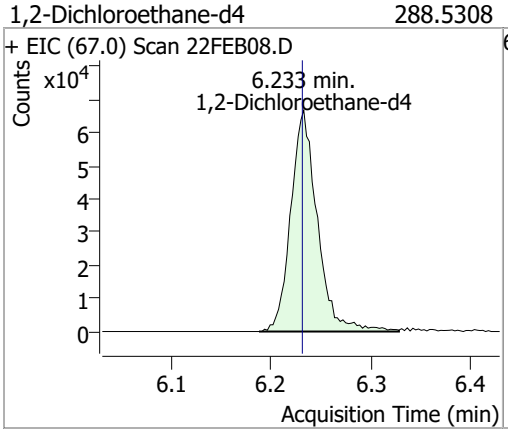

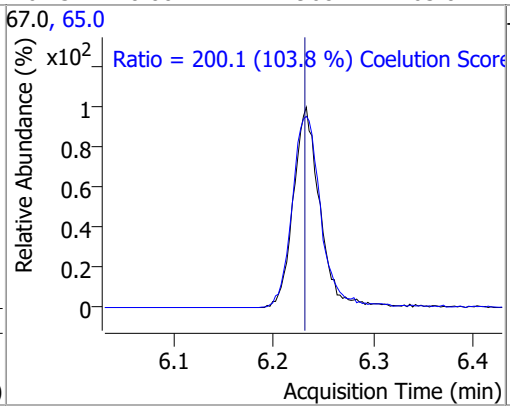

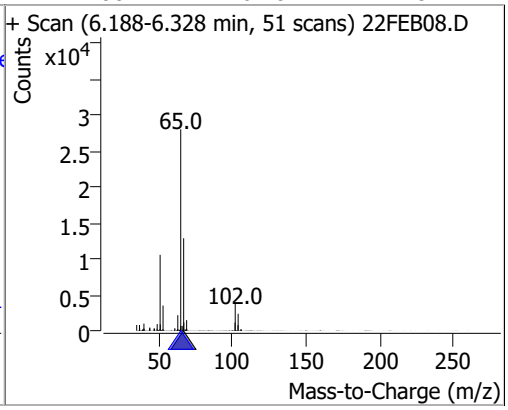

Compound	Conc.	RT	Dev(Min)	Resp.	QIon	QRatio	Lower	Upper
Benzene	0.1320	6.29	0.01	537 (m)	77.0	35.5	0.0	53.3

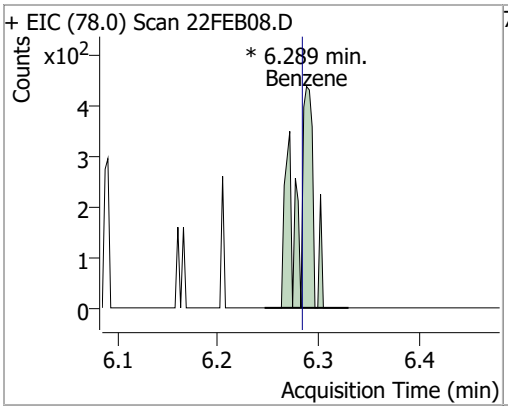

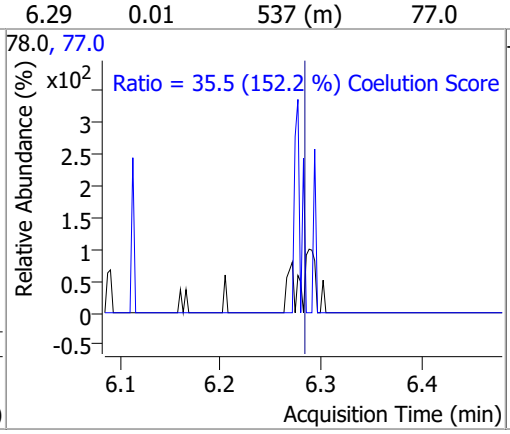

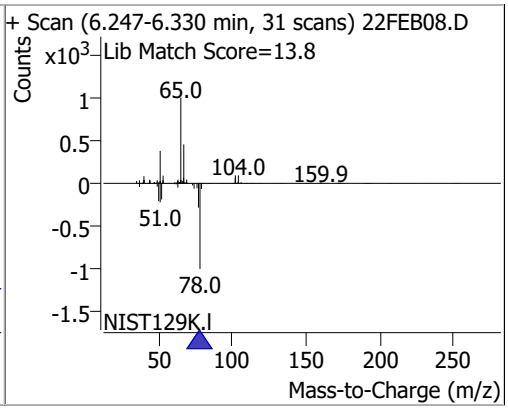

Compound	Conc.	Exp RT	QIon	Exp Ratio	QIon	Exp Ratio
1,2-Dichloroethane	N.D.	6.32	64.0	32.2	98.0	8.2

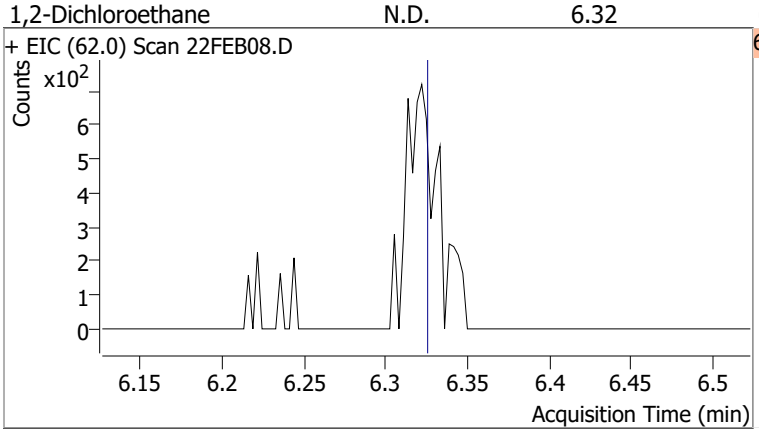

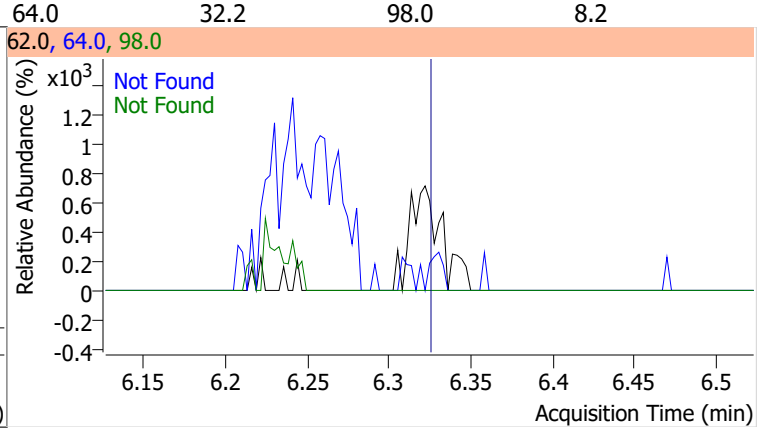

Compound	Conc.	Exp RT	QIon	Exp Ratio	QIon	Exp Ratio
Trichloroethene	N.D.	7.02	130.0	105.6	97.0	65.7

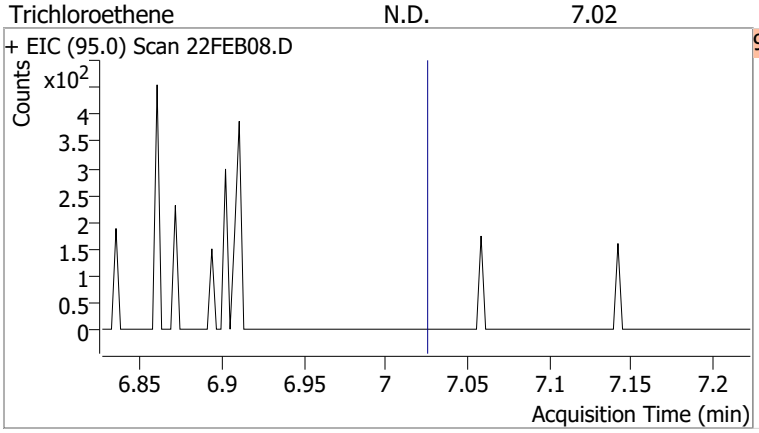

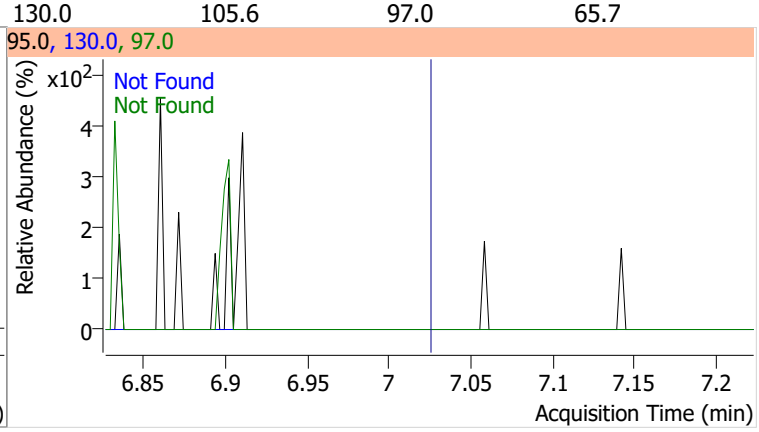

Compound	Conc.	Exp RT	QIon	Exp Ratio
1,2-Dichloropropane	N.D.	7.27	76.0	39.8

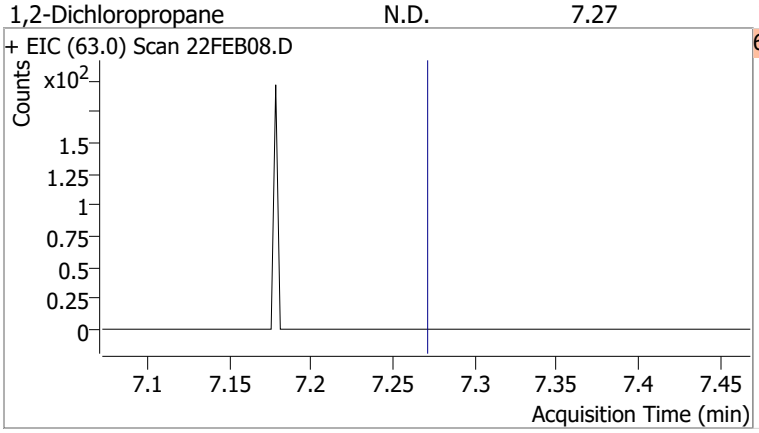

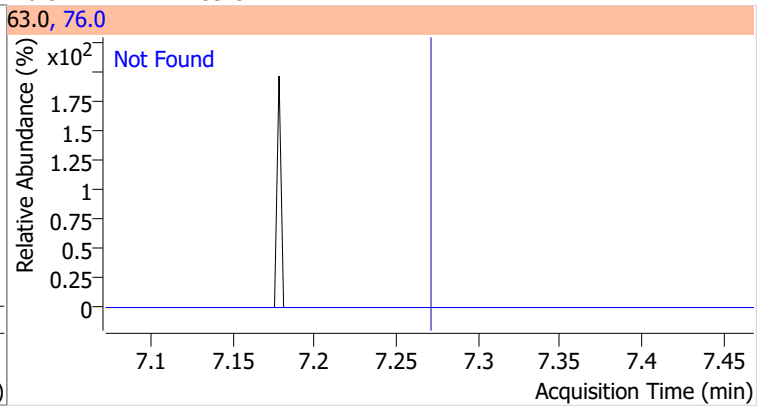

Compound	Conc.	Exp RT	QIon	Exp Ratio	QIon	Exp Ratio
Dibromomethane	N.D.	7.40	173.5	108.2	95.0	84.5

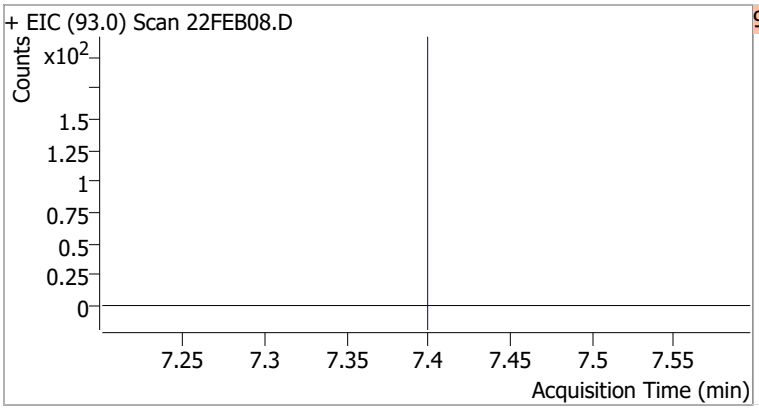

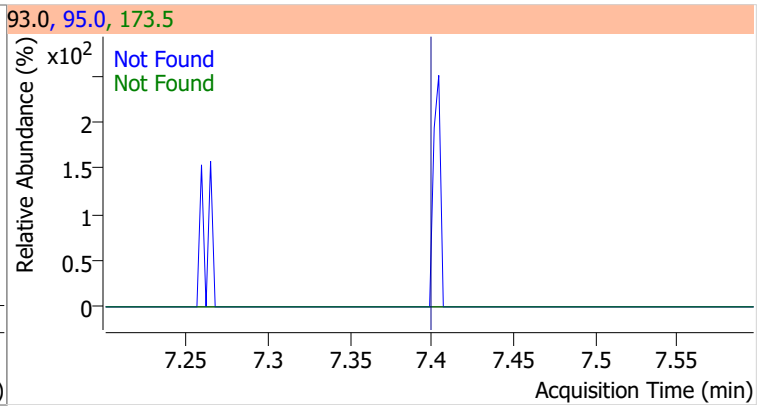

Compound	Conc.	Exp RT	QIon	Exp Ratio	QIon	Exp Ratio
Bromodichloromethane	N.D.	7.58	85.0	66.3	127.0	9.5

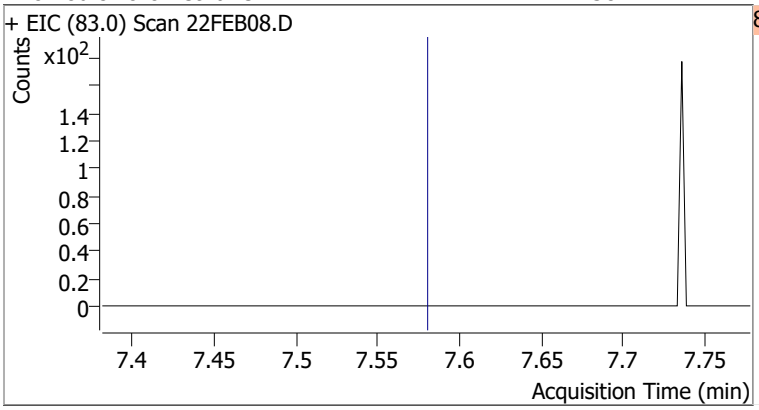

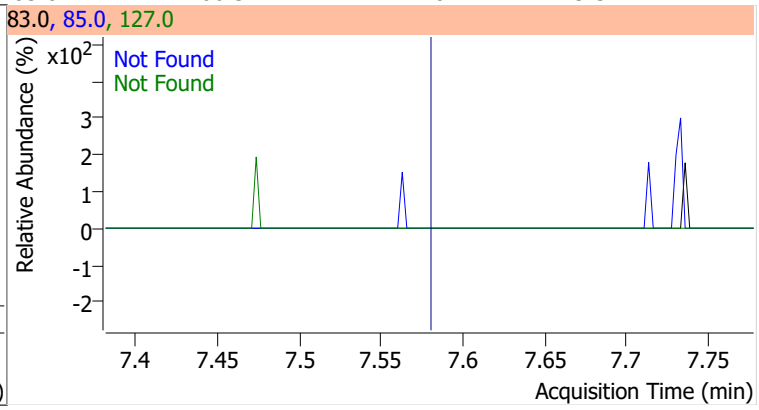

Compound	Conc.	Exp RT	QIon	Exp Ratio	QIon	Exp Ratio
cis-1,3-Dichloropropene	N.D.	8.06	39.0	52.5	77.0	31.8

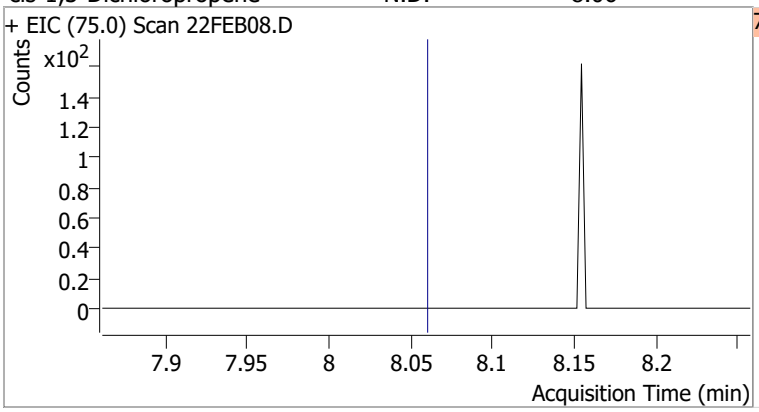

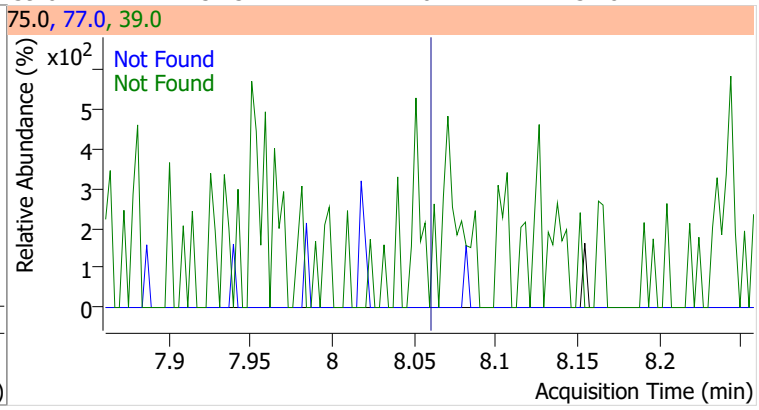

Compound	Conc.	RT	Dev(Min)	Resp.	QIon	QRatio	Lower	Upper
Toluene-d8	263.3250	8.32	0.00	1018753	100.0	64.1	34.3	94.3
					99.0	9.6	0.0	39.2

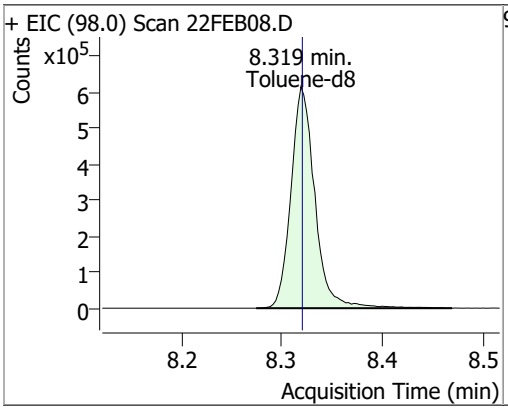

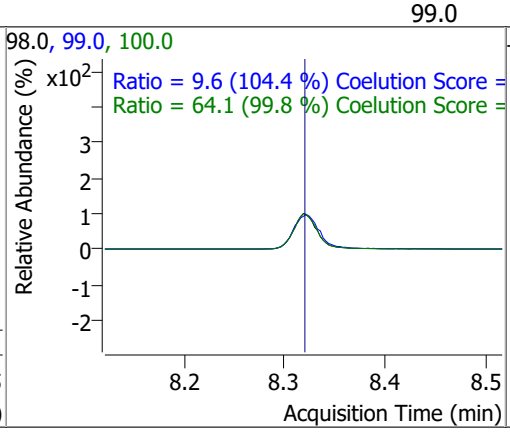

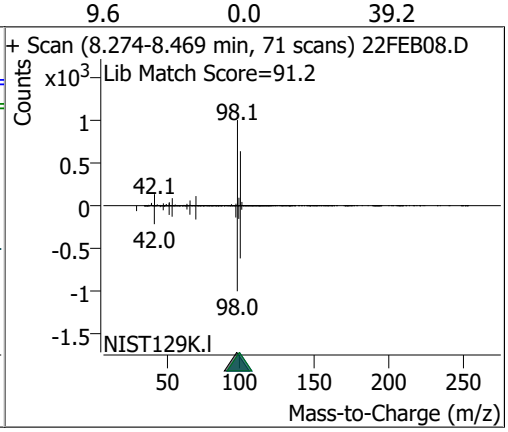

Compound	Conc.	RT	Dev(Min)	Resp.	QIon	QRatio	Lower	Upper
Toluene	0.2576	8.39	0.01	664 (m)	91.0	157.3	144.1	204.1

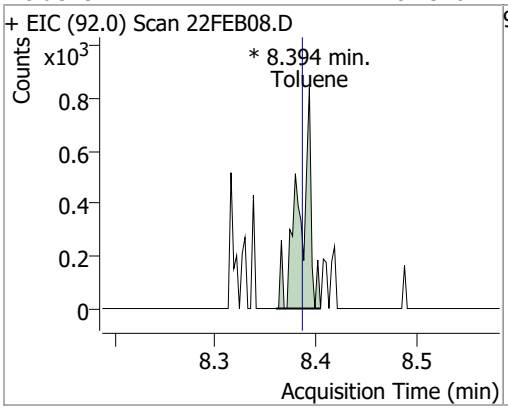

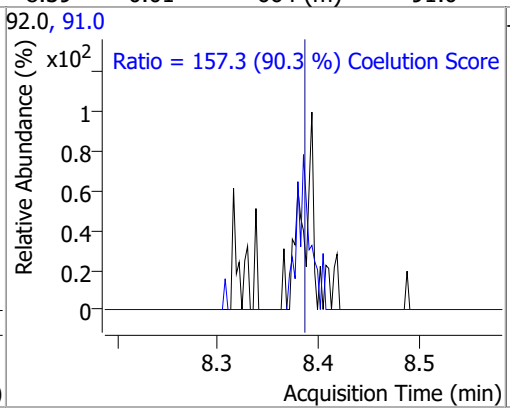

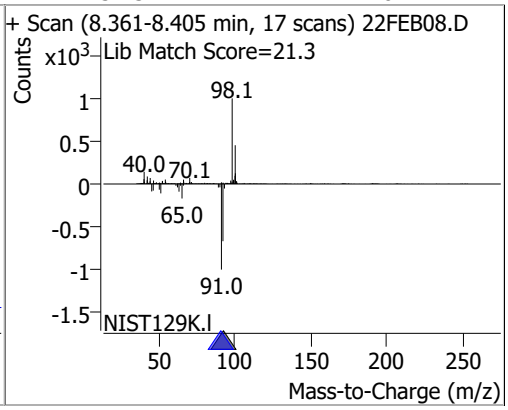

Compound	Conc.	Exp RT	QIon	Exp Ratio	QIon	Exp Ratio
trans-1,3-Dichloropropene	N.D.	8.64	39.0	53.0	77.0	31.0

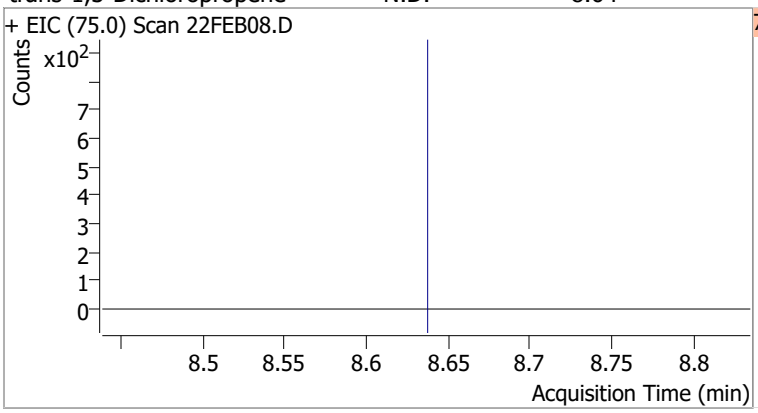

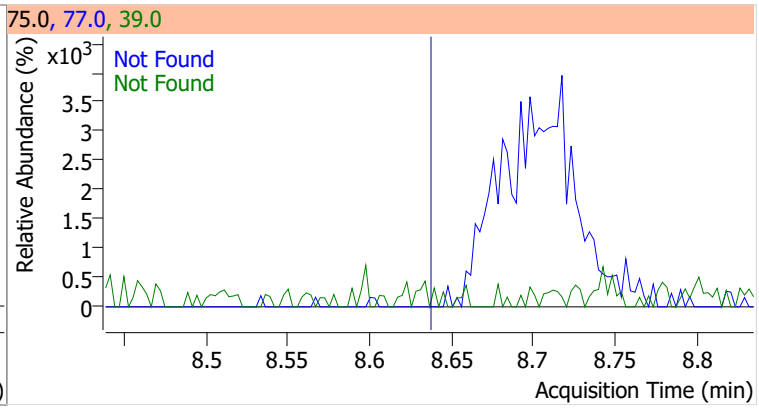

Compound	Conc.	Exp RT	QIon	Exp Ratio	QIon	Exp Ratio
1,1,2-Trichloroethane	N.D.	8.82	97.0	110.7	85.0	60.7

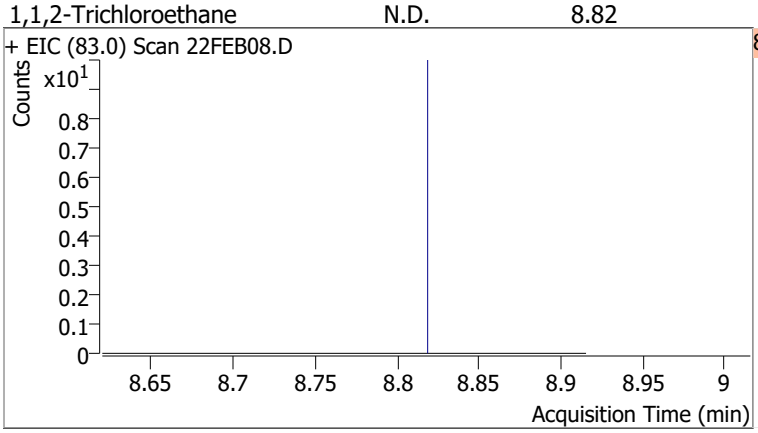

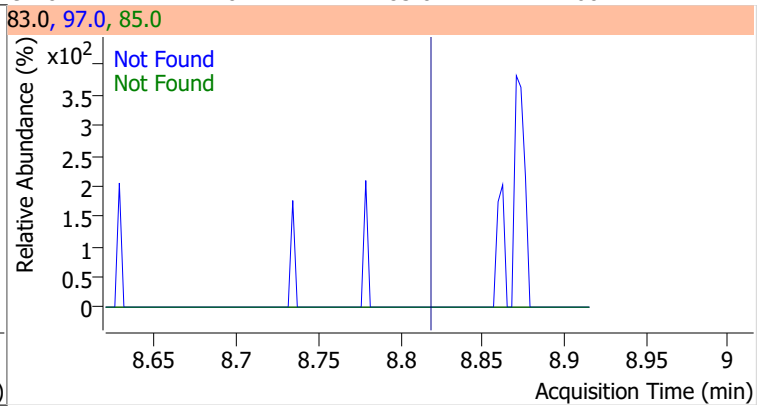

Compound	Conc.	Exp RT	QIon	Exp Ratio	QIon	Exp Ratio
Tetrachloroethene	N.D.	8.94	165.8	126.1	129.0	90.5

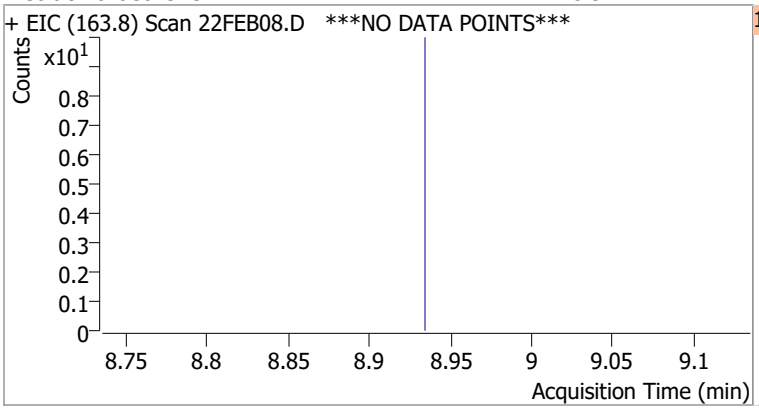

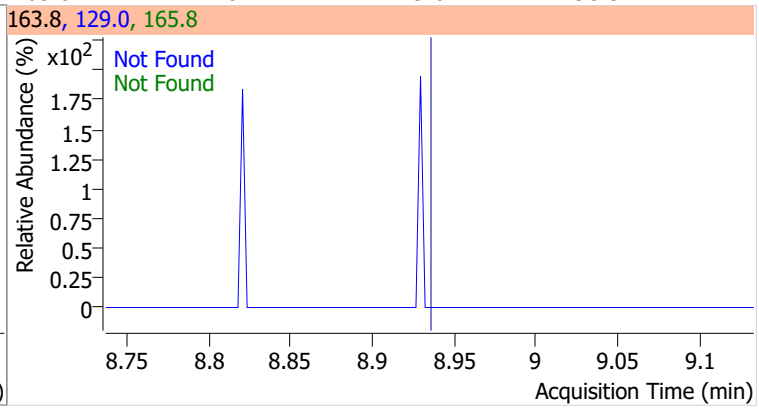

Compound	Conc.	Exp RT	QIon	Exp Ratio
1,3-Dichloropropane	N.D.	8.98	78.0	32.4

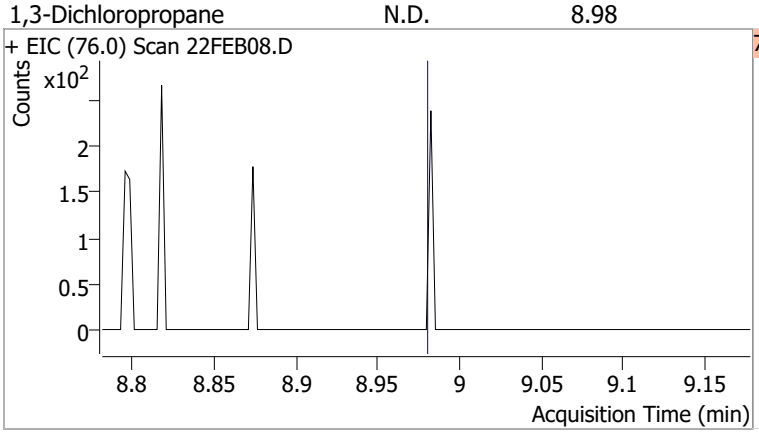

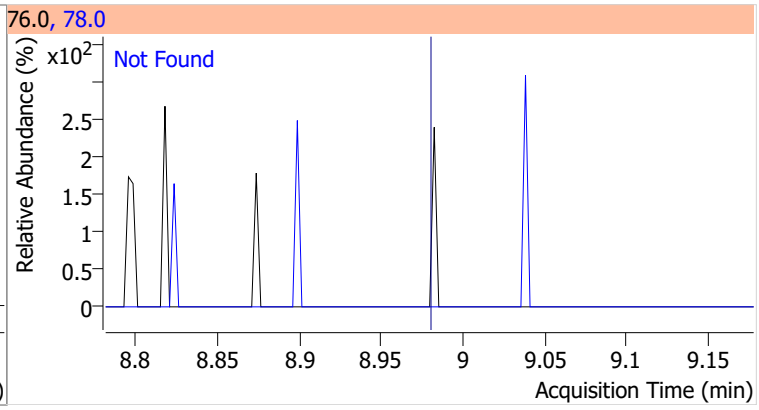

Compound	Conc.	Exp RT	QIon	Exp Ratio
Chlorodibromomethane	N.D.	9.21	127.0	77.2

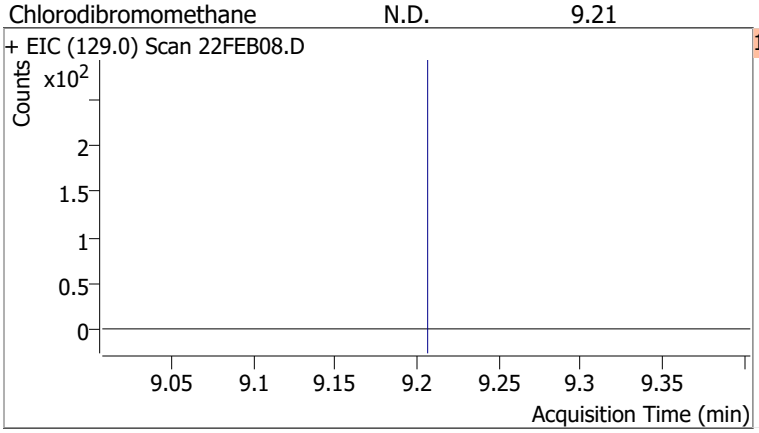

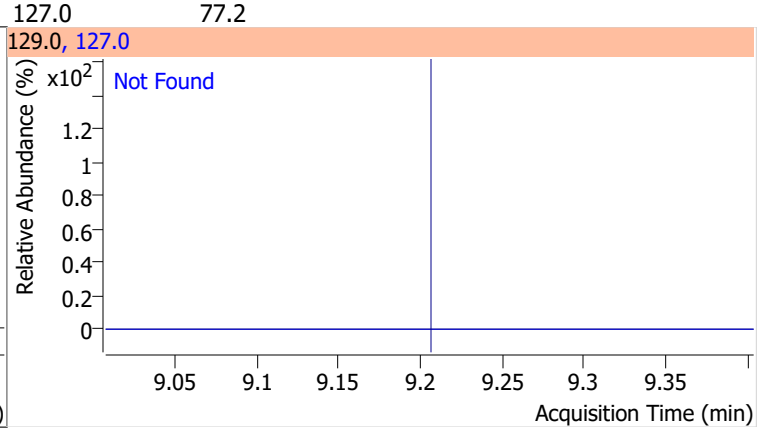

Compound	Conc.	Exp RT	QIon	Exp Ratio
1,2-Dibromoethane	N.D.	9.30	109.0	91.5

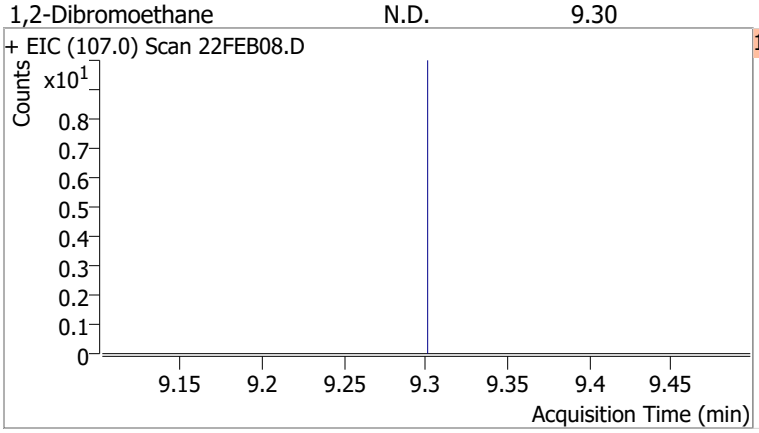

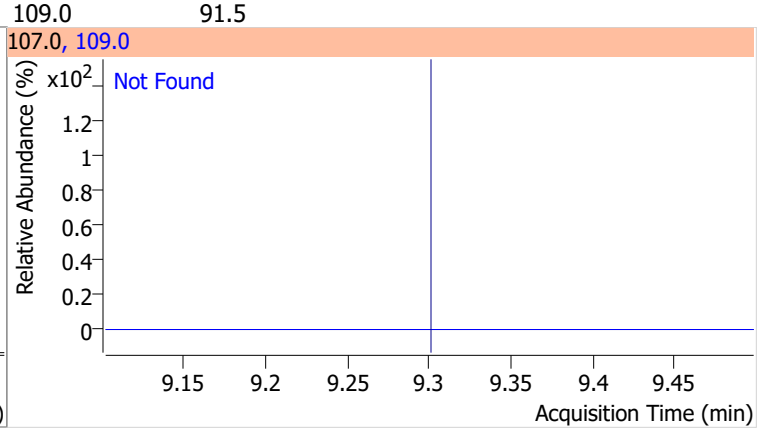

Compound	Conc.	Exp RT	QIon	Exp Ratio
Chlorobenzene	N.D.	9.80	114.0	32.2

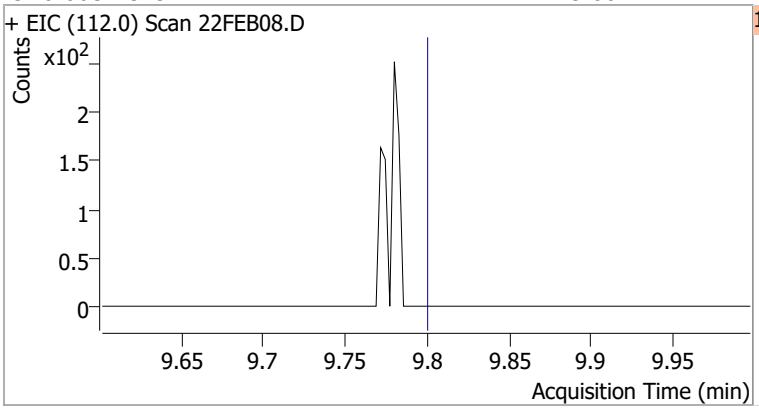

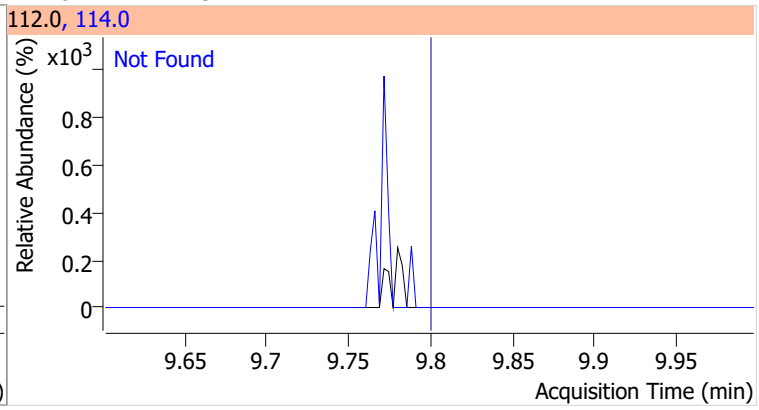

Compound	Conc.	Exp RT	QIon	Exp Ratio
1,1,1,2-Tetrachloroethane	N.D.	9.89	133.0	95.3

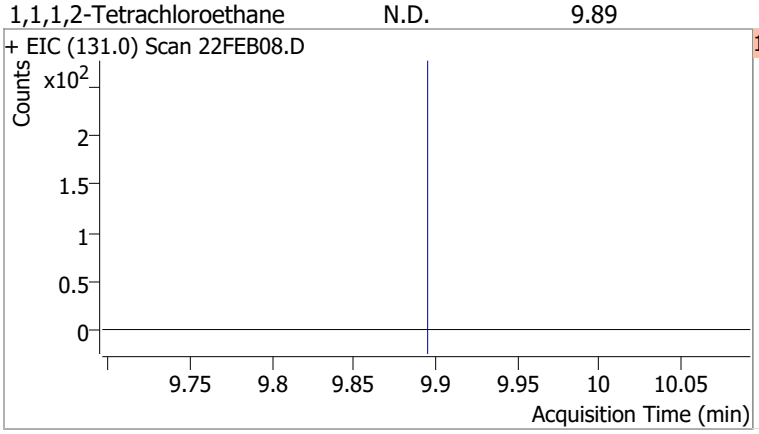

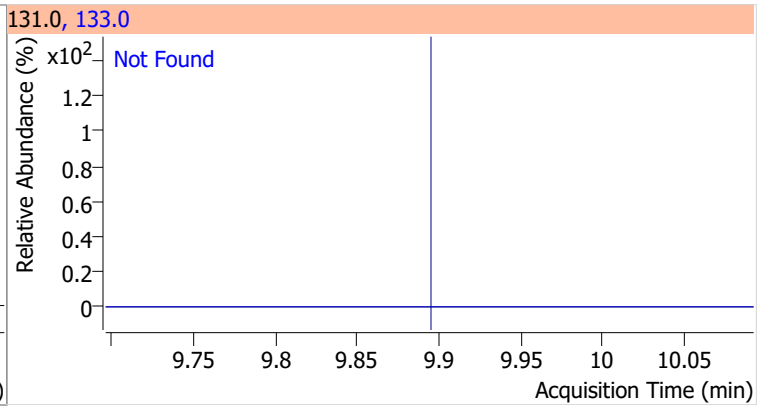

Compound	Conc.	Exp RT	QIon	Exp Ratio
Ethylbenzene	N.D.	9.92	106.0	31.7

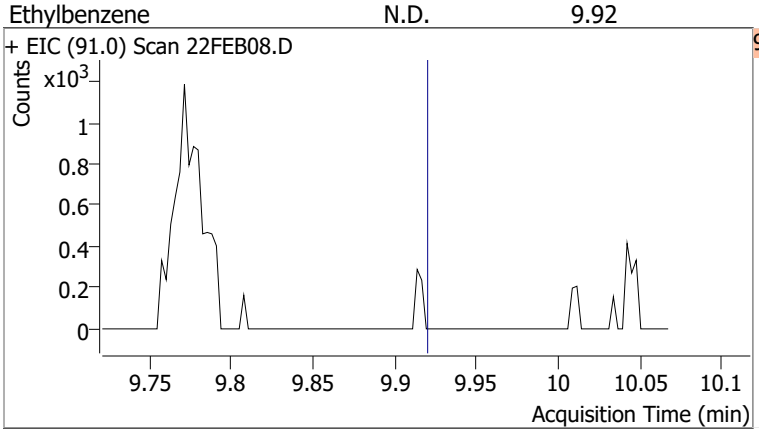

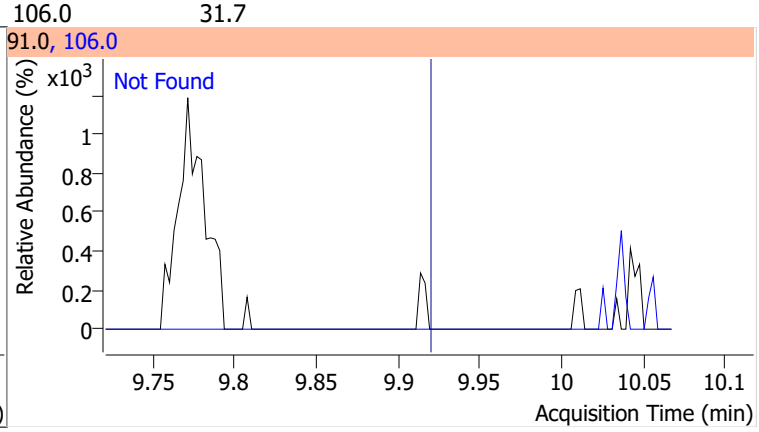

Compound	Conc.	Exp RT	QIon	Exp Ratio
m+p-Xylenes	N.D.	10.04	91.0	200.7

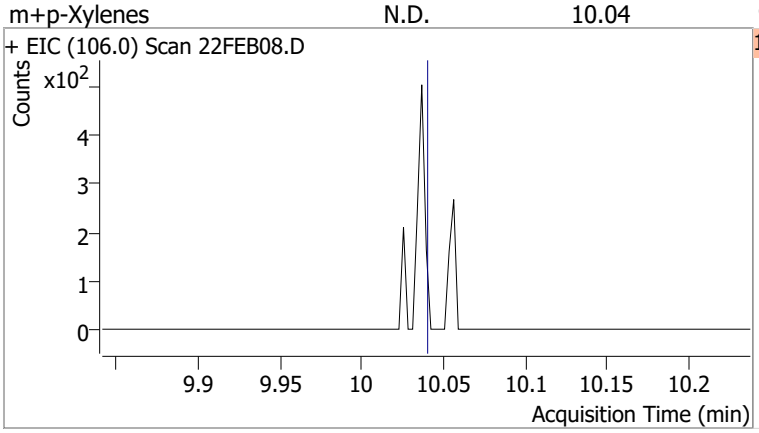

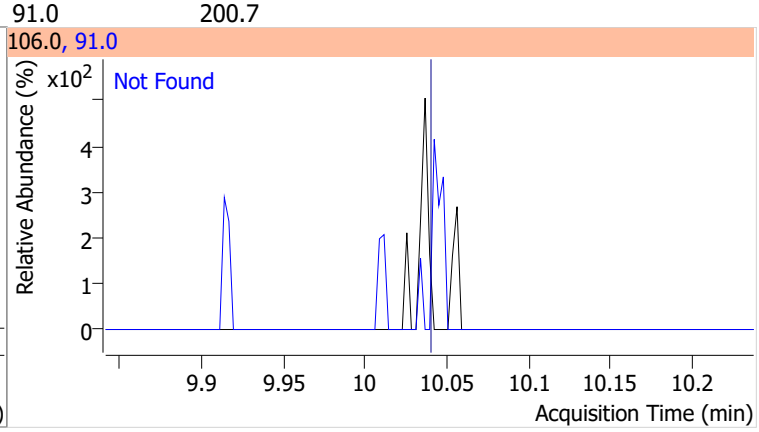

Compound	Conc.	Exp RT	QIon	Exp Ratio
o-Xylene	N.D.	10.43	91.0	211.4

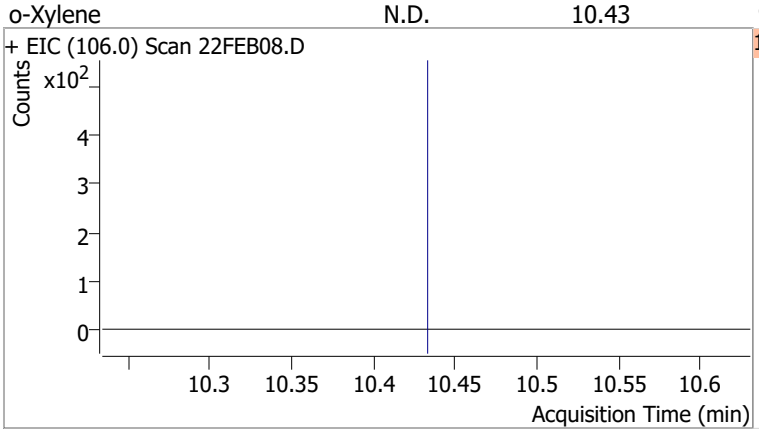

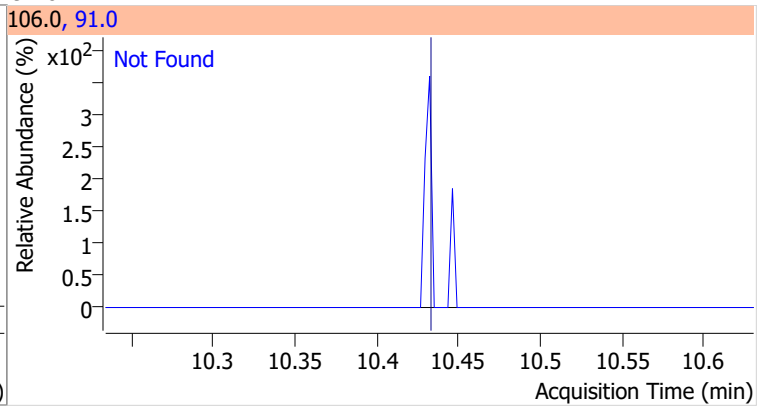

Compound	Conc.	Exp RT	QIon	Exp Ratio
Styrene	N.D.	10.45	78.0	50.6

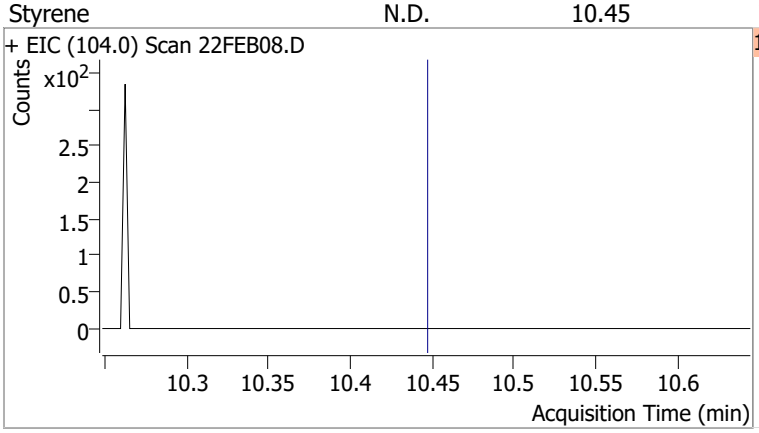

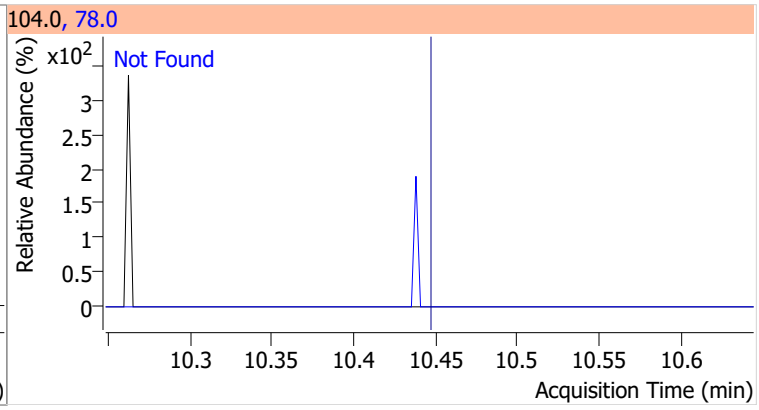

Compound	Conc.	Exp RT	QIon	Exp Ratio	QIon	Exp Ratio
Bromoform	N.D.	10.62	170.5	50.3	174.5	48.1

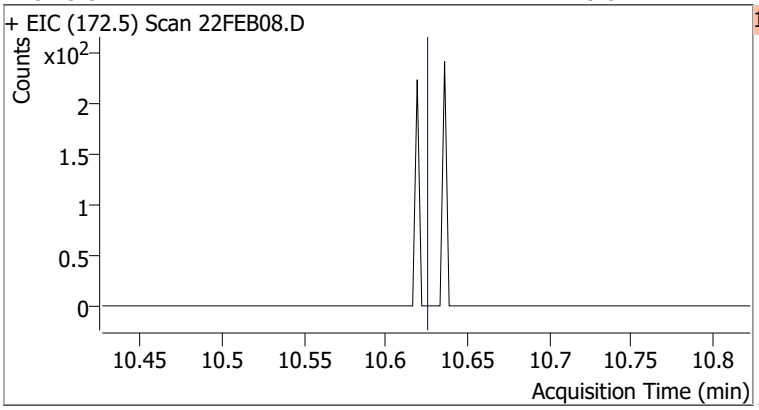

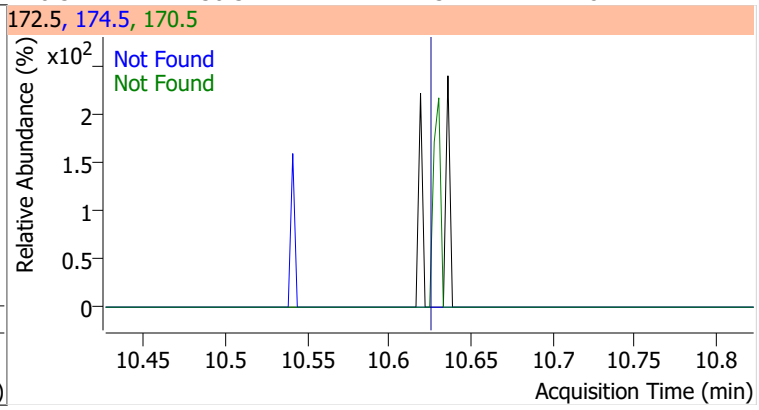

Compound	Conc.	RT	Dev(Min)	Resp.	QIon	QRatio	Lower	Upper
p-Bromofluorobenzene	271.2556	10.95	0.00	287008	174.0	93.6	65.3	125.3
					176.0	90.9	63.3	123.3

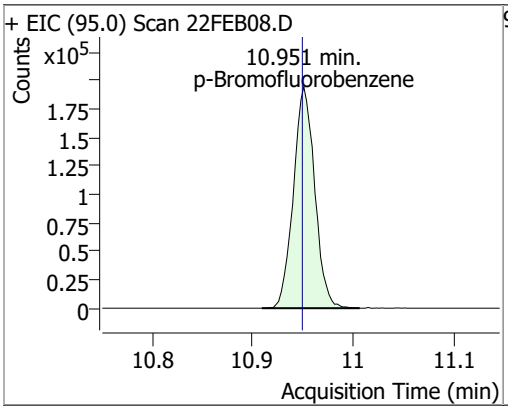

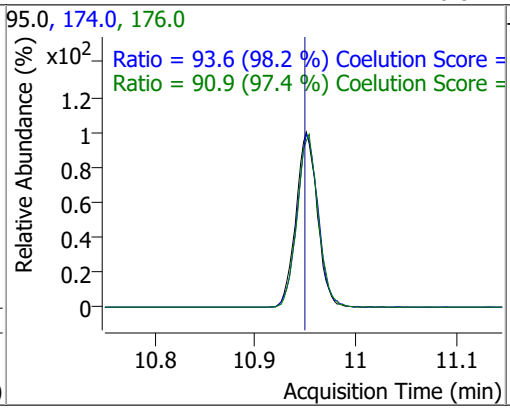

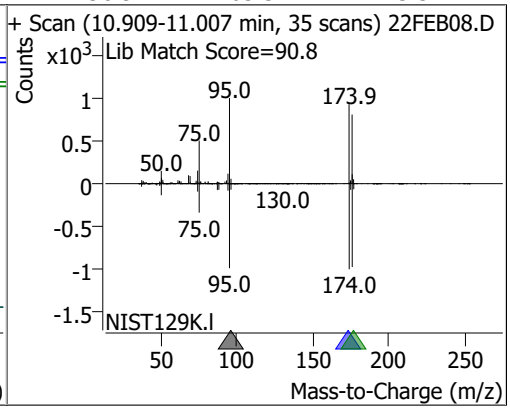

Compound	Conc.	Exp RT	QIon	Exp Ratio	QIon	Exp Ratio
Bromobenzene	N.D.	11.09	77.0	143.5	158.0	96.1

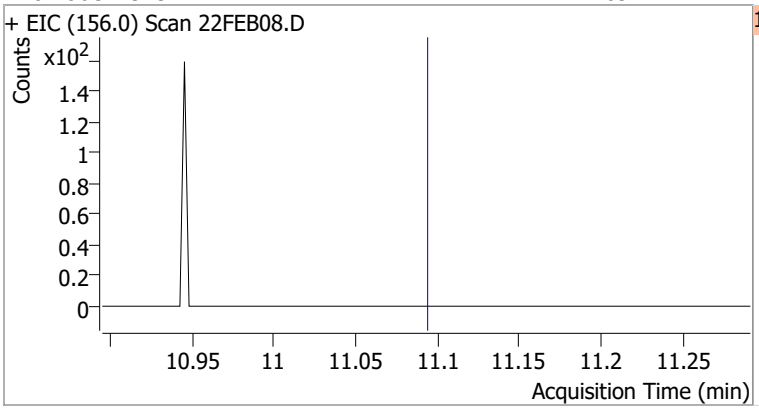

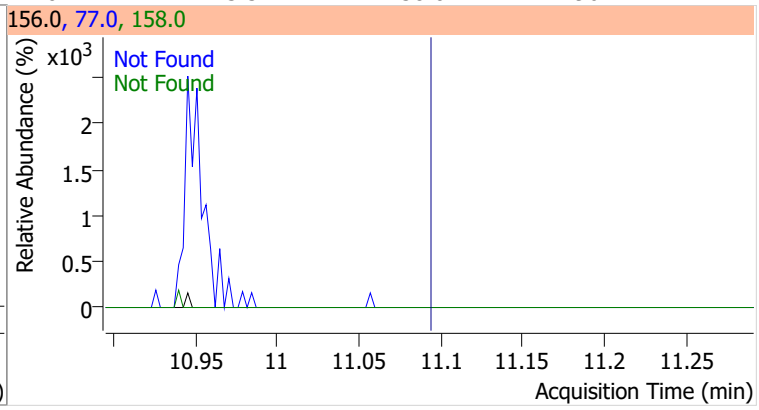

Compound	Conc.	Exp RT	QIon	Exp Ratio
1,1,2,2-Tetrachloroethane	N.D.	11.11	85.0	63.3

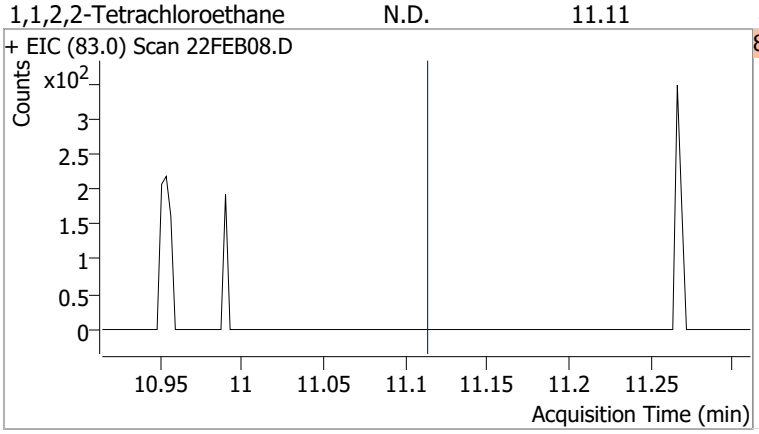

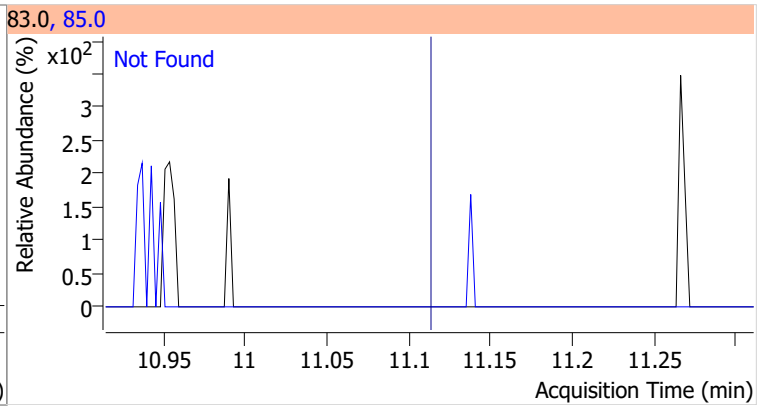

Compound	Conc.	Exp RT	QIon	Exp Ratio
1,2,3-Trichloropropane	N.D.	11.15	112.0	65.8

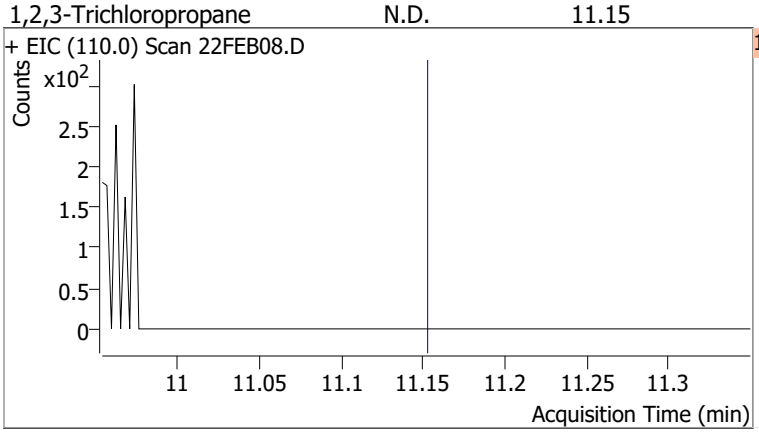

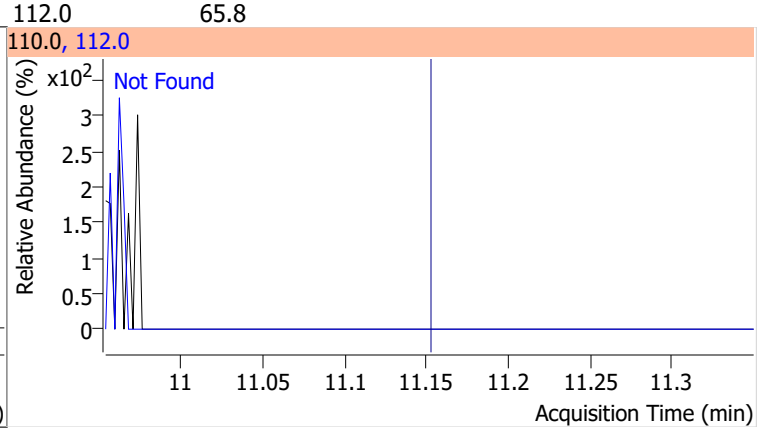

Compound	Conc.	Exp RT	QIon	Exp Ratio
2-Chlorotoluene	N.D.	11.29	91.0	276.2

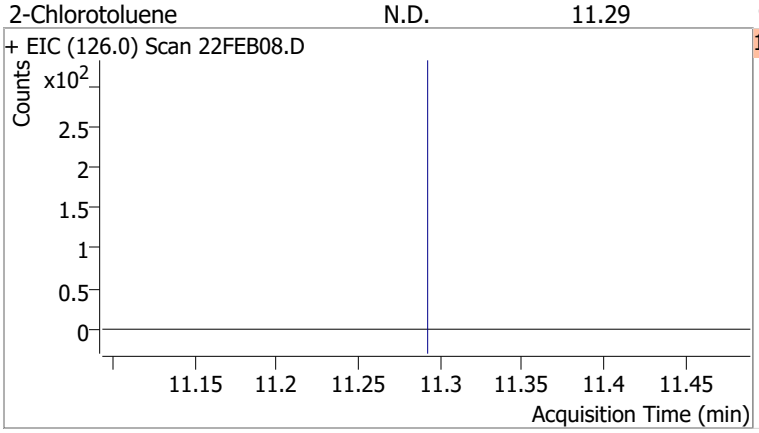

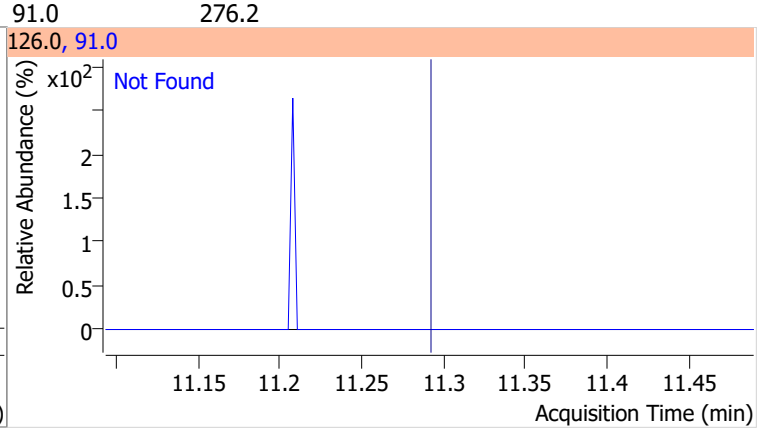

Compound	Conc.	Exp RT	QIon	Exp Ratio
4-Chlorotoluene	N.D.	11.40	126.0	31.3

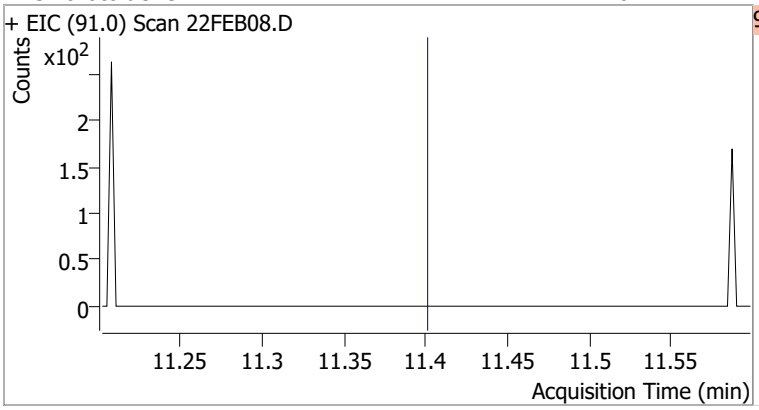

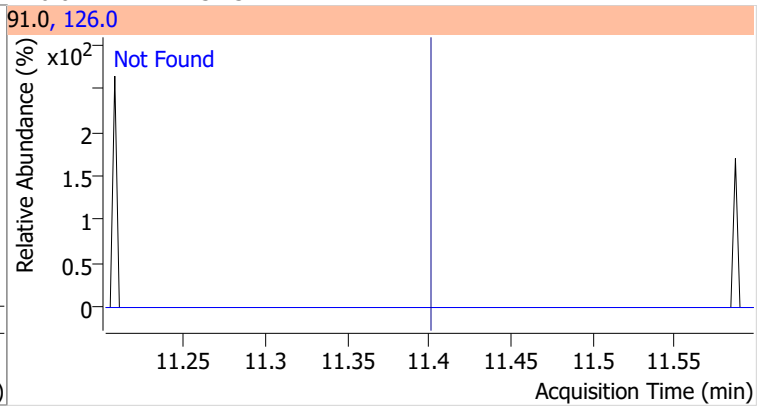

Compound	Conc.	Exp RT	QIon	Exp Ratio	QIon	Exp Ratio
1,3-Dichlorobenzene	N.D.	12.03	148.0	62.8	111.0	38.7

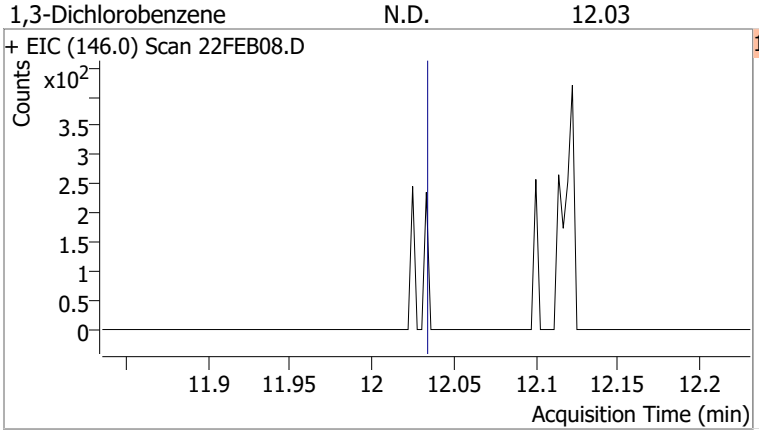

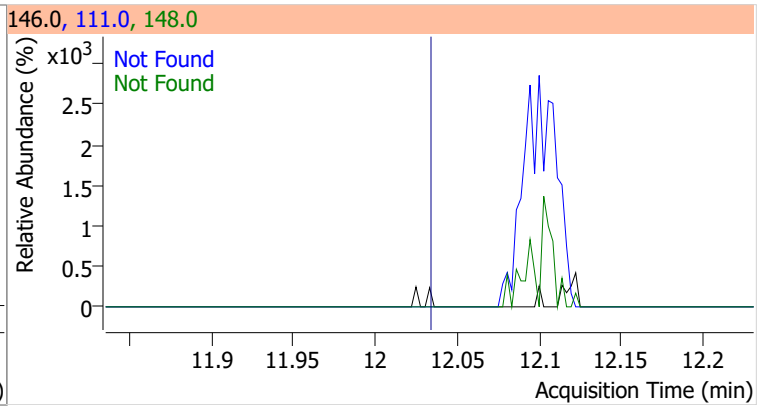

Compound	Conc.	Exp RT	QIon	Exp Ratio	QIon	Exp Ratio
1,4-Dichlorobenzene	N.D.	12.12	148.0	63.7	111.0	38.7

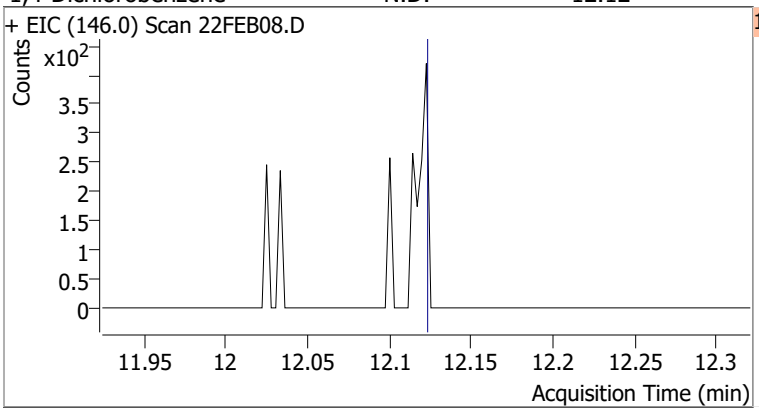

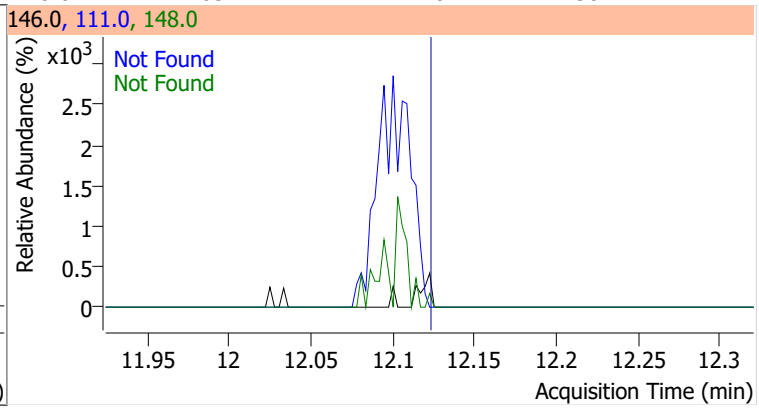

Compound	Conc.	Exp RT	QIon	Exp Ratio	QIon	Exp Ratio
1,2-Dichlorobenzene	N.D.	12.49	148.0	61.9	111.0	39.5

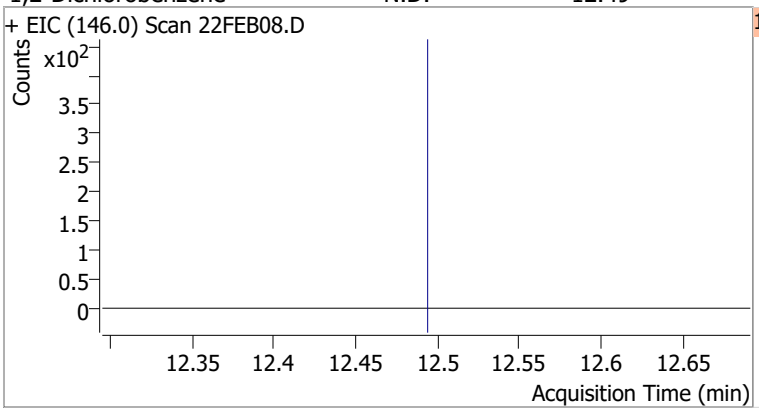

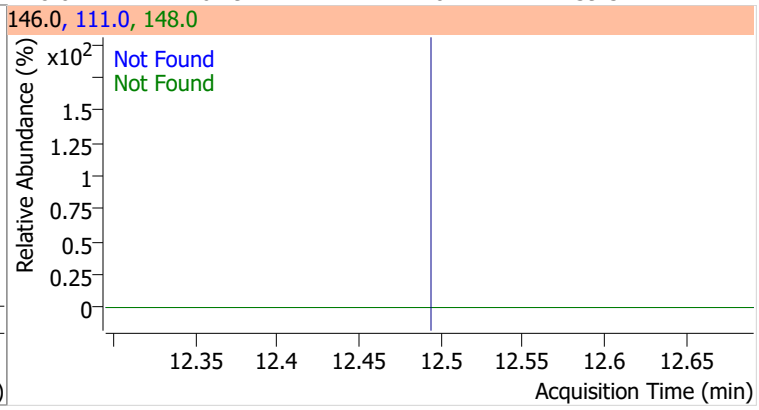

Quantitation Results Report (QT Reviewed)

Data File	22FEB09.D	Operator	MSC
Acq. Method	5975CACQF.M	Acq. Date-Time	2/22/2022 1:44:27 PM
Sample Name	B22021435-007C	Instrument	VOA5975C
Vial	9	Multiplier	1.00
DA Method File	VOA5975C_8260B_SHT_DoD_L4_011922.m	Comment	
Tune File	BFB_Atune3.u	Tune Date	10/11/2021 4:02:00 PM
Batch Name	VG022222_8260B.batch.bin	Last Calib Update	3/18/2022 11:09:24 AM
Ref Library	\\MASSHUNTER\Org\Library\NIST129K.l		

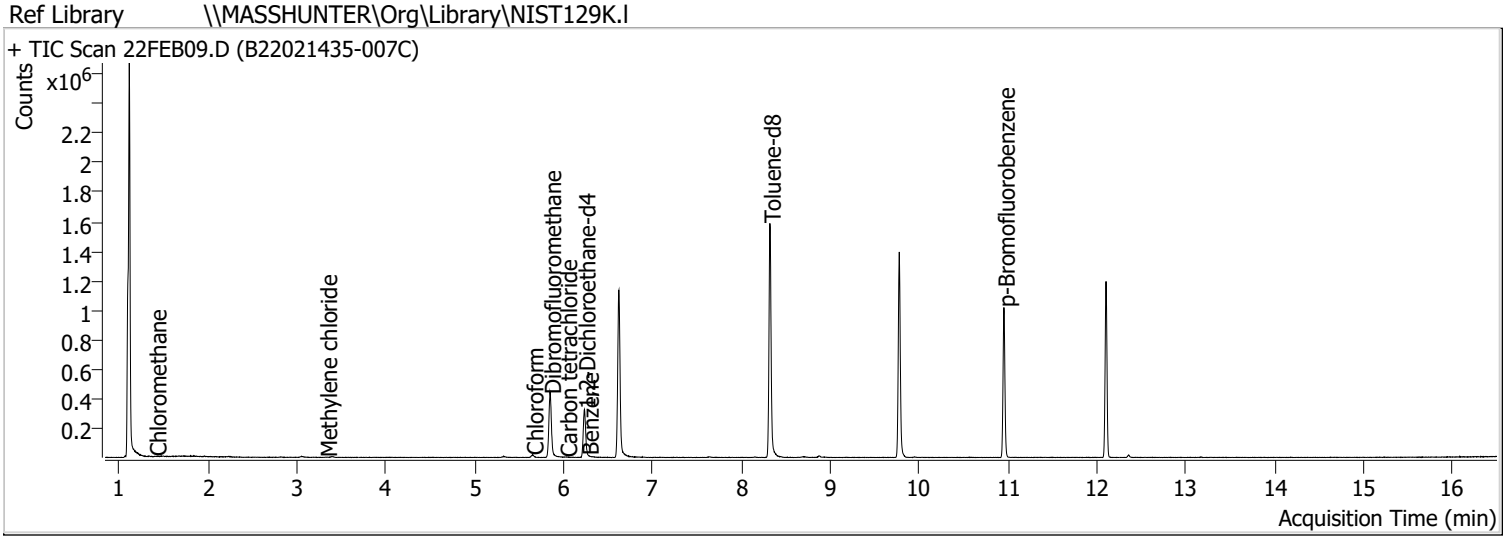

Compound	RT	QIon	Resp.	Conc.	Units		Dev(Min)
Internal Standards							
M Fluorobenzene	6.621	96.0	971074	250.0000	ng		0.000
M Chlorobenzene-d5	9.775	82.0	379278	250.0000	ng		0.000
M 1,4-Dichlorobenzene-d4	12.100	152.0	281333	250.0000	ng		0.000
System Monitoring Compounds							
S Dibromofluoromethane	5.848	113.0	265505	282.2825	ng		-0.003
Spiked Amount: 250.000	Range: 80.0 - 119.0%			Recovery = 112.91%			
S 1,2-Dichloroethane-d4	6.233	67.0	117461	289.0997	ng		0.003
Spiked Amount: 250.000	Range: 81.0 - 118.0%			Recovery = 115.64%			
S Toluene-d8	8.319	98.0	988832	267.2359	ng		0.000
Spiked Amount: 250.000	Range: 89.0 - 112.0%			Recovery = 106.89%			
S p-Bromofluorobenzene	10.951	95.0	280067	269.6201	ng		0.003
Spiked Amount: 250.000	Range: 85.0 - 114.0%			Recovery = 107.85%			
Target Compounds							**QValue**
T Dichlorodifluoromethane	0.000		0	N.D.			
T Chloromethane	1.409	50.0	1102	0.7166	ng	m	84
T Vinyl chloride	0.000		0	N.D.			
T Bromomethane	0.000		0	N.D.			
T Chloroethane	0.000		0	N.D.			
T Trichlorofluoromethane	0.000		0	N.D.			
T 1,1-Dichloroethene	0.000		0	N.D.			
T Methylene chloride	3.327	49.0	1063	0.7492	ng	m	76
T trans-1,2-Dichloroethene	0.000		0	N.D.			
T Methyl tert-butyl ether (MTBE)	0.000		0	N.D.			
T 1,1-Dichloroethane	0.000		0	N.D.			
T 2,2-Dichloropropane	0.000		0	N.D.			
T cis-1,2-Dichloroethene	0.000		0	N.D.			
T Methyl ethyl ketone	0.000		0	N.D.			
T Bromochloromethane	0.000		0	N.D.			
T Chloroform	5.650	83.0	14126	7.4949	ng		96

Compound	RT	QIon	Resp.	Conc.	Units		Dev(Min)
T 1,1,1-Trichloroethane	0.000		0	N.D.			
T Carbon tetrachloride	6.027	117.0	749	0.4440	ng	m	72
T 1,1-Dichloropropene	0.000		0	N.D.			
T Benzene	6.272	78.0	637	0.1642	ng	m	88
T 1,2-Dichloroethane	0.000		0	N.D.			
T Trichloroethene	0.000		0	N.D.			
T 1,2-Dichloropropane	0.000		0	N.D.			
T Dibromomethane	0.000		0	N.D.			
T Bromodichloromethane	0.000		0	N.D.			
T cis-1,3-Dichloropropene	0.000		0	N.D.			
T Toluene	8.386	92.0	0		ng	md	1
T trans-1,3-Dichloropropene	0.000		0	N.D.			
T 1,1,2-Trichloroethane	0.000		0	N.D.			
T Tetrachloroethene	0.000		0	N.D.			
T 1,3-Dichloropropane	0.000		0	N.D.			
T Chlorodibromomethane	0.000		0	N.D.			
T 1,2-Dibromoethane	0.000		0	N.D.			
T Chlorobenzene	0.000		0	N.D.			
T 1,1,1,2-Tetrachloroethane	0.000		0	N.D.			
T Ethylbenzene	0.000		0	N.D.			
T m+p-Xylenes	10.034	106.0	0		ng	md	1
T o-Xylene	0.000		0	N.D.			
T Styrene	0.000		0	N.D.			
T Bromoform	0.000		0	N.D.			
T Bromobenzene	0.000		0	N.D.			
T 1,1,2,2-Tetrachloroethane	0.000		0	N.D.			
T 1,2,3-Trichloropropane	0.000		0	N.D.			
T 2-Chlorotoluene	0.000		0	N.D.			
T 4-Chlorotoluene	0.000		0	N.D.			
T 1,3-Dichlorobenzene	0.000		0	N.D.			
T 1,4-Dichlorobenzene	0.000		0	N.D.			
T 1,2-Dichlorobenzene	0.000		0	N.D.			

(#) = Qualifier Out of Range; (m) = Manual Integration; (+) = Area Summed; (*) = Surrogate Percent Recovery Out of Range; (d): Zeroed Peak

Compound	Conc.	Exp RT	QIon	Exp Ratio
Dichlorodifluoromethane	N.D.	1.24	87.0	31.8

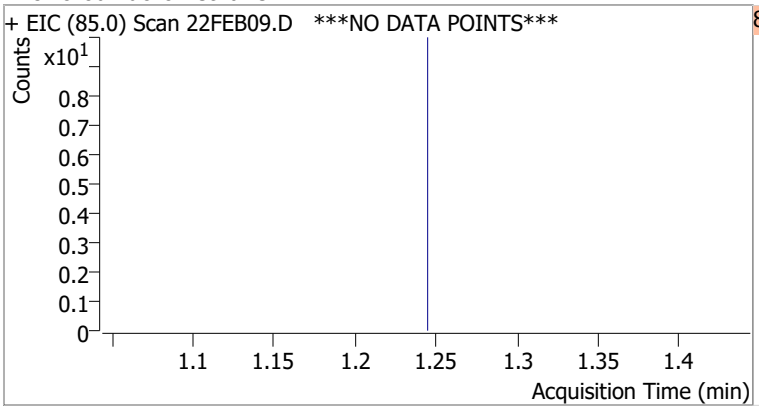

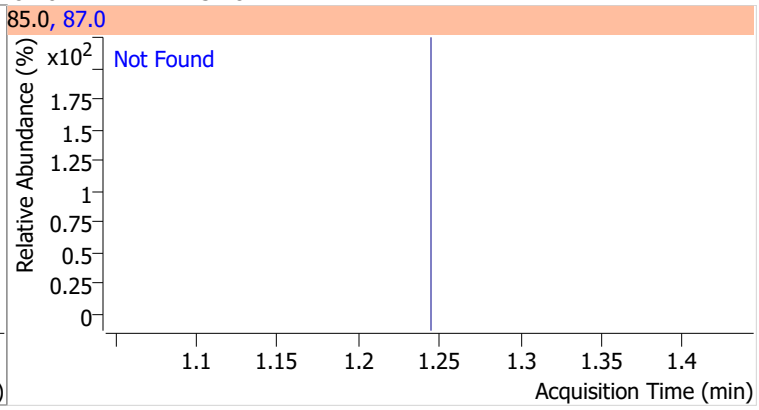

Compound	Conc.	RT	Dev(Min)	Resp.	QIon	QRatio	Lower	Upper
Chloromethane	0.7166	1.41	0.00	1102 (m)	52.0	23.3	2.4	62.4

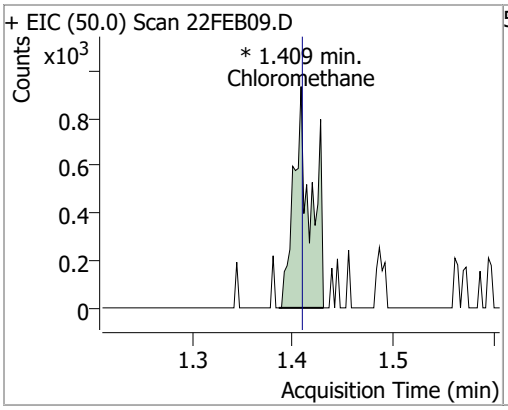

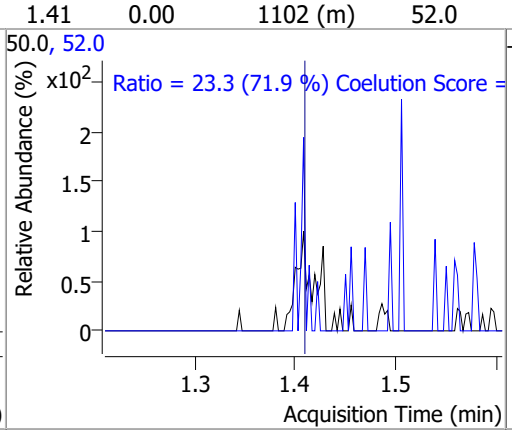

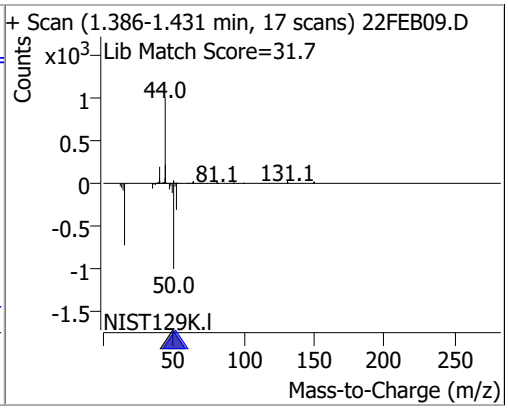

Compound	Conc.	Exp RT	QIon	Exp Ratio
Vinyl chloride	N.D.	1.50	64.0	31.3

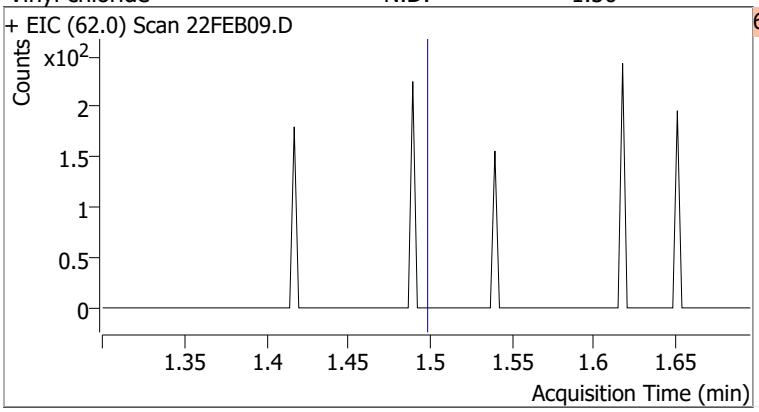

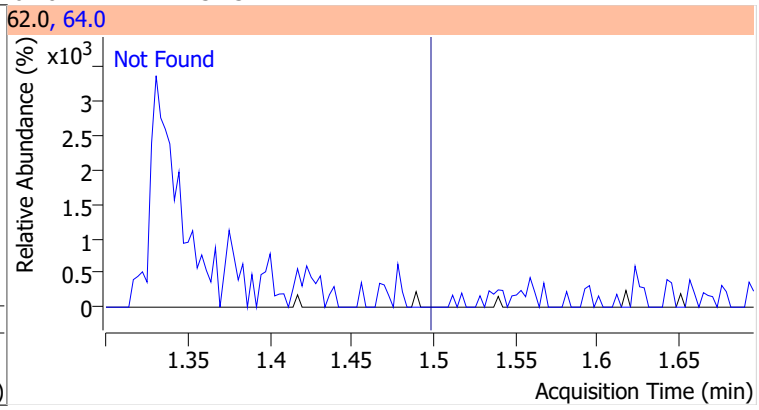

Compound	Conc.	Exp RT	QIon	Exp Ratio
Bromomethane	N.D.	1.80	94.0	110.1

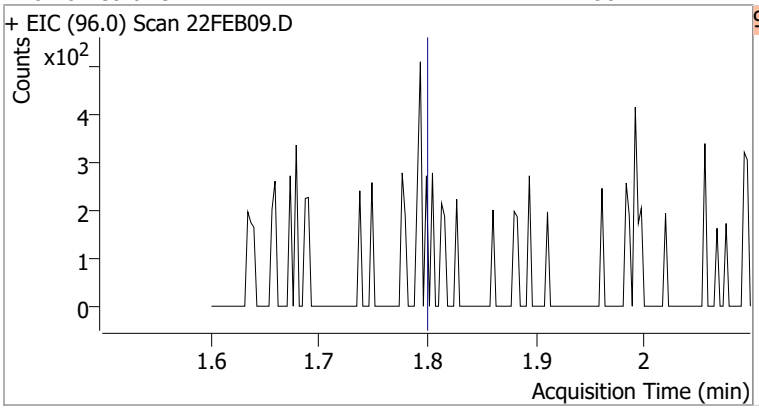

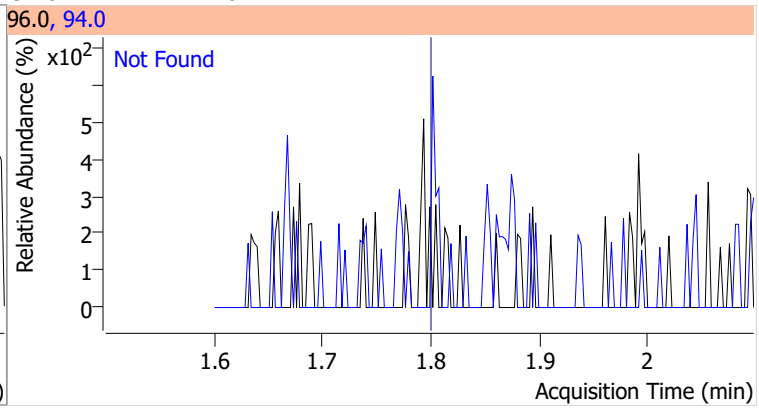

Compound	Conc.	Exp RT	QIon	Exp Ratio
Chloroethane	N.D.	1.90	66.0	30.0

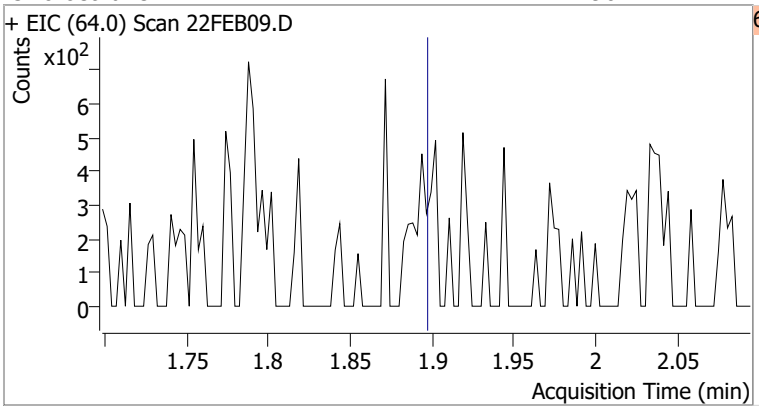

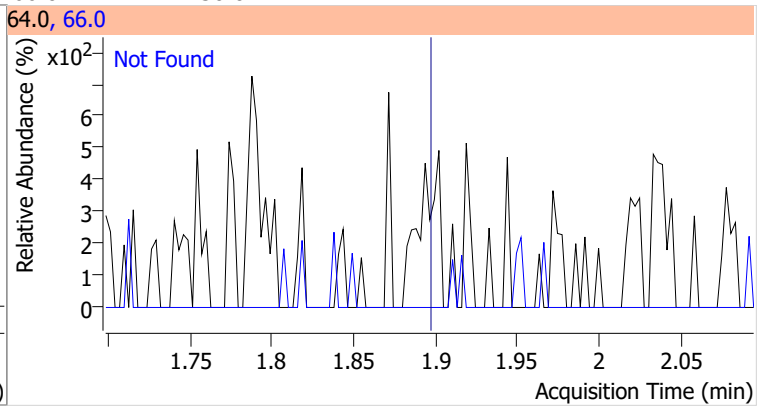

Compound	Conc.	Exp RT	QIon	Exp Ratio
Trichlorofluoromethane	N.D.	2.15	103.0	65.0

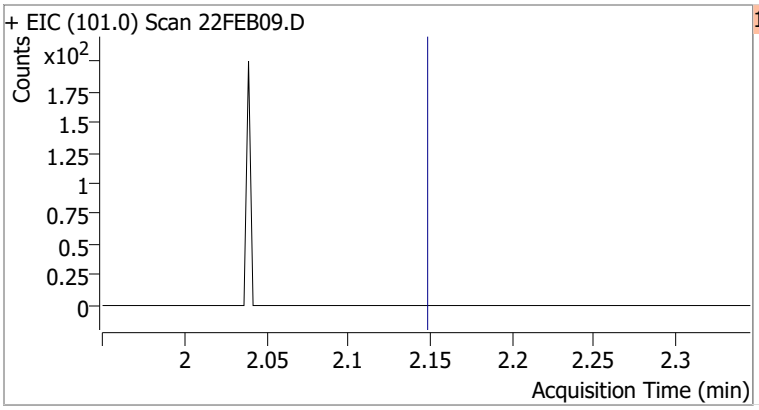

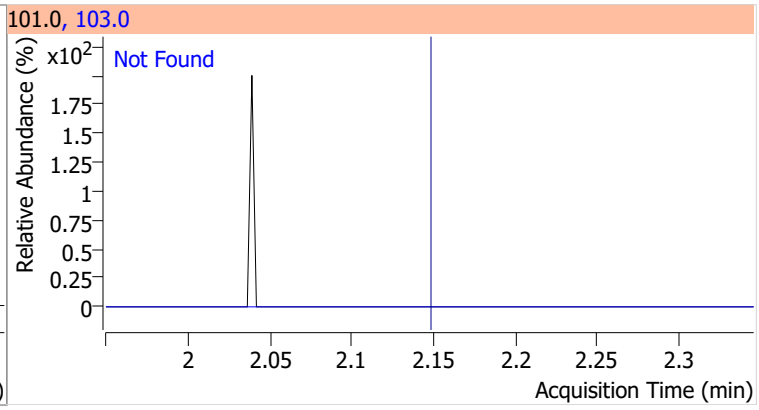

Compound	Conc.	Exp RT	QIon	Exp Ratio	QIon	Exp Ratio
1,1-Dichloroethene	N.D.	2.70	61.0	179.9	63.0	57.0

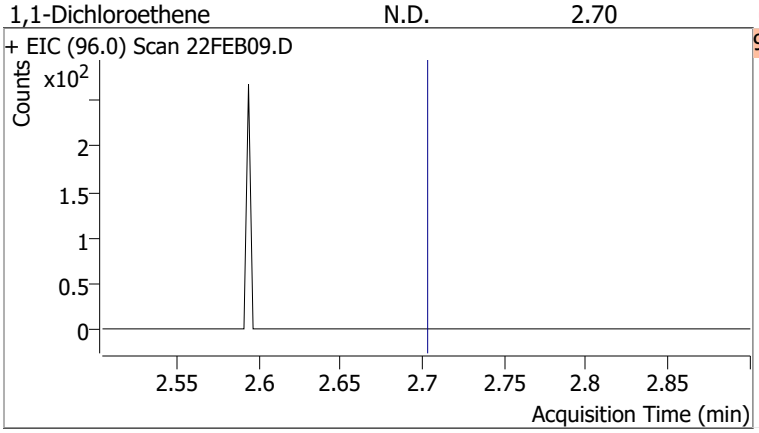

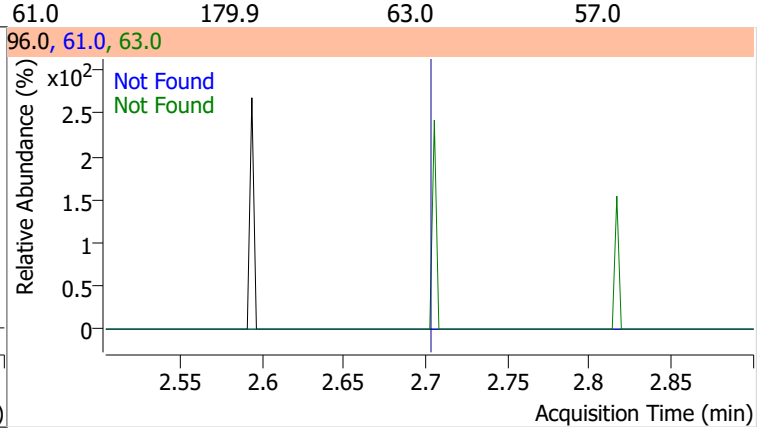

Compound	Conc.	RT	Dev(Min)	Resp.	QIon	QRatio	Lower	Upper
Methylene chloride	0.7492	3.33	-0.01	1063 (m)	84.0	41.4	36.1	96.1
					86.0	50.1	11.8	71.8

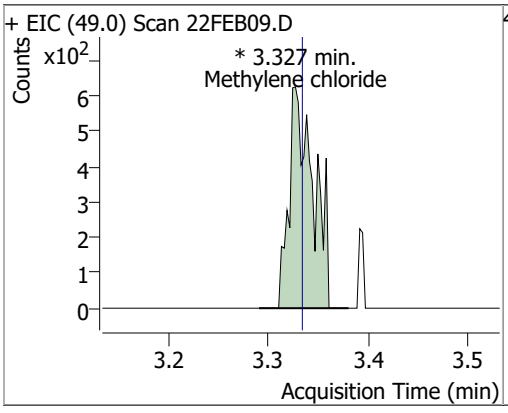

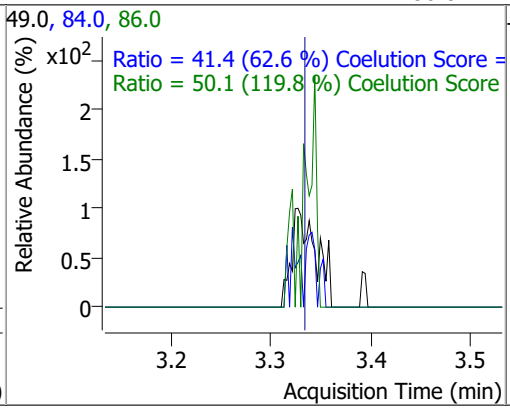

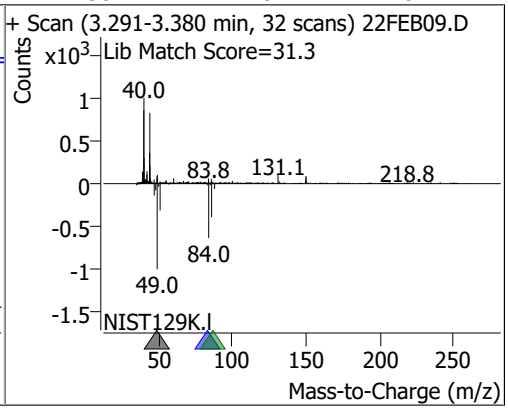

Compound	Conc.	Exp RT	QIon	Exp Ratio	QIon	Exp Ratio
trans-1,2-Dichloroethene	N.D.	3.72	61.0	154.8	98.0	62.1

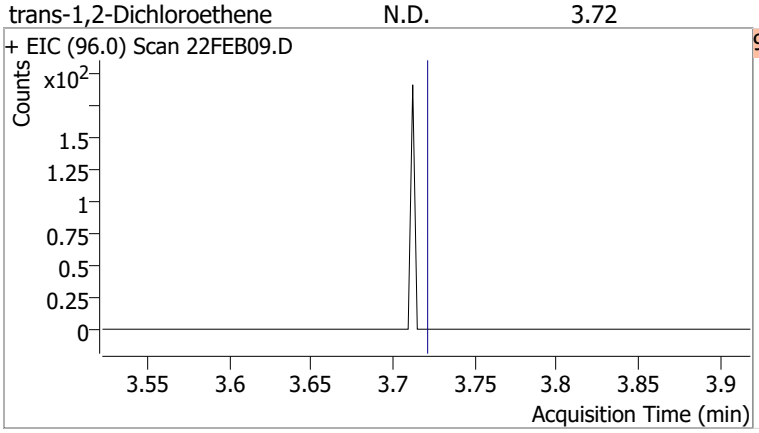

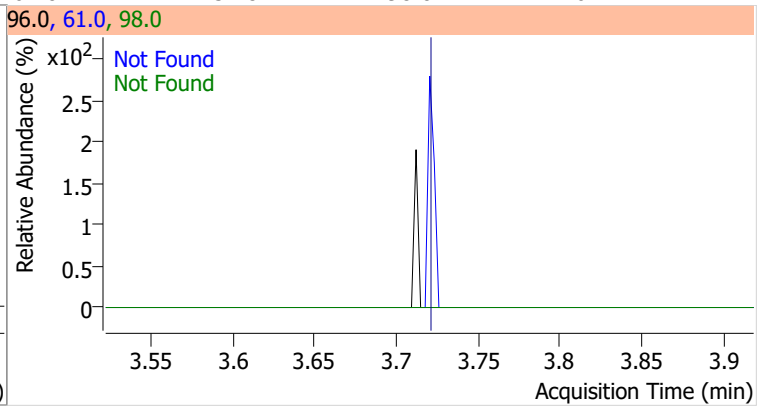

Compound	Conc.	Exp RT	QIon	Exp Ratio
Methyl tert-butyl ether (MTBE)	N.D.	3.75	57.0	24.6

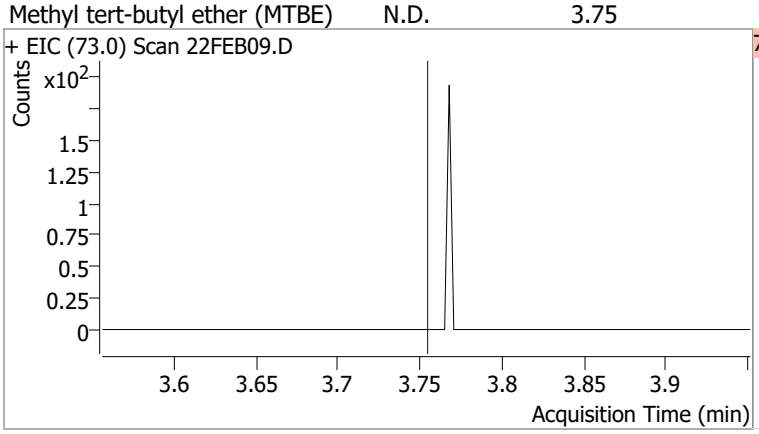

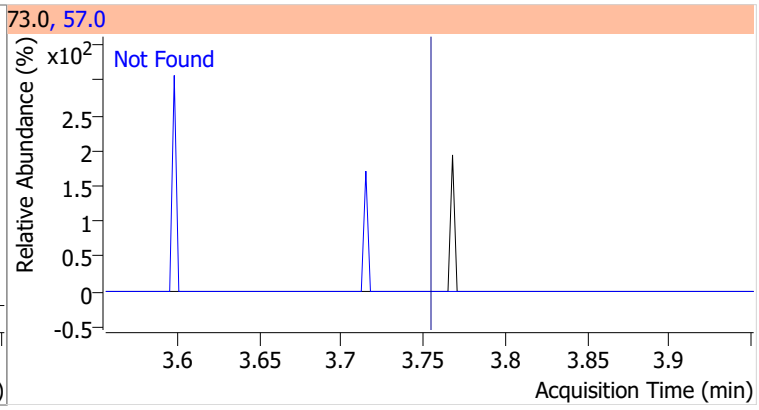

Compound	Conc.	Exp RT	QIon	Exp Ratio	QIon	Exp Ratio
1,1-Dichloroethane	N.D.	4.38	65.0	31.0	83.0	12.7

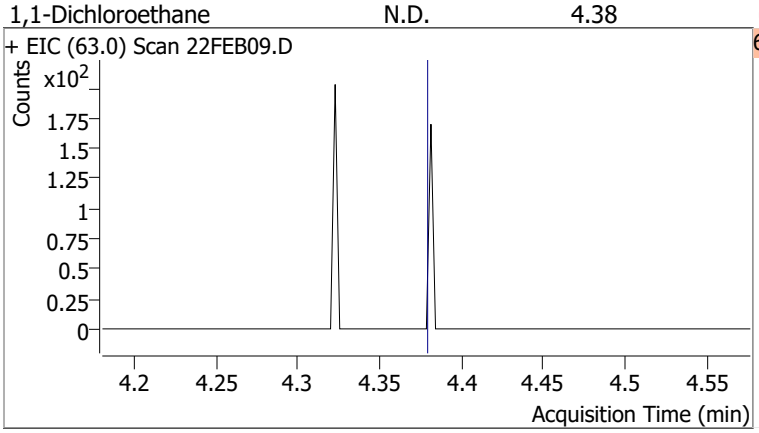

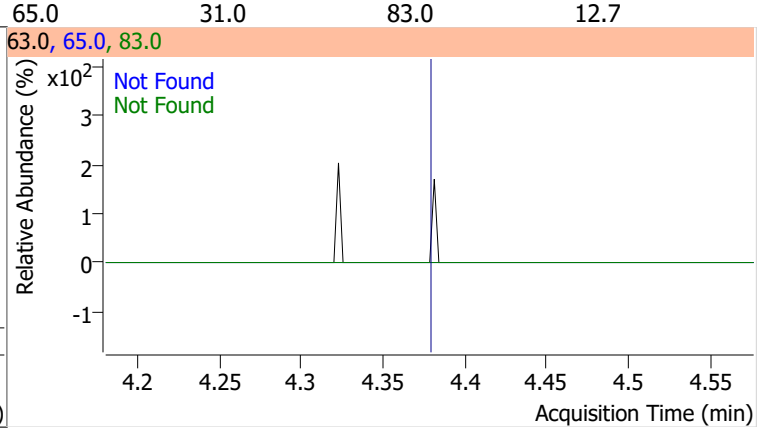

Compound	Conc.	Exp RT	QIon	Exp Ratio	QIon	Exp Ratio
2,2-Dichloropropane	N.D.	5.19	41.0	68.8	97.0	23.9

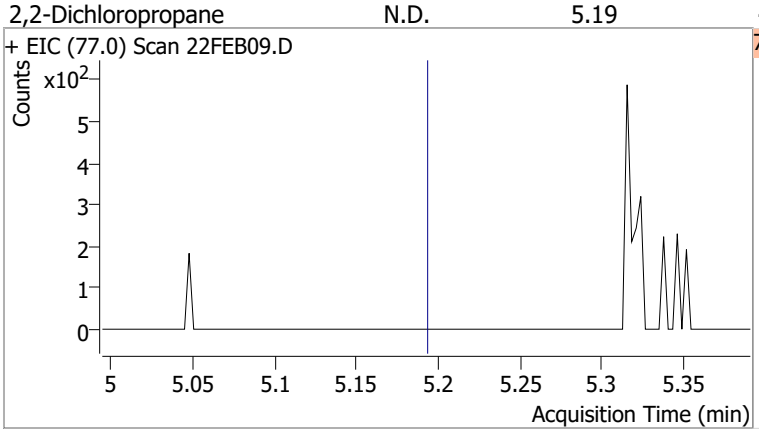

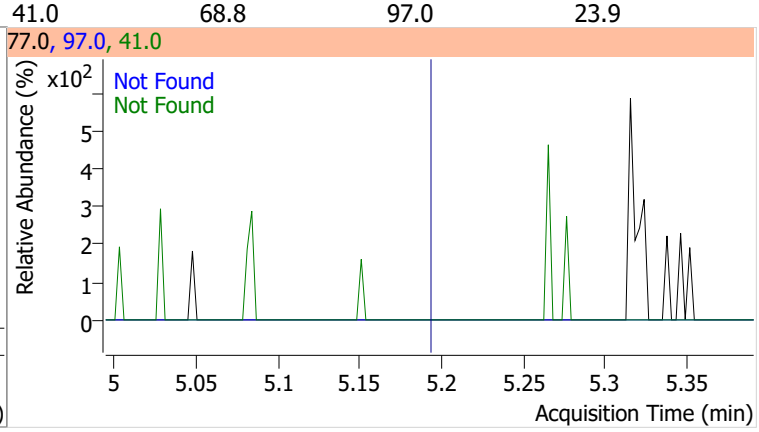

Compound	Conc.	Exp RT	QIon	Exp Ratio	QIon	Exp Ratio
cis-1,2-Dichloroethene	N.D.	5.21	61.0	160.4	98.0	66.2

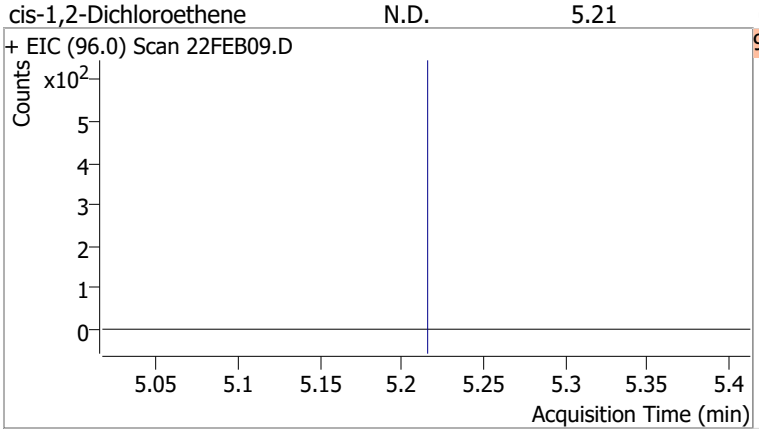

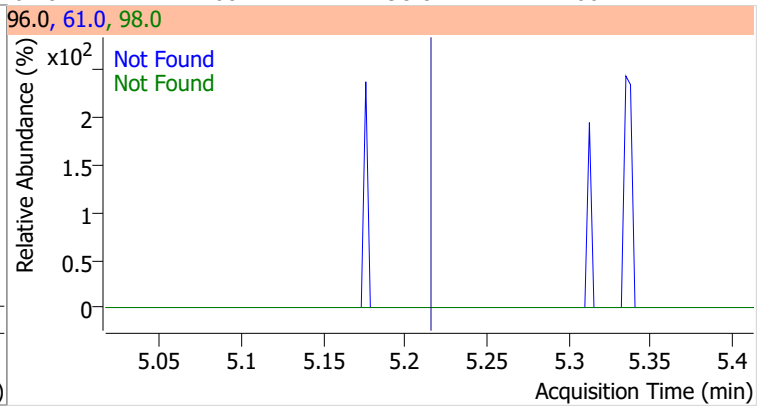

Compound	Conc.	Exp RT	QIon	Exp Ratio
Methyl ethyl ketone	N.D.	5.28	72.0	20.6

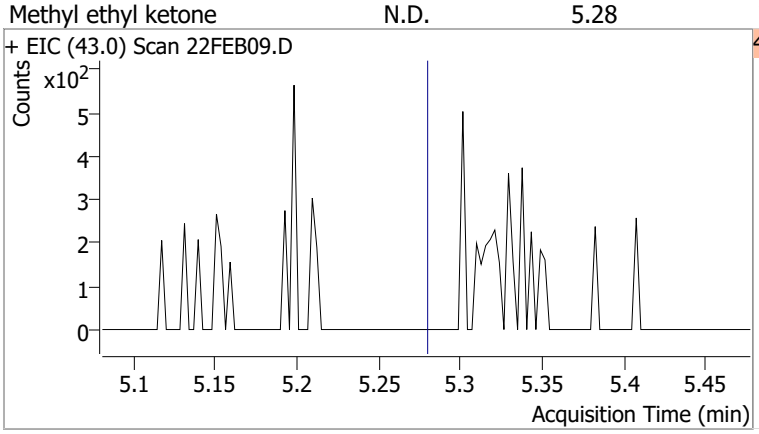

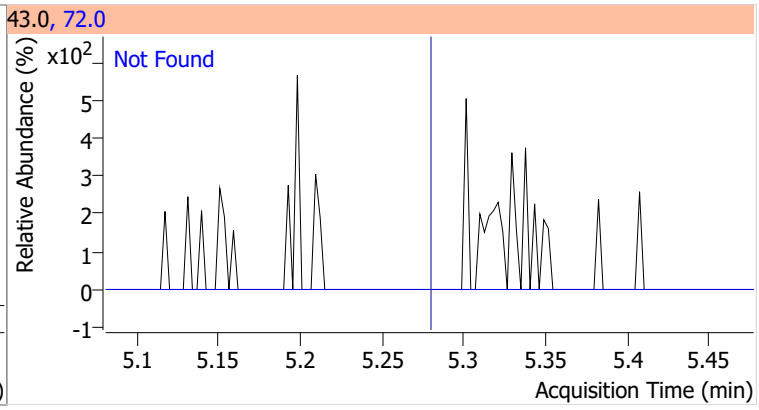

Compound	Conc.	Exp RT	QIon	Exp Ratio
Bromochloromethane	N.D.	5.52	49.0	182.2

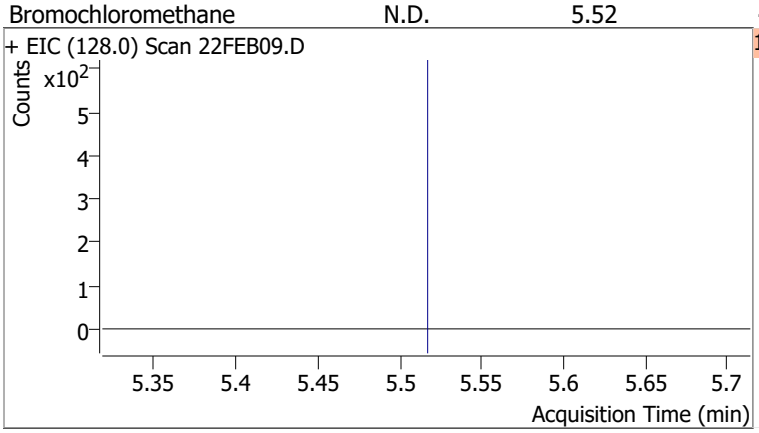

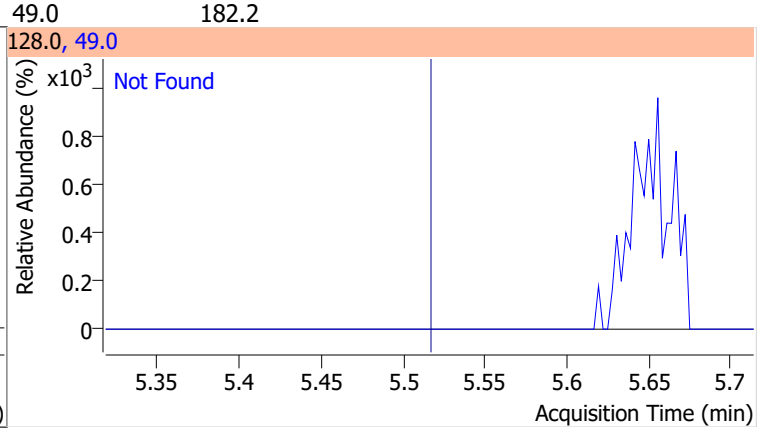

Compound	Conc.	RT	Dev(Min)	Resp.	QIon	QRatio	Lower	Upper
Chloroform	7.4949	5.65	0.00	14126	85.0	62.7	36.2	96.2

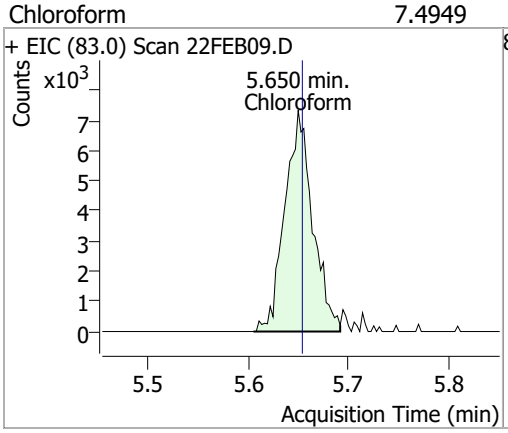

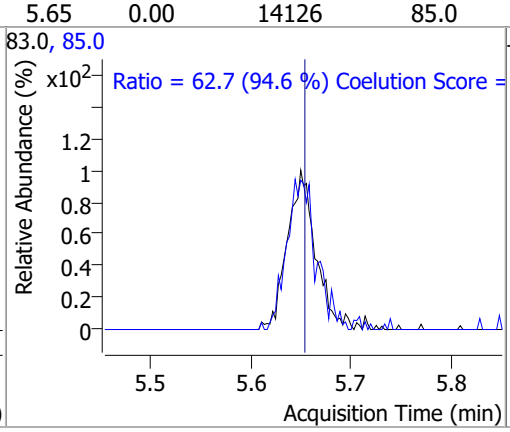

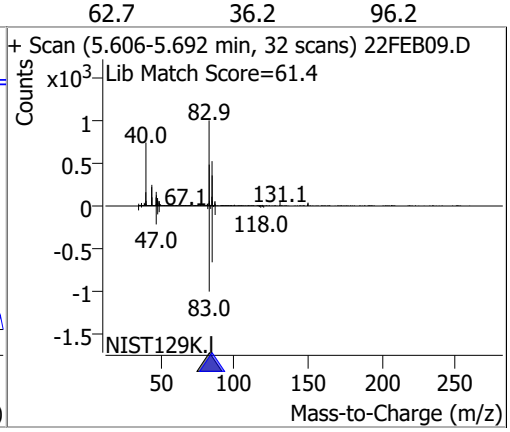

Compound	Conc.	Exp RT	QIon	Exp Ratio	QIon	Exp Ratio
1,1,1-Trichloroethane	N.D.	5.83	99.0	63.1	61.0	49.1

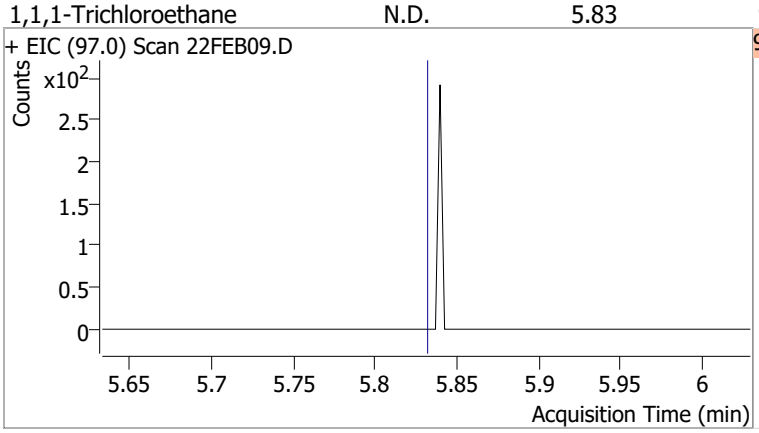

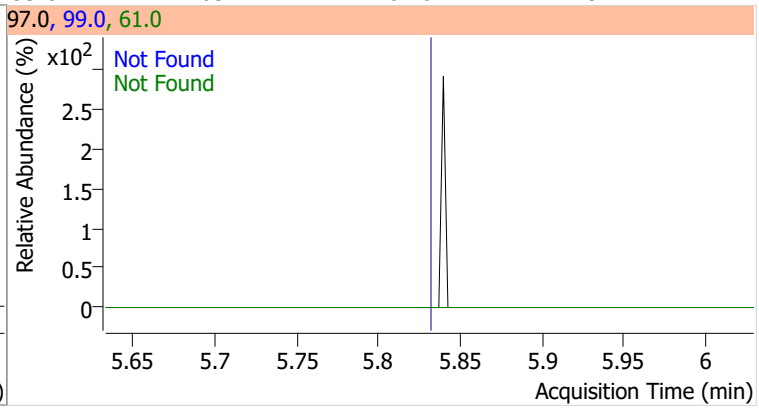

Compound	Conc.	RT	Dev(Min)	Resp.	QIon	QRatio	Lower	Upper
Dibromofluoromethane	282.2825	5.85	0.00	265505	191.5	21.9	0.0	53.2

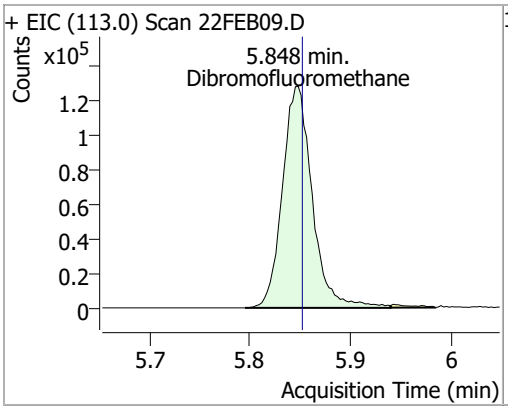

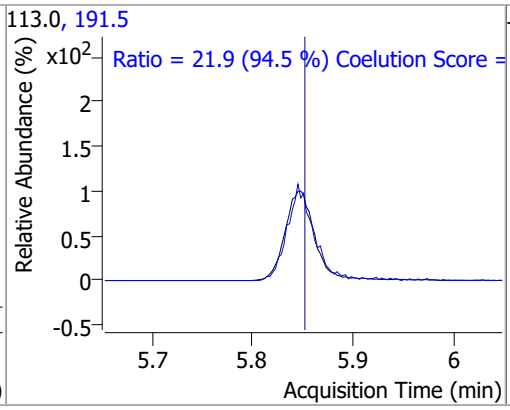

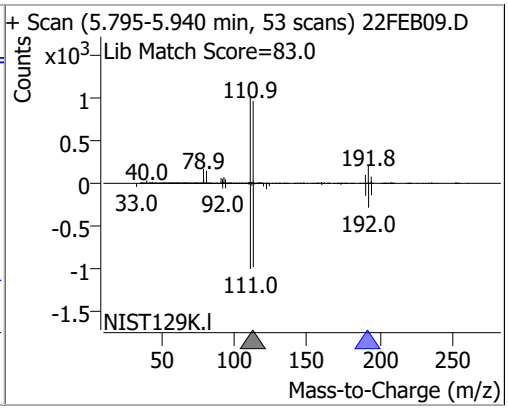

Compound	Conc.	RT	Dev(Min)	Resp.	QIon	QRatio	Lower	Upper
Carbon tetrachloride	0.4440	6.03	0.00	749 (m)	119.0	121.2	67.6	127.6
					121.0	7.4	0.7	60.7

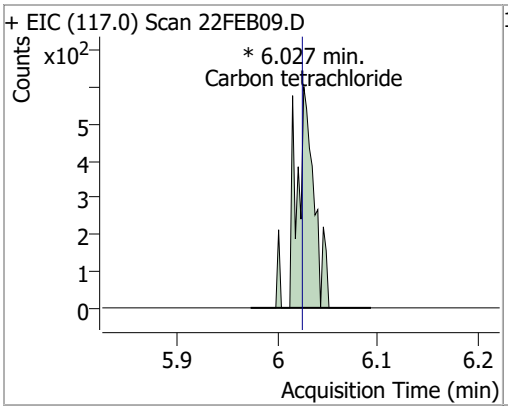

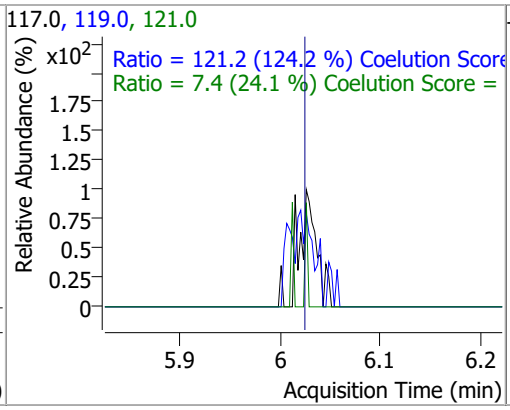

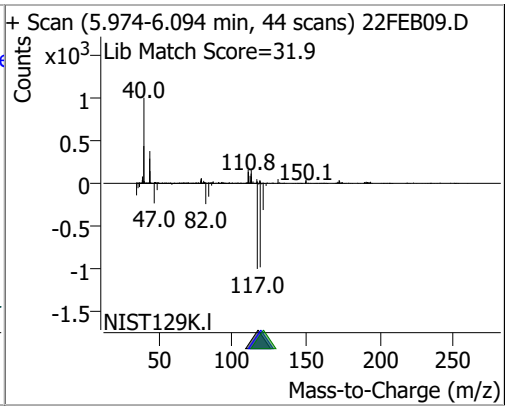

Compound	Conc.	Exp RT	QIon	Exp Ratio	QIon	Exp Ratio
1,1-Dichloropropene	N.D.	6.04	110.0	35.6	77.0	31.0

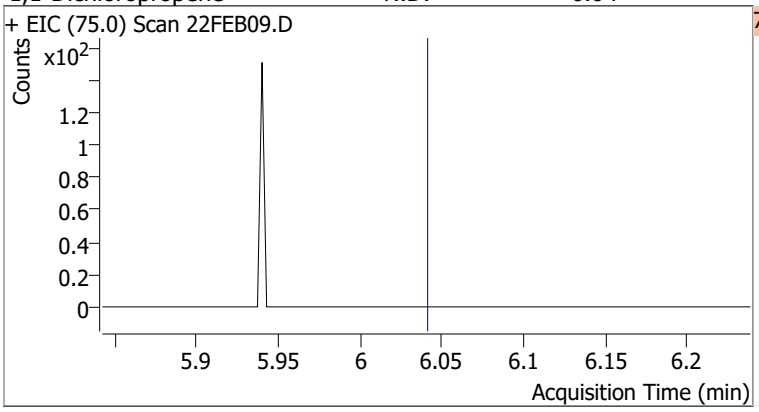

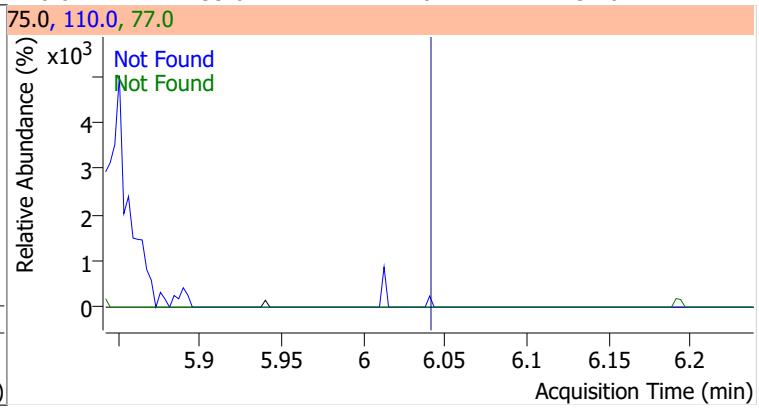

Compound	Conc.	RT	Dev(Min)	Resp.	QIon	QRatio	Lower	Upper
1,2-Dichloroethane-d4	289.0997	6.23	0.00	117461	65.0	199.1	162.8	222.8

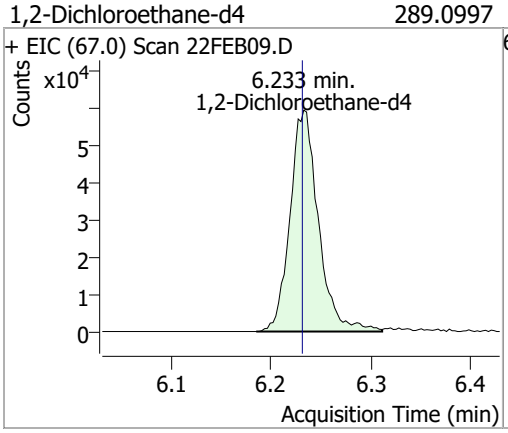

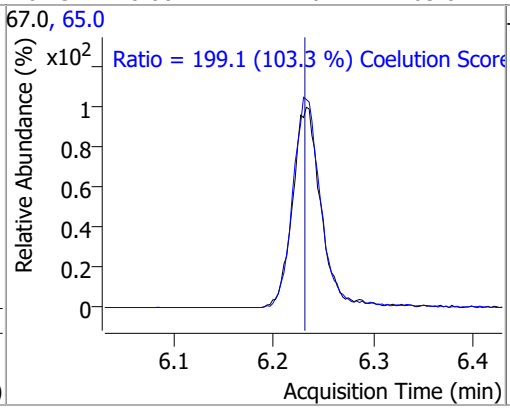

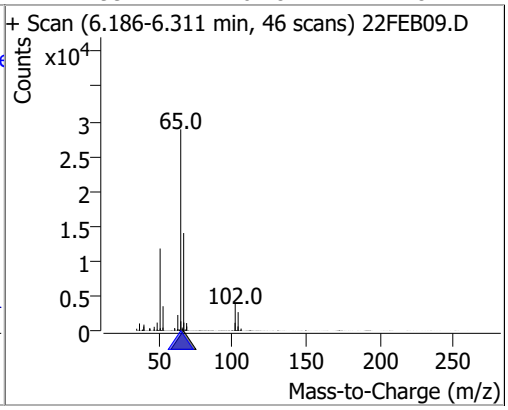

Compound	Conc.	RT	Dev(Min)	Resp.	QIon	QRatio	Lower	Upper
Benzene	0.1642	6.27	-0.01	637 (m)	77.0	17.3	0.0	53.3

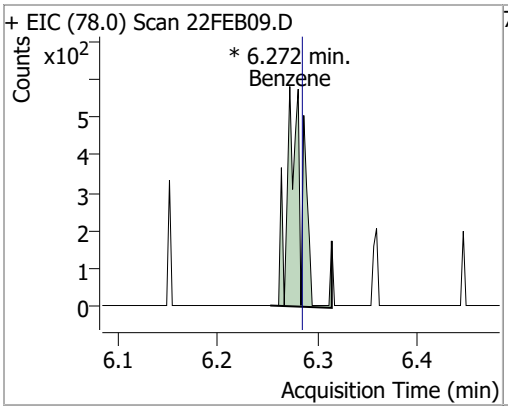

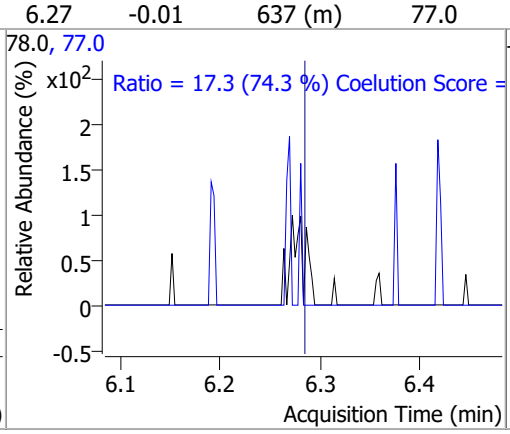

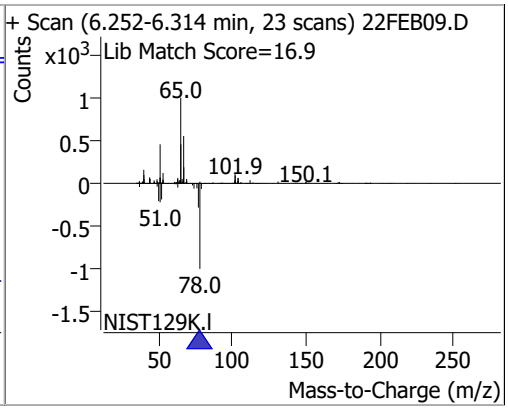

Compound	Conc.	Exp RT	QIon	Exp Ratio	QIon	Exp Ratio
1,2-Dichloroethane	N.D.	6.32	64.0	32.2	98.0	8.2

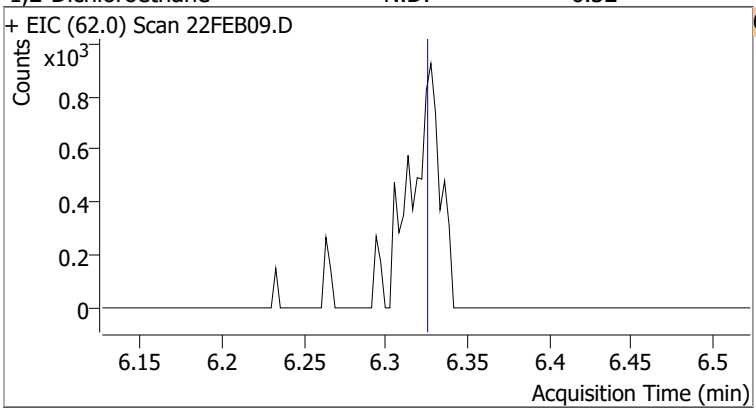

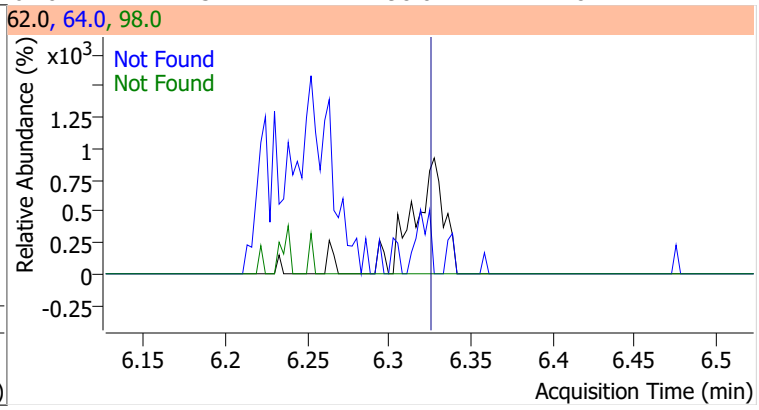

Compound	Conc.	Exp RT	QIon	Exp Ratio	QIon	Exp Ratio
Trichloroethene	N.D.	7.02	130.0	105.6	97.0	65.7

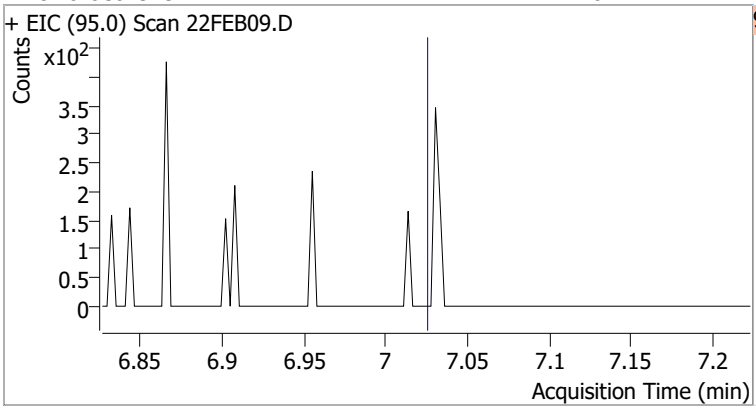

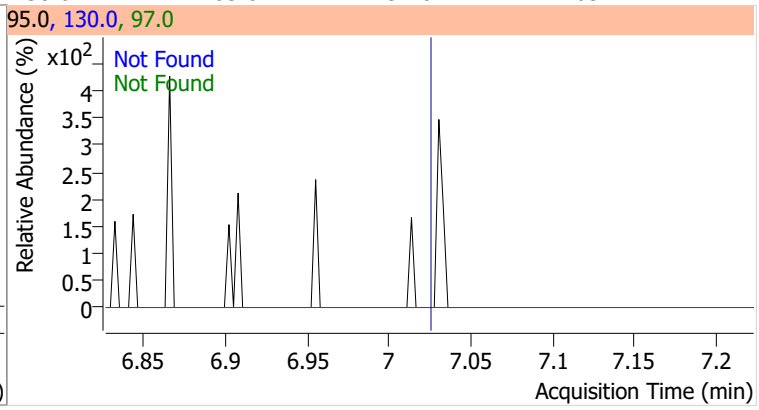

Compound	Conc.	Exp RT	QIon	Exp Ratio
1,2-Dichloropropane	N.D.	7.27	76.0	39.8

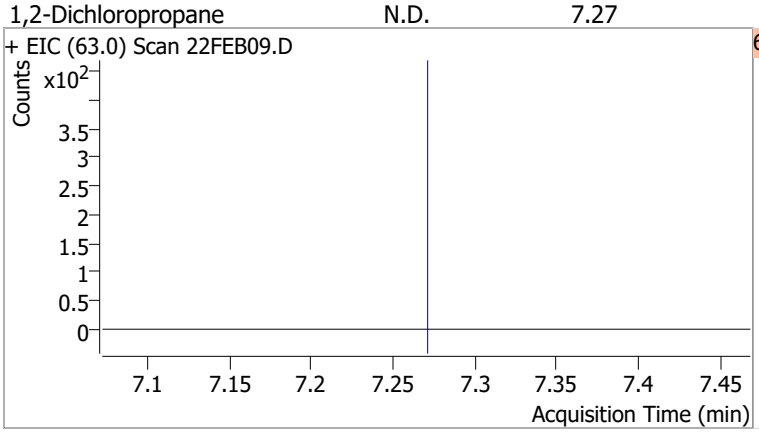

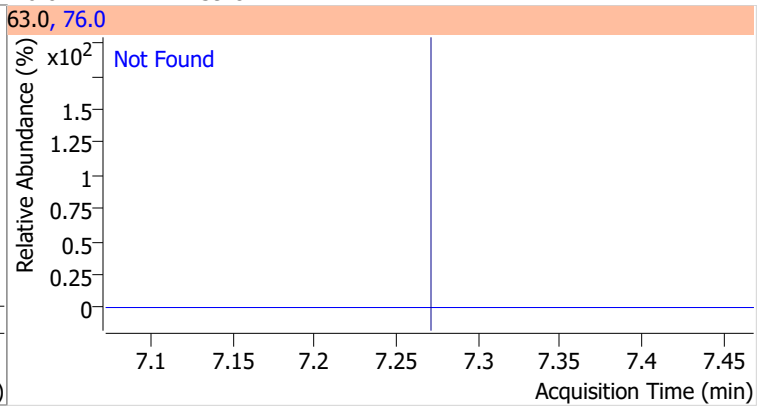

Compound	Conc.	Exp RT	QIon	Exp Ratio	QIon	Exp Ratio
Dibromomethane	N.D.	7.40	173.5	108.2	95.0	84.5

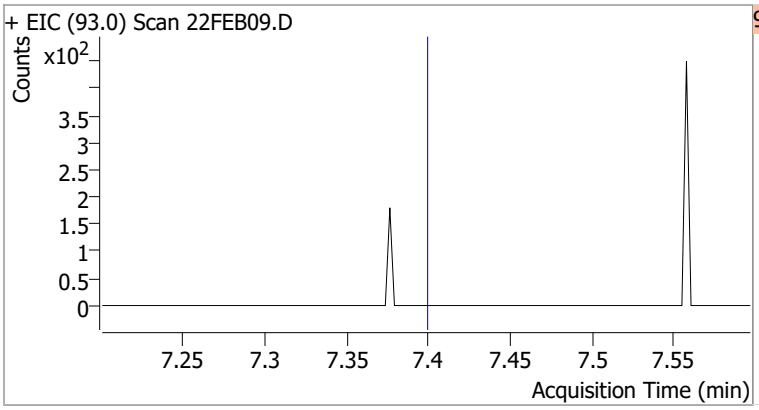

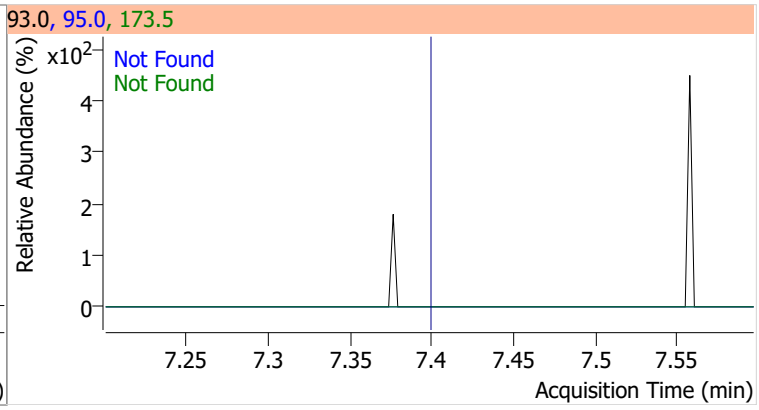

Compound	Conc.	Exp RT	QIon	Exp Ratio	QIon	Exp Ratio
Bromodichloromethane	N.D.	7.58	85.0	66.3	127.0	9.5

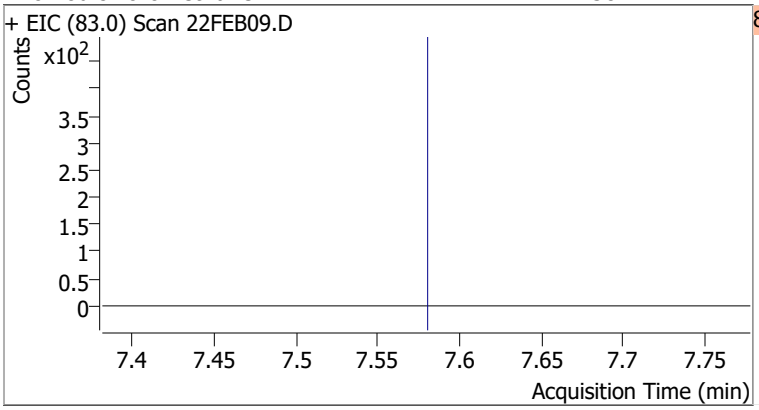

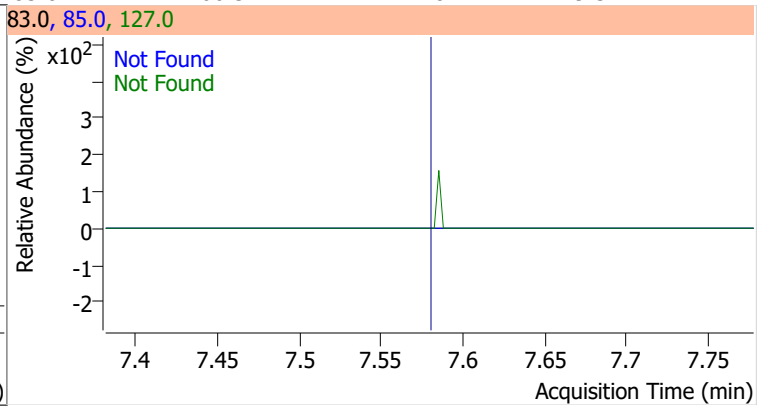

Compound	Conc.	Exp RT	QIon	Exp Ratio	QIon	Exp Ratio
cis-1,3-Dichloropropene	N.D.	8.06	39.0	52.5	77.0	31.8

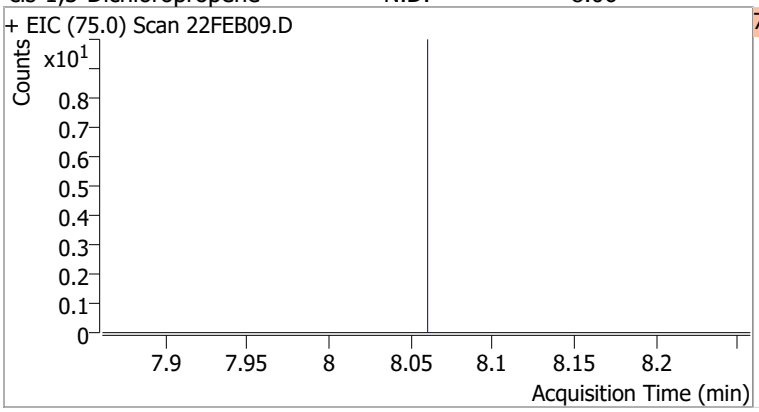

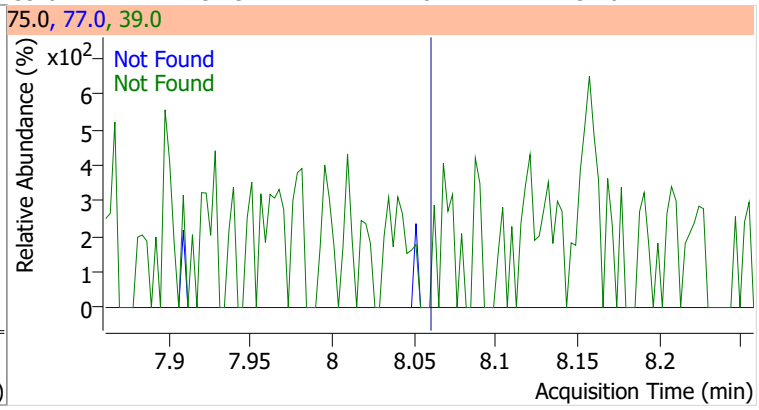

Compound	Conc.	RT	Dev(Min)	Resp.	QIon	QRatio	Lower	Upper
Toluene-d8	267.2359	8.32	0.00	988832	100.0	63.5	34.3	94.3
					99.0	9.5	0.0	39.2

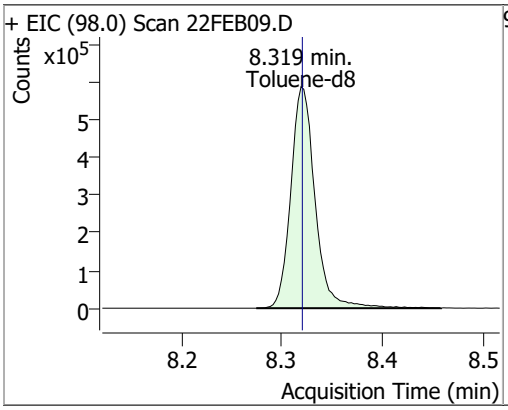

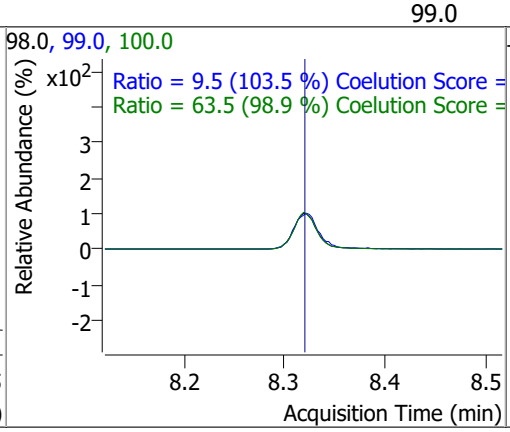

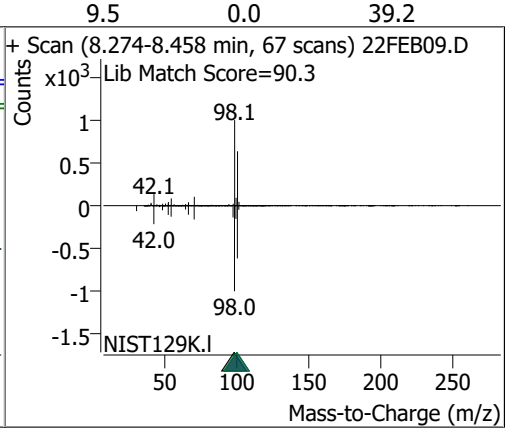

Compound	Conc.	RT	Dev(Min)	Resp.	QIon	QRatio	Lower	Upper
Toluene		0		0	91.0		144.1	204.1

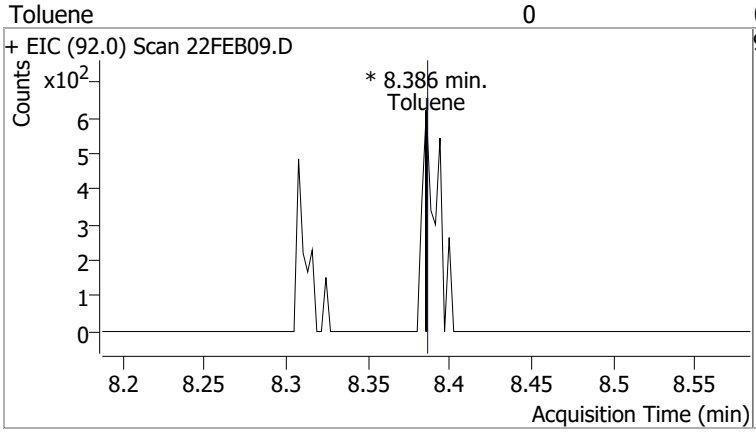

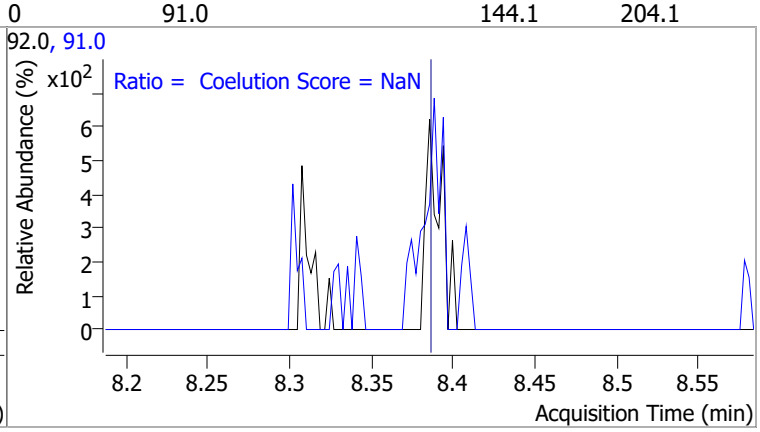

Compound	Conc.	Exp RT	QIon	Exp Ratio	QIon	Exp Ratio
trans-1,3-Dichloropropene	N.D.	8.64	39.0	53.0	77.0	31.0

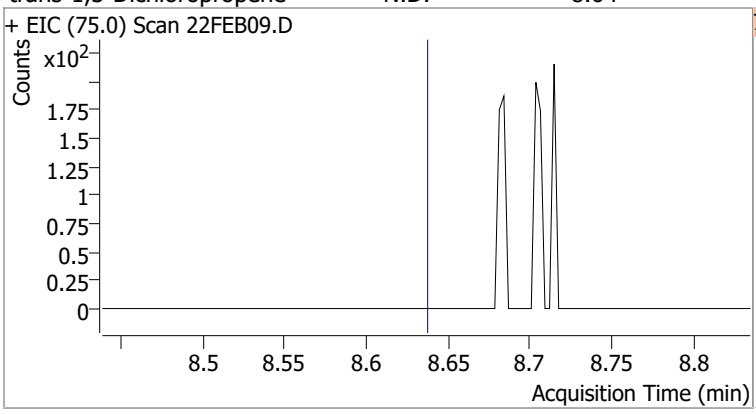

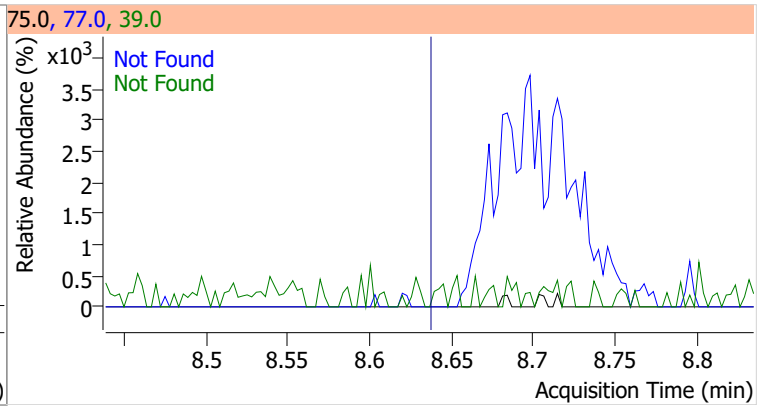

Compound	Conc.	Exp RT	QIon	Exp Ratio	QIon	Exp Ratio
1,1,2-Trichloroethane	N.D.	8.82	97.0	110.7	85.0	60.7

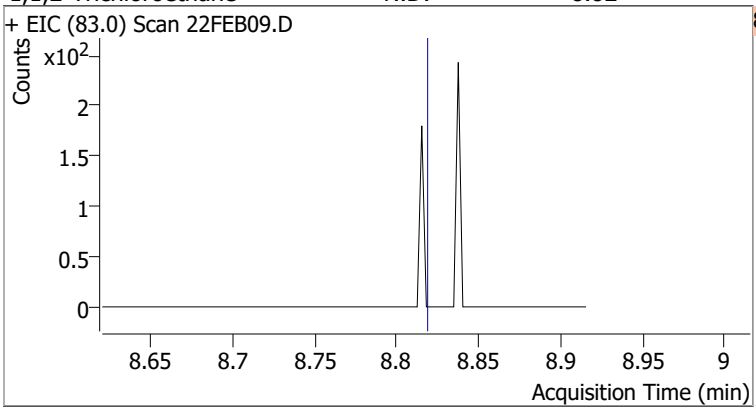

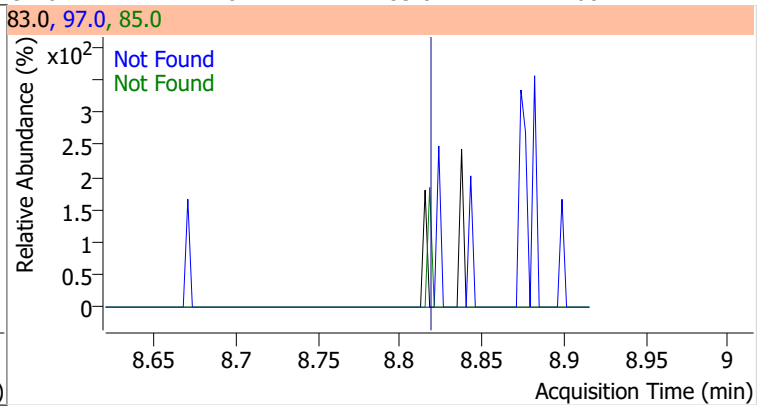

Compound	Conc.	Exp RT	QIon	Exp Ratio	QIon	Exp Ratio
Tetrachloroethene	N.D.	8.94	165.8	126.1	129.0	90.5

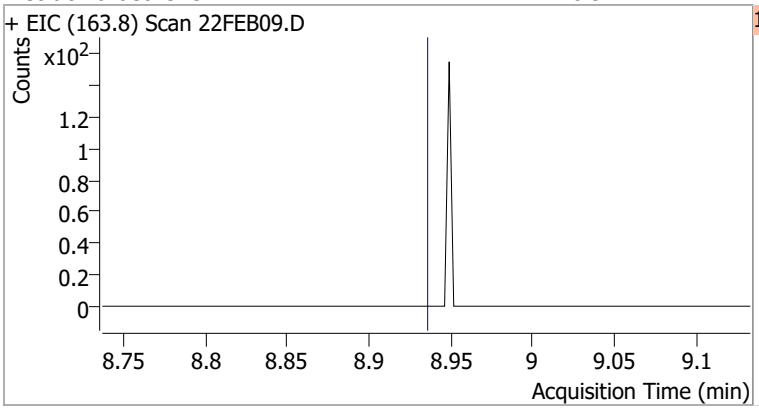

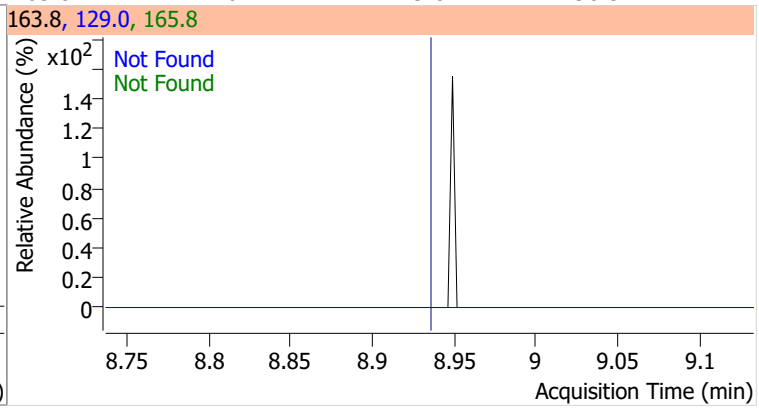

Compound	Conc.	Exp RT	QIon	Exp Ratio
1,3-Dichloropropane	N.D.	8.98	78.0	32.4

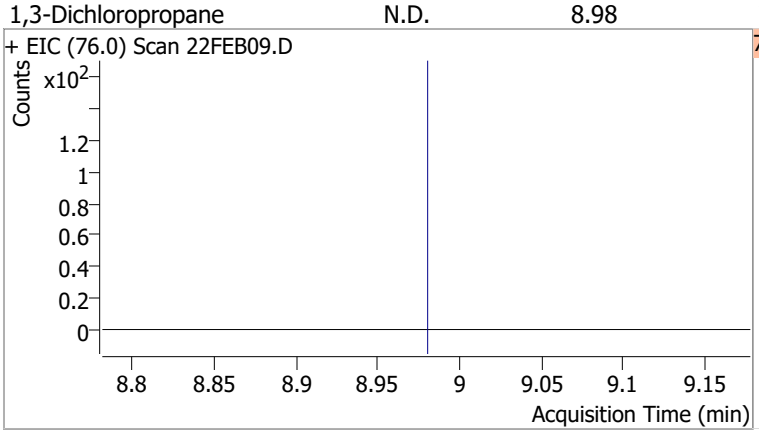

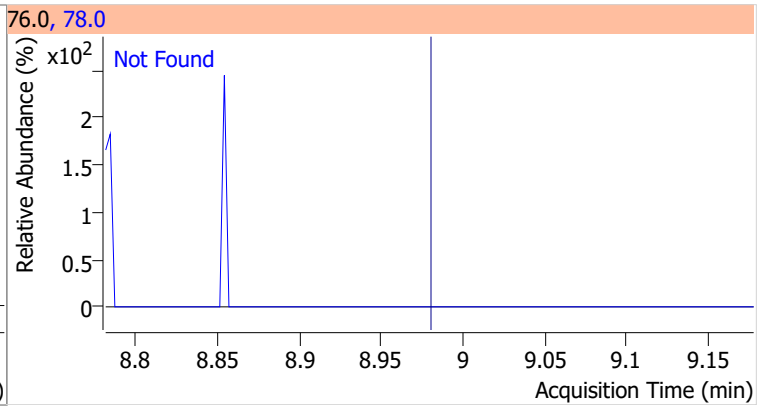

Compound	Conc.	Exp RT	QIon	Exp Ratio
Chlorodibromomethane	N.D.	9.21	127.0	77.2

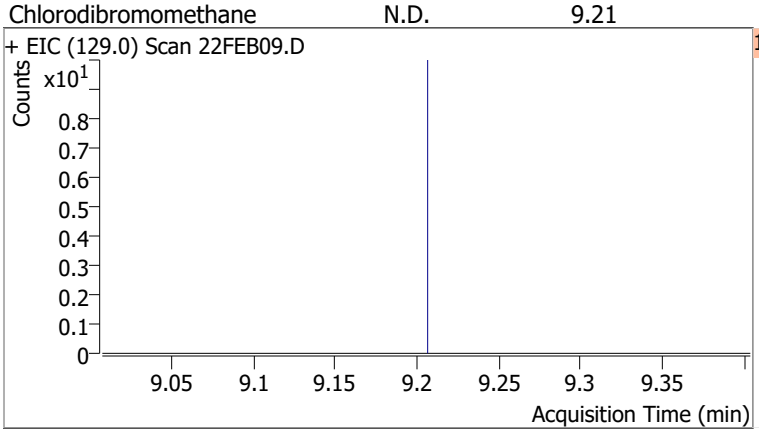

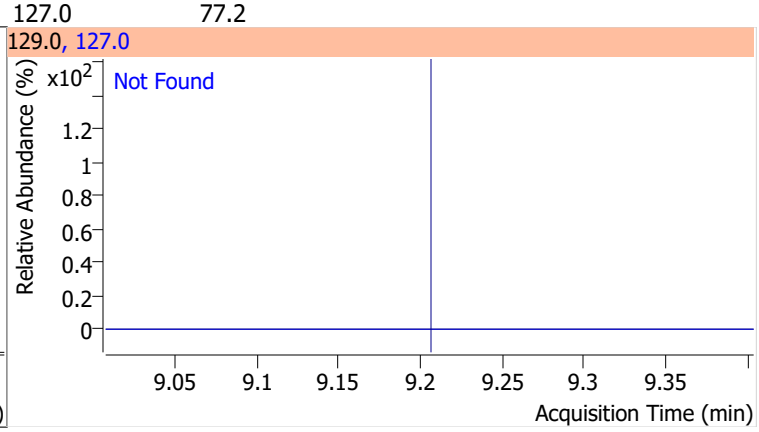

Compound	Conc.	Exp RT	QIon	Exp Ratio
1,2-Dibromoethane	N.D.	9.30	109.0	91.5

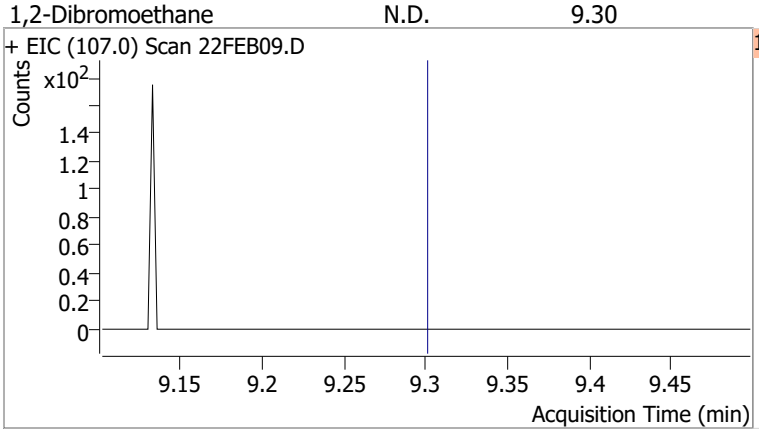

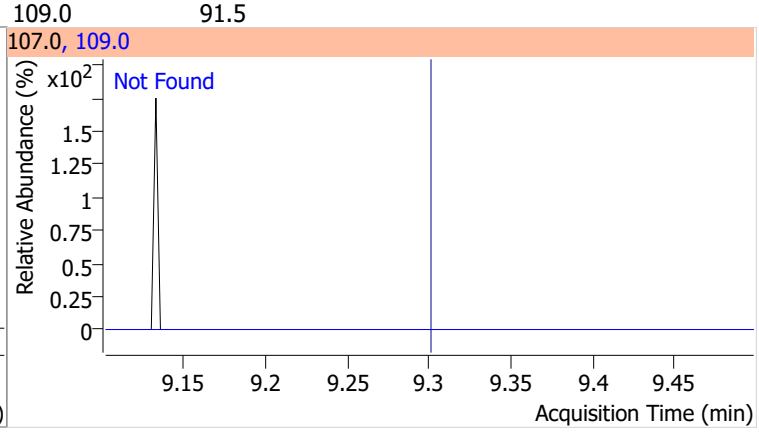

Compound	Conc.	Exp RT	QIon	Exp Ratio
Chlorobenzene	N.D.	9.80	114.0	32.2

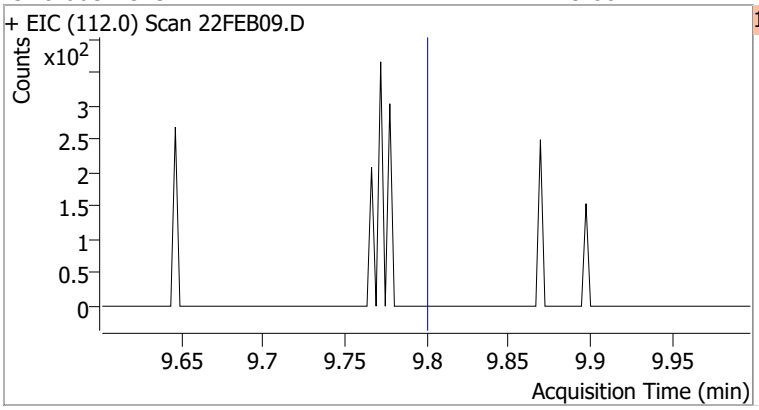

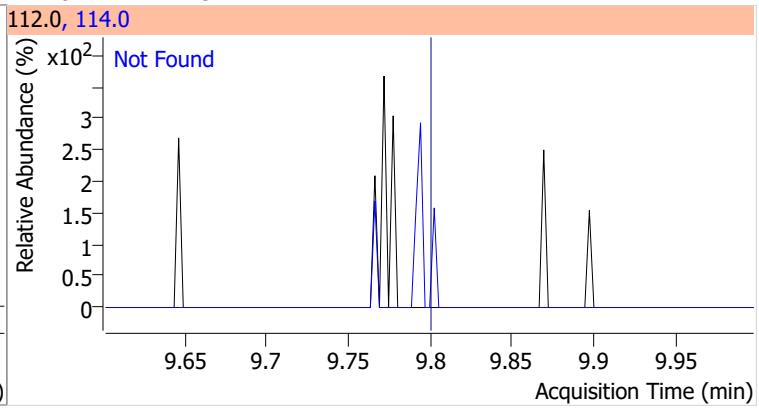

Compound	Conc.	Exp RT	QIon	Exp Ratio
1,1,1,2-Tetrachloroethane	N.D.	9.89	133.0	95.3

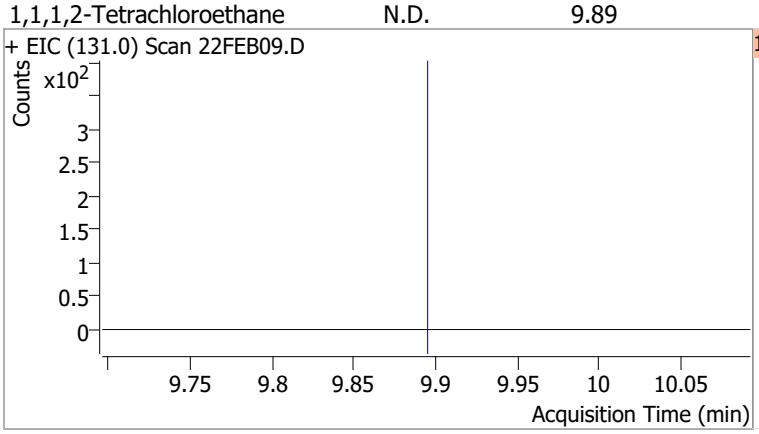

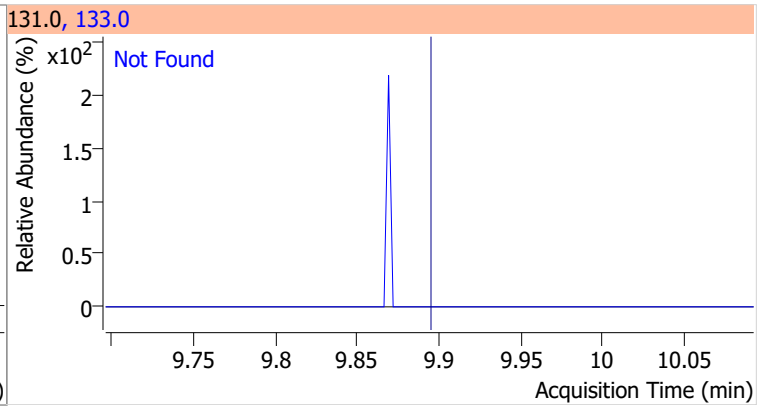

Compound	Conc.	Exp RT	QIon	Exp Ratio
Ethylbenzene	N.D.	9.92	106.0	31.7

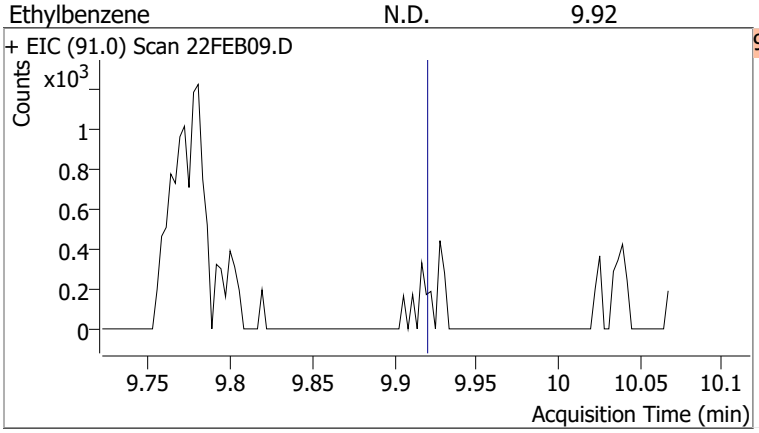

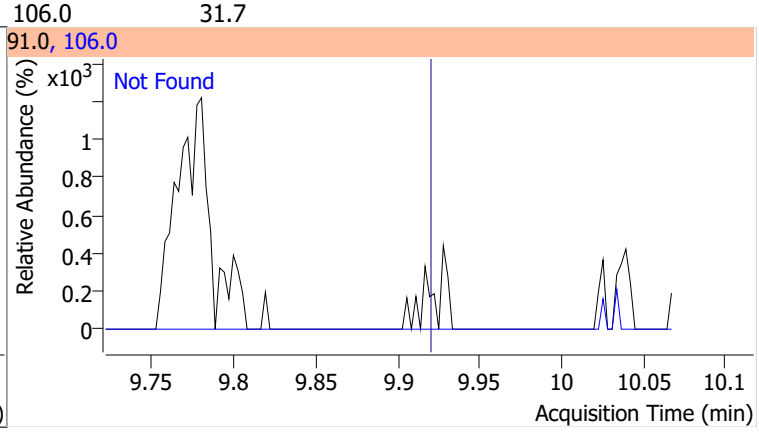

Compound	Conc.	RT	Dev(Min)	Resp.	QIon	QRatio	Lower	Upper
m+p-Xylenes		0		0	91.0		170.7	230.7

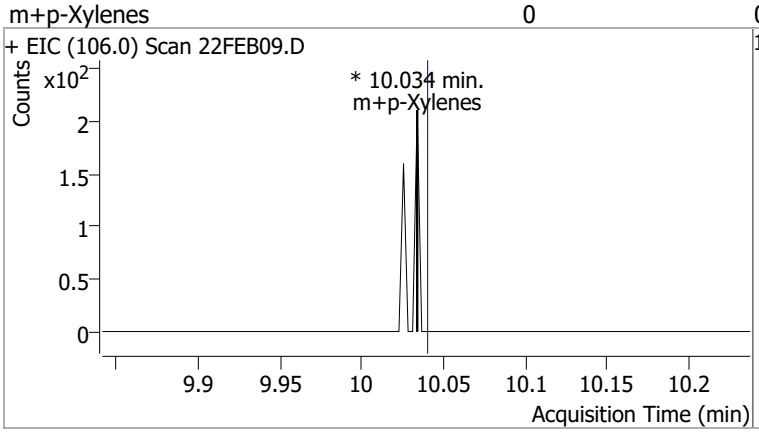

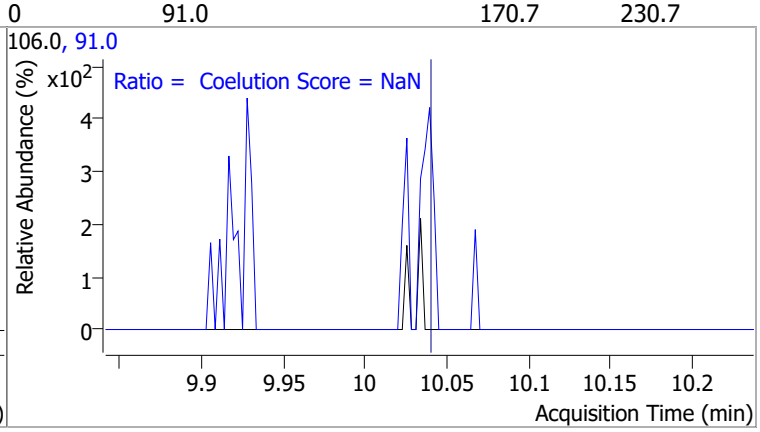

Compound	Conc.	Exp RT	QIon	Exp Ratio
o-Xylene	N.D.	10.43	91.0	211.4

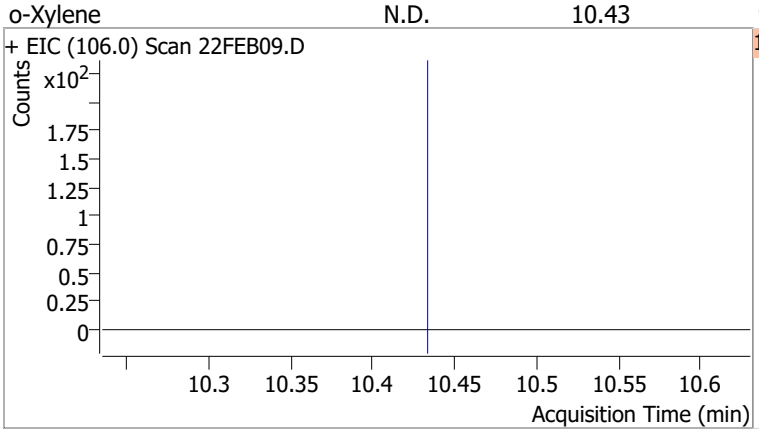

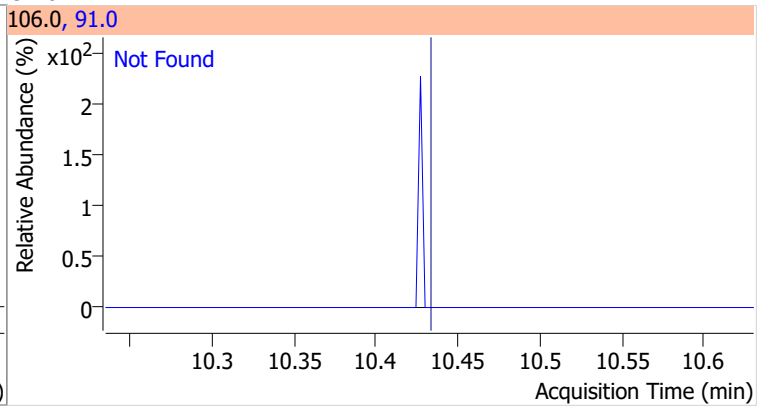

Compound	Conc.	Exp RT	QIon	Exp Ratio
Styrene	N.D.	10.45	78.0	50.6

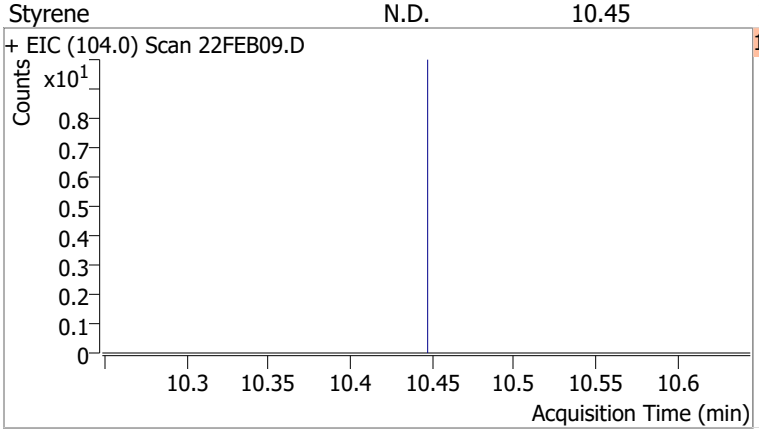

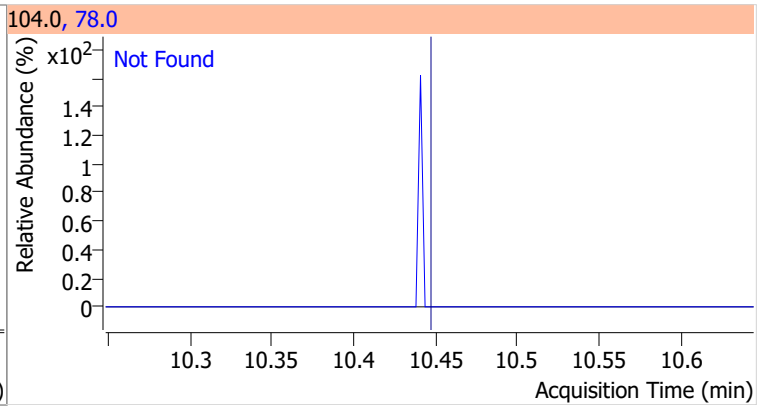

Compound	Conc.	Exp RT	QIon	Exp Ratio	QIon	Exp Ratio
Bromoform	N.D.	10.62	170.5	50.3	174.5	48.1

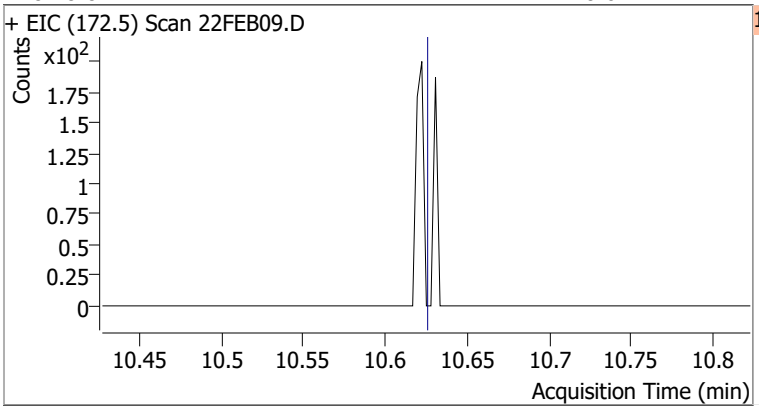

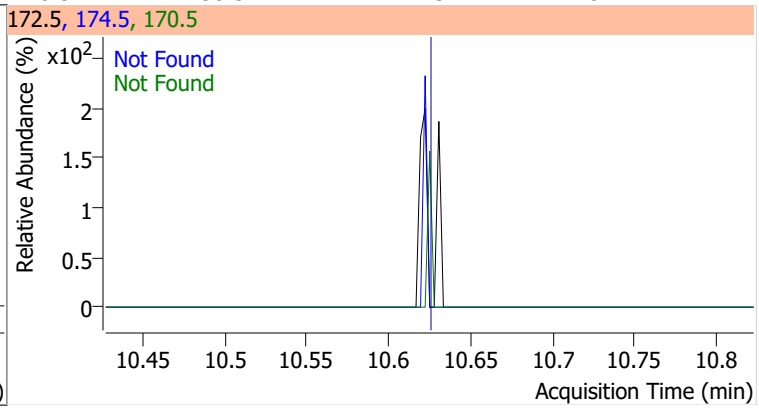

Compound	Conc.	RT	Dev(Min)	Resp.	QIon	QRatio	Lower	Upper
p-Bromofluorobenzene	269.6201	10.95	0.00	280067	174.0	93.5	65.3	125.3
					176.0	91.3	63.3	123.3

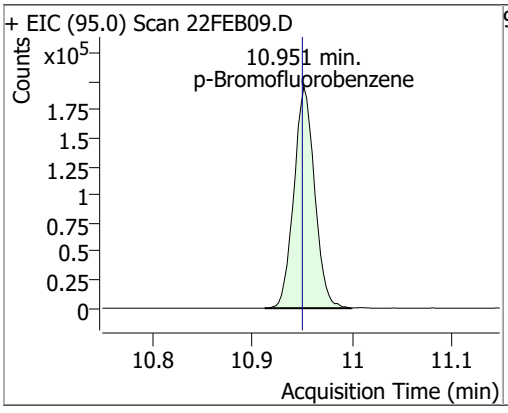

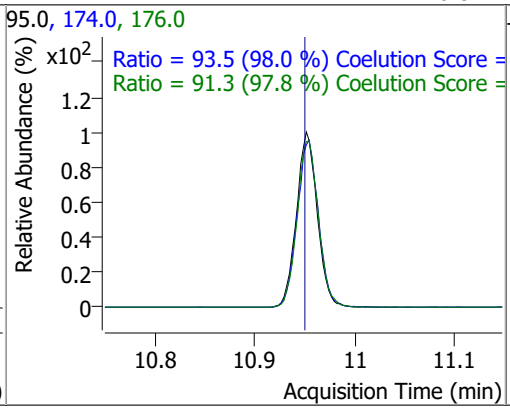

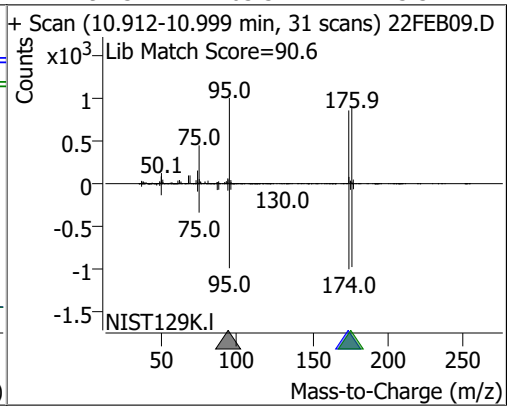

Compound	Conc.	Exp RT	QIon	Exp Ratio	QIon	Exp Ratio
Bromobenzene	N.D.	11.09	77.0	143.5	158.0	96.1

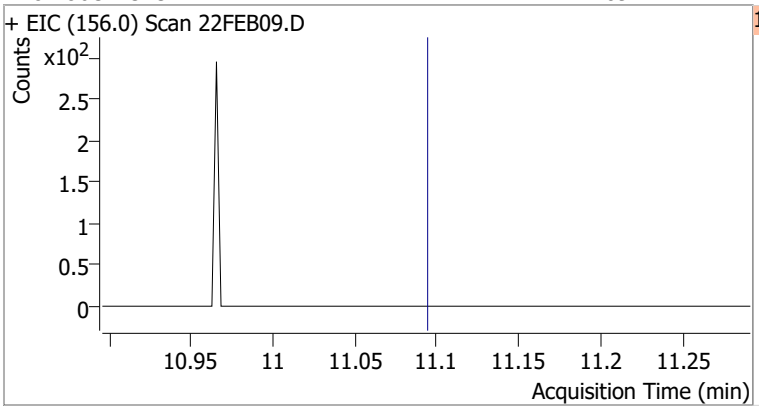

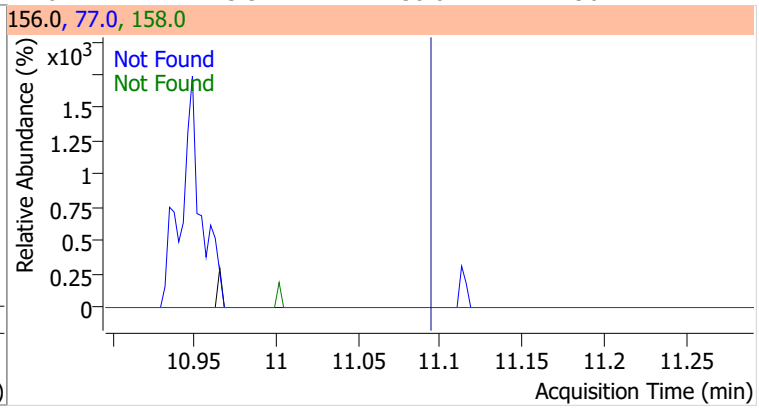

Compound	Conc.	Exp RT	QIon	Exp Ratio
1,1,2,2-Tetrachloroethane	N.D.	11.11	85.0	63.3

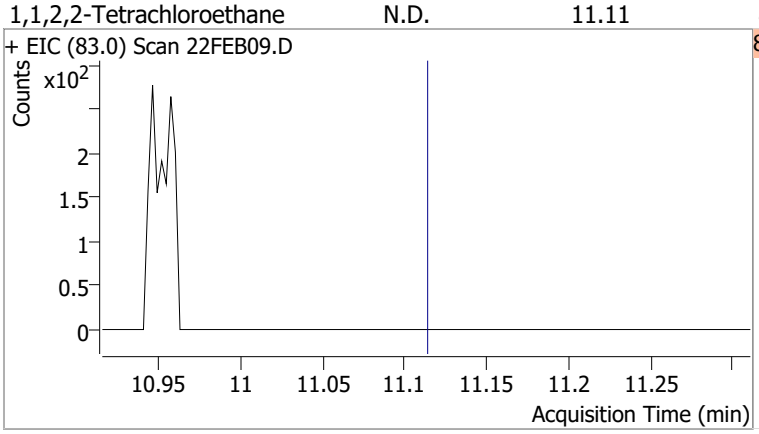

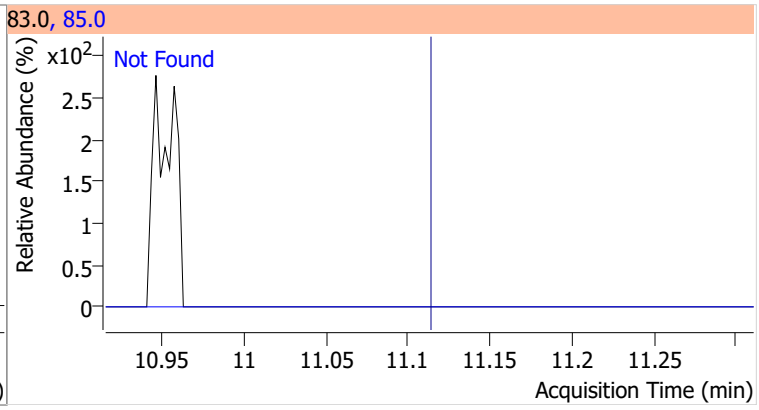

Compound	Conc.	Exp RT	QIon	Exp Ratio
1,2,3-Trichloropropane	N.D.	11.15	112.0	65.8

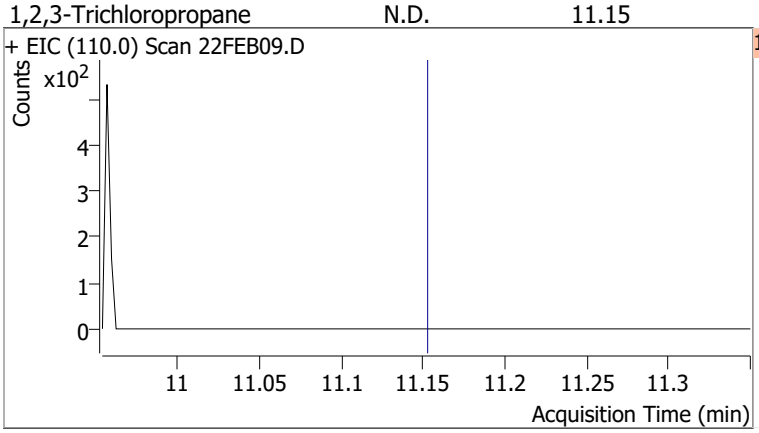

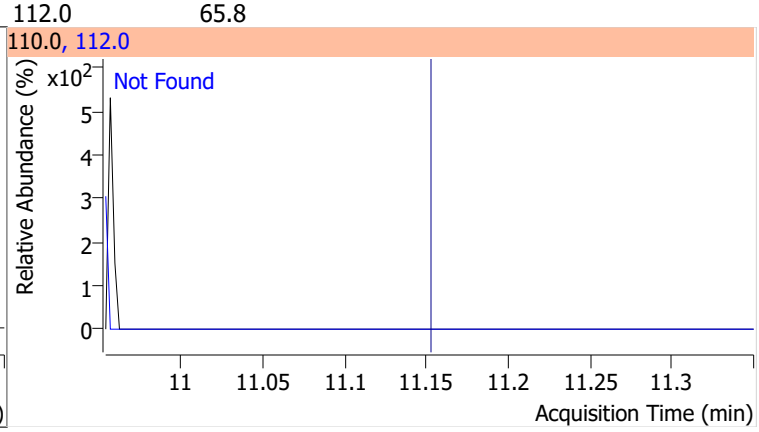

Compound	Conc.	Exp RT	QIon	Exp Ratio
2-Chlorotoluene	N.D.	11.29	91.0	276.2

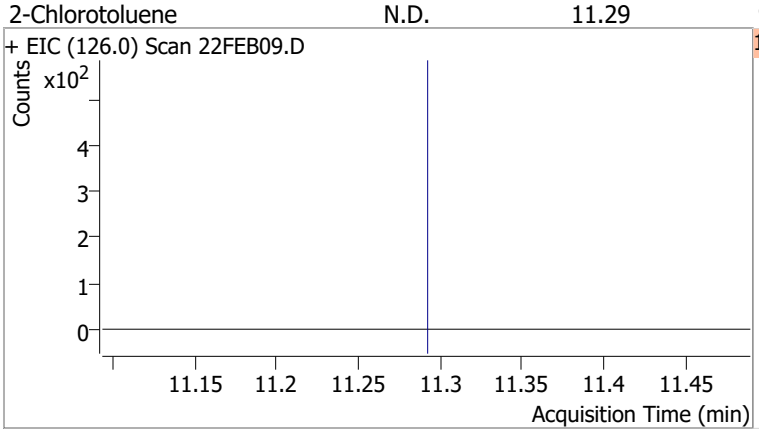

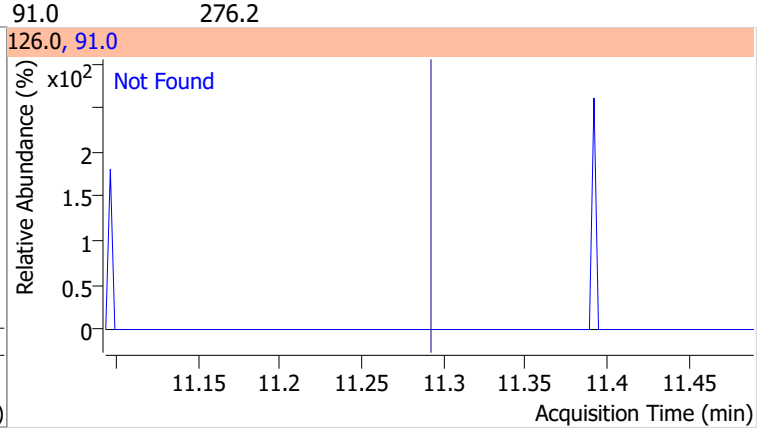

Compound	Conc.	Exp RT	QIon	Exp Ratio
4-Chlorotoluene	N.D.	11.40	126.0	31.3

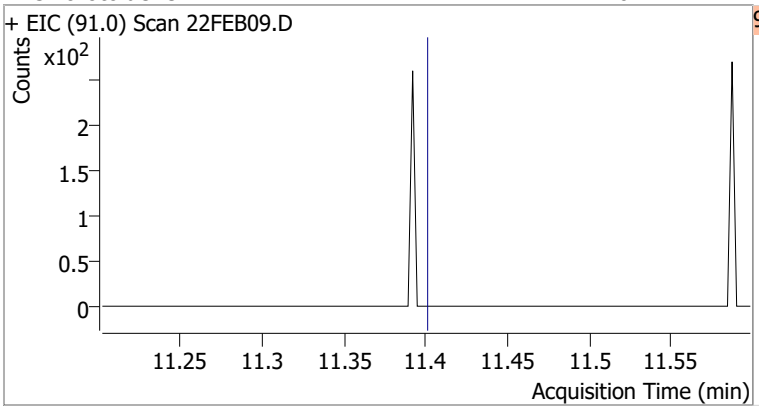

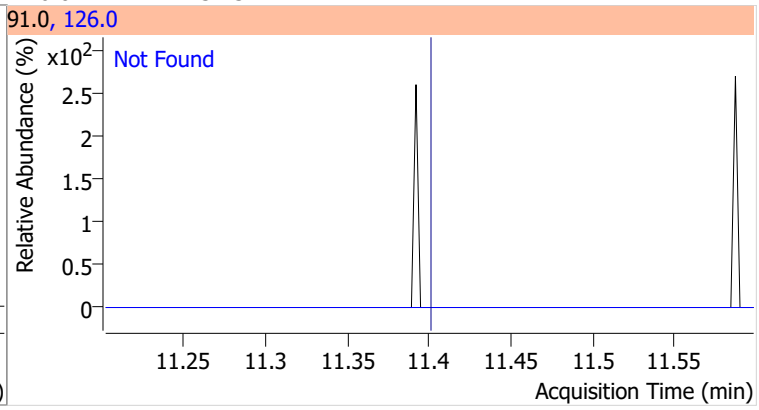

Compound	Conc.	Exp RT	QIon	Exp Ratio	QIon	Exp Ratio
1,3-Dichlorobenzene	N.D.	12.03	148.0	62.8	111.0	38.7

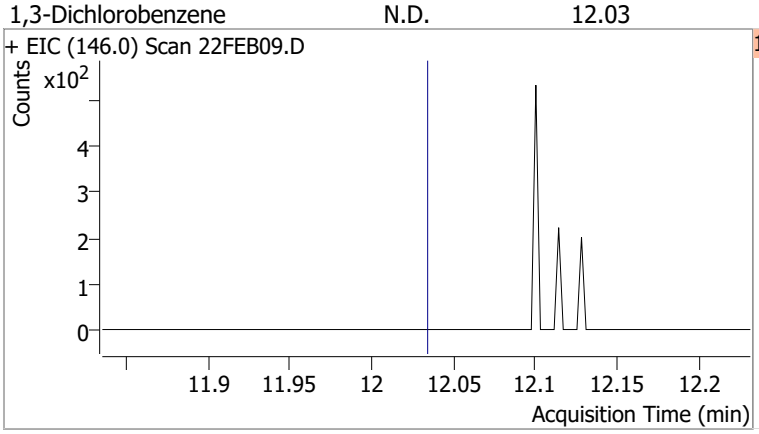

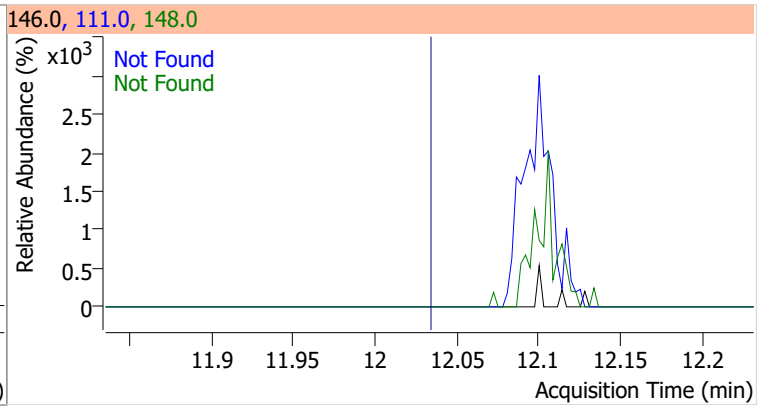

Compound	Conc.	Exp RT	QIon	Exp Ratio	QIon	Exp Ratio
1,4-Dichlorobenzene	N.D.	12.12	148.0	63.7	111.0	38.7

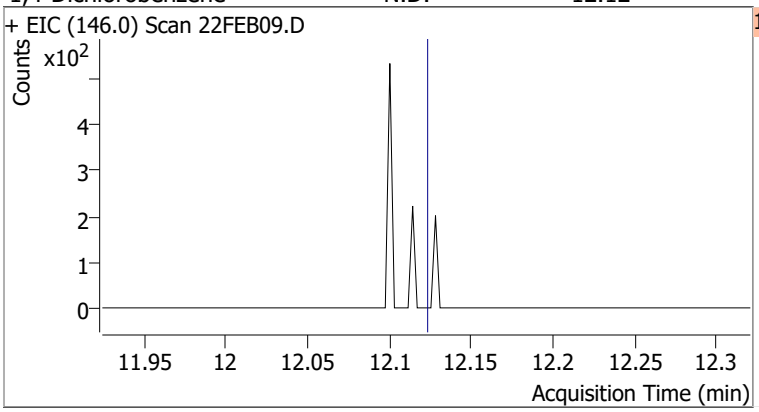

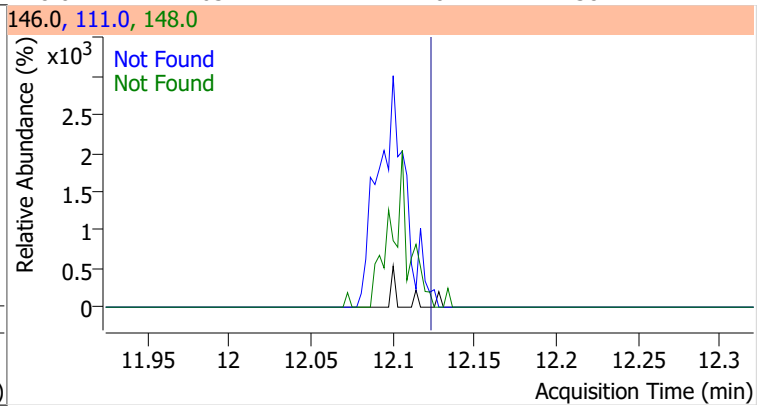

Compound	Conc.	Exp RT	QIon	Exp Ratio	QIon	Exp Ratio
1,2-Dichlorobenzene	N.D.	12.49	148.0	61.9	111.0	39.5

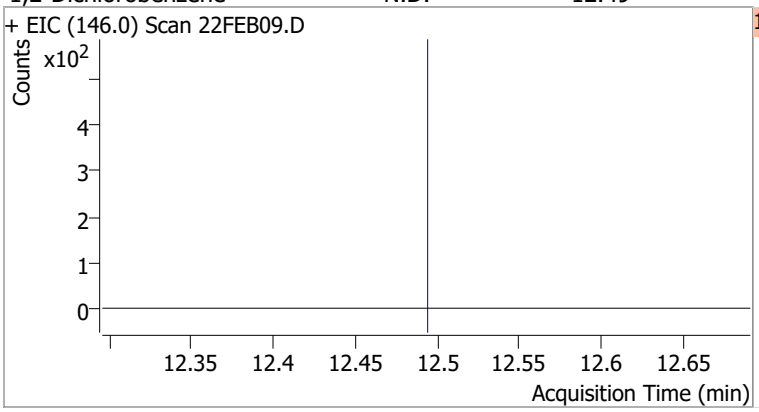

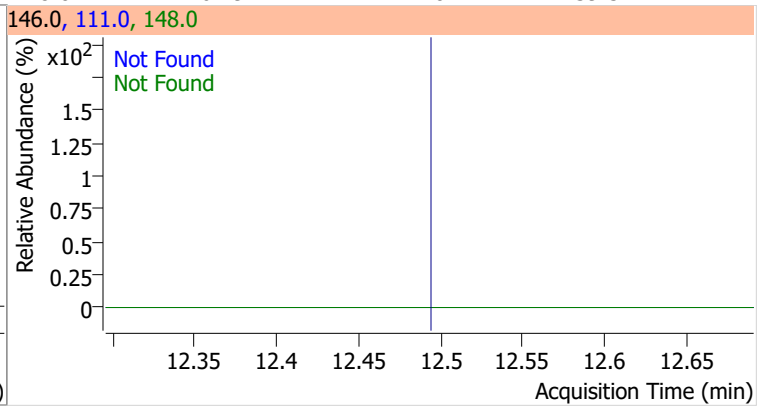

Quantitation Results Report (QT Reviewed)

Data File	22FEB10.D	Operator	MSC
Acq. Method	5975CACQF.M	Acq. Date-Time	2/22/2022 2:11:35 PM
Sample Name	B22021435-012F	Instrument	VOA5975C
Vial	10	Multiplier	1.00
DA Method File	VOA5975C_8260B_SHT_DoD_L4_011922.m	Comment	
Tune File	BFB_Atune3.u	Tune Date	10/11/2021 4:02:00 PM
Batch Name	VG022222_8260B.batch.bin	Last Calib Update	3/18/2022 11:09:24 AM
Ref Library	\\MASSHUNTER\Org\Library\NIST129K.l		

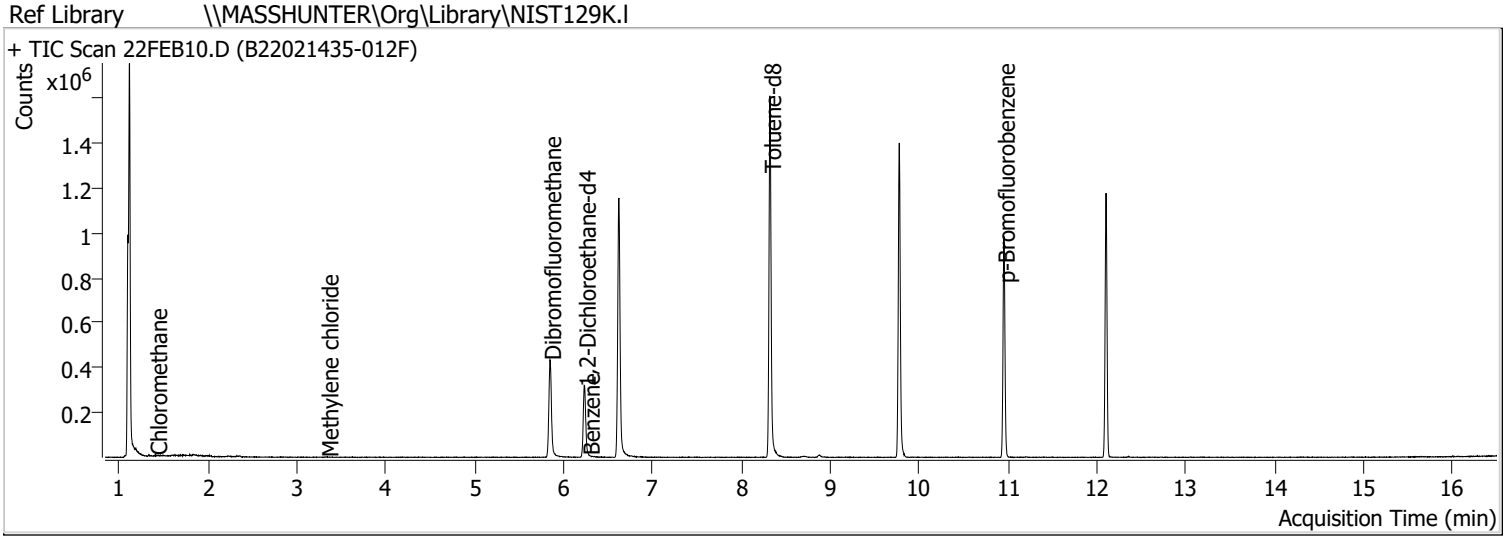

Compound	RT	QIon	Resp.	Conc.	Units		Dev(Min)
Internal Standards							
M Fluorobenzene	6.618	96.0	986238	250.0000	ng		-0.003
M Chlorobenzene-d5	9.774	82.0	386420	250.0000	ng		0.000
M 1,4-Dichlorobenzene-d4	12.100	152.0	278258	250.0000	ng		0.000
System Monitoring Compounds							
S Dibromofluoromethane	5.845	113.0	268910	281.5067	ng		-0.006
Spiked Amount: 250.000	Range: 80.0 - 119.0%			Recovery = 112.60%			
S 1,2-Dichloroethane-d4	6.236	67.0	121098	293.4685	ng		0.006
Spiked Amount: 250.000	Range: 81.0 - 118.0%			Recovery = 117.39%			
S Toluene-d8	8.322	98.0	996332	264.2861	ng		0.003
Spiked Amount: 250.000	Range: 89.0 - 112.0%			Recovery = 105.71%			
S p-Bromofluorobenzene	10.951	95.0	278144	270.7279	ng		0.003
Spiked Amount: 250.000	Range: 85.0 - 114.0%			Recovery = 108.29%			
Target Compounds							**QValue**
T Dichlorodifluoromethane	0.000		0	N.D.			
T Chloromethane	1.414	50.0	722	0.4624	ng	m	80
T Vinyl chloride	0.000		0	N.D.			
T Bromomethane	0.000		0	N.D.			
T Chloroethane	0.000		0	N.D.			
T Trichlorofluoromethane	0.000		0	N.D.			
T 1,1-Dichloroethene	0.000		0	N.D.			
T Methylene chloride	3.341	49.0	961	0.6668	ng	m	90
T trans-1,2-Dichloroethene	0.000		0	N.D.			
T Methyl tert-butyl ether (MTBE)	0.000		0	N.D.			
T 1,1-Dichloroethane	0.000		0	N.D.			
T 2,2-Dichloropropane	0.000		0	N.D.			
T cis-1,2-Dichloroethene	0.000		0	N.D.			
T Methyl ethyl ketone	0.000		0	N.D.			
T Bromochloromethane	0.000		0	N.D.			
T Chloroform	0.000		0	N.D.			

Compound	RT	QIon	Resp.	Conc.	Units		Dev(Min)
T 1,1,1-Trichloroethane	0.000		0	N.D.			
T Carbon tetrachloride	0.000		0	N.D.			
T 1,1-Dichloropropene	0.000		0	N.D.			
T Benzene	6.283	78.0	338	0.0858	ng	m	95
T 1,2-Dichloroethane	0.000		0	N.D.			
T Trichloroethene	0.000		0	N.D.			
T 1,2-Dichloropropane	0.000		0	N.D.			
T Dibromomethane	0.000		0	N.D.			
T Bromodichloromethane	0.000		0	N.D.			
T cis-1,3-Dichloropropene	0.000		0	N.D.			
T Toluene	8.386	92.0	0		ng	md	1
T trans-1,3-Dichloropropene	0.000		0	N.D.			
T 1,1,2-Trichloroethane	0.000		0	N.D.			
T Tetrachloroethene	0.000		0	N.D.			
T 1,3-Dichloropropane	0.000		0	N.D.			
T Chlorodibromomethane	0.000		0	N.D.			
T 1,2-Dibromoethane	0.000		0	N.D.			
T Chlorobenzene	0.000		0	N.D.			
T 1,1,1,2-Tetrachloroethane	0.000		0	N.D.			
T Ethylbenzene	0.000		0	N.D.			
T m+p-Xylenes	10.031	106.0	0		ng	md	1
T o-Xylene	0.000		0	N.D.			
T Styrene	0.000		0	N.D.			
T Bromoform	0.000		0	N.D.			
T Bromobenzene	0.000		0	N.D.			
T 1,1,2,2-Tetrachloroethane	0.000		0	N.D.			
T 1,2,3-Trichloropropane	0.000		0	N.D.			
T 2-Chlorotoluene	0.000		0	N.D.			
T 4-Chlorotoluene	0.000		0	N.D.			
T 1,3-Dichlorobenzene	0.000		0	N.D.			
T 1,4-Dichlorobenzene	0.000		0	N.D.			
T 1,2-Dichlorobenzene	0.000		0	N.D.			

(#) = Qualifier Out of Range; (m) = Manual Integration; (+) = Area Summed; (*) = Surrogate Percent Recovery Out of Range; (d): Zeroed Peak

Compound	Conc.	Exp RT	QIon	Exp Ratio
Dichlorodifluoromethane	N.D.	1.24	87.0	31.8

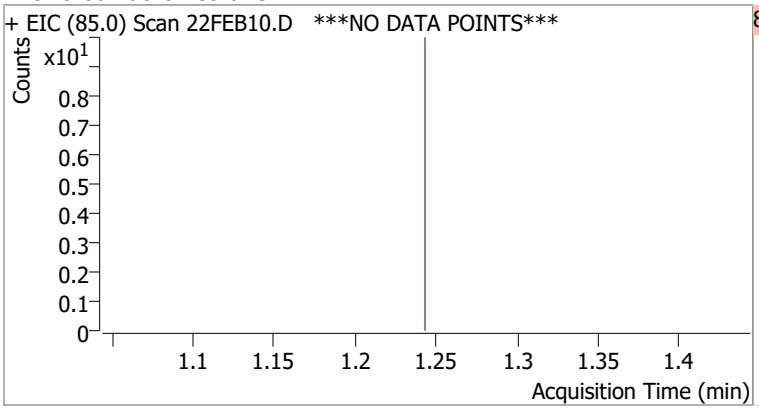

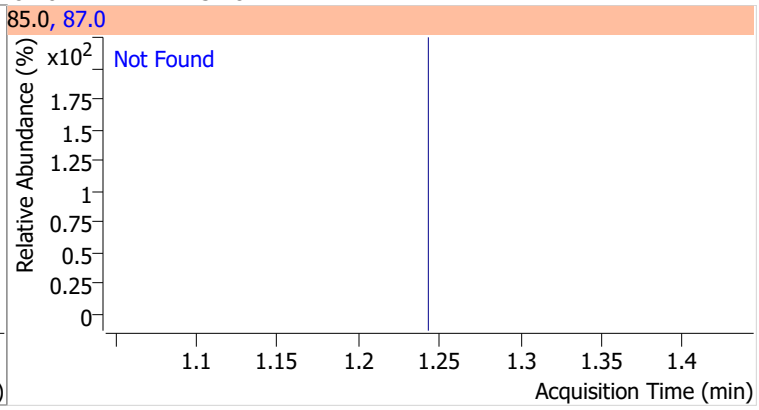

Compound	Conc.	RT	Dev(Min)	Resp.	QIon	QRatio	Lower	Upper
Chloromethane	0.4624	1.41	0.01	722 (m)	52.0	21.2	2.4	62.4

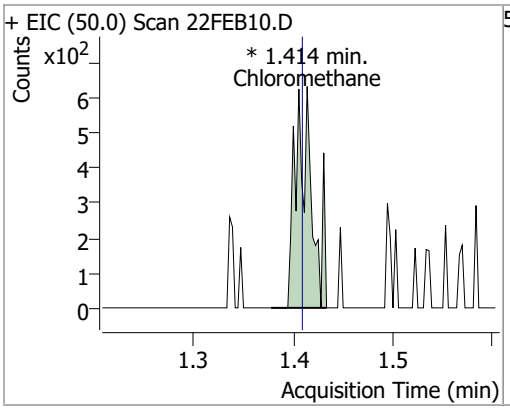

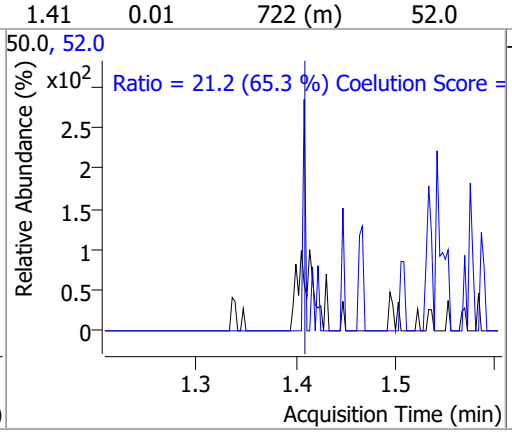

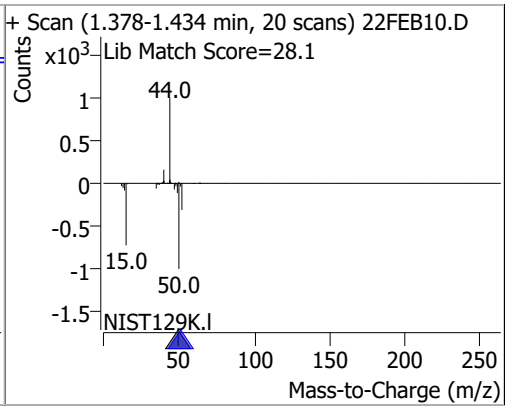

Compound	Conc.	Exp RT	QIon	Exp Ratio
Vinyl chloride	N.D.	1.50	64.0	31.3

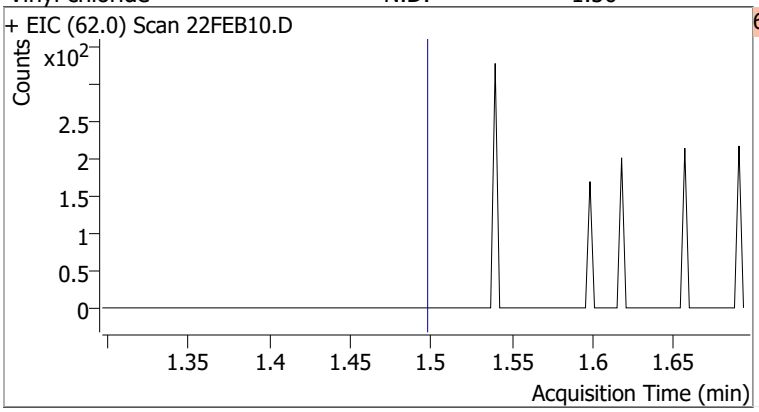

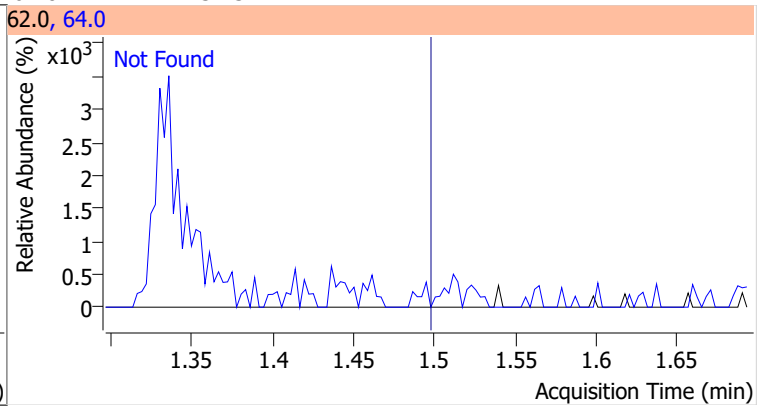

Compound	Conc.	Exp RT	QIon	Exp Ratio
Bromomethane	N.D.	1.80	94.0	110.1

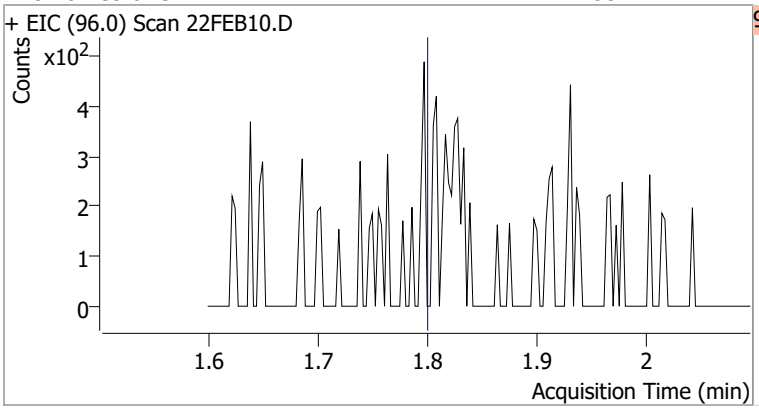

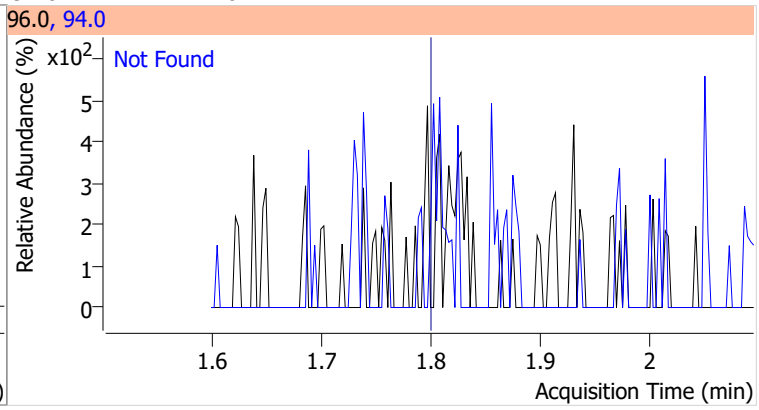

Compound	Conc.	Exp RT	QIon	Exp Ratio
Chloroethane	N.D.	1.90	66.0	30.0

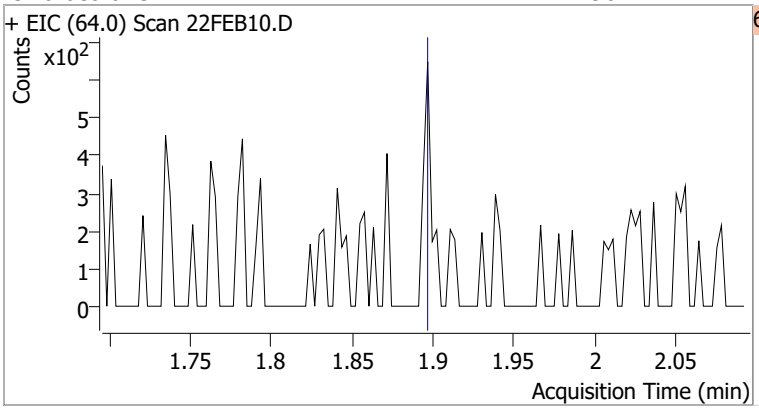

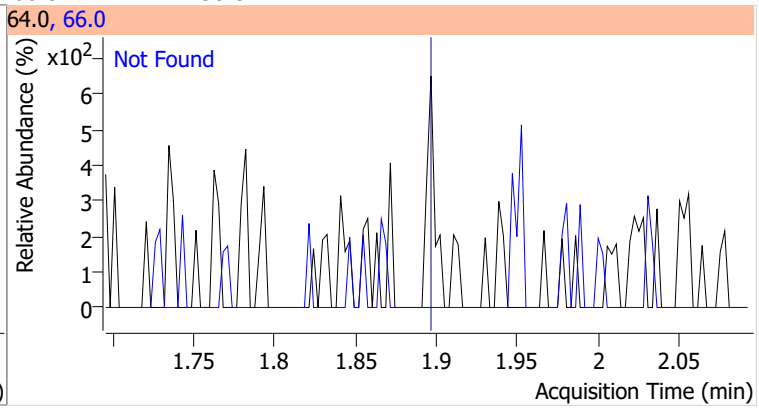

Compound	Conc.	Exp RT	QIon	Exp Ratio
Trichlorofluoromethane	N.D.	2.15	103.0	65.0

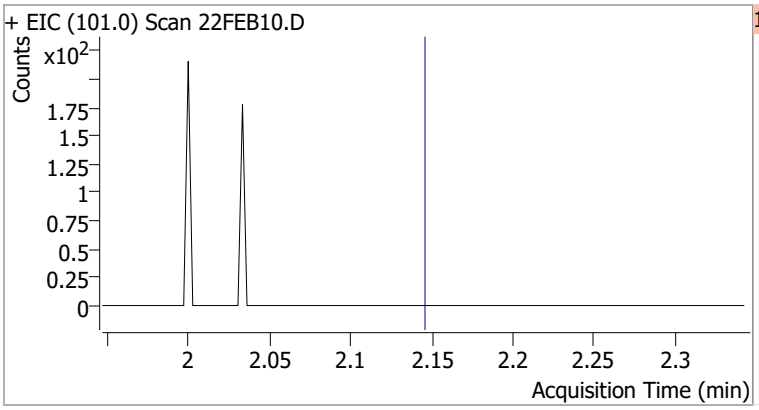

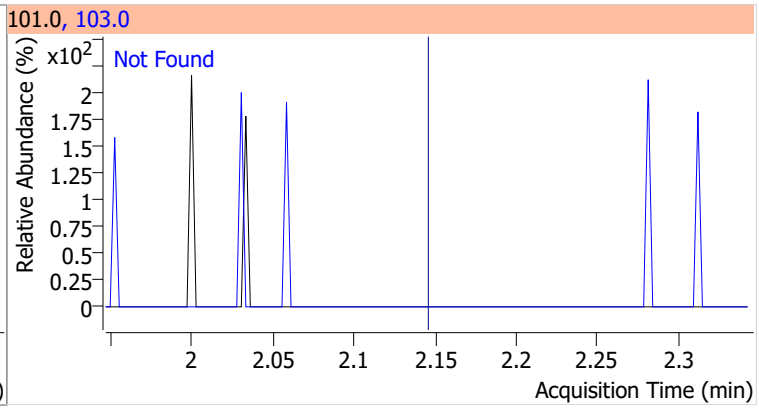

Compound	Conc.	Exp RT	QIon	Exp Ratio	QIon	Exp Ratio
1,1-Dichloroethene	N.D.	2.70	61.0	179.9	63.0	57.0

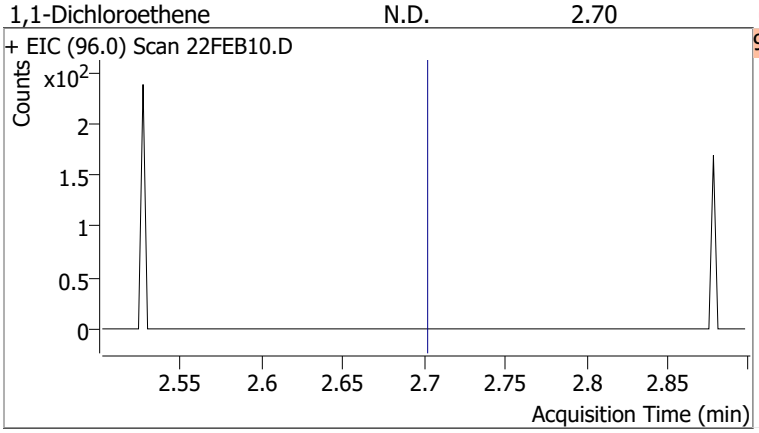

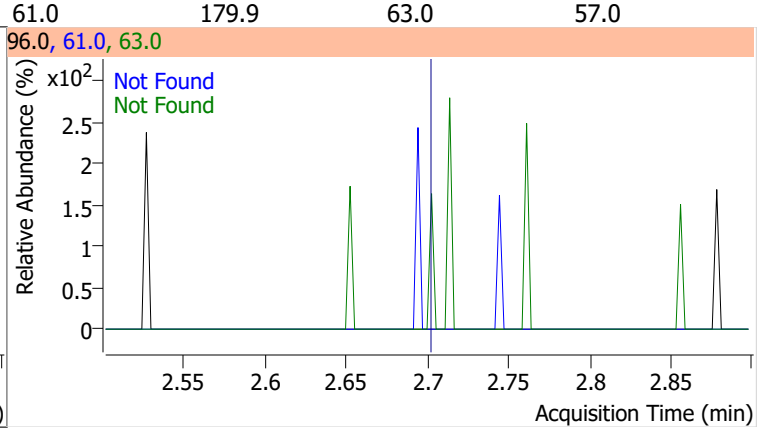

Compound	Conc.	RT	Dev(Min)	Resp.	QIon	QRatio	Lower	Upper
Methylene chloride	0.6668	3.34	0.01	961 (m)	84.0	55.5	36.1	96.1
					86.0	39.2	11.8	71.8

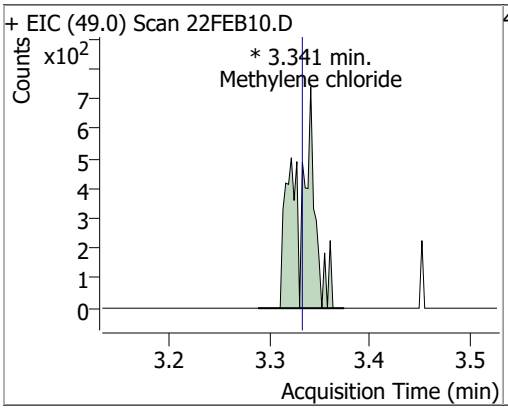

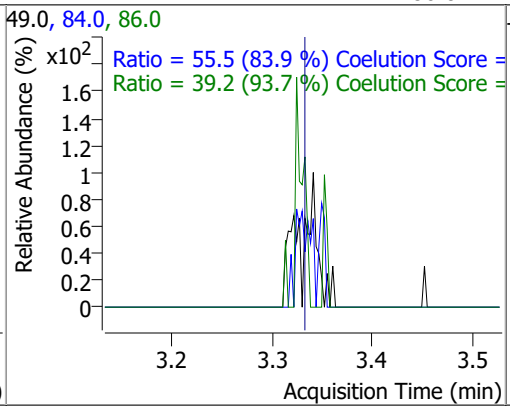

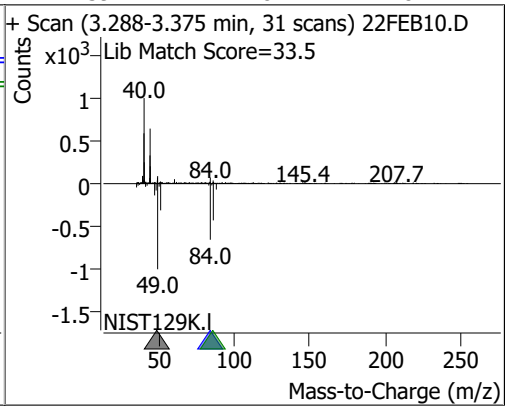

Compound	Conc.	Exp RT	QIon	Exp Ratio	QIon	Exp Ratio
trans-1,2-Dichloroethene	N.D.	3.72	61.0	154.8	98.0	62.1

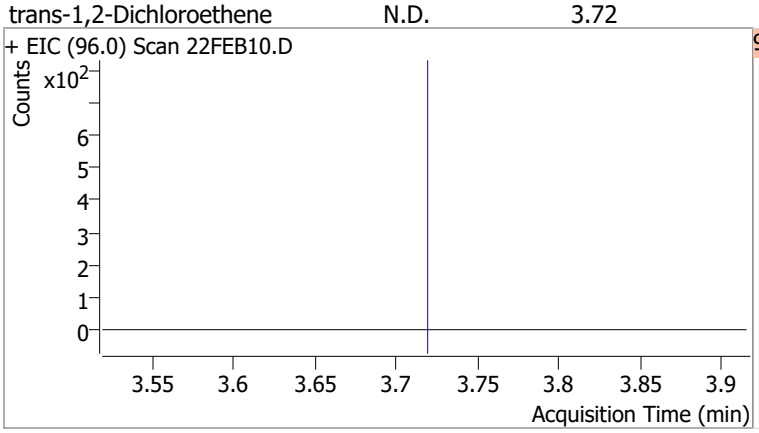

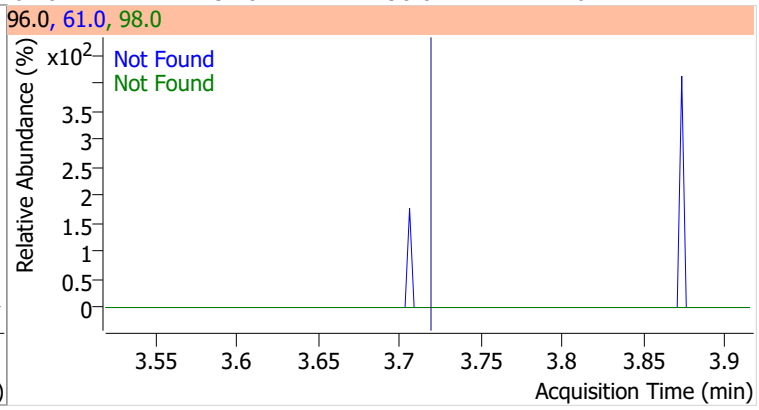

Compound	Conc.	Exp RT	QIon	Exp Ratio
Methyl tert-butyl ether (MTBE)	N.D.	3.75	57.0	24.6

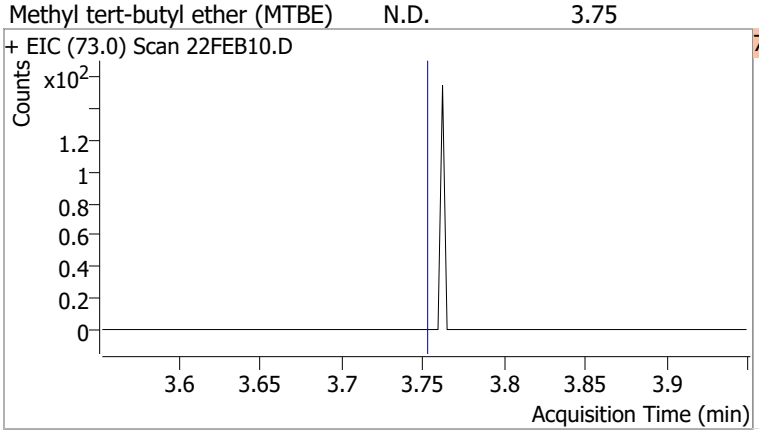

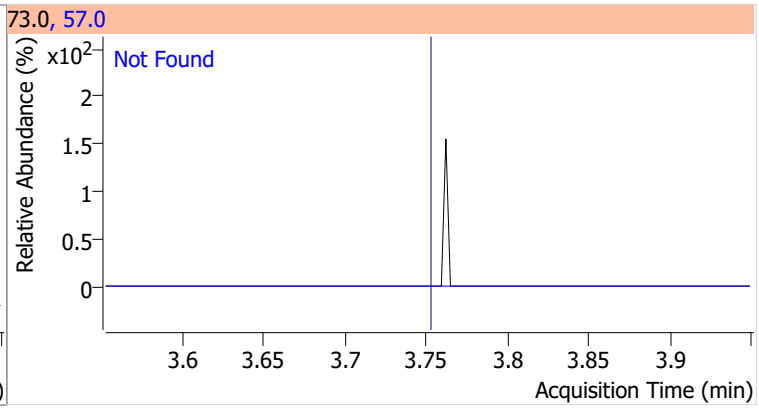

Compound	Conc.	Exp RT	QIon	Exp Ratio	QIon	Exp Ratio
1,1-Dichloroethane	N.D.	4.38	65.0	31.0	83.0	12.7

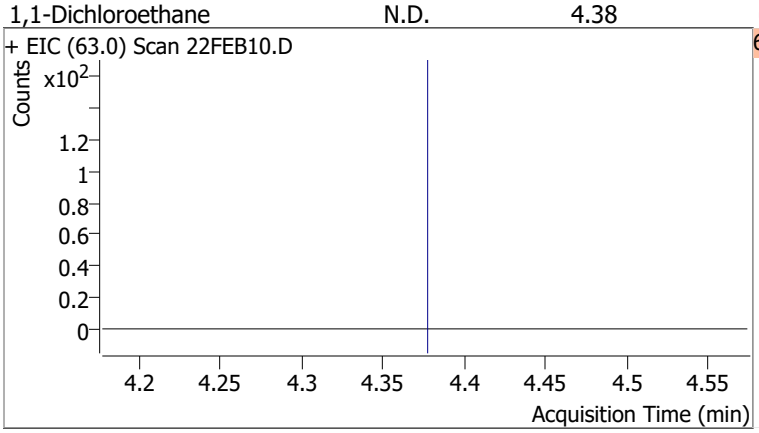

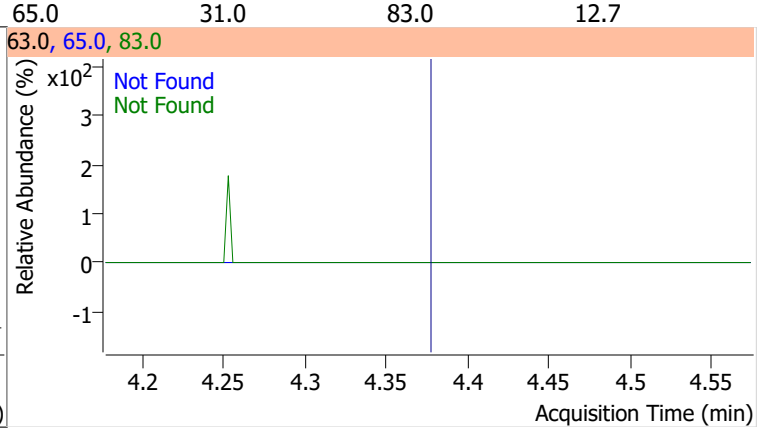

Compound	Conc.	Exp RT	QIon	Exp Ratio	QIon	Exp Ratio
2,2-Dichloropropane	N.D.	5.19	41.0	68.8	97.0	23.9

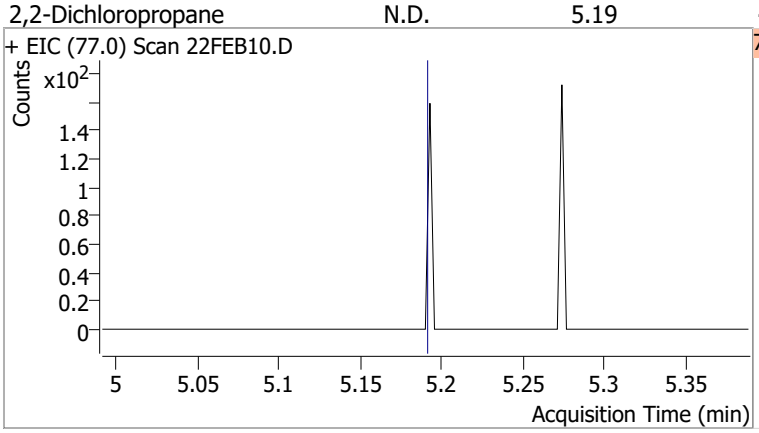

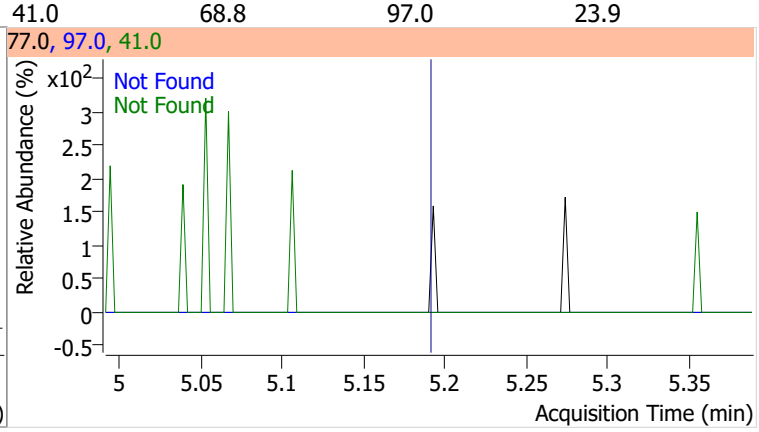

Compound	Conc.	Exp RT	QIon	Exp Ratio	QIon	Exp Ratio
cis-1,2-Dichloroethene	N.D.	5.21	61.0	160.4	98.0	66.2

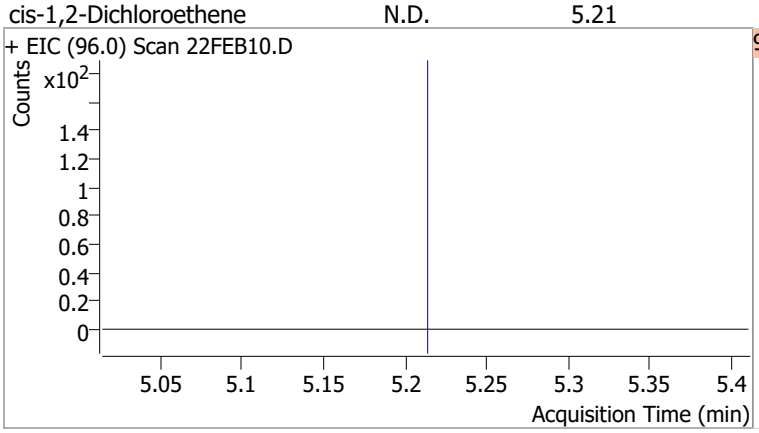

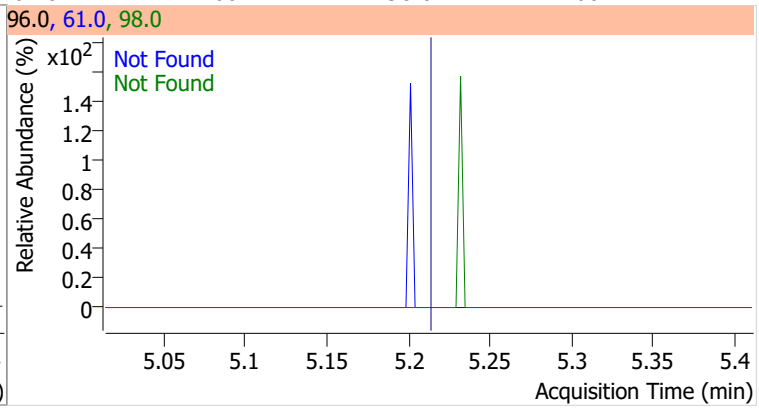

Compound	Conc.	Exp RT	QIon	Exp Ratio
Methyl ethyl ketone	N.D.	5.28	72.0	20.6

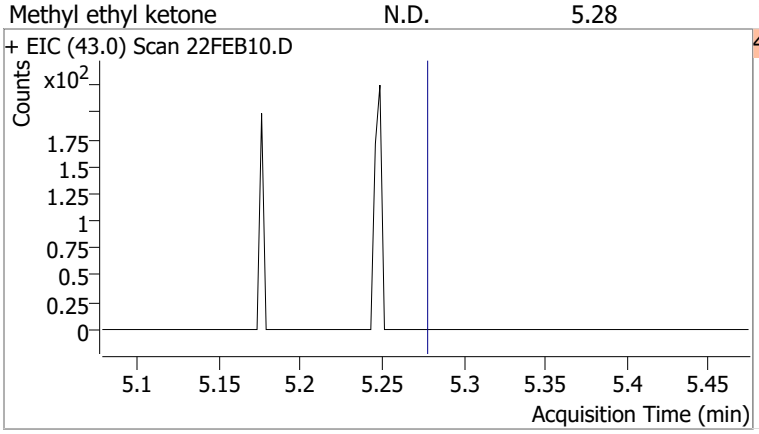

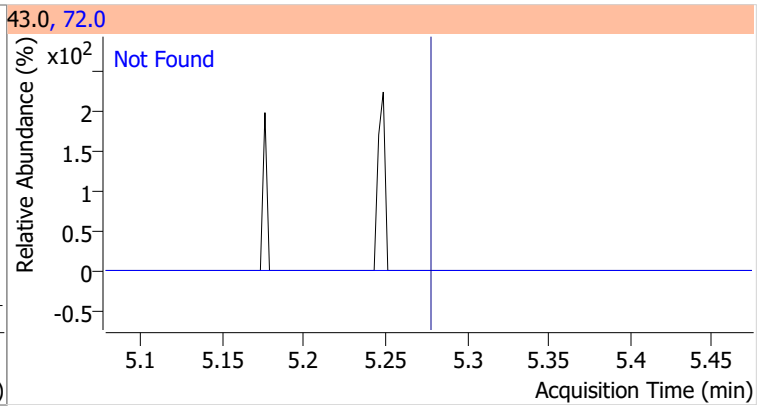

Compound	Conc.	Exp RT	QIon	Exp Ratio
Bromochloromethane	N.D.	5.52	49.0	182.2

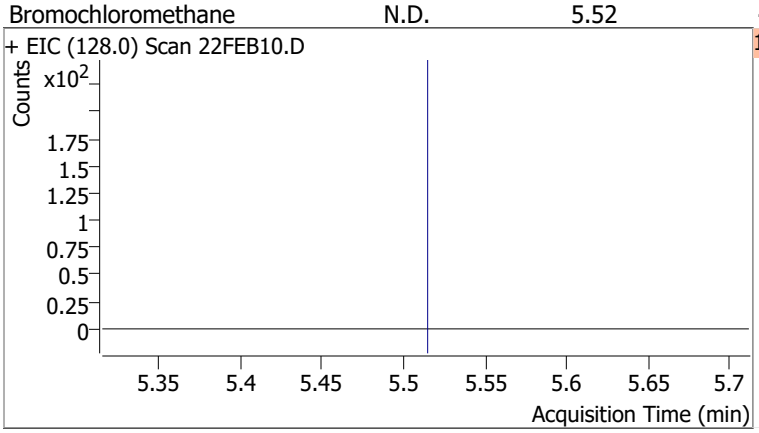

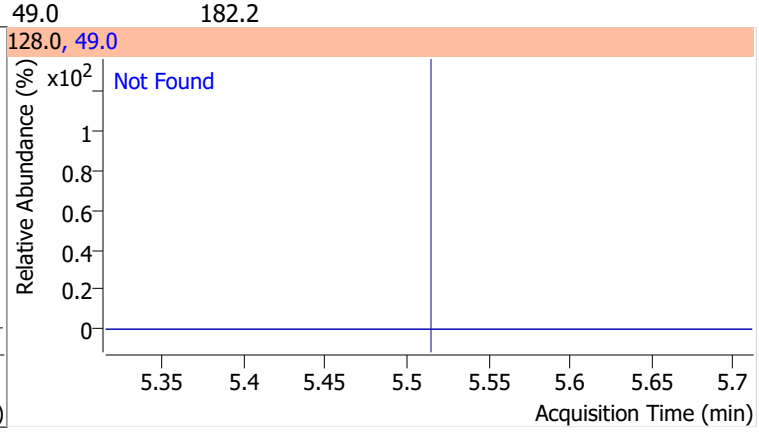

Compound	Conc.	Exp RT	QIon	Exp Ratio
Chloroform	N.D.	5.65	85.0	66.2

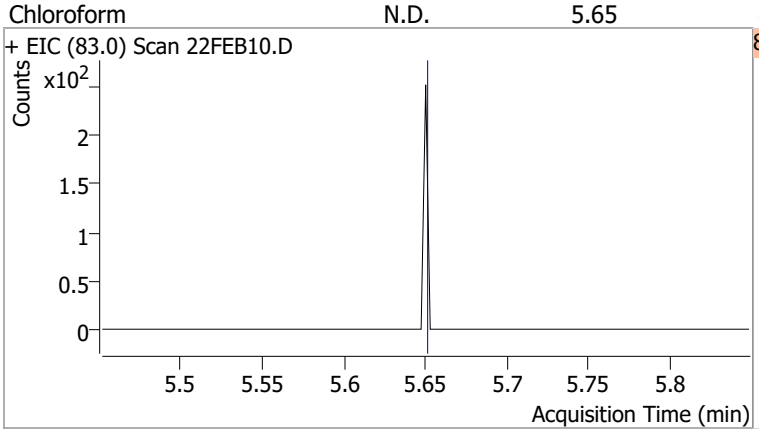

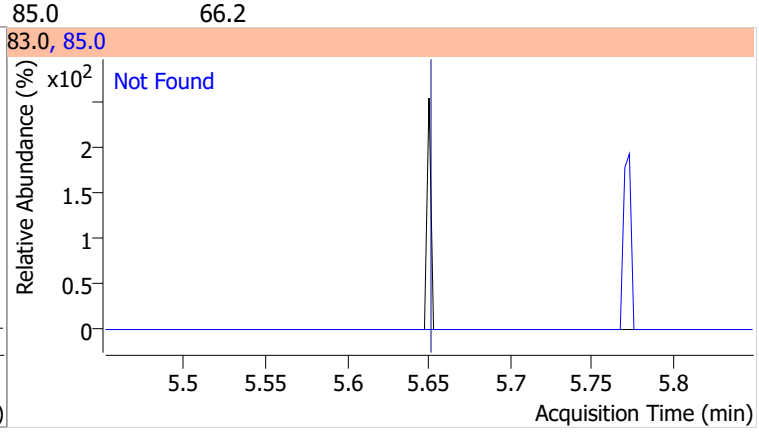

Compound	Conc.	Exp RT	QIon	Exp Ratio	QIon	Exp Ratio
1,1,1-Trichloroethane	N.D.	5.83	99.0	63.1	61.0	49.1

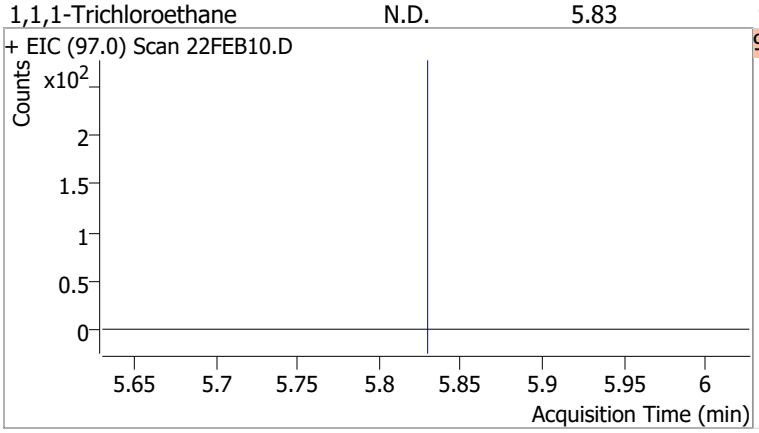

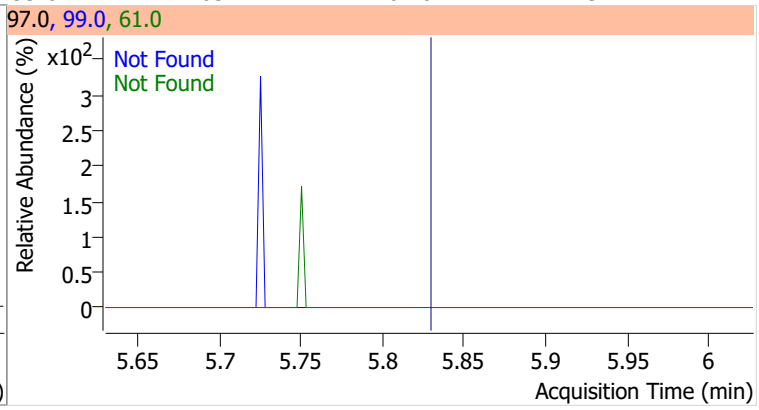

Compound	Conc.	RT	Dev(Min)	Resp.	QIon	QRatio	Lower	Upper
Dibromofluoromethane	281.5067	5.85	-0.01	268910	191.5	20.4	0.0	53.2

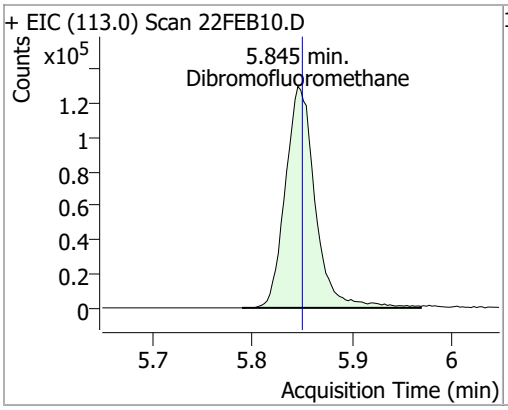

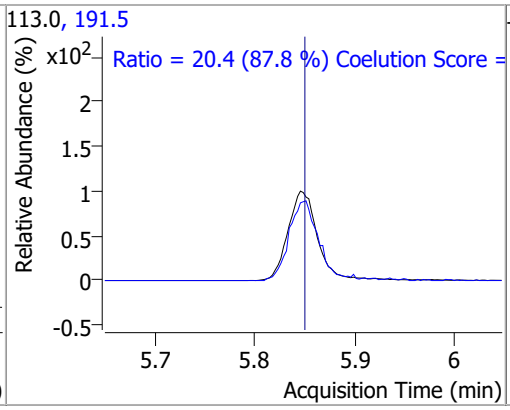

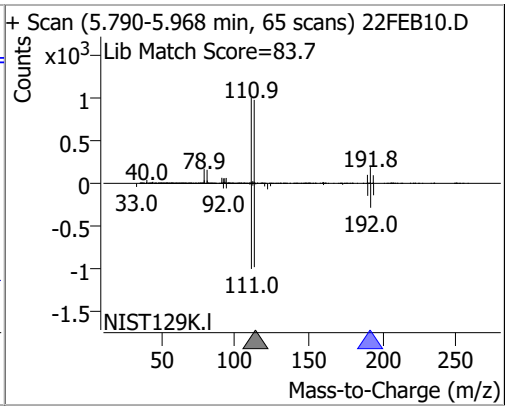

Compound	Conc.	Exp RT	QIon	Exp Ratio	QIon	Exp Ratio
Carbon tetrachloride	N.D.	6.02	119.0	97.6	121.0	30.7

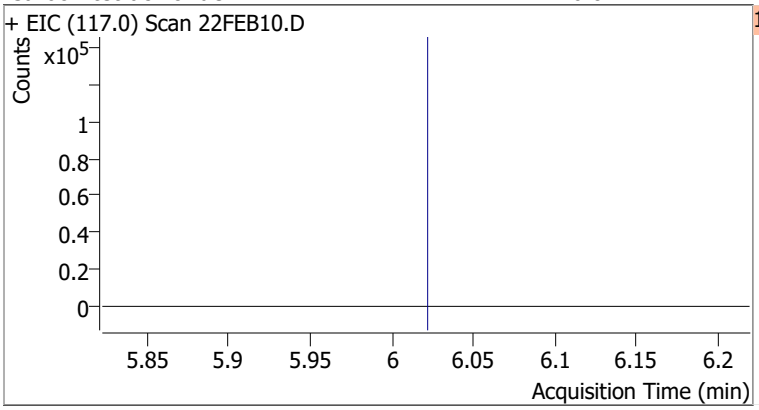

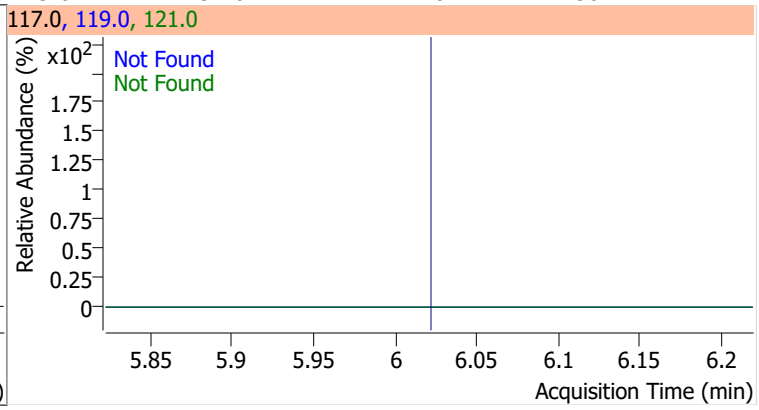

Compound	Conc.	Exp RT	QIon	Exp Ratio	QIon	Exp Ratio
1,1-Dichloropropene	N.D.	6.04	110.0	35.6	77.0	31.0

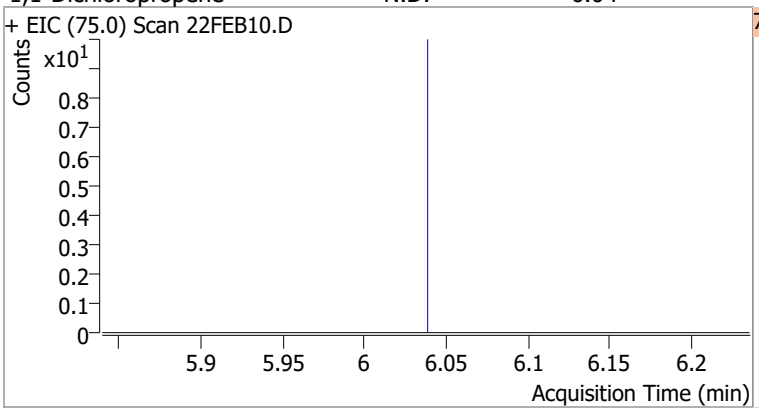

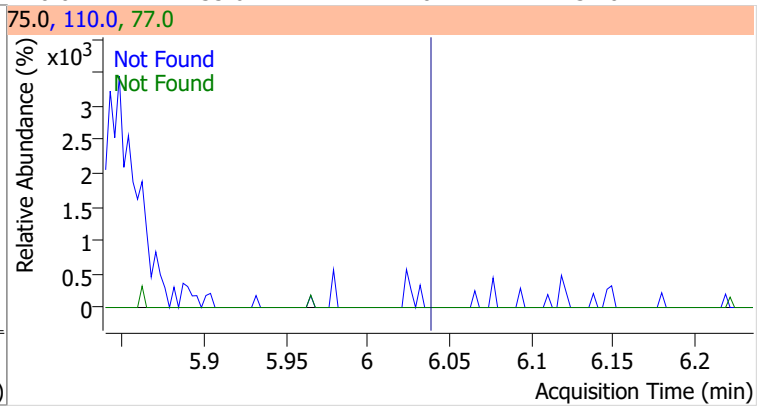

Compound	Conc.	RT	Dev(Min)	Resp.	QIon	QRatio	Lower	Upper
1,2-Dichloroethane-d4	293.4685	6.24	0.01	121098	65.0	193.8	162.8	222.8

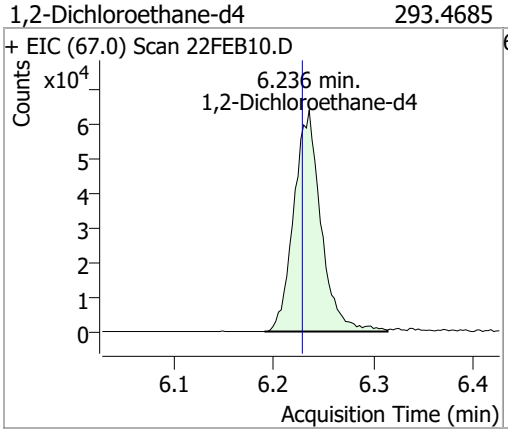

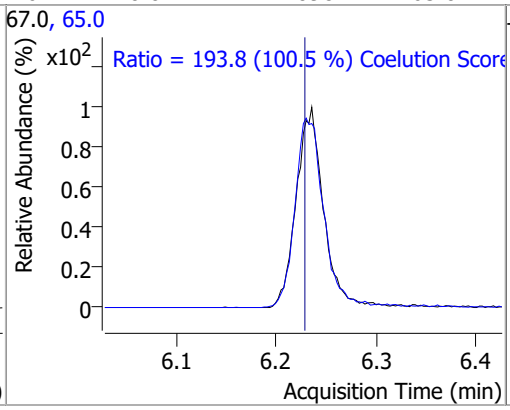

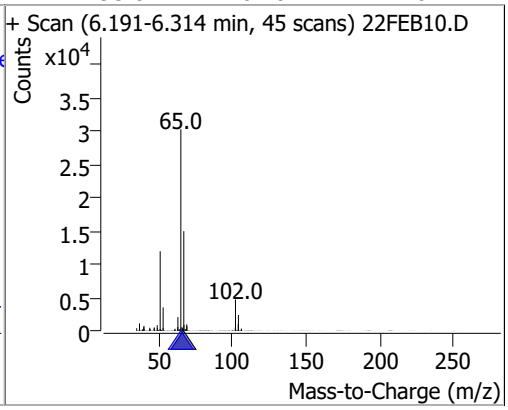

Compound	Conc.	RT	Dev(Min)	Resp.	QIon	QRatio	Lower	Upper
Benzene	0.0858	6.28	0.00	338 (m)	77.0	25.7	0.0	53.3

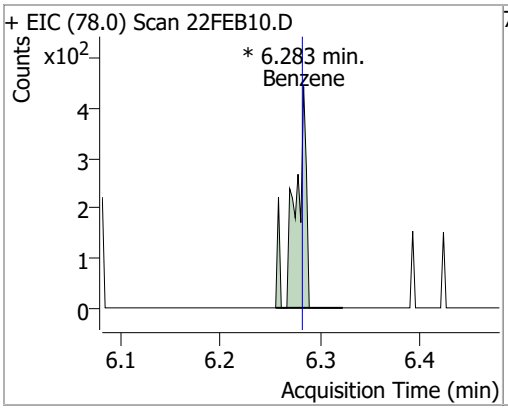

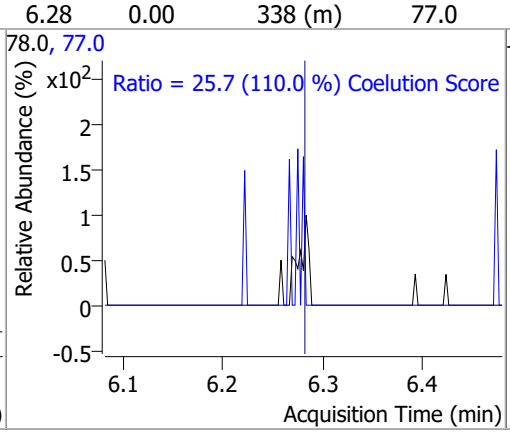

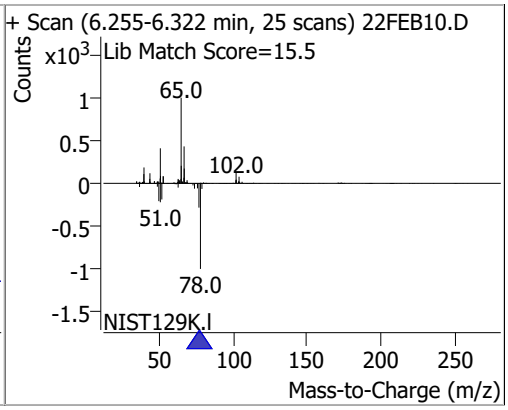

Compound	Conc.	Exp RT	QIon	Exp Ratio	QIon	Exp Ratio
1,2-Dichloroethane	N.D.	6.32	64.0	32.2	98.0	8.2

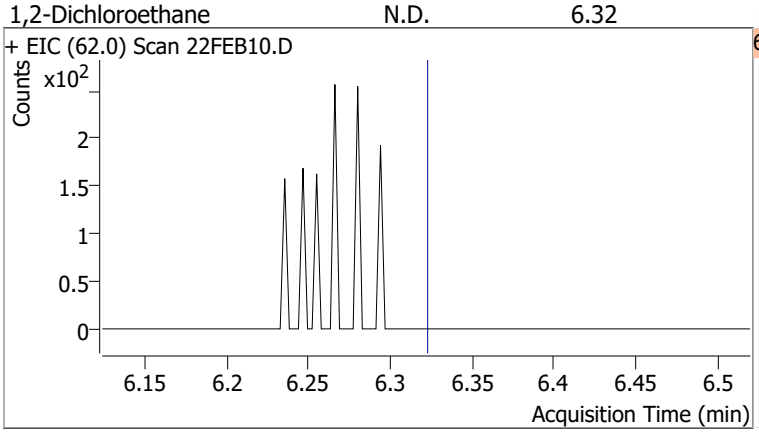

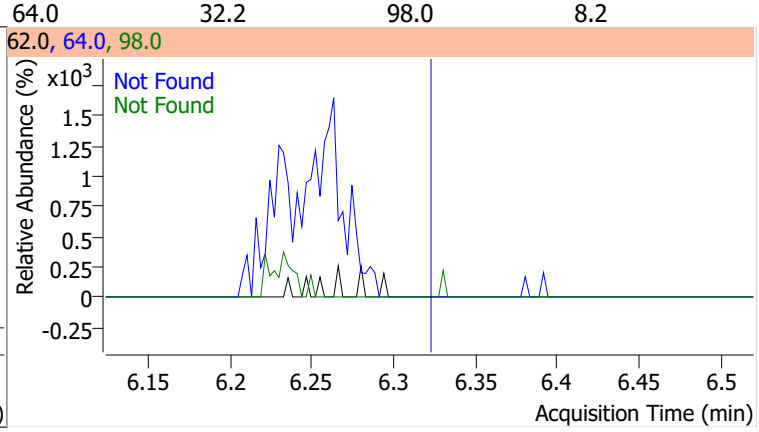

Compound	Conc.	Exp RT	QIon	Exp Ratio	QIon	Exp Ratio
Trichloroethene	N.D.	7.02	130.0	105.6	97.0	65.7

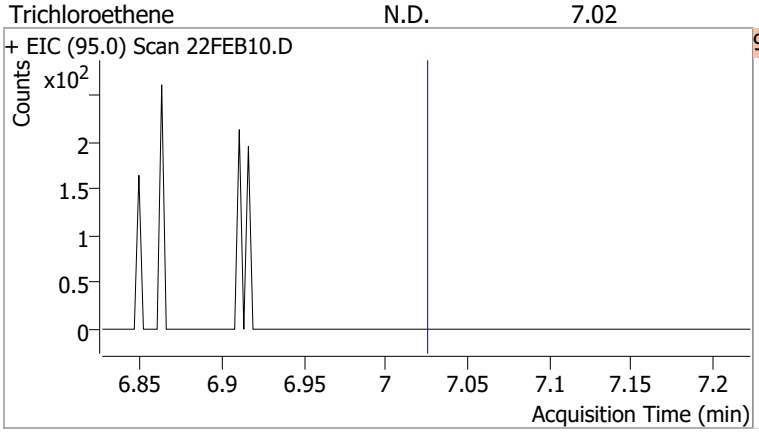

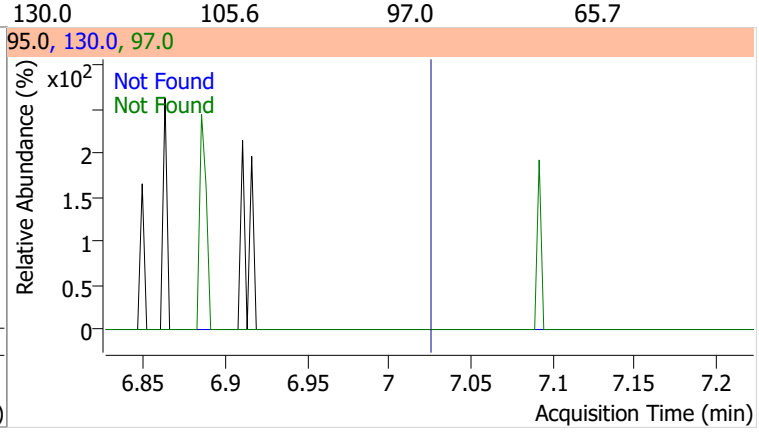

Compound	Conc.	Exp RT	QIon	Exp Ratio
1,2-Dichloropropane	N.D.	7.27	76.0	39.8

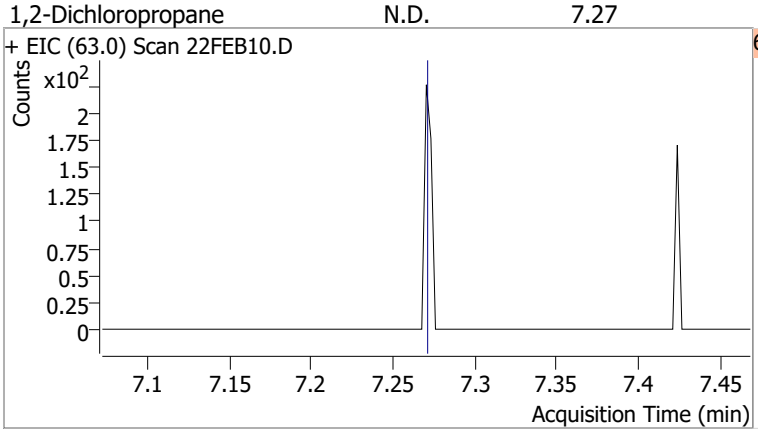

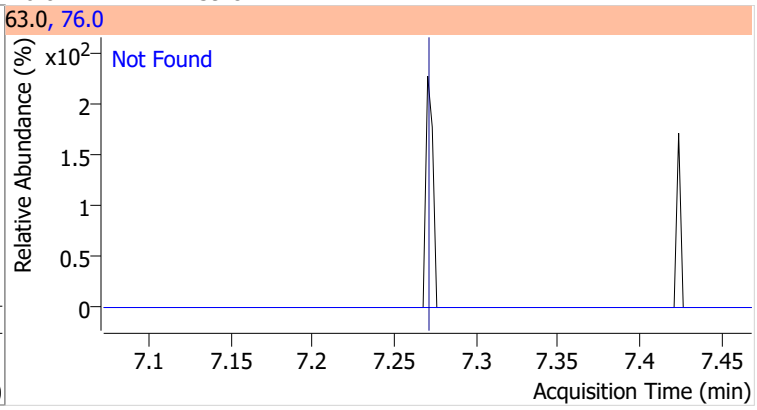

Compound	Conc.	Exp RT	QIon	Exp Ratio	QIon	Exp Ratio
Dibromomethane	N.D.	7.40	173.5	108.2	95.0	84.5

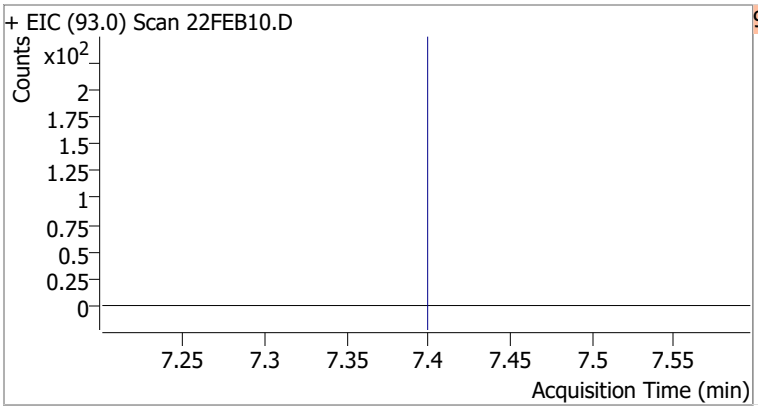

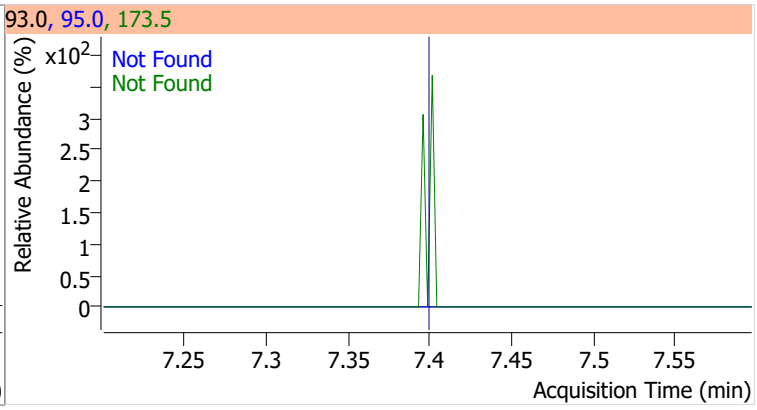

Compound	Conc.	Exp RT	QIon	Exp Ratio	QIon	Exp Ratio
Bromodichloromethane	N.D.	7.58	85.0	66.3	127.0	9.5

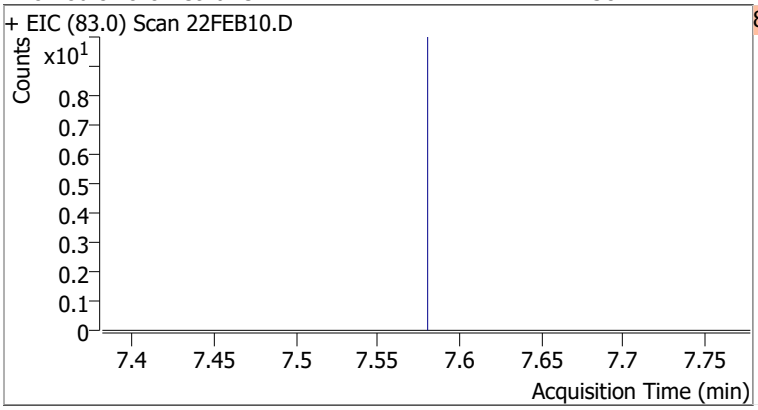

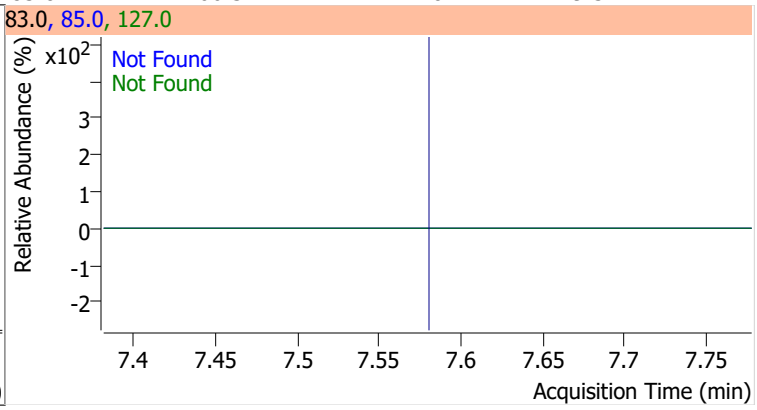

Compound	Conc.	Exp RT	QIon	Exp Ratio	QIon	Exp Ratio
cis-1,3-Dichloropropene	N.D.	8.06	39.0	52.5	77.0	31.8

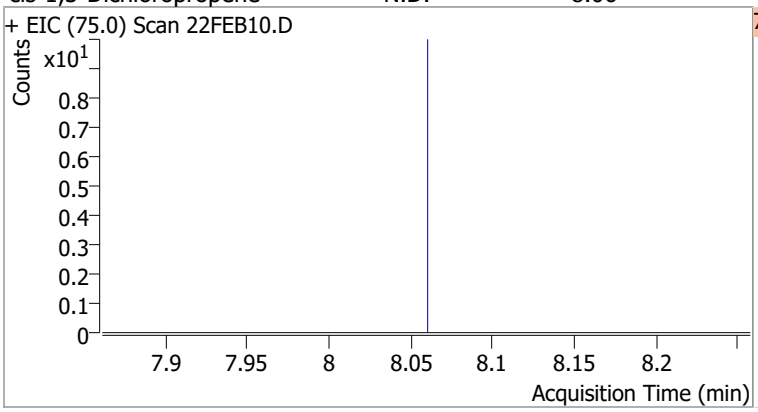

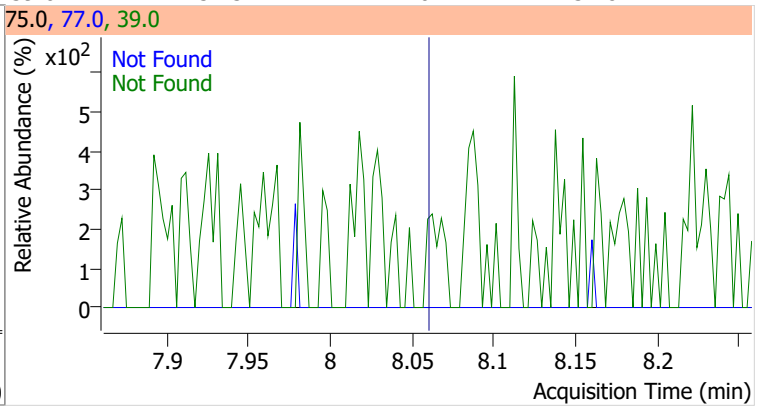

Compound	Conc.	RT	Dev(Min)	Resp.	QIon	QRatio	Lower	Upper
Toluene-d8	264.2861	8.32	0.00	996332	100.0	62.8	34.3	94.3
					99.0	9.6	0.0	39.2

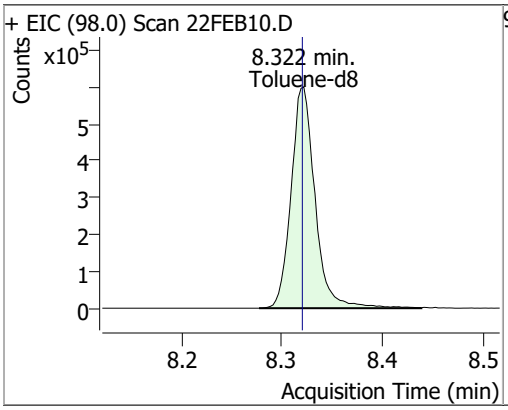

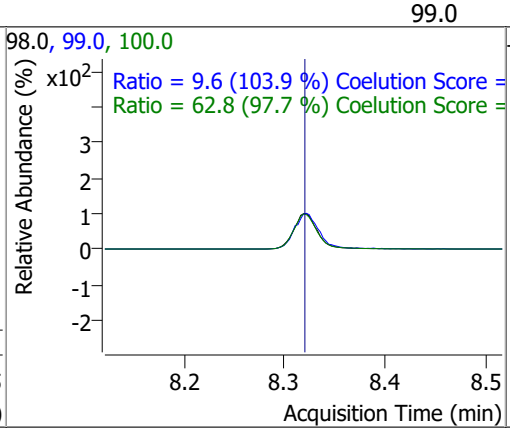

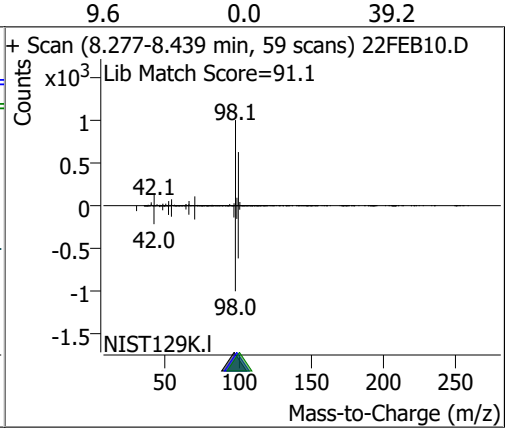

Compound	Conc.	RT	Dev(Min)	Resp.	QIon	QRatio	Lower	Upper
Toluene		0		0	91.0		144.1	204.1

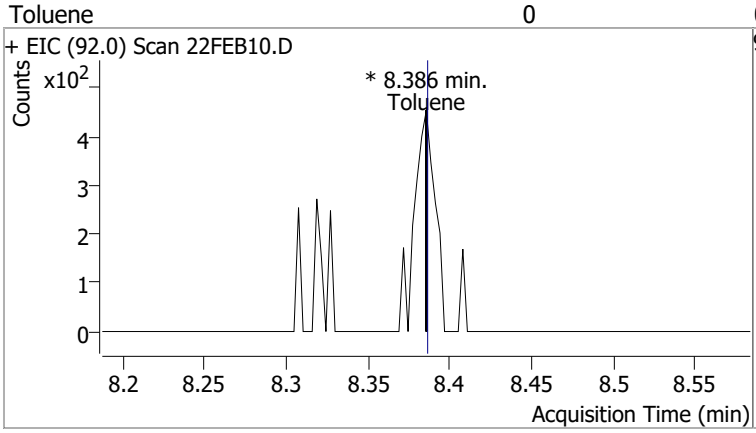

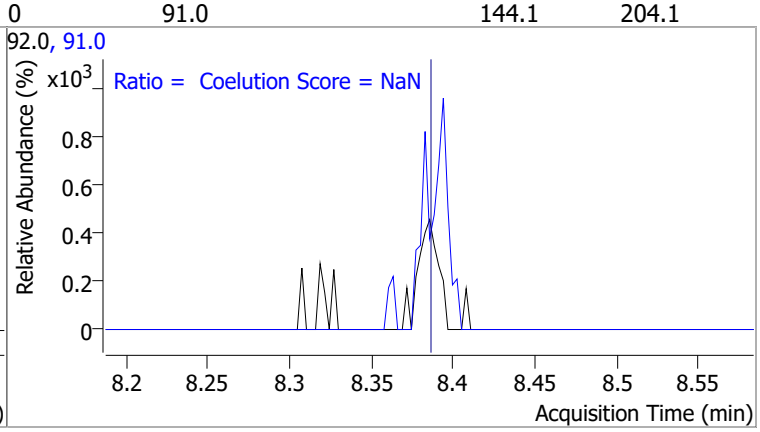

Compound	Conc.	Exp RT	QIon	Exp Ratio	QIon	Exp Ratio
trans-1,3-Dichloropropene	N.D.	8.64	39.0	53.0	77.0	31.0

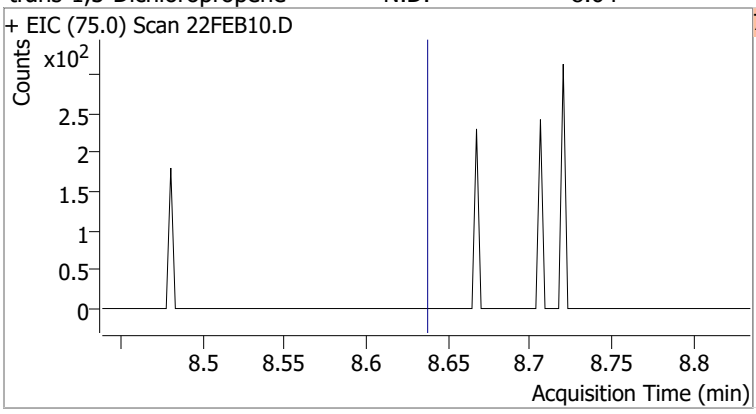

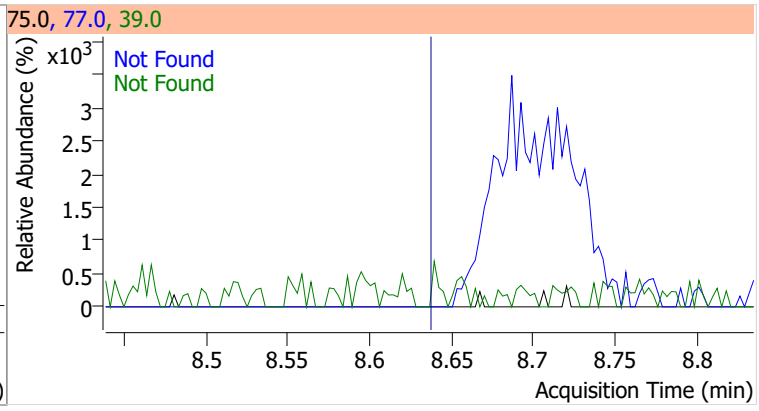

Compound	Conc.	Exp RT	QIon	Exp Ratio	QIon	Exp Ratio
1,1,2-Trichloroethane	N.D.	8.82	97.0	110.7	85.0	60.7

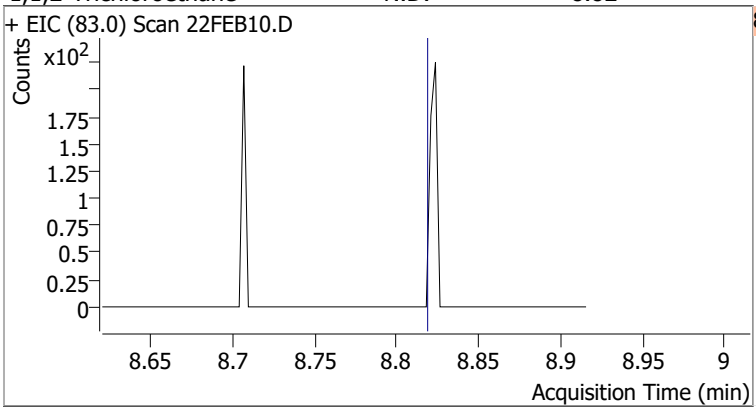

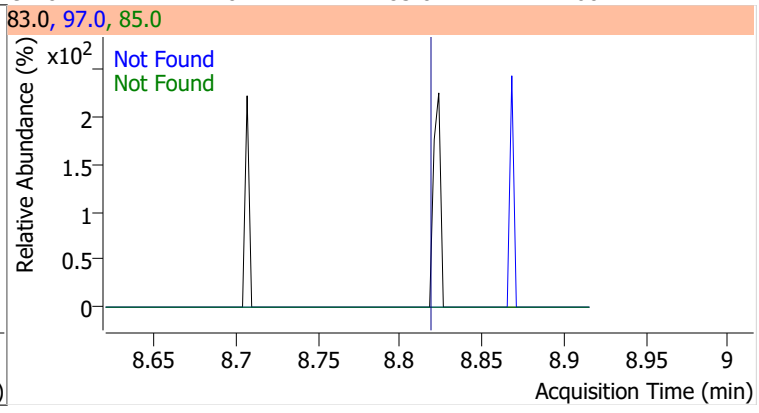

Compound	Conc.	Exp RT	QIon	Exp Ratio	QIon	Exp Ratio
Tetrachloroethene	N.D.	8.94	165.8	126.1	129.0	90.5

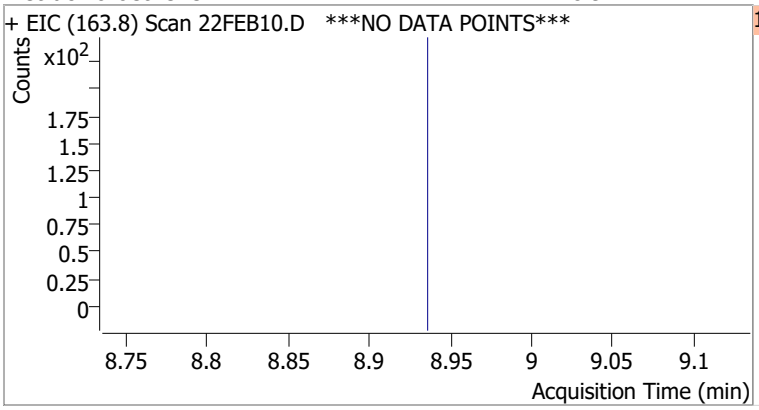

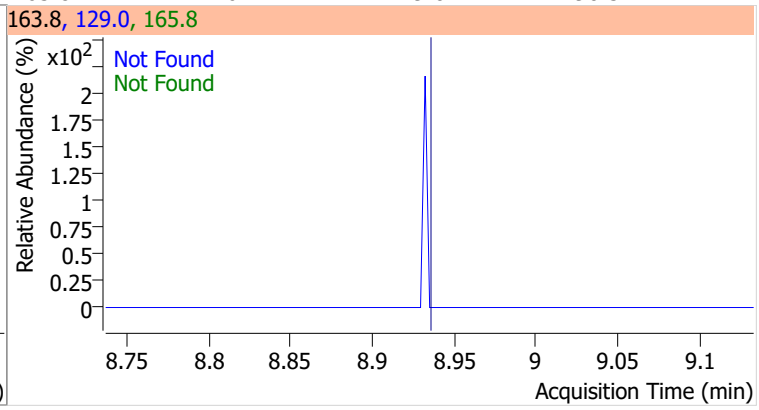

Compound	Conc.	Exp RT	QIon	Exp Ratio
1,3-Dichloropropane	N.D.	8.98	78.0	32.4

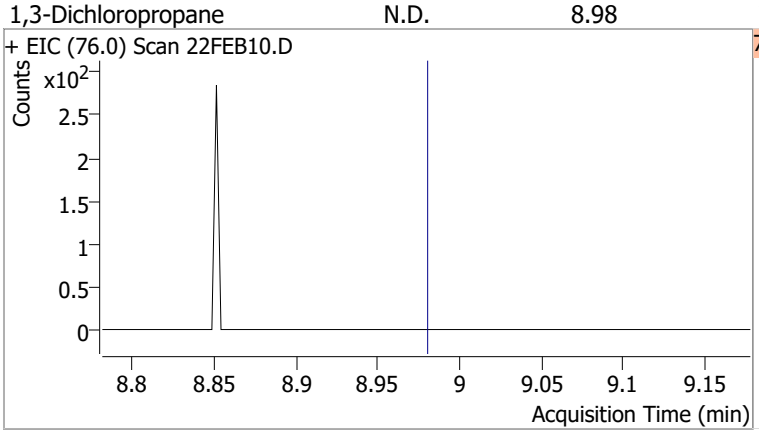

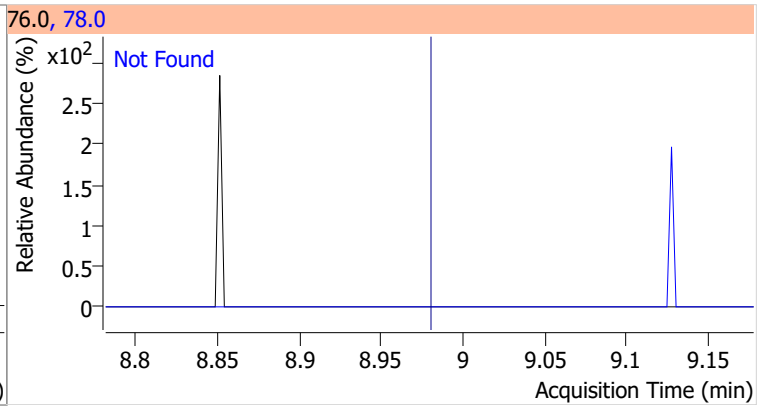

Compound	Conc.	Exp RT	QIon	Exp Ratio
Chlorodibromomethane	N.D.	9.21	127.0	77.2

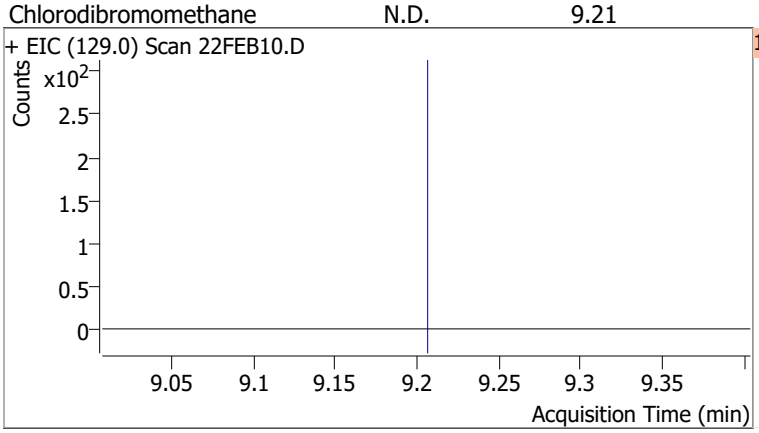

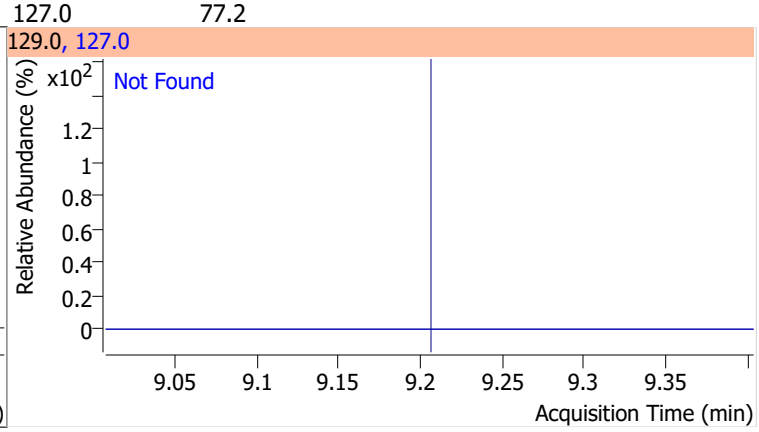

Compound	Conc.	Exp RT	QIon	Exp Ratio
1,2-Dibromoethane	N.D.	9.30	109.0	91.5

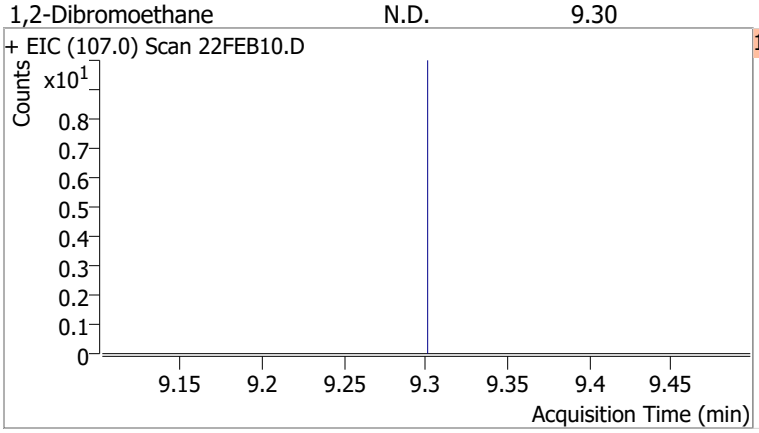

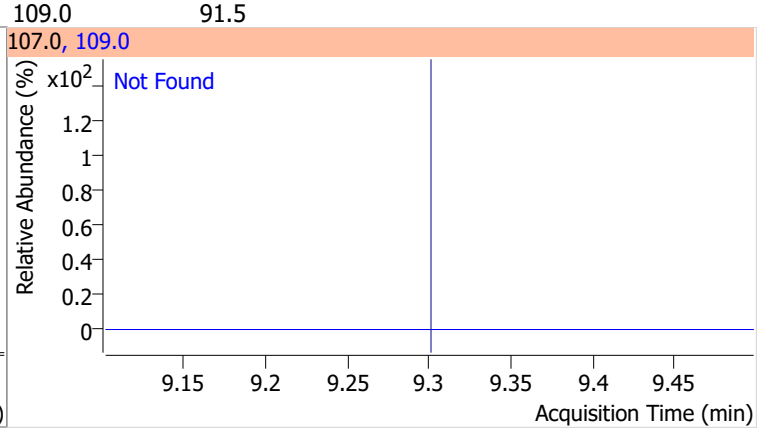

Compound	Conc.	Exp RT	QIon	Exp Ratio
Chlorobenzene	N.D.	9.80	114.0	32.2

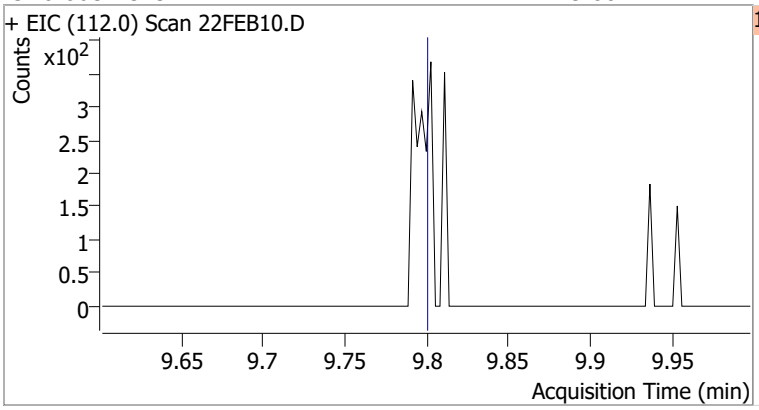

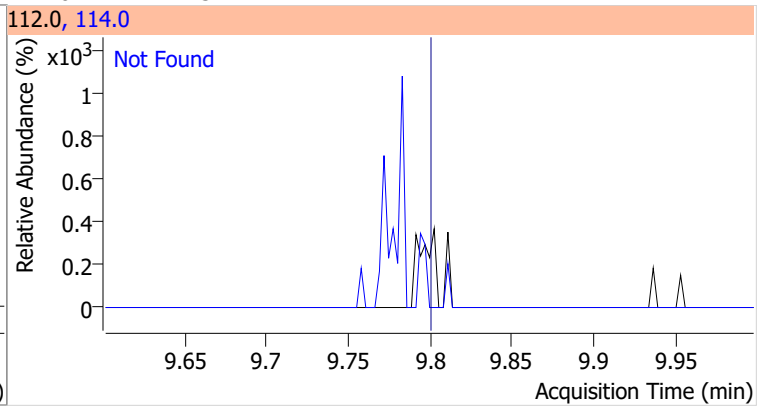

Compound	Conc.	Exp RT	QIon	Exp Ratio
1,1,1,2-Tetrachloroethane	N.D.	9.89	133.0	95.3

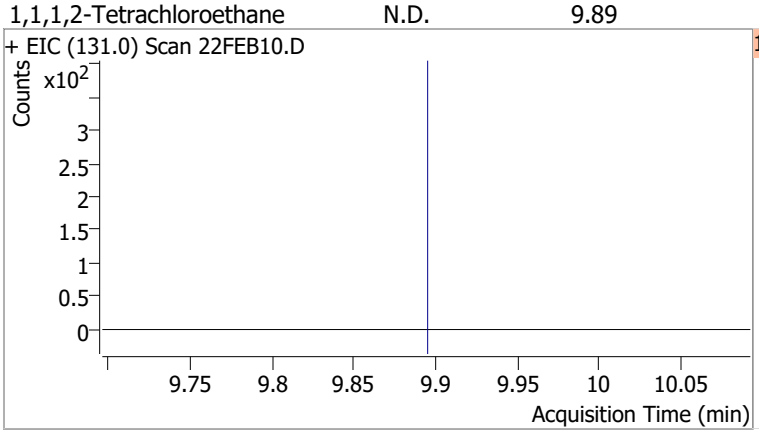

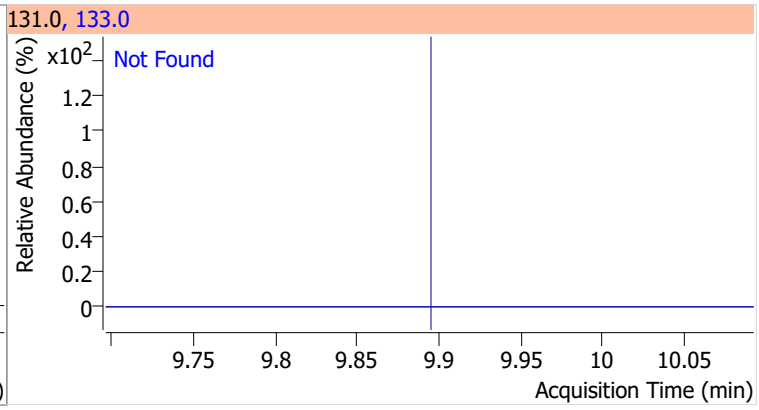

Compound	Conc.	Exp RT	QIon	Exp Ratio
Ethylbenzene	N.D.	9.92	106.0	31.7

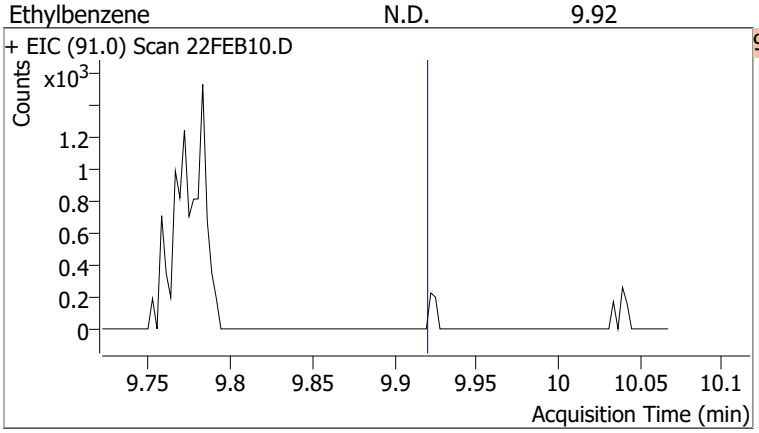

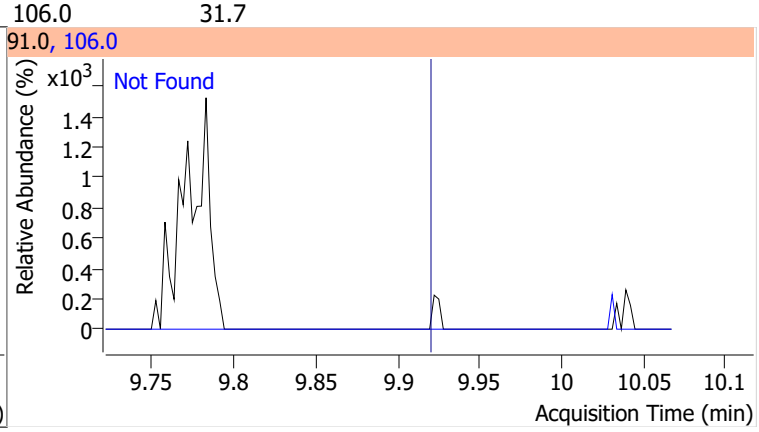

Compound	Conc.	RT	Dev(Min)	Resp.	QIon	QRatio	Lower	Upper
m+p-Xylenes		0		0	91.0		170.7	230.7

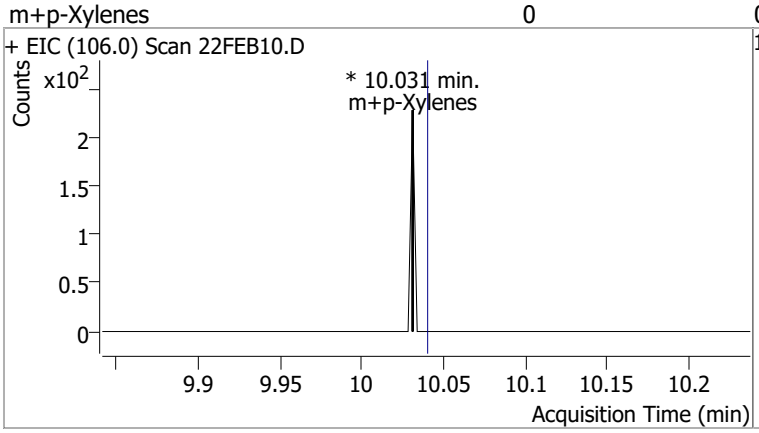

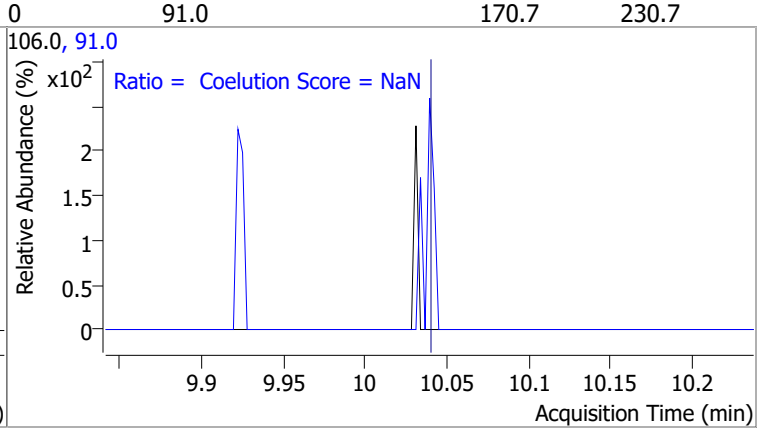

Compound	Conc.	Exp RT	QIon	Exp Ratio
o-Xylene	N.D.	10.43	91.0	211.4

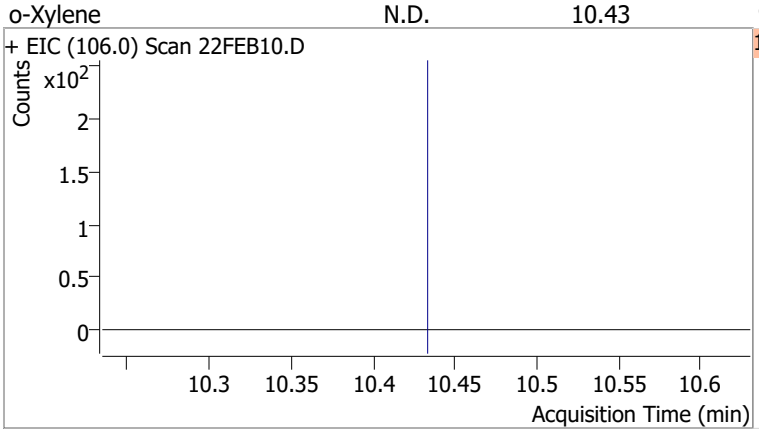

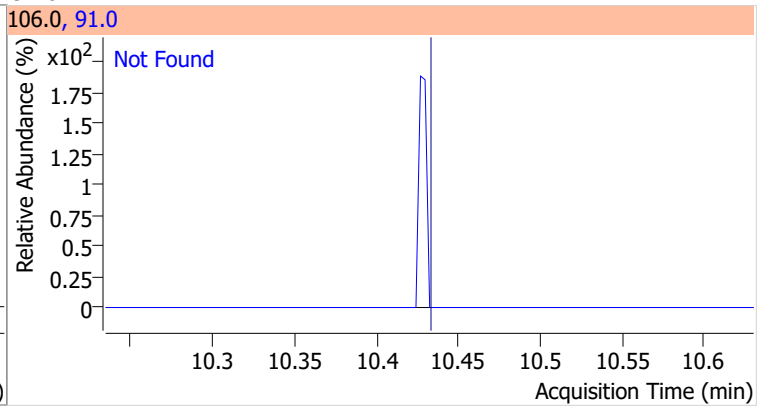

Compound	Conc.	Exp RT	QIon	Exp Ratio
Styrene	N.D.	10.45	78.0	50.6

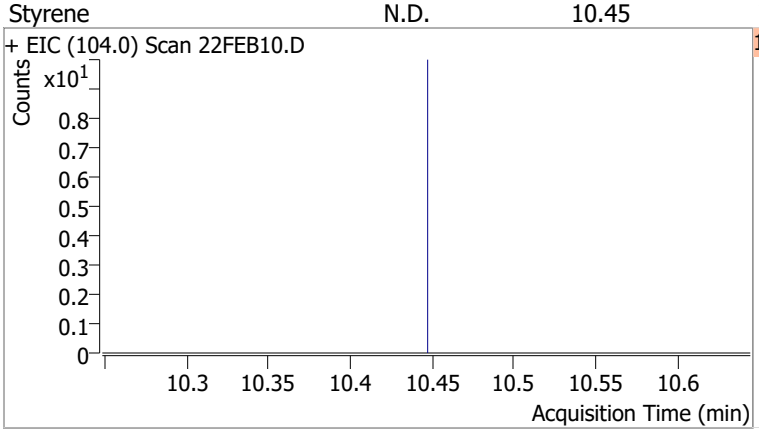

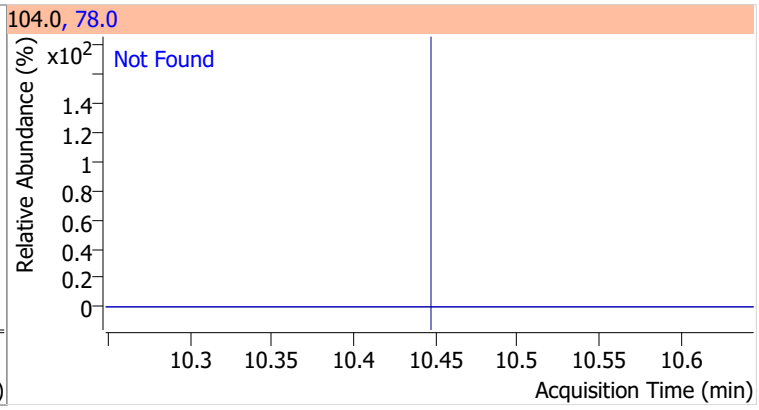

Compound	Conc.	Exp RT	QIon	Exp Ratio	QIon	Exp Ratio
Bromoform	N.D.	10.62	170.5	50.3	174.5	48.1

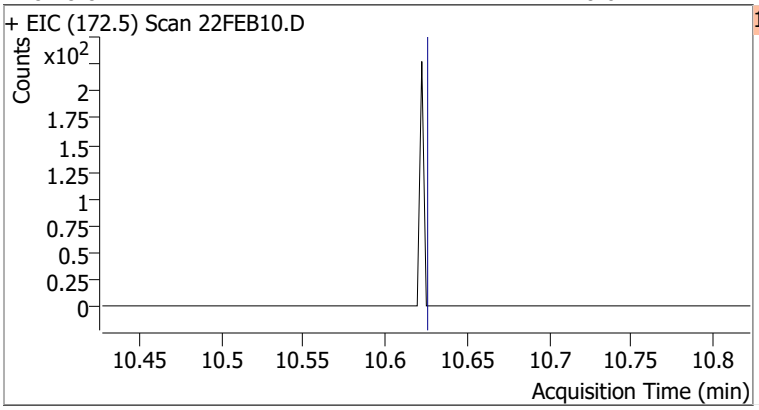

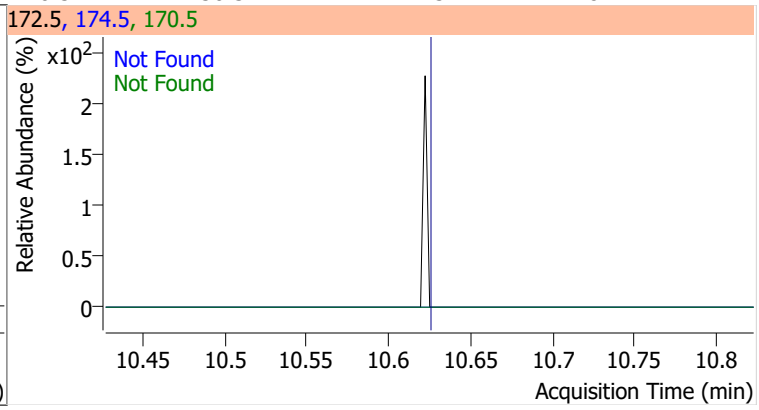

Compound	Conc.	RT	Dev(Min)	Resp.	QIon	QRatio	Lower	Upper
p-Bromofluorobenzene	270.7279	10.95	0.00	278144	174.0	94.7	65.3	125.3
					176.0	92.6	63.3	123.3

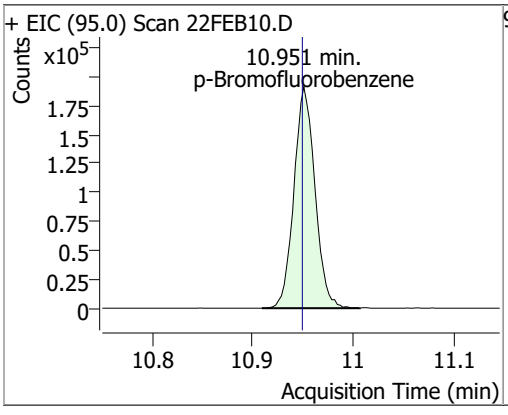

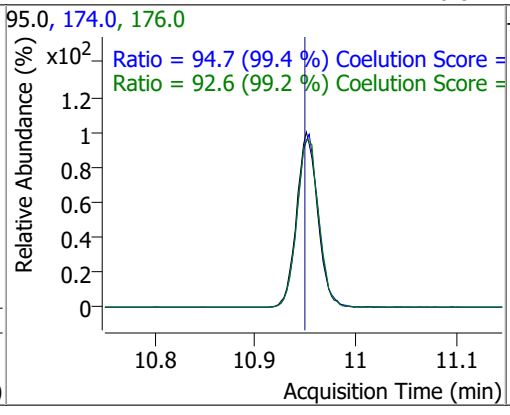

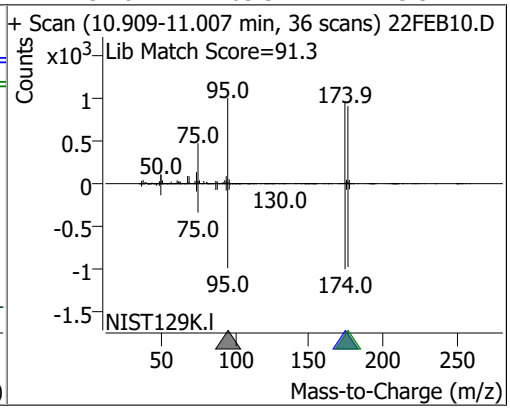

Compound	Conc.	Exp RT	QIon	Exp Ratio	QIon	Exp Ratio
Bromobenzene	N.D.	11.09	77.0	143.5	158.0	96.1

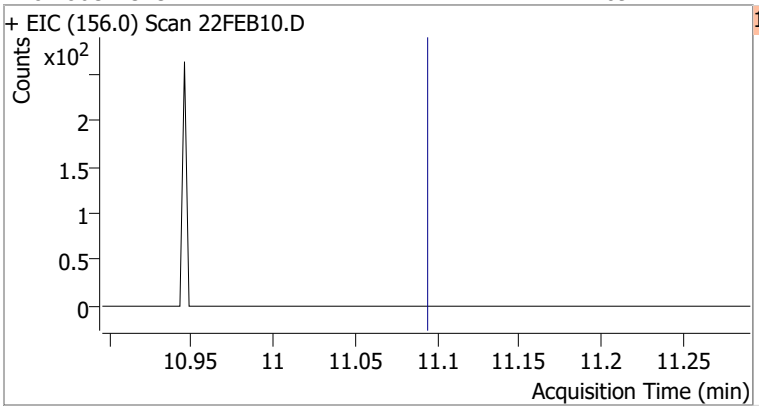

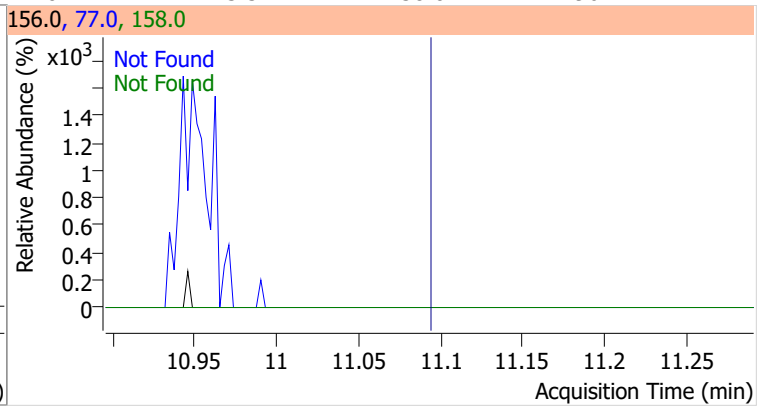

Compound	Conc.	Exp RT	QIon	Exp Ratio
1,1,2,2-Tetrachloroethane	N.D.	11.11	85.0	63.3

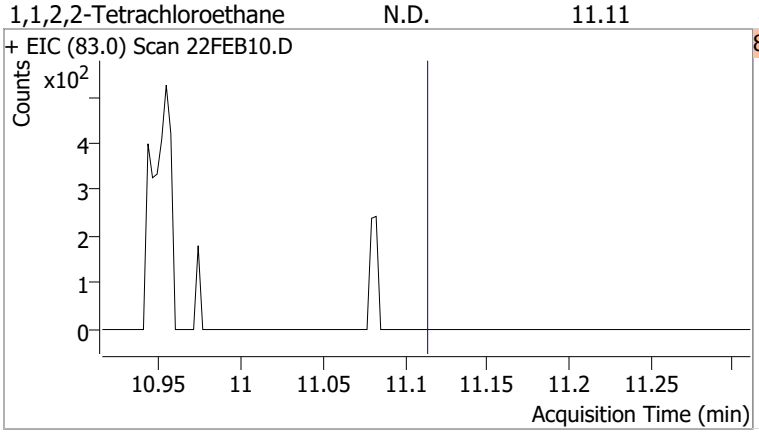

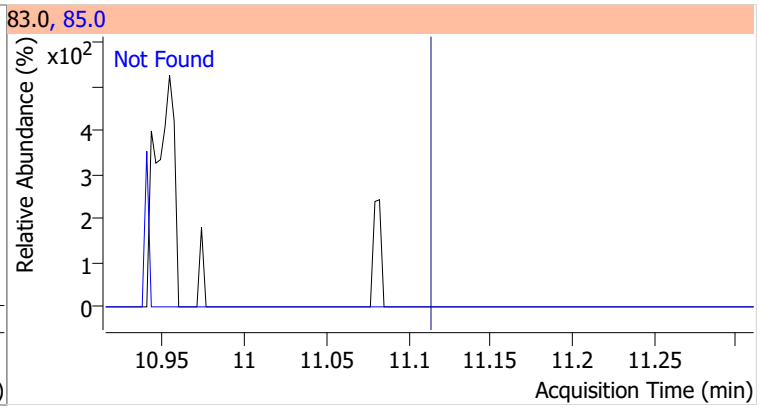

Compound	Conc.	Exp RT	QIon	Exp Ratio
1,2,3-Trichloropropane	N.D.	11.15	112.0	65.8

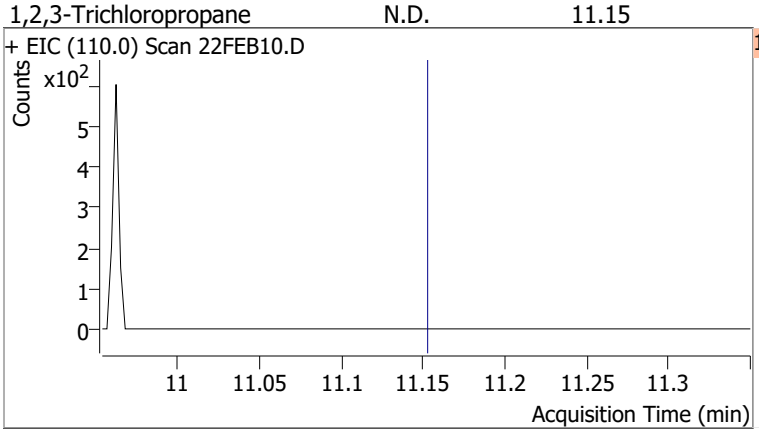

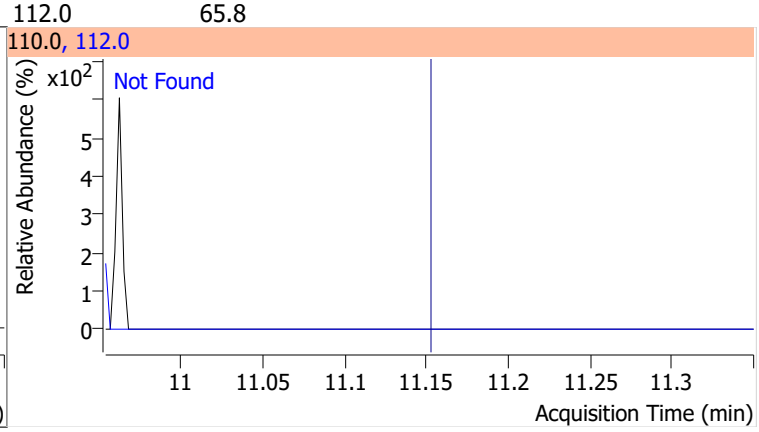

Compound	Conc.	Exp RT	QIon	Exp Ratio
2-Chlorotoluene	N.D.	11.29	91.0	276.2

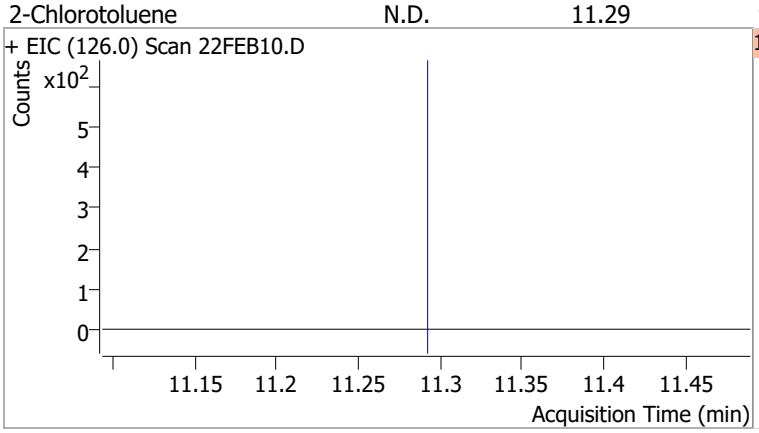

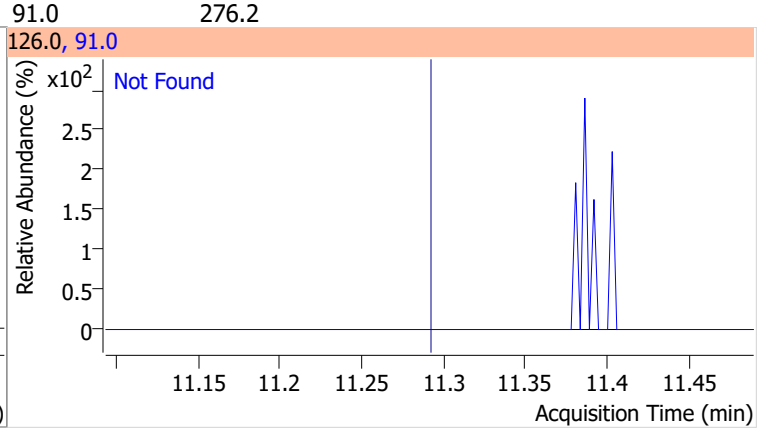

Compound	Conc.	Exp RT	QIon	Exp Ratio
4-Chlorotoluene	N.D.	11.40	126.0	31.3

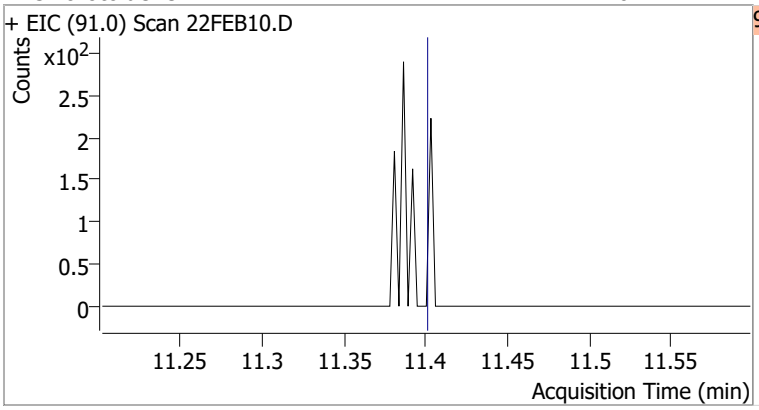

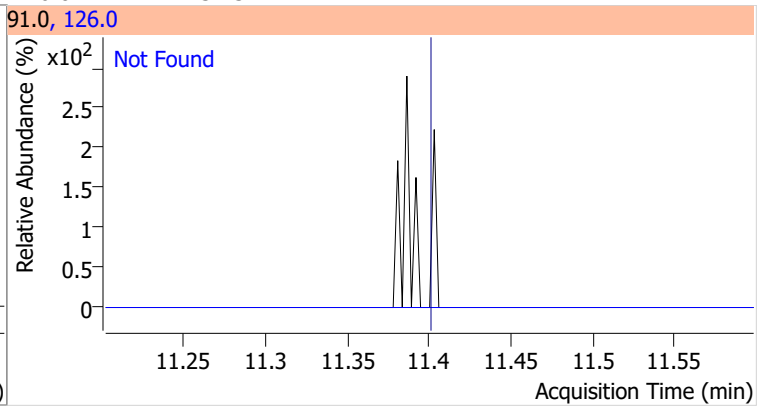

Compound	Conc.	Exp RT	QIon	Exp Ratio	QIon	Exp Ratio
1,3-Dichlorobenzene	N.D.	12.03	148.0	62.8	111.0	38.7

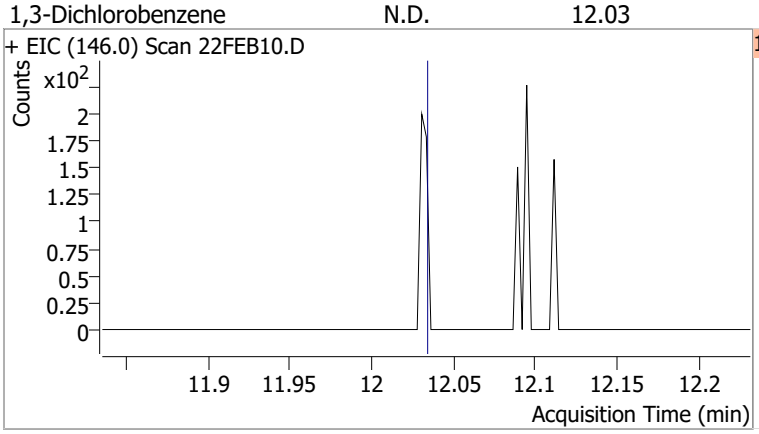

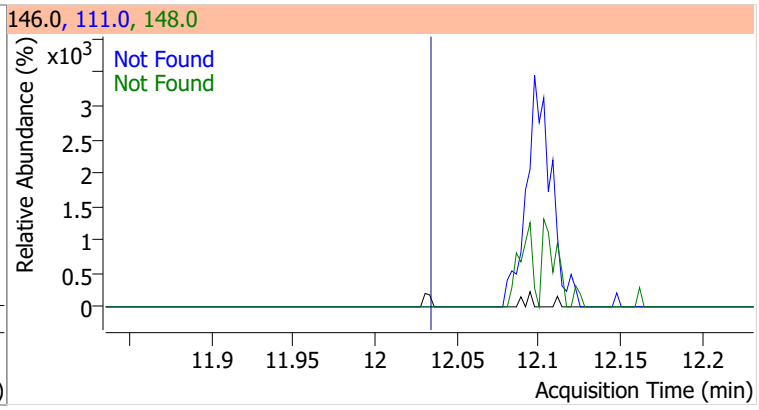

Compound	Conc.	Exp RT	QIon	Exp Ratio	QIon	Exp Ratio
1,4-Dichlorobenzene	N.D.	12.12	148.0	63.7	111.0	38.7

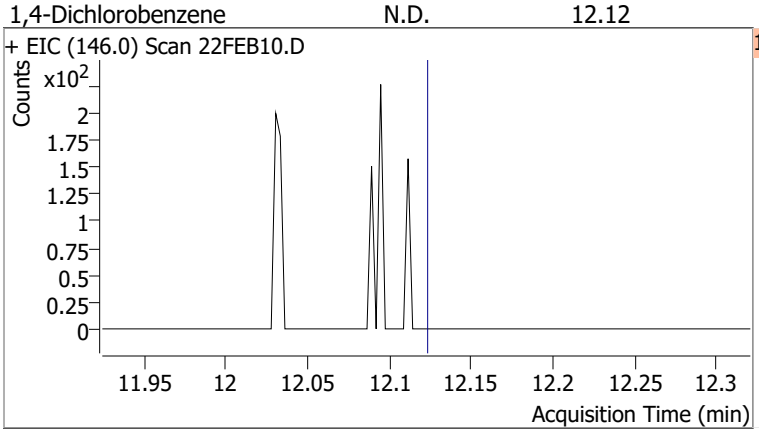

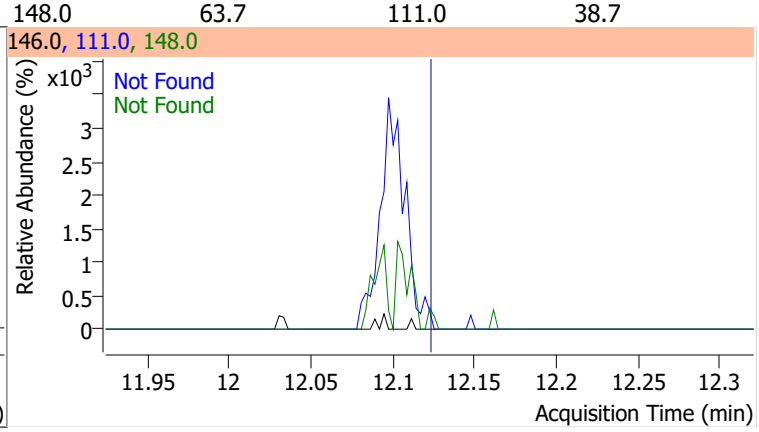

Compound	Conc.	Exp RT	QIon	Exp Ratio	QIon	Exp Ratio
1,2-Dichlorobenzene	N.D.	12.49	148.0	61.9	111.0	39.5

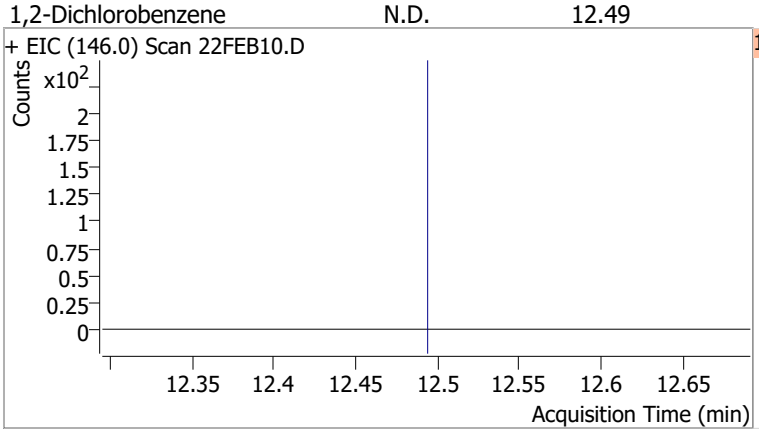

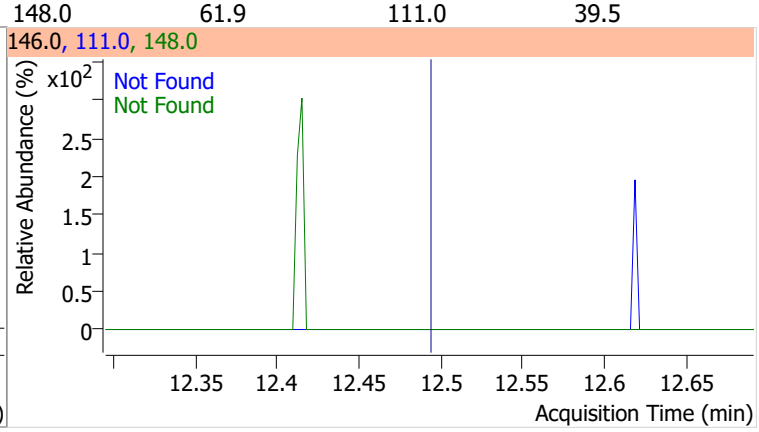

Quantitation Results Report (QT Reviewed)

Data File	22FEB11.D	Operator	MSC
Acq. Method	5975CACQF.M	Acq. Date-Time	2/22/2022 2:38:50 PM
Sample Name	B22021435-017F	Instrument	VOA5975C
Vial	11	Multiplier	1.00
DA Method File	VOA5975C_8260B_SHT_DoD_L4_011922.m	Comment	
Tune File	BFB_Atune3.u	Tune Date	10/11/2021 4:02:00 PM
Batch Name	VG022222_8260B.batch.bin	Last Calib Update	3/18/2022 11:09:24 AM
Ref Library	\\MASSHUNTER\Org\Library\NIST129K.l		

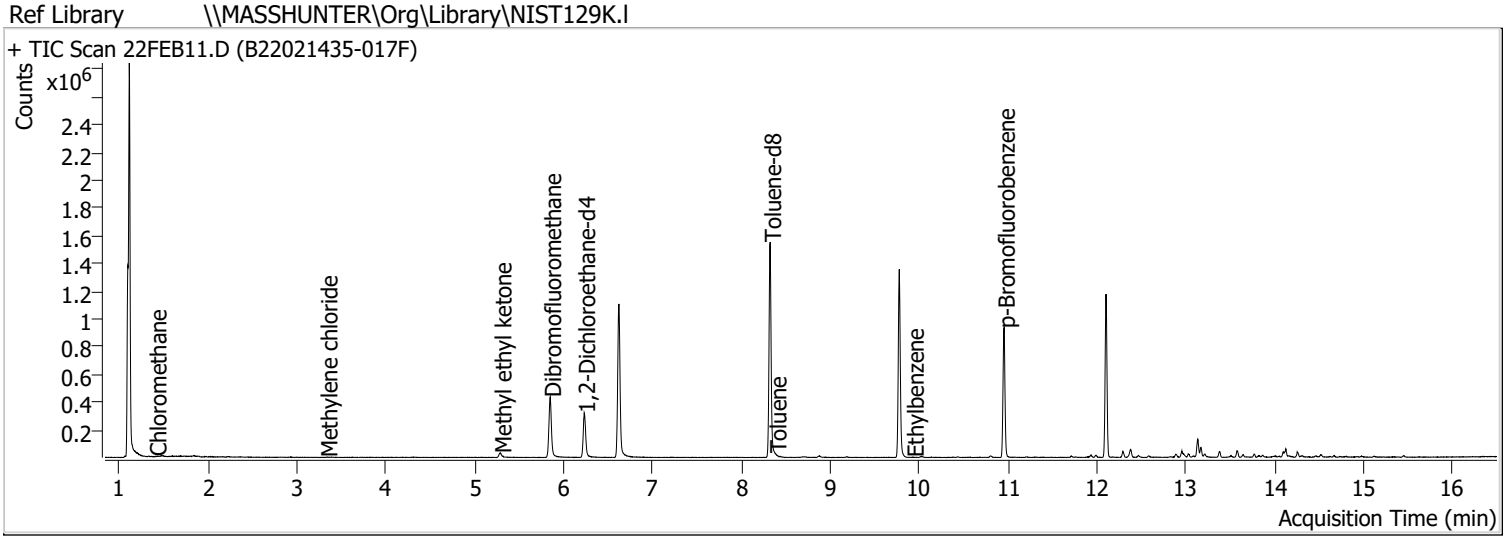

Compound	RT	QIon	Resp.	Conc.	Units		Dev(Min)
Internal Standards							
M Fluorobenzene	6.618	96.0	957982	250.0000	ng		-0.003
M Chlorobenzene-d5	9.774	82.0	372467	250.0000	ng		0.000
M 1,4-Dichlorobenzene-d4	12.100	152.0	276214	250.0000	ng		0.000
System Monitoring Compounds							
S Dibromofluoromethane	5.848	113.0	259138	279.2783	ng		-0.003
Spiked Amount: 250.000	Range: 80.0 - 119.0%			Recovery = 111.71%			
S 1,2-Dichloroethane-d4	6.230	67.0	114947	286.7785	ng		0.000
Spiked Amount: 250.000	Range: 81.0 - 118.0%			Recovery = 114.71%			
S Toluene-d8	8.322	98.0	957142	263.4016	ng		0.003
Spiked Amount: 250.000	Range: 89.0 - 112.0%			Recovery = 105.36%			
S p-Bromofluorobenzene	10.951	95.0	270462	265.1988	ng		0.003
Spiked Amount: 250.000	Range: 85.0 - 114.0%			Recovery = 106.08%			
Target Compounds							**QValue**
T Dichlorodifluoromethane	0.000		0	N.D.			
T Chloromethane	1.408	50.0	904	0.5963	ng	m	79
T Vinyl chloride	0.000		0	N.D.			
T Bromomethane	0.000		0	N.D.			
T Chloroethane	0.000		0	N.D.			
T Trichlorofluoromethane	0.000		0	N.D.			
T 1,1-Dichloroethene	0.000		0	N.D.			
T Methylene chloride	3.333	49.0	834	0.5957	ng	m	97
T trans-1,2-Dichloroethene	0.000		0	N.D.			
T Methyl tert-butyl ether (MTBE)	0.000		0	N.D.			
T 1,1-Dichloroethane	0.000		0	N.D.			
T 2,2-Dichloropropane	0.000		0	N.D.			
T cis-1,2-Dichloroethene	0.000		0	N.D.			
T Methyl ethyl ketone	5.287	43.0	44973	308.8951	ng		95
T Bromochloromethane	0.000		0	N.D.			
T Chloroform	0.000		0	N.D.			

Compound	RT	QIon	Resp.	Conc.	Units		Dev(Min)
T 1,1,1-Trichloroethane	0.000		0	N.D.			
T Carbon tetrachloride	0.000		0	N.D.			
T 1,1-Dichloropropene	0.000		0	N.D.			
T Benzene	0.000		0	N.D.			
T 1,2-Dichloroethane	0.000		0	N.D.			
T Trichloroethene	0.000		0	N.D.			
T 1,2-Dichloropropane	0.000		0	N.D.			
T Dibromomethane	0.000		0	N.D.			
T Bromodichloromethane	0.000		0	N.D.			
T cis-1,3-Dichloropropene	0.000		0	N.D.			
T Toluene	8.380	92.0	1365	0.5637	ng	m	80
T trans-1,3-Dichloropropene	0.000		0	N.D.			
T 1,1,2-Trichloroethane	0.000		0	N.D.			
T Tetrachloroethene	0.000		0	N.D.			
T 1,3-Dichloropropane	0.000		0	N.D.			
T Chlorodibromomethane	0.000		0	N.D.			
T 1,2-Dibromoethane	0.000		0	N.D.			
T Chlorobenzene	0.000		0	N.D.			
T 1,1,1,2-Tetrachloroethane	0.000		0	N.D.			
T Ethylbenzene	9.928	91.0	1305	0.8864	ng	m	91
T m+p-Xylenes	10.031	106.0	0		ng	md	1
T o-Xylene	10.433	106.0	0		ng	md	1
T Styrene	0.000		0	N.D.			
T Bromoform	0.000		0	N.D.			
T Bromobenzene	0.000		0	N.D.			
T 1,1,2,2-Tetrachloroethane	0.000		0	N.D.			
T 1,2,3-Trichloropropane	0.000		0	N.D.			
T 2-Chlorotoluene	0.000		0	N.D.			
T 4-Chlorotoluene	0.000		0	N.D.			
T 1,3-Dichlorobenzene	0.000		0	N.D.			
T 1,4-Dichlorobenzene	0.000		0	N.D.			
T 1,2-Dichlorobenzene	0.000		0	N.D.			

(#) = Qualifier Out of Range; (m) = Manual Integration; (+) = Area Summed; (*) = Surrogate Percent Recovery Out of Range; (d): Zeroed Peak

Compound	Conc.	Exp RT	QIon	Exp Ratio
Dichlorodifluoromethane	N.D.	1.24	87.0	31.8

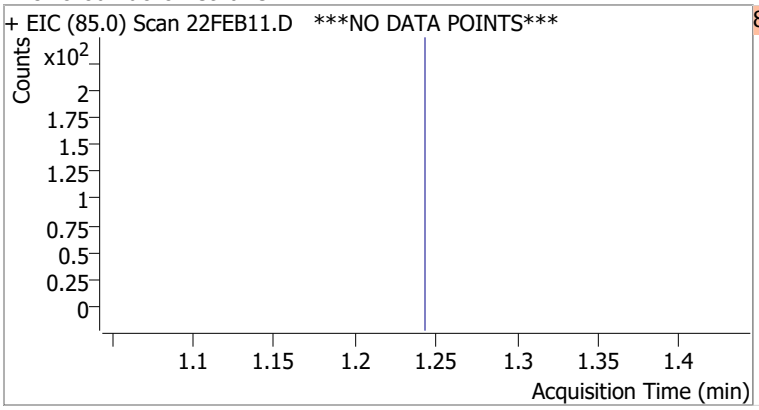

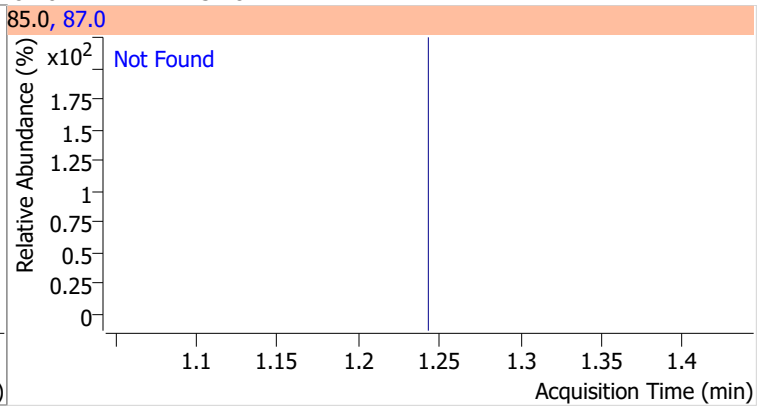

Compound	Conc.	RT	Dev(Min)	Resp.	QIon	QRatio	Lower	Upper
Chloromethane	0.5963	1.41	0.00	904 (m)	52.0	20.4	2.4	62.4

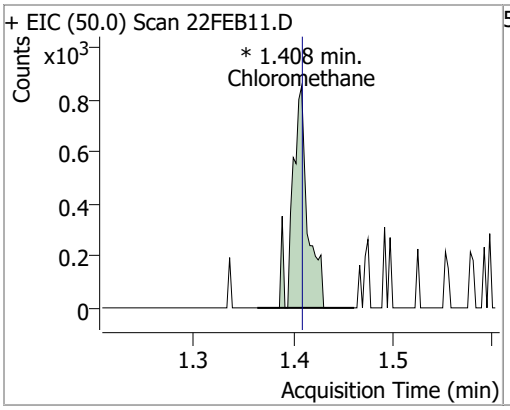

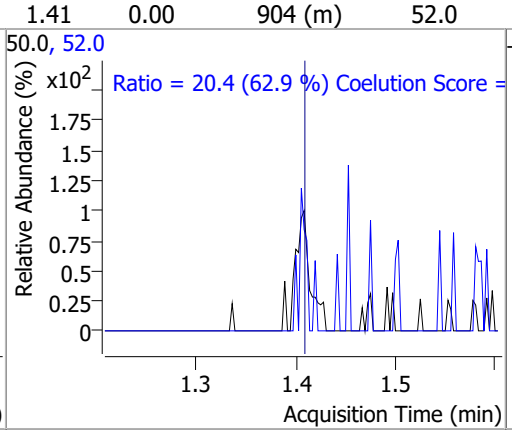

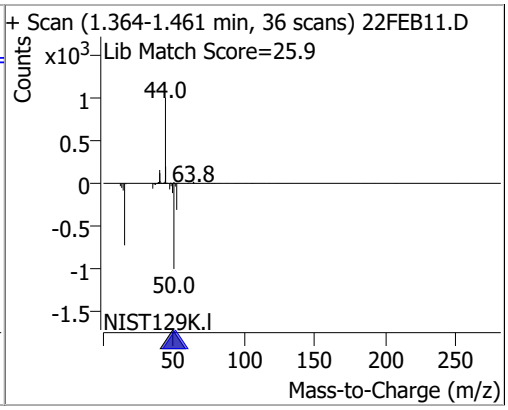

Compound	Conc.	Exp RT	QIon	Exp Ratio
Vinyl chloride	N.D.	1.50	64.0	31.3

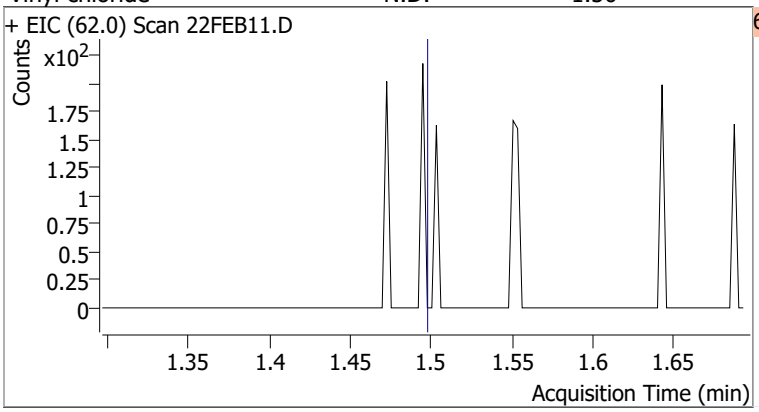

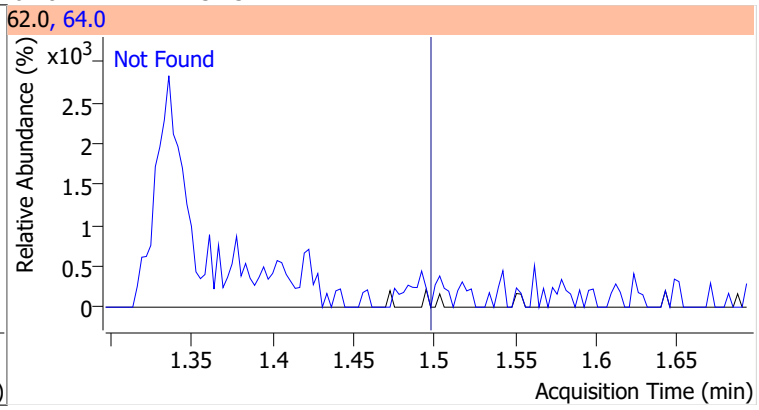

Compound	Conc.	Exp RT	QIon	Exp Ratio
Bromomethane	N.D.	1.80	94.0	110.1

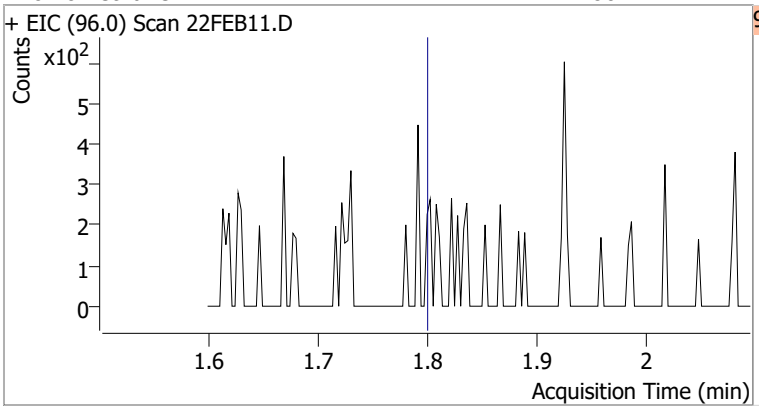

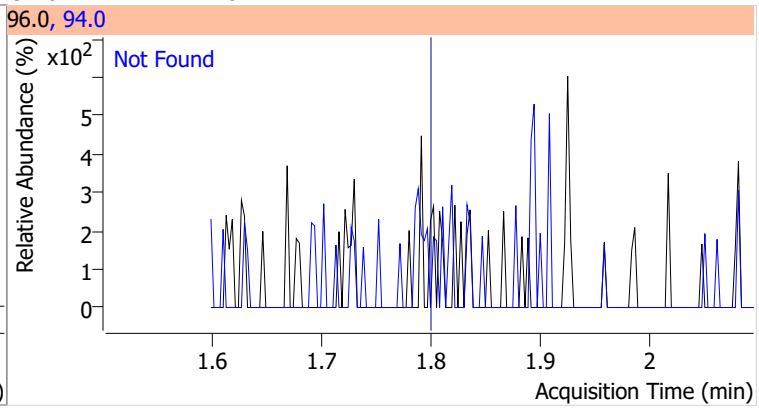

Compound	Conc.	Exp RT	QIon	Exp Ratio
Chloroethane	N.D.	1.90	66.0	30.0

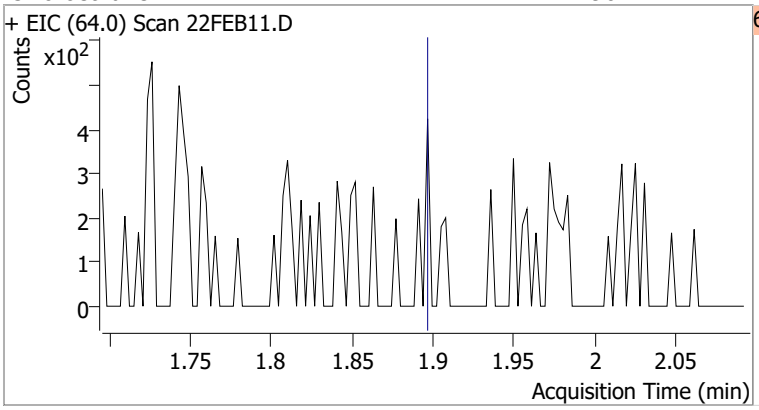

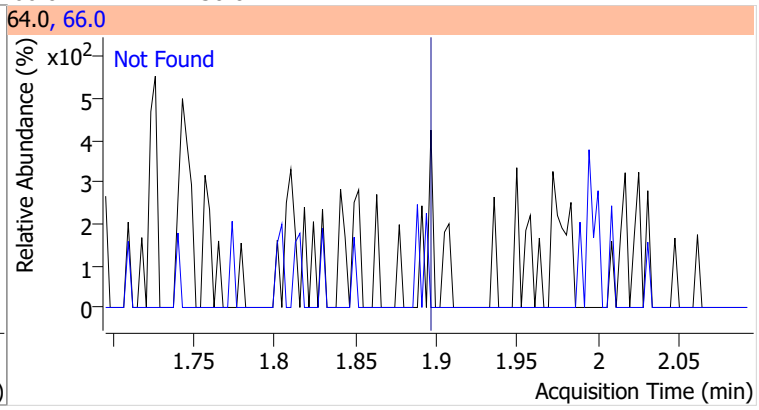

Compound	Conc.	Exp RT	QIon	Exp Ratio
Trichlorofluoromethane	N.D.	2.15	103.0	65.0

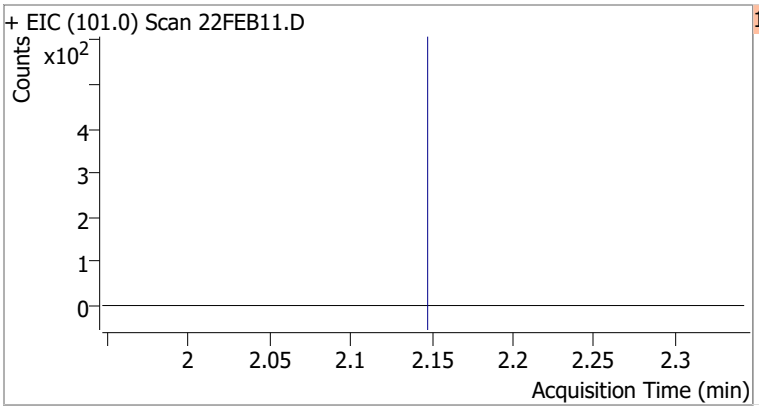

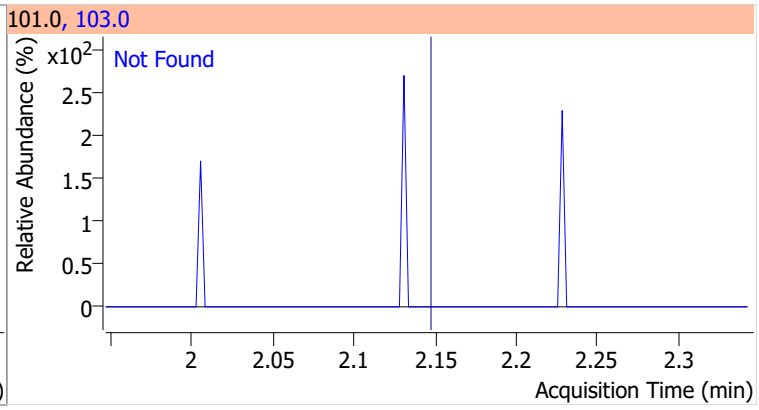

Compound	Conc.	Exp RT	QIon	Exp Ratio	QIon	Exp Ratio
1,1-Dichloroethene	N.D.	2.70	61.0	179.9	63.0	57.0

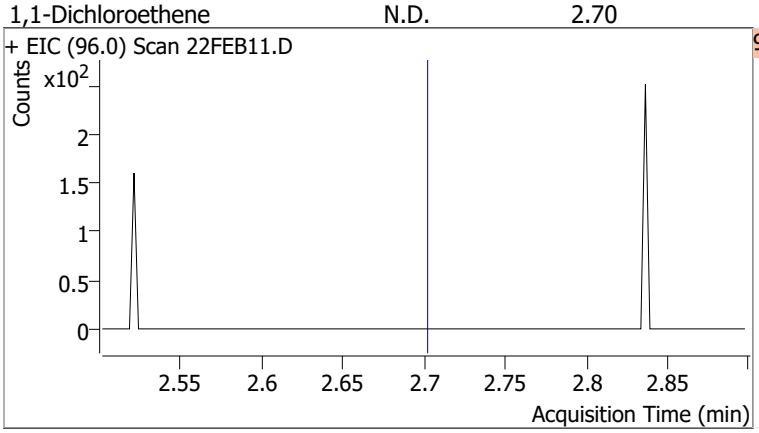

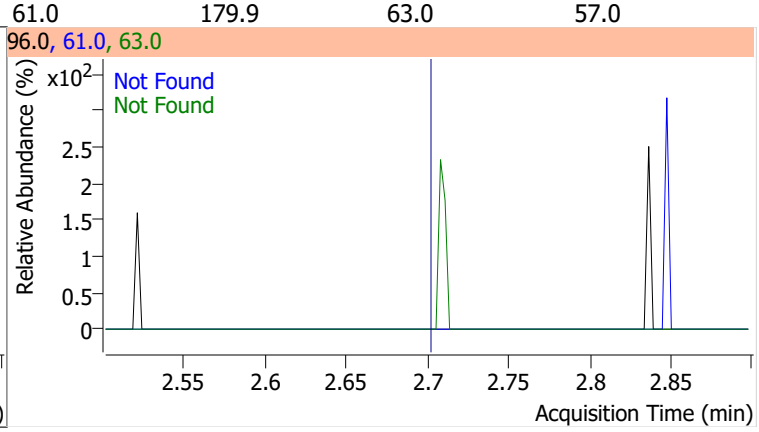

Compound	Conc.	RT	Dev(Min)	Resp.	QIon	QRatio	Lower	Upper
Methylene chloride	0.5957	3.33	0.00	834 (m)	84.0	62.9	36.1	96.1
					86.0	43.3	11.8	71.8

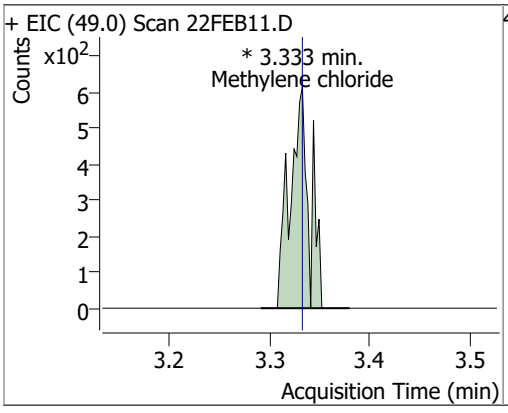

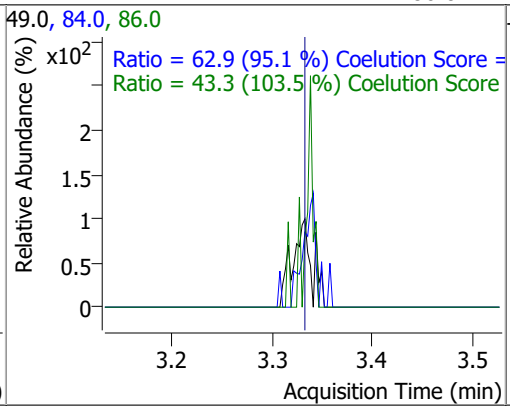

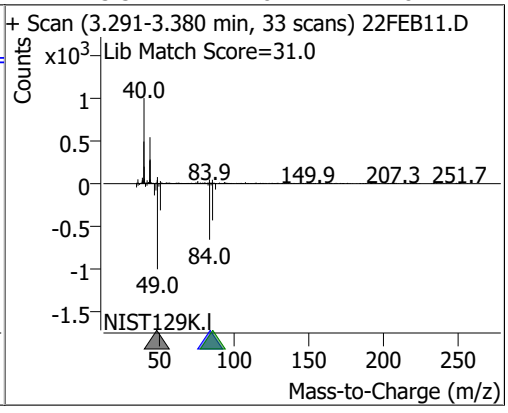

Compound	Conc.	Exp RT	QIon	Exp Ratio	QIon	Exp Ratio
trans-1,2-Dichloroethene	N.D.	3.72	61.0	154.8	98.0	62.1

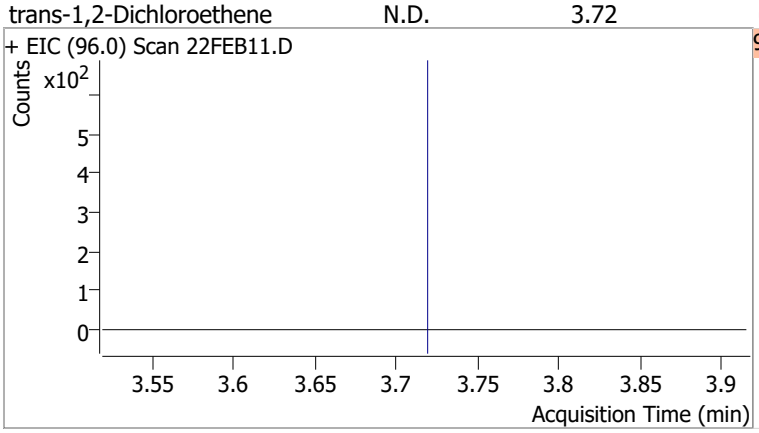

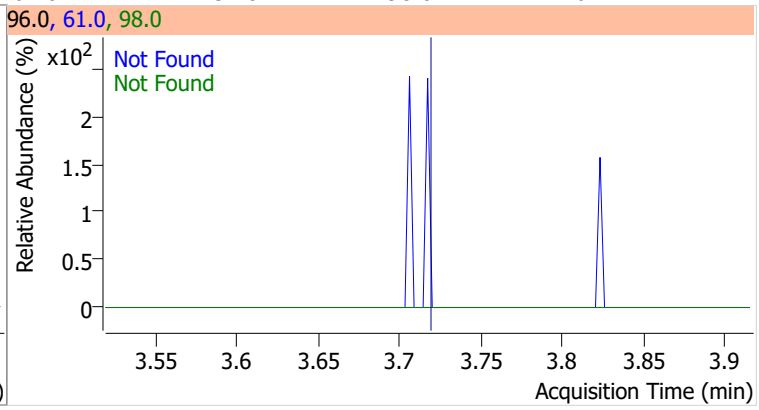

Compound	Conc.	Exp RT	QIon	Exp Ratio
Methyl tert-butyl ether (MTBE)	N.D.	3.75	57.0	24.6

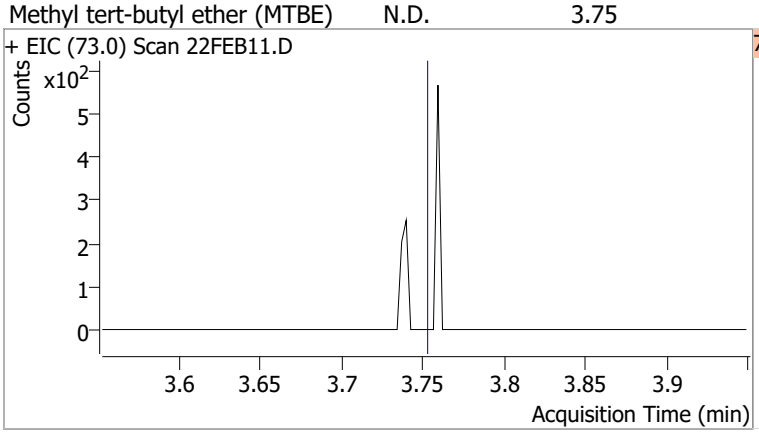

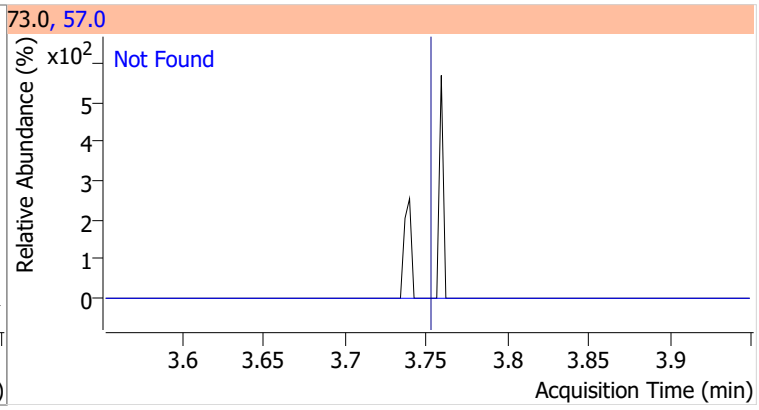

Compound	Conc.	Exp RT	QIon	Exp Ratio	QIon	Exp Ratio
1,1-Dichloroethane	N.D.	4.38	65.0	31.0	83.0	12.7

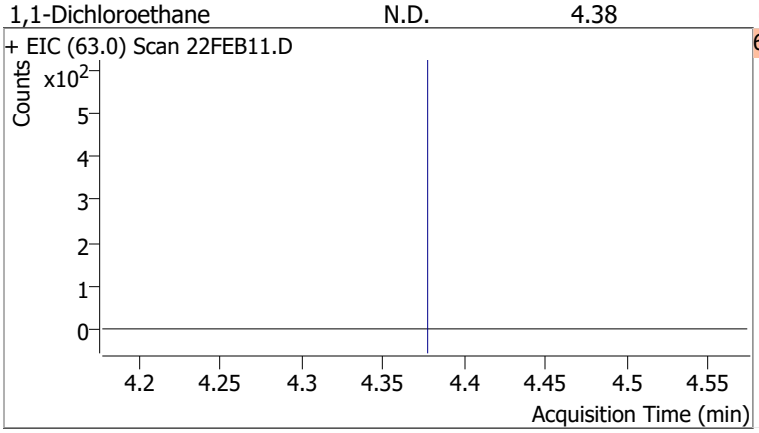

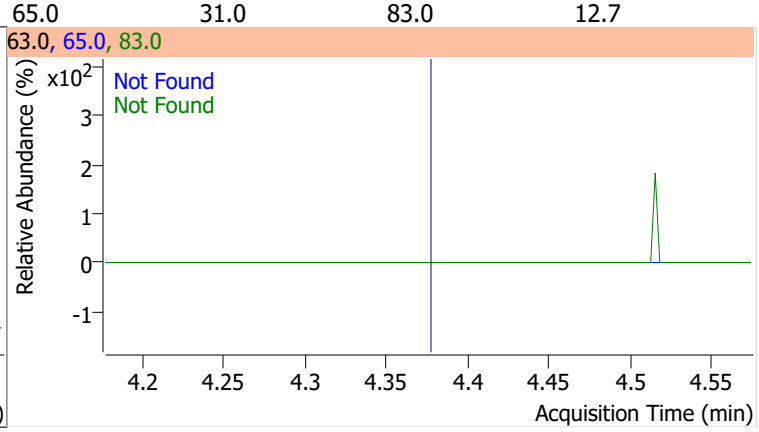

Compound	Conc.	Exp RT	QIon	Exp Ratio	QIon	Exp Ratio
2,2-Dichloropropane	N.D.	5.19	41.0	68.8	97.0	23.9

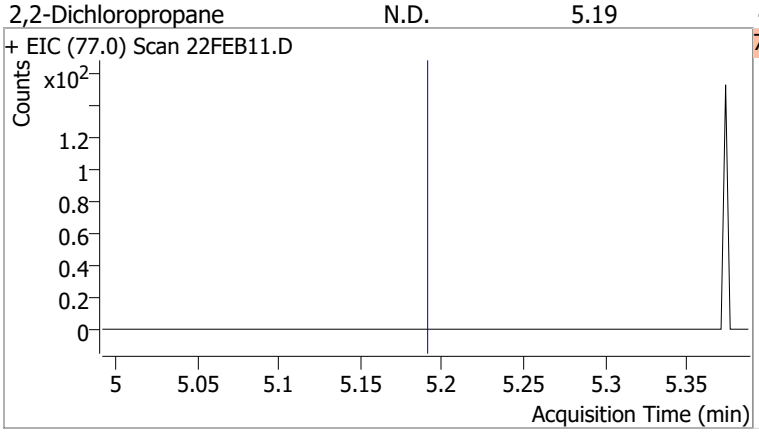

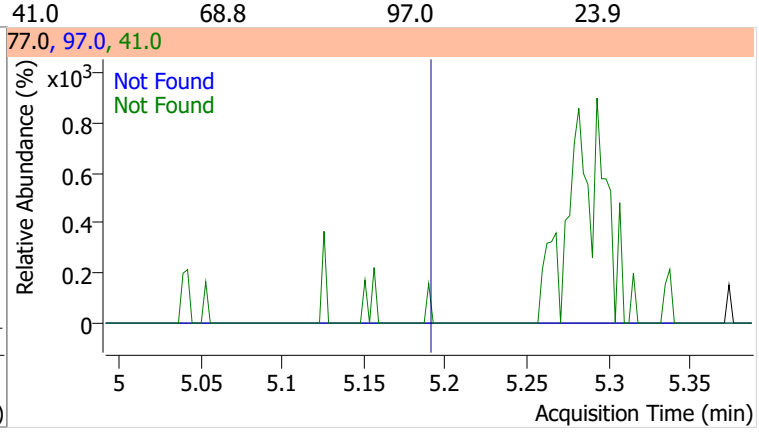

Compound	Conc.	Exp RT	QIon	Exp Ratio	QIon	Exp Ratio
cis-1,2-Dichloroethene	N.D.	5.21	61.0	160.4	98.0	66.2

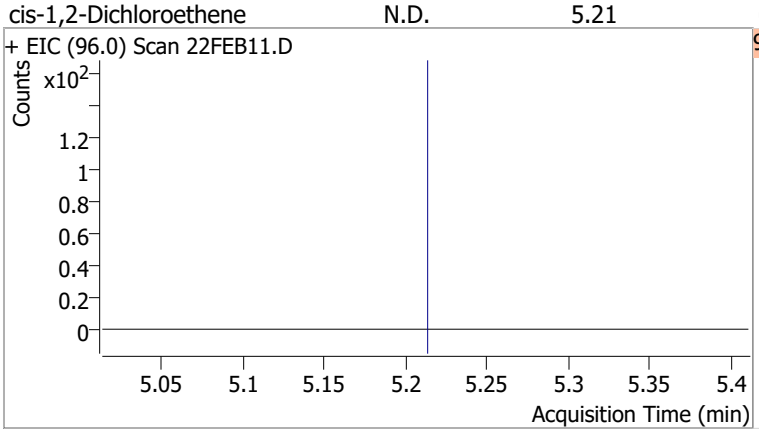

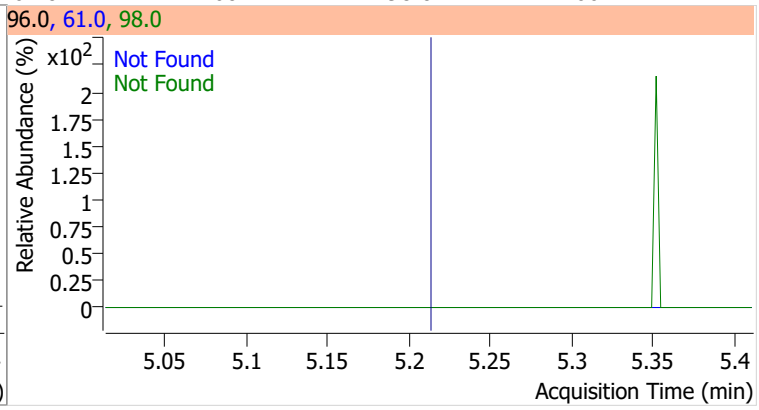

Compound	Conc.	RT	Dev(Min)	Resp.	QIon	QRatio	Lower	Upper
Methyl ethyl ketone	308.8951	5.29	0.01	44973	72.0	22.9	0.0	50.6

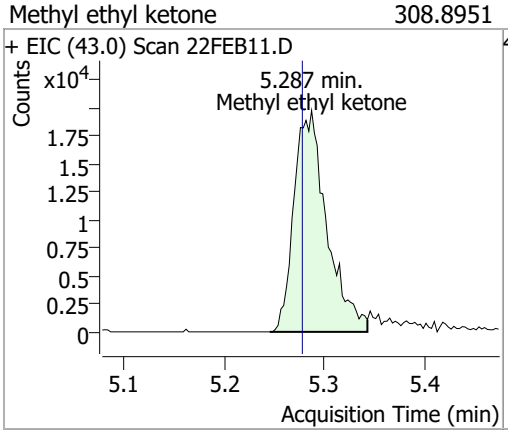

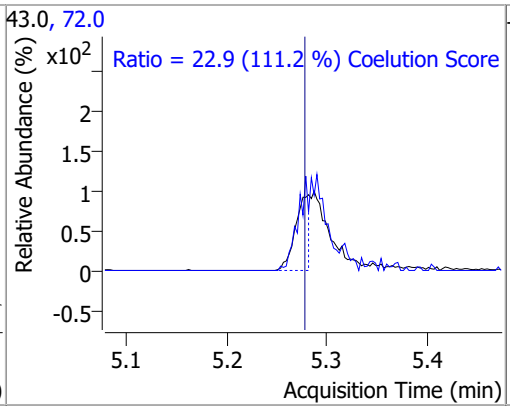

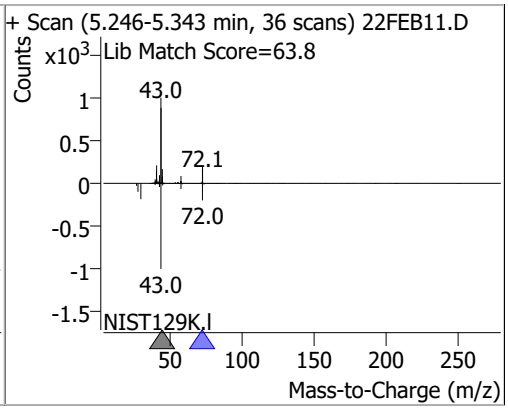

Compound	Conc.	Exp RT	QIon	Exp Ratio
Bromochloromethane	N.D.	5.52	49.0	182.2

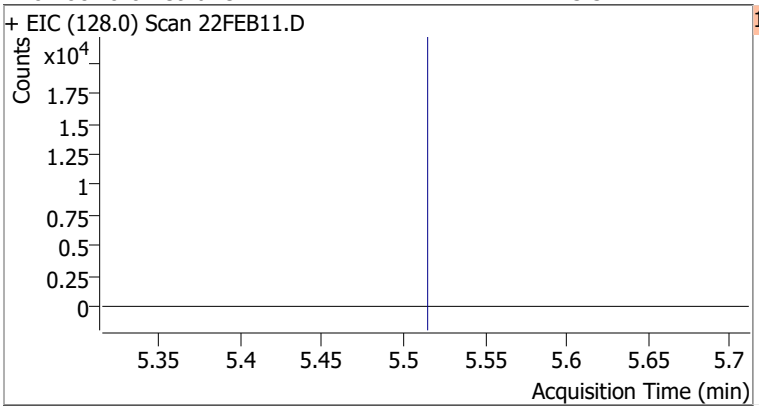

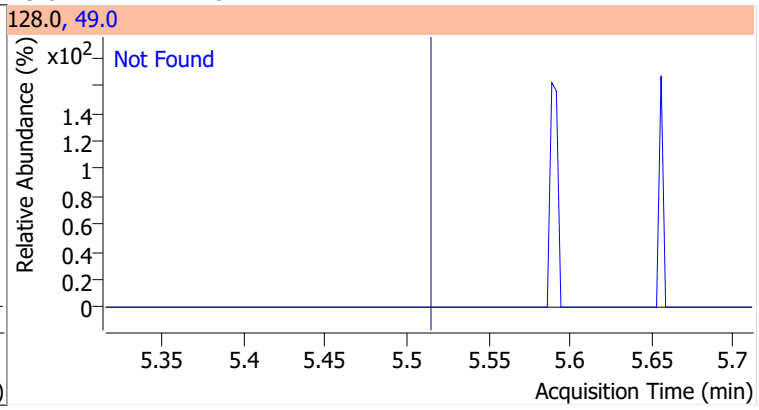

Compound	Conc.	Exp RT	QIon	Exp Ratio
Chloroform	N.D.	5.65	85.0	66.2

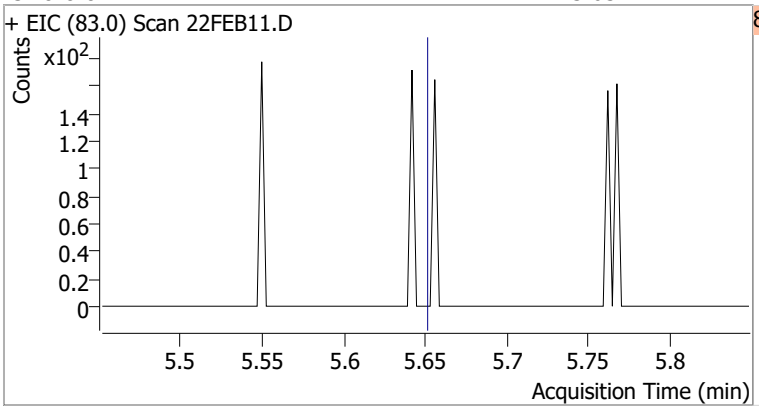

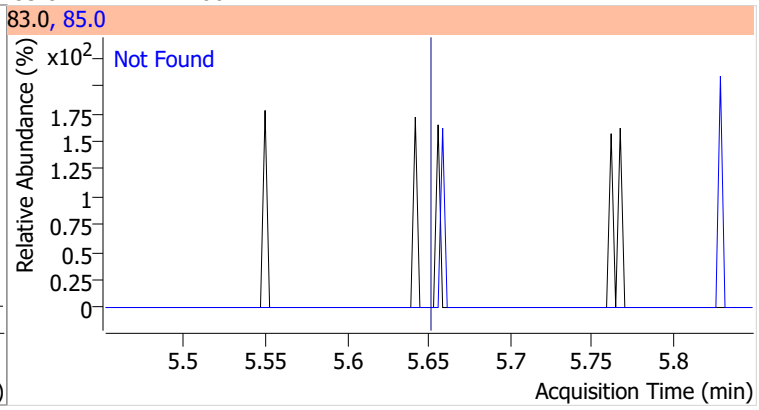

Compound	Conc.	Exp RT	QIon	Exp Ratio	QIon	Exp Ratio
1,1,1-Trichloroethane	N.D.	5.83	99.0	63.1	61.0	49.1

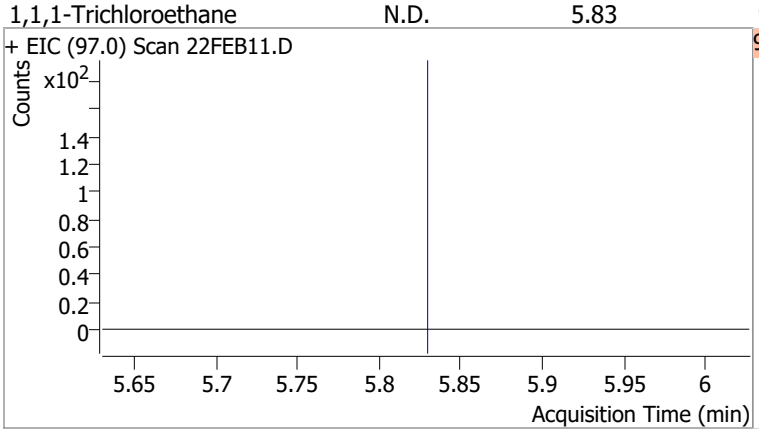

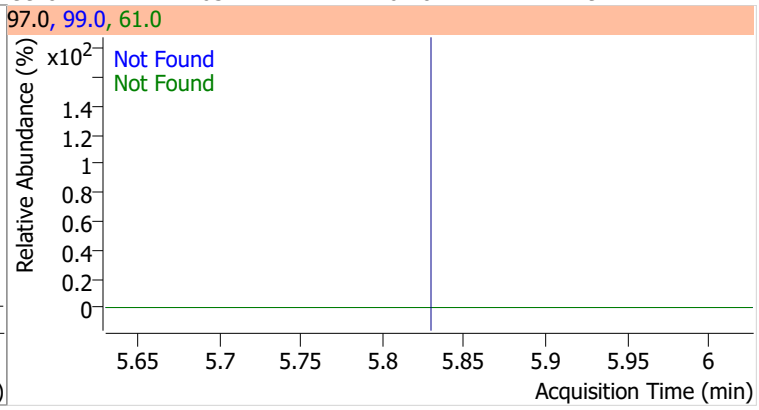

Compound	Conc.	RT	Dev(Min)	Resp.	QIon	QRatio	Lower	Upper
Dibromofluoromethane	279.2783	5.85	0.00	259138	191.5	21.7	0.0	53.2

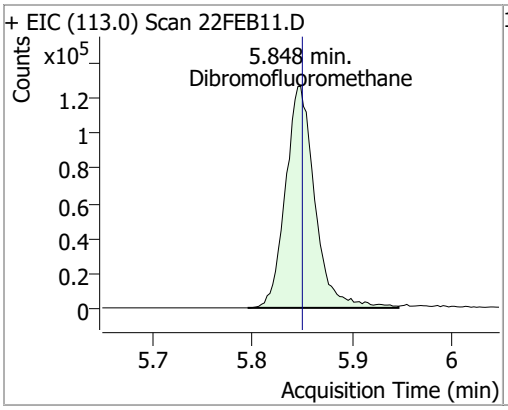

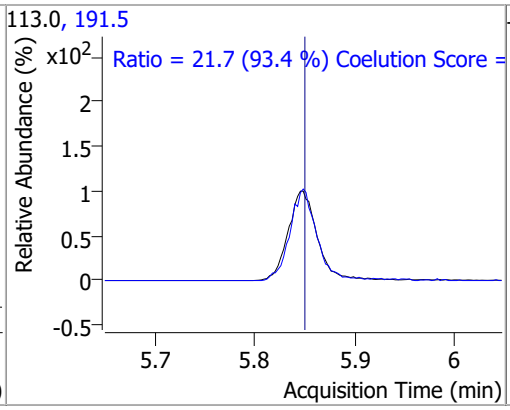

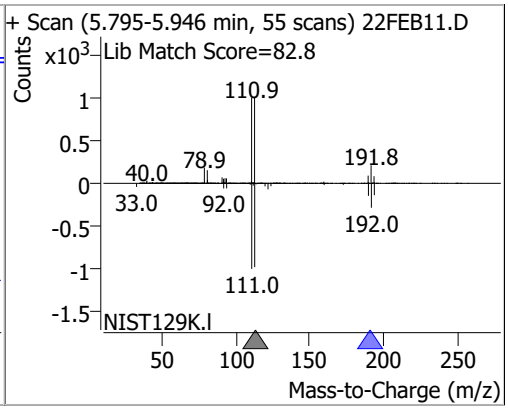

Compound	Conc.	Exp RT	QIon	Exp Ratio	QIon	Exp Ratio
Carbon tetrachloride	N.D.	6.02	119.0	97.6	121.0	30.7

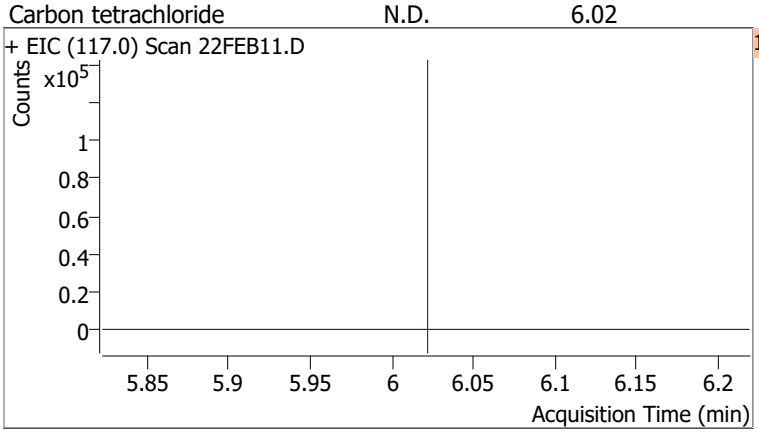

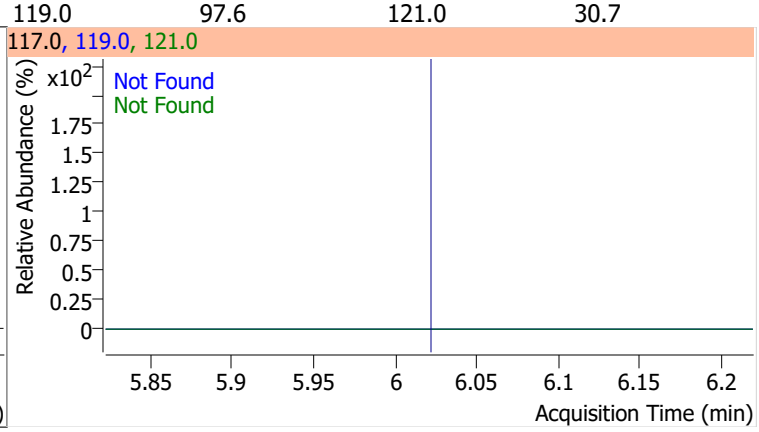

Compound	Conc.	Exp RT	QIon	Exp Ratio	QIon	Exp Ratio
1,1-Dichloropropene	N.D.	6.04	110.0	35.6	77.0	31.0

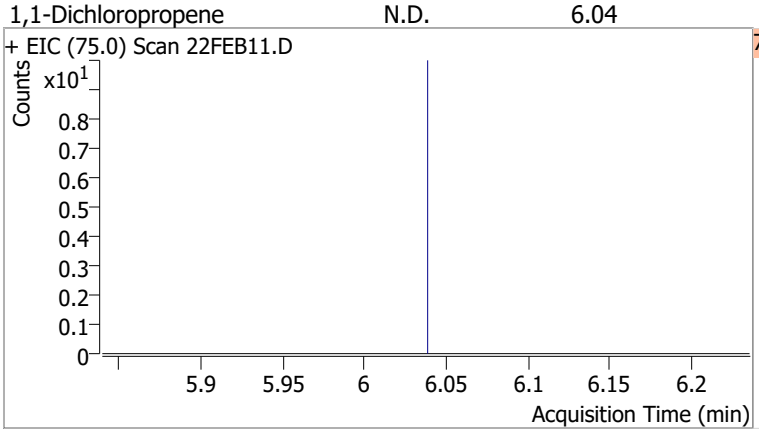

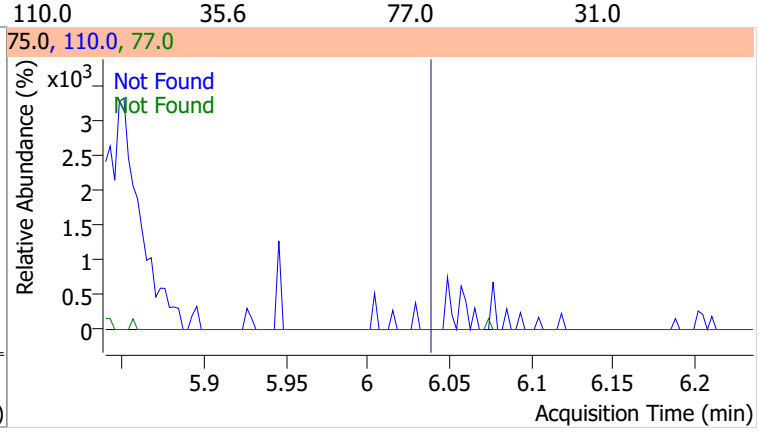

Compound	Conc.	RT	Dev(Min)	Resp.	QIon	QRatio	Lower	Upper
1,2-Dichloroethane-d4	286.7785	6.23	0.00	114947	65.0	201.1	162.8	222.8

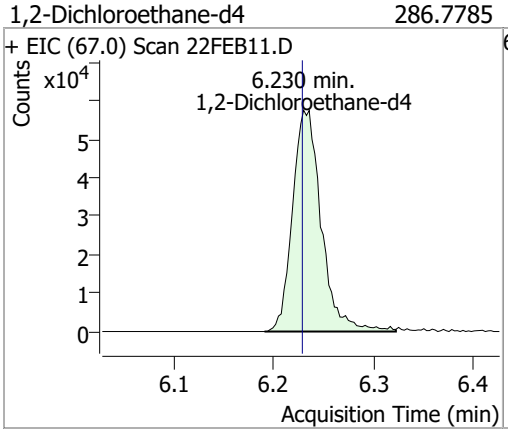

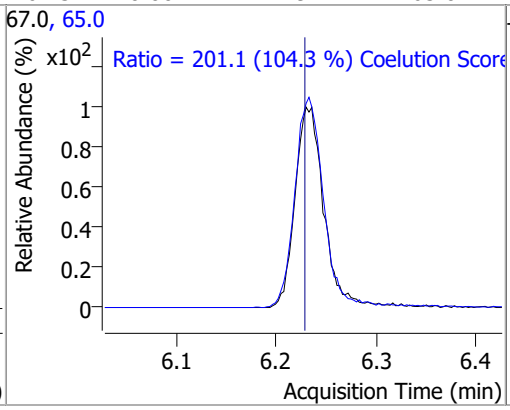

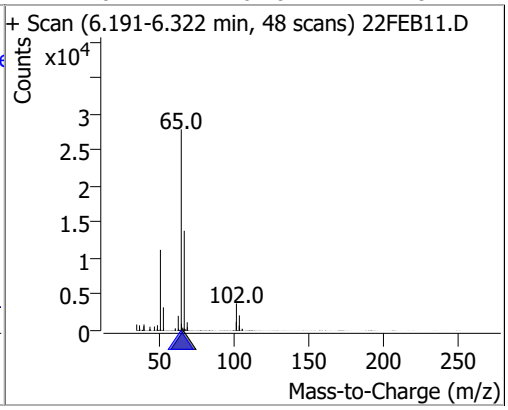

Compound	Conc.	Exp RT	QIon	Exp Ratio
Benzene	N.D.	6.28	77.0	23.3

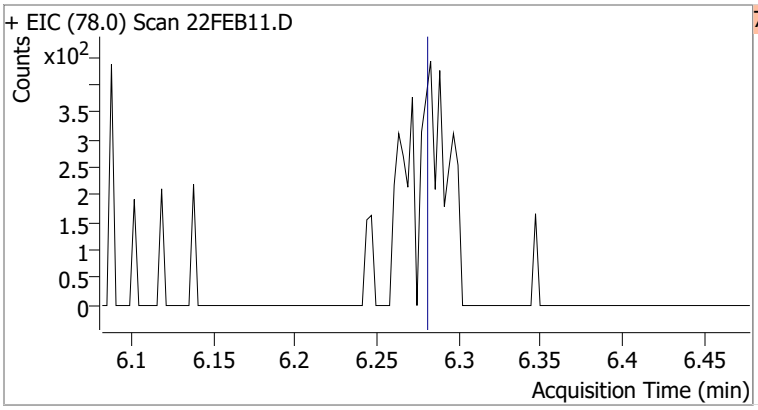

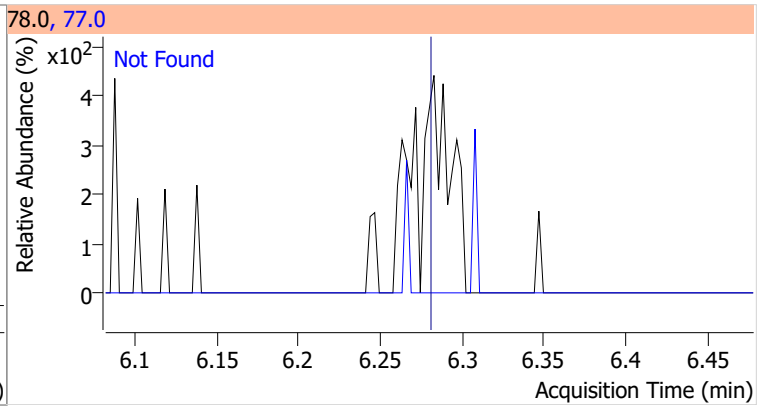

Compound	Conc.	Exp RT	QIon	Exp Ratio	QIon	Exp Ratio
1,2-Dichloroethane	N.D.	6.32	64.0	32.2	98.0	8.2

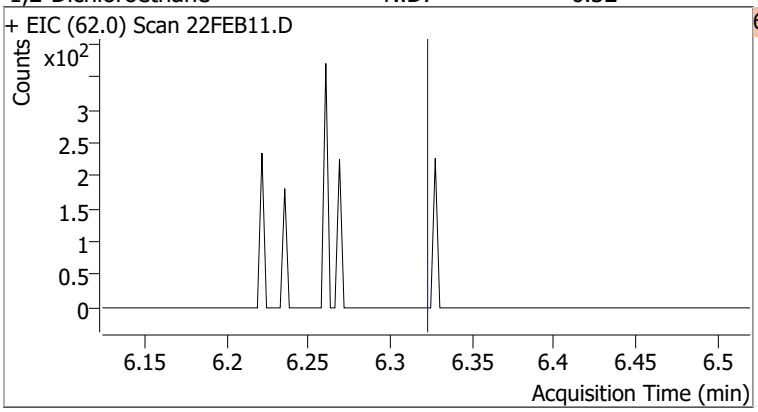

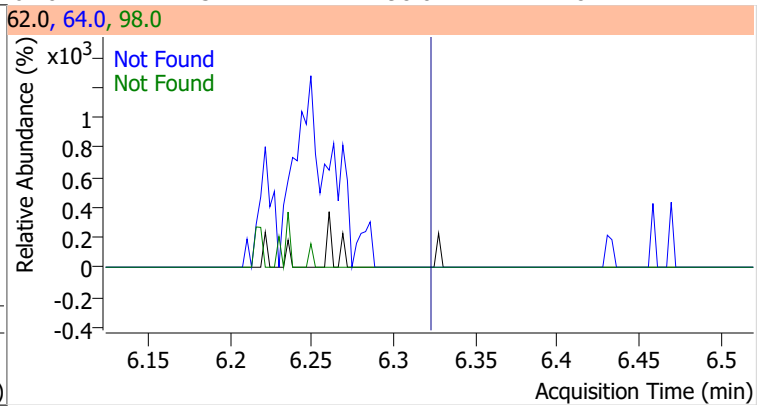

Compound	Conc.	Exp RT	QIon	Exp Ratio	QIon	Exp Ratio
Trichloroethene	N.D.	7.02	130.0	105.6	97.0	65.7

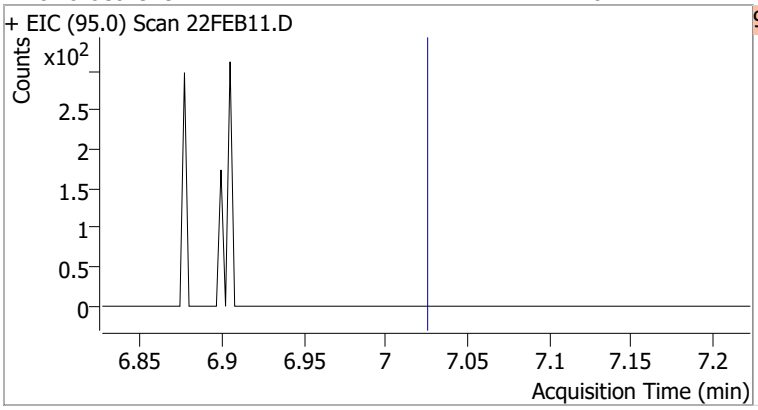

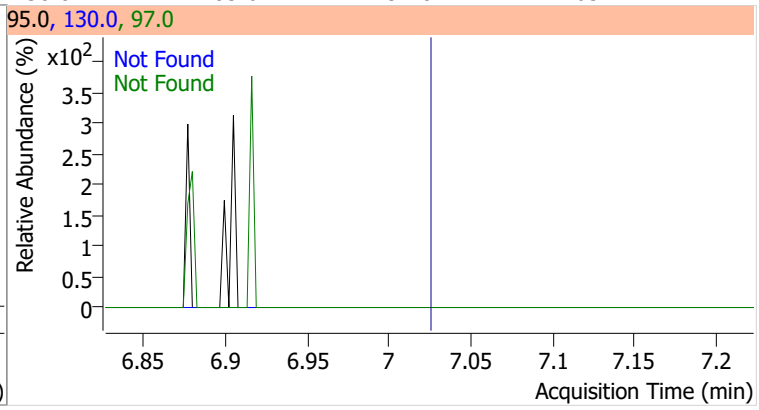

Compound	Conc.	Exp RT	QIon	Exp Ratio
1,2-Dichloropropane	N.D.	7.27	76.0	39.8

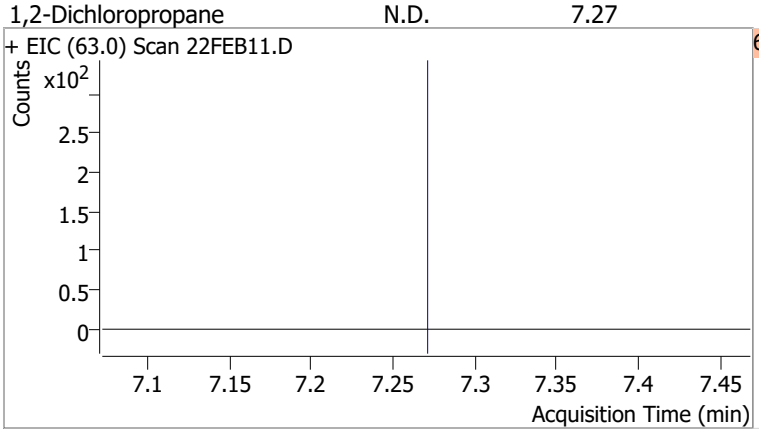

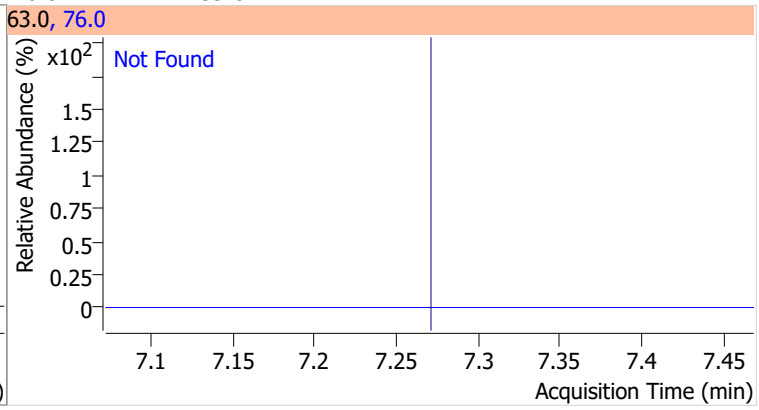

Compound	Conc.	Exp RT	QIon	Exp Ratio	QIon	Exp Ratio
Dibromomethane	N.D.	7.40	173.5	108.2	95.0	84.5

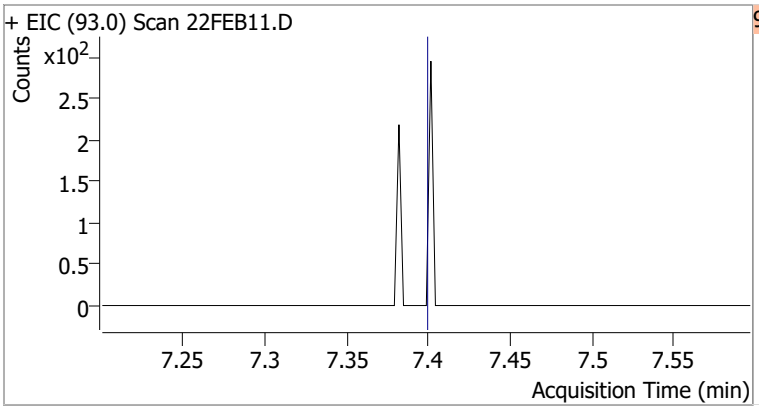

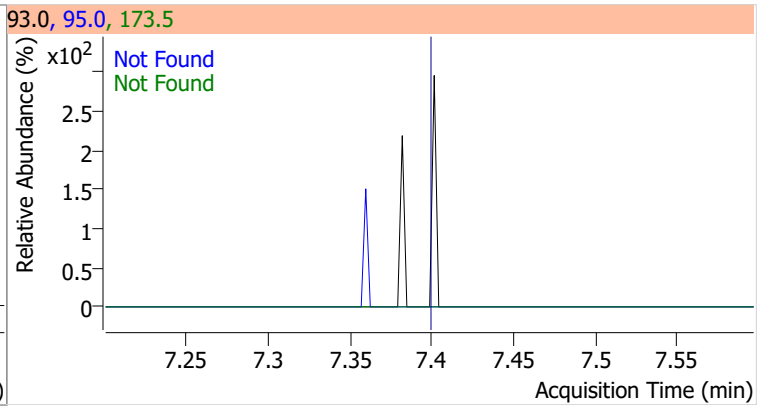

Compound	Conc.	Exp RT	QIon	Exp Ratio	QIon	Exp Ratio
Bromodichloromethane	N.D.	7.58	85.0	66.3	127.0	9.5

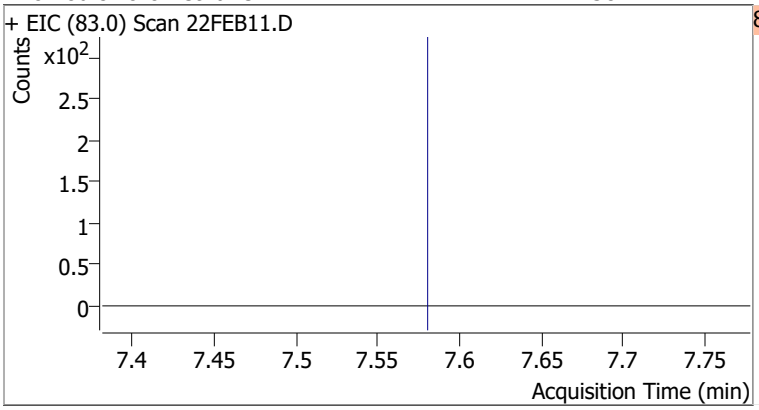

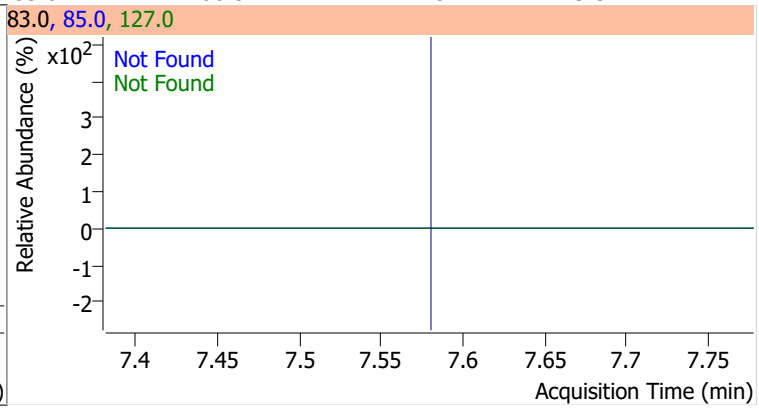

Compound	Conc.	Exp RT	QIon	Exp Ratio	QIon	Exp Ratio
cis-1,3-Dichloropropene	N.D.	8.06	39.0	52.5	77.0	31.8

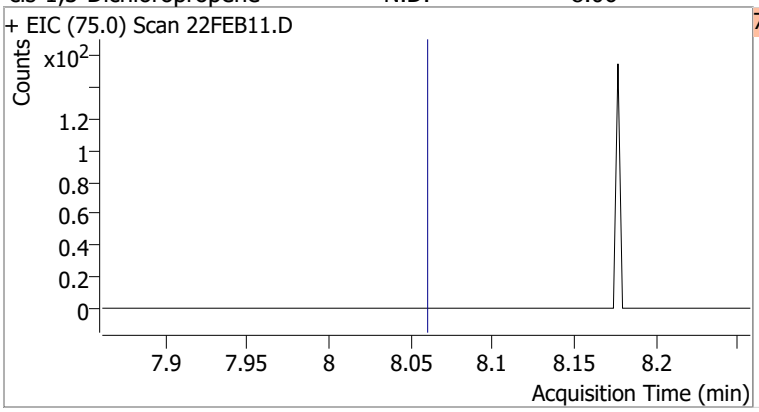

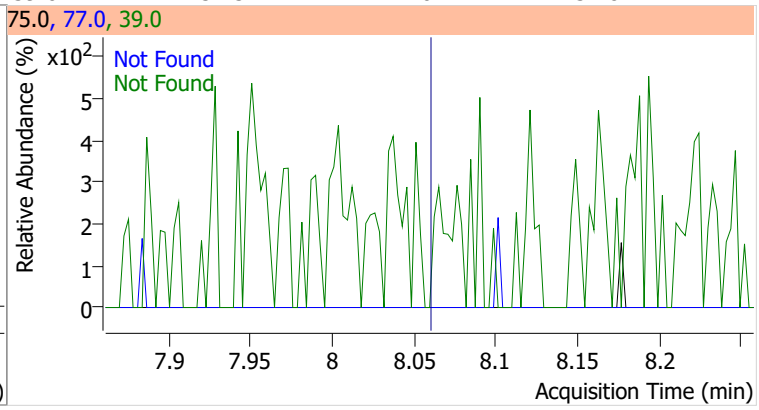

Compound	Conc.	RT	Dev(Min)	Resp.	QIon	QRatio	Lower	Upper
Toluene-d8	263.4016	8.32	0.00	957142	100.0	63.5	34.3	94.3
					99.0	9.4	0.0	39.2

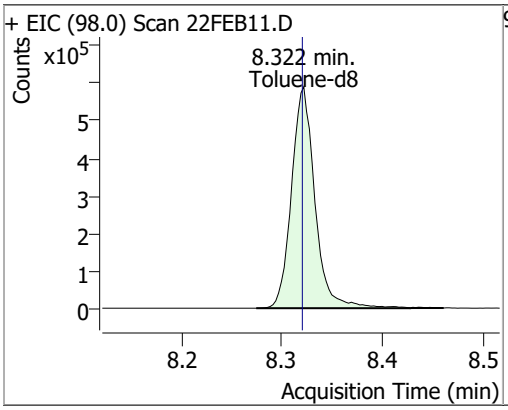

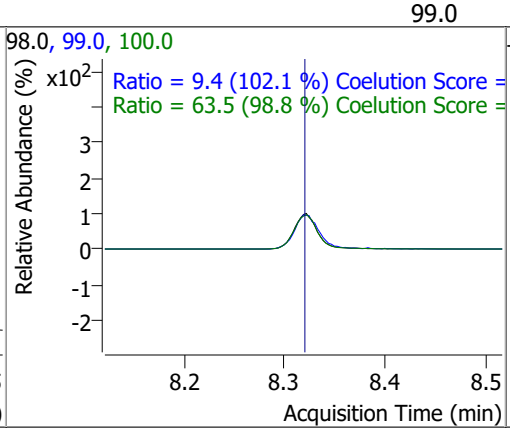

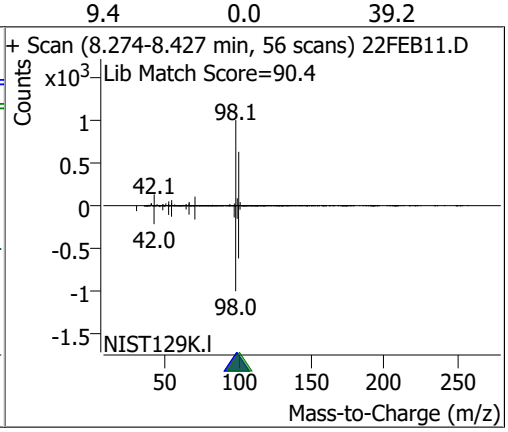

Compound	Conc.	RT	Dev(Min)	Resp.	QIon	QRatio	Lower	Upper
Toluene	0.5637	8.38	-0.01	1365 (m)	91.0	202.1	144.1	204.1

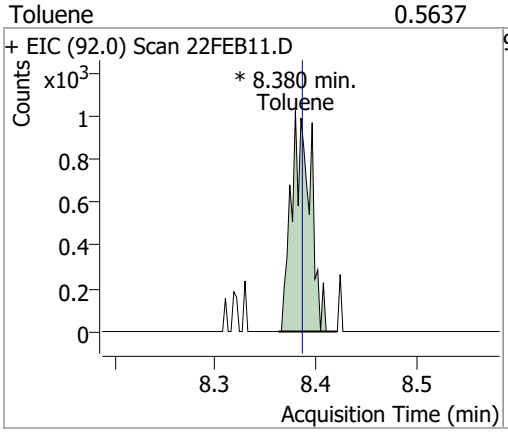

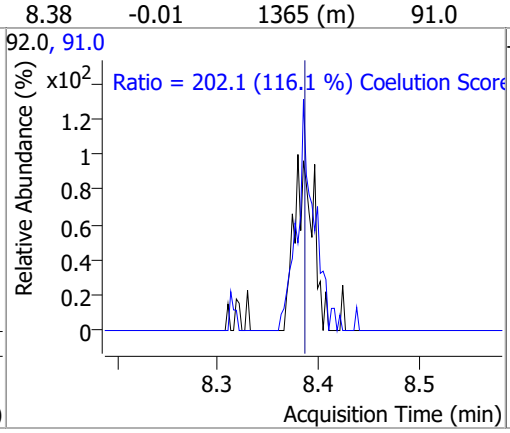

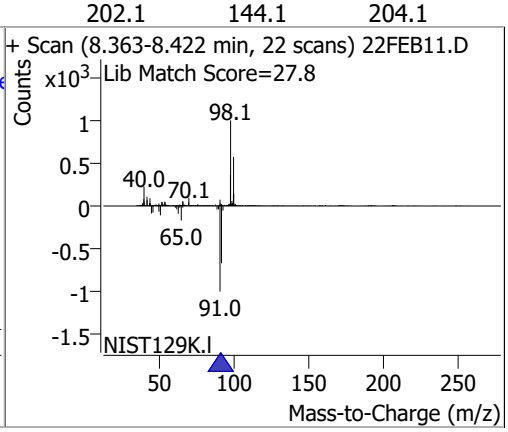

Compound	Conc.	Exp RT	QIon	Exp Ratio	QIon	Exp Ratio
trans-1,3-Dichloropropene	N.D.	8.64	39.0	53.0	77.0	31.0

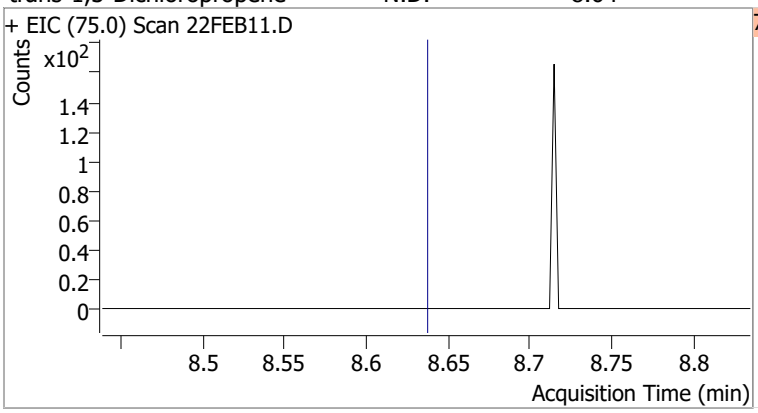

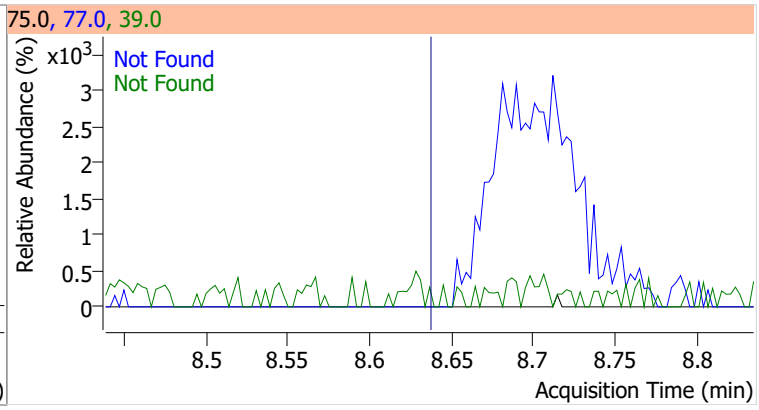

Compound	Conc.	Exp RT	QIon	Exp Ratio	QIon	Exp Ratio
1,1,2-Trichloroethane	N.D.	8.82	97.0	110.7	85.0	60.7

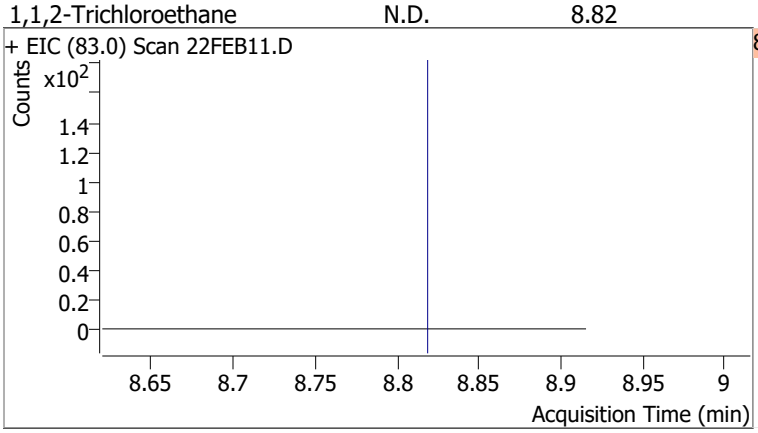

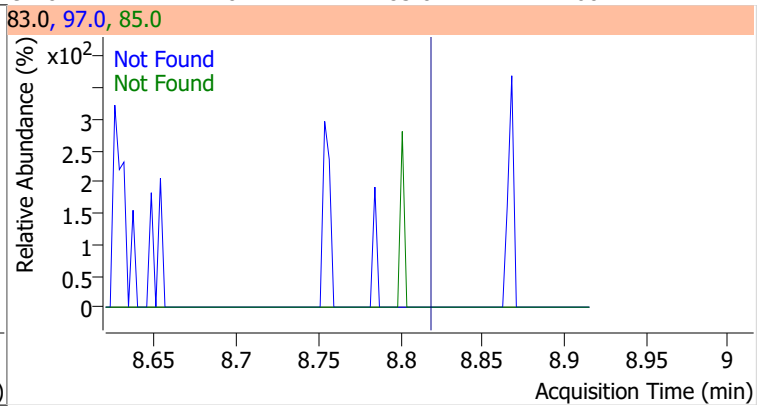

Compound	Conc.	Exp RT	QIon	Exp Ratio	QIon	Exp Ratio
Tetrachloroethene	N.D.	8.94	165.8	126.1	129.0	90.5

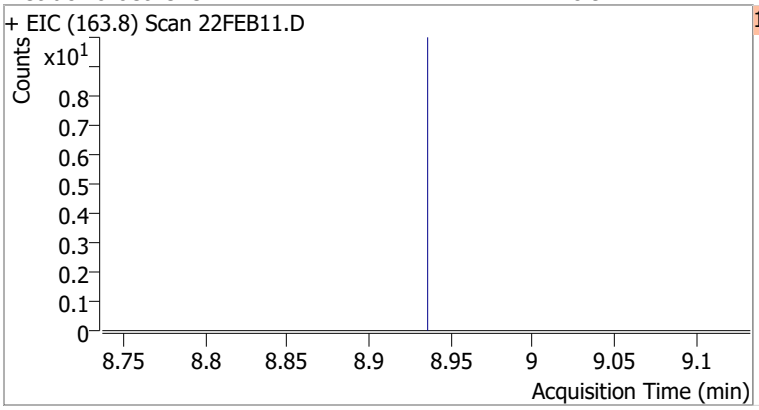

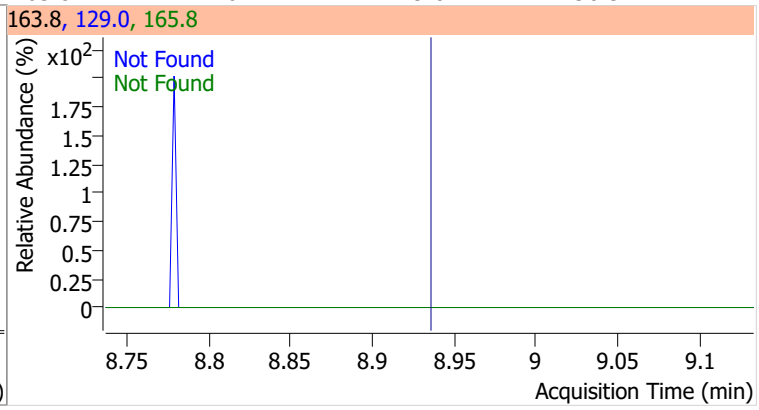

Compound	Conc.	Exp RT	QIon	Exp Ratio
1,3-Dichloropropane	N.D.	8.98	78.0	32.4

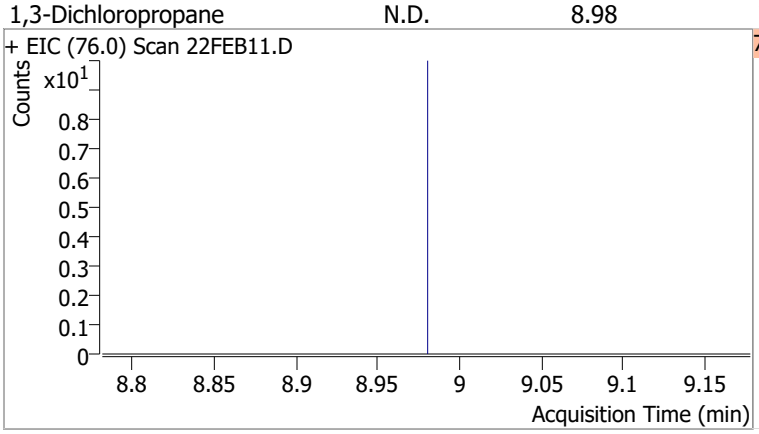

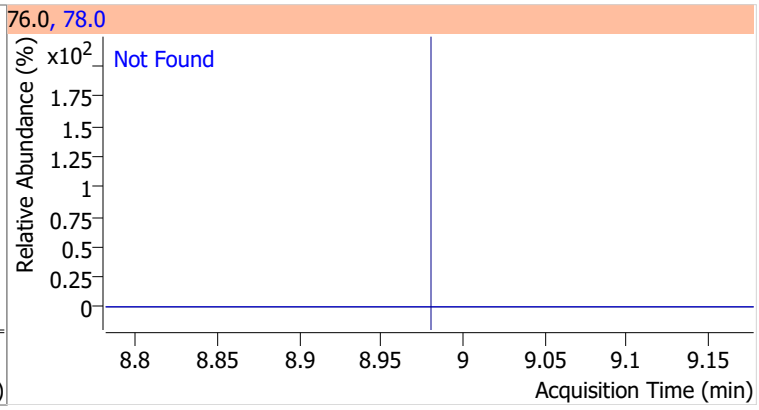

Compound	Conc.	Exp RT	QIon	Exp Ratio
Chlorodibromomethane	N.D.	9.21	127.0	77.2

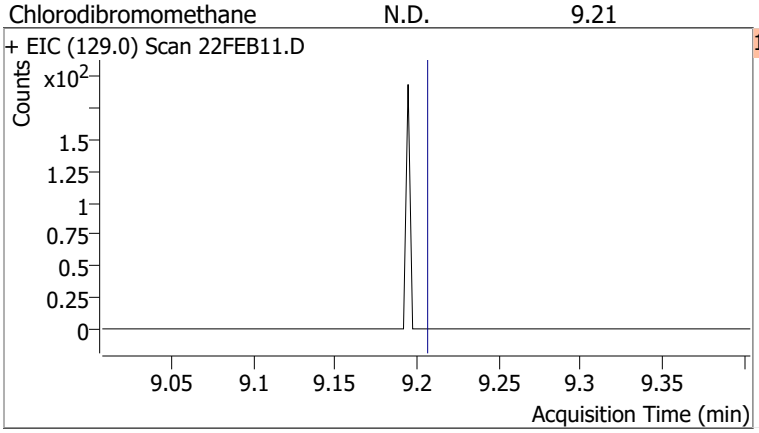

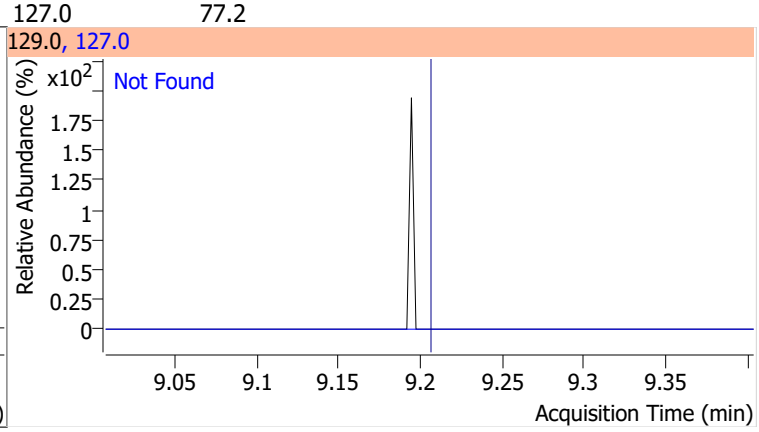

Compound	Conc.	Exp RT	QIon	Exp Ratio
1,2-Dibromoethane	N.D.	9.30	109.0	91.5

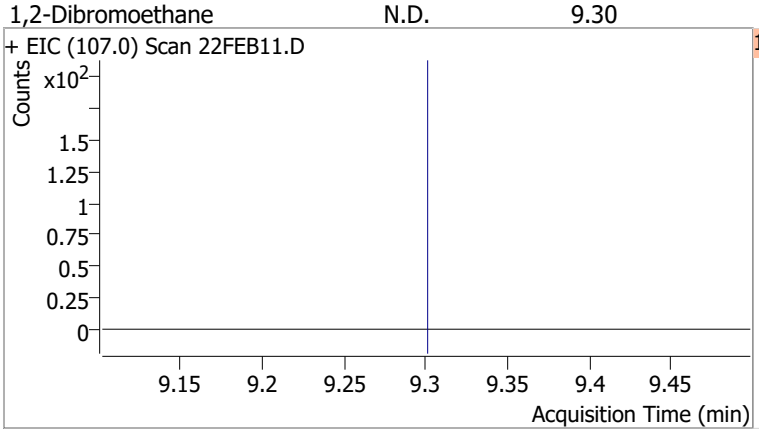

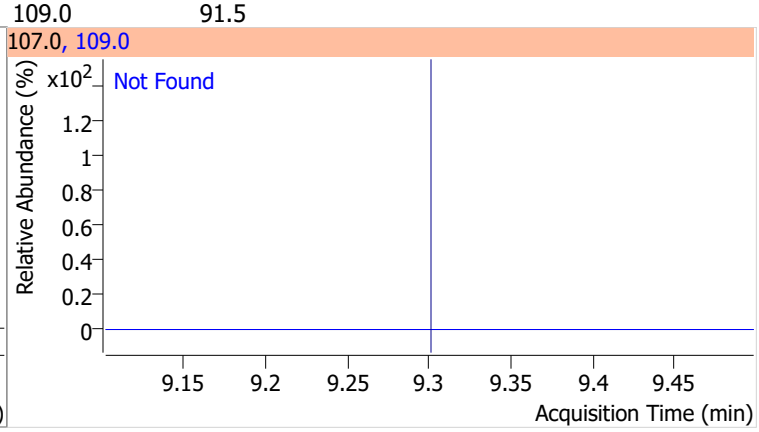

Compound	Conc.	Exp RT	QIon	Exp Ratio
Chlorobenzene	N.D.	9.80	114.0	32.2

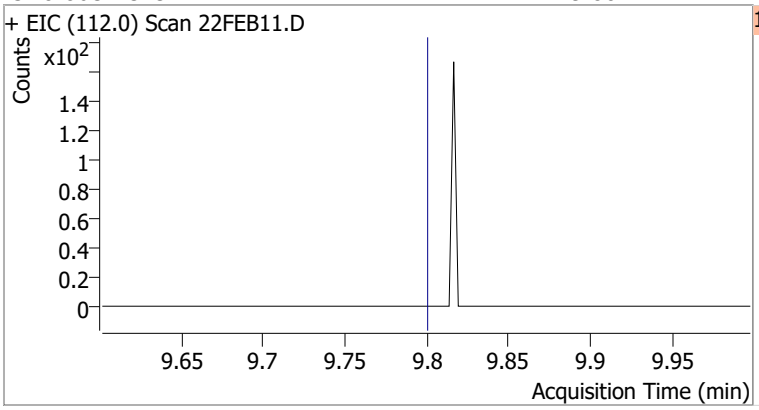

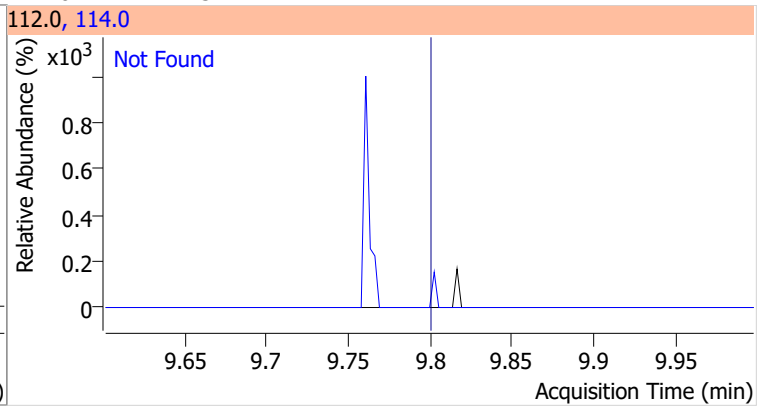

Compound	Conc.	Exp RT	QIon	Exp Ratio
1,1,1,2-Tetrachloroethane	N.D.	9.89	133.0	95.3

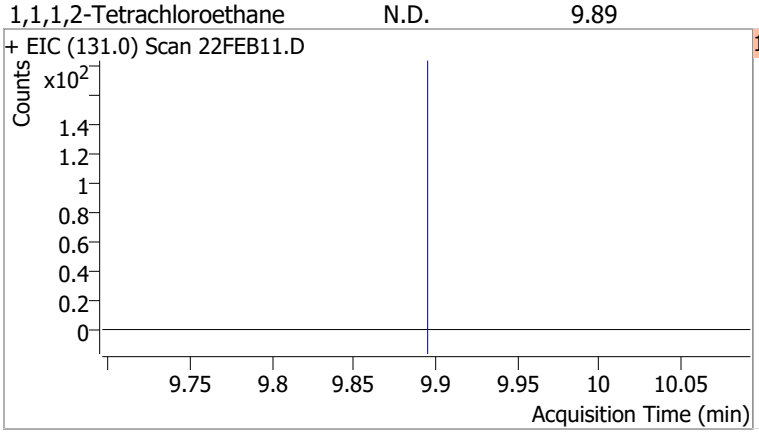

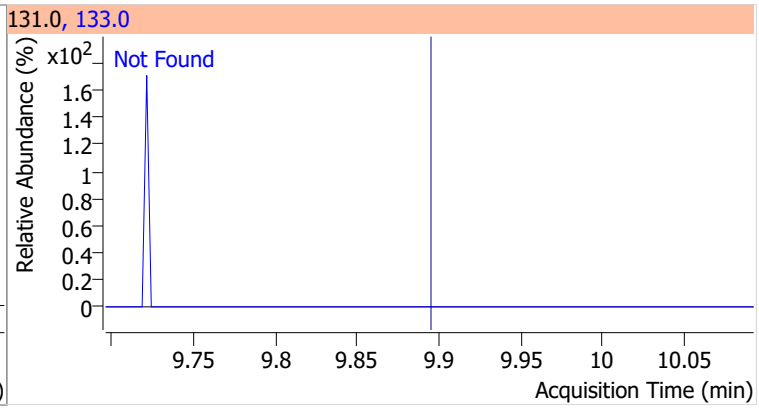

Compound	Conc.	RT	Dev(Min)	Resp.	QIon	QRatio	Lower	Upper
Ethylbenzene	0.8864	9.93	0.01	1305 (m)	106.0	27.0	1.7	61.7

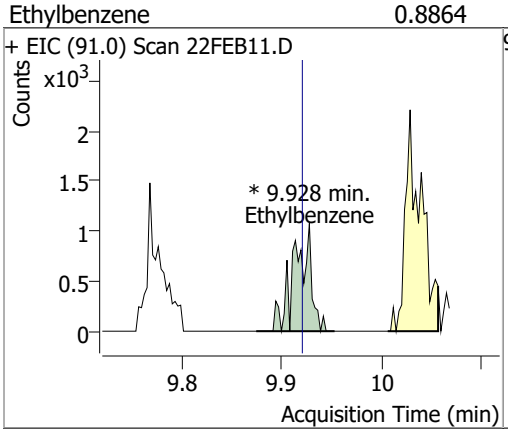

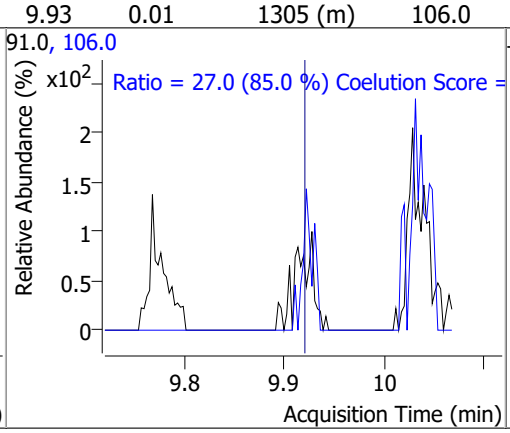

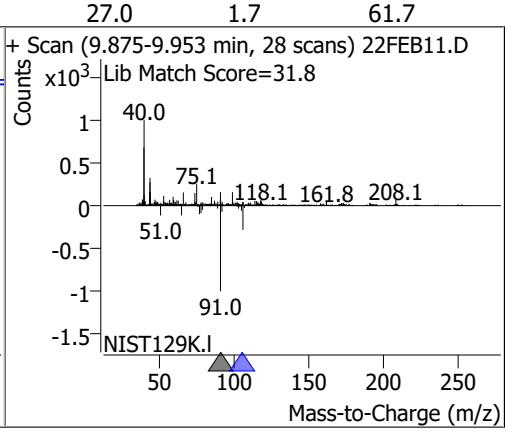

Compound	Conc.	RT	Dev(Min)	Resp.	QIon	QRatio	Lower	Upper
m+p-Xylenes		0		0	91.0		170.7	230.7

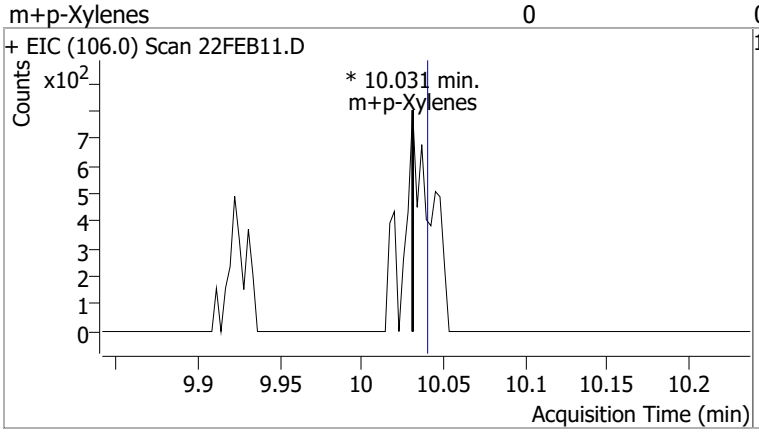

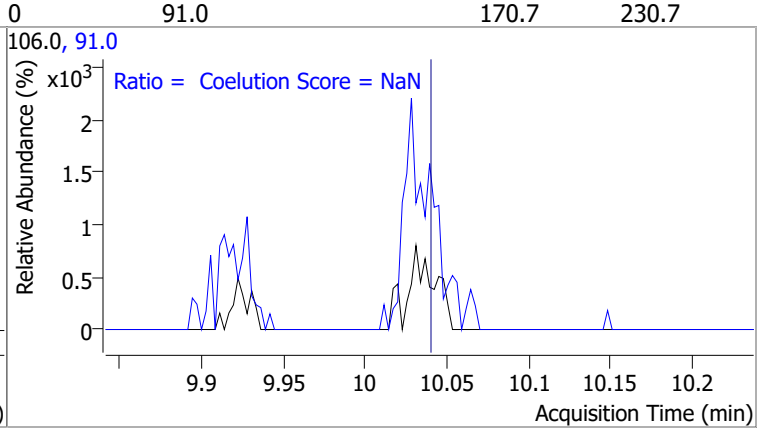

Compound	Conc.	RT	Dev(Min)	Resp.	QIon	QRatio	Lower	Upper
o-Xylene		0		0	91.0		181.4	241.4

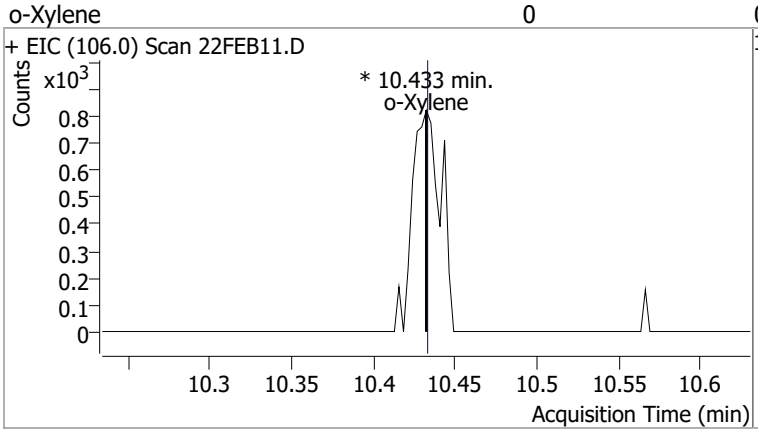

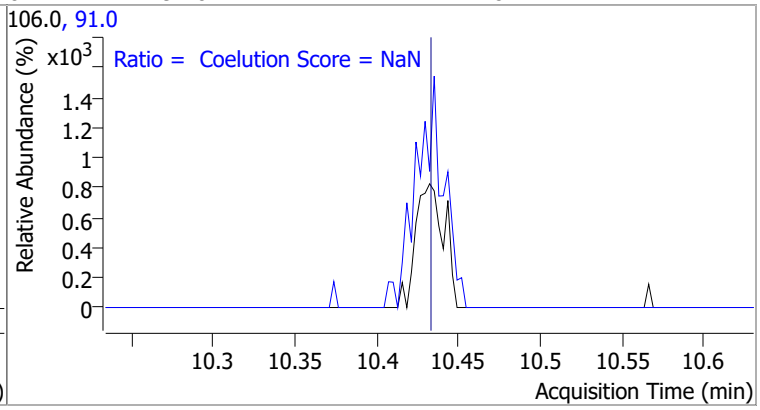

Compound	Conc.	Exp RT	QIon	Exp Ratio
Styrene	N.D.	10.45	78.0	50.6

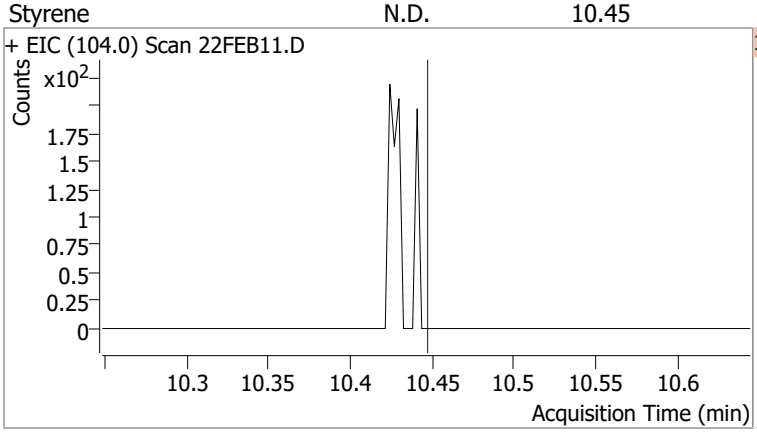

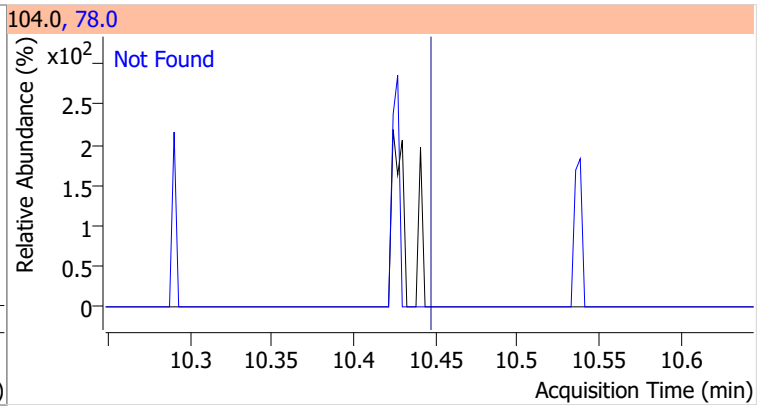

Compound	Conc.	Exp RT	QIon	Exp Ratio	QIon	Exp Ratio
Bromoform	N.D.	10.62	170.5	50.3	174.5	48.1

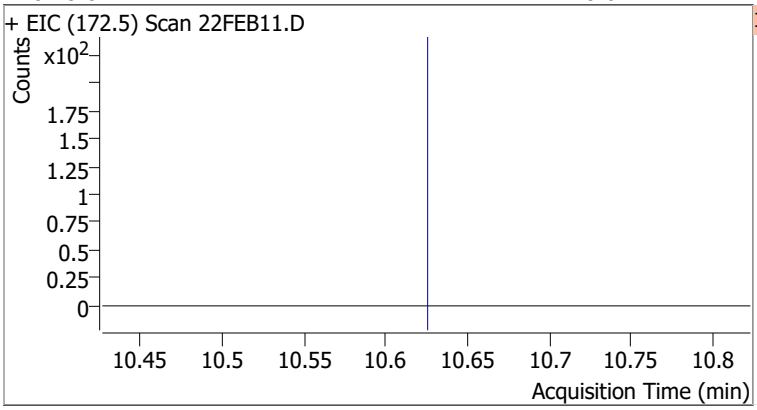

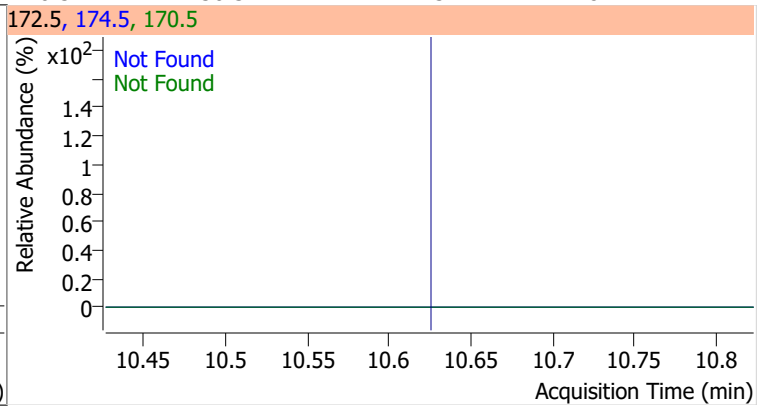

Compound	Conc.	RT	Dev(Min)	Resp.	QIon	QRatio	Lower	Upper
p-Bromofluorobenzene	265.1988	10.95	0.00	270462	174.0	94.0	65.3	125.3
					176.0	90.5	63.3	123.3

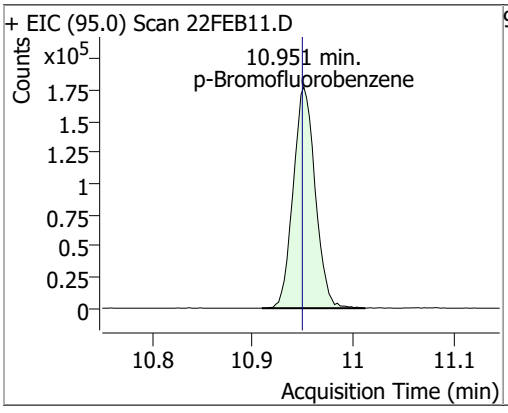

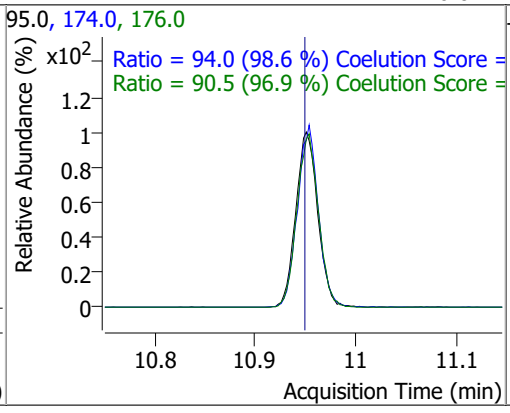

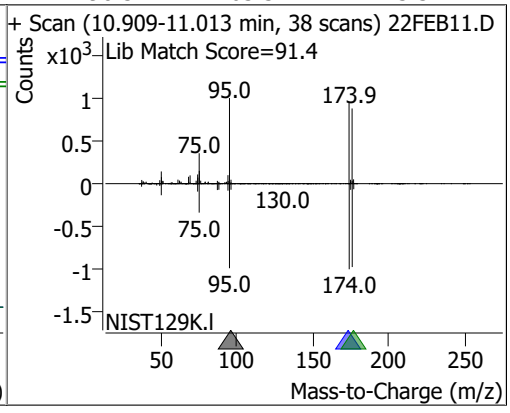

Compound	Conc.	Exp RT	QIon	Exp Ratio	QIon	Exp Ratio
Bromobenzene	N.D.	11.09	77.0	143.5	158.0	96.1

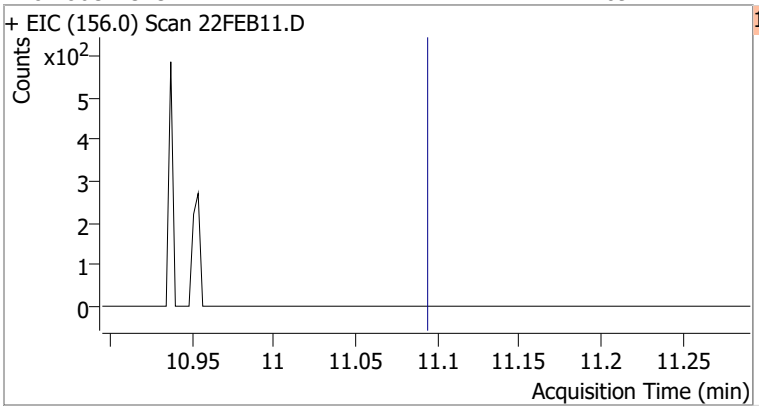

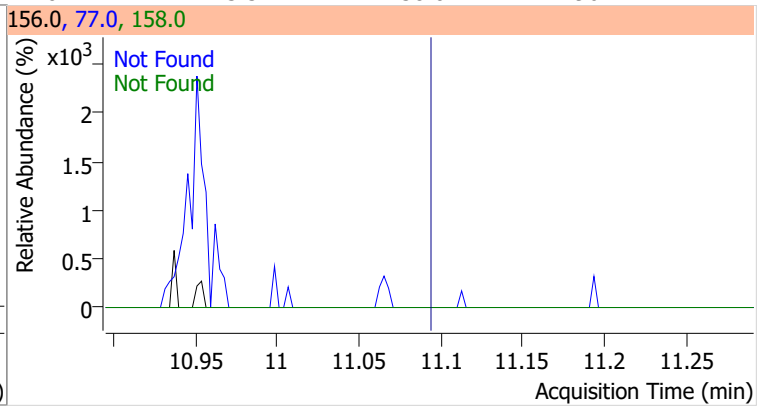

Compound	Conc.	Exp RT	QIon	Exp Ratio
1,1,2,2-Tetrachloroethane	N.D.	11.11	85.0	63.3

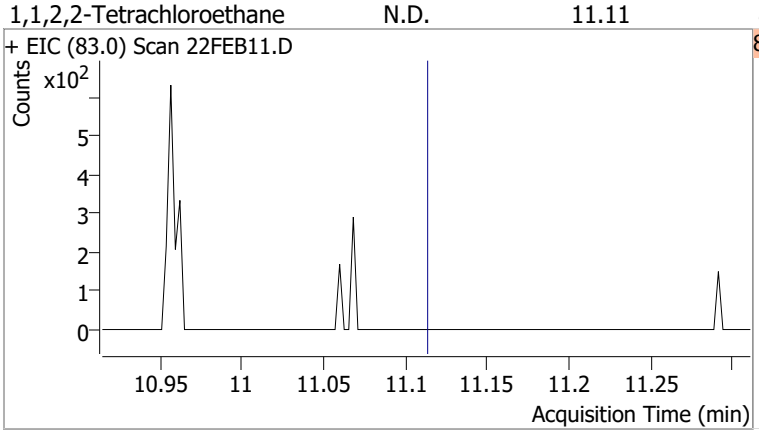

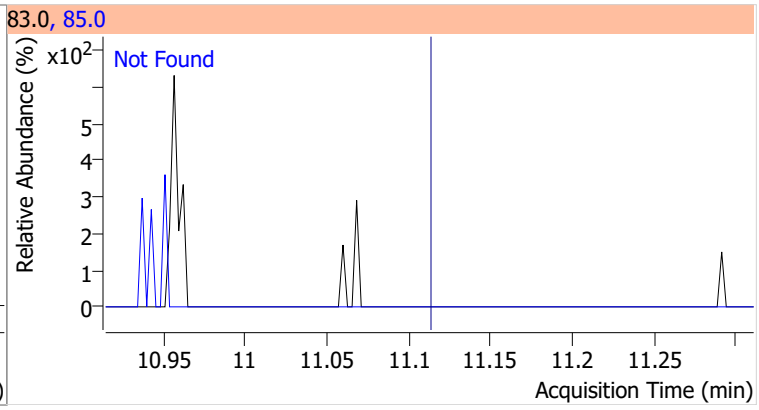

Compound	Conc.	Exp RT	QIon	Exp Ratio
1,2,3-Trichloropropane	N.D.	11.15	112.0	65.8

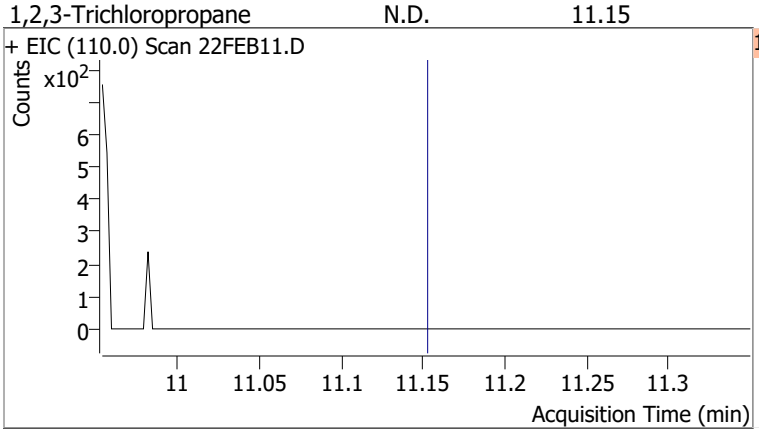

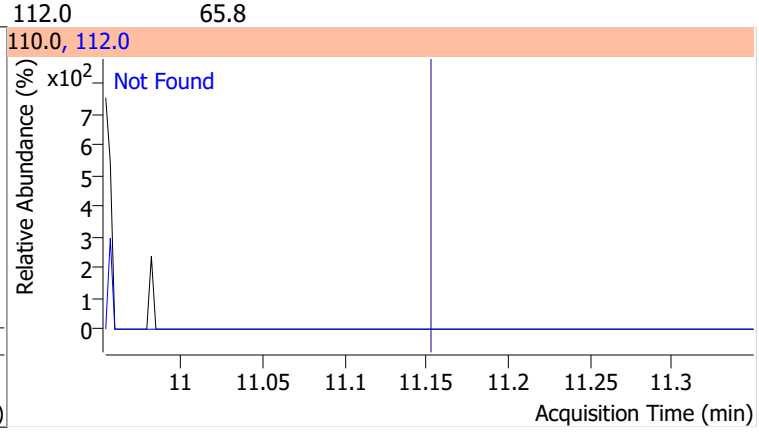

Compound	Conc.	Exp RT	QIon	Exp Ratio
2-Chlorotoluene	N.D.	11.29	91.0	276.2

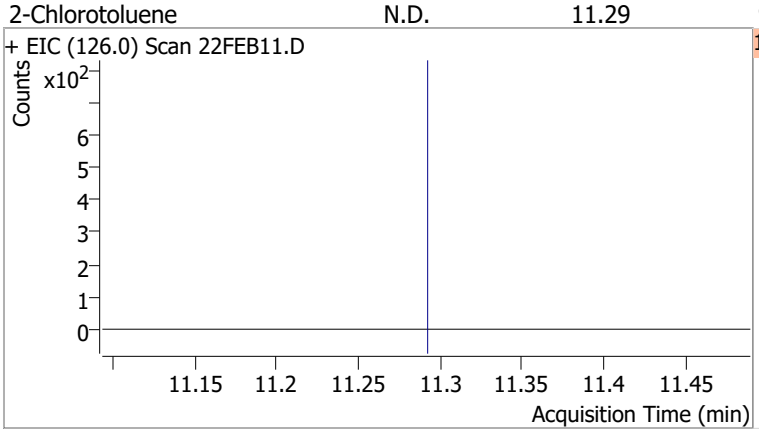

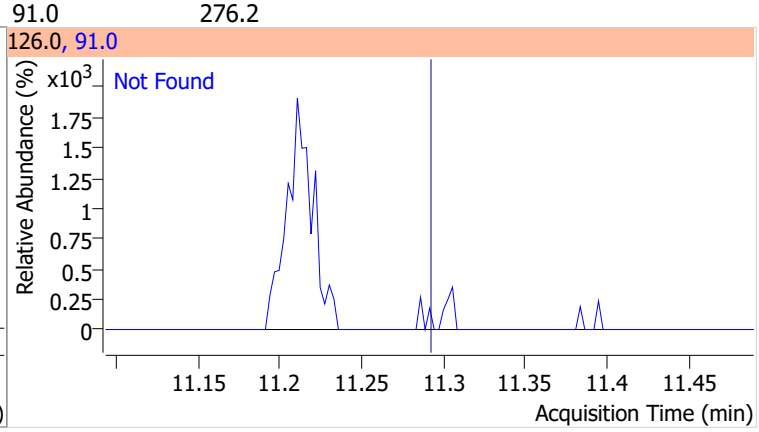

Compound	Conc.	Exp RT	QIon	Exp Ratio
4-Chlorotoluene	N.D.	11.40	126.0	31.3

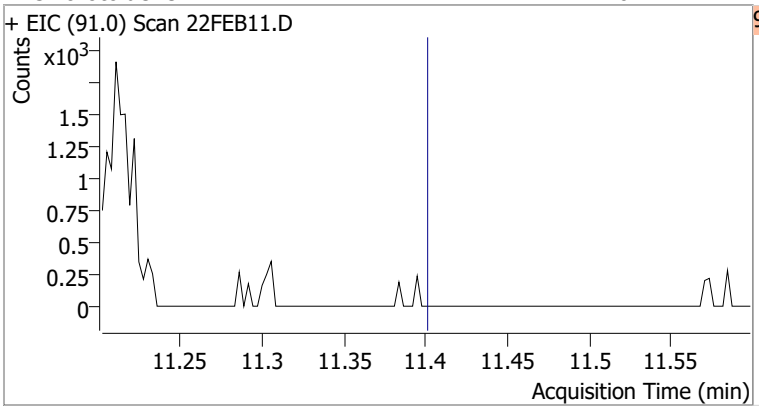

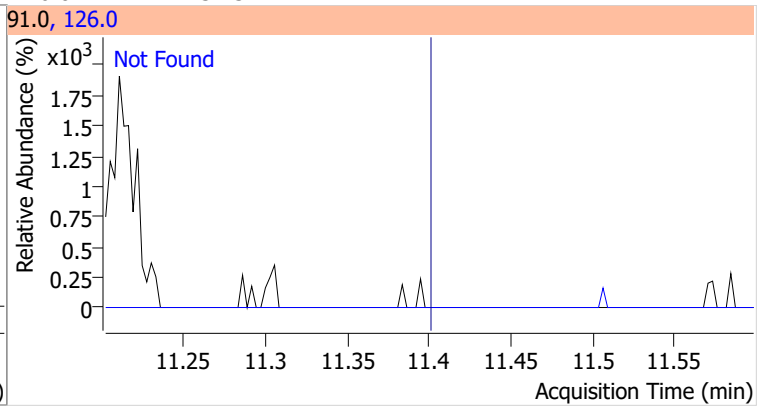

Compound	Conc.	Exp RT	QIon	Exp Ratio	QIon	Exp Ratio
1,3-Dichlorobenzene	N.D.	12.03	148.0	62.8	111.0	38.7

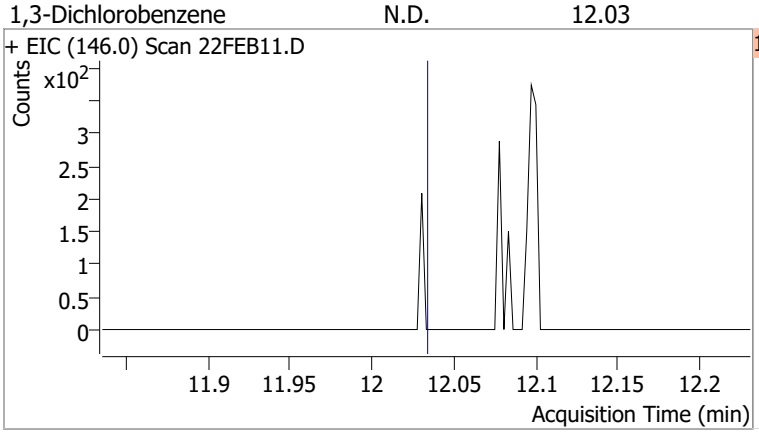

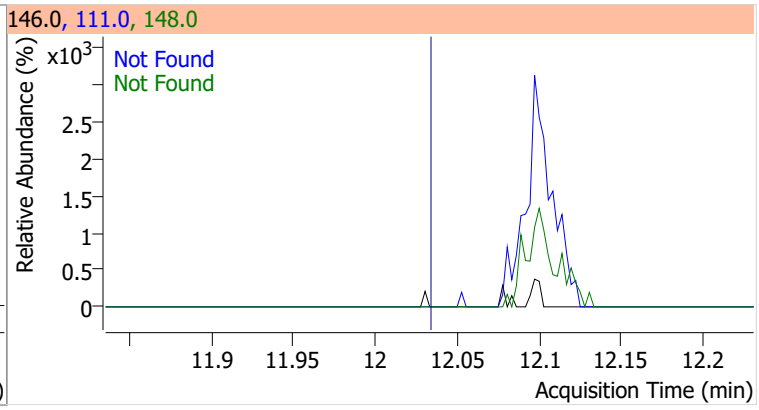

Compound	Conc.	Exp RT	QIon	Exp Ratio	QIon	Exp Ratio
1,4-Dichlorobenzene	N.D.	12.12	148.0	63.7	111.0	38.7

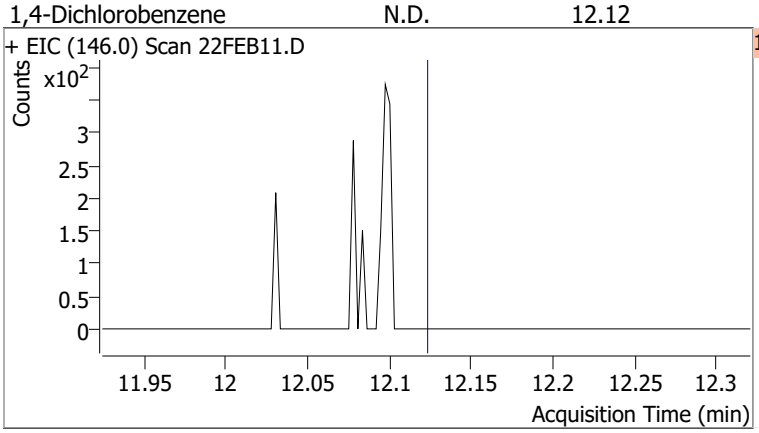

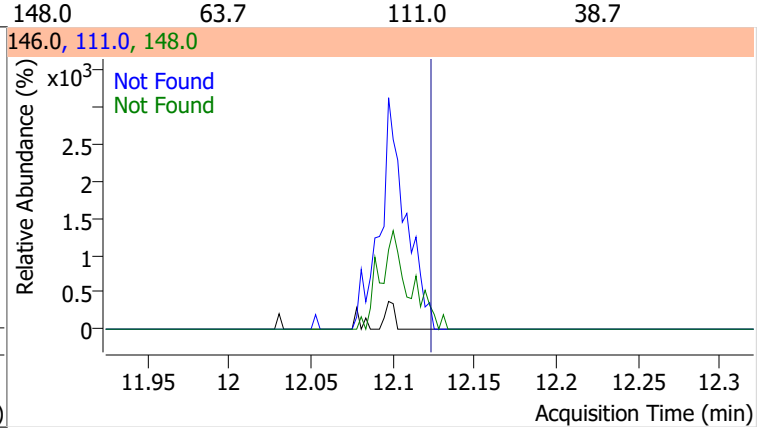

Compound	Conc.	Exp RT	QIon	Exp Ratio	QIon	Exp Ratio
1,2-Dichlorobenzene	N.D.	12.49	148.0	61.9	111.0	39.5

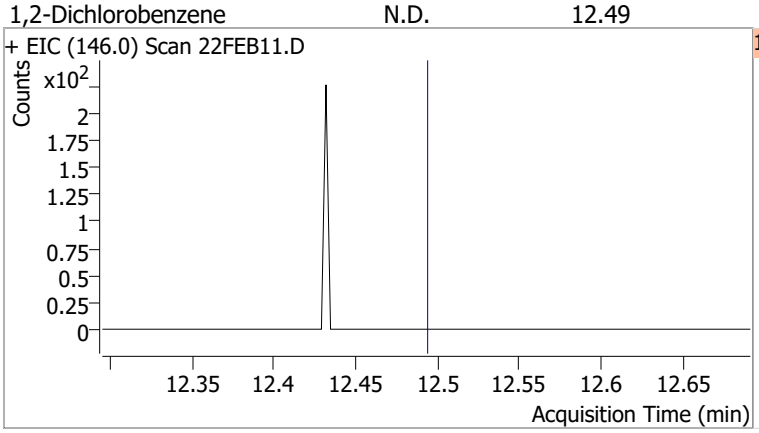

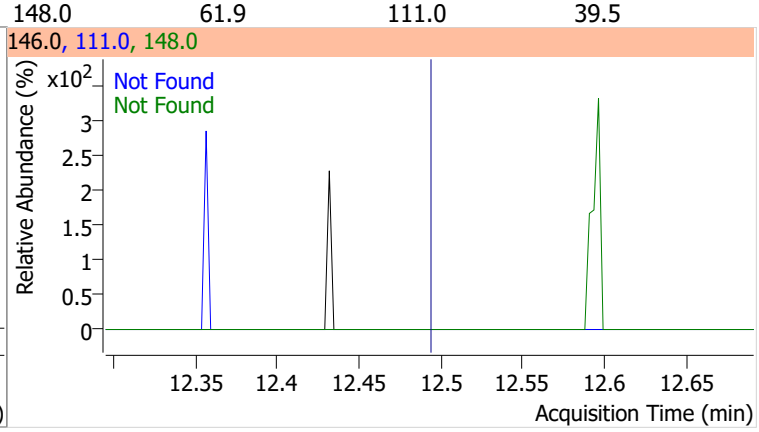

Quantitation Results Report (QT Reviewed)

Data File	22FEB12.D	Operator	MSC
Acq. Method	5975CACQF.M	Acq. Date-Time	2/22/2022 3:06:05 PM
Sample Name	B22021435-022F	Instrument	VOA5975C
Vial	12	Multiplier	1.00
DA Method File	VOA5975C_8260B_SHT_DoD_L4_011922.m	Comment	
Tune File	BFB_Atune3.u	Tune Date	10/11/2021 4:02:00 PM
Batch Name	VG022222_8260B.batch.bin	Last Calib Update	3/18/2022 11:09:24 AM
Ref Library	\\MASSHUNTER\Org\Library\NIST129K.l		

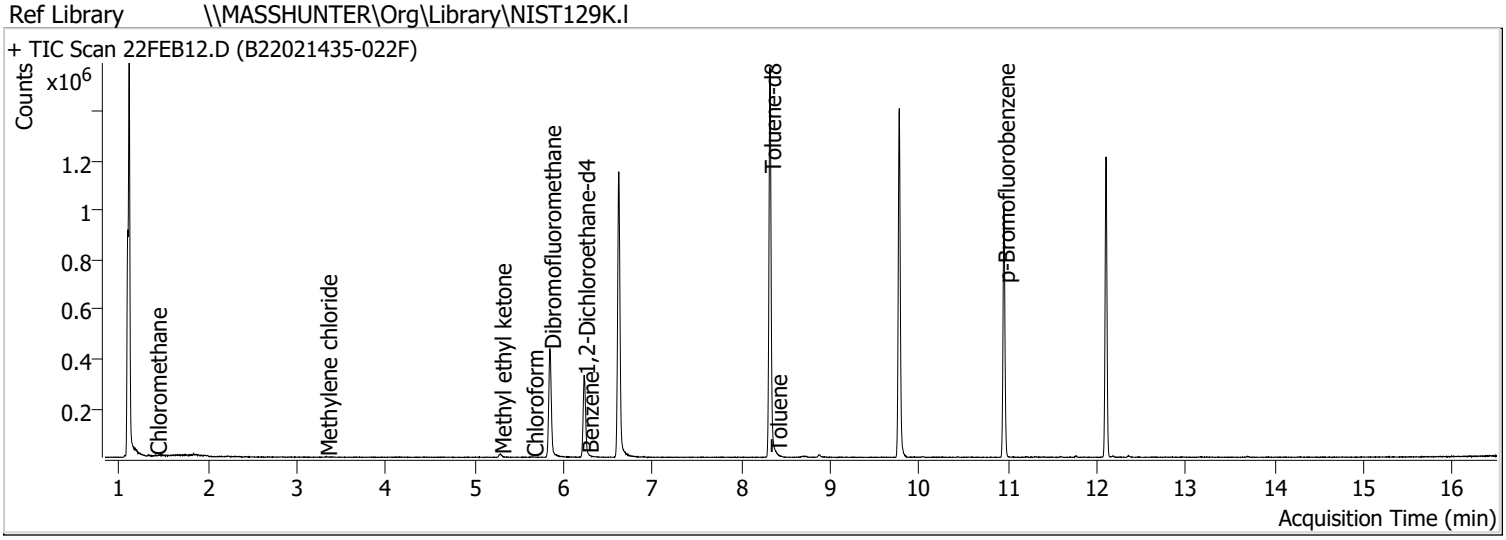

Compound	RT	QIon	Resp.	Conc.	Units		Dev(Min)
Internal Standards							
M Fluorobenzene	6.621	96.0	1002335	250.0000	ng		0.000
M Chlorobenzene-d5	9.774	82.0	391109	250.0000	ng		0.000
M 1,4-Dichlorobenzene-d4	12.103	152.0	287191	250.0000	ng		0.003
System Monitoring Compounds							
S Dibromofluoromethane	5.845	113.0	264138	272.0705	ng		-0.005
Spiked Amount: 250.000	Range: 80.0 - 119.0%			Recovery = 108.83%			
S 1,2-Dichloroethane-d4	6.230	67.0	121067	288.6816	ng		0.000
Spiked Amount: 250.000	Range: 81.0 - 118.0%			Recovery = 115.47%			
S Toluene-d8	8.322	98.0	1001211	262.3963	ng		0.003
Spiked Amount: 250.000	Range: 89.0 - 112.0%			Recovery = 104.96%			
S p-Bromofluorobenzene	10.951	95.0	281667	265.6294	ng		0.003
Spiked Amount: 250.000	Range: 85.0 - 114.0%			Recovery = 106.25%			
Target Compounds							**QValue**
T Dichlorodifluoromethane	0.000		0	N.D.			
T Chloromethane	1.411	50.0	1191	0.7507	ng	m	81
T Vinyl chloride	0.000		0	N.D.			
T Bromomethane	0.000		0	N.D.			
T Chloroethane	0.000		0	N.D.			
T Trichlorofluoromethane	0.000		0	N.D.			
T 1,1-Dichloroethene	0.000		0	N.D.			
T Methylene chloride	3.327	49.0	987	0.6734	ng	m	70
T trans-1,2-Dichloroethene	0.000		0	N.D.			
T Methyl tert-butyl ether (MTBE)	0.000		0	N.D.			
T 1,1-Dichloroethane	0.000		0	N.D.			
T 2,2-Dichloropropane	0.000		0	N.D.			
T cis-1,2-Dichloroethene	0.000		0	N.D.			
T Methyl ethyl ketone	5.288	43.0	19532	128.2184	ng		98
T Bromochloromethane	0.000		0	N.D.			
T Chloroform	5.647	83.0	1414	0.7266	ng	m	90

Compound	RT	QIon	Resp.	Conc.	Units		Dev(Min)
T 1,1,1-Trichloroethane	0.000		0	N.D.			
T Carbon tetrachloride	0.000		0	N.D.			
T 1,1-Dichloropropene	0.000		0	N.D.			
T Benzene	6.272	78.0	352	0.0879	ng	m	100
T 1,2-Dichloroethane	0.000		0	N.D.			
T Trichloroethene	0.000		0	N.D.			
T 1,2-Dichloropropane	0.000		0	N.D.			
T Dibromomethane	0.000		0	N.D.			
T Bromodichloromethane	0.000		0	N.D.			
T cis-1,3-Dichloropropene	0.000		0	N.D.			
T Toluene	8.389	92.0	1378	0.5418	ng	m	86
T trans-1,3-Dichloropropene	0.000		0	N.D.			
T 1,1,2-Trichloroethane	0.000		0	N.D.			
T Tetrachloroethene	0.000		0	N.D.			
T 1,3-Dichloropropane	0.000		0	N.D.			
T Chlorodibromomethane	0.000		0	N.D.			
T 1,2-Dibromoethane	0.000		0	N.D.			
T Chlorobenzene	0.000		0	N.D.			
T 1,1,1,2-Tetrachloroethane	0.000		0	N.D.			
T Ethylbenzene	0.000		0	N.D.			
T m+p-Xylenes	10.037	106.0	0		ng	md	1
T o-Xylene	10.427	106.0	0		ng	md	1
T Styrene	0.000		0	N.D.			
T Bromoform	0.000		0	N.D.			
T Bromobenzene	0.000		0	N.D.			
T 1,1,2,2-Tetrachloroethane	0.000		0	N.D.			
T 1,2,3-Trichloropropane	0.000		0	N.D.			
T 2-Chlorotoluene	0.000		0	N.D.			
T 4-Chlorotoluene	0.000		0	N.D.			
T 1,3-Dichlorobenzene	0.000		0	N.D.			
T 1,4-Dichlorobenzene	0.000		0	N.D.			
T 1,2-Dichlorobenzene	0.000		0	N.D.			

(#) = Qualifier Out of Range; (m) = Manual Integration; (+) = Area Summed; (*) = Surrogate Percent Recovery Out of Range; (d): Zeroed Peak

Compound	Conc.	Exp RT	QIon	Exp Ratio
Dichlorodifluoromethane	N.D.	1.24	87.0	31.8

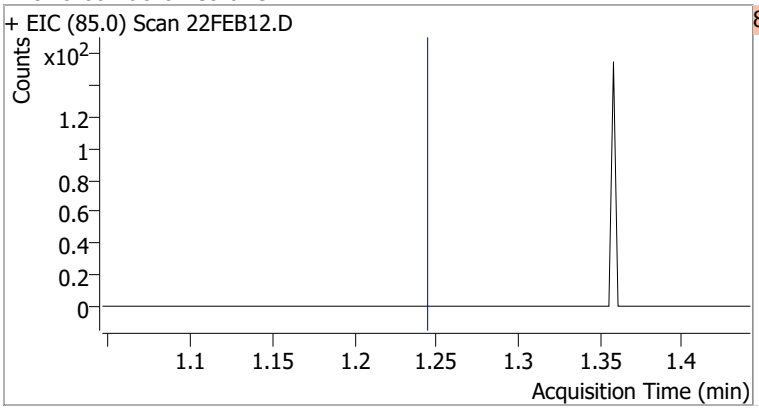

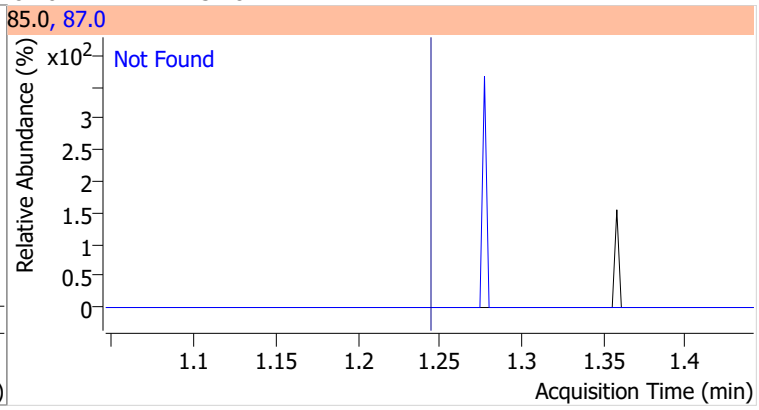

Compound	Conc.	RT	Dev(Min)	Resp.	QIon	QRatio	Lower	Upper
Chloromethane	0.7507	1.41	0.00	1191 (m)	52.0	21.5	2.4	62.4

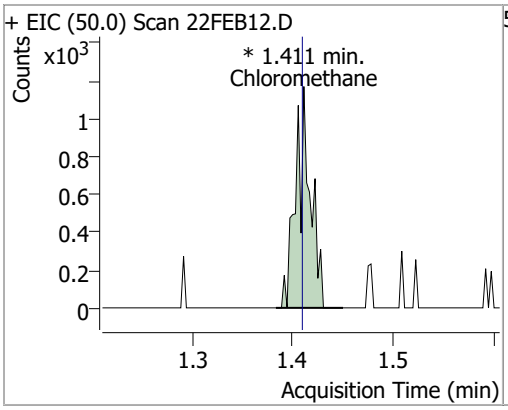

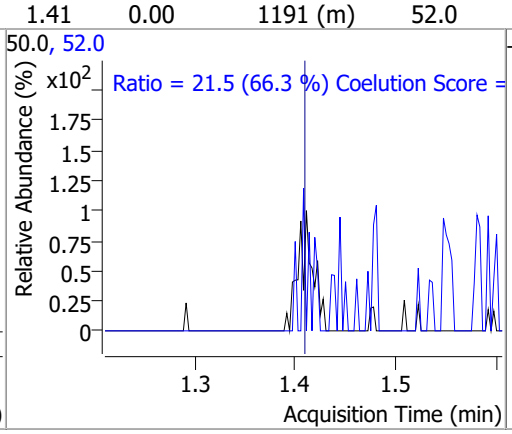

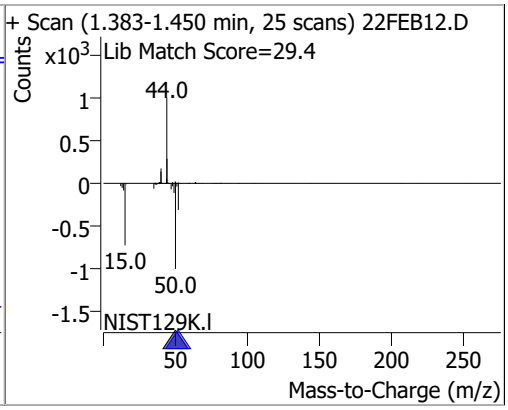

Compound	Conc.	Exp RT	QIon	Exp Ratio
Vinyl chloride	N.D.	1.50	64.0	31.3

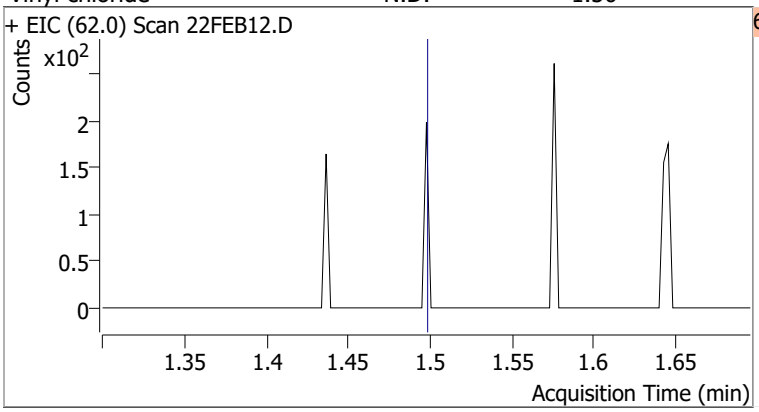

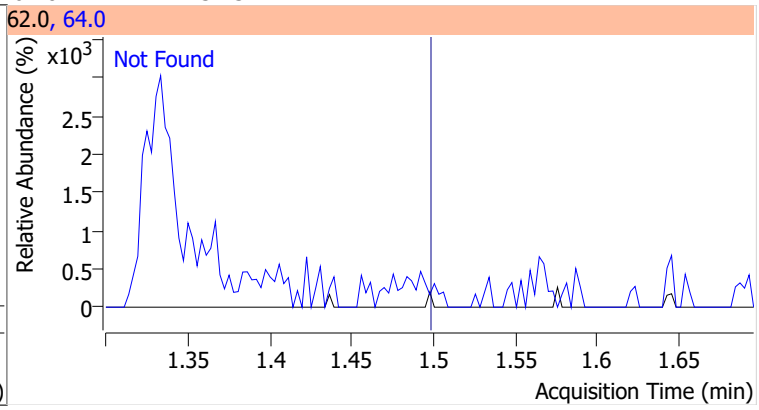

Compound	Conc.	Exp RT	QIon	Exp Ratio
Bromomethane	N.D.	1.80	94.0	110.1

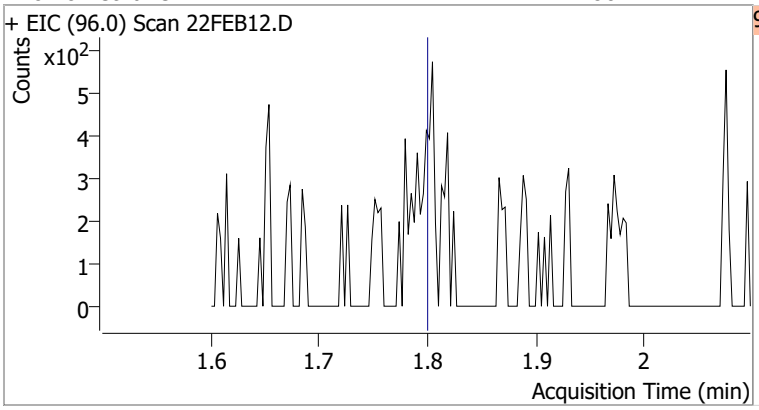

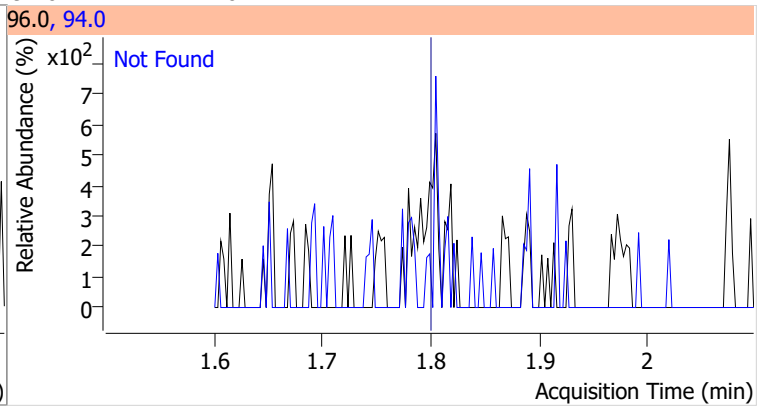

Compound	Conc.	Exp RT	QIon	Exp Ratio
Chloroethane	N.D.	1.90	66.0	30.0

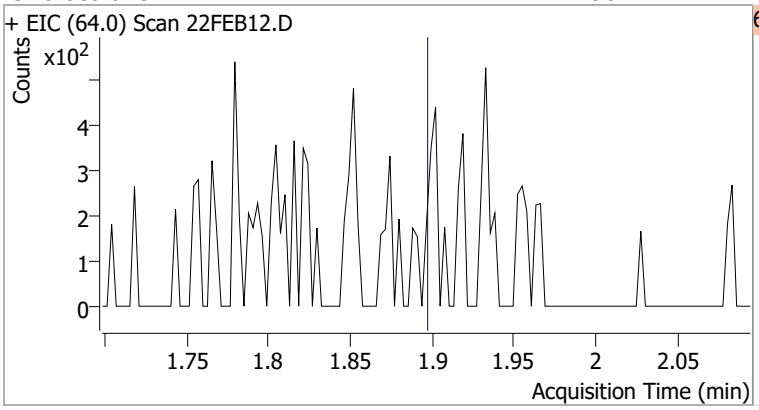

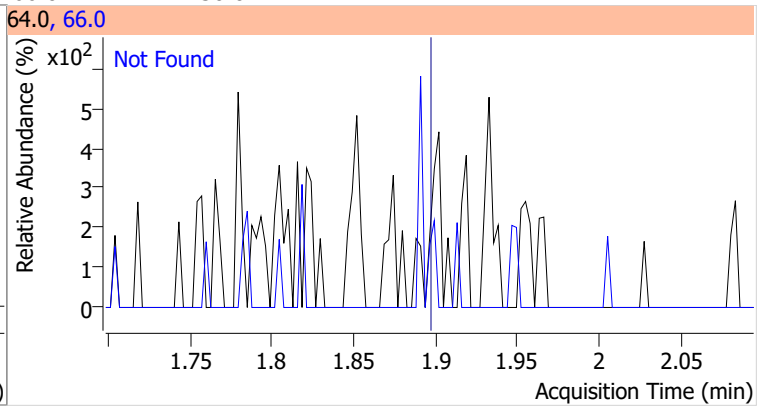

Compound	Conc.	Exp RT	QIon	Exp Ratio
Trichlorofluoromethane	N.D.	2.15	103.0	65.0

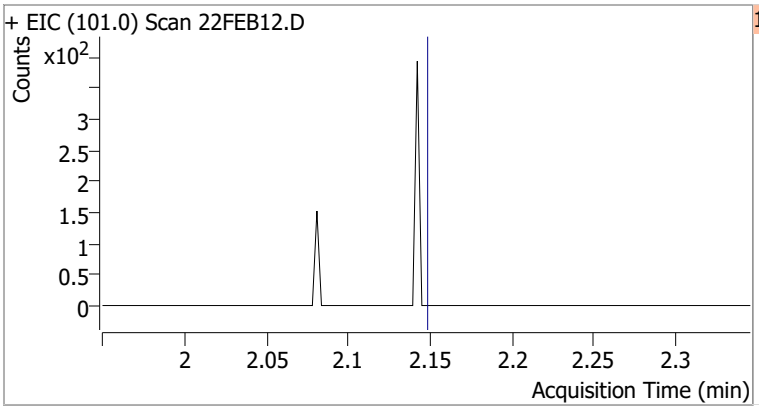

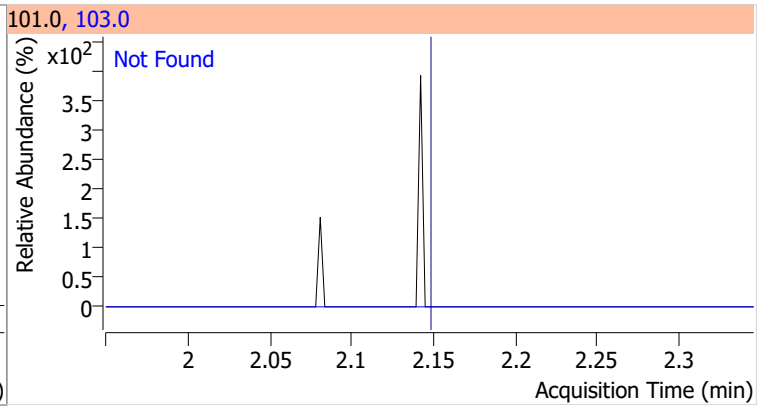

Compound	Conc.	Exp RT	QIon	Exp Ratio	QIon	Exp Ratio
1,1-Dichloroethene	N.D.	2.70	61.0	179.9	63.0	57.0

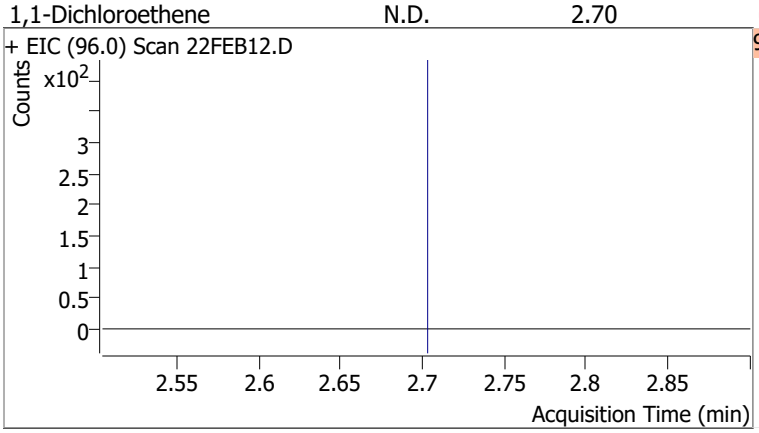

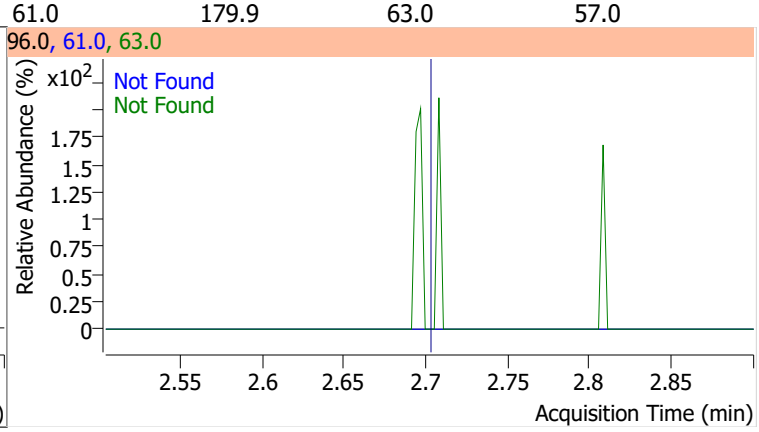

Compound	Conc.	RT	Dev(Min)	Resp.	QIon	QRatio	Lower	Upper
Methylene chloride	0.6734	3.33	-0.01	987 (m)	84.0	95.7	36.1	96.1
					86.0	29.8	11.8	71.8

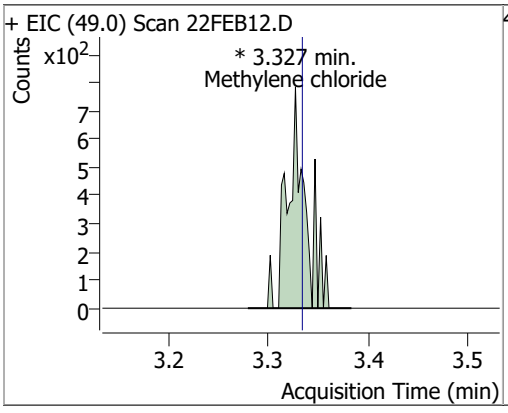

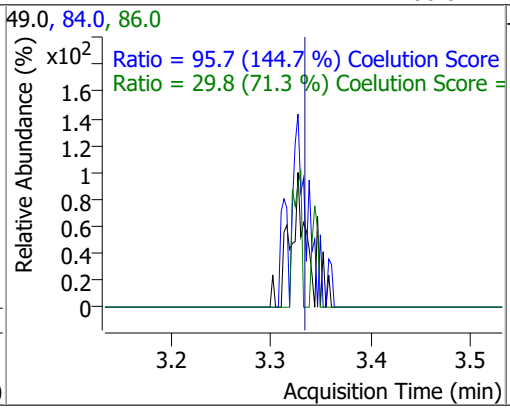

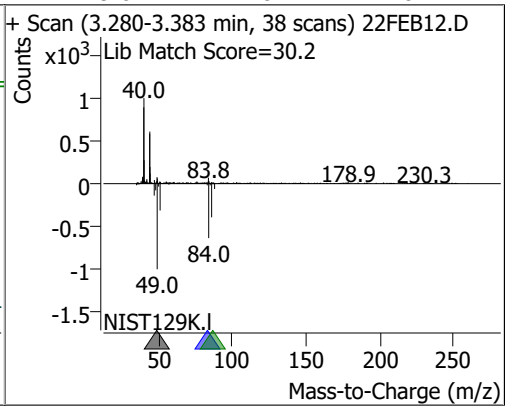

Compound	Conc.	Exp RT	QIon	Exp Ratio	QIon	Exp Ratio
trans-1,2-Dichloroethene	N.D.	3.72	61.0	154.8	98.0	62.1

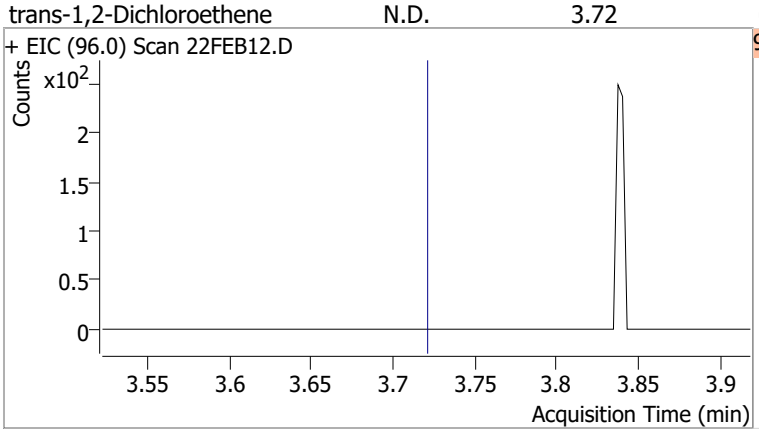

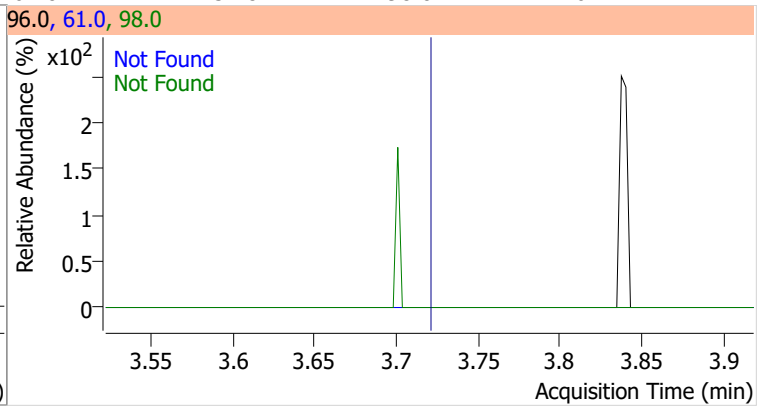

Compound	Conc.	Exp RT	QIon	Exp Ratio
Methyl tert-butyl ether (MTBE)	N.D.	3.75	57.0	24.6

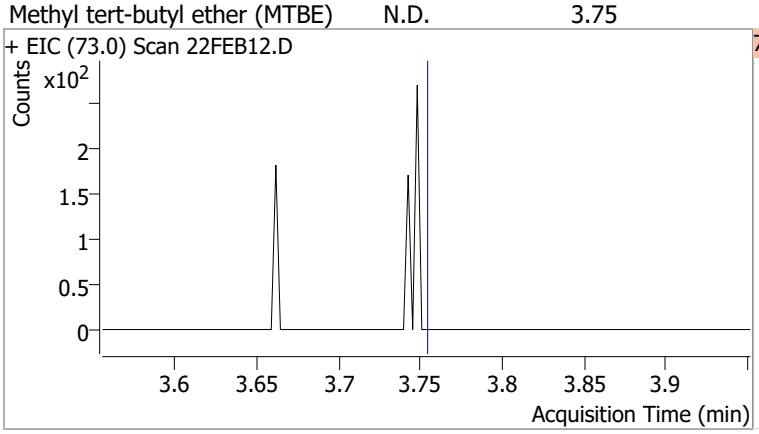

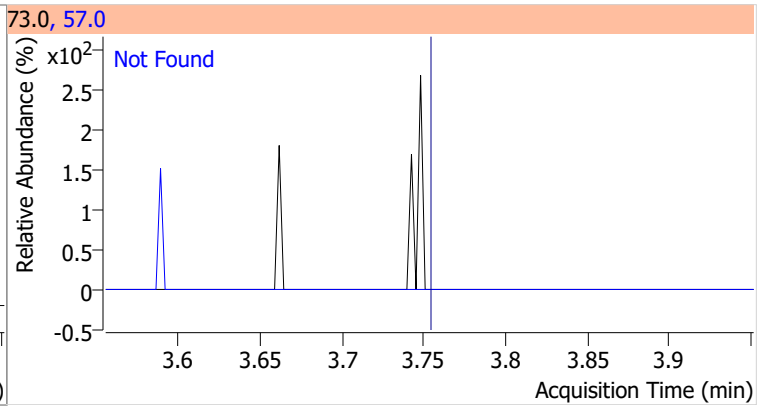

Compound	Conc.	Exp RT	QIon	Exp Ratio	QIon	Exp Ratio
1,1-Dichloroethane	N.D.	4.38	65.0	31.0	83.0	12.7

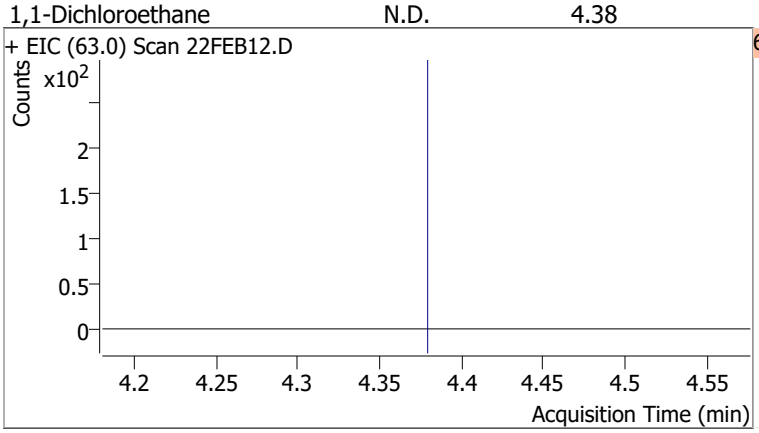

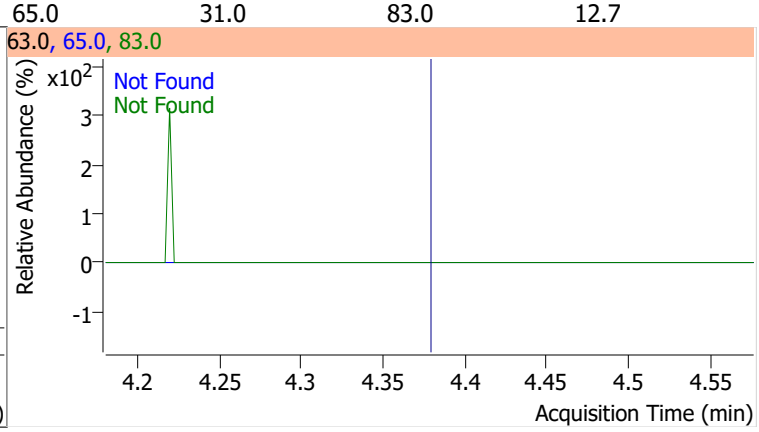

Compound	Conc.	Exp RT	QIon	Exp Ratio	QIon	Exp Ratio
2,2-Dichloropropane	N.D.	5.19	41.0	68.8	97.0	23.9

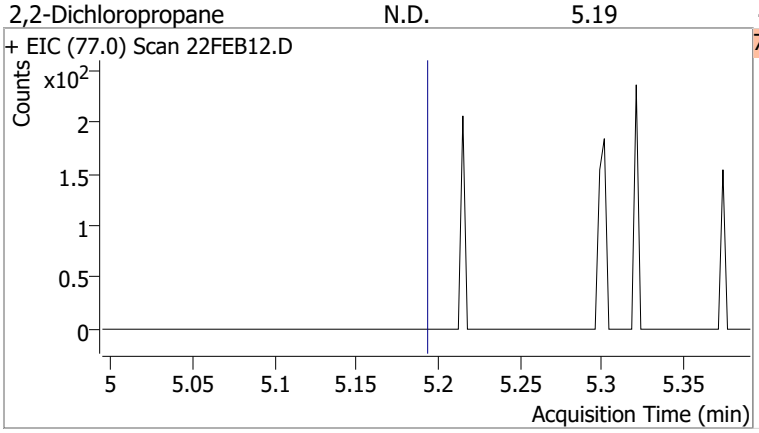

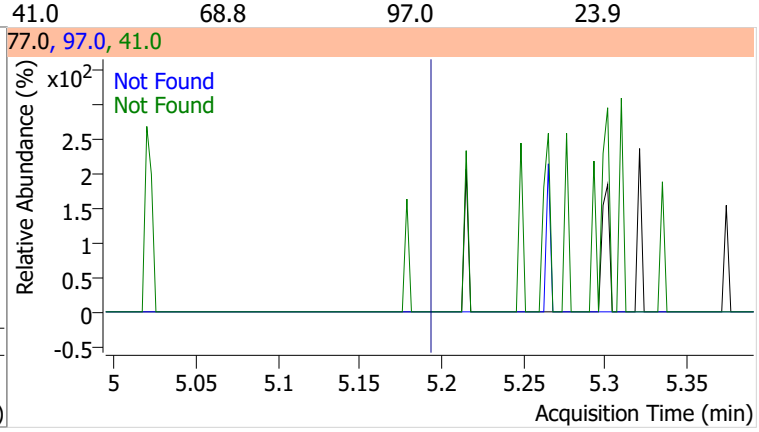

Compound	Conc.	Exp RT	QIon	Exp Ratio	QIon	Exp Ratio
cis-1,2-Dichloroethene	N.D.	5.21	61.0	160.4	98.0	66.2

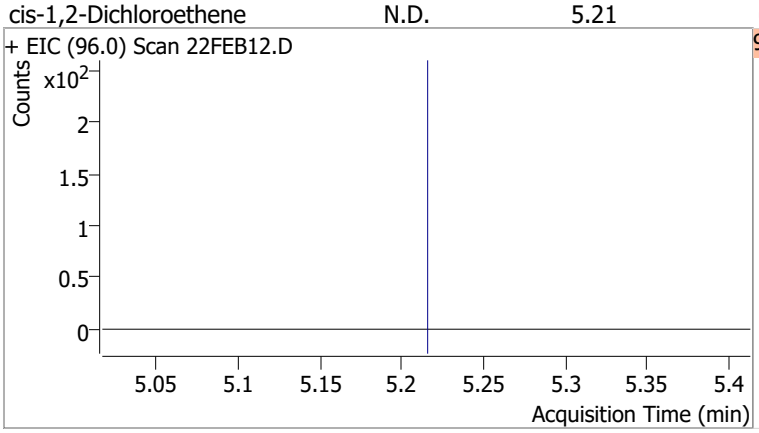

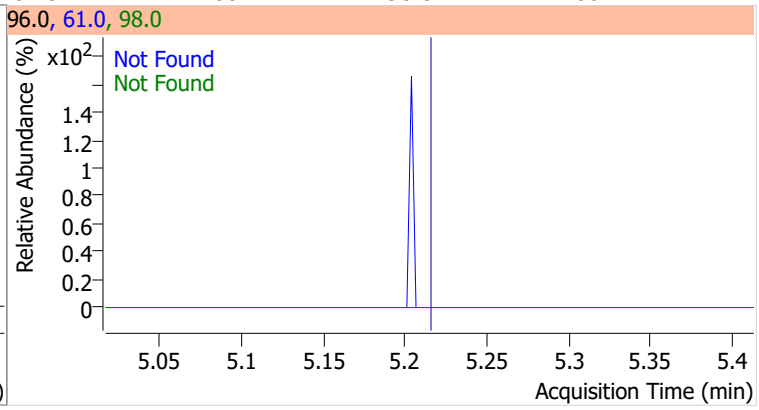

Compound	Conc.	RT	Dev(Min)	Resp.	QIon	QRatio	Lower	Upper
Methyl ethyl ketone	128.2184	5.29	0.01	19532	72.0	21.7	0.0	50.6

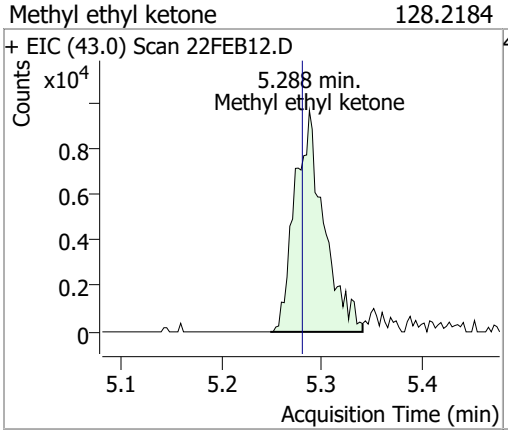

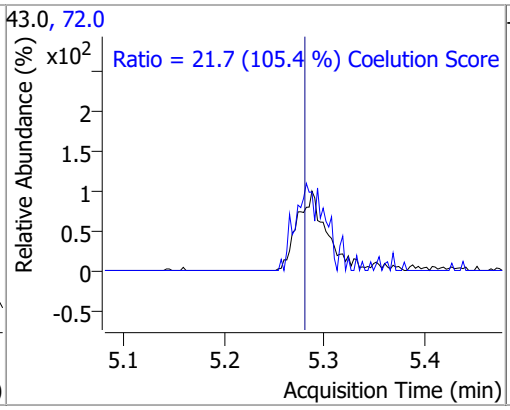

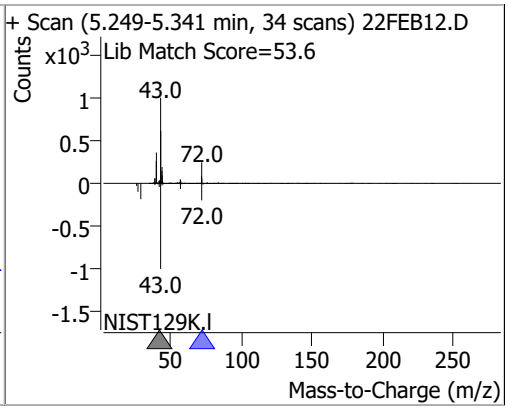

Compound	Conc.	Exp RT	QIon	Exp Ratio
Bromochloromethane	N.D.	5.52	49.0	182.2

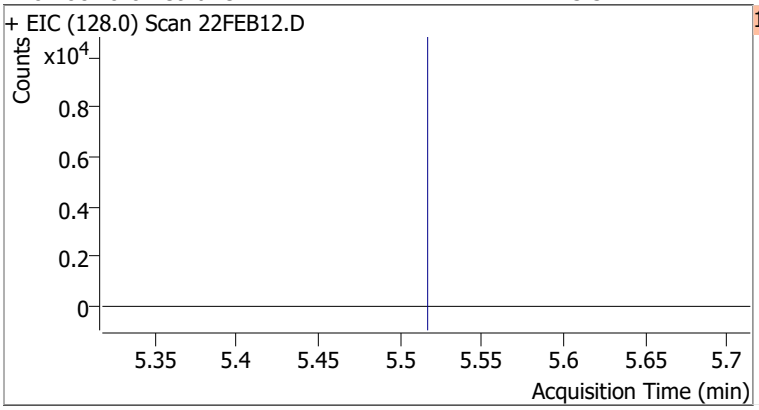

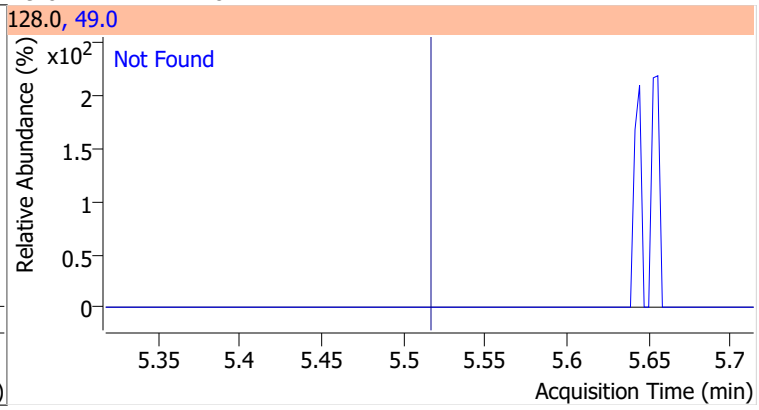

Compound	Conc.	RT	Dev(Min)	Resp.	QIon	QRatio	Lower	Upper
Chloroform	0.7266	5.65	-0.01	1414 (m)	85.0	73.9	36.2	96.2

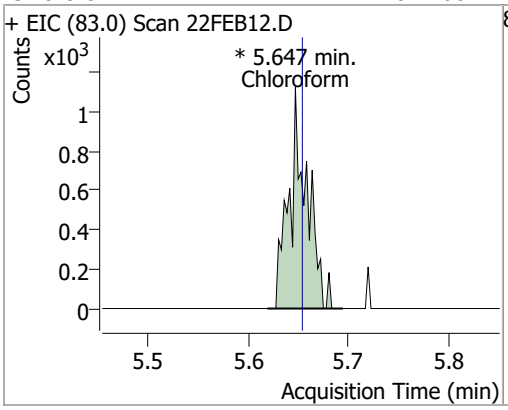

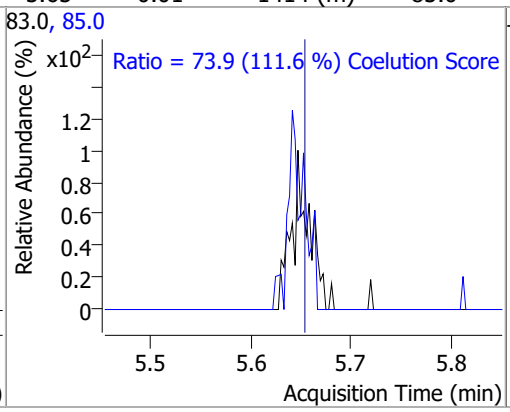

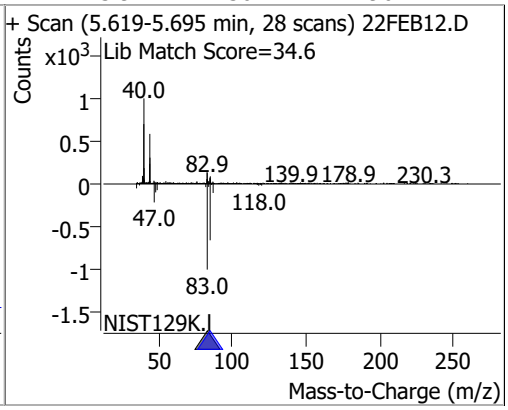

Compound	Conc.	Exp RT	QIon	Exp Ratio	QIon	Exp Ratio
1,1,1-Trichloroethane	N.D.	5.83	99.0	63.1	61.0	49.1

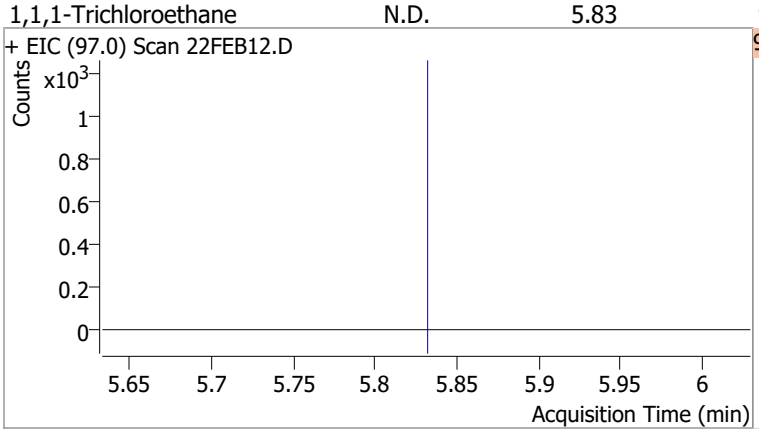

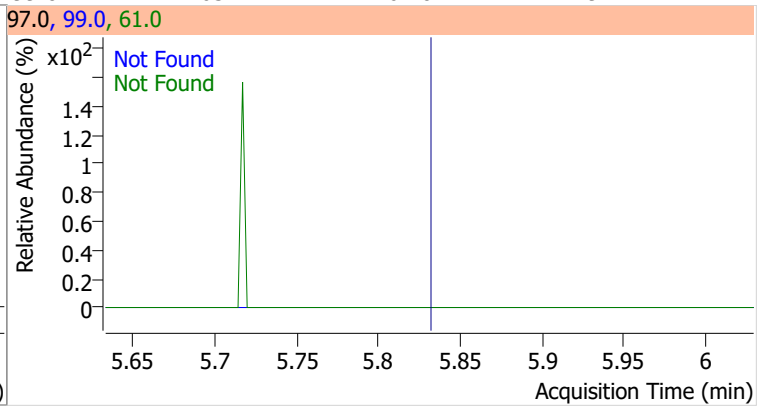

Compound	Conc.	RT	Dev(Min)	Resp.	QIon	QRatio	Lower	Upper
Dibromofluoromethane	272.0705	5.85	-0.01	264138	191.5	21.9	0.0	53.2

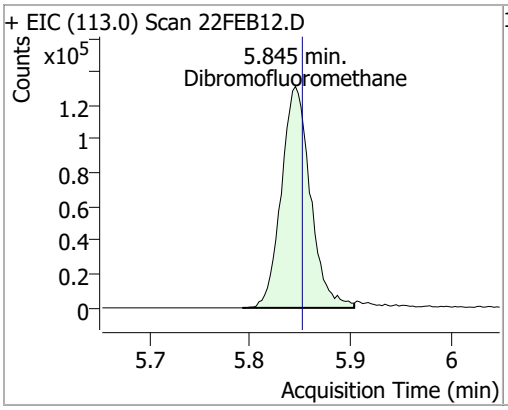

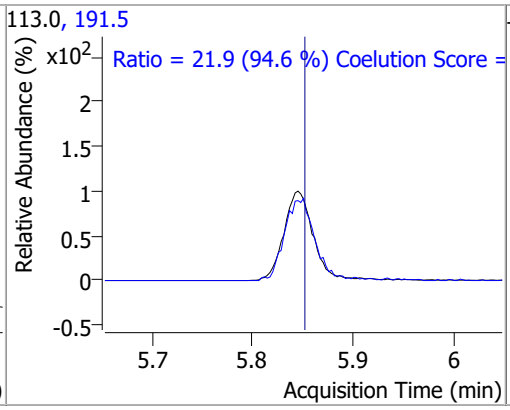

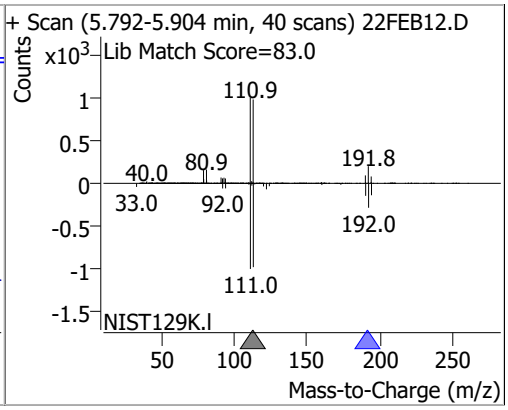

Compound	Conc.	Exp RT	QIon	Exp Ratio	QIon	Exp Ratio
Carbon tetrachloride	N.D.	6.02	119.0	97.6	121.0	30.7

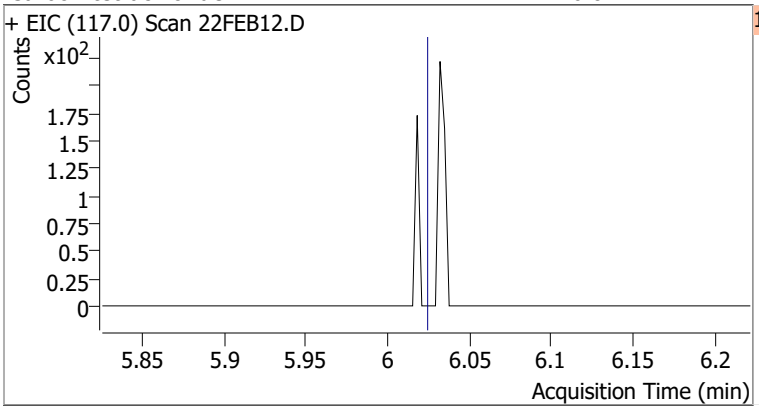

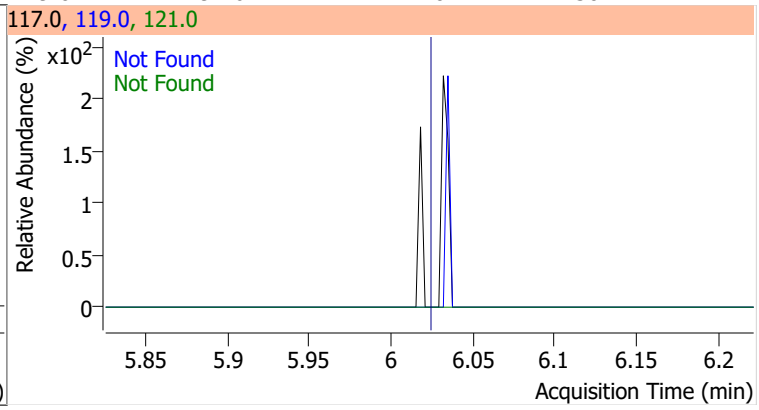

Compound	Conc.	Exp RT	QIon	Exp Ratio	QIon	Exp Ratio
1,1-Dichloropropene	N.D.	6.04	110.0	35.6	77.0	31.0

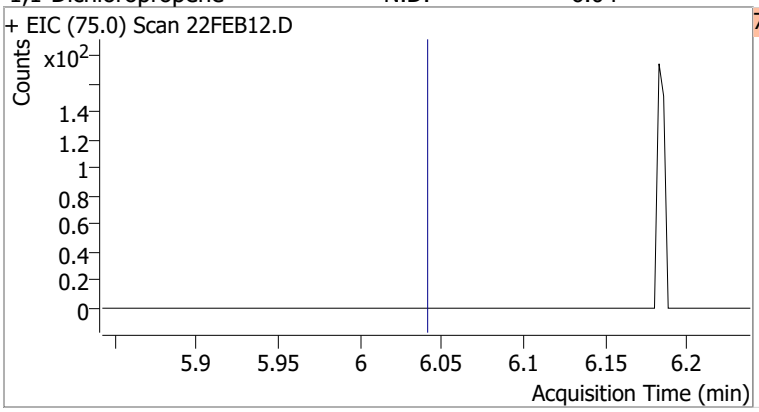

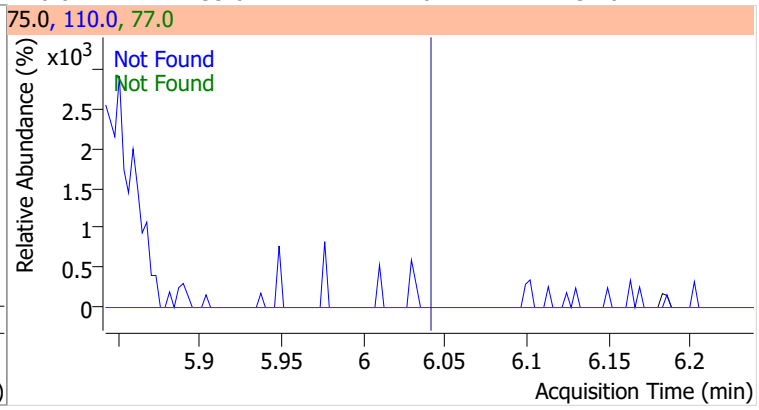

Compound	Conc.	RT	Dev(Min)	Resp.	QIon	QRatio	Lower	Upper
1,2-Dichloroethane-d4	288.6816	6.23	0.00	121067	65.0	199.5	162.8	222.8

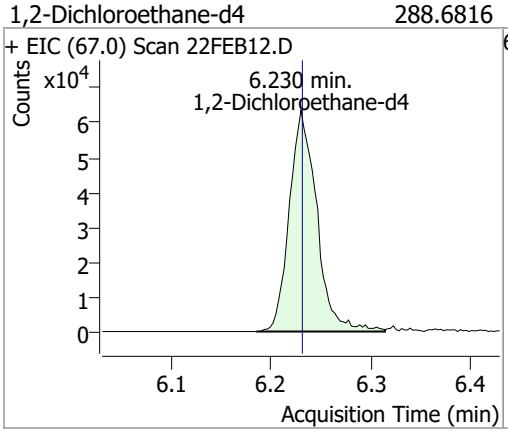

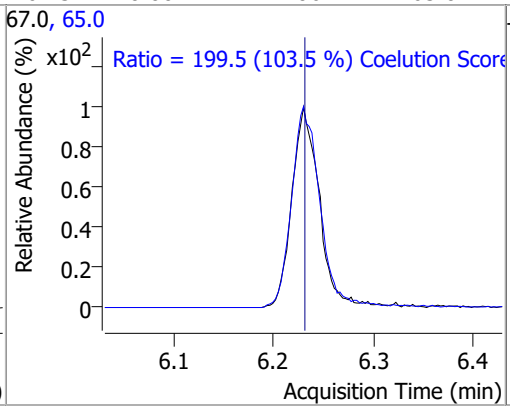

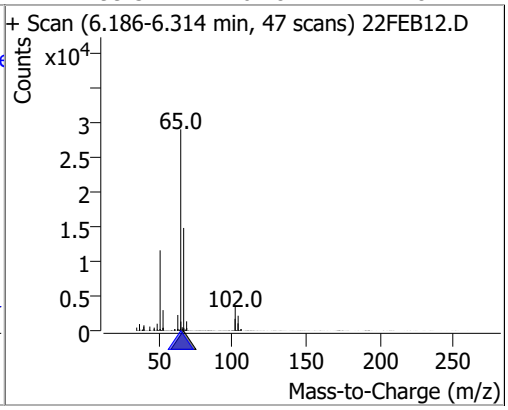

Compound	Conc.	RT	Dev(Min)	Resp.	QIon	QRatio	Lower	Upper
Benzene	0.0879	6.27	-0.01	352 (m)	77.0	23.5	0.0	53.3

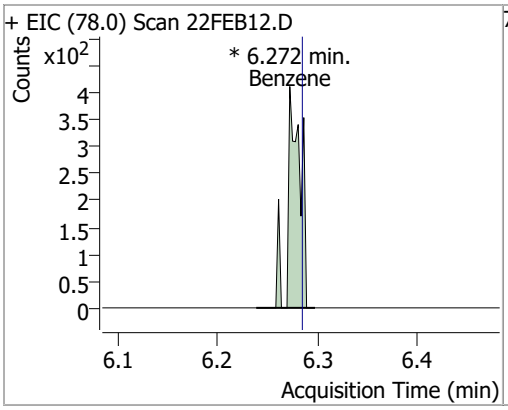

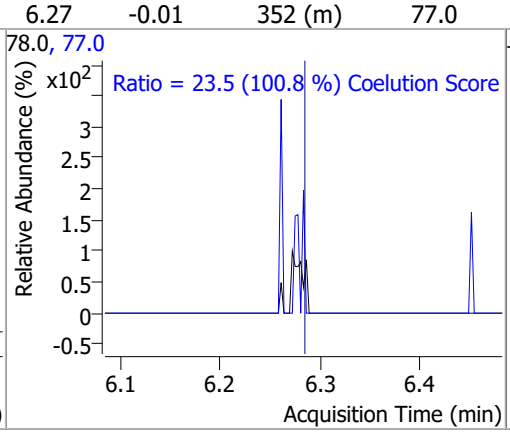

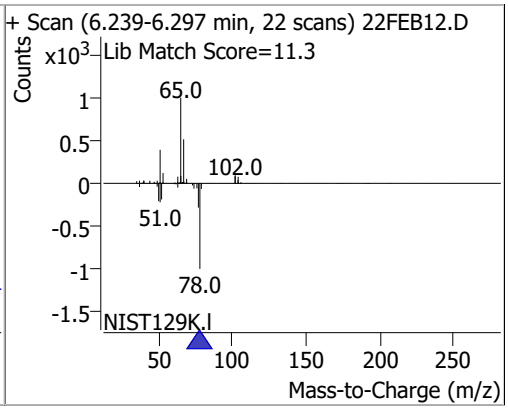

Compound	Conc.	Exp RT	QIon	Exp Ratio	QIon	Exp Ratio
1,2-Dichloroethane	N.D.	6.32	64.0	32.2	98.0	8.2

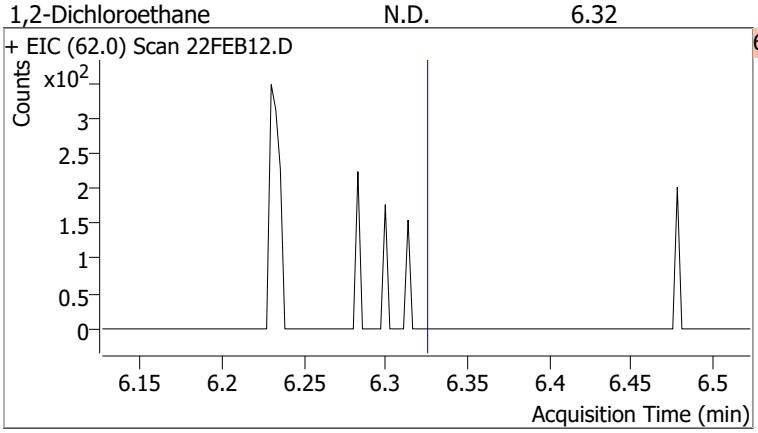

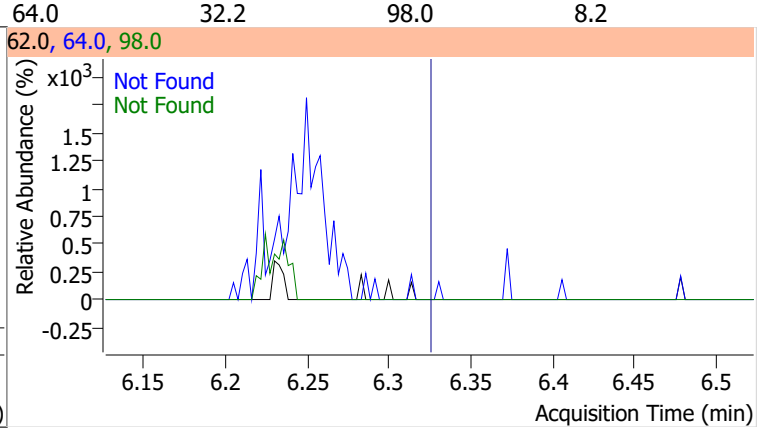

Compound	Conc.	Exp RT	QIon	Exp Ratio	QIon	Exp Ratio
Trichloroethene	N.D.	7.02	130.0	105.6	97.0	65.7

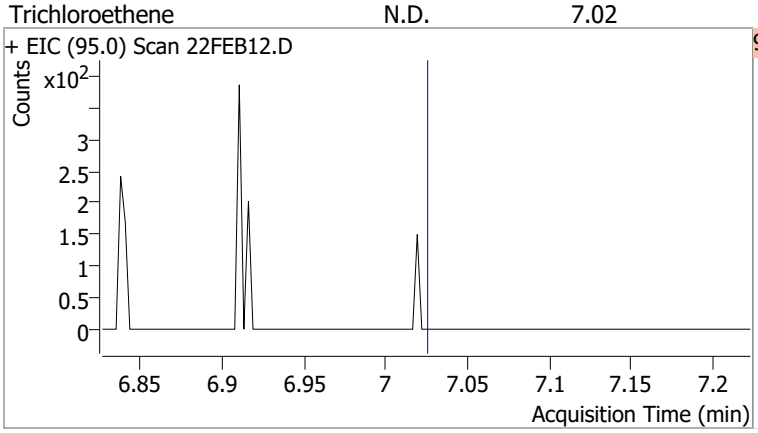

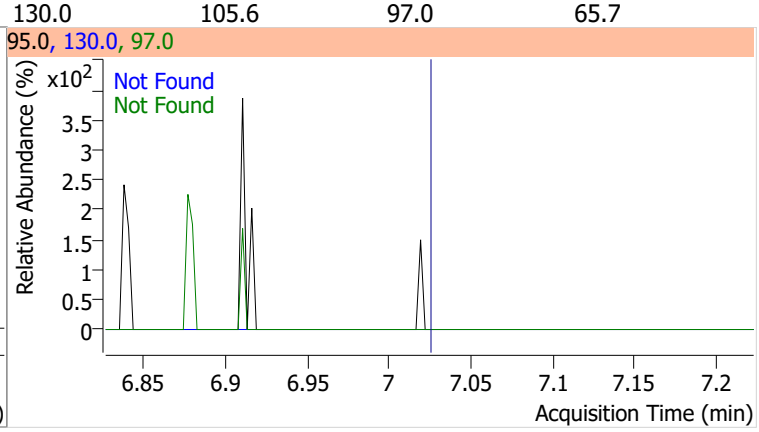

Compound	Conc.	Exp RT	QIon	Exp Ratio
1,2-Dichloropropane	N.D.	7.27	76.0	39.8

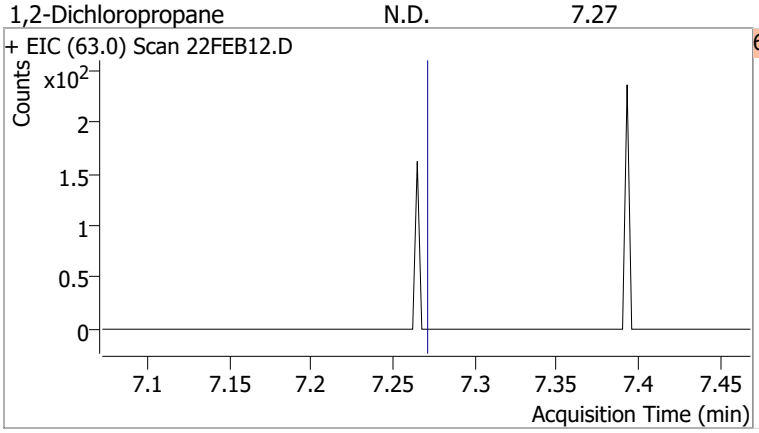

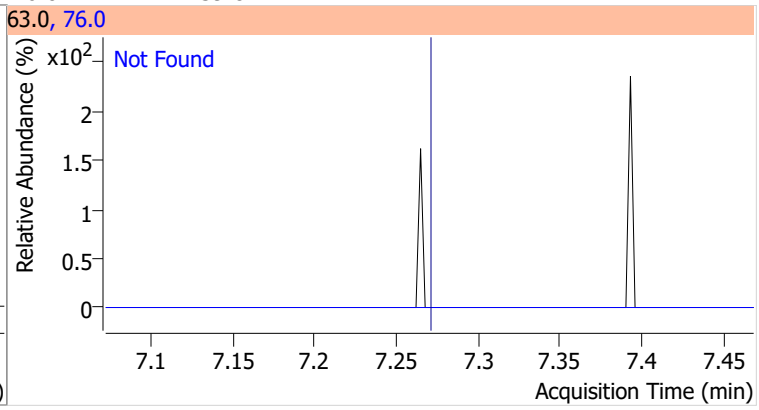

Compound	Conc.	Exp RT	QIon	Exp Ratio	QIon	Exp Ratio
Dibromomethane	N.D.	7.40	173.5	108.2	95.0	84.5

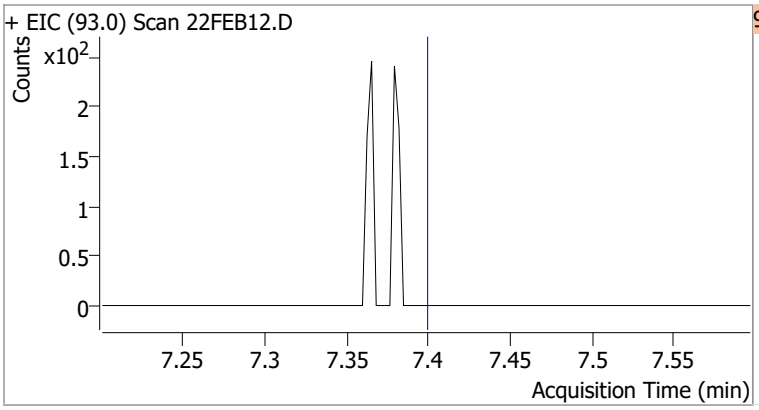

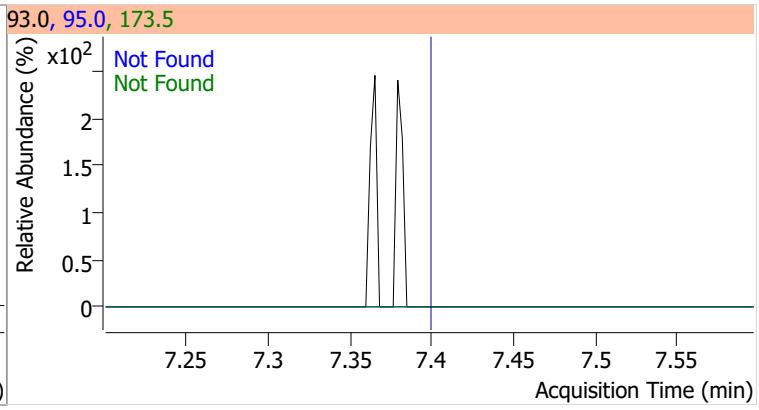

Compound	Conc.	Exp RT	QIon	Exp Ratio	QIon	Exp Ratio
Bromodichloromethane	N.D.	7.58	85.0	66.3	127.0	9.5

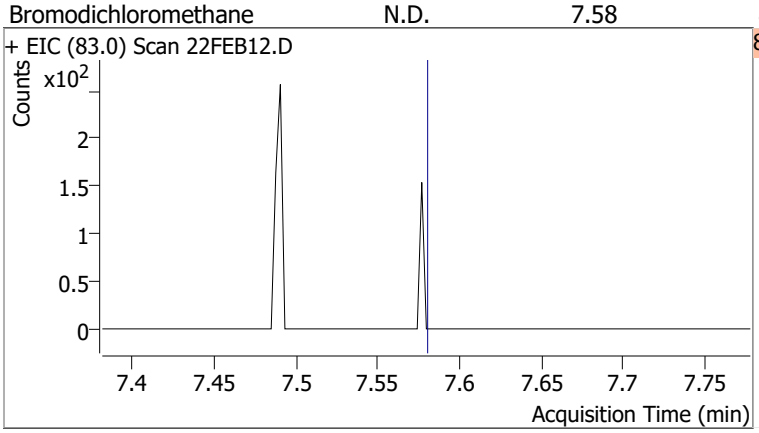

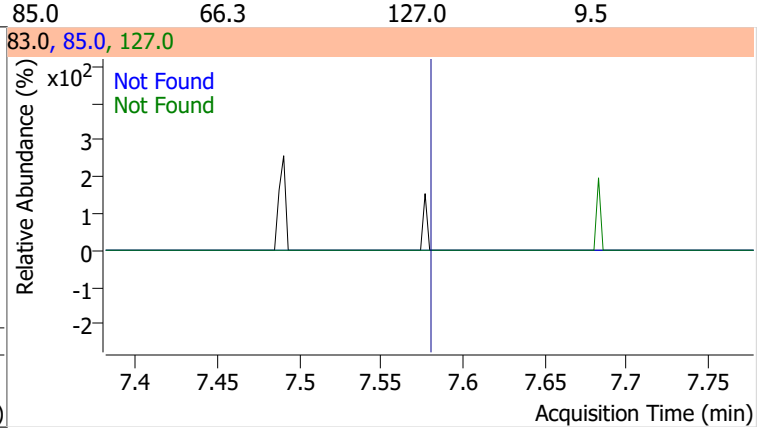

Compound	Conc.	Exp RT	QIon	Exp Ratio	QIon	Exp Ratio
cis-1,3-Dichloropropene	N.D.	8.06	39.0	52.5	77.0	31.8

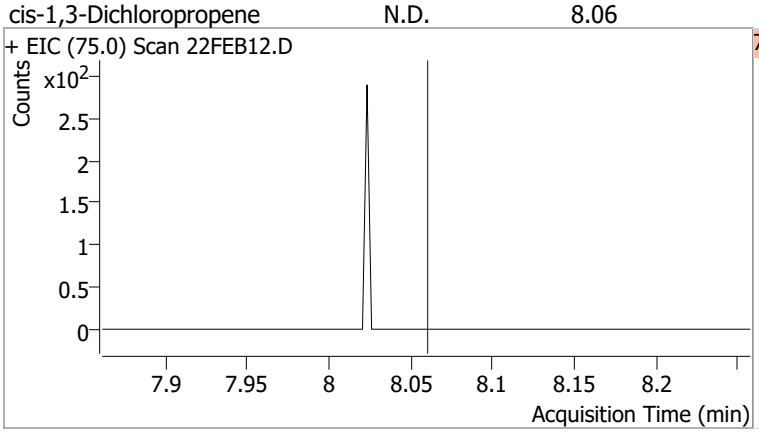

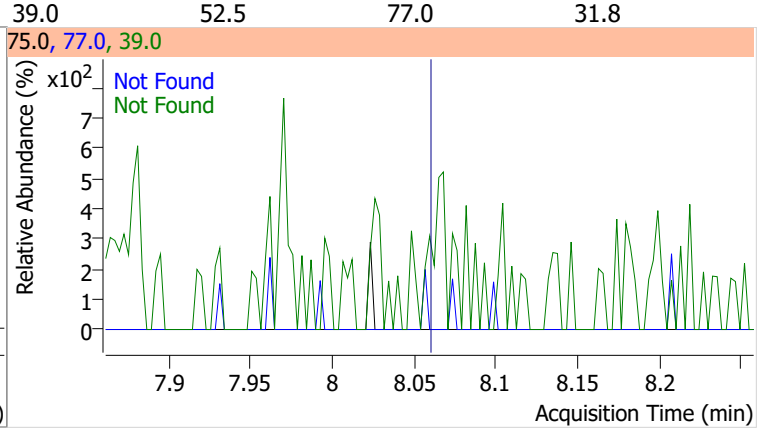

Compound	Conc.	RT	Dev(Min)	Resp.	QIon	QRatio	Lower	Upper
Toluene-d8	262.3963	8.32	0.00	1001211	100.0	63.3	34.3	94.3
					99.0	9.6	0.0	39.2

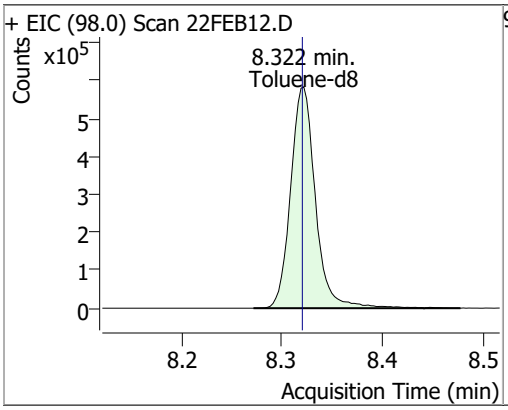

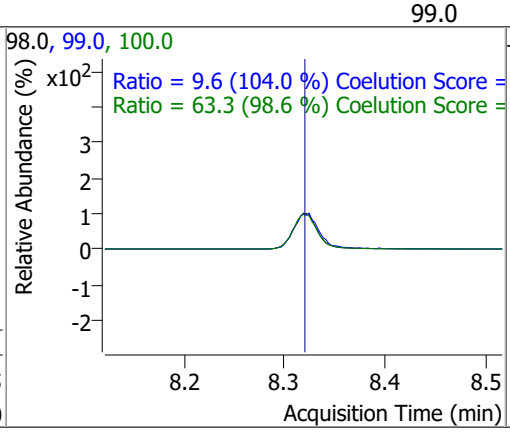

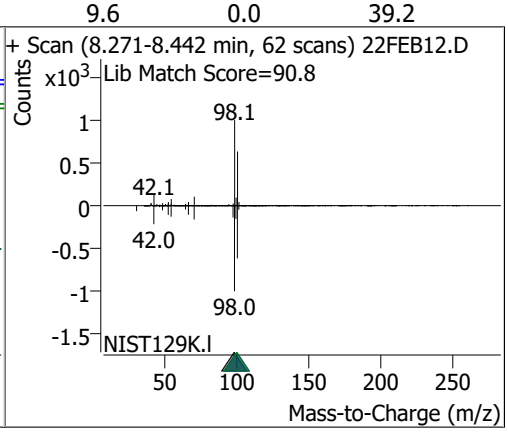

Compound	Conc.	RT	Dev(Min)	Resp.	QIon	QRatio	Lower	Upper
Toluene	0.5418	8.39	0.00	1378 (m)	91.0	193.3	144.1	204.1

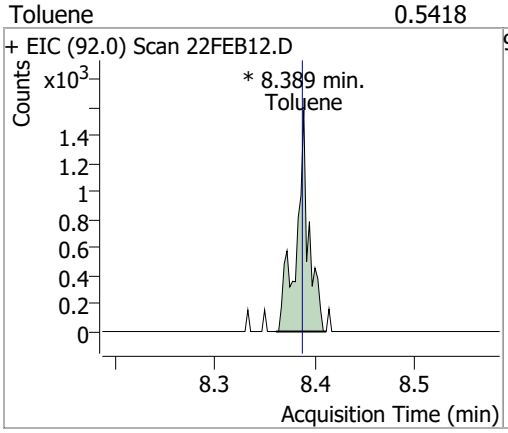

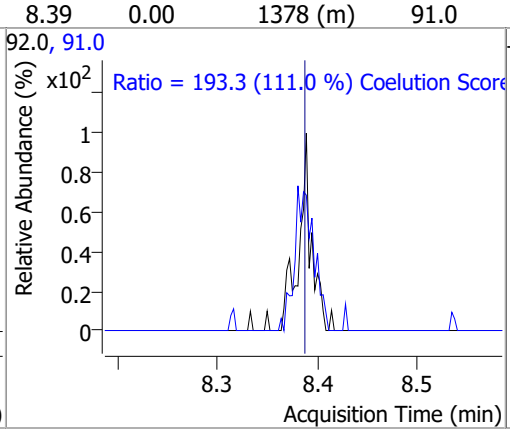

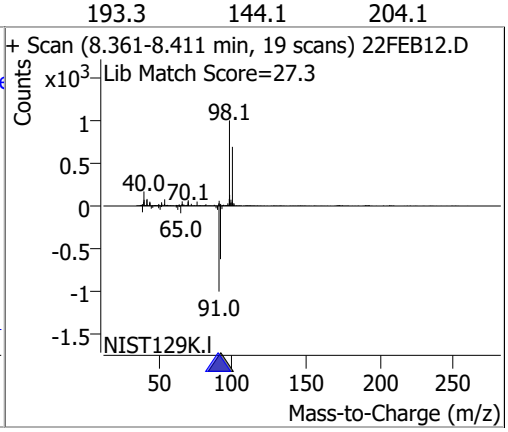

Compound	Conc.	Exp RT	QIon	Exp Ratio	QIon	Exp Ratio
trans-1,3-Dichloropropene	N.D.	8.64	39.0	53.0	77.0	31.0

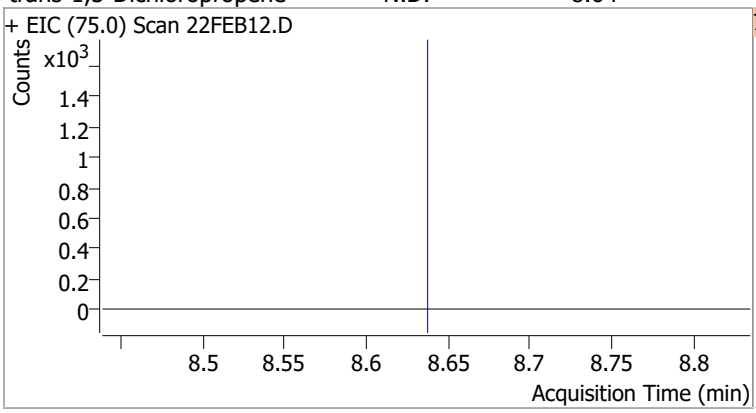

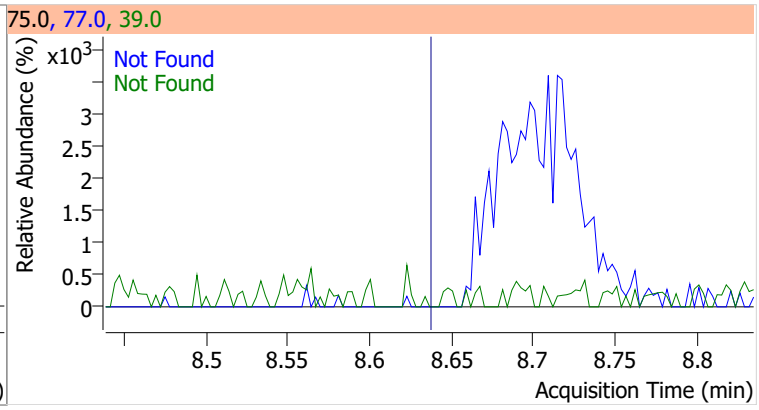

Compound	Conc.	Exp RT	QIon	Exp Ratio	QIon	Exp Ratio
1,1,2-Trichloroethane	N.D.	8.82	97.0	110.7	85.0	60.7

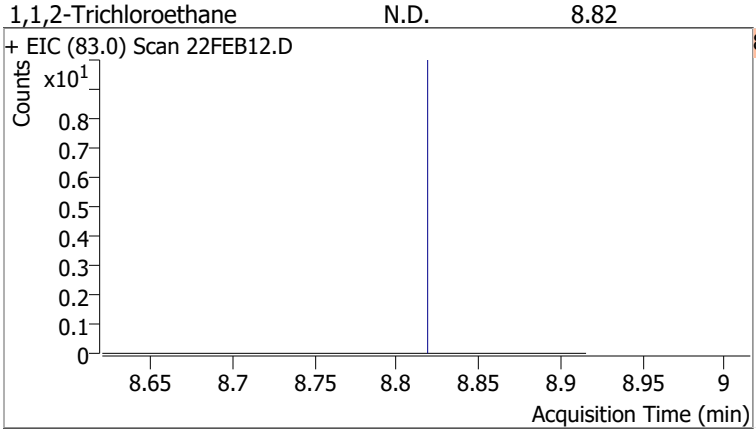

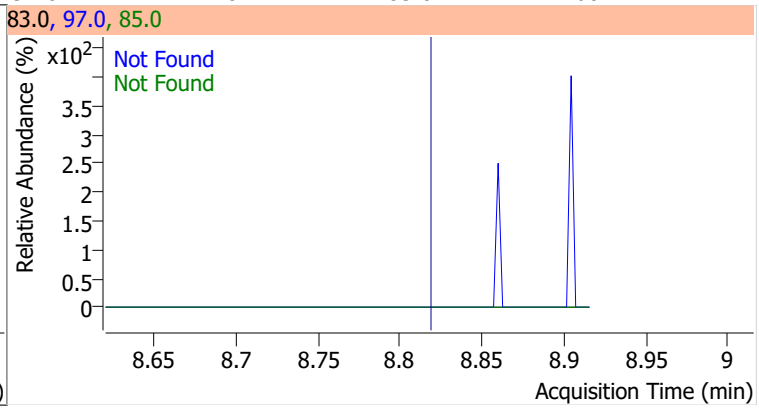

Compound	Conc.	Exp RT	QIon	Exp Ratio	QIon	Exp Ratio
Tetrachloroethene	N.D.	8.94	165.8	126.1	129.0	90.5

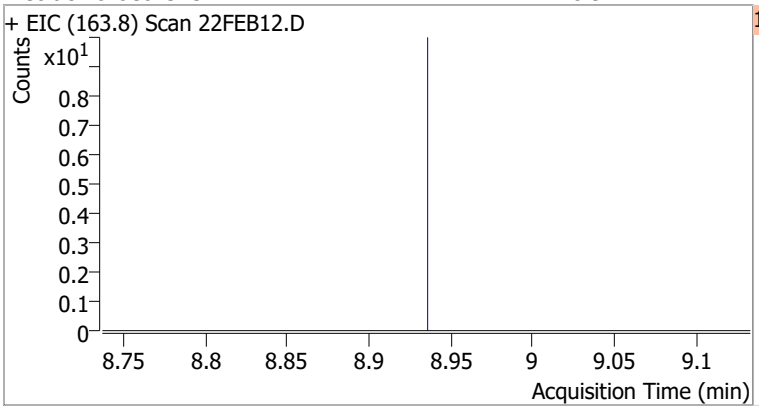

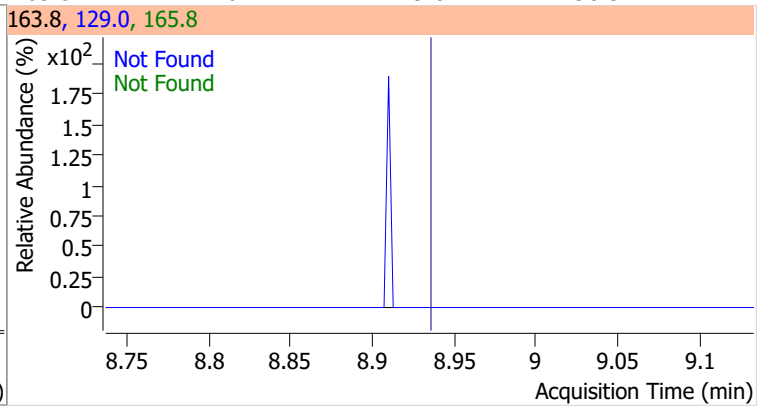

Compound	Conc.	Exp RT	QIon	Exp Ratio
1,3-Dichloropropane	N.D.	8.98	78.0	32.4

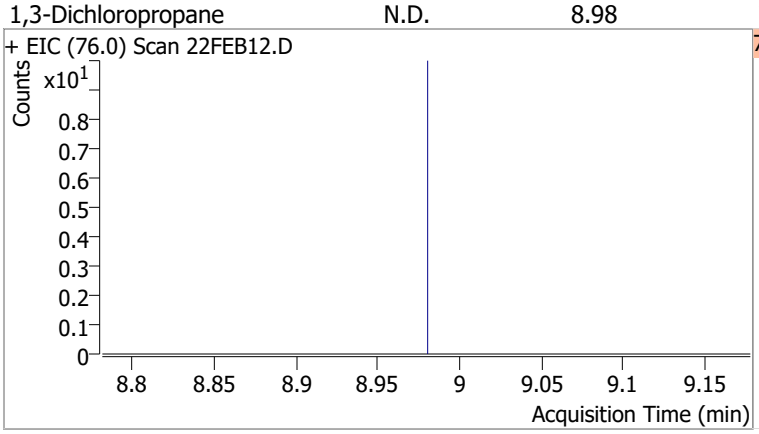

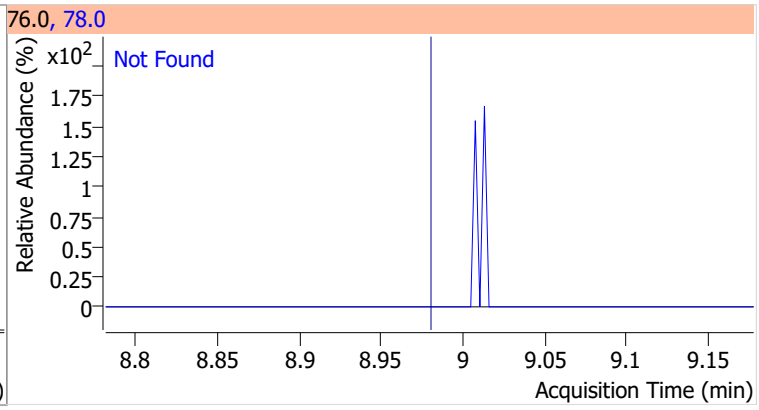

Compound	Conc.	Exp RT	QIon	Exp Ratio
Chlorodibromomethane	N.D.	9.21	127.0	77.2

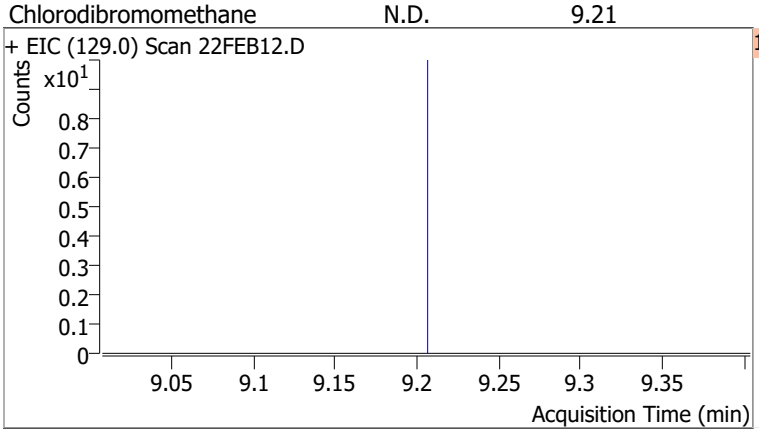

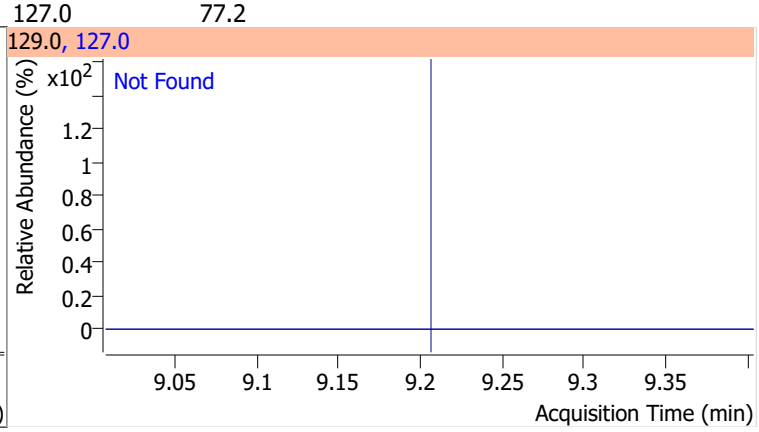

Compound	Conc.	Exp RT	QIon	Exp Ratio
1,2-Dibromoethane	N.D.	9.30	109.0	91.5

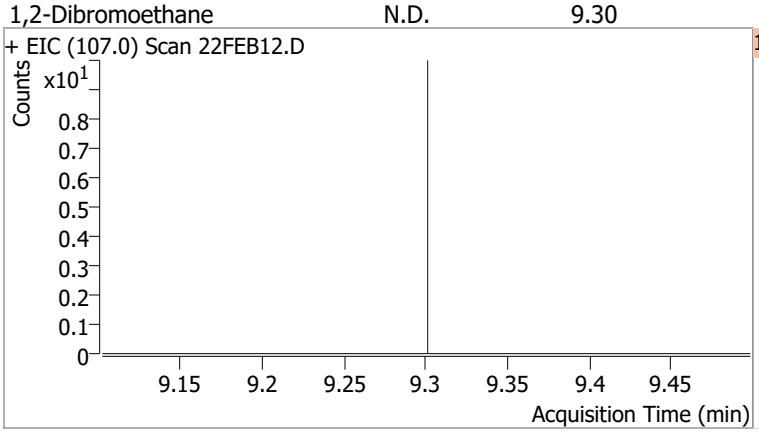

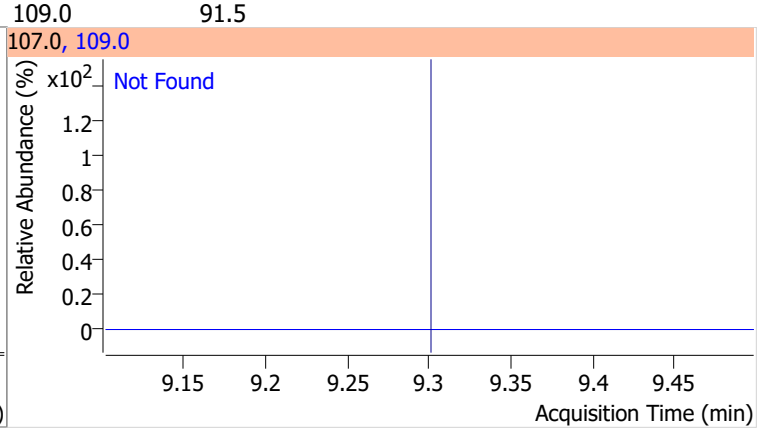

Compound	Conc.	Exp RT	QIon	Exp Ratio
Chlorobenzene	N.D.	9.80	114.0	32.2

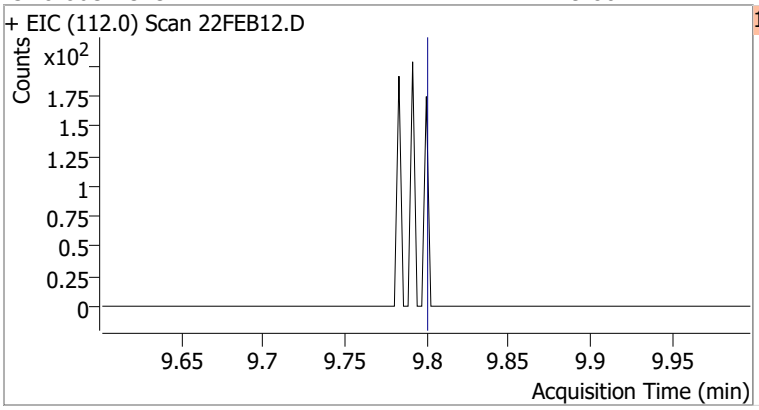

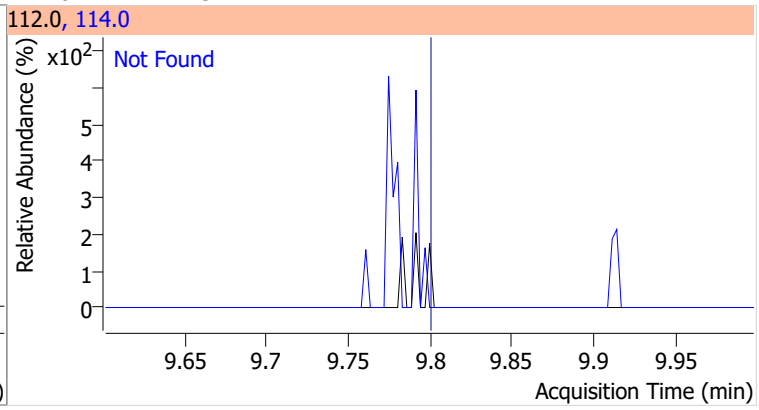

Compound	Conc.	Exp RT	QIon	Exp Ratio
1,1,1,2-Tetrachloroethane	N.D.	9.89	133.0	95.3

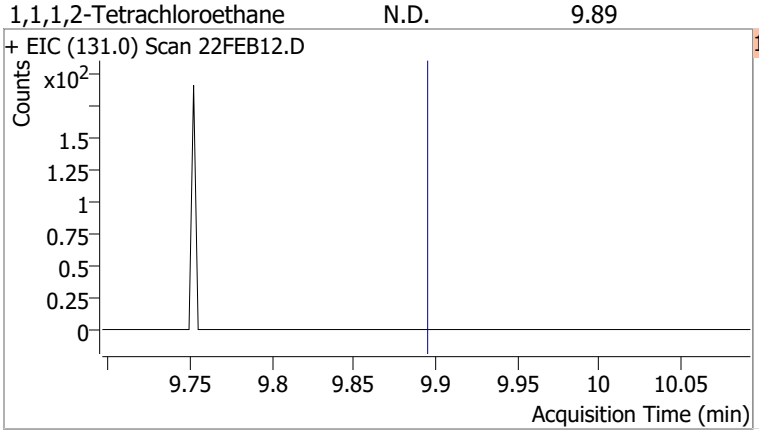

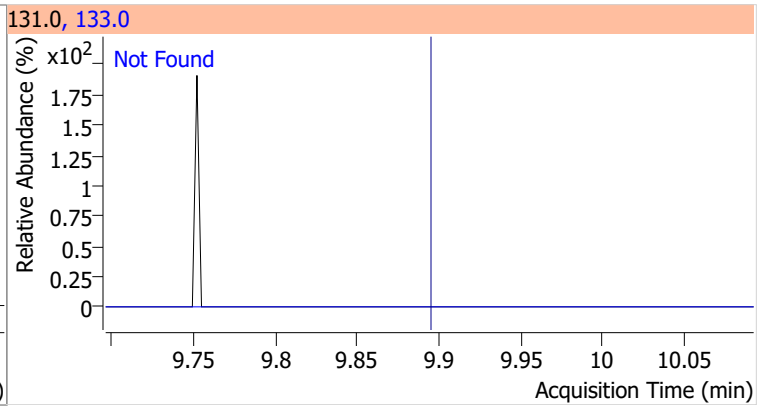

Compound	Conc.	Exp RT	QIon	Exp Ratio
Ethylbenzene	N.D.	9.92	106.0	31.7

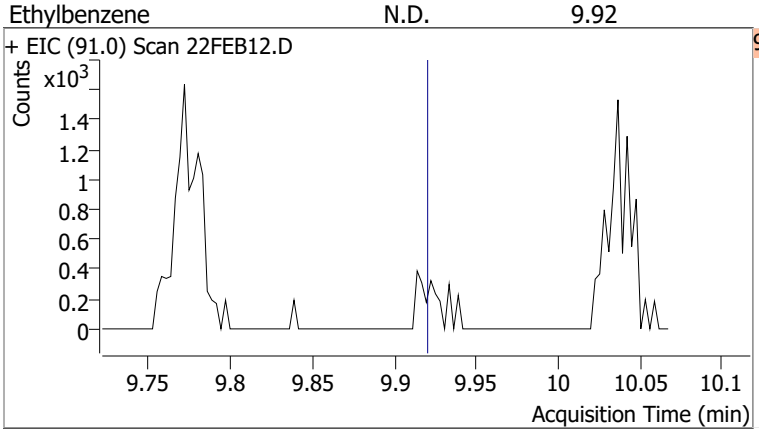

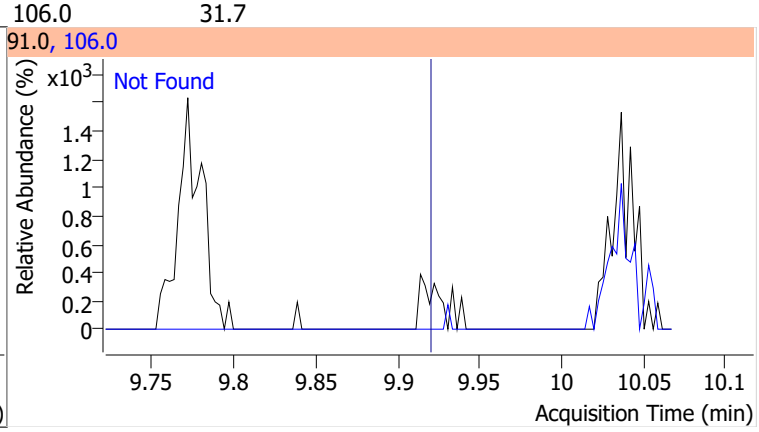

Compound	Conc.	RT	Dev(Min)	Resp.	QIon	QRatio	Lower	Upper
m+p-Xylenes		0		0	91.0		170.7	230.7

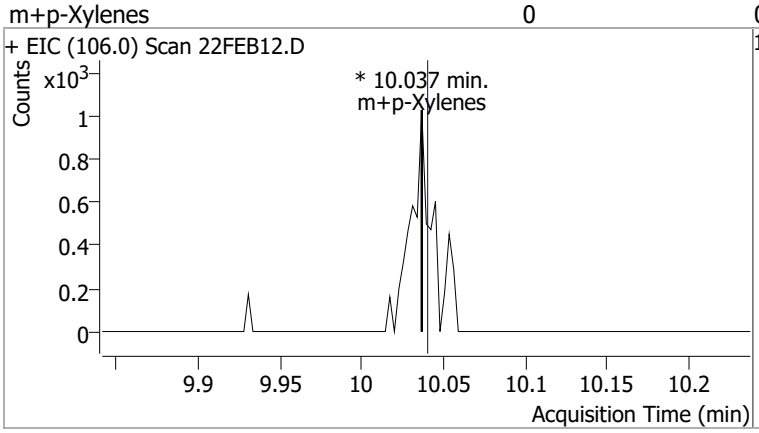

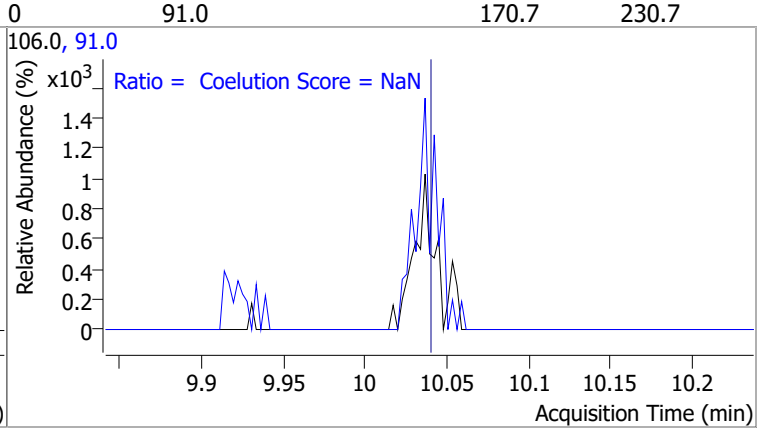

Compound	Conc.	RT	Dev(Min)	Resp.	QIon	QRatio	Lower	Upper
o-Xylene		0		0	91.0		181.4	241.4

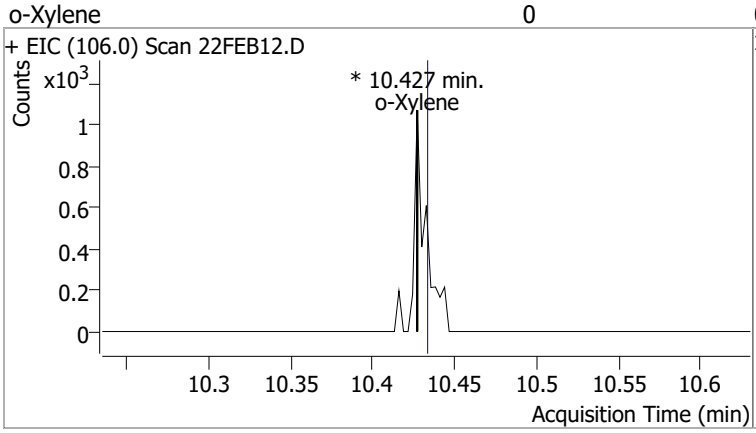

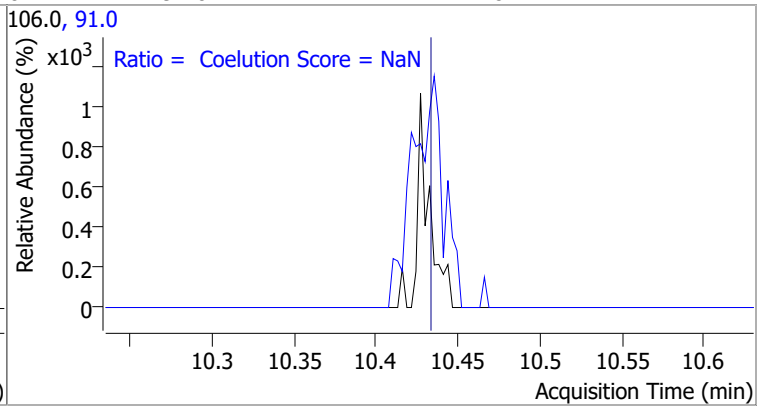

Compound	Conc.	Exp RT	QIon	Exp Ratio
Styrene	N.D.	10.45	78.0	50.6

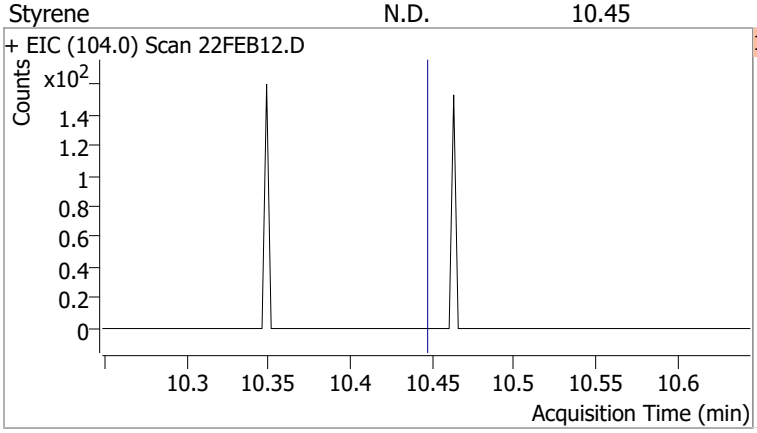

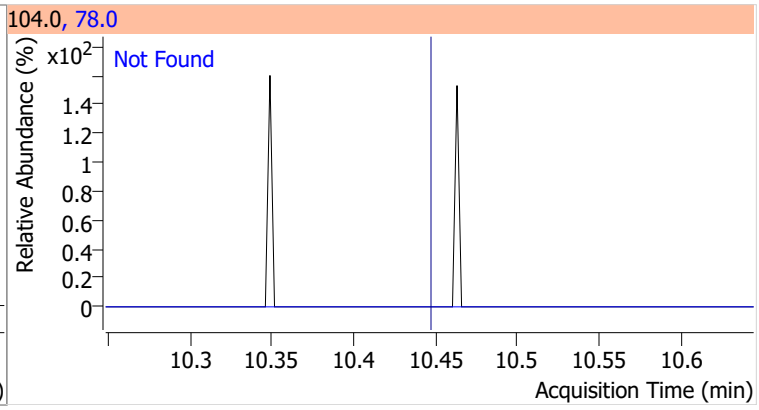

Compound	Conc.	Exp RT	QIon	Exp Ratio	QIon	Exp Ratio
Bromoform	N.D.	10.62	170.5	50.3	174.5	48.1

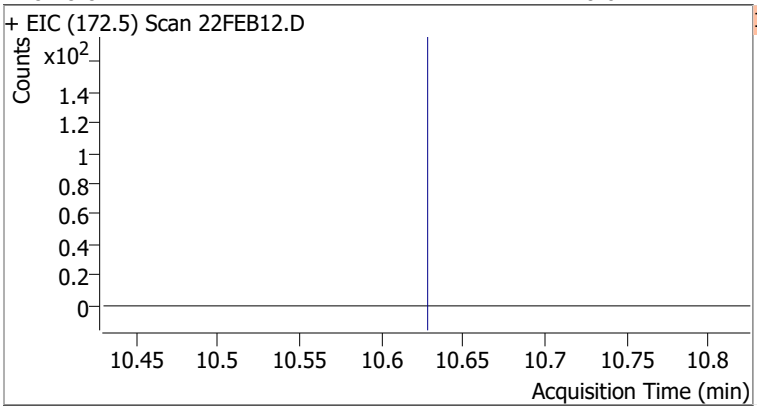

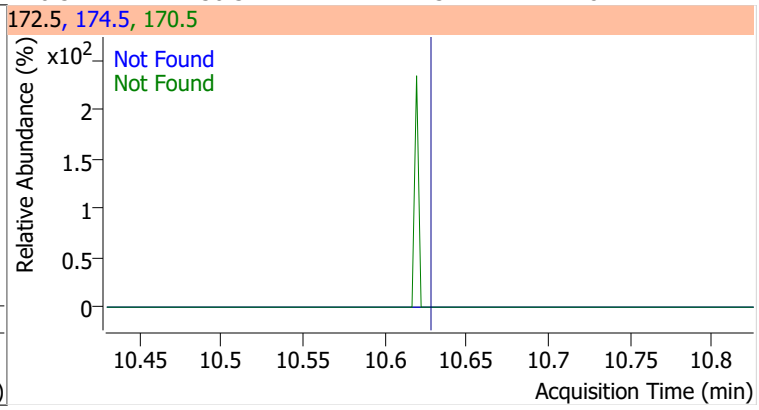

Compound	Conc.	RT	Dev(Min)	Resp.	QIon	QRatio	Lower	Upper
p-Bromofluorobenzene	265.6294	10.95	0.00	281667	174.0	95.1	65.3	125.3
					176.0	90.7	63.3	123.3

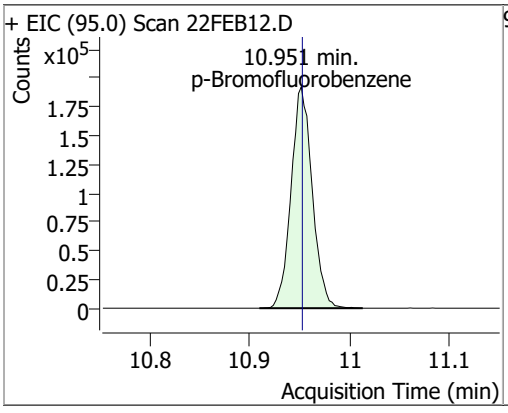

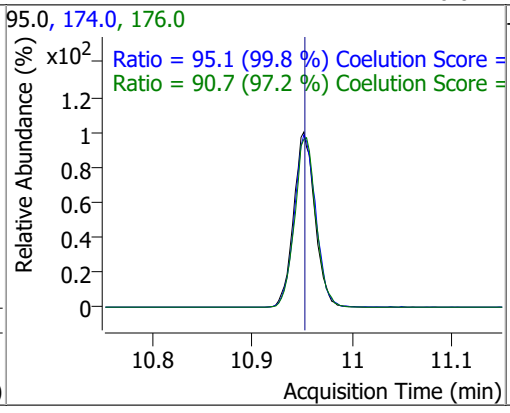

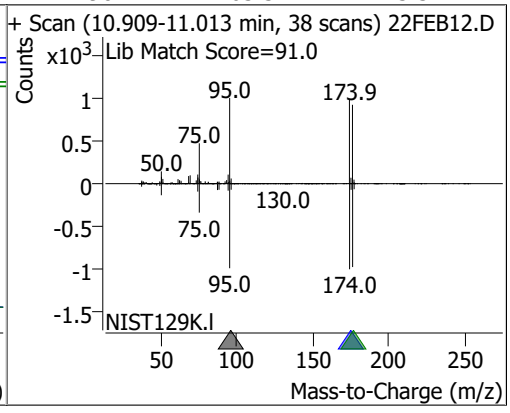

Compound	Conc.	Exp RT	QIon	Exp Ratio	QIon	Exp Ratio
Bromobenzene	N.D.	11.09	77.0	143.5	158.0	96.1

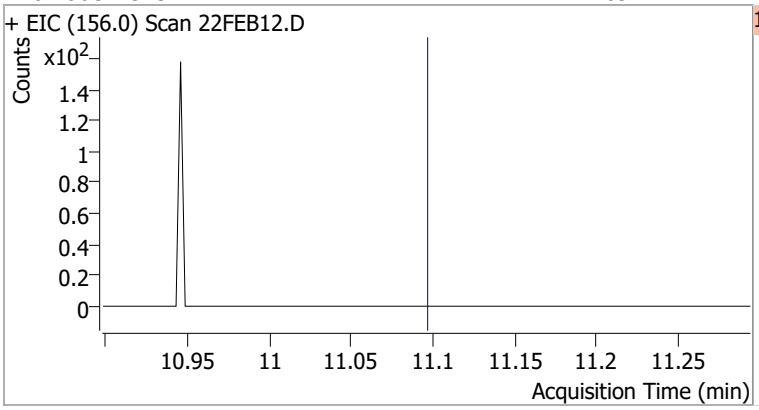

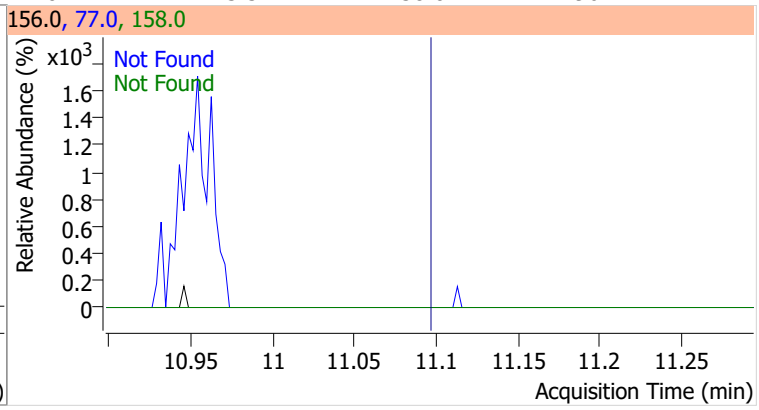

Compound	Conc.	Exp RT	QIon	Exp Ratio
1,1,2,2-Tetrachloroethane	N.D.	11.11	85.0	63.3

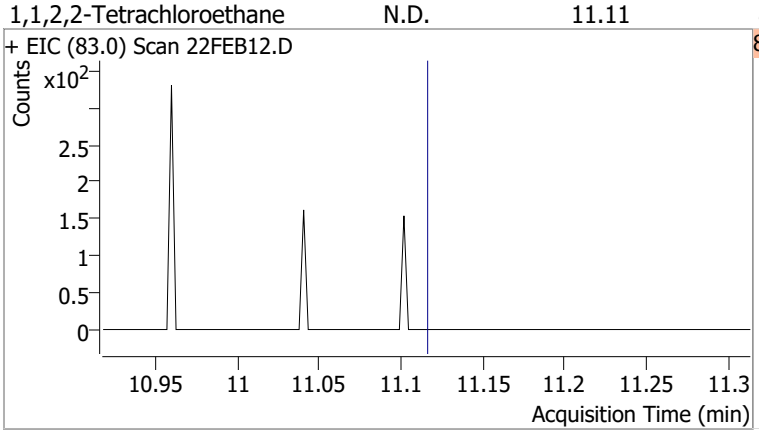

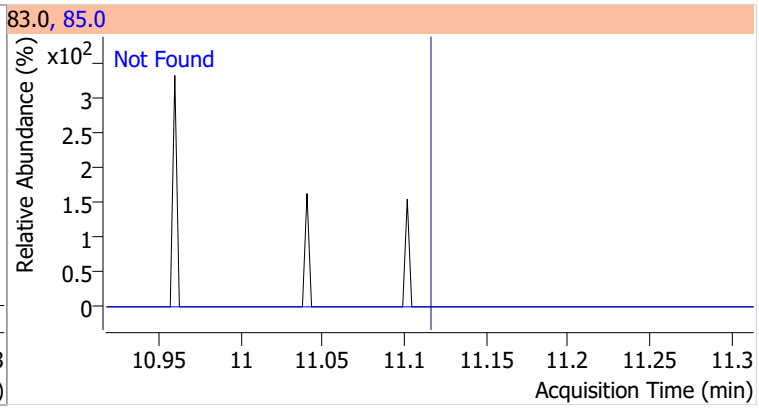

Compound	Conc.	Exp RT	QIon	Exp Ratio
1,2,3-Trichloropropane	N.D.	11.15	112.0	65.8

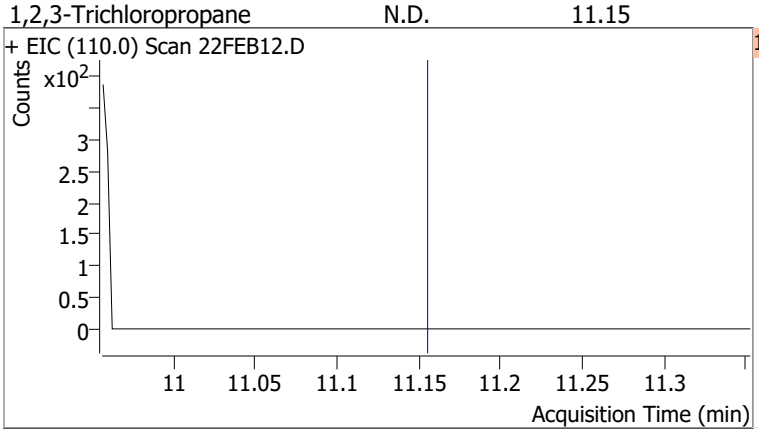

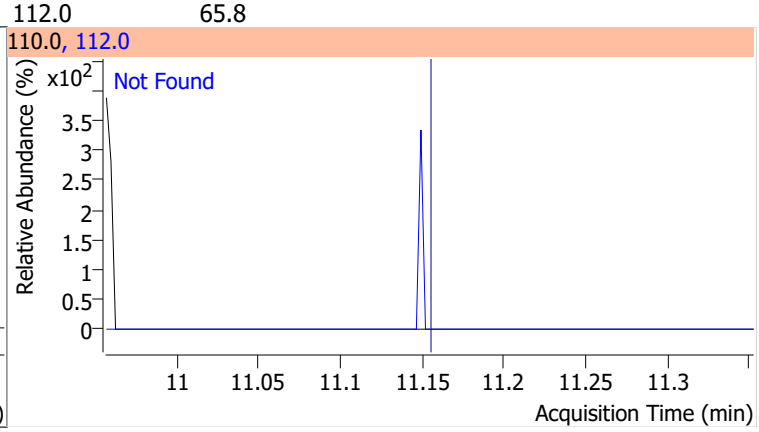

Compound	Conc.	Exp RT	QIon	Exp Ratio
2-Chlorotoluene	N.D.	11.29	91.0	276.2

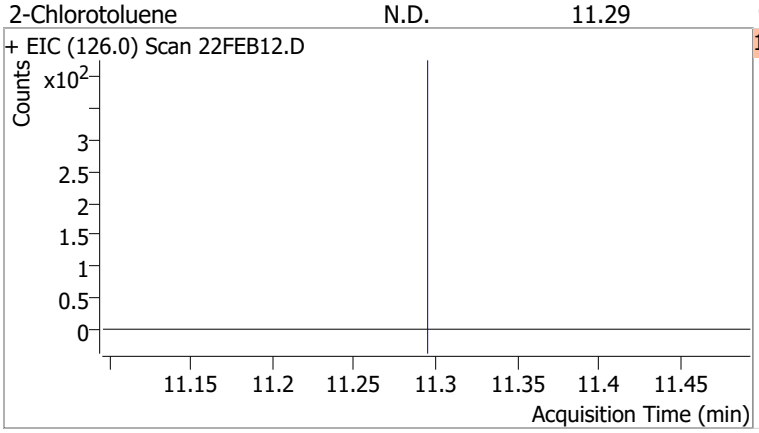

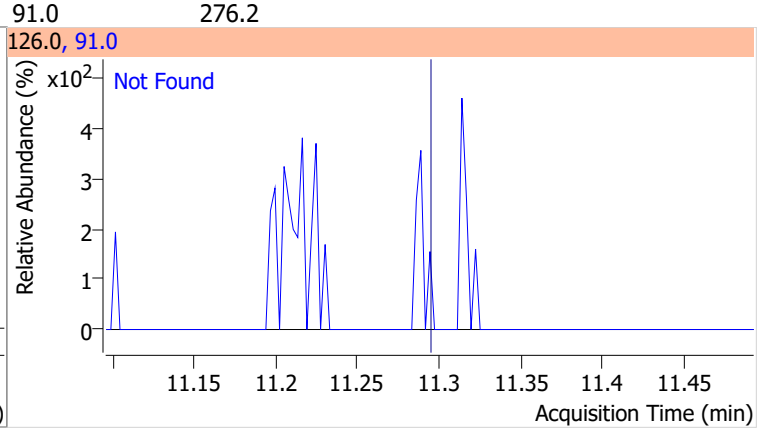

Compound	Conc.	Exp RT	QIon	Exp Ratio
4-Chlorotoluene	N.D.	11.40	126.0	31.3

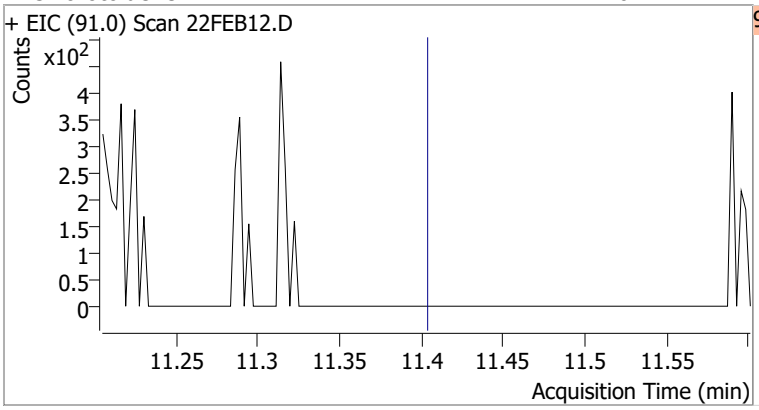

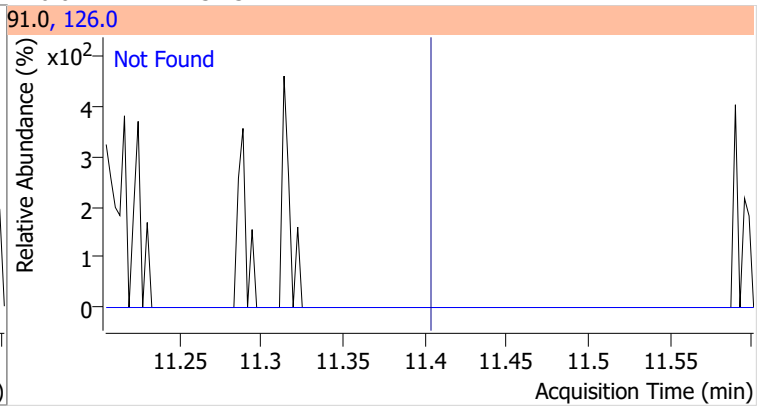

Compound	Conc.	Exp RT	QIon	Exp Ratio	QIon	Exp Ratio
1,3-Dichlorobenzene	N.D.	12.03	148.0	62.8	111.0	38.7

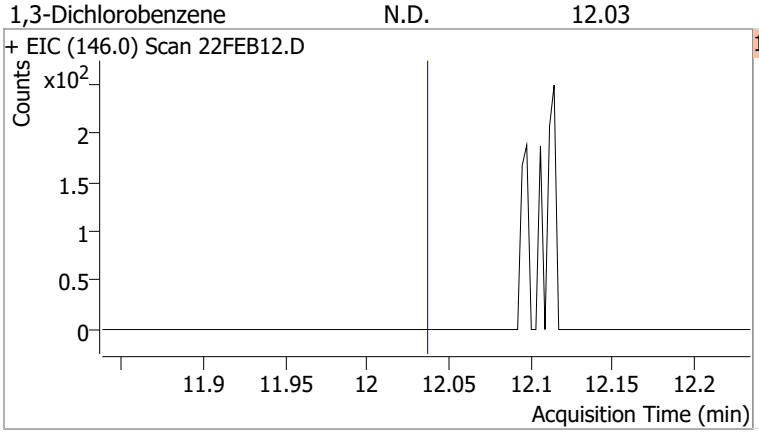

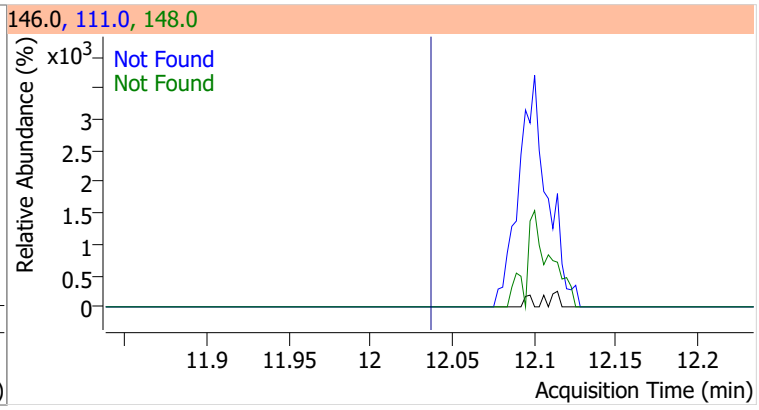

Compound	Conc.	Exp RT	QIon	Exp Ratio	QIon	Exp Ratio
1,4-Dichlorobenzene	N.D.	12.12	148.0	63.7	111.0	38.7

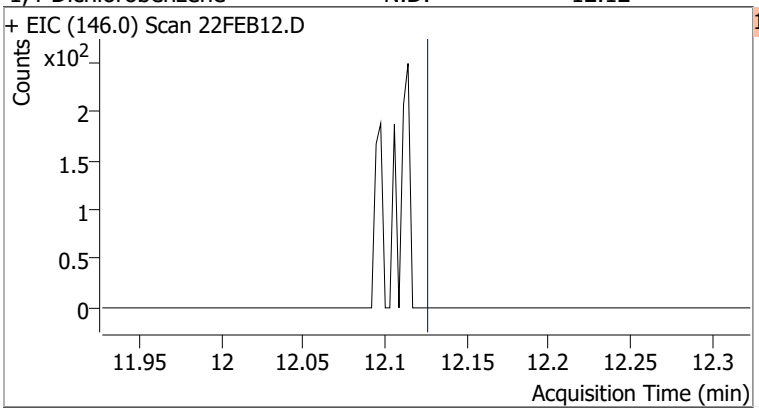

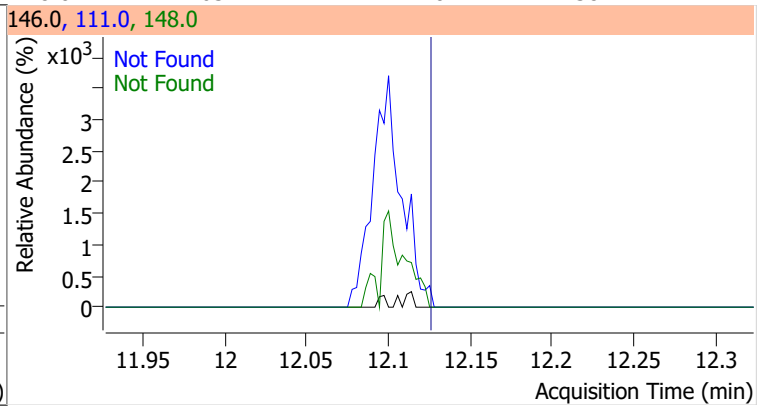

Compound	Conc.	Exp RT	QIon	Exp Ratio	QIon	Exp Ratio
1,2-Dichlorobenzene	N.D.	12.49	148.0	61.9	111.0	39.5

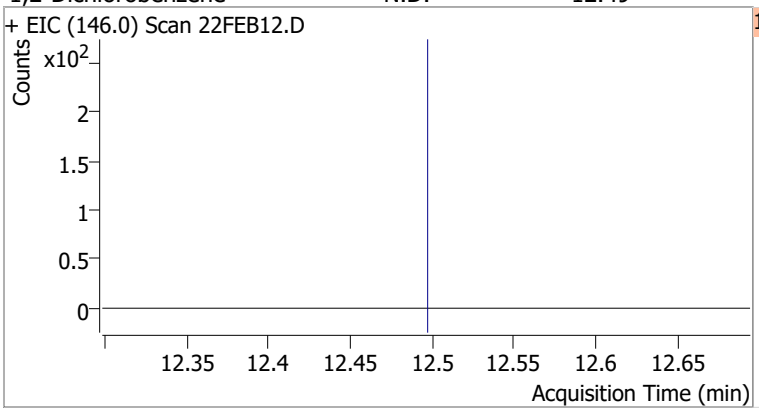

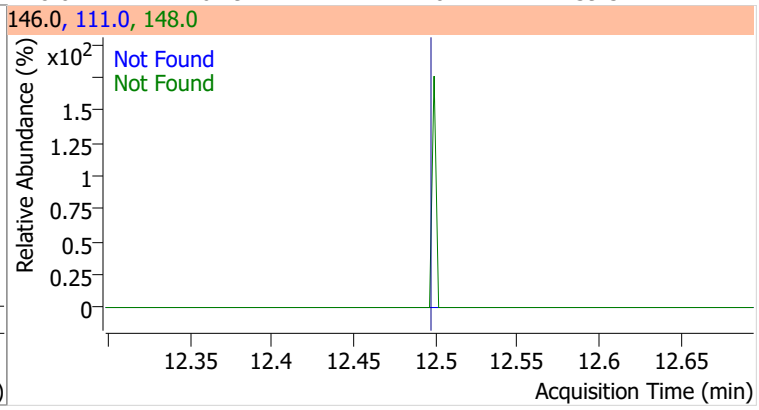

Quantitation Results Report (QT Reviewed)

Data File	22FEB13.D	Operator	MSC
Acq. Method	5975CACQF.M	Acq. Date-Time	2/22/2022 3:33:22 PM
Sample Name	B22021435-027F	Instrument	VOA5975C
Vial	13	Multiplier	1.00
DA Method File	VOA5975C_8260B_SHT_DoD_L4_011922.m	Comment	
Tune File	BFB_Atune3.u	Tune Date	10/11/2021 4:02:00 PM
Batch Name	VG022222_8260B.batch.bin	Last Calib Update	3/18/2022 11:09:24 AM
Ref Library	\\MASSHUNTER\Org\Library\NIST129K.l		

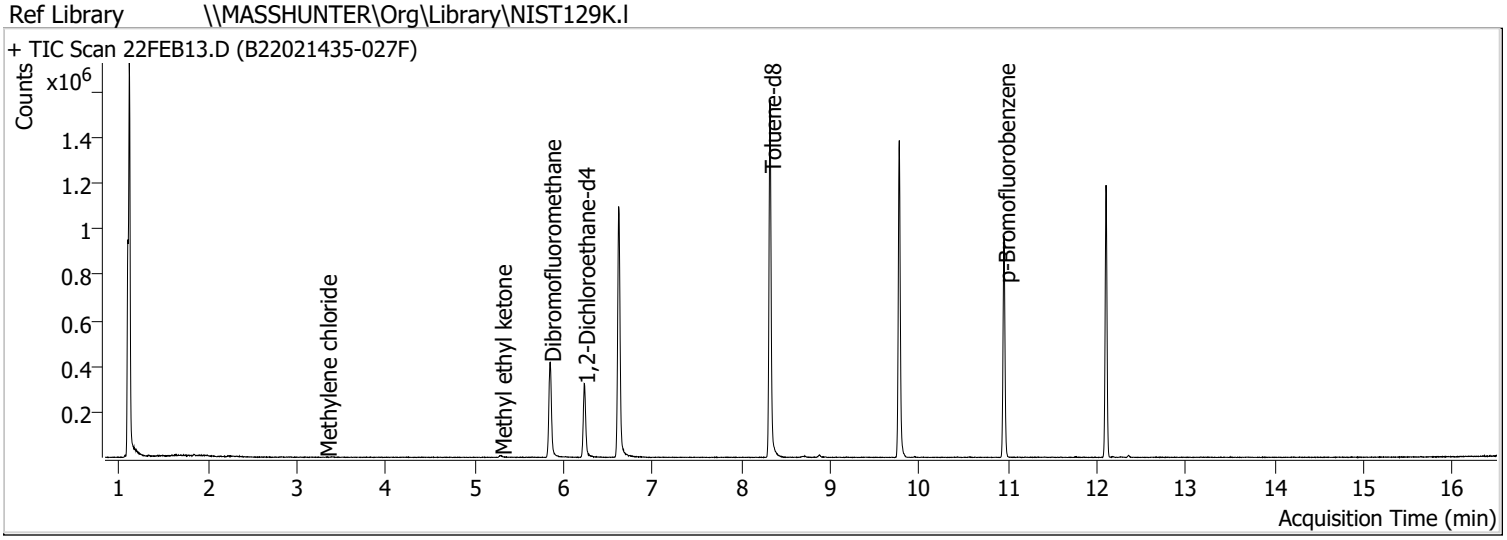

Compound	RT	QIon	Resp.	Conc.	Units		Dev(Min)
Internal Standards							
M Fluorobenzene	6.621	96.0	971708	250.0000	ng		0.000
M Chlorobenzene-d5	9.774	82.0	376849	250.0000	ng		0.000
M 1,4-Dichlorobenzene-d4	12.103	152.0	273633	250.0000	ng		0.003
System Monitoring Compounds							
S Dibromofluoromethane	5.845	113.0	255084	271.0260	ng		-0.006
Spiked Amount: 250.000	Range: 80.0 - 119.0%			Recovery = 108.41%			
S 1,2-Dichloroethane-d4	6.230	67.0	115812	284.8551	ng		0.000
Spiked Amount: 250.000	Range: 81.0 - 118.0%			Recovery = 113.94%			
S Toluene-d8	8.322	98.0	973721	264.8482	ng		0.003
Spiked Amount: 250.000	Range: 89.0 - 112.0%			Recovery = 105.94%			
S p-Bromofluorobenzene	10.954	95.0	271986	269.2087	ng		0.006
Spiked Amount: 250.000	Range: 85.0 - 114.0%			Recovery = 107.68%			
Target Compounds							**QValue**
T Dichlorodifluoromethane	0.000		0	N.D.			
T Chloromethane	0.000		0	N.D.			
T Vinyl chloride	0.000		0	N.D.			
T Bromomethane	0.000		0	N.D.			
T Chloroethane	0.000		0	N.D.			
T Trichlorofluoromethane	0.000		0	N.D.			
T 1,1-Dichloroethene	0.000		0	N.D.			
T Methylene chloride	3.324	49.0	921	0.6484	ng	m	85
T trans-1,2-Dichloroethene	0.000		0	N.D.			
T Methyl tert-butyl ether (MTBE)	0.000		0	N.D.			
T 1,1-Dichloroethane	0.000		0	N.D.			
T 2,2-Dichloropropane	0.000		0	N.D.			
T cis-1,2-Dichloroethene	0.000		0	N.D.			
T Methyl ethyl ketone	5.293	43.0	12643	85.6092	ng	m	98
T Bromochloromethane	0.000		0	N.D.			
T Chloroform	5.656	83.0	0		ng	md	1

Compound	RT	QIon	Resp.	Conc.	Units		Dev(Min)
T 1,1,1-Trichloroethane	0.000		0	N.D.			
T Carbon tetrachloride	0.000		0	N.D.			
T 1,1-Dichloropropene	0.000		0	N.D.			
T Benzene	0.000		0	N.D.			
T 1,2-Dichloroethane	0.000		0	N.D.			
T Trichloroethene	0.000		0	N.D.			
T 1,2-Dichloropropane	0.000		0	N.D.			
T Dibromomethane	0.000		0	N.D.			
T Bromodichloromethane	0.000		0	N.D.			
T cis-1,3-Dichloropropene	0.000		0	N.D.			
T Toluene	8.394	92.0	0		ng	md	1
T trans-1,3-Dichloropropene	0.000		0	N.D.			
T 1,1,2-Trichloroethane	0.000		0	N.D.			
T Tetrachloroethene	0.000		0	N.D.			
T 1,3-Dichloropropane	0.000		0	N.D.			
T Chlorodibromomethane	0.000		0	N.D.			
T 1,2-Dibromoethane	0.000		0	N.D.			
T Chlorobenzene	0.000		0	N.D.			
T 1,1,1,2-Tetrachloroethane	0.000		0	N.D.			
T Ethylbenzene	0.000		0	N.D.			
T m+p-Xylenes	0.000		0	N.D.			
T o-Xylene	0.000		0	N.D.			
T Styrene	0.000		0	N.D.			
T Bromoform	0.000		0	N.D.			
T Bromobenzene	0.000		0	N.D.			
T 1,1,2,2-Tetrachloroethane	0.000		0	N.D.			
T 1,2,3-Trichloropropane	0.000		0	N.D.			
T 2-Chlorotoluene	0.000		0	N.D.			
T 4-Chlorotoluene	0.000		0	N.D.			
T 1,3-Dichlorobenzene	0.000		0	N.D.			
T 1,4-Dichlorobenzene	0.000		0	N.D.			
T 1,2-Dichlorobenzene	0.000		0	N.D.			

(#) = Qualifier Out of Range; (m) = Manual Integration; (+) = Area Summed; (*) = Surrogate Percent Recovery Out of Range; (d): Zeroed Peak

Compound	Conc.	Exp RT	QIon	Exp Ratio
Dichlorodifluoromethane	N.D.	1.24	87.0	31.8

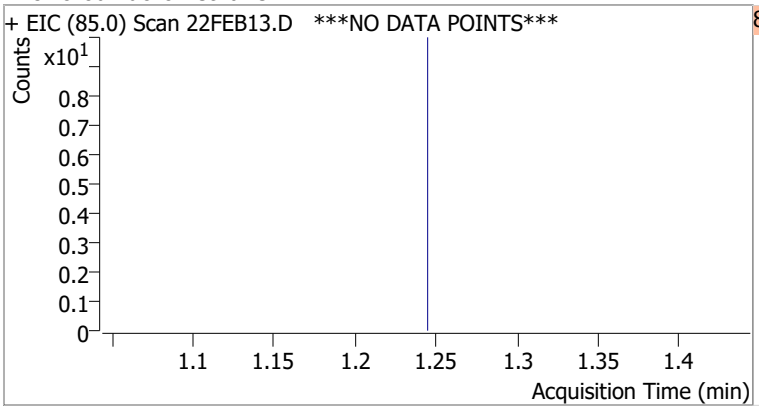

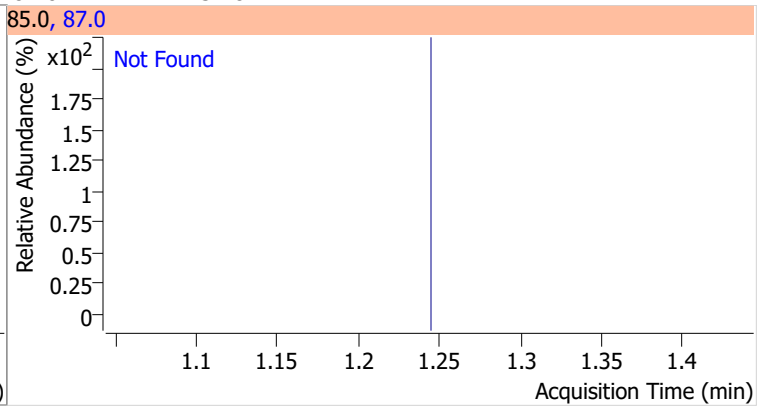

Compound	Conc.	Exp RT	QIon	Exp Ratio
Chloromethane	N.D.	1.41	52.0	32.4

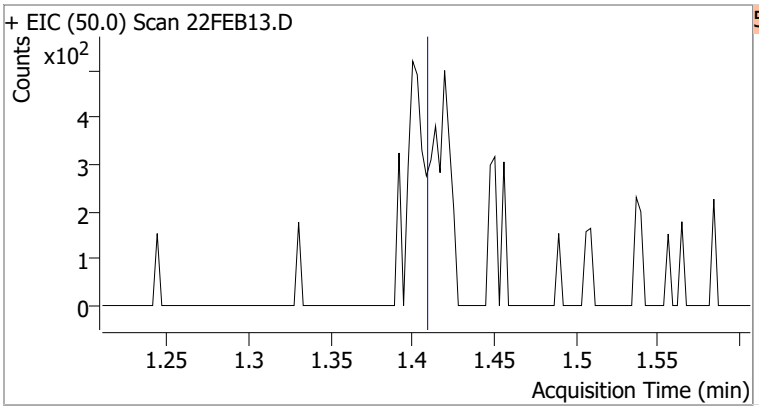

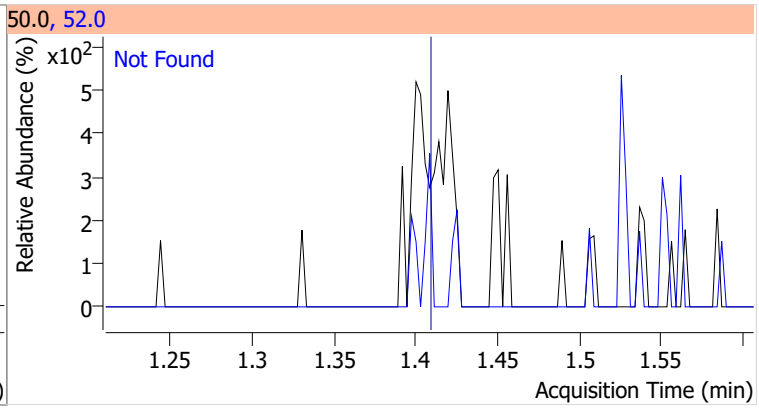

Compound	Conc.	Exp RT	QIon	Exp Ratio
Vinyl chloride	N.D.	1.50	64.0	31.3

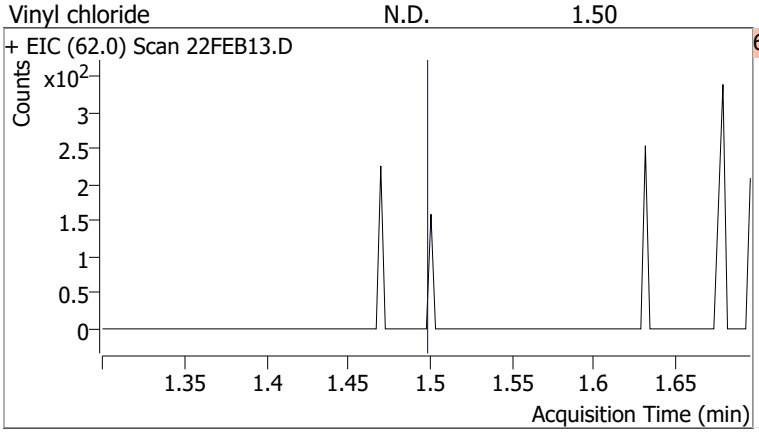

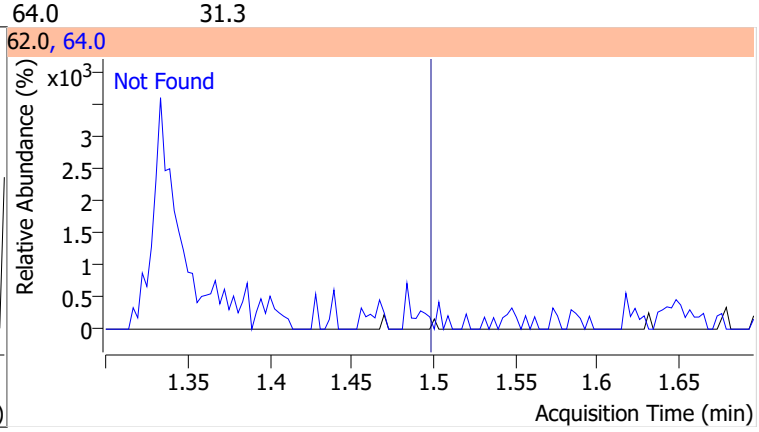

Compound	Conc.	Exp RT	QIon	Exp Ratio
Bromomethane	N.D.	1.80	94.0	110.1

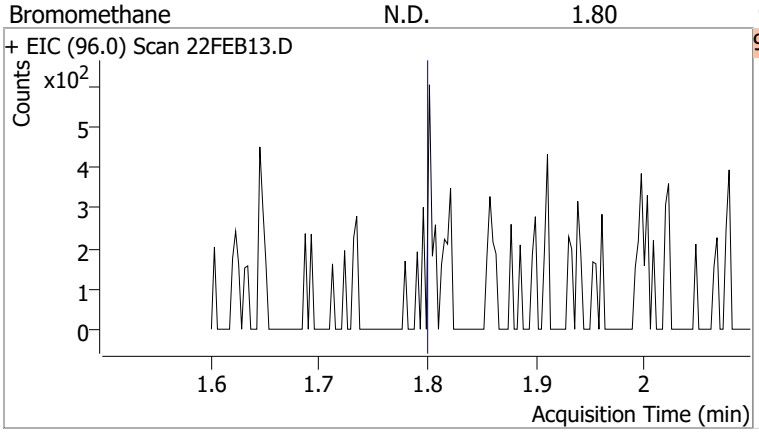

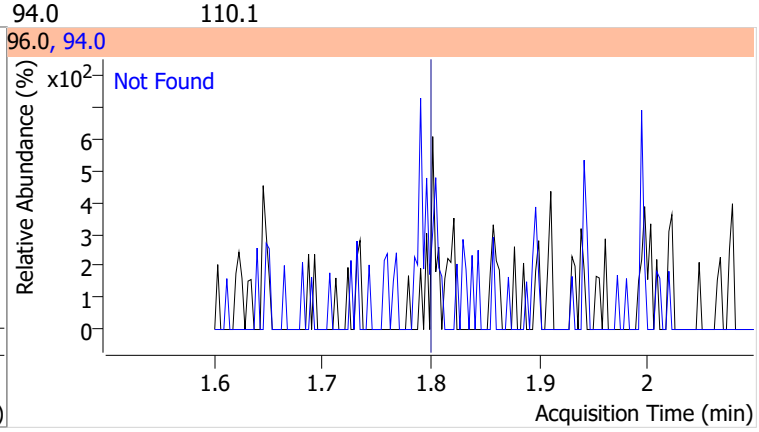

Compound	Conc.	Exp RT	QIon	Exp Ratio
Chloroethane	N.D.	1.90	66.0	30.0

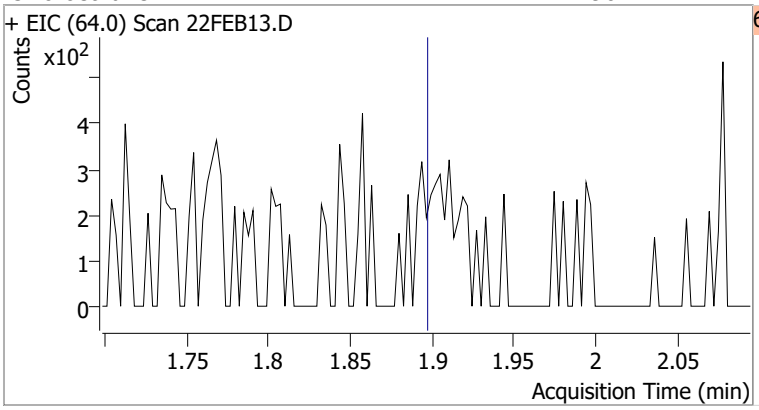

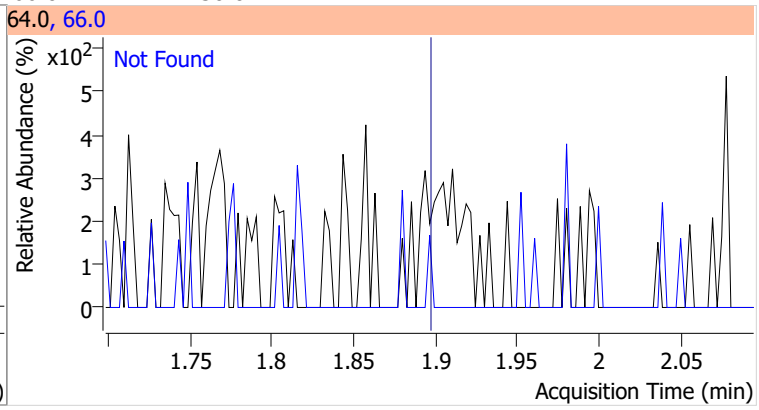

Compound	Conc.	Exp RT	QIon	Exp Ratio
Trichlorofluoromethane	N.D.	2.15	103.0	65.0

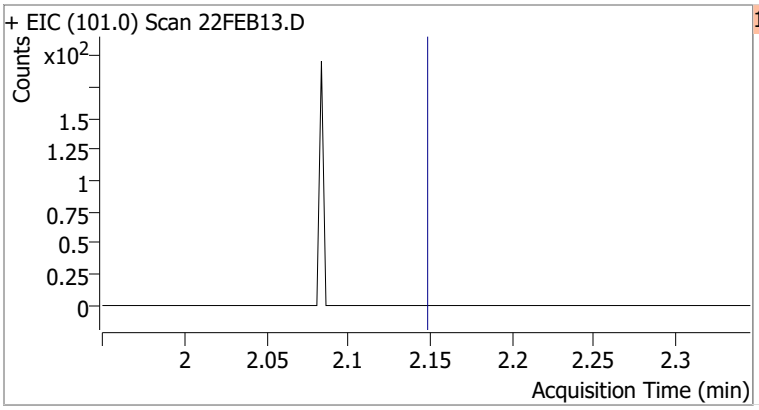

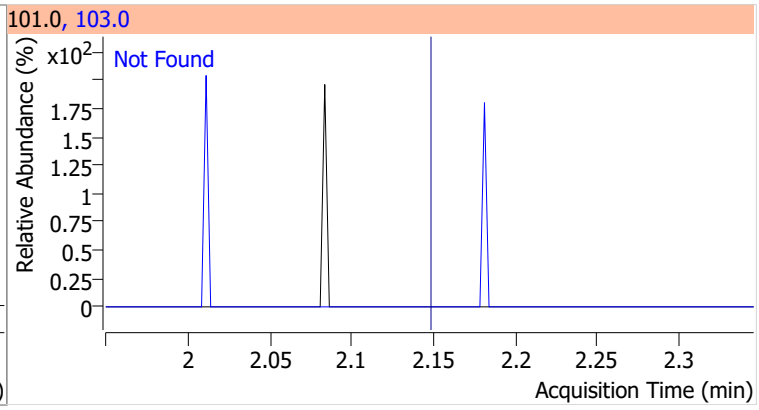

Compound	Conc.	Exp RT	QIon	Exp Ratio	QIon	Exp Ratio
1,1-Dichloroethene	N.D.	2.70	61.0	179.9	63.0	57.0

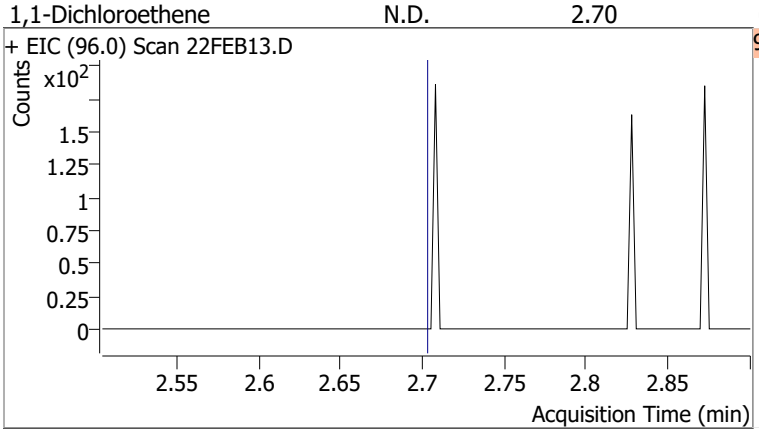

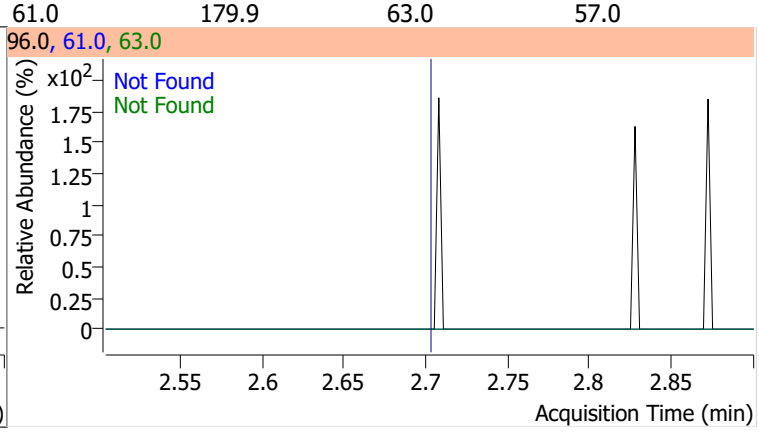

Compound	Conc.	RT	Dev(Min)	Resp.	QIon	QRatio	Lower	Upper
Methylene chloride	0.6484	3.32	-0.01	921 (m)	84.0	71.4	36.1	96.1
					86.0	23.9	11.8	71.8

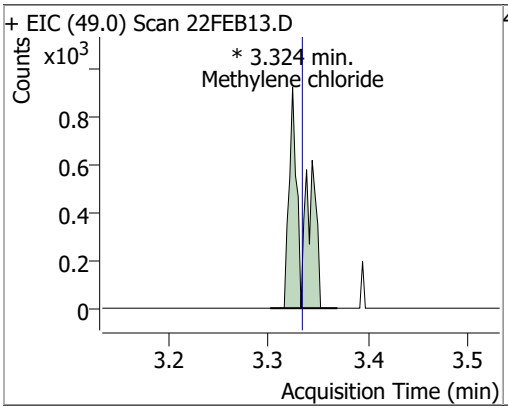

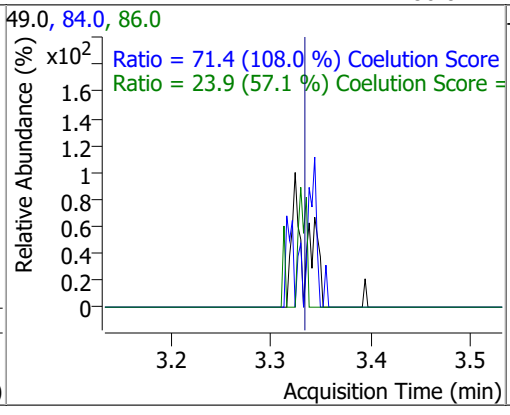

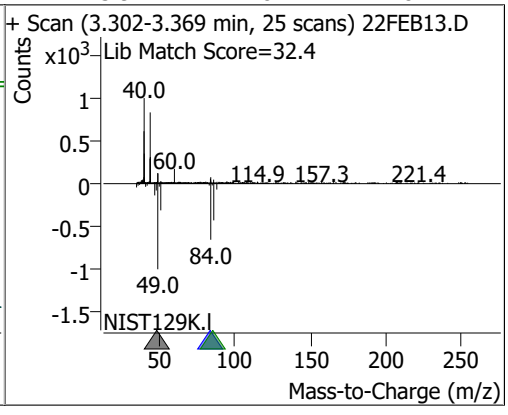

Compound	Conc.	Exp RT	QIon	Exp Ratio	QIon	Exp Ratio
trans-1,2-Dichloroethene	N.D.	3.72	61.0	154.8	98.0	62.1

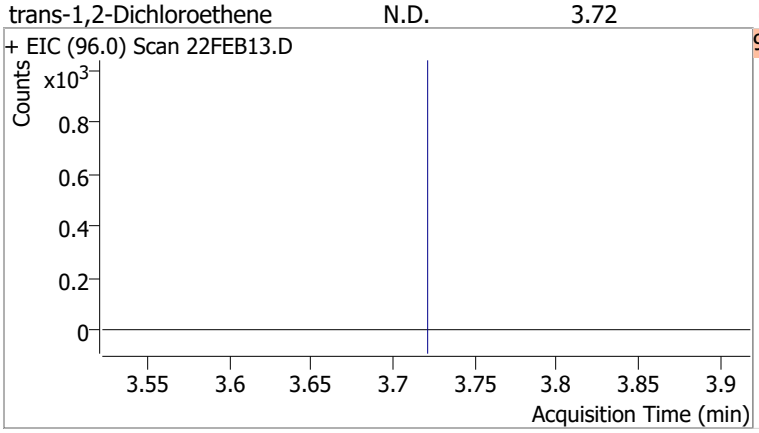

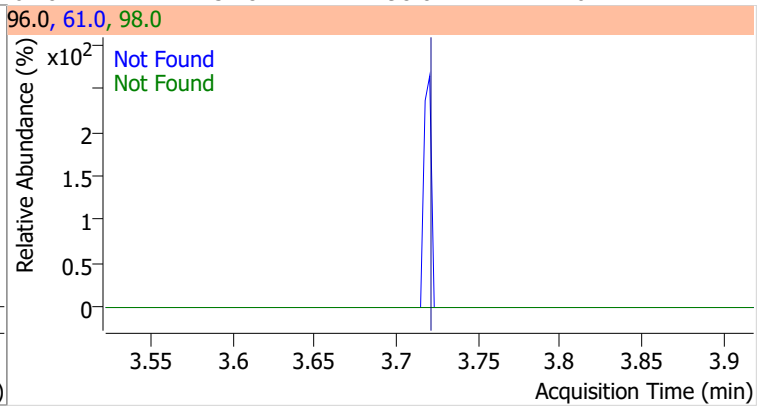

Compound	Conc.	Exp RT	QIon	Exp Ratio
Methyl tert-butyl ether (MTBE)	N.D.	3.75	57.0	24.6

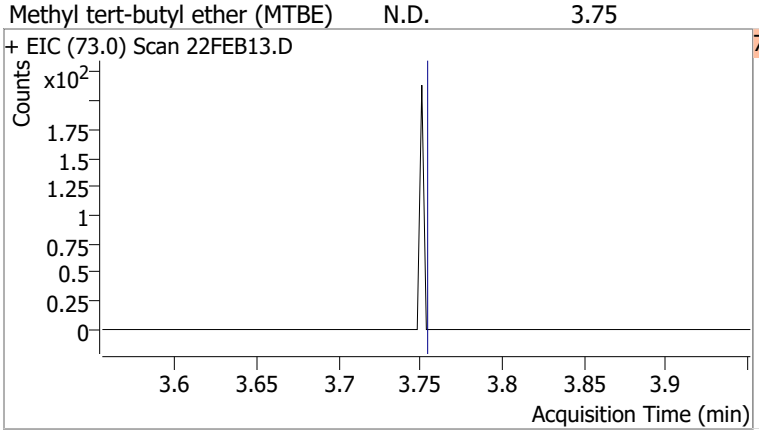

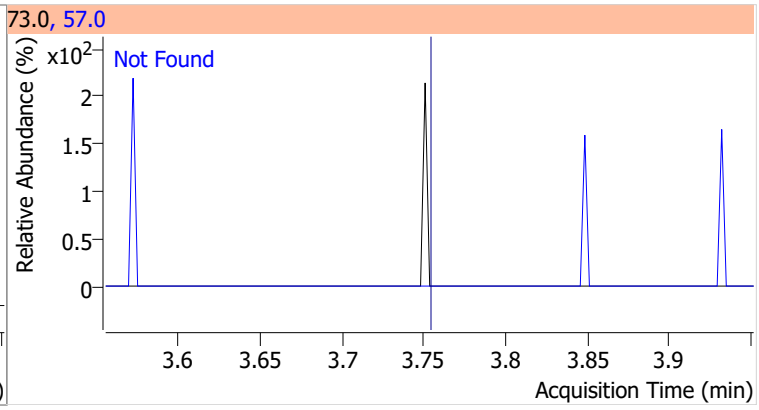

Compound	Conc.	Exp RT	QIon	Exp Ratio	QIon	Exp Ratio
1,1-Dichloroethane	N.D.	4.38	65.0	31.0	83.0	12.7

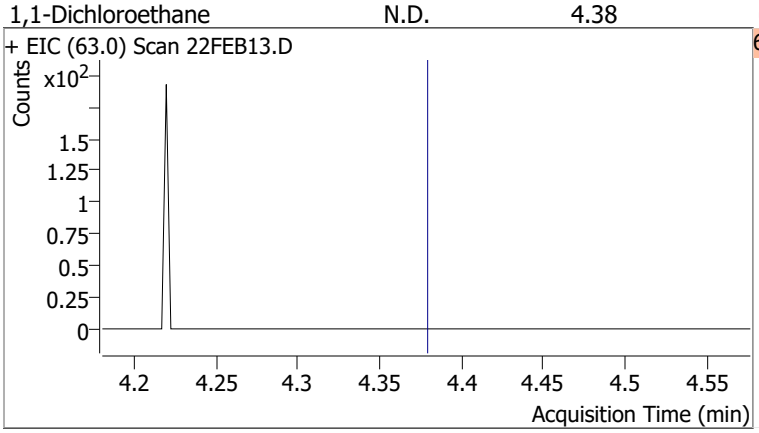

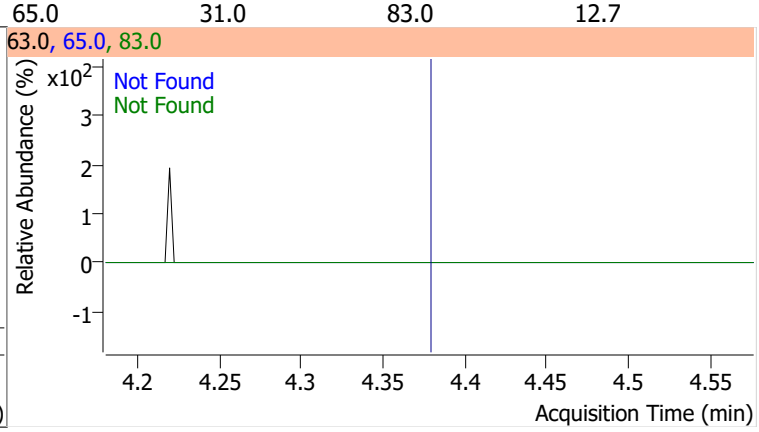

Compound	Conc.	Exp RT	QIon	Exp Ratio	QIon	Exp Ratio
2,2-Dichloropropane	N.D.	5.19	41.0	68.8	97.0	23.9

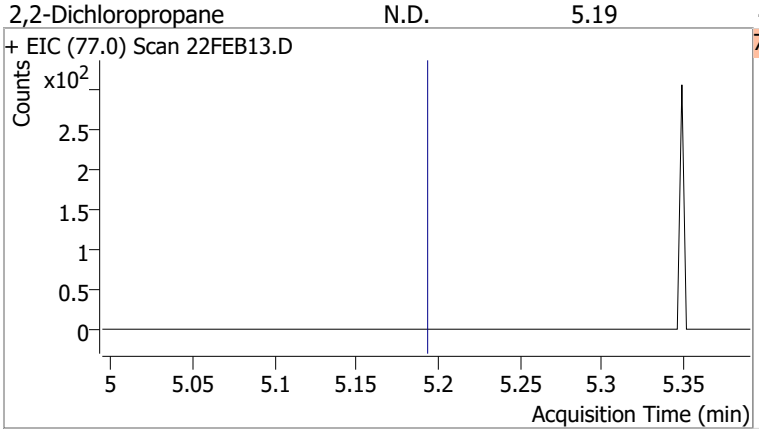

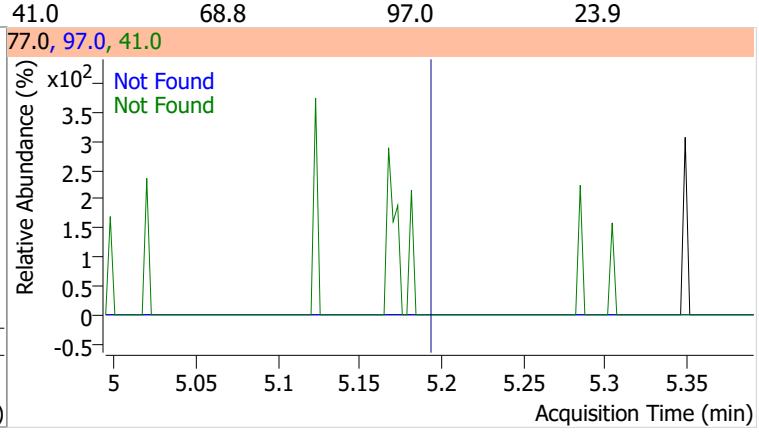

Compound	Conc.	Exp RT	QIon	Exp Ratio	QIon	Exp Ratio
cis-1,2-Dichloroethene	N.D.	5.21	61.0	160.4	98.0	66.2

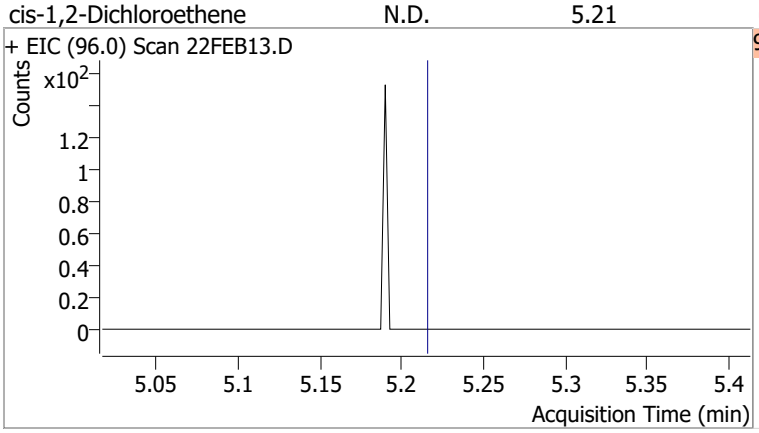

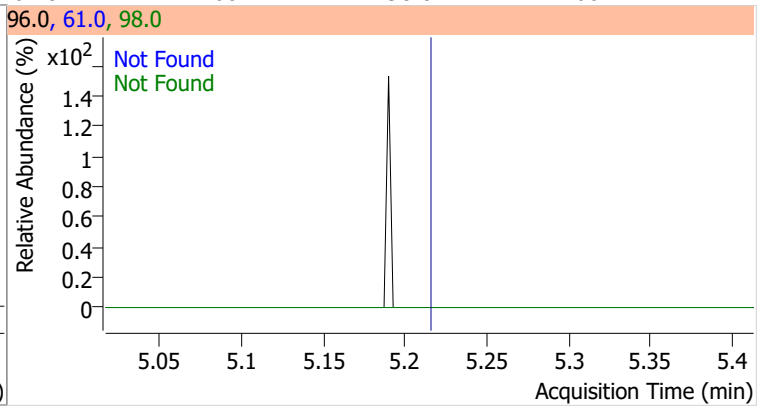

Compound	Conc.	RT	Dev(Min)	Resp.	QIon	QRatio	Lower	Upper
Methyl ethyl ketone	85.6092	5.29	0.01	12643 (m)	72.0	19.7	0.0	50.6

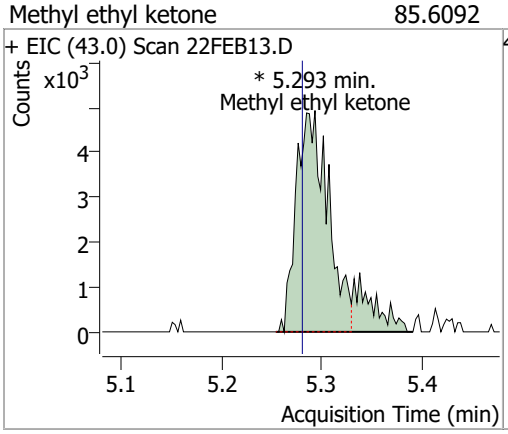

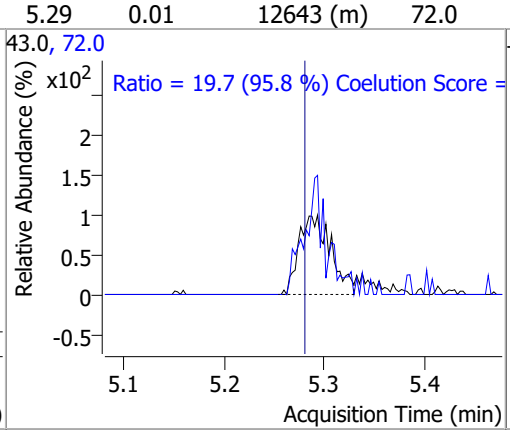

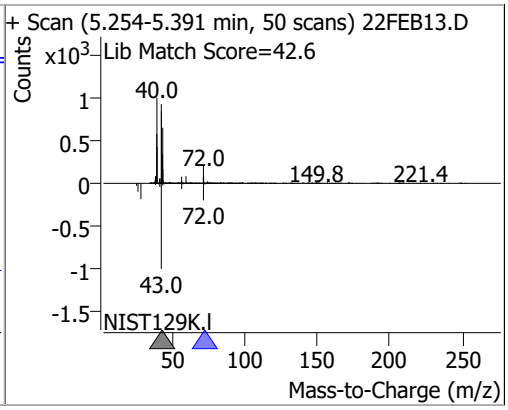

Compound	Conc.	Exp RT	QIon	Exp Ratio
Bromochloromethane	N.D.	5.52	49.0	182.2

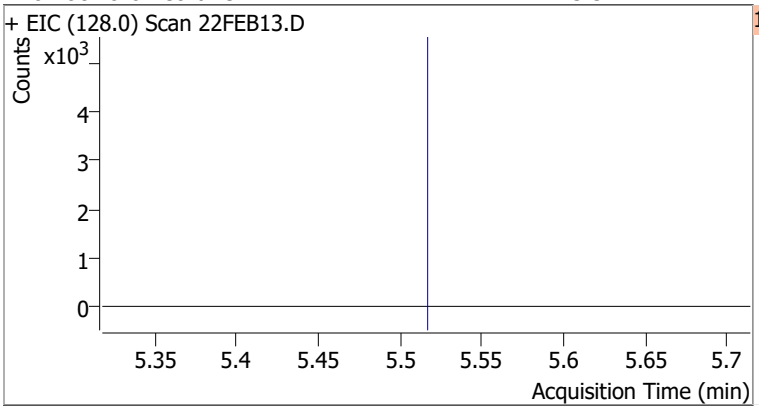

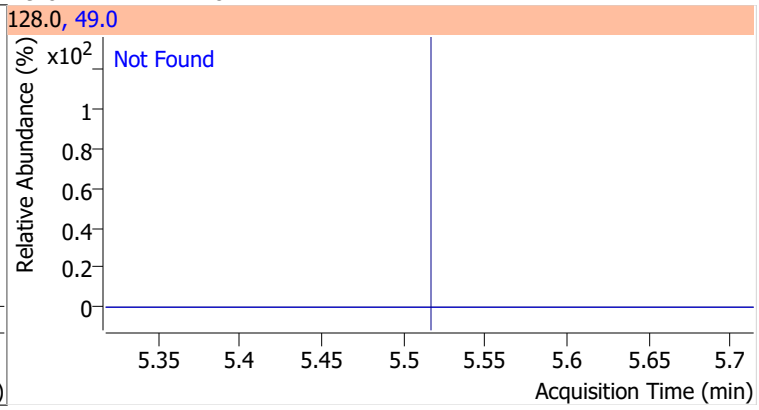

Compound	Conc.	RT	Dev(Min)	Resp.	QIon	QRatio	Lower	Upper
Chloroform		0		0	85.0		36.2	96.2

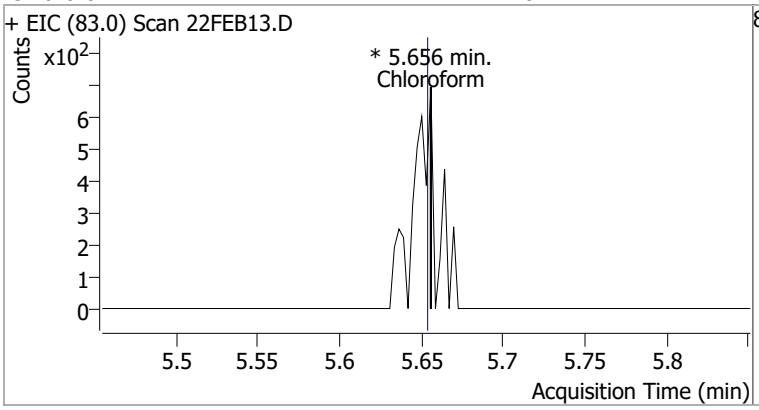

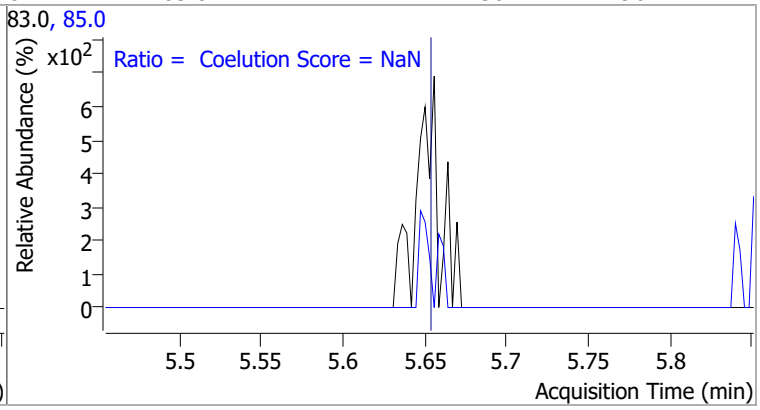

Compound	Conc.	Exp RT	QIon	Exp Ratio	QIon	Exp Ratio
1,1,1-Trichloroethane	N.D.	5.83	99.0	63.1	61.0	49.1

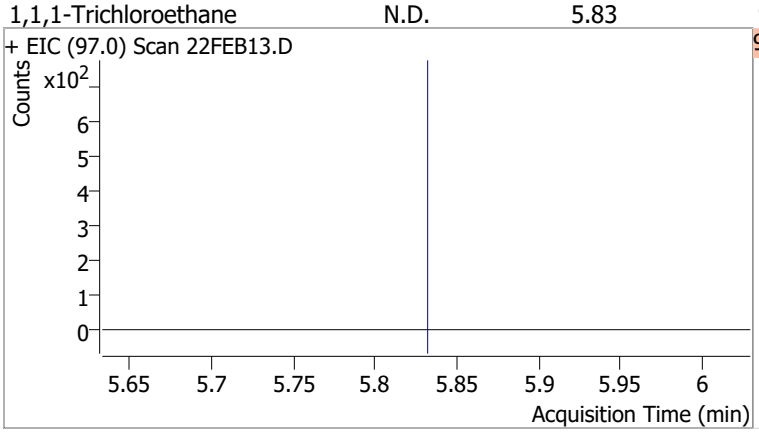

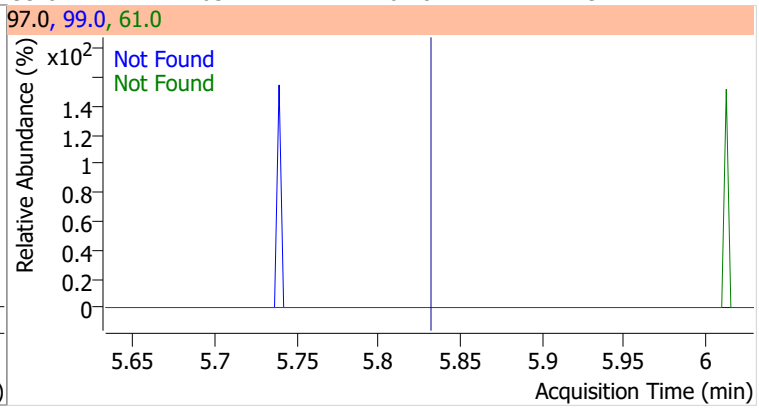

Compound	Conc.	RT	Dev(Min)	Resp.	QIon	QRatio	Lower	Upper
Dibromofluoromethane	271.0260	5.85	-0.01	255084	191.5	21.4	0.0	53.2

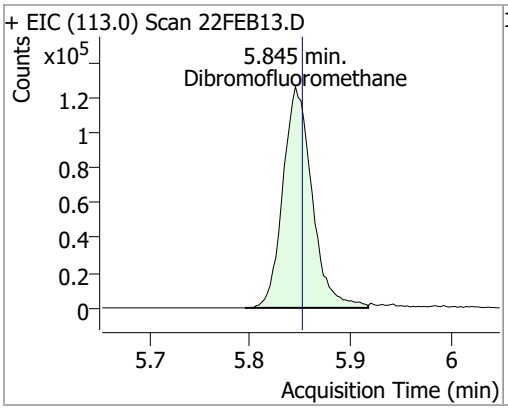

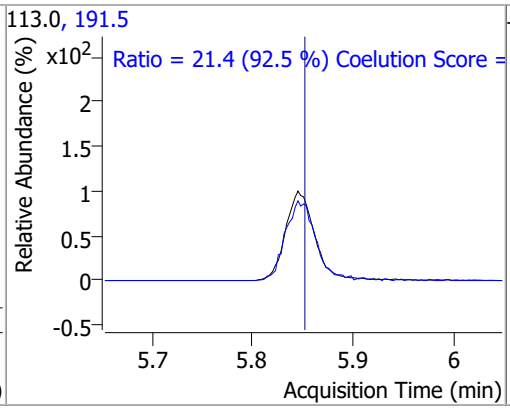

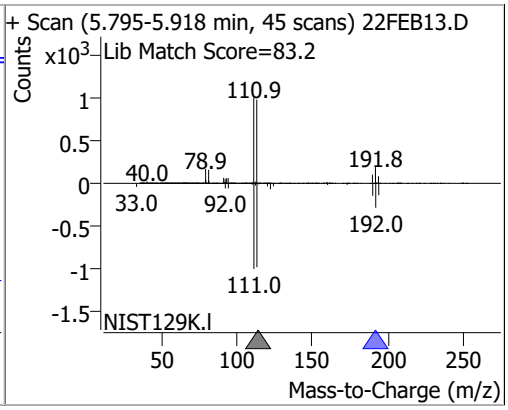

Compound	Conc.	Exp RT	QIon	Exp Ratio	QIon	Exp Ratio
Carbon tetrachloride	N.D.	6.02	119.0	97.6	121.0	30.7

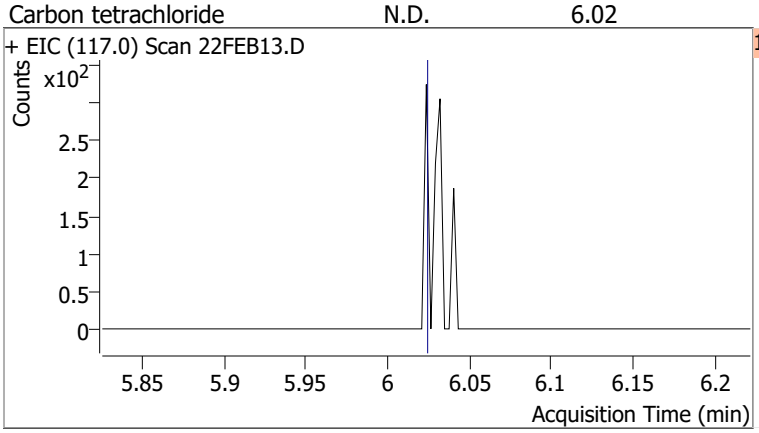

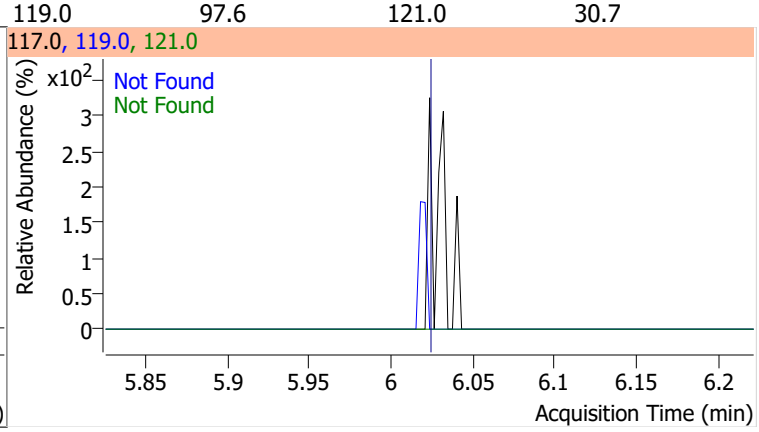

Compound	Conc.	Exp RT	QIon	Exp Ratio	QIon	Exp Ratio
1,1-Dichloropropene	N.D.	6.04	110.0	35.6	77.0	31.0

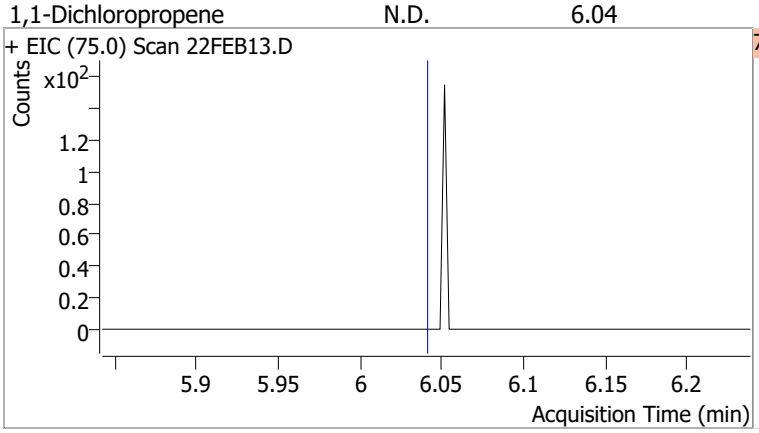

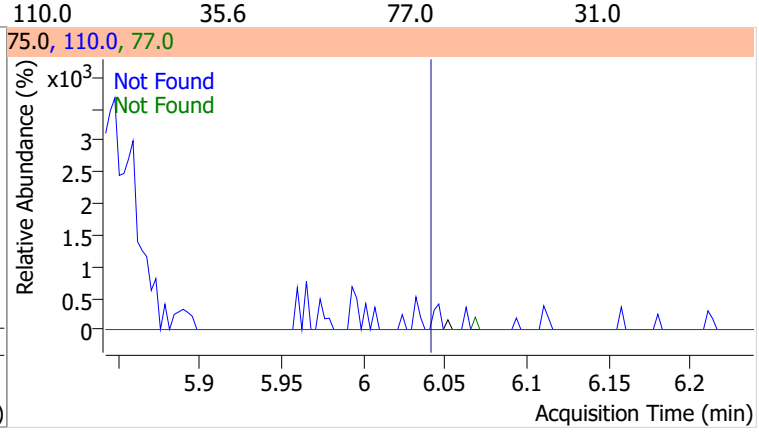

Compound	Conc.	RT	Dev(Min)	Resp.	QIon	QRatio	Lower	Upper
1,2-Dichloroethane-d4	284.8551	6.23	0.00	115812	65.0	198.1	162.8	222.8

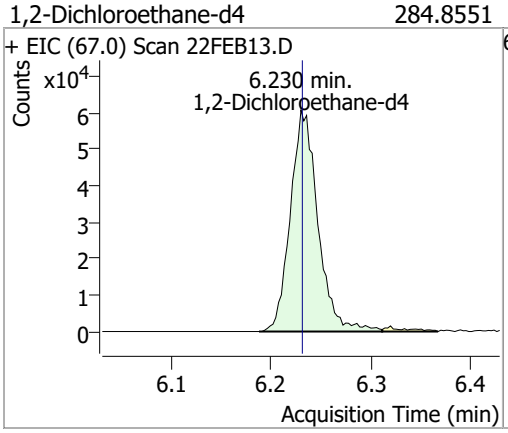

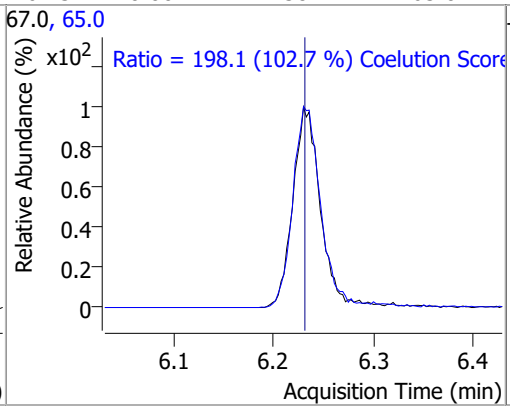

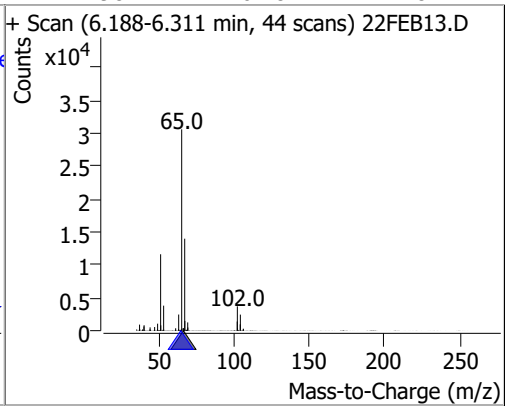

Compound	Conc.	Exp RT	QIon	Exp Ratio
Benzene	N.D.	6.28	77.0	23.3

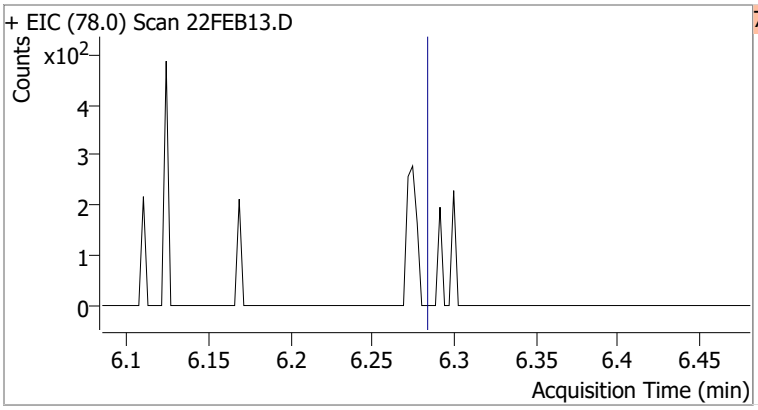

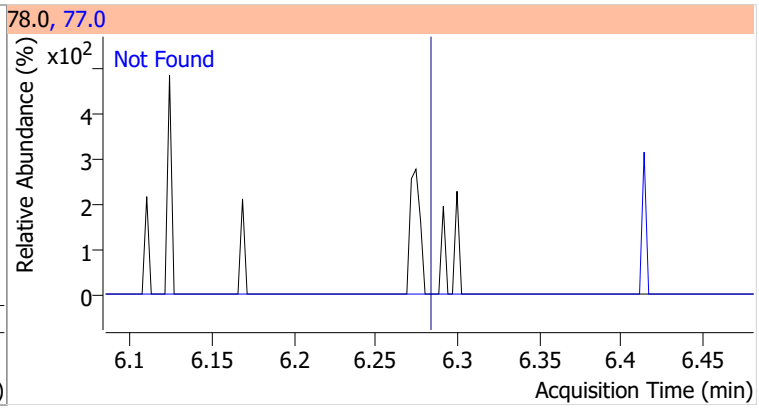

Compound	Conc.	Exp RT	QIon	Exp Ratio	QIon	Exp Ratio
1,2-Dichloroethane	N.D.	6.32	64.0	32.2	98.0	8.2

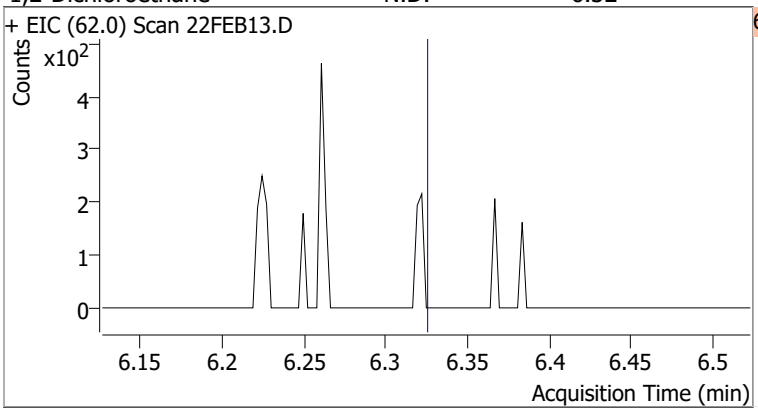

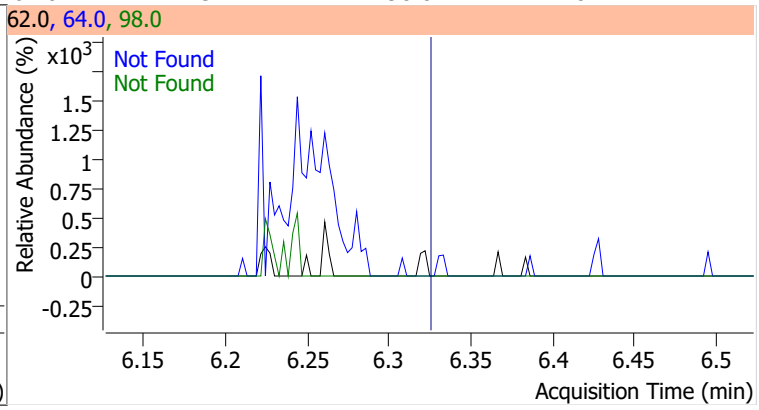

Compound	Conc.	Exp RT	QIon	Exp Ratio	QIon	Exp Ratio
Trichloroethene	N.D.	7.02	130.0	105.6	97.0	65.7

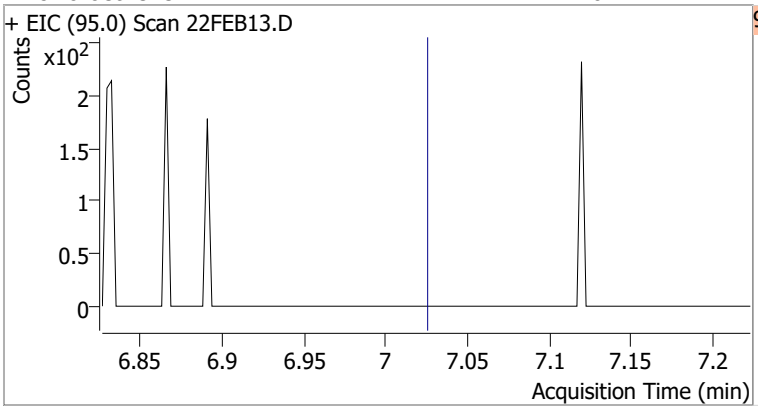

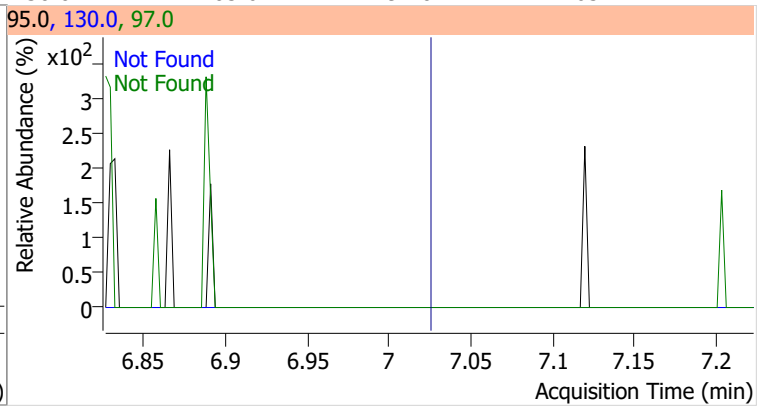

Compound	Conc.	Exp RT	QIon	Exp Ratio
1,2-Dichloropropane	N.D.	7.27	76.0	39.8

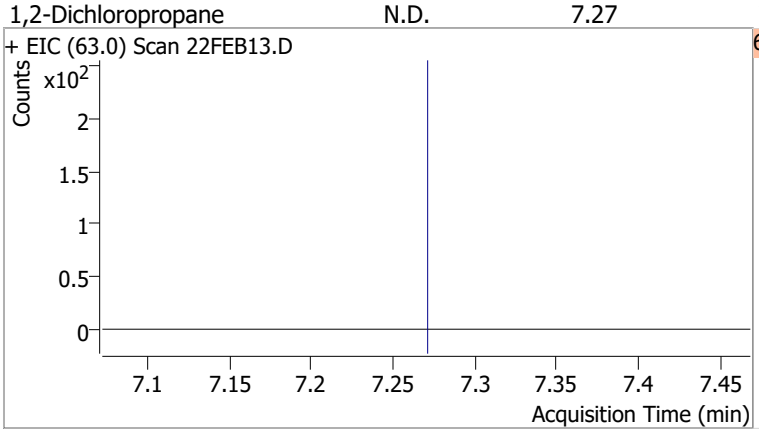

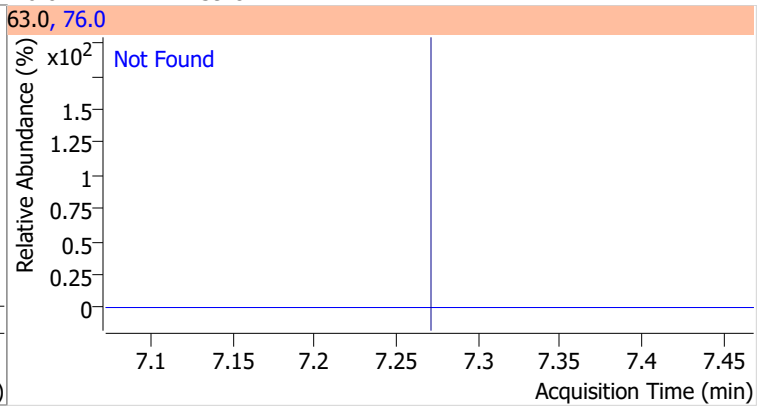

Compound	Conc.	Exp RT	QIon	Exp Ratio	QIon	Exp Ratio
Dibromomethane	N.D.	7.40	173.5	108.2	95.0	84.5

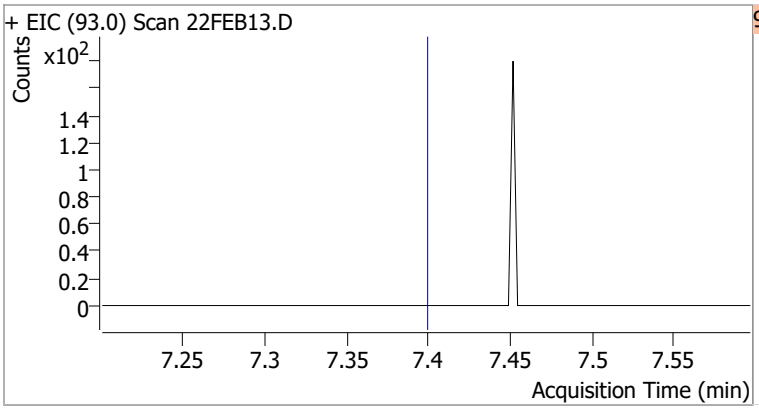

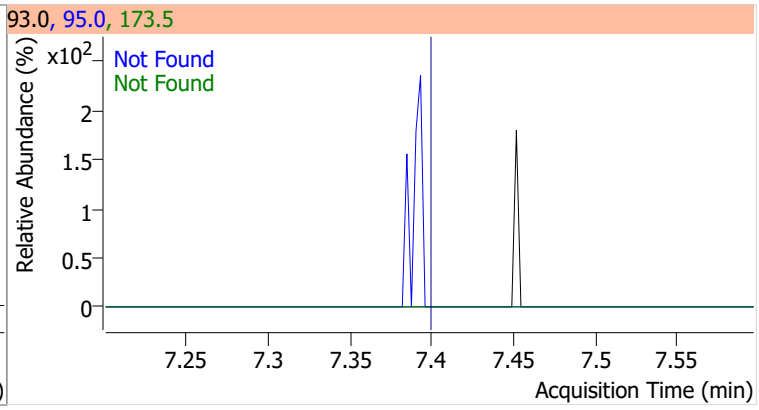

Compound	Conc.	Exp RT	QIon	Exp Ratio	QIon	Exp Ratio
Bromodichloromethane	N.D.	7.58	85.0	66.3	127.0	9.5

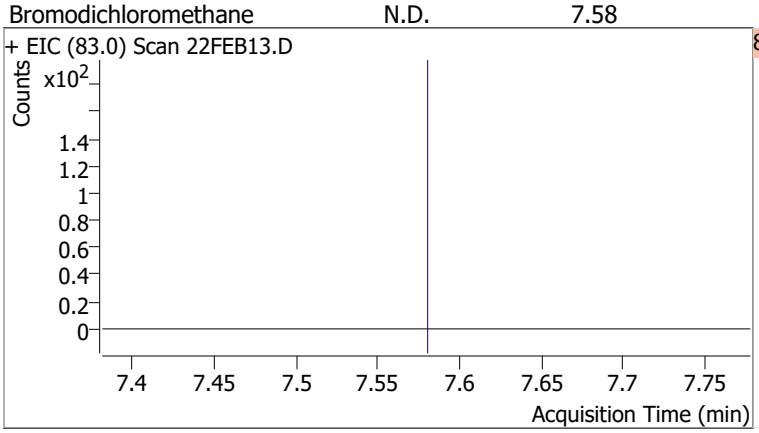

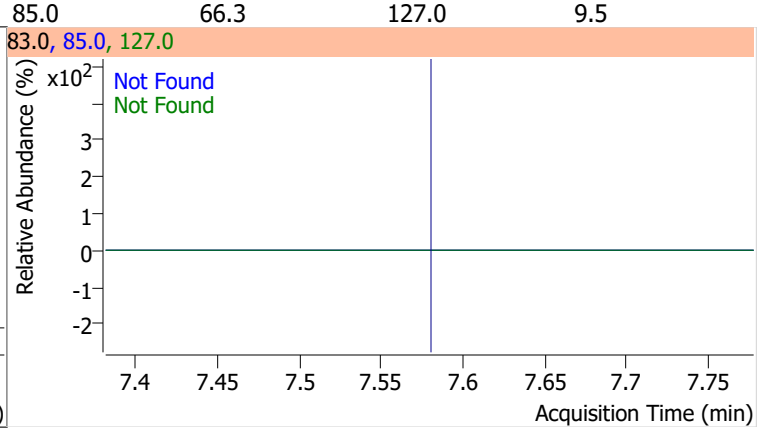

Compound	Conc.	Exp RT	QIon	Exp Ratio	QIon	Exp Ratio
cis-1,3-Dichloropropene	N.D.	8.06	39.0	52.5	77.0	31.8

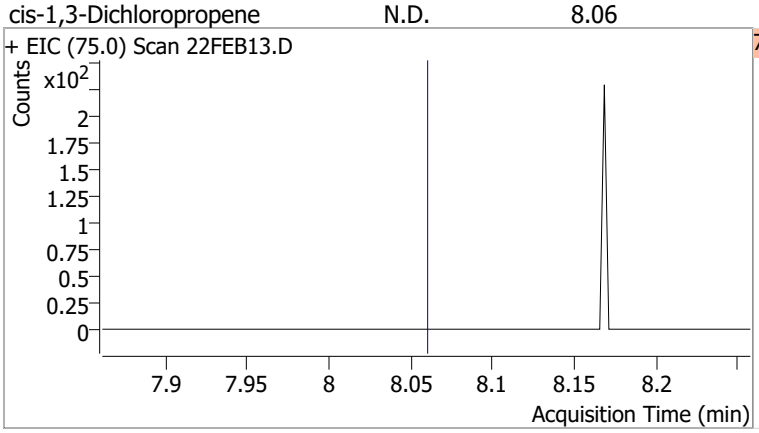

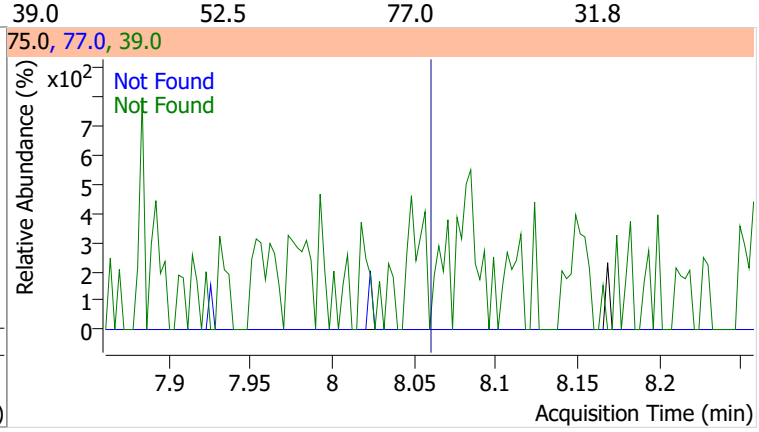

Compound	Conc.	RT	Dev(Min)	Resp.	QIon	QRatio	Lower	Upper
Toluene-d8	264.8482	8.32	0.00	973721	100.0	63.8	34.3	94.3
					99.0	9.6	0.0	39.2

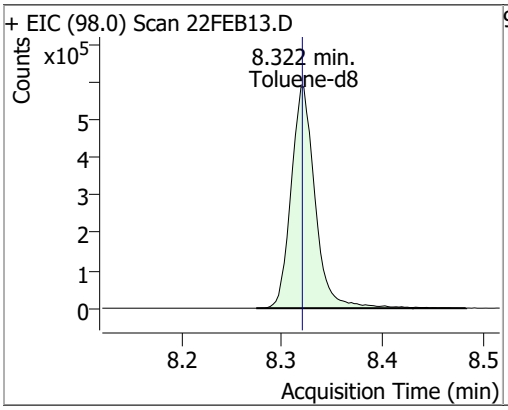

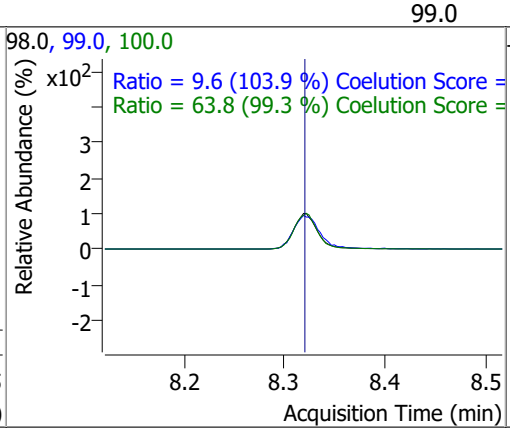

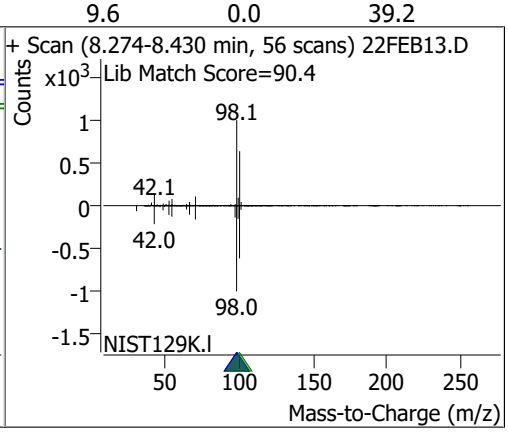

Compound	Conc.	RT	Dev(Min)	Resp.	QIon	QRatio	Lower	Upper
Toluene		0		0	91.0		144.1	204.1

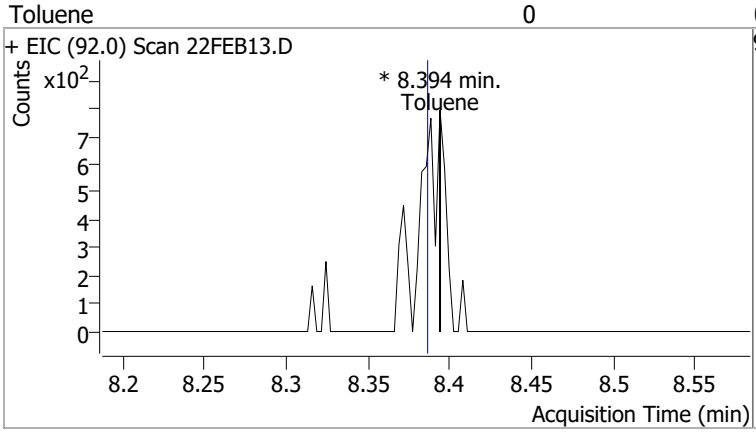

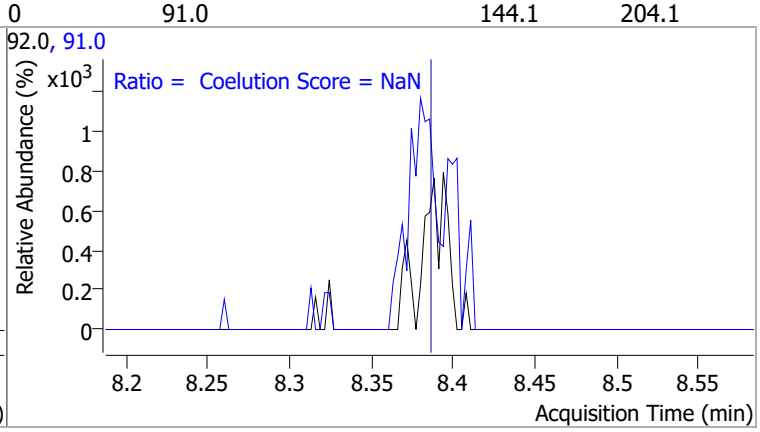

Compound	Conc.	Exp RT	QIon	Exp Ratio	QIon	Exp Ratio
trans-1,3-Dichloropropene	N.D.	8.64	39.0	53.0	77.0	31.0

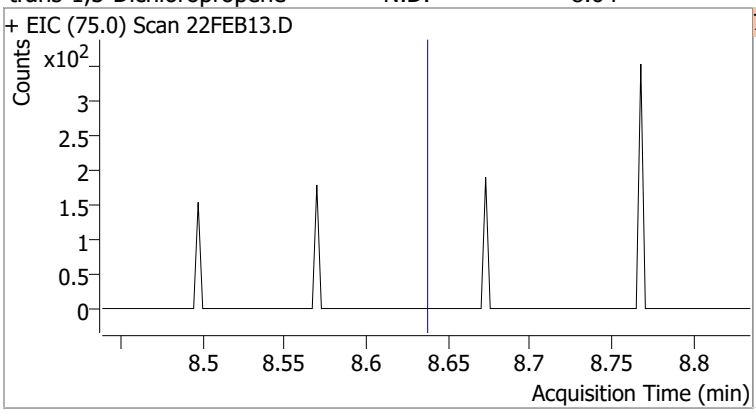

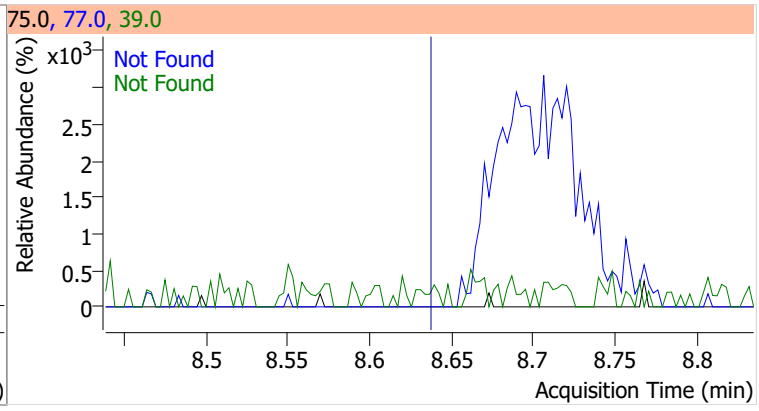

Compound	Conc.	Exp RT	QIon	Exp Ratio	QIon	Exp Ratio
1,1,2-Trichloroethane	N.D.	8.82	97.0	110.7	85.0	60.7

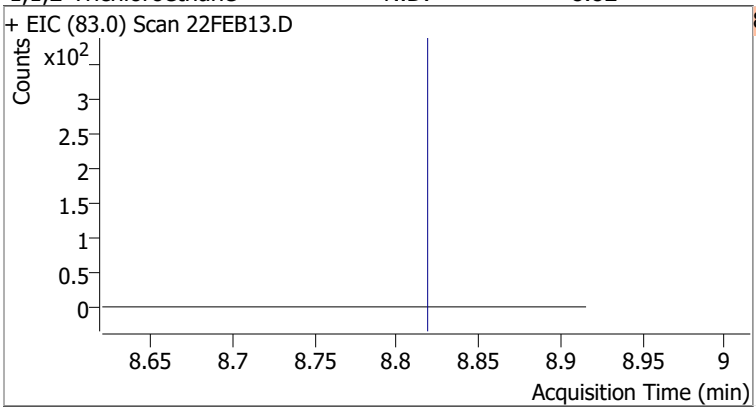

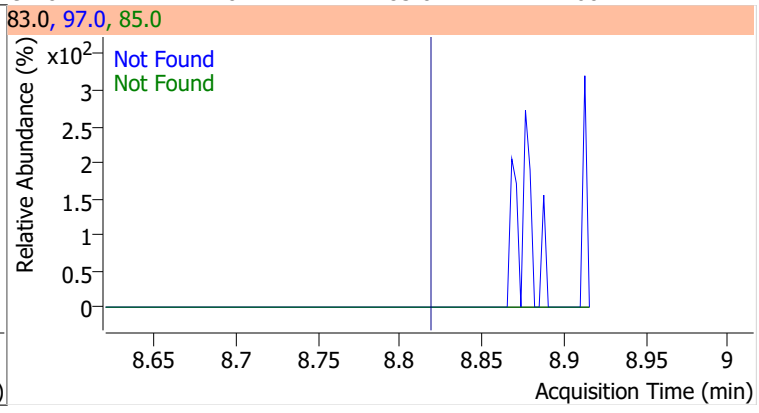

Compound	Conc.	Exp RT	QIon	Exp Ratio	QIon	Exp Ratio
Tetrachloroethene	N.D.	8.94	165.8	126.1	129.0	90.5

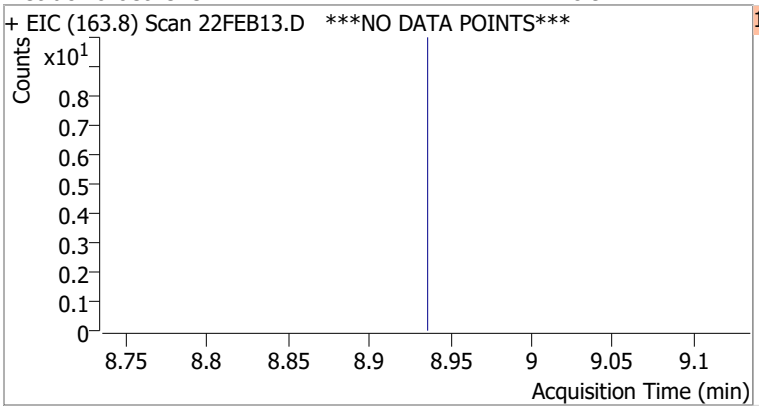

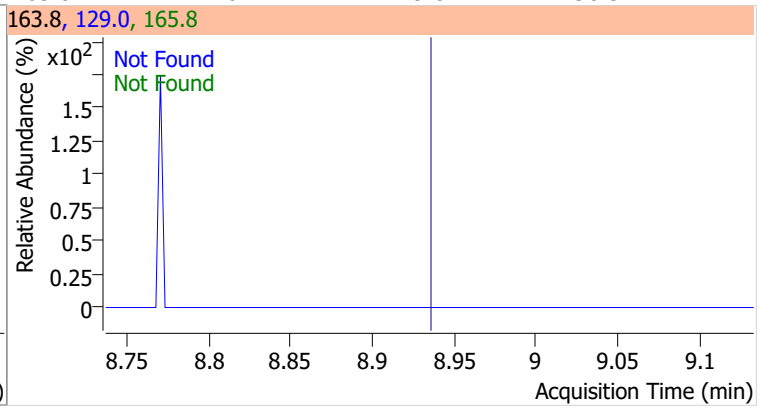

Compound	Conc.	Exp RT	QIon	Exp Ratio
1,3-Dichloropropane	N.D.	8.98	78.0	32.4

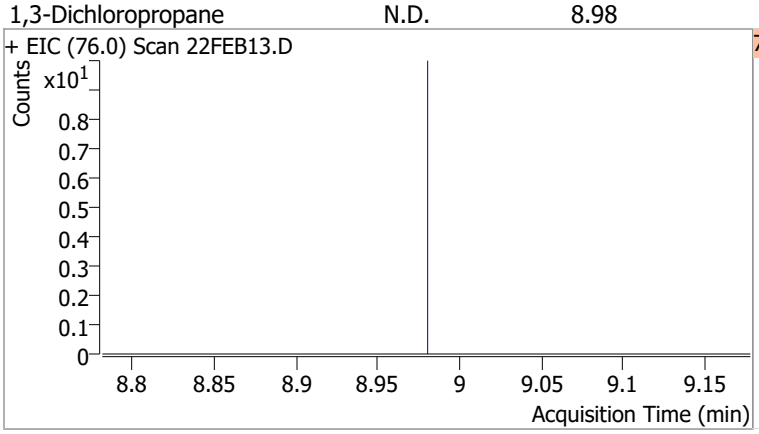

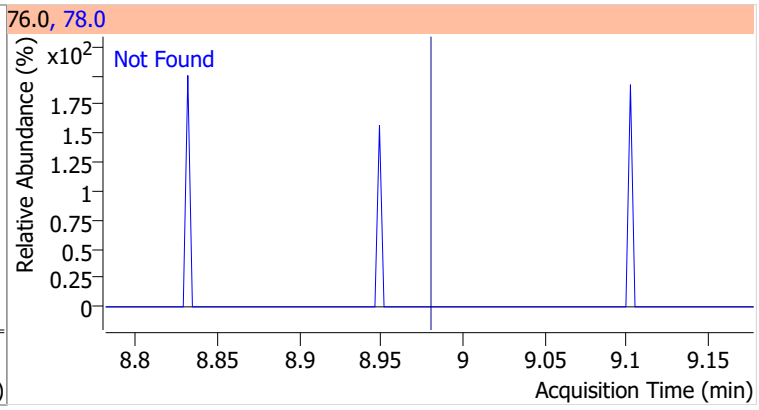

Compound	Conc.	Exp RT	QIon	Exp Ratio
Chlorodibromomethane	N.D.	9.21	127.0	77.2

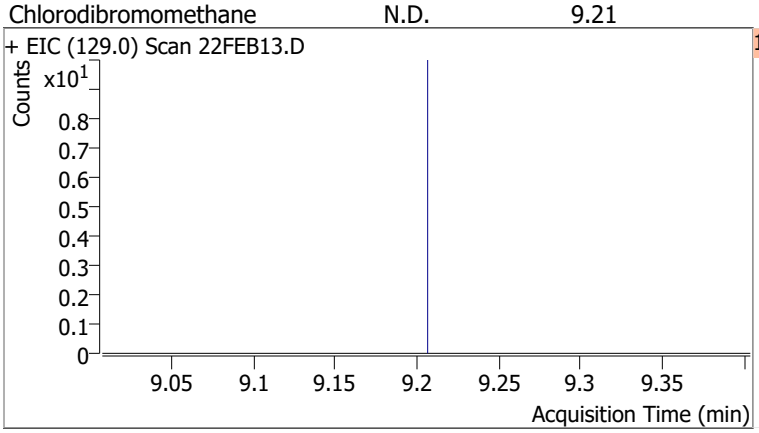

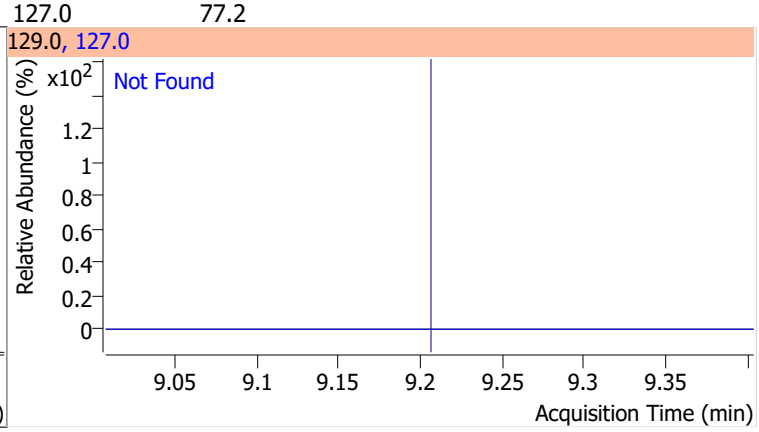

Compound	Conc.	Exp RT	QIon	Exp Ratio
1,2-Dibromoethane	N.D.	9.30	109.0	91.5

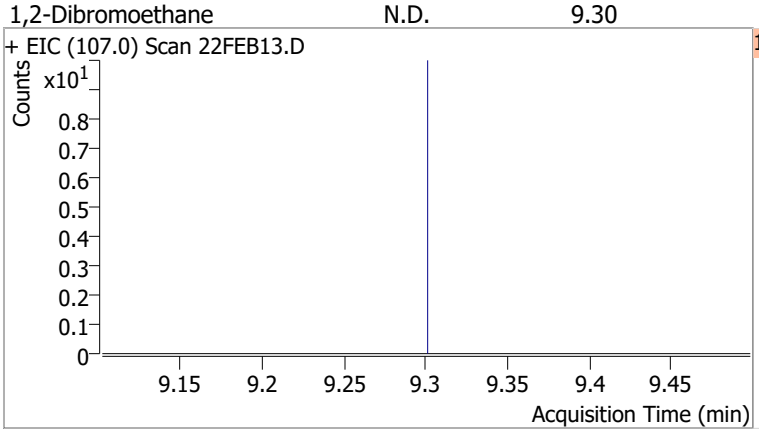

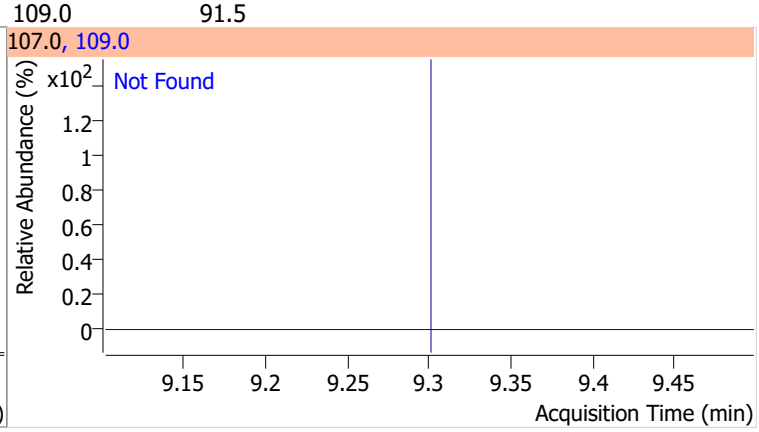

Compound	Conc.	Exp RT	QIon	Exp Ratio
Chlorobenzene	N.D.	9.80	114.0	32.2

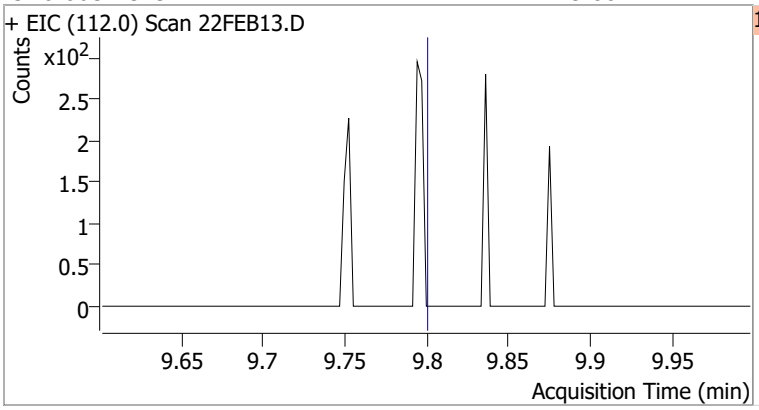

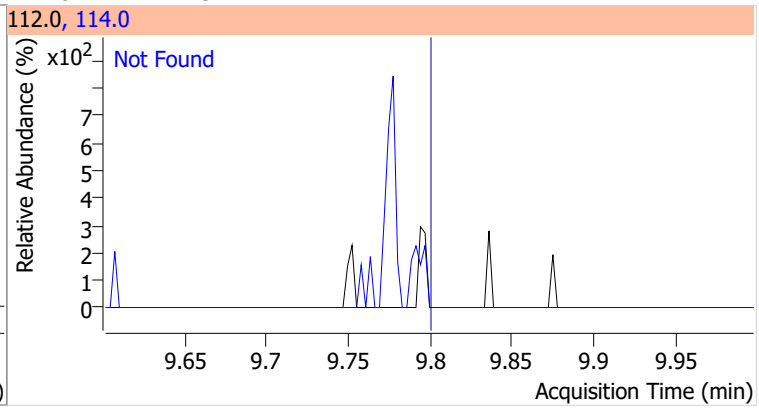

Compound	Conc.	Exp RT	QIon	Exp Ratio
1,1,1,2-Tetrachloroethane	N.D.	9.89	133.0	95.3

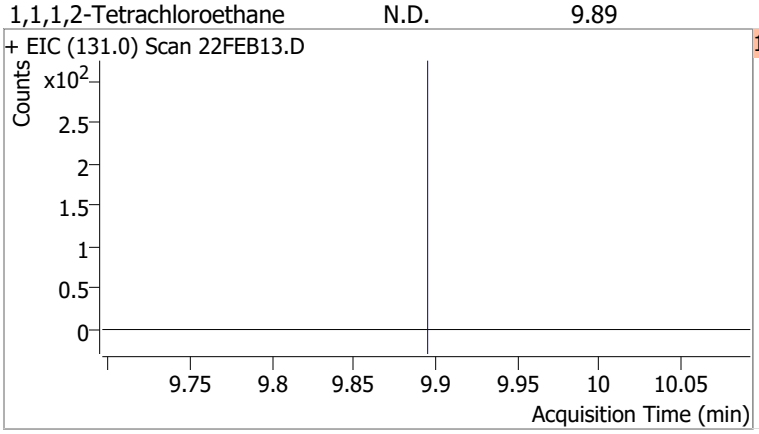

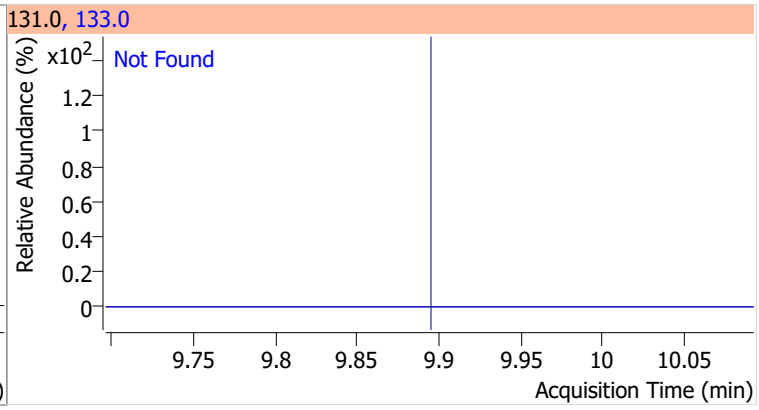

Compound	Conc.	Exp RT	QIon	Exp Ratio
Ethylbenzene	N.D.	9.92	106.0	31.7

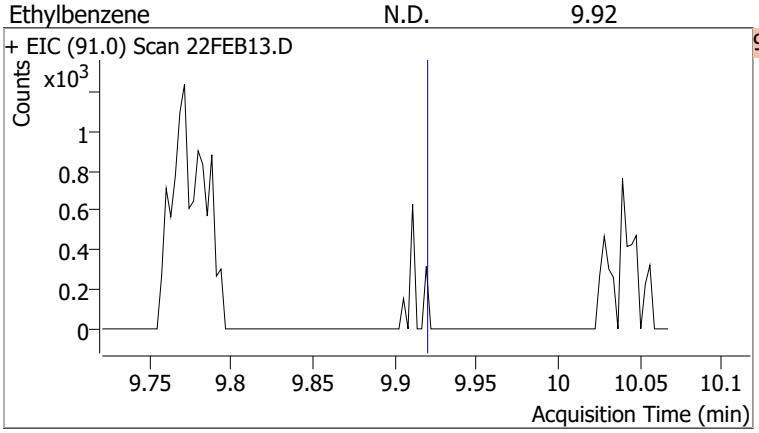

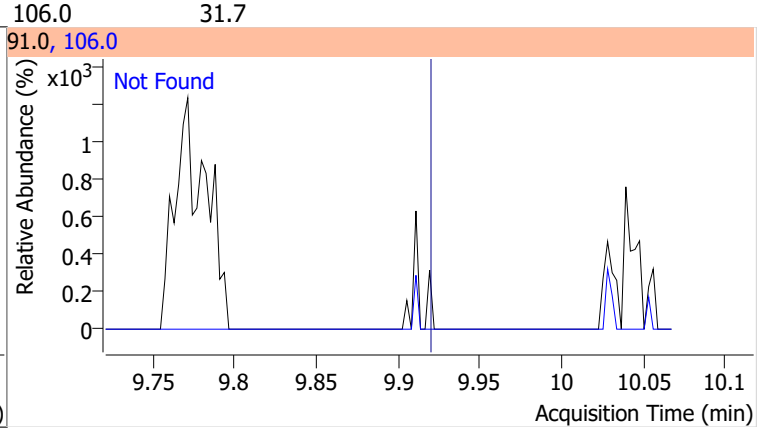

Compound	Conc.	Exp RT	QIon	Exp Ratio
m+p-Xylenes	N.D.	10.04	91.0	200.7

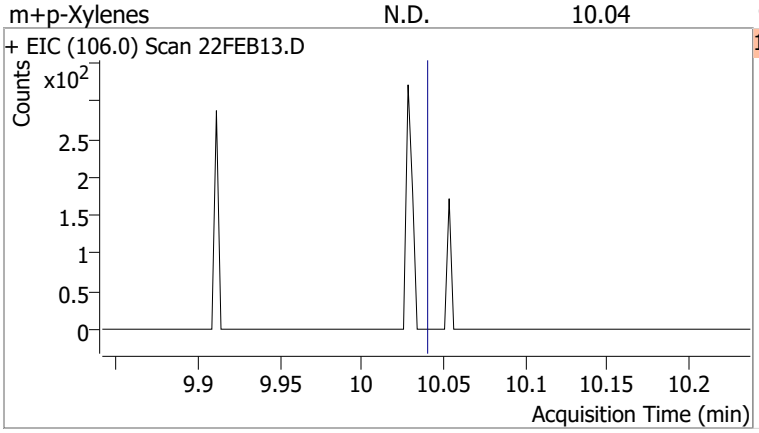

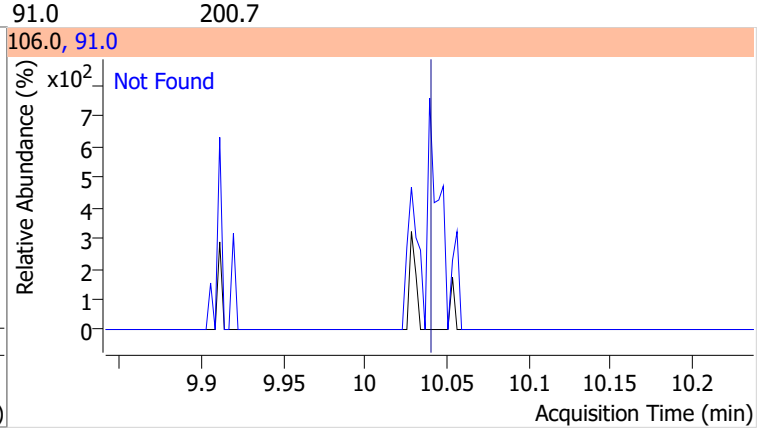

Compound	Conc.	Exp RT	QIon	Exp Ratio
o-Xylene	N.D.	10.43	91.0	211.4

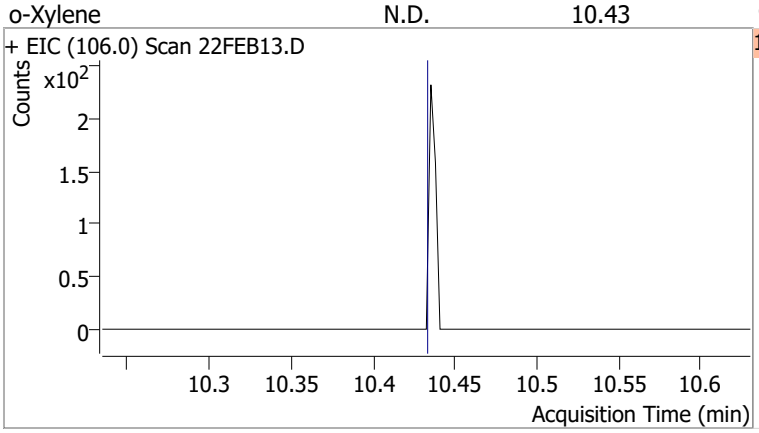

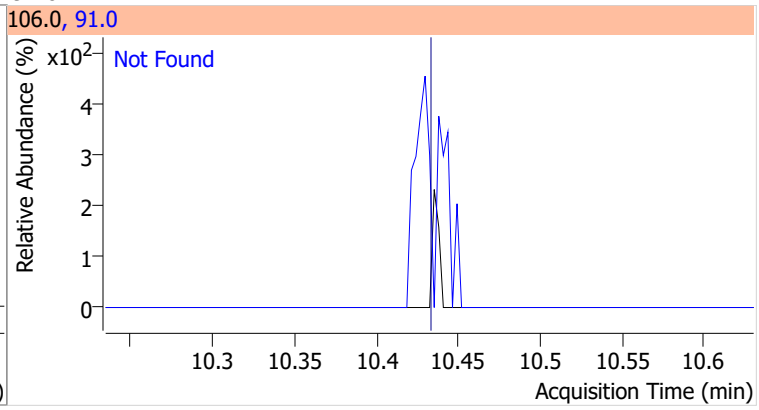

Compound	Conc.	Exp RT	QIon	Exp Ratio
Styrene	N.D.	10.45	78.0	50.6

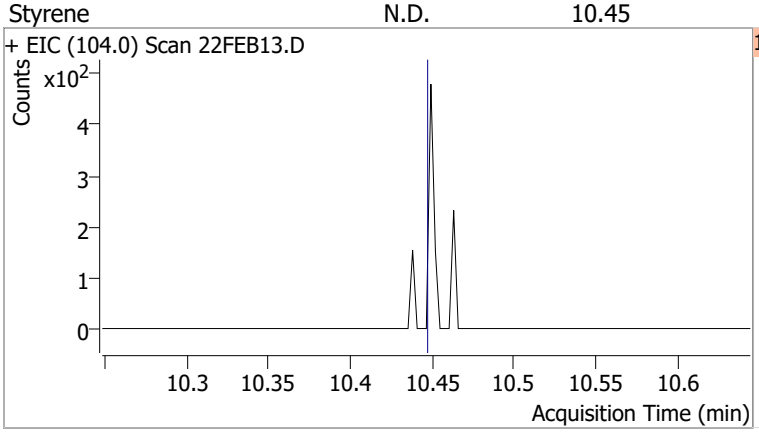

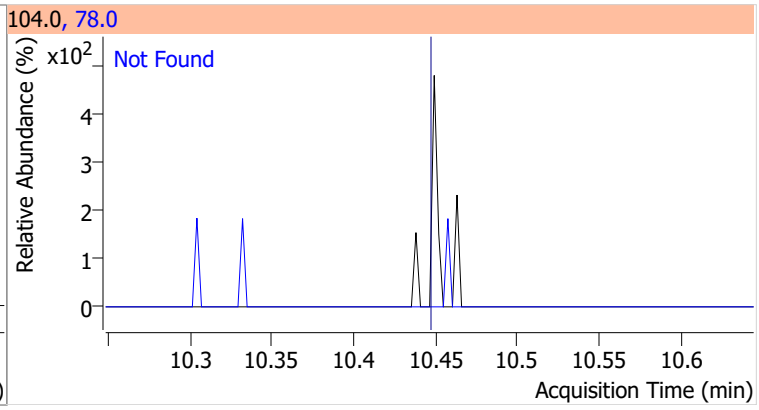

Compound	Conc.	Exp RT	QIon	Exp Ratio	QIon	Exp Ratio
Bromoform	N.D.	10.62	170.5	50.3	174.5	48.1

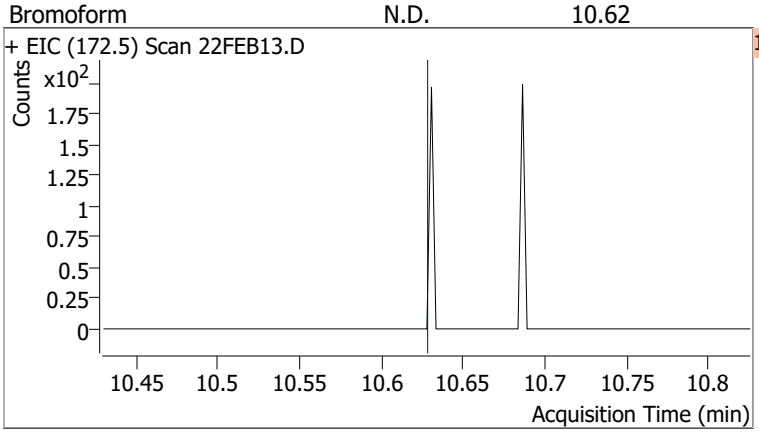

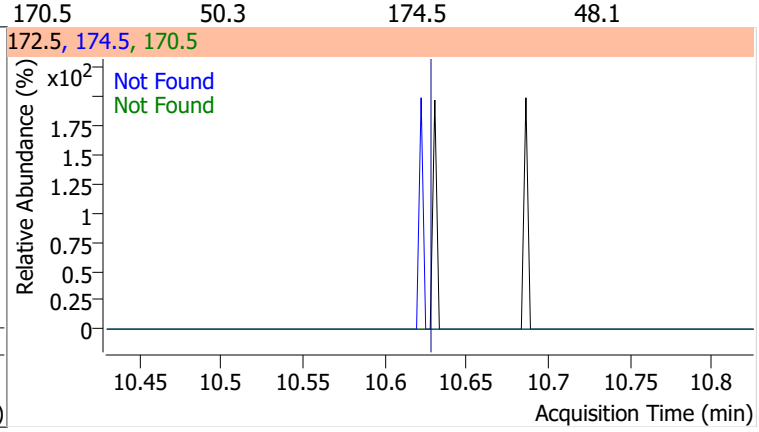

Compound	Conc.	RT	Dev(Min)	Resp.	QIon	QRatio	Lower	Upper
p-Bromofluorobenzene	269.2087	10.95	0.01	271986	174.0	94.2	65.3	125.3
					176.0	90.2	63.3	123.3

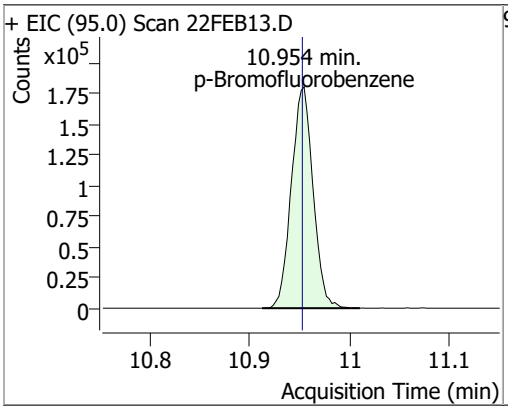

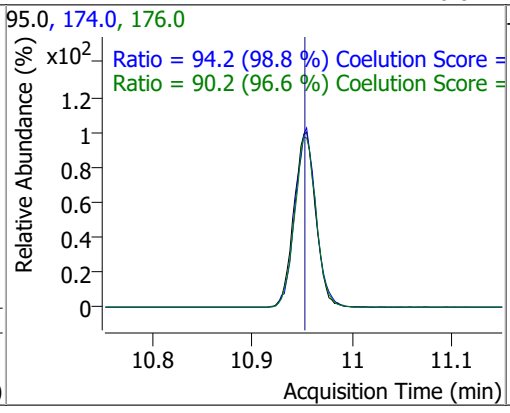

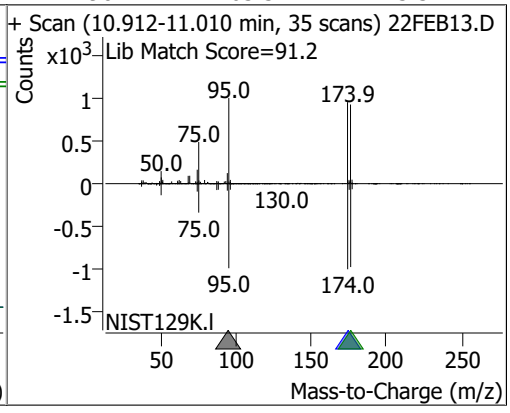

Compound	Conc.	Exp RT	QIon	Exp Ratio	QIon	Exp Ratio
Bromobenzene	N.D.	11.09	77.0	143.5	158.0	96.1

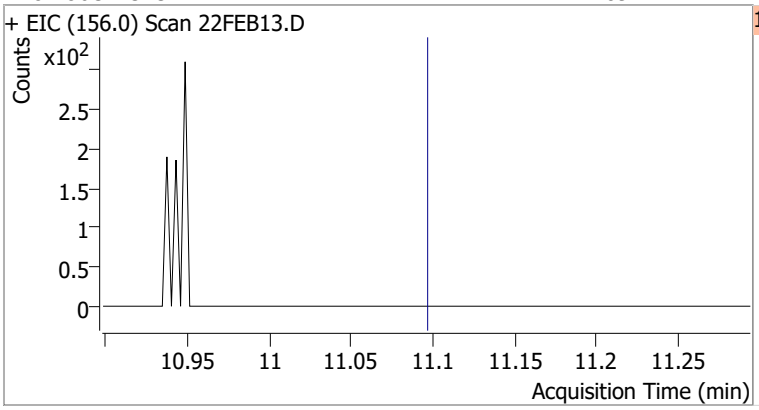

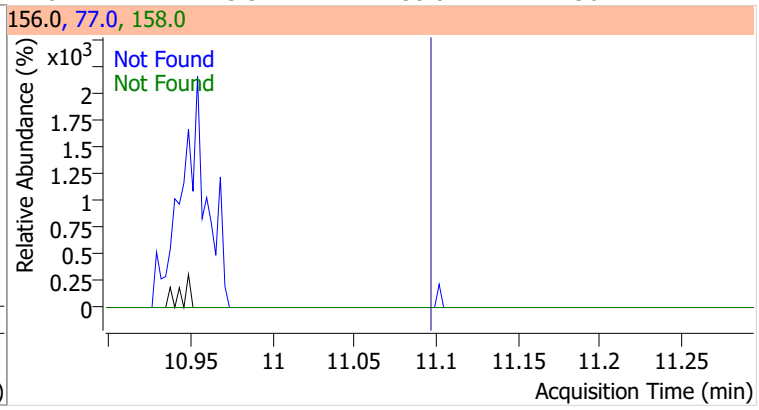

Compound	Conc.	Exp RT	QIon	Exp Ratio
1,1,2,2-Tetrachloroethane	N.D.	11.11	85.0	63.3

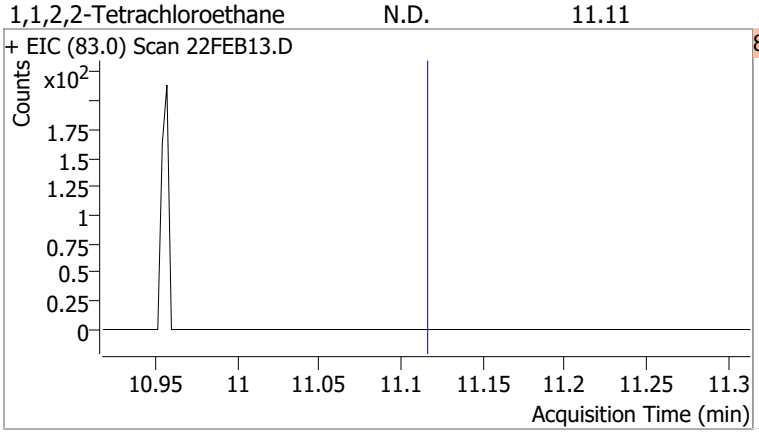

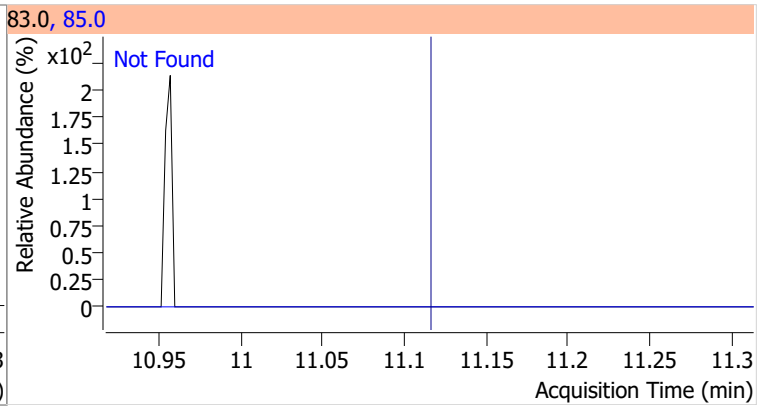

Compound	Conc.	Exp RT	QIon	Exp Ratio
1,2,3-Trichloropropane	N.D.	11.15	112.0	65.8

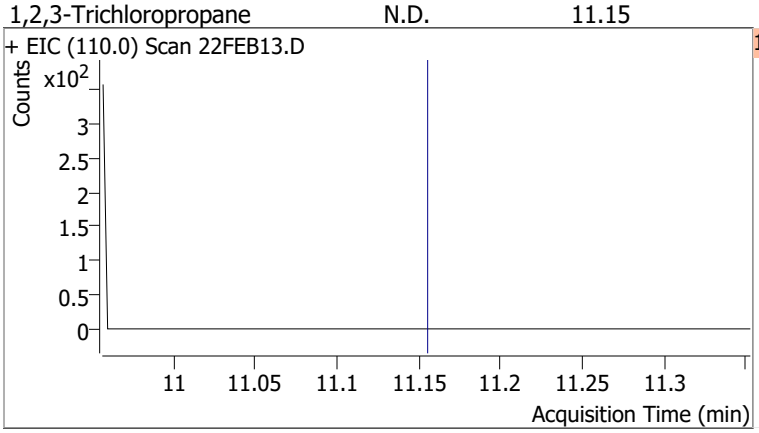

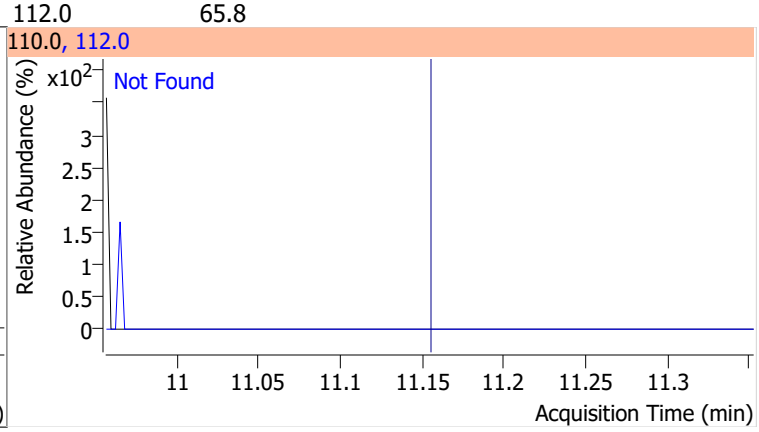

Compound	Conc.	Exp RT	QIon	Exp Ratio
2-Chlorotoluene	N.D.	11.29	91.0	276.2

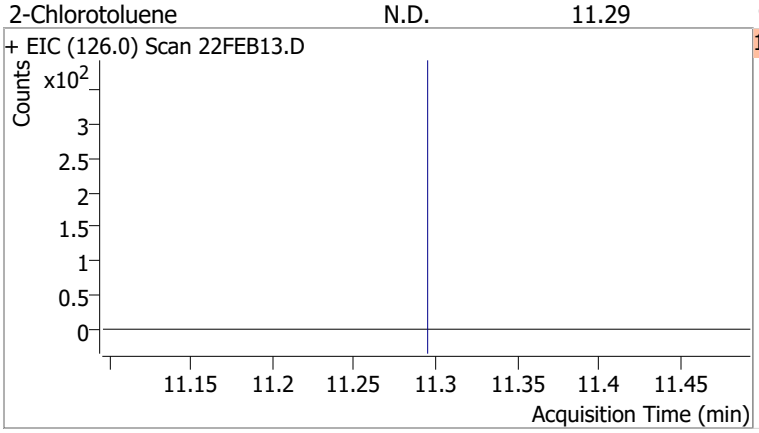

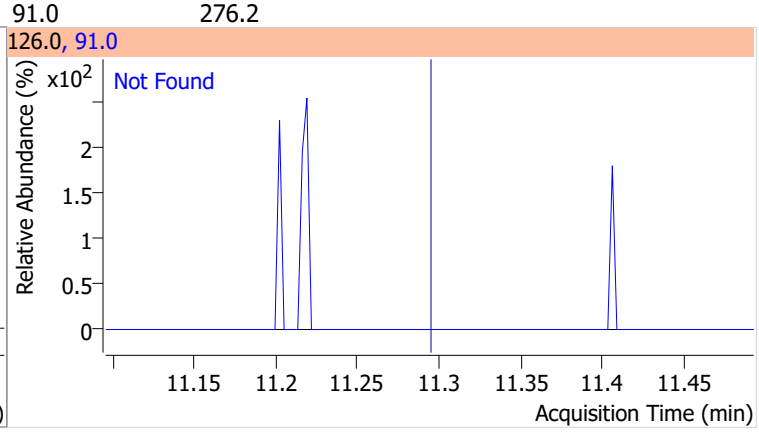

Compound	Conc.	Exp RT	QIon	Exp Ratio
4-Chlorotoluene	N.D.	11.40	126.0	31.3

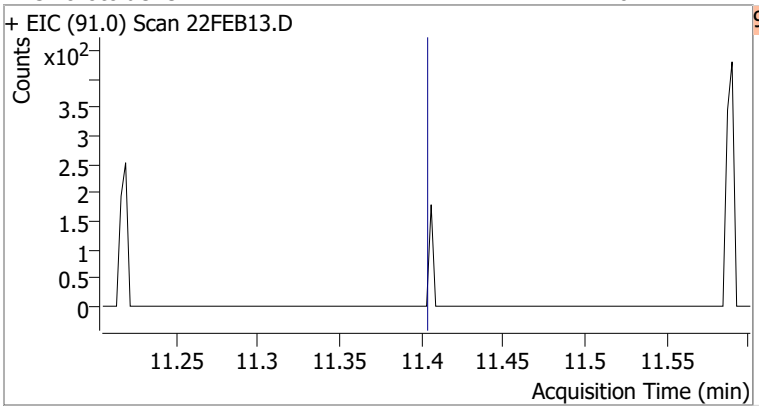

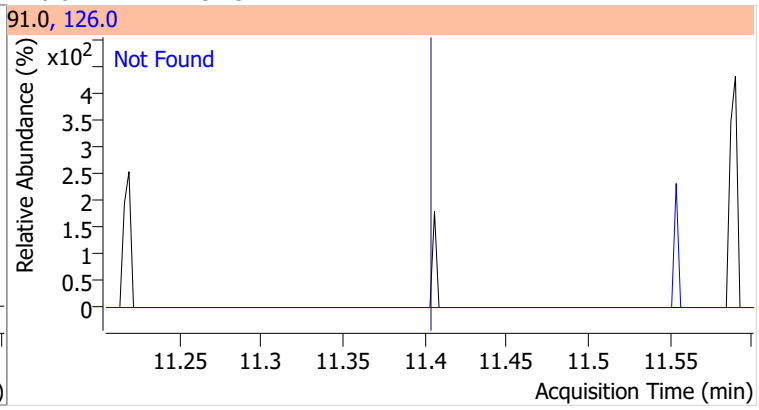

Compound	Conc.	Exp RT	QIon	Exp Ratio	QIon	Exp Ratio
1,3-Dichlorobenzene	N.D.	12.03	148.0	62.8	111.0	38.7

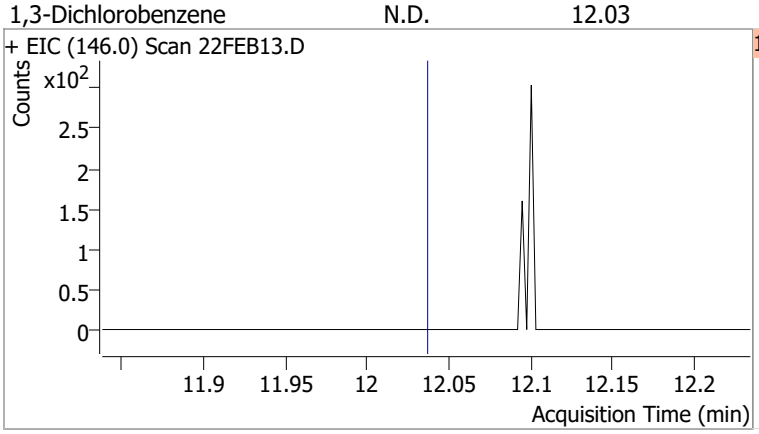

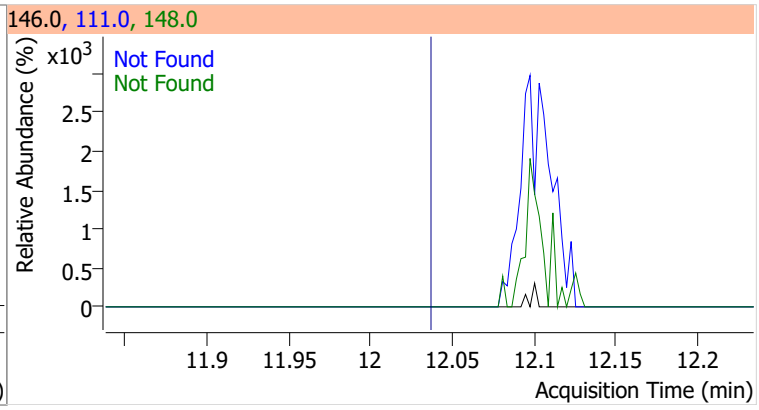

Compound	Conc.	Exp RT	QIon	Exp Ratio	QIon	Exp Ratio
1,4-Dichlorobenzene	N.D.	12.12	148.0	63.7	111.0	38.7

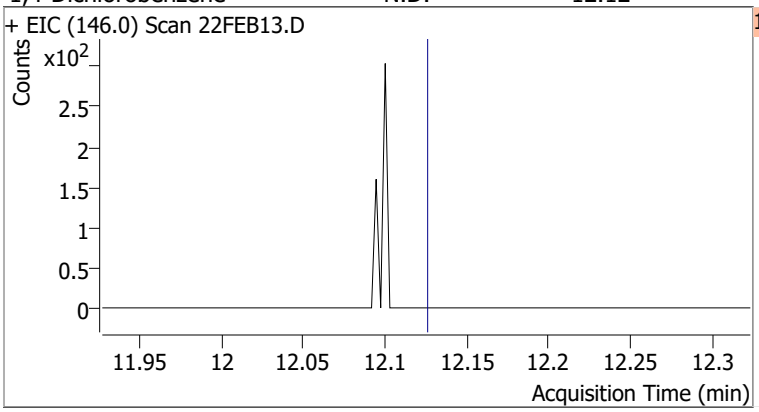

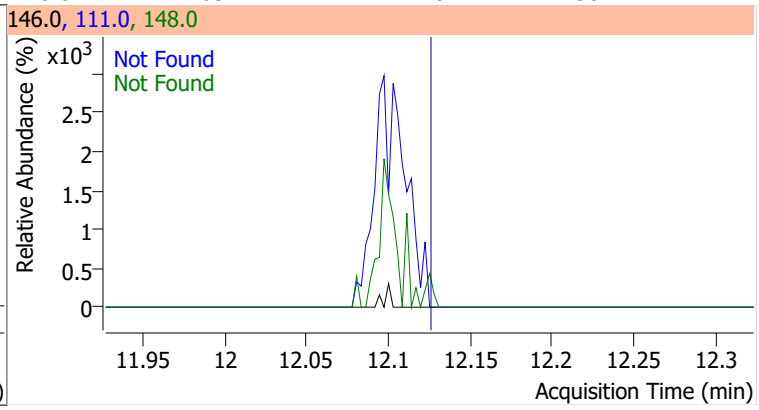

Compound	Conc.	Exp RT	QIon	Exp Ratio	QIon	Exp Ratio
1,2-Dichlorobenzene	N.D.	12.49	148.0	61.9	111.0	39.5

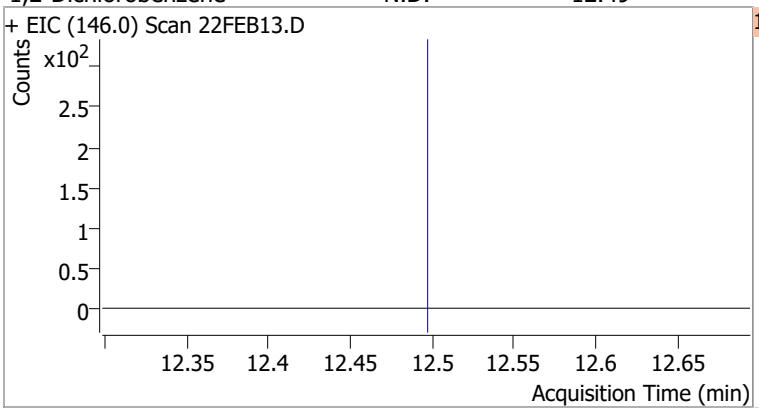

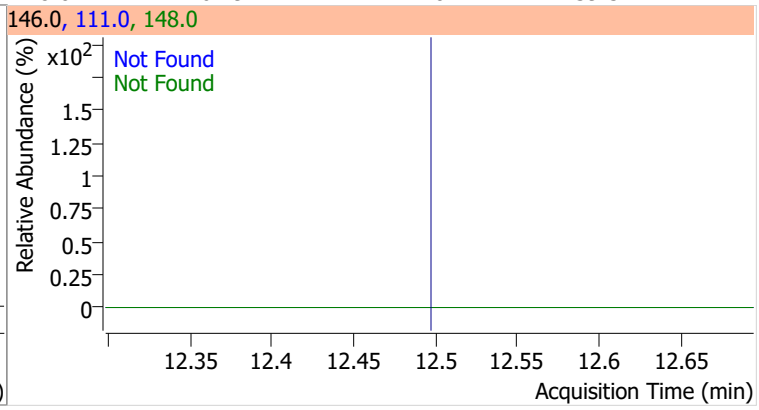

Quantitation Results Report (QT Reviewed)

Data File	22FEB14.D	Operator	MSC
Acq. Method	5975CACQF.M	Acq. Date-Time	2/22/2022 4:00:39 PM
Sample Name	B22021435-032F	Instrument	VOA5975C
Vial	14	Multiplier	1.00
DA Method File	VOA5975C_8260B_SHT_DoD_L4_011922.m	Comment	
Tune File	BFB_Atune3.u	Tune Date	10/11/2021 4:02:00 PM
Batch Name	VG022222_8260B.batch.bin	Last Calib Update	3/18/2022 11:09:24 AM
Ref Library	\\MASSHUNTER\Org\Library\NIST129K.l		

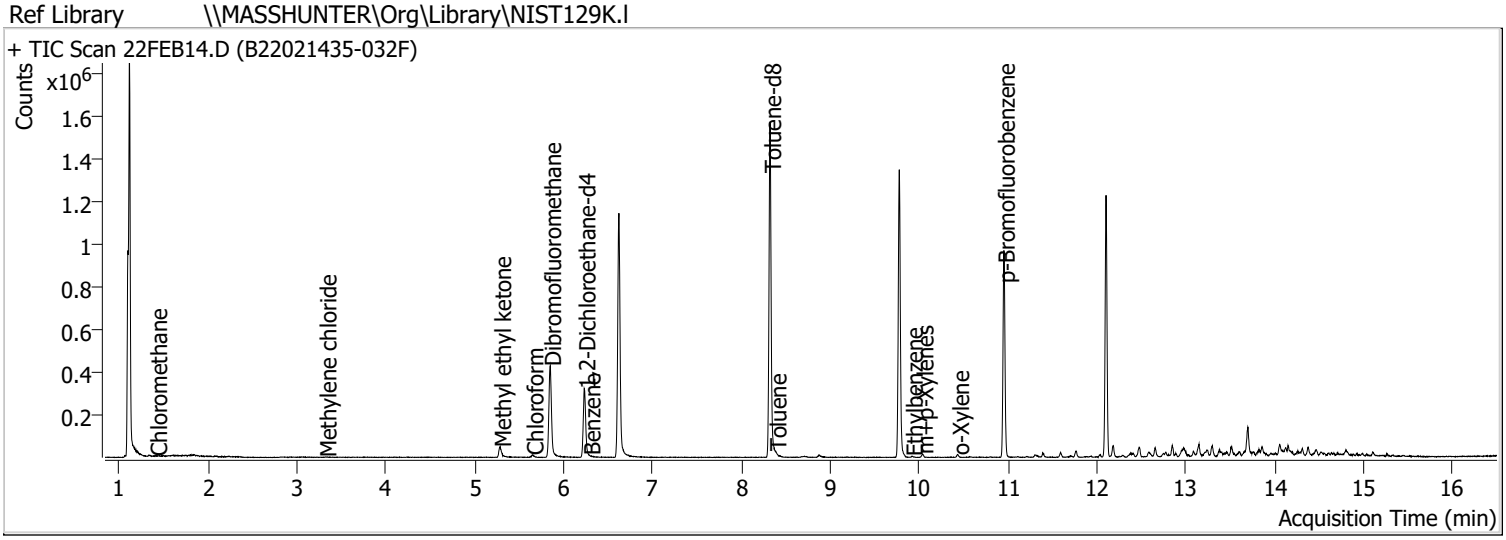

Compound	RT	QIon	Resp.	Conc.	Units		Dev(Min)
Internal Standards							
M Fluorobenzene	6.618	96.0	981662	250.0000	ng		-0.003
M Chlorobenzene-d5	9.775	82.0	381060	250.0000	ng		0.000
M 1,4-Dichlorobenzene-d4	12.100	152.0	290468	250.0000	ng		0.000
System Monitoring Compounds							
S Dibromofluoromethane	5.848	113.0	262471	276.0469	ng		-0.003
Spiked Amount: 250.000	Range: 80.0 - 119.0%			Recovery = 110.42%			
S 1,2-Dichloroethane-d4	6.233	67.0	116361	283.3033	ng		0.003
Spiked Amount: 250.000	Range: 81.0 - 118.0%			Recovery = 113.32%			
S Toluene-d8	8.322	98.0	982617	264.3144	ng		0.003
Spiked Amount: 250.000	Range: 89.0 - 112.0%			Recovery = 105.73%			
S p-Bromofluorobenzene	10.951	95.0	280641	261.6759	ng		0.003
Spiked Amount: 250.000	Range: 85.0 - 114.0%			Recovery = 104.67%			
Target Compounds							**QValue**
T Dichlorodifluoromethane	0.000		0	N.D.			
T Chloromethane	1.414	50.0	1078	0.6935	ng	m	94
T Vinyl chloride	0.000		0	N.D.			
T Bromomethane	0.000		0	N.D.			
T Chloroethane	0.000		0	N.D.			
T Trichlorofluoromethane	0.000		0	N.D.			
T 1,1-Dichloroethene	0.000		0	N.D.			
T Methylene chloride	3.322	49.0	869	0.6054	ng	m	80
T trans-1,2-Dichloroethene	0.000		0	N.D.			
T Methyl tert-butyl ether (MTBE)	0.000		0	N.D.			
T 1,1-Dichloroethane	0.000		0	N.D.			
T 2,2-Dichloropropane	0.000		0	N.D.			
T cis-1,2-Dichloroethene	0.000		0	N.D.			
T Methyl ethyl ketone	5.285	43.0	70709	473.9464	ng		99
T Bromochloromethane	0.000		0	N.D.			
T Chloroform	5.650	83.0	8631	4.5301	ng	m	100

Compound	RT	QIon	Resp.	Conc.	Units		Dev(Min)
T 1,1,1-Trichloroethane	0.000		0	N.D.			
T Carbon tetrachloride	0.000		0	N.D.			
T 1,1-Dichloropropene	0.000		0	N.D.			
T Benzene	6.289	78.0	688	0.1755	ng	m	86
T 1,2-Dichloroethane	0.000		0	N.D.			
T Trichloroethene	0.000		0	N.D.			
T 1,2-Dichloropropane	0.000		0	N.D.			
T Dibromomethane	0.000		0	N.D.			
T Bromodichloromethane	0.000		0	N.D.			
T cis-1,3-Dichloropropene	0.000		0	N.D.			
T Toluene	8.380	92.0	2408	0.9717	ng		98
T trans-1,3-Dichloropropene	0.000		0	N.D.			
T 1,1,2-Trichloroethane	0.000		0	N.D.			
T Tetrachloroethene	0.000		0	N.D.			
T 1,3-Dichloropropane	0.000		0	N.D.			
T Chlorodibromomethane	0.000		0	N.D.			
T 1,2-Dibromoethane	0.000		0	N.D.			
T Chlorobenzene	0.000		0	N.D.			
T 1,1,1,2-Tetrachloroethane	0.000		0	N.D.			
T Ethylbenzene	9.914	91.0	2885	1.2236	ng		94
T m+p-Xylenes	10.037	106.0	3512	3.6844	ng		95
T o-Xylene	10.435	106.0	2885	2.7663	ng		97
T Styrene	0.000		0	N.D.			
T Bromoform	0.000		0	N.D.			
T Bromobenzene	0.000		0	N.D.			
T 1,1,2,2-Tetrachloroethane	0.000		0	N.D.			
T 1,2,3-Trichloropropane	0.000		0	N.D.			
T 2-Chlorotoluene	0.000		0	N.D.			
T 4-Chlorotoluene	0.000		0	N.D.			
T 1,3-Dichlorobenzene	0.000		0	N.D.			
T 1,4-Dichlorobenzene	0.000		0	N.D.			
T 1,2-Dichlorobenzene	0.000		0	N.D.			

(#) = Qualifier Out of Range; (m) = Manual Integration; (+) = Area Summed; (*) = Surrogate Percent Recovery Out of Range; (d): Zeroed Peak

Compound	Conc.	Exp RT	QIon	Exp Ratio
Dichlorodifluoromethane	N.D.	1.24	87.0	31.8

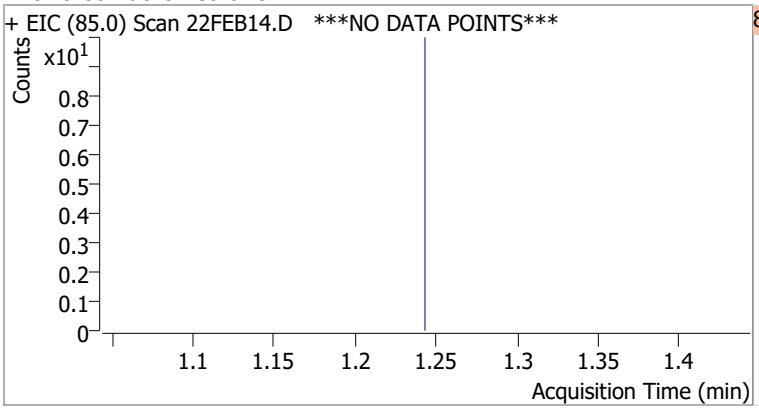

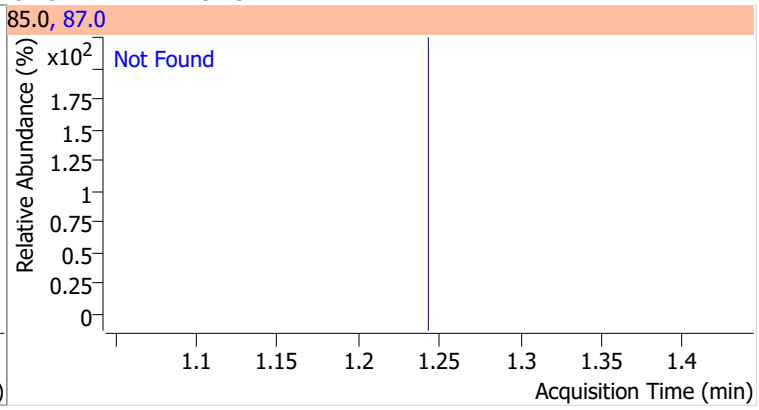

Compound	Conc.	RT	Dev(Min)	Resp.	QIon	QRatio	Lower	Upper
Chloromethane	0.6935	1.41	0.01	1078 (m)	52.0	29.3	2.4	62.4

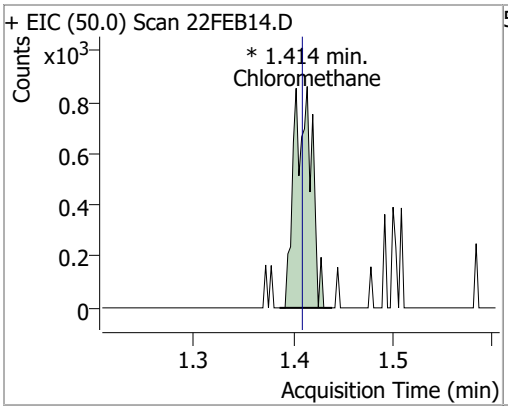

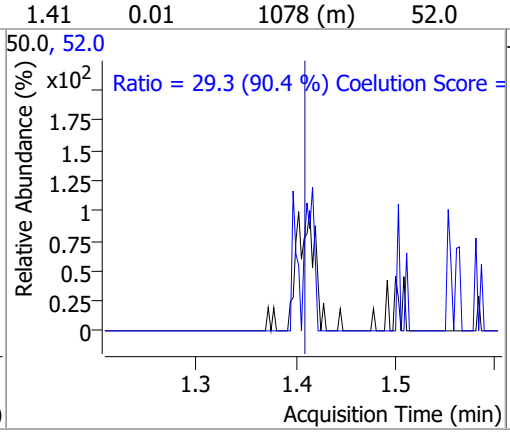

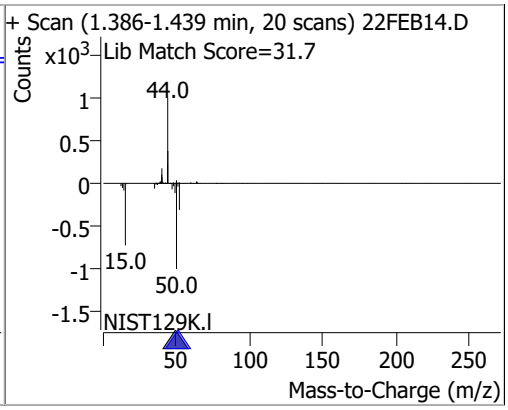

Compound	Conc.	Exp RT	QIon	Exp Ratio
Vinyl chloride	N.D.	1.50	64.0	31.3

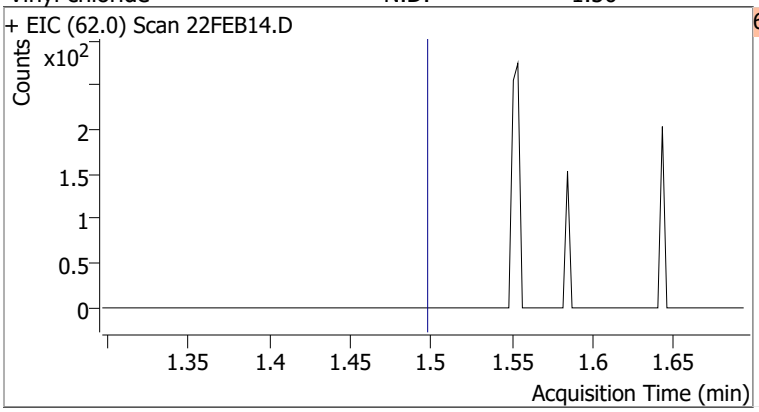

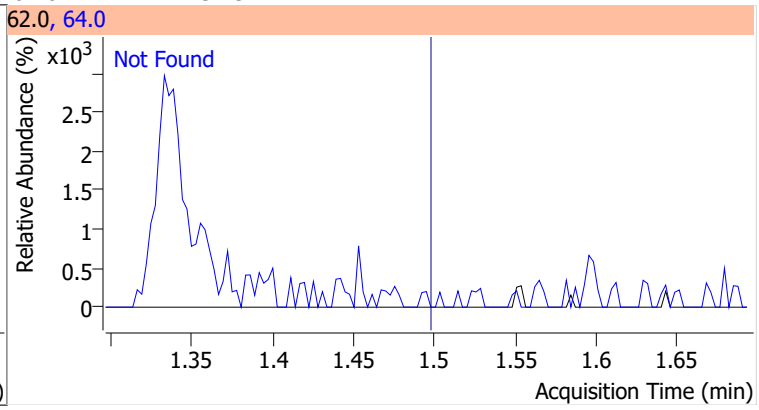

Compound	Conc.	Exp RT	QIon	Exp Ratio
Bromomethane	N.D.	1.80	94.0	110.1

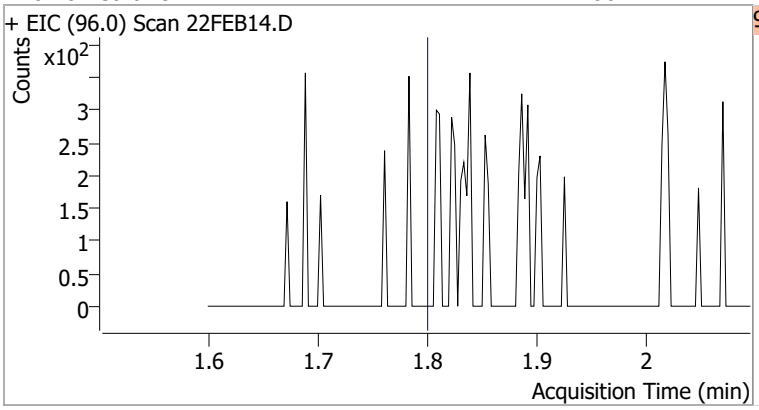

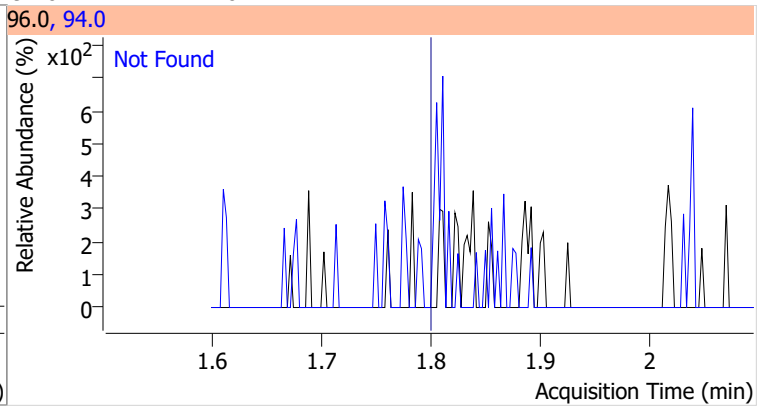

Compound	Conc.	Exp RT	QIon	Exp Ratio
Chloroethane	N.D.	1.90	66.0	30.0

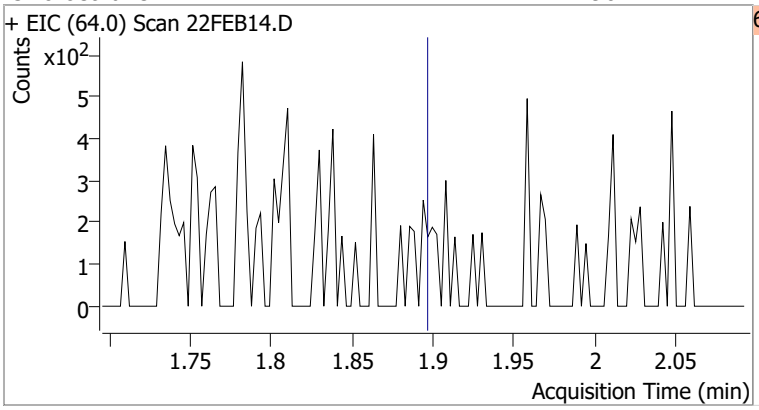

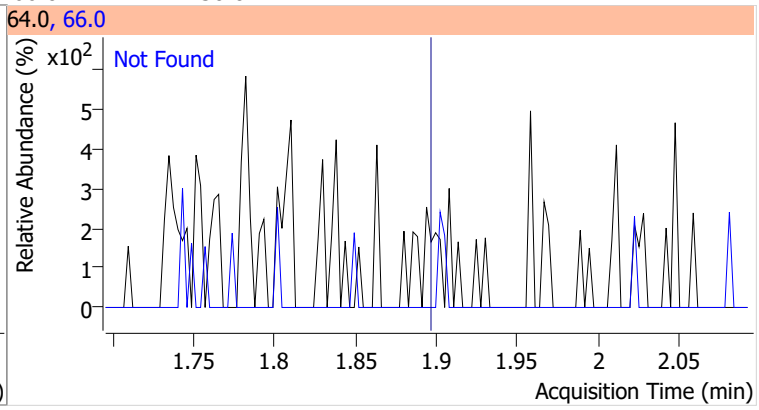

Compound	Conc.	Exp RT	QIon	Exp Ratio
Trichlorofluoromethane	N.D.	2.15	103.0	65.0

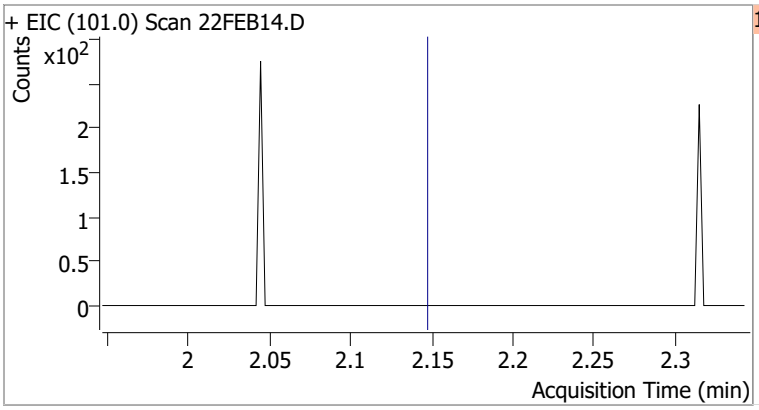

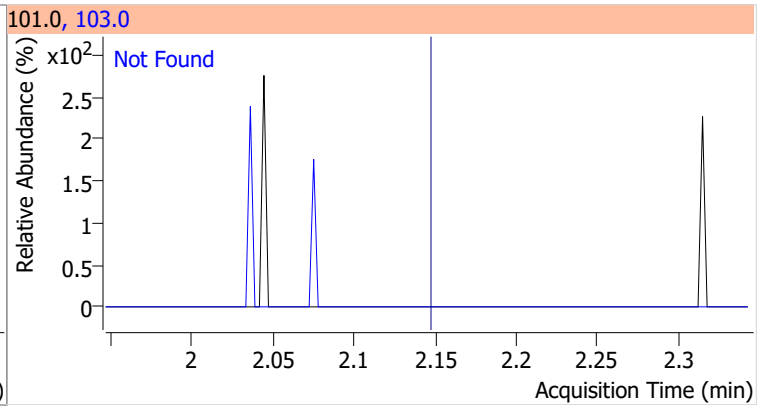

Compound	Conc.	Exp RT	QIon	Exp Ratio	QIon	Exp Ratio
1,1-Dichloroethene	N.D.	2.70	61.0	179.9	63.0	57.0

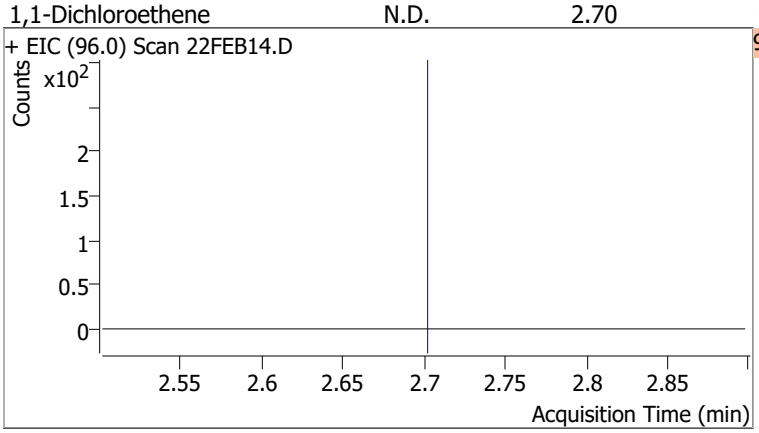

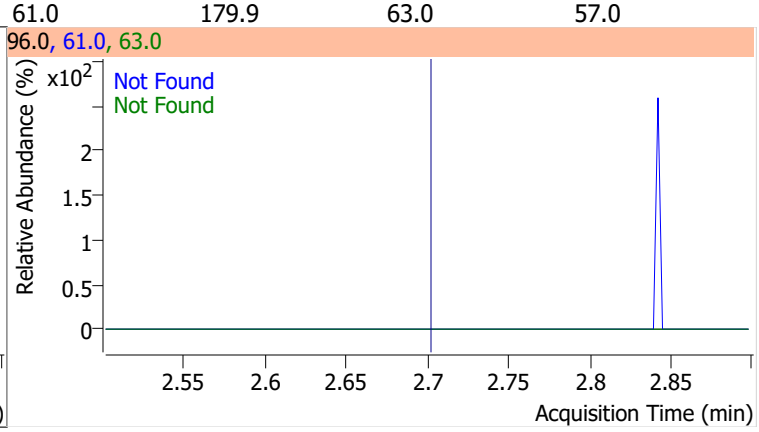

Compound	Conc.	RT	Dev(Min)	Resp.	QIon	QRatio	Lower	Upper
Methylene chloride	0.6054	3.32	-0.01	869 (m)	84.0	70.5	36.1	96.1
					86.0	15.4	11.8	71.8

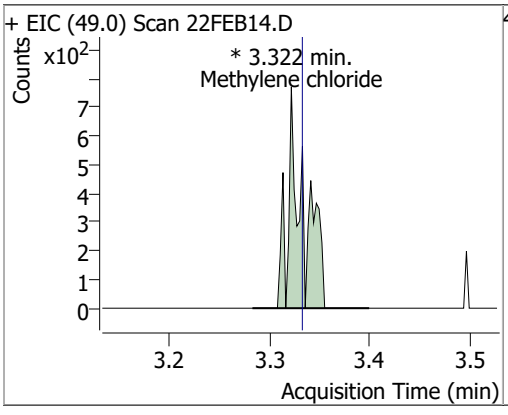

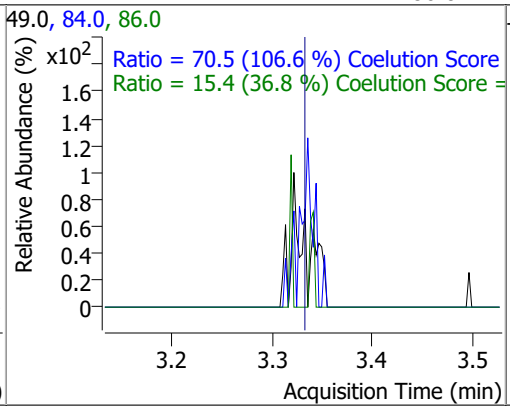

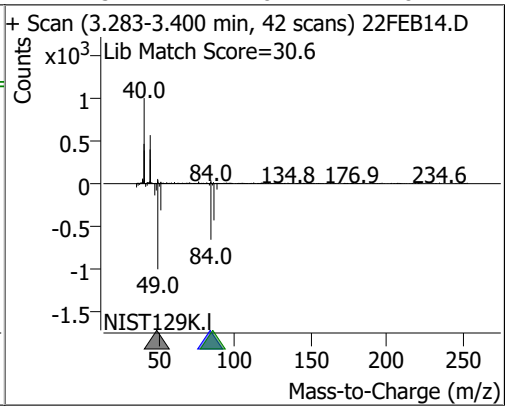

Compound	Conc.	Exp RT	QIon	Exp Ratio	QIon	Exp Ratio
trans-1,2-Dichloroethene	N.D.	3.72	61.0	154.8	98.0	62.1

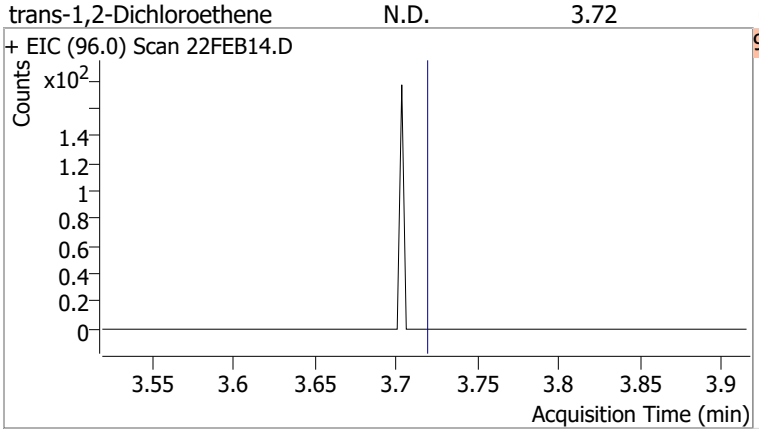

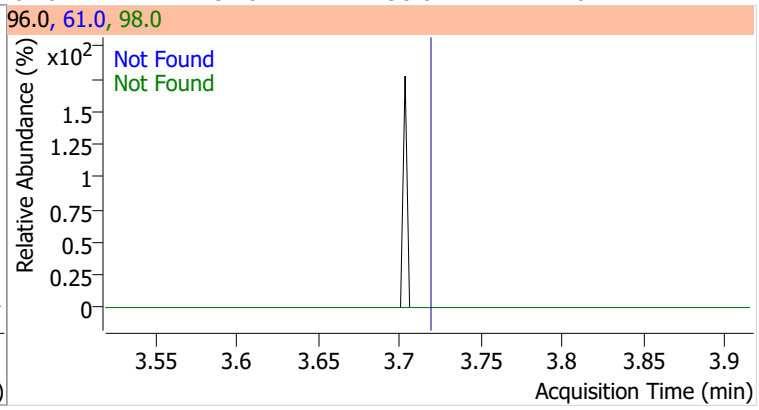

Compound	Conc.	Exp RT	QIon	Exp Ratio
Methyl tert-butyl ether (MTBE)	N.D.	3.75	57.0	24.6

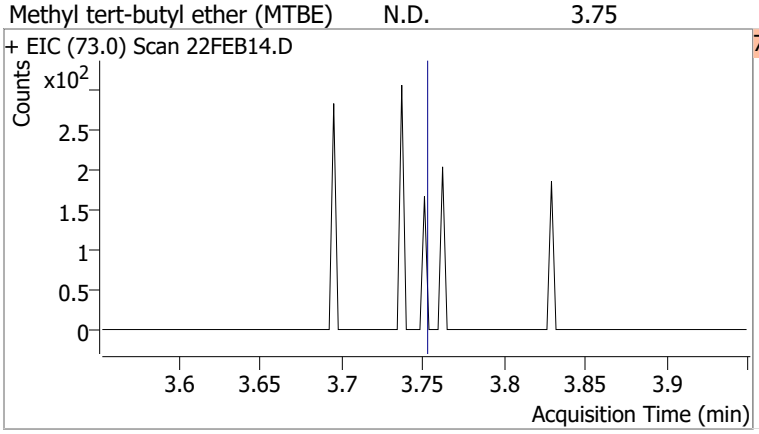

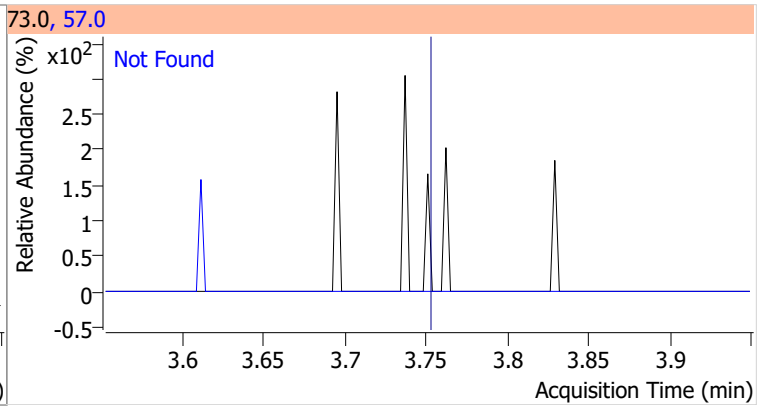

Compound	Conc.	Exp RT	QIon	Exp Ratio	QIon	Exp Ratio
1,1-Dichloroethane	N.D.	4.38	65.0	31.0	83.0	12.7

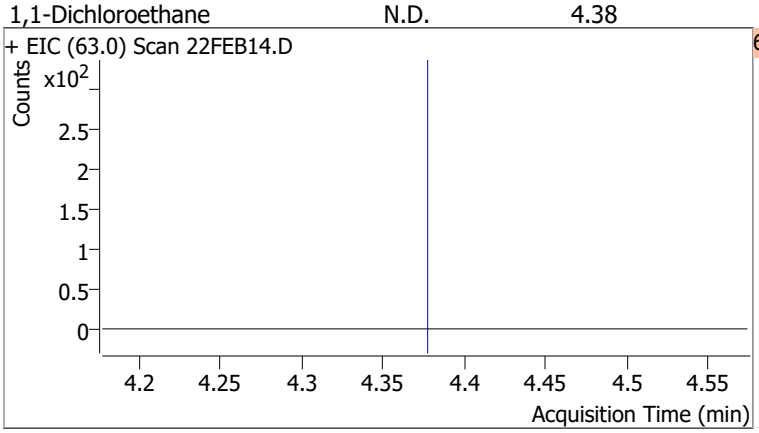

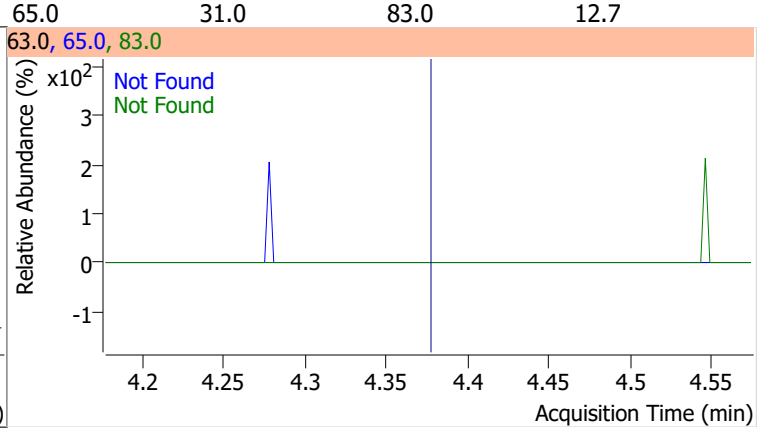

Compound	Conc.	Exp RT	QIon	Exp Ratio	QIon	Exp Ratio
2,2-Dichloropropane	N.D.	5.19	41.0	68.8	97.0	23.9

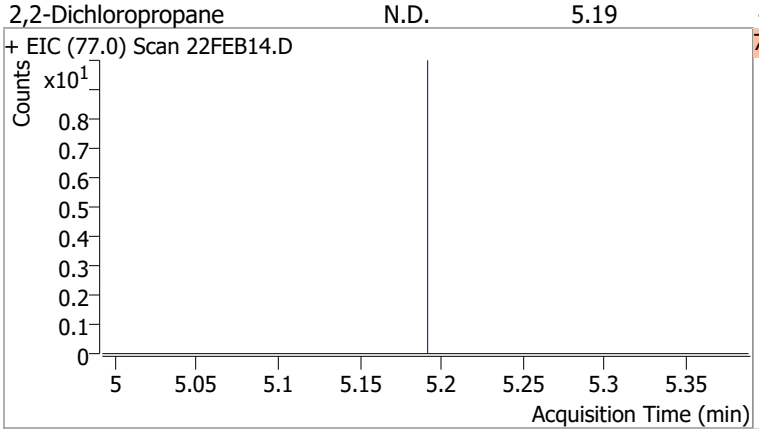

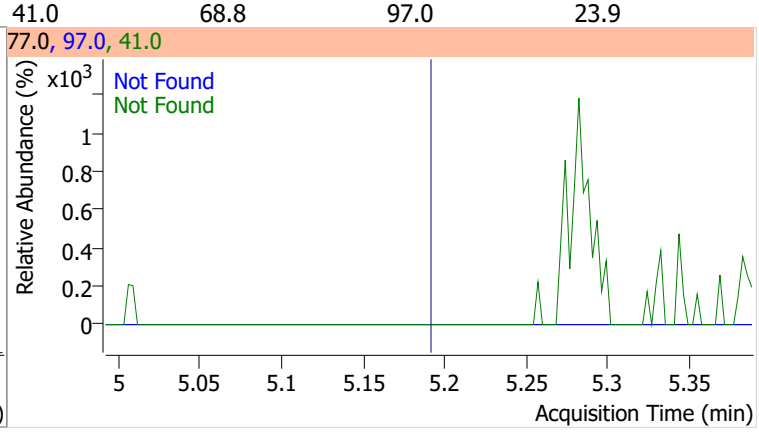

Compound	Conc.	Exp RT	QIon	Exp Ratio	QIon	Exp Ratio
cis-1,2-Dichloroethene	N.D.	5.21	61.0	160.4	98.0	66.2

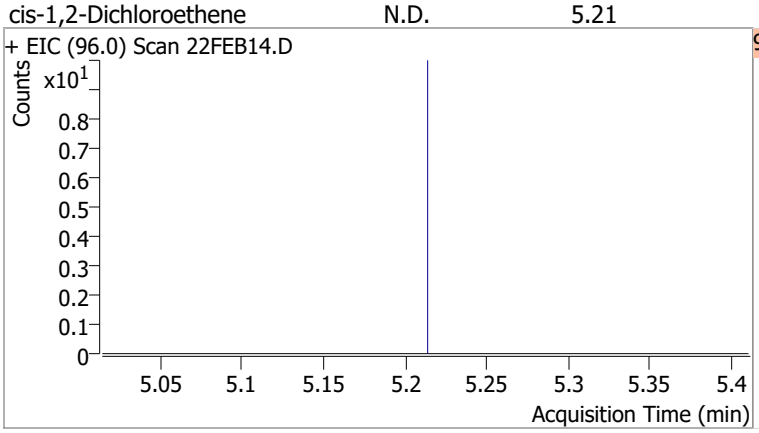

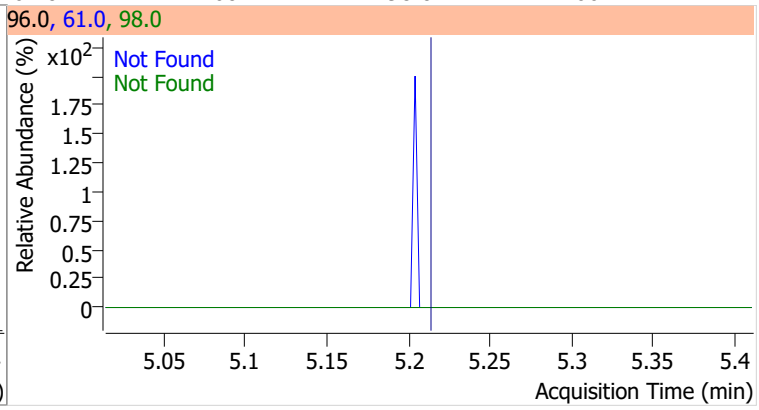

Compound	Conc.	RT	Dev(Min)	Resp.	QIon	QRatio	Lower	Upper
Methyl ethyl ketone	473.9464	5.28	0.01	70709	72.0	19.9	0.0	50.6

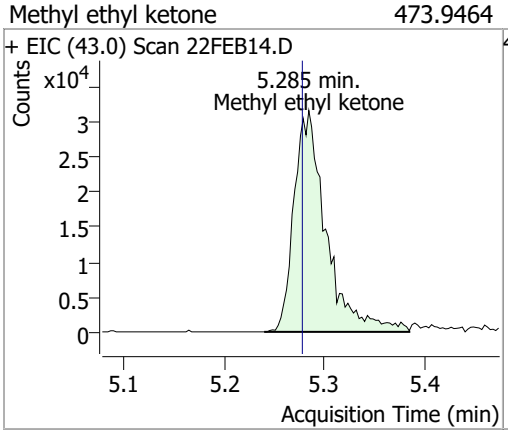

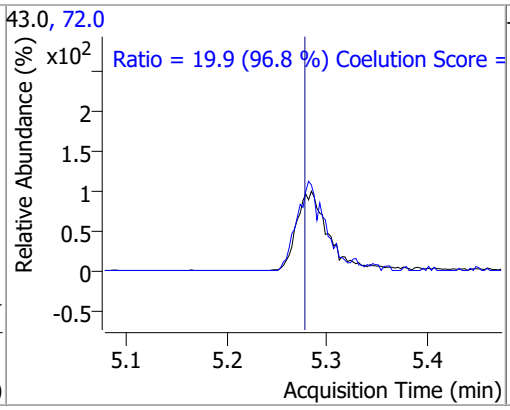

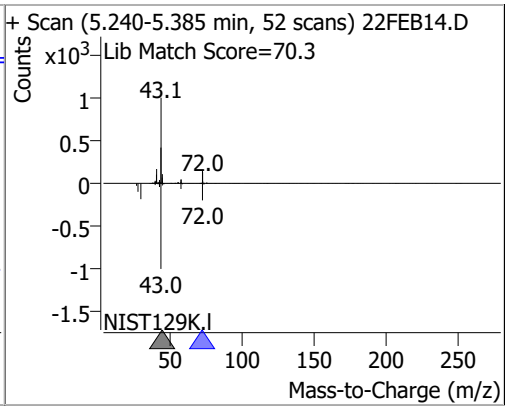

Compound	Conc.	Exp RT	QIon	Exp Ratio
Bromochloromethane	N.D.	5.52	49.0	182.2

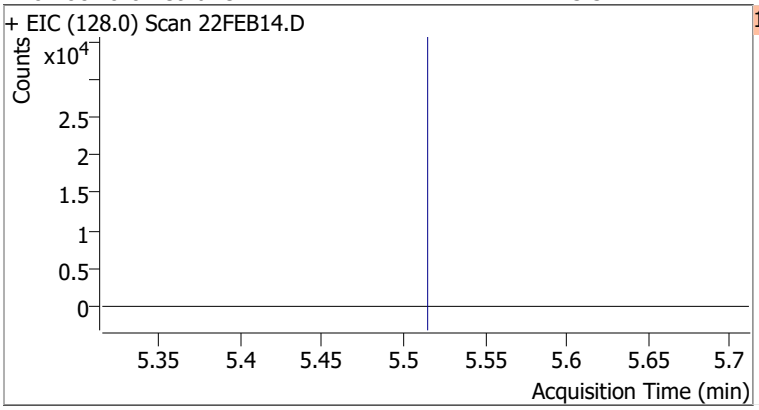

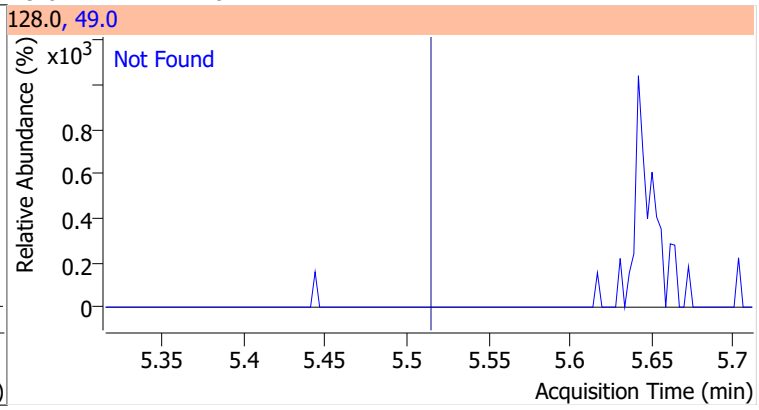

Compound	Conc.	RT	Dev(Min)	Resp.	QIon	QRatio	Lower	Upper
Chloroform	4.5301	5.65	0.00	8631 (m)	85.0	66.5	36.2	96.2

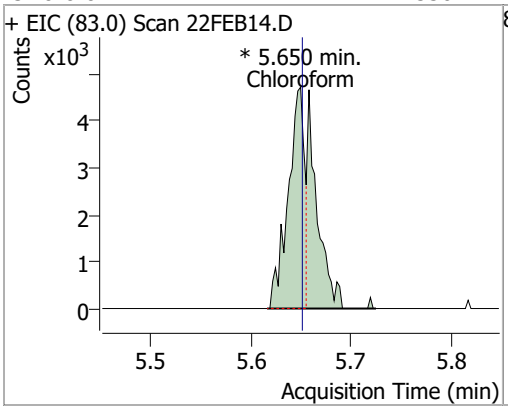

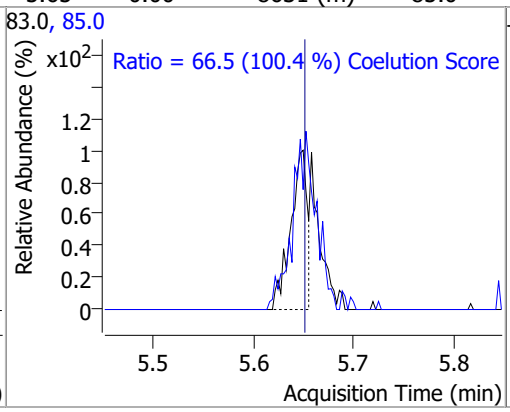

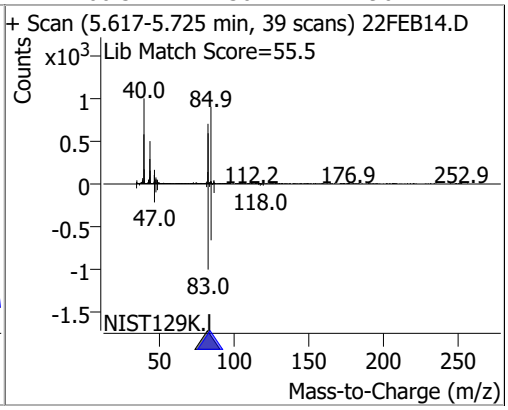

Compound	Conc.	Exp RT	QIon	Exp Ratio	QIon	Exp Ratio
1,1,1-Trichloroethane	N.D.	5.83	99.0	63.1	61.0	49.1

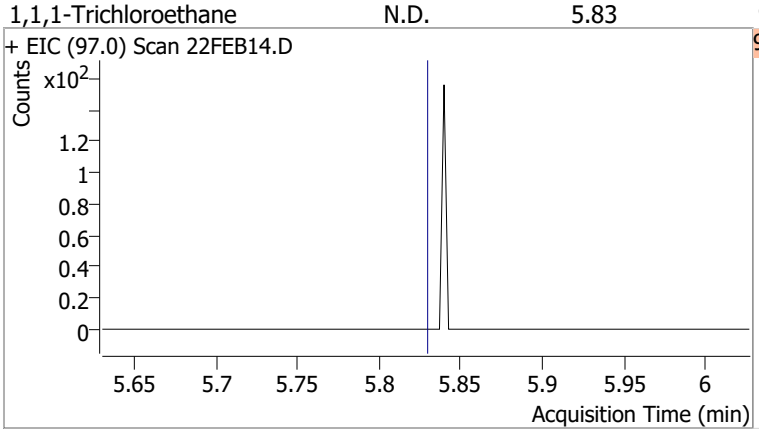

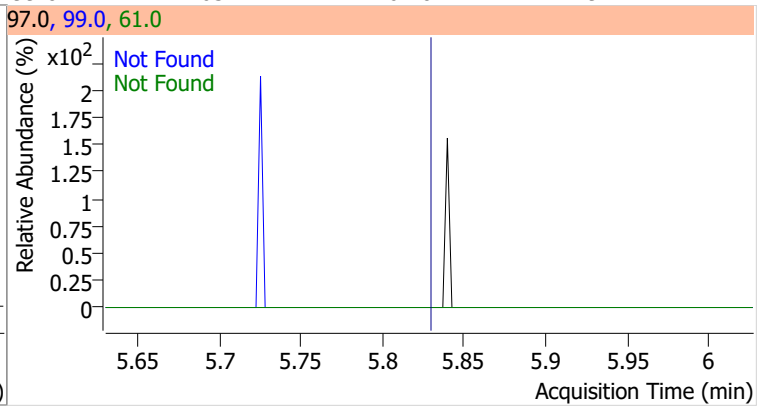

Compound	Conc.	RT	Dev(Min)	Resp.	QIon	QRatio	Lower	Upper
Dibromofluoromethane	276.0469	5.85	0.00	262471	191.5	21.4	0.0	53.2

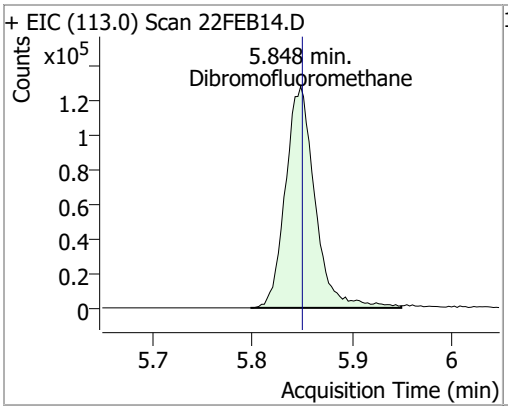

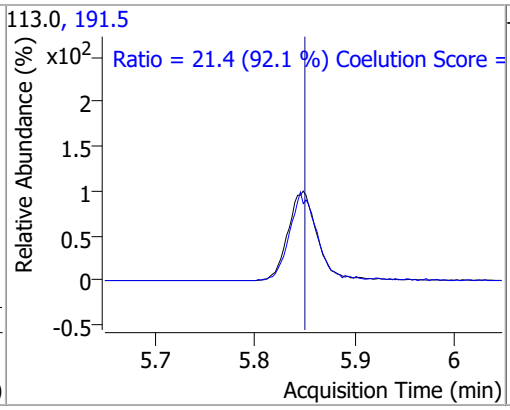

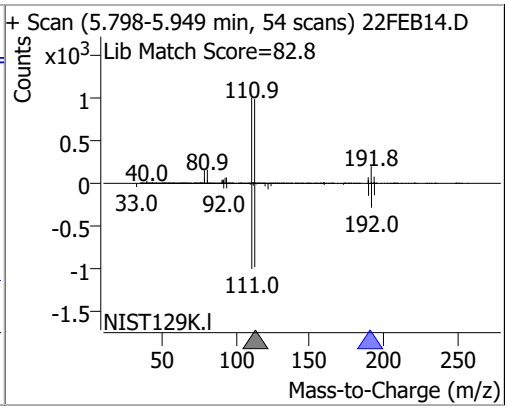

Compound	Conc.	Exp RT	QIon	Exp Ratio	QIon	Exp Ratio
Carbon tetrachloride	N.D.	6.02	119.0	97.6	121.0	30.7

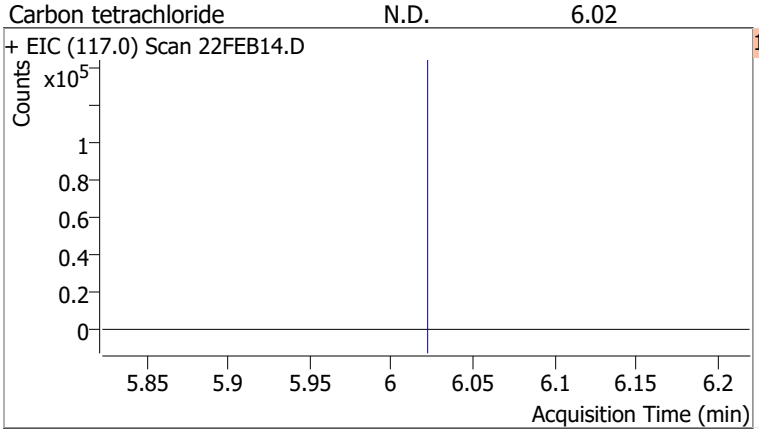

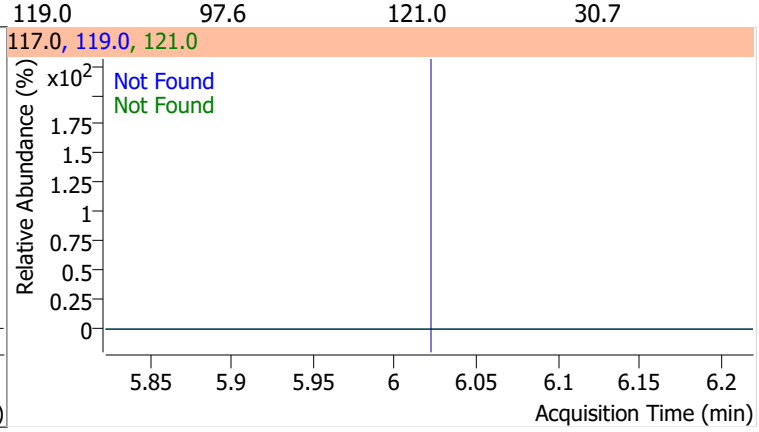

Compound	Conc.	Exp RT	QIon	Exp Ratio	QIon	Exp Ratio
1,1-Dichloropropene	N.D.	6.04	110.0	35.6	77.0	31.0

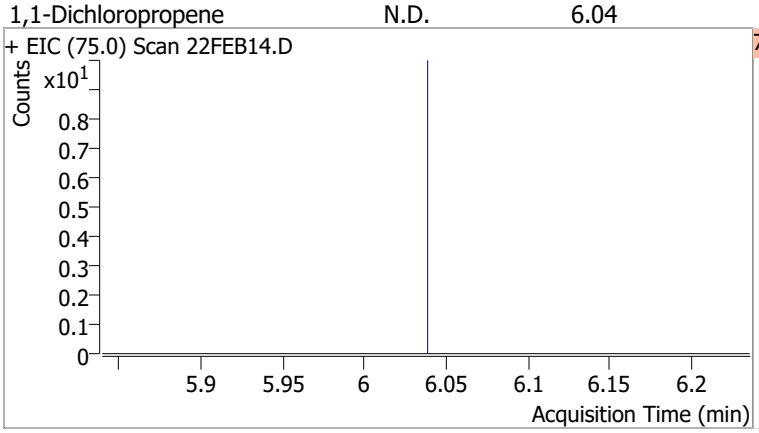

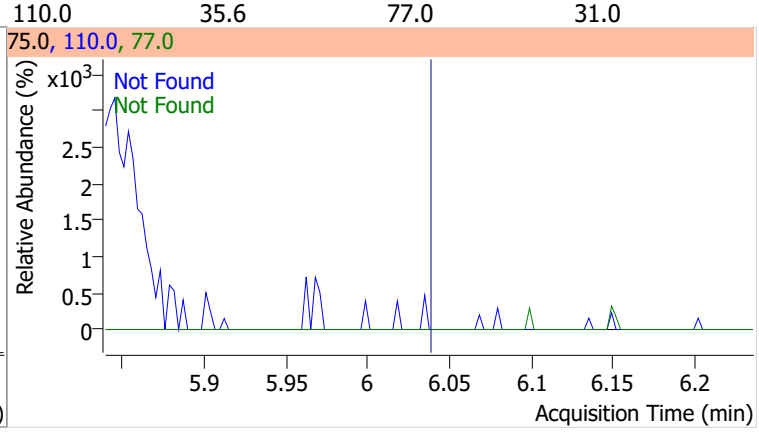

Compound	Conc.	RT	Dev(Min)	Resp.	QIon	QRatio	Lower	Upper
1,2-Dichloroethane-d4	283.3033	6.23	0.00	116361	65.0	199.5	162.8	222.8

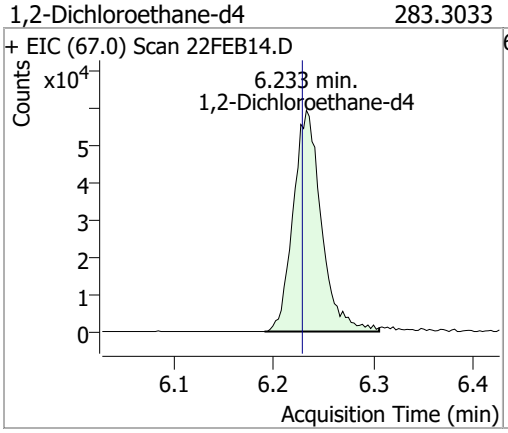

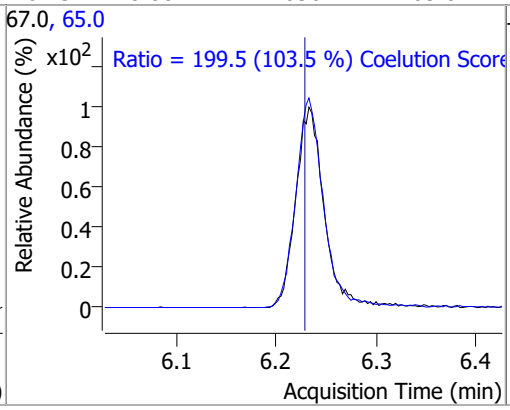

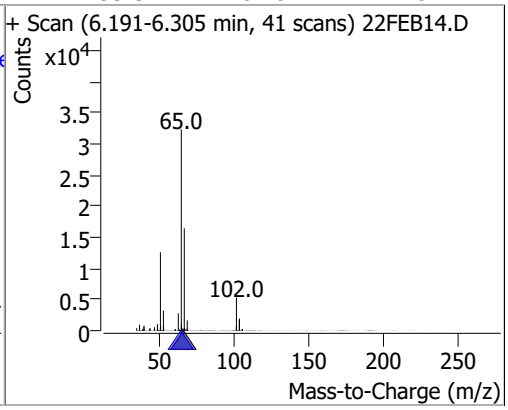

Compound	Conc.	RT	Dev(Min)	Resp.	QIon	QRatio	Lower	Upper
Benzene	0.1755	6.29	0.01	688 (m)	77.0	30.1	0.0	53.3

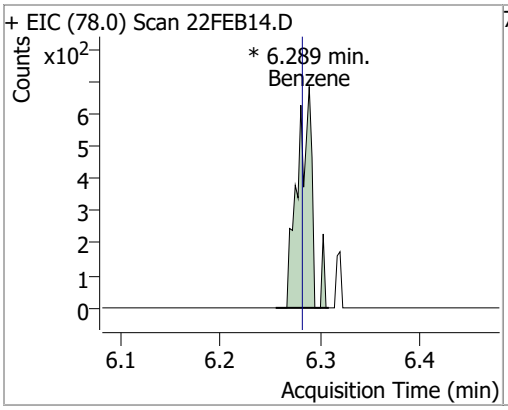

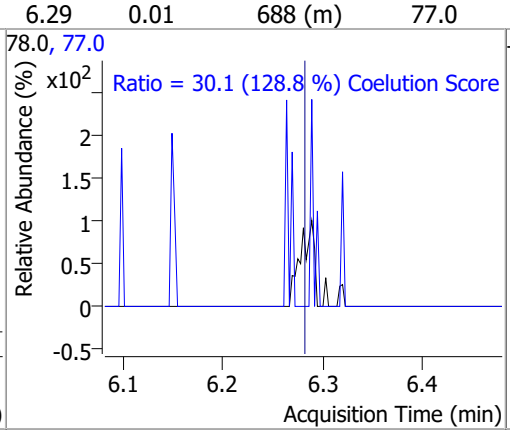

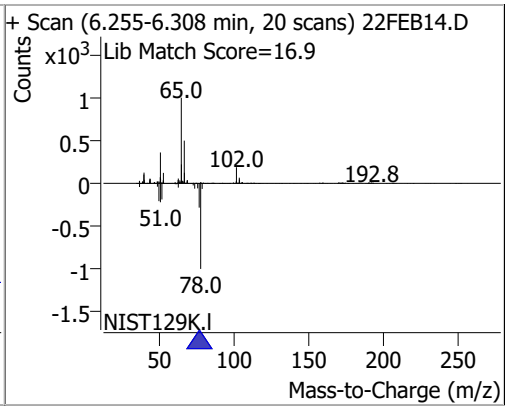

Compound	Conc.	Exp RT	QIon	Exp Ratio	QIon	Exp Ratio
1,2-Dichloroethane	N.D.	6.32	64.0	32.2	98.0	8.2

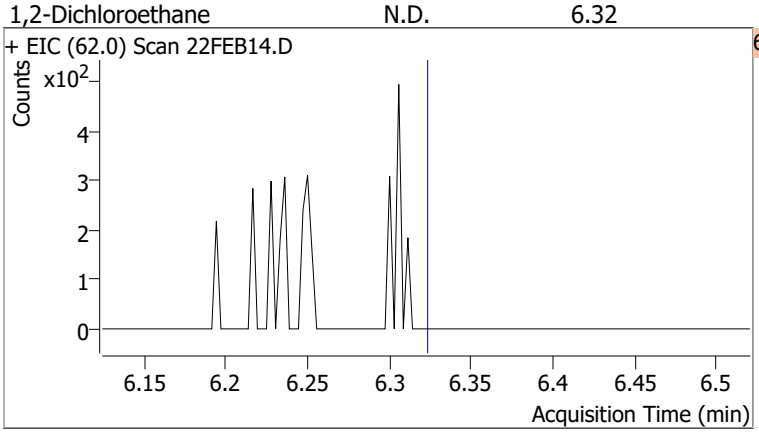

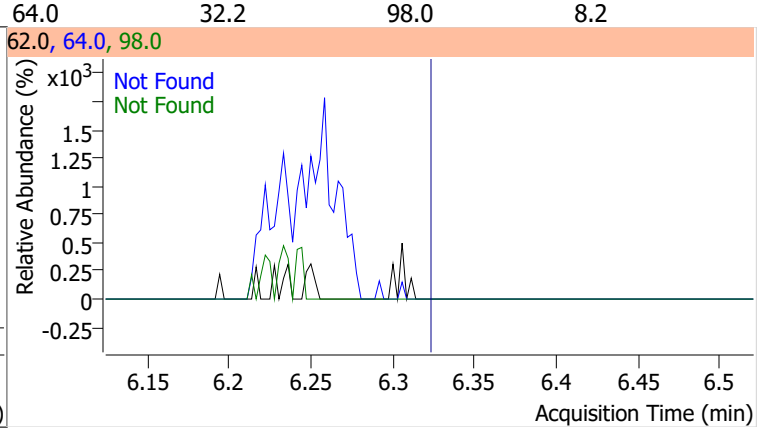

Compound	Conc.	Exp RT	QIon	Exp Ratio	QIon	Exp Ratio
Trichloroethene	N.D.	7.02	130.0	105.6	97.0	65.7

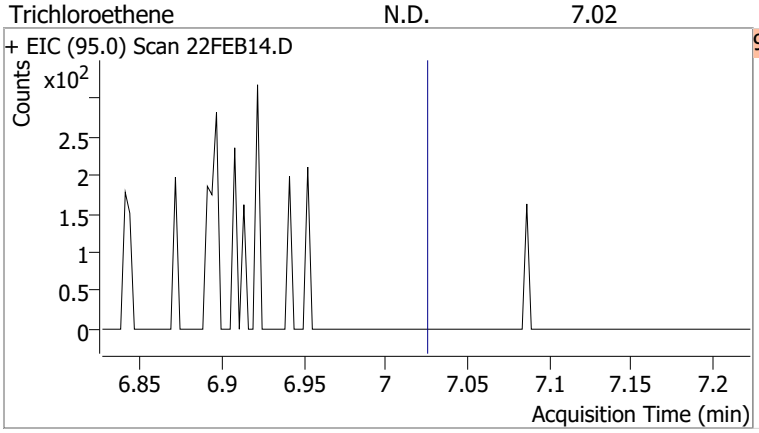

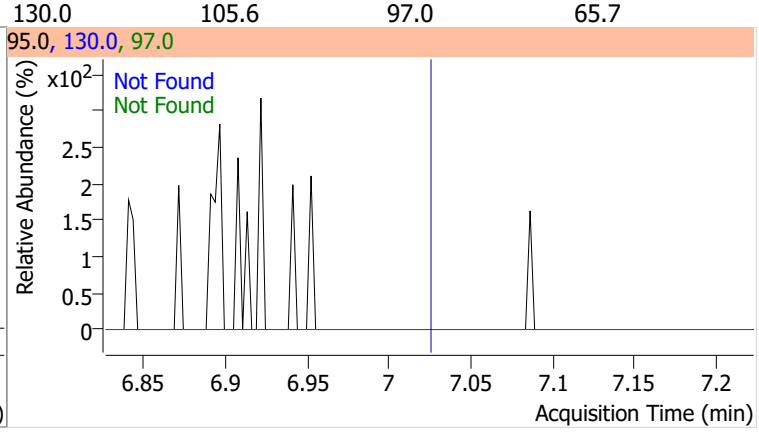

Compound	Conc.	Exp RT	QIon	Exp Ratio
1,2-Dichloropropane	N.D.	7.27	76.0	39.8

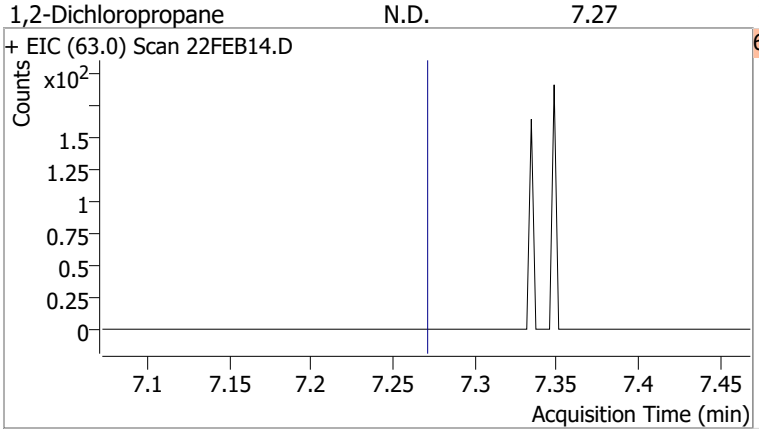

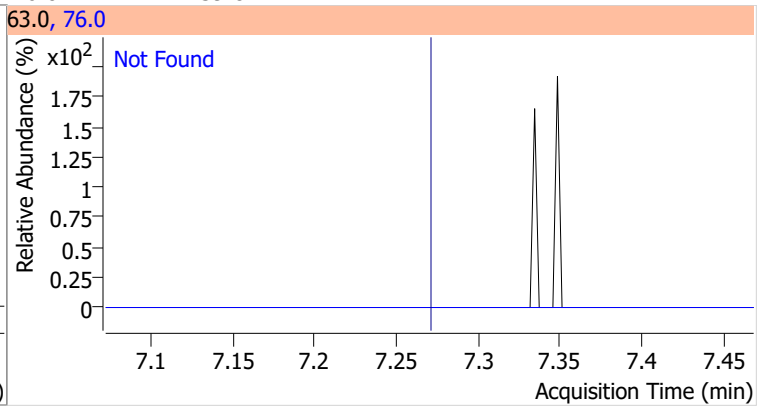

Compound	Conc.	Exp RT	QIon	Exp Ratio	QIon	Exp Ratio
Dibromomethane	N.D.	7.40	173.5	108.2	95.0	84.5

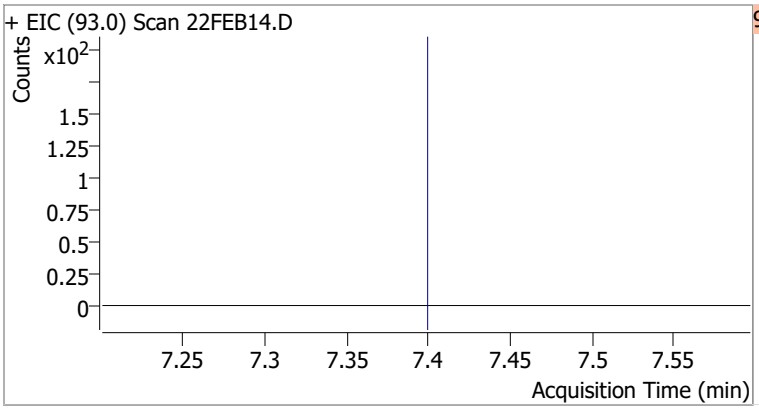

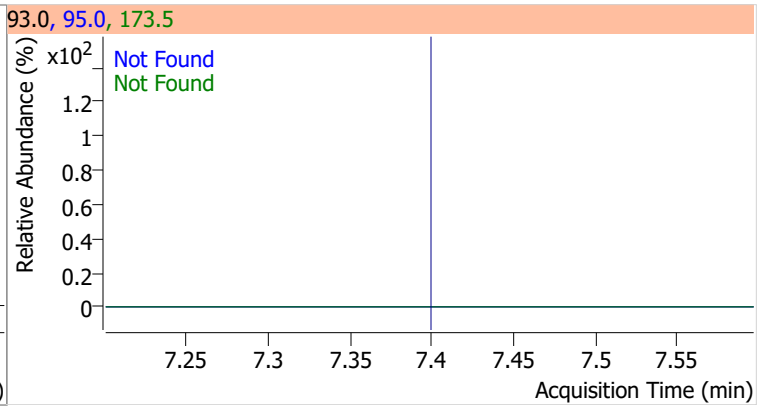

Compound	Conc.	Exp RT	QIon	Exp Ratio	QIon	Exp Ratio
Bromodichloromethane	N.D.	7.58	85.0	66.3	127.0	9.5

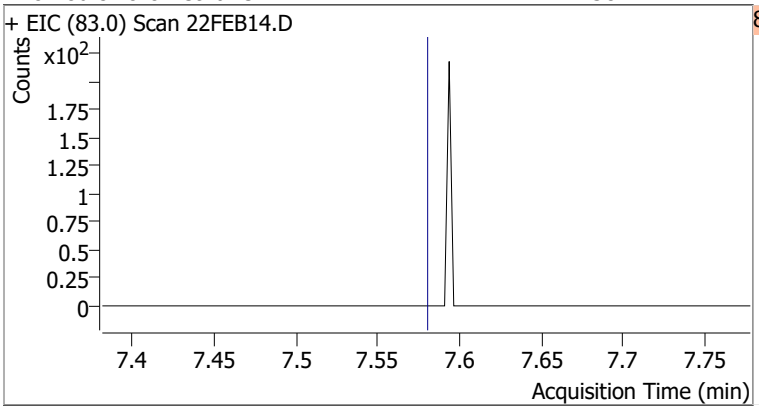

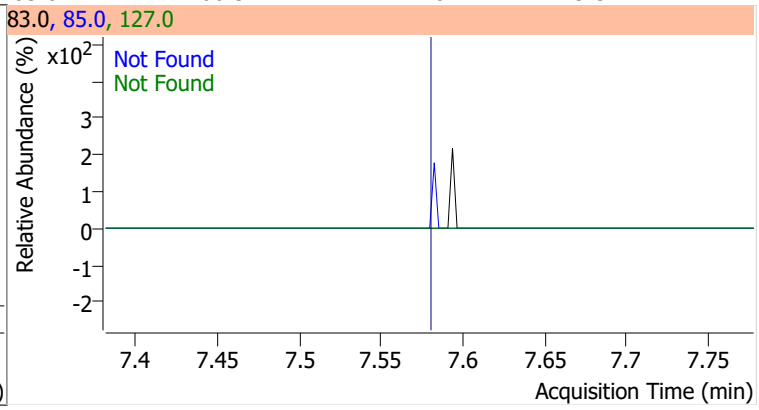

Compound	Conc.	Exp RT	QIon	Exp Ratio	QIon	Exp Ratio
cis-1,3-Dichloropropene	N.D.	8.06	39.0	52.5	77.0	31.8

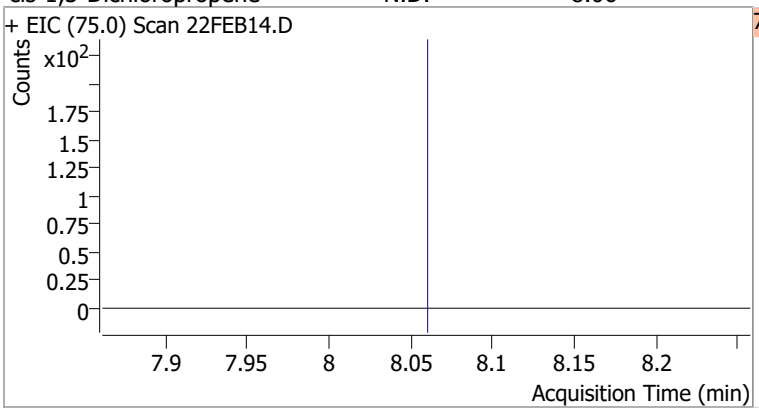

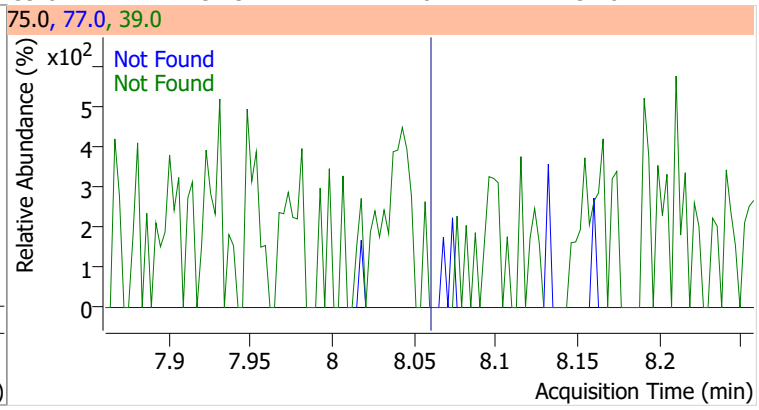

Compound	Conc.	RT	Dev(Min)	Resp.	QIon	QRatio	Lower	Upper
Toluene-d8	264.3144	8.32	0.00	982617	100.0	63.4	34.3	94.3
					99.0	9.5	0.0	39.2

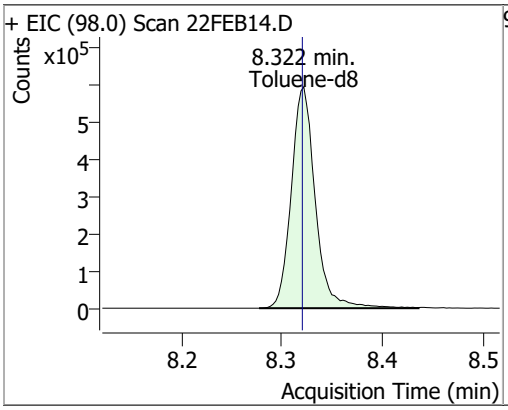

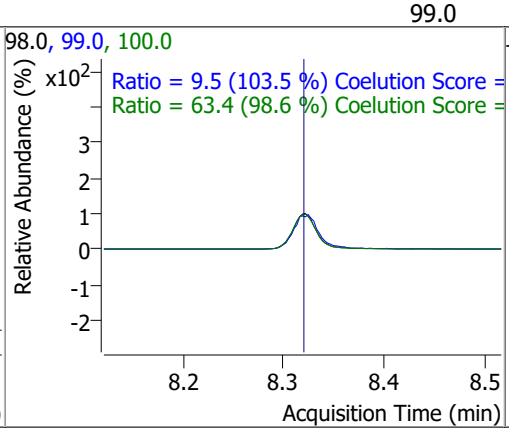

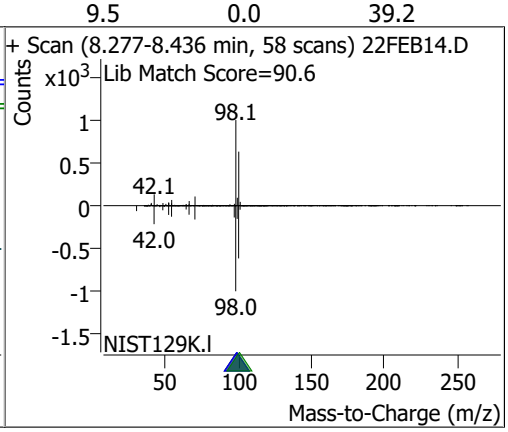

Compound	Conc.	RT	Dev(Min)	Resp.	QIon	QRatio	Lower	Upper
Toluene	0.9717	8.38	-0.01	2408	91.0	170.8	144.1	204.1

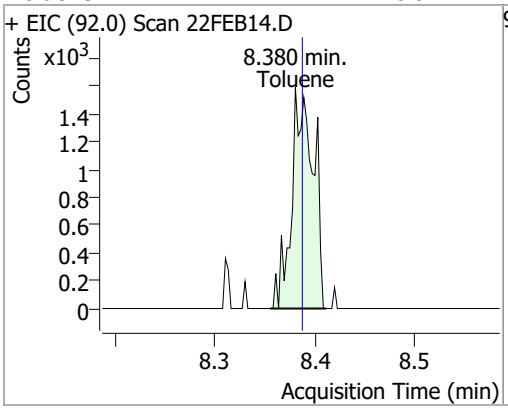

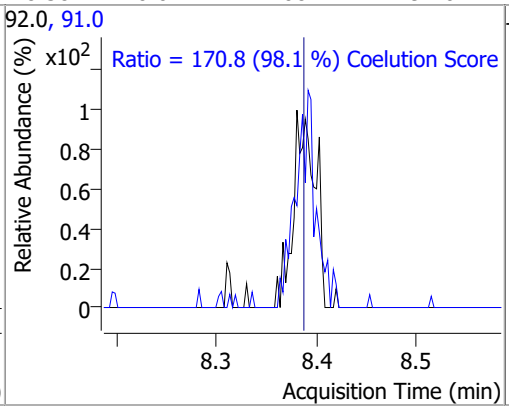

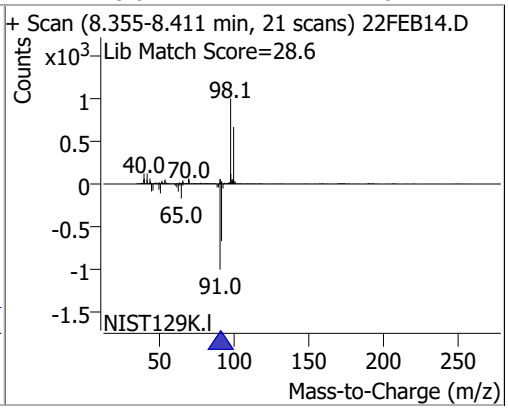

Compound	Conc.	Exp RT	QIon	Exp Ratio	QIon	Exp Ratio
trans-1,3-Dichloropropene	N.D.	8.64	39.0	53.0	77.0	31.0

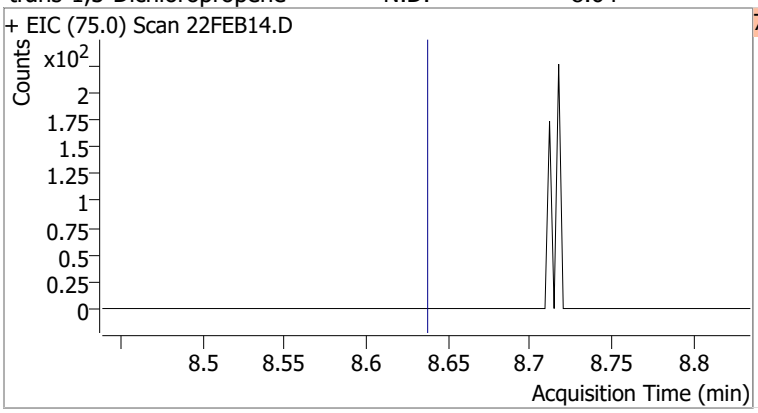

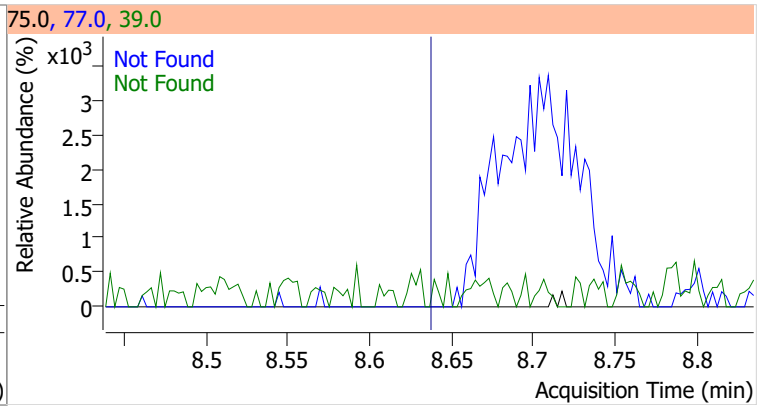

Compound	Conc.	Exp RT	QIon	Exp Ratio	QIon	Exp Ratio
1,1,2-Trichloroethane	N.D.	8.82	97.0	110.7	85.0	60.7

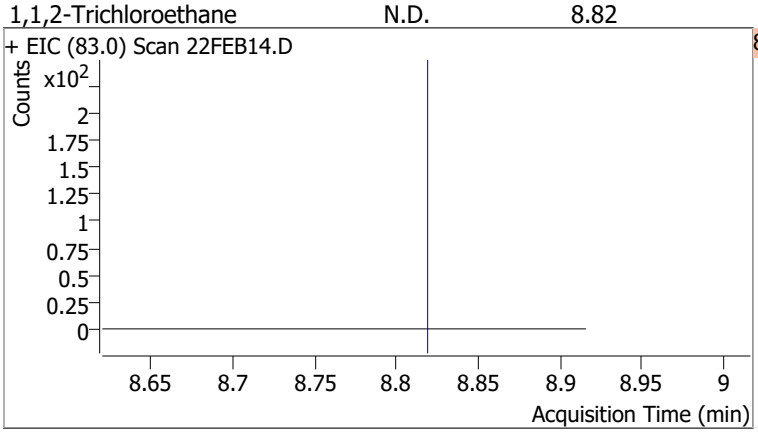

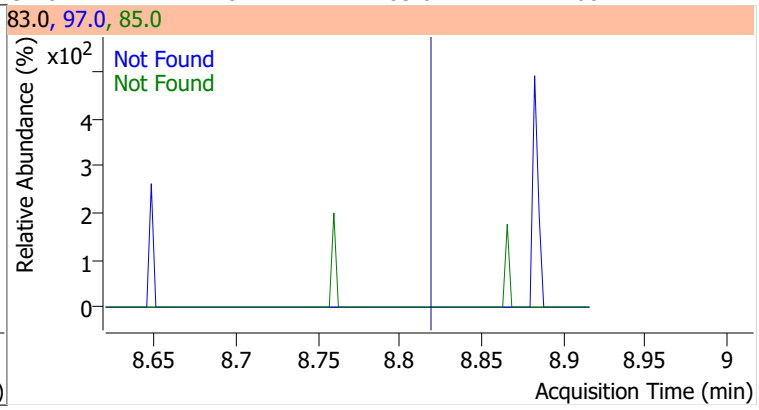

Compound	Conc.	Exp RT	QIon	Exp Ratio	QIon	Exp Ratio
Tetrachloroethene	N.D.	8.94	165.8	126.1	129.0	90.5

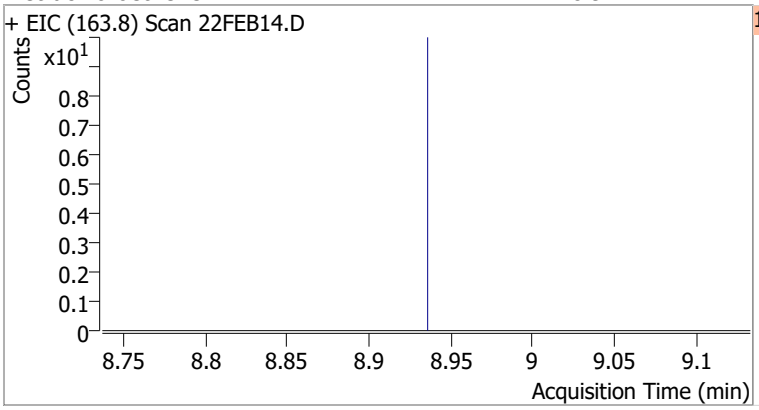

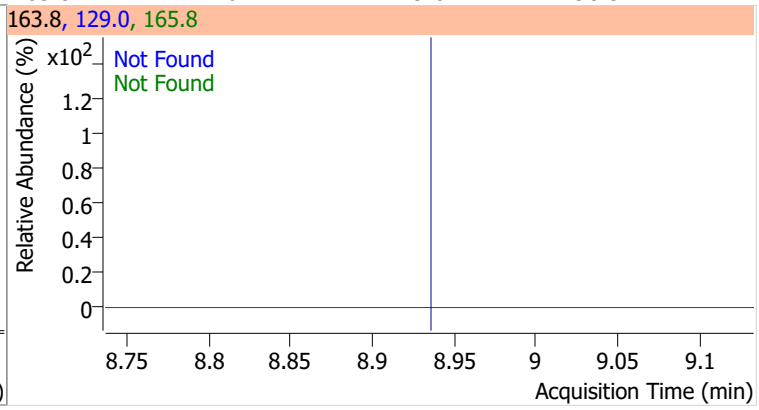

Compound	Conc.	Exp RT	QIon	Exp Ratio
1,3-Dichloropropane	N.D.	8.98	78.0	32.4

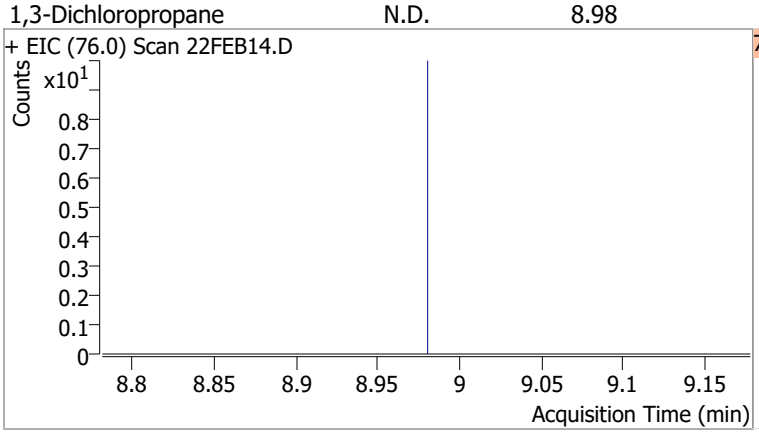

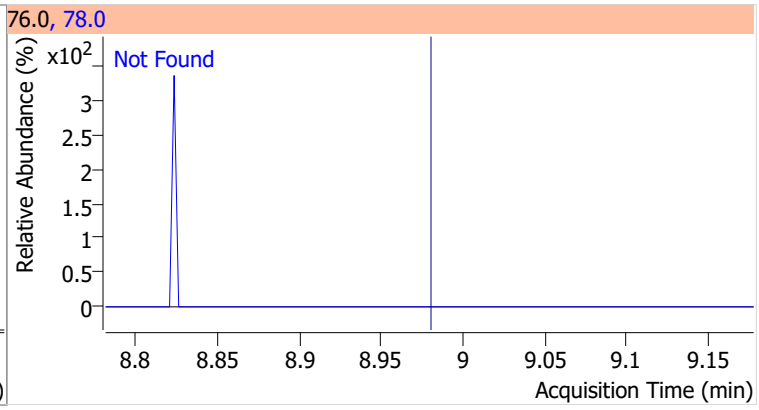

Compound	Conc.	Exp RT	QIon	Exp Ratio
Chlorodibromomethane	N.D.	9.21	127.0	77.2

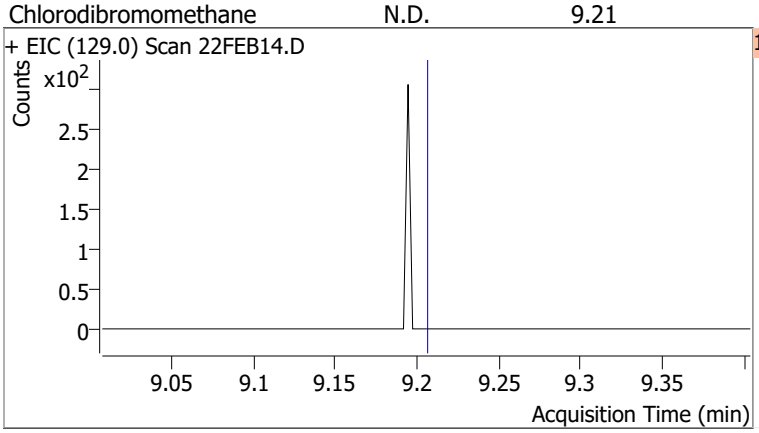

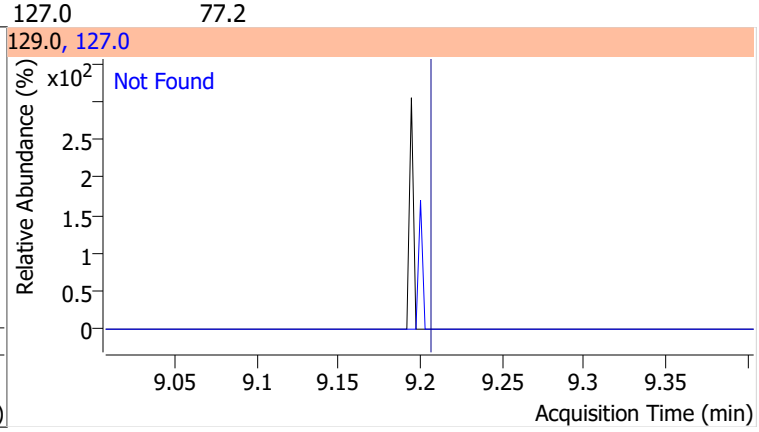

Compound	Conc.	Exp RT	QIon	Exp Ratio
1,2-Dibromoethane	N.D.	9.30	109.0	91.5

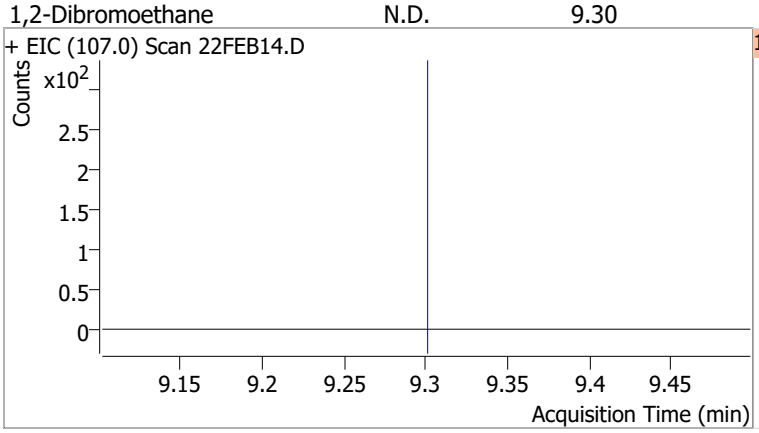

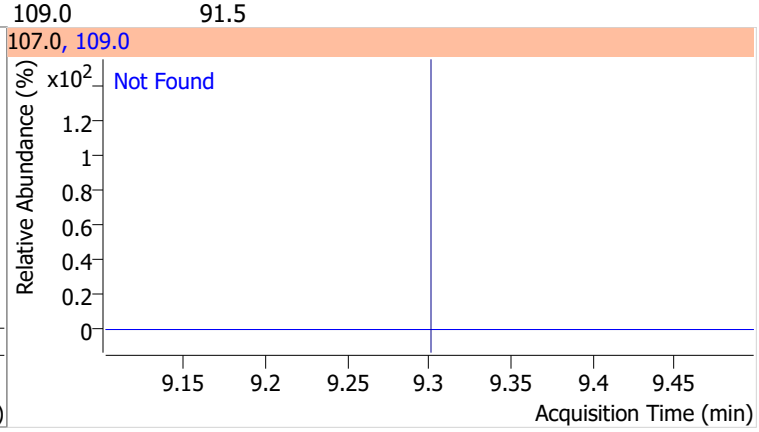

Compound	Conc.	Exp RT	QIon	Exp Ratio
Chlorobenzene	N.D.	9.80	114.0	32.2

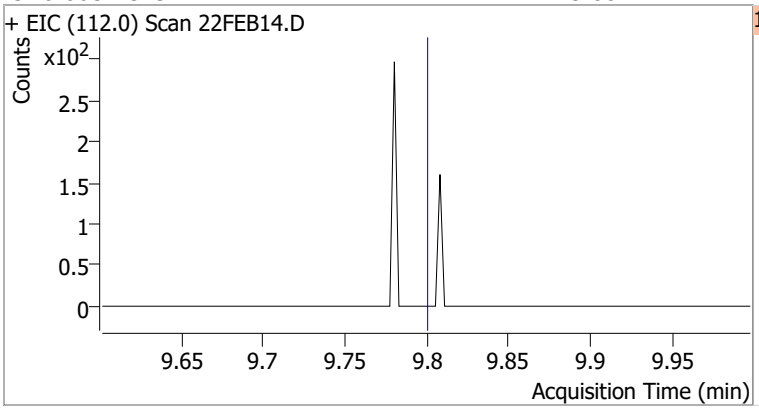

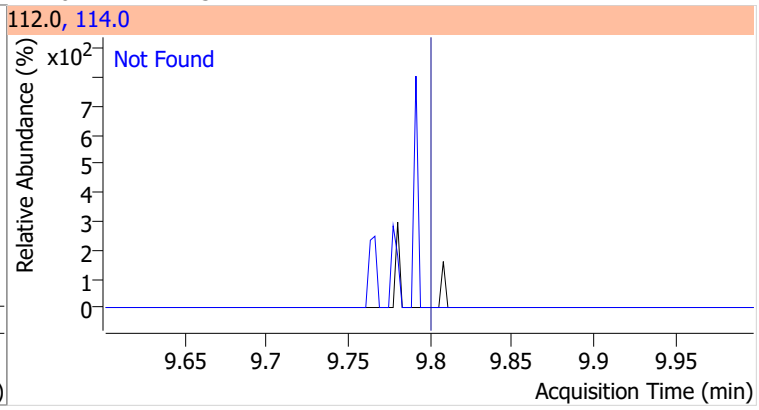

Compound	Conc.	Exp RT	QIon	Exp Ratio
1,1,1,2-Tetrachloroethane	N.D.	9.89	133.0	95.3

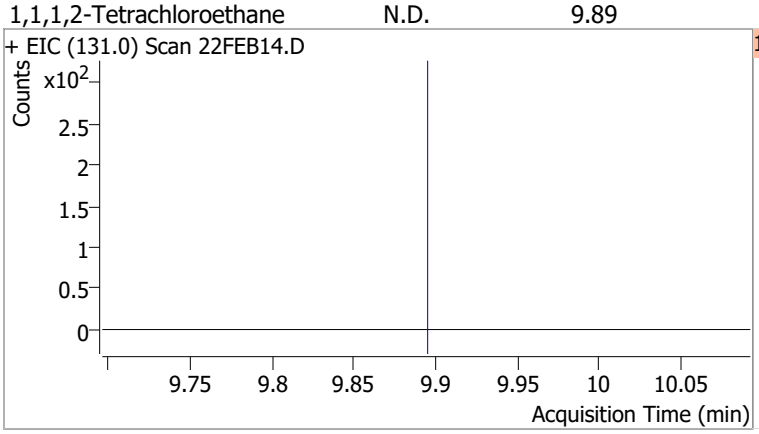

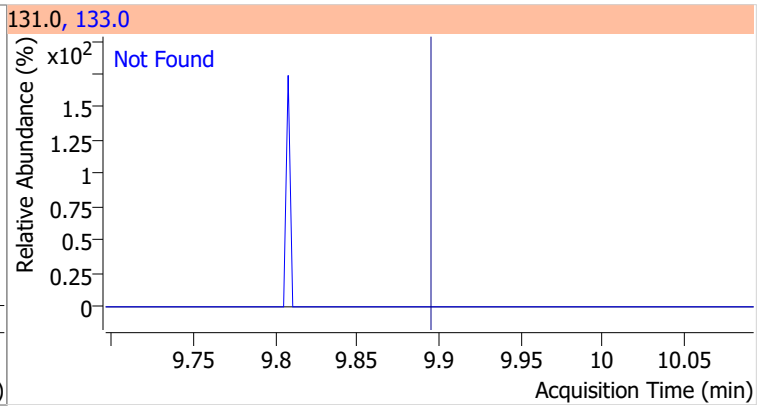

Compound	Conc.	RT	Dev(Min)	Resp.	QIon	QRatio	Lower	Upper
Ethylbenzene	1.2236	9.91	-0.01	2885	106.0	35.1	1.7	61.7

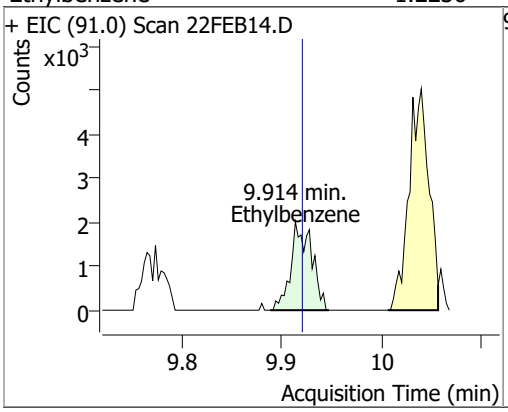

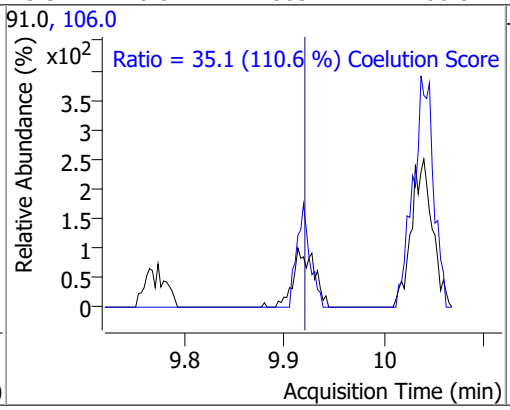

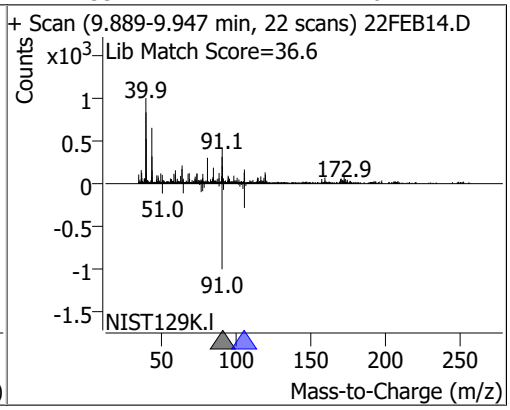

Compound	Conc.	RT	Dev(Min)	Resp.	QIon	QRatio	Lower	Upper
m+p-Xylenes	3.6844	10.04	0.00	3512	91.0	208.1	170.7	230.7

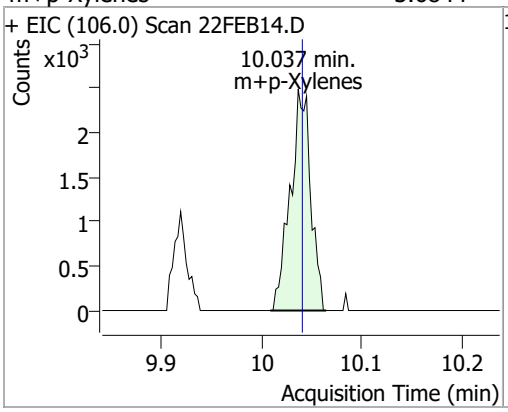

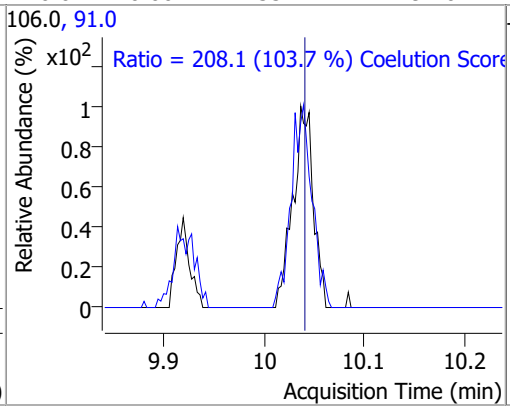

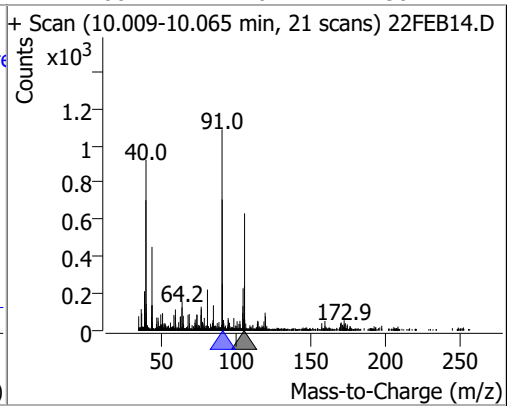

Compound	Conc.	RT	Dev(Min)	Resp.	QIon	QRatio	Lower	Upper
o-Xylene	2.7663	10.44	0.00	2885	91.0	207.5	181.4	241.4

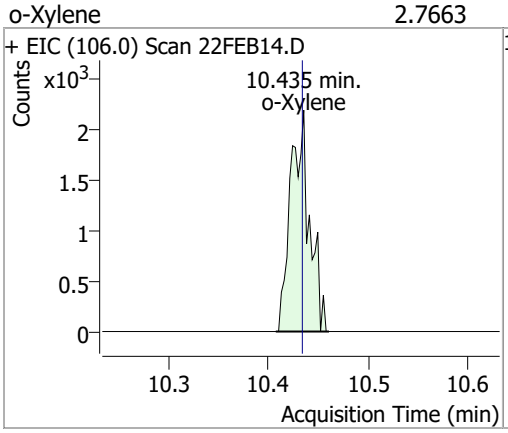

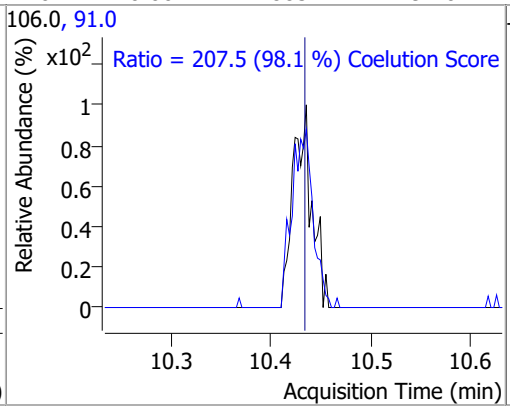

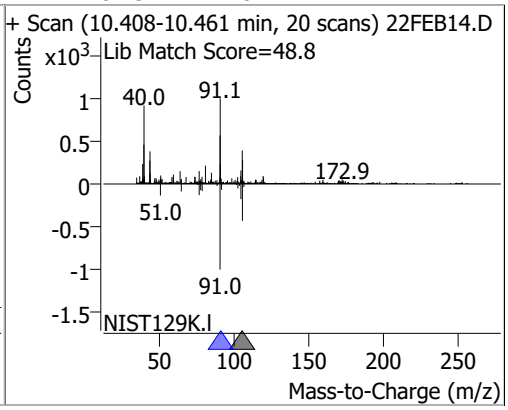

Compound	Conc.	Exp RT	QIon	Exp Ratio
Styrene	N.D.	10.45	78.0	50.6

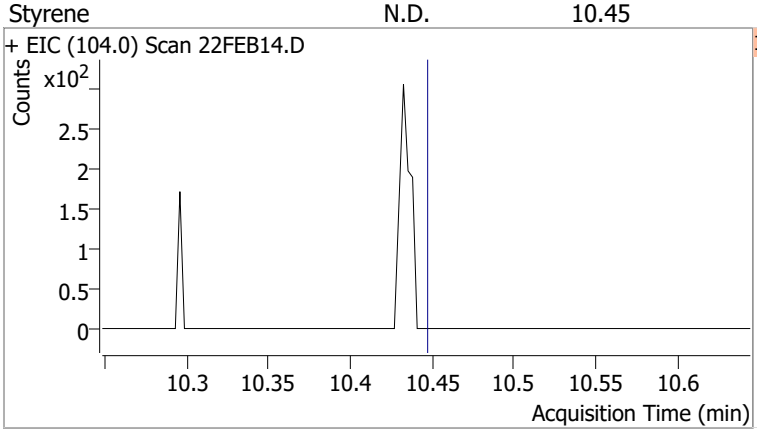

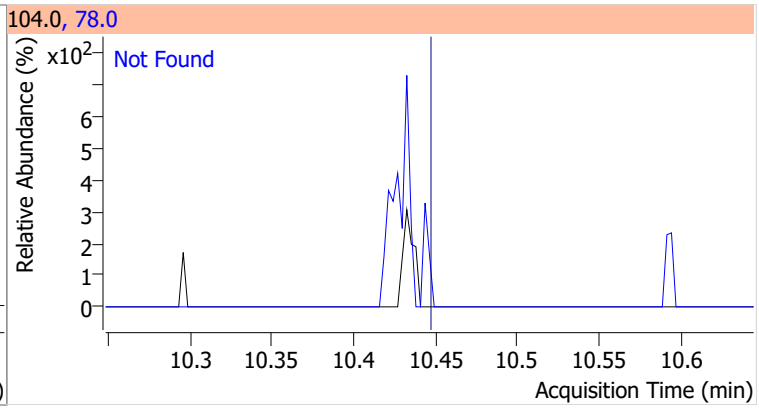

Compound	Conc.	Exp RT	QIon	Exp Ratio	QIon	Exp Ratio
Bromoform	N.D.	10.62	170.5	50.3	174.5	48.1

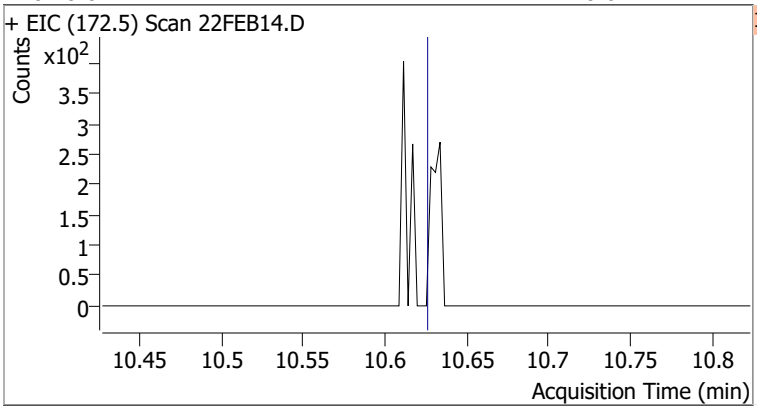

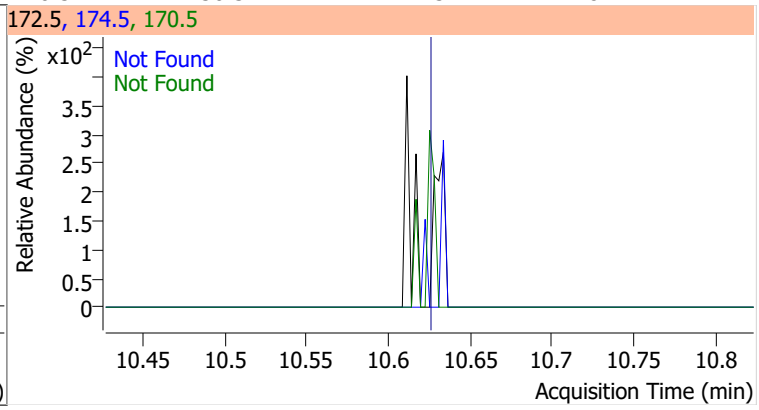

Compound	Conc.	RT	Dev(Min)	Resp.	QIon	QRatio	Lower	Upper
p-Bromofluorobenzene	261.6759	10.95	0.00	280641	174.0	91.5	65.3	125.3
					176.0	88.9	63.3	123.3

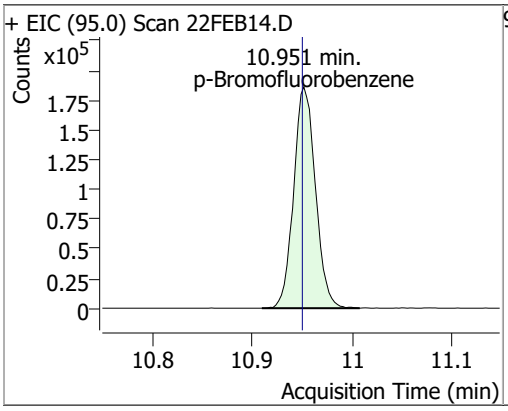

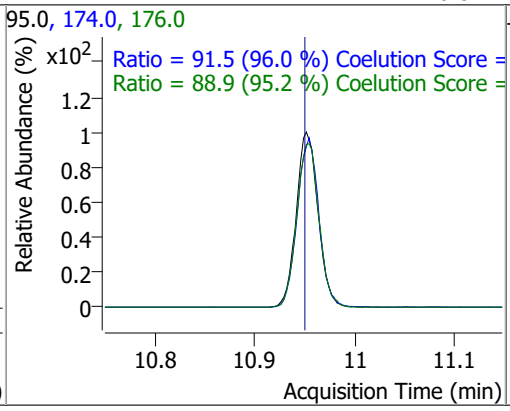

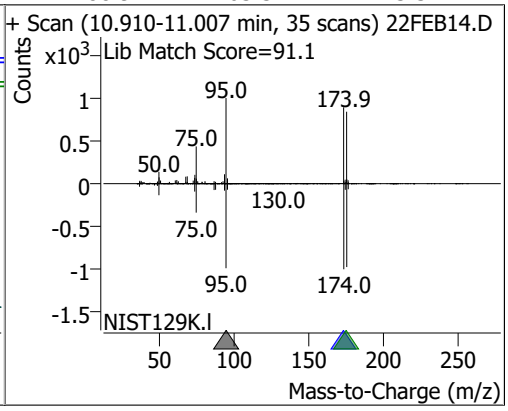

Compound	Conc.	Exp RT	QIon	Exp Ratio	QIon	Exp Ratio
Bromobenzene	N.D.	11.09	77.0	143.5	158.0	96.1

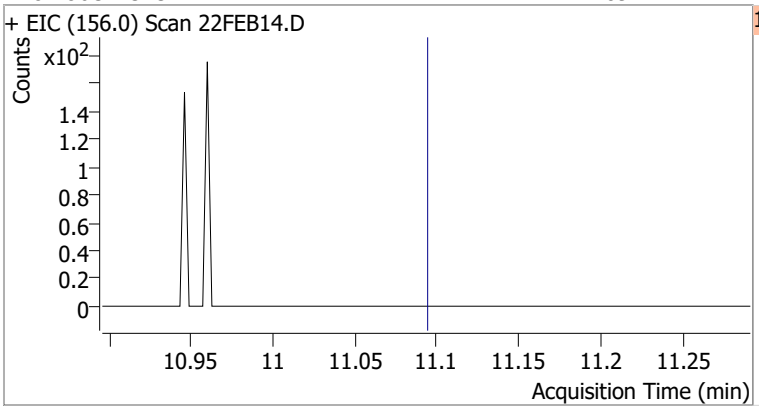

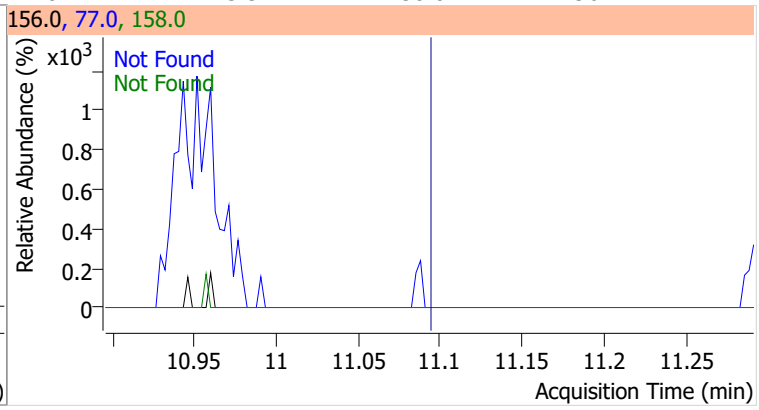

Compound	Conc.	Exp RT	QIon	Exp Ratio
1,1,2,2-Tetrachloroethane	N.D.	11.11	85.0	63.3

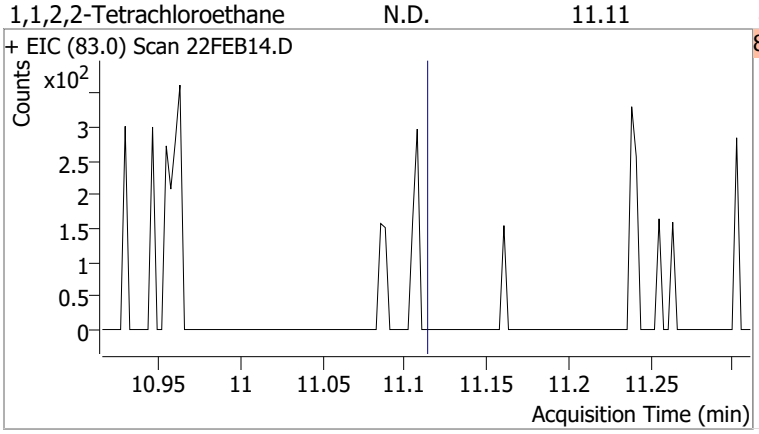

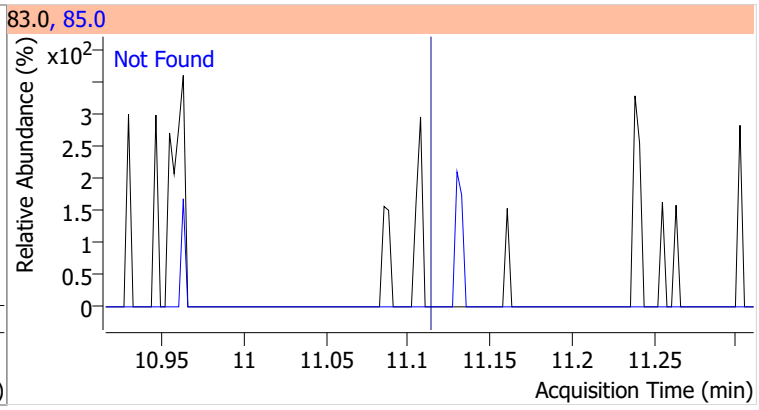

Compound	Conc.	Exp RT	QIon	Exp Ratio
1,2,3-Trichloropropane	N.D.	11.15	112.0	65.8

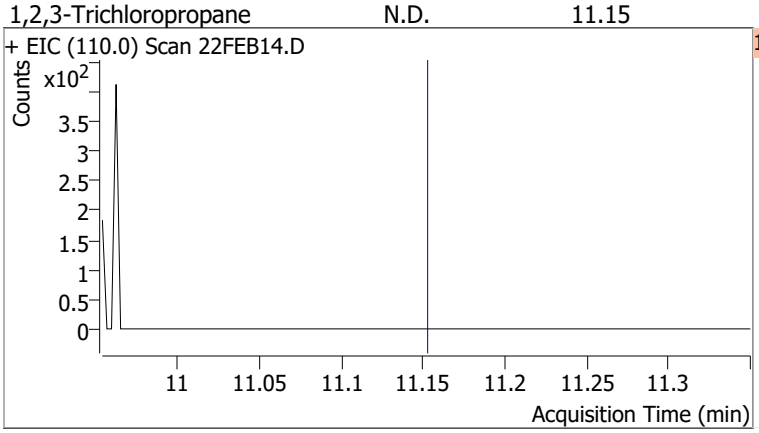

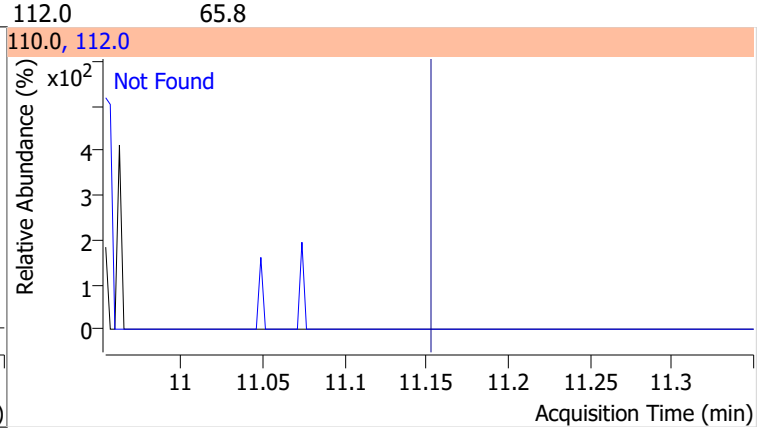

Compound	Conc.	Exp RT	QIon	Exp Ratio
2-Chlorotoluene	N.D.	11.29	91.0	276.2

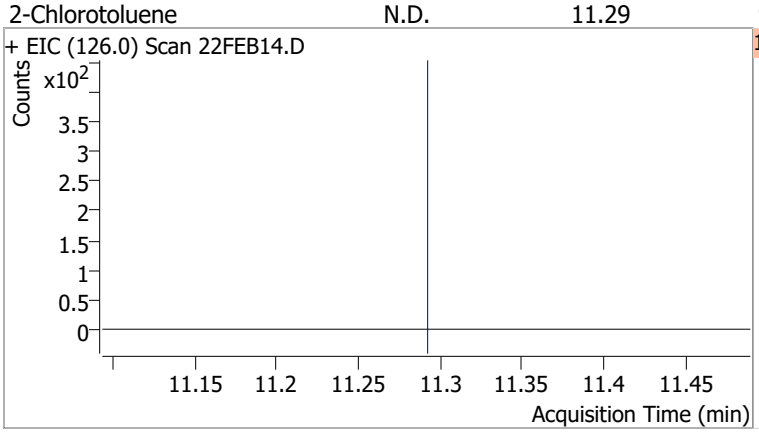

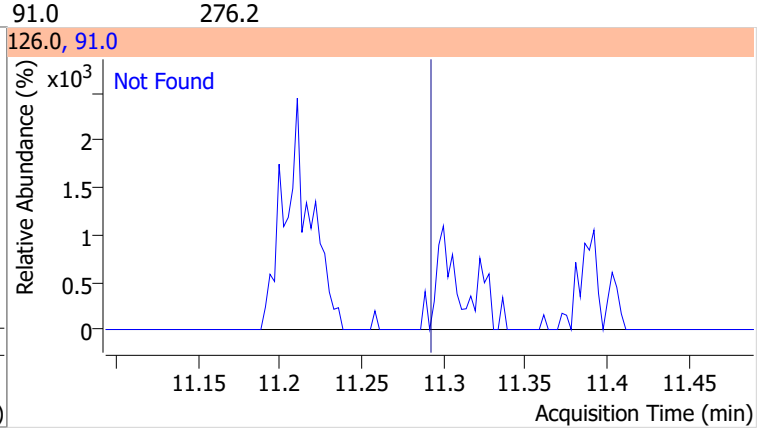

Compound	Conc.	Exp RT	QIon	Exp Ratio
4-Chlorotoluene	N.D.	11.40	126.0	31.3

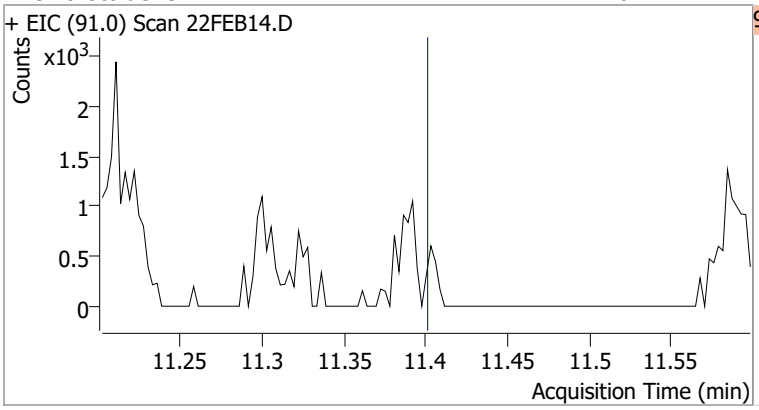

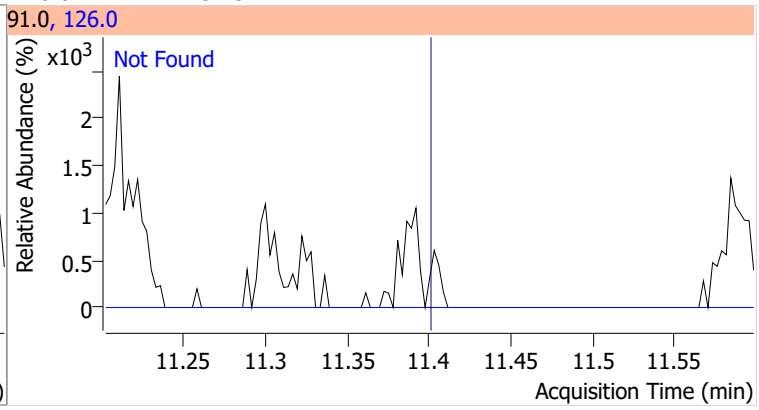

Compound	Conc.	Exp RT	QIon	Exp Ratio	QIon	Exp Ratio
1,3-Dichlorobenzene	N.D.	12.03	148.0	62.8	111.0	38.7

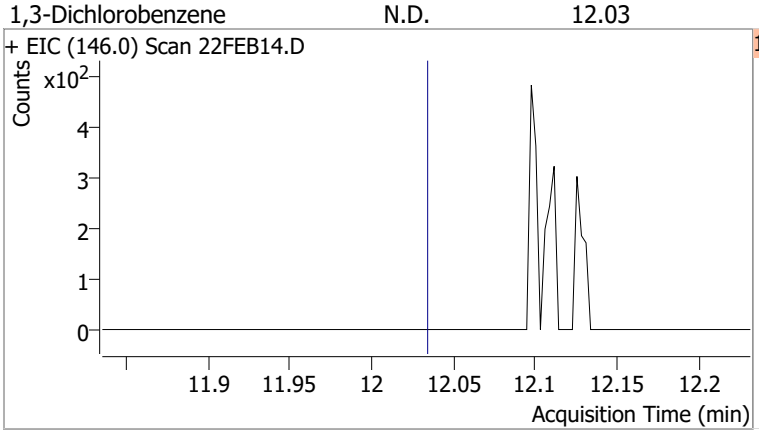

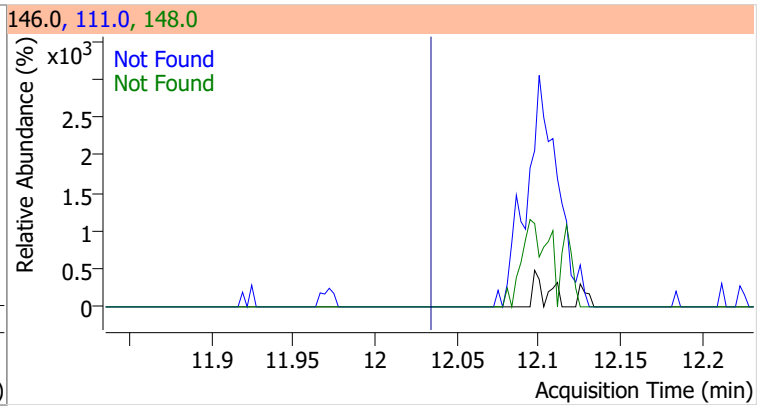

Compound	Conc.	Exp RT	QIon	Exp Ratio	QIon	Exp Ratio
1,4-Dichlorobenzene	N.D.	12.12	148.0	63.7	111.0	38.7

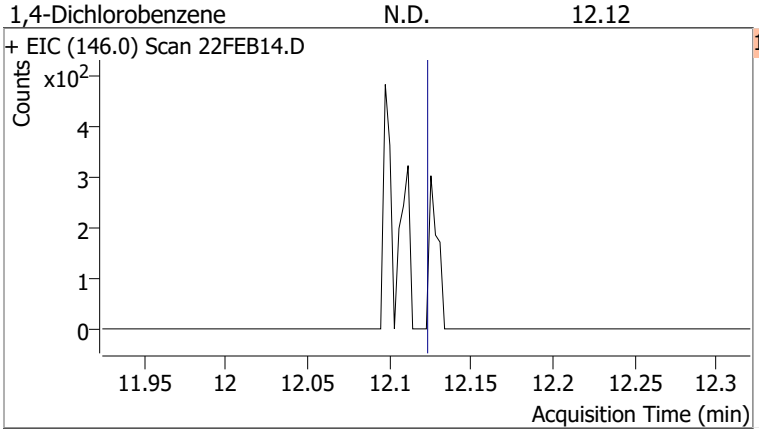

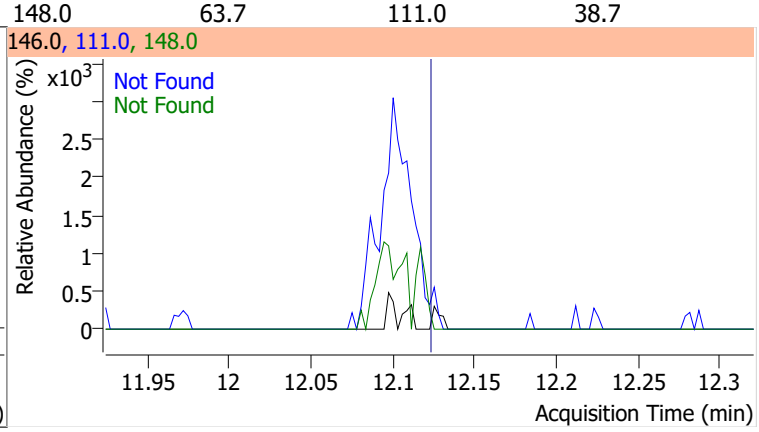

Compound	Conc.	Exp RT	QIon	Exp Ratio	QIon	Exp Ratio
1,2-Dichlorobenzene	N.D.	12.49	148.0	61.9	111.0	39.5

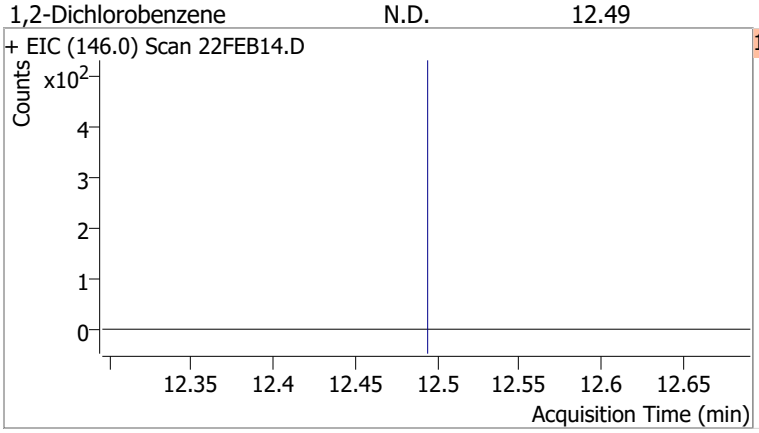

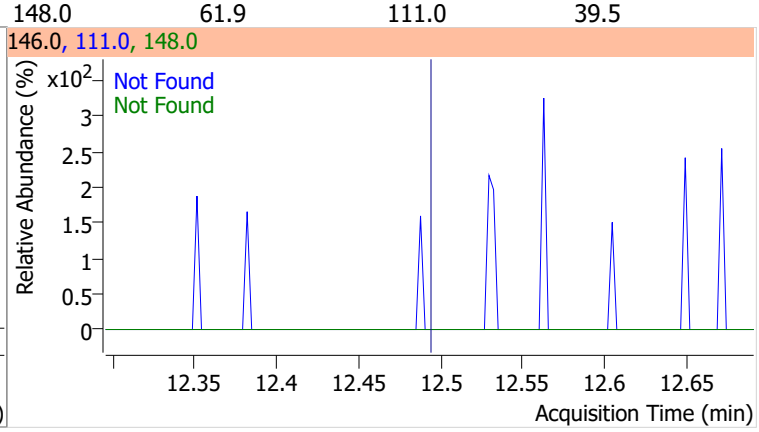

Quantitation Results Report (QT Reviewed)

Data File	22FEB15.D	Operator	MSC
Acq. Method	5975CACQF.M	Acq. Date-Time	2/22/2022 4:27:55 PM
Sample Name	B22021435-001F	Instrument	VOA5975C
Vial	15	Multiplier	1.00
DA Method File	VOA5975C_8260B_SHT_DoD_L4_011922.m	Comment	
Tune File	BFB_Atune3.u	Tune Date	10/11/2021 4:02:00 PM
Batch Name	VG022222_8260B.batch.bin	Last Calib Update	3/18/2022 11:09:24 AM
Ref Library	\\MASSHUNTER\Org\Library\NIST129K.l		

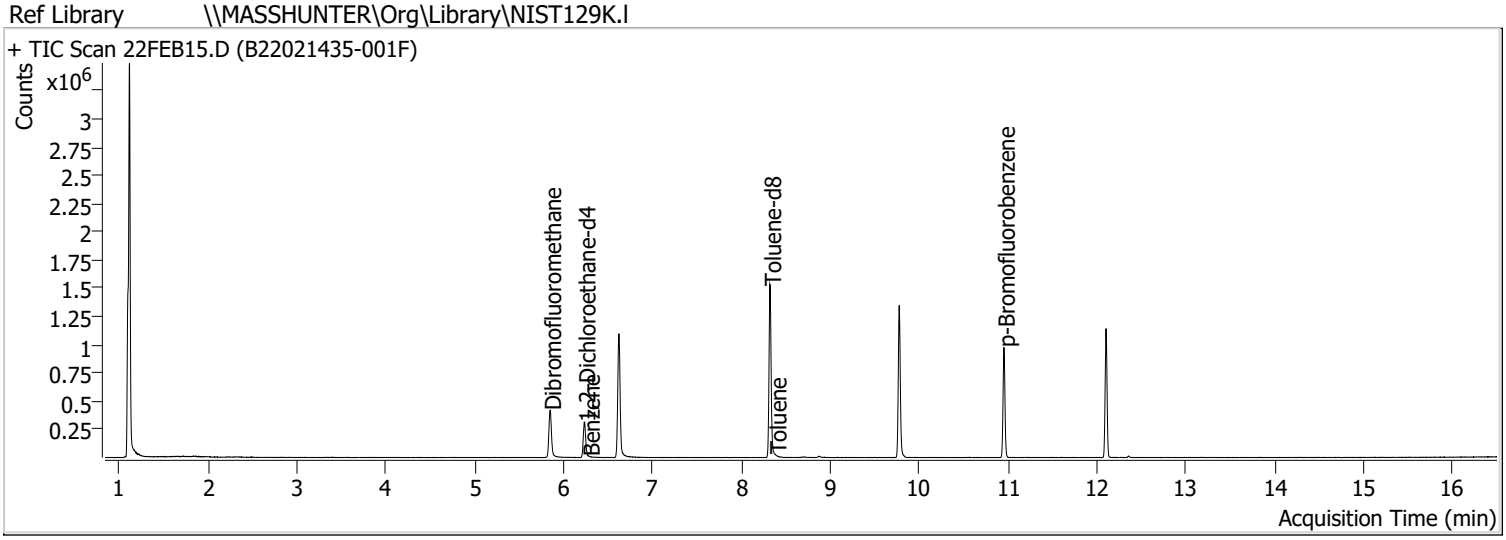

Compound	RT	QIon	Resp.	Conc.	Units		Dev(Min)
Internal Standards							
M Fluorobenzene	6.620	96.0	954093	250.0000	ng		0.000
M Chlorobenzene-d5	9.771	82.0	372905	250.0000	ng		-0.003
M 1,4-Dichlorobenzene-d4	12.100	152.0	272762	250.0000	ng		0.000
System Monitoring Compounds							
S Dibromofluoromethane	5.845	113.0	262841	284.4238	ng		-0.006
Spiked Amount: 250.000	Range: 80.0 - 119.0%			Recovery = 113.77%			
S 1,2-Dichloroethane-d4	6.233	67.0	116505	291.8503	ng		0.003
Spiked Amount: 250.000	Range: 81.0 - 118.0%			Recovery = 116.74%			
S Toluene-d8	8.321	98.0	963282	264.7800	ng		0.003
Spiked Amount: 250.000	Range: 89.0 - 112.0%			Recovery = 105.91%			
S p-Bromofluorobenzene	10.951	95.0	273620	271.6908	ng		0.003
Spiked Amount: 250.000	Range: 85.0 - 114.0%			Recovery = 108.68%			
Target Compounds							**QValue**
T Dichlorodifluoromethane	0.000		0	N.D.			
T Chloromethane	0.000		0	N.D.			
T Vinyl chloride	0.000		0	N.D.			
T Bromomethane	0.000		0	N.D.			
T Chloroethane	0.000		0	N.D.			
T Trichlorofluoromethane	0.000		0	N.D.			
T 1,1-Dichloroethene	0.000		0	N.D.			
T Methylene chloride	3.330	49.0	0		ng	md	1
T trans-1,2-Dichloroethene	0.000		0	N.D.			
T Methyl tert-butyl ether (MTBE)	0.000		0	N.D.			
T 1,1-Dichloroethane	0.000		0	N.D.			
T 2,2-Dichloropropane	0.000		0	N.D.			
T cis-1,2-Dichloroethene	0.000		0	N.D.			
T Methyl ethyl ketone	0.000		0	N.D.			
T Bromochloromethane	0.000		0	N.D.			
T Chloroform	0.000		0	N.D.			

Compound	RT	QIon	Resp.	Conc.	Units		Dev(Min)
T 1,1,1-Trichloroethane	0.000		0	N.D.			
T Carbon tetrachloride	0.000		0	N.D.			
T 1,1-Dichloropropene	0.000		0	N.D.			
T Benzene	6.280	78.0	544	0.1428	ng	m	77
T 1,2-Dichloroethane	0.000		0	N.D.			
T Trichloroethene	0.000		0	N.D.			
T 1,2-Dichloropropane	0.000		0	N.D.			
T Dibromomethane	0.000		0	N.D.			
T Bromodichloromethane	0.000		0	N.D.			
T cis-1,3-Dichloropropene	0.000		0	N.D.			
T Toluene	8.380	92.0	914	0.3769	ng	m	92
T trans-1,3-Dichloropropene	0.000		0	N.D.			
T 1,1,2-Trichloroethane	0.000		0	N.D.			
T Tetrachloroethene	0.000		0	N.D.			
T 1,3-Dichloropropane	0.000		0	N.D.			
T Chlorodibromomethane	0.000		0	N.D.			
T 1,2-Dibromoethane	0.000		0	N.D.			
T Chlorobenzene	0.000		0	N.D.			
T 1,1,1,2-Tetrachloroethane	0.000		0	N.D.			
T Ethylbenzene	0.000		0	N.D.			
T m+p-Xylenes	0.000		0	N.D.			
T o-Xylene	0.000		0	N.D.			
T Styrene	0.000		0	N.D.			
T Bromoform	0.000		0	N.D.			
T Bromobenzene	0.000		0	N.D.			
T 1,1,2,2-Tetrachloroethane	0.000		0	N.D.			
T 1,2,3-Trichloropropane	0.000		0	N.D.			
T 2-Chlorotoluene	0.000		0	N.D.			
T 4-Chlorotoluene	0.000		0	N.D.			
T 1,3-Dichlorobenzene	0.000		0	N.D.			
T 1,4-Dichlorobenzene	0.000		0	N.D.			
T 1,2-Dichlorobenzene	0.000		0	N.D.			

(#) = Qualifier Out of Range; (m) = Manual Integration; (+) = Area Summed; (*) = Surrogate Percent Recovery Out of Range; (d): Zeroed Peak

Compound	Conc.	Exp RT	QIon	Exp Ratio
Dichlorodifluoromethane	N.D.	1.24	87.0	31.8

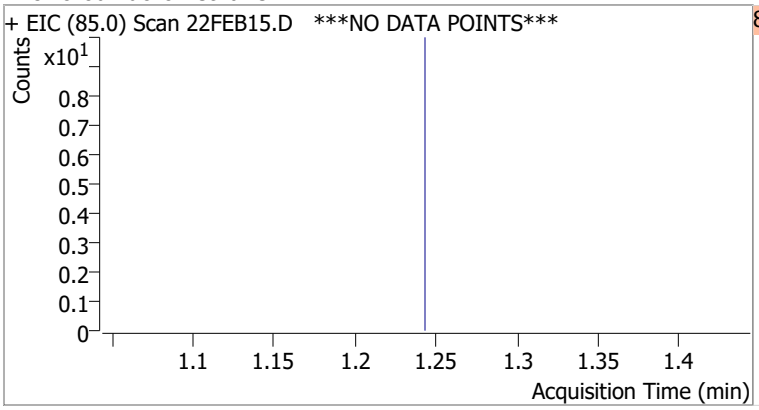

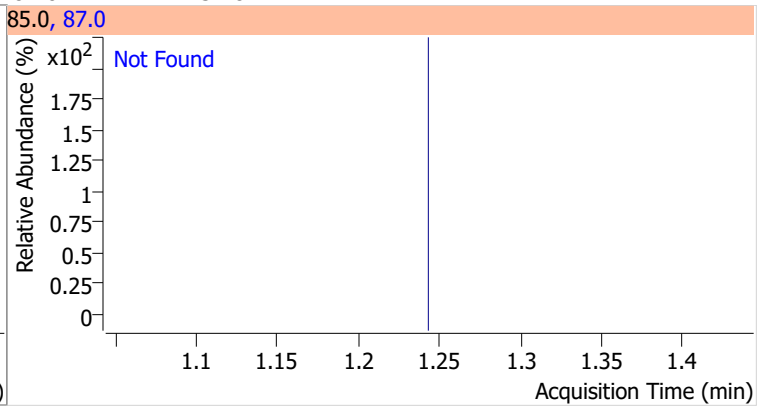

Compound	Conc.	Exp RT	QIon	Exp Ratio
Chloromethane	N.D.	1.41	52.0	32.4

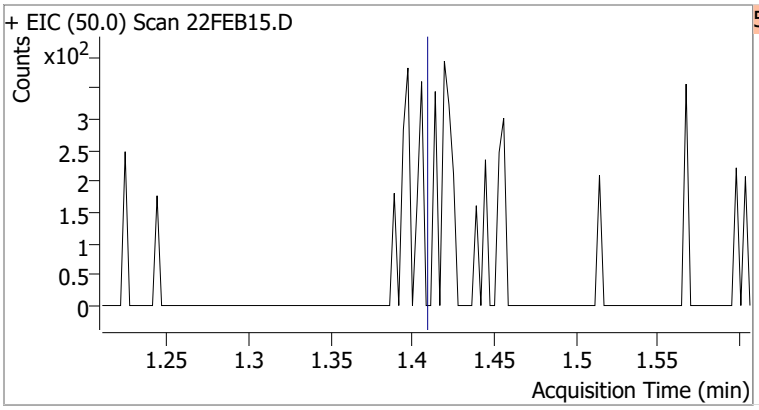

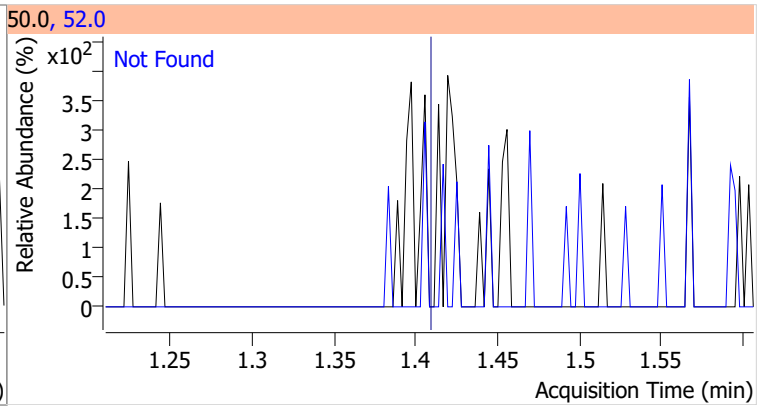

Compound	Conc.	Exp RT	QIon	Exp Ratio
Vinyl chloride	N.D.	1.50	64.0	31.3

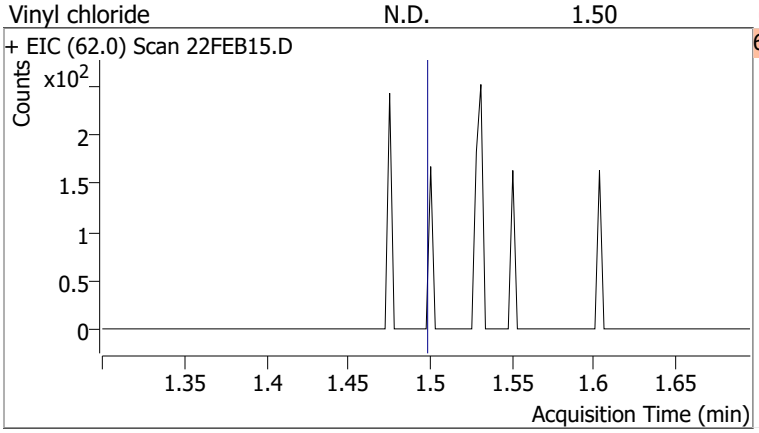

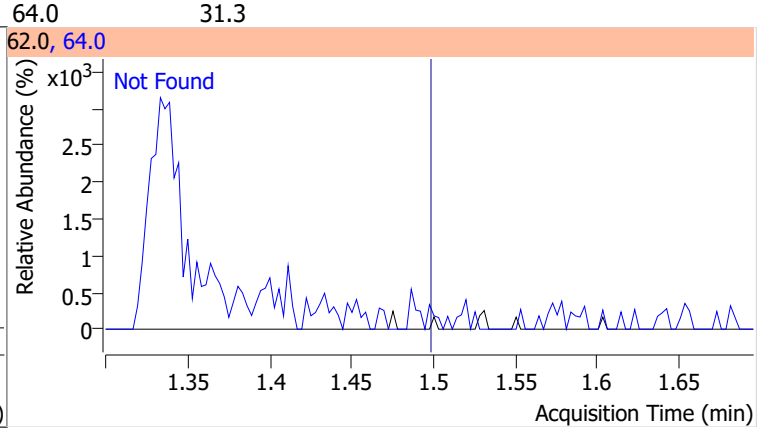

Compound	Conc.	Exp RT	QIon	Exp Ratio
Bromomethane	N.D.	1.80	94.0	110.1

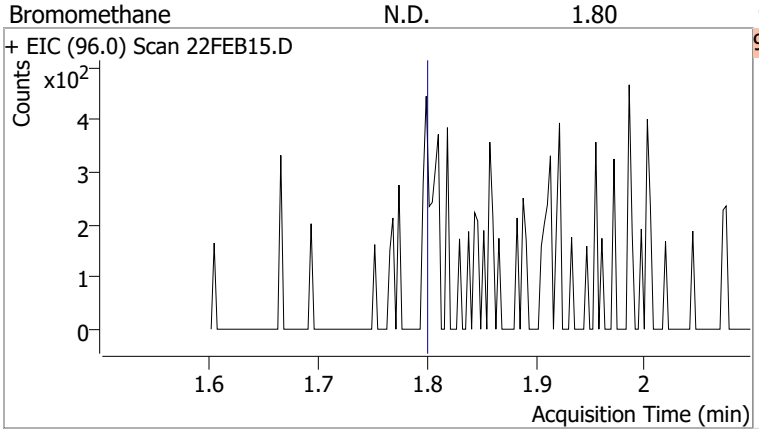

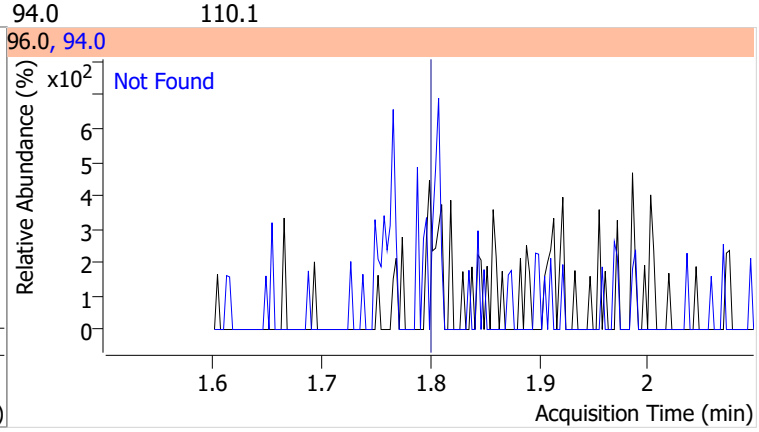

Compound	Conc.	Exp RT	QIon	Exp Ratio
Chloroethane	N.D.	1.90	66.0	30.0

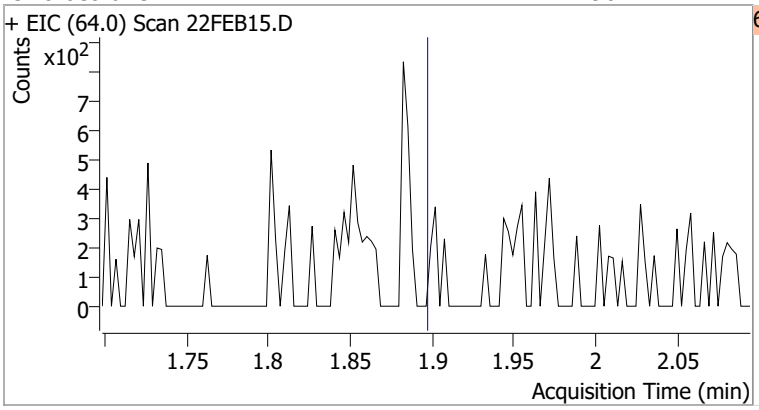

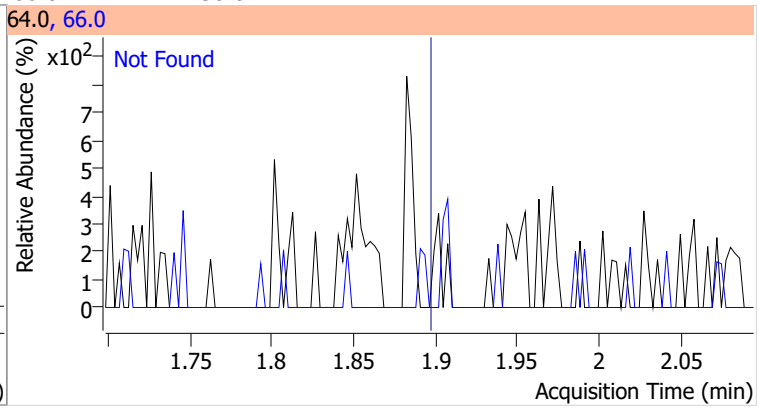

Compound	Conc.	Exp RT	QIon	Exp Ratio
Trichlorofluoromethane	N.D.	2.15	103.0	65.0

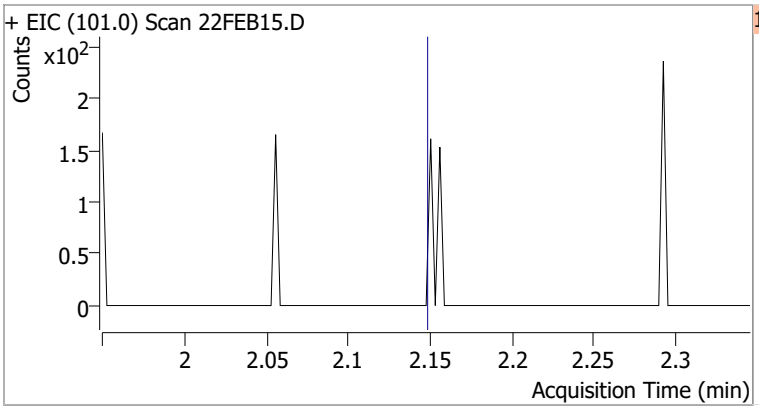

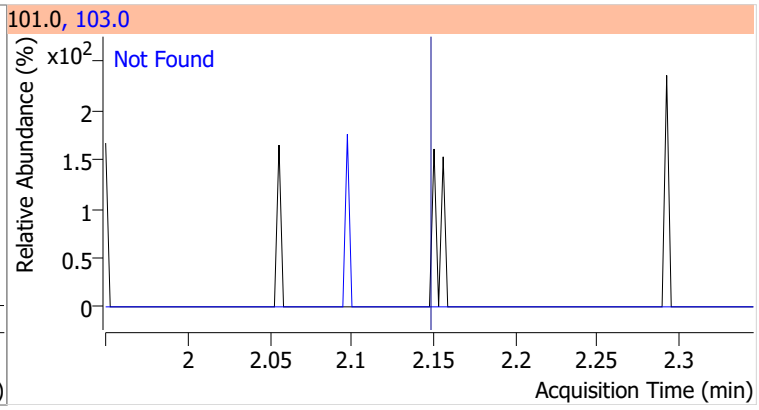

Compound	Conc.	Exp RT	QIon	Exp Ratio	QIon	Exp Ratio
1,1-Dichloroethene	N.D.	2.70	61.0	179.9	63.0	57.0

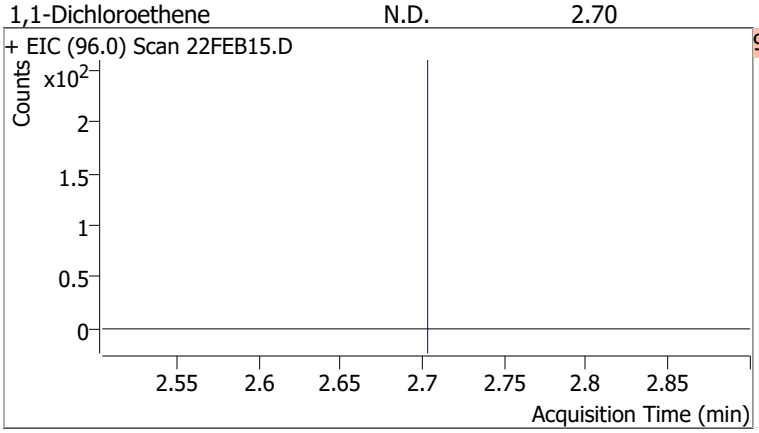

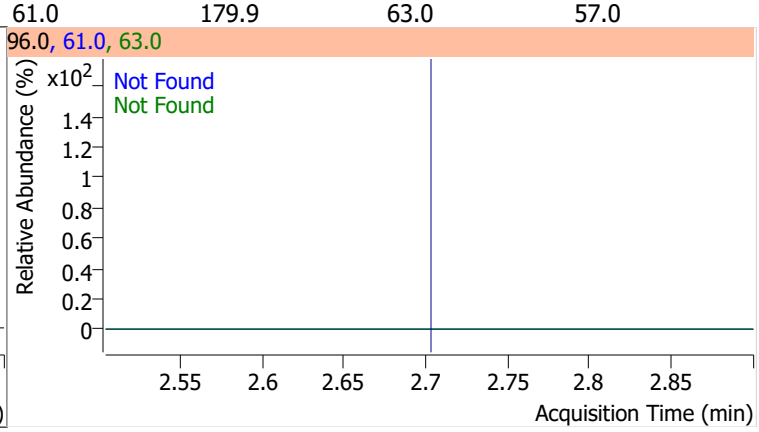

Compound	Conc.	RT	Dev(Min)	Resp.	QIon	QRatio	Lower	Upper
Methylene chloride		0		0	84.0		36.1	96.1
					86.0		11.8	71.8

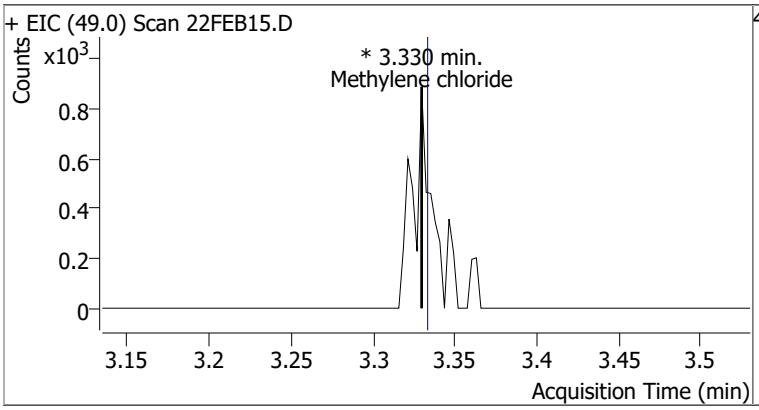

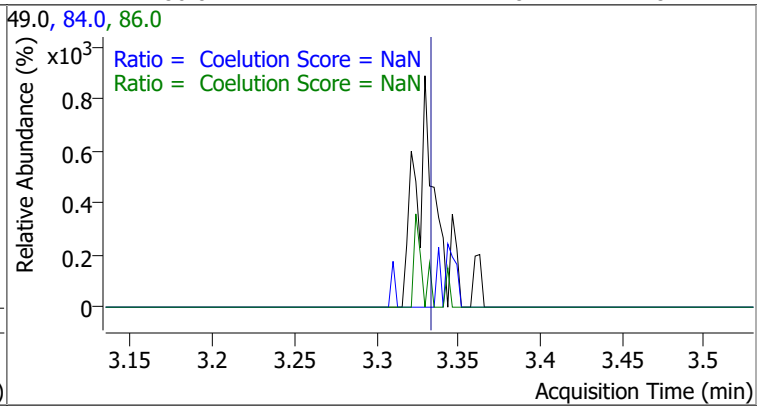

Compound	Conc.	Exp RT	QIon	Exp Ratio	QIon	Exp Ratio
trans-1,2-Dichloroethene	N.D.	3.72	61.0	154.8	98.0	62.1

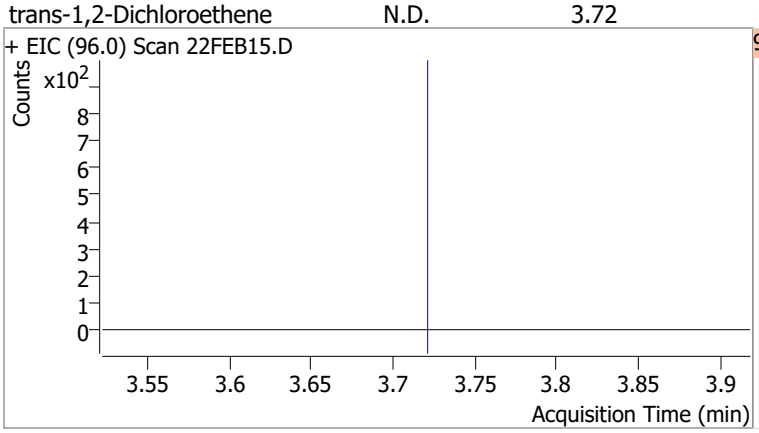

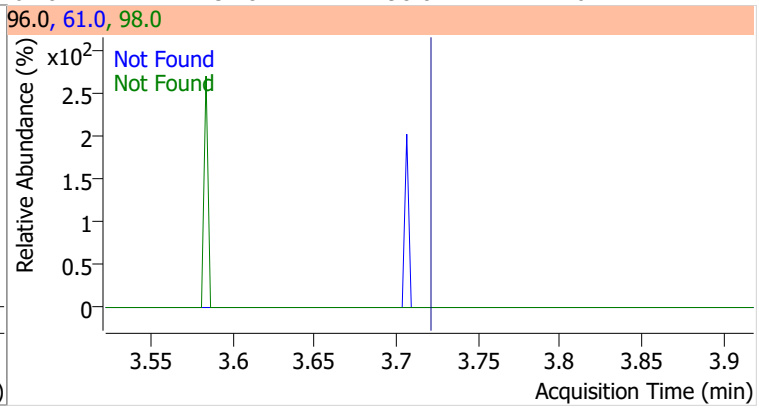

Compound	Conc.	Exp RT	QIon	Exp Ratio
Methyl tert-butyl ether (MTBE)	N.D.	3.75	57.0	24.6

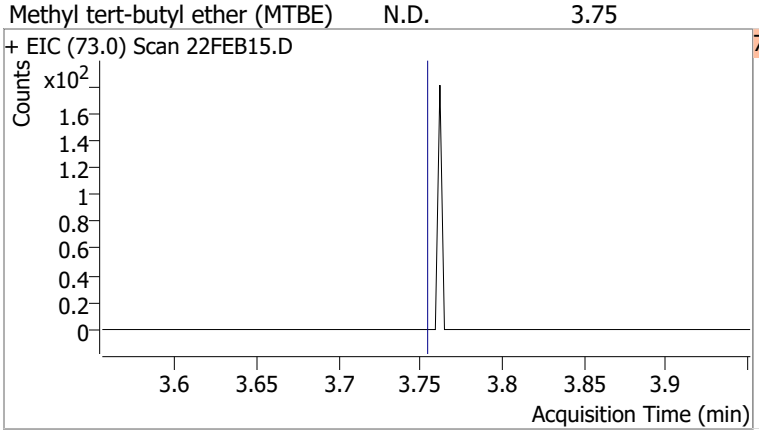

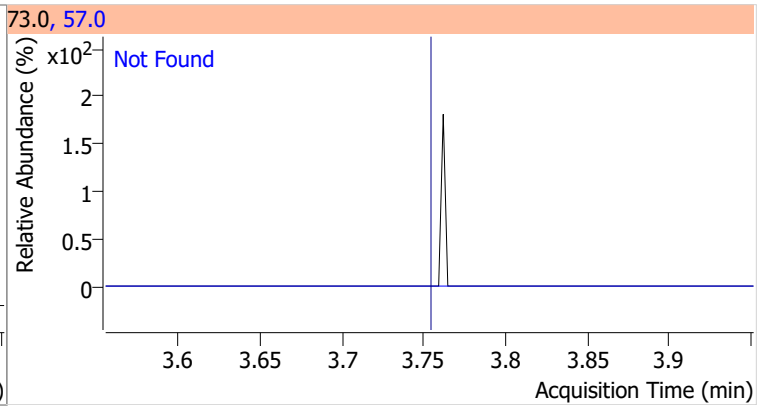

Compound	Conc.	Exp RT	QIon	Exp Ratio	QIon	Exp Ratio
1,1-Dichloroethane	N.D.	4.38	65.0	31.0	83.0	12.7

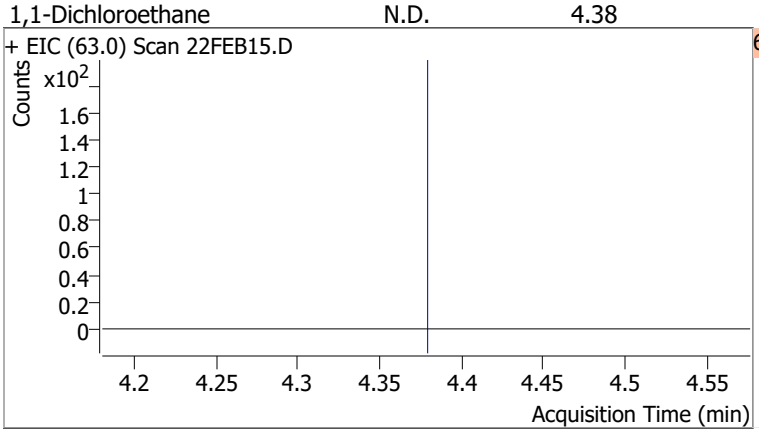

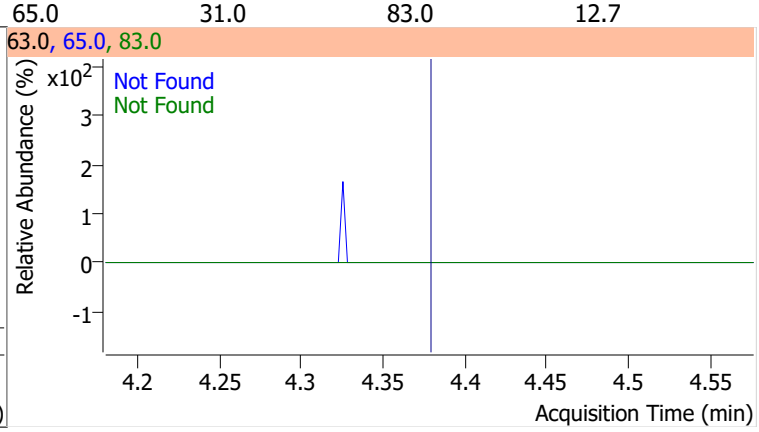

Compound	Conc.	Exp RT	QIon	Exp Ratio	QIon	Exp Ratio
2,2-Dichloropropane	N.D.	5.19	41.0	68.8	97.0	23.9

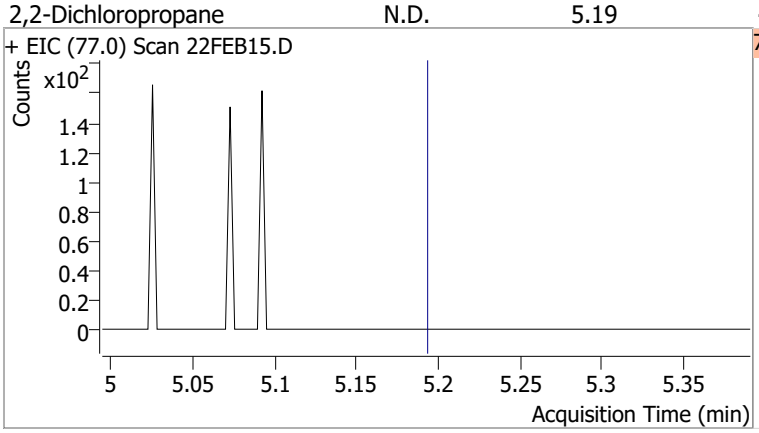

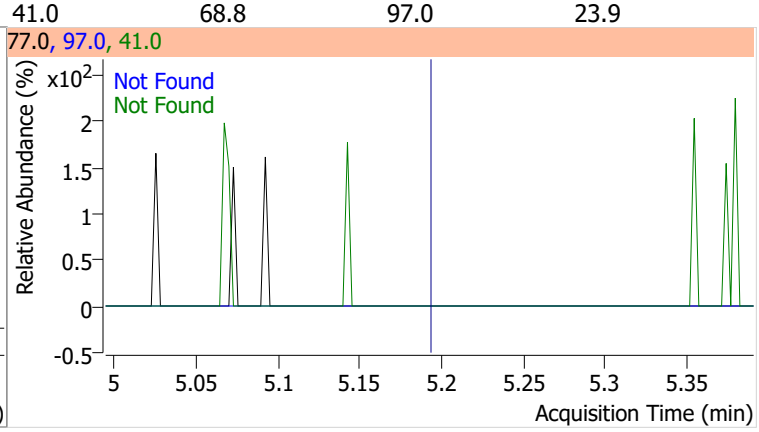

Compound	Conc.	Exp RT	QIon	Exp Ratio	QIon	Exp Ratio
cis-1,2-Dichloroethene	N.D.	5.21	61.0	160.4	98.0	66.2

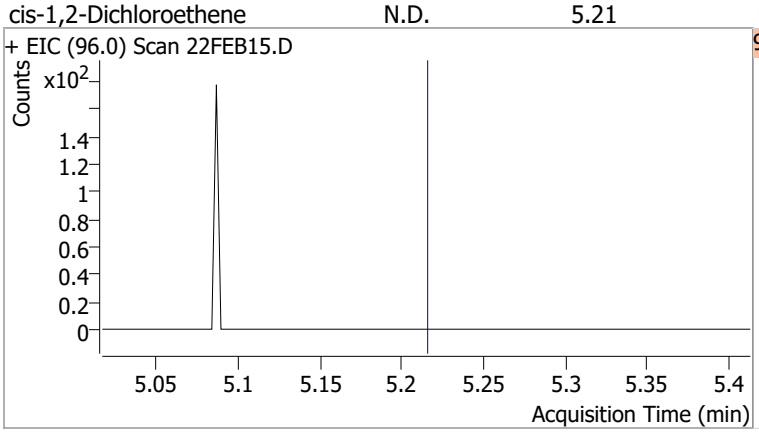

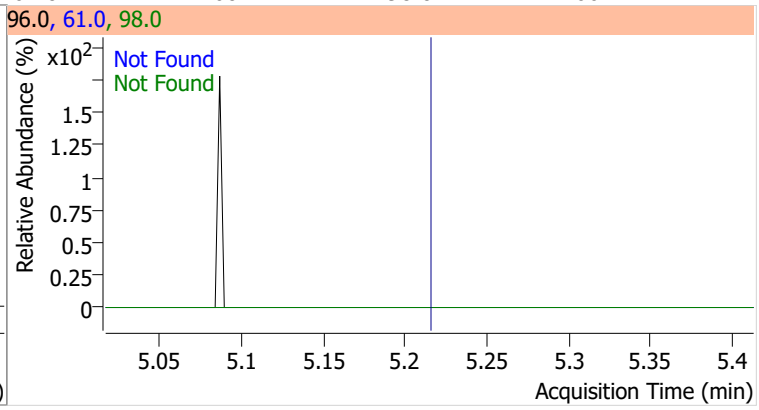

Compound	Conc.	Exp RT	QIon	Exp Ratio
Methyl ethyl ketone	N.D.	5.28	72.0	20.6

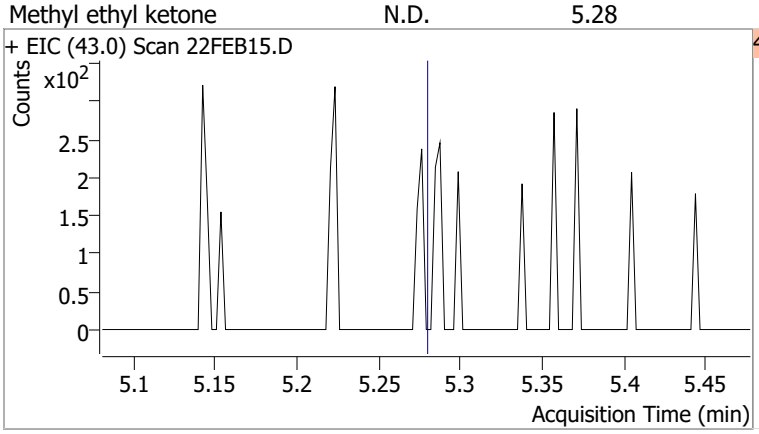

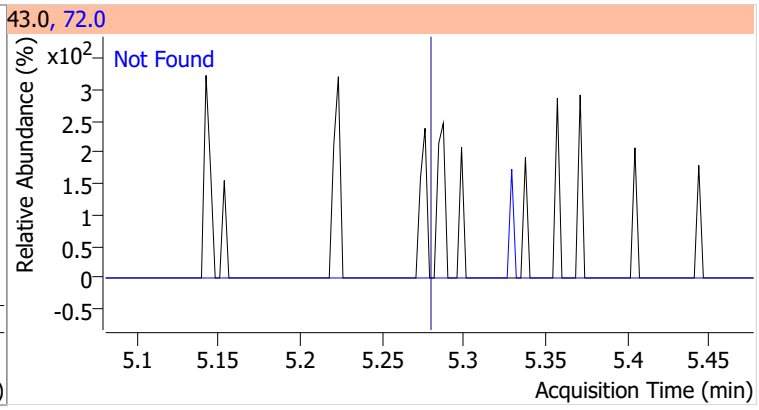

Compound	Conc.	Exp RT	QIon	Exp Ratio
Bromochloromethane	N.D.	5.52	49.0	182.2

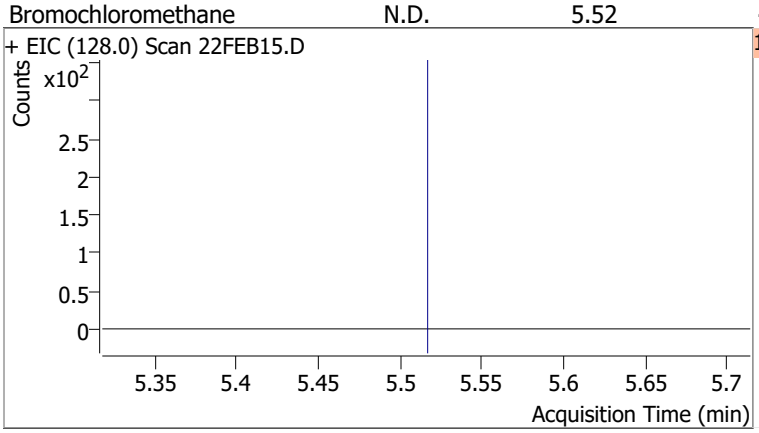

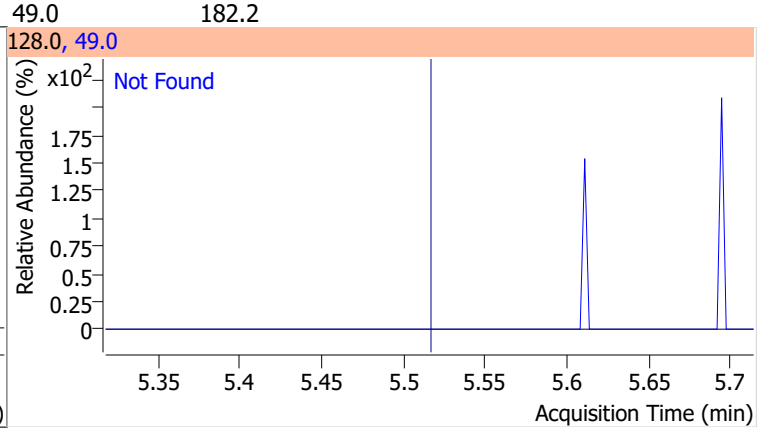

Compound	Conc.	Exp RT	QIon	Exp Ratio
Chloroform	N.D.	5.65	85.0	66.2

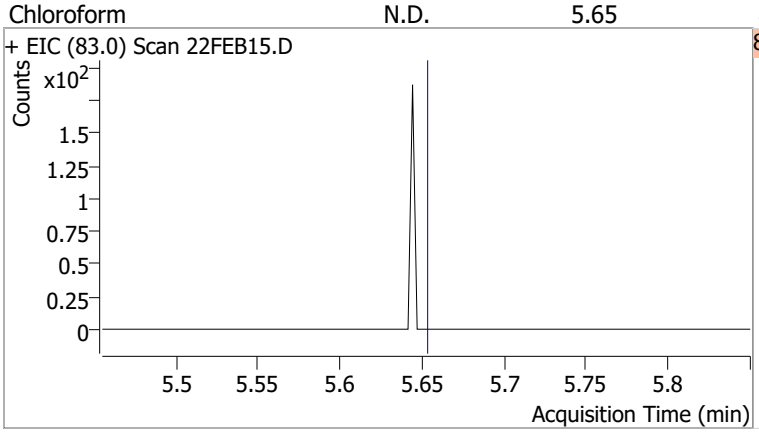

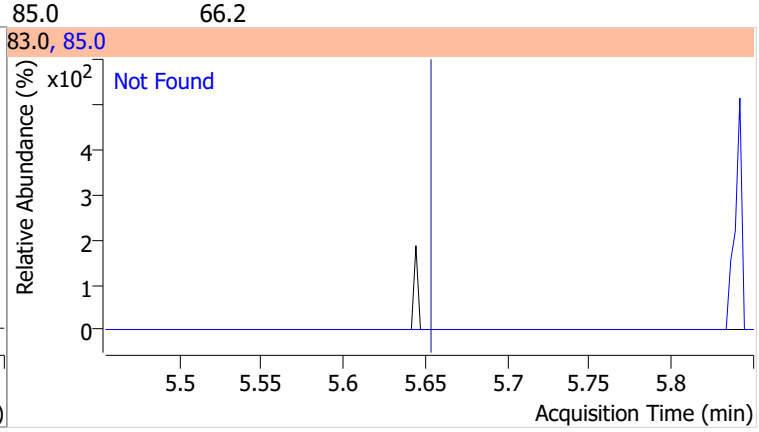

Compound	Conc.	Exp RT	QIon	Exp Ratio	QIon	Exp Ratio
1,1,1-Trichloroethane	N.D.	5.83	99.0	63.1	61.0	49.1

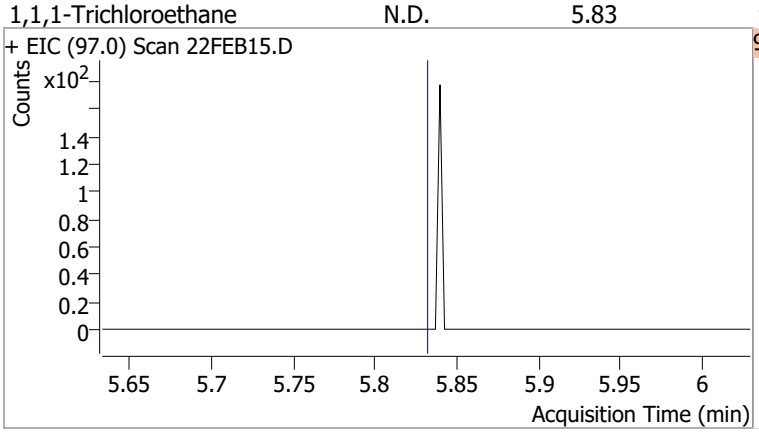

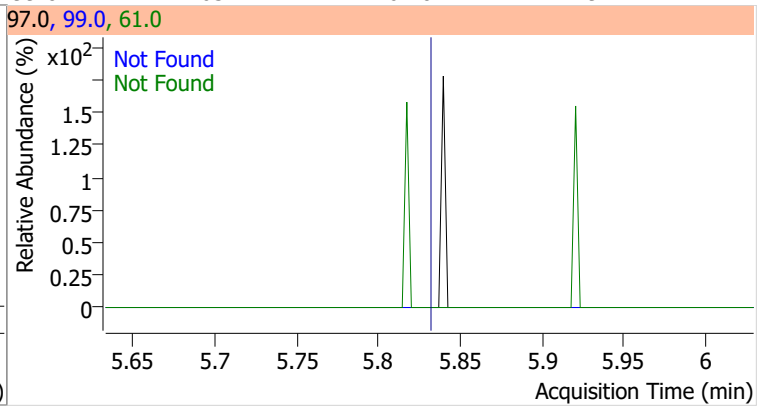

Compound	Conc.	RT	Dev(Min)	Resp.	QIon	QRatio	Lower	Upper
Dibromofluoromethane	284.4238	5.85	-0.01	262841	191.5	20.9	0.0	53.2

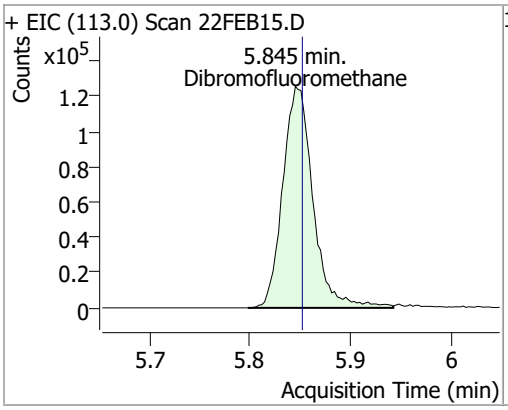

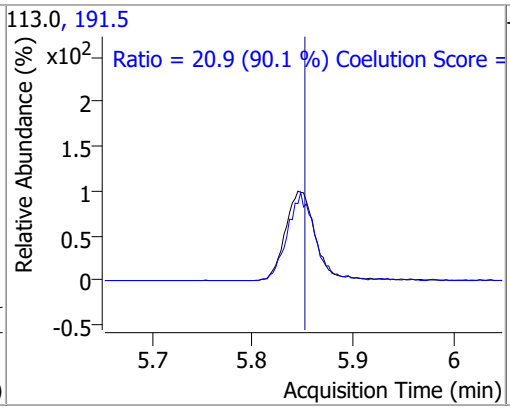

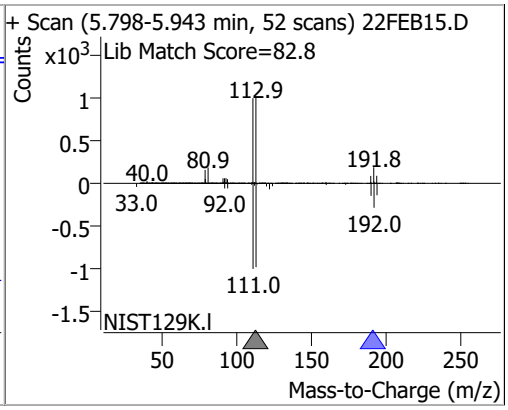

Compound	Conc.	Exp RT	QIon	Exp Ratio	QIon	Exp Ratio
Carbon tetrachloride	N.D.	6.02	119.0	97.6	121.0	30.7

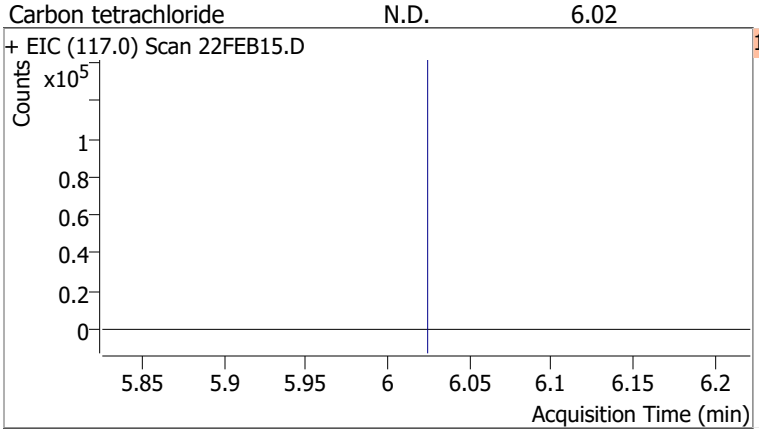

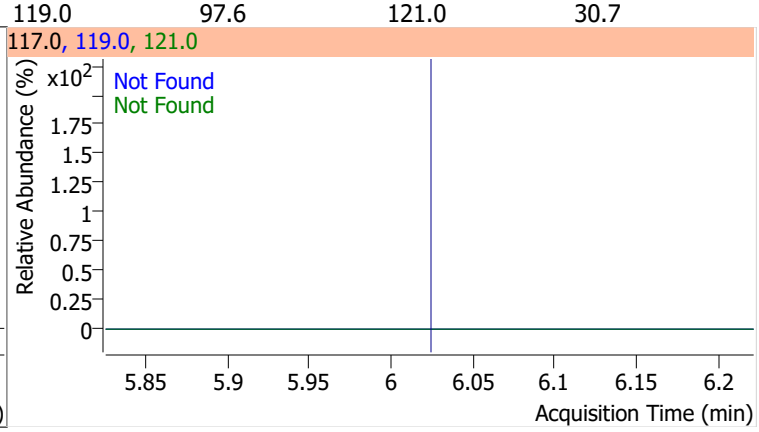

Compound	Conc.	Exp RT	QIon	Exp Ratio	QIon	Exp Ratio
1,1-Dichloropropene	N.D.	6.04	110.0	35.6	77.0	31.0

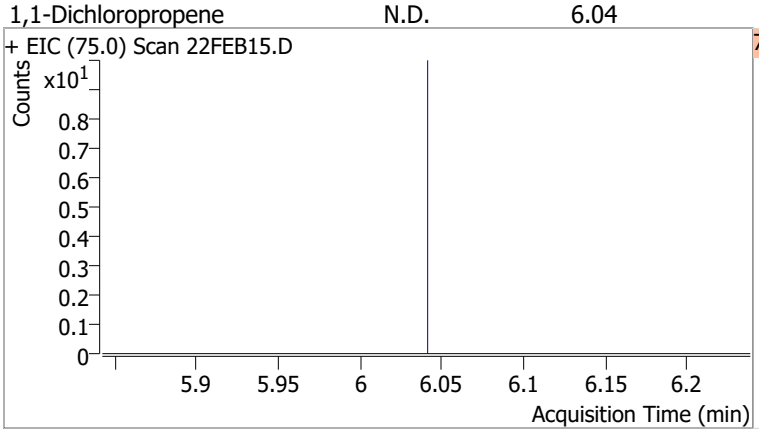

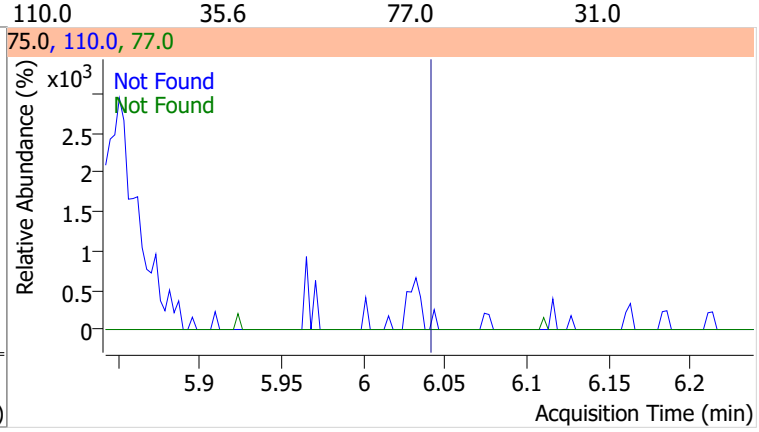

Compound	Conc.	RT	Dev(Min)	Resp.	QIon	QRatio	Lower	Upper
1,2-Dichloroethane-d4	291.8503	6.23	0.00	116505	65.0	190.0	162.8	222.8

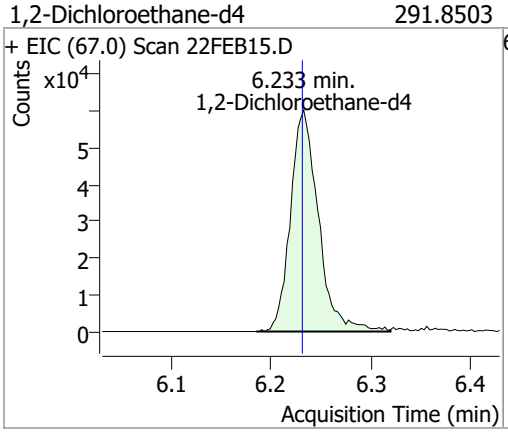

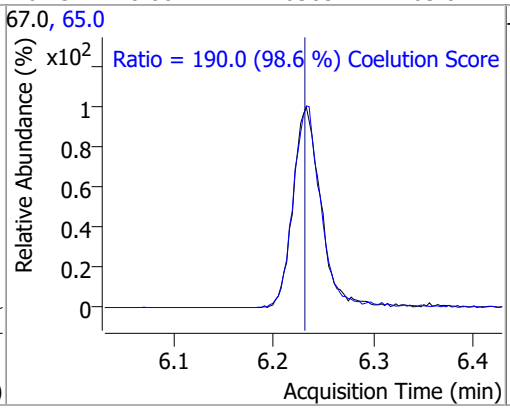

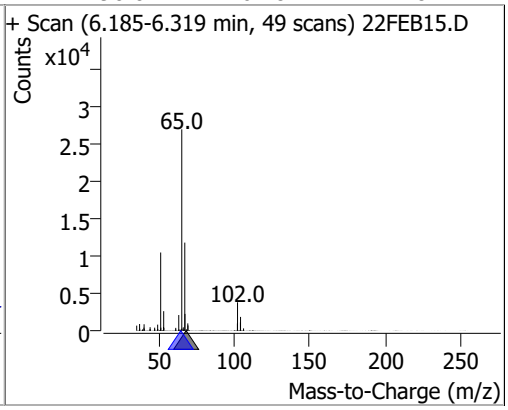

Compound	Conc.	RT	Dev(Min)	Resp.	QIon	QRatio	Lower	Upper
Benzene	0.1428	6.28	0.00	544 (m)	77.0	34.5	0.0	53.3

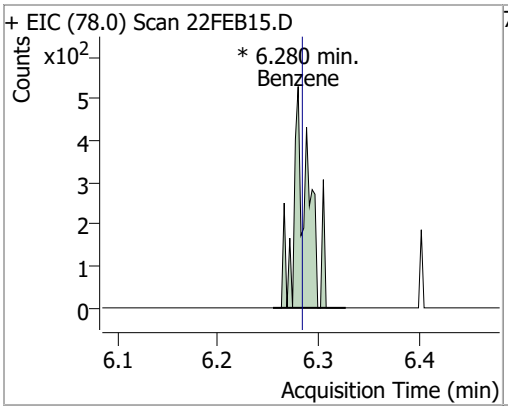

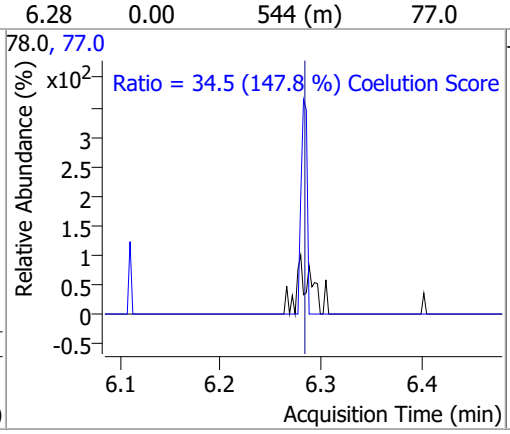

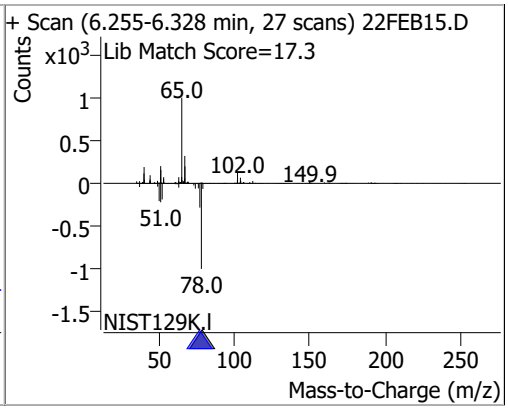

Compound	Conc.	Exp RT	QIon	Exp Ratio	QIon	Exp Ratio
1,2-Dichloroethane	N.D.	6.32	64.0	32.2	98.0	8.2

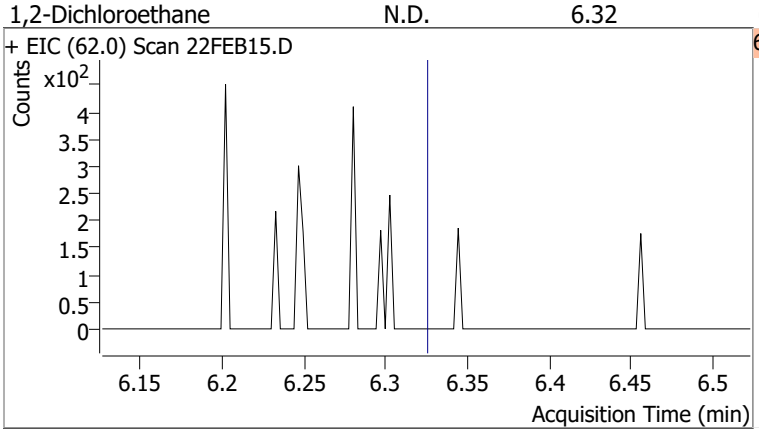

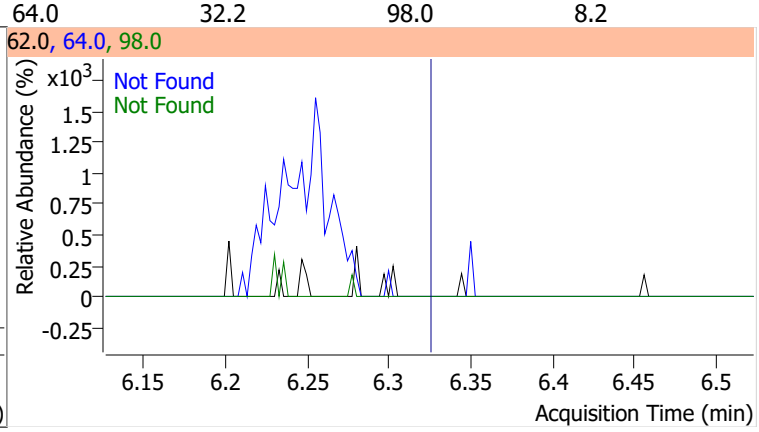

Compound	Conc.	Exp RT	QIon	Exp Ratio	QIon	Exp Ratio
Trichloroethene	N.D.	7.02	130.0	105.6	97.0	65.7

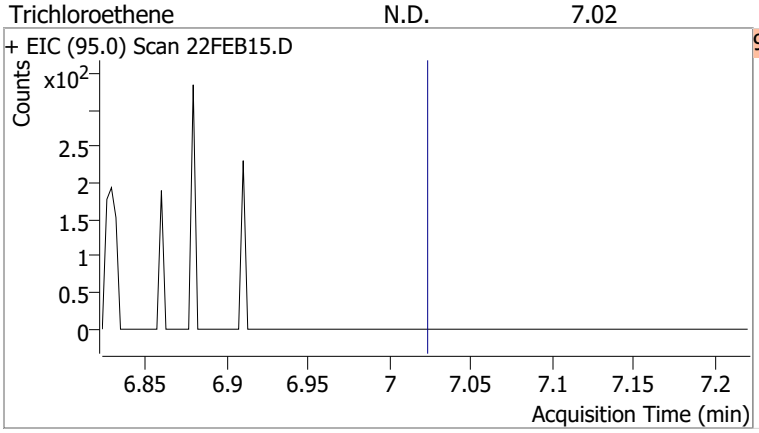

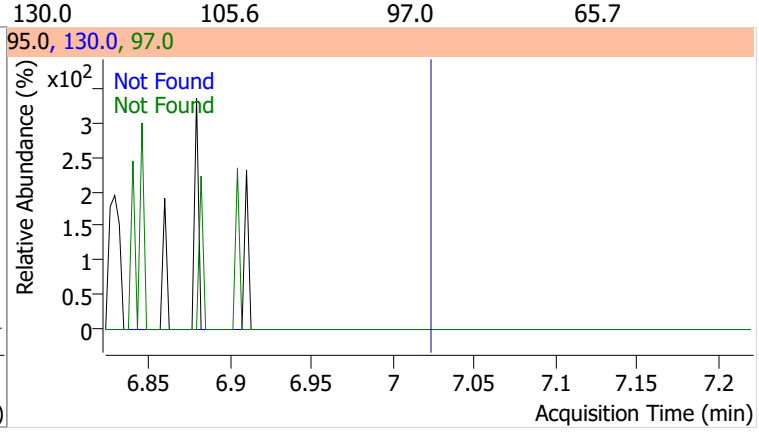

Compound	Conc.	Exp RT	QIon	Exp Ratio
1,2-Dichloropropane	N.D.	7.27	76.0	39.8

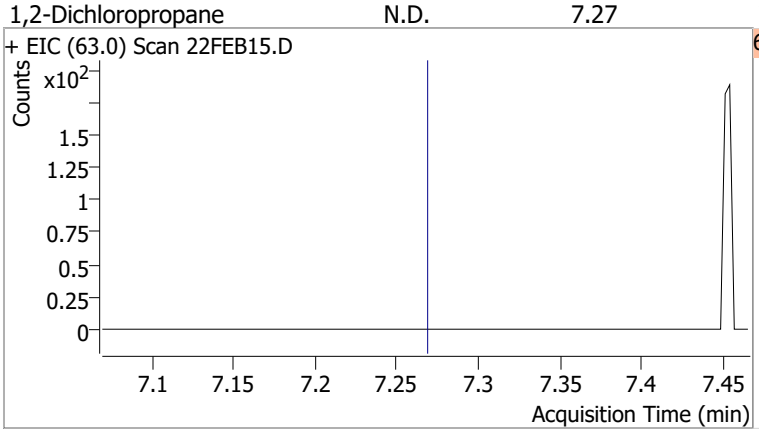

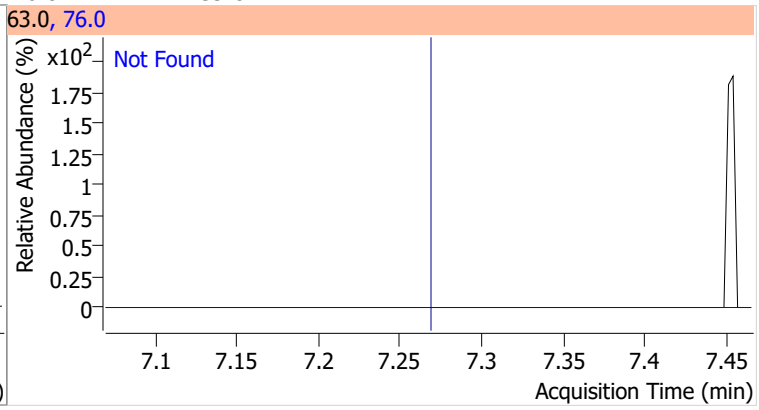

Compound	Conc.	Exp RT	QIon	Exp Ratio	QIon	Exp Ratio
Dibromomethane	N.D.	7.40	173.5	108.2	95.0	84.5

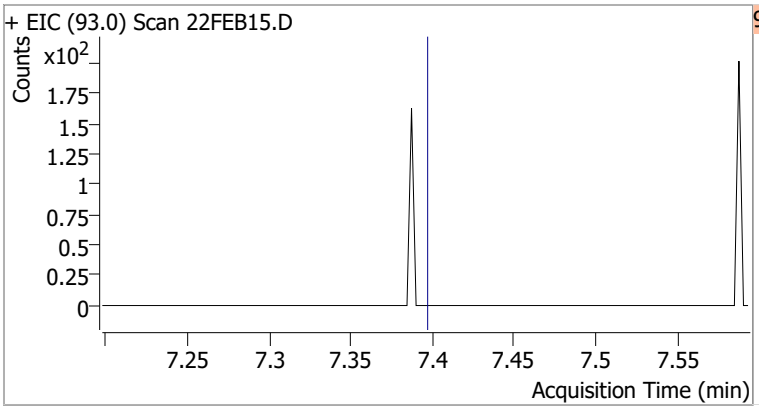

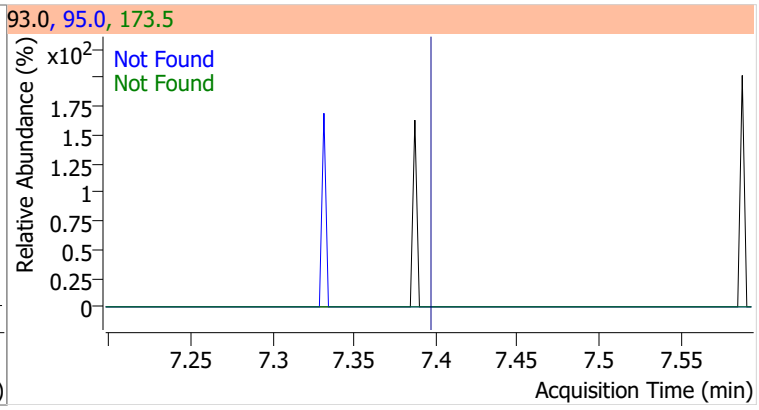

Compound	Conc.	Exp RT	QIon	Exp Ratio	QIon	Exp Ratio
Bromodichloromethane	N.D.	7.58	85.0	66.3	127.0	9.5

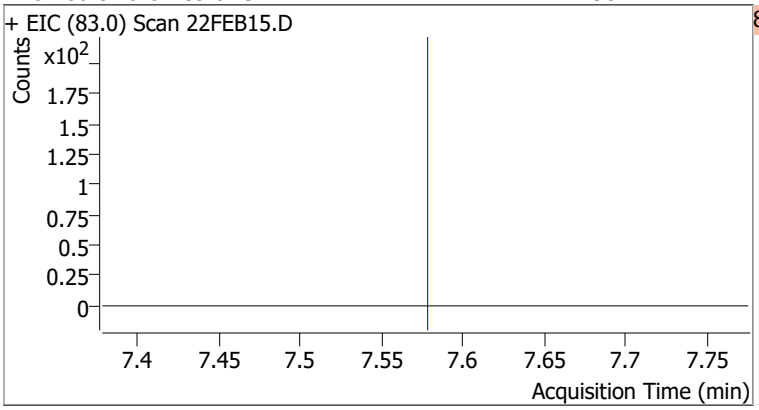

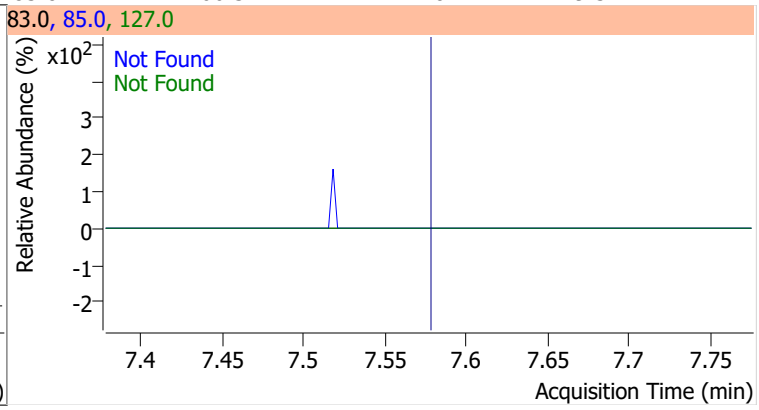

Compound	Conc.	Exp RT	QIon	Exp Ratio	QIon	Exp Ratio
cis-1,3-Dichloropropene	N.D.	8.06	39.0	52.5	77.0	31.8

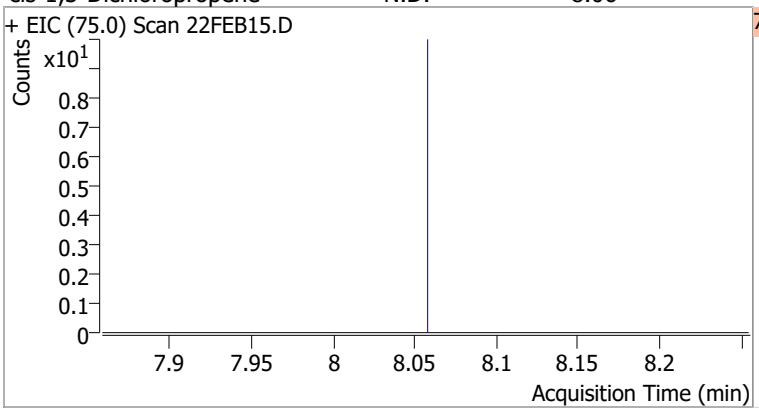

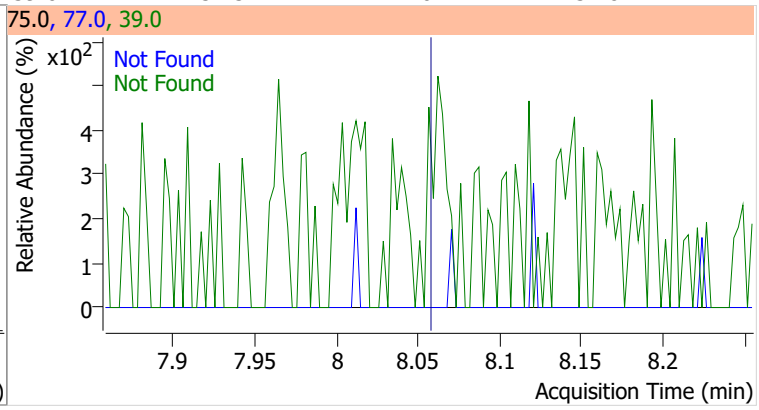

Compound	Conc.	RT	Dev(Min)	Resp.	QIon	QRatio	Lower	Upper
Toluene-d8	264.7800	8.32	0.00	963282	100.0	63.3	34.3	94.3
					99.0	9.9	0.0	39.2

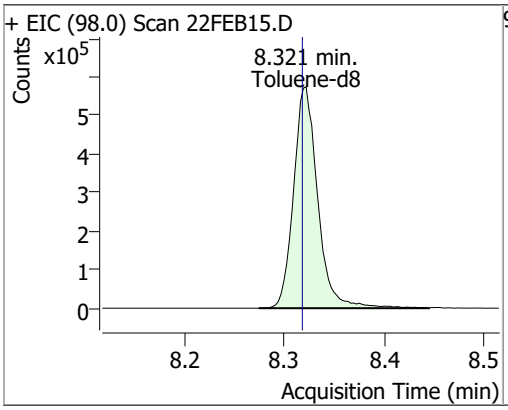

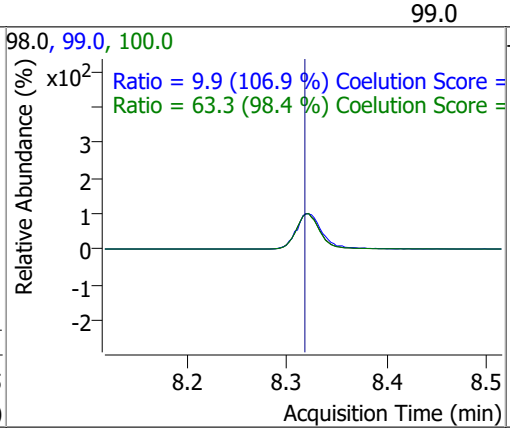

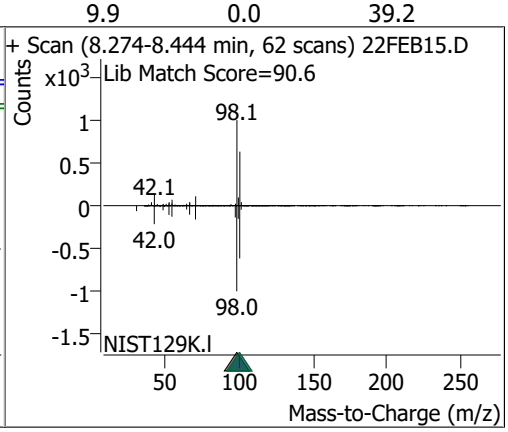

Compound	Conc.	RT	Dev(Min)	Resp.	QIon	QRatio	Lower	Upper
Toluene	0.3769	8.38	-0.01	914 (m)	91.0	162.5	144.1	204.1

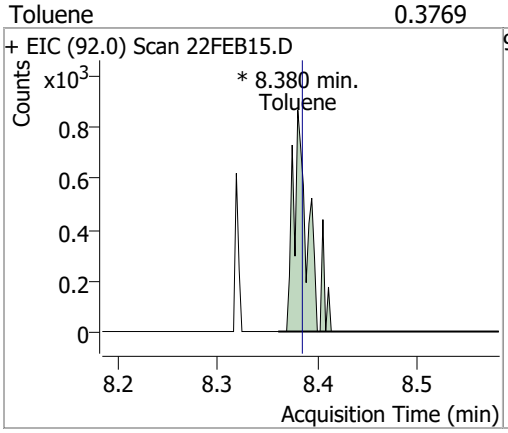

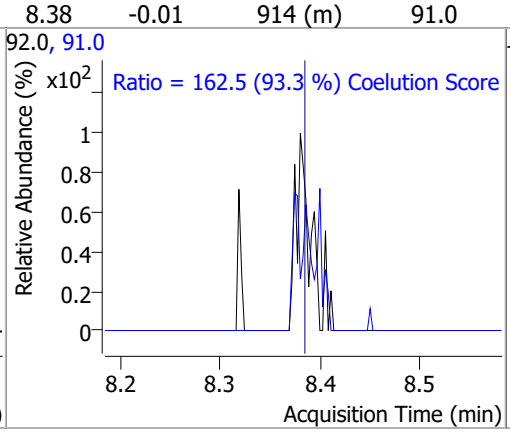

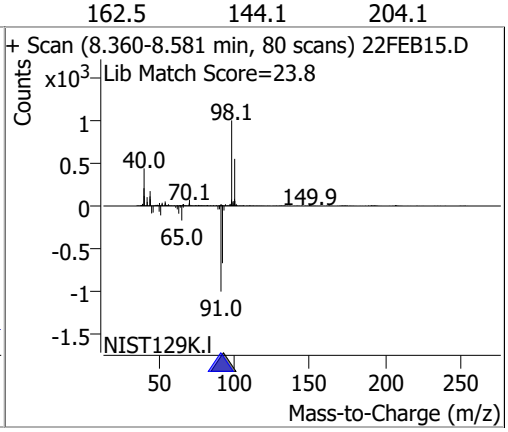

Compound	Conc.	Exp RT	QIon	Exp Ratio	QIon	Exp Ratio
trans-1,3-Dichloropropene	N.D.	8.64	39.0	53.0	77.0	31.0

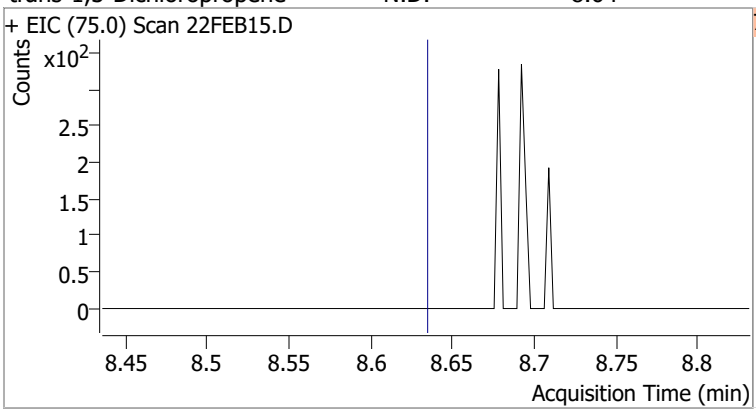

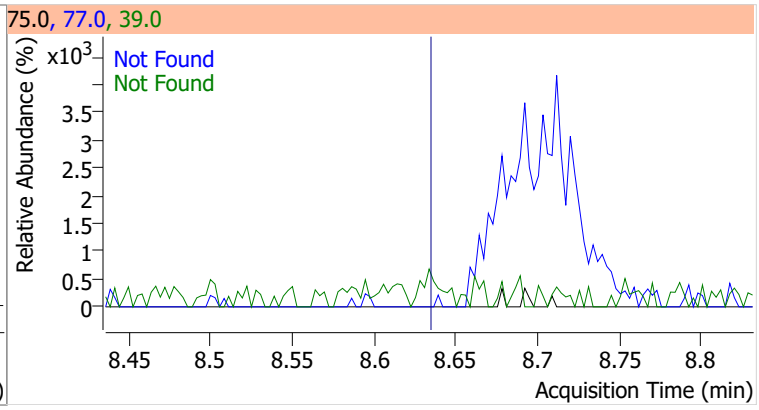

Compound	Conc.	Exp RT	QIon	Exp Ratio	QIon	Exp Ratio
1,1,2-Trichloroethane	N.D.	8.82	97.0	110.7	85.0	60.7

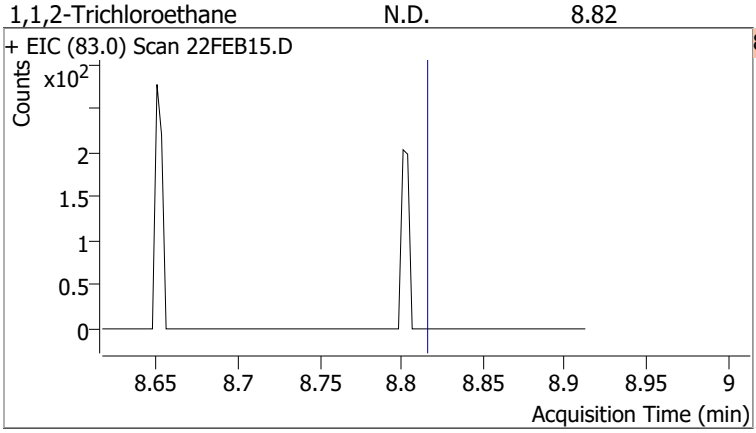

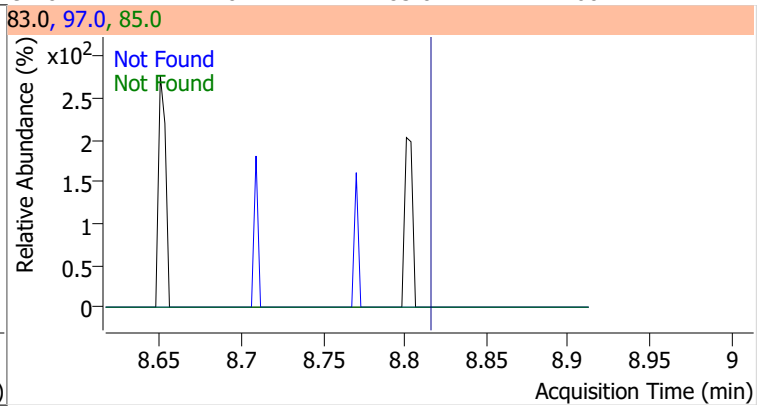

Compound	Conc.	Exp RT	QIon	Exp Ratio	QIon	Exp Ratio
Tetrachloroethene	N.D.	8.94	165.8	126.1	129.0	90.5

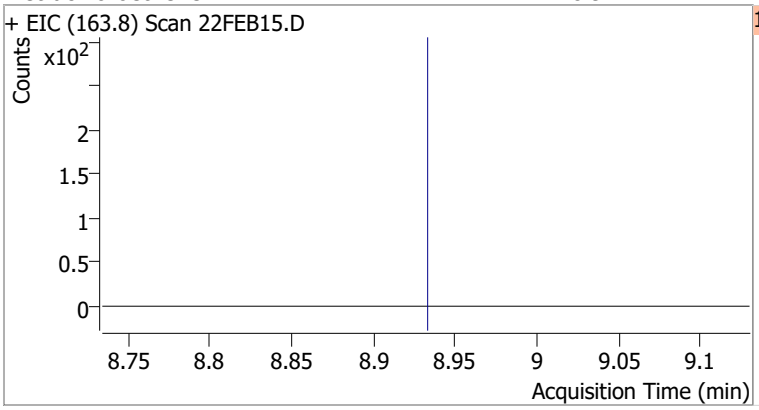

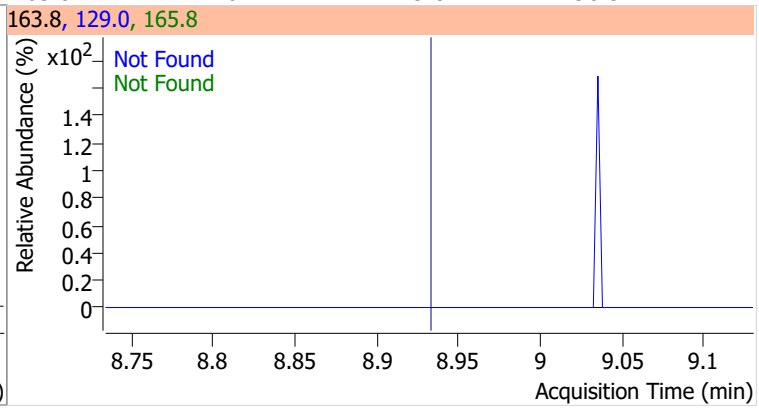

Compound	Conc.	Exp RT	QIon	Exp Ratio
1,3-Dichloropropane	N.D.	8.98	78.0	32.4

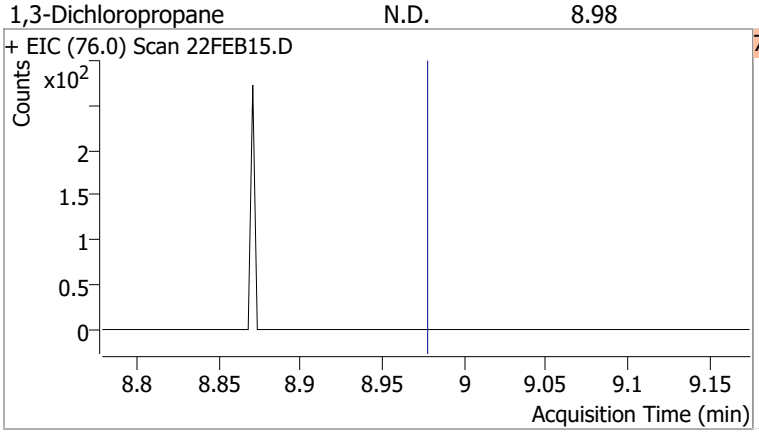

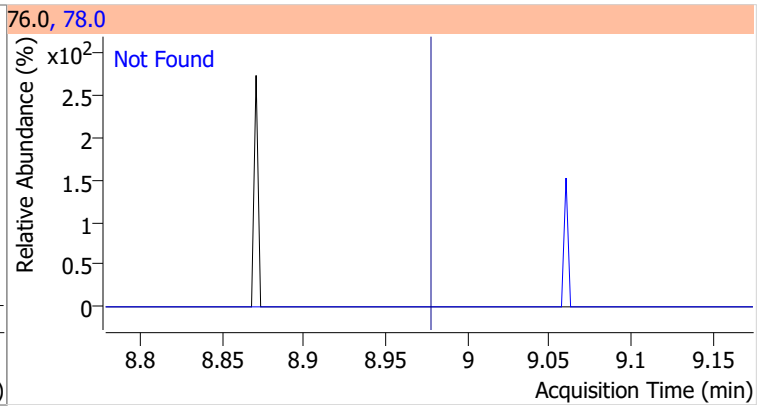

Compound	Conc.	Exp RT	QIon	Exp Ratio
Chlorodibromomethane	N.D.	9.21	127.0	77.2

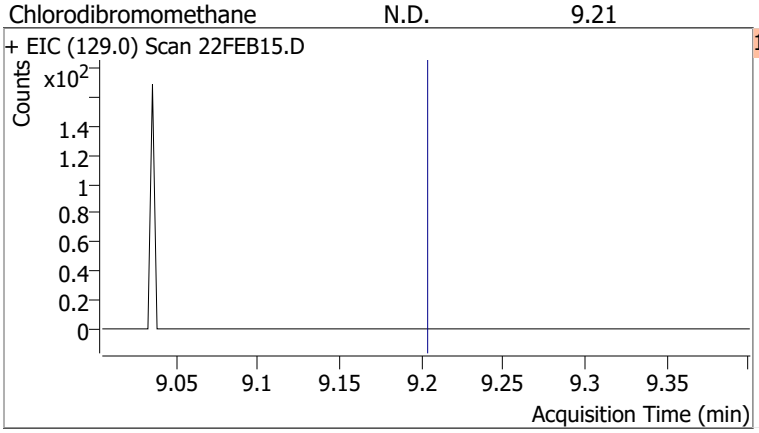

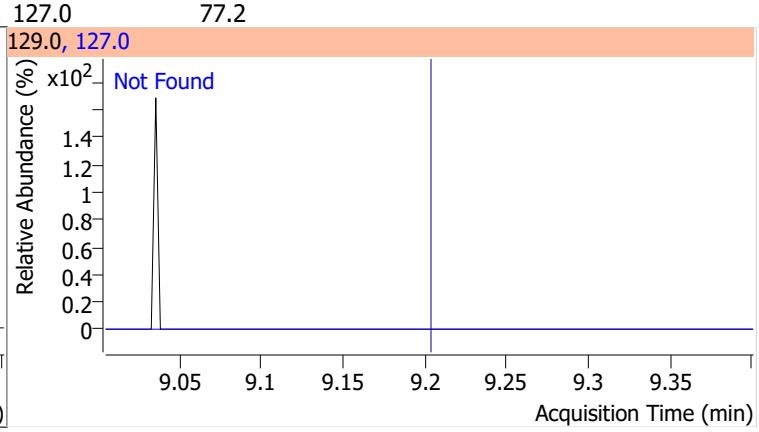

Compound	Conc.	Exp RT	QIon	Exp Ratio
1,2-Dibromoethane	N.D.	9.30	109.0	91.5

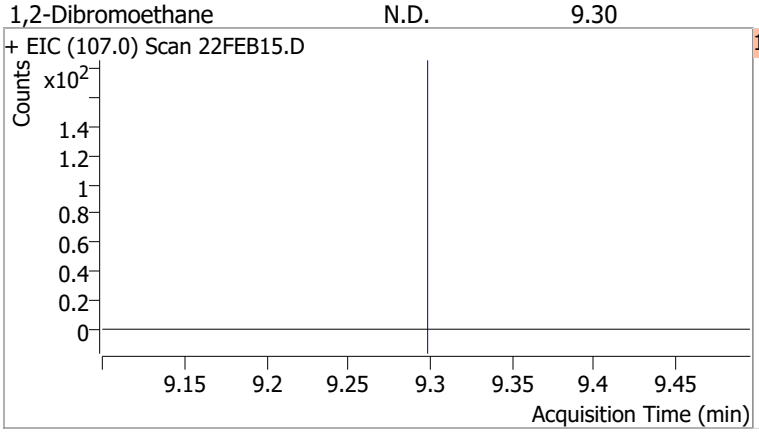

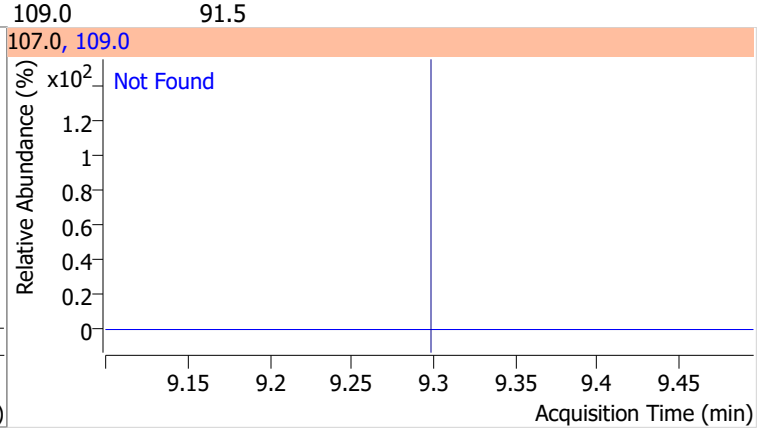

Compound	Conc.	Exp RT	QIon	Exp Ratio
Chlorobenzene	N.D.	9.80	114.0	32.2

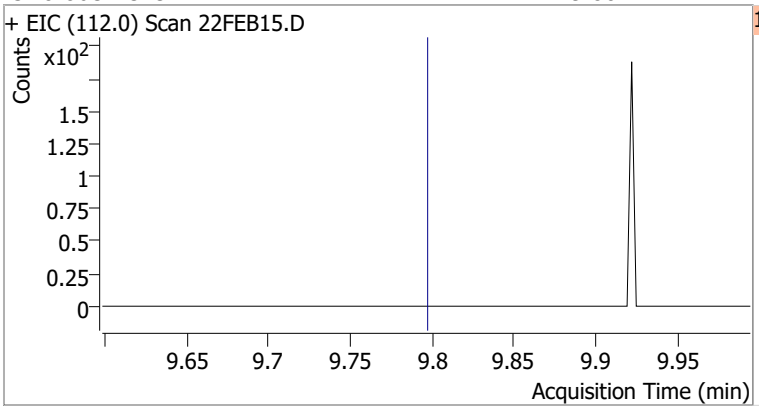

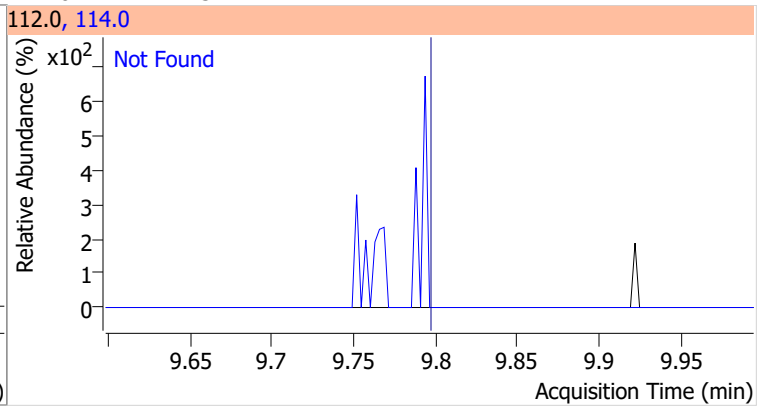

Compound	Conc.	Exp RT	QIon	Exp Ratio
1,1,1,2-Tetrachloroethane	N.D.	9.89	133.0	95.3

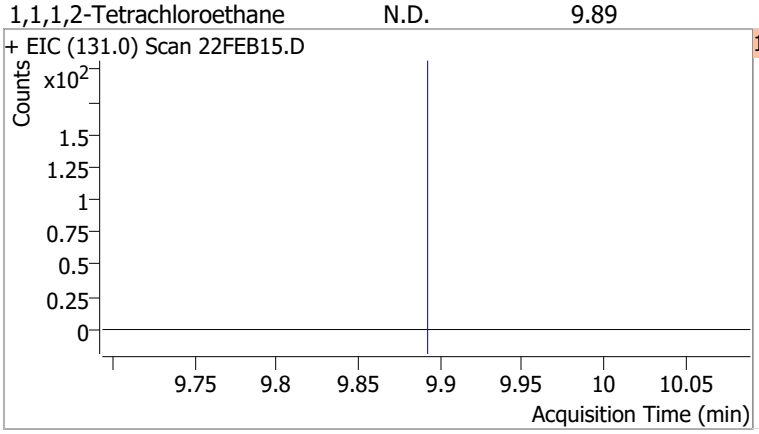

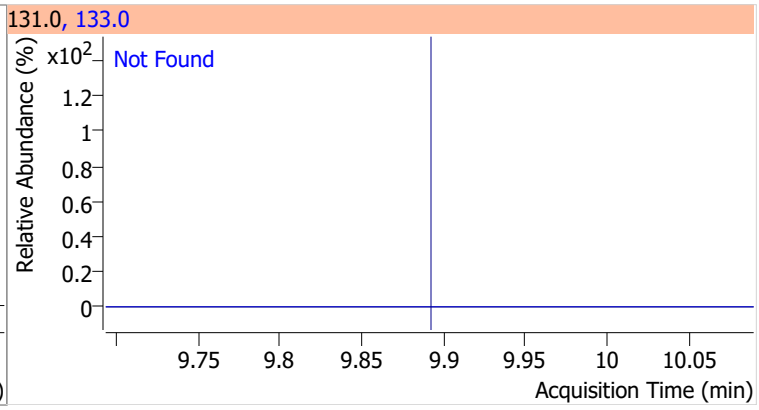

Compound	Conc.	Exp RT	QIon	Exp Ratio
Ethylbenzene	N.D.	9.92	106.0	31.7

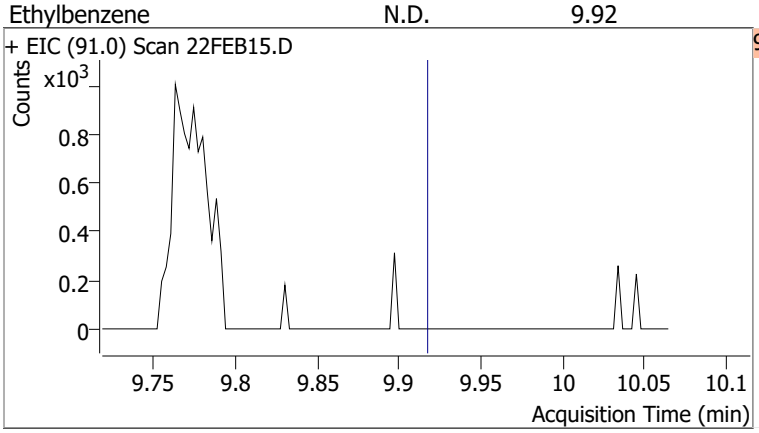

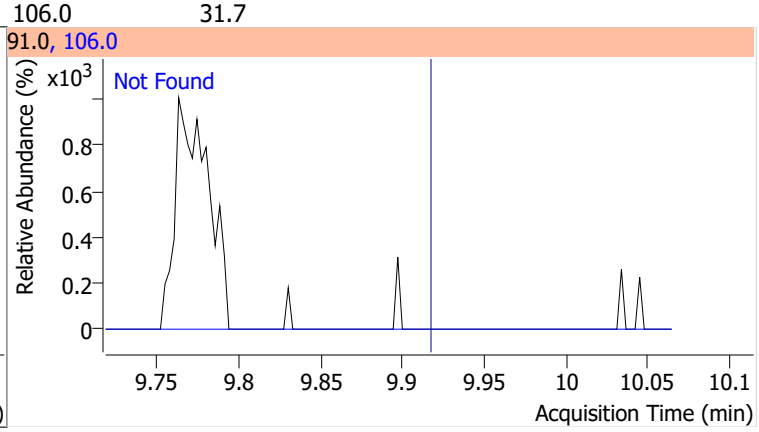

Compound	Conc.	Exp RT	QIon	Exp Ratio
m+p-Xylenes	N.D.	10.04	91.0	200.7

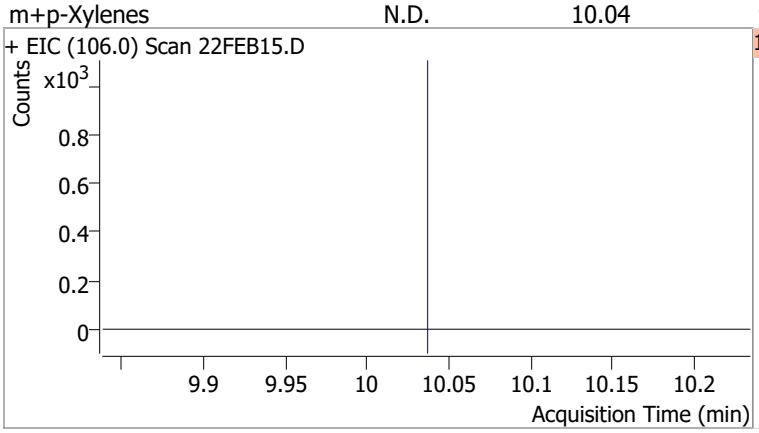

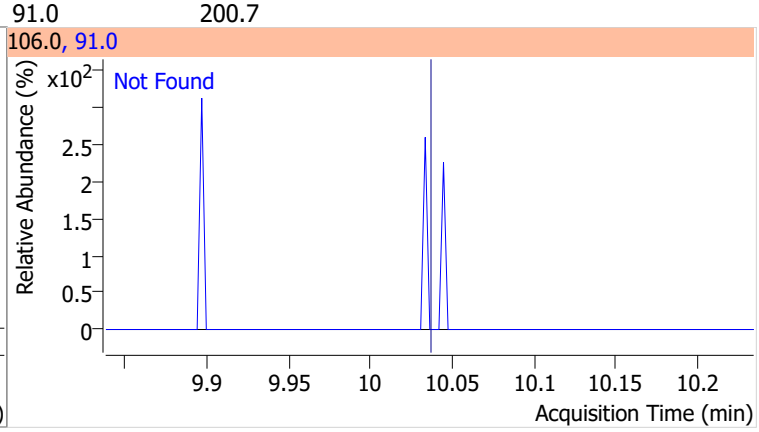

Compound	Conc.	Exp RT	QIon	Exp Ratio
o-Xylene	N.D.	10.43	91.0	211.4

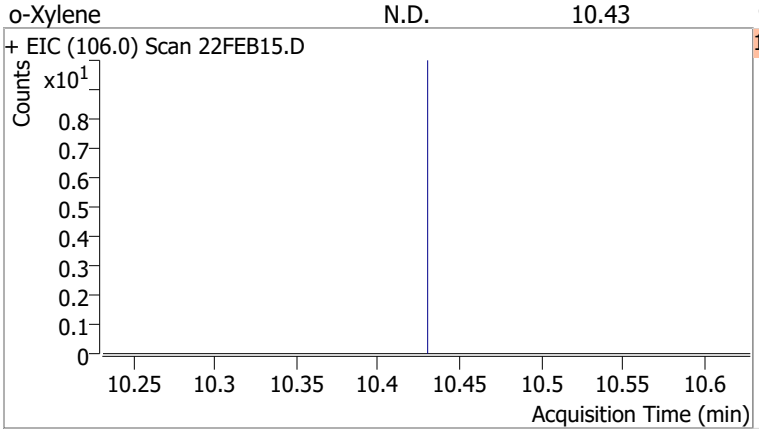

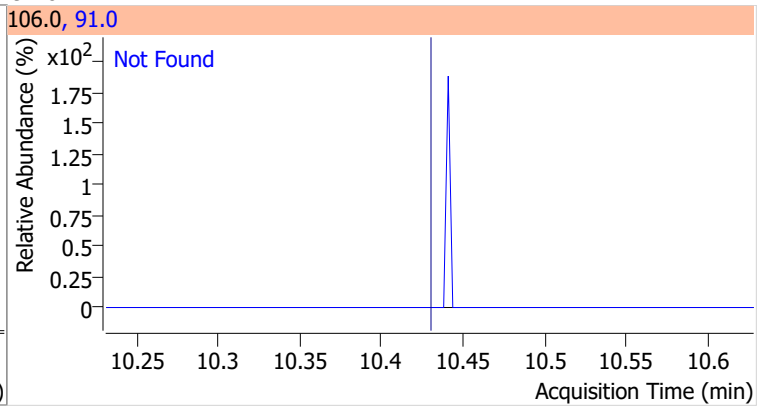

Compound	Conc.	Exp RT	QIon	Exp Ratio
Styrene	N.D.	10.45	78.0	50.6

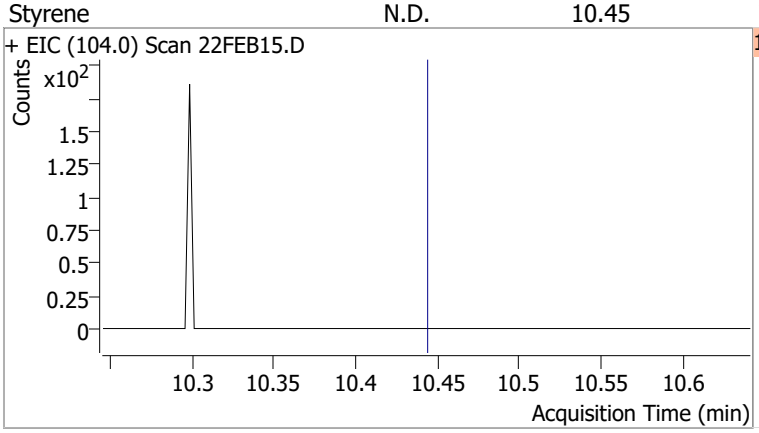

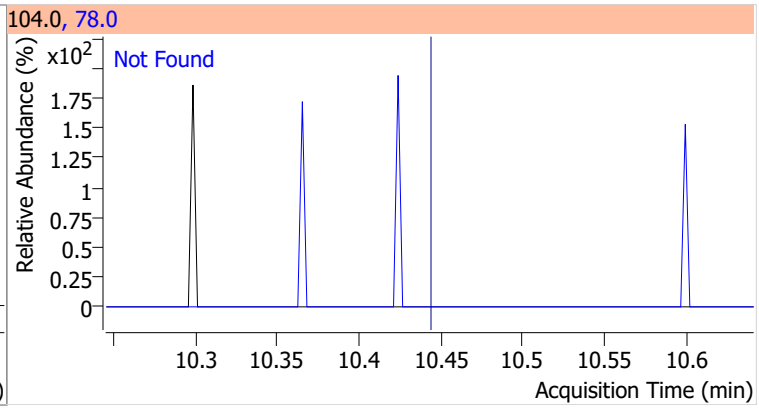

Compound	Conc.	Exp RT	QIon	Exp Ratio	QIon	Exp Ratio
Bromoform	N.D.	10.62	170.5	50.3	174.5	48.1

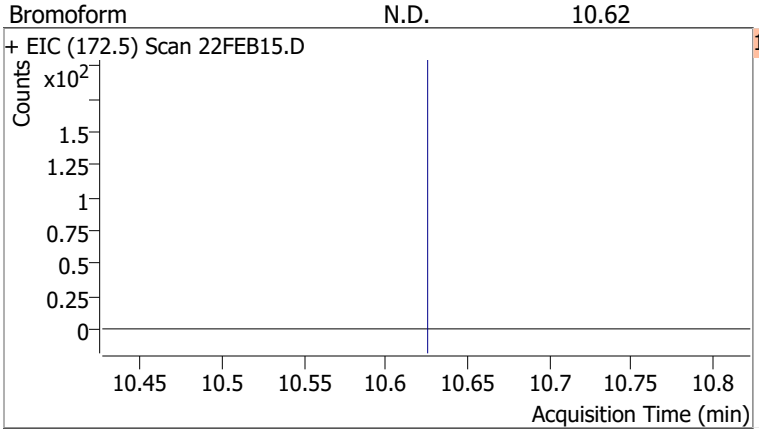

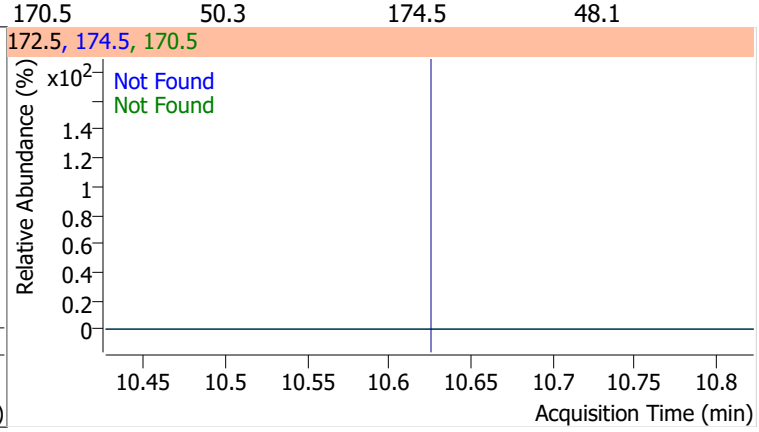

Compound	Conc.	RT	Dev(Min)	Resp.	QIon	QRatio	Lower	Upper
p-Bromofluorobenzene	271.6908	10.95	0.00	273620	174.0	92.7	65.3	125.3
					176.0	90.4	63.3	123.3

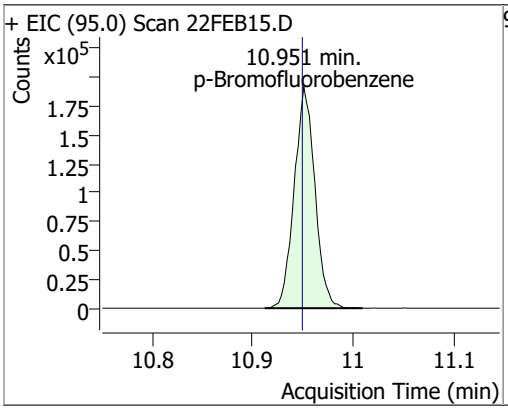

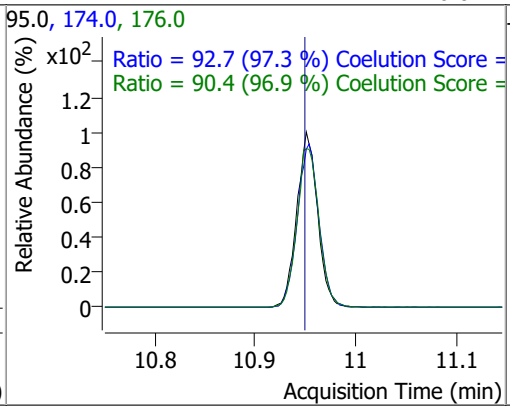

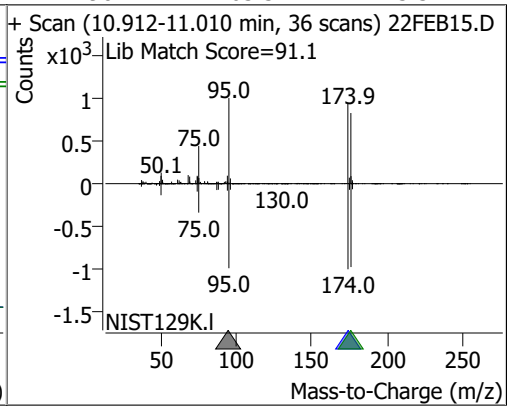

Compound	Conc.	Exp RT	QIon	Exp Ratio	QIon	Exp Ratio
Bromobenzene	N.D.	11.09	77.0	143.5	158.0	96.1

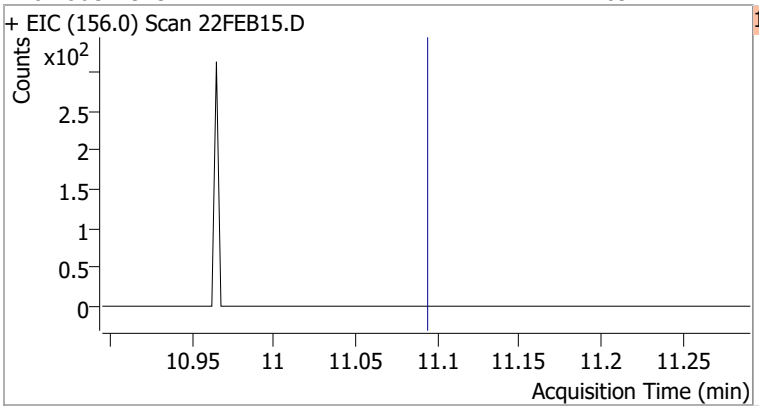

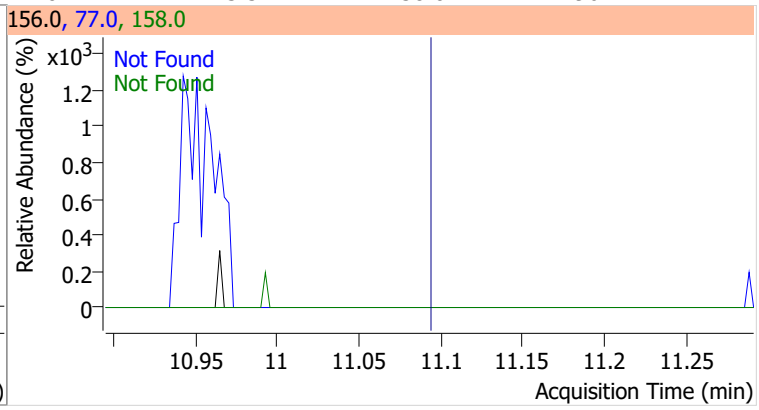

Compound	Conc.	Exp RT	QIon	Exp Ratio
1,1,2,2-Tetrachloroethane	N.D.	11.11	85.0	63.3

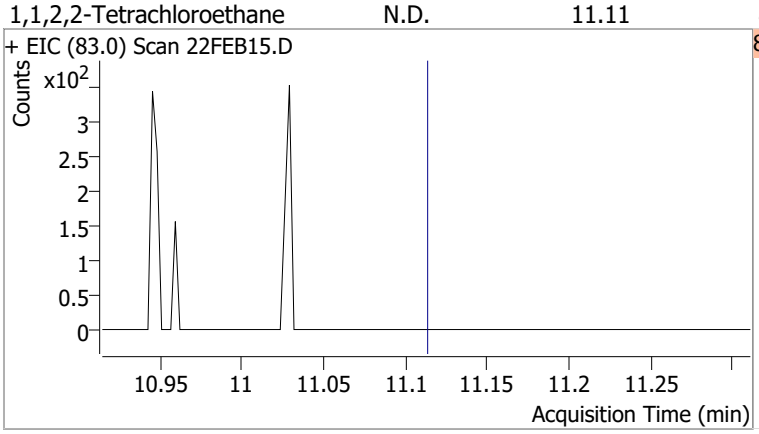

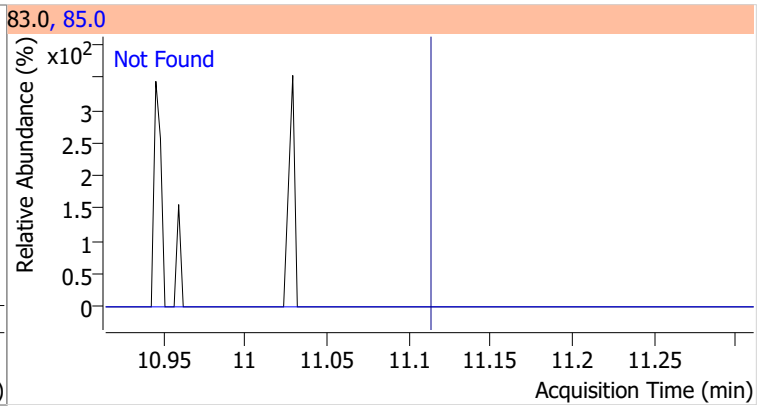

Compound	Conc.	Exp RT	QIon	Exp Ratio
1,2,3-Trichloropropane	N.D.	11.15	112.0	65.8

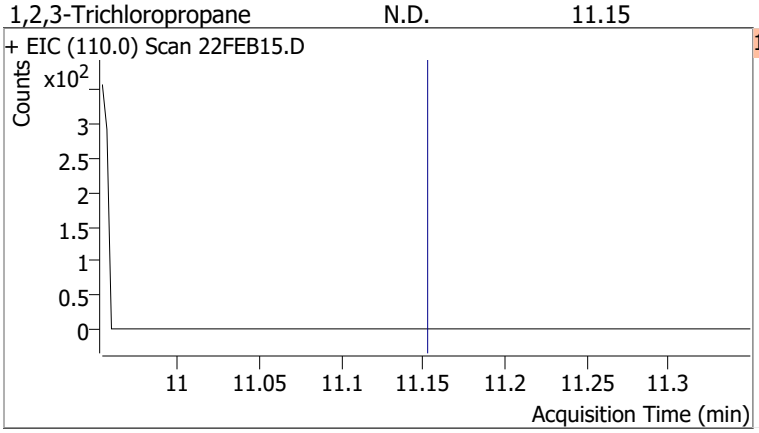

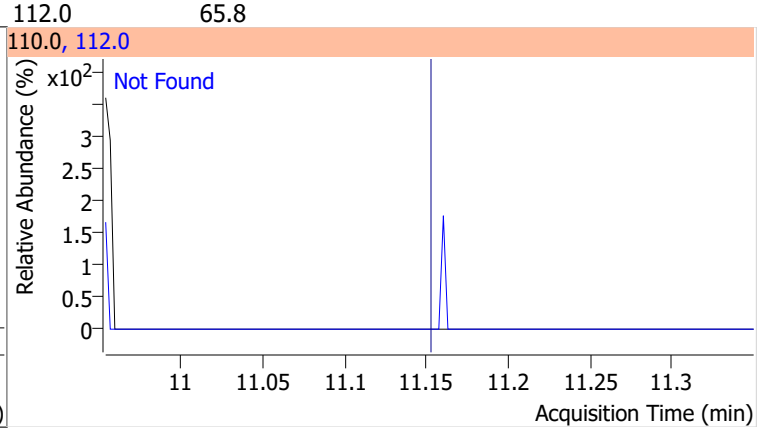

Compound	Conc.	Exp RT	QIon	Exp Ratio
2-Chlorotoluene	N.D.	11.29	91.0	276.2

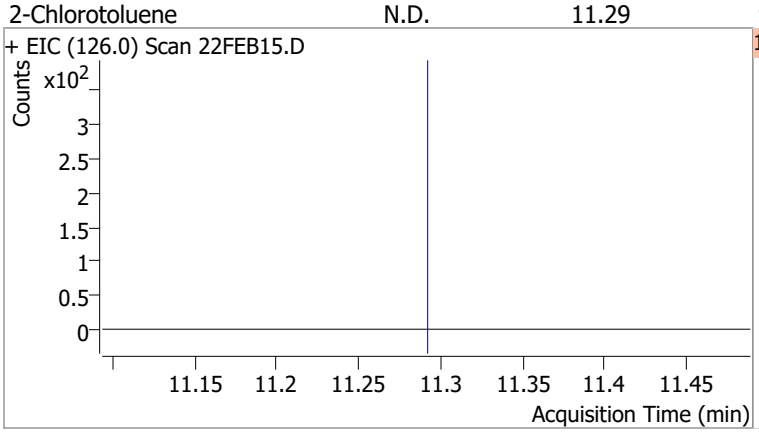

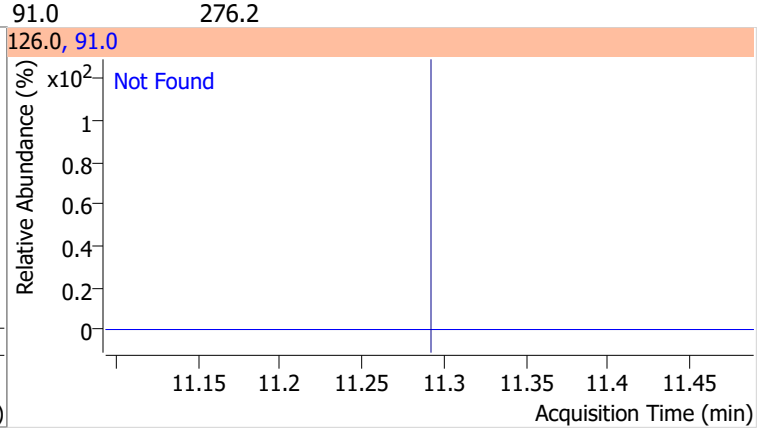

Compound	Conc.	Exp RT	QIon	Exp Ratio
4-Chlorotoluene	N.D.	11.40	126.0	31.3

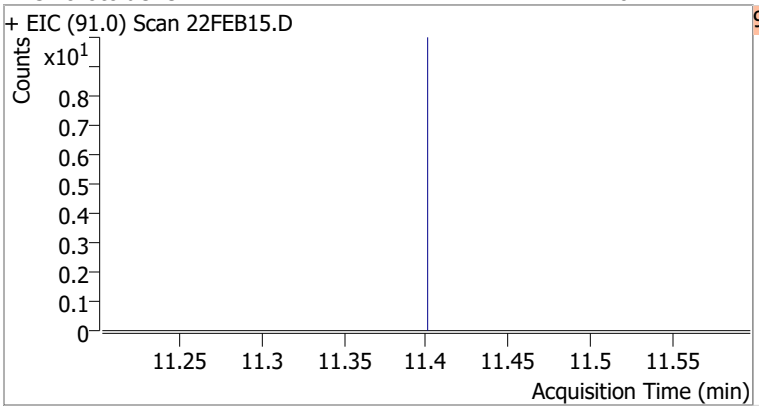

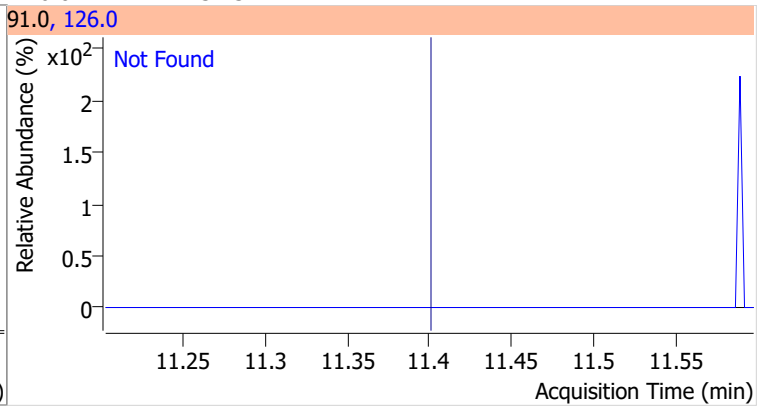

Compound	Conc.	Exp RT	QIon	Exp Ratio	QIon	Exp Ratio
1,3-Dichlorobenzene	N.D.	12.03	148.0	62.8	111.0	38.7

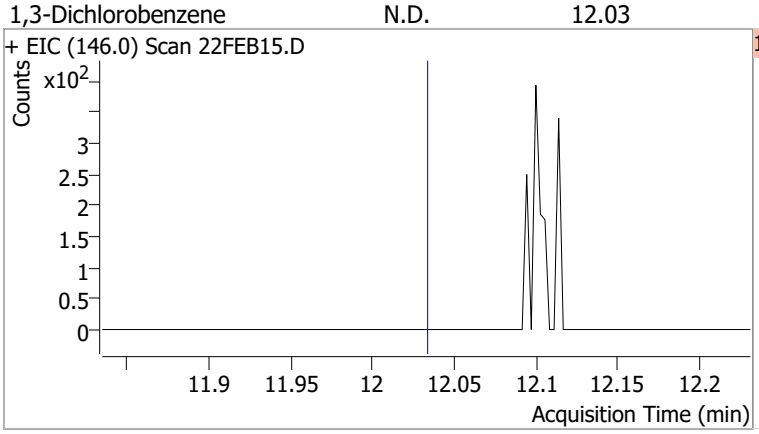

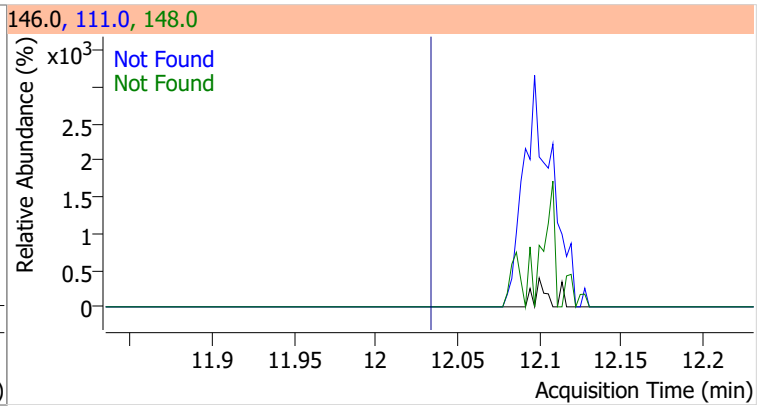

Compound	Conc.	Exp RT	QIon	Exp Ratio	QIon	Exp Ratio
1,4-Dichlorobenzene	N.D.	12.12	148.0	63.7	111.0	38.7

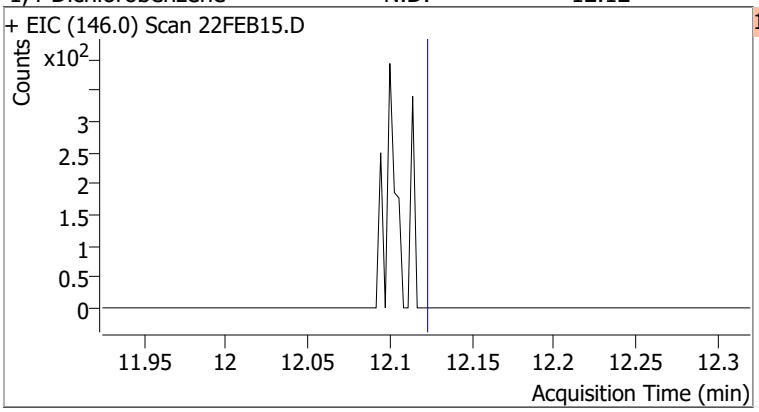

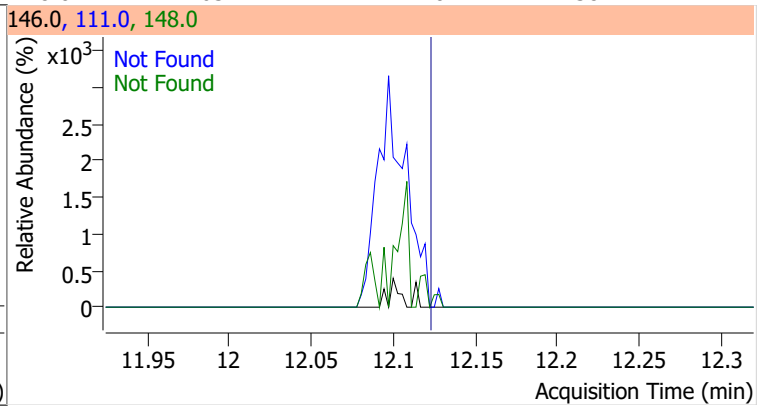

Compound	Conc.	Exp RT	QIon	Exp Ratio	QIon	Exp Ratio
1,2-Dichlorobenzene	N.D.	12.49	148.0	61.9	111.0	39.5

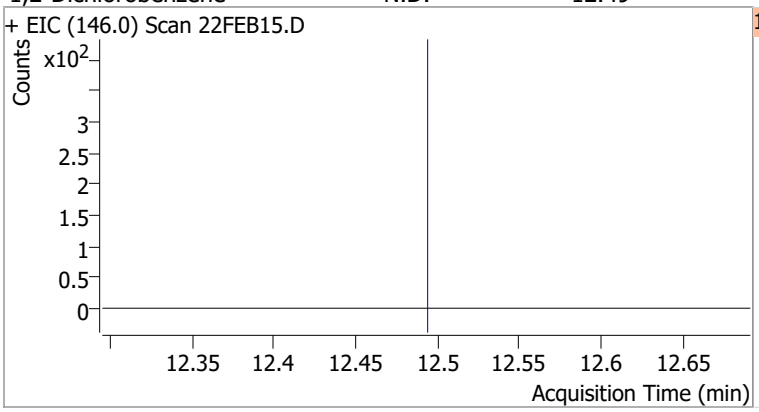

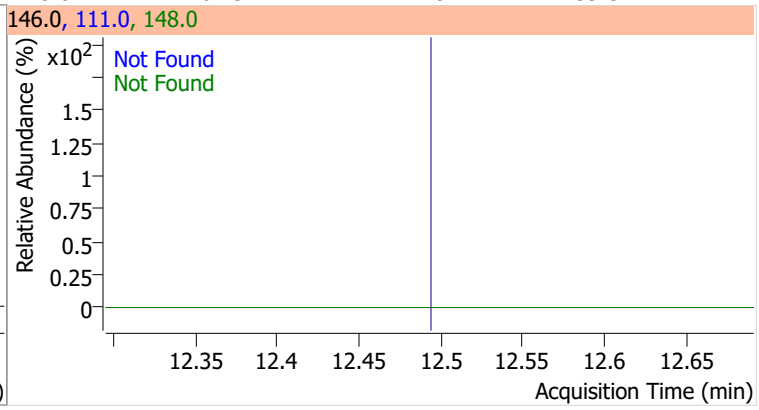

Quantitation Results Report (QT Reviewed)

Data File	22FEB16.D	Operator	MSC
Acq. Method	5975CACQF.M	Acq. Date-Time	2/22/2022 4:55:07 PM
Sample Name	B22021435-002A	Instrument	VOA5975C
Vial	16	Multiplier	1.00
DA Method File	VOA5975C_8260B_SHT_DoD_L4_011922.m	Comment	
Tune File	BFB_Atune3.u	Tune Date	10/11/2021 4:02:00 PM
Batch Name	VG022222_8260B.batch.bin	Last Calib Update	3/18/2022 11:09:24 AM
Ref Library	\\MASSHUNTER\Org\Library\NIST129K.l		

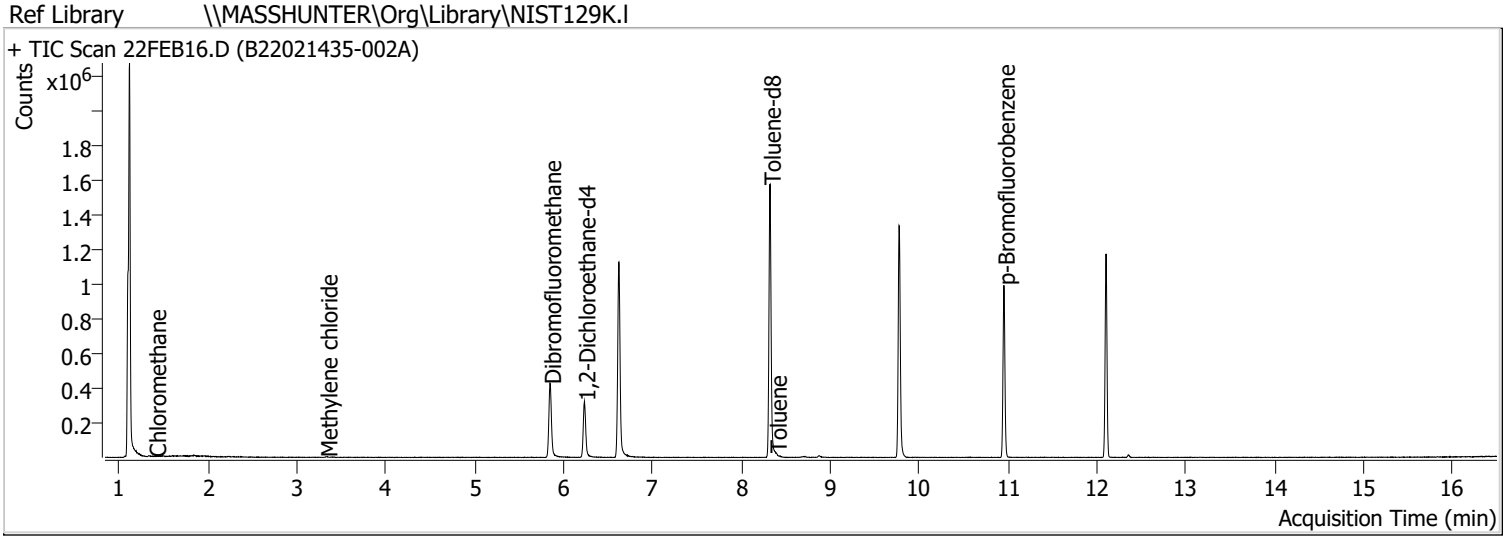

Compound	RT	QIon	Resp.	Conc.	Units		Dev(Min)
Internal Standards							
M Fluorobenzene	6.621	96.0	974167	250.0000	ng		0.000
M Chlorobenzene-d5	9.774	82.0	387072	250.0000	ng		0.000
M 1,4-Dichlorobenzene-d4	12.100	152.0	273476	250.0000	ng		0.000
System Monitoring Compounds							
S Dibromofluoromethane	5.848	113.0	258504	273.9664	ng		-0.003
Spiked Amount: 250.000	Range: 80.0 - 119.0%			Recovery = 109.59%			
S 1,2-Dichloroethane-d4	6.233	67.0	116619	286.1160	ng		0.003
Spiked Amount: 250.000	Range: 81.0 - 118.0%			Recovery = 114.45%			
S Toluene-d8	8.319	98.0	994002	263.2239	ng		0.000
Spiked Amount: 250.000	Range: 89.0 - 112.0%			Recovery = 105.29%			
S p-Bromofluorobenzene	10.951	95.0	279323	276.6295	ng		0.003
Spiked Amount: 250.000	Range: 85.0 - 114.0%			Recovery = 110.65%			
Target Compounds							**QValue**
T Dichlorodifluoromethane	0.000		0	N.D.			
T Chloromethane	1.403	50.0	635	0.4115	ng	m	94
T Vinyl chloride	0.000		0	N.D.			
T Bromomethane	0.000		0	N.D.			
T Chloroethane	0.000		0	N.D.			
T Trichlorofluoromethane	0.000		0	N.D.			
T 1,1-Dichloroethene	0.000		0	N.D.			
T Methylene chloride	3.330	49.0	2162	1.5182	ng		91
T trans-1,2-Dichloroethene	0.000		0	N.D.			
T Methyl tert-butyl ether (MTBE)	0.000		0	N.D.			
T 1,1-Dichloroethane	0.000		0	N.D.			
T 2,2-Dichloropropane	0.000		0	N.D.			
T cis-1,2-Dichloroethene	0.000		0	N.D.			
T Methyl ethyl ketone	0.000		0	N.D.			
T Bromochloromethane	0.000		0	N.D.			
T Chloroform	0.000		0	N.D.			

Compound	RT	QIon	Resp.	Conc.	Units	Dev(Min)
T 1,1,1-Trichloroethane	0.000		0	N.D.		
T Carbon tetrachloride	0.000		0	N.D.		
T 1,1-Dichloropropene	0.000		0	N.D.		
T Benzene	0.000		0	N.D.		
T 1,2-Dichloroethane	0.000		0	N.D.		
T Trichloroethene	0.000		0	N.D.		
T 1,2-Dichloropropane	0.000		0	N.D.		
T Dibromomethane	0.000		0	N.D.		
T Bromodichloromethane	0.000		0	N.D.		
T cis-1,3-Dichloropropene	0.000		0	N.D.		
T Toluene	8.386	92.0	2849	1.1319	ng	89
T trans-1,3-Dichloropropene	0.000		0	N.D.		
T 1,1,2-Trichloroethane	0.000		0	N.D.		
T Tetrachloroethene	0.000		0	N.D.		
T 1,3-Dichloropropane	0.000		0	N.D.		
T Chlorodibromomethane	0.000		0	N.D.		
T 1,2-Dibromoethane	0.000		0	N.D.		
T Chlorobenzene	0.000		0	N.D.		
T 1,1,1,2-Tetrachloroethane	0.000		0	N.D.		
T Ethylbenzene	0.000		0	N.D.		
T m+p-Xylenes	0.000		0	N.D.		
T o-Xylene	0.000		0	N.D.		
T Styrene	0.000		0	N.D.		
T Bromoform	0.000		0	N.D.		
T Bromobenzene	0.000		0	N.D.		
T 1,1,2,2-Tetrachloroethane	0.000		0	N.D.		
T 1,2,3-Trichloropropane	0.000		0	N.D.		
T 2-Chlorotoluene	0.000		0	N.D.		
T 4-Chlorotoluene	0.000		0	N.D.		
T 1,3-Dichlorobenzene	0.000		0	N.D.		
T 1,4-Dichlorobenzene	0.000		0	N.D.		
T 1,2-Dichlorobenzene	0.000		0	N.D.		

(#) = Qualifier Out of Range; (m) = Manual Integration; (+) = Area Summed; (*) = Surrogate Percent Recovery Out of Range; (d): Zeroed Peak

Compound	Conc.	Exp RT	QIon	Exp Ratio
Dichlorodifluoromethane	N.D.	1.24	87.0	31.8

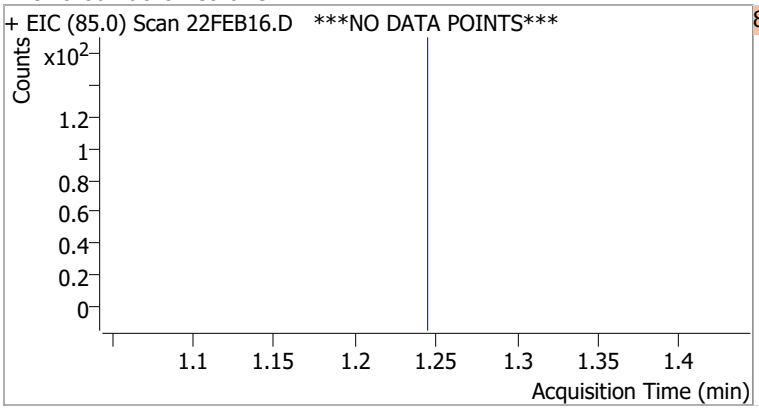

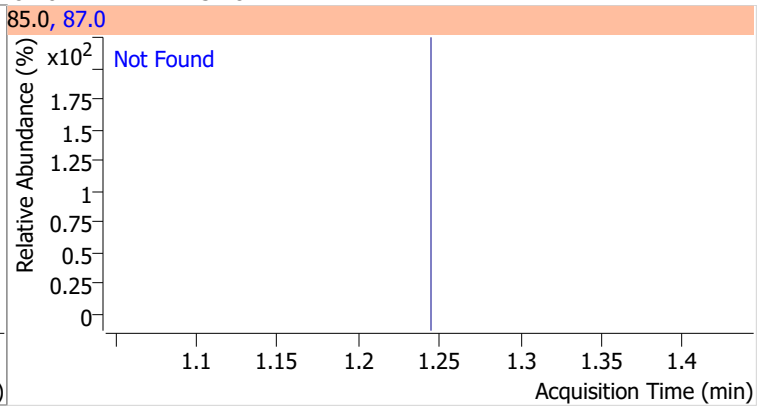

Compound	Conc.	RT	Dev(Min)	Resp.	QIon	QRatio	Lower	Upper
Chloromethane	0.4115	1.40	-0.01	635 (m)	52.0	28.9	2.4	62.4

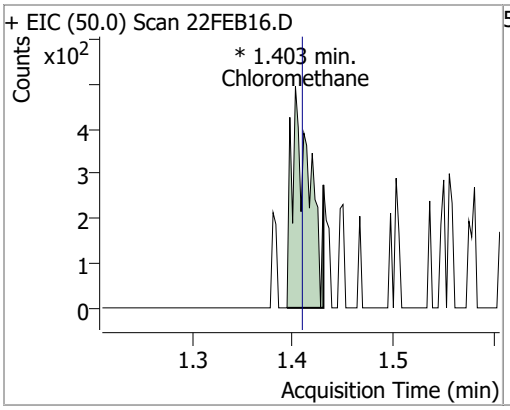

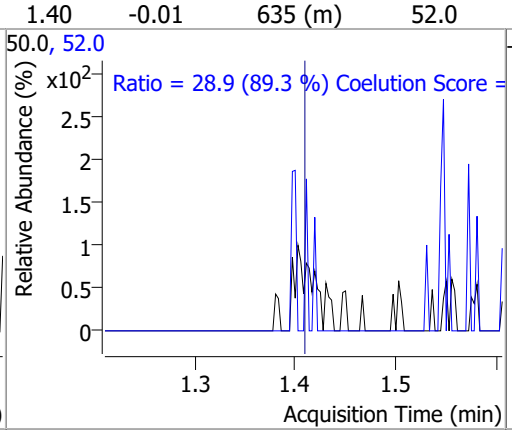

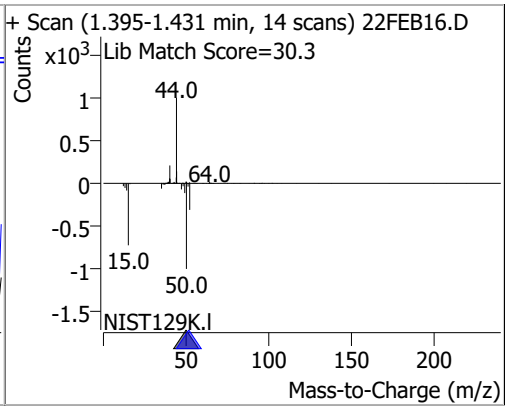

Compound	Conc.	Exp RT	QIon	Exp Ratio
Vinyl chloride	N.D.	1.50	64.0	31.3

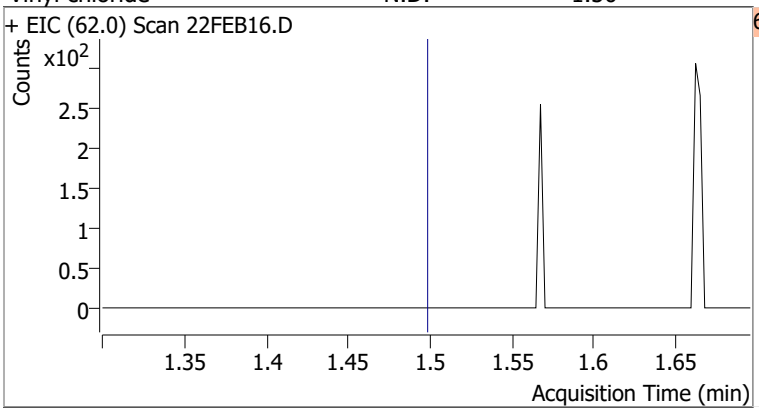

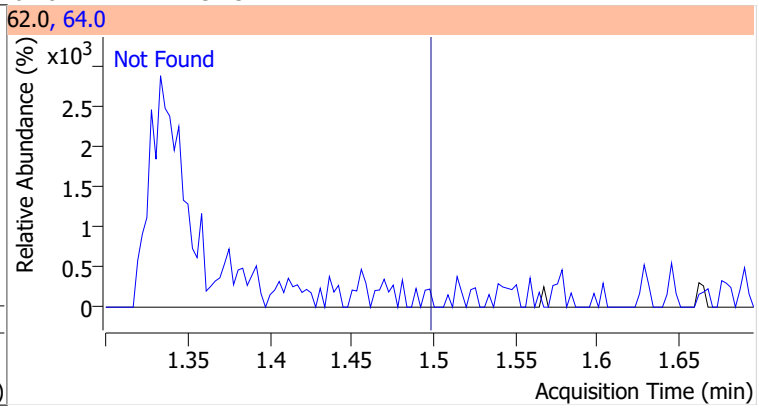

Compound	Conc.	Exp RT	QIon	Exp Ratio
Bromomethane	N.D.	1.80	94.0	110.1

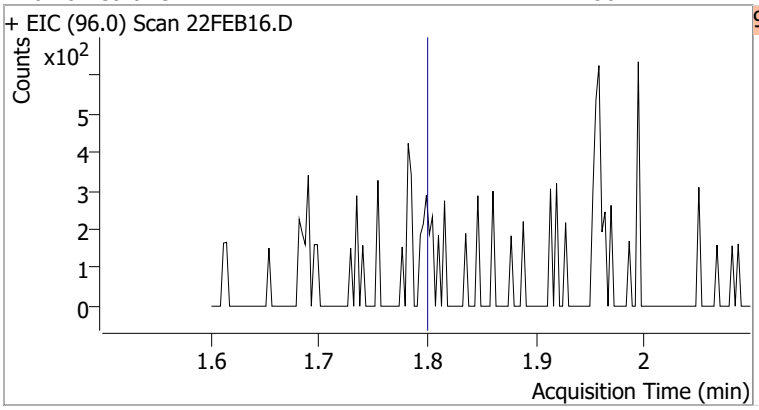

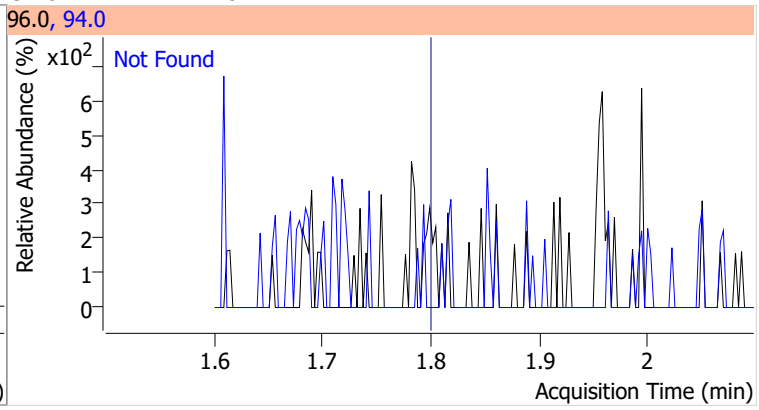

Compound	Conc.	Exp RT	QIon	Exp Ratio
Chloroethane	N.D.	1.90	66.0	30.0

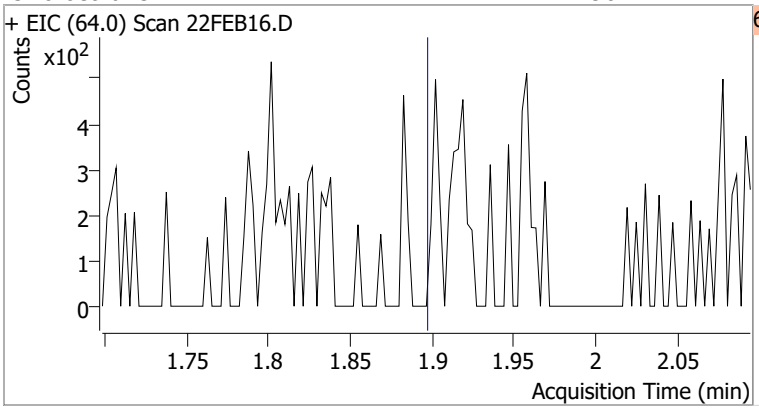

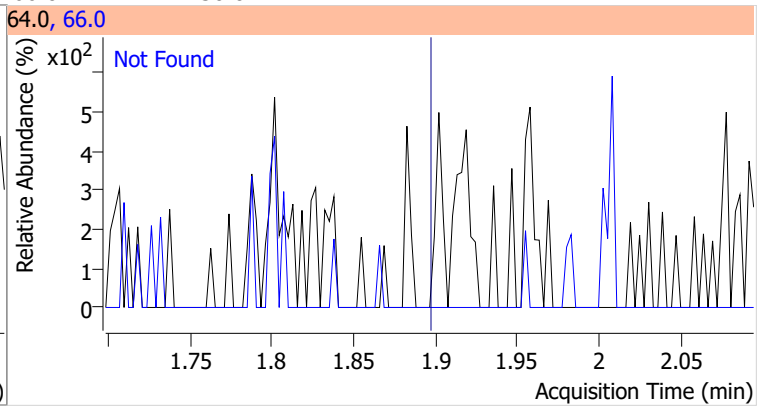

Compound	Conc.	Exp RT	QIon	Exp Ratio
Trichlorofluoromethane	N.D.	2.15	103.0	65.0

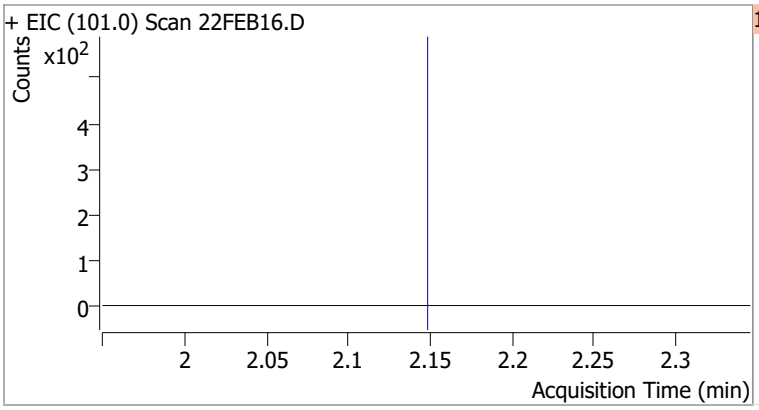

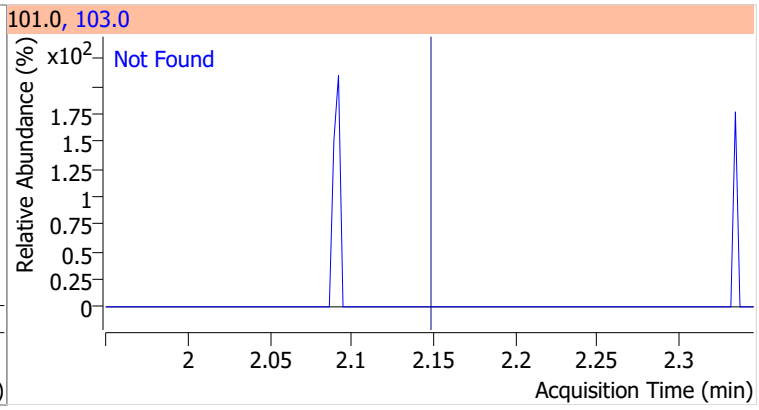

Compound	Conc.	Exp RT	QIon	Exp Ratio	QIon	Exp Ratio
1,1-Dichloroethene	N.D.	2.70	61.0	179.9	63.0	57.0

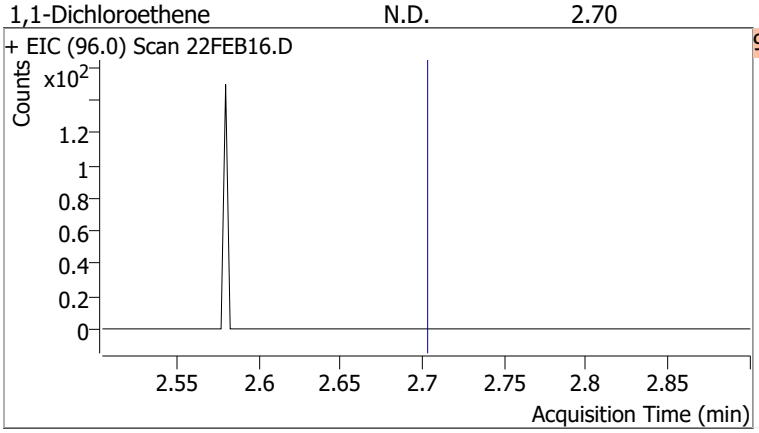

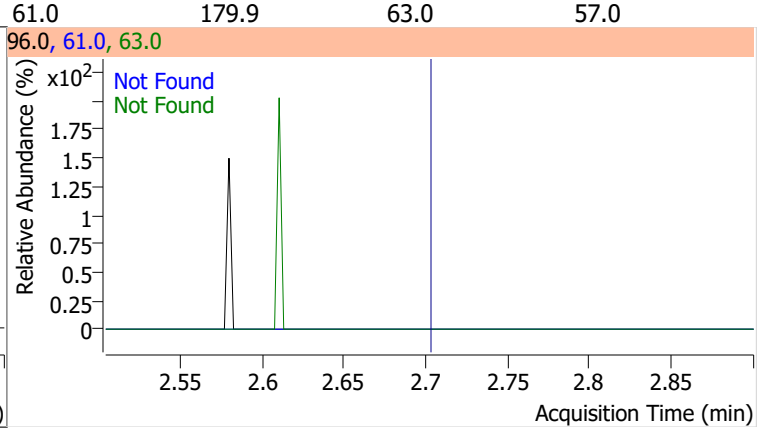

Compound	Conc.	RT	Dev(Min)	Resp.	QIon	QRatio	Lower	Upper
Methylene chloride	1.5182	3.33	0.00	2162	84.0	75.2	36.1	96.1
					86.0	45.1	11.8	71.8

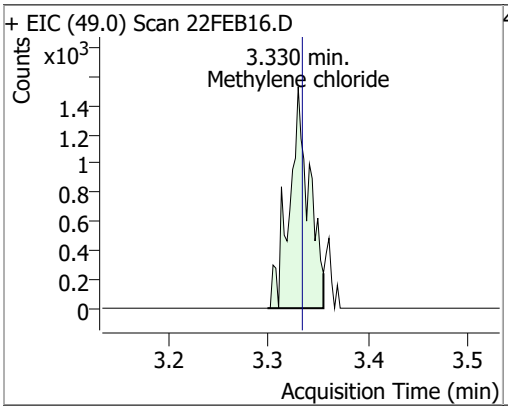

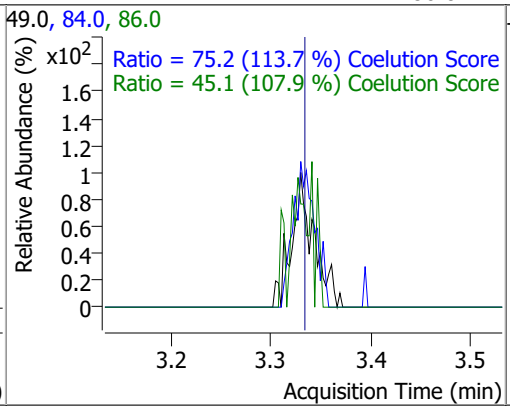

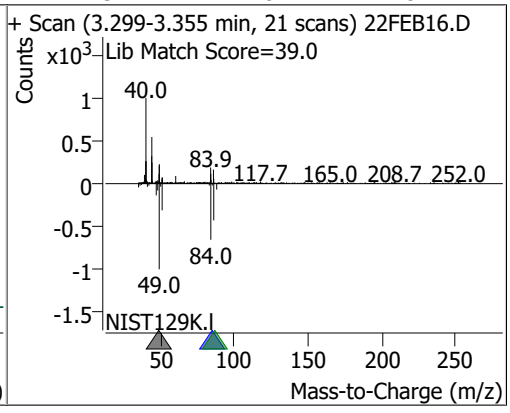

Compound	Conc.	Exp RT	QIon	Exp Ratio	QIon	Exp Ratio
trans-1,2-Dichloroethene	N.D.	3.72	61.0	154.8	98.0	62.1

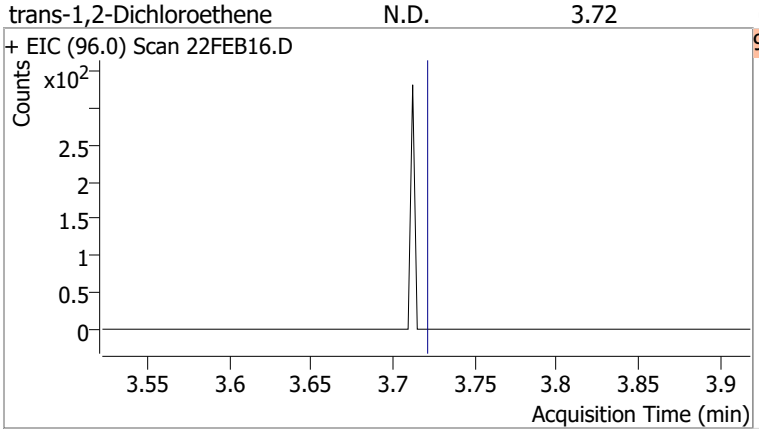

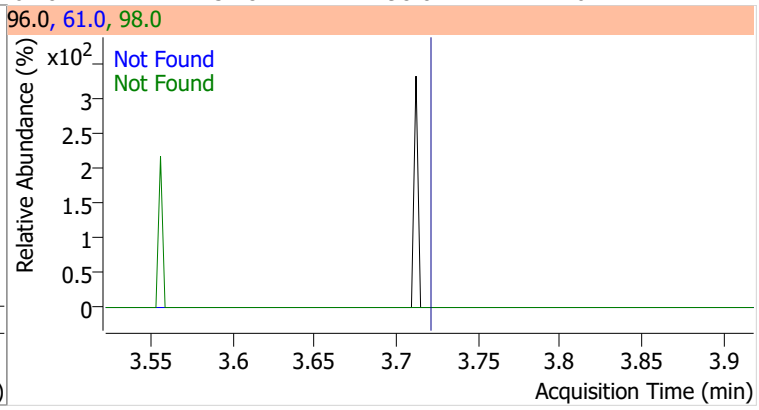

Compound	Conc.	Exp RT	QIon	Exp Ratio
Methyl tert-butyl ether (MTBE)	N.D.	3.75	57.0	24.6

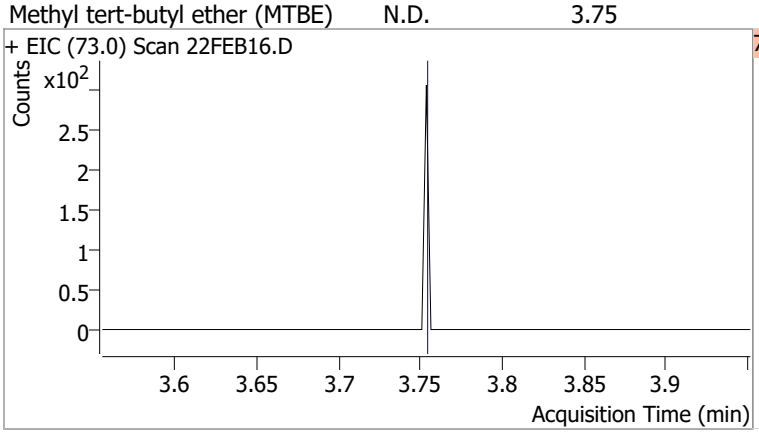

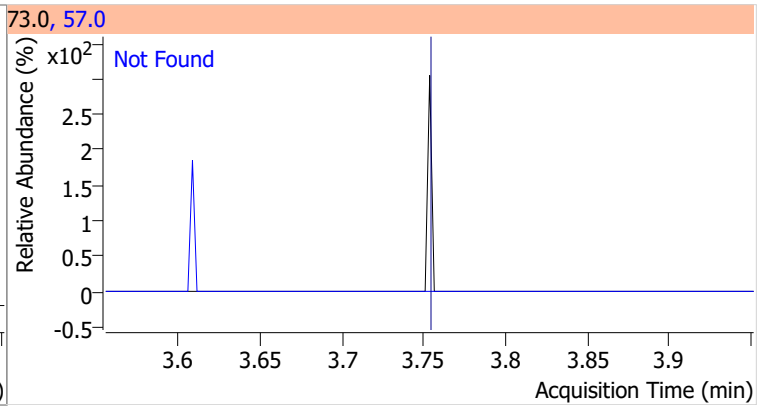

Compound	Conc.	Exp RT	QIon	Exp Ratio	QIon	Exp Ratio
1,1-Dichloroethane	N.D.	4.38	65.0	31.0	83.0	12.7

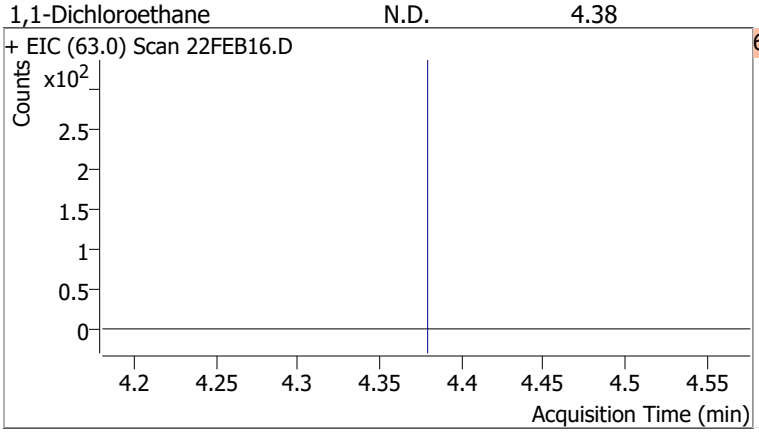

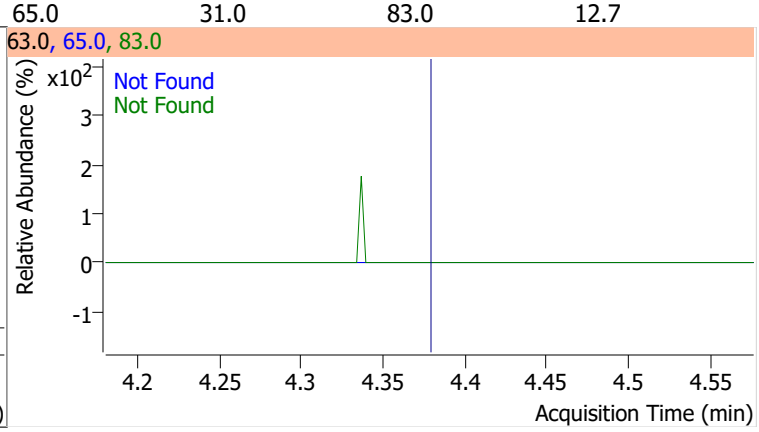

Compound	Conc.	Exp RT	QIon	Exp Ratio	QIon	Exp Ratio
2,2-Dichloropropane	N.D.	5.19	41.0	68.8	97.0	23.9

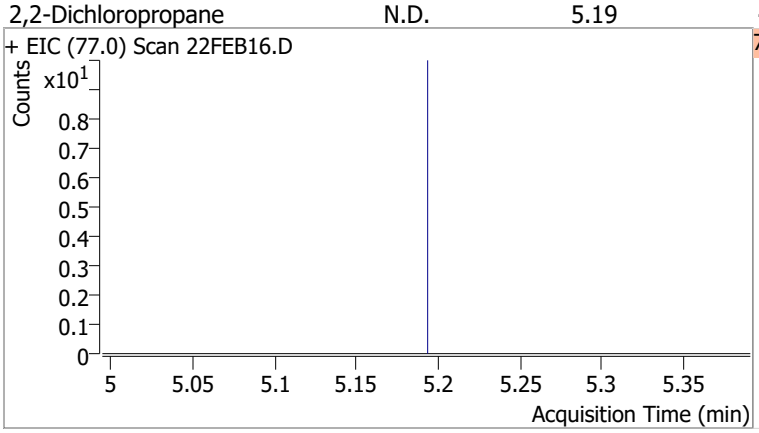

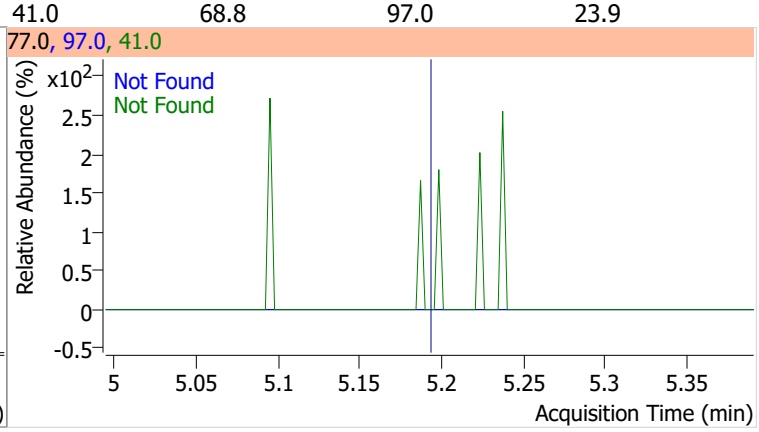

Compound	Conc.	Exp RT	QIon	Exp Ratio	QIon	Exp Ratio
cis-1,2-Dichloroethene	N.D.	5.21	61.0	160.4	98.0	66.2

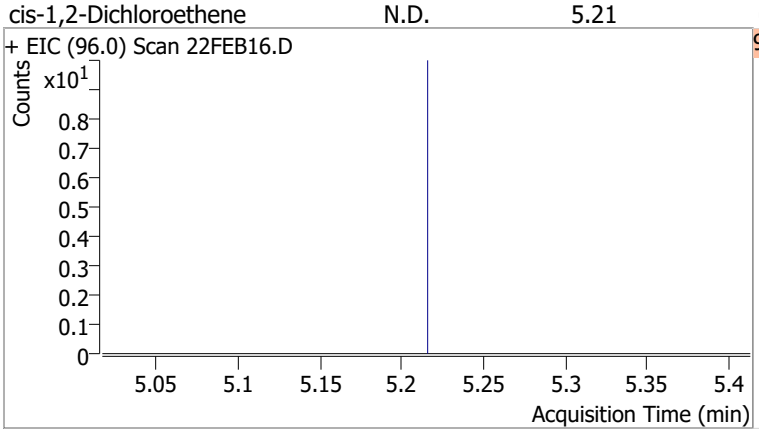

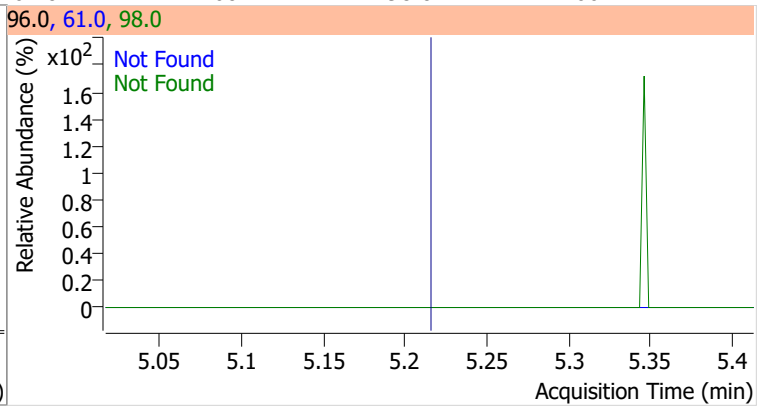

Compound	Conc.	Exp RT	QIon	Exp Ratio
Methyl ethyl ketone	N.D.	5.28	72.0	20.6

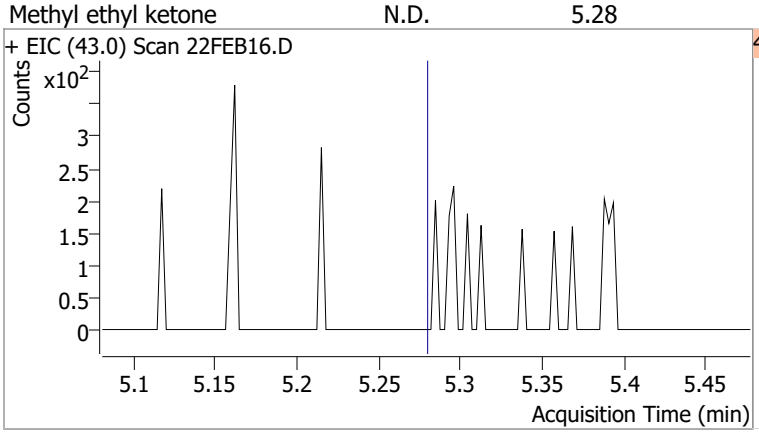

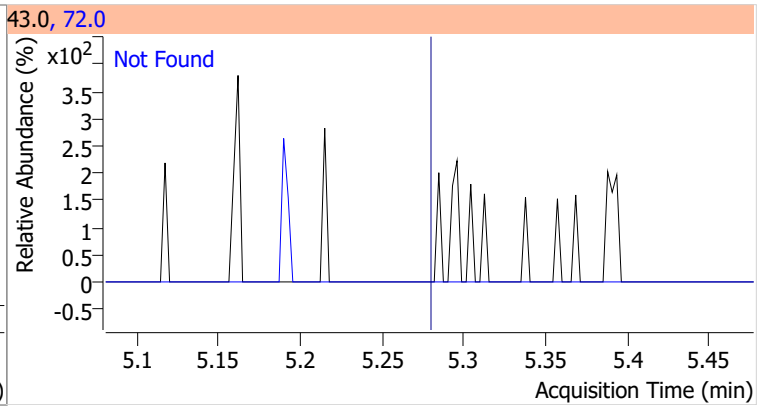

Compound	Conc.	Exp RT	QIon	Exp Ratio
Bromochloromethane	N.D.	5.52	49.0	182.2

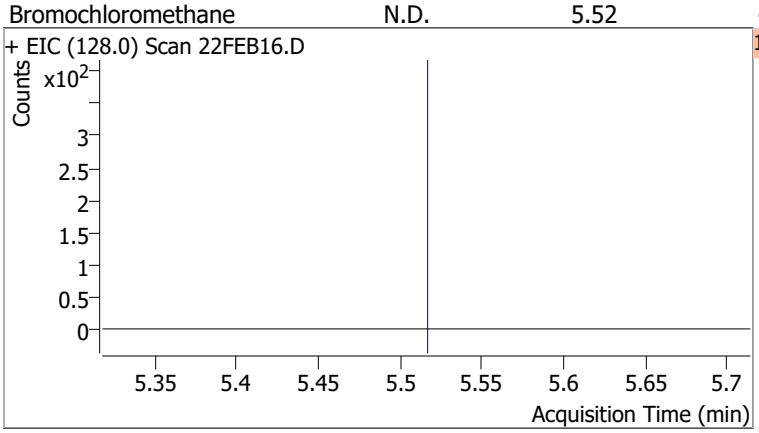

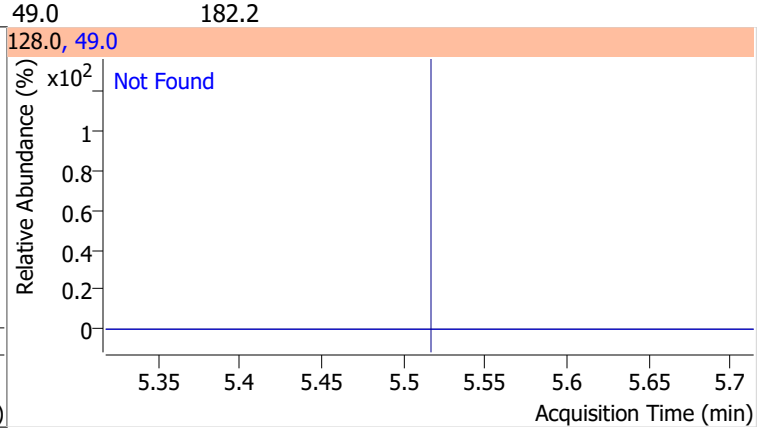

Compound	Conc.	Exp RT	QIon	Exp Ratio
Chloroform	N.D.	5.65	85.0	66.2

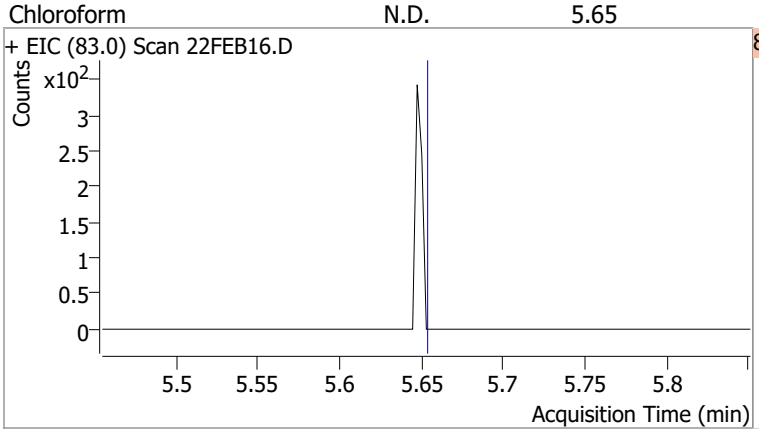

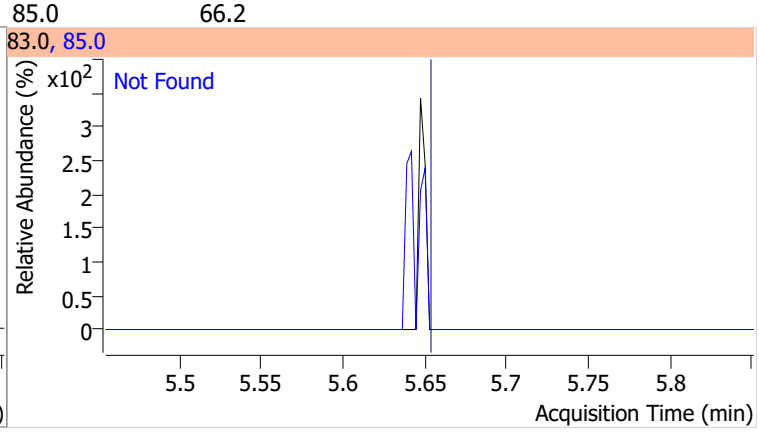

Compound	Conc.	Exp RT	QIon	Exp Ratio	QIon	Exp Ratio
1,1,1-Trichloroethane	N.D.	5.83	99.0	63.1	61.0	49.1

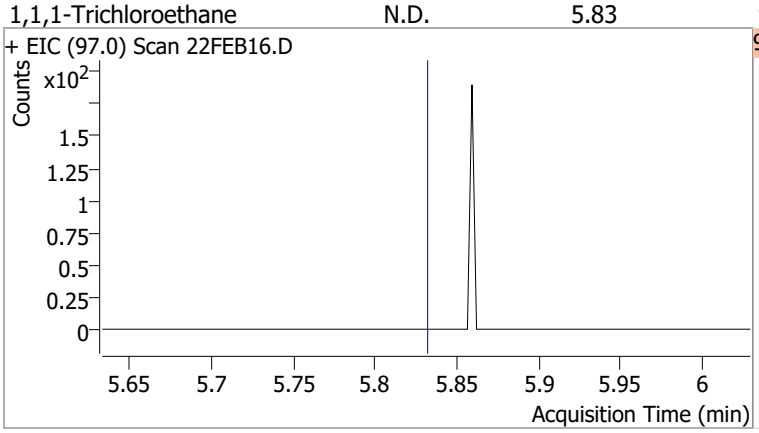

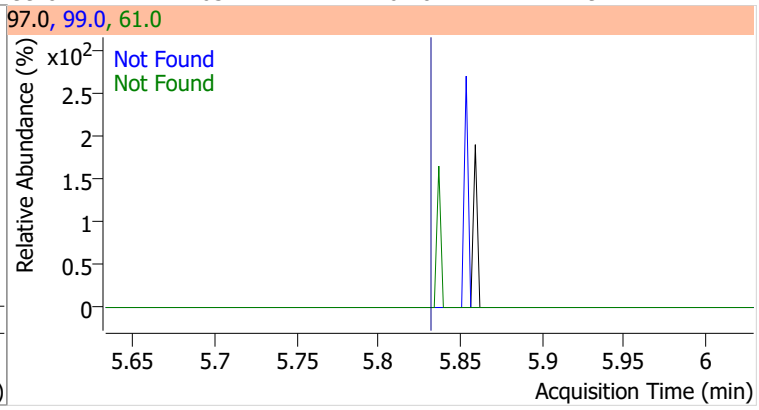

Compound	Conc.	RT	Dev(Min)	Resp.	QIon	QRatio	Lower	Upper
Dibromofluoromethane	273.9664	5.85	0.00	258504	191.5	21.3	0.0	53.2

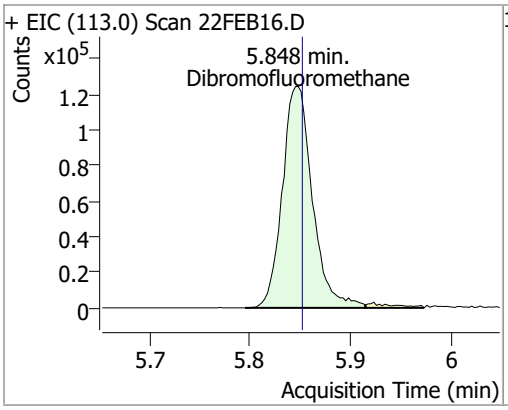

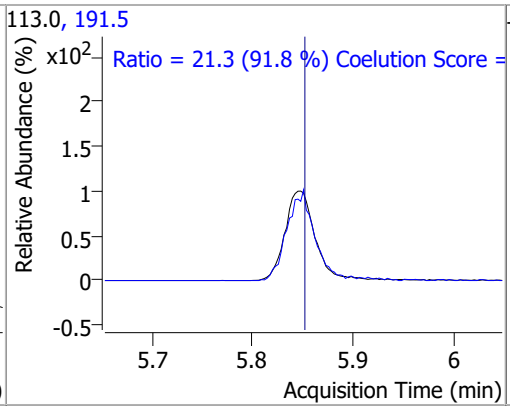

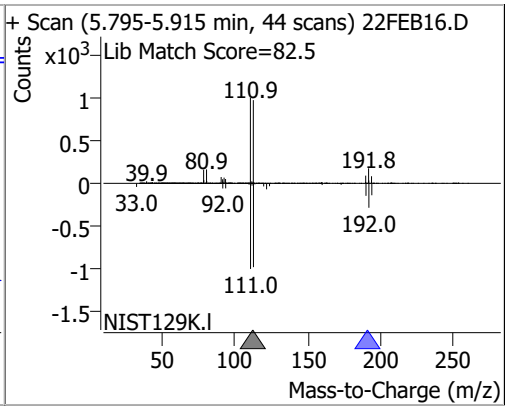

Compound	Conc.	Exp RT	QIon	Exp Ratio	QIon	Exp Ratio
Carbon tetrachloride	N.D.	6.02	119.0	97.6	121.0	30.7

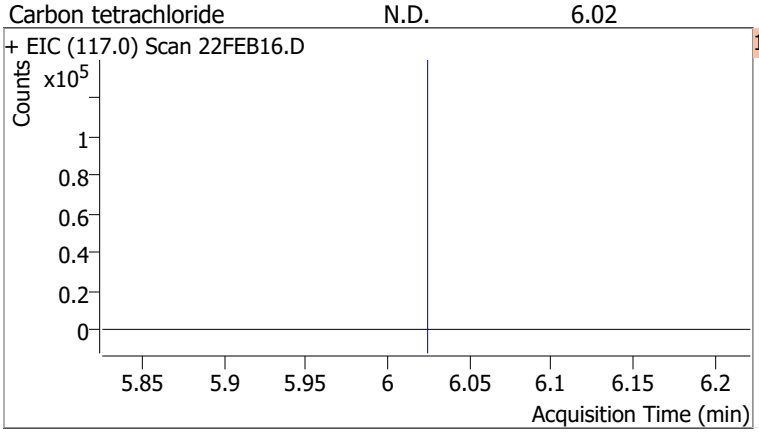

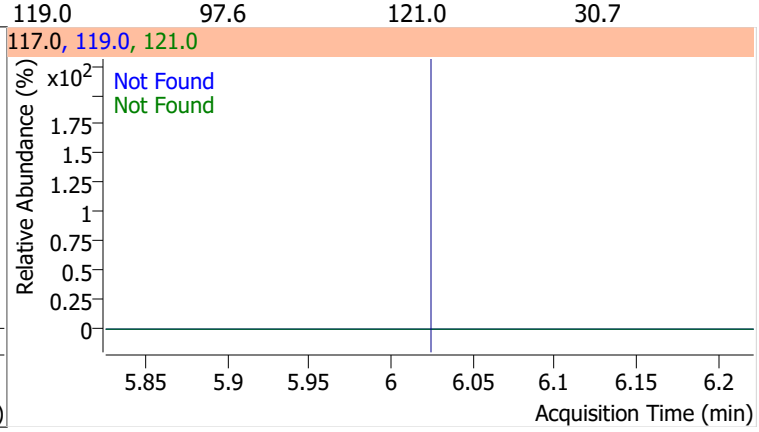

Compound	Conc.	Exp RT	QIon	Exp Ratio	QIon	Exp Ratio
1,1-Dichloropropene	N.D.	6.04	110.0	35.6	77.0	31.0

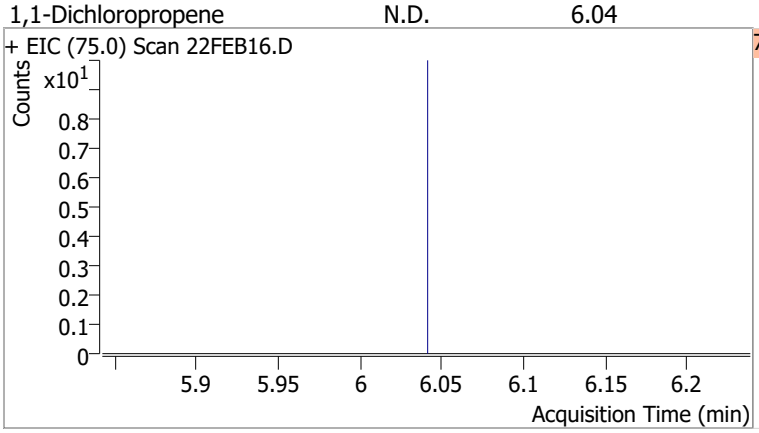

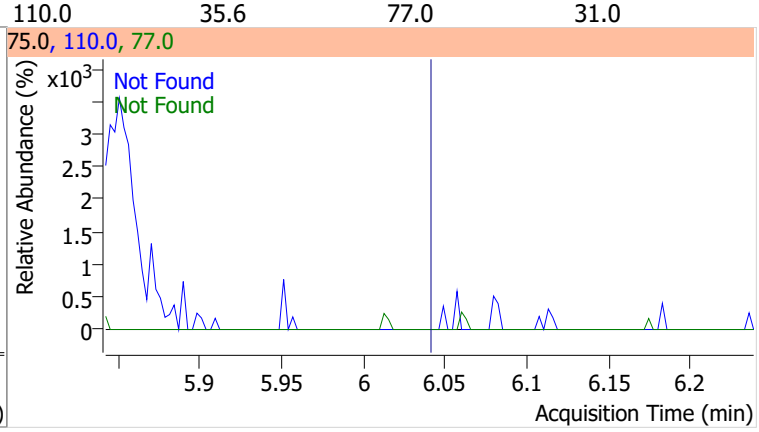

Compound	Conc.	RT	Dev(Min)	Resp.	QIon	QRatio	Lower	Upper
1,2-Dichloroethane-d4	286.1160	6.23	0.00	116619	65.0	200.0	162.8	222.8

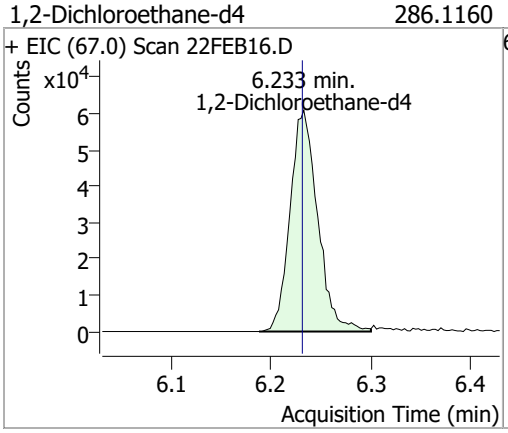

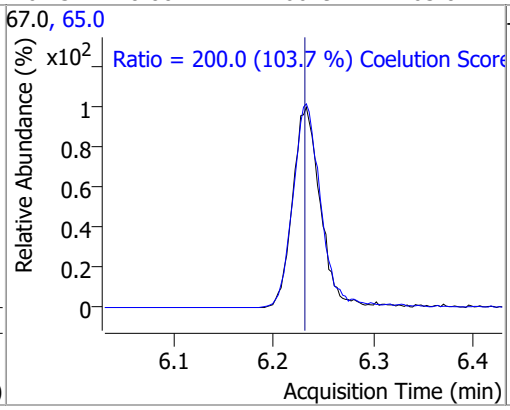

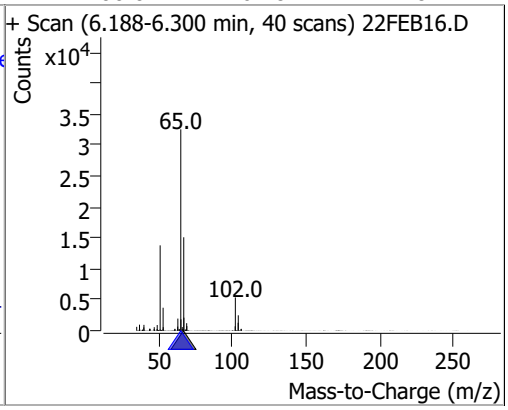

Compound	Conc.	Exp RT	QIon	Exp Ratio
Benzene	N.D.	6.28	77.0	23.3

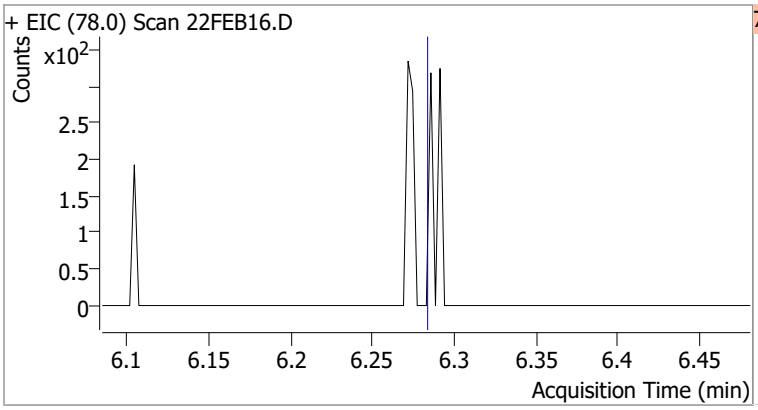

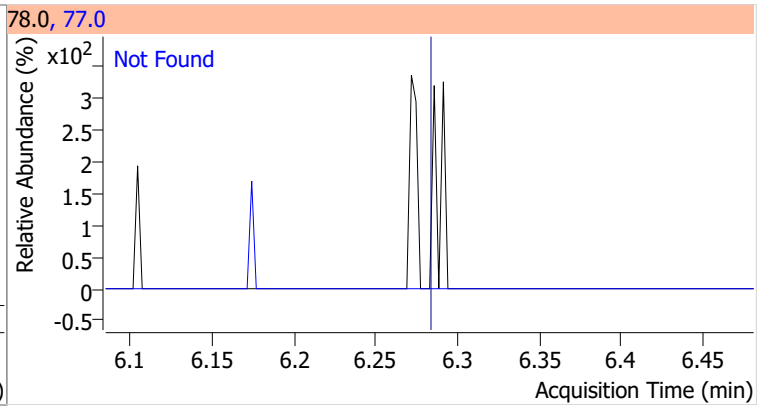

Compound	Conc.	Exp RT	QIon	Exp Ratio	QIon	Exp Ratio
1,2-Dichloroethane	N.D.	6.32	64.0	32.2	98.0	8.2

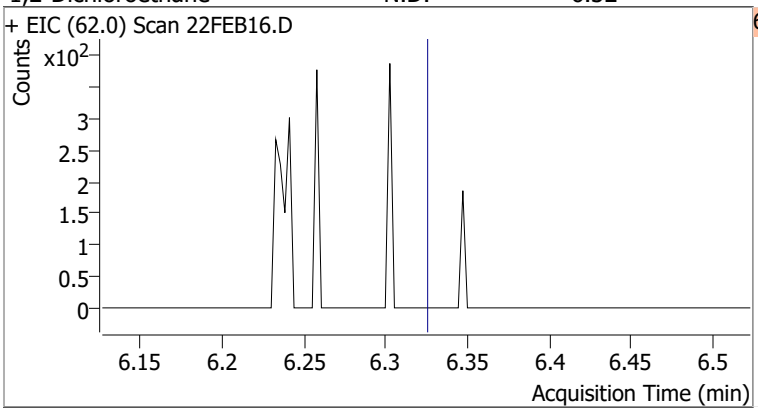

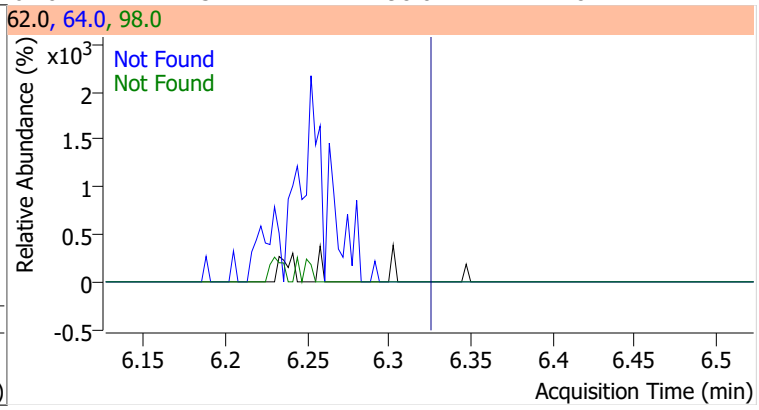

Compound	Conc.	Exp RT	QIon	Exp Ratio	QIon	Exp Ratio
Trichloroethene	N.D.	7.02	130.0	105.6	97.0	65.7

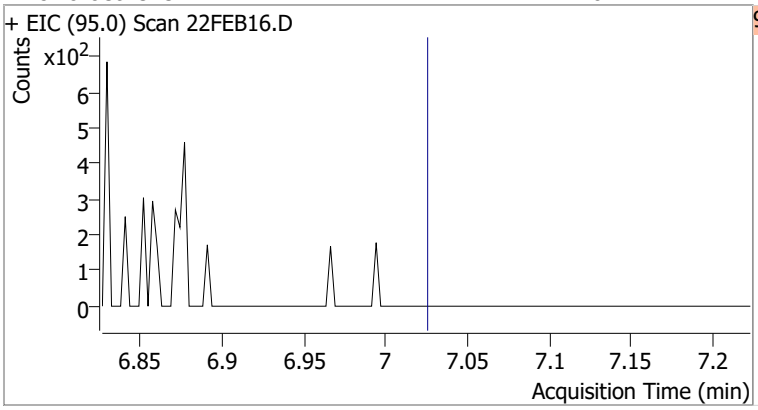

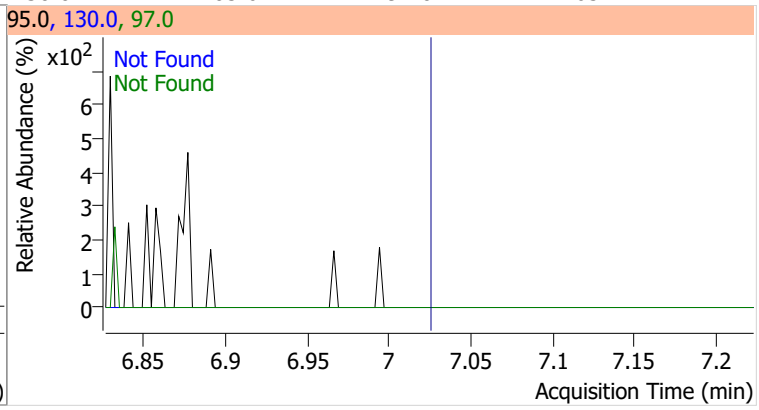

Compound	Conc.	Exp RT	QIon	Exp Ratio
1,2-Dichloropropane	N.D.	7.27	76.0	39.8

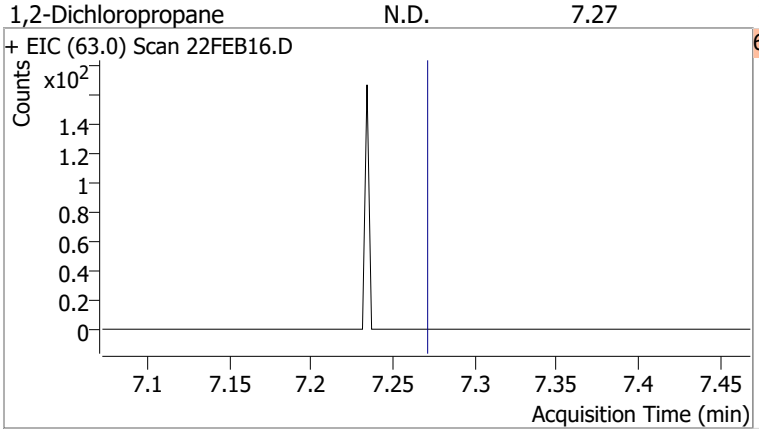

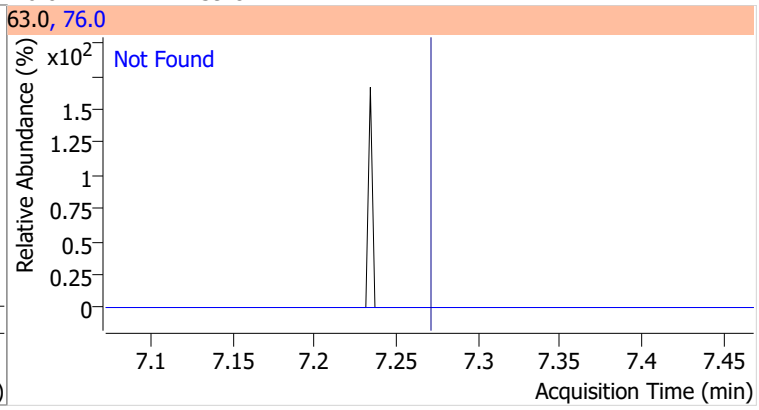

Compound	Conc.	Exp RT	QIon	Exp Ratio	QIon	Exp Ratio
Dibromomethane	N.D.	7.40	173.5	108.2	95.0	84.5

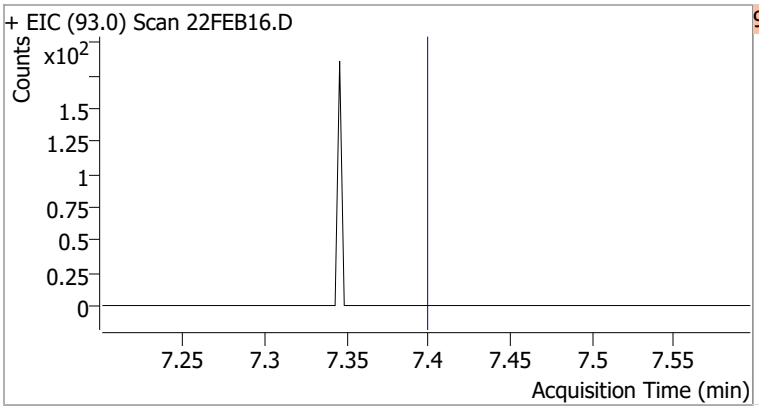

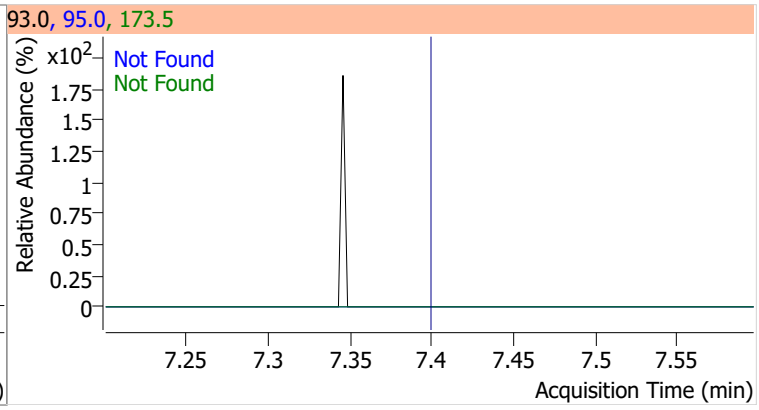

Compound	Conc.	Exp RT	QIon	Exp Ratio	QIon	Exp Ratio
Bromodichloromethane	N.D.	7.58	85.0	66.3	127.0	9.5

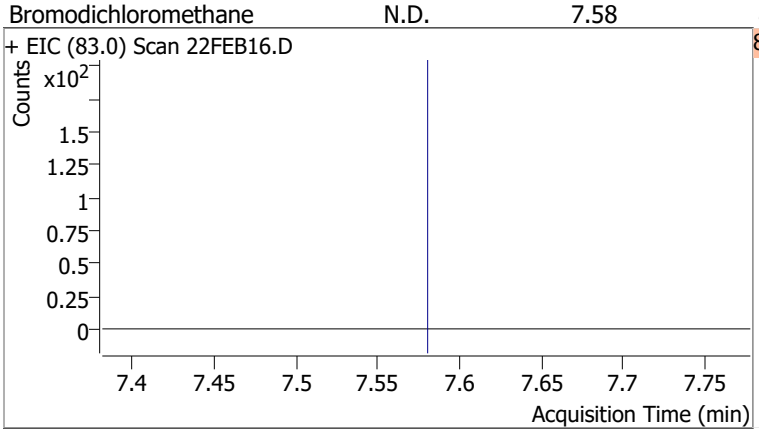

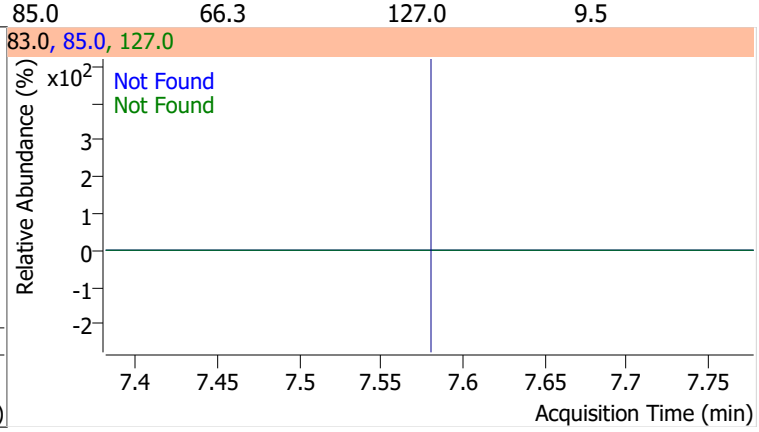

Compound	Conc.	Exp RT	QIon	Exp Ratio	QIon	Exp Ratio
cis-1,3-Dichloropropene	N.D.	8.06	39.0	52.5	77.0	31.8

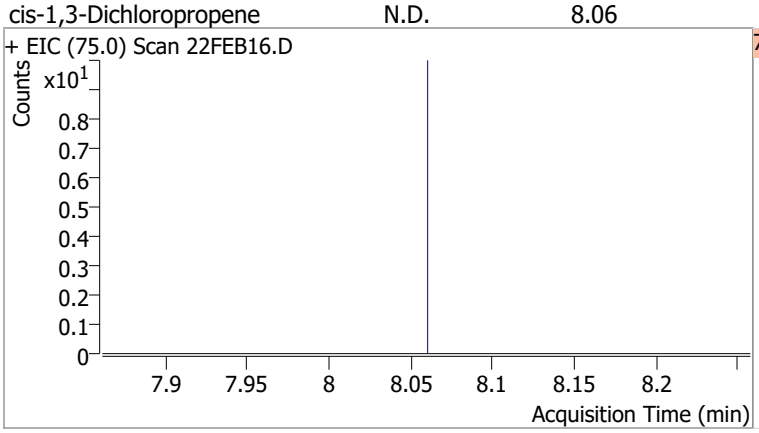

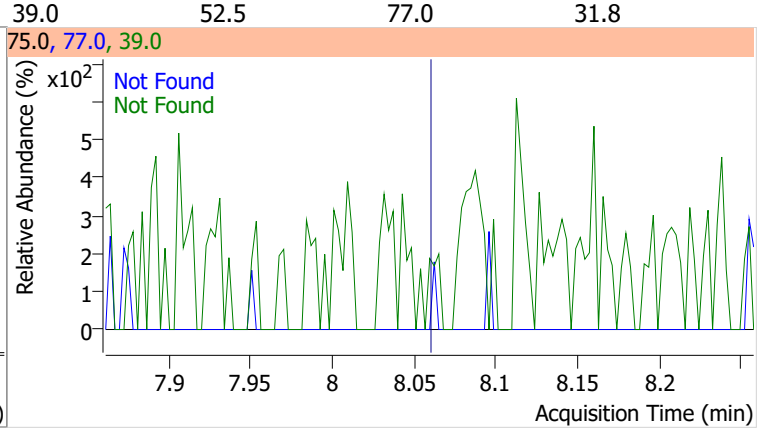

Compound	Conc.	RT	Dev(Min)	Resp.	QIon	QRatio	Lower	Upper
Toluene-d8	263.2239	8.32	0.00	994002	100.0	62.8	34.3	94.3
					99.0	9.6	0.0	39.2

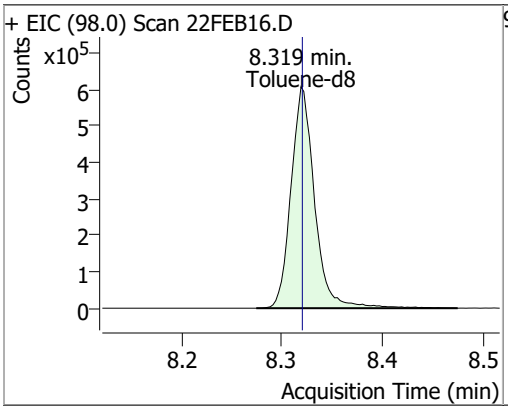

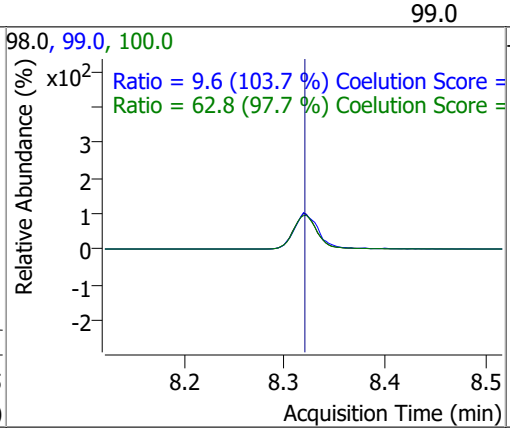

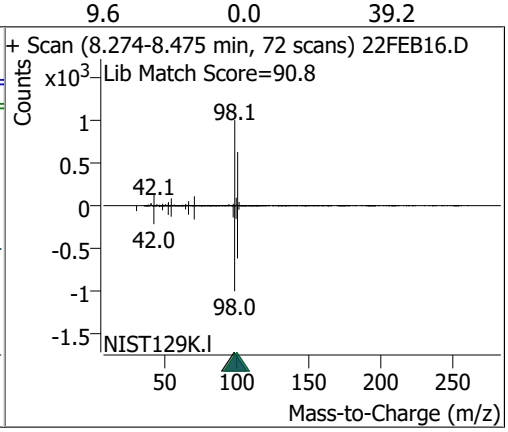

Compound	Conc.	RT	Dev(Min)	Resp.	QIon	QRatio	Lower	Upper
Toluene	1.1319	8.39	0.00	2849	91.0	159.3	144.1	204.1

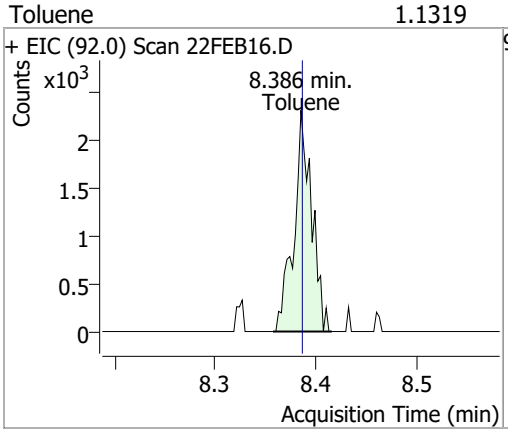

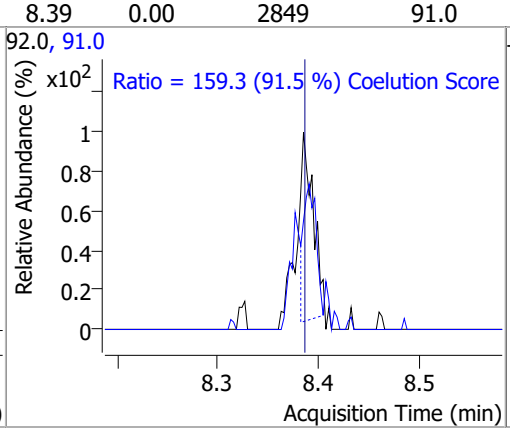

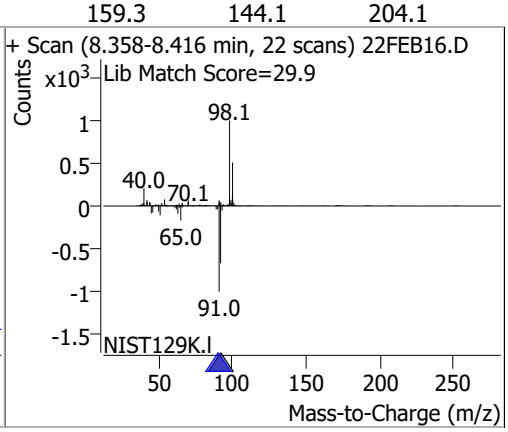

Compound	Conc.	Exp RT	QIon	Exp Ratio	QIon	Exp Ratio
trans-1,3-Dichloropropene	N.D.	8.64	39.0	53.0	77.0	31.0

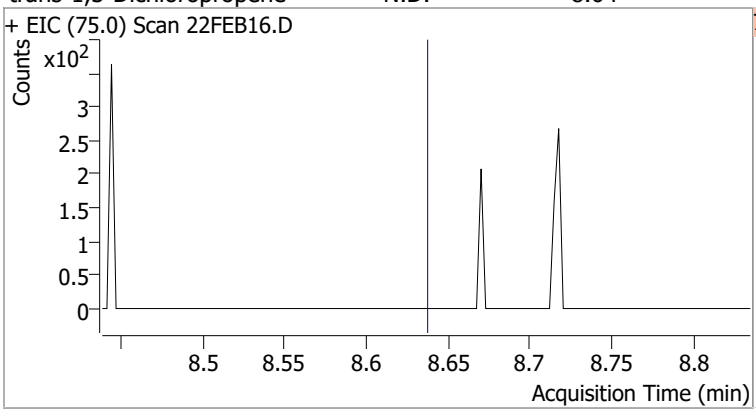

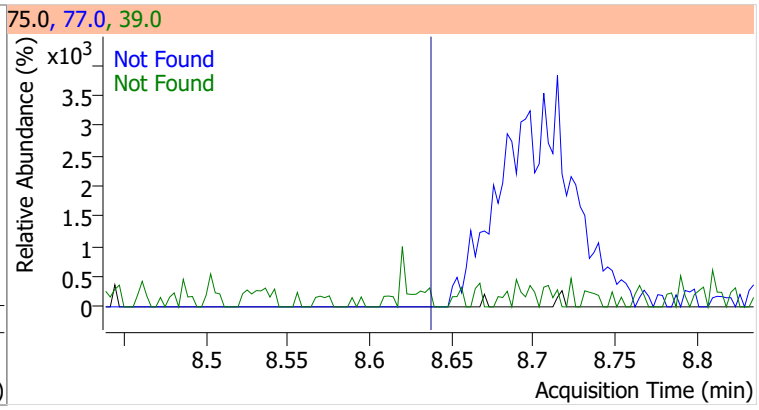

Compound	Conc.	Exp RT	QIon	Exp Ratio	QIon	Exp Ratio
1,1,2-Trichloroethane	N.D.	8.82	97.0	110.7	85.0	60.7

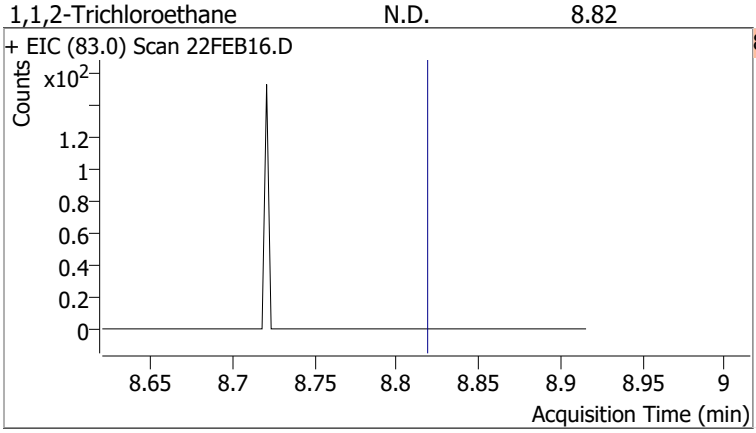

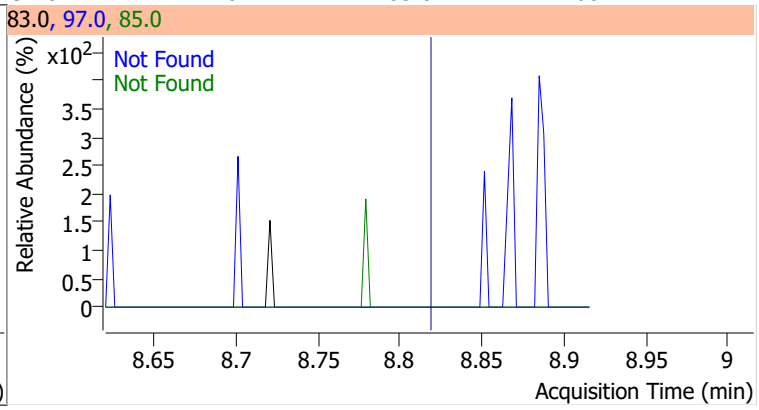

Compound	Conc.	Exp RT	QIon	Exp Ratio	QIon	Exp Ratio
Tetrachloroethene	N.D.	8.94	165.8	126.1	129.0	90.5

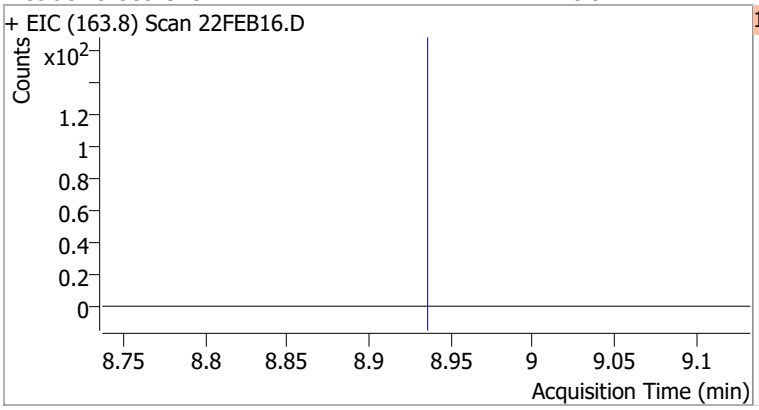

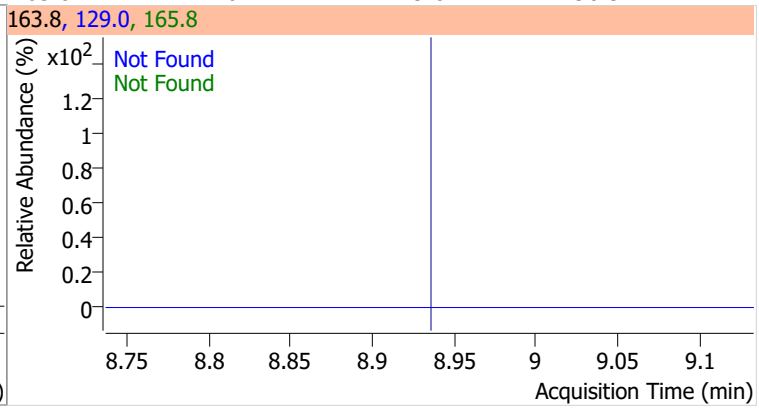

Compound	Conc.	Exp RT	QIon	Exp Ratio
1,3-Dichloropropane	N.D.	8.98	78.0	32.4

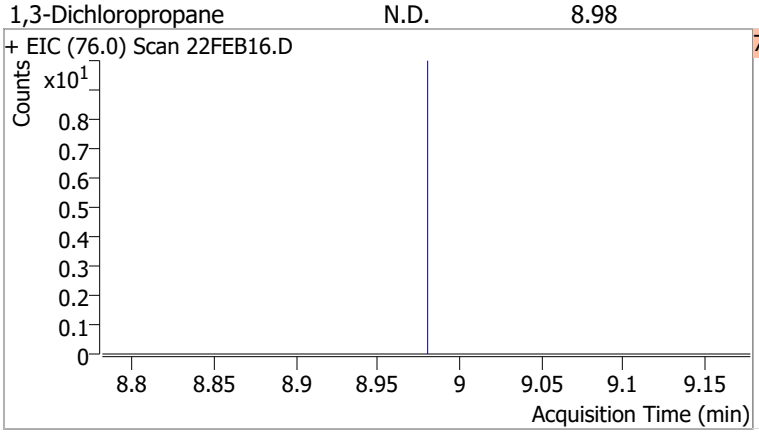

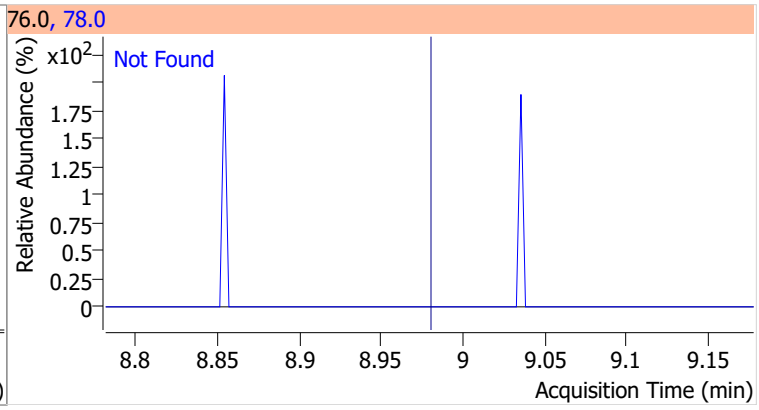

Compound	Conc.	Exp RT	QIon	Exp Ratio
Chlorodibromomethane	N.D.	9.21	127.0	77.2

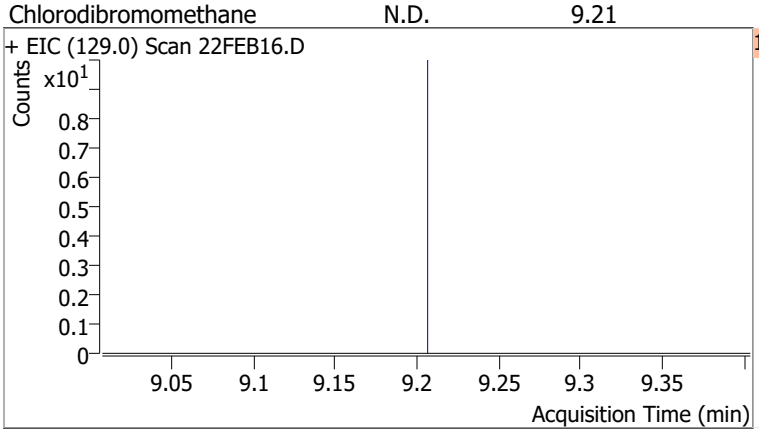

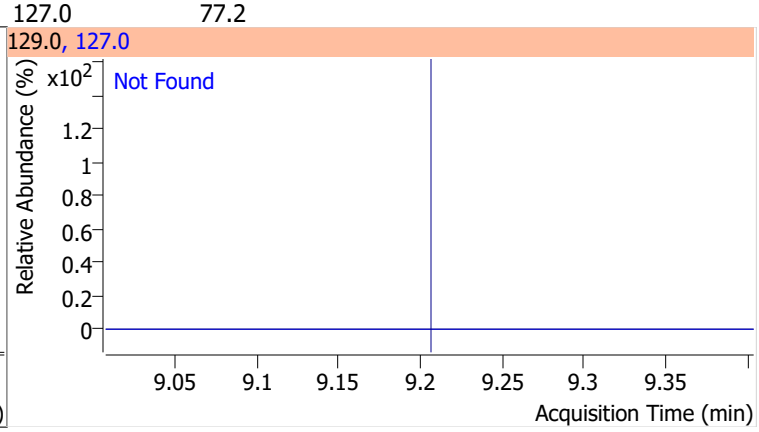

Compound	Conc.	Exp RT	QIon	Exp Ratio
1,2-Dibromoethane	N.D.	9.30	109.0	91.5

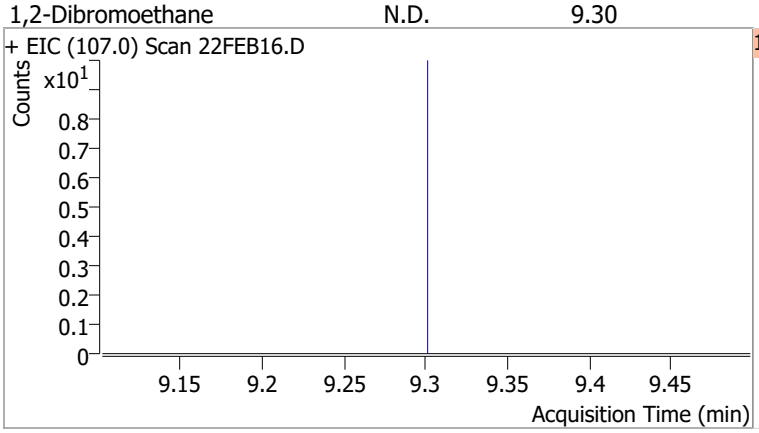

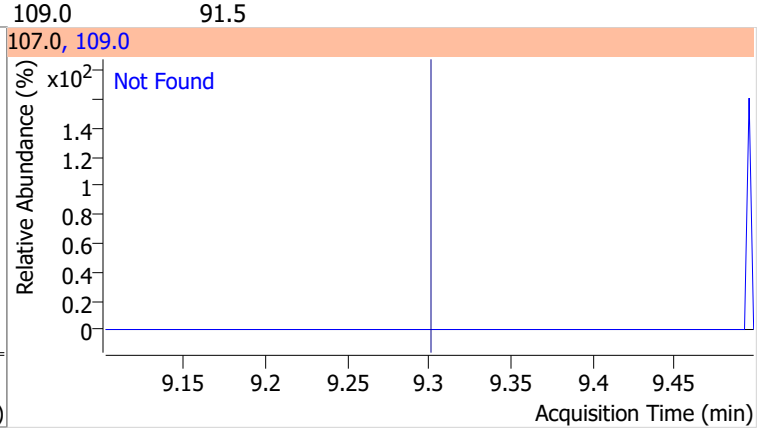

Compound	Conc.	Exp RT	QIon	Exp Ratio
Chlorobenzene	N.D.	9.80	114.0	32.2

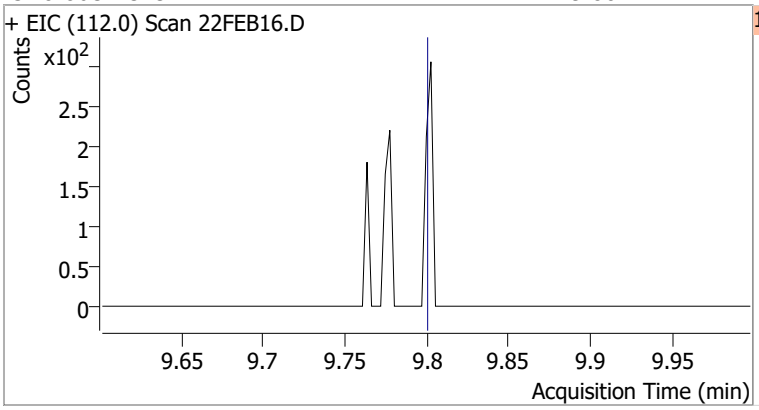

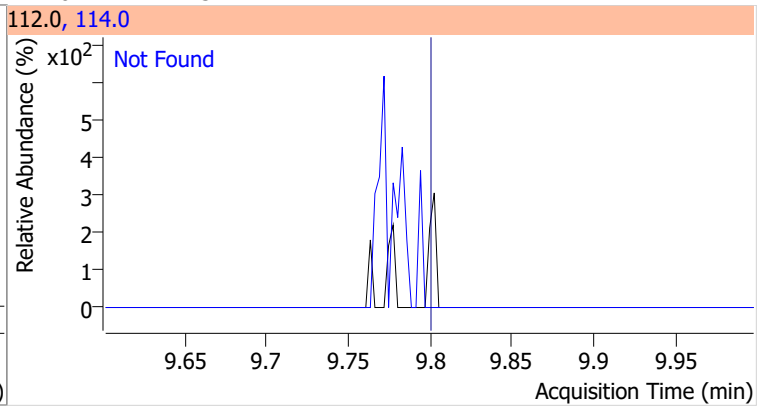

Compound	Conc.	Exp RT	QIon	Exp Ratio
1,1,1,2-Tetrachloroethane	N.D.	9.89	133.0	95.3

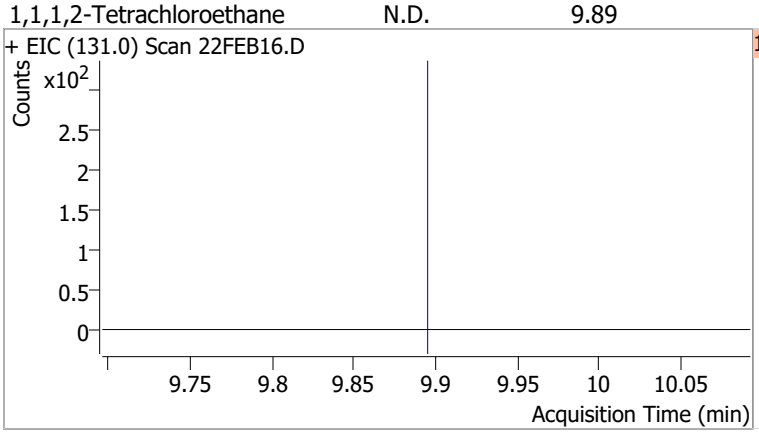

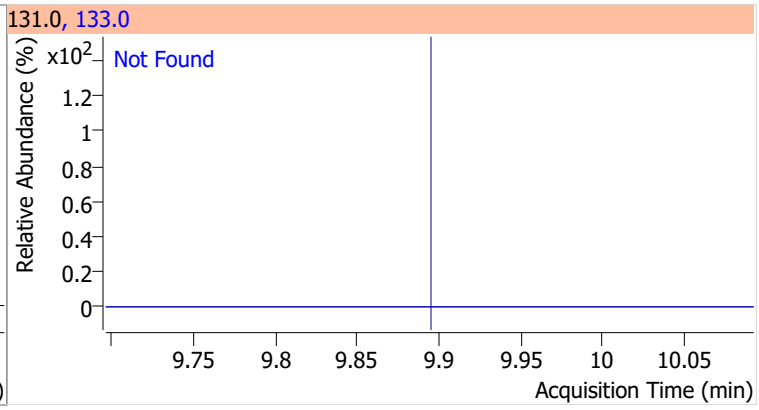

Compound	Conc.	Exp RT	QIon	Exp Ratio
Ethylbenzene	N.D.	9.92	106.0	31.7

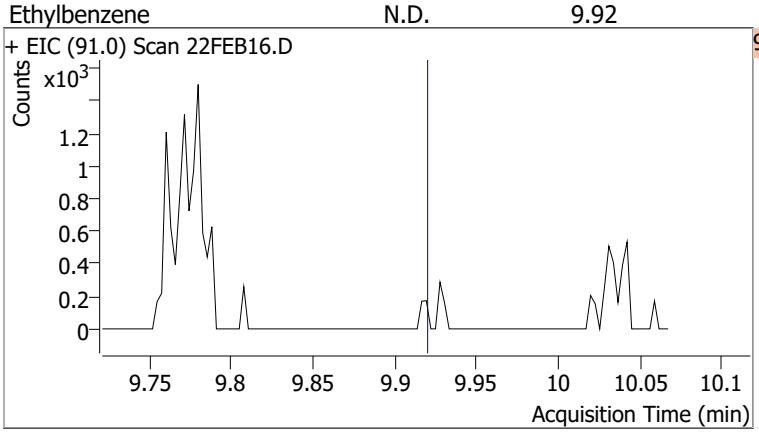

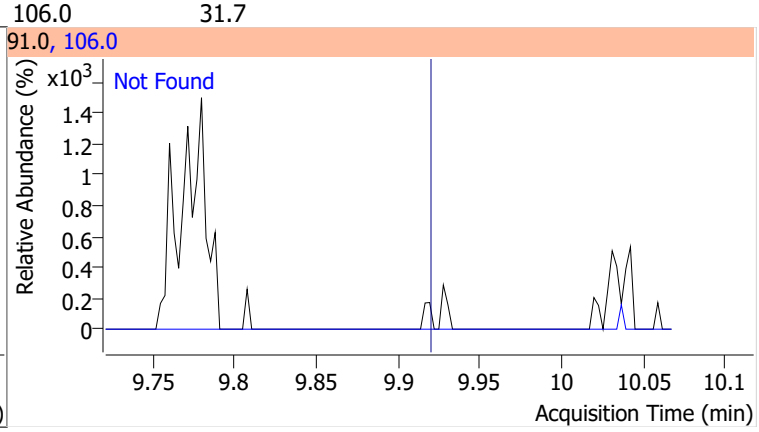

Compound	Conc.	Exp RT	QIon	Exp Ratio
m+p-Xylenes	N.D.	10.04	91.0	200.7

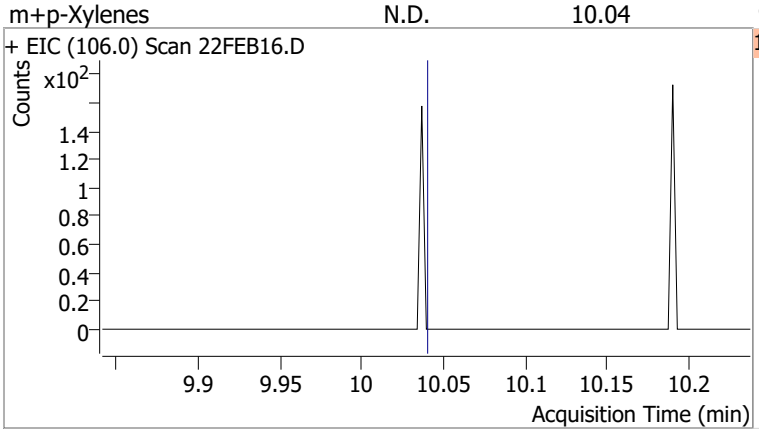

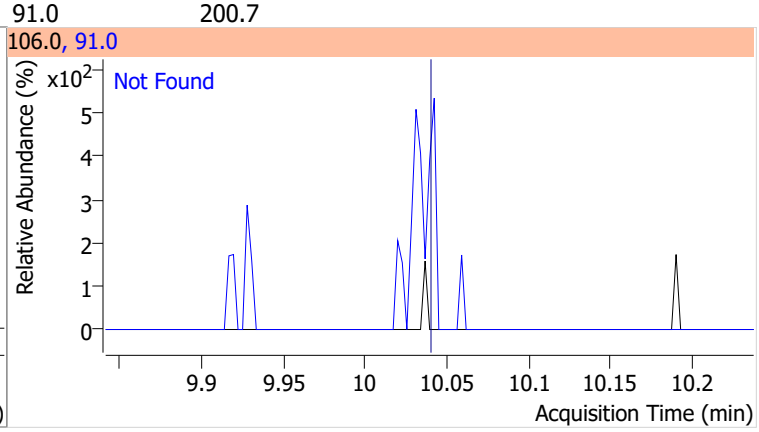

Compound	Conc.	Exp RT	QIon	Exp Ratio
o-Xylene	N.D.	10.43	91.0	211.4

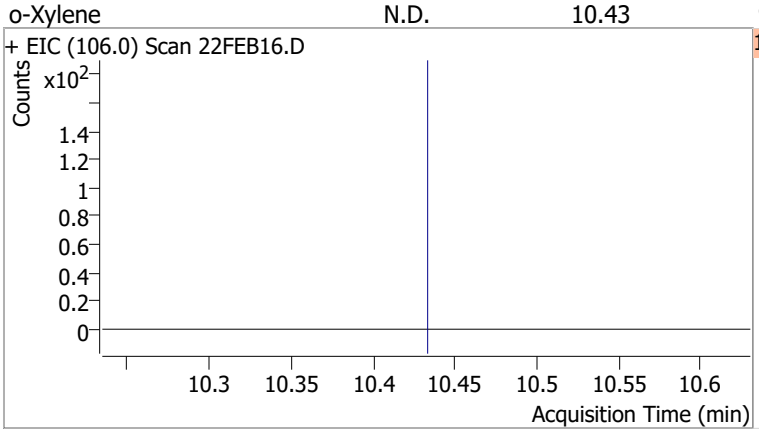

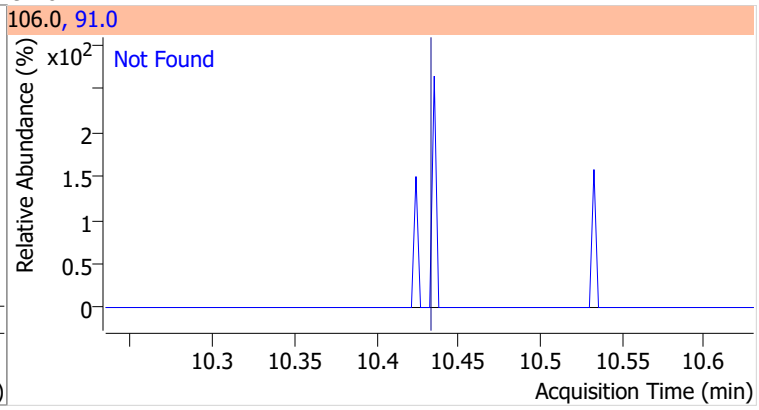

Compound	Conc.	Exp RT	QIon	Exp Ratio
Styrene	N.D.	10.45	78.0	50.6

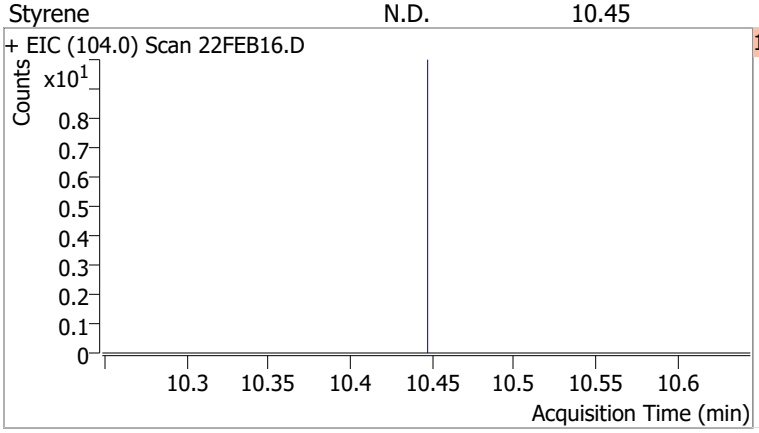

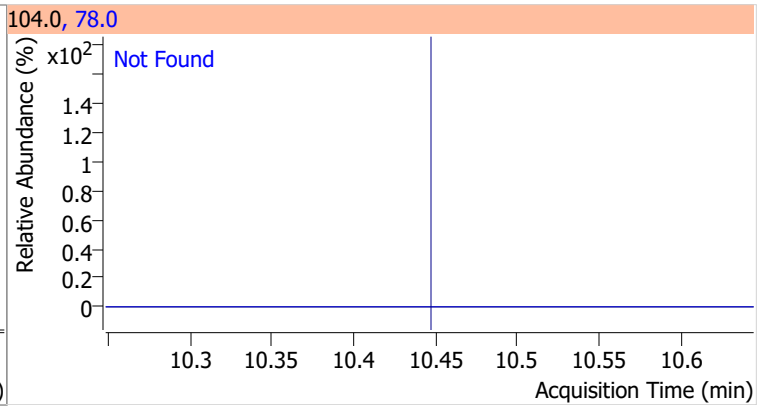

Compound	Conc.	Exp RT	QIon	Exp Ratio	QIon	Exp Ratio
Bromoform	N.D.	10.62	170.5	50.3	174.5	48.1

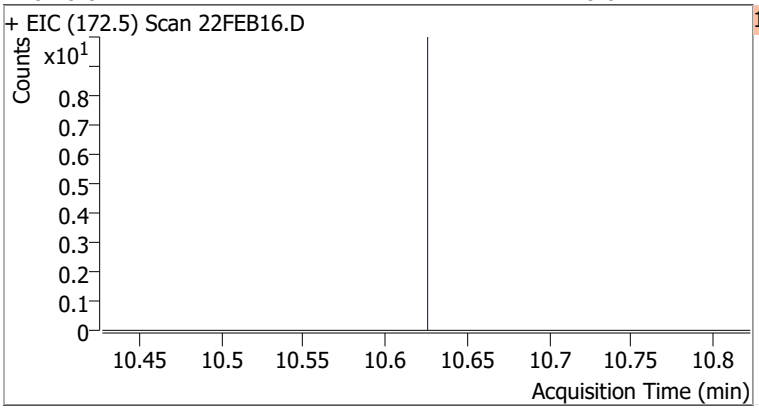

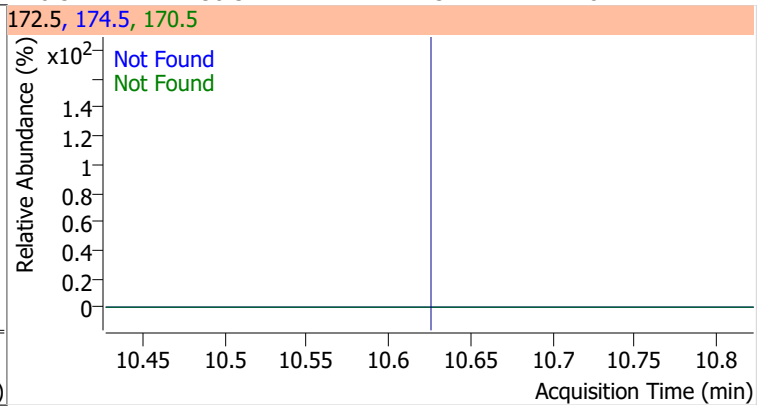

Compound	Conc.	RT	Dev(Min)	Resp.	QIon	QRatio	Lower	Upper
p-Bromofluorobenzene	276.6295	10.95	0.00	279323	174.0	92.5	65.3	125.3
					176.0	90.3	63.3	123.3

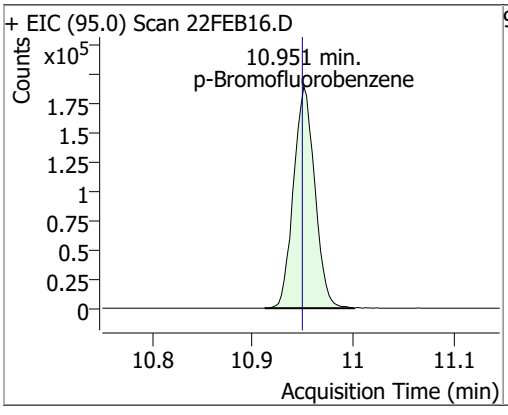

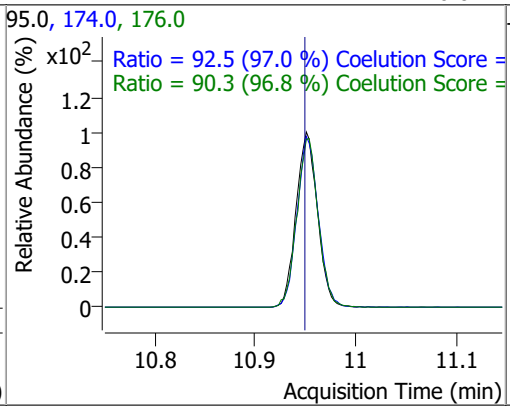

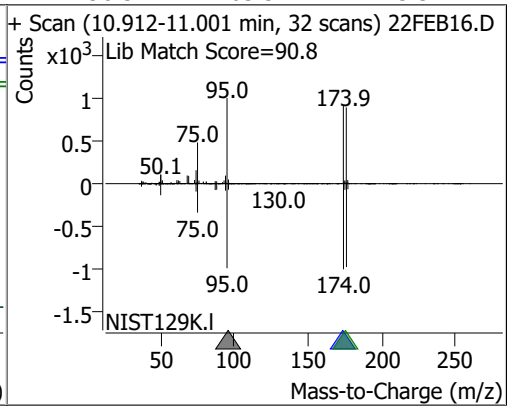

Compound	Conc.	Exp RT	QIon	Exp Ratio	QIon	Exp Ratio
Bromobenzene	N.D.	11.09	77.0	143.5	158.0	96.1

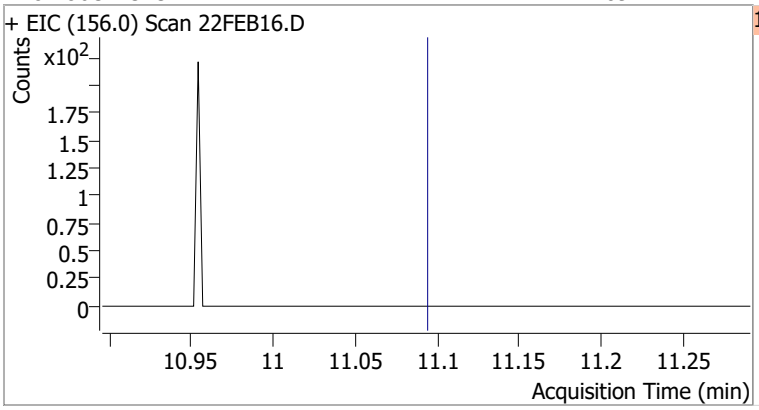

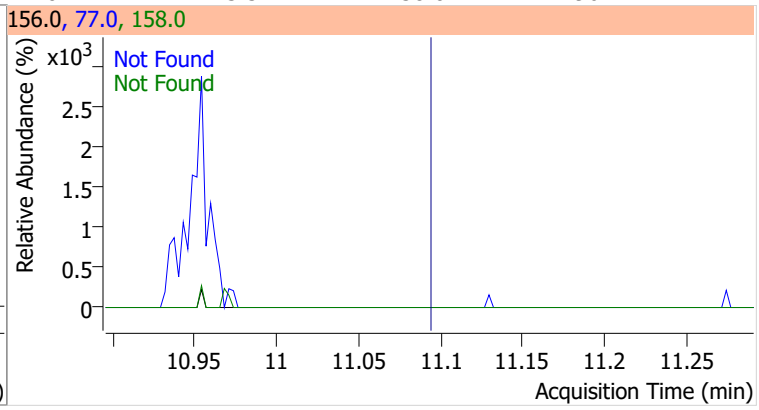

Compound	Conc.	Exp RT	QIon	Exp Ratio
1,1,2,2-Tetrachloroethane	N.D.	11.11	85.0	63.3

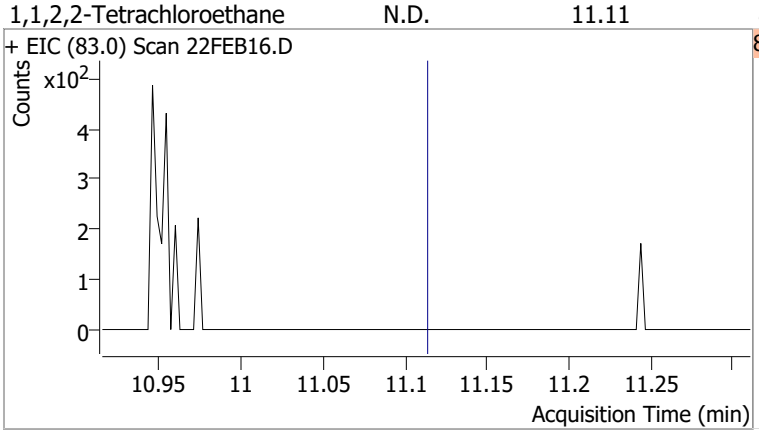

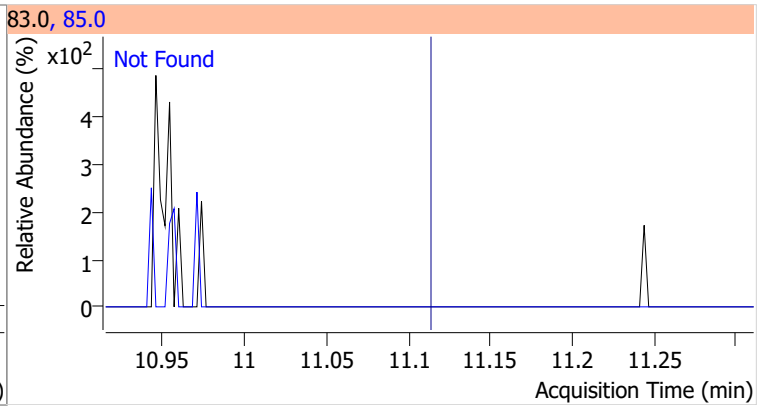

Compound	Conc.	Exp RT	QIon	Exp Ratio
1,2,3-Trichloropropane	N.D.	11.15	112.0	65.8

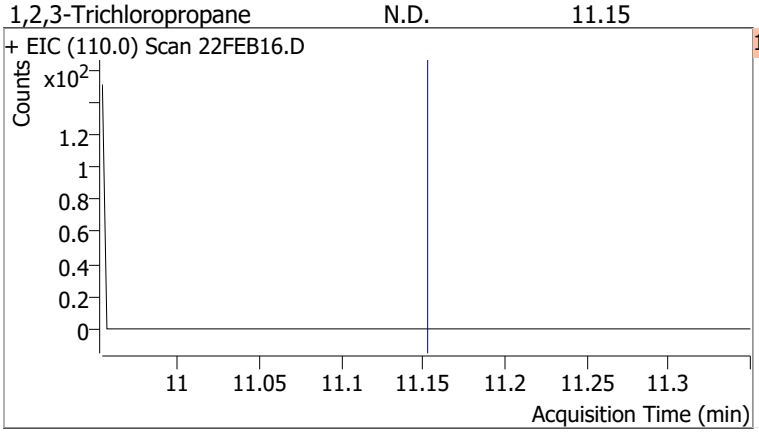

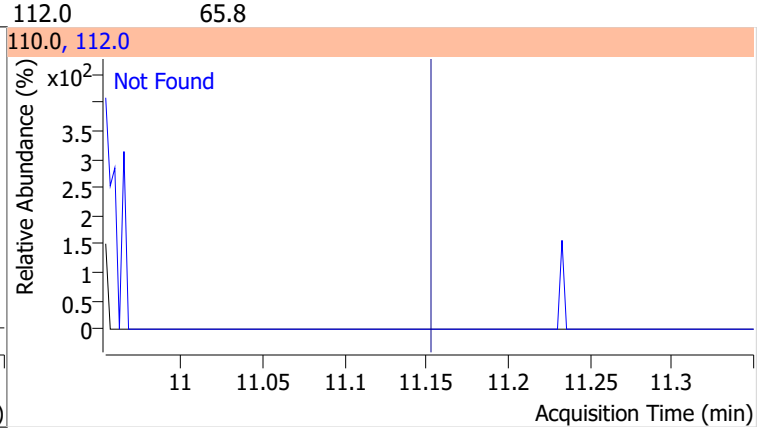

Compound	Conc.	Exp RT	QIon	Exp Ratio
2-Chlorotoluene	N.D.	11.29	91.0	276.2

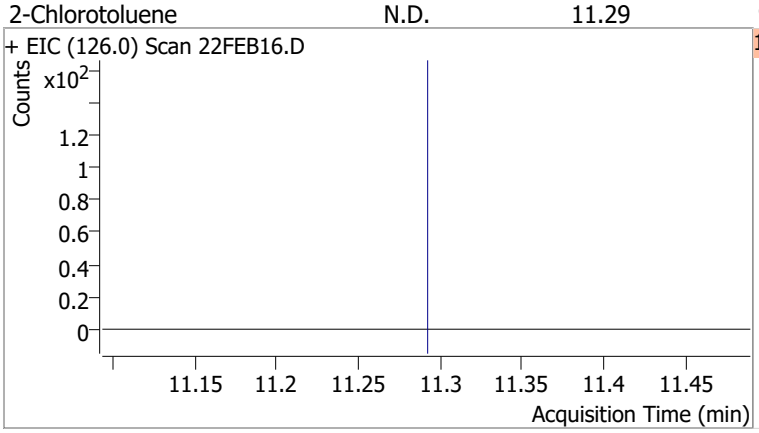

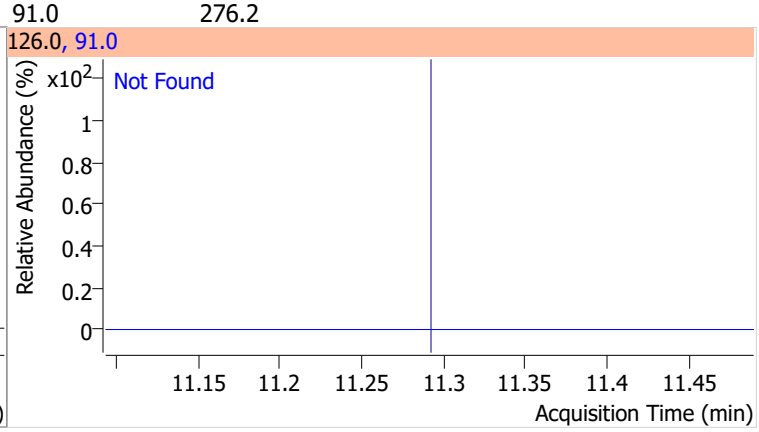

Compound	Conc.	Exp RT	QIon	Exp Ratio
4-Chlorotoluene	N.D.	11.40	126.0	31.3

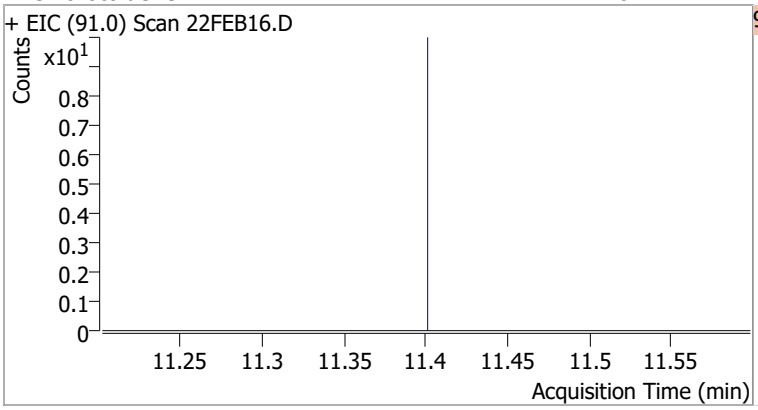

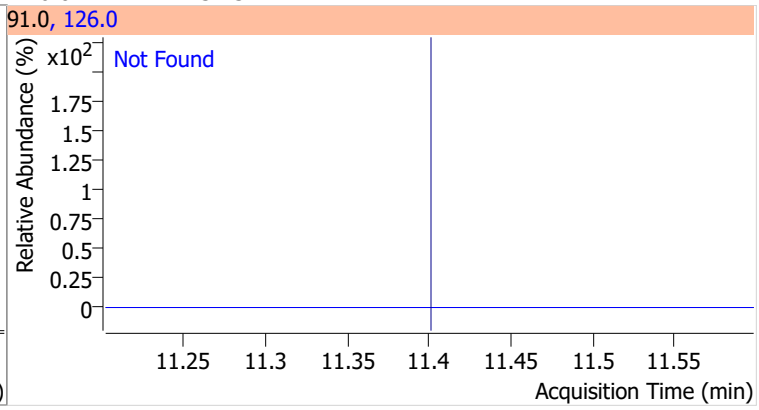

Compound	Conc.	Exp RT	QIon	Exp Ratio	QIon	Exp Ratio
1,3-Dichlorobenzene	N.D.	12.03	148.0	62.8	111.0	38.7

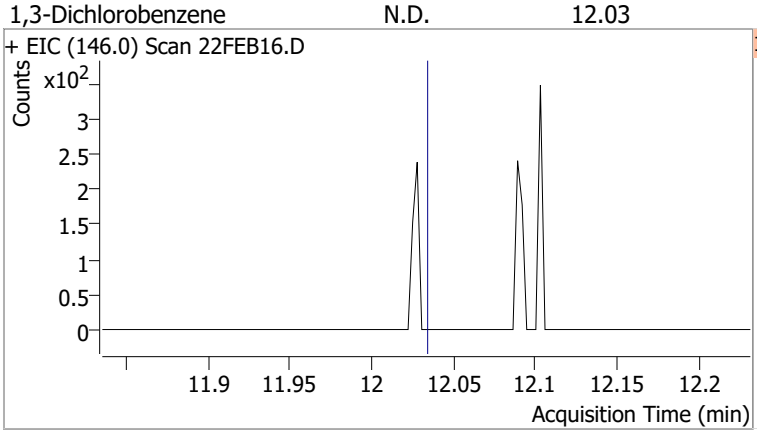

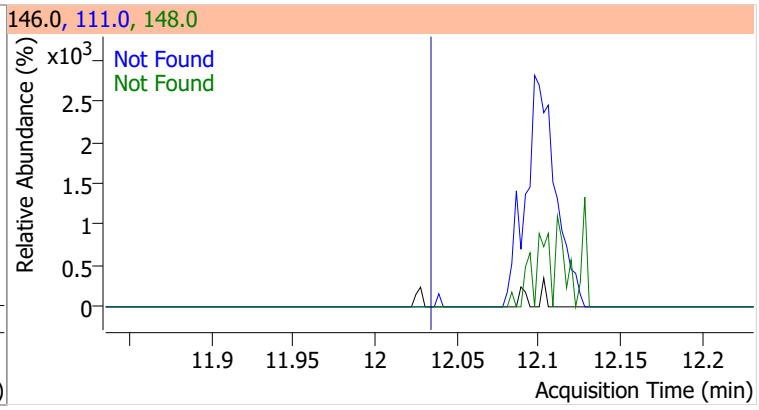

Compound	Conc.	Exp RT	QIon	Exp Ratio	QIon	Exp Ratio
1,4-Dichlorobenzene	N.D.	12.12	148.0	63.7	111.0	38.7

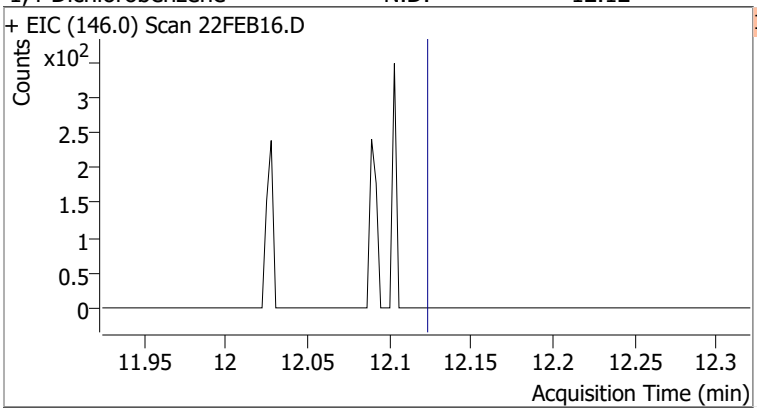

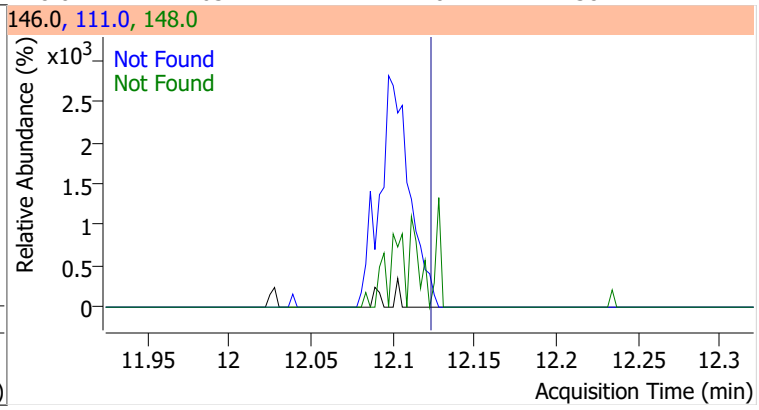

Compound	Conc.	Exp RT	QIon	Exp Ratio	QIon	Exp Ratio
1,2-Dichlorobenzene	N.D.	12.49	148.0	61.9	111.0	39.5

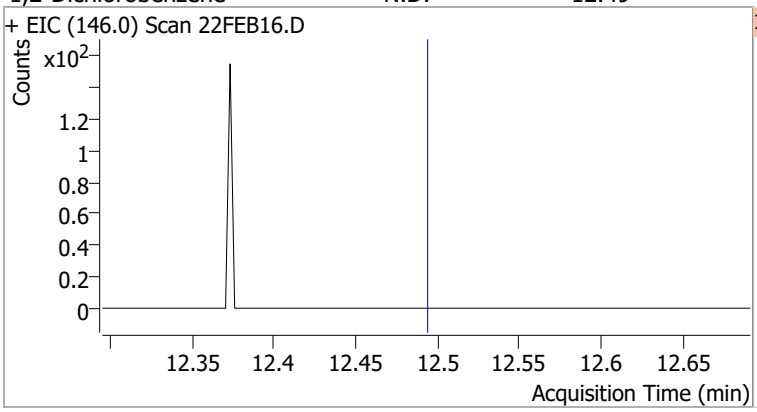

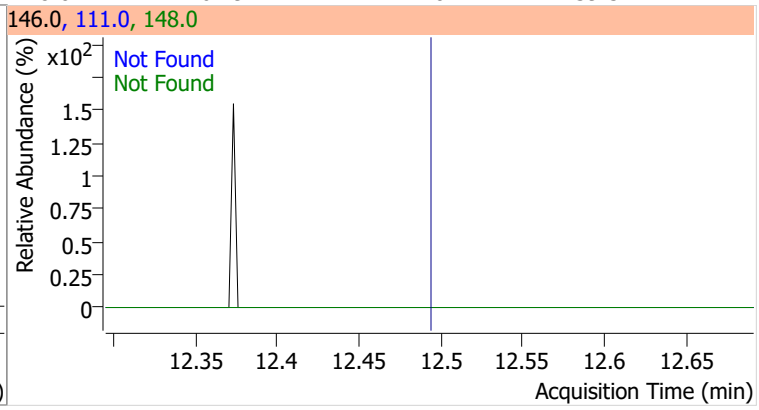

Quantitation Results Report (QT Reviewed)

Data File	22FEB17.D	Operator	MSC
Acq. Method	5975CACQF.M	Acq. Date-Time	2/22/2022 5:22:13 PM
Sample Name	B22021435-008A	Instrument	VOA5975C
Vial	17	Multiplier	1.00
DA Method File	VOA5975C_8260B_SHT_DoD_L4_011922.m	Comment	
Tune File	BFB_Atune3.u	Tune Date	10/11/2021 4:02:00 PM
Batch Name	VG022222_8260B.batch.bin	Last Calib Update	3/18/2022 11:09:24 AM
Ref Library	\\MASSHUNTER\Org\Library\NIST129K.l		

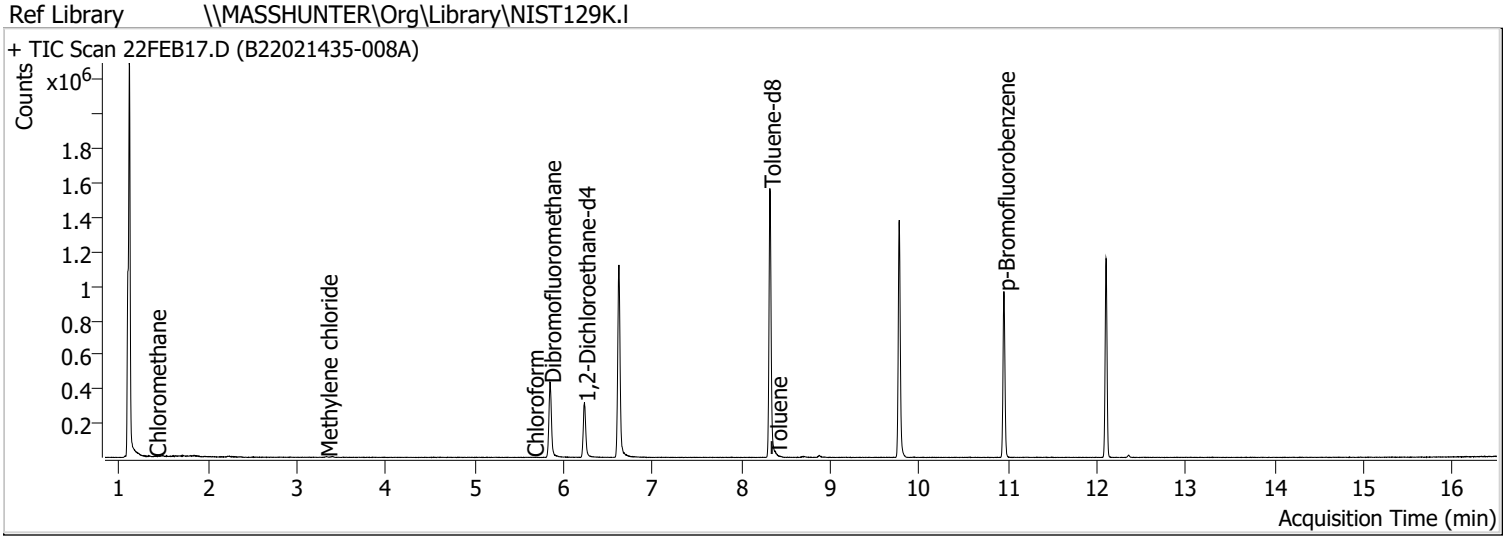

Compound	RT	QIon	Resp.	Conc.	Units		Dev(Min)
Internal Standards							
M Fluorobenzene	6.620	96.0	970478	250.0000	ng		0.000
M Chlorobenzene-d5	9.774	82.0	381847	250.0000	ng		0.000
M 1,4-Dichlorobenzene-d4	12.103	152.0	275416	250.0000	ng		0.003
System Monitoring Compounds							
S Dibromofluoromethane	5.848	113.0	264574	281.4654	ng		-0.003
Spiked Amount: 250.000	Range: 80.0 - 119.0%			Recovery = 112.59%			
S 1,2-Dichloroethane-d4	6.233	67.0	115594	284.6793	ng		0.003
Spiked Amount: 250.000	Range: 81.0 - 118.0%			Recovery = 113.87%			
S Toluene-d8	8.319	98.0	978357	262.6261	ng		0.000
Spiked Amount: 250.000	Range: 89.0 - 112.0%			Recovery = 105.05%			
S p-Bromofluorobenzene	10.951	95.0	271490	266.9781	ng		0.003
Spiked Amount: 250.000	Range: 85.0 - 114.0%			Recovery = 106.79%			
Target Compounds							**QValue**
T Dichlorodifluoromethane	0.000		0	N.D.			
T Chloromethane	1.403	50.0	667	0.4339	ng	m	53
T Vinyl chloride	0.000		0	N.D.			
T Bromomethane	0.000		0	N.D.			
T Chloroethane	0.000		0	N.D.			
T Trichlorofluoromethane	0.000		0	N.D.			
T 1,1-Dichloroethene	0.000		0	N.D.			
T Methylene chloride	3.333	49.0	2915	2.0548	ng		91
T trans-1,2-Dichloroethene	0.000		0	N.D.			
T Methyl tert-butyl ether (MTBE)	0.000		0	N.D.			
T 1,1-Dichloroethane	0.000		0	N.D.			
T 2,2-Dichloropropane	0.000		0	N.D.			
T cis-1,2-Dichloroethene	0.000		0	N.D.			
T Methyl ethyl ketone	0.000		0	N.D.			
T Bromochloromethane	0.000		0	N.D.			
T Chloroform	5.653	83.0	485	0.2577	ng	m	75

Compound	RT	QIon	Resp.	Conc.	Units	Dev(Min)
T 1,1,1-Trichloroethane	0.000		0	N.D.		
T Carbon tetrachloride	0.000		0	N.D.		
T 1,1-Dichloropropene	0.000		0	N.D.		
T Benzene	0.000		0	N.D.		
T 1,2-Dichloroethane	0.000		0	N.D.		
T Trichloroethene	0.000		0	N.D.		
T 1,2-Dichloropropane	0.000		0	N.D.		
T Dibromomethane	0.000		0	N.D.		
T Bromodichloromethane	0.000		0	N.D.		
T cis-1,3-Dichloropropene	0.000		0	N.D.		
T Toluene	8.391	92.0	2803	1.1288	ng	85
T trans-1,3-Dichloropropene	0.000		0	N.D.		
T 1,1,2-Trichloroethane	0.000		0	N.D.		
T Tetrachloroethene	0.000		0	N.D.		
T 1,3-Dichloropropane	0.000		0	N.D.		
T Chlorodibromomethane	0.000		0	N.D.		
T 1,2-Dibromoethane	0.000		0	N.D.		
T Chlorobenzene	0.000		0	N.D.		
T 1,1,1,2-Tetrachloroethane	0.000		0	N.D.		
T Ethylbenzene	0.000		0	N.D.		
T m+p-Xylenes	0.000		0	N.D.		
T o-Xylene	0.000		0	N.D.		
T Styrene	0.000		0	N.D.		
T Bromoform	0.000		0	N.D.		
T Bromobenzene	0.000		0	N.D.		
T 1,1,2,2-Tetrachloroethane	0.000		0	N.D.		
T 1,2,3-Trichloropropane	0.000		0	N.D.		
T 2-Chlorotoluene	0.000		0	N.D.		
T 4-Chlorotoluene	0.000		0	N.D.		
T 1,3-Dichlorobenzene	0.000		0	N.D.		
T 1,4-Dichlorobenzene	0.000		0	N.D.		
T 1,2-Dichlorobenzene	0.000		0	N.D.		

(#) = Qualifier Out of Range; (m) = Manual Integration; (+) = Area Summed; (*) = Surrogate Percent Recovery Out of Range; (d): Zeroed Peak

Compound	Conc.	Exp RT	QIon	Exp Ratio
Dichlorodifluoromethane	N.D.	1.24	87.0	31.8

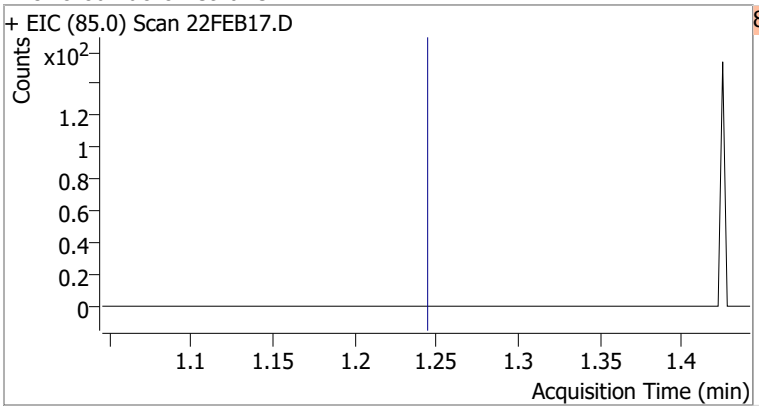

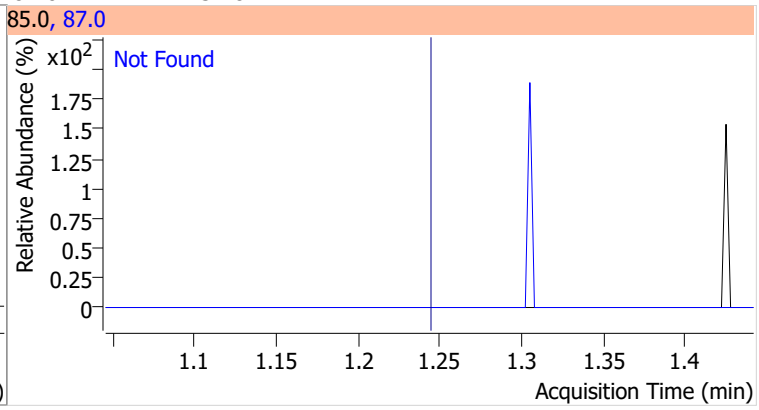

Compound	Conc.	RT	Dev(Min)	Resp.	QIon	QRatio	Lower	Upper
Chloromethane	0.4339	1.40	-0.01	667 (m)	52.0	6.1	2.4	62.4

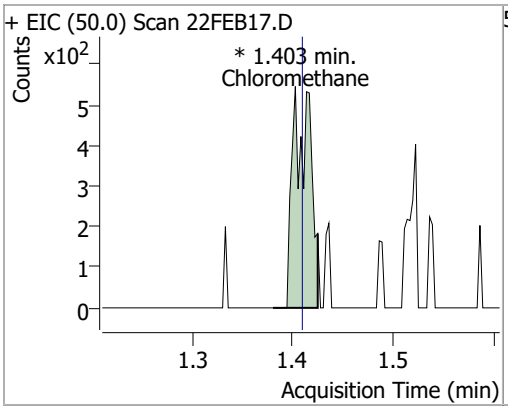

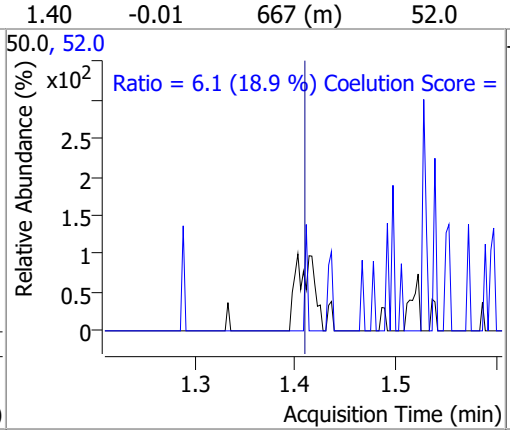

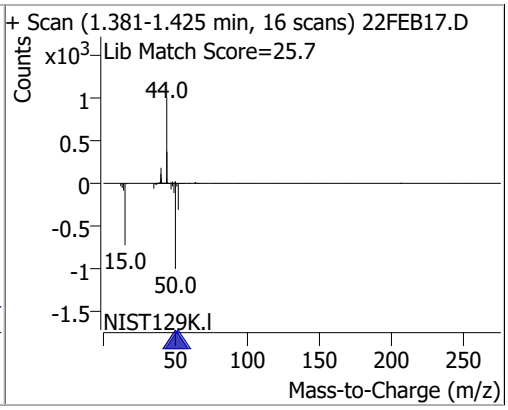

Compound	Conc.	Exp RT	QIon	Exp Ratio
Vinyl chloride	N.D.	1.50	64.0	31.3

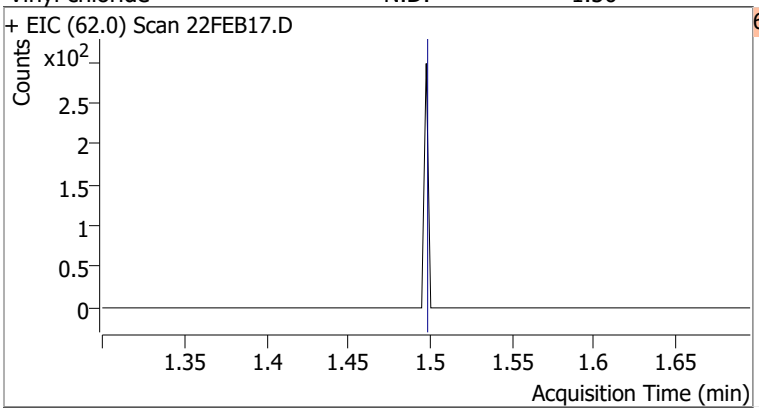

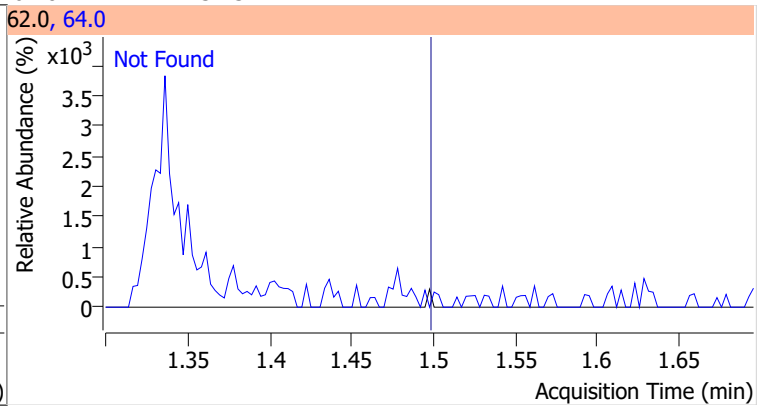

Compound	Conc.	Exp RT	QIon	Exp Ratio
Bromomethane	N.D.	1.80	94.0	110.1

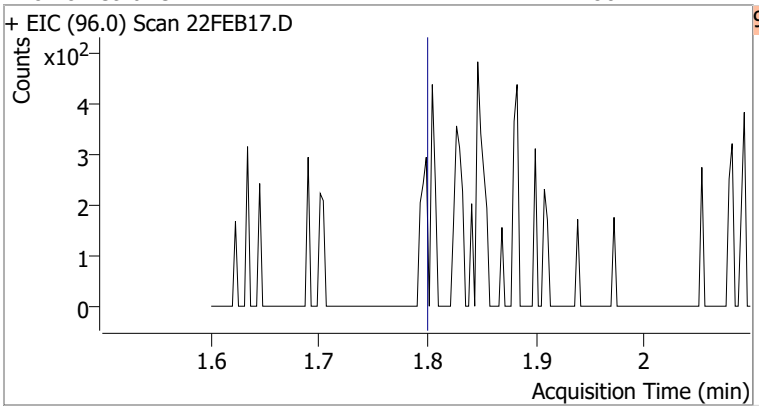

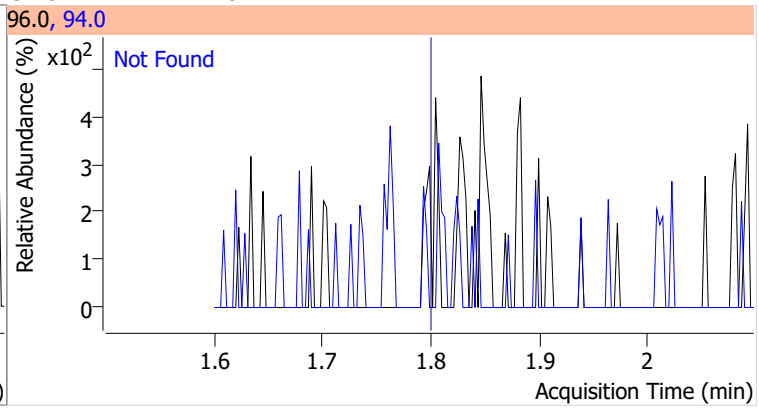

Compound	Conc.	Exp RT	QIon	Exp Ratio
Chloroethane	N.D.	1.90	66.0	30.0

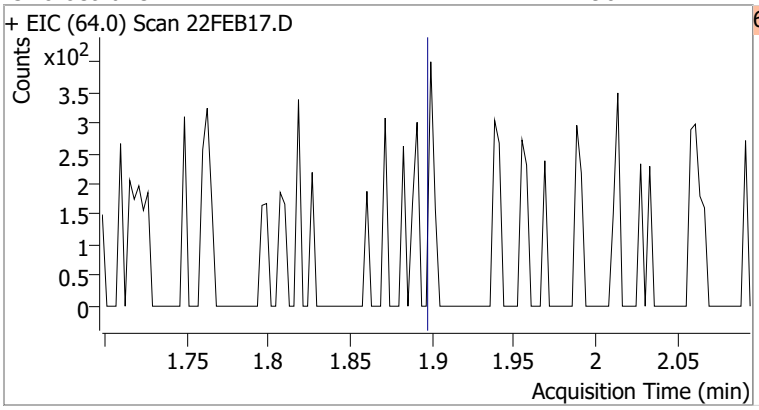

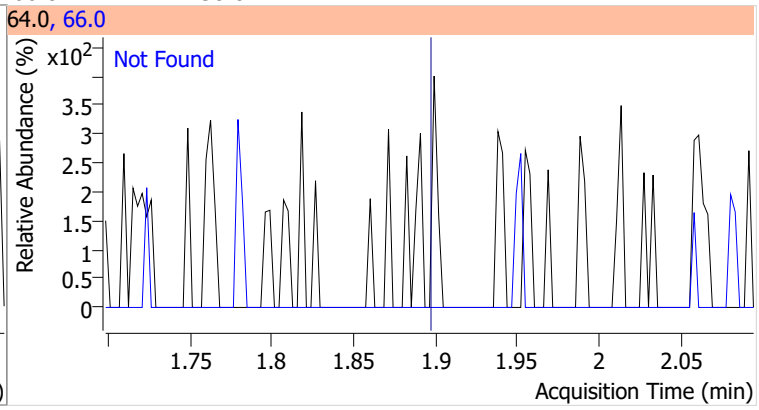

Compound	Conc.	Exp RT	QIon	Exp Ratio
Trichlorofluoromethane	N.D.	2.15	103.0	65.0

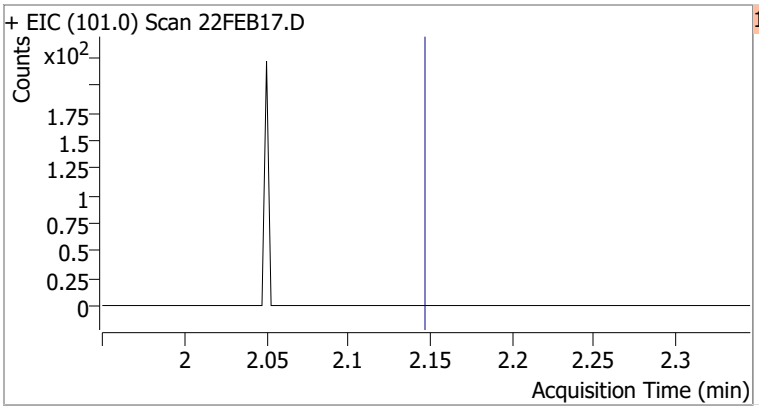

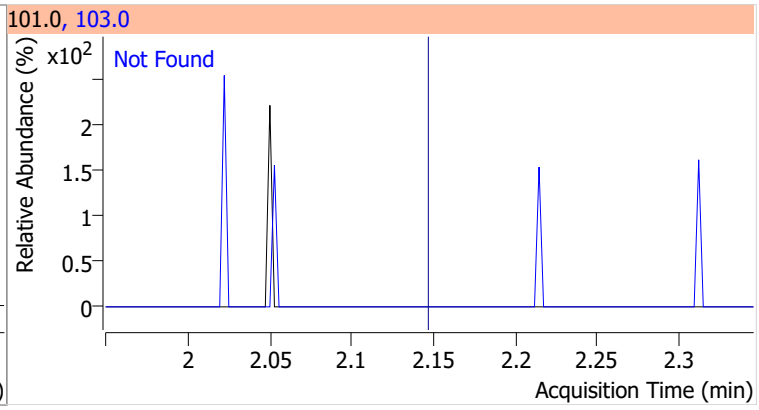

Compound	Conc.	Exp RT	QIon	Exp Ratio	QIon	Exp Ratio
1,1-Dichloroethene	N.D.	2.70	61.0	179.9	63.0	57.0

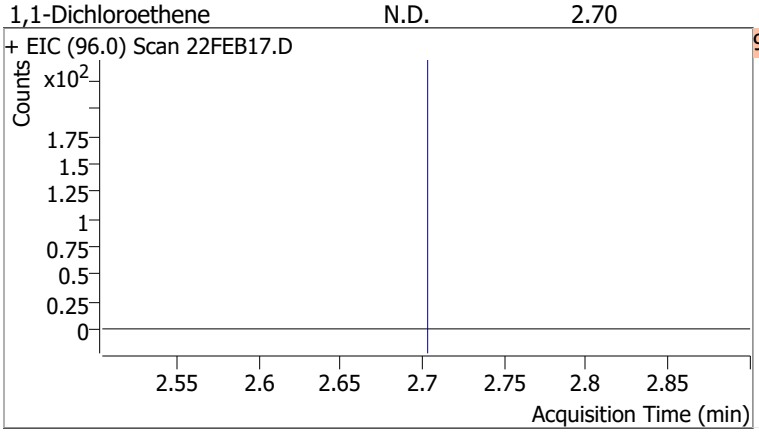

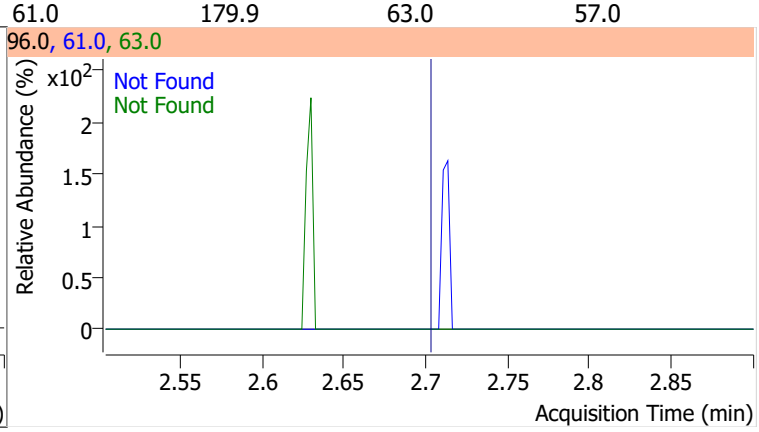

Compound	Conc.	RT	Dev(Min)	Resp.	QIon	QRatio	Lower	Upper
Methylene chloride	2.0548	3.33	0.00	2915	84.0	60.0	36.1	96.1
					86.0	48.6	11.8	71.8

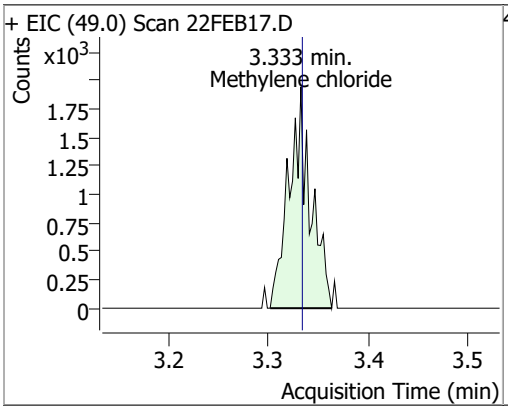

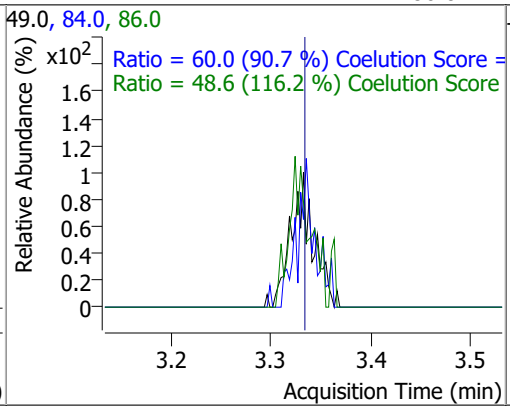

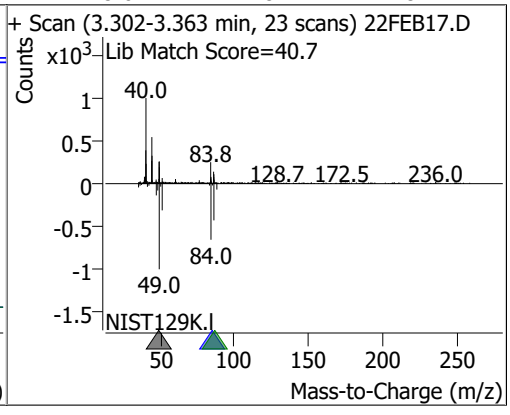

Compound	Conc.	Exp RT	QIon	Exp Ratio	QIon	Exp Ratio
trans-1,2-Dichloroethene	N.D.	3.72	61.0	154.8	98.0	62.1

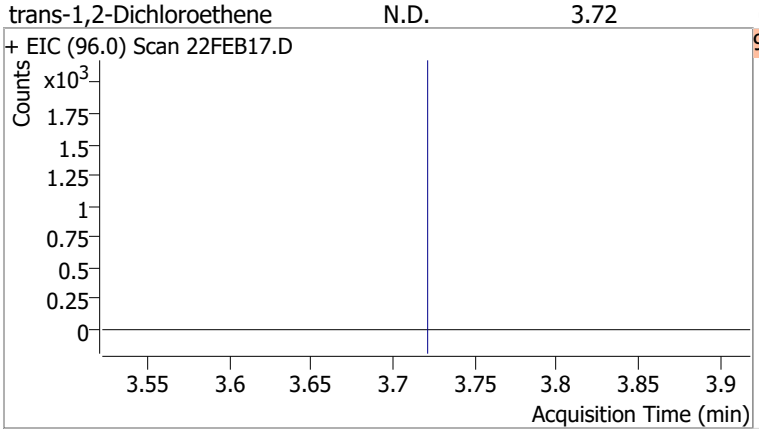

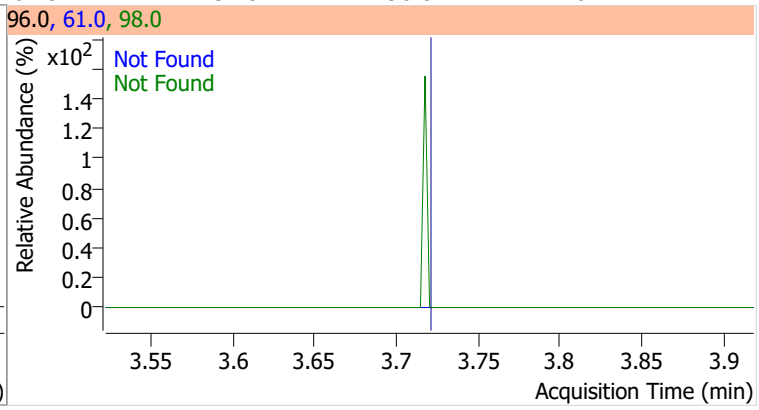

Compound	Conc.	Exp RT	QIon	Exp Ratio
Methyl tert-butyl ether (MTBE)	N.D.	3.75	57.0	24.6

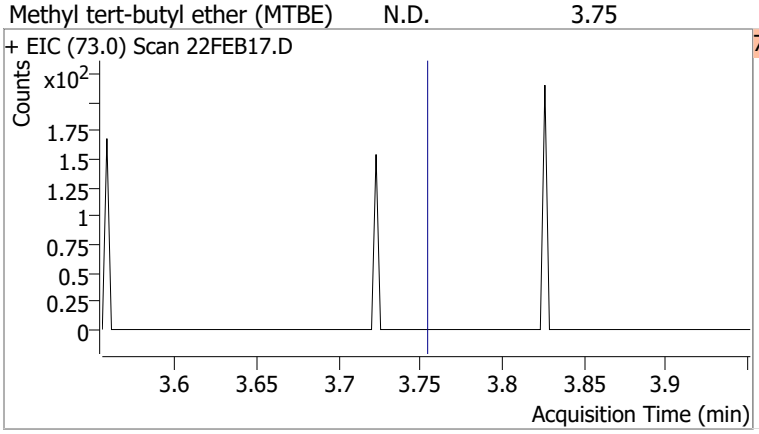

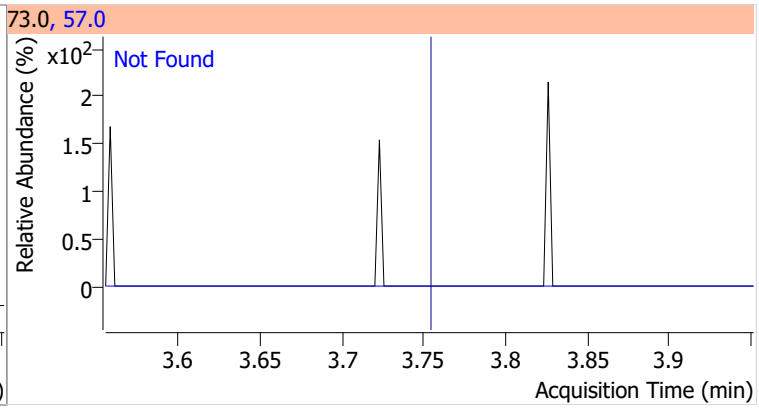

Compound	Conc.	Exp RT	QIon	Exp Ratio	QIon	Exp Ratio
1,1-Dichloroethane	N.D.	4.38	65.0	31.0	83.0	12.7

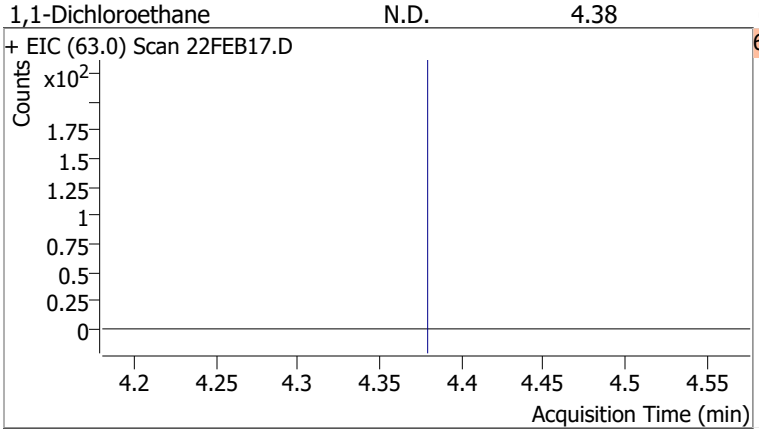

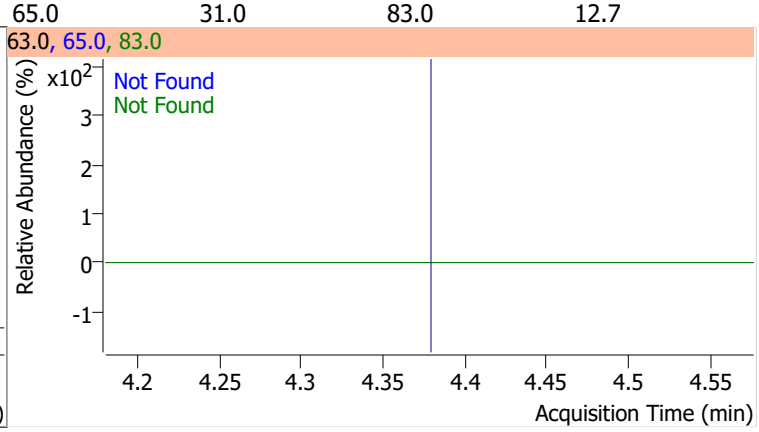

Compound	Conc.	Exp RT	QIon	Exp Ratio	QIon	Exp Ratio
2,2-Dichloropropane	N.D.	5.19	41.0	68.8	97.0	23.9

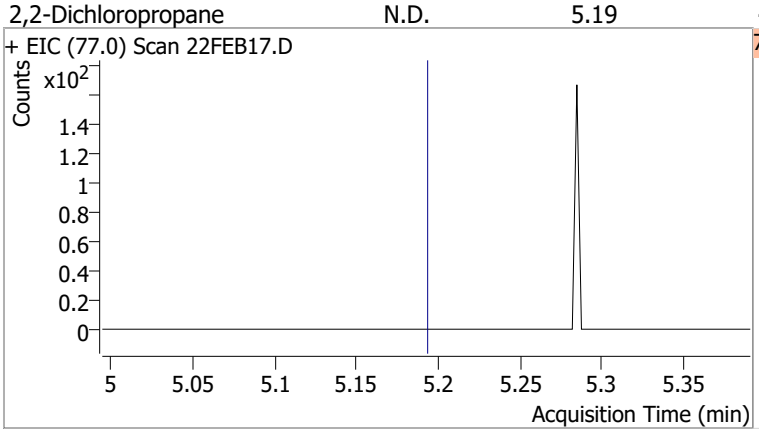

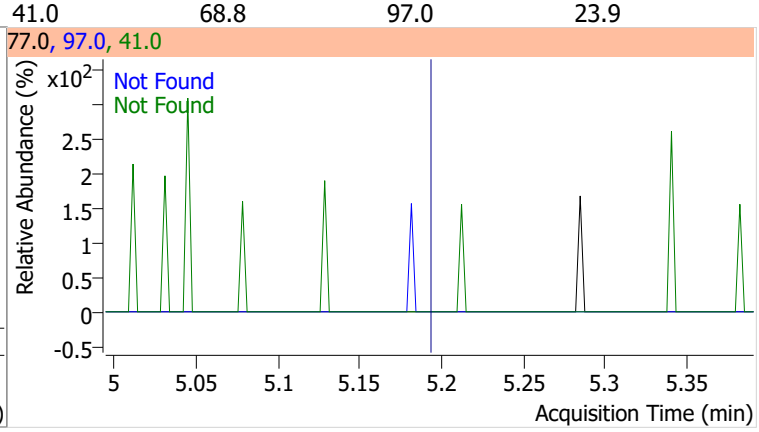

Compound	Conc.	Exp RT	QIon	Exp Ratio	QIon	Exp Ratio
cis-1,2-Dichloroethene	N.D.	5.21	61.0	160.4	98.0	66.2

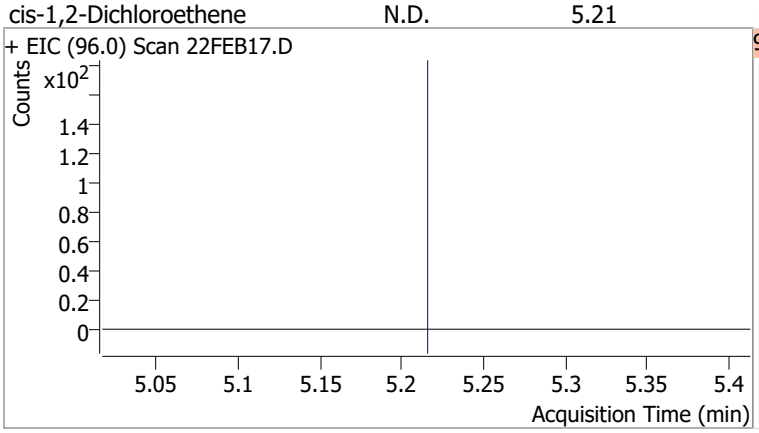

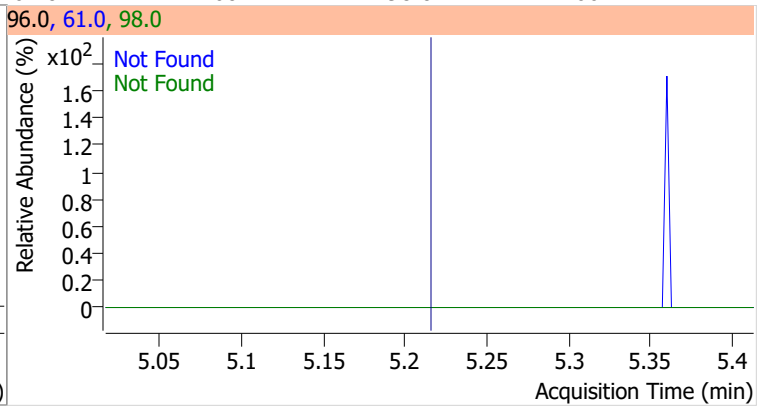

Compound	Conc.	Exp RT	QIon	Exp Ratio
Methyl ethyl ketone	N.D.	5.28	72.0	20.6

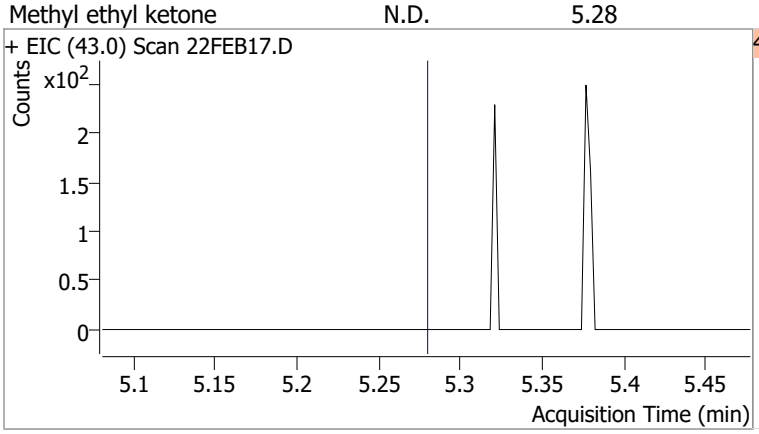

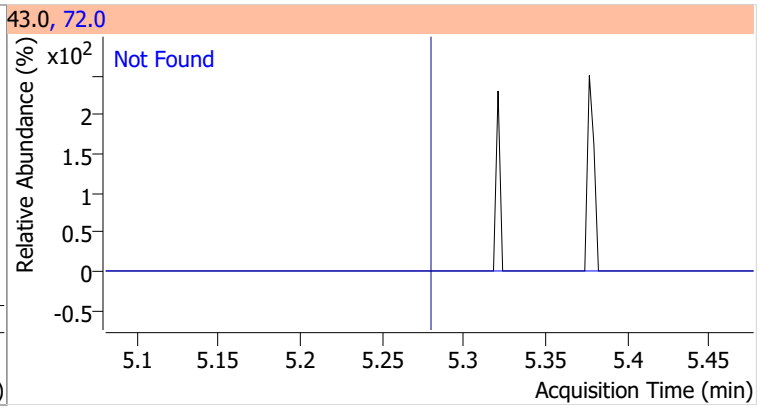

Compound	Conc.	Exp RT	QIon	Exp Ratio
Bromochloromethane	N.D.	5.52	49.0	182.2

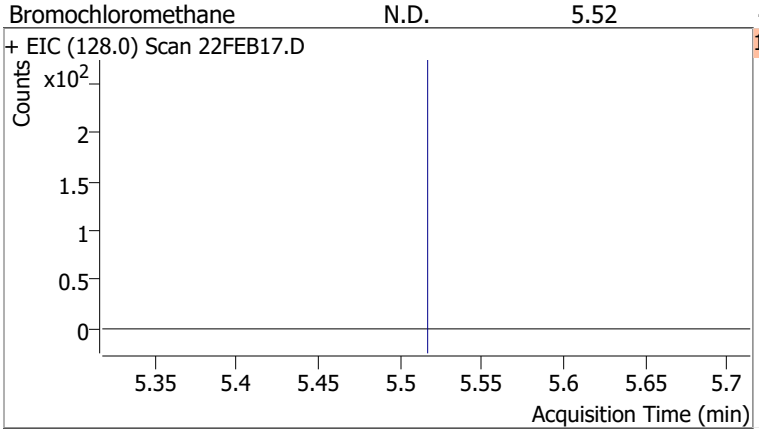

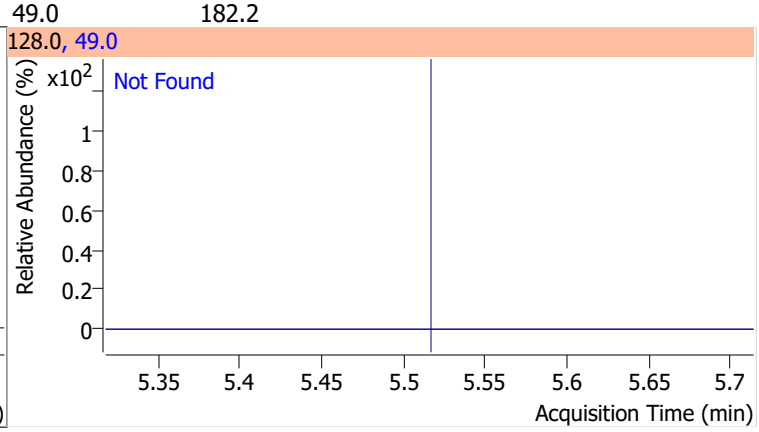

Compound	Conc.	RT	Dev(Min)	Resp.	QIon	QRatio	Lower	Upper
Chloroform	0.2577	5.65	0.00	485 (m)	85.0	46.5	36.2	96.2

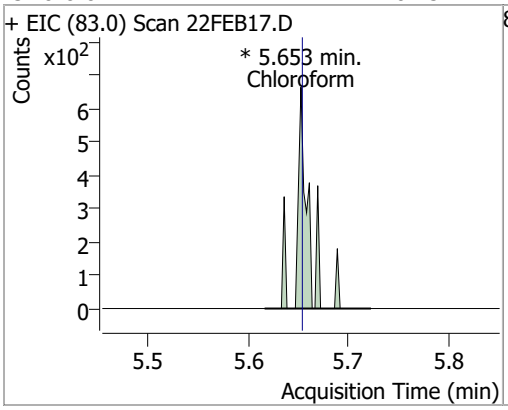

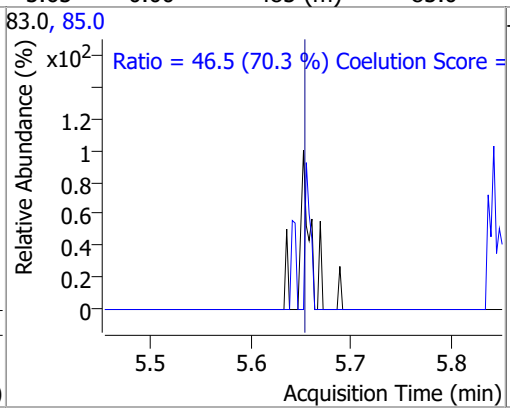

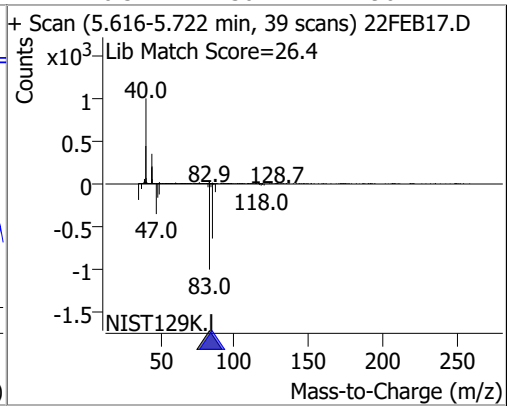

Compound	Conc.	Exp RT	QIon	Exp Ratio	QIon	Exp Ratio
1,1,1-Trichloroethane	N.D.	5.83	99.0	63.1	61.0	49.1

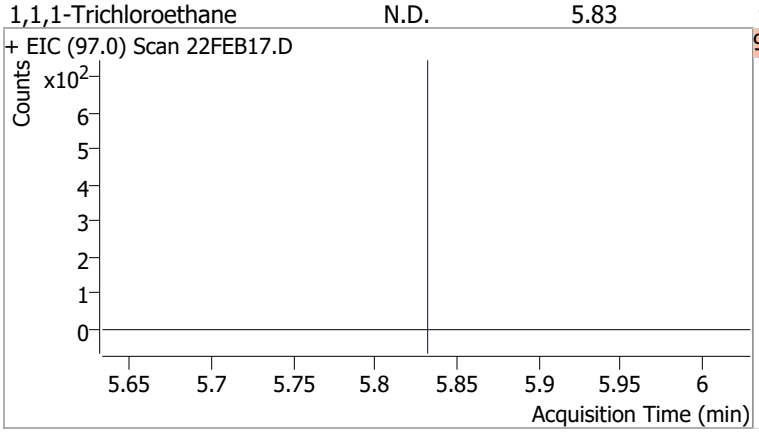

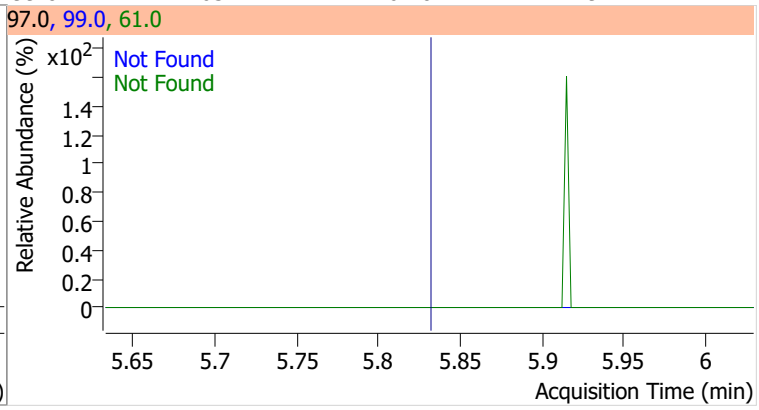

Compound	Conc.	RT	Dev(Min)	Resp.	QIon	QRatio	Lower	Upper
Dibromofluoromethane	281.4654	5.85	0.00	264574	191.5	21.4	0.0	53.2

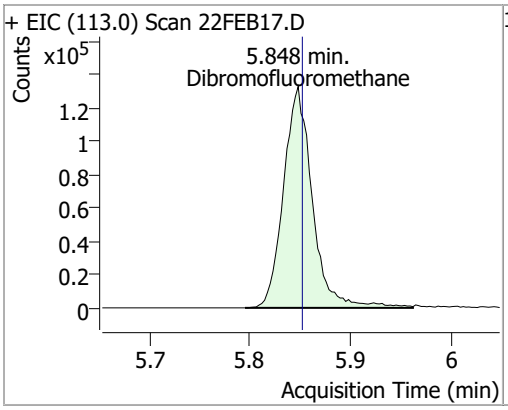

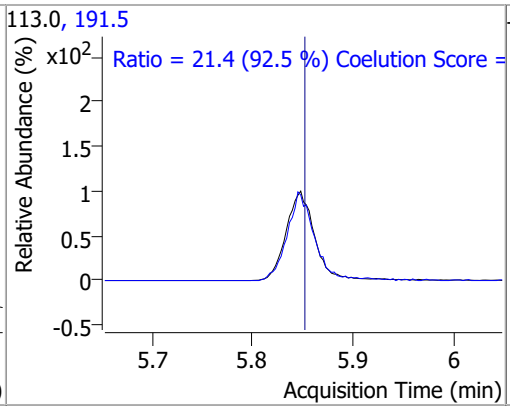

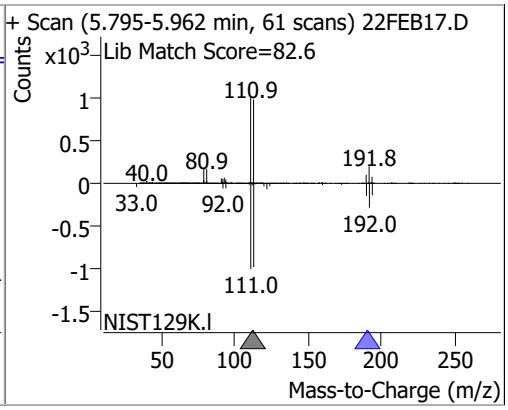

Compound	Conc.	Exp RT	QIon	Exp Ratio	QIon	Exp Ratio
Carbon tetrachloride	N.D.	6.02	119.0	97.6	121.0	30.7

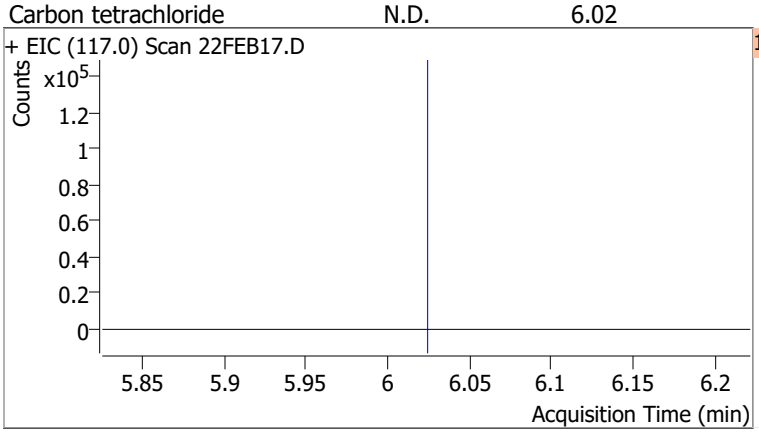

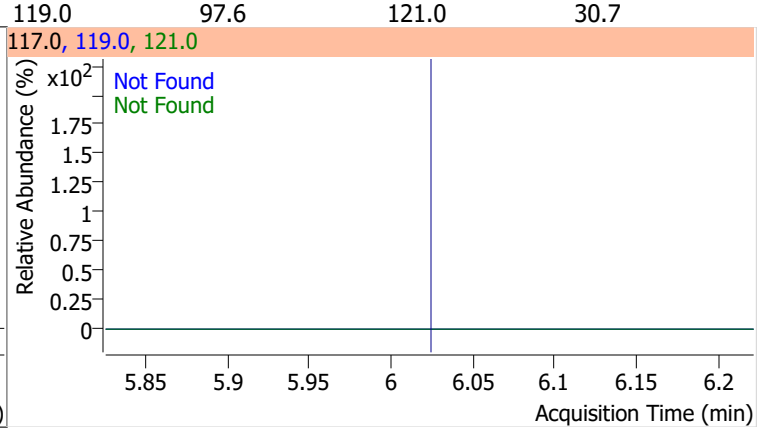

Compound	Conc.	Exp RT	QIon	Exp Ratio	QIon	Exp Ratio
1,1-Dichloropropene	N.D.	6.04	110.0	35.6	77.0	31.0

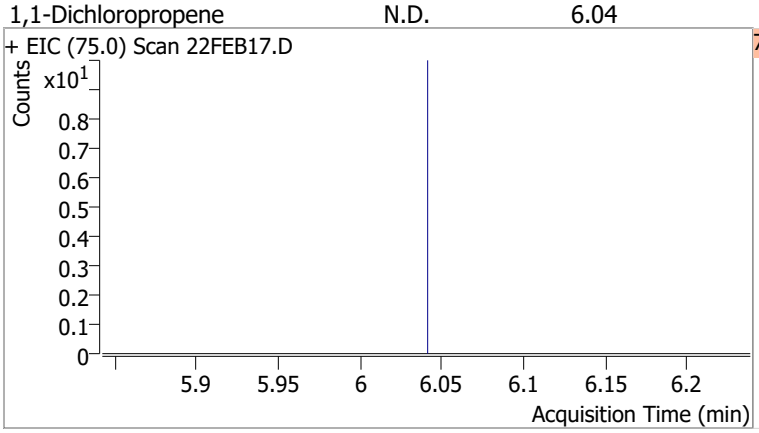

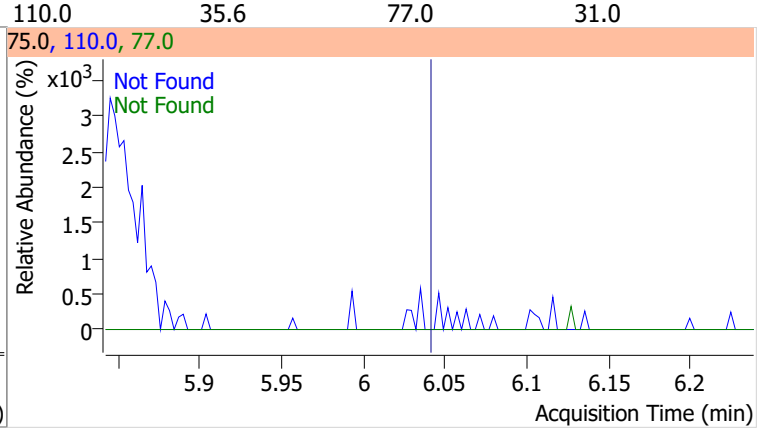

Compound	Conc.	RT	Dev(Min)	Resp.	QIon	QRatio	Lower	Upper
1,2-Dichloroethane-d4	284.6793	6.23	0.00	115594	65.0	197.2	162.8	222.8

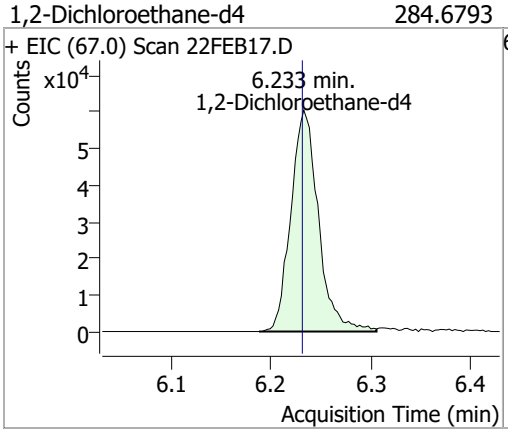

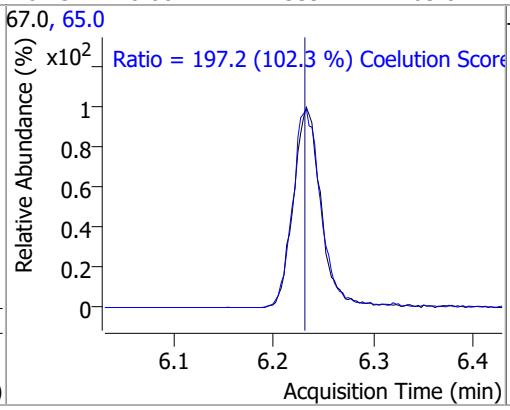

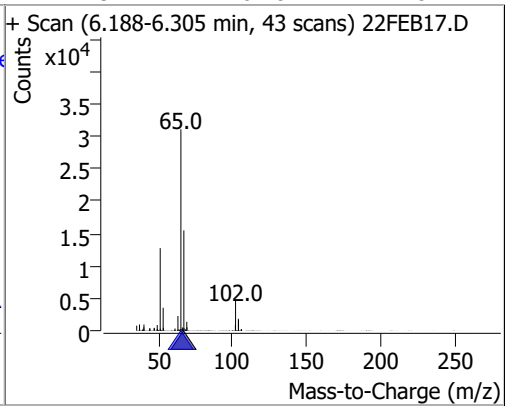

Compound	Conc.	Exp RT	QIon	Exp Ratio
Benzene	N.D.	6.28	77.0	23.3

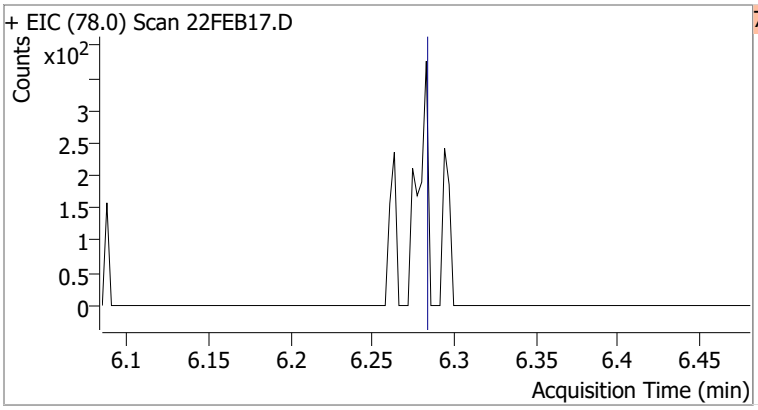

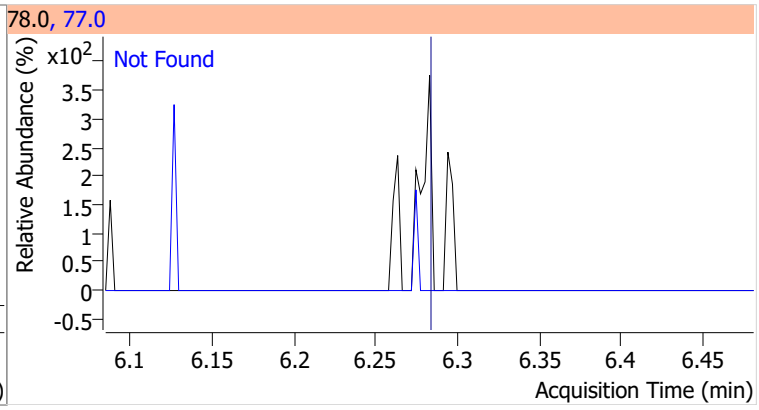

Compound	Conc.	Exp RT	QIon	Exp Ratio	QIon	Exp Ratio
1,2-Dichloroethane	N.D.	6.32	64.0	32.2	98.0	8.2

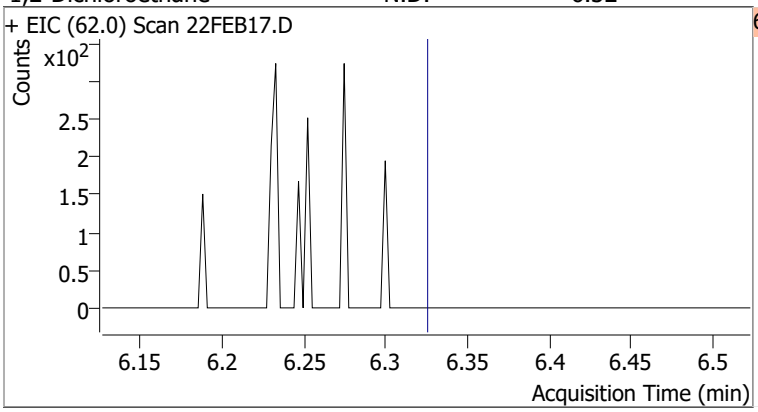

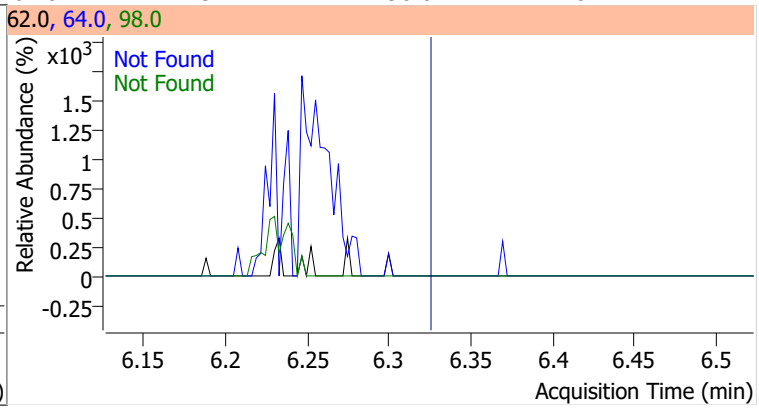

Compound	Conc.	Exp RT	QIon	Exp Ratio	QIon	Exp Ratio
Trichloroethene	N.D.	7.02	130.0	105.6	97.0	65.7

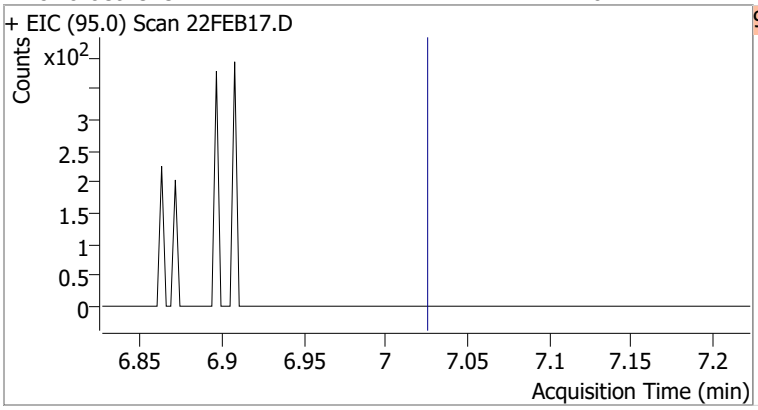

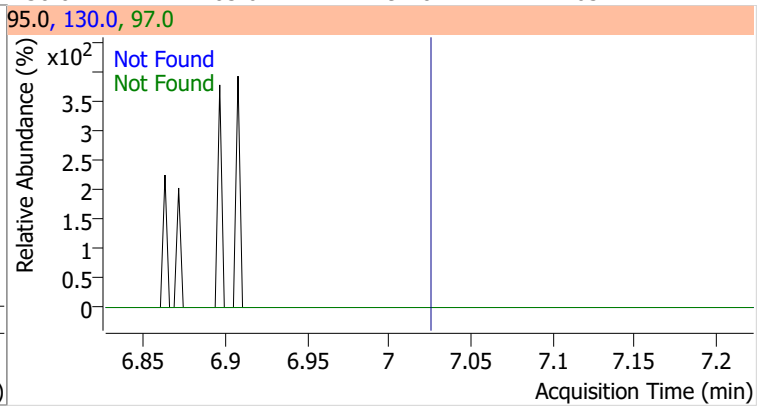

Compound	Conc.	Exp RT	QIon	Exp Ratio
1,2-Dichloropropane	N.D.	7.27	76.0	39.8

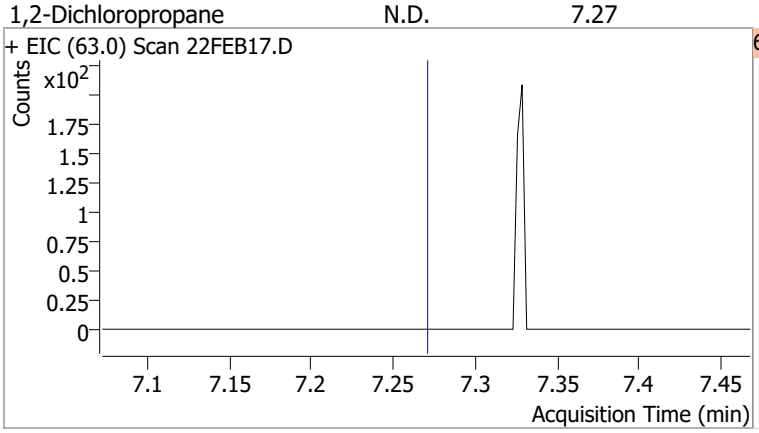

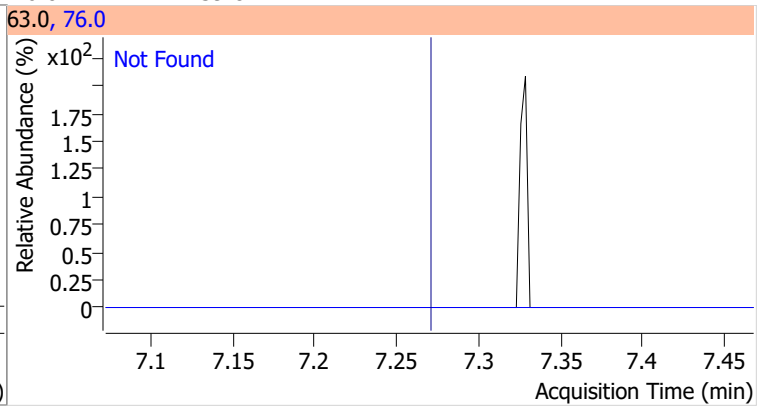

Compound	Conc.	Exp RT	QIon	Exp Ratio	QIon	Exp Ratio
Dibromomethane	N.D.	7.40	173.5	108.2	95.0	84.5

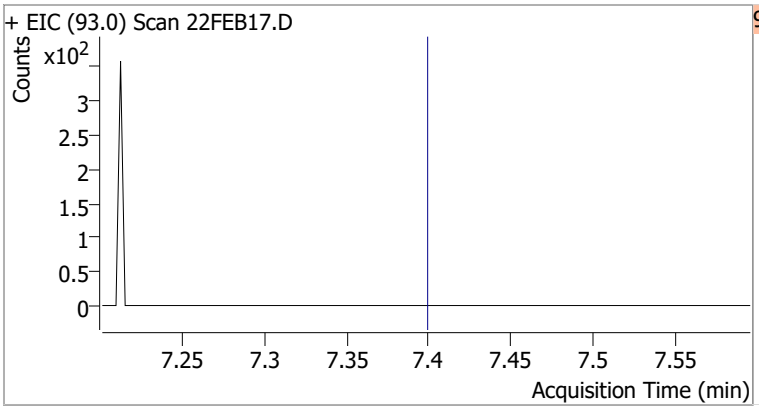

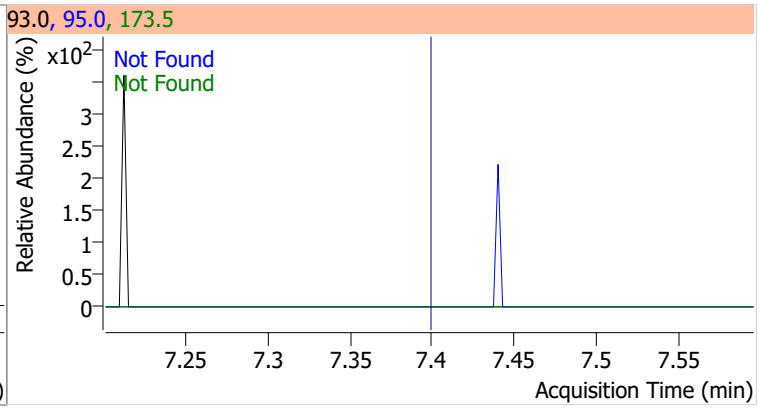

Compound	Conc.	Exp RT	QIon	Exp Ratio	QIon	Exp Ratio
Bromodichloromethane	N.D.	7.58	85.0	66.3	127.0	9.5

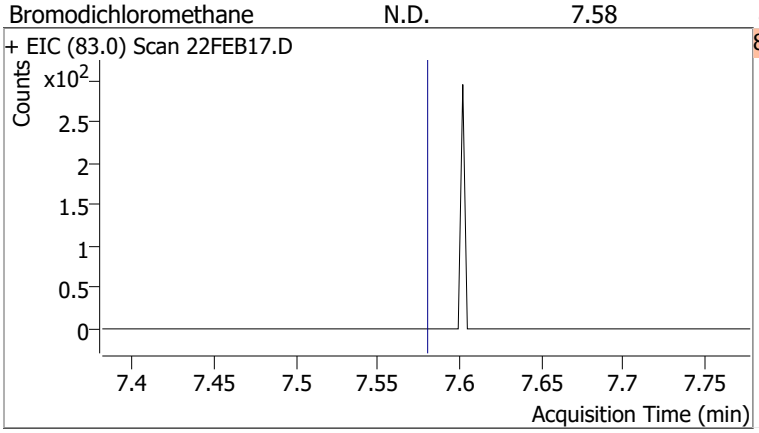

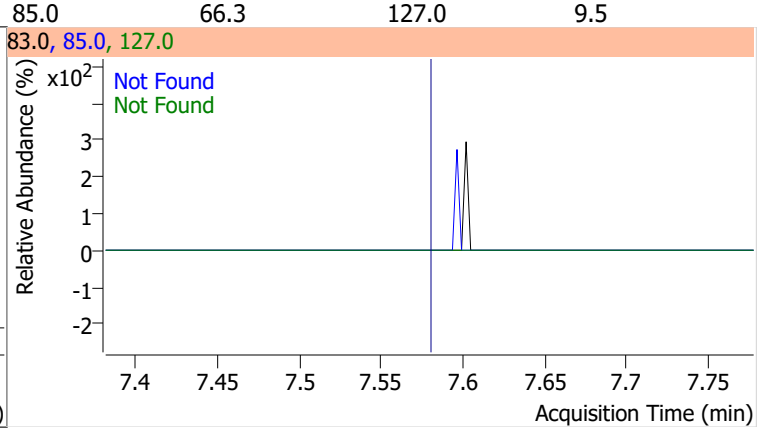

Compound	Conc.	Exp RT	QIon	Exp Ratio	QIon	Exp Ratio
cis-1,3-Dichloropropene	N.D.	8.06	39.0	52.5	77.0	31.8

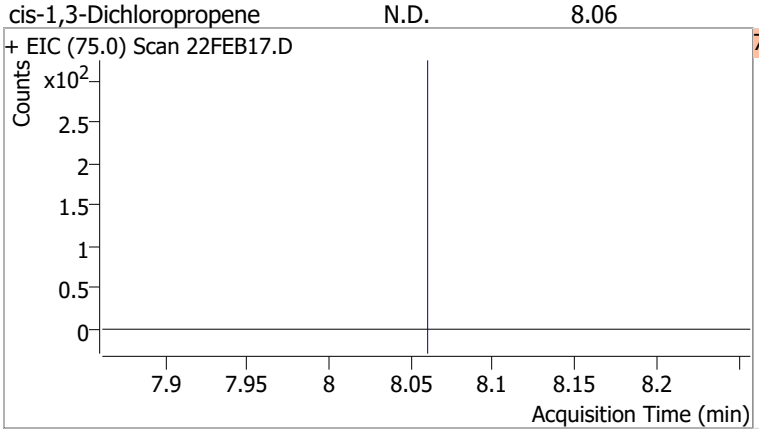

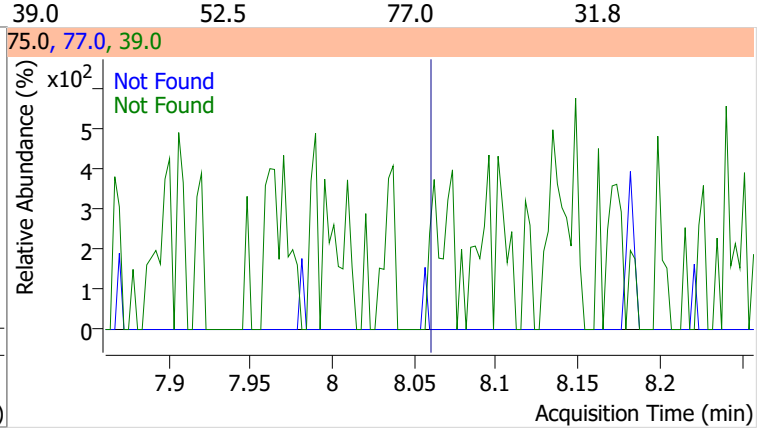

Compound	Conc.	RT	Dev(Min)	Resp.	QIon	QRatio	Lower	Upper
Toluene-d8	262.6261	8.32	0.00	978357	100.0	63.8	34.3	94.3
					99.0	9.5	0.0	39.2

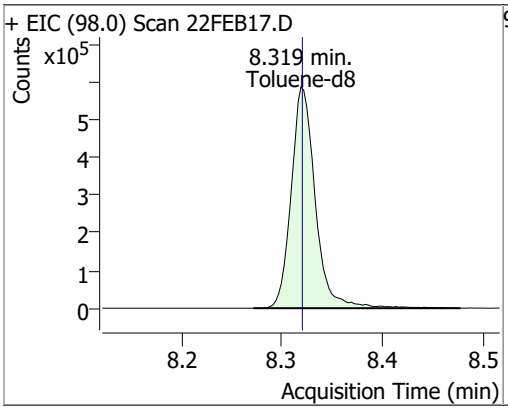

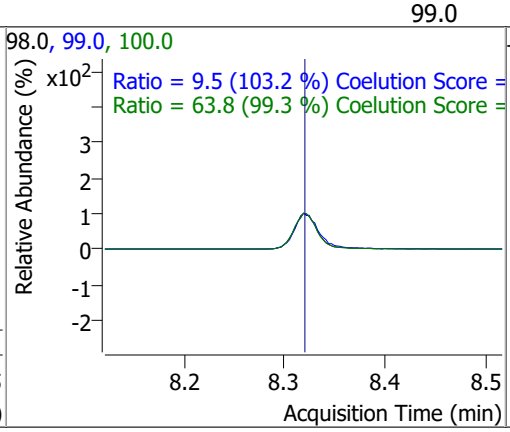

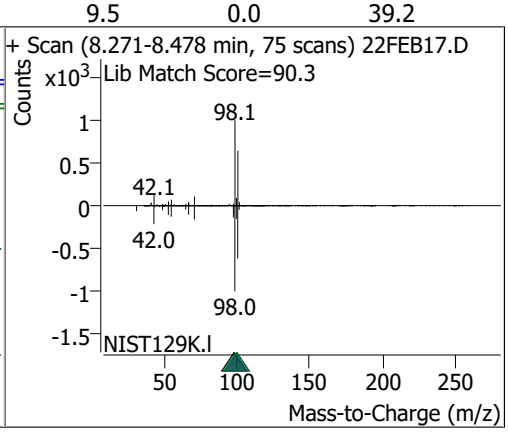

Compound	Conc.	RT	Dev(Min)	Resp.	QIon	QRatio	Lower	Upper
Toluene	1.1288	8.39	0.01	2803	91.0	153.8	144.1	204.1

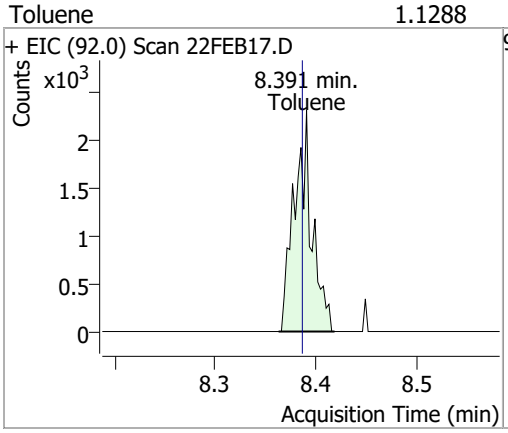

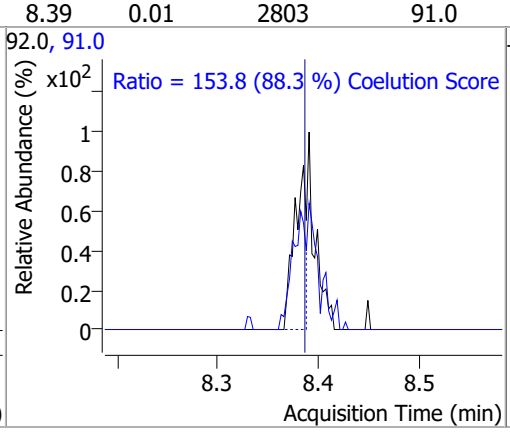

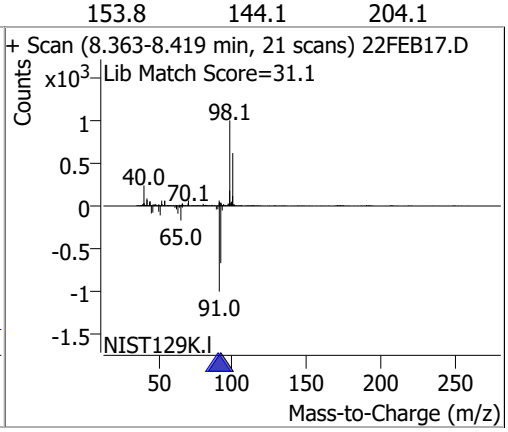

Compound	Conc.	Exp RT	QIon	Exp Ratio	QIon	Exp Ratio
trans-1,3-Dichloropropene	N.D.	8.64	39.0	53.0	77.0	31.0

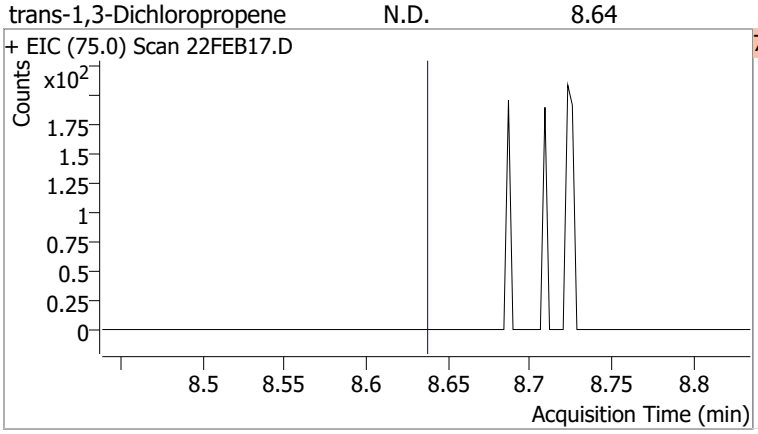

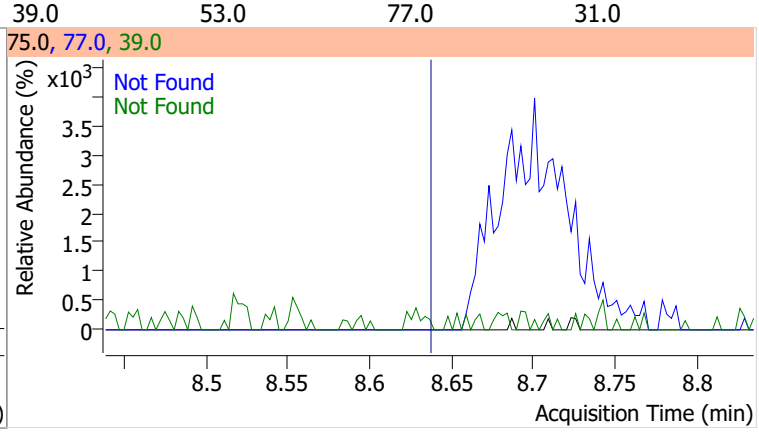

Compound	Conc.	Exp RT	QIon	Exp Ratio	QIon	Exp Ratio
1,1,2-Trichloroethane	N.D.	8.82	97.0	110.7	85.0	60.7

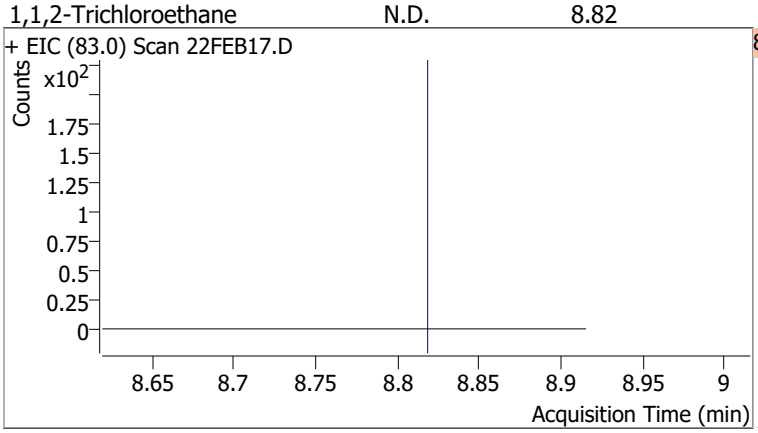

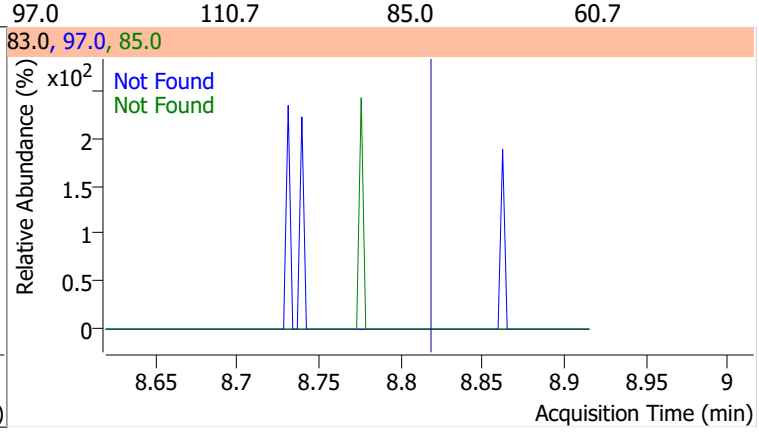

Compound	Conc.	Exp RT	QIon	Exp Ratio	QIon	Exp Ratio
Tetrachloroethene	N.D.	8.94	165.8	126.1	129.0	90.5

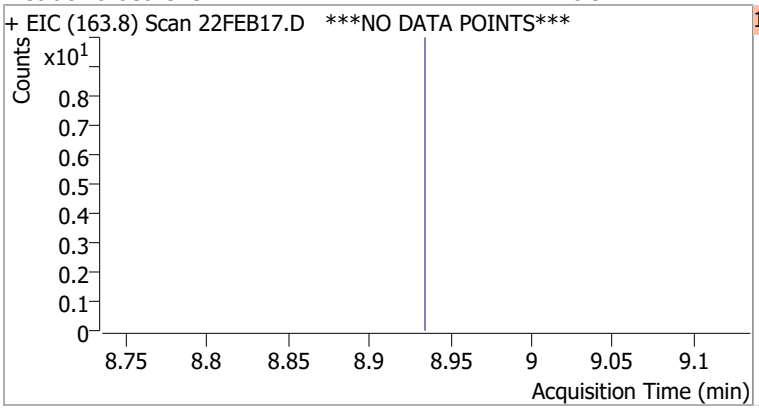

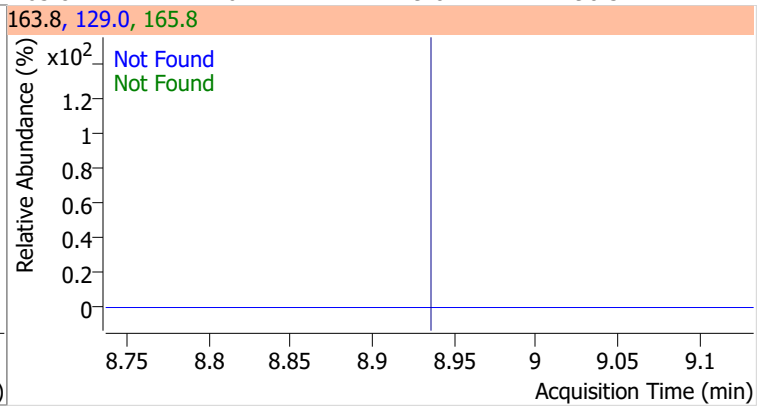

Compound	Conc.	Exp RT	QIon	Exp Ratio
1,3-Dichloropropane	N.D.	8.98	78.0	32.4

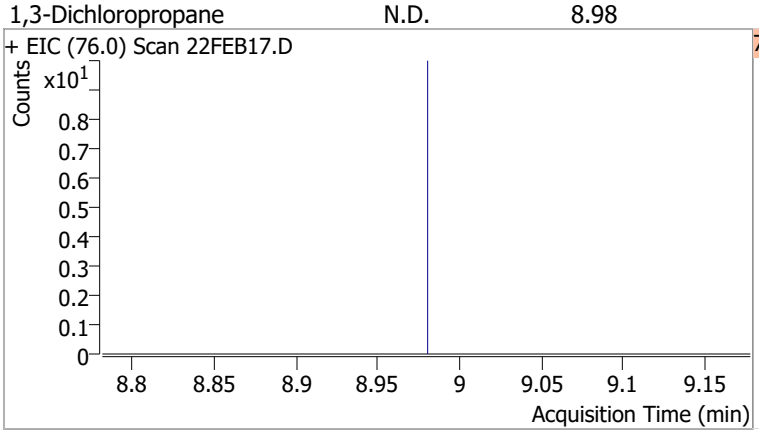

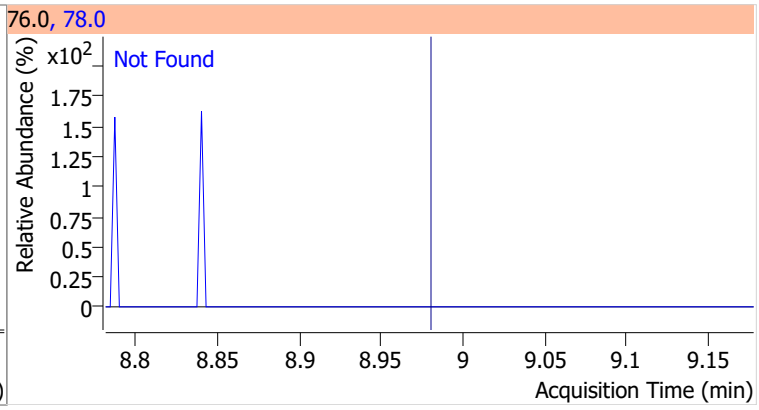

Compound	Conc.	Exp RT	QIon	Exp Ratio
Chlorodibromomethane	N.D.	9.21	127.0	77.2

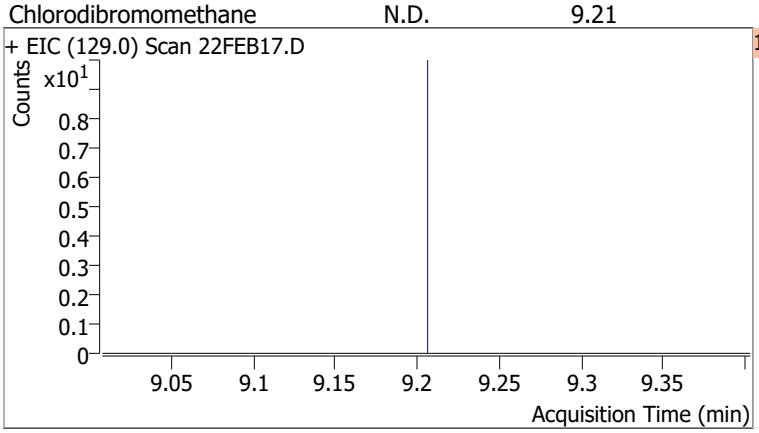

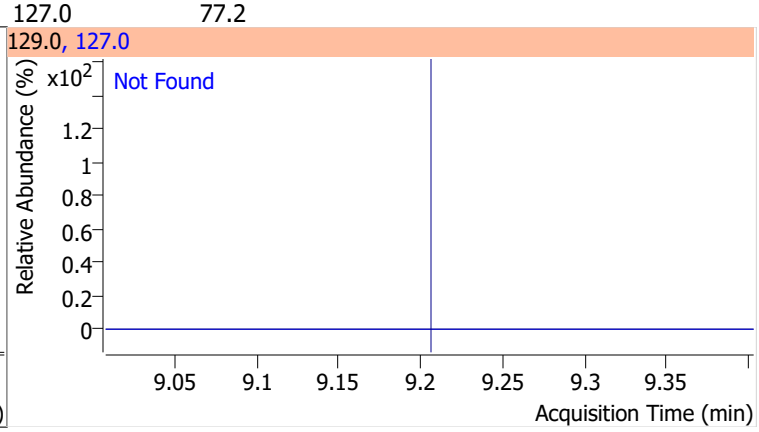

Compound	Conc.	Exp RT	QIon	Exp Ratio
1,2-Dibromoethane	N.D.	9.30	109.0	91.5

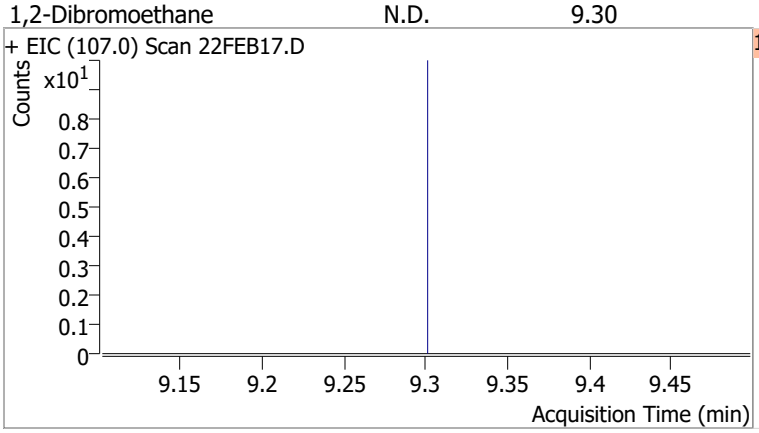

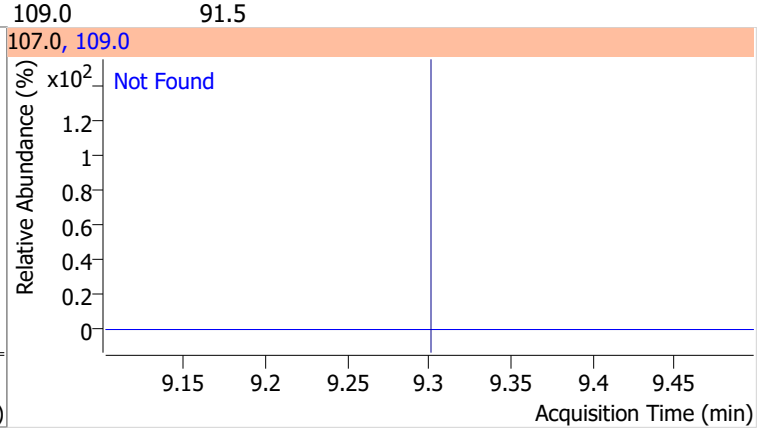

Compound	Conc.	Exp RT	QIon	Exp Ratio
Chlorobenzene	N.D.	9.80	114.0	32.2

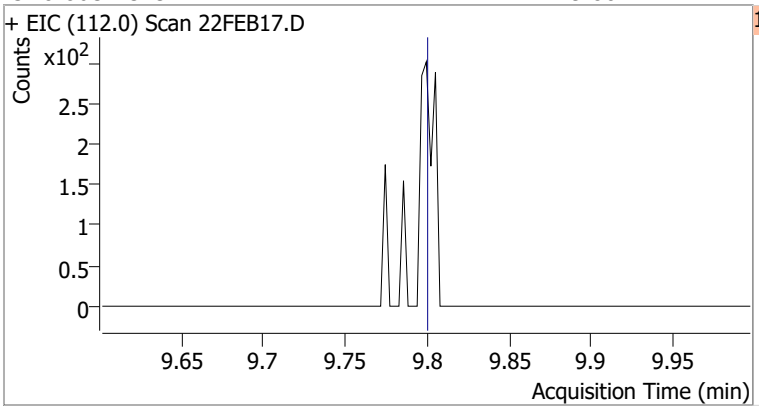

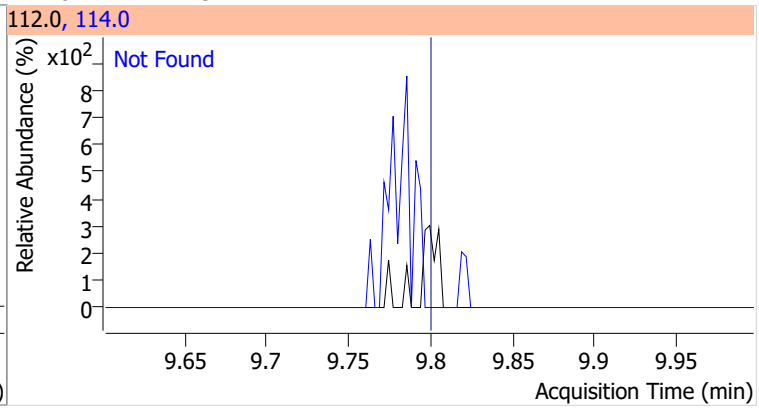

Compound	Conc.	Exp RT	QIon	Exp Ratio
1,1,1,2-Tetrachloroethane	N.D.	9.89	133.0	95.3

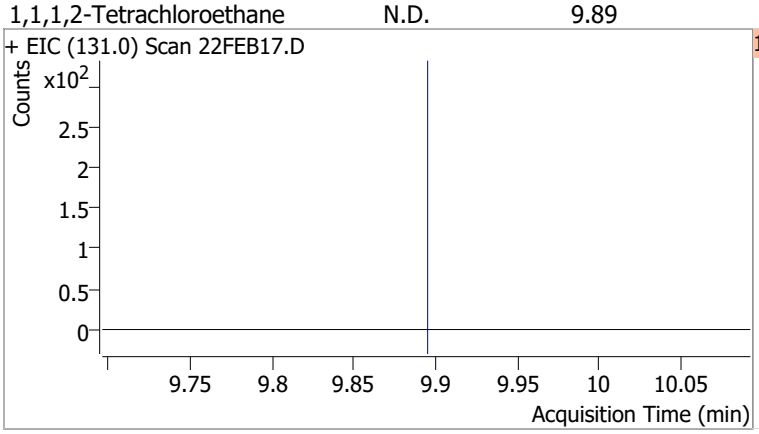

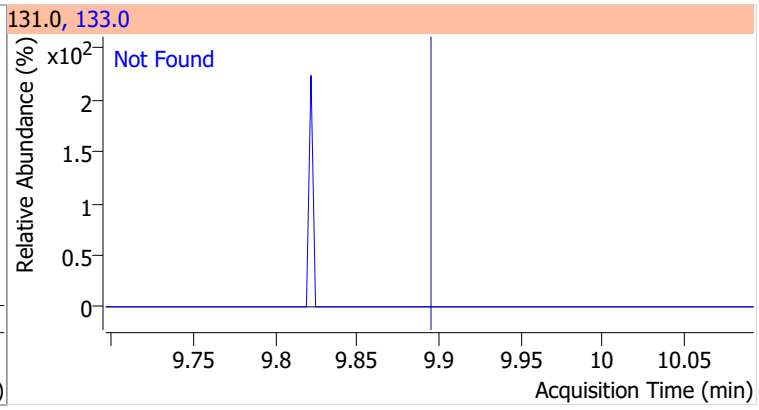

Compound	Conc.	Exp RT	QIon	Exp Ratio
Ethylbenzene	N.D.	9.92	106.0	31.7

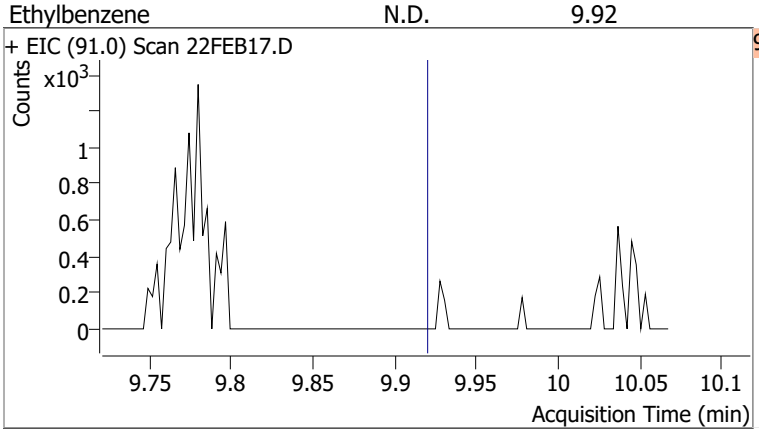

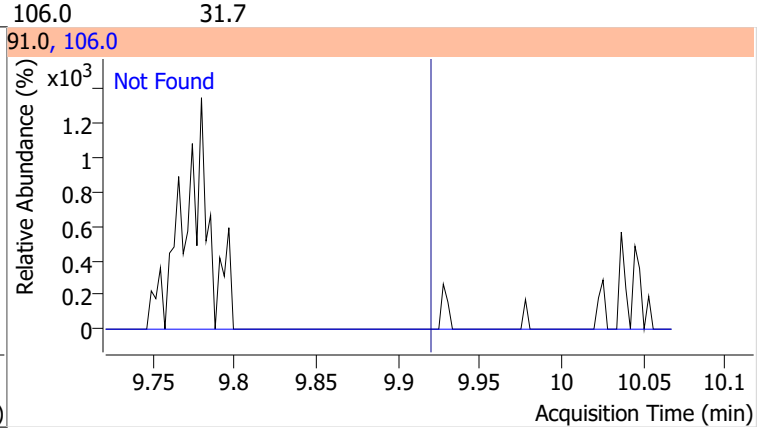

Compound	Conc.	Exp RT	QIon	Exp Ratio
m+p-Xylenes	N.D.	10.04	91.0	200.7

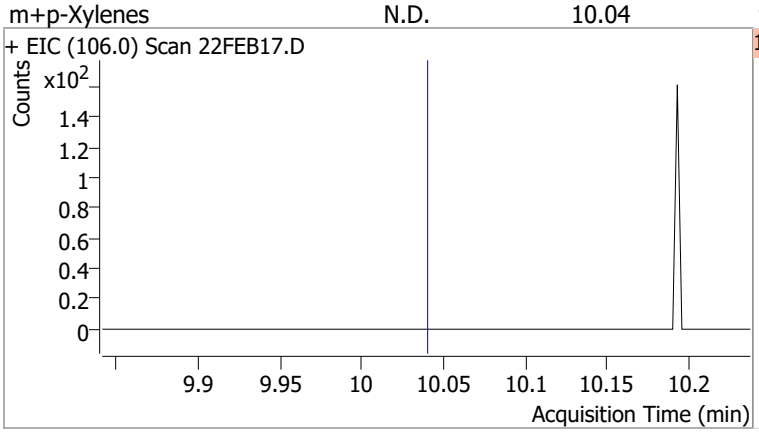

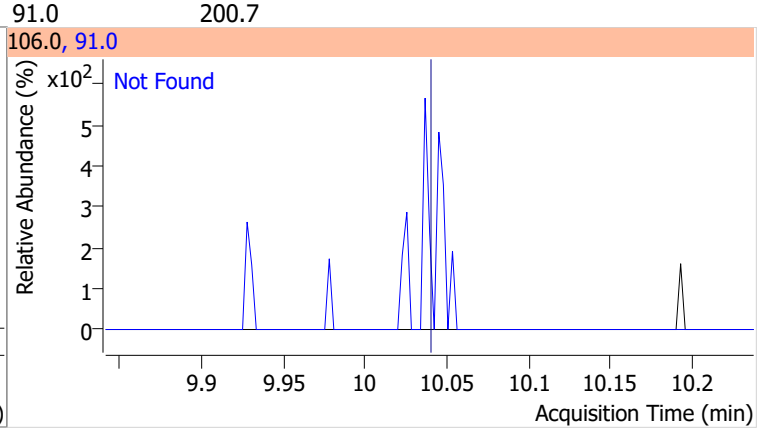

Compound	Conc.	Exp RT	QIon	Exp Ratio
o-Xylene	N.D.	10.43	91.0	211.4

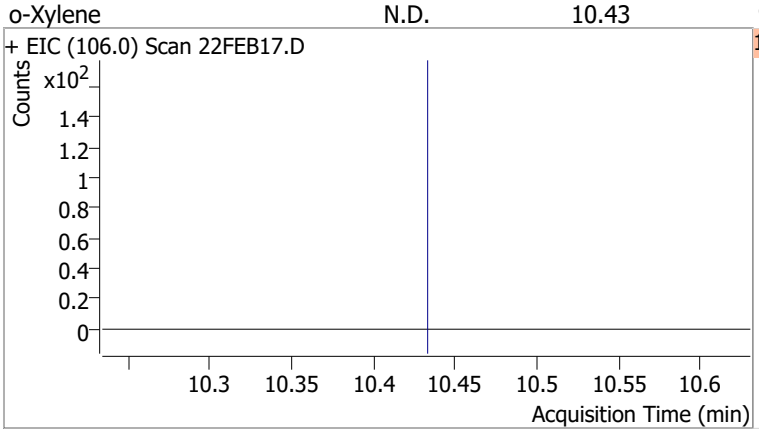

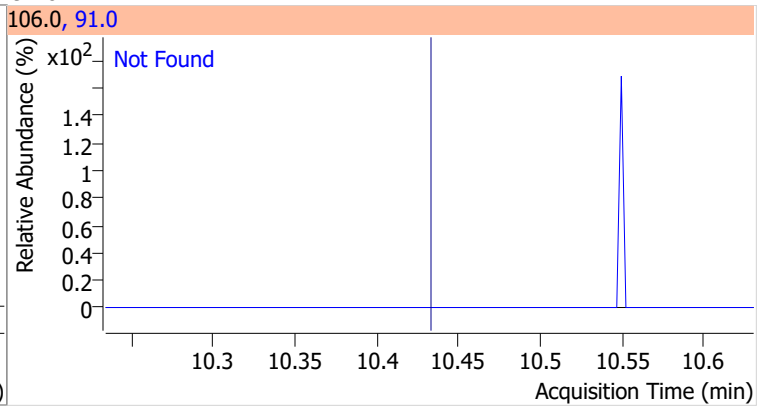

Compound	Conc.	Exp RT	QIon	Exp Ratio
Styrene	N.D.	10.45	78.0	50.6

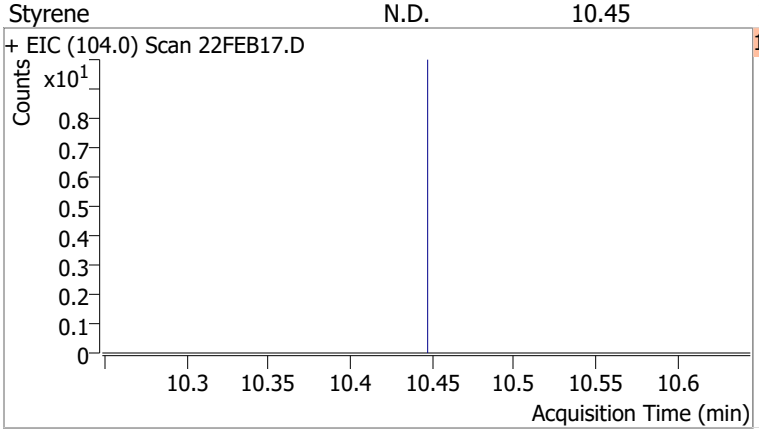

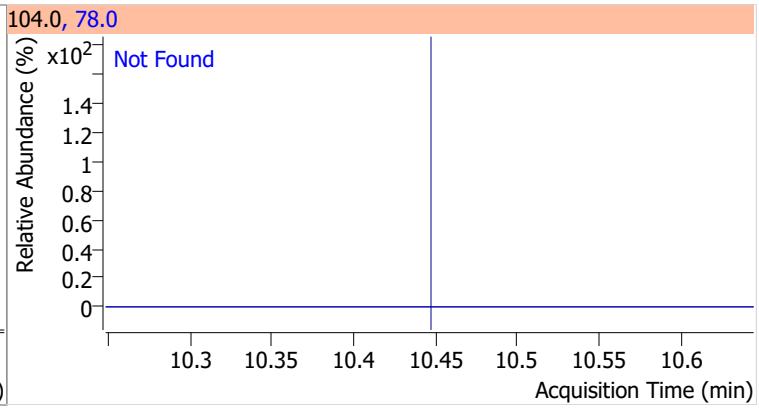

Compound	Conc.	Exp RT	QIon	Exp Ratio	QIon	Exp Ratio
Bromoform	N.D.	10.62	170.5	50.3	174.5	48.1

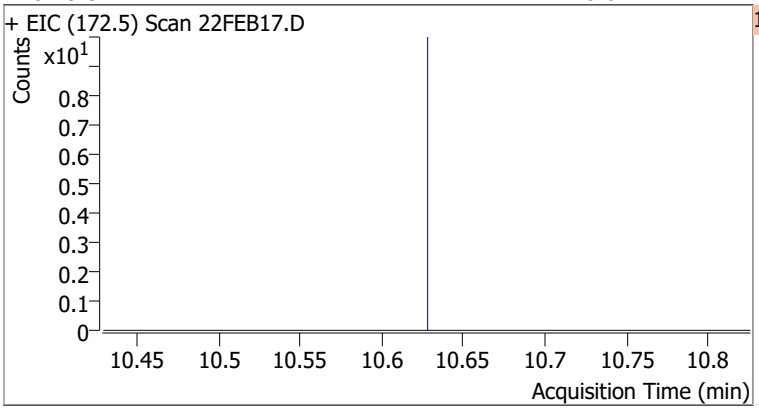

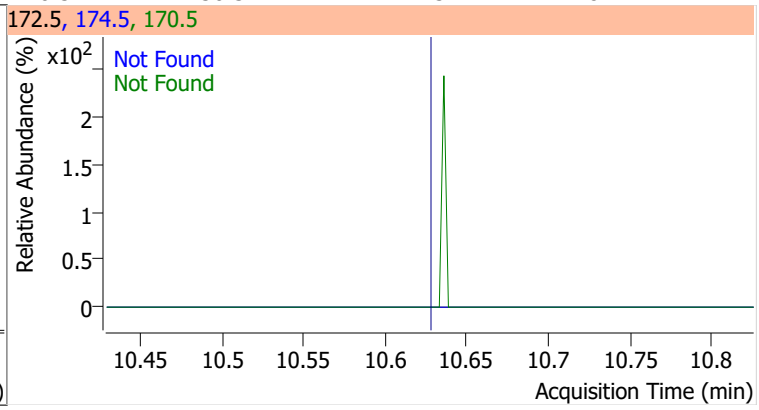

Compound	Conc.	RT	Dev(Min)	Resp.	QIon	QRatio	Lower	Upper
p-Bromofluorobenzene	266.9781	10.95	0.00	271490	174.0	95.5	65.3	125.3
					176.0	92.6	63.3	123.3

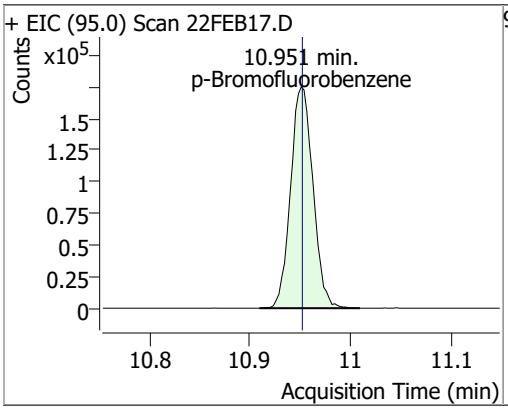

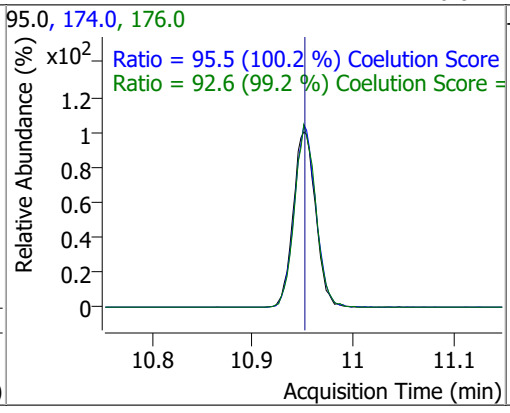

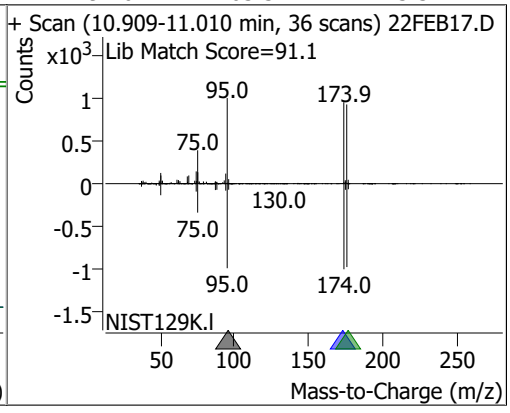

Compound	Conc.	Exp RT	QIon	Exp Ratio	QIon	Exp Ratio
Bromobenzene	N.D.	11.09	77.0	143.5	158.0	96.1

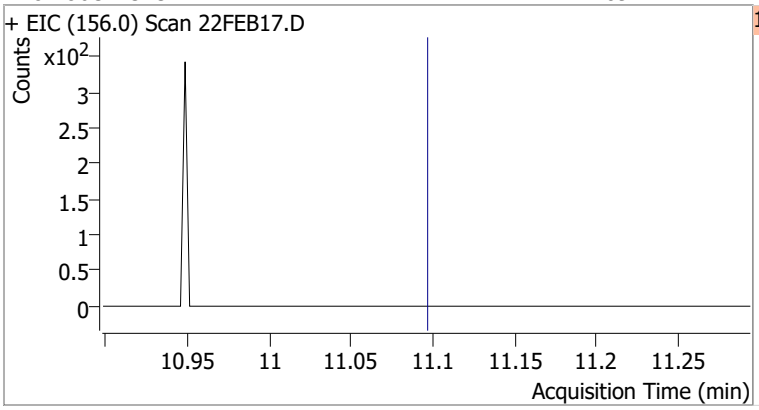

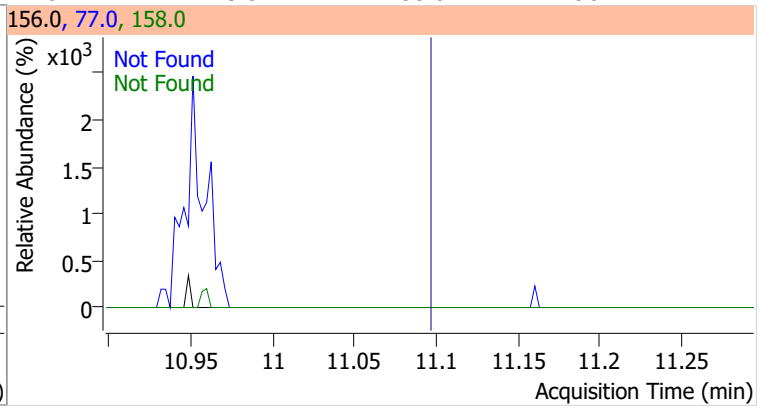

Compound	Conc.	Exp RT	QIon	Exp Ratio
1,1,2,2-Tetrachloroethane	N.D.	11.11	85.0	63.3

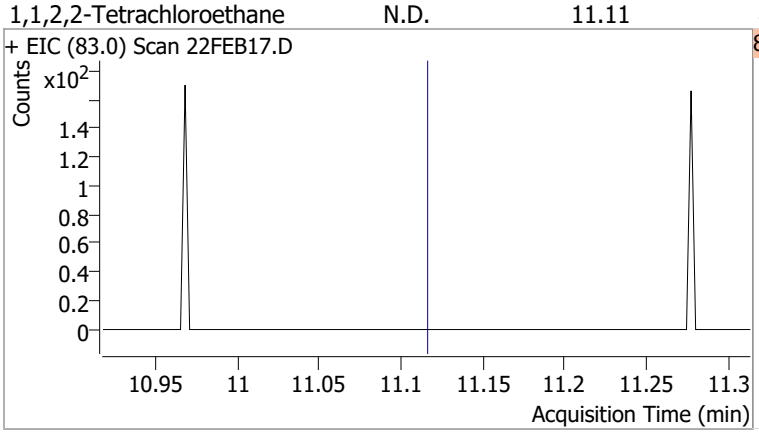

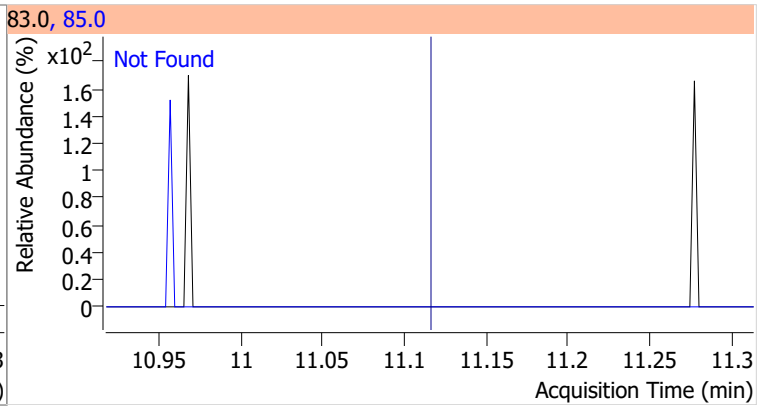

Compound	Conc.	Exp RT	QIon	Exp Ratio
1,2,3-Trichloropropane	N.D.	11.15	112.0	65.8

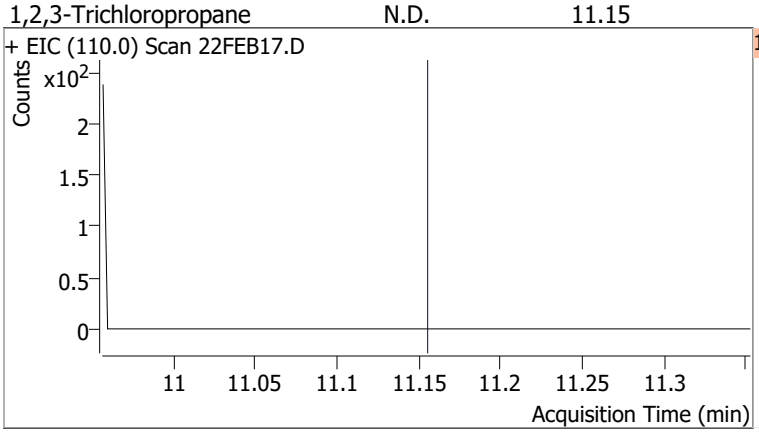

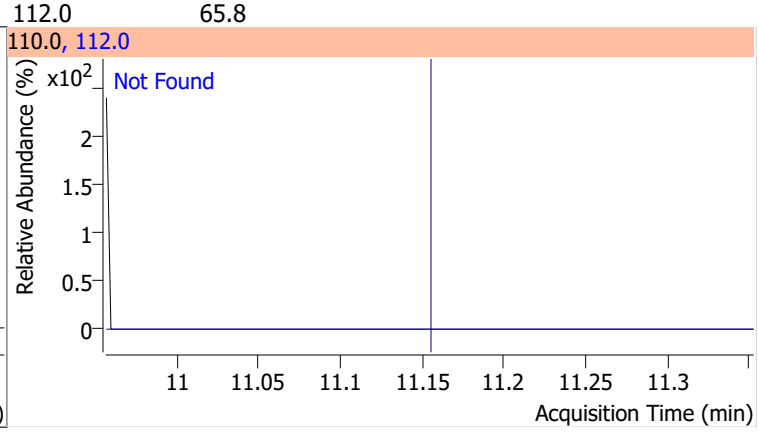

Compound	Conc.	Exp RT	QIon	Exp Ratio
2-Chlorotoluene	N.D.	11.29	91.0	276.2

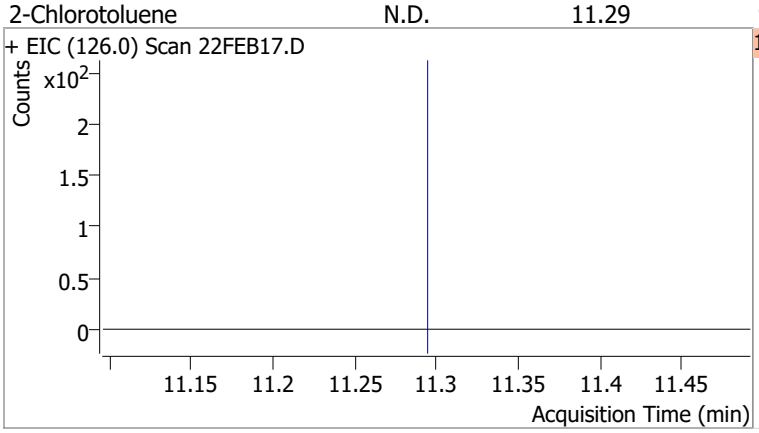

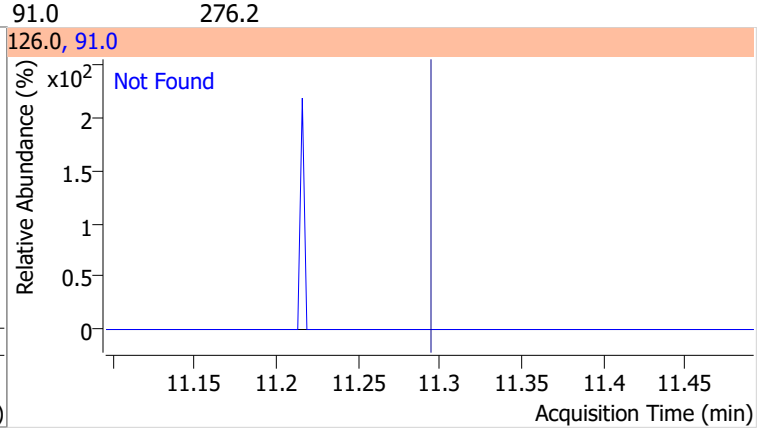

Compound	Conc.	Exp RT	QIon	Exp Ratio
4-Chlorotoluene	N.D.	11.40	126.0	31.3

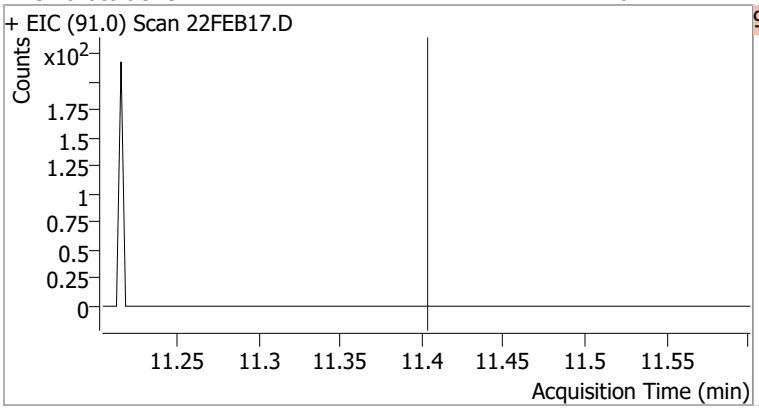

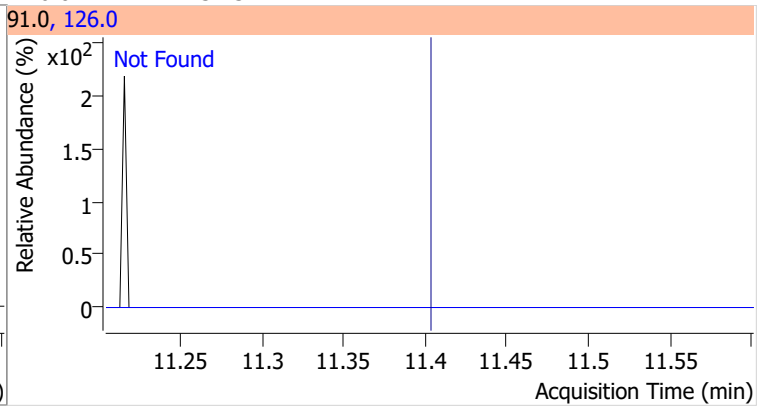

Compound	Conc.	Exp RT	QIon	Exp Ratio	QIon	Exp Ratio
1,3-Dichlorobenzene	N.D.	12.03	148.0	62.8	111.0	38.7

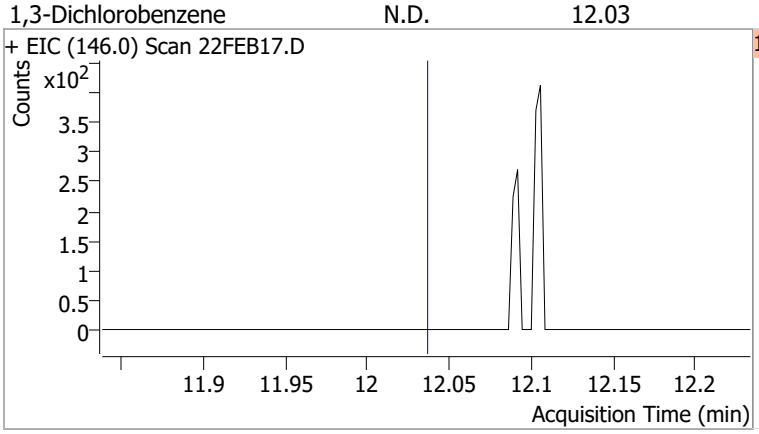

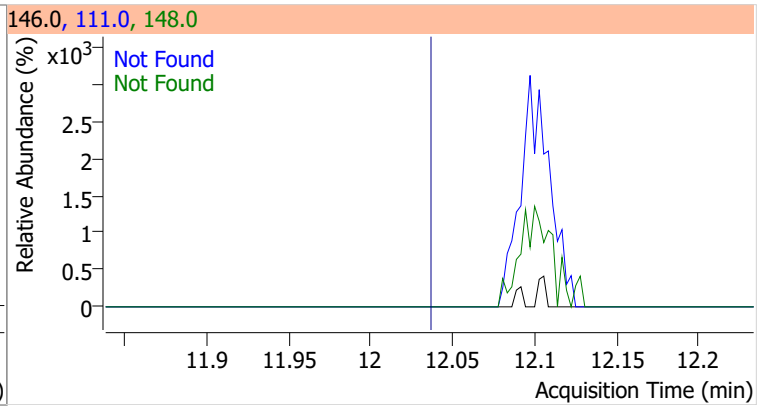

Compound	Conc.	Exp RT	QIon	Exp Ratio	QIon	Exp Ratio
1,4-Dichlorobenzene	N.D.	12.12	148.0	63.7	111.0	38.7

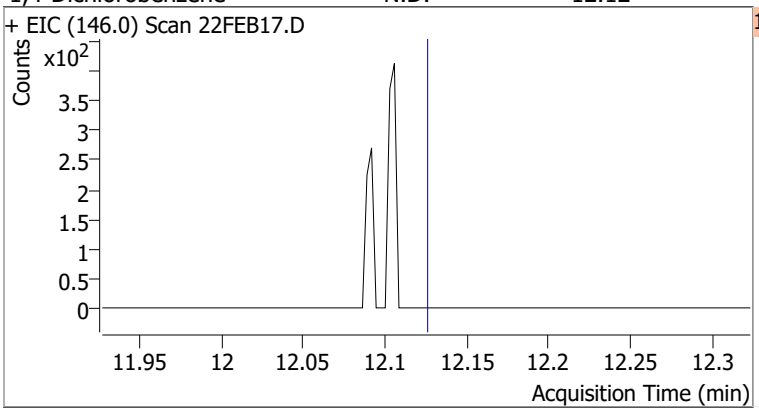

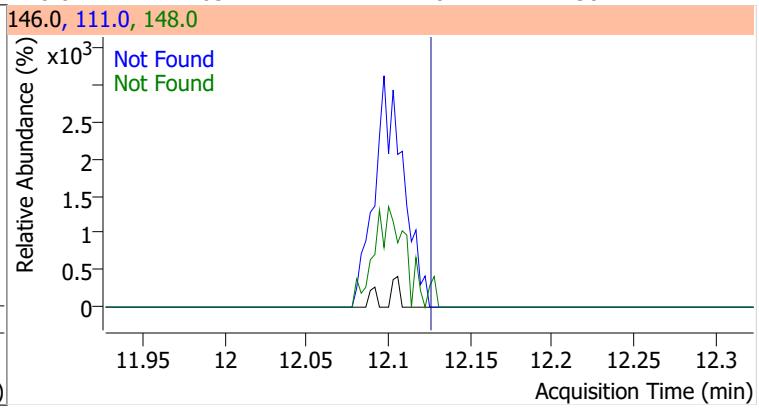

Compound	Conc.	Exp RT	QIon	Exp Ratio	QIon	Exp Ratio
1,2-Dichlorobenzene	N.D.	12.49	148.0	61.9	111.0	39.5

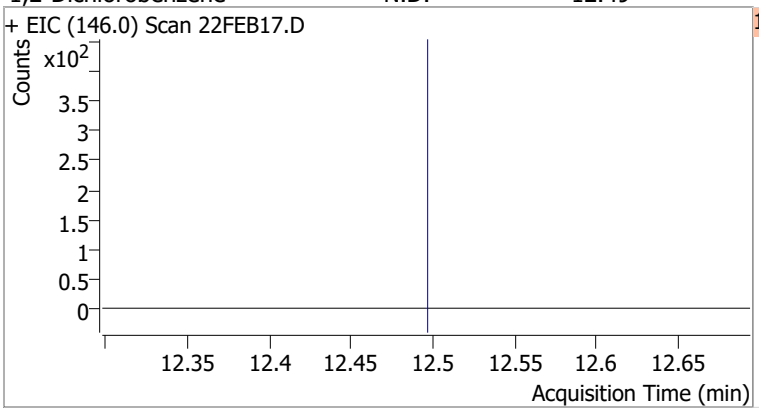

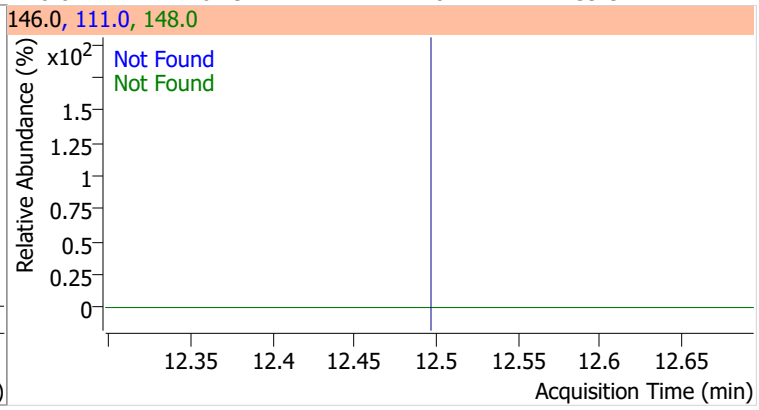

Quantitation Results Report (QT Reviewed)

Data File	22FEB18.D	Operator	MSC
Acq. Method	5975CACQF.M	Acq. Date-Time	2/22/2022 5:49:21 PM
Sample Name	B22021435-013A	Instrument	VOA5975C
Vial	18	Multiplier	1.00
DA Method File	VOA5975C_8260B_SHT_DoD_L4_011922.m	Comment	
Tune File	BFB_Atune3.u	Tune Date	10/11/2021 4:02:00 PM
Batch Name	VG022222_8260B.batch.bin	Last Calib Update	3/18/2022 11:09:24 AM
Ref Library	\\MASSHUNTER\Org\Library\NIST129K.l		

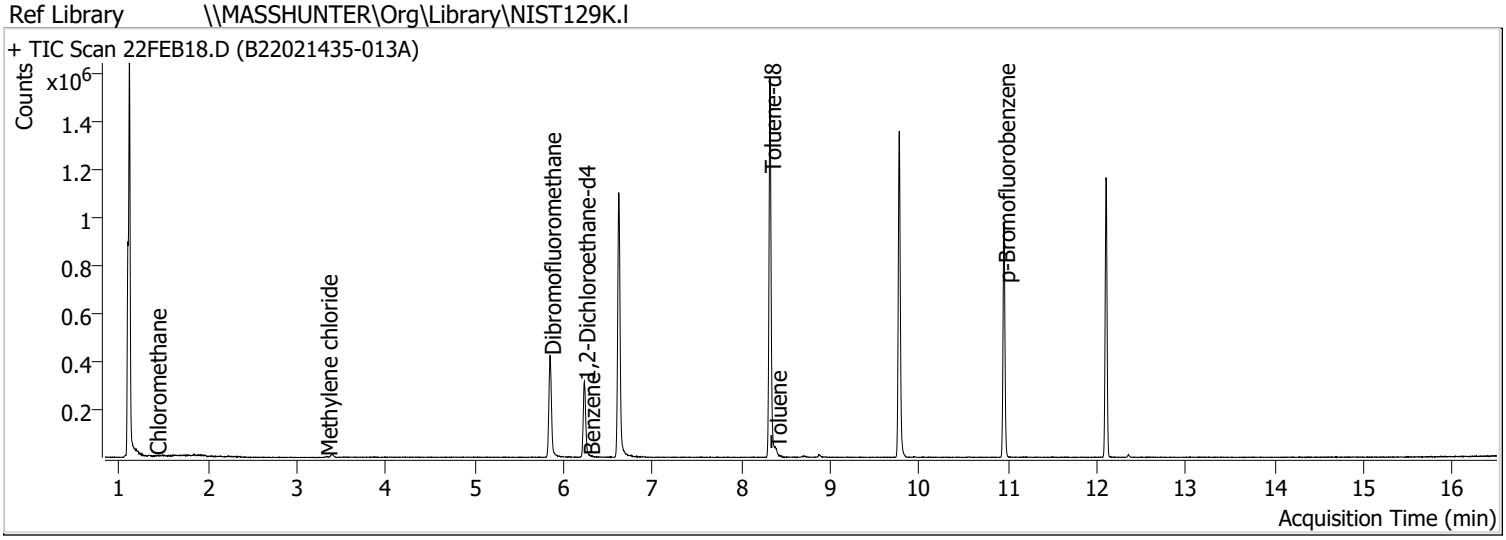

Compound	RT	QIon	Resp.	Conc.	Units		Dev(Min)
Internal Standards							
M Fluorobenzene	6.621	96.0	952591	250.0000	ng		0.000
M Chlorobenzene-d5	9.772	82.0	377501	250.0000	ng		-0.003
M 1,4-Dichlorobenzene-d4	12.103	152.0	275067	250.0000	ng		0.003
System Monitoring Compounds							
S Dibromofluoromethane	5.845	113.0	261833	283.7798	ng		-0.005
Spiked Amount: 250.000	Range: 80.0 - 119.0%			Recovery = 113.51%			
S 1,2-Dichloroethane-d4	6.233	67.0	117057	293.6954	ng		0.003
Spiked Amount: 250.000	Range: 81.0 - 118.0%			Recovery = 117.48%			
S Toluene-d8	8.322	98.0	975289	264.8165	ng		0.003
Spiked Amount: 250.000	Range: 89.0 - 112.0%			Recovery = 105.93%			
S p-Bromofluorobenzene	10.954	95.0	274502	270.2825	ng		0.006
Spiked Amount: 250.000	Range: 85.0 - 114.0%			Recovery = 108.11%			
Target Compounds							**QValue**
T Dichlorodifluoromethane	0.000		0	N.D.			
T Chloromethane	1.409	50.0	438	0.2906	ng	m	82
T Vinyl chloride	0.000		0	N.D.			
T Bromomethane	0.000		0	N.D.			
T Chloroethane	0.000		0	N.D.			
T Trichlorofluoromethane	0.000		0	N.D.			
T 1,1-Dichloroethene	0.000		0	N.D.			
T Methylene chloride	3.330	49.0	2241	1.6093	ng	m	81
T trans-1,2-Dichloroethene	0.000		0	N.D.			
T Methyl tert-butyl ether (MTBE)	0.000		0	N.D.			
T 1,1-Dichloroethane	0.000		0	N.D.			
T 2,2-Dichloropropane	0.000		0	N.D.			
T cis-1,2-Dichloroethene	0.000		0	N.D.			
T Methyl ethyl ketone	0.000		0	N.D.			
T Bromochloromethane	0.000		0	N.D.			
T Chloroform	0.000		0	N.D.			

Compound	RT	QIon	Resp.	Conc.	Units		Dev(Min)
T 1,1,1-Trichloroethane	0.000		0	N.D.			
T Carbon tetrachloride	0.000		0	N.D.			
T 1,1-Dichloropropene	0.000		0	N.D.			
T Benzene	6.286	78.0	492	0.1293	ng	m	73
T 1,2-Dichloroethane	0.000		0	N.D.			
T Trichloroethene	0.000		0	N.D.			
T 1,2-Dichloropropane	0.000		0	N.D.			
T Dibromomethane	0.000		0	N.D.			
T Bromodichloromethane	0.000		0	N.D.			
T cis-1,3-Dichloropropene	0.000		0	N.D.			
T Toluene	8.386	92.0	6830	2.7822	ng		95
T trans-1,3-Dichloropropene	0.000		0	N.D.			
T 1,1,2-Trichloroethane	0.000		0	N.D.			
T Tetrachloroethene	0.000		0	N.D.			
T 1,3-Dichloropropane	0.000		0	N.D.			
T Chlorodibromomethane	0.000		0	N.D.			
T 1,2-Dibromoethane	0.000		0	N.D.			
T Chlorobenzene	0.000		0	N.D.			
T 1,1,1,2-Tetrachloroethane	0.000		0	N.D.			
T Ethylbenzene	0.000		0	N.D.			
T m+p-Xylenes	10.039	106.0	0		ng	md	1
T o-Xylene	10.444	106.0	0		ng	md	1
T Styrene	0.000		0	N.D.			
T Bromoform	0.000		0	N.D.			
T Bromobenzene	0.000		0	N.D.			
T 1,1,2,2-Tetrachloroethane	0.000		0	N.D.			
T 1,2,3-Trichloropropane	0.000		0	N.D.			
T 2-Chlorotoluene	0.000		0	N.D.			
T 4-Chlorotoluene	0.000		0	N.D.			
T 1,3-Dichlorobenzene	0.000		0	N.D.			
T 1,4-Dichlorobenzene	0.000		0	N.D.			
T 1,2-Dichlorobenzene	0.000		0	N.D.			

(#) = Qualifier Out of Range; (m) = Manual Integration; (+) = Area Summed; (*) = Surrogate Percent Recovery Out of Range; (d): Zeroed Peak

Compound	Conc.	Exp RT	QIon	Exp Ratio
Dichlorodifluoromethane	N.D.	1.24	87.0	31.8

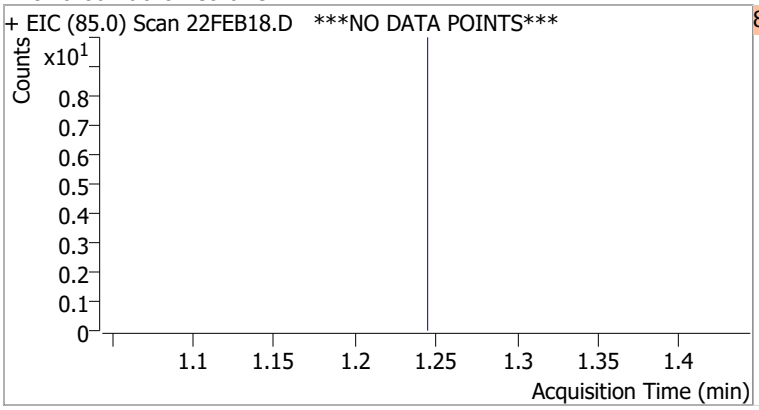

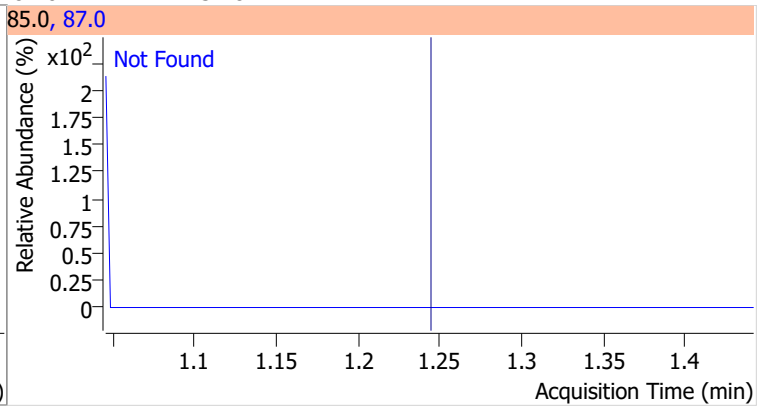

Compound	Conc.	RT	Dev(Min)	Resp.	QIon	QRatio	Lower	Upper
Chloromethane	0.2906	1.41	0.00	438 (m)	52.0	22.2	2.4	62.4

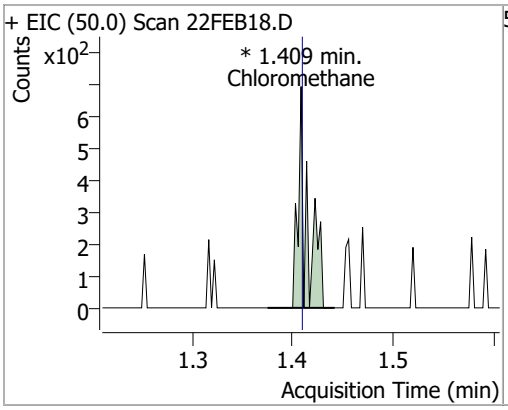

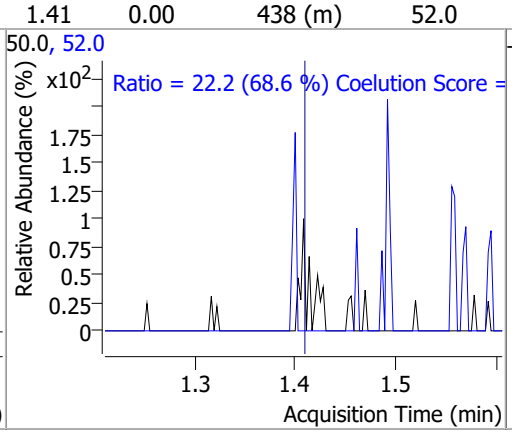

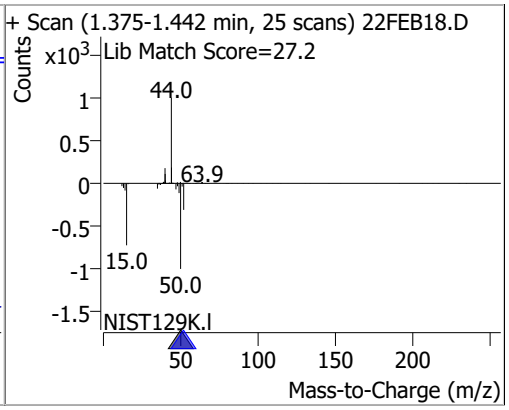

Compound	Conc.	Exp RT	QIon	Exp Ratio
Vinyl chloride	N.D.	1.50	64.0	31.3

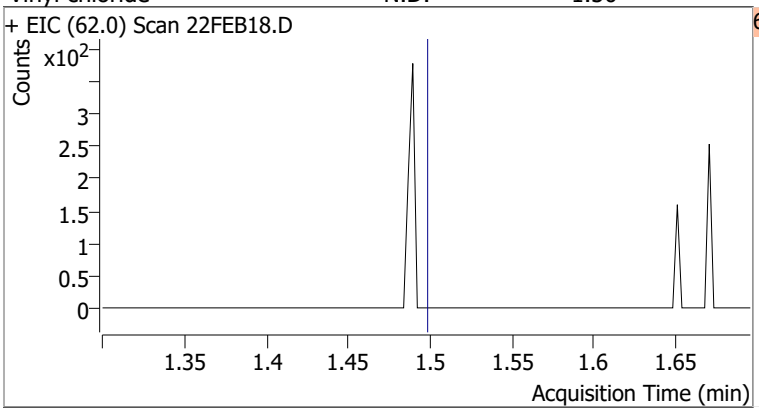

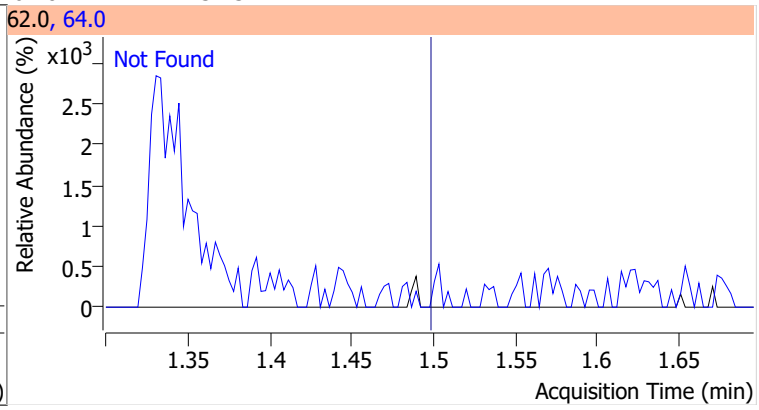

Compound	Conc.	Exp RT	QIon	Exp Ratio
Bromomethane	N.D.	1.80	94.0	110.1

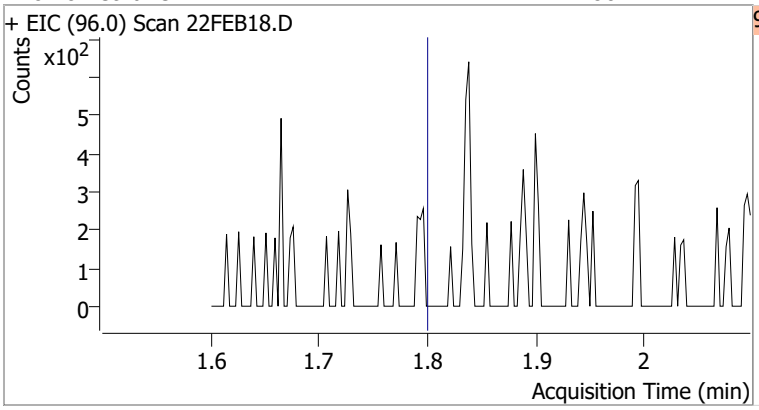

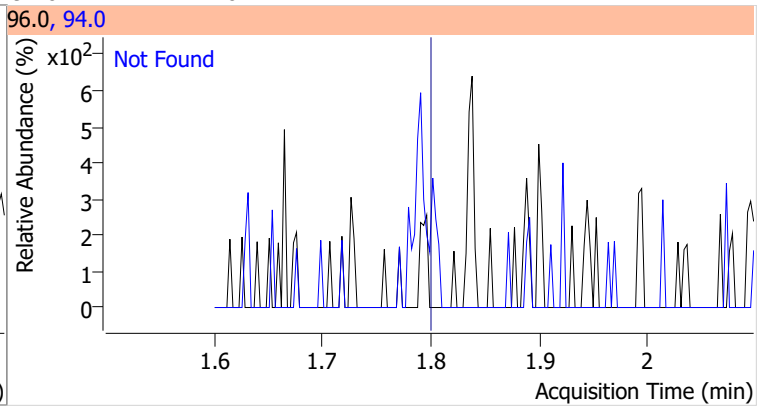

Compound	Conc.	Exp RT	QIon	Exp Ratio
Chloroethane	N.D.	1.90	66.0	30.0

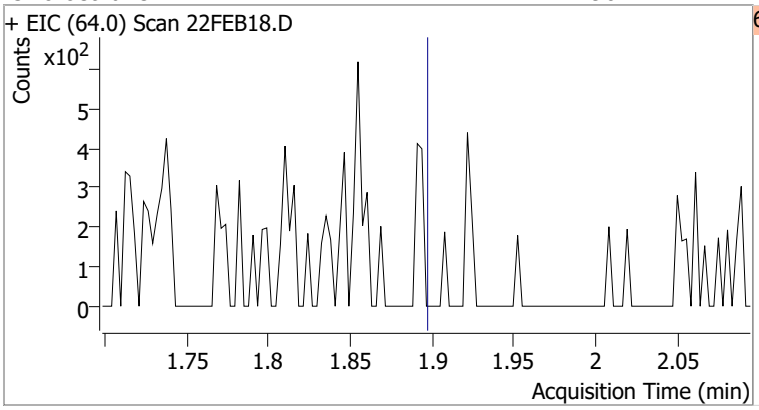

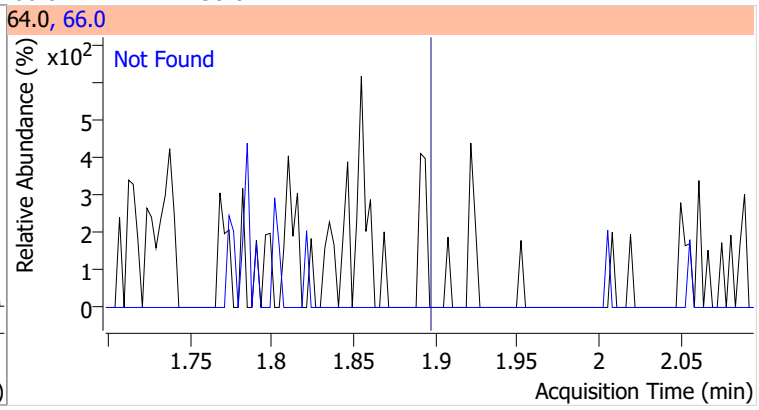

Compound	Conc.	Exp RT	QIon	Exp Ratio
Trichlorofluoromethane	N.D.	2.15	103.0	65.0

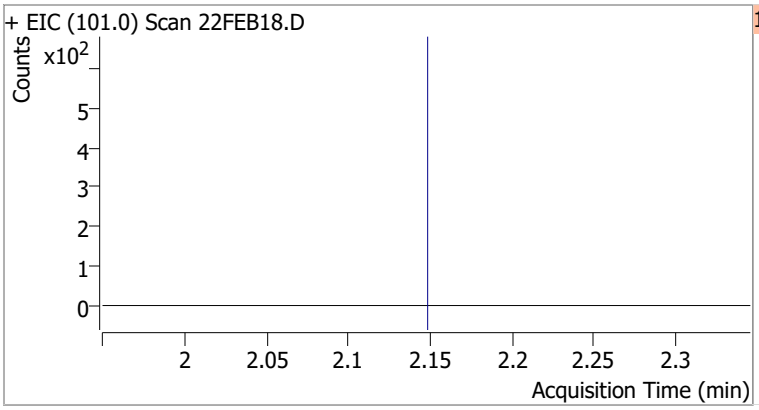

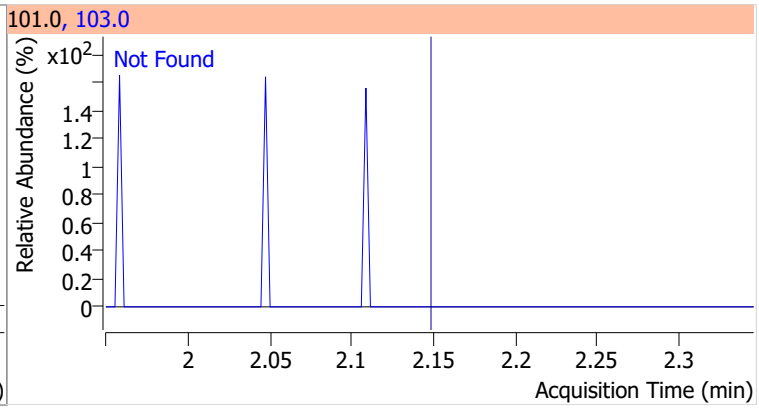

Compound	Conc.	Exp RT	QIon	Exp Ratio	QIon	Exp Ratio
1,1-Dichloroethene	N.D.	2.70	61.0	179.9	63.0	57.0

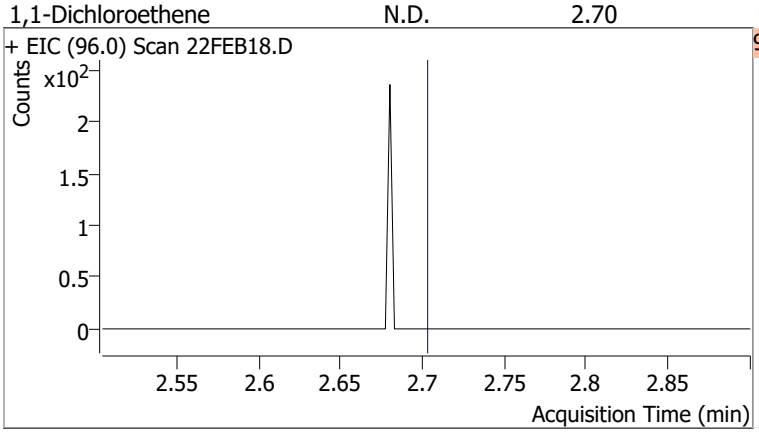

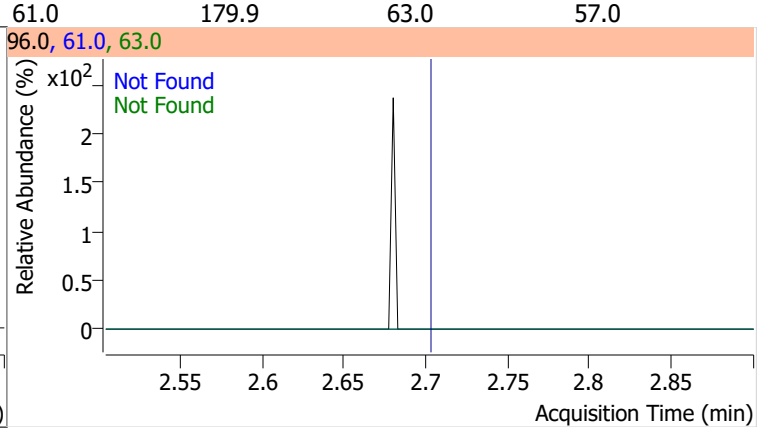

Compound	Conc.	RT	Dev(Min)	Resp.	QIon	QRatio	Lower	Upper
Methylene chloride	1.6093	3.33	0.00	2241 (m)	84.0	87.6	36.1	96.1
					86.0	37.7	11.8	71.8

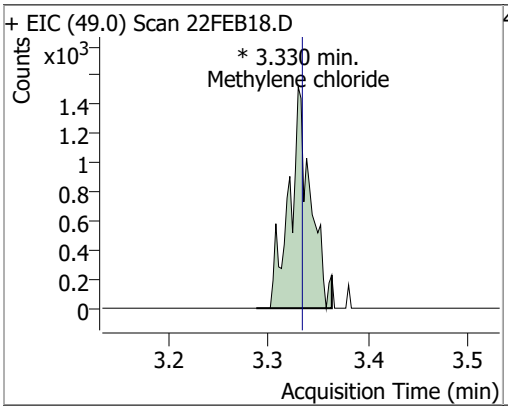

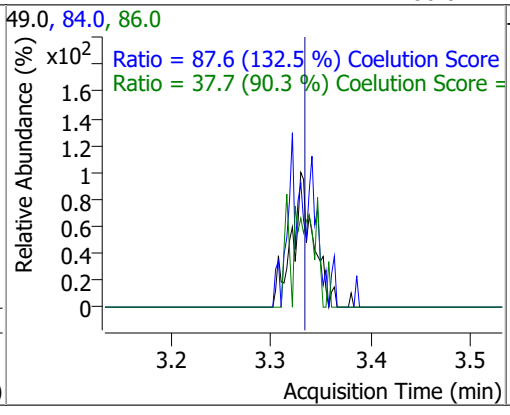

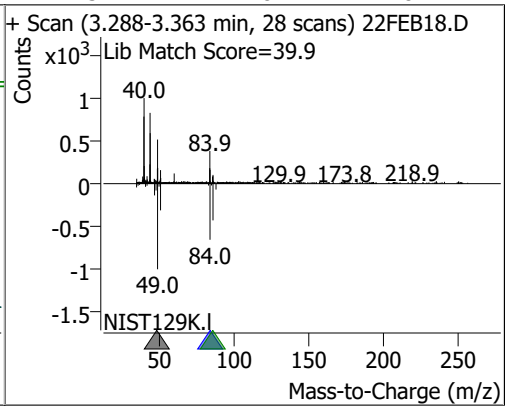

Compound	Conc.	Exp RT	QIon	Exp Ratio	QIon	Exp Ratio
trans-1,2-Dichloroethene	N.D.	3.72	61.0	154.8	98.0	62.1

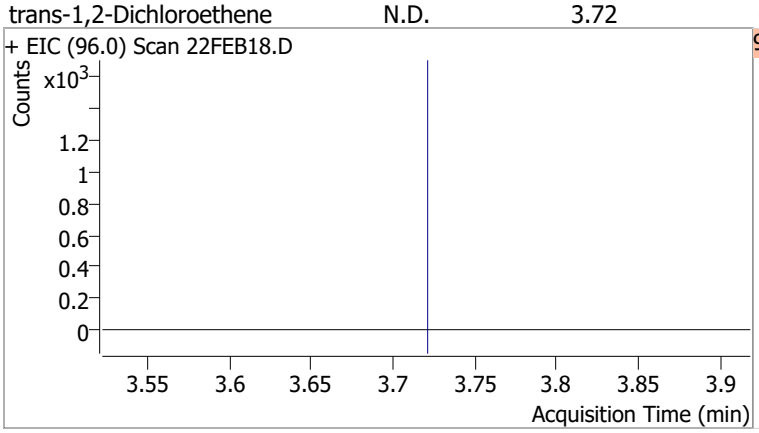

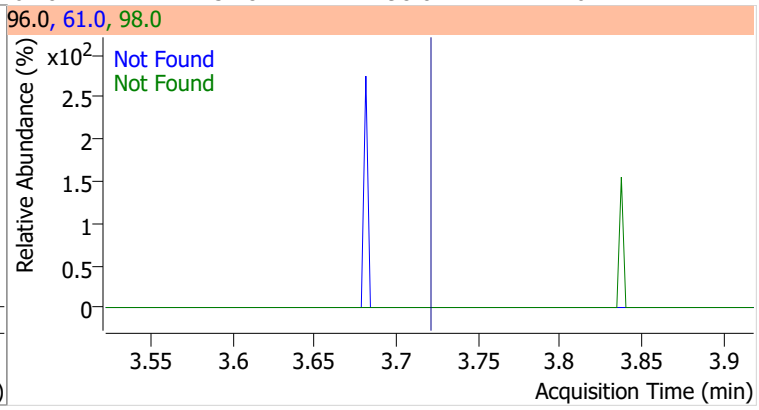

Compound	Conc.	Exp RT	QIon	Exp Ratio
Methyl tert-butyl ether (MTBE)	N.D.	3.75	57.0	24.6

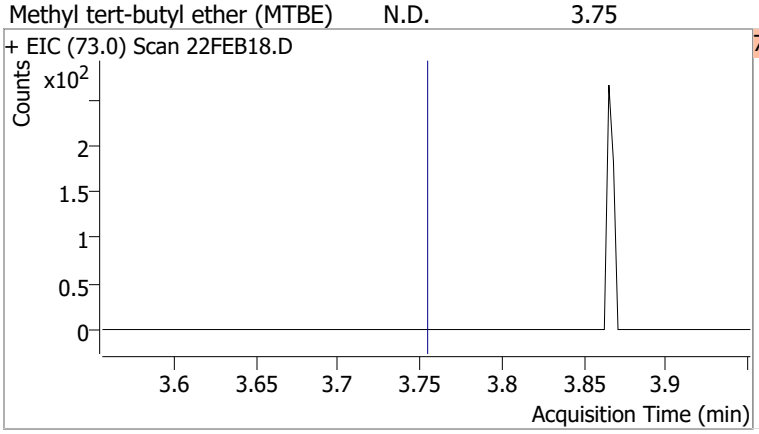

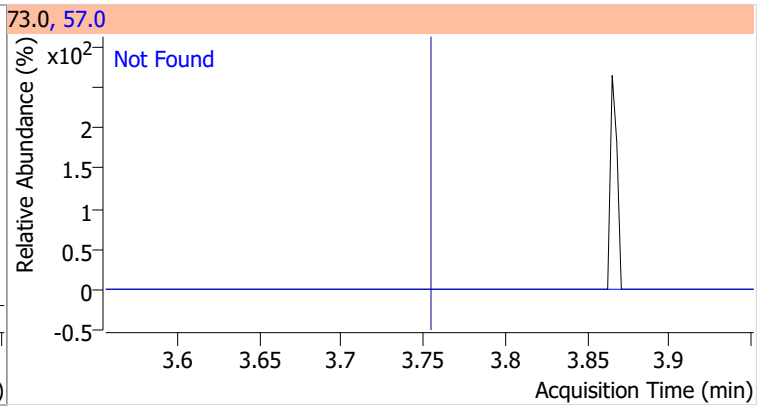

Compound	Conc.	Exp RT	QIon	Exp Ratio	QIon	Exp Ratio
1,1-Dichloroethane	N.D.	4.38	65.0	31.0	83.0	12.7

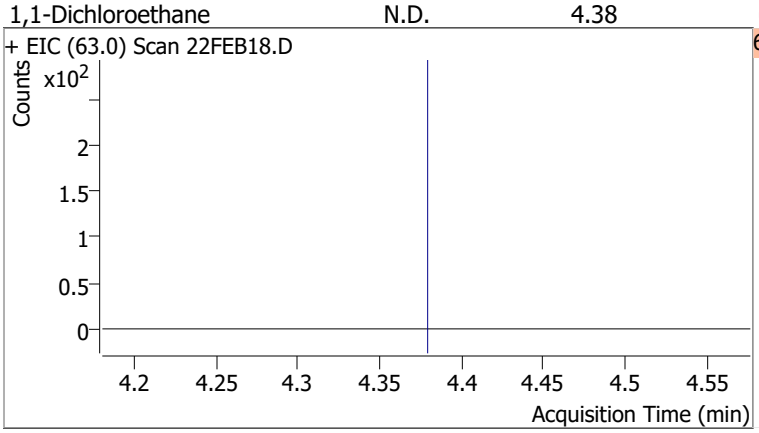

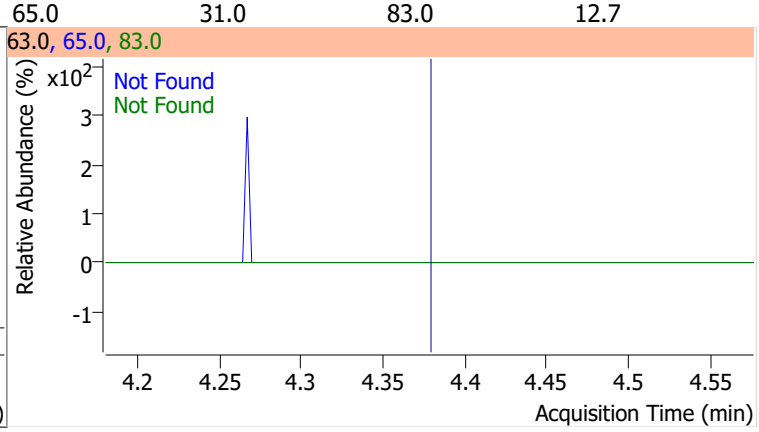

Compound	Conc.	Exp RT	QIon	Exp Ratio	QIon	Exp Ratio
2,2-Dichloropropane	N.D.	5.19	41.0	68.8	97.0	23.9

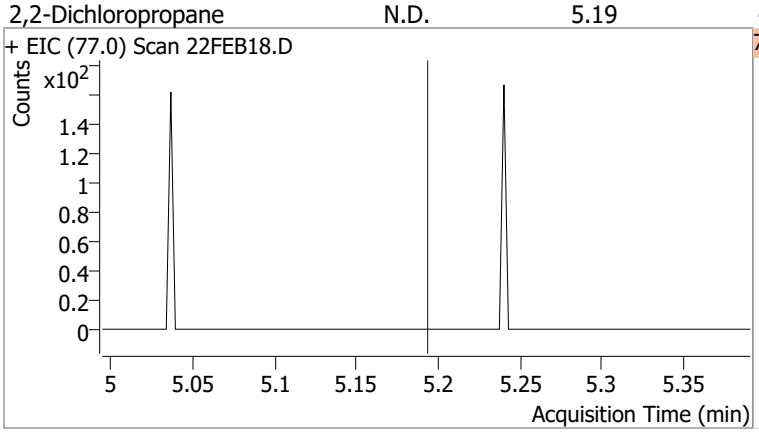

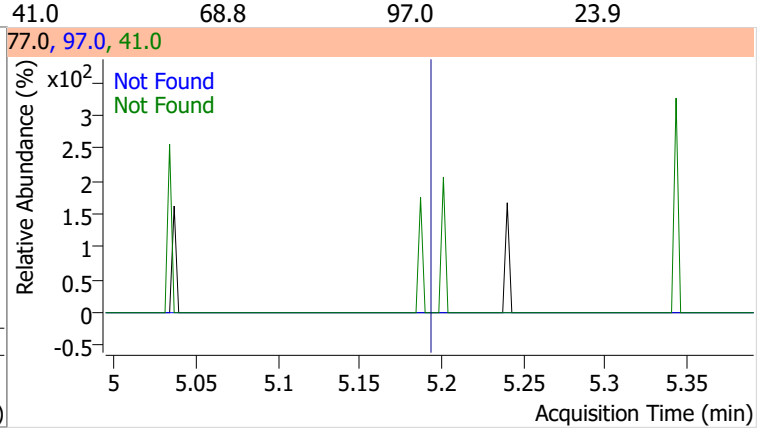

Compound	Conc.	Exp RT	QIon	Exp Ratio	QIon	Exp Ratio
cis-1,2-Dichloroethene	N.D.	5.21	61.0	160.4	98.0	66.2

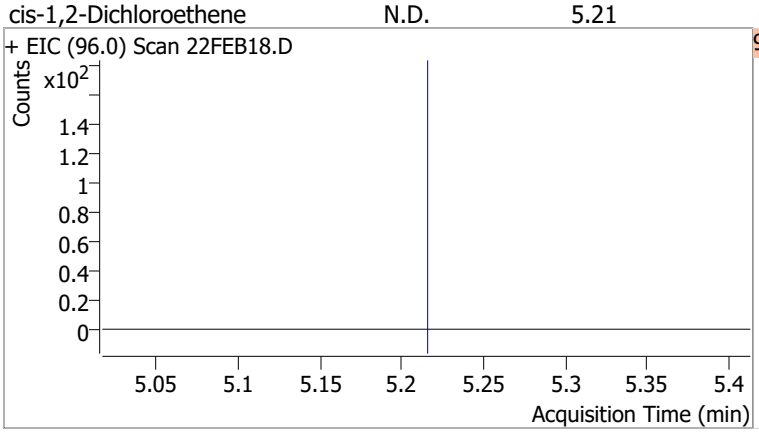

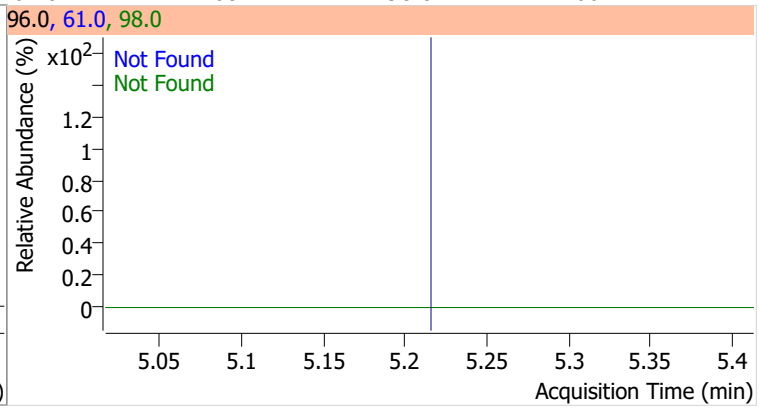

Compound	Conc.	Exp RT	QIon	Exp Ratio
Methyl ethyl ketone	N.D.	5.28	72.0	20.6

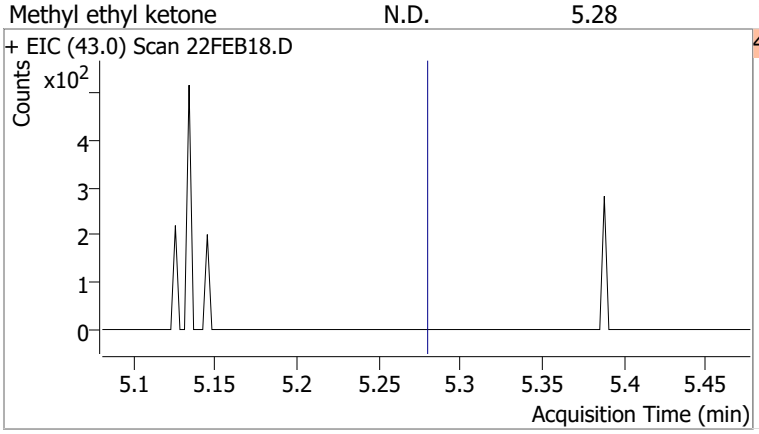

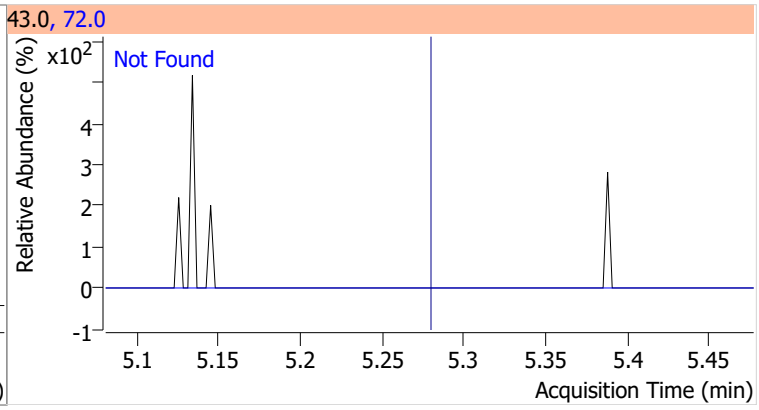

Compound	Conc.	Exp RT	QIon	Exp Ratio
Bromochloromethane	N.D.	5.52	49.0	182.2

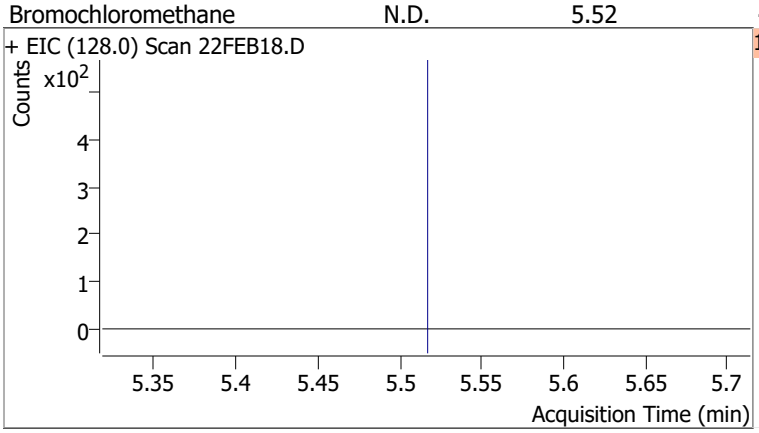

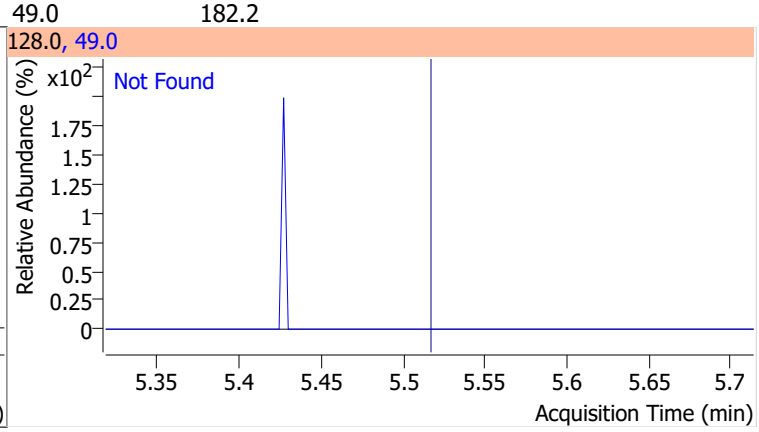

Compound	Conc.	Exp RT	QIon	Exp Ratio
Chloroform	N.D.	5.65	85.0	66.2

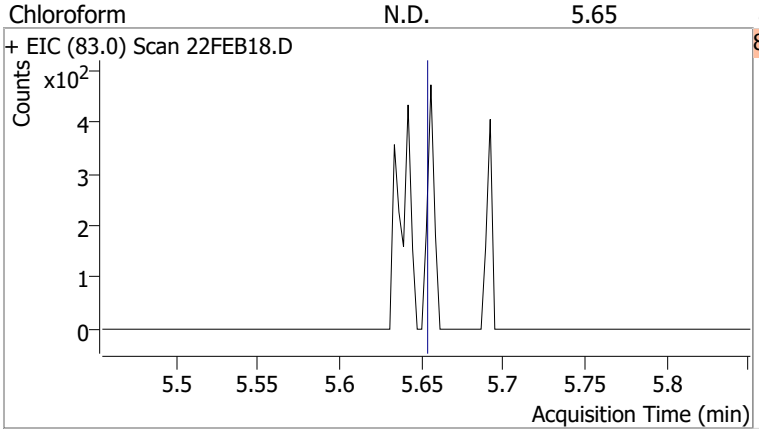

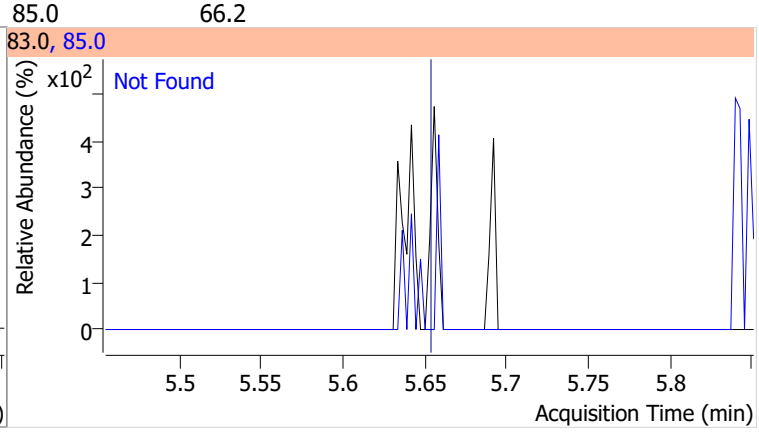

Compound	Conc.	Exp RT	QIon	Exp Ratio	QIon	Exp Ratio
1,1,1-Trichloroethane	N.D.	5.83	99.0	63.1	61.0	49.1

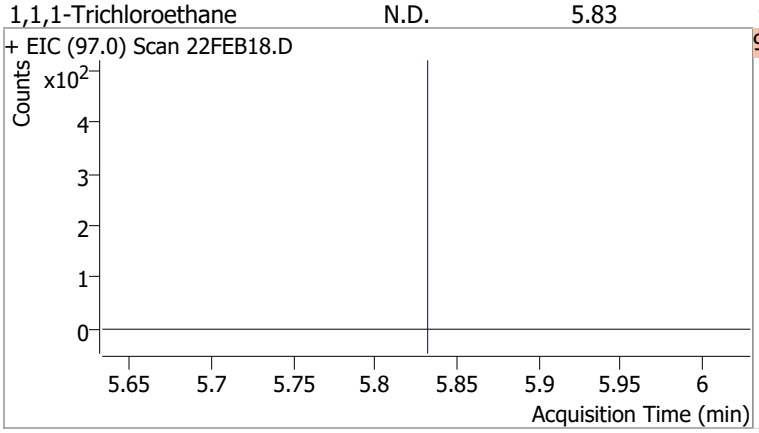

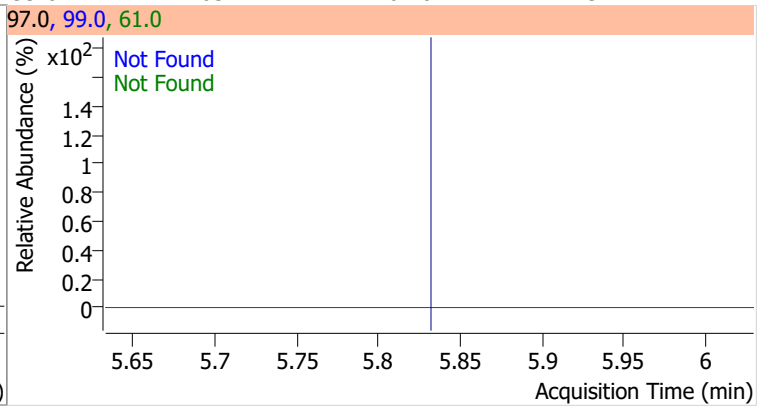

Compound	Conc.	RT	Dev(Min)	Resp.	QIon	QRatio	Lower	Upper
Dibromofluoromethane	283.7798	5.85	-0.01	261833	191.5	21.3	0.0	53.2

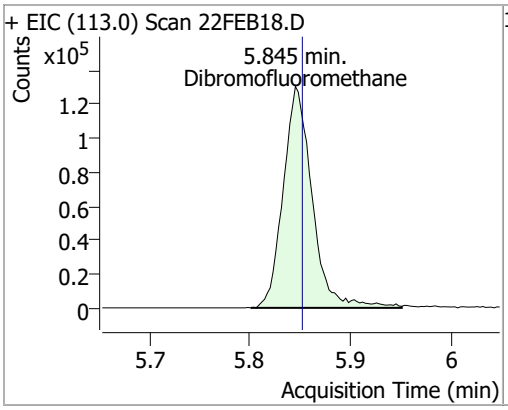

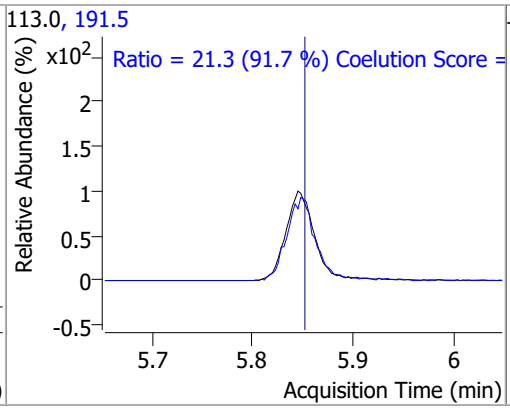

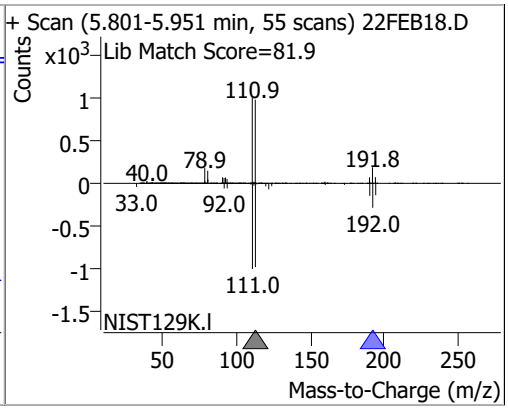

Compound	Conc.	Exp RT	QIon	Exp Ratio	QIon	Exp Ratio
Carbon tetrachloride	N.D.	6.02	119.0	97.6	121.0	30.7

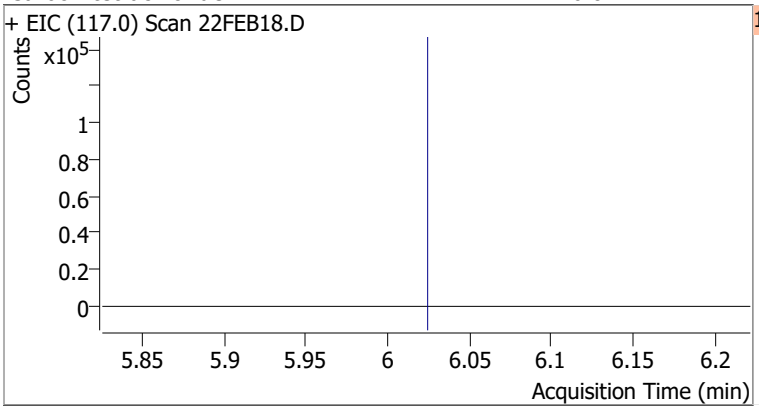

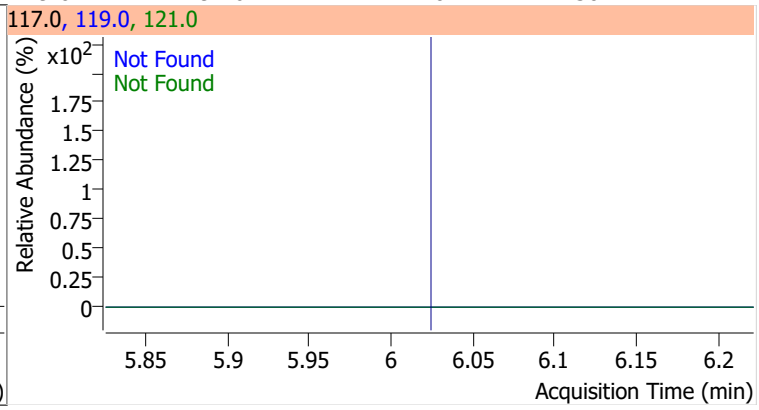

Compound	Conc.	Exp RT	QIon	Exp Ratio	QIon	Exp Ratio
1,1-Dichloropropene	N.D.	6.04	110.0	35.6	77.0	31.0

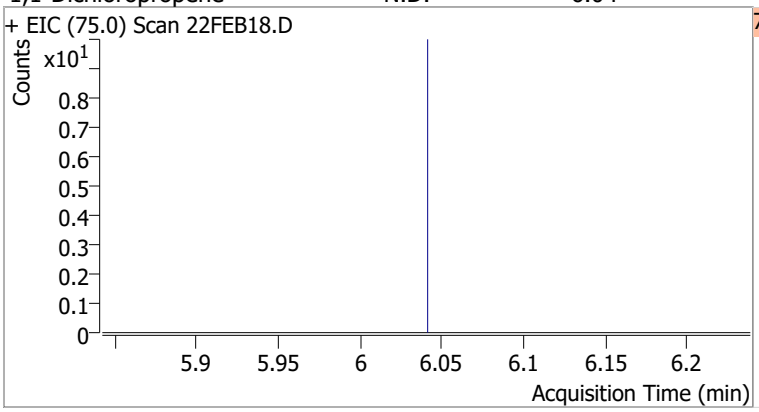

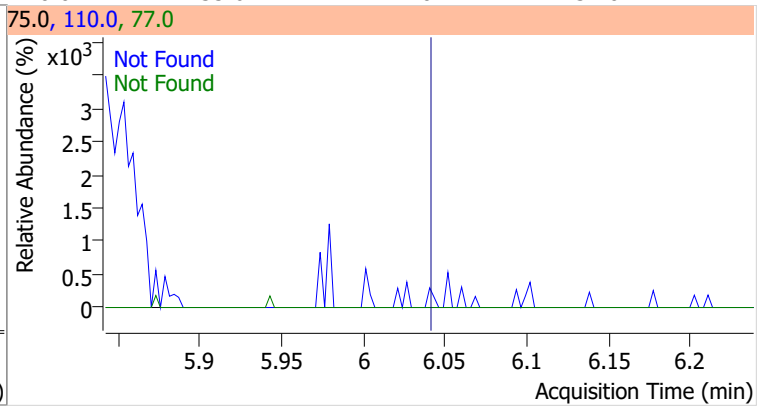

Compound	Conc.	RT	Dev(Min)	Resp.	QIon	QRatio	Lower	Upper
1,2-Dichloroethane-d4	293.6954	6.23	0.00	117057	65.0	195.6	162.8	222.8

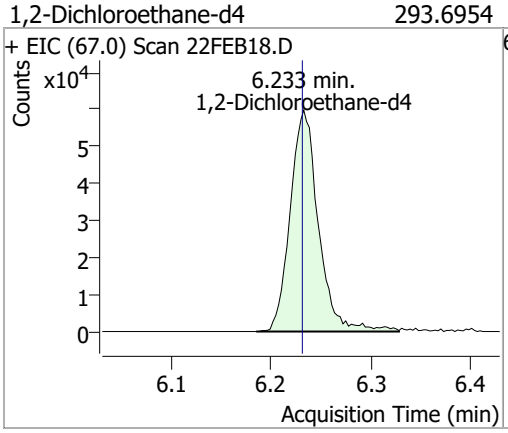

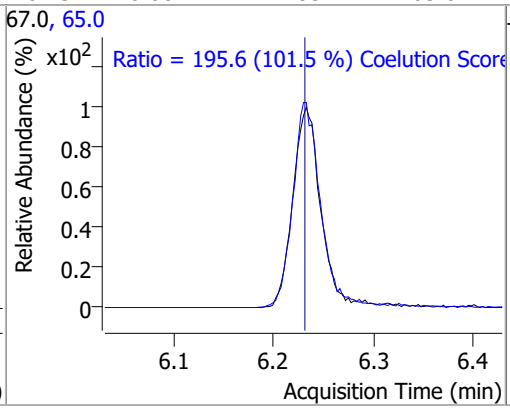

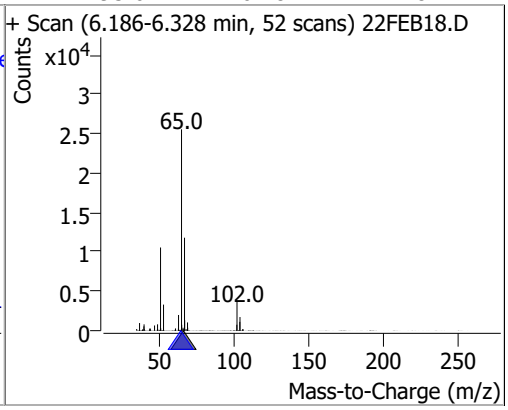

Compound	Conc.	RT	Dev(Min)	Resp.	QIon	QRatio	Lower	Upper
Benzene	0.1293	6.29	0.00	492 (m)	77.0	36.6	0.0	53.3

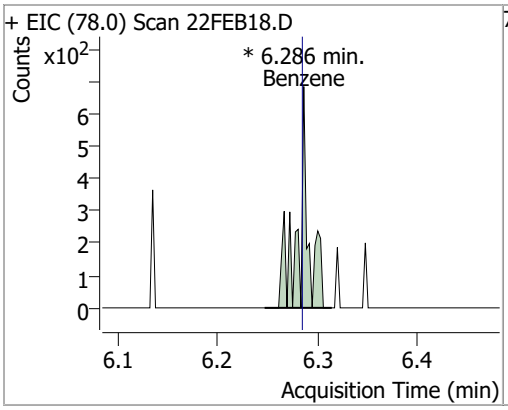

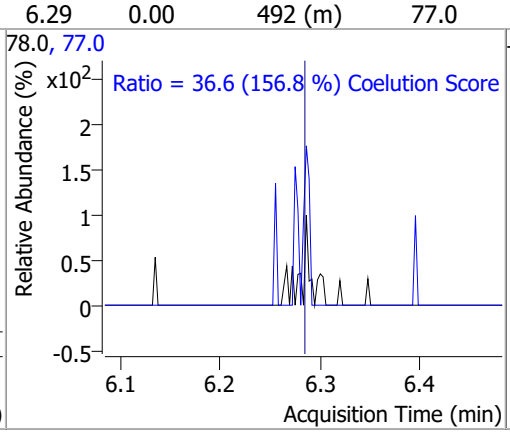

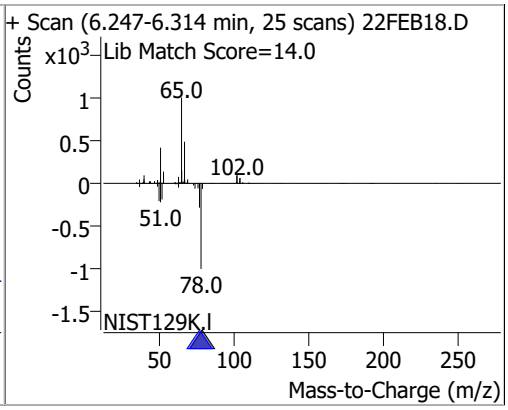

Compound	Conc.	Exp RT	QIon	Exp Ratio	QIon	Exp Ratio
1,2-Dichloroethane	N.D.	6.32	64.0	32.2	98.0	8.2

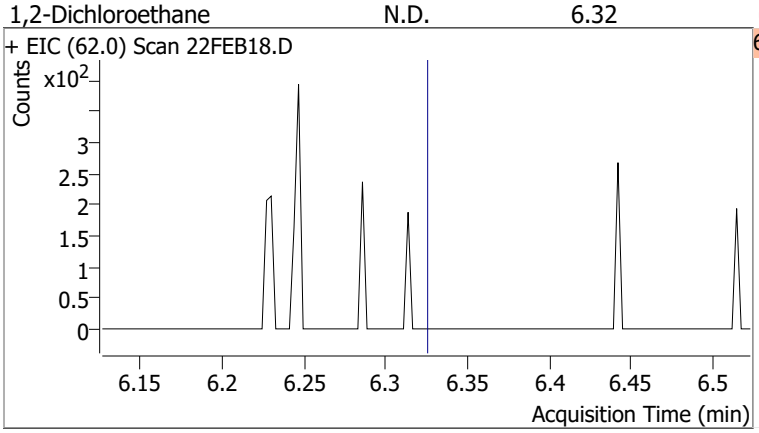

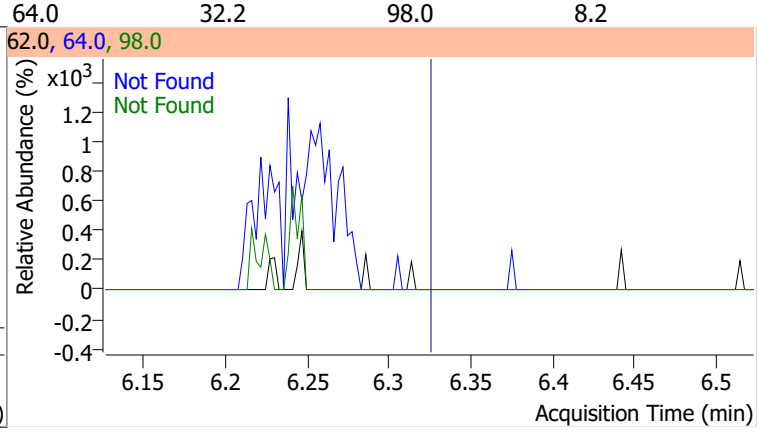

Compound	Conc.	Exp RT	QIon	Exp Ratio	QIon	Exp Ratio
Trichloroethene	N.D.	7.02	130.0	105.6	97.0	65.7

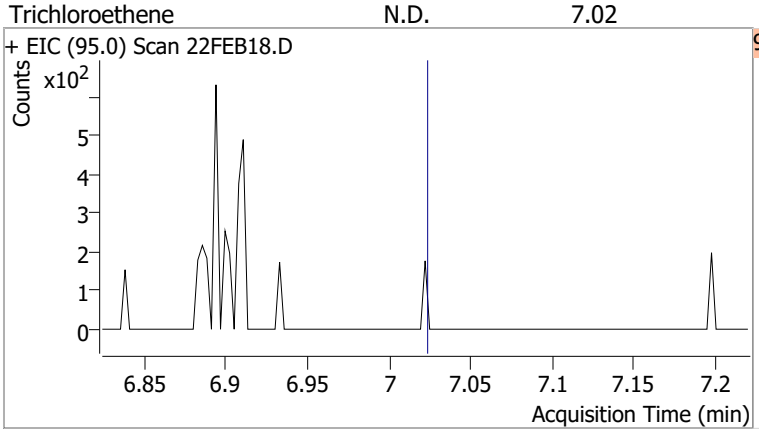

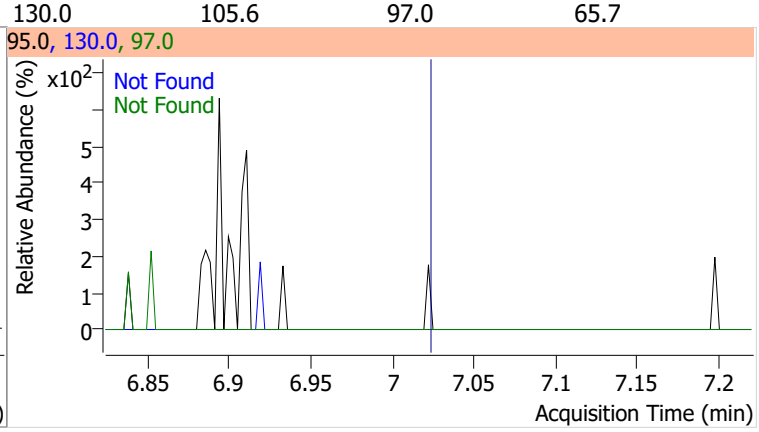

Compound	Conc.	Exp RT	QIon	Exp Ratio
1,2-Dichloropropane	N.D.	7.27	76.0	39.8

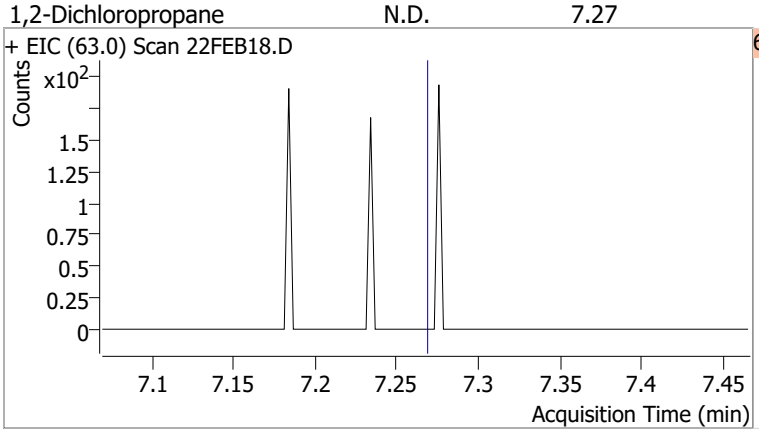

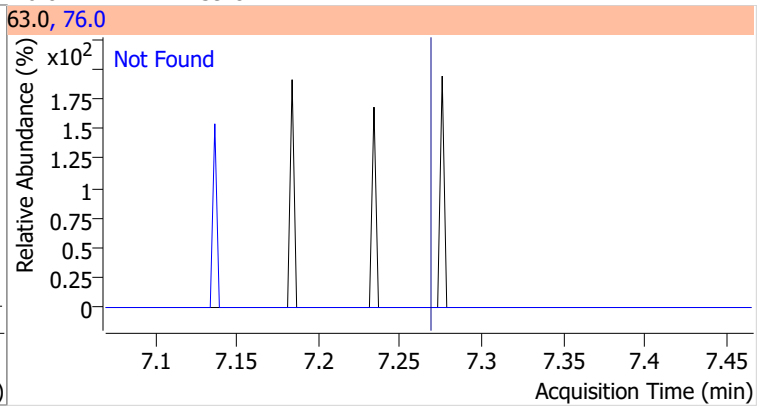

Compound	Conc.	Exp RT	QIon	Exp Ratio	QIon	Exp Ratio
Dibromomethane	N.D.	7.40	173.5	108.2	95.0	84.5

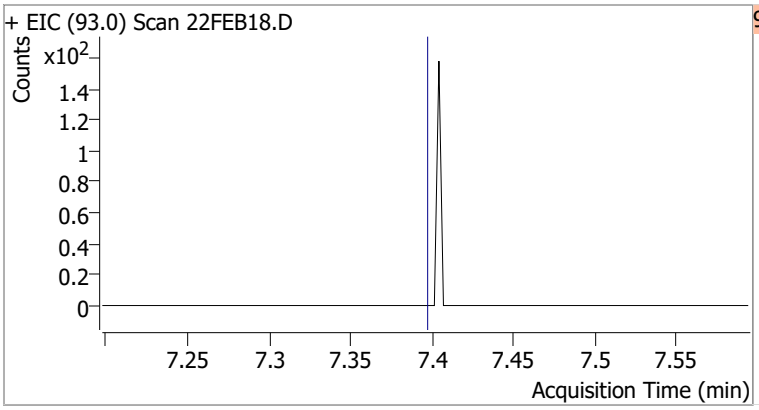

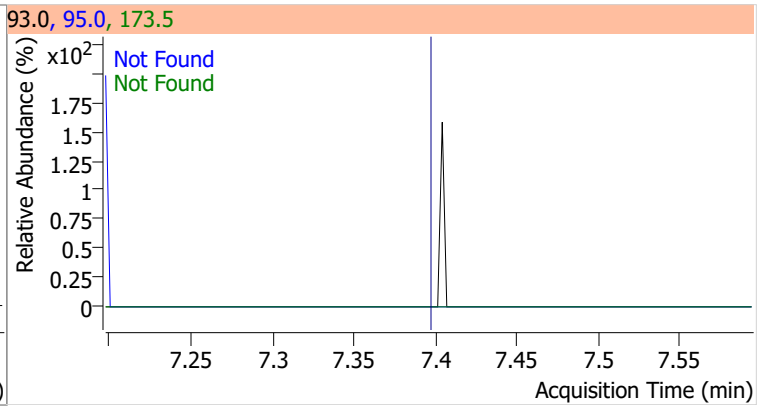

Compound	Conc.	Exp RT	QIon	Exp Ratio	QIon	Exp Ratio
Bromodichloromethane	N.D.	7.58	85.0	66.3	127.0	9.5

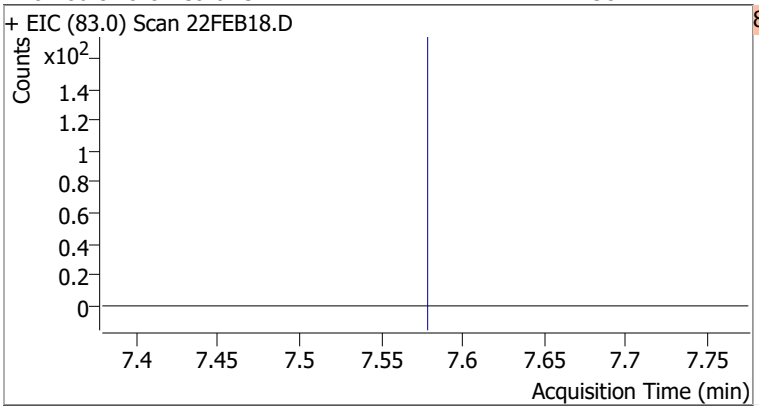

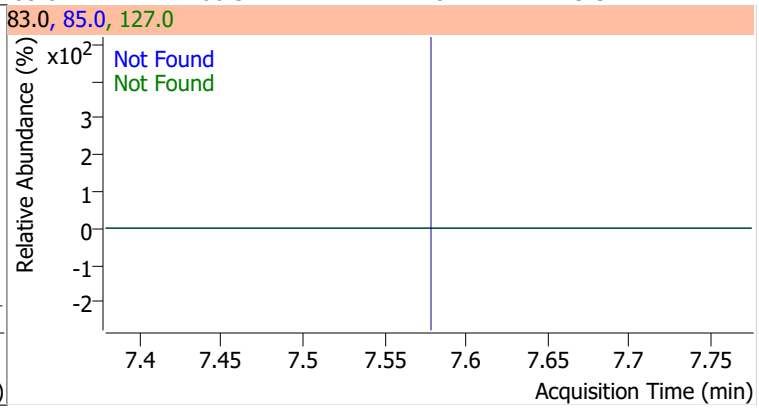

Compound	Conc.	Exp RT	QIon	Exp Ratio	QIon	Exp Ratio
cis-1,3-Dichloropropene	N.D.	8.06	39.0	52.5	77.0	31.8

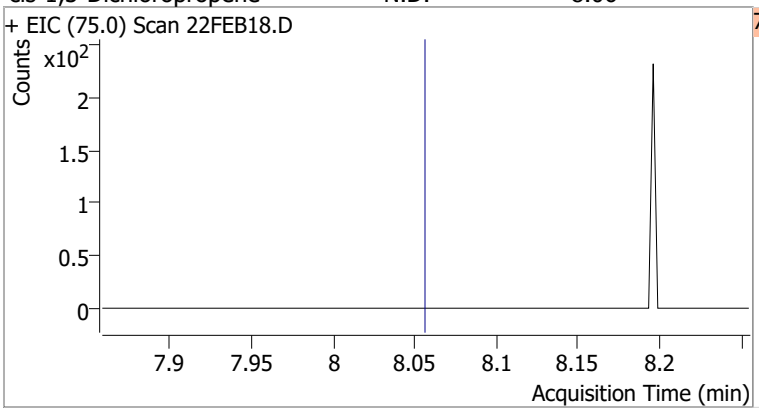

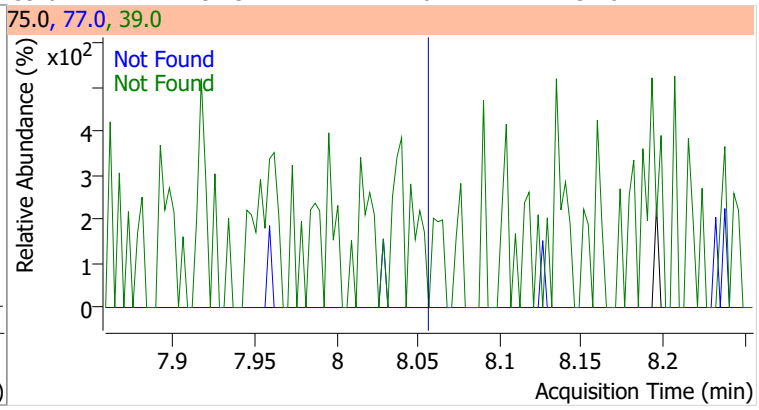

Compound	Conc.	RT	Dev(Min)	Resp.	QIon	QRatio	Lower	Upper
Toluene-d8	264.8165	8.32	0.00	975289	100.0	63.2	34.3	94.3
					99.0	9.7	0.0	39.2

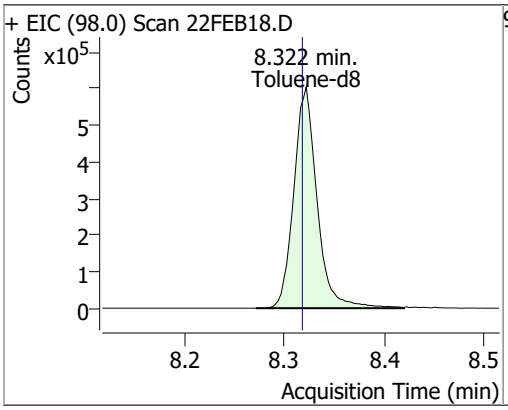

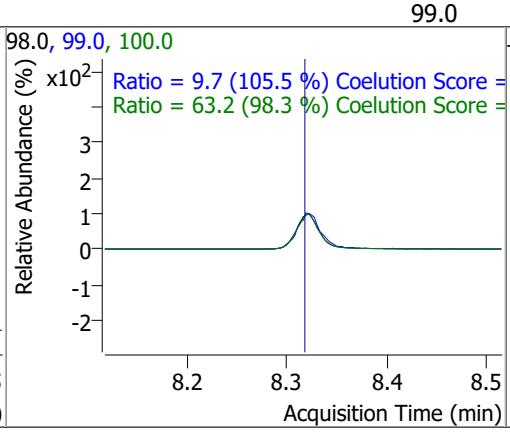

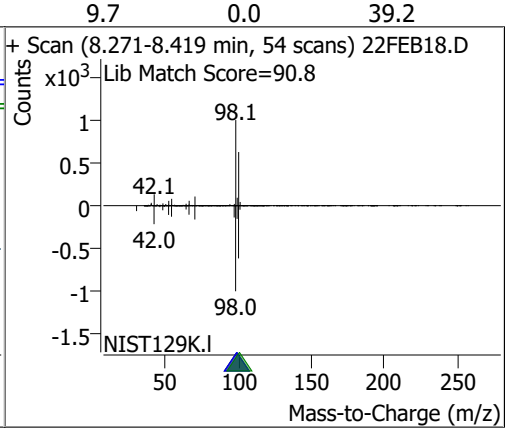

Compound	Conc.	RT	Dev(Min)	Resp.	QIon	QRatio	Lower	Upper
Toluene	2.7822	8.39	0.00	6830	91.0	180.5	144.1	204.1

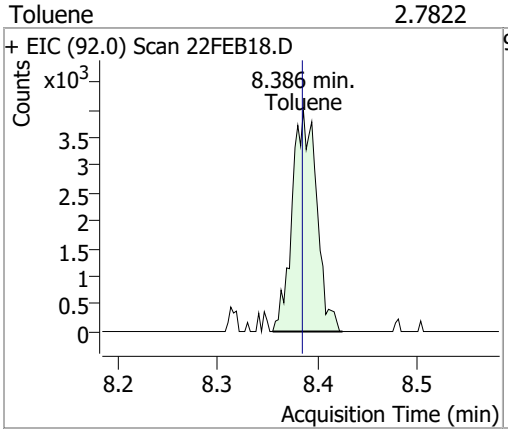

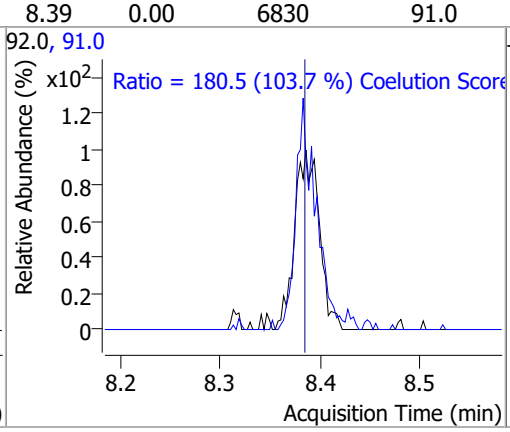

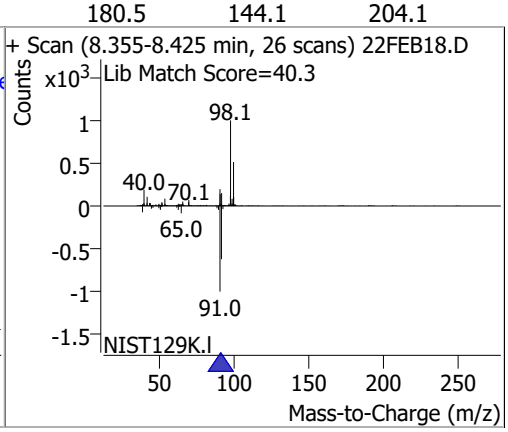

Compound	Conc.	Exp RT	QIon	Exp Ratio	QIon	Exp Ratio
trans-1,3-Dichloropropene	N.D.	8.64	39.0	53.0	77.0	31.0

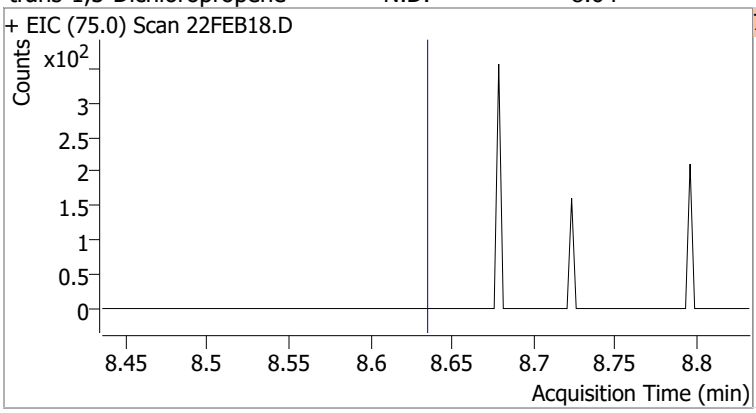

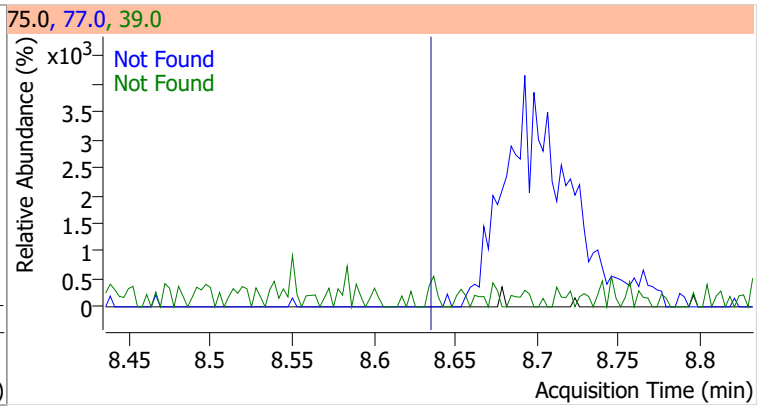

Compound	Conc.	Exp RT	QIon	Exp Ratio	QIon	Exp Ratio
1,1,2-Trichloroethane	N.D.	8.82	97.0	110.7	85.0	60.7

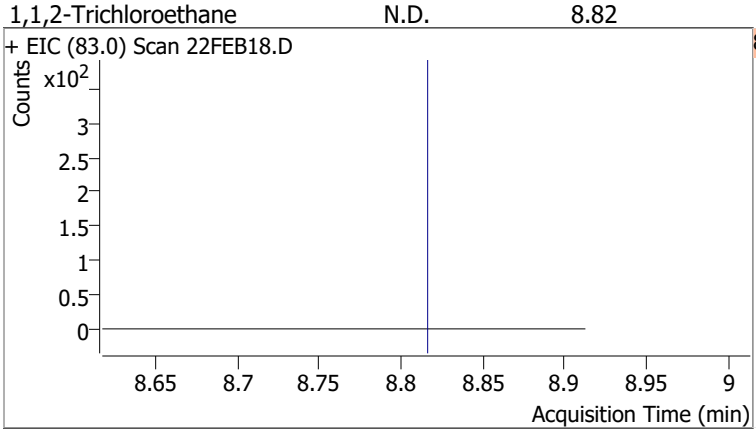

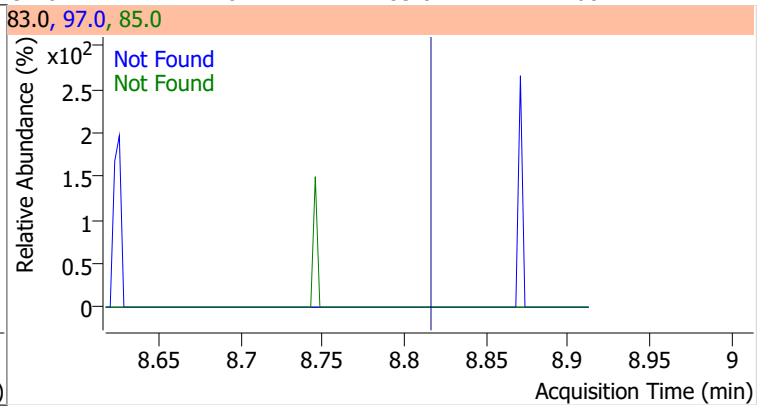

Compound	Conc.	Exp RT	QIon	Exp Ratio	QIon	Exp Ratio
Tetrachloroethene	N.D.	8.94	165.8	126.1	129.0	90.5

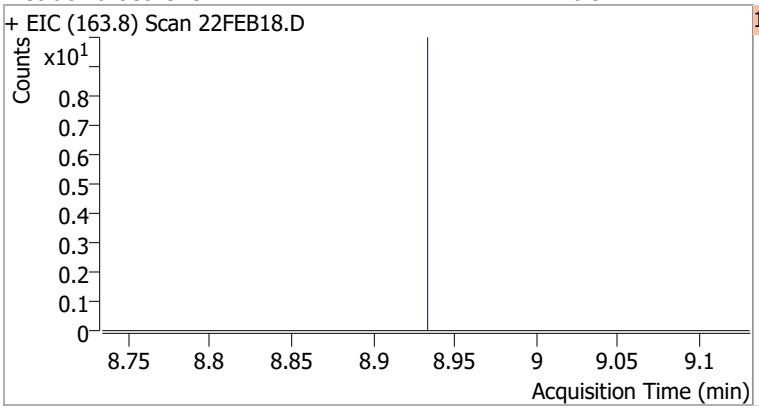

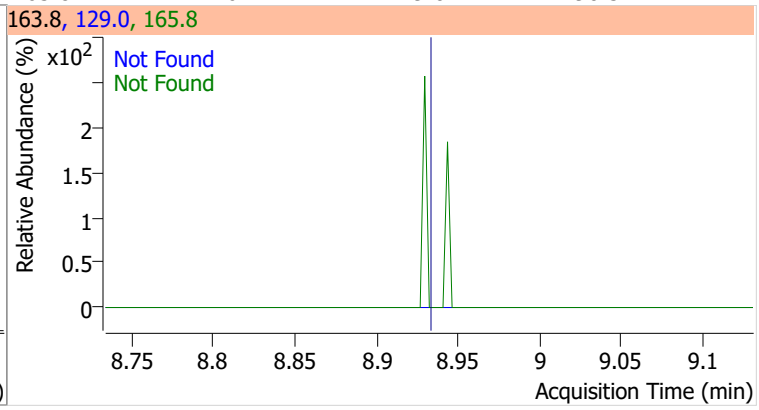

Compound	Conc.	Exp RT	QIon	Exp Ratio
1,3-Dichloropropane	N.D.	8.98	78.0	32.4

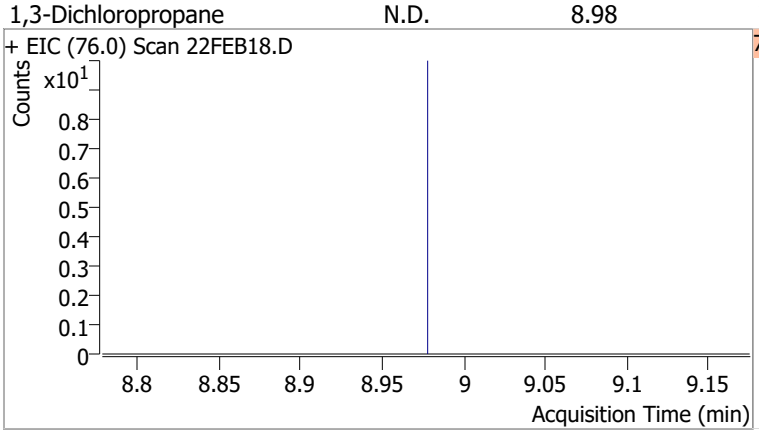

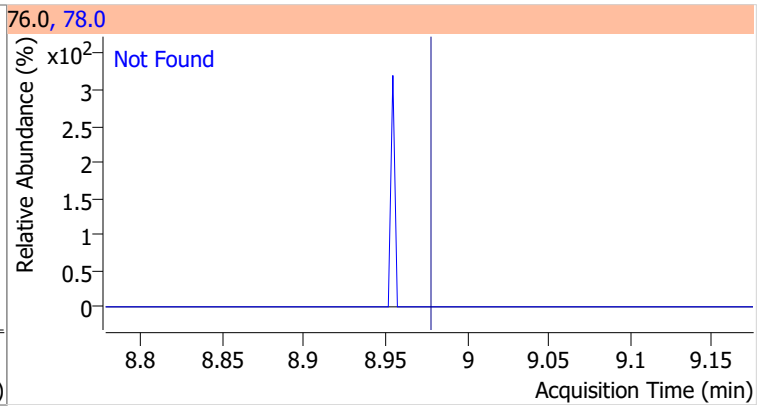

Compound	Conc.	Exp RT	QIon	Exp Ratio
Chlorodibromomethane	N.D.	9.21	127.0	77.2

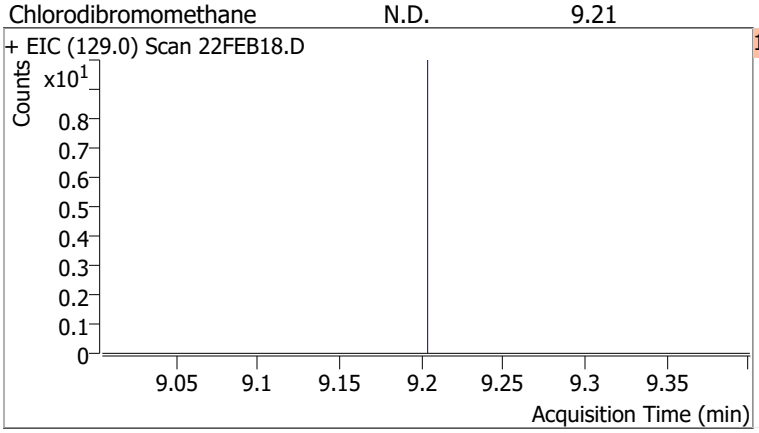

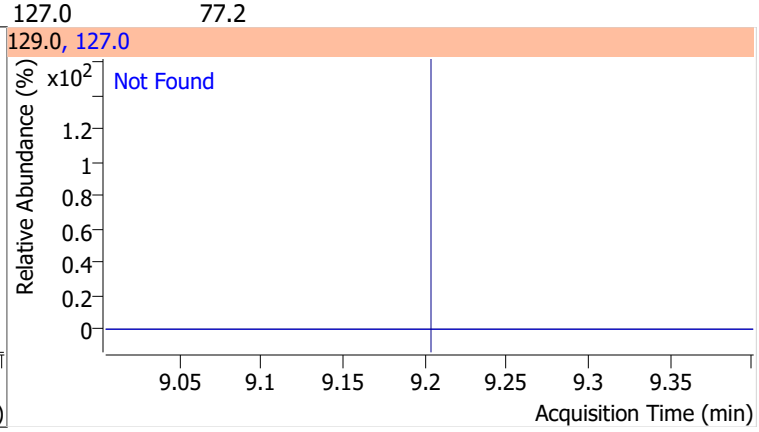

Compound	Conc.	Exp RT	QIon	Exp Ratio
1,2-Dibromoethane	N.D.	9.30	109.0	91.5

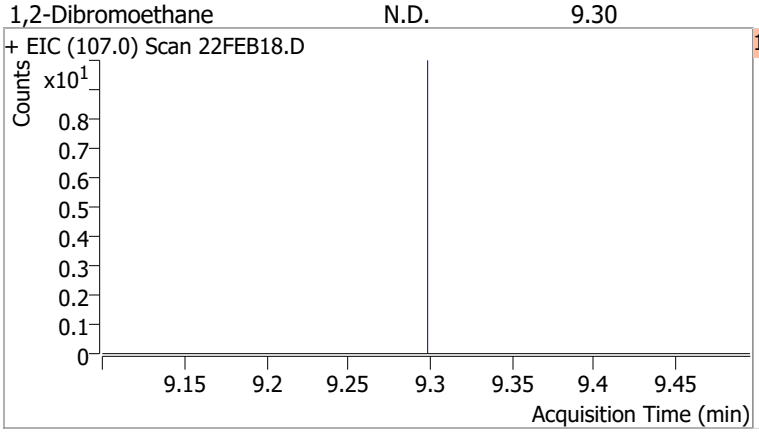

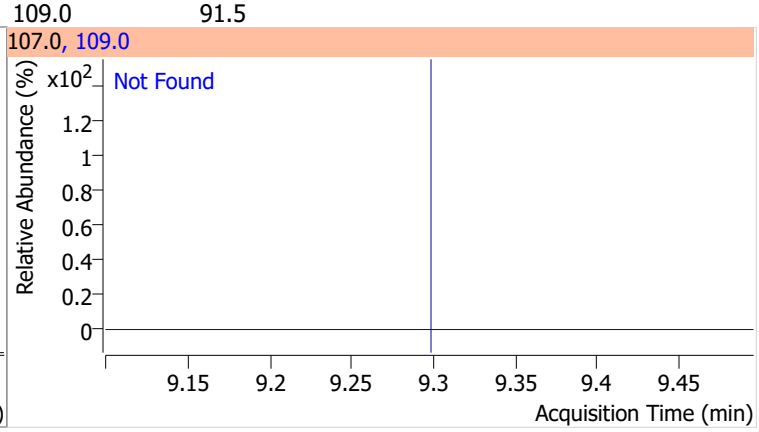

Compound	Conc.	Exp RT	QIon	Exp Ratio
Chlorobenzene	N.D.	9.80	114.0	32.2

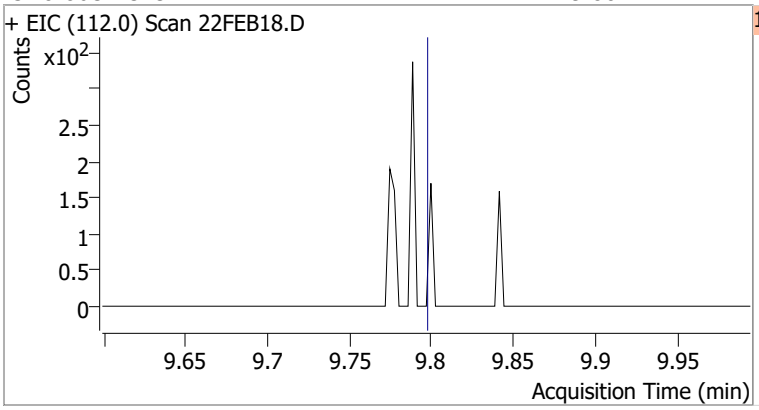

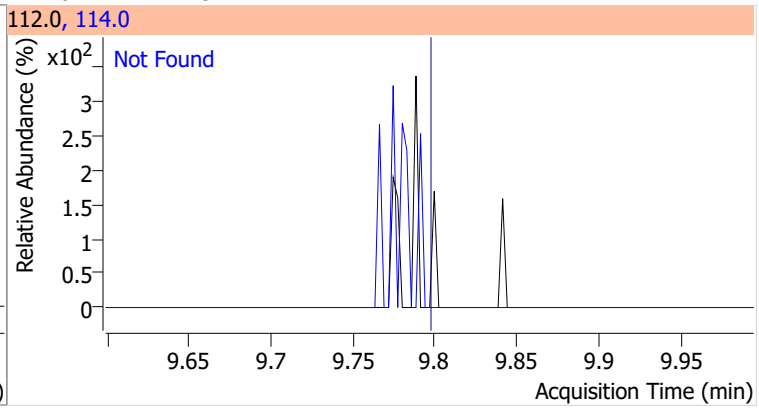

Compound	Conc.	Exp RT	QIon	Exp Ratio
1,1,1,2-Tetrachloroethane	N.D.	9.89	133.0	95.3

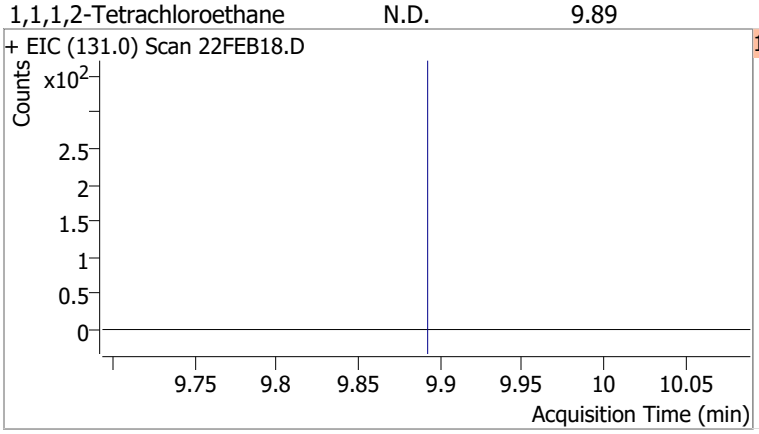

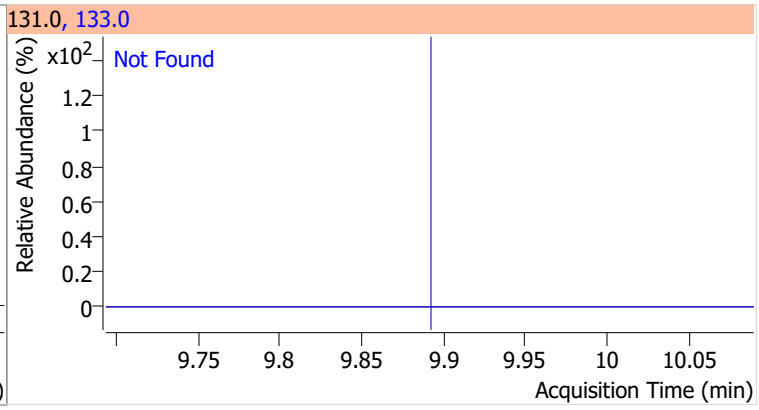

Compound	Conc.	Exp RT	QIon	Exp Ratio
Ethylbenzene	N.D.	9.92	106.0	31.7

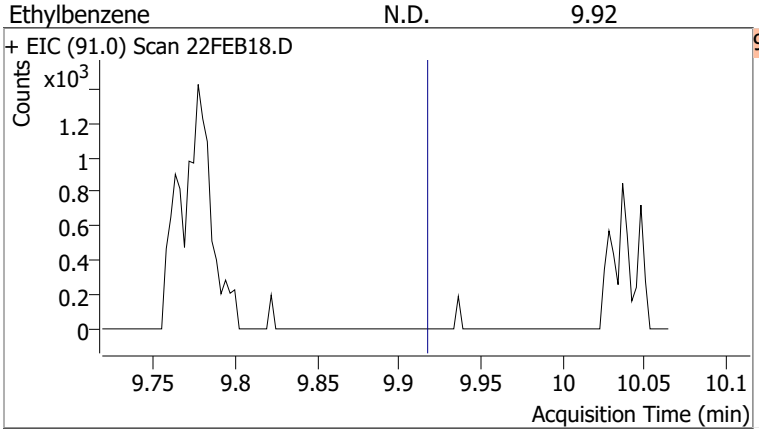

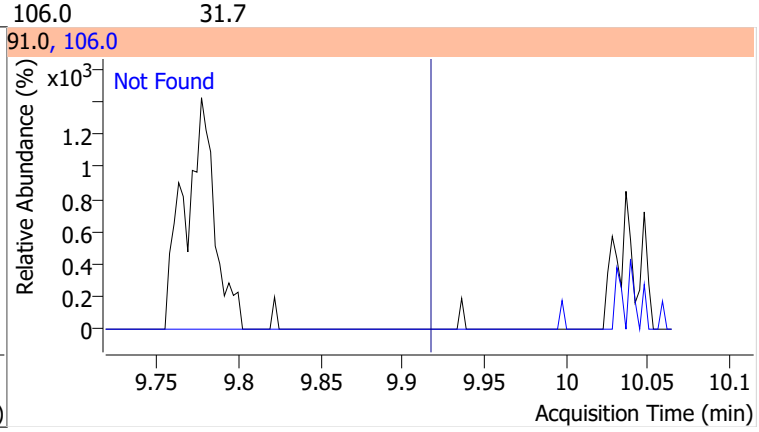

Compound	Conc.	RT	Dev(Min)	Resp.	QIon	QRatio	Lower	Upper
m+p-Xylenes		0		0	91.0		170.7	230.7

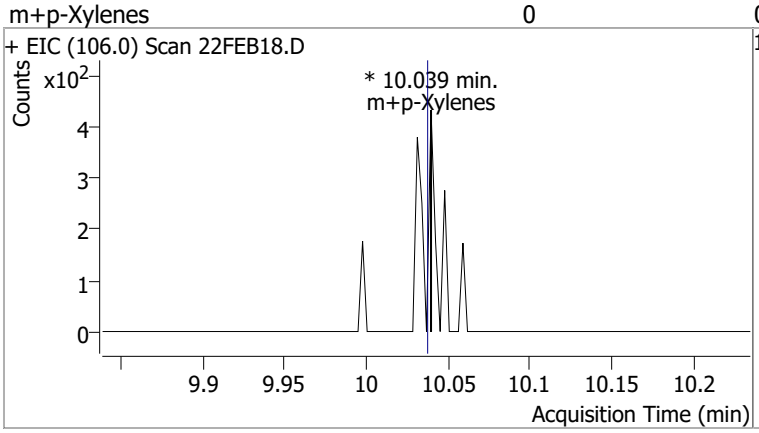

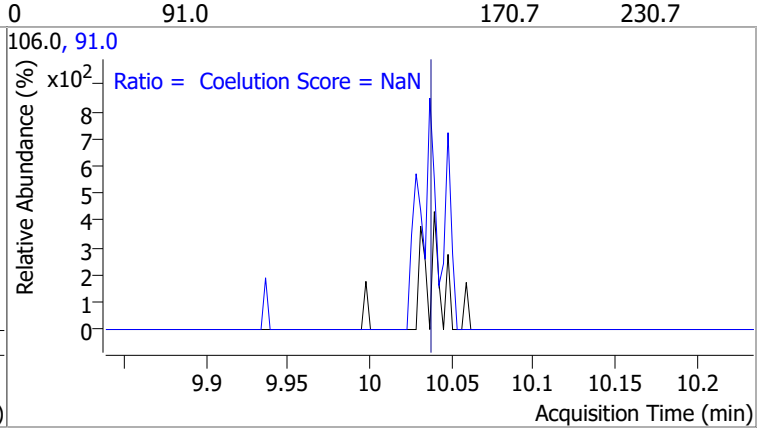

Compound	Conc.	RT	Dev(Min)	Resp.	QIon	QRatio	Lower	Upper
o-Xylene		0		0	91.0		181.4	241.4

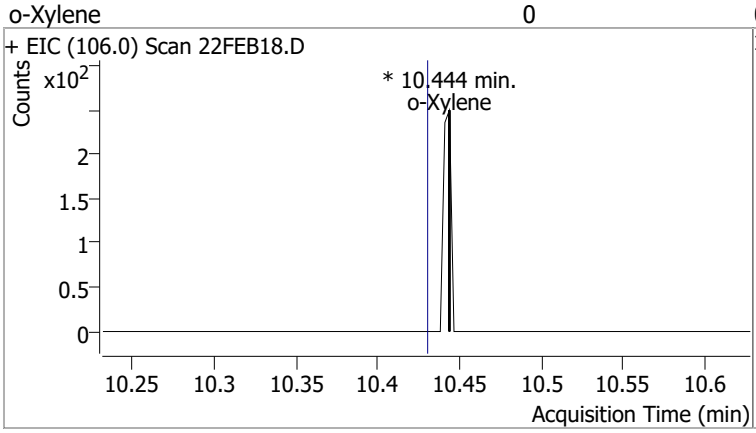

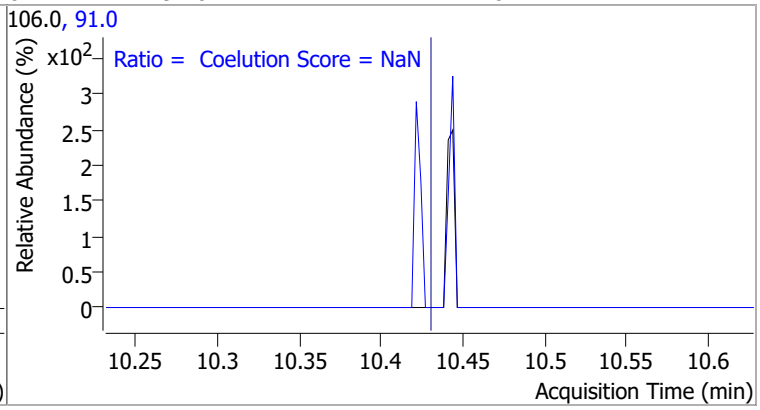

Compound	Conc.	Exp RT	QIon	Exp Ratio
Styrene	N.D.	10.45	78.0	50.6

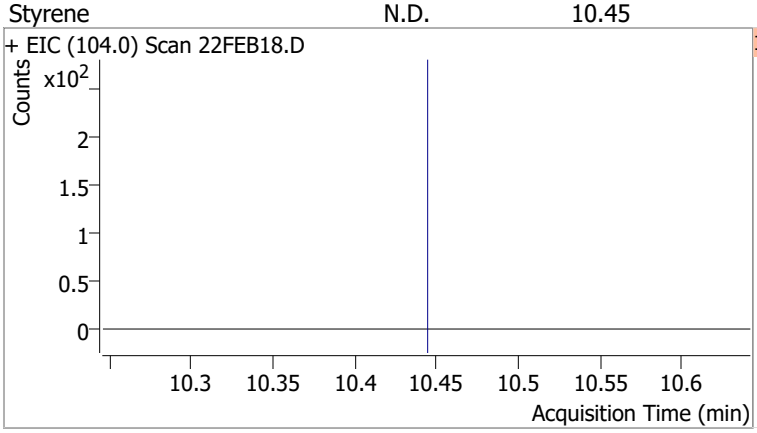

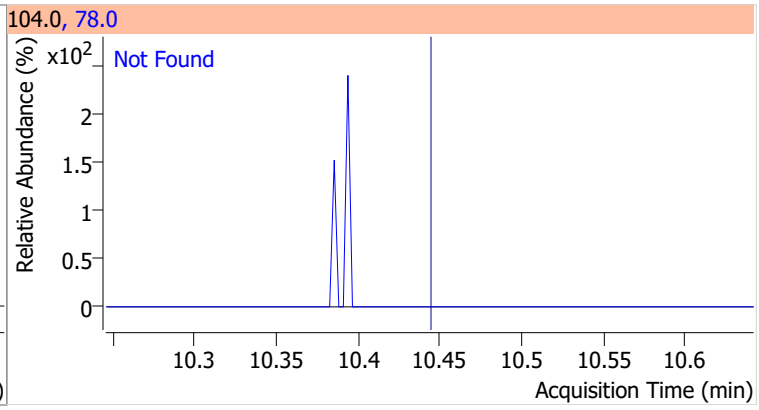

Compound	Conc.	Exp RT	QIon	Exp Ratio	QIon	Exp Ratio
Bromoform	N.D.	10.62	170.5	50.3	174.5	48.1

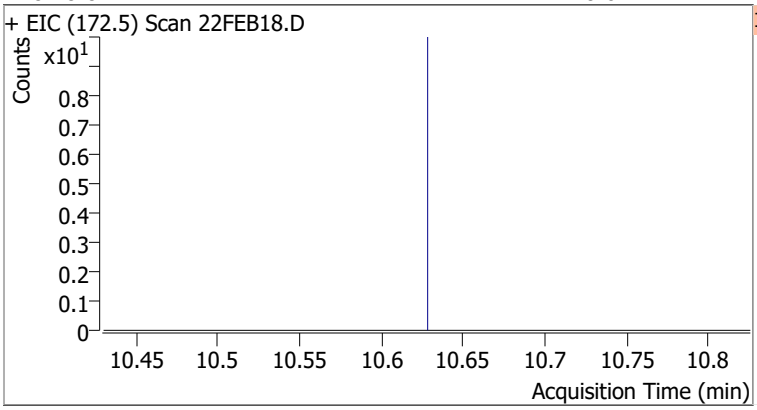

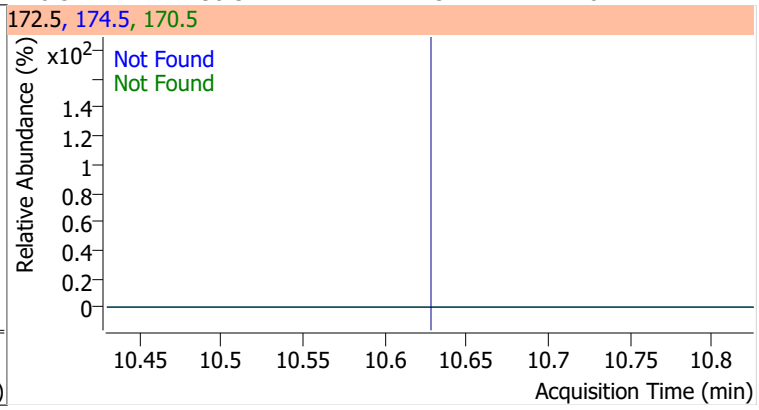

Compound	Conc.	RT	Dev(Min)	Resp.	QIon	QRatio	Lower	Upper
p-Bromofluorobenzene	270.2825	10.95	0.01	274502	174.0	95.1	65.3	125.3
					176.0	89.6	63.3	123.3

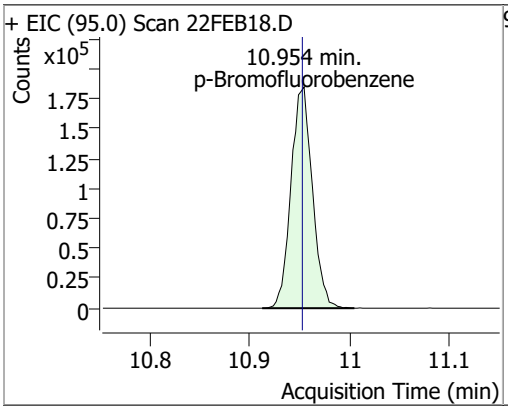

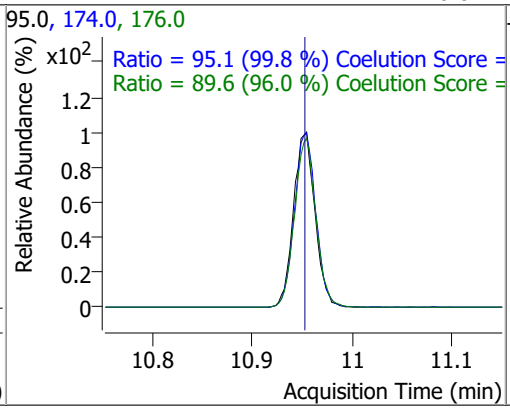

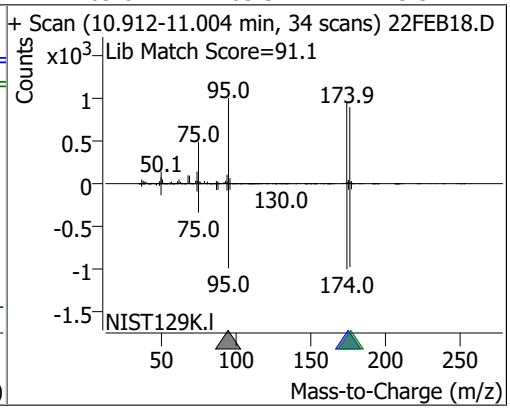

Compound	Conc.	Exp RT	QIon	Exp Ratio	QIon	Exp Ratio
Bromobenzene	N.D.	11.09	77.0	143.5	158.0	96.1

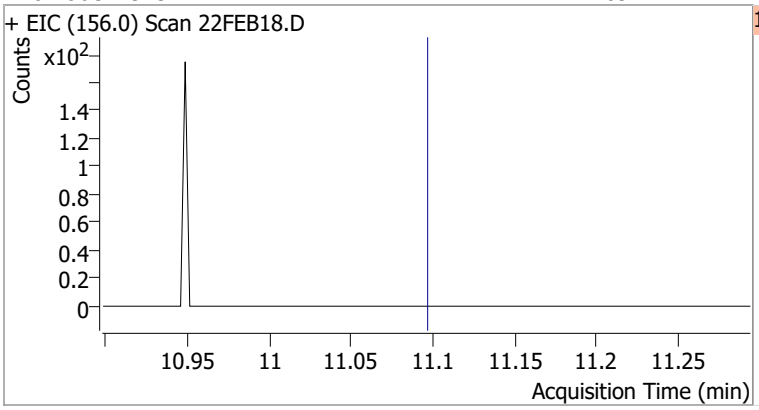

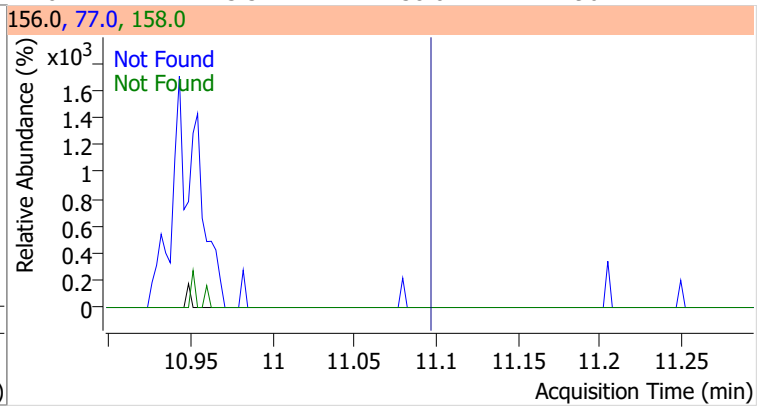

Compound	Conc.	Exp RT	QIon	Exp Ratio
1,1,2,2-Tetrachloroethane	N.D.	11.11	85.0	63.3

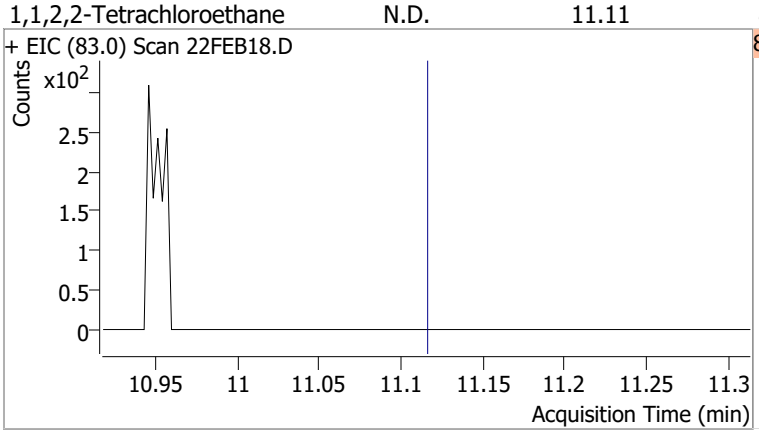

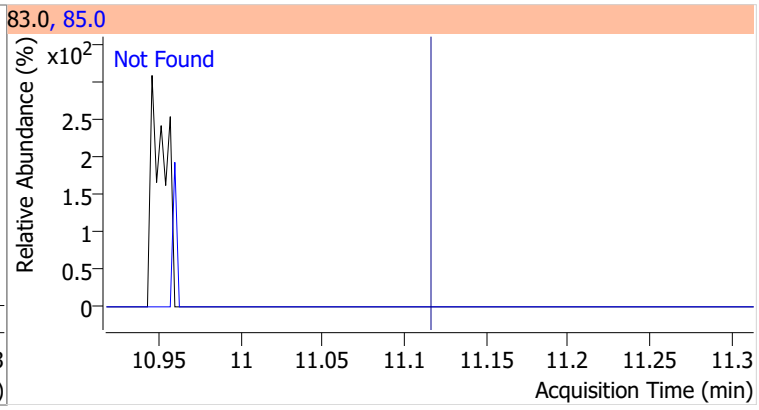

Compound	Conc.	Exp RT	QIon	Exp Ratio
1,2,3-Trichloropropane	N.D.	11.15	112.0	65.8

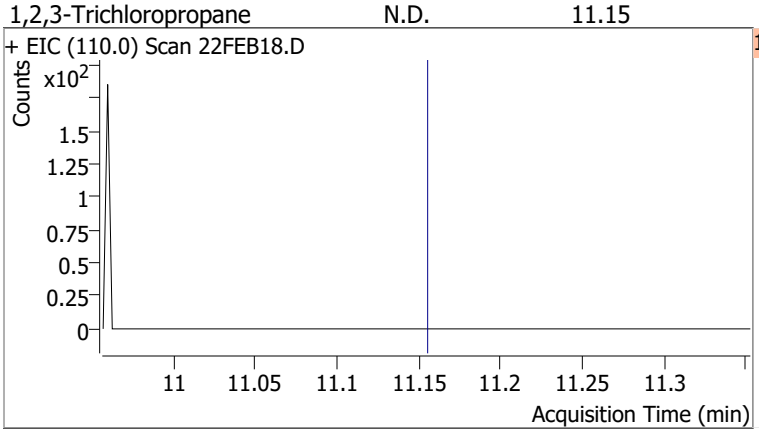

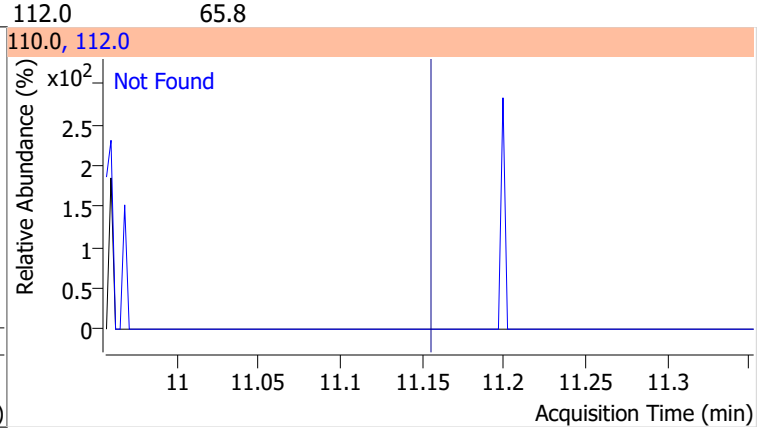

Compound	Conc.	Exp RT	QIon	Exp Ratio
2-Chlorotoluene	N.D.	11.29	91.0	276.2

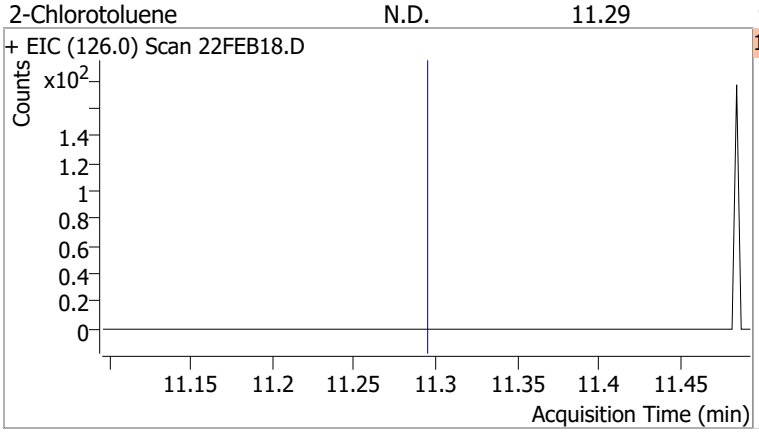

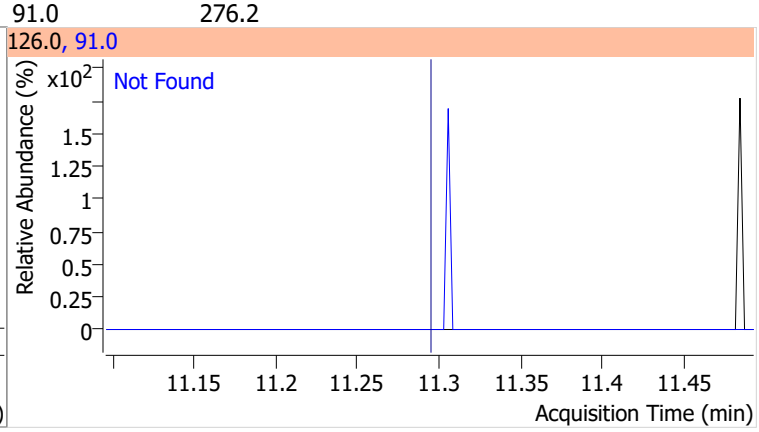

Compound	Conc.	Exp RT	QIon	Exp Ratio
4-Chlorotoluene	N.D.	11.40	126.0	31.3

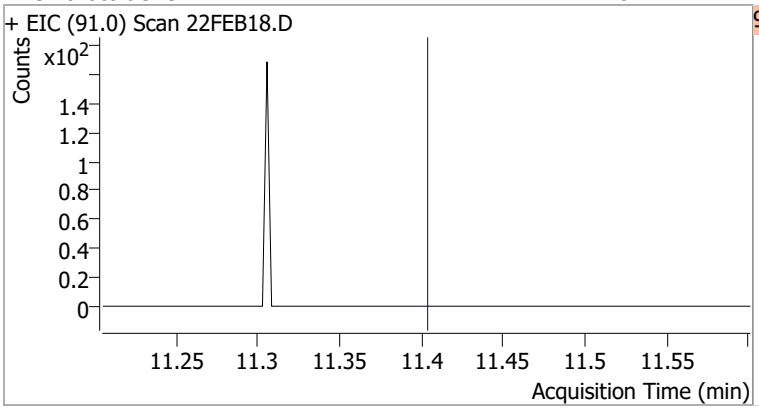

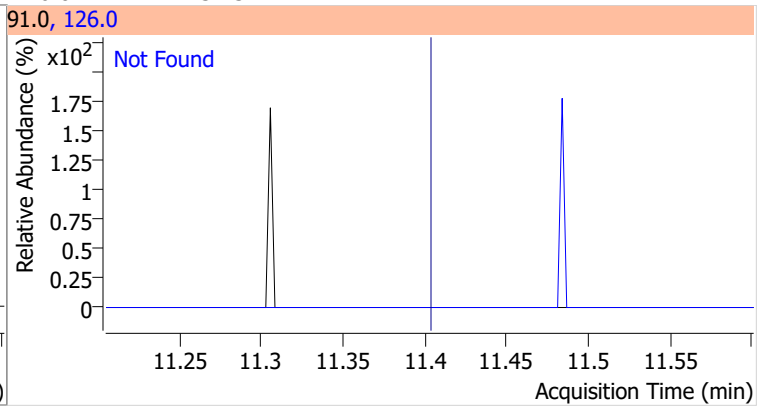

Compound	Conc.	Exp RT	QIon	Exp Ratio	QIon	Exp Ratio
1,3-Dichlorobenzene	N.D.	12.03	148.0	62.8	111.0	38.7

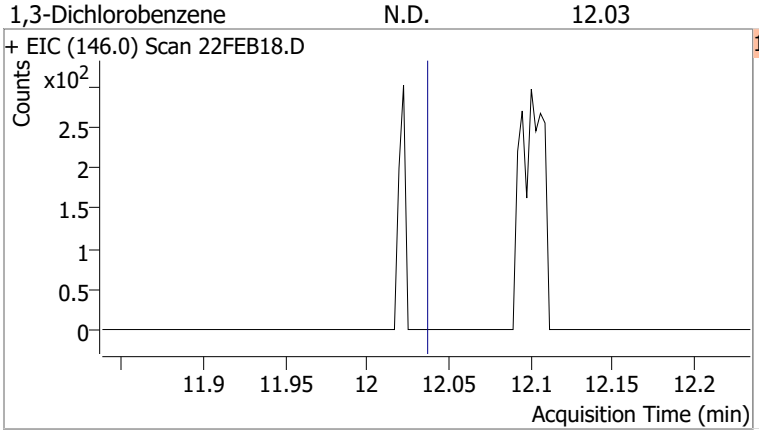

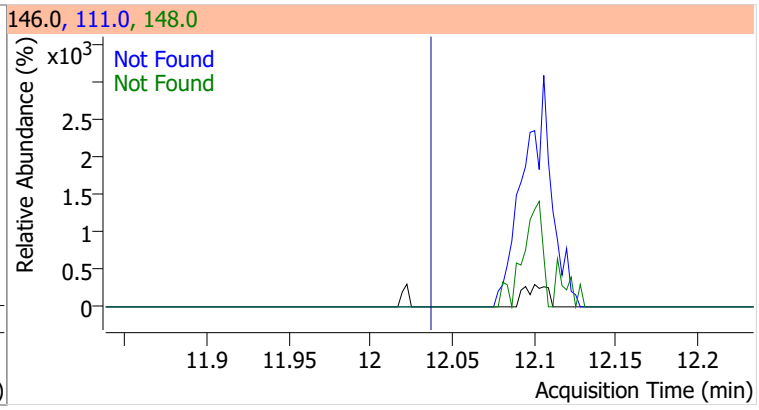

Compound	Conc.	Exp RT	QIon	Exp Ratio	QIon	Exp Ratio
1,4-Dichlorobenzene	N.D.	12.12	148.0	63.7	111.0	38.7

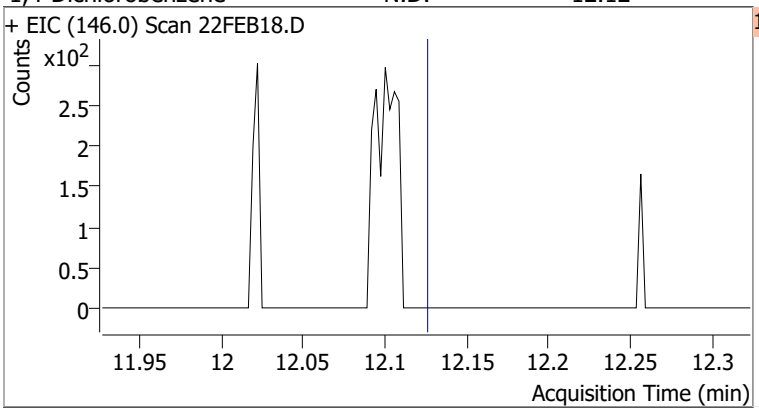

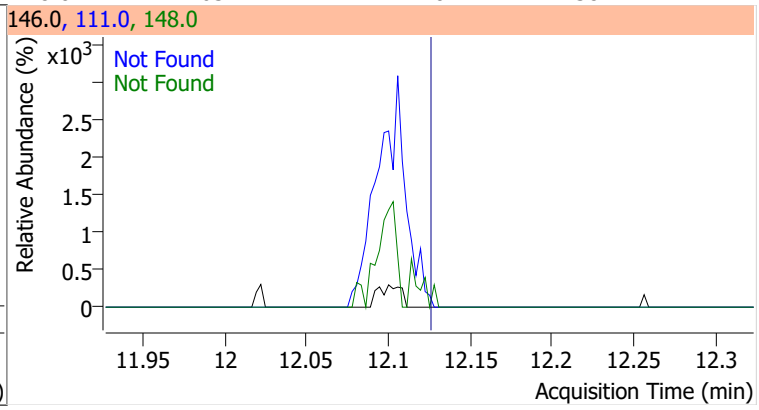

Compound	Conc.	Exp RT	QIon	Exp Ratio	QIon	Exp Ratio
1,2-Dichlorobenzene	N.D.	12.49	148.0	61.9	111.0	39.5

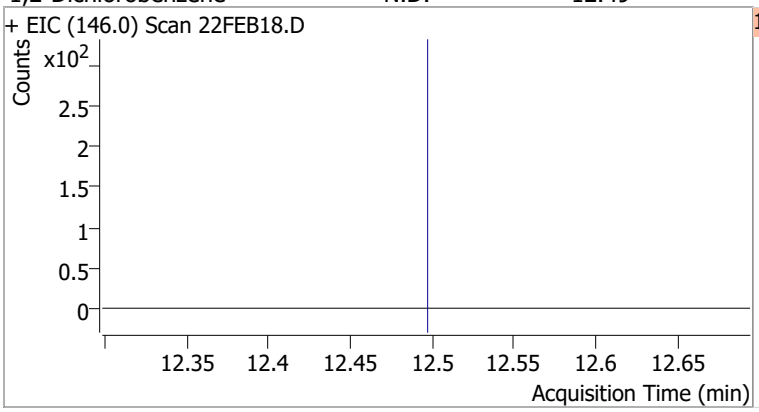

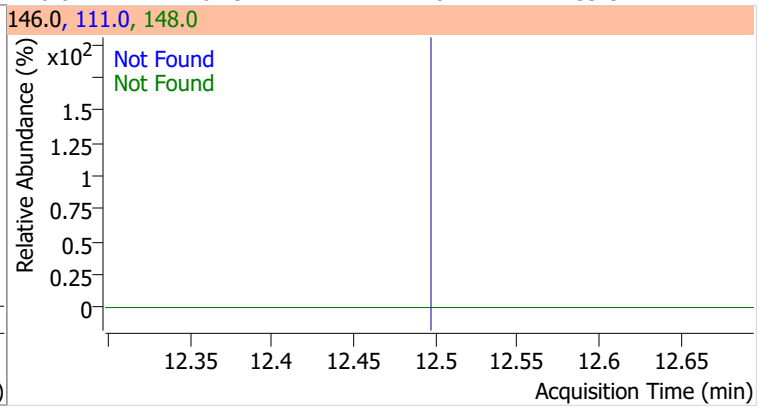

Quantitation Results Report (QT Reviewed)

Data File	22FEB19.D	Operator	MSC
Acq. Method	5975CACQF.M	Acq. Date-Time	2/22/2022 6:16:27 PM
Sample Name	B22021435-018A	Instrument	VOA5975C
Vial	19	Multiplier	1.00
DA Method File	VOA5975C_8260B_SHT_DoD_L4_011922.m	Comment	
Tune File	BFB_Atune3.u	Tune Date	10/11/2021 4:02:00 PM
Batch Name	VG022222_8260B.batch.bin	Last Calib Update	3/18/2022 11:09:24 AM
Ref Library	\\MASSHUNTER\Org\Library\NIST129K.l		

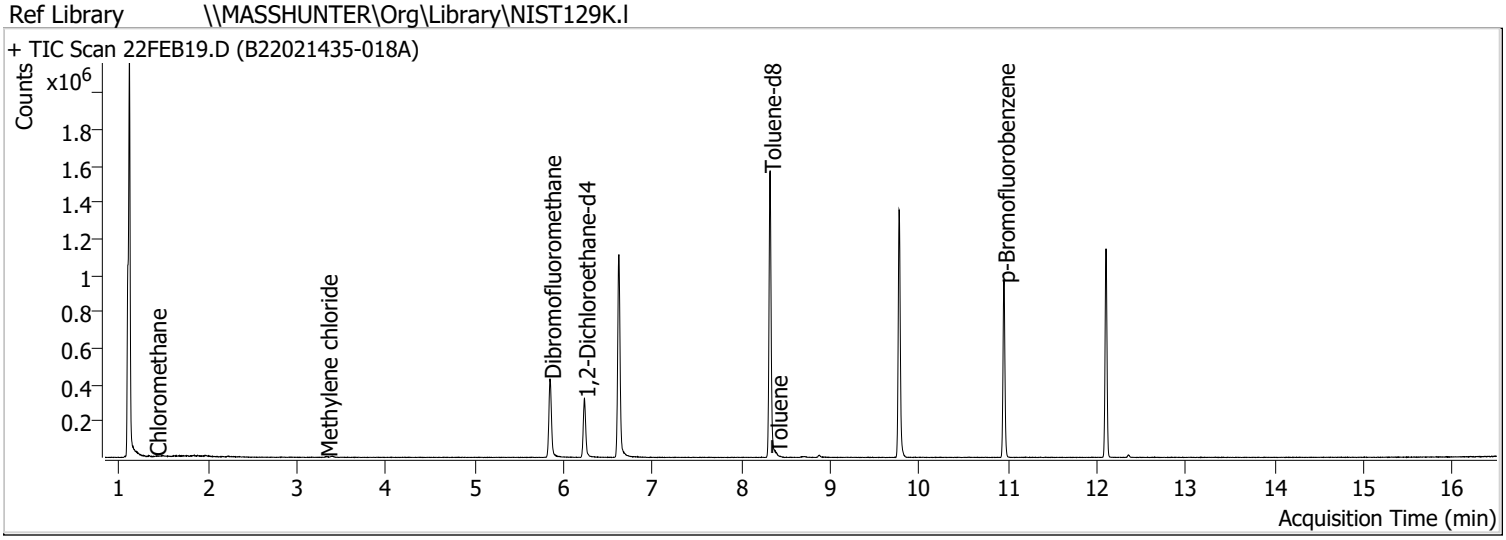

Compound	RT	QIon	Resp.	Conc.	Units		Dev(Min)
Internal Standards							
M Fluorobenzene	6.620	96.0	983553	250.0000	ng		0.000
M Chlorobenzene-d5	9.772	82.0	383933	250.0000	ng		-0.003
M 1,4-Dichlorobenzene-d4	12.100	152.0	277769	250.0000	ng		0.000
System Monitoring Compounds							
S Dibromofluoromethane	5.845	113.0	264538	277.6859	ng		-0.006
Spiked Amount: 250.000	Range: 80.0 - 119.0%			Recovery = 111.07%			
S 1,2-Dichloroethane-d4	6.233	67.0	117163	284.7075	ng		0.003
Spiked Amount: 250.000	Range: 81.0 - 118.0%			Recovery = 113.88%			
S Toluene-d8	8.322	98.0	987038	263.5168	ng		0.003
Spiked Amount: 250.000	Range: 89.0 - 112.0%			Recovery = 105.41%			
S p-Bromofluorobenzene	10.951	95.0	274359	267.5139	ng		0.003
Spiked Amount: 250.000	Range: 85.0 - 114.0%			Recovery = 107.01%			
Target Compounds							**QValue**
T Dichlorodifluoromethane	0.000		0	N.D.			
T Chloromethane	1.408	50.0	658	0.4227	ng	m	52
T Vinyl chloride	0.000		0	N.D.			
T Bromomethane	0.000		0	N.D.			
T Chloroethane	0.000		0	N.D.			
T Trichlorofluoromethane	0.000		0	N.D.			
T 1,1-Dichloroethene	0.000		0	N.D.			
T Methylene chloride	3.333	49.0	3308	2.3007	ng	m	84
T trans-1,2-Dichloroethene	0.000		0	N.D.			
T Methyl tert-butyl ether (MTBE)	0.000		0	N.D.			
T 1,1-Dichloroethane	0.000		0	N.D.			
T 2,2-Dichloropropane	0.000		0	N.D.			
T cis-1,2-Dichloroethene	0.000		0	N.D.			
T Methyl ethyl ketone	0.000		0	N.D.			
T Bromochloromethane	0.000		0	N.D.			
T Chloroform	5.650	83.0	0		ng	md	1

Compound	RT	QIon	Resp.	Conc.	Units		Dev(Min)
T 1,1,1-Trichloroethane	0.000		0	N.D.			
T Carbon tetrachloride	0.000		0	N.D.			
T 1,1-Dichloropropene	0.000		0	N.D.			
T Benzene	0.000		0	N.D.			
T 1,2-Dichloroethane	0.000		0	N.D.			
T Trichloroethene	0.000		0	N.D.			
T 1,2-Dichloropropane	0.000		0	N.D.			
T Dibromomethane	0.000		0	N.D.			
T Bromodichloromethane	0.000		0	N.D.			
T cis-1,3-Dichloropropene	0.000		0	N.D.			
T Toluene	8.394	92.0	3314	1.3273	ng	m	97
T trans-1,3-Dichloropropene	0.000		0	N.D.			
T 1,1,2-Trichloroethane	0.000		0	N.D.			
T Tetrachloroethene	0.000		0	N.D.			
T 1,3-Dichloropropane	0.000		0	N.D.			
T Chlorodibromomethane	0.000		0	N.D.			
T 1,2-Dibromoethane	0.000		0	N.D.			
T Chlorobenzene	0.000		0	N.D.			
T 1,1,1,2-Tetrachloroethane	0.000		0	N.D.			
T Ethylbenzene	0.000		0	N.D.			
T m+p-Xylenes	10.045	106.0	0		ng	md	1
T o-Xylene	0.000		0	N.D.			
T Styrene	0.000		0	N.D.			
T Bromoform	0.000		0	N.D.			
T Bromobenzene	0.000		0	N.D.			
T 1,1,2,2-Tetrachloroethane	0.000		0	N.D.			
T 1,2,3-Trichloropropane	0.000		0	N.D.			
T 2-Chlorotoluene	0.000		0	N.D.			
T 4-Chlorotoluene	0.000		0	N.D.			
T 1,3-Dichlorobenzene	0.000		0	N.D.			
T 1,4-Dichlorobenzene	0.000		0	N.D.			
T 1,2-Dichlorobenzene	0.000		0	N.D.			

(#) = Qualifier Out of Range; (m) = Manual Integration; (+) = Area Summed; (*) = Surrogate Percent Recovery Out of Range; (d): Zeroed Peak

Compound	Conc.	Exp RT	QIon	Exp Ratio
Dichlorodifluoromethane	N.D.	1.24	87.0	31.8

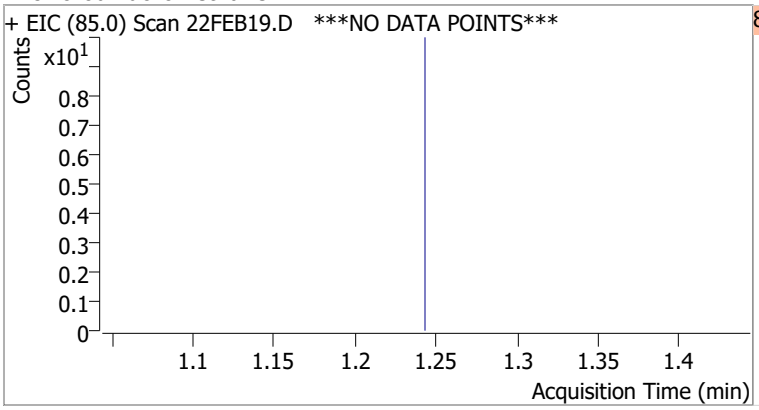

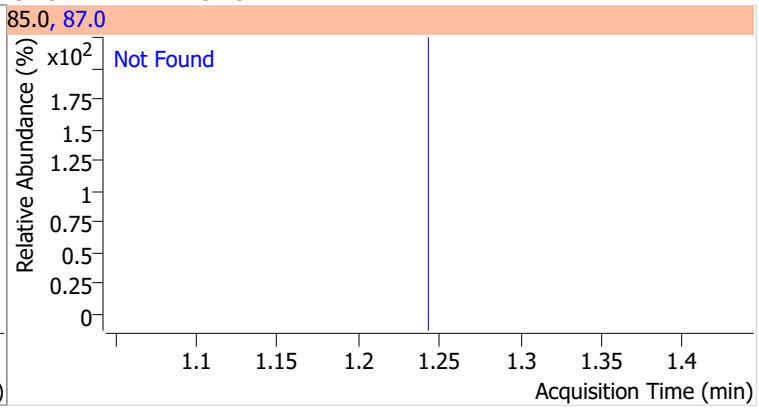

Compound	Conc.	RT	Dev(Min)	Resp.	QIon	QRatio	Lower	Upper
Chloromethane	0.4227	1.41	0.00	658 (m)	52.0	5.3	2.4	62.4

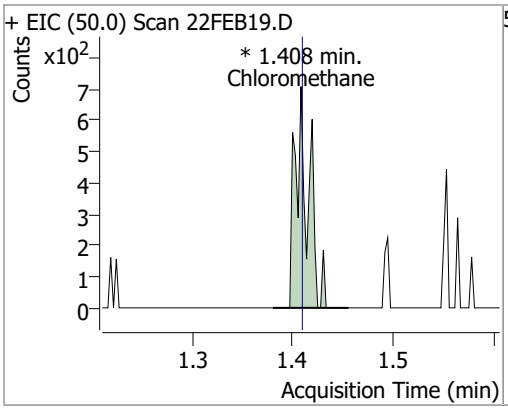

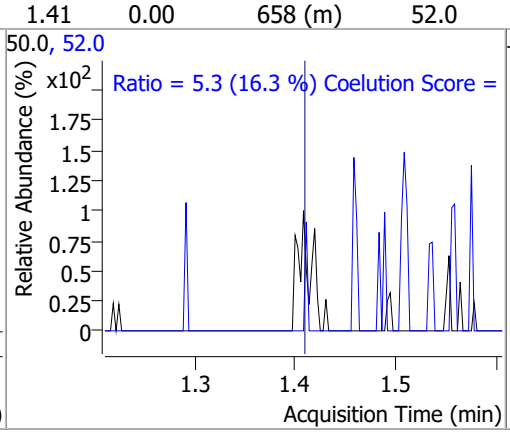

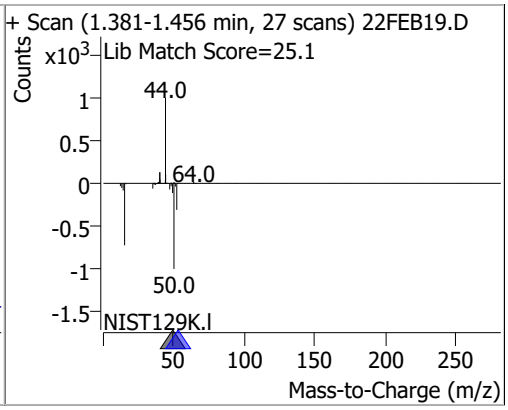

Compound	Conc.	Exp RT	QIon	Exp Ratio
Vinyl chloride	N.D.	1.50	64.0	31.3

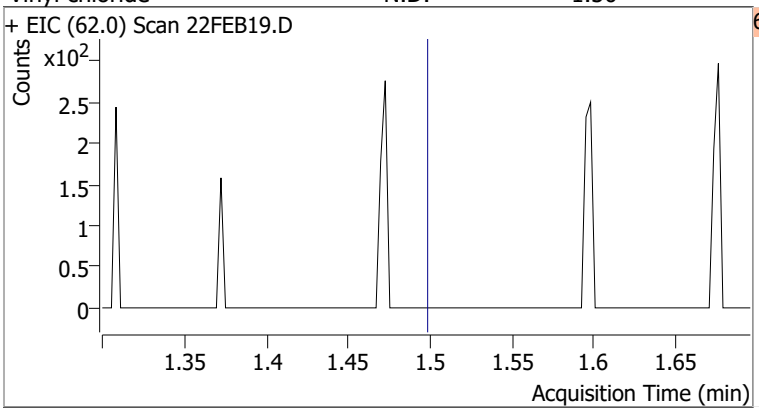

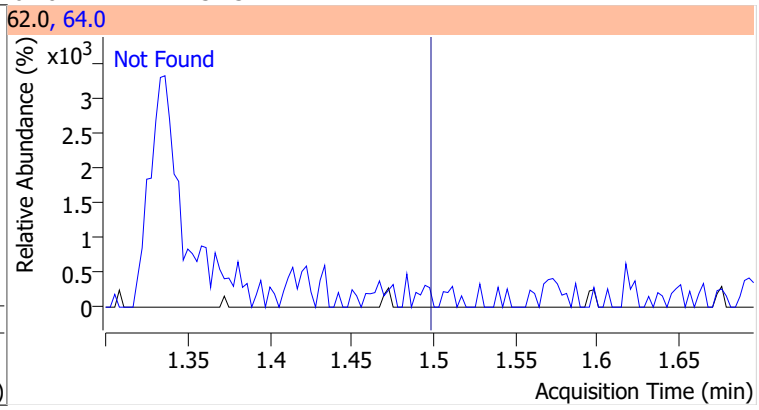

Compound	Conc.	Exp RT	QIon	Exp Ratio
Bromomethane	N.D.	1.80	94.0	110.1

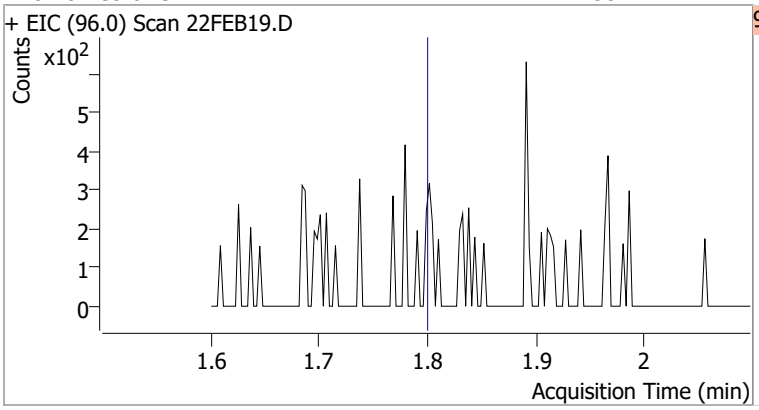

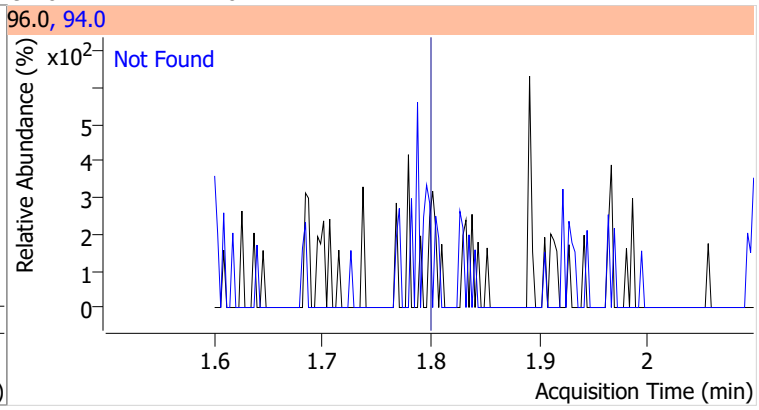

Compound	Conc.	Exp RT	QIon	Exp Ratio
Chloroethane	N.D.	1.90	66.0	30.0

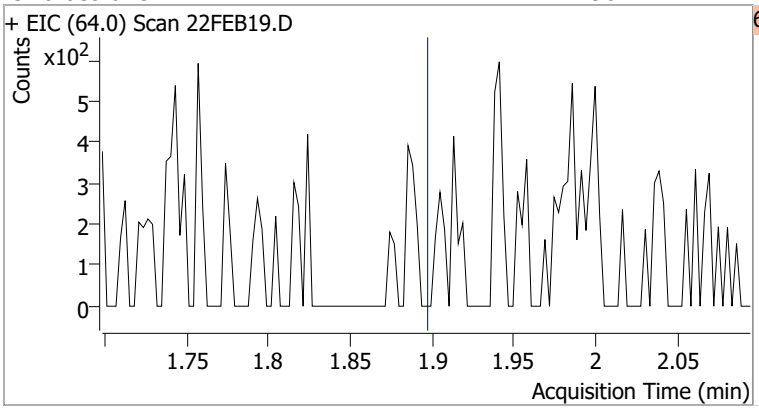

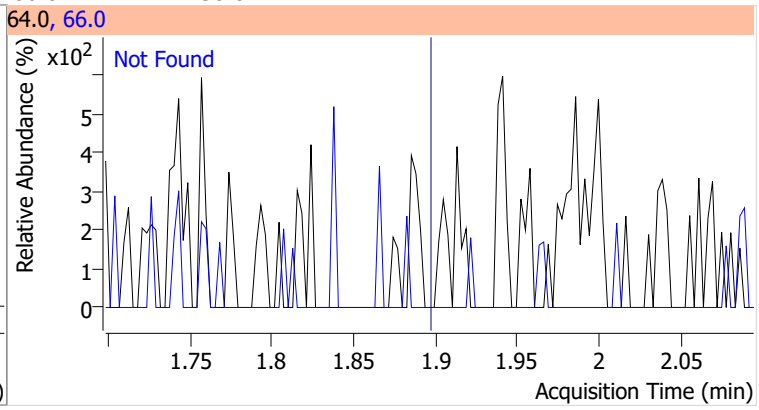

Compound	Conc.	Exp RT	QIon	Exp Ratio
Trichlorofluoromethane	N.D.	2.15	103.0	65.0

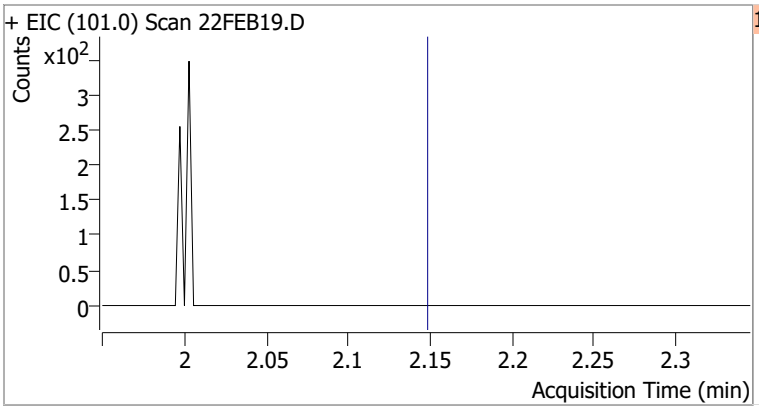

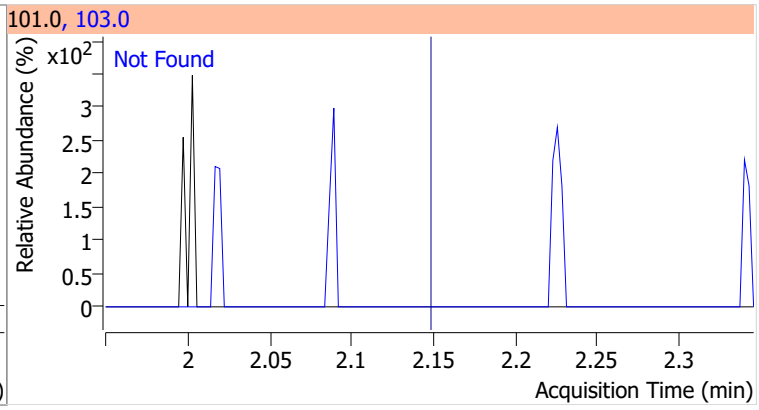

Compound	Conc.	Exp RT	QIon	Exp Ratio	QIon	Exp Ratio
1,1-Dichloroethene	N.D.	2.70	61.0	179.9	63.0	57.0

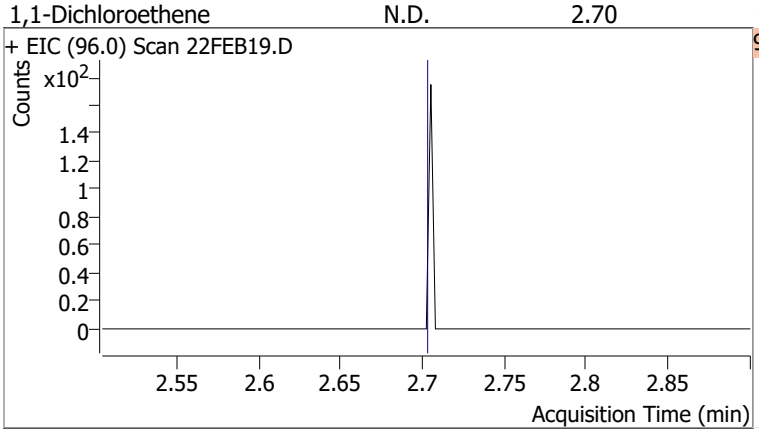

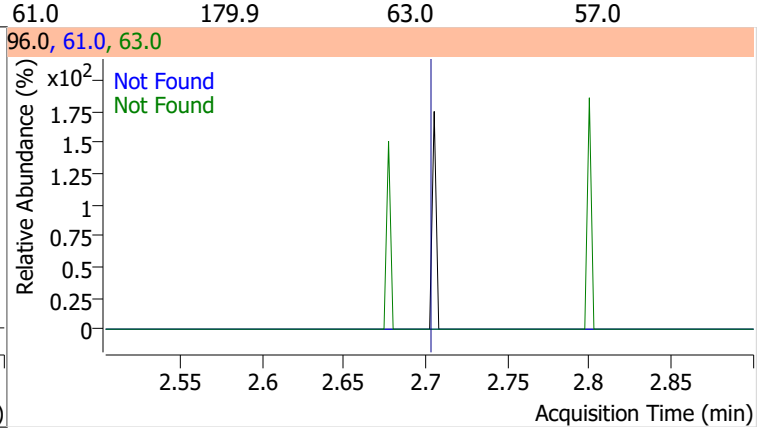

Compound	Conc.	RT	Dev(Min)	Resp.	QIon	QRatio	Lower	Upper
Methylene chloride	2.3007	3.33	0.00	3308 (m)	84.0	56.1	36.1	96.1
					86.0	29.1	11.8	71.8

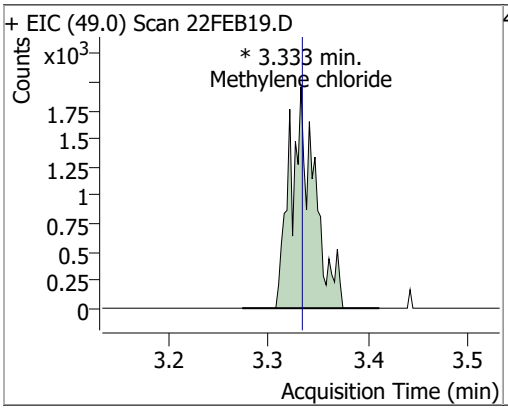

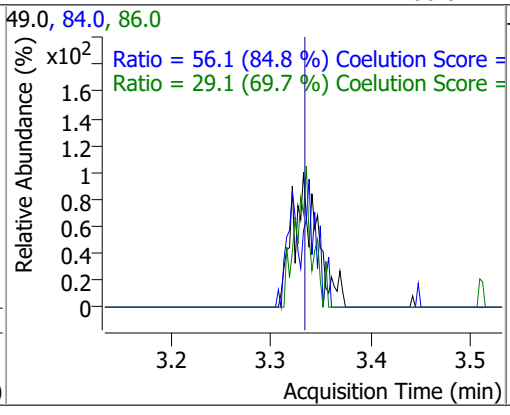

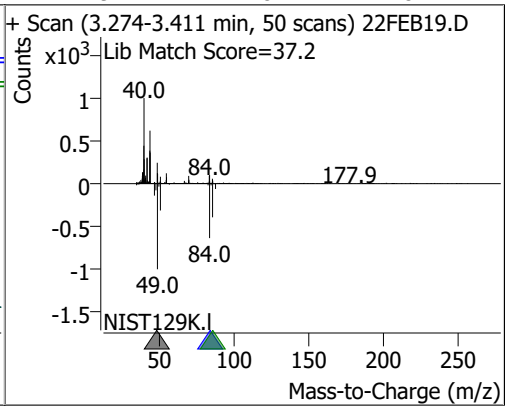

Compound	Conc.	Exp RT	QIon	Exp Ratio	QIon	Exp Ratio
trans-1,2-Dichloroethene	N.D.	3.72	61.0	154.8	98.0	62.1

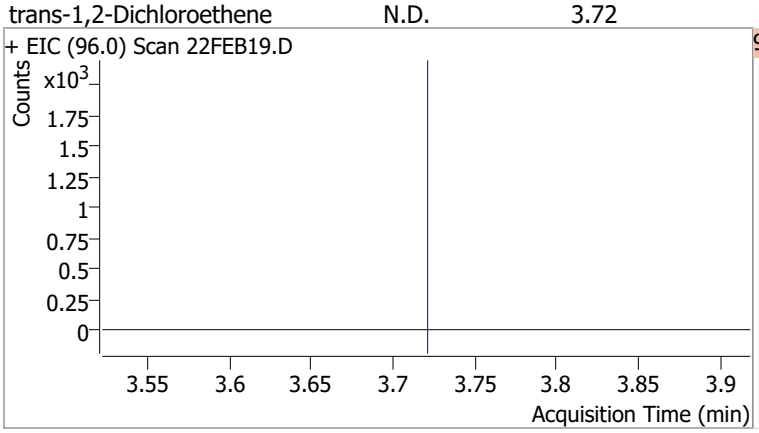

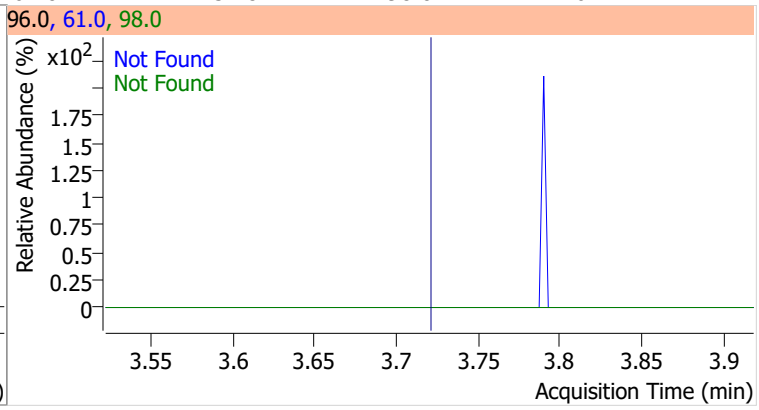

Compound	Conc.	Exp RT	QIon	Exp Ratio
Methyl tert-butyl ether (MTBE)	N.D.	3.75	57.0	24.6

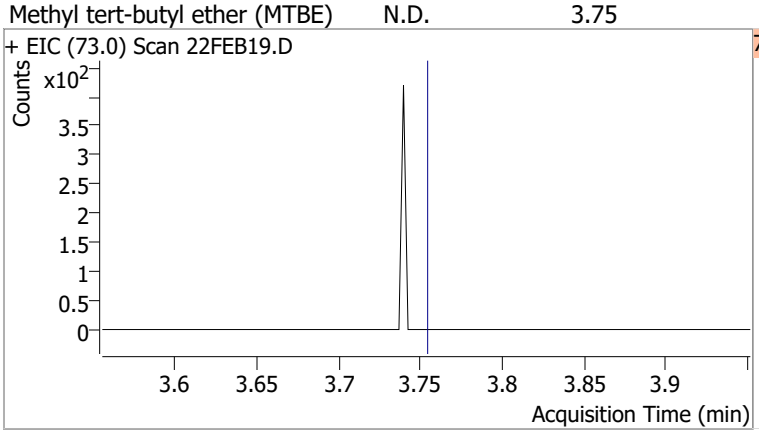

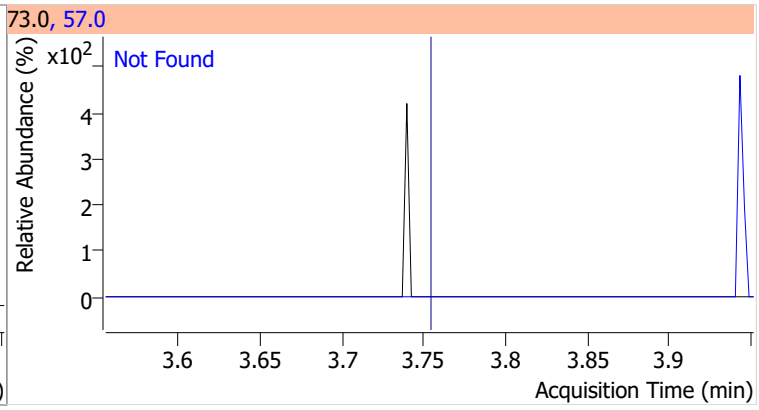

Compound	Conc.	Exp RT	QIon	Exp Ratio	QIon	Exp Ratio
1,1-Dichloroethane	N.D.	4.38	65.0	31.0	83.0	12.7

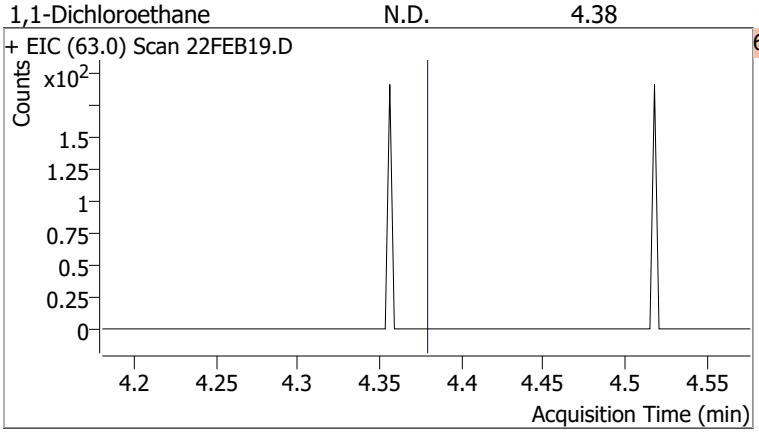

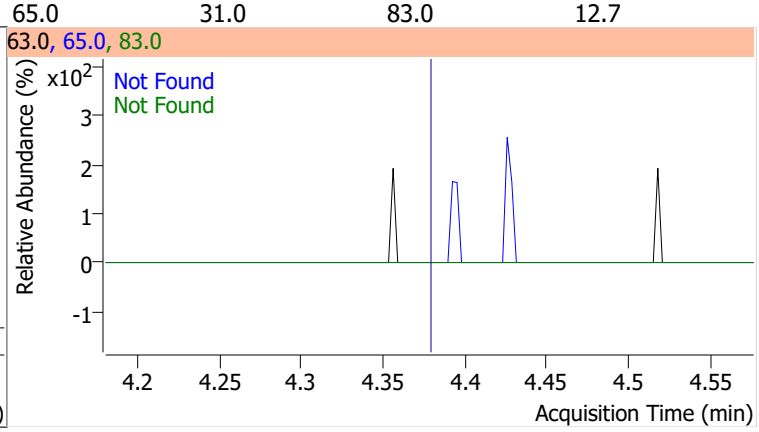

Compound	Conc.	Exp RT	QIon	Exp Ratio	QIon	Exp Ratio
2,2-Dichloropropane	N.D.	5.19	41.0	68.8	97.0	23.9

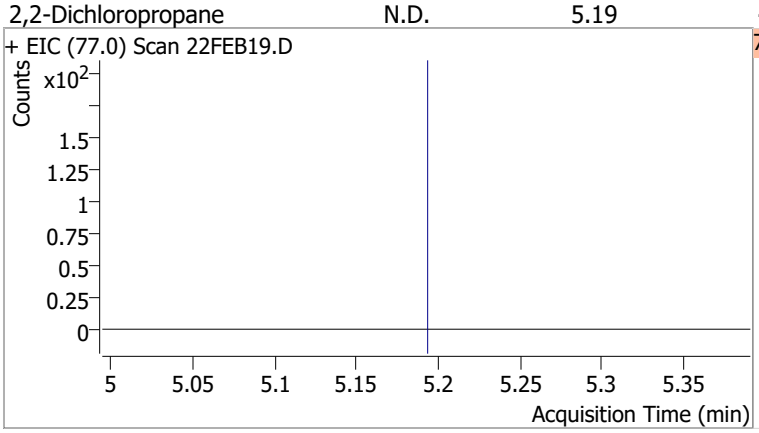

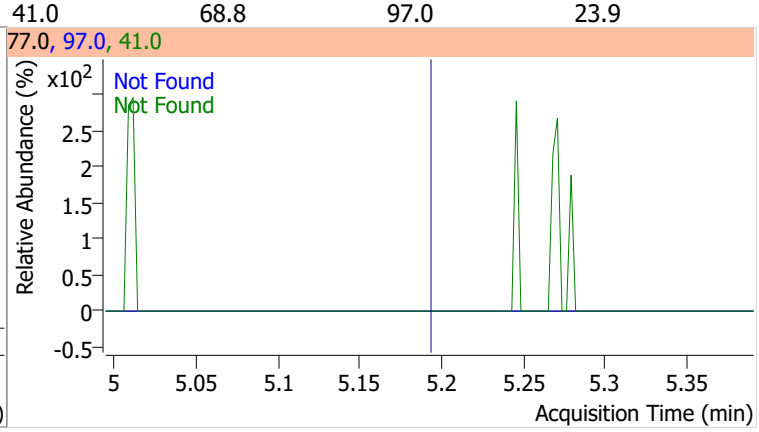

Compound	Conc.	Exp RT	QIon	Exp Ratio	QIon	Exp Ratio
cis-1,2-Dichloroethene	N.D.	5.21	61.0	160.4	98.0	66.2

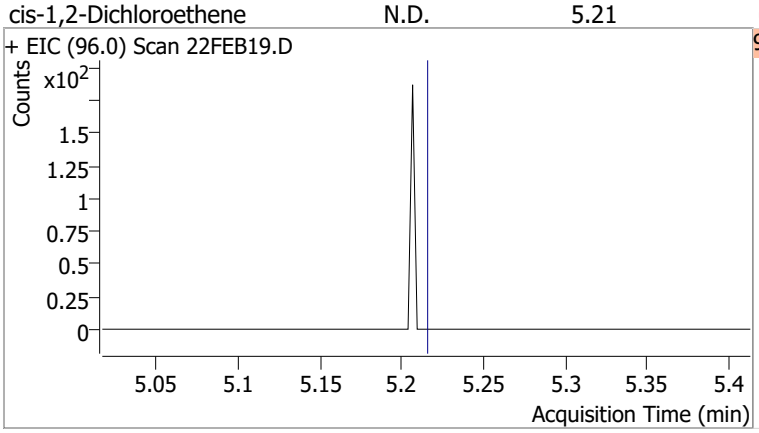

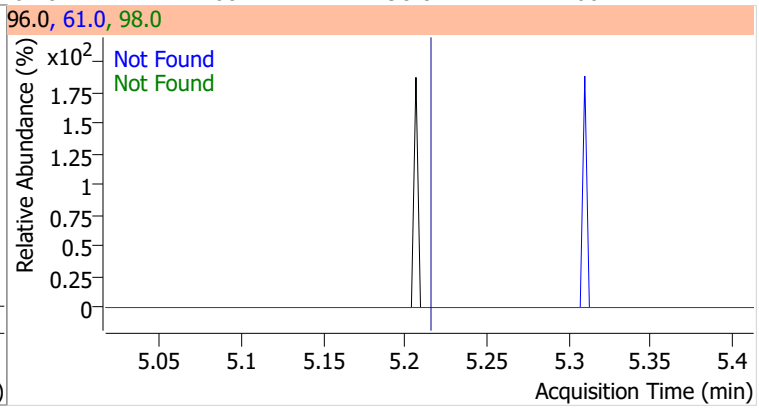

Compound	Conc.	Exp RT	QIon	Exp Ratio
Methyl ethyl ketone	N.D.	5.28	72.0	20.6

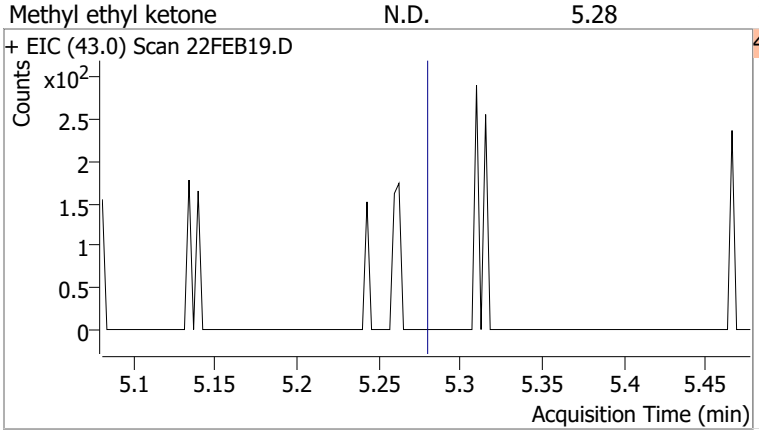

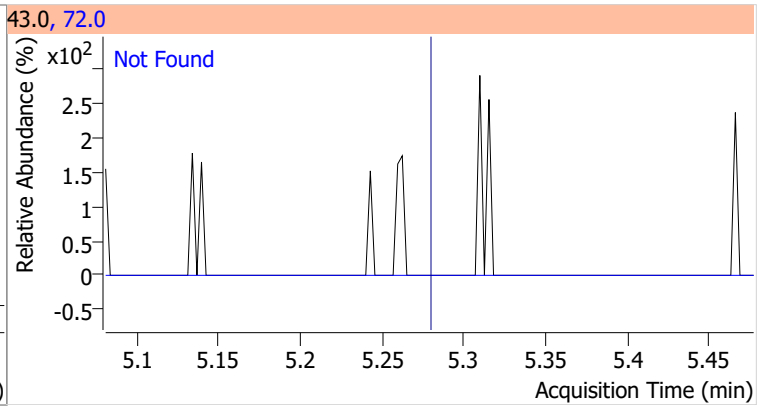

Compound	Conc.	Exp RT	QIon	Exp Ratio
Bromochloromethane	N.D.	5.52	49.0	182.2

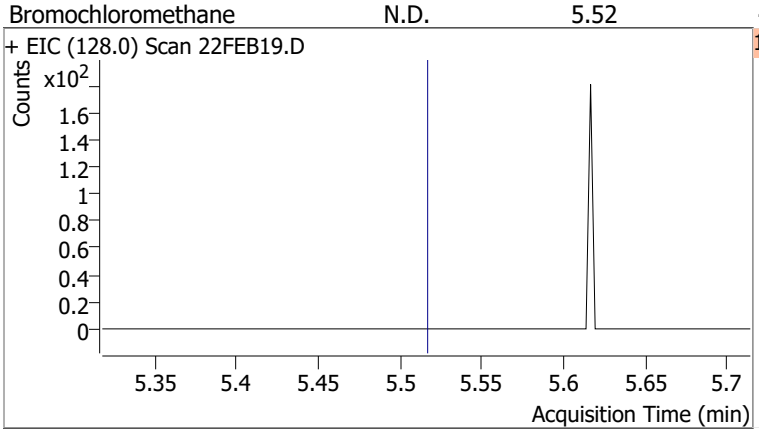

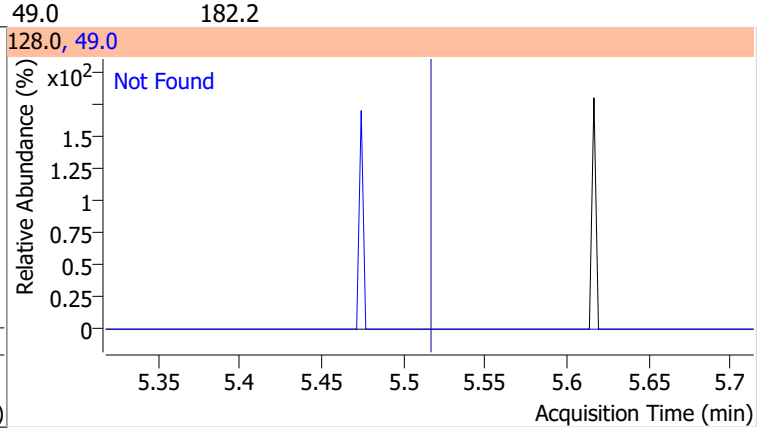

Compound	Conc.	RT	Dev(Min)	Resp.	QIon	QRatio	Lower	Upper
Chloroform		0		0	85.0		36.2	96.2

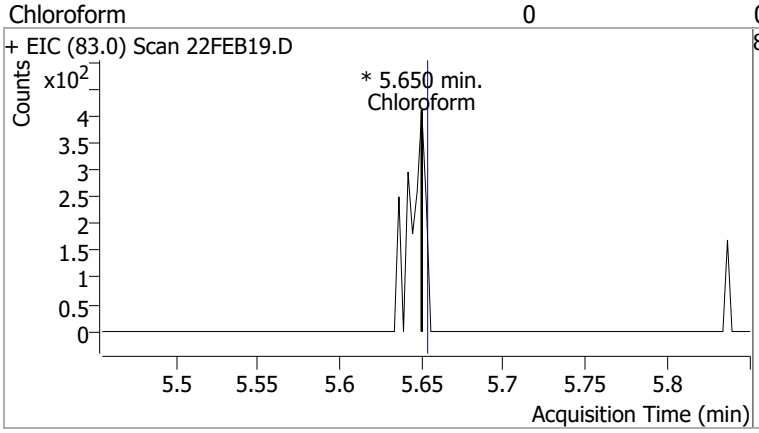

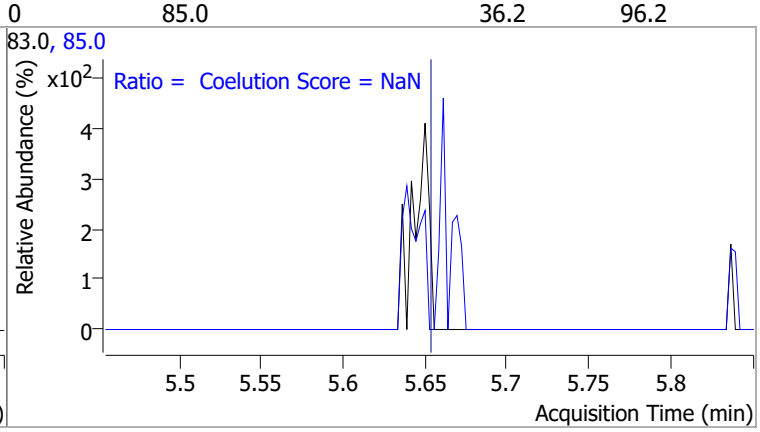

Compound	Conc.	Exp RT	QIon	Exp Ratio	QIon	Exp Ratio
1,1,1-Trichloroethane	N.D.	5.83	99.0	63.1	61.0	49.1

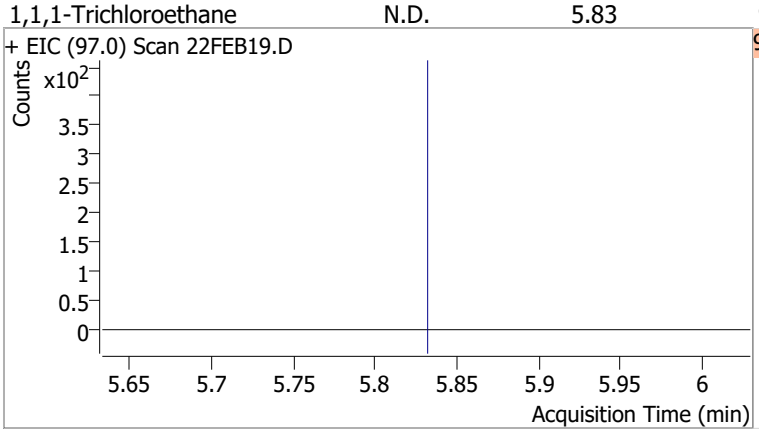

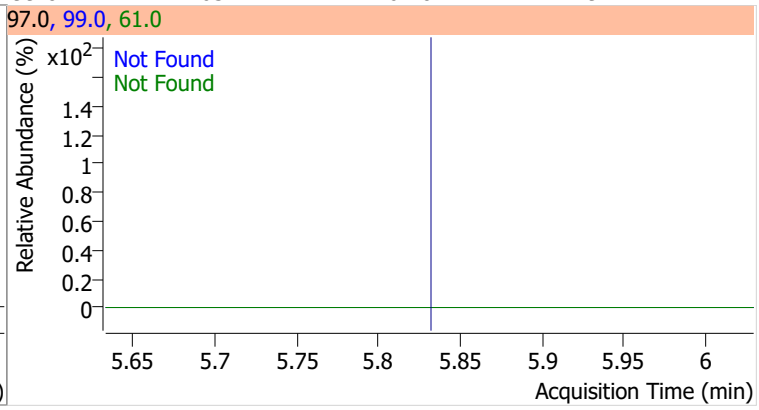

Compound	Conc.	RT	Dev(Min)	Resp.	QIon	QRatio	Lower	Upper
Dibromofluoromethane	277.6859	5.85	-0.01	264538	191.5	21.7	0.0	53.2

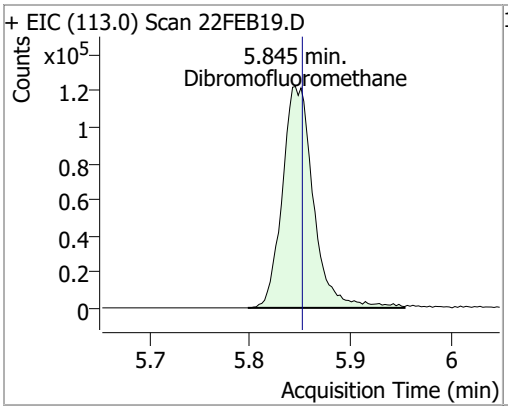

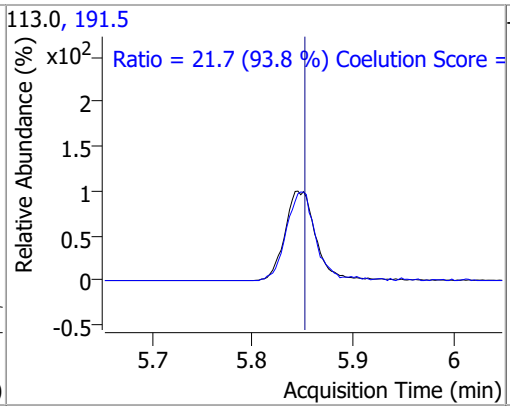

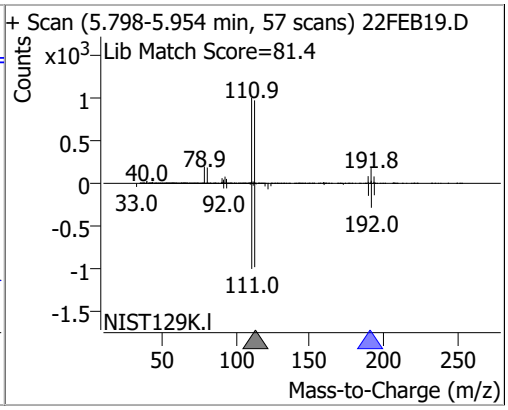

Compound	Conc.	Exp RT	QIon	Exp Ratio	QIon	Exp Ratio
Carbon tetrachloride	N.D.	6.02	119.0	97.6	121.0	30.7

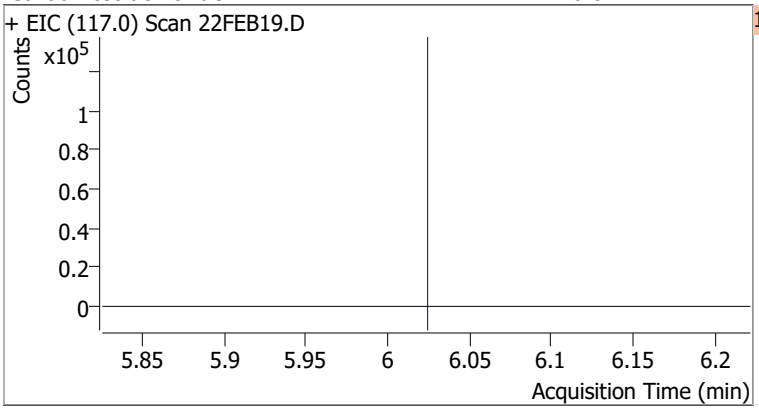

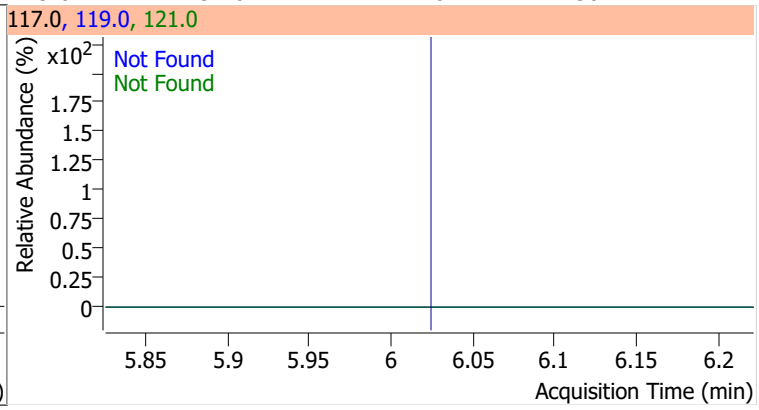

Compound	Conc.	Exp RT	QIon	Exp Ratio	QIon	Exp Ratio
1,1-Dichloropropene	N.D.	6.04	110.0	35.6	77.0	31.0

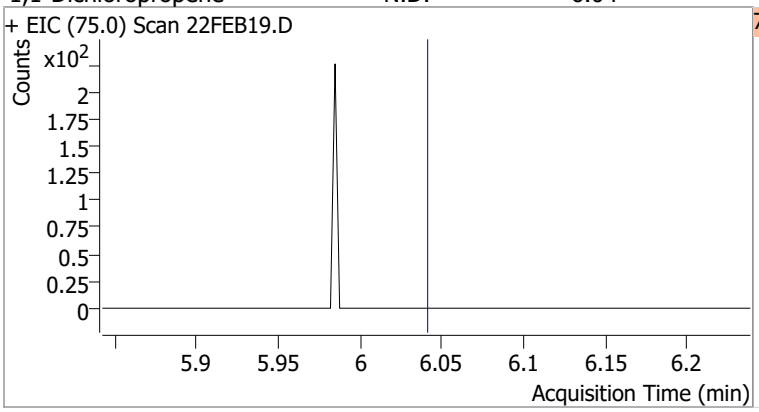

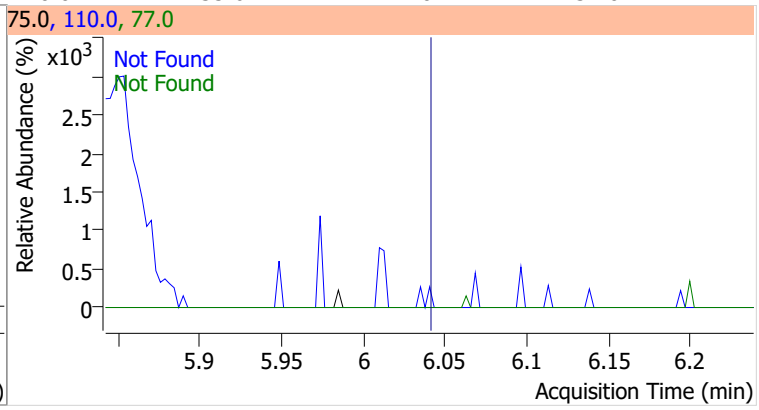

Compound	Conc.	RT	Dev(Min)	Resp.	QIon	QRatio	Lower	Upper
1,2-Dichloroethane-d4	284.7075	6.23	0.00	117163	65.0	191.1	162.8	222.8

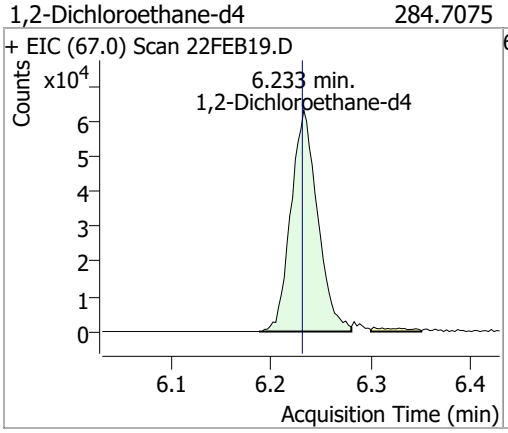

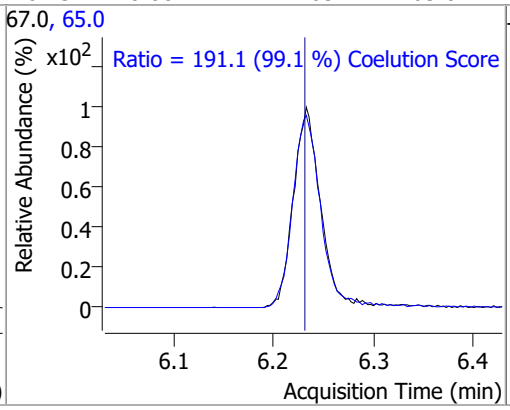

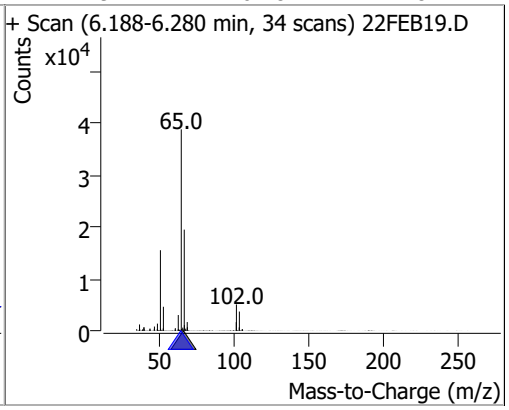

Compound	Conc.	Exp RT	QIon	Exp Ratio
Benzene	N.D.	6.28	77.0	23.3

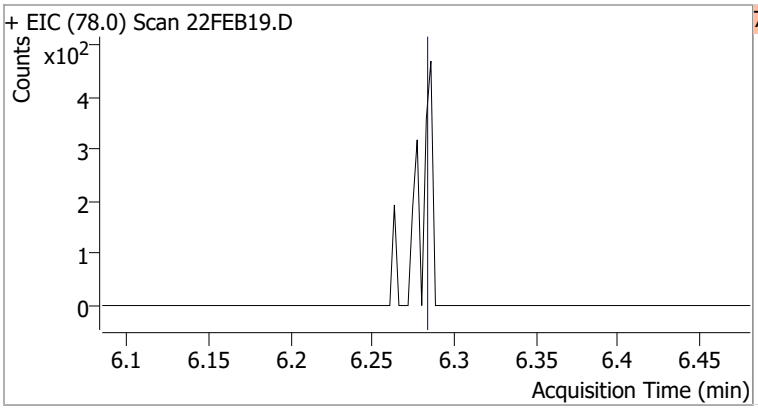

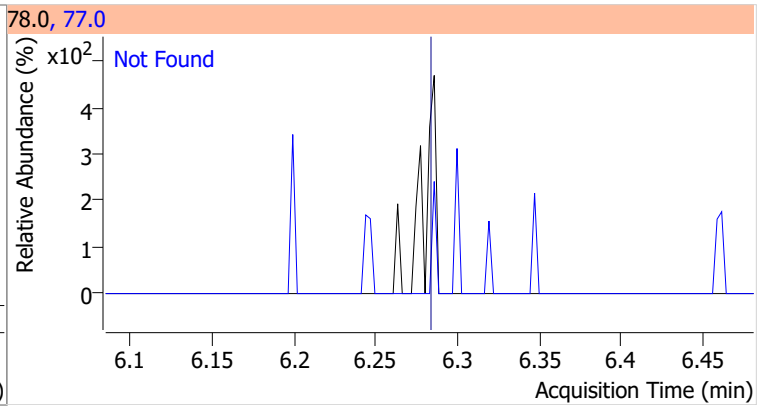

Compound	Conc.	Exp RT	QIon	Exp Ratio	QIon	Exp Ratio
1,2-Dichloroethane	N.D.	6.32	64.0	32.2	98.0	8.2

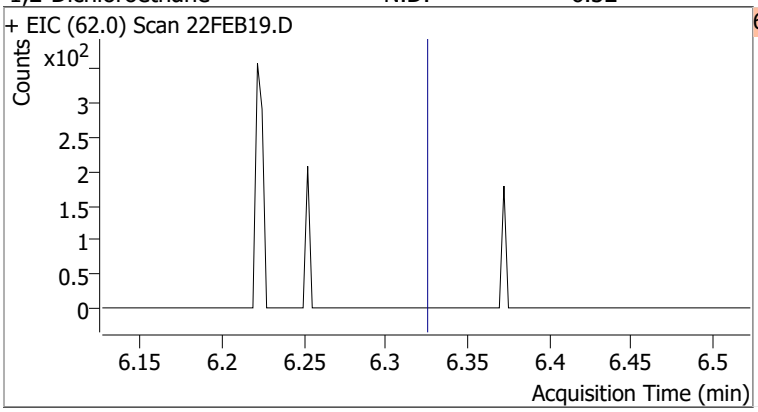

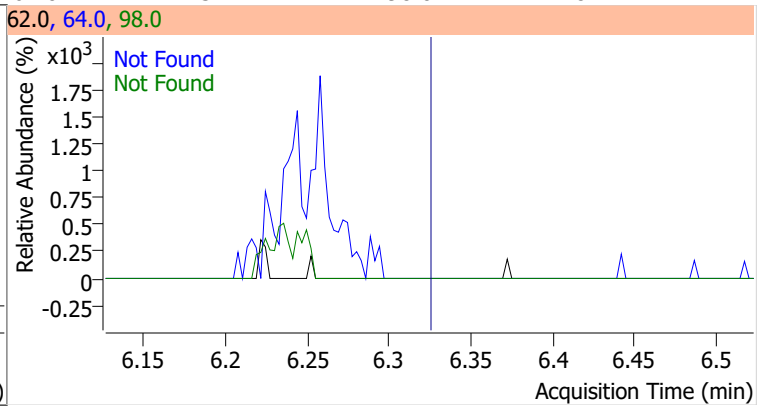

Compound	Conc.	Exp RT	QIon	Exp Ratio	QIon	Exp Ratio
Trichloroethene	N.D.	7.02	130.0	105.6	97.0	65.7

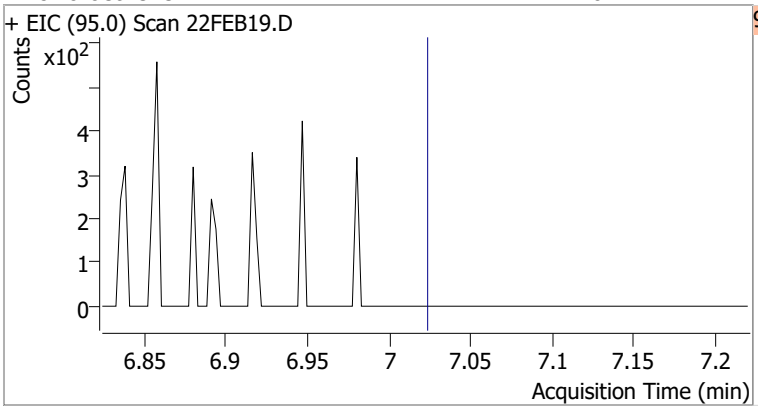

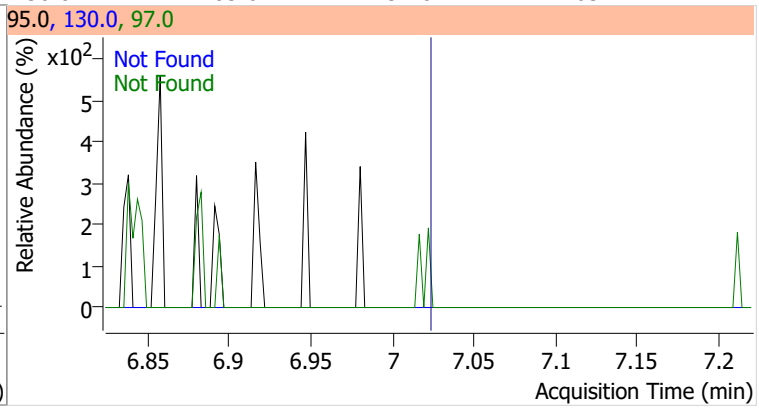

Compound	Conc.	Exp RT	QIon	Exp Ratio
1,2-Dichloropropane	N.D.	7.27	76.0	39.8

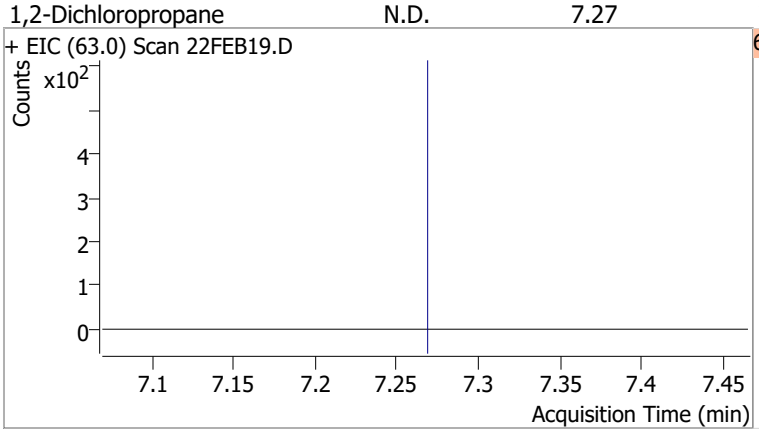

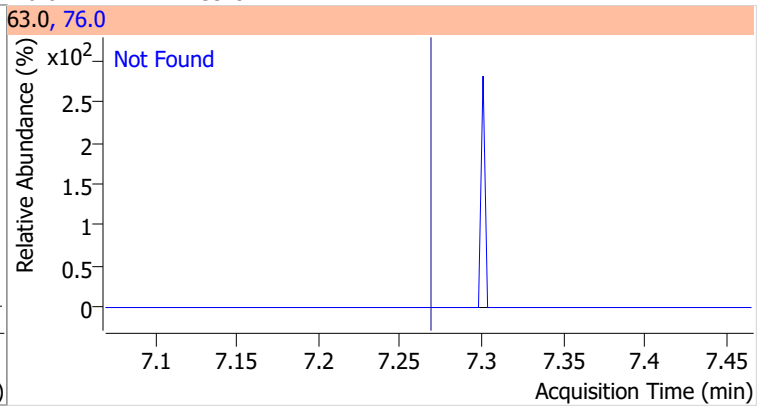

Compound	Conc.	Exp RT	QIon	Exp Ratio	QIon	Exp Ratio
Dibromomethane	N.D.	7.40	173.5	108.2	95.0	84.5

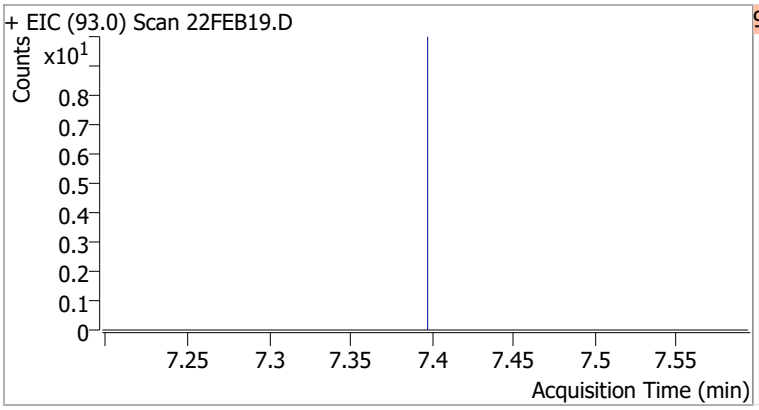

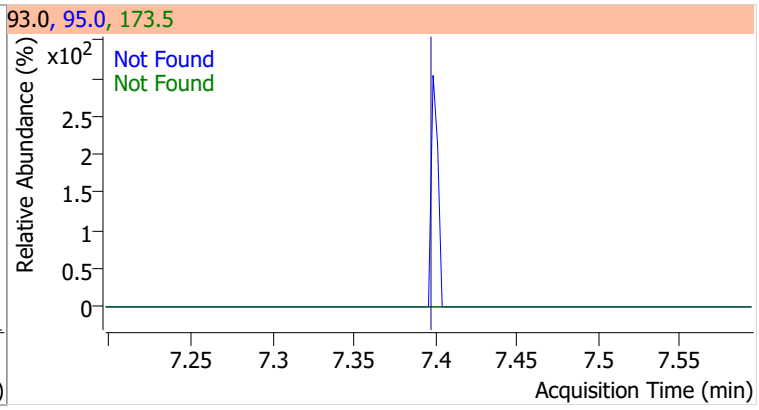

Compound	Conc.	Exp RT	QIon	Exp Ratio	QIon	Exp Ratio
Bromodichloromethane	N.D.	7.58	85.0	66.3	127.0	9.5

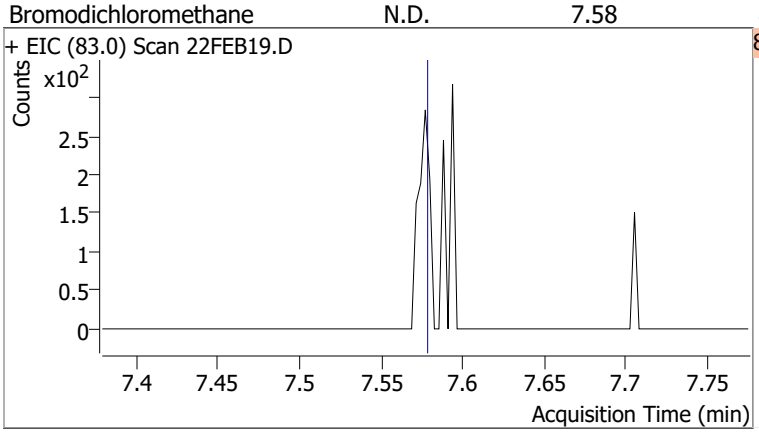

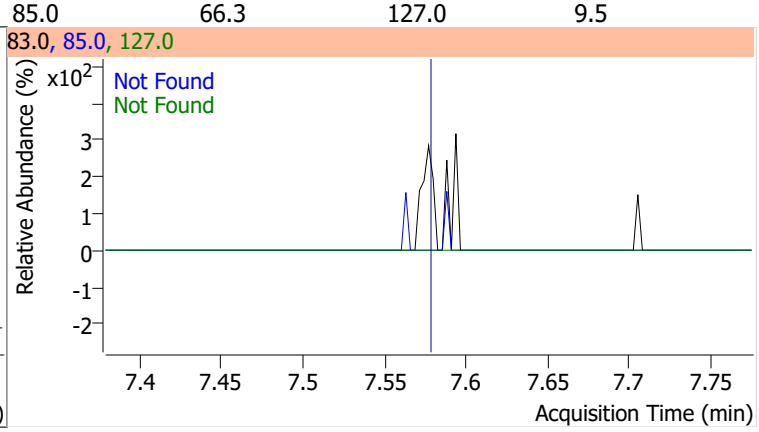

Compound	Conc.	Exp RT	QIon	Exp Ratio	QIon	Exp Ratio
cis-1,3-Dichloropropene	N.D.	8.06	39.0	52.5	77.0	31.8

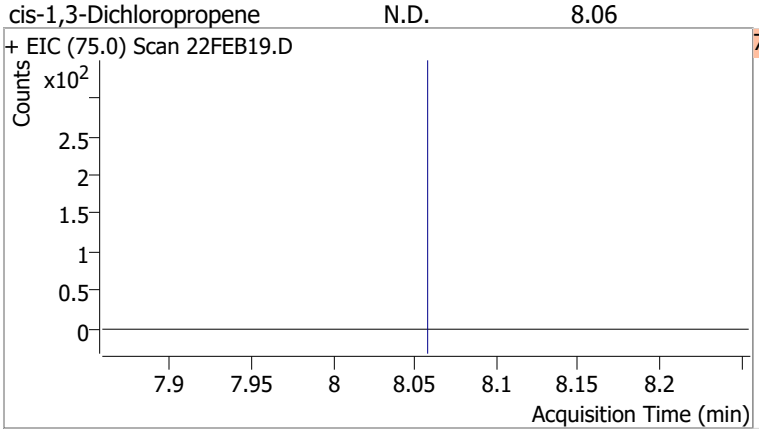

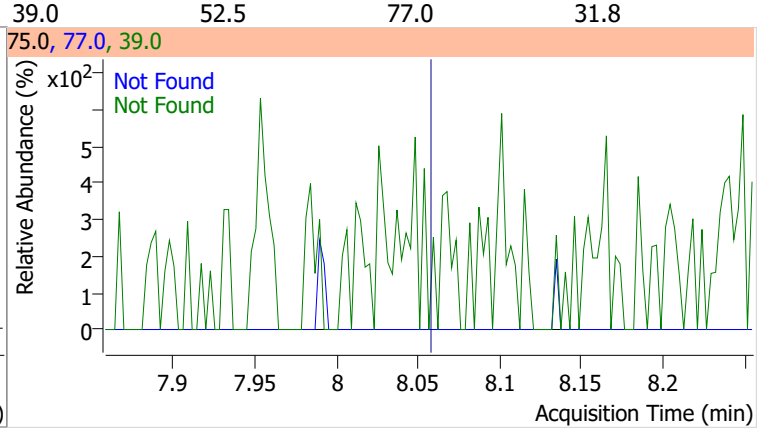

Compound	Conc.	RT	Dev(Min)	Resp.	QIon	QRatio	Lower	Upper
Toluene-d8	263.5168	8.32	0.00	987038	100.0	62.7	34.3	94.3
					99.0	9.5	0.0	39.2

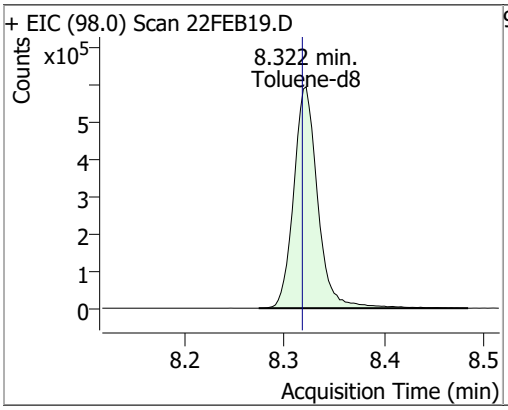

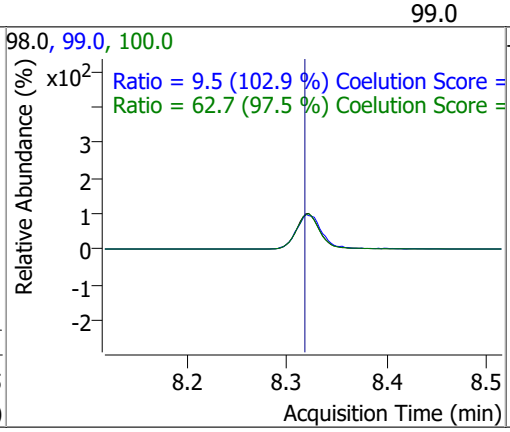

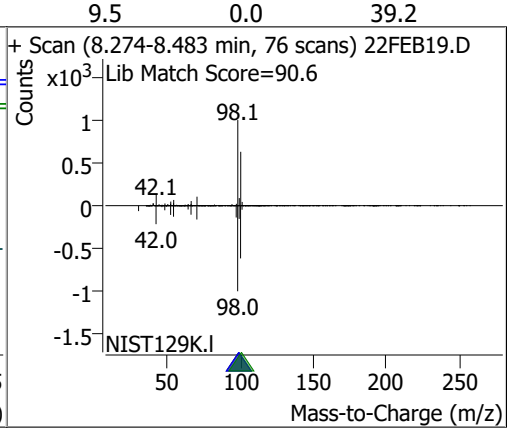

Compound	Conc.	RT	Dev(Min)	Resp.	QIon	QRatio	Lower	Upper
Toluene	1.3273	8.39	0.01	3314 (m)	91.0	178.6	144.1	204.1

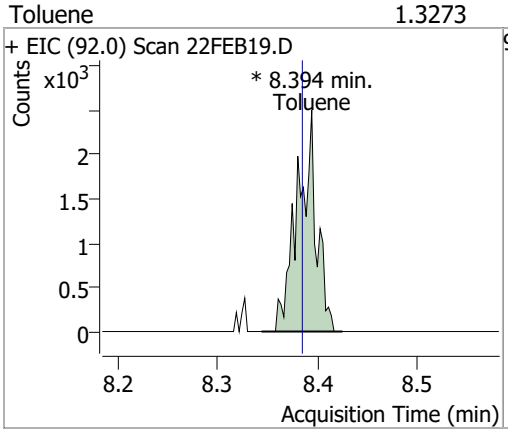

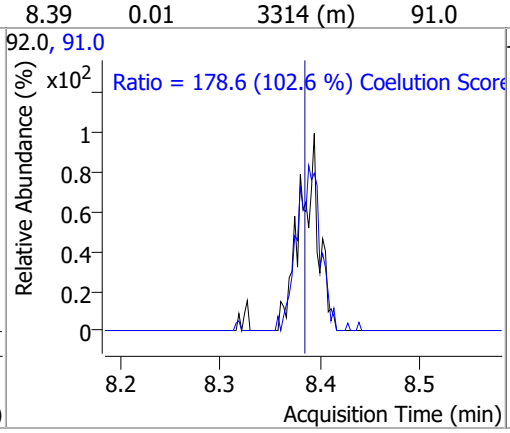

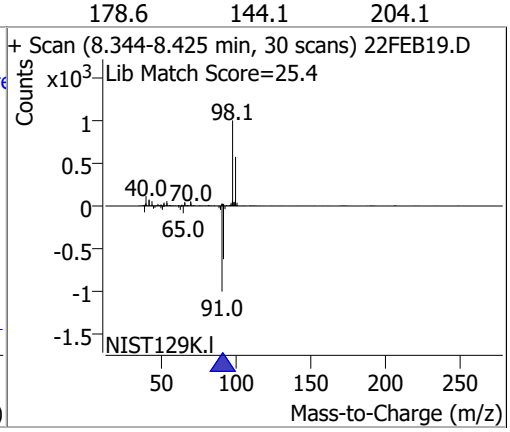

Compound	Conc.	Exp RT	QIon	Exp Ratio	QIon	Exp Ratio
trans-1,3-Dichloropropene	N.D.	8.64	39.0	53.0	77.0	31.0

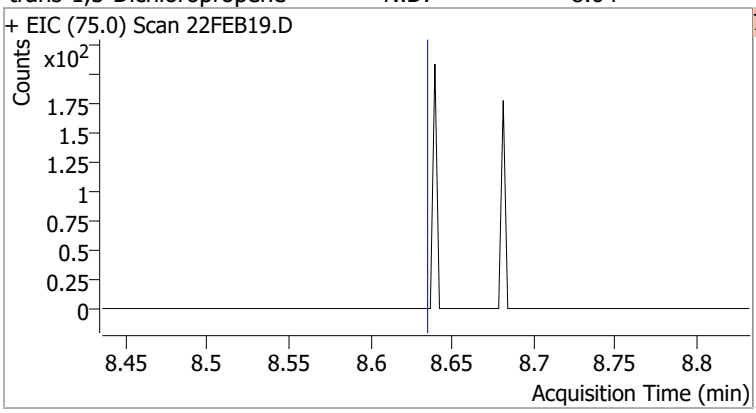

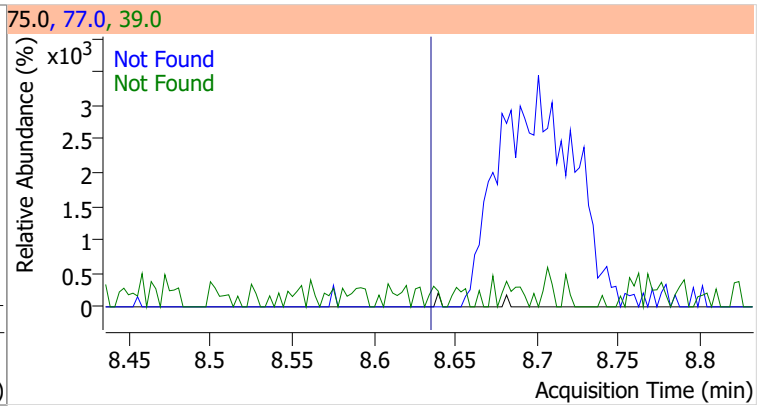

Compound	Conc.	Exp RT	QIon	Exp Ratio	QIon	Exp Ratio
1,1,2-Trichloroethane	N.D.	8.82	97.0	110.7	85.0	60.7

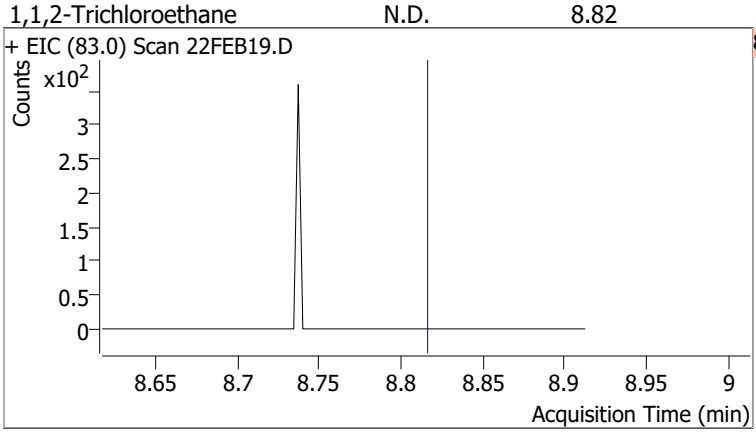

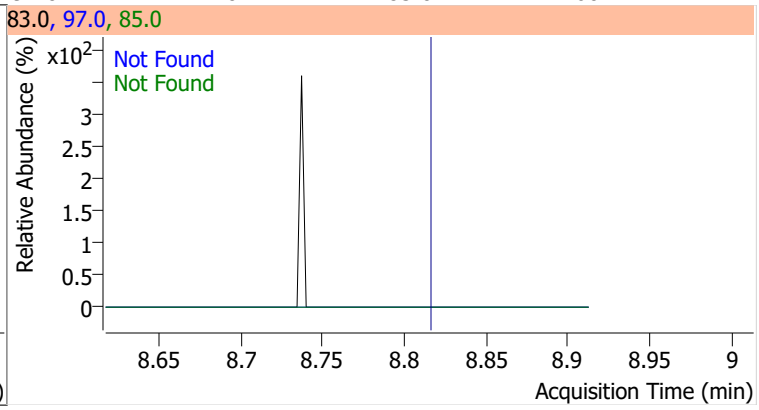

Compound	Conc.	Exp RT	QIon	Exp Ratio	QIon	Exp Ratio
Tetrachloroethene	N.D.	8.94	165.8	126.1	129.0	90.5

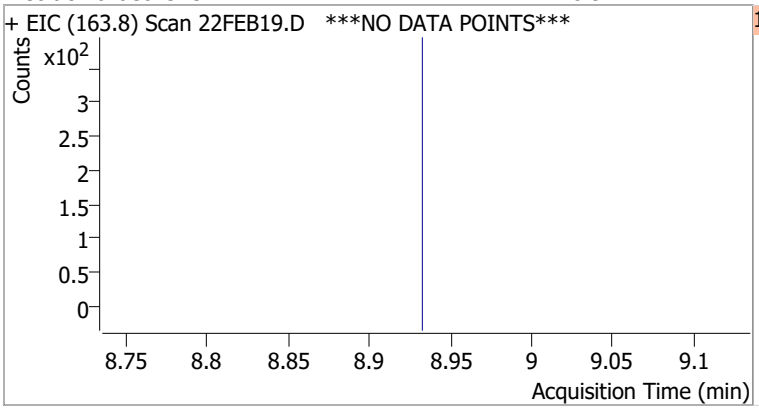

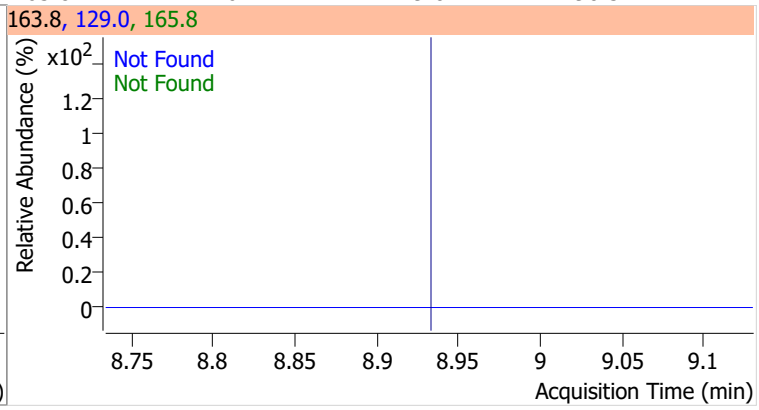

Compound	Conc.	Exp RT	QIon	Exp Ratio
1,3-Dichloropropane	N.D.	8.98	78.0	32.4

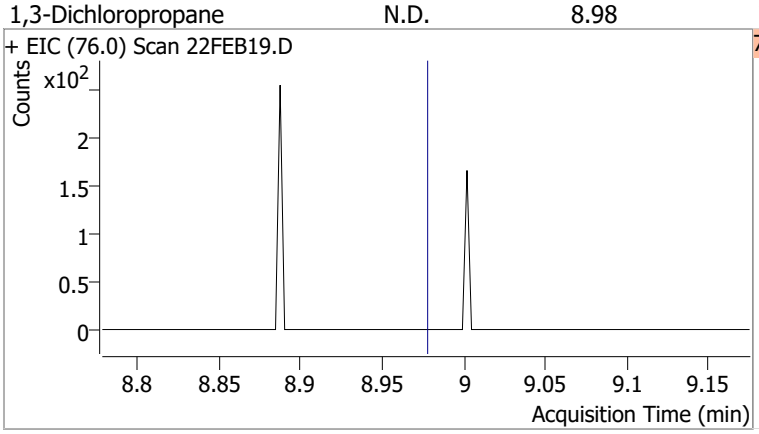

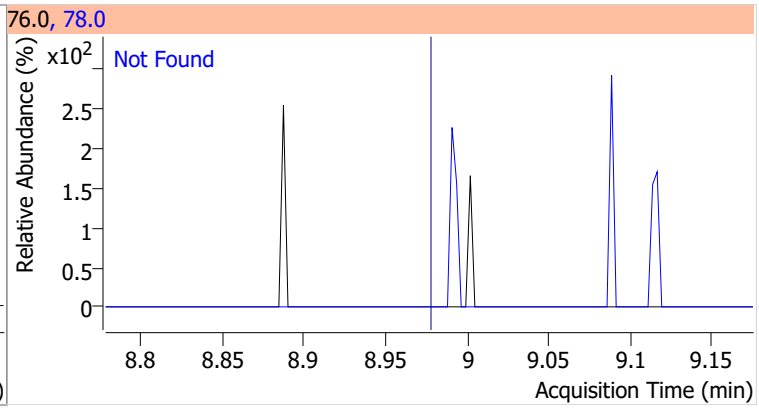

Compound	Conc.	Exp RT	QIon	Exp Ratio
Chlorodibromomethane	N.D.	9.21	127.0	77.2

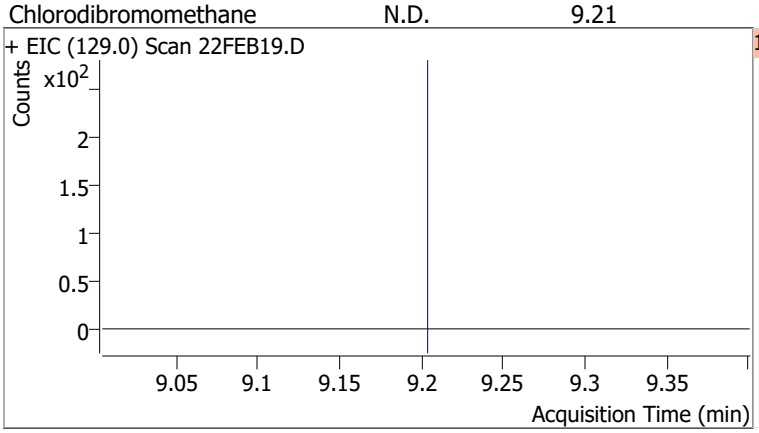

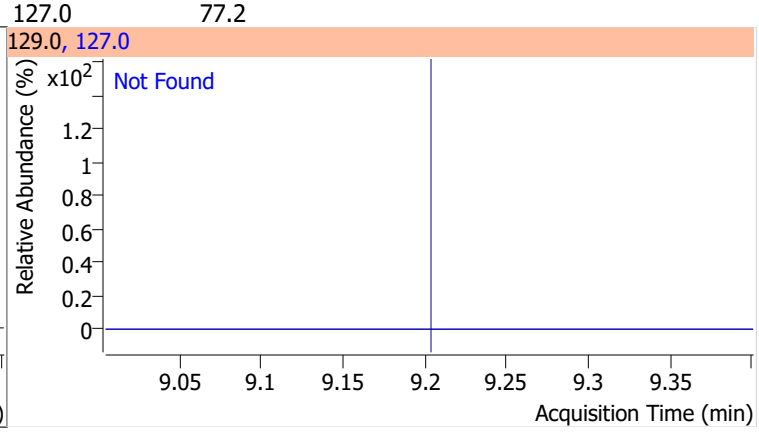

Compound	Conc.	Exp RT	QIon	Exp Ratio
1,2-Dibromoethane	N.D.	9.30	109.0	91.5

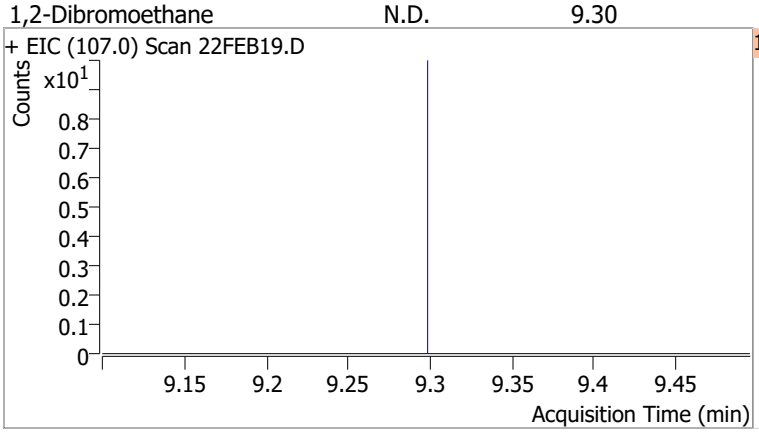

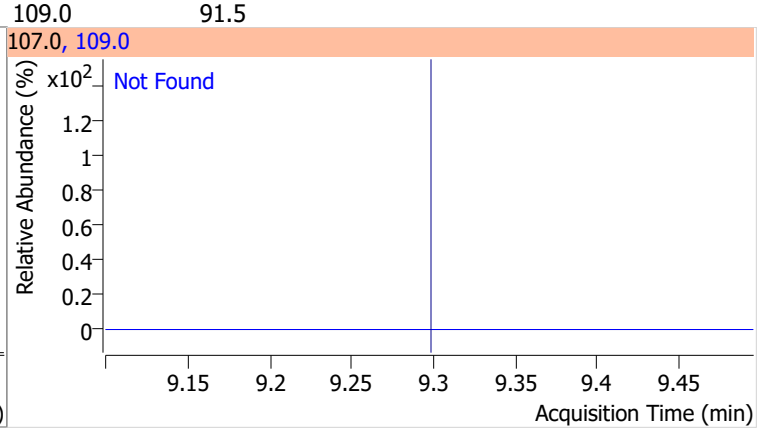

Compound	Conc.	Exp RT	QIon	Exp Ratio
Chlorobenzene	N.D.	9.80	114.0	32.2

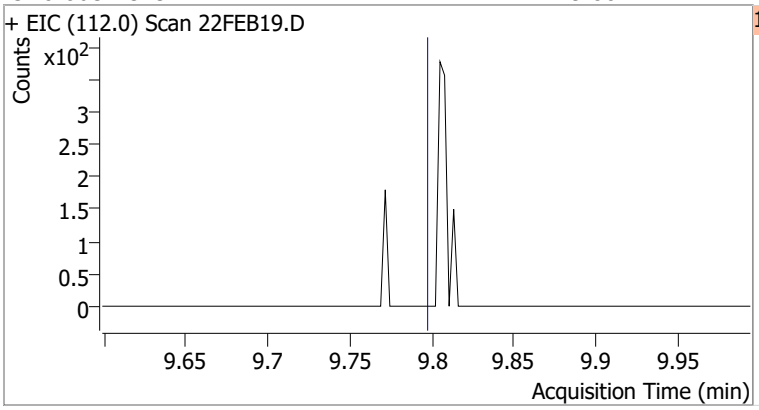

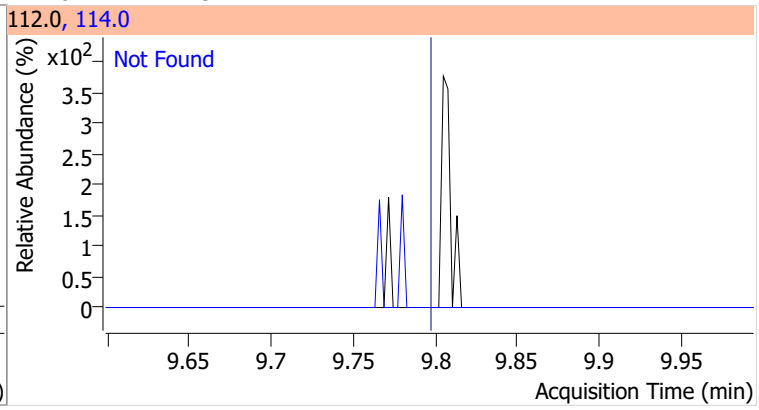

Compound	Conc.	Exp RT	QIon	Exp Ratio
1,1,1,2-Tetrachloroethane	N.D.	9.89	133.0	95.3

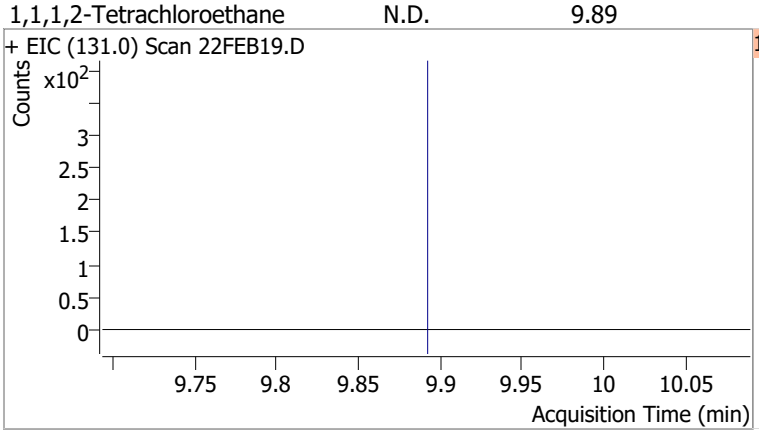

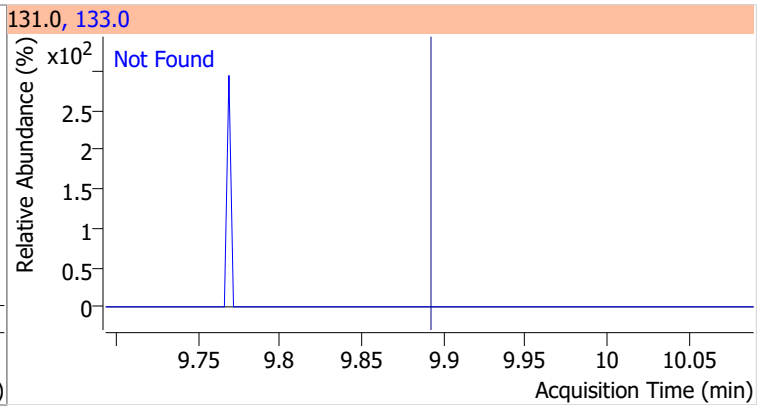

Compound	Conc.	Exp RT	QIon	Exp Ratio
Ethylbenzene	N.D.	9.92	106.0	31.7

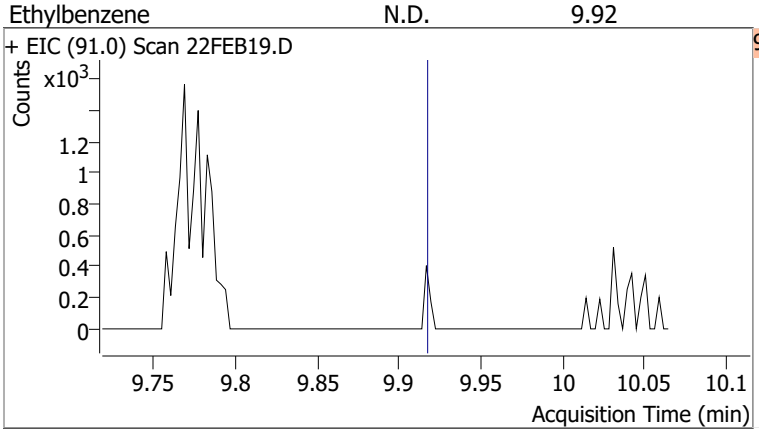

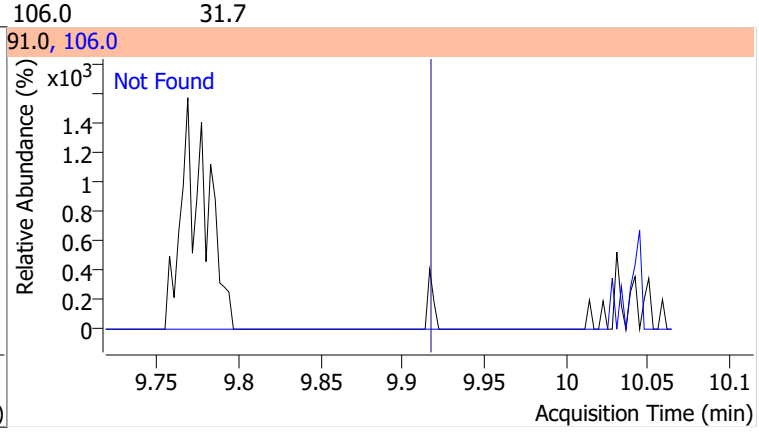

Compound	Conc.	RT	Dev(Min)	Resp.	QIon	QRatio	Lower	Upper
m+p-Xylenes		0		0	91.0		170.7	230.7

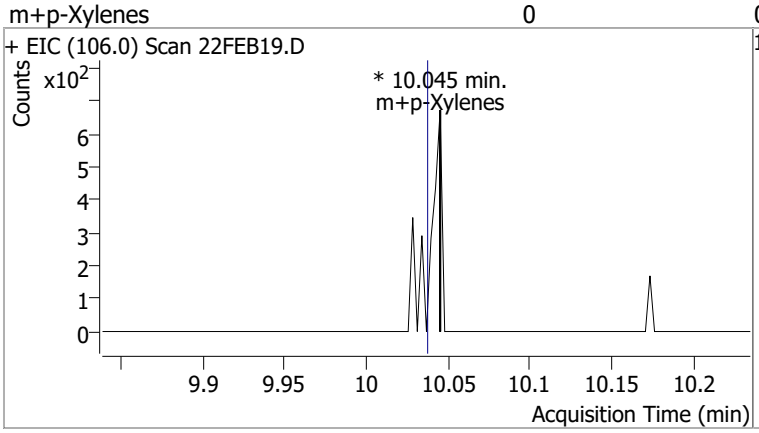

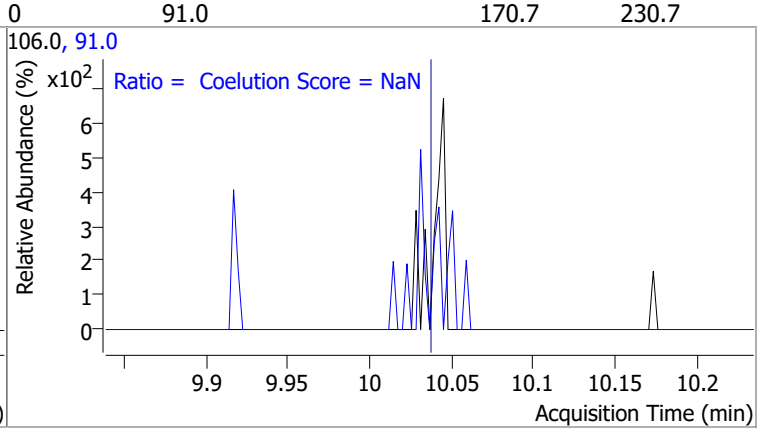

Compound	Conc.	Exp RT	QIon	Exp Ratio
o-Xylene	N.D.	10.43	91.0	211.4

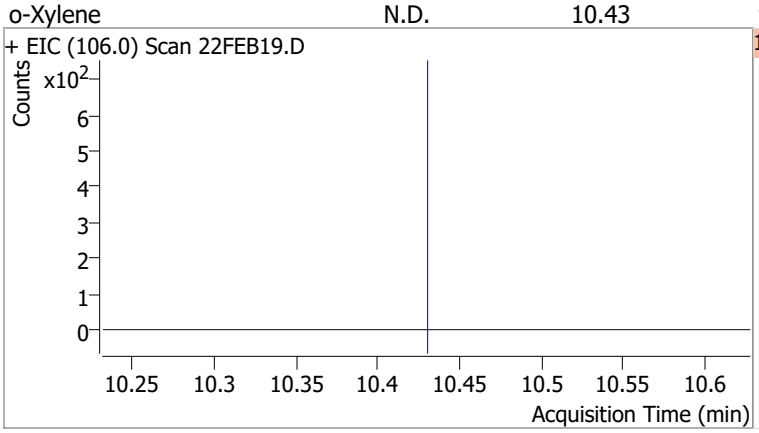

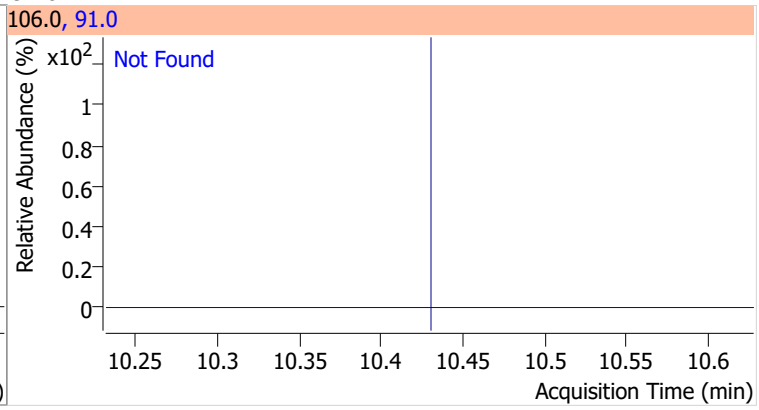

Compound	Conc.	Exp RT	QIon	Exp Ratio
Styrene	N.D.	10.45	78.0	50.6

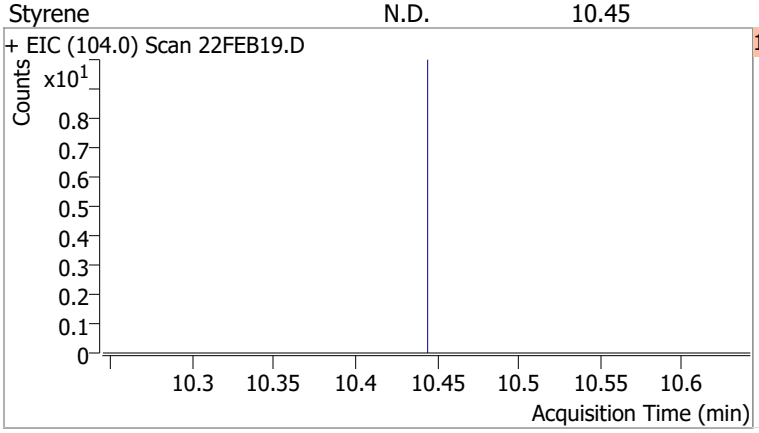

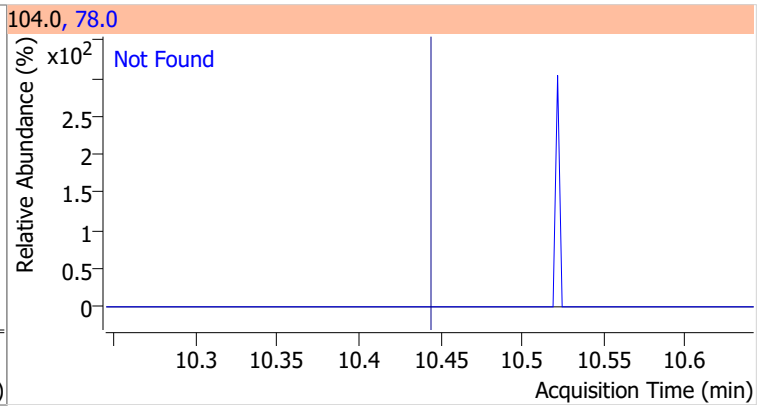

Compound	Conc.	Exp RT	QIon	Exp Ratio	QIon	Exp Ratio
Bromoform	N.D.	10.62	170.5	50.3	174.5	48.1

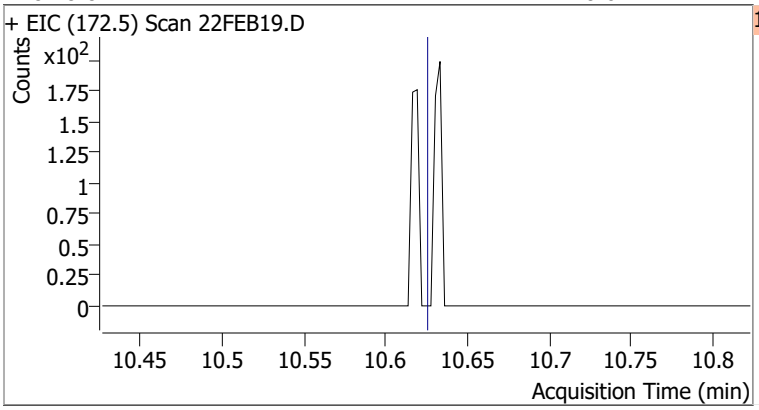

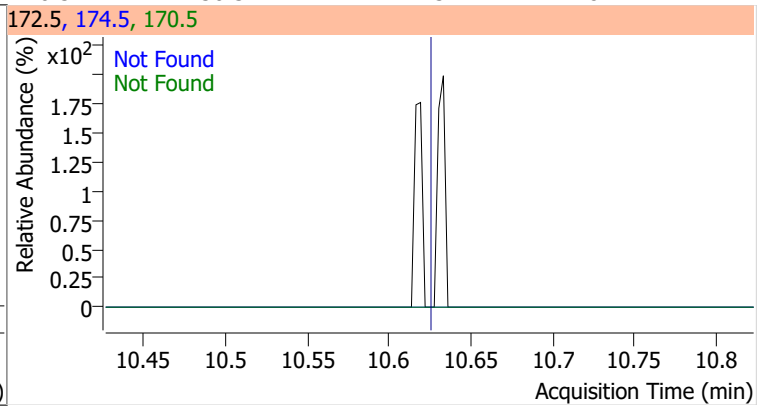

Compound	Conc.	RT	Dev(Min)	Resp.	QIon	QRatio	Lower	Upper
p-Bromofluorobenzene	267.5139	10.95	0.00	274359	174.0	93.1	65.3	125.3
					176.0	91.0	63.3	123.3

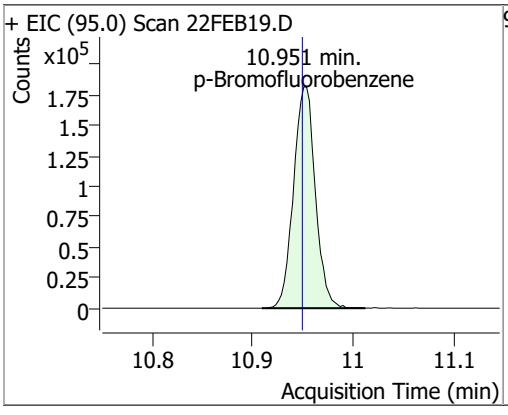

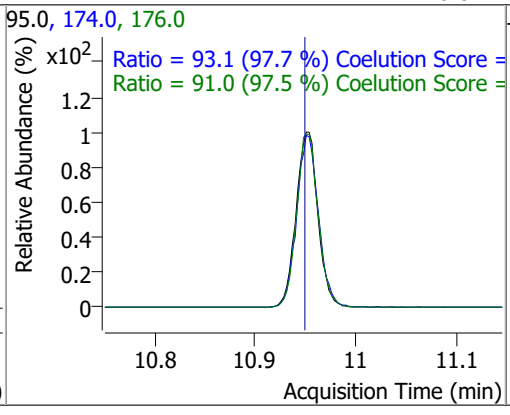

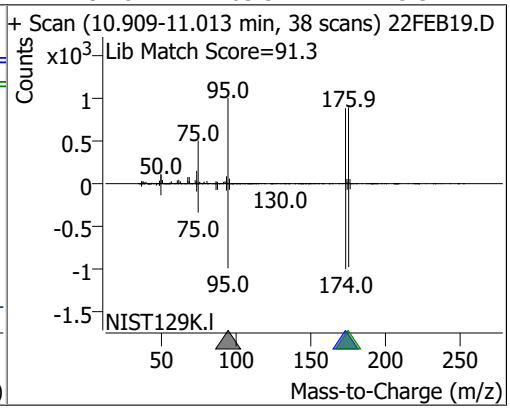

Compound	Conc.	Exp RT	QIon	Exp Ratio	QIon	Exp Ratio
Bromobenzene	N.D.	11.09	77.0	143.5	158.0	96.1

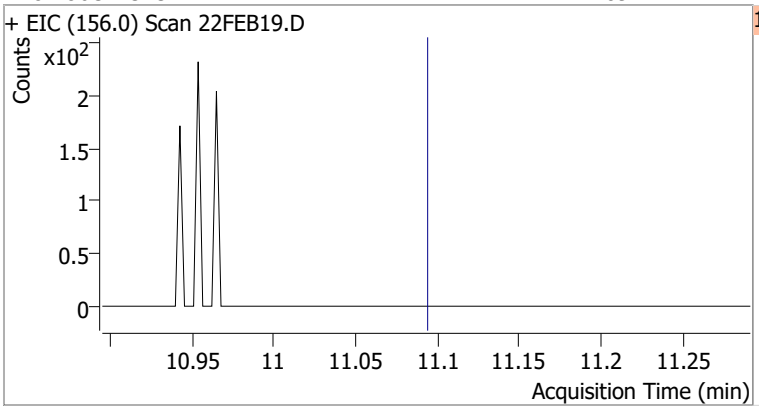

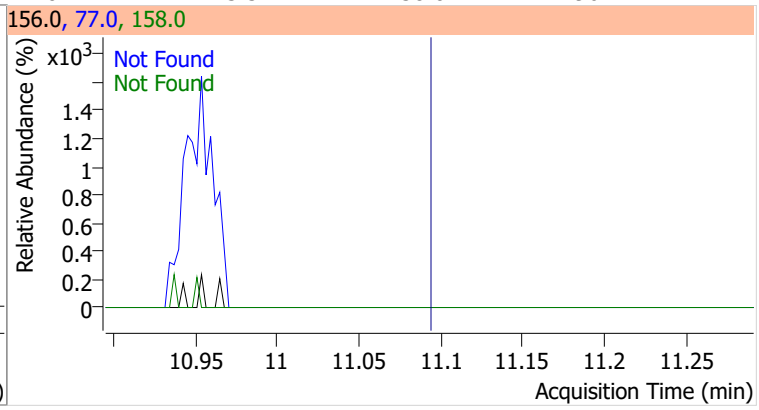

Compound	Conc.	Exp RT	QIon	Exp Ratio
1,1,2,2-Tetrachloroethane	N.D.	11.11	85.0	63.3

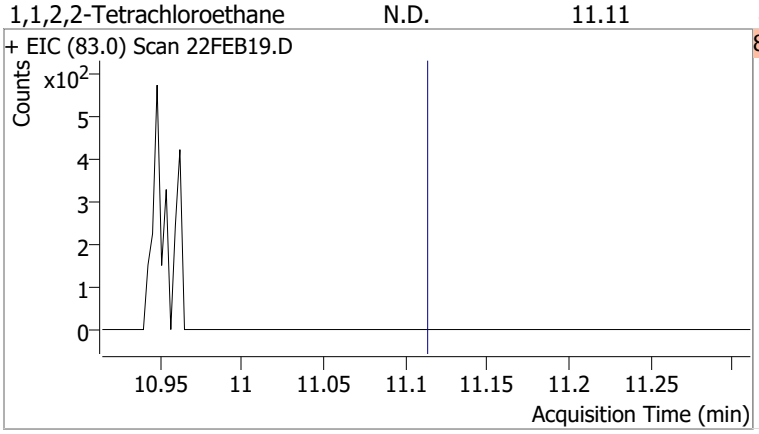

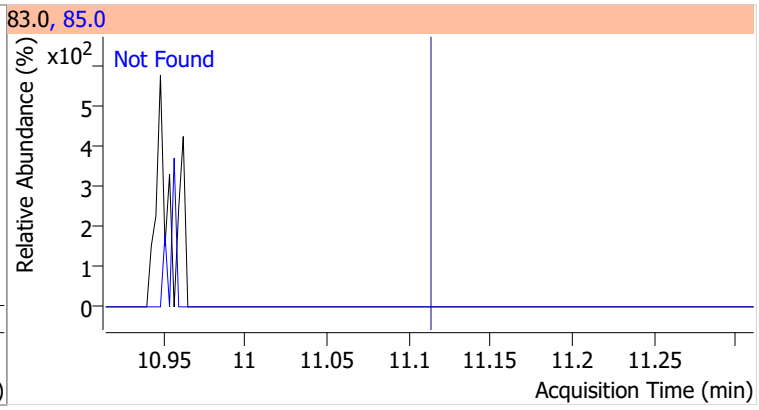

Compound	Conc.	Exp RT	QIon	Exp Ratio
1,2,3-Trichloropropane	N.D.	11.15	112.0	65.8

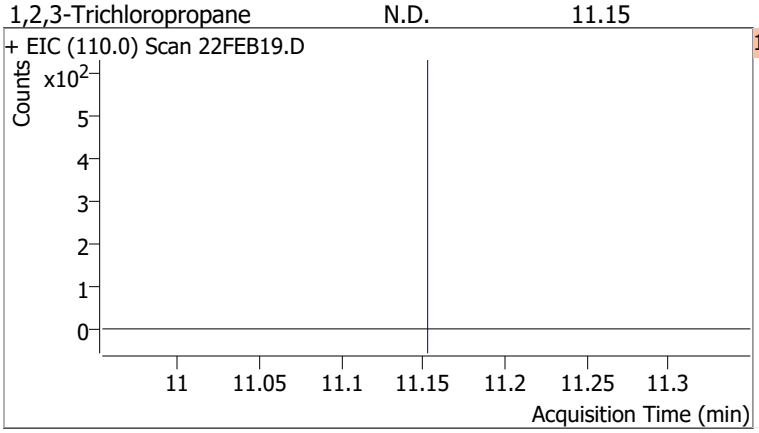

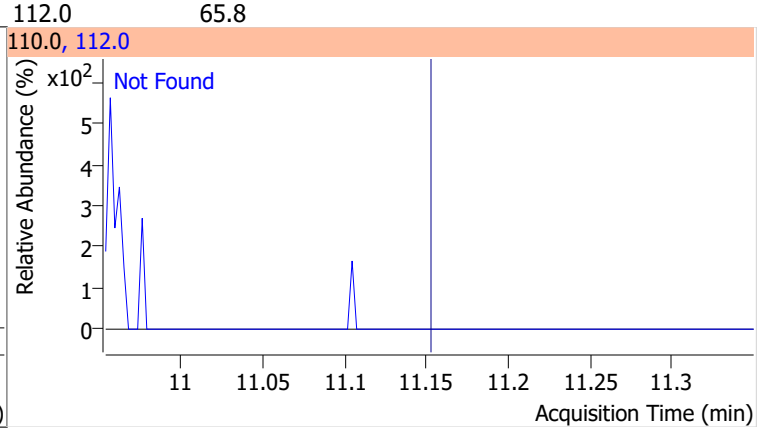

Compound	Conc.	Exp RT	QIon	Exp Ratio
2-Chlorotoluene	N.D.	11.29	91.0	276.2

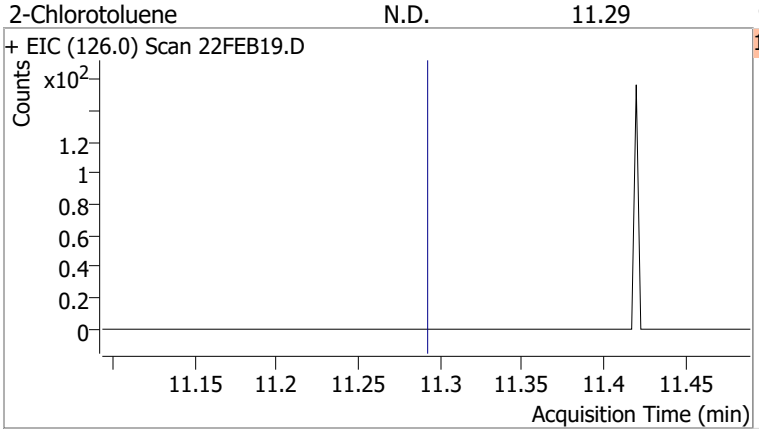

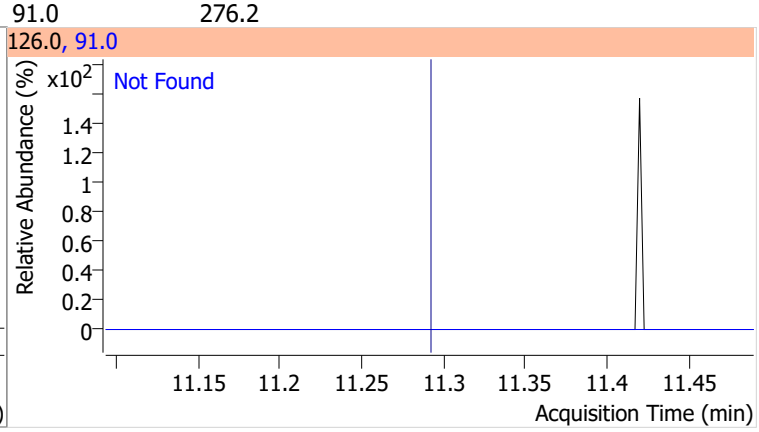

Compound	Conc.	Exp RT	QIon	Exp Ratio
4-Chlorotoluene	N.D.	11.40	126.0	31.3

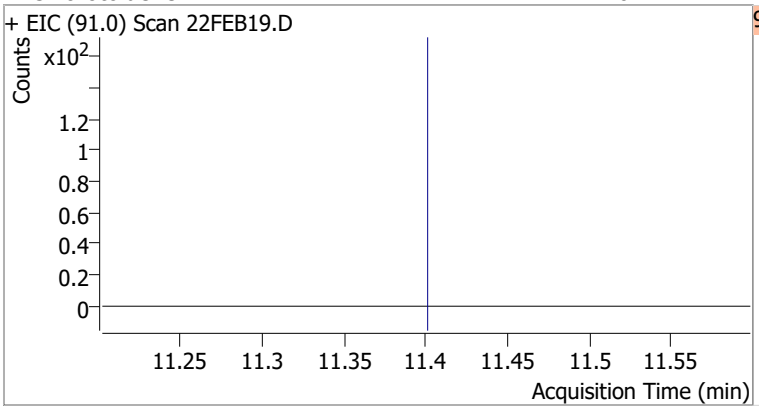

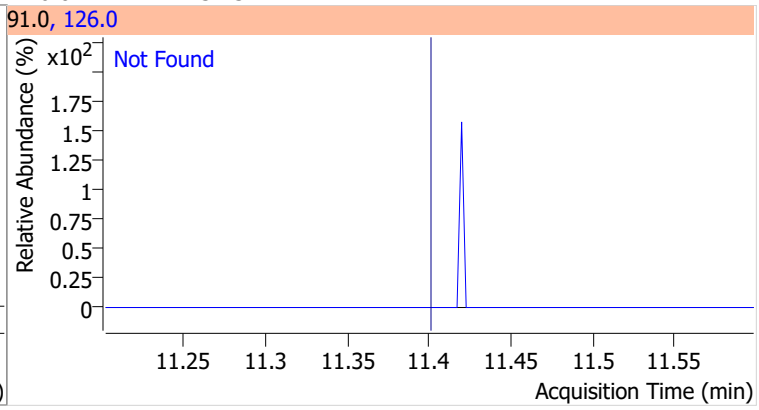

Compound	Conc.	Exp RT	QIon	Exp Ratio	QIon	Exp Ratio
1,3-Dichlorobenzene	N.D.	12.03	148.0	62.8	111.0	38.7

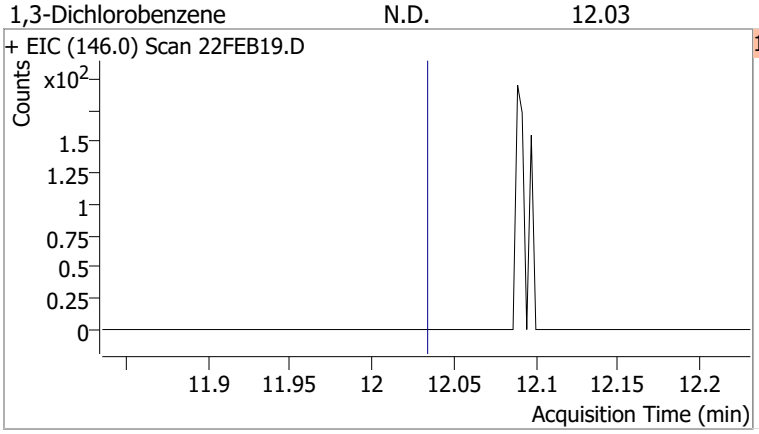

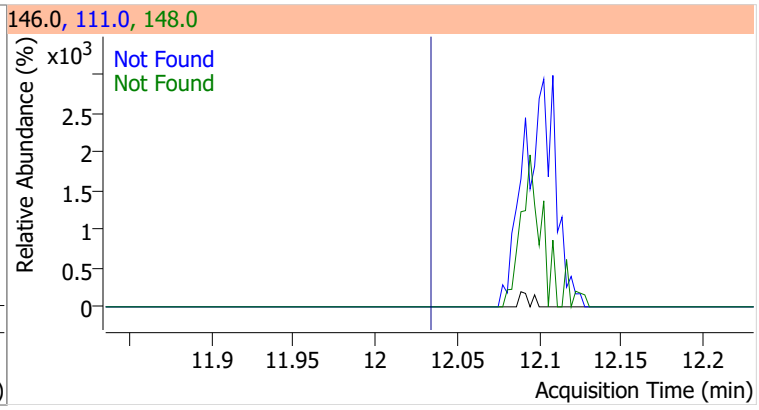

Compound	Conc.	Exp RT	QIon	Exp Ratio	QIon	Exp Ratio
1,4-Dichlorobenzene	N.D.	12.12	148.0	63.7	111.0	38.7

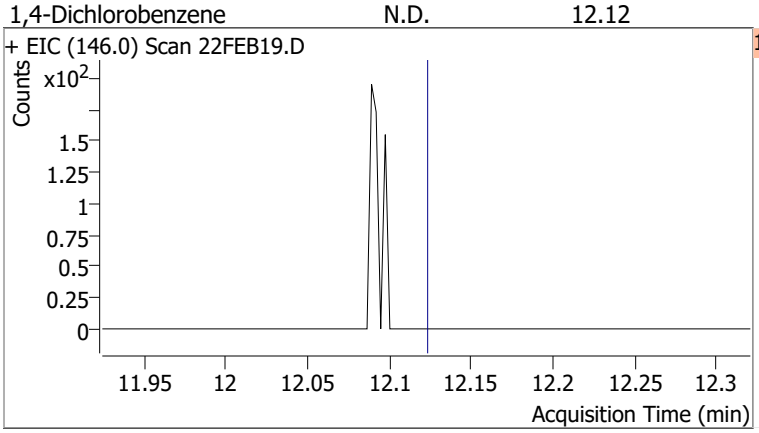

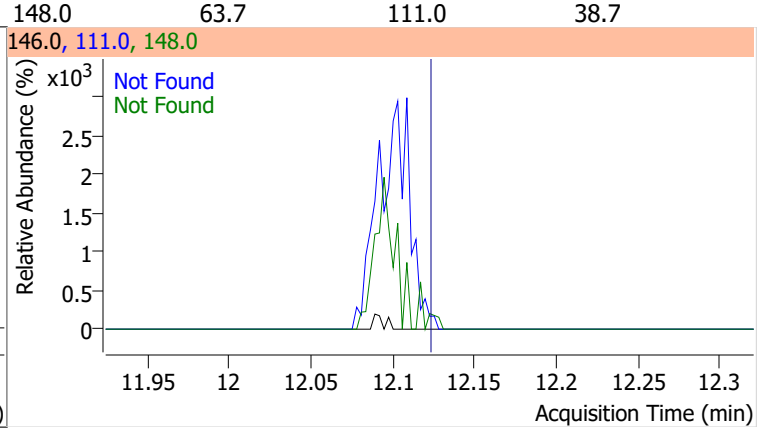

Compound	Conc.	Exp RT	QIon	Exp Ratio	QIon	Exp Ratio
1,2-Dichlorobenzene	N.D.	12.49	148.0	61.9	111.0	39.5

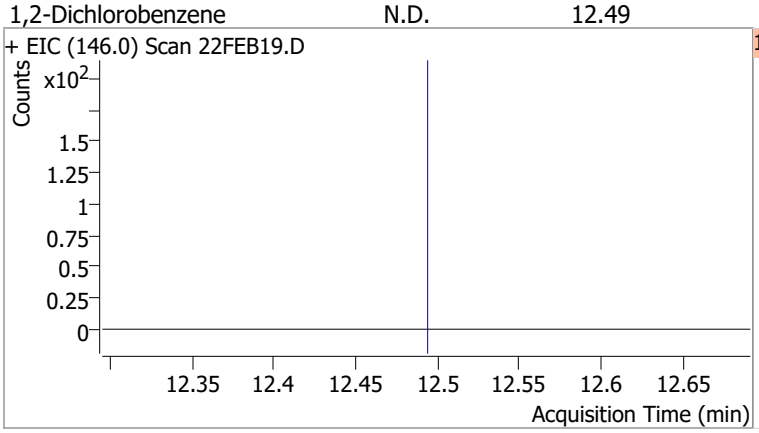

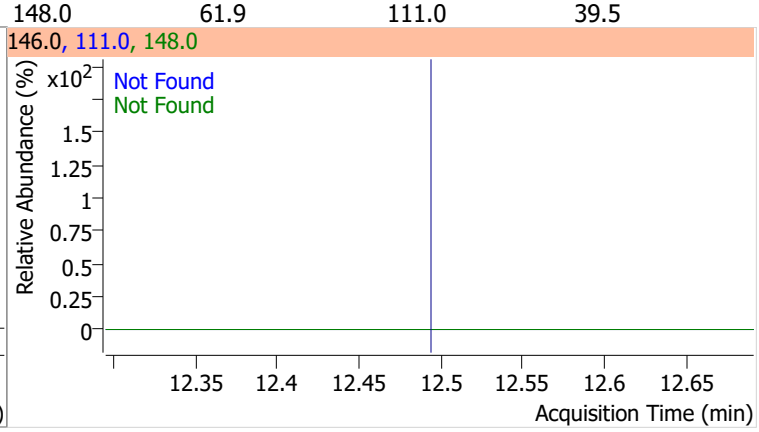

Quantitation Results Report (QT Reviewed)

Data File	22FEB20.D	Operator	MSC
Acq. Method	5975CACQF.M	Acq. Date-Time	2/22/2022 6:43:36 PM
Sample Name	B22021435-023A	Instrument	VOA5975C
Vial	20	Multiplier	1.00
DA Method File	VOA5975C_8260B_SHT_DoD_L4_011922.m	Comment	
Tune File	BFB_Atune3.u	Tune Date	10/11/2021 4:02:00 PM
Batch Name	VG022222_8260B.batch.bin	Last Calib Update	3/18/2022 11:09:24 AM
Ref Library	\\MASSHUNTER\Org\Library\NIST129K.l		

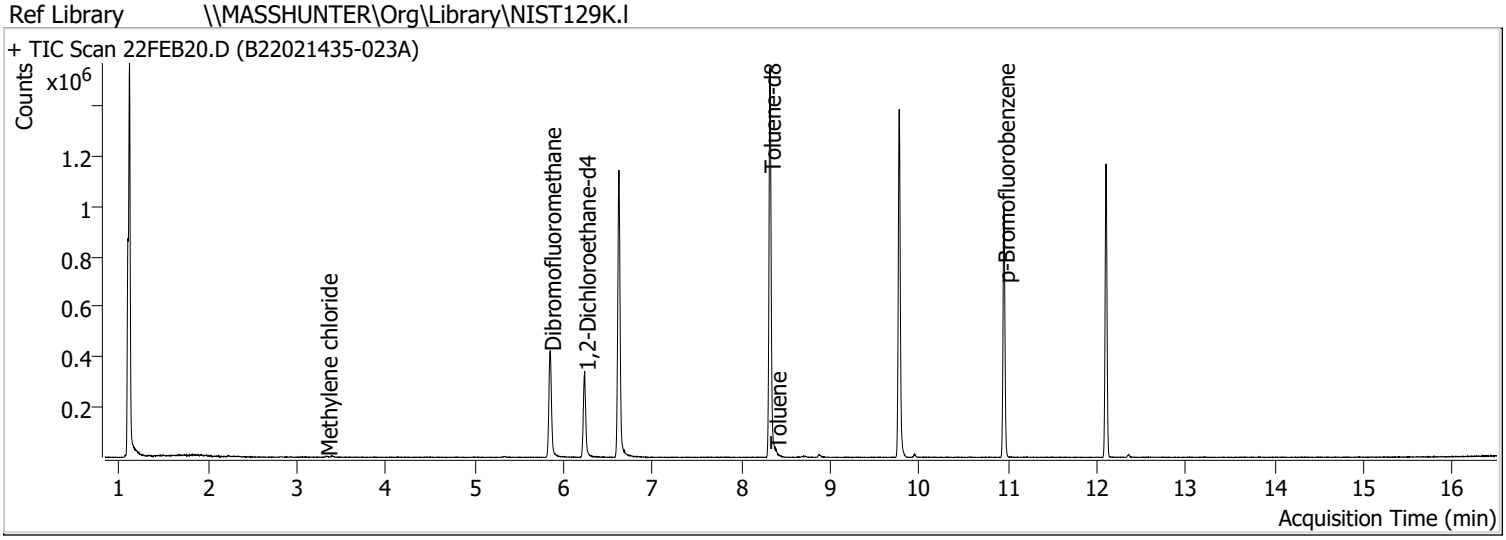

Compound	RT	QIon	Resp.	Conc.	Units		Dev(Min)
Internal Standards							
M Fluorobenzene	6.620	96.0	974292	250.0000	ng		0.000
M Chlorobenzene-d5	9.772	82.0	382176	250.0000	ng		-0.003
M 1,4-Dichlorobenzene-d4	12.100	152.0	278918	250.0000	ng		0.000
System Monitoring Compounds							
S Dibromofluoromethane	5.848	113.0	265280	281.1117	ng		-0.003
Spiked Amount: 250.000	Range: 80.0 - 119.0%			Recovery = 112.44%			
S 1,2-Dichloroethane-d4	6.236	67.0	121032	296.9049	ng		0.005
Spiked Amount: 250.000	Range: 81.0 - 118.0%			Recovery = 118.76%		*	
S Toluene-d8	8.319	98.0	986808	264.6666	ng		0.000
Spiked Amount: 250.000	Range: 89.0 - 112.0%			Recovery = 105.87%			
S p-Bromofluorobenzene	10.951	95.0	280067	271.9546	ng		0.003
Spiked Amount: 250.000	Range: 85.0 - 114.0%			Recovery = 108.78%			
Target Compounds							**QValue**
T Dichlorodifluoromethane	0.000		0	N.D.			
T Chloromethane	0.000		0	N.D.			
T Vinyl chloride	0.000		0	N.D.			
T Bromomethane	0.000		0	N.D.			
T Chloroethane	0.000		0	N.D.			
T Trichlorofluoromethane	0.000		0	N.D.			
T 1,1-Dichloroethene	0.000		0	N.D.			
T Methylene chloride	3.333	49.0	2618	1.8382	ng		95
T trans-1,2-Dichloroethene	0.000		0	N.D.			
T Methyl tert-butyl ether (MTBE)	0.000		0	N.D.			
T 1,1-Dichloroethane	0.000		0	N.D.			
T 2,2-Dichloropropane	0.000		0	N.D.			
T cis-1,2-Dichloroethene	0.000		0	N.D.			
T Methyl ethyl ketone	0.000		0	N.D.			
T Bromochloromethane	0.000		0	N.D.			
T Chloroform	0.000		0	N.D.			

Compound	RT	QIon	Resp.	Conc.	Units		Dev(Min)
T 1,1,1-Trichloroethane	0.000		0	N.D.			
T Carbon tetrachloride	0.000		0	N.D.			
T 1,1-Dichloropropene	0.000		0	N.D.			
T Benzene	0.000		0	N.D.			
T 1,2-Dichloroethane	0.000		0	N.D.			
T Trichloroethene	0.000		0	N.D.			
T 1,2-Dichloropropane	0.000		0	N.D.			
T Dibromomethane	0.000		0	N.D.			
T Bromodichloromethane	0.000		0	N.D.			
T cis-1,3-Dichloropropene	0.000		0	N.D.			
T Toluene	8.383	92.0	3727	1.4998	ng	m	96
T trans-1,3-Dichloropropene	0.000		0	N.D.			
T 1,1,2-Trichloroethane	0.000		0	N.D.			
T Tetrachloroethene	0.000		0	N.D.			
T 1,3-Dichloropropane	0.000		0	N.D.			
T Chlorodibromomethane	0.000		0	N.D.			
T 1,2-Dibromoethane	0.000		0	N.D.			
T Chlorobenzene	0.000		0	N.D.			
T 1,1,1,2-Tetrachloroethane	0.000		0	N.D.			
T Ethylbenzene	0.000		0	N.D.			
T m+p-Xylenes	0.000		0	N.D.			
T o-Xylene	0.000		0	N.D.			
T Styrene	0.000		0	N.D.			
T Bromoform	0.000		0	N.D.			
T Bromobenzene	0.000		0	N.D.			
T 1,1,2,2-Tetrachloroethane	0.000		0	N.D.			
T 1,2,3-Trichloropropane	0.000		0	N.D.			
T 2-Chlorotoluene	0.000		0	N.D.			
T 4-Chlorotoluene	0.000		0	N.D.			
T 1,3-Dichlorobenzene	0.000		0	N.D.			
T 1,4-Dichlorobenzene	0.000		0	N.D.			
T 1,2-Dichlorobenzene	0.000		0	N.D.			

(#) = Qualifier Out of Range; (m) = Manual Integration; (+) = Area Summed; (*) = Surrogate Percent Recovery Out of Range; (d): Zeroed Peak

Compound	Conc.	Exp RT	QIon	Exp Ratio
Dichlorodifluoromethane	N.D.	1.24	87.0	31.8

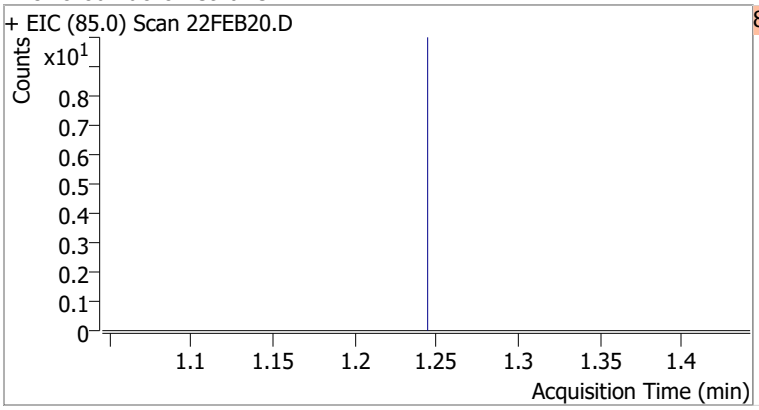

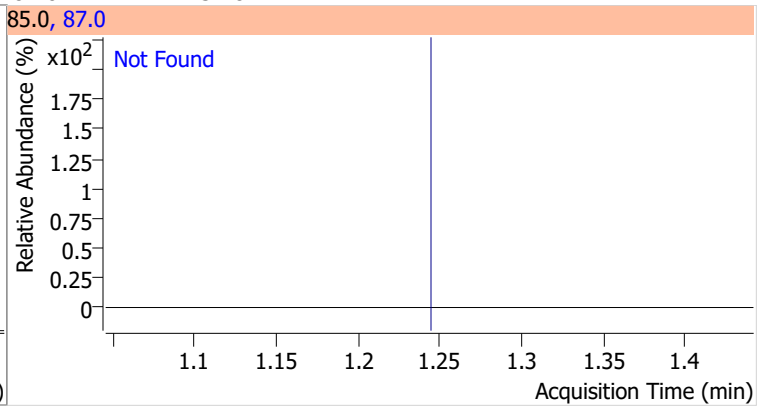

Compound	Conc.	Exp RT	QIon	Exp Ratio
Chloromethane	N.D.	1.41	52.0	32.4

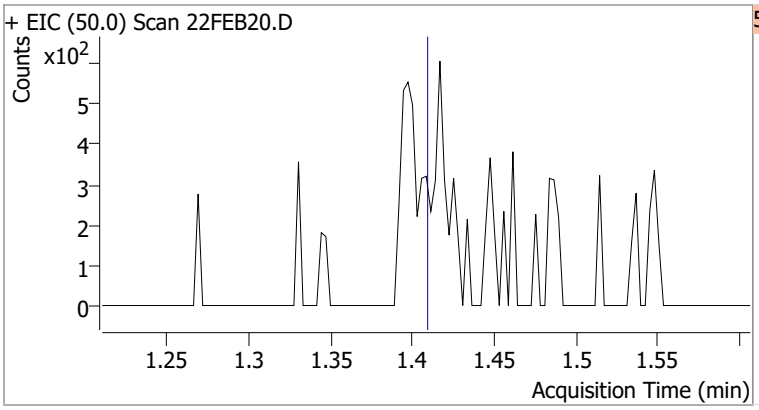

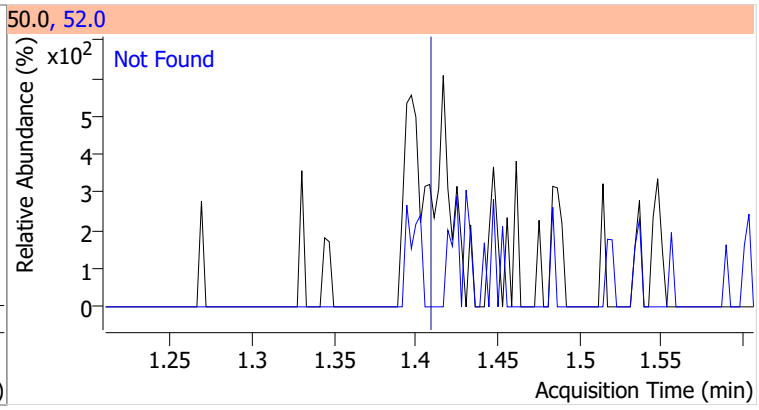

Compound	Conc.	Exp RT	QIon	Exp Ratio
Vinyl chloride	N.D.	1.50	64.0	31.3

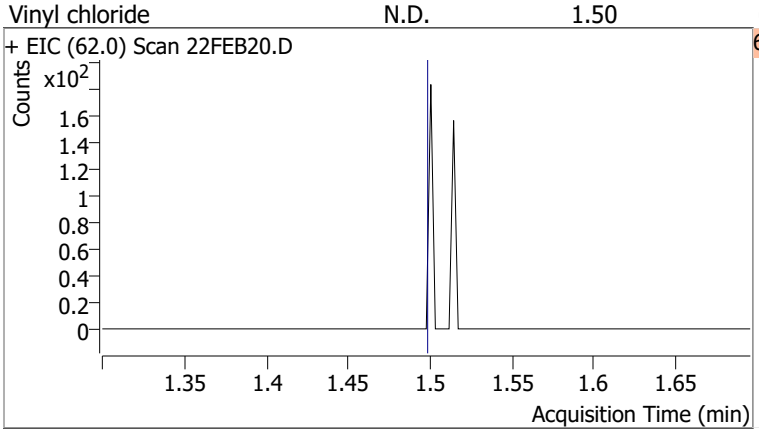

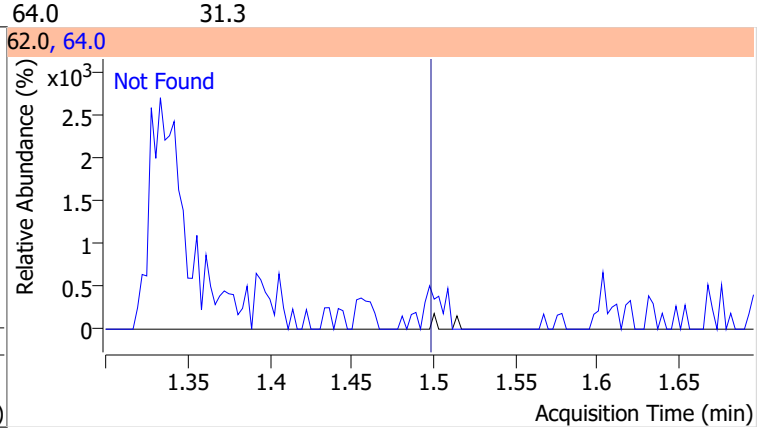

Compound	Conc.	Exp RT	QIon	Exp Ratio
Bromomethane	N.D.	1.80	94.0	110.1

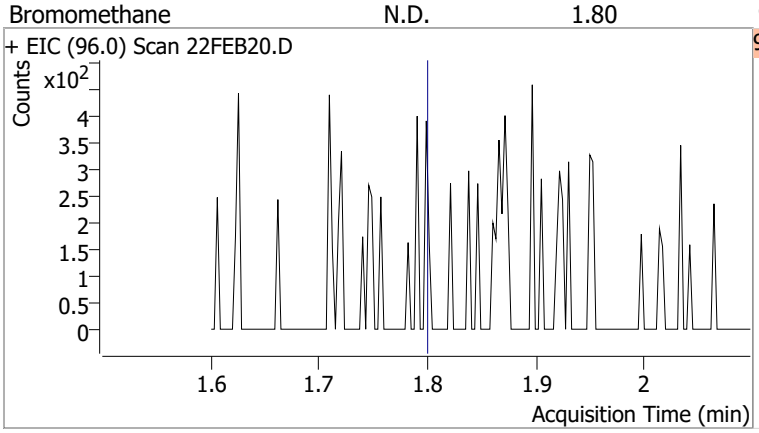

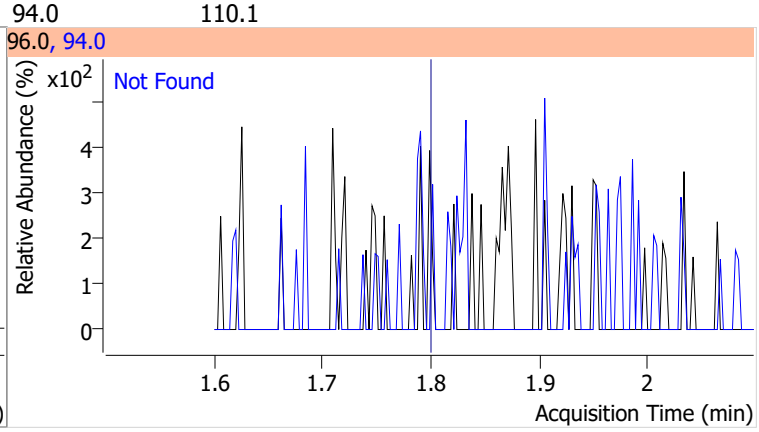

Compound	Conc.	Exp RT	QIon	Exp Ratio
Chloroethane	N.D.	1.90	66.0	30.0

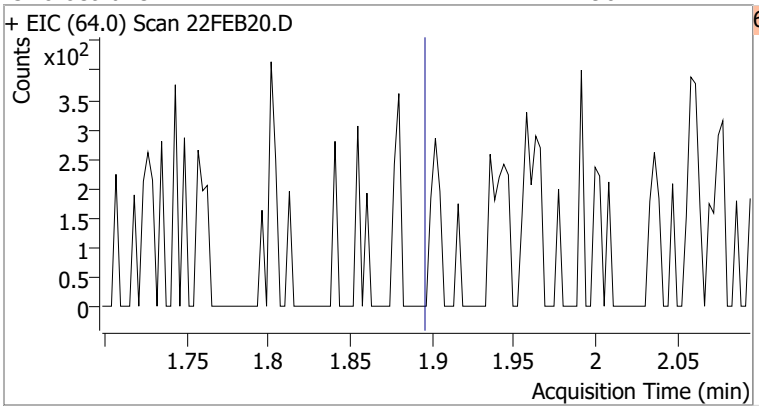

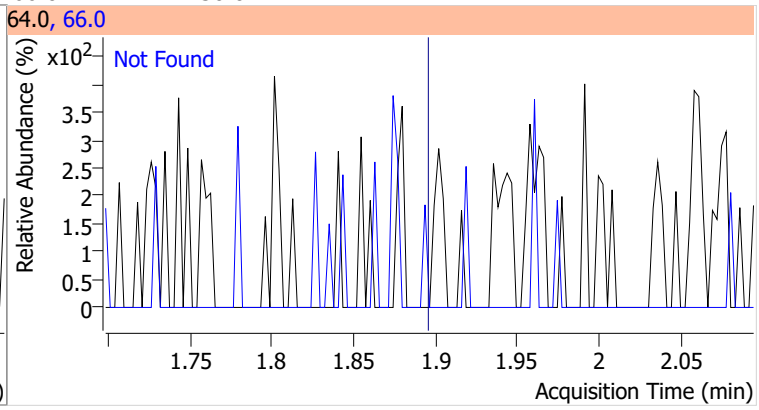

Compound	Conc.	Exp RT	QIon	Exp Ratio
Trichlorofluoromethane	N.D.	2.15	103.0	65.0

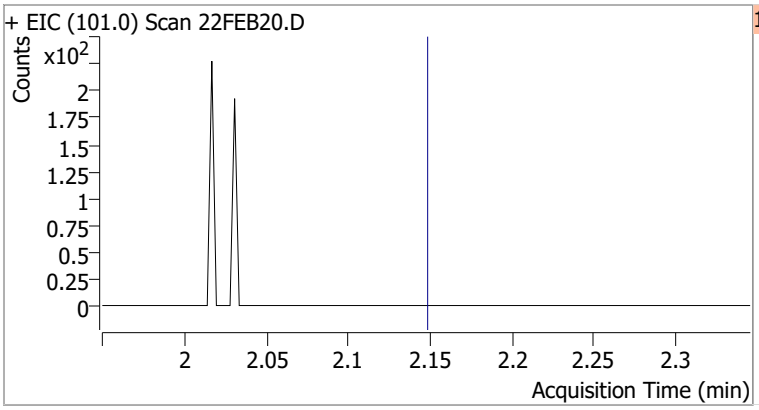

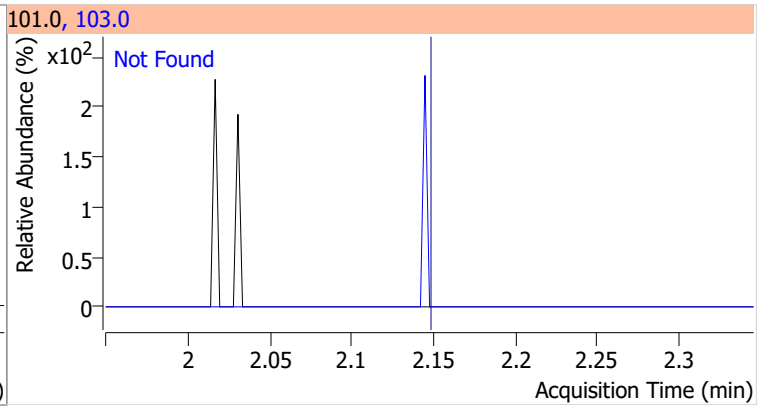

Compound	Conc.	Exp RT	QIon	Exp Ratio	QIon	Exp Ratio
1,1-Dichloroethene	N.D.	2.70	61.0	179.9	63.0	57.0

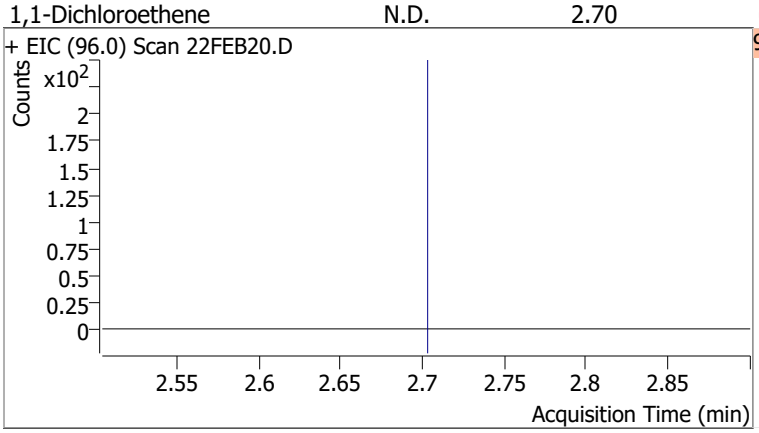

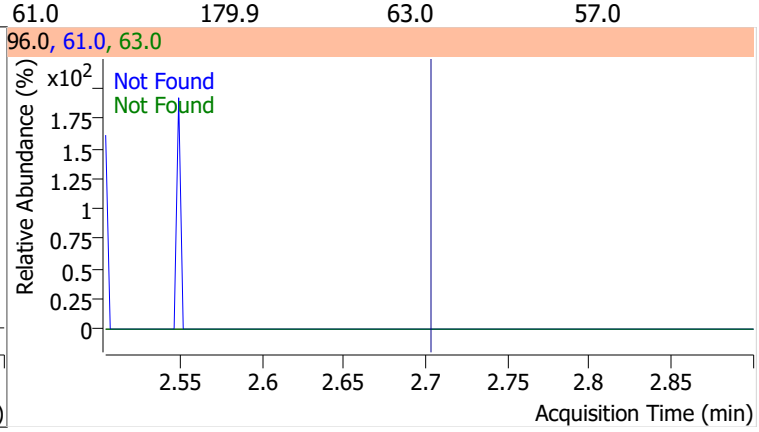

Compound	Conc.	RT	Dev(Min)	Resp.	QIon	QRatio	Lower	Upper
Methylene chloride	1.8382	3.33	0.00	2618	84.0	63.8	36.1	96.1
					86.0	47.1	11.8	71.8

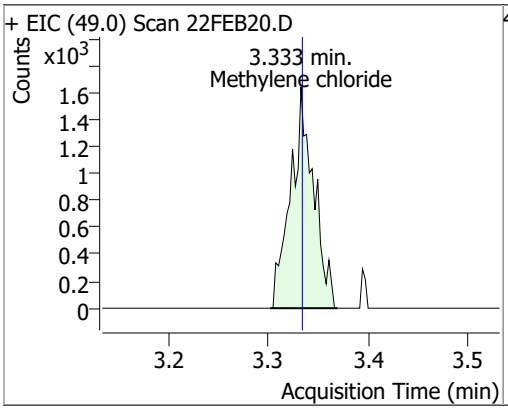

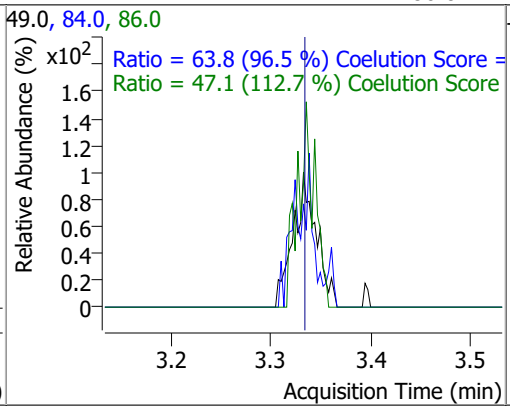

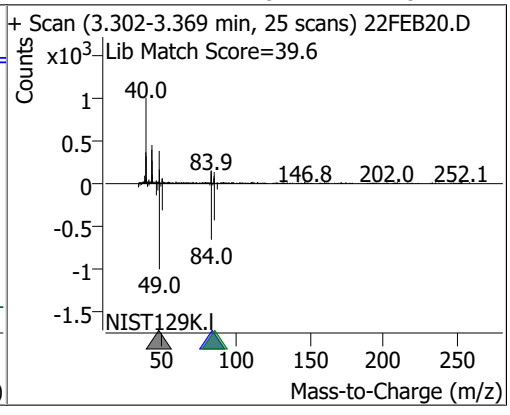

Compound	Conc.	Exp RT	QIon	Exp Ratio	QIon	Exp Ratio
trans-1,2-Dichloroethene	N.D.	3.72	61.0	154.8	98.0	62.1

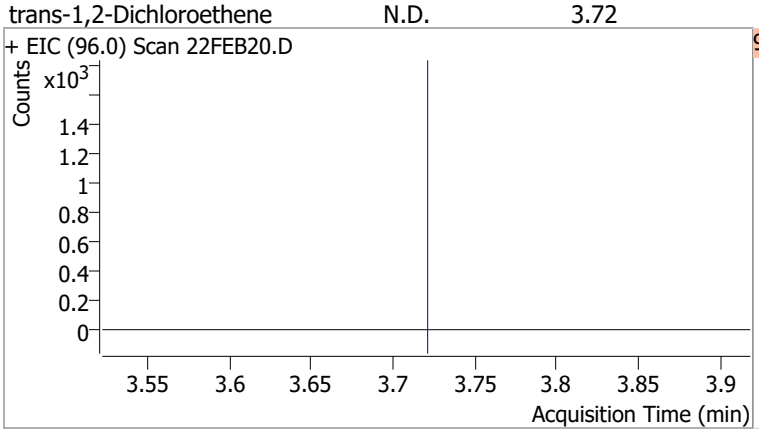

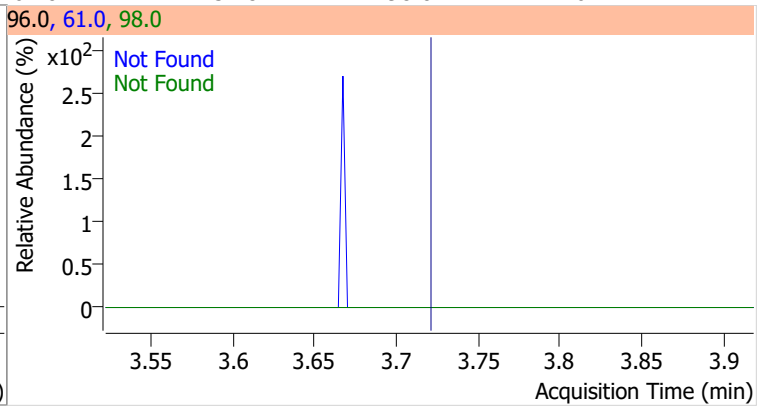

Compound	Conc.	Exp RT	QIon	Exp Ratio
Methyl tert-butyl ether (MTBE)	N.D.	3.75	57.0	24.6

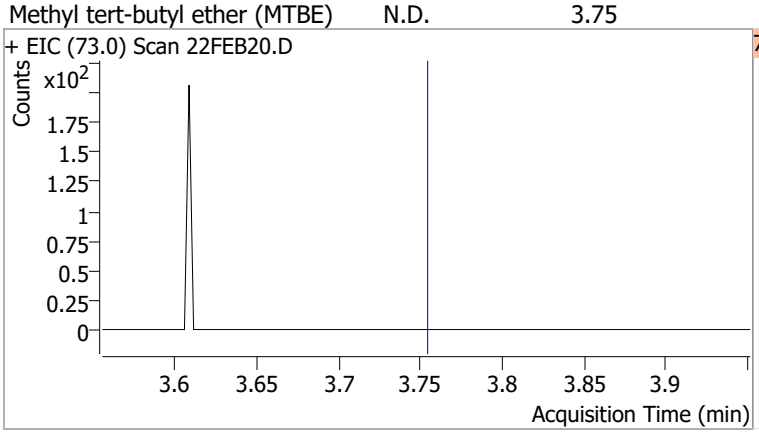

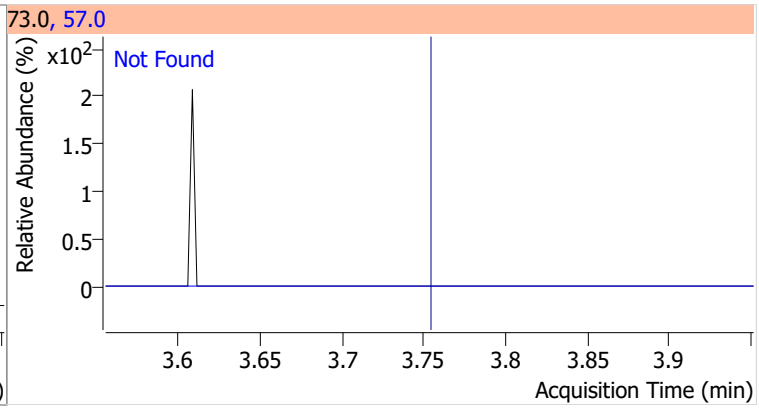

Compound	Conc.	Exp RT	QIon	Exp Ratio	QIon	Exp Ratio
1,1-Dichloroethane	N.D.	4.38	65.0	31.0	83.0	12.7

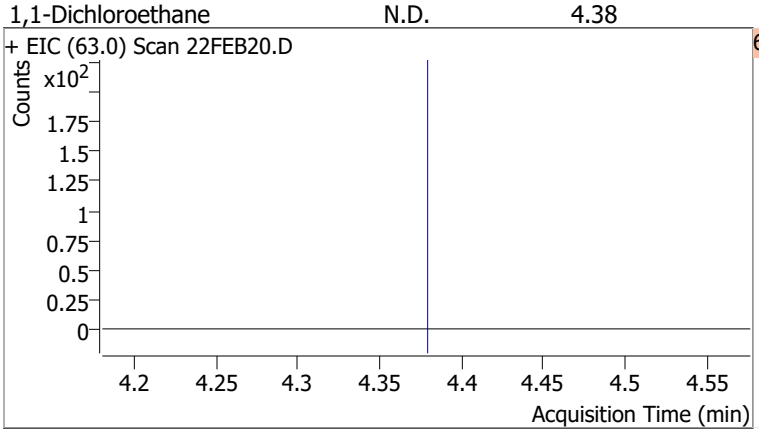

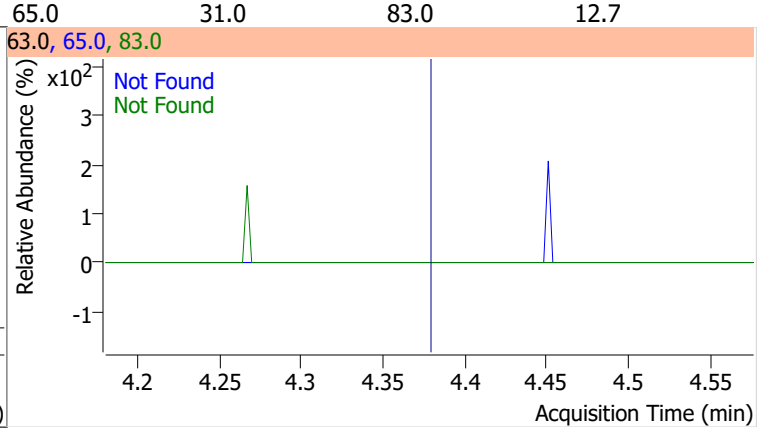

Compound	Conc.	Exp RT	QIon	Exp Ratio	QIon	Exp Ratio
2,2-Dichloropropane	N.D.	5.19	41.0	68.8	97.0	23.9

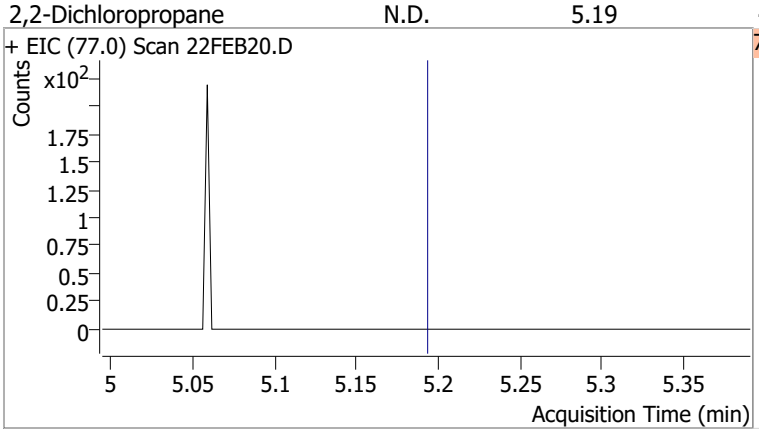

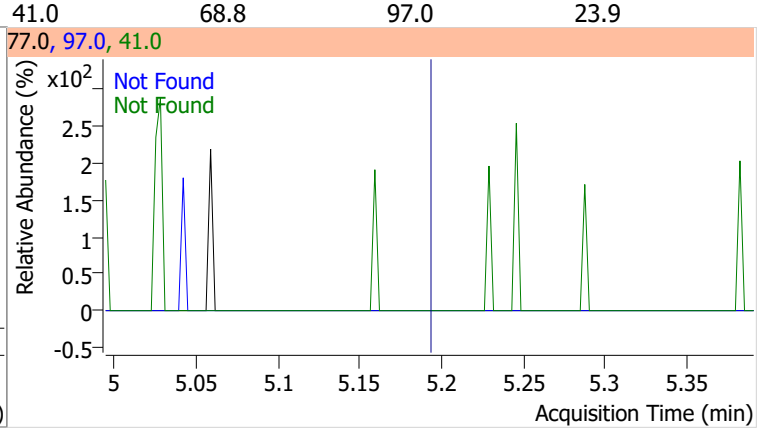

Compound	Conc.	Exp RT	QIon	Exp Ratio	QIon	Exp Ratio
cis-1,2-Dichloroethene	N.D.	5.21	61.0	160.4	98.0	66.2

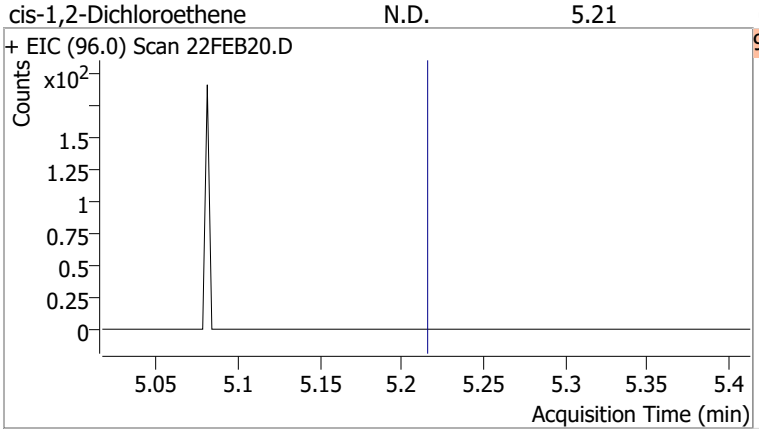

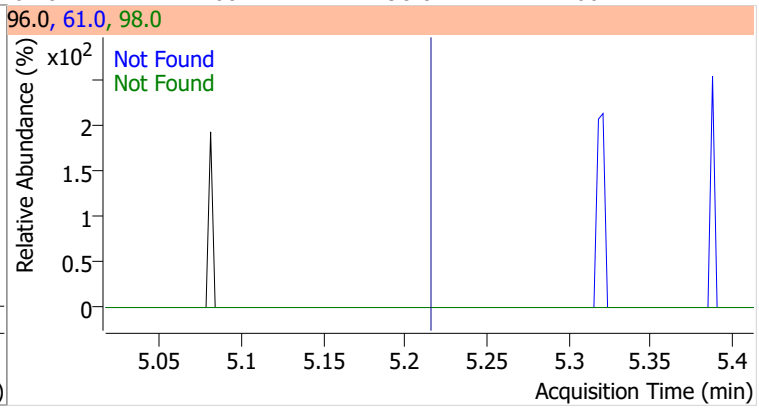

Compound	Conc.	Exp RT	QIon	Exp Ratio
Methyl ethyl ketone	N.D.	5.28	72.0	20.6

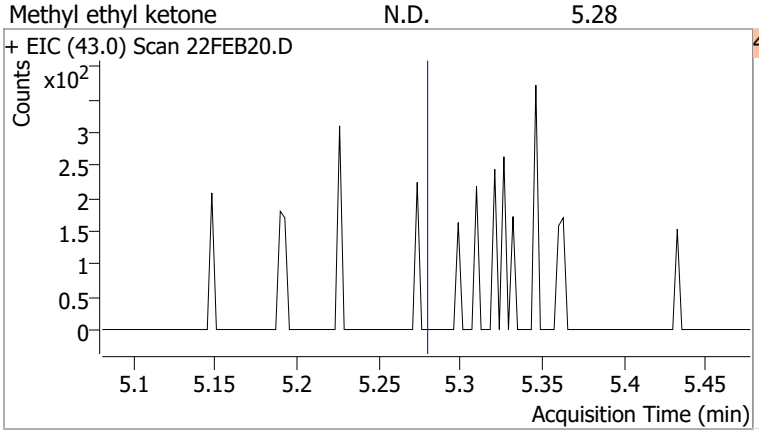

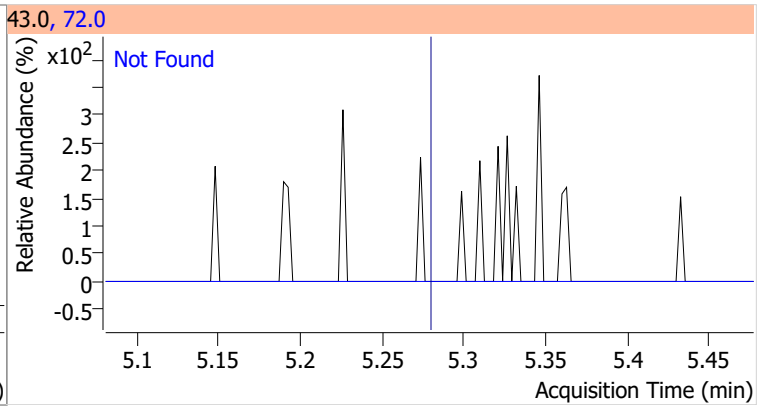

Compound	Conc.	Exp RT	QIon	Exp Ratio
Bromochloromethane	N.D.	5.52	49.0	182.2

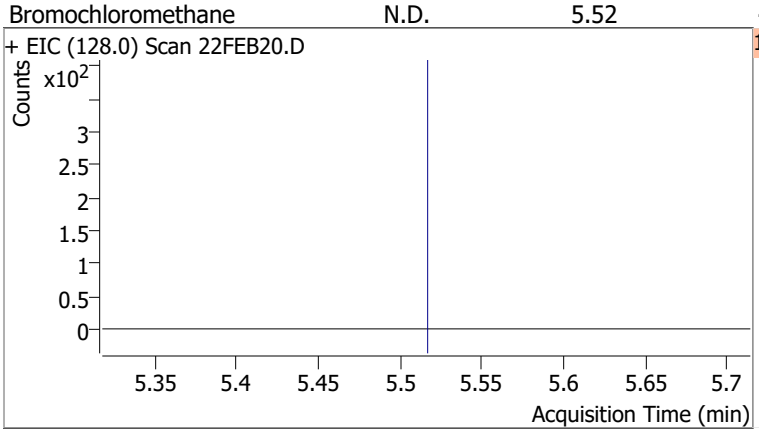

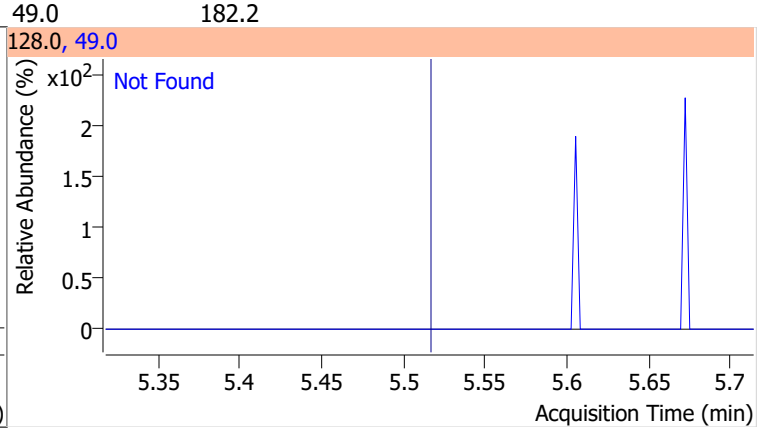

Compound	Conc.	Exp RT	QIon	Exp Ratio
Chloroform	N.D.	5.65	85.0	66.2

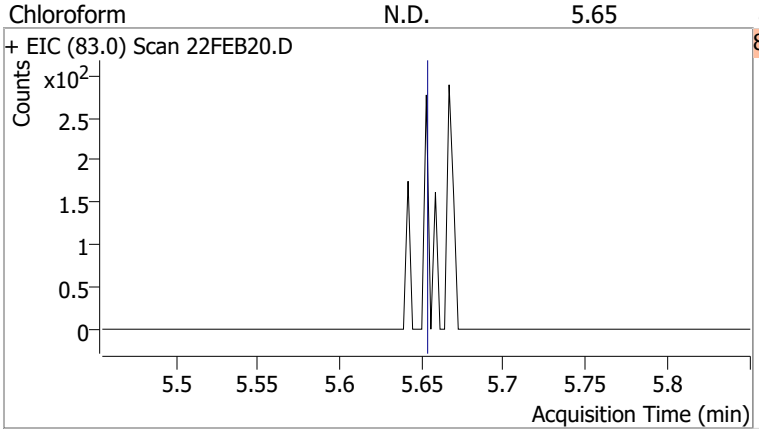

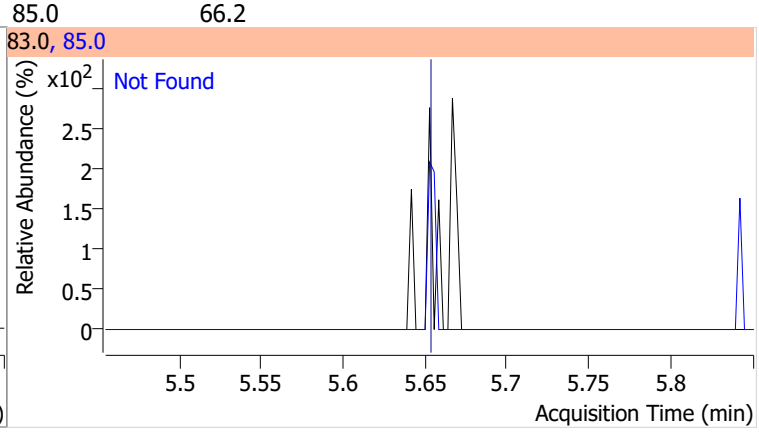

Compound	Conc.	Exp RT	QIon	Exp Ratio	QIon	Exp Ratio
1,1,1-Trichloroethane	N.D.	5.83	99.0	63.1	61.0	49.1

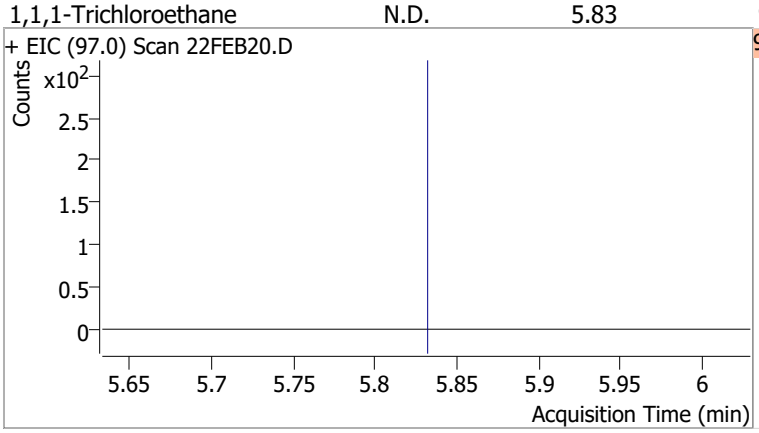

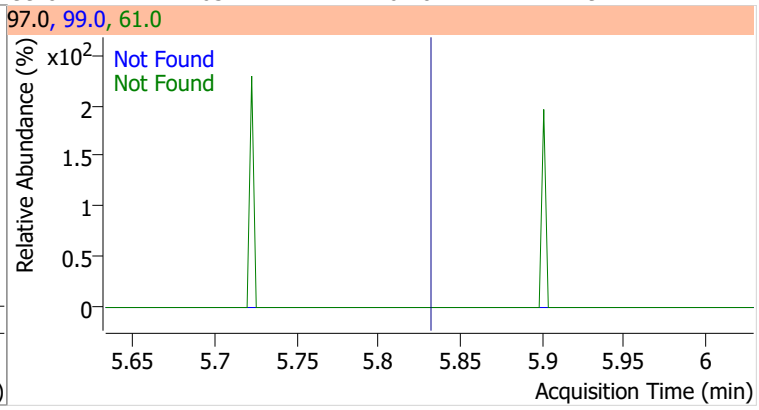

Compound	Conc.	RT	Dev(Min)	Resp.	QIon	QRatio	Lower	Upper
Dibromofluoromethane	281.1117	5.85	0.00	265280	191.5	21.0	0.0	53.2

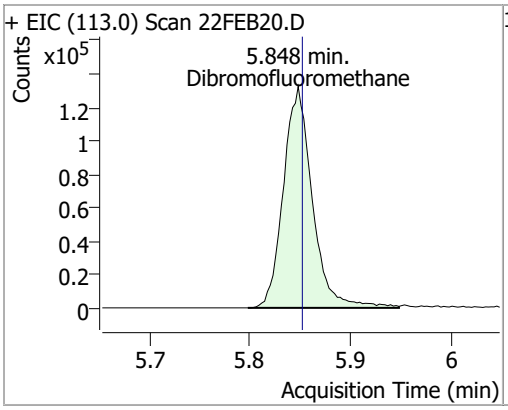

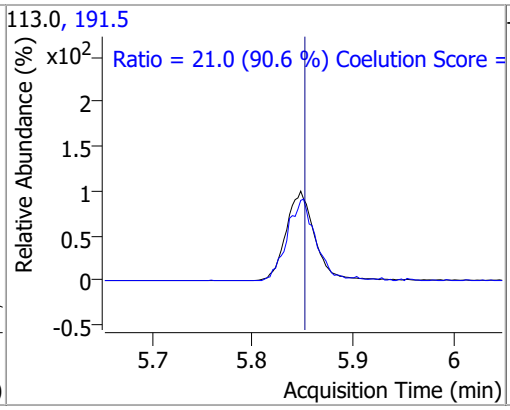

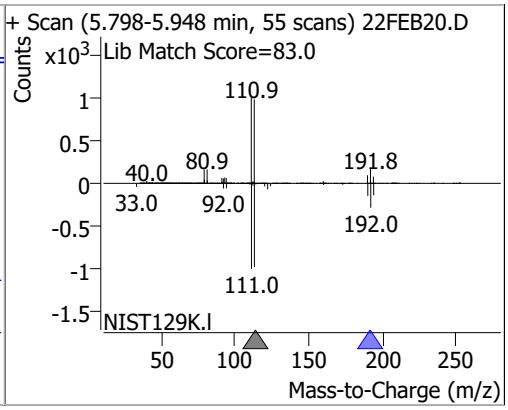

Compound	Conc.	Exp RT	QIon	Exp Ratio	QIon	Exp Ratio
Carbon tetrachloride	N.D.	6.02	119.0	97.6	121.0	30.7

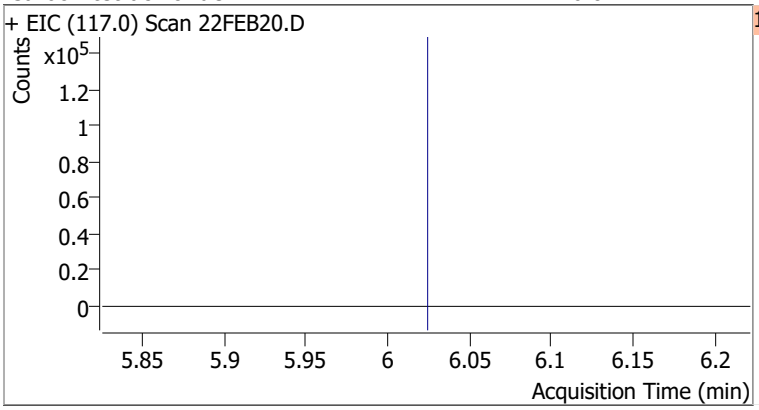

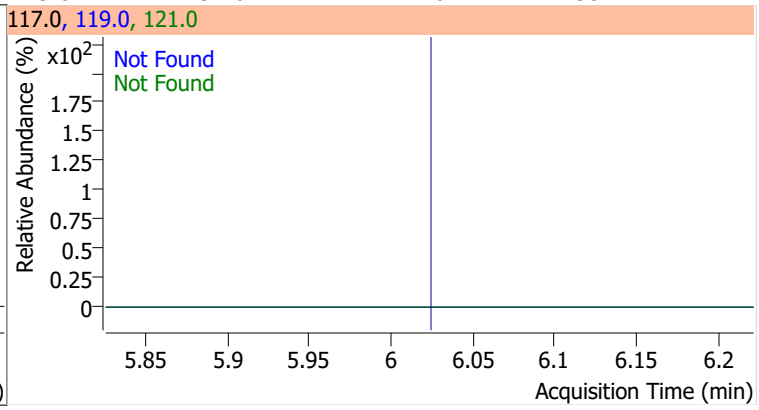

Compound	Conc.	Exp RT	QIon	Exp Ratio	QIon	Exp Ratio
1,1-Dichloropropene	N.D.	6.04	110.0	35.6	77.0	31.0

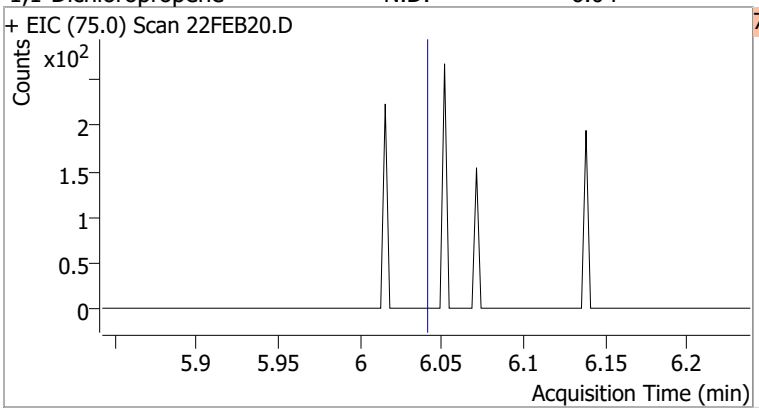

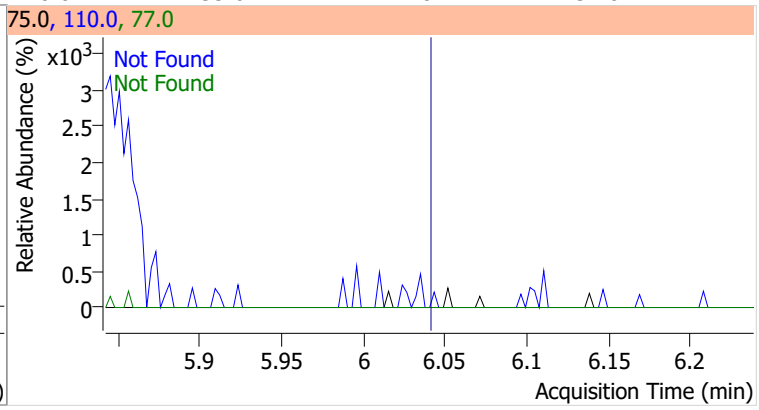

Compound	Conc.	RT	Dev(Min)	Resp.	QIon	QRatio	Lower	Upper
1,2-Dichloroethane-d4	296.9049	6.24	0.01	121032	65.0	195.7	162.8	222.8

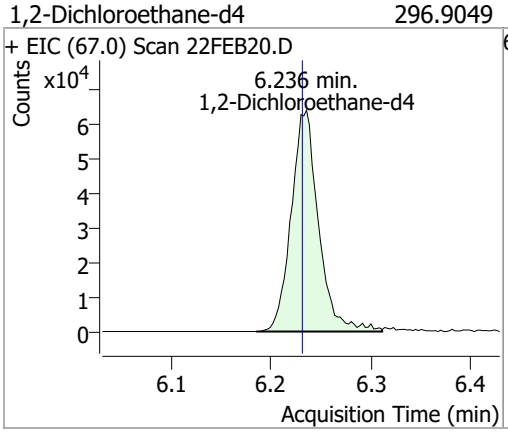

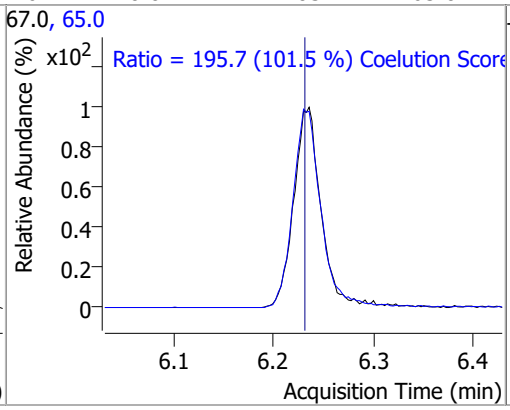

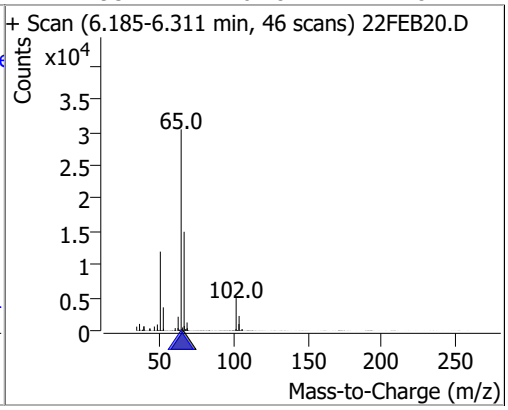

Compound	Conc.	Exp RT	QIon	Exp Ratio
Benzene	N.D.	6.28	77.0	23.3

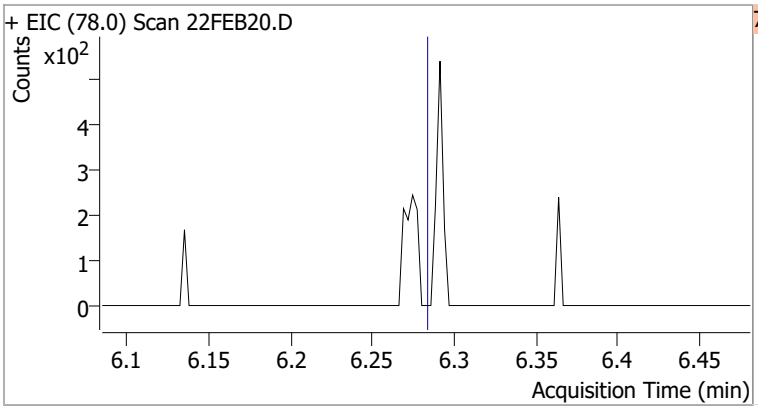

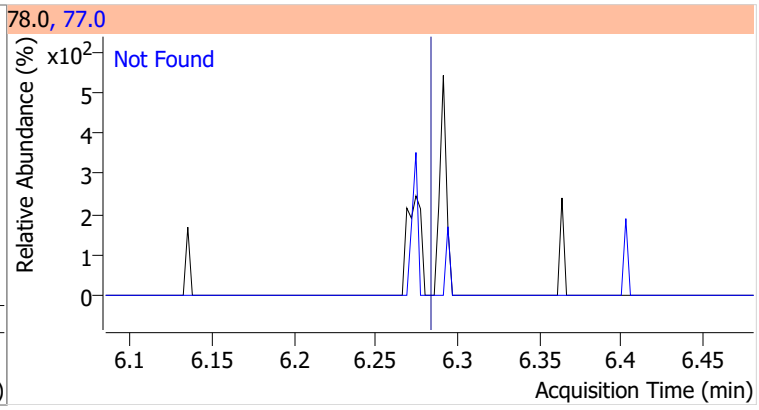

Compound	Conc.	Exp RT	QIon	Exp Ratio	QIon	Exp Ratio
1,2-Dichloroethane	N.D.	6.32	64.0	32.2	98.0	8.2

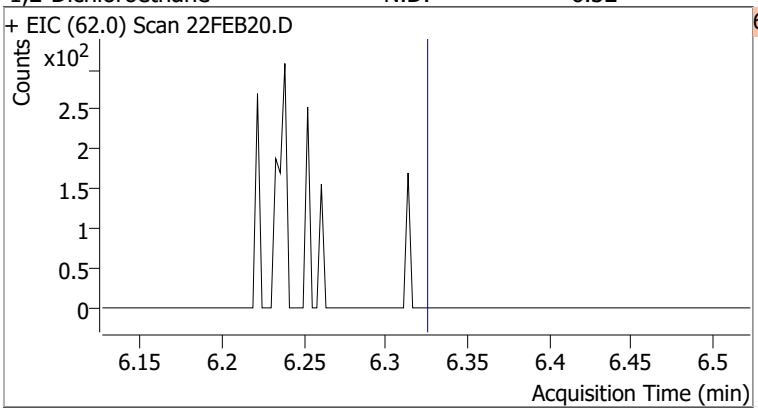

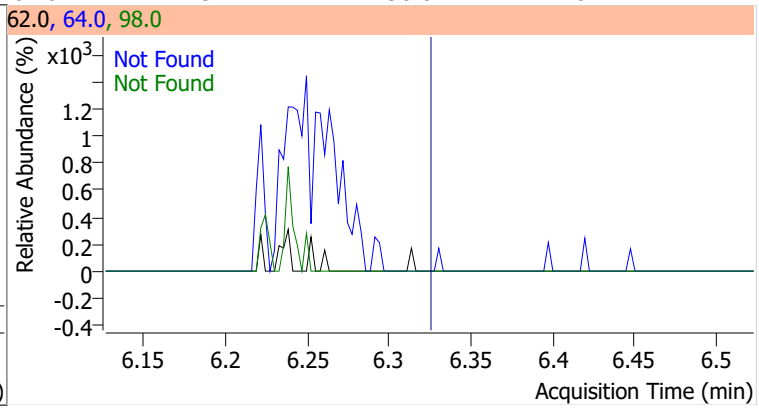

Compound	Conc.	Exp RT	QIon	Exp Ratio	QIon	Exp Ratio
Trichloroethene	N.D.	7.02	130.0	105.6	97.0	65.7

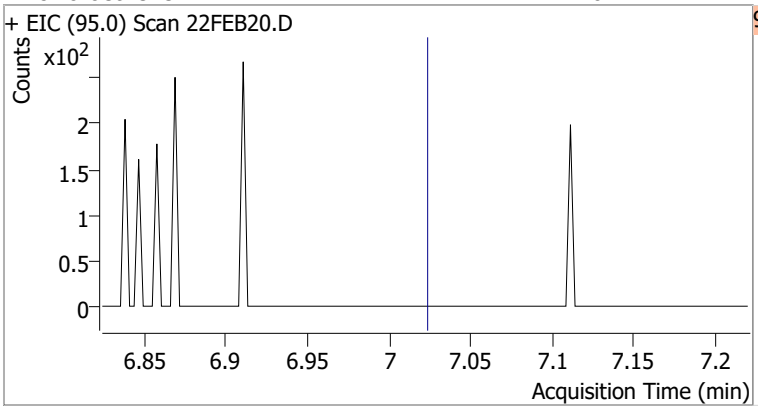

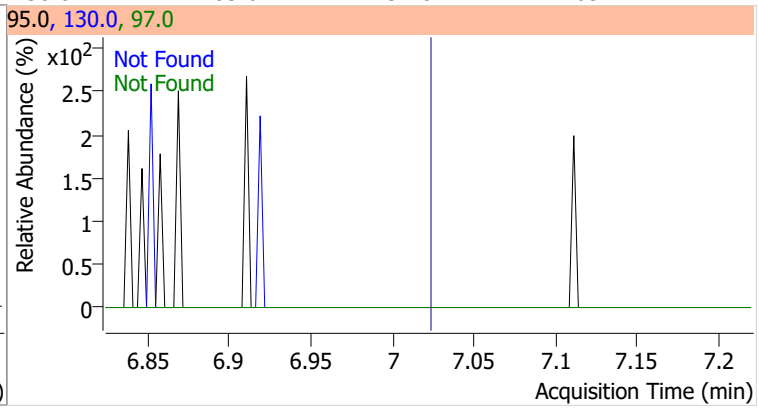

Compound	Conc.	Exp RT	QIon	Exp Ratio
1,2-Dichloropropane	N.D.	7.27	76.0	39.8

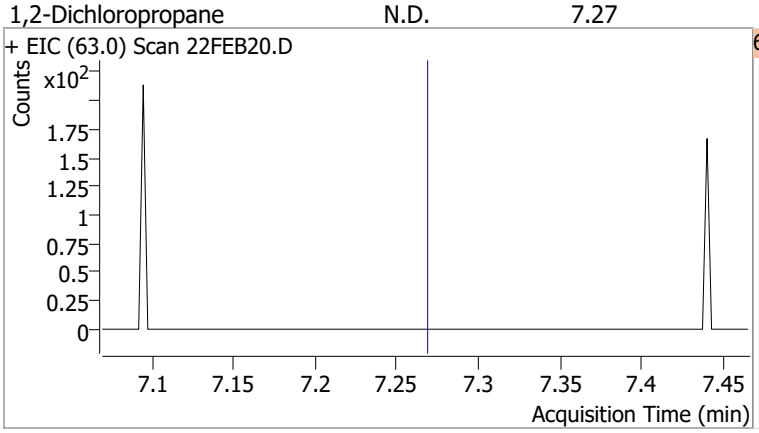

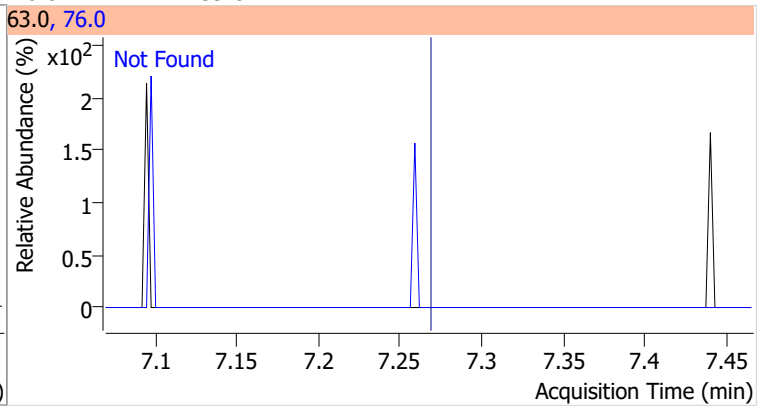

Compound	Conc.	Exp RT	QIon	Exp Ratio	QIon	Exp Ratio
Dibromomethane	N.D.	7.40	173.5	108.2	95.0	84.5

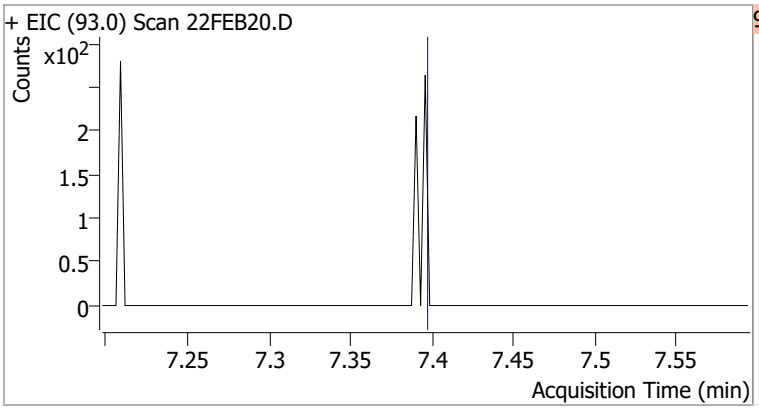

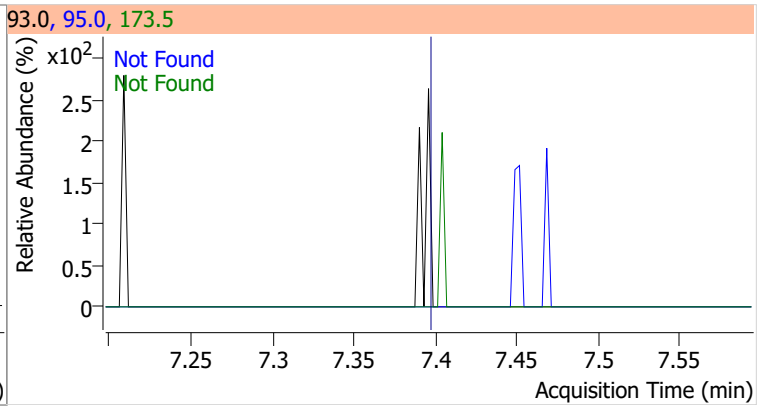

Compound	Conc.	Exp RT	QIon	Exp Ratio	QIon	Exp Ratio
Bromodichloromethane	N.D.	7.58	85.0	66.3	127.0	9.5

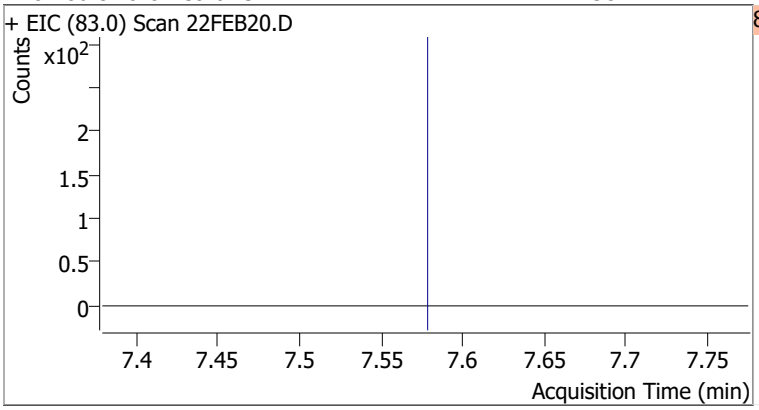

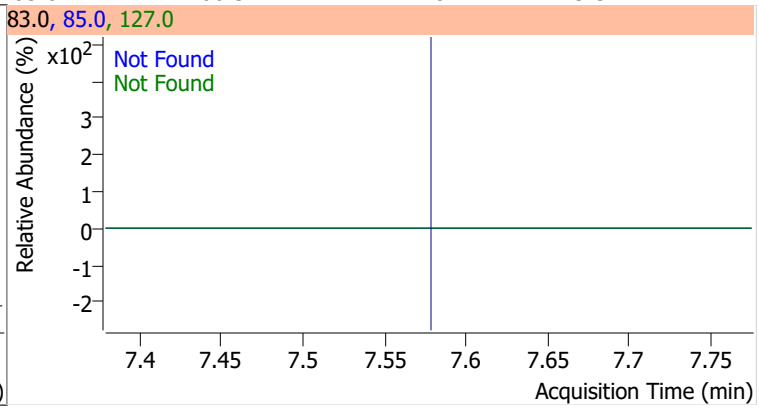

Compound	Conc.	Exp RT	QIon	Exp Ratio	QIon	Exp Ratio
cis-1,3-Dichloropropene	N.D.	8.06	39.0	52.5	77.0	31.8

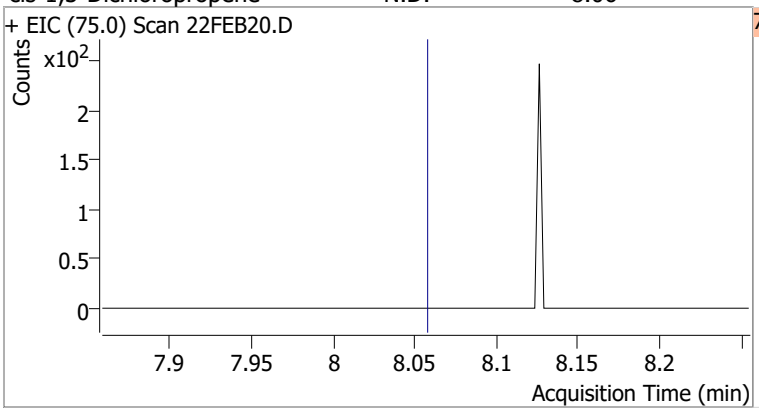

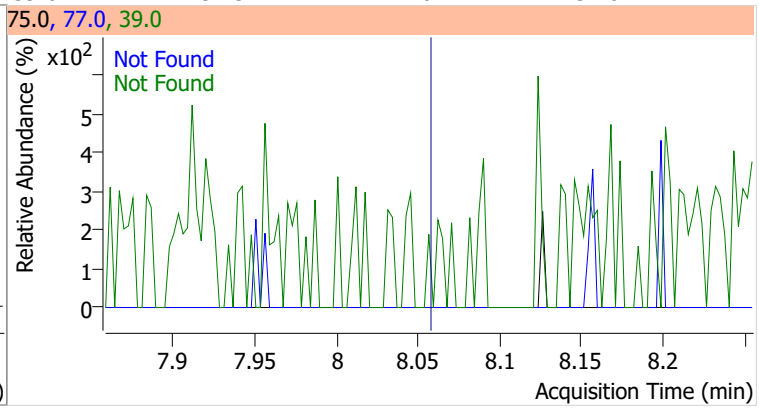

Compound	Conc.	RT	Dev(Min)	Resp.	QIon	QRatio	Lower	Upper
Toluene-d8	264.6666	8.32	0.00	986808	100.0	63.6	34.3	94.3
					99.0	9.7	0.0	39.2

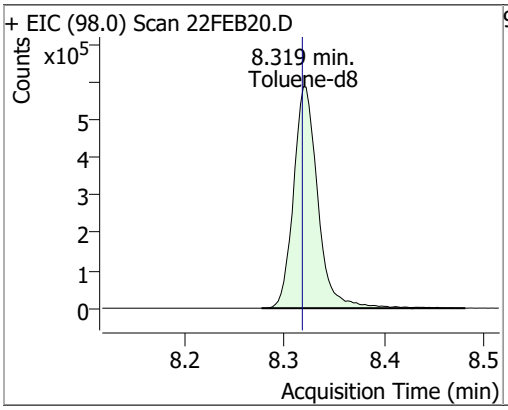

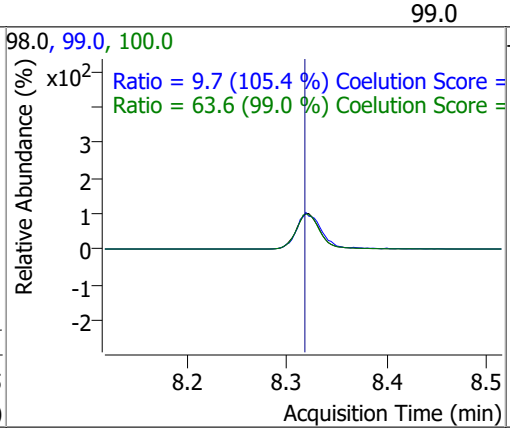

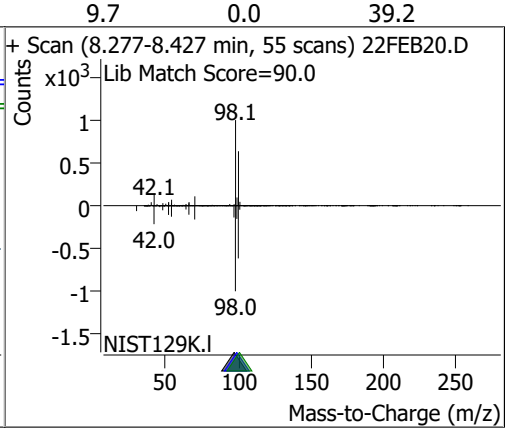

Compound	Conc.	RT	Dev(Min)	Resp.	QIon	QRatio	Lower	Upper
Toluene	1.4998	8.38	0.00	3727 (m)	91.0	179.8	144.1	204.1

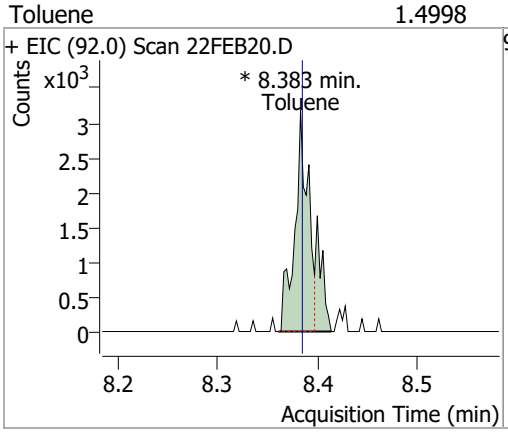

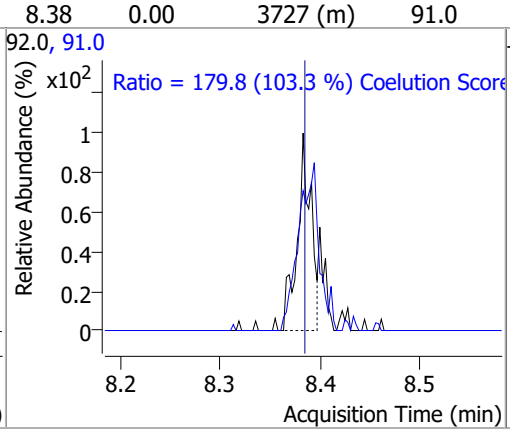

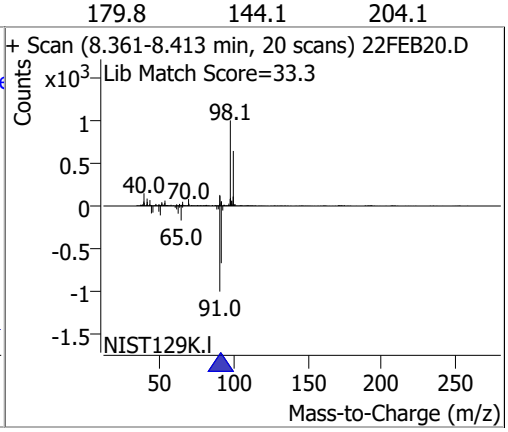

Compound	Conc.	Exp RT	QIon	Exp Ratio	QIon	Exp Ratio
trans-1,3-Dichloropropene	N.D.	8.64	39.0	53.0	77.0	31.0

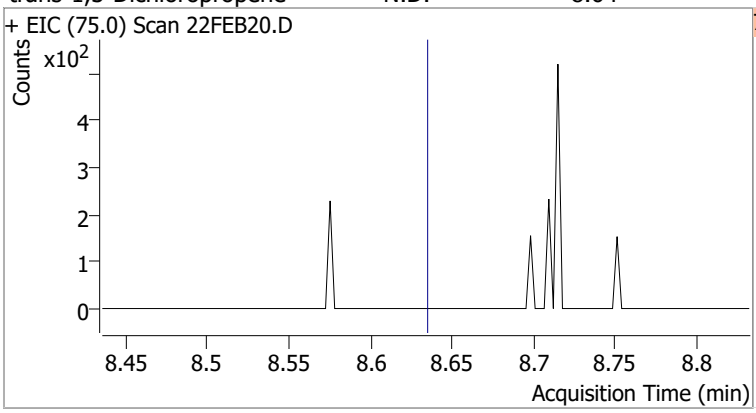

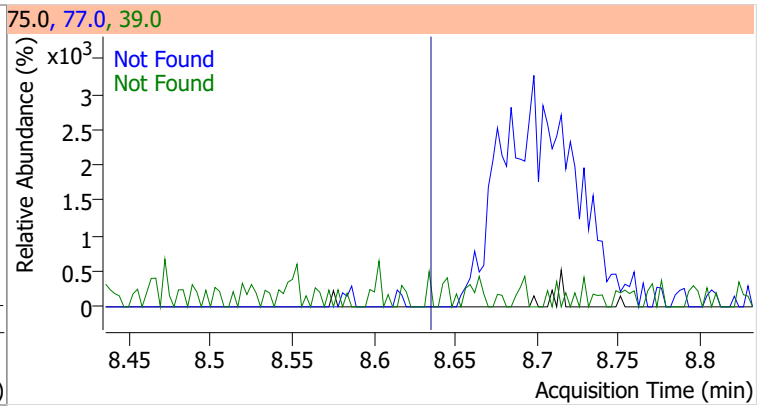

Compound	Conc.	Exp RT	QIon	Exp Ratio	QIon	Exp Ratio
1,1,2-Trichloroethane	N.D.	8.82	97.0	110.7	85.0	60.7

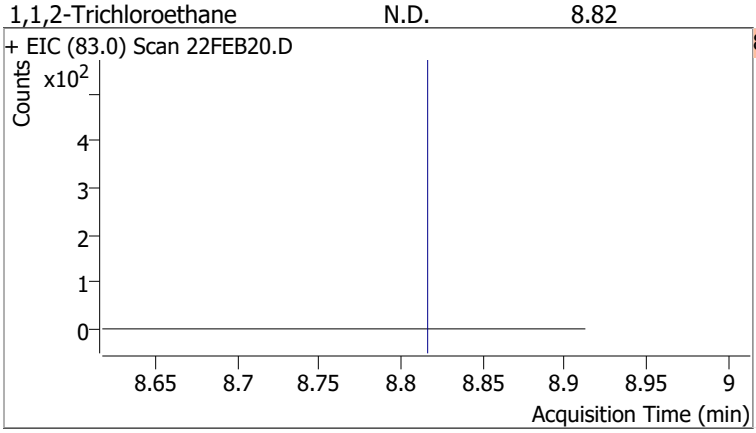

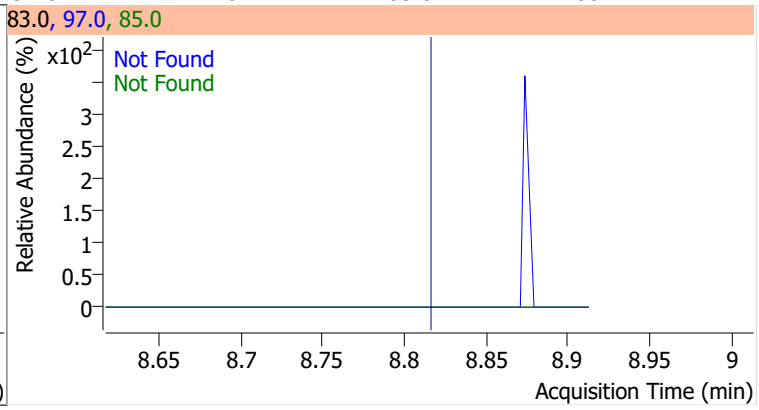

Compound	Conc.	Exp RT	QIon	Exp Ratio	QIon	Exp Ratio
Tetrachloroethene	N.D.	8.94	165.8	126.1	129.0	90.5

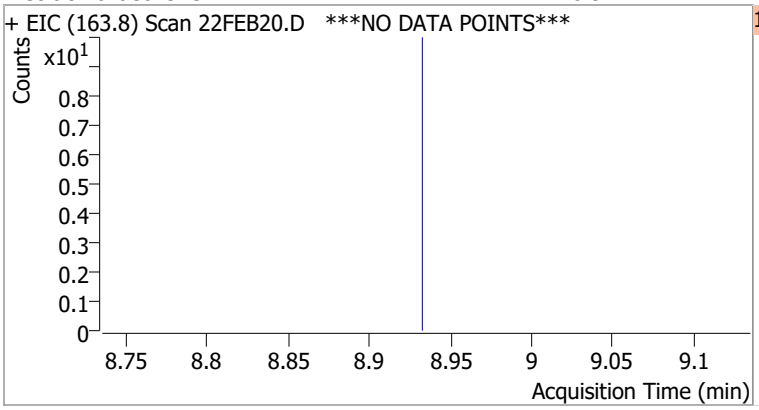

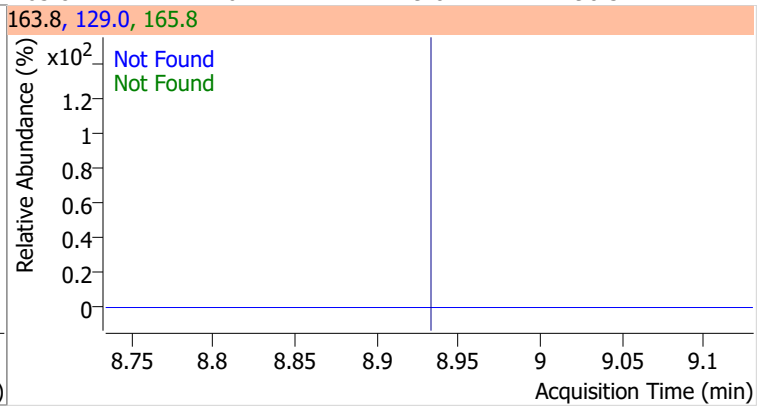

Compound	Conc.	Exp RT	QIon	Exp Ratio
1,3-Dichloropropane	N.D.	8.98	78.0	32.4

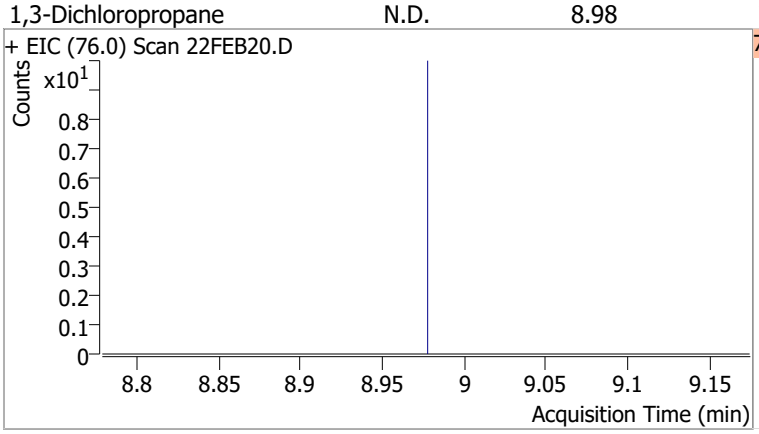

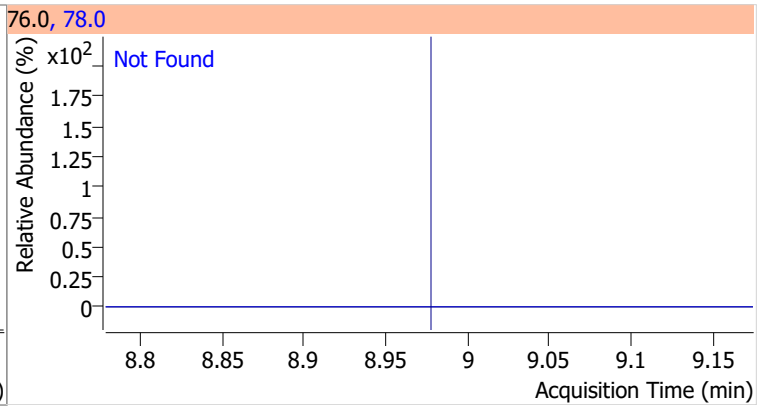

Compound	Conc.	Exp RT	QIon	Exp Ratio
Chlorodibromomethane	N.D.	9.21	127.0	77.2

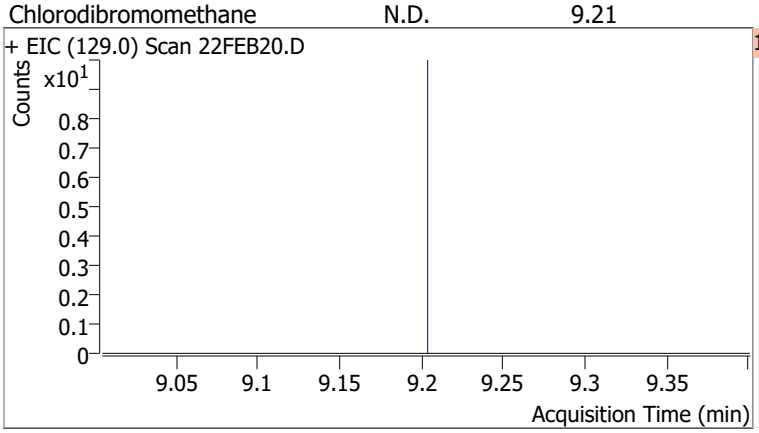

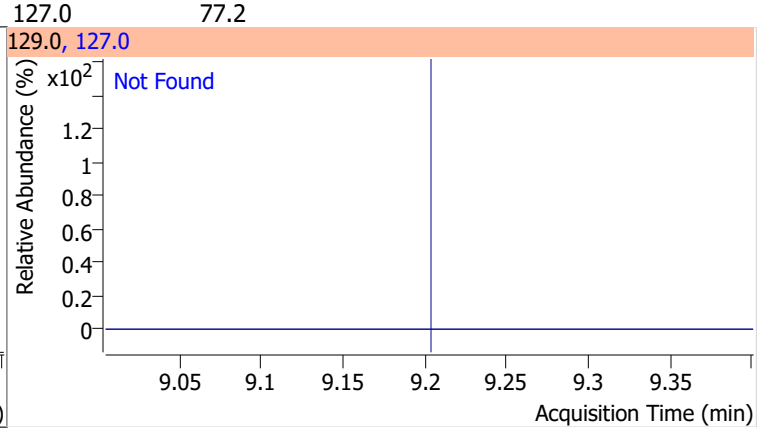

Compound	Conc.	Exp RT	QIon	Exp Ratio
1,2-Dibromoethane	N.D.	9.30	109.0	91.5

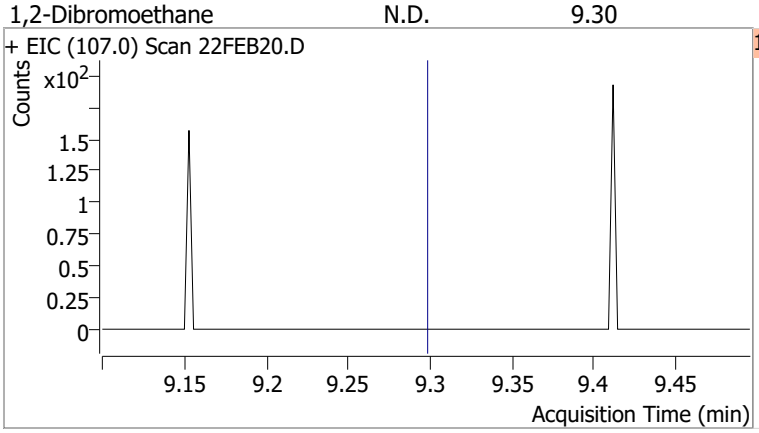

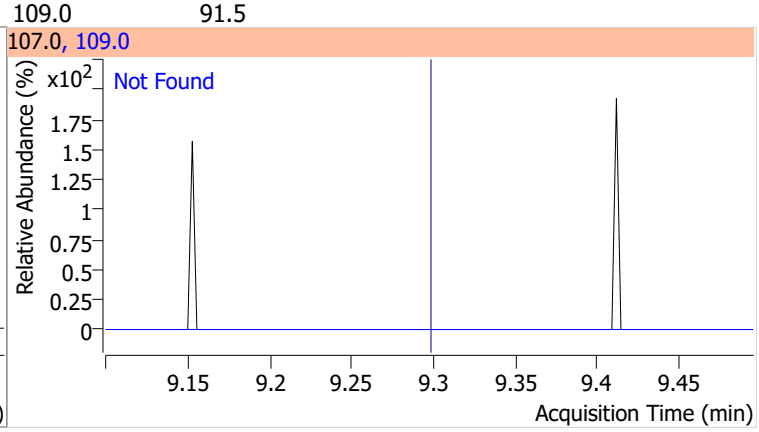

Compound	Conc.	Exp RT	QIon	Exp Ratio
Chlorobenzene	N.D.	9.80	114.0	32.2

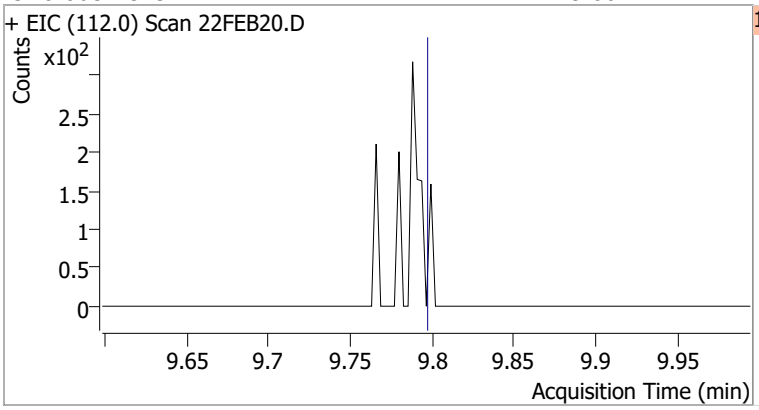

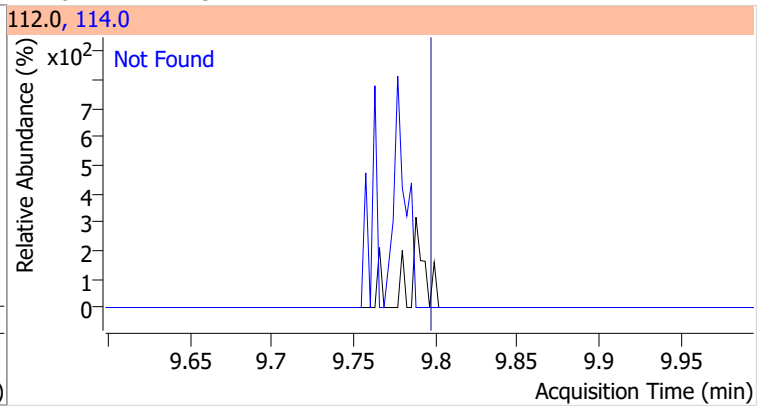

Compound	Conc.	Exp RT	QIon	Exp Ratio
1,1,1,2-Tetrachloroethane	N.D.	9.89	133.0	95.3

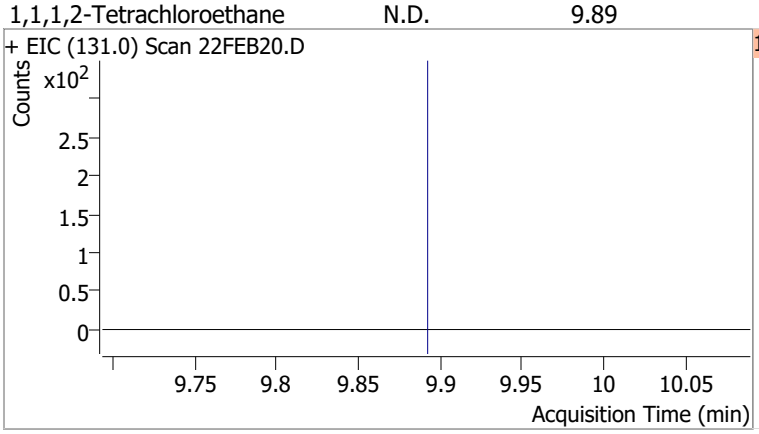

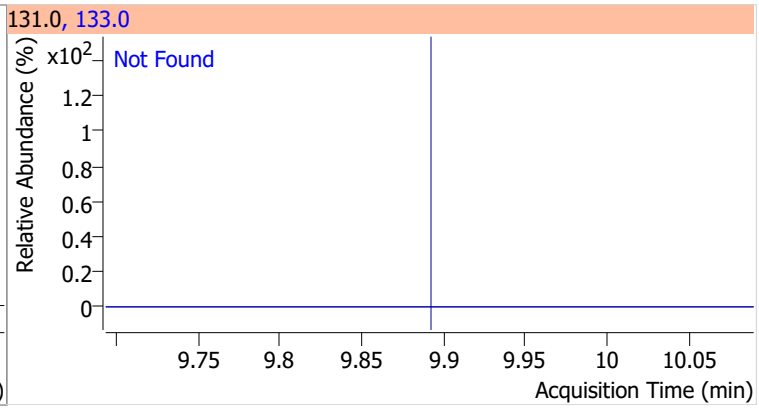

Compound	Conc.	Exp RT	QIon	Exp Ratio
Ethylbenzene	N.D.	9.92	106.0	31.7

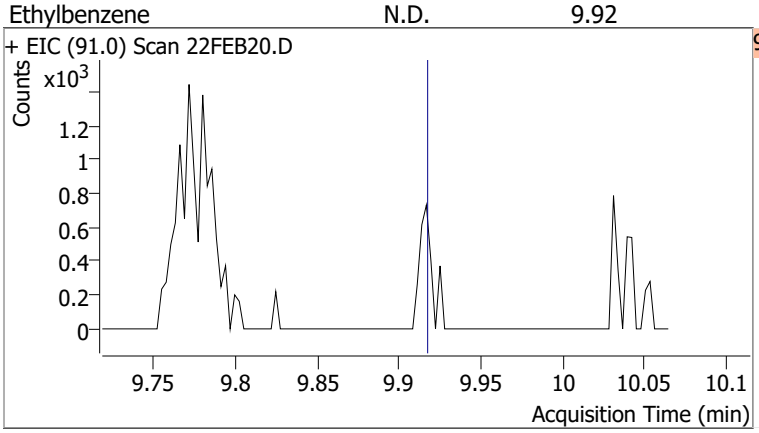

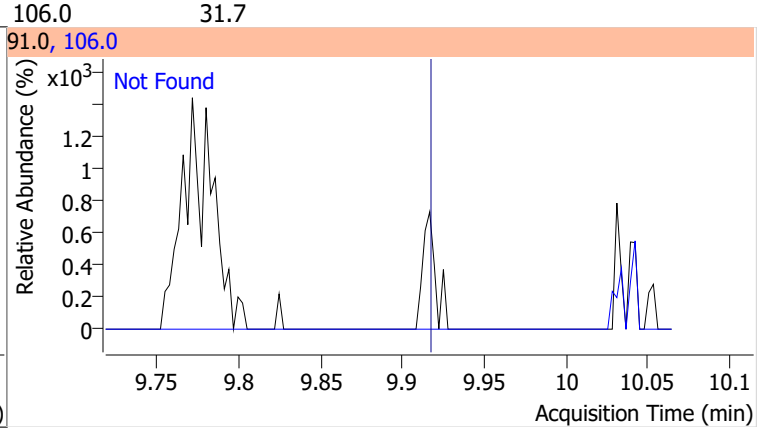

Compound	Conc.	Exp RT	QIon	Exp Ratio
m+p-Xylenes	N.D.	10.04	91.0	200.7

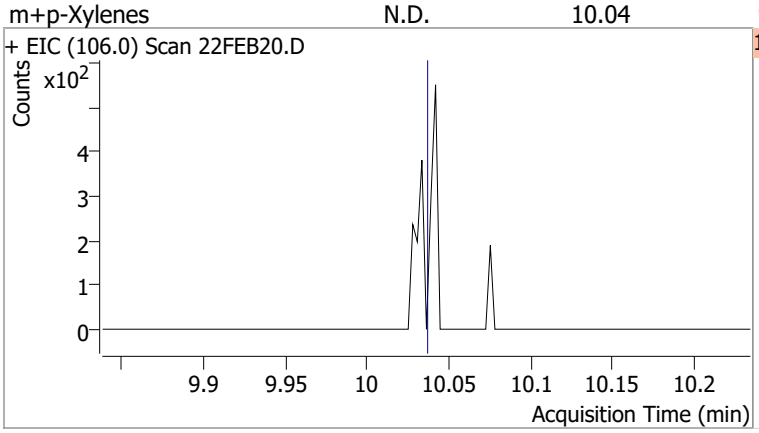

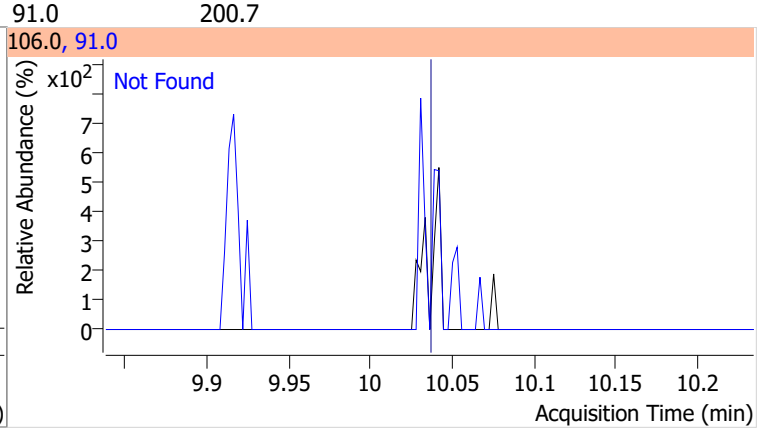

Compound	Conc.	Exp RT	QIon	Exp Ratio
o-Xylene	N.D.	10.43	91.0	211.4

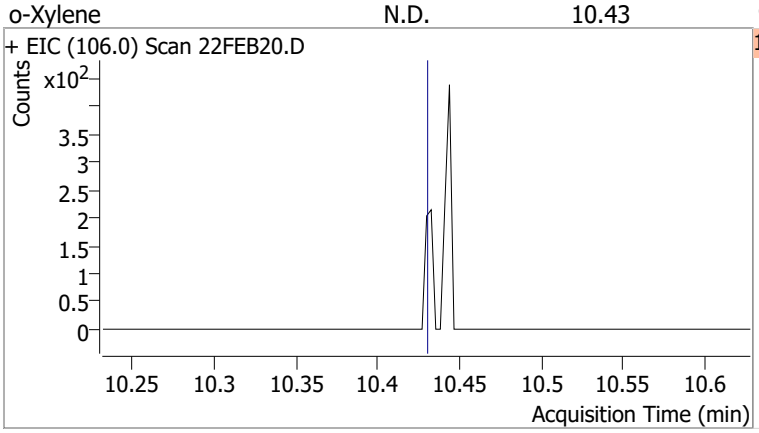

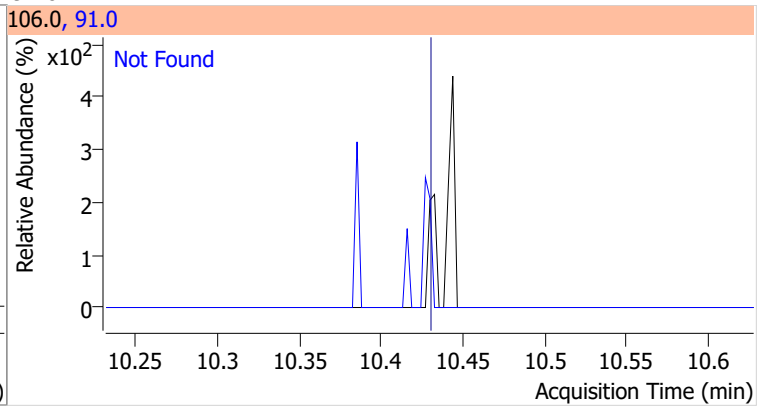

Compound	Conc.	Exp RT	QIon	Exp Ratio
Styrene	N.D.	10.45	78.0	50.6

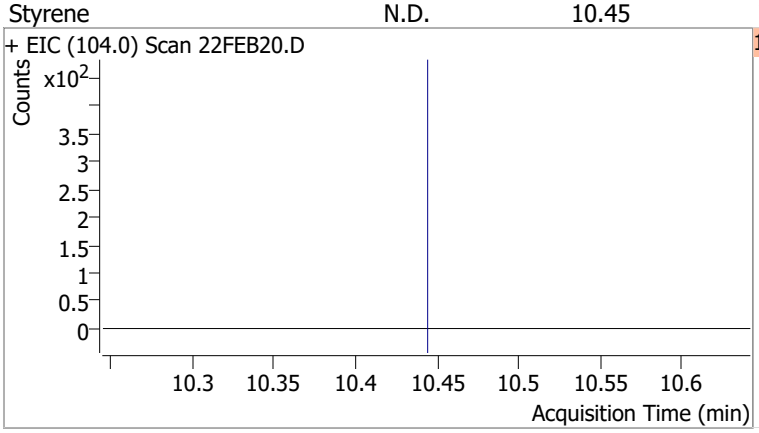

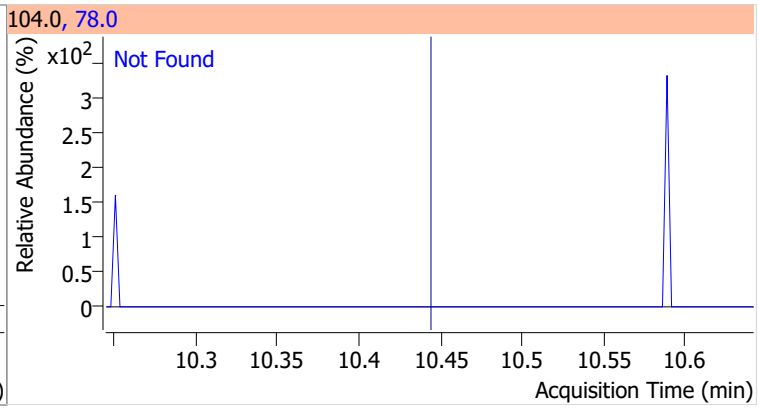

Compound	Conc.	Exp RT	QIon	Exp Ratio	QIon	Exp Ratio
Bromoform	N.D.	10.62	170.5	50.3	174.5	48.1

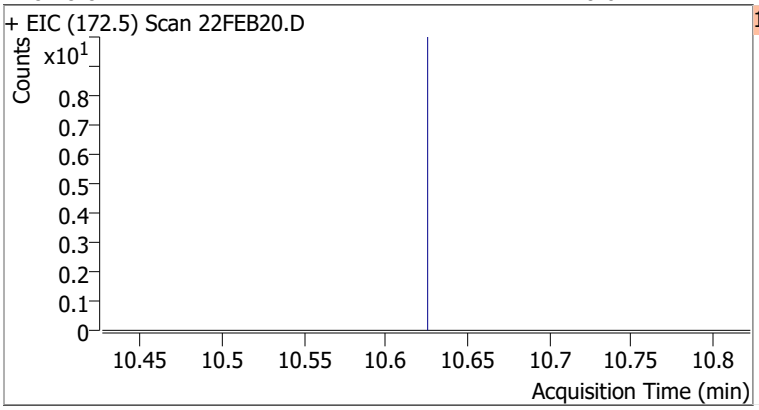

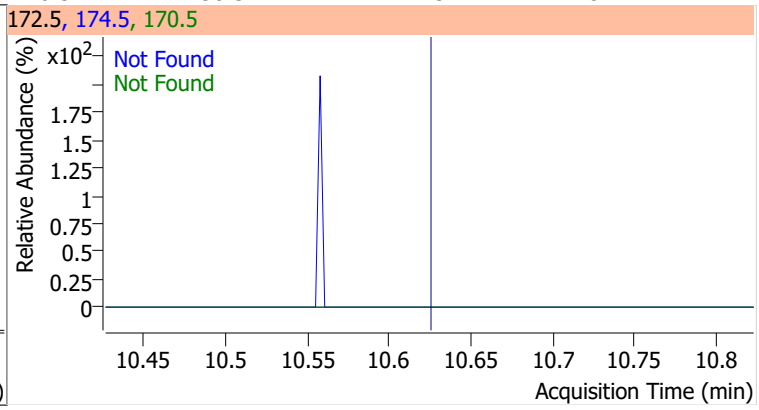

Compound	Conc.	RT	Dev(Min)	Resp.	QIon	QRatio	Lower	Upper
p-Bromofluorobenzene	271.9546	10.95	0.00	280067	174.0	93.5	65.3	125.3
					176.0	89.2	63.3	123.3

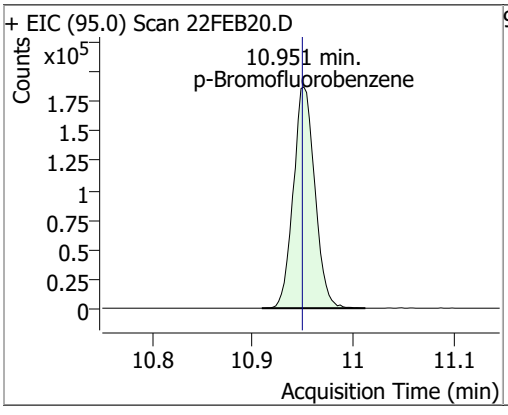

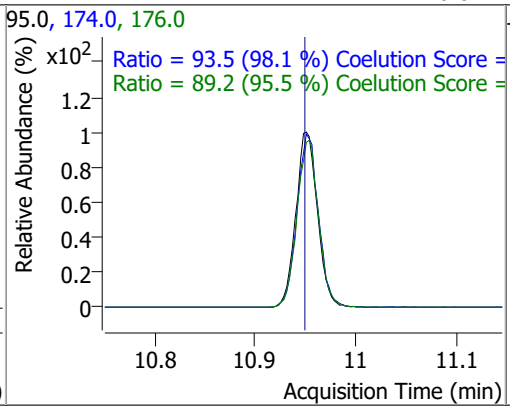

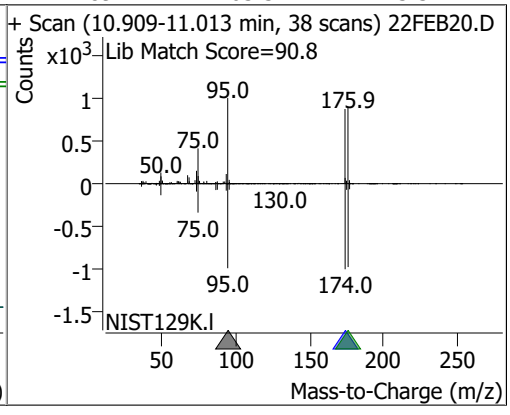

Compound	Conc.	Exp RT	QIon	Exp Ratio	QIon	Exp Ratio
Bromobenzene	N.D.	11.09	77.0	143.5	158.0	96.1

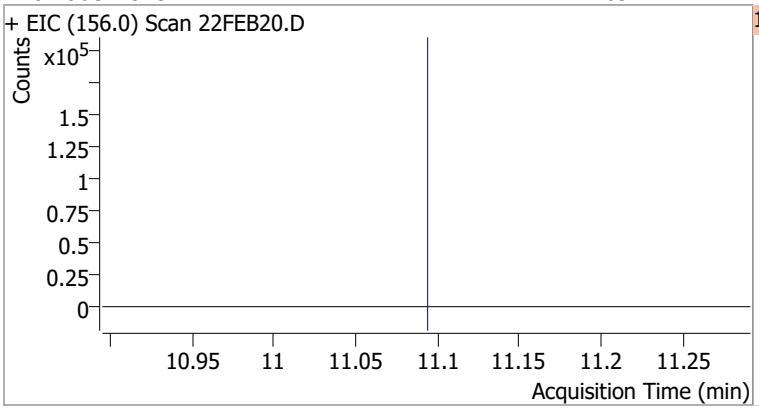

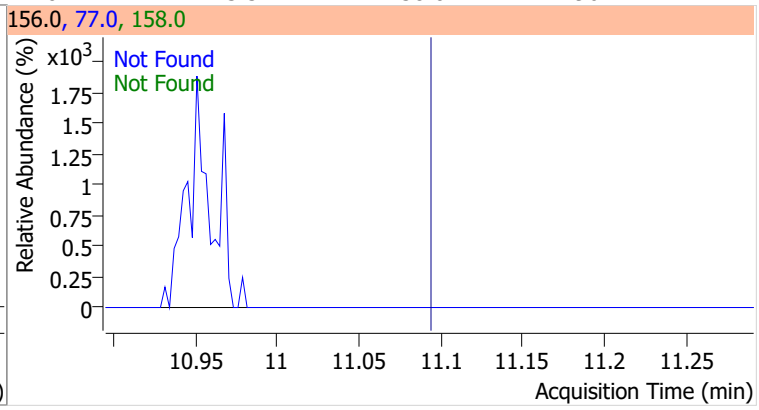

Compound	Conc.	Exp RT	QIon	Exp Ratio
1,1,2,2-Tetrachloroethane	N.D.	11.11	85.0	63.3

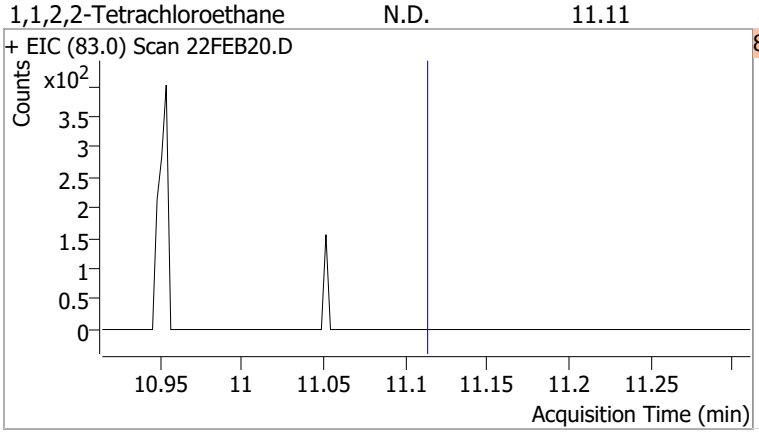

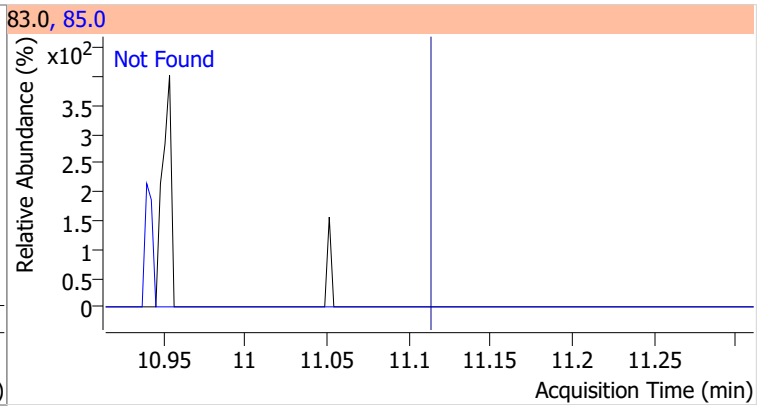

Compound	Conc.	Exp RT	QIon	Exp Ratio
1,2,3-Trichloropropane	N.D.	11.15	112.0	65.8

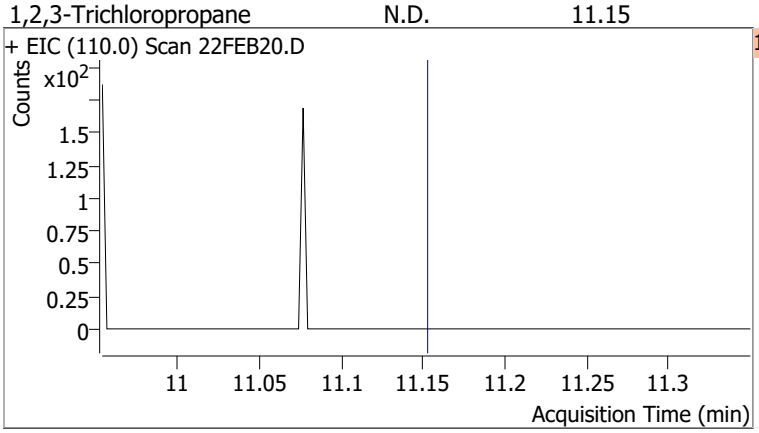

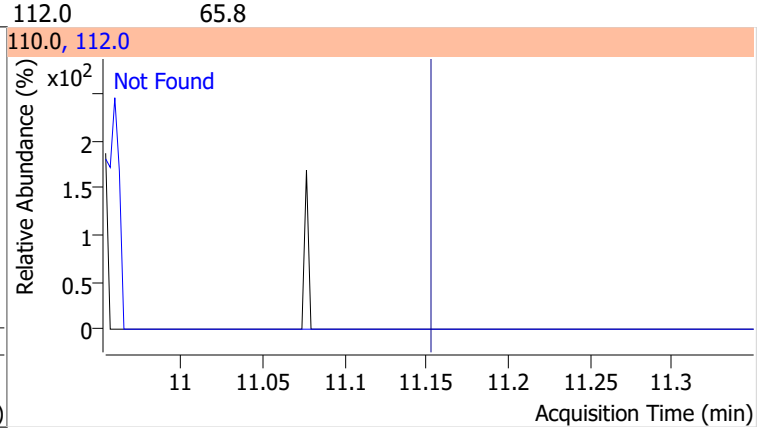

Compound	Conc.	Exp RT	QIon	Exp Ratio
2-Chlorotoluene	N.D.	11.29	91.0	276.2

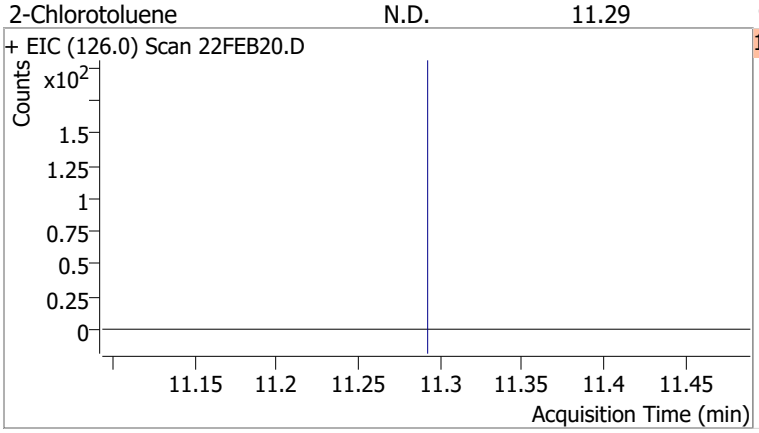

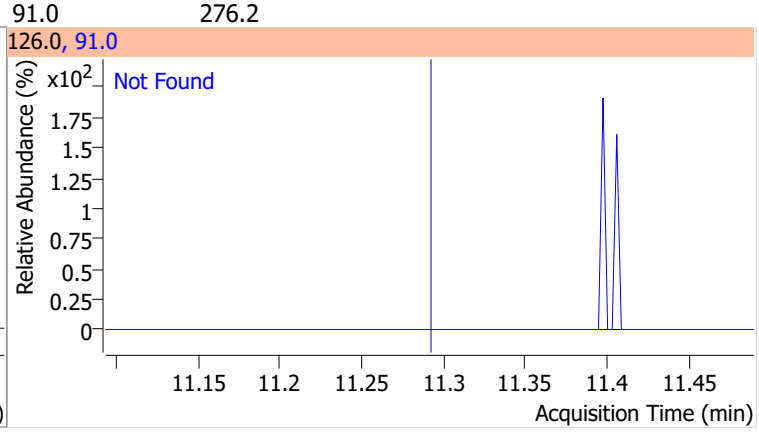

Compound	Conc.	Exp RT	QIon	Exp Ratio
4-Chlorotoluene	N.D.	11.40	126.0	31.3

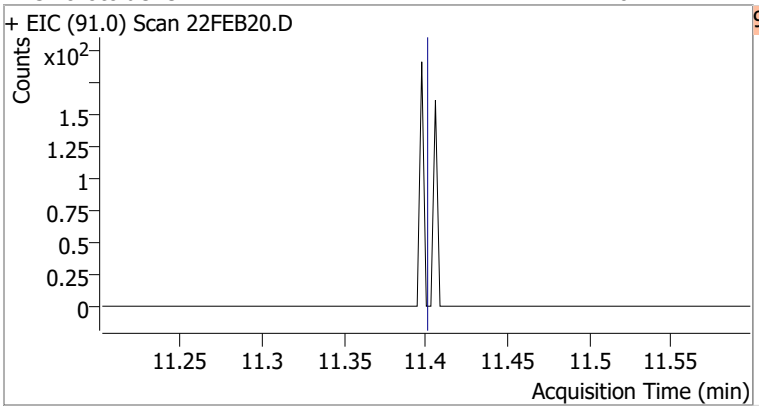

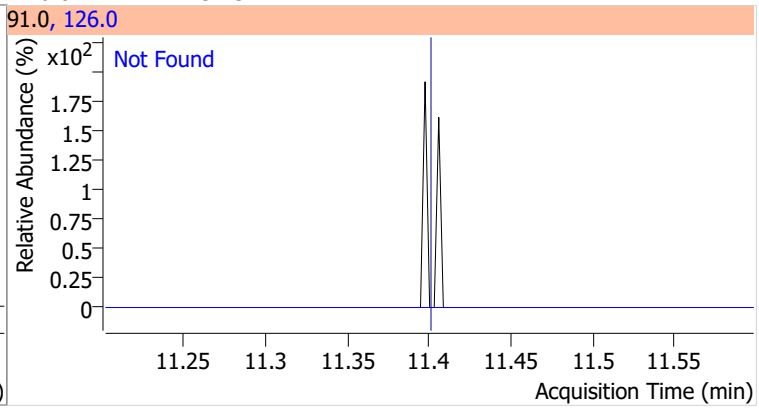

Compound	Conc.	Exp RT	QIon	Exp Ratio	QIon	Exp Ratio
1,3-Dichlorobenzene	N.D.	12.03	148.0	62.8	111.0	38.7

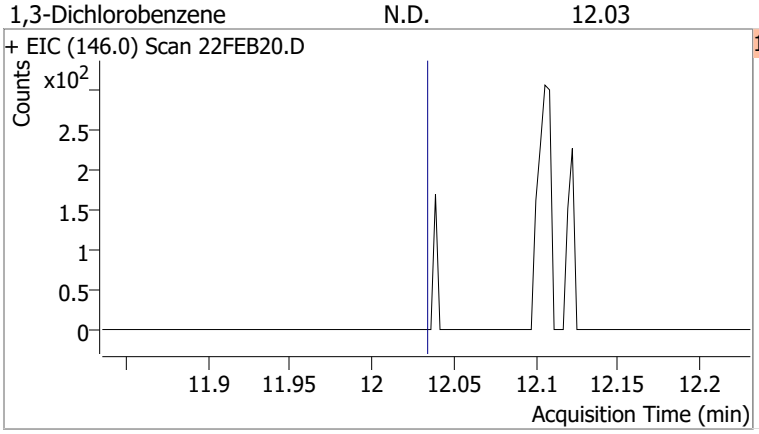

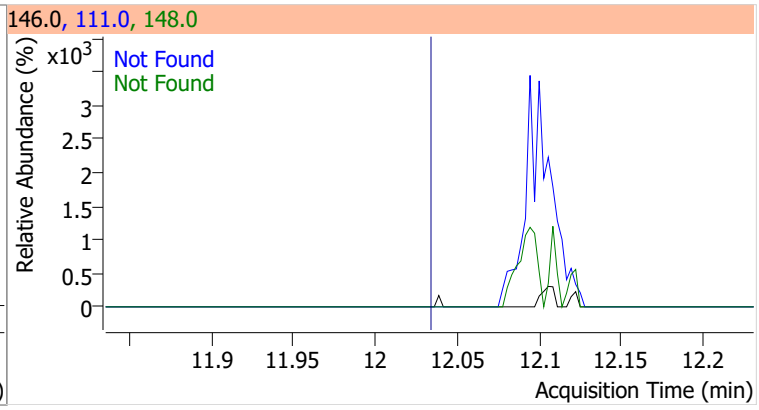

Compound	Conc.	Exp RT	QIon	Exp Ratio	QIon	Exp Ratio
1,4-Dichlorobenzene	N.D.	12.12	148.0	63.7	111.0	38.7

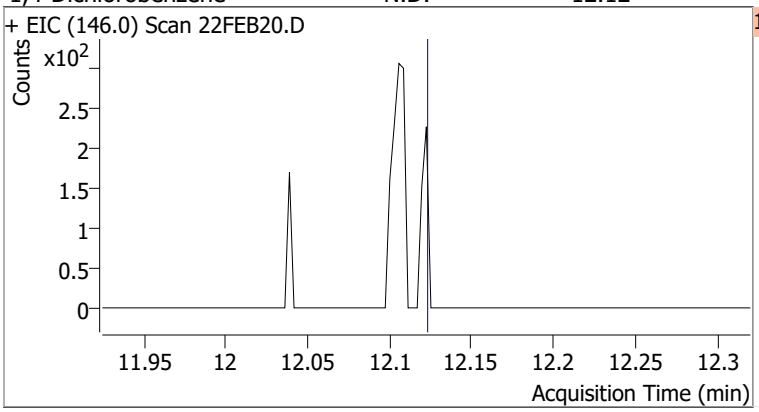

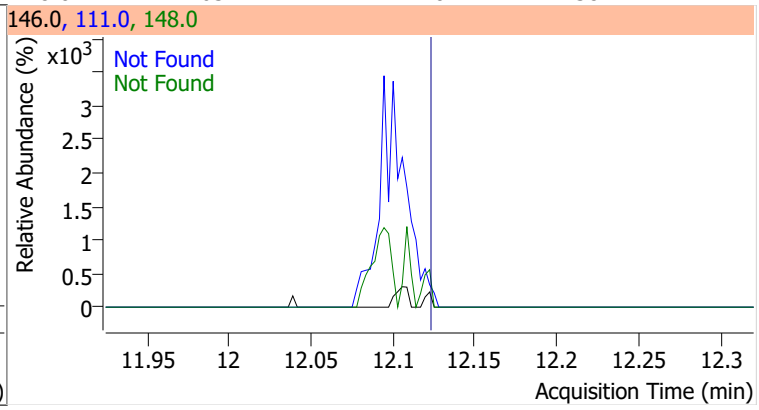

Compound	Conc.	Exp RT	QIon	Exp Ratio	QIon	Exp Ratio
1,2-Dichlorobenzene	N.D.	12.49	148.0	61.9	111.0	39.5

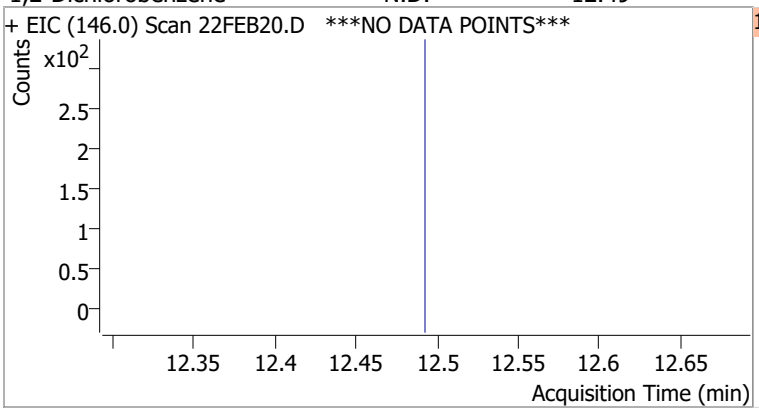

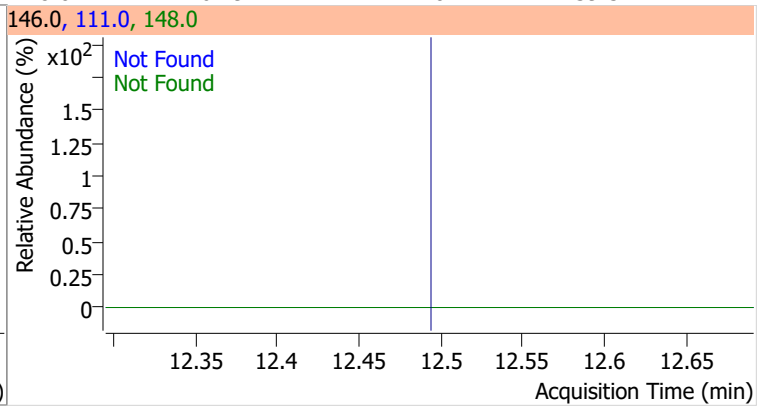

Quantitation Results Report (QT Reviewed)

Data File	22FEB21.D	Operator	MSC
Acq. Method	5975CACQF.M	Acq. Date-Time	2/22/2022 7:10:47 PM
Sample Name	B22021435-028A	Instrument	VOA5975C
Vial	21	Multiplier	1.00
DA Method File	VOA5975C_8260B_SHT_DoD_L4_011922.m	Comment	
Tune File	BFB_Atune3.u	Tune Date	10/11/2021 4:02:00 PM
Batch Name	VG022222_8260B.batch.bin	Last Calib Update	3/18/2022 11:09:24 AM
Ref Library	\\MASSHUNTER\Org\Library\NIST129K.l		

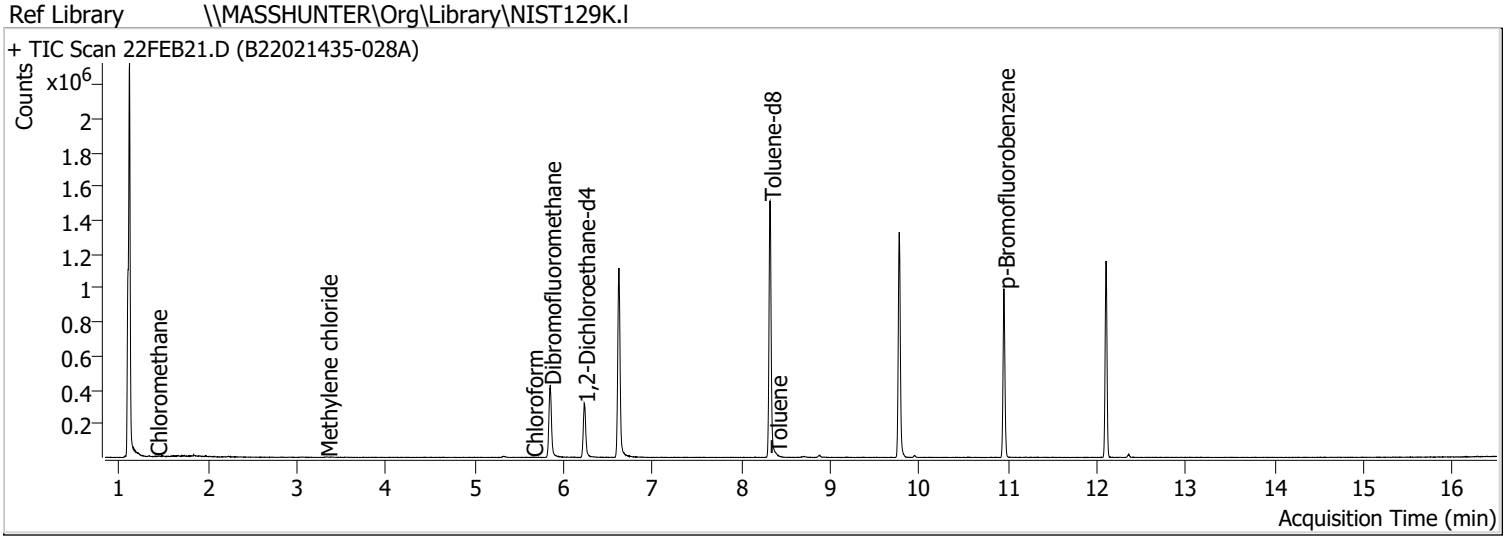

Compound	RT	QIon	Resp.	Conc.	Units		Dev(Min)
Internal Standards							
M Fluorobenzene	6.620	96.0	947789	250.0000	ng		0.000
M Chlorobenzene-d5	9.772	82.0	381032	250.0000	ng		-0.003
M 1,4-Dichlorobenzene-d4	12.103	152.0	275207	250.0000	ng		0.003
System Monitoring Compounds							
S Dibromofluoromethane	5.848	113.0	259892	283.1032	ng		-0.003
Spiked Amount: 250.000	Range: 80.0 - 119.0%			Recovery = 113.24%			
S 1,2-Dichloroethane-d4	6.230	67.0	114304	288.2412	ng		0.000
Spiked Amount: 250.000	Range: 81.0 - 118.0%			Recovery = 115.30%			
S Toluene-d8	8.321	98.0	966210	259.9201	ng		0.003
Spiked Amount: 250.000	Range: 89.0 - 112.0%			Recovery = 103.97%			
S p-Bromofluorobenzene	10.951	95.0	272570	268.2437	ng		0.003
Spiked Amount: 250.000	Range: 85.0 - 114.0%			Recovery = 107.30%			
Target Compounds							**QValue**
T Dichlorodifluoromethane	0.000		0	N.D.			
T Chloromethane	1.417	50.0	652	0.4347	ng	m	96
T Vinyl chloride	0.000		0	N.D.			
T Bromomethane	0.000		0	N.D.			
T Chloroethane	0.000		0	N.D.			
T Trichlorofluoromethane	0.000		0	N.D.			
T 1,1-Dichloroethene	0.000		0	N.D.			
T Methylene chloride	3.330	49.0	1777	1.2827	ng	m	77
T trans-1,2-Dichloroethene	0.000		0	N.D.			
T Methyl tert-butyl ether (MTBE)	0.000		0	N.D.			
T 1,1-Dichloroethane	0.000		0	N.D.			
T 2,2-Dichloropropane	0.000		0	N.D.			
T cis-1,2-Dichloroethene	0.000		0	N.D.			
T Methyl ethyl ketone	0.000		0	N.D.			
T Bromochloromethane	0.000		0	N.D.			
T Chloroform	5.644	83.0	709	0.3854	ng	m	98

Compound	RT	QIon	Resp.	Conc.	Units	Dev(Min)
T 1,1,1-Trichloroethane	0.000		0	N.D.		
T Carbon tetrachloride	0.000		0	N.D.		
T 1,1-Dichloropropene	0.000		0	N.D.		
T Benzene	0.000		0	N.D.		
T 1,2-Dichloroethane	0.000		0	N.D.		
T Trichloroethene	0.000		0	N.D.		
T 1,2-Dichloropropane	0.000		0	N.D.		
T Dibromomethane	0.000		0	N.D.		
T Bromodichloromethane	0.000		0	N.D.		
T cis-1,3-Dichloropropene	0.000		0	N.D.		
T Toluene	8.388	92.0	2276	0.9185	ng	98
T trans-1,3-Dichloropropene	0.000		0	N.D.		
T 1,1,2-Trichloroethane	0.000		0	N.D.		
T Tetrachloroethene	0.000		0	N.D.		
T 1,3-Dichloropropane	0.000		0	N.D.		
T Chlorodibromomethane	0.000		0	N.D.		
T 1,2-Dibromoethane	0.000		0	N.D.		
T Chlorobenzene	0.000		0	N.D.		
T 1,1,1,2-Tetrachloroethane	0.000		0	N.D.		
T Ethylbenzene	0.000		0	N.D.		
T m+p-Xylenes	0.000		0	N.D.		
T o-Xylene	0.000		0	N.D.		
T Styrene	0.000		0	N.D.		
T Bromoform	0.000		0	N.D.		
T Bromobenzene	0.000		0	N.D.		
T 1,1,2,2-Tetrachloroethane	0.000		0	N.D.		
T 1,2,3-Trichloropropane	0.000		0	N.D.		
T 2-Chlorotoluene	0.000		0	N.D.		
T 4-Chlorotoluene	0.000		0	N.D.		
T 1,3-Dichlorobenzene	0.000		0	N.D.		
T 1,4-Dichlorobenzene	0.000		0	N.D.		
T 1,2-Dichlorobenzene	0.000		0	N.D.		

(#) = Qualifier Out of Range; (m) = Manual Integration; (+) = Area Summed; (*) = Surrogate Percent Recovery Out of Range; (d): Zeroed Peak

Compound	Conc.	Exp RT	QIon	Exp Ratio
Dichlorodifluoromethane	N.D.	1.24	87.0	31.8

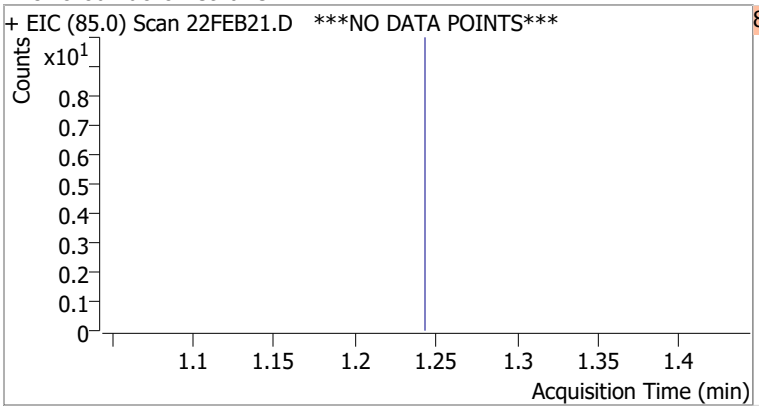

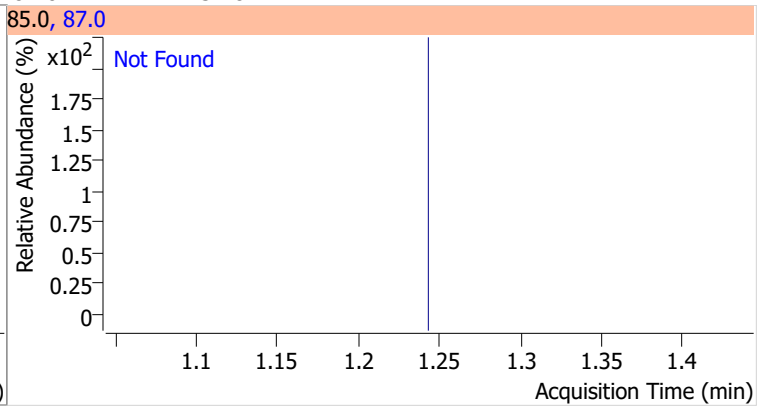

Compound	Conc.	RT	Dev(Min)	Resp.	QIon	QRatio	Lower	Upper
Chloromethane	0.4347	1.42	0.01	652 (m)	52.0	30.3	2.4	62.4

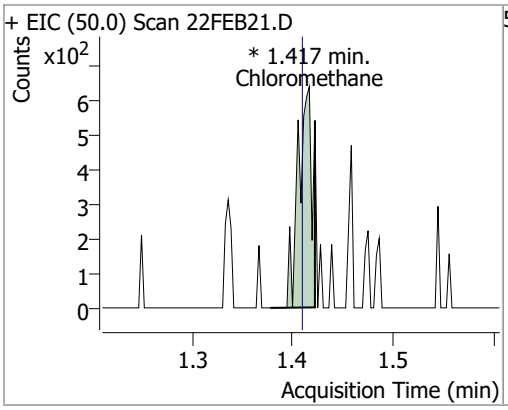

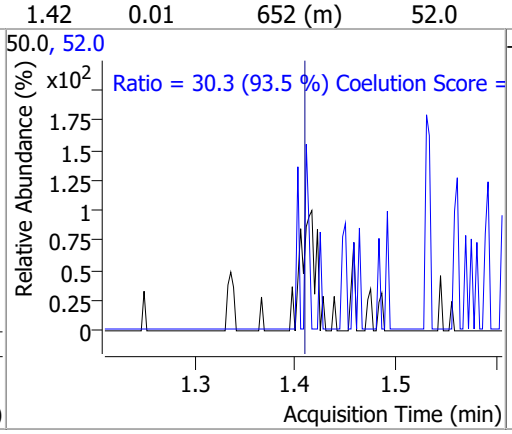

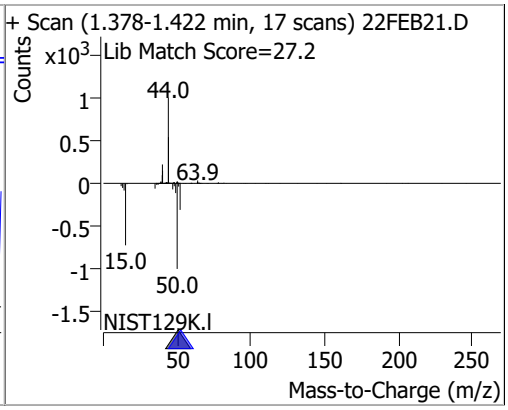

Compound	Conc.	Exp RT	QIon	Exp Ratio
Vinyl chloride	N.D.	1.50	64.0	31.3

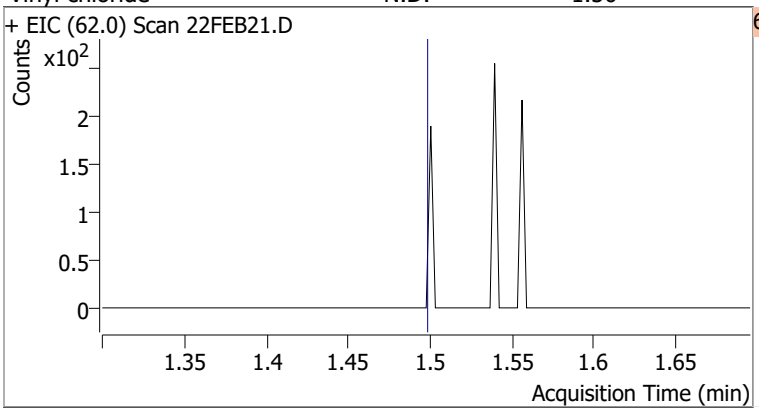

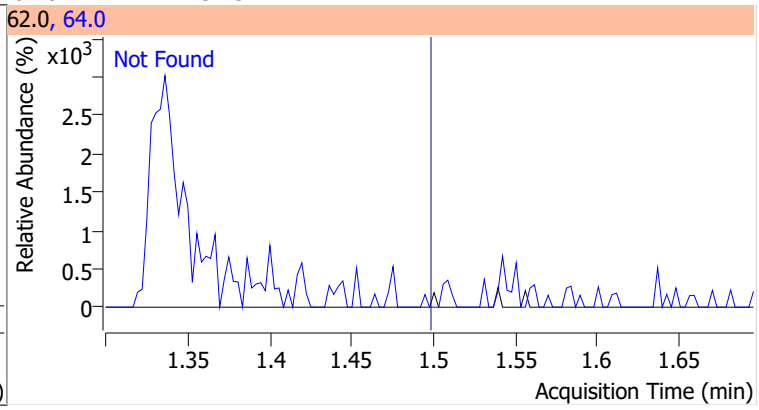

Compound	Conc.	Exp RT	QIon	Exp Ratio
Bromomethane	N.D.	1.80	94.0	110.1

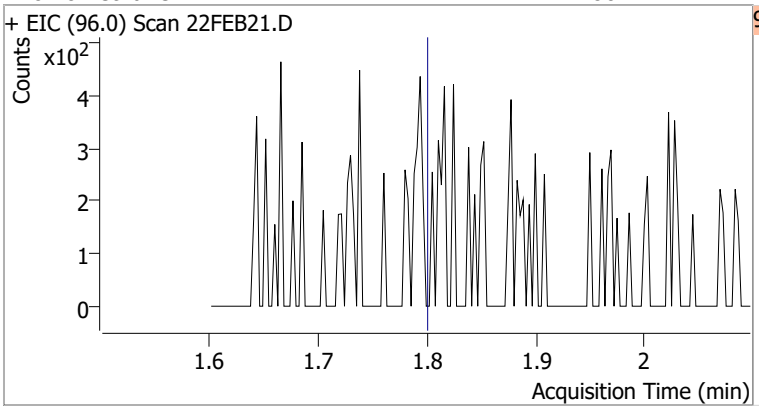

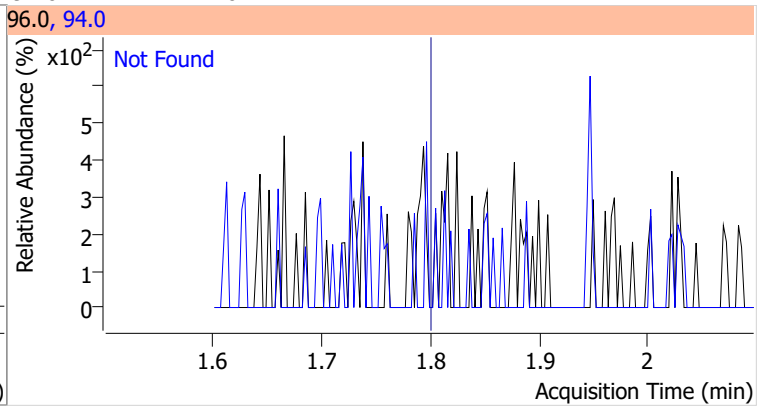

Compound	Conc.	Exp RT	QIon	Exp Ratio
Chloroethane	N.D.	1.90	66.0	30.0

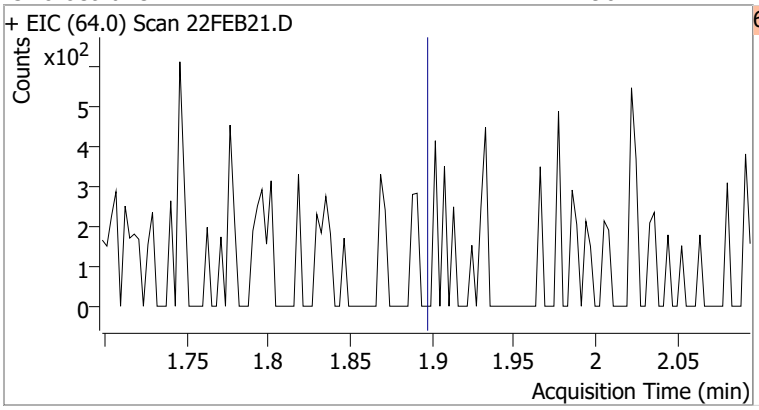

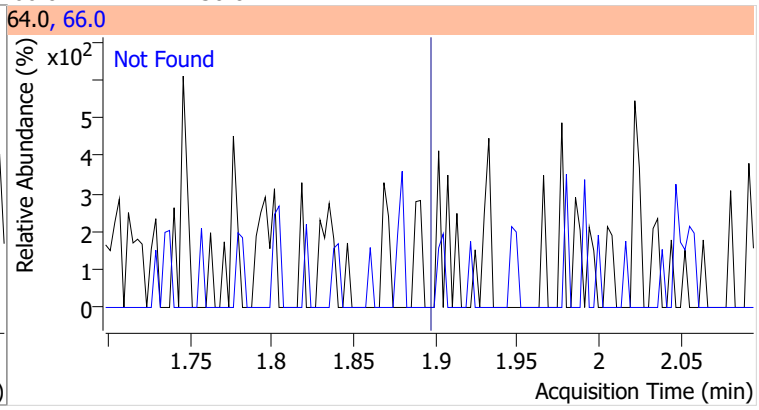

Compound	Conc.	Exp RT	QIon	Exp Ratio
Trichlorofluoromethane	N.D.	2.15	103.0	65.0

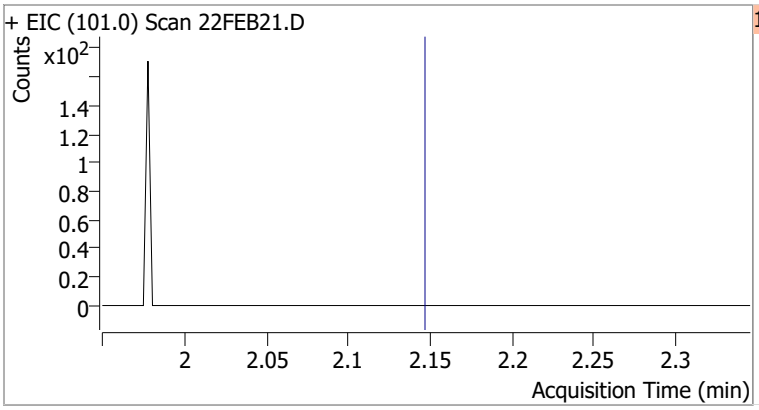

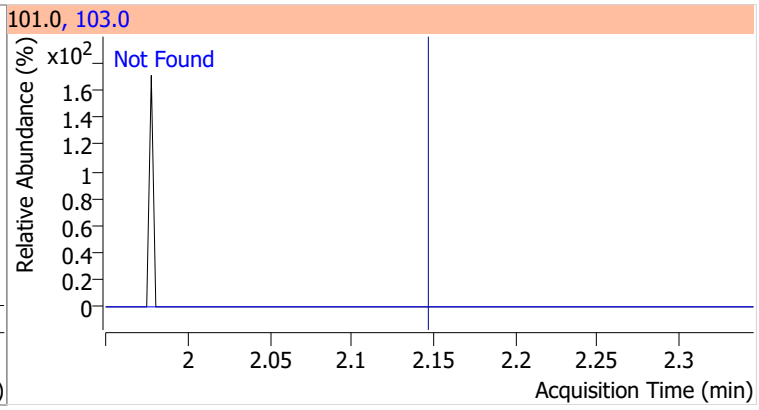

Compound	Conc.	Exp RT	QIon	Exp Ratio	QIon	Exp Ratio
1,1-Dichloroethene	N.D.	2.70	61.0	179.9	63.0	57.0

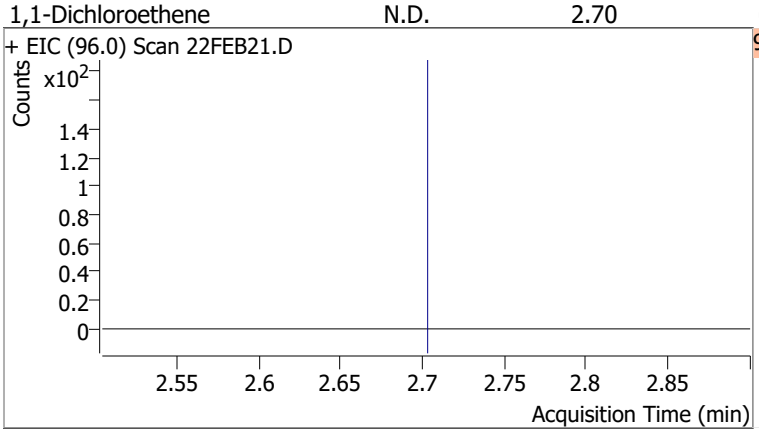

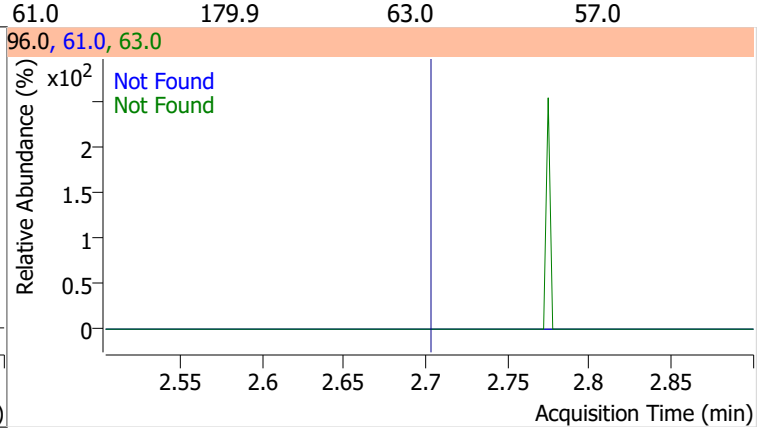

Compound	Conc.	RT	Dev(Min)	Resp.	QIon	QRatio	Lower	Upper
Methylene chloride	1.2827	3.33	0.00	1777 (m)	84.0	93.7	36.1	96.1
					86.0	38.3	11.8	71.8

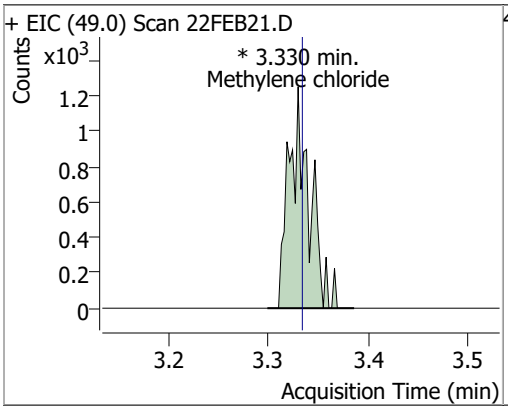

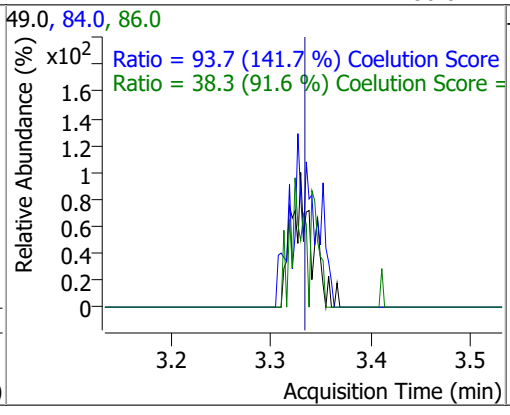

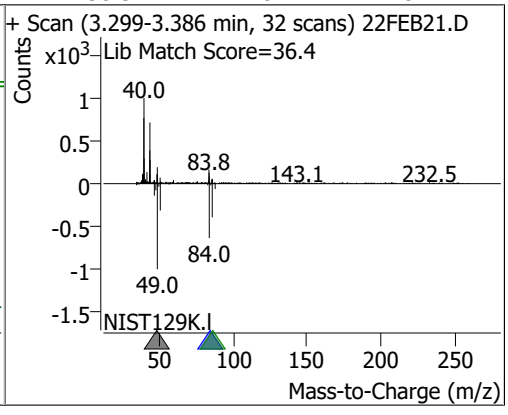

Compound	Conc.	Exp RT	QIon	Exp Ratio	QIon	Exp Ratio
trans-1,2-Dichloroethene	N.D.	3.72	61.0	154.8	98.0	62.1

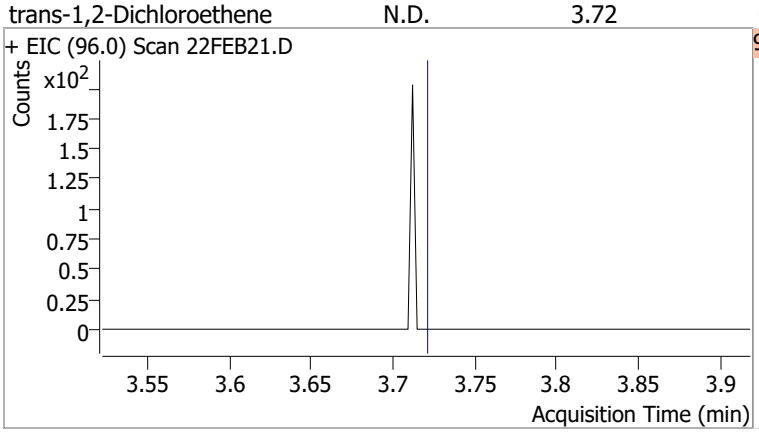

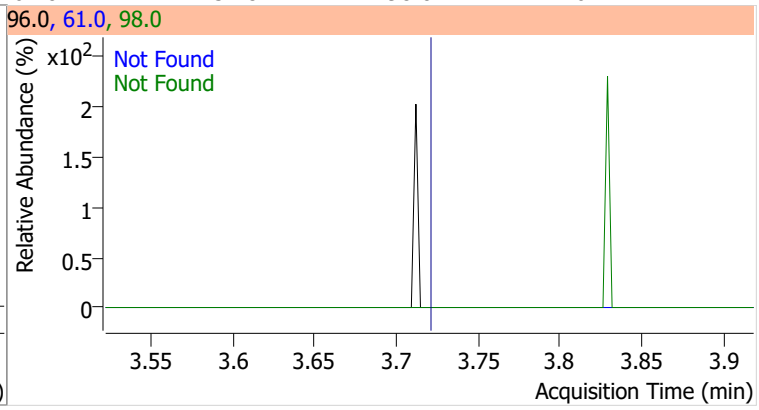

Compound	Conc.	Exp RT	QIon	Exp Ratio
Methyl tert-butyl ether (MTBE)	N.D.	3.75	57.0	24.6

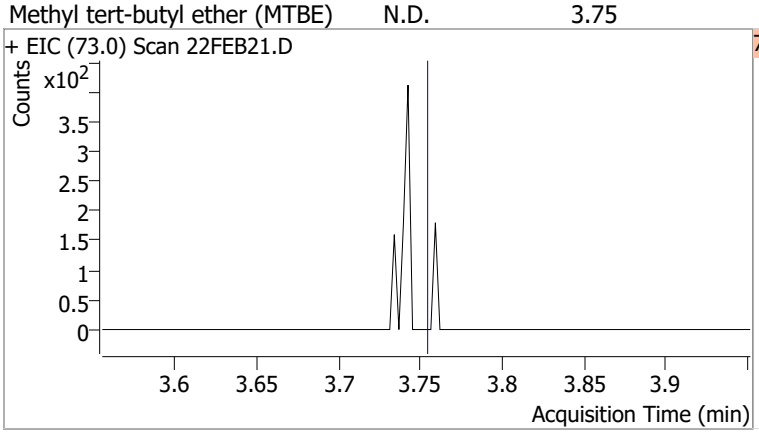

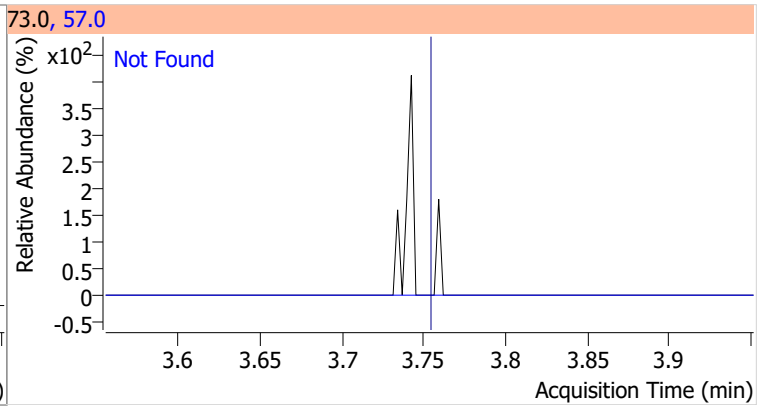

Compound	Conc.	Exp RT	QIon	Exp Ratio	QIon	Exp Ratio
1,1-Dichloroethane	N.D.	4.38	65.0	31.0	83.0	12.7

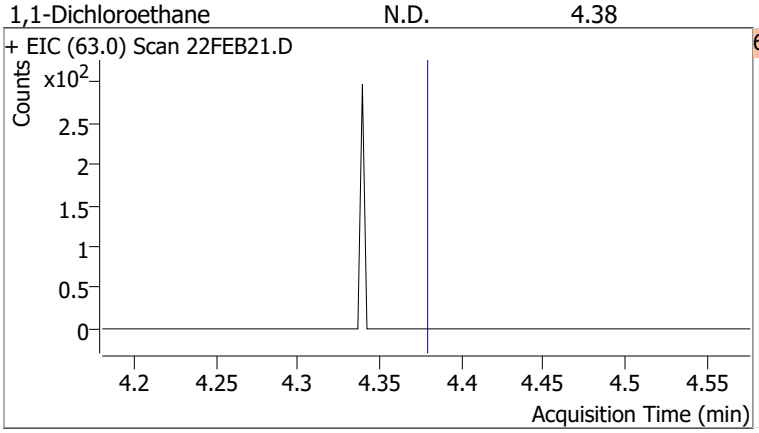

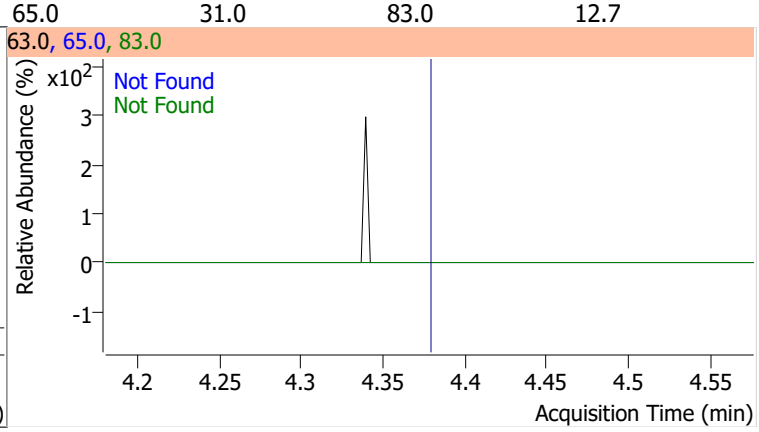

Compound	Conc.	Exp RT	QIon	Exp Ratio	QIon	Exp Ratio
2,2-Dichloropropane	N.D.	5.19	41.0	68.8	97.0	23.9

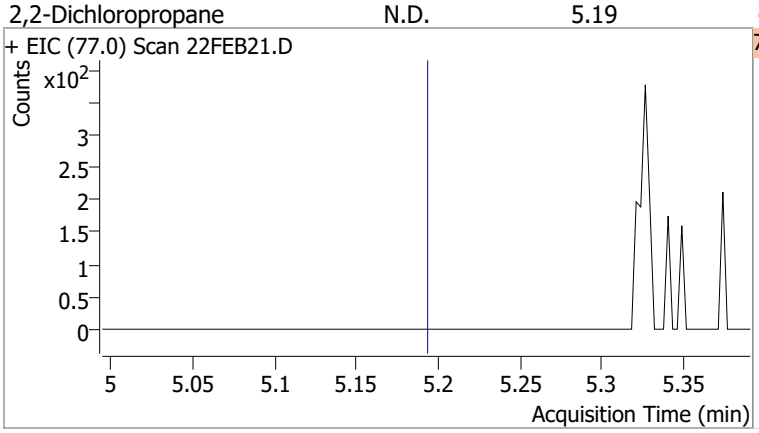

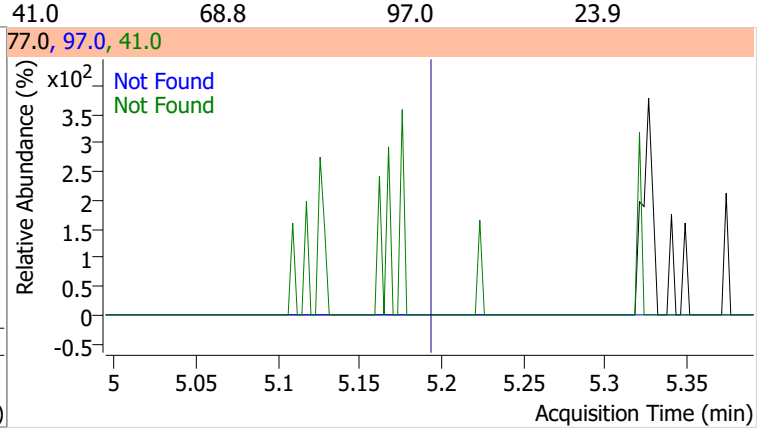

Compound	Conc.	Exp RT	QIon	Exp Ratio	QIon	Exp Ratio
cis-1,2-Dichloroethene	N.D.	5.21	61.0	160.4	98.0	66.2

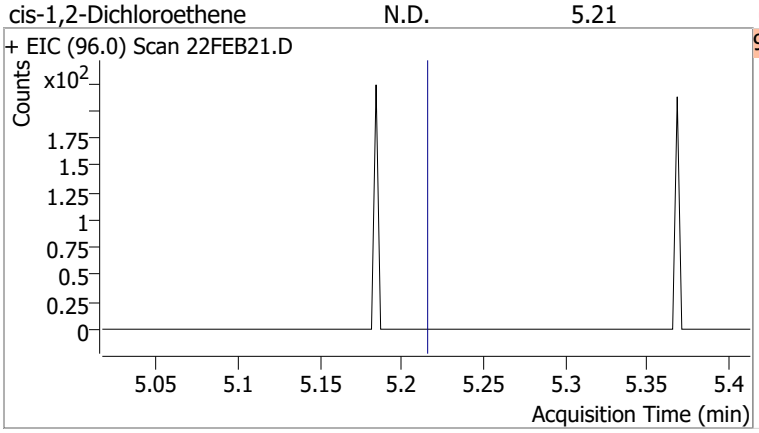

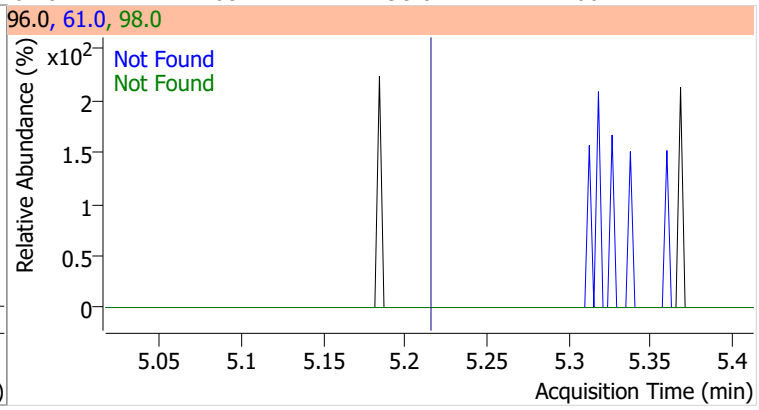

Compound	Conc.	Exp RT	QIon	Exp Ratio
Methyl ethyl ketone	N.D.	5.28	72.0	20.6

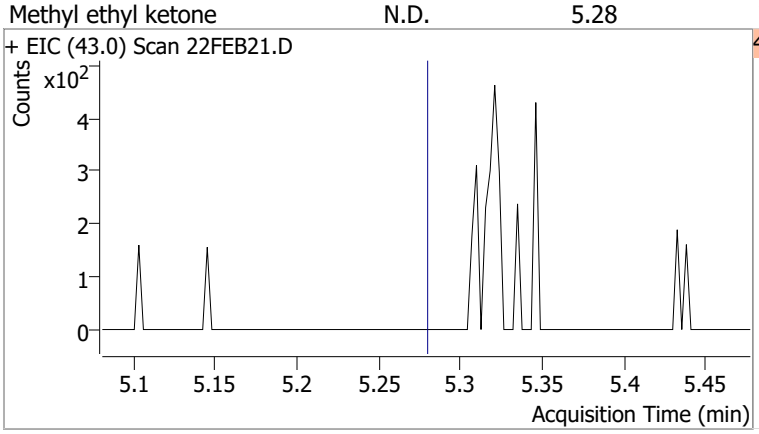

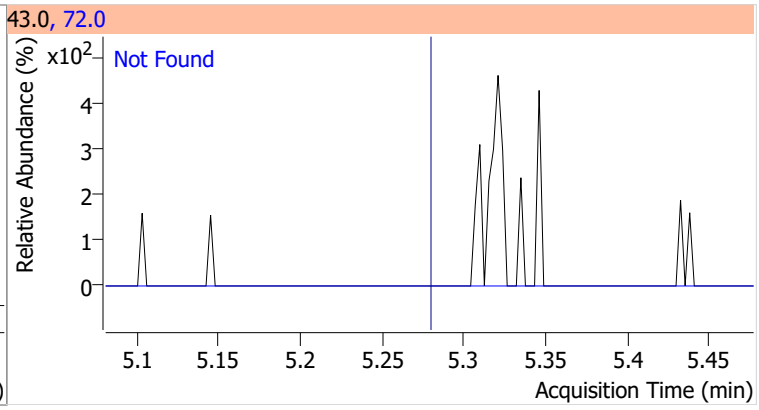

Compound	Conc.	Exp RT	QIon	Exp Ratio
Bromochloromethane	N.D.	5.52	49.0	182.2

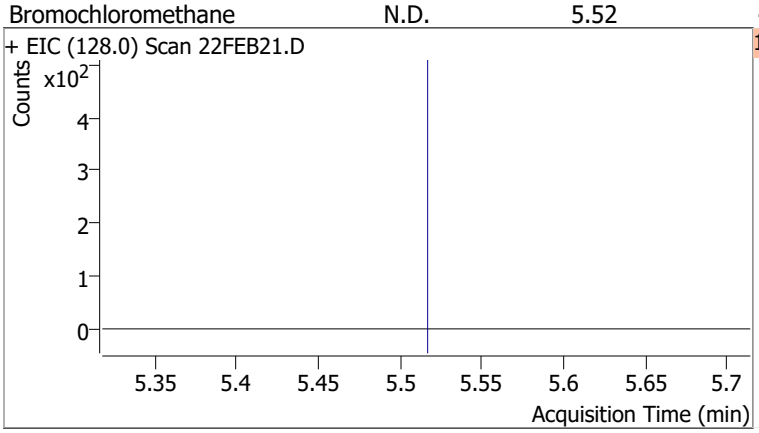

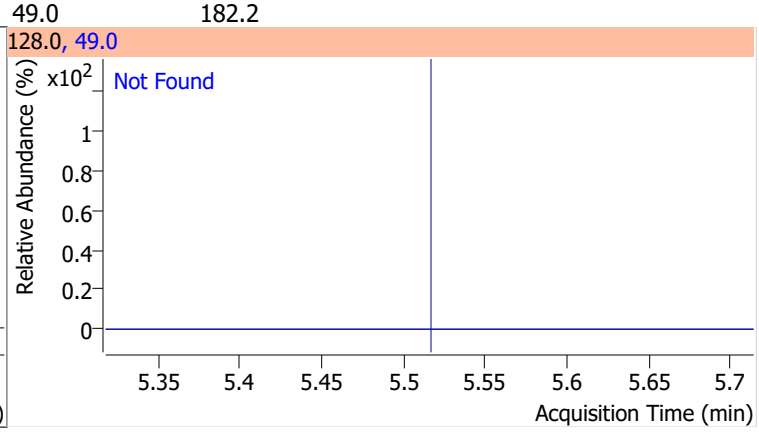

Compound	Conc.	RT	Dev(Min)	Resp.	QIon	QRatio	Lower	Upper
Chloroform	0.3854	5.64	-0.01	709 (m)	85.0	64.3	36.2	96.2

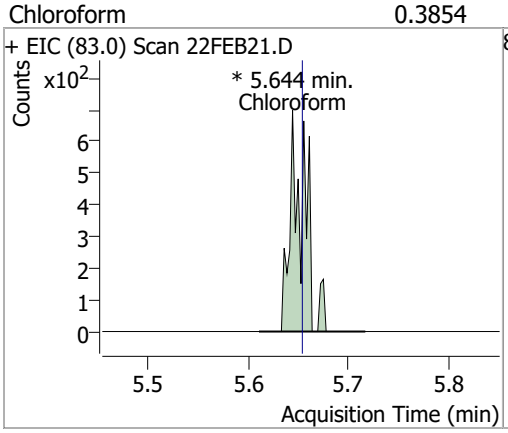

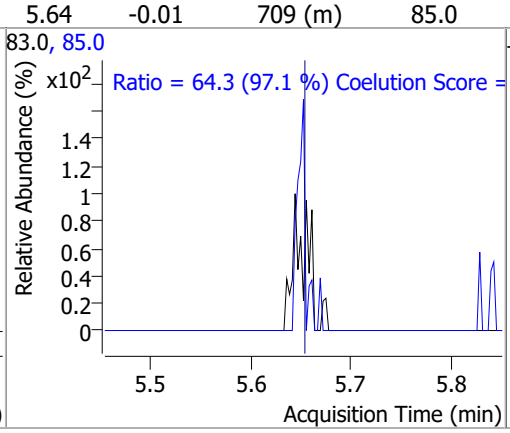

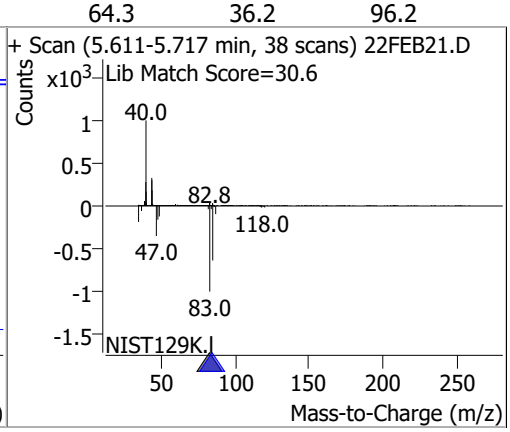

Compound	Conc.	Exp RT	QIon	Exp Ratio	QIon	Exp Ratio
1,1,1-Trichloroethane	N.D.	5.83	99.0	63.1	61.0	49.1

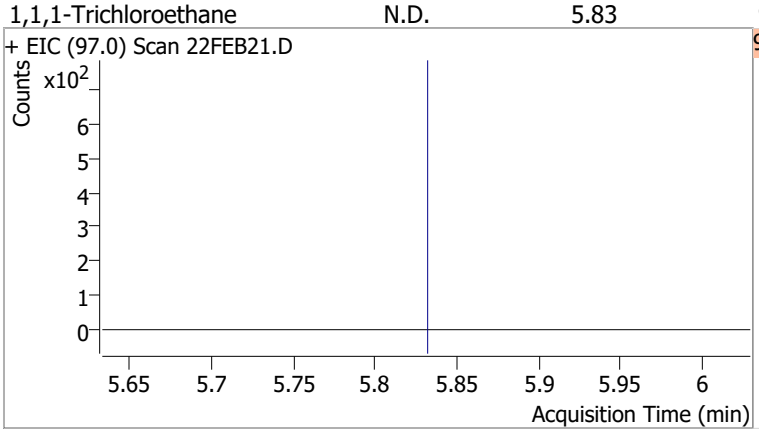

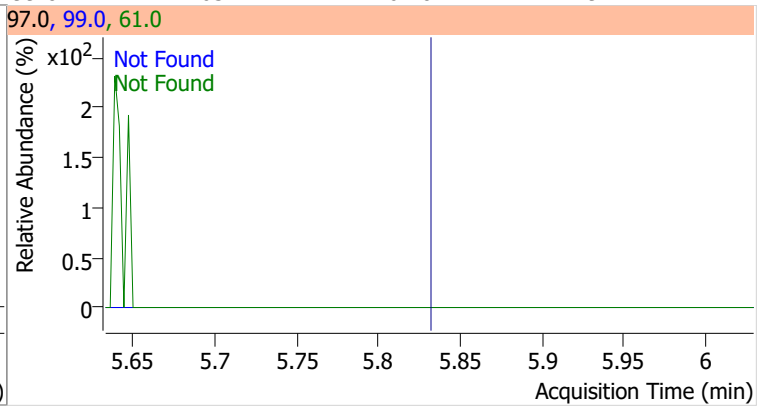

Compound	Conc.	RT	Dev(Min)	Resp.	QIon	QRatio	Lower	Upper
Dibromofluoromethane	283.1032	5.85	0.00	259892	191.5	21.5	0.0	53.2

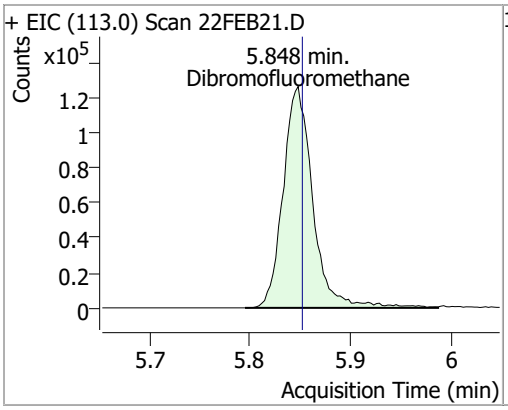

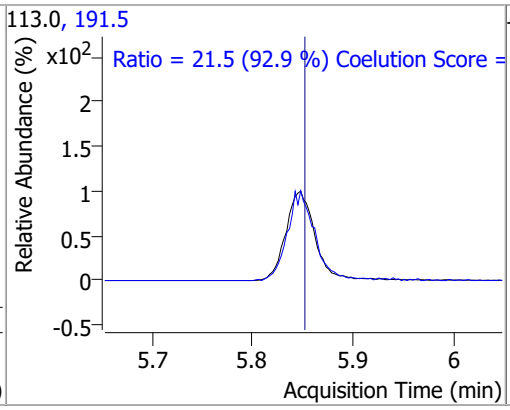

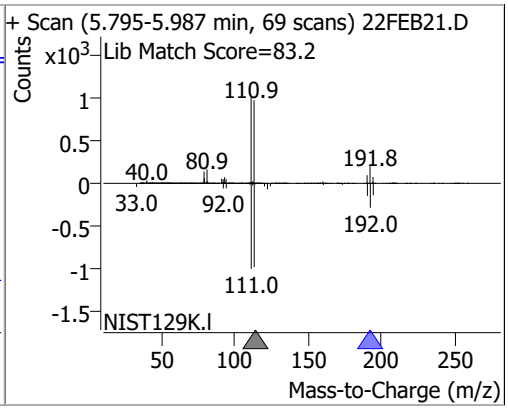

Compound	Conc.	Exp RT	QIon	Exp Ratio	QIon	Exp Ratio
Carbon tetrachloride	N.D.	6.02	119.0	97.6	121.0	30.7

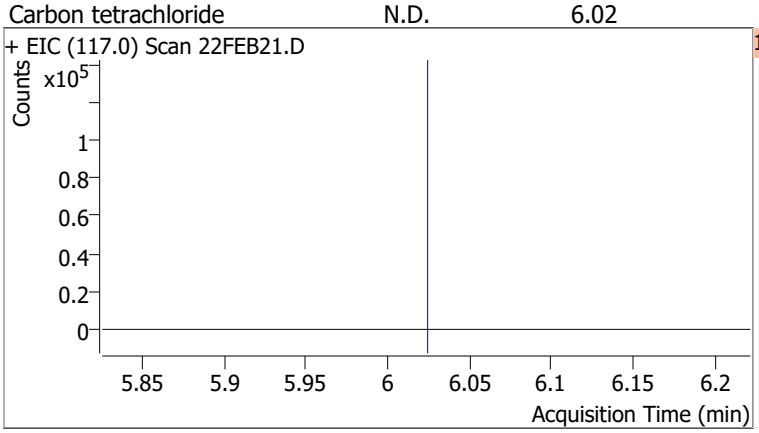

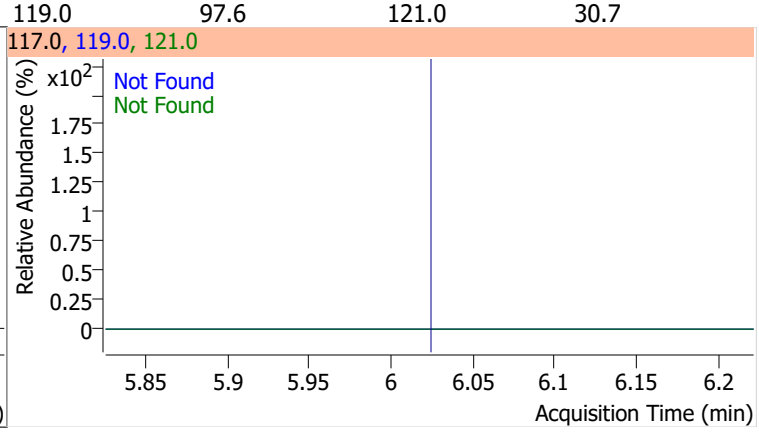

Compound	Conc.	Exp RT	QIon	Exp Ratio	QIon	Exp Ratio
1,1-Dichloropropene	N.D.	6.04	110.0	35.6	77.0	31.0

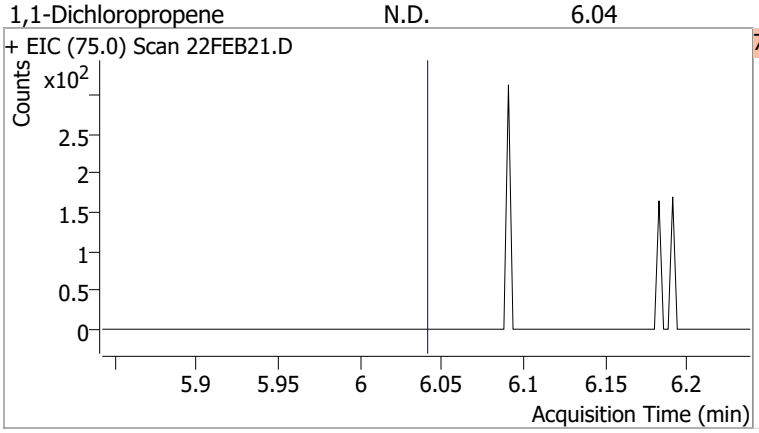

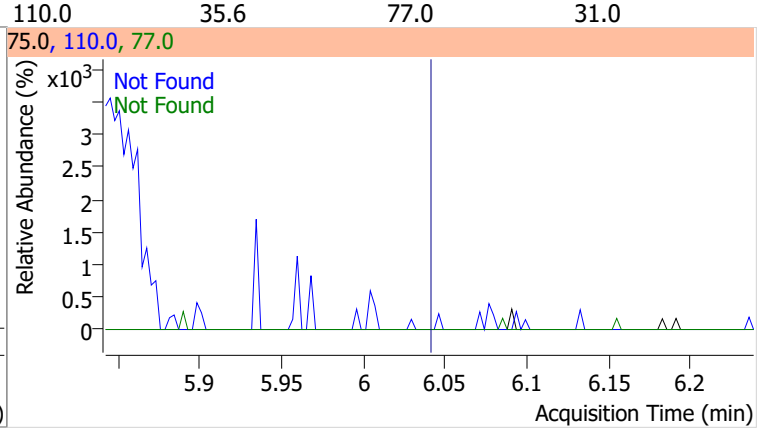

Compound	Conc.	RT	Dev(Min)	Resp.	QIon	QRatio	Lower	Upper
1,2-Dichloroethane-d4	288.2412	6.23	0.00	114304	65.0	197.6	162.8	222.8

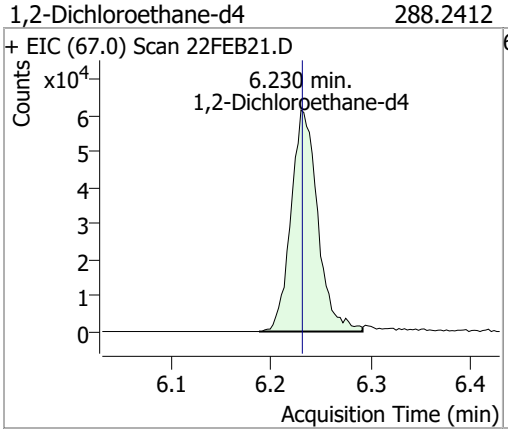

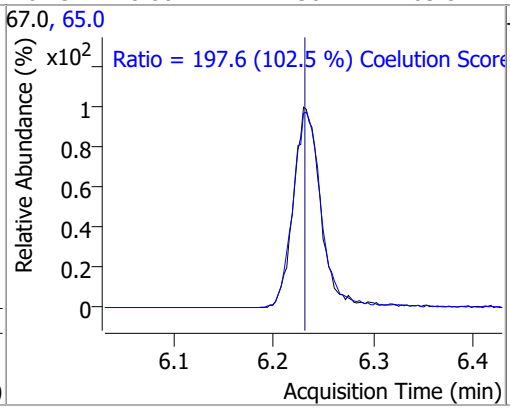

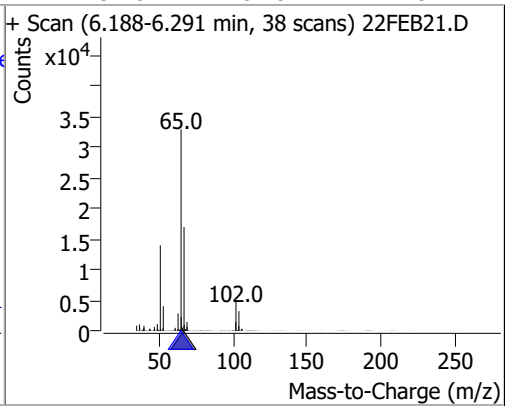

Compound	Conc.	Exp RT	QIon	Exp Ratio
Benzene	N.D.	6.28	77.0	23.3

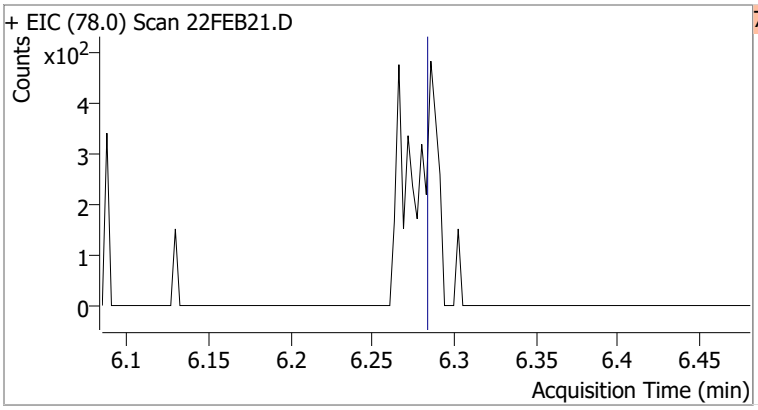

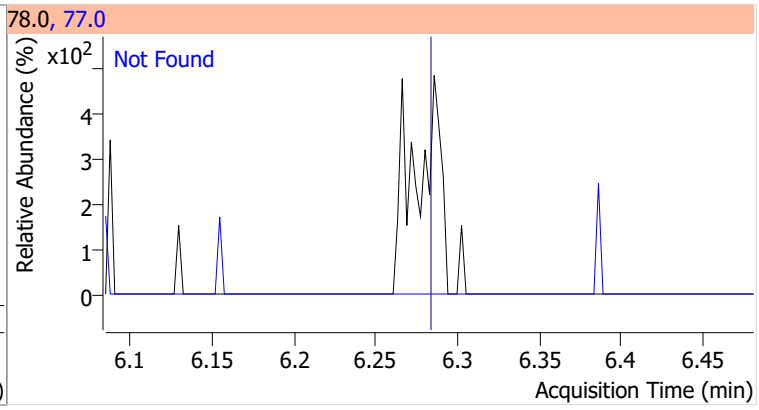

Compound	Conc.	Exp RT	QIon	Exp Ratio	QIon	Exp Ratio
1,2-Dichloroethane	N.D.	6.32	64.0	32.2	98.0	8.2

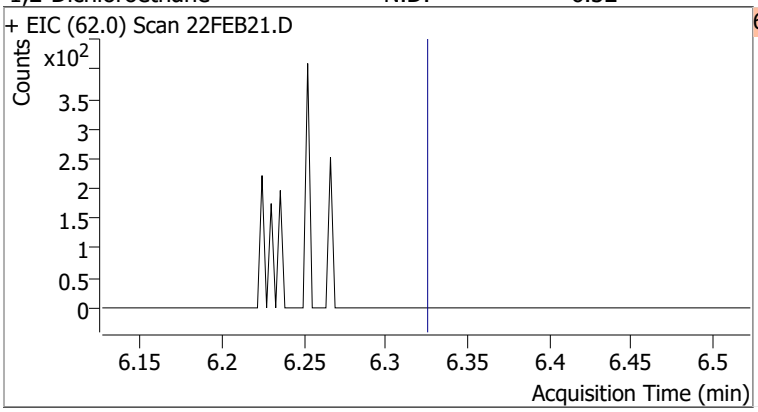

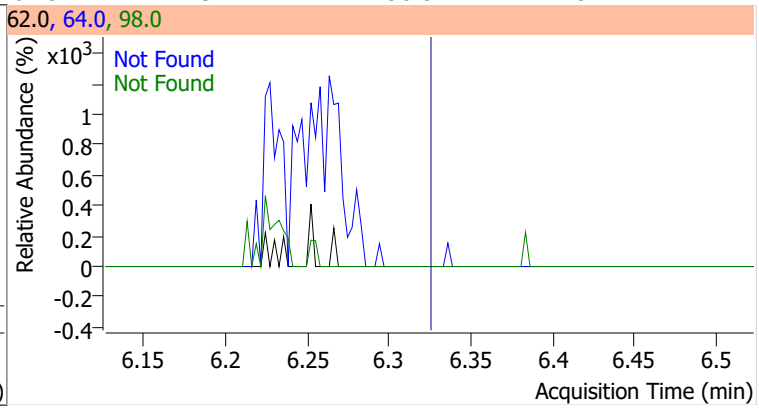

Compound	Conc.	Exp RT	QIon	Exp Ratio	QIon	Exp Ratio
Trichloroethene	N.D.	7.02	130.0	105.6	97.0	65.7

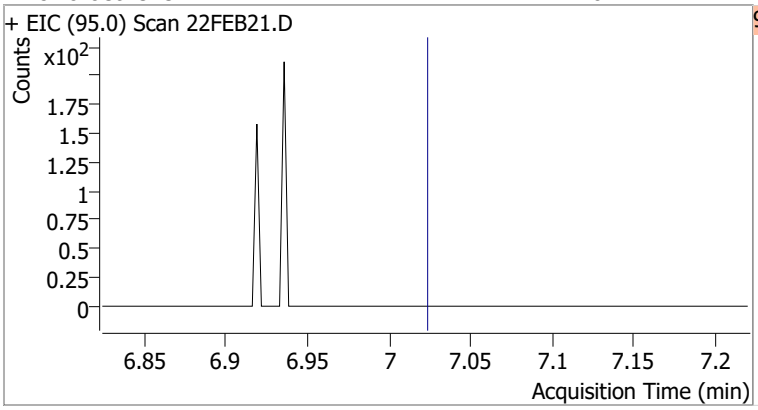

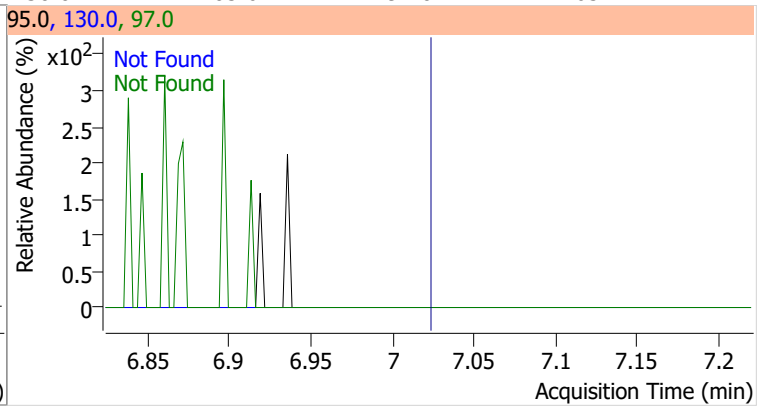

Compound	Conc.	Exp RT	QIon	Exp Ratio
1,2-Dichloropropane	N.D.	7.27	76.0	39.8

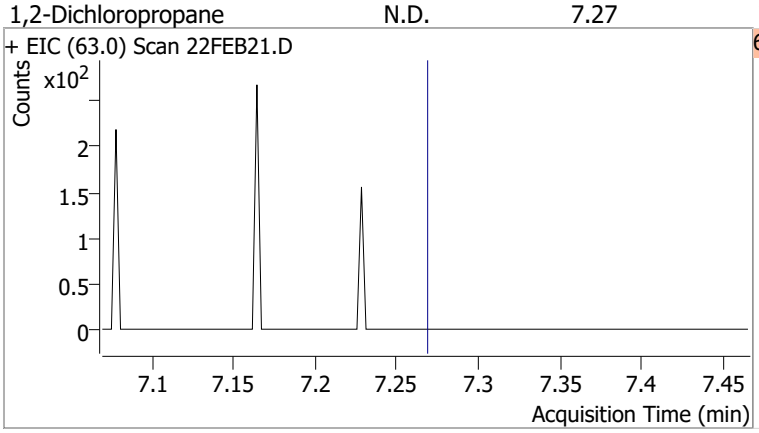

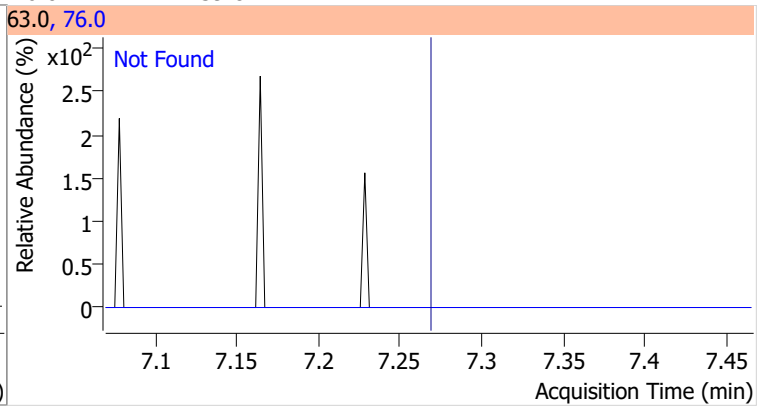

Compound	Conc.	Exp RT	QIon	Exp Ratio	QIon	Exp Ratio
Dibromomethane	N.D.	7.40	173.5	108.2	95.0	84.5

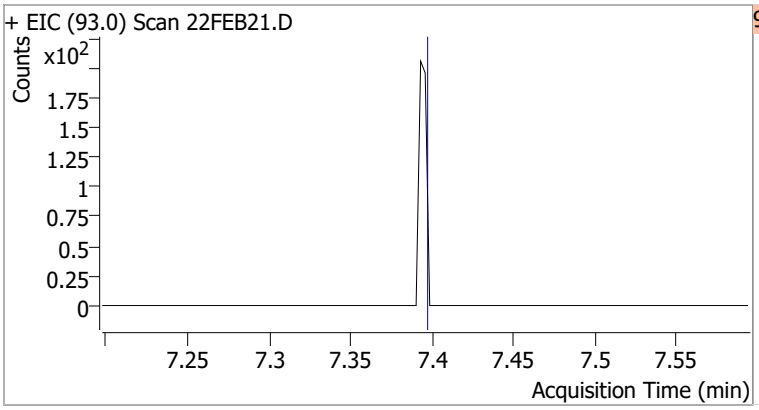

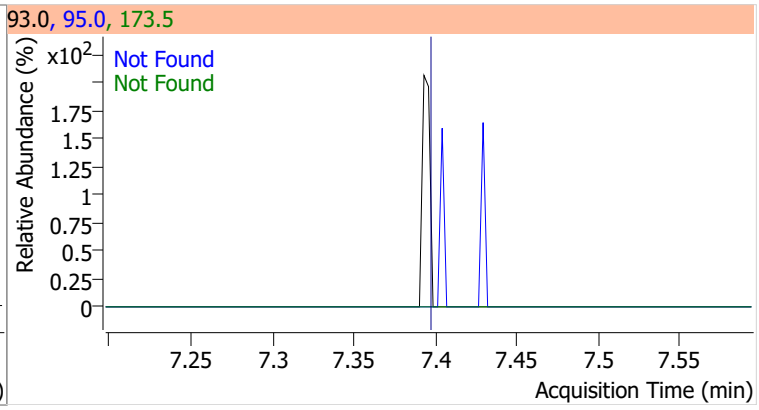

Compound	Conc.	Exp RT	QIon	Exp Ratio	QIon	Exp Ratio
Bromodichloromethane	N.D.	7.58	85.0	66.3	127.0	9.5

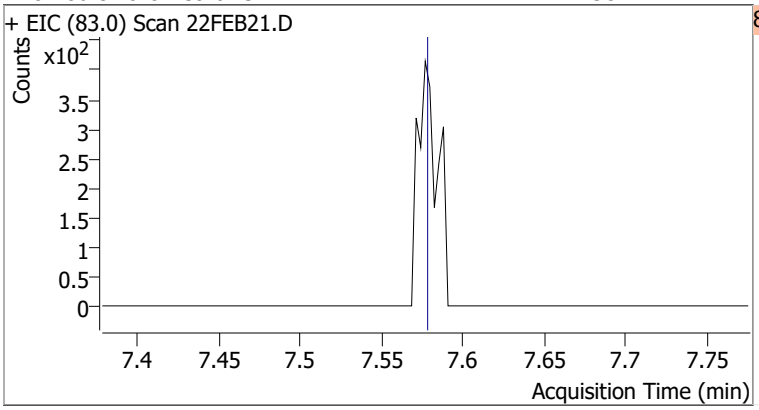

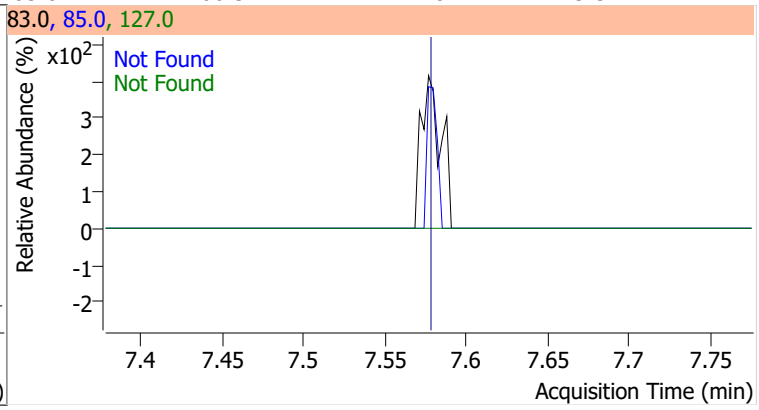

Compound	Conc.	Exp RT	QIon	Exp Ratio	QIon	Exp Ratio
cis-1,3-Dichloropropene	N.D.	8.06	39.0	52.5	77.0	31.8

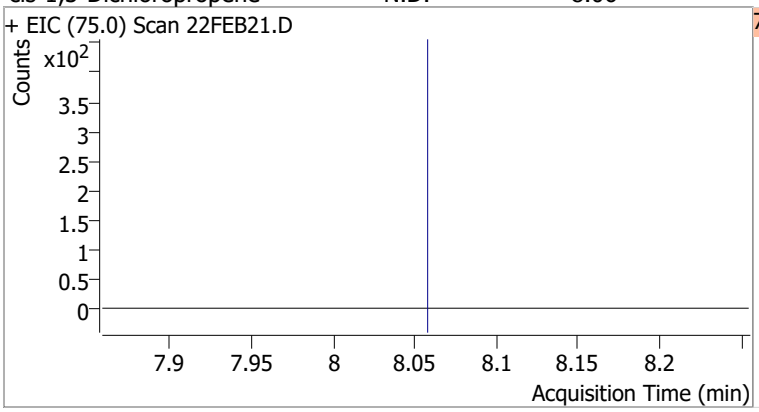

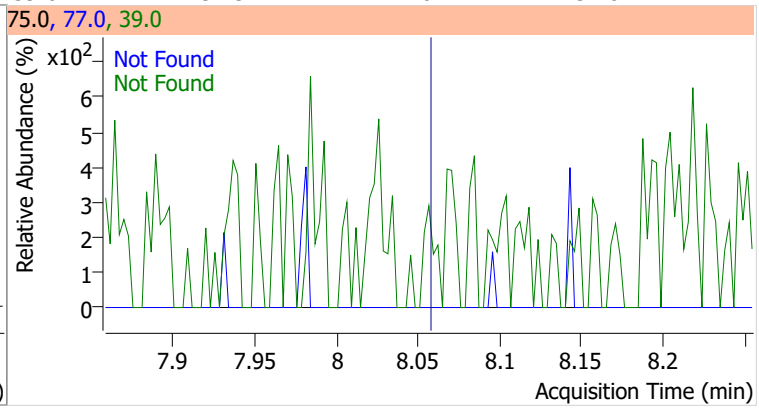

Compound	Conc.	RT	Dev(Min)	Resp.	QIon	QRatio	Lower	Upper
Toluene-d8	259.9201	8.32	0.00	966210	100.0	63.7	34.3	94.3
					99.0	9.3	0.0	39.2

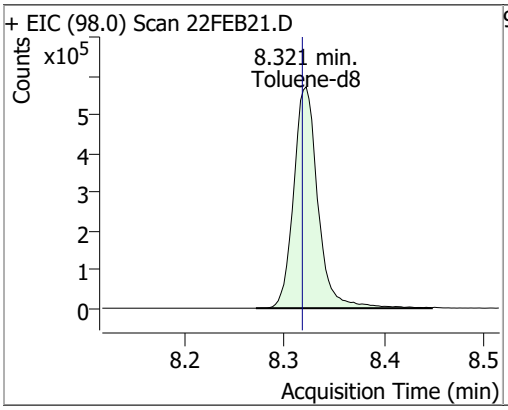

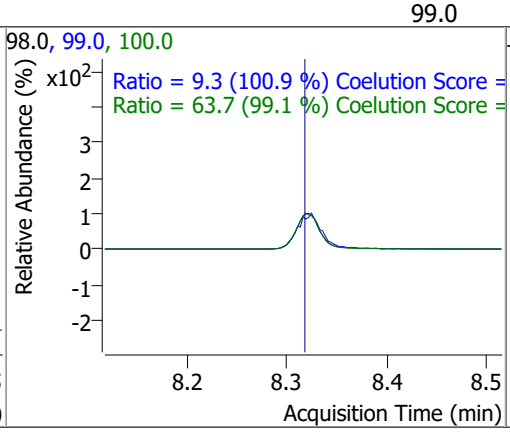

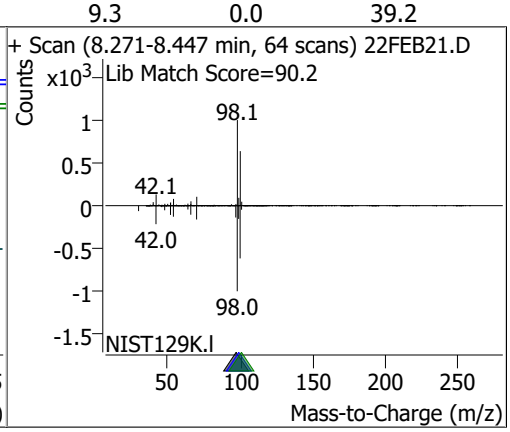

Compound	Conc.	RT	Dev(Min)	Resp.	QIon	QRatio	Lower	Upper
Toluene	0.9185	8.39	0.00	2276	91.0	177.2	144.1	204.1

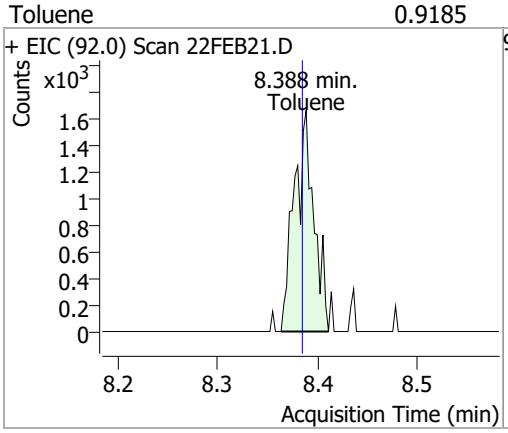

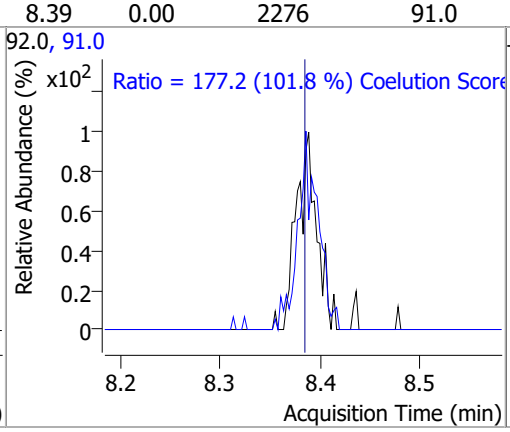

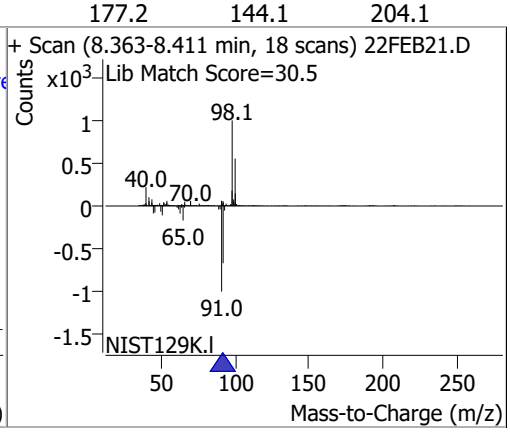

Compound	Conc.	Exp RT	QIon	Exp Ratio	QIon	Exp Ratio
trans-1,3-Dichloropropene	N.D.	8.64	39.0	53.0	77.0	31.0

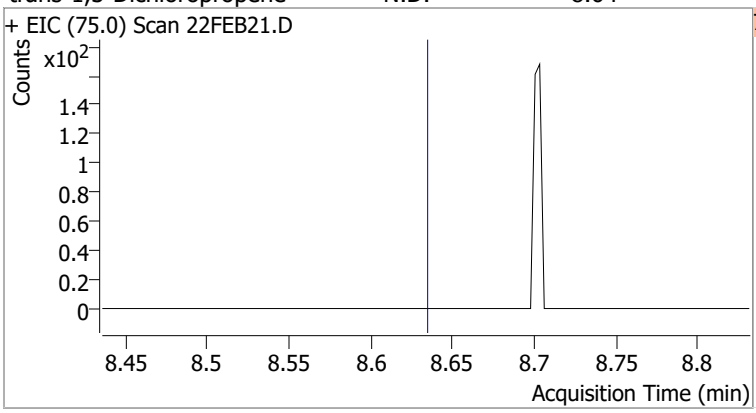

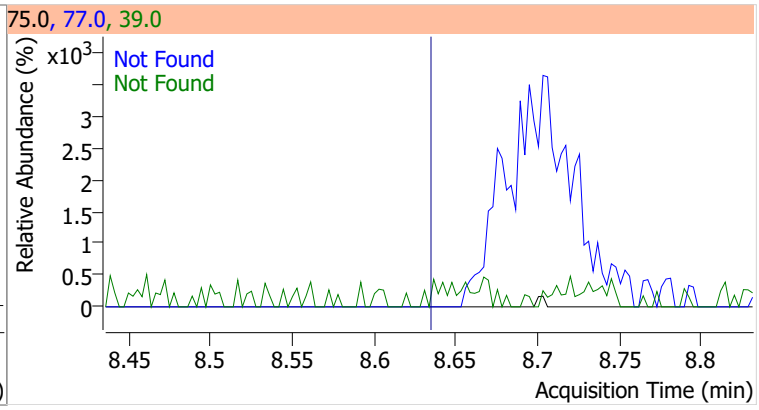

Compound	Conc.	Exp RT	QIon	Exp Ratio	QIon	Exp Ratio
1,1,2-Trichloroethane	N.D.	8.82	97.0	110.7	85.0	60.7

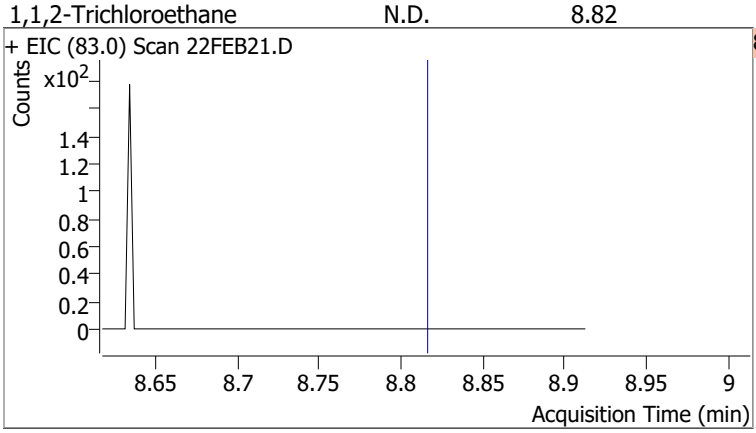

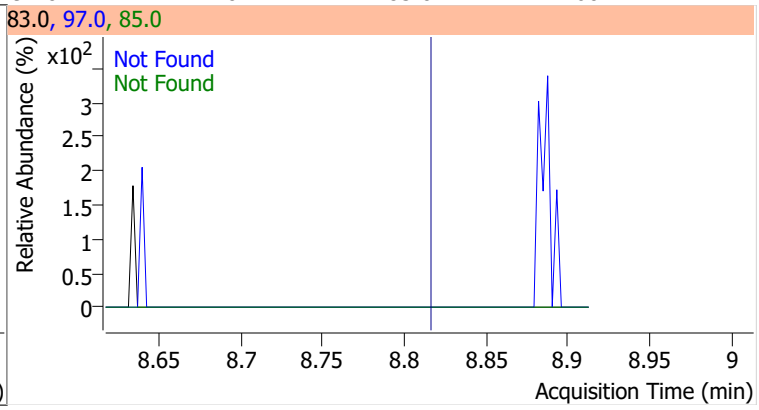

Compound	Conc.	Exp RT	QIon	Exp Ratio	QIon	Exp Ratio
Tetrachloroethene	N.D.	8.94	165.8	126.1	129.0	90.5

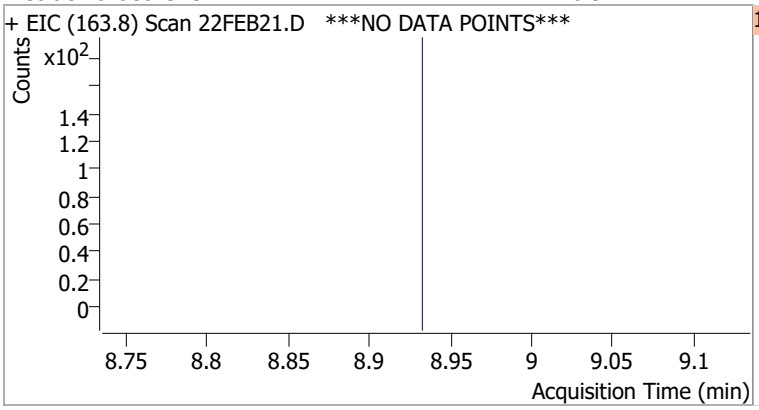

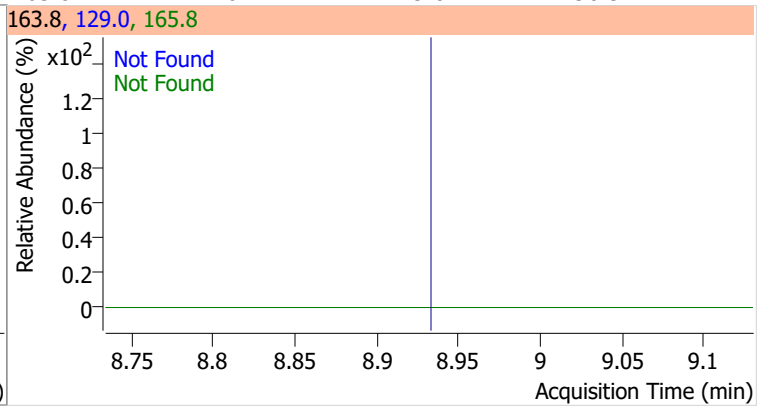

Compound	Conc.	Exp RT	QIon	Exp Ratio
1,3-Dichloropropane	N.D.	8.98	78.0	32.4

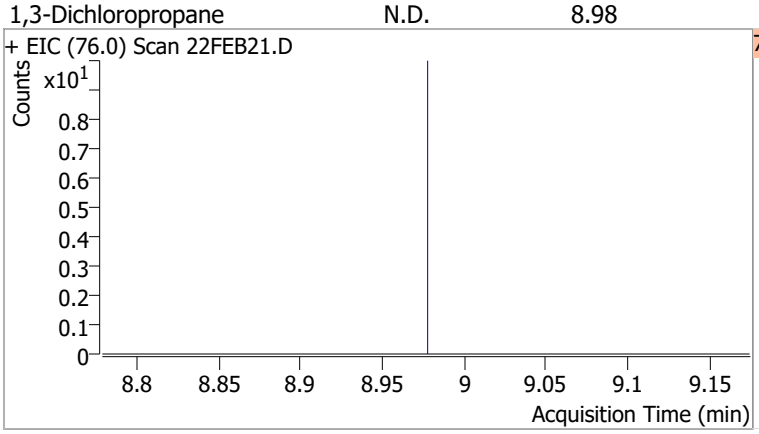

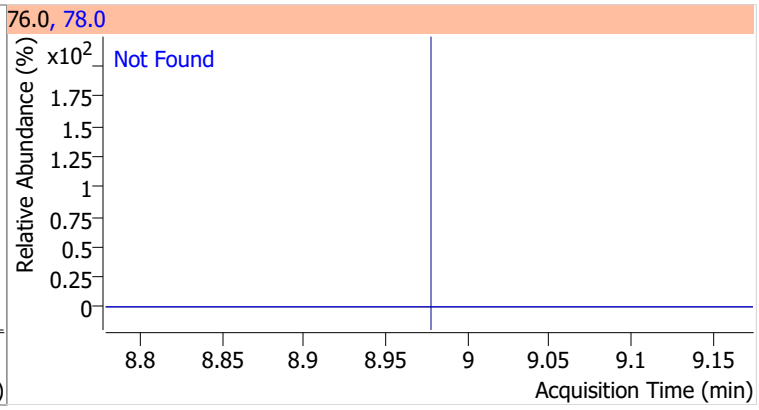

Compound	Conc.	Exp RT	QIon	Exp Ratio
Chlorodibromomethane	N.D.	9.21	127.0	77.2

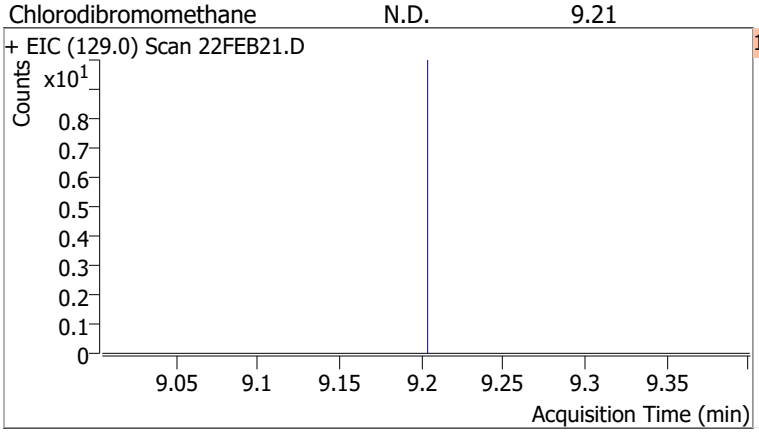

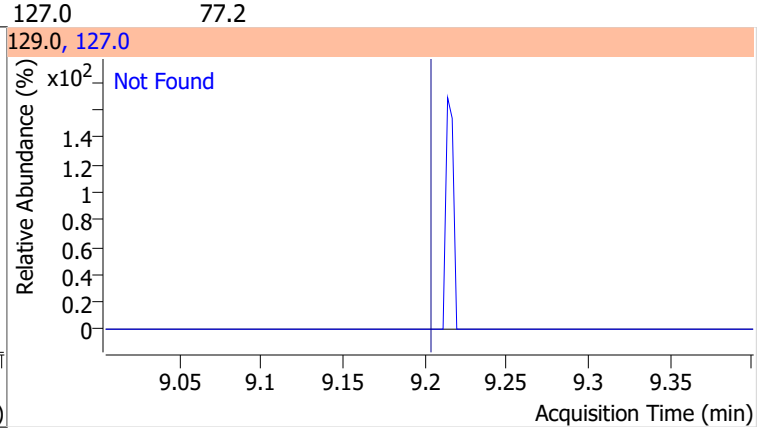

Compound	Conc.	Exp RT	QIon	Exp Ratio
1,2-Dibromoethane	N.D.	9.30	109.0	91.5

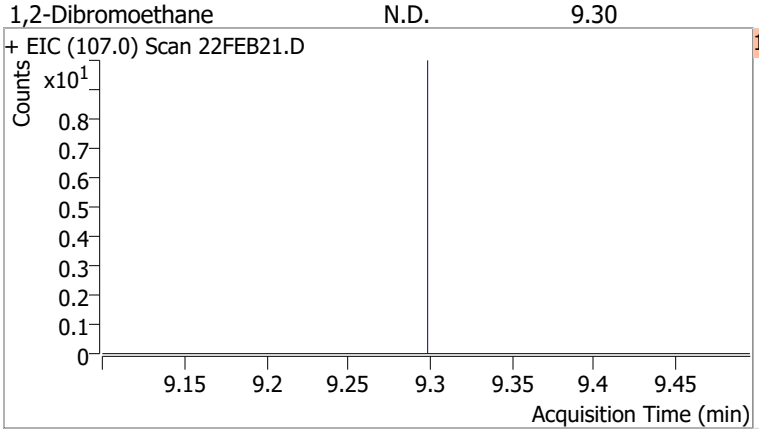

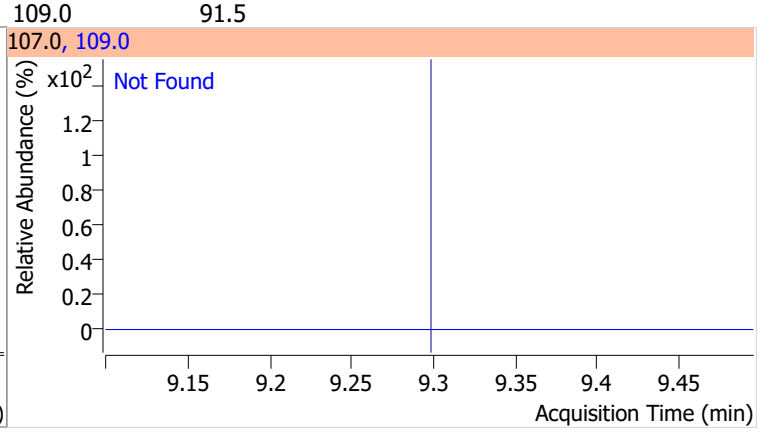

Compound	Conc.	Exp RT	QIon	Exp Ratio
Chlorobenzene	N.D.	9.80	114.0	32.2

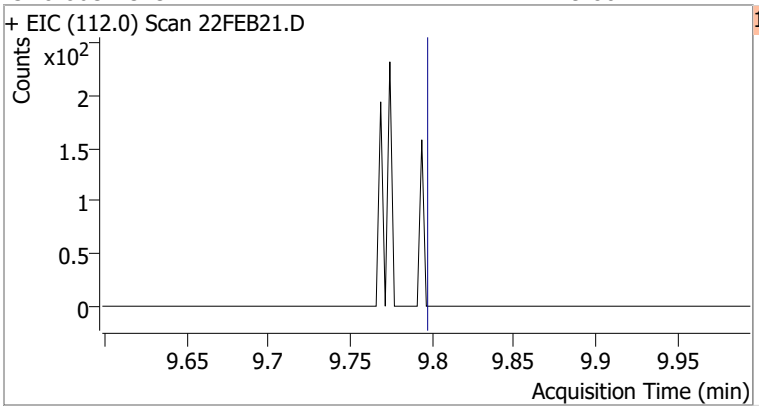

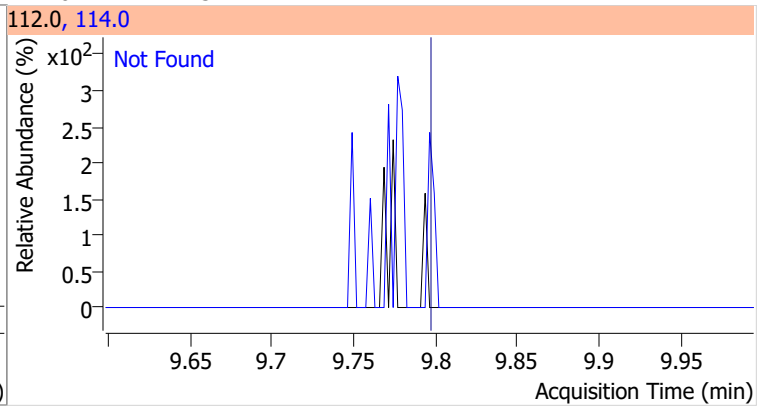

Compound	Conc.	Exp RT	QIon	Exp Ratio
1,1,1,2-Tetrachloroethane	N.D.	9.89	133.0	95.3

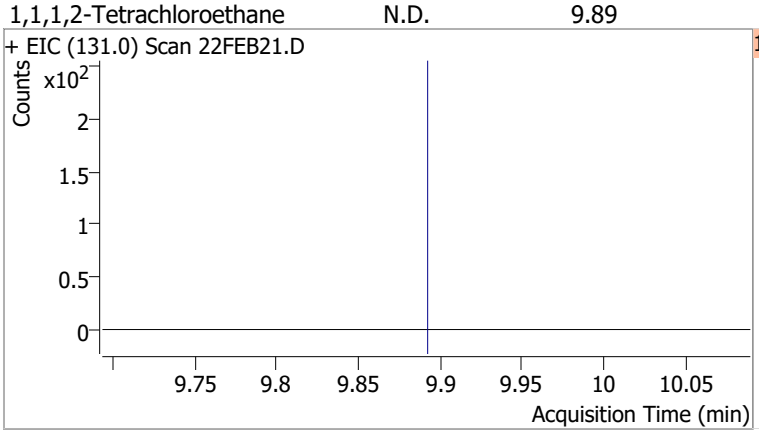

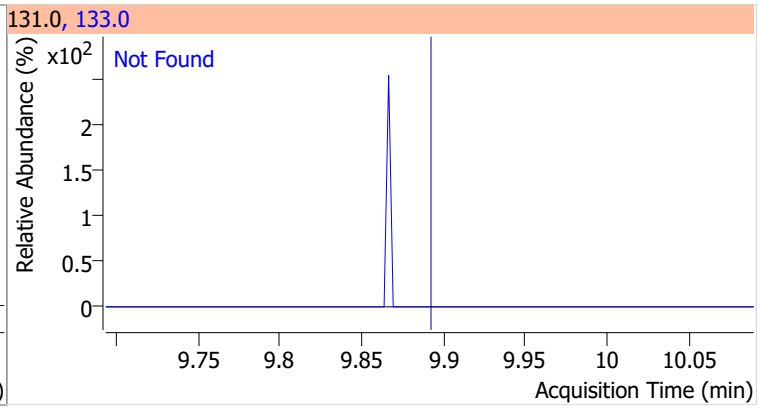

Compound	Conc.	Exp RT	QIon	Exp Ratio
Ethylbenzene	N.D.	9.92	106.0	31.7

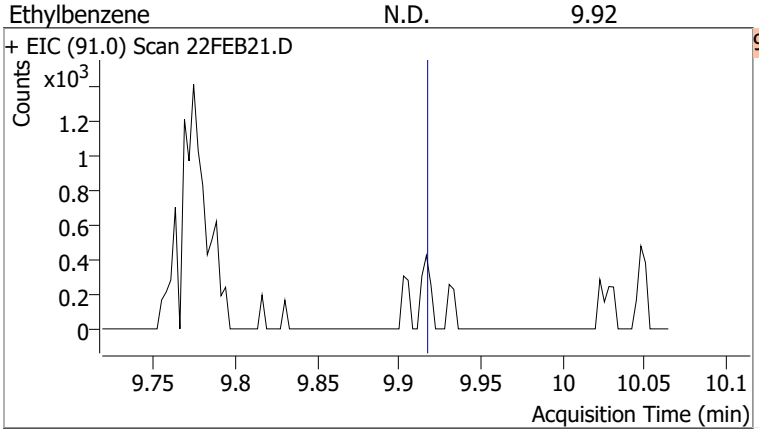

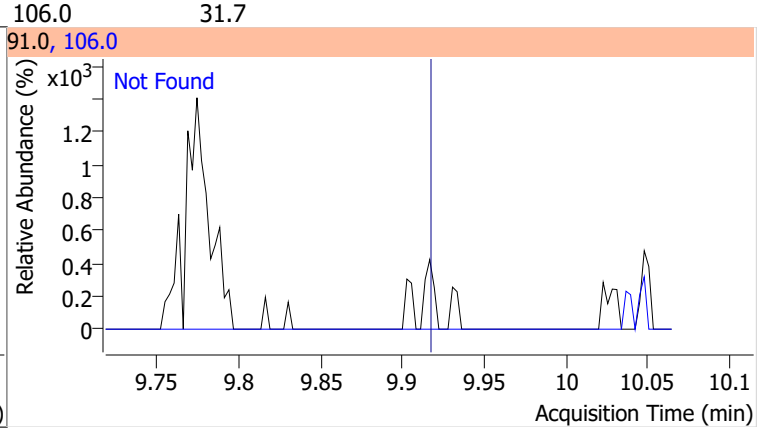

Compound	Conc.	Exp RT	QIon	Exp Ratio
m+p-Xylenes	N.D.	10.04	91.0	200.7

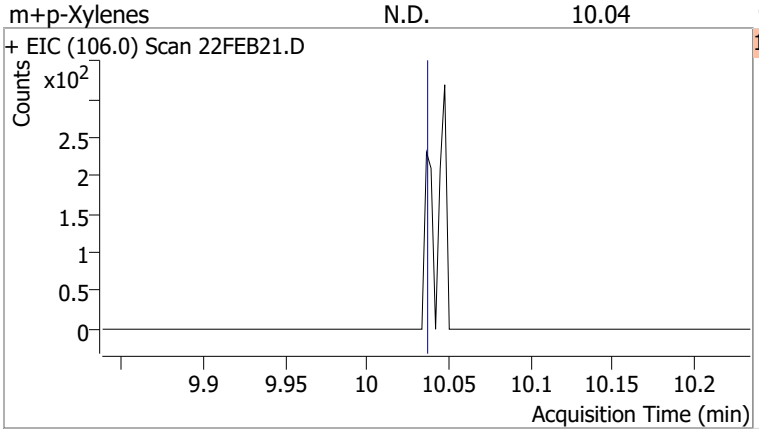

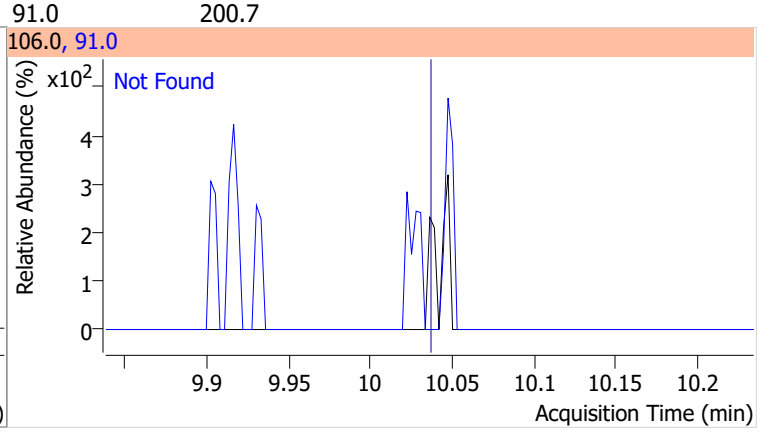

Compound	Conc.	Exp RT	QIon	Exp Ratio
o-Xylene	N.D.	10.43	91.0	211.4

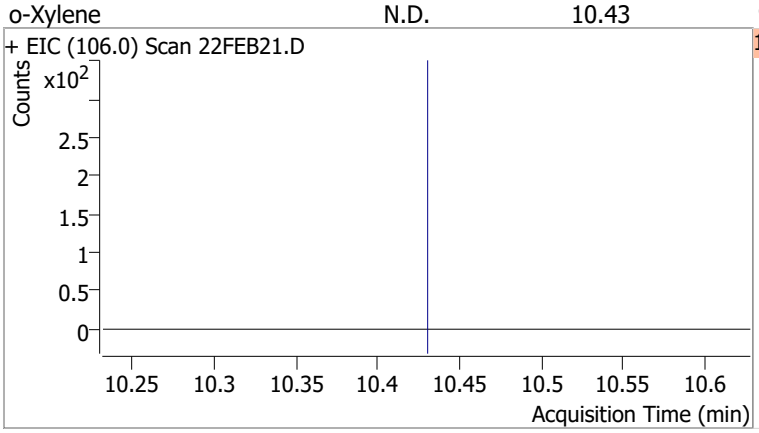

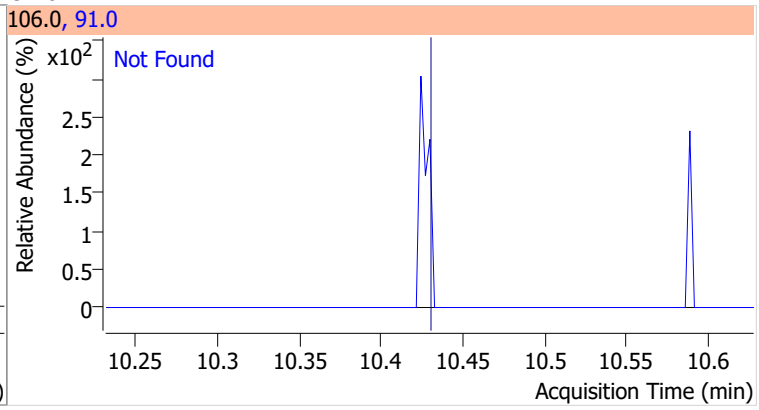

Compound	Conc.	Exp RT	QIon	Exp Ratio
Styrene	N.D.	10.45	78.0	50.6

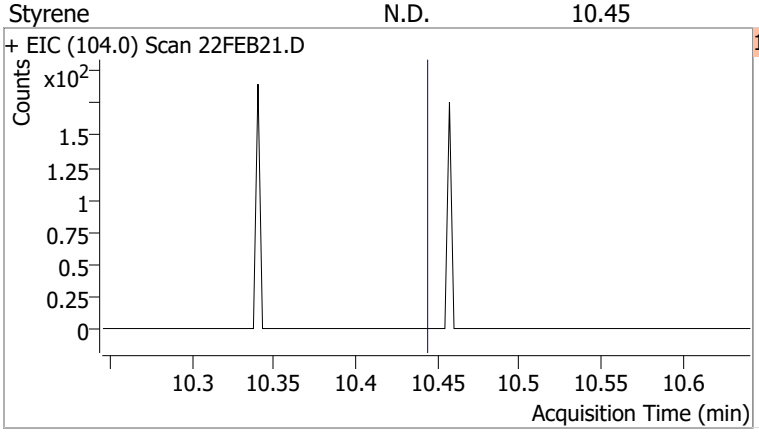

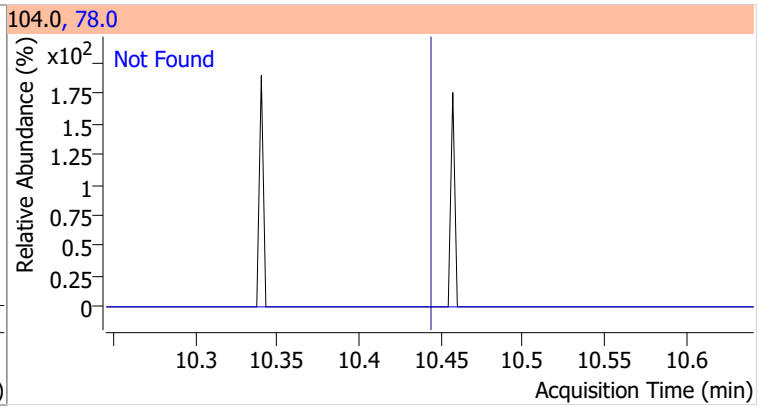

Compound	Conc.	Exp RT	QIon	Exp Ratio	QIon	Exp Ratio
Bromoform	N.D.	10.62	170.5	50.3	174.5	48.1

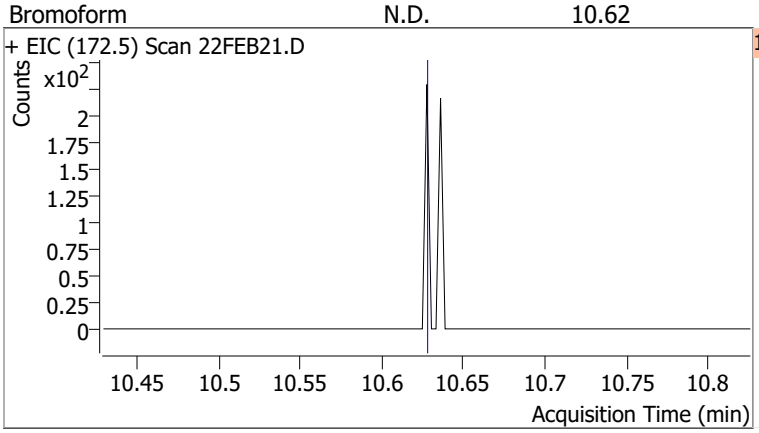

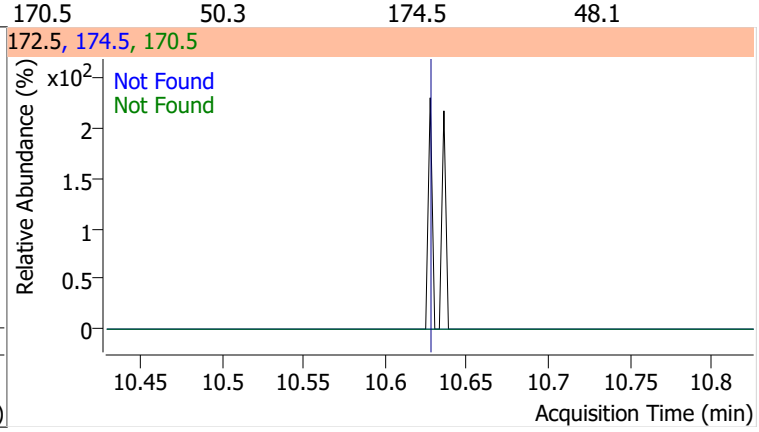

Compound	Conc.	RT	Dev(Min)	Resp.	QIon	QRatio	Lower	Upper
p-Bromofluorobenzene	268.2437	10.95	0.00	272570	174.0	94.1	65.3	125.3
					176.0	90.1	63.3	123.3

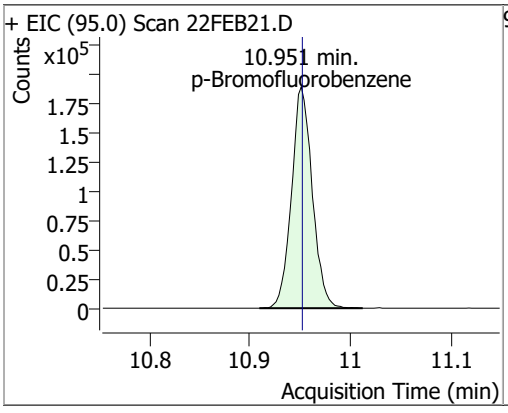

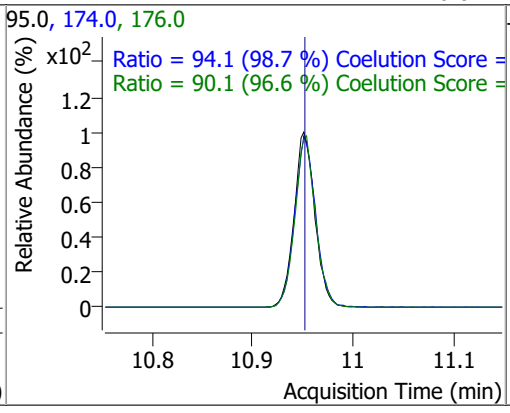

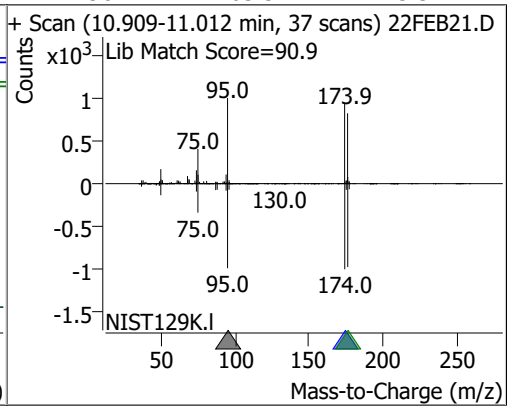

Compound	Conc.	Exp RT	QIon	Exp Ratio	QIon	Exp Ratio
Bromobenzene	N.D.	11.09	77.0	143.5	158.0	96.1

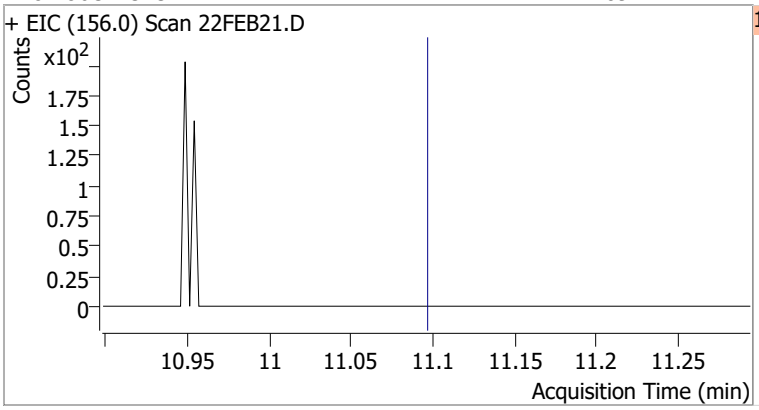

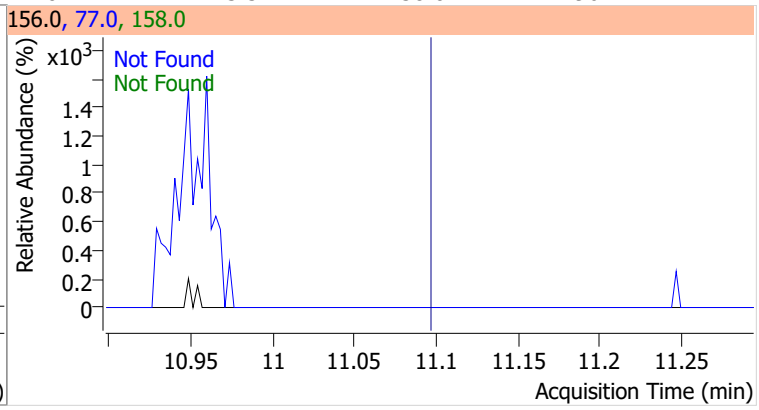

Compound	Conc.	Exp RT	QIon	Exp Ratio
1,1,2,2-Tetrachloroethane	N.D.	11.11	85.0	63.3

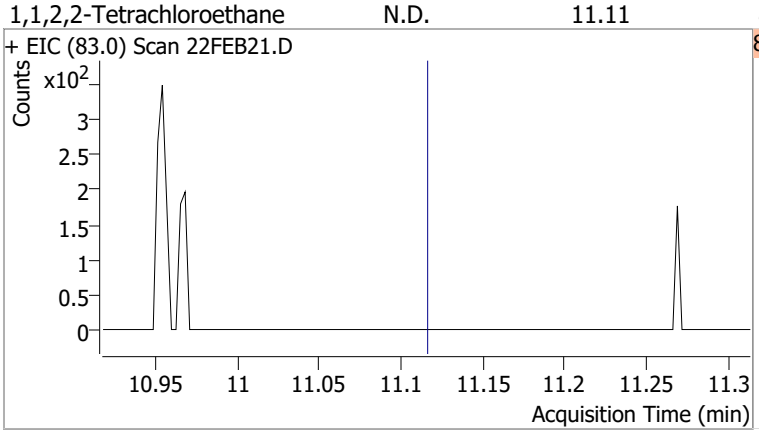

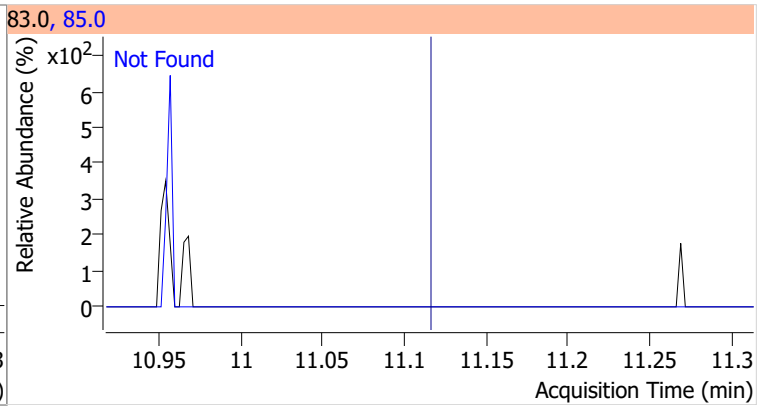

Compound	Conc.	Exp RT	QIon	Exp Ratio
1,2,3-Trichloropropane	N.D.	11.15	112.0	65.8

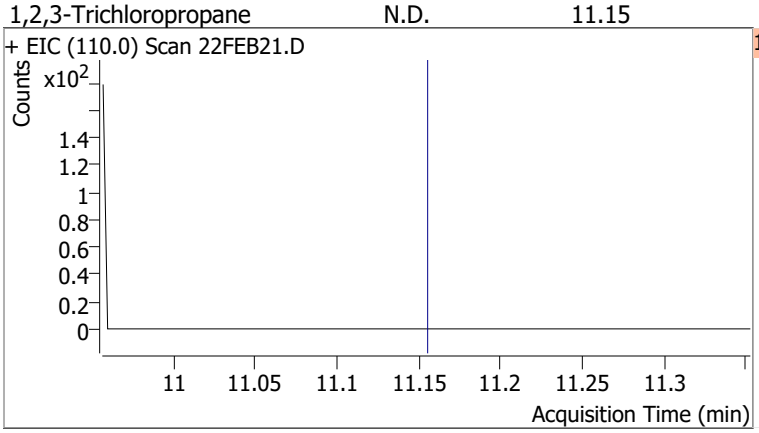

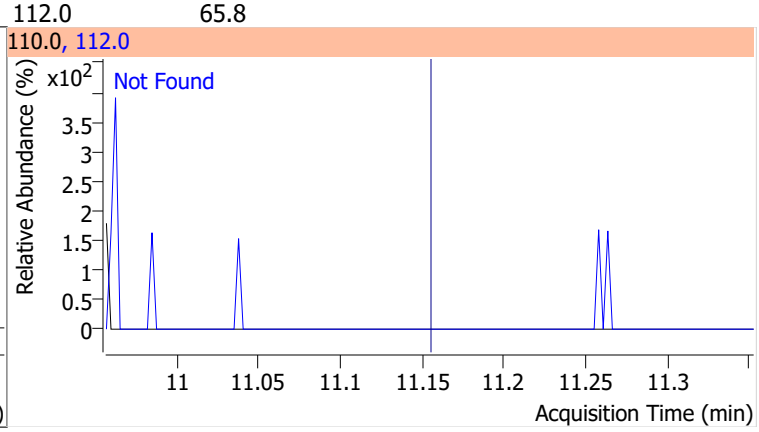

Compound	Conc.	Exp RT	QIon	Exp Ratio
2-Chlorotoluene	N.D.	11.29	91.0	276.2

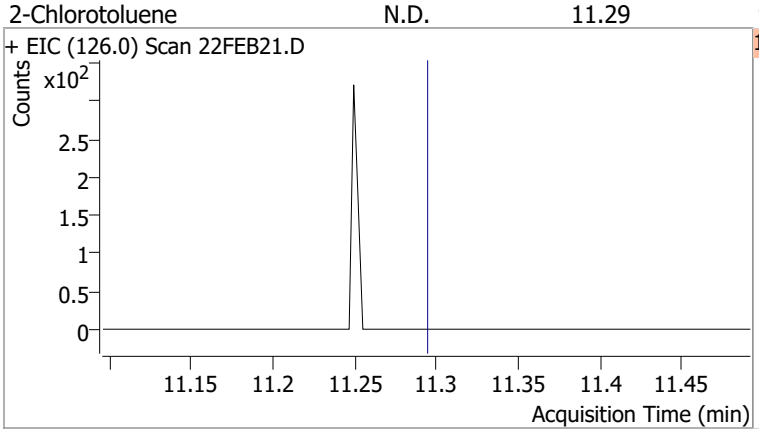

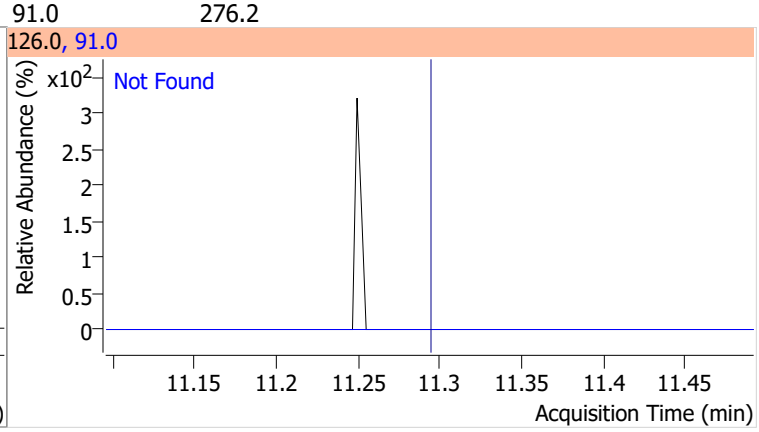

Compound	Conc.	Exp RT	QIon	Exp Ratio
4-Chlorotoluene	N.D.	11.40	126.0	31.3

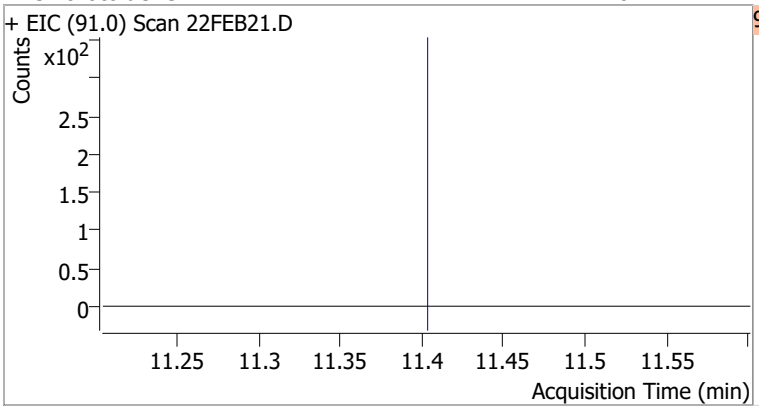

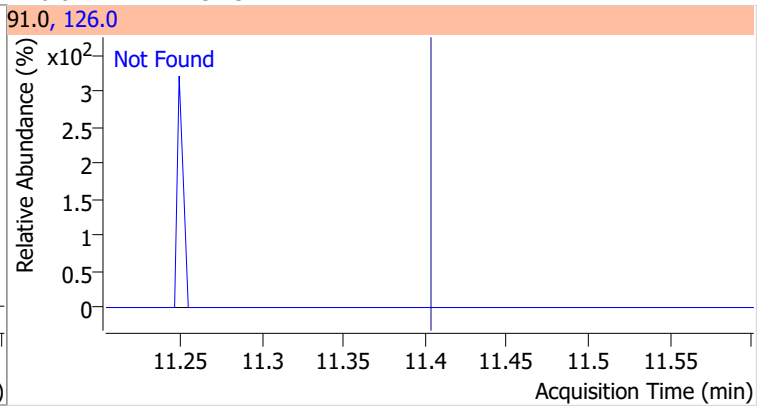

Compound	Conc.	Exp RT	QIon	Exp Ratio	QIon	Exp Ratio
1,3-Dichlorobenzene	N.D.	12.03	148.0	62.8	111.0	38.7

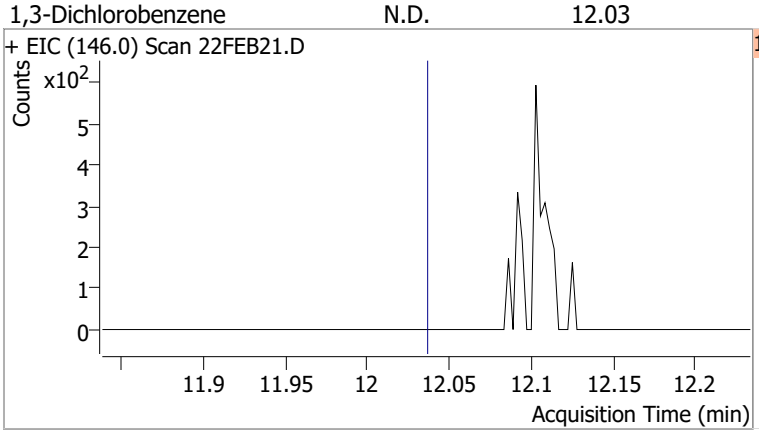

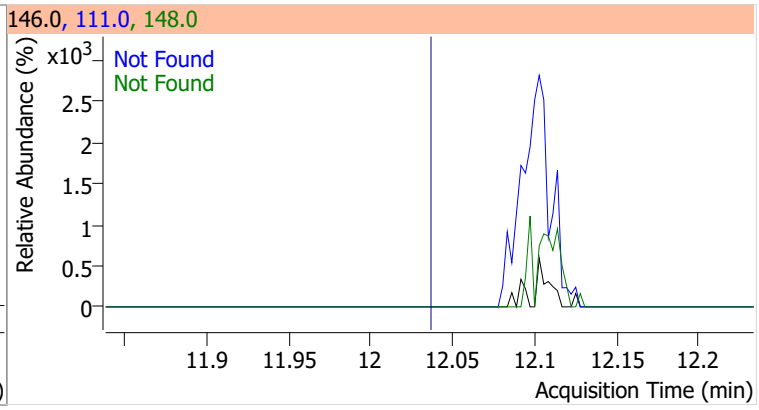

Compound	Conc.	Exp RT	QIon	Exp Ratio	QIon	Exp Ratio
1,4-Dichlorobenzene	N.D.	12.12	148.0	63.7	111.0	38.7

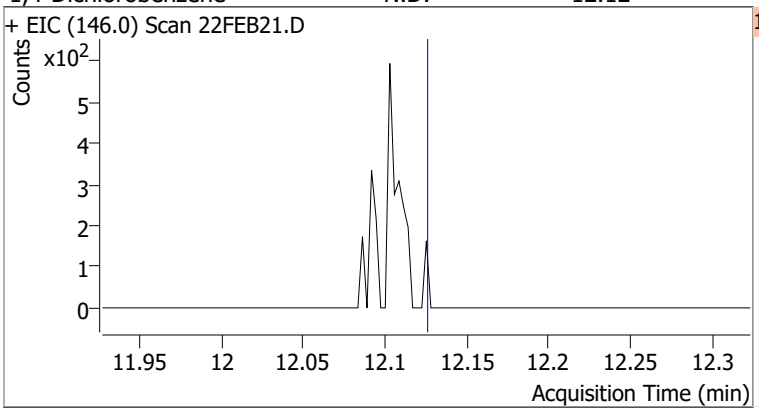

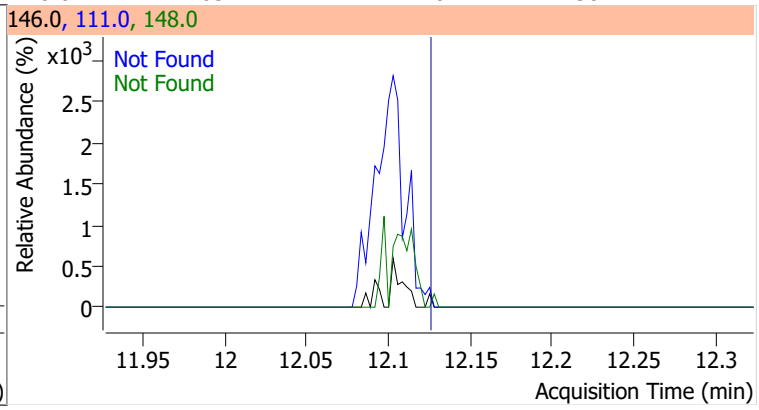

Compound	Conc.	Exp RT	QIon	Exp Ratio	QIon	Exp Ratio
1,2-Dichlorobenzene	N.D.	12.49	148.0	61.9	111.0	39.5

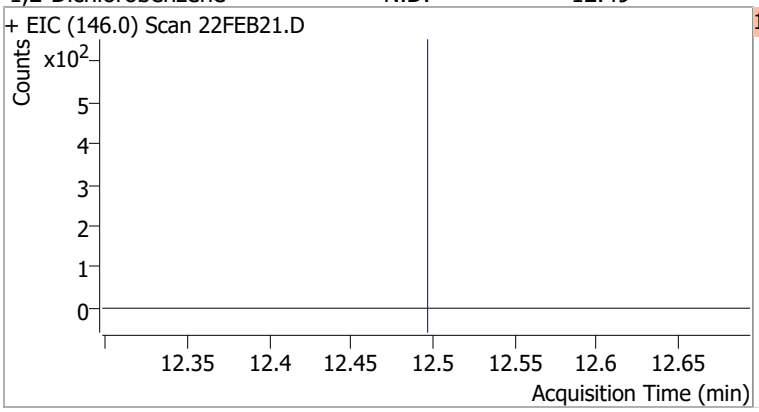

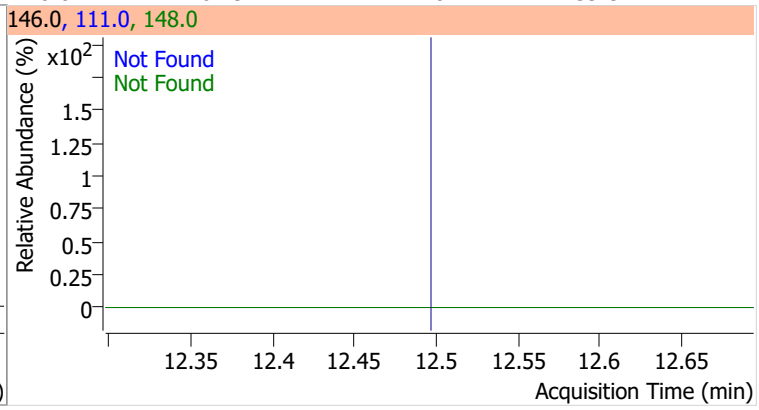

Quantitation Results Report (QT Reviewed)

Data File	22FEB22.D	Operator	MSC
Acq. Method	5975CACQF.M	Acq. Date-Time	2/22/2022 7:37:58 PM
Sample Name	B22021435-033A	Instrument	VOA5975C
Vial	22	Multiplier	1.00
DA Method File	VOA5975C_8260B_SHT_DoD_L4_011922.m	Comment	
Tune File	BFB_Atune3.u	Tune Date	10/11/2021 4:02:00 PM
Batch Name	VG022222_8260B.batch.bin	Last Calib Update	3/18/2022 11:09:24 AM
Ref Library	\\MASSHUNTER\Org\Library\NIST129K.l		

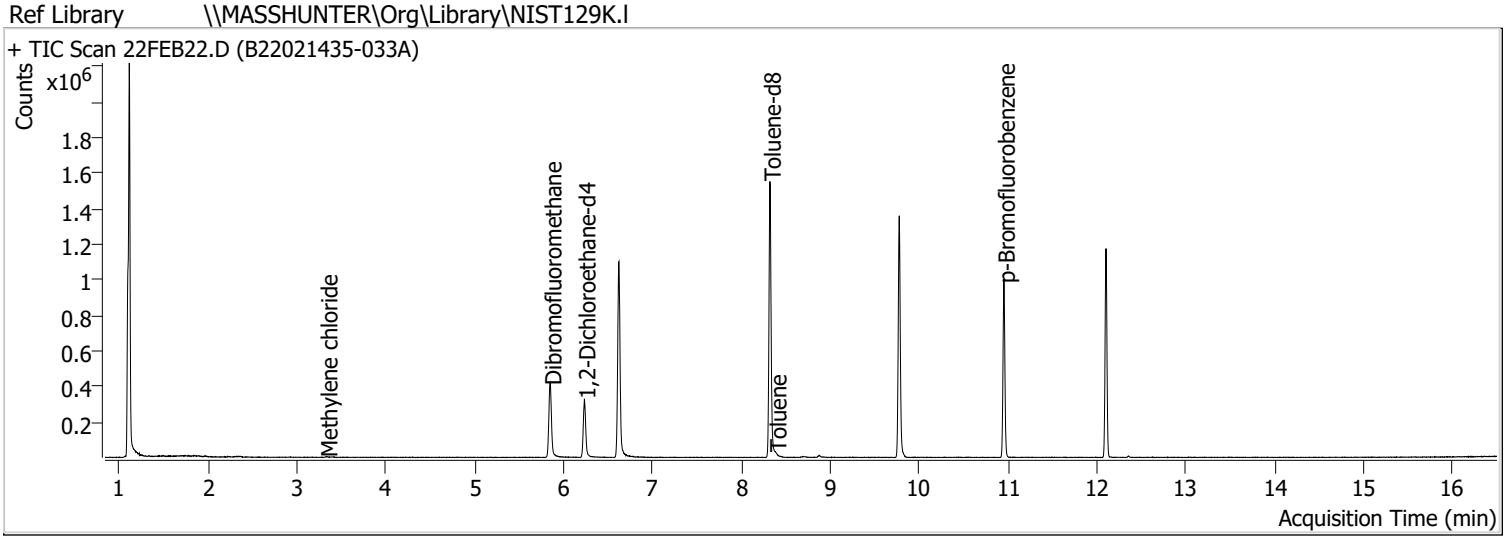

Compound	RT	QIon	Resp.	Conc.	Units		Dev(Min)
Internal Standards							
M Fluorobenzene	6.618	96.0	946388	250.0000	ng		-0.003
M Chlorobenzene-d5	9.772	82.0	379546	250.0000	ng		-0.003
M 1,4-Dichlorobenzene-d4	12.100	152.0	272610	250.0000	ng		0.000
System Monitoring Compounds							
S Dibromofluoromethane	5.851	113.0	264913	288.9998	ng		0.000
Spiked Amount: 250.000	Range: 80.0 - 119.0%			Recovery = 115.60%			
S 1,2-Dichloroethane-d4	6.233	67.0	117349	296.3578	ng		0.003
Spiked Amount: 250.000	Range: 81.0 - 118.0%			Recovery = 118.54%		*	
S Toluene-d8	8.319	98.0	966482	261.0112	ng		0.000
Spiked Amount: 250.000	Range: 89.0 - 112.0%			Recovery = 104.40%			
S p-Bromofluorobenzene	10.951	95.0	273115	271.3406	ng		0.003
Spiked Amount: 250.000	Range: 85.0 - 114.0%			Recovery = 108.54%			
Target Compounds							**QValue**
T Dichlorodifluoromethane	0.000		0	N.D.			
T Chloromethane	0.000		0	N.D.			
T Vinyl chloride	0.000		0	N.D.			
T Bromomethane	0.000		0	N.D.			
T Chloroethane	0.000		0	N.D.			
T Trichlorofluoromethane	0.000		0	N.D.			
T 1,1-Dichloroethene	0.000		0	N.D.			
T Methylene chloride	3.333	49.0	2685	1.9408	ng		96
T trans-1,2-Dichloroethene	0.000		0	N.D.			
T Methyl tert-butyl ether (MTBE)	0.000		0	N.D.			
T 1,1-Dichloroethane	0.000		0	N.D.			
T 2,2-Dichloropropane	0.000		0	N.D.			
T cis-1,2-Dichloroethene	0.000		0	N.D.			
T Methyl ethyl ketone	0.000		0	N.D.			
T Bromochloromethane	0.000		0	N.D.			
T Chloroform	0.000		0	N.D.			

Compound	RT	QIon	Resp.	Conc.	Units	Dev(Min)
T 1,1,1-Trichloroethane	0.000		0	N.D.		
T Carbon tetrachloride	0.000		0	N.D.		
T 1,1-Dichloropropene	0.000		0	N.D.		
T Benzene	0.000		0	N.D.		
T 1,2-Dichloroethane	0.000		0	N.D.		
T Trichloroethene	0.000		0	N.D.		
T 1,2-Dichloropropane	0.000		0	N.D.		
T Dibromomethane	0.000		0	N.D.		
T Bromodichloromethane	0.000		0	N.D.		
T cis-1,3-Dichloropropene	0.000		0	N.D.		
T Toluene	8.383	92.0	2953	1.1964	ng	82
T trans-1,3-Dichloropropene	0.000		0	N.D.		
T 1,1,2-Trichloroethane	0.000		0	N.D.		
T Tetrachloroethene	0.000		0	N.D.		
T 1,3-Dichloropropane	0.000		0	N.D.		
T Chlorodibromomethane	0.000		0	N.D.		
T 1,2-Dibromoethane	0.000		0	N.D.		
T Chlorobenzene	0.000		0	N.D.		
T 1,1,1,2-Tetrachloroethane	0.000		0	N.D.		
T Ethylbenzene	0.000		0	N.D.		
T m+p-Xylenes	0.000		0	N.D.		
T o-Xylene	0.000		0	N.D.		
T Styrene	0.000		0	N.D.		
T Bromoform	0.000		0	N.D.		
T Bromobenzene	0.000		0	N.D.		
T 1,1,2,2-Tetrachloroethane	0.000		0	N.D.		
T 1,2,3-Trichloropropane	0.000		0	N.D.		
T 2-Chlorotoluene	0.000		0	N.D.		
T 4-Chlorotoluene	0.000		0	N.D.		
T 1,3-Dichlorobenzene	0.000		0	N.D.		
T 1,4-Dichlorobenzene	0.000		0	N.D.		
T 1,2-Dichlorobenzene	0.000		0	N.D.		

(#) = Qualifier Out of Range; (m) = Manual Integration; (+) = Area Summed; (*) = Surrogate Percent Recovery Out of Range; (d): Zeroed Peak

Compound	Conc.	Exp RT	QIon	Exp Ratio
Dichlorodifluoromethane	N.D.	1.24	87.0	31.8

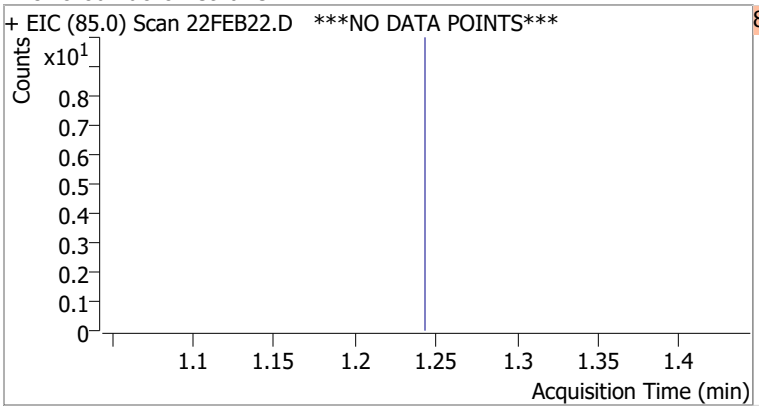

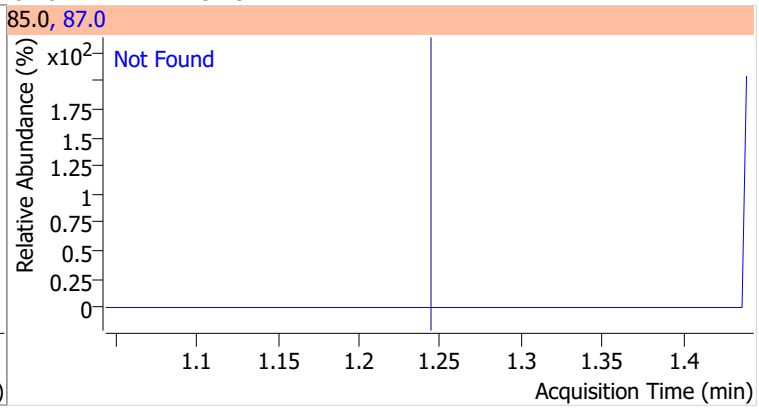

Compound	Conc.	Exp RT	QIon	Exp Ratio
Chloromethane	N.D.	1.41	52.0	32.4

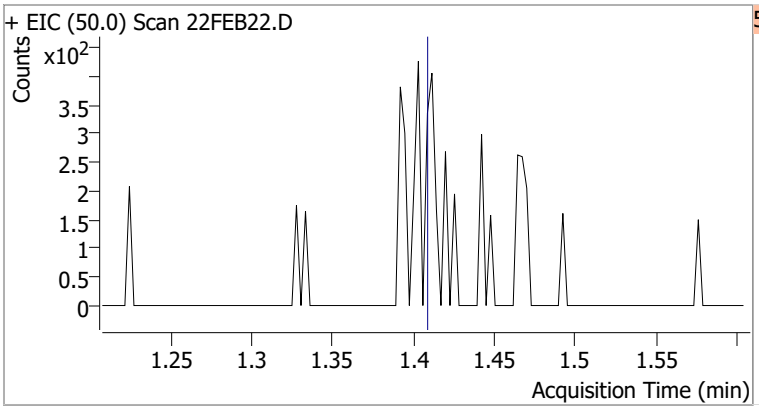

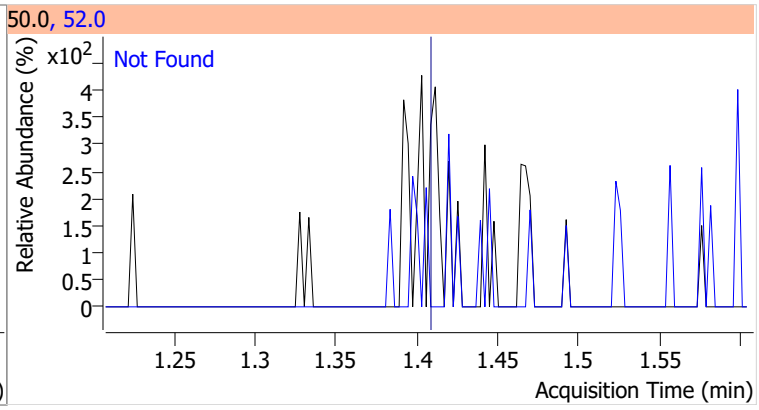

Compound	Conc.	Exp RT	QIon	Exp Ratio
Vinyl chloride	N.D.	1.50	64.0	31.3

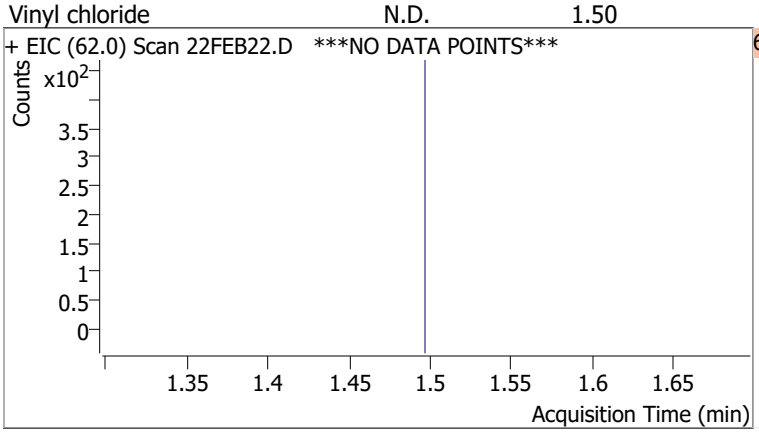

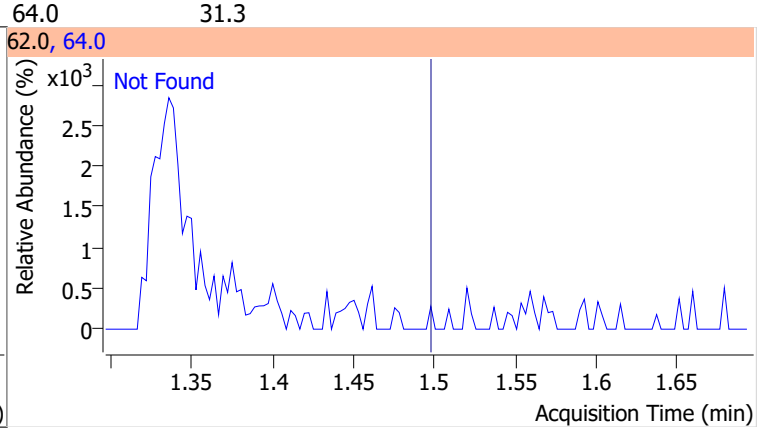

Compound	Conc.	Exp RT	QIon	Exp Ratio
Bromomethane	N.D.	1.80	94.0	110.1

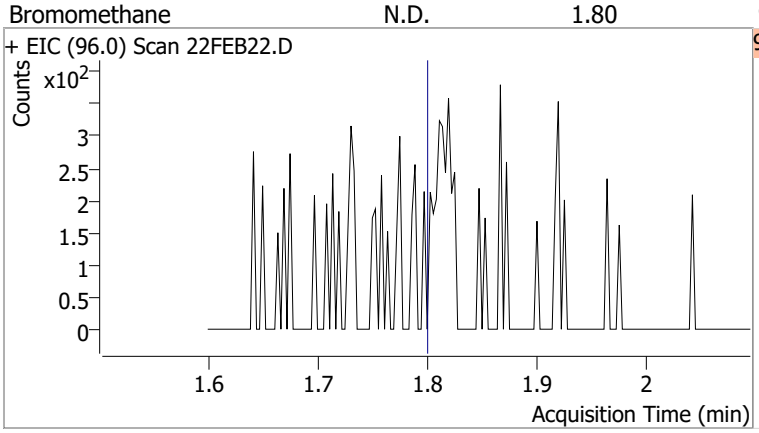

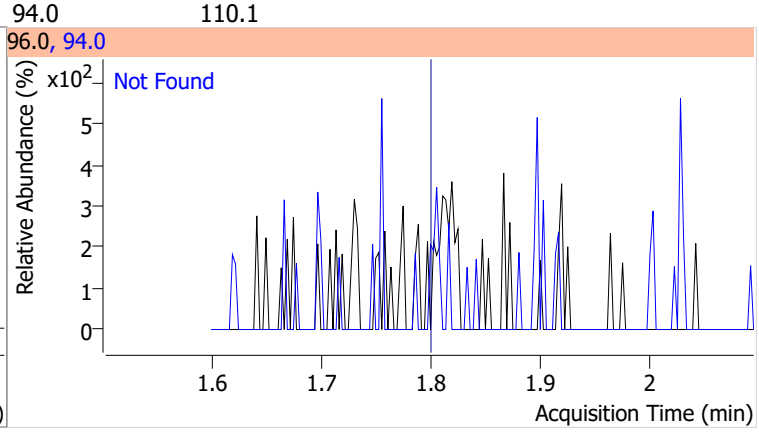

Compound	Conc.	Exp RT	QIon	Exp Ratio
Chloroethane	N.D.	1.90	66.0	30.0

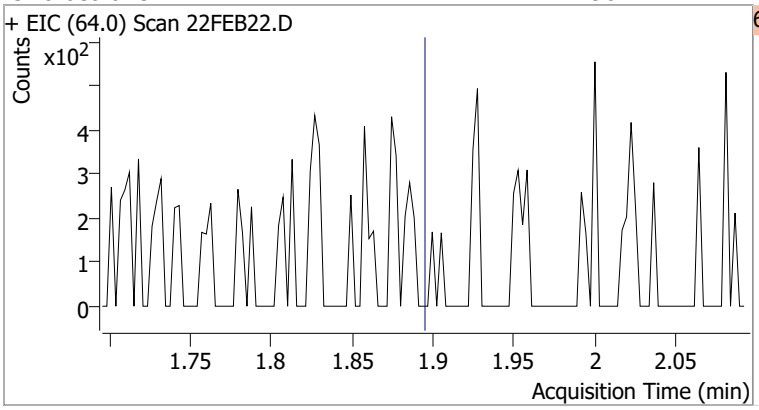

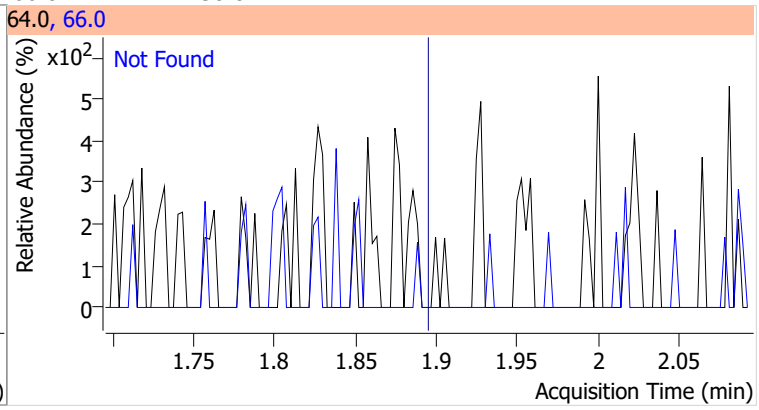

Compound	Conc.	Exp RT	QIon	Exp Ratio
Trichlorofluoromethane	N.D.	2.15	103.0	65.0

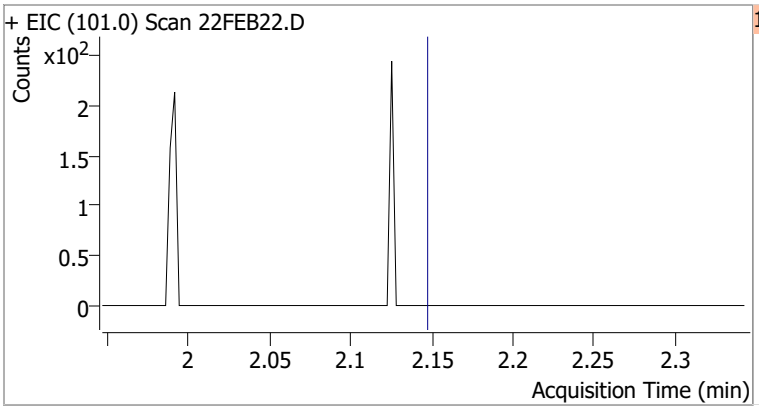

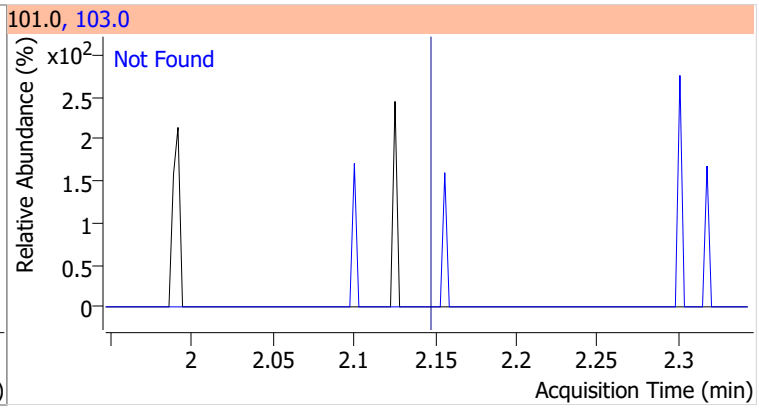

Compound	Conc.	Exp RT	QIon	Exp Ratio	QIon	Exp Ratio
1,1-Dichloroethene	N.D.	2.70	61.0	179.9	63.0	57.0

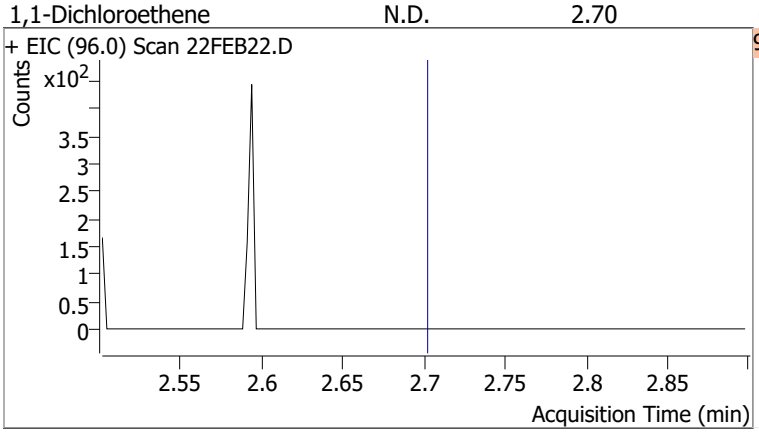

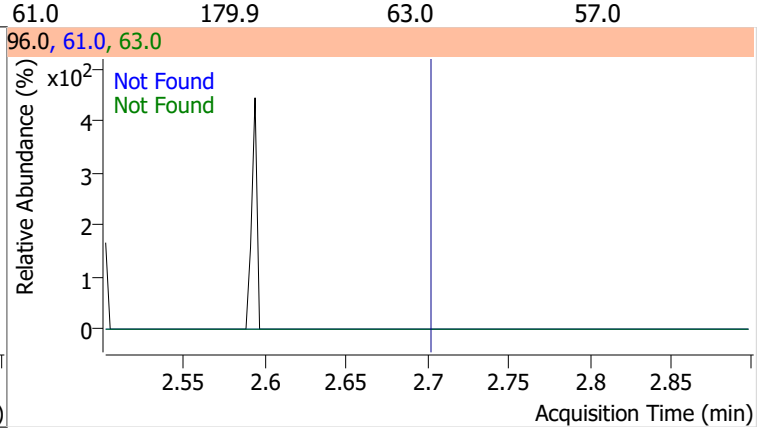

Compound	Conc.	RT	Dev(Min)	Resp.	QIon	QRatio	Lower	Upper
Methylene chloride	1.9408	3.33	0.00	2685	84.0	63.9	36.1	96.1
					86.0	38.7	11.8	71.8

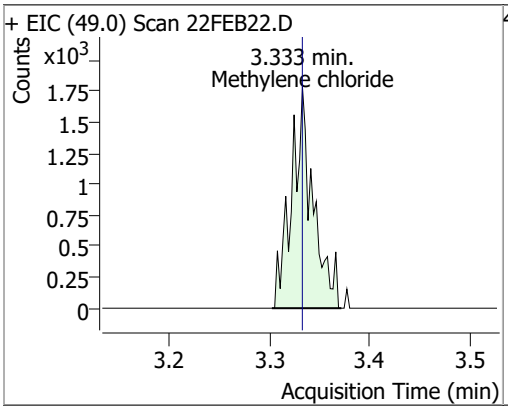

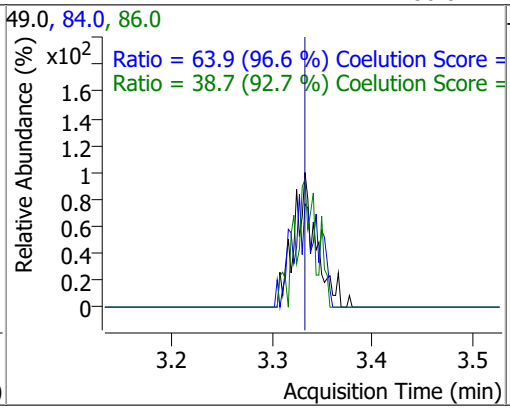

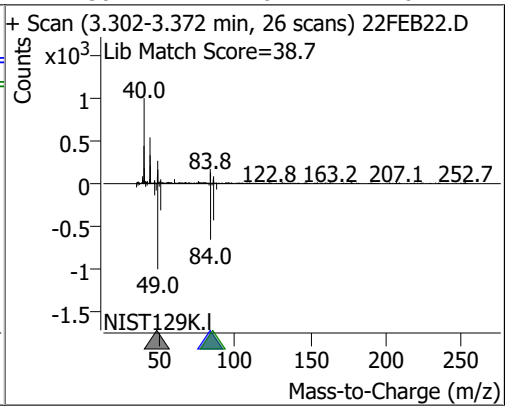

Compound	Conc.	Exp RT	QIon	Exp Ratio	QIon	Exp Ratio
trans-1,2-Dichloroethene	N.D.	3.72	61.0	154.8	98.0	62.1

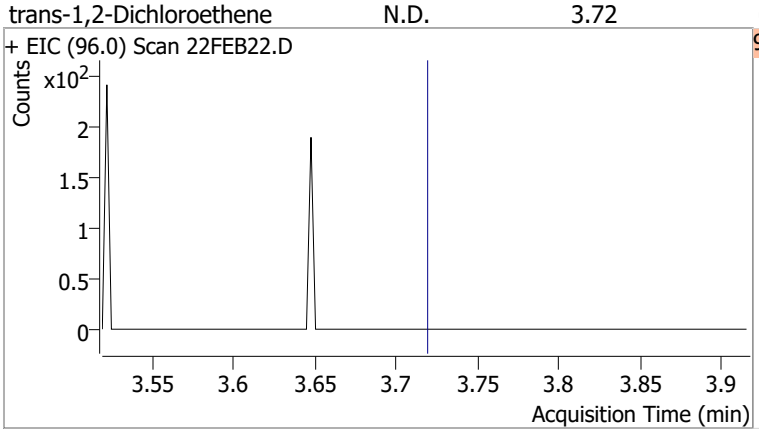

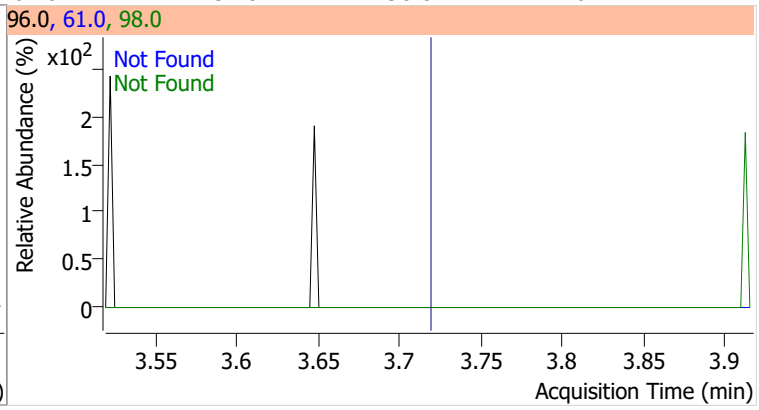

Compound	Conc.	Exp RT	QIon	Exp Ratio
Methyl tert-butyl ether (MTBE)	N.D.	3.75	57.0	24.6

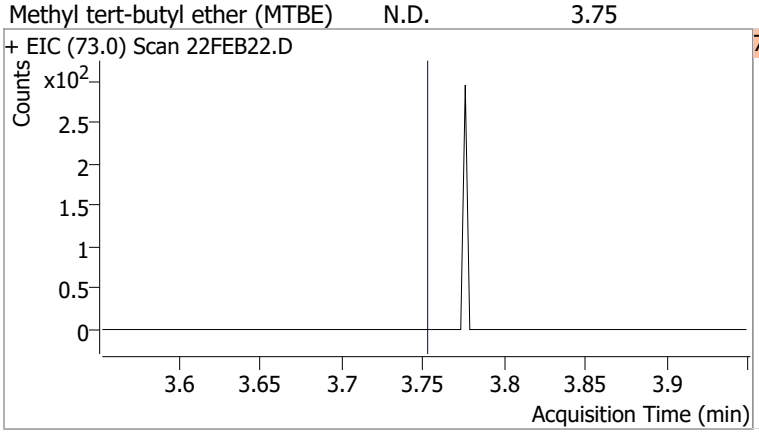

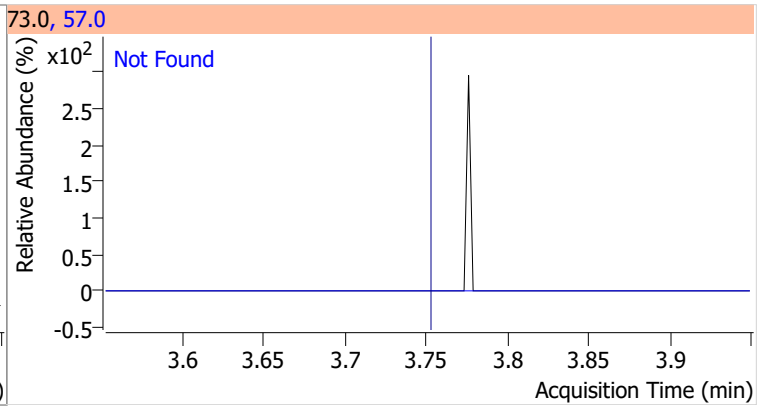

Compound	Conc.	Exp RT	QIon	Exp Ratio	QIon	Exp Ratio
1,1-Dichloroethane	N.D.	4.38	65.0	31.0	83.0	12.7

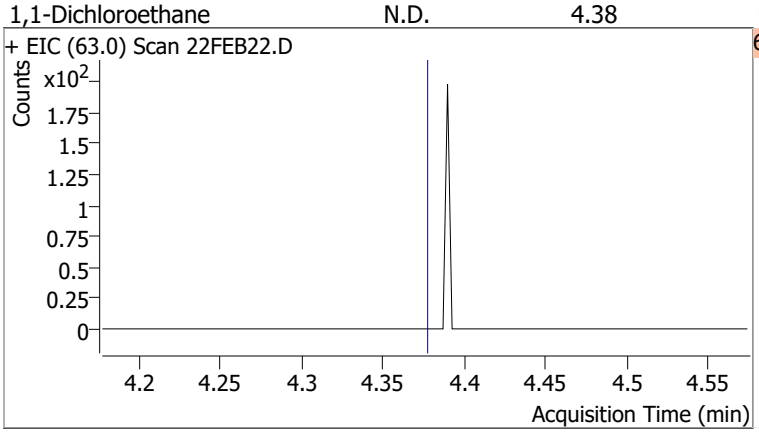

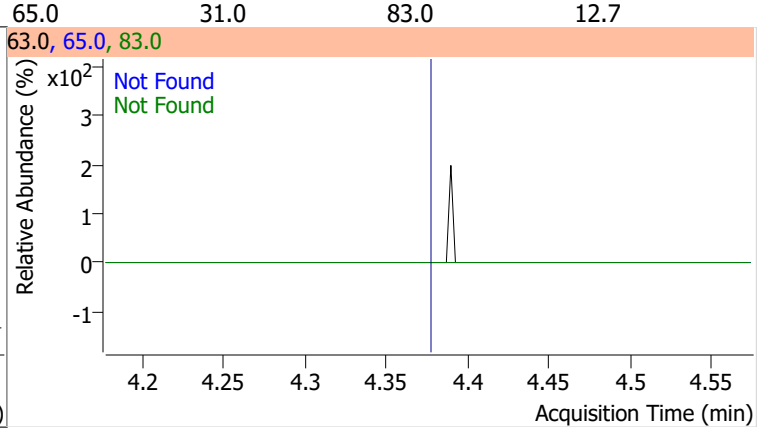

Compound	Conc.	Exp RT	QIon	Exp Ratio	QIon	Exp Ratio
2,2-Dichloropropane	N.D.	5.19	41.0	68.8	97.0	23.9

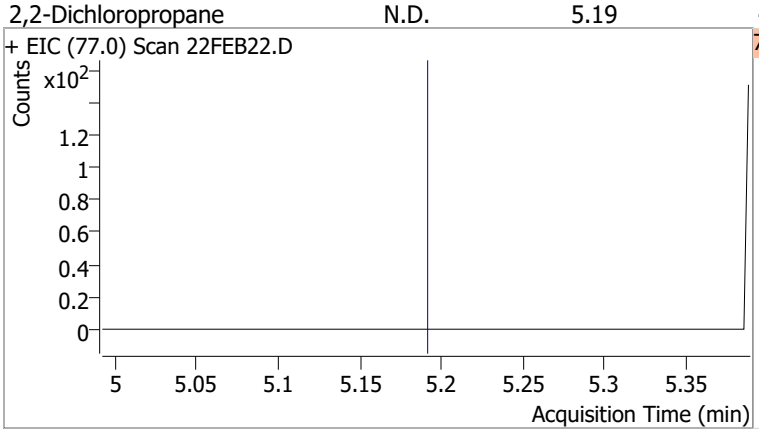

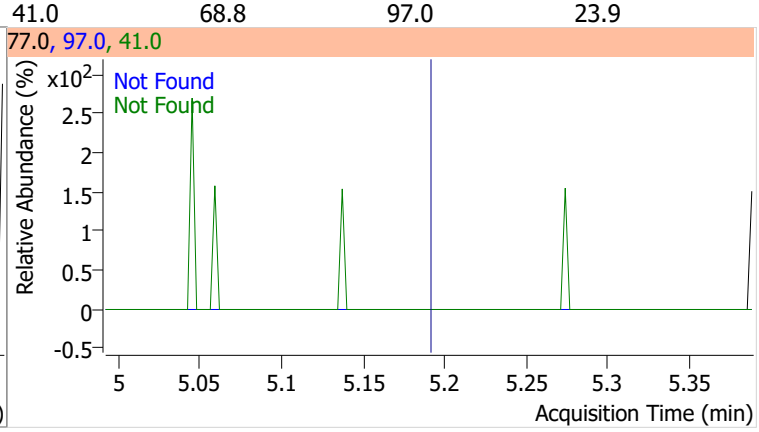

Compound	Conc.	Exp RT	QIon	Exp Ratio	QIon	Exp Ratio
cis-1,2-Dichloroethene	N.D.	5.21	61.0	160.4	98.0	66.2

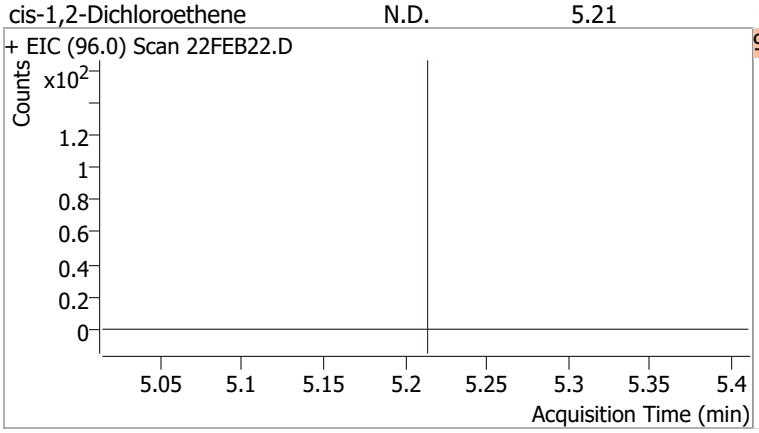

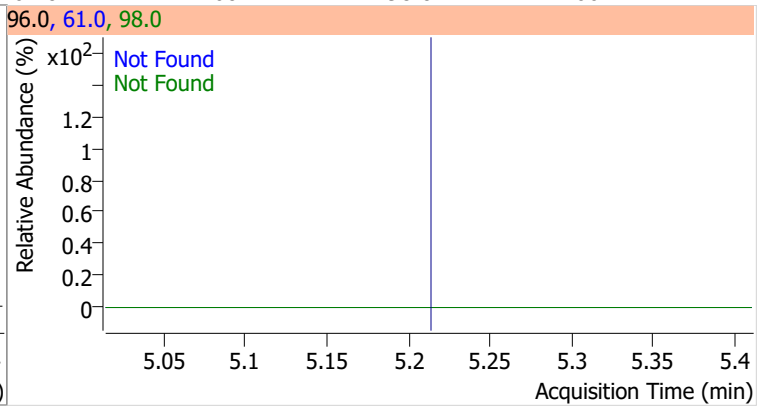

Compound	Conc.	Exp RT	QIon	Exp Ratio
Methyl ethyl ketone	N.D.	5.28	72.0	20.6

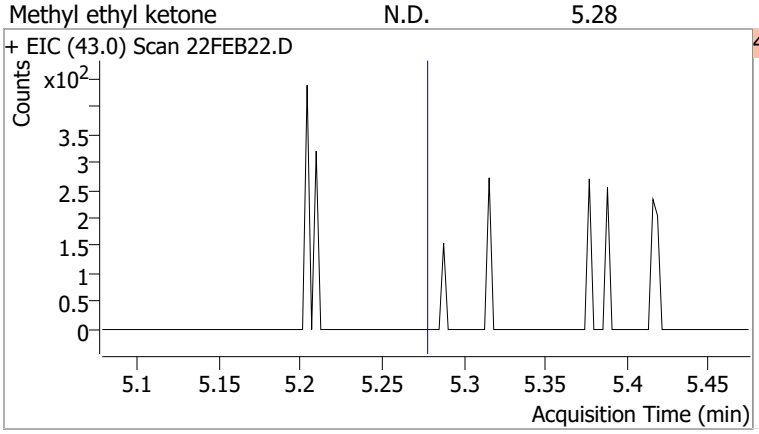

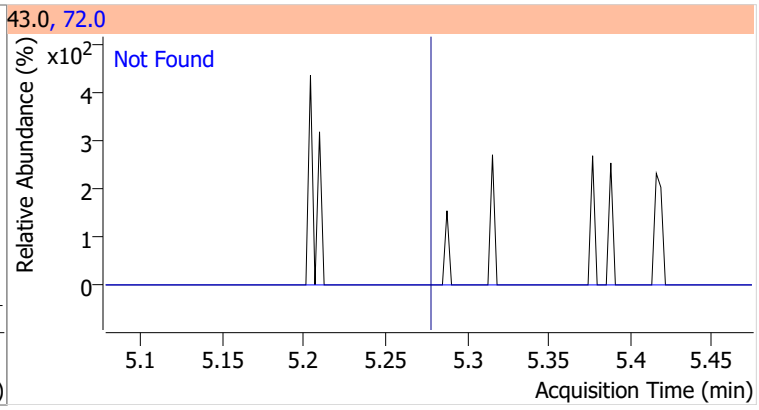

Compound	Conc.	Exp RT	QIon	Exp Ratio
Bromochloromethane	N.D.	5.52	49.0	182.2

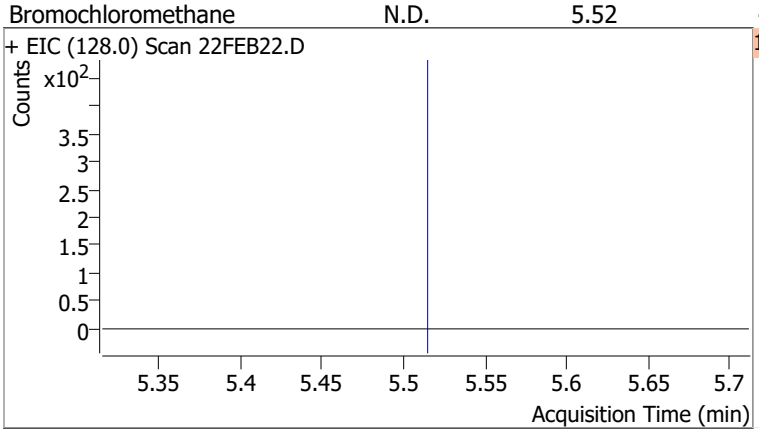

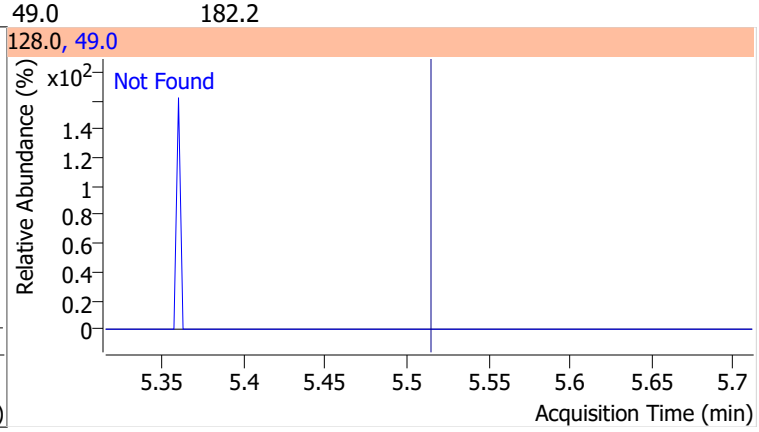

Compound	Conc.	Exp RT	QIon	Exp Ratio
Chloroform	N.D.	5.65	85.0	66.2

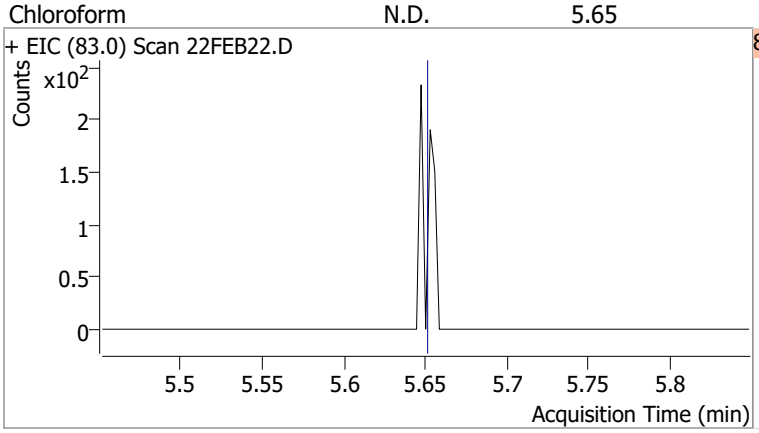

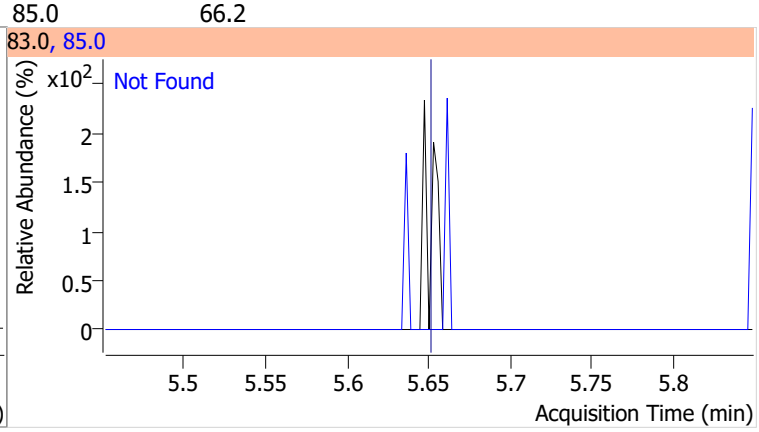

Compound	Conc.	Exp RT	QIon	Exp Ratio	QIon	Exp Ratio
1,1,1-Trichloroethane	N.D.	5.83	99.0	63.1	61.0	49.1

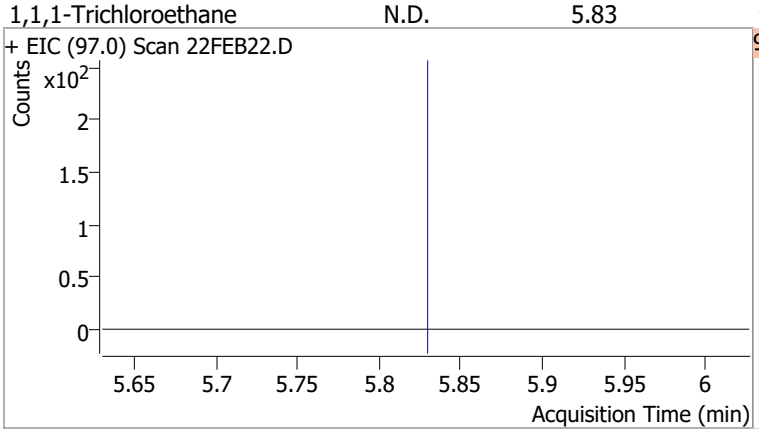

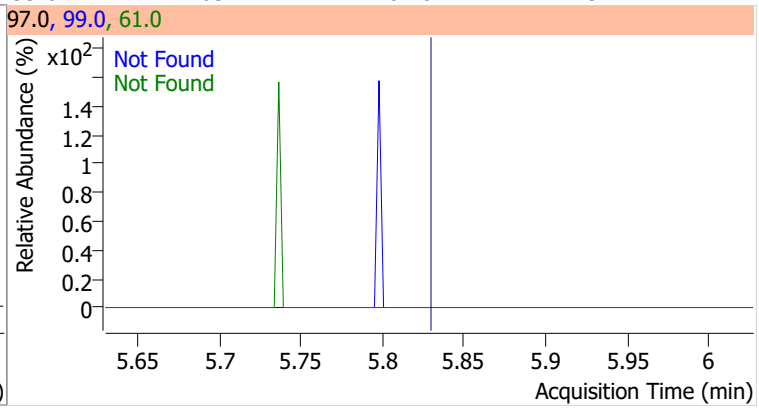

Compound	Conc.	RT	Dev(Min)	Resp.	QIon	QRatio	Lower	Upper
Dibromofluoromethane	288.9998	5.85	0.00	264913	191.5	21.8	0.0	53.2

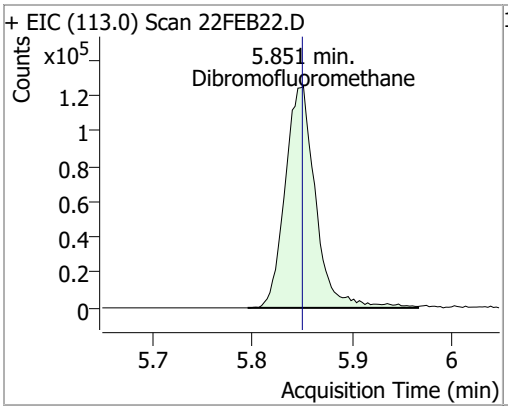

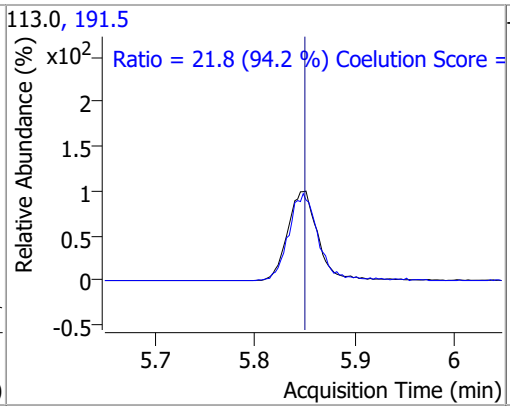

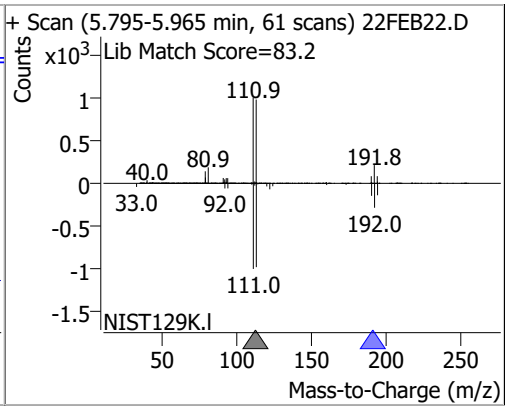

Compound	Conc.	Exp RT	QIon	Exp Ratio	QIon	Exp Ratio
Carbon tetrachloride	N.D.	6.02	119.0	97.6	121.0	30.7

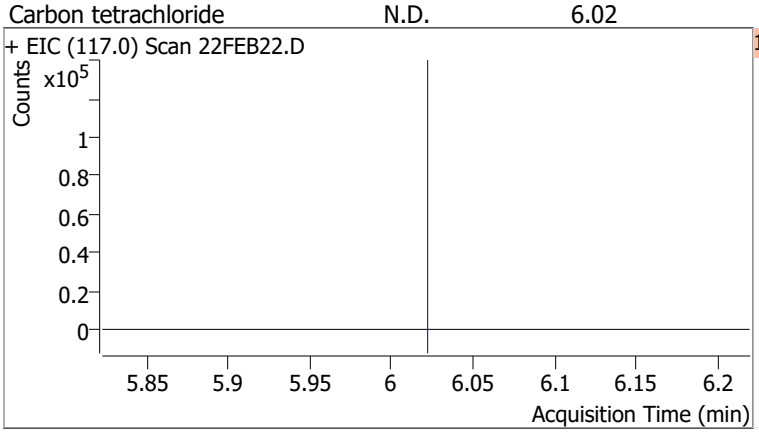

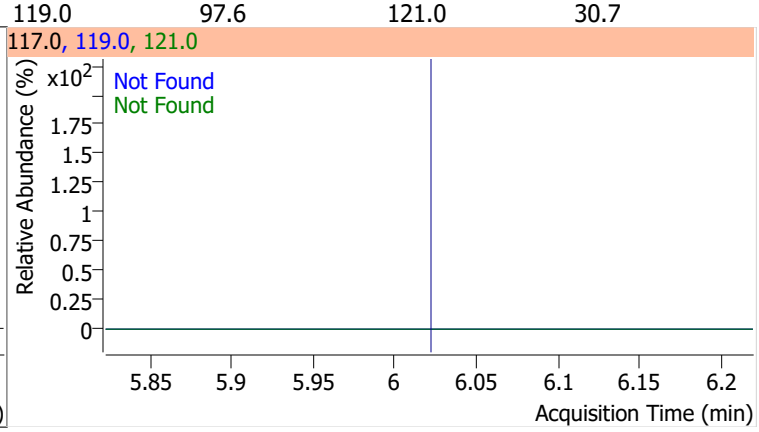

Compound	Conc.	Exp RT	QIon	Exp Ratio	QIon	Exp Ratio
1,1-Dichloropropene	N.D.	6.04	110.0	35.6	77.0	31.0

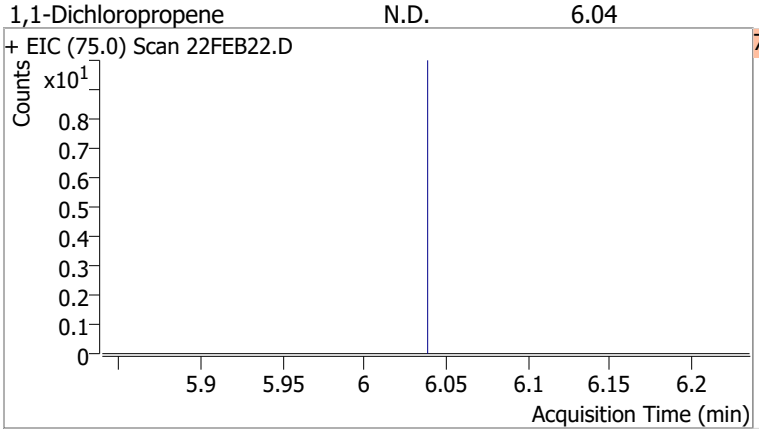

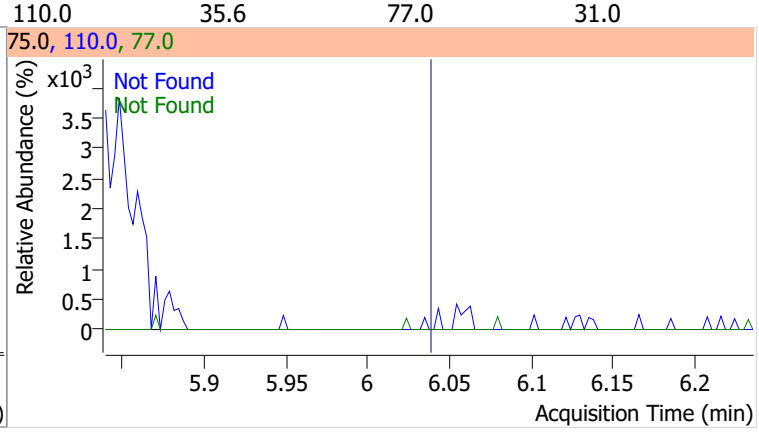

Compound	Conc.	RT	Dev(Min)	Resp.	QIon	QRatio	Lower	Upper
1,2-Dichloroethane-d4	296.3578	6.23	0.00	117349	65.0	195.3	162.8	222.8

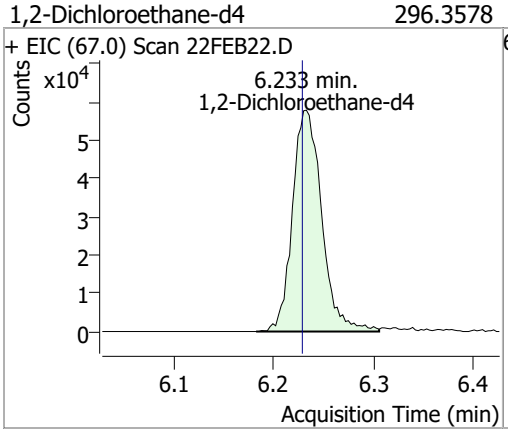

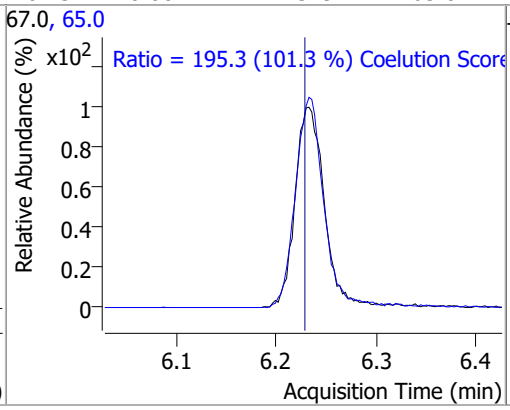

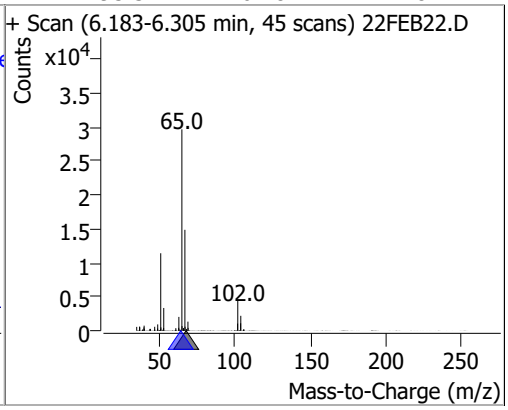

Compound	Conc.	Exp RT	QIon	Exp Ratio
Benzene	N.D.	6.28	77.0	23.3

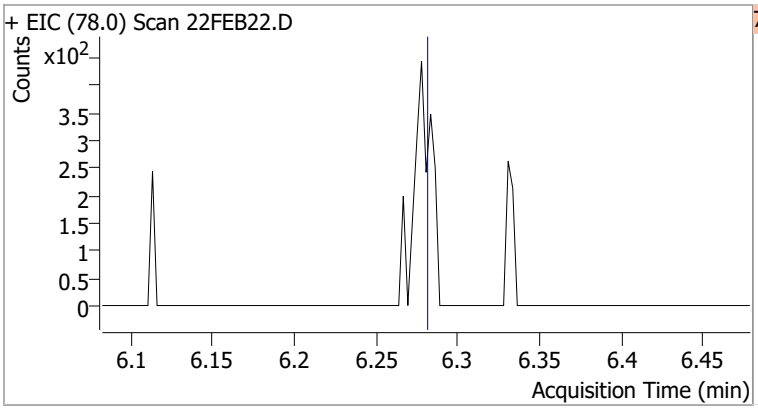

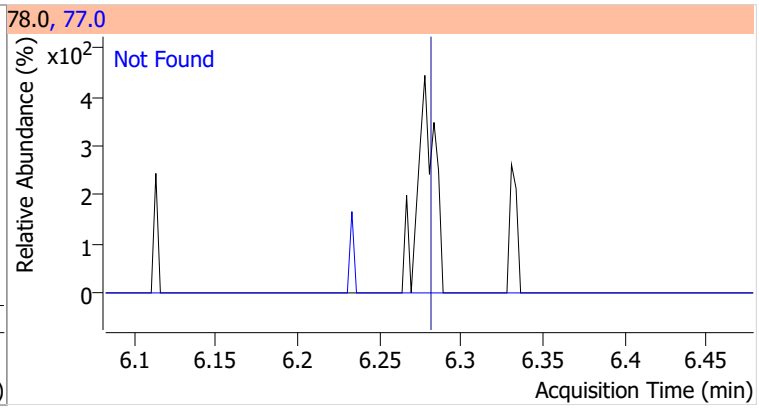

Compound	Conc.	Exp RT	QIon	Exp Ratio	QIon	Exp Ratio
1,2-Dichloroethane	N.D.	6.32	64.0	32.2	98.0	8.2

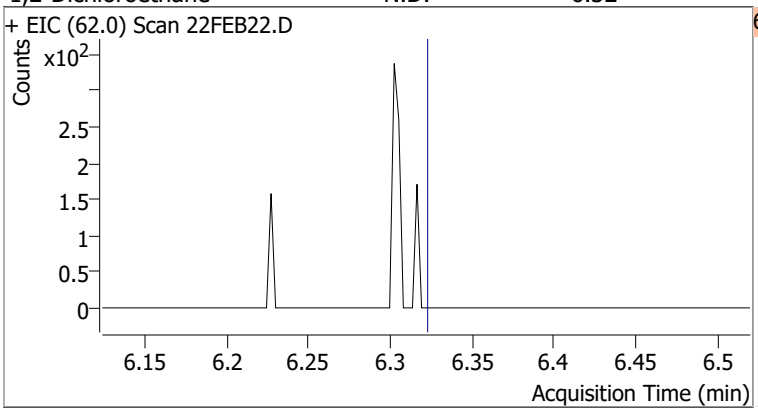

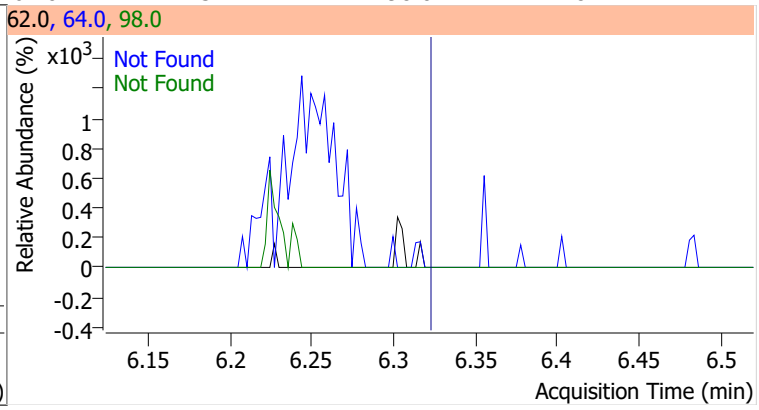

Compound	Conc.	Exp RT	QIon	Exp Ratio	QIon	Exp Ratio
Trichloroethene	N.D.	7.02	130.0	105.6	97.0	65.7

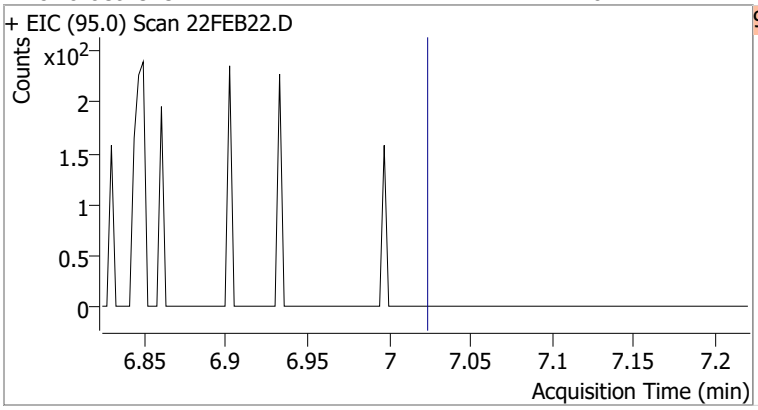

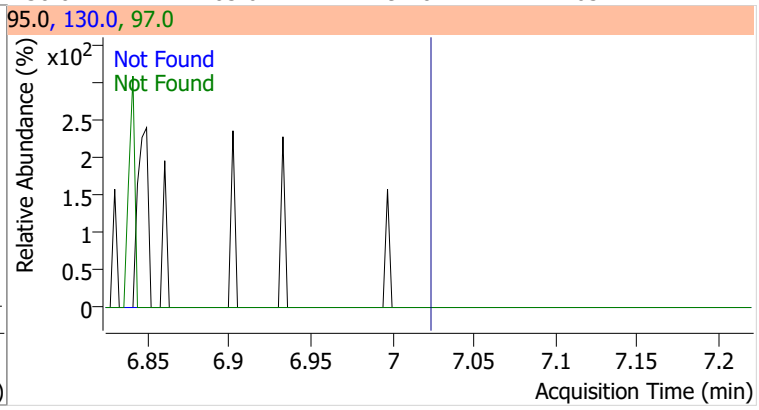

Compound	Conc.	Exp RT	QIon	Exp Ratio
1,2-Dichloropropane	N.D.	7.27	76.0	39.8

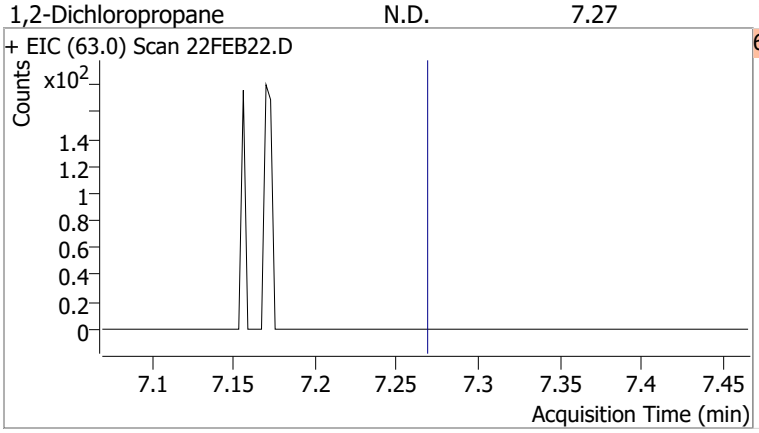

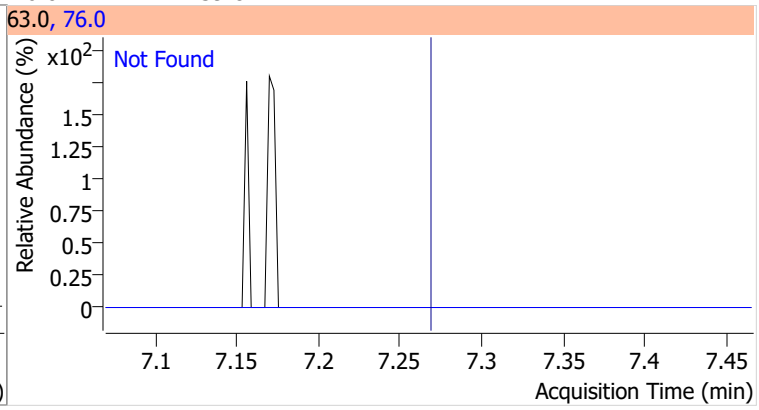

Compound	Conc.	Exp RT	QIon	Exp Ratio	QIon	Exp Ratio
Dibromomethane	N.D.	7.40	173.5	108.2	95.0	84.5

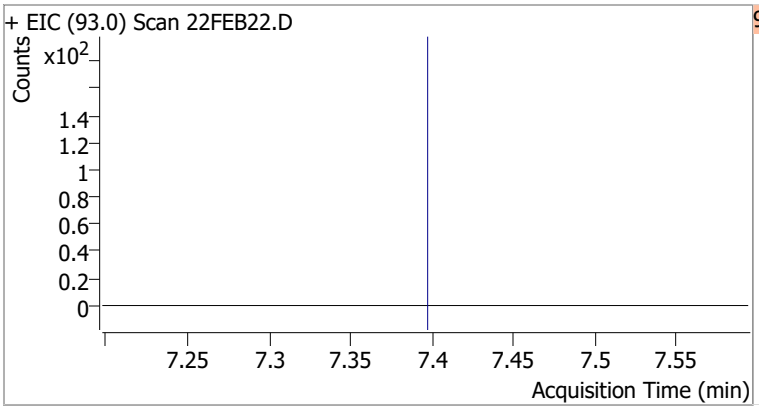

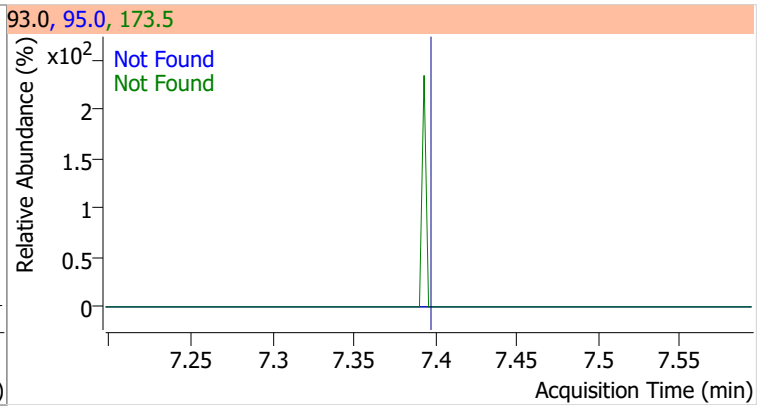

Compound	Conc.	Exp RT	QIon	Exp Ratio	QIon	Exp Ratio
Bromodichloromethane	N.D.	7.58	85.0	66.3	127.0	9.5

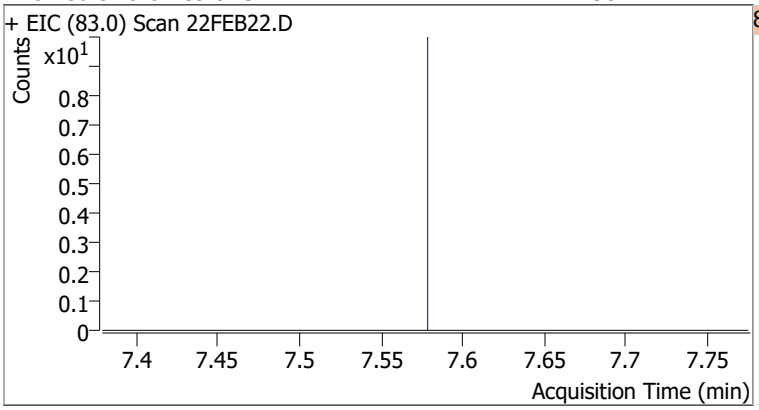

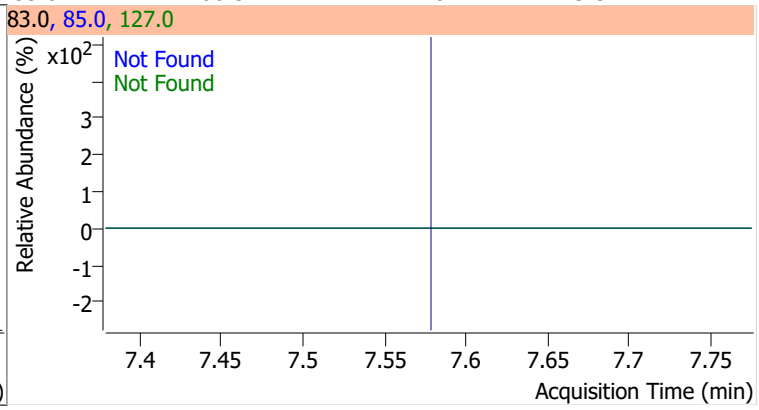

Compound	Conc.	Exp RT	QIon	Exp Ratio	QIon	Exp Ratio
cis-1,3-Dichloropropene	N.D.	8.06	39.0	52.5	77.0	31.8

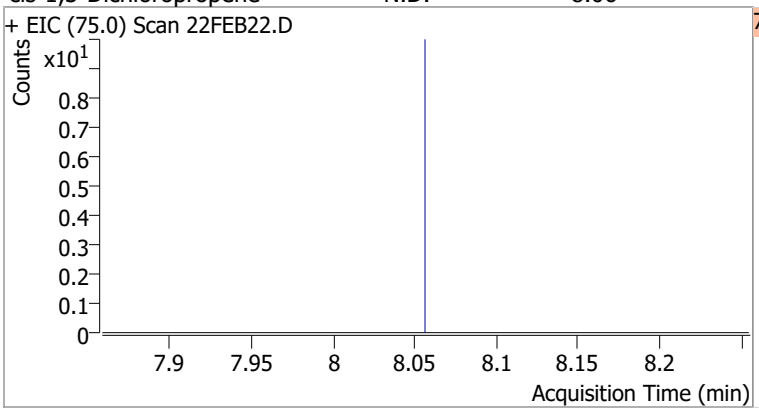

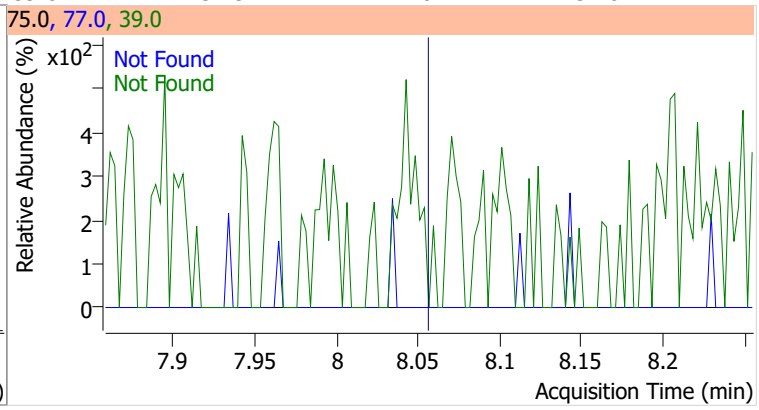

Compound	Conc.	RT	Dev(Min)	Resp.	QIon	QRatio	Lower	Upper
Toluene-d8	261.0112	8.32	0.00	966482	100.0	63.5	34.3	94.3
					99.0	9.5	0.0	39.2

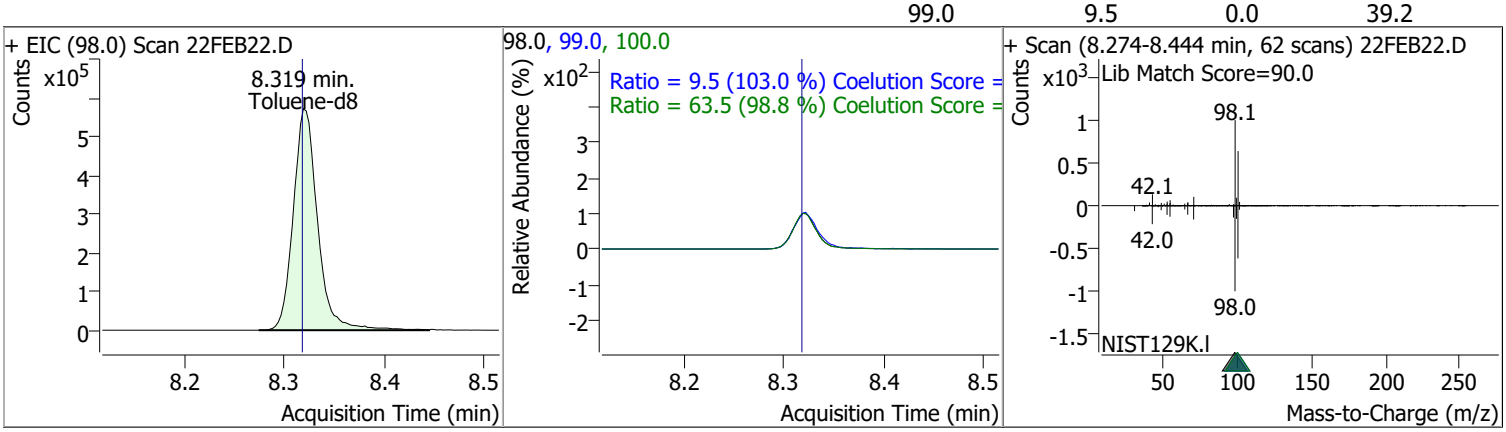

Compound	Conc.	RT	Dev(Min)	Resp.	QIon	QRatio	Lower	Upper
Toluene	1.1964	8.38	0.00	2953	91.0	149.0	144.1	204.1

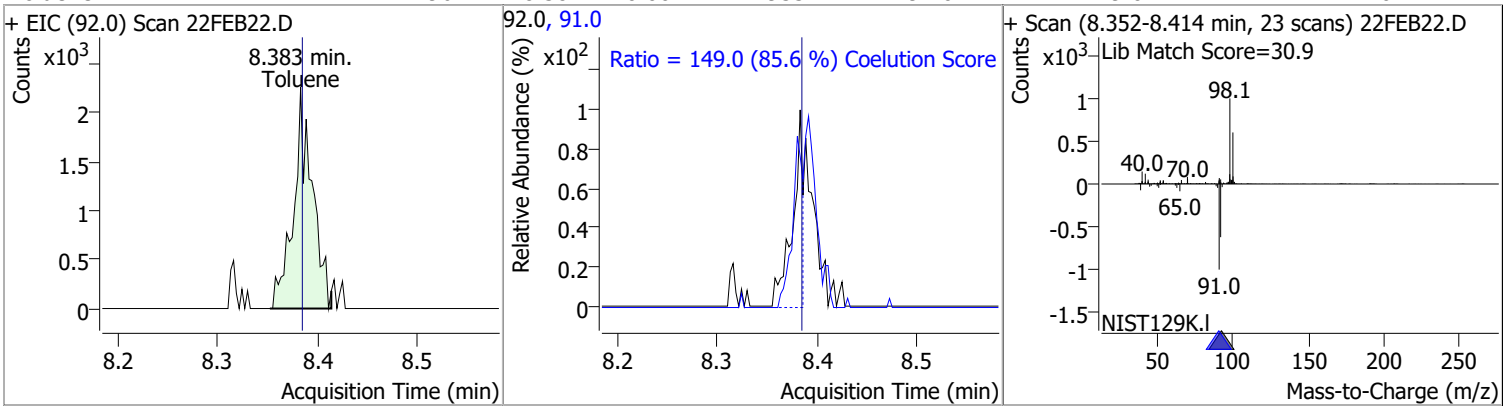

Compound	Conc.	Exp RT	QIon	Exp Ratio	QIon	Exp Ratio
trans-1,3-Dichloropropene	N.D.	8.64	39.0	53.0	77.0	31.0

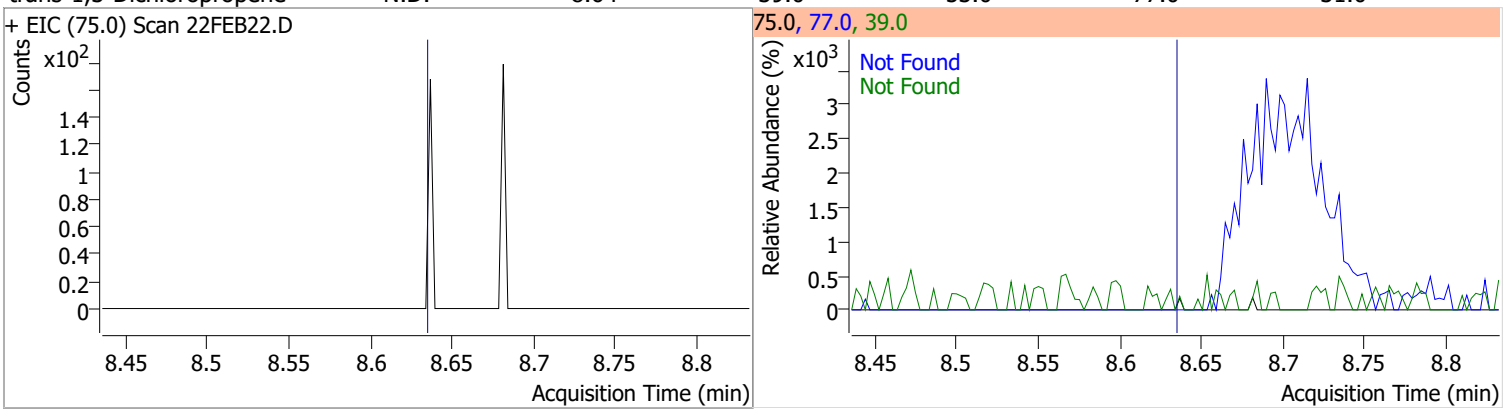

Compound	Conc.	Exp RT	QIon	Exp Ratio	QIon	Exp Ratio
1,1,2-Trichloroethane	N.D.	8.82	97.0	110.7	85.0	60.7

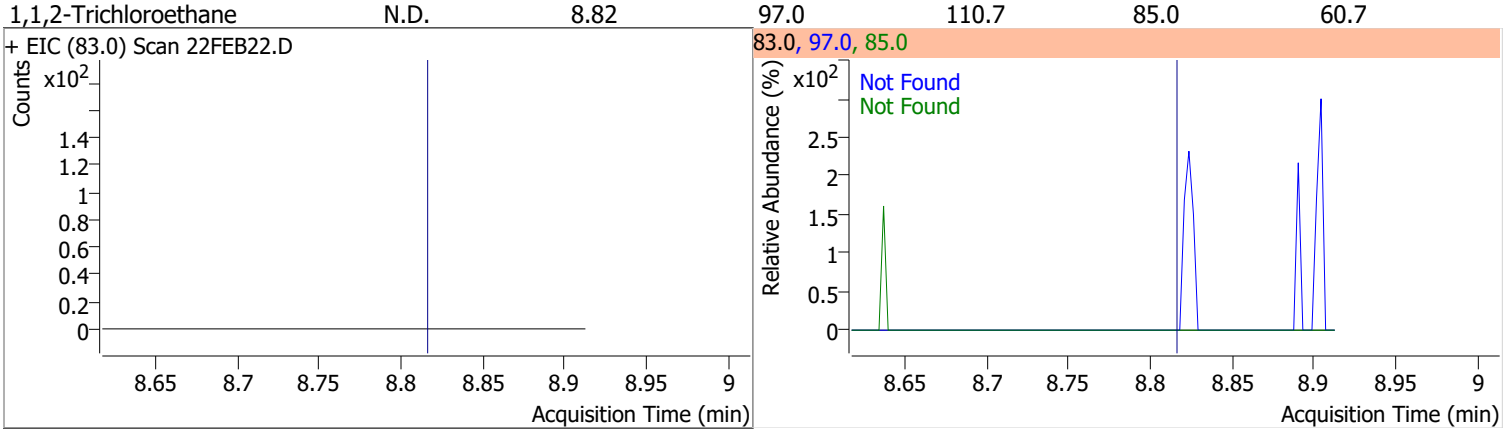

Compound	Conc.	Exp RT	QIon	Exp Ratio	QIon	Exp Ratio
Tetrachloroethene	N.D.	8.94	165.8	126.1	129.0	90.5

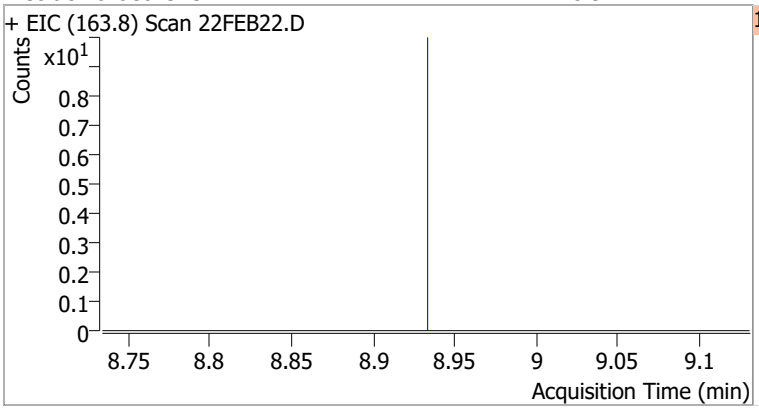

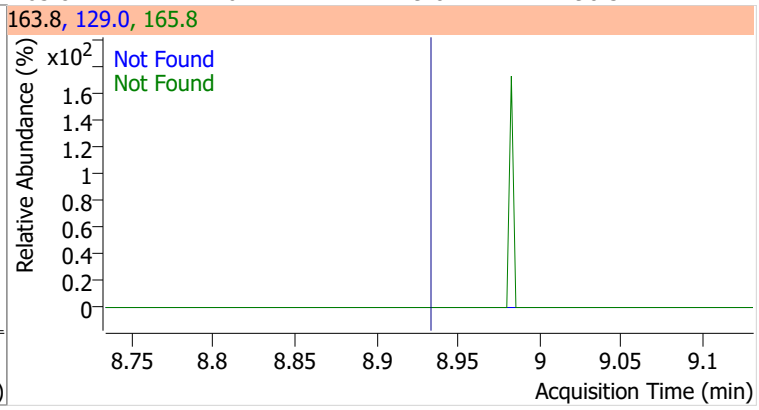

Compound	Conc.	Exp RT	QIon	Exp Ratio
1,3-Dichloropropane	N.D.	8.98	78.0	32.4

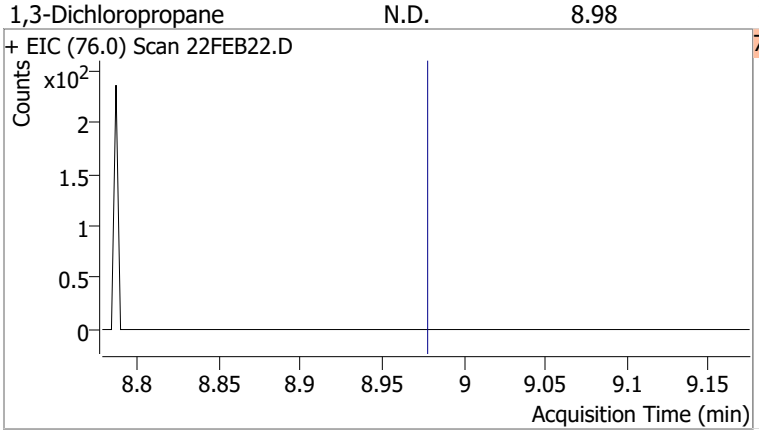

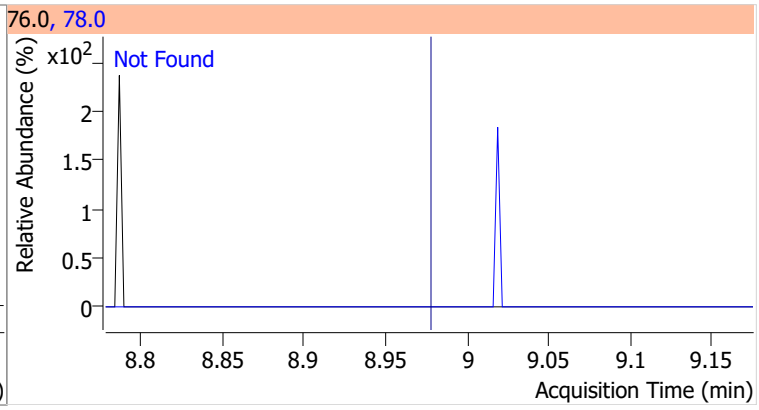

Compound	Conc.	Exp RT	QIon	Exp Ratio
Chlorodibromomethane	N.D.	9.21	127.0	77.2

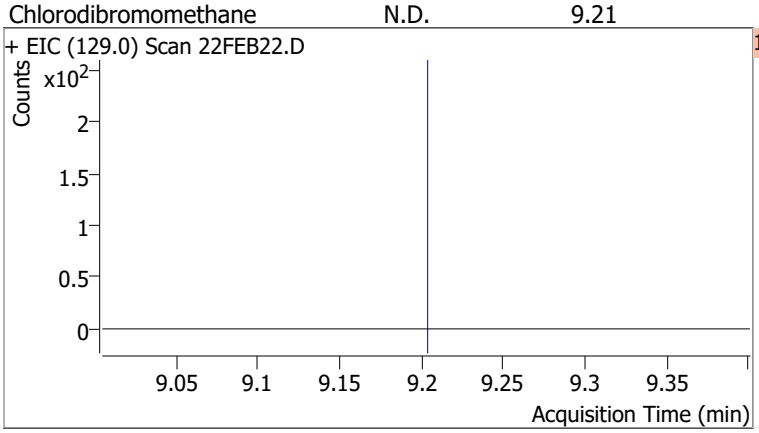

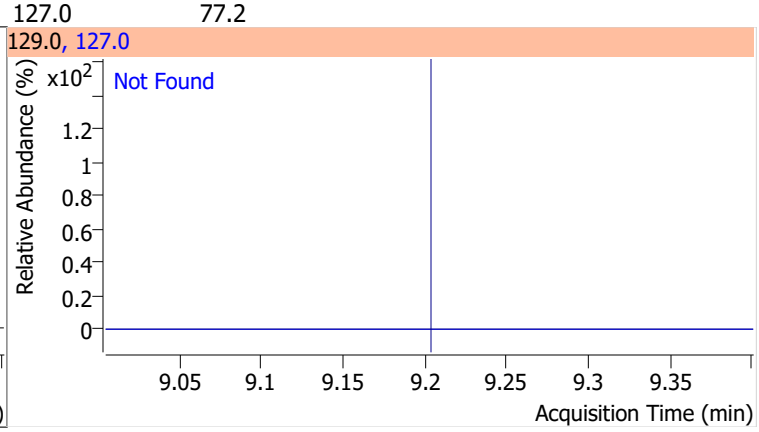

Compound	Conc.	Exp RT	QIon	Exp Ratio
1,2-Dibromoethane	N.D.	9.30	109.0	91.5

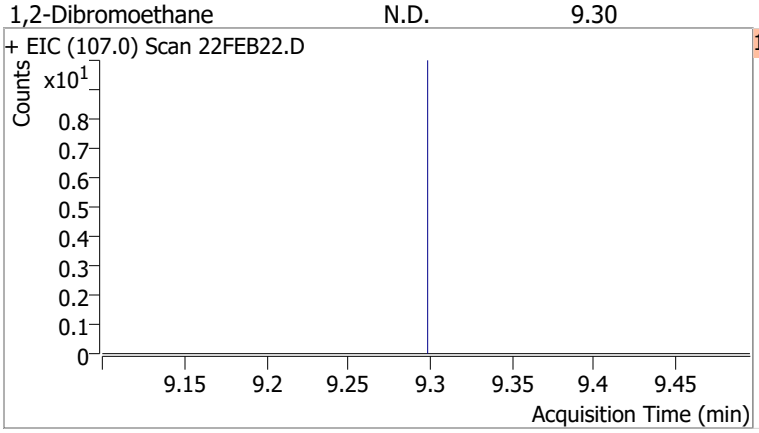

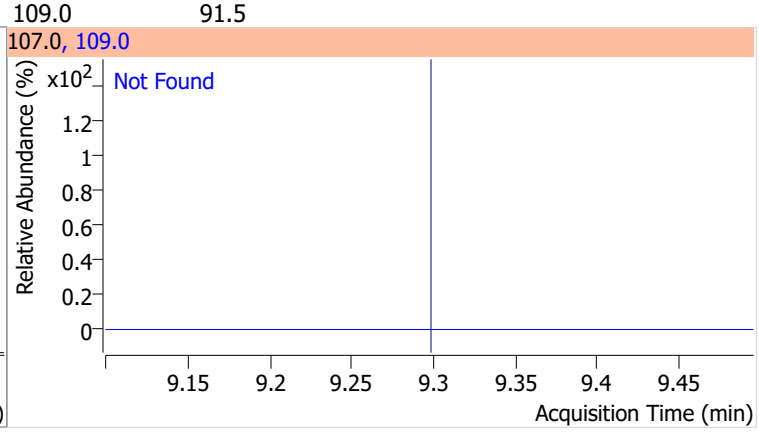

Compound	Conc.	Exp RT	QIon	Exp Ratio
Chlorobenzene	N.D.	9.80	114.0	32.2

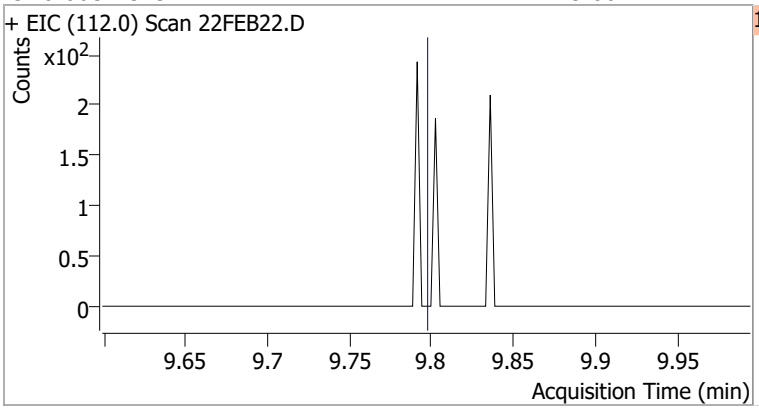

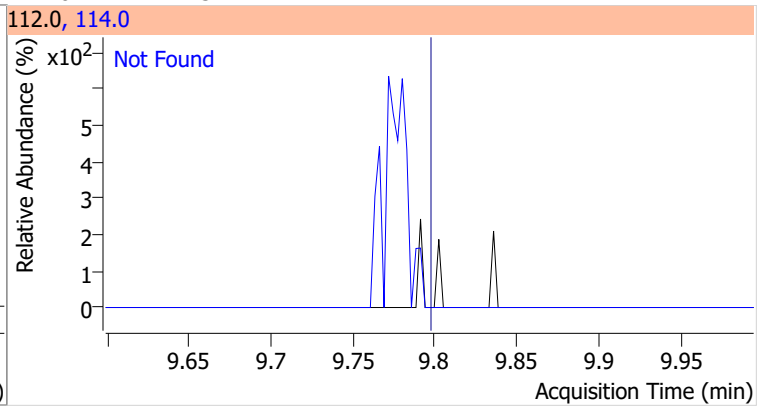

Compound	Conc.	Exp RT	QIon	Exp Ratio
1,1,1,2-Tetrachloroethane	N.D.	9.89	133.0	95.3

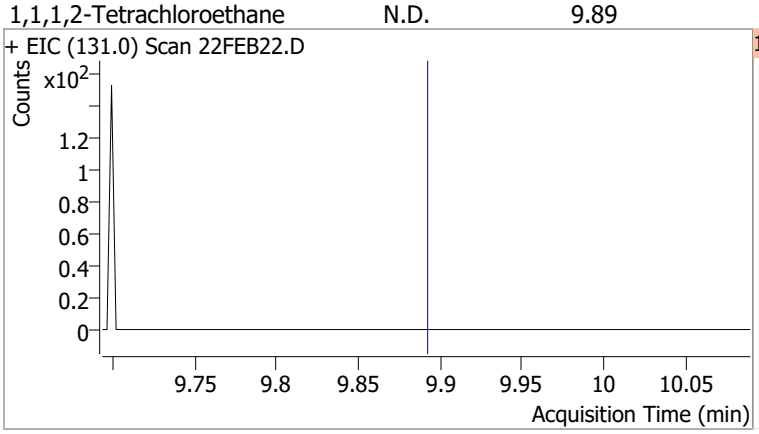

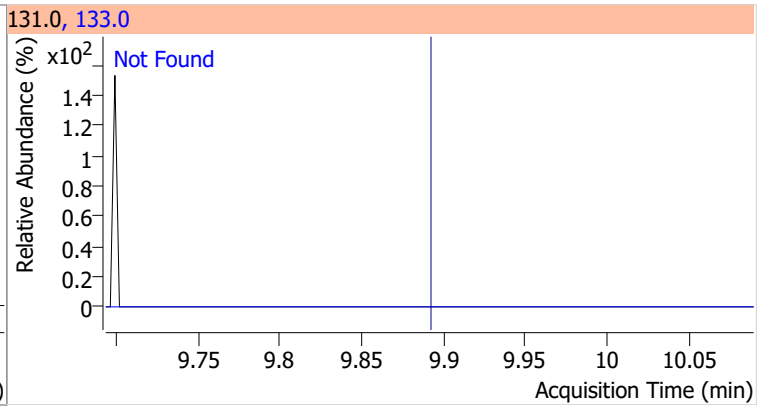

Compound	Conc.	Exp RT	QIon	Exp Ratio
Ethylbenzene	N.D.	9.92	106.0	31.7

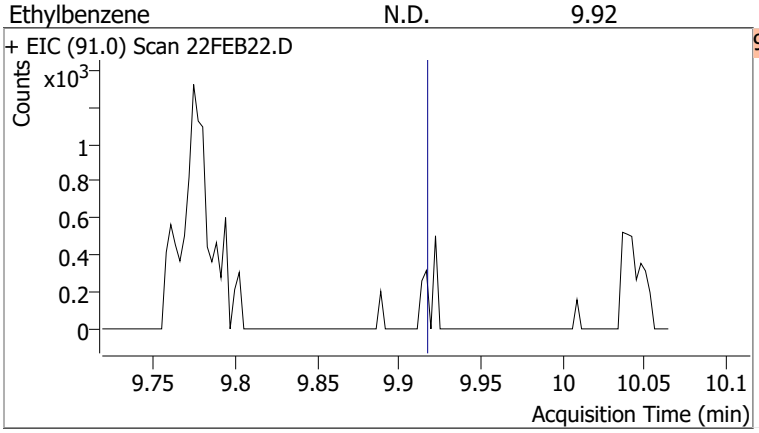

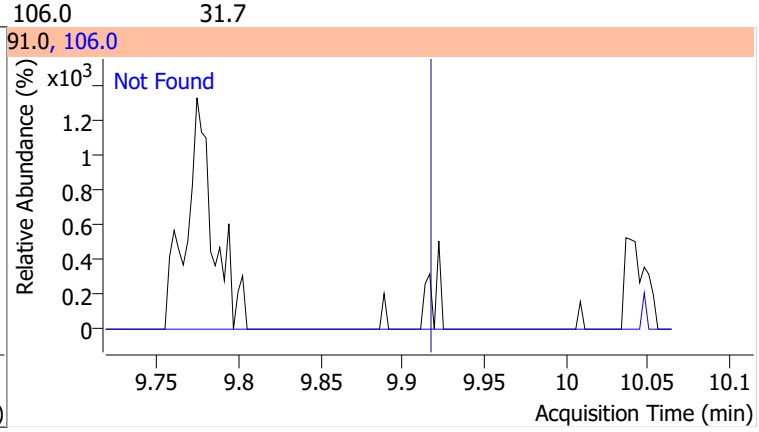

Compound	Conc.	Exp RT	QIon	Exp Ratio
m+p-Xylenes	N.D.	10.04	91.0	200.7

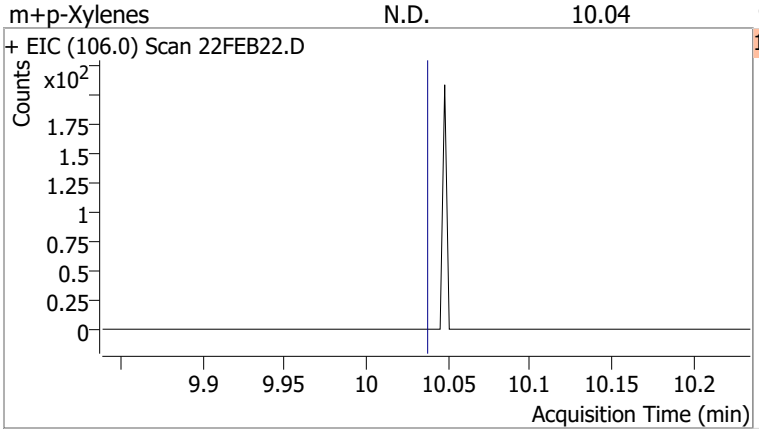

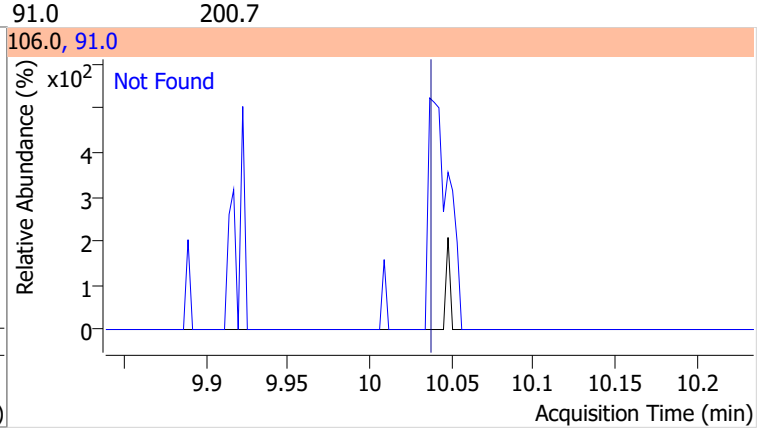

Compound	Conc.	Exp RT	QIon	Exp Ratio
o-Xylene	N.D.	10.43	91.0	211.4

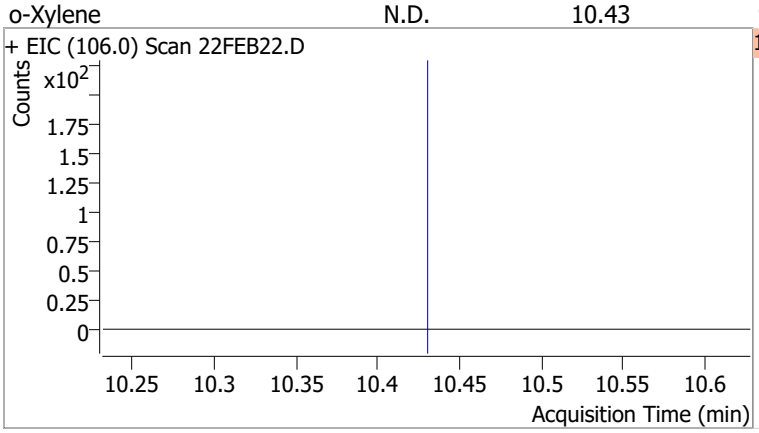

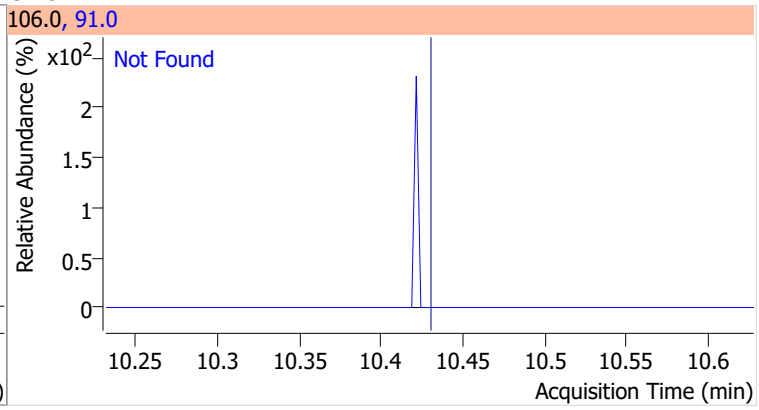

Compound	Conc.	Exp RT	QIon	Exp Ratio
Styrene	N.D.	10.45	78.0	50.6

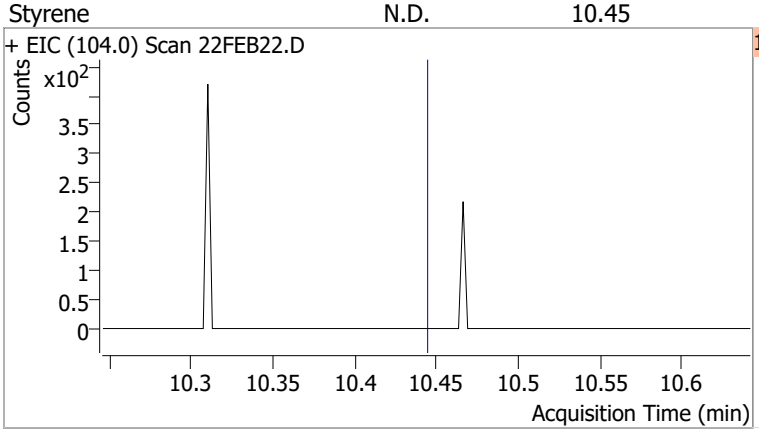

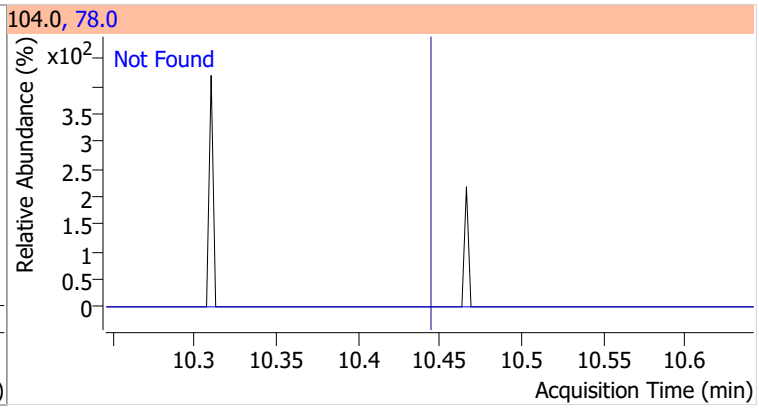

Compound	Conc.	Exp RT	QIon	Exp Ratio	QIon	Exp Ratio
Bromoform	N.D.	10.62	170.5	50.3	174.5	48.1

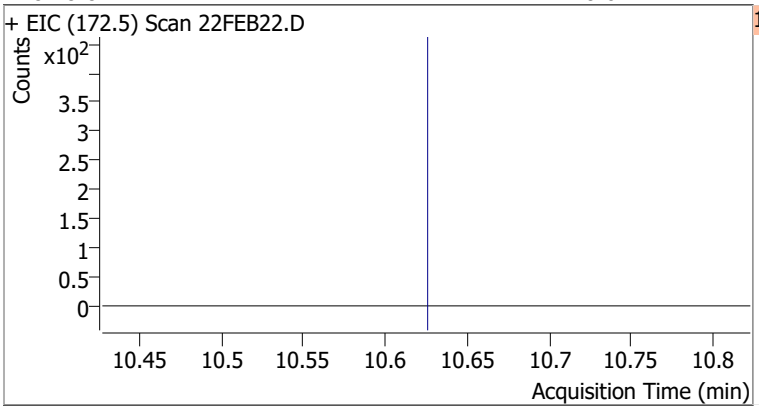

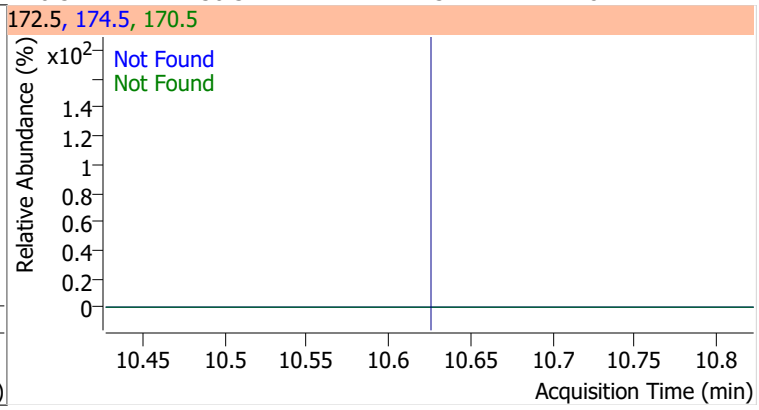

Compound	Conc.	RT	Dev(Min)	Resp.	QIon	QRatio	Lower	Upper
p-Bromofluorobenzene	271.3406	10.95	0.00	273115	174.0	94.1	65.3	125.3
					176.0	91.4	63.3	123.3

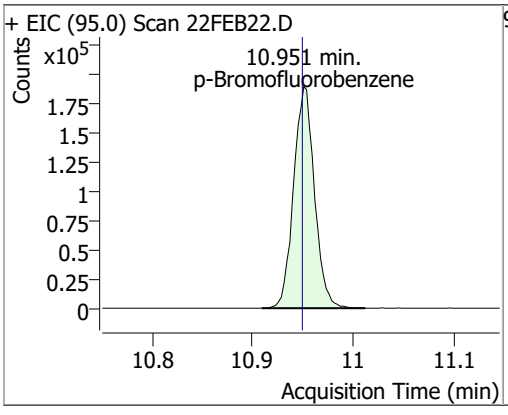

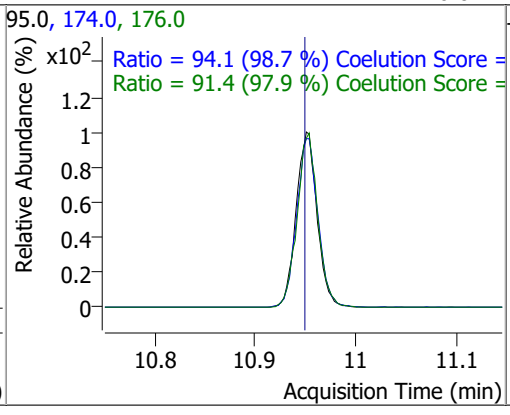

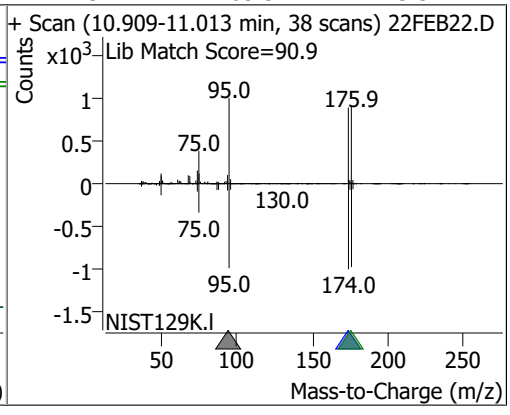

Compound	Conc.	Exp RT	QIon	Exp Ratio	QIon	Exp Ratio
Bromobenzene	N.D.	11.09	77.0	143.5	158.0	96.1

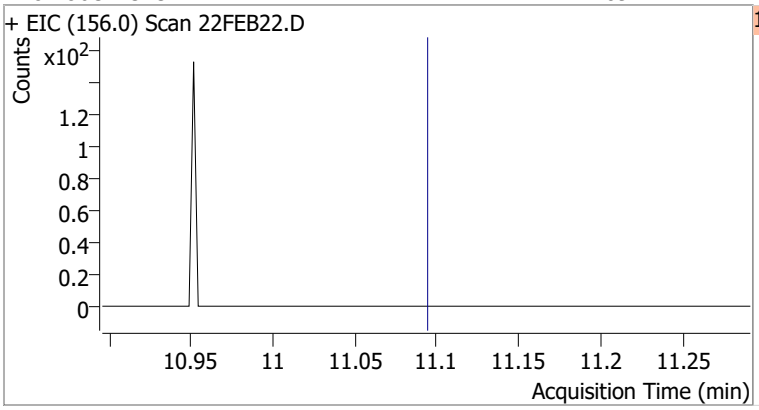

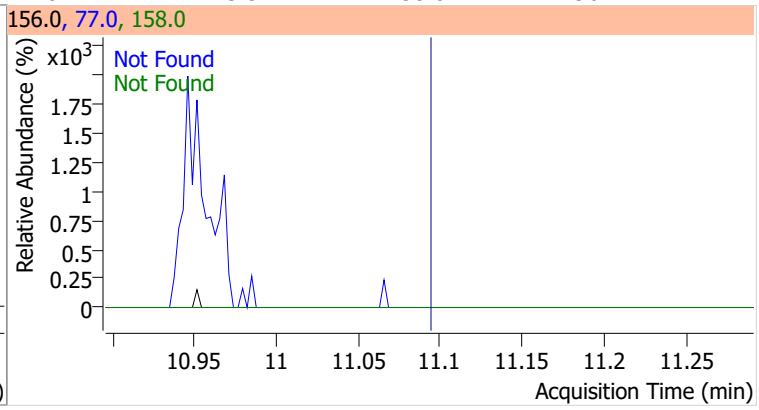

Compound	Conc.	Exp RT	QIon	Exp Ratio
1,1,2,2-Tetrachloroethane	N.D.	11.11	85.0	63.3

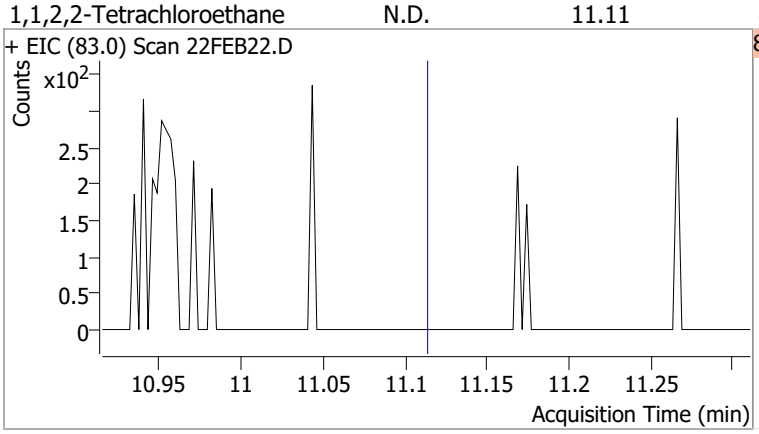

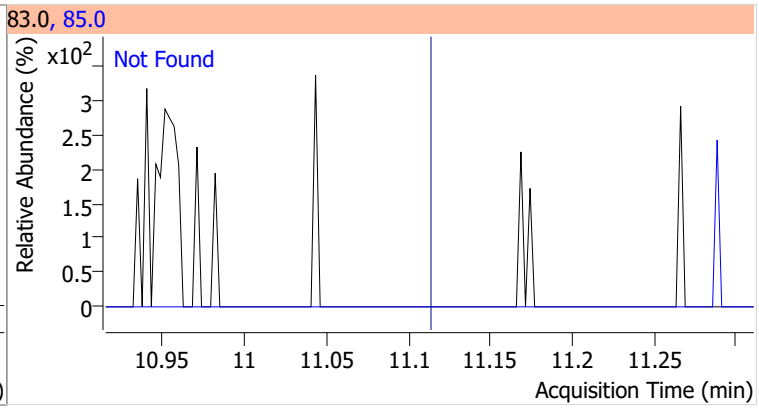

Compound	Conc.	Exp RT	QIon	Exp Ratio
1,2,3-Trichloropropane	N.D.	11.15	112.0	65.8

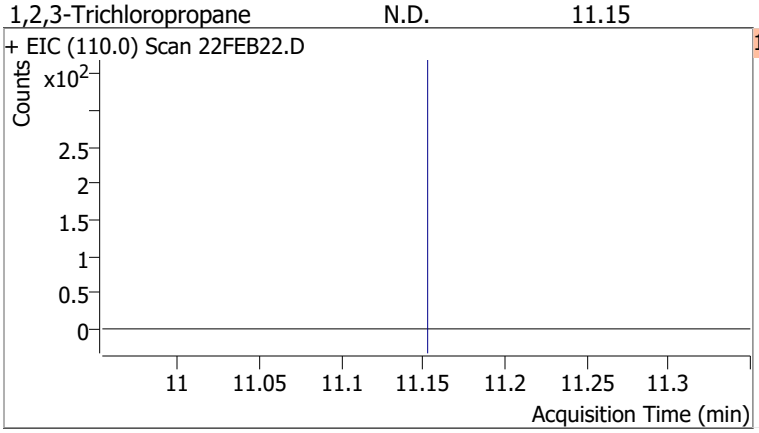

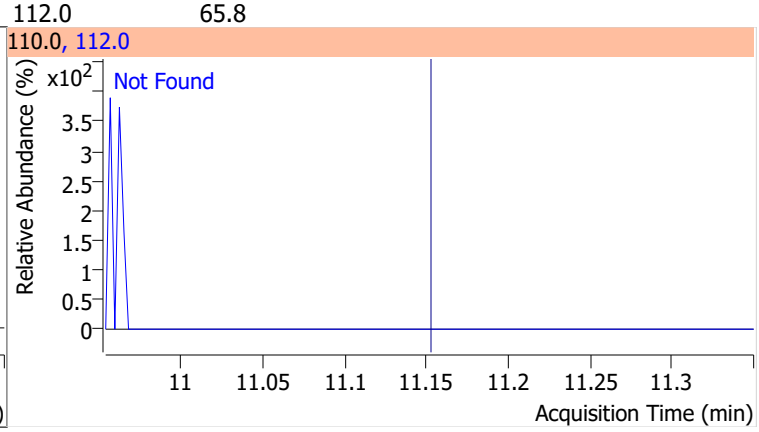

Compound	Conc.	Exp RT	QIon	Exp Ratio
2-Chlorotoluene	N.D.	11.29	91.0	276.2

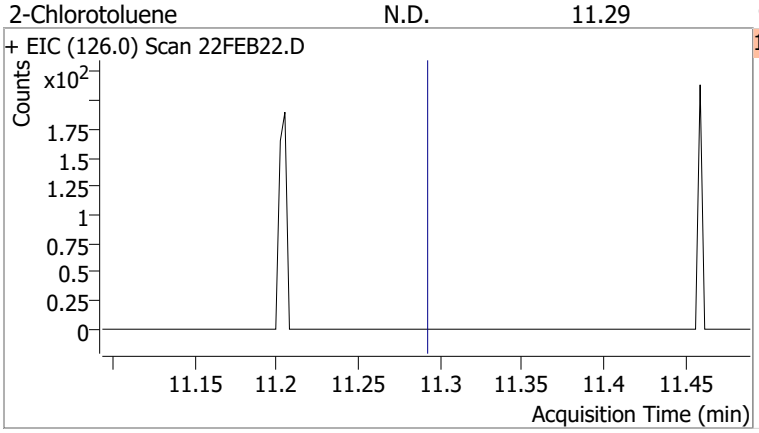

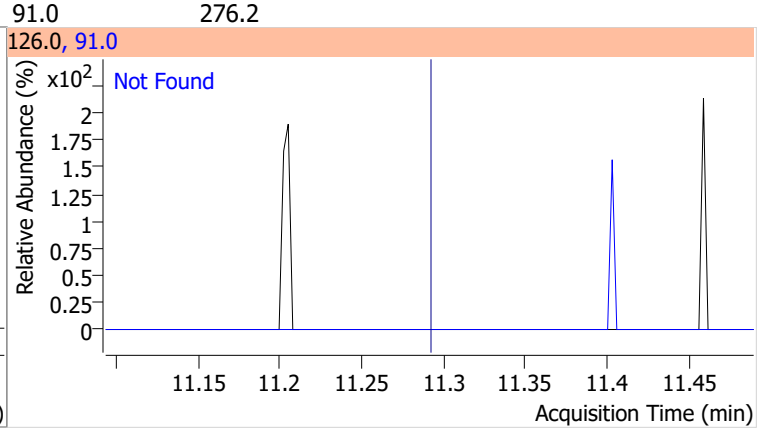

Compound	Conc.	Exp RT	QIon	Exp Ratio
4-Chlorotoluene	N.D.	11.40	126.0	31.3

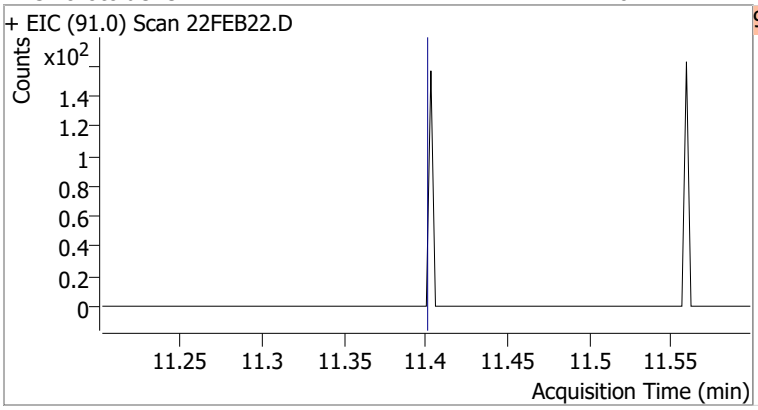

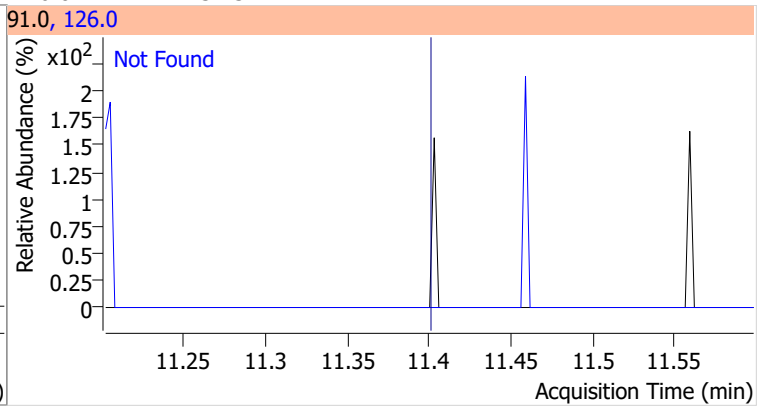

Compound	Conc.	Exp RT	QIon	Exp Ratio	QIon	Exp Ratio
1,3-Dichlorobenzene	N.D.	12.03	148.0	62.8	111.0	38.7

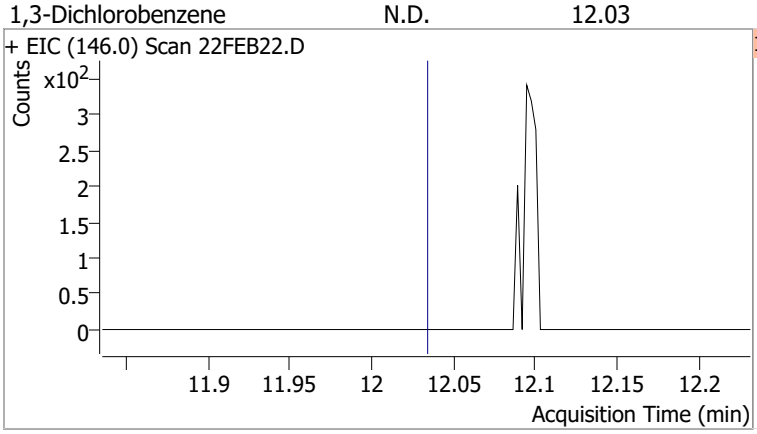

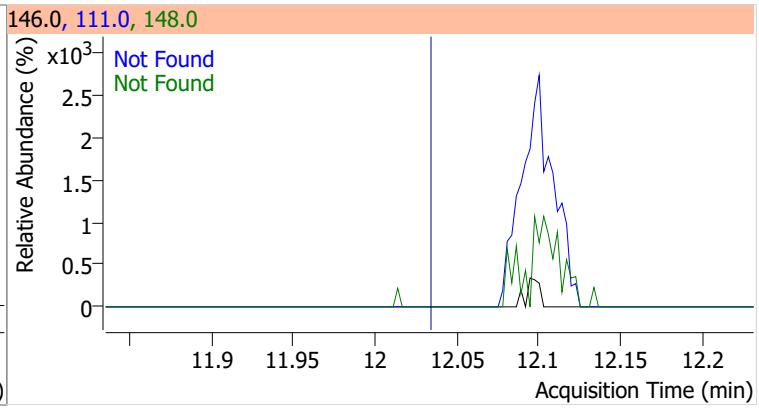

Compound	Conc.	Exp RT	QIon	Exp Ratio	QIon	Exp Ratio
1,4-Dichlorobenzene	N.D.	12.12	148.0	63.7	111.0	38.7

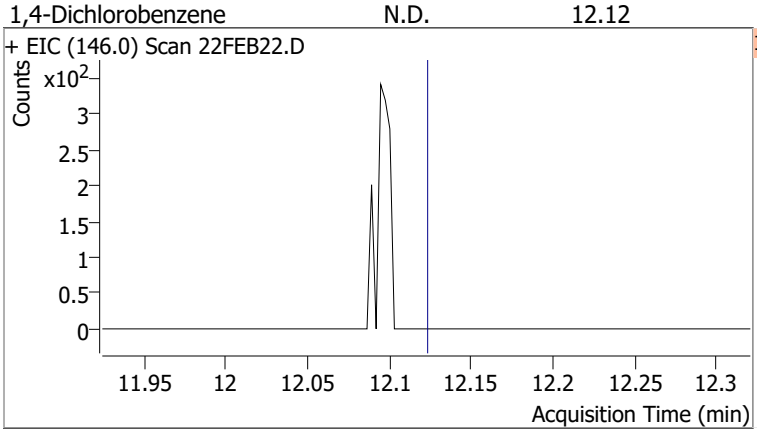

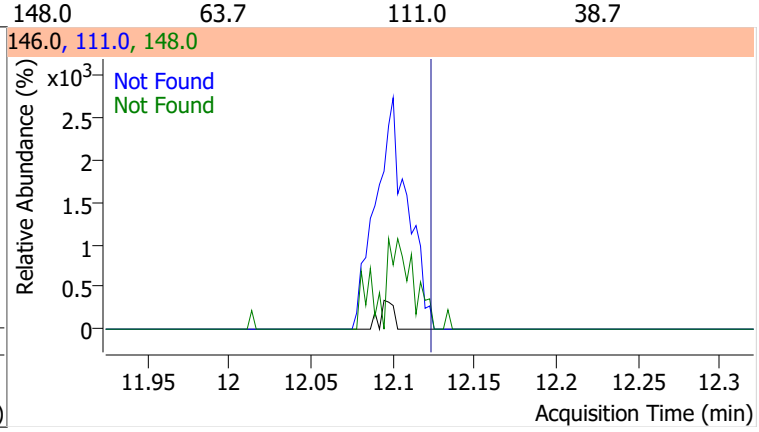

Compound	Conc.	Exp RT	QIon	Exp Ratio	QIon	Exp Ratio
1,2-Dichlorobenzene	N.D.	12.49	148.0	61.9	111.0	39.5

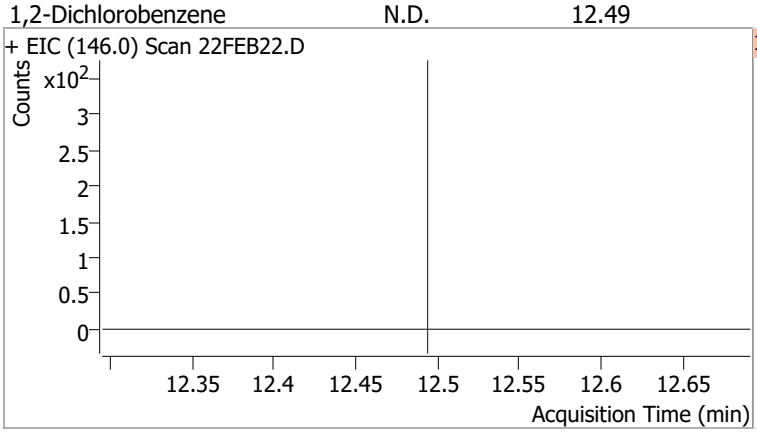

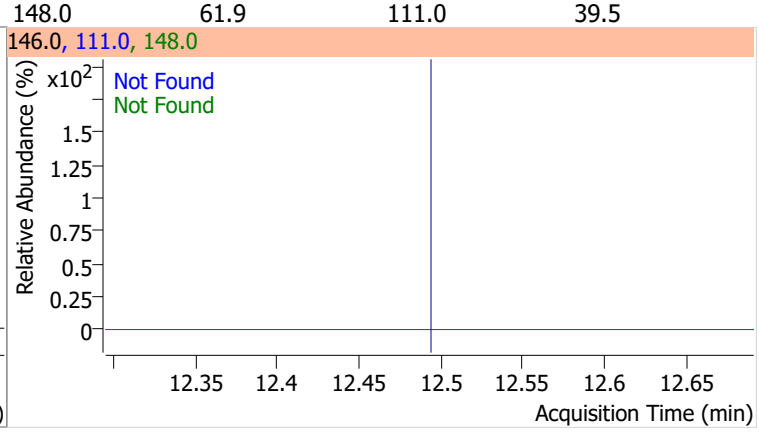

Data File	22FEB23.D	Operator	MSC
Acq. Method	5975CACQF.M	Acq. Date-Time	2/22/2022 8:05:10 PM
Sample Name	B22021435-006FMS	Instrument	VOA5975C
Vial	23	Multiplier	1.00
DA Method File	VOA5975C_8260B_SHT_DoD_L4_011922.m	Comment	
Tune File	BFB_Atune3.u	Tune Date	10/11/2021 4:02:00 PM
Batch Name	VG022222_8260B.batch.bin	Last Calib Update	3/18/2022 11:09:24 AM
Ref Library	\\MASSHUNTER\Org\Library\NIST129K.l		

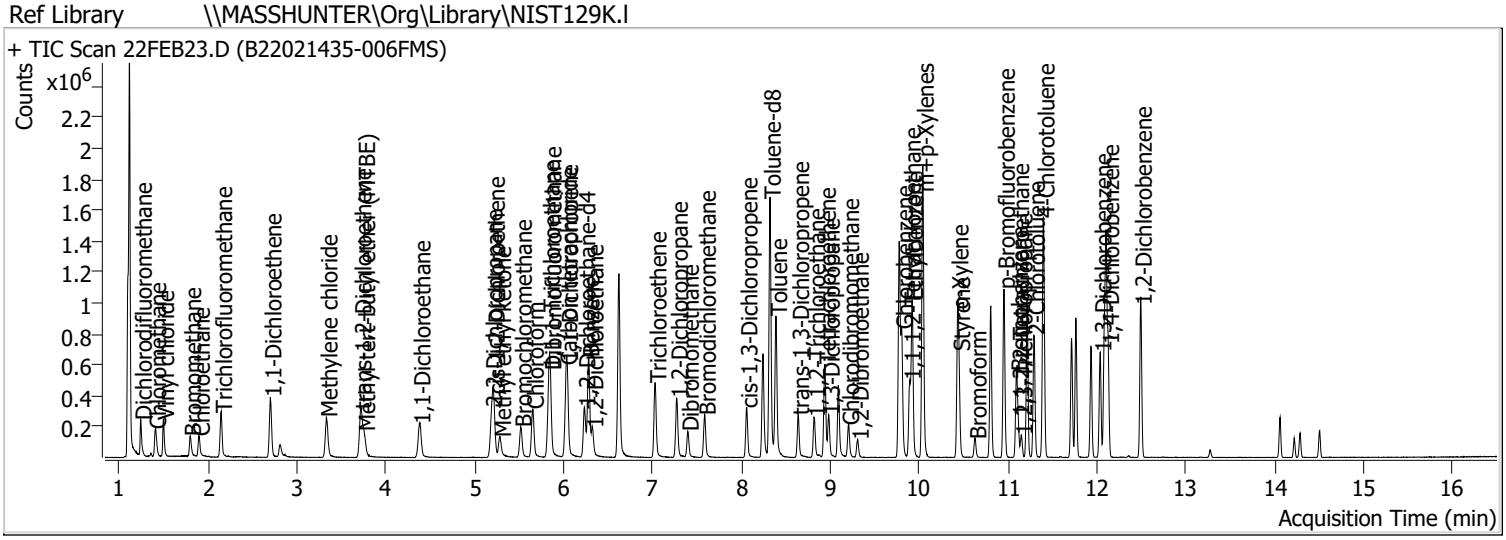

Compound	RT	QIon	Resp.	Conc.	Units	Dev(Min)
Internal Standards						
M Fluorobenzene	6.621	96.0	1013264	250.0000	ng	0.000
M Chlorobenzene-d5	9.772	82.0	388846	250.0000	ng	-0.003
M 1,4-Dichlorobenzene-d4	12.100	152.0	316571	250.0000	ng	0.000
System Monitoring Compounds						
S Dibromofluoromethane	5.851	113.0	270621	275.7417	ng	0.000
Spiked Amount: 250.000	Range: 80.0 - 119.0%			Recovery = 110.30%		
S 1,2-Dichloroethane-d4	6.233	67.0	117904	278.1072	ng	0.003
Spiked Amount: 250.000	Range: 81.0 - 118.0%			Recovery = 111.24%		
S Toluene-d8	8.319	98.0	1043460	275.0604	ng	0.000
Spiked Amount: 250.000	Range: 89.0 - 112.0%			Recovery = 110.02%		
S p-Bromofluorobenzene	10.951	95.0	311861	266.8093	ng	0.003
Spiked Amount: 250.000	Range: 85.0 - 114.0%			Recovery = 106.72%		
Target Compounds						QValue
T Dichlorodifluoromethane	1.241	85.0	159873	117.3413	ng	98
T Chloromethane	1.406	50.0	189372	118.0579	ng	98
T Vinyl chloride	1.495	62.0	183474	125.6607	ng	98
T Bromomethane	1.799	96.0	70272	111.7322	ng	93
T Chloroethane	1.894	64.0	94674	137.0530	ng	98
T Trichlorofluoromethane	2.145	101.0	209076	119.4153	ng	98
T 1,1-Dichloroethene	2.700	96.0	134366	131.8932	ng	100
T Methylene chloride	3.330	49.0	186323	125.7939	ng	99
T trans-1,2-Dichloroethene	3.715	96.0	135231	128.4951	ng	99
T Methyl tert-butyl ether (MTBE)	3.754	73.0	162085	123.2216	ng	100
T 1,1-Dichloroethane	4.378	63.0	270371	137.2693	ng	100
T 2,2-Dichloropropane	5.187	77.0	189996	128.0001	ng	99
T cis-1,2-Dichloroethene	5.212	96.0	141180	132.4901	ng	96
T Methyl ethyl ketone	5.285	43.0	177973	1155.7079	ng	97
T Bromochloromethane	5.516	128.0	54321	123.6387	ng	89
T Chloroform	5.653	83.0	252460	128.3717	ng	99

Compound	RT	QIon	Resp.	Conc.	Units	Dev(Min)
T 1,1,1-Trichloroethane	5.831	97.0	238702	131.5502	ng	99
T Carbon tetrachloride	6.027	117.0	233959	132.9423	ng	99
T 1,1-Dichloropropene	6.038	75.0	187085	127.1461	ng	99
T Benzene	6.278	78.0	534670	132.0884	ng	99
T 1,2-Dichloroethane	6.325	62.0	143420	128.2802	ng	93
T Trichloroethene	7.030	95.0	158716	136.3412	ng	95
T 1,2-Dichloropropane	7.270	63.0	134539	131.4494	ng	99
T Dibromomethane	7.396	93.0	58203	134.9131	ng	95
T Bromodichloromethane	7.585	83.0	163174	134.5084	ng	97
T cis-1,3-Dichloropropene	8.057	75.0	164090	123.2659	ng	98
T Toluene	8.389	92.0	341589	135.0879	ng	97
T trans-1,3-Dichloropropene	8.637	75.0	131318	135.2397	ng	91
T 1,1,2-Trichloroethane	8.815	83.0	67277	136.2601	ng	98
T Tetrachloroethene	8.938	163.8	134668	131.3350	ng	97
T 1,3-Dichloropropane	8.983	76.0	126951	127.0588	ng	97
T Chlorodibromomethane	9.200	129.0	103001	129.5324	ng	99
T 1,2-Dibromoethane	9.309	107.0	71564	131.2344	ng	100
T Chlorobenzene	9.802	112.0	373728	134.8226	ng	99
T 1,1,1,2-Tetrachloroethane	9.892	131.0	128499	132.1194	ng	98
T Ethylbenzene	9.920	91.0	636039	131.3970	ng	99
T m+p-Xylenes	10.039	106.0	491211	255.0467	ng	97
T o-Xylene	10.430	106.0	218791	129.7613	ng	96
T Styrene	10.447	104.0	190259	69.6607	ng	91
T Bromoform	10.631	172.5	55878	131.7254	ng	97
T Bromobenzene	11.096	156.0	140158	135.9740	ng	98
T 1,1,2,2-Tetrachloroethane	11.113	83.0	82309	139.9953	ng	99
T 1,2,3-Trichloropropane	11.149	110.0	20166	130.5475	ng	98
T 2-Chlorotoluene	11.289	126.0	141224	138.4320	ng	94
T 4-Chlorotoluene	11.397	91.0	469310	142.0328	ng	99
T 1,3-Dichlorobenzene	12.036	146.0	257435	137.8458	ng	99
T 1,4-Dichlorobenzene	12.125	146.0	257055	135.0120	ng	99
T 1,2-Dichlorobenzene	12.493	146.0	210574	135.0534	ng	98

(#) = Qualifier Out of Range; (m) = Manual Integration; (+) = Area Summed; (*) = Surrogate Percent Recovery Out of Range; (d): Zeroed Peak

Compound	Conc.	RT	Dev(Min)	Resp.	QIon	QRatio	Lower	Upper
Dichlorodifluoromethane	117.3413	1.24	0.00	159873	87.0	33.0	1.8	61.8

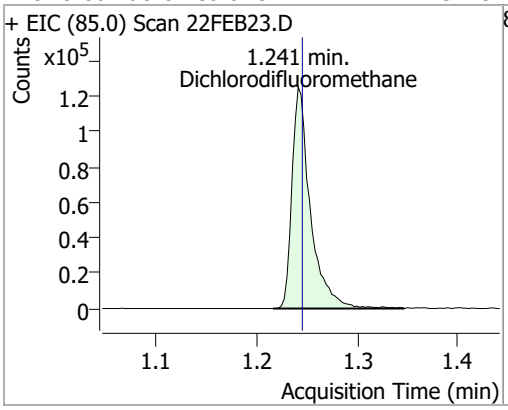

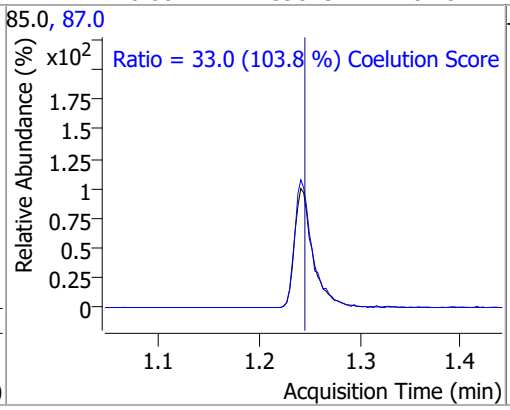

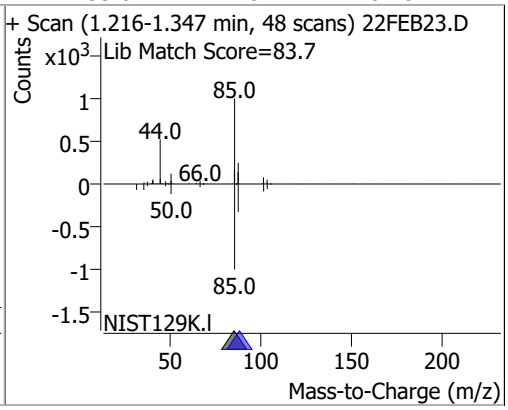

Compound	Conc.	RT	Dev(Min)	Resp.	QIon	QRatio	Lower	Upper
Chloromethane	118.0579	1.41	0.00	189372	52.0	33.3	2.4	62.4

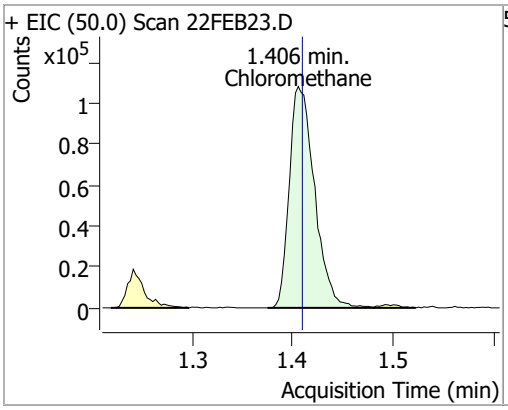

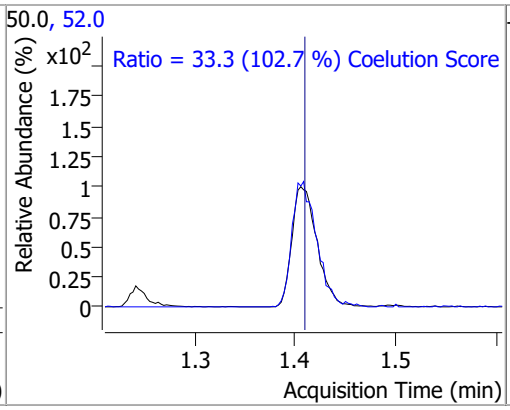

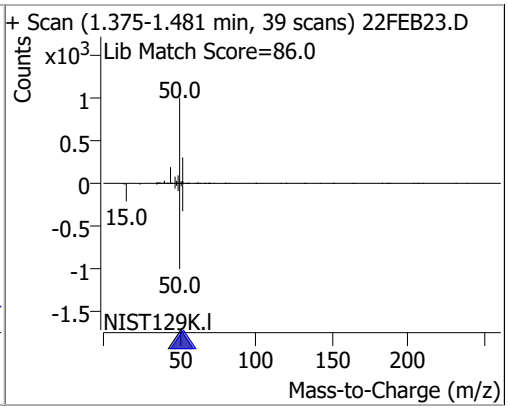

Compound	Conc.	RT	Dev(Min)	Resp.	QIon	QRatio	Lower	Upper
Vinyl chloride	125.6607	1.50	0.00	183474	64.0	30.2	1.3	61.3

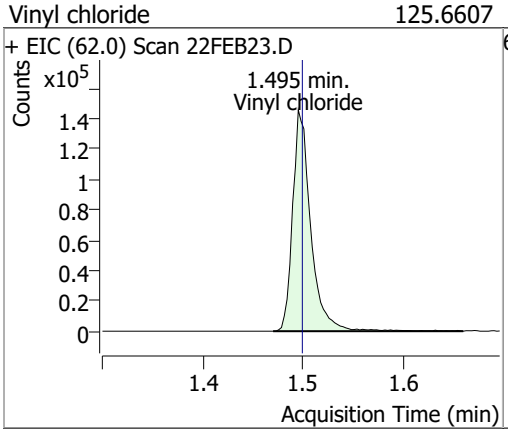

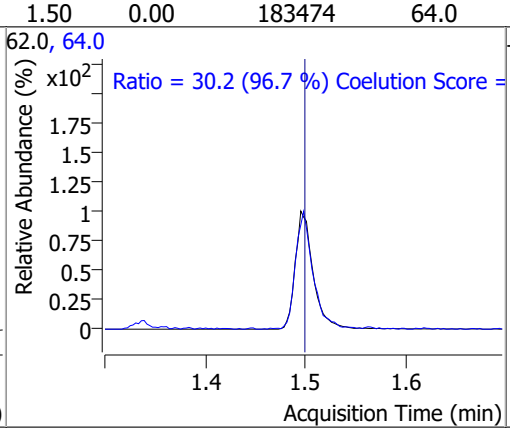

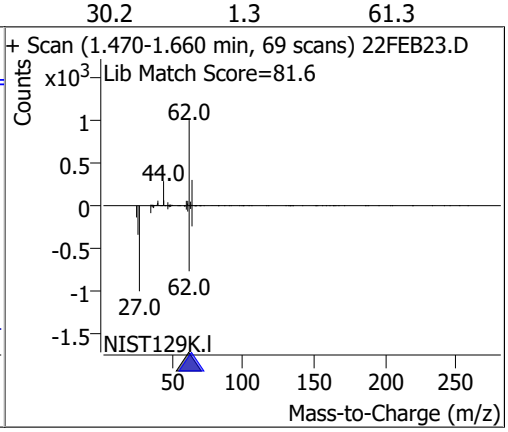

Compound	Conc.	RT	Dev(Min)	Resp.	QIon	QRatio	Lower	Upper
Bromomethane	111.7322	1.80	0.00	70272	94.0	103.1	80.1	140.1

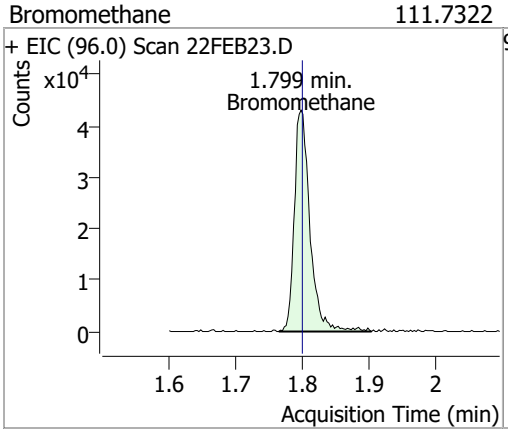

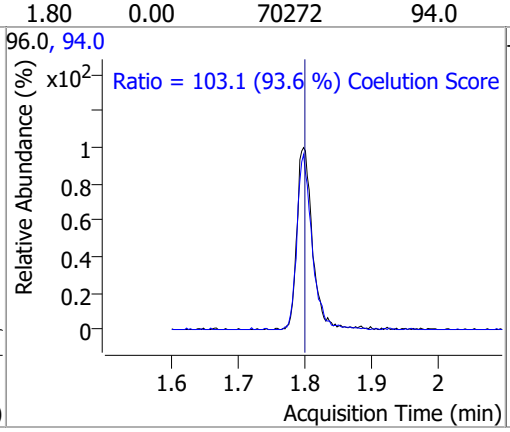

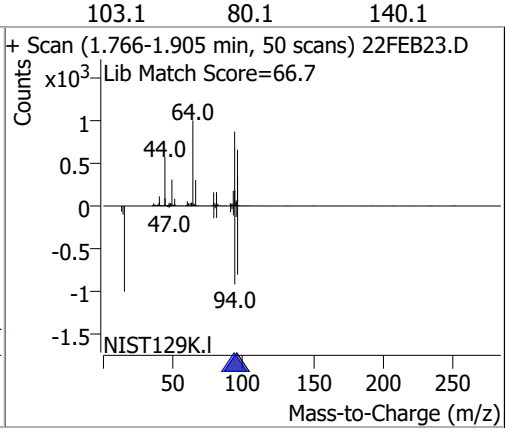

Compound	Conc.	RT	Dev(Min)	Resp.	QIon	QRatio	Lower	Upper
Chloroethane	137.0530	1.89	0.00	94674	66.0	30.9	0.0	60.0

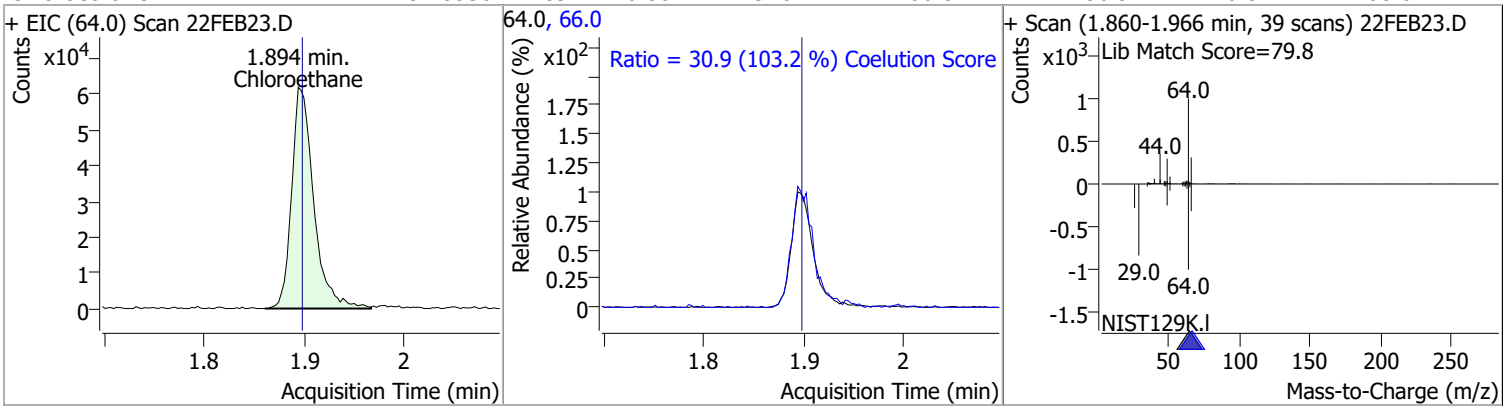

Compound	Conc.	RT	Dev(Min)	Resp.	QIon	QRatio	Lower	Upper
Trichlorofluoromethane	119.4153	2.14	0.00	209076	103.0	63.6	35.0	95.0

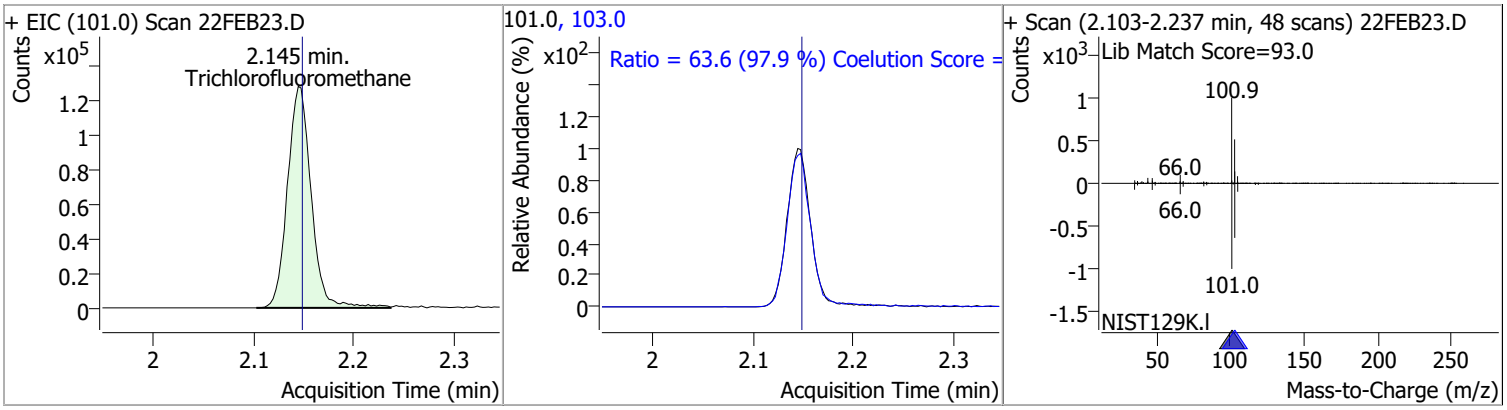

Compound	Conc.	RT	Dev(Min)	Resp.	QIon	QRatio	Lower	Upper
1,1-Dichloroethene	131.8932	2.70	0.00	134366	61.0	180.7	149.9	209.9
					63.0	56.8	27.0	87.0

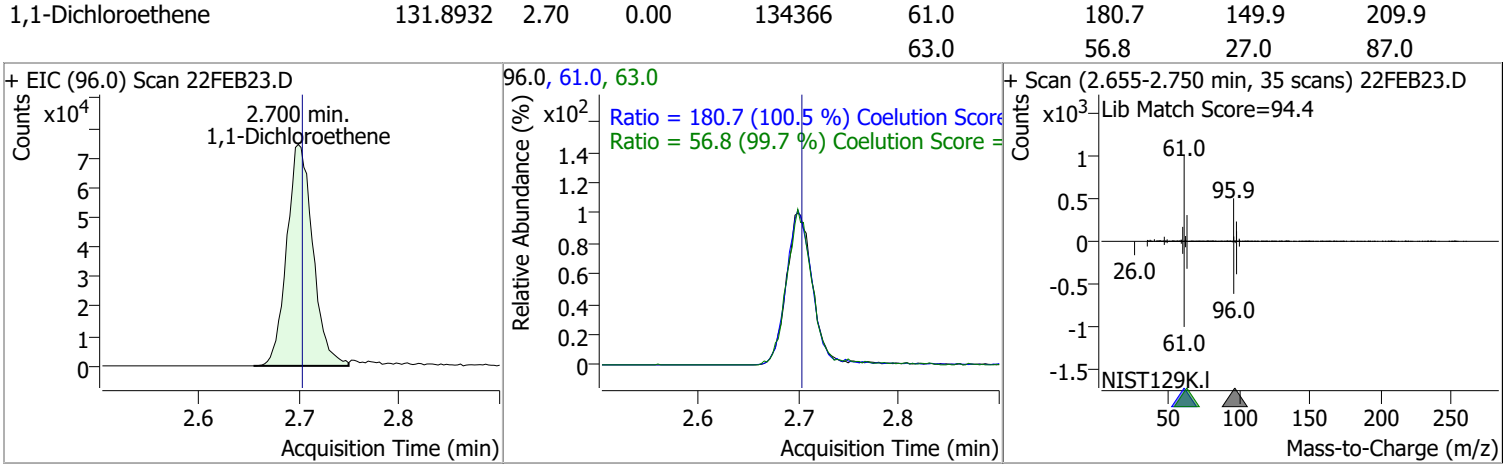

Compound	Conc.	RT	Dev(Min)	Resp.	QIon	QRatio	Lower	Upper
Methylene chloride	125.7939	3.33	0.00	186323	84.0	65.9	36.1	96.1
					86.0	42.6	11.8	71.8

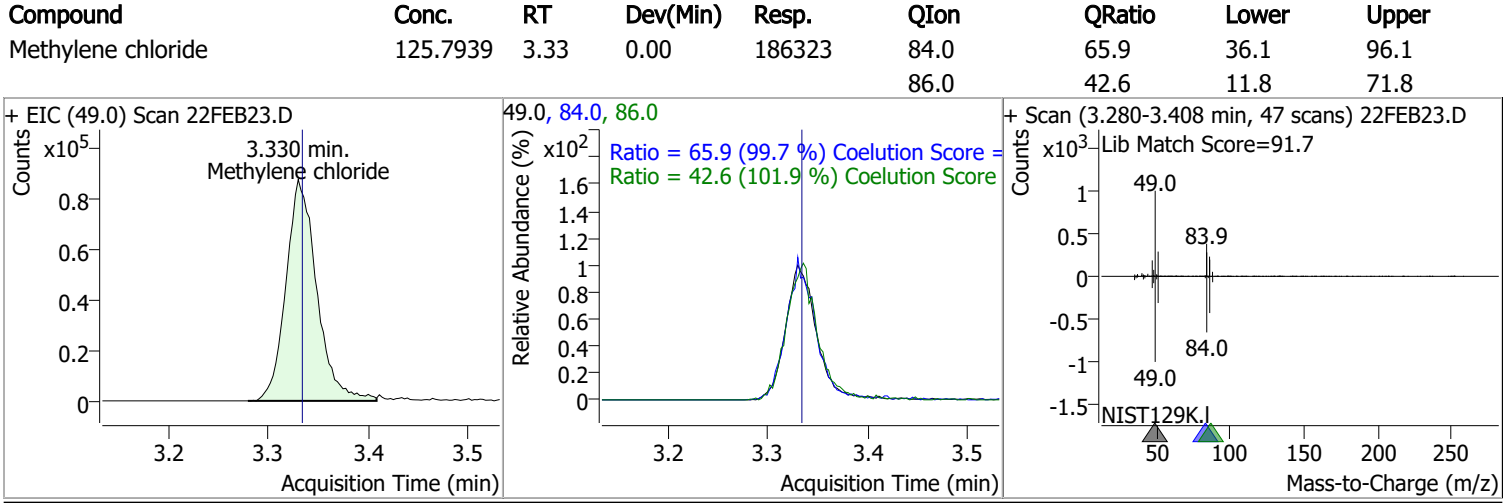

Compound	Conc.	RT	Dev(Min)	Resp.	QIon	QRatio	Lower	Upper
trans-1,2-Dichloroethene	128.4951	3.71	-0.01	135231	61.0	155.0	124.8	184.8
					98.0	65.1	32.1	92.1

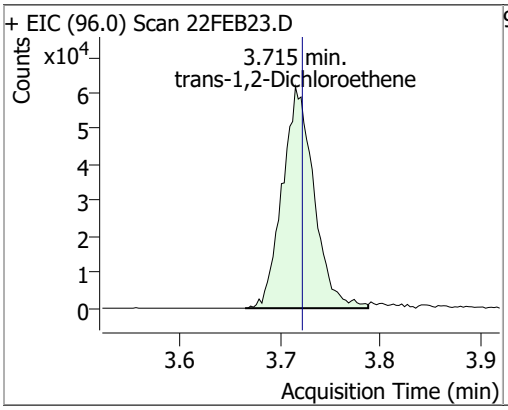

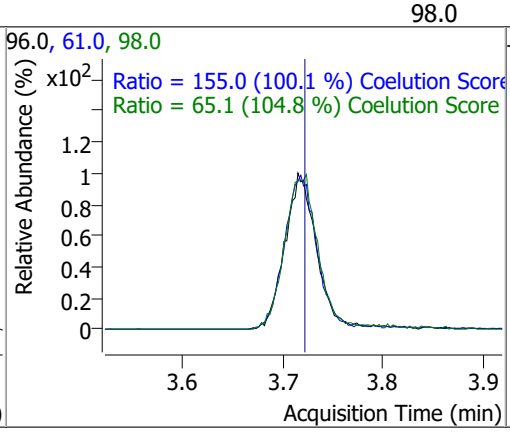

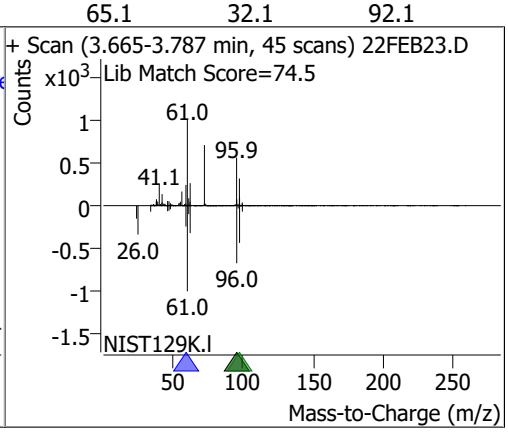

Compound	Conc.	RT	Dev(Min)	Resp.	QIon	QRatio	Lower	Upper
Methyl tert-butyl ether (MTBE)	123.2216	3.75	0.00	162085	57.0	24.7	0.0	54.6

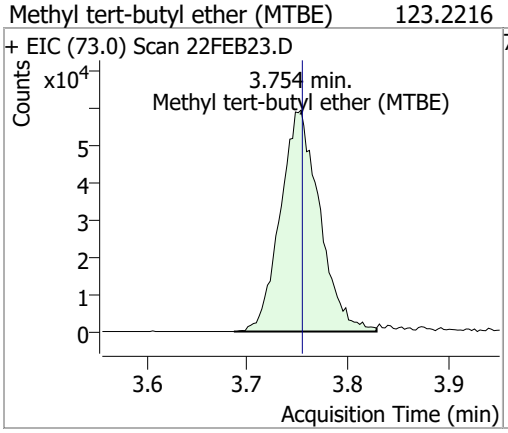

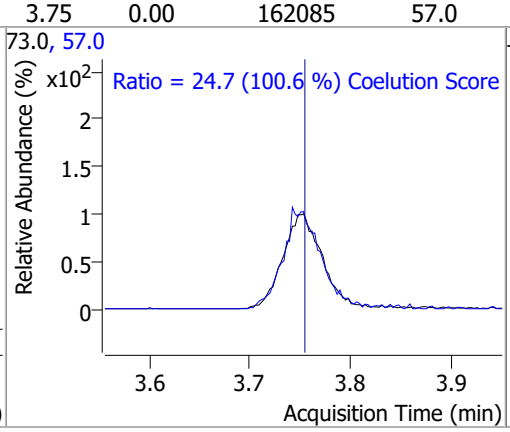

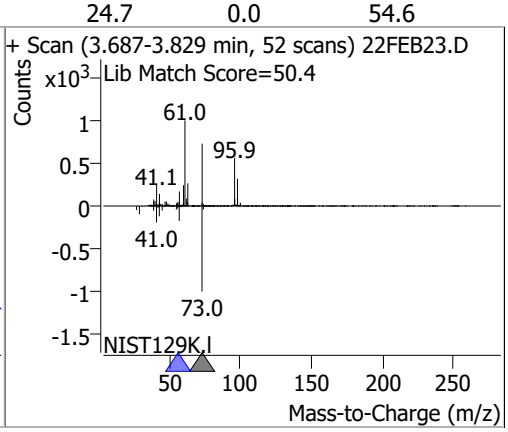

Compound	Conc.	RT	Dev(Min)	Resp.	QIon	QRatio	Lower	Upper
1,1-Dichloroethane	137.2693	4.38	0.00	270371	65.0	31.2	1.0	61.0
					83.0	12.6	0.0	42.7

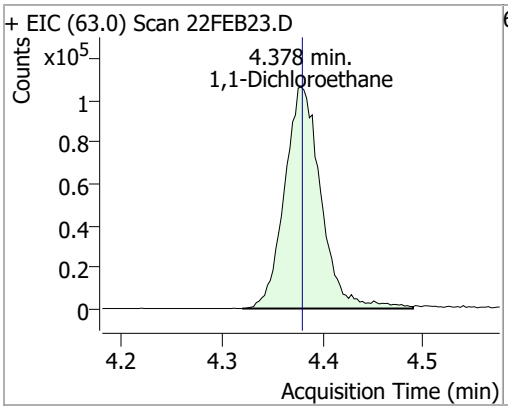

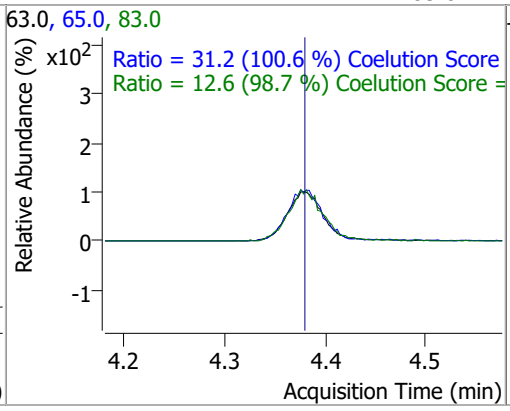

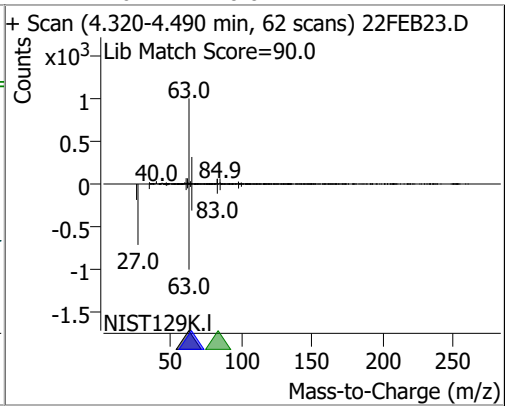

Compound	Conc.	RT	Dev(Min)	Resp.	QIon	QRatio	Lower	Upper
2,2-Dichloropropane	128.0001	5.19	-0.01	189996	41.0	68.3	38.8	98.8
					97.0	23.0	0.0	53.9

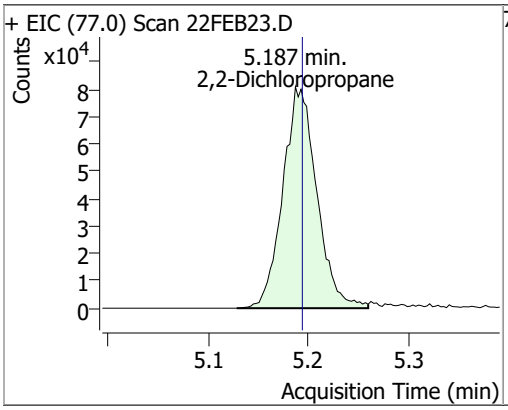

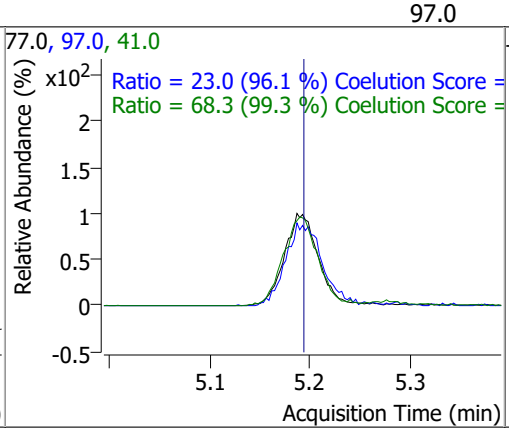

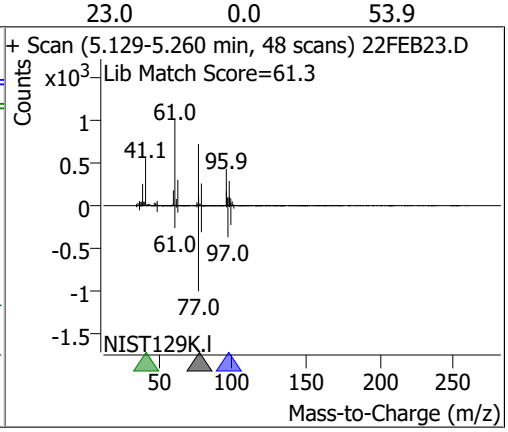

Compound	Conc.	RT	Dev(Min)	Resp.	QIon	QRatio	Lower	Upper
cis-1,2-Dichloroethene	132.4901	5.21	0.00	141180	61.0	166.2	130.4	190.4
					98.0	64.3	36.2	96.2

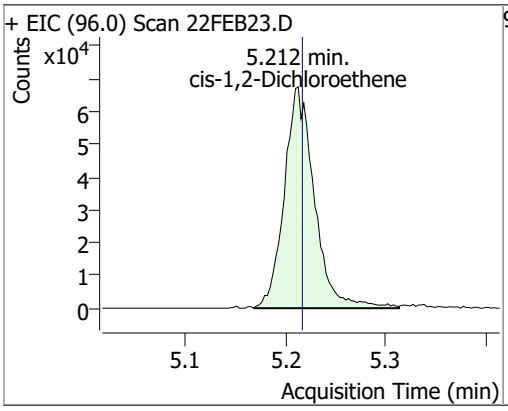

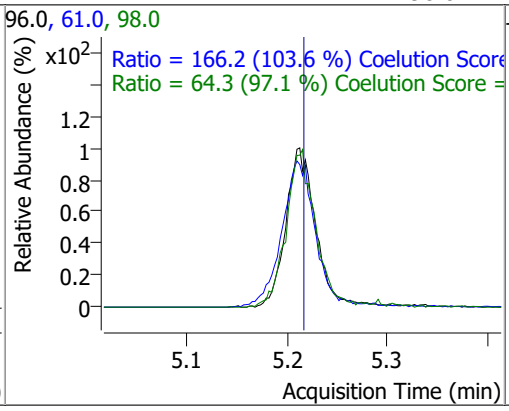

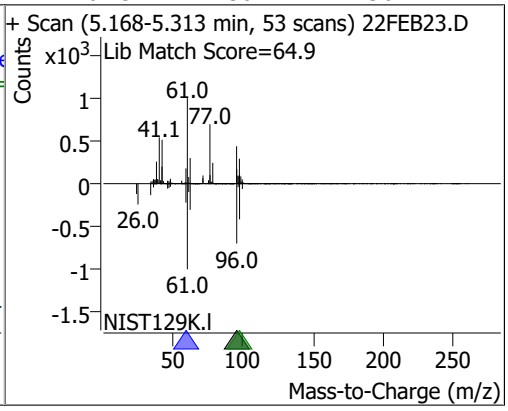

Compound	Conc.	RT	Dev(Min)	Resp.	QIon	QRatio	Lower	Upper
Methyl ethyl ketone	1155.7079	5.28	0.01	177973	72.0	21.8	0.0	50.6

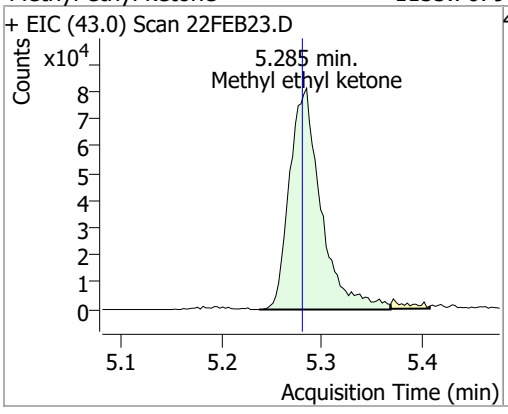

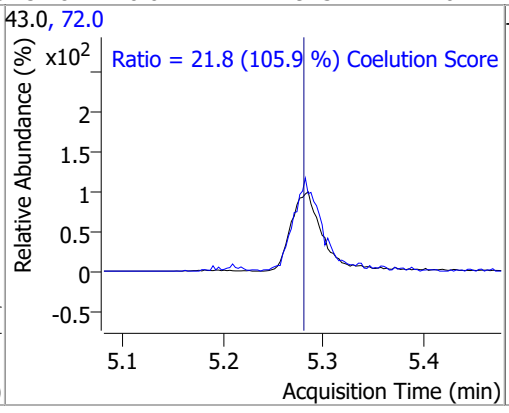

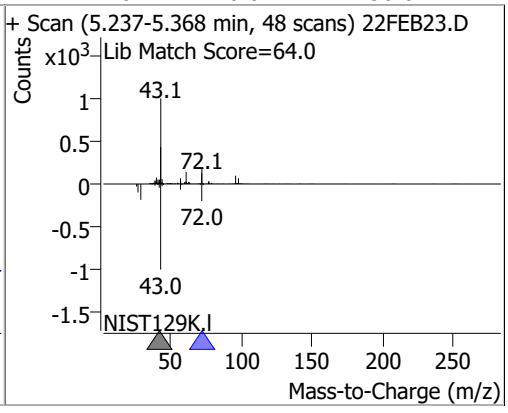

Compound	Conc.	RT	Dev(Min)	Resp.	QIon	QRatio	Lower	Upper
Bromochloromethane	123.6387	5.52	0.00	54321	49.0	198.3	152.2	212.2

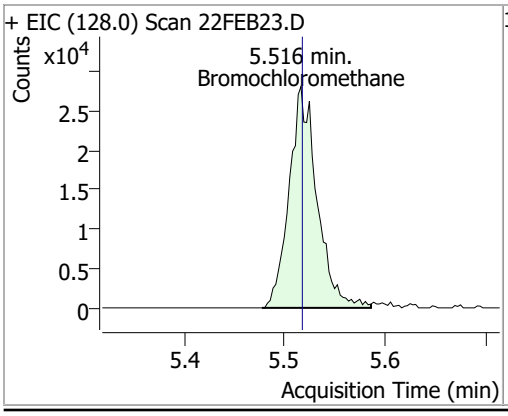

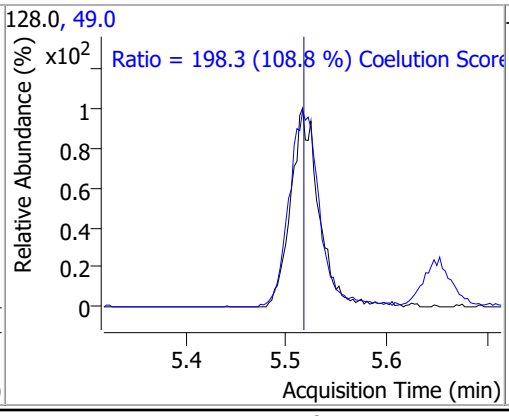

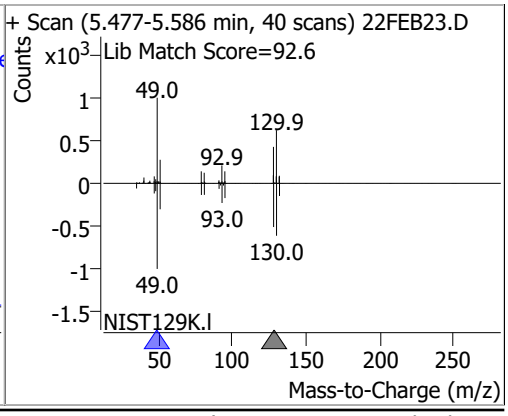

Compound	Conc.	RT	Dev(Min)	Resp.	QIon	QRatio	Lower	Upper
Chloroform	128.3717	5.65	0.00	252460	85.0	65.6	36.2	96.2

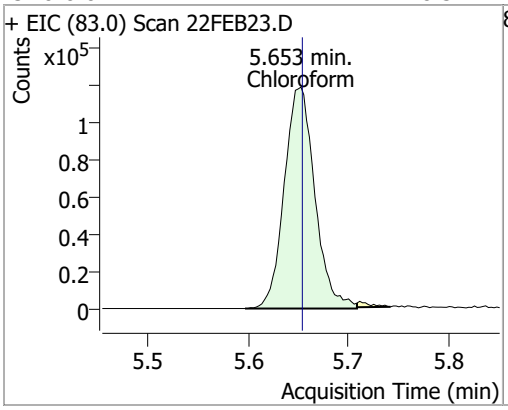

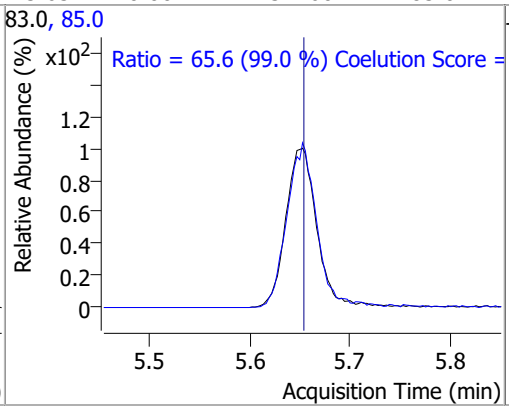

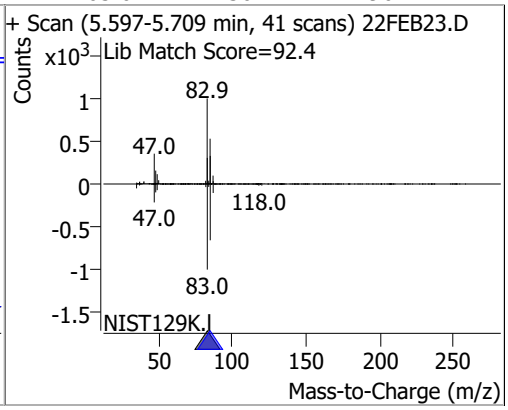

Compound	Conc.	RT	Dev(Min)	Resp.	QIon	QRatio	Lower	Upper
1,1,1-Trichloroethane	131.5502	5.83	0.00	238702	99.0	63.9	33.1	93.1
					61.0	49.0	19.1	79.1

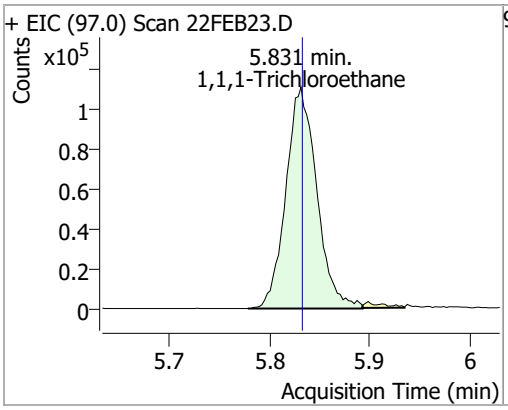

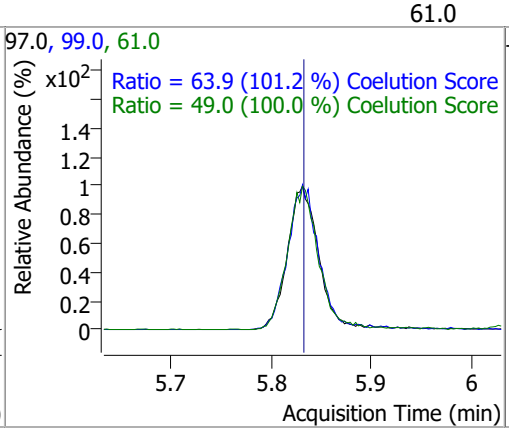

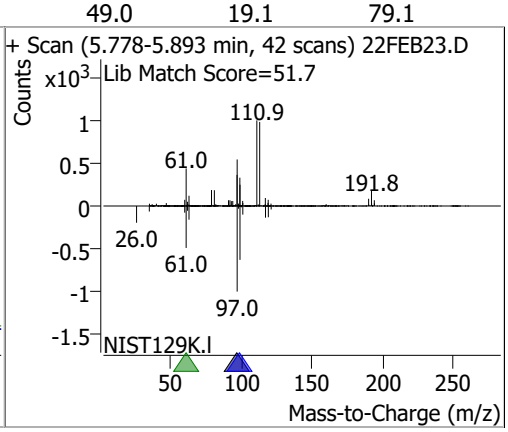

Compound	Conc.	RT	Dev(Min)	Resp.	QIon	QRatio	Lower	Upper
Dibromofluoromethane	275.7417	5.85	0.00	270621	191.5	21.0	0.0	53.2

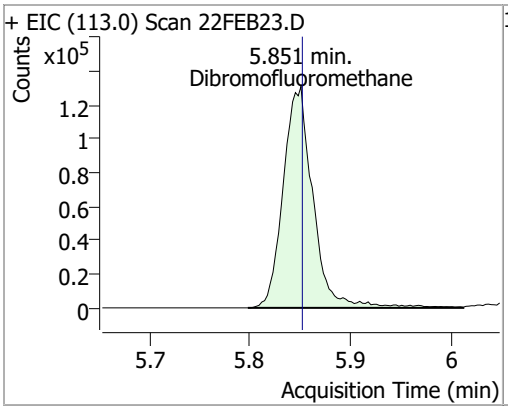

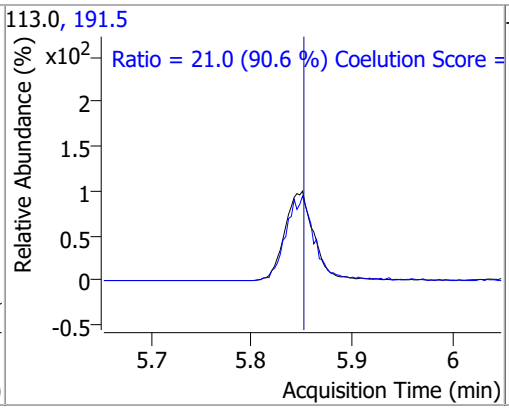

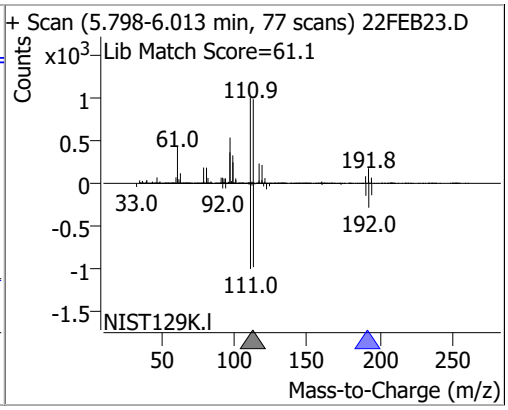

Compound	Conc.	RT	Dev(Min)	Resp.	QIon	QRatio	Lower	Upper
Carbon tetrachloride	132.9423	6.03	0.00	233959	119.0	97.5	67.6	127.6
					121.0	32.1	0.7	60.7

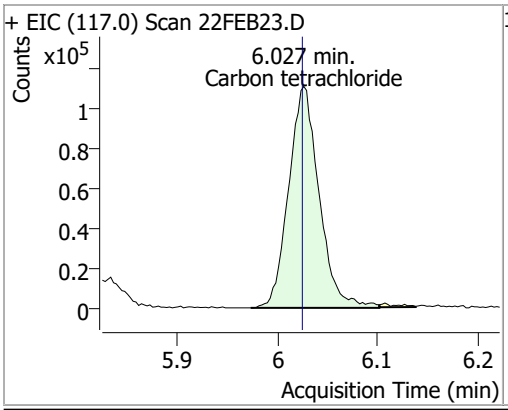

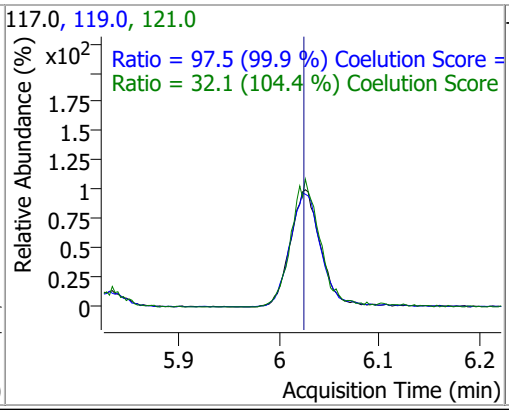

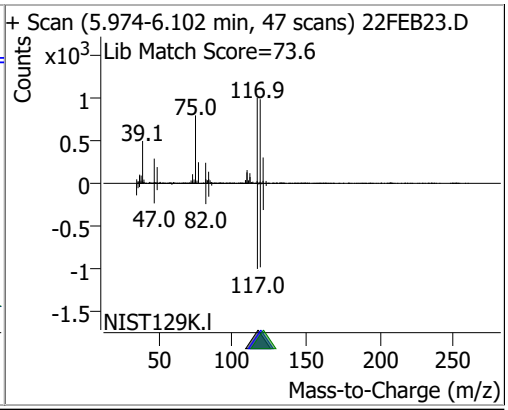

Compound	Conc.	RT	Dev(Min)	Resp.	QIon	QRatio	Lower	Upper
1,1-Dichloropropene	127.1461	6.04	0.00	187085	110.0	35.0	5.6	65.6
					77.0	31.9	1.0	61.0

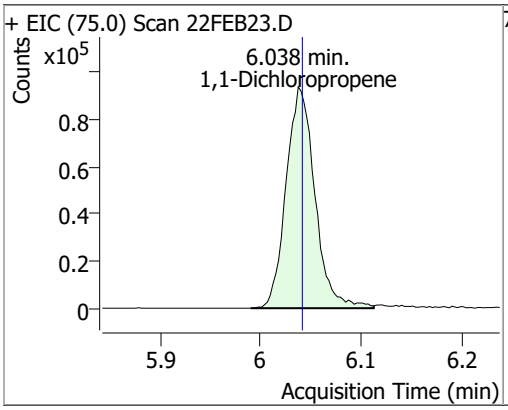

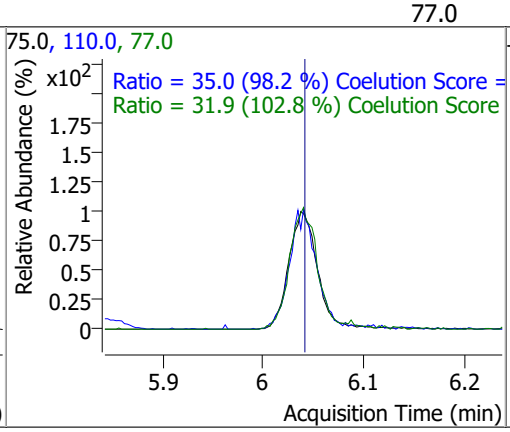

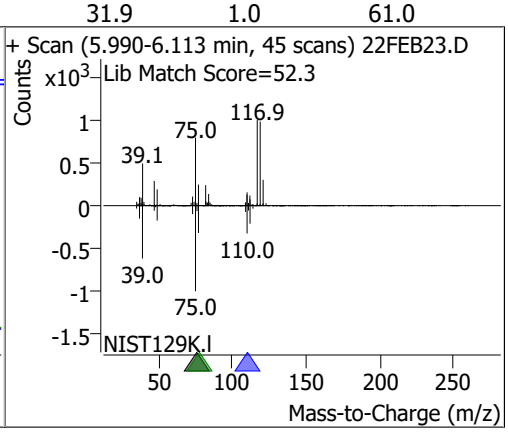

Compound	Conc.	RT	Dev(Min)	Resp.	QIon	QRatio	Lower	Upper
1,2-Dichloroethane-d4	278.1072	6.23	0.00	117904	65.0	193.7	162.8	222.8

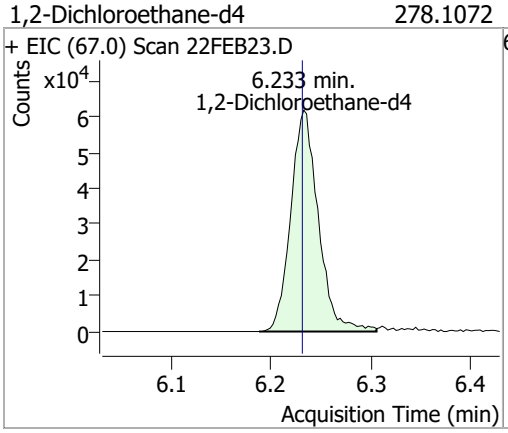

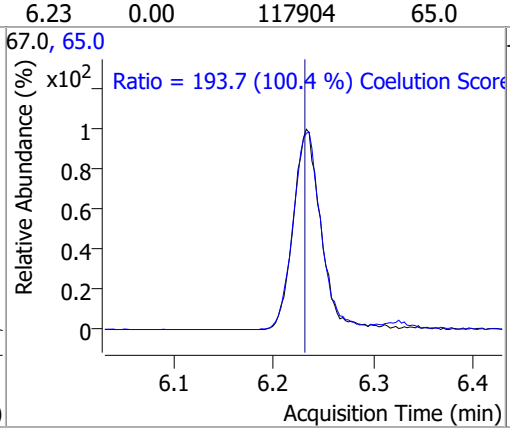

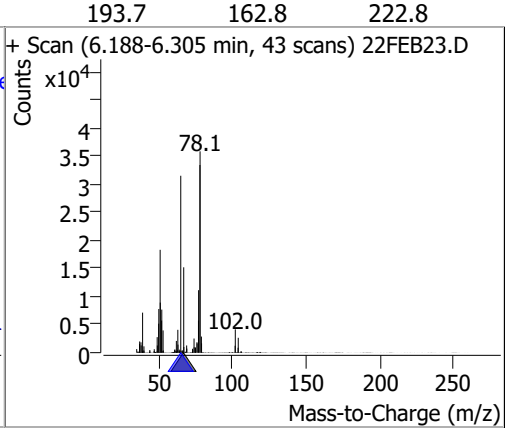

Compound	Conc.	RT	Dev(Min)	Resp.	QIon	QRatio	Lower	Upper
Benzene	132.0884	6.28	-0.01	534670	77.0	23.9	0.0	53.3

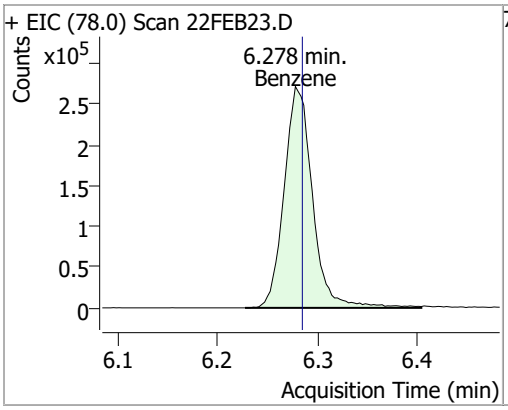

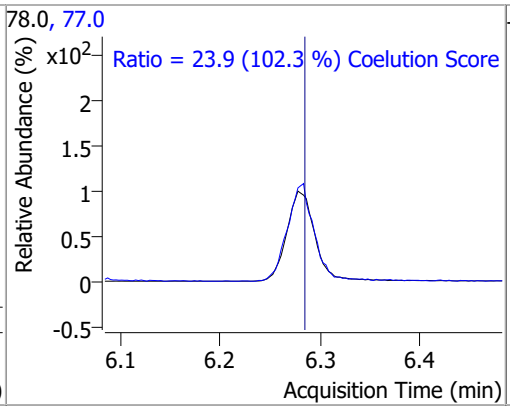

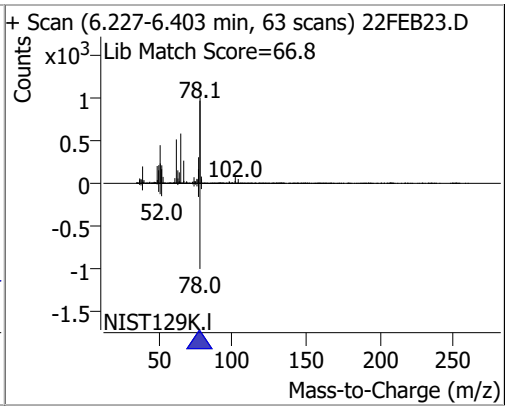

Compound	Conc.	RT	Dev(Min)	Resp.	QIon	QRatio	Lower	Upper
1,2-Dichloroethane	128.2802	6.32	0.00	143420	64.0	27.2	2.2	62.2
					98.0	7.8	0.0	38.2

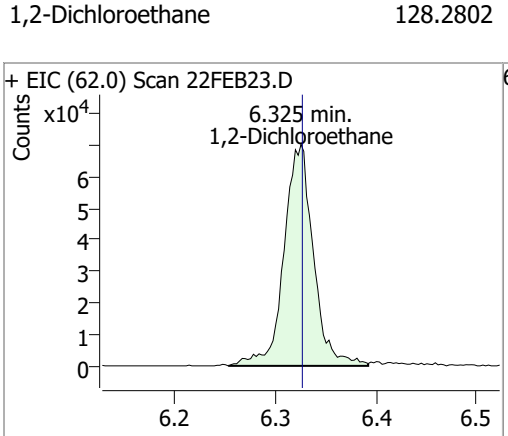

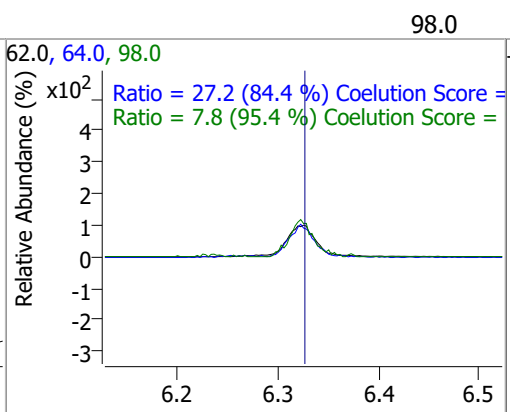

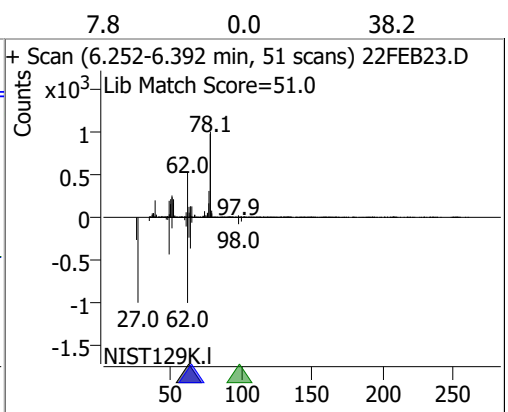

Compound	Conc.	RT	Dev(Min)	Resp.	QIon	QRatio	Lower	Upper
Trichloroethene	136.3412	7.03	0.01	158716	130.0	99.5	75.6	135.6
					97.0	62.2	35.7	95.7

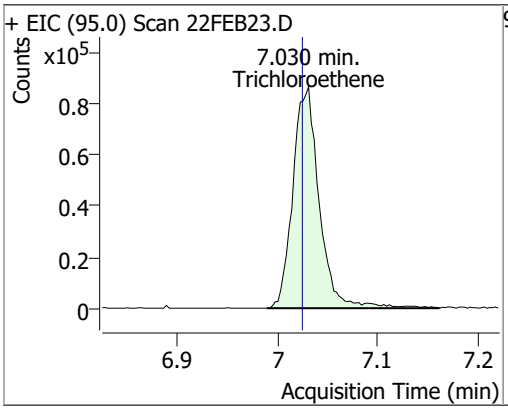

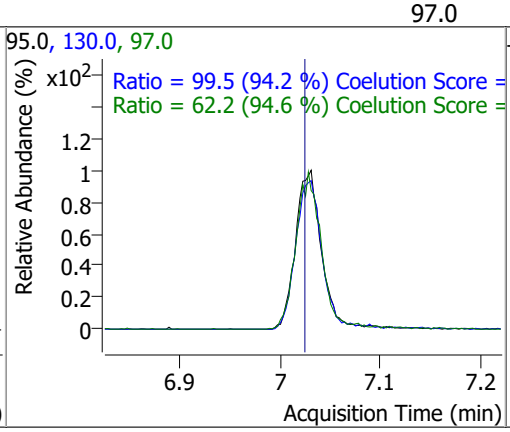

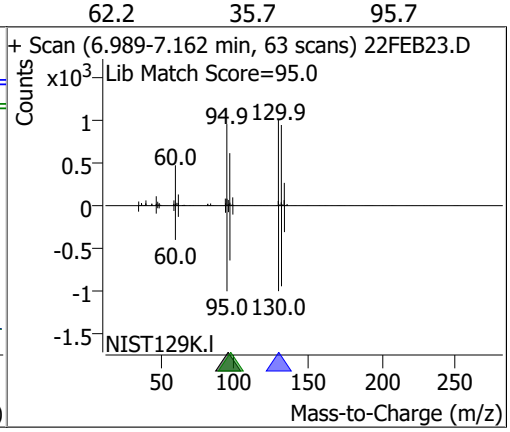

Compound	Conc.	RT	Dev(Min)	Resp.	QIon	QRatio	Lower	Upper
1,2-Dichloropropane	131.4494	7.27	0.00	134539	76.0	39.3	9.8	69.8

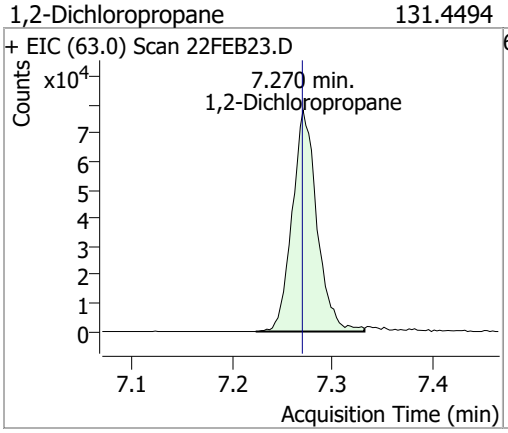

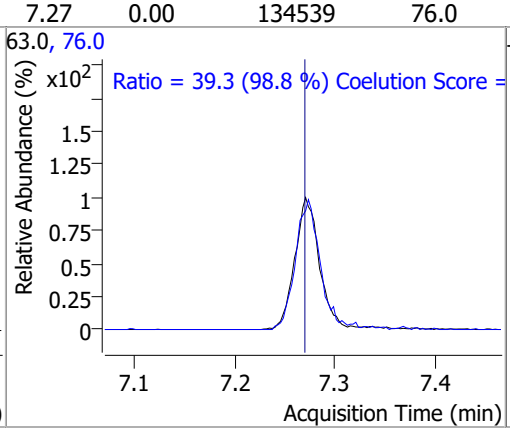

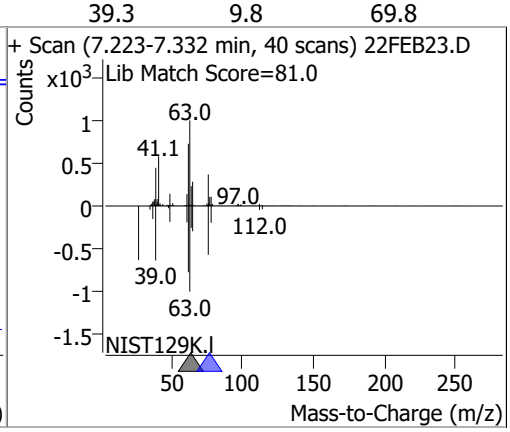

Compound	Conc.	RT	Dev(Min)	Resp.	QIon	QRatio	Lower	Upper
Dibromomethane	134.9131	7.40	0.00	58203	173.5	101.9	78.2	138.2
					95.0	81.4	54.5	114.5

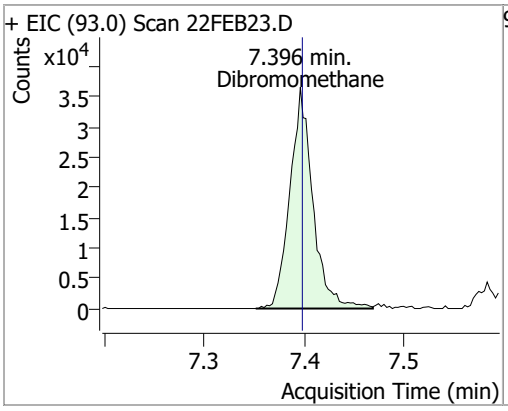

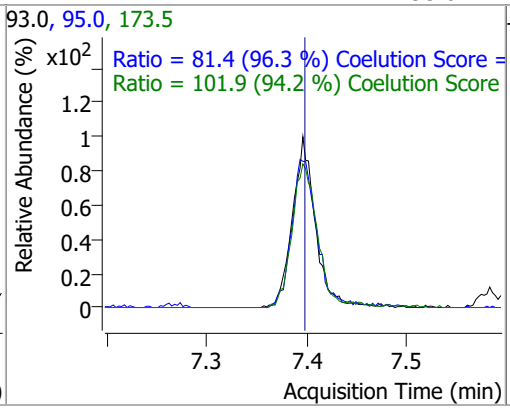

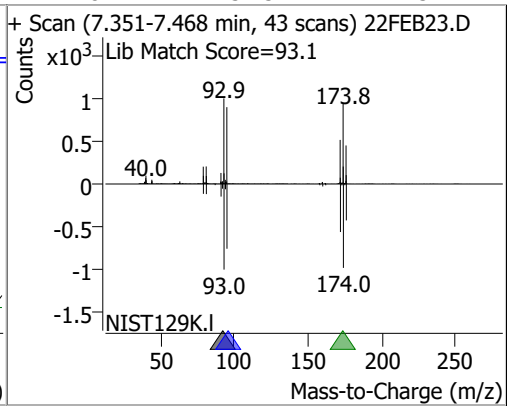

Compound	Conc.	RT	Dev(Min)	Resp.	QIon	QRatio	Lower	Upper
Bromodichloromethane	134.5084	7.59	0.01	163174	85.0	63.3	36.3	96.3
					127.0	9.8	0.0	39.5

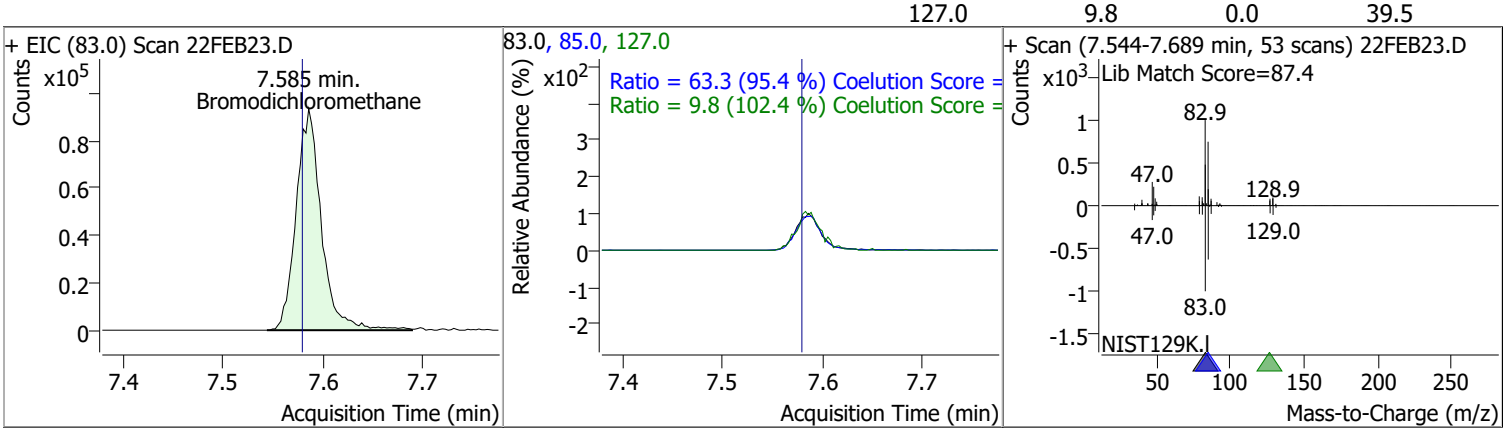

Compound	Conc.	RT	Dev(Min)	Resp.	QIon	QRatio	Lower	Upper
cis-1,3-Dichloropropene	123.2659	8.06	0.00	164090	39.0	53.5	22.5	82.5
					77.0	30.9	1.8	61.8

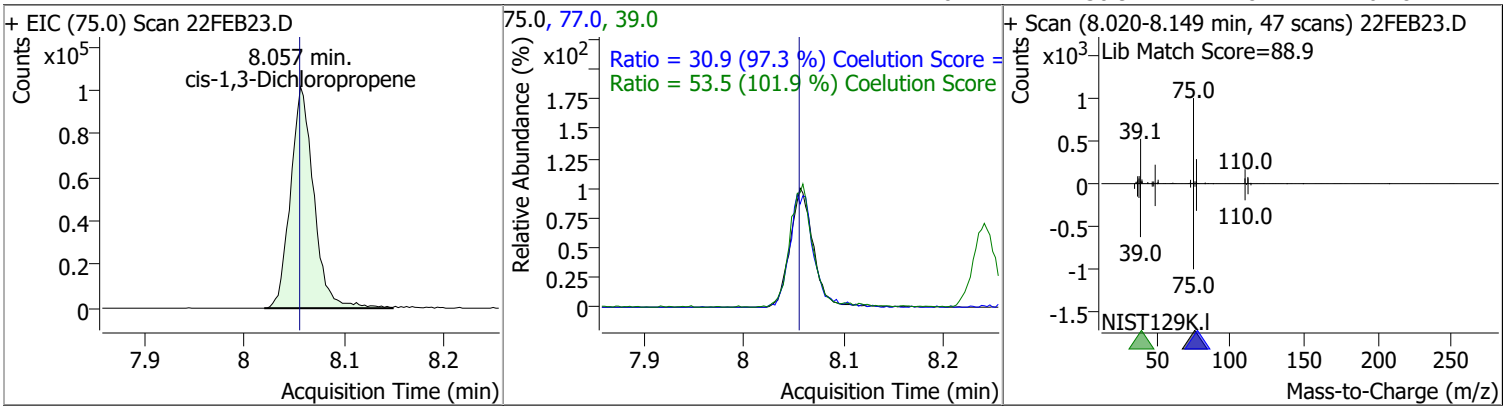

Compound	Conc.	RT	Dev(Min)	Resp.	QIon	QRatio	Lower	Upper
Toluene-d8	275.0604	8.32	0.00	1043460	100.0	64.3	34.3	94.3
					99.0	9.5	0.0	39.2

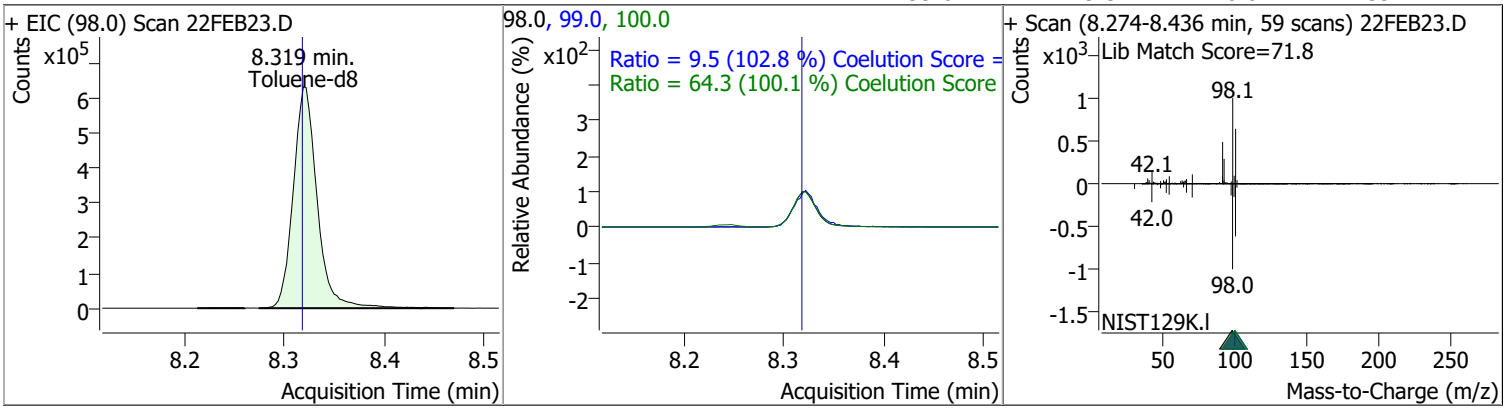

Compound	Conc.	RT	Dev(Min)	Resp.	QIon	QRatio	Lower	Upper
Toluene	135.0879	8.39	0.00	341589	91.0	177.6	144.1	204.1

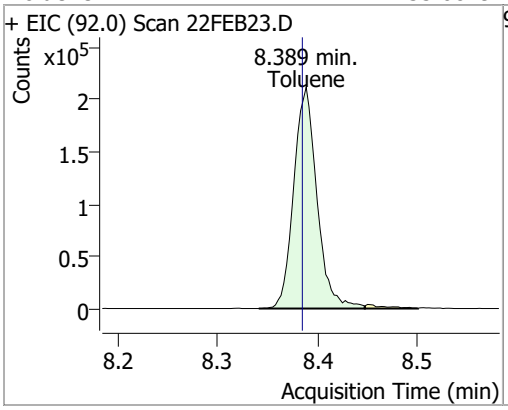

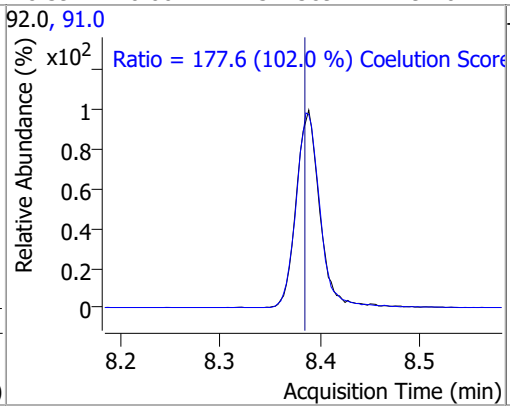

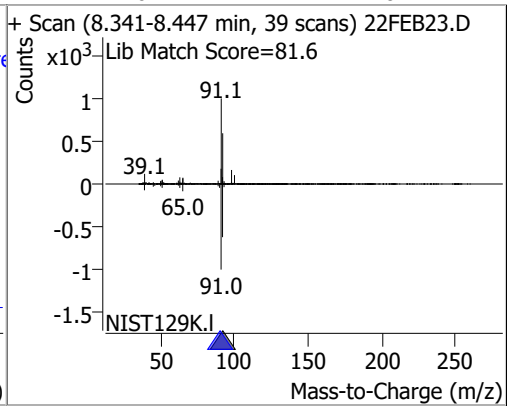

Compound	Conc.	RT	Dev(Min)	Resp.	QIon	QRatio	Lower	Upper
trans-1,3-Dichloropropene	135.2397	8.64	0.00	131318	39.0	50.9	23.0	83.0
					77.0	41.0	1.0	61.0

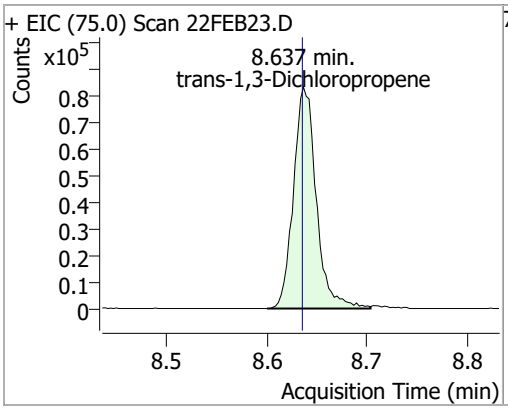

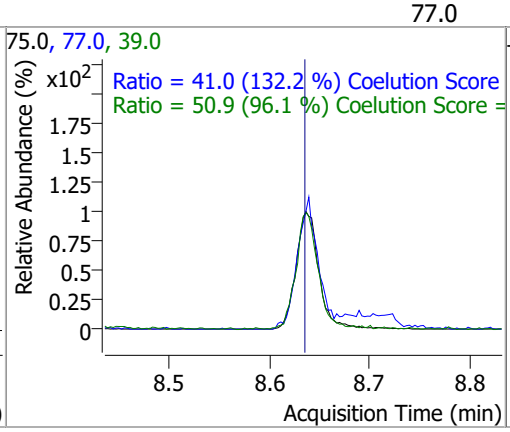

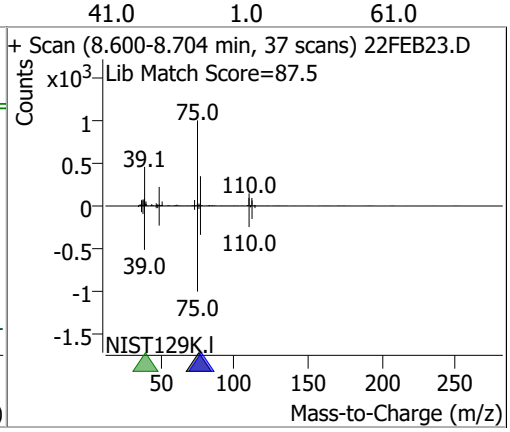

Compound	Conc.	RT	Dev(Min)	Resp.	QIon	QRatio	Lower	Upper
1,1,2-Trichloroethane	136.2601	8.82	0.00	67277	97.0	112.7	80.7	140.7
					85.0	63.3	30.7	90.7

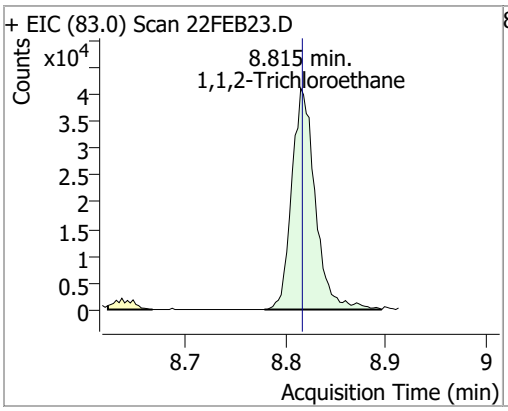

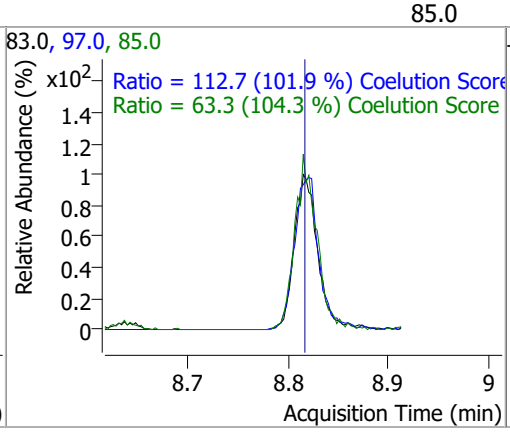

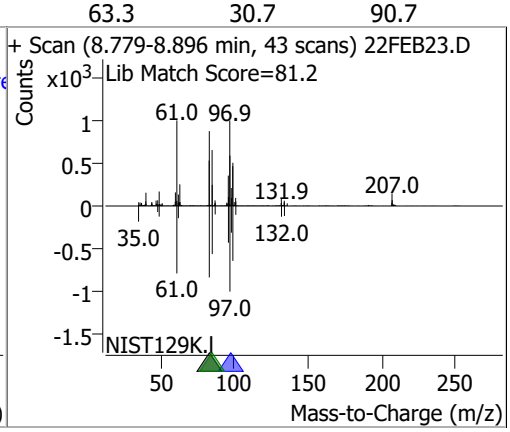

Compound	Conc.	RT	Dev(Min)	Resp.	QIon	QRatio	Lower	Upper
Tetrachloroethene	131.3350	8.94	0.00	134668	165.8	131.7	96.1	156.1
					129.0	91.1	60.5	120.5

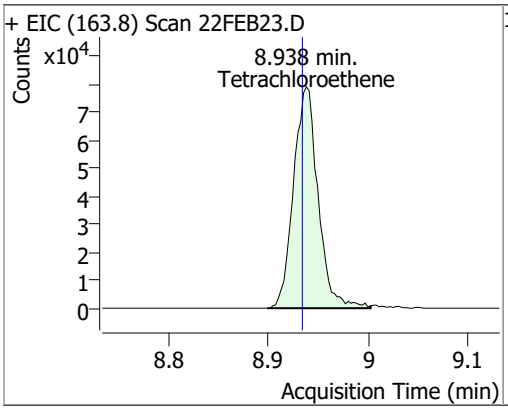

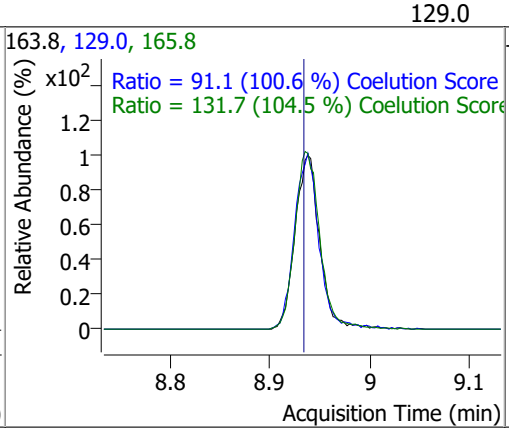

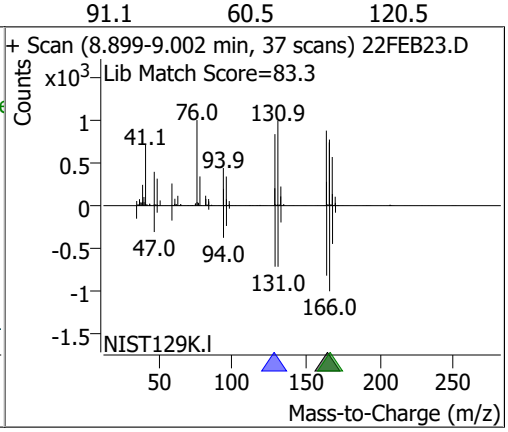

Compound	Conc.	RT	Dev(Min)	Resp.	QIon	QRatio	Lower	Upper
1,3-Dichloropropane	127.0588	8.98	0.00	126951	78.0	34.1	2.4	62.4

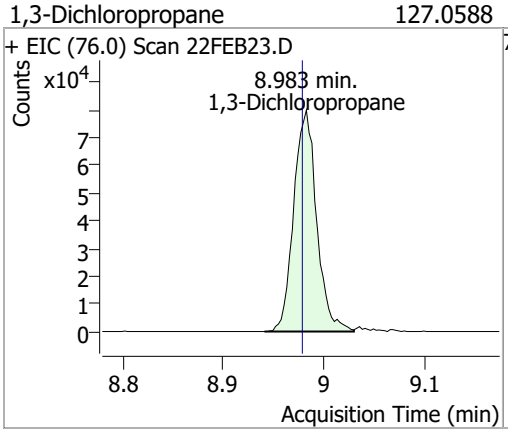

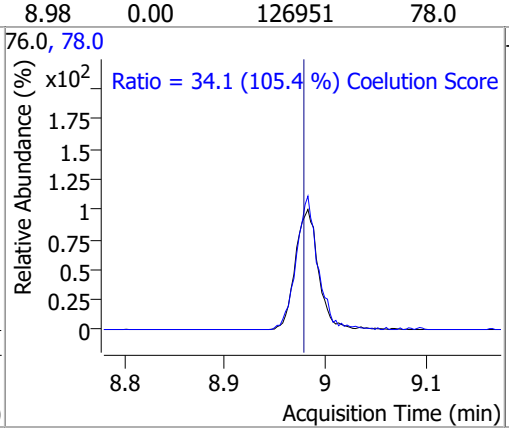

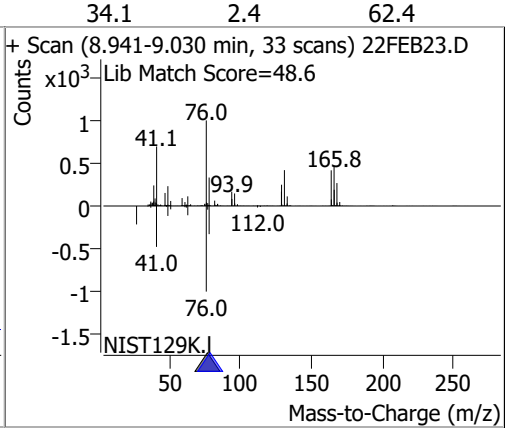

Compound	Conc.	RT	Dev(Min)	Resp.	QIon	QRatio	Lower	Upper
Chlorodibromomethane	129.5324	9.20	-0.01	103001	127.0	77.7	47.2	107.2

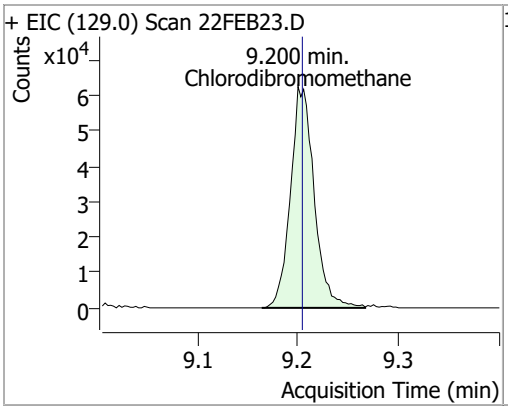

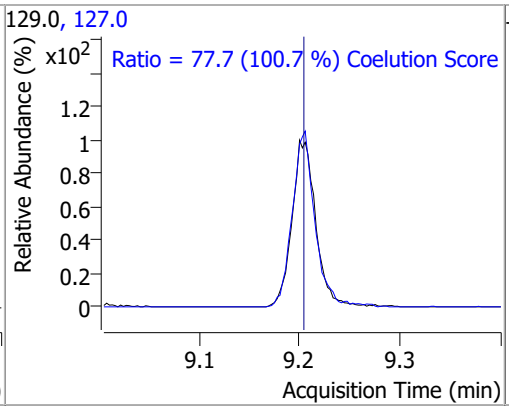

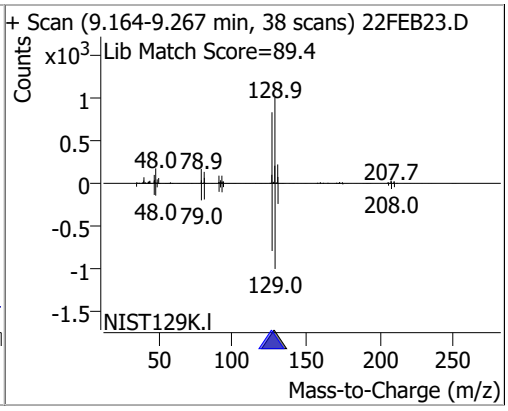

Compound	Conc.	RT	Dev(Min)	Resp.	QIon	QRatio	Lower	Upper
1,2-Dibromoethane	131.2344	9.31	0.01	71564	109.0	91.9	61.5	121.5

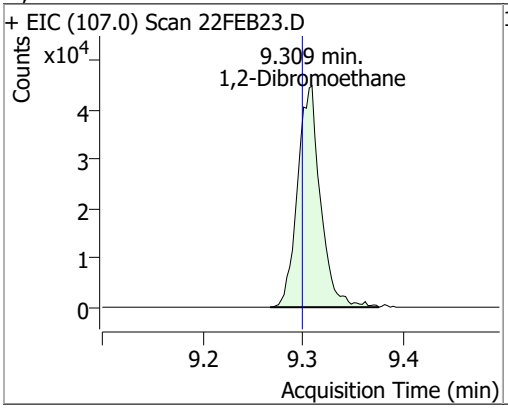

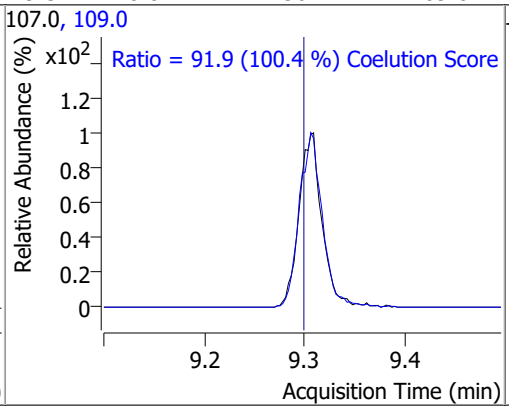

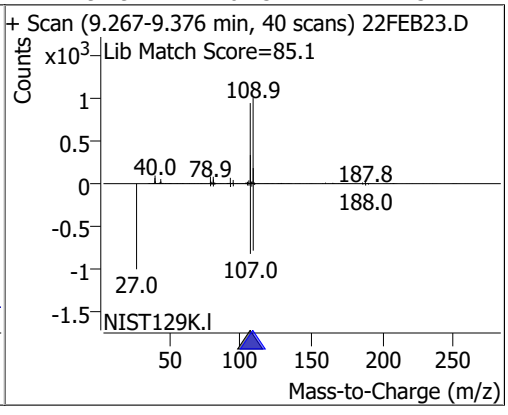

Compound	Conc.	RT	Dev(Min)	Resp.	QIon	QRatio	Lower	Upper
Chlorobenzene	134.8226	9.80	0.00	373728	114.0	31.9	2.2	62.2

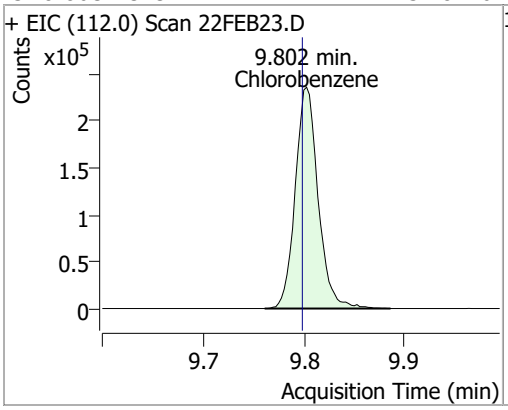

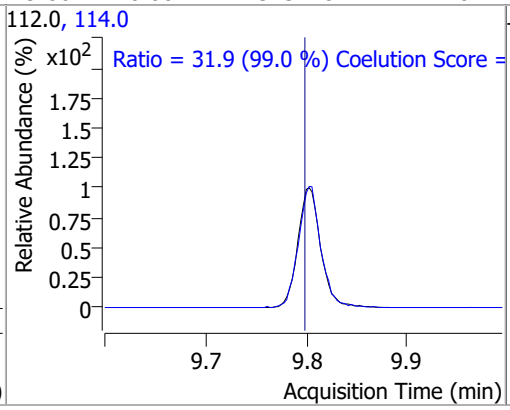

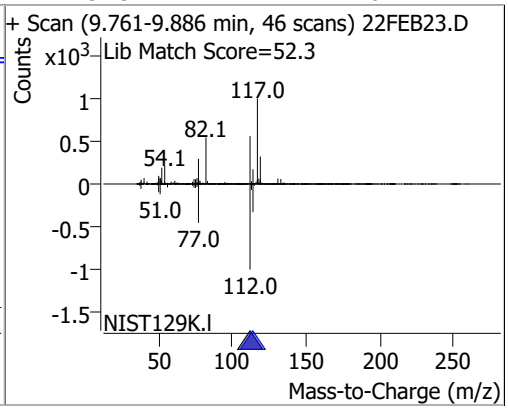

Compound	Conc.	RT	Dev(Min)	Resp.	QIon	QRatio	Lower	Upper
1,1,1,2-Tetrachloroethane	132.1194	9.89	0.00	128499	133.0	93.2	65.3	125.3

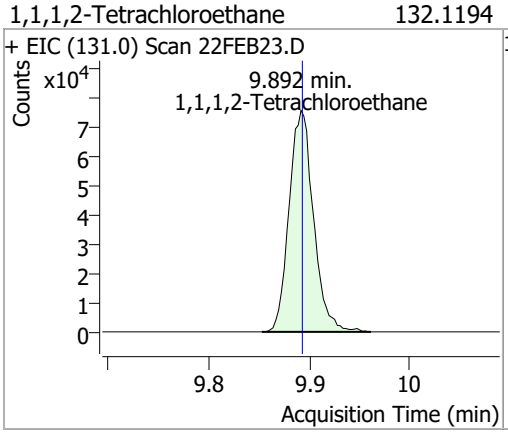

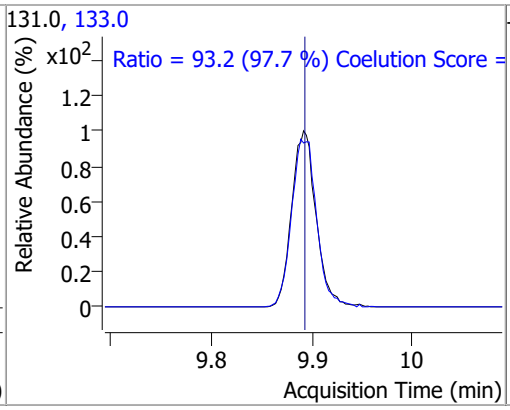

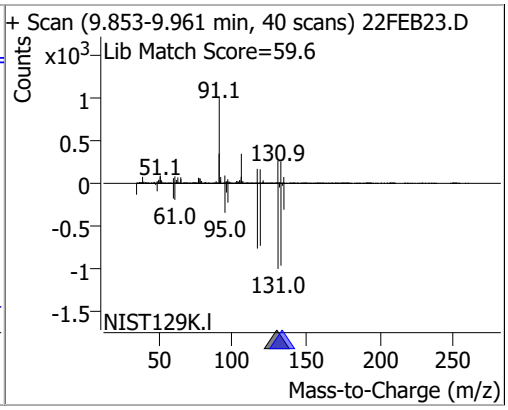

Compound	Conc.	RT	Dev(Min)	Resp.	QIon	QRatio	Lower	Upper
Ethylbenzene	131.3970	9.92	0.00	636039	106.0	31.3	1.7	61.7

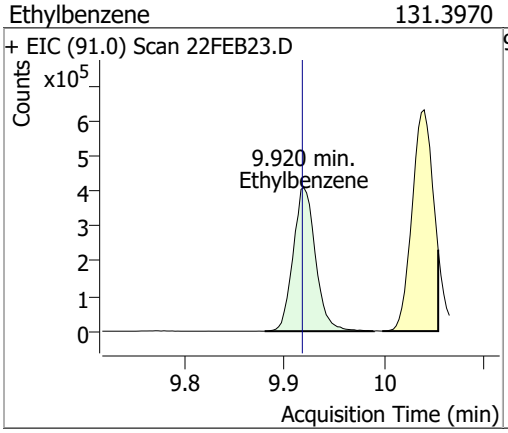

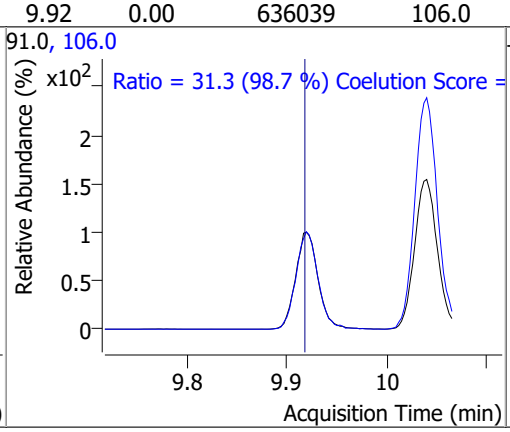

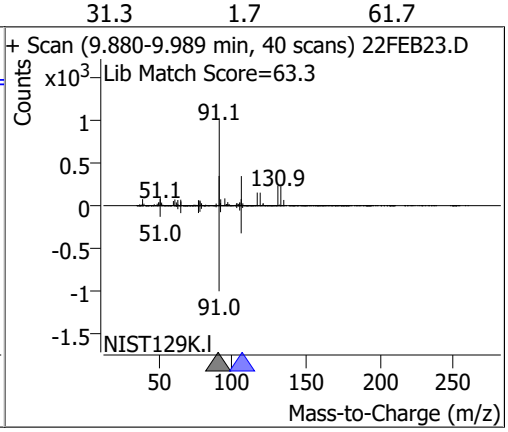

Compound	Conc.	RT	Dev(Min)	Resp.	QIon	QRatio	Lower	Upper
m+p-Xylenes	255.0467	10.04	0.00	491211	91.0	204.7	170.7	230.7

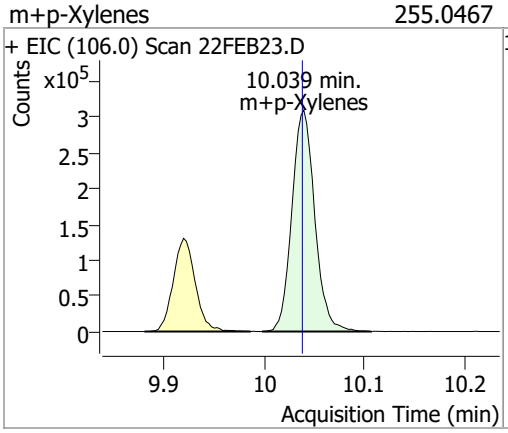

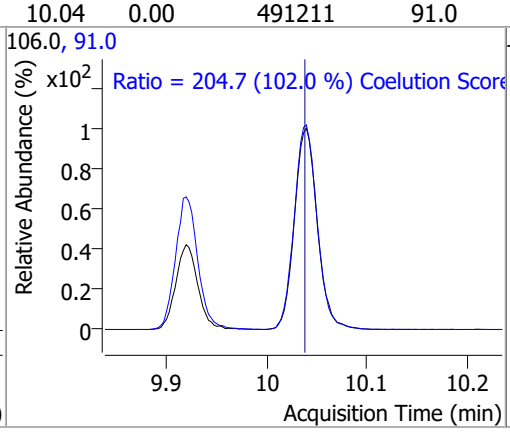

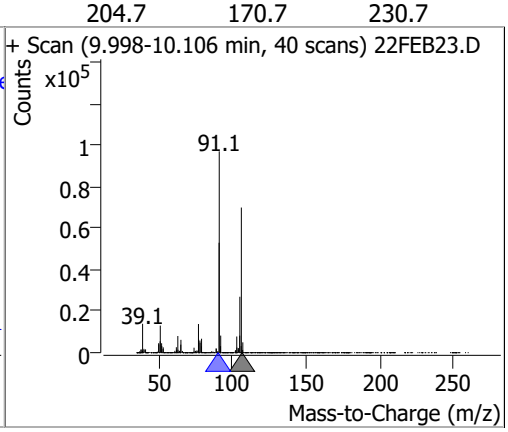

Compound	Conc.	RT	Dev(Min)	Resp.	QIon	QRatio	Lower	Upper
o-Xylene	129.7613	10.43	0.00	218791	91.0	217.5	181.4	241.4

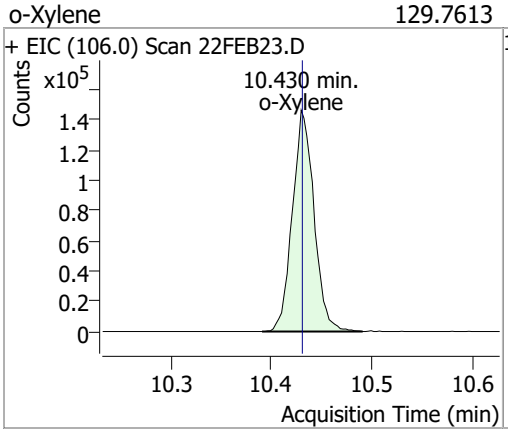

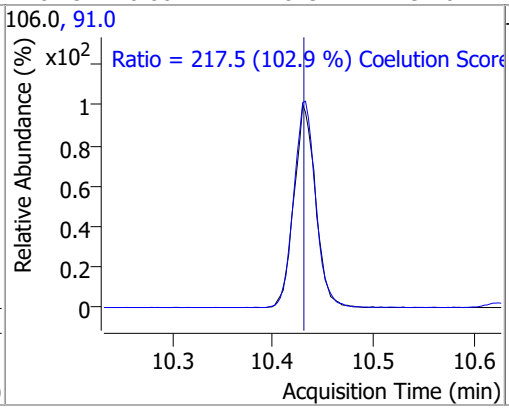

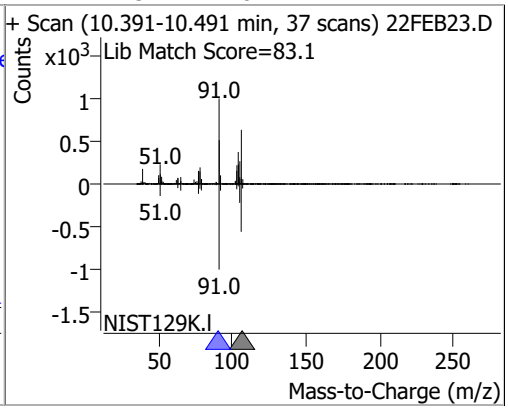

Compound	Conc.	RT	Dev(Min)	Resp.	QIon	QRatio	Lower	Upper
Styrene	69.6607	10.45	0.00	190259	78.0	56.6	20.6	80.6

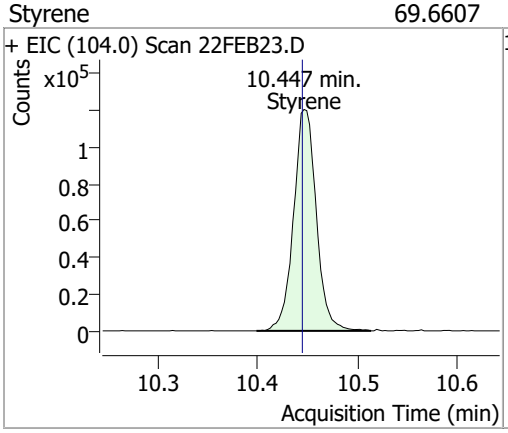

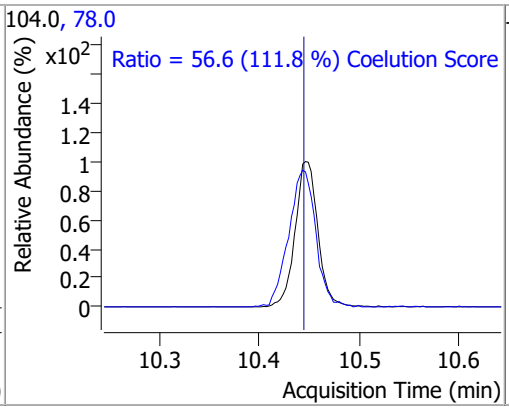

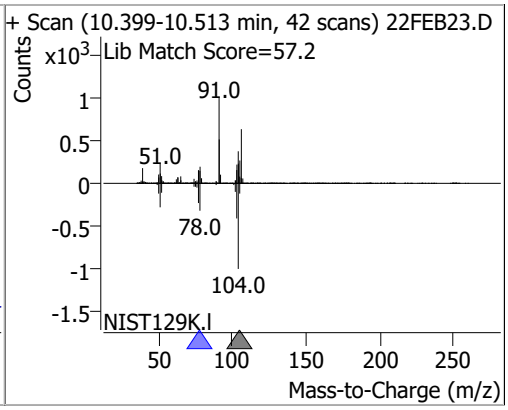

Compound	Conc.	RT	Dev(Min)	Resp.	QIon	QRatio	Lower	Upper
Bromoform	131.7254	10.63	0.01	55878	170.5	53.7	20.3	80.3
					174.5	48.2	18.1	78.1

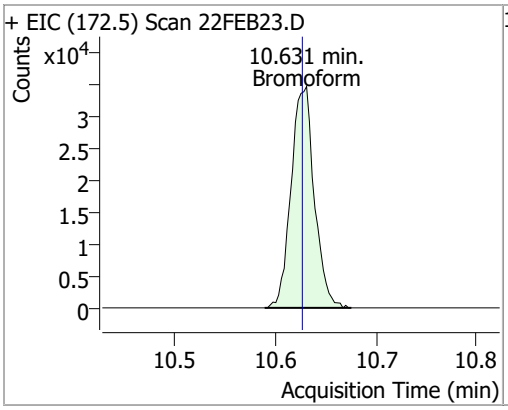

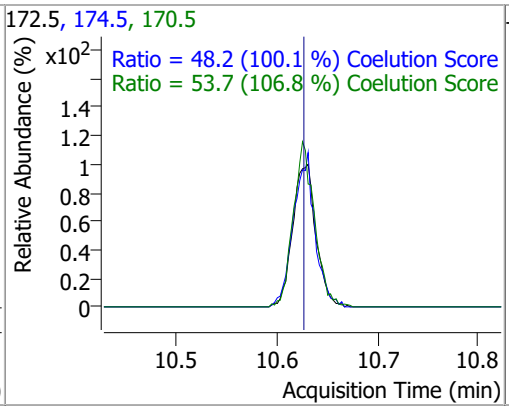

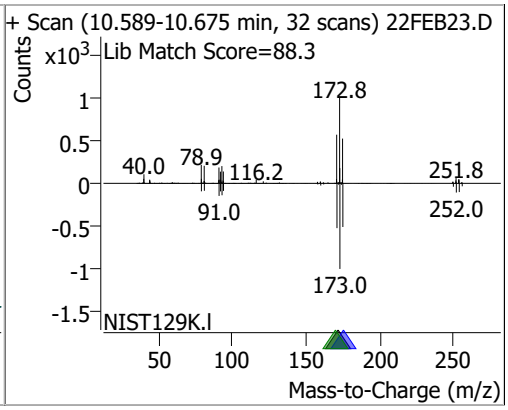

Compound	Conc.	RT	Dev(Min)	Resp.	QIon	QRatio	Lower	Upper
p-Bromofluorobenzene	266.8093	10.95	0.00	311861	174.0	94.0	65.3	125.3
					176.0	90.2	63.3	123.3

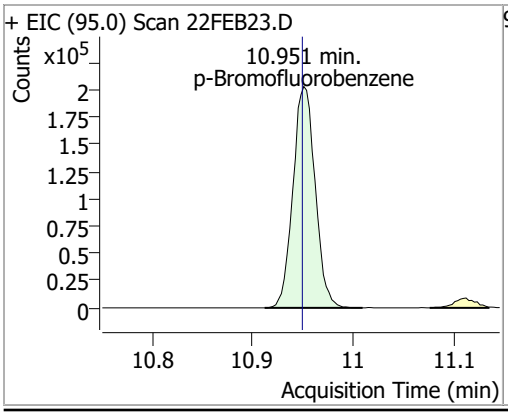

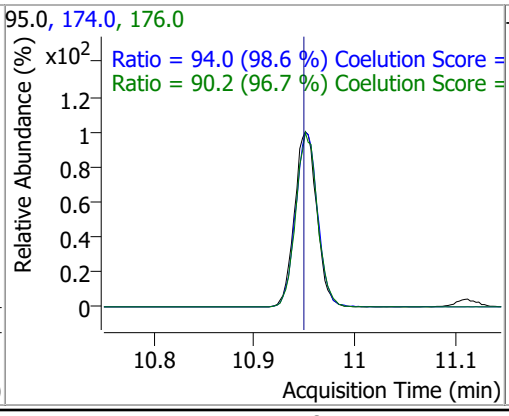

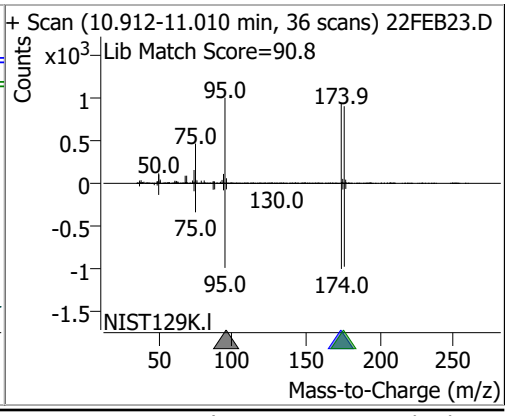

Compound	Conc.	RT	Dev(Min)	Resp.	QIon	QRatio	Lower	Upper
Bromobenzene	135.9740	11.10	0.00	140158	77.0	146.7	113.5	173.5
					158.0	97.5	66.1	126.1

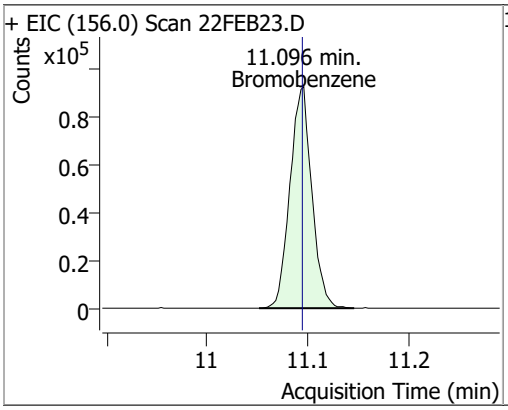

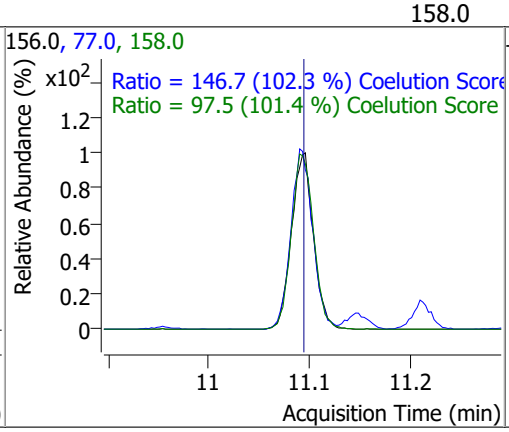

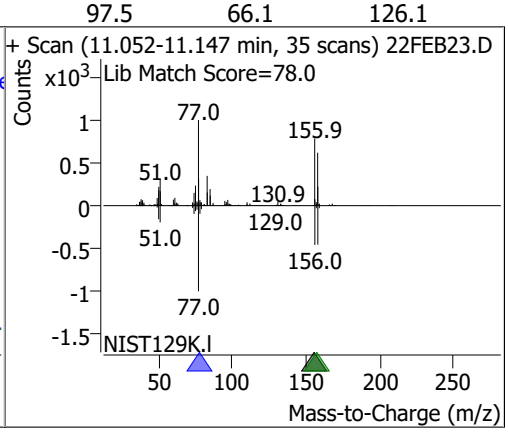

Compound	Conc.	RT	Dev(Min)	Resp.	QIon	QRatio	Lower	Upper
1,1,2,2-Tetrachloroethane	139.9953	11.11	0.00	82309	85.0	62.6	33.3	93.3

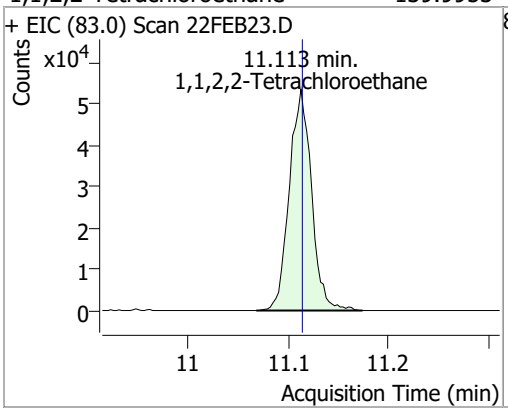

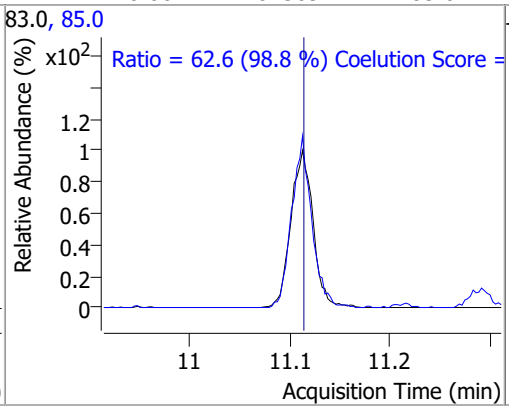

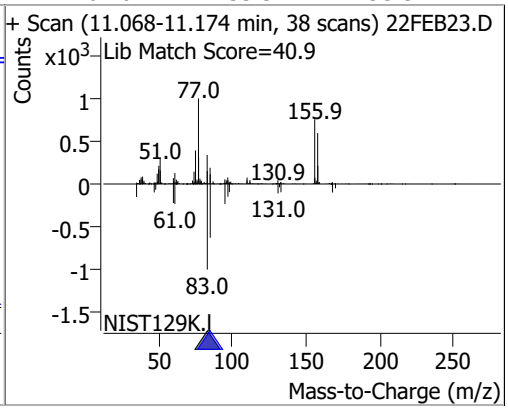

Compound	Conc.	RT	Dev(Min)	Resp.	QIon	QRatio	Lower	Upper
1,2,3-Trichloropropane	130.5475	11.15	0.00	20166	112.0	64.3	35.8	95.8

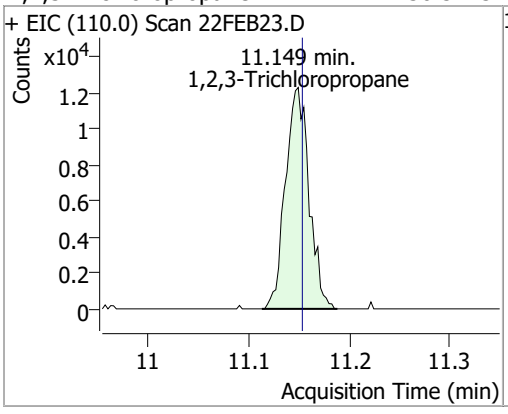

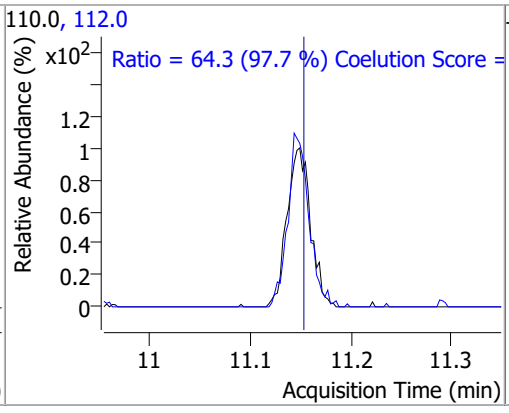

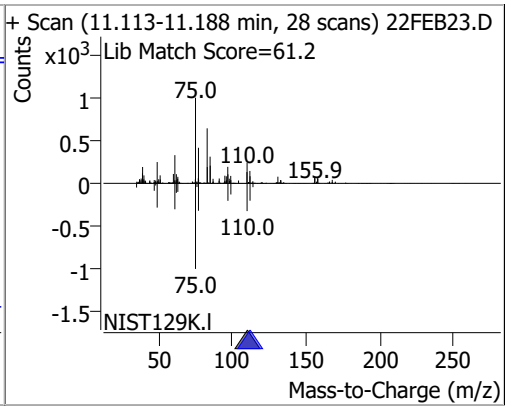

Compound	Conc.	RT	Dev(Min)	Resp.	QIon	QRatio	Lower	Upper
2-Chlorotoluene	138.4320	11.29	0.00	141224	91.0	288.3	246.2	306.2

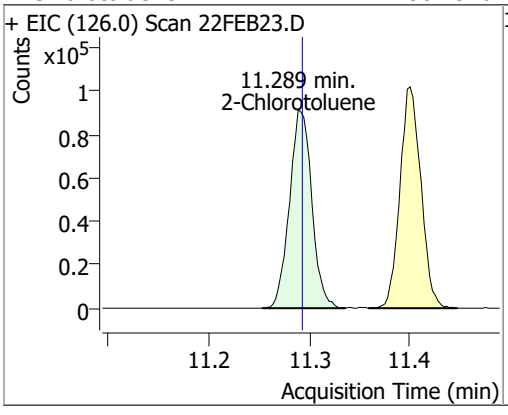

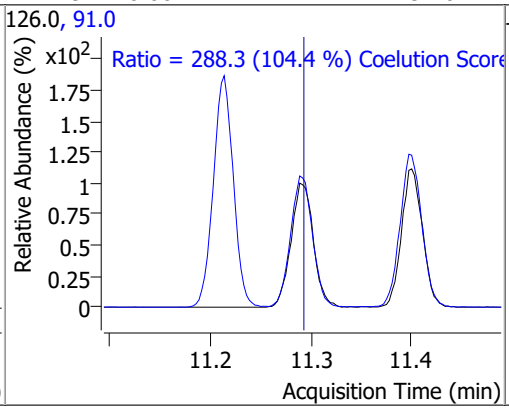

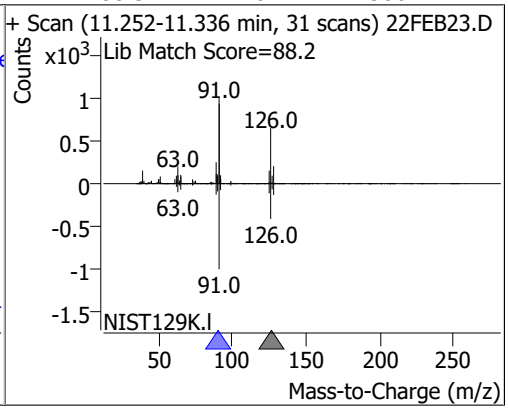

Compound	Conc.	RT	Dev(Min)	Resp.	QIon	QRatio	Lower	Upper
4-Chlorotoluene	142.0328	11.40	0.00	469310	126.0	31.7	1.3	61.3

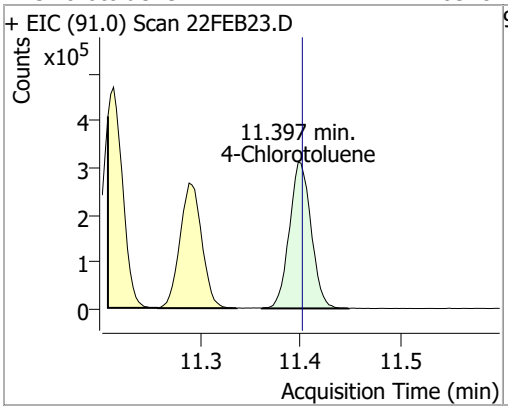

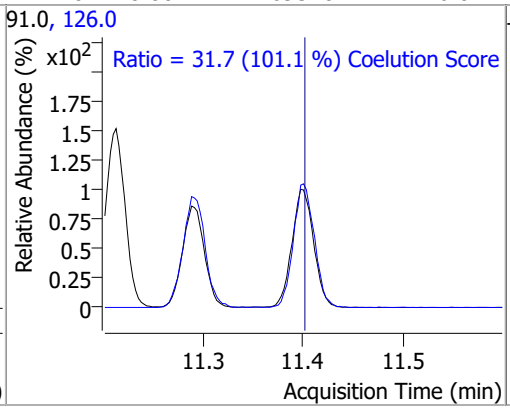

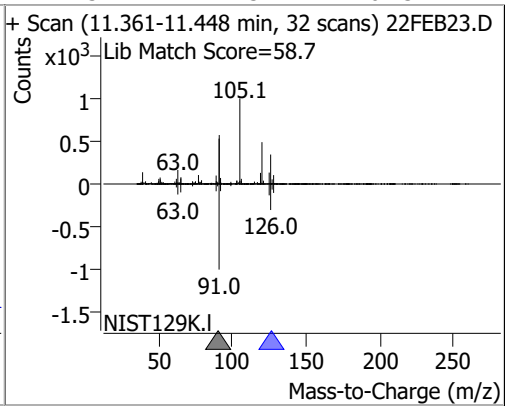

Compound	Conc.	RT	Dev(Min)	Resp.	QIon	QRatio	Lower	Upper
1,3-Dichlorobenzene	137.8458	12.04	0.00	257435	148.0	64.3	32.8	92.8
					111.0	38.5	8.7	68.7

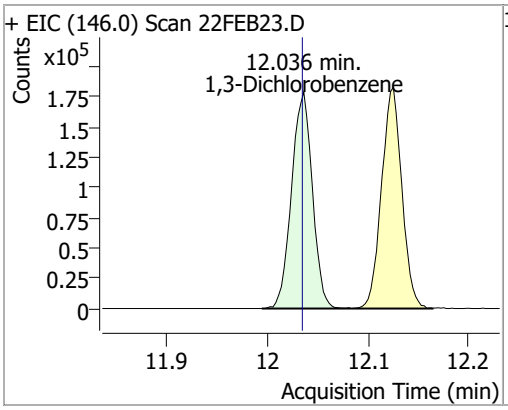

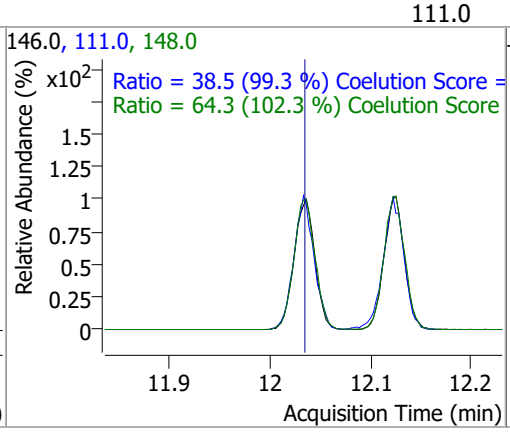

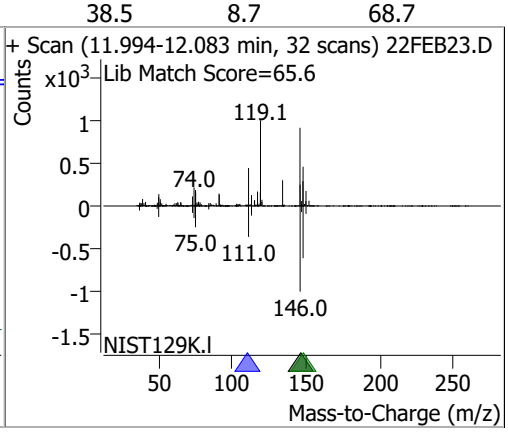

Compound	Conc.	RT	Dev(Min)	Resp.	QIon	QRatio	Lower	Upper
1,4-Dichlorobenzene	135.0120	12.13	0.00	257055	148.0	64.3	33.7	93.7
					111.0	39.2	8.7	68.7

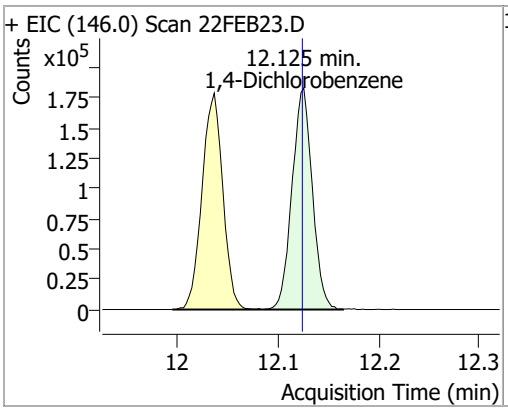

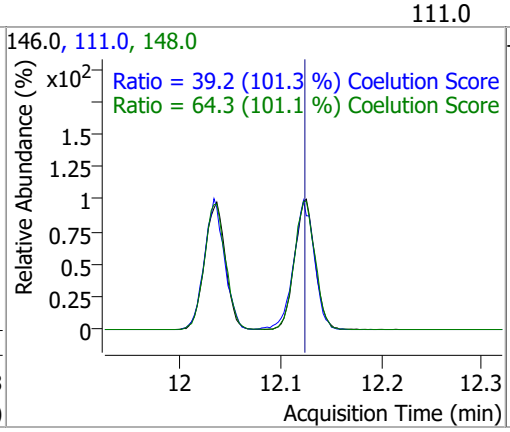

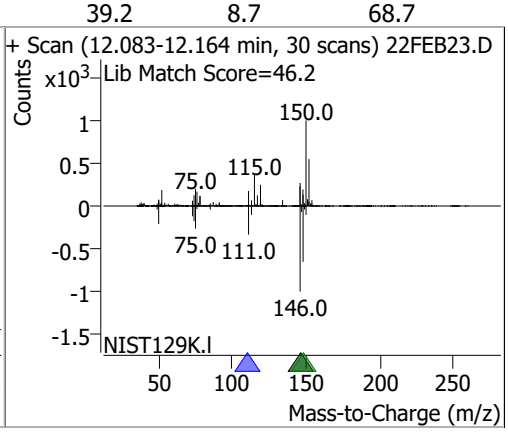

Quantitation Results Report (QT Reviewed)

Compound	Conc.	RT	Dev(Min)	Resp.	QIon	QRatio	Lower	Upper
1,2-Dichlorobenzene	135.0534	12.49	0.00	210574	148.0	63.5	31.9	91.9
					111.0	39.9	9.5	69.5

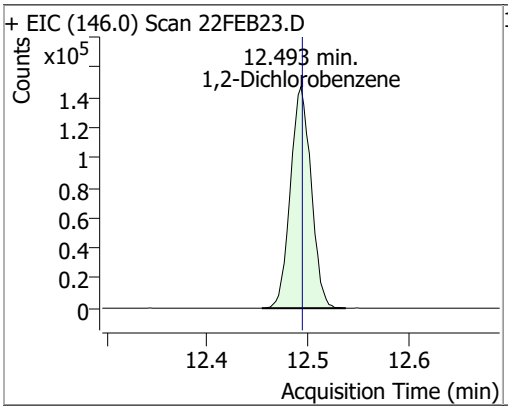

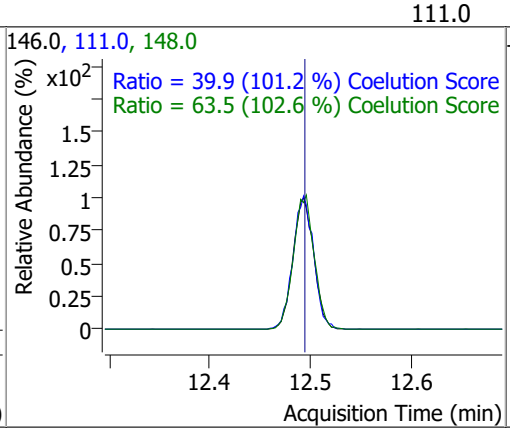

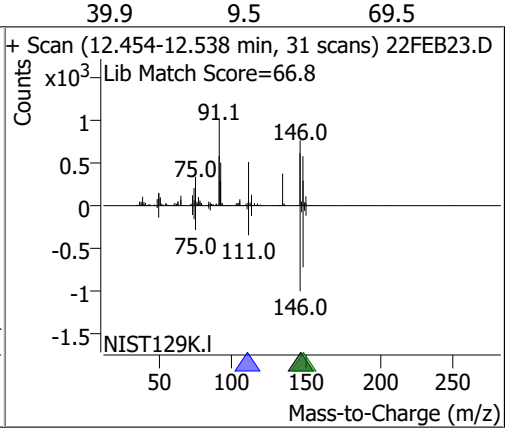

Quantitation Results Report (QT Reviewed)

Data File	22FEB24.D	Operator	MSC
Acq. Method	5975CACQF.M	Acq. Date-Time	2/22/2022 8:32:19 PM
Sample Name	B22021435-006FMSD	Instrument	VOA5975C
Vial	24	Multiplier	1.00
DA Method File	VOA5975C_8260B_SHT_DoD_L4_011922.m	Comment	
Tune File	BFB_Atune3.u	Tune Date	10/11/2021 4:02:00 PM
Batch Name	VG022222_8260B.batch.bin	Last Calib Update	3/18/2022 11:09:24 AM
Ref Library	\\MASSHUNTER\Org\Library\NIST129K.l		

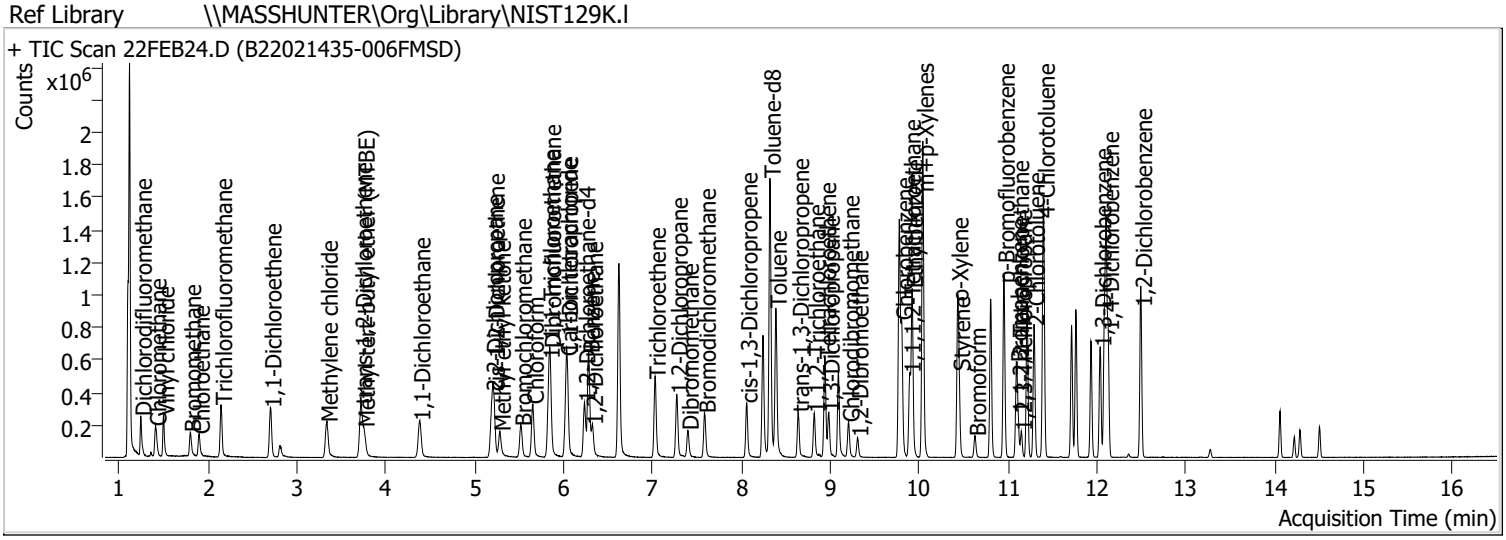

Compound	RT	QIon	Resp.	Conc.	Units	Dev(Min)
Internal Standards						
M Fluorobenzene	6.620	96.0	1032272	250.0000	ng	0.000
M Chlorobenzene-d5	9.771	82.0	397276	250.0000	ng	-0.003
M 1,4-Dichlorobenzene-d4	12.100	152.0	319036	250.0000	ng	0.000
System Monitoring Compounds						
S Dibromofluoromethane	5.845	113.0	272686	272.7296	ng	-0.006
Spiked Amount: 250.000	Range: 80.0 - 119.0%			Recovery = 109.09%		
S 1,2-Dichloroethane-d4	6.233	67.0	122735	284.1715	ng	0.003
Spiked Amount: 250.000	Range: 81.0 - 118.0%			Recovery = 113.67%		
S Toluene-d8	8.319	98.0	1068837	275.7713	ng	0.000
Spiked Amount: 250.000	Range: 89.0 - 112.0%			Recovery = 110.31%		
S p-Bromofluorobenzene	10.951	95.0	316994	269.1053	ng	0.003
Spiked Amount: 250.000	Range: 85.0 - 114.0%			Recovery = 107.64%		
Target Compounds						**QValue**
T Dichlorodifluoromethane	1.241	85.0	178228	128.4045	ng	99
T Chloromethane	1.408	50.0	206152	126.1523	ng	100
T Vinyl chloride	1.498	62.0	196732	132.2600	ng	100
T Bromomethane	1.799	96.0	78012	121.1587	ng	98
T Chloroethane	1.896	64.0	100841	143.2925	ng	95
T Trichlorofluoromethane	2.145	101.0	217813	122.1147	ng	100
T 1,1-Dichloroethene	2.699	96.0	111349	107.2871	ng	99
T Methylene chloride	3.335	49.0	168136	111.4249	ng	100
T trans-1,2-Dichloroethene	3.720	96.0	138502	129.1799	ng	99
T Methyl tert-butyl ether (MTBE)	3.751	73.0	174584	130.2797	ng	99
T 1,1-Dichloroethane	4.378	63.0	272850	135.9771	ng	100
T 2,2-Dichloropropane	5.195	77.0	194790	128.8134	ng	98
T cis-1,2-Dichloroethene	5.212	96.0	143404	132.0991	ng	98
T Methyl ethyl ketone	5.282	43.0	204853	1305.7641	ng	99
T Bromochloromethane	5.519	128.0	55933	124.9635	ng	89
T Chloroform	5.653	83.0	263876	131.7058	ng	97

Compound	RT	QIon	Resp.	Conc.	Units	Dev(Min)
T 1,1,1-Trichloroethane	5.834	97.0	239945	129.8003	ng	97
T Carbon tetrachloride	6.029	117.0	236912	132.1414	ng	98
T 1,1-Dichloropropene	6.037	75.0	193390	129.0109	ng	98
T Benzene	6.283	78.0	547426	132.7495	ng	100
T 1,2-Dichloroethane	6.319	62.0	140829	123.6432	ng	99
T Trichloroethene	7.025	95.0	158123	132.9495	ng	96
T 1,2-Dichloropropane	7.270	63.0	136646	130.6751	ng	100
T Dibromomethane	7.396	93.0	56462	128.1004	ng	98
T Bromodichloromethane	7.585	83.0	166169	134.0706	ng	98
T cis-1,3-Dichloropropene	8.056	75.0	170675	125.4920	ng	99
T Toluene	8.386	92.0	348717	134.9805	ng	99
T trans-1,3-Dichloropropene	8.636	75.0	134871	135.9515	ng	100
T 1,1,2-Trichloroethane	8.818	83.0	67378	133.5690	ng	96
T Tetrachloroethene	8.940	163.8	135499	129.3414	ng	100
T 1,3-Dichloropropane	8.982	76.0	130397	127.7384	ng	100
T Chlorodibromomethane	9.203	129.0	107535	132.3647	ng	100
T 1,2-Dibromoethane	9.306	107.0	72967	130.9679	ng	97
T Chlorobenzene	9.802	112.0	383384	135.3712	ng	98
T 1,1,1,2-Tetrachloroethane	9.894	131.0	127702	128.5138	ng	97
T Ethylbenzene	9.919	91.0	639978	129.4815	ng	99
T m+p-Xylenes	10.039	106.0	503493	255.8491	ng	98
T o-Xylene	10.430	106.0	223533	129.7606	ng	99
T Styrene	10.449	104.0	169802	61.0968	ng	88
T Bromoform	10.628	172.5	59837	139.9684	ng	99
T Bromobenzene	11.093	156.0	141306	136.0285	ng	96
T 1,1,2,2-Tetrachloroethane	11.113	83.0	82393	139.0554	ng	99
T 1,2,3-Trichloropropane	11.146	110.0	21348	137.1316	ng	96
T 2-Chlorotoluene	11.288	126.0	143412	139.4906	ng	96
T 4-Chlorotoluene	11.400	91.0	480880	144.4099	ng	100
T 1,3-Dichlorobenzene	12.036	146.0	263695	140.1068	ng	99
T 1,4-Dichlorobenzene	12.125	146.0	261332	136.1979	ng	100
T 1,2-Dichlorobenzene	12.496	146.0	219661	139.7929	ng	98

(#) = Qualifier Out of Range; (m) = Manual Integration; (+) = Area Summed; (*) = Surrogate Percent Recovery Out of Range; (d): Zeroed Peak

Compound	Conc.	RT	Dev(Min)	Resp.	QIon	QRatio	Lower	Upper
Dichlorodifluoromethane	128.4045	1.24	0.00	178228	87.0	31.2	1.8	61.8

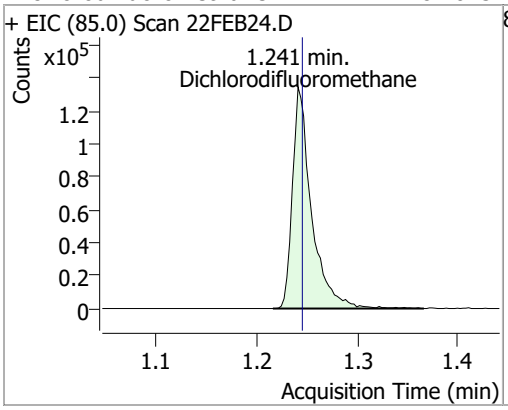

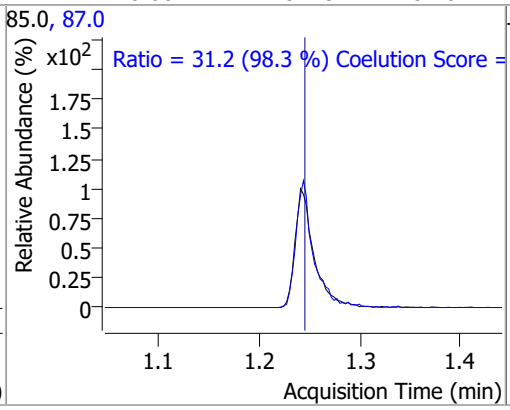

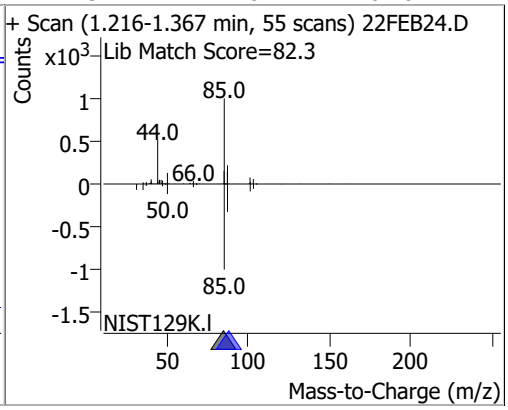

Compound	Conc.	RT	Dev(Min)	Resp.	QIon	QRatio	Lower	Upper
Chloromethane	126.1523	1.41	0.00	206152	52.0	32.5	2.4	62.4

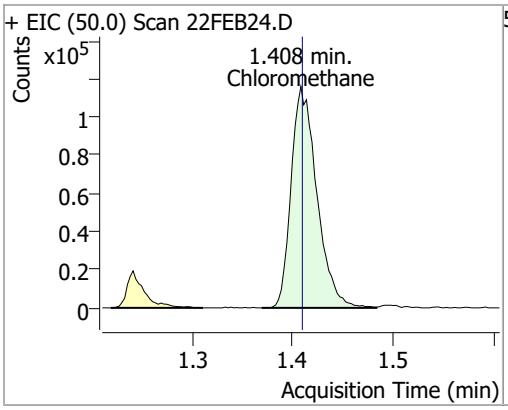

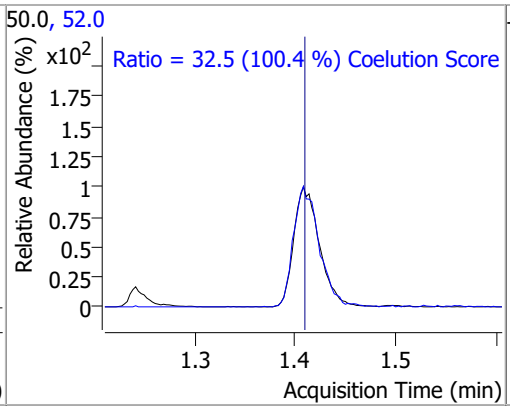

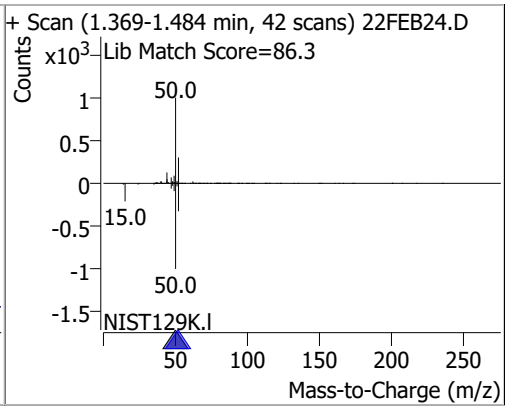

Compound	Conc.	RT	Dev(Min)	Resp.	QIon	QRatio	Lower	Upper
Vinyl chloride	132.2600	1.50	0.00	196732	64.0	31.3	1.3	61.3

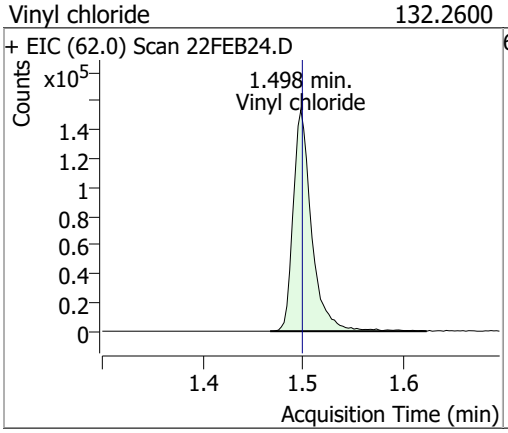

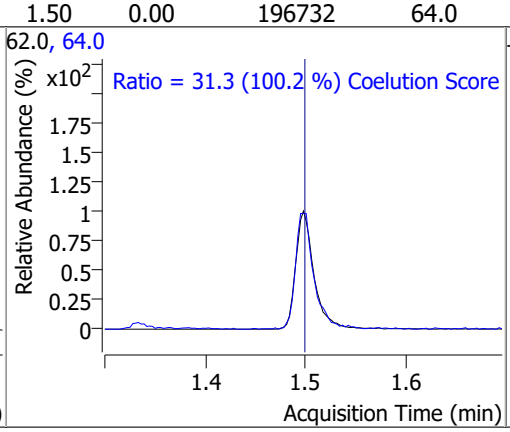

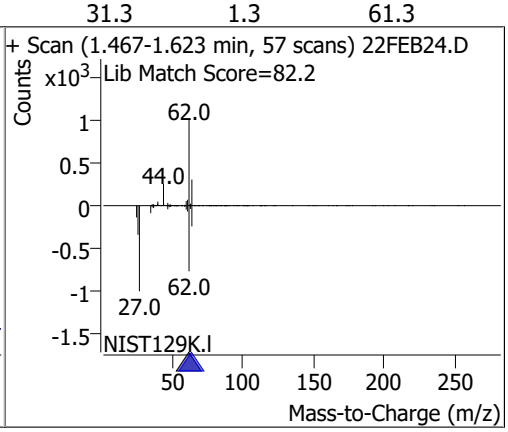

Compound	Conc.	RT	Dev(Min)	Resp.	QIon	QRatio	Lower	Upper
Bromomethane	121.1587	1.80	0.00	78012	94.0	108.0	80.1	140.1

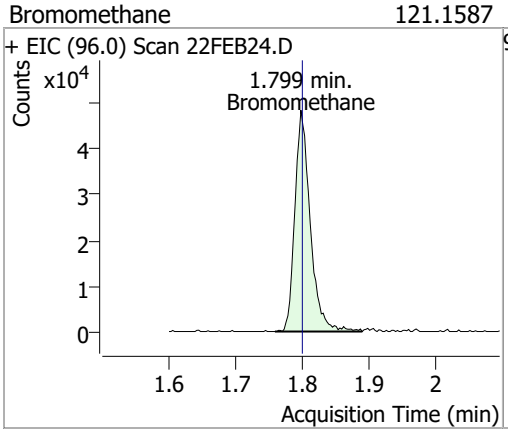

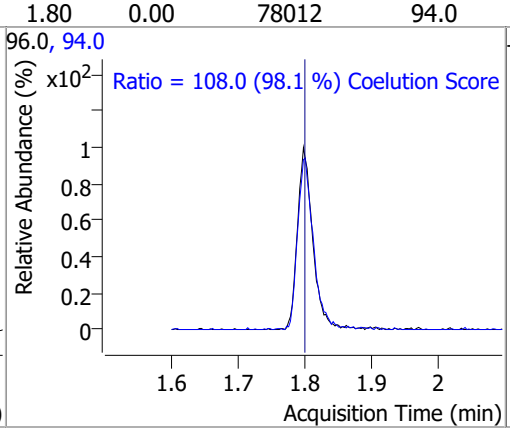

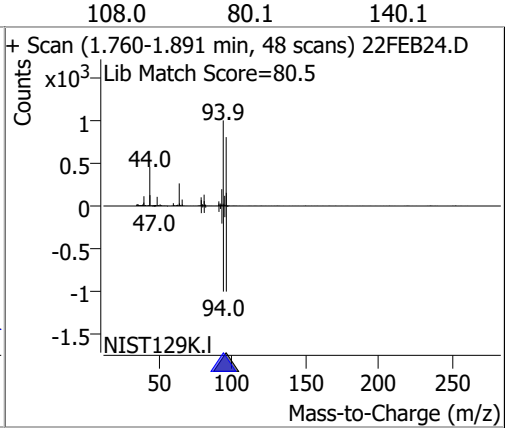

Compound	Conc.	RT	Dev(Min)	Resp.	QIon	QRatio	Lower	Upper
Chloroethane	143.2925	1.90	0.00	100841	66.0	32.6	0.0	60.0

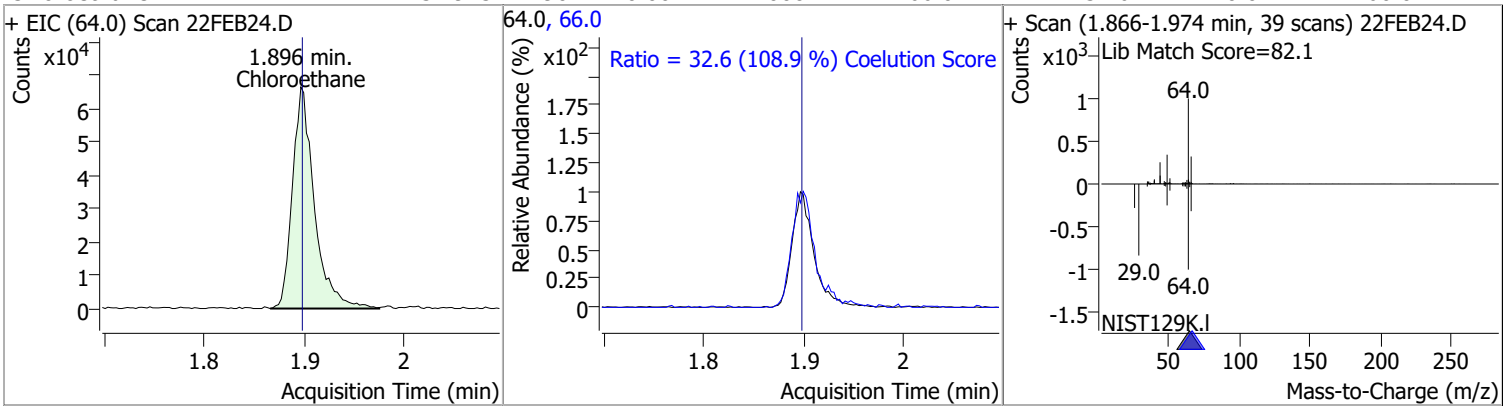

Compound	Conc.	RT	Dev(Min)	Resp.	QIon	QRatio	Lower	Upper
Trichlorofluoromethane	122.1147	2.14	0.00	217813	103.0	65.1	35.0	95.0

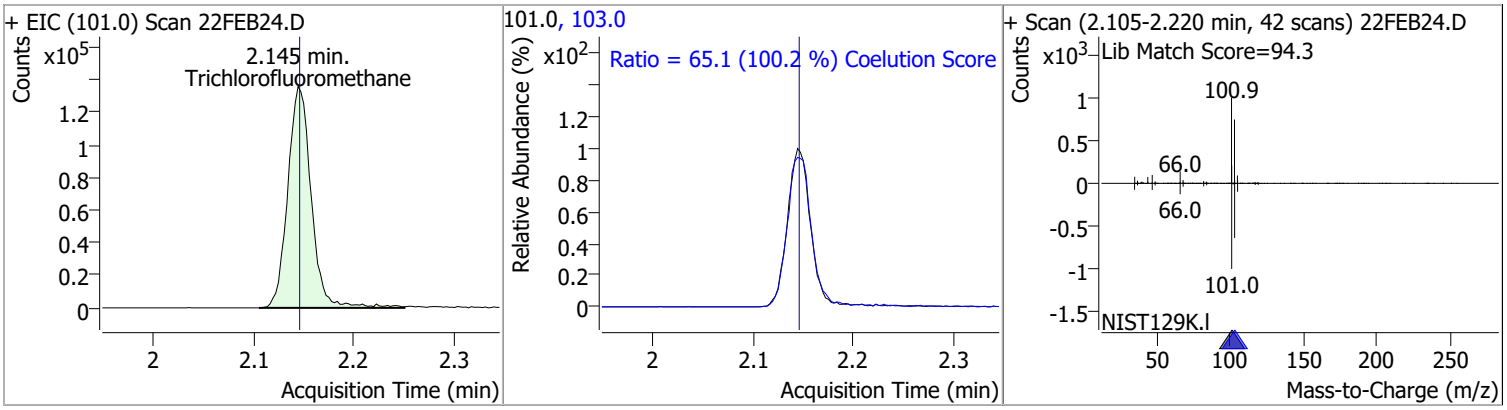

Compound	Conc.	RT	Dev(Min)	Resp.	QIon	QRatio	Lower	Upper
1,1-Dichloroethene	107.2871	2.70	0.00	111349	61.0	181.1	149.9	209.9
					63.0	56.2	27.0	87.0

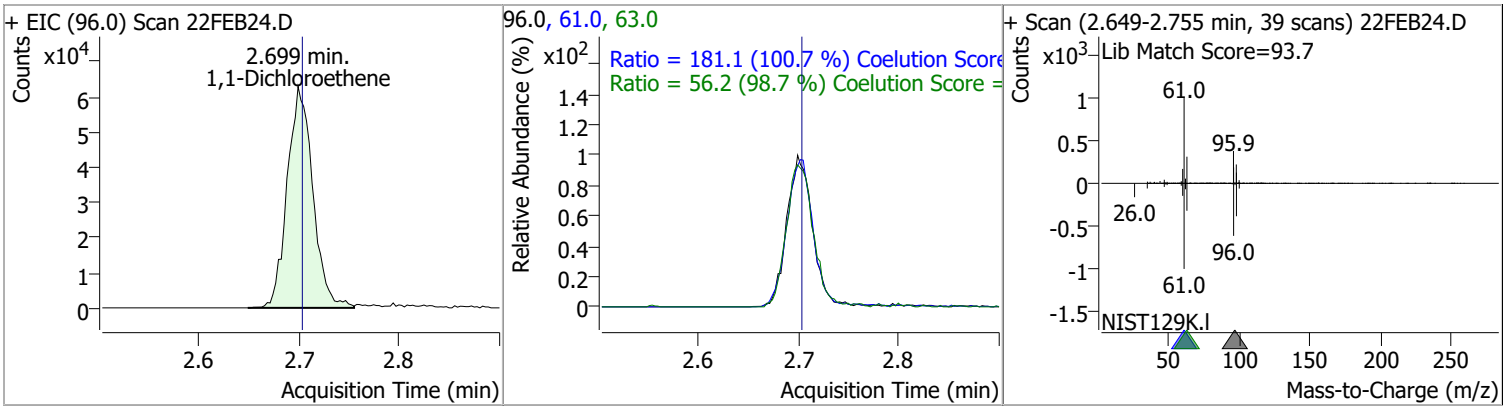

Compound	Conc.	RT	Dev(Min)	Resp.	QIon	QRatio	Lower	Upper
Methylene chloride	111.4249	3.34	0.00	168136	84.0	66.1	36.1	96.1
					86.0	41.9	11.8	71.8

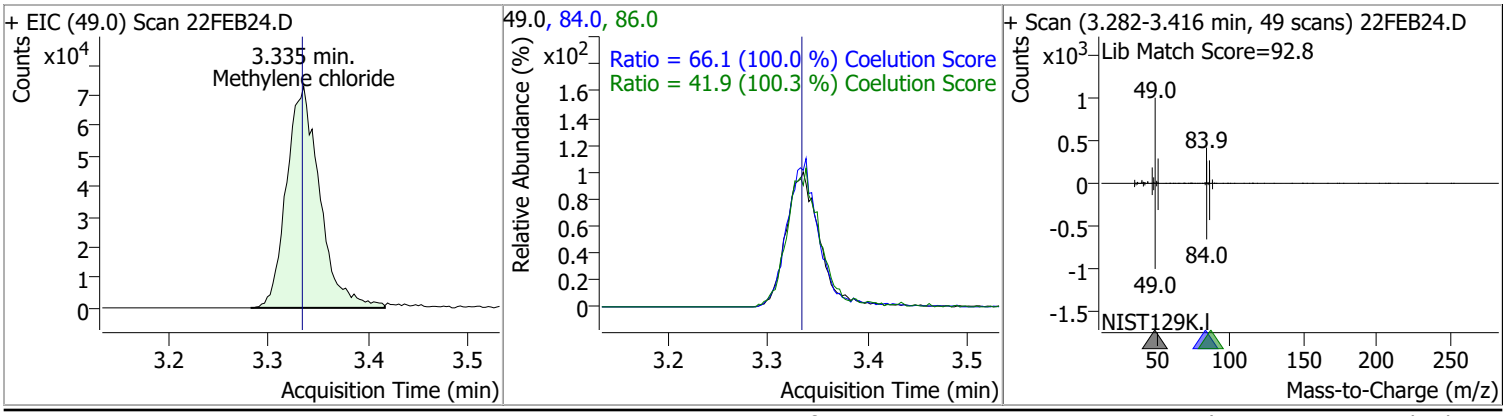

Compound	Conc.	RT	Dev(Min)	Resp.	QIon	QRatio	Lower	Upper
trans-1,2-Dichloroethene	129.1799	3.72	0.00	138502	61.0	156.3	124.8	184.8
					98.0	62.3	32.1	92.1

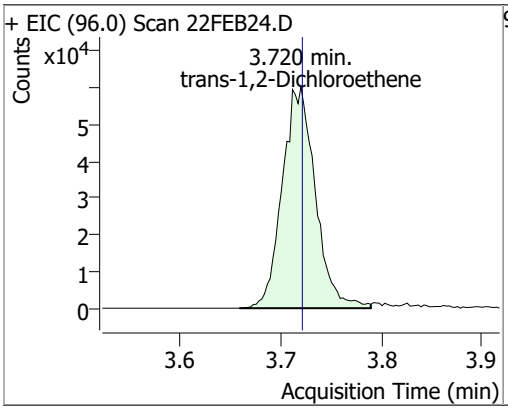

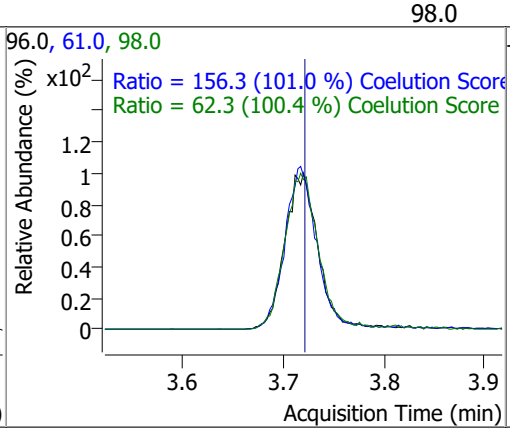

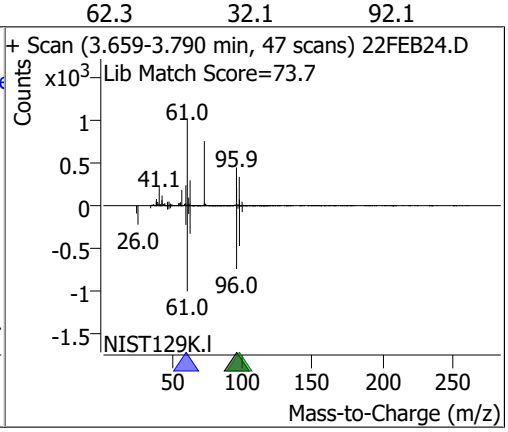

Compound	Conc.	RT	Dev(Min)	Resp.	QIon	QRatio	Lower	Upper
Methyl tert-butyl ether (MTBE)	130.2797	3.75	0.00	174584	57.0	25.2	0.0	54.6

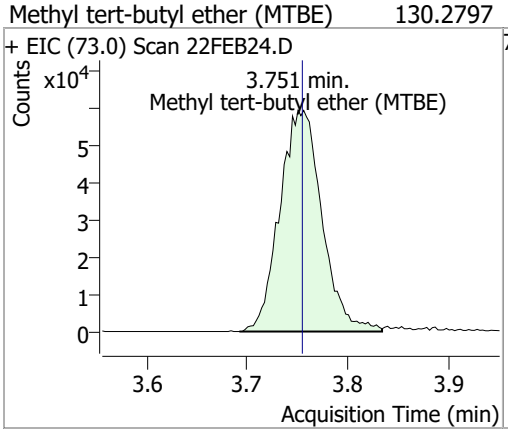

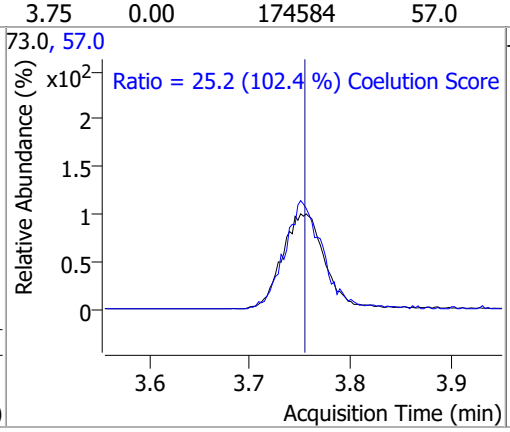

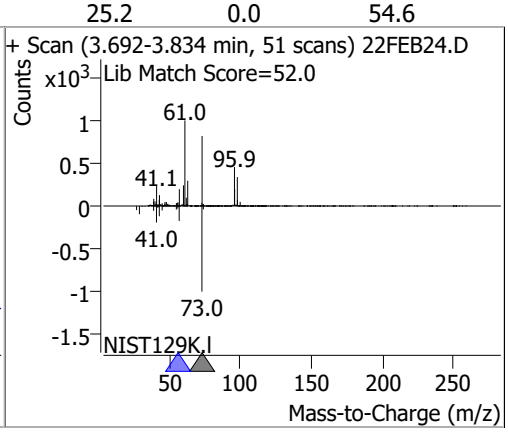

Compound	Conc.	RT	Dev(Min)	Resp.	QIon	QRatio	Lower	Upper
1,1-Dichloroethane	135.9771	4.38	0.00	272850	65.0	30.9	1.0	61.0
					83.0	12.5	0.0	42.7

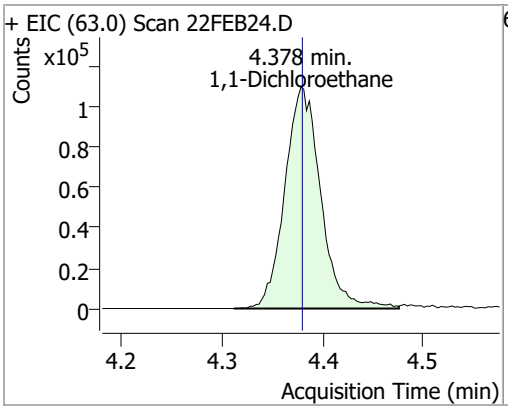

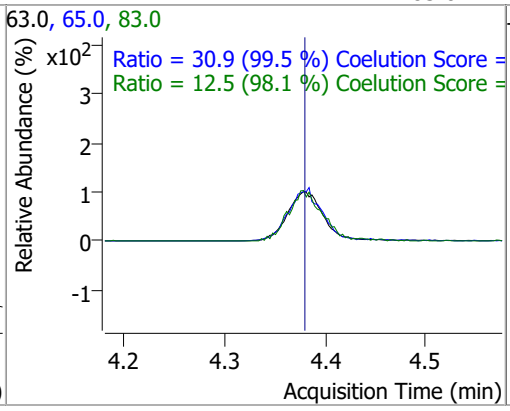

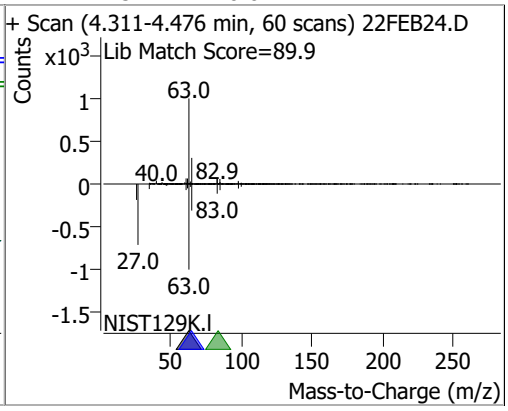

Compound	Conc.	RT	Dev(Min)	Resp.	QIon	QRatio	Lower	Upper
2,2-Dichloropropane	128.8134	5.20	0.00	194790	41.0	67.6	38.8	98.8
					97.0	23.0	0.0	53.9

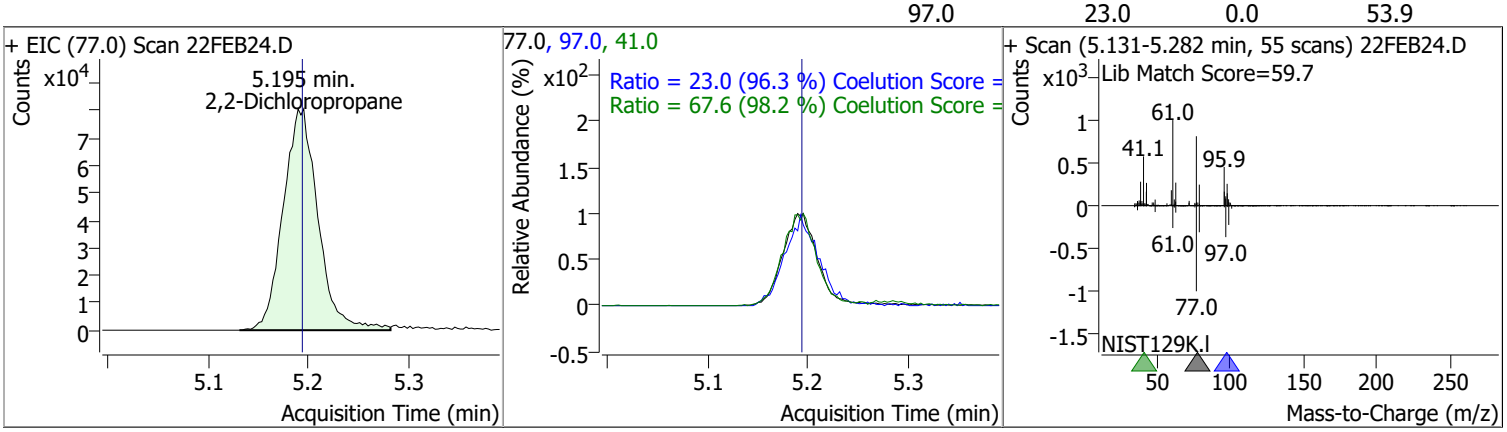

Compound	Conc.	RT	Dev(Min)	Resp.	QIon	QRatio	Lower	Upper
cis-1,2-Dichloroethene	132.0991	5.21	0.00	143404	61.0	161.9	130.4	190.4
					98.0	64.1	36.2	96.2

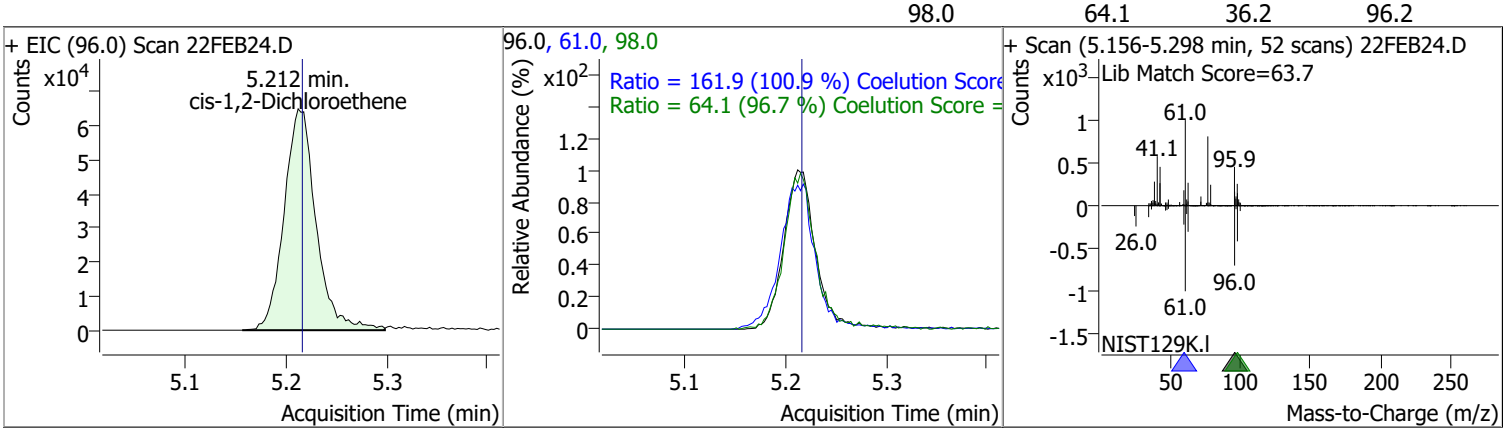

Compound	Conc.	RT	Dev(Min)	Resp.	QIon	QRatio	Lower	Upper
Methyl ethyl ketone	1305.7641	5.28	0.00	204853	72.0	20.3	0.0	50.6

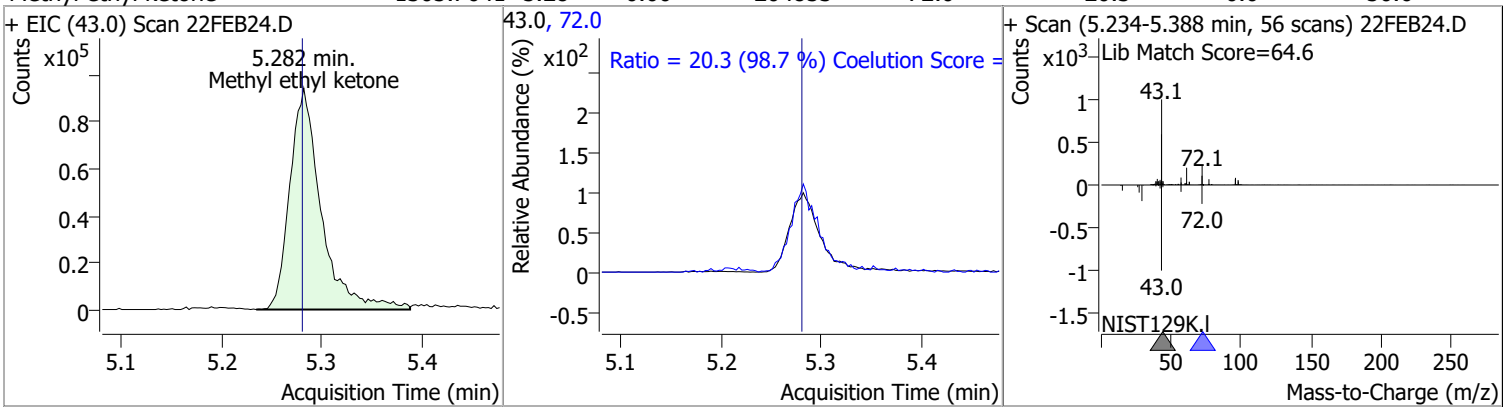

Compound	Conc.	RT	Dev(Min)	Resp.	QIon	QRatio	Lower	Upper
Bromochloromethane	124.9635	5.52	0.00	55933	49.0	198.2	152.2	212.2

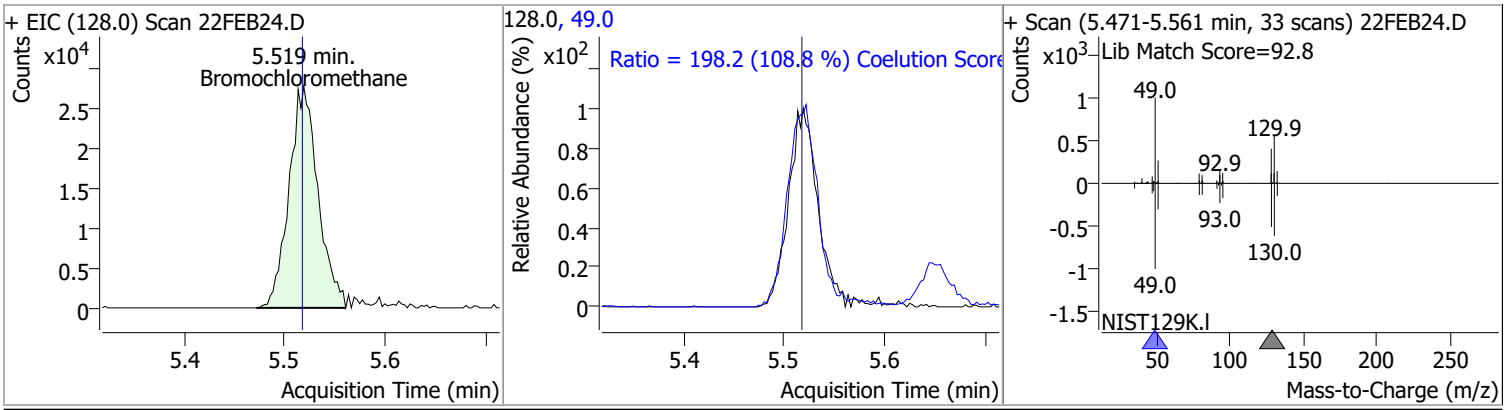

Compound	Conc.	RT	Dev(Min)	Resp.	QIon	QRatio	Lower	Upper
Chloroform	131.7058	5.65	0.00	263876	85.0	63.5	36.2	96.2

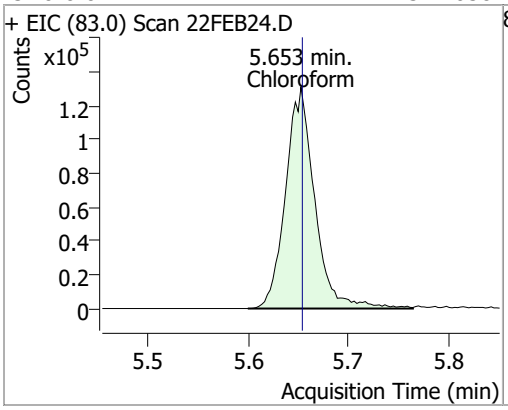

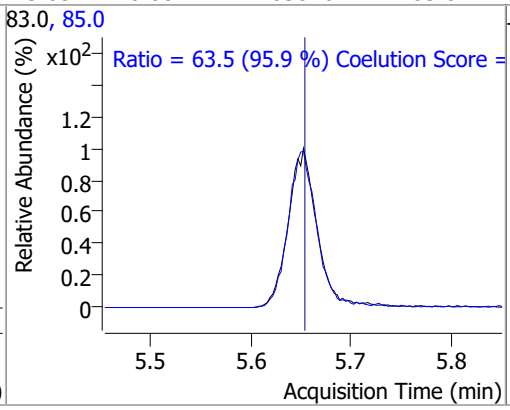

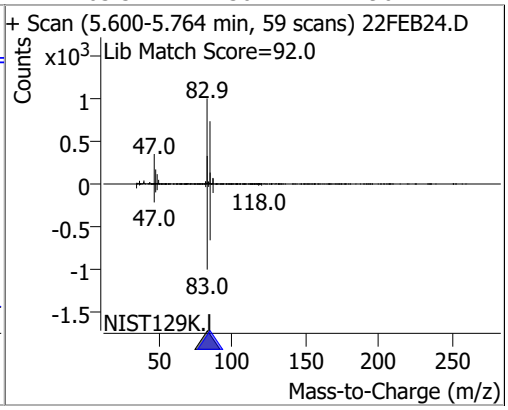

Compound	Conc.	RT	Dev(Min)	Resp.	QIon	QRatio	Lower	Upper
1,1,1-Trichloroethane	129.8003	5.83	0.00	239945	99.0	66.3	33.1	93.1
					61.0	50.5	19.1	79.1

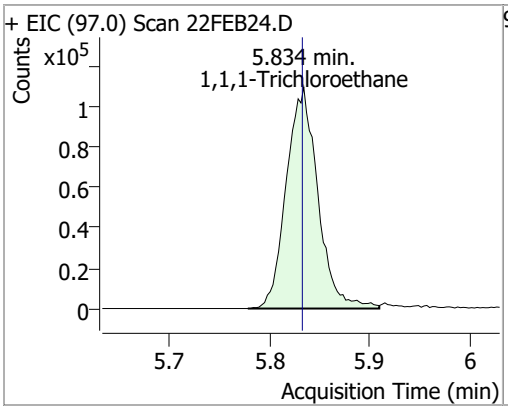

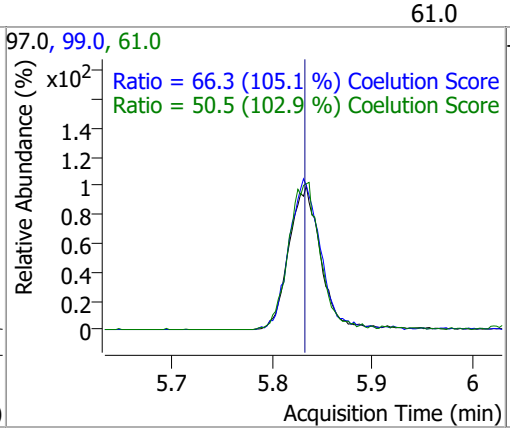

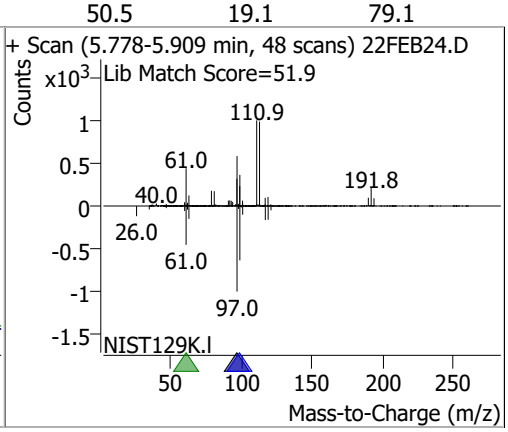

Compound	Conc.	RT	Dev(Min)	Resp.	QIon	QRatio	Lower	Upper
Dibromofluoromethane	272.7296	5.85	-0.01	272686	191.5	21.8	0.0	53.2

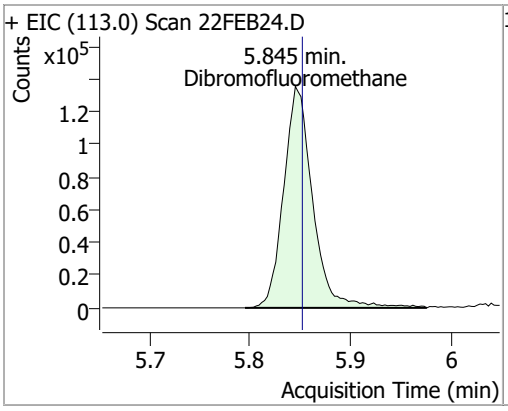

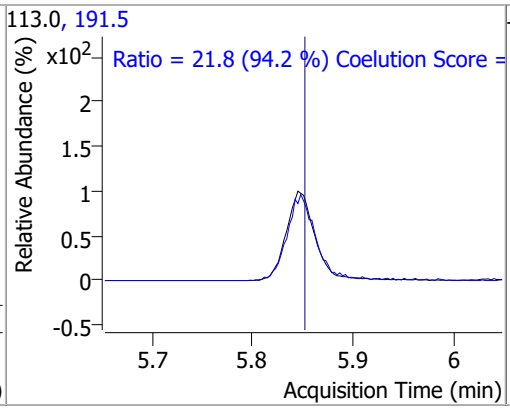

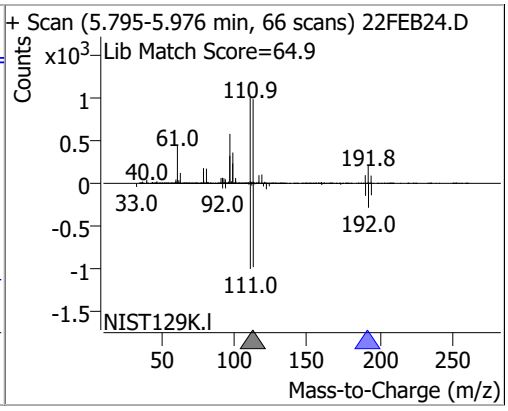

Compound	Conc.	RT	Dev(Min)	Resp.	QIon	QRatio	Lower	Upper
Carbon tetrachloride	132.1414	6.03	0.01	236912	119.0	95.3	67.6	127.6
					121.0	29.9	0.7	60.7

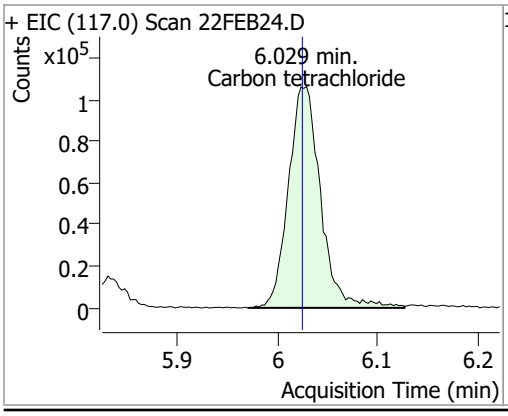

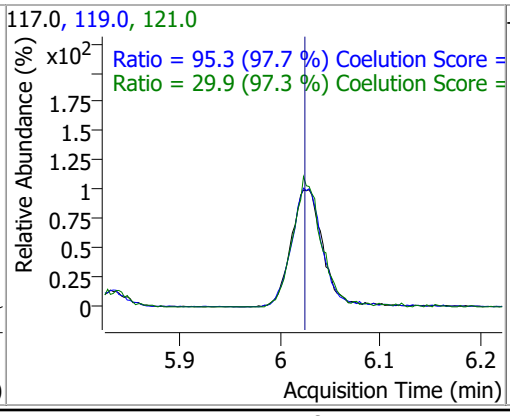

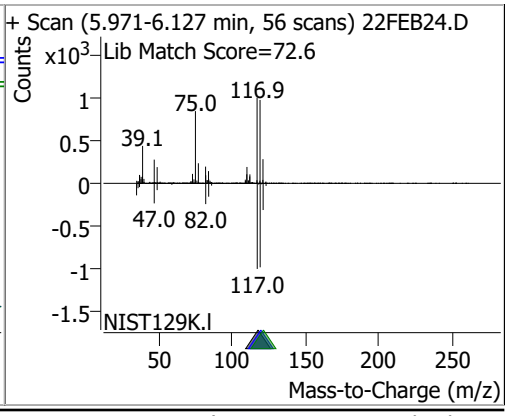

Compound	Conc.	RT	Dev(Min)	Resp.	QIon	QRatio	Lower	Upper
1,1-Dichloropropene	129.0109	6.04	0.00	193390	110.0	35.1	5.6	65.6
					77.0	28.9	1.0	61.0

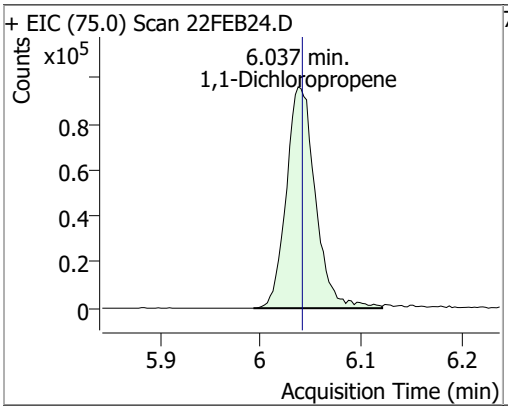

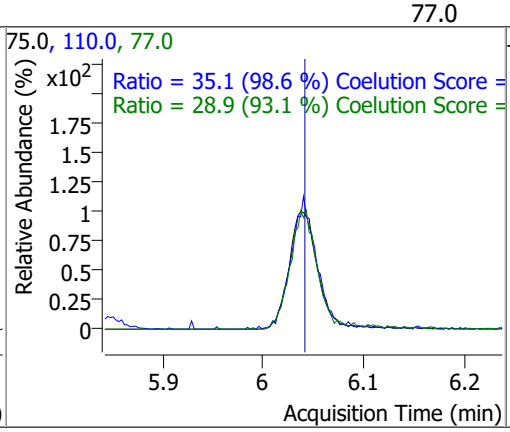

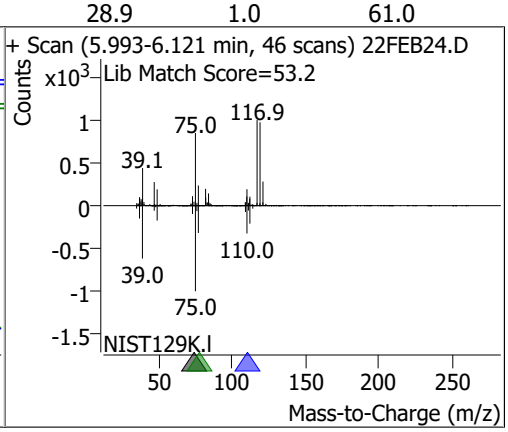

Compound	Conc.	RT	Dev(Min)	Resp.	QIon	QRatio	Lower	Upper
1,2-Dichloroethane-d4	284.1715	6.23	0.00	122735	65.0	194.6	162.8	222.8

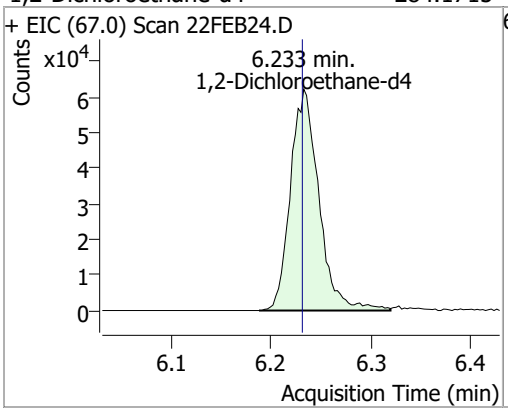

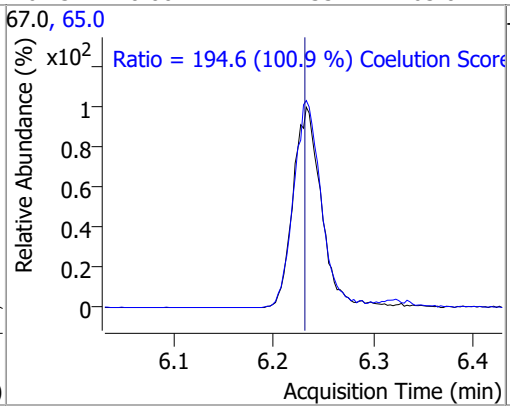

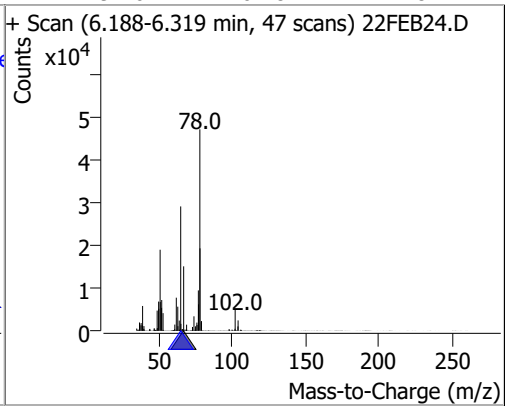

Compound	Conc.	RT	Dev(Min)	Resp.	QIon	QRatio	Lower	Upper
Benzene	132.7495	6.28	0.00	547426	77.0	23.4	0.0	53.3

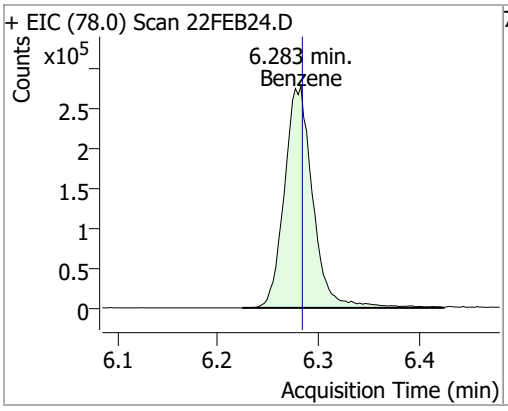

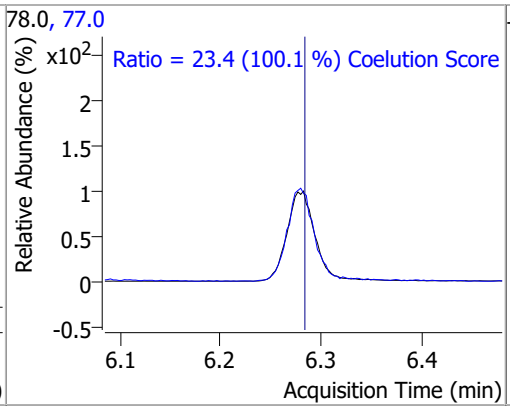

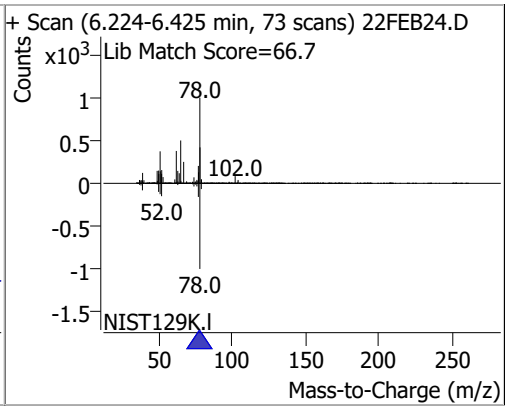

Compound	Conc.	RT	Dev(Min)	Resp.	QIon	QRatio	Lower	Upper
1,2-Dichloroethane	123.6432	6.32	-0.01	140829	64.0	31.7	2.2	62.2
					98.0	7.7	0.0	38.2

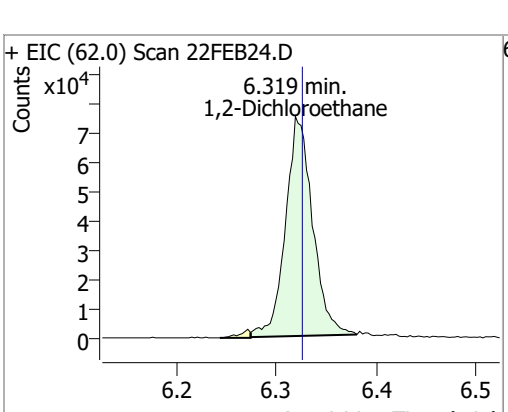

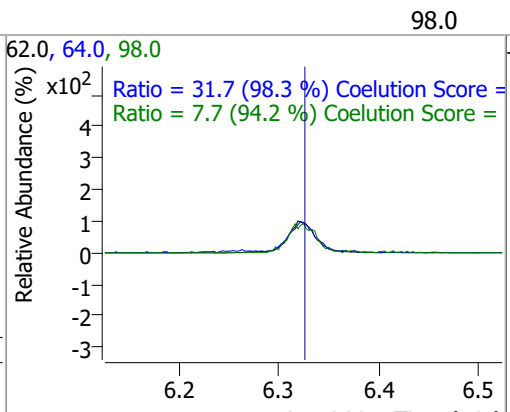

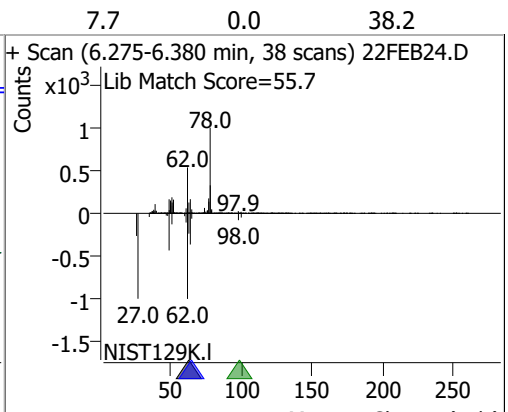

Compound	Conc.	RT	Dev(Min)	Resp.	QIon	QRatio	Lower	Upper
Trichloroethene	132.9495	7.02	0.00	158123	130.0	100.1	75.6	135.6
					97.0	64.4	35.7	95.7

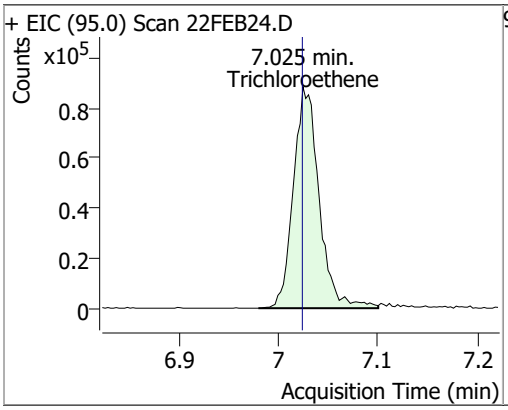

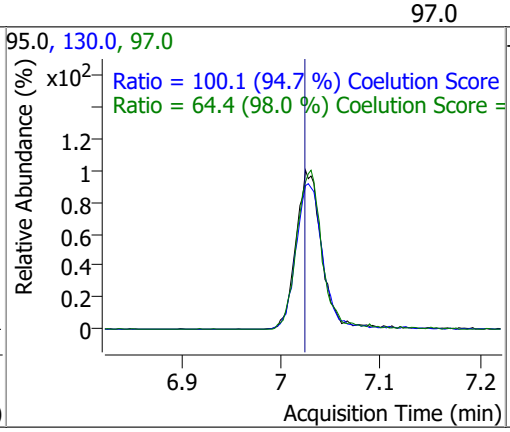

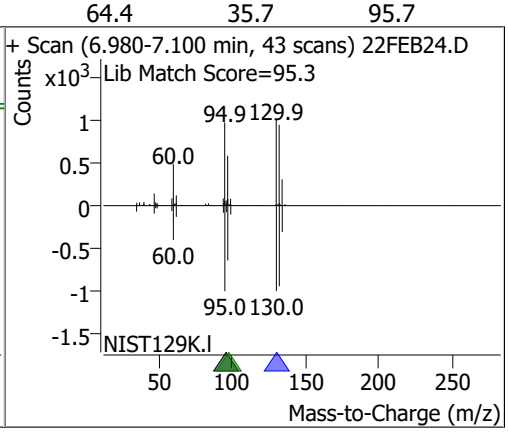

Compound	Conc.	RT	Dev(Min)	Resp.	QIon	QRatio	Lower	Upper
1,2-Dichloropropane	130.6751	7.27	0.00	136646	76.0	39.7	9.8	69.8

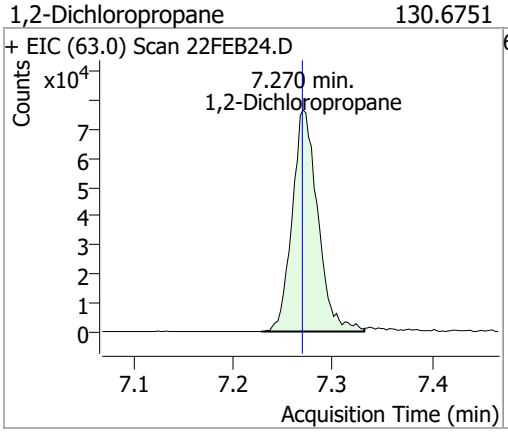

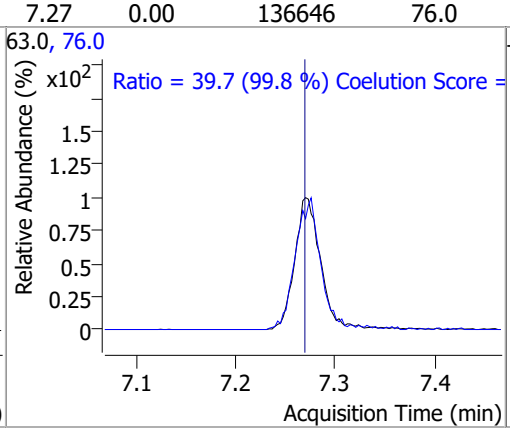

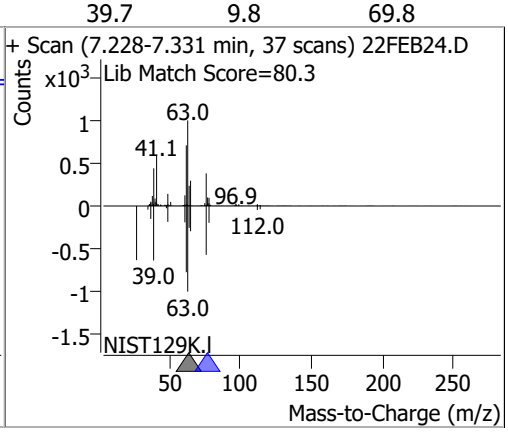

Compound	Conc.	RT	Dev(Min)	Resp.	QIon	QRatio	Lower	Upper
Dibromomethane	128.1004	7.40	0.00	56462	173.5	110.7	78.2	138.2
					95.0	86.0	54.5	114.5

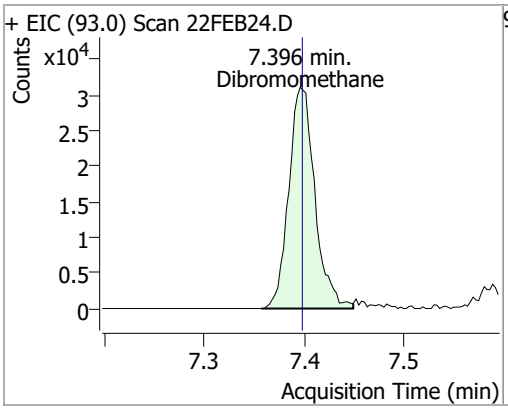

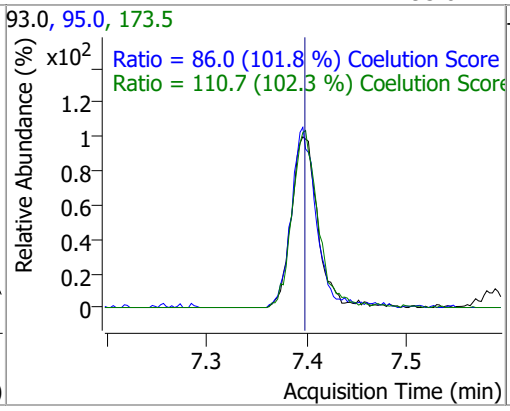

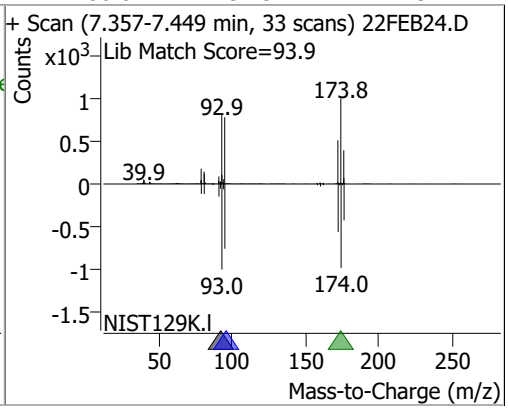

Compound	Conc.	RT	Dev(Min)	Resp.	QIon	QRatio	Lower	Upper
Bromodichloromethane	134.0706	7.59	0.01	166169	85.0	64.8	36.3	96.3
					127.0	9.2	0.0	39.5

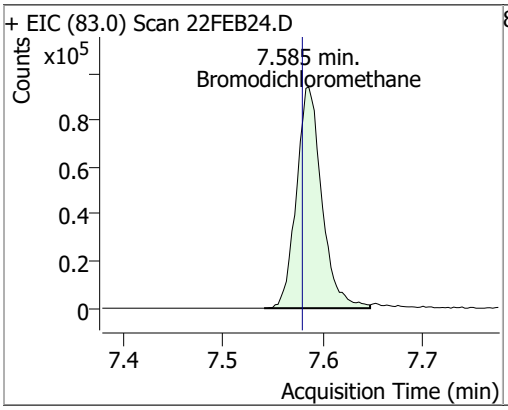

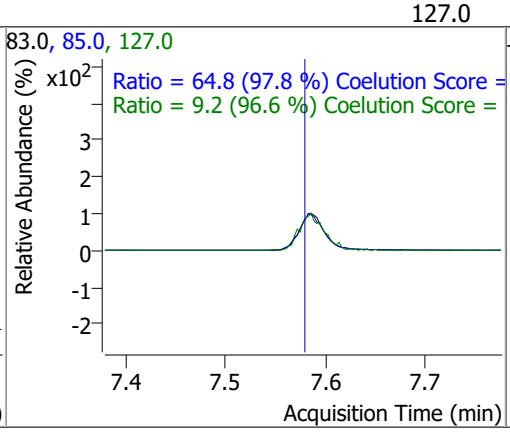

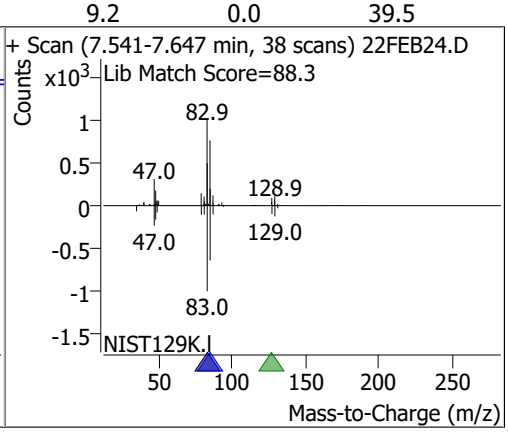

Compound	Conc.	RT	Dev(Min)	Resp.	QIon	QRatio	Lower	Upper
cis-1,3-Dichloropropene	125.4920	8.06	0.00	170675	39.0	52.2	22.5	82.5
					77.0	30.4	1.8	61.8

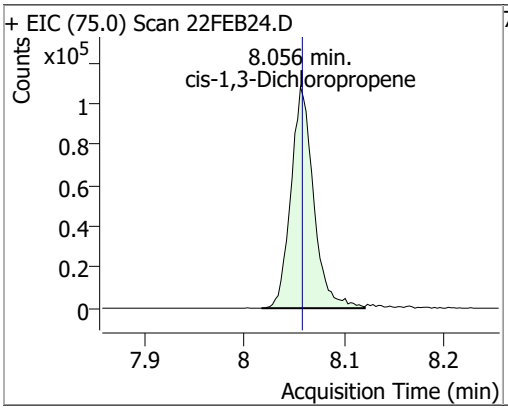

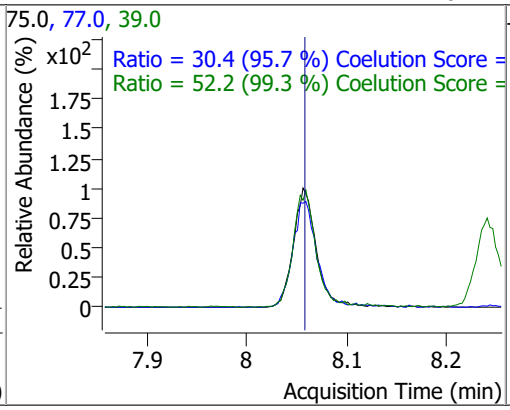

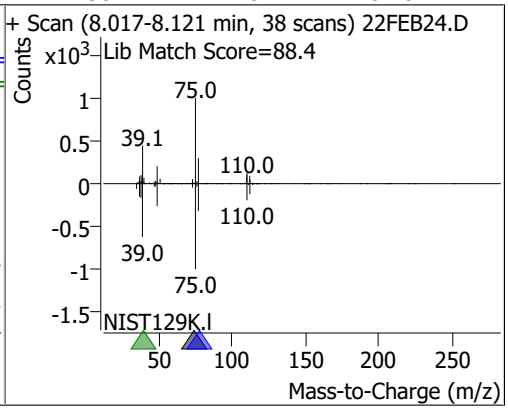

Compound	Conc.	RT	Dev(Min)	Resp.	QIon	QRatio	Lower	Upper
Toluene-d8	275.7713	8.32	0.00	1068837	100.0	64.1	34.3	94.3
					99.0	9.4	0.0	39.2

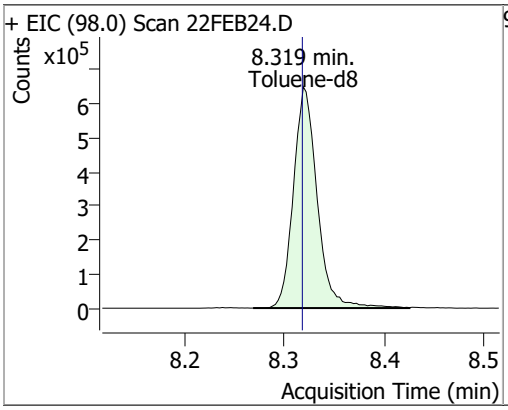

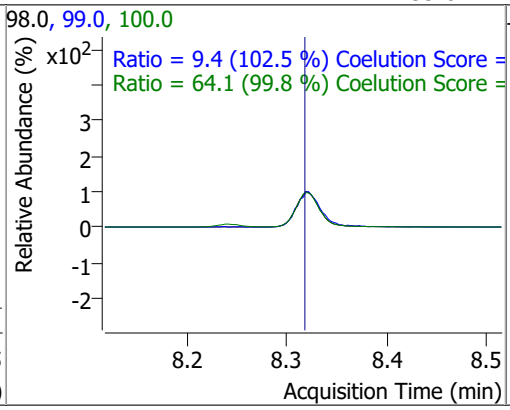

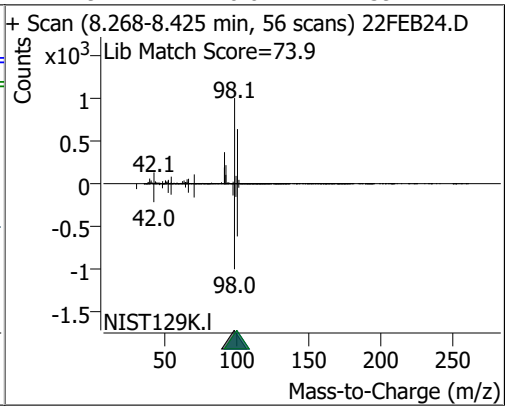

Compound	Conc.	RT	Dev(Min)	Resp.	QIon	QRatio	Lower	Upper
Toluene	134.9805	8.39	0.00	348717	91.0	175.8	144.1	204.1

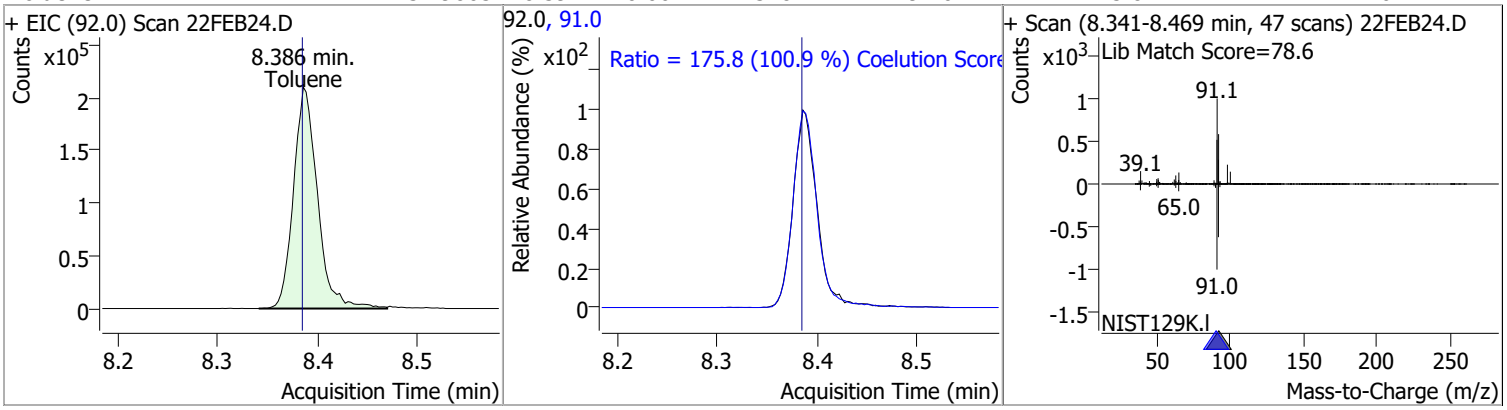

Compound	Conc.	RT	Dev(Min)	Resp.	QIon	QRatio	Lower	Upper
trans-1,3-Dichloropropene	135.9515	8.64	0.00	134871	39.0	52.5	23.0	83.0
					77.0	30.9	1.0	61.0

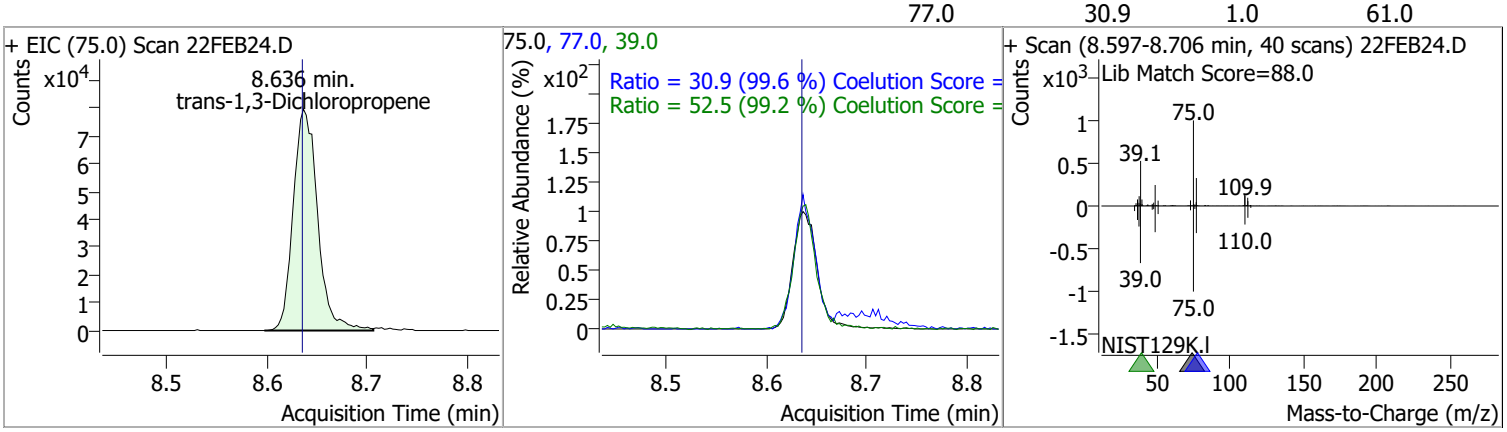

Compound	Conc.	RT	Dev(Min)	Resp.	QIon	QRatio	Lower	Upper
1,1,2-Trichloroethane	133.5690	8.82	0.00	67378	97.0	114.5	80.7	140.7
					85.0	63.9	30.7	90.7

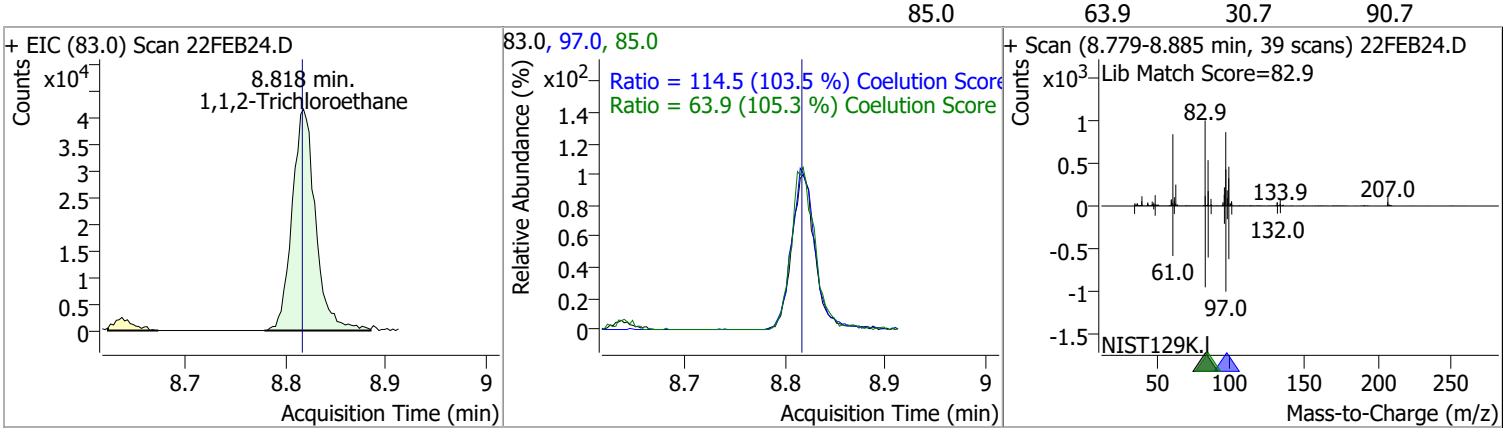

Compound	Conc.	RT	Dev(Min)	Resp.	QIon	QRatio	Lower	Upper
Tetrachloroethene	129.3414	8.94	0.01	135499	165.8	126.7	96.1	156.1
					129.0	90.6	60.5	120.5

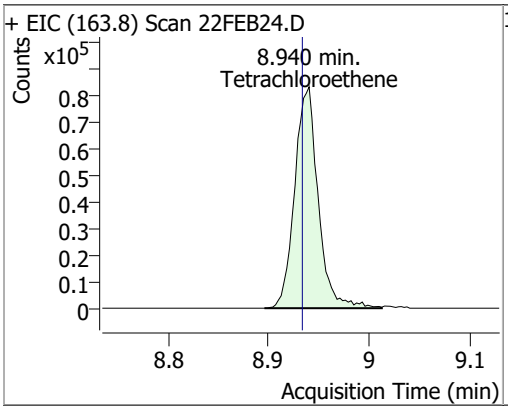

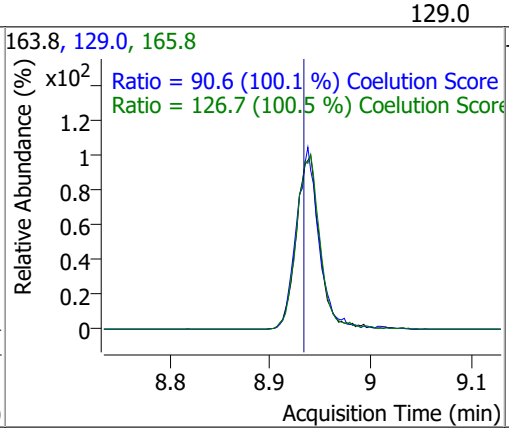

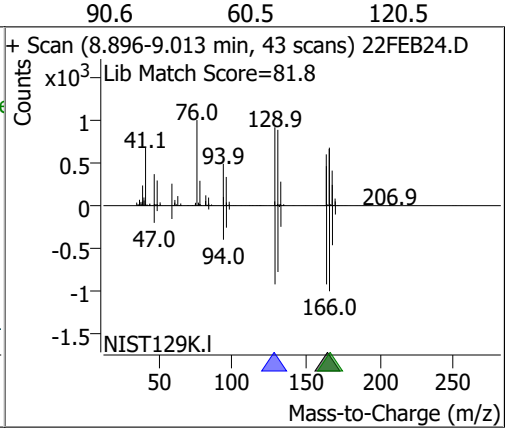

Compound	Conc.	RT	Dev(Min)	Resp.	QIon	QRatio	Lower	Upper
1,3-Dichloropropane	127.7384	8.98	0.00	130397	78.0	32.3	2.4	62.4

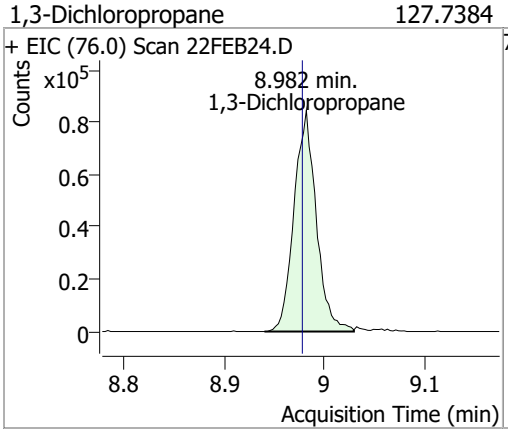

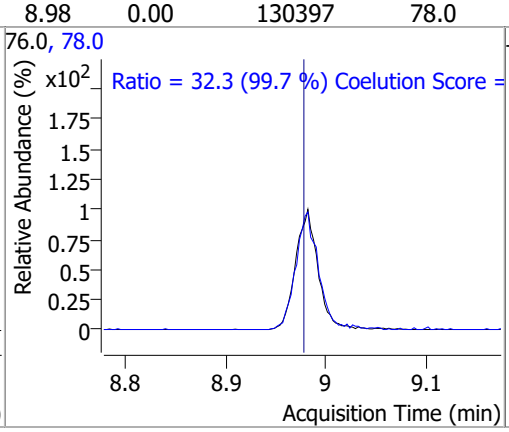

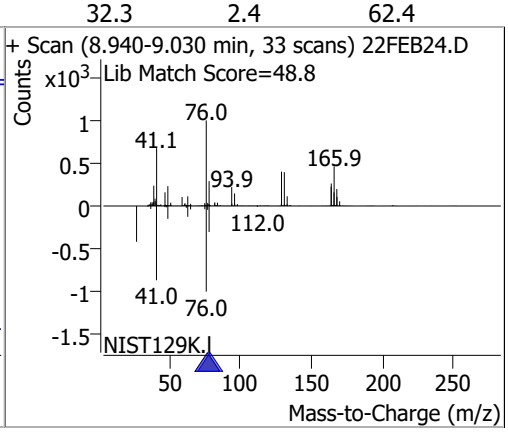

Compound	Conc.	RT	Dev(Min)	Resp.	QIon	QRatio	Lower	Upper
Chlorodibromomethane	132.3647	9.20	0.00	107535	127.0	76.8	47.2	107.2

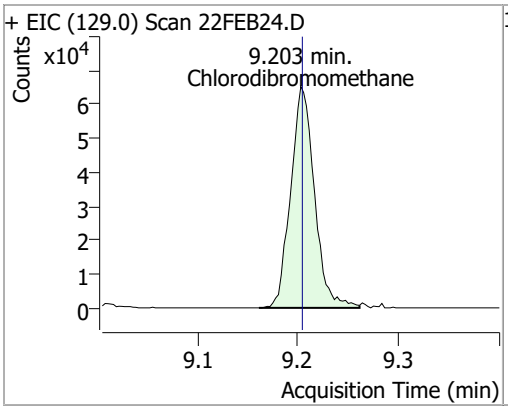

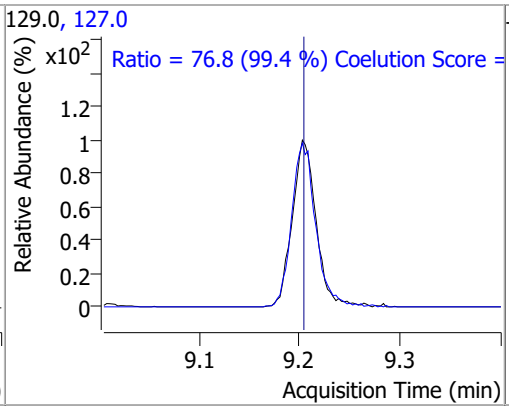

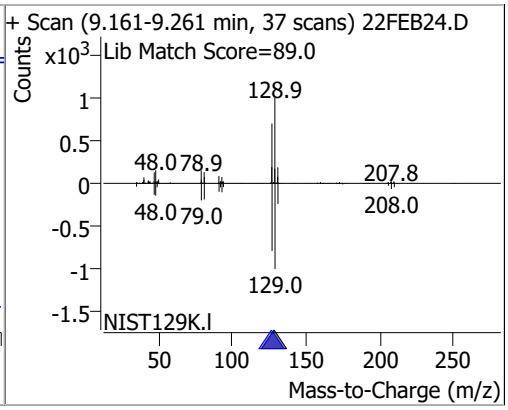

Compound	Conc.	RT	Dev(Min)	Resp.	QIon	QRatio	Lower	Upper
1,2-Dibromoethane	130.9679	9.31	0.01	72967	109.0	94.7	61.5	121.5

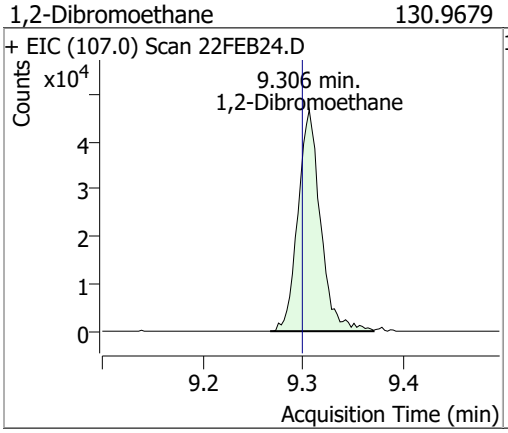

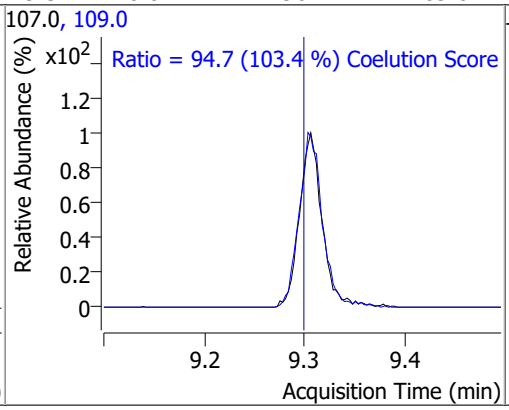

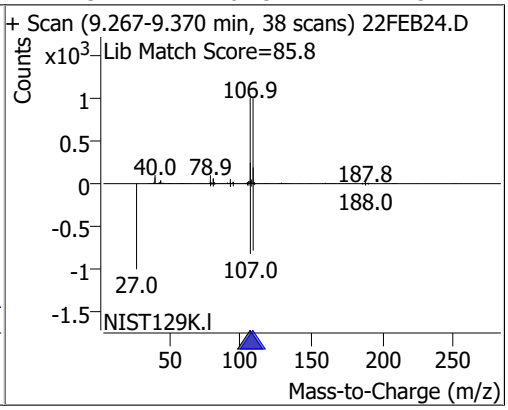

Compound	Conc.	RT	Dev(Min)	Resp.	QIon	QRatio	Lower	Upper
Chlorobenzene	135.3712	9.80	0.00	383384	114.0	31.0	2.2	62.2

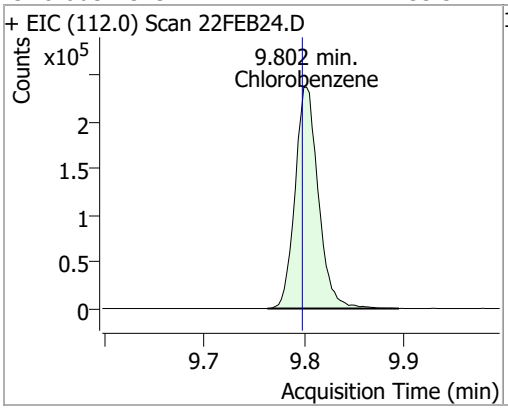

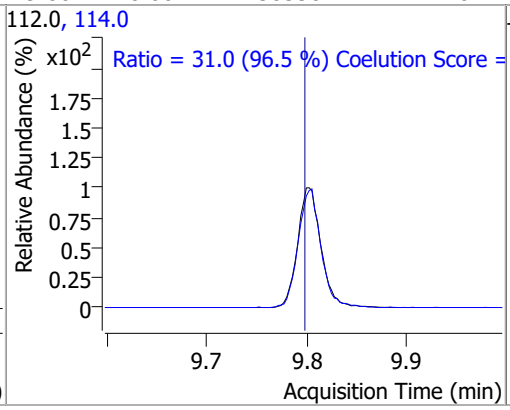

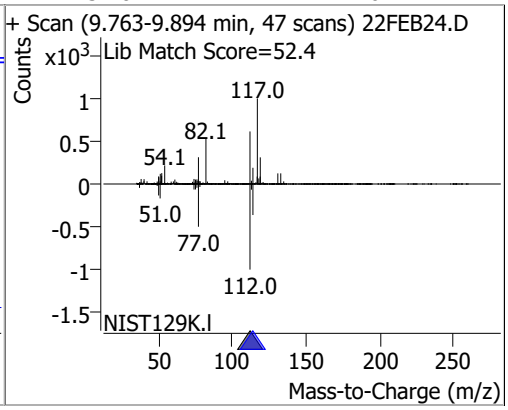

Compound	Conc.	RT	Dev(Min)	Resp.	QIon	QRatio	Lower	Upper
1,1,1,2-Tetrachloroethane	128.5138	9.89	0.00	127702	133.0	98.5	65.3	125.3

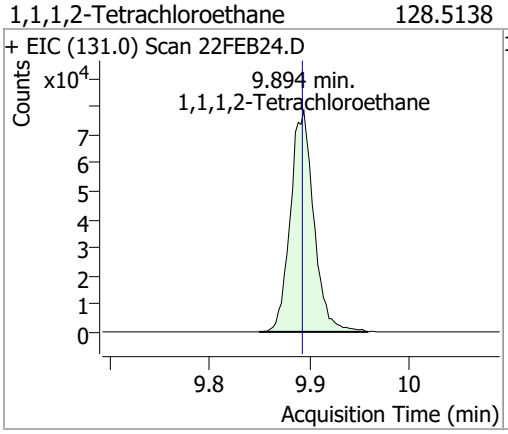

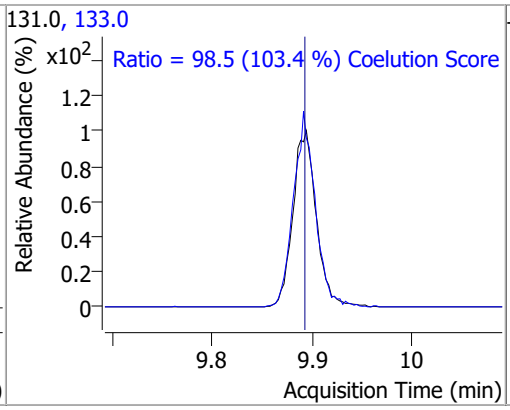

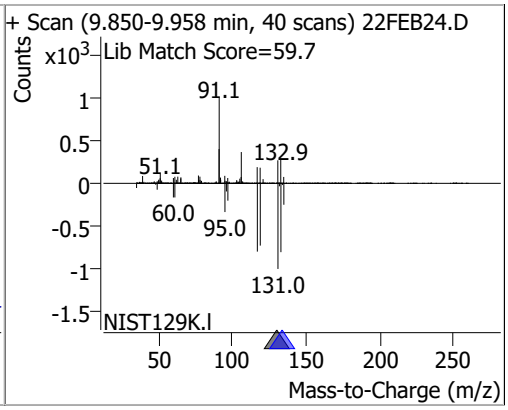

Compound	Conc.	RT	Dev(Min)	Resp.	QIon	QRatio	Lower	Upper
Ethylbenzene	129.4815	9.92	0.00	639978	106.0	31.3	1.7	61.7

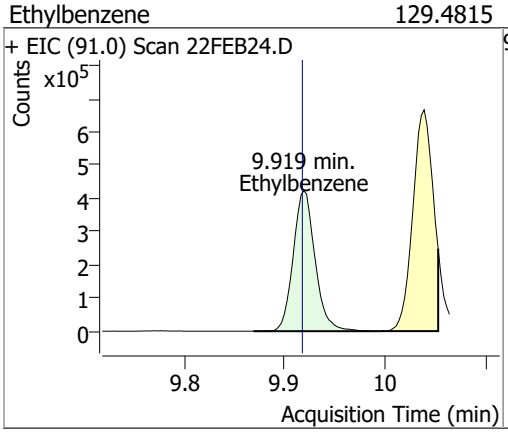

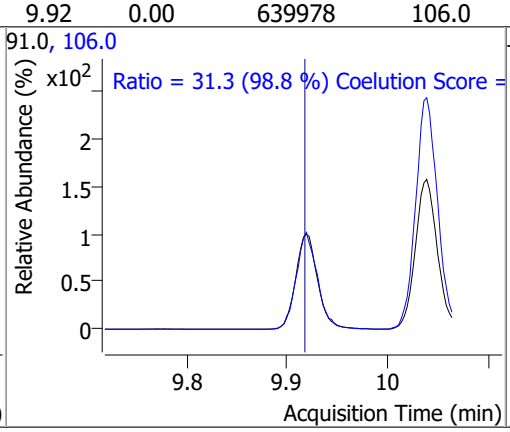

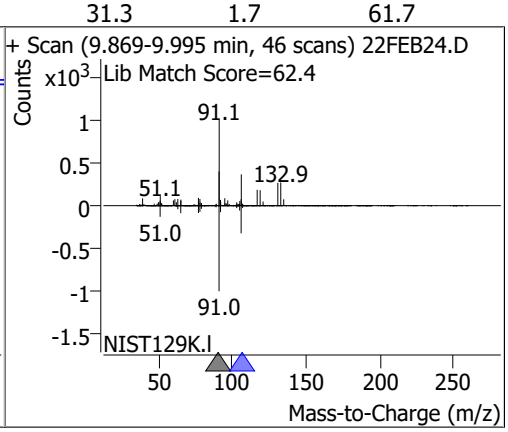

Compound	Conc.	RT	Dev(Min)	Resp.	QIon	QRatio	Lower	Upper
m+p-Xylenes	255.8491	10.04	0.00	503493	91.0	203.7	170.7	230.7

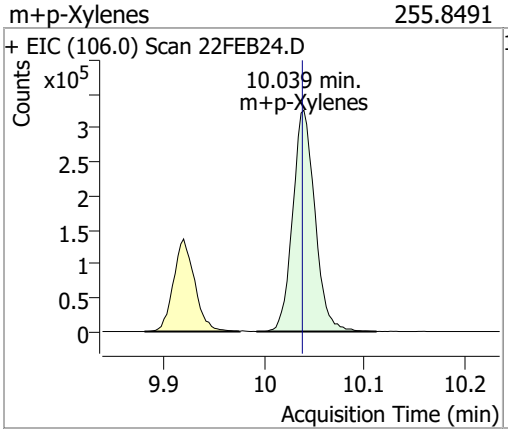

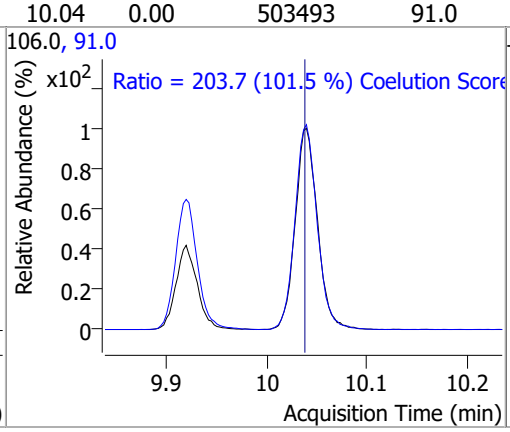

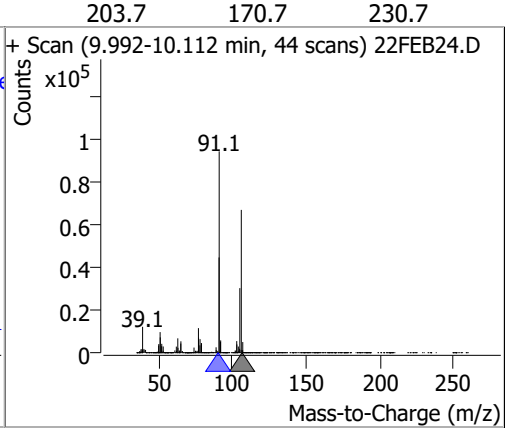

Compound	Conc.	RT	Dev(Min)	Resp.	QIon	QRatio	Lower	Upper
o-Xylene	129.7606	10.43	0.00	223533	91.0	213.5	181.4	241.4

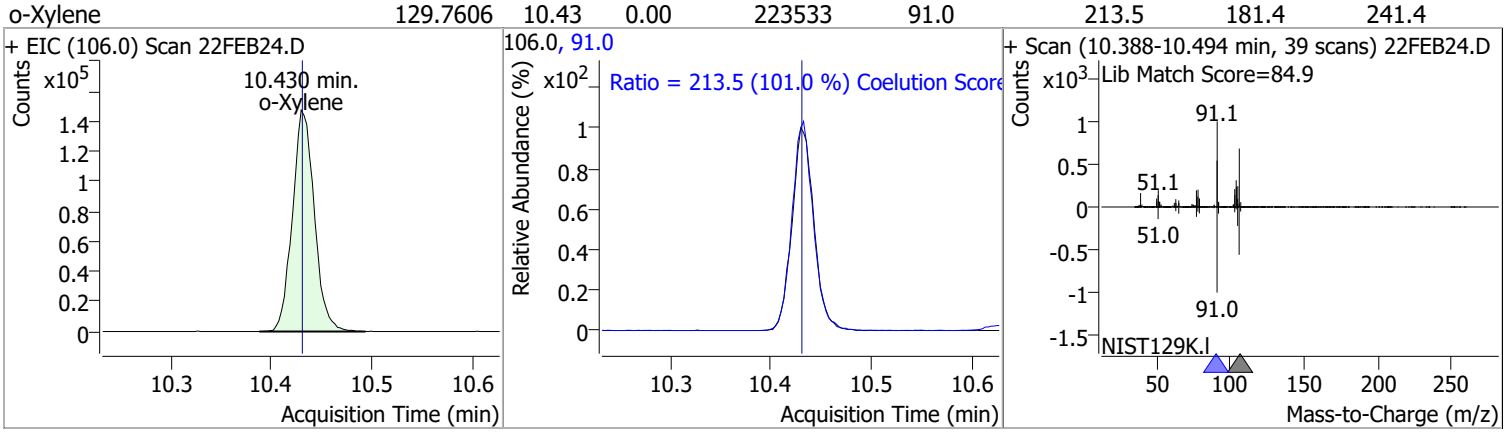

Compound	Conc.	RT	Dev(Min)	Resp.	QIon	QRatio	Lower	Upper
Styrene	61.0968	10.45	0.00	169802	78.0	58.7	20.6	80.6

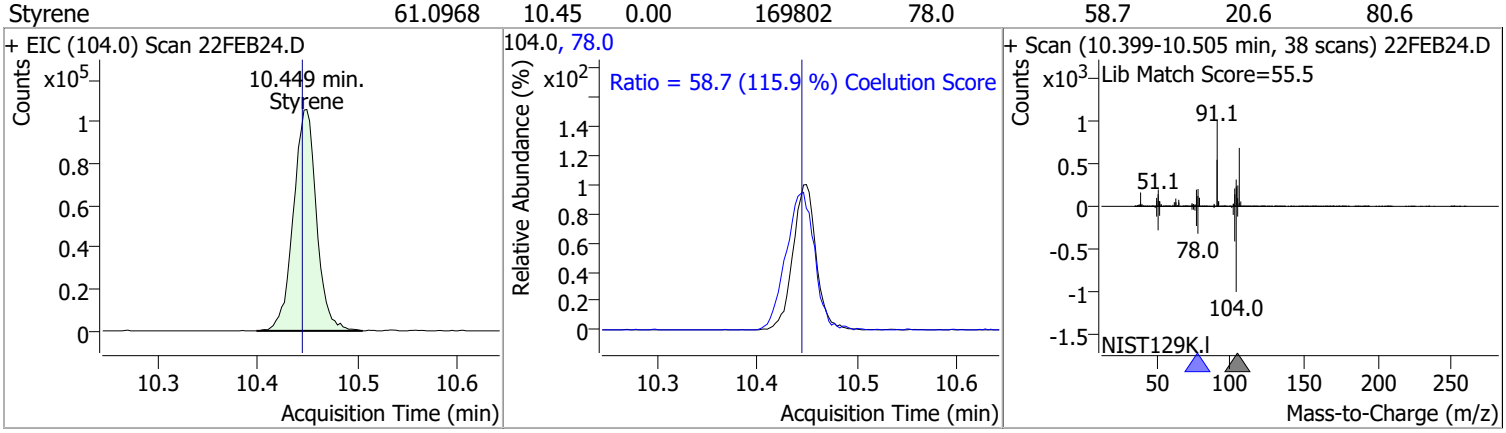

Compound	Conc.	RT	Dev(Min)	Resp.	QIon	QRatio	Lower	Upper
Bromoform	139.9684	10.63	0.00	59837	170.5	49.9	20.3	80.3
					174.5	47.0	18.1	78.1

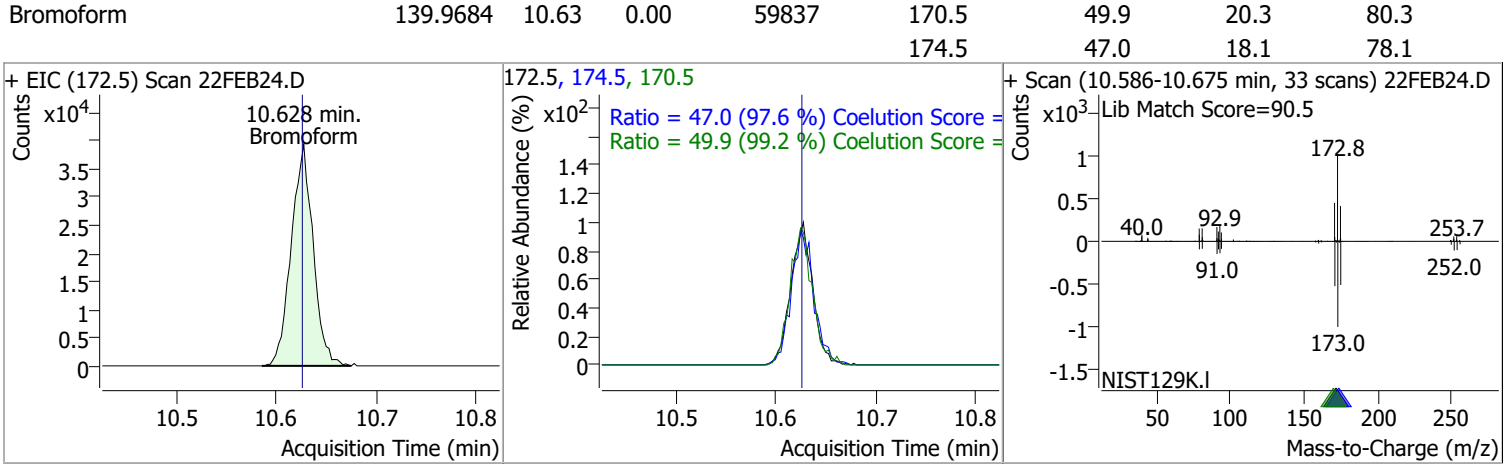

Compound	Conc.	RT	Dev(Min)	Resp.	QIon	QRatio	Lower	Upper
p-Bromofluorobenzene	269.1053	10.95	0.00	316994	174.0	93.4	65.3	125.3
					176.0	90.2	63.3	123.3

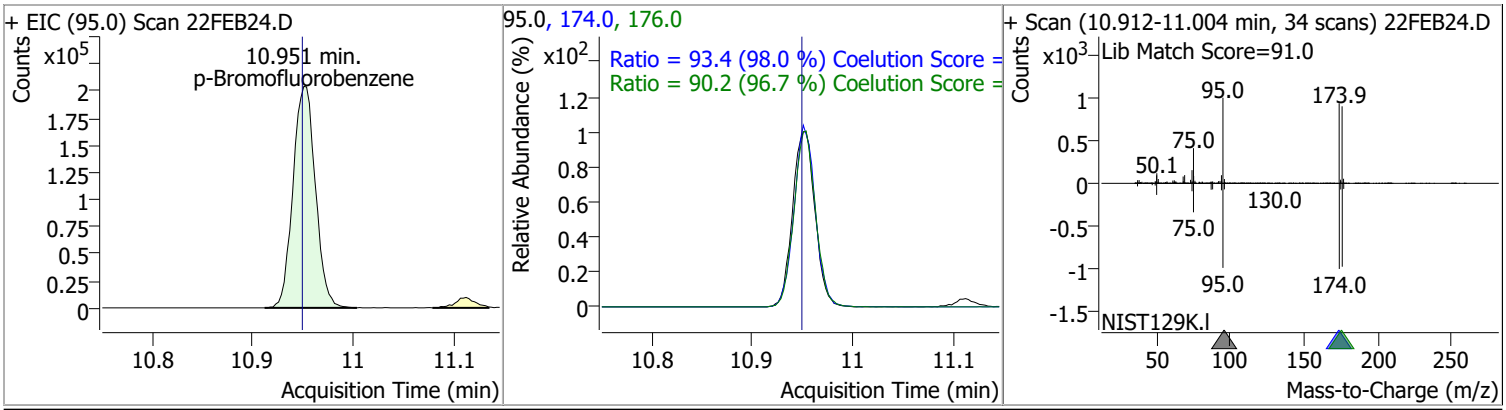

Compound	Conc.	RT	Dev(Min)	Resp.	QIon	QRatio	Lower	Upper
Bromobenzene	136.0285	11.09	0.00	141306	77.0	147.5	113.5	173.5
					158.0	101.8	66.1	126.1

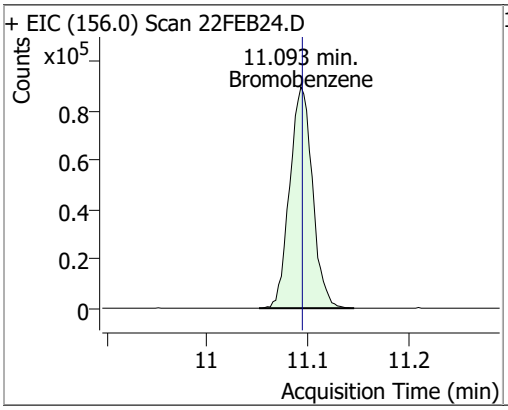

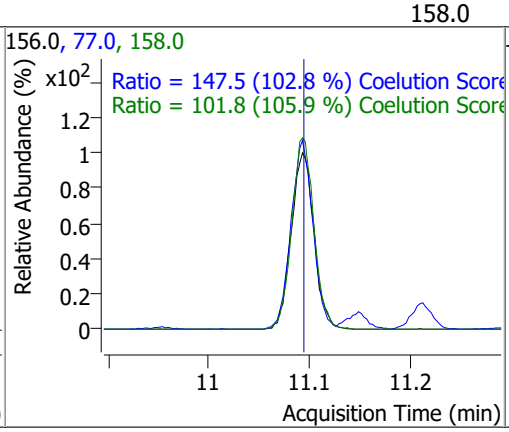

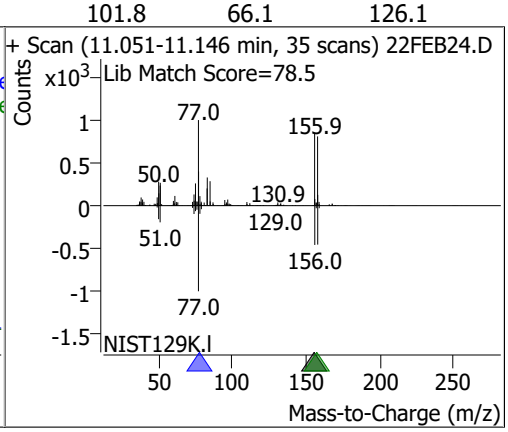

Compound	Conc.	RT	Dev(Min)	Resp.	QIon	QRatio	Lower	Upper
1,1,2,2-Tetrachloroethane	139.0554	11.11	0.00	82393	85.0	64.3	33.3	93.3

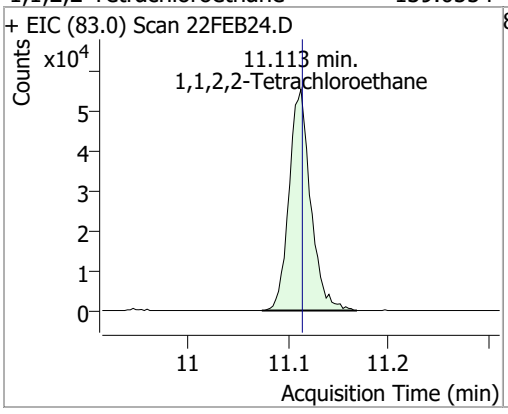

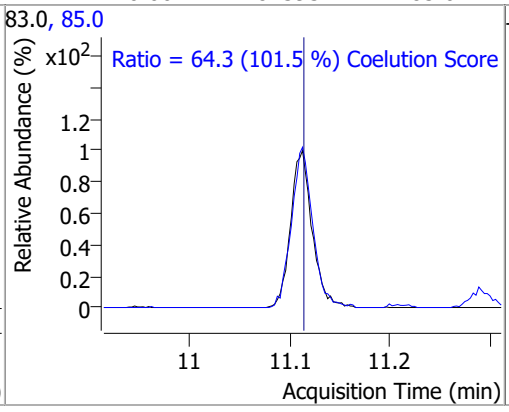

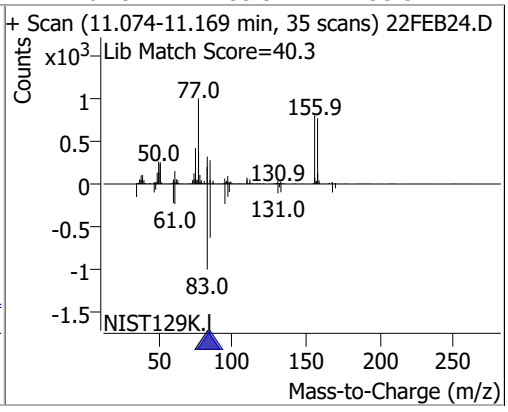

Compound	Conc.	RT	Dev(Min)	Resp.	QIon	QRatio	Lower	Upper
1,2,3-Trichloropropane	137.1316	11.15	-0.01	21348	112.0	62.7	35.8	95.8

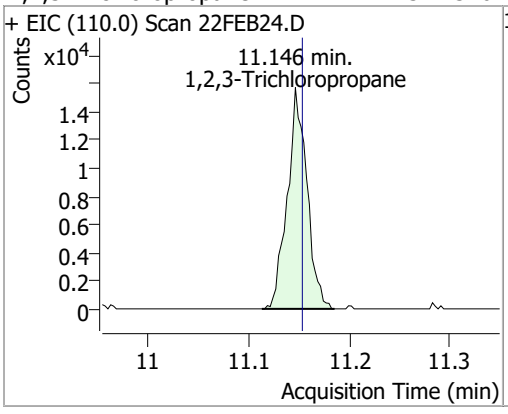

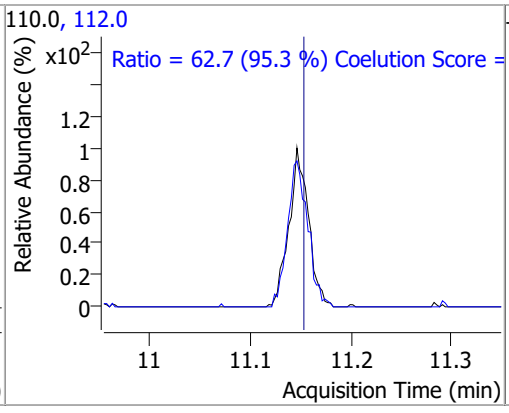

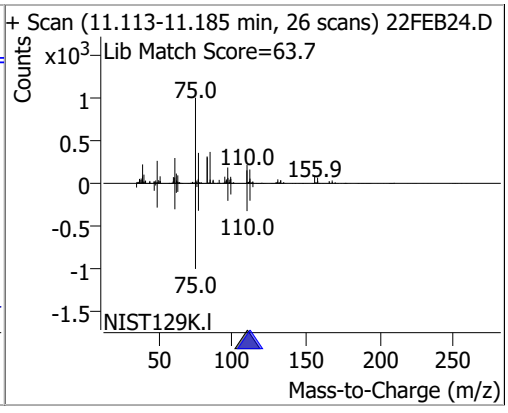

Compound	Conc.	RT	Dev(Min)	Resp.	QIon	QRatio	Lower	Upper
2-Chlorotoluene	139.4906	11.29	0.00	143412	91.0	284.4	246.2	306.2

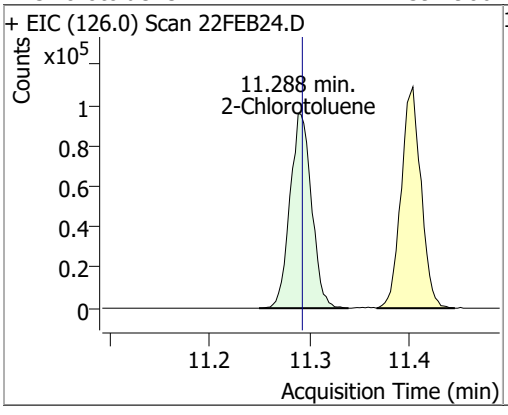

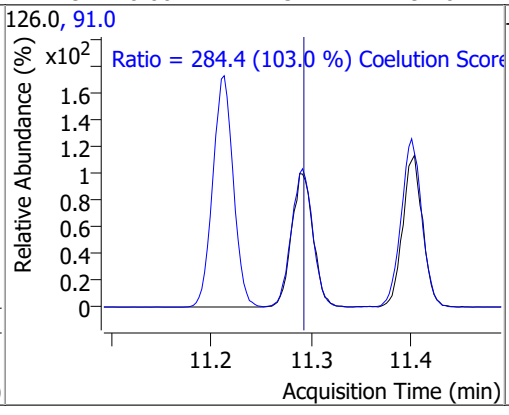

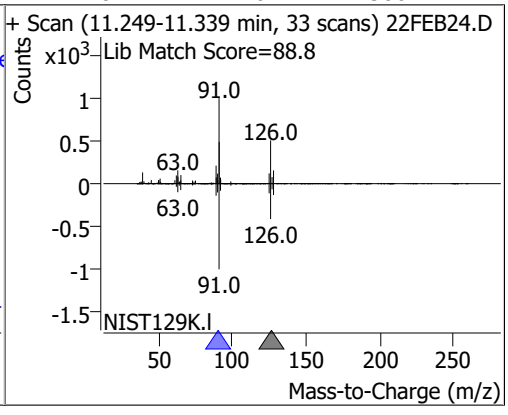

Compound	Conc.	RT	Dev(Min)	Resp.	QIon	QRatio	Lower	Upper
4-Chlorotoluene	144.4099	11.40	0.00	480880	126.0	31.3	1.3	61.3

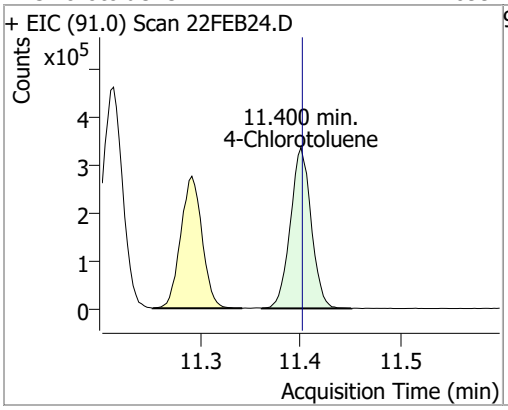

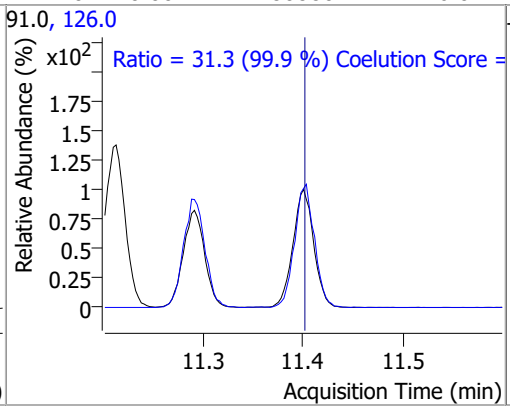

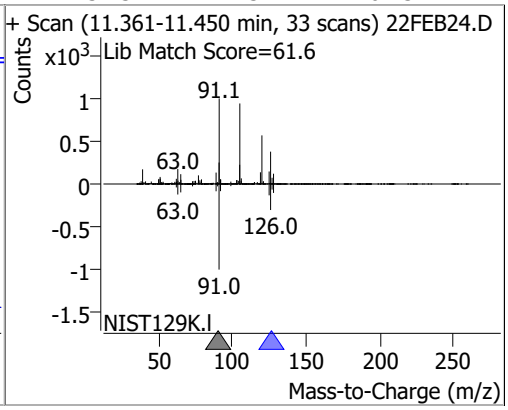

Compound	Conc.	RT	Dev(Min)	Resp.	QIon	QRatio	Lower	Upper
1,3-Dichlorobenzene	140.1068	12.04	0.00	263695	148.0	63.4	32.8	92.8
					111.0	38.4	8.7	68.7

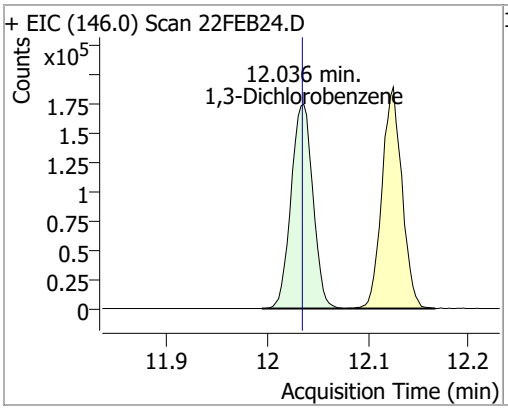

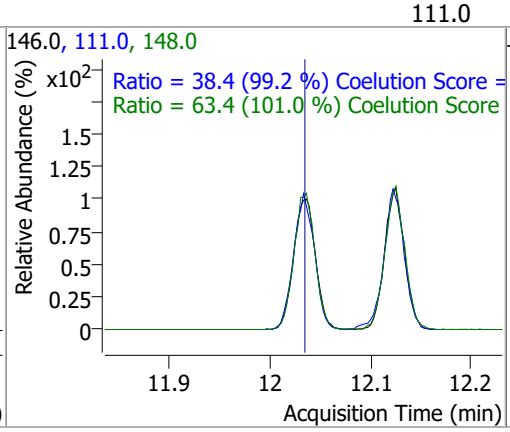

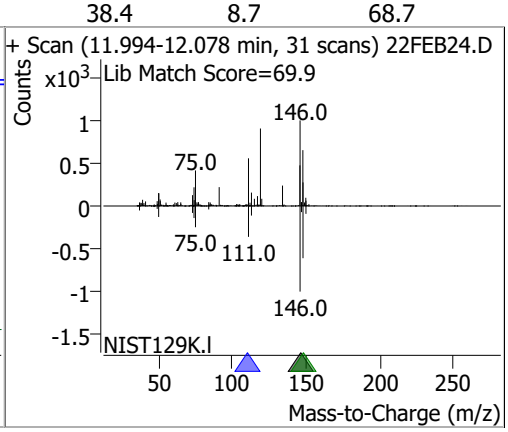

Compound	Conc.	RT	Dev(Min)	Resp.	QIon	QRatio	Lower	Upper
1,4-Dichlorobenzene	136.1979	12.13	0.00	261332	148.0	63.8	33.7	93.7
					111.0	39.3	8.7	68.7

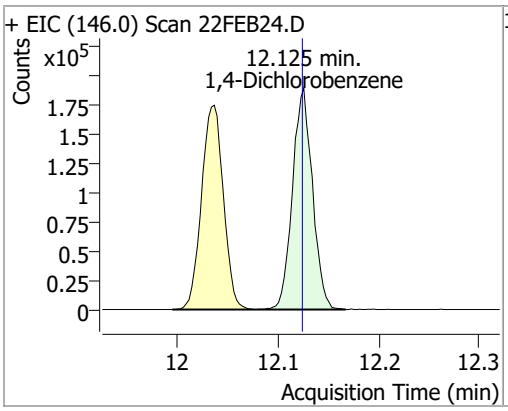

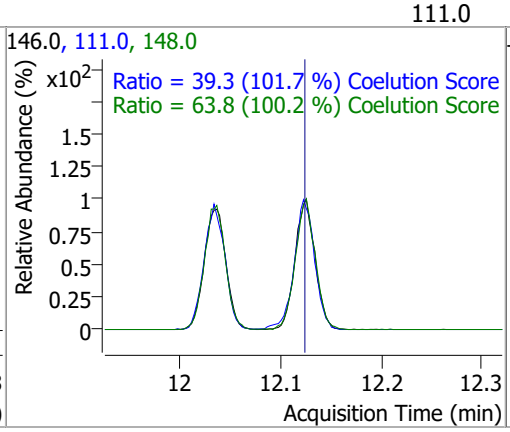

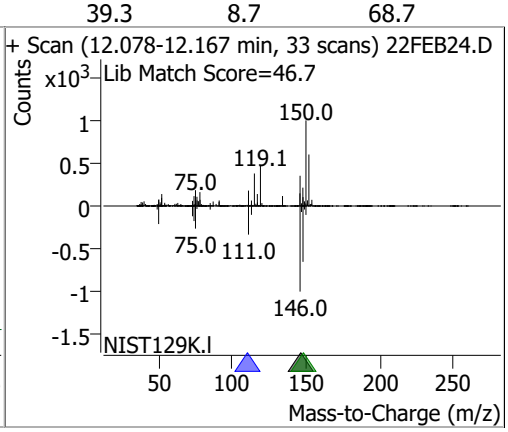

Quantitation Results Report (QT Reviewed)

Compound	Conc.	RT	Dev(Min)	Resp.	QIon	QRatio	Lower	Upper
1,2-Dichlorobenzene	139.7929	12.50	0.00	219661	148.0	64.0	31.9	91.9
					111.0	39.5	9.5	69.5

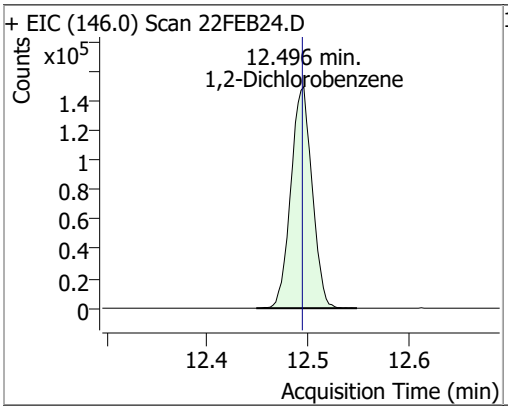

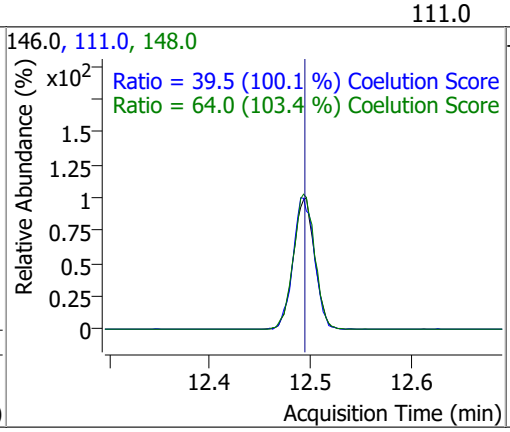

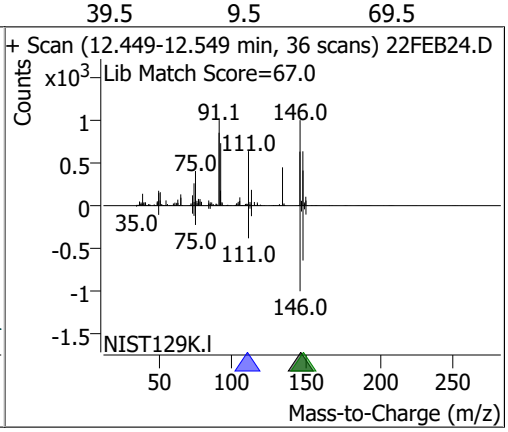

Quantitation Results Report (QT Reviewed)

Data File	22FEB26.D	Operator	MSC
Acq. Method	5975CACQF.M	Acq. Date-Time	2/22/2022 9:26:41 PM
Sample Name	CCV022222_Closing	Instrument	VOA5975C
Vial	26	Multiplier	1.00
DA Method File	VOA5975C_8260B_SHT_DoD_L4_011922.m	Comment	
Tune File	BFB_Atune3.u	Tune Date	10/11/2021 4:02:00 PM
Batch Name	VG022222_8260B.batch.bin	Last Calib Update	3/18/2022 11:09:24 AM
Ref Library	\\MASSHUNTER\Org\Library\NIST129K.l		

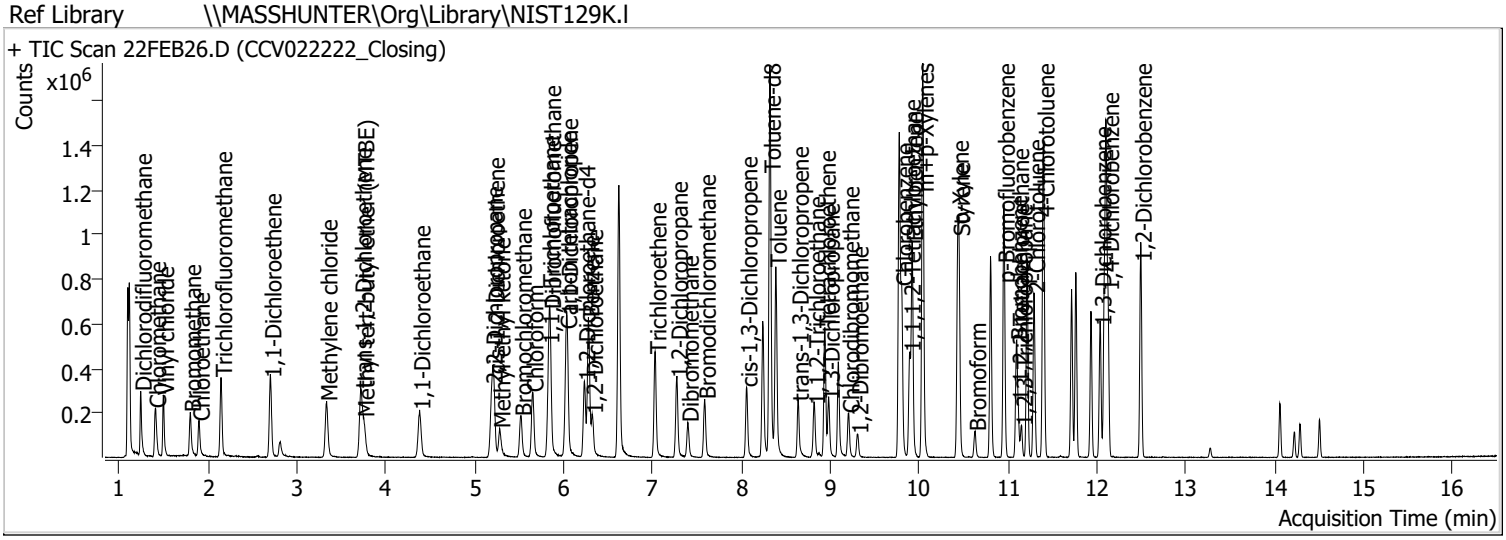

Compound	RT	QIon	Resp.	Conc.	Units	Dev(Min)
Internal Standards						
M Fluorobenzene	6.621	96.0	1059991	250.0000	ng	0.000
M Chlorobenzene-d5	9.772	82.0	407909	250.0000	ng	-0.003
M 1,4-Dichlorobenzene-d4	12.100	152.0	339215	250.0000	ng	0.000
System Monitoring Compounds						
S Dibromofluoromethane	5.845	113.0	279683	272.4127	ng	-0.005
Spiked Amount: 250.000	Range: 80.0 - 119.0%			Recovery = 108.97%		
S 1,2-Dichloroethane-d4	6.233	67.0	123633	278.7651	ng	0.003
Spiked Amount: 250.000	Range: 81.0 - 118.0%			Recovery = 111.51%		
S Toluene-d8	8.319	98.0	1087816	273.3519	ng	0.000
Spiked Amount: 250.000	Range: 89.0 - 112.0%			Recovery = 109.34%		
S p-Bromofluorobenzene	10.951	95.0	320842	256.1693	ng	0.003
Spiked Amount: 250.000	Range: 85.0 - 114.0%			Recovery = 102.47%		
Target Compounds						**QValue**
T Dichlorodifluoromethane	1.241	85.0	203176	142.5505	ng	100
T Chloromethane	1.406	50.0	227774	135.7387	ng	99
T Vinyl chloride	1.495	62.0	207158	135.6273	ng	99
T Bromomethane	1.799	96.0	99395	148.3675	ng	96
T Chloroethane	1.894	64.0	111819	154.7369	ng	97
T Trichlorofluoromethane	2.145	101.0	247004	134.8590	ng	100
T 1,1-Dichloroethene	2.703	96.0	128447	120.5250	ng	97
T Methylene chloride	3.333	49.0	183558	118.4642	ng	99
T trans-1,2-Dichloroethene	3.718	96.0	128149	116.3981	ng	98
T Methyl tert-butyl ether (MTBE)	3.748	73.0	160475	116.6197	ng	99
T 1,1-Dichloroethane	4.378	63.0	248541	120.6235	ng	100
T 2,2-Dichloropropane	5.190	77.0	181106	116.6324	ng	99
T cis-1,2-Dichloroethene	5.212	96.0	132818	119.1482	ng	98
T Methyl ethyl ketone	5.279	43.0	163355	1014.0207	ng	99
T Bromochloromethane	5.516	128.0	56216	122.3114	ng	99
T Chloroform	5.650	83.0	240711	117.0019	ng	99

Compound	RT	QIon	Resp.	Conc.	Units	Dev(Min)
T 1,1,1-Trichloroethane	5.829	97.0	230314	121.3323	ng	99
T Carbon tetrachloride	6.027	117.0	225287	122.3714	ng	99
T 1,1-Dichloropropene	6.038	75.0	191608	124.4796	ng	99
T Benzene	6.278	78.0	511220	120.7278	ng	99
T 1,2-Dichloroethane	6.319	62.0	135179	115.5791	ng	94
T Trichloroethene	7.030	95.0	149427	122.3629	ng	98
T 1,2-Dichloropropane	7.270	63.0	129517	120.6290	ng	98
T Dibromomethane	7.396	93.0	54036	119.4006	ng	99
T Bromodichloromethane	7.585	83.0	156659	123.1028	ng	95
T cis-1,3-Dichloropropene	8.057	75.0	160951	115.2574	ng	97
T Toluene	8.386	92.0	321267	121.1136	ng	98
T trans-1,3-Dichloropropene	8.634	75.0	122009	119.7805	ng	97
T 1,1,2-Trichloroethane	8.821	83.0	62206	120.1016	ng	97
T Tetrachloroethene	8.938	163.8	124951	116.1637	ng	97
T 1,3-Dichloropropane	8.983	76.0	127297	121.4510	ng	96
T Chlorodibromomethane	9.203	129.0	97721	117.1492	ng	99
T 1,2-Dibromoethane	9.303	107.0	67590	118.1544	ng	97
T Chlorobenzene	9.802	112.0	339020	116.5861	ng	98
T 1,1,1,2-Tetrachloroethane	9.892	131.0	119407	117.0337	ng	100
T Ethylbenzene	9.920	91.0	586226	116.0026	ng	99
T m+p-Xylenes	10.039	106.0	473122	234.8190	ng	99
T o-Xylene	10.433	106.0	201897	114.7450	ng	98
T Styrene	10.447	104.0	334445	114.8688	ng	100
T Bromoform	10.628	172.5	51473	113.2412	ng	99
T Bromobenzene	11.094	156.0	128927	116.7287	ng	98
T 1,1,2,2-Tetrachloroethane	11.113	83.0	74123	117.6563	ng	97
T 1,2,3-Trichloropropane	11.152	110.0	19117	115.4954	ng	99
T 2-Chlorotoluene	11.292	126.0	130230	119.1338	ng	95
T 4-Chlorotoluene	11.398	91.0	431588	121.8974	ng	100
T 1,3-Dichlorobenzene	12.036	146.0	227030	113.4502	ng	97
T 1,4-Dichlorobenzene	12.123	146.0	238700	117.0024	ng	100
T 1,2-Dichlorobenzene	12.493	146.0	190061	113.7601	ng	96

(#) = Qualifier Out of Range; (m) = Manual Integration; (+) = Area Summed; (*) = Surrogate Percent Recovery Out of Range; (d): Zeroed Peak

Compound	Conc.	RT	Dev(Min)	Resp.	QIon	QRatio	Lower	Upper
Dichlorodifluoromethane	142.5505	1.24	0.00	203176	87.0	31.9	1.8	61.8

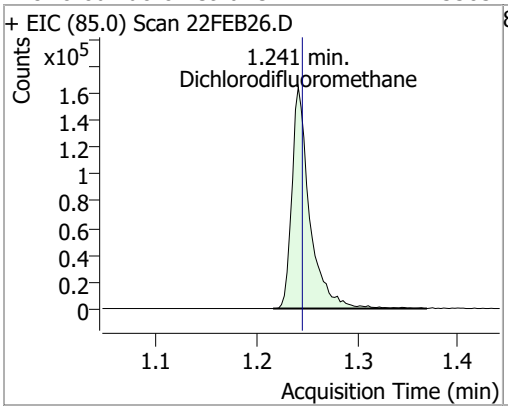

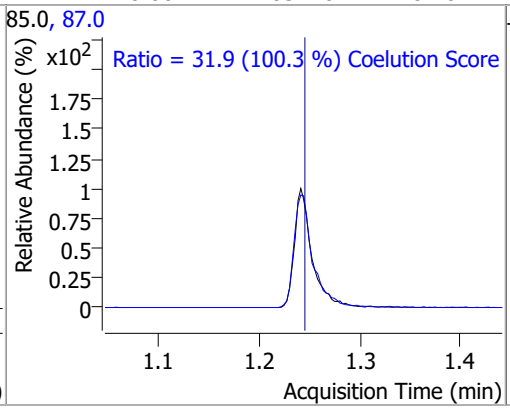

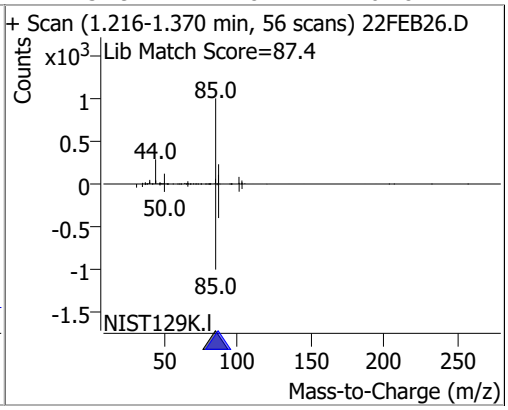

Compound	Conc.	RT	Dev(Min)	Resp.	QIon	QRatio	Lower	Upper
Chloromethane	135.7387	1.41	0.00	227774	52.0	32.7	2.4	62.4

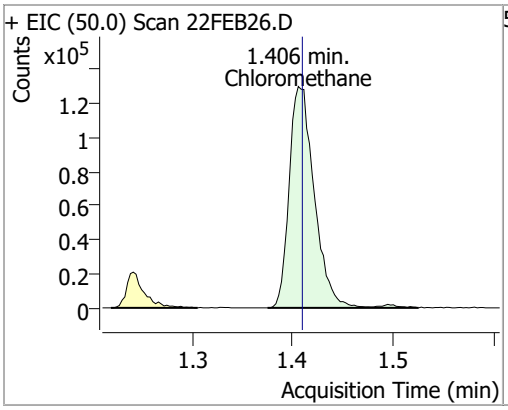

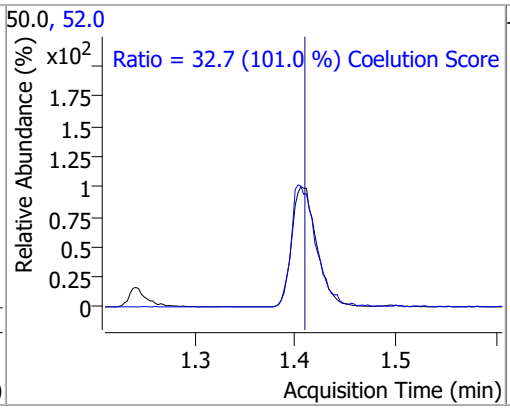

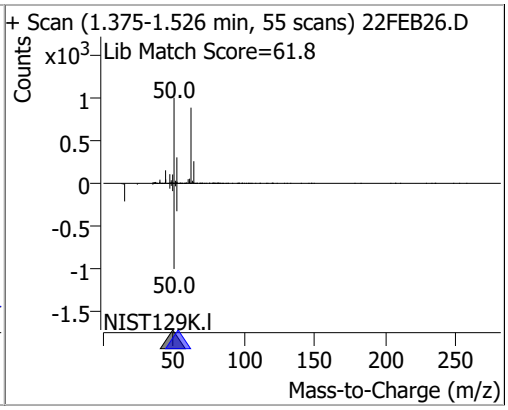

Compound	Conc.	RT	Dev(Min)	Resp.	QIon	QRatio	Lower	Upper
Vinyl chloride	135.6273	1.50	0.00	207158	64.0	30.5	1.3	61.3

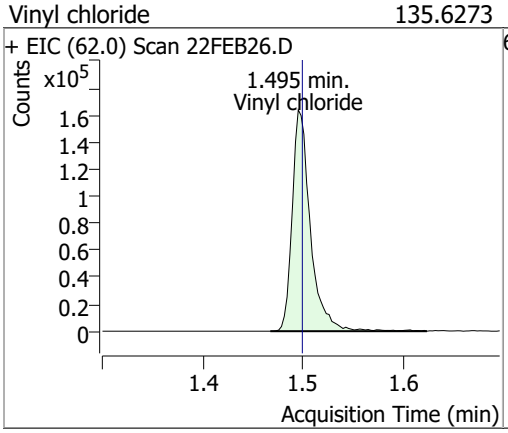

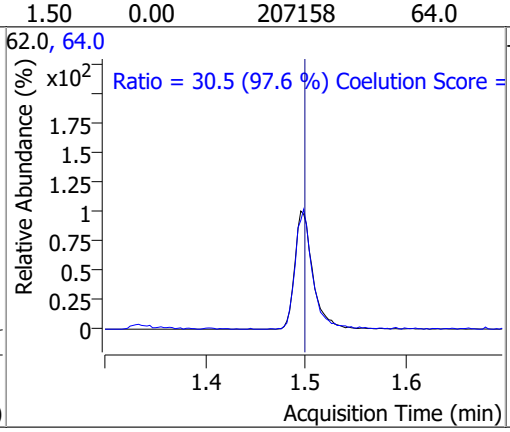

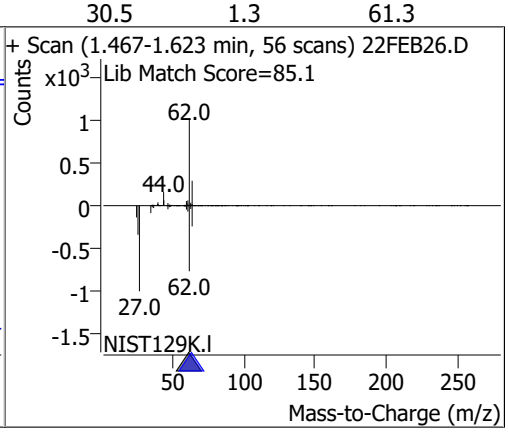

Compound	Conc.	RT	Dev(Min)	Resp.	QIon	QRatio	Lower	Upper
Bromomethane	148.3675	1.80	0.00	99395	94.0	105.6	80.1	140.1

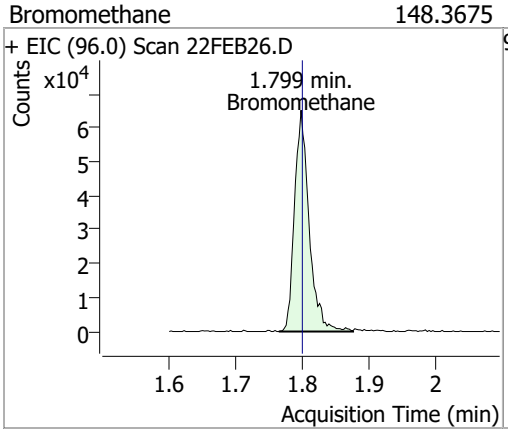

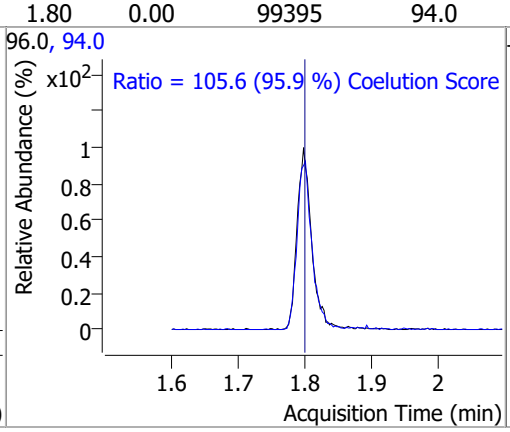

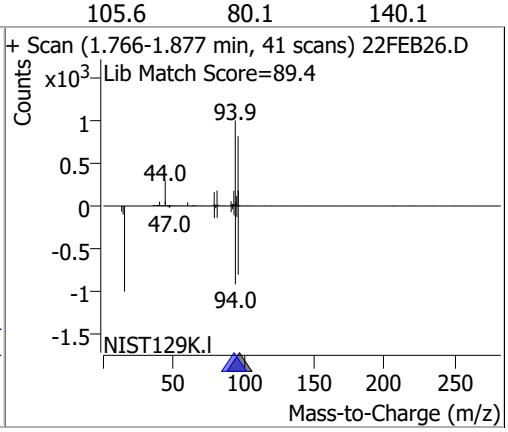

Compound	Conc.	RT	Dev(Min)	Resp.	QIon	QRatio	Lower	Upper
Chloroethane	154.7369	1.89	0.00	111819	66.0	31.5	0.0	60.0

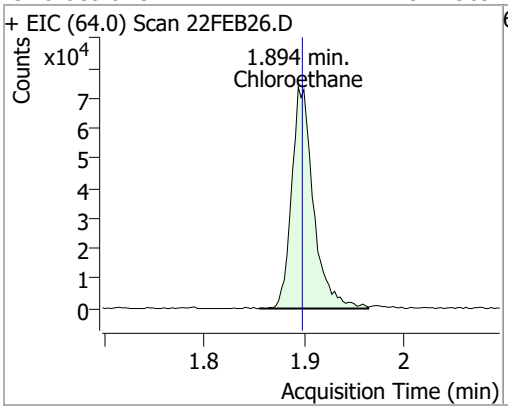

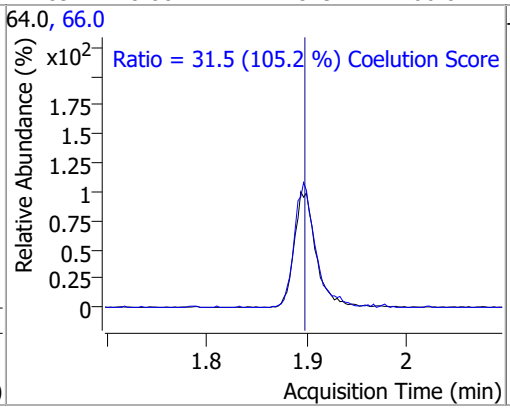

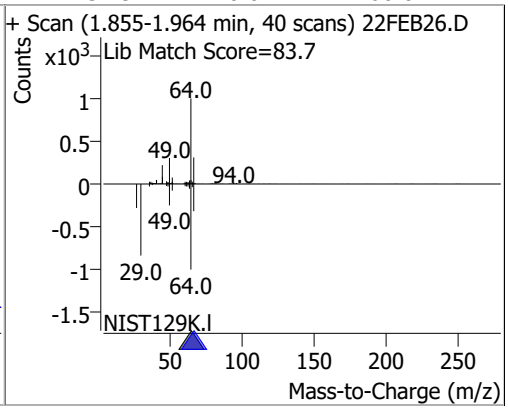

Compound	Conc.	RT	Dev(Min)	Resp.	QIon	QRatio	Lower	Upper
Trichlorofluoromethane	134.8590	2.14	0.00	247004	103.0	64.9	35.0	95.0

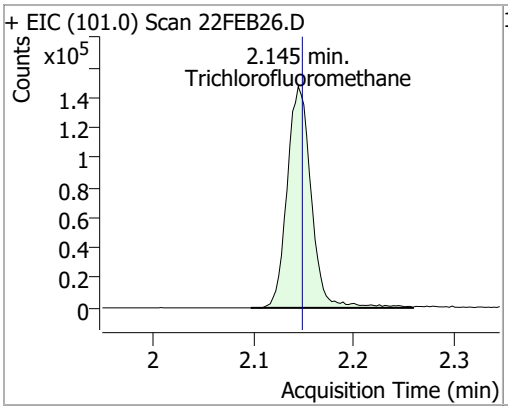

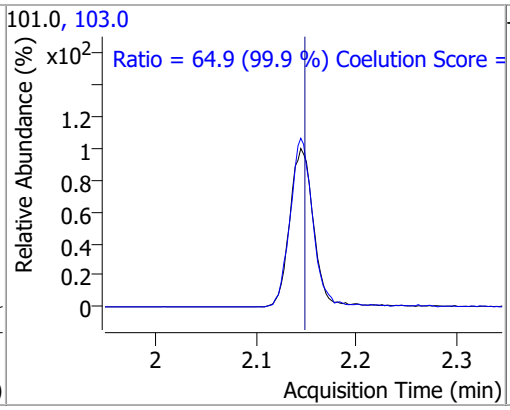

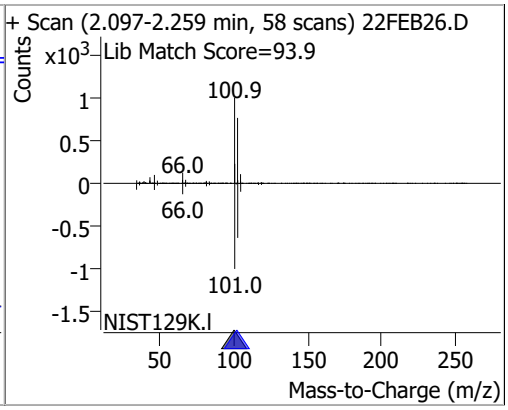

Compound	Conc.	RT	Dev(Min)	Resp.	QIon	QRatio	Lower	Upper
1,1-Dichloroethene	120.5250	2.70	0.00	128447	61.0	184.4	149.9	209.9
					63.0	57.6	27.0	87.0

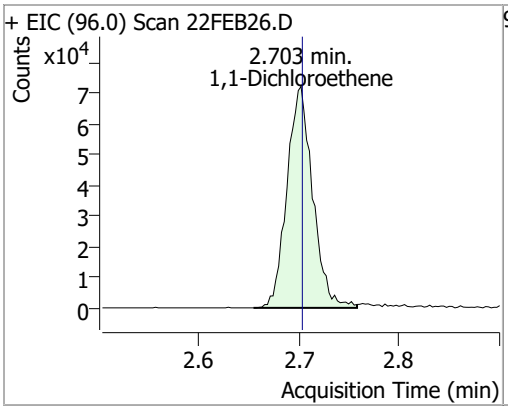

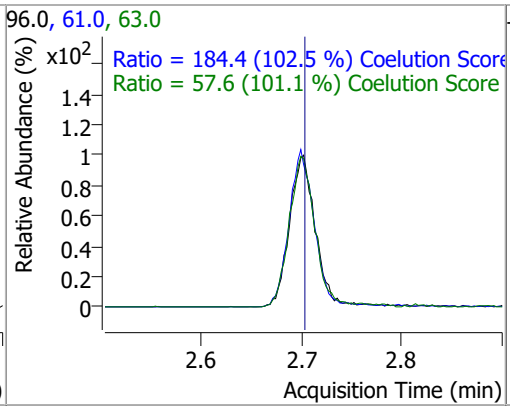

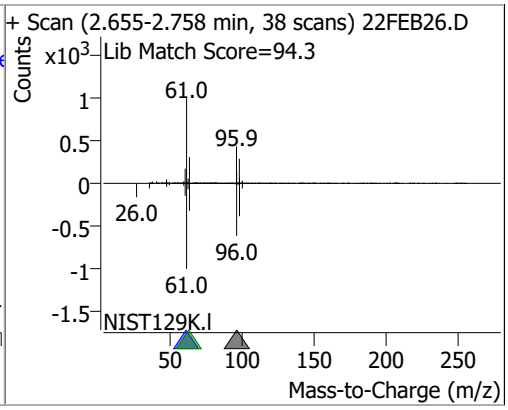

Compound	Conc.	RT	Dev(Min)	Resp.	QIon	QRatio	Lower	Upper
Methylene chloride	118.4642	3.33	0.00	183558	84.0	64.6	36.1	96.1
					86.0	41.3	11.8	71.8

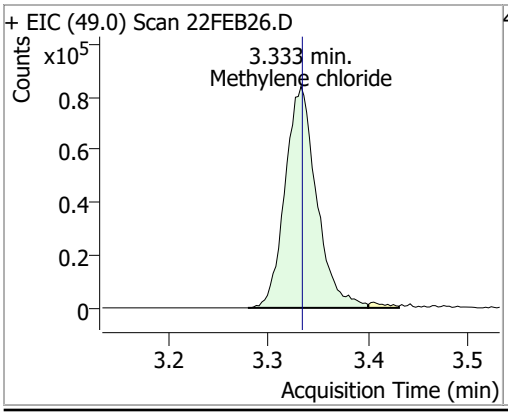

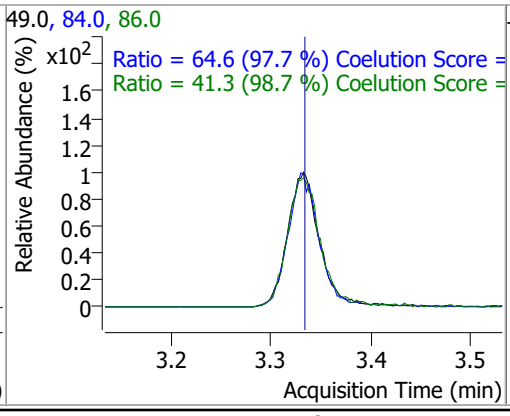

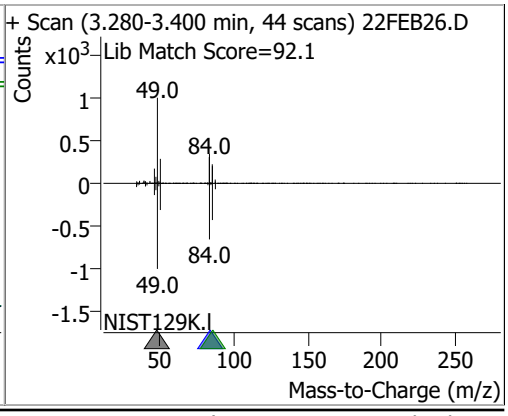

Compound	Conc.	RT	Dev(Min)	Resp.	QIon	QRatio	Lower	Upper
trans-1,2-Dichloroethene	116.3981	3.72	0.00	128149	61.0	157.7	124.8	184.8
					98.0	62.9	32.1	92.1

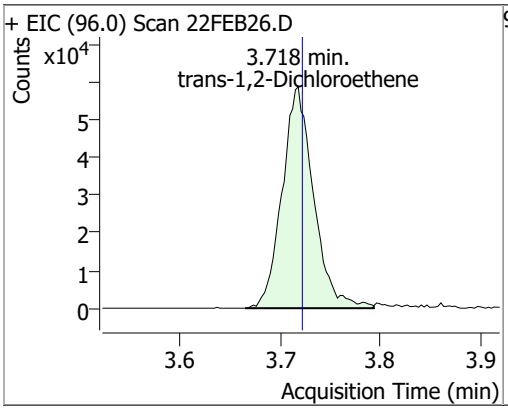

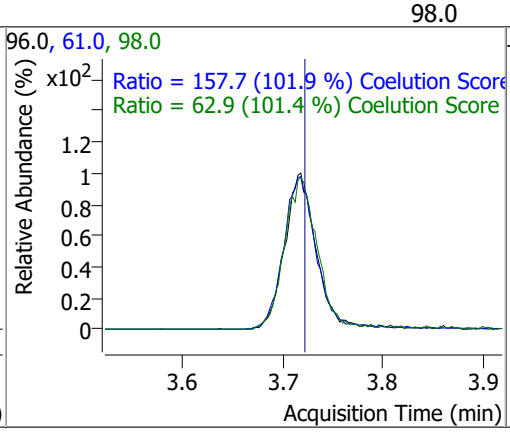

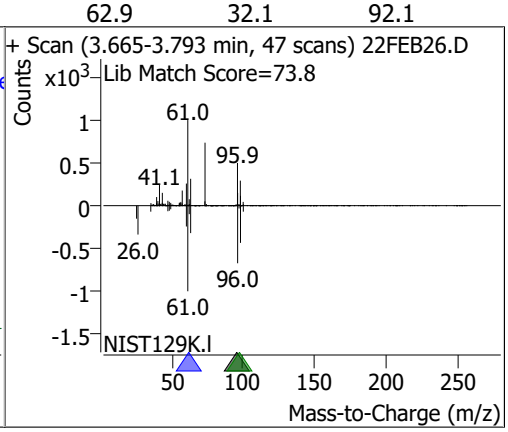

Compound	Conc.	RT	Dev(Min)	Resp.	QIon	QRatio	Lower	Upper
Methyl tert-butyl ether (MTBE)	116.6197	3.75	-0.01	160475	57.0	25.1	0.0	54.6

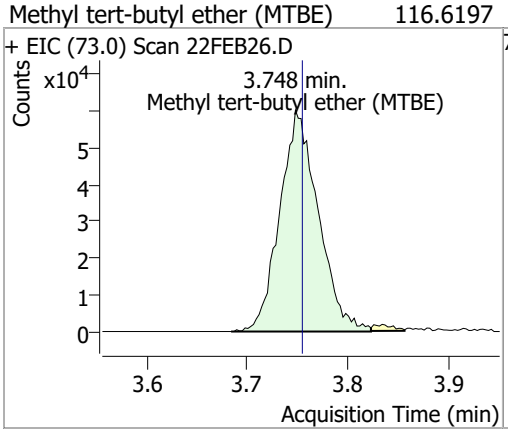

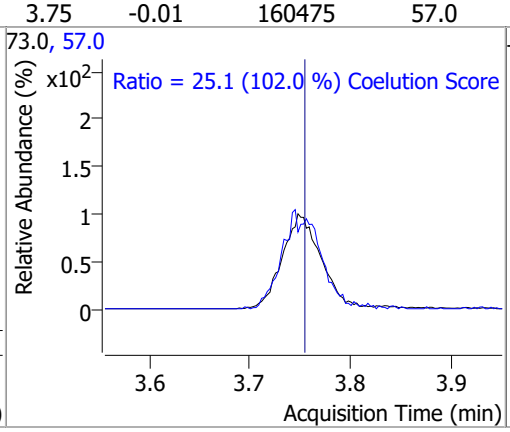

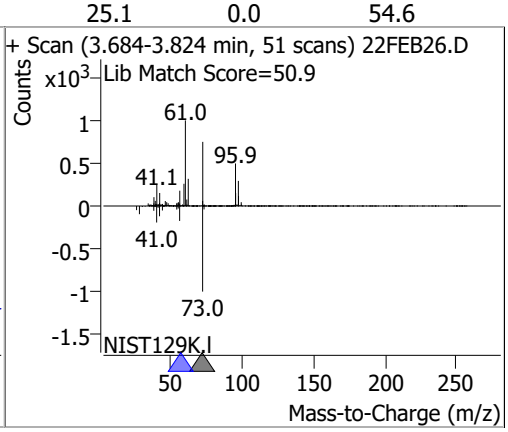

Compound	Conc.	RT	Dev(Min)	Resp.	QIon	QRatio	Lower	Upper
1,1-Dichloroethane	120.6235	4.38	0.00	248541	65.0	31.2	1.0	61.0
					83.0	12.8	0.0	42.7

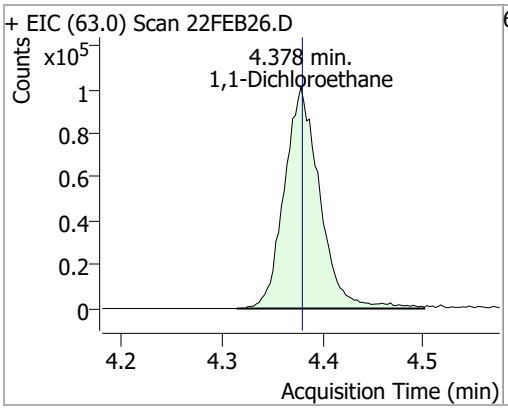

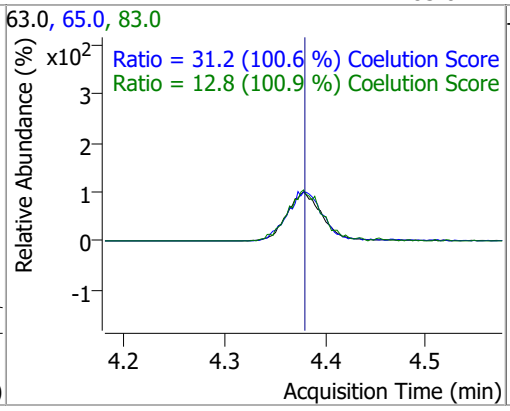

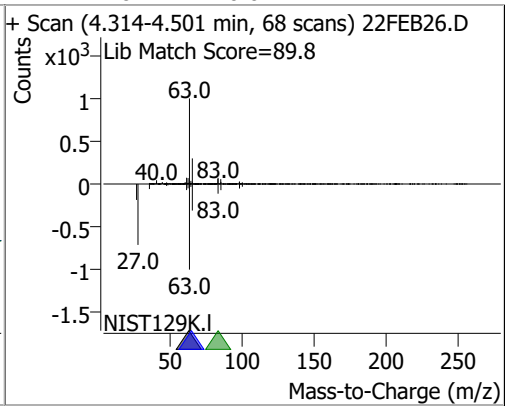

Compound	Conc.	RT	Dev(Min)	Resp.	QIon	QRatio	Lower	Upper
2,2-Dichloropropane	116.6324	5.19	0.00	181106	41.0	67.6	38.8	98.8
					97.0	23.3	0.0	53.9

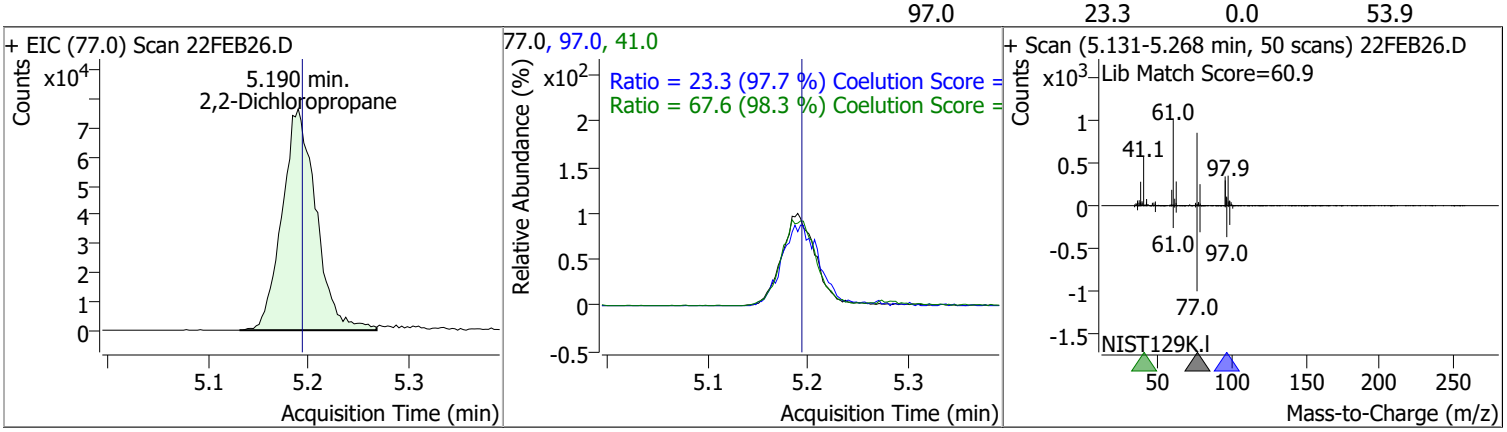

Compound	Conc.	RT	Dev(Min)	Resp.	QIon	QRatio	Lower	Upper
cis-1,2-Dichloroethene	119.1482	5.21	0.00	132818	61.0	162.4	130.4	190.4
					98.0	63.1	36.2	96.2

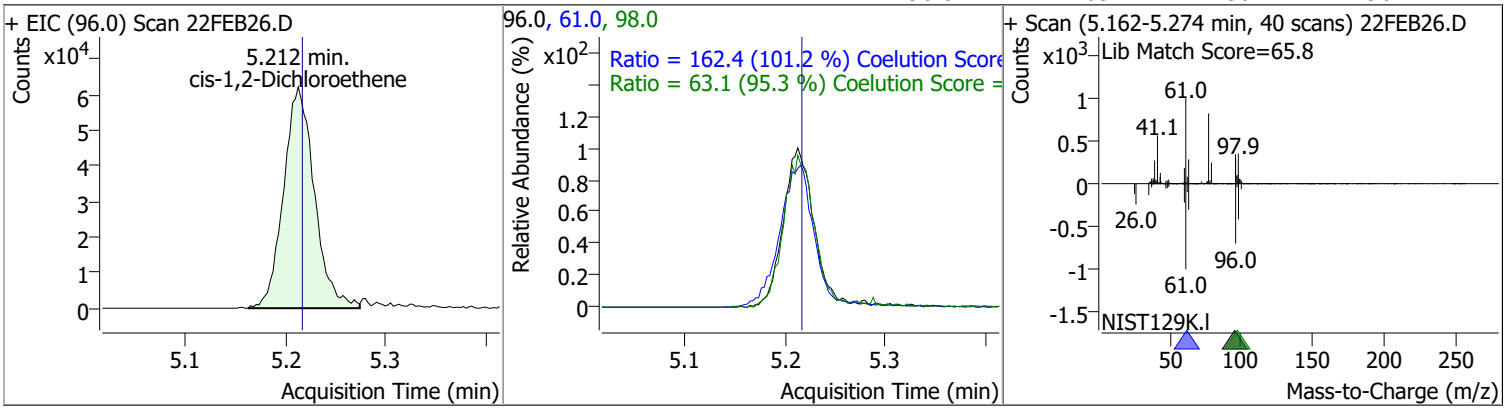

Compound	Conc.	RT	Dev(Min)	Resp.	QIon	QRatio	Lower	Upper
Methyl ethyl ketone	1014.0207	5.28	0.00	163355	72.0	20.2	0.0	50.6

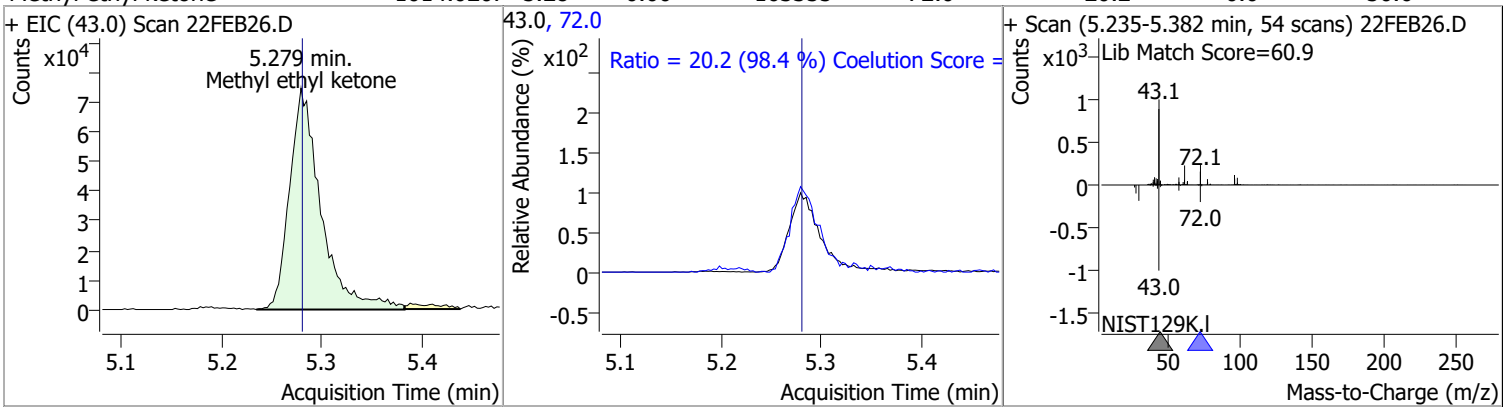

Compound	Conc.	RT	Dev(Min)	Resp.	QIon	QRatio	Lower	Upper
Bromochloromethane	122.3114	5.52	0.00	56216	49.0	180.6	152.2	212.2

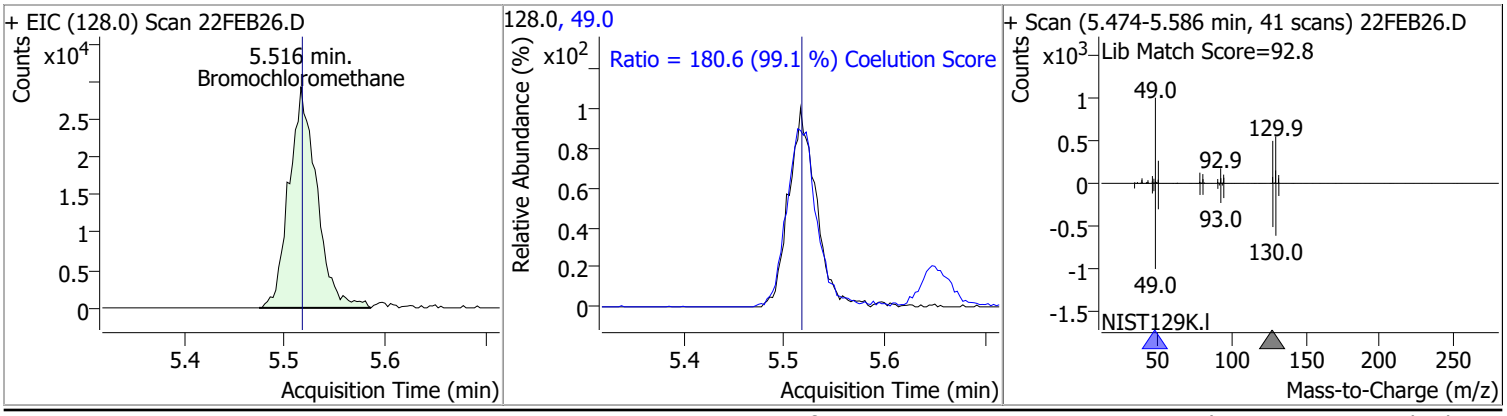

Compound	Conc.	RT	Dev(Min)	Resp.	QIon	QRatio	Lower	Upper
Chloroform	117.0019	5.65	0.00	240711	85.0	65.0	36.2	96.2

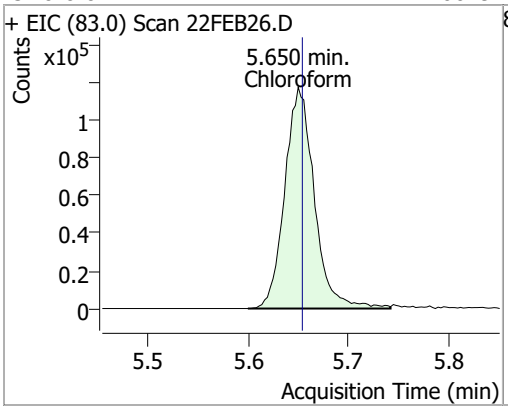

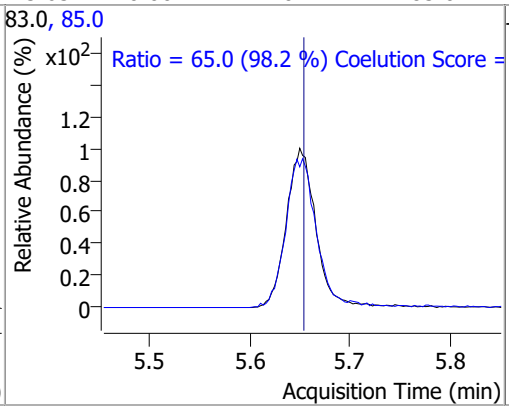

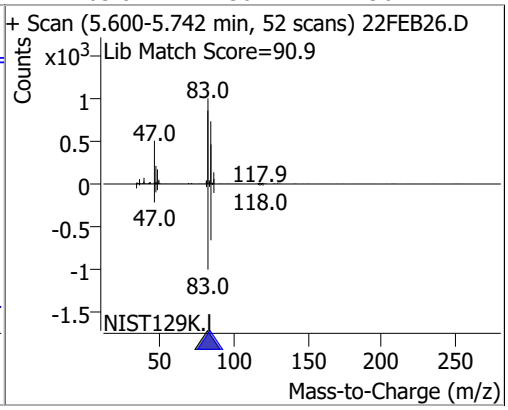

Compound	Conc.	RT	Dev(Min)	Resp.	QIon	QRatio	Lower	Upper
1,1,1-Trichloroethane	121.3323	5.83	0.00	230314	99.0	64.3	33.1	93.1
					61.0	48.9	19.1	79.1

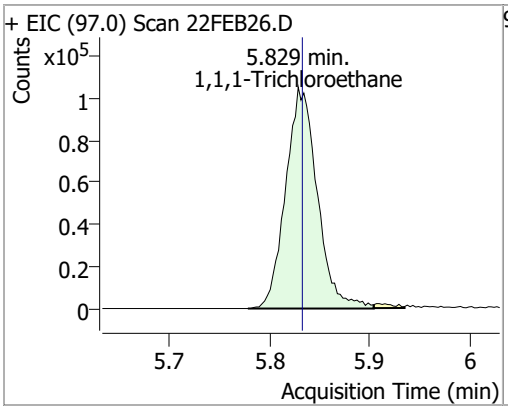

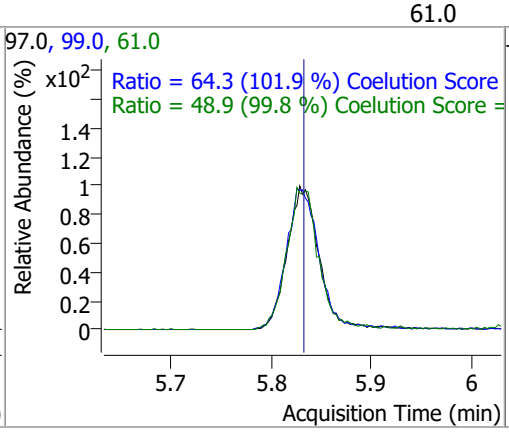

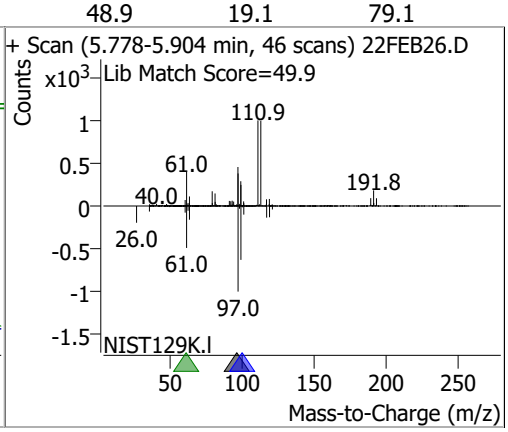

Compound	Conc.	RT	Dev(Min)	Resp.	QIon	QRatio	Lower	Upper
Dibromofluoromethane	272.4127	5.85	-0.01	279683	191.5	21.3	0.0	53.2

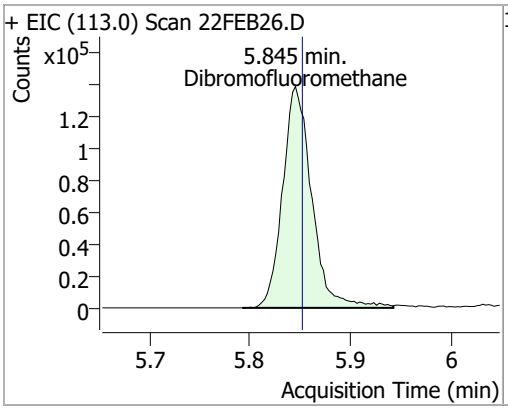

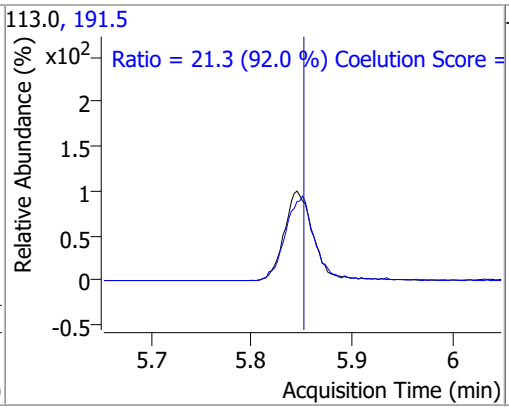

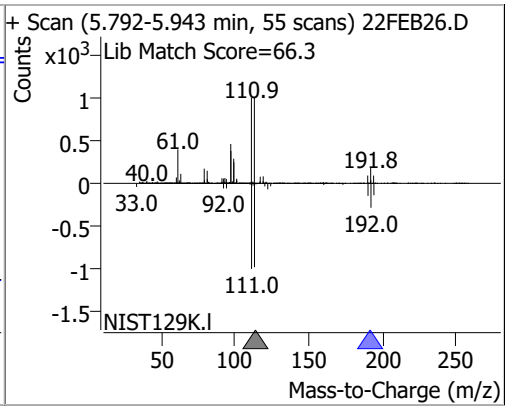

Compound	Conc.	RT	Dev(Min)	Resp.	QIon	QRatio	Lower	Upper
Carbon tetrachloride	122.3714	6.03	0.00	225287	119.0	96.5	67.6	127.6
					121.0	29.9	0.7	60.7

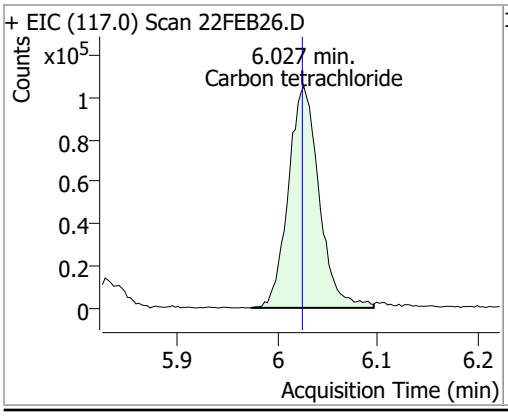

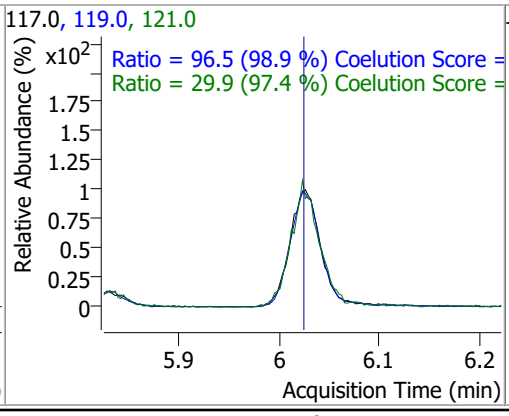

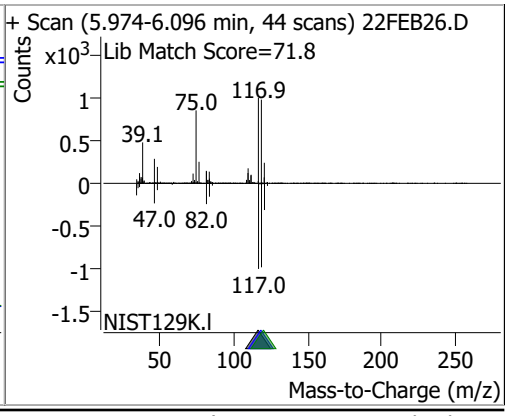

Compound	Conc.	RT	Dev(Min)	Resp.	QIon	QRatio	Lower	Upper
1,1-Dichloropropene	124.4796	6.04	0.00	191608	110.0	34.9	5.6	65.6
					77.0	30.8	1.0	61.0

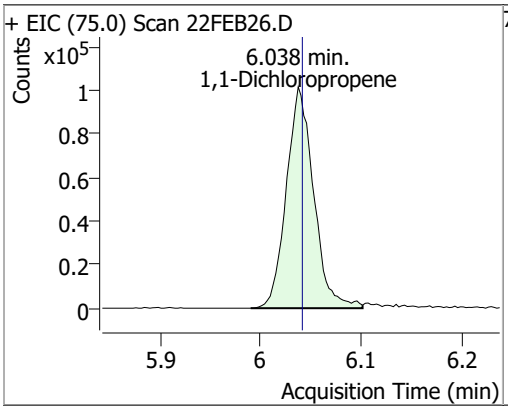

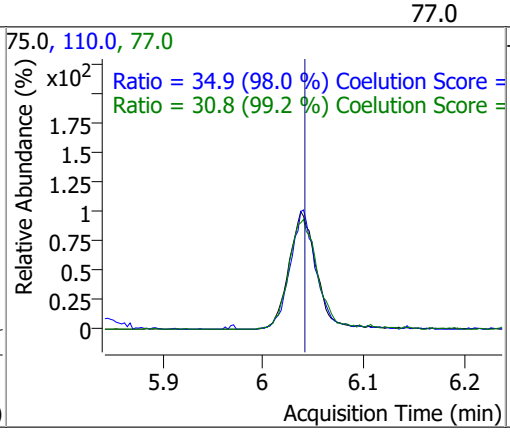

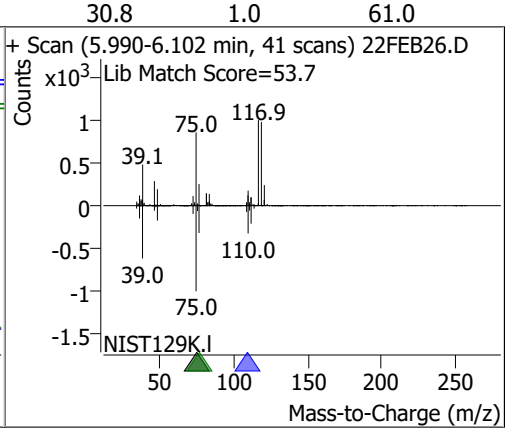

Compound	Conc.	RT	Dev(Min)	Resp.	QIon	QRatio	Lower	Upper
1,2-Dichloroethane-d4	278.7651	6.23	0.00	123633	65.0	195.1	162.8	222.8

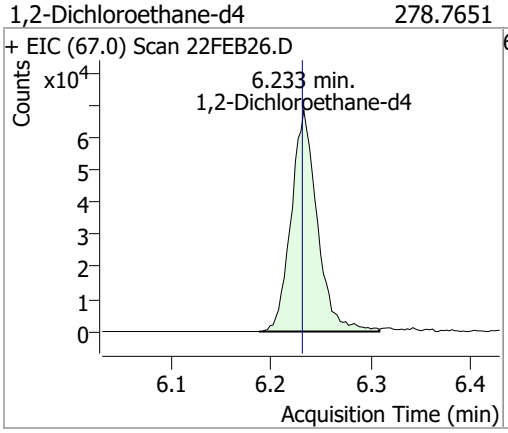

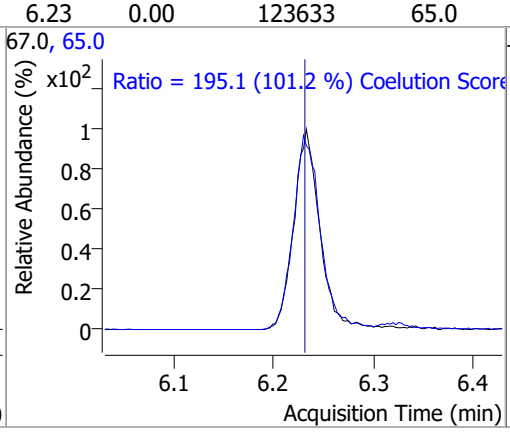

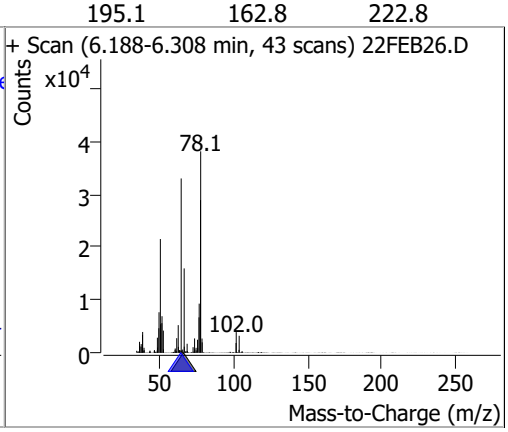

Compound	Conc.	RT	Dev(Min)	Resp.	QIon	QRatio	Lower	Upper
Benzene	120.7278	6.28	-0.01	511220	77.0	23.6	0.0	53.3

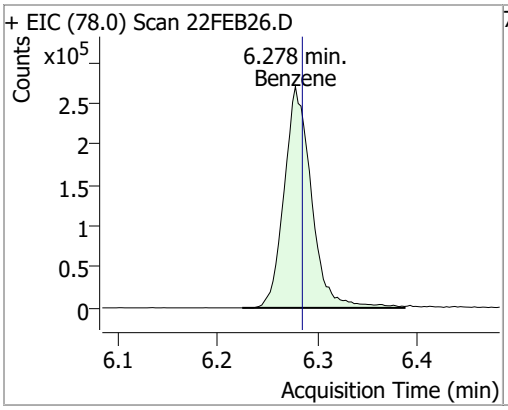

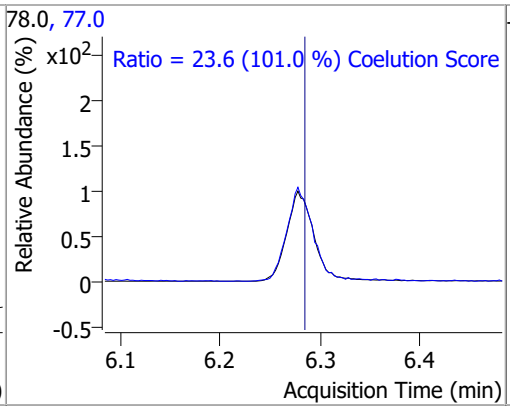

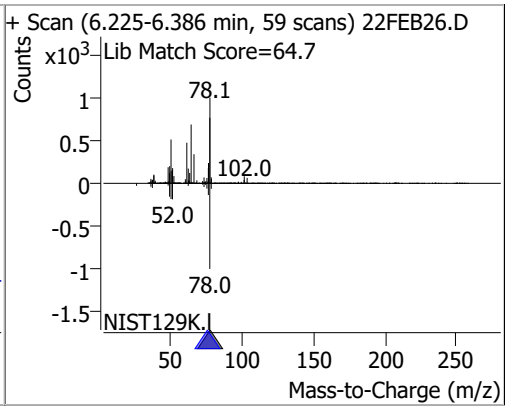

Compound	Conc.	RT	Dev(Min)	Resp.	QIon	QRatio	Lower	Upper
1,2-Dichloroethane	115.5791	6.32	-0.01	135179	64.0	28.4	2.2	62.2
					98.0	7.6	0.0	38.2

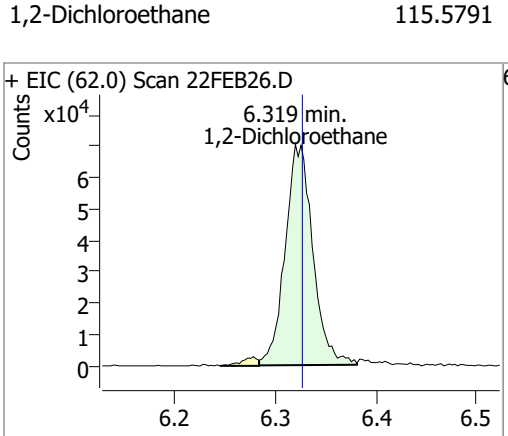

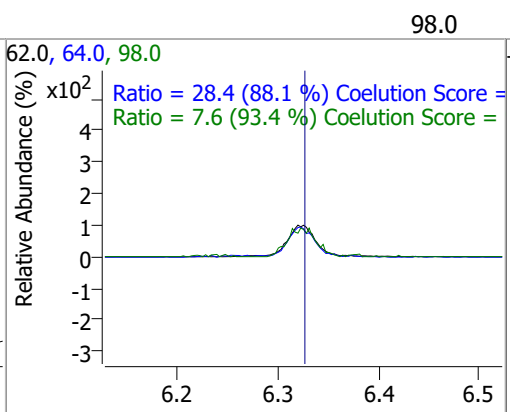

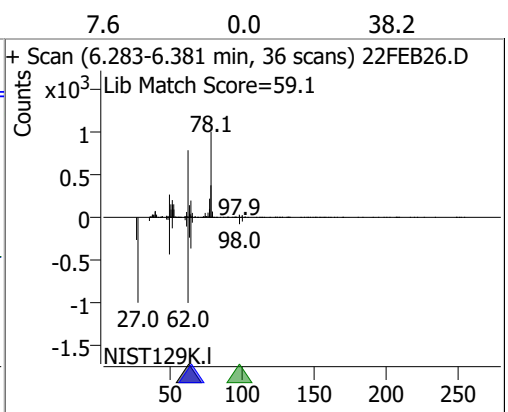

Compound	Conc.	RT	Dev(Min)	Resp.	QIon	QRatio	Lower	Upper
Trichloroethene	122.3629	7.03	0.01	149427	130.0	102.9	75.6	135.6
					97.0	64.7	35.7	95.7

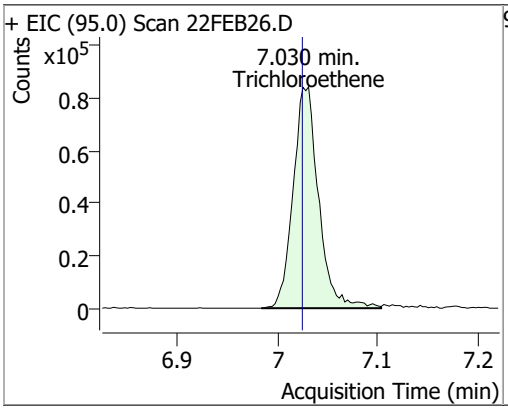

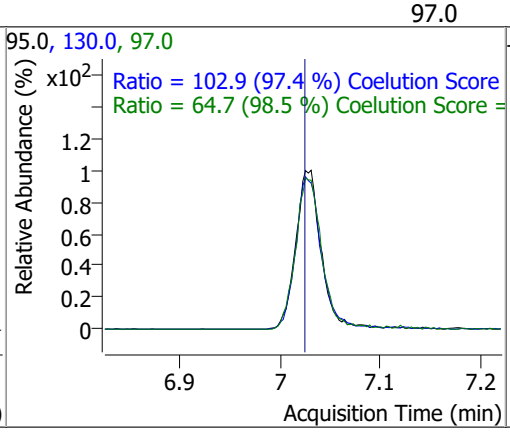

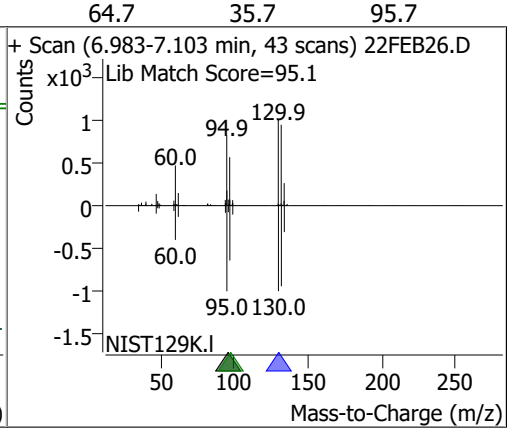

Compound	Conc.	RT	Dev(Min)	Resp.	QIon	QRatio	Lower	Upper
1,2-Dichloropropane	120.6290	7.27	0.00	129517	76.0	38.8	9.8	69.8

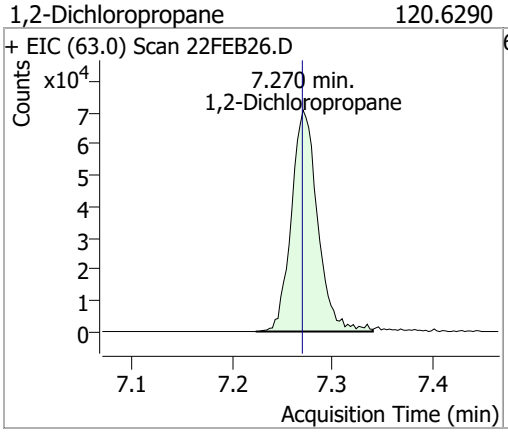

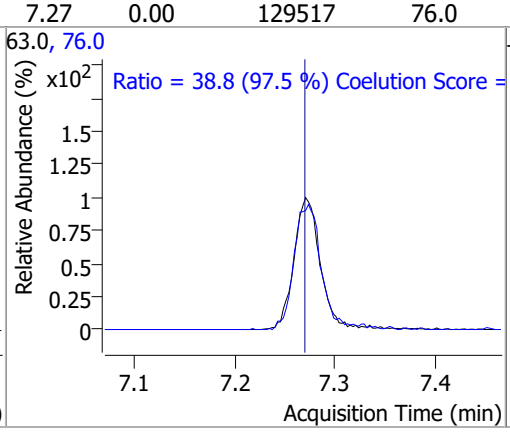

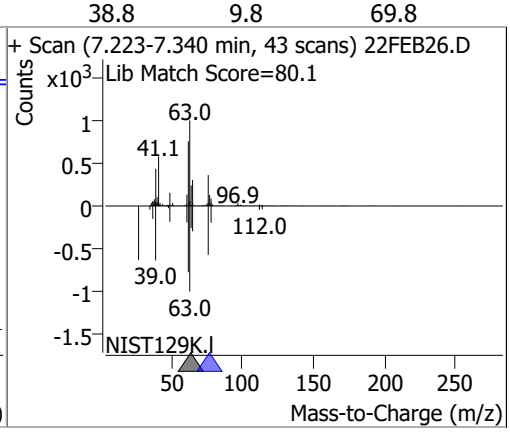

Compound	Conc.	RT	Dev(Min)	Resp.	QIon	QRatio	Lower	Upper
Dibromomethane	119.4006	7.40	0.00	54036	173.5	106.2	78.2	138.2
					95.0	83.8	54.5	114.5

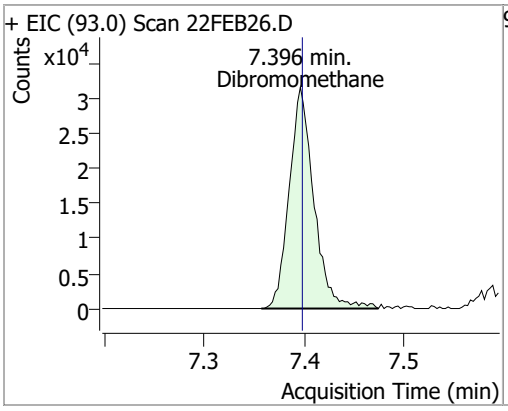

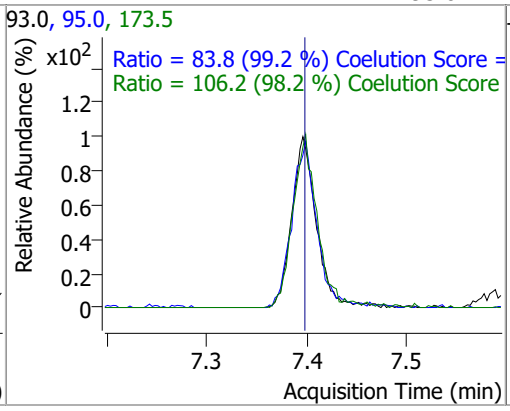

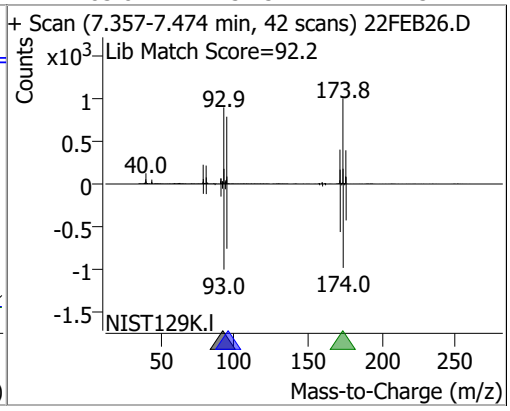

Compound	Conc.	RT	Dev(Min)	Resp.	QIon	QRatio	Lower	Upper
Bromodichloromethane	123.1028	7.59	0.01	156659	85.0	62.3	36.3	96.3
					127.0	9.2	0.0	39.5

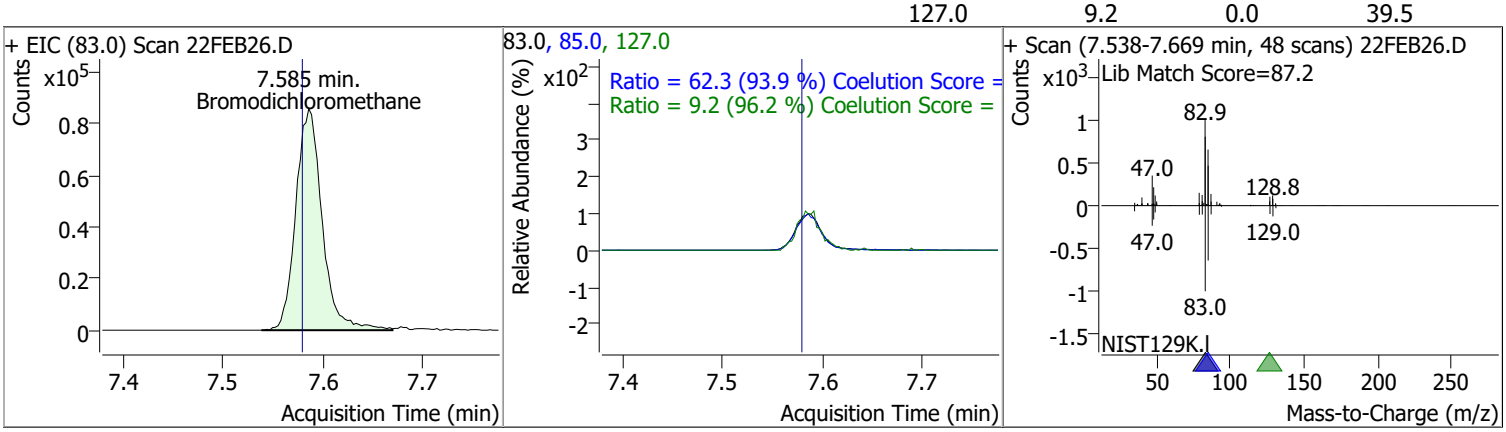

Compound	Conc.	RT	Dev(Min)	Resp.	QIon	QRatio	Lower	Upper
cis-1,3-Dichloropropene	115.2574	8.06	0.00	160951	39.0	55.7	22.5	82.5
					77.0	31.8	1.8	61.8

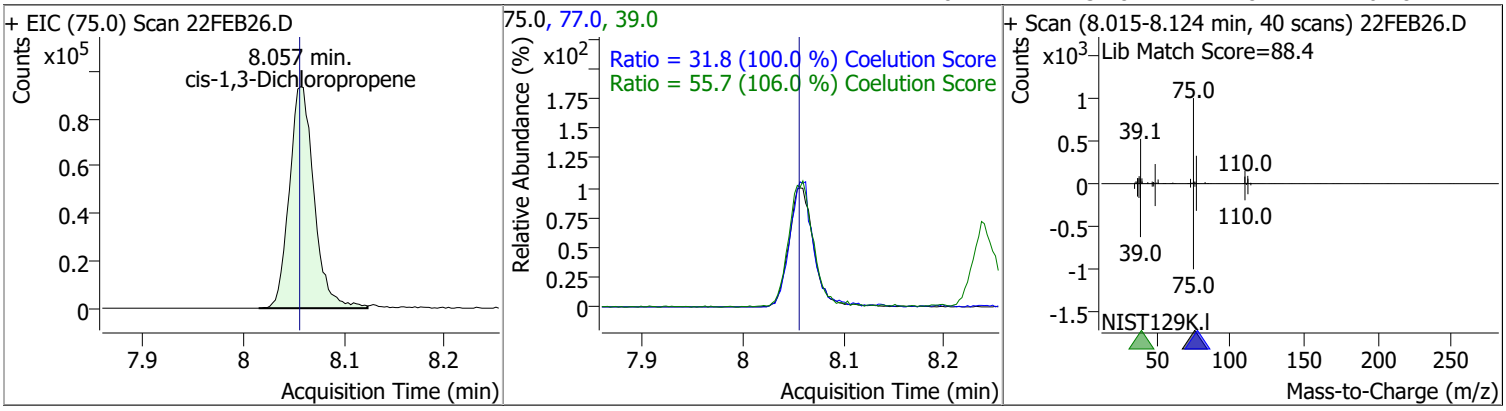

Compound	Conc.	RT	Dev(Min)	Resp.	QIon	QRatio	Lower	Upper
Toluene-d8	273.3519	8.32	0.00	1087816	100.0	64.5	34.3	94.3
					99.0	9.5	0.0	39.2

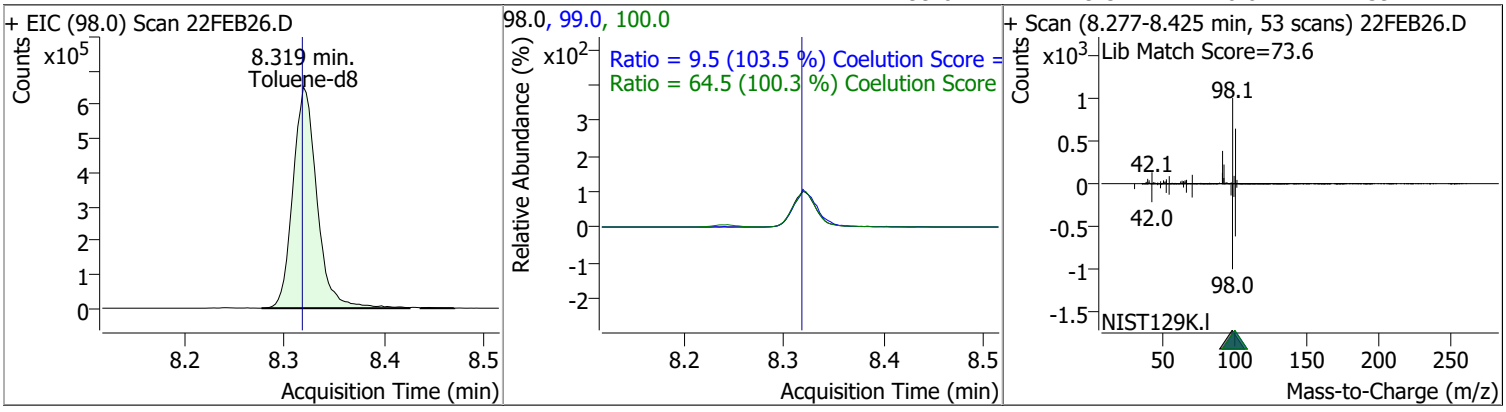

Compound	Conc.	RT	Dev(Min)	Resp.	QIon	QRatio	Lower	Upper
Toluene	121.1136	8.39	0.00	321267	91.0	176.7	144.1	204.1

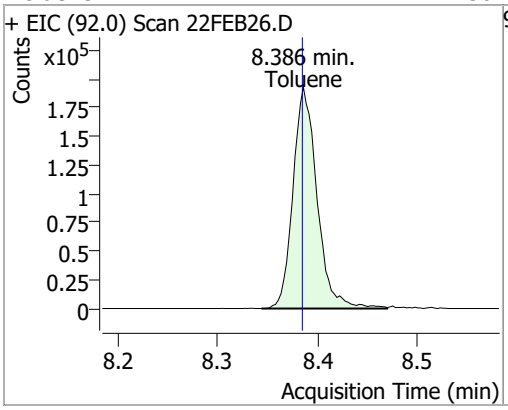

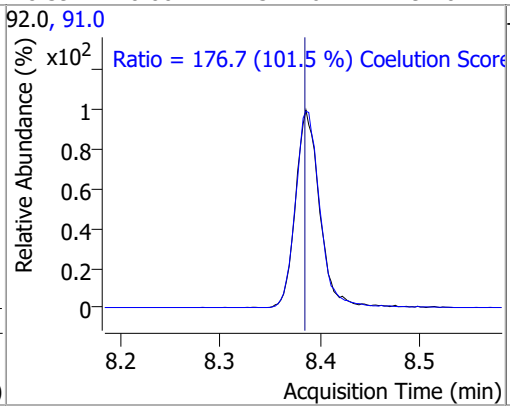

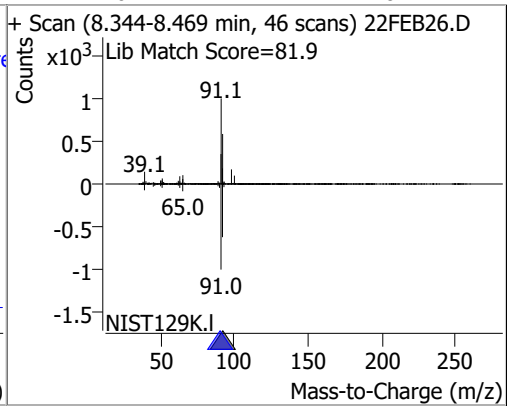

Compound	Conc.	RT	Dev(Min)	Resp.	QIon	QRatio	Lower	Upper
trans-1,3-Dichloropropene	119.7805	8.63	0.00	122009	39.0	53.7	23.0	83.0
					77.0	34.6	1.0	61.0

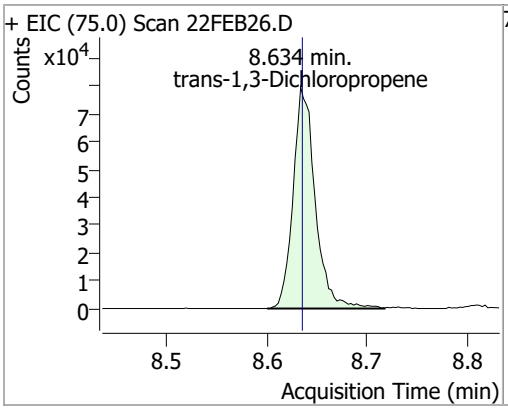

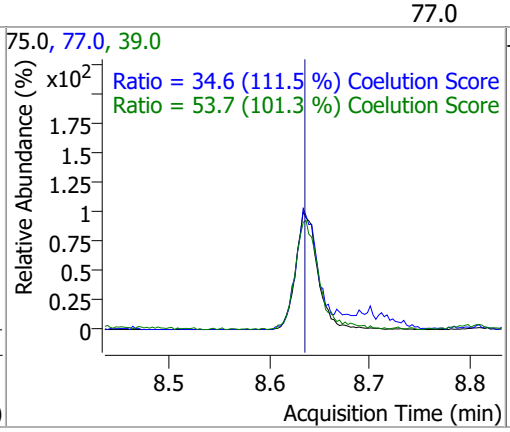

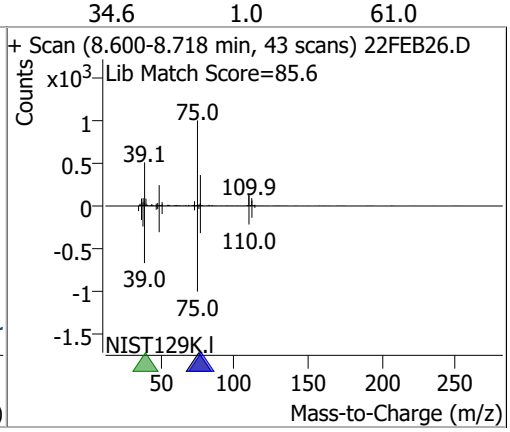

Compound	Conc.	RT	Dev(Min)	Resp.	QIon	QRatio	Lower	Upper
1,1,2-Trichloroethane	120.1016	8.82	0.00	62206	97.0	113.6	80.7	140.7
					85.0	63.3	30.7	90.7

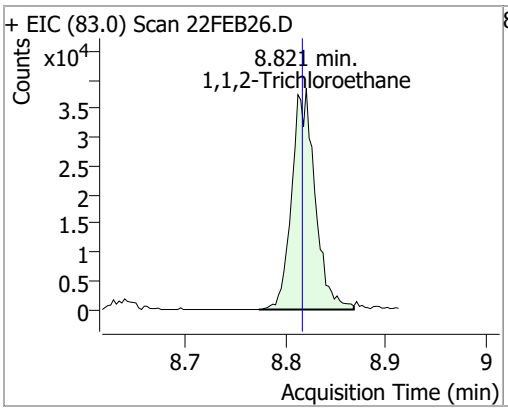

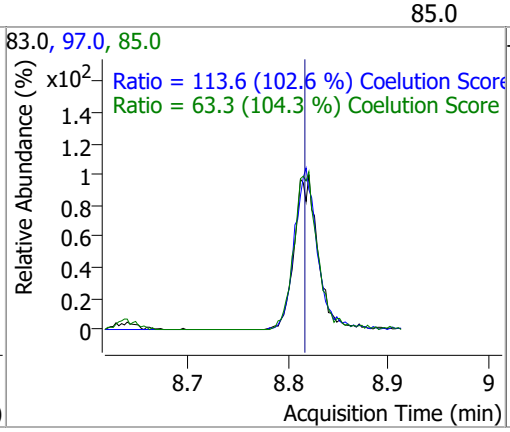

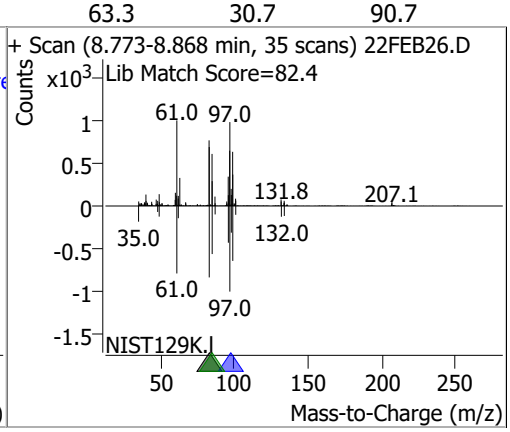

Compound	Conc.	RT	Dev(Min)	Resp.	QIon	QRatio	Lower	Upper
Tetrachloroethene	116.1637	8.94	0.00	124951	165.8	128.3	96.1	156.1
					129.0	95.3	60.5	120.5

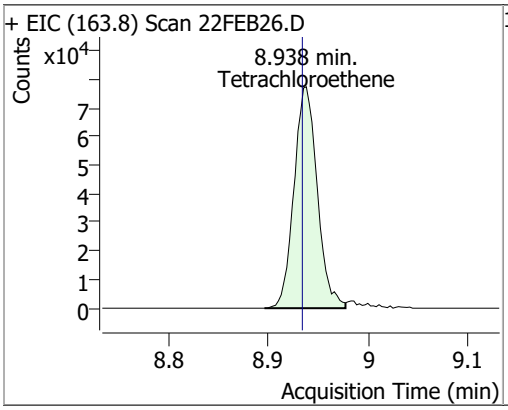

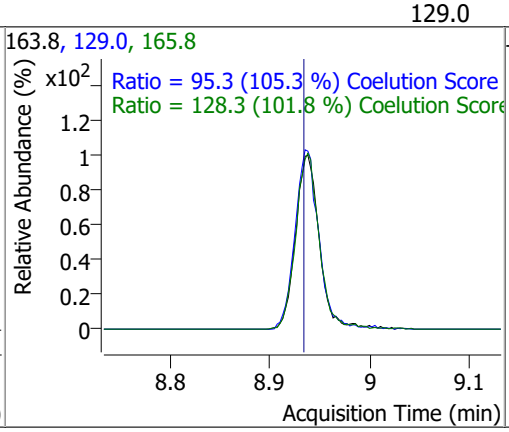

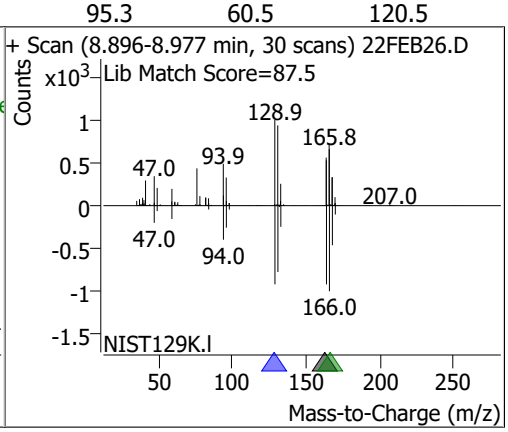

Compound	Conc.	RT	Dev(Min)	Resp.	QIon	QRatio	Lower	Upper
1,3-Dichloropropane	121.4510	8.98	0.00	127297	78.0	30.2	2.4	62.4

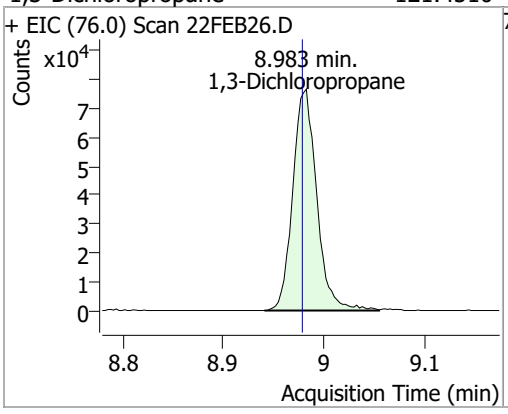

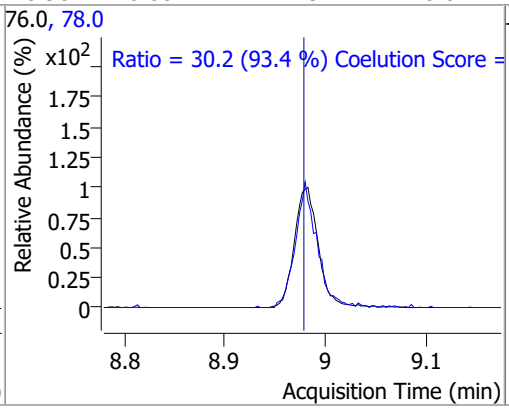

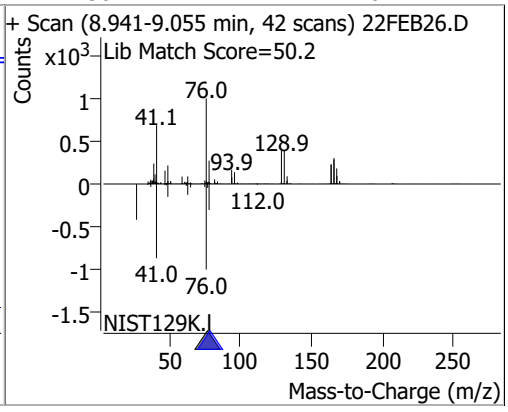

Compound	Conc.	RT	Dev(Min)	Resp.	QIon	QRatio	Lower	Upper
Chlorodibromomethane	117.1492	9.20	0.00	97721	127.0	78.1	47.2	107.2

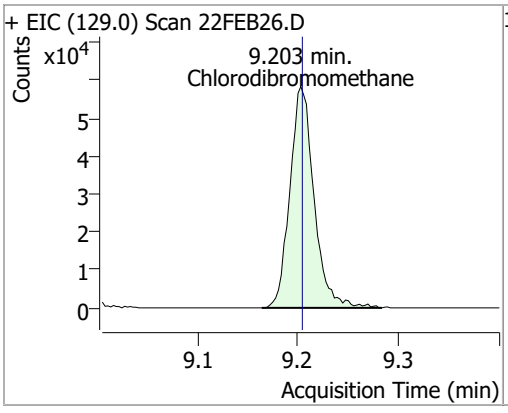

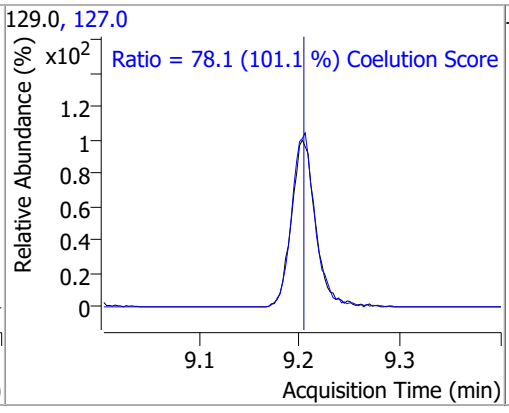

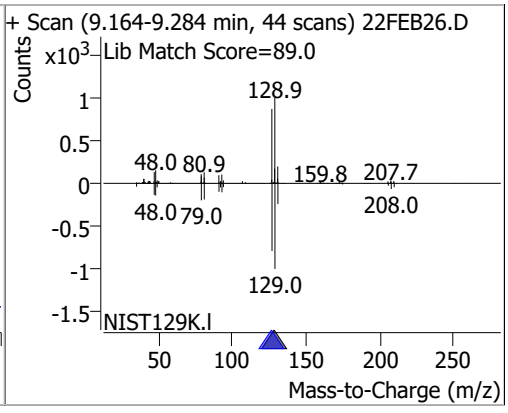

Compound	Conc.	RT	Dev(Min)	Resp.	QIon	QRatio	Lower	Upper
1,2-Dibromoethane	118.1544	9.30	0.00	67590	109.0	94.5	61.5	121.5

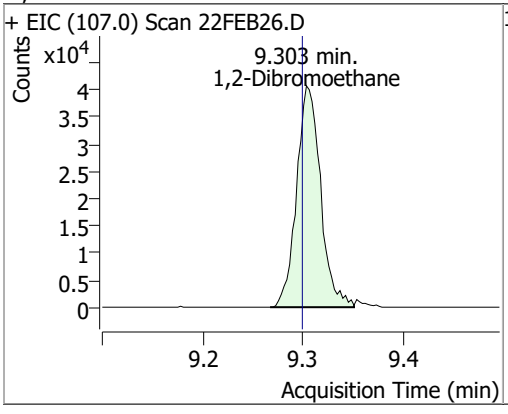

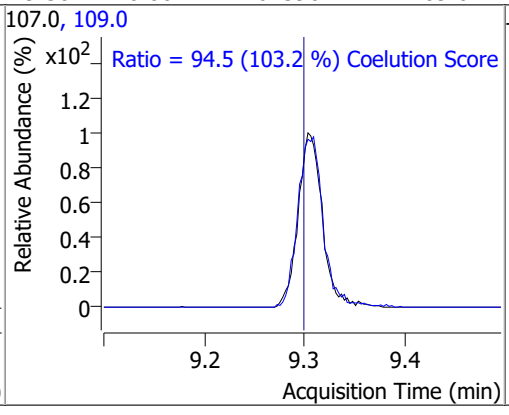

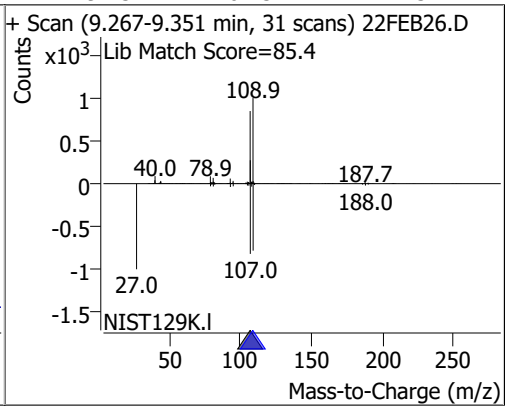

Compound	Conc.	RT	Dev(Min)	Resp.	QIon	QRatio	Lower	Upper
Chlorobenzene	116.5861	9.80	0.00	339020	114.0	33.3	2.2	62.2

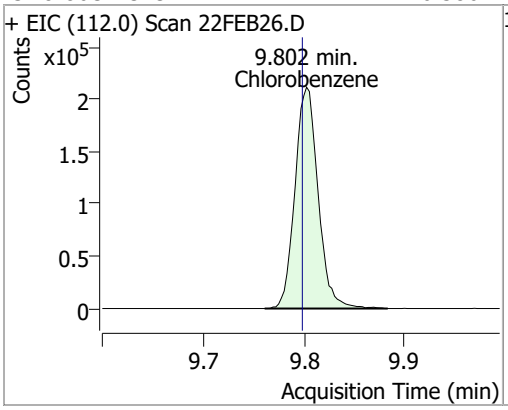

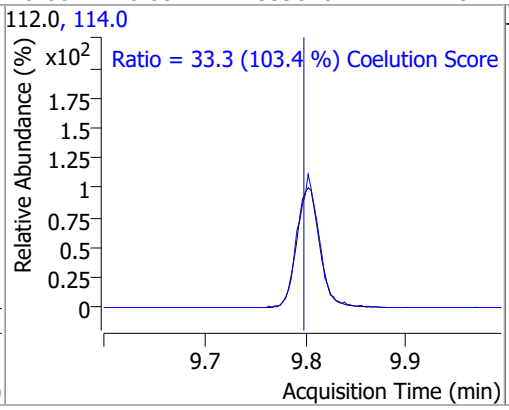

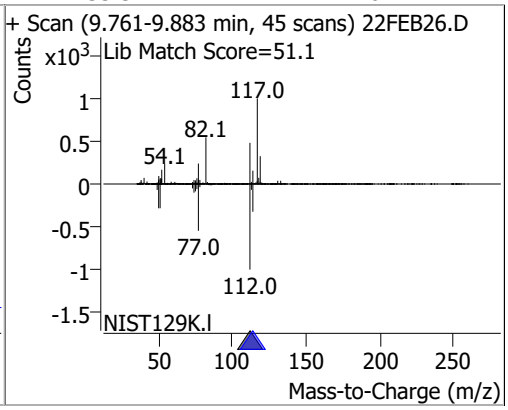

Compound	Conc.	RT	Dev(Min)	Resp.	QIon	QRatio	Lower	Upper
1,1,1,2-Tetrachloroethane	117.0337	9.89	0.00	119407	133.0	95.2	65.3	125.3

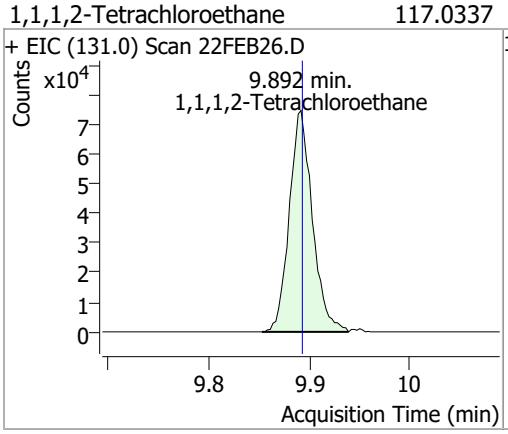

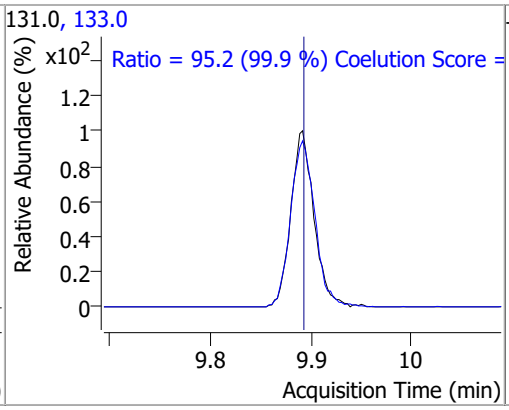

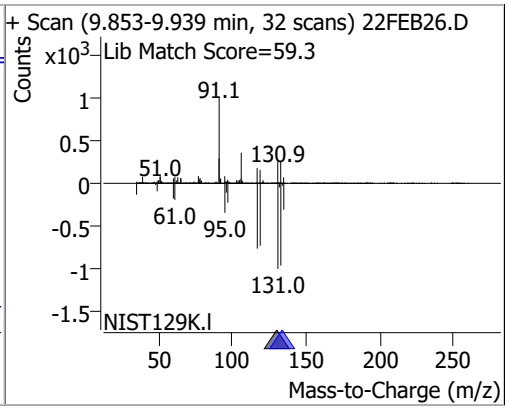

Compound	Conc.	RT	Dev(Min)	Resp.	QIon	QRatio	Lower	Upper
Ethylbenzene	116.0026	9.92	0.00	586226	106.0	32.0	1.7	61.7

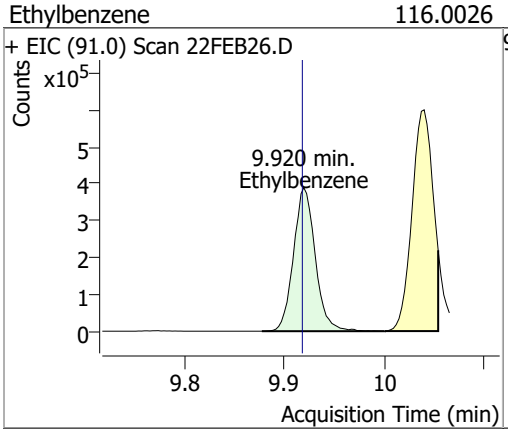

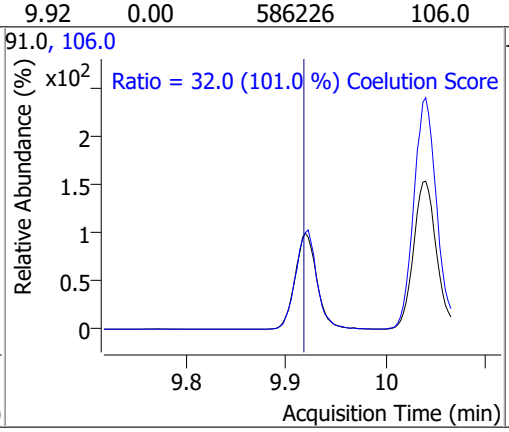

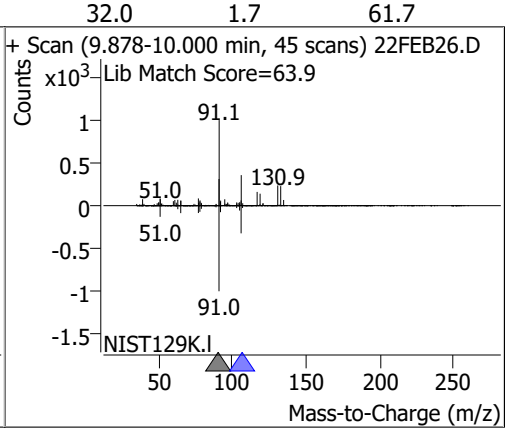

Compound	Conc.	RT	Dev(Min)	Resp.	QIon	QRatio	Lower	Upper
m+p-Xylenes	234.8190	10.04	0.00	473122	91.0	202.7	170.7	230.7

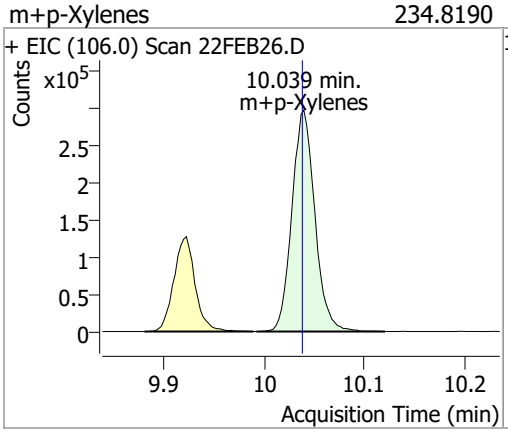

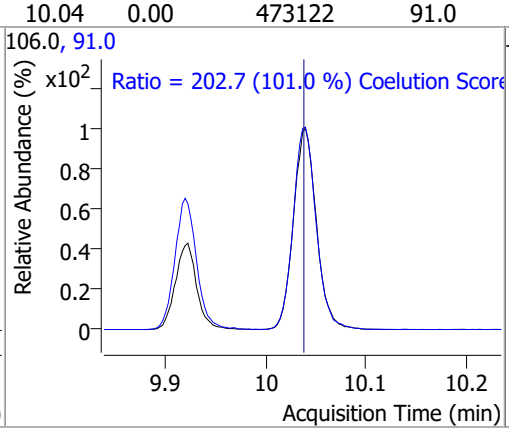

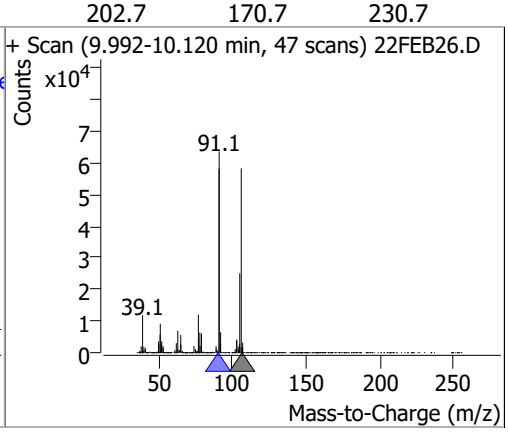

Compound	Conc.	RT	Dev(Min)	Resp.	QIon	QRatio	Lower	Upper
o-Xylene	114.7450	10.43	0.00	201897	91.0	215.1	181.4	241.4

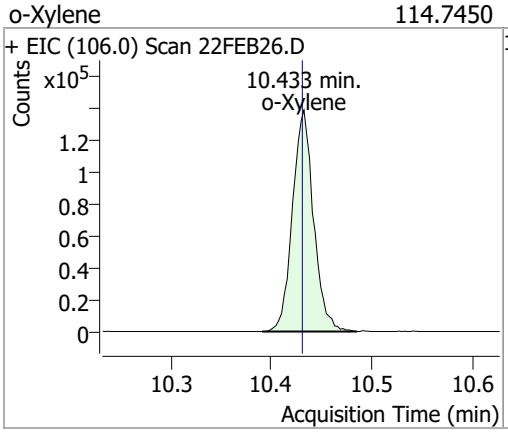

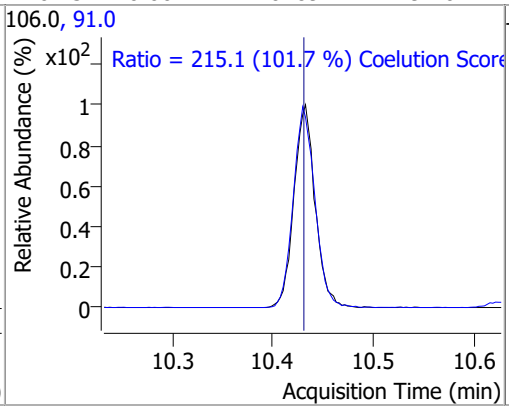

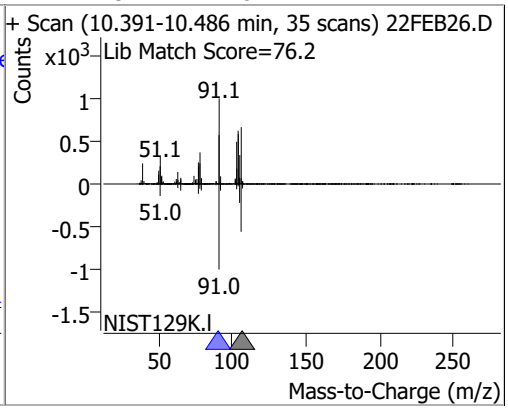

Compound	Conc.	RT	Dev(Min)	Resp.	QIon	QRatio	Lower	Upper
Styrene	114.8688	10.45	0.00	334445	78.0	50.9	20.6	80.6

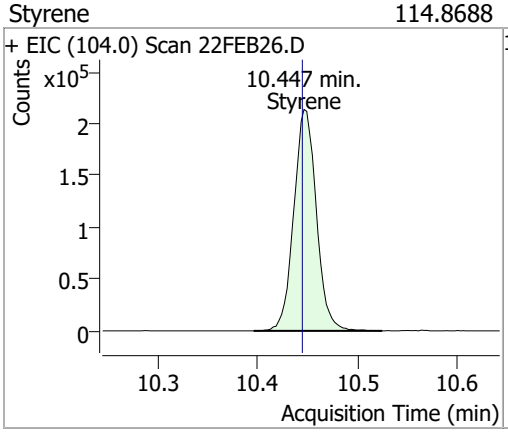

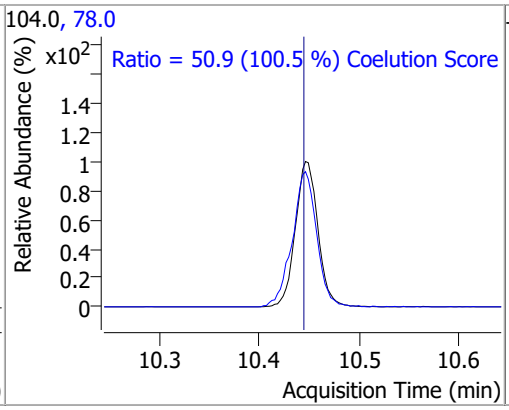

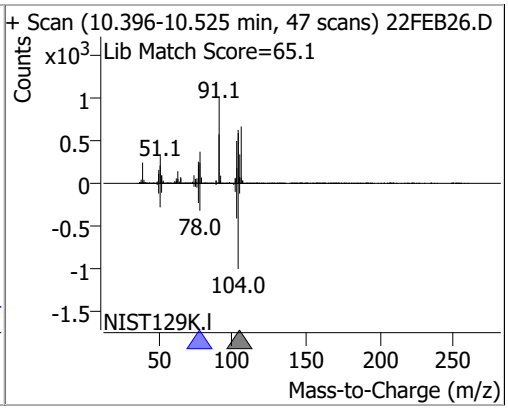

Compound	Conc.	RT	Dev(Min)	Resp.	QIon	QRatio	Lower	Upper
Bromoform	113.2412	10.63	0.00	51473	170.5	52.1	20.3	80.3
					174.5	48.2	18.1	78.1

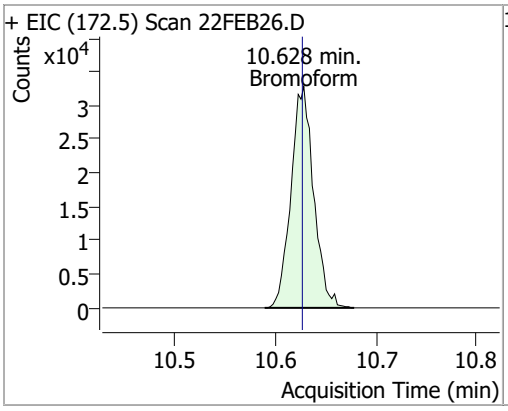

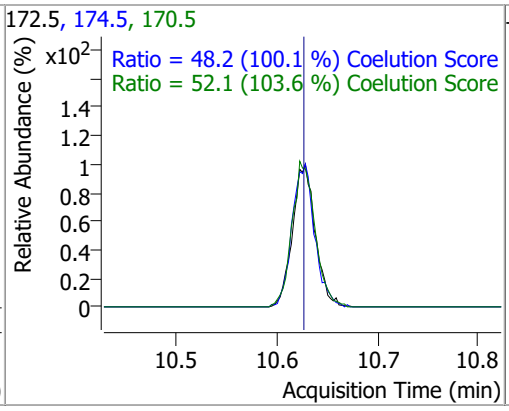

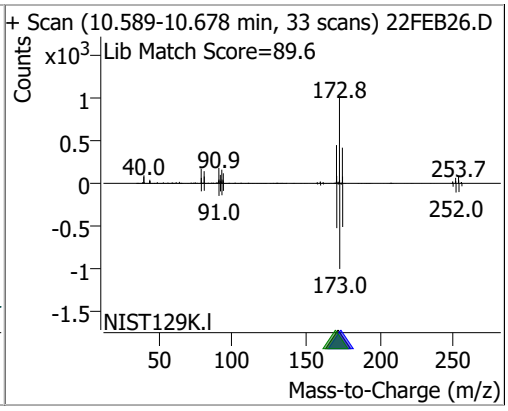

Compound	Conc.	RT	Dev(Min)	Resp.	QIon	QRatio	Lower	Upper
p-Bromofluorobenzene	256.1693	10.95	0.00	320842	174.0	94.7	65.3	125.3
					176.0	92.5	63.3	123.3

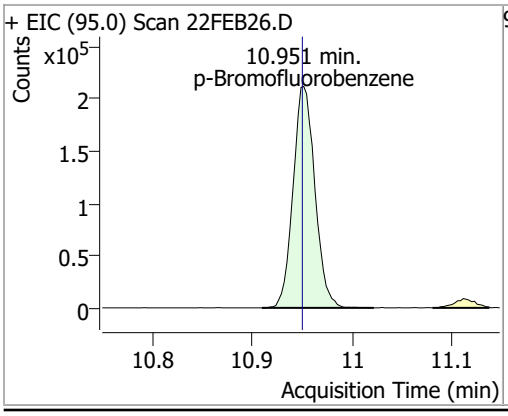

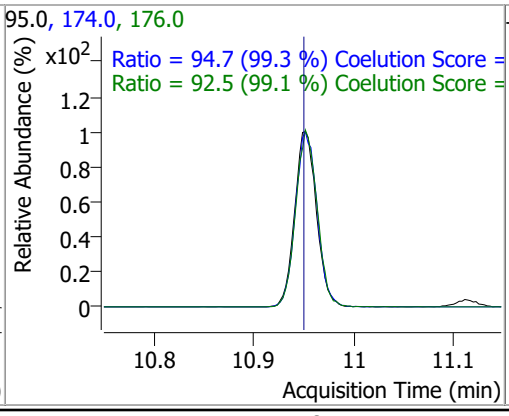

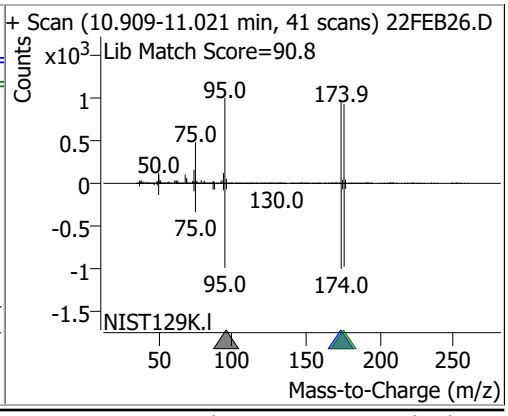

Compound	Conc.	RT	Dev(Min)	Resp.	QIon	QRatio	Lower	Upper
Bromobenzene	116.7287	11.09	0.00	128927	77.0	144.9	113.5	173.5
					158.0	98.2	66.1	126.1

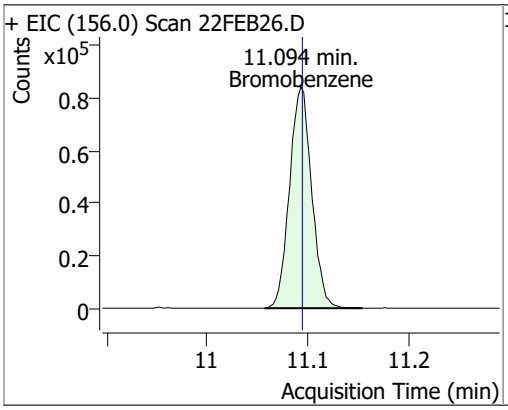

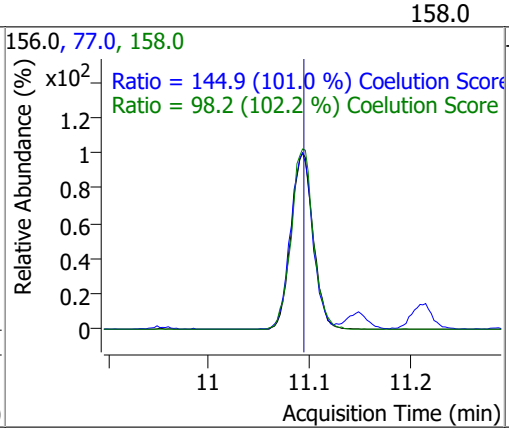

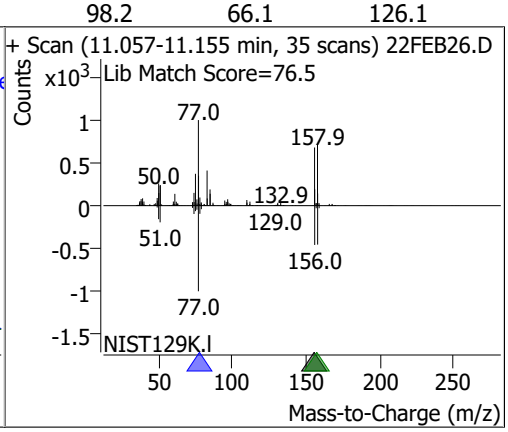

Compound	Conc.	RT	Dev(Min)	Resp.	QIon	QRatio	Lower	Upper
1,1,2,2-Tetrachloroethane	117.6563	11.11	0.00	74123	85.0	65.4	33.3	93.3

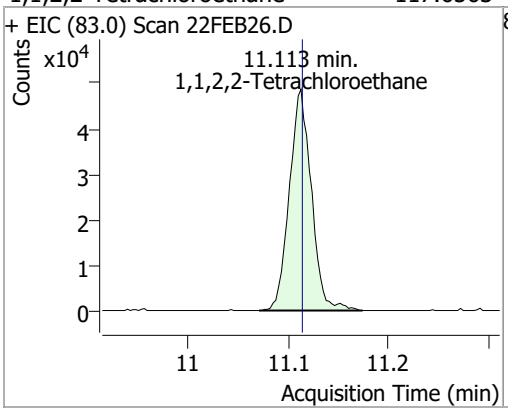

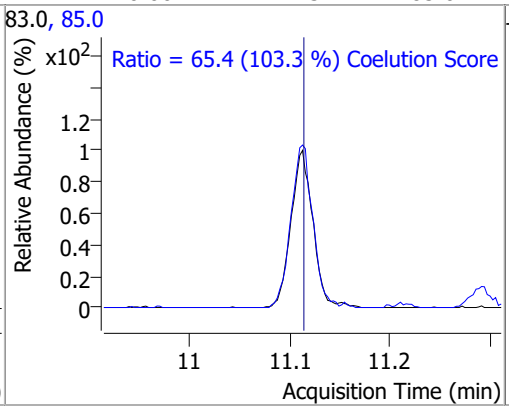

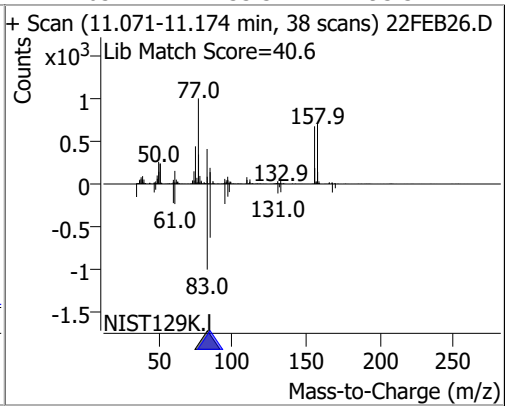

Compound	Conc.	RT	Dev(Min)	Resp.	QIon	QRatio	Lower	Upper
1,2,3-Trichloropropane	115.4954	11.15	0.00	19117	112.0	66.3	35.8	95.8

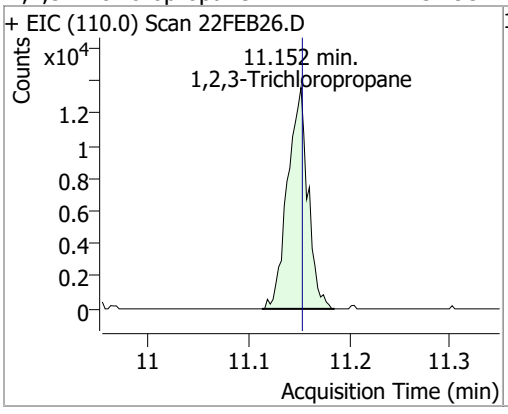

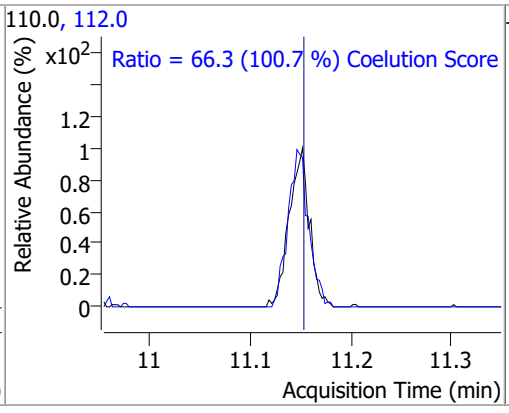

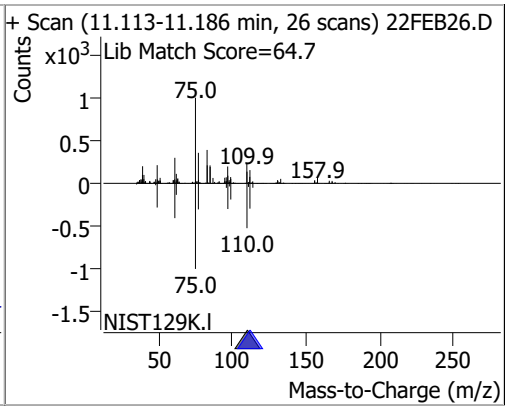

Compound	Conc.	RT	Dev(Min)	Resp.	QIon	QRatio	Lower	Upper
2-Chlorotoluene	119.1338	11.29	0.00	130230	91.0	285.2	246.2	306.2

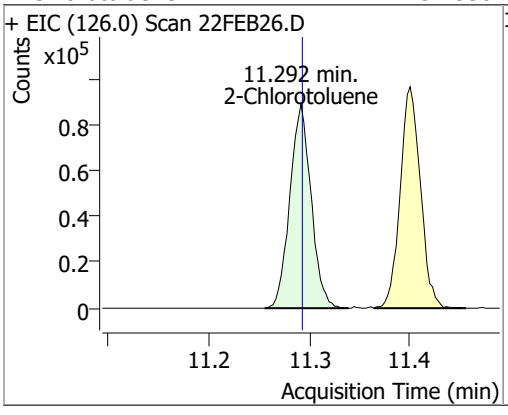

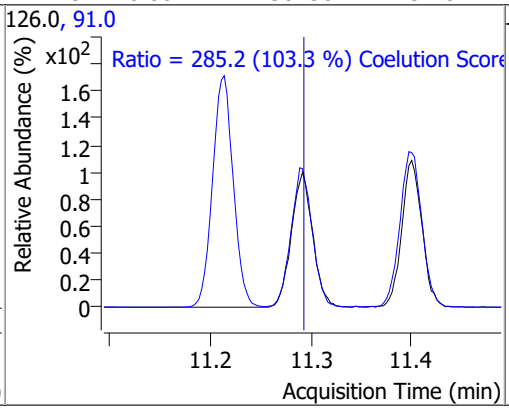

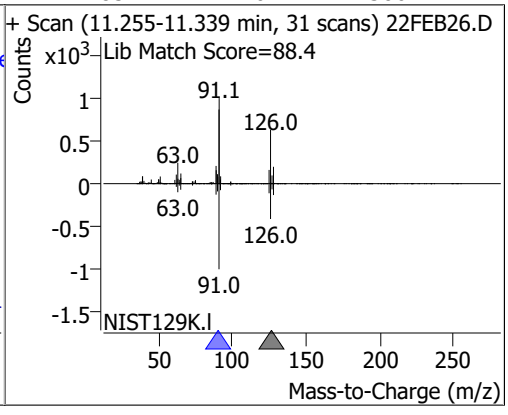

Compound	Conc.	RT	Dev(Min)	Resp.	QIon	QRatio	Lower	Upper
4-Chlorotoluene	121.8974	11.40	0.00	431588	126.0	31.3	1.3	61.3

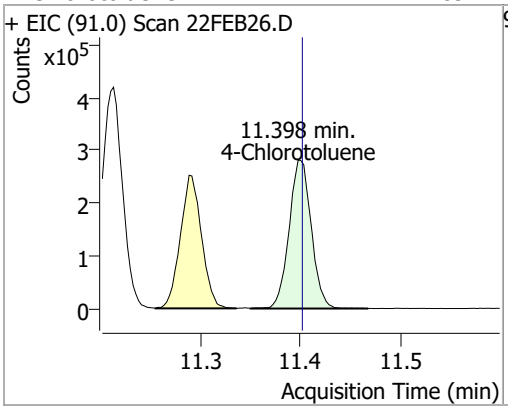

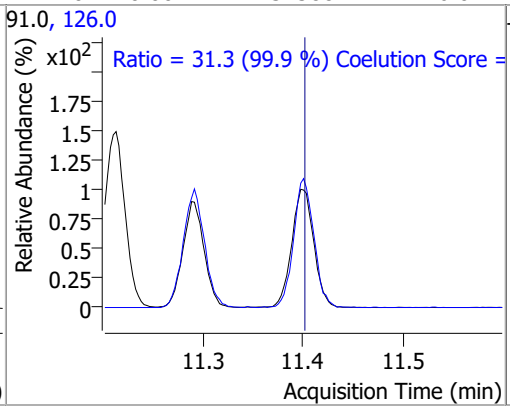

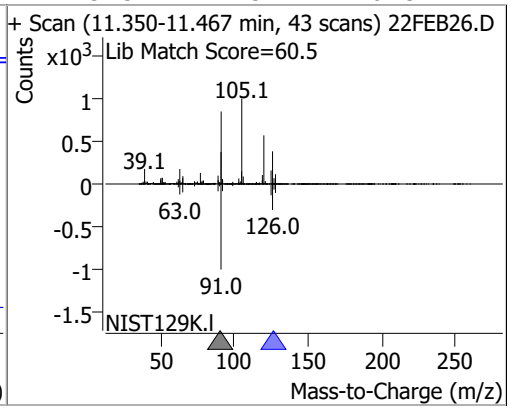

Compound	Conc.	RT	Dev(Min)	Resp.	QIon	QRatio	Lower	Upper
1,3-Dichlorobenzene	113.4502	12.04	0.00	227030	148.0	66.0	32.8	92.8
					111.0	39.8	8.7	68.7

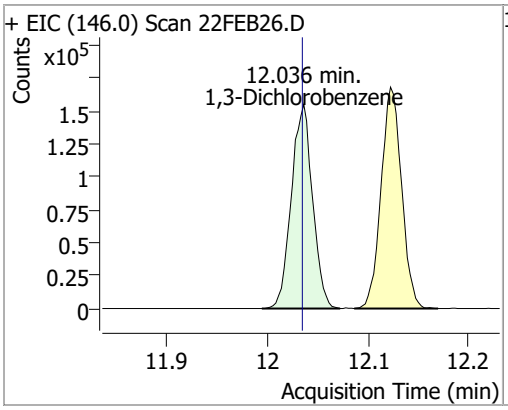

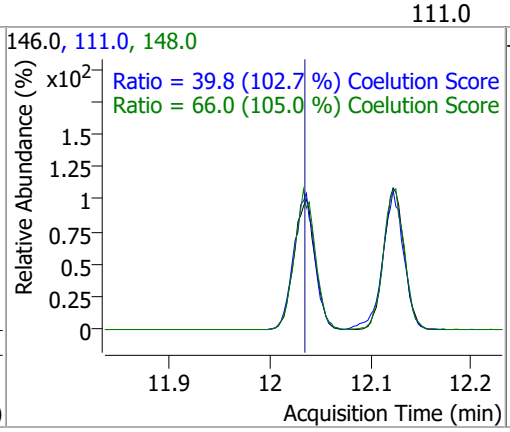

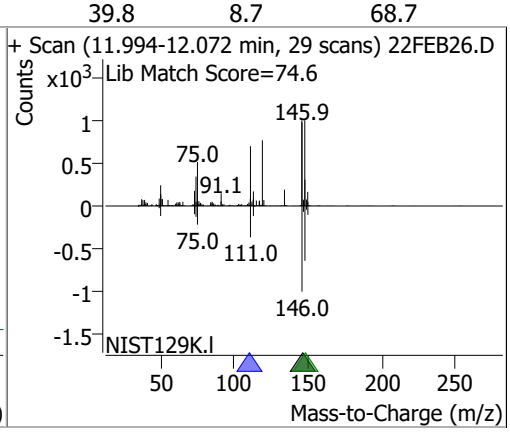

Compound	Conc.	RT	Dev(Min)	Resp.	QIon	QRatio	Lower	Upper
1,4-Dichlorobenzene	117.0024	12.12	0.00	238700	148.0	63.6	33.7	93.7
					111.0	38.7	8.7	68.7

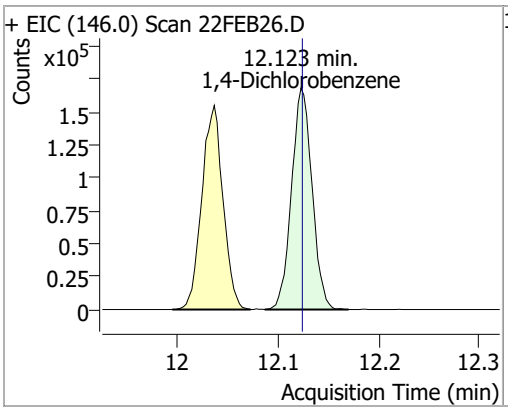

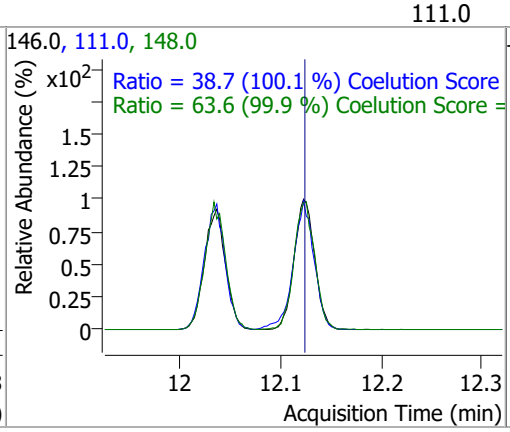

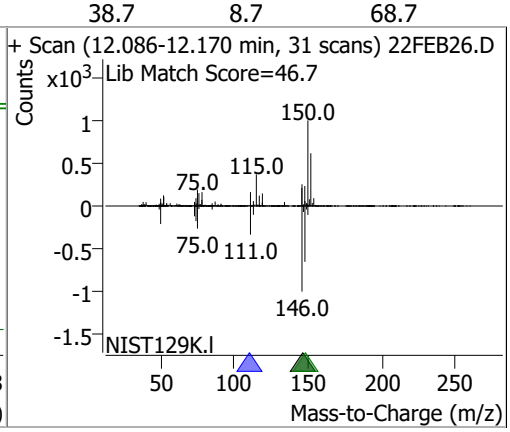

Quantitation Results Report (QT Reviewed)

Compound	Conc.	RT	Dev(Min)	Resp.	QIon	QRatio	Lower	Upper
1,2-Dichlorobenzene	113.7601	12.49	0.00	190061	148.0	64.7	31.9	91.9
					111.0	41.5	9.5	69.5

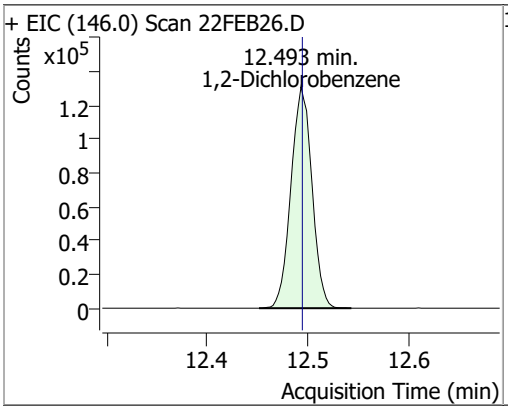

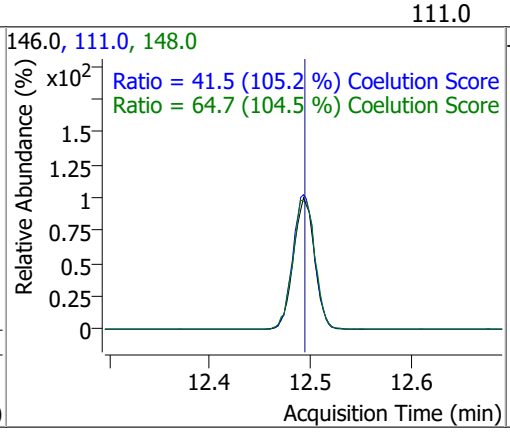

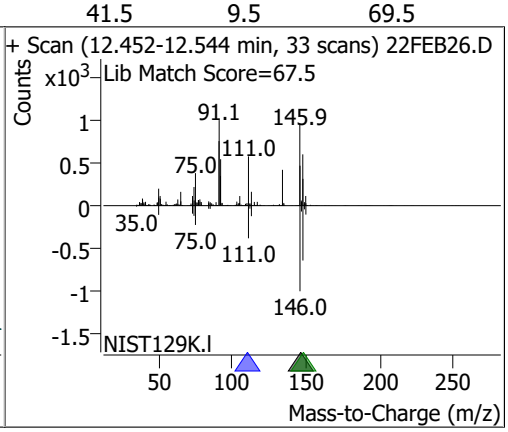

Batch name and path: D:\Org\Data\VOA5975C\VG022222\QuantResults\VG022222_8260B.batch.bin
Quant batch version: 10.0
Quant reporting version: 10.0

Name	User	Time	Action	Reason	Comment	Succeed	Exception
CmdNewBatchTable	BL2000\mchavez	2/22/2022 9:18:37 AM	Create new batch D:\Org\Data\VOA5975C\VG022222\VG022222_8260B.batch.bin			✓	
CmdImportSamplesFromWorklist	BL2000\mchavez	2/22/2022 9:18:46 AM	Add samples from worklist: D:\Org\Data\VOA5975C\VG022222\22FEB01.D			✓	
CmdSaveBatchTable	BL2000\mchavez	2/22/2022 9:20:06 AM	Save batch D:\Org\Data\VOA5975C\VG022222\QuantResults\VG022222_8260B.batch.bin			✓	
CmdStartMethodEditing	BL2000\mchavez	2/22/2022 9:20:21 AM	Start method editing			✓	
CmdImportMethodFromFile	BL2000\mchavez	2/22/2022 9:20:22 AM	Import method from file \\MASSHUNTER\Org\Data\Methods\Quant\VOA5975C\VOA5975C_011922_CAL\VOA5975C_8260B_SHT_DoD_L4_011922.m			✓	
CmdApplyMethodToAllSamples	BL2000\mchavez	2/22/2022 9:20:27 AM	Apply method to all samples			✓	
CmdMethodClear	BL2000\mchavez	2/22/2022 9:20:27 AM	Clear method			✓	
CmdEndMethodEditing	BL2000\mchavez	2/22/2022 9:20:27 AM	End method editing			✓	
CmdQuantitate	BL2000\mchavez	2/22/2022 9:20:32 AM	Quantitate all compounds in all samples			✓	
CmdSaveBatchTable	BL2000\mchavez	2/22/2022 9:20:55 AM	Save batch D:\Org\Data\VOA5975C\VG022222\QuantResults\VG022222_8260B.batch.bin			✓	
CmdOpenBatchTable	BL2000\mchavez	2/22/2022 9:44:19 AM	Open batch D:\Org\Data\VOA5975C\VG022222\VG022222_8260B.batch.bin			✓	
CmdImportSamplesFromWorklist	BL2000\mchavez	2/22/2022 9:44:49 AM	Add samples from worklist: D:\Org\Data\VOA5975C\VG022222\22FEB02.D			✓	
CmdSetSampleAttribute	BL2000\mchavez	2/22/2022 9:44:52 AM	Set SampleType = TuneCheck for sample 22FEB02.D; previous value = Sample			✓	
CmdSaveBatchTable	BL2000\mchavez	2/22/2022 9:45:25 AM	Save batch D:\Org\Data\VOA5975C\VG022222\QuantResults\VG022222_8260B.batch.bin			✓	
CmdOpenBatchTable	BL2000\mchavez	2/22/2022 10:36:51 AM	Open batch D:\Org\Data\VOA5975C\VG022222\VG022222_8260B.batch.bin			✓	
CmdImportSamplesFromWorklist	BL2000\mchavez	2/22/2022 10:37:21 AM	Add samples from worklist: D:\Org\Data\VOA5975C\VG022222\22FEB03.D			✓	
CmdSetSampleAttribute	BL2000\mchavez	2/22/2022 10:37:25 AM	Set SampleType = CC for sample 22FEB03.D; previous value = Sample			✓	
CmdSetSampleAttribute	BL2000\mchavez	2/22/2022 10:37:28 AM	Set LevelName = CC for sample 22FEB03.D; previous value =			✓	

Name	User	Time	Action	Reason	Comment	Succeed	Exception
CmdQuantitate	BL2000\mchavez	2/22/2022 10:37:32 AM	Quantitate all compounds in all samples			✓	
CmdSaveBatchTable	BL2000\mchavez	2/22/2022 10:41:25 AM	Save batch D:\Org\Data\VOA5975C\VG022222\QuantResults\VG022222_8260B.batch.bin			✓	
CmdOpenBatchTable	BL2000\mchavez	2/22/2022 12:10:34 PM	Open batch D:\Org\Data\VOA5975C\VG022222\VG022222_8260B.batch.bin			✓	
CmdImportSamplesFromWorklist	BL2000\mchavez	2/22/2022 12:10:49 PM	Add samples from worklist: D:\Org\Data\VOA5975C\VG022222\22FEB05.D, D:\Org\Data\VOA5975C\VG022222\22FEB04.D			✓	
CmdSetSampleAttribute	BL2000\mchavez	2/22/2022 12:11:20 PM	Set SampleType = QC for sample 22FEB04.D; previous value = Sample			✓	
CmdSetSampleAttribute	BL2000\mchavez	2/22/2022 12:11:25 PM	Set LevelName = QC for sample 22FEB04.D; previous value =			✓	
CmdSetSampleAttribute	BL2000\mchavez	2/22/2022 12:11:29 PM	Set SampleInformation = LCSA for sample 22FEB04.D; previous value =			✓	
CmdQuantitate	BL2000\mchavez	2/22/2022 12:11:35 PM	Quantitate all compounds in all samples			✓	
CmdImportSamplesFromWorklist	BL2000\mchavez	2/22/2022 12:28:20 PM	Add samples from worklist: D:\Org\Data\VOA5975C\VG022222\22FEB06.D			✓	
CmdSetSampleAttribute	BL2000\mchavez	2/22/2022 12:28:25 PM	Set SampleType = Blank for sample 22FEB06.D; previous value = Sample			✓	
CmdQuantitate	BL2000\mchavez	2/22/2022 12:28:29 PM	Quantitate all compounds in all samples			✓	
CmdSaveBatchTable	BL2000\mchavez	2/22/2022 12:34:05 PM	Save batch D:\Org\Data\VOA5975C\VG022222\QuantResults\VG022222_8260B.batch.bin			✓	
CmdOpenBatchTable	BL2000\mchavez	2/22/2022 1:18:37 PM	Open batch D:\Org\Data\VOA5975C\VG022222\VG022222_8260B.batch.bin			✓	
CmdImportSamplesFromWorklist	BL2000\mchavez	2/22/2022 1:18:55 PM	Add samples from worklist: D:\Org\Data\VOA5975C\VG022222\22FEB07.D			✓	
CmdQuantitate	BL2000\mchavez	2/22/2022 1:19:04 PM	Quantitate all compounds in all samples			✓	
CmdQuantitate	BL2000\mchavez	2/22/2022 1:23:51 PM	Quantitate all compounds in all samples			✓	
CmdSaveBatchTable	BL2000\mchavez	2/22/2022 1:24:52 PM	Save batch D:\Org\Data\VOA5975C\VG022222\QuantResults\VG022222_8260B.batch.bin			✓	
CmdOpenBatchTable	BL2000\mchavez	2/22/2022 1:48:19 PM	Open batch D:\Org\Data\VOA5975C\VG022222\VG022222_8260B.batch.bin			✓	
CmdImportSamplesFromWorklist	BL2000\mchavez	2/22/2022 1:48:34 PM	Add samples from worklist: D:\Org\Data\VOA5975C\VG022222\22FEB08.D			✓	

Name	User	Time	Action	Reason	Comment	Succeed	Exception
CmdQuantitate	BL2000\mchavez	2/22/2022 1:48:43 PM	Quantitate all compounds in all samples			✓	
CmdManuallyIntegrateMerge	BL2000\mchavez	2/22/2022 1:49:10 PM	Merge peak with right peak for compound Chloroform in sample 22FEB08.D, new integration is from x, y = 5.611, 0 to 5.697, 0 and new response = 13360; previous integration is from x, y= 5.611, 0 to 5.650, 0 and previous response =6301.			✓	
CmdSetTargetCompoundAttribute	BL2000\mchavez	2/22/2022 1:50:08 PM	Set UserAnnotation = LT for compound Chloroform in sample 22FEB08.D; previous value =			✓	
CmdSaveBatchTable	BL2000\mchavez	2/22/2022 1:51:38 PM	Save batch D:\Org\Data\VOA5975C\VG022222\QuantResults\VG022222_8260B.batch.bin			✓	
CmdOpenBatchTable	BL2000\mchavez	2/22/2022 2:31:51 PM	Open batch D:\Org\Data\VOA5975C\VG022222\VG022222_8260B.batch.bin			✓	
CmdImportSamplesFromWorklist	BL2000\mchavez	2/22/2022 2:32:08 PM	Add samples from worklist: D:\Org\Data\VOA5975C\VG022222\22FEB09.D			✓	
CmdQuantitate	BL2000\mchavez	2/22/2022 2:32:17 PM	Quantitate all compounds in all samples			✓	
CmdImportSamplesFromWorklist	BL2000\mchavez	2/22/2022 2:46:56 PM	Add samples from worklist: D:\Org\Data\VOA5975C\VG022222\22FEB10.D			✓	
CmdQuantitate	BL2000\mchavez	2/22/2022 2:47:07 PM	Quantitate all compounds in all samples			✓	
CmdQuantitate	BL2000\mchavez	2/22/2022 2:49:02 PM	Quantitate all compounds in all samples			✓	
CmdQuantitate	BL2000\mchavez	2/22/2022 2:49:58 PM	Quantitate all compounds in all samples			✓	
CmdSaveBatchTable	BL2000\mchavez	2/22/2022 3:11:32 PM	Save batch D:\Org\Data\VOA5975C\VG022222\QuantResults\VG022222_8260B.batch.bin			✓	
CmdOpenBatchTable	BL2000\mchavez	2/22/2022 3:25:23 PM	Open batch D:\Org\Data\VOA5975C\VG022222\VG022222_8260B.batch.bin			✓	
CmdImportSamplesFromWorklist	BL2000\mchavez	2/22/2022 3:25:56 PM	Add samples from worklist: D:\Org\Data\VOA5975C\VG022222\22FEB11.D			✓	
CmdQuantitate	BL2000\mchavez	2/22/2022 3:26:06 PM	Quantitate all compounds in all samples			✓	
CmdQuantitate	BL2000\mchavez	2/22/2022 3:26:21 PM	Quantitate all compounds in all samples			✓	
CmdQuantitate	BL2000\mchavez	2/22/2022 3:27:43 PM	Quantitate all compounds in all samples			✓	
CmdQuantitate	BL2000\mchavez	2/22/2022 3:30:23 PM	Quantitate all compounds in all samples			✓	

Name	User	Time	Action	Reason	Comment	Succeed	Exception
CmdImportSamplesFromWorklist	BL2000\mchavez	2/22/2022 3:33:26 PM	Add samples from worklist: D:\Org\Data\VOA5975C\VG022222\22FEB12.D			✓	
CmdQuantitate	BL2000\mchavez	2/22/2022 3:33:38 PM	Quantitate all compounds in all samples			✓	
CmdSaveBatchTable	BL2000\mchavez	2/22/2022 3:37:27 PM	Save batch D:\Org\Data\VOA5975C\VG022222\QuantResults\VG022222_8260B.batch.bin			✓	
CmdOpenBatchTable	BL2000\mchavez	2/22/2022 3:50:29 PM	Open batch D:\Org\Data\VOA5975C\VG022222\VG022222_8260B.batch.bin			✓	
CmdImportSamplesFromWorklist	BL2000\mchavez	2/22/2022 3:50:46 PM	Add samples from worklist: D:\Org\Data\VOA5975C\VG022222\22FEB13.D			✓	
CmdQuantitate	BL2000\mchavez	2/22/2022 3:50:58 PM	Quantitate all compounds in all samples			✓	
CmdManuallyIntegrateQualifierPeak	BL2000\mchavez	2/22/2022 4:06:38 PM	Manually integrate qualifier72.0 of compound Methyl ethyl ketone in sample 22FEB13.D from x, y = 5.246, 0 to 5.357, 0; result = 2489			✓	
CmdManuallyIntegratePeak	BL2000\mchavez	2/22/2022 4:06:45 PM	Manually integrate compound Methyl ethyl ketone in sample 22FEB13.D, from x, y = 5.254, 0 to 5.391, 0, result = 12643; previous integration is from x, y = 5.254, 0 to 5.329, 0 and previous response = 10898.			✓	
CmdSaveBatchTable	BL2000\mchavez	2/22/2022 4:11:40 PM	Save batch D:\Org\Data\VOA5975C\VG022222\QuantResults\VG022222_8260B.batch.bin			✓	
CmdImportSamplesFromWorklist	BL2000\mchavez	2/22/2022 4:55:35 PM	Add samples from worklist: D:\Org\Data\VOA5975C\VG022222\22FEB15.D, D:\Org\Data\VOA5975C\VG022222\22FEB14.D			✓	
CmdQuantitate	BL2000\mchavez	2/22/2022 4:56:43 PM	Quantitate all compounds in all samples			✓	
CmdSaveBatchTable	BL2000\mchavez	2/22/2022 4:58:51 PM	Save batch D:\Org\Data\VOA5975C\VG022222\QuantResults\VG022222_8260B.batch.bin			✓	
CmdOpenBatchTable	BL2000\mchavez	2/23/2022 8:20:31 AM	Open batch D:\Org\Data\VOA5975C\VG022222\VG022222_8260B.batch.bin			✓	

Name	User	Time	Action	Reason	Comment	Succeed	Exception
CmdImportSamplesFromWorklist	BL2000\mchavez	2/23/2022 8:26:05 AM	Add samples from worklist: D:\Org\Data\VOA5975C\VG022222\22FEB28.D, D:\Org\Data\VOA5975C\VG022222\22FEB27.D, D:\Org\Data\VOA5975C\VG022222\22FEB26.D, D:\Org\Data\VOA5975C\VG022222\22FEB25.D, D:\Org\Data\VOA5975C\VG022222\22FEB24.D, D:\Org\Data\VOA5975C\VG022222\22FEB23.D, D:\Org\Data\VOA5975C\VG022222\22FEB22.D, D:\Org\Data\VOA5975C\VG022222\22FEB21.D, D:\Org\Data\VOA5975C\VG022222\22FEB20.D, D:\Org\Data\VOA5975C\VG022222\22FEB19.D, D:\Org\Data\VOA5975C\VG022222\22FEB18.D, D:\Org\Data\VOA5975C\VG022222\22FEB17.D, D:\Org\Data\VOA5975C\VG022222\22FEB16.D			✓	
CmdSetSampleAttribute	BL2000\mchavez	2/23/2022 8:27:25 AM	Set SampleType = CC for sample 22FEB26.D; previous value = Sample			✓	
CmdSetSampleAttribute	BL2000\mchavez	2/23/2022 8:27:32 AM	Set LevelName = CC for sample 22FEB26.D; previous value =			✓	
CmdQuantitate	BL2000\mchavez	2/23/2022 8:27:52 AM	Quantitate all compounds in all samples			✓	
CmdSetSampleAttribute	BL2000\mchavez	2/23/2022 8:28:36 AM	Set SampleType = Matrix for sample 22FEB23.D; previous value = Sample			✓	
CmdSetSampleAttribute	BL2000\mchavez	2/23/2022 8:28:42 AM	Set SampleType = MatrixDup for sample 22FEB24.D; previous value = Sample			✓	
CmdSetSampleAttribute	BL2000\mchavez	2/23/2022 8:28:51 AM	Set SampleInformation = MatrixA for sample 22FEB23.D; previous value =			✓	
CmdSetSampleAttribute	BL2000\mchavez	2/23/2022 8:28:55 AM	Set SampleInformation = MatrixA for sample 22FEB24.D; previous value =			✓	
CmdSetSampleAttribute	BL2000\mchavez	2/23/2022 8:29:00 AM	Set MatrixSpikeGroup = 6 for sample 22FEB23.D; previous value =			✓	
CmdSetSampleAttribute	BL2000\mchavez	2/23/2022 8:29:04 AM	Set MatrixSpikeGroup = 6 for sample 22FEB24.D; previous value =			✓	
CmdSetSampleAttribute	BL2000\mchavez	2/23/2022 8:29:18 AM	Set MatrixSpikeGroup = 6 for sample 22FEB08.D; previous value =			✓	
CmdSetSampleAttribute	BL2000\mchavez	2/23/2022 8:29:24 AM	Set SampleType = MatrixBlank for sample 22FEB08.D; previous value = Sample			✓	
CmdSetSampleAttribute	BL2000\mchavez	2/23/2022 8:57:29 AM	Set SampleApproved = True for sample 22FEB03.D; previous value = False			✓	

Name	User	Time	Action	Reason	Comment	Succeed	Exception
CmdSetSampleAttribute	BL2000\mchavez	2/23/2022 8:58:46 AM	Set SampleApproved = True for sample 22FEB04.D; previous value = False			✓	
CmdManuallyIntegratePeak	BL2000\mchavez	2/23/2022 8:59:08 AM	Manually integrate compound Methylene chloride in sample 22FEB06.D from x, y = 3.280, 0 to 3.419, 0; result = 2027			✓	
CmdManuallyIntegrateQualifierPeak	BL2000\mchavez	2/23/2022 8:59:11 AM	Manually integrate qualifier84.0 of compound Methylene chloride in sample 22FEB06.D from x, y = 3.271, 0 to 3.369, 0; result = 1092			✓	
CmdManuallyIntegrateQualifierPeak	BL2000\mchavez	2/23/2022 8:59:13 AM	Manually integrate qualifier86.0 of compound Methylene chloride in sample 22FEB06.D from x, y = 3.285, 0 to 3.391, 0; result = 883			✓	
CmdSetTargetCompoundAttribute	BL2000\mchavez	2/23/2022 8:59:15 AM	Set UserAnnotation = NI for compound Methylene chloride in sample 22FEB06.D; previous value =			✓	
CmdManuallyIntegratePeak	BL2000\mchavez	2/23/2022 8:59:30 AM	Manually integrate compound Chloroform in sample 22FEB06.D from x, y = 5.625, 0 to 5.703, 0; result = 370			✓	
CmdManuallyIntegrateQualifierPeak	BL2000\mchavez	2/23/2022 8:59:32 AM	Manually integrate qualifier85.0 of compound Chloroform in sample 22FEB06.D from x, y = 5.622, 0 to 5.695, 0; result = 205			✓	
CmdSetTargetCompoundAttribute	BL2000\mchavez	2/23/2022 8:59:37 AM	Set UserAnnotation = NI for compound Chloroform in sample 22FEB06.D; previous value =			✓	
CmdManuallyIntegratePeak	BL2000\mchavez	2/23/2022 9:00:15 AM	Manually integrate compound Toluene in sample 22FEB06.D from x, y = 8.349, 0 to 8.414, 0; result = 173			✓	

Name	User	Time	Action	Reason	Comment	Succeed	Exception
CmdManuallyIntegrate QualifierPeak	BL2000\mchavez	2/23/2022 9:00:18 AM	Manually integrate qualifier91.0 of compound Toluene in sample 22FEB06.D from x, y = 8.366, 0 to 8.430, 0; result = 0				Agilent.MassSpectrometry.DataAnalysis.Quantitative.ApplicationCommandException: Manual integration failed for qualifier 91.0 of compound Toluene in sample MBLK022222_. ---> Agilent.MassSpectrometry.DataAnalysis.Quantitative.ApplicationCommandException: Manual integration failed for qualifier 91.0 of compound Toluene in sample MBLK022222_. ---> System.IndexOutOfRangeException: Index was outside the bounds of the array. at Agilent.MassSpectrometry.DataAnalysis.AgileIntegrator.Peak.a(Double[] A_0, Single[] A_1, Int32 A_2, Int32 A_3, Int32 A_4, Double A_5, Double A_6, Double& A_7, Double& A_8, Int32& A_9, Int32& A_10, Int32& A_11, Int32& A_12) at Agilent.MassSpectrometry.DataAnalysis.AgileIntegrator.Peak.ComputeChromatographicMetrics(Double[] xArray, Single[] yArray, Int32 startIndex, Int32 apexIndex, Int32 endIndex, Double baselineSlope, Double yIntercept, Double& fullWidthHalfMaximum, Double& symmetry) at Agilent.MassSpectrometry.DataAnalysis.Quantitative.Integrator.a(IChromatogram A_0, IPeakList A_1) at Agilent.MassSpectrometry.DataAnalysis.Quantitative.Integrator.ManualIntegrate(IChromatogram chromatogram, Double xStart, Double yStart, Double xEnd, Double yEnd, IChromPeakList& peaklist) at Agilent.MassSpectrometry.DataAnalysis.Quantitative.Analysis.MeasuredIon.ManualIntegrate(Double xStart, Double yStart, Double xEnd, Double yEnd) --- End of inner exception stack trace --- at Agilent.MassSpectrometry.DataAnalysis.Quantitative.Analysis.QualifierIon.SetManualIntegrationFailureMessage(Exception e) at Agilent.MassSpectrometry.DataAnalysis.Quantitative.Analysis.MeasuredIon.ManualIntegrate(Double xStart, Double yStart, Double xEnd, Double yEnd)

Name	User	Time	Action	Reason	Comment	Succeed	Exception
							at Agilent.MassSpectrometry.DataAnalysis.Quantitative.CmdManuallyIntegrateQualifierPeak.Do() --- End of inner exception stack trace --- at Agilent.MassSpectrometry.DataAnalysis.Quantitative.CmdManuallyIntegrateQualifierPeak.Do() at Agilent.MassSpectrometry.CommandModel.CommandHistory.Invoke(ICommand cmd) at Agilent.MassSpectrometry.DataAnalysis.Quantitative.AppCommandContext._Invoke(ICommand cmd)
CmdManuallyIntegrateQualifierPeak	BL2000\mchavez	2/23/2022 9:00:23 AM	Manually integrate qualifier91.0 of compound Toluene in sample 22FEB06.D from x, y = 8.355, 0 to 8.436, 0; result = 382			✓	
CmdZeroOutPeak	BL2000\mchavez	2/23/2022 9:00:27 AM	Zero out primary peak of compound Toluene in sample 22FEB06.D			✓	
CmdSetSampleAttribute	BL2000\mchavez	2/23/2022 9:01:12 AM	Set UserDefined = Qualifier ratio did not meet method criteria for Toluene for sample 22FEB06.D; previous value =			✓	
CmdManuallyIntegratePeak	BL2000\mchavez	2/23/2022 9:01:39 AM	Manually integrate compound Chlorobenzene in sample 22FEB06.D from x, y = 9.749, 0 to 9.839, 0; result = 337			✓	
CmdManuallyIntegrateQualifierPeak	BL2000\mchavez	2/23/2022 9:01:42 AM	Manually integrate qualifier114.0 of compound Chlorobenzene in sample 22FEB06.D from x, y = 9.758, 0 to 9.836, 0; result = 581			✓	
CmdZeroOutPeak	BL2000\mchavez	2/23/2022 9:01:45 AM	Zero out primary peak of compound Chlorobenzene in sample 22FEB06.D			✓	
CmdSetSampleAttribute	BL2000\mchavez	2/23/2022 9:02:12 AM	Set UserDefined = Qualifier ratio did not meet method criteria for Toluene, Chlorobenzene, m+p Xylenes for sample 22FEB06.D; previous value = Qualifier ratio did not meet method criteria for Toluene			✓	
CmdManuallyIntegratePeak	BL2000\mchavez	2/23/2022 9:02:17 AM	Manually integrate compound m+p-Xylenes in sample 22FEB06.D from x, y = 10.017, 0 to 10.084, 0; result = 115			✓	
CmdManuallyIntegrateQualifierPeak	BL2000\mchavez	2/23/2022 9:02:18 AM	Manually integrate qualifier91.0 of compound m+p-Xylenes in sample 22FEB06.D from x, y = 9.995, 0 to 10.090, 0; result = 527			✓	
CmdZeroOutPeak	BL2000\mchavez	2/23/2022 9:02:21 AM	Zero out primary peak of compound m+p-Xylenes in sample 22FEB06.D			✓	

Name	User	Time	Action	Reason	Comment	Succeed	Exception
CmdSetSampleAttribute	BL2000\mchavez	2/23/2022 9:02:39 AM	Set SampleApproved = True for sample 22FEB06.D; previous value = False			✓	
CmdQuantitate	BL2000\mchavez	2/23/2022 9:03:02 AM	Quantitate all compounds in all samples			✓	
CmdManuallyIntegrate QualifierPeak	BL2000\mchavez	2/23/2022 9:18:25 AM	Manually integrate qualifier 91.0 of compound Toluene in sample 22FEB22.D, from x, y = 8.358, 0 to 8.430, 186, result = 4399; previous integration is from x, y = 8.358, 0 to 8.386, 0 and previous response = 2486.			✓	
CmdManuallyIntegrate QualifierPeak	BL2000\mchavez	2/23/2022 9:19:05 AM	Manually integrate qualifier84.0 of compound Methylene chloride in sample 22FEB22.D from x, y = 3.291, 0 to 3.402, 0; result = 1716			✓	
CmdManuallyIntegrate QualifierPeak	BL2000\mchavez	2/23/2022 9:19:07 AM	Manually integrate qualifier86.0 of compound Methylene chloride in sample 22FEB22.D from x, y = 3.283, 0 to 3.408, 0; result = 1040			✓	
CmdManuallyIntegrate QualifierPeak	BL2000\mchavez	2/23/2022 9:19:11 AM	Manually integrate qualifier 77.0 of compound Fluorobenzene in sample 22FEB22.D, from x, y = 6.587, 0 to 6.668, 207, result = 14880; previous integration is from x, y = 6.587, 0 to 6.618, 0 and previous response = 6393.			✓	
CmdManuallyIntegrate DropBaseline	BL2000\mchavez	2/23/2022 9:19:17 AM	Drop baseline for qualifier 77.0 of compound Fluorobenzene in sample 22FEB22.D to y = 0, new integration is from x, y = 6.587, 0 to 6.668, 0 and new response = 15382; previous integration is from x, y = 6.587, 0 to 6.668, 207 and previous response = 14880.			✓	
CmdSetSampleAttribute	BL2000\mchavez	2/23/2022 9:19:33 AM	Set SampleApproved = True for sample 22FEB22.D; previous value = False			✓	
CmdManuallyIntegrate QualifierPeak	BL2000\mchavez	2/23/2022 9:22:04 AM	Manually integrate qualifier84.0 of compound Methylene chloride in sample 22FEB20.D from x, y = 3.271, 0 to 3.402, 0; result = 1670			✓	
CmdManuallyIntegrate QualifierPeak	BL2000\mchavez	2/23/2022 9:22:07 AM	Manually integrate qualifier86.0 of compound Methylene chloride in sample 22FEB20.D from x, y = 3.302, 0 to 3.391, 0; result = 1233			✓	
CmdManuallyIntegratePeak	BL2000\mchavez	2/23/2022 9:22:47 AM	Manually integrate compound Toluene in sample 22FEB20.D, from x, y = 8.361, 0 to 8.413, 0, result = 3727; previous integration is from x, y = 8.361, 0 to 8.397, 0 and previous response = 3022.			✓	

Name	User	Time	Action	Reason	Comment	Succeed	Exception
CmdSetTargetCompoundAttribute	BL2000\mchavez	2/23/2022 9:22:50 AM	Set UserAnnotation = NI for compound Toluene in sample 22FEB20.D; previous value =			✓	
CmdSetSampleAttribute	BL2000\mchavez	2/23/2022 9:23:27 AM	Set SampleApproved = True for sample 22FEB20.D; previous value = False			✓	
CmdManuallyIntegratePeak	BL2000\mchavez	2/23/2022 9:25:07 AM	Manually integrate compound Chloromethane in sample 22FEB21.D from x, y = 1.378, 0 to 1.422, 1; result = 652			✓	
CmdManuallyIntegrateQualifierPeak	BL2000\mchavez	2/23/2022 9:25:10 AM	Manually integrate qualifier52.0 of compound Chloromethane in sample 22FEB21.D from x, y = 1.383, 0 to 1.447, -6; result = 198			✓	
CmdSetSampleAttribute	BL2000\mchavez	2/23/2022 9:35:02 AM	Set SampleApproved = True for sample 22FEB26.D; previous value = False			✓	
CmdSetTargetCompoundAttribute	BL2000\mchavez	2/23/2022 9:35:25 AM	Set UserAnnotation = NI for compound Chloromethane in sample 22FEB21.D; previous value =			✓	
CmdManuallyIntegratePeak	BL2000\mchavez	2/23/2022 9:58:53 AM	Manually integrate compound Chloromethane in sample 22FEB07.D from x, y = 1.386, 0 to 1.450, 0; result = 443			✓	
CmdManuallyIntegrateQualifierPeak	BL2000\mchavez	2/23/2022 9:58:57 AM	Manually integrate qualifier52.0 of compound Chloromethane in sample 22FEB07.D from x, y = 1.392, 0 to 1.417, 0; result = 152			✓	
CmdSetTargetCompoundAttribute	BL2000\mchavez	2/23/2022 9:59:00 AM	Set UserAnnotation = NI for compound Chloromethane in sample 22FEB07.D; previous value =			✓	
CmdManuallyIntegratePeak	BL2000\mchavez	2/23/2022 9:59:11 AM	Manually integrate compound Vinyl chloride in sample 22FEB07.D from x, y = 1.484, 0 to 1.514, 0; result = 414			✓	
CmdManuallyIntegrateQualifierPeak	BL2000\mchavez	2/23/2022 9:59:20 AM	Manually integrate qualifier 64.0 of compound Vinyl chloride in sample 22FEB07.D, from x, y = 1.492, -7 to 1.514, 0, result = 251; previous integration is from x, y = 1.316, 0 to 1.375, 0 and previous response = 2983.			✓	
CmdSetTargetCompoundAttribute	BL2000\mchavez	2/23/2022 9:59:24 AM	Set UserAnnotation = NI for compound Vinyl chloride in sample 22FEB07.D; previous value =			✓	
CmdManuallyIntegratePeak	BL2000\mchavez	2/23/2022 9:59:30 AM	Manually integrate compound Bromomethane in sample 22FEB07.D from x, y = 1.791, 0 to 1.866, 0; result = 239			✓	
CmdManuallyIntegrateQualifierPeak	BL2000\mchavez	2/23/2022 9:59:33 AM	Manually integrate qualifier94.0 of compound Bromomethane in sample 22FEB07.D from x, y = 1.802, -2 to 1.830, 0; result = 345			✓	

Name	User	Time	Action	Reason	Comment	Succeed	Exception
CmdClearManualIntegration	BL2000\mchavez	2/23/2022 9:59:54 AM	Clear manual integration of qualifier 94.0 for compound Bromomethane in sample 22FEB07.D				Agilent.MassSpectrometry.DataAnalysis.Quantitative.ApplicationCommandException: Integrator did not find any peaks at Agilent.MassSpectrometry.DataAnalysis.Quantitative.Analysis.MeasuredIon.ClearManualIntegration() at Agilent.MassSpectrometry.DataAnalysis.Quantitative.CmdClearManualIntegration.Do() at Agilent.MassSpectrometry.CommandModel.CommandHistory.Invoke(ICommand cmd) at Agilent.MassSpectrometry.DataAnalysis.Quantitative.AppCommandContext._Invoke(ICommand cmd)
CmdClearManualIntegration	BL2000\mchavez	2/23/2022 9:59:59 AM	Clear manual integration of target signal for compound Bromomethane in sample 22FEB07.D				Agilent.MassSpectrometry.DataAnalysis.Quantitative.ApplicationCommandException: Integrator did not find any peaks at Agilent.MassSpectrometry.DataAnalysis.Quantitative.Analysis.MeasuredIon.ClearManualIntegration() at Agilent.MassSpectrometry.DataAnalysis.Quantitative.CmdClearManualIntegration.Do() at Agilent.MassSpectrometry.CommandModel.CommandHistory.Invoke(ICommand cmd) at Agilent.MassSpectrometry.DataAnalysis.Quantitative.AppCommandContext._Invoke(ICommand cmd)
CmdManuallyIntegratePeak	BL2000\mchavez	2/23/2022 10:00:14 AM	Manually integrate compound Methylene chloride in sample 22FEB07.D from x, y = 3.285, 0 to 3.402, 0; result = 2040			✓	
CmdManuallyIntegrateQualifierPeak	BL2000\mchavez	2/23/2022 10:00:16 AM	Manually integrate qualifier84.0 of compound Methylene chloride in sample 22FEB07.D from x, y = 3.291, 0 to 3.358, 0; result = 1201			✓	
CmdManuallyIntegrateQualifierPeak	BL2000\mchavez	2/23/2022 10:00:18 AM	Manually integrate qualifier86.0 of compound Methylene chloride in sample 22FEB07.D from x, y = 3.288, 0 to 3.394, 0; result = 927			✓	
CmdSetTargetCompoundAttribute	BL2000\mchavez	2/23/2022 10:00:41 AM	Set UserAnnotation = NI for compound Methylene chloride in sample 22FEB07.D; previous value =			✓	

Name	User	Time	Action	Reason	Comment	Succeed	Exception
CmdManuallyIntegratePeak	BL2000\mchavez	2/23/2022 10:00:59 AM	Manually integrate compound Toluene in sample 22FEB07.D from x, y = 8.355, 0 to 8.433, 0; result = 489			✓	

Name	User	Time	Action	Reason	Comment	Succeed	Exception
CmdManuallyIntegrate QualifierPeak	BL2000\mchavez	2/23/2022 10:01:02 AM	Manually integrate qualifier91.0 of compound Toluene in sample 22FEB07.D from x, y = 8.363, 0 to 8.422, 0; result = 0				Agilent.MassSpectrometry.DataAnalysis.Quantitative.ApplicationCommandException: Manual integration failed for qualifier 91.0 of compound Toluene in sample B22021435-001F. ---> Agilent.MassSpectrometry.DataAnalysis.Quantitative.ApplicationCommandException: Manual integration failed for qualifier 91.0 of compound Toluene in sample B22021435-001F. ---> System.IndexOutOfRangeException: Index was outside the bounds of the array. at Agilent.MassSpectrometry.DataAnalysis.AgileIntegrator.Peak.a(Double[] A_0, Single[] A_1, Int32 A_2, Int32 A_3, Int32 A_4, Double A_5, Double A_6, Double& A_7, Double& A_8, Int32& A_9, Int32& A_10, Int32& A_11, Int32& A_12) at Agilent.MassSpectrometry.DataAnalysis.AgileIntegrator.Peak.ComputeChromatographicMetrics(Double[] xArray, Single[] yArray, Int32 startIndex, Int32 apexIndex, Int32 endIndex, Double baselineSlope, Double yIntercept, Double& fullWidthHalfMaximum, Double& symmetry) at Agilent.MassSpectrometry.DataAnalysis.Quantitative.Integrator.a(IChromatogram A_0, IPeakList A_1) at Agilent.MassSpectrometry.DataAnalysis.Quantitative.Integrator.ManualIntegrate(IChromatogram chromatogram, Double xStart, Double yStart, Double xEnd, Double yEnd, IChromPeakList& peaklist) at Agilent.MassSpectrometry.DataAnalysis.Quantitative.Analysis.MeasuredIon.ManualIntegrate(Double xStart, Double yStart, Double xEnd, Double yEnd) --- End of inner exception stack trace --- at Agilent.MassSpectrometry.DataAnalysis.Quantitative.Analysis.QualifierIon.SetManualIntegrationFailureMessage(Exception e) at Agilent.MassSpectrometry.DataAnalysis.Quantitative.Analysis.MeasuredIon.ManualIntegrate(Double xStart, Double yStart, Double xEnd, Double yEnd)

Name	User	Time	Action	Reason	Comment	Succeed	Exception
							at Agilent.MassSpectrometry.DataAnalysis.Quantitative.CmdManuallyIntegrateQualifierPeak.Do() --- End of inner exception stack trace --- at Agilent.MassSpectrometry.DataAnalysis.Quantitative.CmdManuallyIntegrateQualifierPeak.Do() at Agilent.MassSpectrometry.CommandModel.CommandHistory.Invoke(ICommand cmd) at Agilent.MassSpectrometry.DataAnalysis.Quantitative.AppCommandContext._Invoke(ICommand cmd)

Name	User	Time	Action	Reason	Comment	Succeed	Exception
CmdManuallyIntegrate QualifierPeak	BL2000\mchavez	2/23/2022 10:01:07 AM	Manually integrate qualifier91.0 of compound Toluene in sample 22FEB07.D from x, y = 8.361, 0 to 8.422, 0; result = 0				Agilent.MassSpectrometry.DataAnalysis.Quantitative.ApplicationCommandException: Manual integration failed for qualifier 91.0 of compound Toluene in sample B22021435-001F. ---> Agilent.MassSpectrometry.DataAnalysis.Quantitative.ApplicationCommandException: Manual integration failed for qualifier 91.0 of compound Toluene in sample B22021435-001F. ---> System.IndexOutOfRangeException: Index was outside the bounds of the array. at Agilent.MassSpectrometry.DataAnalysis.AgileIntegrator.Peak.a(Double[] A_0, Single[] A_1, Int32 A_2, Int32 A_3, Int32 A_4, Double A_5, Double A_6, Double& A_7, Double& A_8, Int32& A_9, Int32& A_10, Int32& A_11, Int32& A_12) at Agilent.MassSpectrometry.DataAnalysis.AgileIntegrator.Peak.ComputeChromatographicMetrics(Double[] xArray, Single[] yArray, Int32 startIndex, Int32 apexIndex, Int32 endIndex, Double baselineSlope, Double yIntercept, Double& fullWidthHalfMaximum, Double& symmetry) at Agilent.MassSpectrometry.DataAnalysis.Quantitative.Integrator.a(IChromatogram A_0, IPeakList A_1) at Agilent.MassSpectrometry.DataAnalysis.Quantitative.Integrator.ManualIntegrate(IChromatogram chromatogram, Double xStart, Double yStart, Double xEnd, Double yEnd, IChromPeakList& peaklist) at Agilent.MassSpectrometry.DataAnalysis.Quantitative.Analysis.MeasuredIon.ManualIntegrate(Double xStart, Double yStart, Double xEnd, Double yEnd) --- End of inner exception stack trace --- at Agilent.MassSpectrometry.DataAnalysis.Quantitative.Analysis.QualifierIon.SetManualIntegrationFailureMessage(Exception e) at Agilent.MassSpectrometry.DataAnalysis.Quantitative.Analysis.MeasuredIon.ManualIntegrate(Double xStart, Double yStart, Double xEnd, Double yEnd)

Name	User	Time	Action	Reason	Comment	Succeed	Exception
							at Agilent.MassSpectrometry.DataAnalysis.Quantitative.CmdManuallyIntegrateQualifierPeak.Do() --- End of inner exception stack trace --- at Agilent.MassSpectrometry.DataAnalysis.Quantitative.CmdManuallyIntegrateQualifierPeak.Do() at Agilent.MassSpectrometry.CommandModel.CommandHistory.Invoke(ICommand cmd) at Agilent.MassSpectrometry.DataAnalysis.Quantitative.AppCommandContext._Invoke(ICommand cmd)
CmdManuallyIntegrateQualifierPeak	BL2000\mchavez	2/23/2022 10:01:12 AM	Manually integrate qualifier91.0 of compound Toluene in sample 22FEB07.D from x, y = 8.375, 115 to 8.425, 0; result = 543			✓	

Name	User	Time	Action	Reason	Comment	Succeed	Exception
CmdManuallyIntegrate QualifierPeak	BL2000\mchavez	2/23/2022 10:01:16 AM	Manually integrate qualifier 91.0 of compound Toluene in sample 22FEB07.D, from x, y = 8.358, 0 to 8.425, 0, result = 543; previous integration is from x, y = 8.375, 115 to 8.425, 0 and previous response = 543.				Agilent.MassSpectrometry.DataAnalysis.Quantitative.ApplicationCommandException: Manual integration failed for qualifier 91.0 of compound Toluene in sample B22021435-001F. ---> Agilent.MassSpectrometry.DataAnalysis.Quantitative.ApplicationCommandException: Manual integration failed for qualifier 91.0 of compound Toluene in sample B22021435-001F. ---> System.IndexOutOfRangeException: Index was outside the bounds of the array. at Agilent.MassSpectrometry.DataAnalysis.AgileIntegrator.Peak.a(Double[] A_0, Single[] A_1, Int32 A_2, Int32 A_3, Int32 A_4, Double A_5, Double A_6, Double& A_7, Double& A_8, Int32& A_9, Int32& A_10, Int32& A_11, Int32& A_12) at Agilent.MassSpectrometry.DataAnalysis.AgileIntegrator.Peak.ComputeChromatographicMetrics(Double[] xArray, Single[] yArray, Int32 startIndex, Int32 apexIndex, Int32 endIndex, Double baselineSlope, Double yIntercept, Double& fullWidthHalfMaximum, Double& symmetry) at Agilent.MassSpectrometry.DataAnalysis.Quantitative.Integrator.a(IChromatogram A_0, IPeakList A_1) at Agilent.MassSpectrometry.DataAnalysis.Quantitative.Integrator.ManualIntegrate(IChromatogram chromatogram, Double xStart, Double yStart, Double xEnd, Double yEnd, IChromPeakList& peaklist) at Agilent.MassSpectrometry.DataAnalysis.Quantitative.Analysis.MeasuredIon.ManualIntegrate(Double xStart, Double yStart, Double xEnd, Double yEnd) --- End of inner exception stack trace --- at Agilent.MassSpectrometry.DataAnalysis.Quantitative.Analysis.QualifierIon.SetManualIntegrationFailureMessage(Exception e) at Agilent.MassSpectrometry.DataAnalysis.Quantitative.Analysis.MeasuredIon.ManualIntegrate(Double xStart, Double yStart, Double xEnd, Double yEnd)

Name	User	Time	Action	Reason	Comment	Succeed	Exception
							at Agilent.MassSpectrometry.DataAnalysis.Quantitative.CmdManuallyIntegrateQualifierPeak.Do() --- End of inner exception stack trace --- at Agilent.MassSpectrometry.DataAnalysis.Quantitative.CmdManuallyIntegrateQualifierPeak.Do() at Agilent.MassSpectrometry.CommandModel.CommandHistory.Invoke(ICommand cmd) at Agilent.MassSpectrometry.DataAnalysis.Quantitative.AppCommandContext._Invoke(ICommand cmd)
CmdManuallyIntegrateDropBaseline	BL2000\mchavez	2/23/2022 10:01:21 AM	Drop baseline for qualifier 91.0 of compound Toluene in sample 22FEB07.D to y = 0, new integration is from x, y = 8.375, 0 to 8.425, 0 and new response = 716; previous integration is from x, y = 8.375, 115 to 8.425, 0 and previous response = 543.			✓	
CmdSetTargetCompoundAttribute	BL2000\mchavez	2/23/2022 10:01:29 AM	Set UserAnnotation = NI for compound Toluene in sample 22FEB07.D; previous value =			✓	
CmdManuallyIntegratePeak	BL2000\mchavez	2/23/2022 10:02:56 AM	Manually integrate compound m+p-Xylenes in sample 22FEB07.D from x, y = 10.000, 0 to 10.078, 0; result = 121			✓	
CmdManuallyIntegrateQualifierPeak	BL2000\mchavez	2/23/2022 10:02:58 AM	Manually integrate qualifier91.0 of compound m+p-Xylenes in sample 22FEB07.D from x, y = 10.000, 0 to 10.076, 0; result = 452			✓	
CmdZeroOutPeak	BL2000\mchavez	2/23/2022 10:03:01 AM	Zero out primary peak of compound m+p-Xylenes in sample 22FEB07.D			✓	
CmdSetSampleAttribute	BL2000\mchavez	2/23/2022 10:03:15 AM	Set UserDefined = Qualifier ratio did not meet method criteria for Toluene, Chlorobenzene, m+p Xylenes for sample 22FEB07.D; previous value =			✓	
CmdSetSampleAttribute	BL2000\mchavez	2/23/2022 10:03:31 AM	Set UserDefined = Qualifier ratio did not meet method criteria for m+p Xylenes for sample 22FEB07.D; previous value = Qualifier ratio did not meet method criteria for Toluene, Chlorobenzene, m+p Xylenes			✓	
CmdManuallyIntegratePeak	BL2000\mchavez	2/23/2022 10:03:59 AM	Manually integrate compound 4-Chlorotoluene in sample 22FEB07.D from x, y = 11.361, 0 to 11.425, 0; result = 156			✓	

Name	User	Time	Action	Reason	Comment	Succeed	Exception
CmdManuallyIntegrate QualifierPeak	BL2000\mchavez	2/23/2022 10:04:04 AM	Manually integrate qualifier126.0 of compound 4-Chlorotoluene in sample 22FEB07.D from x, y = 11.389, 0 to 11.411, 0; result = 50			✓	
CmdSetSampleAttribute	BL2000\mchavez	2/23/2022 10:04:15 AM	Set SampleApproved = True for sample 22FEB07.D; previous value = False			✓	
CmdSetTargetCompoun dAttribute	BL2000\mchavez	2/23/2022 10:04:20 AM	Set UserAnnotation = NI for compound 4-Chlorotoluene in sample 22FEB07.D; previous value =			✓	
CmdQuantitate	BL2000\mchavez	2/23/2022 10:04:43 AM	Quantitate all compounds in all samples			✓	
CmdManuallyIntegrateP eak	BL2000\mchavez	2/23/2022 10:05:34 AM	Manually integrate compound Toluene in sample 22FEB08.D from x, y = 8.361, 0 to 8.405, 0; result = 664			✓	
CmdManuallyIntegrate QualifierPeak	BL2000\mchavez	2/23/2022 10:05:37 AM	Manually integrate qualifier91.0 of compound Toluene in sample 22FEB08.D from x, y = 8.361, 0 to 8.414, 0; result = 1045			✓	
CmdSetTargetCompoun dAttribute	BL2000\mchavez	2/23/2022 10:05:41 AM	Set UserAnnotation = NI for compound Toluene in sample 22FEB08.D; previous value =			✓	
CmdManuallyIntegrateP eak	BL2000\mchavez	2/23/2022 10:05:57 AM	Manually integrate compound Benzene in sample 22FEB08.D from x, y = 6.247, 0 to 6.330, 0; result = 537			✓	
CmdManuallyIntegrate QualifierPeak	BL2000\mchavez	2/23/2022 10:05:59 AM	Manually integrate qualifier77.0 of compound Benzene in sample 22FEB08.D from x, y = 6.261, 0 to 6.316, 0; result = 191			✓	
CmdSetTargetCompoun dAttribute	BL2000\mchavez	2/23/2022 10:06:02 AM	Set UserAnnotation = NI for compound Benzene in sample 22FEB08.D; previous value =			✓	
CmdManuallyIntegrateP eak	BL2000\mchavez	2/23/2022 10:06:25 AM	Manually integrate compound Carbon tetrachloride in sample 22FEB08.D from x, y = 5.996, 0 to 6.102, 0; result = 728			✓	
CmdManuallyIntegrate QualifierPeak	BL2000\mchavez	2/23/2022 10:06:28 AM	Manually integrate qualifier119.0 of compound Carbon tetrachloride in sample 22FEB08.D from x, y = 5.954, 0 to 6.074, 0; result = 1083			✓	
CmdManuallyIntegrate QualifierPeak	BL2000\mchavez	2/23/2022 10:06:30 AM	Manually integrate qualifier121.0 of compound Carbon tetrachloride in sample 22FEB08.D from x, y = 6.018, 0 to 6.074, 0; result = 133			✓	
CmdZeroOutPeak	BL2000\mchavez	2/23/2022 10:06:40 AM	Zero out primary peak of compound Carbon tetrachloride in sample 22FEB08.D			✓	
CmdSetSampleAttribute	BL2000\mchavez	2/23/2022 10:06:53 AM	Set UserDefined = Qualifier ratio did not meet method criteria for m+p Xylenes for sample 22FEB08.D; previous value =			✓	

Name	User	Time	Action	Reason	Comment	Succeed	Exception
CmdManuallyIntegratePeak	BL2000\mchavez	2/23/2022 10:08:17 AM	Manually integrate compound Methylene chloride in sample 22FEB08.D from x, y = 3.285, 0 to 3.391, 0; result = 1241			✓	
CmdManuallyIntegrateQualifierPeak	BL2000\mchavez	2/23/2022 10:08:20 AM	Manually integrate qualifier84.0 of compound Methylene chloride in sample 22FEB08.D from x, y = 3.299, 0 to 3.361, 0; result = 658			✓	
CmdManuallyIntegrateQualifierPeak	BL2000\mchavez	2/23/2022 10:08:24 AM	Manually integrate qualifier86.0 of compound Methylene chloride in sample 22FEB08.D from x, y = 3.296, 0 to 3.397, 0; result = 416			✓	
CmdSetTargetCompoundAttribute	BL2000\mchavez	2/23/2022 10:08:27 AM	Set UserAnnotation = NI for compound Methylene chloride in sample 22FEB08.D; previous value =			✓	
CmdSetSampleAttribute	BL2000\mchavez	2/23/2022 10:08:41 AM	Set SampleApproved = True for sample 22FEB08.D; previous value = False			✓	
CmdManuallyIntegratePeak	BL2000\mchavez	2/23/2022 10:09:29 AM	Manually integrate compound Chloromethane in sample 22FEB09.D from x, y = 1.386, 0 to 1.431, 0; result = 1102			✓	
CmdManuallyIntegrateQualifierPeak	BL2000\mchavez	2/23/2022 10:09:31 AM	Manually integrate qualifier52.0 of compound Chloromethane in sample 22FEB09.D from x, y = 1.381, 0 to 1.439, 0; result = 257			✓	
CmdManuallyIntegratePeak	BL2000\mchavez	2/23/2022 10:09:45 AM	Manually integrate compound Methylene chloride in sample 22FEB09.D from x, y = 3.291, 0 to 3.380, 0; result = 1063			✓	
CmdManuallyIntegrateQualifierPeak	BL2000\mchavez	2/23/2022 10:09:48 AM	Manually integrate qualifier84.0 of compound Methylene chloride in sample 22FEB09.D from x, y = 3.305, 0 to 3.380, 0; result = 440			✓	
CmdManuallyIntegrateQualifierPeak	BL2000\mchavez	2/23/2022 10:09:50 AM	Manually integrate qualifier86.0 of compound Methylene chloride in sample 22FEB09.D from x, y = 3.308, 0 to 3.377, 0; result = 532			✓	
CmdSetTargetCompoundAttribute	BL2000\mchavez	2/23/2022 10:09:54 AM	Set UserAnnotation = NI for compound Methylene chloride in sample 22FEB09.D; previous value =			✓	
CmdSetTargetCompoundAttribute	BL2000\mchavez	2/23/2022 10:10:01 AM	Set UserAnnotation = NI for compound Chloromethane in sample 22FEB09.D; previous value =			✓	
CmdManuallyIntegratePeak	BL2000\mchavez	2/23/2022 10:10:24 AM	Manually integrate compound Carbon tetrachloride in sample 22FEB09.D from x, y = 5.974, 0 to 6.094, 0; result = 749			✓	
CmdManuallyIntegrateQualifierPeak	BL2000\mchavez	2/23/2022 10:10:26 AM	Manually integrate qualifier119.0 of compound Carbon tetrachloride in sample 22FEB09.D from x, y = 5.979, 0 to 6.107, 0; result = 908			✓	

Name	User	Time	Action	Reason	Comment	Succeed	Exception
CmdManuallyIntegrate QualifierPeak	BL2000\mchavez	2/23/2022 10:10:28 AM	Manually integrate qualifier121.0 of compound Carbon tetrachloride in sample 22FEB09.D from x, y = 5.990, 0 to 6.066, 0; result = 55			✓	
CmdSetTargetCompoundAttribute	BL2000\mchavez	2/23/2022 10:10:47 AM	Set UserAnnotation = NI for compound Carbon tetrachloride in sample 22FEB09.D; previous value =			✓	
CmdManuallyIntegratePeak	BL2000\mchavez	2/23/2022 10:10:55 AM	Manually integrate compound Benzene in sample 22FEB09.D from x, y = 6.252, 0 to 6.314, -6; result = 637			✓	
CmdManuallyIntegrate QualifierPeak	BL2000\mchavez	2/23/2022 10:10:57 AM	Manually integrate qualifier77.0 of compound Benzene in sample 22FEB09.D from x, y = 6.255, 0 to 6.319, 0; result = 110			✓	
CmdSetTargetCompoundAttribute	BL2000\mchavez	2/23/2022 10:11:00 AM	Set UserAnnotation = NI for compound Benzene in sample 22FEB09.D; previous value =			✓	
CmdManuallyIntegratePeak	BL2000\mchavez	2/23/2022 10:11:16 AM	Manually integrate compound Toluene in sample 22FEB09.D from x, y = 8.361, 0 to 8.433, 0; result = 407			✓	
CmdManuallyIntegrate QualifierPeak	BL2000\mchavez	2/23/2022 10:11:19 AM	Manually integrate qualifier91.0 of compound Toluene in sample 22FEB09.D from x, y = 8.361, 0 to 8.403, 0; result = 545			✓	
CmdZeroOutPeak	BL2000\mchavez	2/23/2022 10:11:21 AM	Zero out primary peak of compound Toluene in sample 22FEB09.D			✓	
CmdSetSampleAttribute	BL2000\mchavez	2/23/2022 10:11:31 AM	Set UserDefined = Qualifier ratio did not meet method criteria for m+p Xylenes for sample 22FEB09.D; previous value =			✓	
CmdSetSampleAttribute	BL2000\mchavez	2/23/2022 10:11:40 AM	Set UserDefined = Qualifier ratio did not meet method criteria for Toluene for sample 22FEB09.D; previous value = Qualifier ratio did not meet method criteria for m+p Xylenes			✓	
CmdManuallyIntegratePeak	BL2000\mchavez	2/23/2022 10:11:59 AM	Manually integrate compound m+p-Xylenes in sample 22FEB09.D from x, y = 10.009, 0 to 10.059, 0; result = 62			✓	
CmdManuallyIntegrate QualifierPeak	BL2000\mchavez	2/23/2022 10:12:01 AM	Manually integrate qualifier91.0 of compound m+p-Xylenes in sample 22FEB09.D from x, y = 10.017, 0 to 10.062, 0; result = 311			✓	
CmdZeroOutPeak	BL2000\mchavez	2/23/2022 10:12:04 AM	Zero out primary peak of compound m+p-Xylenes in sample 22FEB09.D			✓	
CmdSetSampleAttribute	BL2000\mchavez	2/23/2022 10:12:17 AM	Set UserDefined = Qualifier ratio did not meet method criteria for Toluene, m+p Xylenes for sample 22FEB09.D; previous value = Qualifier ratio did not meet method criteria for Toluene			✓	
CmdSetSampleAttribute	BL2000\mchavez	2/23/2022 10:12:39 AM	Set SampleApproved = True for sample 22FEB09.D; previous value = False			✓	

Name	User	Time	Action	Reason	Comment	Succeed	Exception
CmdQuantitate	BL2000\mchavez	2/23/2022 10:12:57 AM	Quantitate all compounds in all samples			✓	
CmdManuallyIntegratePeak	BL2000\mchavez	2/23/2022 10:13:57 AM	Manually integrate compound Chloromethane in sample 22FEB10.D from x, y = 1.378, 0 to 1.434, 0; result = 722			✓	
CmdManuallyIntegrateQualifierPeak	BL2000\mchavez	2/23/2022 10:13:59 AM	Manually integrate qualifier52.0 of compound Chloromethane in sample 22FEB10.D from x, y = 1.381, 0 to 1.445, 0; result = 153			✓	
CmdSetTargetCompoundAttribute	BL2000\mchavez	2/23/2022 10:14:03 AM	Set UserAnnotation = NI for compound Chloromethane in sample 22FEB10.D; previous value =			✓	
CmdManuallyIntegratePeak	BL2000\mchavez	2/23/2022 10:14:23 AM	Manually integrate compound Methylene chloride in sample 22FEB10.D from x, y = 3.288, 0 to 3.375, 0; result = 961			✓	
CmdManuallyIntegrateQualifierPeak	BL2000\mchavez	2/23/2022 10:14:26 AM	Manually integrate qualifier84.0 of compound Methylene chloride in sample 22FEB10.D from x, y = 3.294, 0 to 3.388, 0; result = 534			✓	
CmdManuallyIntegrateQualifierPeak	BL2000\mchavez	2/23/2022 10:14:28 AM	Manually integrate qualifier86.0 of compound Methylene chloride in sample 22FEB10.D from x, y = 3.296, 0 to 3.402, 0; result = 376			✓	
CmdSetTargetCompoundAttribute	BL2000\mchavez	2/23/2022 10:14:32 AM	Set UserAnnotation = NI for compound Methylene chloride in sample 22FEB10.D; previous value =			✓	
CmdManuallyIntegratePeak	BL2000\mchavez	2/23/2022 10:16:07 AM	Manually integrate compound Benzene in sample 22FEB10.D from x, y = 6.255, 0 to 6.322, 0; result = 338			✓	
CmdManuallyIntegrateQualifierPeak	BL2000\mchavez	2/23/2022 10:16:09 AM	Manually integrate qualifier77.0 of compound Benzene in sample 22FEB10.D from x, y = 6.233, 0 to 6.303, 0; result = 87			✓	
CmdSetTargetCompoundAttribute	BL2000\mchavez	2/23/2022 10:16:12 AM	Set UserAnnotation = NI for compound Benzene in sample 22FEB10.D; previous value =			✓	
CmdManuallyIntegratePeak	BL2000\mchavez	2/23/2022 10:16:35 AM	Manually integrate compound Toluene in sample 22FEB10.D from x, y = 8.358, 0 to 8.402, 0; result = 397			✓	

Name	User	Time	Action	Reason	Comment	Succeed	Exception
CmdManuallyIntegrate QualifierPeak	BL2000\mchavez	2/23/2022 10:16:38 AM	Manually integrate qualifier91.0 of compound Toluene in sample 22FEB10.D from x, y = 8.369, 0 to 8.419, 0; result = 0				Agilent.MassSpectrometry.DataAnalysis.Quantitative.ApplicationCommandException: Manual integration failed for qualifier 91.0 of compound Toluene in sample B22021435-012F. ---> Agilent.MassSpectrometry.DataAnalysis.Quantitative.ApplicationCommandException: Manual integration failed for qualifier 91.0 of compound Toluene in sample B22021435-012F. ---> System.IndexOutOfRangeException: Index was outside the bounds of the array. at Agilent.MassSpectrometry.DataAnalysis.AgileIntegrator.Peak.a(Double[] A_0, Single[] A_1, Int32 A_2, Int32 A_3, Int32 A_4, Double A_5, Double A_6, Double& A_7, Double& A_8, Int32& A_9, Int32& A_10, Int32& A_11, Int32& A_12) at Agilent.MassSpectrometry.DataAnalysis.AgileIntegrator.Peak.ComputeChromatographicMetrics(Double[] xArray, Single[] yArray, Int32 startIndex, Int32 apexIndex, Int32 endIndex, Double baselineSlope, Double yIntercept, Double& fullWidthHalfMaximum, Double& symmetry) at Agilent.MassSpectrometry.DataAnalysis.Quantitative.Integrator.a(IChromatogram A_0, IPeakList A_1) at Agilent.MassSpectrometry.DataAnalysis.Quantitative.Integrator.ManualIntegrate(IChromatogram chromatogram, Double xStart, Double yStart, Double xEnd, Double yEnd, IChromPeakList& peaklist) at Agilent.MassSpectrometry.DataAnalysis.Quantitative.Analysis.MeasuredIon.ManualIntegrate(Double xStart, Double yStart, Double xEnd, Double yEnd) --- End of inner exception stack trace --- at Agilent.MassSpectrometry.DataAnalysis.Quantitative.Analysis.QualifierIon.SetManualIntegrationFailureMessage(Exception e) at Agilent.MassSpectrometry.DataAnalysis.Quantitative.Analysis.MeasuredIon.ManualIntegrate(Double xStart, Double yStart, Double xEnd, Double yEnd)

Name	User	Time	Action	Reason	Comment	Succeed	Exception
							at Agilent.MassSpectrometry.DataAnalysis.Quantitative.CmdManuallyIntegrateQualifierPeak.Do() --- End of inner exception stack trace --- at Agilent.MassSpectrometry.DataAnalysis.Quantitative.CmdManuallyIntegrateQualifierPeak.Do() at Agilent.MassSpectrometry.CommandModel.CommandHistory.Invoke(ICommand cmd) at Agilent.MassSpectrometry.DataAnalysis.Quantitative.AppCommandContext._Invoke(ICommand cmd)

Name	User	Time	Action	Reason	Comment	Succeed	Exception
CmdManuallyIntegrate QualifierPeak	BL2000\mchavez	2/23/2022 10:16:44 AM	Manually integrate qualifier91.0 of compound Toluene in sample 22FEB10.D from x, y = 8.369, 0 to 8.419, 0; result = 0				Agilent.MassSpectrometry.DataAnalysis.Quantitative.ApplicationCommandException: Manual integration failed for qualifier 91.0 of compound Toluene in sample B22021435-012F. ---> Agilent.MassSpectrometry.DataAnalysis.Quantitative.ApplicationCommandException: Manual integration failed for qualifier 91.0 of compound Toluene in sample B22021435-012F. ---> System.IndexOutOfRangeException: Index was outside the bounds of the array. at Agilent.MassSpectrometry.DataAnalysis.AgileIntegrator.Peak.a(Double[] A_0, Single[] A_1, Int32 A_2, Int32 A_3, Int32 A_4, Double A_5, Double A_6, Double& A_7, Double& A_8, Int32& A_9, Int32& A_10, Int32& A_11, Int32& A_12) at Agilent.MassSpectrometry.DataAnalysis.AgileIntegrator.Peak.ComputeChromatographicMetrics(Double[] xArray, Single[] yArray, Int32 startIndex, Int32 apexIndex, Int32 endIndex, Double baselineSlope, Double yIntercept, Double& fullWidthHalfMaximum, Double& symmetry) at Agilent.MassSpectrometry.DataAnalysis.Quantitative.Integrator.a(IChromatogram A_0, IPeakList A_1) at Agilent.MassSpectrometry.DataAnalysis.Quantitative.Integrator.ManualIntegrate(IChromatogram chromatogram, Double xStart, Double yStart, Double xEnd, Double yEnd, IChromPeakList& peaklist) at Agilent.MassSpectrometry.DataAnalysis.Quantitative.Analysis.MeasuredIon.ManualIntegrate(Double xStart, Double yStart, Double xEnd, Double yEnd) --- End of inner exception stack trace --- at Agilent.MassSpectrometry.DataAnalysis.Quantitative.Analysis.QualifierIon.SetManualIntegrationFailureMessage(Exception e) at Agilent.MassSpectrometry.DataAnalysis.Quantitative.Analysis.MeasuredIon.ManualIntegrate(Double xStart, Double yStart, Double xEnd, Double yEnd)

Name	User	Time	Action	Reason	Comment	Succeed	Exception
							at Agilent.MassSpectrometry.DataAnalysis.Quantitative.CmdManuallyIntegrateQualifierPeak.Do() --- End of inner exception stack trace --- at Agilent.MassSpectrometry.DataAnalysis.Quantitative.CmdManuallyIntegrateQualifierPeak.Do() at Agilent.MassSpectrometry.CommandModel.CommandHistory.Invoke(ICommand cmd) at Agilent.MassSpectrometry.DataAnalysis.Quantitative.AppCommandContext._Invoke(ICommand cmd)

Name	User	Time	Action	Reason	Comment	Succeed	Exception
CmdManuallyIntegrate QualifierPeak	BL2000\mchavez	2/23/2022 10:16:49 AM	Manually integrate qualifier91.0 of compound Toluene in sample 22FEB10.D from x, y = 8.369, 167 to 8.422, 0; result = 0				Agilent.MassSpectrometry.DataAnalysis.Quantitative.ApplicationCommandException: Manual integration failed for qualifier 91.0 of compound Toluene in sample B22021435-012F. ---> Agilent.MassSpectrometry.DataAnalysis.Quantitative.ApplicationCommandException: Manual integration failed for qualifier 91.0 of compound Toluene in sample B22021435-012F. ---> System.IndexOutOfRangeException: Index was outside the bounds of the array. at Agilent.MassSpectrometry.DataAnalysis.AgileIntegrator.Peak.a(Double[] A_0, Single[] A_1, Int32 A_2, Int32 A_3, Int32 A_4, Double A_5, Double A_6, Double& A_7, Double& A_8, Int32& A_9, Int32& A_10, Int32& A_11, Int32& A_12) at Agilent.MassSpectrometry.DataAnalysis.AgileIntegrator.Peak.ComputeChromatographicMetrics(Double[] xArray, Single[] yArray, Int32 startIndex, Int32 apexIndex, Int32 endIndex, Double baselineSlope, Double yIntercept, Double& fullWidthHalfMaximum, Double& symmetry) at Agilent.MassSpectrometry.DataAnalysis.Quantitative.Integrator.a(IChromatogram A_0, IPeakList A_1) at Agilent.MassSpectrometry.DataAnalysis.Quantitative.Integrator.ManualIntegrate(IChromatogram chromatogram, Double xStart, Double yStart, Double xEnd, Double yEnd, IChromPeakList& peaklist) at Agilent.MassSpectrometry.DataAnalysis.Quantitative.Analysis.MeasuredIon.ManualIntegrate(Double xStart, Double yStart, Double xEnd, Double yEnd) --- End of inner exception stack trace --- at Agilent.MassSpectrometry.DataAnalysis.Quantitative.Analysis.QualifierIon.SetManualIntegrationFailureMessage(Exception e) at Agilent.MassSpectrometry.DataAnalysis.Quantitative.Analysis.MeasuredIon.ManualIntegrate(Double xStart, Double yStart, Double xEnd, Double yEnd)

Name	User	Time	Action	Reason	Comment	Succeed	Exception
							at Agilent.MassSpectrometry.DataAnalysis.Quantitative.CmdManuallyIntegrateQualifierPeak.Do() --- End of inner exception stack trace --- at Agilent.MassSpectrometry.DataAnalysis.Quantitative.CmdManuallyIntegrateQualifierPeak.Do() at Agilent.MassSpectrometry.CommandModel.CommandHistory.Invoke(ICommand cmd) at Agilent.MassSpectrometry.DataAnalysis.Quantitative.AppCommandContext._Invoke(ICommand cmd)

Name	User	Time	Action	Reason	Comment	Succeed	Exception
CmdManuallyIntegrate QualifierPeak	BL2000\mchavez	2/23/2022 10:16:54 AM	Manually integrate qualifier91.0 of compound Toluene in sample 22FEB10.D from x, y = 8.366, 0 to 8.425, 0; result = 0				Agilent.MassSpectrometry.DataAnalysis.Quantitative.ApplicationCommandException: Manual integration failed for qualifier 91.0 of compound Toluene in sample B22021435-012F. ---> Agilent.MassSpectrometry.DataAnalysis.Quantitative.ApplicationCommandException: Manual integration failed for qualifier 91.0 of compound Toluene in sample B22021435-012F. ---> System.IndexOutOfRangeException: Index was outside the bounds of the array. at Agilent.MassSpectrometry.DataAnalysis.AgileIntegrator.Peak.a(Double[] A_0, Single[] A_1, Int32 A_2, Int32 A_3, Int32 A_4, Double A_5, Double A_6, Double& A_7, Double& A_8, Int32& A_9, Int32& A_10, Int32& A_11, Int32& A_12) at Agilent.MassSpectrometry.DataAnalysis.AgileIntegrator.Peak.ComputeChromatographicMetrics(Double[] xArray, Single[] yArray, Int32 startIndex, Int32 apexIndex, Int32 endIndex, Double baselineSlope, Double yIntercept, Double& fullWidthHalfMaximum, Double& symmetry) at Agilent.MassSpectrometry.DataAnalysis.Quantitative.Integrator.a(IChromatogram A_0, IPeakList A_1) at Agilent.MassSpectrometry.DataAnalysis.Quantitative.Integrator.ManualIntegrate(IChromatogram chromatogram, Double xStart, Double yStart, Double xEnd, Double yEnd, IChromPeakList& peaklist) at Agilent.MassSpectrometry.DataAnalysis.Quantitative.Analysis.MeasuredIon.ManualIntegrate(Double xStart, Double yStart, Double xEnd, Double yEnd) --- End of inner exception stack trace --- at Agilent.MassSpectrometry.DataAnalysis.Quantitative.Analysis.QualifierIon.SetManualIntegrationFailureMessage(Exception e) at Agilent.MassSpectrometry.DataAnalysis.Quantitative.Analysis.MeasuredIon.ManualIntegrate(Double xStart, Double yStart, Double xEnd, Double yEnd)

Name	User	Time	Action	Reason	Comment	Succeed	Exception
							at Agilent.MassSpectrometry.DataAnalysis.Quantitative.CmdManuallyIntegrateQualifierPeak.Do() --- End of inner exception stack trace --- at Agilent.MassSpectrometry.DataAnalysis.Quantitative.CmdManuallyIntegrateQualifierPeak.Do() at Agilent.MassSpectrometry.CommandModel.CommandHistory.Invoke(ICommand cmd) at Agilent.MassSpectrometry.DataAnalysis.Quantitative.AppCommandContext._Invoke(ICommand cmd)
CmdManuallyIntegrateQualifierPeak	BL2000\mchavez	2/23/2022 10:16:59 AM	Manually integrate qualifier91.0 of compound Toluene in sample 22FEB10.D from x, y = 8.349, 0 to 8.428, 0; result = 882			✓	
CmdManuallyIntegrateQualifierPeak	BL2000\mchavez	2/23/2022 10:17:04 AM	Manually integrate qualifier 91.0 of compound Toluene in sample 22FEB10.D, from x, y = 8.372, 0 to 8.428, 0, result = 816; previous integration is from x, y = 8.349, 0 to 8.428, 0 and previous response = 882.			✓	
CmdZeroOutPeak	BL2000\mchavez	2/23/2022 10:17:10 AM	Zero out primary peak of compound Toluene in sample 22FEB10.D			✓	
CmdSetSampleAttribute	BL2000\mchavez	2/23/2022 10:17:27 AM	Set UserDefined = Qualifier ratio did not meet method criteria for Toluene, m+p Xylenes for sample 22FEB10.D; previous value =			✓	
CmdManuallyIntegratePeak	BL2000\mchavez	2/23/2022 10:17:39 AM	Manually integrate compound m+p-Xylenes in sample 22FEB10.D from x, y = 10.014, 0 to 10.053, 0; result = 38			✓	
CmdManuallyIntegrateQualifierPeak	BL2000\mchavez	2/23/2022 10:17:41 AM	Manually integrate qualifier91.0 of compound m+p-Xylenes in sample 22FEB10.D from x, y = 10.020, 0 to 10.064, 0; result = 98			✓	
CmdZeroOutPeak	BL2000\mchavez	2/23/2022 10:17:43 AM	Zero out primary peak of compound m+p-Xylenes in sample 22FEB10.D			✓	
CmdSetSampleAttribute	BL2000\mchavez	2/23/2022 10:18:26 AM	Set SampleApproved = True for sample 22FEB10.D; previous value = False			✓	
CmdSetSampleAttribute	BL2000\mchavez	2/23/2022 10:20:19 AM	Set SampleApproved = True for sample 22FEB23.D; previous value = False			✓	
CmdSetSampleAttribute	BL2000\mchavez	2/23/2022 10:21:31 AM	Set SampleApproved = True for sample 22FEB24.D; previous value = False			✓	

Name	User	Time	Action	Reason	Comment	Succeed	Exception
CmdSaveBatchTable	BL2000\mchavez	2/23/2022 10:21:40 AM	Save batch D:\Org\Data\VOA5975C\VG022222\QuantResults\VG022222_8260B.batch.bin			✓	
CmdOpenBatchTable	BL2000\mchavez	2/23/2022 10:42:17 AM	Open batch D:\Org\Data\VOA5975C\VG022222\VG022222_8260B.batch.bin			✓	
CmdZeroOutPeak	BL2000\mchavez	2/23/2022 10:43:09 AM	Zero out primary peak of compound Ethylbenzene in sample 22FEB11.D			✓	
CmdManuallyIntegratePeak	BL2000\mchavez	2/23/2022 10:43:18 AM	Manually integrate compound Chloromethane in sample 22FEB11.D from x, y = 1.364, 0 to 1.461, 0; result = 904			✓	
CmdManuallyIntegrateQualifierPeak	BL2000\mchavez	2/23/2022 10:43:20 AM	Manually integrate qualifier52.0 of compound Chloromethane in sample 22FEB11.D from x, y = 1.386, 0 to 1.425, 0; result = 184			✓	
CmdSaveBatchTable	BL2000\mchavez	2/23/2022 11:04:14 AM	Save batch D:\Org\Data\VOA5975C\VG022222\QuantResults\VG022222_8260B.batch.bin			✓	
CmdOpenBatchTable	BL2000\mchavez	2/25/2022 10:33:27 AM	Open batch D:\Org\Data\VOA5975C\VG022222\VG022222_8260B.batch.bin			✓	
CmdManuallyIntegratePeak	BL2000\mchavez	2/25/2022 10:33:55 AM	Manually integrate compound Methylene chloride in sample 22FEB11.D from x, y = 3.291, 0 to 3.380, 0; result = 834			✓	
CmdManuallyIntegrateQualifierPeak	BL2000\mchavez	2/25/2022 10:33:59 AM	Manually integrate qualifier84.0 of compound Methylene chloride in sample 22FEB11.D from x, y = 3.299, 0 to 3.383, 0; result = 525			✓	
CmdManuallyIntegrateQualifierPeak	BL2000\mchavez	2/25/2022 10:34:02 AM	Manually integrate qualifier86.0 of compound Methylene chloride in sample 22FEB11.D from x, y = 3.308, 0 to 3.380, 0; result = 361			✓	
CmdManuallyIntegrateQualifierPeak	BL2000\mchavez	2/25/2022 10:34:28 AM	Manually integrate qualifier 72.0 of compound Methyl ethyl ketone in sample 22FEB11.D, from x, y = 5.248, 0 to 5.388, 0, result = 10287; previous integration is from x, y = 5.248, 0 to 5.282, 0 and previous response = 3599.			✓	
CmdManuallyIntegratePeak	BL2000\mchavez	2/25/2022 10:35:00 AM	Manually integrate compound Toluene in sample 22FEB11.D from x, y = 8.363, 0 to 8.422, 0; result = 1365			✓	
CmdManuallyIntegratePeak	BL2000\mchavez	2/25/2022 10:35:24 AM	Manually integrate compound Ethylbenzene in sample 22FEB11.D, from x, y = 9.875, 0 to 9.953, 0, result = 1305; previous integration is from x, y = 10.028, 0 to 10.028, 0 and previous response = 0.			✓	

Name	User	Time	Action	Reason	Comment	Succeed	Exception
CmdManuallyIntegrate QualifierPeak	BL2000\mchavez	2/25/2022 10:35:26 AM	Manually integrate qualifier106.0 of compound Ethylbenzene in sample 22FEB11.D from x, y = 9.889, 0 to 9.953, 0; result = 352			✓	
CmdSetTargetCompoundAttribute	BL2000\mchavez	2/25/2022 10:35:31 AM	Set UserAnnotation = NI for compound Ethylbenzene in sample 22FEB11.D; previous value =			✓	
CmdManuallyIntegratePeak	BL2000\mchavez	2/25/2022 10:35:37 AM	Manually integrate compound m+p-Xylenes in sample 22FEB11.D from x, y = 10.000, 0 to 10.081, 0; result = 916			✓	
CmdZeroOutPeak	BL2000\mchavez	2/25/2022 10:35:42 AM	Zero out primary peak of compound m+p-Xylenes in sample 22FEB11.D			✓	
CmdSetSampleAttribute	BL2000\mchavez	2/25/2022 10:35:55 AM	Set UserDefined = Qualifier ratio did not meet method criteria for Toluene, m+p Xylenes for sample 22FEB11.D; previous value =			✓	
CmdSetSampleAttribute	BL2000\mchavez	2/25/2022 10:36:18 AM	Set UserDefined = Qualifier ratio did not meet method criteria for m+p Xylenes for sample 22FEB11.D; previous value = Qualifier ratio did not meet method criteria for Toluene, m+p Xylenes			✓	
CmdManuallyIntegratePeak	BL2000\mchavez	2/25/2022 10:36:30 AM	Manually integrate compound o-Xylene in sample 22FEB11.D from x, y = 10.407, 0 to 10.466, 0; result = 996			✓	
CmdManuallyIntegrate QualifierPeak	BL2000\mchavez	2/25/2022 10:36:34 AM	Manually integrate qualifier91.0 of compound o-Xylene in sample 22FEB11.D from x, y = 10.396, 0 to 10.488, 0; result = 1801			✓	
CmdZeroOutPeak	BL2000\mchavez	2/25/2022 10:36:37 AM	Zero out primary peak of compound o-Xylene in sample 22FEB11.D			✓	
CmdSetSampleAttribute	BL2000\mchavez	2/25/2022 10:37:14 AM	Set UserDefined = Qualifier ratio did not meet method criteria for m+p Xylenes, o-Xulenes for sample 22FEB11.D; previous value = Qualifier ratio did not meet method criteria for m+p Xylenes			✓	
CmdSetSampleAttribute	BL2000\mchavez	2/25/2022 10:40:25 AM	Set SampleApproved = True for sample 22FEB11.D; previous value = False			✓	
CmdManuallyIntegratePeak	BL2000\mchavez	2/25/2022 10:41:04 AM	Manually integrate compound o-Xylene in sample 22FEB12.D from x, y = 10.399, 0 to 10.463, 0; result = 549			✓	
CmdManuallyIntegrate QualifierPeak	BL2000\mchavez	2/25/2022 10:41:07 AM	Manually integrate qualifier91.0 of compound o-Xylene in sample 22FEB12.D from x, y = 10.402, 0 to 10.455, 0; result = 1520			✓	
CmdZeroOutPeak	BL2000\mchavez	2/25/2022 10:41:10 AM	Zero out primary peak of compound o-Xylene in sample 22FEB12.D			✓	
CmdManuallyIntegratePeak	BL2000\mchavez	2/25/2022 10:41:13 AM	Manually integrate compound m+p-Xylenes in sample 22FEB12.D from x, y = 9.992, 0 to 10.078, 0; result = 972			✓	

Name	User	Time	Action	Reason	Comment	Succeed	Exception
CmdManuallyIntegrateQualifierPeak	BL2000\mchavez	2/25/2022 10:41:16 AM	Manually integrate qualifier91.0 of compound m+p-Xylenes in sample 22FEB12.D from x, y = 9.998, 0 to 10.087, 0; result = 1354			✓	
CmdZeroOutPeak	BL2000\mchavez	2/25/2022 10:41:18 AM	Zero out primary peak of compound m+p-Xylenes in sample 22FEB12.D			✓	
CmdManuallyIntegratePeak	BL2000\mchavez	2/25/2022 10:41:56 AM	Manually integrate compound Toluene in sample 22FEB12.D from x, y = 8.361, 0 to 8.411, 0; result = 1378			✓	
CmdManuallyIntegrateQualifierPeak	BL2000\mchavez	2/25/2022 10:41:58 AM	Manually integrate qualifier 91.0 of compound Toluene in sample 22FEB12.D, from x, y = 8.347, 0 to 8.391, 34, result = 1843; previous integration is from x, y = 8.358, 0 to 8.414, 0 and previous response = 2664.			✓	
CmdClearManualIntegration	BL2000\mchavez	2/25/2022 10:42:01 AM	Clear manual integration of qualifier 91.0 for compound Toluene in sample 22FEB12.D			✓	
CmdSetTargetCompoundAttribute	BL2000\mchavez	2/25/2022 10:42:05 AM	Set UserAnnotation = NI for compound Toluene in sample 22FEB12.D; previous value =			✓	
CmdSetSampleAttribute	BL2000\mchavez	2/25/2022 10:50:06 AM	Set UserDefined = Qualifier ratio did not meet method criteria for m+p Xylenes, o-Xulenes for sample 22FEB12.D; previous value =			✓	
CmdManuallyIntegratePeak	BL2000\mchavez	2/25/2022 10:50:30 AM	Manually integrate compound Benzene in sample 22FEB12.D from x, y = 6.239, 0 to 6.297, 0; result = 352			✓	
CmdManuallyIntegrateQualifierPeak	BL2000\mchavez	2/25/2022 10:50:32 AM	Manually integrate qualifier77.0 of compound Benzene in sample 22FEB12.D from x, y = 6.269, 0 to 6.300, 0; result = 83			✓	
CmdSetTargetCompoundAttribute	BL2000\mchavez	2/25/2022 10:50:35 AM	Set UserAnnotation = NI for compound Benzene in sample 22FEB12.D; previous value =			✓	
CmdManuallyIntegratePeak	BL2000\mchavez	2/25/2022 10:50:47 AM	Manually integrate compound Chloroform in sample 22FEB12.D from x, y = 5.619, 0 to 5.695, 0; result = 1414			✓	
CmdManuallyIntegrateQualifierPeak	BL2000\mchavez	2/25/2022 10:50:50 AM	Manually integrate qualifier85.0 of compound Chloroform in sample 22FEB12.D from x, y = 5.605, 0 to 5.689, 0; result = 1044			✓	
CmdSetTargetCompoundAttribute	BL2000\mchavez	2/25/2022 10:50:52 AM	Set UserAnnotation = NI for compound Chloroform in sample 22FEB12.D; previous value =			✓	
CmdManuallyIntegratePeak	BL2000\mchavez	2/25/2022 10:51:09 AM	Manually integrate compound Methylene chloride in sample 22FEB12.D from x, y = 3.280, 0 to 3.383, 0; result = 987			✓	

Name	User	Time	Action	Reason	Comment	Succeed	Exception
CmdManuallyIntegrate QualifierPeak	BL2000\mchavez	2/25/2022 10:51:11 AM	Manually integrate qualifier84.0 of compound Methylene chloride in sample 22FEB12.D from x, y = 3.291, 0 to 3.383, 0; result = 944			✓	
CmdManuallyIntegrate QualifierPeak	BL2000\mchavez	2/25/2022 10:51:14 AM	Manually integrate qualifier86.0 of compound Methylene chloride in sample 22FEB12.D from x, y = 3.285, 0 to 3.380, 0; result = 294			✓	
CmdManuallyIntegrateP eak	BL2000\mchavez	2/25/2022 10:51:29 AM	Manually integrate compound Chloromethane in sample 22FEB12.D from x, y = 1.383, 0 to 1.414, 0; result = 825			✓	
CmdManuallyIntegrateP eak	BL2000\mchavez	2/25/2022 10:51:33 AM	Manually integrate compound Chloromethane in sample 22FEB12.D, from x, y = 1.383, 0 to 1.450, 0, result = 1191; previous integration is from x, y = 1.383, 0 to 1.414, 0 and previous response = 825.			✓	
CmdManuallyIntegrate QualifierPeak	BL2000\mchavez	2/25/2022 10:51:35 AM	Manually integrate qualifier52.0 of compound Chloromethane in sample 22FEB12.D from x, y = 1.381, 0 to 1.403, 0; result = 47			✓	
CmdManuallyIntegrate QualifierPeak	BL2000\mchavez	2/25/2022 10:51:36 AM	Manually integrate qualifier 52.0 of compound Chloromethane in sample 22FEB12.D, from x, y = 1.431, 0 to 1.445, -3, result = 120; previous integration is from x, y = 1.381, 0 to 1.403, 0 and previous response = 47.			✓	
CmdManuallyIntegrate QualifierPeak	BL2000\mchavez	2/25/2022 10:51:40 AM	Manually integrate qualifier 52.0 of compound Chloromethane in sample 22FEB12.D, from x, y = 1.367, 0 to 1.431, 0, result = 256; previous integration is from x, y = 1.431, 0 to 1.445, -3 and previous response = 120.			✓	
CmdSetSampleAttribute	BL2000\mchavez	2/25/2022 10:51:44 AM	Set SampleApproved = True for sample 22FEB12.D; previous value = False			✓	
CmdManuallyIntegrateP eak	BL2000\mchavez	2/25/2022 10:52:12 AM	Manually integrate compound Methylene chloride in sample 22FEB13.D from x, y = 3.302, 0 to 3.369, 0; result = 921			✓	
CmdManuallyIntegrate QualifierPeak	BL2000\mchavez	2/25/2022 10:52:15 AM	Manually integrate qualifier84.0 of compound Methylene chloride in sample 22FEB13.D from x, y = 3.285, 0 to 3.380, 0; result = 658			✓	
CmdManuallyIntegrate QualifierPeak	BL2000\mchavez	2/25/2022 10:52:17 AM	Manually integrate qualifier86.0 of compound Methylene chloride in sample 22FEB13.D from x, y = 3.288, 0 to 3.361, 0; result = 220			✓	
CmdSetTargetCompoun dAttribute	BL2000\mchavez	2/25/2022 10:52:59 AM	Set UserAnnotation = NI for compound Methylene chloride in sample 22FEB13.D; previous value =			✓	

Name	User	Time	Action	Reason	Comment	Succeed	Exception
CmdSetTargetCompoundAttribute	BL2000\mchavez	2/25/2022 10:53:03 AM	Set UserAnnotation = LT for compound Methyl ethyl ketone in sample 22FEB13.D; previous value =			✓	
CmdManuallyIntegratePeak	BL2000\mchavez	2/25/2022 10:53:59 AM	Manually integrate compound Chloroform in sample 22FEB13.D from x, y = 5.619, 0 to 5.700, 0; result = 670			✓	
CmdManuallyIntegrateQualifierPeak	BL2000\mchavez	2/25/2022 10:54:02 AM	Manually integrate qualifier85.0 of compound Chloroform in sample 22FEB13.D from x, y = 5.622, 0 to 5.678, 0; result = 184			✓	
CmdSetTargetCompoundAttribute	BL2000\mchavez	2/25/2022 10:54:04 AM	Set UserAnnotation = NI for compound Chloroform in sample 22FEB13.D; previous value =			✓	
CmdSetTargetCompoundAttribute	BL2000\mchavez	2/25/2022 10:54:08 AM	Set UserAnnotation = for compound Chloroform in sample 22FEB13.D; previous value = NI			✓	
CmdZeroOutPeak	BL2000\mchavez	2/25/2022 10:54:10 AM	Zero out primary peak of compound Chloroform in sample 22FEB13.D			✓	
CmdManuallyIntegratePeak	BL2000\mchavez	2/25/2022 10:54:49 AM	Manually integrate compound Toluene in sample 22FEB13.D from x, y = 8.355, 0 to 8.422, 0; result = 878			✓	
CmdManuallyIntegrateQualifierPeak	BL2000\mchavez	2/25/2022 10:54:51 AM	Manually integrate qualifier91.0 of compound Toluene in sample 22FEB13.D from x, y = 8.352, 0 to 8.444, 0; result = 1923			✓	
CmdZeroOutPeak	BL2000\mchavez	2/25/2022 10:54:55 AM	Zero out primary peak of compound Toluene in sample 22FEB13.D			✓	
CmdSetSampleAttribute	BL2000\mchavez	2/25/2022 10:55:14 AM	Set UserDefined = Qualifier ratio did not meet method criteria for m+p Xylenes, o-Xulenes for sample 22FEB13.D; previous value =			✓	
CmdSetSampleAttribute	BL2000\mchavez	2/25/2022 10:55:31 AM	Set UserDefined = Qualifier ratio did not meet method criteria for Chloroform, Toluene for sample 22FEB13.D; previous value = Qualifier ratio did not meet method criteria for m+p Xylenes, o-Xulenes			✓	
CmdSetSampleAttribute	BL2000\mchavez	2/25/2022 10:56:06 AM	Set SampleApproved = True for sample 22FEB13.D; previous value = False			✓	
CmdManuallyIntegrateQualifierPeak	BL2000\mchavez	2/25/2022 10:57:03 AM	Manually integrate qualifier106.0 of compound Ethylbenzene in sample 22FEB14.D from x, y = 9.894, 0 to 9.956, 0; result = 1012			✓	
CmdManuallyIntegratePeak	BL2000\mchavez	2/25/2022 10:58:41 AM	Manually integrate compound Benzene in sample 22FEB14.D from x, y = 6.255, 0 to 6.308, 0; result = 688			✓	
CmdManuallyIntegrateQualifierPeak	BL2000\mchavez	2/25/2022 10:58:44 AM	Manually integrate qualifier77.0 of compound Benzene in sample 22FEB14.D from x, y = 6.255, 0 to 6.305, 0; result = 207			✓	

Name	User	Time	Action	Reason	Comment	Succeed	Exception
CmdSetTargetCompoundAttribute	BL2000\mchavez	2/25/2022 10:58:47 AM	Set UserAnnotation = NI for compound Benzene in sample 22FEB14.D; previous value =			✓	
CmdManuallyIntegratePeak	BL2000\mchavez	2/25/2022 11:02:11 AM	Manually integrate compound Chloroform in sample 22FEB14.D, from x, y = 5.617, 0 to 5.725, 0, result = 8631; previous integration is from x, y = 5.617, 0 to 5.656, 0 and previous response = 5416.			✓	
CmdSetTargetCompoundAttribute	BL2000\mchavez	2/25/2022 11:02:14 AM	Set UserAnnotation = LT for compound Chloroform in sample 22FEB14.D; previous value =			✓	
CmdManuallyIntegratePeak	BL2000\mchavez	2/25/2022 11:03:11 AM	Manually integrate compound Methylene chloride in sample 22FEB14.D from x, y = 3.283, 0 to 3.400, 0; result = 869			✓	
CmdManuallyIntegrateQualifierPeak	BL2000\mchavez	2/25/2022 11:03:13 AM	Manually integrate qualifier84.0 of compound Methylene chloride in sample 22FEB14.D from x, y = 3.274, 0 to 3.380, 0; result = 612			✓	
CmdManuallyIntegrateQualifierPeak	BL2000\mchavez	2/25/2022 11:03:15 AM	Manually integrate qualifier86.0 of compound Methylene chloride in sample 22FEB14.D from x, y = 3.291, 0 to 3.366, 0; result = 134			✓	
CmdSetTargetCompoundAttribute	BL2000\mchavez	2/25/2022 11:03:20 AM	Set UserAnnotation = NI for compound Methylene chloride in sample 22FEB14.D; previous value =			✓	
CmdManuallyIntegratePeak	BL2000\mchavez	2/25/2022 11:03:41 AM	Manually integrate compound Chloromethane in sample 22FEB14.D from x, y = 1.386, 0 to 1.439, 0; result = 1078			✓	
CmdManuallyIntegrateQualifierPeak	BL2000\mchavez	2/25/2022 11:03:43 AM	Manually integrate qualifier52.0 of compound Chloromethane in sample 22FEB14.D from x, y = 1.381, 0 to 1.437, 0; result = 316			✓	
CmdSetTargetCompoundAttribute	BL2000\mchavez	2/25/2022 11:03:47 AM	Set UserAnnotation = NI for compound Chloromethane in sample 22FEB14.D; previous value =			✓	
CmdSetSampleAttribute	BL2000\mchavez	2/25/2022 11:03:52 AM	Set SampleApproved = True for sample 22FEB14.D; previous value = False			✓	
CmdSaveBatchTable	BL2000\mchavez	2/25/2022 11:22:14 AM	Save batch D:\Org\Data\VOA5975C\VG022222\QuantResults\VG022222_8260B.batch.bin			✓	
CmdOpenBatchTable	BL2000\mchavez	2/25/2022 1:46:49 PM	Open batch D:\Org\Data\VOA5975C\VG022222\VG022222_8260B.batch.bin			✓	
CmdManuallyIntegratePeak	BL2000\mchavez	2/25/2022 1:47:30 PM	Manually integrate compound Methylene chloride in sample 22FEB15.D from x, y = 3.305, 0 to 3.349, -10; result = 775			✓	

Name	User	Time	Action	Reason	Comment	Succeed	Exception
CmdManuallyIntegrate QualifierPeak	BL2000\mchavez	2/25/2022 1:47:32 PM	Manually integrate qualifier84.0 of compound Methylene chloride in sample 22FEB15.D from x, y = 3.330, 0 to 3.383, 0; result = 139			✓	
CmdManuallyIntegrate QualifierPeak	BL2000\mchavez	2/25/2022 1:47:35 PM	Manually integrate qualifier86.0 of compound Methylene chloride in sample 22FEB15.D from x, y = 3.299, 0 to 3.377, 0; result = 147			✓	
CmdZeroOutPeak	BL2000\mchavez	2/25/2022 1:47:43 PM	Zero out primary peak of compound Methylene chloride in sample 22FEB15.D			✓	
CmdSetSampleAttribute	BL2000\mchavez	2/25/2022 1:47:53 PM	Set UserDefined = Qualifier ratio did not meet method criteria for Chloroform, Toluene for sample 22FEB15.D; previous value =			✓	
CmdSetSampleAttribute	BL2000\mchavez	2/25/2022 1:48:05 PM	Set UserDefined = Qualifier ratio did not meet method criteria for Chloroform, Methylene chloride for sample 22FEB15.D; previous value = Qualifier ratio did not meet method criteria for Chloroform, Toluene			✓	
CmdManuallyIntegrateP eak	BL2000\mchavez	2/25/2022 1:48:34 PM	Manually integrate compound Benzene in sample 22FEB15.D from x, y = 6.255, 0 to 6.328, 0; result = 544			✓	
CmdManuallyIntegrate QualifierPeak	BL2000\mchavez	2/25/2022 1:48:36 PM	Manually integrate qualifier77.0 of compound Benzene in sample 22FEB15.D from x, y = 6.272, 0 to 6.344, 0; result = 188			✓	
CmdSetTargetCompoun dAttribute	BL2000\mchavez	2/25/2022 1:48:39 PM	Set UserAnnotation = NI for compound Benzene in sample 22FEB15.D; previous value =			✓	
CmdManuallyIntegrateP eak	BL2000\mchavez	2/25/2022 1:48:56 PM	Manually integrate compound Toluene in sample 22FEB15.D from x, y = 8.360, 0 to 8.436, 0; result = 914			✓	
CmdManuallyIntegrate QualifierPeak	BL2000\mchavez	2/25/2022 1:49:00 PM	Manually integrate qualifier91.0 of compound Toluene in sample 22FEB15.D from x, y = 8.358, 0 to 8.433, 0; result = 1485			✓	
CmdSetTargetCompoun dAttribute	BL2000\mchavez	2/25/2022 1:49:03 PM	Set UserAnnotation = NI for compound Toluene in sample 22FEB15.D; previous value =			✓	
CmdSetSampleAttribute	BL2000\mchavez	2/25/2022 1:49:32 PM	Set SampleApproved = True for sample 22FEB15.D; previous value = False			✓	
CmdManuallyIntegrate QualifierPeak	BL2000\mchavez	2/25/2022 1:50:13 PM	Manually integrate qualifier 91.0 of compound Toluene in sample 22FEB16.D, from x, y = 8.352, 0 to 8.411, 7, result = 4539; previous integration is from x, y = 8.383, 145 to 8.405, 289 and previous response = 2349.			✓	

Name	User	Time	Action	Reason	Comment	Succeed	Exception
CmdManuallyIntegrate QualifierPeak	BL2000\mchavez	2/25/2022 1:54:15 PM	Manually integrate qualifier84.0 of compound Methylene chloride in sample 22FEB16.D from x, y = 3.280, 0 to 3.369, 0; result = 1626			✓	
CmdManuallyIntegrate QualifierPeak	BL2000\mchavez	2/25/2022 1:54:17 PM	Manually integrate qualifier86.0 of compound Methylene chloride in sample 22FEB16.D from x, y = 3.288, 0 to 3.383, 0; result = 975			✓	
CmdManuallyIntegrateP eak	BL2000\mchavez	2/25/2022 1:54:34 PM	Manually integrate compound Chloromethane in sample 22FEB16.D from x, y = 1.395, 0 to 1.431, 0; result = 635			✓	
CmdManuallyIntegrate QualifierPeak	BL2000\mchavez	2/25/2022 1:54:36 PM	Manually integrate qualifier52.0 of compound Chloromethane in sample 22FEB16.D from x, y = 1.367, 0 to 1.439, 0; result = 184			✓	
CmdSetTargetCompoun dAttribute	BL2000\mchavez	2/25/2022 1:54:40 PM	Set UserAnnotation = NI for compound Chloromethane in sample 22FEB16.D; previous value =			✓	
CmdSetSampleAttribute	BL2000\mchavez	2/25/2022 1:56:27 PM	Set SampleApproved = True for sample 22FEB16.D; previous value = False			✓	
CmdManuallyIntegrate QualifierPeak	BL2000\mchavez	2/25/2022 1:57:31 PM	Manually integrate qualifier 91.0 of compound Toluene in sample 22FEB17.D, from x, y = 8.358, 0 to 8.427, 153, result = 3991; previous integration is from x, y = 8.358, 0 to 8.388, 0 and previous response = 2282.			✓	
CmdManuallyIntegrate DropBaseline	BL2000\mchavez	2/25/2022 1:57:34 PM	Drop baseline for qualifier 91.0 of compound Toluene in sample 22FEB17.D to y = 0, new integration is from x, y = 8.358, 0 to 8.427, 0 and new response = 4311; previous integration is from x, y = 8.358, 0 to 8.427, 153 and previous response = 3991.			✓	
CmdManuallyIntegrateP eak	BL2000\mchavez	2/25/2022 1:57:58 PM	Manually integrate compound Chloroform in sample 22FEB17.D from x, y = 5.616, 0 to 5.722, 0; result = 485			✓	
CmdManuallyIntegrate QualifierPeak	BL2000\mchavez	2/25/2022 1:58:00 PM	Manually integrate qualifier85.0 of compound Chloroform in sample 22FEB17.D from x, y = 5.611, -24 to 5.686, 0; result = 280			✓	
CmdManuallyIntegrate QualifierPeak	BL2000\mchavez	2/25/2022 1:58:05 PM	Manually integrate qualifier 85.0 of compound Chloroform in sample 22FEB17.D, from x, y = 5.603, 0 to 5.603, 34, result = 0; previous integration is from x, y = 5.611, -24 to 5.686, 0 and previous response = 280.			✓	

Name	User	Time	Action	Reason	Comment	Succeed	Exception
CmdManuallyIntegrate QualifierPeak	BL2000\mchavez	2/25/2022 1:58:09 PM	Manually integrate qualifier 85.0 of compound Chloroform in sample 22FEB17.D, from x, y = 5.619, 0 to 5.700, 0, result = 226; previous integration is from x, y = 5.603, 0 to 5.603, 0 and previous response = 0.			✓	
CmdManuallyIntegrate QualifierPeak	BL2000\mchavez	2/25/2022 1:58:25 PM	Manually integrate qualifier84.0 of compound Methylene chloride in sample 22FEB17.D from x, y = 3.280, 0 to 3.394, 0; result = 1750			✓	
CmdManuallyIntegrate QualifierPeak	BL2000\mchavez	2/25/2022 1:58:27 PM	Manually integrate qualifier86.0 of compound Methylene chloride in sample 22FEB17.D from x, y = 3.302, 0 to 3.402, 0; result = 1415			✓	
CmdManuallyIntegrateP eak	BL2000\mchavez	2/25/2022 1:58:47 PM	Manually integrate compound Chloromethane in sample 22FEB17.D from x, y = 1.381, 0 to 1.425, 0; result = 667			✓	
CmdManuallyIntegrate QualifierPeak	BL2000\mchavez	2/25/2022 1:58:53 PM	Manually integrate qualifier52.0 of compound Chloromethane in sample 22FEB17.D from x, y = 1.381, 0 to 1.425, 0; result = 41			✓	
CmdSetTargetCompoun dAttribute	BL2000\mchavez	2/25/2022 1:58:57 PM	Set UserAnnotation = NI for compound Chloromethane in sample 22FEB17.D; previous value =			✓	
CmdSetTargetCompoun dAttribute	BL2000\mchavez	2/25/2022 1:59:04 PM	Set UserAnnotation = NI for compound Chloroform in sample 22FEB17.D; previous value =			✓	
CmdSetSampleAttribute	BL2000\mchavez	2/25/2022 1:59:12 PM	Set SampleApproved = True for sample 22FEB17.D; previous value = False			✓	
CmdManuallyIntegrateP eak	BL2000\mchavez	2/25/2022 1:59:28 PM	Manually integrate compound Chloromethane in sample 22FEB18.D from x, y = 1.375, 0 to 1.442, 0; result = 438			✓	
CmdManuallyIntegrate QualifierPeak	BL2000\mchavez	2/25/2022 1:59:30 PM	Manually integrate qualifier52.0 of compound Chloromethane in sample 22FEB18.D from x, y = 1.367, 0 to 1.420, 0; result = 97			✓	
CmdSetTargetCompoun dAttribute	BL2000\mchavez	2/25/2022 1:59:33 PM	Set UserAnnotation = NI for compound Chloromethane in sample 22FEB18.D; previous value =			✓	
CmdManuallyIntegrateP eak	BL2000\mchavez	2/25/2022 1:59:41 PM	Manually integrate compound Vinyl chloride in sample 22FEB18.D from x, y = 1.453, 0 to 1.523, 0; result = 97			✓	
CmdZeroOutPeak	BL2000\mchavez	2/25/2022 1:59:48 PM	Zero out primary peak of compound Vinyl chloride in sample 22FEB18.D			✓	

Name	User	Time	Action	Reason	Comment	Succeed	Exception
CmdClearManualIntegration	BL2000\mchavez	2/25/2022 1:59:49 PM	Clear manual integration of target signal for compound Vinyl chloride in sample 22FEB18.D				Agilent.MassSpectrometry.DataAnalysis.Quantitative.ApplicationCommandException: Integrator did not find any peaks at Agilent.MassSpectrometry.DataAnalysis.Quantitative.Analysis.MeasuredIon.ClearManualIntegration() at Agilent.MassSpectrometry.DataAnalysis.Quantitative.CmdClearManualIntegration.Do() at Agilent.MassSpectrometry.CommandModel.CommandHistory.Invoke(ICommand cmd) at Agilent.MassSpectrometry.DataAnalysis.Quantitative.AppCommandContext._Invoke(ICommand cmd)
CmdManuallyIntegratePeak	BL2000\mchavez	2/25/2022 2:00:02 PM	Manually integrate compound Methylene chloride in sample 22FEB18.D from x, y = 3.288, 0 to 3.363, 0; result = 2241			✓	
CmdManuallyIntegrateQualifierPeak	BL2000\mchavez	2/25/2022 2:00:04 PM	Manually integrate qualifier84.0 of compound Methylene chloride in sample 22FEB18.D from x, y = 3.283, 0 to 3.375, 0; result = 1964			✓	
CmdManuallyIntegrateQualifierPeak	BL2000\mchavez	2/25/2022 2:00:07 PM	Manually integrate qualifier86.0 of compound Methylene chloride in sample 22FEB18.D from x, y = 3.294, 0 to 3.377, 0; result = 845			✓	
CmdSetTargetCompoundAttribute	BL2000\mchavez	2/25/2022 2:00:43 PM	Set UserAnnotation = NI for compound Methylene chloride in sample 22FEB18.D; previous value =			✓	
CmdManuallyIntegratePeak	BL2000\mchavez	2/25/2022 2:01:07 PM	Manually integrate compound Benzene in sample 22FEB18.D from x, y = 6.247, 0 to 6.314, 0; result = 492			✓	
CmdManuallyIntegrateQualifierPeak	BL2000\mchavez	2/25/2022 2:01:11 PM	Manually integrate qualifier77.0 of compound Benzene in sample 22FEB18.D from x, y = 6.261, 0 to 6.308, 0; result = 180			✓	
CmdSetTargetCompoundAttribute	BL2000\mchavez	2/25/2022 2:01:14 PM	Set UserAnnotation = NI for compound Benzene in sample 22FEB18.D; previous value =			✓	
CmdManuallyIntegratePeak	BL2000\mchavez	2/25/2022 2:01:44 PM	Manually integrate compound m+p-Xylenes in sample 22FEB18.D from x, y = 10.020, 0 to 10.087, 0; result = 282			✓	
CmdManuallyIntegrateQualifierPeak	BL2000\mchavez	2/25/2022 2:01:46 PM	Manually integrate qualifier91.0 of compound m+p-Xylenes in sample 22FEB18.D from x, y = 10.020, 0 to 10.078, 0; result = 739			✓	
CmdZeroOutPeak	BL2000\mchavez	2/25/2022 2:01:51 PM	Zero out primary peak of compound m+p-Xylenes in sample 22FEB18.D			✓	

Name	User	Time	Action	Reason	Comment	Succeed	Exception
CmdManuallyIntegratePeak	BL2000\mchavez	2/25/2022 2:01:55 PM	Manually integrate compound o-Xylene in sample 22FEB18.D from x, y = 10.430, 0 to 10.472, 0; result = 81			✓	
CmdManuallyIntegrate QualifierPeak	BL2000\mchavez	2/25/2022 2:01:56 PM	Manually integrate qualifier91.0 of compound o-Xylene in sample 22FEB18.D from x, y = 10.410, 0 to 10.469, 0; result = 159			✓	
CmdZeroOutPeak	BL2000\mchavez	2/25/2022 2:01:59 PM	Zero out primary peak of compound o-Xylene in sample 22FEB18.D			✓	
CmdSetSampleAttribute	BL2000\mchavez	2/25/2022 2:02:14 PM	Set UserDefined = Qualifier ratio did not meet method criteria for m+p Xylenes, o-Xulenes for sample 22FEB18.D; previous value =			✓	
CmdSetSampleAttribute	BL2000\mchavez	2/25/2022 2:03:07 PM	Set SampleApproved = True for sample 22FEB18.D; previous value = False			✓	
CmdQuantitate	BL2000\mchavez	2/25/2022 2:03:28 PM	Quantitate all compounds in all samples			✓	
CmdManuallyIntegratePeak	BL2000\mchavez	2/25/2022 2:04:20 PM	Manually integrate compound m+p-Xylenes in sample 22FEB19.D from x, y = 10.011, 0 to 10.064, 0; result = 339			✓	
CmdManuallyIntegrate QualifierPeak	BL2000\mchavez	2/25/2022 2:04:22 PM	Manually integrate qualifier91.0 of compound m+p-Xylenes in sample 22FEB19.D from x, y = 10.000, 0 to 10.092, 0; result = 407			✓	
CmdZeroOutPeak	BL2000\mchavez	2/25/2022 2:04:26 PM	Zero out primary peak of compound m+p-Xylenes in sample 22FEB19.D			✓	
CmdSetSampleAttribute	BL2000\mchavez	2/25/2022 2:04:48 PM	Set UserDefined = Qualifier ratio did not meet method criteria for m+p Xylenes, o-Xulenes for sample 22FEB19.D; previous value =			✓	
CmdSetSampleAttribute	BL2000\mchavez	2/25/2022 2:04:54 PM	Set UserDefined = Qualifier ratio did not meet method criteria for m+p Xylenes for sample 22FEB19.D; previous value = Qualifier ratio did not meet method criteria for m+p Xylenes, o-Xulenes			✓	

Name	User	Time	Action	Reason	Comment	Succeed	Exception
CmdManuallyIntegratePeak	BL2000\mchavez	2/25/2022 2:05:20 PM	Manually integrate compound Toluene in sample 22FEB19.D from x, y = 8.358, 0 to 8.430, 0; result = 0				Agilent.MassSpectrometry.DataAnalysis.Quantitative.ApplicationCommandException: Manual integration failed for compound Toluene in sample B22021435-018A. ---> Agilent.MassSpectrometry.DataAnalysis.Quantitative.ApplicationCommandException: Manual integration failed for compound Toluene in sample B22021435-018A. ---> System.IndexOutOfRangeException: Index was outside the bounds of the array. at Agilent.MassSpectrometry.DataAnalysis.AgileIntegrator.Peak.a(Double[] A_0, Single[] A_1, Int32 A_2, Int32 A_3, Int32 A_4, Double A_5, Double A_6, Double& A_7, Double& A_8, Int32& A_9, Int32& A_10, Int32& A_11, Int32& A_12) at Agilent.MassSpectrometry.DataAnalysis.AgileIntegrator.Peak.ComputeChromatographicMetrics(Double[] xArray, Single[] yArray, Int32 startIndex, Int32 apexIndex, Int32 endIndex, Double baselineSlope, Double yIntercept, Double& fullWidthHalfMaximum, Double& symmetry) at Agilent.MassSpectrometry.DataAnalysis.Quantitative.Integrator.a(IChromatogram A_0, IPeakList A_1) at Agilent.MassSpectrometry.DataAnalysis.Quantitative.Integrator.ManualIntegrate(IChromatogram chromatogram, Double xStart, Double yStart, Double xEnd, Double yEnd, IChromPeakList& peaklist) at Agilent.MassSpectrometry.DataAnalysis.Quantitative.Analysis.MeasuredIon.ManualIntegrate(Double xStart, Double yStart, Double xEnd, Double yEnd) --- End of inner exception stack trace --- at Agilent.MassSpectrometry.DataAnalysis.Quantitative.Analysis.QuantifierIon.SetManualIntegrationFailureMessage(Exception e) at Agilent.MassSpectrometry.DataAnalysis.Quantitative.Analysis.MeasuredIon.ManualIntegrate(Double xStart, Double yStart, Double xEnd, Double yEnd)

Name	User	Time	Action	Reason	Comment	Succeed	Exception
							at Agilent.MassSpectrometry.DataAnalysis.Quantitative.CmdManuallyIntegratePeak.Do() --- End of inner exception stack trace --- at Agilent.MassSpectrometry.DataAnalysis.Quantitative.CmdManuallyIntegratePeak.Do() at Agilent.MassSpectrometry.CommandModel.CommandHistory.Invoke(ICommand cmd) at Agilent.MassSpectrometry.DataAnalysis.Quantitative.AppCommandContext._Invoke(ICommand cmd)

Name	User	Time	Action	Reason	Comment	Succeed	Exception
CmdManuallyIntegrate QualifierPeak	BL2000\mchavez	2/25/2022 2:05:25 PM	Manually integrate qualifier91.0 of compound Toluene in sample 22FEB19.D from x, y = 8.330, 0 to 8.425, 0; result = 0				Agilent.MassSpectrometry.DataAnalysis.Quantitative.ApplicationCommandException: Manual integration failed for qualifier 91.0 of compound Toluene in sample B22021435-018A. ---> Agilent.MassSpectrometry.DataAnalysis.Quantitative.ApplicationCommandException: Manual integration failed for qualifier 91.0 of compound Toluene in sample B22021435-018A. ---> System.IndexOutOfRangeException: Index was outside the bounds of the array. at Agilent.MassSpectrometry.DataAnalysis.AgileIntegrator.Peak.a(Double[] A_0, Single[] A_1, Int32 A_2, Int32 A_3, Int32 A_4, Double A_5, Double A_6, Double& A_7, Double& A_8, Int32& A_9, Int32& A_10, Int32& A_11, Int32& A_12) at Agilent.MassSpectrometry.DataAnalysis.AgileIntegrator.Peak.ComputeChromatographicMetrics(Double[] xArray, Single[] yArray, Int32 startIndex, Int32 apexIndex, Int32 endIndex, Double baselineSlope, Double yIntercept, Double& fullWidthHalfMaximum, Double& symmetry) at Agilent.MassSpectrometry.DataAnalysis.Quantitative.Integrator.a(IChromatogram A_0, IPeakList A_1) at Agilent.MassSpectrometry.DataAnalysis.Quantitative.Integrator.ManualIntegrate(IChromatogram chromatogram, Double xStart, Double yStart, Double xEnd, Double yEnd, IChromPeakList& peaklist) at Agilent.MassSpectrometry.DataAnalysis.Quantitative.Analysis.MeasuredIon.ManualIntegrate(Double xStart, Double yStart, Double xEnd, Double yEnd) --- End of inner exception stack trace --- at Agilent.MassSpectrometry.DataAnalysis.Quantitative.Analysis.QualifierIon.SetManualIntegrationFailureMessage(Exception e) at Agilent.MassSpectrometry.DataAnalysis.Quantitative.Analysis.MeasuredIon.ManualIntegrate(Double xStart, Double yStart, Double xEnd, Double yEnd)

Name	User	Time	Action	Reason	Comment	Succeed	Exception
							at Agilent.MassSpectrometry.DataAnalysis.Quantitative.CmdManuallyIntegrateQualifierPeak.Do() --- End of inner exception stack trace --- at Agilent.MassSpectrometry.DataAnalysis.Quantitative.CmdManuallyIntegrateQualifierPeak.Do() at Agilent.MassSpectrometry.CommandModel.CommandHistory.Invoke(ICommand cmd) at Agilent.MassSpectrometry.DataAnalysis.Quantitative.AppCommandContext._Invoke(ICommand cmd)
CmdManuallyIntegrateQualifierPeak	BL2000\mchavez	2/25/2022 2:05:30 PM	Manually integrate qualifier91.0 of compound Toluene in sample 22FEB19.D from x, y = 8.347, 0 to 8.425, 0; result = 0			✓	
CmdManuallyIntegratePeak	BL2000\mchavez	2/25/2022 2:05:34 PM	Manually integrate compound Toluene in sample 22FEB19.D from x, y = 8.344, 0 to 8.425, 0; result = 3314			✓	
CmdSetTargetCompoundAttribute	BL2000\mchavez	2/25/2022 2:05:37 PM	Set UserAnnotation = NI for compound Toluene in sample 22FEB19.D; previous value =			✓	
CmdManuallyIntegratePeak	BL2000\mchavez	2/25/2022 2:06:05 PM	Manually integrate compound Chloroform in sample 22FEB19.D from x, y = 5.594, 0 to 5.667, 0; result = 274			✓	
CmdManuallyIntegrateQualifierPeak	BL2000\mchavez	2/25/2022 2:06:07 PM	Manually integrate qualifier85.0 of compound Chloroform in sample 22FEB19.D from x, y = 5.605, 0 to 5.703, 0; result = 428			✓	
CmdZeroOutPeak	BL2000\mchavez	2/25/2022 2:06:13 PM	Zero out primary peak of compound Chloroform in sample 22FEB19.D			✓	
CmdSetSampleAttribute	BL2000\mchavez	2/25/2022 2:06:28 PM	Set UserDefined = Qualifier ratio did not meet method criteria for m+p Xylenes, Chloroform for sample 22FEB19.D; previous value = Qualifier ratio did not meet method criteria for m+p Xylenes			✓	
CmdManuallyIntegratePeak	BL2000\mchavez	2/25/2022 2:06:47 PM	Manually integrate compound Methylene chloride in sample 22FEB19.D from x, y = 3.274, 0 to 3.411, 0; result = 3308			✓	
CmdManuallyIntegrateQualifierPeak	BL2000\mchavez	2/25/2022 2:06:50 PM	Manually integrate qualifier84.0 of compound Methylene chloride in sample 22FEB19.D from x, y = 3.274, 0 to 3.383, 0; result = 1854			✓	

Name	User	Time	Action	Reason	Comment	Succeed	Exception
CmdManuallyIntegrateQualifierPeak	BL2000\mchavez	2/25/2022 2:06:52 PM	Manually integrate qualifier86.0 of compound Methylene chloride in sample 22FEB19.D from x, y = 3.291, 0 to 3.391, 0; result = 964			✓	
CmdSetTargetCompoundAttribute	BL2000\mchavez	2/25/2022 2:06:54 PM	Set UserAnnotation = NI for compound Methylene chloride in sample 22FEB19.D; previous value =			✓	
CmdManuallyIntegratePeak	BL2000\mchavez	2/25/2022 2:07:12 PM	Manually integrate compound Chloromethane in sample 22FEB19.D from x, y = 1.381, 0 to 1.456, 0; result = 658			✓	
CmdManuallyIntegrateQualifierPeak	BL2000\mchavez	2/25/2022 2:07:14 PM	Manually integrate qualifier52.0 of compound Chloromethane in sample 22FEB19.D from x, y = 1.392, 0 to 1.425, 0; result = 35			✓	
CmdSetTargetCompoundAttribute	BL2000\mchavez	2/25/2022 2:07:17 PM	Set UserAnnotation = NI for compound Chloromethane in sample 22FEB19.D; previous value =			✓	
CmdSetSampleAttribute	BL2000\mchavez	2/25/2022 2:07:18 PM	Set SampleApproved = True for sample 22FEB19.D; previous value = False			✓	
CmdQuantitate	BL2000\mchavez	2/25/2022 2:07:37 PM	Quantitate all compounds in all samples			✓	
CmdSaveBatchTable	BL2000\mchavez	2/25/2022 2:08:35 PM	Save batch D:\Org\Data\VOA5975C\VG022222\QuantResults\VG022222_8260B.batch.bin			✓	
CmdOpenBatchTable	BL2000\mchavez	2/25/2022 2:26:45 PM	Open batch D:\Org\Data\VOA5975C\VG022222\VG022222_8260B.batch.bin			✓	
CmdManuallyIntegratePeak	BL2000\mchavez	2/25/2022 2:27:10 PM	Manually integrate compound Methylene chloride in sample 22FEB21.D from x, y = 3.299, 0 to 3.386, 0; result = 1777			✓	
CmdManuallyIntegrateQualifierPeak	BL2000\mchavez	2/25/2022 2:27:12 PM	Manually integrate qualifier84.0 of compound Methylene chloride in sample 22FEB21.D from x, y = 3.280, 0 to 3.386, 0; result = 1665			✓	
CmdManuallyIntegrateQualifierPeak	BL2000\mchavez	2/25/2022 2:27:14 PM	Manually integrate qualifier86.0 of compound Methylene chloride in sample 22FEB21.D from x, y = 3.299, 0 to 3.386, 0; result = 680			✓	
CmdSetTargetCompoundAttribute	BL2000\mchavez	2/25/2022 2:27:17 PM	Set UserAnnotation = NI for compound Methylene chloride in sample 22FEB21.D; previous value =			✓	
CmdManuallyIntegratePeak	BL2000\mchavez	2/25/2022 2:27:31 PM	Manually integrate compound Chloroform in sample 22FEB21.D from x, y = 5.611, 0 to 5.717, 0; result = 709			✓	
CmdManuallyIntegrateQualifierPeak	BL2000\mchavez	2/25/2022 2:27:32 PM	Manually integrate qualifier85.0 of compound Chloroform in sample 22FEB21.D from x, y = 5.608, 0 to 5.717, 0; result = 456			✓	

Name	User	Time	Action	Reason	Comment	Succeed	Exception
CmdSetTargetCompoundAttribute	BL2000\mchavez	2/25/2022 2:27:36 PM	Set UserAnnotation = NI for compound Chloroform in sample 22FEB21.D; previous value =			✓	
CmdSetSampleAttribute	BL2000\mchavez	2/25/2022 2:28:34 PM	Set SampleApproved = True for sample 22FEB21.D; previous value = False			✓	
CmdQuantitate	BL2000\mchavez	2/25/2022 2:28:59 PM	Quantitate all compounds in all samples			✓	
CmdQuantitate	BL2000\mchavez	2/25/2022 2:30:35 PM	Quantitate all compounds in all samples			✓	
CmdSaveBatchTable	BL2000\mchavez	2/25/2022 2:41:33 PM	Save batch D:\Org\Data\VOA5975C\VG022222\QuantResults\VG022222_8260B.batch.bin			✓	
CmdOpenBatchTable	BL2000\mchavez	3/18/2022 11:03:42 AM	Open batch D:\Org\Data\VOA5975C\VG022222\VG022222_8260B.batch.bin			✓	
CmdSetTargetCompoundAttribute	BL2000\mchavez	3/18/2022 11:04:55 AM	Set UserAnnotation = NI for compound Chloromethane in sample 22FEB11.D; previous value =			✓	
CmdSetTargetCompoundAttribute	BL2000\mchavez	3/18/2022 11:04:58 AM	Set UserAnnotation = NI for compound Methylene chloride in sample 22FEB11.D; previous value =			✓	
CmdSetTargetCompoundAttribute	BL2000\mchavez	3/18/2022 11:05:02 AM	Set UserAnnotation = NI for compound Toluene in sample 22FEB11.D; previous value =			✓	
CmdSetTargetCompoundAttribute	BL2000\mchavez	3/18/2022 11:05:13 AM	Set UserAnnotation = NI for compound Chloromethane in sample 22FEB12.D; previous value =			✓	
CmdSetTargetCompoundAttribute	BL2000\mchavez	3/18/2022 11:05:15 AM	Set UserAnnotation = NI for compound Methylene chloride in sample 22FEB12.D; previous value =			✓	

Name	User	Time	Action	Reason	Comment	Succeed	Exception
CmdCalibrate	BL2000\mchavez	3/18/2022 11:07:10 AM	Replace level QC with QC sample 22FEB04.D for compounds {1,2-Dichlorobenzene, 1,4-Dichlorobenzene, 1,3-Dichlorobenzene, 4-Chlorotoluene, 2-Chlorotoluene, 1,2,3-Trichloropropane, 1,1,2,2-Tetrachloroethane, Bromobenzene, p-Bromofluorobenzene, Bromoform, Styrene, o-Xylene, m+p-Xylenes, Ethylbenzene, 1,1,1,2-Tetrachloroethane, Chlorobenzene, 1,2-Dibromoethane, Chlorodibromomethane, 1,3-Dichloropropane, Tetrachloroethene, 1,1,2-Trichloroethane, trans-1,3-Dichloropropene, Toluene, Toluene-d8, cis-1,3-Dichloropropene, Bromodichloromethane, Dibromomethane, 1,2-Dichloropropane, Trichloroethene, 1,2-Dichloroethane, Benzene, 1,2-Dichloroethane-d4, 1,1-Dichloropropene, Carbon tetrachloride, Dibromofluoromethane, 1,1,1-Trichloroethane, Chloroform, Bromochloromethane, Methyl ethyl ketone, cis-1,2-Dichloroethene, 2,2-Dichloropropane, 1,1-Dichloroethane, Methyl tert-butyl ether (MTBE), trans-1,2-Dichloroethene, Methylene chloride, 1,1-Dichloroethene, Trichlorofluoromethane, Chloroethane, Bromomethane, Vinyl chloride, Dichlorodifluoromethane, Chloromethane}; Replace level CC with CC sample 22FEB03.D for compounds {1,2-Dichlorobenzene, 1,4-Dichlorobenzene, 1,3-Dichlorobenzene, 4-Chlorotoluene, 2-Chlorotoluene, 1,2,3-Trichloropropane, 1,1,2,2-Tetrachloroethane, Bromobenzene, p-Bromofluorobenzene, Bromoform, Styrene, o-Xylene, m+p-Xylenes, Ethylbenzene, 1,1,1,2-Tetrachloroethane, Chlorobenzene, 1,2-Dibromoethane, Chlorodibromomethane, 1,3-Dichloropropane, Tetrachloroethene, 1,1,2-Trichloroethane, trans-1,3-Dichloropropene, Toluene, Toluene-d8, cis-1,3-Dichloropropene, Bromodichloromethane, Dibromomethane, 1,2-Dichloropropane, Trichloroethene, 1,2-Dichloroethane, Benzene, 1,2-Dichloroethane-d4, 1,1-Dichloropropene, Carbon tetrachloride, Dibromofluoromethane, 1,1,1-Trichloroethane, Chloroform,			✓	

Name	User	Time	Action	Reason	Comment	Succeed	Exception
			Bromochloromethane, Methyl ethyl ketone, cis-1,2-Dichloroethene, 2,2-Dichloropropane, 1,1-Dichloroethane, Methyl tert-butyl ether (MTBE), trans-1,2-Dichloroethene, Methylene chloride, 1,1-Dichloroethene, Trichlorofluoromethane, Chloroethane, Bromomethane, Vinyl chloride, Dichlorodifluoromethane, Chloromethane};				
CmdQuantitate	BL2000\mchavez	3/18/2022 11:07:30 AM	Quantitate all compounds in all samples			✓	
CmdSetSampleAttribute	BL2000\mchavez	3/18/2022 11:08:03 AM	Set SampleApproved = True for sample 22FEB02.D; previous value = False			✓	
CmdSaveBatchTable	BL2000\mchavez	3/18/2022 11:08:22 AM	Save batch D:\Org\Data\VOA5975C\VG022222\QuantResults\VG022222_8260B.batch.bin			✓	
GenerateReport	BL2000\mchavez	3/18/2022 11:09:03 AM	Generates report - Method: \\MASSHUNTER\Org\reports\LevelIV_Reports\SampleSequence\CC_mid_rpt.m, Output Path: D:\Org\Data\VOA5975C\VG022222\QuantReports\VG022222_8260B			✓	

Name	User	Time	Action	Reason	Comment	Succeed	Exception
CmdCalibrate	BL2000\mchavez	3/18/2022 11:09:25 AM	Replace level CC with CC sample 22FEB26.D for compounds {1,2-Dichlorobenzene, 1,4-Dichlorobenzene, 1,3-Dichlorobenzene, 4-Chlorotoluene, 2-Chlorotoluene, 1,2,3-Trichloropropane, 1,1,2,2-Tetrachloroethane, Bromobenzene, p-Bromofluorobenzene, Bromoform, Styrene, o-Xylene, m+p-Xylenes, Ethylbenzene, 1,1,1,2-Tetrachloroethane, Chlorobenzene, 1,2-Dibromoethane, Chlorodibromomethane, 1,3-Dichloropropane, Tetrachloroethene, 1,1,2-Trichloroethane, trans-1,3-Dichloropropene, Toluene, Toluene-d8, cis-1,3-Dichloropropene, Bromodichloromethane, Dibromomethane, 1,2-Dichloropropane, Trichloroethene, 1,2-Dichloroethane, Benzene, 1,2-Dichloroethane-d4, 1,1-Dichloropropene, Carbon tetrachloride, Dibromofluoromethane, 1,1,1-Trichloroethane, Chloroform, Bromochloromethane, Methyl ethyl ketone, cis-1,2-Dichloroethene, 2,2-Dichloropropane, 1,1-Dichloroethane, Methyl tert-butyl ether (MTBE), trans-1,2-Dichloroethene, Methylene chloride, 1,1-Dichloroethene, Trichlorofluoromethane, Chloroethane, Bromomethane, Vinyl chloride, Dichlorodifluoromethane, Chloromethane};			✓	
CmdQuantitate	BL2000\mchavez	3/18/2022 11:09:44 AM	Quantitate all compounds in all samples			✓	
CmdSaveBatchTable	BL2000\mchavez	3/18/2022 11:11:16 AM	Save batch D:\Org\Data\VOA5975C\VG022222\QuantResults\VG022222_8260B.batch.bin			✓	
GenerateReport	BL2000\mchavez	3/18/2022 11:11:52 AM	Generates report - Method: \\MASSHUNTER\Org\reports\LevelIV_Reports\SampleSequence\CC_mid_rpt.m, Output Path: D:\Org\Data\VOA5975C\VG022222\QuantReports\VG022222_8260B-1			✓	

Analytical RunID VOA5975C.I_220119A Standards Traceability Report

Standard ID: VOCF0313
Standard Name: Liquids
Type: Primary
Prep Date: 6/23/2020
Prep By: Alethea M. Shaules
Exp Date: 4/13/2023
Status: New
Department: gcmsvoa
Vendor: AccuStd
Final Volume: 10 mL
Lot Number: 220041126
Balance ID:
Comments: Date Prepared is same as Date Received. 2,000 ug/mL. Catalog # M502A-R-10X. Corrected lot number to match CI. MSC 01/14/2022

Chemical/Solvent Used	Bottle No	Amt	Units	Expires
Volatile Organic Compounds - Liquids	12797	1	mL	4/13/2023

Stock Source	Base Units	Amount Added
VOCF0313	ug/mL	

Analytical RunID VOA5975C.I_220119A Standards Traceability Report

Spike ID: VOCF0352
Spike Name: 2nd Source Liquids
Prep Date: 11/23/2020
Exp Date: 12/31/2023
Department: gcmsvoa
Vendor: Agilent
Lot Number: 0006570990
Balance ID:
Comments: Date Prepared is same as Date Received. 2000 ug/mL in MeOH. Catalog # DWM-589N-1.

Type: Primary
Prep By: Steve Dilts
Status: New
Final Volume: 10 mL

Chemical/Solvent Used	Bottle No	Amt	Units	Expires
VOC Standard	13292	1	mL	12/31/2023

Stock Source	Base Units	Amount Added
VOCF0352	ug/mL	

Analytical RunID VOA5975C.I_220119A Standards Traceability Report

Standard ID: VOCF0373
Standard Name: MtBE (Methy tert-Butyl Ether)
Type: Primary
Prep Date: 2/26/2021
Prep By: Steve Dilts
Exp Date: 8/31/2022
Status: New
Department: gcmsvoa
Vendor: Agilent
Final Volume: 5 mL
Lot Number: 0006555762
Balance ID:
Comments: Date Prepared is same as Date Received. 2000 ug/mL in MeOH. Catalog # STS-440

Chemical/Solvent Used	Bottle No	Amt	Units	Expires
Methyl tert-Butyl Ether Standard	13578	1	mL	8/31/2022

Stock Source	Base Units	Amount Added
VOCF0373	ug/mL	

Analytical RunID VOA5975C.I_220119A Standards Traceability Report

Spike ID: VOCF0401
Spike Name: 2nd Source MtBE
Prep Date: 6/7/2021
Exp Date: 12/11/2029
Department: gcmsvoa
Vendor: AccuStandard
Lot Number: 220051182
Balance ID:
Comments: Date Prepared is same as Date Receive. 2,000 ug/mL in MeOH. Catalog # S-078-10X.

Type: Primary
Prep By: Alethea M. Shaules
Status: New
Final Volume: 5 mL

Chemical/Solvent Used	Bottle No	Amt	Units	Expires
MTBE	13920	1	mL	12/11/2029

Stock Source	Base Units	Amount Added
VOCF0401	ug/mL	

Analytical RunID VOA5975C.I_220119A Standards Traceability Report

Spike ID: VOCF0417
Spike Name: Chem Service Gases
Prep Date: 8/3/2021
Exp Date: 2/28/2022
Department: gcmsvoa
Vendor: Chemservice
Lot Number: 11882100
Balance ID:
Type: Primary
Prep By: Steve Dilts
Status: New
Final Volume: 5 mL
Comments: Date Prepared is same as Date Received. 2000 ug/mL in MeOH. Catalog # M-VOHC6M5-1ML

Chemical/Solvent Used	Bottle No	Amt	Units	Expires
Volatile Organics High Concentration Mixture #6	14142	5	mL	2/28/2022

Stock Source	Base Units	Amount Added
VOCF0417	ug/mL	

Analytical RunID VOA5975C.I_220119A Standards Traceability Report

Standard ID: VOCF0425
Standard Name: Internals
Type: Primary
Prep Date: 9/8/2021
Prep By: Jerran D. Brenden
Exp Date: 12/31/2022
Status: New
Department: gcmsvoa
Vendor: Agilent
Final Volume: 10 mL
Lot Number: 0006582580
Balance ID:
Comments: Date Prepared is same as Date Received. 2,500 ug/mL in MeOH. Catalog # STM-520-1.

Chemical/Solvent Used	Bottle No	Amt	Units	Expires
Internal Standard	14251	1	mL	12/31/2022

Stock Source	Base Units	Amount Added
VOCF0425	ug/mL	

Analytical RunID VOA5975C.I_220119A Standards Traceability Report

Spike ID: VOCF0426
Spike Name: Surrogates 2.0 mg/mL
Type: Primary
Prep Date: 9/14/2021
Prep By: Jerran D. Brenden
Exp Date: 4/18/2029
Status: New
Department: gcmsvoa
Vendor: AccuStandard
Final Volume: 10 mL
Lot Number: 219041458
Balance ID:
Comments: Date Received 01/04/2021. 2.0 mg/mL. Catalog # M-8260A-B-SS-10X

Chemical/Solvent Used	Bottle No	Amt	Units	Expires
Surrogate Standard Mix	14269	1	mL	4/18/2029

Stock Source	Base Units	Amount Added
VOCF0426	ug/mL	

Analytical RunID VOA5975C.I_220119A Standards Traceability Report

Standard ID: VOCF0427
Standard Name: Gases
Type: Primary
Prep Date: 9/17/2021
Prep By: Alethea M. Shaules
Exp Date: 8/3/2024
Status: New
Department: gcmsvoa
Vendor: Absolute
Final Volume: 10 mL
Lot Number: 080321
Balance ID:
Comments: Date Prepared is same as Date Received. 2,000 ug/mL in MeOH. Catalog # 30058.

Chemical/Solvent Used	Bottle No	Amt	Units	Expires
EPA Method 502-524 - Volatile Gases Mix #1	14285	1	mL	8/3/2024

Stock Source	Base Units	Amount Added
VOCF0427	ug/mL	

Analytical RunID VOA5975C.I_220119A Standards Traceability Report

Standard ID: VOCF0434
Standard Name: Ketones
Type: Primary
Prep Date: 10/26/2021
Prep By: Steve Dilts
Exp Date: 6/30/2023
Status: New
Department: gcmsvoa
Vendor: Chem Service
Final Volume: 5 mL
Lot Number: 10251200
Balance ID:
Comments: Date Prepared is same as Date Received. 2,000 ug/mL in 90:10 MeOH:H2O. Catalog # M-TCL-1AN5-5ML.

Chemical/Solvent Used	Bottle No	Amt	Units	Expires
TCL Ketone Mix	14443	1	mL	6/30/2023

Stock Source	Base Units	Amount Added
VOCF0434	ug/mL	

Analytical RunID VOA5975C.I_220119A Standards Traceability Report

Standard ID: VOCF0440
Standard Name: 2nd Source High Concentration Ketones
Type: Primary
Prep Date: 12/3/2021
Prep By: Melissa Chavez
Exp Date: 1/1/2023
Status: New
Department: gcmsvoa
Vendor: AccuStandard
Final Volume: 5 mL
Lot Number: 221111486
Balance ID:
Comments: Date Prepared is same as Date Received. 20,000 ug/mL in Methanol. Catalog # CLP-022K-100X.

Chemical/Solvent Used	Bottle No	Amt	Units	Expires
TCL Ketone Mix	14585	1	mL	1/1/2023

Stock Source	Base Units	Amount Added
VOCF0440	ug/mL	

Analytical RunID VOA5975C.I_220119A Standards Traceability Report

Spike ID: VOCF3517
Spike Name: Internal Standard / Surrogates (INT/SURR)
Type: Secondary
Prep Date: 11/10/2021
Prep By: Alethea M. Shaules
Exp Date: 12/31/2022
Status: New
Department: gcmsvoa
Vendor:
Final Volume: 100 mL
Lot Number:
Balance ID:
Comments: Final Concentration 0.05 ug/uL in MeOH.

Chemical/Solvent Used	Bottle No	Amt	Units	Expires
Methanol, Purge and Trap - EB199-US	14334	95.5	mL	12/31/2022

Stock Source	Base Units	Amount Added
VOCF0425	ug/mL	2 mL
VOCF0426	ug/mL	2.5 mL

Analytical RunID VOA5975C.I_220119A Standards Traceability Report

Spike ID: VOCF3529B
Spike Name: 2nd Source MtBE
Prep Date: 11/29/2021
Exp Date: 1/29/2022
Department: gcmsvoa
Vendor:
Lot Number:
Balance ID:
Comments: Final Concentration 0.2 ug/uL

Type: Secondary
Prep By: Alethea M. Shaules
Status:
Final Volume: 10 mL

Chemical/Solvent Used	Bottle No	Amt	Units	Expires
Methanol, Purge and Trap - EB199-US	14334	9	mL	1/29/2022

Stock Source	Base Units	Amount Added
VOCF0401	ug/mL	1 mL

Analytical RunID VOA5975C.I_220119A Standards Traceability Report

Standard ID: VOCF3546B
Standard Name: Liquids
Type: Secondary
Prep Date: 12/13/2021
Prep By: Alethea M. Shaules
Exp Date: 2/13/2022
Status:
Department: GCMSVOA
Vendor:
Final Volume: 10 mL
Lot Number:
Balance ID:
Comments: 1.0 ml/10 ml final volume. Final Concentration 0.2 ug/uL. Corrected comment and analyte list 11/9/2021 sbd

Chemical/Solvent Used	Bottle No	Amt	Units	Expires
Methanol, Purge and Trap EA899	13926	9	mL	2/13/2022

Stock Source	Base Units	Amount Added
VOCF0313	ug/mL	1 mL

Analytical RunID VOA5975C.I_220119A Standards Traceability Report

Spike ID: VOCF3558B
Spike Name: 2nd Source Liquids
Prep Date: 12/27/2021
Exp Date: 2/27/2022
Department: gcmsvoa
Vendor:
Lot Number:
Balance ID:
Comments: Final Concentration 0.2ug/uL.

Type: Secondary
Prep By: Steve Dilts
Status: Open
Final Volume: 10 mL

Chemical/Solvent Used	Bottle No	Amt	Units	Expires
Methanol, Purge and Trap - EB199-US	14334	9	mL	2/27/2022

Stock Source	Base Units	Amount Added
VOCF0352	ug/mL	1 mL

Analytical RunID VOA5975C.I_220119A Standards Traceability Report

Standard ID: VOCF3559A
Standard Name: MtBE
Type: Secondary
Prep Date: 12/27/2021
Prep By: Melissa Chavez
Exp Date: 1/27/2022
Status:
Department: gcmsvoa
Vendor:
Final Volume: 10 mL
Lot Number:
Balance ID:
Comments: Final Concentration 0.2 ug/uL.

Chemical/Solvent Used	Bottle No	Amt	Units	Expires
Methanol, Purge and Trap - EB199-US	14334	9	mL	1/27/2022

Stock Source	Base Units	Amount Added
VOCF0373	ug/mL	1 mL

Analytical RunID VOA5975C.I_220119A Standards Traceability Report

Standard ID: VOCF3563
Standard Name: Internals
Type: Secondary
Prep Date: 1/3/2022
Prep By: Alethea M. Shaules
Exp Date: 7/3/2022
Status: New
Department: gcmsvoa
Vendor:
Final Volume: 50 mL
Lot Number:
Balance ID:
Comments: Final Concentration 0.05 ug/uL.

Chemical/Solvent Used	Bottle No	Amt	Units	Expires
Methanol, Purge and Trap EB373	14519	49	mL	7/3/2022

Stock Source	Base Units	Amount Added
VOCF0425	ug/mL	1 mL

Analytical RunID VOA5975C.I_220119A Standards Traceability Report

Spike ID: VOCF3567A
Spike Name: 2nd Source Ketones
Prep Date: 1/12/2022
Exp Date: 2/12/2022
Department: gcmsvoa
Vendor: AccuStandard
Lot Number: 221111486
Balance ID:
Comments: 2.0 ug/uL in 90:10 MeOH:H2O

Type: Secondary
Prep By: Melissa Chavez
Status:
Final Volume: 10 mL

Chemical/Solvent Used	Bottle No	Amt	Units	Expires
Methanol, Purge and Trap EB373	14519	9	mL	2/12/2022

Stock Source	Base Units	Amount Added
VOCF0440	ug/mL	1 mL

Analytical RunID VOA5975C.I_220119A Standards Traceability Report

Standard ID: VOCF3569
Standard Name: Ketones
Type: Primary
Prep Date: 1/17/2022
Prep By: Melissa Chavez
Exp Date: 2/17/2022
Status: Open
Department: gcmsvoa
Vendor: Chem Service
Final Volume: 1 mL
Lot Number: 10251200
Balance ID:
Comments: Vial Opened For Use . 2.0 ug/uL in 90:10 MeOH:H2O.

Chemical/Solvent Used	Bottle No	Amt	Units	Expires
TCL Ketone Mix	14443	1	mL	2/17/2022

Stock Source	Base Units	Amount Added
VOCF0434	ug/mL	1 mL

Analytical RunID VOA5975C.I_220119A Standards Traceability Report

Standard ID: VOCF3570A
Standard Name: Gases
Type: Secondary
Prep Date: 1/18/2022
Prep By: Melissa Chavez
Exp Date: 1/25/2022
Status:
Department: GCMSVOA
Vendor:
Final Volume: 10 mL
Lot Number:
Balance ID:
Comments: 1.0 ml/10 ml final volume. Final Concentration 0.2 ug/uL

Chemical/Solvent Used	Bottle No	Amt	Units	Expires
Methanol, Purge and Trap EB373	14519	9	mL	1/25/2022

Stock Source	Base Units	Amount Added
VOCF0427	ug/mL	1 mL

Analytical RunID VOA5975C.I_220119A Standards Traceability Report

Spike ID: VOCF3571A
Spike Name: 2nd Source Gases
Prep Date: 1/19/2022
Exp Date: 1/26/2022
Department: gcmsvoa
Vendor:
Lot Number:
Balance ID:
Comments: 1.0 ml/10 ml final volume. Final Concentration 0.2 ug/uL.

Type: Secondary
Prep By: Melissa Chavez
Status:
Final Volume: 10 mL

Chemical/Solvent Used	Bottle No	Amt	Units	Expires
Methanol, Purge and Trap EB373	14519	9	mL	1/26/2022

Stock Source	Base Units	Amount Added
VOCF0417	ug/mL	1 mL

Analytical RunID VOA5975C.I_220119A Standards Traceability Report

Standard ID: VOCF3573
Standard Name: Calibration Surrogates
Type: Secondary
Prep Date: 1/19/2022
Prep By: Jerran D. Brenden
Exp Date: 7/19/2022
Status: New
Department: gcmsvoa
Vendor:
Final Volume: 5 mL
Lot Number:
Balance ID:
Comments: Final Concentration 0.2 ug/uL in MeOH

Chemical/Solvent Used	Bottle No	Amt	Units	Expires
Methanol, Purge and Trap - EB679	14746	4.5	mL	7/19/2022

Stock Source	Base Units	Amount Added
VOCF0426	ug/mL	0.5 mL

125 Market Street
New Haven, CT 06513
USA

AccuStandard®

Tel (203)786-5290
Fax (203)786-5287
www.AccuStandard.com

CERTIFICATE OF ANALYSIS

Catalog No: M-502A-R-10X
Description: Volatile Organic Compounds - Liquids
Lot: 220041126
Solvent: Methanol
Hazards: *Refer to SDS for complete safety information*

Signal Word: Danger

Date Certified: Apr 13, 2020
Expiration: Apr 13, 2023
Sample Size: 1 mL
Components: 54
Storage Condition: Refrig (0-5 °C)

Certified Reference Material

ANAB ACCREDITED AR-1463 ANAB ACCREDITED AT-1339 ilac-MRA

Component	CAS #	Purity % (GC/MS)	Prepared Concentration[2] (µg/mL)	Certified Analyte Concentration[1] (µg/mL)
Benzene	71-43-2	100.0	2002	2002
Bromobenzene	108-86-1	100.0	2003	2003
Bromochloromethane	74-97-5	99.1	2001	1983
Bromodichloromethane	75-27-4	99.0	2002	1982
Bromoform	75-25-2	99.2	2001	1985
n-Butylbenzene	104-51-8	100.0	2002	2002
sec-Butylbenzene	135-98-8	100.0	2001	2001
tert-Butylbenzene	98-06-6	99.0	2003	1983
Carbon tetrachloride	56-23-5	100.0	2003	2003
Chlorobenzene	108-90-7	99.6	2001	1993
Chloroform	67-66-3	99.2	2004	1988
2-Chlorotoluene	95-49-8	99.0	2003	1983
4-Chlorotoluene	106-43-4	99.8	2002	1998
Dibromochloromethane	124-48-1	97.8	2049*	2004
1,2-Dibromo-3-chloropropane	96-12-8	99.2	2001	1985
1,2-Dibromoethane	106-93-4	100.0	2006	2006
Dibromomethane	74-95-3	99.0	2002	1982
1,2-Dichlorobenzene	95-50-1	98.2	2003	1967
1,3-Dichlorobenzene	541-73-1	100.0	2000	2000
1,4-Dichlorobenzene	106-46-7	100.0	2002	2002
1,1-Dichloroethane	75-34-3	98.6	2001	1973
1,2-Dichloroethane	107-06-2	99.8	2010	2006
1,1-Dichloroethene	75-35-4	99.0	2000	1980
cis-1,2-Dichloroethene	156-59-2	99.0	2002	1982
trans-1,2-Dichloroethene	156-60-5	99.5	2001	1991
1,2-Dichloropropane	78-87-5	99.5	2003	1993
1,3-Dichloropropane	142-28-9	96.7	2073*	2005
2,2-Dichloropropane	594-20-7	99.9	2012	2010
1,1-Dichloropropene	563-58-6	98.9	2001	1979
cis-1,3-Dichloropropene **	10061-01-5	93.9	2041*	1916
trans-1,3-Dichloropropene **	10061-02-6	93.9	1968*	1848
Ethylbenzene	100-41-4	99.7	2000	1994
Hexachlorobutadiene	87-68-3	98.0	2003	1963
Isopropylbenzene	98-82-8	100.0	2002	2002
p-Isopropyltoluene	99-87-6	99.4	2000	1988
Methylene chloride	75-09-2	99.9	2001	1999
Naphthalene	91-20-3	100.0	2002	2002
n-Propylbenzene	103-65-1	100.0	2001	2001
Styrene	100-42-5	100.0	2003	2003
1,1,1,2-Tetrachloroethane	630-20-6	98.9	2005	1983
1,1,2,2-Tetrachloroethane	79-34-5	96.0	2087*	2004
Tetrachloroethene	127-18-4	99.4	2017	2005
Toluene	108-88-3	100.0	2001	2001
1,2,3-Trichlorobenzene	87-61-6	100.0	2002	2002

For use in routine laboratory analysis.

AccuStandard is accredited to ISO 17034, ISO/IEC 17025 and certified to ISO 9001:2015

QR-ORG/INO-001
Rev. 5/18

125 Market Street
New Haven, CT 06513
USA

AccuStandard®

Tel (203)786-5290
Fax (203)786-5287
www.AccuStandard.com

CERTIFICATE OF ANALYSIS

Catalog No: M-502A-R-10X
Description: Volatile Organic Compounds - Liquids
Lot: 220041126
Solvent: Methanol

Date Certified: Apr 13, 2020
Expiration: Apr 13, 2023
Sample Size: 1 mL
Components: 54

Component - *continued*	CAS #	Purity % (GC/MS)	Prepared Concentration[2] (µg/mL)	Certified Analyte Concentration[1] (µg/mL)
1,2,4-Trichlorobenzene	120-82-1	99.6	2001	1993
1,1,1-Trichloroethane	71-55-6	100.0	2002	2002
1,1,2-Trichloroethane	79-00-5	98.6	2000	1972
Trichloroethene	79-01-6	100.0	2003	2003
1,2,3-Trichloropropane	96-18-4	97.5	2055*	2004
1,2,4-Trimethylbenzene	95-63-6	98.2	2001	1965
1,3,5-Trimethylbenzene	108-67-8	98.8	2001	1977
o-Xylene	95-47-6	99.0	2000	1980
m-Xylene	108-38-3	99.2	2002	1986
p-Xylene	106-42-3	95.4	2097*	2001

* Weight compensated to 100% purity.

** 47.8% cis isomer, 46.1% trans isomer

A product with a suffix (-1A, -2B, etc. or -01, -02, etc.) on its lot number has had its expiration date extended and is identical to the same lot number without the suffix.

[2] All weights are traceable through NIST, Test No. 684/289871-17

[1] Certified Analyte Concentration = Purity x Prepared Concentration.

The Uncertainty associated with the certified concentration reported on this certificate is ±2.4%. This value is the combined expanded uncertainty and represents an estimated standard deviation equal to the positive square root of the total variation of the uncertainty of components. A normal distribution is assumed and a coverage factor of K=2 is chosen using approximately a 95% confidence level.

Labels and certificates follow U.S. Conventions in reporting numerical values: A comma (,) is used to separate units of one-thousand or greater. A period (.) is used as a decimal place marker.

The information on this certificate may not be reproduced without the express permission of the manufacturer. See reverse side for additional information

Certified By: Larry Decker, Organic QC Manager

ID #: 12797
Opened:_____
Volatile Organic Compounds - Liquids
Expires: 4/13/2023
Rec'd: 6/23/2020
Energy Laboratories Inc 1120 So. 27th Street
Billings MT 59107

For use in routine laboratory analysis.

AccuStandard is accredited to ISO 17034, ISO/IEC 17025 and certified to ISO 9001:2015

QR-ORG/INO-001
Rev. 5/18

Agilent

ID #: 13292
Opened:
VOC Standard
Expires: 12/31/2023
Rec'd: 11/23/2020
Energy Laboratories Inc 1120 So. 27th Street
Billings MT 59107

Certificate of Analysis

Product Name: VOC Standard

Product Number: DWM-589N-1

Lot Number: 0006570990

Lot Issue Date: 17-Nov-2020

Expiration Date: 31-Dec-2023

Description:
This analytical reference material (RM) was manufactured and verified in accordance with an ISO 9001 registered quality system and analyte concentrations were verified by an ISO 17025 accredited laboratory. The concentration and uncertainty value at the 95% confidence level for each analyte, determined gravimetrically, is listed below.

Analyte	CAS#	Analyte Lot	Concentration ± Uncertainty
bromochloromethane	000074-97-5	RM00009	2010 ± 10 µg/mL
bromodichloromethane	000075-27-4	RM12585	2009 ± 10 µg/mL
bromoform	000075-25-2	RM13987	2010 ± 10 µg/mL
carbon tetrachloride	000056-23-5	RM07576	2010 ± 10 µg/mL
chloroform	000067-66-3	RM13988	2009 ± 10 µg/mL
dibromochloromethane	000124-48-1	RM14843	2009 ± 10 µg/mL
dibromomethane	000074-95-3	RM12878	2009 ± 10 µg/mL
methylene chloride	000075-09-2	RM11650	2009 ± 10 µg/mL
1,2-dibromoethane	000106-93-4	RM00018	2010 ± 10 µg/mL
1,1-dichloroethane	000075-34-3	RM16217	2006 ± 10 µg/mL
1,2-dichloroethane	000107-06-2	RM04655	2005 ± 10 µg/mL
1,1-dichloroethene	000075-35-4	RM14486	2010 ± 10 µg/mL
cis-1,2-dichloroethene	000156-59-2	RM15008	2007 ± 10 µg/mL
trans-1,2-dichloroethene	000156-60-5	RM07565	2008 ± 10 µg/mL
1,1,1,2-tetrachloroethane	000630-20-6	RM12632	2005 ± 10 µg/mL
1,1,2,2-tetrachloroethane	000079-34-5	RM02540	2009 ± 10 µg/mL
tetrachloroethene	000127-18-4	RM06491	2008 ± 10 µg/mL

ANAB ACCREDITED ISO17034 REFERENCE MATERIAL PRODUCER
ISO 17034 Cert No. AR-1936

RM was produced in accordance with TUV USA Inc registered ISO 9001 Quality Management System. Cert # 56 100 18560026
Page: 1 of 4
www.agilent.com/quality/
CSD-QA-015.1

ANAB ACCREDITED ISO/IEC 17025 TESTING LABORATORY
ISO 17025 Cert No. AT-1937

Certificate of Analysis

Product Number: DWM-589N-1

Lot Number: 0006570990

1,1,1-trichloroethane	000071-55-6	RM16539	2004 ± 10 µg/mL
1,1,2-trichloroethane	000079-00-5	RM01175	2009 ± 10 µg/mL
trichloroethene	000079-01-6	RM14232	2009 ± 10 µg/mL
1,2-dibromo-3-chloropropane	000096-12-8	RM13666	2009 ± 10 µg/mL
1,2-dichloropropane	000078-87-5	RM12821	2008 ± 10 µg/mL
1,3-dichloropropane	000142-28-9	RM02080	2008 ± 10 µg/mL
2,2-dichloropropane	000594-20-7	RM12927	2005 ± 10 µg/mL
1,1-dichloropropene	000563-58-6	RM16190	2010 ± 10 µg/mL
cis-1,3-dichloropropene	010061-01-5	RM12891	2007 ± 10 µg/mL
trans-1,3-dichloropropene	010061-02-6	RM12254	2006 ± 10 µg/mL
hexachlorobutadiene	000087-68-3	RM09157	2005 ± 10 µg/mL
1,2,3-trichloropropane	000096-18-4	RM13082	2004 ± 10 µg/mL
benzene	000071-43-2	RM12931	2009 ± 10 µg/mL
n-butylbenzene	000104-51-8	RM03651	2008 ± 10 µg/mL
sec-butylbenzene	000135-98-8	RM10905	2005 ± 10 µg/mL
tert-butylbenzene	000098-06-6	RM14040	2007 ± 10 µg/mL
ethylbenzene	000100-41-4	RM12195	2006 ± 10 µg/mL
isopropylbenzene	000098-82-8	RM00835	2009 ± 10 µg/mL
4-isopropyltoluene	000099-87-6	RM09747	2009 ± 10 µg/mL
naphthalene	000091-20-3	NT00970	2006 ± 10 µg/mL
n-propylbenzene	000103-65-1	RM12785	2010 ± 10 µg/mL
styrene	000100-42-5	RM13393	2010 ± 10 µg/mL

ANAB ACCREDITED ISO17034 REFERENCE MATERIAL PRODUCER

ISO 17034 Cert
No. AR-1936

RM was produced in accordance with TUV USA Inc registered ISO 9001 Quality Management System. Cert # 56 100 18560026

Page: 2 of 4

www.agilent.com/quality/
CSD-QA-015.1

ANAB ACCREDITED ISO/IEC 17025 TESTING LABORATORY

ISO 17025 Cert
No. AT-1937

Agilent

Certificate of Analysis

Product Number: DWM-589N-1

Lot Number: 0006570990

toluene	000108-88-3	RM06650	2008 ± 10 µg/mL
1,2,4-trimethylbenzene	000095-63-6	RM06731	2002 ± 10 µg/mL
1,3,5-trimethylbenzene	000108-67-8	RM12905	2009 ± 10 µg/mL
o-xylene	000095-47-6	RM15639	2005 ± 10 µg/mL
m-xylene	000108-38-3	RM15919	2006 ± 10 µg/mL
p-xylene	000106-42-3	RM02647	2009 ± 10 µg/mL
bromobenzene	000108-86-1	RM10227	2008 ± 10 µg/mL
chlorobenzene	000108-90-7	RM01874	2008 ± 10 µg/mL
2-chlorotoluene	000095-49-8	RM13774	2007 ± 10 µg/mL
4-chlorotoluene	000106-43-4	RM11750	2009 ± 10 µg/mL
1,2-dichlorobenzene	000095-50-1	RM13636	2005 ± 10 µg/mL
1,3-dichlorobenzene	000541-73-1	NT00356	2009 ± 10 µg/mL
1,4-dichlorobenzene	000106-46-7	RM12826	2009 ± 10 µg/mL
1,2,3-trichlorobenzene	000087-61-6	RM10193	2007 ± 10 µg/mL
1,2,4-trichlorobenzene	000120-82-1	RM09454	2009 ± 10 µg/mL

Matrix: methanol (methyl alcohol)

Storage Conditions: Store Frozen (-25° to -10°C).

Traceability:
The balances used for these measurements are calibrated with weights traceable to NIST in compliance with ANSI/NCSL Z540.3, ISO 9001, ISO 17025, and ISO 17034. Calibrated Class A glassware is used for volumetric measurements. Thermometers are calibrated against a NIST traceable thermometer in accordance with NIST Special Publication 1088.

Homogeneity:
This RM was unitized according to an in-house procedure and is guaranteed to be homogeneous. There is no minimum sub-sample size required.

Certificate of Analysis

Product Number: DWM-589N-1

Lot Number: 0006570990

Intended Use:
This RM is intended for the preparation of working reference samples for use in routine laboratory analyses, calibration of instruments, validation of analytical methods, assessments of measurement methods, and continuing calibration verification.

Instructions for Use:
Sample aliquots for analysis should be withdrawn at 20°C to 25°C immediately after opening the container and should be processed without delay for the certified values to be valid within the stated uncertainties.

Hazards:
Refer to the Safety Data Sheet on www.agilent.com for information regarding this RM.

Expiration of Certification:
The certification of this RM is valid until the expiration date specified above, provided the RM is handled and stored in accordance with the instructions given in this certificate. This certification is nullified if the RM is damaged, contaminated, or otherwise modified.

Maintenance of Certification:
If substantive changes are noted that affect the certification before the expiration of this certificate, Agilent will notify the purchaser.

Sample lot approver:

Monica Bourgeois
QMS Representative

ANAB ACCREDITED ISO 17034 REFERENCE MATERIAL PRODUCER
ISO 17034 Cert
No. AR-1936

RM was produced in accordance with TUV USA Inc registered ISO 9001 Quality Management System. Cert # 56 100 18560026
Page: 4 of 4
www.agilent.com/quality/
CSD-QA-015.1

ANAB ACCREDITED ISO/IEC 17025 TESTING LABORATORY
ISO 17025 Cert
No. AT-1937

Agilent

ID #: 13578
Opened:
Methyl tert-Butyl Ether Standard
Expires: 8/31/2022
Rec'd: 2/26/2021
Energy Laboratories Inc 1120 So. 27th Street
Billings MT 59107

Certificate of Analysis

Product Name: Methyl tert-Butyl Ether Standard

Product Number: STS-440-1

Lot Number: 0006555762

Lot Issue Date: 19-Aug-2020

Expiration Date: 31-Aug-2022

Description:
This analytical reference material (RM) was manufactured and verified in accordance with an ISO 9001 registered quality system, and analyte concentrations were verified by an ISO 17025 accredited laboratory. The concentration and uncertainty value at the 95% confidence level for each analyte, determined gravimetrically, is listed below.

Analyte	CAS#	Analyte Lot	Concentration ± Uncertainty
tert-butylmethyl ether	001634-04-4	RM06568	2006 ± 10 µg/mL

Matrix: methanol (methyl alcohol)

Storage Conditions: Store Frozen (-25° to -10°C).

Traceability:
The balances used for these measurements are calibrated with weights traceable to NIST in compliance with ANSI/NCSL Z540.3, ISO 9001, ISO 17025, and ISO 17034. Calibrated Class A glassware is used for volumetric measurements. Thermometers are calibrated against a NIST traceable thermometer in accordance with NIST Special Publication 1088.

Homogeneity:
This RM was unitized according to an in-house procedure and is guaranteed to be homogeneous. There is no minimum sub-sample size required.

Intended Use:
This RM is intended for the preparation of working reference samples for use in routine laboratory analyses, calibration of instruments, validation of analytical methods, assessments of measurement methods, and continuing calibration verification.

Instructions for Use:
Sample aliquots for analysis should be withdrawn at 20°C to 25°C immediately after opening the container and should be processed without delay for the certified values to be valid within the stated uncertainties.

Hazards:
Refer to the Safety Data Sheet on www.agilent.com for information regarding this RM.

Expiration of Certification:
The certification of this RM is valid until the expiration date specified above, provided the RM is handled and stored in accordance with the instructions given in this certificate. This certification is nullified if the RM is damaged, contaminated, or otherwise modified.

Maintenance of Certification:
If substantive changes are noted that affect the certification before the expiration of this certificate, Agilent will notify the purchaser.

Sample lot approver:

Monica Bourgeois
QMS Representative

ANAB ACCREDITED ISO 17034 REFERENCE MATERIAL PRODUCER
ISO 17034 Cert No. AR-1936

RM was produced in accordance with TUV USA Inc registered ISO 9001 Quality Management System. Cert # 56 100 18560026
Page: 1 of 1
www.agilent.com/quality/
CSD-QA-015.1

ANAB ACCREDITED ISO/IEC 17025 TESTING LABORATORY
ISO 17025 Cert No. AT-1937

125 Market Street
New Haven, CT 06513
USA

AccuStandard®

Tel (203)786-5290
Fax (203)786-5287
www.AccuStandard.com

CERTIFICATE OF ANALYSIS

Catalog No: S-078-10X
Description: MtBE
Lot: 220051182
Solvent: Methanol
Hazards: *Refer to SDS for complete safety information*

Signal Word: Danger

Date Certified: May 18, 2020
Expiration: May 18, 2030
Sample Size: 1 mL
Components: 1
Storage Condition: Ambient (>5 °C)

Certified Reference Material

ANAB ACCREDITED REFERENCE MATERIAL PRODUCER AR-1463
ANAB ACCREDITED TESTING LABORATORY AT-1339
ilac-MRA

Component	CAS #	Purity % (GC/MS)	Prepared Concentration[2] (µg/mL)	Certified Analyte Concentration[1] (µg/mL)
MtBE	1634-04-4	100.0	2002	2002

ID #: 13920
Opened:_____
MTBE
Expires: 5/18/2030
Rec'd: 6/7/2021
Energy Laboratories Inc 1120 So. 27th Street
Billings MT 59107

A product with a suffix (-1A, -2B, etc. or -01, -02, etc.) on its lot number has had its expiration date extended and is identical to the same lot number without the suffix.

[2] All weights are traceable through NIST, Test No. 684/289871-17

[1] Certified Analyte Concentration = Purity x Prepared Concentration.

The Uncertainty associated with the certified concentration reported on this certificate is ±2.4%. This value is the combined expanded uncertainty and represents an estimated standard deviation equal to the positive square root of the total variation of the uncertainty of components. A normal distribution is assumed and a coverage factor of K=2 is chosen using approximately a 95% confidence level.

Labels and certificates follow U.S. Conventions in reporting numerical values: A comma (,) is used to separate units of one-thousand or greater. A period (.) is used as a decimal place marker.

The information on this certificate may not be reproduced without the express permission of the manufacturer. See reverse side for additional information

Hazard Information: Please refer to the SDS for information regarding the hazards associated with using this material.

This product was prepared according to in-house procedures and is guaranteed to be homogeneous.

Certified By: _____
Larry Decker, Organic QC Manager

For use in routine laboratory analysis.

AccuStandard is accredited to ISO 17034, ISO/IEC 17025 and certified to ISO 9001:2015

QR-ORG/INO-001
Rev. 7/20

CHEM SERVICE INC

660 Tower Lane • P.O. Box 599 • West Chester, PA 19381-0599
1-800-452-9994 • 1-610-692-3026 • Fax 1-610-692-8729
info@chemservice.com • www.chemservice.com

CERTIFICATE OF ANALYSIS

Volatile Organics High Concentration Mixture #6

CONCENTRATION	2000ug/ml in Methanol
CATALOG NUMBER	M-VOHC6M5-1ML
LOT NUMBER	11882100
DATE CERTIFIED	05/25/21
EXPIRATION DATE	02/28/22
STORAGE	Store at room temperature (20 - 25 °C).
HANDLING	See Safety Data Sheet
INTENDED USE	For laboratoy use only.
ISO 17034:2016 CERTIFIED	[ ]

ID #: 14142
Opened:
Volatile Organics High Concentration Mixture
Expires: 2/28/2022
Rec'd: 8/3/2021
Energy Laboratories Inc 1120 So. 27th Street
Billings MT 59107

ID	Analyte	CAS	Weight Analyte (mg)	Lot	Purity	Certified Concentration (ug/mL)
N-11446	Chloroethane	75-00-3	96.300	00001728	100.0	2006.3
N-11665	Dichlorodifluoromethane	75-71-8	96.610	00001729	100.0	2012.7
N-12417	Methyl bromide	74-83-9	96.910	00024694	100.0	2019.0
N-12421	Methyl chloride	74-87-3	96.150	00001731	100.0	2003.1
N-13655	Trichlorofluoromethane	75-69-4	96.300	00027239	99.4	1994.2
N-13748	Vinyl chloride	75-01-4	96.150	00019298	100.0	2003.1

Analytical Test	Value
CONCENTRATION (GC/MSD)	VERIFIED

COA Form
Revision 3 (3/2015)

PJLA Testing
Accreditation #63329

Print Date: 07/28/21

660 Tower Lane • P.O. Box 599 • West Chester, PA 19381-0599
1-800-452-9994 • 1-610-692-3026 • Fax 1-610-692-8729
info@chemservice.com • www.chemservice.com

Instructions for Use:
Shake mixture prior to use. If particles are present, sonicate for homogeneity. If sample is diluted to lower concentrations, Class A volumetric glassware must be used.
Minimum Sample Size- 0.2 uL for Direct Injection.
Chem Service Inc. guarantees the expanded uncertainty of the above analytes to be +/- 2.0% of the certified concentrations based on gravimetric preparation. The test results published in this report were obtained using equipment capable of producing results that are traceable to NIST and through NIST to the International System of Units (SI). The reported expanded uncertainty of measurement is stated as the combined standard uncertainty of measurement multiplied by the coverage factor k (k=2) such that the coverage probability corresponds to approximately 95%. For certified reference materials, homogeneity and thermal stability testing are available upon request.

Certified By:

Mary Beth O'Donnell

Mary Beth O'Donnell
CSM/TC

PJLA
Testing

660 Tower Lane • P.O. Box 599 • West Chester, PA 19381-0599
1-800-452-9994 • 1-610-692-3026 • Fax 1-610-692-8729
info@chemservice.com • www.chemservice.com

CERTIFICATE OF ANALYSIS

Analysis Method:

Catalog Number:	M-VOHC6M5-1ML
Description:	Volatile Organics High Concentration Mixture #6
Lot Number:	11882100
Expiration Date:	02/28/22



PJLA Testing

ID #: 14251
Opened:
Internal Standard
Expires: 12/31/2022
Rec'd: 9/8/2021
Energy Laboratories Inc 1120 So. 27th Street
Billings MT 59107

Agilent

Certificate of Analysis

Product Name: Internal Standard

Product Number: STM-520-1

Lot Number: 0006582580

Lot Issue Date: 05-Jan-2021

Expiration Date: 31-Dec-2022

Description:
This analytical reference material (RM) was manufactured and verified in accordance with an ISO 9001 registered quality system and analyte concentrations were verified by an ISO 17025 accredited laboratory. The concentration and uncertainty value at the 95% confidence level for each analyte, determined gravimetrically, is listed below.

Analyte	CAS#	Analyte Lot	Concentration ± Uncertainty
chlorobenzene-d5	003114-55-4	RM12274	2501 ± 13 µg/mL
1,4-dichlorobenzene-d4	003855-82-1	RM12517	2501 ± 13 µg/mL
fluorobenzene	000462-06-6	RM13378	2512 ± 13 µg/mL

Matrix: methanol (methyl alcohol)

Storage Conditions: Store Frozen (-25° to -10°C).

Traceability:
The balances used for these measurements are calibrated with weights traceable to NIST in compliance with ANSI/NCSL Z540.3, ISO 9001, ISO 17025, and ISO 17034. Calibrated Class A glassware is used for volumetric measurements. Thermometers are calibrated against a NIST traceable thermometer in accordance with NIST Special Publication 1088.

Homogeneity:
This RM was unitized according to an in-house procedure and is guaranteed to be homogeneous. There is no minimum sub-sample size required.

Intended Use:
This RM is intended for the preparation of working reference samples for use in routine laboratory analyses, calibration of instruments, validation of analytical methods, assessments of measurement methods, and continuing calibration verification.

Instructions for Use:
Sample aliquots for analysis should be withdrawn at 20°C to 25°C immediately after opening the container and should be processed without delay for the certified values to be valid within the stated uncertainties.

Hazards:
Refer to the Safety Data Sheet on www.agilent.com for information regarding this RM.

ANAB ACCREDITED ISO 17034 REFERENCE MATERIAL PRODUCER
ISO 17034 Cert No. AR-1936

RM was produced in accordance with TUV USA Inc registered ISO 9001 Quality Management System. Cert # 56 100 18560026
Page: 1 of 2

www.agilent.com/quality/
CSD-QA-015.1

ANAB ACCREDITED ISO/IEC 17025 TESTING LABORATORY
ISO 17025 Cert No. AT-1937

Agilent

Certificate of Analysis

Product Number: STM-520-1 **Lot Number:** 0006582580

Expiration of Certification:
The certification of this RM is valid until the expiration date specified above, provided the RM is handled and stored in accordance with the instructions given in this certificate. This certification is nullified if the RM is damaged, contaminated, or otherwise modified.

Maintenance of Certification:
If substantive changes are noted that affect the certification before the expiration of this certificate, Agilent will notify the purchaser.

Sample lot approver:

Monica Bourgeois
QMS Representative

ANAB ACCREDITED ISO 17034 REFERENCE MATERIAL PRODUCER
ISO 17034 Cert
No. AR-1936

RM was produced in accordance with TUV USA Inc registered ISO 9001 Quality Management System. Cert # 56 100 18560026
Page: 2 of 2
www.agilent.com/quality/
CSD-QA-015.1

ANAB ACCREDITED ISO/IEC 17025 TESTING LABORATORY
ISO 17025 Cert
No. AT-1937

125 Market Street
New Haven, CT 06513
USA

AccuStandard®

Tel (203)786-5290
Fax (203)786-5287
www.AccuStandard.com

CERTIFICATE OF ANALYSIS

Catalog No: M-8260A-B-SS-10X
Description: Surrogate Standard Mix
Lot: 219041458
Solvent: Methanol
Hazards: *Refer to SDS for complete safety information*

Signal Word: Danger

Date Certified: Apr 18, 2019
Expiration: Apr 18, 2029
Sample Size: 1 mL
Components: 4
Storage Condition: Ambient (>5 °C)

Certified Reference Material

ANAB ACCREDITED REFERENCE MATERIAL PRODUCER AR-1463
ANAB ACCREDITED TESTING LABORATORY AT-1339
ilac-MRA

Component	CAS #	Purity % (GC/MS)	Prepared Concentration[2] (µg/mL)	Certified Analyte Concentration[1] (µg/mL)
p-Bromofluorobenzene	460-00-4	99.9	2004	2002
Dibromofluoromethane	1868-53-7	99.8	2005	2001
1,2-Dichloroethane-d4	17060-07-0	100.0	2001	2001
Toluene-d8	2037-26-5	100.0	2000	2000

ID #: 14269
Opened:_____
Surrogate Standard Mix
Expires: 4/18/2029
Rec'd: 9/14/2021
Energy Laboratories Inc 1120 So. 27th Street
Billings MT 59107

A product with a suffix (-1A, -2B, etc. or -01, -02, etc.) on its lot number has had its expiration date extended and is identical to the same lot number without the suffix.

[2] All weights are traceable through NIST, Test No. 684/289871-17

[1] Certified Analyte Concentration = Purity x Prepared Concentration.

The Uncertainty associated with the certified concentration reported on this certificate is ±2.4%. This value is the combined expanded uncertainty and represents an estimated standard deviation equal to the positive square root of the total variation of the uncertainty of components. A normal distribution is assumed and a coverage factor of K=2 is chosen using approximately a 95% confidence level.

Labels and certificates follow U.S. Conventions in reporting numerical values: A comma (,) is used to separate units of one-thousand or greater. A period (.) is used as a decimal place marker.

The information on this certificate may not be reproduced without the express permission of the manufacturer. See reverse side for additional information

Hazard Information: Please refer to the SDS for information regarding the hazards associated with using this material.

This product was prepared according to in-house procedures and is guaranteed to be homogeneous.

Certified By: _____
Larry Decker, Organic QC Manager

For use in routine laboratory analysis.

Absolute Standards, Inc.
800-368-1131
www.absolutestandards.com

Certified Reference Material CRM

ANAB ISO 17034 Accredited
AR-1539 Certificate Number
https://Absolutestandards.com

CERTIFIED WEIGHT REPORT

Part Number: 30058
Lot Number: 080321
Description: EPA Method 502/524 - Volatile Gases Mix #1
6 components
Expiration Date: 080324
Recommended Storage: Freezer (0 °C)
Nominal Concentration (µg/mL): 2000
NIST Test ID#: 6UTB

Solvent: Methanol **Lot#** EA783-US

5E-05 Balance Uncertainty
Weight(s) shown below were combined and diluted to (mL): 500.0 0.058 Flask Uncertainty

Formulated By:	Mario Luis	080321 DATE
Reviewed By:	Pedro L. Rentas	080321 DATE

Compound	RM#	Lot Number	Nominal Conc (µg/mL)	Purity (%)	Uncertainty Purity (%)	Target Weight (g)	Actual Weight (g)	Actual Conc(µg/mL)	Expanded Uncertainty (+/-) (µg/mL)	SDS Information (Solvent Safety Info. On Attached pg.) CAS#	OSHA PEL (TWA)	LD50
1. Bromomethane	50	01611JX	2000	99.5	0.2	1.00508	1.0098	2009.4	8.1	74-83-9	5 ppm (20mg/m3/8H) (skin)	orl-rat 214mg/kg
2. Chloroethane	72	062617	2000	99	0.2	1.01016	1.0146	2008.8	8.1	75-00-3	1000 ppm (2600mg/m3/8H)	N/A
3. Chloromethane	79	06908MS	2000	99.5	0.2	1.00508	1.0154	2020.5	8.1	74-87-3	100 ppm	orl-rat 1800mg/kg
4. Dichlorodifluoromethane	134	92-0487	2000	99	0.2	1.01016	1.0224	2024.2	8.2	75-71-8	1000 ppm (4950mg/m3/8H)	N/A
5. Trichlorofluoromethane	294	01823MW	2000	99	0.2	1.01016	1.0110	2001.7	8.1	75-69-4	1000 ppm (5600mg/m3/8H)	ipr-mus 1743mg/kg
6. Vinyl chloride	305	04854EA	2000	99.5	0.2	1.00508	1.0071	2004.0	8.1	75-01-4	N/A	N/A

- The certified value is the concentration calculated from gravimetric and volumetric measurements unless otherwise stated.
- Standards are prepared gravimetrically using balances that are calibrated with weights traceable to NIST (see above).
- Standards are certifed (+/-) 0.5% of the stated value, unless otherwise stated.
- All Standards, after opening ampule, should be stored with caps tight and under appropriate laboratory conditions.
- Uncertainty Reference: Taylor, B.N. and Kuyat, C.E., "Guidelines for Evaluating and Expressing the Uncertainty of NIST Measurement Result," NIST Technical Note 1297, U.S. Government Printing Office, Washington, DC, (1994).

Comments

GC15-M9 Analysis by Melissa Stonier
Column ID SPB-Vocol 105 meter X 0.53mm X 3.0µm film thickness
Flow rates: Total flow=150mL/min., Helium (carrier)=10mL/min.,
Helium(make-up)=40mL/min., Hydogen(make-up)=100mL/min.
Oven Profile: Temp. 1=35°C (Time 1=9 min.), Temp 2=200°C (Time 2=1 min.),
Rate = 33°C/min., Total run time=15 min. Injector temp.=200°C, FID Temp.=200°C.
ELCD Signal = Edaq Channel 1 PID Signal = Edaq Channel 2
Standard injection = 0.5µL, Range=3 Purge Valve = 0 min.

ID #: 14285
Opened: _____
EPA Method 502-524 - Volatile Gases Mix #1
Expires: 8/3/2024
Rec'd: 9/17/2021
Enerav Laboratories Inc 1120 So. 27th Street
Billings MT 59107

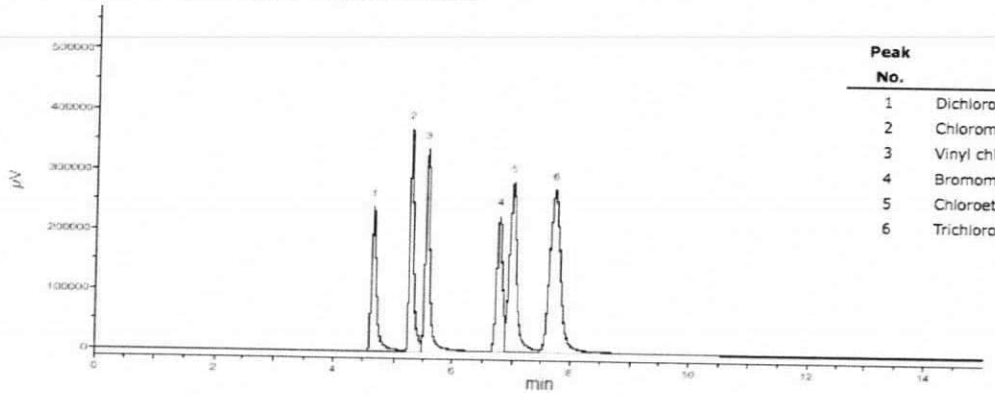

Peak No.	Analyte	ELCD RT (min.)
1	Dichlorodifluoromethane	4.67
2	Chloromethane	5.28
3	Vinyl chloride	5.56
4	Bromomethane	6.75
5	Chloroethane	6.99
6	Trichlorofluoromethane	7.72

660 Tower Lane • P.O. Box 599 • West Chester, PA 19381-0599
1-800-452-9994 • 1-610-692-3026 • Fax 1-610-692-8729
info@chemservice.com • www.chemservice.com

ID #: 14443
Opened:
TCL Ketone Mix
Expires: 6/30/2023
Rec'd: 10/26/2021
Energy Laboratories Inc 1120 So. 27th Street
Billings MT 59107

CERTIFICATE OF ANALYSIS

TCL Ketones Mixture

CONCENTRATION	2000ug/ml in Methanol:Water (90:10)
CATALOG NUMBER	M-TCL1AN5-1ML
LOT NUMBER	10251200
DATE CERTIFIED	06/16/20
EXPIRATION DATE	06/30/23
STORAGE	Freezer storage (-20 - -25 °C)
HANDLING	See Safety Data Sheet
INTENDED USE	For laboratory use only.
ISO 17034:2016 CERTIFIED	[ ]

ID	Analyte	CAS	Weight Analyte (mg)	Lot	Purity	Certified Concentration (ug/mL)
N-11014	Acetone	67-64-1	203.300	00026182	98.7	2006.6
N-10297	2-Butanone	78-93-3	202.800	00027454	99.5	2017.9
N-10369	2-Hexanone	591-78-6	202.600	00025720	99.5	2015.9
N-10844	4-Methyl-2-pentanone	108-10-1	204.700	6403300	99.5	2036.8

Analytical Test	Value
CONCENTRATION (GC/FID)	VERIFIED

Chem Service, Inc. is accredited to ISO 17034:2016, ISO/IEC 17025:2017 and certified to ISO 9001:2015.

PJLA Testing

PJLA Reference Material Producer

COA Form
Revision 3 (3/2015)

Print Date: 10/22/21

660 Tower Lane • P.O. Box 599 • West Chester, PA 19381-0599
1-800-452-9994 • 1-610-692-3026 • Fax 1-610-692-8729
info@chemservice.com • www.chemservice.com

Instructions for Use:
Shake mixture prior to use. If particles are present, sonicate for homogeneity. If sample is diluted to lower concentrations, Class A volumetric glassware must be used.
Minimum Sample Size- 0.2 uL for Direct Injection.
Chem Service Inc. guarantees the expanded uncertainty of the above analytes to be +/- 2.0% of the certified concentrations based on gravimetric preparation. The test results published in this report were obtained using equipment capable of producing results that are traceable to NIST and through NIST to the International System of Units (SI). The reported expanded uncertainty of measurement is stated as the combined standard uncertainty of measurement multiplied by the coverage factor k (k=2) such that the coverage probability corresponds to approximately 95%. For certified reference materials, homogeneity and thermal stability testing are available upon request.

Certified By:

Mary Beth O'Donnell

Mary Beth O'Donnell
CSM/TC

Chem Service, Inc. is accredited to ISO 17034:2016, ISO/IEC 17025:2017 and certified to ISO 9001:2015.

PJLA Testing

PJLA Reference Material Producer

CHEM SERVICE INC

660 Tower Lane • P.O. Box 599 • West Chester, PA 19381-0599
1-800-452-9994 • 1-610-692-3026 • Fax 1-610-692-8729
info@chemservice.com • www.chemservice.com

CERTIFICATE OF ANALYSIS

Gas Chromatography / Flame Ionization Detector (GC/FID)

Data file:	C:\CHEM32\1\DATA\2020 DATA\0620\M-TCL1AN5.D		
Sample name:	M-TCL1AN5		
Acq. method:	N-14276.M		
Instrument:	GC3	**Location:**	202
Injection date:	6/16/2020 2:52:35 PM	**Injection Vol:**	1.000
Column name:	RTx-5MS (30m x 0.25mm x 0.5µm)	**# Of Injections:**	1

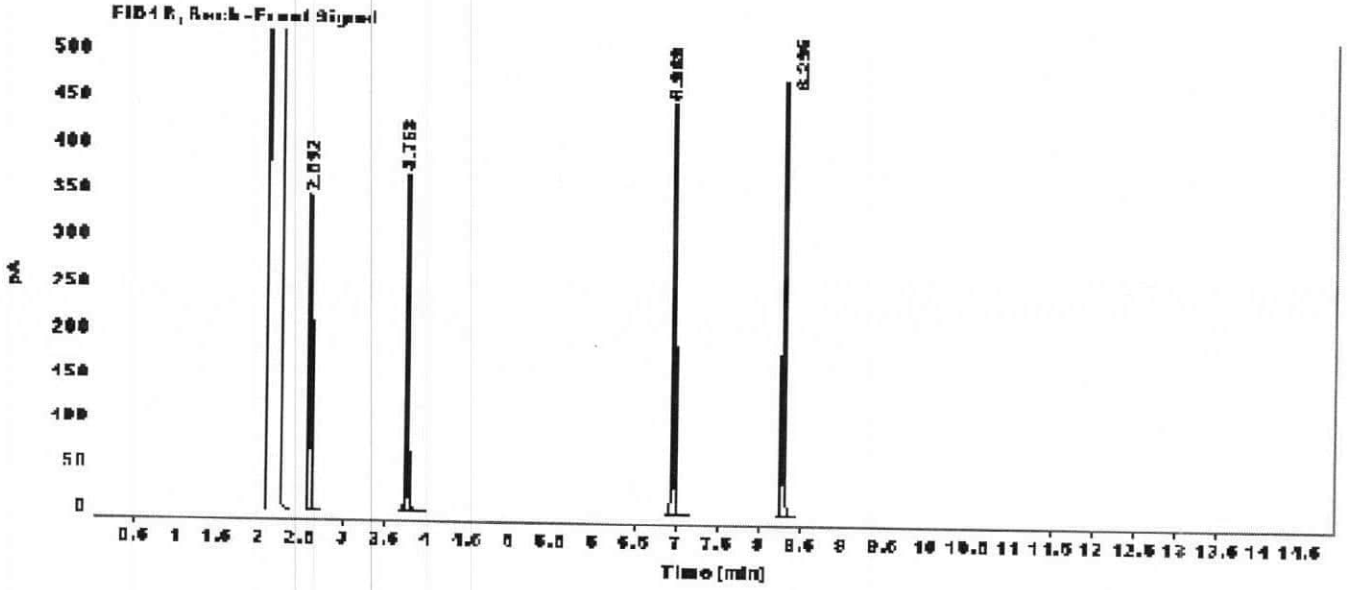

Signal: FID1 B, Back - Front Signal

RT [min]	Type	Width [min]	Area	Height	Area%
2.592	BB	0.0277	580.2505	343.4966	18.4655
3.763	BB	0.0323	735.4804	367.8491	23.4054
6.989	BB	0.0326	904.3389	447.8770	28.7791
8.295	BB	0.0307	922.2798	474.3798	29.3500
		Sum	3142.3497		

Chem Service, Inc. is accredited to ISO 17034:2016, ISO/IEC 17025:2017 and certified to ISO 9001:2015.

PJLA Testing

PJLA Reference Material Producer

125 Market Street
New Haven, CT 06513
USA

AccuStandard®

Tel (203)786-5290
Fax (203)786-5287
www.AccuStandard.com

CERTIFICATE OF ANALYSIS

Catalog No: CLP-022K-100X
Description: TCL Ketone Mix
Lot: 221111486
Solvent: Methanol
Hazards: *Refer to SDS for complete safety information*

Signal Word: Danger

Date Certified: Dec 1, 2021
Expiration: Jan 1, 2023
Sample Size: 1 mL
Components: 4
Storage Condition: Freeze (<-10 °C)

Certified Reference Material

ANAB ACCREDITED REFERENCE MATERIAL PRODUCER AR-1463

ilac-MRA

Component	CAS #	Purity % (GC/MS)	Prepared Concentration² (mg/mL)	Certified Analyte Concentration¹ (mg/mL)
Acetone	67-64-1	100.0	20.01	20.01
Methyl ethyl ketone	78-93-3	100.0	20.01	20.01
2-Hexanone	591-78-6	98.7	20.01	19.75
4-Methyl-2-pentanone	108-10-1	100.0	20.01	20.01

ID #: 14585
Opened:_____
TCL Ketone Mix
Expires: 1/1/2023
Rec'd: 12/3/2021
Energy Laboratories Inc 1120 So. 27th Street
Billings MT 59107

This Certified Reference Material was verified in accordance with ISO/IEC 17025

A product with a suffix (-1A, -2B, etc. or -01, -02, etc.) on its lot number has had its expiration date extended and is identical to the same lot number without the suffix.

² All weights are traceable through NIST, Test No. 684/289871-17

¹ Certified Analyte Concentration = Purity x Prepared Concentration.

The Uncertainty associated with the certified concentration reported on this certificate is ±2.4%. This value is the combined expanded uncertainty and represents an estimated standard deviation equal to the positive square root of the total variation of the uncertainty of components. A normal distribution is assumed and a coverage factor of K=2 is chosen using approximately a 95% confidence level.

Labels and certificates follow U.S. Conventions in reporting numerical values: A comma (,) is used to separate units of one-thousand or greater. A period (.) is used as a decimal place marker.

The information on this certificate may not be reproduced without the express permission of the manufacturer. See reverse side for additional information

Hazard Information: Please refer to the SDS for information regarding the hazards associated with using this material.

This product was prepared according to in-house procedures and is guaranteed to be homogeneous.

Certified By: _____
Larry Decker, Organic QC Manager

For use in routine laboratory analysis.

AccuStandard is accredited to ISO 17034, ISO/IEC 17025 and certified to ISO 9001:2015

QR-ORG/INO-001
Rev. 7/20

Analytical RunID VOA5975C.I_220222A Standards Traceability Report

Standard ID: VOCF0313
Standard Name: Liquids
Type: Primary
Prep Date: 6/23/2020
Prep By: Alethea M. Shaules
Exp Date: 4/13/2023
Status: New
Department: gcmsvoa
Vendor: AccuStd
Final Volume: 10 mL
Lot Number: 220041126
Balance ID:
Comments: Date Prepared is same as Date Received. 2,000 ug/mL. Catalog # M502A-R-10X. Corrected lot number to match CI. MSC 01/14/2022

Chemical/Solvent Used	Bottle No	Amt	Units	Expires
Volatile Organic Compounds - Liquids	12797	1	mL	4/13/2023

Stock Source	Base Units	Amount Added
VOCF0313	ug/mL	

Analytical RunID VOA5975C.I_220222A Standards Traceability Report

Spike ID: VOCF0352
Spike Name: 2nd Source Liquids
Prep Date: 11/23/2020
Exp Date: 12/31/2023
Department: gcmsvoa
Vendor: Agilent
Lot Number: 0006570990
Balance ID:
Comments: Date Prepared is same as Date Received. 2000 ug/mL in MeOH. Catalog # DWM-589N-1.

Type: Primary
Prep By: Steve Dilts
Status: New
Final Volume: 10 mL

Chemical/Solvent Used	Bottle No	Amt	Units	Expires
VOC Standard	13292	1	mL	12/31/2023

Stock Source	Base Units	Amount Added
VOCF0352	ug/mL	

Analytical RunID VOA5975C.I_220222A Standards Traceability Report

Standard ID: VOCF0373
Standard Name: MtBE (Methy tert-Butyl Ether)
Type: Primary
Prep Date: 2/26/2021
Prep By: Steve Dilts
Exp Date: 8/31/2022
Status: New
Department: gcmsvoa
Vendor: Agilent
Final Volume: 5 mL
Lot Number: 0006555762
Balance ID:
Comments: Date Prepared is same as Date Received. 2000 ug/mL in MeOH. Catalog # STS-440

Chemical/Solvent Used	Bottle No	Amt	Units	Expires
Methyl tert-Butyl Ether Standard	13578	1	mL	8/31/2022

Stock Source	Base Units	Amount Added
VOCF0373	ug/mL	

Analytical RunID VOA5975C.I_220222A Standards Traceability Report

Spike ID: VOCF0401
Spike Name: 2nd Source MtBE
Prep Date: 6/7/2021
Exp Date: 12/11/2029
Department: gcmsvoa
Vendor: AccuStandard
Lot Number: 220051182
Balance ID:
Comments: Date Prepared is same as Date Receive. 2,000 ug/mL in MeOH. Catalog # S-078-10X.

Type: Primary
Prep By: Alethea M. Shaules
Status: New
Final Volume: 5 mL

Chemical/Solvent Used	Bottle No	Amt	Units	Expires
MTBE	13920	1	mL	12/11/2029

Stock Source	Base Units	Amount Added
VOCF0401	ug/mL	

Analytical RunID VOA5975C.I_220222A Standards Traceability Report

Standard ID: VOCF0425
Standard Name: Internals
Type: Primary
Prep Date: 9/8/2021
Prep By: Jerran D. Brenden
Exp Date: 12/31/2022
Status: New
Department: gcmsvoa
Vendor: Agilent
Final Volume: 10 mL
Lot Number: 0006582580
Balance ID:
Comments: Date Prepared is same as Date Received. 2,500 ug/mL in MeOH. Catalog # STM-520-1.

Chemical/Solvent Used	Bottle No	Amt	Units	Expires
Internal Standard	14251	1	mL	12/31/2022

Stock Source	Base Units	Amount Added
VOCF0425	ug/mL	

Analytical RunID VOA5975C.I_220222A Standards Traceability Report

Spike ID: VOCF0426
Spike Name: Surrogates 2.0 mg/mL
Type: Primary
Prep Date: 9/14/2021
Prep By: Jerran D. Brenden
Exp Date: 4/18/2029
Status: New
Department: gcmsvoa
Vendor: AccuStandard
Final Volume: 10 mL
Lot Number: 219041458
Balance ID:
Comments: Date Received 01/04/2021. 2.0 mg/mL. Catalog # M-8260A-B-SS-10X

Chemical/Solvent Used	Bottle No	Amt	Units	Expires
Surrogate Standard Mix	14269	1	mL	4/18/2029

Stock Source	Base Units	Amount Added
VOCF0426	ug/mL	

Analytical RunID VOA5975C.I_220222A Standards Traceability Report

Standard ID: VOCF0427
Standard Name: Gases
Type: Primary
Prep Date: 9/17/2021
Prep By: Alethea M. Shaules
Exp Date: 8/3/2024
Status: New
Department: gcmsvoa
Vendor: Absolute
Final Volume: 10 mL
Lot Number: 080321
Balance ID:
Comments: Date Prepared is same as Date Received. 2,000 ug/mL in MeOH. Catalog # 30058.

Chemical/Solvent Used	Bottle No	Amt	Units	Expires
EPA Method 502-524 - Volatile Gases Mix #1	14285	1	mL	8/3/2024

Stock Source	Base Units	Amount Added
VOCF0427	ug/mL	

Analytical RunID VOA5975C.I_220222A Standards Traceability Report

Standard ID: VOCF0434
Standard Name: Ketones
Type: Primary
Prep Date: 10/26/2021
Prep By: Steve Dilts
Exp Date: 6/30/2023
Status: New
Department: gcmsvoa
Vendor: Chem Service
Final Volume: 5 mL
Lot Number: 10251200
Balance ID:
Comments: Date Prepared is same as Date Received. 2,000 ug/mL in 90:10 MeOH:H2O. Catalog # M-TCL-1AN5-5ML.

Chemical/Solvent Used	Bottle No	Amt	Units	Expires
TCL Ketone Mix	14443	1	mL	6/30/2023

Stock Source	Base Units	Amount Added
VOCF0434	ug/mL	

Analytical RunID VOA5975C.I_220222A Standards Traceability Report

Standard ID: VOCF0440
Standard Name: 2nd Source High Concentration Ketones
Type: Primary
Prep Date: 12/3/2021
Prep By: Melissa Chavez
Exp Date: 1/1/2023
Status: New
Department: gcmsvoa
Vendor: AccuStandard
Final Volume: 5 mL
Lot Number: 221111486
Balance ID:
Comments: Date Prepared is same as Date Received. 20,000 ug/mL in Methanol. Catalog # CLP-022K-100X.

Chemical/Solvent Used	Bottle No	Amt	Units	Expires
TCL Ketone Mix	14585	1	mL	1/1/2023

Stock Source	Base Units	Amount Added
VOCF0440	ug/mL	

Analytical RunID VOA5975C.I_220222A Standards Traceability Report

Spike ID: VOCF0451
Spike Name: Chem Service Gases
Prep Date: 1/18/2022
Exp Date: 6/30/2022
Department: gcmsvoa
Vendor: Chemservice
Lot Number: 12380600
Balance ID:
Type: Primary
Prep By: Melissa Chavez
Status: New
Final Volume: 1 mL
Comments: Date Prepared is same as Date Received. 2000 ug/mL in MeOH. Catalog # M-VOHC6M5-1ML

Chemical/Solvent Used	Bottle No	Amt	Units	Expires
Volatile Organics High Concentration Mixture #6	14783	1	mL	6/30/2022

Stock Source	Base Units	Amount Added
VOCF0451	ug/mL	

Analytical RunID VOA5975C.I_220222A Standards Traceability Report

Standard ID: VOCF3559B
Standard Name: MtBE
Type: Secondary
Prep Date: 12/27/2021
Prep By: Melissa Chavez
Exp Date: 2/27/2022
Status:
Department: gcmsvoa
Vendor:
Final Volume: 10 mL
Lot Number:
Balance ID:
Comments: Final Concentration 0.2 ug/uL.

Chemical/Solvent Used	Bottle No	Amt	Units	Expires
Methanol, Purge and Trap - EB199-US	14334	9	mL	2/27/2022

Stock Source	Base Units	Amount Added
VOCF0373	ug/mL	1 mL

Analytical RunID VOA5975C.I_220222A Standards Traceability Report

Spike ID: VOCF3567B
Spike Name: 2nd Source Ketones
Prep Date: 1/12/2022
Exp Date: 3/12/2022
Department: gcmsvoa
Vendor: AccuStandard
Lot Number: 221111486
Balance ID:
Comments: 2.0 ug/uL in 90:10 MeOH:H2O

Type: Secondary
Prep By: Melissa Chavez
Status:
Final Volume: 10 mL

Chemical/Solvent Used	Bottle No	Amt	Units	Expires
Methanol, Purge and Trap EB373	14519	9	mL	3/12/2022

Stock Source	Base Units	Amount Added
VOCF0440	ug/mL	1 mL

Analytical RunID VOA5975C.I_220222A Standards Traceability Report

Spike ID: VOCF3579A
Spike Name: 2nd Source Liquids
Prep Date: 1/28/2022
Exp Date: 2/28/2022
Department: gcmsvoa
Vendor:
Lot Number:
Balance ID:
Comments: Final Concentration 0.2ug/uL.

Type: Secondary
Prep By: Steve Dilts
Status:
Final Volume: 10 mL

Chemical/Solvent Used	Bottle No	Amt	Units	Expires
Methanol, Purge and Trap - EB199-US	14334	9	mL	2/28/2022

Stock Source	Base Units	Amount Added
VOCF0352	ug/mL	1 mL

Analytical RunID VOA5975C.I_220222A Standards Traceability Report

Spike ID: VOCF3582A
Spike Name: 2nd Source MtBE
Prep Date: 1/31/2022
Exp Date: 3/1/2022
Department: gcmsvoa
Vendor:
Lot Number:
Balance ID:
Comments: Final Concentration 0.2 ug/uL

Type: Secondary
Prep By: Alethea M. Shaules
Status:
Final Volume: 10 mL

Chemical/Solvent Used	Bottle No	Amt	Units	Expires
Methanol, Purge and Trap - EB679	14746	9	mL	3/1/2022

Stock Source	Base Units	Amount Added
VOCF0401	ug/mL	1 mL

Analytical RunID VOA5975C.I_220222A Standards Traceability Report

Spike ID: VOCF3590
Spike Name: Internal Standard / Surrogates (INT/SURR)
Type: Secondary
Prep Date: 2/3/2022
Prep By: Jerran D. Brenden
Exp Date: 8/3/2022
Status: New
Department: gcmsvoa
Vendor:
Final Volume: 50 mL
Lot Number:
Balance ID:
Comments: Final Concentration 0.05 ug/uL in MeOH.

Chemical/Solvent Used	Bottle No	Amt	Units	Expires
Methanol, Purge and Trap EB373	14519	47.75	mL	8/3/2022

Stock Source	Base Units	Amount Added
VOCF0425	ug/mL	1 mL
VOCF0426	ug/mL	1.25 mL

Analytical RunID VOA5975C.I_220222A Standards Traceability Report

Standard ID: VOCF3593
Standard Name: Ketones
Type: Primary
Prep Date: 2/4/2022
Prep By: Melissa Chavez
Exp Date: 3/4/2022
Status:
Department: gcmsvoa
Vendor: Chem Service
Final Volume: 1 mL
Lot Number: 10251200
Balance ID:
Comments: Vial Opened For Use . 2.0 ug/uL in 90:10 MeOH:H2O.

Chemical/Solvent Used	Bottle No	Amt	Units	Expires
TCL Ketone Mix	14443	1	mL	3/4/2022

Stock Source	Base Units	Amount Added
VOCF0434	ug/mL	1 mL

Analytical RunID VOA5975C.I_220222A Standards Traceability Report

Standard ID: VOCF3599A
Standard Name: Liquids
Type: Secondary
Prep Date: 2/14/2022
Prep By: Alethea M. Shaules
Exp Date: 3/14/2022
Status:
Department: GCMSVOA
Vendor:
Final Volume: 10 mL
Lot Number:
Balance ID:
Comments: 1.0 ml/10 ml final volume. Final Concentration 0.2 ug/uL.

Chemical/Solvent Used	Bottle No	Amt	Units	Expires
Methanol, Purge and Trap - EB679	14746	9	mL	3/14/2022

Stock Source	Base Units	Amount Added
VOCF0313	ug/mL	1 mL

Analytical RunID VOA5975C.I_220222A Standards Traceability Report

Standard ID: VOCF3601A
Standard Name: Gases
Type: Secondary
Prep Date: 2/17/2022
Prep By: Steve Dilts
Exp Date: 2/24/2022
Status:
Department: GCMSVOA
Vendor:
Final Volume: 10 mL
Lot Number:
Balance ID:
Comments: 1.0 ml/10 ml final volume. Final Concentration 0.2 ug/uL

Chemical/Solvent Used	Bottle No	Amt	Units	Expires
Methanol, Purge and Trap - EB679	14746	9	mL	2/24/2022

Stock Source	Base Units	Amount Added
VOCF0427	ug/mL	1 mL

Analytical RunID VOA5975C.I_220222A Standards Traceability Report

Spike ID: VOCF3603A
Spike Name: 2nd Source Gases
Prep Date: 2/18/2022
Exp Date: 2/25/2022
Department: gcmsvoa
Vendor:
Lot Number:
Balance ID:
Comments: 1.0 ml/10 ml final volume. Final Concentration 0.2 ug/uL.

Type: Secondary
Prep By: Steve Dilts
Status:
Final Volume: 10 mL

Chemical/Solvent Used	Bottle No	Amt	Units	Expires
Methanol, Purge and Trap EB373	14519	9	mL	2/25/2022

Stock Source	Base Units	Amount Added
VOCF0451	ug/mL	1 mL

125 Market Street
New Haven, CT 06513
USA

AccuStandard®

Tel (203)786-5290
Fax (203)786-5287
www.AccuStandard.com

CERTIFICATE OF ANALYSIS

Catalog No: M-502A-R-10X
Description: Volatile Organic Compounds - Liquids
Lot: 220041126
Solvent: Methanol
Hazards: *Refer to SDS for complete safety information*

Signal Word: Danger

Date Certified: Apr 13, 2020
Expiration: Apr 13, 2023
Sample Size: 1 mL
Components: 54
Storage Condition: Refrig (0-5 °C)

Certified Reference Material

ANAB ACCREDITED AR-1463 ANAB ACCREDITED AT-1339 ilac-MRA

Component	CAS #	Purity % (GC/MS)	Prepared Concentration[2] (µg/mL)	Certified Analyte Concentration[1] (µg/mL)
Benzene	71-43-2	100.0	2002	2002
Bromobenzene	108-86-1	100.0	2003	2003
Bromochloromethane	74-97-5	99.1	2001	1983
Bromodichloromethane	75-27-4	99.0	2002	1982
Bromoform	75-25-2	99.2	2001	1985
n-Butylbenzene	104-51-8	100.0	2002	2002
sec-Butylbenzene	135-98-8	100.0	2001	2001
tert-Butylbenzene	98-06-6	99.0	2003	1983
Carbon tetrachloride	56-23-5	100.0	2003	2003
Chlorobenzene	108-90-7	99.6	2001	1993
Chloroform	67-66-3	99.2	2004	1988
2-Chlorotoluene	95-49-8	99.0	2003	1983
4-Chlorotoluene	106-43-4	99.8	2002	1998
Dibromochloromethane	124-48-1	97.8	2049*	2004
1,2-Dibromo-3-chloropropane	96-12-8	99.2	2001	1985
1,2-Dibromoethane	106-93-4	100.0	2006	2006
Dibromomethane	74-95-3	99.0	2002	1982
1,2-Dichlorobenzene	95-50-1	98.2	2003	1967
1,3-Dichlorobenzene	541-73-1	100.0	2000	2000
1,4-Dichlorobenzene	106-46-7	100.0	2002	2002
1,1-Dichloroethane	75-34-3	98.6	2001	1973
1,2-Dichloroethane	107-06-2	99.8	2010	2006
1,1-Dichloroethene	75-35-4	99.0	2000	1980
cis-1,2-Dichloroethene	156-59-2	99.0	2002	1982
trans-1,2-Dichloroethene	156-60-5	99.5	2001	1991
1,2-Dichloropropane	78-87-5	99.5	2003	1993
1,3-Dichloropropane	142-28-9	96.7	2073*	2005
2,2-Dichloropropane	594-20-7	99.9	2012	2010
1,1-Dichloropropene	563-58-6	98.9	2001	1979
cis-1,3-Dichloropropene **	10061-01-5	93.9	2041*	1916
trans-1,3-Dichloropropene **	10061-02-6	93.9	1968*	1848
Ethylbenzene	100-41-4	99.7	2000	1994
Hexachlorobutadiene	87-68-3	98.0	2003	1963
Isopropylbenzene	98-82-8	100.0	2002	2002
p-Isopropyltoluene	99-87-6	99.4	2000	1988
Methylene chloride	75-09-2	99.9	2001	1999
Naphthalene	91-20-3	100.0	2002	2002
n-Propylbenzene	103-65-1	100.0	2001	2001
Styrene	100-42-5	100.0	2003	2003
1,1,1,2-Tetrachloroethane	630-20-6	98.9	2005	1983
1,1,2,2-Tetrachloroethane	79-34-5	96.0	2087*	2004
Tetrachloroethene	127-18-4	99.4	2017	2005
Toluene	108-88-3	100.0	2001	2001
1,2,3-Trichlorobenzene	87-61-6	100.0	2002	2002

For use in routine laboratory analysis.

AccuStandard is accredited to ISO 17034, ISO/IEC 17025 and certified to ISO 9001:2015

QR-ORG/INO-001
Rev. 5/18

125 Market Street
New Haven, CT 06513
USA

AccuStandard®

Tel (203)786-5290
Fax (203)786-5287
www.AccuStandard.com

CERTIFICATE OF ANALYSIS

Catalog No: M-502A-R-10X
Description: Volatile Organic Compounds - Liquids
Lot: 220041126
Solvent: Methanol

Date Certified: Apr 13, 2020
Expiration: Apr 13, 2023
Sample Size: 1 mL
Components: 54

Component - *continued*	CAS #	Purity % (GC/MS)	Prepared Concentration[2] (µg/mL)	Certified Analyte Concentration[1] (µg/mL)
1,2,4-Trichlorobenzene	120-82-1	99.6	2001	1993
1,1,1-Trichloroethane	71-55-6	100.0	2002	2002
1,1,2-Trichloroethane	79-00-5	98.6	2000	1972
Trichloroethene	79-01-6	100.0	2003	2003
1,2,3-Trichloropropane	96-18-4	97.5	2055*	2004
1,2,4-Trimethylbenzene	95-63-6	98.2	2001	1965
1,3,5-Trimethylbenzene	108-67-8	98.8	2001	1977
o-Xylene	95-47-6	99.0	2000	1980
m-Xylene	108-38-3	99.2	2002	1986
p-Xylene	106-42-3	95.4	2097*	2001

* Weight compensated to 100% purity.

** 47.8% cis isomer, 46.1% trans isomer

A product with a suffix (-1A, -2B, etc. or -01, -02, etc.) on its lot number has had its expiration date extended and is identical to the same lot number without the suffix.

[2] All weights are traceable through NIST, Test No. 684/289871-17

[1] Certified Analyte Concentration = Purity x Prepared Concentration.

The Uncertainty associated with the certified concentration reported on this certificate is ±2.4%. This value is the combined expanded uncertainty and represents an estimated standard deviation equal to the positive square root of the total variation of the uncertainty of components. A normal distribution is assumed and a coverage factor of K=2 is chosen using approximately a 95% confidence level.

Labels and certificates follow U.S. Conventions in reporting numerical values: A comma (,) is used to separate units of one-thousand or greater. A period (.) is used as a decimal place marker.

The information on this certificate may not be reproduced without the express permission of the manufacturer. See reverse side for additional information

Certified By: Larry Decker, Organic QC Manager

ID #: 12797
Opened:
Volatile Organic Compounds - Liquids
Expires: 4/13/2023
Rec'd: 6/23/2020
Energy Laboratories Inc 1120 So. 27th Street
Billings MT 59107

For use in routine laboratory analysis.

AccuStandard is accredited to ISO 17034, ISO/IEC 17025 and certified to ISO 9001:2015

QR-ORG/INO-001
Rev. 5/18

Agilent

ID #: 13292
Opened:
VOC Standard
Expires: 12/31/2023
Rec'd: 11/23/2020
Energy Laboratories Inc 1120 So. 27th Street
Billings MT 59107

Certificate of Analysis

Product Name: VOC Standard

Product Number: DWM-589N-1

Lot Number: 0006570990

Lot Issue Date: 17-Nov-2020

Expiration Date: 31-Dec-2023

Description:
This analytical reference material (RM) was manufactured and verified in accordance with an ISO 9001 registered quality system and analyte concentrations were verified by an ISO 17025 accredited laboratory. The concentration and uncertainty value at the 95% confidence level for each analyte, determined gravimetrically, is listed below.

Analyte	CAS#	Analyte Lot	Concentration ± Uncertainty
bromochloromethane	000074-97-5	RM00009	2010 ± 10 µg/mL
bromodichloromethane	000075-27-4	RM12585	2009 ± 10 µg/mL
bromoform	000075-25-2	RM13987	2010 ± 10 µg/mL
carbon tetrachloride	000056-23-5	RM07576	2010 ± 10 µg/mL
chloroform	000067-66-3	RM13988	2009 ± 10 µg/mL
dibromochloromethane	000124-48-1	RM14843	2009 ± 10 µg/mL
dibromomethane	000074-95-3	RM12878	2009 ± 10 µg/mL
methylene chloride	000075-09-2	RM11650	2009 ± 10 µg/mL
1,2-dibromoethane	000106-93-4	RM00018	2010 ± 10 µg/mL
1,1-dichloroethane	000075-34-3	RM16217	2006 ± 10 µg/mL
1,2-dichloroethane	000107-06-2	RM04655	2005 ± 10 µg/mL
1,1-dichloroethene	000075-35-4	RM14486	2010 ± 10 µg/mL
cis-1,2-dichloroethene	000156-59-2	RM15008	2007 ± 10 µg/mL
trans-1,2-dichloroethene	000156-60-5	RM07565	2008 ± 10 µg/mL
1,1,1,2-tetrachloroethane	000630-20-6	RM12632	2005 ± 10 µg/mL
1,1,2,2-tetrachloroethane	000079-34-5	RM02540	2009 ± 10 µg/mL
tetrachloroethene	000127-18-4	RM06491	2008 ± 10 µg/mL

ANAB ACCREDITED ISO17034 REFERENCE MATERIAL PRODUCER
ISO 17034 Cert No. AR-1936

RM was produced in accordance with TUV USA Inc registered ISO 9001 Quality Management System. Cert # 56 100 18560026
Page: 1 of 4
www.agilent.com/quality/
CSD-QA-015.1

ANAB ACCREDITED ISO/IEC 17025 TESTING LABORATORY
ISO 17025 Cert No. AT-1937

Certificate of Analysis

Product Number: DWM-589N-1

Lot Number: 0006570990

1,1,1-trichloroethane	000071-55-6	RM16539	2004 ± 10 µg/mL
1,1,2-trichloroethane	000079-00-5	RM01175	2009 ± 10 µg/mL
trichloroethene	000079-01-6	RM14232	2009 ± 10 µg/mL
1,2-dibromo-3-chloropropane	000096-12-8	RM13666	2009 ± 10 µg/mL
1,2-dichloropropane	000078-87-5	RM12821	2008 ± 10 µg/mL
1,3-dichloropropane	000142-28-9	RM02080	2008 ± 10 µg/mL
2,2-dichloropropane	000594-20-7	RM12927	2005 ± 10 µg/mL
1,1-dichloropropene	000563-58-6	RM16190	2010 ± 10 µg/mL
cis-1,3-dichloropropene	010061-01-5	RM12891	2007 ± 10 µg/mL
trans-1,3-dichloropropene	010061-02-6	RM12254	2006 ± 10 µg/mL
hexachlorobutadiene	000087-68-3	RM09157	2005 ± 10 µg/mL
1,2,3-trichloropropane	000096-18-4	RM13082	2004 ± 10 µg/mL
benzene	000071-43-2	RM12931	2009 ± 10 µg/mL
n-butylbenzene	000104-51-8	RM03651	2008 ± 10 µg/mL
sec-butylbenzene	000135-98-8	RM10905	2005 ± 10 µg/mL
tert-butylbenzene	000098-06-6	RM14040	2007 ± 10 µg/mL
ethylbenzene	000100-41-4	RM12195	2006 ± 10 µg/mL
isopropylbenzene	000098-82-8	RM00835	2009 ± 10 µg/mL
4-isopropyltoluene	000099-87-6	RM09747	2009 ± 10 µg/mL
naphthalene	000091-20-3	NT00970	2006 ± 10 µg/mL
n-propylbenzene	000103-65-1	RM12785	2010 ± 10 µg/mL
styrene	000100-42-5	RM13393	2010 ± 10 µg/mL

ANAB ACCREDITED ISO17034 REFERENCE MATERIAL PRODUCER

ISO 17034 Cert
No. AR-1936

RM was produced in accordance with TUV USA Inc registered ISO 9001 Quality Management System. Cert # 56 100 18560026

Page: 2 of 4

www.agilent.com/quality/
CSD-QA-015.1

ANAB ACCREDITED ISO/IEC 17025 TESTING LABORATORY

ISO 17025 Cert
No. AT-1937

Agilent

Certificate of Analysis

Product Number: DWM-589N-1

Lot Number: 0006570990

toluene	000108-88-3	RM06650	2008 ± 10 µg/mL
1,2,4-trimethylbenzene	000095-63-6	RM06731	2002 ± 10 µg/mL
1,3,5-trimethylbenzene	000108-67-8	RM12905	2009 ± 10 µg/mL
o-xylene	000095-47-6	RM15639	2005 ± 10 µg/mL
m-xylene	000108-38-3	RM15919	2006 ± 10 µg/mL
p-xylene	000106-42-3	RM02647	2009 ± 10 µg/mL
bromobenzene	000108-86-1	RM10227	2008 ± 10 µg/mL
chlorobenzene	000108-90-7	RM01874	2008 ± 10 µg/mL
2-chlorotoluene	000095-49-8	RM13774	2007 ± 10 µg/mL
4-chlorotoluene	000106-43-4	RM11750	2009 ± 10 µg/mL
1,2-dichlorobenzene	000095-50-1	RM13636	2005 ± 10 µg/mL
1,3-dichlorobenzene	000541-73-1	NT00356	2009 ± 10 µg/mL
1,4-dichlorobenzene	000106-46-7	RM12826	2009 ± 10 µg/mL
1,2,3-trichlorobenzene	000087-61-6	RM10193	2007 ± 10 µg/mL
1,2,4-trichlorobenzene	000120-82-1	RM09454	2009 ± 10 µg/mL

Matrix: methanol (methyl alcohol)

Storage Conditions: Store Frozen (-25° to -10°C).

Traceability:
The balances used for these measurements are calibrated with weights traceable to NIST in compliance with ANSI/NCSL Z540.3, ISO 9001, ISO 17025, and ISO 17034. Calibrated Class A glassware is used for volumetric measurements. Thermometers are calibrated against a NIST traceable thermometer in accordance with NIST Special Publication 1088.

Homogeneity:
This RM was unitized according to an in-house procedure and is guaranteed to be homogeneous. There is no minimum sub-sample size required.

Certificate of Analysis

Product Number: DWM-589N-1

Lot Number: 0006570990

Intended Use:
This RM is intended for the preparation of working reference samples for use in routine laboratory analyses, calibration of instruments, validation of analytical methods, assessments of measurement methods, and continuing calibration verification.

Instructions for Use:
Sample aliquots for analysis should be withdrawn at 20°C to 25°C immediately after opening the container and should be processed without delay for the certified values to be valid within the stated uncertainties.

Hazards:
Refer to the Safety Data Sheet on www.agilent.com for information regarding this RM.

Expiration of Certification:
The certification of this RM is valid until the expiration date specified above, provided the RM is handled and stored in accordance with the instructions given in this certificate. This certification is nullified if the RM is damaged, contaminated, or otherwise modified.

Maintenance of Certification:
If substantive changes are noted that affect the certification before the expiration of this certificate, Agilent will notify the purchaser.

Sample lot approver:

Monica Bourgeois
QMS Representative

ANAB ACCREDITED ISO17034 REFERENCE MATERIAL PRODUCER
ISO 17034 Cert
No. AR-1936

RM was produced in accordance with TUV USA Inc registered ISO 9001 Quality Management System. Cert # 56 100 18560026
Page: 4 of 4
www.agilent.com/quality/
CSD-QA-015.1

ANAB ACCREDITED ISO/IEC 17025 TESTING LABORATORY
ISO 17025 Cert
No. AT-1937

Agilent

ID #: 13578
Opened:
Methyl tert-Butyl Ether Standard
Expires: 8/31/2022
Rec'd: 2/26/2021
Energy Laboratories Inc 1120 So. 27th Street
Billings MT 59107

Certificate of Analysis

Product Name: Methyl tert-Butyl Ether Standard

Product Number: STS-440-1

Lot Number: 0006555762

Lot Issue Date: 19-Aug-2020

Expiration Date: 31-Aug-2022

Description:
This analytical reference material (RM) was manufactured and verified in accordance with an ISO 9001 registered quality system, and analyte concentrations were verified by an ISO 17025 accredited laboratory. The concentration and uncertainty value at the 95% confidence level for each analyte, determined gravimetrically, is listed below.

Analyte	CAS#	Analyte Lot	Concentration ± Uncertainty
tert-butylmethyl ether	001634-04-4	RM06568	2006 ± 10 µg/mL

Matrix: methanol (methyl alcohol)

Storage Conditions: Store Frozen (-25° to -10°C).

Traceability:
The balances used for these measurements are calibrated with weights traceable to NIST in compliance with ANSI/NCSL Z540.3, ISO 9001, ISO 17025, and ISO 17034. Calibrated Class A glassware is used for volumetric measurements. Thermometers are calibrated against a NIST traceable thermometer in accordance with NIST Special Publication 1088.

Homogeneity:
This RM was unitized according to an in-house procedure and is guaranteed to be homogeneous. There is no minimum sub-sample size required.

Intended Use:
This RM is intended for the preparation of working reference samples for use in routine laboratory analyses, calibration of instruments, validation of analytical methods, assessments of measurement methods, and continuing calibration verification.

Instructions for Use:
Sample aliquots for analysis should be withdrawn at 20°C to 25°C immediately after opening the container and should be processed without delay for the certified values to be valid within the stated uncertainties.

Hazards:
Refer to the Safety Data Sheet on www.agilent.com for information regarding this RM.

Expiration of Certification:
The certification of this RM is valid until the expiration date specified above, provided the RM is handled and stored in accordance with the instructions given in this certificate. This certification is nullified if the RM is damaged, contaminated, or otherwise modified.

Maintenance of Certification:
If substantive changes are noted that affect the certification before the expiration of this certificate, Agilent will notify the purchaser.

Sample lot approver:

Monica Bourgeois
QMS Representative

ANAB ACCREDITED ISO 17034 REFERENCE MATERIAL PRODUCER
ISO 17034 Cert No. AR-1936

RM was produced in accordance with TUV USA Inc registered ISO 9001 Quality Management System. Cert # 56 100 18560026
Page: 1 of 1
www.agilent.com/quality/
CSD-QA-015.1

ANAB ACCREDITED ISO/IEC 17025 TESTING LABORATORY
ISO 17025 Cert No. AT-1937

125 Market Street
New Haven, CT 06513
USA

AccuStandard®

Tel (203)786-5290
Fax (203)786-5287
www.AccuStandard.com

CERTIFICATE OF ANALYSIS

Catalog No: S-078-10X
Description: MtBE
Lot: 220051182
Solvent: Methanol
Hazards: *Refer to SDS for complete safety information*

Signal Word: Danger

Date Certified: May 18, 2020
Expiration: May 18, 2030
Sample Size: 1 mL
Components: 1
Storage Condition: Ambient (>5 °C)

Certified Reference Material

ANAB ACCREDITED REFERENCE MATERIAL PRODUCER AR-1463
ANAB ACCREDITED TESTING LABORATORY AT-1339
ilac-MRA

Component	CAS #	Purity % (GC/MS)	Prepared Concentration[2] (µg/mL)	Certified Analyte Concentration[1] (µg/mL)
MtBE	1634-04-4	100.0	2002	2002

ID #: 13920
Opened:_____
MTBE
Expires: 5/18/2030
Rec'd: 6/7/2021
Energy Laboratories Inc 1120 So. 27th Street
Billings MT 59107

A product with a suffix (-1A, -2B, etc. or -01, -02, etc.) on its lot number has had its expiration date extended and is identical to the same lot number without the suffix.

[2] All weights are traceable through NIST, Test No. 684/289871-17

[1] Certified Analyte Concentration = Purity x Prepared Concentration.

The Uncertainty associated with the certified concentration reported on this certificate is ±2.4%. This value is the combined expanded uncertainty and represents an estimated standard deviation equal to the positive square root of the total variation of the uncertainty of components. A normal distribution is assumed and a coverage factor of K=2 is chosen using approximately a 95% confidence level.

Labels and certificates follow U.S. Conventions in reporting numerical values: A comma (,) is used to separate units of one-thousand or greater. A period (.) is used as a decimal place marker.

The information on this certificate may not be reproduced without the express permission of the manufacturer. See reverse side for additional information

Hazard Information: Please refer to the SDS for information regarding the hazards associated with using this material.

This product was prepared according to in-house procedures and is guaranteed to be homogeneous.

Certified By: _____
Larry Decker, Organic QC Manager

Page 1 of 1

For use in routine laboratory analysis.

ID #: 14251
Opened:
Internal Standard
Expires: 12/31/2022
Rec'd: 9/8/2021
Energy Laboratories Inc 1120 So. 27th Street
Billings MT 59107

Agilent

Certificate of Analysis

Product Name: Internal Standard

Product Number: STM-520-1

Lot Number: 0006582580

Lot Issue Date: 05-Jan-2021

Expiration Date: 31-Dec-2022

Description:
This analytical reference material (RM) was manufactured and verified in accordance with an ISO 9001 registered quality system and analyte concentrations were verified by an ISO 17025 accredited laboratory. The concentration and uncertainty value at the 95% confidence level for each analyte, determined gravimetrically, is listed below.

Analyte	CAS#	Analyte Lot	Concentration ± Uncertainty
chlorobenzene-d5	003114-55-4	RM12274	2501 ± 13 µg/mL
1,4-dichlorobenzene-d4	003855-82-1	RM12517	2501 ± 13 µg/mL
fluorobenzene	000462-06-6	RM13378	2512 ± 13 µg/mL

Matrix: methanol (methyl alcohol)

Storage Conditions: Store Frozen (-25° to -10°C).

Traceability:
The balances used for these measurements are calibrated with weights traceable to NIST in compliance with ANSI/NCSL Z540.3, ISO 9001, ISO 17025, and ISO 17034. Calibrated Class A glassware is used for volumetric measurements. Thermometers are calibrated against a NIST traceable thermometer in accordance with NIST Special Publication 1088.

Homogeneity:
This RM was unitized according to an in-house procedure and is guaranteed to be homogeneous. There is no minimum sub-sample size required.

Intended Use:
This RM is intended for the preparation of working reference samples for use in routine laboratory analyses, calibration of instruments, validation of analytical methods, assessments of measurement methods, and continuing calibration verification.

Instructions for Use:
Sample aliquots for analysis should be withdrawn at 20°C to 25°C immediately after opening the container and should be processed without delay for the certified values to be valid within the stated uncertainties.

Hazards:
Refer to the Safety Data Sheet on www.agilent.com for information regarding this RM.

ANAB ACCREDITED ISO 17034 REFERENCE MATERIAL PRODUCER
ISO 17034 Cert No. AR-1936

RM was produced in accordance with TUV USA Inc registered ISO 9001 Quality Management System. Cert # 56 100 18560026
Page: 1 of 2

www.agilent.com/quality/
CSD-QA-015.1

ANAB ACCREDITED ISO/IEC 17025 TESTING LABORATORY
ISO 17025 Cert No. AT-1937

Agilent

Certificate of Analysis

Product Number: STM-520-1 **Lot Number:** 0006582580

Expiration of Certification:
The certification of this RM is valid until the expiration date specified above, provided the RM is handled and stored in accordance with the instructions given in this certificate. This certification is nullified if the RM is damaged, contaminated, or otherwise modified.

Maintenance of Certification:
If substantive changes are noted that affect the certification before the expiration of this certificate, Agilent will notify the purchaser.

Sample lot approver:

Monica Bourgeois
QMS Representative

ANAB ACCREDITED ISO 17034 REFERENCE MATERIAL PRODUCER
ISO 17034 Cert
No. AR-1936

RM was produced in accordance with TUV USA Inc registered ISO 9001 Quality Management System. Cert # 56 100 18560026
Page: 2 of 2
www.agilent.com/quality/
CSD-QA-015.1

ANAB ACCREDITED ISO/IEC 17025 TESTING LABORATORY
ISO 17025 Cert
No. AT-1937

125 Market Street
New Haven, CT 06513
USA

AccuStandard®

Tel (203)786-5290
Fax (203)786-5287
www.AccuStandard.com

CERTIFICATE OF ANALYSIS

Catalog No: M-8260A-B-SS-10X
Description: Surrogate Standard Mix
Lot: 219041458
Solvent: Methanol
Hazards: *Refer to SDS for complete safety information*

Signal Word: Danger

Date Certified: Apr 18, 2019
Expiration: Apr 18, 2029
Sample Size: 1 mL
Components: 4
Storage Condition: Ambient (>5 °C)

Certified Reference Material

ANAB ACCREDITED REFERENCE MATERIAL PRODUCER AR-1463
ANAB ACCREDITED TESTING LABORATORY AT-1339
ilac-MRA

Component	CAS #	Purity % (GC/MS)	Prepared Concentration[2] (µg/mL)	Certified Analyte Concentration[1] (µg/mL)
p-Bromofluorobenzene	460-00-4	99.9	2004	2002
Dibromofluoromethane	1868-53-7	99.8	2005	2001
1,2-Dichloroethane-d4	17060-07-0	100.0	2001	2001
Toluene-d8	2037-26-5	100.0	2000	2000

ID #: 14269
Opened:_____
Surrogate Standard Mix
Expires: 4/18/2029
Rec'd: 9/14/2021
Energy Laboratories Inc 1120 So. 27th Street
Billings MT 59107

A product with a suffix (-1A, -2B, etc. or -01, -02, etc.) on its lot number has had its expiration date extended and is identical to the same lot number without the suffix.

[2] All weights are traceable through NIST, Test No. 684/289871-17

[1] Certified Analyte Concentration = Purity x Prepared Concentration.

The Uncertainty associated with the certified concentration reported on this certificate is ±2.4%. This value is the combined expanded uncertainty and represents an estimated standard deviation equal to the positive square root of the total variation of the uncertainty of components. A normal distribution is assumed and a coverage factor of K=2 is chosen using approximately a 95% confidence level.

Labels and certificates follow U.S. Conventions in reporting numerical values: A comma (,) is used to separate units of one-thousand or greater. A period (.) is used as a decimal place marker.

The information on this certificate may not be reproduced without the express permission of the manufacturer. See reverse side for additional information

Hazard Information: Please refer to the SDS for information regarding the hazards associated with using this material.

This product was prepared according to in-house procedures and is guaranteed to be homogeneous.

Certified By: _____
Larry Decker, Organic QC Manager

Page 1 of 1

For use in routine laboratory analysis.

Absolute Standards, Inc.
800-368-1131
www.absolutestandards.com

Certified Reference Material CRM

ANAB ISO 17034 Accredited
AR-1539 Certificate Number
https://Absolutestandards.com

CERTIFIED WEIGHT REPORT

Part Number: 30058
Lot Number: 080321
Description: EPA Method 502/524 - Volatile Gases Mix #1
6 components
Expiration Date: 080324
Recommended Storage: Freezer (0 °C)
Nominal Concentration (µg/mL): 2000
NIST Test ID#: 6UTB

Solvent: Methanol **Lot#** EA783-US

5E-05 Balance Uncertainty
Weight(s) shown below were combined and diluted to (mL): 500.0 0.058 Flask Uncertainty

Formulated By:	Mario Luis	080321 DATE
Reviewed By:	Pedro L. Rentas	080321 DATE

Compound	RM#	Lot Number	Nominal Conc (µg/mL)	Purity (%)	Uncertainty Purity (%)	Target Weight (g)	Actual Weight (g)	Actual Conc(µg/mL)	Expanded Uncertainty (+/-) (µg/mL)	SDS Information (Solvent Safety Info. On Attached pg.) CAS#	OSHA PEL (TWA)	LD50
1. Bromomethane	50	01611JX	2000	99.5	0.2	1.00508	1.0098	2009.4	8.1	74-83-9	5 ppm (20mg/m3/8H) (skin)	orl-rat 214mg/kg
2. Chloroethane	72	062617	2000	99	0.2	1.01016	1.0146	2008.8	8.1	75-00-3	1000 ppm (2600mg/m3/8H)	N/A
3. Chloromethane	79	06908MS	2000	99.5	0.2	1.00508	1.0154	2020.5	8.1	74-87-3	100 ppm	orl-rat 1800mg/kg
4. Dichlorodifluoromethane	134	92-0487	2000	99	0.2	1.01016	1.0224	2024.2	8.2	75-71-8	1000 ppm (4950mg/m3/8H)	N/A
5. Trichlorofluoromethane	294	01823MW	2000	99	0.2	1.01016	1.0110	2001.7	8.1	75-69-4	1000 ppm (5600mg/m3/8H)	ipr-mus 1743mg/kg
6. Vinyl chloride	305	04854EA	2000	99.5	0.2	1.00508	1.0071	2004.0	8.1	75-01-4	N/A	N/A

- The certified value is the concentration calculated from gravimetric and volumetric measurements unless otherwise stated.
- Standards are prepared gravimetrically using balances that are calibrated with weights traceable to NIST (see above).
- Standards are certifed (+/-) 0.5% of the stated value, unless otherwise stated.
- All Standards, after opening ampule, should be stored with caps tight and under appropriate laboratory conditions.
- Uncertainty Reference: Taylor, B.N. and Kuyat, C.E., "Guidelines for Evaluating and Expressing the Uncertainty of NIST Measurement Result," NIST Technical Note 1297, U.S. Government Printing Office, Washington, DC, (1994).

Comments

GC15-M9 Analysis by Melissa Stonier
Column ID SPB-Vocol 105 meter X 0.53mm X 3.0µm film thickness
Flow rates: Total flow=150mL/min., Helium (carrier)=10mL/min.,
Helium(make-up)=40mL/min., Hydogen(make-up)=100mL/min.
Oven Profile: Temp. 1=35°C (Time 1=9 min.), Temp 2=200°C (Time 2=1 min.),
Rate = 33°C/min., Total run time=15 min. Injector temp.=200°C, FID Temp.=200°C.
ELCD Signal = Edaq Channel 1 PID Signal = Edaq Channel 2
Standard injection = 0.5µL, Range=3 Purge Valve = 0 min.

ID #: 14285
Opened: _____
EPA Method 502-524 - Volatile Gases Mix #1
Expires: 8/3/2024
Rec'd: 9/17/2021
Enerav Laboratories Inc 1120 So. 27th Street
Billings MT 59107

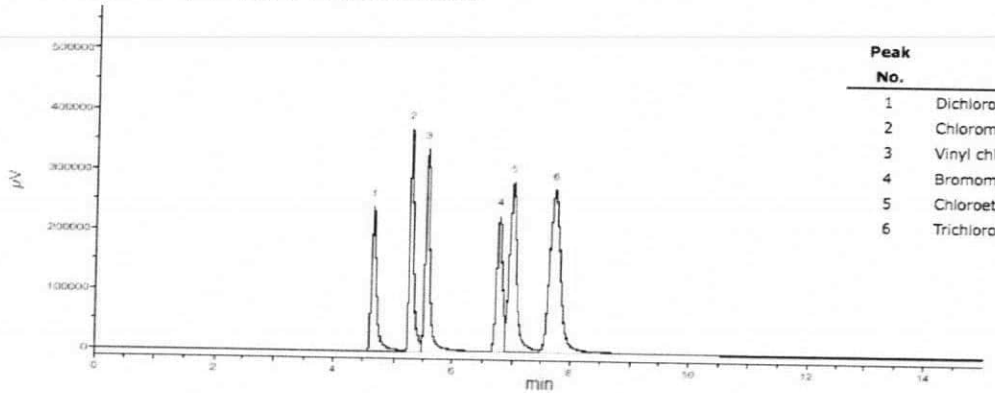

Peak No.	Analyte	ELCD RT (min.)
1	Dichlorodifluoromethane	4.67
2	Chloromethane	5.28
3	Vinyl chloride	5.56
4	Bromomethane	6.75
5	Chloroethane	6.99
6	Trichlorofluoromethane	7.72

660 Tower Lane • P.O. Box 599 • West Chester, PA 19381-0599
1-800-452-9994 • 1-610-692-3026 • Fax 1-610-692-8729
info@chemservice.com • www.chemservice.com

ID #: 14443
Opened:
TCL Ketone Mix
Expires: 6/30/2023
Rec'd: 10/26/2021
Energy Laboratories Inc 1120 So. 27th Street
Billings MT 59107

CERTIFICATE OF ANALYSIS

TCL Ketones Mixture

CONCENTRATION	2000ug/ml in Methanol:Water (90:10)
CATALOG NUMBER	M-TCL1AN5-1ML
LOT NUMBER	10251200
DATE CERTIFIED	06/16/20
EXPIRATION DATE	06/30/23
STORAGE	Freezer storage (-20 - -25 °C)
HANDLING	See Safety Data Sheet
INTENDED USE	For laboratory use only.
ISO 17034:2016 CERTIFIED	[ ]

ID	Analyte	CAS	Weight Analyte (mg)	Lot	Purity	Certified Concentration (ug/mL)
N-11014	Acetone	67-64-1	203.300	00026182	98.7	2006.6
N-10297	2-Butanone	78-93-3	202.800	00027454	99.5	2017.9
N-10369	2-Hexanone	591-78-6	202.600	00025720	99.5	2015.9
N-10844	4-Methyl-2-pentanone	108-10-1	204.700	6403300	99.5	2036.8

Analytical Test	Value
CONCENTRATION (GC/FID)	VERIFIED

Chem Service, Inc. is accredited to ISO 17034:2016, ISO/IEC 17025:2017 and certified to ISO 9001:2015.

PJLA Testing

PJLA Reference Material Producer

COA Form
Revision 3 (3/2015)

Print Date: 10/22/21

660 Tower Lane • P.O. Box 599 • West Chester, PA 19381-0599
1-800-452-9994 • 1-610-692-3026 • Fax 1-610-692-8729
info@chemservice.com • www.chemservice.com

Instructions for Use:
Shake mixture prior to use. If particles are present, sonicate for homogeneity. If sample is diluted to lower concentrations, Class A volumetric glassware must be used.
Minimum Sample Size- 0.2 uL for Direct Injection.
Chem Service Inc. guarantees the expanded uncertainty of the above analytes to be +/- 2.0% of the certified concentrations based on gravimetric preparation. The test results published in this report were obtained using equipment capable of producing results that are traceable to NIST and through NIST to the International System of Units (SI). The reported expanded uncertainty of measurement is stated as the combined standard uncertainty of measurement multiplied by the coverage factor k (k=2) such that the coverage probability corresponds to approximately 95%. For certified reference materials, homogeneity and thermal stability testing are available upon request.

Certified By:

Mary Beth O'Donnell

Mary Beth O'Donnell
CSM/TC

Chem Service, Inc. is accredited to ISO 17034:2016, ISO/IEC 17025:2017 and certified to ISO 9001:2015.

PJLA Testing

PJLA Reference Material Producer

660 Tower Lane • P.O. Box 599 • West Chester, PA 19381-0599
1-800-452-9994 • 1-610-692-3026 • Fax 1-610-692-8729
info@chemservice.com • www.chemservice.com

CERTIFICATE OF ANALYSIS

Gas Chromatography / Flame Ionization Detector (GC/FID)

Data file:	C:\CHEM32\1\DATA\2020 DATA\0620\M-TCL1AN5.D		
Sample name:	M-TCL1AN5		
Acq. method:	N-14276.M		
Instrument:	GC3	**Location:**	202
Injection date:	6/16/2020 2:52:35 PM	**Injection Vol:**	1.000
Column name:	RTx-5MS (30m x 0.25mm x 0.5µm)	**# Of Injections:**	1

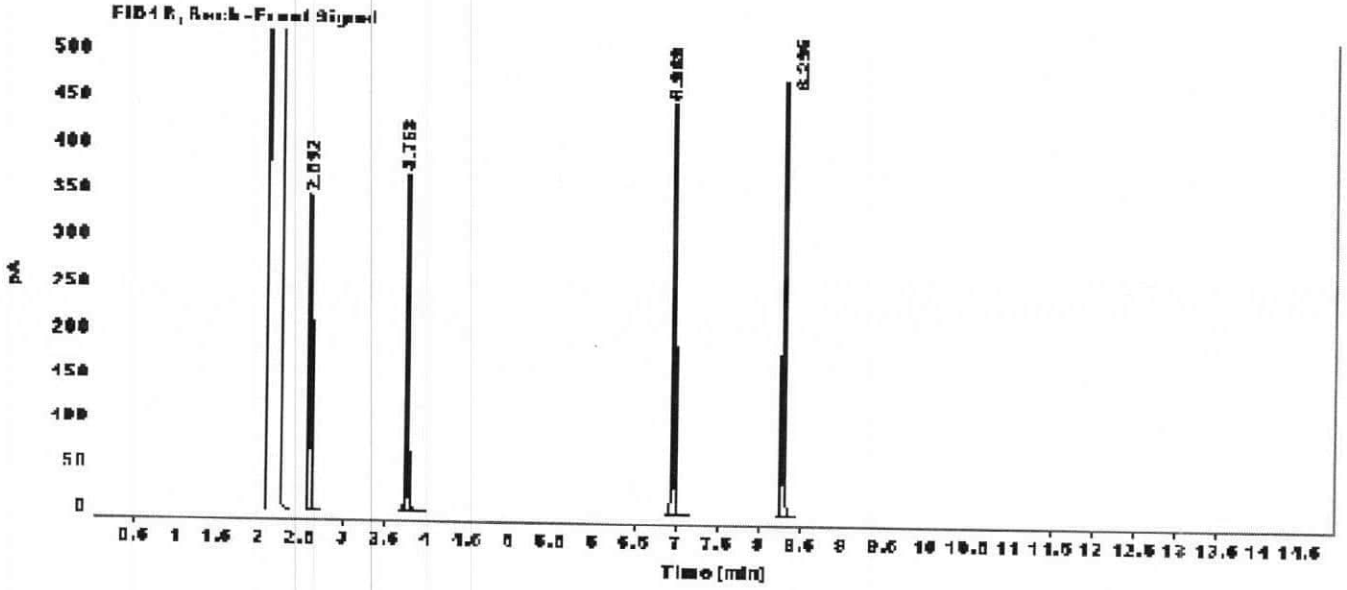

Signal: FID1 B, Back - Front Signal

RT [min]	Type	Width [min]	Area	Height	Area%
2.592	BB	0.0277	580.2505	343.4966	18.4655
3.763	BB	0.0323	735.4804	367.8491	23.4054
6.989	BB	0.0326	904.3389	447.8770	28.7791
8.295	BB	0.0307	922.2798	474.3798	29.3500
		Sum	3142.3497		

Chem Service, Inc. is accredited to ISO 17034:2016, ISO/IEC 17025:2017 and certified to ISO 9001:2015.

PJLA Testing

PJLA Reference Material Producer

125 Market Street
New Haven, CT 06513
USA

AccuStandard®

Tel (203)786-5290
Fax (203)786-5287
www.AccuStandard.com

CERTIFICATE OF ANALYSIS

Catalog No: CLP-022K-100X
Description: TCL Ketone Mix
Lot: 221111486
Solvent: Methanol
Hazards: *Refer to SDS for complete safety information*

Signal Word: Danger

Date Certified: Dec 1, 2021
Expiration: Jan 1, 2023
Sample Size: 1 mL
Components: 4
Storage Condition: Freeze (<-10 °C)

Certified Reference Material

ANAB ACCREDITED REFERENCE MATERIAL PRODUCER AR-1463

ilac-MRA

Component	CAS #	Purity % (GC/MS)	Prepared Concentration² (mg/mL)	Certified Analyte Concentration¹ (mg/mL)
Acetone	67-64-1	100.0	20.01	20.01
Methyl ethyl ketone	78-93-3	100.0	20.01	20.01
2-Hexanone	591-78-6	98.7	20.01	19.75
4-Methyl-2-pentanone	108-10-1	100.0	20.01	20.01

ID #: 14585
Opened:_____
TCL Ketone Mix
Expires: 1/1/2023
Rec'd: 12/3/2021
Energy Laboratories Inc 1120 So. 27th Street
Billings MT 59107

This Certified Reference Material was verified in accordance with ISO/IEC 17025

A product with a suffix (-1A, -2B, etc. or -01, -02, etc.) on its lot number has had its expiration date extended and is identical to the same lot number without the suffix.

² All weights are traceable through NIST, Test No. 684/289871-17

¹ Certified Analyte Concentration = Purity x Prepared Concentration.

The Uncertainty associated with the certified concentration reported on this certificate is ±2.4%. This value is the combined expanded uncertainty and represents an estimated standard deviation equal to the positive square root of the total variation of the uncertainty of components. A normal distribution is assumed and a coverage factor of K=2 is chosen using approximately a 95% confidence level.

Labels and certificates follow U.S. Conventions in reporting numerical values: A comma (,) is used to separate units of one-thousand or greater. A period (.) is used as a decimal place marker.

The information on this certificate may not be reproduced without the express permission of the manufacturer. See reverse side for additional information

Hazard Information: Please refer to the SDS for information regarding the hazards associated with using this material.

This product was prepared according to in-house procedures and is guaranteed to be homogeneous.

Certified By: _____
Larry Decker, Organic QC Manager

For use in routine laboratory analysis.

AccuStandard is accredited to ISO 17034, ISO/IEC 17025 and certified to ISO 9001:2015

QR-ORG/INO-001
Rev. 7/20

660 Tower Lane • P.O. Box 599 • West Chester, PA 19381-0599
1-800-452-9994 • 1-610-692-3026 • Fax 1-610-692-8729
info@chemservice.com • www.chemservice.com

CERTIFICATE OF ANALYSIS

Volatile Organics High Concentration Mixture #6

CONCENTRATION	2000ug/ml in Methanol
CATALOG NUMBER	M-VOHC6M5-1ML
LOT NUMBER	12380600
DATE CERTIFIED	09/16/21
EXPIRATION DATE	06/30/22
STORAGE	Store at room temperature (20 - 25 °C).
HANDLING	See Safety Data Sheet
INTENDED USE	For laboratoy use only.
ISO 17034:2016 CERTIFIED	[ ]

ID	Analyte	CAS	Weight Analyte (mg)	Lot	Purity	Certified Concentration (ug/mL)
N-11446	Chloroethane	75-00-3	94.180	00001728	100.0	1962.1
N-11665	Dichlorodifluoromethane	75-71-8	98.430	00001729	100.0	2050.6
N-12417	Methyl bromide	74-83-9	99.040	00024694	100.0	2063.3
N-12421	Methyl chloride	74-87-3	97.970	00001731	100.0	2041.0
N-13655	Trichlorofluoromethane	75-69-4	98.890	00027239	99.4	2047.8
N-13748	Vinyl chloride	75-01-4	97.820	00019298	100.0	2037.9

Analytical Test	Value
CONCENTRATION (GC/MSD)	VERIFIED

ID #: 14783
Opened:
Volatile Organics High Concentration Mixture
Expires: 6/30/2022
Rec'd: 1/18/2022
Energy Laboratories Inc 1120 So. 27th Street
Billings MT 59107

Chem Service, Inc. is accredited to ISO 17034:2016, ISO/IEC 17025:2017 and certified to ISO 9001:2015.

PJLA Testing

PJLA Reference Material Producer

COA Form
Revision 3 (3/2015)

Print Date: 01/11/22

660 Tower Lane • P.O. Box 599 • West Chester, PA 19381-0599
1-800-452-9994 • 1-610-692-3026 • Fax 1-610-692-8729
info@chemservice.com • www.chemservice.com

Instructions for Use:
Shake mixture prior to use. If particles are present, sonicate for homogeneity. If sample is diluted to lower concentrations, Class A volumetric glassware must be used.
Minimum Sample Size- 0.2 uL for Direct Injection.
Chem Service Inc. guarantees the expanded uncertainty of the above analytes to be +/- 2.0% of the certified concentrations based on gravimetric preparation. The test results published in this report were obtained using equipment capable of producing results that are traceable to NIST and through NIST to the International System of Units (SI). The reported expanded uncertainty of measurement is stated as the combined standard uncertainty of measurement multiplied by the coverage factor k (k=2) such that the coverage probability corresponds to approximately 95%. For certified reference materials, homogeneity and thermal stability testing are available upon request.

Certified By:

Mary Beth O'Donnell

Mary Beth O'Donnell
CSM/TC

Chem Service, Inc. is accredited to ISO 17034:2016, ISO/IEC 17025:2017 and certified to ISO 9001:2015.

PJLA Testing

PJLA Reference Material Producer

660 Tower Lane • P.O. Box 599 • West Chester, PA 19381-0599
1-800-452-9994 • 1-610-692-3026 • Fax 1-610-692-8729
info@chemservice.com • www.chemservice.com

CERTIFICATE OF ANALYSIS

Analysis Method:

Catalog Number: M-VOHC6M5-1ML
Description: Volatile Organics High Concentration Mixture #6
Lot Number: 12380600
Expiration Date: 06/30/22

Chem Service Inc Area Percent Report

Data File: D:\msdchem\2021 DATA\0921\091621\M-VOHC6M5_DIL-1.D
Acq On : 16 Sep 2021 10:30
Operator :
Sample : M-VOHC6M5
Misc :
ALS Vial : 1

Integration Parameters: autoint1.e
Integrator: ChemStation

DataAcq Meth:M-VOHC6M5.M
Method : D:\msdchem\2021 DATA\0321\S-11399U1-01.D\S-11399U1.M

Signal : TIC: M-VOHC6M5_DIL-1.D\data.ms

peak #	R.T. min	first scan	max scan	last scan	PK TY	peak height	corr. area	corr. % max.	% of total
1	1.856	167	171	174	BV	43179	602007	42.31%	12.962%
2	1.920	174	177	180	VV	58068	833942	58.61%	17.956%
3	1.978	180	183	187	VB	14247	178408	12.54%	3.841%
4	2.134	193	198	201	BV	50234	799854	56.22%	17.222%
5	2.204	201	204	210	VB	53542	807271	56.74%	17.382%
6	2.455	224	228	239	BB	90821	1422800	100.00%	30.636%

Sum of corrected areas: 4644281

S-11399U1.M Thu Sep 16 11:46:52 2021

Chem Service, Inc. is accredited to ISO 17034:2016, ISO/IEC 17025:2017 and certified to ISO 9001:2015.

PJLA Testing

PJLA Reference Material Producer

660 Tower Lane • P.O. Box 599 • West Chester, PA 19381-0599
1-800-452-9994 • 1-610-692-3026 • Fax 1-610-692-8729
info@chemservice.com • www.chemservice.com

CERTIFICATE OF ANALYSIS

Analysis Method:

Catalog Number:	M-VOHC6M5-1ML
Description:	Volatile Organics High Concentration Mixture #6
Lot Number:	12380600
Expiration Date:	06/30/22

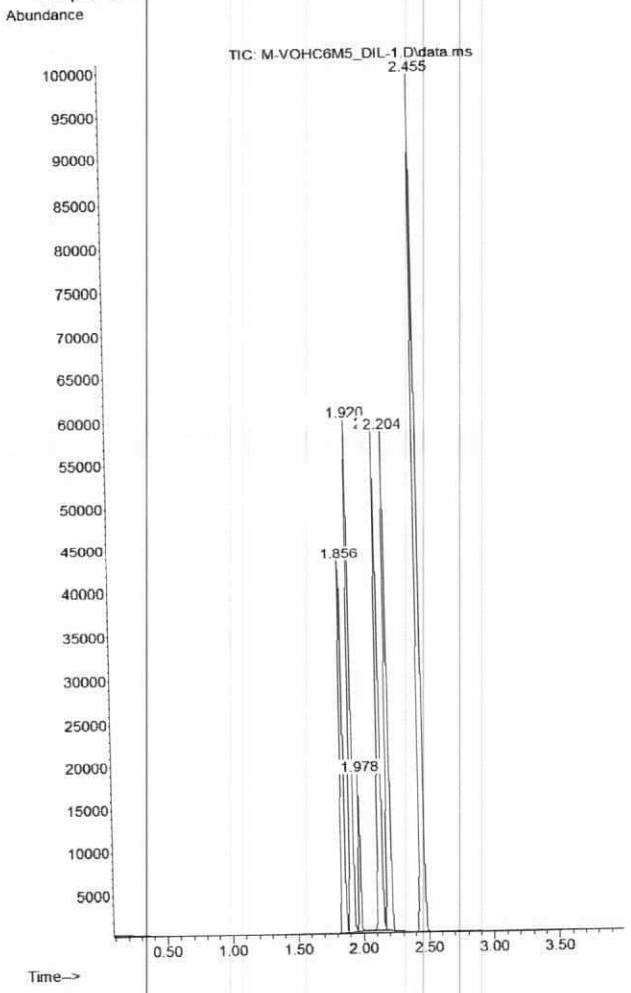

Chem Service, Inc. is accredited to ISO 17034:2016, ISO/IEC 17025:2017 and certified to ISO 9001:2015.

PJLA Testing

PJLA Reference Material Producer

PREP BATCH REPORT

Prep Code: **SVOC-3510C-8270** Technician: **Zachary B. Zaccardi** Prep Start Date: **2/23/2022 9:42:33 AM**

Prep Batch **163957** Prep Temp **NA °C** Batch Units: **ML** Prep End Date: **2/24/2022 12:07:00 P**

Sample ID	Matrix	pH	Initial Samp Amt	Sol Added	Sol Recovered	Final Vol (mL)	Factor	Balance	Prep Start Date	Prep End Date
MB-163957			1000	0	0	1.00	0.001		2/23/2022	2/24/2022
jph extracted sample. supervised by DSM										
LCS-163957			1000	0	0	1.00	0.001		2/23/2022	2/24/2022
jph extracted sample										
LCSD-163957			1000	0	0	1.00	0.001		2/23/2022	2/24/2022
jph extracted sample										
LLCS-163957			1000	0	0	1.00	0.001		2/23/2022	2/24/2022
jph extracted sample										
LLCSD-163957			1000	0	0	1.00	0.001		2/23/2022	2/24/2022
jph extracted sample										
B22021435-001C	Ground Water		1000	0	0	1.00	0.001		2/23/2022	2/24/2022
B22021435-006C	Ground Water		1000	0	0	1.00	0.001		2/23/2022	2/24/2022
B22021435-007A	Ground Water		1000	0	0	1.00	0.001		2/23/2022	2/24/2022
B22021435-012C	Ground Water		1000	0	0	1.00	0.001		2/23/2022	2/24/2022
B22021435-001CMS	Ground Water		1000	0	0	1.00	0.001		2/23/2022	2/24/2022
B22021435-006CMS	Ground Water		1000	0	0	1.00	0.001		2/23/2022	2/24/2022
B22021435-007ALMS	Ground Water		1000	0	0	1.00	0.001		2/23/2022	2/24/2022
B22021435-012CLMS	Ground Water		1000	0	0	1.00	0.001		2/23/2022	2/24/2022
B22021435-017C	Ground Water		1000	0	0	1.00	0.001		2/23/2022	2/24/2022
B22021435-022C	Ground Water		1000	0	0	1.00	0.001		2/23/2022	2/24/2022
jph extracted sample										
B22021435-027C	Ground Water		1000	0	0	1.00	0.001		2/23/2022	2/24/2022
jph extracted sample										
B22021435-032C	Ground Water		1000	0	0	1.00	0.001		2/23/2022	2/24/2022
jph extracted sample										

Number	Reagent Name	Exp Date	A
13273	pH-indicator Strips 0-14 HC025486	9/30/2024	
14574	Sulfuric acid 2021092837	9/24/2023	2mL
14828	Dichloromethane ED092	12/12/2023	100, 5(

Spk ID	Spike Name	SampType	AmtAdd	Exp Date
FP220201 14244	DCM RINSED FILTER PAPER	ALL		4/6/2026
Sulfate 02/15/22 (	Baked Sodium Sulfate	ALL	varies	11/29/2026
sv92806	Benzidines	LCS, MS	50 uL	9/9/2025
sv92809	LCS/Add Extractions	LCS; MS; LLCS/D	1.0 mL; 5	7/22/2022
SVOC NaOH 128	10 N NaOH	MB, LCS, SAMP,	5 drops	7/31/2023
sv92811	BNA Surr	SAMP, MB, LCS,	100 uL	7/22/2022
sv92901	LL BNA Surr	SAMP, MB, LCS,	100 uL	7/22/2022

PREP BATCH REPORT

Prep Batch **163957** Prep Code: **SVOC-3510C-8270** Prep Temp **NA °C** Technician: **Zachary B. Zaccardi** Batch Units: **ML** Prep Start Date: **2/23/2022 9:42:33 AM** Prep End Date: **2/24/2022 12:07:00 P**

Sample ID	Matrix	pH	Initial Samp Amt	Sol Added	Sol Recovered	Final Vol (mL)	Factor	Balance	Prep Start Date	Prep End Date
B22021469-001A	Aqueous		1000	0	0	1.00	0.001		2/23/2022	2/24/2022
jph extracted sample										

Number	Reagent Name	Exp Date	A
13273	pH-indicator Strips 0-14 HC025486	9/30/2024	
14574	Sulfuric acid 2021092837	9/24/2023	2mL
14828	Dichloromethane ED092	12/12/2023	100, 5(

Spk ID	Spike Name	SampType	AmtAdd	Exp Date
FP220201 14244	DCM RINSED FILTER PAPER	ALL		4/6/2026
Sulfate 02/15/22 (	Baked Sodium Sulfate	ALL	varies	11/29/2026
sv92806	Benzidines	LCS, MS	50 uL	9/9/2025
sv92809	LCS/Add Extractions	LCS; MS; LLCS/D	1.0 mL; 5	7/22/2022
SVOC NaOH 128	10 N NaOH	MB, LCS, SAMP,	5 drops	7/31/2023
sv92811	BNA Surr	SAMP, MB, LCS,	100 uL	7/22/2022
sv92901	LL BNA Surr	SAMP, MB, LCS,	100 uL	7/22/2022

Energy Laboratories Inc

ANALYTICAL RUN Summary

02-Mar-22

Run ID SV5975.I_220228A

Run Start Date: 2/28/2022
Analyst: John P. Heine
Ical:
Column ID: ZB-SemiVolatiles
Comments:

Std ID	Std Name	Std Amount	Std Units	Samp Amount	Samp Units	SampType	Expiration Date
dcmsvoc13	DCM						11/17/2022
sv100506	BNA low 50 ug/mL	8	ul	192	ul	CCV	3/31/2022
sv100703	BNA Internals 2000 ug/mL	2	ul	100	ul	SAMP	5/31/2022
sv100801	BNA 2nd source 200ug/mL	2	ul	198	ul	ICV	10/1/2022
sv83311	DFTPP 1000 ug/mL	50	ul	50	ul	TUNE	10/31/2022

Seq No	Lab ID	Test Code	Sample Typ	File ID	Analysis Date	DF	Batch ID	Prep Date	SPKref	RPDref	pmoist
15060297	Feb2801_D_TU	SVOC-8270-DF	TUNE	√5975.I\sh022822	2/28/2022 11:11:	1	R375360		0	0	

Analyte	T	Units	RAW	Final	Text	Spike	SPKref	RPDref	MDL	PQL	UQL	%REC	LOW	HIGH	%RPD	Q
127, % of mass 198	A	%	52.9	52.9		100	0	0	0	0.01	0	53%	40	60	0%	
197, % of mass 198	A	%	0	0		100	0	0	0	0.01	0	0%	0	0.99	0%	
198, Base Peak	A	%	100	100		100	0	0	0	0.01	0	100%	100	100	0%	
199, % of mass 198	A	%	6.8	6.8		100	0	0	0	0.01	0	7%	5	9	0%	
275, % of mass 198	A	%	25.7	25.7		100	0	0	0	0.01	0	26%	10	30	0%	
365, % of mass 198	A	%	2.8	2.8		100	0	0	0	0.01	0	3%	1	99.99	0%	
441, % of mass 443	A	%	83	83		100	0	0	0	0.01	0	83%	0.01	150	0%	
442, % of mass 198	A	%	59.2	59.2		100	0	0	0	0.01	0	59%	40	100	0%	
443, % of mass 442	A	%	19.5	19.5		100	0	0	0	0.01	0	20%	17	23	0%	
51, % of mass 198	A	%	43.9	43.9		100	0	0	0	0.01	0	44%	30	60	0%	
68, % of mass 69	A	%	0	0		100	0	0	0	0.01	0	0%	0	1.99	0%	
70, % of mass 69	A	%	0.5	0.5		100	0	0	0	0.01	0	1%	0	1.99	0%	

Seq No	Lab ID	Test Code	Sample Typ	File ID	Analysis Date	DF	Batch ID	Prep Date	SPKref	RPDref	pmoist
15060298	28-Feb-22_CAL	SVOC-8270-W-	ICAL	⁄5975.I\sh022822	2/28/2022 11:35:	1	R375360		0	0	

Analyte	T	Units	RAW	Final	Text	Spike	SPKref	RPDref	MDL	PQL	UQL	%REC	LOW	HIGH	%RPD	Q
1-Methylnaphthalene	A	ug/L	10.11427	10.11427		10	0	0	0.0206	0.1	10	101%	20	120	0%	
2-Methylnaphthalene	A	ug/L	9.75144	9.75144		10	0	0	0.0176	0.1	10	98%	20	120	0%	
Acenaphthene	A	ug/L	9.93191	9.93191		10	0	0	0.0317	0.1	10	99%	20	120	0%	
Acenaphthylene	A	ug/L	8.79701	8.79701		10	0	0	0.025	0.1	10	88%	20	120	0%	
Anthracene	A	ug/L	10.00098	10.00098		10	0	0	0.0283	0.1	10	100%	20	120	0%	
Benzo(a)anthracene	A	ug/L	9.98243	9.98243		10	0	0	0.0272	0.1	10	100%	20	120	0%	
Benzo(a)pyrene	A	ug/L	9.86687	9.86687		10	0	0	0.0347	0.1	10	99%	20	120	0%	
Benzo(b)fluoranthene	A	ug/L	10.18402	10.18402		10	0	0	0.0226	0.1	10	102%	20	120	0%	
Benzo(g,h,i)perylene	A	ug/L	9.47341	9.47341		10	0	0	0.0267	0.1	10	95%	20	120	0%	
Benzo(k)fluoranthene	A	ug/L	10.00514	10.00514		10	0	0	0.0295	0.1	10	100%	20	120	0%	
Chrysene	A	ug/L	10.01624	10.01624		10	0	0	0.0458	0.1	10	100%	20	120	0%	
Dibenzo(a,h)anthracene	A	ug/L	9.66651	9.66651		10	0	0	0.0367	0.1	10	97%	20	120	0%	
Fluoranthene	A	ug/L	9.52906	9.52906		10	0	0	0.0233	0.1	10	95%	20	120	0%	
Fluorene	A	ug/L	9.17551	9.17551		10	0	0	0.0225	0.1	10	92%	20	120	0%	
Indeno(1,2,3-cd)pyrene	A	ug/L	10.45992	10.45992		10	0	0	0.0491	0.1	10	105%	20	120	0%	
Naphthalene	A	ug/L	8.59189	8.59189		10	0	0	0.029	0.1	10	86%	20	120	0%	
Phenanthrene	A	ug/L	10.01098	10.01098		10	0	0	0.0295	0.1	10	100%	20	120	0%	
Pyrene	A	ug/L	9.93521	9.93521		10	0	0	0.0239	0.1	10	99%	20	120	0%	
1,4-Dichlorobenzene-d4	I	ug/L	40	40		0	0	0	0.1	0.1		0%			0%	
Acenaphthene-d10	I	ug/L	40	40		0	0	0	0.1	0.1		0%			0%	
Chrysene-d12	I	ug/L	40	40		0	0	0	0.1	0.1		0%			0%	
Naphthalene-d8	I	ug/L	40	40		0	0	0	0.1	0.1		0%			0%	
Perylene-d12	I	ug/L	40	40		0	0	0	0.1	0.1		0%			0%	
Phenanthrene-d10	I	ug/L	40	40		0	0	0	0.1	0.1		0%			0%	
2-Fluorobiphenyl	S	ug/L	9.76188	9.76188		10	0	0	0.0444	0.1	10	98%	20	120	0%	
Nitrobenzene-d5	S	ug/L	10.09854	10.09854		10	0	0	0.0523	0.1	10	101%	20	120	0%	
Terphenyl-d14	S	ug/L	9.33109	9.33109		10	0	0	0.0563	0.1	10	93%	20	120	0%	
o-Terphenyl	X	ug/L	9.99902	9.99902		10	0	0	0.0654	0.1	10	100%	20	120	0%	

Seq No	Lab ID	Test Code	Sample Typ	File ID	Analysis Date	DF	Batch ID	Prep Date	SPKref	RPDref	pmoist
15060299	28-Feb-22_CAL	SVOC-8270-W-	ICAL	⁄5975.I\sh022822	2/28/2022 12:33:	1	R375360		0	0	

Analyte	T	Units	RAW	Final	Text	Spike	SPKref	RPDref	MDL	PQL	UQL	%REC	LOW	HIGH	%RPD	Q

2

Seq No	Lab ID	Test Code	Sample Typ	File ID	Analysis Date	DF	Batch ID	Prep Date	SPKref	RPDref	pmoist
15060299	28-Feb-22_CAL	SVOC-8270-W-	ICAL	⁄5975.I\sh022822˙2/28/2022 12:33:		1	R375360		0	0	

Analyte	T	Units	RAW	Final	Text	Spike	SPKref	RPDref	MDL	PQL	UQL	%REC	LOW	HIGH	%RPD	Q
1-Methylnaphthalene	A	ug/L	4.75518	4.75518		5	0	0	0.0206	0.1	10	95%	20	120	0%	
2-Methylnaphthalene	A	ug/L	5.00747	5.00747		5	0	0	0.0176	0.1	10	100%	20	120	0%	
Acenaphthene	A	ug/L	5.15463	5.15463		5	0	0	0.0317	0.1	10	103%	20	120	0%	
Acenaphthylene	A	ug/L	4.9925	4.9925		5	0	0	0.025	0.1	10	100%	20	120	0%	
Anthracene	A	ug/L	5.04056	5.04056		5	0	0	0.0283	0.1	10	101%	20	120	0%	
Benzo(a)anthracene	A	ug/L	5.05435	5.05435		5	0	0	0.0272	0.1	10	101%	20	120	0%	
Benzo(a)pyrene	A	ug/L	4.89661	4.89661		5	0	0	0.0347	0.1	10	98%	20	120	0%	
Benzo(b)fluoranthene	A	ug/L	4.93272	4.93272		5	0	0	0.0226	0.1	10	99%	20	120	0%	
Benzo(g,h,i)perylene	A	ug/L	4.63376	4.63376		5	0	0	0.0267	0.1	10	93%	20	120	0%	
Benzo(k)fluoranthene	A	ug/L	5.00291	5.00291		5	0	0	0.0295	0.1	10	100%	20	120	0%	
Chrysene	A	ug/L	4.99045	4.99045		5	0	0	0.0458	0.1	10	100%	20	120	0%	
Dibenzo(a,h)anthracene	A	ug/L	4.99817	4.99817		5	0	0	0.0367	0.1	10	100%	20	120	0%	
Fluoranthene	A	ug/L	4.60166	4.60166		5	0	0	0.0233	0.1	10	92%	20	120	0%	
Fluorene	A	ug/L	5.02626	5.02626		5	0	0	0.0225	0.1	10	101%	20	120	0%	
Indeno(1,2,3-cd)pyrene	A	ug/L	5.01365	5.01365		5	0	0	0.0491	0.1	10	100%	20	120	0%	
Naphthalene	A	ug/L	4.57574	4.57574		5	0	0	0.029	0.1	10	92%	20	120	0%	
Phenanthrene	A	ug/L	4.98164	4.98164		5	0	0	0.0295	0.1	10	100%	20	120	0%	
Pyrene	A	ug/L	5.14806	5.14806		5	0	0	0.0239	0.1	10	103%	20	120	0%	
1,4-Dichlorobenzene-d4	I	ug/L	40	40		0	0	0	0.1	0.1		0%			0%	
Acenaphthene-d10	I	ug/L	40	40		0	0	0	0.1	0.1		0%			0%	
Chrysene-d12	I	ug/L	40	40		0	0	0	0.1	0.1		0%			0%	
Naphthalene-d8	I	ug/L	40	40		0	0	0	0.1	0.1		0%			0%	
Perylene-d12	I	ug/L	40	40		0	0	0	0.1	0.1		0%			0%	
Phenanthrene-d10	I	ug/L	40	40		0	0	0	0.1	0.1		0%			0%	
2-Fluorobiphenyl	S	ug/L	4.97077	4.97077		5	0	0	0.0444	0.1	10	99%	20	120	0%	
Nitrobenzene-d5	S	ug/L	4.66834	4.66834		5	0	0	0.0523	0.1	10	93%	20	120	0%	
Terphenyl-d14	S	ug/L	4.8304	4.8304		5	0	0	0.0563	0.1	10	97%	20	120	0%	
o-Terphenyl	X	ug/L	4.99908	4.99908		5	0	0	0.0654	0.1	10	100%	20	120	0%	

Seq No	Lab ID	Test Code	Sample Typ	File ID	Analysis Date	DF	Batch ID	Prep Date	SPKref	RPDref	pmoist
15060300	28-Feb-22_CAL	SVOC-8270-W-	ICAL	⁄5975.I\sh022822˙2/28/2022 1:05:4		1	R375360		0	0	

Analyte	T	Units	RAW	Final	Text	Spike	SPKref	RPDref	MDL	PQL	UQL	%REC	LOW	HIGH	%RPD	Q

Seq No	Lab ID	Test Code	Sample Typ	File ID	Analysis Date	DF	Batch ID	Prep Date	SPKref	RPDref	pmoist
15060300	28-Feb-22_CAL	SVOC-8270-W-	ICAL	⁄5975.I\sh022822˙2/28/2022 1:05:4		1	R375360		0	0	

Analyte	T	Units	RAW	Final	Text	Spike	SPKref	RPDref	MDL	PQL	UQL	%REC	LOW	HIGH	%RPD	Q
1-Methylnaphthalene	A	ug/L	2.0229	2.0229		2	0	0	0.0206	0.1	10	101%	20	120	0%	
2-Methylnaphthalene	A	ug/L	2.03945	2.03945		2	0	0	0.0176	0.1	10	102%	20	120	0%	
Acenaphthene	A	ug/L	1.89234	1.89234		2	0	0	0.0317	0.1	10	95%	20	120	0%	
Acenaphthylene	A	ug/L	1.9147	1.9147		2	0	0	0.025	0.1	10	96%	20	120	0%	
Anthracene	A	ug/L	2.02476	2.02476		2	0	0	0.0283	0.1	10	101%	20	120	0%	
Benzo(a)anthracene	A	ug/L	1.93548	1.93548		2	0	0	0.0272	0.1	10	97%	20	120	0%	
Benzo(a)pyrene	A	ug/L	1.90363	1.90363		2	0	0	0.0347	0.1	10	95%	20	120	0%	
Benzo(b)fluoranthene	A	ug/L	1.90148	1.90148		2	0	0	0.0226	0.1	10	95%	20	120	0%	
Benzo(g,h,i)perylene	A	ug/L	1.86497	1.86497		2	0	0	0.0267	0.1	10	93%	20	120	0%	
Benzo(k)fluoranthene	A	ug/L	1.93987	1.93987		2	0	0	0.0295	0.1	10	97%	20	120	0%	
Chrysene	A	ug/L	1.9313	1.9313		2	0	0	0.0458	0.1	10	97%	20	120	0%	
Dibenzo(a,h)anthracene	A	ug/L	1.93895	1.93895		2	0	0	0.0367	0.1	10	97%	20	120	0%	
Fluoranthene	A	ug/L	1.90093	1.90093		2	0	0	0.0233	0.1	10	95%	20	120	0%	
Fluorene	A	ug/L	1.88626	1.88626		2	0	0	0.0225	0.1	10	94%	20	120	0%	
Indeno(1,2,3-cd)pyrene	A	ug/L	1.98618	1.98618		2	0	0	0.0491	0.1	10	99%	20	120	0%	
Naphthalene	A	ug/L	1.95134	1.95134		2	0	0	0.029	0.1	10	98%	20	120	0%	
Phenanthrene	A	ug/L	1.97562	1.97562		2	0	0	0.0295	0.1	10	99%	20	120	0%	
Pyrene	A	ug/L	1.91371	1.91371		2	0	0	0.0239	0.1	10	96%	20	120	0%	
1,4-Dichlorobenzene-d4	I	ug/L	40	40		0	0	0	0.1	0.1		0%			0%	
Acenaphthene-d10	I	ug/L	40	40		0	0	0	0.1	0.1		0%			0%	
Chrysene-d12	I	ug/L	40	40		0	0	0	0.1	0.1		0%			0%	
Naphthalene-d8	I	ug/L	40	40		0	0	0	0.1	0.1		0%			0%	
Perylene-d12	I	ug/L	40	40		0	0	0	0.1	0.1		0%			0%	
Phenanthrene-d10	I	ug/L	40	40		0	0	0	0.1	0.1		0%			0%	
2-Fluorobiphenyl	S	ug/L	1.79002	1.79002		2	0	0	0.0444	0.1	10	90%	20	120	0%	
Nitrobenzene-d5	S	ug/L	2.0886	2.0886		2	0	0	0.0523	0.1	10	104%	20	120	0%	
Terphenyl-d14	S	ug/L	1.89235	1.89235		2	0	0	0.0563	0.1	10	95%	20	120	0%	
o-Terphenyl	X	ug/L	2.00468	2.00468		2	0	0	0.0654	0.1	10	100%	20	120	0%	

Seq No	Lab ID	Test Code	Sample Typ	File ID	Analysis Date	DF	Batch ID	Prep Date	SPKref	RPDref	pmoist
15060301	28-Feb-22_CAL	SVOC-8270-W-	ICAL	⁄5975.I\sh022822˙2/28/2022 1:38:1		1	R375360		0	0	

Analyte	T	Units	RAW	Final	Text	Spike	SPKref	RPDref	MDL	PQL	UQL	%REC	LOW	HIGH	%RPD	Q

Seq No	Lab ID	Test Code	Sample Typ	File ID	Analysis Date	DF	Batch ID	Prep Date	SPKref	RPDref	pmoist
15060301	28-Feb-22_CAL	SVOC-8270-W-	ICAL	⁄5975.I\sh022822	2/28/2022 1:38:1	1	R375360		0	0	

Analyte	T	Units	RAW	Final	Text	Spike	SPKref	RPDref	MDL	PQL	UQL	%REC	LOW	HIGH	%RPD	Q
1-Methylnaphthalene	A	ug/L	1.16547	1.16547		1	0	0	0.0206	0.1	10	117%	20	120	0%	
2-Methylnaphthalene	A	ug/L	1.00076	1.00076		1	0	0	0.0176	0.1	10	100%	20	120	0%	
Acenaphthene	A	ug/L	0.98777	0.98777		1	0	0	0.0317	0.1	10	99%	20	120	0%	
Acenaphthylene	A	ug/L	0.98093	0.98093		1	0	0	0.025	0.1	10	98%	20	120	0%	
Anthracene	A	ug/L	1.09869	1.09869		1	0	0	0.0283	0.1	10	110%	20	120	0%	
Benzo(a)anthracene	A	ug/L	1.03365	1.03365		1	0	0	0.0272	0.1	10	103%	20	120	0%	
Benzo(a)pyrene	A	ug/L	0.97415	0.97415		1	0	0	0.0347	0.1	10	97%	20	120	0%	
Benzo(b)fluoranthene	A	ug/L	1.0407	1.0407		1	0	0	0.0226	0.1	10	104%	20	120	0%	
Benzo(g,h,i)perylene	A	ug/L	1.01584	1.01584		1	0	0	0.0267	0.1	10	102%	20	120	0%	
Benzo(k)fluoranthene	A	ug/L	1.06168	1.06168		1	0	0	0.0295	0.1	10	106%	20	120	0%	
Chrysene	A	ug/L	1.02472	1.02472		1	0	0	0.0458	0.1	10	102%	20	120	0%	
Dibenzo(a,h)anthracene	A	ug/L	1.00717	1.00717		1	0	0	0.0367	0.1	10	101%	20	120	0%	
Fluoranthene	A	ug/L	0.95442	0.95442		1	0	0	0.0233	0.1	10	95%	20	120	0%	
Fluorene	A	ug/L	0.94791	0.94791		1	0	0	0.0225	0.1	10	95%	20	120	0%	
Indeno(1,2,3-cd)pyrene	A	ug/L	0.99923	0.99923		1	0	0	0.0491	0.1	10	100%	20	120	0%	
Naphthalene	A	ug/L	1.00863	1.00863		1	0	0	0.029	0.1	10	101%	20	120	0%	
Phenanthrene	A	ug/L	1.03355	1.03355		1	0	0	0.0295	0.1	10	103%	20	120	0%	
Pyrene	A	ug/L	1.0089	1.0089		1	0	0	0.0239	0.1	10	101%	20	120	0%	
1,4-Dichlorobenzene-d4	I	ug/L	40	40		0	0	0	0.1	0.1		0%			0%	
Acenaphthene-d10	I	ug/L	40	40		0	0	0	0.1	0.1		0%			0%	
Chrysene-d12	I	ug/L	40	40		0	0	0	0.1	0.1		0%			0%	
Naphthalene-d8	I	ug/L	40	40		0	0	0	0.1	0.1		0%			0%	
Perylene-d12	I	ug/L	40	40		0	0	0	0.1	0.1		0%			0%	
Phenanthrene-d10	I	ug/L	40	40		0	0	0	0.1	0.1		0%			0%	
2-Fluorobiphenyl	S	ug/L	0.95249	0.95249		1	0	0	0.0444	0.1	10	95%	20	120	0%	
Nitrobenzene-d5	S	ug/L	1.19142	1.19142		1	0	0	0.0523	0.1	10	119%	20	120	0%	
Terphenyl-d14	S	ug/L	1.00228	1.00228		1	0	0	0.0563	0.1	10	100%	20	120	0%	
o-Terphenyl	X	ug/L	1.00892	1.00892		1	0	0	0.0654	0.1	10	101%	20	120	0%	

Seq No	Lab ID	Test Code	Sample Typ	File ID	Analysis Date	DF	Batch ID	Prep Date	SPKref	RPDref	pmoist
15060302	28-Feb-22_CAL	SVOC-8270-W-	ICAL	⁄5975.I\sh022822	2/28/2022 2:10:5	1	R375360		0	0	

Analyte	T	Units	RAW	Final	Text	Spike	SPKref	RPDref	MDL	PQL	UQL	%REC	LOW	HIGH	%RPD	Q

Seq No	Lab ID	Test Code	Sample Typ	File ID	Analysis Date	DF	Batch ID	Prep Date	SPKref	RPDref	pmoist
15060302	28-Feb-22_CAL	SVOC-8270-W-	ICAL	⁄5975.I\sh022822`2/28/2022 2:10:5		1	R375360		0	0	

Analyte	T	Units	RAW	Final	Text	Spike	SPKref	RPDref	MDL	PQL	UQL	%REC	LOW	HIGH	%RPD	Q
1-Methylnaphthalene	A	ug/L	0.44663	0.44663		0.5	0	0	0.0206	0.1	10	89%	20	120	0%	
2-Methylnaphthalene	A	ug/L	0.4922	0.4922		0.5	0	0	0.0176	0.1	10	98%	20	120	0%	
Acenaphthene	A	ug/L	0.52372	0.52372		0.5	0	0	0.0317	0.1	10	105%	20	120	0%	
Acenaphthylene	A	ug/L	0.50988	0.50988		0.5	0	0	0.025	0.1	10	102%	20	120	0%	
Anthracene	A	ug/L	0.44207	0.44207		0.5	0	0	0.0283	0.1	10	88%	20	120	0%	
Benzo(a)anthracene	A	ug/L	0.49335	0.49335		0.5	0	0	0.0272	0.1	10	99%	20	120	0%	
Benzo(a)pyrene	A	ug/L	0.48477	0.48477		0.5	0	0	0.0347	0.1	10	97%	20	120	0%	
Benzo(b)fluoranthene	A	ug/L	0.47575	0.47575		0.5	0	0	0.0226	0.1	10	95%	20	120	0%	
Benzo(g,h,i)perylene	A	ug/L	0.47366	0.47366		0.5	0	0	0.0267	0.1	10	95%	20	120	0%	
Benzo(k)fluoranthene	A	ug/L	0.49519	0.49519		0.5	0	0	0.0295	0.1	10	99%	20	120	0%	
Chrysene	A	ug/L	0.55309	0.55309		0.5	0	0	0.0458	0.1	10	111%	20	120	0%	
Dibenzo(a,h)anthracene	A	ug/L	0.49294	0.49294		0.5	0	0	0.0367	0.1	10	99%	20	120	0%	
Fluoranthene	A	ug/L	0.49149	0.49149		0.5	0	0	0.0233	0.1	10	98%	20	120	0%	
Fluorene	A	ug/L	0.53199	0.53199		0.5	0	0	0.0225	0.1	10	106%	20	120	0%	
Indeno(1,2,3-cd)pyrene	A	ug/L	0.47917	0.47917		0.5	0	0	0.0491	0.1	10	96%	20	120	0%	
Naphthalene	A	ug/L	0.5132	0.5132		0.5	0	0	0.029	0.1	10	103%	20	120	0%	
Phenanthrene	A	ug/L	0.517	0.517		0.5	0	0	0.0295	0.1	10	103%	20	120	0%	
Pyrene	A	ug/L	0.48807	0.48807		0.5	0	0	0.0239	0.1	10	98%	20	120	0%	
1,4-Dichlorobenzene-d4	I	ug/L	40	40		0	0	0	0.1	0.1		0%			0%	
Acenaphthene-d10	I	ug/L	40	40		0	0	0	0.1	0.1		0%			0%	
Chrysene-d12	I	ug/L	40	40		0	0	0	0.1	0.1		0%			0%	
Naphthalene-d8	I	ug/L	40	40		0	0	0	0.1	0.1		0%			0%	
Perylene-d12	I	ug/L	40	40		0	0	0	0.1	0.1		0%			0%	
Phenanthrene-d10	I	ug/L	40	40		0	0	0	0.1	0.1		0%			0%	
2-Fluorobiphenyl	S	ug/L	0.47285	0.47285		0.5	0	0	0.0444	0.1	10	95%	20	120	0%	
Nitrobenzene-d5	S	ug/L	0.51382	0.51382		0.5	0	0	0.0523	0.1	10	103%	20	120	0%	
Terphenyl-d14	S	ug/L	0.49498	0.49498		0.5	0	0	0.0563	0.1	10	99%	20	120	0%	
o-Terphenyl	X	ug/L	0.48784	0.48784		0.5	0	0	0.0654	0.1	10	98%	20	120	0%	

Seq No	Lab ID	Test Code	Sample Typ	File ID	Analysis Date	DF	Batch ID	Prep Date	SPKref	RPDref	pmoist
15060303	28-Feb-22_CAL	SVOC-8270-W-	ICAL	⁄5975.I\sh022822`2/28/2022 2:43:2		1	R375360		0	0	

Analyte	T	Units	RAW	Final	Text	Spike	SPKref	RPDref	MDL	PQL	UQL	%REC	LOW	HIGH	%RPD	Q

Seq No	Lab ID	Test Code	Sample Typ	File ID	Analysis Date	DF	Batch ID	Prep Date	SPKref	RPDref	pmoist
15060303	28-Feb-22_CAL	SVOC-8270-W-	ICAL	⁄5975.I\sh022822`2/28/2022 2:43:2		1	R375360		0	0	

Analyte	T	Units	RAW	Final	Text	Spike	SPKref	RPDref	MDL	PQL	UQL	%REC	LOW	HIGH	%RPD	Q
1-Methylnaphthalene	A	ug/L	0.20308	0.20308		0.2	0	0	0.0206	0.1	10	102%	20	120	0%	
2-Methylnaphthalene	A	ug/L	0.19948	0.19948		0.2	0	0	0.0176	0.1	10	100%	20	120	0%	
Acenaphthene	A	ug/L	0.21285	0.21285		0.2	0	0	0.0317	0.1	10	106%	20	120	0%	
Acenaphthylene	A	ug/L	0.2166	0.2166		0.2	0	0	0.025	0.1	10	108%	20	120	0%	
Anthracene	A	ug/L	0.18129	0.18129		0.2	0	0	0.0283	0.1	10	91%	20	120	0%	
Benzo(a)anthracene	A	ug/L	0.20092	0.20092		0.2	0	0	0.0272	0.1	10	100%	20	120	0%	
Benzo(a)pyrene	A	ug/L	0.19959	0.19959		0.2	0	0	0.0347	0.1	10	100%	20	120	0%	
Benzo(b)fluoranthene	A	ug/L	0.18788	0.18788		0.2	0	0	0.0226	0.1	10	94%	20	120	0%	
Benzo(g,h,i)perylene	A	ug/L	0.21639	0.21639		0.2	0	0	0.0267	0.1	10	108%	20	120	0%	
Benzo(k)fluoranthene	A	ug/L	0.1952	0.1952		0.2	0	0	0.0295	0.1	10	98%	20	120	0%	
Chrysene	A	ug/L	0.18896	0.18896		0.2	0	0	0.0458	0.1	10	94%	20	120	0%	
Dibenzo(a,h)anthracene	A	ug/L	0.18918	0.18918		0.2	0	0	0.0367	0.1	10	95%	20	120	0%	
Fluoranthene	A	ug/L	0.21291	0.21291		0.2	0	0	0.0233	0.1	10	106%	20	120	0%	
Fluorene	A	ug/L	0.19417	0.19417		0.2	0	0	0.0225	0.1	10	97%	20	120	0%	
Indeno(1,2,3-cd)pyrene	A	ug/L	0.18494	0.18494		0.2	0	0	0.0491	0.1	10	92%	20	120	0%	
Naphthalene	A	ug/L	0.21206	0.21206		0.2	0	0	0.029	0.1	10	106%	20	120	0%	
Phenanthrene	A	ug/L	0.17318	0.17318		0.2	0	0	0.0295	0.1	10	87%	20	120	0%	
Pyrene	A	ug/L	0.20206	0.20206		0.2	0	0	0.0239	0.1	10	101%	20	120	0%	
1,4-Dichlorobenzene-d4	I	ug/L	40	40		0	0	0	0.1	0.1		0%			0%	
Acenaphthene-d10	I	ug/L	40	40		0	0	0	0.1	0.1		0%			0%	
Chrysene-d12	I	ug/L	40	40		0	0	0	0.1	0.1		0%			0%	
Naphthalene-d8	I	ug/L	40	40		0	0	0	0.1	0.1		0%			0%	
Perylene-d12	I	ug/L	40	40		0	0	0	0.1	0.1		0%			0%	
Phenanthrene-d10	I	ug/L	40	40		0	0	0	0.1	0.1		0%			0%	
2-Fluorobiphenyl	S	ug/L	0.2197	0.2197		0.2	0	0	0.0444	0.1	10	110%	20	120	0%	
Nitrobenzene-d5	S	ug/L	0.17584	0.17584		0.2	0	0	0.0523	0.1	10	88%	20	120	0%	
Terphenyl-d14	S	ug/L	0.20404	0.20404		0.2	0	0	0.0563	0.1	10	102%	20	120	0%	
o-Terphenyl	X	ug/L	0.19813	0.19813		0.2	0	0	0.0654	0.1	10	99%	20	120	0%	

Seq No	Lab ID	Test Code	Sample Typ	File ID	Analysis Date	DF	Batch ID	Prep Date	SPKref	RPDref	pmoist
15060304	28-Feb-22_CAL	SVOC-8270-W-	ICAL	⁄5975.I\sh022822`2/28/2022 3:16:0		1	R375360		0	0	

Analyte	T	Units	RAW	Final	Text	Spike	SPKref	RPDref	MDL	PQL	UQL	%REC	LOW	HIGH	%RPD	Q

Seq No	Lab ID	Test Code	Sample Typ	File ID	Analysis Date	DF	Batch ID	Prep Date	SPKref	RPDref	pmoist
15060304	28-Feb-22_CAL	SVOC-8270-W-	ICAL	⁄5975.I\sh022822	2/28/2022 3:16:0	1	R375360		0	0	

Analyte	T	Units	RAW	Final	Text	Spike	SPKref	RPDref	MDL	PQL	UQL	%REC	LOW	HIGH	%RPD	Q
1-Methylnaphthalene	A	ug/L	0.09524	0.09524		0.1	0	0	0.0206	0.1	10	95%	20	120	0%	
2-Methylnaphthalene	A	ug/L	0.10211	0.10211		0.1	0	0	0.0176	0.1	10	102%	20	120	0%	
Acenaphthene	A	ug/L	0.09304	0.09304		0.1	0	0	0.0317	0.1	10	93%	20	120	0%	
Acenaphthylene	A	ug/L	0.10807	0.10807		0.1	0	0	0.025	0.1	10	108%	20	120	0%	
Anthracene	A	ug/L	0.10901	0.10901		0.1	0	0	0.0283	0.1	10	109%	20	120	0%	
Benzo(a)anthracene	A	ug/L	0.09982	0.09982		0.1	0	0	0.0272	0.1	10	100%	20	120	0%	
Benzo(a)pyrene	A	ug/L	0.11405	0.11405		0.1	0	0	0.0347	0.1	10	114%	20	120	0%	
Benzo(b)fluoranthene	A	ug/L	0.11127	0.11127		0.1	0	0	0.0226	0.1	10	111%	20	120	0%	
Benzo(g,h,i)perylene	A	ug/L	0.11483	0.11483		0.1	0	0	0.0267	0.1	10	115%	20	120	0%	
Benzo(k)fluoranthene	A	ug/L	0.10009	0.10009		0.1	0	0	0.0295	0.1	10	100%	20	120	0%	
Chrysene	A	ug/L	0.0959	0.0959		0.1	0	0	0.0458	0.1	10	96%	20	120	0%	
Dibenzo(a,h)anthracene	A	ug/L	0.11253	0.11253		0.1	0	0	0.0367	0.1	10	113%	20	120	0%	
Fluoranthene	A	ug/L	0.11743	0.11743		0.1	0	0	0.0233	0.1	10	117%	20	120	0%	
Fluorene	A	ug/L	0.11513	0.11513		0.1	0	0	0.0225	0.1	10	115%	20	120	0%	
Indeno(1,2,3-cd)pyrene	A	ug/L	0.10759	0.10759		0.1	0	0	0.0491	0.1	10	108%	20	120	0%	
Naphthalene	A	ug/L	0.11547	0.11547		0.1	0	0	0.029	0.1	10	115%	20	120	0%	
Phenanthrene	A	ug/L	0.10814	0.10814		0.1	0	0	0.0295	0.1	10	108%	20	120	0%	
Pyrene	A	ug/L	0.10247	0.10247		0.1	0	0	0.0239	0.1	10	102%	20	120	0%	
1,4-Dichlorobenzene-d4	I	ug/L	40	40		0	0	0	0.1	0.1		0%			0%	
Acenaphthene-d10	I	ug/L	40	40		0	0	0	0.1	0.1		0%			0%	
Chrysene-d12	I	ug/L	40	40		0	0	0	0.1	0.1		0%			0%	
Naphthalene-d8	I	ug/L	40	40		0	0	0	0.1	0.1		0%			0%	
Perylene-d12	I	ug/L	40	40		0	0	0	0.1	0.1		0%			0%	
Phenanthrene-d10	I	ug/L	40	40		0	0	0	0.1	0.1		0%			0%	
2-Fluorobiphenyl	S	ug/L	0.1138	0.1138		0.1	0	0	0.0444	0.1	10	114%	20	120	0%	
Nitrobenzene-d5	S	ug/L	0.09064	0.09064		0.1	0	0	0.0523	0.1	10	91%	20	120	0%	
Terphenyl-d14	S	ug/L	0.11422	0.11422		0.1	0	0	0.0563	0.1	10	114%	20	120	0%	
o-Terphenyl	X	ug/L	0.10227	0.10227		0.1	0	0	0.0654	0.1	10	102%	20	120	0%	

Seq No	Lab ID	Test Code	Sample Typ	File ID	Analysis Date	DF	Batch ID	Prep Date	SPKref	RPDref	pmoist
15060305	28-Feb-22_CCV	SVOC-8270-W-	ICV	⁄5975.I\sh022822	2/28/2022 3:48:2	1	R375360		0	0	

Analyte	T	Units	RAW	Final	Text	Spike	SPKref	RPDref	MDL	PQL	UQL	%REC	LOW	HIGH	%RPD	Q

Seq No	Lab ID	Test Code	Sample Typ	File ID	Analysis Date	DF	Batch ID	Prep Date	SPKref	RPDref	pmoist
15060305	28-Feb-22_CCV	SVOC-8270-W-	ICV	/5975.I\sh022822	2/28/2022 3:48:2	1	R375360		0	0	

Analyte	T	Units	RAW	Final	Text	Spike	SPKref	RPDref	MDL	PQL	UQL	%REC	LOW	HIGH	%RPD	Q
1-Methylnaphthalene	A	ug/L	2.13751	2.13751		2	0	0	0.0206	0.1	10	107%	80	120	0%	
2-Methylnaphthalene	A	ug/L	2.38179	2.38179		2	0	0	0.0176	0.1	10	119%	80	120	0%	
Acenaphthene	A	ug/L	2.24089	2.24089		2	0	0	0.0317	0.1	10	112%	80	120	0%	
Acenaphthylene	A	ug/L	1.91002	1.91002		2	0	0	0.025	0.1	10	96%	80	120	0%	
Anthracene	A	ug/L	2.22362	2.22362		2	0	0	0.0283	0.1	10	111%	80	120	0%	
Benzo(a)anthracene	A	ug/L	2.19005	2.19005		2	0	0	0.0272	0.1	10	110%	80	120	0%	
Benzo(a)pyrene	A	ug/L	1.92908	1.92908		2	0	0	0.0347	0.1	10	96%	80	120	0%	
Benzo(b)fluoranthene	A	ug/L	2.05753	2.05753		2	0	0	0.0226	0.1	10	103%	80	120	0%	
Benzo(g,h,i)perylene	A	ug/L	1.99196	1.99196		2	0	0	0.0267	0.1	10	100%	80	120	0%	
Benzo(k)fluoranthene	A	ug/L	2.09369	2.09369		2	0	0	0.0295	0.1	10	105%	80	120	0%	
Chrysene	A	ug/L	2.28987	2.28987		2	0	0	0.0458	0.1	10	114%	80	120	0%	
Dibenzo(a,h)anthracene	A	ug/L	1.96107	1.96107		2	0	0	0.0367	0.1	10	98%	80	120	0%	
Fluoranthene	A	ug/L	2.05116	2.05116		2	0	0	0.0233	0.1	10	103%	80	120	0%	
Fluorene	A	ug/L	1.8225	1.8225		2	0	0	0.0225	0.1	10	91%	80	120	0%	
Indeno(1,2,3-cd)pyrene	A	ug/L	2.08911	2.08911		2	0	0	0.0491	0.1	10	104%	80	120	0%	
Naphthalene	A	ug/L	2.149	2.149		2	0	0	0.029	0.1	10	107%	80	120	0%	
Phenanthrene	A	ug/L	2.19382	2.19382		2	0	0	0.0295	0.1	10	110%	80	120	0%	
Pyrene	A	ug/L	2.0144	2.0144		2	0	0	0.0239	0.1	10	101%	80	120	0%	
1,4-Dichlorobenzene-d4	I	ug/L	40	40		0	0	0	0.1	0.1		0%			0%	
Acenaphthene-d10	I	ug/L	40	40		0	0	0	0.1	0.1		0%			0%	
Chrysene-d12	I	ug/L	40	40		0	0	0	0.1	0.1		0%			0%	
Naphthalene-d8	I	ug/L	40	40		0	0	0	0.1	0.1		0%			0%	
Perylene-d12	I	ug/L	40	40		0	0	0	0.1	0.1		0%			0%	
Phenanthrene-d10	I	ug/L	40	40		0	0	0	0.1	0.1		0%			0%	
2-Fluorobiphenyl	S	ug/L	1.77734	1.77734		2	0	0	0.0444	0.1	10	89%	80	120	0%	
Nitrobenzene-d5	S	ug/L	2.06749	2.06749		2	0	0	0.0523	0.1	10	103%	80	120	0%	
Terphenyl-d14	S	ug/L	1.87921	1.87921		2	0	0	0.0563	0.1	10	94%	80	120	0%	
o-Terphenyl	X	ug/L	2.05775	2.05775		2	0	0	0.0654	0.1	10	103%	80	120	0%	

Seq No	Lab ID	Test Code	Sample Typ	File ID	Analysis Date	DF	Batch ID	Prep Date	SPKref	RPDref	pmoist
15060306	28-Feb-22_CCV	SVOC-8270C-SI	CCV	/5975.I\sh022822	2/28/2022 3:48:2	1	R375360		0	0	

Analyte	T	Units	RAW	Final	Text	Spike	SPKref	RPDref	MDL	PQL	UQL	%REC	LOW	HIGH	%RPD	Q

Seq No	Lab ID	Test Code	Sample Typ	File ID	Analysis Date	DF	Batch ID	Prep Date	SPKref	RPDref	pmoist
15060306	28-Feb-22_CCV	SVOC-8270C-SI	CCV	⁄5975.I\sh022822	2/28/2022 3:48:2	1	R375360		0	0	

Analyte	T	Units	RAW	Final	Text	Spike	SPKref	RPDref	MDL	PQL	UQL	%REC	LOW	HIGH	%RPD	Q
1-Methylnaphthalene	A	ug/L	2.13751	2.13751		2	0	0	0.0206	0.1	10	107%	80	120	0%	
2-Methylnaphthalene	A	ug/L	2.38179	2.38179		2	0	0	0.0176	0.1	10	119%	80	120	0%	
Acenaphthene	A	ug/L	2.24089	2.24089		2	0	0	0.0317	0.1	10	112%	80	120	0%	
Acenaphthylene	A	ug/L	1.91002	1.91002		2	0	0	0.025	0.1	10	96%	80	120	0%	
Anthracene	A	ug/L	2.22362	2.22362		2	0	0	0.0283	0.1	10	111%	80	120	0%	
Benzo(a)anthracene	A	ug/L	2.19005	2.19005		2	0	0	0.0272	0.1	10	110%	80	120	0%	
Benzo(a)pyrene	A	ug/L	1.92908	1.92908		2	0	0	0.0347	0.1	10	96%	80	120	0%	
Benzo(b)fluoranthene	A	ug/L	2.05753	2.05753		2	0	0	0.0226	0.1	10	103%	80	120	0%	
Benzo(g,h,i)perylene	A	ug/L	1.99196	1.99196		2	0	0	0.0267	0.1	10	100%	80	120	0%	
Benzo(k)fluoranthene	A	ug/L	2.09369	2.09369		2	0	0	0.0295	0.1	10	105%	80	120	0%	
Chrysene	A	ug/L	2.28987	2.28987		2	0	0	0.0458	0.1	10	114%	80	120	0%	
Dibenzo(a,h)anthracene	A	ug/L	1.96107	1.96107		2	0	0	0.0367	0.1	10	98%	80	120	0%	
Fluoranthene	A	ug/L	2.05116	2.05116		2	0	0	0.0233	0.1	10	103%	80	120	0%	
Fluorene	A	ug/L	1.8225	1.8225		2	0	0	0.0225	0.1	10	91%	80	120	0%	
Indeno(1,2,3-cd)pyrene	A	ug/L	2.08911	2.08911		2	0	0	0.0491	0.1	10	104%	80	120	0%	
Naphthalene	A	ug/L	2.149	2.149		2	0	0	0.029	0.1	10	107%	80	120	0%	
Phenanthrene	A	ug/L	2.19382	2.19382		2	0	0	0.0295	0.1	10	110%	80	120	0%	
Pyrene	A	ug/L	2.0144	2.0144		2	0	0	0.0239	0.1	10	101%	80	120	0%	
1,4-Dichlorobenzene-d4	I	ug/L	40	40		0	0	0	0.1	0.1		0%	80	120	0%	
Acenaphthene-d10	I	ug/L	40	40		0	0	0	0.1	0.1		0%	80	120	0%	
Chrysene-d12	I	ug/L	40	40		0	0	0	0.1	0.1		0%	80	120	0%	
Naphthalene-d8	I	ug/L	40	40		0	0	0	0.1	0.1		0%	80	120	0%	
Perylene-d12	I	ug/L	40	40		0	0	0	0.1	0.1		0%	80	120	0%	
Phenanthrene-d10	I	ug/L	40	40		0	0	0	0.1	0.1	10	0%	80	120	0%	
2-Fluorobiphenyl	S	ug/L	1.77734	1.77734		2	0	0	0.0444	0.1	10	89%	80	120	0%	
Nitrobenzene-d5	S	ug/L	2.06749	2.06749		2	0	0	0.0523	0.1	10	103%	80	120	0%	
Terphenyl-d14	S	ug/L	1.87921	1.87921		2	0	0	0.0563	0.1	10	94%	80	120	0%	
o-Terphenyl	X	ug/L	2.05775	2.05775		2	0	0	0.0654	0	0	103%	80	120	0%	

Seq No	Lab ID	Test Code	Sample Typ	File ID	Analysis Date	DF	Batch ID	Prep Date	SPKref	RPDref	pmoist
15060307	28-Feb-22_ISTB	SVOC-8270C-SI	SAMP	⁄5975.I\sh022822	2/28/2022 4:21:0	1	R375360		0	0	

Analyte	T	Units	RAW	Final	Text	Spike	SPKref	RPDref	MDL	PQL	UQL	%REC	LOW	HIGH	%RPD	Q

Seq No	Lab ID	Test Code	Sample Typ	File ID	Analysis Date	DF	Batch ID	Prep Date	SPKref	RPDref	pmoist
15060307	28-Feb-22_ISTB	SVOC-8270C-SI	SAMP	⁄5975.I\sh022822`2/28/2022 4:21:0		1	R375360		0	0	

Analyte	T	Units	RAW	Final	Text	Spike	SPKref	RPDref	MDL	PQL	UQL	%REC	LOW	HIGH	%RPD	Q
1-Methylnaphthalene	A	ug/L	0	0		0	0	0	0.0206	0.1	10	0%	0	0	0%	
2-Methylnaphthalene	A	ug/L	0	0		0	0	0	0.0176	0.1	10	0%	0	0	0%	
Acenaphthene	A	ug/L	0	0		0	0	0	0.0317	0.1	10	0%	0	0	0%	
Acenaphthylene	A	ug/L	0	0		0	0	0	0.025	0.1	10	0%	0	0	0%	
Anthracene	A	ug/L	0	0		0	0	0	0.0283	0.1	10	0%	0	0	0%	
Benzo(a)anthracene	A	ug/L	0	0		0	0	0	0.0272	0.1	10	0%	0	0	0%	
Benzo(a)pyrene	A	ug/L	0	0		0	0	0	0.0347	0.1	10	0%	0	0	0%	
Benzo(b)fluoranthene	A	ug/L	0	0		0	0	0	0.0226	0.1	10	0%	0	0	0%	
Benzo(g,h,i)perylene	A	ug/L	0	0		0	0	0	0.0267	0.1	10	0%	0	0	0%	
Benzo(k)fluoranthene	A	ug/L	0	0		0	0	0	0.0295	0.1	10	0%	0	0	0%	
Chrysene	A	ug/L	0	0		0	0	0	0.0458	0.1	10	0%	0	0	0%	
Dibenzo(a,h)anthracene	A	ug/L	0	0		0	0	0	0.0367	0.1	10	0%	0	0	0%	
Fluoranthene	A	ug/L	0	0		0	0	0	0.0233	0.1	10	0%	0	0	0%	
Fluorene	A	ug/L	0	0		0	0	0	0.0225	0.1	10	0%	0	0	0%	
Indeno(1,2,3-cd)pyrene	A	ug/L	0	0		0	0	0	0.0491	0.1	10	0%	0	0	0%	
Naphthalene	A	ug/L	0	0		0	0	0	0.029	0.1	10	0%	0	0	0%	
Phenanthrene	A	ug/L	0	0		0	0	0	0.0295	0.1	10	0%	0	0	0%	
Pyrene	A	ug/L	0	0		0	0	0	0.0239	0.1	10	0%	0	0	0%	
1,4-Dichlorobenzene-d4	I	ug/L	40	40		0	0	0	0.1	0.1		0%	0	0	0%	
Acenaphthene-d10	I	ug/L	40	40		0	0	0	0.1	0.1		0%	0	0	0%	
Chrysene-d12	I	ug/L	40	40		0	0	0	0.1	0.1		0%	0	0	0%	
Naphthalene-d8	I	ug/L	40	40		0	0	0	0.1	0.1		0%	0	0	0%	
Perylene-d12	I	ug/L	40	40		0	0	0	0.1	0.1		0%	0	0	0%	
Phenanthrene-d10	I	ug/L	40	40		0	0	0	0.1	0.1	10	0%	0	0	0%	E
2-Fluorobiphenyl	S	ug/L	0	0		5	0	0	0.0444	0.1	10	0%	25	94	0%	S
Nitrobenzene-d5	S	ug/L	0	0		5	0	0	0.0523	0.1	10	0%	19	102	0%	S
Terphenyl-d14	S	ug/L	0	0		5	0	0	0.0563	0.1	10	0%	39	106	0%	S
o-Terphenyl	X	ug/L	0	0		200	0	0	0.0654	0	0	0%	40	140	0%	S

Seq No	Lab ID	Test Code	Sample Typ	File ID	Analysis Date	DF	Batch ID	Prep Date	SPKref	RPDref	pmoist
15060308	MB-163957	SVOC-8270C-SI	MBLK	⁄5975.I\sh022822`2/28/2022 4:53:3		1	163957	2/23/2022 9:	0	0	

Analyte	T	Units	RAW	Final	Text	Spike	SPKref	RPDref	MDL	PQL	UQL	%REC	LOW	HIGH	%RPD	Q

Seq No	Lab ID	Test Code	Sample Typ	File ID	Analysis Date	DF	Batch ID	Prep Date	SPKref	RPDref	pmoist
15060308	MB-163957	SVOC-8270C-SI	MBLK	✓5975.I\sh022822'2/28/2022 4:53:3		1	163957	2/23/2022 9:	0	0	

Analyte	T	Units	RAW	Final	Text	Spike	SPKref	RPDref	MDL	PQL	UQL	%REC	LOW	HIGH	%RPD	Q
1-Methylnaphthalene	A	ug/L	0	0		0	0	0	0.0206	0.1	10	0%			0%	
2-Methylnaphthalene	A	ug/L	0	0		0	0	0	0.0176	0.1	10	0%			0%	
Acenaphthene	A	ug/L	0	0		0	0	0	0.0317	0.1	10	0%			0%	
Acenaphthylene	A	ug/L	0	0		0	0	0	0.025	0.1	10	0%			0%	
Anthracene	A	ug/L	0	0		0	0	0	0.0283	0.1	10	0%			0%	
Benzo(a)anthracene	A	ug/L	0	0		0	0	0	0.0272	0.1	10	0%			0%	
Benzo(a)pyrene	A	ug/L	0	0		0	0	0	0.0347	0.1	10	0%			0%	
Benzo(b)fluoranthene	A	ug/L	0	0		0	0	0	0.0226	0.1	10	0%			0%	
Benzo(g,h,i)perylene	A	ug/L	0	0		0	0	0	0.0267	0.1	10	0%			0%	
Benzo(k)fluoranthene	A	ug/L	0	0		0	0	0	0.0295	0.1	10	0%			0%	
Chrysene	A	ug/L	0	0		0	0	0	0.0458	0.1	10	0%			0%	
Dibenzo(a,h)anthracene	A	ug/L	0	0		0	0	0	0.0367	0.1	10	0%			0%	
Fluoranthene	A	ug/L	0	0		0	0	0	0.0233	0.1	10	0%			0%	
Fluorene	A	ug/L	0	0		0	0	0	0.0225	0.1	10	0%			0%	
Indeno(1,2,3-cd)pyrene	A	ug/L	0	0		0	0	0	0.0491	0.1	10	0%			0%	
Naphthalene	A	ug/L	0	0		0	0	0	0.029	0.1	10	0%			0%	
Phenanthrene	A	ug/L	0	0		0	0	0	0.0295	0.1	10	0%			0%	
Pyrene	A	ug/L	0	0		0	0	0	0.0239	0.1	10	0%			0%	
1,4-Dichlorobenzene-d4	I	ug/L	40	40		0	0	0	0.1	0.1		0%			0%	
Acenaphthene-d10	I	ug/L	40	40		0	0	0	0.1	0.1		0%			0%	
Chrysene-d12	I	ug/L	40	40		0	0	0	0.1	0.1		0%			0%	
Naphthalene-d8	I	ug/L	40	40		0	0	0	0.1	0.1		0%			0%	
Perylene-d12	I	ug/L	40	40		0	0	0	0.1	0.1		0%			0%	
Phenanthrene-d10	I	ug/L	40	40		0	0	0	0.1	0.1	10	0%			0%	
o-Terphenyl	X	ug/L	0	0		200	0	0	0.0654	0	0	0%	40	140	0%	S

Seq No	Lab ID	Test Code	Sample Typ	File ID	Analysis Date	DF	Batch ID	Prep Date	SPKref	RPDref	pmoist
15060309	LLCS-163957	SVOC-8270C-SI	LCS-DOD	✓5975.I\sh022822'2/28/2022 5:26:1		1	163957	2/23/2022 9:	0	0	

Analyte	T	Units	RAW	Final	Text	Spike	SPKref	RPDref	MDL	PQL	UQL	%REC	LOW	HIGH	%RPD	Q
1-Methylnaphthalene	A	ug/L	2.56911	2.56911		5	0	0	0.0206	0.1	10	51%	41	115	0%	
2-Methylnaphthalene	A	ug/L	3.33959	3.33959		5	0	0	0.0176	0.1	10	67%	39	114	0%	
Acenaphthene	A	ug/L	3.46554	3.46554		5	0	0	0.0317	0.1	10	69%	48	114	0%	
Acenaphthylene	A	ug/L	2.84773	2.84773		5	0	0	0.025	0.1	10	57%	35	121	0%	
Anthracene	A	ug/L	4.19088	4.19088		5	0	0	0.0283	0.1	10	84%	53	119	0%	

Seq No	Lab ID	Test Code	Sample Typ	File ID	Analysis Date	DF	Batch ID	Prep Date	SPKref	RPDref	pmoist
15060309	LLCS-163957	SVOC-8270C-SI	LCS-DOD	✓5975.I\sh022822	2/28/2022 5:26:1	1	163957	2/23/2022 9:	0	0	

Analyte	T	Units	RAW	Final	Text	Spike	SPKref	RPDref	MDL	PQL	UQL	%REC	LOW	HIGH	%RPD	Q
Benzo(a)anthracene	A	ug/L	4.33178	4.33178		5	0	0	0.0272	0.1	10	87%	59	120	0%	
Benzo(a)pyrene	A	ug/L	3.76296	3.76296		5	0	0	0.0347	0.1	10	75%	53	120	0%	
Benzo(b)fluoranthene	A	ug/L	4.13557	4.13557		5	0	0	0.0226	0.1	10	83%	53	126	0%	
Benzo(g,h,i)perylene	A	ug/L	3.81396	3.81396		5	0	0	0.0267	0.1	10	76%	44	128	0%	
Benzo(k)fluoranthene	A	ug/L	3.99289	3.99289		5	0	0	0.0295	0.1	10	80%	54	125	0%	
Chrysene	A	ug/L	4.45678	4.45678		5	0	0	0.0458	0.1	10	89%	57	120	0%	
Dibenzo(a,h)anthracene	A	ug/L	4.11434	4.11434		5	0	0	0.0367	0.1	10	82%	44	141	0%	
Fluoranthene	A	ug/L	3.94154	3.94154		5	0	0	0.0233	0.1	10	79%	58	120	0%	
Fluorene	A	ug/L	3.48987	3.48987		5	0	0	0.0225	0.1	10	70%	50	118	0%	
Indeno(1,2,3-cd)pyrene	A	ug/L	3.89115	3.89115		5	0	0	0.0491	0.1	10	78%	48	130	0%	
Naphthalene	A	ug/L	2.64316	2.64316		5	0	0	0.029	0.1	10	53%	43	114	0%	
Phenanthrene	A	ug/L	4.07019	4.07019		5	0	0	0.0295	0.1	10	81%	53	115	0%	
Pyrene	A	ug/L	4.33802	4.33802		5	0	0	0.0239	0.1	10	87%	53	121	0%	
1,4-Dichlorobenzene-d4	I	ug/L	40	40		0	0	0	0.1	0.1		0%			0%	
Acenaphthene-d10	I	ug/L	40	40		0	0	0	0.1	0.1		0%			0%	
Chrysene-d12	I	ug/L	40	40		0	0	0	0.1	0.1		0%			0%	
Naphthalene-d8	I	ug/L	40	40		0	0	0	0.1	0.1		0%			0%	
Perylene-d12	I	ug/L	40	40		0	0	0	0.1	0.1		0%			0%	
Phenanthrene-d10	I	ug/L	40	40		0	0	0	0.1	0.1	10	0%			0%	
2-Fluorobiphenyl	S	ug/L	2.99429	2.99429		5	0	0	0.0444	0.1	10	60%	53	106	0%	
Nitrobenzene-d5	S	ug/L	3.60897	3.60897		5	0	0	0.0523	0.1	10	72%	55	111	0%	
Terphenyl-d14	S	ug/L	3.66963	3.66963		5	0	0	0.0563	0.1	10	73%	58	132	0%	
o-Terphenyl	X	ug/L	4.03102	4.03102		5	0	0	0.0654	0	0	81%	40	140	0%	

Seq No	Lab ID	Test Code	Sample Typ	File ID	Analysis Date	DF	Batch ID	Prep Date	SPKref	RPDref	pmoist
15060310	LLCSD-163957	SVOC-8270C-SI	LCSD-DOD	✓5975.I\sh022822	2/28/2022 5:58:4	1	163957	2/23/2022 9:	0	2E+07	

Analyte	T	Units	RAW	Final	Text	Spike	SPKref	RPDref	MDL	PQL	UQL	%REC	LOW	HIGH	%RPD	Q
1-Methylnaphthalene	A	ug/L	2.62024	2.62024		5	0	2.56911	0.0206	0.1	10	52%	41	115	2%	
2-Methylnaphthalene	A	ug/L	3.08317	3.08317		5	0	3.33959	0.0176	0.1	10	62%	39	114	8%	
Acenaphthene	A	ug/L	3.69501	3.69501		5	0	3.46554	0.0317	0.1	10	74%	48	114	6%	
Acenaphthylene	A	ug/L	3.45499	3.45499		5	0	2.84773	0.025	0.1	10	69%	35	121	19%	
Anthracene	A	ug/L	4.79775	4.79775		5	0	4.19088	0.0283	0.1	10	96%	53	119	14%	
Benzo(a)anthracene	A	ug/L	5.03659	5.03659		5	0	4.33178	0.0272	0.1	10	101%	59	120	15%	
Benzo(a)pyrene	A	ug/L	4.44024	4.44024		5	0	3.76296	0.0347	0.1	10	89%	53	120	17%	

Seq No	Lab ID	Test Code	Sample Typ	File ID	Analysis Date	DF	Batch ID	Prep Date	SPKref	RPDref	pmoist
15060310	LLCSD-163957	SVOC-8270C-SI	LCSD-DOD	⁄5975.I\sh022822	2/28/2022 5:58:4	1	163957	2/23/2022 9:	0	2E+07	

Analyte	T	Units	RAW	Final	Text	Spike	SPKref	RPDref	MDL	PQL	UQL	%REC	LOW	HIGH	%RPD	Q
Benzo(b)fluoranthene	A	ug/L	5.00263	5.00263		5	0	4.13557	0.0226	0.1	10	100%	53	126	19%	
Benzo(g,h,i)perylene	A	ug/L	4.64981	4.64981		5	0	3.81396	0.0267	0.1	10	93%	44	128	20%	
Benzo(k)fluoranthene	A	ug/L	4.74375	4.74375		5	0	3.99289	0.0295	0.1	10	95%	54	125	17%	
Chrysene	A	ug/L	5.05259	5.05259		5	0	4.45678	0.0458	0.1	10	101%	57	120	13%	
Dibenzo(a,h)anthracene	A	ug/L	4.80432	4.80432		5	0	4.11434	0.0367	0.1	10	96%	44	141	15%	
Fluoranthene	A	ug/L	4.47932	4.47932		5	0	3.94154	0.0233	0.1	10	90%	58	120	13%	
Fluorene	A	ug/L	4.00246	4.00246		5	0	3.48987	0.0225	0.1	10	80%	50	118	14%	
Indeno(1,2,3-cd)pyrene	A	ug/L	4.67801	4.67801		5	0	3.89115	0.0491	0.1	10	94%	48	130	18%	
Naphthalene	A	ug/L	2.78925	2.78925		5	0	2.64316	0.029	0.1	10	56%	43	114	5%	
Phenanthrene	A	ug/L	4.59715	4.59715		5	0	4.07019	0.0295	0.1	10	92%	53	115	12%	
Pyrene	A	ug/L	4.95002	4.95002		5	0	4.33802	0.0239	0.1	10	99%	53	121	13%	
1,4-Dichlorobenzene-d4	I	ug/L	40	40		0	0	0	0.1	0.1		0%			0%	
Acenaphthene-d10	I	ug/L	40	40		0	0	0	0.1	0.1		0%			0%	
Chrysene-d12	I	ug/L	40	40		0	0	0	0.1	0.1		0%			0%	
Naphthalene-d8	I	ug/L	40	40		0	0	0	0.1	0.1		0%			0%	
Perylene-d12	I	ug/L	40	40		0	0	0	0.1	0.1		0%			0%	
Phenanthrene-d10	I	ug/L	40	40		0	0	0	0.1	0.1	10	0%			0%	
2-Fluorobiphenyl	S	ug/L	3.50252	3.50252		5	0	0	0.0444	0.1	10	70%	53	106	0%	
Nitrobenzene-d5	S	ug/L	4.00508	4.00508		5	0	0	0.0523	0.1	10	80%	55	111	0%	
Terphenyl-d14	S	ug/L	4.355	4.355		5	0	0	0.0563	0.1	10	87%	58	132	0%	
o-Terphenyl	X	ug/L	4.48085	4.48085		5	0	4.03102	0.0654	0	0	90%	40	140	11%	

Seq No	Lab ID	Test Code	Sample Typ	File ID	Analysis Date	DF	Batch ID	Prep Date	SPKref	RPDref	pmoist
15060311	B22021435-001	SVOC-8270C-SI	SAMP	⁄5975.I\sh022822	2/28/2022 6:31:2	1	163957	2/23/2022 9:	0	0	

Analyte	T	Units	RAW	Final	Text	Spike	SPKref	RPDref	MDL	PQL	UQL	%REC	LOW	HIGH	%RPD	Q
1-Methylnaphthalene	A	ug/L	0	0		0	0	0	0.0206	0.1	10	0%	0	0	0%	U
2-Methylnaphthalene	A	ug/L	0	0		0	0	0	0.0176	0.1	10	0%	0	0	0%	U
Acenaphthene	A	ug/L	0	0		0	0	0	0.0317	0.1	10	0%	0	0	0%	U
Acenaphthylene	A	ug/L	0	0		0	0	0	0.025	0.1	10	0%	0	0	0%	U
Anthracene	A	ug/L	0	0		0	0	0	0.0283	0.1	10	0%	0	0	0%	U
Benzo(a)anthracene	A	ug/L	0	0		0	0	0	0.0272	0.1	10	0%	0	0	0%	U
Benzo(a)pyrene	A	ug/L	0	0		0	0	0	0.0347	0.1	10	0%	0	0	0%	U
Benzo(b)fluoranthene	A	ug/L	0	0		0	0	0	0.0226	0.1	10	0%	0	0	0%	U
Benzo(g,h,i)perylene	A	ug/L	0	0		0	0	0	0.0267	0.1	10	0%	0	0	0%	U

Seq No	Lab ID	Test Code	Sample Typ	File ID	Analysis Date	DF	Batch ID	Prep Date	SPKref	RPDref	pmoist
15060311	B22021435-001	SVOC-8270C-SI	SAMP	✓5975.I\sh022822	2/28/2022 6:31:2	1	163957	2/23/2022 9:	0	0	

Analyte	T	Units	RAW	Final	Text	Spike	SPKref	RPDref	MDL	PQL	UQL	%REC	LOW	HIGH	%RPD	Q
Benzo(k)fluoranthene	A	ug/L	0	0		0	0	0	0.0295	0.1	10	0%	0	0	0%	U
Chrysene	A	ug/L	0	0		0	0	0	0.0458	0.1	10	0%	0	0	0%	U
Dibenzo(a,h)anthracene	A	ug/L	0	0		0	0	0	0.0367	0.1	10	0%	0	0	0%	U
Fluoranthene	A	ug/L	0	0		0	0	0	0.0233	0.1	10	0%	0	0	0%	U
Fluorene	A	ug/L	0	0		0	0	0	0.0225	0.1	10	0%	0	0	0%	U
Indeno(1,2,3-cd)pyrene	A	ug/L	0	0		0	0	0	0.0491	0.1	10	0%	0	0	0%	U
Naphthalene	A	ug/L	0	0		0	0	0	0.029	0.1	10	0%	0	0	0%	U
Phenanthrene	A	ug/L	0	0		0	0	0	0.0295	0.1	10	0%	0	0	0%	U
Pyrene	A	ug/L	0	0		0	0	0	0.0239	0.1	10	0%	0	0	0%	U
1,4-Dichlorobenzene-d4	I	ug/L	40	40		0	0	0	0.1	0.1		0%	0	0	0%	
Acenaphthene-d10	I	ug/L	40	40		0	0	0	0.1	0.1		0%	0	0	0%	
Chrysene-d12	I	ug/L	40	40		0	0	0	0.1	0.1		0%	0	0	0%	
Naphthalene-d8	I	ug/L	40	40		0	0	0	0.1	0.1		0%	0	0	0%	
Perylene-d12	I	ug/L	40	40		0	0	0	0.1	0.1		0%	0	0	0%	
Phenanthrene-d10	I	ug/L	40	40		0	0	0	0.1	0.1	10	0%	0	0	0%	E
o-Terphenyl	X	ug/L	0	0		200	0	0	0.0654	0	0	0%	40	140	0%	US

Seq No	Lab ID	Test Code	Sample Typ	File ID	Analysis Date	DF	Batch ID	Prep Date	SPKref	RPDref	pmoist
15060312	B22021435-006	SVOC-8270C-SI	SAMP	✓5975.I\sh022822	2/28/2022 7:03:5	1	163957	2/23/2022 9:	0	0	

Analyte	T	Units	RAW	Final	Text	Spike	SPKref	RPDref	MDL	PQL	UQL	%REC	LOW	HIGH	%RPD	Q
1-Methylnaphthalene	A	ug/L	0	0		0	0	0	0.0206	0.1	10	0%	0	0	0%	U
2-Methylnaphthalene	A	ug/L	0	0		0	0	0	0.0176	0.1	10	0%	0	0	0%	U
Acenaphthene	A	ug/L	0	0		0	0	0	0.0317	0.1	10	0%	0	0	0%	U
Acenaphthylene	A	ug/L	0	0		0	0	0	0.025	0.1	10	0%	0	0	0%	U
Anthracene	A	ug/L	0	0		0	0	0	0.0283	0.1	10	0%	0	0	0%	U
Benzo(a)anthracene	A	ug/L	0	0		0	0	0	0.0272	0.1	10	0%	0	0	0%	U
Benzo(a)pyrene	A	ug/L	0	0		0	0	0	0.0347	0.1	10	0%	0	0	0%	U
Benzo(b)fluoranthene	A	ug/L	0	0		0	0	0	0.0226	0.1	10	0%	0	0	0%	U
Benzo(g,h,i)perylene	A	ug/L	0	0		0	0	0	0.0267	0.1	10	0%	0	0	0%	U
Benzo(k)fluoranthene	A	ug/L	0	0		0	0	0	0.0295	0.1	10	0%	0	0	0%	U
Chrysene	A	ug/L	0	0		0	0	0	0.0458	0.1	10	0%	0	0	0%	U
Dibenzo(a,h)anthracene	A	ug/L	0	0		0	0	0	0.0367	0.1	10	0%	0	0	0%	U
Fluoranthene	A	ug/L	0	0		0	0	0	0.0233	0.1	10	0%	0	0	0%	U
Fluorene	A	ug/L	0	0		0	0	0	0.0225	0.1	10	0%	0	0	0%	U

Seq No	Lab ID	Test Code	Sample Typ	File ID	Analysis Date	DF	Batch ID	Prep Date	SPKref	RPDref	pmoist
15060312	B22021435-006	SVOC-8270C-SI	SAMP	⁄5975.I\sh022822	2/28/2022 7:03:5	1	163957	2/23/2022 9:	0	0	

Analyte	T	Units	RAW	Final	Text	Spike	SPKref	RPDref	MDL	PQL	UQL	%REC	LOW	HIGH	%RPD	Q
Indeno(1,2,3-cd)pyrene	A	ug/L	0	0		0	0	0	0.0491	0.1	10	0%	0	0	0%	U
Naphthalene	A	ug/L	0	0		0	0	0	0.029	0.1	10	0%	0	0	0%	U
Phenanthrene	A	ug/L	0	0		0	0	0	0.0295	0.1	10	0%	0	0	0%	U
Pyrene	A	ug/L	0	0		0	0	0	0.0239	0.1	10	0%	0	0	0%	U
1,4-Dichlorobenzene-d4	I	ug/L	40	40		0	0	0	0.1	0.1		0%	0	0	0%	
Acenaphthene-d10	I	ug/L	40	40		0	0	0	0.1	0.1		0%	0	0	0%	
Chrysene-d12	I	ug/L	40	40		0	0	0	0.1	0.1		0%	0	0	0%	
Naphthalene-d8	I	ug/L	40	40		0	0	0	0.1	0.1		0%	0	0	0%	
Perylene-d12	I	ug/L	40	40		0	0	0	0.1	0.1		0%	0	0	0%	
Phenanthrene-d10	I	ug/L	40	40		0	0	0	0.1	0.1	10	0%	0	0	0%	E
o-Terphenyl	X	ug/L	0	0		200	0	0	0.0654	0	0	0%	40	140	0%	US

Seq No	Lab ID	Test Code	Sample Typ	File ID	Analysis Date	DF	Batch ID	Prep Date	SPKref	RPDref	pmoist
15060313	B22021435-007	SVOC-8270C-SI	SAMP	⁄5975.I\sh022822	2/28/2022 7:36:3	1	163957	2/23/2022 9:	0	0	

Analyte	T	Units	RAW	Final	Text	Spike	SPKref	RPDref	MDL	PQL	UQL	%REC	LOW	HIGH	%RPD	Q
1-Methylnaphthalene	A	ug/L	0	0		0	0	0	0.0206	0.1	10	0%	0	0	0%	U
2-Methylnaphthalene	A	ug/L	0	0		0	0	0	0.0176	0.1	10	0%	0	0	0%	U
Acenaphthene	A	ug/L	0	0		0	0	0	0.0317	0.1	10	0%	0	0	0%	U
Acenaphthylene	A	ug/L	0	0		0	0	0	0.025	0.1	10	0%	0	0	0%	U
Anthracene	A	ug/L	0	0		0	0	0	0.0283	0.1	10	0%	0	0	0%	U
Benzo(a)anthracene	A	ug/L	0	0		0	0	0	0.0272	0.1	10	0%	0	0	0%	U
Benzo(a)pyrene	A	ug/L	0	0		0	0	0	0.0347	0.1	10	0%	0	0	0%	U
Benzo(b)fluoranthene	A	ug/L	0	0		0	0	0	0.0226	0.1	10	0%	0	0	0%	U
Benzo(g,h,i)perylene	A	ug/L	0	0		0	0	0	0.0267	0.1	10	0%	0	0	0%	U
Benzo(k)fluoranthene	A	ug/L	0	0		0	0	0	0.0295	0.1	10	0%	0	0	0%	U
Chrysene	A	ug/L	0	0		0	0	0	0.0458	0.1	10	0%	0	0	0%	U
Dibenzo(a,h)anthracene	A	ug/L	0	0		0	0	0	0.0367	0.1	10	0%	0	0	0%	U
Fluoranthene	A	ug/L	0	0		0	0	0	0.0233	0.1	10	0%	0	0	0%	U
Fluorene	A	ug/L	0	0		0	0	0	0.0225	0.1	10	0%	0	0	0%	U
Indeno(1,2,3-cd)pyrene	A	ug/L	0	0		0	0	0	0.0491	0.1	10	0%	0	0	0%	U
Naphthalene	A	ug/L	0	0		0	0	0	0.029	0.1	10	0%	0	0	0%	U
Phenanthrene	A	ug/L	0	0		0	0	0	0.0295	0.1	10	0%	0	0	0%	U
Pyrene	A	ug/L	0	0		0	0	0	0.0239	0.1	10	0%	0	0	0%	U
1,4-Dichlorobenzene-d4	I	ug/L	40	40		0	0	0	0.1	0.1		0%	0	0	0%	

Seq No	Lab ID	Test Code	Sample Typ	File ID	Analysis Date	DF	Batch ID	Prep Date	SPKref	RPDref	pmoist
15060313	B22021435-007	SVOC-8270C-SI	SAMP	⁄5975.I\sh022822	2/28/2022 7:36:3	1	163957	2/23/2022 9:	0	0	

Analyte	T	Units	RAW	Final	Text	Spike	SPKref	RPDref	MDL	PQL	UQL	%REC	LOW	HIGH	%RPD	Q
Acenaphthene-d10	I	ug/L	40	40		0	0	0	0.1	0.1		0%	0	0	0%	
Chrysene-d12	I	ug/L	40	40		0	0	0	0.1	0.1		0%	0	0	0%	
Naphthalene-d8	I	ug/L	40	40		0	0	0	0.1	0.1		0%	0	0	0%	
Perylene-d12	I	ug/L	40	40		0	0	0	0.1	0.1		0%	0	0	0%	
Phenanthrene-d10	I	ug/L	40	40		0	0	0	0.1	0.1	10	0%	0	0	0%	E
o-Terphenyl	X	ug/L	0	0		200	0	0	0.0654	0	0	0%	40	140	0%	US

Seq No	Lab ID	Test Code	Sample Typ	File ID	Analysis Date	DF	Batch ID	Prep Date	SPKref	RPDref	pmoist
15060314	B22021435-007	SVOC-8270C-SI	MS-DOD	⁄5975.I\sh022822	2/28/2022 8:09:0	1	163957	2/23/2022 9:	2E+07	0	

Analyte	T	Units	RAW	Final	Text	Spike	SPKref	RPDref	MDL	PQL	UQL	%REC	LOW	HIGH	%RPD	Q
1-Methylnaphthalene	A	ug/L	2.84776	2.84776		5	0	0	0.0206	0.1	10	57%	41	115	0%	
2-Methylnaphthalene	A	ug/L	3.58431	3.58431		5	0	0	0.0176	0.1	10	72%	39	114	0%	
Acenaphthene	A	ug/L	3.86124	3.86124		5	0	0	0.0317	0.1	10	77%	48	114	0%	
Acenaphthylene	A	ug/L	3.31611	3.31611		5	0	0	0.025	0.1	10	66%	35	121	0%	
Anthracene	A	ug/L	4.69764	4.69764		5	0	0	0.0283	0.1	10	94%	53	119	0%	
Benzo(a)anthracene	A	ug/L	4.97657	4.97657		5	0	0	0.0272	0.1	10	100%	59	120	0%	
Benzo(a)pyrene	A	ug/L	4.31235	4.31235		5	0	0	0.0347	0.1	10	86%	53	120	0%	
Benzo(b)fluoranthene	A	ug/L	4.80803	4.80803		5	0	0	0.0226	0.1	10	96%	53	126	0%	
Benzo(g,h,i)perylene	A	ug/L	4.54708	4.54708		5	0	0	0.0267	0.1	10	91%	44	128	0%	
Benzo(k)fluoranthene	A	ug/L	4.5378	4.5378		5	0	0	0.0295	0.1	10	91%	54	125	0%	
Chrysene	A	ug/L	5.08458	5.08458		5	0	0	0.0458	0.1	10	102%	57	120	0%	
Dibenzo(a,h)anthracene	A	ug/L	4.67506	4.67506		5	0	0	0.0367	0.1	10	94%	44	141	0%	
Fluoranthene	A	ug/L	4.273	4.273		5	0	0	0.0233	0.1	10	85%	58	120	0%	
Fluorene	A	ug/L	3.81712	3.81712		5	0	0	0.0225	0.1	10	76%	50	118	0%	
Indeno(1,2,3-cd)pyrene	A	ug/L	4.53064	4.53064		5	0	0	0.0491	0.1	10	91%	48	130	0%	
Naphthalene	A	ug/L	3.01067	3.01067		5	0	0	0.029	0.1	10	60%	43	114	0%	
Phenanthrene	A	ug/L	4.55019	4.55019		5	0	0	0.0295	0.1	10	91%	53	115	0%	
Pyrene	A	ug/L	4.84097	4.84097		5	0	0	0.0239	0.1	10	97%	53	121	0%	
1,4-Dichlorobenzene-d4	I	ug/L	40	40		0	0	0	0.1	0.1		0%			0%	
Acenaphthene-d10	I	ug/L	40	40		0	0	0	0.1	0.1		0%			0%	
Chrysene-d12	I	ug/L	40	40		0	0	0	0.1	0.1		0%			0%	
Naphthalene-d8	I	ug/L	40	40		0	0	0	0.1	0.1		0%			0%	
Perylene-d12	I	ug/L	40	40		0	0	0	0.1	0.1		0%			0%	
Phenanthrene-d10	I	ug/L	40	40		0	0	0	0.1	0.1	10	0%			0%	

Seq No	Lab ID	Test Code	Sample Typ	File ID	Analysis Date	DF	Batch ID	Prep Date	SPKref	RPDref	pmoist
15060314	B22021435-007	SVOC-8270C-SI	MS-DOD	⁄5975.I\sh022822	2/28/2022 8:09:0	1	163957	2/23/2022 9:	2E+07	0	

Analyte	T	Units	RAW	Final	Text	Spike	SPKref	RPDref	MDL	PQL	UQL	%REC	LOW	HIGH	%RPD	Q
2-Fluorobiphenyl	S	ug/L	3.05487	3.05487		5	0	0	0.0444	0.1	10	61%	53	106	0%	
Nitrobenzene-d5	S	ug/L	3.34388	3.34388		5	0	0	0.0523	0.1	10	67%	55	111	0%	
Terphenyl-d14	S	ug/L	4.9039	4.9039		5	0	0	0.0563	0.1	10	98%	58	132	0%	
o-Terphenyl	X	ug/L	4.31998	4.31998		5	0	0	0.0654	0	0	86%	40	140	0%	

Seq No	Lab ID	Test Code	Sample Typ	File ID	Analysis Date	DF	Batch ID	Prep Date	SPKref	RPDref	pmoist
15060315	B22021435-012	SVOC-8270C-SI	SAMP	⁄5975.I\sh022822	2/28/2022 8:41:3	1	163957	2/23/2022 9:	0	0	

Analyte	T	Units	RAW	Final	Text	Spike	SPKref	RPDref	MDL	PQL	UQL	%REC	LOW	HIGH	%RPD	Q
1-Methylnaphthalene	A	ug/L	0	0		0	0	0	0.0206	0.1	10	0%	0	0	0%	U
2-Methylnaphthalene	A	ug/L	0	0		0	0	0	0.0176	0.1	10	0%	0	0	0%	U
Acenaphthene	A	ug/L	0	0		0	0	0	0.0317	0.1	10	0%	0	0	0%	U
Acenaphthylene	A	ug/L	0	0		0	0	0	0.025	0.1	10	0%	0	0	0%	U
Anthracene	A	ug/L	0	0		0	0	0	0.0283	0.1	10	0%	0	0	0%	U
Benzo(a)anthracene	A	ug/L	0	0		0	0	0	0.0272	0.1	10	0%	0	0	0%	U
Benzo(a)pyrene	A	ug/L	0	0		0	0	0	0.0347	0.1	10	0%	0	0	0%	U
Benzo(b)fluoranthene	A	ug/L	0	0		0	0	0	0.0226	0.1	10	0%	0	0	0%	U
Benzo(g,h,i)perylene	A	ug/L	0	0		0	0	0	0.0267	0.1	10	0%	0	0	0%	U
Benzo(k)fluoranthene	A	ug/L	0	0		0	0	0	0.0295	0.1	10	0%	0	0	0%	U
Chrysene	A	ug/L	0	0		0	0	0	0.0458	0.1	10	0%	0	0	0%	U
Dibenzo(a,h)anthracene	A	ug/L	0	0		0	0	0	0.0367	0.1	10	0%	0	0	0%	U
Fluoranthene	A	ug/L	0	0		0	0	0	0.0233	0.1	10	0%	0	0	0%	U
Fluorene	A	ug/L	0	0		0	0	0	0.0225	0.1	10	0%	0	0	0%	U
Indeno(1,2,3-cd)pyrene	A	ug/L	0	0		0	0	0	0.0491	0.1	10	0%	0	0	0%	U
Naphthalene	A	ug/L	0	0		0	0	0	0.029	0.1	10	0%	0	0	0%	U
Phenanthrene	A	ug/L	0	0		0	0	0	0.0295	0.1	10	0%	0	0	0%	U
Pyrene	A	ug/L	0	0		0	0	0	0.0239	0.1	10	0%	0	0	0%	U
1,4-Dichlorobenzene-d4	I	ug/L	40	40		0	0	0	0.1	0.1		0%	0	0	0%	
Acenaphthene-d10	I	ug/L	40	40		0	0	0	0.1	0.1		0%	0	0	0%	
Chrysene-d12	I	ug/L	40	40		0	0	0	0.1	0.1		0%	0	0	0%	
Naphthalene-d8	I	ug/L	40	40		0	0	0	0.1	0.1		0%	0	0	0%	
Perylene-d12	I	ug/L	40	40		0	0	0	0.1	0.1		0%	0	0	0%	
Phenanthrene-d10	I	ug/L	40	40		0	0	0	0.1	0.1	10	0%	0	0	0%	E
o-Terphenyl	X	ug/L	0	0		200	0	0	0.0654	0	0	0%	40	140	0%	US

Seq No	Lab ID	Test Code	Sample Typ	File ID	Analysis Date	DF	Batch ID	Prep Date	SPKref	RPDref	pmoist
15060316	B22021435-012	SVOC-8270C-SI	MS-DOD	⁄5975.I\sh022822	2/28/2022 9:14:0	1	163957	2/23/2022 9:	2E+07	0	

Analyte	T	Units	RAW	Final	Text	Spike	SPKref	RPDref	MDL	PQL	UQL	%REC	LOW	HIGH	%RPD	Q
1-Methylnaphthalene	A	ug/L	2.2686	2.2686		5	0	0	0.0206	0.1	10	45%	41	115	0%	
2-Methylnaphthalene	A	ug/L	2.73156	2.73156		5	0	0	0.0176	0.1	10	55%	39	114	0%	
Acenaphthene	A	ug/L	3.20417	3.20417		5	0	0	0.0317	0.1	10	64%	48	114	0%	
Acenaphthylene	A	ug/L	2.99312	2.99312		5	0	0	0.025	0.1	10	60%	35	121	0%	
Anthracene	A	ug/L	4.41094	4.41094		5	0	0	0.0283	0.1	10	88%	53	119	0%	
Benzo(a)anthracene	A	ug/L	4.51387	4.51387		5	0	0	0.0272	0.1	10	90%	59	120	0%	
Benzo(a)pyrene	A	ug/L	4.04233	4.04233		5	0	0	0.0347	0.1	10	81%	53	120	0%	
Benzo(b)fluoranthene	A	ug/L	4.57483	4.57483		5	0	0	0.0226	0.1	10	91%	53	126	0%	
Benzo(g,h,i)perylene	A	ug/L	4.21216	4.21216		5	0	0	0.0267	0.1	10	84%	44	128	0%	
Benzo(k)fluoranthene	A	ug/L	4.18199	4.18199		5	0	0	0.0295	0.1	10	84%	54	125	0%	
Chrysene	A	ug/L	4.5373	4.5373		5	0	0	0.0458	0.1	10	91%	57	120	0%	
Dibenzo(a,h)anthracene	A	ug/L	4.40427	4.40427		5	0	0	0.0367	0.1	10	88%	44	141	0%	
Fluoranthene	A	ug/L	4.13047	4.13047		5	0	0	0.0233	0.1	10	83%	58	120	0%	
Fluorene	A	ug/L	3.66044	3.66044		5	0	0	0.0225	0.1	10	73%	50	118	0%	
Indeno(1,2,3-cd)pyrene	A	ug/L	4.14593	4.14593		5	0	0	0.0491	0.1	10	83%	48	130	0%	
Naphthalene	A	ug/L	2.25871	2.25871		5	0	0	0.029	0.1	10	45%	43	114	0%	
Phenanthrene	A	ug/L	4.37426	4.37426		5	0	0	0.0295	0.1	10	87%	53	115	0%	
Pyrene	A	ug/L	4.32638	4.32638		5	0	0	0.0239	0.1	10	87%	53	121	0%	
1,4-Dichlorobenzene-d4	I	ug/L	40	40		0	0	0	0.1	0.1		0%			0%	
Acenaphthene-d10	I	ug/L	40	40		0	0	0	0.1	0.1		0%			0%	
Chrysene-d12	I	ug/L	40	40		0	0	0	0.1	0.1		0%			0%	
Naphthalene-d8	I	ug/L	40	40		0	0	0	0.1	0.1		0%			0%	
Perylene-d12	I	ug/L	40	40		0	0	0	0.1	0.1		0%			0%	
Phenanthrene-d10	I	ug/L	40	40		0	0	0	0.1	0.1	10	0%			0%	
2-Fluorobiphenyl	S	ug/L	2.87852	2.87852		5	0	0	0.0444	0.1	10	58%	53	106	0%	
Nitrobenzene-d5	S	ug/L	3.25486	3.25486		5	0	0	0.0523	0.1	10	65%	55	111	0%	
Terphenyl-d14	S	ug/L	4.32907	4.32907		5	0	0	0.0563	0.1	10	87%	58	132	0%	
o-Terphenyl	X	ug/L	3.95448	3.95448		5	0	0	0.0654	0	0	79%	40	140	0%	

Seq No	Lab ID	Test Code	Sample Typ	File ID	Analysis Date	DF	Batch ID	Prep Date	SPKref	RPDref	pmoist
15060317	B22021435-017	SVOC-8270C-SI	SAMP	⁄5975.I\sh022822	2/28/2022 9:46:3	1	163957	2/23/2022 9:	0	0	

Analyte	T	Units	RAW	Final	Text	Spike	SPKref	RPDref	MDL	PQL	UQL	%REC	LOW	HIGH	%RPD	Q

Seq No	Lab ID	Test Code	Sample Typ	File ID	Analysis Date	DF	Batch ID	Prep Date	SPKref	RPDref	pmoist
15060317	B22021435-017	SVOC-8270C-SI	SAMP	⁄5975.I\sh022822	2/28/2022 9:46:3	1	163957	2/23/2022 9:	0	0	

Analyte	T	Units	RAW	Final	Text	Spike	SPKref	RPDref	MDL	PQL	UQL	%REC	LOW	HIGH	%RPD	Q
1-Methylnaphthalene	A	ug/L	0	0		0	0	0	0.0206	0.1	10	0%	0	0	0%	U
2-Methylnaphthalene	A	ug/L	0	0		0	0	0	0.0176	0.1	10	0%	0	0	0%	U
Acenaphthene	A	ug/L	0	0		0	0	0	0.0317	0.1	10	0%	0	0	0%	U
Acenaphthylene	A	ug/L	0	0		0	0	0	0.025	0.1	10	0%	0	0	0%	U
Anthracene	A	ug/L	0	0		0	0	0	0.0283	0.1	10	0%	0	0	0%	U
Benzo(a)anthracene	A	ug/L	0	0		0	0	0	0.0272	0.1	10	0%	0	0	0%	U
Benzo(a)pyrene	A	ug/L	0	0		0	0	0	0.0347	0.1	10	0%	0	0	0%	U
Benzo(b)fluoranthene	A	ug/L	0	0		0	0	0	0.0226	0.1	10	0%	0	0	0%	U
Benzo(g,h,i)perylene	A	ug/L	0	0		0	0	0	0.0267	0.1	10	0%	0	0	0%	U
Benzo(k)fluoranthene	A	ug/L	0	0		0	0	0	0.0295	0.1	10	0%	0	0	0%	U
Chrysene	A	ug/L	0	0		0	0	0	0.0458	0.1	10	0%	0	0	0%	U
Dibenzo(a,h)anthracene	A	ug/L	0	0		0	0	0	0.0367	0.1	10	0%	0	0	0%	U
Fluoranthene	A	ug/L	0	0		0	0	0	0.0233	0.1	10	0%	0	0	0%	U
Fluorene	A	ug/L	0	0		0	0	0	0.0225	0.1	10	0%	0	0	0%	U
Indeno(1,2,3-cd)pyrene	A	ug/L	0	0		0	0	0	0.0491	0.1	10	0%	0	0	0%	U
Naphthalene	A	ug/L	0	0		0	0	0	0.029	0.1	10	0%	0	0	0%	U
Phenanthrene	A	ug/L	0	0		0	0	0	0.0295	0.1	10	0%	0	0	0%	U
Pyrene	A	ug/L	0	0		0	0	0	0.0239	0.1	10	0%	0	0	0%	U
1,4-Dichlorobenzene-d4	I	ug/L	40	40		0	0	0	0.1	0.1		0%	0	0	0%	
Acenaphthene-d10	I	ug/L	40	40		0	0	0	0.1	0.1		0%	0	0	0%	
Chrysene-d12	I	ug/L	40	40		0	0	0	0.1	0.1		0%	0	0	0%	
Naphthalene-d8	I	ug/L	40	40		0	0	0	0.1	0.1		0%	0	0	0%	
Perylene-d12	I	ug/L	40	40		0	0	0	0.1	0.1		0%	0	0	0%	
Phenanthrene-d10	I	ug/L	40	40		0	0	0	0.1	0.1	10	0%	0	0	0%	E
o-Terphenyl	X	ug/L	0	0		200	0	0	0.0654	0	0	0%	40	140	0%	US

Seq No	Lab ID	Test Code	Sample Typ	File ID	Analysis Date	DF	Batch ID	Prep Date	SPKref	RPDref	pmoist
15060318	B22021435-022	SVOC-8270C-SI	SAMP	⁄5975.I\sh022822	2/28/2022 10:18:	1	163957	2/23/2022 9:	0	0	

Analyte	T	Units	RAW	Final	Text	Spike	SPKref	RPDref	MDL	PQL	UQL	%REC	LOW	HIGH	%RPD	Q
1-Methylnaphthalene	A	ug/L	0	0		0	0	0	0.0206	0.1	10	0%	0	0	0%	U
2-Methylnaphthalene	A	ug/L	0	0		0	0	0	0.0176	0.1	10	0%	0	0	0%	U
Acenaphthene	A	ug/L	0	0		0	0	0	0.0317	0.1	10	0%	0	0	0%	U
Acenaphthylene	A	ug/L	0	0		0	0	0	0.025	0.1	10	0%	0	0	0%	U
Anthracene	A	ug/L	0	0		0	0	0	0.0283	0.1	10	0%	0	0	0%	U

Seq No	Lab ID	Test Code	Sample Typ	File ID	Analysis Date	DF	Batch ID	Prep Date	SPKref	RPDref	pmoist
15060318	B22021435-022	SVOC-8270C-SI	SAMP	√5975.I\sh022822	2/28/2022 10:18:	1	163957	2/23/2022 9:	0	0	

Analyte	T	Units	RAW	Final	Text	Spike	SPKref	RPDref	MDL	PQL	UQL	%REC	LOW	HIGH	%RPD	Q
Benzo(a)anthracene	A	ug/L	0	0		0	0	0	0.0272	0.1	10	0%	0	0	0%	U
Benzo(a)pyrene	A	ug/L	0	0		0	0	0	0.0347	0.1	10	0%	0	0	0%	U
Benzo(b)fluoranthene	A	ug/L	0	0		0	0	0	0.0226	0.1	10	0%	0	0	0%	U
Benzo(g,h,i)perylene	A	ug/L	0	0		0	0	0	0.0267	0.1	10	0%	0	0	0%	U
Benzo(k)fluoranthene	A	ug/L	0	0		0	0	0	0.0295	0.1	10	0%	0	0	0%	U
Chrysene	A	ug/L	0	0		0	0	0	0.0458	0.1	10	0%	0	0	0%	U
Dibenzo(a,h)anthracene	A	ug/L	0	0		0	0	0	0.0367	0.1	10	0%	0	0	0%	U
Fluoranthene	A	ug/L	0	0		0	0	0	0.0233	0.1	10	0%	0	0	0%	U
Fluorene	A	ug/L	0	0		0	0	0	0.0225	0.1	10	0%	0	0	0%	U
Indeno(1,2,3-cd)pyrene	A	ug/L	0	0		0	0	0	0.0491	0.1	10	0%	0	0	0%	U
Naphthalene	A	ug/L	0	0		0	0	0	0.029	0.1	10	0%	0	0	0%	U
Phenanthrene	A	ug/L	0	0		0	0	0	0.0295	0.1	10	0%	0	0	0%	U
Pyrene	A	ug/L	0	0		0	0	0	0.0239	0.1	10	0%	0	0	0%	U
1,4-Dichlorobenzene-d4	I	ug/L	40	40		0	0	0	0.1	0.1		0%	0	0	0%	
Acenaphthene-d10	I	ug/L	40	40		0	0	0	0.1	0.1		0%	0	0	0%	
Chrysene-d12	I	ug/L	40	40		0	0	0	0.1	0.1		0%	0	0	0%	
Naphthalene-d8	I	ug/L	40	40		0	0	0	0.1	0.1		0%	0	0	0%	
Perylene-d12	I	ug/L	40	40		0	0	0	0.1	0.1		0%	0	0	0%	
Phenanthrene-d10	I	ug/L	40	40		0	0	0	0.1	0.1	10	0%	0	0	0%	E
o-Terphenyl	X	ug/L	0	0		200	0	0	0.0654	0	0	0%	40	140	0%	US

Seq No	Lab ID	Test Code	Sample Typ	File ID	Analysis Date	DF	Batch ID	Prep Date	SPKref	RPDref	pmoist
15060319	B22021435-027	SVOC-8270C-SI	SAMP	√5975.I\sh022822	2/28/2022 10:51:	1	163957	2/23/2022 9:	0	0	

Analyte	T	Units	RAW	Final	Text	Spike	SPKref	RPDref	MDL	PQL	UQL	%REC	LOW	HIGH	%RPD	Q
1-Methylnaphthalene	A	ug/L	0	0		0	0	0	0.0206	0.1	10	0%	0	0	0%	U
2-Methylnaphthalene	A	ug/L	0	0		0	0	0	0.0176	0.1	10	0%	0	0	0%	U
Acenaphthene	A	ug/L	0	0		0	0	0	0.0317	0.1	10	0%	0	0	0%	U
Acenaphthylene	A	ug/L	0	0		0	0	0	0.025	0.1	10	0%	0	0	0%	U
Anthracene	A	ug/L	0	0		0	0	0	0.0283	0.1	10	0%	0	0	0%	U
Benzo(a)anthracene	A	ug/L	0	0		0	0	0	0.0272	0.1	10	0%	0	0	0%	U
Benzo(a)pyrene	A	ug/L	0	0		0	0	0	0.0347	0.1	10	0%	0	0	0%	U
Benzo(b)fluoranthene	A	ug/L	0	0		0	0	0	0.0226	0.1	10	0%	0	0	0%	U
Benzo(g,h,i)perylene	A	ug/L	0	0		0	0	0	0.0267	0.1	10	0%	0	0	0%	U
Benzo(k)fluoranthene	A	ug/L	0	0		0	0	0	0.0295	0.1	10	0%	0	0	0%	U

Seq No	Lab ID	Test Code	Sample Typ	File ID	Analysis Date	DF	Batch ID	Prep Date	SPKref	RPDref	pmoist
15060319	B22021435-027	SVOC-8270C-SI	SAMP	⁄5975.I\sh022822	2/28/2022 10:51:	1	163957	2/23/2022 9:	0	0	

Analyte	T	Units	RAW	Final	Text	Spike	SPKref	RPDref	MDL	PQL	UQL	%REC	LOW	HIGH	%RPD	Q
Chrysene	A	ug/L	0	0		0	0	0	0.0458	0.1	10	0%	0	0	0%	U
Dibenzo(a,h)anthracene	A	ug/L	0	0		0	0	0	0.0367	0.1	10	0%	0	0	0%	U
Fluoranthene	A	ug/L	0	0		0	0	0	0.0233	0.1	10	0%	0	0	0%	U
Fluorene	A	ug/L	0	0		0	0	0	0.0225	0.1	10	0%	0	0	0%	U
Indeno(1,2,3-cd)pyrene	A	ug/L	0	0		0	0	0	0.0491	0.1	10	0%	0	0	0%	U
Naphthalene	A	ug/L	0	0		0	0	0	0.029	0.1	10	0%	0	0	0%	U
Phenanthrene	A	ug/L	0	0		0	0	0	0.0295	0.1	10	0%	0	0	0%	U
Pyrene	A	ug/L	0	0		0	0	0	0.0239	0.1	10	0%	0	0	0%	U
1,4-Dichlorobenzene-d4	I	ug/L	40	40		0	0	0	0.1	0.1		0%	0	0	0%	
Acenaphthene-d10	I	ug/L	40	40		0	0	0	0.1	0.1		0%	0	0	0%	
Chrysene-d12	I	ug/L	40	40		0	0	0	0.1	0.1		0%	0	0	0%	
Naphthalene-d8	I	ug/L	40	40		0	0	0	0.1	0.1		0%	0	0	0%	
Perylene-d12	I	ug/L	40	40		0	0	0	0.1	0.1		0%	0	0	0%	
Phenanthrene-d10	I	ug/L	40	40		0	0	0	0.1	0.1	10	0%	0	0	0%	E
o-Terphenyl	X	ug/L	0	0		200	0	0	0.0654	0	0	0%	40	140	0%	US

Seq No	Lab ID	Test Code	Sample Typ	File ID	Analysis Date	DF	Batch ID	Prep Date	SPKref	RPDref	pmoist
15060320	B22021435-032	SVOC-8270C-SI	SAMP	⁄5975.I\sh022822	2/28/2022 11:24:	1	163957	2/23/2022 9:	0	0	

Analyte	T	Units	RAW	Final	Text	Spike	SPKref	RPDref	MDL	PQL	UQL	%REC	LOW	HIGH	%RPD	Q
1-Methylnaphthalene	A	ug/L	0	0		0	0	0	0.0206	0.1	10	0%	0	0	0%	U
2-Methylnaphthalene	A	ug/L	0	0		0	0	0	0.0176	0.1	10	0%	0	0	0%	U
Acenaphthene	A	ug/L	0	0		0	0	0	0.0317	0.1	10	0%	0	0	0%	U
Acenaphthylene	A	ug/L	0	0		0	0	0	0.025	0.1	10	0%	0	0	0%	U
Anthracene	A	ug/L	0	0		0	0	0	0.0283	0.1	10	0%	0	0	0%	U
Benzo(a)anthracene	A	ug/L	0.0582	0.0582		0	0	0	0.0272	0.1	10	0%	0	0	0%	J
Benzo(a)pyrene	A	ug/L	0.06871	0.06871		0	0	0	0.0347	0.1	10	0%	0	0	0%	J
Benzo(b)fluoranthene	A	ug/L	0.12359	0.12359		0	0	0	0.0226	0.1	10	0%	0	0	0%	
Benzo(g,h,i)perylene	A	ug/L	0.13799	0.13799		0	0	0	0.0267	0.1	10	0%	0	0	0%	
Benzo(k)fluoranthene	A	ug/L	0.10434	0.10434		0	0	0	0.0295	0.1	10	0%	0	0	0%	
Chrysene	A	ug/L	0.03461	0		0	0	0	0.0458	0.1	10	0%	0	0	0%	U
Dibenzo(a,h)anthracene	A	ug/L	0.11552	0.11552		0	0	0	0.0367	0.1	10	0%	0	0	0%	
Fluoranthene	A	ug/L	0	0		0	0	0	0.0233	0.1	10	0%	0	0	0%	U
Fluorene	A	ug/L	0	0		0	0	0	0.0225	0.1	10	0%	0	0	0%	U
Indeno(1,2,3-cd)pyrene	A	ug/L	0.12378	0.12378		0	0	0	0.0491	0.1	10	0%	0	0	0%	

Seq No	Lab ID	Test Code	Sample Typ	File ID	Analysis Date	DF	Batch ID	Prep Date	SPKref	RPDref	pmoist
15060320	B22021435-032	SVOC-8270C-SI	SAMP	⁄5975.I\sh022822	2/28/2022 11:24:	1	163957	2/23/2022 9:	0	0	

Analyte	T	Units	RAW	Final	Text	Spike	SPKref	RPDref	MDL	PQL	UQL	%REC	LOW	HIGH	%RPD	Q
Naphthalene	A	ug/L	0	0		0	0	0	0.029	0.1	10	0%	0	0	0%	U
Phenanthrene	A	ug/L	0	0		0	0	0	0.0295	0.1	10	0%	0	0	0%	U
Pyrene	A	ug/L	0	0		0	0	0	0.0239	0.1	10	0%	0	0	0%	U
1,4-Dichlorobenzene-d4	I	ug/L	40	40		0	0	0	0.1	0.1		0%	0	0	0%	
Acenaphthene-d10	I	ug/L	40	40		0	0	0	0.1	0.1		0%	0	0	0%	
Chrysene-d12	I	ug/L	40	40		0	0	0	0.1	0.1		0%	0	0	0%	
Naphthalene-d8	I	ug/L	40	40		0	0	0	0.1	0.1		0%	0	0	0%	
Perylene-d12	I	ug/L	40	40		0	0	0	0.1	0.1		0%	0	0	0%	
Phenanthrene-d10	I	ug/L	40	40		0	0	0	0.1	0.1	10	0%	0	0	0%	E
o-Terphenyl	X	ug/L	0	0		200	0	0	0.0654	0	0	0%	40	140	0%	US

Seq No	Lab ID	Test Code	Sample Typ	File ID	Analysis Date	DF	Batch ID	Prep Date	SPKref	RPDref	pmoist
15060321	28-Feb-22_CCV	SVOC-8270C-SI	CCV	⁄5975.I\sh022822	2/28/2022 11:56:	1	R375360		0	0	

Analyte	T	Units	RAW	Final	Text	Spike	SPKref	RPDref	MDL	PQL	UQL	%REC	LOW	HIGH	%RPD	Q
1-Methylnaphthalene	A	ug/L	2.05532	2.05532		2	0	0	0.0206	0.1	10	103%	50	150	0%	
2-Methylnaphthalene	A	ug/L	2.10546	2.10546		2	0	0	0.0176	0.1	10	105%	50	150	0%	
Acenaphthene	A	ug/L	1.94615	1.94615		2	0	0	0.0317	0.1	10	97%	50	150	0%	
Acenaphthylene	A	ug/L	1.92812	1.92812		2	0	0	0.025	0.1	10	96%	50	150	0%	
Anthracene	A	ug/L	1.95467	1.95467		2	0	0	0.0283	0.1	10	98%	50	150	0%	
Benzo(a)anthracene	A	ug/L	1.97238	1.97238		2	0	0	0.0272	0.1	10	99%	50	150	0%	
Benzo(a)pyrene	A	ug/L	1.89115	1.89115		2	0	0	0.0347	0.1	10	95%	50	150	0%	
Benzo(b)fluoranthene	A	ug/L	1.86222	1.86222		2	0	0	0.0226	0.1	10	93%	50	150	0%	
Benzo(g,h,i)perylene	A	ug/L	1.74304	1.74304		2	0	0	0.0267	0.1	10	87%	50	150	0%	
Benzo(k)fluoranthene	A	ug/L	1.82935	1.82935		2	0	0	0.0295	0.1	10	91%	50	150	0%	
Chrysene	A	ug/L	2.02532	2.02532		2	0	0	0.0458	0.1	10	101%	50	150	0%	
Dibenzo(a,h)anthracene	A	ug/L	1.90995	1.90995		2	0	0	0.0367	0.1	10	95%	50	150	0%	
Fluoranthene	A	ug/L	1.90728	1.90728		2	0	0	0.0233	0.1	10	95%	50	150	0%	
Fluorene	A	ug/L	1.84764	1.84764		2	0	0	0.0225	0.1	10	92%	50	150	0%	
Indeno(1,2,3-cd)pyrene	A	ug/L	1.90596	1.90596		2	0	0	0.0491	0.1	10	95%	50	150	0%	
Naphthalene	A	ug/L	1.94528	1.94528		2	0	0	0.029	0.1	10	97%	50	150	0%	
Phenanthrene	A	ug/L	2.00761	2.00761		2	0	0	0.0295	0.1	10	100%	50	150	0%	
Pyrene	A	ug/L	1.83792	1.83792		2	0	0	0.0239	0.1	10	92%	50	150	0%	
1,4-Dichlorobenzene-d4	I	ug/L	40	40		0	0	0	0.1	0.1		0%	50	150	0%	
Acenaphthene-d10	I	ug/L	40	40		0	0	0	0.1	0.1		0%	50	150	0%	

Seq No	Lab ID	Test Code	Sample Typ	File ID	Analysis Date	DF	Batch ID	Prep Date	SPKref	RPDref	pmoist
15060321	28-Feb-22_CCV	SVOC-8270C-SI	CCV	⁄5975.I\sh022822	2/28/2022 11:56:	1	R375360		0	0	

Analyte	T	Units	RAW	Final	Text	Spike	SPKref	RPDref	MDL	PQL	UQL	%REC	LOW	HIGH	%RPD	Q
Chrysene-d12	I	ug/L	40	40		0	0	0	0.1	0.1		0%	50	150	0%	
Naphthalene-d8	I	ug/L	40	40		0	0	0	0.1	0.1		0%	50	150	0%	
Perylene-d12	I	ug/L	40	40		0	0	0	0.1	0.1		0%	50	150	0%	
Phenanthrene-d10	I	ug/L	40	40		0	0	0	0.1	0.1	10	0%	50	150	0%	
2-Fluorobiphenyl	S	ug/L	1.79531	1.79531		2	0	0	0.0444	0.1	10	90%	50	150	0%	
Nitrobenzene-d5	S	ug/L	2.42878	2.42878		2	0	0	0.0523	0.1	10	121%	50	150	0%	
Terphenyl-d14	S	ug/L	1.86935	1.86935		2	0	0	0.0563	0.1	10	93%	50	150	0%	
o-Terphenyl	X	ug/L	1.91538	1.91538		2	0	0	0.0654	0	0	96%	50	150	0%	

Write Sequence | Insert Entries(Have the first cell for entries selected)

File Name	Sample Name	Line No.	Test Code	Multiplier	Divisor	Method Name
Feb2801.d	28-Feb-22_TUNE_1	1		1	1	5975Tune.M
Feb2802.d	28-Feb-22_CAL_7	2	SVOC-8270-W-LLPAH	1	1	5975BNASIM.M
Feb2803.d	28-Feb-22_CAL_6	3	SVOC-8270-W-LLPAH	1	1	5975BNASIM.M
Feb2804.d	28-Feb-22_CAL_5	4	SVOC-8270-W-LLPAH	1	1	5975BNASIM.M
Feb2805.d	28-Feb-22_CAL_4	5	SVOC-8270-W-LLPAH	1	1	5975BNASIM.M
Feb2806.d	28-Feb-22_CAL_3	6	SVOC-8270-W-LLPAH	1	1	5975BNASIM.M
Feb2807.d	28-Feb-22_CAL_2	7	SVOC-8270-W-LLPAH	1	1	5975BNASIM.M
Feb2808.d	28-Feb-22_CAL_1	8	SVOC-8270-W-LLPAH	1	1	5975BNASIM.M
Feb2809.d	28-Feb-22_CCV_9	9	SVOC-8270-W-LLPAH	1	1	5975BNASIM.M
Feb2810.d	28-Feb-22_ISTBLK_10	10	SVOC-8270-W-LLPAH	1	1	5975BNASIM.M
Feb2811.d	MB-163957	11	SVOC-8270C-SIM-W-LLPA	1	1	5975BNASIM.M
Feb2812.d	LLCS-163957	12	SVOC-8270C-SIM-W-LLPA	1	1	5975BNASIM.M
Feb2813.d	LLCSD-163957	13	SVOC-8270C-SIM-W-LLPA	1	1	5975BNASIM.M
Feb2814.d	B22021435-001C	14	SVOC-8270C-SIM-W-LLPA	1	1	5975BNASIM.M
Feb2815.d	B22021435-006C	15	SVOC-8270C-SIM-W-LLPA	1	1	5975BNASIM.M
Feb2816.d	B22021435-007A	16	SVOC-8270C-SIM-W-LLPA	1	1	5975BNASIM.M
Feb2817.d	B22021435-007ALMS	17	SVOC-8270C-SIM-W-LLPA	1	1	5975BNASIM.M
Feb2818.d	B22021435-012C	18	SVOC-8270C-SIM-W-LLPA	1	1	5975BNASIM.M
Feb2819.d	B22021435-012CLMS	19	SVOC-8270C-SIM-W-LLPA	1	1	5975BNASIM.M
Feb2820.d	B22021435-017C	20	SVOC-8270C-SIM-W-LLPA	1	1	5975BNASIM.M
Feb2821.d	B22021435-022C	21	SVOC-8270C-SIM-W-LLPA	1	1	5975BNASIM.M
Feb2822.d	B22021435-027C	22	SVOC-8270C-SIM-W-LLPA	1	1	5975BNASIM.M
Feb2823.d	B22021435-032C	23	SVOC-8270C-SIM-W-LLPA	1	1	5975BNASIM.M
Feb2824.d	28-Feb-22_CCV_24	24	SVOC-8270C-SIM-W-LLPA	1	1	5975BNASIM.M
Feb2825.d	28-Feb-22_TUNE_25	25		1	1	5975Tune.M
Feb2826.d	28-Feb-22_CCV_26	24	SVOC-8270-W-LLPAH	1	1	5975BNASIM.M
Feb2827.d	28-Feb-22_ISTBLK_27	27	SVOC-8270-W-LLPAH	1	1	5975BNASIM.M
Feb2828.d	MB-164083-163936-163809	28	SVOC-8270-W-LLPAH	1	1	5975BNASIM.M
Feb2829.d	MB-164083-163936-163809	29	SVOC-8270-W-LLPAH	20	1	5975BNASIM.M
Feb2830.d	LCS-164083-163936-163809	30	SVOC-8270-W-LLPAH	20	1	5975BNASIM.M
Feb2831.d	B22020866-001D	31	SVOC-8270-W-LLPAH	20	1	5975BNASIM.M
Feb2832.d	B22020866-001DMS	32	SVOC-8270-W-LLPAH	20	1	5975BNASIM.M
Feb2833.d	B22020866-001DMSD	33	SVOC-8270-W-LLPAH	20	1	5975BNASIM.M
Feb2834.d	B22020920-003D	34	SVOC-8270-W-LLPAH	1	1	5975BNASIM.M
Feb2835.d	B22020920-003D	35	SVOC-8270-W-LLPAH	20	1	5975BNASIM.M

Tune Evaluation Report

Data Path:	\\MASSHUNTER\Org\Data\SV5975.I\sh022822\1 e8270c bna SIM\Feb2801.D
Acq on:	2/28/2022 11:11:52 AM
Operator:	LIMS import
Sample:	28-Feb-22_TUNE_1
Inst Name:	GCMS
ALS Vial:	1
Method:	\\MASSHUNTER\Org\Data\SV5975.I\Methods\DFTPP5975625.m

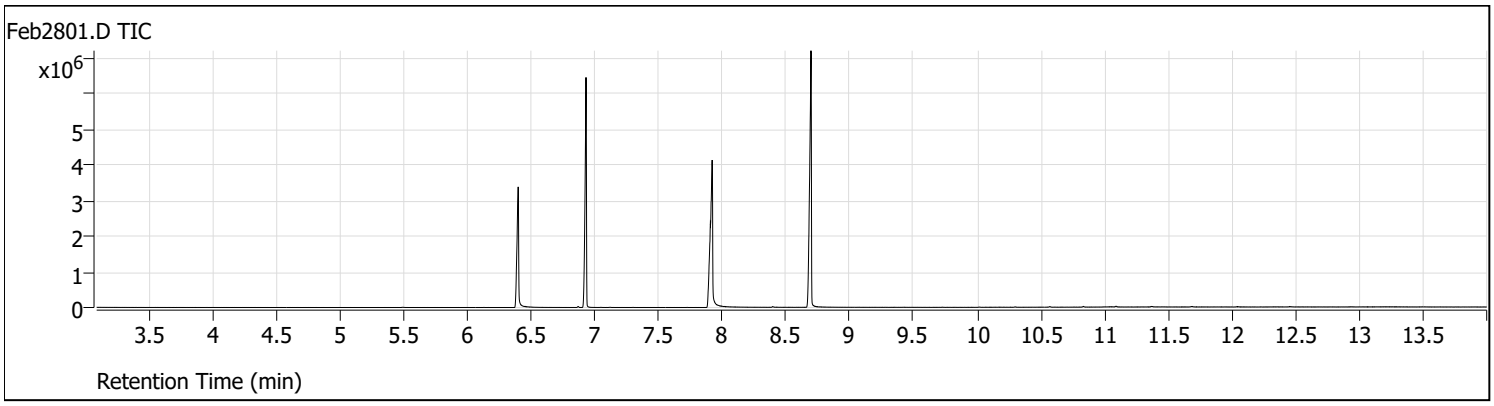

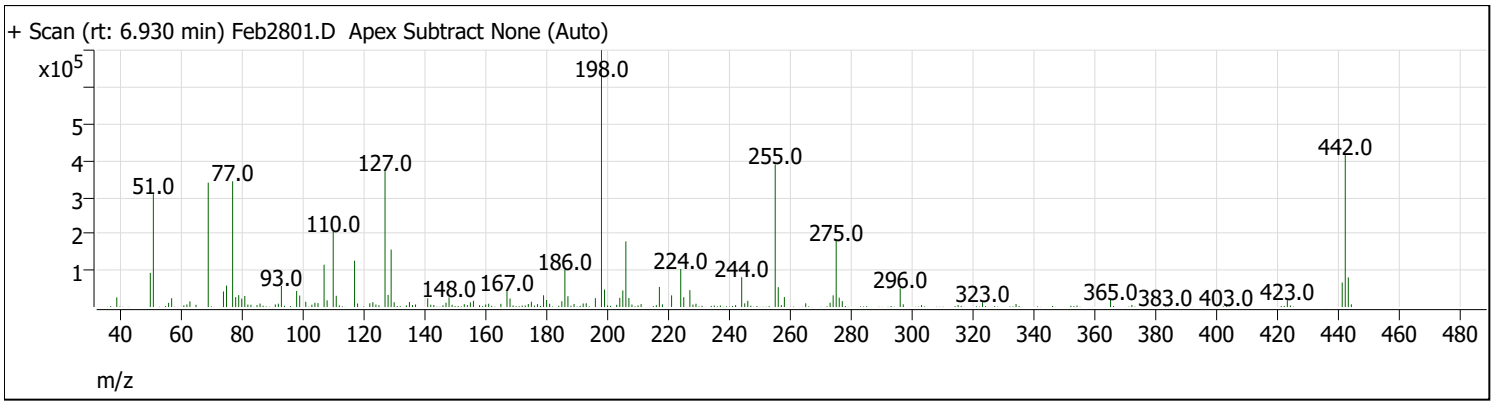

Target Mass	Rel. To Mass	Lower Limit%	Upper Limit%	Rel. Abn%	Raw Abn	Pass/Fail
51	198	30	60	43.9	309056	Pass
68	69	0	2	0.0	0	Pass
70	69	0	2	0.5	1846	Pass
127	198	40	60	52.9	372096	Pass
197	198	0	1	0.0	0	Pass
198	198	100	100	100.0	703360	Pass
199	198	5	9	6.8	47904	Pass
275	198	10	30	25.7	180736	Pass
365	198	1	100	2.8	19872	Pass
441	443	1E-10	150	83.0	67312	Pass
442	198	40	100	59.2	416064	Pass
443	442	17	23	19.5	81136	Pass
69	69	100	100	100.0	340864	Pass

Tune Evaluation Report

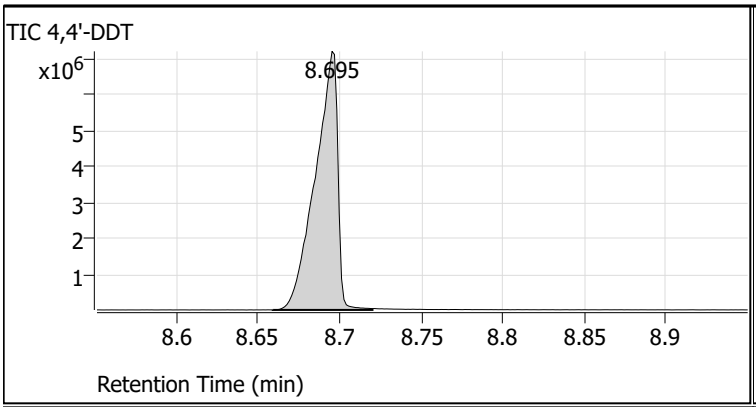

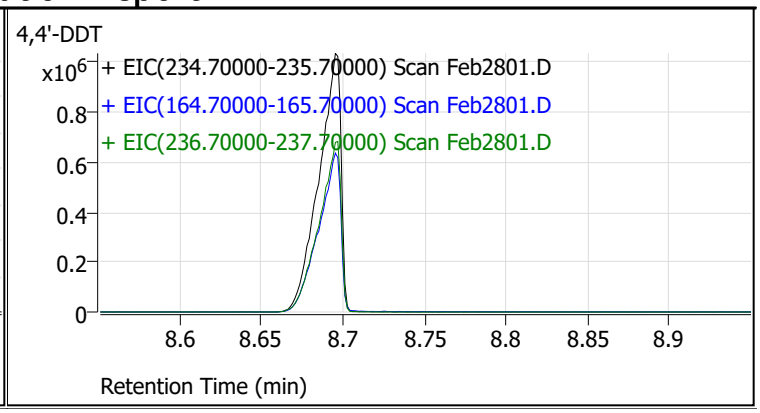

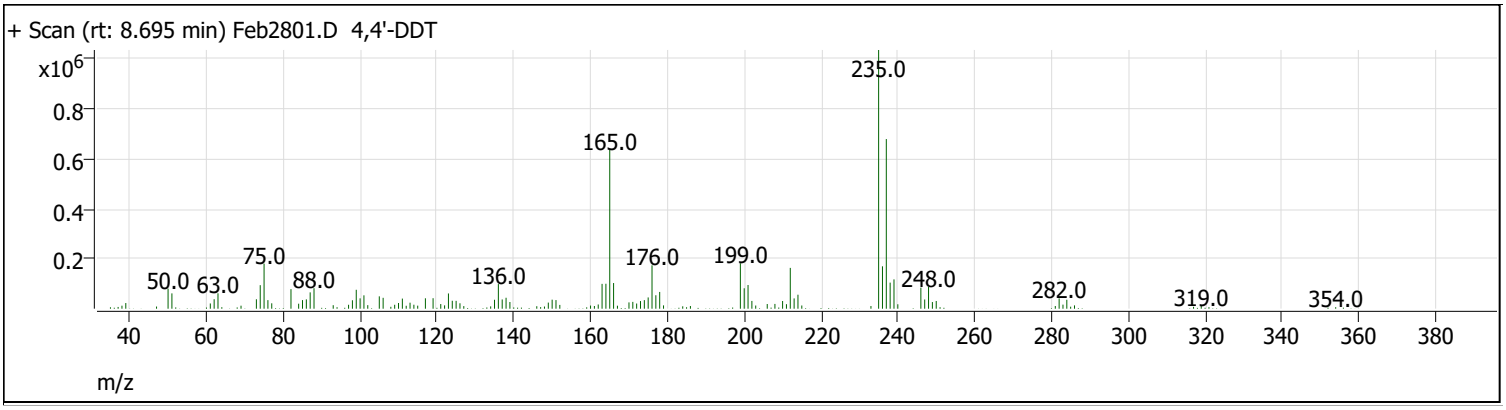

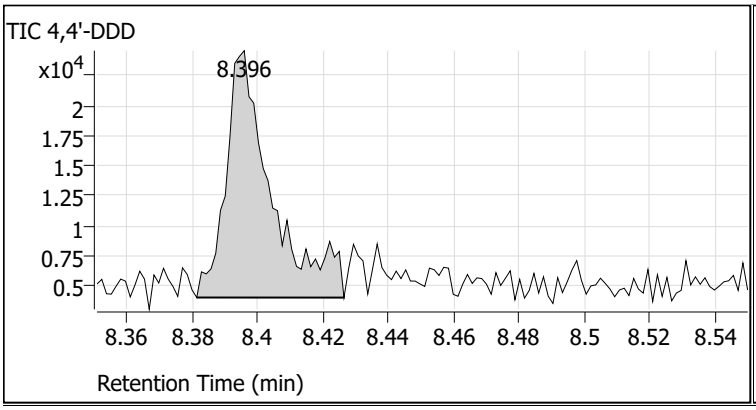

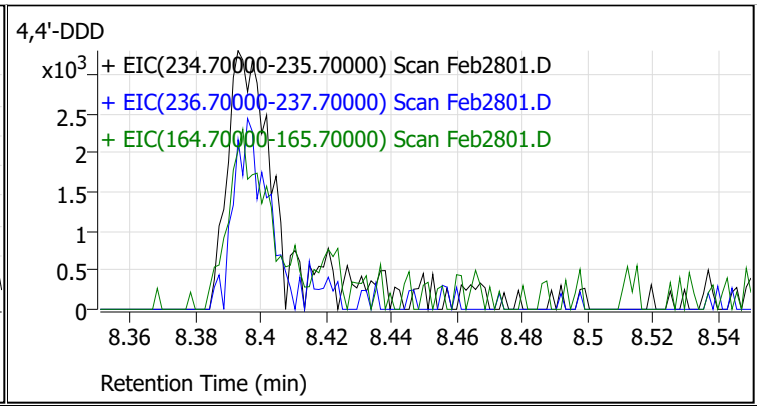

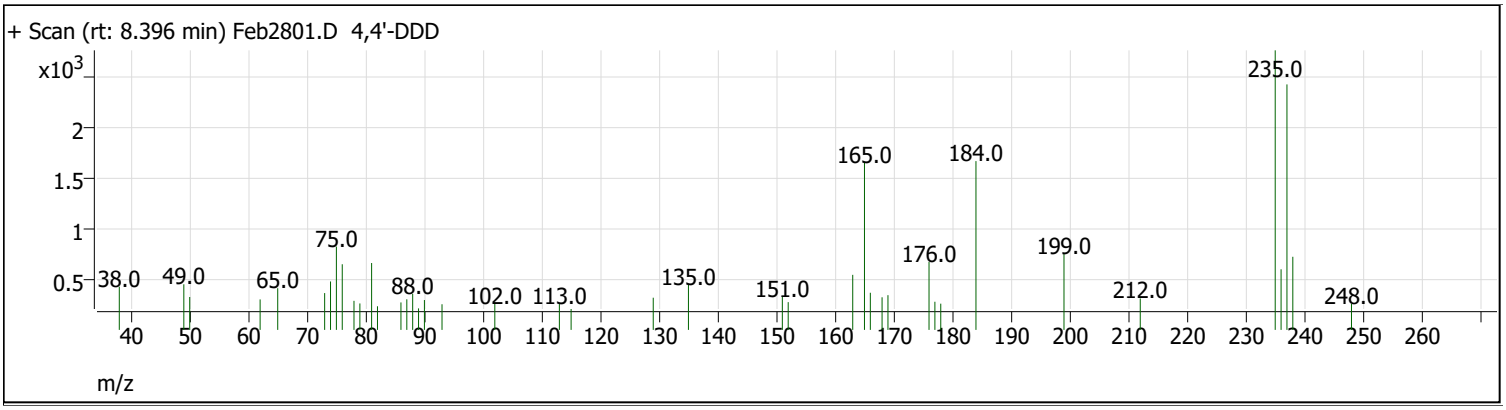

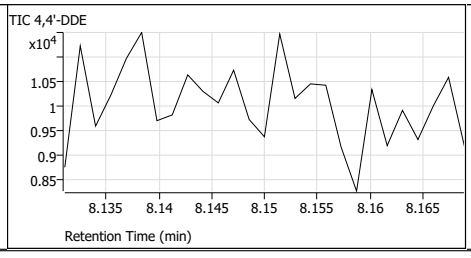

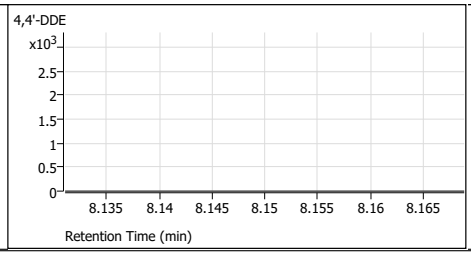

Tune Evaluation Report

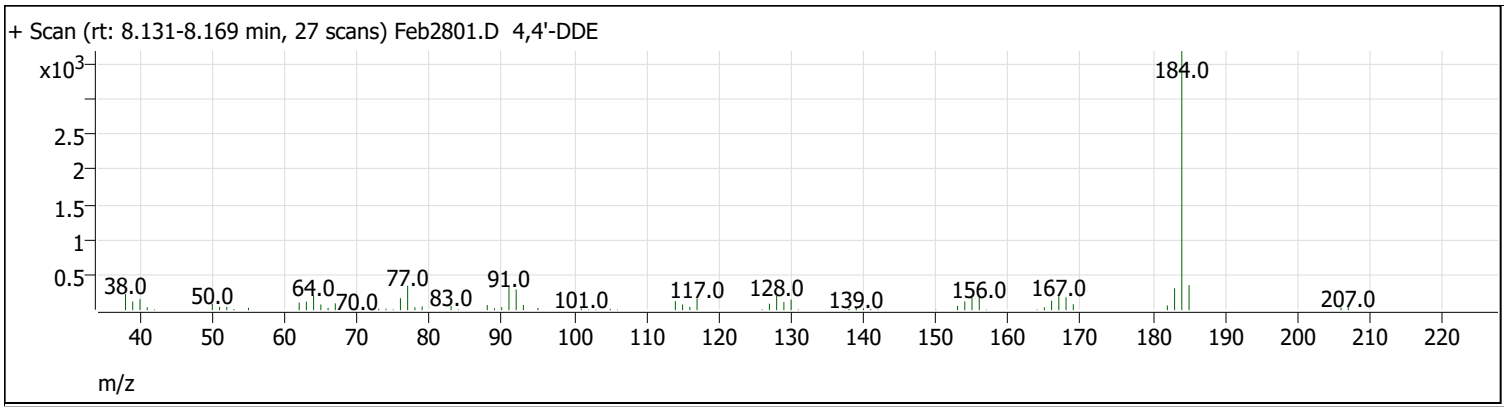

Compound Name	Expected RT	Observed RT	TIC Area	Breakdown %	Pass/Fail
4,4'-DDT	8.750	8.695	6859041	0.3	Pass
4,4'-DDD	8.450	8.396	19774		
4,4'-DDE	8.150	0.000	0		

Tune Evaluation Report

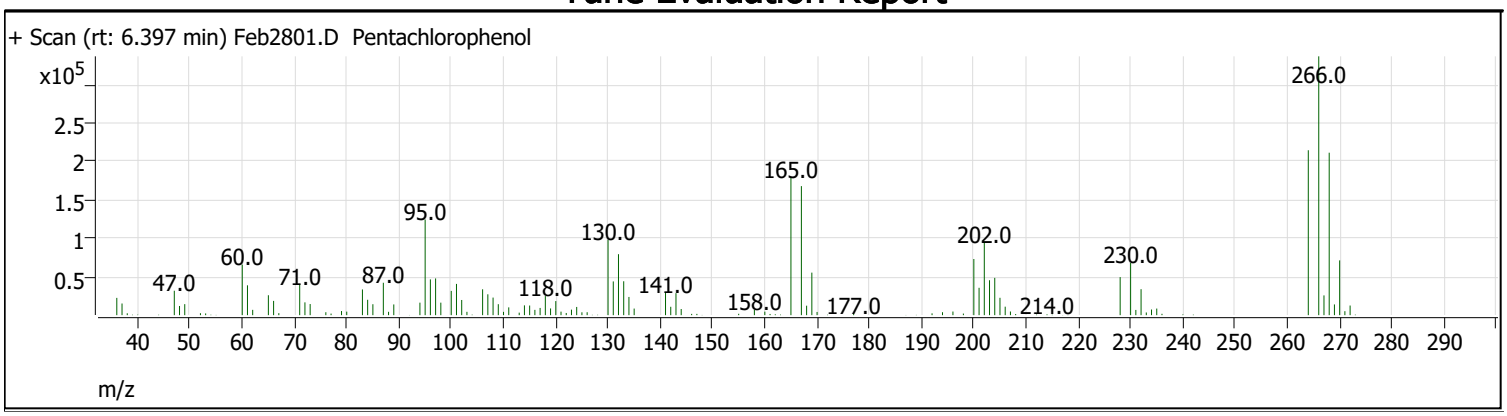

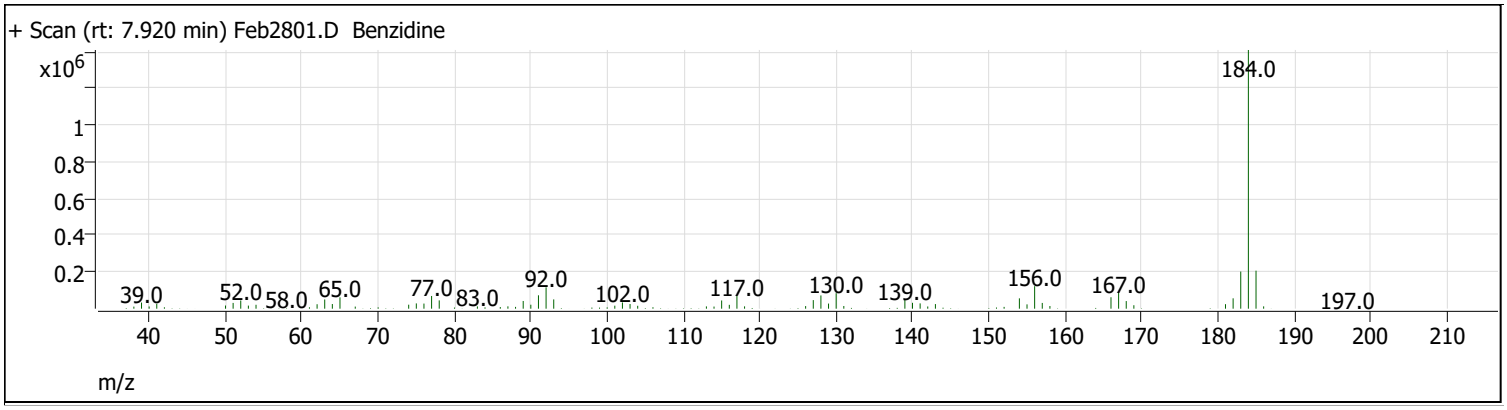

Compound Name	Expected RT	Observed RT	Tailing Factor	PGF	Pass/Fail
Pentachlorophenol	6.800	6.397	0.4	2.8	Pass
Benzidine	8.400	7.920	0.2	2.0	Pass

Calibration Report

Batch Path	\\MASSHUNTER\Org\Data\SV5975.I\sh022822\1 e8270c bna SIM\QuantResults\022822 bna SIM 1.batch.bin		
Analysis Time	3/1/2022 9:37 AM	**Analyst Name**	BL2000\jheine
Report Time	3/1/2022 10:32:11 AM	**Reporter Name**	BL2000\jheine
Last Calib Update	2/28/2022 5:36 PM	**Batch State**	Processed
Quant Batch Version	10.0	**Quant Report Version**	10.0

Nitrobenzene-d5 %RSE =

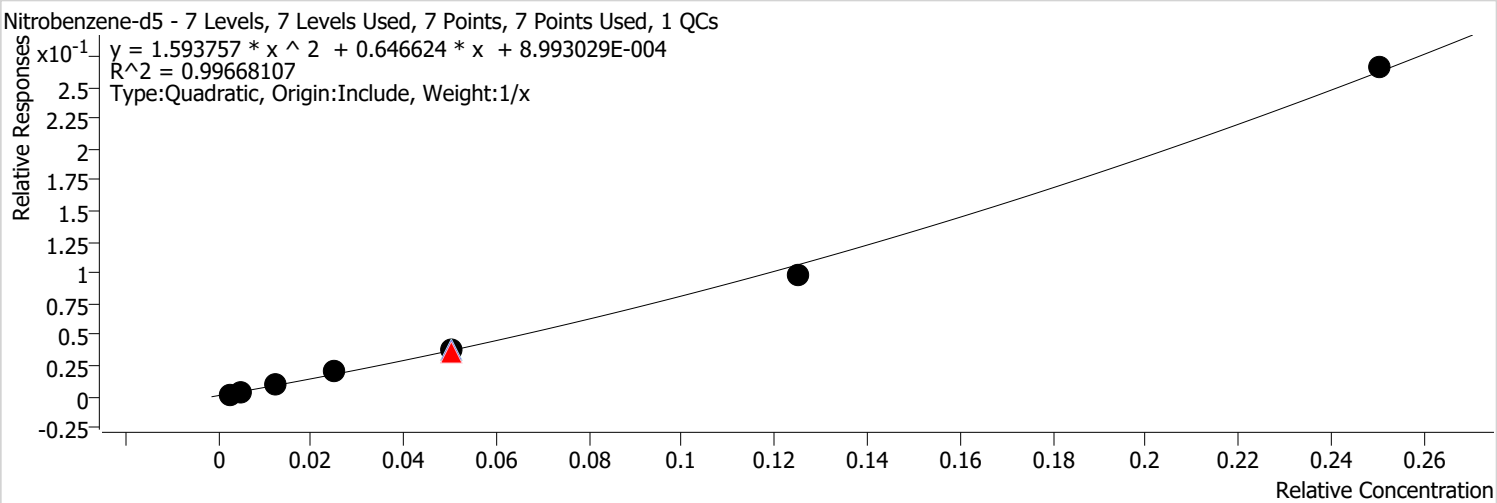

Calibration STD Path	Cal Type	Level	Enabled	Resp.	Exp. Conc	Resp. Factor	Level RSD
\\MASSHUNTER\Org\Data\SV5975.I\sh022822\1 e8270c bna SIM\Feb2808.D	Calibration	1	x	399	0.1000	0.9491	
\\MASSHUNTER\Org\Data\SV5975.I\sh022822\1 e8270c bna SIM\Feb2807.D	Calibration	2	x	675	0.2000	0.7545	
\\MASSHUNTER\Org\Data\SV5975.I\sh022822\1 e8270c bna SIM\Feb2806.D	Calibration	3	x	1769	0.5000	0.7575	
\\MASSHUNTER\Org\Data\SV5975.I\sh022822\1 e8270c bna SIM\Feb2805.D	Calibration	4	x	4160	1.0000	0.8629	
\\MASSHUNTER\Org\Data\SV5975.I\sh021122\1 e8270c bna SIM\Feb1120.D	CC	CCV	x	11789	2.0000	0.7329	
\\MASSHUNTER\Org\Data\SV5975.I\sh022822\1 e8270c bna SIM\Feb2809.D	QC	ICV	x	7699	2.0000	0.7716	
\\MASSHUNTER\Org\Data\SV5975.I\sh022822\1 e8270c bna SIM\Feb2804.D	Calibration	5	x	8111	2.0000	0.7802	
\\MASSHUNTER\Org\Data\SV5975.I\sh022822\1 e8270c bna SIM\Feb2803.D	Calibration	6	x	21732	5.0000	0.7846	
\\MASSHUNTER\Org\Data\SV5975.I\sh022822\1 e8270c bna SIM\Feb2802.D	Calibration	7	x	62988	10.0000	1.0629	

Calibration Report

Batch Path	\\MASSHUNTER\Org\Data\SV5975.I\sh022822\1 e8270c bna SIM\QuantResults\022822 bna SIM 1.batch.bin		
Analysis Time	3/1/2022 9:37 AM	**Analyst Name**	BL2000\jheine
Report Time	3/1/2022 10:32:15 AM	**Reporter Name**	BL2000\jheine
Last Calib Update	2/28/2022 5:36 PM	**Batch State**	Processed
Quant Batch Version	10.0	**Quant Report Version**	10.0

Naphthalene %RSE = 9.7

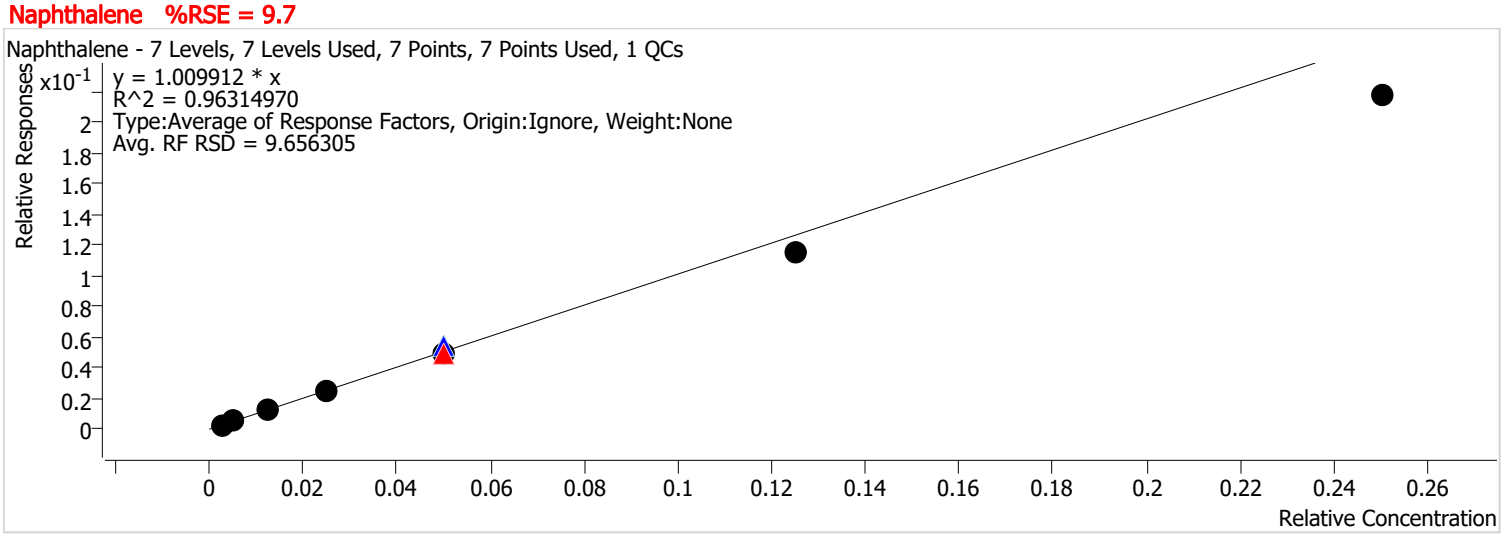

Calibration STD Path	Cal Type	Level	Enabled	Resp.	Exp. Conc	Resp. Factor	Level RSD
\\MASSHUNTER\Org\Data\SV5975.I\sh022822\1 e8270c bna SIM\Feb2808.D	Calibration	1	x	2294	0.1000	1.1661	
\\MASSHUNTER\Org\Data\SV5975.I\sh022822\1 e8270c bna SIM\Feb2807.D	Calibration	2	x	4270	0.2000	1.0708	
\\MASSHUNTER\Org\Data\SV5975.I\sh022822\1 e8270c bna SIM\Feb2806.D	Calibration	3	x	10356	0.5000	1.0366	
\\MASSHUNTER\Org\Data\SV5975.I\sh022822\1 e8270c bna SIM\Feb2805.D	Calibration	4	x	21497	1.0000	1.0186	
\\MASSHUNTER\Org\Data\SV5975.I\sh021122\1 e8270c bna SIM\Feb1120.D	CC	CCV	x	59244	2.0000	0.9723	
\\MASSHUNTER\Org\Data\SV5975.I\sh022822\1 e8270c bna SIM\Feb2809.D	QC	ICV	x	47707	2.0000	1.0851	
\\MASSHUNTER\Org\Data\SV5975.I\sh022822\1 e8270c bna SIM\Feb2804.D	Calibration	5	x	44192	2.0000	0.9853	
\\MASSHUNTER\Org\Data\SV5975.I\sh022822\1 e8270c bna SIM\Feb2803.D	Calibration	6	x	110932	5.0000	0.9242	
\\MASSHUNTER\Org\Data\SV5975.I\sh022822\1 e8270c bna SIM\Feb2802.D	Calibration	7	x	218016	10.0000	0.8677	

Batch Path	\\MASSHUNTER\Org\Data\SV5975.I\sh022822\1 e8270c bna SIM\QuantResults\022822 bna SIM 1.batch.bin		
Analysis Time	3/1/2022 9:37 AM	**Analyst Name**	BL2000\jheine
Report Time	3/1/2022 10:32:15 AM	**Reporter Name**	BL2000\jheine
Last Calib Update	2/28/2022 5:36 PM	**Batch State**	Processed
Quant Batch Version	10.0	**Quant Report Version**	10.0

2-Methylnaphthalene %RSE = 1.7

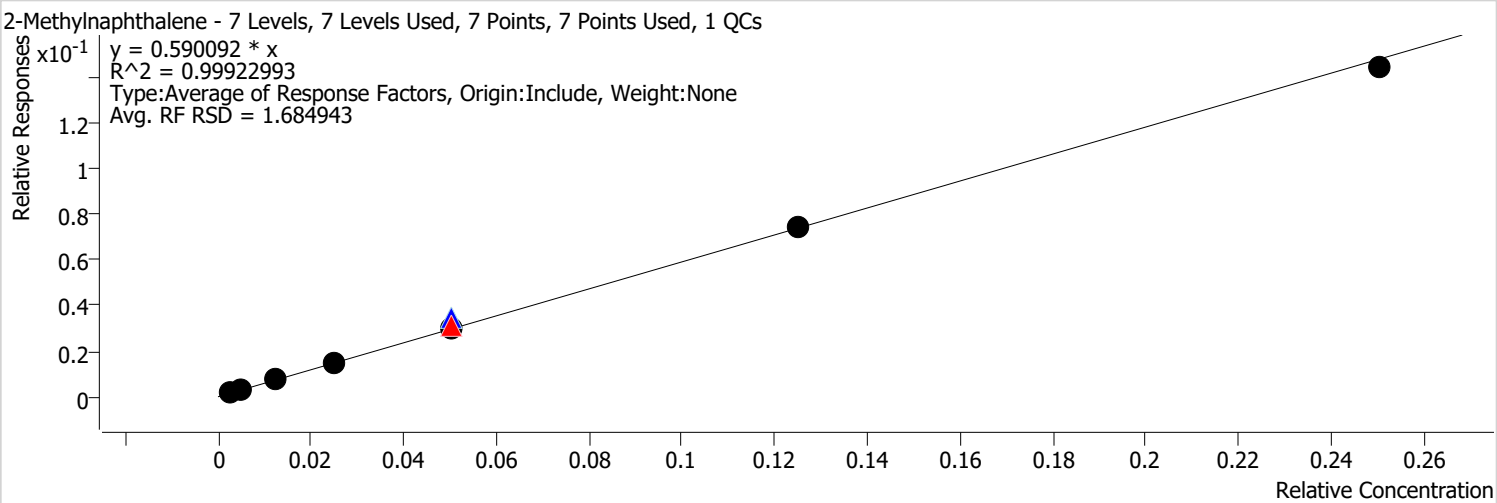

Calibration STD Path	Cal Type	Level	Enabled	Resp.	Exp. Conc	Resp. Factor	Level RSD
\\MASSHUNTER\Org\Data\SV5975.I\sh022822\1 e8270c bna SIM\Feb2808.D	Calibration	1	x	1185	0.1000	0.6025	
\\MASSHUNTER\Org\Data\SV5975.I\sh022822\1 e8270c bna SIM\Feb2807.D	Calibration	2	x	2347	0.2000	0.5886	
\\MASSHUNTER\Org\Data\SV5975.I\sh022822\1 e8270c bna SIM\Feb2806.D	Calibration	3	x	5804	0.5000	0.5809	
\\MASSHUNTER\Org\Data\SV5975.I\sh022822\1 e8270c bna SIM\Feb2805.D	Calibration	4	x	12463	1.0000	0.5905	
\\MASSHUNTER\Org\Data\SV5975.I\sh021122\1 e8270c bna SIM\Feb1120.D	CC	CCV	x	37468	2.0000	0.6150	
\\MASSHUNTER\Org\Data\SV5975.I\sh022822\1 e8270c bna SIM\Feb2809.D	QC	ICV	x	30895	2.0000	0.7027	
\\MASSHUNTER\Org\Data\SV5975.I\sh022822\1 e8270c bna SIM\Feb2804.D	Calibration	5	x	26987	2.0000	0.6017	
\\MASSHUNTER\Org\Data\SV5975.I\sh022822\1 e8270c bna SIM\Feb2803.D	Calibration	6	x	70933	5.0000	0.5910	
\\MASSHUNTER\Org\Data\SV5975.I\sh022822\1 e8270c bna SIM\Feb2802.D	Calibration	7	x	144579	10.0000	0.5754	

Batch Path	\\MASSHUNTER\Org\Data\SV5975.I\sh022822\1 e8270c bna SIM\QuantResults\022822 bna SIM 1.batch.bin		
Analysis Time	3/1/2022 9:37 AM	**Analyst Name**	BL2000\jheine
Report Time	3/1/2022 10:32:15 AM	**Reporter Name**	BL2000\jheine
Last Calib Update	2/28/2022 5:36 PM	**Batch State**	Processed
Quant Batch Version	10.0	**Quant Report Version**	10.0

1-Methylnaphthalene %RSE = 10.5

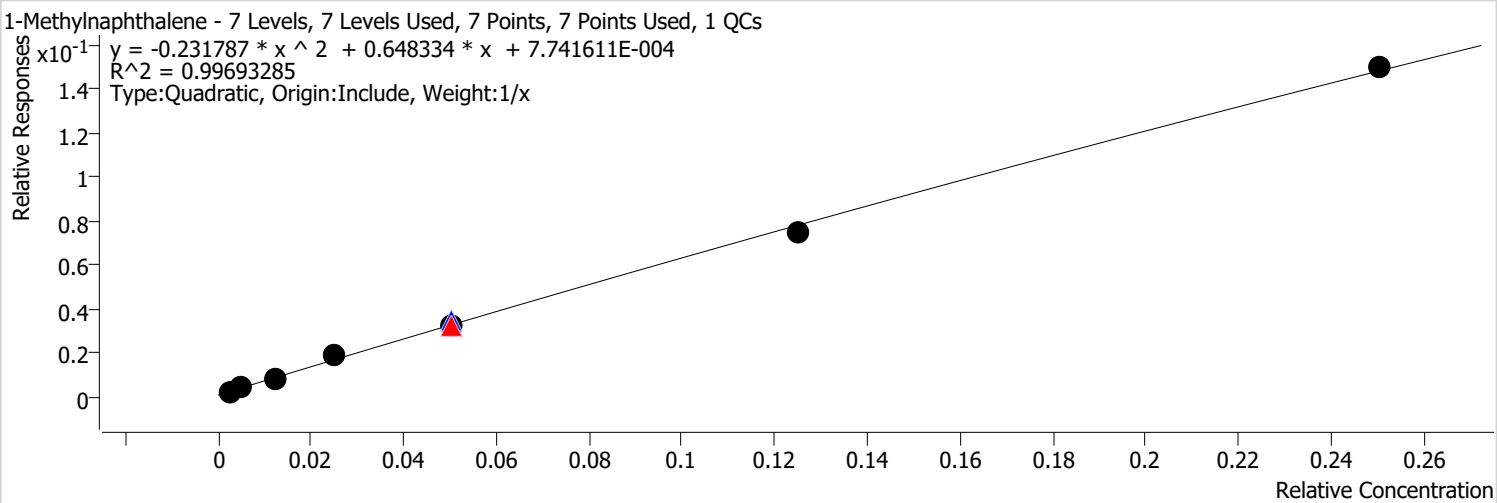

Calibration STD Path	Cal Type	Level	Enabled	Resp.	Exp. Conc	Resp. Factor	Level RSD
\\MASSHUNTER\Org\Data\SV5975.I\sh022822\1 e8270c bna SIM\Feb2808.D	Calibration	1	x	1823	0.1000	0.9266	
\\MASSHUNTER\Org\Data\SV5975.I\sh022822\1 e8270c bna SIM\Feb2807.D	Calibration	2	x	3238	0.2000	0.8120	
\\MASSHUNTER\Org\Data\SV5975.I\sh022822\1 e8270c bna SIM\Feb2806.D	Calibration	3	x	6382	0.5000	0.6388	
\\MASSHUNTER\Org\Data\SV5975.I\sh022822\1 e8270c bna SIM\Feb2805.D	Calibration	4	x	16434	1.0000	0.7787	
\\MASSHUNTER\Org\Data\SV5975.I\sh021122\1 e8270c bna SIM\Feb1120.D	CC	CCV	x	40129	2.0000	0.6586	
\\MASSHUNTER\Org\Data\SV5975.I\sh022822\1 e8270c bna SIM\Feb2809.D	QC	ICV	x	30561	2.0000	0.6952	
\\MASSHUNTER\Org\Data\SV5975.I\sh022822\1 e8270c bna SIM\Feb2804.D	Calibration	5	x	29573	2.0000	0.6594	
\\MASSHUNTER\Org\Data\SV5975.I\sh022822\1 e8270c bna SIM\Feb2803.D	Calibration	6	x	71606	5.0000	0.5966	
\\MASSHUNTER\Org\Data\SV5975.I\sh022822\1 e8270c bna SIM\Feb2802.D	Calibration	7	x	150643	10.0000	0.5996	

Batch Path	\\MASSHUNTER\Org\Data\SV5975.I\sh022822\1 e8270c bna SIM\QuantResults\022822 bna SIM 1.batch.bin		
Analysis Time	3/1/2022 9:37 AM	**Analyst Name**	BL2000\jheine
Report Time	3/1/2022 10:32:15 AM	**Reporter Name**	BL2000\jheine
Last Calib Update	2/28/2022 5:36 PM	**Batch State**	Processed
Quant Batch Version	10.0	**Quant Report Version**	10.0

2-Fluorobiphenyl %RSE =

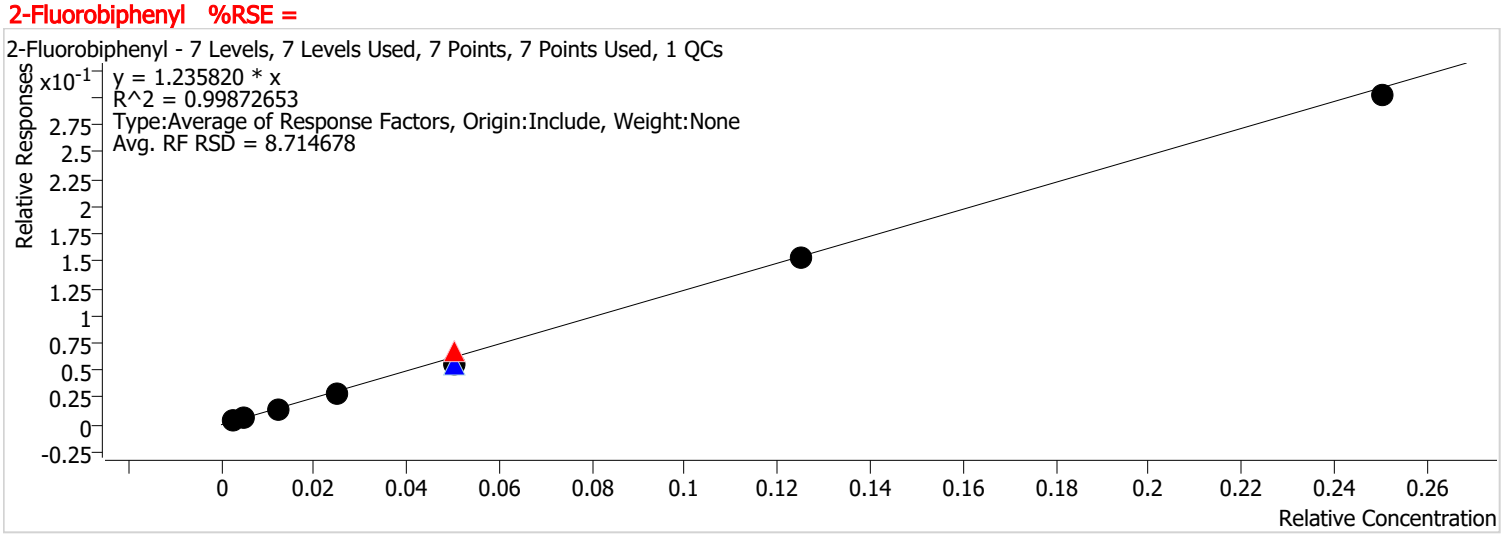

Calibration STD Path	Cal Type	Level	Enabled	Resp.	Exp. Conc	Resp. Factor	Level RSD
\\MASSHUNTER\Org\Data\SV5975.I\sh022822\1 e8270c bna SIM\Feb2808.D	Calibration	1	x	1922	0.1000	1.4063	
\\MASSHUNTER\Org\Data\SV5975.I\sh022822\1 e8270c bna SIM\Feb2807.D	Calibration	2	x	3564	0.2000	1.3575	
\\MASSHUNTER\Org\Data\SV5975.I\sh022822\1 e8270c bna SIM\Feb2806.D	Calibration	3	x	7973	0.5000	1.1687	
\\MASSHUNTER\Org\Data\SV5975.I\sh022822\1 e8270c bna SIM\Feb2805.D	Calibration	4	x	17391	1.0000	1.1771	
\\MASSHUNTER\Org\Data\SV5975.I\sh021122\1 e8270c bna SIM\Feb1120.D	CC	CCV	x	56094	2.0000	1.3519	
\\MASSHUNTER\Org\Data\SV5975.I\sh022822\1 e8270c bna SIM\Feb2809.D	QC	ICV	x	33946	2.0000	1.0982	
\\MASSHUNTER\Org\Data\SV5975.I\sh022822\1 e8270c bna SIM\Feb2804.D	Calibration	5	x	33989	2.0000	1.1061	
\\MASSHUNTER\Org\Data\SV5975.I\sh022822\1 e8270c bna SIM\Feb2803.D	Calibration	6	x	92999	5.0000	1.2286	
\\MASSHUNTER\Org\Data\SV5975.I\sh022822\1 e8270c bna SIM\Feb2802.D	Calibration	7	x	203587	10.0000	1.2064	

Batch Path	\\MASSHUNTER\Org\Data\SV5975.I\sh022822\1 e8270c bna SIM\QuantResults\022822 bna SIM 1.batch.bin		
Analysis Time	3/1/2022 9:37 AM	**Analyst Name**	BL2000\jheine
Report Time	3/1/2022 10:32:15 AM	**Reporter Name**	BL2000\jheine
Last Calib Update	2/28/2022 5:36 PM	**Batch State**	Processed
Quant Batch Version	10.0	**Quant Report Version**	10.0

Acenaphthylene %RSE = 7.1

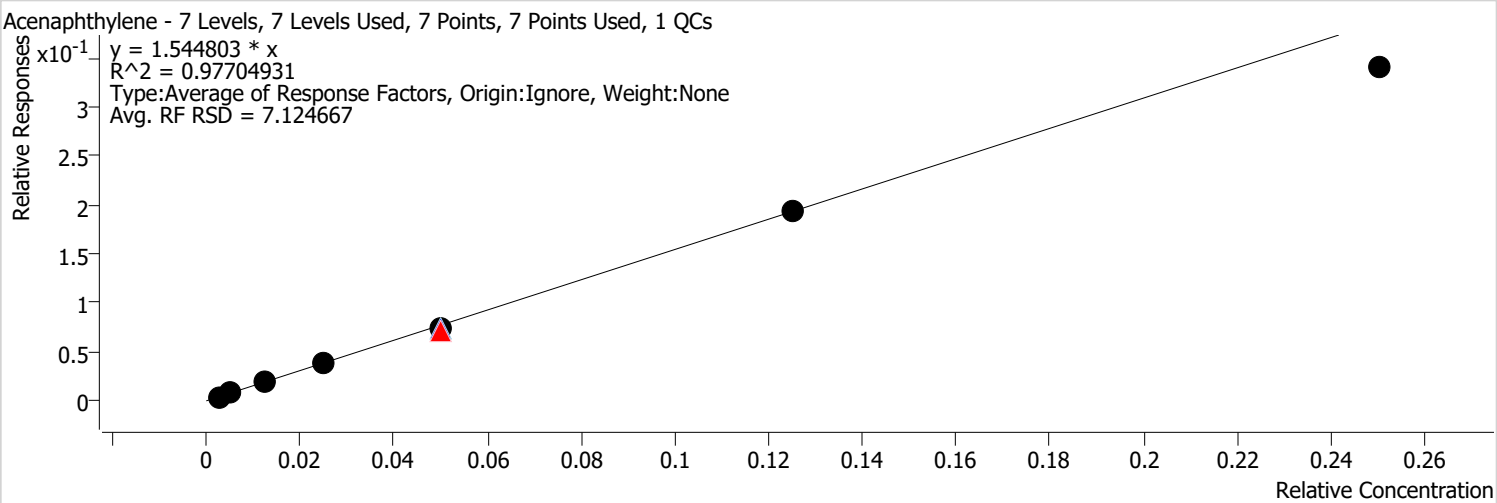

Calibration STD Path	Cal Type	Level	Enabled	Resp.	Exp. Conc	Resp. Factor	Level RSD
\\MASSHUNTER\Org\Data\SV5975.I\sh022822\1 e8270c bna SIM\Feb2808.D	Calibration	1	x	2282	0.1000	1.6695	
\\MASSHUNTER\Org\Data\SV5975.I\sh022822\1 e8270c bna SIM\Feb2807.D	Calibration	2	x	4392	0.2000	1.6730	
\\MASSHUNTER\Org\Data\SV5975.I\sh022822\1 e8270c bna SIM\Feb2806.D	Calibration	3	x	10747	0.5000	1.5753	
\\MASSHUNTER\Org\Data\SV5975.I\sh022822\1 e8270c bna SIM\Feb2805.D	Calibration	4	x	22388	1.0000	1.5154	
\\MASSHUNTER\Org\Data\SV5975.I\sh021122\1 e8270c bna SIM\Feb1120.D	CC	CCV	x	59824	2.0000	1.4418	
\\MASSHUNTER\Org\Data\SV5975.I\sh022822\1 e8270c bna SIM\Feb2809.D	QC	ICV	x	45602	2.0000	1.4753	
\\MASSHUNTER\Org\Data\SV5975.I\sh022822\1 e8270c bna SIM\Feb2804.D	Calibration	5	x	45447	2.0000	1.4789	
\\MASSHUNTER\Org\Data\SV5975.I\sh022822\1 e8270c bna SIM\Feb2803.D	Calibration	6	x	116759	5.0000	1.5425	
\\MASSHUNTER\Org\Data\SV5975.I\sh022822\1 e8270c bna SIM\Feb2802.D	Calibration	7	x	229334	10.0000	1.3590	

Batch Path	\\MASSHUNTER\Org\Data\SV5975.I\sh022822\1 e8270c bna SIM\QuantResults\022822 bna SIM 1.batch.bin		
Analysis Time	3/1/2022 9:37 AM	**Analyst Name**	BL2000\jheine
Report Time	3/1/2022 10:32:15 AM	**Reporter Name**	BL2000\jheine
Last Calib Update	2/28/2022 5:36 PM	**Batch State**	Processed
Quant Batch Version	10.0	**Quant Report Version**	10.0

Acenaphthene %RSE = 6.2

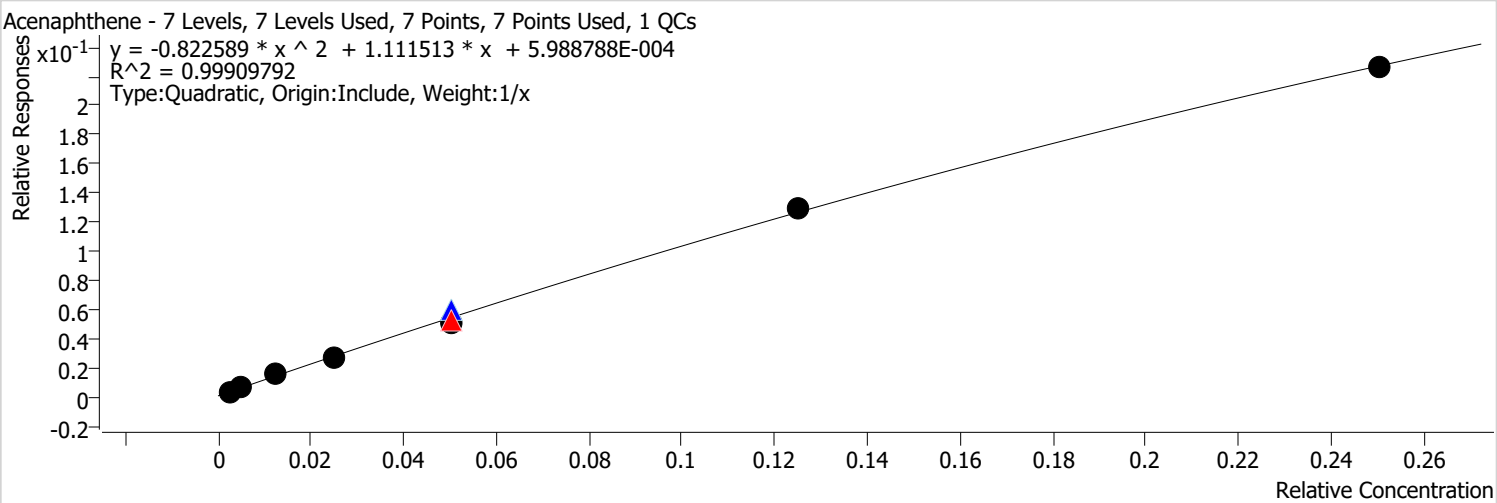

Calibration STD Path	Cal Type	Level	Enabled	Resp.	Exp. Conc	Resp. Factor	Level RSD
\\MASSHUNTER\Org\Data\SV5975.I\sh022822\1 e8270c bna SIM\Feb2808.D	Calibration	1	x	1739	0.1000	1.2719	
\\MASSHUNTER\Org\Data\SV5975.I\sh022822\1 e8270c bna SIM\Feb2807.D	Calibration	2	x	3408	0.2000	1.2981	
\\MASSHUNTER\Org\Data\SV5975.I\sh022822\1 e8270c bna SIM\Feb2806.D	Calibration	3	x	8192	0.5000	1.2009	
\\MASSHUNTER\Org\Data\SV5975.I\sh022822\1 e8270c bna SIM\Feb2805.D	Calibration	4	x	16278	1.0000	1.1018	
\\MASSHUNTER\Org\Data\SV5975.I\sh021122\1 e8270c bna SIM\Feb1120.D	CC	CCV	x	43075	2.0000	1.0381	
\\MASSHUNTER\Org\Data\SV5975.I\sh022822\1 e8270c bna SIM\Feb2809.D	QC	ICV	x	37269	2.0000	1.2057	
\\MASSHUNTER\Org\Data\SV5975.I\sh022822\1 e8270c bna SIM\Feb2804.D	Calibration	5	x	31554	2.0000	1.0268	
\\MASSHUNTER\Org\Data\SV5975.I\sh022822\1 e8270c bna SIM\Feb2803.D	Calibration	6	x	78829	5.0000	1.0414	
\\MASSHUNTER\Org\Data\SV5975.I\sh022822\1 e8270c bna SIM\Feb2802.D	Calibration	7	x	152469	10.0000	0.9035	

Batch Path	\\MASSHUNTER\Org\Data\SV5975.I\sh022822\1 e8270c bna SIM\QuantResults\022822 bna SIM 1.batch.bin		
Analysis Time	3/1/2022 9:37 AM	**Analyst Name**	BL2000\jheine
Report Time	3/1/2022 10:32:15 AM	**Reporter Name**	BL2000\jheine
Last Calib Update	2/28/2022 5:36 PM	**Batch State**	Processed
Quant Batch Version	10.0	**Quant Report Version**	10.0

Fluorene %RSE = 8.2

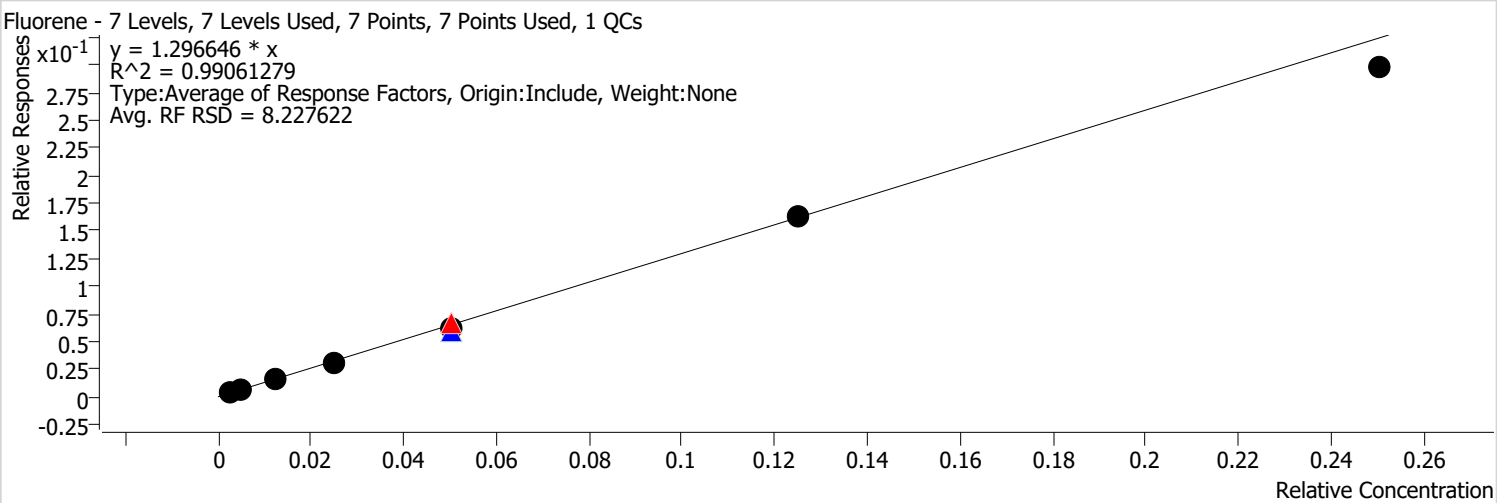

Calibration STD Path	Cal Type	Level	Enabled	Resp.	Exp. Conc	Resp. Factor	Level RSD
\\MASSHUNTER\Org\Data\SV5975.I\sh022822\1 e8270c bna SIM\Feb2808.D	Calibration	1	x	2041	0.1000	1.4929	
\\MASSHUNTER\Org\Data\SV5975.I\sh022822\1 e8270c bna SIM\Feb2807.D	Calibration	2	x	3305	0.2000	1.2588	
\\MASSHUNTER\Org\Data\SV5975.I\sh022822\1 e8270c bna SIM\Feb2806.D	Calibration	3	x	9411	0.5000	1.3796	
\\MASSHUNTER\Org\Data\SV5975.I\sh022822\1 e8270c bna SIM\Feb2805.D	Calibration	4	x	18159	1.0000	1.2291	
\\MASSHUNTER\Org\Data\SV5975.I\sh021122\1 e8270c bna SIM\Feb1120.D	CC	CCV	x	56156	2.0000	1.3534	
\\MASSHUNTER\Org\Data\SV5975.I\sh022822\1 e8270c bna SIM\Feb2809.D	QC	ICV	x	36522	2.0000	1.1816	
\\MASSHUNTER\Org\Data\SV5975.I\sh022822\1 e8270c bna SIM\Feb2804.D	Calibration	5	x	37579	2.0000	1.2229	
\\MASSHUNTER\Org\Data\SV5975.I\sh022822\1 e8270c bna SIM\Feb2803.D	Calibration	6	x	98665	5.0000	1.3035	
\\MASSHUNTER\Org\Data\SV5975.I\sh022822\1 e8270c bna SIM\Feb2802.D	Calibration	7	x	200776	10.0000	1.1897	

Batch Path	\\MASSHUNTER\Org\Data\SV5975.I\sh022822\1 e8270c bna SIM\QuantResults\022822 bna SIM 1.batch.bin		
Analysis Time	3/1/2022 9:37 AM	**Analyst Name**	BL2000\jheine
Report Time	3/1/2022 10:32:15 AM	**Reporter Name**	BL2000\jheine
Last Calib Update	2/28/2022 5:36 PM	**Batch State**	Processed
Quant Batch Version	10.0	**Quant Report Version**	10.0

Phenanthrene %RSE = 8.2

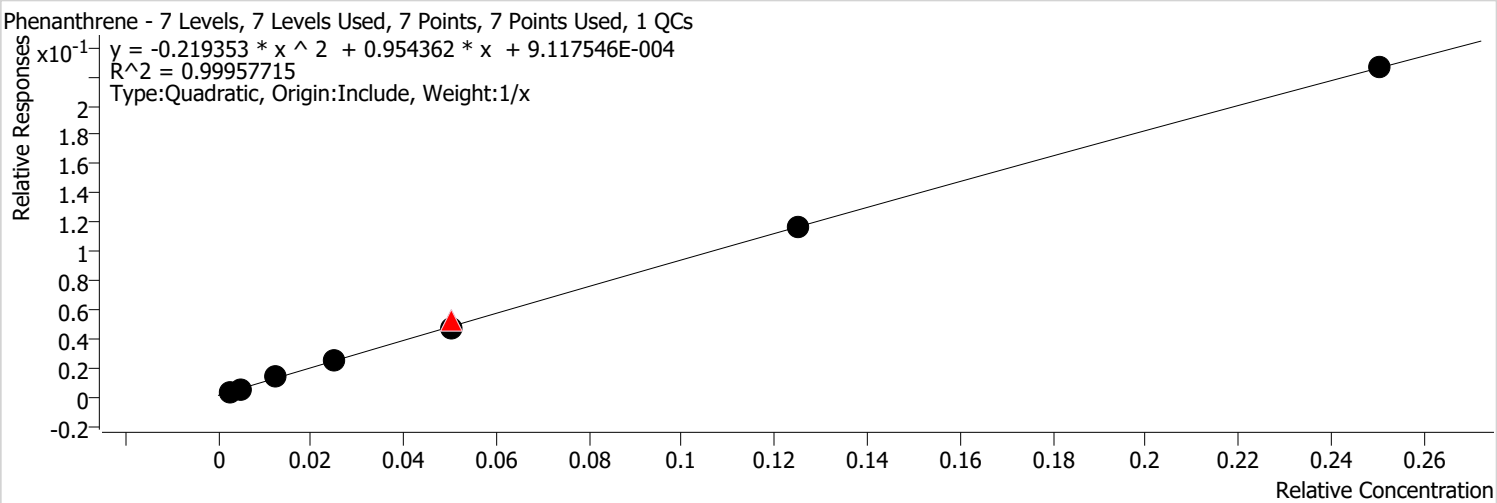

Calibration STD Path	Cal Type	Level	Enabled	Resp.	Exp. Conc	Resp. Factor	Level RSD
\\MASSHUNTER\Org\Data\SV5975.I\sh022822\1 e8270c bna SIM\Feb2808.D	Calibration	1	x	3514	0.1000	1.3961	
\\MASSHUNTER\Org\Data\SV5975.I\sh022822\1 e8270c bna SIM\Feb2807.D	Calibration	2	x	5117	0.2000	1.0079	
\\MASSHUNTER\Org\Data\SV5975.I\sh022822\1 e8270c bna SIM\Feb2806.D	Calibration	3	x	13673	0.5000	1.0568	
\\MASSHUNTER\Org\Data\SV5975.I\sh022822\1 e8270c bna SIM\Feb2805.D	Calibration	4	x	27826	1.0000	1.0170	
\\MASSHUNTER\Org\Data\SV5975.I\sh021122\1 e8270c bna SIM\Feb1120.D	CC	CCV	x	78344	2.0000	1.0399	
\\MASSHUNTER\Org\Data\SV5975.I\sh022822\1 e8270c bna SIM\Feb2809.D	QC	ICV	x	61118	2.0000	1.0519	
\\MASSHUNTER\Org\Data\SV5975.I\sh022822\1 e8270c bna SIM\Feb2804.D	Calibration	5	x	54398	2.0000	0.9503	
\\MASSHUNTER\Org\Data\SV5975.I\sh022822\1 e8270c bna SIM\Feb2803.D	Calibration	6	x	140961	5.0000	0.9309	
\\MASSHUNTER\Org\Data\SV5975.I\sh022822\1 e8270c bna SIM\Feb2802.D	Calibration	7	x	270524	10.0000	0.9041	

Calibration Report

Batch Path	\\MASSHUNTER\Org\Data\SV5975.I\sh022822\1 e8270c bna SIM\QuantResults\022822 bna SIM 1.batch.bin		
Analysis Time	3/1/2022 9:37 AM	**Analyst Name**	BL2000\jheine
Report Time	3/1/2022 10:32:15 AM	**Reporter Name**	BL2000\jheine
Last Calib Update	2/28/2022 5:36 PM	**Batch State**	Processed
Quant Batch Version	10.0	**Quant Report Version**	10.0

Anthracene %RSE = 8.2

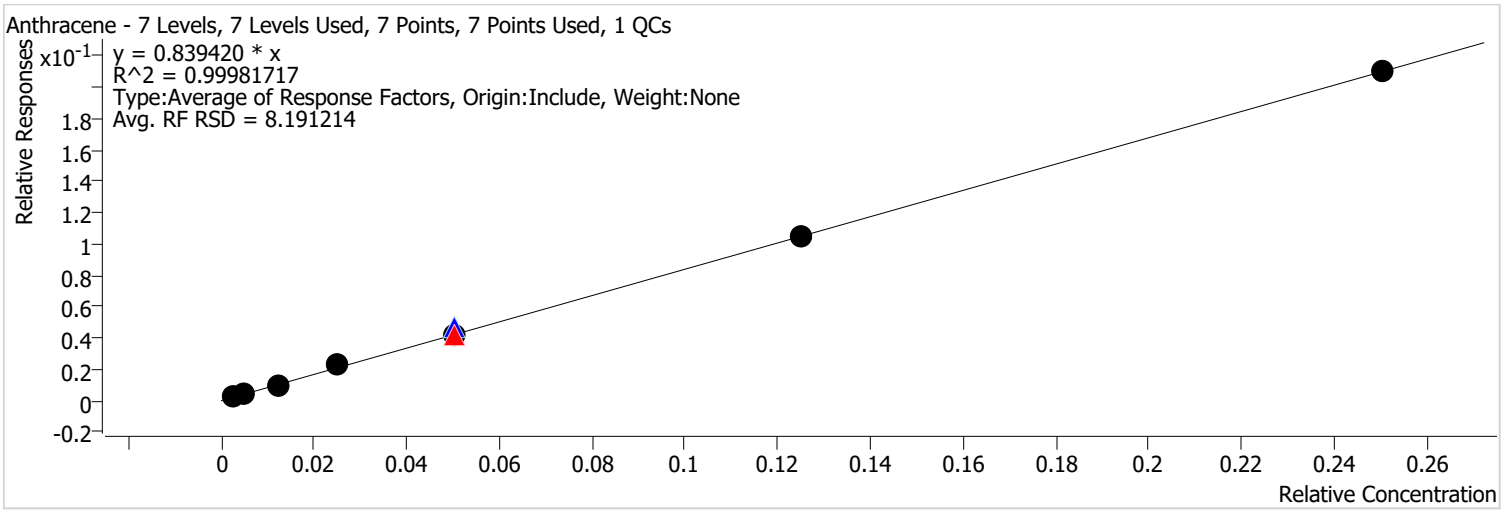

Calibration STD Path	Cal Type	Level	Enabled	Resp.	Exp. Conc	Resp. Factor	Level RSD
\\MASSHUNTER\Org\Data\SV5975.I\sh022822\1 e8270c bna SIM\Feb2808.D	Calibration	1	x	2303	0.1000	0.9151	
\\MASSHUNTER\Org\Data\SV5975.I\sh022822\1 e8270c bna SIM\Feb2807.D	Calibration	2	x	3863	0.2000	0.7609	
\\MASSHUNTER\Org\Data\SV5975.I\sh022822\1 e8270c bna SIM\Feb2806.D	Calibration	3	x	9602	0.5000	0.7422	
\\MASSHUNTER\Org\Data\SV5975.I\sh022822\1 e8270c bna SIM\Feb2805.D	Calibration	4	x	25234	1.0000	0.9223	
\\MASSHUNTER\Org\Data\SV5975.I\sh021122\1 e8270c bna SIM\Feb1120.D	CC	CCV	x	63484	2.0000	0.8427	
\\MASSHUNTER\Org\Data\SV5975.I\sh022822\1 e8270c bna SIM\Feb2809.D	QC	ICV	x	54226	2.0000	0.9333	
\\MASSHUNTER\Org\Data\SV5975.I\sh022822\1 e8270c bna SIM\Feb2804.D	Calibration	5	x	48647	2.0000	0.8498	
\\MASSHUNTER\Org\Data\SV5975.I\sh022822\1 e8270c bna SIM\Feb2803.D	Calibration	6	x	128135	5.0000	0.8462	
\\MASSHUNTER\Org\Data\SV5975.I\sh022822\1 e8270c bna SIM\Feb2802.D	Calibration	7	x	251196	10.0000	0.8395	

Batch Path	\\MASSHUNTER\Org\Data\SV5975.I\sh022822\1 e8270c bna SIM\QuantResults\022822 bna SIM 1.batch.bin		
Analysis Time	3/1/2022 9:37 AM	**Analyst Name**	BL2000\jheine
Report Time	3/1/2022 10:32:15 AM	**Reporter Name**	BL2000\jheine
Last Calib Update	2/28/2022 5:36 PM	**Batch State**	Processed
Quant Batch Version	10.0	**Quant Report Version**	10.0

o-Terphenyl %RSE =

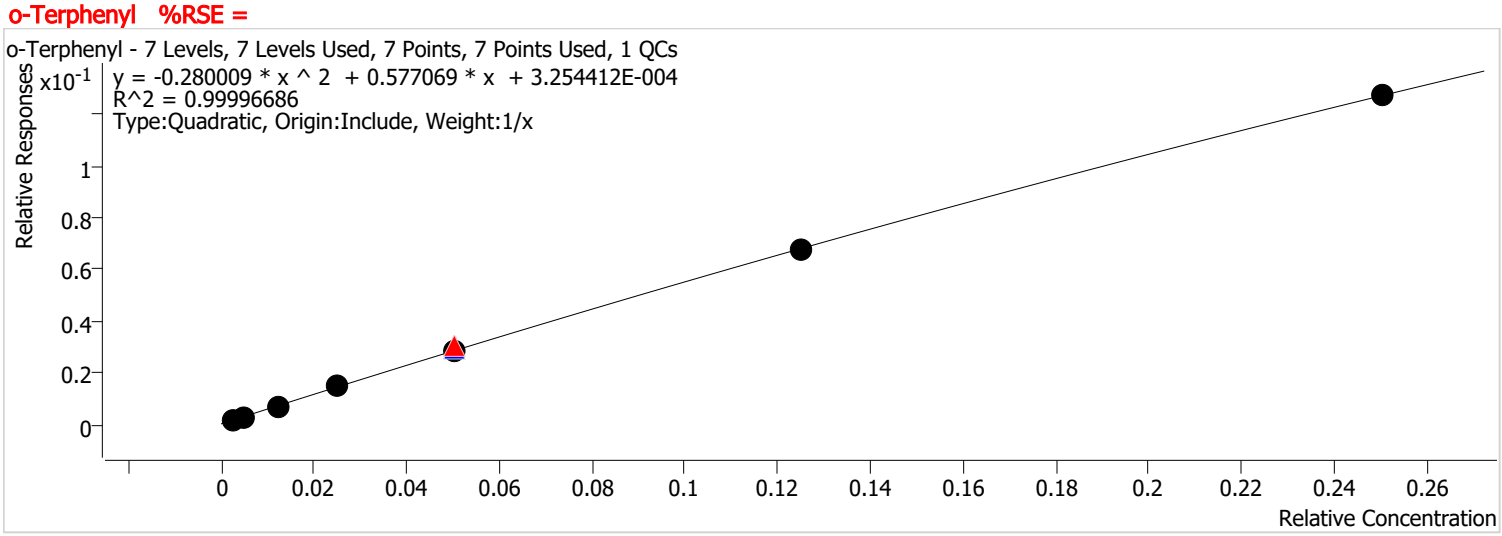

Calibration STD Path	Cal Type	Level	Enabled	Resp.	Exp. Conc	Resp. Factor	Level RSD
\\MASSHUNTER\Org\Data\SV5975.I\sh022822\1 e8270c bna SIM\Feb2808.D	Calibration	1	x	1811	0.1000	0.7196	
\\MASSHUNTER\Org\Data\SV5975.I\sh022822\1 e8270c bna SIM\Feb2807.D	Calibration	2	x	3226	0.2000	0.6354	
\\MASSHUNTER\Org\Data\SV5975.I\sh022822\1 e8270c bna SIM\Feb2806.D	Calibration	3	x	7578	0.5000	0.5857	
\\MASSHUNTER\Org\Data\SV5975.I\sh022822\1 e8270c bna SIM\Feb2805.D	Calibration	4	x	16091	1.0000	0.5881	
\\MASSHUNTER\Org\Data\SV5975.I\sh021122\1 e8270c bna SIM\Feb1120.D	CC	CCV	x	46543	2.0000	0.6178	
\\MASSHUNTER\Org\Data\SV5975.I\sh022822\1 e8270c bna SIM\Feb2809.D	QC	ICV	x	34015	2.0000	0.5854	
\\MASSHUNTER\Org\Data\SV5975.I\sh022822\1 e8270c bna SIM\Feb2804.D	Calibration	5	x	32679	2.0000	0.5709	
\\MASSHUNTER\Org\Data\SV5975.I\sh022822\1 e8270c bna SIM\Feb2803.D	Calibration	6	x	82459	5.0000	0.5446	
\\MASSHUNTER\Org\Data\SV5975.I\sh022822\1 e8270c bna SIM\Feb2802.D	Calibration	7	x	152101	10.0000	0.5083	

Batch Path	\\MASSHUNTER\Org\Data\SV5975.I\sh022822\1 e8270c bna SIM\QuantResults\022822 bna SIM 1.batch.bin		
Analysis Time	3/1/2022 9:37 AM	**Analyst Name**	BL2000\jheine
Report Time	3/1/2022 10:32:15 AM	**Reporter Name**	BL2000\jheine
Last Calib Update	2/28/2022 5:36 PM	**Batch State**	Processed
Quant Batch Version	10.0	**Quant Report Version**	10.0

Fluoranthene %RSE = 8.9

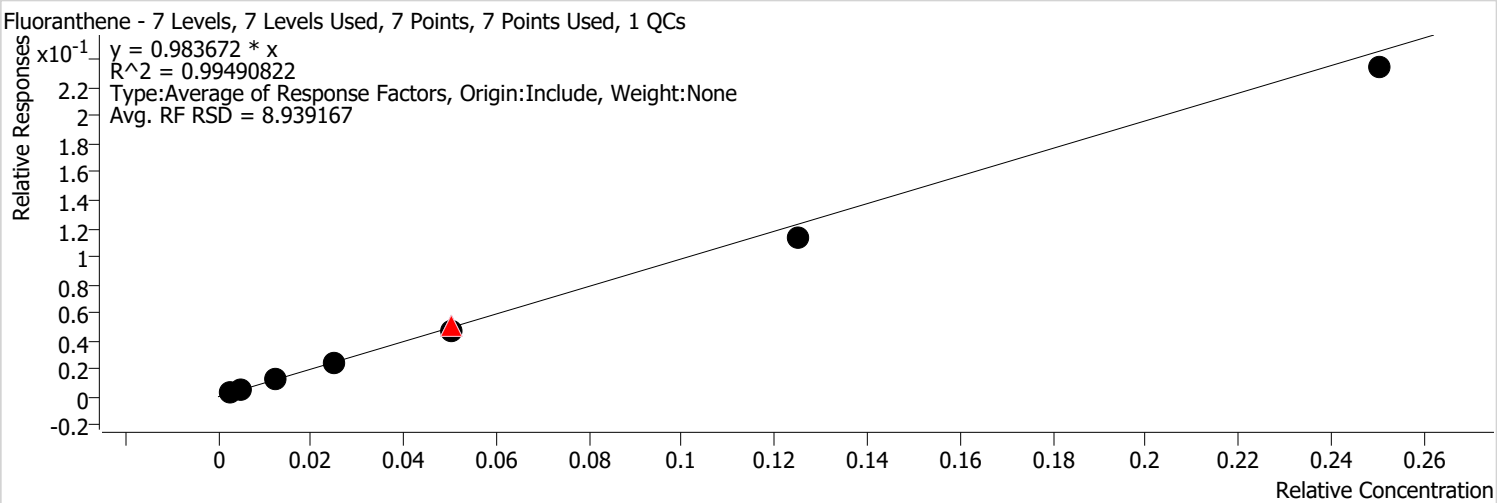

Calibration STD Path	Cal Type	Level	Enabled	Resp.	Exp. Conc	Resp. Factor	Level RSD
\\MASSHUNTER\Org\Data\SV5975.I\sh022822\1 e8270c bna SIM\Feb2808.D	Calibration	1	x	2908	0.1000	1.1552	
\\MASSHUNTER\Org\Data\SV5975.I\sh022822\1 e8270c bna SIM\Feb2807.D	Calibration	2	x	5317	0.2000	1.0472	
\\MASSHUNTER\Org\Data\SV5975.I\sh022822\1 e8270c bna SIM\Feb2806.D	Calibration	3	x	12510	0.5000	0.9669	
\\MASSHUNTER\Org\Data\SV5975.I\sh022822\1 e8270c bna SIM\Feb2805.D	Calibration	4	x	25688	1.0000	0.9388	
\\MASSHUNTER\Org\Data\SV5975.I\sh021122\1 e8270c bna SIM\Feb1120.D	CC	CCV	x	76953	2.0000	1.0215	
\\MASSHUNTER\Org\Data\SV5975.I\sh022822\1 e8270c bna SIM\Feb2809.D	QC	ICV	x	58616	2.0000	1.0088	
\\MASSHUNTER\Org\Data\SV5975.I\sh022822\1 e8270c bna SIM\Feb2804.D	Calibration	5	x	53521	2.0000	0.9349	
\\MASSHUNTER\Org\Data\SV5975.I\sh022822\1 e8270c bna SIM\Feb2803.D	Calibration	6	x	137080	5.0000	0.9053	
\\MASSHUNTER\Org\Data\SV5975.I\sh022822\1 e8270c bna SIM\Feb2802.D	Calibration	7	x	280473	10.0000	0.9373	

Batch Path	\\MASSHUNTER\Org\Data\SV5975.I\sh022822\1 e8270c bna SIM\QuantResults\022822 bna SIM 1.batch.bin		
Analysis Time	3/1/2022 9:37 AM	**Analyst Name**	BL2000\jheine
Report Time	3/1/2022 10:32:15 AM	**Reporter Name**	BL2000\jheine
Last Calib Update	2/28/2022 5:36 PM	**Batch State**	Processed
Quant Batch Version	10.0	**Quant Report Version**	10.0

Pyrene %RSE = 3.2

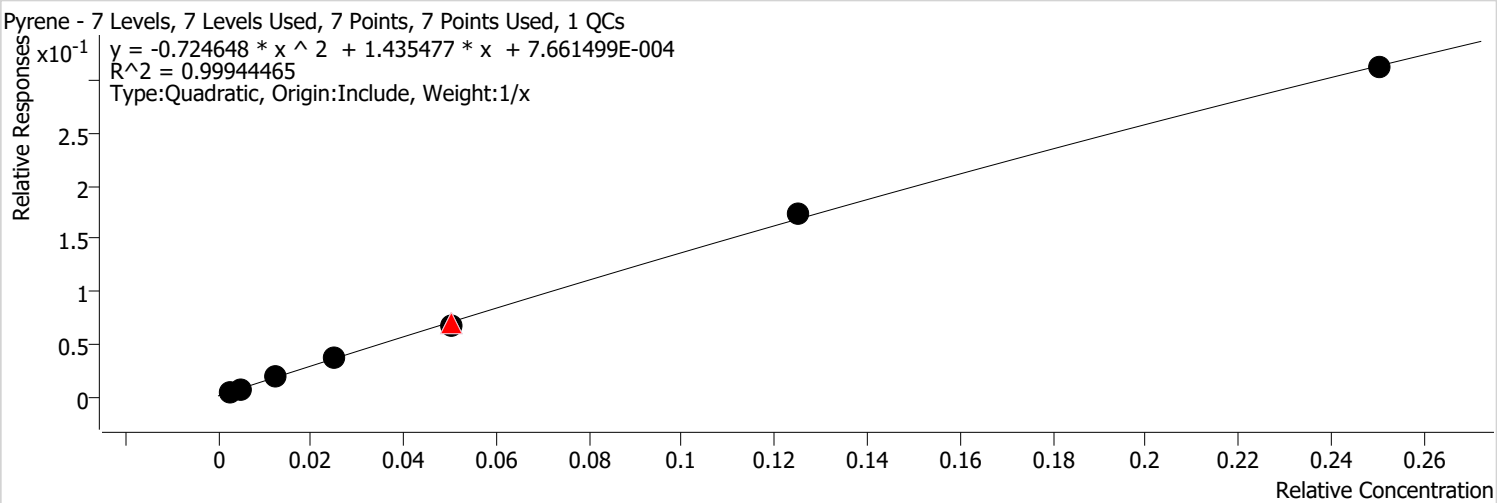

Calibration STD Path	Cal Type	Level	Enabled	Resp.	Exp. Conc	Resp. Factor	Level RSD
\\MASSHUNTER\Org\Data\SV5975.I\sh022822\1 e8270c bna SIM\Feb2808.D	Calibration	1	x	3281	0.1000	1.7755	
\\MASSHUNTER\Org\Data\SV5975.I\sh022822\1 e8270c bna SIM\Feb2807.D	Calibration	2	x	5921	0.2000	1.5998	
\\MASSHUNTER\Org\Data\SV5975.I\sh022822\1 e8270c bna SIM\Feb2806.D	Calibration	3	x	13849	0.5000	1.4539	
\\MASSHUNTER\Org\Data\SV5975.I\sh022822\1 e8270c bna SIM\Feb2805.D	Calibration	4	x	29399	1.0000	1.4605	
\\MASSHUNTER\Org\Data\SV5975.I\sh021122\1 e8270c bna SIM\Feb1120.D	CC	CCV	x	88953	2.0000	1.4170	
\\MASSHUNTER\Org\Data\SV5975.I\sh022822\1 e8270c bna SIM\Feb2809.D	QC	ICV	x	61006	2.0000	1.4244	
\\MASSHUNTER\Org\Data\SV5975.I\sh022822\1 e8270c bna SIM\Feb2804.D	Calibration	5	x	57772	2.0000	1.3557	
\\MASSHUNTER\Org\Data\SV5975.I\sh022822\1 e8270c bna SIM\Feb2803.D	Calibration	6	x	152779	5.0000	1.3881	
\\MASSHUNTER\Org\Data\SV5975.I\sh022822\1 e8270c bna SIM\Feb2802.D	Calibration	7	x	299286	10.0000	1.2504	

Batch Path	\\MASSHUNTER\Org\Data\SV5975.I\sh022822\1 e8270c bna SIM\QuantResults\022822 bna SIM 1.batch.bin		
Analysis Time	3/1/2022 9:37 AM	**Analyst Name**	BL2000\jheine
Report Time	3/1/2022 10:32:16 AM	**Reporter Name**	BL2000\jheine
Last Calib Update	2/28/2022 5:36 PM	**Batch State**	Processed
Quant Batch Version	10.0	**Quant Report Version**	10.0

Terphenyl-d14 %RSE =

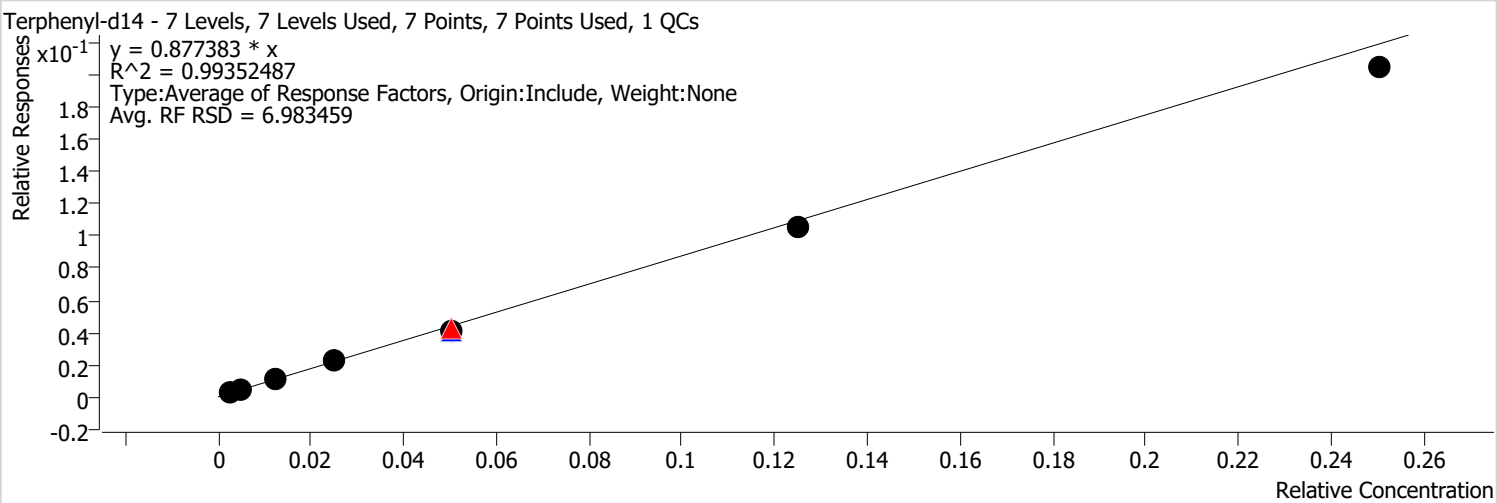

Calibration STD Path	Cal Type	Level	Enabled	Resp.	Exp. Conc	Resp. Factor	Level RSD
\\MASSHUNTER\Org\Data\SV5975.I\sh022822\1 e8270c bna SIM\Feb2808.D	Calibration	1	x	1852	0.1000	1.0022	
\\MASSHUNTER\Org\Data\SV5975.I\sh022822\1 e8270c bna SIM\Feb2807.D	Calibration	2	x	3313	0.2000	0.8951	
\\MASSHUNTER\Org\Data\SV5975.I\sh022822\1 e8270c bna SIM\Feb2806.D	Calibration	3	x	8273	0.5000	0.8686	
\\MASSHUNTER\Org\Data\SV5975.I\sh022822\1 e8270c bna SIM\Feb2805.D	Calibration	4	x	17702	1.0000	0.8794	
\\MASSHUNTER\Org\Data\SV5975.I\sh021122\1 e8270c bna SIM\Feb1120.D	CC	CCV	x	53733	2.0000	0.8560	
\\MASSHUNTER\Org\Data\SV5975.I\sh022822\1 e8270c bna SIM\Feb2809.D	QC	ICV	x	35309	2.0000	0.8244	
\\MASSHUNTER\Org\Data\SV5975.I\sh022822\1 e8270c bna SIM\Feb2804.D	Calibration	5	x	35377	2.0000	0.8302	
\\MASSHUNTER\Org\Data\SV5975.I\sh022822\1 e8270c bna SIM\Feb2803.D	Calibration	6	x	93293	5.0000	0.8476	
\\MASSHUNTER\Org\Data\SV5975.I\sh022822\1 e8270c bna SIM\Feb2802.D	Calibration	7	x	195953	10.0000	0.8187	

Calibration Report

Batch Path	\\MASSHUNTER\Org\Data\SV5975.I\sh022822\1 e8270c bna SIM\QuantResults\022822 bna SIM 1.batch.bin		
Analysis Time	3/1/2022 9:37 AM	**Analyst Name**	BL2000\jheine
Report Time	3/1/2022 10:32:16 AM	**Reporter Name**	BL2000\jheine
Last Calib Update	2/28/2022 5:36 PM	**Batch State**	Processed
Quant Batch Version	10.0	**Quant Report Version**	10.0

Benzo(a)Anthracene %RSE = 2.5

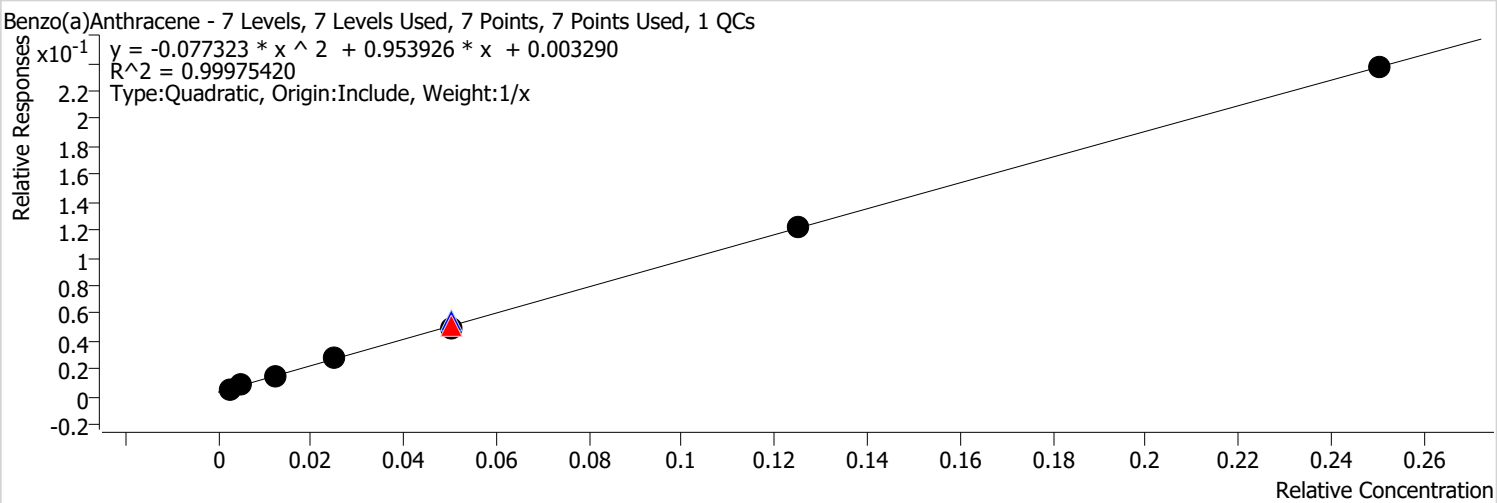

Calibration STD Path	Cal Type	Level	Enabled	Resp.	Exp. Conc	Resp. Factor	Level RSD
\\MASSHUNTER\Org\Data\SV5975.I\sh022822\1 e8270c bna SIM\Feb2808.D	Calibration	1	x	4191	0.1000	2.2682	
\\MASSHUNTER\Org\Data\SV5975.I\sh022822\1 e8270c bna SIM\Feb2807.D	Calibration	2	x	5980	0.2000	1.6160	
\\MASSHUNTER\Org\Data\SV5975.I\sh022822\1 e8270c bna SIM\Feb2806.D	Calibration	3	x	11464	0.5000	1.2035	
\\MASSHUNTER\Org\Data\SV5975.I\sh022822\1 e8270c bna SIM\Feb2805.D	Calibration	4	x	22457	1.0000	1.1156	
\\MASSHUNTER\Org\Data\SV5975.I\sh021122\1 e8270c bna SIM\Feb1120.D	CC	CCV	x	63037	2.0000	1.0042	
\\MASSHUNTER\Org\Data\SV5975.I\sh022822\1 e8270c bna SIM\Feb2809.D	QC	ICV	x	47359	2.0000	1.1057	
\\MASSHUNTER\Org\Data\SV5975.I\sh022822\1 e8270c bna SIM\Feb2804.D	Calibration	5	x	41990	2.0000	0.9853	
\\MASSHUNTER\Org\Data\SV5975.I\sh022822\1 e8270c bna SIM\Feb2803.D	Calibration	6	x	107944	5.0000	0.9807	
\\MASSHUNTER\Org\Data\SV5975.I\sh022822\1 e8270c bna SIM\Feb2802.D	Calibration	7	x	226459	10.0000	0.9461	

Batch Path	\\MASSHUNTER\Org\Data\SV5975.I\sh022822\1 e8270c bna SIM\QuantResults\022822 bna SIM 1.batch.bin		
Analysis Time	3/1/2022 9:37 AM	**Analyst Name**	BL2000\jheine
Report Time	3/1/2022 10:32:16 AM	**Reporter Name**	BL2000\jheine
Last Calib Update	2/28/2022 5:36 PM	**Batch State**	Processed
Quant Batch Version	10.0	**Quant Report Version**	10.0

Chrysene %RSE = 6.7

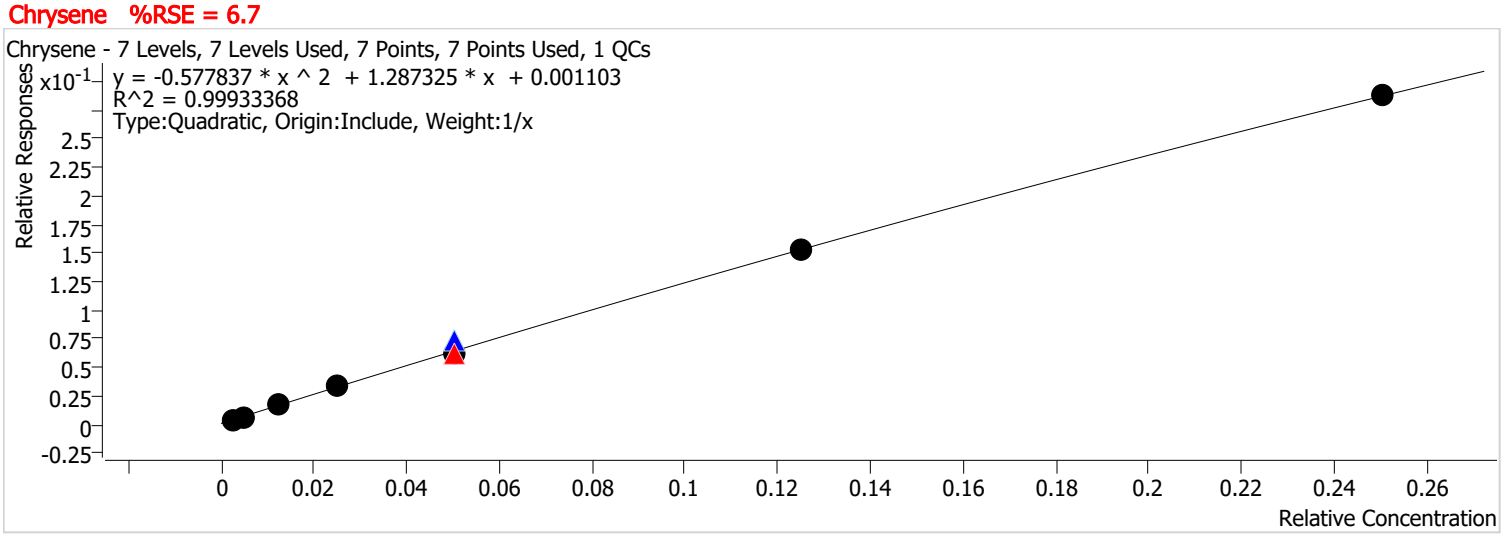

Calibration STD Path	Cal Type	Level	Enabled	Resp.	Exp. Conc	Resp. Factor	Level RSD
\\MASSHUNTER\Org\Data\SV5975.I\sh022822\1 e8270c bna SIM\Feb2808.D	Calibration	1	x	3094	0.1000	1.6744	
\\MASSHUNTER\Org\Data\SV5975.I\sh022822\1 e8270c bna SIM\Feb2807.D	Calibration	2	x	5308	0.2000	1.4343	
\\MASSHUNTER\Org\Data\SV5975.I\sh022822\1 e8270c bna SIM\Feb2806.D	Calibration	3	x	14320	0.5000	1.5034	
\\MASSHUNTER\Org\Data\SV5975.I\sh022822\1 e8270c bna SIM\Feb2805.D	Calibration	4	x	27137	1.0000	1.3481	
\\MASSHUNTER\Org\Data\SV5975.I\sh021122\1 e8270c bna SIM\Feb1120.D	CC	CCV	x	78526	2.0000	1.2509	
\\MASSHUNTER\Org\Data\SV5975.I\sh022822\1 e8270c bna SIM\Feb2809.D	QC	ICV	x	62450	2.0000	1.4581	
\\MASSHUNTER\Org\Data\SV5975.I\sh022822\1 e8270c bna SIM\Feb2804.D	Calibration	5	x	52766	2.0000	1.2382	
\\MASSHUNTER\Org\Data\SV5975.I\sh022822\1 e8270c bna SIM\Feb2803.D	Calibration	6	x	134469	5.0000	1.2217	
\\MASSHUNTER\Org\Data\SV5975.I\sh022822\1 e8270c bna SIM\Feb2802.D	Calibration	7	x	274987	10.0000	1.1489	

Batch Path	\\MASSHUNTER\Org\Data\SV5975.I\sh022822\1 e8270c bna SIM\QuantResults\022822 bna SIM 1.batch.bin		
Analysis Time	3/1/2022 9:37 AM	**Analyst Name**	BL2000\jheine
Report Time	3/1/2022 10:32:16 AM	**Reporter Name**	BL2000\jheine
Last Calib Update	2/28/2022 5:36 PM	**Batch State**	Processed
Quant Batch Version	10.0	**Quant Report Version**	10.0

Benzo(b)fluoranthene %RSE = 6.2

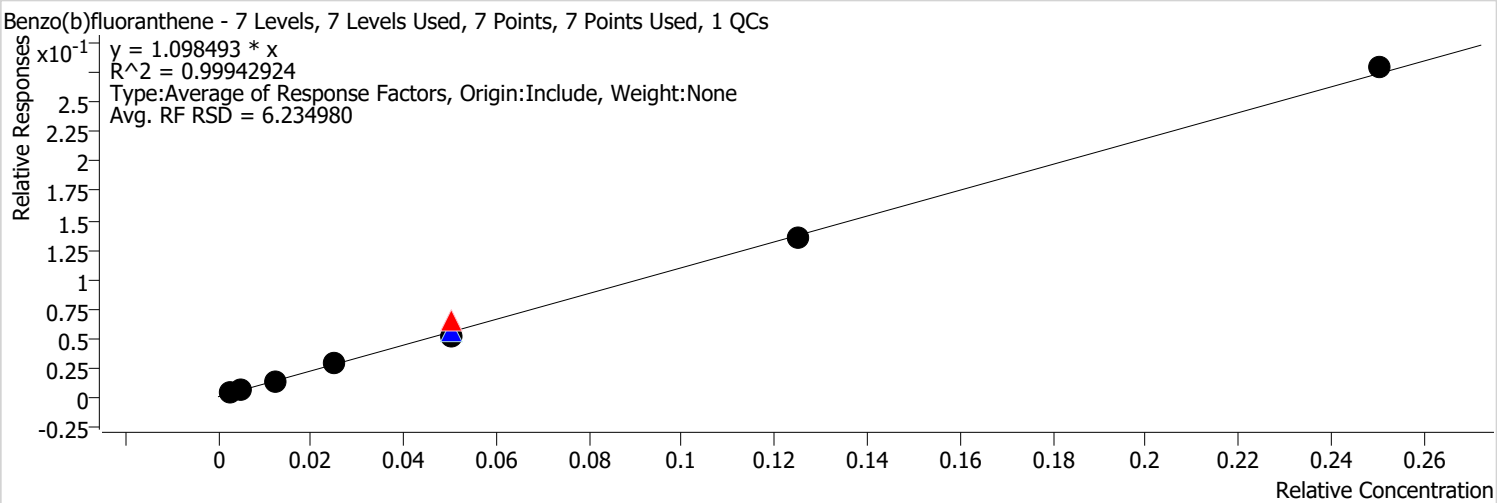

Calibration STD Path	Cal Type	Level	Enabled	Resp.	Exp. Conc	Resp. Factor	Level RSD
\\MASSHUNTER\Org\Data\SV5975.I\sh022822\1 e8270c bna SIM\Feb2808.D	Calibration	1	x	1751	0.1000	1.2223	
\\MASSHUNTER\Org\Data\SV5975.I\sh022822\1 e8270c bna SIM\Feb2807.D	Calibration	2	x	3015	0.2000	1.0319	
\\MASSHUNTER\Org\Data\SV5975.I\sh022822\1 e8270c bna SIM\Feb2806.D	Calibration	3	x	7780	0.5000	1.0452	
\\MASSHUNTER\Org\Data\SV5975.I\sh022822\1 e8270c bna SIM\Feb2805.D	Calibration	4	x	17895	1.0000	1.1432	
\\MASSHUNTER\Org\Data\SV5975.I\sh021122\1 e8270c bna SIM\Feb1120.D	CC	CCV	x	53449	2.0000	1.3058	
\\MASSHUNTER\Org\Data\SV5975.I\sh022822\1 e8270c bna SIM\Feb2809.D	QC	ICV	x	37369	2.0000	1.1301	
\\MASSHUNTER\Org\Data\SV5975.I\sh022822\1 e8270c bna SIM\Feb2804.D	Calibration	5	x	34979	2.0000	1.0444	
\\MASSHUNTER\Org\Data\SV5975.I\sh022822\1 e8270c bna SIM\Feb2803.D	Calibration	6	x	95636	5.0000	1.0837	
\\MASSHUNTER\Org\Data\SV5975.I\sh022822\1 e8270c bna SIM\Feb2802.D	Calibration	7	x	214754	10.0000	1.1187	

Batch Path	\\MASSHUNTER\Org\Data\SV5975.I\sh022822\1 e8270c bna SIM\QuantResults\022822 bna SIM 1.batch.bin		
Analysis Time	3/1/2022 9:37 AM	**Analyst Name**	BL2000\jheine
Report Time	3/1/2022 10:32:16 AM	**Reporter Name**	BL2000\jheine
Last Calib Update	2/28/2022 5:36 PM	**Batch State**	Processed
Quant Batch Version	10.0	**Quant Report Version**	10.0

Benzo(k)fluoranthene %RSE = 3.7

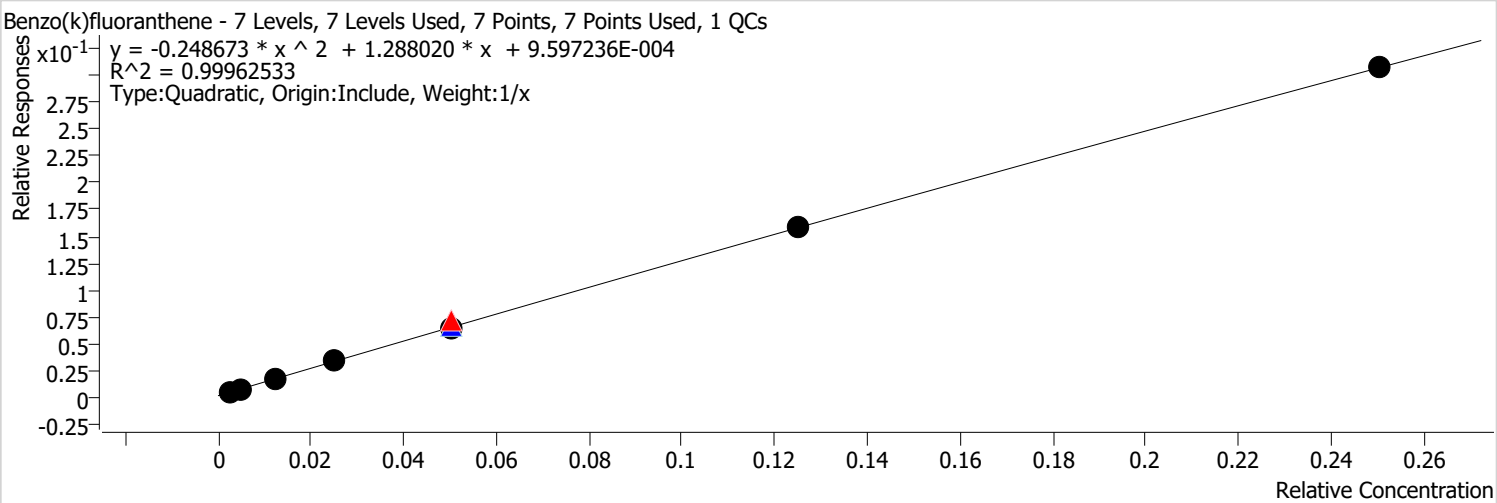

Calibration STD Path	Cal Type	Level	Enabled	Resp.	Exp. Conc	Resp. Factor	Level RSD
\\MASSHUNTER\Org\Data\SV5975.I\sh022822\1 e8270c bna SIM\Feb2808.D	Calibration	1	x	2395	0.1000	1.6725	
\\MASSHUNTER\Org\Data\SV5975.I\sh022822\1 e8270c bna SIM\Feb2807.D	Calibration	2	x	4230	0.2000	1.4479	
\\MASSHUNTER\Org\Data\SV5975.I\sh022822\1 e8270c bna SIM\Feb2806.D	Calibration	3	x	10044	0.5000	1.3493	
\\MASSHUNTER\Org\Data\SV5975.I\sh022822\1 e8270c bna SIM\Feb2805.D	Calibration	4	x	21897	1.0000	1.3988	
\\MASSHUNTER\Org\Data\SV5975.I\sh021122\1 e8270c bna SIM\Feb1120.D	CC	CCV	x	59345	2.0000	1.4499	
\\MASSHUNTER\Org\Data\SV5975.I\sh022822\1 e8270c bna SIM\Feb2809.D	QC	ICV	x	44771	2.0000	1.3539	
\\MASSHUNTER\Org\Data\SV5975.I\sh022822\1 e8270c bna SIM\Feb2804.D	Calibration	5	x	42093	2.0000	1.2568	
\\MASSHUNTER\Org\Data\SV5975.I\sh022822\1 e8270c bna SIM\Feb2803.D	Calibration	6	x	111664	5.0000	1.2653	
\\MASSHUNTER\Org\Data\SV5975.I\sh022822\1 e8270c bna SIM\Feb2802.D	Calibration	7	x	236174	10.0000	1.2303	

Calibration Report

Batch Path	\\MASSHUNTER\Org\Data\SV5975.I\sh022822\1 e8270c bna SIM\QuantResults\022822 bna SIM 1.batch.bin		
Analysis Time	3/1/2022 9:37 AM	**Analyst Name**	BL2000\jheine
Report Time	3/1/2022 10:32:16 AM	**Reporter Name**	BL2000\jheine
Last Calib Update	2/28/2022 5:36 PM	**Batch State**	Processed
Quant Batch Version	10.0	**Quant Report Version**	10.0

Benzo(a)pyrene %RSE = 6.4

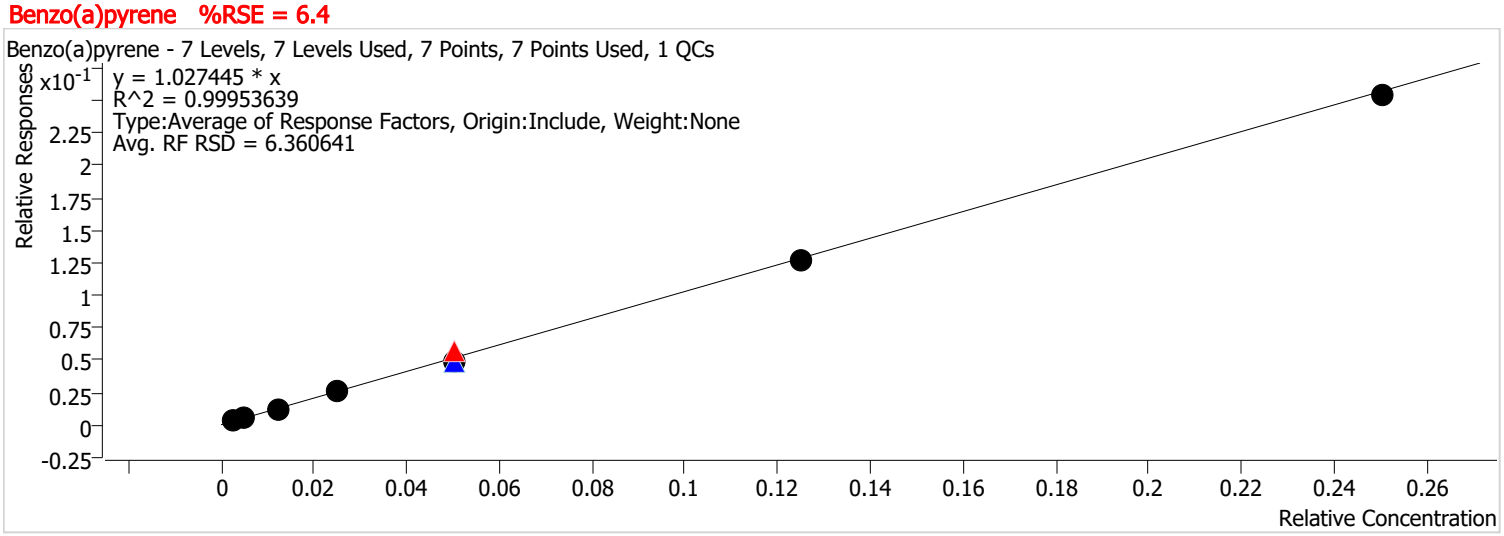

Calibration STD Path	Cal Type	Level	Enabled	Resp.	Exp. Conc	Resp. Factor	Level RSD
\\MASSHUNTER\Org\Data\SV5975.I\sh022822\1 e8270c bna SIM\Feb2808.D	Calibration	1	x	1678	0.1000	1.1718	
\\MASSHUNTER\Org\Data\SV5975.I\sh022822\1 e8270c bna SIM\Feb2807.D	Calibration	2	x	2996	0.2000	1.0253	
\\MASSHUNTER\Org\Data\SV5975.I\sh022822\1 e8270c bna SIM\Feb2806.D	Calibration	3	x	7415	0.5000	0.9962	
\\MASSHUNTER\Org\Data\SV5975.I\sh022822\1 e8270c bna SIM\Feb2805.D	Calibration	4	x	15668	1.0000	1.0009	
\\MASSHUNTER\Org\Data\SV5975.I\sh021122\1 e8270c bna SIM\Feb1120.D	CC	CCV	x	45919	2.0000	1.1219	
\\MASSHUNTER\Org\Data\SV5975.I\sh022822\1 e8270c bna SIM\Feb2809.D	QC	ICV	x	32770	2.0000	0.9910	
\\MASSHUNTER\Org\Data\SV5975.I\sh022822\1 e8270c bna SIM\Feb2804.D	Calibration	5	x	32754	2.0000	0.9779	
\\MASSHUNTER\Org\Data\SV5975.I\sh022822\1 e8270c bna SIM\Feb2803.D	Calibration	6	x	88796	5.0000	1.0062	
\\MASSHUNTER\Org\Data\SV5975.I\sh022822\1 e8270c bna SIM\Feb2802.D	Calibration	7	x	194609	10.0000	1.0138	

Batch Path	\\MASSHUNTER\Org\Data\SV5975.I\sh022822\1 e8270c bna SIM\QuantResults\022822 bna SIM 1.batch.bin		
Analysis Time	3/1/2022 9:37 AM	**Analyst Name**	BL2000\jheine
Report Time	3/1/2022 10:32:16 AM	**Reporter Name**	BL2000\jheine
Last Calib Update	2/28/2022 5:36 PM	**Batch State**	Processed
Quant Batch Version	10.0	**Quant Report Version**	10.0

Indeno(1,2,3-cd)pyrene %RSE = 5.1

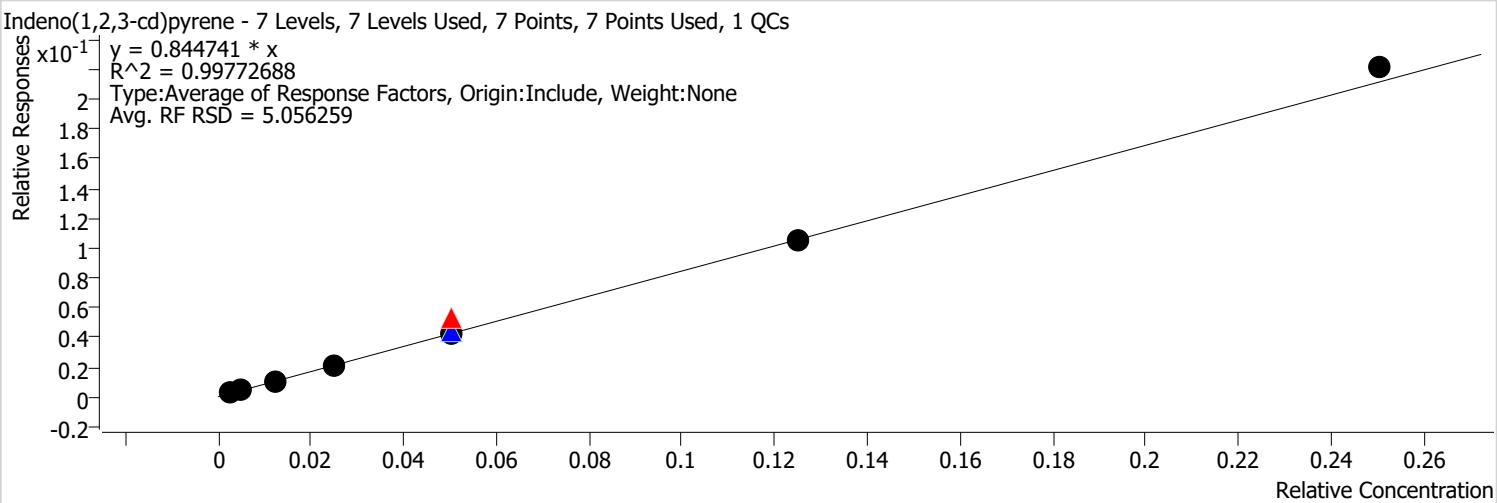

Calibration STD Path	Cal Type	Level	Enabled	Resp.	Exp. Conc	Resp. Factor	Level RSD
\\MASSHUNTER\Org\Data\SV5975.I\sh022822\1 e8270c bna SIM\Feb2808.D	Calibration	1	x	1302	0.1000	0.9089	
\\MASSHUNTER\Org\Data\SV5975.I\sh022822\1 e8270c bna SIM\Feb2807.D	Calibration	2	x	2282	0.2000	0.7811	
\\MASSHUNTER\Org\Data\SV5975.I\sh022822\1 e8270c bna SIM\Feb2806.D	Calibration	3	x	6026	0.5000	0.8096	
\\MASSHUNTER\Org\Data\SV5975.I\sh022822\1 e8270c bna SIM\Feb2805.D	Calibration	4	x	13213	1.0000	0.8441	
\\MASSHUNTER\Org\Data\SV5975.I\sh021122\1 e8270c bna SIM\Feb1120.D	CC	CCV	x	42845	2.0000	1.0468	
\\MASSHUNTER\Org\Data\SV5975.I\sh022822\1 e8270c bna SIM\Feb2809.D	QC	ICV	x	29178	2.0000	0.8824	
\\MASSHUNTER\Org\Data\SV5975.I\sh022822\1 e8270c bna SIM\Feb2804.D	Calibration	5	x	28097	2.0000	0.8389	
\\MASSHUNTER\Org\Data\SV5975.I\sh022822\1 e8270c bna SIM\Feb2803.D	Calibration	6	x	74751	5.0000	0.8470	
\\MASSHUNTER\Org\Data\SV5975.I\sh022822\1 e8270c bna SIM\Feb2802.D	Calibration	7	x	169620	10.0000	0.8836	

Batch Path	\\MASSHUNTER\Org\Data\SV5975.I\sh022822\1 e8270c bna SIM\QuantResults\022822 bna SIM 1.batch.bin		
Analysis Time	3/1/2022 9:37 AM	**Analyst Name**	BL2000\jheine
Report Time	3/1/2022 10:32:16 AM	**Reporter Name**	BL2000\jheine
Last Calib Update	2/28/2022 5:36 PM	**Batch State**	Processed
Quant Batch Version	10.0	**Quant Report Version**	10.0

Dibenzo(a,h)anthracene %RSE = 5.9

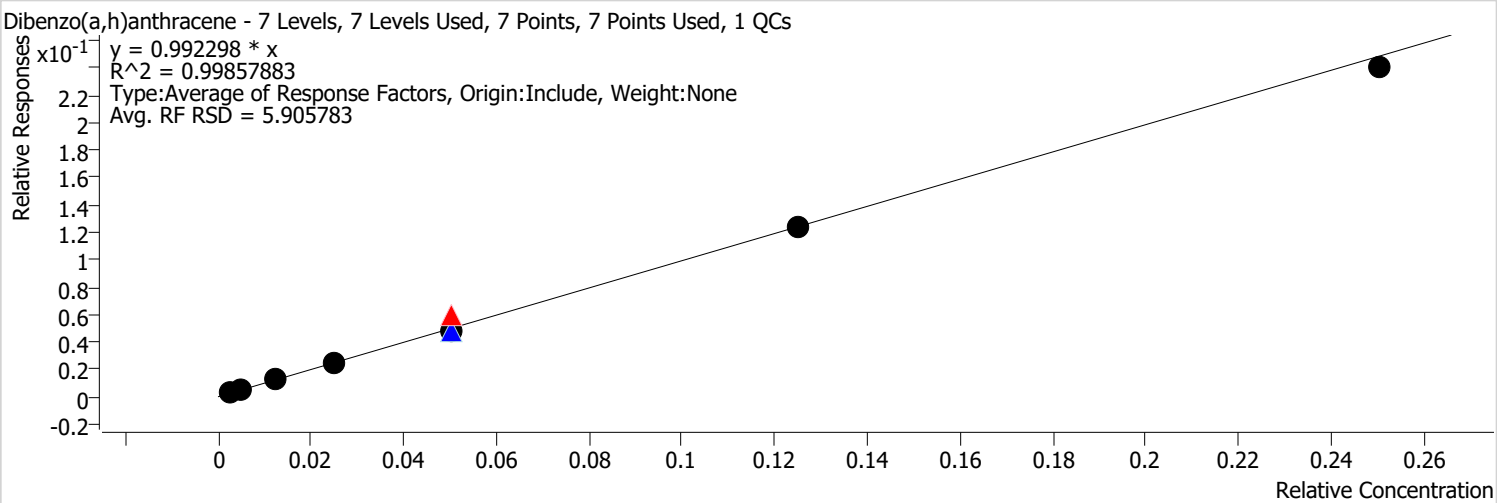

Calibration STD Path	Cal Type	Level	Enabled	Resp.	Exp. Conc	Resp. Factor	Level RSD
\\MASSHUNTER\Org\Data\SV5975.I\sh022822\1 e8270c bna SIM\Feb2808.D	Calibration	1	x	1599	0.1000	1.1166	
\\MASSHUNTER\Org\Data\SV5975.I\sh022822\1 e8270c bna SIM\Feb2807.D	Calibration	2	x	2742	0.2000	0.9386	
\\MASSHUNTER\Org\Data\SV5975.I\sh022822\1 e8270c bna SIM\Feb2806.D	Calibration	3	x	7282	0.5000	0.9783	
\\MASSHUNTER\Org\Data\SV5975.I\sh022822\1 e8270c bna SIM\Feb2805.D	Calibration	4	x	15644	1.0000	0.9994	
\\MASSHUNTER\Org\Data\SV5975.I\sh021122\1 e8270c bna SIM\Feb1120.D	CC	CCV	x	49403	2.0000	1.2070	
\\MASSHUNTER\Org\Data\SV5975.I\sh022822\1 e8270c bna SIM\Feb2809.D	QC	ICV	x	32174	2.0000	0.9730	
\\MASSHUNTER\Org\Data\SV5975.I\sh022822\1 e8270c bna SIM\Feb2804.D	Calibration	5	x	32220	2.0000	0.9620	
\\MASSHUNTER\Org\Data\SV5975.I\sh022822\1 e8270c bna SIM\Feb2803.D	Calibration	6	x	87537	5.0000	0.9919	
\\MASSHUNTER\Org\Data\SV5975.I\sh022822\1 e8270c bna SIM\Feb2802.D	Calibration	7	x	184135	10.0000	0.9592	

Calibration Report

Batch Path	\\MASSHUNTER\Org\Data\SV5975.I\sh022822\1 e8270c bna SIM\QuantResults\022822 bna SIM 1.batch.bin		
Analysis Time	3/1/2022 9:37 AM	**Analyst Name**	BL2000\jheine
Report Time	3/1/2022 10:32:16 AM	**Reporter Name**	BL2000\jheine
Last Calib Update	2/28/2022 5:36 PM	**Batch State**	Processed
Quant Batch Version	10.0	**Quant Report Version**	10.0

Benzo(g,h,i)perylene %RSE = 8.6

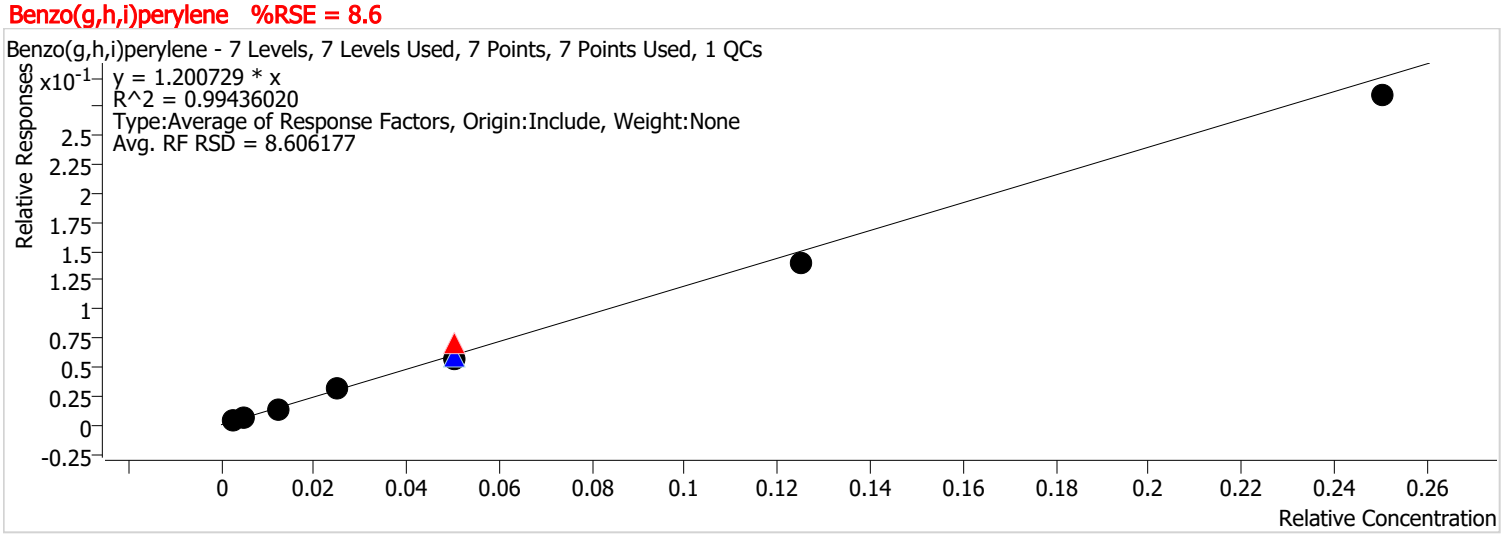

Calibration STD Path	Cal Type	Level	Enabled	Resp.	Exp. Conc	Resp. Factor	Level RSD
\\MASSHUNTER\Org\Data\SV5975.I\sh022822\1 e8270c bna SIM\Feb2808.D	Calibration	1	x	1975	0.1000	1.3788	
\\MASSHUNTER\Org\Data\SV5975.I\sh022822\1 e8270c bna SIM\Feb2807.D	Calibration	2	x	3795	0.2000	1.2991	
\\MASSHUNTER\Org\Data\SV5975.I\sh022822\1 e8270c bna SIM\Feb2806.D	Calibration	3	x	8467	0.5000	1.1375	
\\MASSHUNTER\Org\Data\SV5975.I\sh022822\1 e8270c bna SIM\Feb2805.D	Calibration	4	x	19094	1.0000	1.2197	
\\MASSHUNTER\Org\Data\SV5975.I\sh021122\1 e8270c bna SIM\Feb1120.D	CC	CCV	x	58321	2.0000	1.4249	
\\MASSHUNTER\Org\Data\SV5975.I\sh022822\1 e8270c bna SIM\Feb2809.D	QC	ICV	x	39545	2.0000	1.1959	
\\MASSHUNTER\Org\Data\SV5975.I\sh022822\1 e8270c bna SIM\Feb2804.D	Calibration	5	x	37500	2.0000	1.1197	
\\MASSHUNTER\Org\Data\SV5975.I\sh022822\1 e8270c bna SIM\Feb2803.D	Calibration	6	x	98201	5.0000	1.1128	
\\MASSHUNTER\Org\Data\SV5975.I\sh022822\1 e8270c bna SIM\Feb2802.D	Calibration	7	x	218362	10.0000	1.1375	

Initial Calibration Report - GCMS

Method Path	\\MASSHUNTER\Org\Data\SV5975.I\sh021622\2 e8270c bna SIM
Method File	021622 bna SIM 2.batch.bin
Batch Name	\\MASSHUNTER\Org\Data\SV5975.I\sh022822\1 e8270c bna SIM\QuantResults\022822 bna SIM 1.batch.bin
Last Calib Update	2/28/2022 5:36:24 PM

Level Name	Calibration Files	Acq. Date-Time	Level Last Update Time
7	\\MASSHUNTER\Org\Data\SV5975.I\sh022822\1 e8270c bna SIM\Feb2802.D	2/28/2022 11:35:33 AM	2/28/2022 5:36:24 PM
6	\\MASSHUNTER\Org\Data\SV5975.I\sh022822\1 e8270c bna SIM\Feb2803.D	2/28/2022 12:33:16 PM	2/28/2022 5:36:24 PM
5	\\MASSHUNTER\Org\Data\SV5975.I\sh022822\1 e8270c bna SIM\Feb2804.D	2/28/2022 1:05:46 PM	2/28/2022 5:36:24 PM
4	\\MASSHUNTER\Org\Data\SV5975.I\sh022822\1 e8270c bna SIM\Feb2805.D	2/28/2022 1:38:16 PM	2/28/2022 5:36:24 PM
3	\\MASSHUNTER\Org\Data\SV5975.I\sh022822\1 e8270c bna SIM\Feb2806.D	2/28/2022 2:10:52 PM	2/28/2022 5:36:24 PM
2	\\MASSHUNTER\Org\Data\SV5975.I\sh022822\1 e8270c bna SIM\Feb2807.D	2/28/2022 2:43:26 PM	2/28/2022 5:36:24 PM
1	\\MASSHUNTER\Org\Data\SV5975.I\sh022822\1 e8270c bna SIM\Feb2808.D	2/28/2022 3:16:00 PM	2/28/2022 5:36:24 PM

Compound	Curve Fit	7	6	5	4	3	2	1	Avg RF	%RSD
I 1,4-Dichlorobenzene-d4				---------- ISTD ----------						
S Nitrobenzene-d5	Quadratic	1.0629	0.7846	0.7802	0.8629	0.7575	0.7545	0.9491	0.8502	13.763
I Naphthalene-d8				---------- ISTD ----------						
T Naphthalene	Avg RF	0.8677	0.9242	0.9853	1.0186	1.0366	1.0708	1.1661	1.0099	9.656
T 2-Methylnaphthalene	Avg RF	0.5754	0.5910	0.6017	0.5905	0.5809	0.5886	0.6025	0.5901	1.685
T 1-Methylnaphthalene	Quadratic	0.5996	0.5966	0.6594	0.7787	0.6388	0.8120	0.9266	0.7159	17.529
I Acenaphthene-d10				---------- ISTD ----------						
S 2-Fluorobiphenyl	Avg RF	1.2064	1.2286	1.1061	1.1771	1.1687	1.3575	1.4063	1.2358	8.715
T Acenaphthylene	Avg RF	1.3590	1.5425	1.4789	1.5154	1.5753	1.6730	1.6695	1.5448	7.125
T Acenaphthene	Quadratic	0.9035	1.0414	1.0268	1.1018	1.2009	1.2981	1.2719	1.1206	12.796
T Fluorene	Avg RF	1.1897	1.3035	1.2229	1.2291	1.3796	1.2588	1.4929	1.2966	8.228
I Phenanthrene-d10				---------- ISTD ----------						
T Phenanthrene	Quadratic	0.9041	0.9309	0.9503	1.0170	1.0568	1.0079	1.3961	1.0376	16.080
T Anthracene	Avg RF	0.8395	0.8462	0.8498	0.9223	0.7422	0.7609	0.9151	0.8394	8.191
S o-Terphenyl	Quadratic	0.5083	0.5446	0.5709	0.5881	0.5857	0.6354	0.7196	0.5932	11.496
T Fluoranthene	Avg RF	0.9373	0.9053	0.9349	0.9388	0.9669	1.0472	1.1552	0.9837	8.939
I Chrysene-d12				---------- ISTD ----------						
T Pyrene	Quadratic	1.2504	1.3881	1.3557	1.4605	1.4539	1.5998	1.7755	1.4691	11.742
S Terphenyl-d14	Avg RF	0.8187	0.8476	0.8302	0.8794	0.8686	0.8951	1.0022	0.8774	6.983
T Benzo(a)Anthracene	Quadratic	0.9461	0.9807	0.9853	1.1156	1.2035	1.6160	2.2682	1.3022	37.182
T Chrysene	Quadratic	1.1489	1.2217	1.2382	1.3481	1.5034	1.4343	1.6744	1.3670	13.463
I Perylene-d12				---------- ISTD ----------						
T Benzo(b)fluoranthene	Avg RF	1.1187	1.0837	1.0444	1.1432	1.0452	1.0319	1.2223	1.0985	6.235
T Benzo(k)fluoranthene	Quadratic	1.2303	1.2653	1.2568	1.3988	1.3493	1.4479	1.6725	1.3744	11.192
T Benzo(a)pyrene	Avg RF	1.0138	1.0062	0.9779	1.0009	0.9962	1.0253	1.1718	1.0274	6.361
T Indeno(1,2,3-cd)pyrene	Avg RF	0.8836	0.8470	0.8389	0.8441	0.8096	0.7811	0.9089	0.8447	5.056
T Dibenzo(a,h)anthracene	Avg RF	0.9592	0.9919	0.9620	0.9994	0.9783	0.9386	1.1166	0.9923	5.906

Compound	Curve Fit	7	6	5	4	3	2	1	Avg RF	%RSD
T Benzo(g,h,i)perylene	Avg RF	1.1375	1.1128	1.1197	1.2197	1.1375	1.2991	1.3788	1.2007	8.606

(RedFont and #) = Outlier Flag; (I) = Internal Standard; (T) = Target; (S) = Surrogate; (M) = Matrix Spike

Compounds with Curve fitting not using Avg Response Factor:

Compound	Curve Fit	Curve Fit Formula	Curve Fit R2
S Nitrobenzene-d5	Quadratic	y = 1.593757 * x ^ 2 + 0.646624 * x + 8.993029E-004	0.996681
T 1-Methylnaphthalene	Quadratic	y = -0.231787 * x ^ 2 + 0.648334 * x + 7.741611E-004	0.996933
T Acenaphthene	Quadratic	y = -0.822589 * x ^ 2 + 1.111513 * x + 5.988788E-004	0.999098
T Phenanthrene	Quadratic	y = -0.219353 * x ^ 2 + 0.954362 * x + 9.117546E-004	0.999577
S o-Terphenyl	Quadratic	y = -0.280009 * x ^ 2 + 0.577069 * x + 3.254412E-004	0.999967
T Pyrene	Quadratic	y = -0.724648 * x ^ 2 + 1.435477 * x + 7.661499E-004	0.999445
T Benzo(a)Anthracene	Quadratic	y = -0.077323 * x ^ 2 + 0.953926 * x + 0.003290	0.999754
T Chrysene	Quadratic	y = -0.577837 * x ^ 2 + 1.287325 * x + 0.001103	0.999334
T Benzo(k)fluoranthene	Quadratic	y = -0.248673 * x ^ 2 + 1.288020 * x + 9.597236E-004	0.999625

(RedFont and #) = Outlier Flag; (I) = Internal Standard; (T) = Target; (S) = Surrogate; (M) = Matrix Spike

Quantitative Analysis Results Summary Report

Batch Path	\\MASSHUNTER\Org\Data\SV5975.I\sh022822\1 e8270c bna SIM\QuantResults\022822 bna SIM 1.batch.bin		
Analysis Time	3/1/2022 9:37 AM	**Analyst Name**	BL2000\jheine
Report Time	3/1/2022 10:29:36 AM	**Reporter Name**	BL2000\jheine
Last Calib Update	2/28/2022 5:36 PM	**Batch State**	Processed
Quant Batch Version	10.0	**Quant Report Version**	10.0

Sequence Table

Data File	sample Name	Sample Type	Vial Position	Inj Vol	Level	Acq Method File
Feb2802.D	28-Feb-22_CAL_7	Cal	2	0.1	7	5975BNASIM
Feb2803.D	28-Feb-22_CAL_6	Cal	3	0.1	6	5975BNASIM
Feb2804.D	28-Feb-22_CAL_5	Cal	4	0.1	5	5975BNASIM
Feb2805.D	28-Feb-22_CAL_4	Cal	5	0.1	4	5975BNASIM
Feb2806.D	28-Feb-22_CAL_3	Cal	6	0.1	3	5975BNASIM
Feb2807.D	28-Feb-22_CAL_2	Cal	7	0.1	2	5975BNASIM
Feb2808.D	28-Feb-22_CAL_1	Cal	8	0.1	1	5975BNASIM
Feb2809.D	28-Feb-22_CCV_9	QC	9	0.1	ICV	5975BNASIM

Quantitation Results

Compound: Nitrobenzene-d5

Data File	Sample Type	ISTD	RT	Resp	ISTD Resp	Resp Ratio	Final Conc	Exp. Conc	Accuracy
Feb2802.D	Calibration	1,4-Dichlorobenzene-d4	5.131	62988	237036	0.2657	10.0985	10.0000	101.0
Feb2803.D	Calibration	1,4-Dichlorobenzene-d4	5.131	21732	221583	0.0981	4.6683	5.0000	93.4
Feb2804.D	Calibration	1,4-Dichlorobenzene-d4	5.156	8111	207938	0.0390	2.0886	2.0000	104.4
Feb2805.D	Calibration	1,4-Dichlorobenzene-d4	5.156	4160	192832	0.0216	1.1914	1.0000	119.1
Feb2806.D	Calibration	1,4-Dichlorobenzene-d4	5.180	1769	186796	0.0095	0.5138	0.5000	102.8
Feb2807.D	Calibration	1,4-Dichlorobenzene-d4	5.205	675	178806	0.0038	0.1758	0.2000	87.9
Feb2808.D	Calibration	1,4-Dichlorobenzene-d4	5.205	399	168007	0.0024	0.0906	0.1000	90.6
Feb2809.D	QC	1,4-Dichlorobenzene-d4	5.156	7699	199553	0.0386	2.0675	2.0000	103.4

Compound: Naphthalene

Data File	Sample Type	ISTD	RT	Resp	ISTD Resp	Resp Ratio	Final Conc	Exp. Conc	Accuracy
Feb2802.D	Calibration	Naphthalene-d8	5.953	218016	1005026	0.2169	8.5919	10.0000	85.9
Feb2803.D	Calibration	Naphthalene-d8	5.953	110932	960223	0.1155	4.5757	5.0000	91.5
Feb2804.D	Calibration	Naphthalene-d8	5.953	44192	896988	0.0493	1.9513	2.0000	97.6
Feb2805.D	Calibration	Naphthalene-d8	5.953	21497	844168	0.0255	1.0086	1.0000	100.9
Feb2806.D	Calibration	Naphthalene-d8	5.953	10356	799268	0.0130	0.5132	0.5000	102.6
Feb2807.D	Calibration	Naphthalene-d8	5.953	4270	797499	0.0054	0.2121	0.2000	106.0
Feb2808.D	Calibration	Naphthalene-d8	5.953	2294	787020	0.0029	0.1155	0.1000	115.5
Feb2809.D	QC	Naphthalene-d8	5.953	47707	879264	0.0543	2.1490	2.0000	107.4

Compound: 2-Methylnaphthalene

Data File	Sample Type	ISTD	RT	Resp	ISTD Resp	Resp Ratio	Final Conc	Exp. Conc	Accuracy
Feb2802.D	Calibration	Naphthalene-d8	6.778	144579	1005026	0.1439	9.7514	10.0000	97.5
Feb2803.D	Calibration	Naphthalene-d8	6.790	70933	960223	0.0739	5.0075	5.0000	100.1
Feb2804.D	Calibration	Naphthalene-d8	6.790	26987	896988	0.0301	2.0395	2.0000	102.0

Compound: 2-Methylnaphthalene

Data File	Sample Type	ISTD	RT	Resp	ISTD Resp	Resp Ratio	Final Conc	Exp. Conc	Accuracy
Feb2805.D	Calibration	Naphthalene-d8	6.802	12463	844168	0.0148	1.0008	1.0000	100.1
Feb2806.D	Calibration	Naphthalene-d8	6.802	5804	799268	0.0073	0.4922	0.5000	98.4
Feb2807.D	Calibration	Naphthalene-d8	6.815	2347	797499	0.0029	0.1995	0.2000	99.7
Feb2808.D	Calibration	Naphthalene-d8	6.815	1185	787020	0.0015	0.1021	0.1000	102.1
Feb2809.D	QC	Naphthalene-d8	6.790	30895	879264	0.0351	2.3818	2.0000	119.1

Compound: 1-Methylnaphthalene

Data File	Sample Type	ISTD	RT	Resp	ISTD Resp	Resp Ratio	Final Conc	Exp. Conc	Accuracy
Feb2802.D	Calibration	Naphthalene-d8	6.890	150643	1005026	0.1499	10.1143	10.0000	101.1
Feb2803.D	Calibration	Naphthalene-d8	6.902	71606	960223	0.0746	4.7552	5.0000	95.1
Feb2804.D	Calibration	Naphthalene-d8	6.902	29573	896988	0.0330	2.0229	2.0000	101.1
Feb2805.D	Calibration	Naphthalene-d8	6.902	16434	844168	0.0195	1.1655	1.0000	116.5
Feb2806.D	Calibration	Naphthalene-d8	6.915	6382	799268	0.0080	0.4466	0.5000	89.3
Feb2807.D	Calibration	Naphthalene-d8	6.915	3238	797499	0.0041	0.2031	0.2000	101.5
Feb2808.D	Calibration	Naphthalene-d8	6.915	1823	787020	0.0023	0.0952	0.1000	95.2
Feb2809.D	QC	Naphthalene-d8	6.902	30561	879264	0.0348	2.1375	2.0000	106.9

Compound: 2-Fluorobiphenyl

Data File	Sample Type	ISTD	RT	Resp	ISTD Resp	Resp Ratio	Final Conc	Exp. Conc	Accuracy
Feb2802.D	Calibration	Acenaphthene-d10	7.252	203587	675025	0.3016	9.7619	10.0000	97.6
Feb2803.D	Calibration	Acenaphthene-d10	7.252	92999	605561	0.1536	4.9708	5.0000	99.4
Feb2804.D	Calibration	Acenaphthene-d10	7.264	33989	614594	0.0553	1.7900	2.0000	89.5
Feb2805.D	Calibration	Acenaphthene-d10	7.264	17391	590960	0.0294	0.9525	1.0000	95.2
Feb2806.D	Calibration	Acenaphthene-d10	7.264	7973	545740	0.0146	0.4728	0.5000	94.6
Feb2807.D	Calibration	Acenaphthene-d10	7.265	3564	525064	0.0068	0.2197	0.2000	109.8
Feb2808.D	Calibration	Acenaphthene-d10	7.277	1922	546792	0.0035	0.1138	0.1000	113.8
Feb2809.D	QC	Acenaphthene-d10	7.264	33946	618200	0.0549	1.7773	2.0000	88.9

Compound: Acenaphthylene

Data File	Sample Type	ISTD	RT	Resp	ISTD Resp	Resp Ratio	Final Conc	Exp. Conc	Accuracy
Feb2802.D	Calibration	Acenaphthene-d10	7.826	229334	675025	0.3397	8.7970	10.0000	88.0
Feb2803.D	Calibration	Acenaphthene-d10	7.826	116759	605561	0.1928	4.9925	5.0000	99.8
Feb2804.D	Calibration	Acenaphthene-d10	7.826	45447	614594	0.0739	1.9147	2.0000	95.7
Feb2805.D	Calibration	Acenaphthene-d10	7.826	22388	590960	0.0379	0.9809	1.0000	98.1
Feb2806.D	Calibration	Acenaphthene-d10	7.826	10747	545740	0.0197	0.5099	0.5000	102.0
Feb2807.D	Calibration	Acenaphthene-d10	7.826	4392	525064	0.0084	0.2166	0.2000	108.3
Feb2808.D	Calibration	Acenaphthene-d10	7.826	2282	546792	0.0042	0.1081	0.1000	108.1
Feb2809.D	QC	Acenaphthene-d10	7.826	45602	618200	0.0738	1.9100	2.0000	95.5

Compound: Acenaphthene

Data File	Sample Type	ISTD	RT	Resp	ISTD Resp	Resp Ratio	Final Conc	Exp. Conc	Accuracy
Feb2802.D	Calibration	Acenaphthene-d10	8.038	152469	675025	0.2259	9.9319	10.0000	99.3

Compound: Acenaphthene

Data File	Sample Type	ISTD	RT	Resp	ISTD Resp	Resp Ratio	Final Conc	Exp. Conc	Accuracy
Feb2803.D	Calibration	Acenaphthene-d10	8.038	78829	605561	0.1302	5.1546	5.0000	103.1
Feb2804.D	Calibration	Acenaphthene-d10	8.038	31554	614594	0.0513	1.8923	2.0000	94.6
Feb2805.D	Calibration	Acenaphthene-d10	8.038	16278	590960	0.0275	0.9878	1.0000	98.8
Feb2806.D	Calibration	Acenaphthene-d10	8.038	8192	545740	0.0150	0.5237	0.5000	104.7
Feb2807.D	Calibration	Acenaphthene-d10	8.038	3408	525064	0.0065	0.2129	0.2000	106.4
Feb2808.D	Calibration	Acenaphthene-d10	8.038	1739	546792	0.0032	0.0930	0.1000	93.0
Feb2809.D	QC	Acenaphthene-d10	8.038	37269	618200	0.0603	2.2409	2.0000	112.0

Compound: Fluorene

Data File	Sample Type	ISTD	RT	Resp	ISTD Resp	Resp Ratio	Final Conc	Exp. Conc	Accuracy
Feb2802.D	Calibration	Acenaphthene-d10	8.661	200776	675025	0.2974	9.1755	10.0000	91.8
Feb2803.D	Calibration	Acenaphthene-d10	8.661	98665	605561	0.1629	5.0263	5.0000	100.5
Feb2804.D	Calibration	Acenaphthene-d10	8.673	37579	614594	0.0611	1.8863	2.0000	94.3
Feb2805.D	Calibration	Acenaphthene-d10	8.673	18159	590960	0.0307	0.9479	1.0000	94.8
Feb2806.D	Calibration	Acenaphthene-d10	8.673	9411	545740	0.0172	0.5320	0.5000	106.4
Feb2807.D	Calibration	Acenaphthene-d10	8.686	3305	525064	0.0063	0.1942	0.2000	97.1
Feb2808.D	Calibration	Acenaphthene-d10	8.686	2041	546792	0.0037	0.1151	0.1000	115.1
Feb2809.D	QC	Acenaphthene-d10	8.673	36522	618200	0.0591	1.8225	2.0000	91.1

Compound: Phenanthrene

Data File	Sample Type	ISTD	RT	Resp	ISTD Resp	Resp Ratio	Final Conc	Exp. Conc	Accuracy
Feb2802.D	Calibration	Phenanthrene-d10	9.793	270524	1196879	0.2260	10.0110	10.0000	100.1
Feb2803.D	Calibration	Phenanthrene-d10	9.793	140961	1211351	0.1164	4.9816	5.0000	99.6
Feb2804.D	Calibration	Phenanthrene-d10	9.793	54398	1144899	0.0475	1.9756	2.0000	98.8
Feb2805.D	Calibration	Phenanthrene-d10	9.793	27826	1094449	0.0254	1.0336	1.0000	103.4
Feb2806.D	Calibration	Phenanthrene-d10	9.793	13673	1035041	0.0132	0.5170	0.5000	103.4
Feb2807.D	Calibration	Phenanthrene-d10	9.793	5117	1015461	0.0050	0.1732	0.2000	86.6
Feb2808.D	Calibration	Phenanthrene-d10	9.793	3514	1006813	0.0035	0.1081	0.1000	108.1
Feb2809.D	QC	Phenanthrene-d10	9.793	61118	1162062	0.0526	2.1938	2.0000	109.7

Compound: Anthracene

Data File	Sample Type	ISTD	RT	Resp	ISTD Resp	Resp Ratio	Final Conc	Exp. Conc	Accuracy
Feb2802.D	Calibration	Phenanthrene-d10	9.854	251196	1196879	0.2099	10.0010	10.0000	100.0
Feb2803.D	Calibration	Phenanthrene-d10	9.854	128135	1211351	0.1058	5.0406	5.0000	100.8
Feb2804.D	Calibration	Phenanthrene-d10	9.854	48647	1144899	0.0425	2.0248	2.0000	101.2
Feb2805.D	Calibration	Phenanthrene-d10	9.854	25234	1094449	0.0231	1.0987	1.0000	109.9
Feb2806.D	Calibration	Phenanthrene-d10	9.867	9602	1035041	0.0093	0.4421	0.5000	88.4
Feb2807.D	Calibration	Phenanthrene-d10	9.867	3863	1015461	0.0038	0.1813	0.2000	90.6
Feb2808.D	Calibration	Phenanthrene-d10	9.867	2303	1006813	0.0023	0.1090	0.1000	109.0
Feb2809.D	QC	Phenanthrene-d10	9.854	54226	1162062	0.0467	2.2236	2.0000	111.2

Compound: o-Terphenyl

Data File	Sample Type	ISTD	RT	Resp	ISTD Resp	Resp Ratio	Final Conc	Exp. Conc	Accuracy
Feb2802.D	Calibration	Phenanthrene-d10	10.299	152101	1196879	0.1271	9.9990	10.0000	100.0
Feb2803.D	Calibration	Phenanthrene-d10	10.299	82459	1211351	0.0681	4.9991	5.0000	100.0
Feb2804.D	Calibration	Phenanthrene-d10	10.299	32679	1144899	0.0285	2.0047	2.0000	100.2
Feb2805.D	Calibration	Phenanthrene-d10	10.299	16091	1094449	0.0147	1.0089	1.0000	100.9
Feb2806.D	Calibration	Phenanthrene-d10	10.299	7578	1035041	0.0073	0.4878	0.5000	97.6
Feb2807.D	Calibration	Phenanthrene-d10	10.299	3226	1015461	0.0032	0.1981	0.2000	99.1
Feb2808.D	Calibration	Phenanthrene-d10	10.299	1811	1006813	0.0018	0.1023	0.1000	102.3
Feb2809.D	QC	Phenanthrene-d10	10.299	34015	1162062	0.0293	2.0578	2.0000	102.9

Compound: Fluoranthene

Data File	Sample Type	ISTD	RT	Resp	ISTD Resp	Resp Ratio	Final Conc	Exp. Conc	Accuracy
Feb2802.D	Calibration	Phenanthrene-d10	11.398	280473	1196879	0.2343	9.5291	10.0000	95.3
Feb2803.D	Calibration	Phenanthrene-d10	11.398	137080	1211351	0.1132	4.6017	5.0000	92.0
Feb2804.D	Calibration	Phenanthrene-d10	11.398	53521	1144899	0.0467	1.9009	2.0000	95.0
Feb2805.D	Calibration	Phenanthrene-d10	11.411	25688	1094449	0.0235	0.9544	1.0000	95.4
Feb2806.D	Calibration	Phenanthrene-d10	11.411	12510	1035041	0.0121	0.4915	0.5000	98.3
Feb2807.D	Calibration	Phenanthrene-d10	11.423	5317	1015461	0.0052	0.2129	0.2000	106.5
Feb2808.D	Calibration	Phenanthrene-d10	11.423	2908	1006813	0.0029	0.1174	0.1000	117.4
Feb2809.D	QC	Phenanthrene-d10	11.398	58616	1162062	0.0504	2.0512	2.0000	102.6

Compound: Pyrene

Data File	Sample Type	ISTD	RT	Resp	ISTD Resp	Resp Ratio	Final Conc	Exp. Conc	Accuracy
Feb2802.D	Calibration	Chrysene-d12	11.769	299286	957395	0.3126	9.9352	10.0000	99.4
Feb2803.D	Calibration	Chrysene-d12	11.769	152779	880513	0.1735	5.1481	5.0000	103.0
Feb2804.D	Calibration	Chrysene-d12	11.781	57772	852286	0.0678	1.9137	2.0000	95.7
Feb2805.D	Calibration	Chrysene-d12	11.781	29399	805199	0.0365	1.0089	1.0000	100.9
Feb2806.D	Calibration	Chrysene-d12	11.781	13849	762030	0.0182	0.4881	0.5000	97.6
Feb2807.D	Calibration	Chrysene-d12	11.794	5921	740153	0.0080	0.2021	0.2000	101.0
Feb2808.D	Calibration	Chrysene-d12	11.794	3281	739070	0.0044	0.1025	0.1000	102.5
Feb2809.D	QC	Chrysene-d12	11.781	61006	856601	0.0712	2.0144	2.0000	100.7

Compound: Terphenyl-d14

Data File	Sample Type	ISTD	RT	Resp	ISTD Resp	Resp Ratio	Final Conc	Exp. Conc	Accuracy
Feb2802.D	Calibration	Chrysene-d12	12.238	195953	957395	0.2047	9.3311	10.0000	93.3
Feb2803.D	Calibration	Chrysene-d12	12.238	93293	880513	0.1060	4.8304	5.0000	96.6
Feb2804.D	Calibration	Chrysene-d12	12.238	35377	852286	0.0415	1.8923	2.0000	94.6
Feb2805.D	Calibration	Chrysene-d12	12.251	17702	805199	0.0220	1.0023	1.0000	100.2
Feb2806.D	Calibration	Chrysene-d12	12.251	8273	762030	0.0109	0.4950	0.5000	99.0
Feb2807.D	Calibration	Chrysene-d12	12.263	3313	740153	0.0045	0.2040	0.2000	102.0
Feb2808.D	Calibration	Chrysene-d12	12.263	1852	739070	0.0025	0.1142	0.1000	114.2
Feb2809.D	QC	Chrysene-d12	12.238	35309	856601	0.0412	1.8792	2.0000	94.0

Compound: Benzo(a)Anthracene

Data File	Sample Type	ISTD	RT	Resp	ISTD Resp	Resp Ratio	Final Conc	Exp. Conc	Accuracy
Feb2802.D	Calibration	Chrysene-d12	14.639	226459	957395	0.2365	9.9824	10.0000	99.8
Feb2803.D	Calibration	Chrysene-d12	14.639	107944	880513	0.1226	5.0544	5.0000	101.1
Feb2804.D	Calibration	Chrysene-d12	14.639	41990	852286	0.0493	1.9355	2.0000	96.8
Feb2805.D	Calibration	Chrysene-d12	14.639	22457	805199	0.0279	1.0337	1.0000	103.4
Feb2806.D	Calibration	Chrysene-d12	14.639	11464	762030	0.0150	0.4933	0.5000	98.7
Feb2807.D	Calibration	Chrysene-d12	14.639	5980	740153	0.0081	0.2009	0.2000	100.5
Feb2808.D	Calibration	Chrysene-d12	14.664	4191	739070	0.0057	0.0998	0.1000	99.8
Feb2809.D	QC	Chrysene-d12	14.639	47359	856601	0.0553	2.1900	2.0000	109.5

Compound: Chrysene

Data File	Sample Type	ISTD	RT	Resp	ISTD Resp	Resp Ratio	Final Conc	Exp. Conc	Accuracy
Feb2802.D	Calibration	Chrysene-d12	14.726	274987	957395	0.2872	10.0162	10.0000	100.2
Feb2803.D	Calibration	Chrysene-d12	14.739	134469	880513	0.1527	4.9905	5.0000	99.8
Feb2804.D	Calibration	Chrysene-d12	14.739	52766	852286	0.0619	1.9313	2.0000	96.6
Feb2805.D	Calibration	Chrysene-d12	14.739	27137	805199	0.0337	1.0247	1.0000	102.5
Feb2806.D	Calibration	Chrysene-d12	14.726	14320	762030	0.0188	0.5531	0.5000	110.6
Feb2807.D	Calibration	Chrysene-d12	14.739	5308	740153	0.0072	0.1890	0.2000	94.5
Feb2808.D	Calibration	Chrysene-d12	14.739	3094	739070	0.0042	0.0959	0.1000	95.9
Feb2809.D	QC	Chrysene-d12	14.739	62450	856601	0.0729	2.2899	2.0000	114.5

Compound: Benzo(b)fluoranthene

Data File	Sample Type	ISTD	RT	Resp	ISTD Resp	Resp Ratio	Final Conc	Exp. Conc	Accuracy
Feb2802.D	Calibration	Perylene-d12	17.659	214754	767865	0.2797	10.1840	10.0000	101.8
Feb2803.D	Calibration	Perylene-d12	17.659	95636	705991	0.1355	4.9327	5.0000	98.7
Feb2804.D	Calibration	Perylene-d12	17.659	34979	669855	0.0522	1.9015	2.0000	95.1
Feb2805.D	Calibration	Perylene-d12	17.671	17895	626149	0.0286	1.0407	1.0000	104.1
Feb2806.D	Calibration	Perylene-d12	17.671	7780	595467	0.0131	0.4758	0.5000	95.2
Feb2807.D	Calibration	Perylene-d12	17.684	3015	584306	0.0052	0.1879	0.2000	93.9
Feb2808.D	Calibration	Perylene-d12	17.684	1751	572863	0.0031	0.1113	0.1000	111.3
Feb2809.D	QC	Perylene-d12	17.671	37369	661350	0.0565	2.0575	2.0000	102.9

Compound: Benzo(k)fluoranthene

Data File	Sample Type	ISTD	RT	Resp	ISTD Resp	Resp Ratio	Final Conc	Exp. Conc	Accuracy
Feb2802.D	Calibration	Perylene-d12	17.721	236174	767865	0.3076	10.0051	10.0000	100.1
Feb2803.D	Calibration	Perylene-d12	17.721	111664	705991	0.1582	5.0029	5.0000	100.1
Feb2804.D	Calibration	Perylene-d12	17.733	42093	669855	0.0628	1.9399	2.0000	97.0
Feb2805.D	Calibration	Perylene-d12	17.733	21897	626149	0.0350	1.0617	1.0000	106.2
Feb2806.D	Calibration	Perylene-d12	17.733	10044	595467	0.0169	0.4952	0.5000	99.0
Feb2807.D	Calibration	Perylene-d12	17.746	4230	584306	0.0072	0.1952	0.2000	97.6
Feb2808.D	Calibration	Perylene-d12	17.746	2395	572863	0.0042	0.1001	0.1000	100.1
Feb2809.D	QC	Perylene-d12	17.733	44771	661350	0.0677	2.0937	2.0000	104.7

Compound: Benzo(a)pyrene

Data File	Sample Type	ISTD	RT	Resp	ISTD Resp	Resp Ratio	Final Conc	Exp. Conc	Accuracy
Feb2802.D	Calibration	Perylene-d12	18.302	194609	767865	0.2534	9.8669	10.0000	98.7
Feb2803.D	Calibration	Perylene-d12	18.302	88796	705991	0.1258	4.8966	5.0000	97.9
Feb2804.D	Calibration	Perylene-d12	18.314	32754	669855	0.0489	1.9036	2.0000	95.2
Feb2805.D	Calibration	Perylene-d12	18.314	15668	626149	0.0250	0.9742	1.0000	97.4
Feb2806.D	Calibration	Perylene-d12	18.314	7415	595467	0.0125	0.4848	0.5000	97.0
Feb2807.D	Calibration	Perylene-d12	18.314	2996	584306	0.0051	0.1996	0.2000	99.8
Feb2808.D	Calibration	Perylene-d12	18.314	1678	572863	0.0029	0.1141	0.1000	114.1
Feb2809.D	QC	Perylene-d12	18.314	32770	661350	0.0496	1.9291	2.0000	96.5

Compound: Indeno(1,2,3-cd)pyrene

Data File	Sample Type	ISTD	RT	Resp	ISTD Resp	Resp Ratio	Final Conc	Exp. Conc	Accuracy
Feb2802.D	Calibration	Perylene-d12	20.155	169620	767865	0.2209	10.4599	10.0000	104.6
Feb2803.D	Calibration	Perylene-d12	20.167	74751	705991	0.1059	5.0136	5.0000	100.3
Feb2804.D	Calibration	Perylene-d12	20.167	28097	669855	0.0419	1.9862	2.0000	99.3
Feb2805.D	Calibration	Perylene-d12	20.167	13213	626149	0.0211	0.9992	1.0000	99.9
Feb2806.D	Calibration	Perylene-d12	20.180	6026	595467	0.0101	0.4792	0.5000	95.8
Feb2807.D	Calibration	Perylene-d12	20.180	2282	584306	0.0039	0.1849	0.2000	92.5
Feb2808.D	Calibration	Perylene-d12	20.192	1302	572863	0.0023	0.1076	0.1000	107.6
Feb2809.D	QC	Perylene-d12	20.167	29178	661350	0.0441	2.0891	2.0000	104.5

Compound: Dibenzo(a,h)anthracene

Data File	Sample Type	ISTD	RT	Resp	ISTD Resp	Resp Ratio	Final Conc	Exp. Conc	Accuracy
Feb2802.D	Calibration	Perylene-d12	20.229	184135	767865	0.2398	9.6665	10.0000	96.7
Feb2803.D	Calibration	Perylene-d12	20.229	87537	705991	0.1240	4.9982	5.0000	100.0
Feb2804.D	Calibration	Perylene-d12	20.241	32220	669855	0.0481	1.9390	2.0000	96.9
Feb2805.D	Calibration	Perylene-d12	20.241	15644	626149	0.0250	1.0072	1.0000	100.7
Feb2806.D	Calibration	Perylene-d12	20.254	7282	595467	0.0122	0.4929	0.5000	98.6
Feb2807.D	Calibration	Perylene-d12	20.254	2742	584306	0.0047	0.1892	0.2000	94.6
Feb2808.D	Calibration	Perylene-d12	20.266	1599	572863	0.0028	0.1125	0.1000	112.5
Feb2809.D	QC	Perylene-d12	20.241	32174	661350	0.0486	1.9611	2.0000	98.1

Compound: Benzo(g,h,i)perylene

Data File	Sample Type	ISTD	RT	Resp	ISTD Resp	Resp Ratio	Final Conc	Exp. Conc	Accuracy
Feb2802.D	Calibration	Perylene-d12	20.489	218362	767865	0.2844	9.4734	10.0000	94.7
Feb2803.D	Calibration	Perylene-d12	20.501	98201	705991	0.1391	4.6338	5.0000	92.7
Feb2804.D	Calibration	Perylene-d12	20.501	37500	669855	0.0560	1.8650	2.0000	93.2
Feb2805.D	Calibration	Perylene-d12	20.501	19094	626149	0.0305	1.0158	1.0000	101.6
Feb2806.D	Calibration	Perylene-d12	20.513	8467	595467	0.0142	0.4737	0.5000	94.7
Feb2807.D	Calibration	Perylene-d12	20.513	3795	584306	0.0065	0.2164	0.2000	108.2
Feb2808.D	Calibration	Perylene-d12	20.513	1975	572863	0.0034	0.1148	0.1000	114.8
Feb2809.D	QC	Perylene-d12	20.501	39545	661350	0.0598	1.9920	2.0000	99.6

Quantitation Results Report (QT Reviewed)

Data File	Feb2802.D	Operator	LIMS import
Acq. Method	5975BNASIM	Acq. Date-Time	2/28/2022 11:35:33 AM
Sample Name	28-Feb-22_CAL_7	Instrument	GCMS
Vial	2	Multiplier	1.00
DA Method File	021622 bna SIM 2.batch.bin	Comment	SVOC-8270-W-LLPAH
Tune File	dftppjph.u	Tune Date	
Batch Name	022822 bna SIM 1.batch.bin	Last Calib Update	2/28/2022 5:36:24 PM
Ref Library			

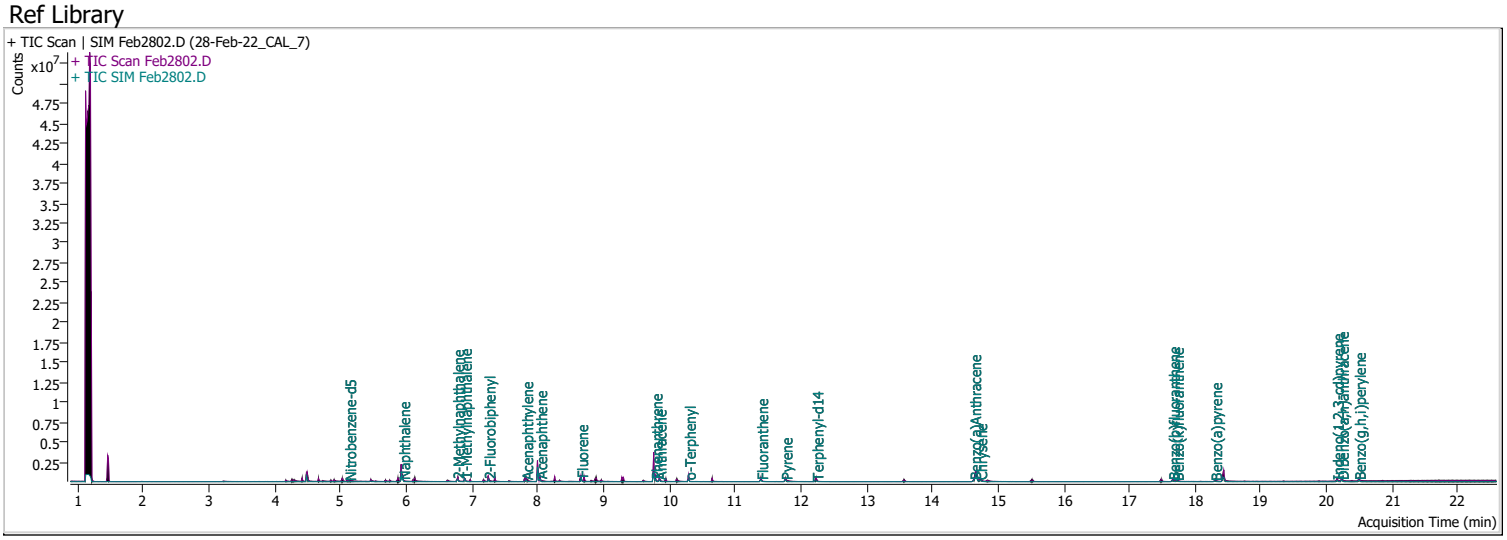

Compound	RT	QIon	Resp.	Conc.	Units		Dev(Min)
Internal Standards							
M 1,4-Dichlorobenzene-d4	4.484	152.0	237036	40.0000	ng/ml		-0.012
M Naphthalene-d8	5.928	136.0	1005026	40.0000	ng/ml		0.000
M Acenaphthene-d10	8.001	164.0	675025	40.0000	ng/ml		0.000
M Phenanthrene-d10	9.768	188.0	1196879	40.0000	ng/ml		0.000
M Chrysene-d12	14.664	240.0	957395	40.0000	ng/ml		0.000
M Perylene-d12	18.425	264.0	767865	40.0000	ng/ml		-0.012
System Monitoring Compounds							
S Nitrobenzene-d5	5.131	82.0	62988	10.0985	ng/ml		-0.025
Spiked Amount: 5.000	Range: 19.0 - 102.0%			Recovery = 201.97%		*	
S 2-Fluorobiphenyl	7.252	172.0	203587	9.7619	ng/ml		-0.012
Spiked Amount: 5.000	Range: 25.0 - 94.0%			Recovery = 195.24%		*	
S o-Terphenyl	10.299	230.0	152101	9.9990	ng/ml		0.000
Spiked Amount: 5.000	Range: 40.0 - 140.0%			Recovery = 199.98%		*	
S Terphenyl-d14	12.238	244.0	195953	9.3311	ng/ml		0.000
Spiked Amount: 5.000	Range: 39.0 - 106.0%			Recovery = 186.62%		*	
Target Compounds							**QValue**
T Naphthalene	5.953	128.0	218016	8.5919	ng/ml		99
T 2-Methylnaphthalene	6.778	141.0	144579	9.7514	ng/ml		97
T 1-Methylnaphthalene	6.890	141.0	150643	10.1143	ng/ml		95
T Acenaphthylene	7.826	152.0	229334	8.7970	ng/ml		98
T Acenaphthene	8.038	154.0	152469	9.9319	ng/ml		100
T Fluorene	8.661	166.0	200776	9.1755	ng/ml		93
T Phenanthrene	9.793	178.0	270524	10.0110	ng/ml		100
T Anthracene	9.854	178.0	251196	10.0010	ng/ml		98
T Fluoranthene	11.398	202.0	280473	9.5291	ng/ml		99
T Pyrene	11.769	202.0	299286	9.9352	ng/ml		98
T Benzo(a)Anthracene	14.639	228.0	226459	9.9824	ng/ml		98
T Chrysene	14.726	228.0	274987	10.0162	ng/ml		97
T Benzo(b)fluoranthene	17.659	252.0	214754	10.1840	ng/ml		100

Compound	RT	QIon	Resp.	Conc.	Units	Dev(Min)
T Benzo(k)fluoranthene	17.721	252.0	236174	10.0051	ng/ml	97
T Benzo(a)pyrene	18.302	252.0	194609	9.8669	ng/ml	100
T Indeno(1,2,3-cd)pyrene	20.155	276.0	169620	10.4599	ng/ml	99
T Dibenzo(a,h)anthracene	20.229	278.0	184135	9.6665	ng/ml	99
T Benzo(g,h,i)perylene	20.489	276.0	218362	9.4734	ng/ml	97

(#) = Qualifier Out of Range; (m) = Manual Integration; (+) = Area Summed; (*) = Surrogate Percent Recovery Out of Range; (d): Zeroed Peak

Compound	Conc.	RT	Dev(Min)	Resp.	QIon	QRatio	Lower	Upper
Nitrobenzene-d5	10.0985	5.13	-0.02	62988	54.0	39.3	30.6	56.8
					128.0	44.3	28.9	53.6

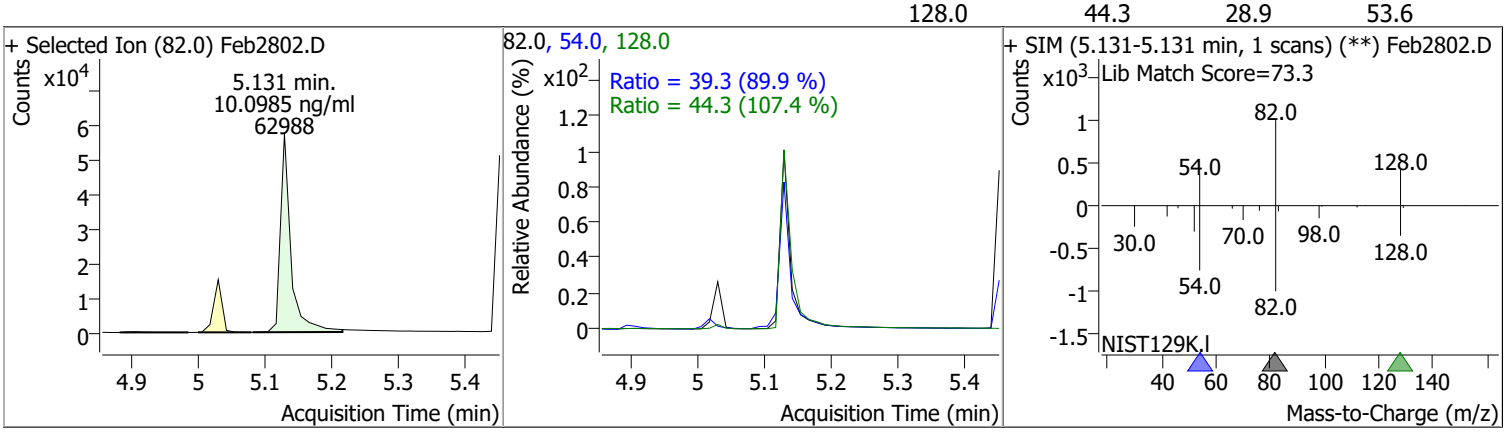

Compound	Conc.	RT	Dev(Min)	Resp.	QIon	QRatio	Lower	Upper
Naphthalene	8.5919	5.95	0.00	218016	102.0	14.4	0.0	40.8
					129.0	11.0	7.8	14.5

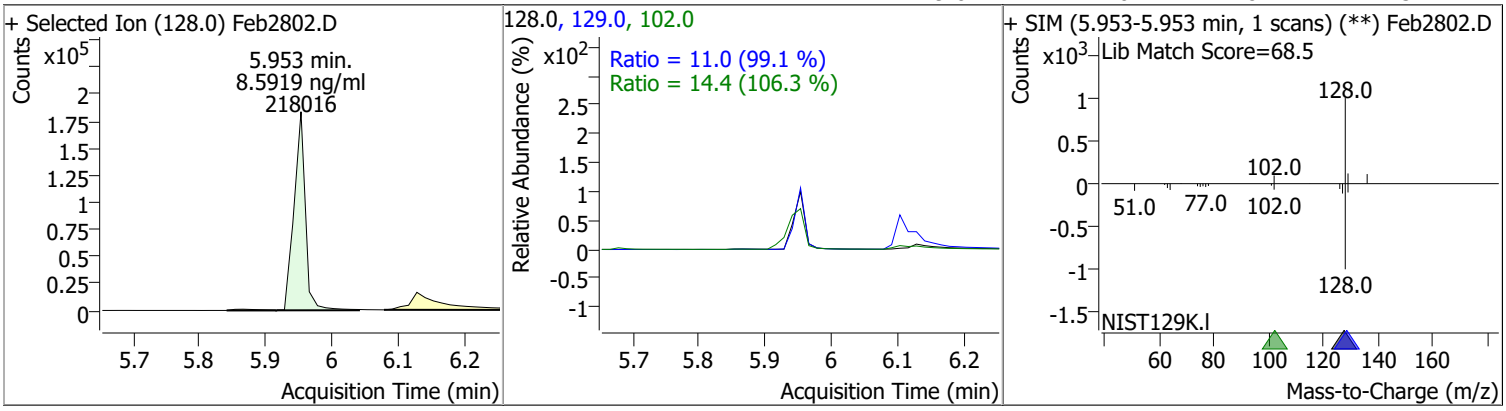

Compound	Conc.	RT	Dev(Min)	Resp.	QIon	QRatio	Lower	Upper
2-Methylnaphthalene	9.7514	6.78	-0.01	144579	142.0	138.9	94.4	175.3
					115.0	53.2	36.1	67.0

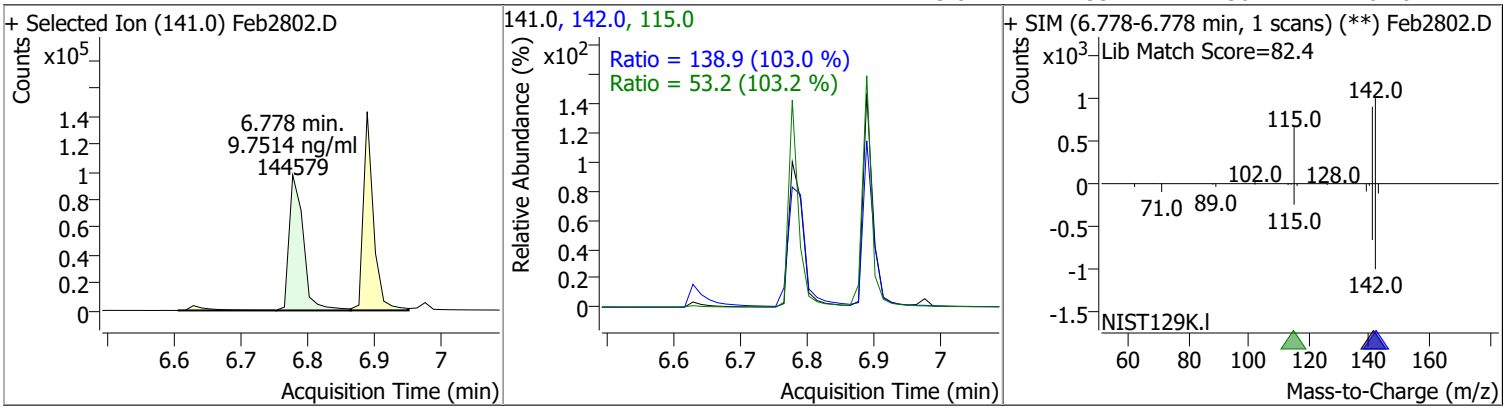

Compound	Conc.	RT	Dev(Min)	Resp.	QIon	QRatio	Lower	Upper
1-Methylnaphthalene	10.1143	6.89	-0.01	150643	142.0	113.5	83.6	155.3
					115.0	52.0	34.8	64.6

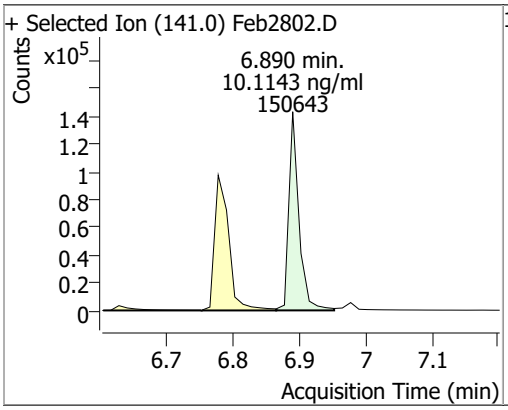

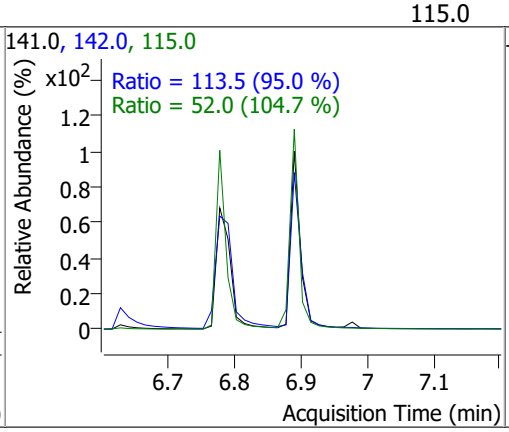

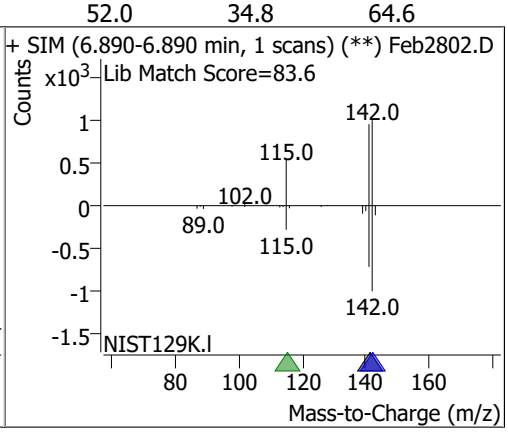

Compound	Conc.	RT	Dev(Min)	Resp.	QIon	QRatio	Lower	Upper
2-Fluorobiphenyl	9.7619	7.25	-0.01	203587	171.0	36.8	24.3	45.1

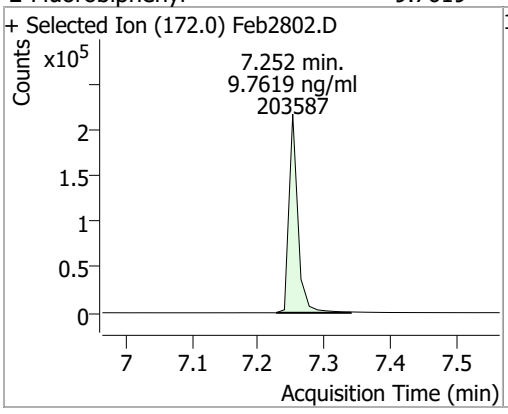

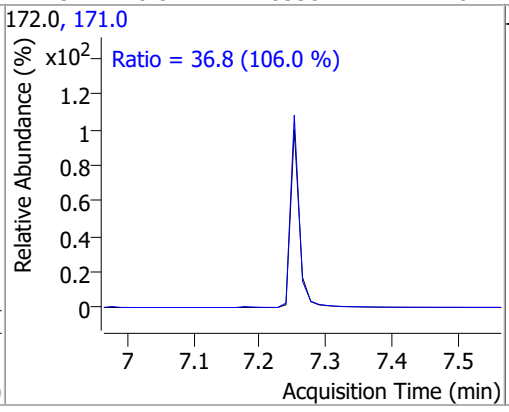

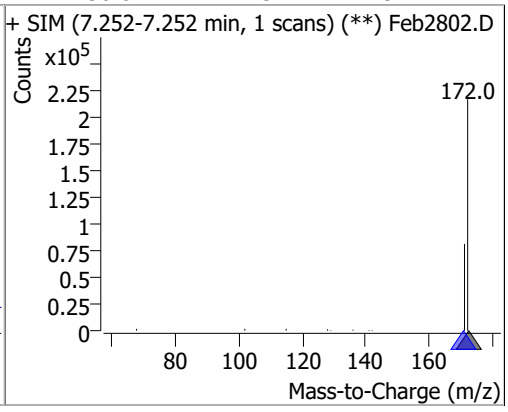

Compound	Conc.	RT	Dev(Min)	Resp.	QIon	QRatio	Lower	Upper
Acenaphthylene	8.7970	7.83	0.00	229334	153.0	15.3	11.2	20.8

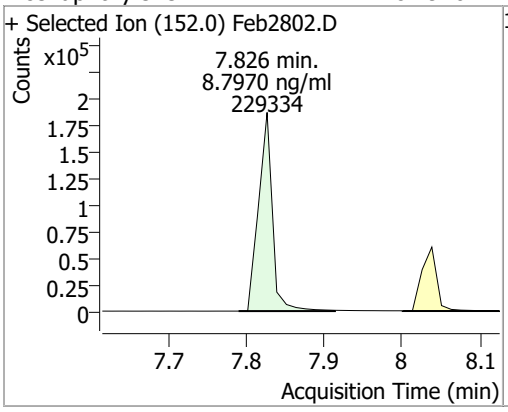

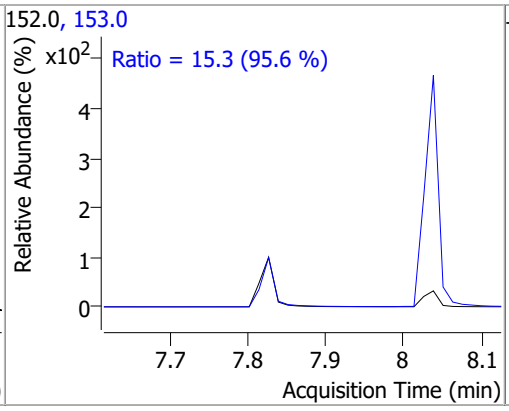

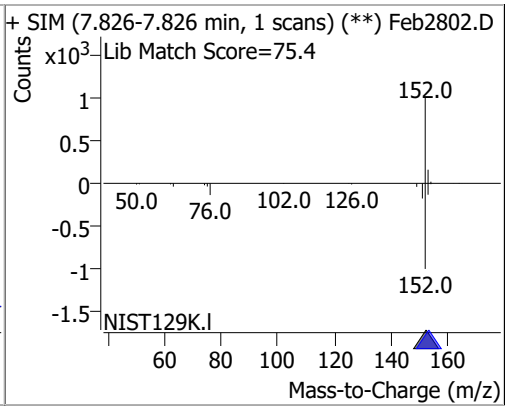

Compound	Conc.	RT	Dev(Min)	Resp.	QIon	QRatio	Lower	Upper
Acenaphthene	9.9319	8.04	0.00	152469	153.0	109.7	76.8	142.6
					152.0	52.9	36.4	67.5

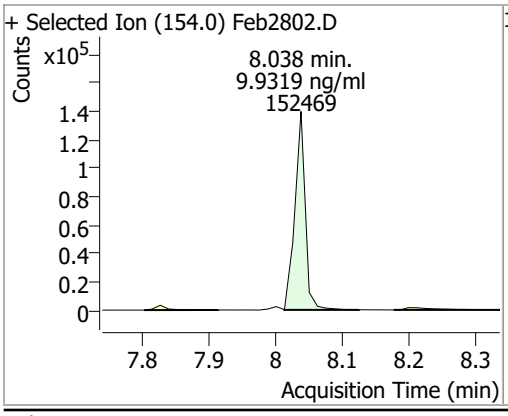

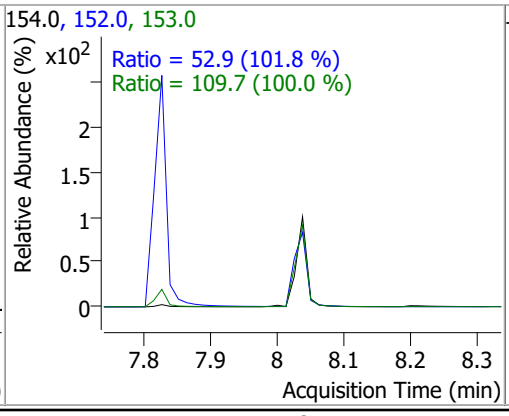

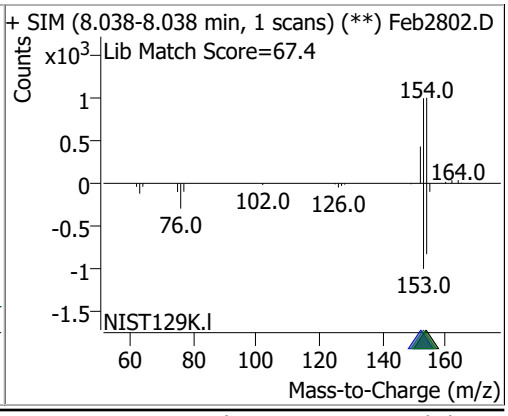

Compound	Conc.	RT	Dev(Min)	Resp.	QIon	QRatio	Lower	Upper
Fluorene	9.1755	8.66	-0.01	200776	165.0	93.7	60.3	111.9
					167.0	13.6	8.9	16.6

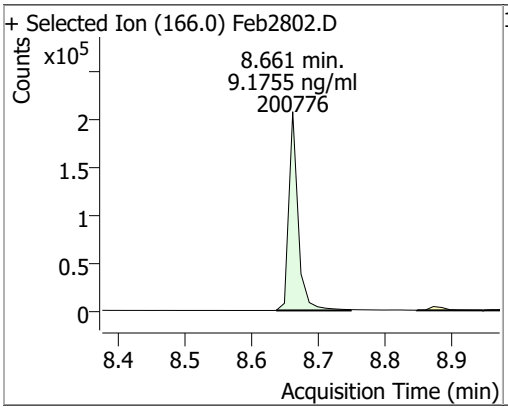

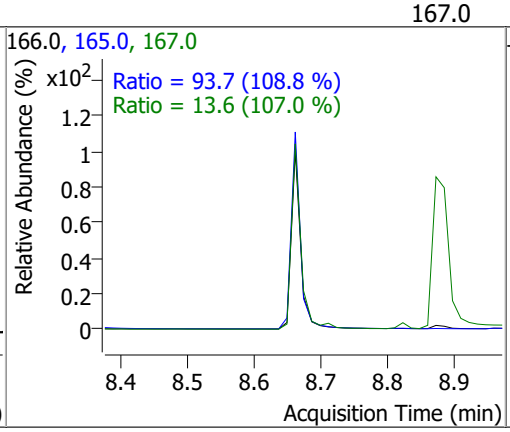

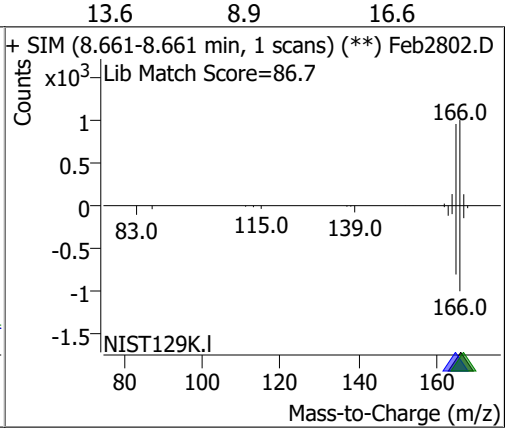

Compound	Conc.	RT	Dev(Min)	Resp.	QIon	QRatio	Lower	Upper
Phenanthrene	10.0110	9.79	0.00	270524	176.0	18.0	12.7	23.5

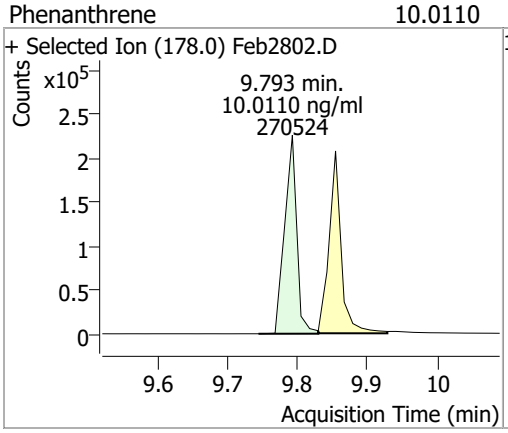

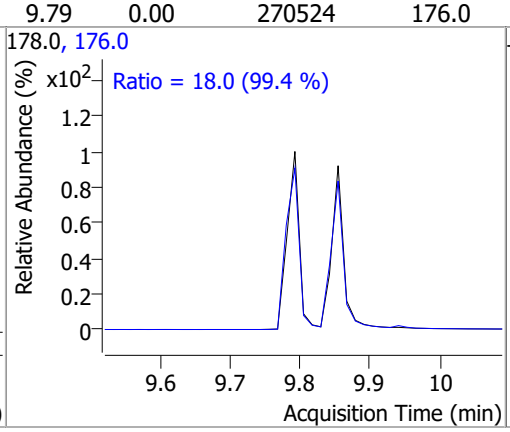

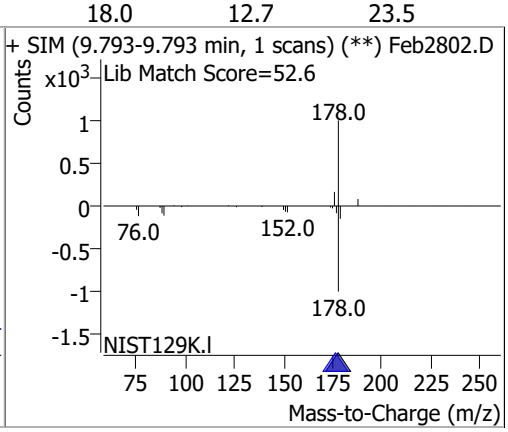

Compound	Conc.	RT	Dev(Min)	Resp.	QIon	QRatio	Lower	Upper
Anthracene	10.0010	9.85	0.00	251196	176.0	17.4	12.9	23.9

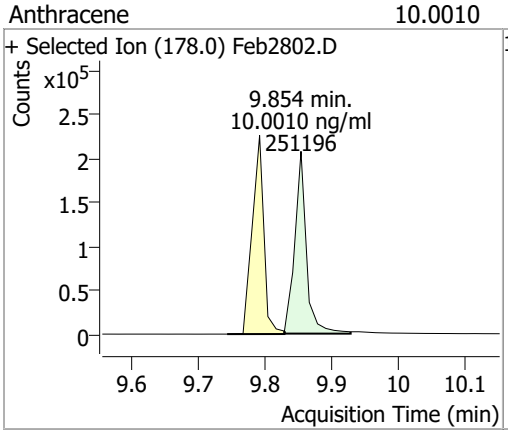

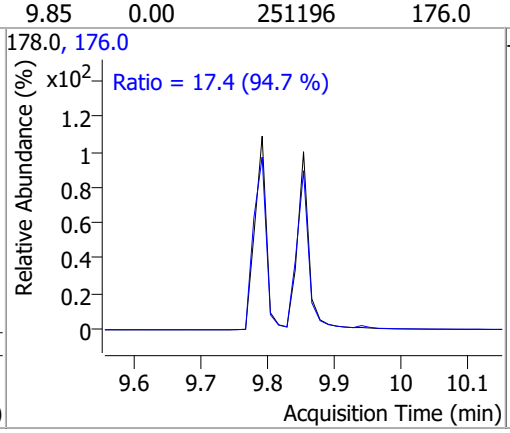

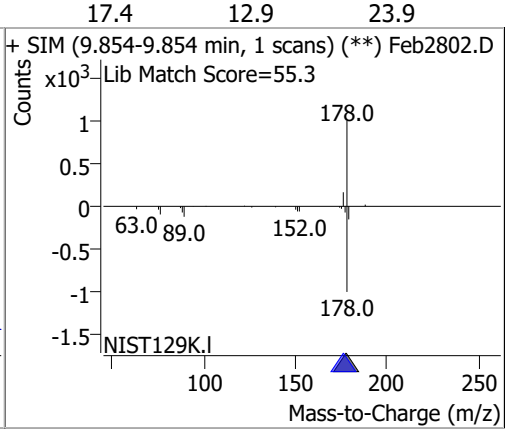

Compound	Conc.	RT	Dev(Min)	Resp.	QIon	QRatio	Lower	Upper
o-Terphenyl	9.9990	10.30	0.00	152101	229.0	65.2	42.8	79.5
					215.0	40.0	28.0	52.0

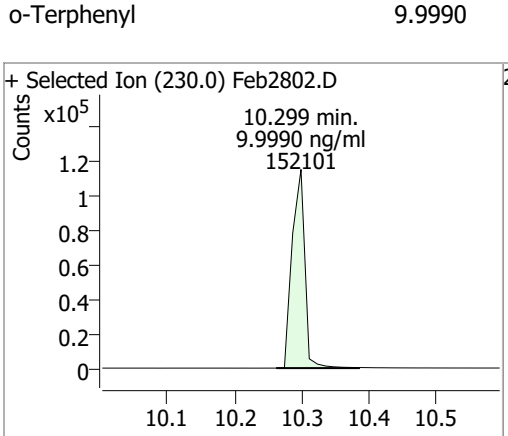

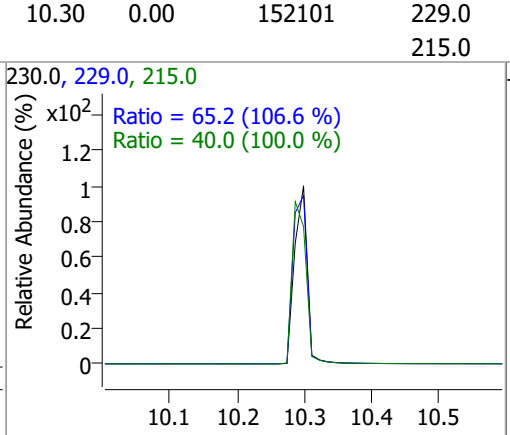

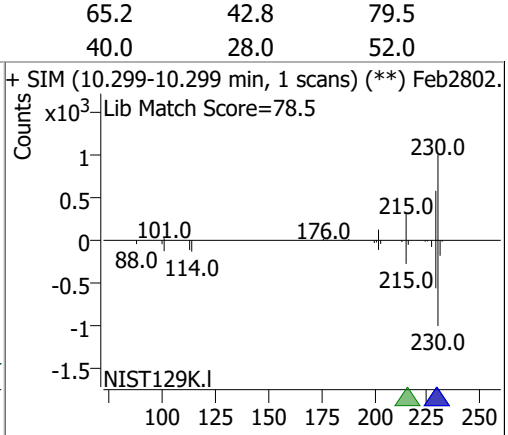

Compound	Conc.	RT	Dev(Min)	Resp.	QIon	QRatio	Lower	Upper
Fluoranthene	9.5291	11.40	0.00	280473	101.0	9.4	6.7	12.5

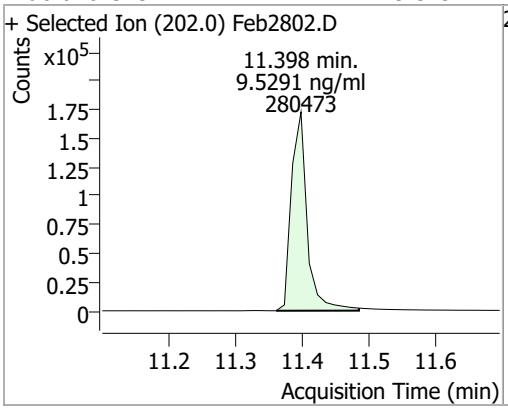

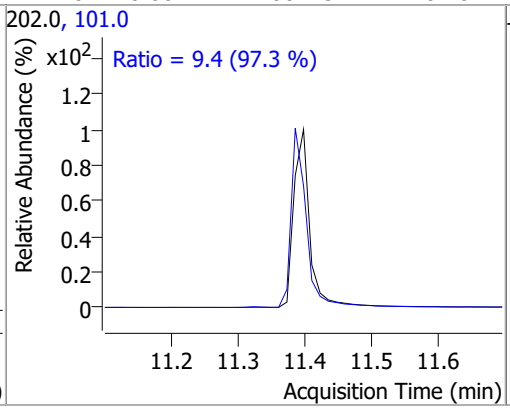

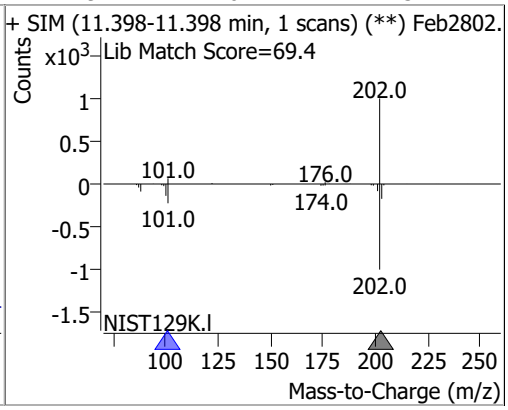

Compound	Conc.	RT	Dev(Min)	Resp.	QIon	QRatio	Lower	Upper
Pyrene	9.9352	11.77	-0.01	299286	101.0	11.4	8.4	15.6

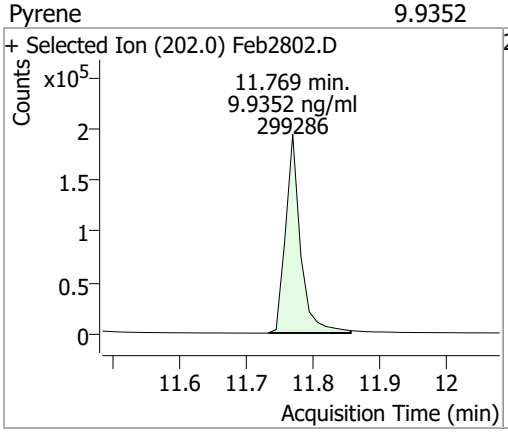

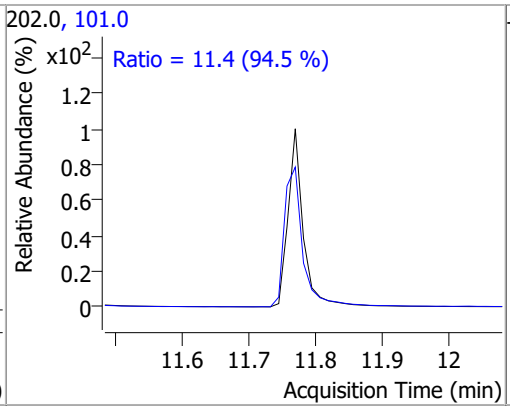

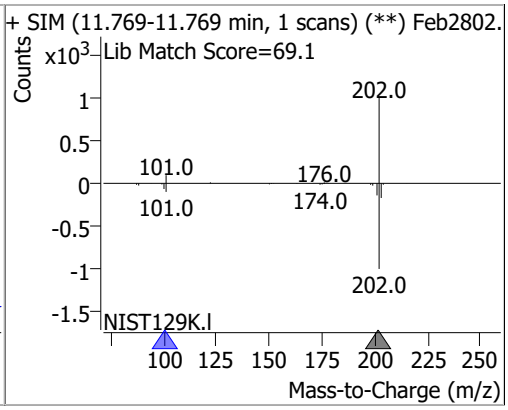

Compound	Conc.	RT	Dev(Min)	Resp.	QIon	QRatio	Lower	Upper
Terphenyl-d14	9.3311	12.24	0.00	195953	122.0	12.4	8.6	16.0

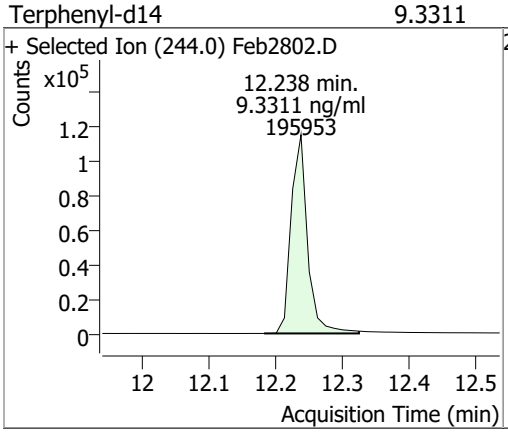

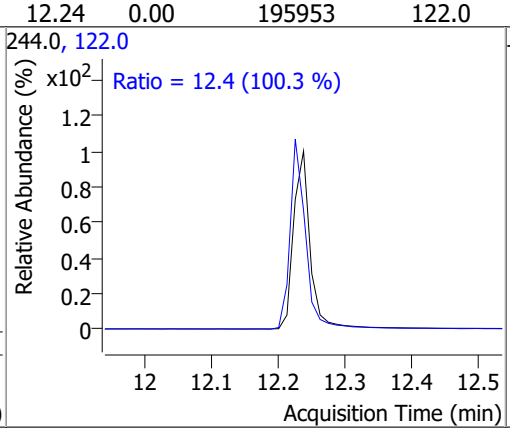

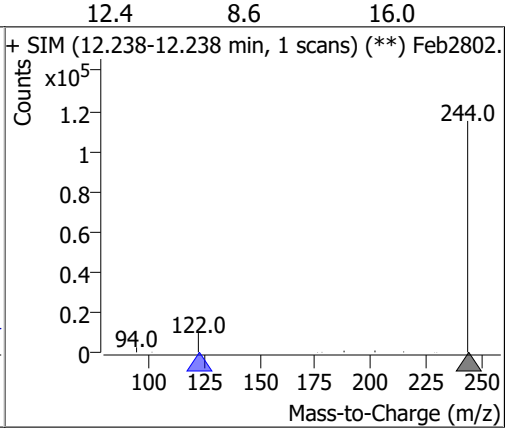

Compound	Conc.	RT	Dev(Min)	Resp.	QIon	QRatio	Lower	Upper
Benzo(a)Anthracene	9.9824	14.64	0.00	226459	226.0	26.3	18.0	33.4
					229.0	21.8	16.5	30.7

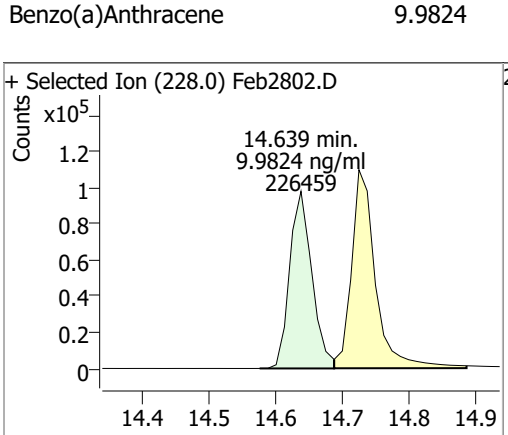

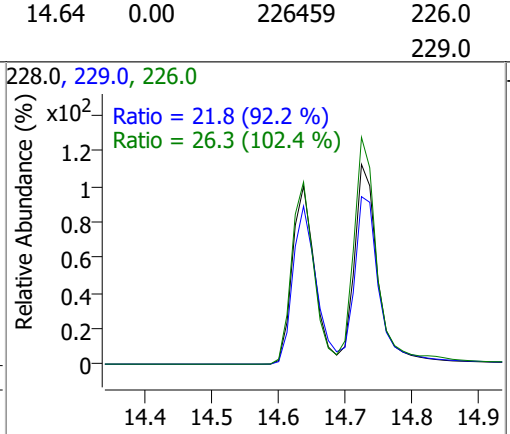

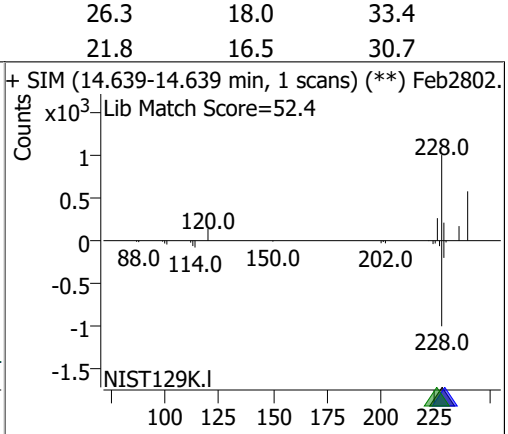

Compound	Conc.	RT	Dev(Min)	Resp.	QIon	QRatio	Lower	Upper
Chrysene	10.0162	14.73	-0.01	274987	226.0	29.1	21.6	40.2
					229.0	21.3	13.8	25.7

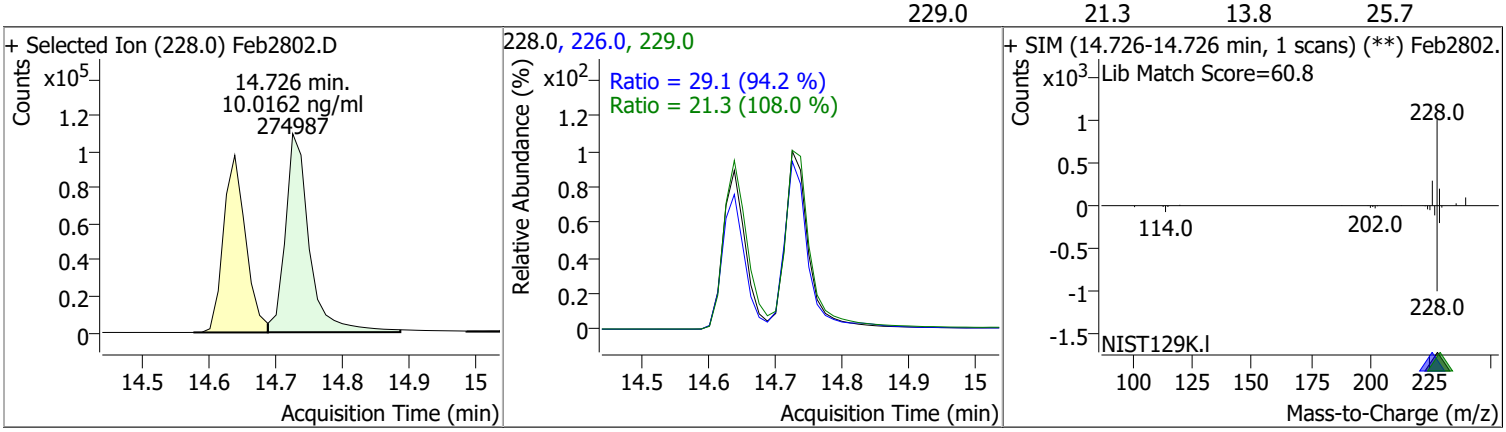

Compound	Conc.	RT	Dev(Min)	Resp.	QIon	QRatio	Lower	Upper
Benzo(b)fluoranthene	10.1840	17.66	0.00	214754	253.0	22.4	15.7	29.2

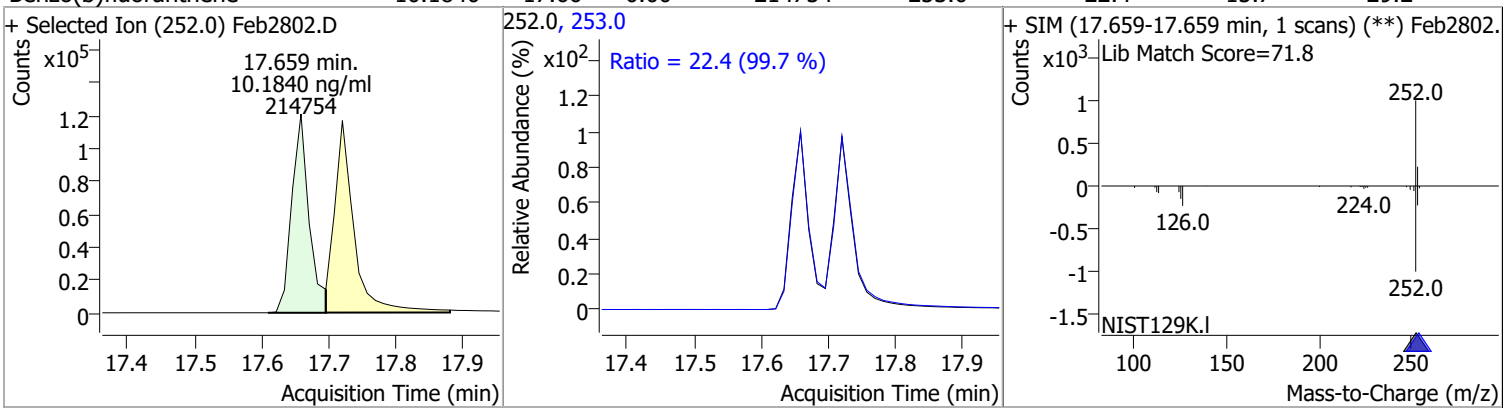

Compound	Conc.	RT	Dev(Min)	Resp.	QIon	QRatio	Lower	Upper
Benzo(k)fluoranthene	10.0051	17.72	-0.01	236174	253.0	23.0	17.2	31.9

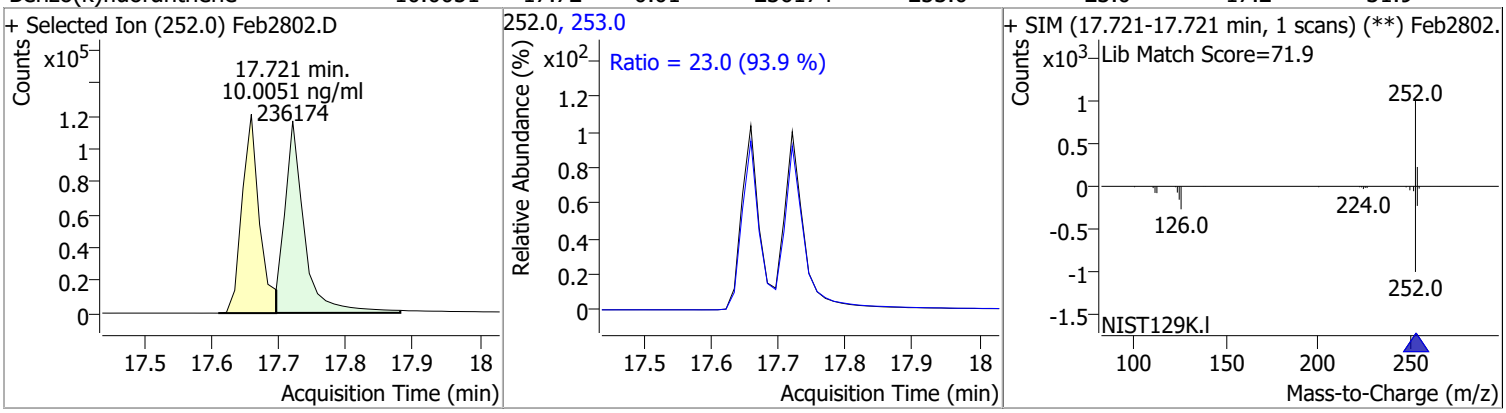

Compound	Conc.	RT	Dev(Min)	Resp.	QIon	QRatio	Lower	Upper
Benzo(a)pyrene	9.8669	18.30	-0.01	194609	253.0	23.0	16.2	30.1

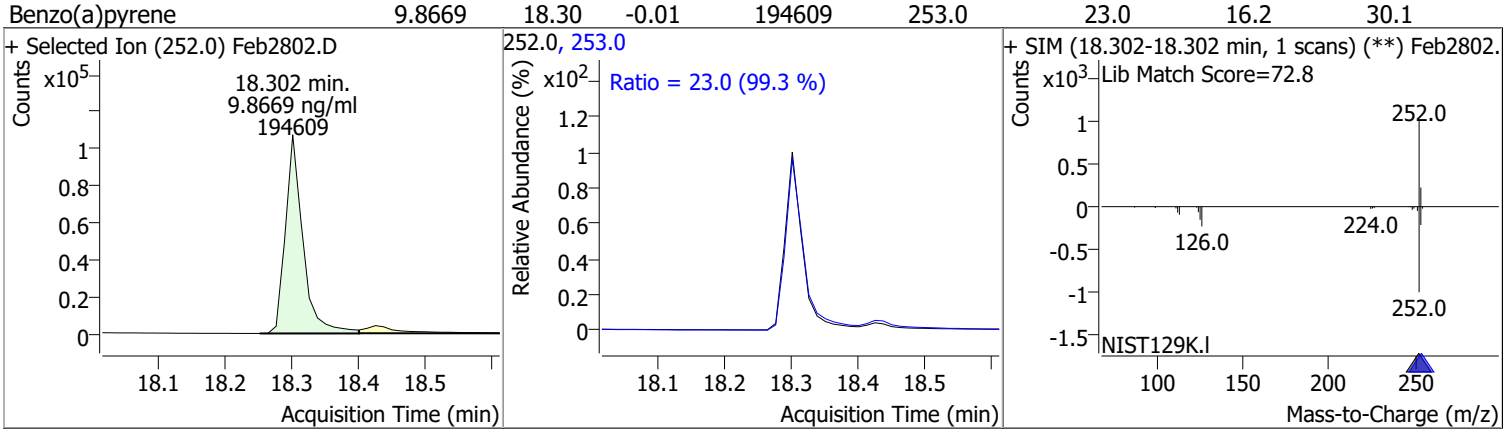

Compound	Conc.	RT	Dev(Min)	Resp.	QIon	QRatio	Lower	Upper
Indeno(1,2,3-cd)pyrene	10.4599	20.16	-0.01	169620	138.0	21.3	14.6	27.2

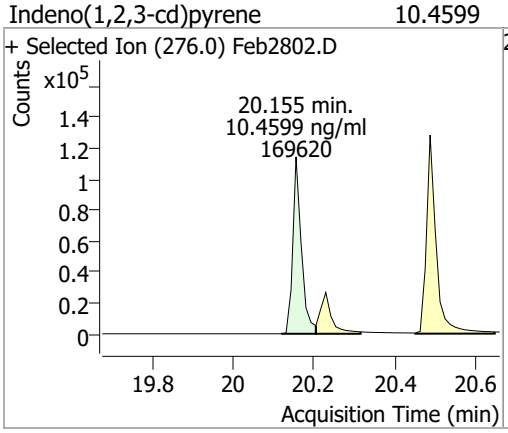

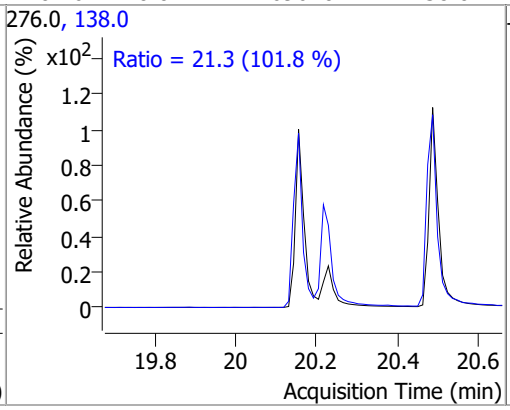

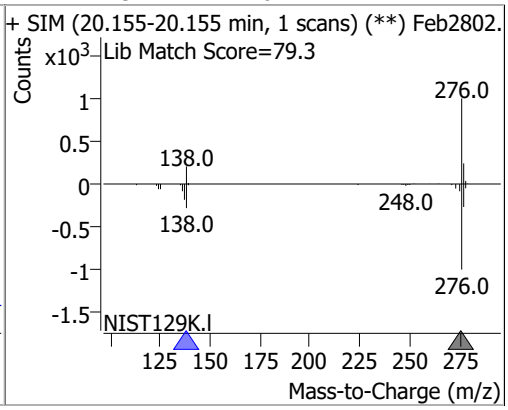

Compound	Conc.	RT	Dev(Min)	Resp.	QIon	QRatio	Lower	Upper
Dibenzo(a,h)anthracene	9.6665	20.23	-0.01	184135	279.0	24.8	16.8	31.3
					139.0	17.6	12.4	23.0

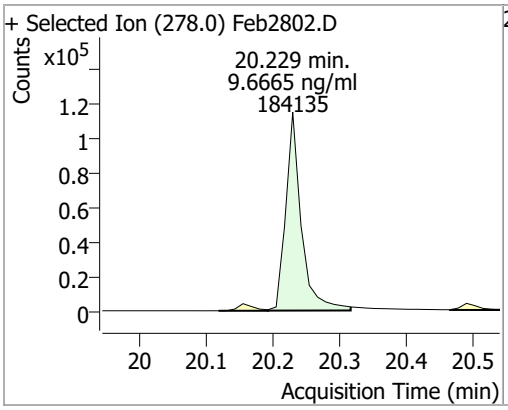

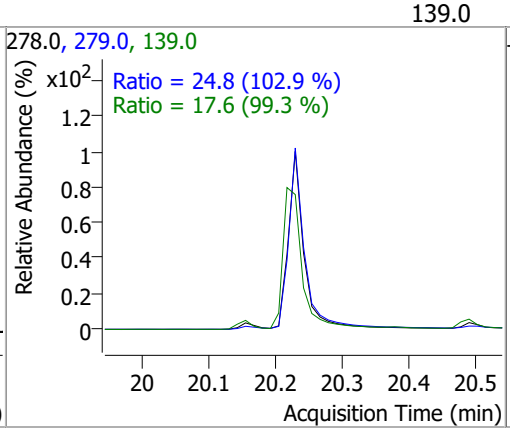

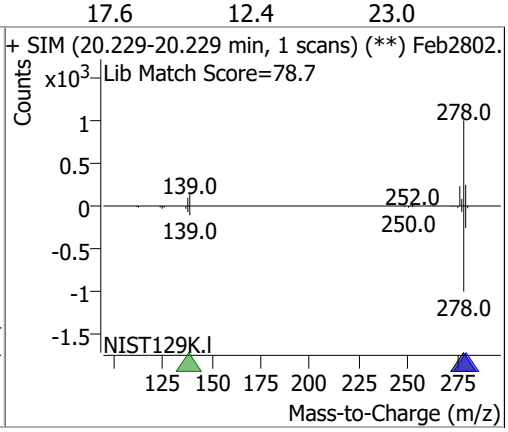

Compound	Conc.	RT	Dev(Min)	Resp.	QIon	QRatio	Lower	Upper
Benzo(g,h,i)perylene	9.4734	20.49	-0.01	218362	138.0	21.7	16.2	30.1
					277.0	24.2	16.2	30.1

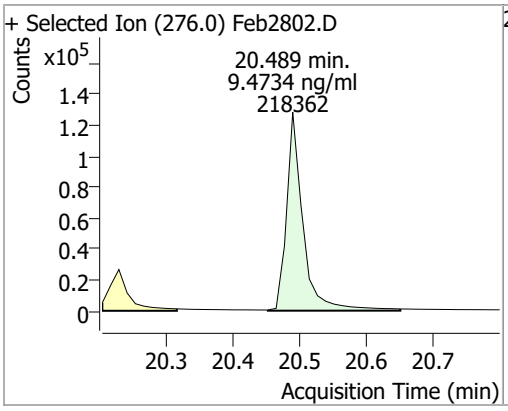

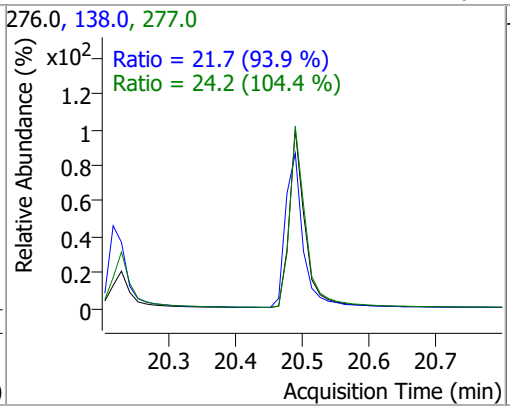

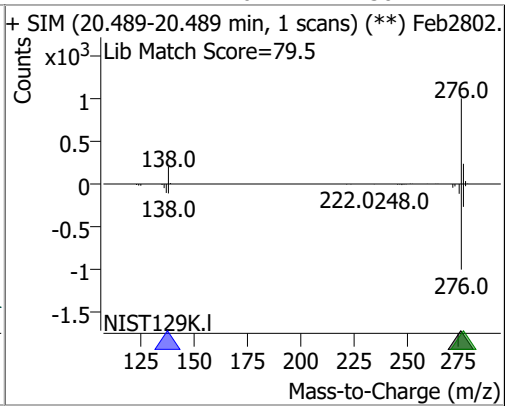

Quantitation Results Report (QT Reviewed)

Data File	Feb2803.D	Operator	LIMS import
Acq. Method	5975BNASIM	Acq. Date-Time	2/28/2022 12:33:16 PM
Sample Name	28-Feb-22_CAL_6	Instrument	GCMS
Vial	3	Multiplier	1.00
DA Method File	021622 bna SIM 2.batch.bin	Comment	SVOC-8270-W-LLPAH
Tune File	dftppjph.u	Tune Date	
Batch Name	022822 bna SIM 1.batch.bin	Last Calib Update	2/28/2022 5:36:24 PM
Ref Library			

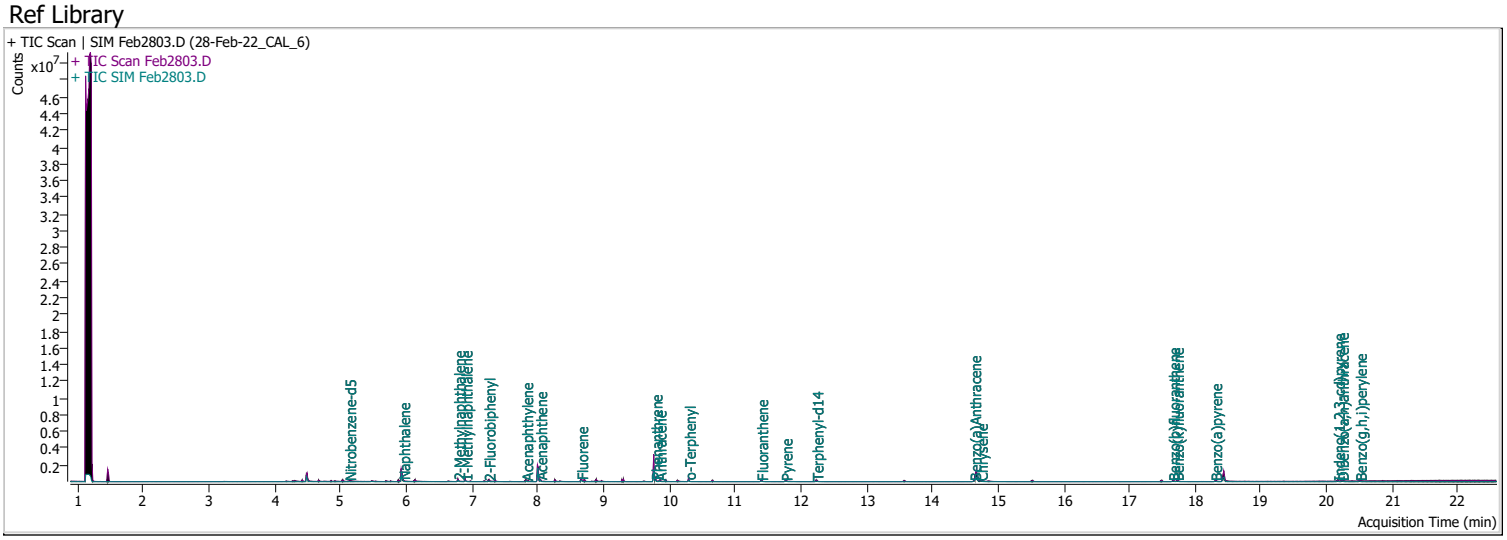

Compound	RT	QIon	Resp.	Conc.	Units		Dev(Min)
Internal Standards							
M 1,4-Dichlorobenzene-d4	4.484	152.0	221583	40.0000	ng/ml		-0.012
M Naphthalene-d8	5.928	136.0	960223	40.0000	ng/ml		0.000
M Acenaphthene-d10	8.001	164.0	605561	40.0000	ng/ml		0.000
M Phenanthrene-d10	9.768	188.0	1211351	40.0000	ng/ml		0.000
M Chrysene-d12	14.677	240.0	880513	40.0000	ng/ml		0.013
M Perylene-d12	18.438	264.0	705991	40.0000	ng/ml		0.000
System Monitoring Compounds							
S Nitrobenzene-d5	5.131	82.0	21732	4.6683	ng/ml		-0.025
Spiked Amount: 5.000	Range: 19.0 - 102.0%			Recovery = 93.37%			
S 2-Fluorobiphenyl	7.252	172.0	92999	4.9708	ng/ml		-0.012
Spiked Amount: 5.000	Range: 25.0 - 94.0%			Recovery = 99.42%		*	
S o-Terphenyl	10.299	230.0	82459	4.9991	ng/ml		0.000
Spiked Amount: 5.000	Range: 40.0 - 140.0%			Recovery = 99.98%			
S Terphenyl-d14	12.238	244.0	93293	4.8304	ng/ml		0.000
Spiked Amount: 5.000	Range: 39.0 - 106.0%			Recovery = 96.61%			
Target Compounds							**QValue**
T Naphthalene	5.953	128.0	110932	4.5757	ng/ml		95
T 2-Methylnaphthalene	6.790	141.0	70933	5.0075	ng/ml		94
T 1-Methylnaphthalene	6.902	141.0	71606	4.7552	ng/ml		96
T Acenaphthylene	7.826	152.0	116759	4.9925	ng/ml		98
T Acenaphthene	8.038	154.0	78829	5.1546	ng/ml		99
T Fluorene	8.661	166.0	98665	5.0263	ng/ml		90
T Phenanthrene	9.793	178.0	140961	4.9816	ng/ml		98
T Anthracene	9.854	178.0	128135	5.0406	ng/ml		98
T Fluoranthene	11.398	202.0	137080	4.6017	ng/ml		100
T Pyrene	11.769	202.0	152779	5.1481	ng/ml		98
T Benzo(a)Anthracene	14.639	228.0	107944	5.0544	ng/ml		99
T Chrysene	14.739	228.0	134469	4.9905	ng/ml		98
T Benzo(b)fluoranthene	17.659	252.0	95636	4.9327	ng/ml		99

Compound	RT	QIon	Resp.	Conc.	Units	Dev(Min)
T Benzo(k)fluoranthene	17.721	252.0	111664	5.0029	ng/ml	96
T Benzo(a)pyrene	18.302	252.0	88796	4.8966	ng/ml	100
T Indeno(1,2,3-cd)pyrene	20.167	276.0	74751	5.0136	ng/ml	95
T Dibenzo(a,h)anthracene	20.229	278.0	87537	4.9982	ng/ml	98
T Benzo(g,h,i)perylene	20.501	276.0	98201	4.6338	ng/ml	100

(#) = Qualifier Out of Range; (m) = Manual Integration; (+) = Area Summed; (*) = Surrogate Percent Recovery Out of Range; (d): Zeroed Peak

Compound	Conc.	RT	Dev(Min)	Resp.	QIon	QRatio	Lower	Upper
Nitrobenzene-d5	4.6683	5.13	-0.02	21732	54.0	51.3	30.6	56.8
					128.0	42.7	28.9	53.6

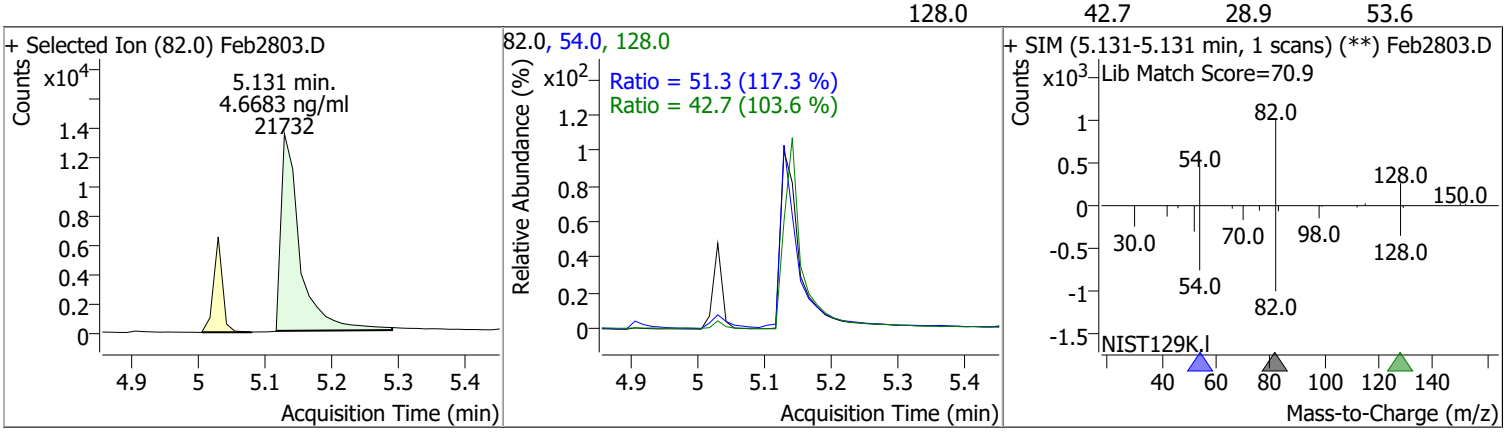

Compound	Conc.	RT	Dev(Min)	Resp.	QIon	QRatio	Lower	Upper
Naphthalene	4.5757	5.95	0.00	110932	102.0	10.3	0.0	40.8
					129.0	11.4	7.8	14.5

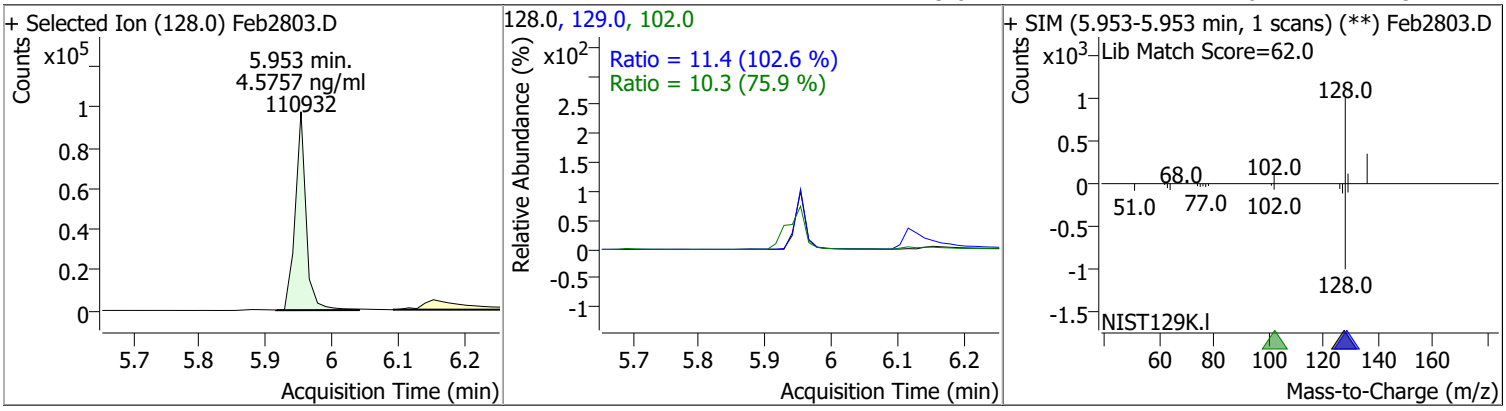

Compound	Conc.	RT	Dev(Min)	Resp.	QIon	QRatio	Lower	Upper
2-Methylnaphthalene	5.0075	6.79	0.00	70933	142.0	142.9	94.4	175.3
					115.0	48.6	36.1	67.0

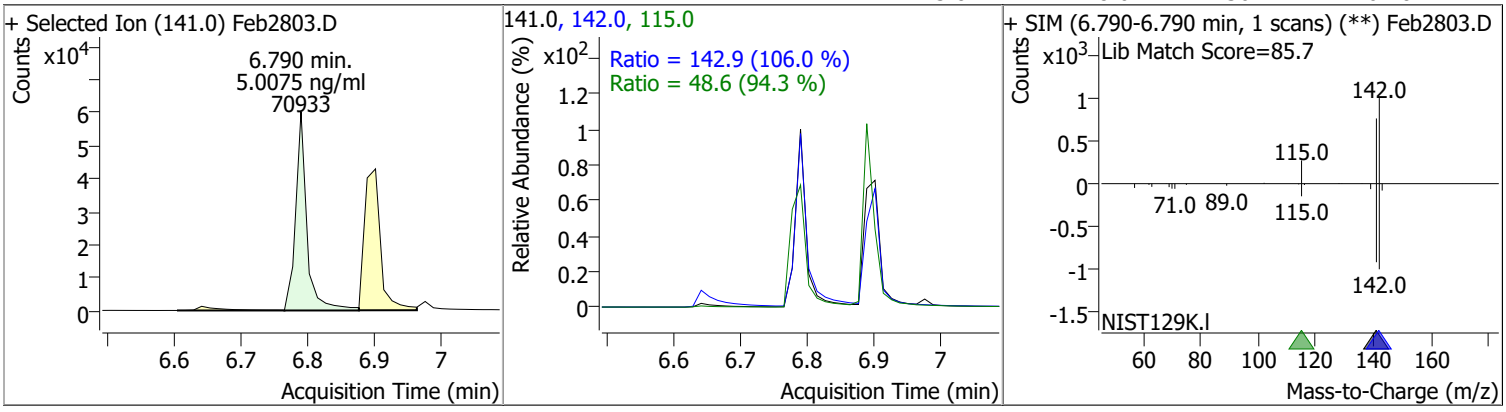

Compound	Conc.	RT	Dev(Min)	Resp.	QIon	QRatio	Lower	Upper
1-Methylnaphthalene	4.7552	6.90	0.00	71606	142.0	116.2	83.6	155.3
					115.0	54.3	34.8	64.6

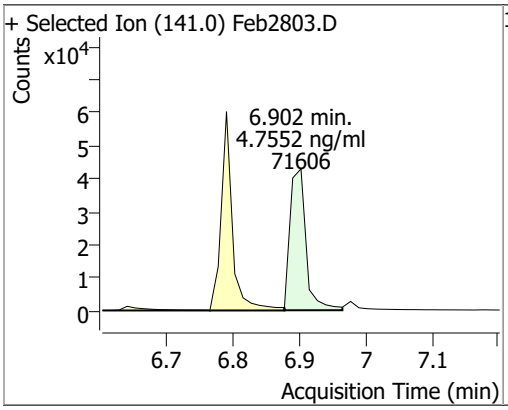

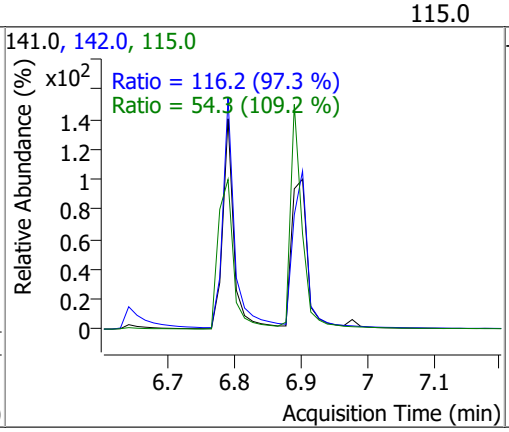

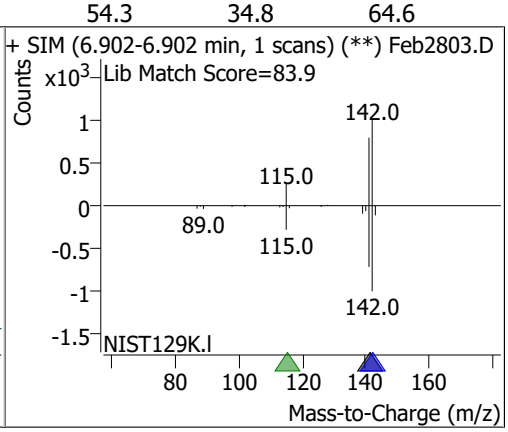

Compound	Conc.	RT	Dev(Min)	Resp.	QIon	QRatio	Lower	Upper
2-Fluorobiphenyl	4.9708	7.25	-0.01	92999	171.0	36.2	24.3	45.1

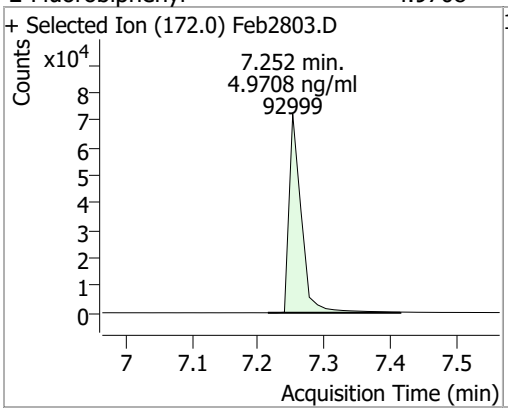

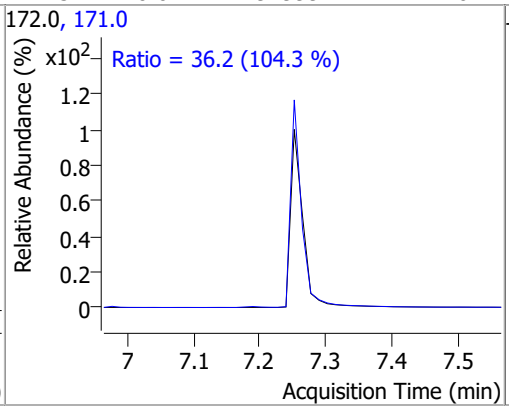

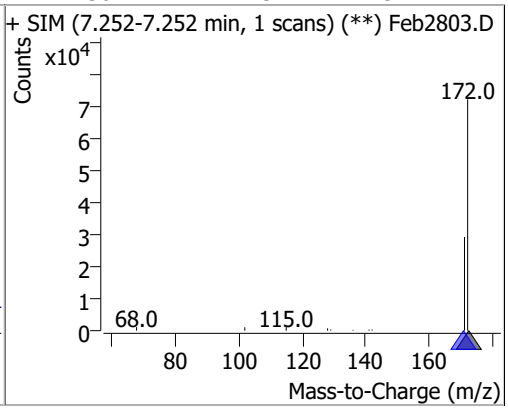

Compound	Conc.	RT	Dev(Min)	Resp.	QIon	QRatio	Lower	Upper
Acenaphthylene	4.9925	7.83	0.00	116759	153.0	15.3	11.2	20.8

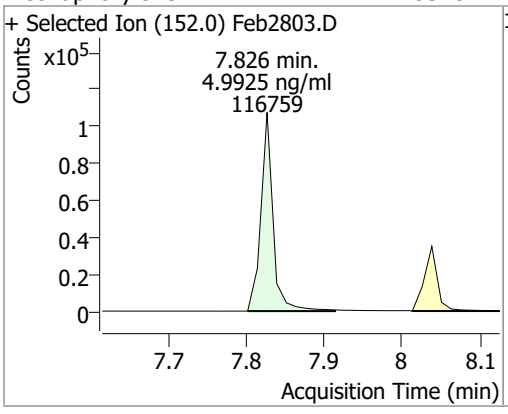

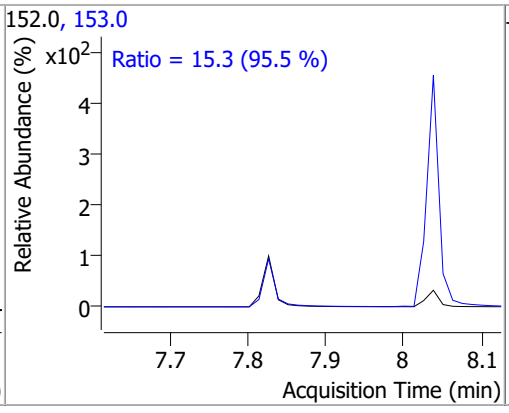

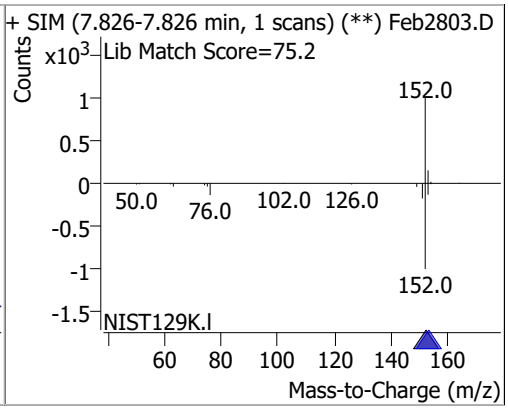

Compound	Conc.	RT	Dev(Min)	Resp.	QIon	QRatio	Lower	Upper
Acenaphthene	5.1546	8.04	0.00	78829	153.0	110.4	76.8	142.6
					152.0	52.8	36.4	67.5

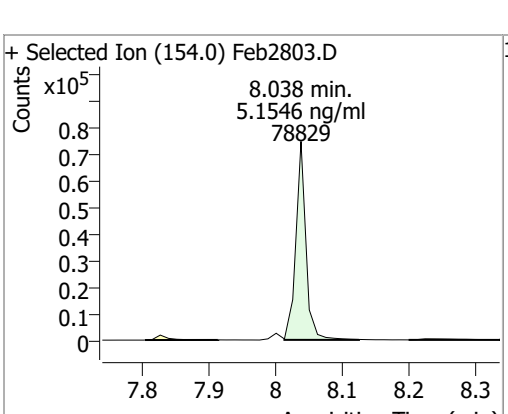

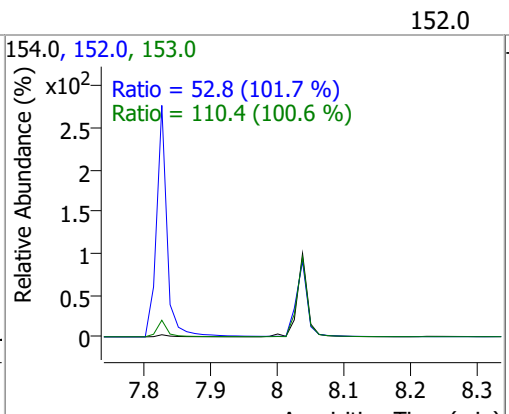

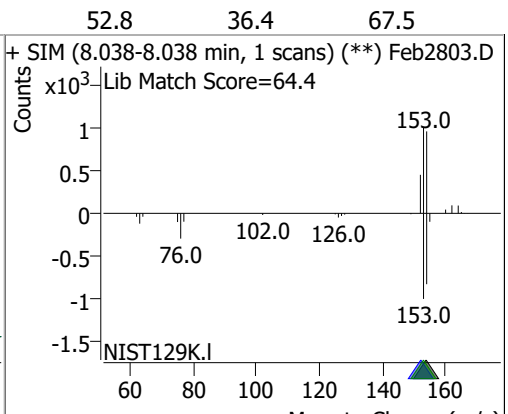

Compound	Conc.	RT	Dev(Min)	Resp.	QIon	QRatio	Lower	Upper
Fluorene	5.0263	8.66	-0.01	98665	165.0	96.0	60.3	111.9
					167.0	13.6	8.9	16.6

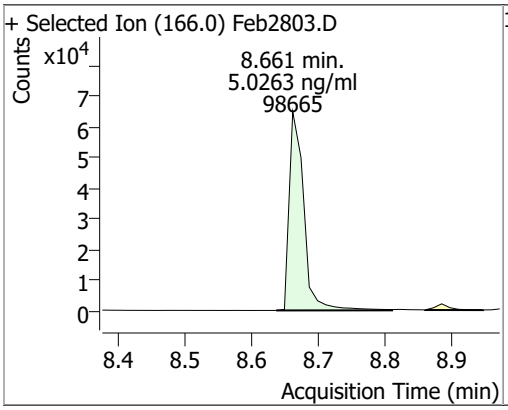

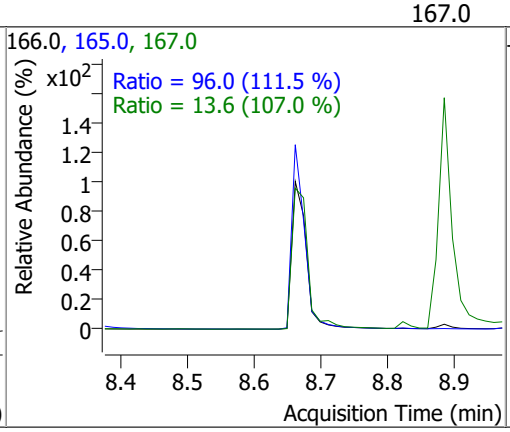

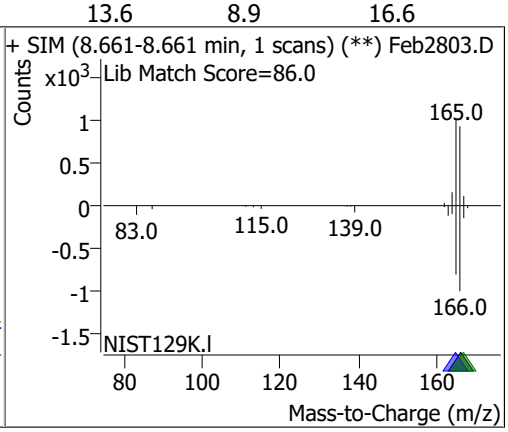

Compound	Conc.	RT	Dev(Min)	Resp.	QIon	QRatio	Lower	Upper
Phenanthrene	4.9816	9.79	0.00	140961	176.0	17.3	12.7	23.5

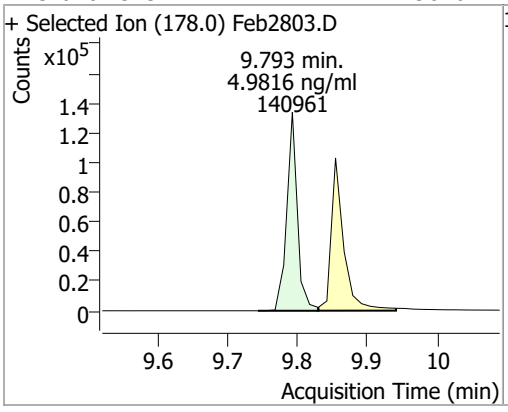

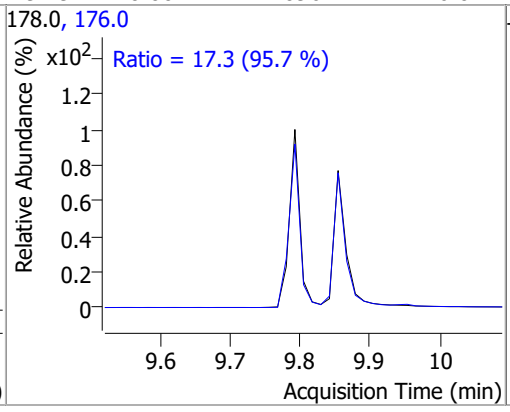

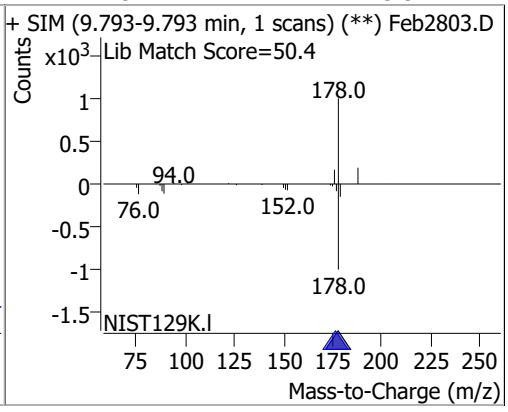

Compound	Conc.	RT	Dev(Min)	Resp.	QIon	QRatio	Lower	Upper
Anthracene	5.0406	9.85	0.00	128135	176.0	17.3	12.9	23.9

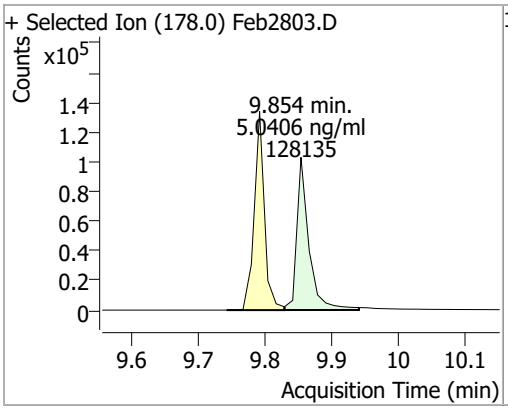

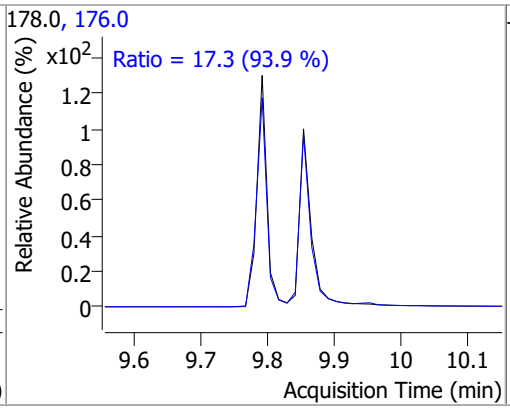

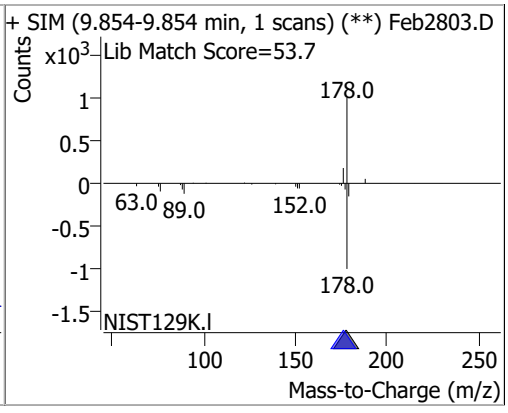

Compound	Conc.	RT	Dev(Min)	Resp.	QIon	QRatio	Lower	Upper
o-Terphenyl	4.9991	10.30	0.00	82459	229.0	64.8	42.8	79.5
					215.0	39.6	28.0	52.0

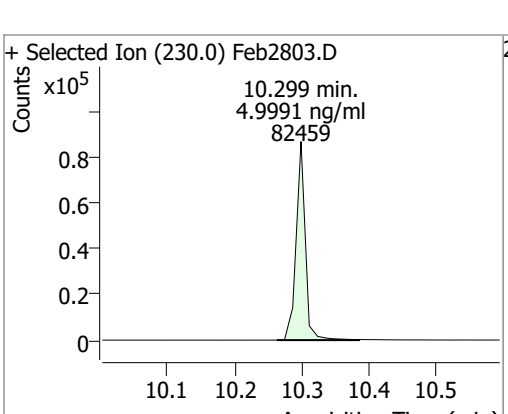

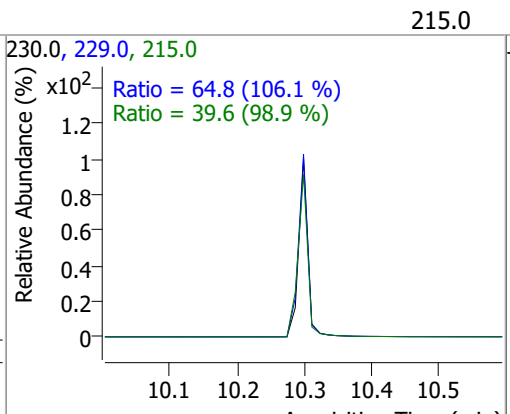

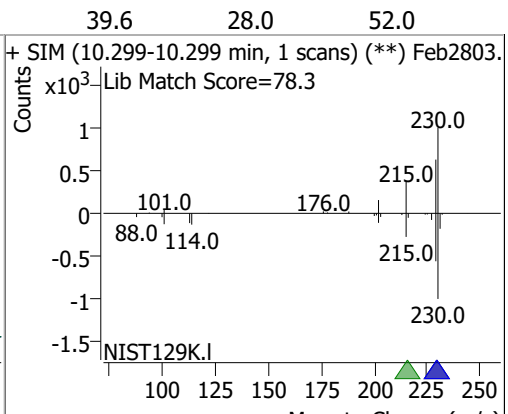

Compound	Conc.	RT	Dev(Min)	Resp.	QIon	QRatio	Lower	Upper
Fluoranthene	4.6017	11.40	0.00	137080	101.0	9.5	6.7	12.5

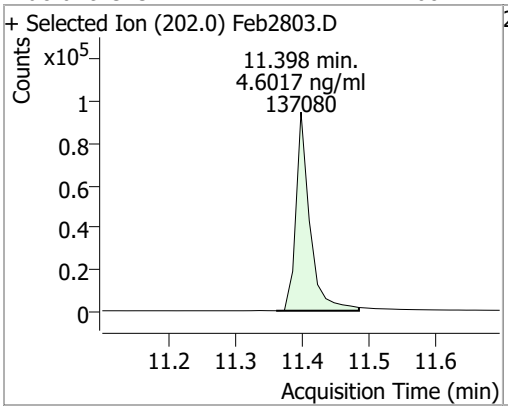

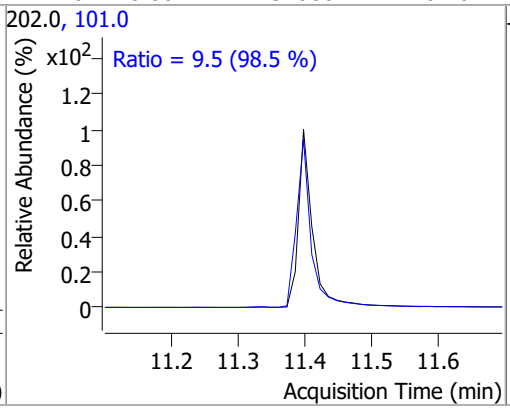

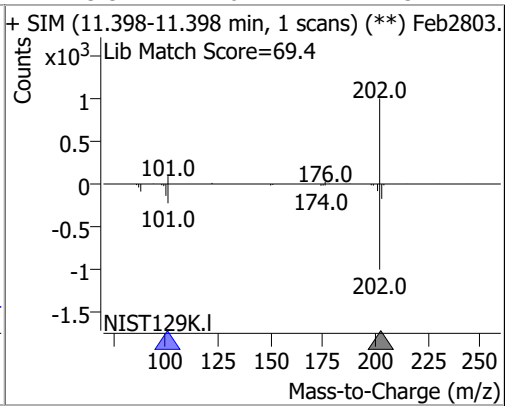

Compound	Conc.	RT	Dev(Min)	Resp.	QIon	QRatio	Lower	Upper
Pyrene	5.1481	11.77	-0.01	152779	101.0	11.3	8.4	15.6

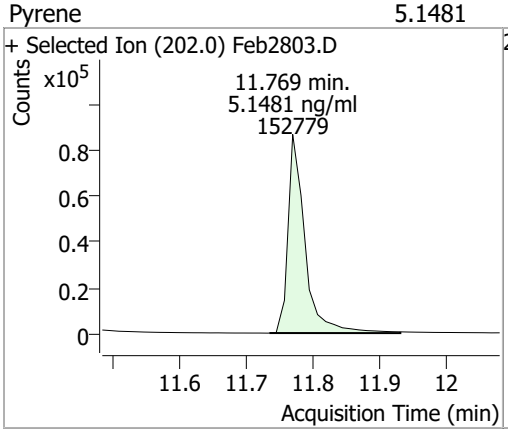

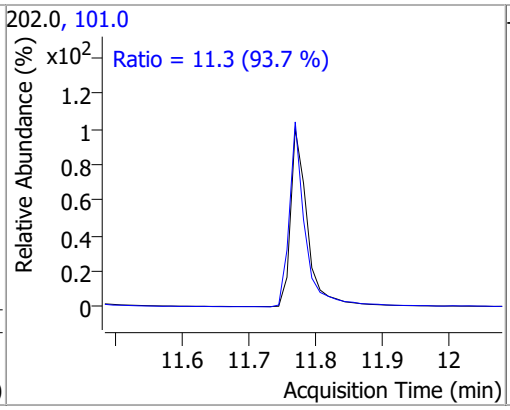

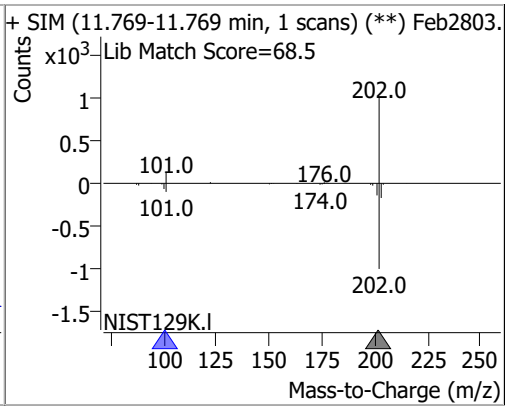

Compound	Conc.	RT	Dev(Min)	Resp.	QIon	QRatio	Lower	Upper
Terphenyl-d14	4.8304	12.24	0.00	93293	122.0	12.7	8.6	16.0

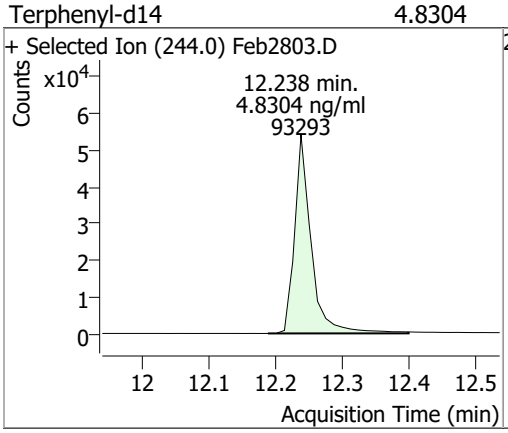

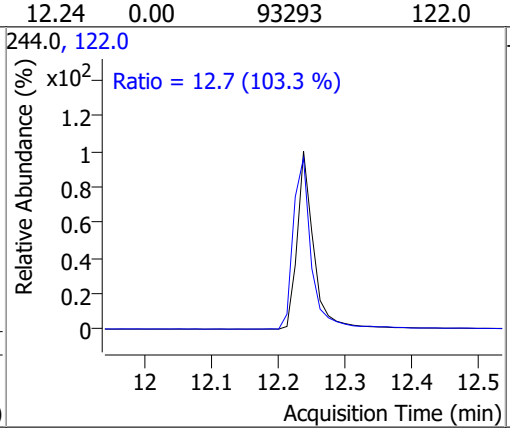

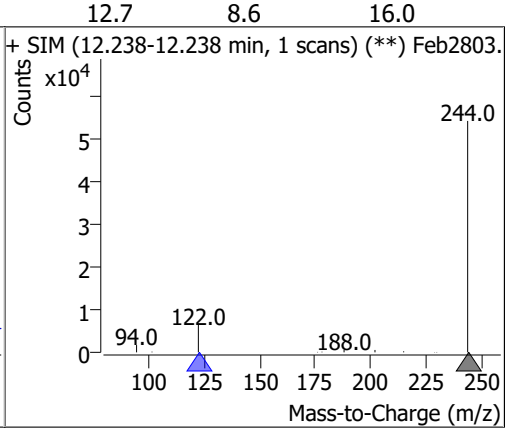

Compound	Conc.	RT	Dev(Min)	Resp.	QIon	QRatio	Lower	Upper
Benzo(a)Anthracene	5.0544	14.64	0.00	107944	226.0	25.9	18.0	33.4
					229.0	22.3	16.5	30.7

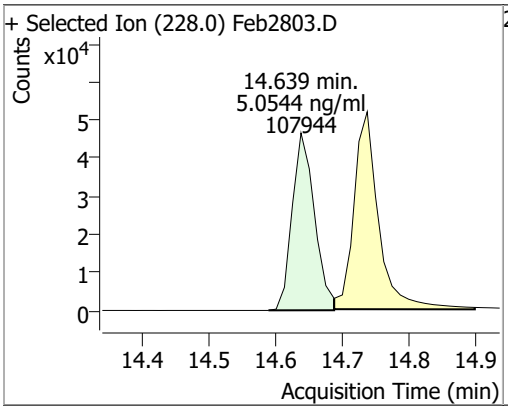

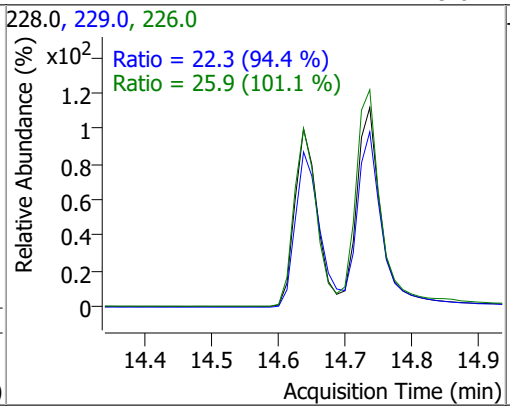

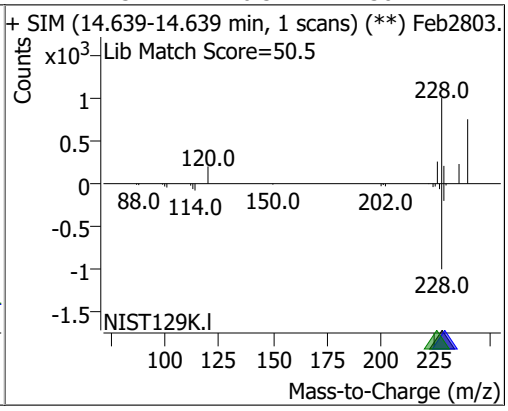

Compound	Conc.	RT	Dev(Min)	Resp.	QIon	QRatio	Lower	Upper
Chrysene	4.9905	14.74	0.00	134469	226.0	29.6	21.6	40.2
					229.0	20.2	13.8	25.7

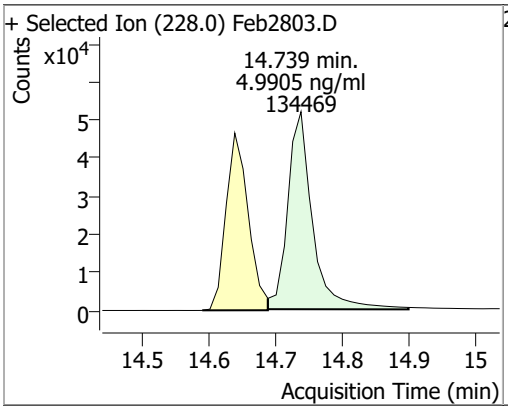

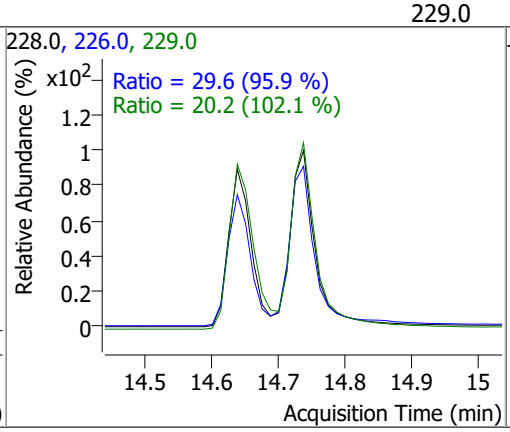

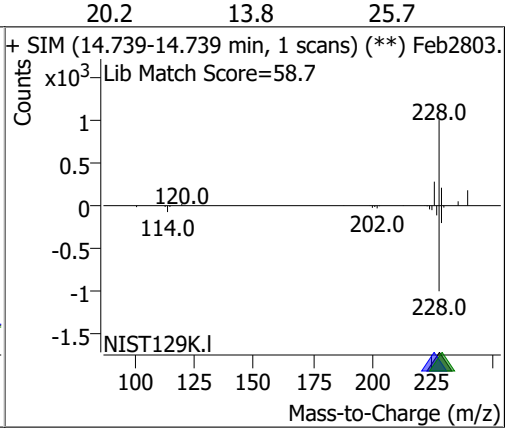

Compound	Conc.	RT	Dev(Min)	Resp.	QIon	QRatio	Lower	Upper
Benzo(b)fluoranthene	4.9327	17.66	0.00	95636	253.0	22.8	15.7	29.2

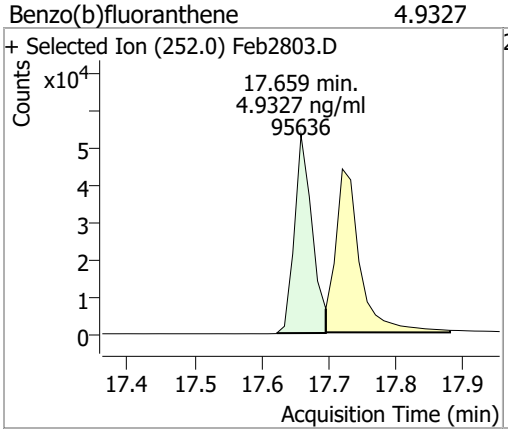

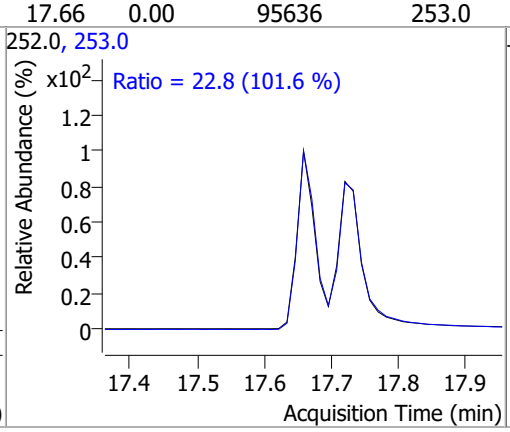

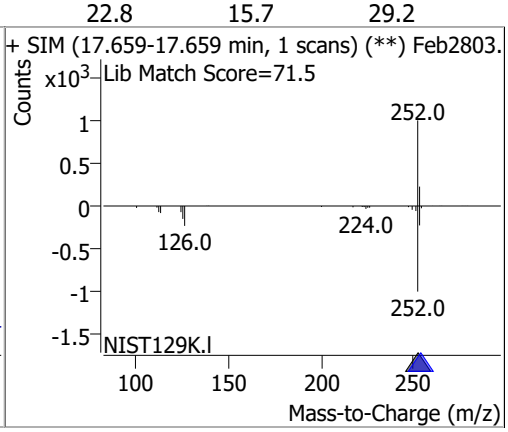

Compound	Conc.	RT	Dev(Min)	Resp.	QIon	QRatio	Lower	Upper
Benzo(k)fluoranthene	5.0029	17.72	-0.01	111664	253.0	22.6	17.2	31.9

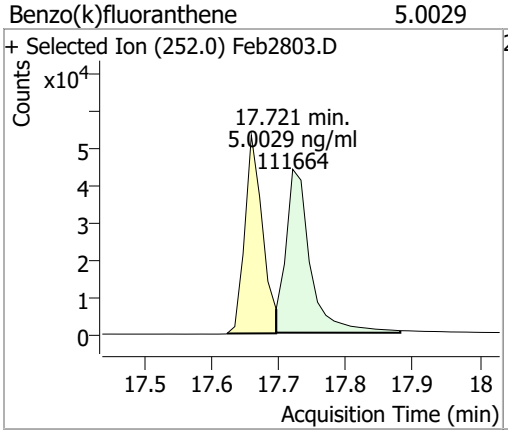

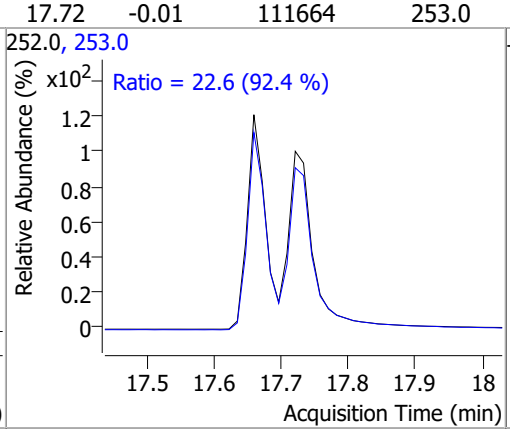

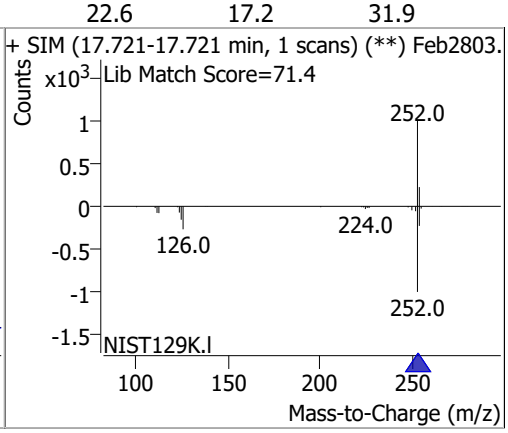

Compound	Conc.	RT	Dev(Min)	Resp.	QIon	QRatio	Lower	Upper
Benzo(a)pyrene	4.8966	18.30	-0.01	88796	253.0	23.2	16.2	30.1

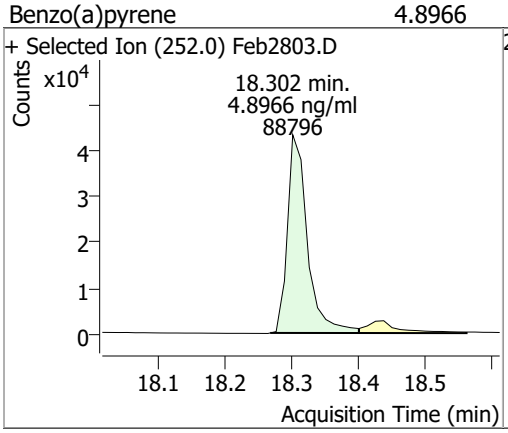

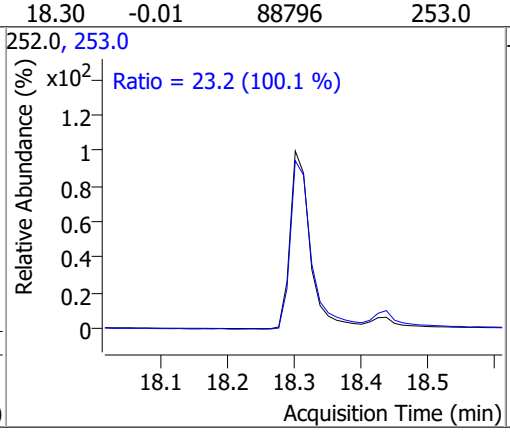

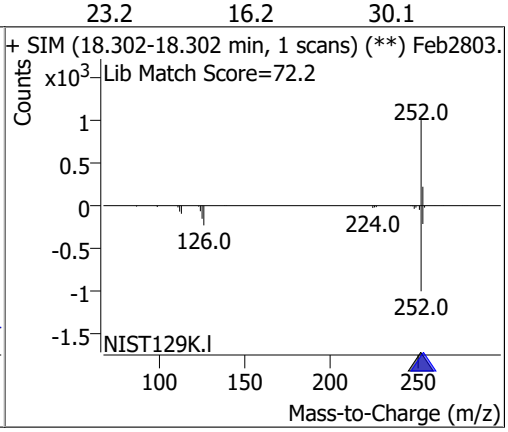

Compound	Conc.	RT	Dev(Min)	Resp.	QIon	QRatio	Lower	Upper
Indeno(1,2,3-cd)pyrene	5.0136	20.17	0.00	74751	138.0	23.5	14.6	27.2

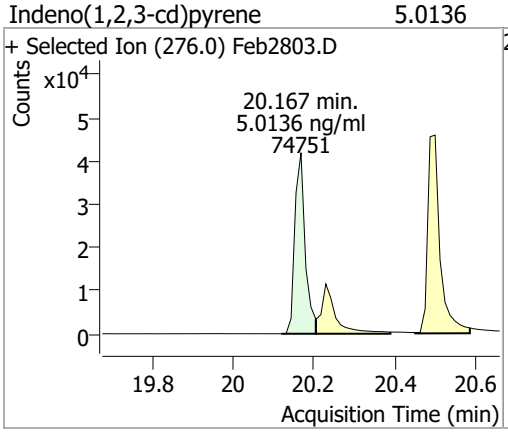

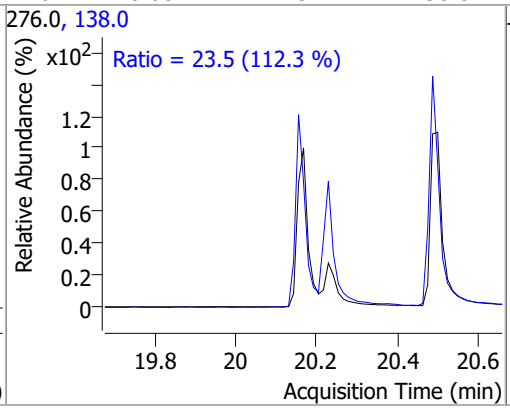

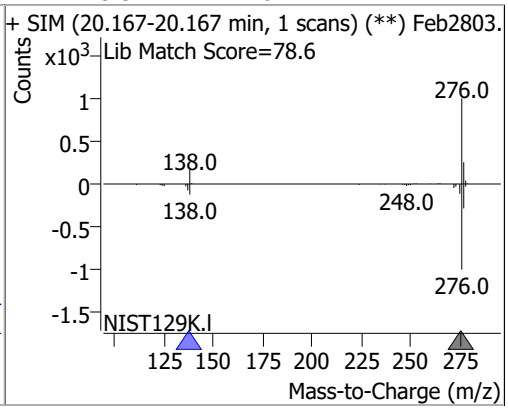

Compound	Conc.	RT	Dev(Min)	Resp.	QIon	QRatio	Lower	Upper
Dibenzo(a,h)anthracene	4.9982	20.23	-0.01	87537	279.0	24.9	16.8	31.3
					139.0	17.1	12.4	23.0

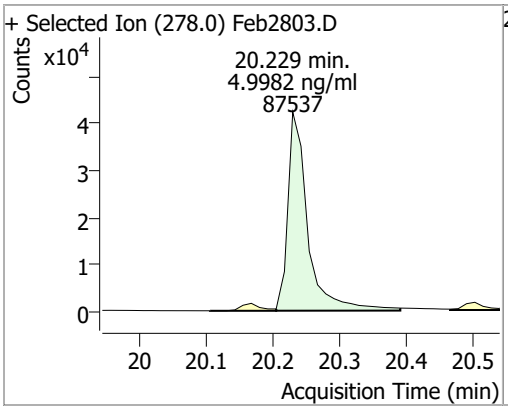

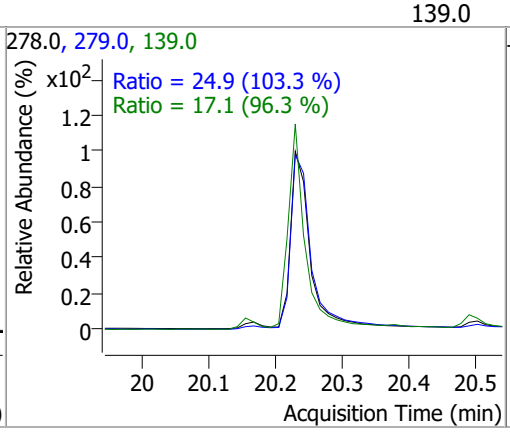

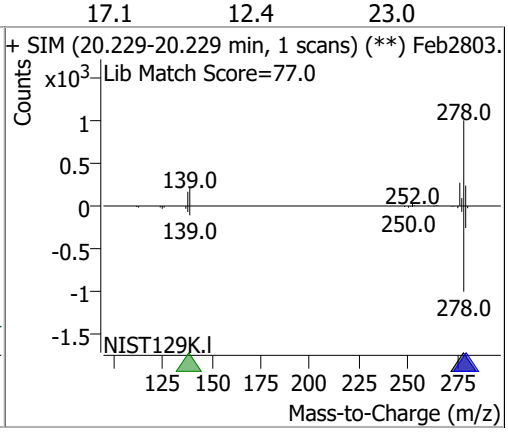

Compound	Conc.	RT	Dev(Min)	Resp.	QIon	QRatio	Lower	Upper
Benzo(g,h,i)perylene	4.6338	20.50	0.00	98201	138.0	23.5	16.2	30.1
					277.0	23.0	16.2	30.1

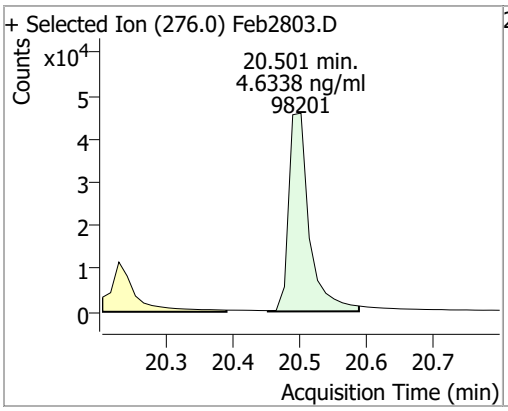

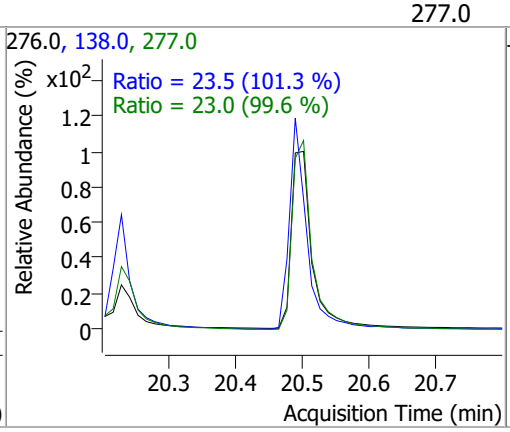

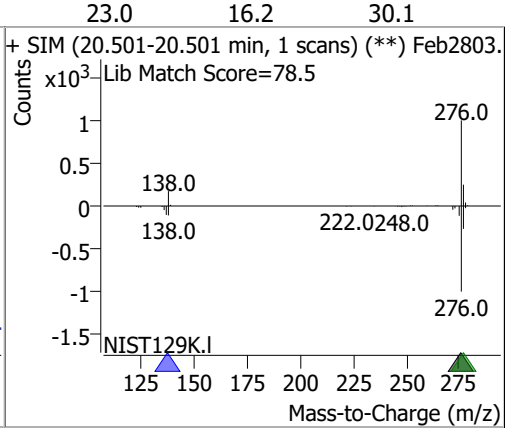

Quantitation Results Report (QT Reviewed)

Data File	Feb2804.D	Operator	LIMS import
Acq. Method	5975BNASIM	Acq. Date-Time	2/28/2022 1:05:46 PM
Sample Name	28-Feb-22_CAL_5	Instrument	GCMS
Vial	4	Multiplier	1.00
DA Method File	021622 bna SIM 2.batch.bin	Comment	SVOC-8270-W-LLPAH
Tune File	dftppjph.u	Tune Date	
Batch Name	022822 bna SIM 1.batch.bin	Last Calib Update	2/28/2022 5:36:24 PM
Ref Library			

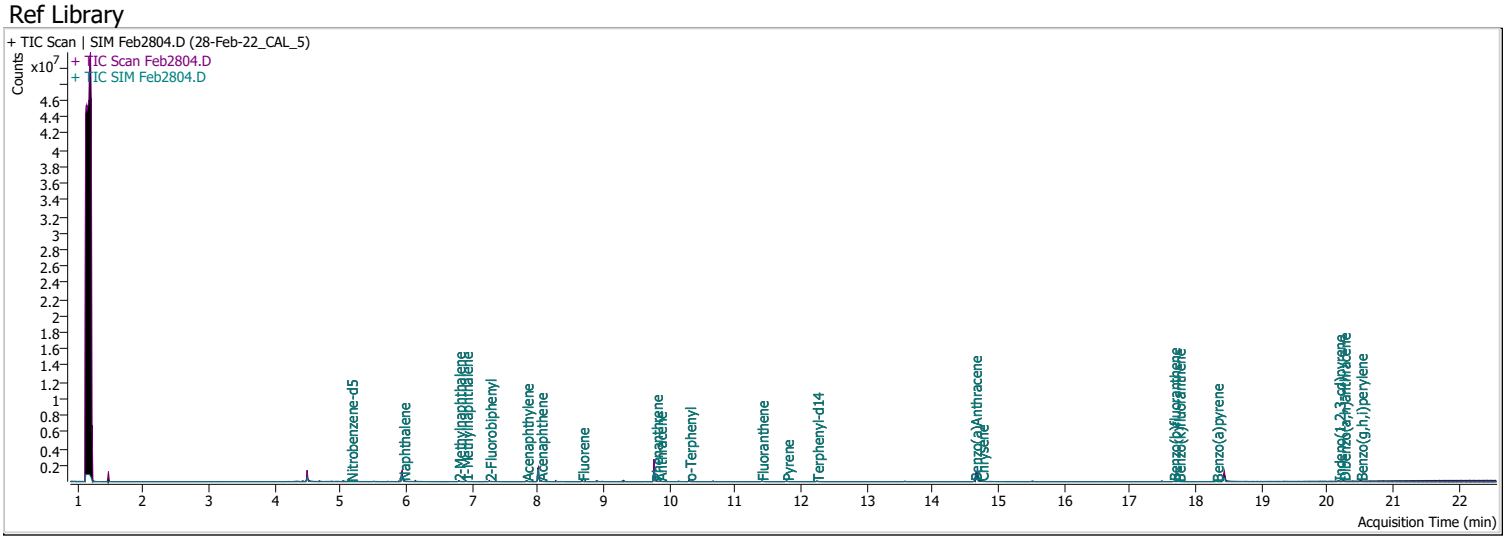

Compound	RT	QIon	Resp.	Conc.	Units		Dev(Min)
Internal Standards							
M 1,4-Dichlorobenzene-d4	4.497	152.0	207938	40.0000	ng/ml		0.000
M Naphthalene-d8	5.928	136.0	896988	40.0000	ng/ml		0.000
M Acenaphthene-d10	8.000	164.0	614594	40.0000	ng/ml		0.000
M Phenanthrene-d10	9.768	188.0	1144899	40.0000	ng/ml		0.000
M Chrysene-d12	14.664	240.0	852286	40.0000	ng/ml		0.000
M Perylene-d12	18.437	264.0	669855	40.0000	ng/ml		0.000
System Monitoring Compounds							
S Nitrobenzene-d5	5.156	82.0	8111	2.0886	ng/ml		0.000
Spiked Amount: 5.000	Range: 19.0 - 102.0%			Recovery = 41.77%			
S 2-Fluorobiphenyl	7.264	172.0	33989	1.7900	ng/ml		0.000
Spiked Amount: 5.000	Range: 25.0 - 94.0%			Recovery = 35.80%			
S o-Terphenyl	10.299	230.0	32679	2.0047	ng/ml		0.000
Spiked Amount: 5.000	Range: 40.0 - 140.0%			Recovery = 40.09%			
S Terphenyl-d14	12.238	244.0	35377	1.8923	ng/ml		0.000
Spiked Amount: 5.000	Range: 39.0 - 106.0%			Recovery = 37.85%		*	
Target Compounds							**QValue**
T Naphthalene	5.953	128.0	44192	1.9513	ng/ml		100
T 2-Methylnaphthalene	6.790	141.0	26987	2.0395	ng/ml		100
T 1-Methylnaphthalene	6.902	141.0	29573	2.0229	ng/ml		100
T Acenaphthylene	7.826	152.0	45447	1.9147	ng/ml		100
T Acenaphthene	8.038	154.0	31554	1.8923	ng/ml		100
T Fluorene	8.673	166.0	37579	1.8863	ng/ml		100
T Phenanthrene	9.793	178.0	54398	1.9756	ng/ml		100
T Anthracene	9.854	178.0	48647	2.0248	ng/ml		100
T Fluoranthene	11.398	202.0	53521	1.9009	ng/ml		100
T Pyrene	11.781	202.0	57772	1.9137	ng/ml		100
T Benzo(a)Anthracene	14.639	228.0	41990	1.9355	ng/ml		100
T Chrysene	14.739	228.0	52766	1.9313	ng/ml		100
T Benzo(b)fluoranthene	17.659	252.0	34979	1.9015	ng/ml		100

Compound	RT	QIon	Resp.	Conc.	Units	Dev(Min)
T Benzo(k)fluoranthene	17.733	252.0	42093	1.9399	ng/ml	100
T Benzo(a)pyrene	18.314	252.0	32754	1.9036	ng/ml	100
T Indeno(1,2,3-cd)pyrene	20.167	276.0	28097	1.9862	ng/ml	100
T Dibenzo(a,h)anthracene	20.241	278.0	32220	1.9390	ng/ml	100
T Benzo(g,h,i)perylene	20.501	276.0	37500	1.8650	ng/ml	100

(#) = Qualifier Out of Range; (m) = Manual Integration; (+) = Area Summed; (*) = Surrogate Percent Recovery Out of Range; (d): Zeroed Peak

Compound	Conc.	RT	Dev(Min)	Resp.	QIon	QRatio	Lower	Upper
Nitrobenzene-d5	2.0886	5.16	0.00	8111	54.0	43.7	30.6	56.8
					128.0	41.2	28.9	53.6

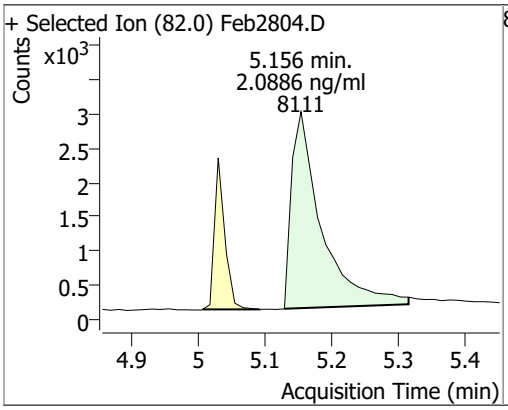

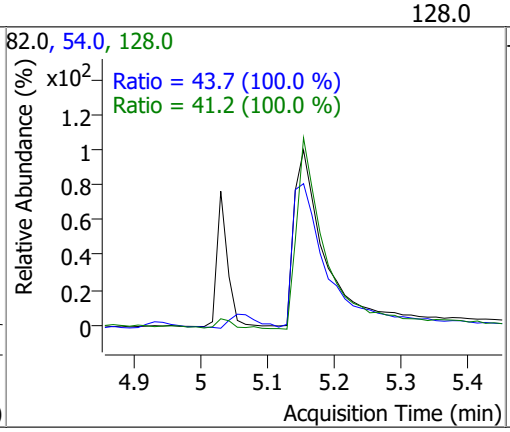

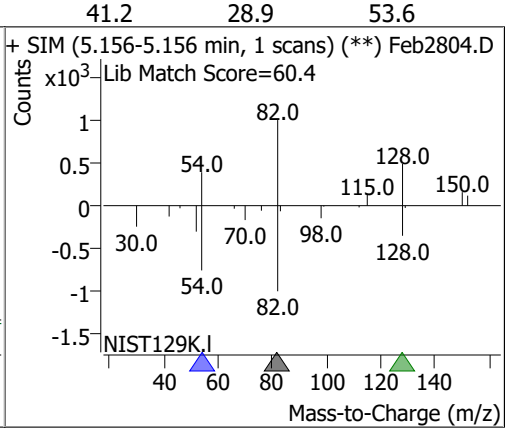

Compound	Conc.	RT	Dev(Min)	Resp.	QIon	QRatio	Lower	Upper
Naphthalene	1.9513	5.95	0.00	44192	102.0	13.6	0.0	40.8
					129.0	11.1	7.8	14.5

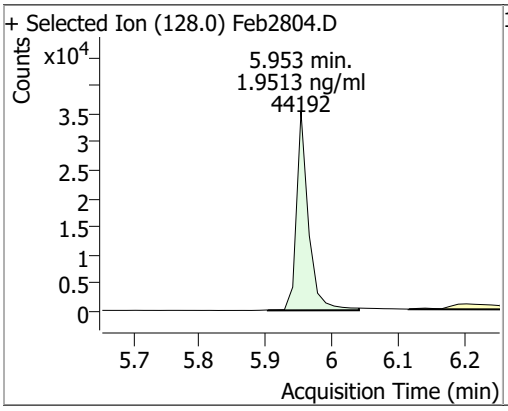

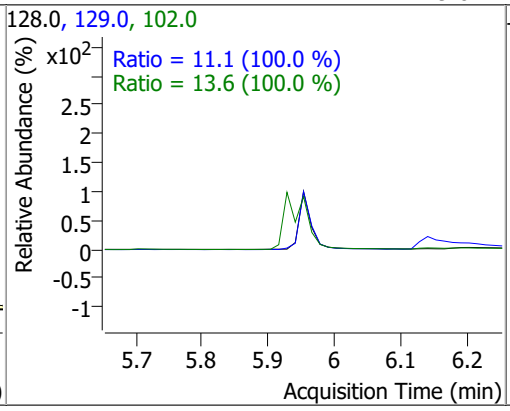

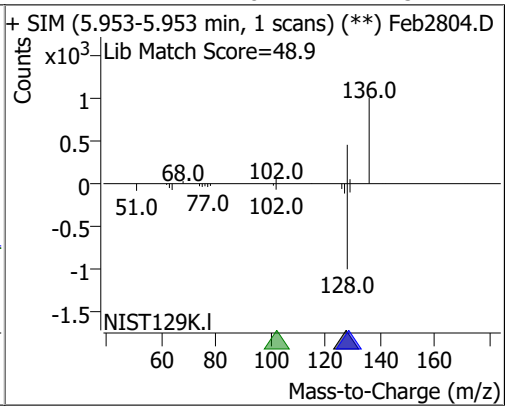

Compound	Conc.	RT	Dev(Min)	Resp.	QIon	QRatio	Lower	Upper
2-Methylnaphthalene	2.0395	6.79	0.00	26987	142.0	134.9	94.4	175.3
					115.0	51.5	36.1	67.0

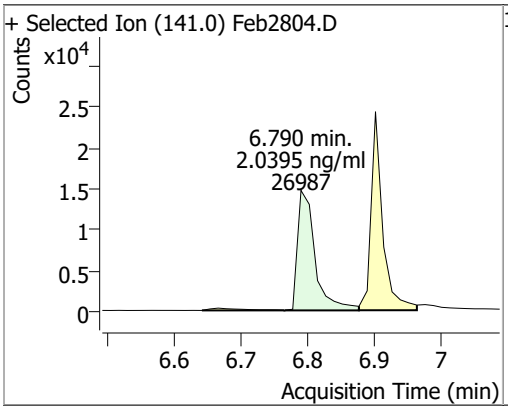

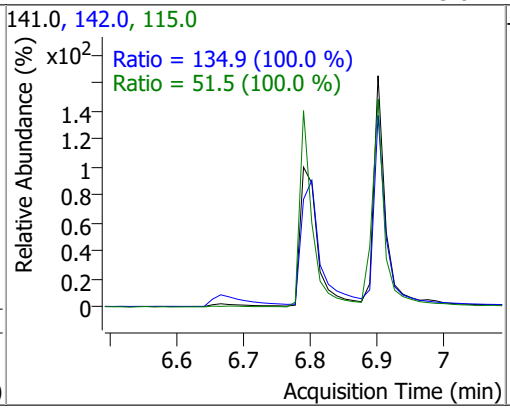

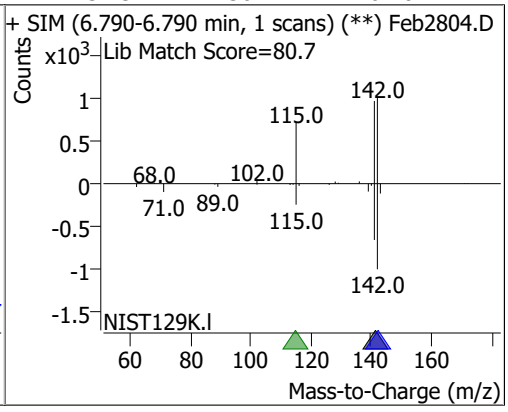

Compound	Conc.	RT	Dev(Min)	Resp.	QIon	QRatio	Lower	Upper
1-Methylnaphthalene	2.0229	6.90	0.00	29573	142.0	119.4	83.6	155.3
					115.0	49.7	34.8	64.6

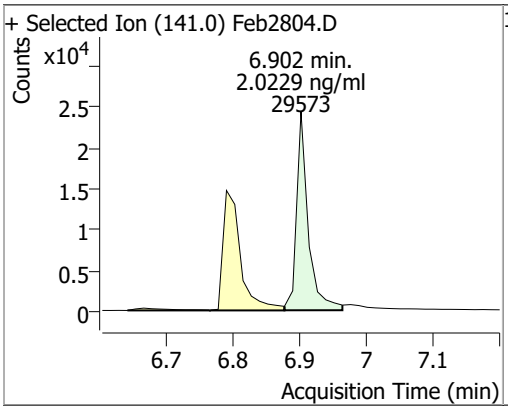

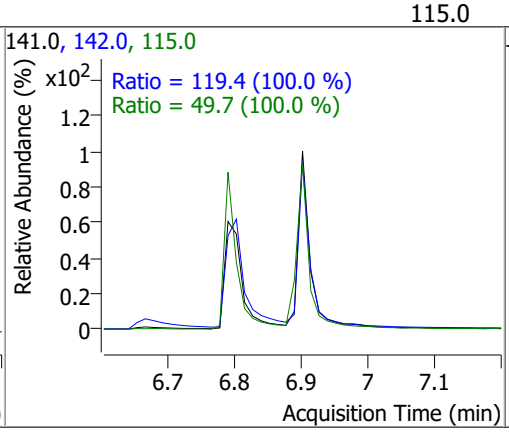

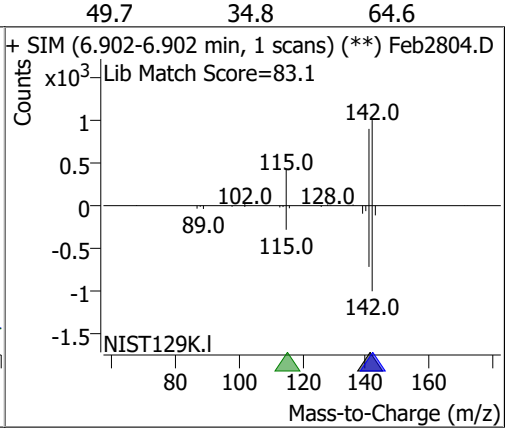

Compound	Conc.	RT	Dev(Min)	Resp.	QIon	QRatio	Lower	Upper
2-Fluorobiphenyl	1.7900	7.26	0.00	33989	171.0	34.7	24.3	45.1

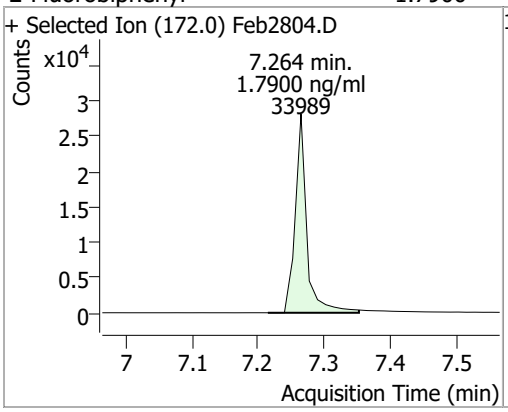

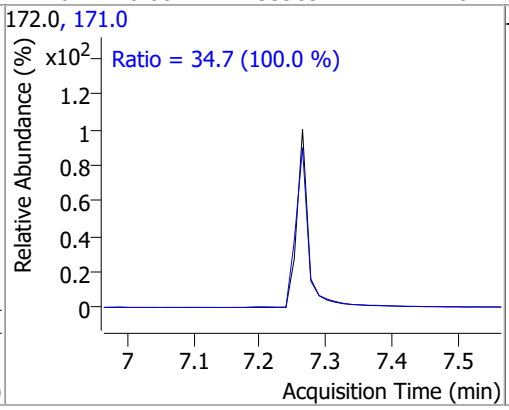

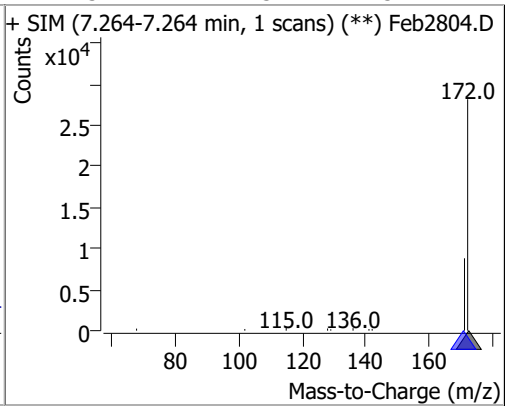

Compound	Conc.	RT	Dev(Min)	Resp.	QIon	QRatio	Lower	Upper
Acenaphthylene	1.9147	7.83	0.00	45447	153.0	16.0	11.2	20.8

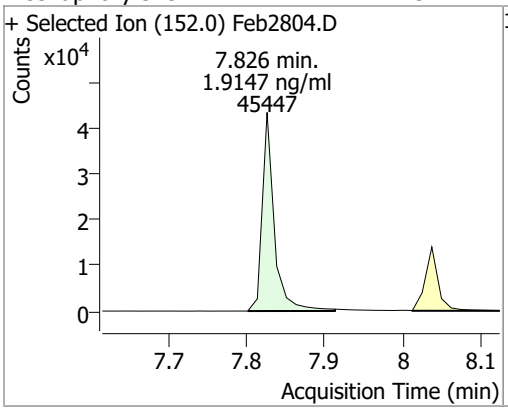

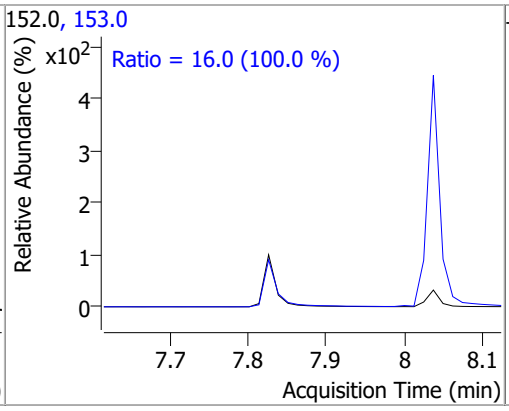

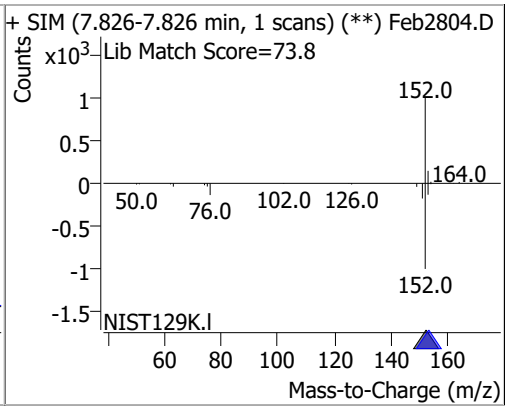

Compound	Conc.	RT	Dev(Min)	Resp.	QIon	QRatio	Lower	Upper
Acenaphthene	1.8923	8.04	0.00	31554	153.0	109.7	76.8	142.6
					152.0	51.9	36.4	67.5

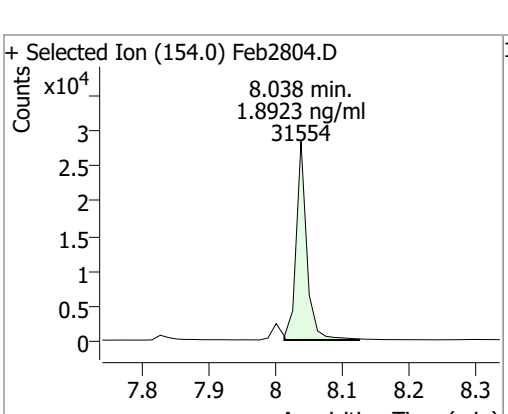

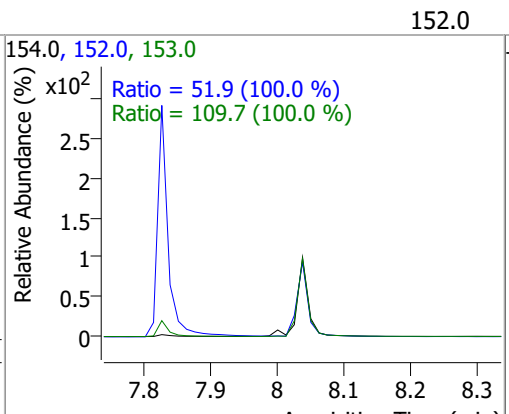

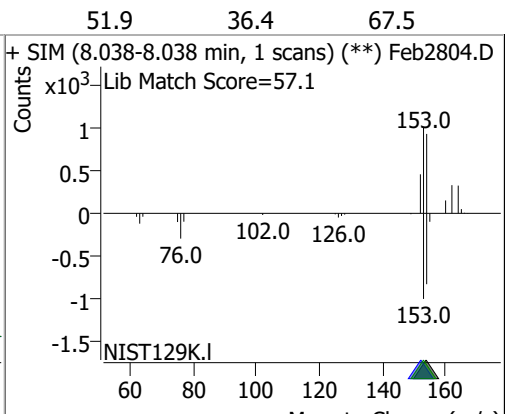

Compound	Conc.	RT	Dev(Min)	Resp.	QIon	QRatio	Lower	Upper
Fluorene	1.8863	8.67	0.00	37579	165.0	86.1	60.3	111.9
					167.0	12.8	8.9	16.6

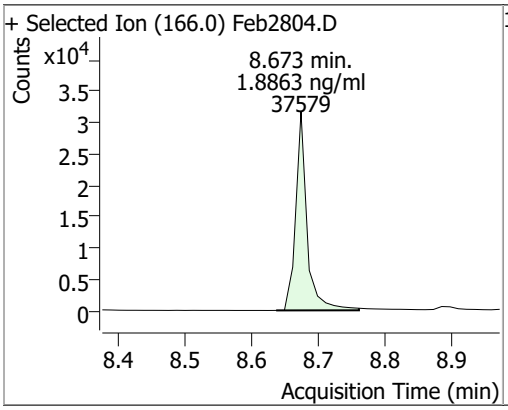

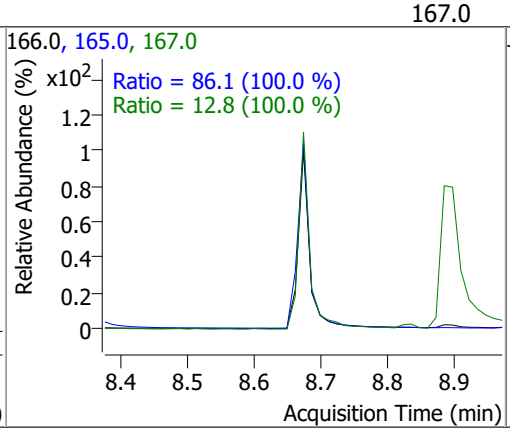

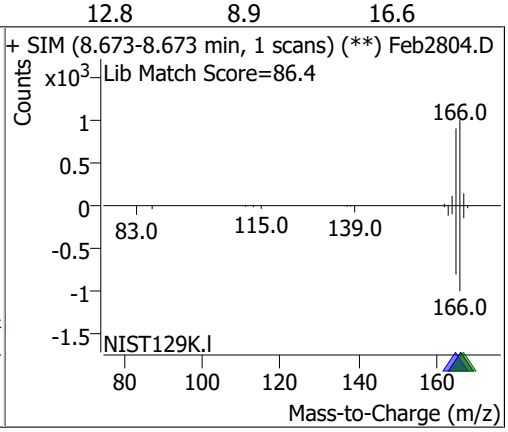

Compound	Conc.	RT	Dev(Min)	Resp.	QIon	QRatio	Lower	Upper
Phenanthrene	1.9756	9.79	0.00	54398	176.0	18.1	12.7	23.5

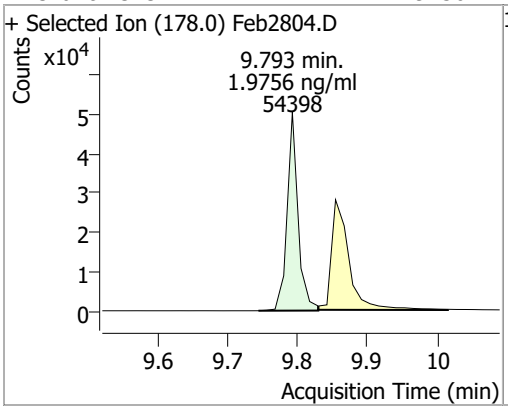

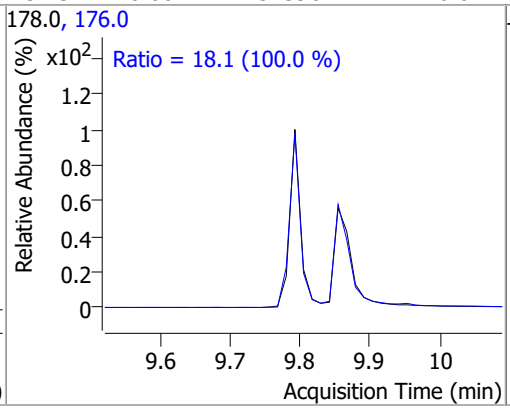

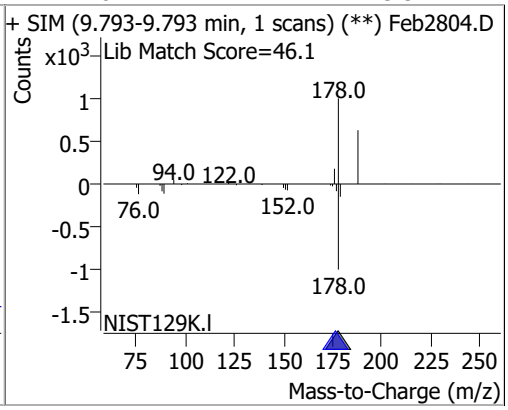

Compound	Conc.	RT	Dev(Min)	Resp.	QIon	QRatio	Lower	Upper
Anthracene	2.0248	9.85	0.00	48647	176.0	18.4	12.9	23.9

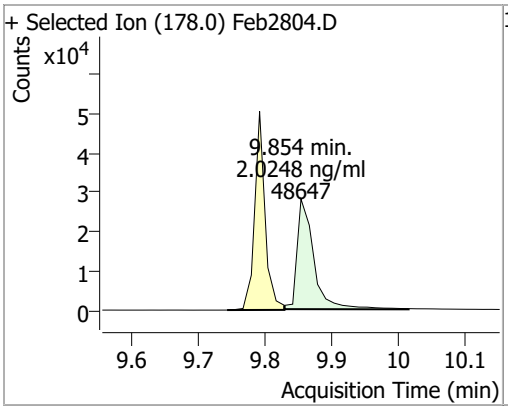

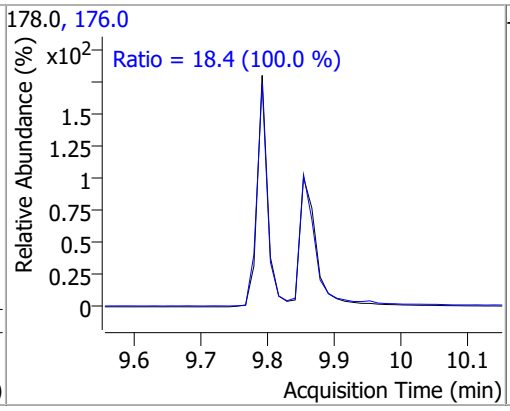

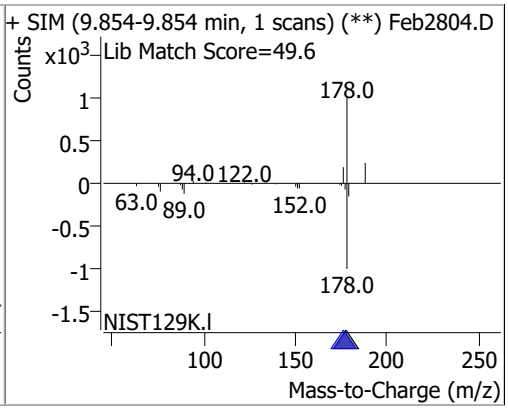

Compound	Conc.	RT	Dev(Min)	Resp.	QIon	QRatio	Lower	Upper
o-Terphenyl	2.0047	10.30	0.00	32679	229.0	61.1	42.8	79.5
					215.0	40.0	28.0	52.0

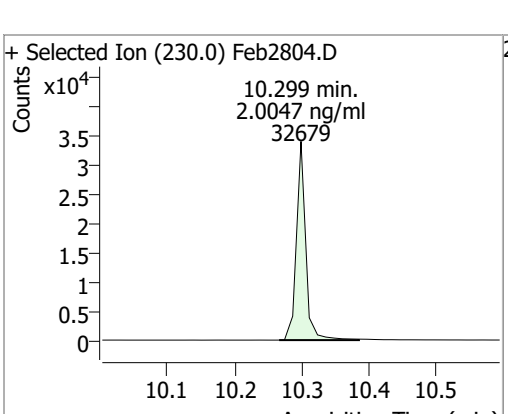

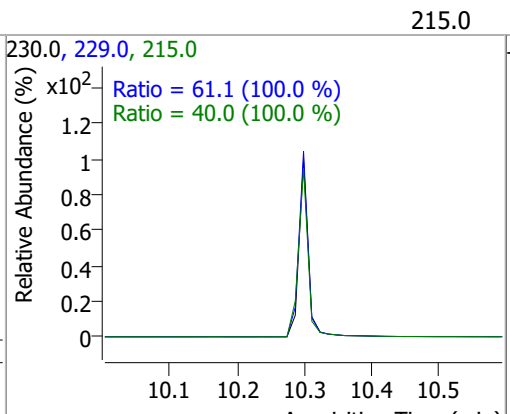

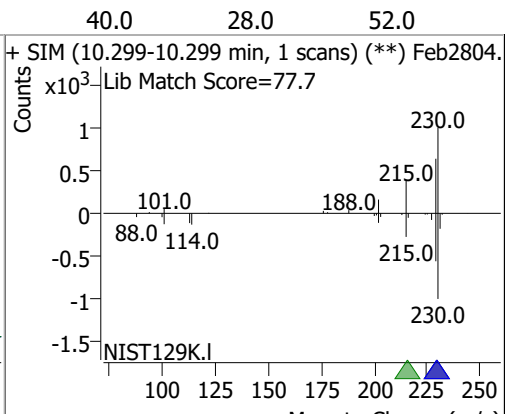

Compound	Conc.	RT	Dev(Min)	Resp.	QIon	QRatio	Lower	Upper
Fluoranthene	1.9009	11.40	0.00	53521	101.0	9.6	6.7	12.5

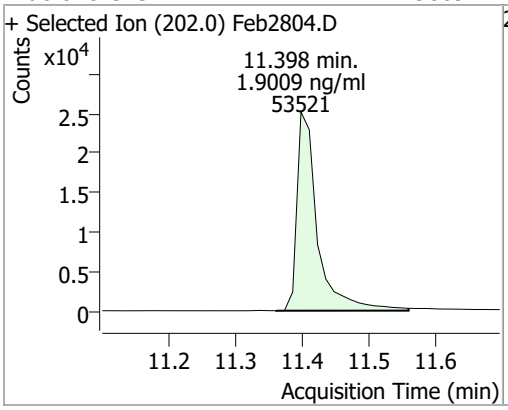

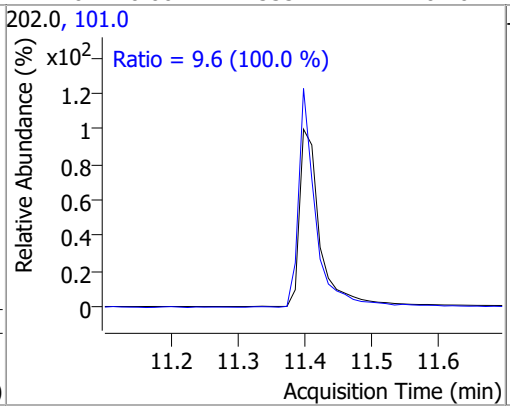

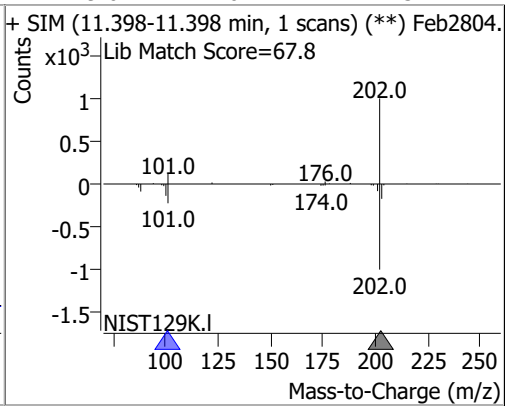

Compound	Conc.	RT	Dev(Min)	Resp.	QIon	QRatio	Lower	Upper
Pyrene	1.9137	11.78	0.00	57772	101.0	12.0	8.4	15.6

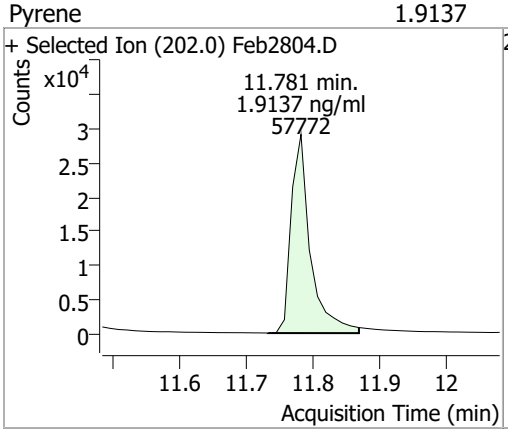

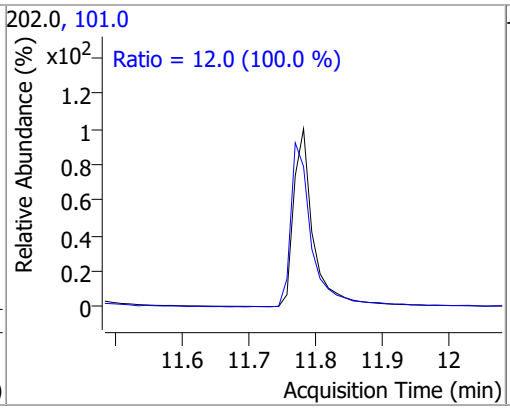

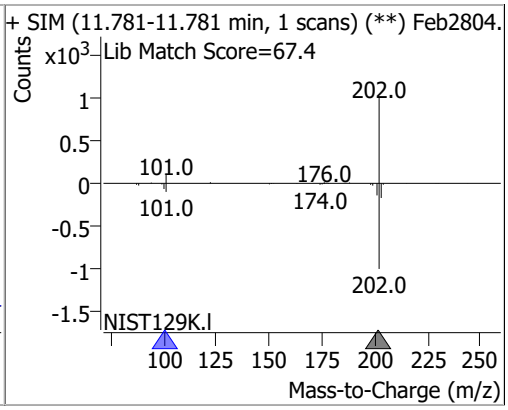

Compound	Conc.	RT	Dev(Min)	Resp.	QIon	QRatio	Lower	Upper
Terphenyl-d14	1.8923	12.24	0.00	35377	122.0	12.3	8.6	16.0

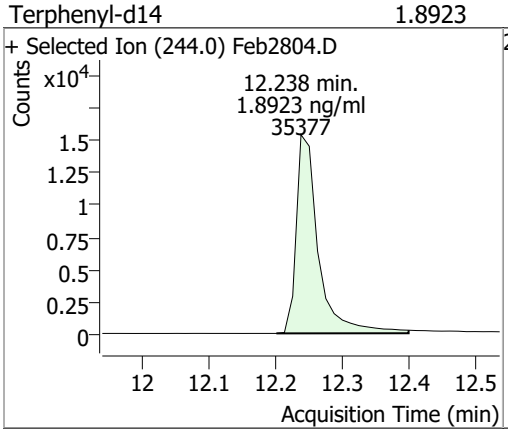

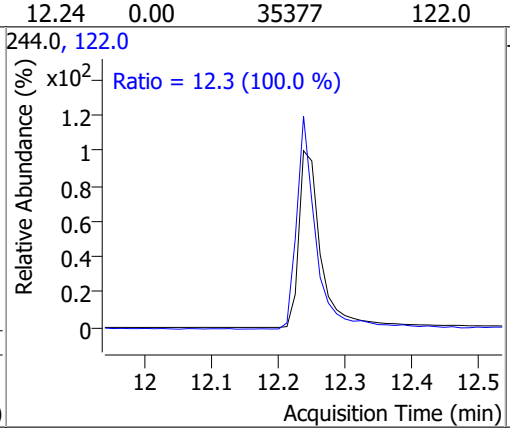

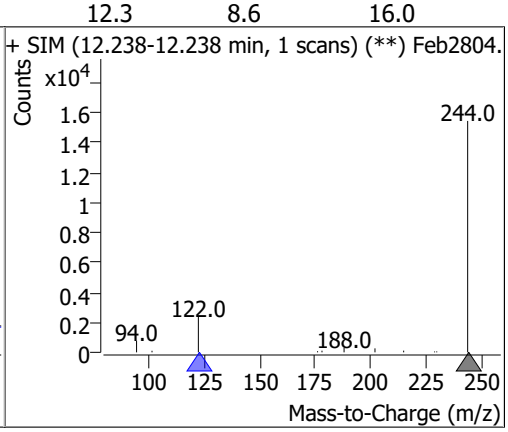

Compound	Conc.	RT	Dev(Min)	Resp.	QIon	QRatio	Lower	Upper
Benzo(a)Anthracene	1.9355	14.64	0.00	41990	226.0	25.7	18.0	33.4
					229.0	23.6	16.5	30.7

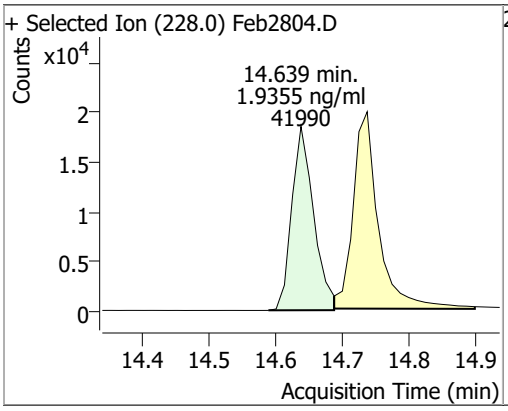

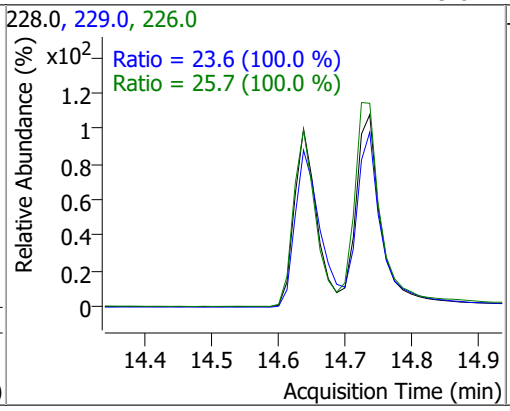

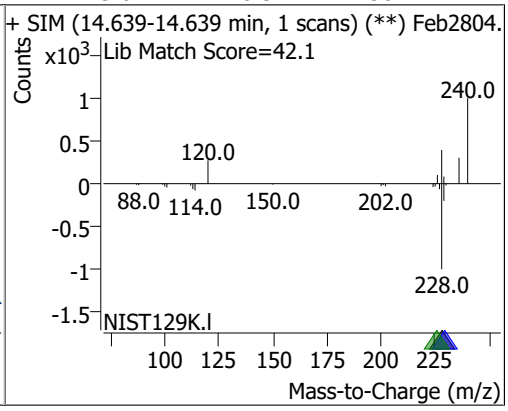

Compound	Conc.	RT	Dev(Min)	Resp.	QIon	QRatio	Lower	Upper
Chrysene	1.9313	14.74	0.00	52766	226.0	30.9	21.6	40.2
					229.0	19.8	13.8	25.7

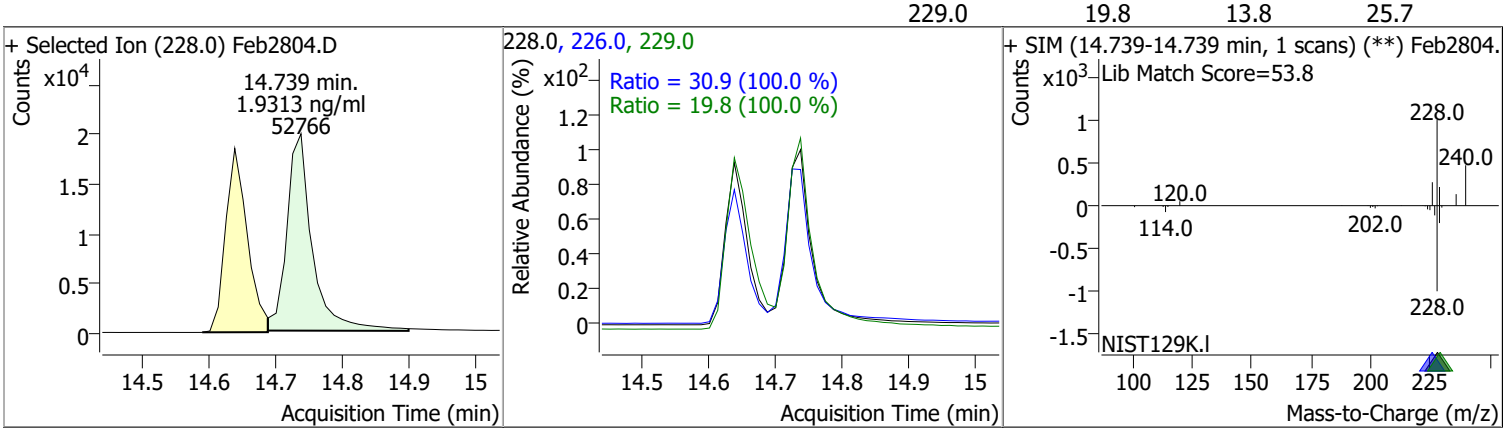

Compound	Conc.	RT	Dev(Min)	Resp.	QIon	QRatio	Lower	Upper
Benzo(b)fluoranthene	1.9015	17.66	0.00	34979	253.0	22.4	15.7	29.2

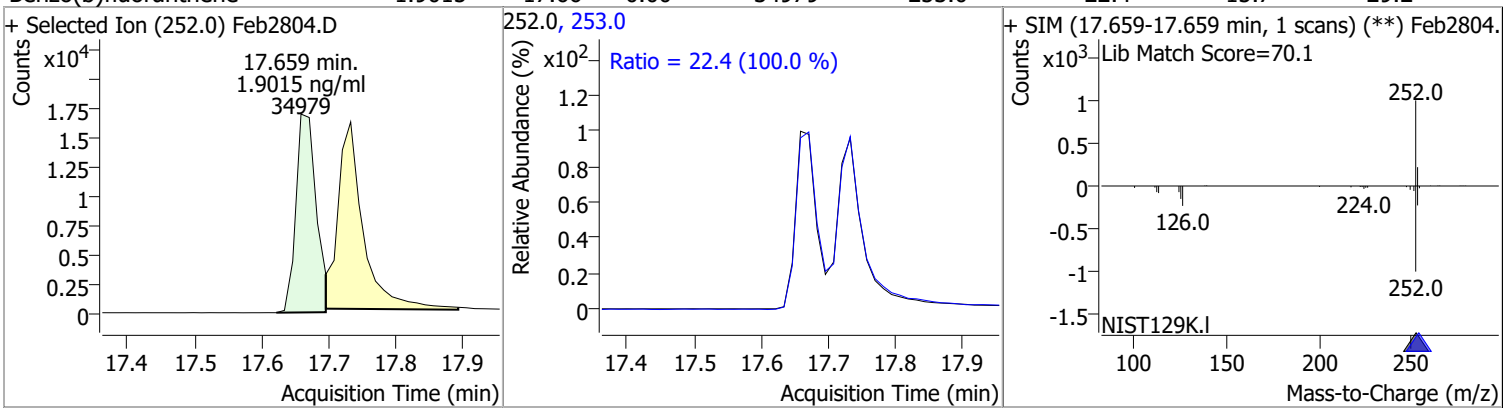

Compound	Conc.	RT	Dev(Min)	Resp.	QIon	QRatio	Lower	Upper
Benzo(k)fluoranthene	1.9399	17.73	0.00	42093	253.0	24.5	17.2	31.9

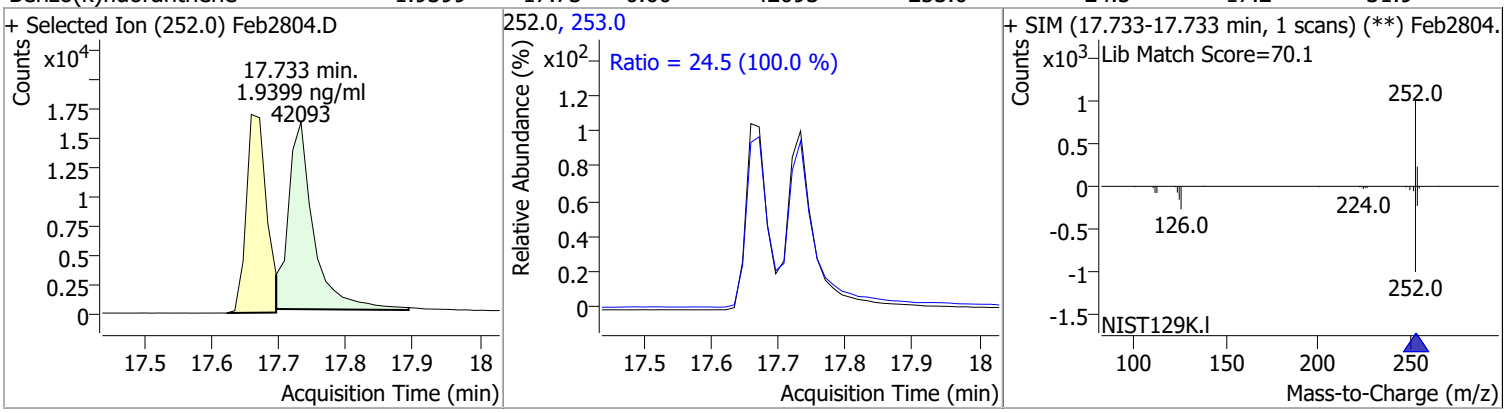

Compound	Conc.	RT	Dev(Min)	Resp.	QIon	QRatio	Lower	Upper
Benzo(a)pyrene	1.9036	18.31	0.00	32754	253.0	23.1	16.2	30.1

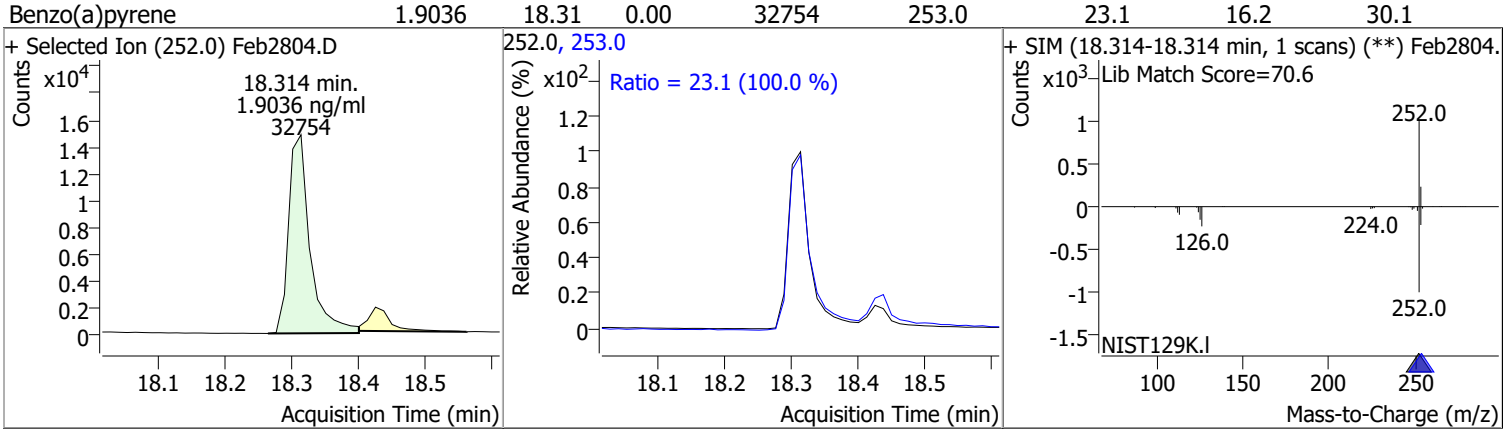

Compound	Conc.	RT	Dev(Min)	Resp.	QIon	QRatio	Lower	Upper
Indeno(1,2,3-cd)pyrene	1.9862	20.17	0.00	28097	138.0	20.9	14.6	27.2

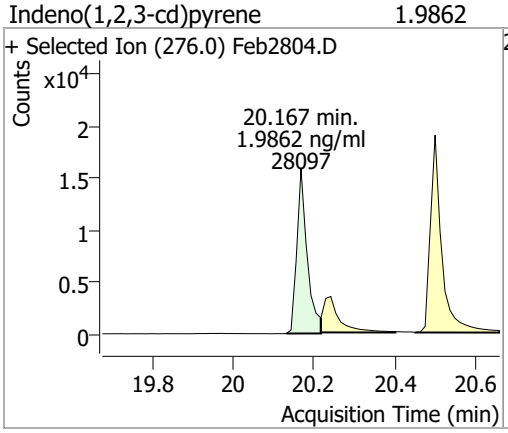

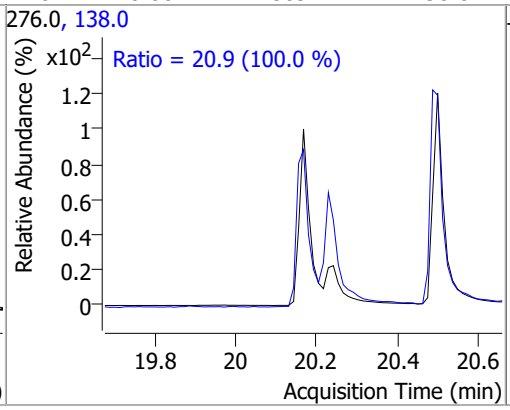

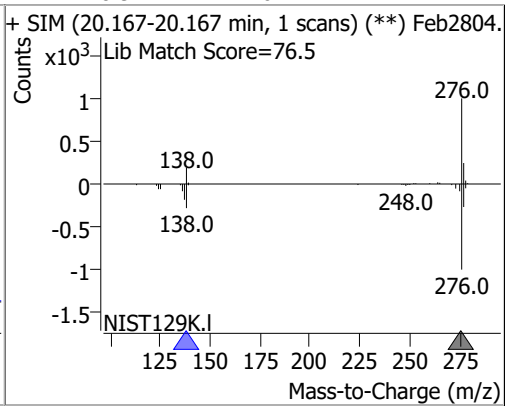

Compound	Conc.	RT	Dev(Min)	Resp.	QIon	QRatio	Lower	Upper
Dibenzo(a,h)anthracene	1.9390	20.24	0.00	32220	279.0	24.1	16.8	31.3
					139.0	17.7	12.4	23.0

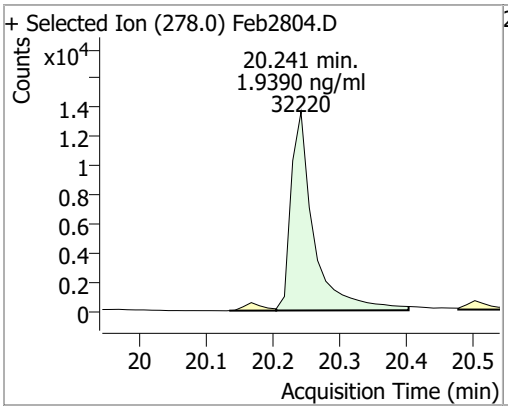

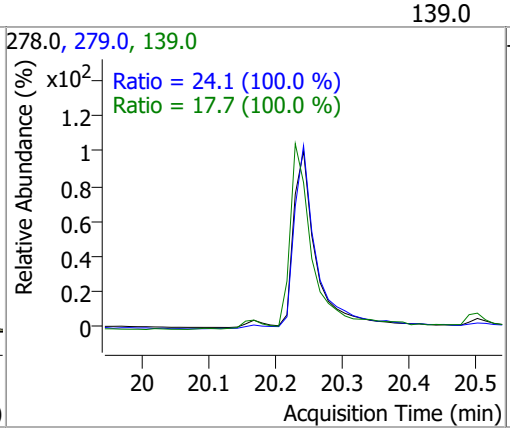

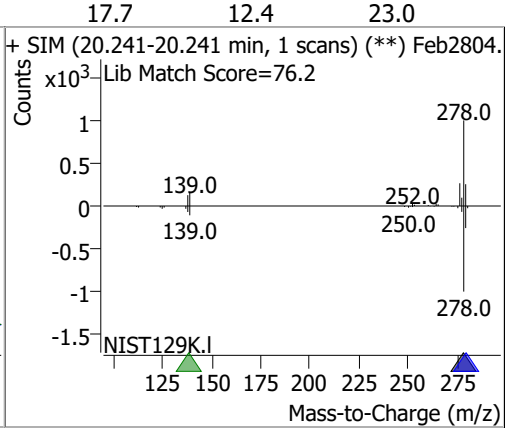

Compound	Conc.	RT	Dev(Min)	Resp.	QIon	QRatio	Lower	Upper
Benzo(g,h,i)perylene	1.8650	20.50	0.00	37500	138.0	23.2	16.2	30.1
					277.0	23.1	16.2	30.1

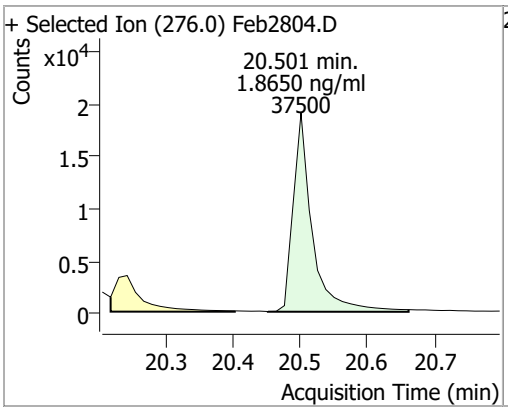

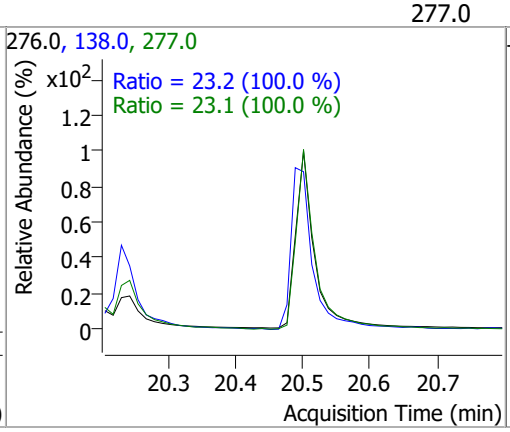

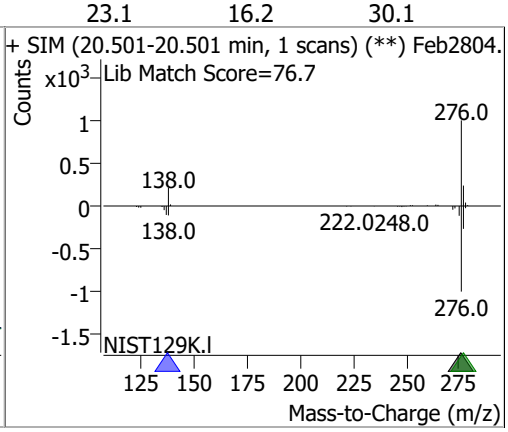

Quantitation Results Report (QT Reviewed)

Data File	Feb2805.D	Operator	LIMS import
Acq. Method	5975BNASIM	Acq. Date-Time	2/28/2022 1:38:16 PM
Sample Name	28-Feb-22_CAL_4	Instrument	GCMS
Vial	5	Multiplier	1.00
DA Method File	021622 bna SIM 2.batch.bin	Comment	SVOC-8270-W-LLPAH
Tune File	dftppjph.u	Tune Date	
Batch Name	022822 bna SIM 1.batch.bin	Last Calib Update	2/28/2022 5:36:24 PM
Ref Library			

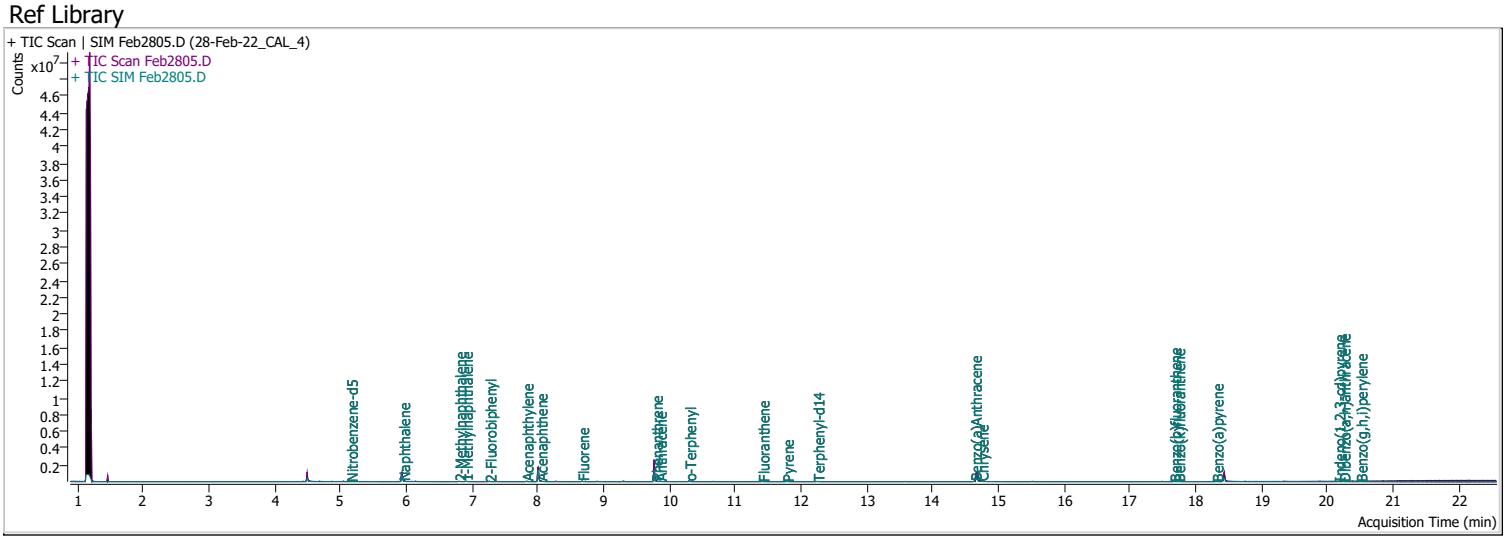

Compound	RT	QIon	Resp.	Conc.	Units		Dev(Min)
Internal Standards							
M 1,4-Dichlorobenzene-d4	4.497	152.0	192832	40.0000	ng/ml		0.000
M Naphthalene-d8	5.928	136.0	844168	40.0000	ng/ml		0.000
M Acenaphthene-d10	8.001	164.0	590960	40.0000	ng/ml		0.000
M Phenanthrene-d10	9.768	188.0	1094449	40.0000	ng/ml		0.000
M Chrysene-d12	14.664	240.0	805199	40.0000	ng/ml		0.000
M Perylene-d12	18.425	264.0	626149	40.0000	ng/ml		-0.012
System Monitoring Compounds							
S Nitrobenzene-d5	5.156	82.0	4160	1.1914	ng/ml		0.000
Spiked Amount: 5.000	Range: 19.0 - 102.0%			Recovery = 23.83%			
S 2-Fluorobiphenyl	7.264	172.0	17391	0.9525	ng/ml		0.000
Spiked Amount: 5.000	Range: 25.0 - 94.0%			Recovery = 19.05%		*	
S o-Terphenyl	10.299	230.0	16091	1.0089	ng/ml		0.000
Spiked Amount: 5.000	Range: 40.0 - 140.0%			Recovery = 20.18%		*	
S Terphenyl-d14	12.251	244.0	17702	1.0023	ng/ml		0.012
Spiked Amount: 5.000	Range: 39.0 - 106.0%			Recovery = 20.05%		*	
Target Compounds							**QValue**
T Naphthalene	5.953	128.0	21497	1.0086	ng/ml		96
T 2-Methylnaphthalene	6.802	141.0	12463	1.0008	ng/ml		96
T 1-Methylnaphthalene	6.902	141.0	16434	1.1655	ng/ml		98
T Acenaphthylene	7.826	152.0	22388	0.9809	ng/ml		99
T Acenaphthene	8.038	154.0	16278	0.9878	ng/ml		99
T Fluorene	8.673	166.0	18159	0.9479	ng/ml		93
T Phenanthrene	9.793	178.0	27826	1.0336	ng/ml		99
T Anthracene	9.854	178.0	25234	1.0987	ng/ml		96
T Fluoranthene	11.411	202.0	25688	0.9544	ng/ml		99
T Pyrene	11.781	202.0	29399	1.0089	ng/ml		99
T Benzo(a)Anthracene	14.639	228.0	22457	1.0337	ng/ml		99
T Chrysene	14.739	228.0	27137	1.0247	ng/ml		98
T Benzo(b)fluoranthene	17.671	252.0	17895	1.0407	ng/ml		100

Compound	RT	QIon	Resp.	Conc.	Units	Dev(Min)
T Benzo(k)fluoranthene	17.733	252.0	21897	1.0617	ng/ml	95
T Benzo(a)pyrene	18.314	252.0	15668	0.9742	ng/ml	99
T Indeno(1,2,3-cd)pyrene	20.167	276.0	13213	0.9992	ng/ml	95
T Dibenzo(a,h)anthracene	20.241	278.0	15644	1.0072	ng/ml	98
T Benzo(g,h,i)perylene	20.501	276.0	19094	1.0158	ng/ml	99

(#) = Qualifier Out of Range; (m) = Manual Integration; (+) = Area Summed; (*) = Surrogate Percent Recovery Out of Range; (d): Zeroed Peak

Compound	Conc.	RT	Dev(Min)	Resp.	QIon	QRatio	Lower	Upper
Nitrobenzene-d5	1.1914	5.16	0.00	4160	54.0	36.6	30.6	56.8
					128.0	30.9	28.9	53.6

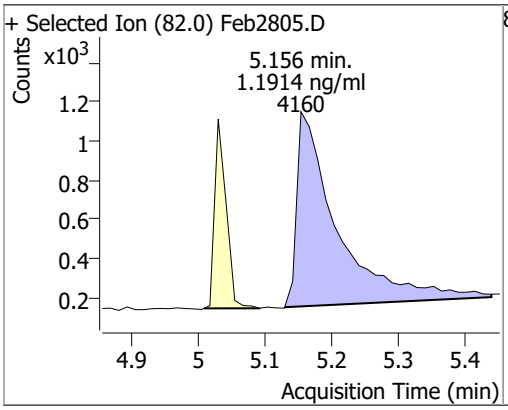

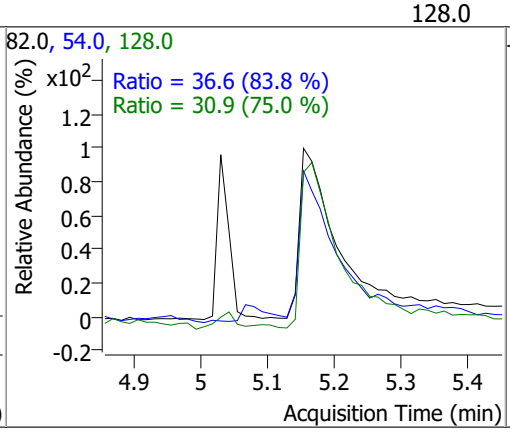

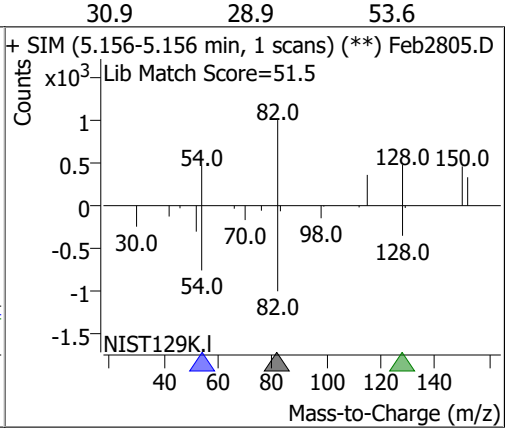

Compound	Conc.	RT	Dev(Min)	Resp.	QIon	QRatio	Lower	Upper
Naphthalene	1.0086	5.95	0.00	21497	102.0	16.2	0.0	40.8
					129.0	11.2	7.8	14.5

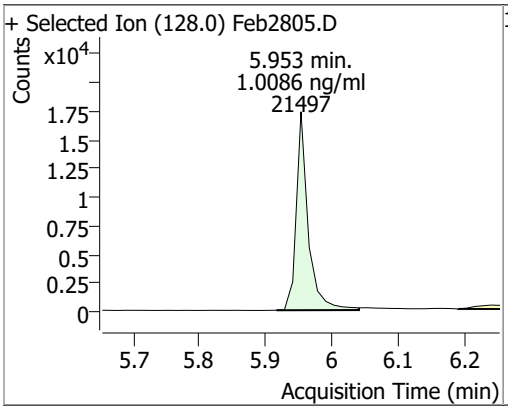

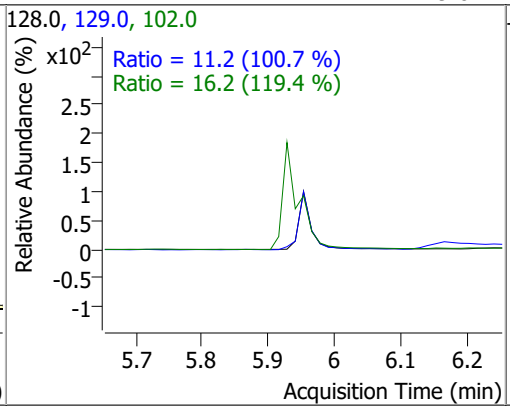

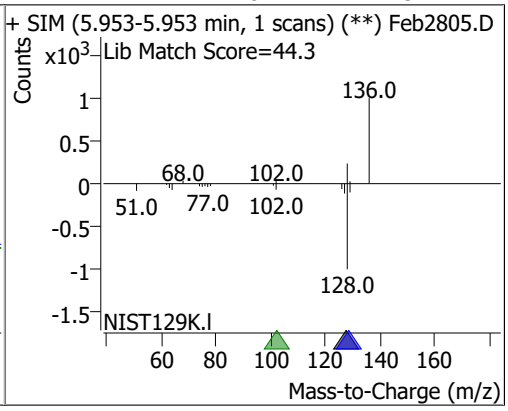

Compound	Conc.	RT	Dev(Min)	Resp.	QIon	QRatio	Lower	Upper
2-Methylnaphthalene	1.0008	6.80	0.01	12463	142.0	135.9	94.4	175.3
					115.0	42.0	36.1	67.0

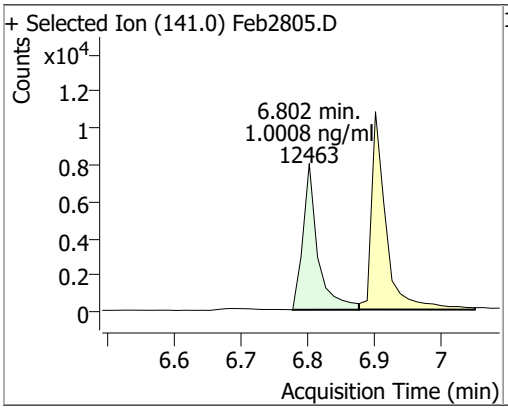

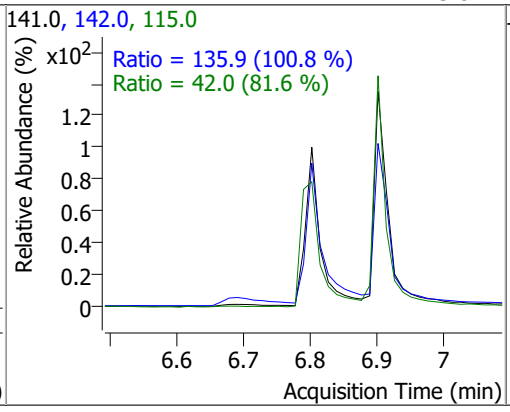

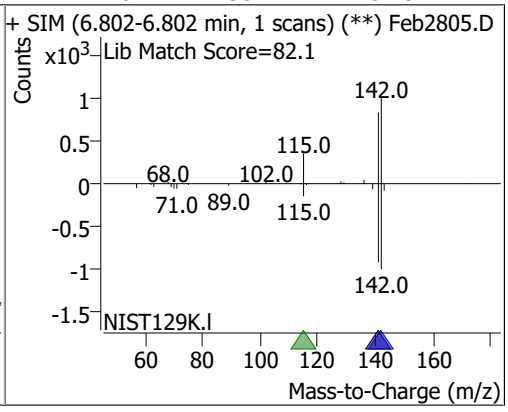

Compound	Conc.	RT	Dev(Min)	Resp.	QIon	QRatio	Lower	Upper
1-Methylnaphthalene	1.1655	6.90	0.00	16434	142.0	118.3	83.6	155.3
					115.0	45.8	34.8	64.6

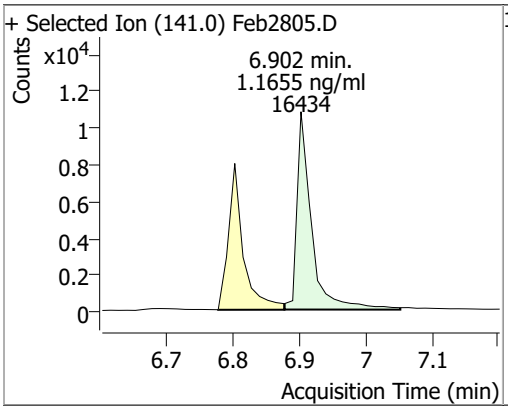

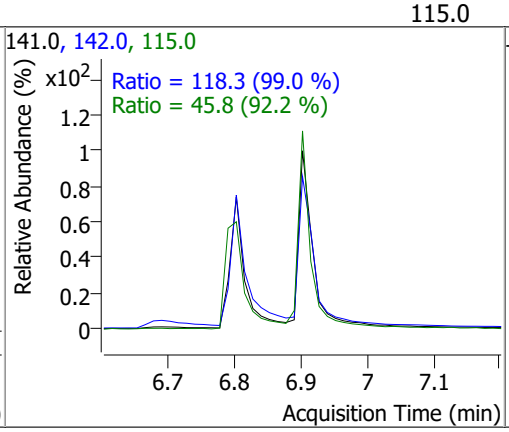

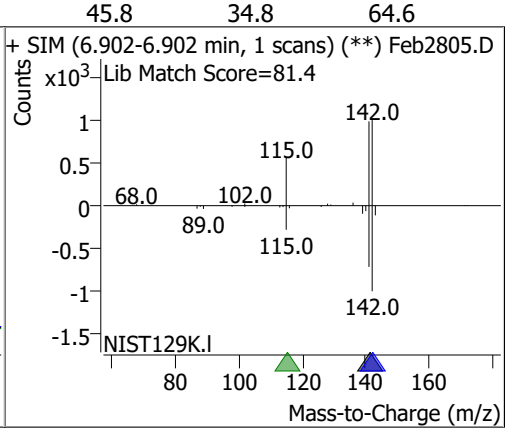

Compound	Conc.	RT	Dev(Min)	Resp.	QIon	QRatio	Lower	Upper
2-Fluorobiphenyl	0.9525	7.26	0.00	17391	171.0	32.4	24.3	45.1

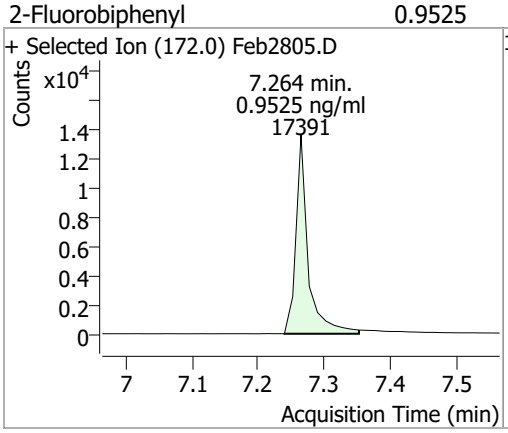

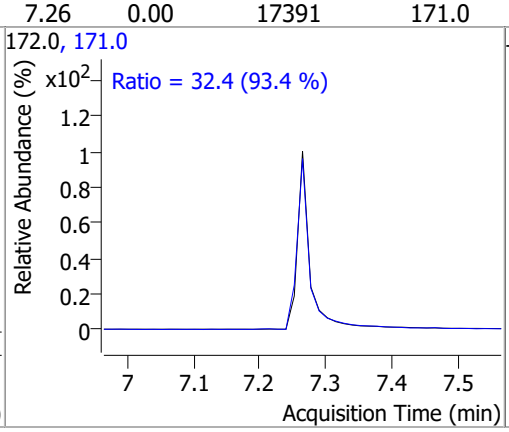

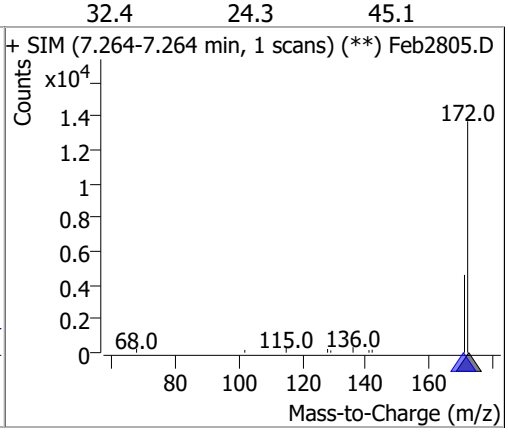

Compound	Conc.	RT	Dev(Min)	Resp.	QIon	QRatio	Lower	Upper
Acenaphthylene	0.9809	7.83	0.00	22388	153.0	15.7	11.2	20.8

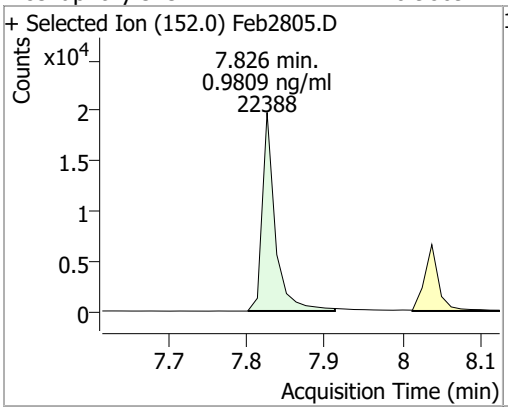

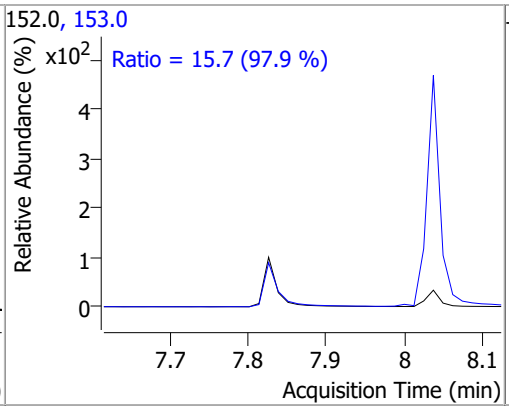

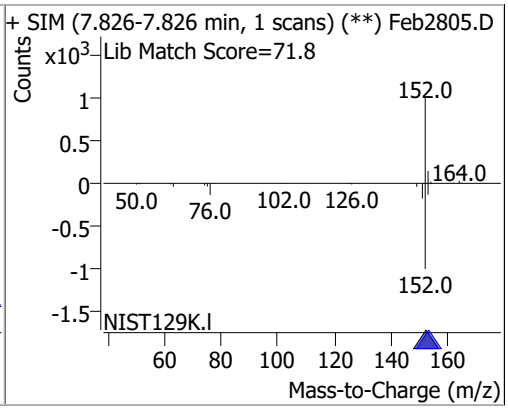

Compound	Conc.	RT	Dev(Min)	Resp.	QIon	QRatio	Lower	Upper
Acenaphthene	0.9878	8.04	0.00	16278	153.0	107.9	76.8	142.6
					152.0	52.2	36.4	67.5

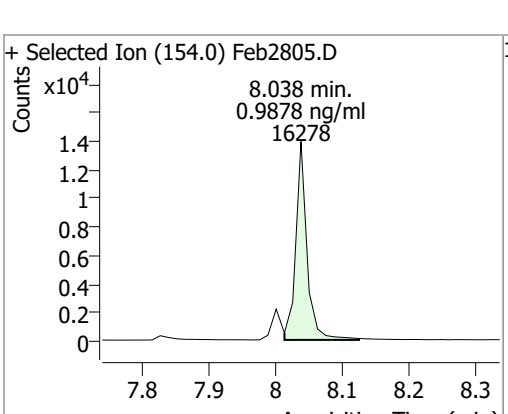

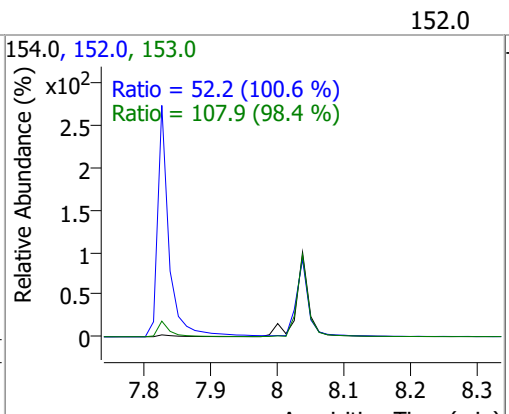

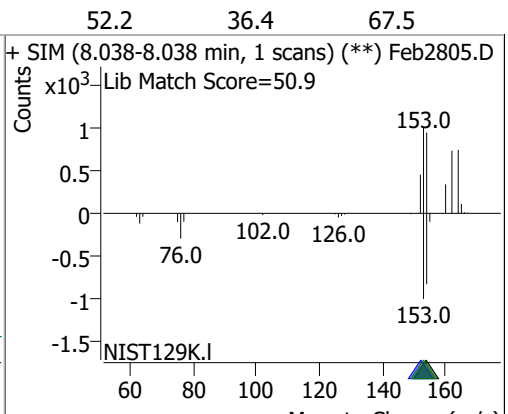

Compound	Conc.	RT	Dev(Min)	Resp.	QIon	QRatio	Lower	Upper
Fluorene	0.9479	8.67	0.00	18159	165.0	93.2	60.3	111.9
					167.0	13.8	8.9	16.6

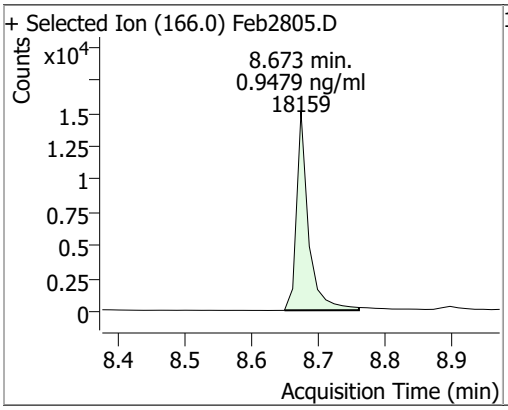

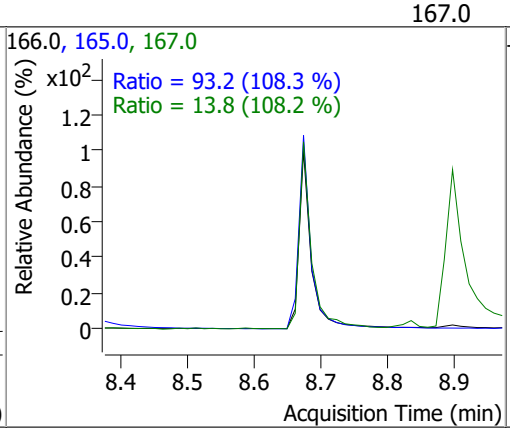

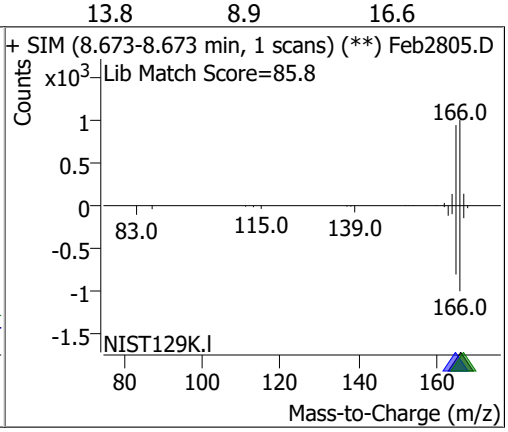

Compound	Conc.	RT	Dev(Min)	Resp.	QIon	QRatio	Lower	Upper
Phenanthrene	1.0336	9.79	0.00	27826	176.0	17.6	12.7	23.5

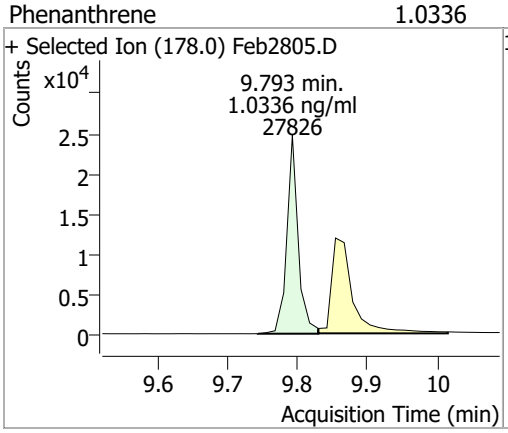

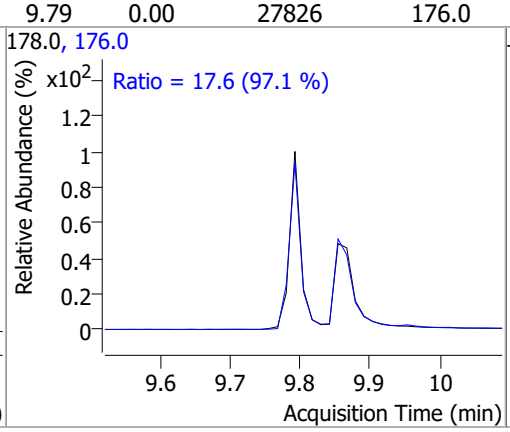

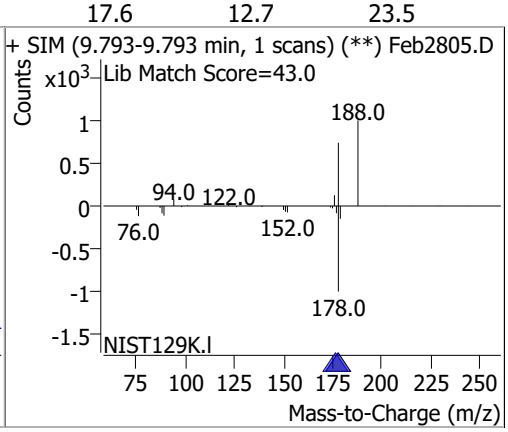

Compound	Conc.	RT	Dev(Min)	Resp.	QIon	QRatio	Lower	Upper
Anthracene	1.0987	9.85	0.00	25234	176.0	16.7	12.9	23.9

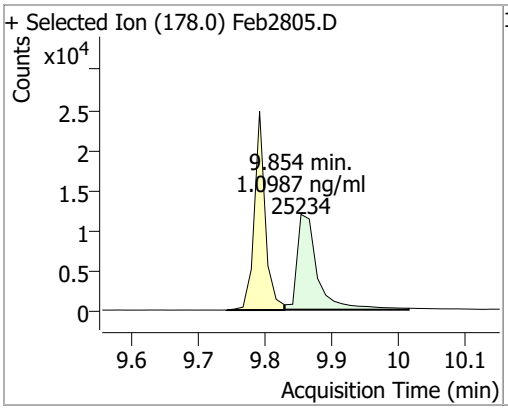

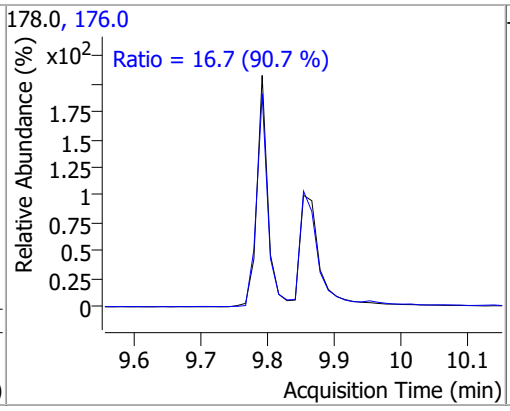

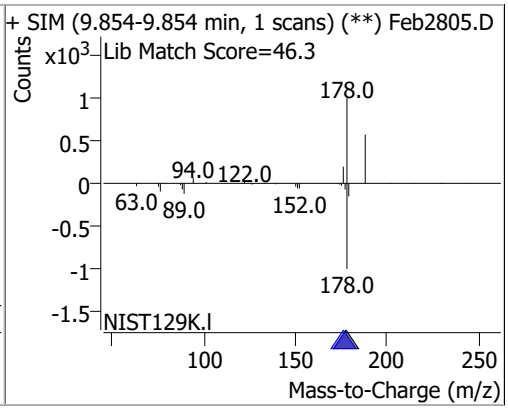

Compound	Conc.	RT	Dev(Min)	Resp.	QIon	QRatio	Lower	Upper
o-Terphenyl	1.0089	10.30	0.00	16091	229.0	64.6	42.8	79.5
					215.0	38.7	28.0	52.0

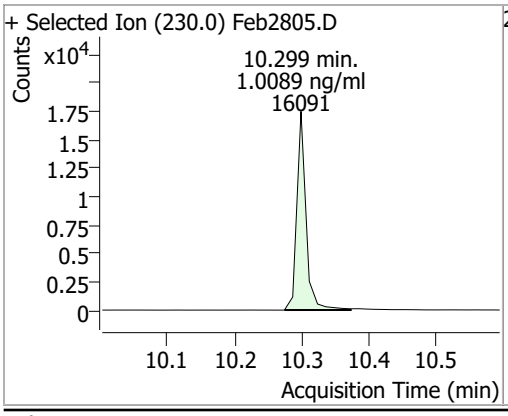

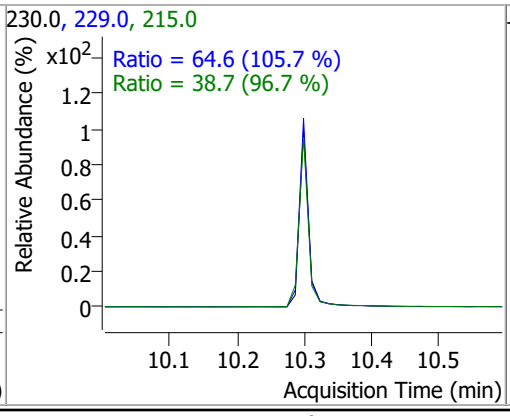

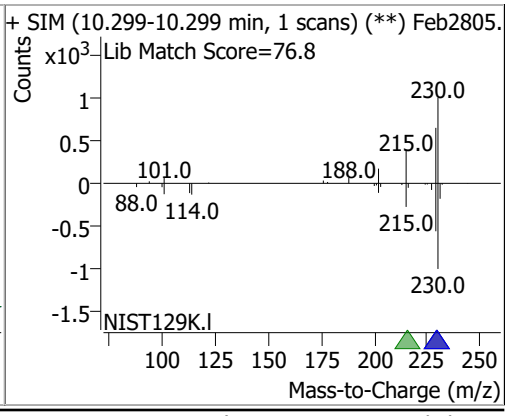

Compound	Conc.	RT	Dev(Min)	Resp.	QIon	QRatio	Lower	Upper
Fluoranthene	0.9544	11.41	0.01	25688	101.0	10.0	6.7	12.5

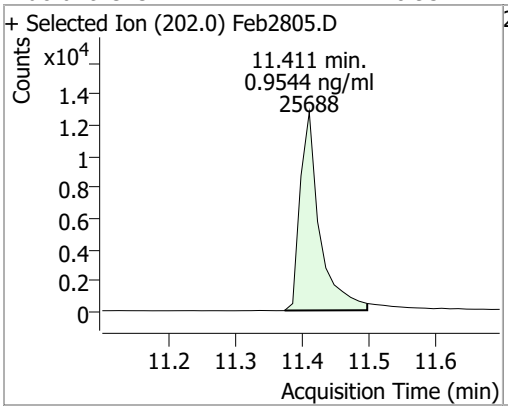

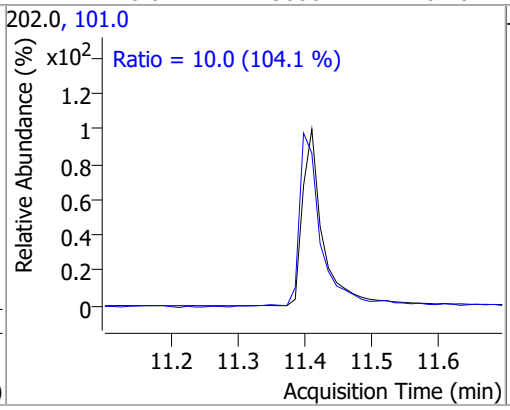

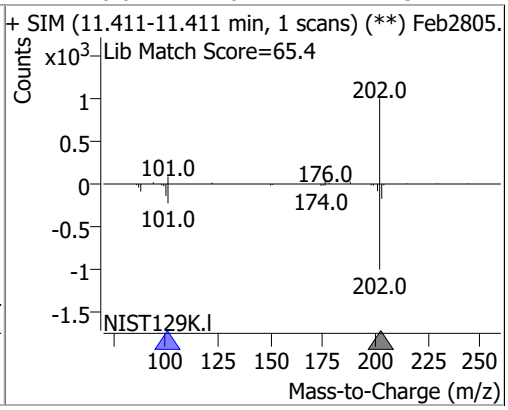

Compound	Conc.	RT	Dev(Min)	Resp.	QIon	QRatio	Lower	Upper
Pyrene	1.0089	11.78	0.00	29399	101.0	11.5	8.4	15.6

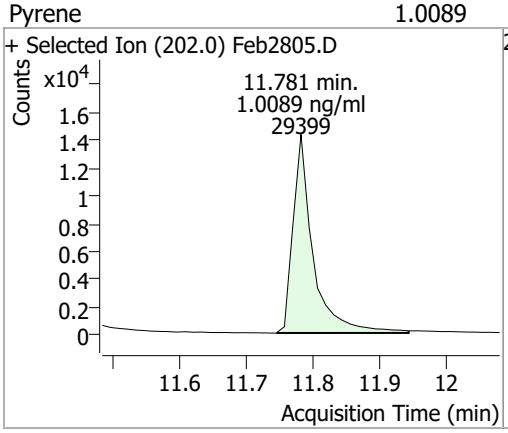

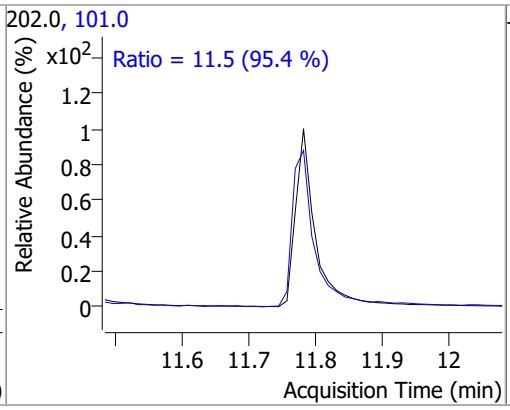

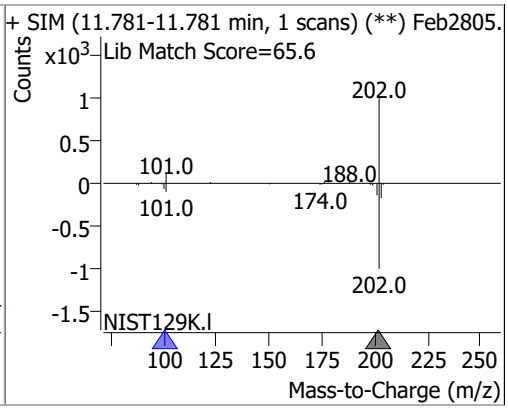

Compound	Conc.	RT	Dev(Min)	Resp.	QIon	QRatio	Lower	Upper
Terphenyl-d14	1.0023	12.25	0.01	17702	122.0	12.7	8.6	16.0

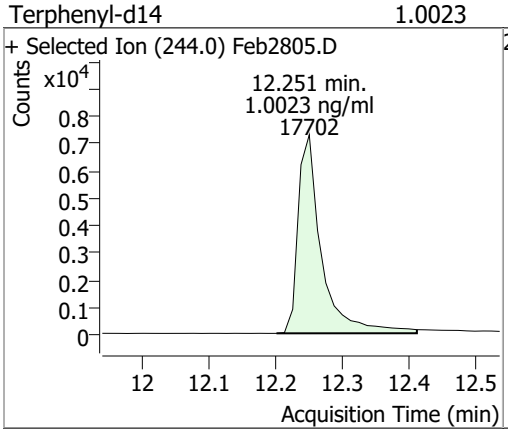

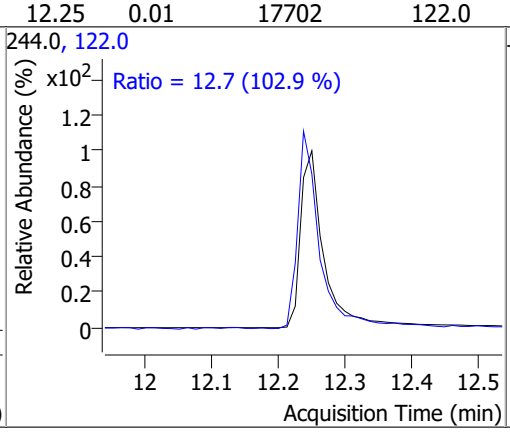

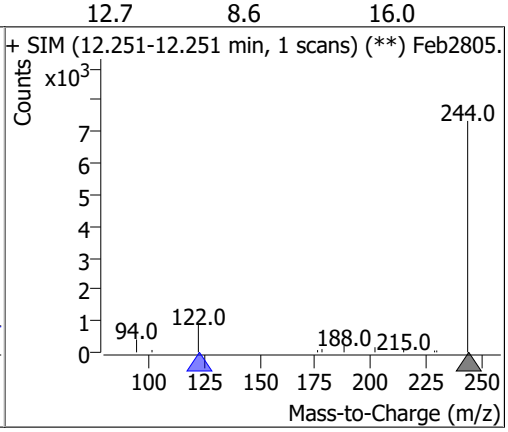

Compound	Conc.	RT	Dev(Min)	Resp.	QIon	QRatio	Lower	Upper
Benzo(a)Anthracene	1.0337	14.64	0.00	22457	226.0	25.0	18.0	33.4
					229.0	24.2	16.5	30.7

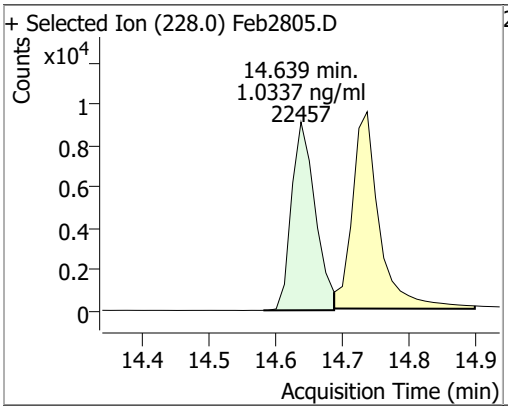

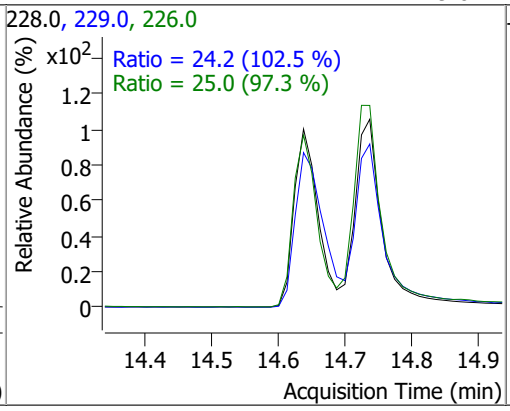

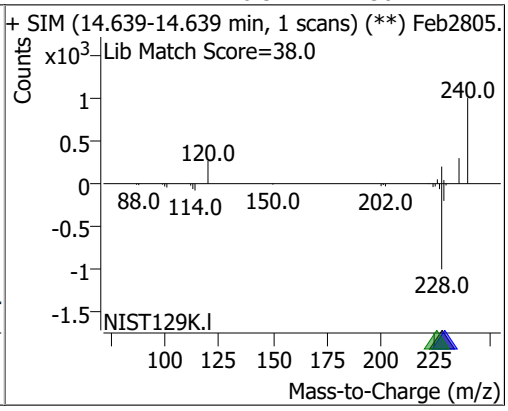

Compound	Conc.	RT	Dev(Min)	Resp.	QIon	QRatio	Lower	Upper
Chrysene	1.0247	14.74	0.00	27137	226.0	31.2	21.6	40.2
					229.0	21.3	13.8	25.7

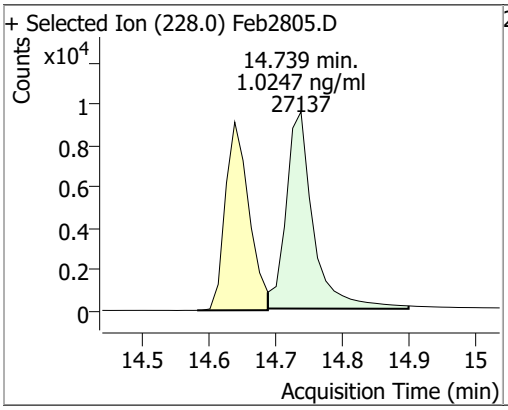

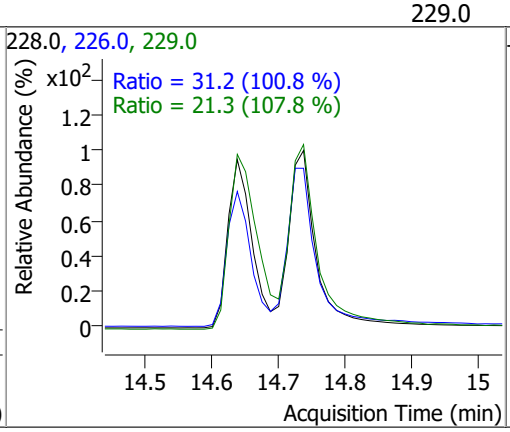

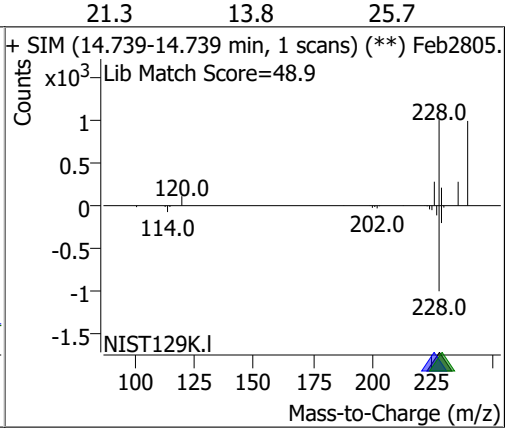

Compound	Conc.	RT	Dev(Min)	Resp.	QIon	QRatio	Lower	Upper
Benzo(b)fluoranthene	1.0407	17.67	0.01	17895	253.0	22.5	15.7	29.2

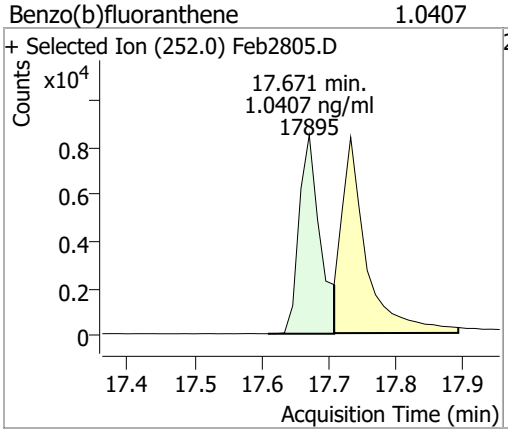

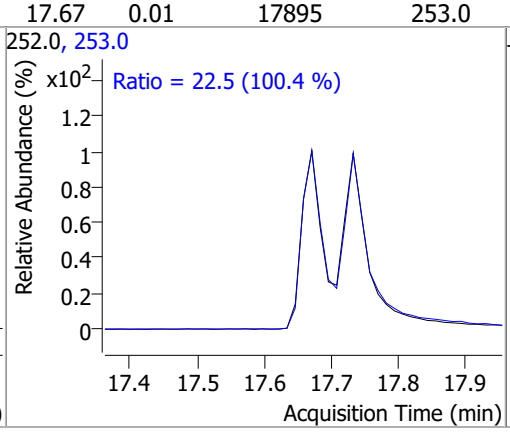

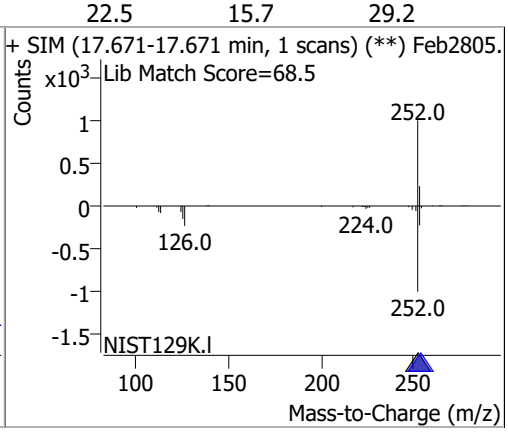

Compound	Conc.	RT	Dev(Min)	Resp.	QIon	QRatio	Lower	Upper
Benzo(k)fluoranthene	1.0617	17.73	0.00	21897	253.0	22.1	17.2	31.9

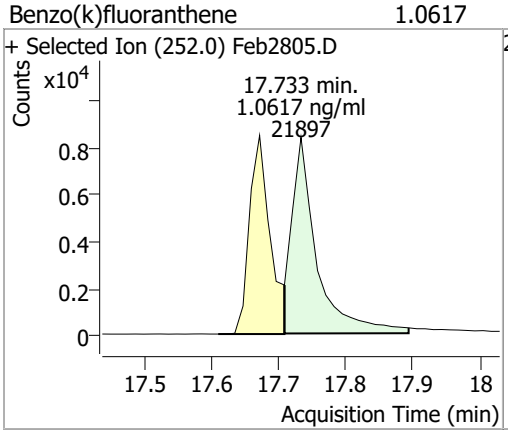

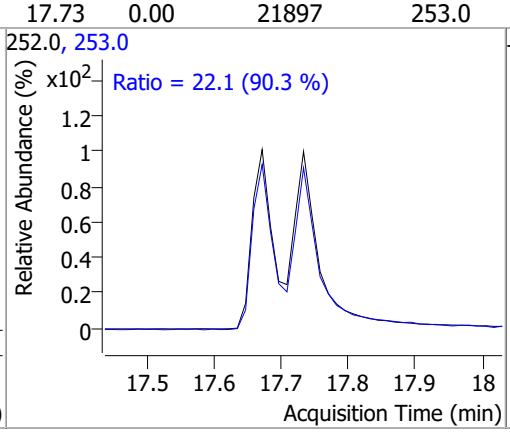

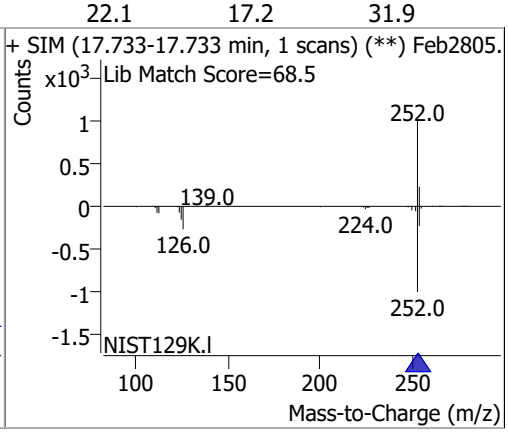

Compound	Conc.	RT	Dev(Min)	Resp.	QIon	QRatio	Lower	Upper
Benzo(a)pyrene	0.9742	18.31	0.00	15668	253.0	22.4	16.2	30.1

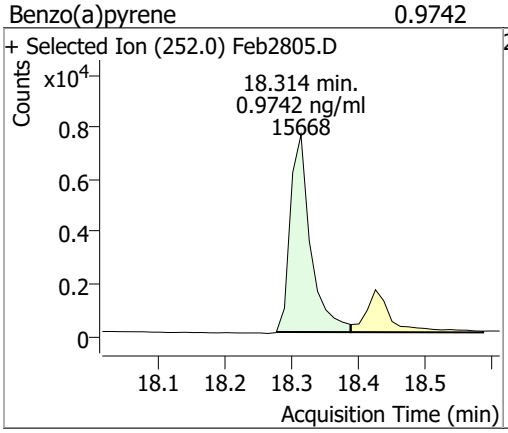

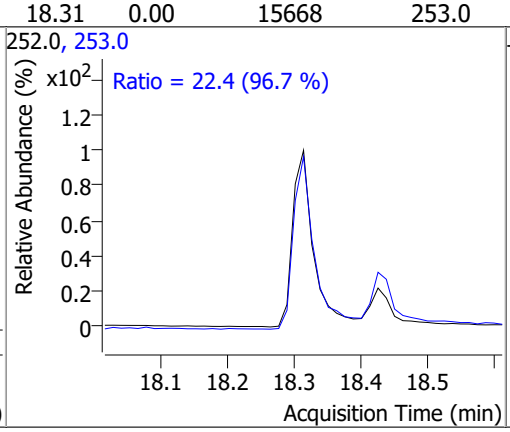

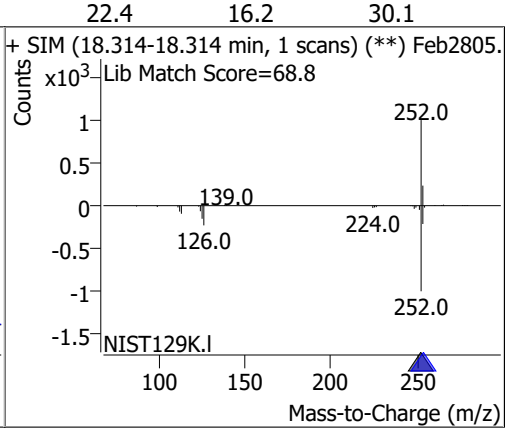

Compound	Conc.	RT	Dev(Min)	Resp.	QIon	QRatio	Lower	Upper
Indeno(1,2,3-cd)pyrene	0.9992	20.17	0.00	13213	138.0	23.2	14.6	27.2

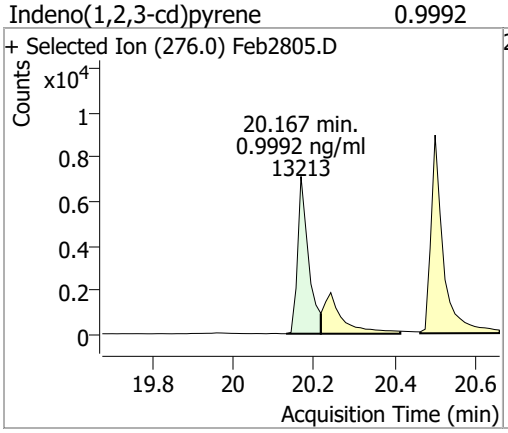

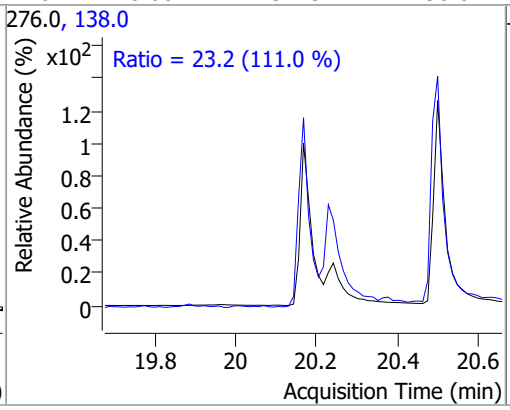

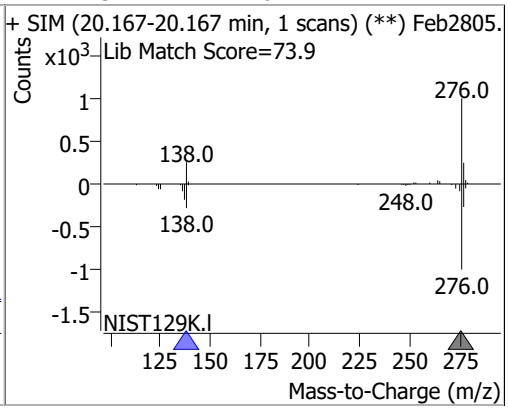

Compound	Conc.	RT	Dev(Min)	Resp.	QIon	QRatio	Lower	Upper
Dibenzo(a,h)anthracene	1.0072	20.24	0.00	15644	279.0	24.9	16.8	31.3
					139.0	18.4	12.4	23.0

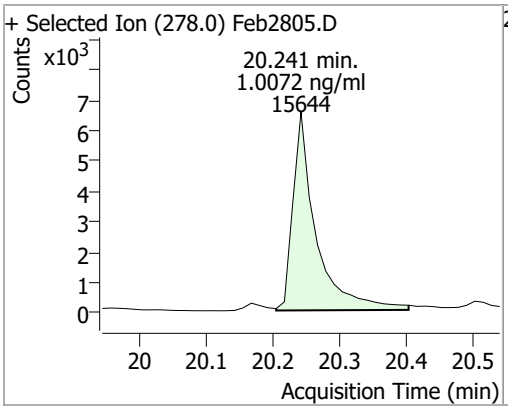

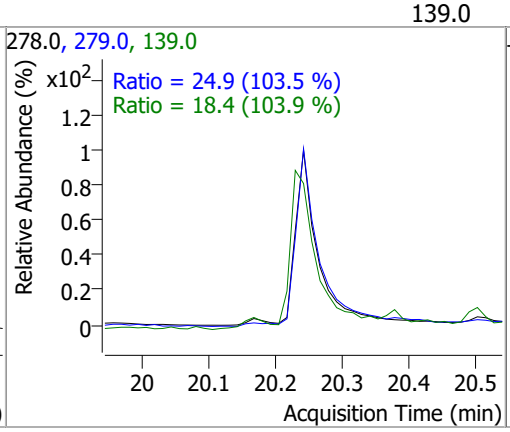

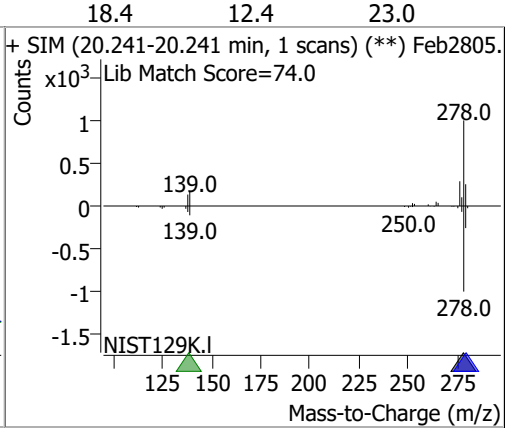

Compound	Conc.	RT	Dev(Min)	Resp.	QIon	QRatio	Lower	Upper
Benzo(g,h,i)perylene	1.0158	20.50	0.00	19094	138.0	22.3	16.2	30.1
					277.0	22.6	16.2	30.1

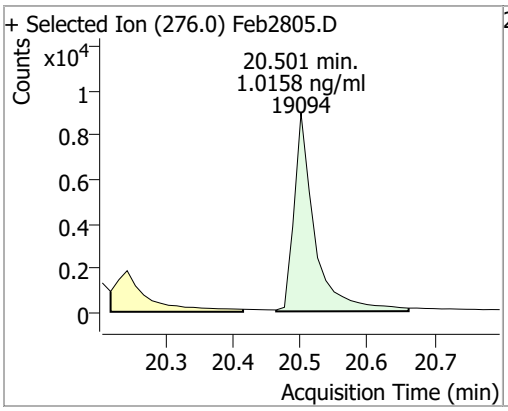

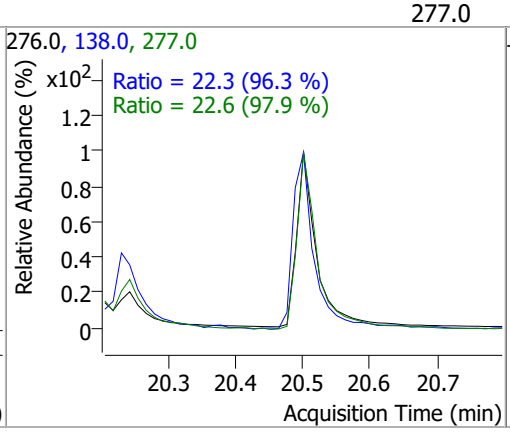

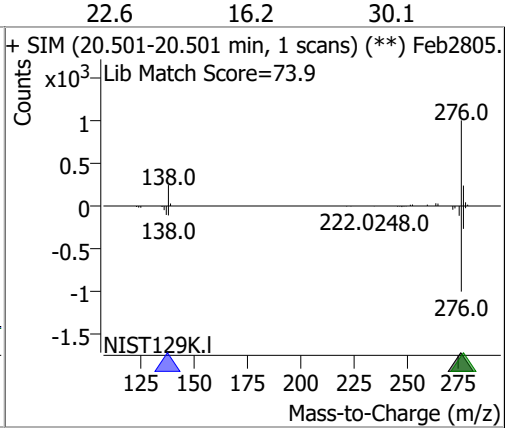

Quantitation Results Report (QT Reviewed)

Data File	Feb2806.D	Operator	LIMS import
Acq. Method	5975BNASIM	Acq. Date-Time	2/28/2022 2:10:52 PM
Sample Name	28-Feb-22_CAL_3	Instrument	GCMS
Vial	6	Multiplier	1.00
DA Method File	021622 bna SIM 2.batch.bin	Comment	SVOC-8270-W-LLPAH
Tune File	dftppjph.u	Tune Date	
Batch Name	022822 bna SIM 1.batch.bin	Last Calib Update	2/28/2022 5:36:24 PM
Ref Library			

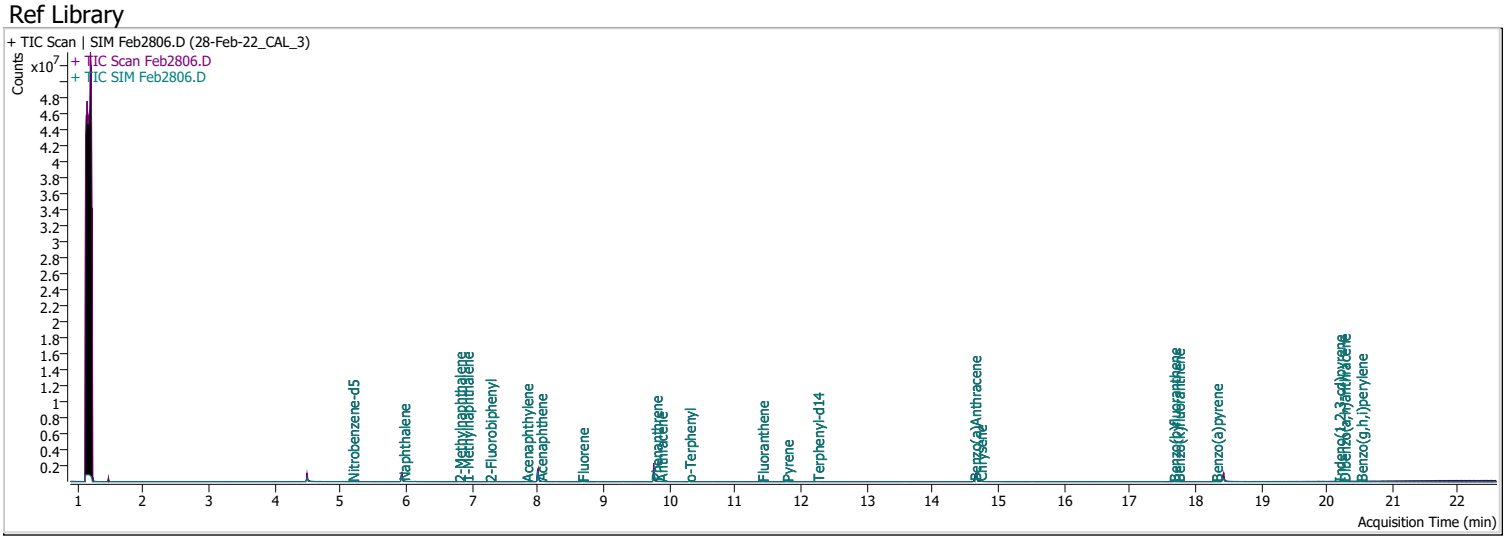

Compound	RT	QIon	Resp.	Conc.	Units		Dev(Min)
Internal Standards							
M 1,4-Dichlorobenzene-d4	4.497	152.0	186796	40.0000	ng/ml		0.000
M Naphthalene-d8	5.928	136.0	799268	40.0000	ng/ml		0.000
M Acenaphthene-d10	8.000	164.0	545740	40.0000	ng/ml		0.000
M Phenanthrene-d10	9.768	188.0	1035041	40.0000	ng/ml		0.000
M Chrysene-d12	14.664	240.0	762030	40.0000	ng/ml		0.000
M Perylene-d12	18.425	264.0	595467	40.0000	ng/ml		-0.012
System Monitoring Compounds							
S Nitrobenzene-d5	5.180	82.0	1769	0.5138	ng/ml		0.025
Spiked Amount: 5.000	Range: 19.0 - 102.0%			Recovery = 10.28%		*	
S 2-Fluorobiphenyl	7.264	172.0	7973	0.4728	ng/ml		0.000
Spiked Amount: 5.000	Range: 25.0 - 94.0%			Recovery = 9.46%		*	
S o-Terphenyl	10.299	230.0	7578	0.4878	ng/ml		0.000
Spiked Amount: 5.000	Range: 40.0 - 140.0%			Recovery = 9.76%		*	
S Terphenyl-d14	12.251	244.0	8273	0.4950	ng/ml		0.012
Spiked Amount: 5.000	Range: 39.0 - 106.0%			Recovery = 9.90%		*	
Target Compounds							**QValue**
T Naphthalene	5.953	128.0	10356	0.5132	ng/ml		89
T 2-Methylnaphthalene	6.802	141.0	5804	0.4922	ng/ml		99
T 1-Methylnaphthalene	6.915	141.0	6382	0.4466	ng/ml		91
T Acenaphthylene	7.826	152.0	10747	0.5099	ng/ml		93
T Acenaphthene	8.038	154.0	8192	0.5237	ng/ml		94
T Fluorene	8.673	166.0	9411	0.5320	ng/ml		92
T Phenanthrene	9.793	178.0	13673	0.5170	ng/ml		98
T Anthracene	9.867	178.0	9602	0.4421	ng/ml		99
T Fluoranthene	11.411	202.0	12510	0.4915	ng/ml		99
T Pyrene	11.781	202.0	13849	0.4881	ng/ml		99
T Benzo(a)Anthracene	14.639	228.0	11464	0.4933	ng/ml		96
T Chrysene	14.726	228.0	14320	0.5531	ng/ml		95
T Benzo(b)fluoranthene	17.671	252.0	7780	0.4758	ng/ml		99

Compound	RT	QIon	Resp.	Conc.	Units	Dev(Min)
T Benzo(k)fluoranthene	17.733	252.0	10044	0.4952	ng/ml	98
T Benzo(a)pyrene	18.314	252.0	7415	0.4848	ng/ml	100
T Indeno(1,2,3-cd)pyrene	20.180	276.0	6026	0.4792	ng/ml	96
T Dibenzo(a,h)anthracene	20.254	278.0	7282	0.4929	ng/ml	99
T Benzo(g,h,i)perylene	20.513	276.0	8467	0.4737	ng/ml	98

(#) = Qualifier Out of Range; (m) = Manual Integration; (+) = Area Summed; (*) = Surrogate Percent Recovery Out of Range; (d): Zeroed Peak

Compound	Conc.	RT	Dev(Min)	Resp.	QIon	QRatio	Lower	Upper
Nitrobenzene-d5	0.5138	5.18	0.02	1769	54.0	32.8	30.6	56.8
					128.0	34.7	28.9	53.6

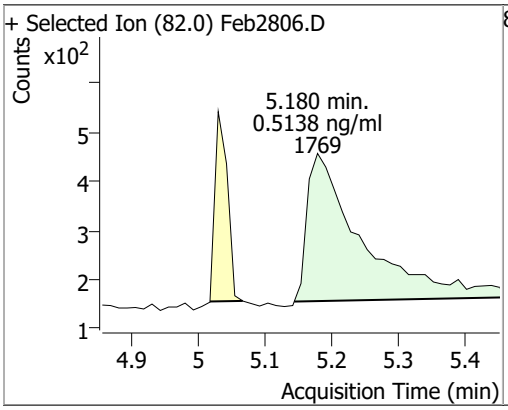

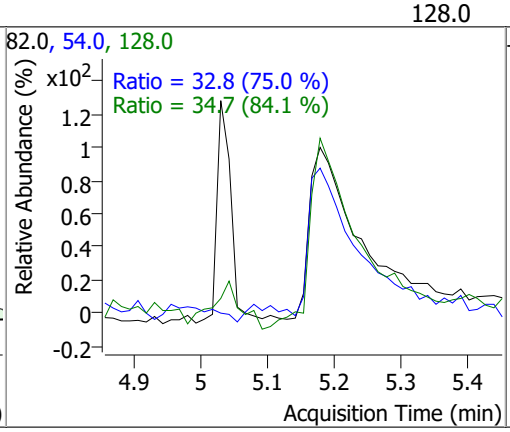

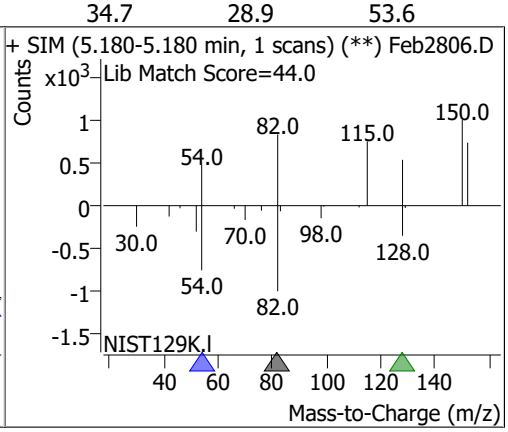

Compound	Conc.	RT	Dev(Min)	Resp.	QIon	QRatio	Lower	Upper
Naphthalene	0.5132	5.95	0.00	10356	102.0	21.1	0.0	40.8
					129.0	11.9	7.8	14.5

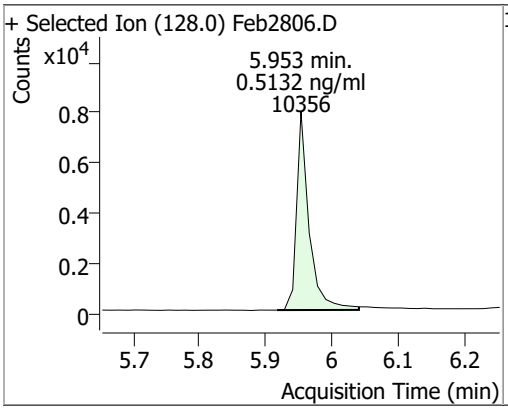

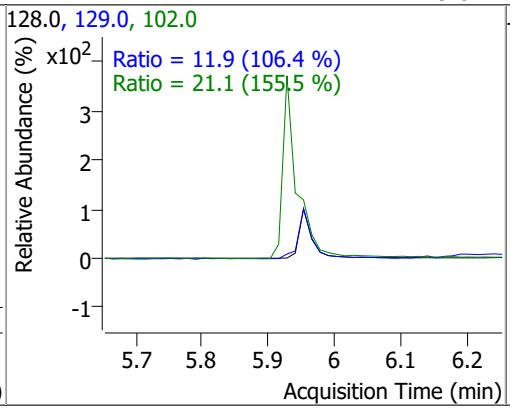

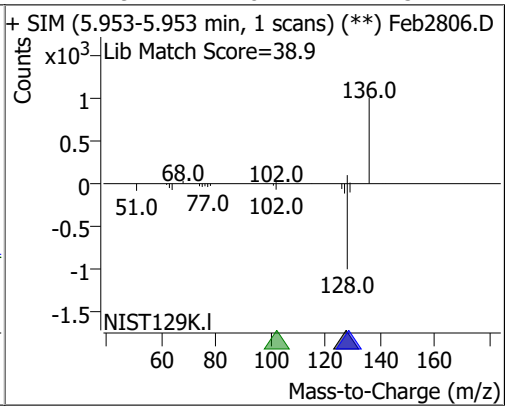

Compound	Conc.	RT	Dev(Min)	Resp.	QIon	QRatio	Lower	Upper
2-Methylnaphthalene	0.4922	6.80	0.01	5804	142.0	133.8	94.4	175.3
					115.0	49.6	36.1	67.0

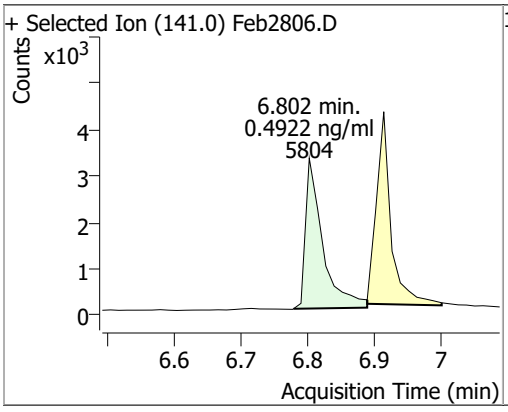

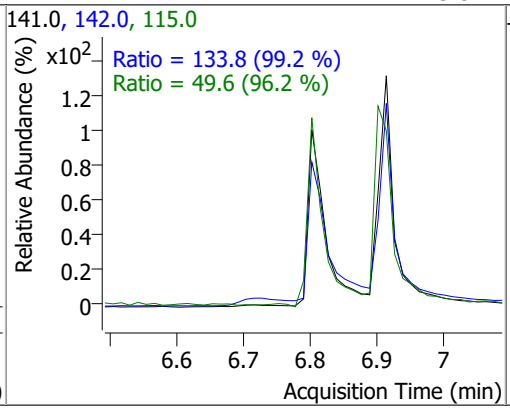

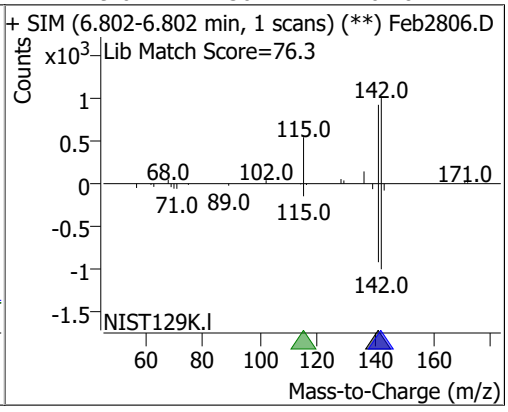

Compound	Conc.	RT	Dev(Min)	Resp.	QIon	QRatio	Lower	Upper
1-Methylnaphthalene	0.4466	6.91	0.01	6382	142.0	126.0	83.6	155.3
					115.0	60.6	34.8	64.6

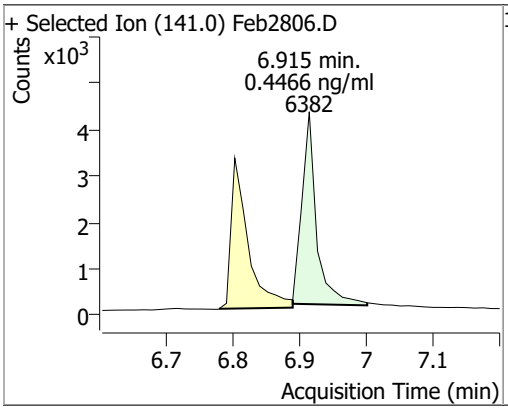

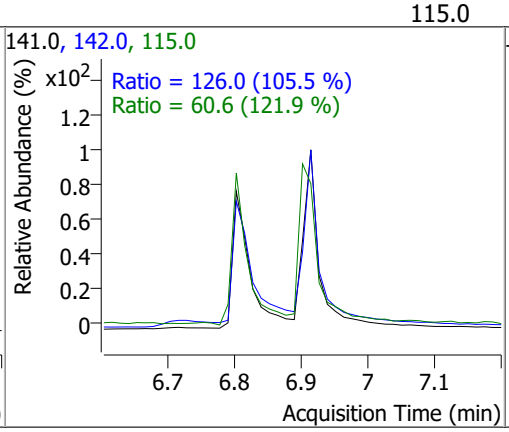

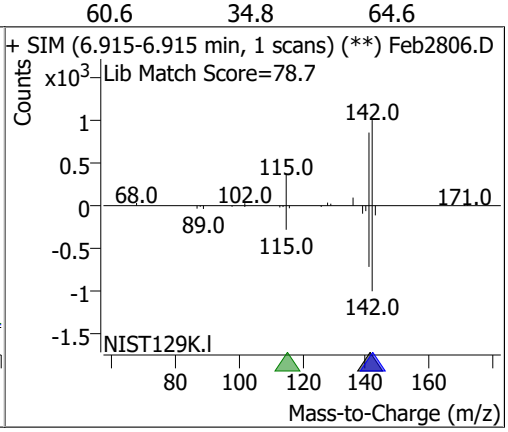

Compound	Conc.	RT	Dev(Min)	Resp.	QIon	QRatio	Lower	Upper
2-Fluorobiphenyl	0.4728	7.26	0.00	7973	171.0	36.0	24.3	45.1

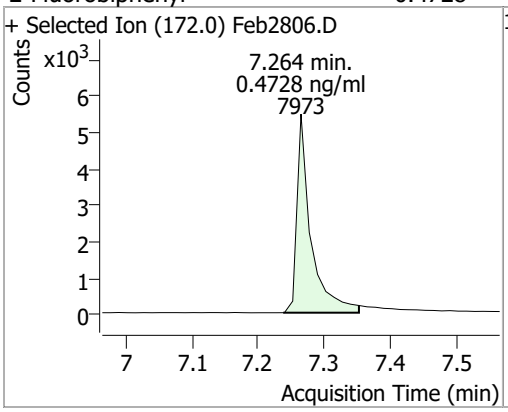

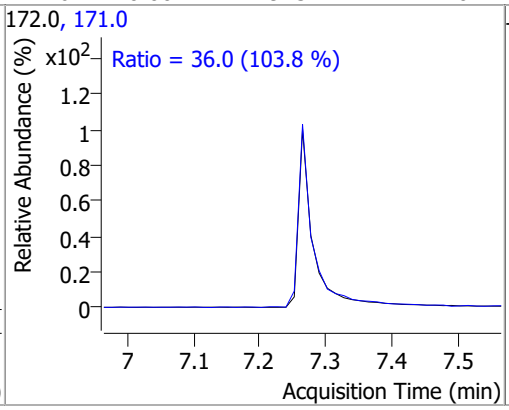

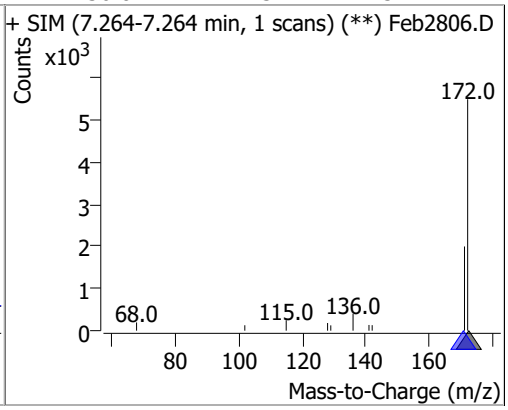

Compound	Conc.	RT	Dev(Min)	Resp.	QIon	QRatio	Lower	Upper
Acenaphthylene	0.5099	7.83	0.00	10747	153.0	13.0	11.2	20.8

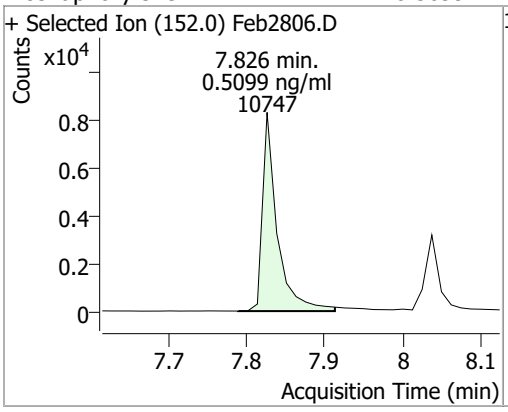

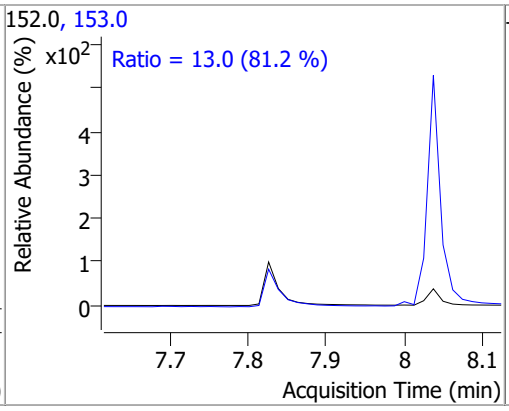

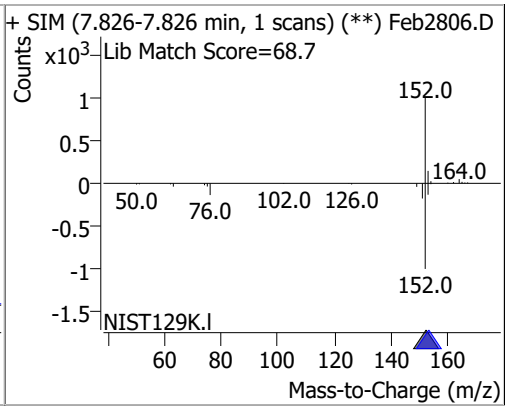

Compound	Conc.	RT	Dev(Min)	Resp.	QIon	QRatio	Lower	Upper
Acenaphthene	0.5237	8.04	0.00	8192	153.0	104.4	76.8	142.6
					152.0	45.7	36.4	67.5

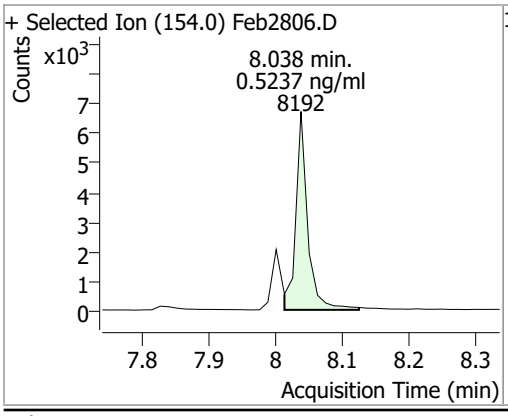

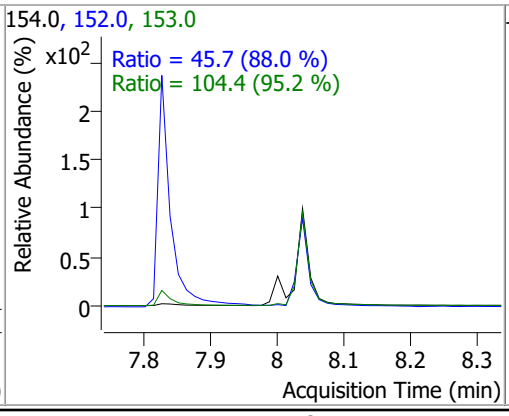

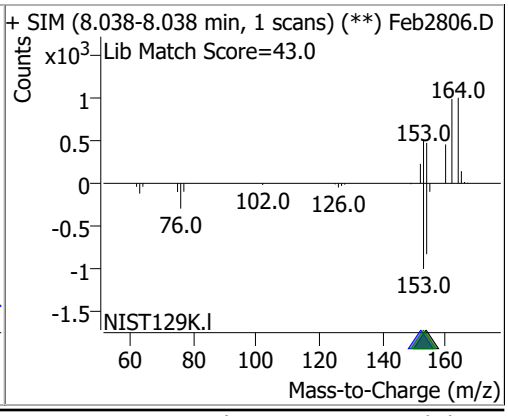

Compound	Conc.	RT	Dev(Min)	Resp.	QIon	QRatio	Lower	Upper
Fluorene	0.5320	8.67	0.00	9411	165.0	94.4	60.3	111.9
					167.0	13.0	8.9	16.6

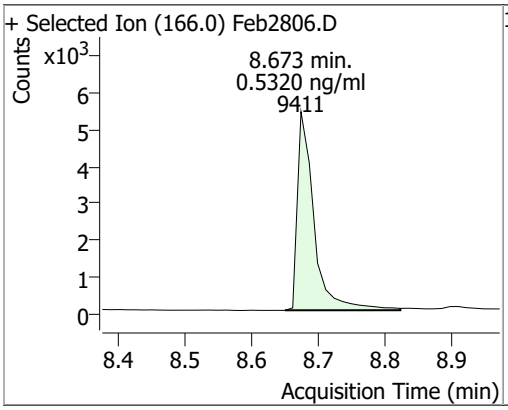

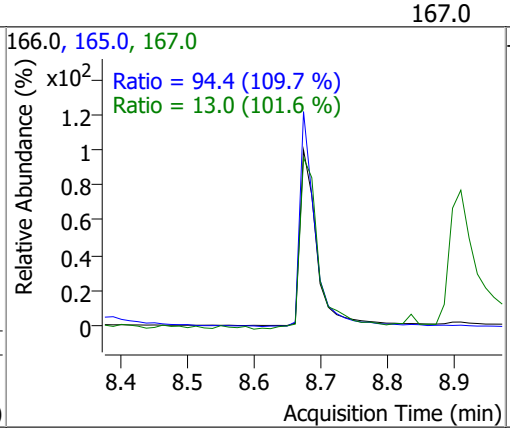

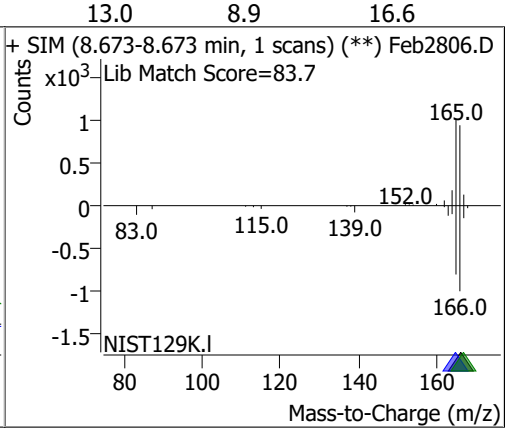

Compound	Conc.	RT	Dev(Min)	Resp.	QIon	QRatio	Lower	Upper
Phenanthrene	0.5170	9.79	0.00	13673	176.0	17.4	12.7	23.5

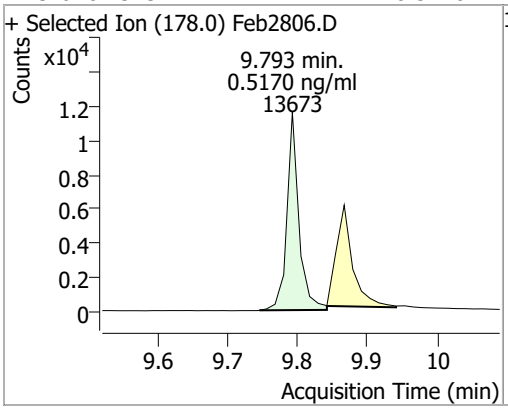

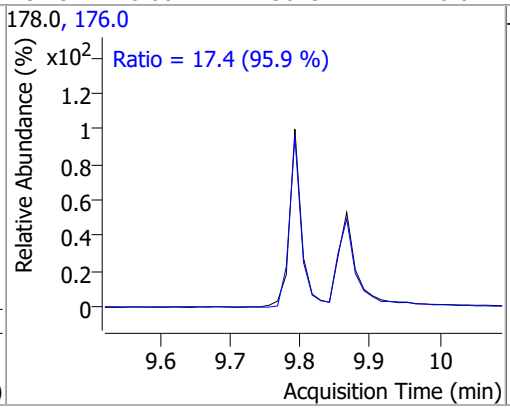

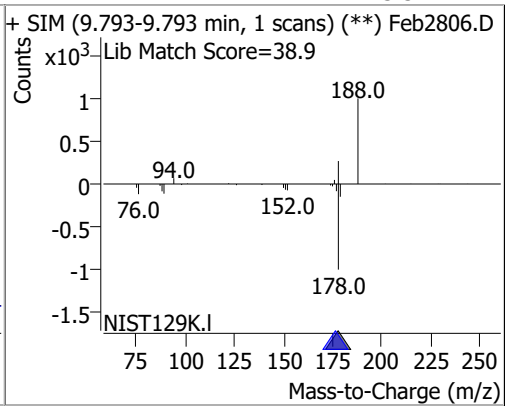

Compound	Conc.	RT	Dev(Min)	Resp.	QIon	QRatio	Lower	Upper
Anthracene	0.4421	9.87	0.01	9602	176.0	17.9	12.9	23.9

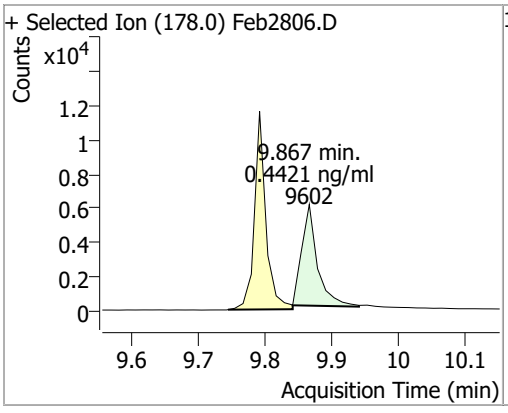

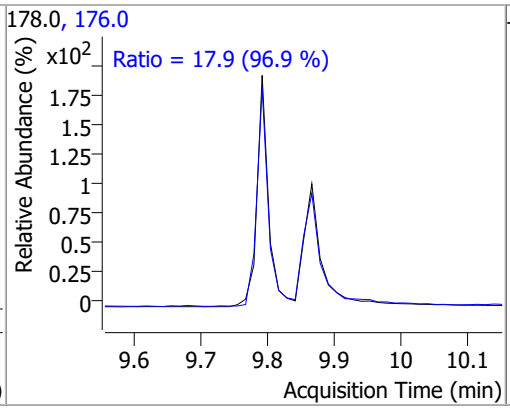

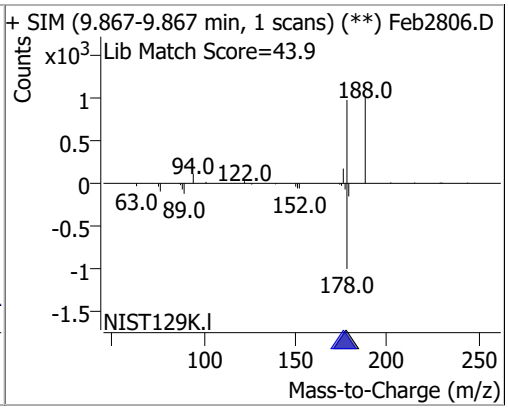

Compound	Conc.	RT	Dev(Min)	Resp.	QIon	QRatio	Lower	Upper
o-Terphenyl	0.4878	10.30	0.00	7578	229.0	66.3	42.8	79.5
					215.0	40.5	28.0	52.0

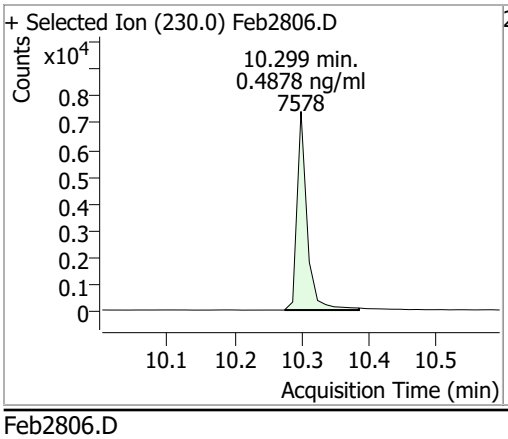

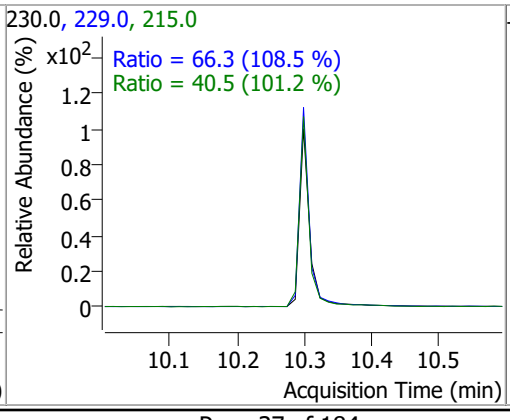

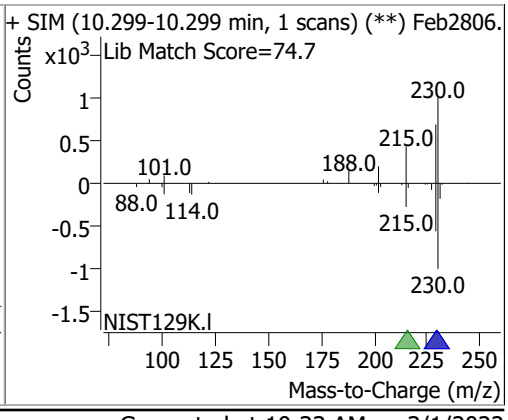

Compound	Conc.	RT	Dev(Min)	Resp.	QIon	QRatio	Lower	Upper
Fluoranthene	0.4915	11.41	0.01	12510	101.0	9.9	6.7	12.5

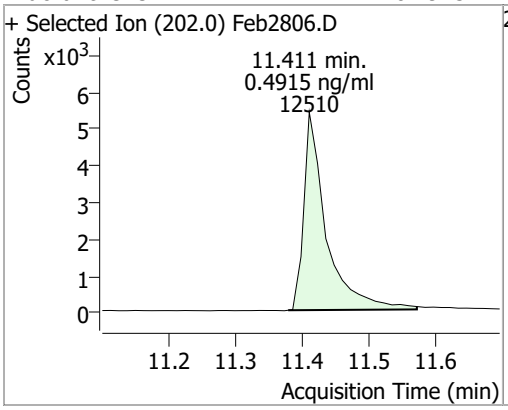

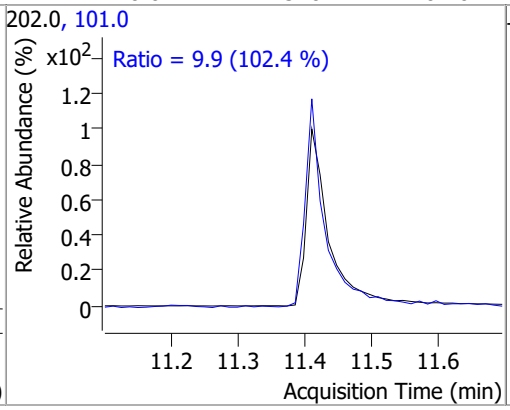

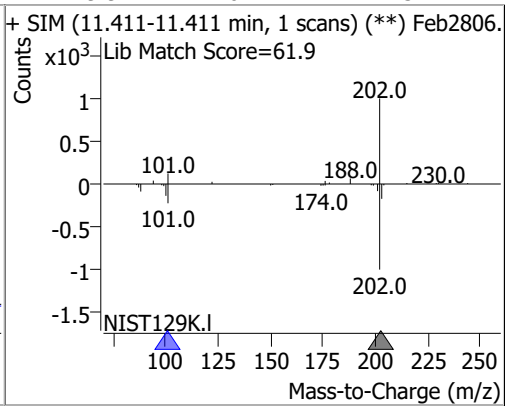

Compound	Conc.	RT	Dev(Min)	Resp.	QIon	QRatio	Lower	Upper
Pyrene	0.4881	11.78	0.00	13849	101.0	11.5	8.4	15.6

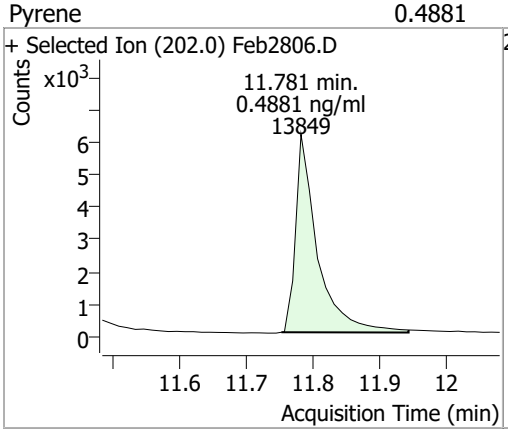

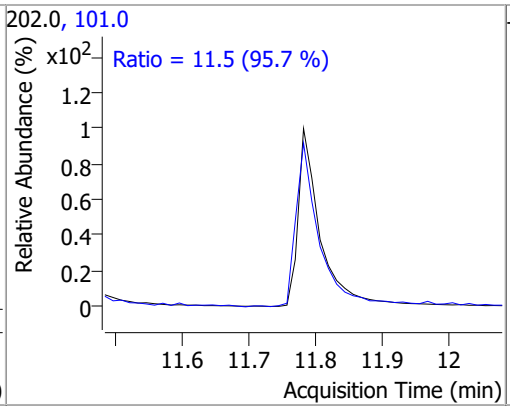

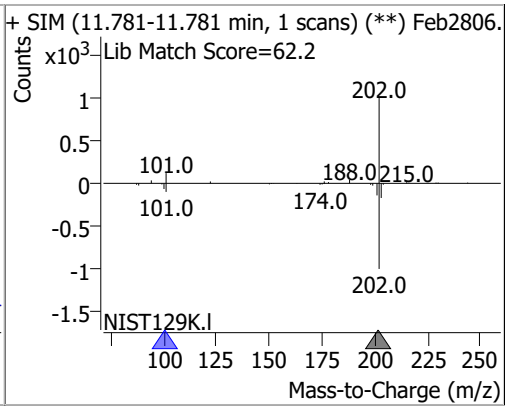

Compound	Conc.	RT	Dev(Min)	Resp.	QIon	QRatio	Lower	Upper
Terphenyl-d14	0.4950	12.25	0.01	8273	122.0	13.1	8.6	16.0

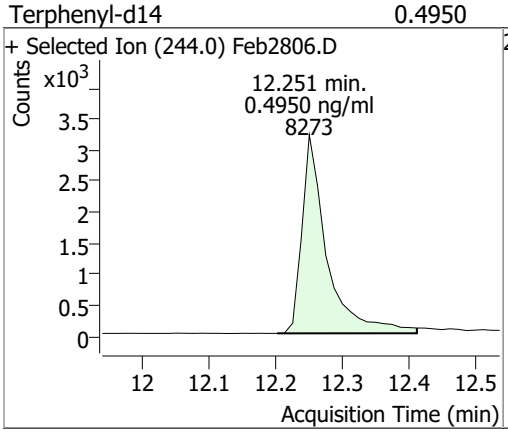

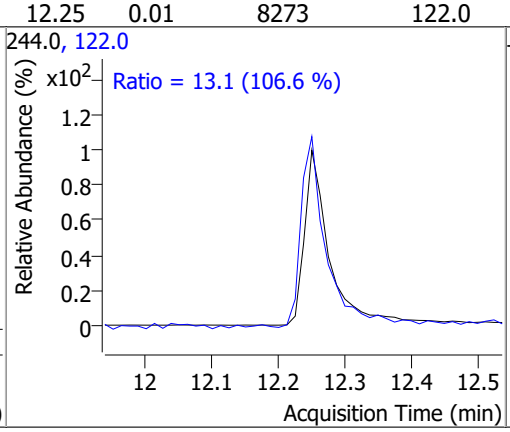

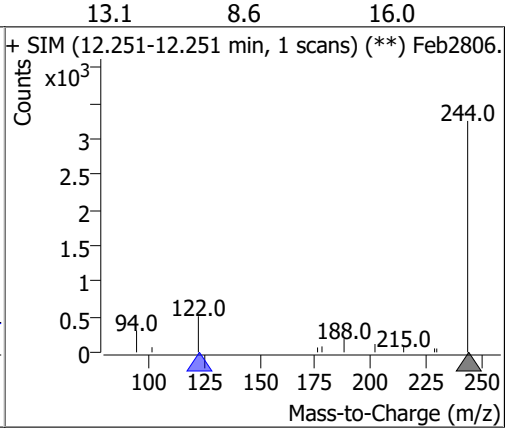

Compound	Conc.	RT	Dev(Min)	Resp.	QIon	QRatio	Lower	Upper
Benzo(a)Anthracene	0.4933	14.64	0.00	11464	226.0	25.1	18.0	33.4
					229.0	27.2	16.5	30.7

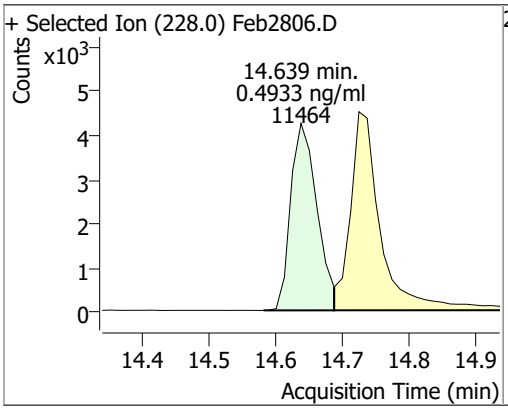

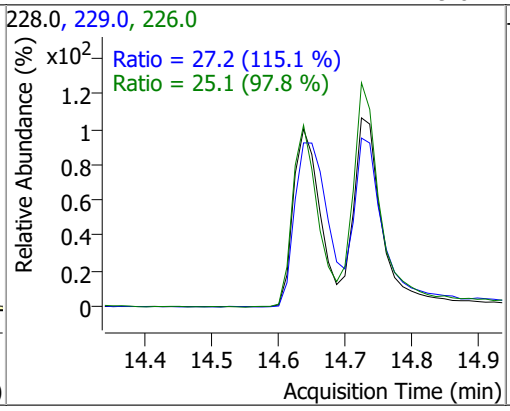

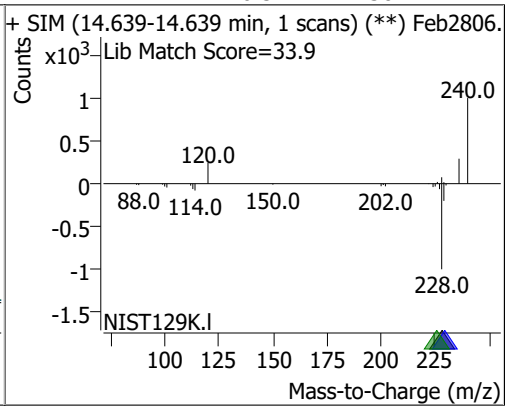

Compound	Conc.	RT	Dev(Min)	Resp.	QIon	QRatio	Lower	Upper
Chrysene	0.5531	14.73	-0.01	14320	226.0	28.4	21.6	40.2
					229.0	22.4	13.8	25.7

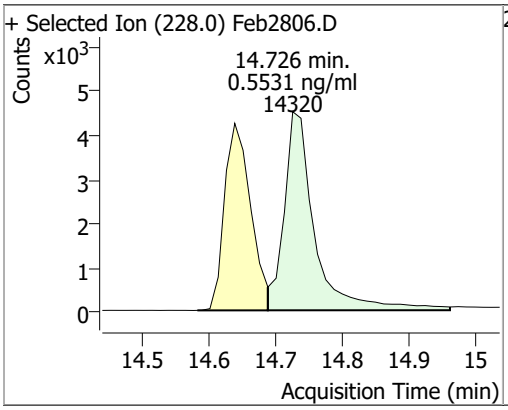

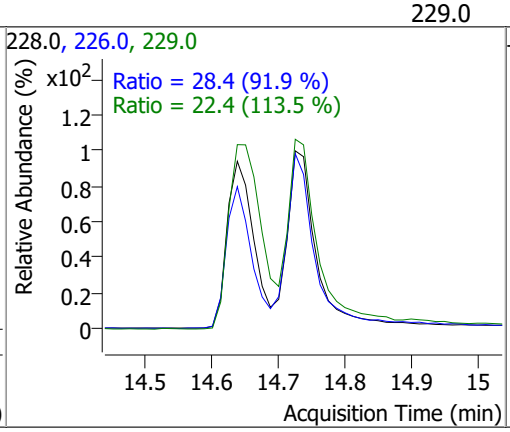

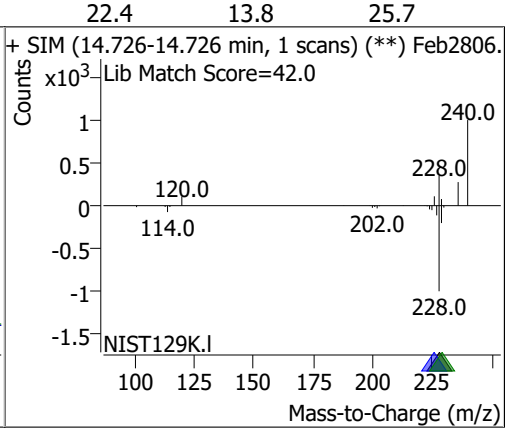

Compound	Conc.	RT	Dev(Min)	Resp.	QIon	QRatio	Lower	Upper
Benzo(b)fluoranthene	0.4758	17.67	0.01	7780	253.0	22.8	15.7	29.2

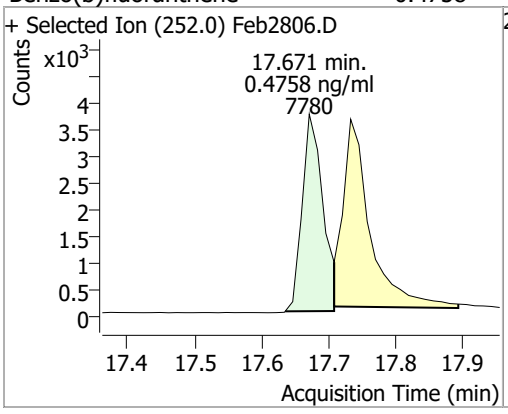

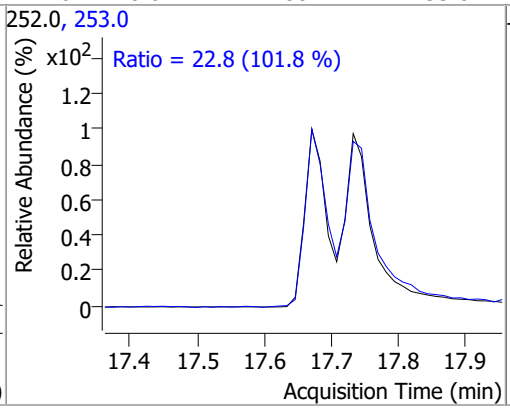

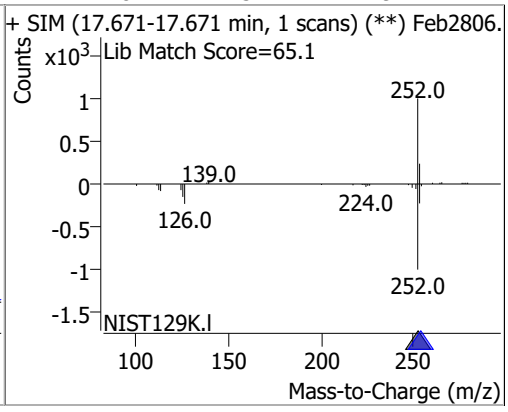

Compound	Conc.	RT	Dev(Min)	Resp.	QIon	QRatio	Lower	Upper
Benzo(k)fluoranthene	0.4952	17.73	0.00	10044	253.0	25.2	17.2	31.9

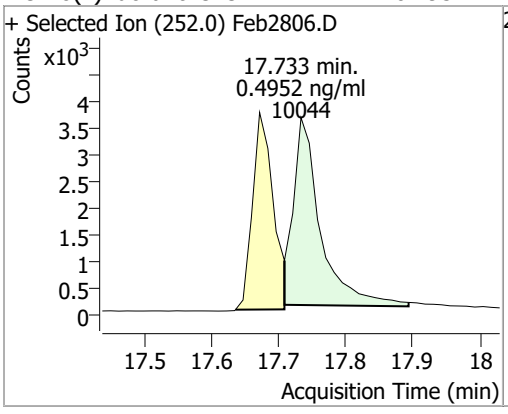

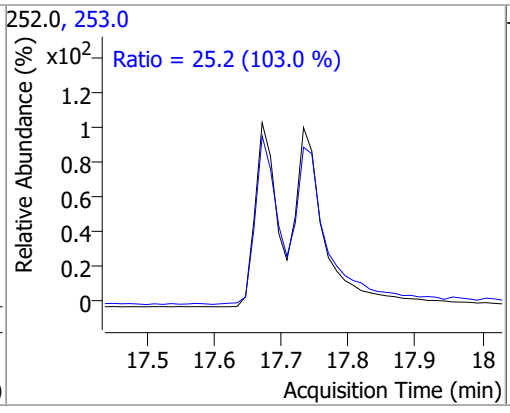

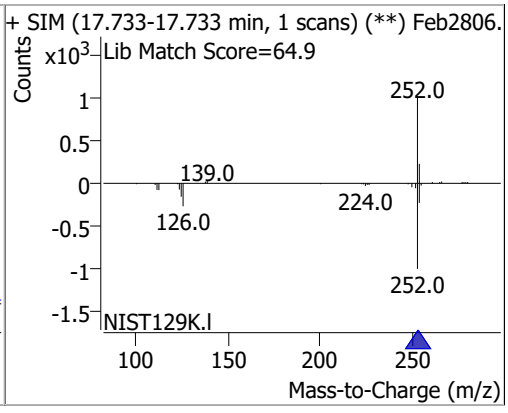

Compound	Conc.	RT	Dev(Min)	Resp.	QIon	QRatio	Lower	Upper
Benzo(a)pyrene	0.4848	18.31	0.00	7415	253.0	23.1	16.2	30.1

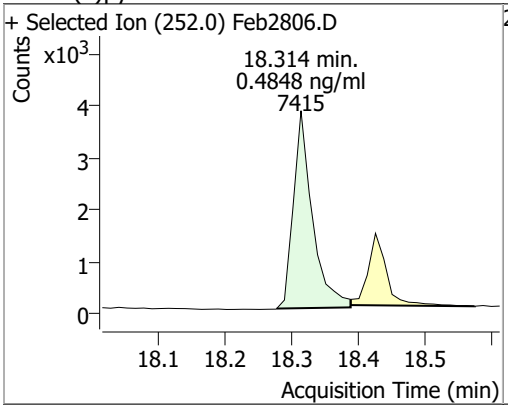

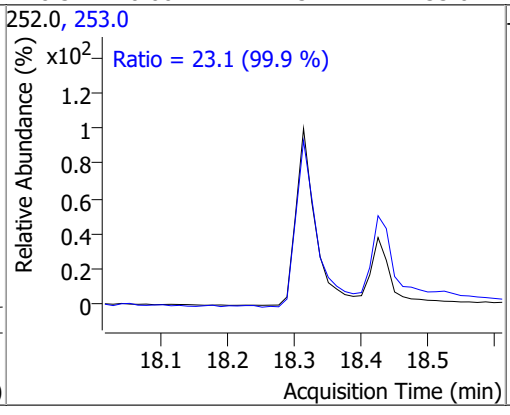

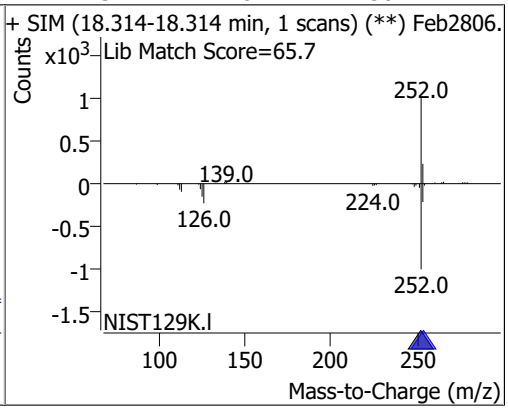

Compound	Conc.	RT	Dev(Min)	Resp.	QIon	QRatio	Lower	Upper
Indeno(1,2,3-cd)pyrene	0.4792	20.18	0.01	6026	138.0	22.8	14.6	27.2

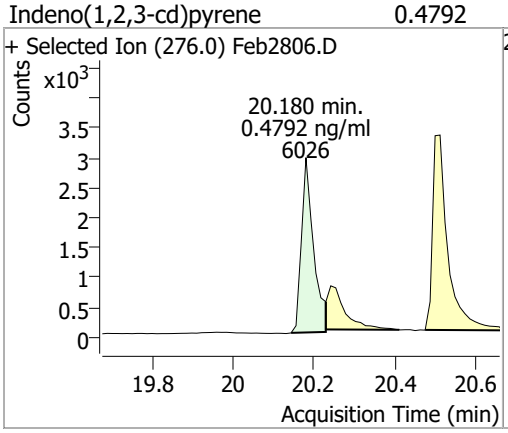

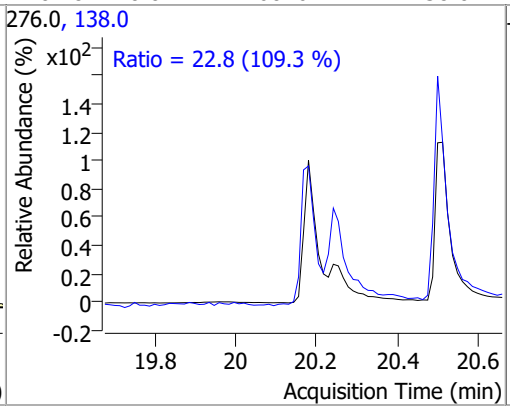

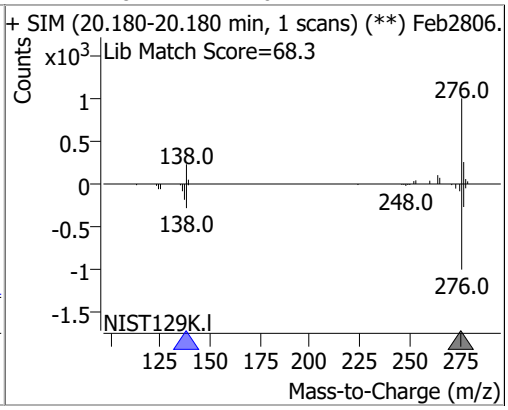

Compound	Conc.	RT	Dev(Min)	Resp.	QIon	QRatio	Lower	Upper
Dibenzo(a,h)anthracene	0.4929	20.25	0.01	7282	279.0	25.1	16.8	31.3
					139.0	17.9	12.4	23.0

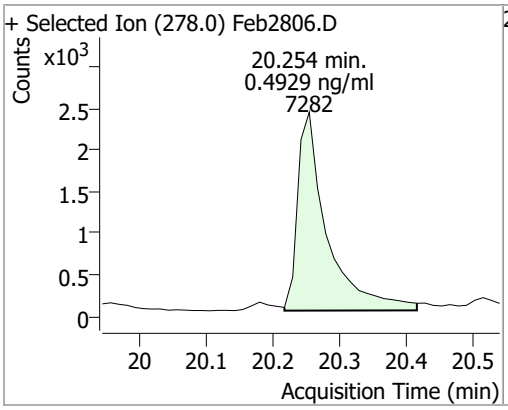

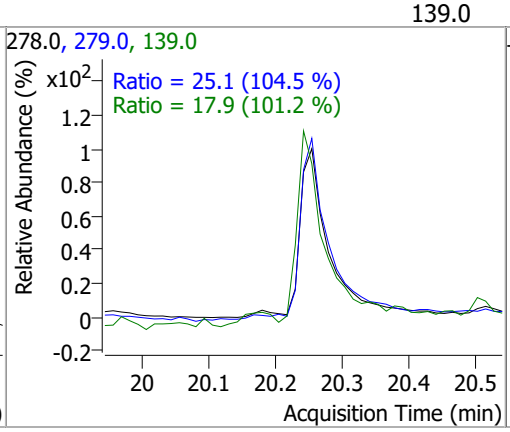

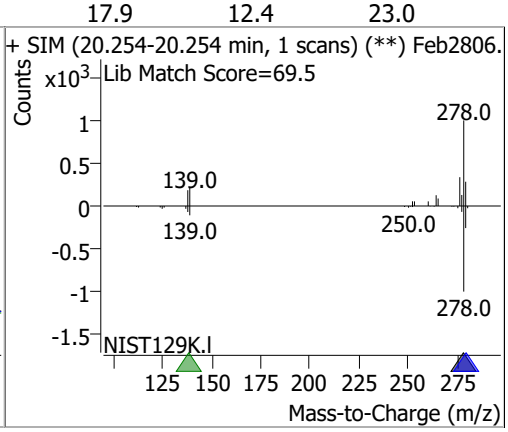

Compound	Conc.	RT	Dev(Min)	Resp.	QIon	QRatio	Lower	Upper
Benzo(g,h,i)perylene	0.4737	20.51	0.01	8467	138.0	24.9	16.2	30.1
					277.0	23.3	16.2	30.1

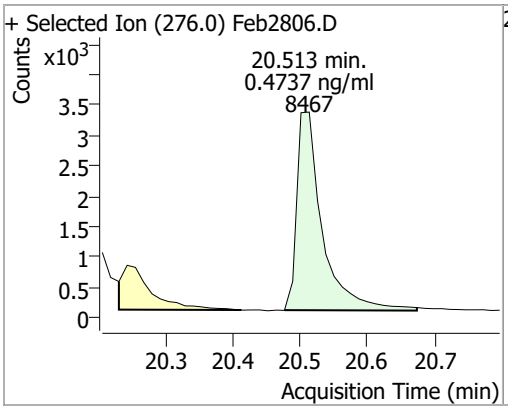

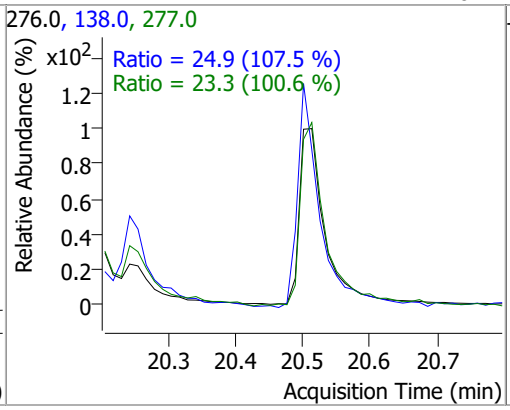

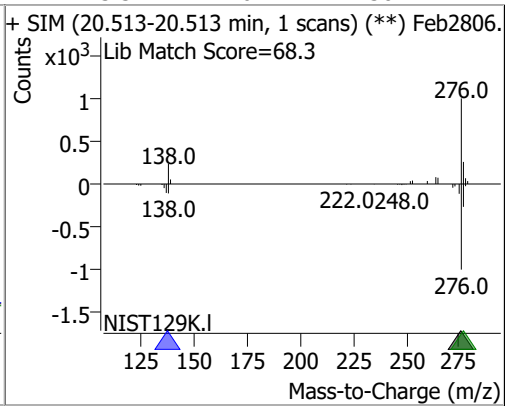

Quantitation Results Report (QT Reviewed)

Data File	Feb2807.D	Operator	LIMS import
Acq. Method	5975BNASIM	Acq. Date-Time	2/28/2022 2:43:26 PM
Sample Name	28-Feb-22_CAL_2	Instrument	GCMS
Vial	7	Multiplier	1.00
DA Method File	021622 bna SIM 2.batch.bin	Comment	SVOC-8270-W-LLPAH
Tune File	dftppjph.u	Tune Date	
Batch Name	022822 bna SIM 1.batch.bin	Last Calib Update	2/28/2022 5:36:24 PM
Ref Library			

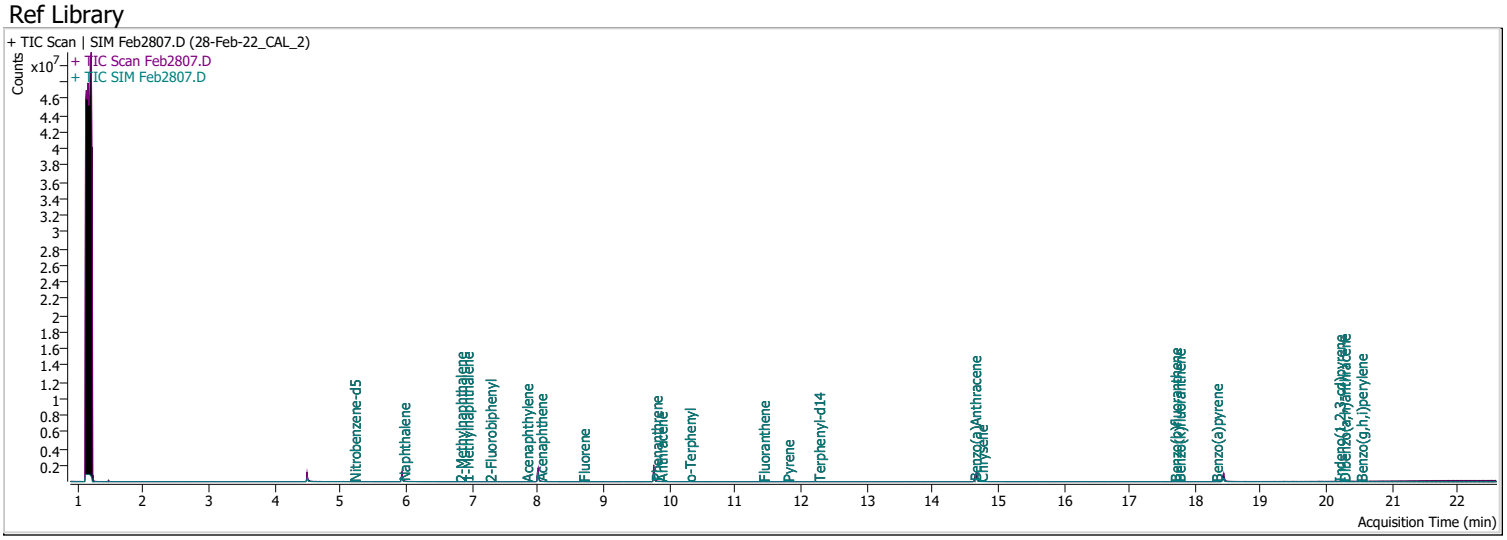

Compound	RT	QIon	Resp.	Conc.	Units		Dev(Min)
Internal Standards							
M 1,4-Dichlorobenzene-d4	4.497	152.0	178806	40.0000	ng/ml		0.000
M Naphthalene-d8	5.928	136.0	797499	40.0000	ng/ml		0.000
M Acenaphthene-d10	8.001	164.0	525064	40.0000	ng/ml		0.000
M Phenanthrene-d10	9.768	188.0	1015461	40.0000	ng/ml		0.000
M Chrysene-d12	14.664	240.0	740153	40.0000	ng/ml		0.000
M Perylene-d12	18.425	264.0	584306	40.0000	ng/ml		-0.012
System Monitoring Compounds							
S Nitrobenzene-d5	5.205	82.0	675	0.1758	ng/ml	m	0.050
Spiked Amount: 5.000	Range: 19.0 - 102.0%			Recovery = 3.52%		*	
S 2-Fluorobiphenyl	7.265	172.0	3564	0.2197	ng/ml		0.000
Spiked Amount: 5.000	Range: 25.0 - 94.0%			Recovery = 4.39%		*	
S o-Terphenyl	10.299	230.0	3226	0.1981	ng/ml		0.000
Spiked Amount: 5.000	Range: 40.0 - 140.0%			Recovery = 3.96%		*	
S Terphenyl-d14	12.263	244.0	3313	0.2040	ng/ml		0.025
Spiked Amount: 5.000	Range: 39.0 - 106.0%			Recovery = 4.08%		*	
Target Compounds							**QValue**
T Naphthalene	5.953	128.0	4270	0.2121	ng/ml		62
T 2-Methylnaphthalene	6.815	141.0	2347	0.1995	ng/ml		89
T 1-Methylnaphthalene	6.915	141.0	3238	0.2031	ng/ml		93
T Acenaphthylene	7.826	152.0	4392	0.2166	ng/ml		99
T Acenaphthene	8.038	154.0	3408	0.2129	ng/ml	m	97
T Fluorene	8.686	166.0	3305	0.1942	ng/ml		94
T Phenanthrene	9.793	178.0	5117	0.1732	ng/ml		95
T Anthracene	9.867	178.0	3863	0.1813	ng/ml		99
T Fluoranthene	11.423	202.0	5317	0.2129	ng/ml		99
T Pyrene	11.794	202.0	5921	0.2021	ng/ml		99
T Benzo(a)Anthracene	14.639	228.0	5980	0.2009	ng/ml		93
T Chrysene	14.739	228.0	5308	0.1890	ng/ml		92
T Benzo(b)fluoranthene	17.684	252.0	3015	0.1879	ng/ml		96

Compound	RT	QIon	Resp.	Conc.	Units		Dev(Min)
T Benzo(k)fluoranthene	17.746	252.0	4230	0.1952	ng/ml		92
T Benzo(a)pyrene	18.314	252.0	2996	0.1996	ng/ml		96
T Indeno(1,2,3-cd)pyrene	20.180	276.0	2282	0.1849	ng/ml	m	95
T Dibenzo(a,h)anthracene	20.254	278.0	2742	0.1892	ng/ml		97
T Benzo(g,h,i)perylene	20.513	276.0	3795	0.2164	ng/ml		97

(#) = Qualifier Out of Range; (m) = Manual Integration; (+) = Area Summed; (*) = Surrogate Percent Recovery Out of Range; (d): Zeroed Peak

Compound	Conc.	RT	Dev(Min)	Resp.	QIon	QRatio	Lower	Upper
Nitrobenzene-d5	0.1758	5.21	0.05	675 (m)	54.0	32.6	30.6	56.8
					128.0	53.5	28.9	53.6

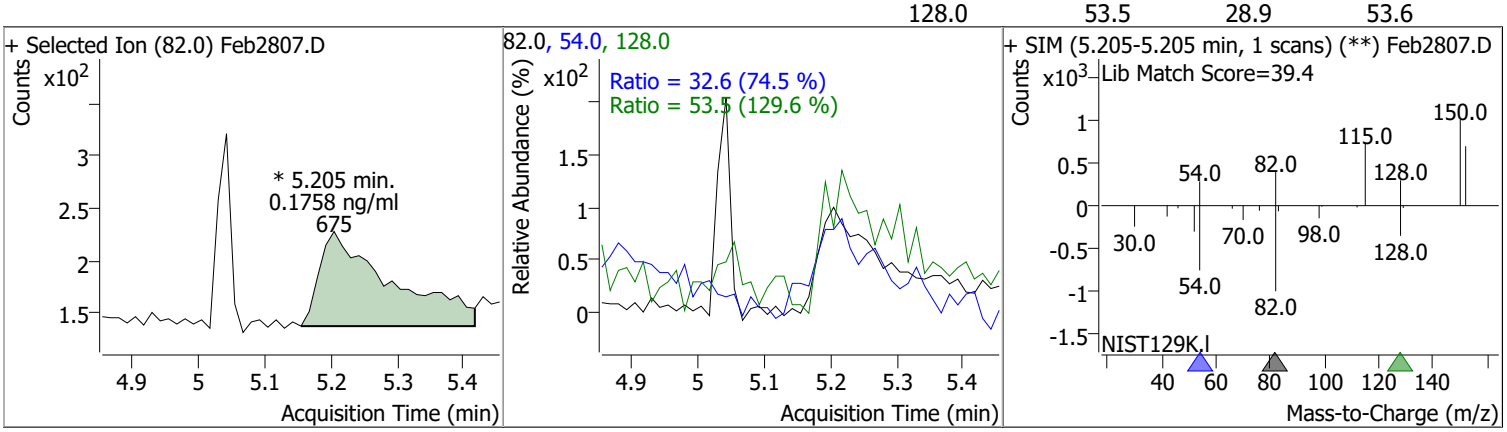

Compound	Conc.	RT	Dev(Min)	Resp.	QIon	QRatio	Lower	Upper
Naphthalene	0.2121	5.95	0.00	4270	102.0	39.6	0.0	40.8
					129.0	13.2	7.8	14.5

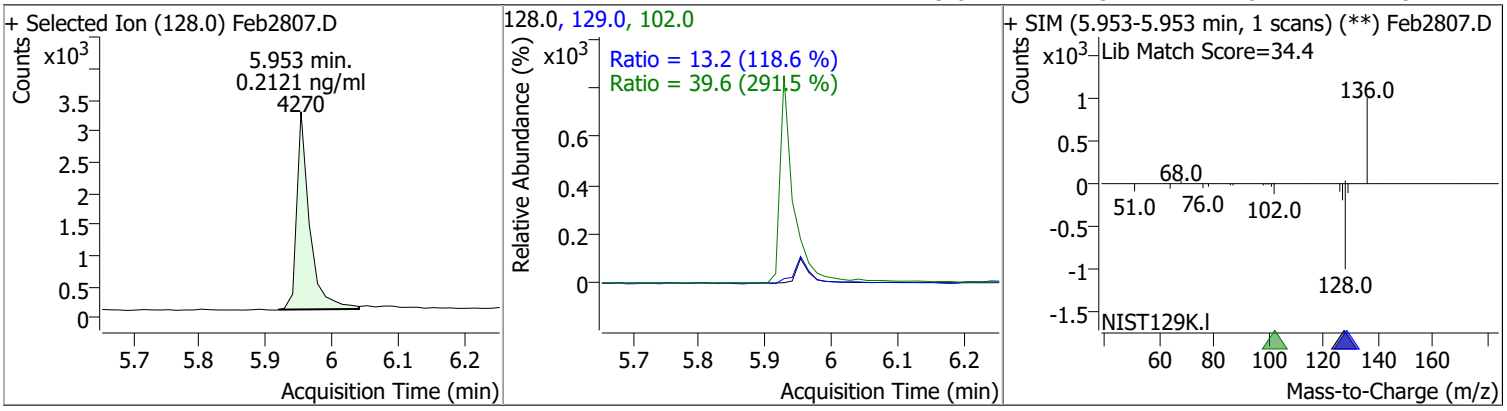

Compound	Conc.	RT	Dev(Min)	Resp.	QIon	QRatio	Lower	Upper
2-Methylnaphthalene	0.1995	6.82	0.03	2347	142.0	120.9	94.4	175.3
					115.0	46.1	36.1	67.0

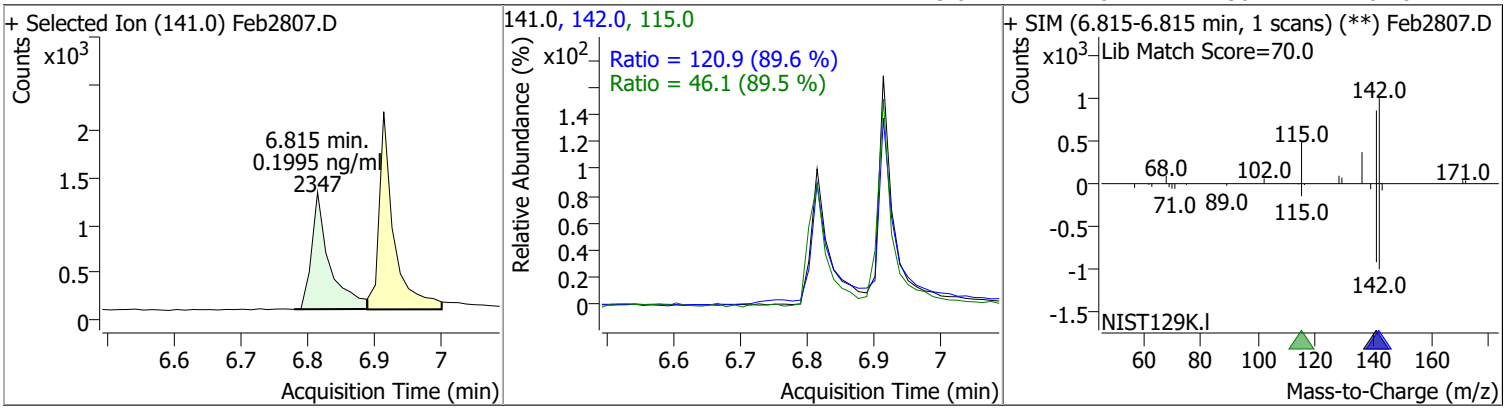

Compound	Conc.	RT	Dev(Min)	Resp.	QIon	QRatio	Lower	Upper
1-Methylnaphthalene	0.2031	6.91	0.01	3238	142.0	128.4	83.6	155.3
					115.0	47.1	34.8	64.6

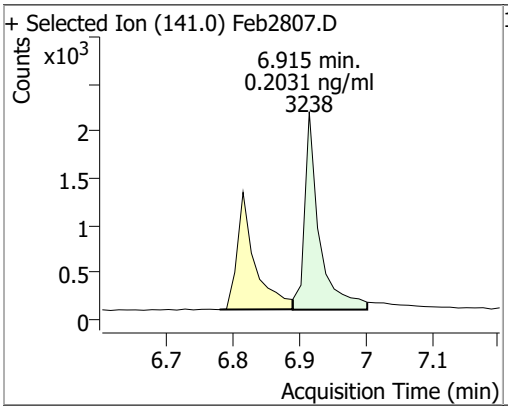

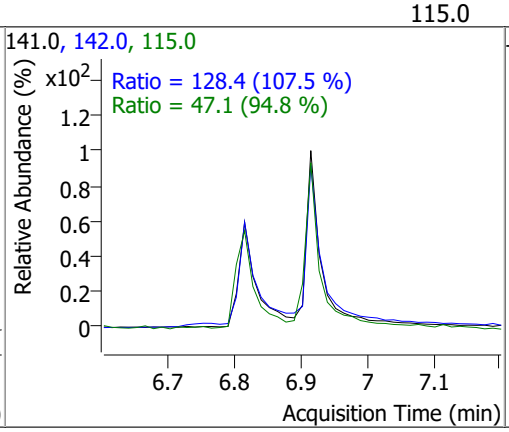

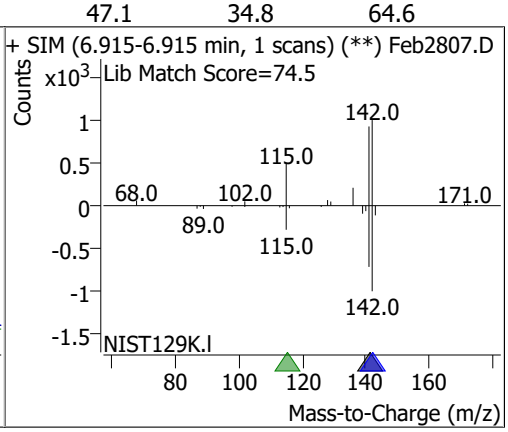

Compound	Conc.	RT	Dev(Min)	Resp.	QIon	QRatio	Lower	Upper
2-Fluorobiphenyl	0.2197	7.26	0.00	3564	171.0	35.7	24.3	45.1

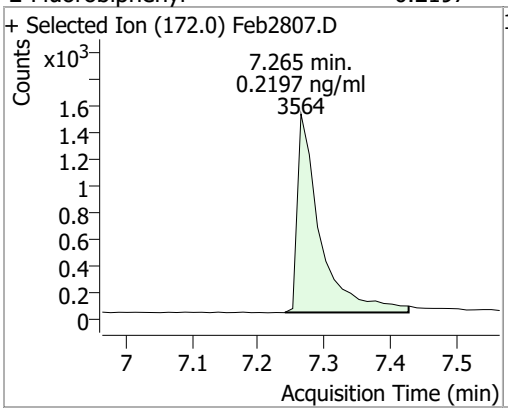

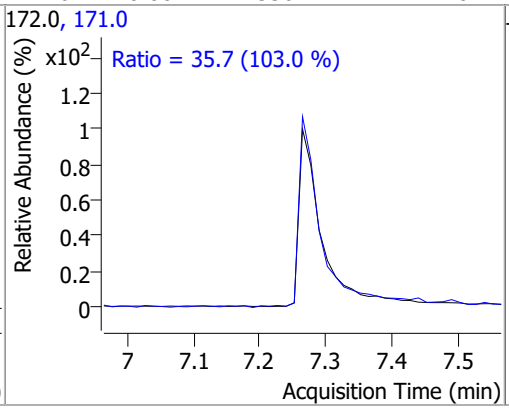

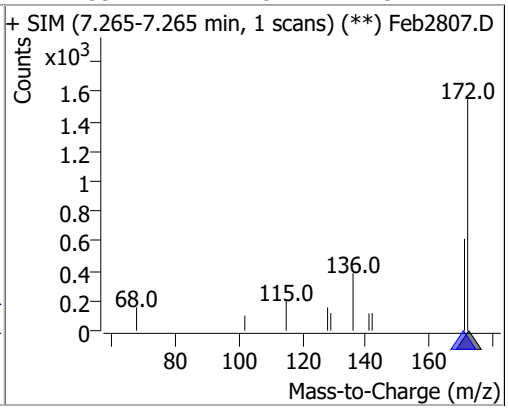

Compound	Conc.	RT	Dev(Min)	Resp.	QIon	QRatio	Lower	Upper
Acenaphthylene	0.2166	7.83	0.00	4392	153.0	15.4	11.2	20.8

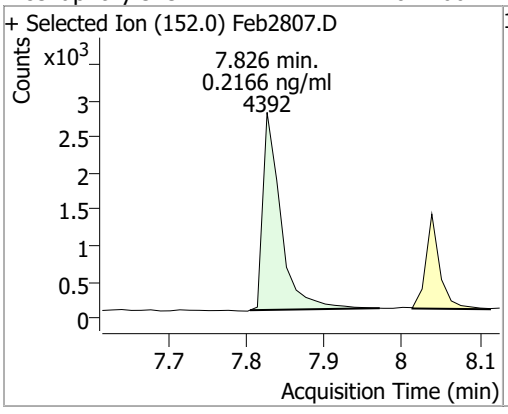

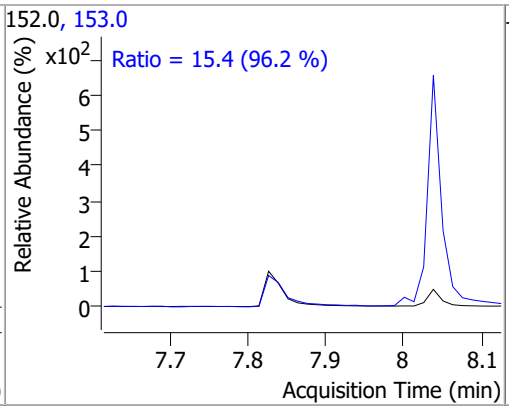

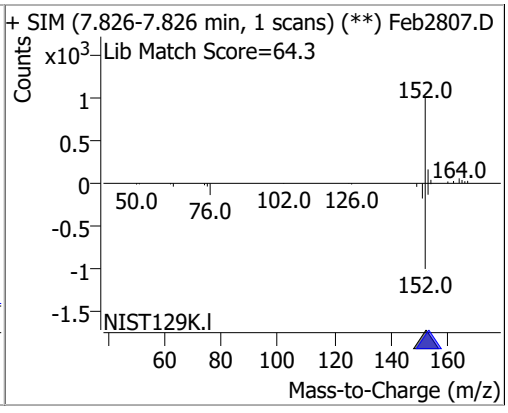

Compound	Conc.	RT	Dev(Min)	Resp.	QIon	QRatio	Lower	Upper
Acenaphthene	0.2129	8.04	0.00	3408 (m)	153.0	107.1	76.8	142.6
					152.0	48.3	36.4	67.5

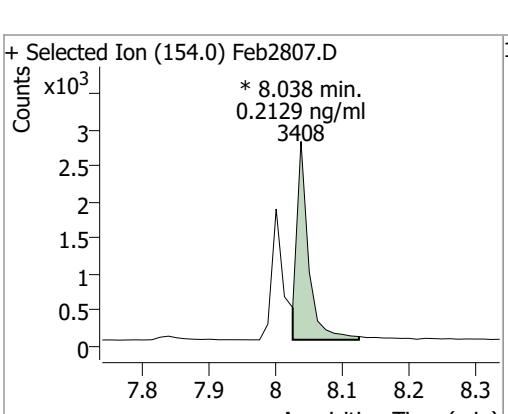

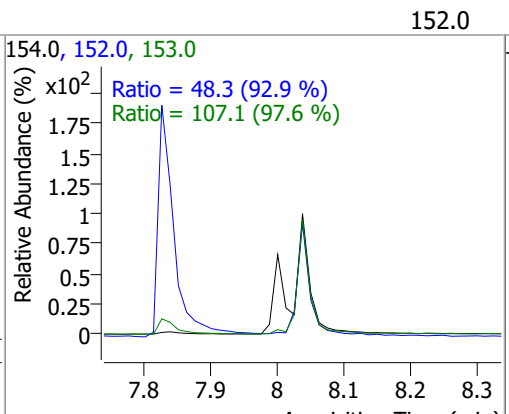

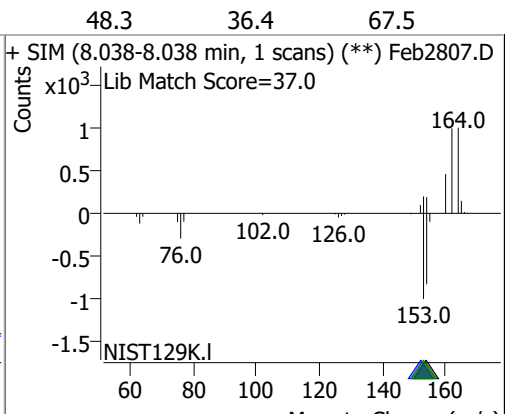

Compound	Conc.	RT	Dev(Min)	Resp.	QIon	QRatio	Lower	Upper
Fluorene	0.1942	8.69	0.01	3305	165.0	92.2	60.3	111.9
					167.0	14.7	8.9	16.6

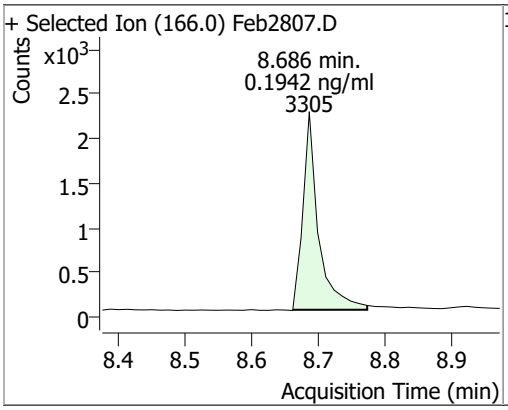

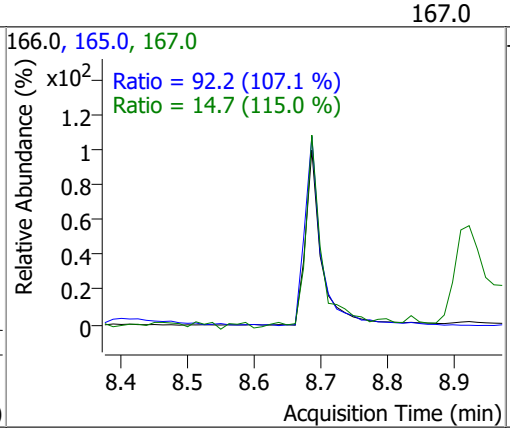

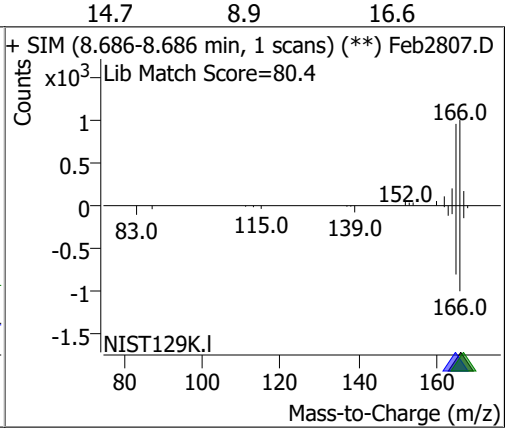

Compound	Conc.	RT	Dev(Min)	Resp.	QIon	QRatio	Lower	Upper
Phenanthrene	0.1732	9.79	0.00	5117	176.0	20.3	12.7	23.5

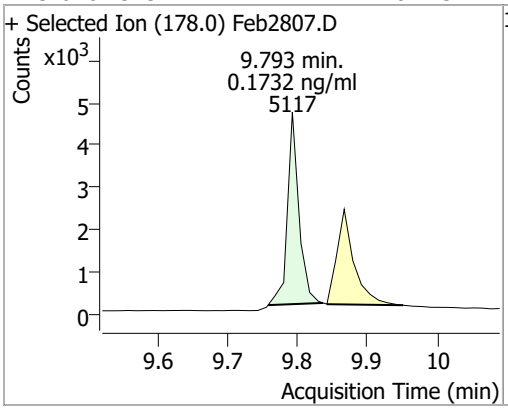

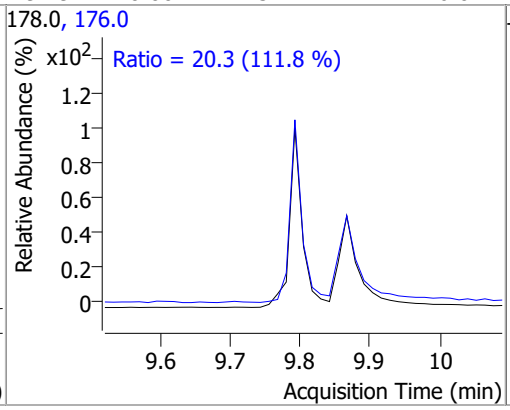

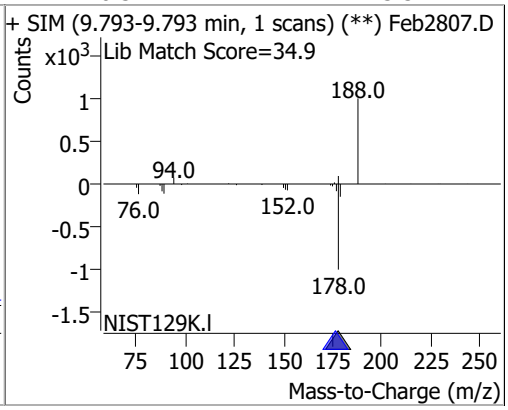

Compound	Conc.	RT	Dev(Min)	Resp.	QIon	QRatio	Lower	Upper
Anthracene	0.1813	9.87	0.01	3863	176.0	18.1	12.9	23.9

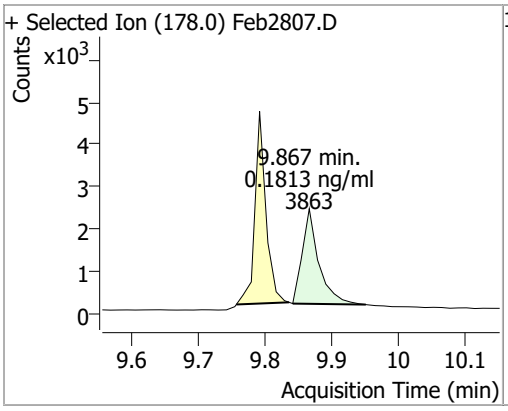

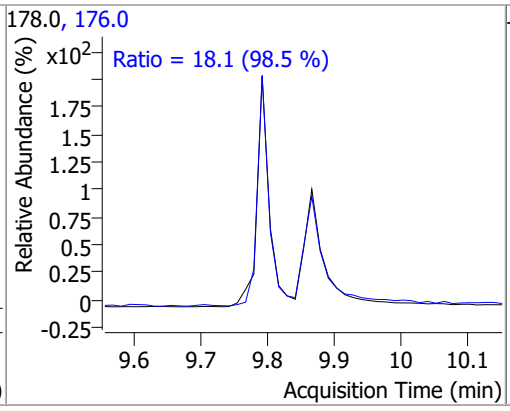

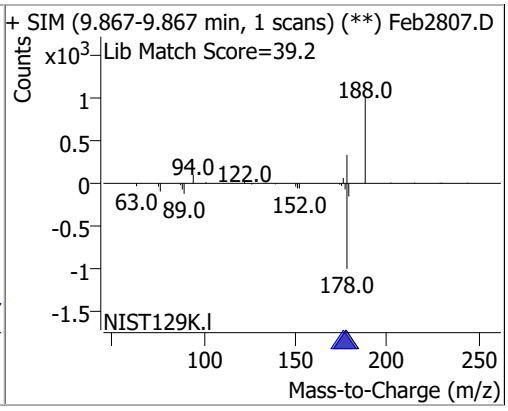

Compound	Conc.	RT	Dev(Min)	Resp.	QIon	QRatio	Lower	Upper
o-Terphenyl	0.1981	10.30	0.00	3226	229.0	64.2	42.8	79.5
					215.0	40.7	28.0	52.0

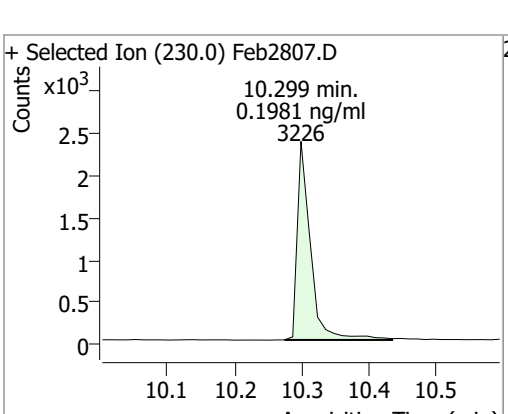

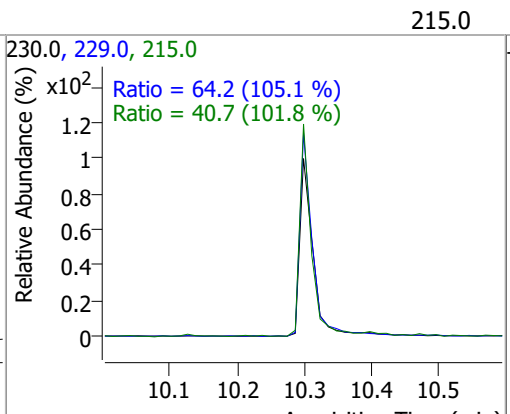

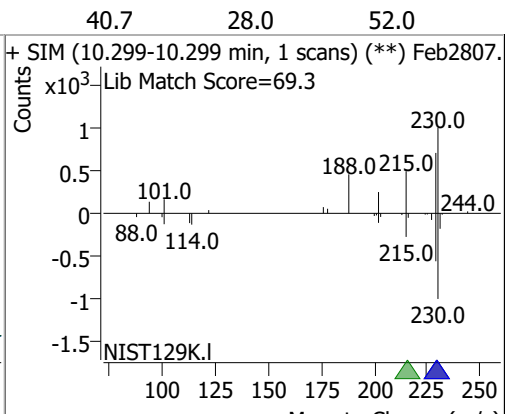

Compound	Conc.	RT	Dev(Min)	Resp.	QIon	QRatio	Lower	Upper
Fluoranthene	0.2129	11.42	0.02	5317	101.0	10.0	6.7	12.5

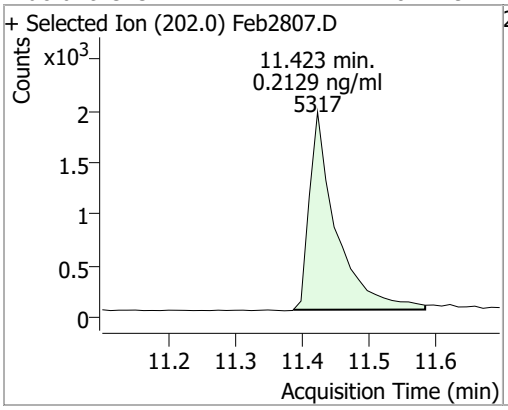

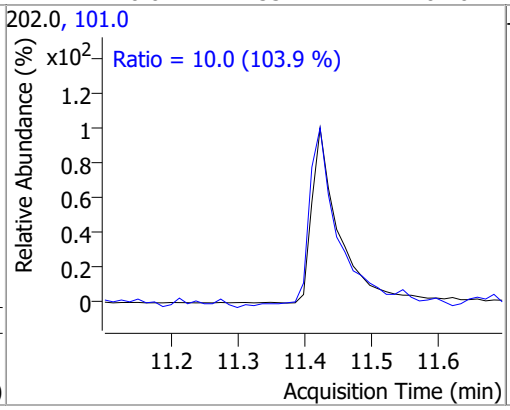

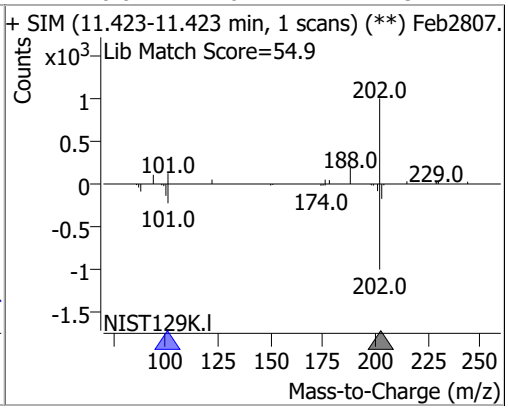

Compound	Conc.	RT	Dev(Min)	Resp.	QIon	QRatio	Lower	Upper
Pyrene	0.2021	11.79	0.01	5921	101.0	12.3	8.4	15.6

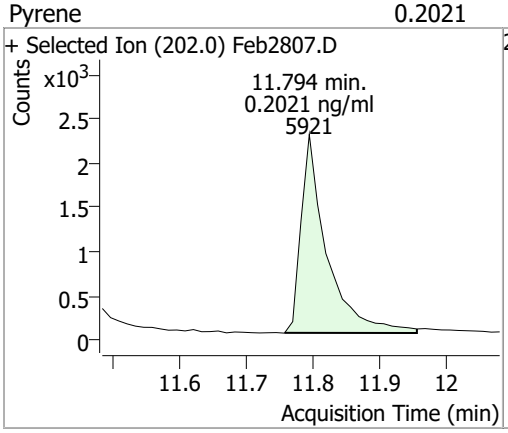

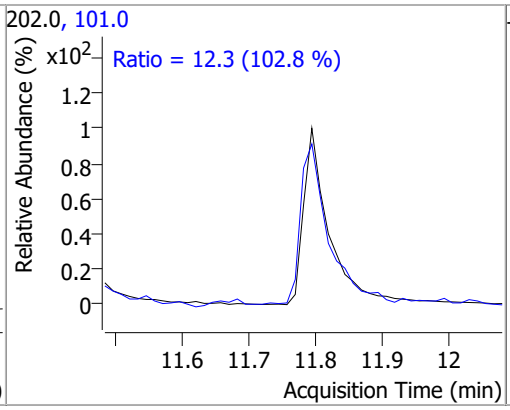

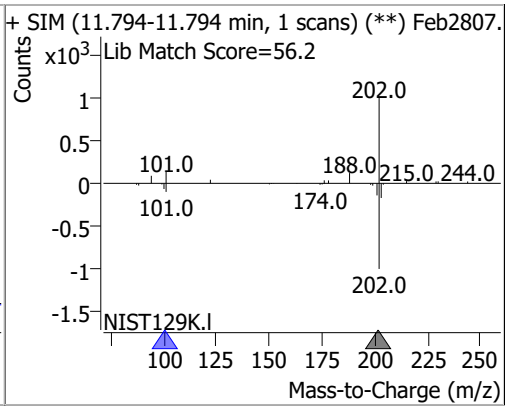

Compound	Conc.	RT	Dev(Min)	Resp.	QIon	QRatio	Lower	Upper
Terphenyl-d14	0.2040	12.26	0.02	3313	122.0	13.7	8.6	16.0

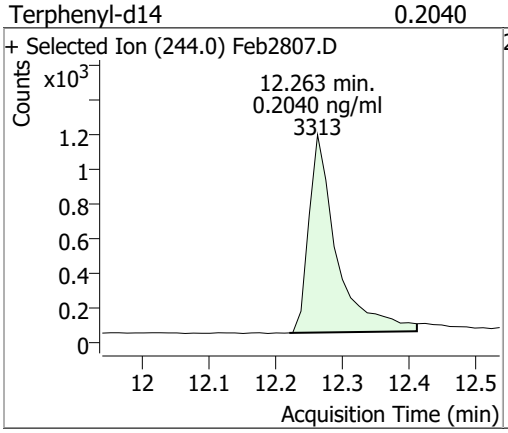

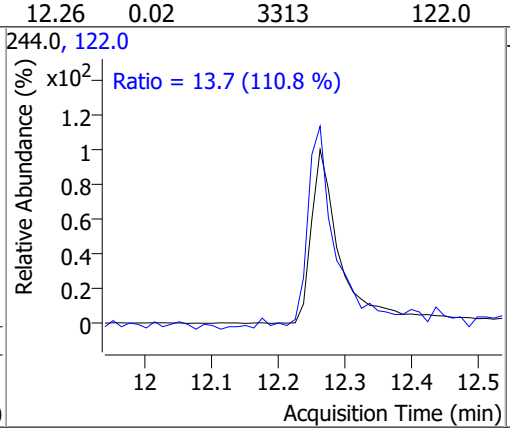

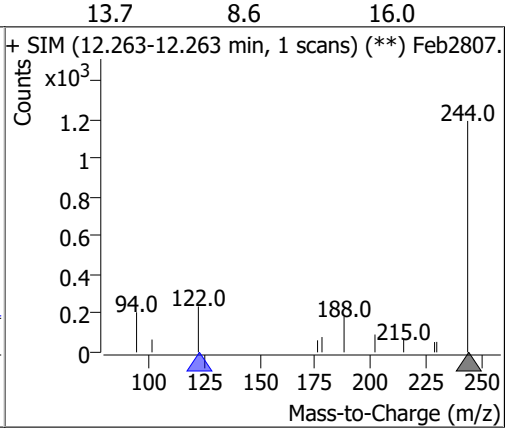

Compound	Conc.	RT	Dev(Min)	Resp.	QIon	QRatio	Lower	Upper
Benzo(a)Anthracene	0.2009	14.64	0.00	5980	226.0	24.9	18.0	33.4
					229.0	29.7	16.5	30.7

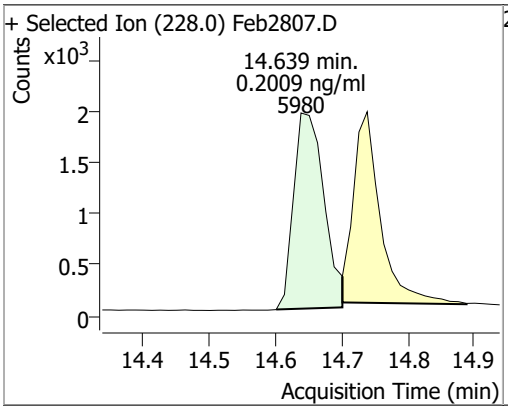

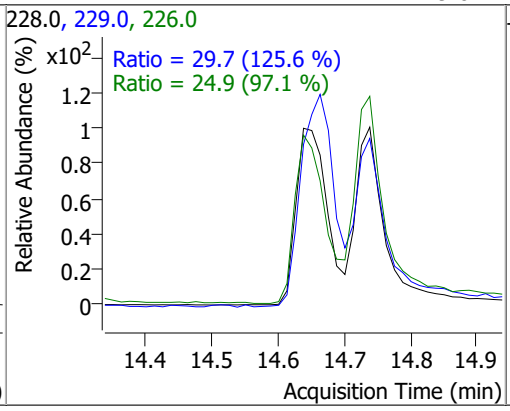

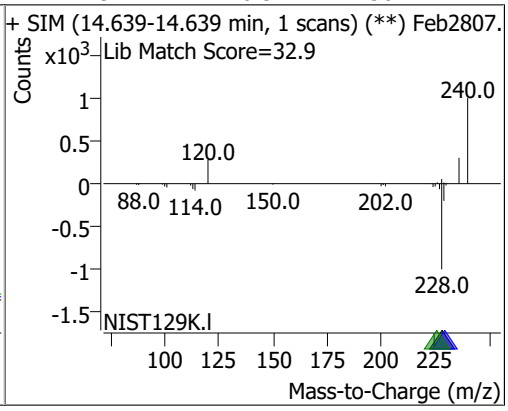

Compound	Conc.	RT	Dev(Min)	Resp.	QIon	QRatio	Lower	Upper
Chrysene	0.1890	14.74	0.00	5308	226.0	35.1	21.6	40.2
					229.0	23.7	13.8	25.7

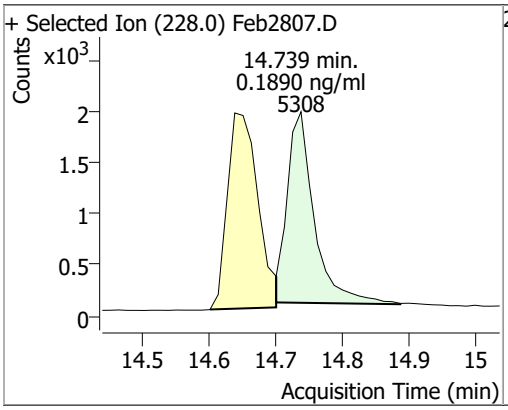

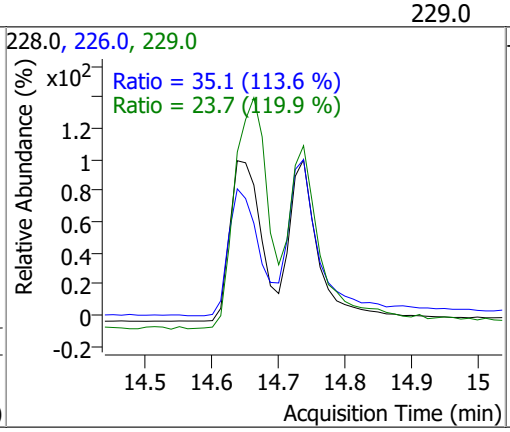

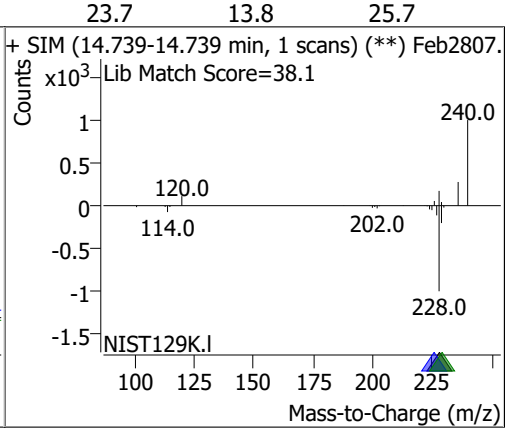

Compound	Conc.	RT	Dev(Min)	Resp.	QIon	QRatio	Lower	Upper
Benzo(b)fluoranthene	0.1879	17.68	0.02	3015	253.0	20.6	15.7	29.2

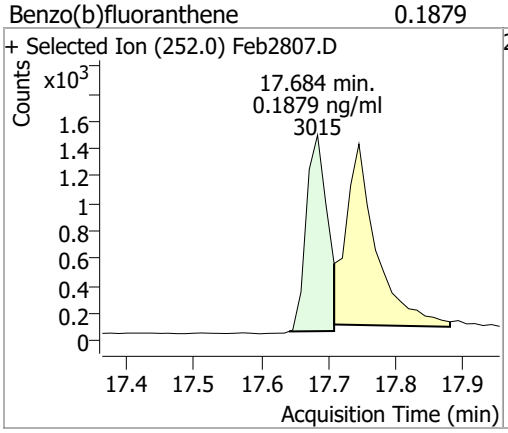

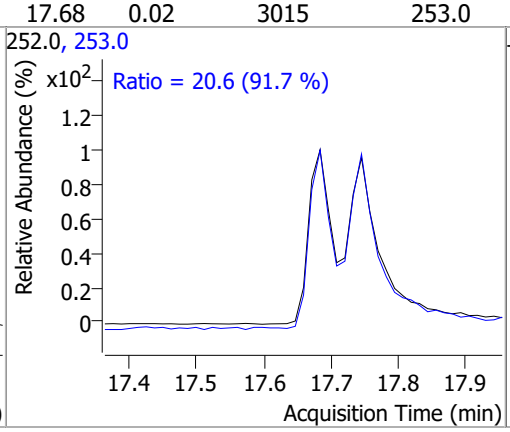

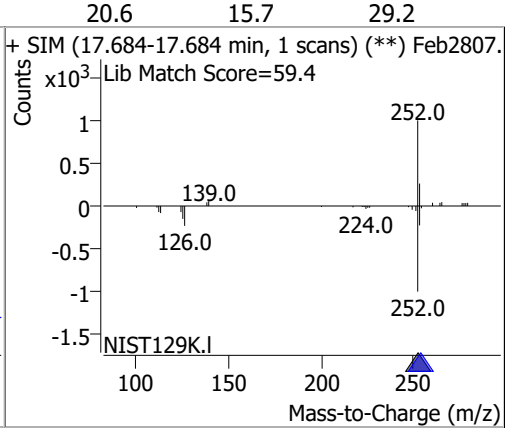

Compound	Conc.	RT	Dev(Min)	Resp.	QIon	QRatio	Lower	Upper
Benzo(k)fluoranthene	0.1952	17.75	0.01	4230	253.0	20.7	17.2	31.9

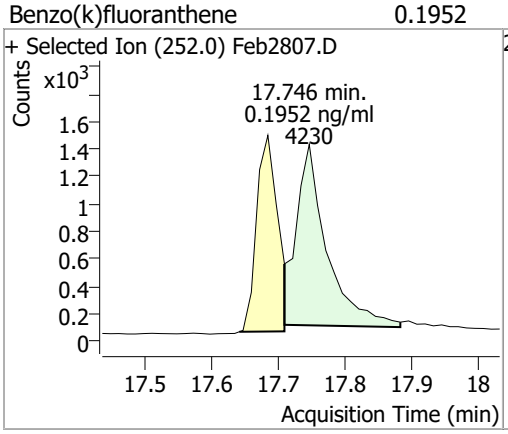

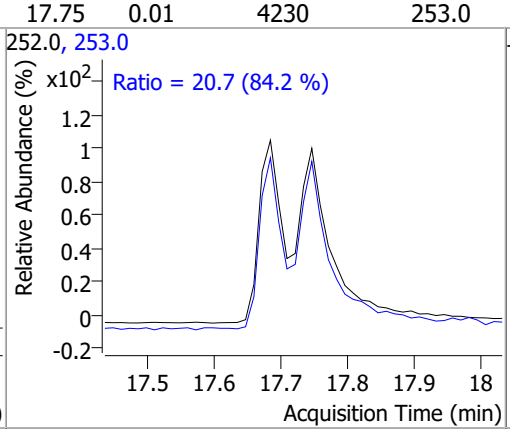

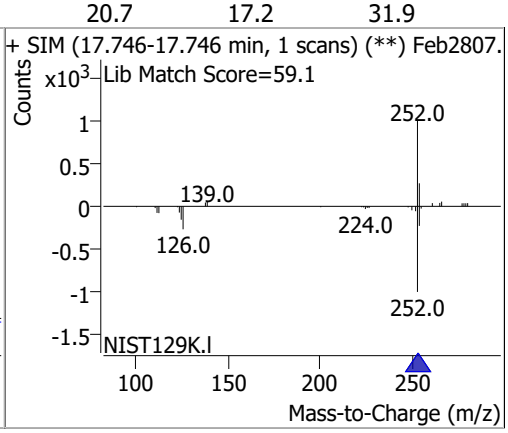

Compound	Conc.	RT	Dev(Min)	Resp.	QIon	QRatio	Lower	Upper
Benzo(a)pyrene	0.1996	18.31	0.00	2996	253.0	24.8	16.2	30.1

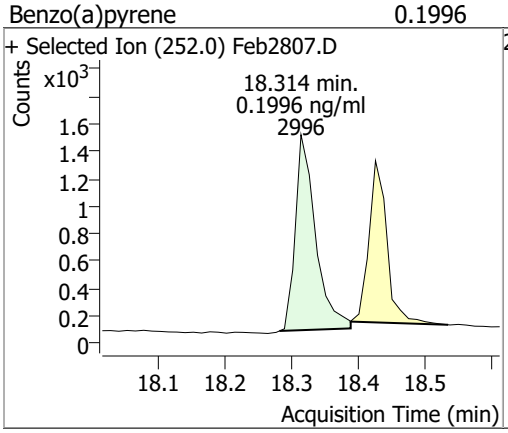

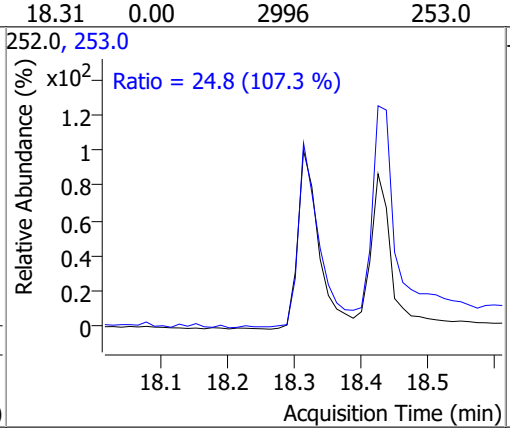

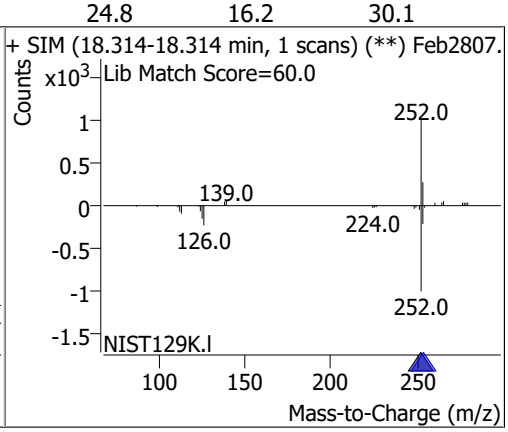

Compound	Conc.	RT	Dev(Min)	Resp.	QIon	QRatio	Lower	Upper
Indeno(1,2,3-cd)pyrene	0.1849	20.18	0.01	2282 (m)	138.0	23.4	14.6	27.2

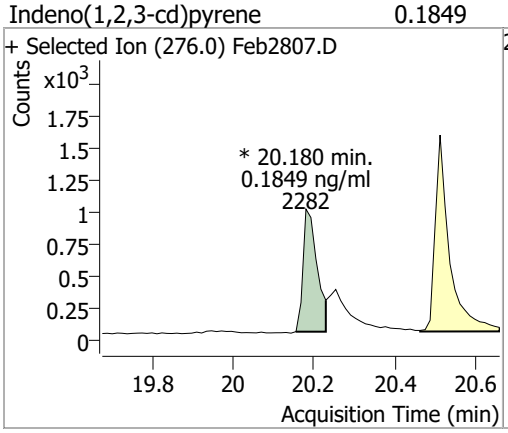

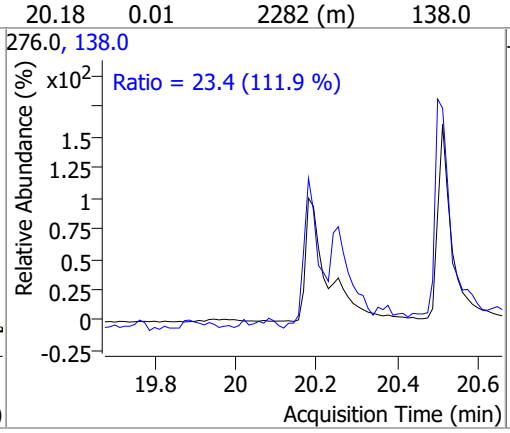

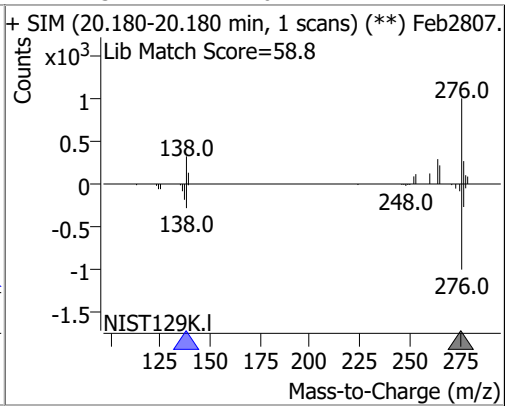

Compound	Conc.	RT	Dev(Min)	Resp.	QIon	QRatio	Lower	Upper
Dibenzo(a,h)anthracene	0.1892	20.25	0.01	2742	279.0	22.2	16.8	31.3
					139.0	18.0	12.4	23.0

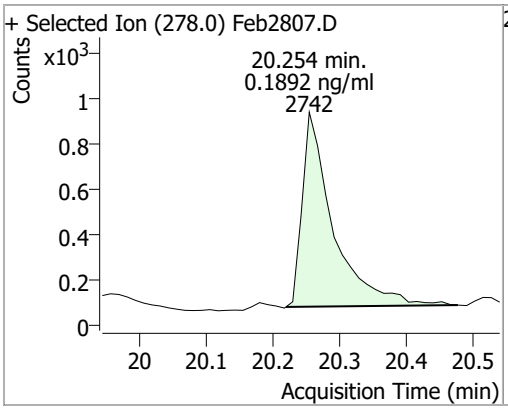

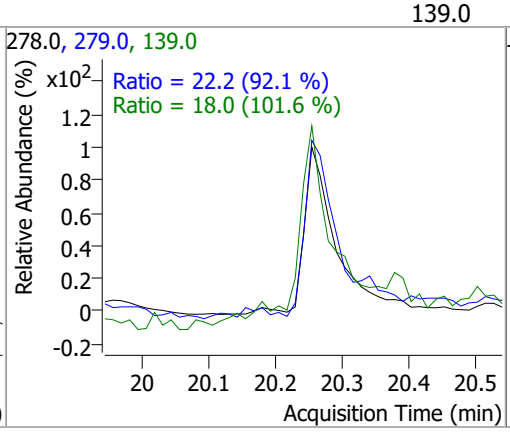

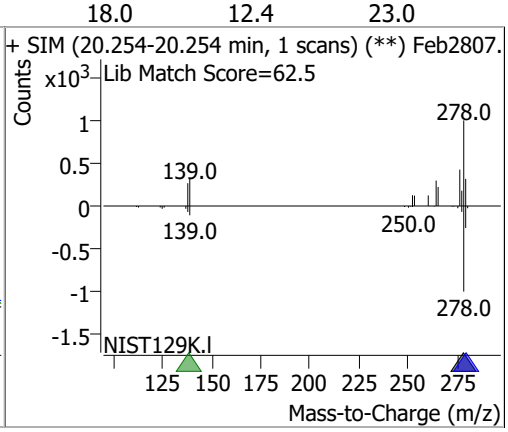

Compound	Conc.	RT	Dev(Min)	Resp.	QIon	QRatio	Lower	Upper
Benzo(g,h,i)perylene	0.2164	20.51	0.01	3795	138.0	24.9	16.2	30.1
					277.0	21.6	16.2	30.1

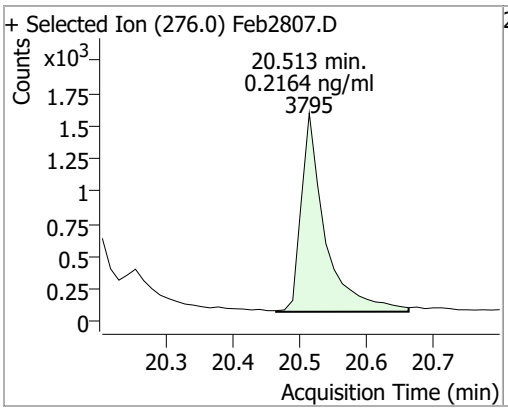

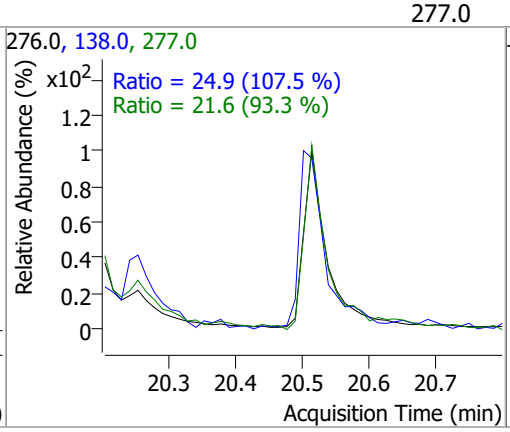

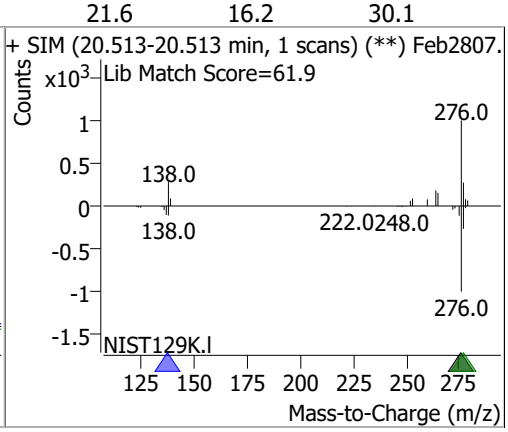

Quantitation Results Report (QT Reviewed)

Data File	Feb2808.D	Operator	LIMS import
Acq. Method	5975BNASIM	Acq. Date-Time	2/28/2022 3:16:00 PM
Sample Name	28-Feb-22_CAL_1	Instrument	GCMS
Vial	8	Multiplier	1.00
DA Method File	021622 bna SIM 2.batch.bin	Comment	SVOC-8270-W-LLPAH
Tune File	dftppjph.u	Tune Date	
Batch Name	022822 bna SIM 1.batch.bin	Last Calib Update	2/28/2022 5:36:24 PM
Ref Library			

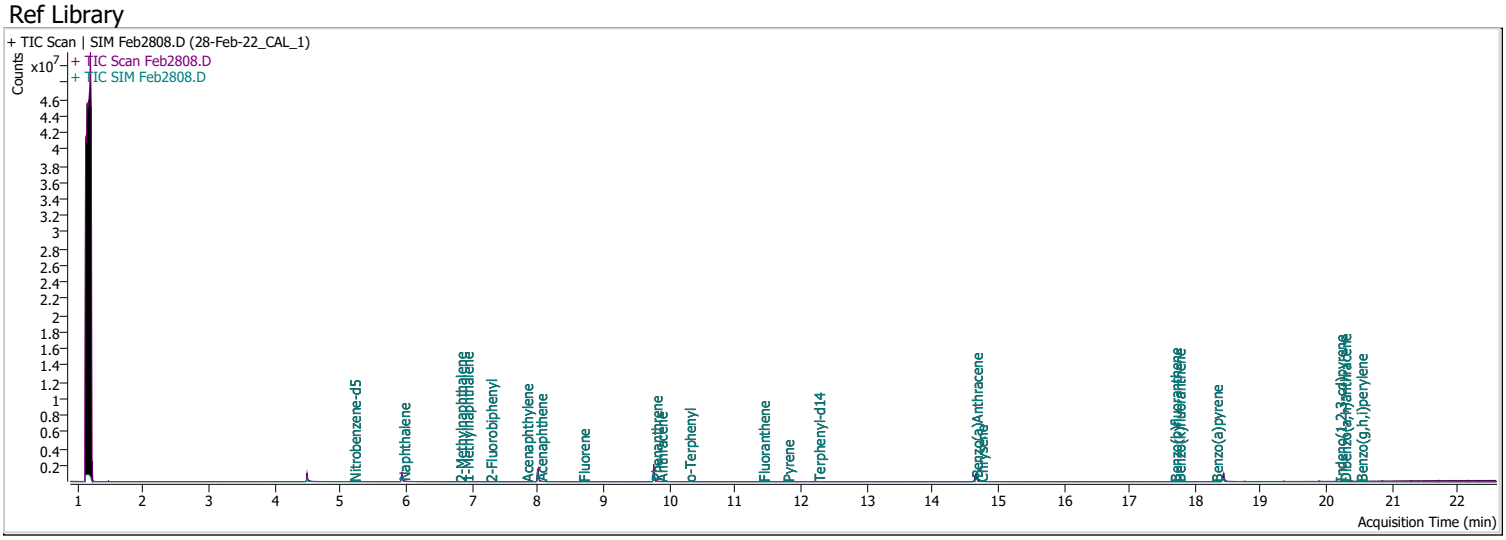

Compound	RT	QIon	Resp.	Conc.	Units		Dev(Min)
Internal Standards							
M 1,4-Dichlorobenzene-d4	4.497	152.0	168007	40.0000	ng/ml		0.000
M Naphthalene-d8	5.928	136.0	787020	40.0000	ng/ml		0.000
M Acenaphthene-d10	8.001	164.0	546792	40.0000	ng/ml		0.000
M Phenanthrene-d10	9.768	188.0	1006813	40.0000	ng/ml		0.000
M Chrysene-d12	14.664	240.0	739070	40.0000	ng/ml		0.000
M Perylene-d12	18.425	264.0	572863	40.0000	ng/ml		-0.012
System Monitoring Compounds							
S Nitrobenzene-d5	5.205	82.0	399	0.0906	ng/ml	#m	0.050
Spiked Amount: 5.000	Range: 19.0 - 102.0%			Recovery = 1.81%		*	
S 2-Fluorobiphenyl	7.277	172.0	1922	0.1138	ng/ml		0.013
Spiked Amount: 5.000	Range: 25.0 - 94.0%			Recovery = 2.28%		*	
S o-Terphenyl	10.299	230.0	1811	0.1023	ng/ml		0.000
Spiked Amount: 5.000	Range: 40.0 - 140.0%			Recovery = 2.05%		*	
S Terphenyl-d14	12.263	244.0	1852	0.1142	ng/ml		0.025
Spiked Amount: 5.000	Range: 39.0 - 106.0%			Recovery = 2.28%		*	
Target Compounds							**QValue**
T Naphthalene	5.953	128.0	2294	0.1155	ng/ml	#	32
T 2-Methylnaphthalene	6.815	141.0	1185	0.1021	ng/ml		92
T 1-Methylnaphthalene	6.915	141.0	1823	0.0952	ng/ml		94
T Acenaphthylene	7.826	152.0	2282	0.1081	ng/ml		92
T Acenaphthene	8.038	154.0	1739	0.0930	ng/ml	m	95
T Fluorene	8.686	166.0	2041	0.1151	ng/ml		95
T Phenanthrene	9.793	178.0	3514	0.1081	ng/ml		97
T Anthracene	9.867	178.0	2303	0.1090	ng/ml		93
T Fluoranthene	11.423	202.0	2908	0.1174	ng/ml		100
T Pyrene	11.794	202.0	3281	0.1025	ng/ml		99
T Benzo(a)Anthracene	14.664	228.0	4191	0.0998	ng/ml	#	88
T Chrysene	14.739	228.0	3094	0.0959	ng/ml		91
T Benzo(b)fluoranthene	17.684	252.0	1751	0.1113	ng/ml		99

Compound	RT	QIon	Resp.	Conc.	Units		Dev(Min)
T Benzo(k)fluoranthene	17.746	252.0	2395	0.1001	ng/ml		98
T Benzo(a)pyrene	18.314	252.0	1678	0.1141	ng/ml		99
T Indeno(1,2,3-cd)pyrene	20.192	276.0	1302	0.1076	ng/ml	m	97
T Dibenzo(a,h)anthracene	20.266	278.0	1599	0.1125	ng/ml		96
T Benzo(g,h,i)perylene	20.513	276.0	1975	0.1148	ng/ml		98

(#) = Qualifier Out of Range; (m) = Manual Integration; (+) = Area Summed; (*) = Surrogate Percent Recovery Out of Range; (d): Zeroed Peak

Compound	Conc.	RT	Dev(Min)	Resp.	QIon	QRatio	Lower	Upper
Nitrobenzene-d5	0.0906	5.21	0.05	399 (m)	54.0	20.8	30.6	56.8
					128.0	30.3	28.9	53.6

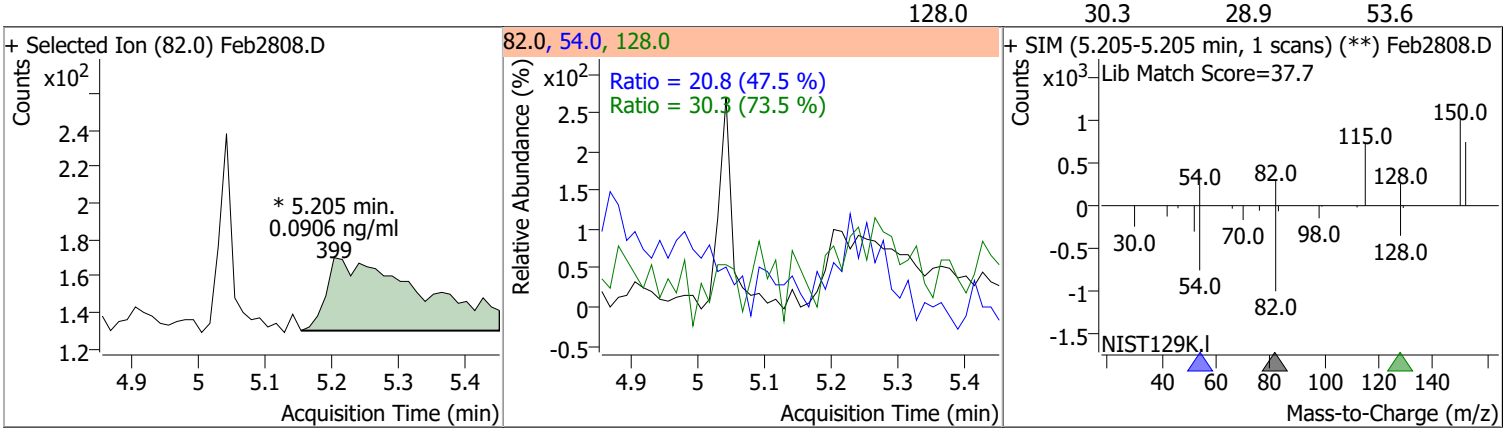

Compound	Conc.	RT	Dev(Min)	Resp.	QIon	QRatio	Lower	Upper
Naphthalene	0.1155	5.95	0.00	2294	102.0	61.9	0.0	40.8
					129.0	12.9	7.8	14.5

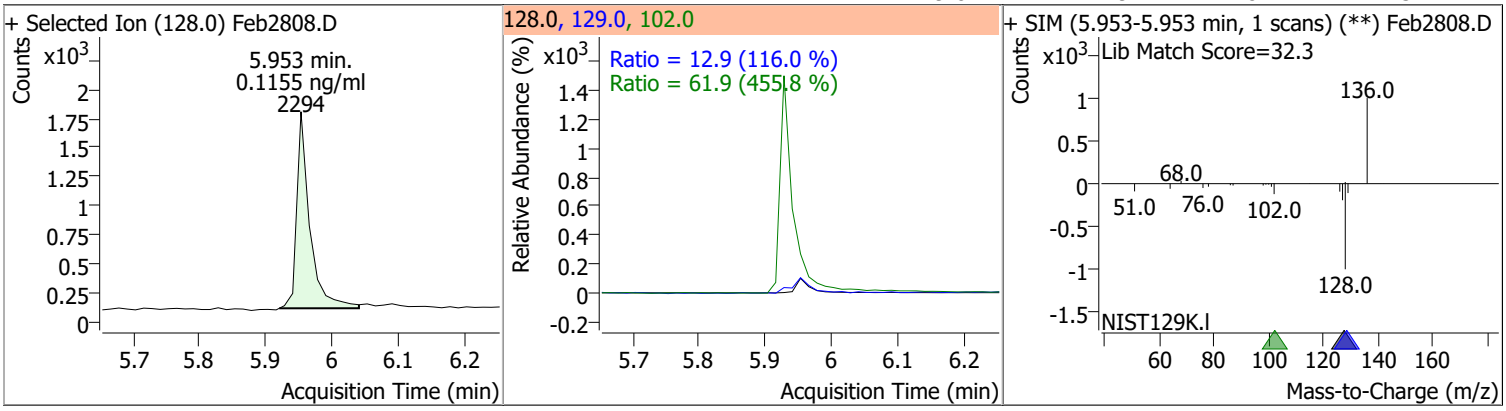

Compound	Conc.	RT	Dev(Min)	Resp.	QIon	QRatio	Lower	Upper
2-Methylnaphthalene	0.1021	6.81	0.03	1185	142.0	126.5	94.4	175.3
					115.0	43.2	36.1	67.0

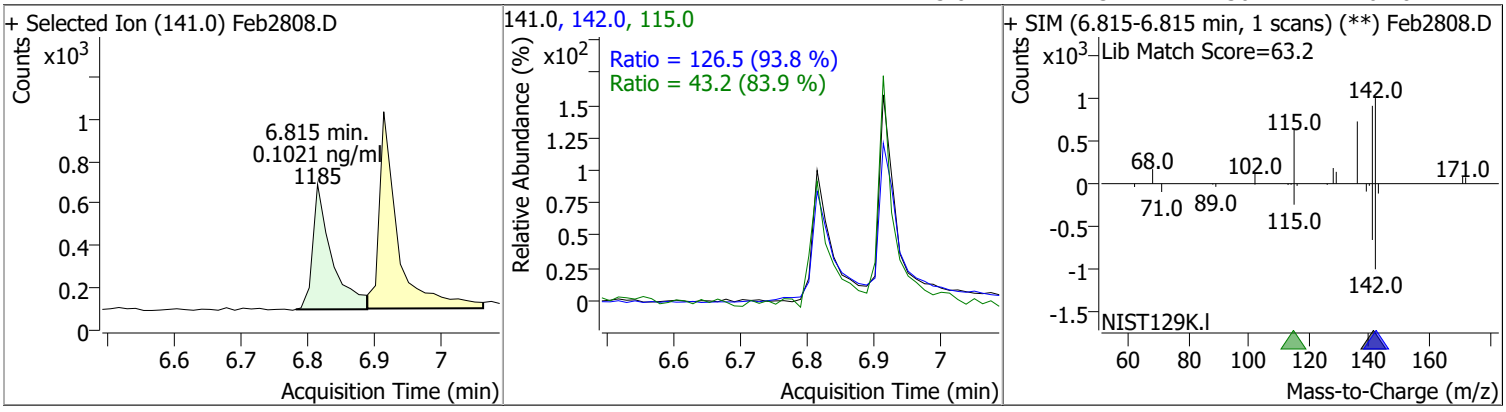

Compound	Conc.	RT	Dev(Min)	Resp.	QIon	QRatio	Lower	Upper
1-Methylnaphthalene	0.0952	6.91	0.01	1823	142.0	125.1	83.6	155.3
					115.0	44.7	34.8	64.6

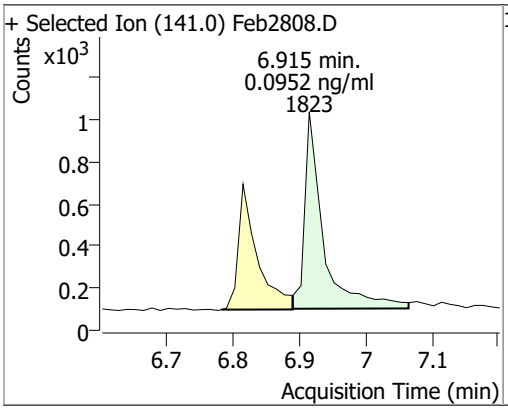

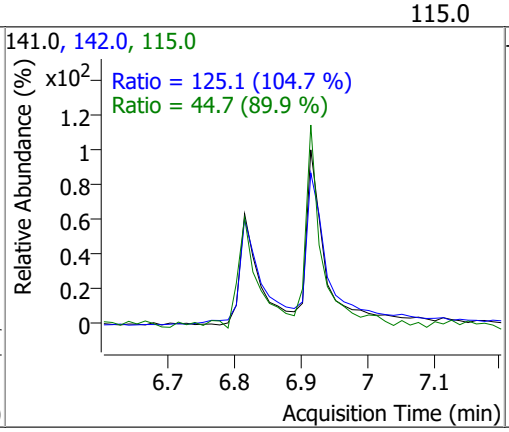

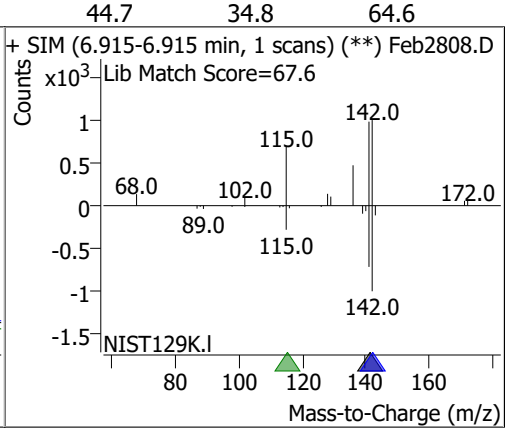

Compound	Conc.	RT	Dev(Min)	Resp.	QIon	QRatio	Lower	Upper
2-Fluorobiphenyl	0.1138	7.28	0.01	1922	171.0	37.5	24.3	45.1

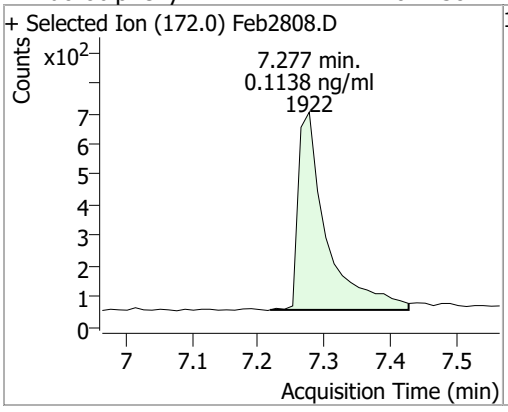

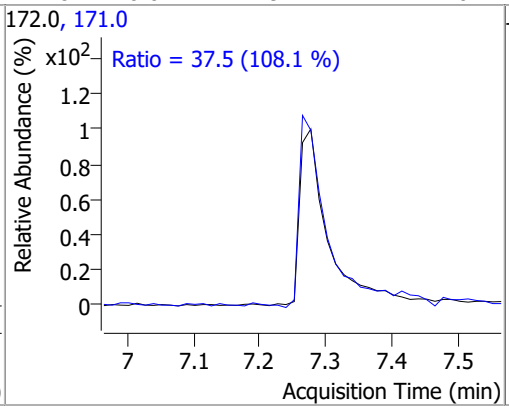

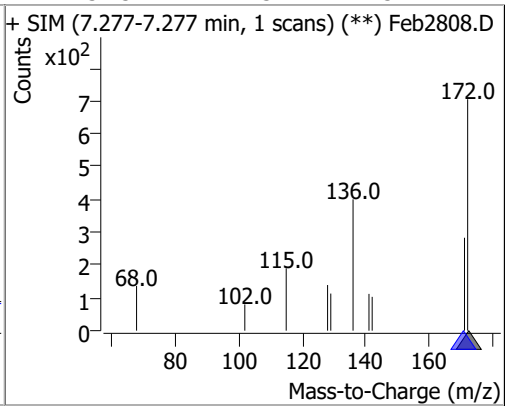

Compound	Conc.	RT	Dev(Min)	Resp.	QIon	QRatio	Lower	Upper
Acenaphthylene	0.1081	7.83	0.00	2282	153.0	12.8	11.2	20.8

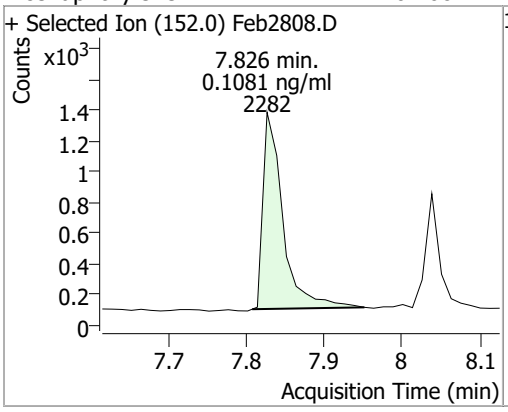

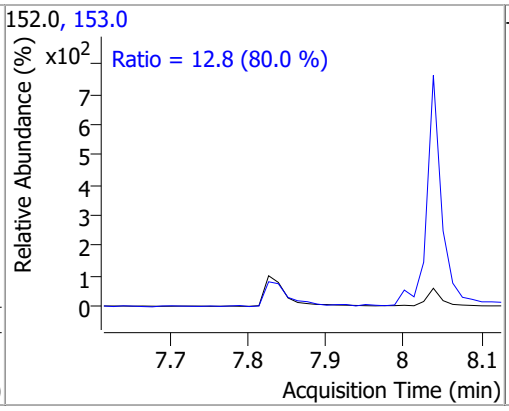

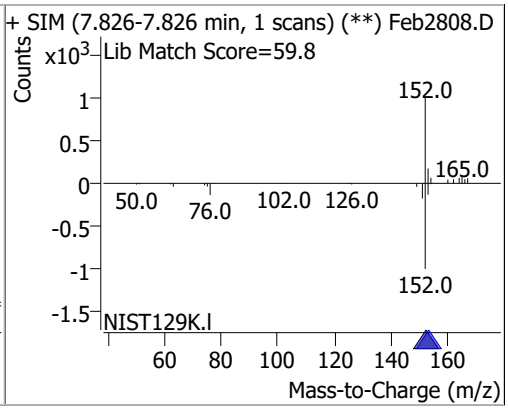

Compound	Conc.	RT	Dev(Min)	Resp.	QIon	QRatio	Lower	Upper
Acenaphthene	0.0930	8.04	0.00	1739 (m)	153.0	114.5	76.8	142.6
					152.0	56.9	36.4	67.5

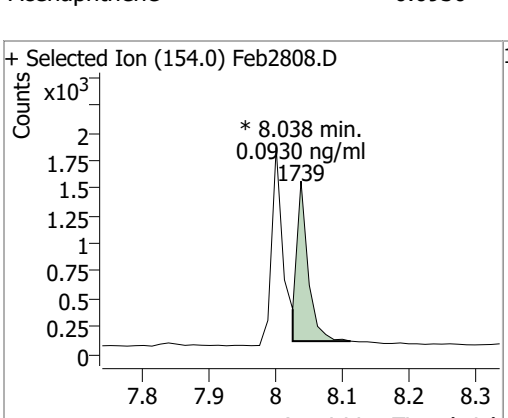

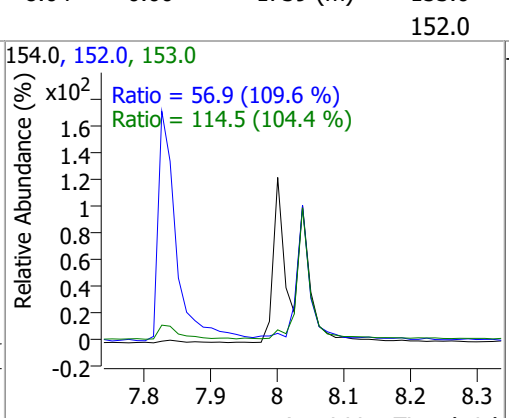

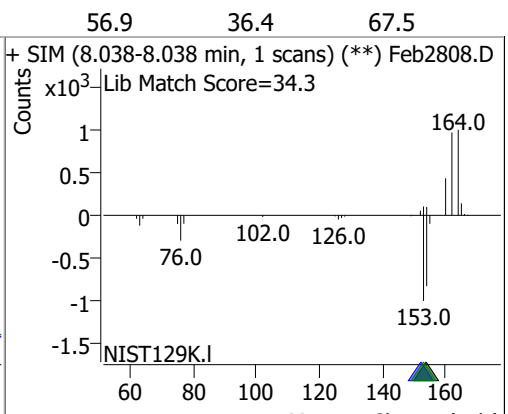

Compound	Conc.	RT	Dev(Min)	Resp.	QIon	QRatio	Lower	Upper
Fluorene	0.1151	8.69	0.01	2041	165.0	90.6	60.3	111.9
					167.0	11.7	8.9	16.6

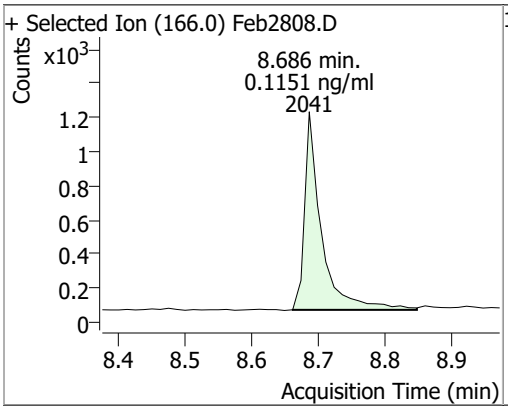

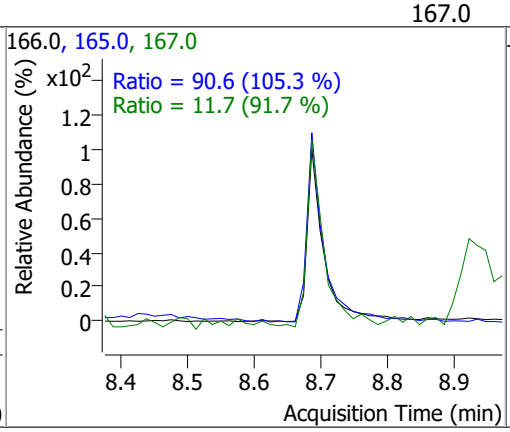

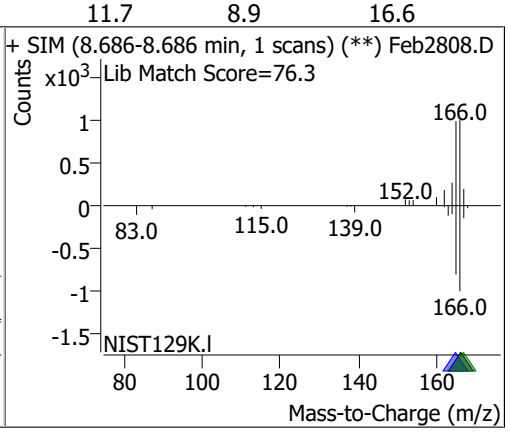

Compound	Conc.	RT	Dev(Min)	Resp.	QIon	QRatio	Lower	Upper
Phenanthrene	0.1081	9.79	0.00	3514	176.0	16.7	12.7	23.5

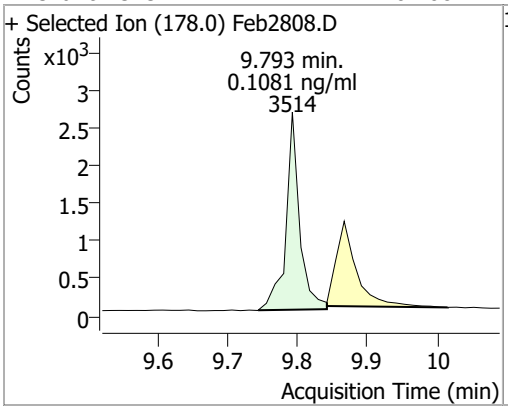

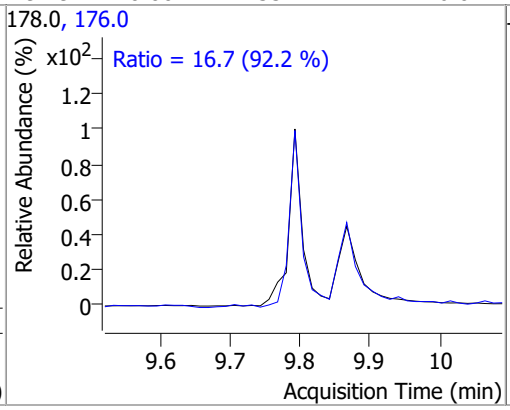

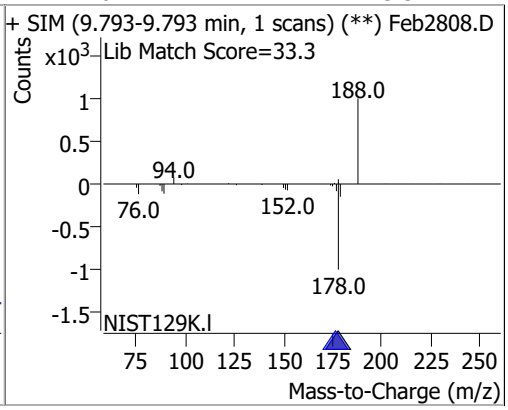

Compound	Conc.	RT	Dev(Min)	Resp.	QIon	QRatio	Lower	Upper
Anthracene	0.1090	9.87	0.01	2303	176.0	15.2	12.9	23.9

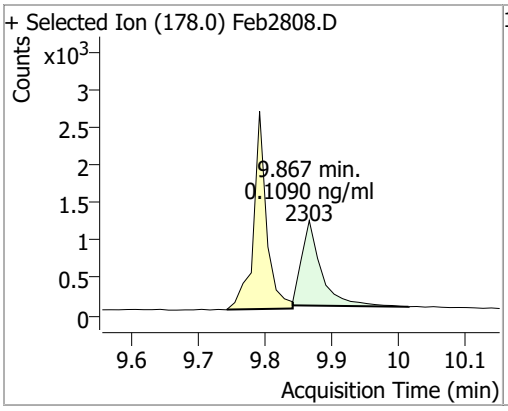

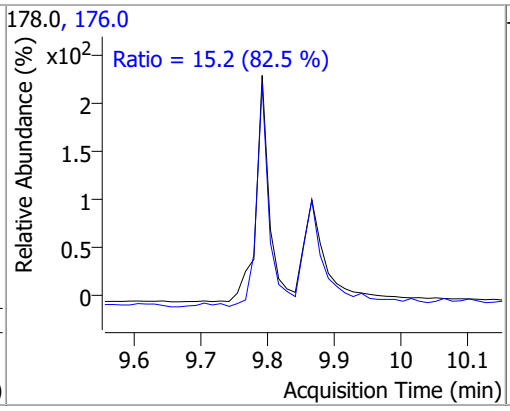

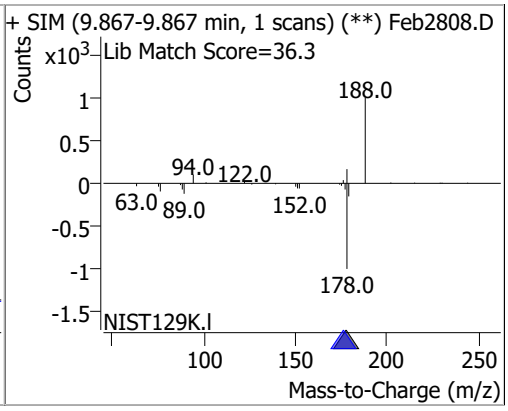

Compound	Conc.	RT	Dev(Min)	Resp.	QIon	QRatio	Lower	Upper
o-Terphenyl	0.1023	10.30	0.00	1811	229.0	68.0	42.8	79.5
					215.0	39.6	28.0	52.0

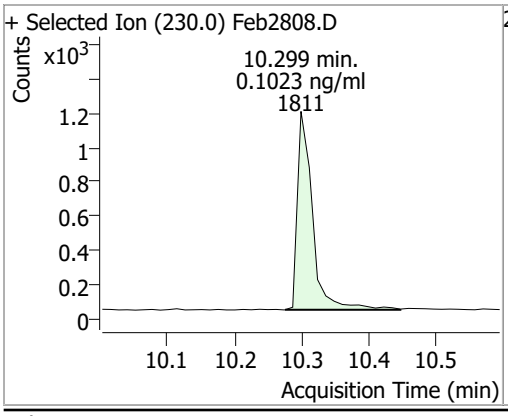

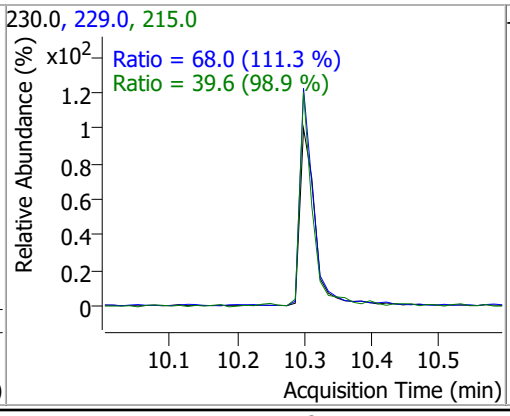

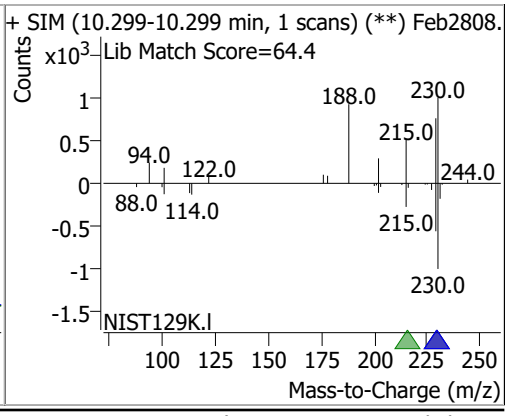

Compound	Conc.	RT	Dev(Min)	Resp.	QIon	QRatio	Lower	Upper
Fluoranthene	0.1174	11.42	0.02	2908	101.0	9.6	6.7	12.5

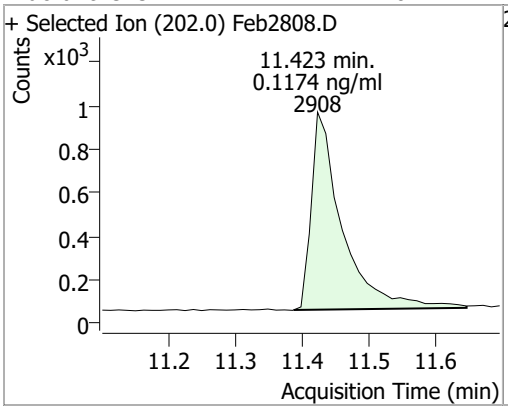

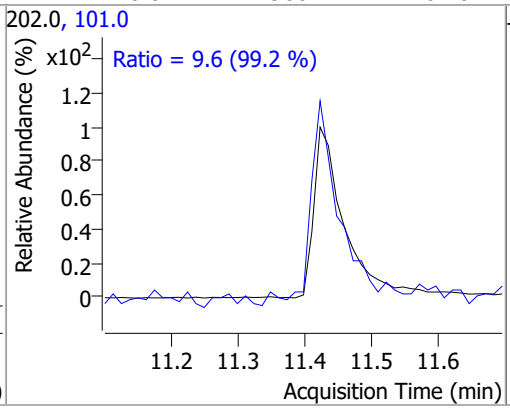

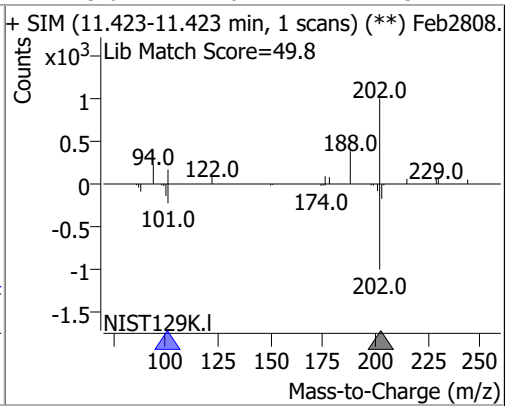

Compound	Conc.	RT	Dev(Min)	Resp.	QIon	QRatio	Lower	Upper
Pyrene	0.1025	11.79	0.01	3281	101.0	11.6	8.4	15.6

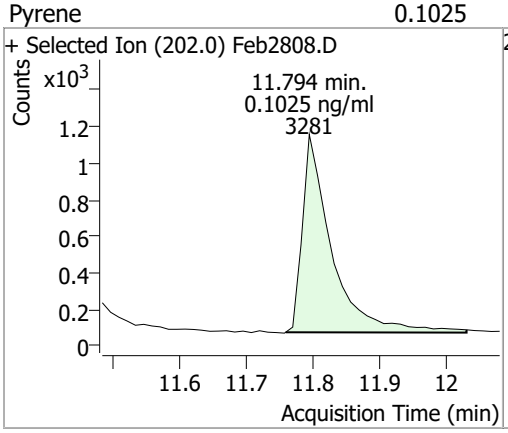

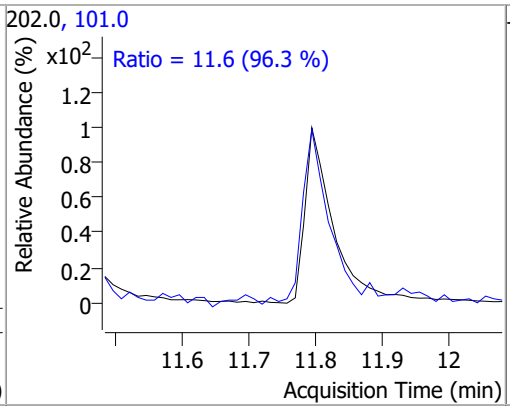

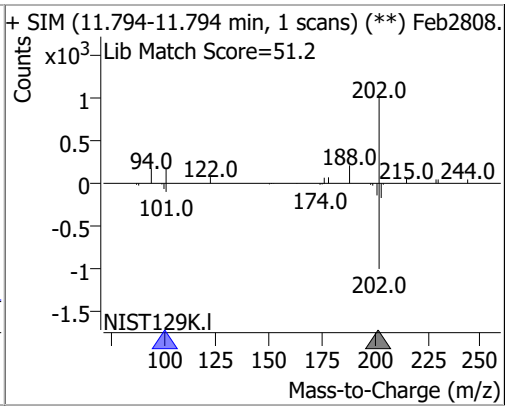

Compound	Conc.	RT	Dev(Min)	Resp.	QIon	QRatio	Lower	Upper
Terphenyl-d14	0.1142	12.26	0.02	1852	122.0	12.3	8.6	16.0

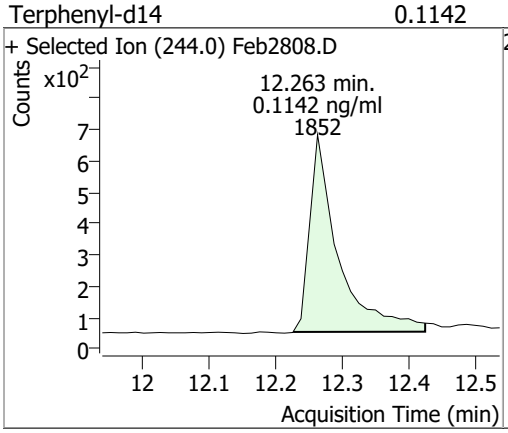

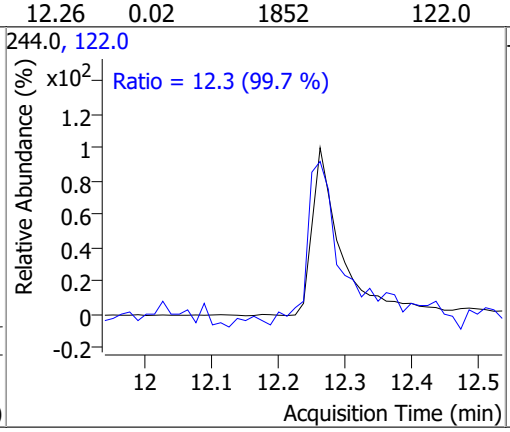

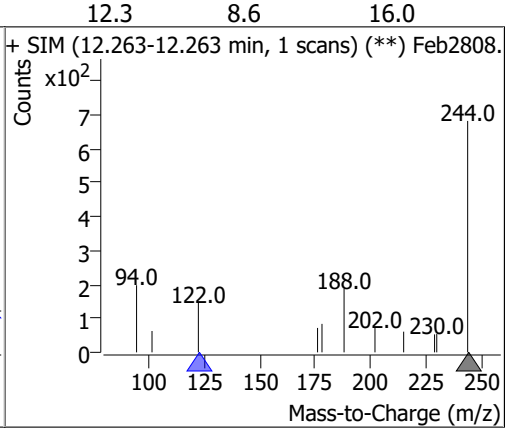

Compound	Conc.	RT	Dev(Min)	Resp.	QIon	QRatio	Lower	Upper
Benzo(a)Anthracene	0.0998	14.66	0.03	4191	226.0	23.4	18.0	33.4
					229.0	33.2	16.5	30.7

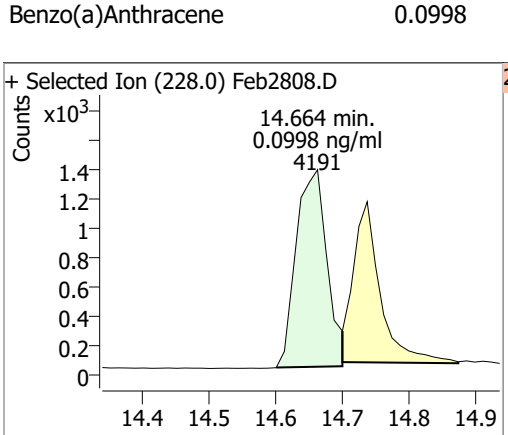

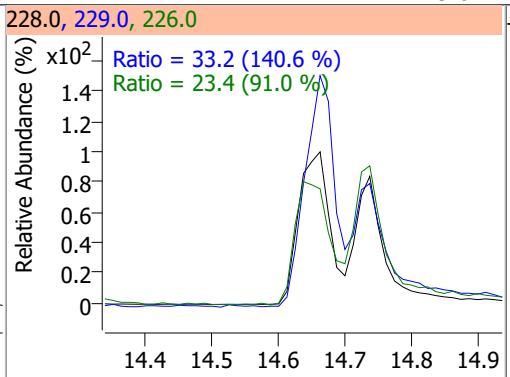

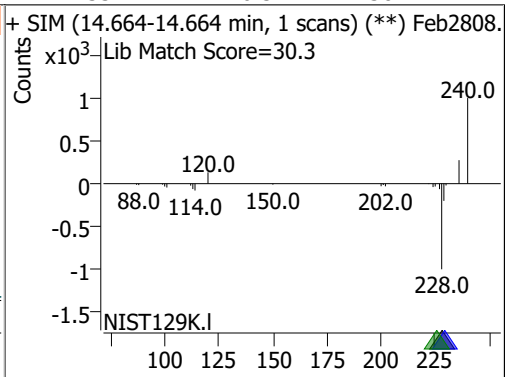

Compound	Conc.	RT	Dev(Min)	Resp.	QIon	QRatio	Lower	Upper
Chrysene	0.0959	14.74	0.00	3094	226.0	35.8	21.6	40.2
					229.0	24.4	13.8	25.7

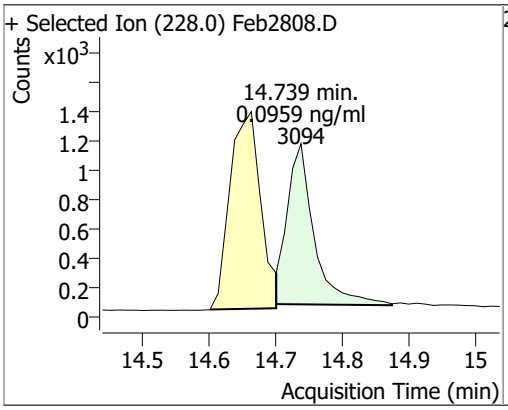

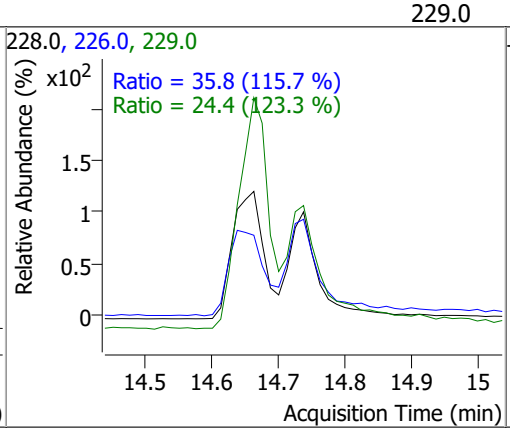

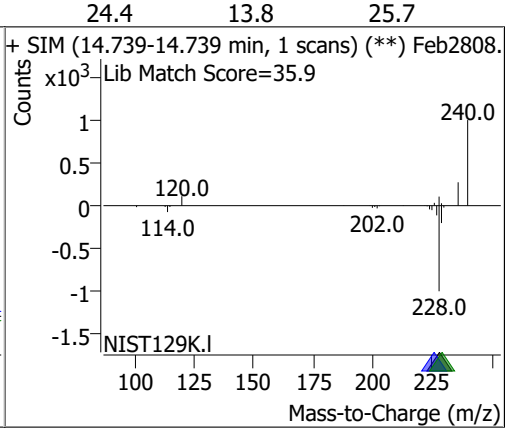

Compound	Conc.	RT	Dev(Min)	Resp.	QIon	QRatio	Lower	Upper
Benzo(b)fluoranthene	0.1113	17.68	0.02	1751	253.0	23.1	15.7	29.2

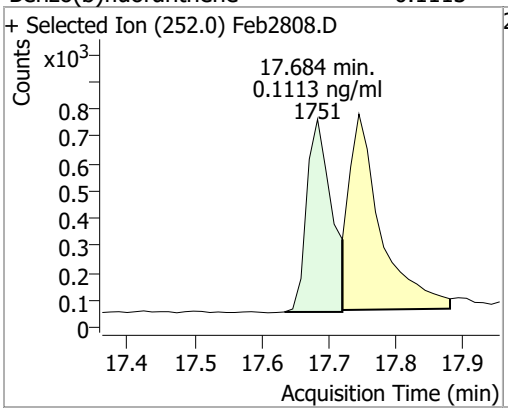

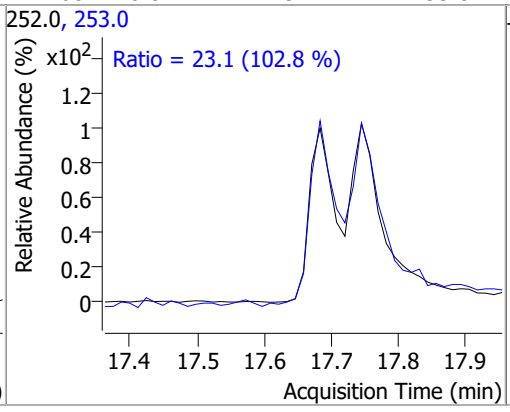

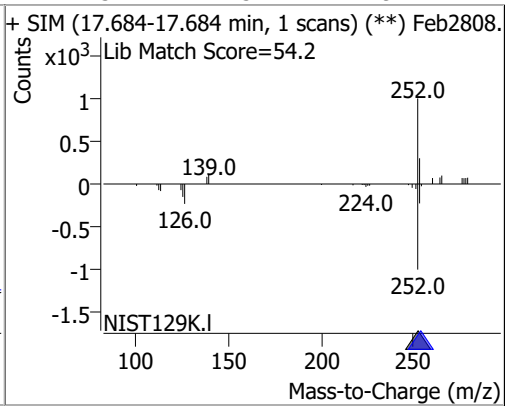

Compound	Conc.	RT	Dev(Min)	Resp.	QIon	QRatio	Lower	Upper
Benzo(k)fluoranthene	0.1001	17.75	0.01	2395	253.0	25.6	17.2	31.9

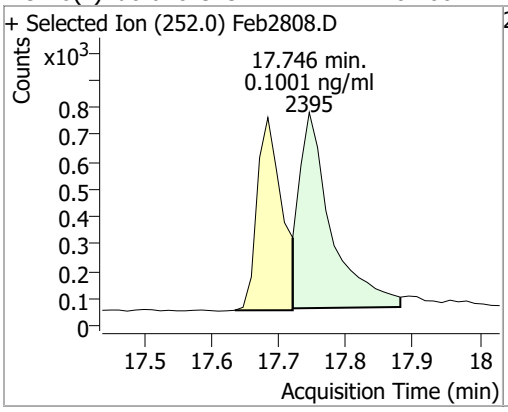

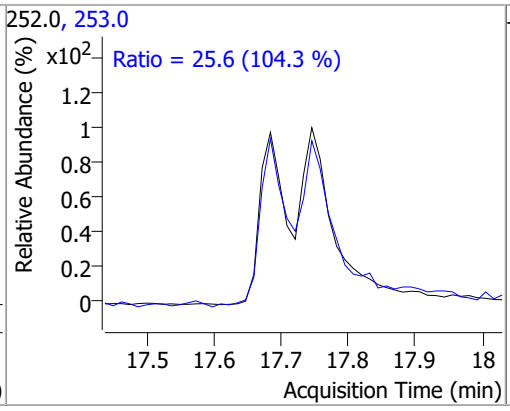

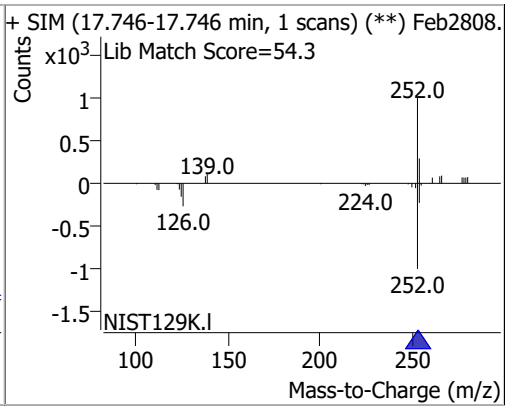

Compound	Conc.	RT	Dev(Min)	Resp.	QIon	QRatio	Lower	Upper
Benzo(a)pyrene	0.1141	18.31	0.00	1678	253.0	22.6	16.2	30.1

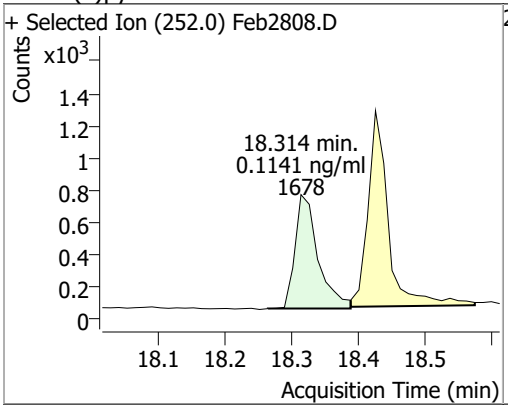

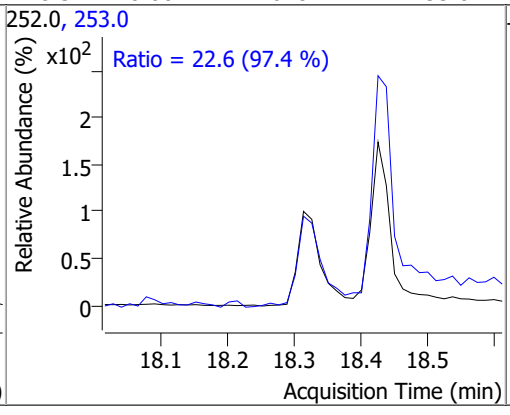

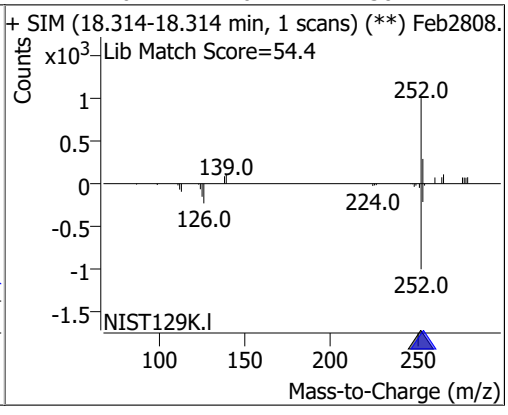

Compound	Conc.	RT	Dev(Min)	Resp.	QIon	QRatio	Lower	Upper
Indeno(1,2,3-cd)pyrene	0.1076	20.19	0.02	1302 (m)	138.0	19.7	14.6	27.2

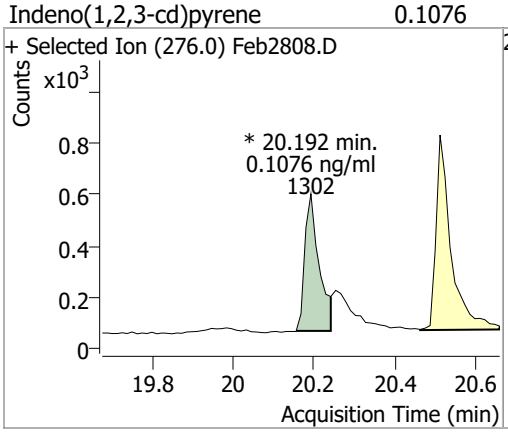

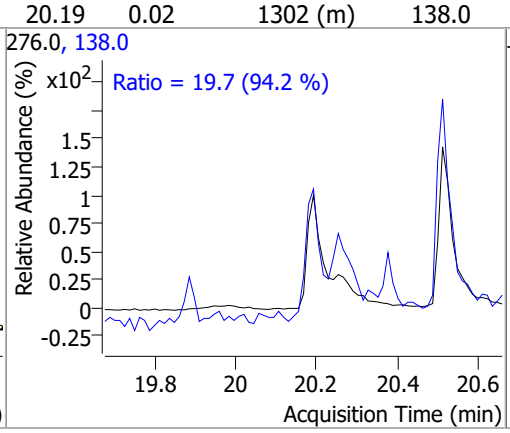

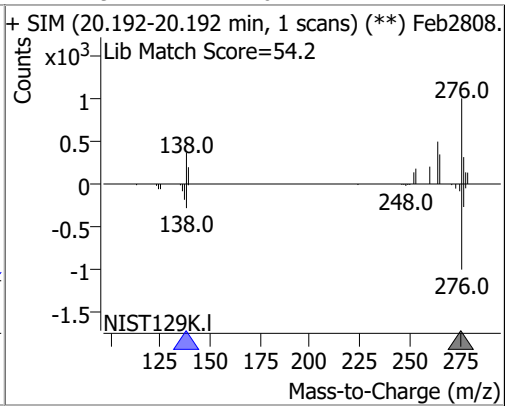

Compound	Conc.	RT	Dev(Min)	Resp.	QIon	QRatio	Lower	Upper
Dibenzo(a,h)anthracene	0.1125	20.27	0.02	1599	279.0	22.8	16.8	31.3
					139.0	15.1	12.4	23.0

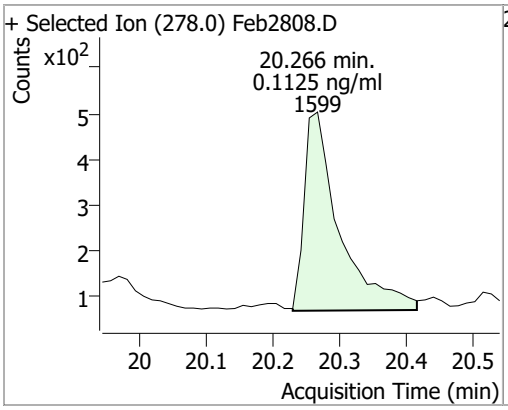

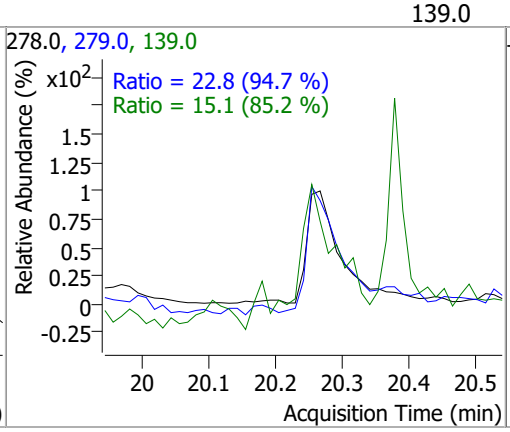

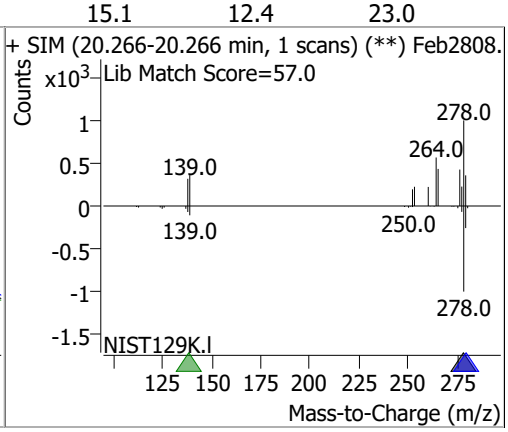

Compound	Conc.	RT	Dev(Min)	Resp.	QIon	QRatio	Lower	Upper
Benzo(g,h,i)perylene	0.1148	20.51	0.01	1975	138.0	21.8	16.2	30.1
					277.0	24.1	16.2	30.1

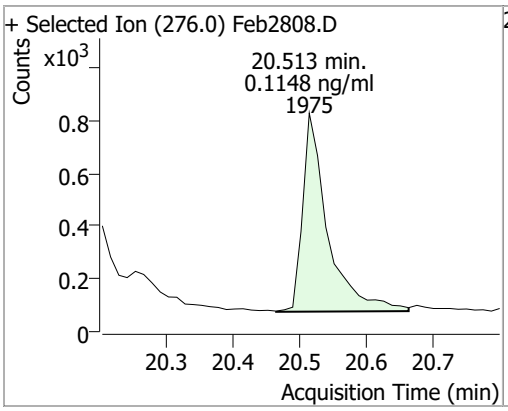

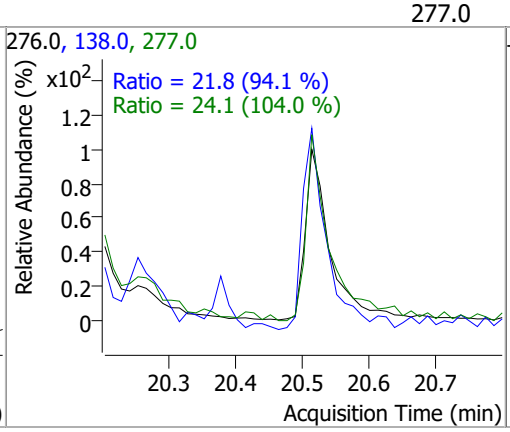

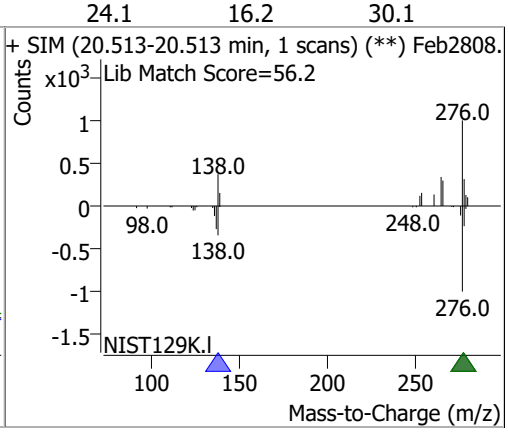

Quantitation Results Report (QT Reviewed)

Data File	Feb2809.D	Operator	LIMS import
Acq. Method	5975BNASIM	Acq. Date-Time	2/28/2022 3:48:23 PM
Sample Name	28-Feb-22_CCV_9	Instrument	GCMS
Vial	9	Multiplier	1.00
DA Method File	021622 bna SIM 2.batch.bin	Comment	SVOC-8270-W-LLPAH
Tune File	dftppjph.u	Tune Date	
Batch Name	022822 bna SIM 1.batch.bin	Last Calib Update	2/28/2022 5:36:24 PM
Ref Library			

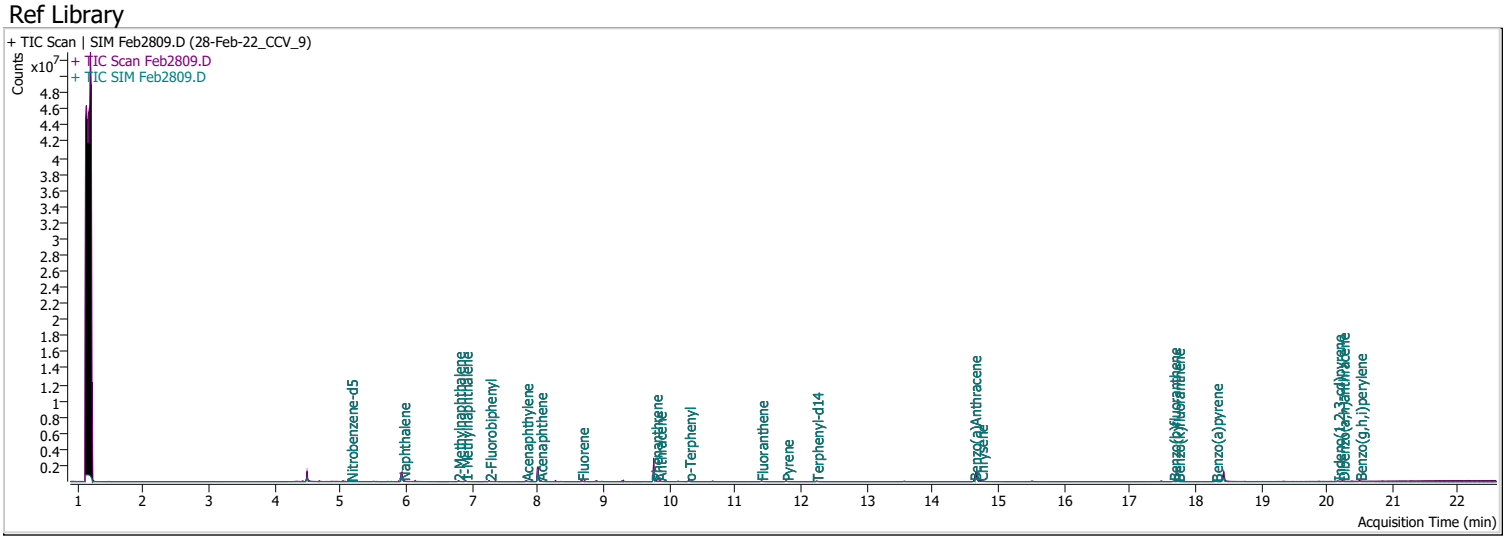

Compound	RT	QIon	Resp.	Conc.	Units		Dev(Min)
Internal Standards							
M 1,4-Dichlorobenzene-d4	4.497	152.0	199553	40.0000	ng/ml		0.000
M Naphthalene-d8	5.928	136.0	879264	40.0000	ng/ml		0.000
M Acenaphthene-d10	8.000	164.0	618200	40.0000	ng/ml		0.000
M Phenanthrene-d10	9.768	188.0	1162062	40.0000	ng/ml		0.000
M Chrysene-d12	14.664	240.0	856601	40.0000	ng/ml		0.000
M Perylene-d12	18.425	264.0	661350	40.0000	ng/ml		-0.012
System Monitoring Compounds							
S Nitrobenzene-d5	5.156	82.0	7699	2.0675	ng/ml		0.000
Spiked Amount: 5.000	Range: 19.0 - 102.0%			Recovery = 41.35%			
S 2-Fluorobiphenyl	7.264	172.0	33946	1.7773	ng/ml		0.000
Spiked Amount: 5.000	Range: 25.0 - 94.0%			Recovery = 35.55%			
S o-Terphenyl	10.299	230.0	34015	2.0578	ng/ml		0.000
Spiked Amount: 5.000	Range: 40.0 - 140.0%			Recovery = 41.16%			
S Terphenyl-d14	12.238	244.0	35309	1.8792	ng/ml		0.000
Spiked Amount: 5.000	Range: 39.0 - 106.0%			Recovery = 37.58%		*	
Target Compounds							**QValue**
T Naphthalene	5.953	128.0	47707	2.1490	ng/ml		99
T 2-Methylnaphthalene	6.790	141.0	30895	2.3818	ng/ml		99
T 1-Methylnaphthalene	6.902	141.0	30561	2.1375	ng/ml		99
T Acenaphthylene	7.826	152.0	45602	1.9100	ng/ml		100
T Acenaphthene	8.038	154.0	37269	2.2409	ng/ml		97
T Fluorene	8.673	166.0	36522	1.8225	ng/ml		82
T Phenanthrene	9.793	178.0	61118	2.1938	ng/ml		100
T Anthracene	9.854	178.0	54226	2.2236	ng/ml		99
T Fluoranthene	11.398	202.0	58616	2.0512	ng/ml		99
T Pyrene	11.781	202.0	61006	2.0144	ng/ml		99
T Benzo(a)Anthracene	14.639	228.0	47359	2.1900	ng/ml		100
T Chrysene	14.739	228.0	62450	2.2899	ng/ml		98
T Benzo(b)fluoranthene	17.671	252.0	37369	2.0575	ng/ml		99

Compound	RT	QIon	Resp.	Conc.	Units	Dev(Min)
T Benzo(k)fluoranthene	17.733	252.0	44771	2.0937	ng/ml	96
T Benzo(a)pyrene	18.314	252.0	32770	1.9291	ng/ml	97
T Indeno(1,2,3-cd)pyrene	20.167	276.0	29178	2.0891	ng/ml	98
T Dibenzo(a,h)anthracene	20.241	278.0	32174	1.9611	ng/ml	96
T Benzo(g,h,i)perylene	20.501	276.0	39545	1.9920	ng/ml	99

(#) = Qualifier Out of Range; (m) = Manual Integration; (+) = Area Summed; (*) = Surrogate Percent Recovery Out of Range; (d): Zeroed Peak

Compound	Conc.	RT	Dev(Min)	Resp.	QIon	QRatio	Lower	Upper
Nitrobenzene-d5	2.0675	5.16	0.00	7699	54.0	45.8	30.6	56.8
					128.0	44.3	28.9	53.6

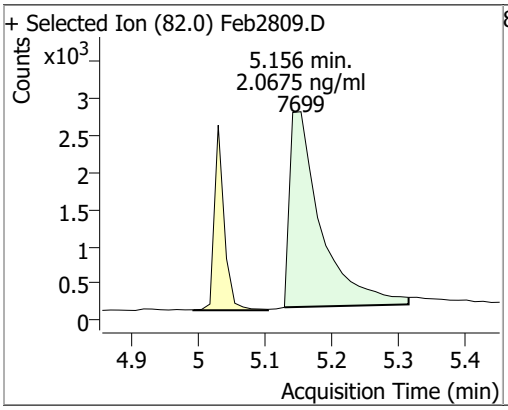

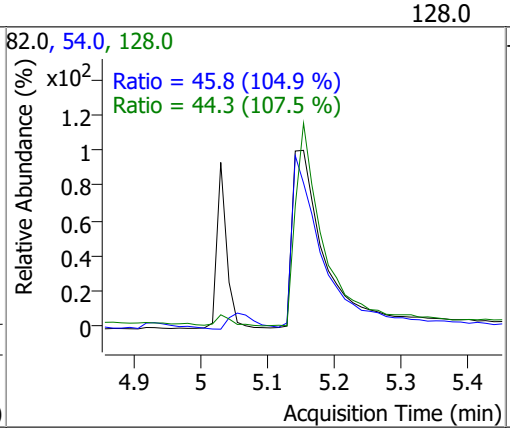

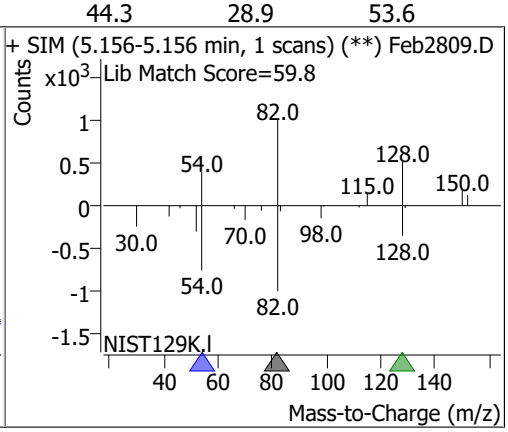

Compound	Conc.	RT	Dev(Min)	Resp.	QIon	QRatio	Lower	Upper
Naphthalene	2.1490	5.95	0.00	47707	102.0	12.8	0.0	40.8
					129.0	11.1	7.8	14.5

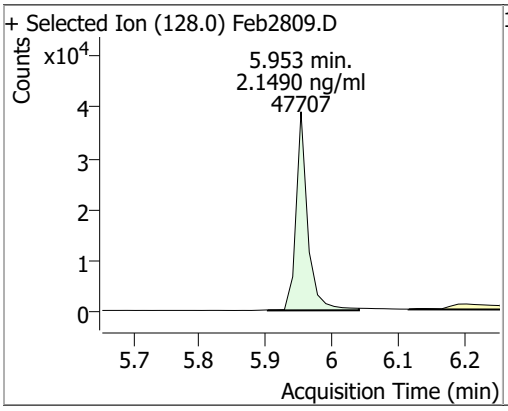

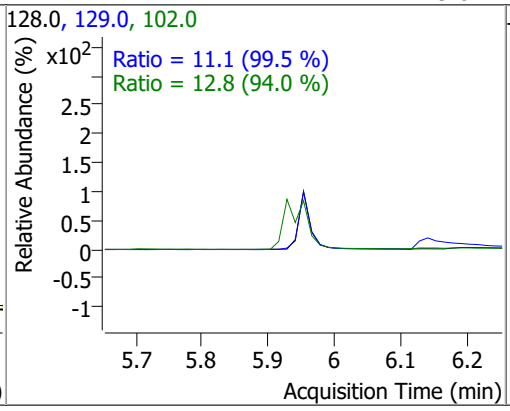

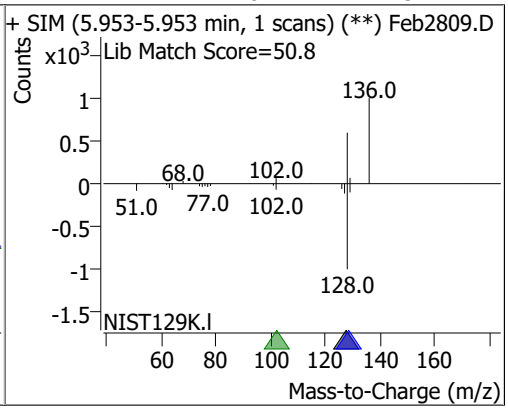

Compound	Conc.	RT	Dev(Min)	Resp.	QIon	QRatio	Lower	Upper
2-Methylnaphthalene	2.3818	6.79	0.00	30895	142.0	134.6	94.4	175.3
					115.0	49.9	36.1	67.0

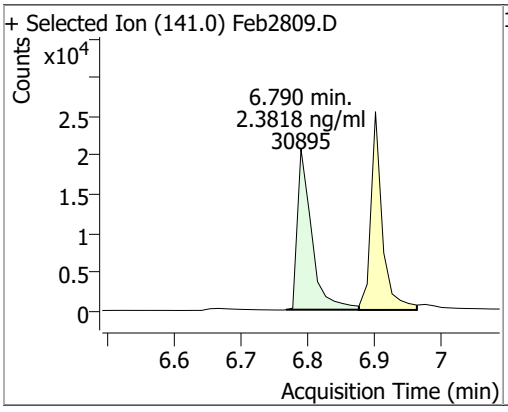

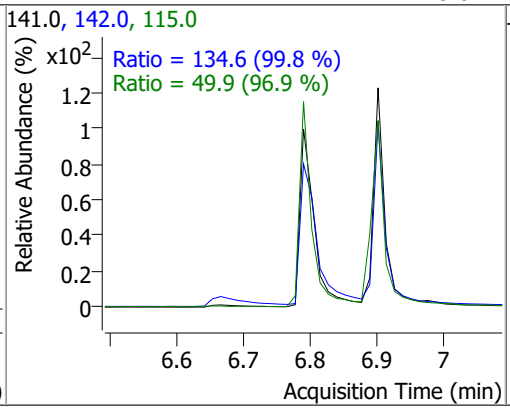

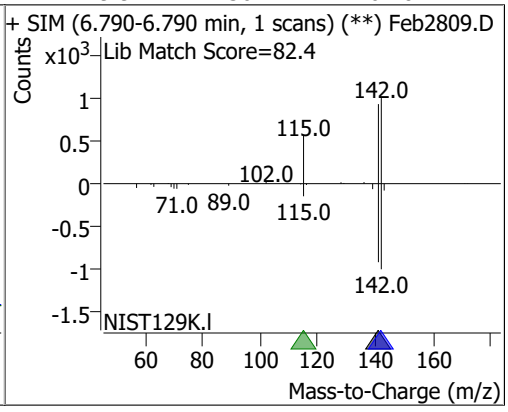

Compound	Conc.	RT	Dev(Min)	Resp.	QIon	QRatio	Lower	Upper
1-Methylnaphthalene	2.1375	6.90	0.00	30561	142.0	120.5	83.6	155.3
					115.0	48.3	34.8	64.6

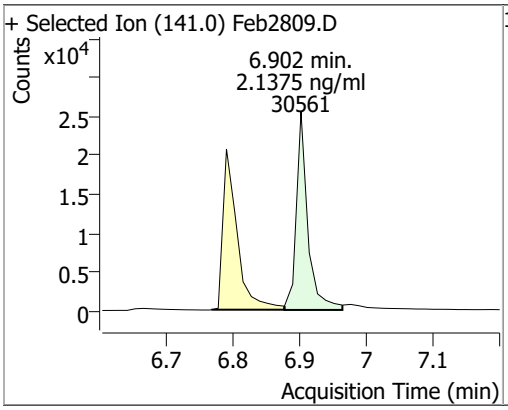

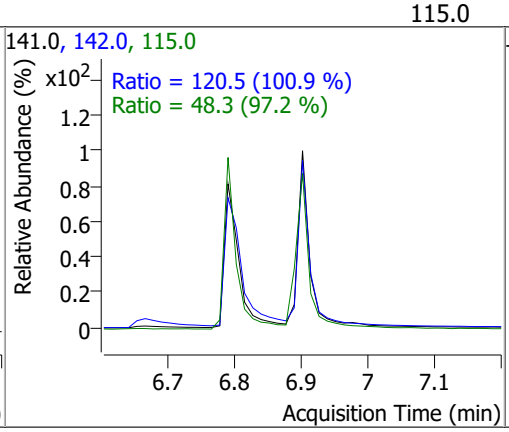

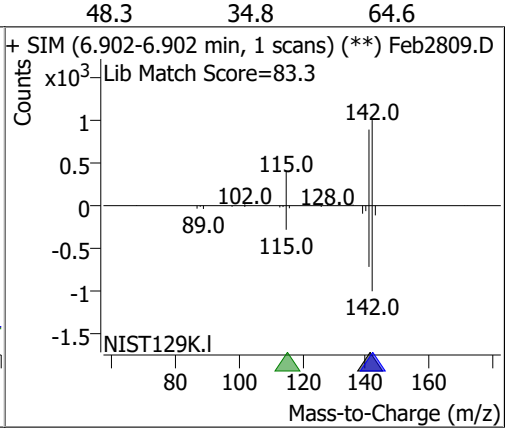

Compound	Conc.	RT	Dev(Min)	Resp.	QIon	QRatio	Lower	Upper
2-Fluorobiphenyl	1.7773	7.26	0.00	33946	171.0	35.4	24.3	45.1

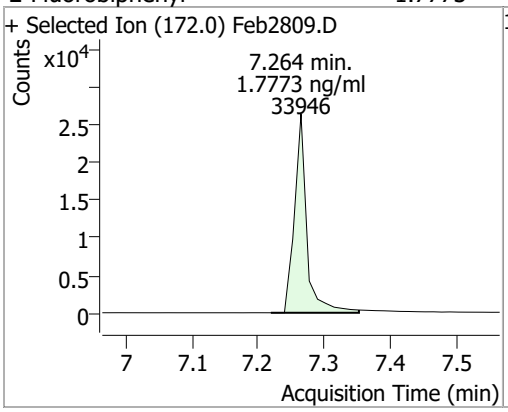

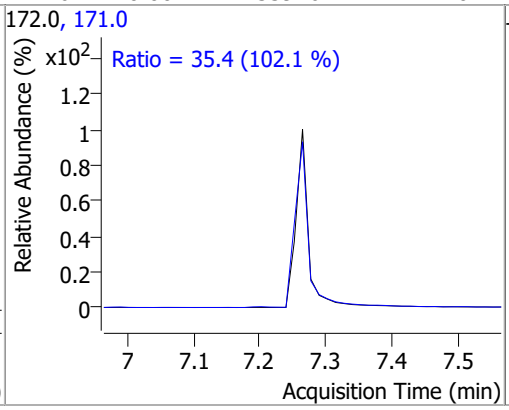

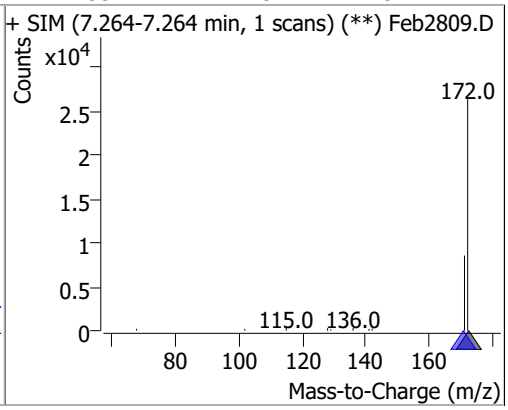

Compound	Conc.	RT	Dev(Min)	Resp.	QIon	QRatio	Lower	Upper
Acenaphthylene	1.9100	7.83	0.00	45602	153.0	16.0	11.2	20.8

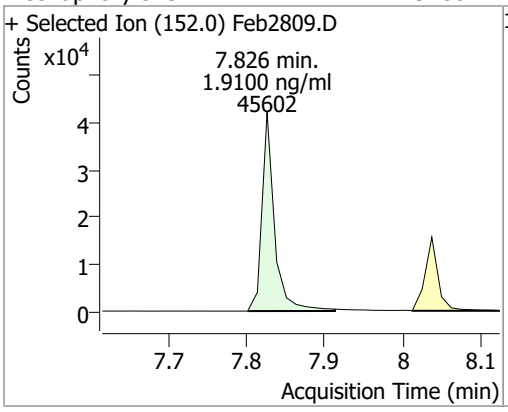

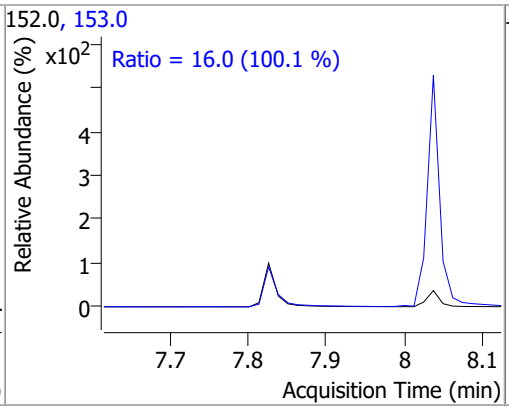

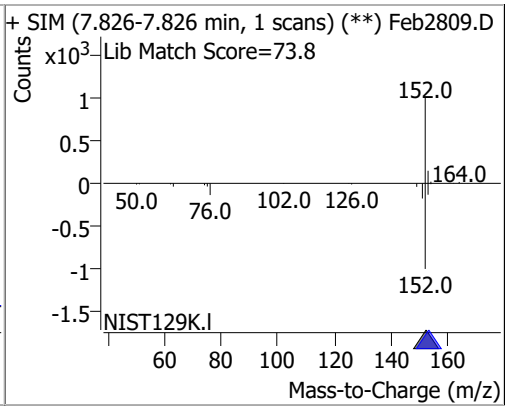

Compound	Conc.	RT	Dev(Min)	Resp.	QIon	QRatio	Lower	Upper
Acenaphthene	2.2409	8.04	0.00	37269	153.0	107.3	76.8	142.6
					152.0	49.5	36.4	67.5

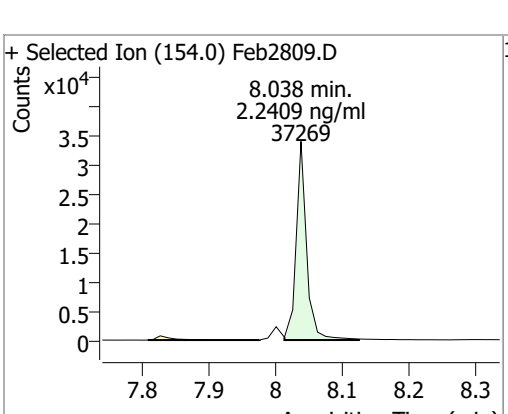

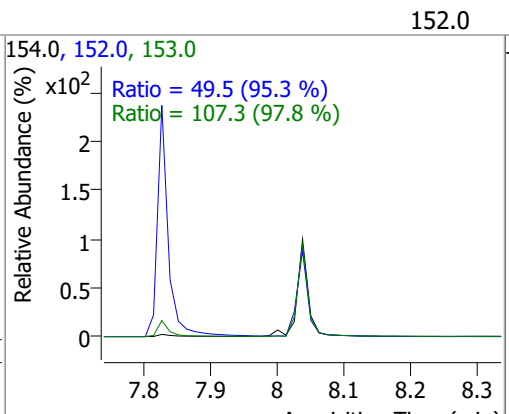

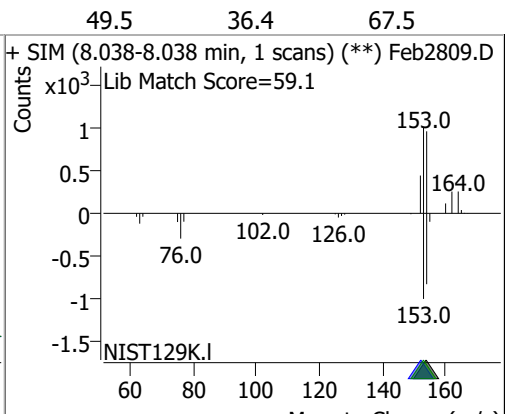

Compound	Conc.	RT	Dev(Min)	Resp.	QIon	QRatio	Lower	Upper
Fluorene	1.8225	8.67	0.00	36522	165.0	104.7	60.3	111.9
					167.0	15.1	8.9	16.6

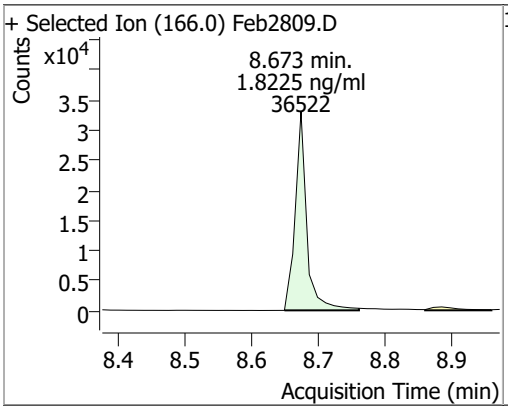

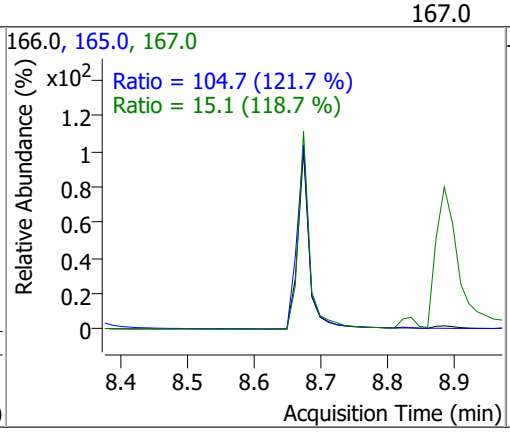

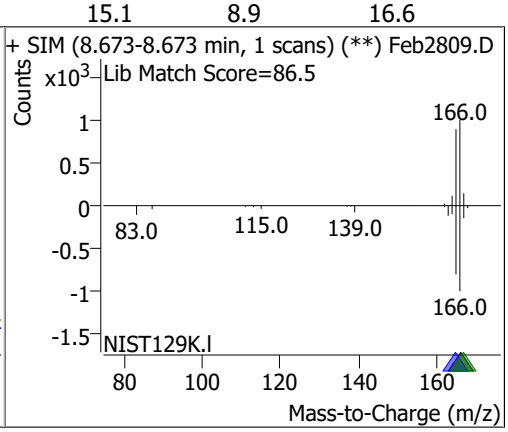

Compound	Conc.	RT	Dev(Min)	Resp.	QIon	QRatio	Lower	Upper
Phenanthrene	2.1938	9.79	0.00	61118	176.0	17.9	12.7	23.5

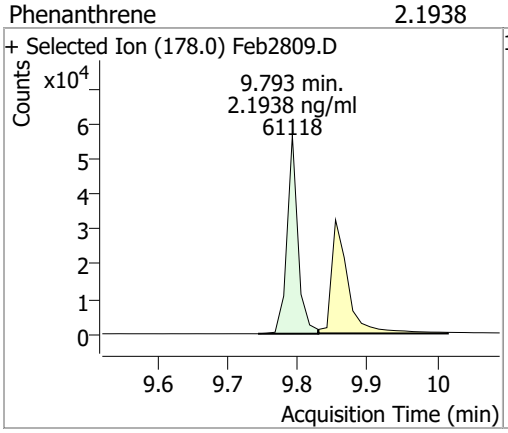

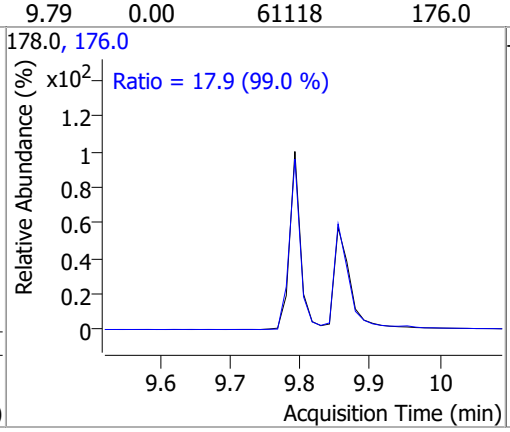

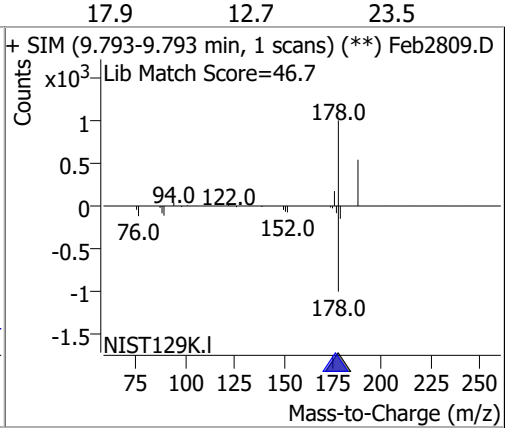

Compound	Conc.	RT	Dev(Min)	Resp.	QIon	QRatio	Lower	Upper
Anthracene	2.2236	9.85	0.00	54226	176.0	18.1	12.9	23.9

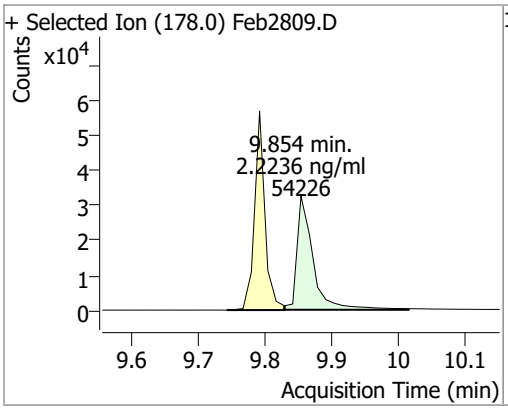

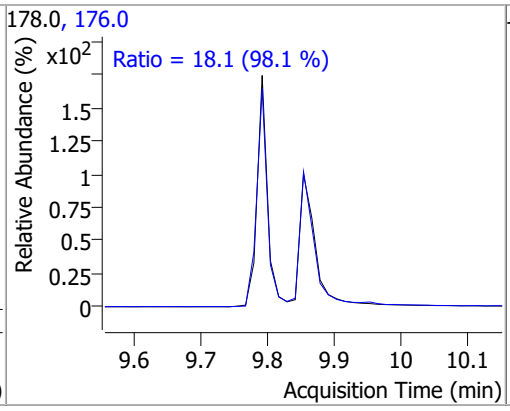

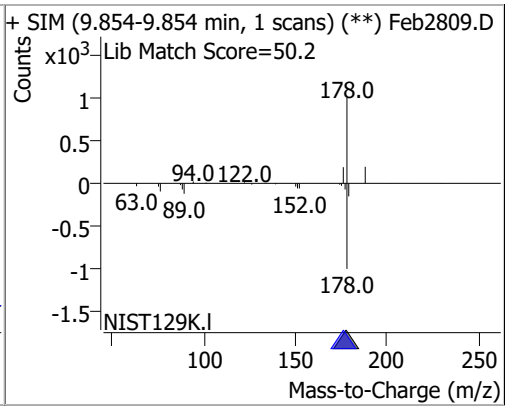

Compound	Conc.	RT	Dev(Min)	Resp.	QIon	QRatio	Lower	Upper
o-Terphenyl	2.0578	10.30	0.00	34015	229.0	66.1	42.8	79.5
					215.0	39.5	28.0	52.0

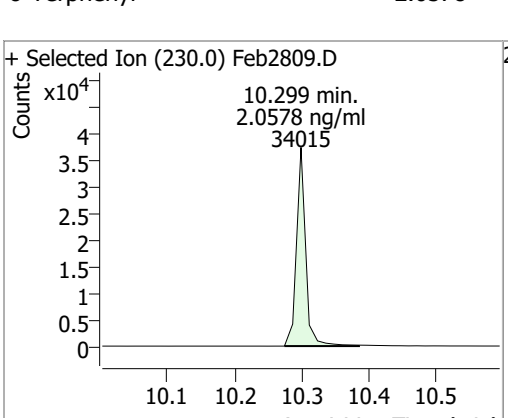

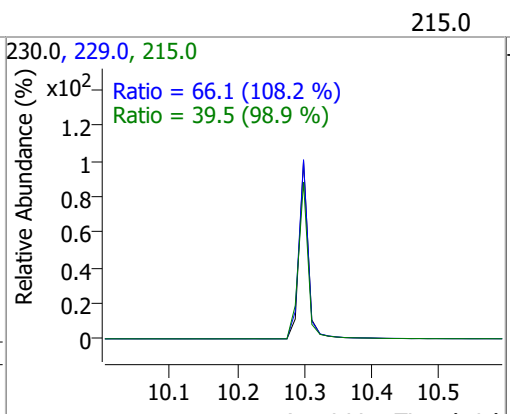

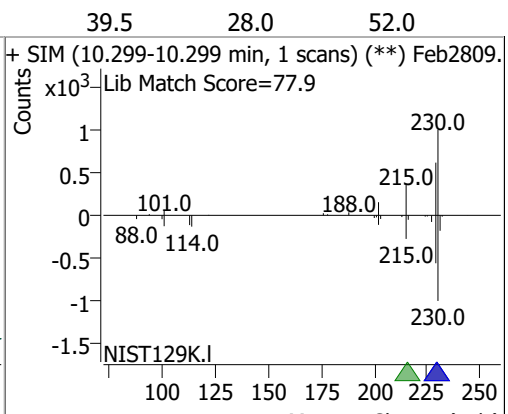

Compound	Conc.	RT	Dev(Min)	Resp.	QIon	QRatio	Lower	Upper
Fluoranthene	2.0512	11.40	0.00	58616	101.0	10.1	6.7	12.5

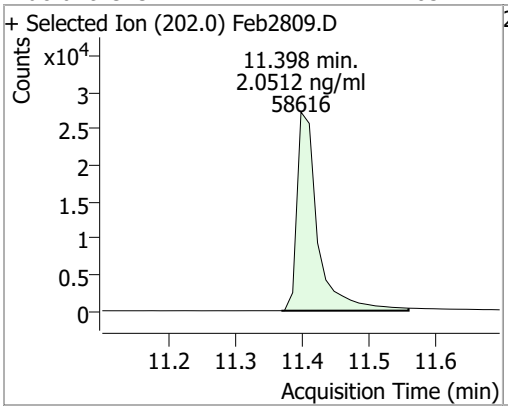

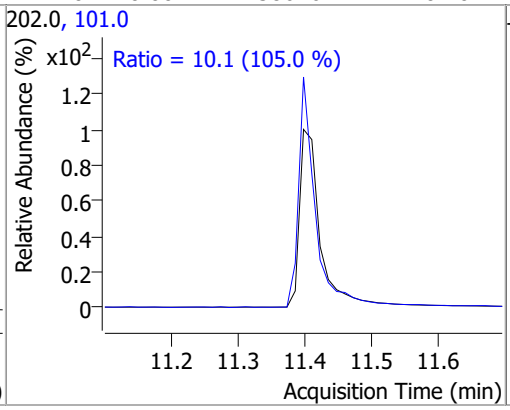

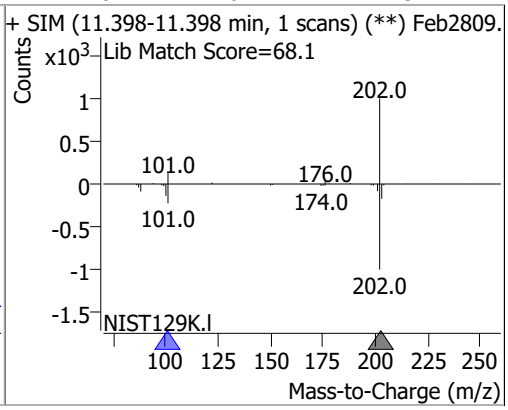

Compound	Conc.	RT	Dev(Min)	Resp.	QIon	QRatio	Lower	Upper
Pyrene	2.0144	11.78	0.00	61006	101.0	12.5	8.4	15.6

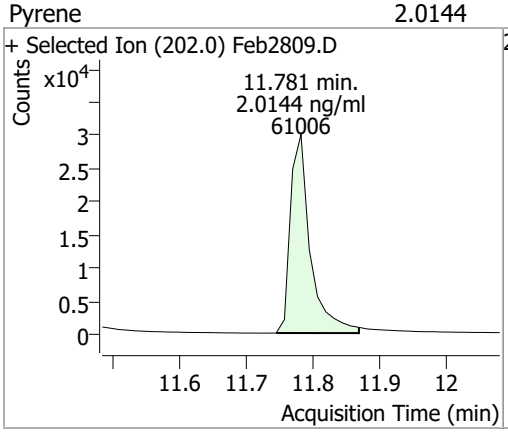

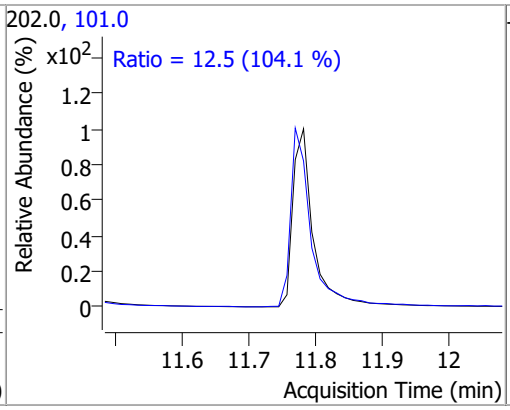

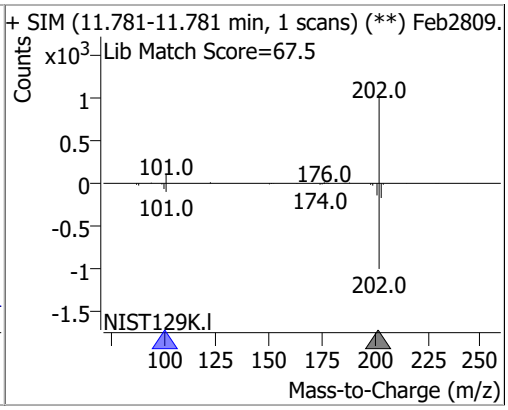

Compound	Conc.	RT	Dev(Min)	Resp.	QIon	QRatio	Lower	Upper
Terphenyl-d14	1.8792	12.24	0.00	35309	122.0	13.2	8.6	16.0

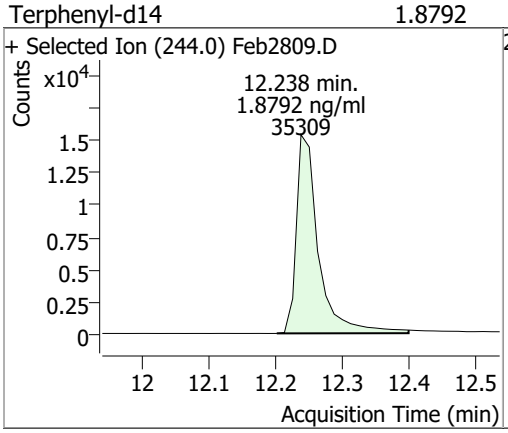

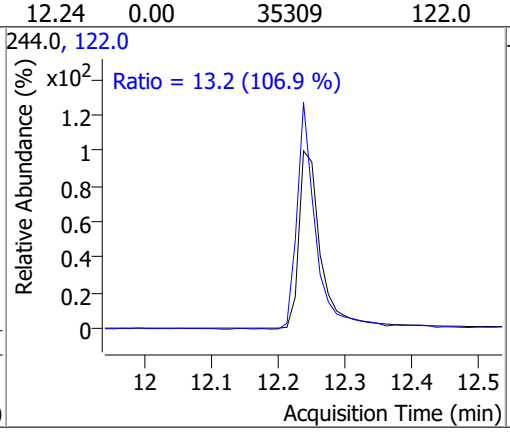

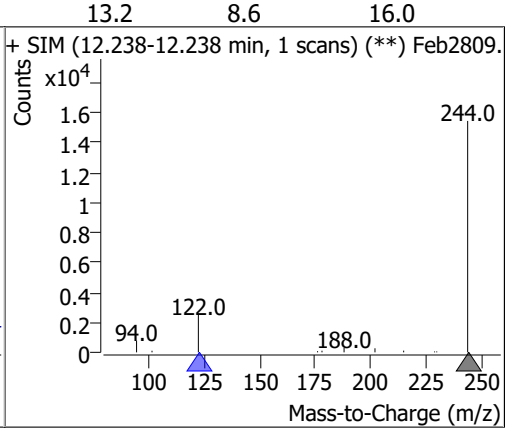

Compound	Conc.	RT	Dev(Min)	Resp.	QIon	QRatio	Lower	Upper
Benzo(a)Anthracene	2.1900	14.64	0.00	47359	226.0	25.7	18.0	33.4
					229.0	23.5	16.5	30.7

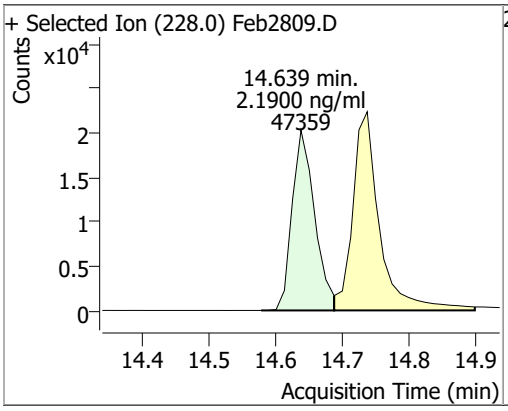

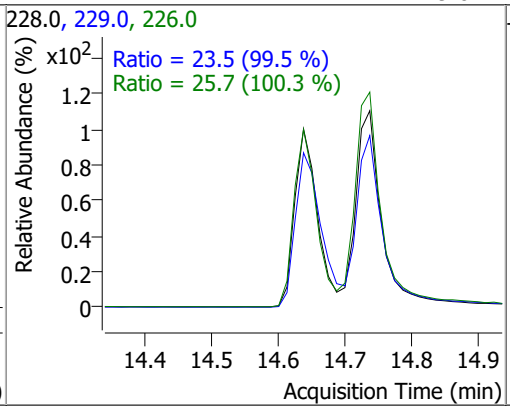

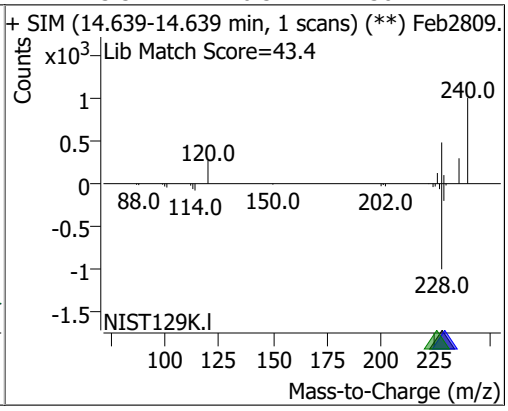

Compound	Conc.	RT	Dev(Min)	Resp.	QIon	QRatio	Lower	Upper
Chrysene	2.2899	14.74	0.00	62450	226.0	28.9	21.6	40.2
					229.0	19.7	13.8	25.7

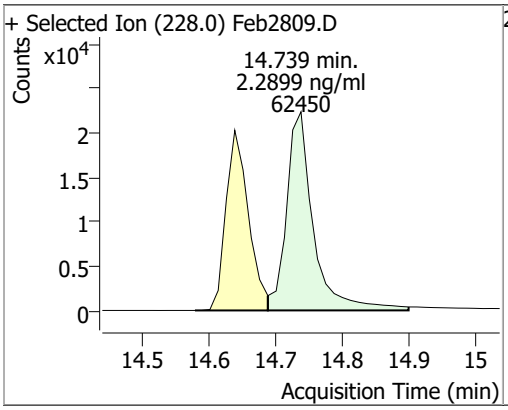

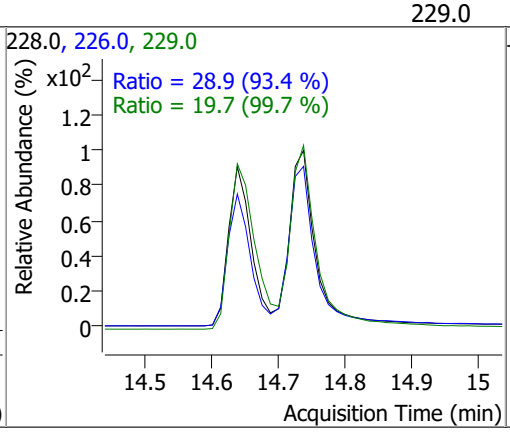

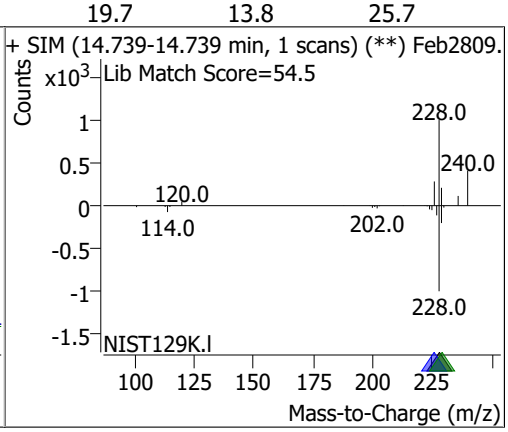

Compound	Conc.	RT	Dev(Min)	Resp.	QIon	QRatio	Lower	Upper
Benzo(b)fluoranthene	2.0575	17.67	0.01	37369	253.0	22.8	15.7	29.2

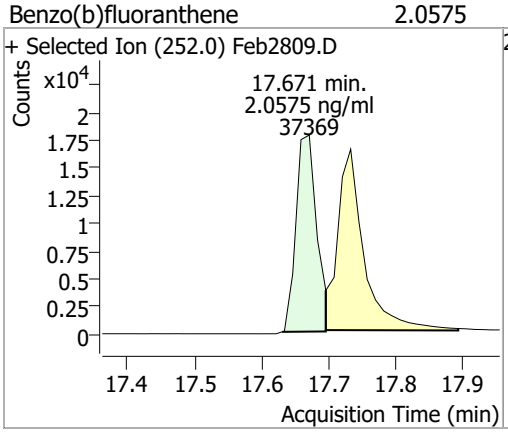

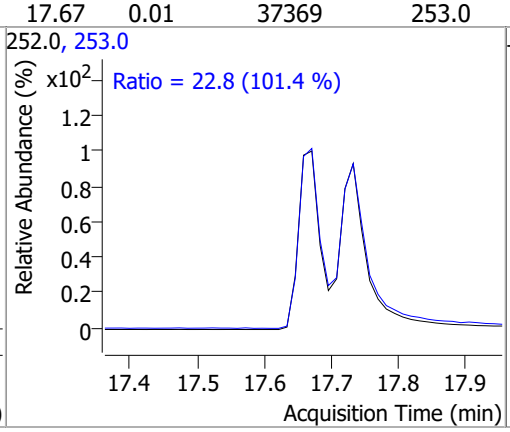

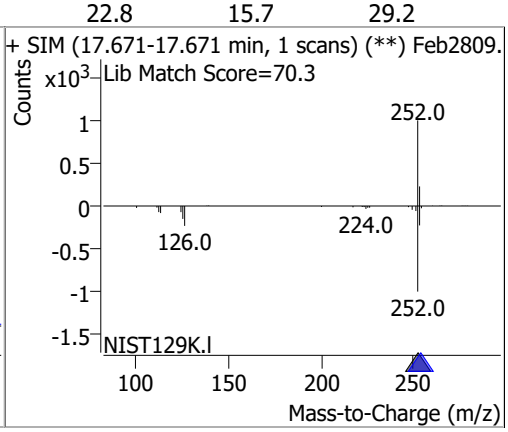

Compound	Conc.	RT	Dev(Min)	Resp.	QIon	QRatio	Lower	Upper
Benzo(k)fluoranthene	2.0937	17.73	0.00	44771	253.0	22.4	17.2	31.9

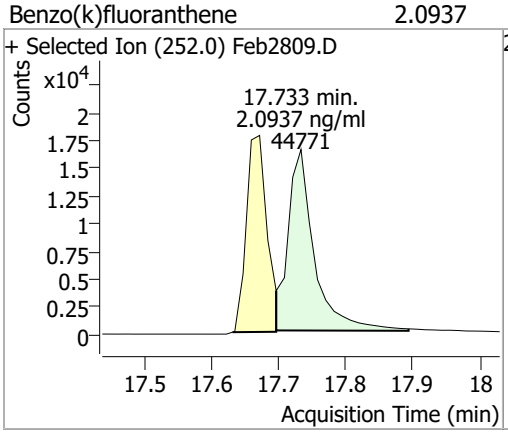

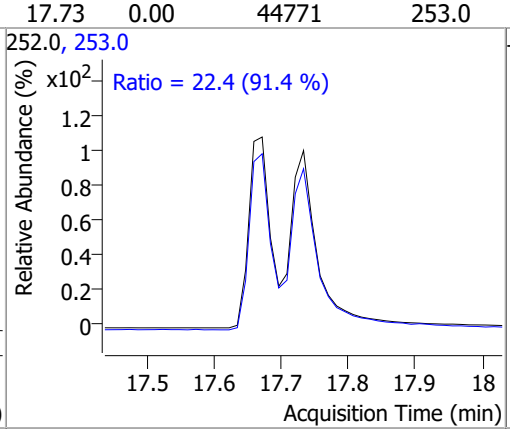

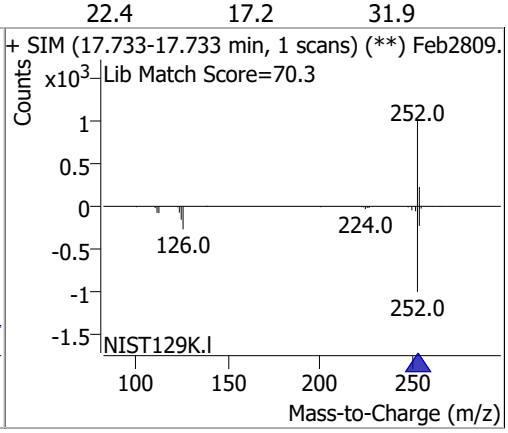

Compound	Conc.	RT	Dev(Min)	Resp.	QIon	QRatio	Lower	Upper
Benzo(a)pyrene	1.9291	18.31	0.00	32770	253.0	24.7	16.2	30.1

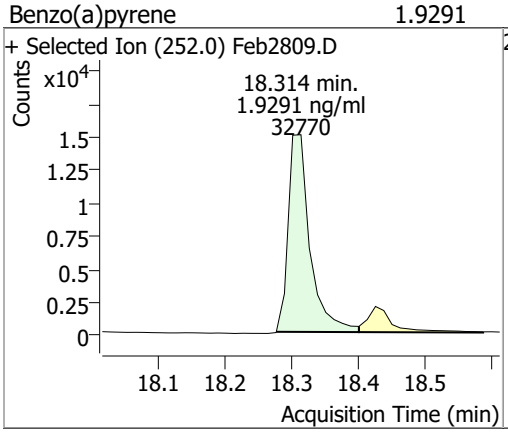

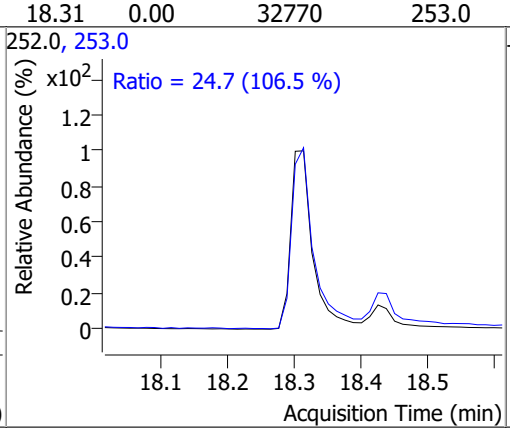

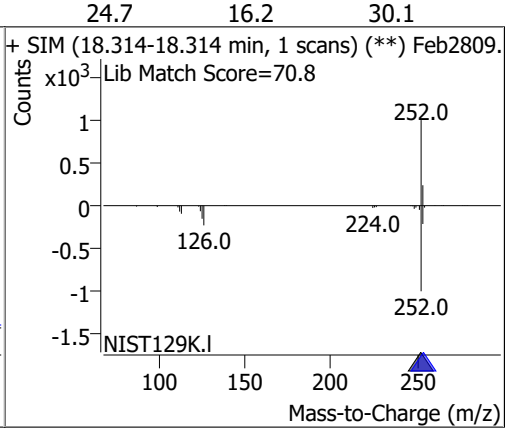

Compound	Conc.	RT	Dev(Min)	Resp.	QIon	QRatio	Lower	Upper
Indeno(1,2,3-cd)pyrene	2.0891	20.17	0.00	29178	138.0	21.7	14.6	27.2

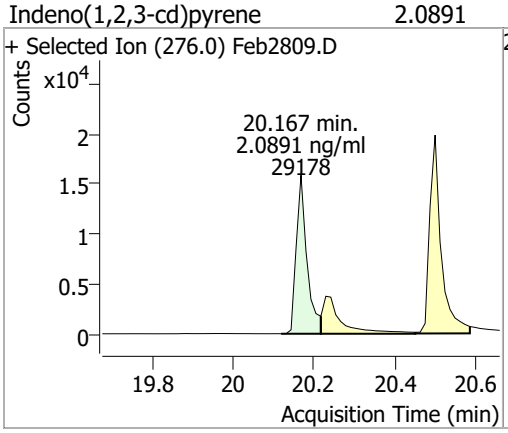

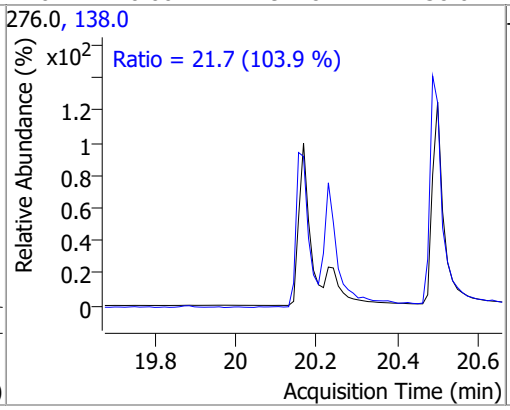

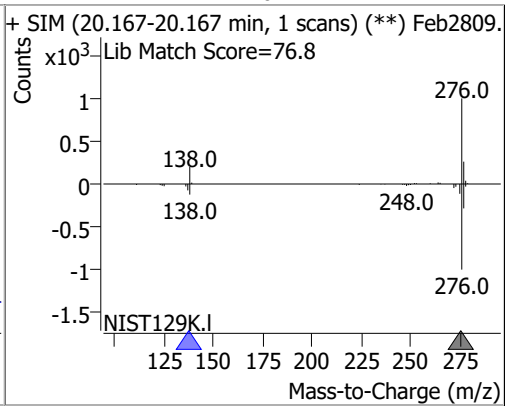

Compound	Conc.	RT	Dev(Min)	Resp.	QIon	QRatio	Lower	Upper
Dibenzo(a,h)anthracene	1.9611	20.24	0.00	32174	279.0	25.3	16.8	31.3
					139.0	19.9	12.4	23.0

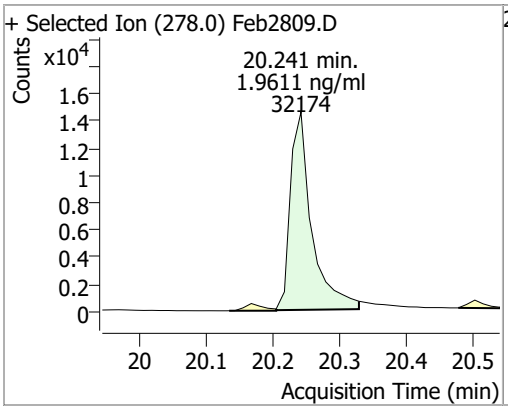

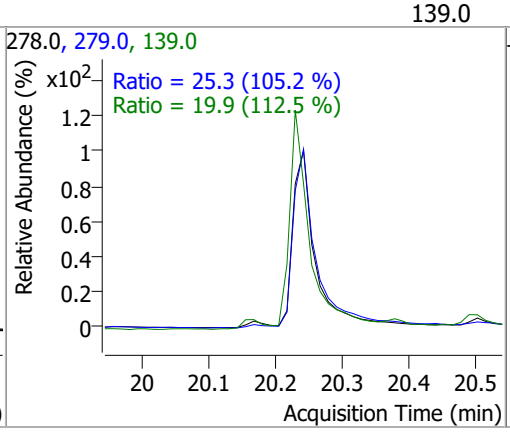

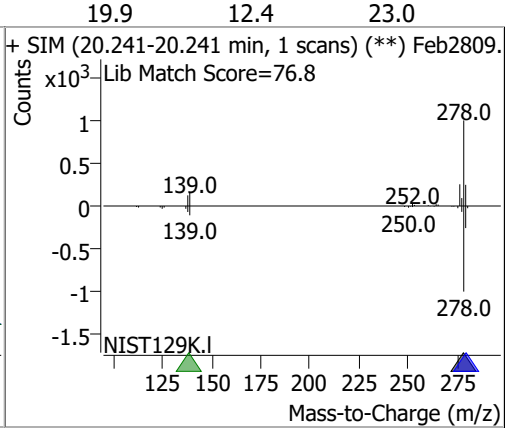

Compound	Conc.	RT	Dev(Min)	Resp.	QIon	QRatio	Lower	Upper
Benzo(g,h,i)perylene	1.9920	20.50	0.00	39545	138.0	23.7	16.2	30.1
					277.0	23.7	16.2	30.1

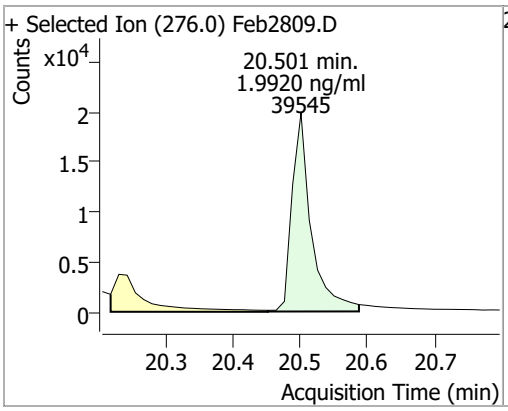

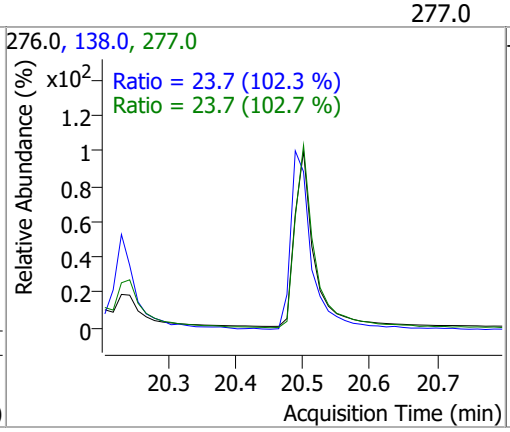

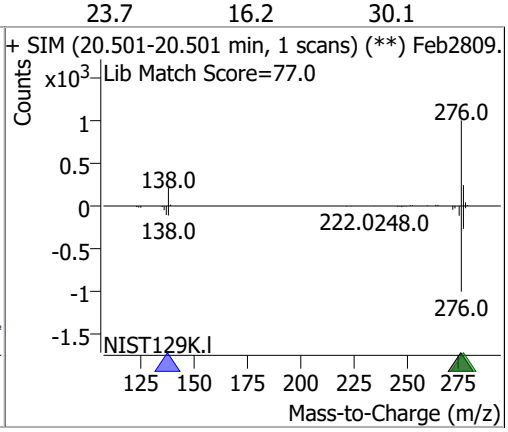

Quantitation Results Report (QT Reviewed)

Data File	Feb2810.D	Operator	LIMS import
Acq. Method	5975BNASIM	Acq. Date-Time	2/28/2022 4:21:03 PM
Sample Name	28-Feb-22_ISTBLK_10	Instrument	GCMS
Vial	10	Multiplier	1.00
DA Method File	021622 bna SIM 2.batch.bin	Comment	SVOC-8270-W-LLPAH
Tune File	dftppjph.u	Tune Date	
Batch Name	022822 bna SIM 1.batch.bin	Last Calib Update	2/28/2022 5:36:24 PM
Ref Library			

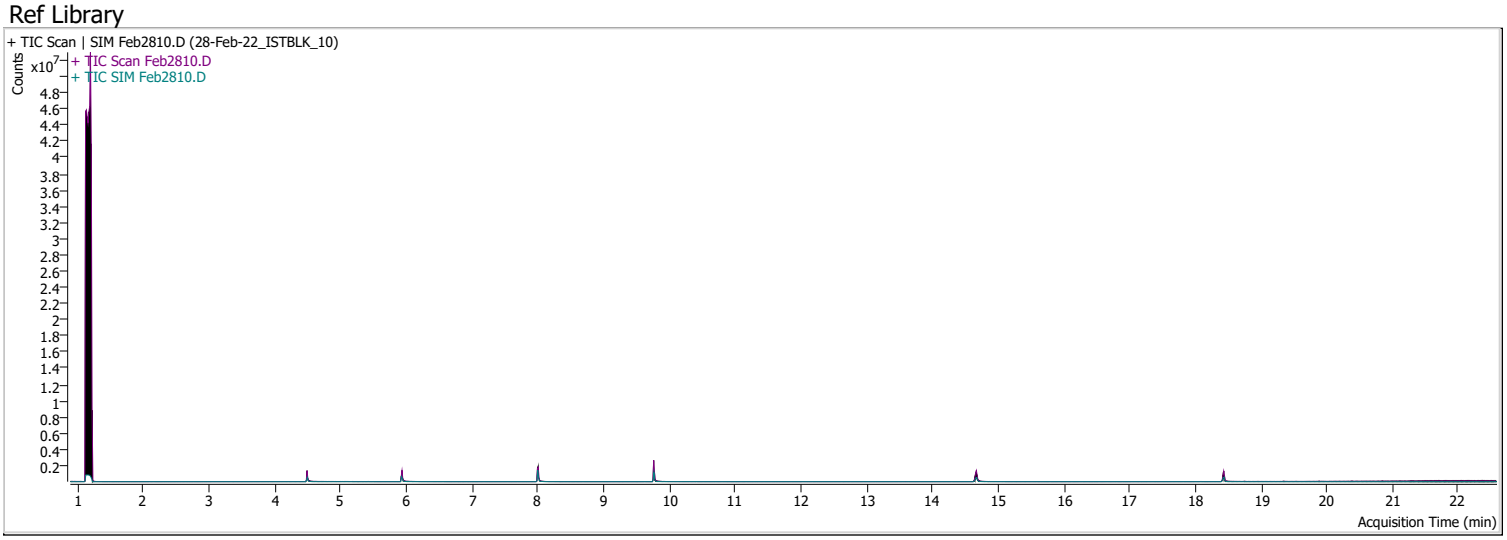

Compound	RT	QIon	Resp.	Conc.	Units		Dev(Min)
Internal Standards							
M 1,4-Dichlorobenzene-d4	4.497	152.0	206631	40.0000	ng/ml		0.000
M Naphthalene-d8	5.928	136.0	926340	40.0000	ng/ml		0.000
M Acenaphthene-d10	8.000	164.0	645143	40.0000	ng/ml		0.000
M Phenanthrene-d10	9.768	188.0	1214271	40.0000	ng/ml		0.000
M Chrysene-d12	14.677	240.0	893098	40.0000	ng/ml		0.012
M Perylene-d12	18.437	264.0	706223	40.0000	ng/ml		0.000
System Monitoring Compounds							
S Nitrobenzene-d5	0.000		0	N.D.			
Spiked Amount: 5.000	Range: 19.0 - 102.0%			Recovery = NA%			
S 2-Fluorobiphenyl	0.000		0	N.D.			
Spiked Amount: 5.000	Range: 25.0 - 94.0%			Recovery = NA%			
S o-Terphenyl	0.000		0	N.D.			
Spiked Amount: 5.000	Range: 40.0 - 140.0%			Recovery = NA%			
S Terphenyl-d14	0.000		0	N.D.			
Spiked Amount: 5.000	Range: 39.0 - 106.0%			Recovery = NA%			
Target Compounds							QValue
T Naphthalene	0.000		0	N.D.			
T 2-Methylnaphthalene	0.000		0	N.D.			
T 1-Methylnaphthalene	0.000		0	N.D.			
T Acenaphthylene	0.000		0	N.D.			
T Acenaphthene	8.025	154.0	0		ng/ml	md	1
T Fluorene	0.000		0	N.D.			
T Phenanthrene	0.000		0	N.D.			
T Anthracene	0.000		0	N.D.			
T Fluoranthene	0.000		0	N.D.			
T Pyrene	0.000		0	N.D.			
T Benzo(a)Anthracene	14.664	228.0	0		ng/ml	md	1
T Chrysene	14.739	228.0	0		ng/ml	md	1
T Benzo(b)fluoranthene	0.000		0	N.D.			

Compound	RT	QIon	Resp.	Conc.	Units		Dev(Min)
T Benzo(k)fluoranthene	0.000		0	N.D.			
T Benzo(a)pyrene	18.326	252.0	0		ng/ml	md	1
T Indeno(1,2,3-cd)pyrene	0.000		0	N.D.			
T Dibenzo(a,h)anthracene	0.000		0	N.D.			
T Benzo(g,h,i)perylene	0.000		0	N.D.			

(#) = Qualifier Out of Range; (m) = Manual Integration; (+) = Area Summed; (*) = Surrogate Percent Recovery Out of Range; (d): Zeroed Peak

Compound	Conc.	Exp RT	QIon	Exp Ratio	QIon	Exp Ratio
Nitrobenzene-d5	N.D.	5.16	54.0	43.7	128.0	41.2

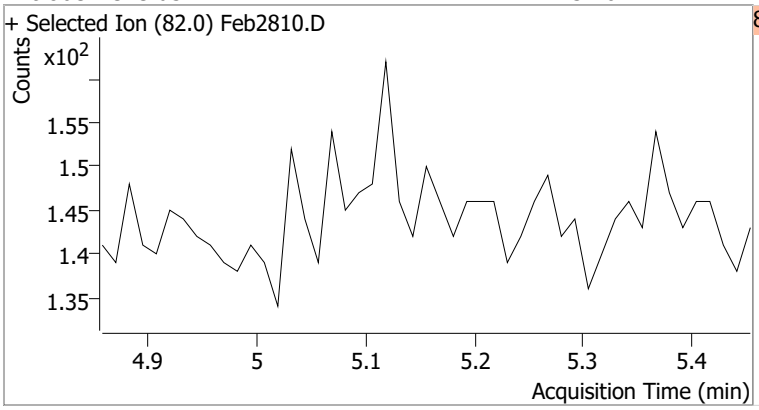

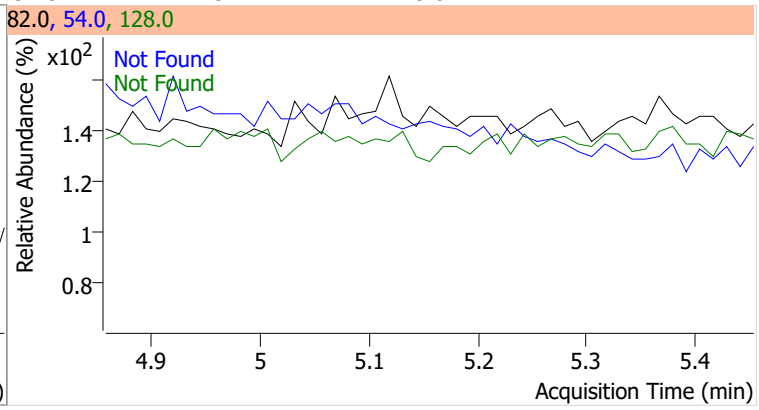

Compound	Conc.	Exp RT	QIon	Exp Ratio	QIon	Exp Ratio
Naphthalene	N.D.	5.95	102.0	13.6	129.0	11.1

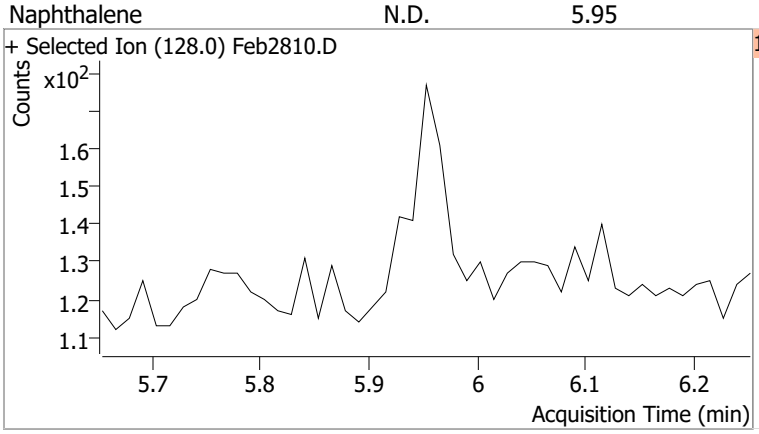

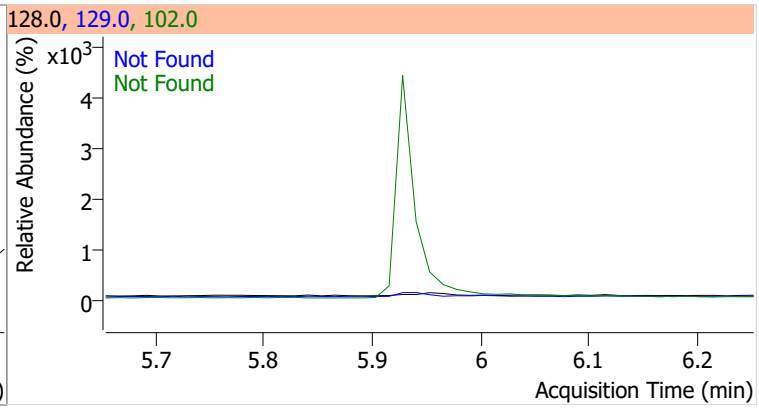

Compound	Conc.	Exp RT	QIon	Exp Ratio	QIon	Exp Ratio
2-Methylnaphthalene	N.D.	6.79	142.0	134.9	115.0	51.5

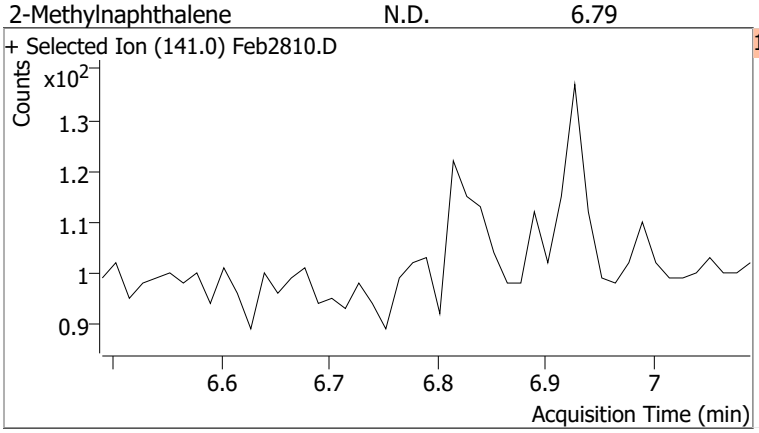

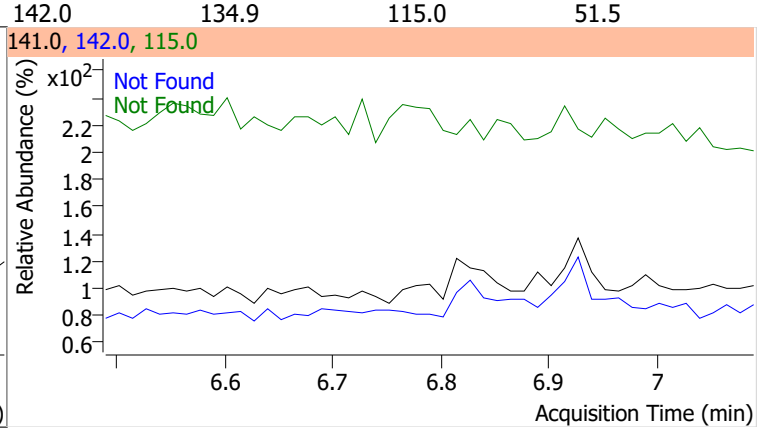

Compound	Conc.	Exp RT	QIon	Exp Ratio	QIon	Exp Ratio
1-Methylnaphthalene	N.D.	6.90	142.0	119.4	115.0	49.7

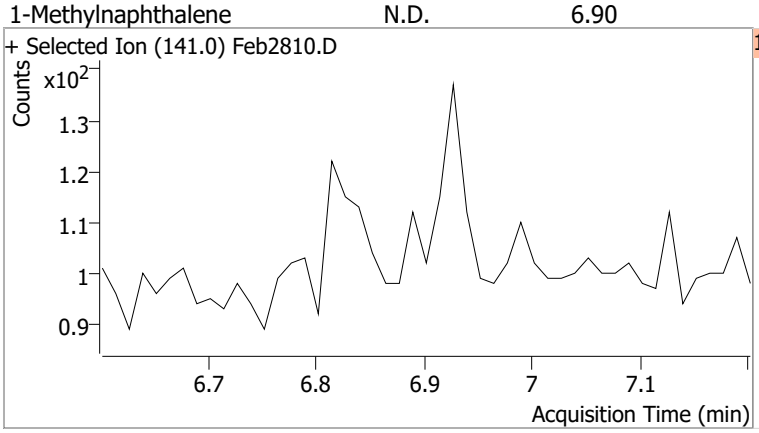

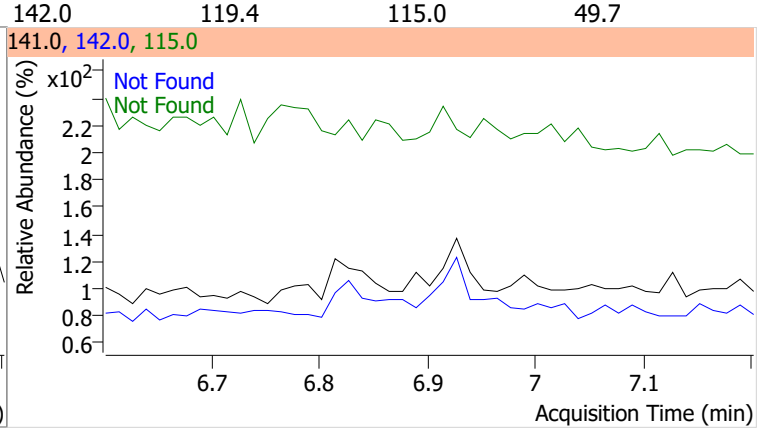

Compound	Conc.	Exp RT	QIon	Exp Ratio
2-Fluorobiphenyl	N.D.	7.26	171.0	34.7

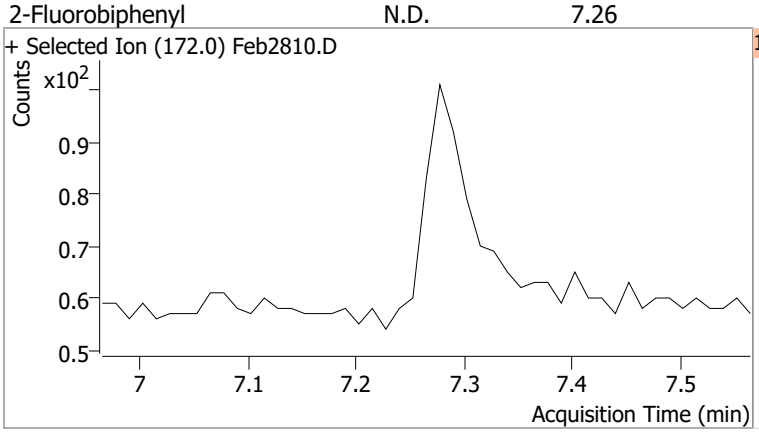

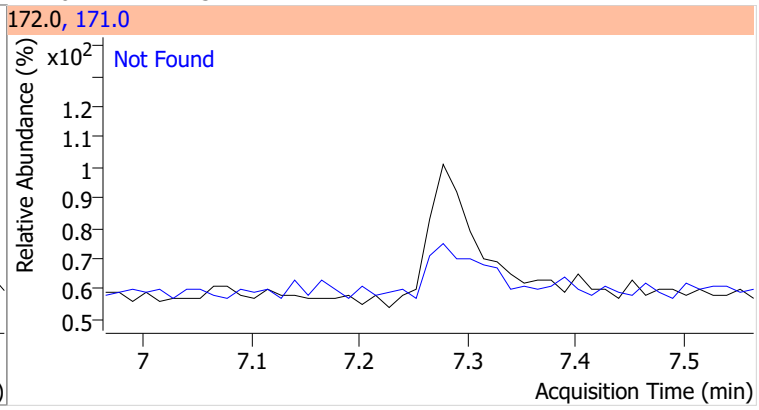

Compound	Conc.	Exp RT	QIon	Exp Ratio
Acenaphthylene	N.D.	7.83	153.0	16.0

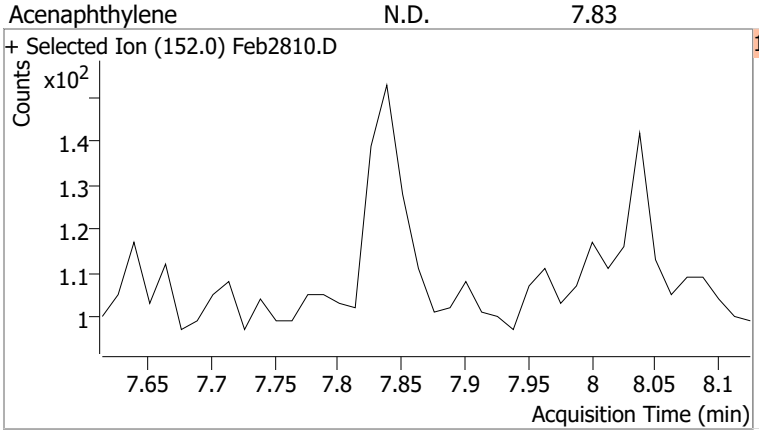

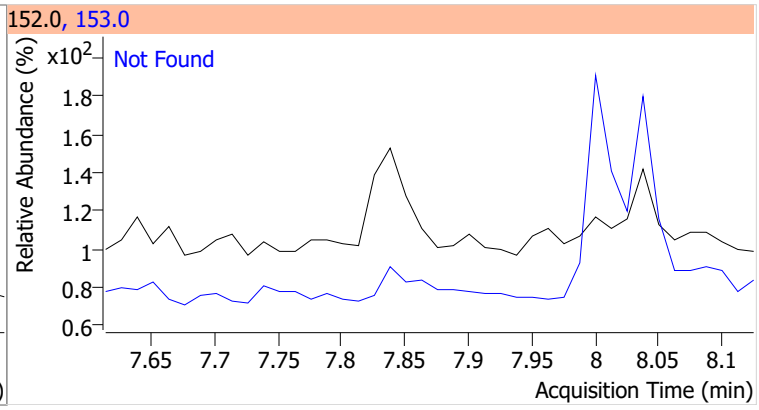

Compound	Conc.	RT	Dev(Min)	Resp.	QIon	QRatio	Lower	Upper
Acenaphthene		0		0	153.0		76.8	142.6
					152.0		36.4	67.5

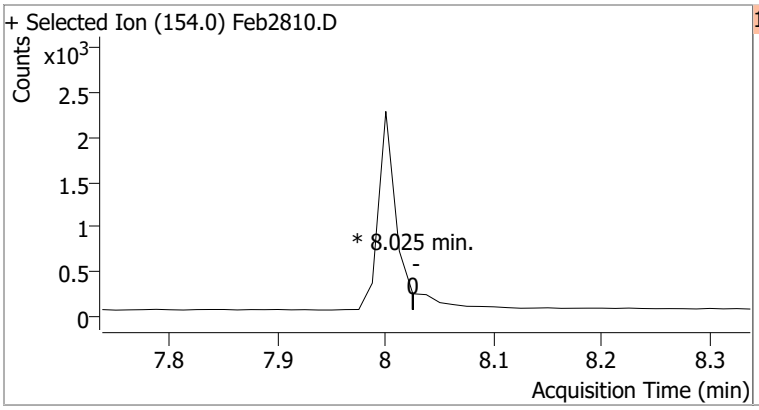

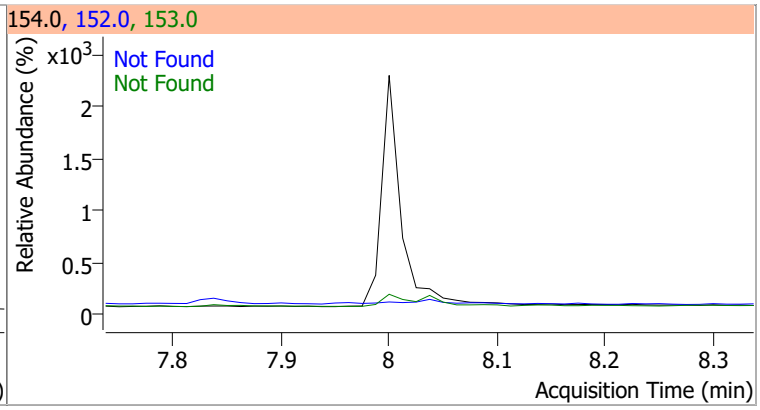

Compound	Conc.	Exp RT	QIon	Exp Ratio	QIon	Exp Ratio
Fluorene	N.D.	8.67	165.0	86.1	167.0	12.8

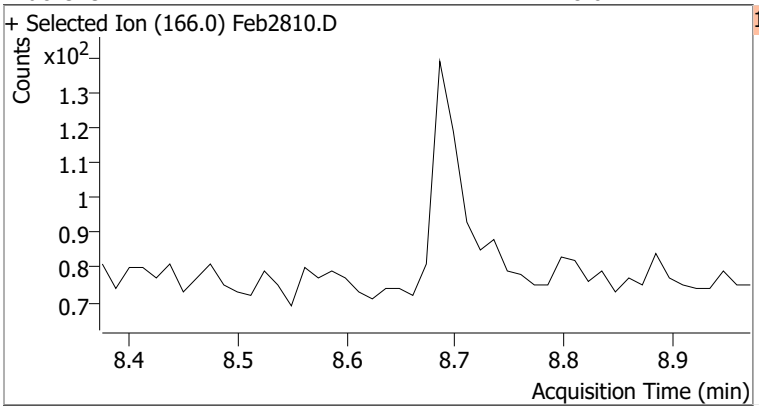

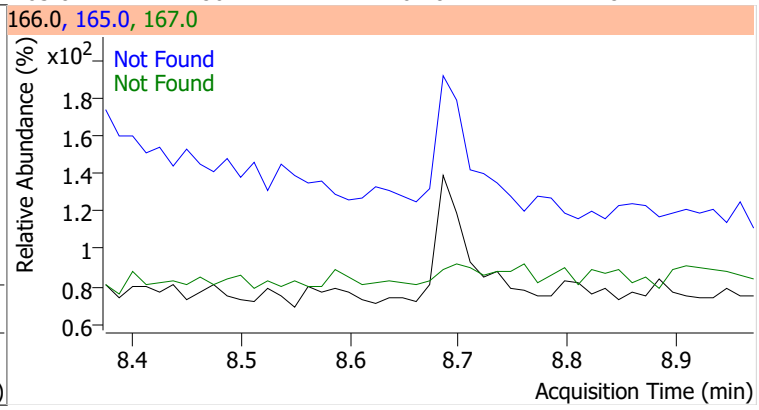

Compound	Conc.	Exp RT	QIon	Exp Ratio
Phenanthrene	N.D.	9.79	176.0	18.1

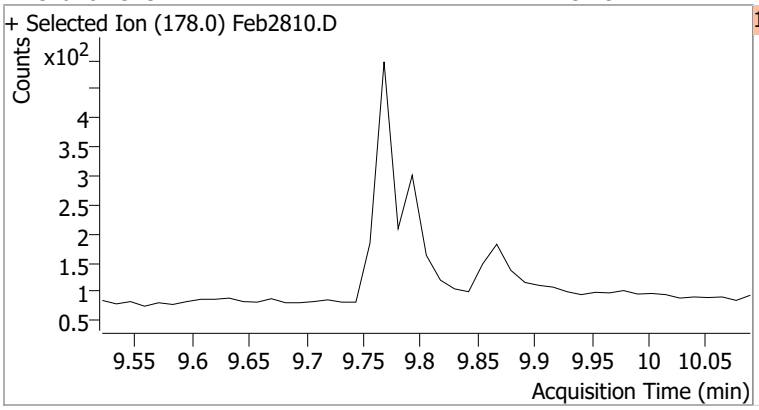

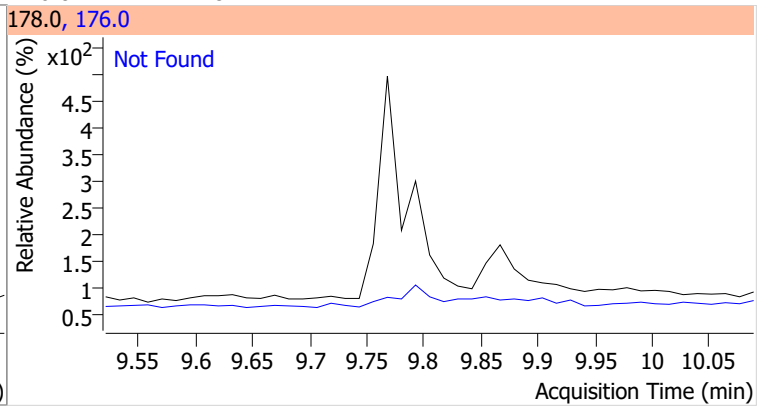

Compound	Conc.	Exp RT	QIon	Exp Ratio
Anthracene	N.D.	9.85	176.0	18.4

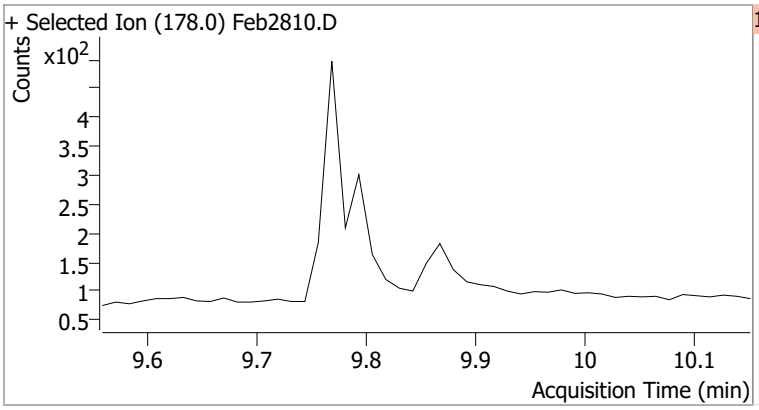

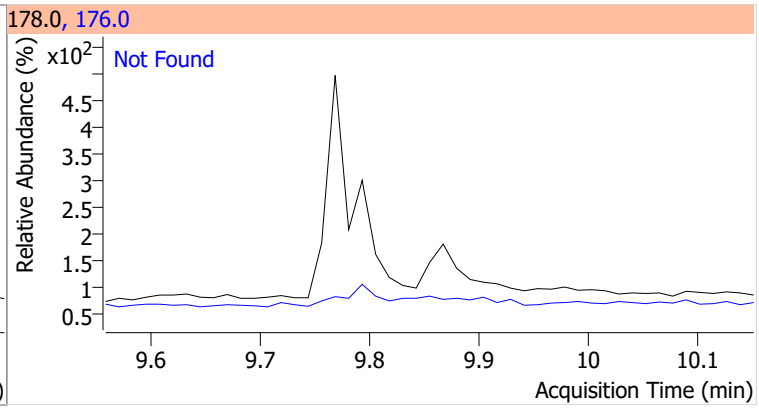

Compound	Conc.	Exp RT	QIon	Exp Ratio	QIon	Exp Ratio
o-Terphenyl	N.D.	10.30	229.0	61.1	215.0	40.0

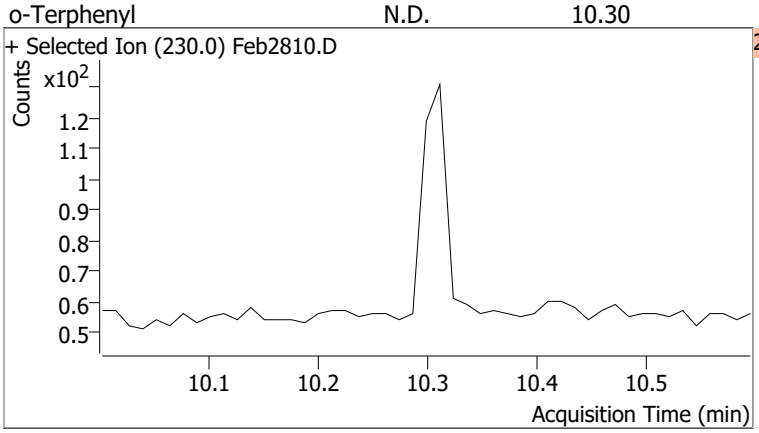

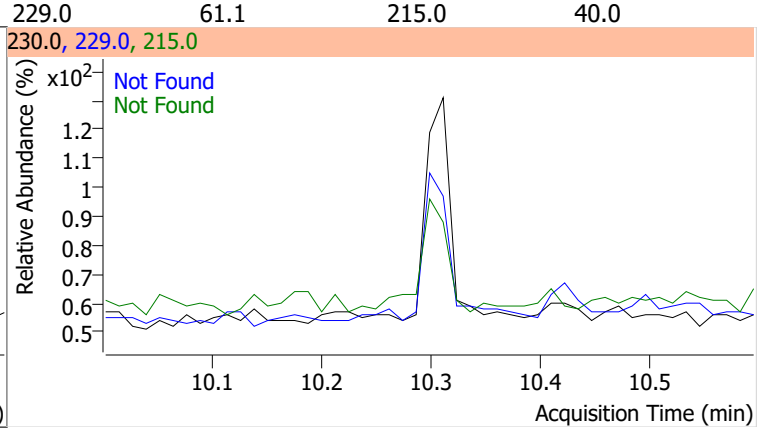

Compound	Conc.	Exp RT	QIon	Exp Ratio
Fluoranthene	N.D.	11.40	101.0	9.6

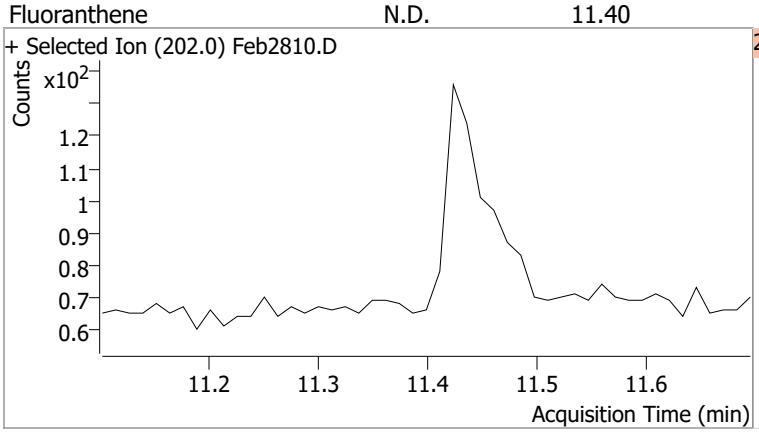

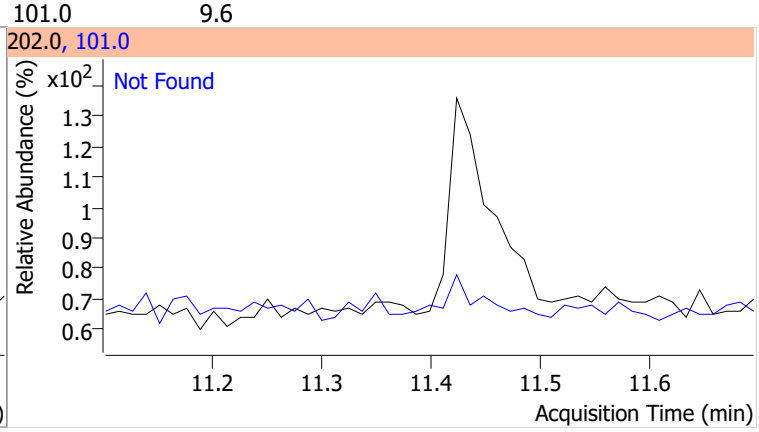

Compound	Conc.	Exp RT	QIon	Exp Ratio
Pyrene	N.D.	11.78	101.0	12.0

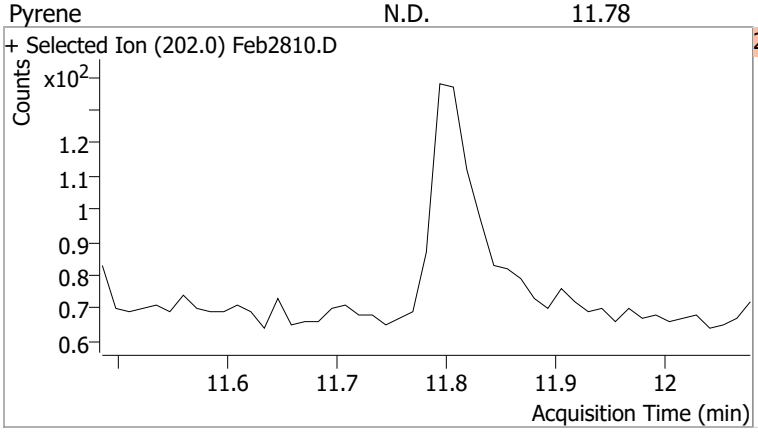

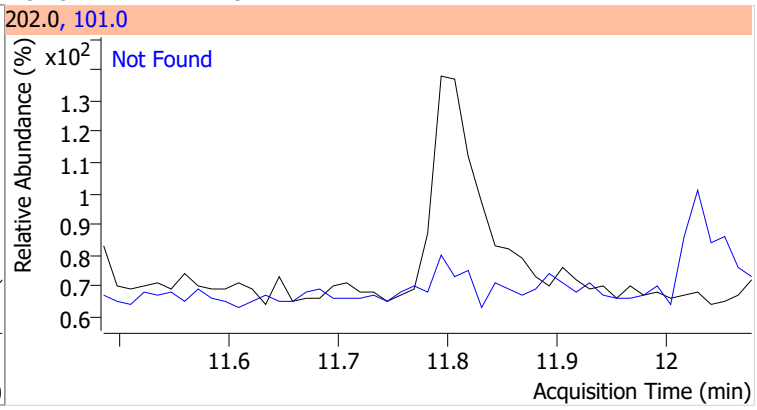

Compound	Conc.	Exp RT	QIon	Exp Ratio
Terphenyl-d14	N.D.	12.24	122.0	12.3

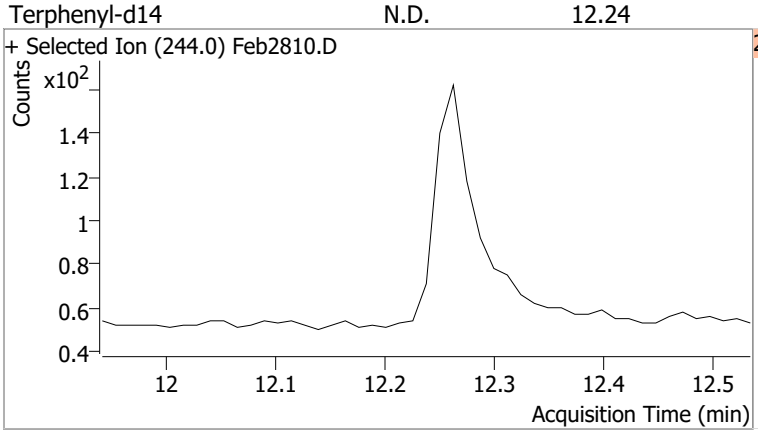

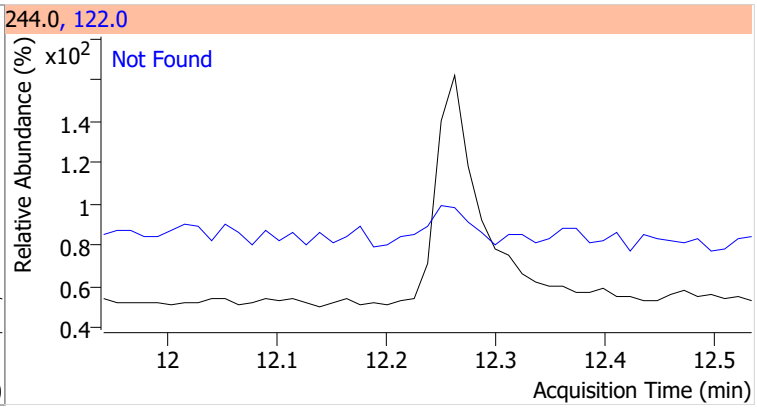

Compound	Conc.	RT	Dev(Min)	Resp.	QIon	QRatio	Lower	Upper
Benzo(a)Anthracene		0		0	226.0		18.0	33.4
					229.0		16.5	30.7

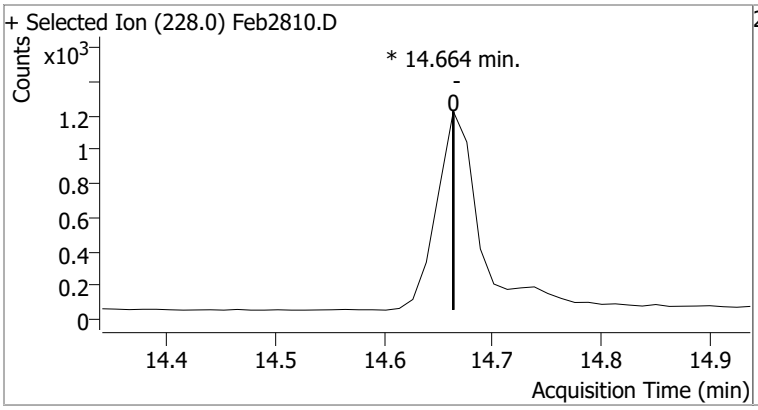

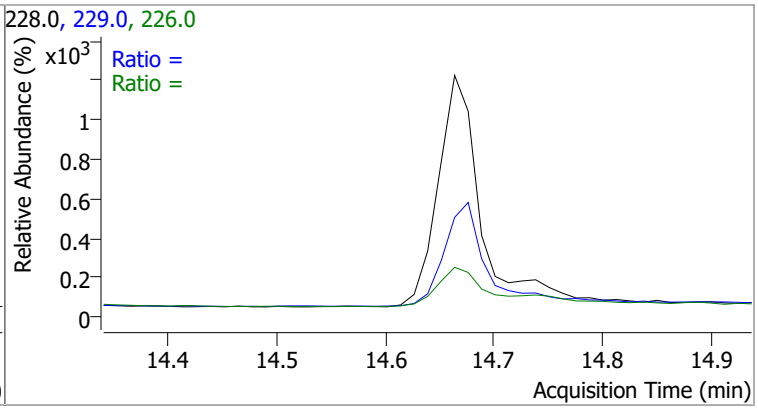

Compound	Conc.	RT	Dev(Min)	Resp.	QIon	QRatio	Lower	Upper
Chrysene		0		0	226.0		21.6	40.2
					229.0		13.8	25.7

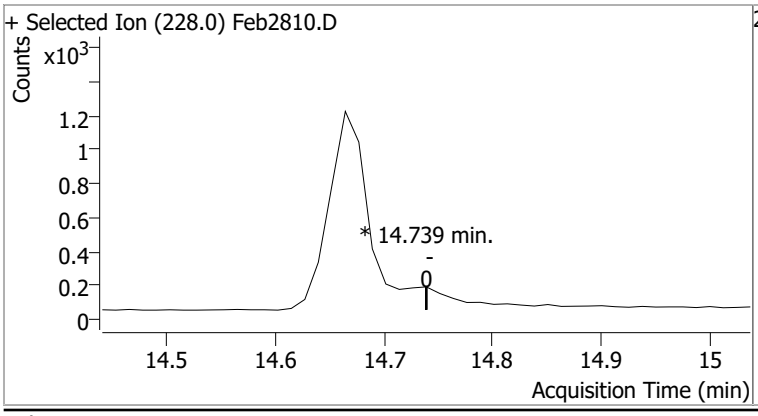

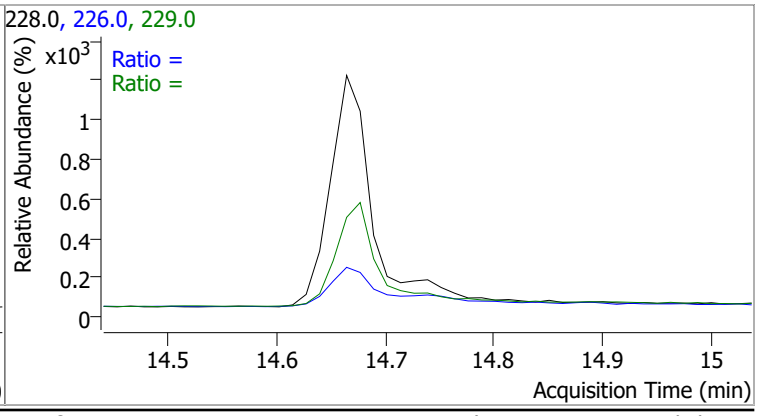

Compound	Conc.	Exp RT	QIon	Exp Ratio
Benzo(b)fluoranthene	N.D.	17.66	253.0	22.4

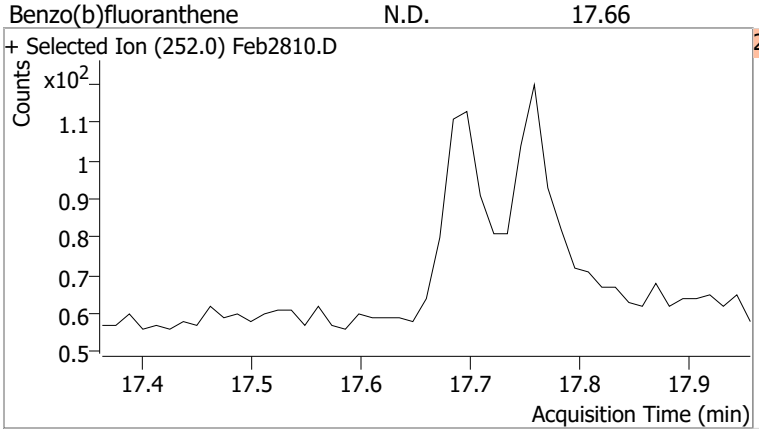

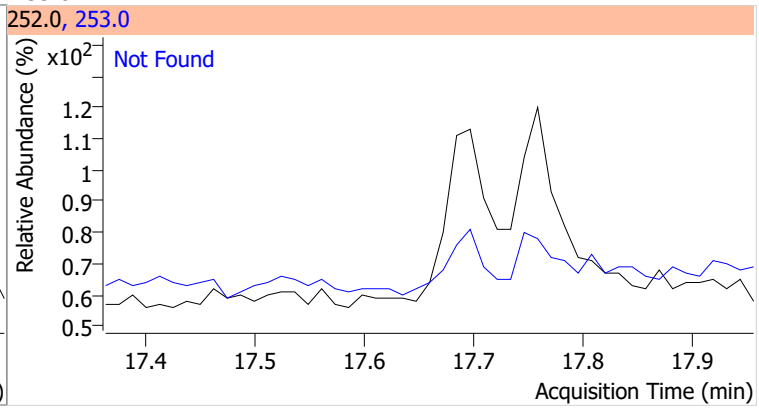

Compound	Conc.	Exp RT	QIon	Exp Ratio
Benzo(k)fluoranthene	N.D.	17.73	253.0	24.5

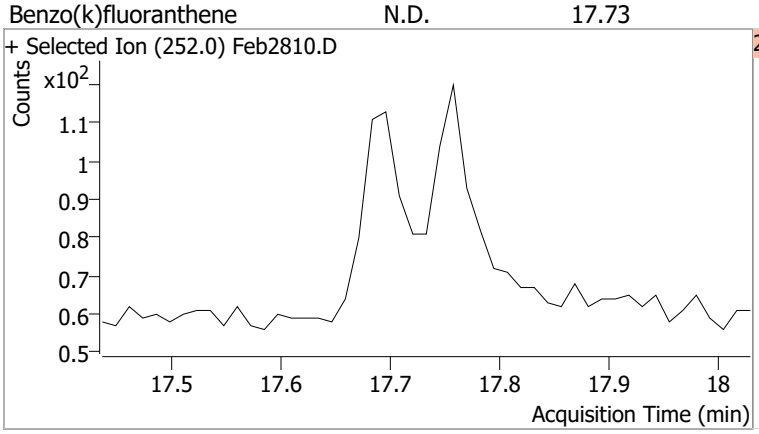

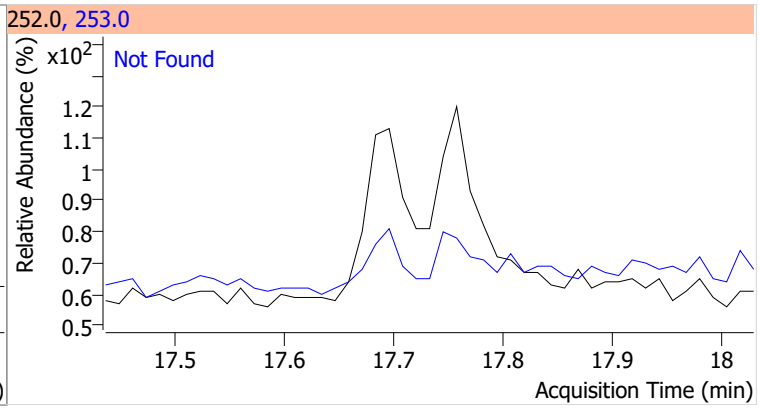

Compound	Conc.	RT	Dev(Min)	Resp.	QIon	QRatio	Lower	Upper
Benzo(a)pyrene		0		0	253.0		16.2	30.1

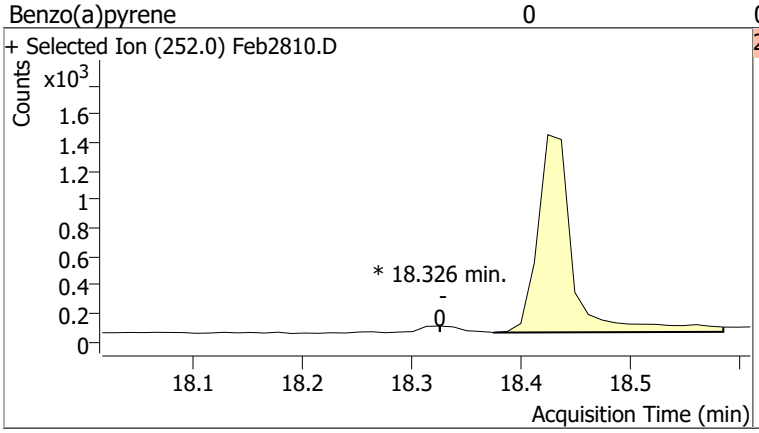

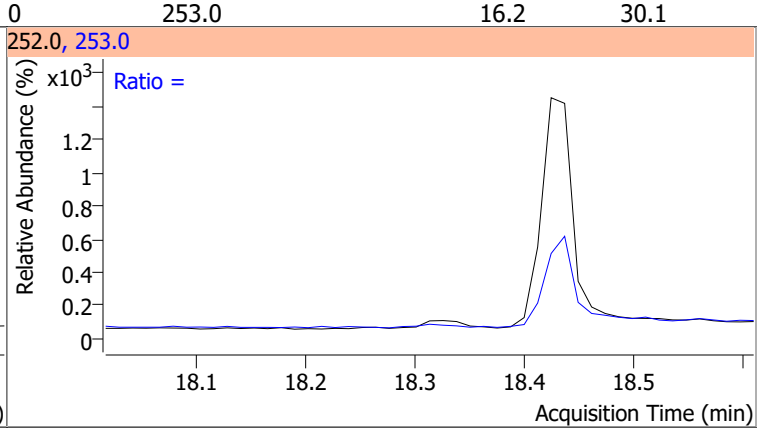

Compound	Conc.	Exp RT	QIon	Exp Ratio
Indeno(1,2,3-cd)pyrene	N.D.	20.17	138.0	20.9

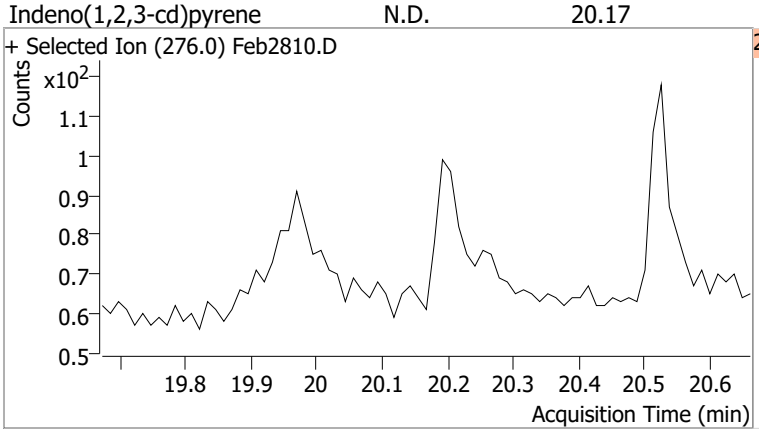

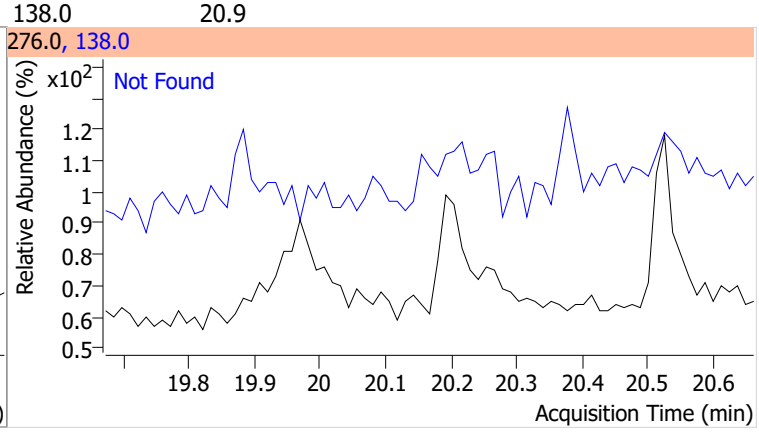

Compound	Conc.	Exp RT	QIon	Exp Ratio	QIon	Exp Ratio
Dibenzo(a,h)anthracene	N.D.	20.24	279.0	24.1	139.0	17.7

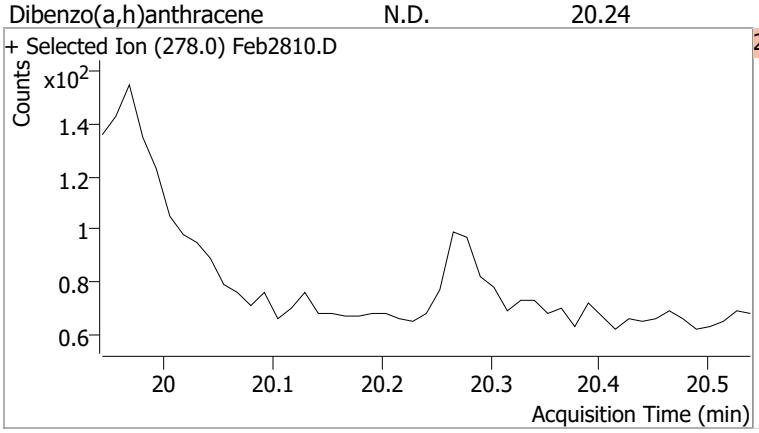

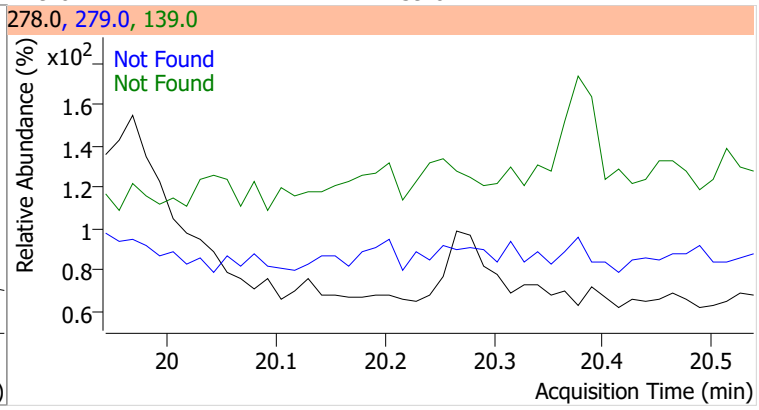

Compound	Conc.	Exp RT	QIon	Exp Ratio	QIon	Exp Ratio
Benzo(g,h,i)perylene	N.D.	20.50	138.0	23.2	277.0	23.1

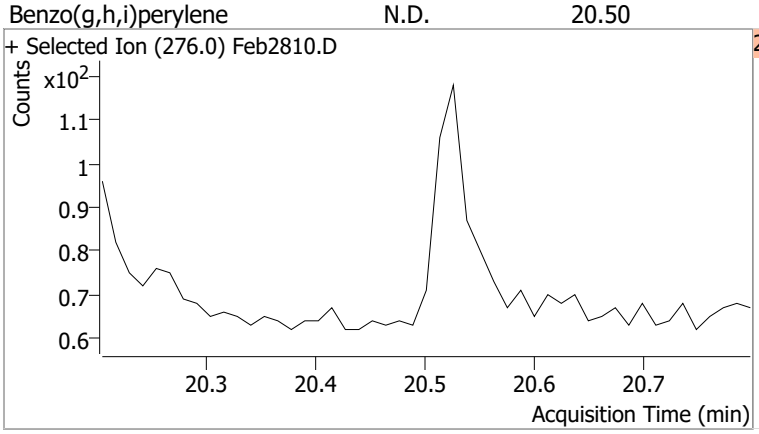

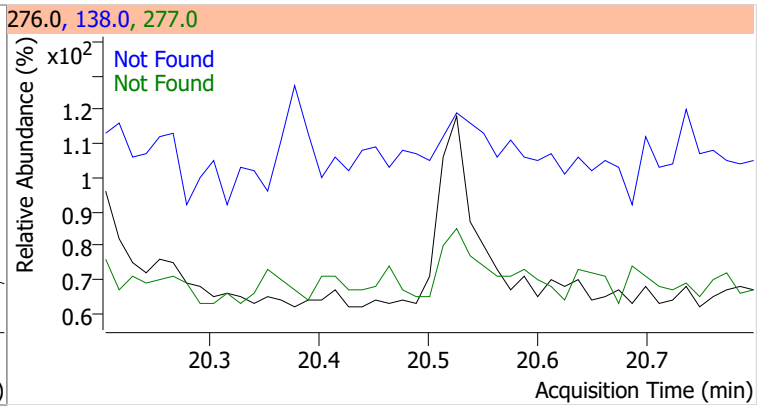

Quantitation Results Report (QT Reviewed)

Data File	Feb2811.D	Operator	LIMS import
Acq. Method	5975BNASIM	Acq. Date-Time	2/28/2022 4:53:34 PM
Sample Name	MB-163957	Instrument	GCMS
Vial	11	Multiplier	1.00
DA Method File	021622 bna SIM 2.batch.bin	Comment	SVOC-8270C-SIM-W-LLPAH
Tune File	dftppjph.u	Tune Date	
Batch Name	022822 bna SIM 1.batch.bin	Last Calib Update	2/28/2022 5:36:24 PM
Ref Library			

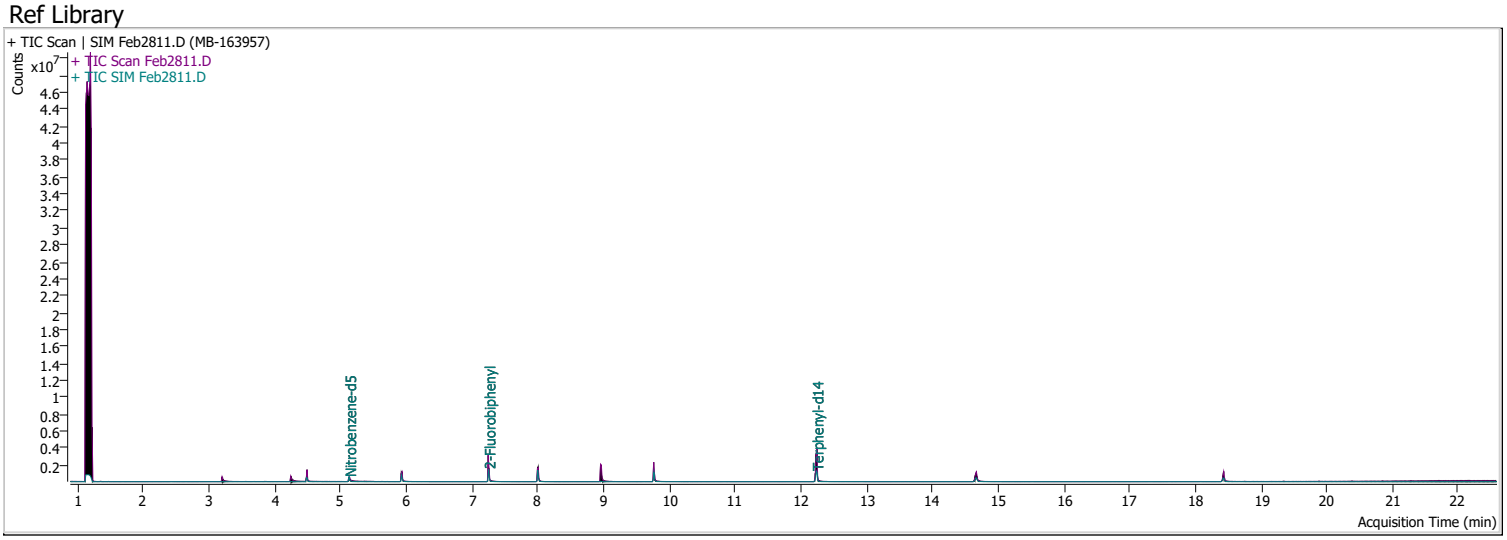

Compound	RT	QIon	Resp.	Conc.	Units		Dev(Min)
Internal Standards							
M 1,4-Dichlorobenzene-d4	4.497	152.0	206614	40.0000	ng/ml		0.000
M Naphthalene-d8	5.928	136.0	869664	40.0000	ng/ml		0.000
M Acenaphthene-d10	8.001	164.0	587120	40.0000	ng/ml		0.000
M Phenanthrene-d10	9.768	188.0	1117745	40.0000	ng/ml		0.000
M Chrysene-d12	14.664	240.0	803792	40.0000	ng/ml		0.000
M Perylene-d12	18.425	264.0	606683	40.0000	ng/ml		-0.012
System Monitoring Compounds							
S Nitrobenzene-d5	5.131	82.0	374494	35.2971	ng/ml		-0.025
Spiked Amount: 5.000	Range: 19.0 - 102.0%			Recovery = 705.94%		*	
S 2-Fluorobiphenyl	7.252	172.0	1163222	64.1269	ng/ml		-0.012
Spiked Amount: 5.000	Range: 25.0 - 94.0%			Recovery = 1282.54%		*	
S o-Terphenyl	0.000		0	N.D.			
Spiked Amount: 5.000	Range: 40.0 - 140.0%			Recovery = NA%			
S Terphenyl-d14	12.238	244.0	1915094	108.6219	ng/ml		0.000
Spiked Amount: 5.000	Range: 39.0 - 106.0%			Recovery = 2172.44%		*	
Target Compounds							**QValue**
T Naphthalene	0.000		0	N.D.			
T 2-Methylnaphthalene	0.000		0	N.D.			
T 1-Methylnaphthalene	0.000		0	N.D.			
T Acenaphthylene	0.000		0	N.D.			
T Acenaphthene	8.001	154.0	0		ng/ml	md	1
T Fluorene	8.960	166.0	0		ng/ml	md	1
T Phenanthrene	0.000		0	N.D.			
T Anthracene	0.000		0	N.D.			
T Fluoranthene	0.000		0	N.D.			
T Pyrene	0.000		0	N.D.			
T Benzo(a)Anthracene	14.664	228.0	0		ng/ml	md	1
T Chrysene	14.726	228.0	0		ng/ml	md	1
T Benzo(b)fluoranthene	0.000		0	N.D.			

Compound	RT	QIon	Resp.	Conc.	Units		Dev(Min)
T Benzo(k)fluoranthene	0.000		0	N.D.			
T Benzo(a)pyrene	18.326	252.0	0		ng/ml	md	1
T Indeno(1,2,3-cd)pyrene	0.000		0	N.D.			
T Dibenzo(a,h)anthracene	0.000		0	N.D.			
T Benzo(g,h,i)perylene	0.000		0	N.D.			

(#) = Qualifier Out of Range; (m) = Manual Integration; (+) = Area Summed; (*) = Surrogate Percent Recovery Out of Range; (d): Zeroed Peak

Compound	Conc.	RT	Dev(Min)	Resp.	QIon	QRatio	Lower	Upper
Nitrobenzene-d5	35.2971	5.13	-0.02	374494	54.0	37.4	30.6	56.8
					128.0	41.7	28.9	53.6

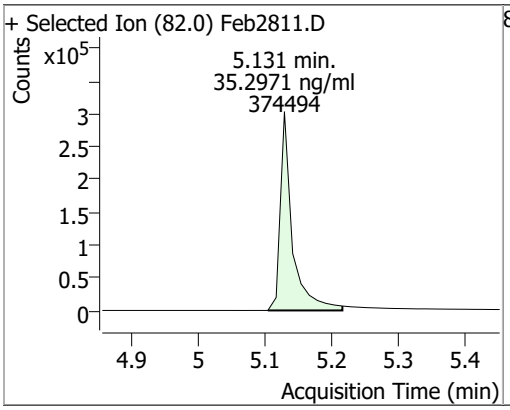

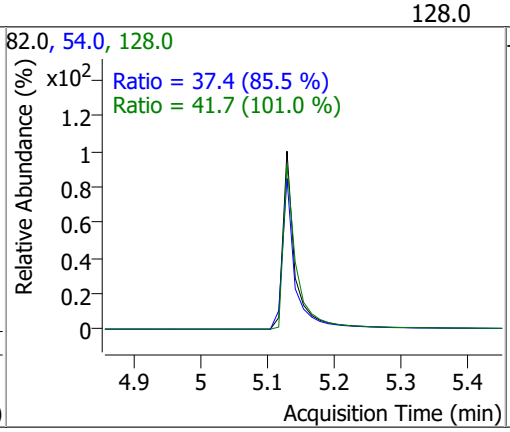

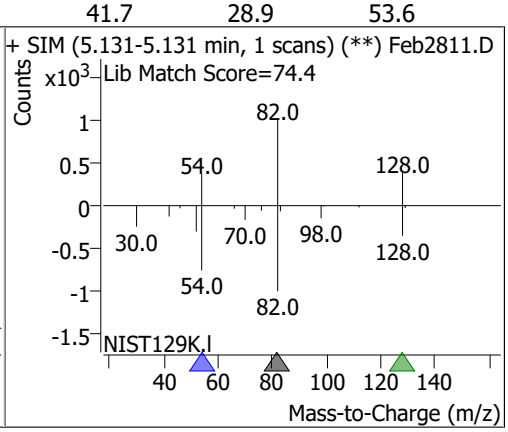

Compound	Conc.	Exp RT	QIon	Exp Ratio	QIon	Exp Ratio
Naphthalene	N.D.	5.95	102.0	13.6	129.0	11.1

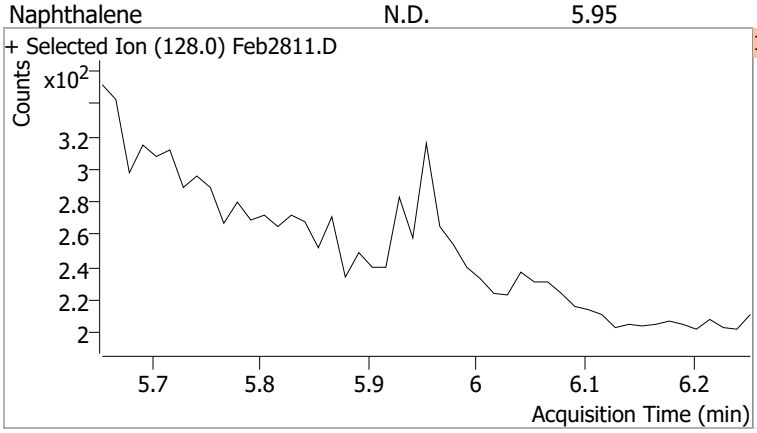

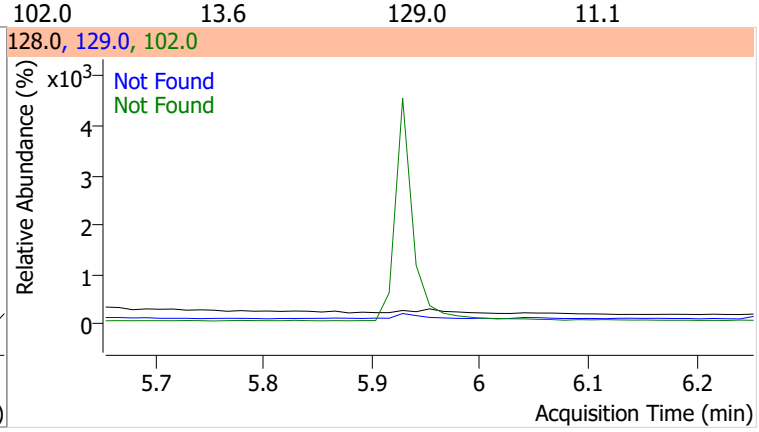

Compound	Conc.	Exp RT	QIon	Exp Ratio	QIon	Exp Ratio
2-Methylnaphthalene	N.D.	6.79	142.0	134.9	115.0	51.5

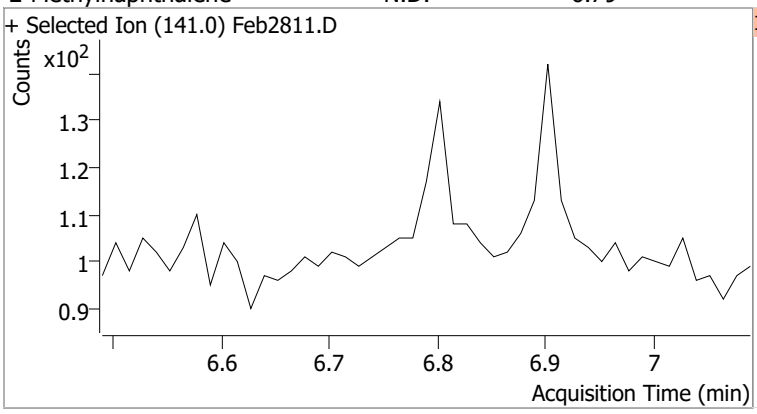

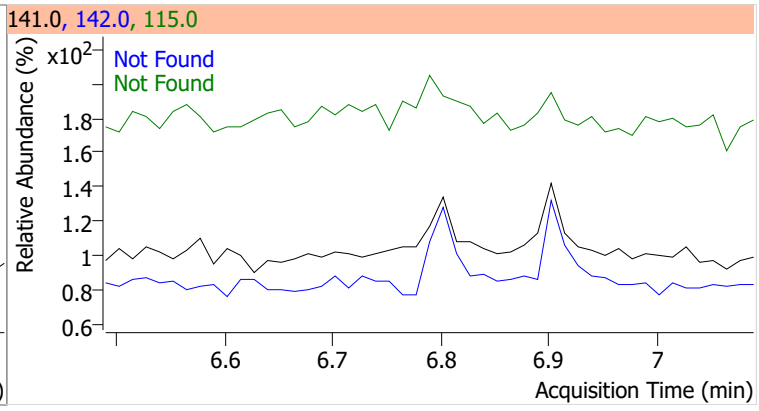

Compound	Conc.	Exp RT	QIon	Exp Ratio	QIon	Exp Ratio
1-Methylnaphthalene	N.D.	6.90	142.0	119.4	115.0	49.7

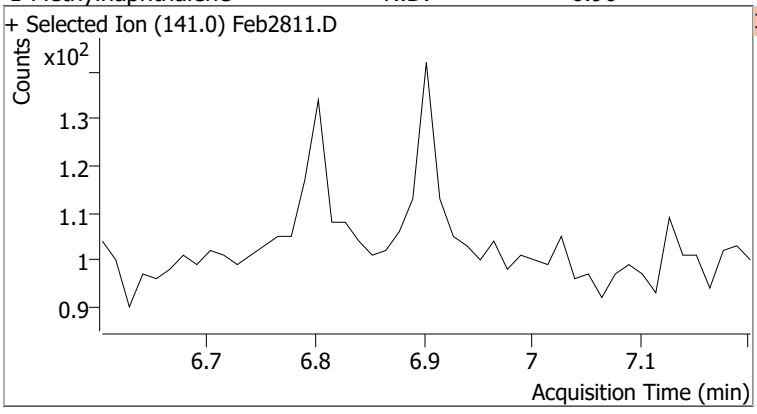

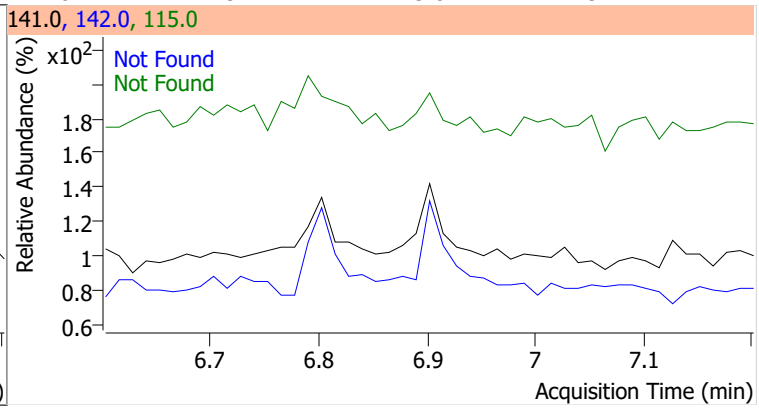

Compound	Conc.	RT	Dev(Min)	Resp.	QIon	QRatio	Lower	Upper
2-Fluorobiphenyl	64.1269	7.25	-0.01	1163222	171.0	37.9	24.3	45.1

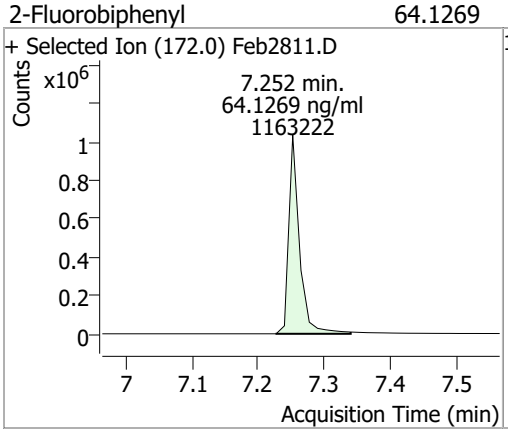

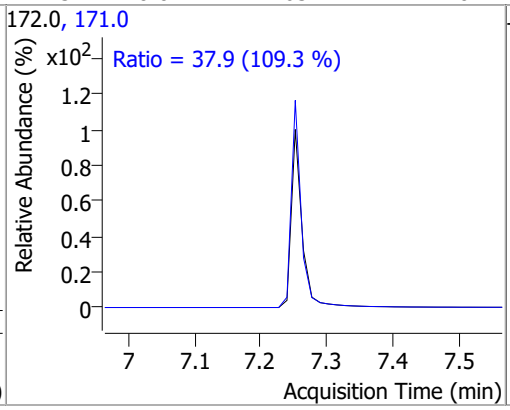

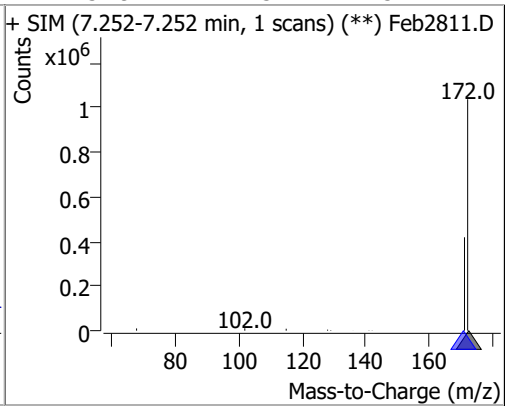

Compound	Conc.	Exp RT	QIon	Exp Ratio
Acenaphthylene	N.D.	7.83	153.0	16.0

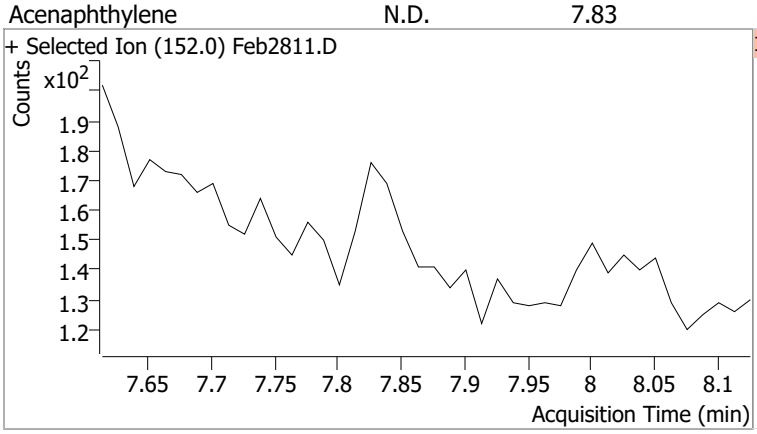

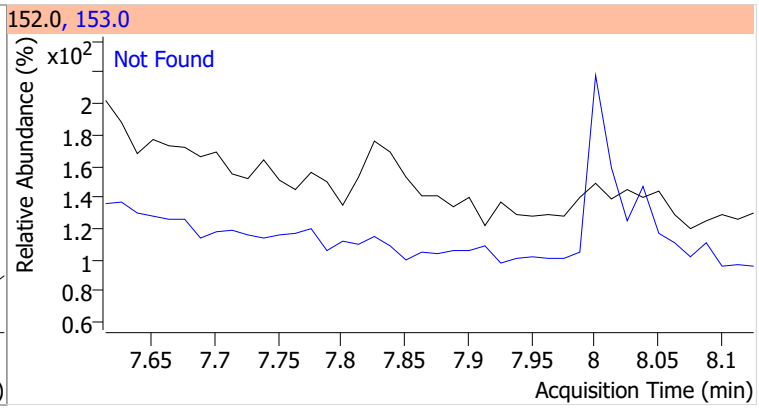

Compound	Conc.	RT	Dev(Min)	Resp.	QIon	QRatio	Lower	Upper
Acenaphthene		0		0	153.0		76.8	142.6
					152.0		36.4	67.5

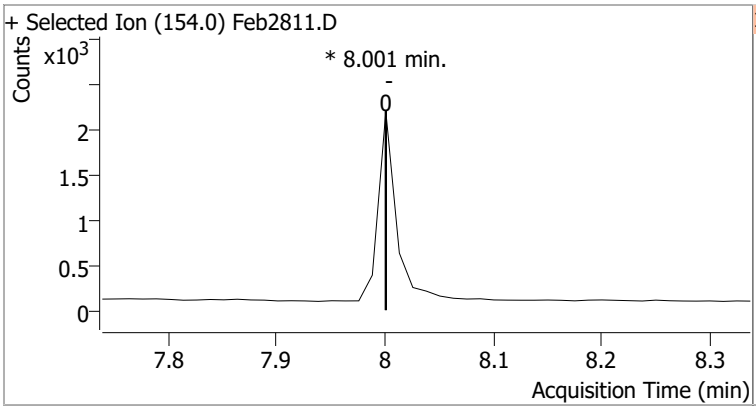

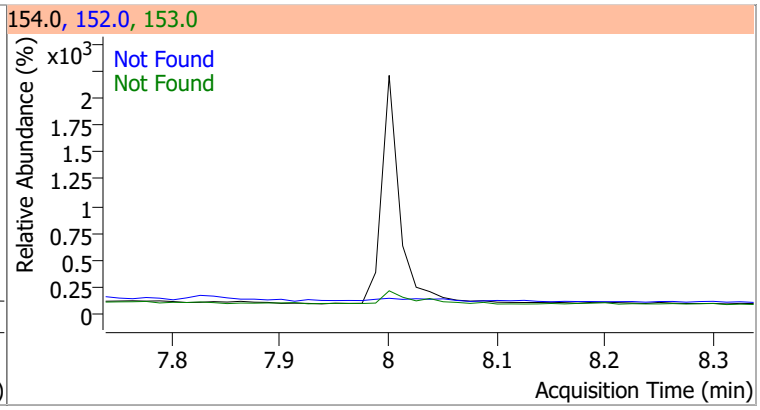

Compound	Conc.	RT	Dev(Min)	Resp.	QIon	QRatio	Lower	Upper
Fluorene		0		0	165.0		60.3	111.9
					167.0		8.9	16.6

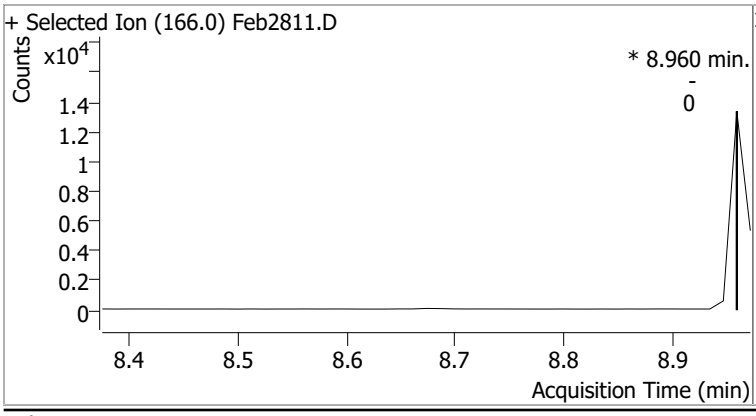

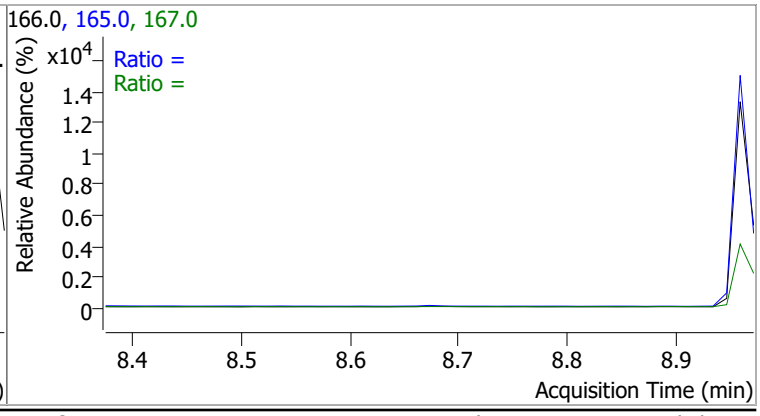

Compound	Conc.	Exp RT	QIon	Exp Ratio
Phenanthrene	N.D.	9.79	176.0	18.1

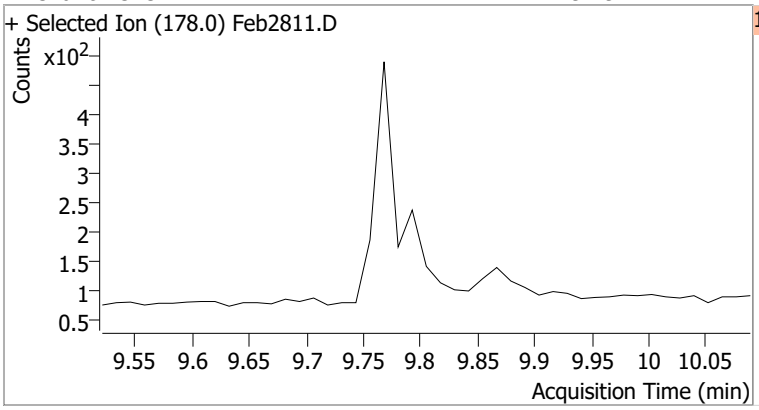

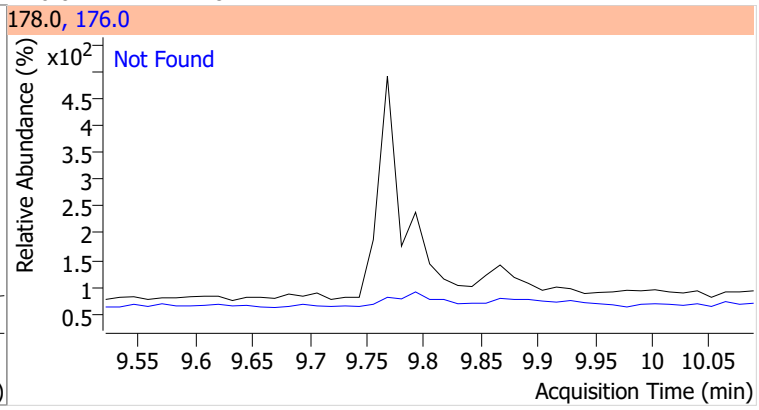

Compound	Conc.	Exp RT	QIon	Exp Ratio
Anthracene	N.D.	9.85	176.0	18.4

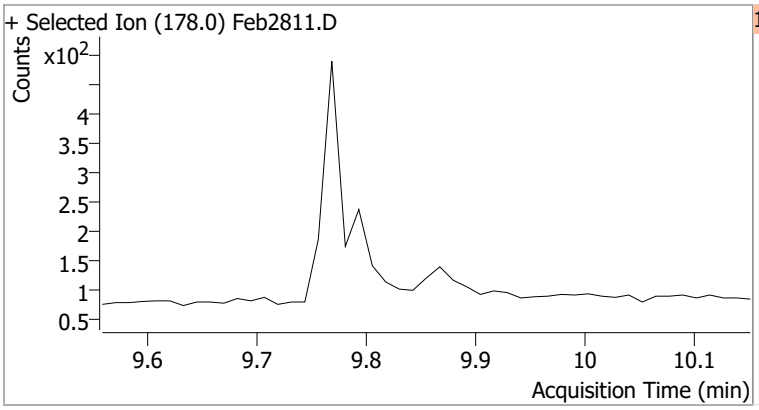

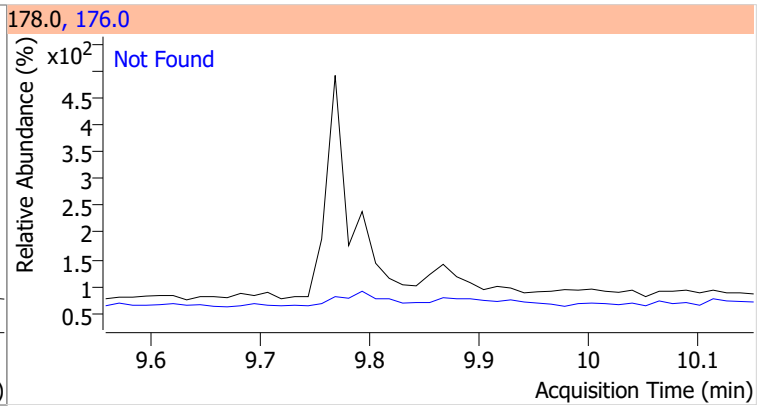

Compound	Conc.	Exp RT	QIon	Exp Ratio	QIon	Exp Ratio
o-Terphenyl	N.D.	10.30	229.0	61.1	215.0	40.0

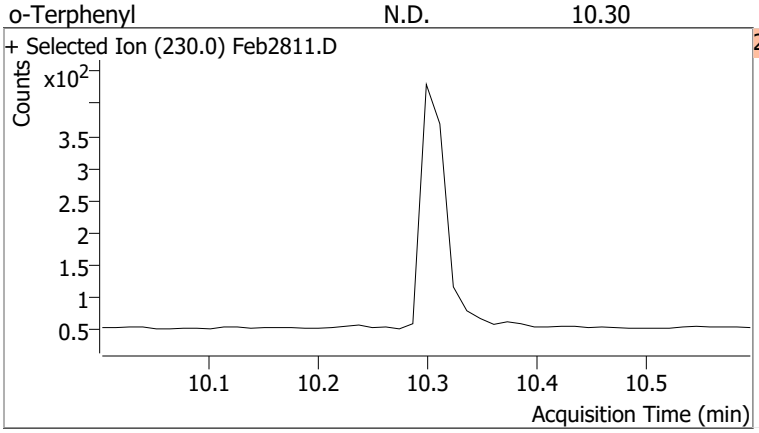

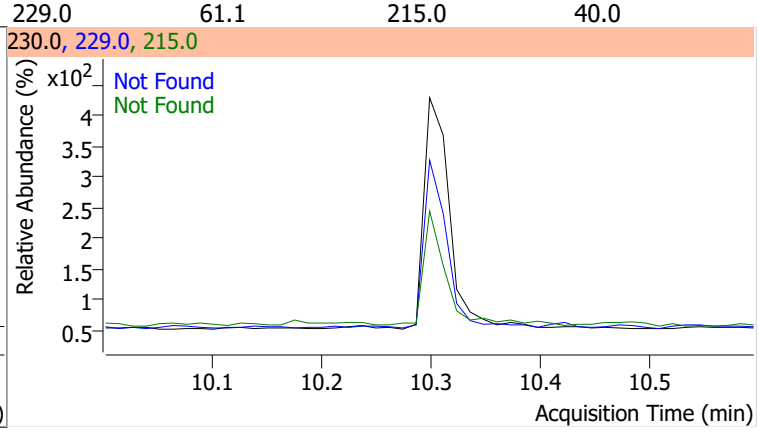

Compound	Conc.	Exp RT	QIon	Exp Ratio
Fluoranthene	N.D.	11.40	101.0	9.6

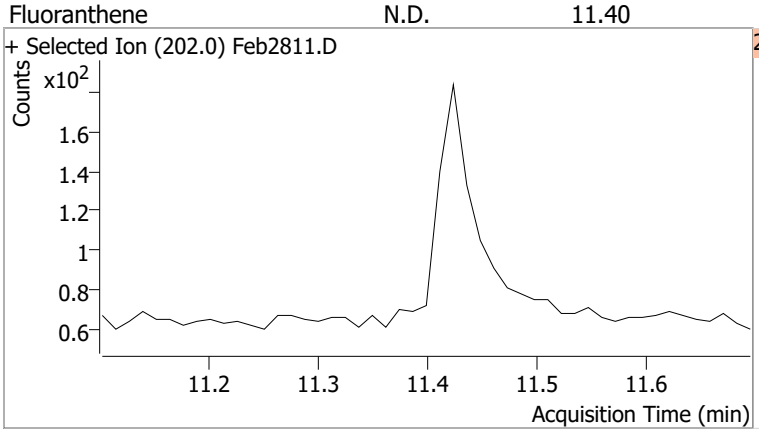

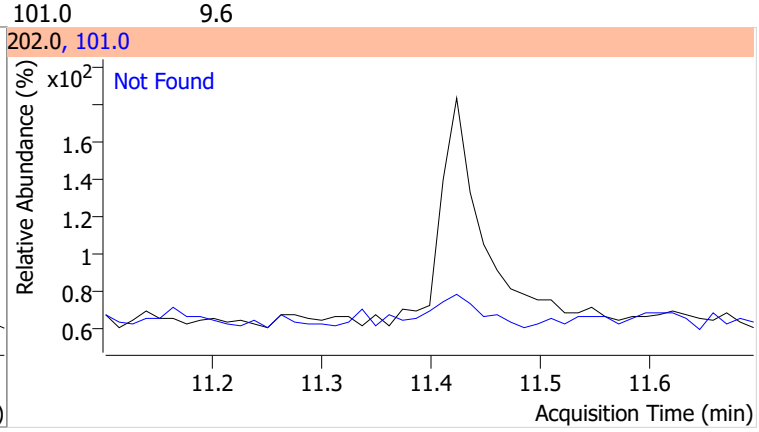

Compound	Conc.	Exp RT	QIon	Exp Ratio
Pyrene	N.D.	11.78	101.0	12.0

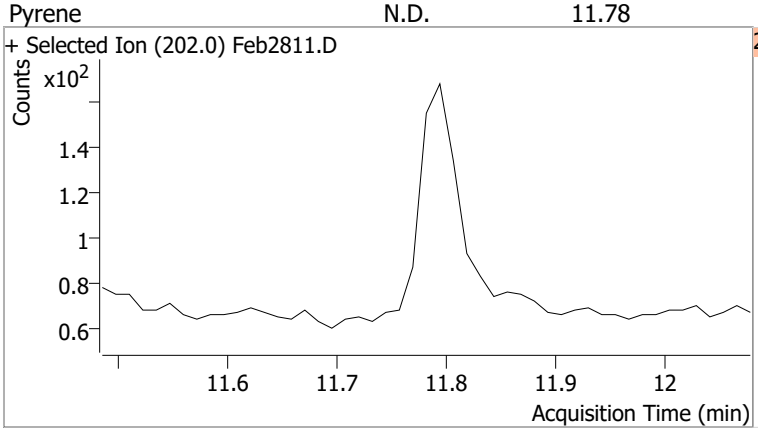

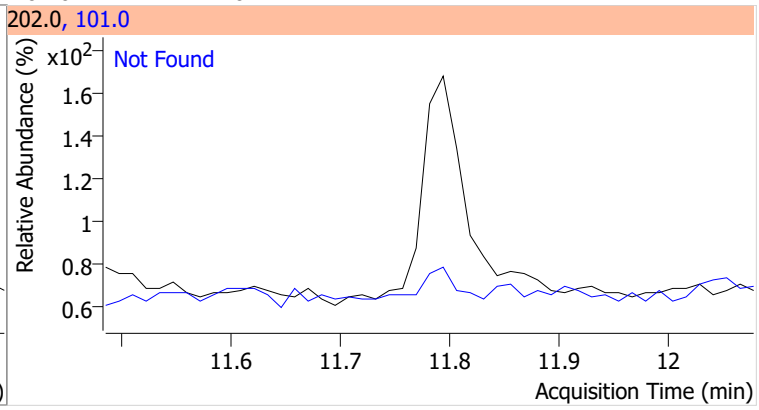

Compound	Conc.	RT	Dev(Min)	Resp.	QIon	QRatio	Lower	Upper
Terphenyl-d14	108.6219	12.24	0.00	1915094	122.0	14.0	8.6	16.0

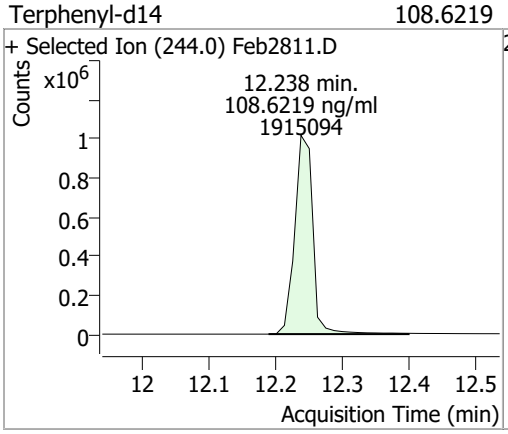

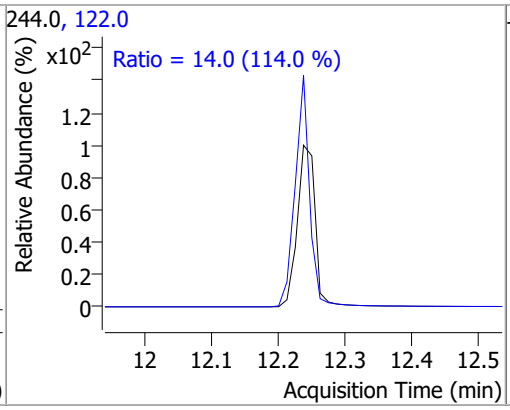

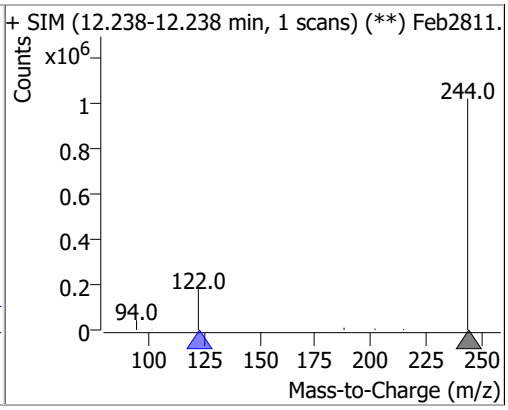

Compound	Conc.	RT	Dev(Min)	Resp.	QIon	QRatio	Lower	Upper
Benzo(a)Anthracene		0		0	226.0		18.0	33.4
					229.0		16.5	30.7

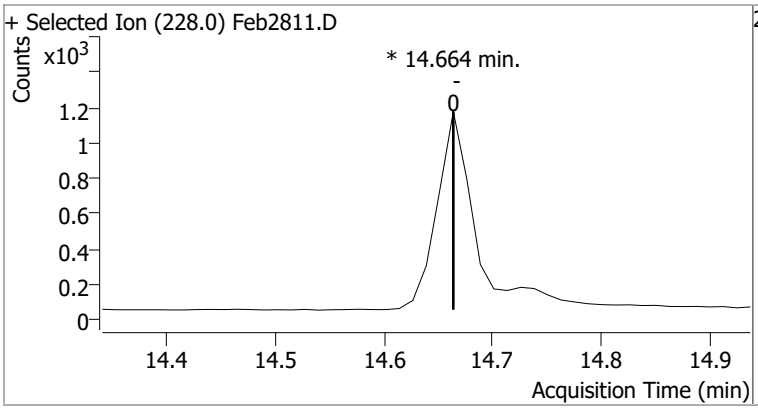

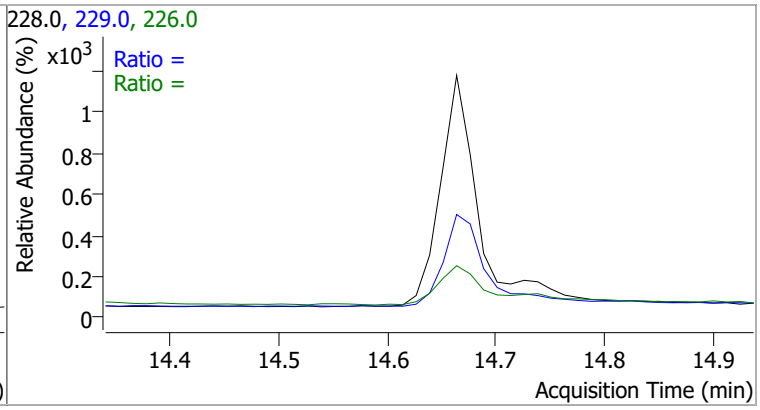

Compound	Conc.	RT	Dev(Min)	Resp.	QIon	QRatio	Lower	Upper
Chrysene		0		0	226.0		21.6	40.2
					229.0		13.8	25.7

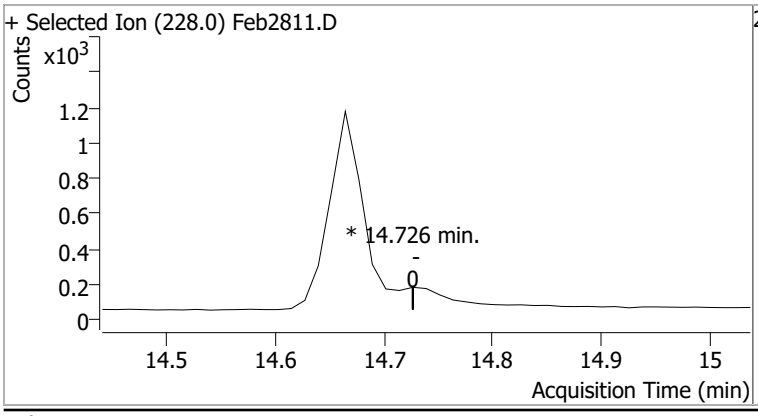

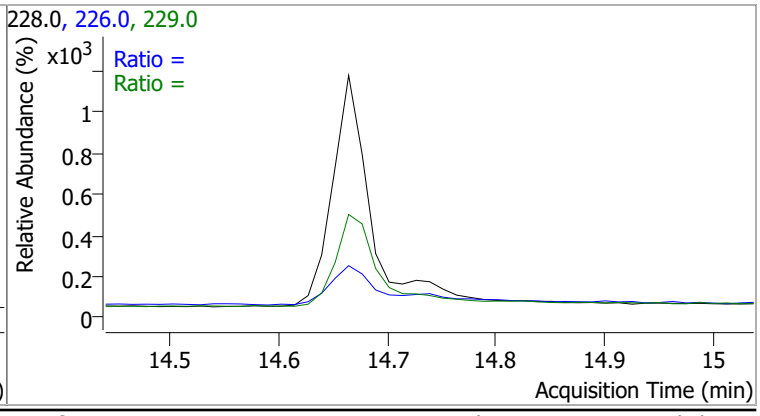

Compound	Conc.	Exp RT	QIon	Exp Ratio
Benzo(b)fluoranthene	N.D.	17.66	253.0	22.4

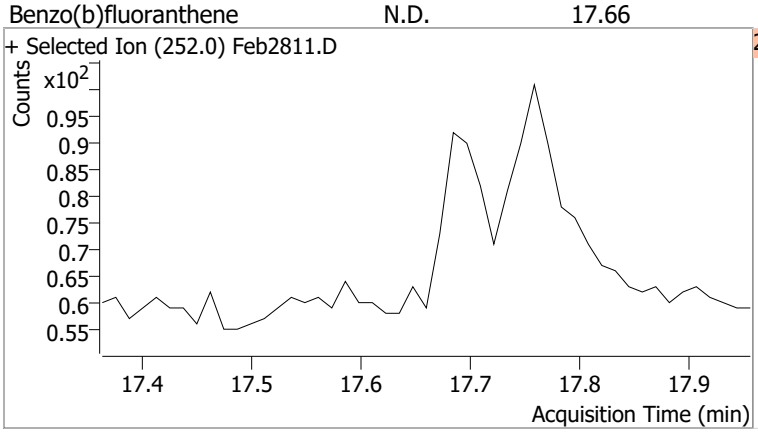

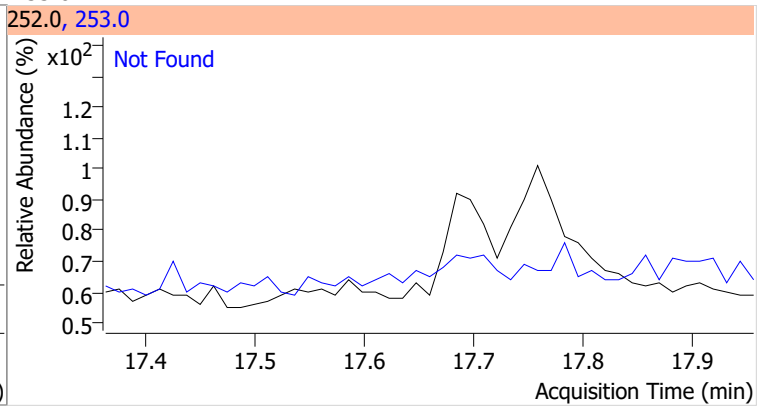

Compound	Conc.	Exp RT	QIon	Exp Ratio
Benzo(k)fluoranthene	N.D.	17.73	253.0	24.5

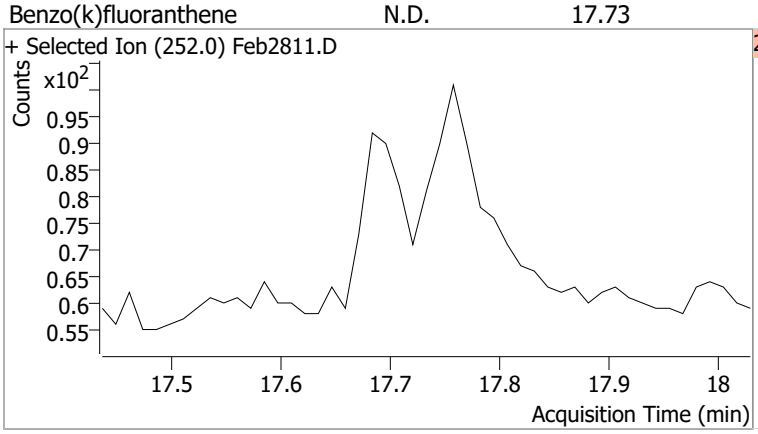

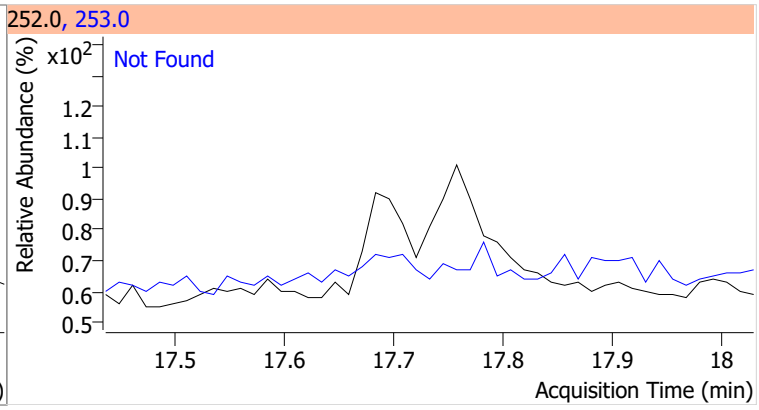

Compound	Conc.	RT	Dev(Min)	Resp.	QIon	QRatio	Lower	Upper
Benzo(a)pyrene		0		0	253.0		16.2	30.1

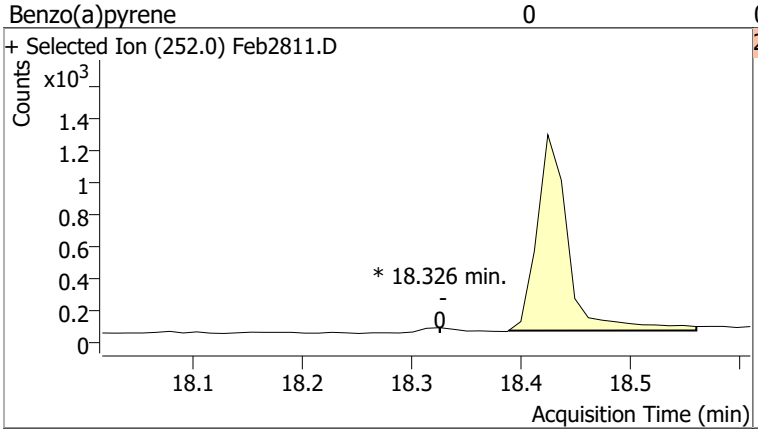

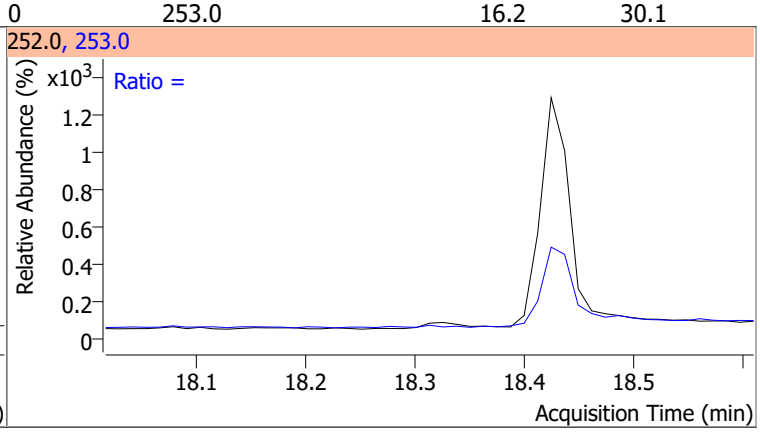

Compound	Conc.	Exp RT	QIon	Exp Ratio
Indeno(1,2,3-cd)pyrene	N.D.	20.17	138.0	20.9

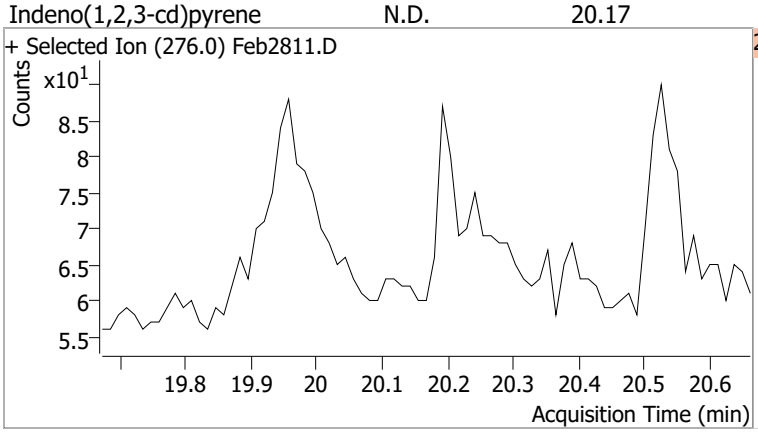

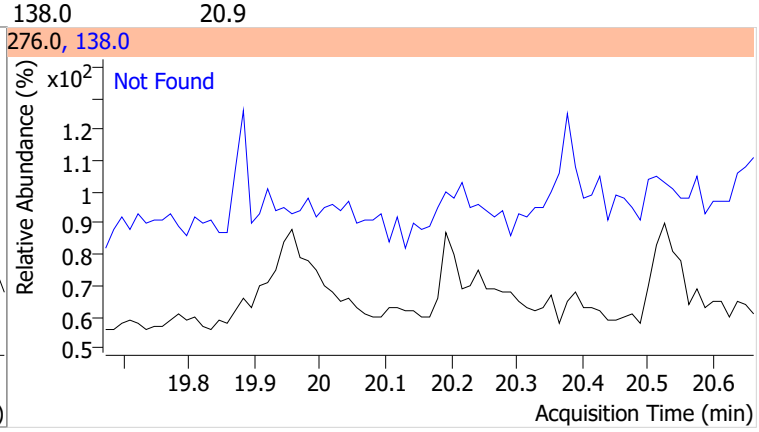

Compound	Conc.	Exp RT	QIon	Exp Ratio	QIon	Exp Ratio
Dibenzo(a,h)anthracene	N.D.	20.24	279.0	24.1	139.0	17.7

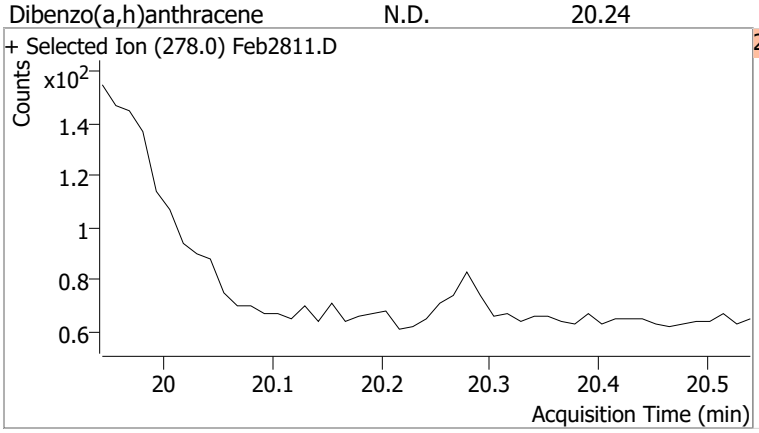

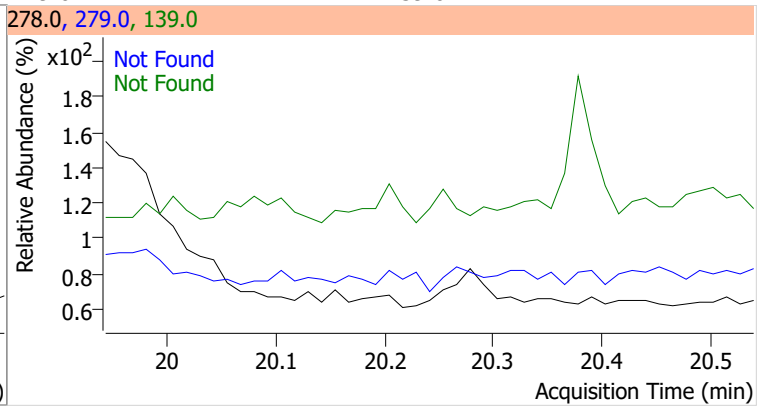

Compound	Conc.	Exp RT	QIon	Exp Ratio	QIon	Exp Ratio
Benzo(g,h,i)perylene	N.D.	20.50	138.0	23.2	277.0	23.1

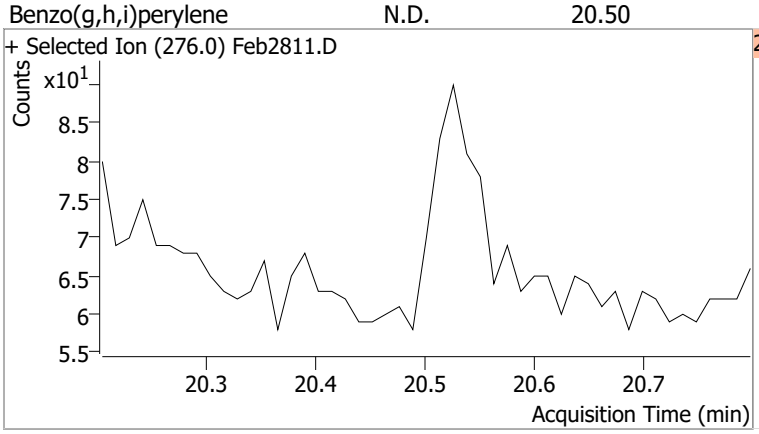

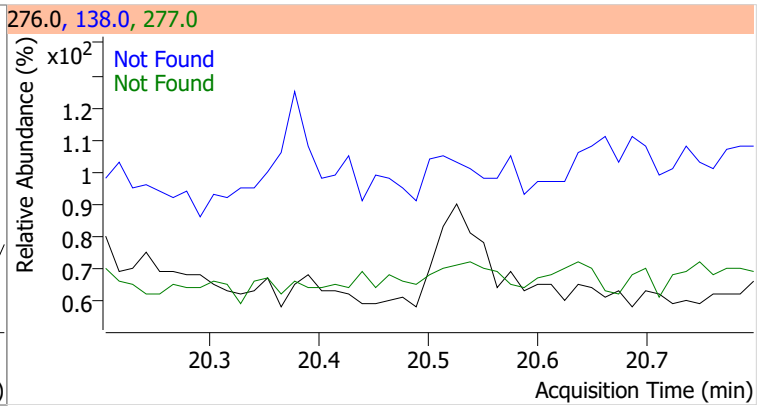

Quantitation Results Report (QT Reviewed)

Data File	Feb2812.D	Operator	LIMS import
Acq. Method	5975BNASIM	Acq. Date-Time	2/28/2022 5:26:13 PM
Sample Name	LLCS-163957	Instrument	GCMS
Vial	12	Multiplier	1.00
DA Method File	021622 bna SIM 2.batch.bin	Comment	SVOC-8270C-SIM-W-LLPAH
Tune File	dftppjph.u	Tune Date	
Batch Name	022822 bna SIM 1.batch.bin	Last Calib Update	2/28/2022 5:36:24 PM
Ref Library			

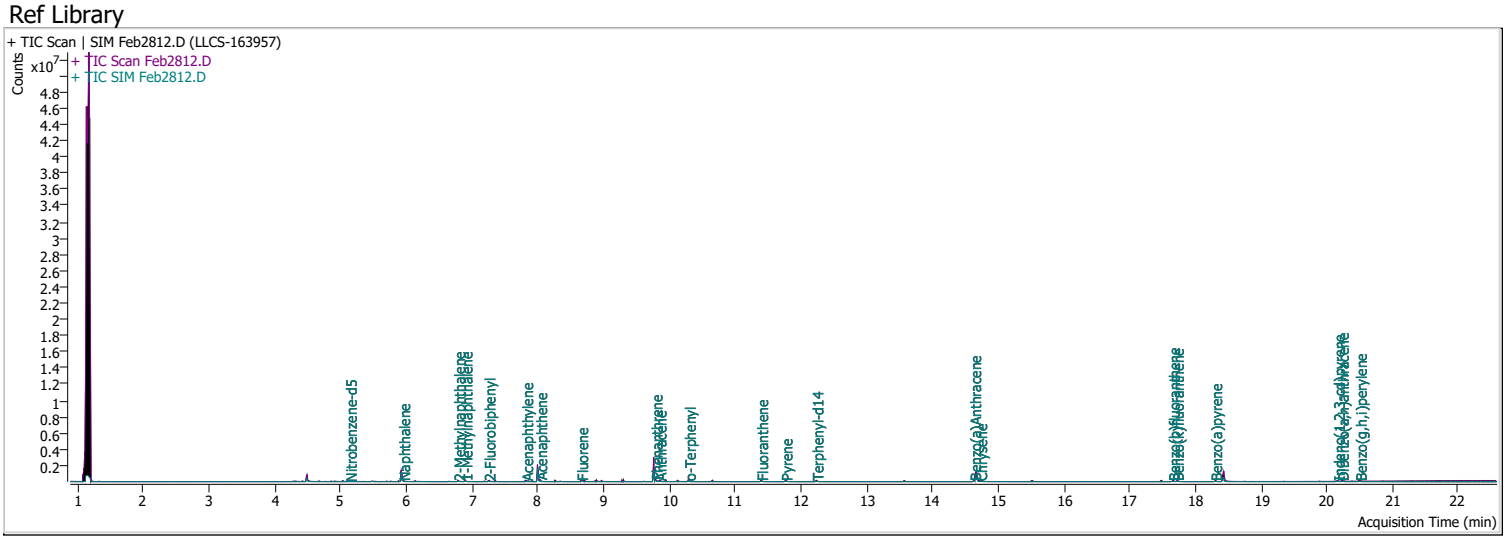

Compound	RT	QIon	Resp.	Conc.	Units		Dev(Min)
Internal Standards							
M 1,4-Dichlorobenzene-d4	4.497	152.0	164034	40.0000	ng/ml		0.000
M Naphthalene-d8	5.928	136.0	871012	40.0000	ng/ml		0.000
M Acenaphthene-d10	8.001	164.0	626948	40.0000	ng/ml		0.000
M Phenanthrene-d10	9.768	188.0	1184029	40.0000	ng/ml		0.000
M Chrysene-d12	14.664	240.0	855222	40.0000	ng/ml		0.000
M Perylene-d12	18.425	264.0	669653	40.0000	ng/ml		-0.012
System Monitoring Compounds							
S Nitrobenzene-d5	5.143	82.0	11846	3.6090	ng/ml		-0.012
Spiked Amount: 5.000	Range: 19.0 - 102.0%			Recovery = 72.18%			
S 2-Fluorobiphenyl	7.252	172.0	57999	2.9943	ng/ml		-0.012
Spiked Amount: 5.000	Range: 25.0 - 94.0%			Recovery = 59.89%			
S o-Terphenyl	10.299	230.0	65875	4.0310	ng/ml		0.000
Spiked Amount: 5.000	Range: 40.0 - 140.0%			Recovery = 80.62%			
S Terphenyl-d14	12.238	244.0	68838	3.6696	ng/ml		0.000
Spiked Amount: 5.000	Range: 39.0 - 106.0%			Recovery = 73.39%			
Target Compounds							**QValue**
T Naphthalene	5.953	128.0	58126	2.6432	ng/ml		96
T 2-Methylnaphthalene	6.790	141.0	42912	3.3396	ng/ml		93
T 1-Methylnaphthalene	6.902	141.0	36111	2.5691	ng/ml	m	96
T Acenaphthylene	7.826	152.0	68951	2.8477	ng/ml		99
T Acenaphthene	8.038	154.0	56879	3.4655	ng/ml		100
T Fluorene	8.661	166.0	70925	3.4899	ng/ml		88
T Phenanthrene	9.793	178.0	113372	4.0702	ng/ml		100
T Anthracene	9.854	178.0	104133	4.1909	ng/ml		97
T Fluoranthene	11.398	202.0	114768	3.9415	ng/ml		99
T Pyrene	11.769	202.0	126506	4.3380	ng/ml		99
T Benzo(a)Anthracene	14.639	228.0	90387	4.3318	ng/ml		99
T Chrysene	14.726	228.0	117475	4.4568	ng/ml		96
T Benzo(b)fluoranthene	17.659	252.0	76054	4.1356	ng/ml		100

Compound	RT	QIon	Resp.	Conc.	Units	Dev(Min)
T Benzo(k)fluoranthene	17.721	252.0	85083	3.9929	ng/ml	95
T Benzo(a)pyrene	18.302	252.0	64726	3.7630	ng/ml	100
T Indeno(1,2,3-cd)pyrene	20.167	276.0	55029	3.8912	ng/ml	97
T Dibenzo(a,h)anthracene	20.229	278.0	68349	4.1143	ng/ml	99
T Benzo(g,h,i)perylene	20.501	276.0	76667	3.8140	ng/ml	95

(#) = Qualifier Out of Range; (m) = Manual Integration; (+) = Area Summed; (*) = Surrogate Percent Recovery Out of Range; (d): Zeroed Peak

Compound	Conc.	RT	Dev(Min)	Resp.	QIon	QRatio	Lower	Upper
Nitrobenzene-d5	3.6090	5.14	-0.01	11846	54.0	44.4	30.6	56.8
					128.0	44.8	28.9	53.6

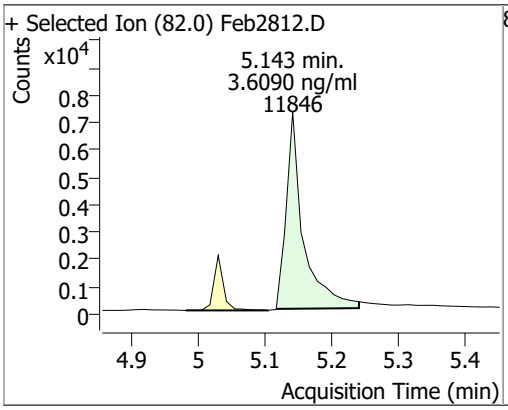

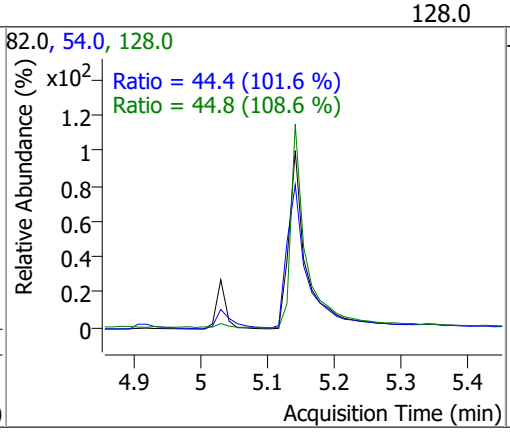

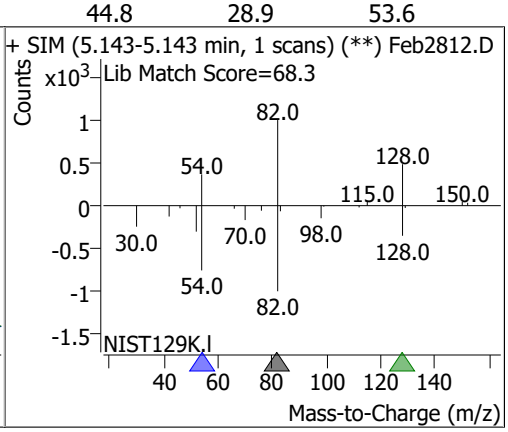

Compound	Conc.	RT	Dev(Min)	Resp.	QIon	QRatio	Lower	Upper
Naphthalene	2.6432	5.95	0.00	58126	102.0	10.8	0.0	40.8
					129.0	11.5	7.8	14.5

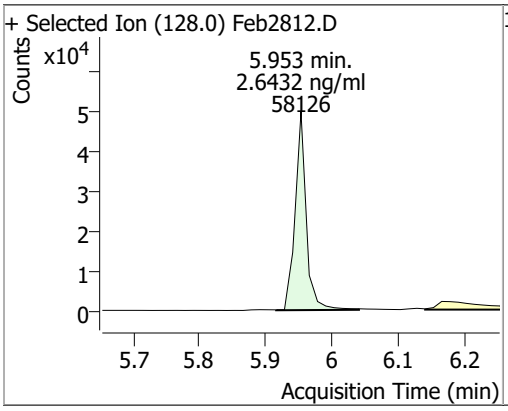

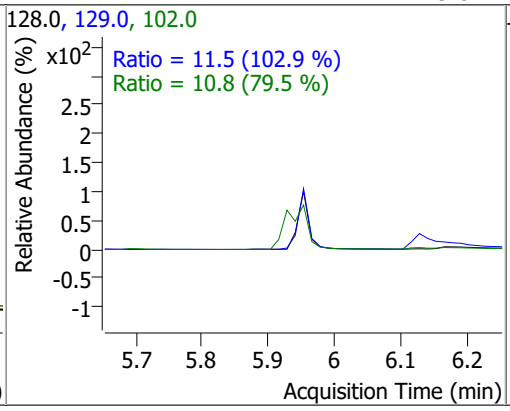

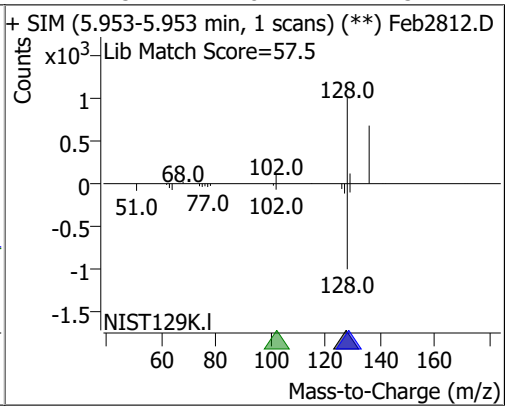

Compound	Conc.	RT	Dev(Min)	Resp.	QIon	QRatio	Lower	Upper
2-Methylnaphthalene	3.3396	6.79	0.00	42912	142.0	140.0	94.4	175.3
					115.0	42.5	36.1	67.0

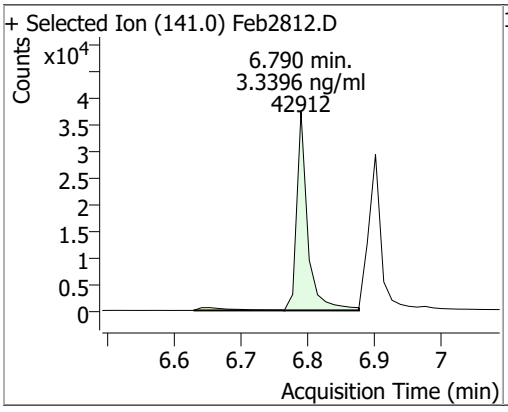

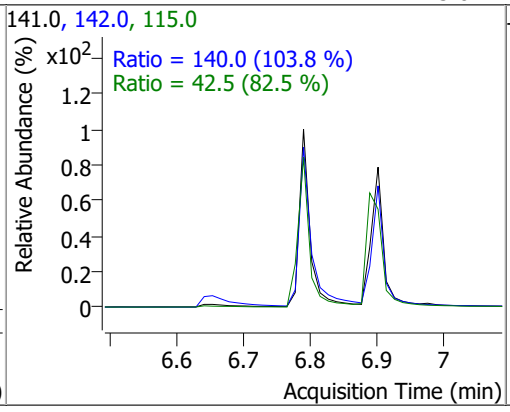

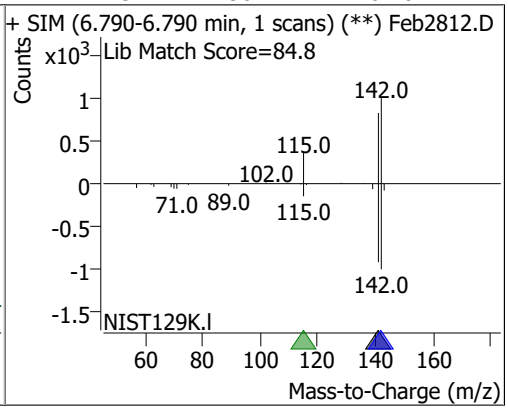

Compound	Conc.	RT	Dev(Min)	Resp.	QIon	QRatio	Lower	Upper
1-Methylnaphthalene	2.5691	6.90	0.00	36111 (m)	142.0	120.6	83.6	155.3
					115.0	57.6	34.8	64.6

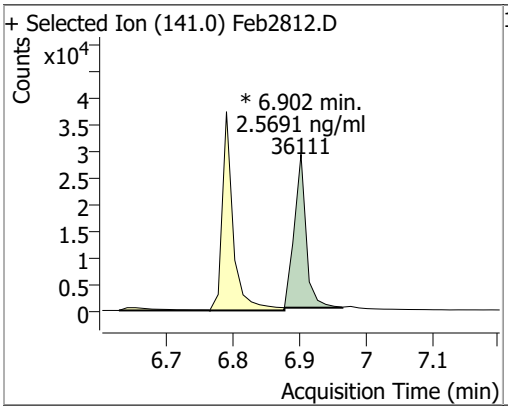

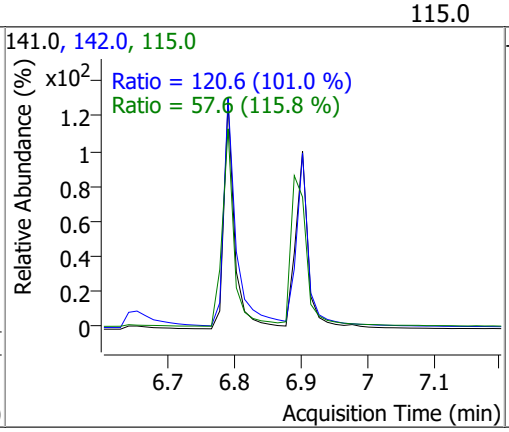

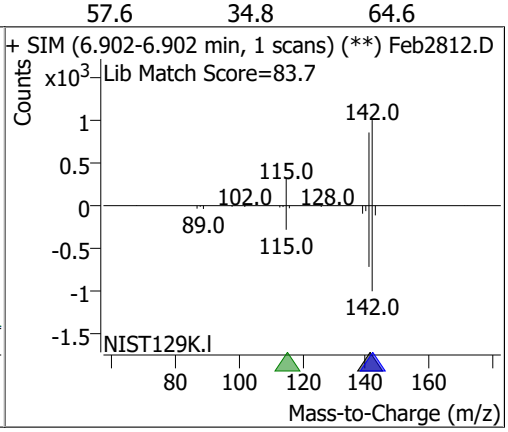

Compound	Conc.	RT	Dev(Min)	Resp.	QIon	QRatio	Lower	Upper
2-Fluorobiphenyl	2.9943	7.25	-0.01	57999	171.0	36.7	24.3	45.1

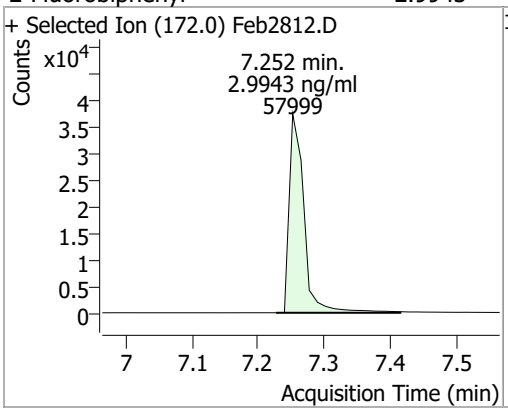

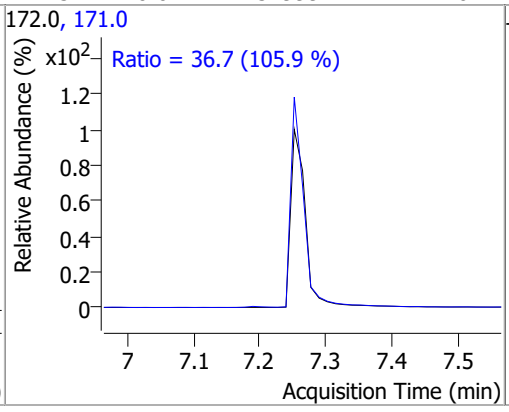

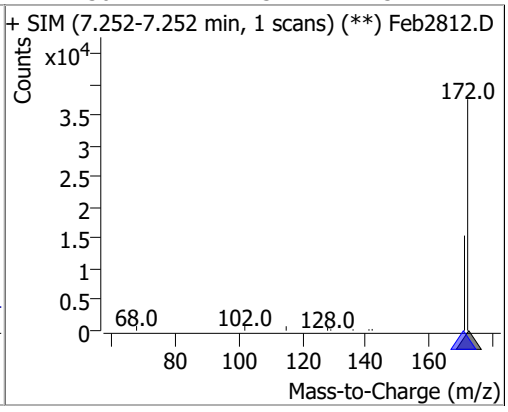

Compound	Conc.	RT	Dev(Min)	Resp.	QIon	QRatio	Lower	Upper
Acenaphthylene	2.8477	7.83	0.00	68951	153.0	15.6	11.2	20.8

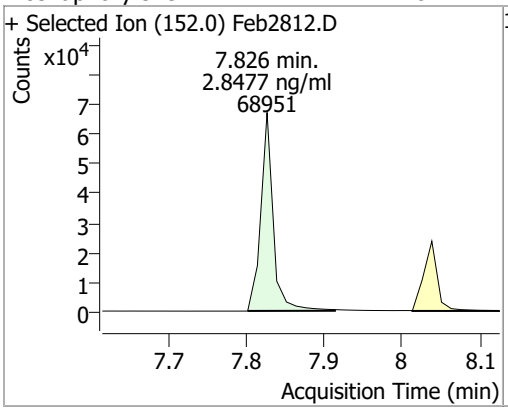

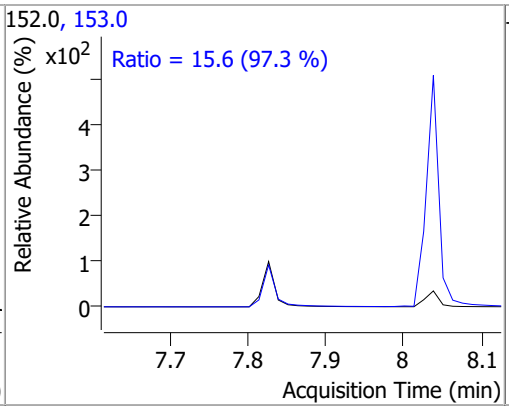

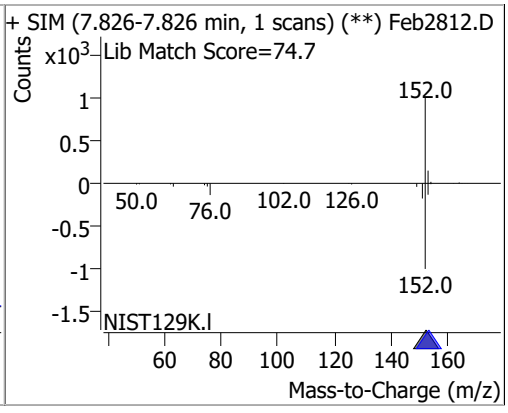

Compound	Conc.	RT	Dev(Min)	Resp.	QIon	QRatio	Lower	Upper
Acenaphthene	3.4655	8.04	0.00	56879	153.0	110.1	76.8	142.6
					152.0	51.5	36.4	67.5

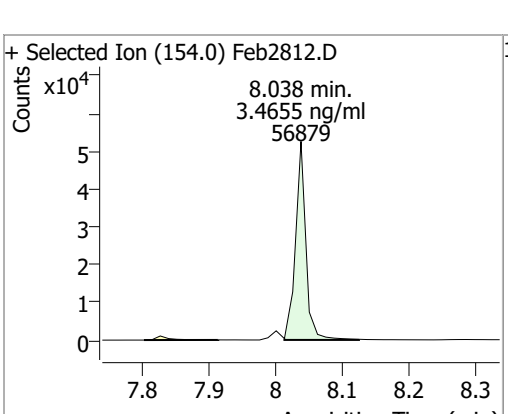

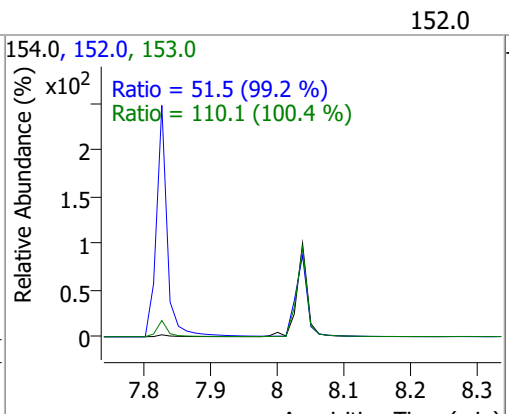

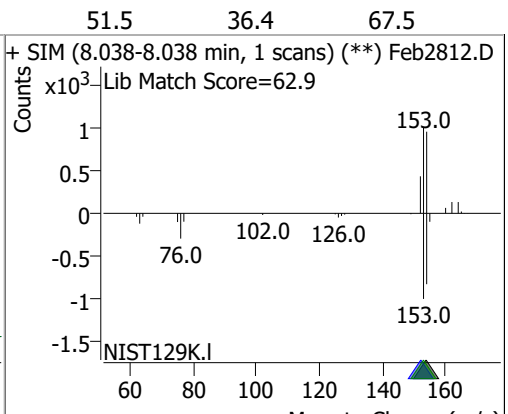

Compound	Conc.	RT	Dev(Min)	Resp.	QIon	QRatio	Lower	Upper
Fluorene	3.4899	8.66	-0.01	70925	165.0	98.4	60.3	111.9
					167.0	13.3	8.9	16.6

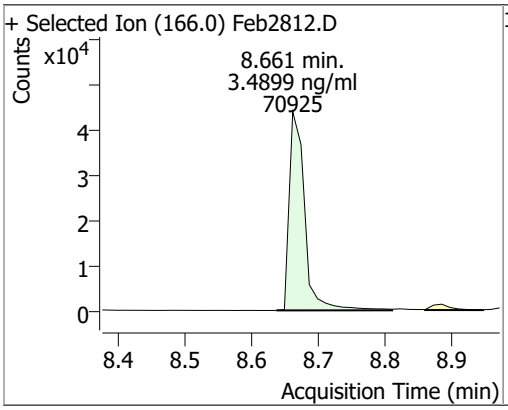

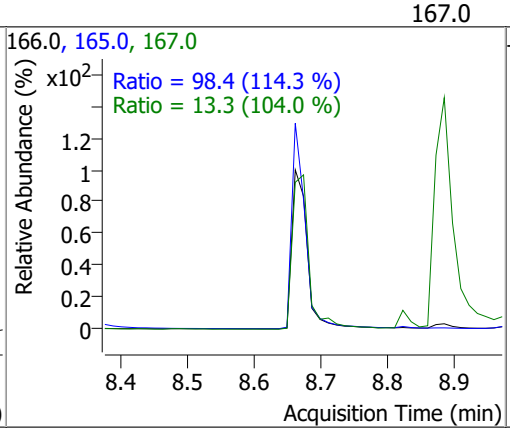

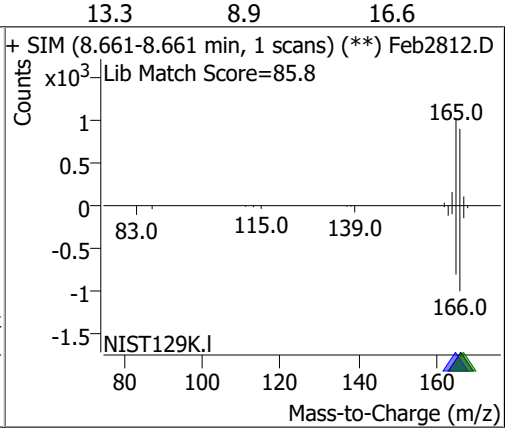

Compound	Conc.	RT	Dev(Min)	Resp.	QIon	QRatio	Lower	Upper
Phenanthrene	4.0702	9.79	0.00	113372	176.0	18.1	12.7	23.5

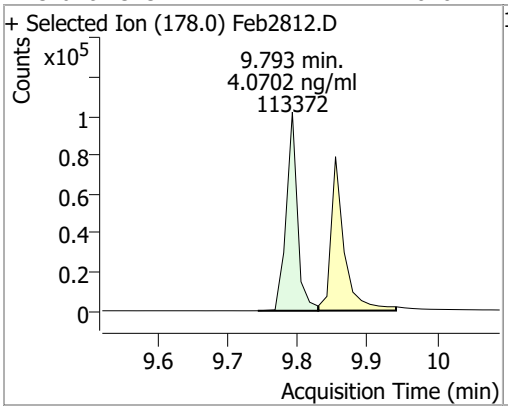

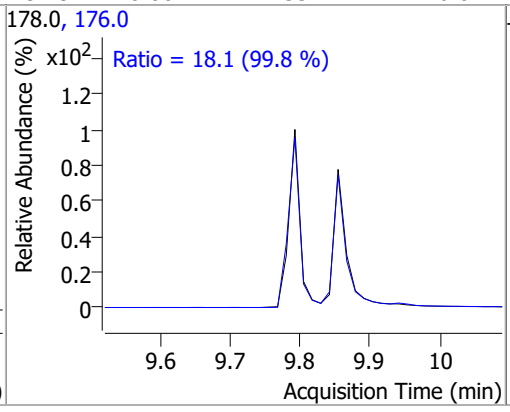

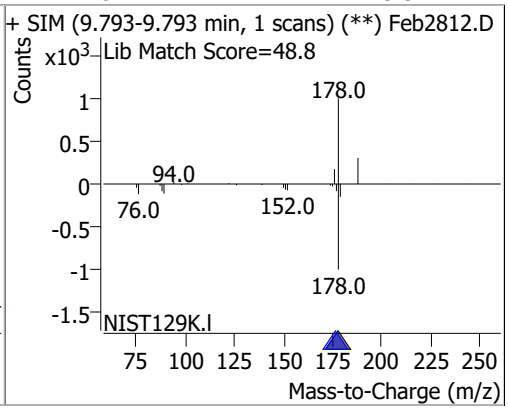

Compound	Conc.	RT	Dev(Min)	Resp.	QIon	QRatio	Lower	Upper
Anthracene	4.1909	9.85	0.00	104133	176.0	17.2	12.9	23.9

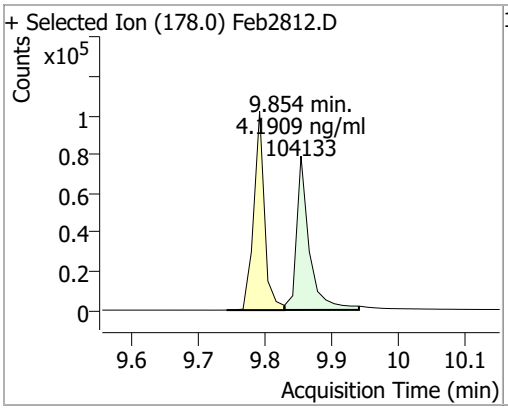

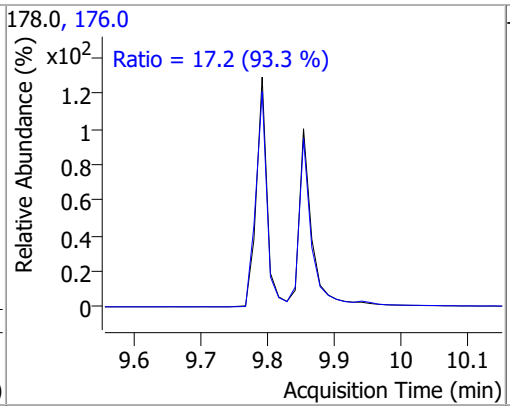

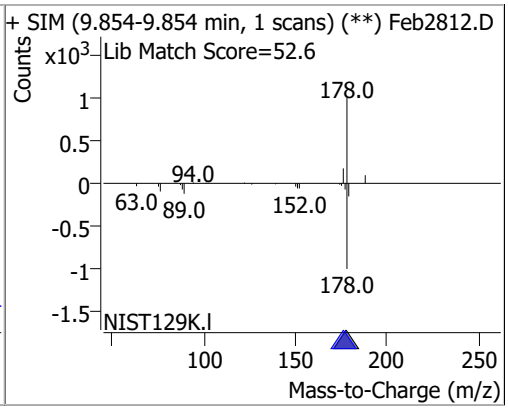

Compound	Conc.	RT	Dev(Min)	Resp.	QIon	QRatio	Lower	Upper
o-Terphenyl	4.0310	10.30	0.00	65875	229.0	64.2	42.8	79.5
					215.0	38.8	28.0	52.0

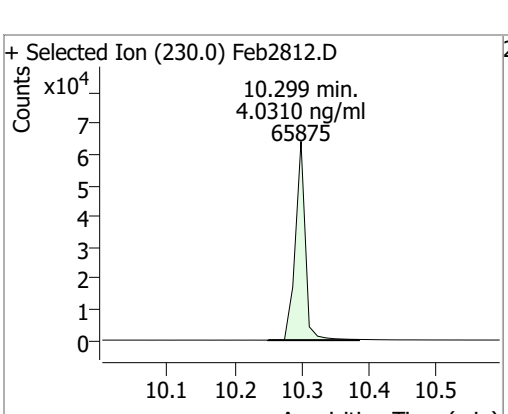

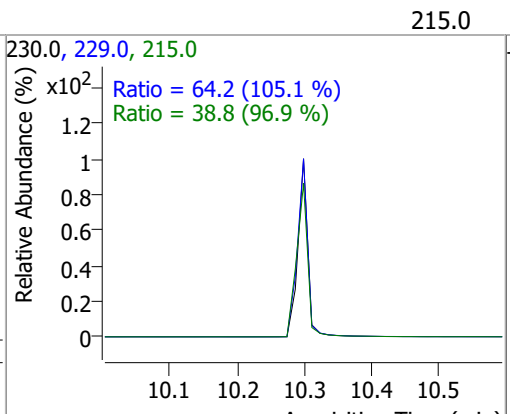

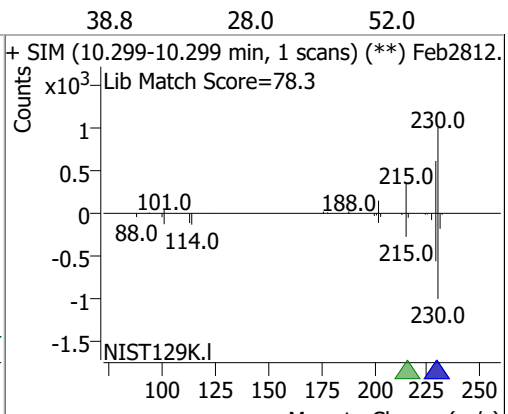

Compound	Conc.	RT	Dev(Min)	Resp.	QIon	QRatio	Lower	Upper
Fluoranthene	3.9415	11.40	0.00	114768	101.0	10.1	6.7	12.5

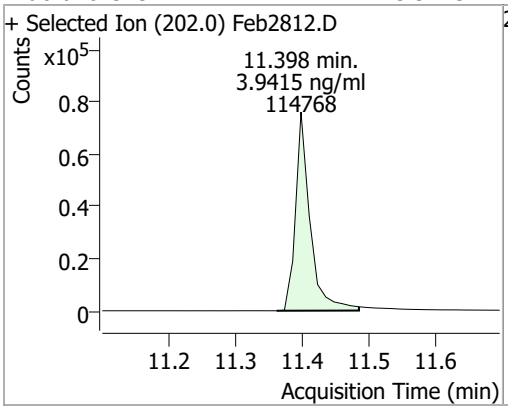

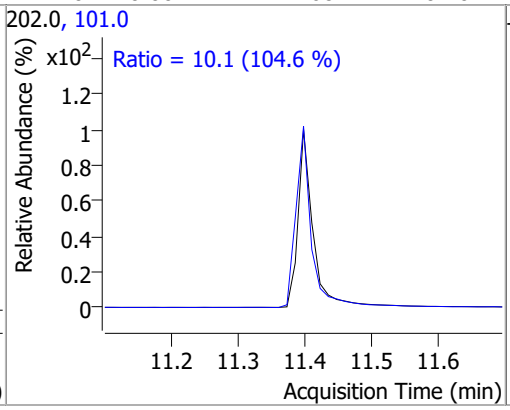

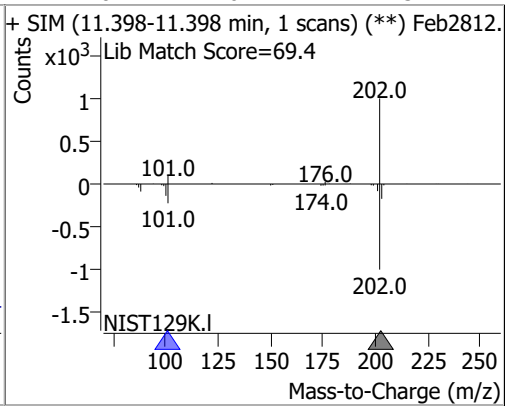

Compound	Conc.	RT	Dev(Min)	Resp.	QIon	QRatio	Lower	Upper
Pyrene	4.3380	11.77	-0.01	126506	101.0	11.5	8.4	15.6

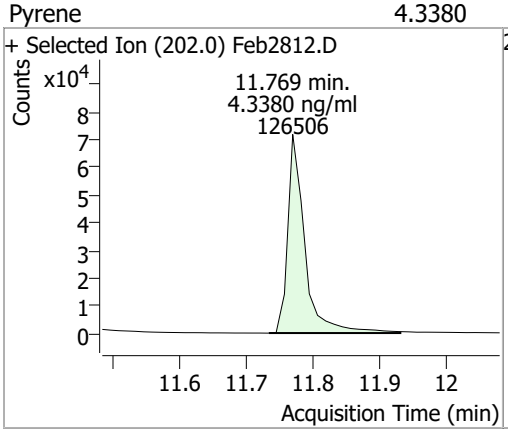

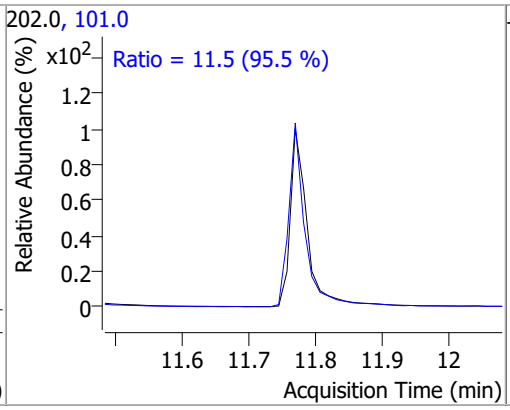

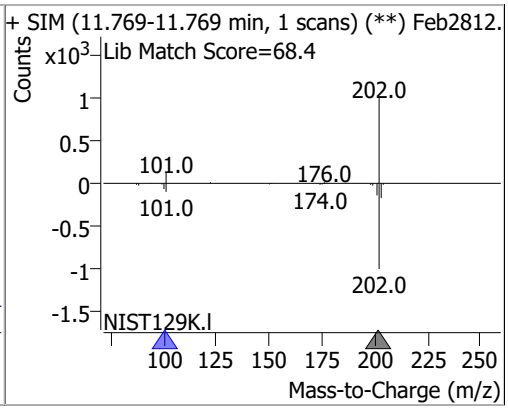

Compound	Conc.	RT	Dev(Min)	Resp.	QIon	QRatio	Lower	Upper
Terphenyl-d14	3.6696	12.24	0.00	68838	122.0	12.7	8.6	16.0

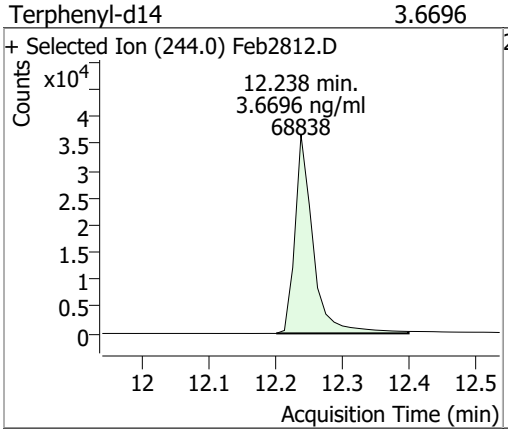

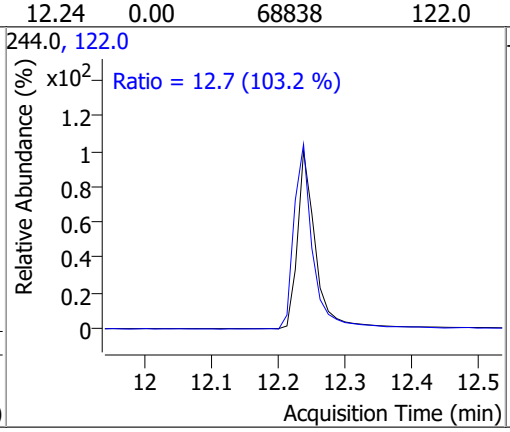

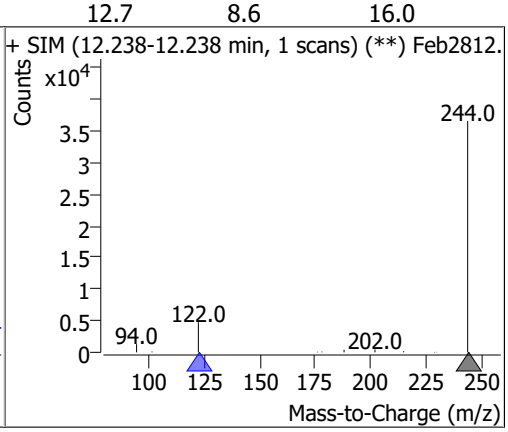

Compound	Conc.	RT	Dev(Min)	Resp.	QIon	QRatio	Lower	Upper
Benzo(a)Anthracene	4.3318	14.64	0.00	90387	226.0	25.6	18.0	33.4
					229.0	22.2	16.5	30.7

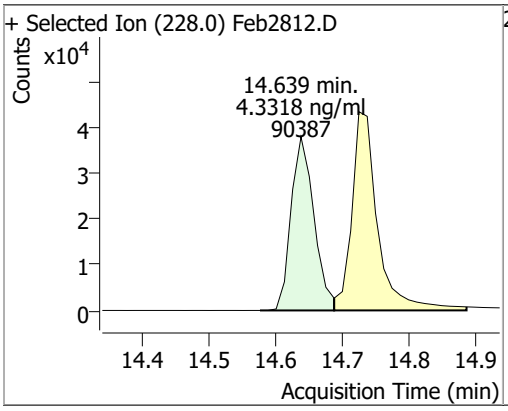

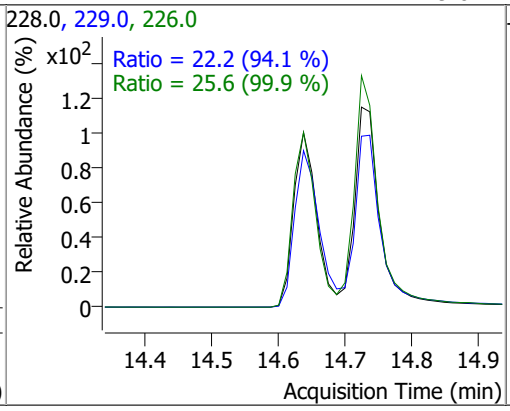

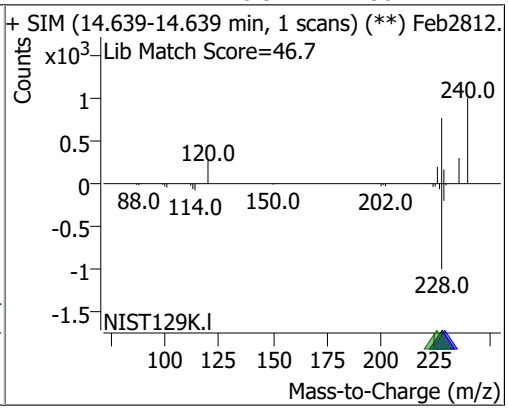

Compound	Conc.	RT	Dev(Min)	Resp.	QIon	QRatio	Lower	Upper
Chrysene	4.4568	14.73	-0.01	117475	226.0	28.4	21.6	40.2
					229.0	21.6	13.8	25.7

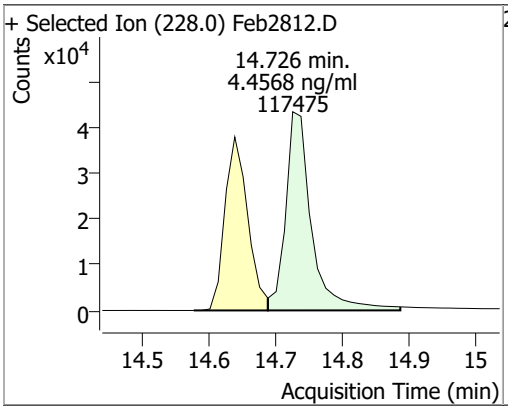

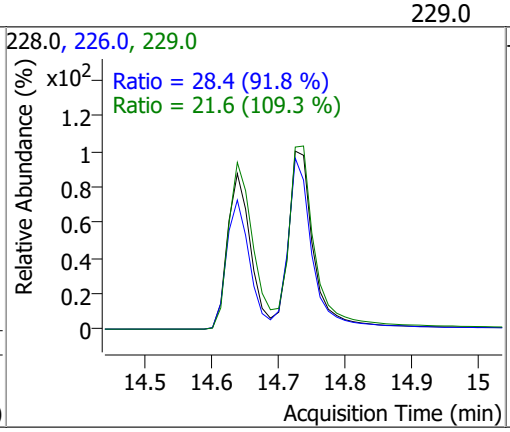

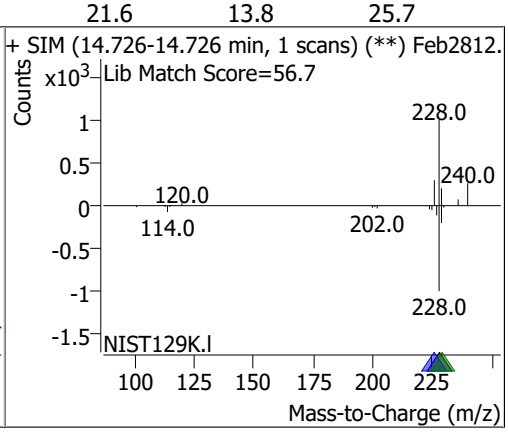

Compound	Conc.	RT	Dev(Min)	Resp.	QIon	QRatio	Lower	Upper
Benzo(b)fluoranthene	4.1356	17.66	0.00	76054	253.0	22.5	15.7	29.2

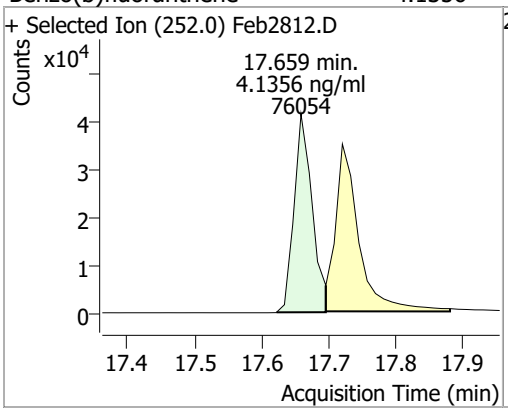

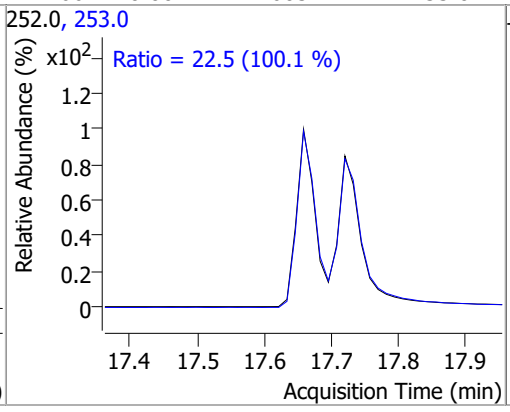

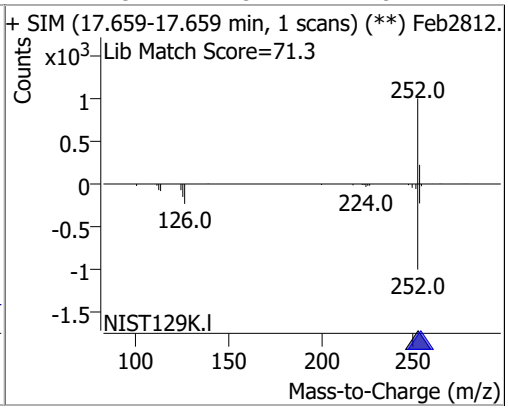

Compound	Conc.	RT	Dev(Min)	Resp.	QIon	QRatio	Lower	Upper
Benzo(k)fluoranthene	3.9929	17.72	-0.01	85083	253.0	21.9	17.2	31.9

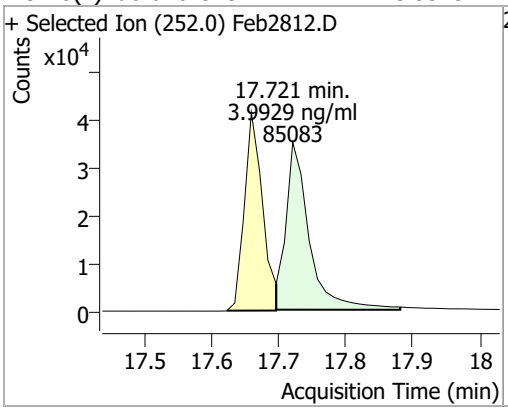

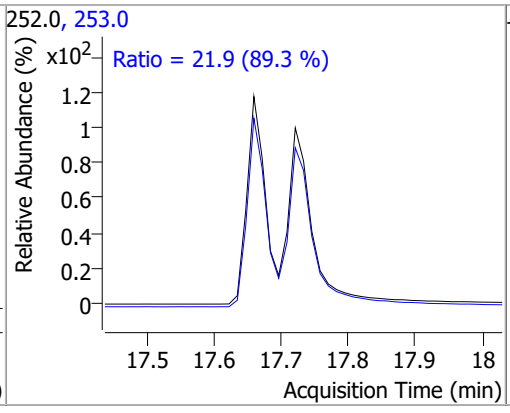

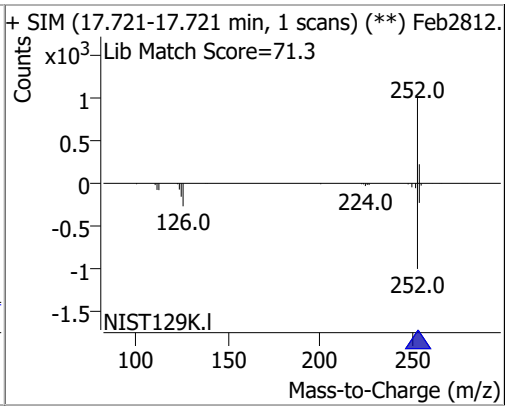

Compound	Conc.	RT	Dev(Min)	Resp.	QIon	QRatio	Lower	Upper
Benzo(a)pyrene	3.7630	18.30	-0.01	64726	253.0	23.3	16.2	30.1

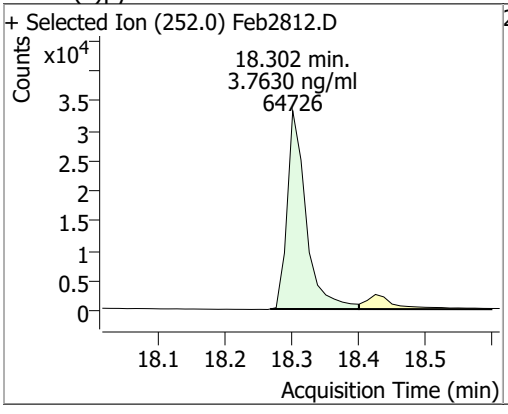

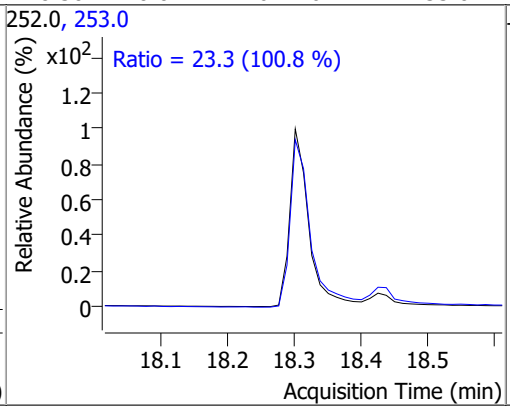

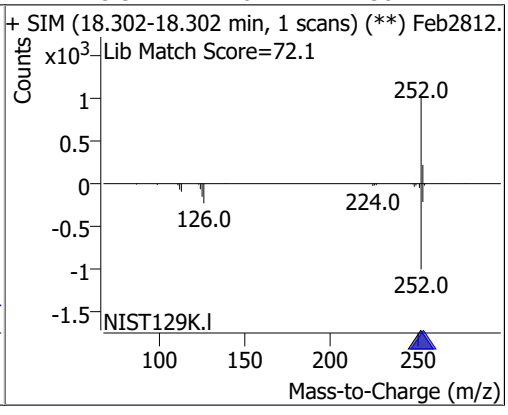

Compound	Conc.	RT	Dev(Min)	Resp.	QIon	QRatio	Lower	Upper
Indeno(1,2,3-cd)pyrene	3.8912	20.17	0.00	55029	138.0	22.4	14.6	27.2

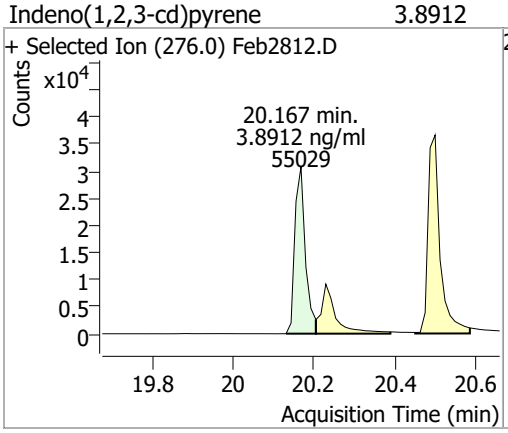

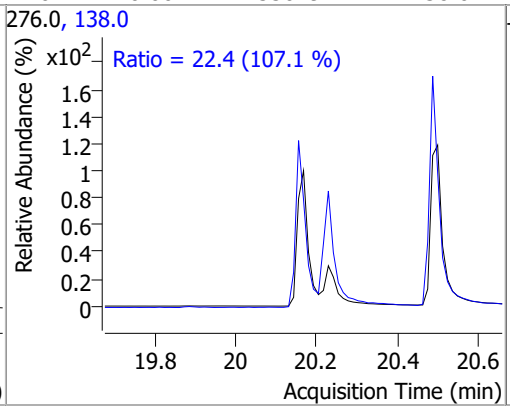

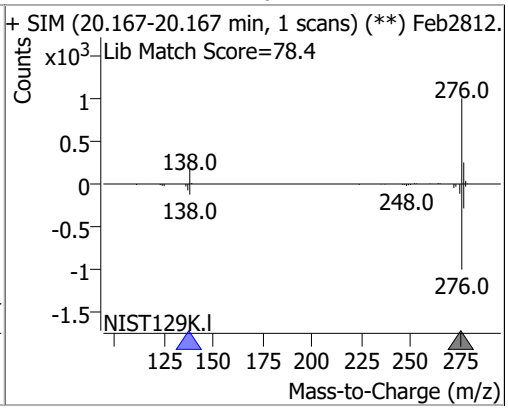

Compound	Conc.	RT	Dev(Min)	Resp.	QIon	QRatio	Lower	Upper
Dibenzo(a,h)anthracene	4.1143	20.23	-0.01	68349	279.0	24.5	16.8	31.3
					139.0	18.8	12.4	23.0

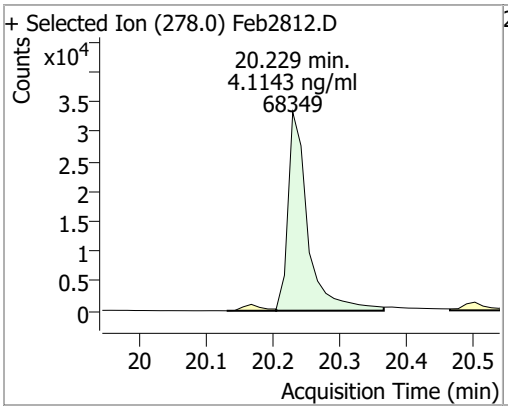

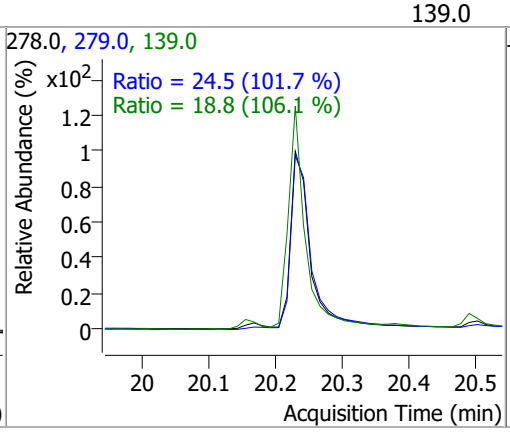

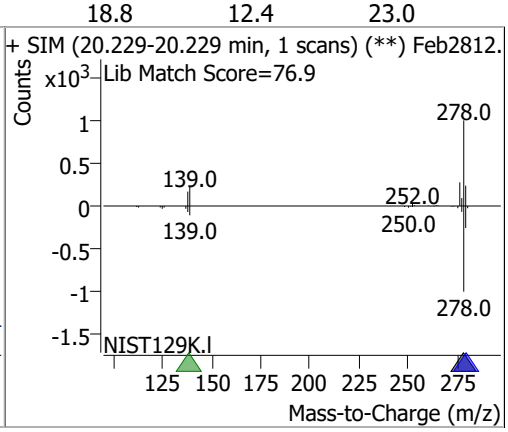

Compound	Conc.	RT	Dev(Min)	Resp.	QIon	QRatio	Lower	Upper
Benzo(g,h,i)perylene	3.8140	20.50	0.00	76667	138.0	20.0	16.2	30.1
					277.0	24.6	16.2	30.1

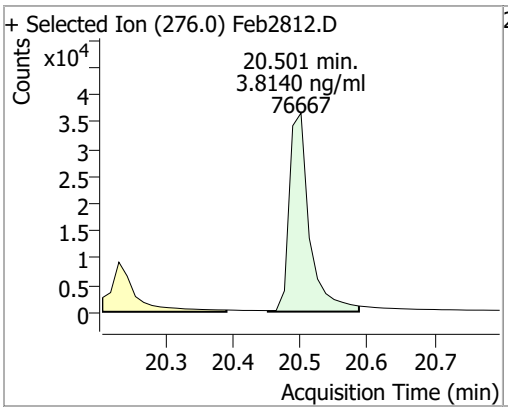

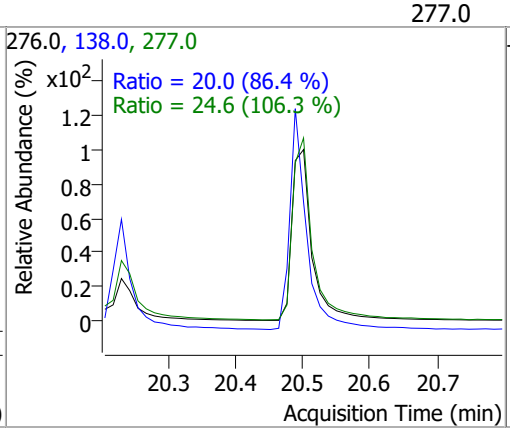

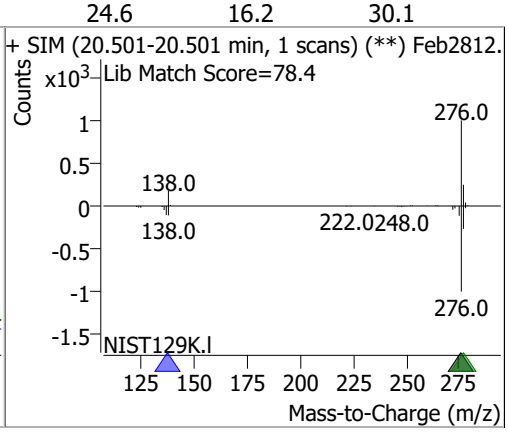

Quantitation Results Report (QT Reviewed)

Data File	Feb2813.D	Operator	LIMS import
Acq. Method	5975BNASIM	Acq. Date-Time	2/28/2022 5:58:47 PM
Sample Name	LLCSD-163957	Instrument	GCMS
Vial	13	Multiplier	1.00
DA Method File	021622 bna SIM 2.batch.bin	Comment	SVOC-8270C-SIM-W-LLPAH
Tune File	dftppjph.u	Tune Date	
Batch Name	022822 bna SIM 1.batch.bin	Last Calib Update	2/28/2022 5:36:24 PM
Ref Library			

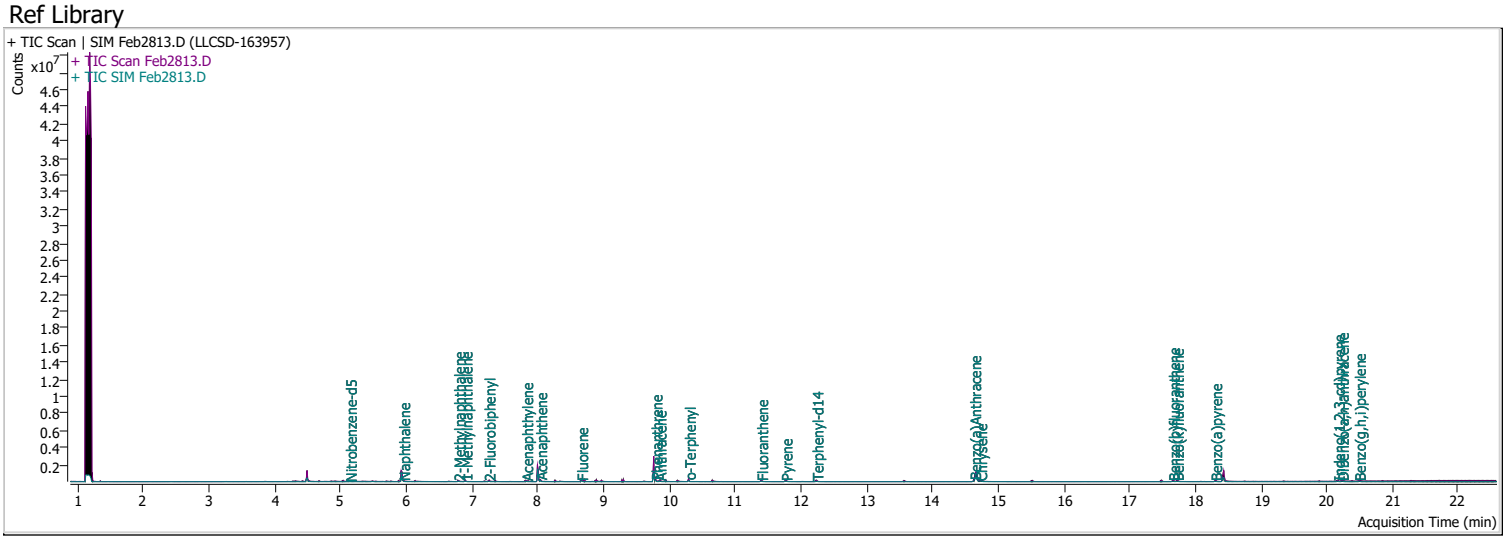

Compound	RT	QIon	Resp.	Conc.	Units	Dev(Min)
Internal Standards						
M 1,4-Dichlorobenzene-d4	4.497	152.0	197802	40.0000	ng/ml	0.000
M Naphthalene-d8	5.928	136.0	873243	40.0000	ng/ml	0.000
M Acenaphthene-d10	8.000	164.0	580264	40.0000	ng/ml	0.000
M Phenanthrene-d10	9.768	188.0	1114160	40.0000	ng/ml	0.000
M Chrysene-d12	14.664	240.0	818065	40.0000	ng/ml	0.000
M Perylene-d12	18.425	264.0	633294	40.0000	ng/ml	-0.012
System Monitoring Compounds						
S Nitrobenzene-d5	5.143	82.0	16145	4.0051	ng/ml	-0.012
Spiked Amount: 5.000	Range: 19.0 - 102.0%			Recovery = 80.10%		
S 2-Fluorobiphenyl	7.252	172.0	62791	3.5025	ng/ml	-0.012
Spiked Amount: 5.000	Range: 25.0 - 94.0%			Recovery = 70.05%		
S o-Terphenyl	10.299	230.0	68471	4.4809	ng/ml	0.000
Spiked Amount: 5.000	Range: 40.0 - 140.0%			Recovery = 89.62%		
S Terphenyl-d14	12.238	244.0	78146	4.3550	ng/ml	0.000
Spiked Amount: 5.000	Range: 39.0 - 106.0%			Recovery = 87.10%		
Target Compounds						QValue
T Naphthalene	5.953	128.0	61496	2.7893	ng/ml	96
T 2-Methylnaphthalene	6.790	141.0	39718	3.0832	ng/ml	88
T 1-Methylnaphthalene	6.902	141.0	36894	2.6202	ng/ml	99
T Acenaphthylene	7.826	152.0	77426	3.4550	ng/ml	97
T Acenaphthene	8.038	154.0	55854	3.6950	ng/ml	99
T Fluorene	8.661	166.0	75286	4.0025	ng/ml	90
T Phenanthrene	9.793	178.0	119993	4.5972	ng/ml	100
T Anthracene	9.854	178.0	112177	4.7978	ng/ml	97
T Fluoranthene	11.398	202.0	122730	4.4793	ng/ml	98
T Pyrene	11.769	202.0	136870	4.9500	ng/ml	98
T Benzo(a)Anthracene	14.639	228.0	99949	5.0366	ng/ml	98
T Chrysene	14.726	228.0	126384	5.0526	ng/ml	96
T Benzo(b)fluoranthene	17.659	252.0	87004	5.0026	ng/ml	100

Compound	RT	QIon	Resp.	Conc.	Units	Dev(Min)
T Benzo(k)fluoranthene	17.721	252.0	95129	4.7438	ng/ml	95
T Benzo(a)pyrene	18.302	252.0	72229	4.4402	ng/ml	98
T Indeno(1,2,3-cd)pyrene	20.167	276.0	62565	4.6780	ng/ml	93
T Dibenzo(a,h)anthracene	20.229	278.0	75478	4.8043	ng/ml	98
T Benzo(g,h,i)perylene	20.489	276.0	88395	4.6498	ng/ml	98

(#) = Qualifier Out of Range; (m) = Manual Integration; (+) = Area Summed; (*) = Surrogate Percent Recovery Out of Range; (d): Zeroed Peak

Compound	Conc.	RT	Dev(Min)	Resp.	QIon	QRatio	Lower	Upper
Nitrobenzene-d5	4.0051	5.14	-0.01	16145	54.0	37.8	30.6	56.8
					128.0	40.6	28.9	53.6

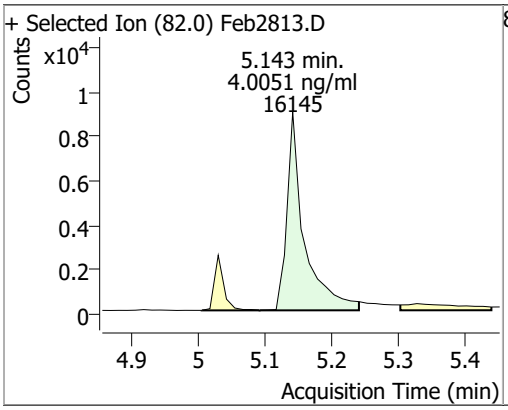

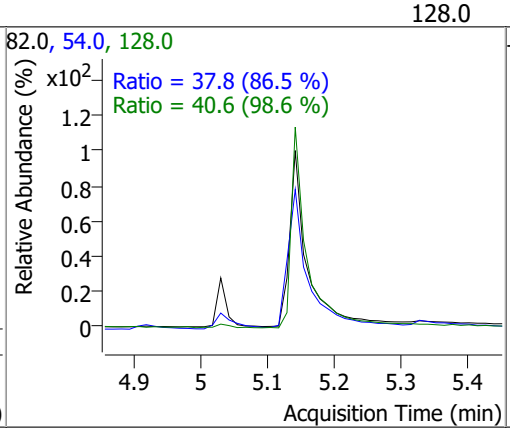

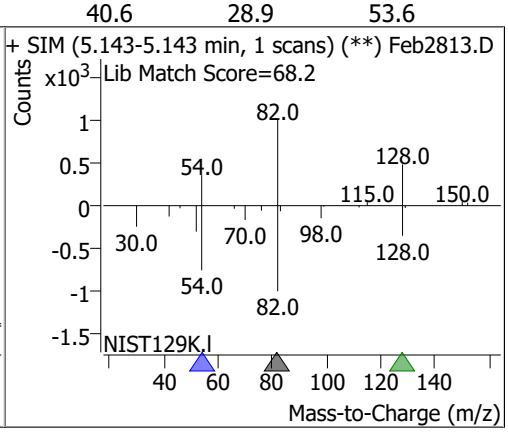

Compound	Conc.	RT	Dev(Min)	Resp.	QIon	QRatio	Lower	Upper
Naphthalene	2.7893	5.95	0.00	61496	102.0	11.0	0.0	40.8
					129.0	11.0	7.8	14.5

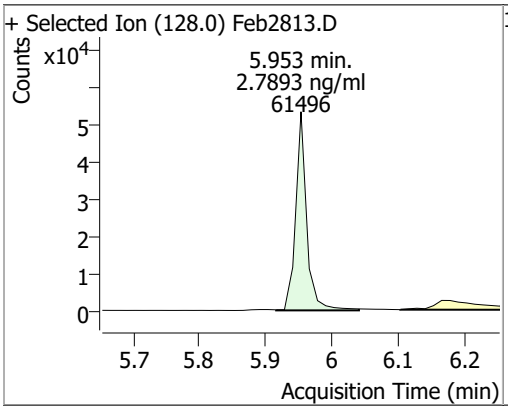

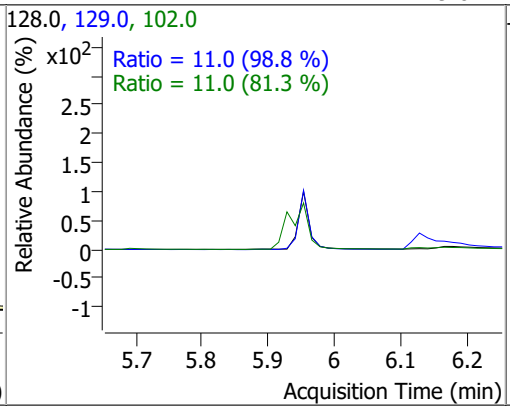

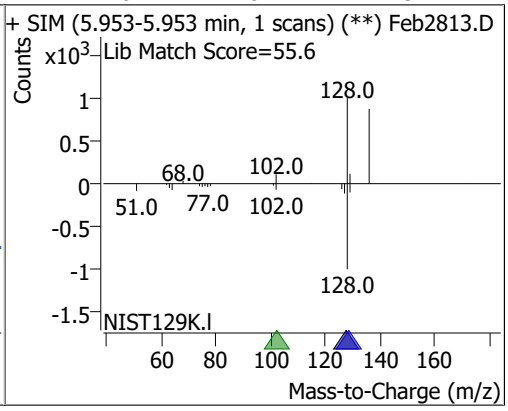

Compound	Conc.	RT	Dev(Min)	Resp.	QIon	QRatio	Lower	Upper
2-Methylnaphthalene	3.0832	6.79	0.00	39718	142.0	150.5	94.4	175.3
					115.0	44.9	36.1	67.0

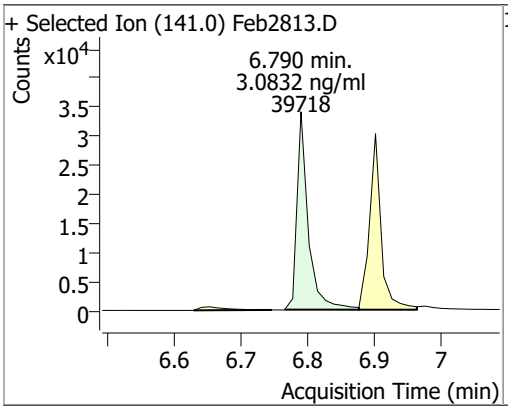

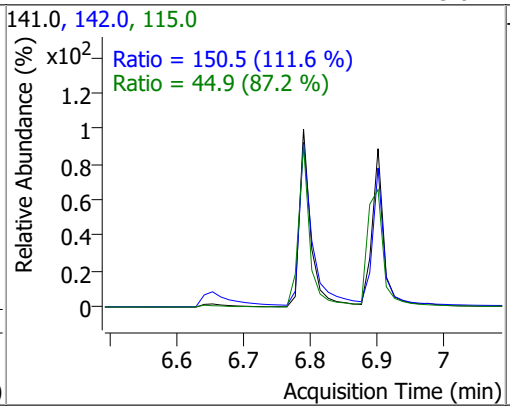

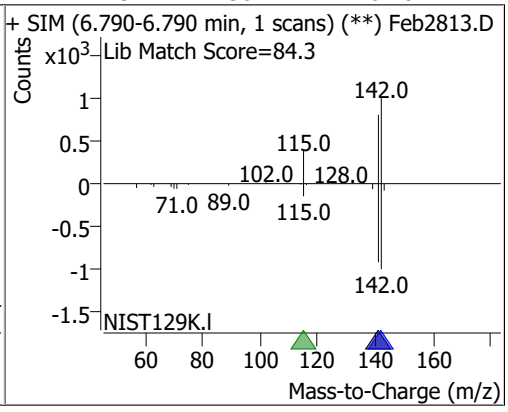

Compound	Conc.	RT	Dev(Min)	Resp.	QIon	QRatio	Lower	Upper
1-Methylnaphthalene	2.6202	6.90	0.00	36894	142.0	118.4	83.6	155.3
					115.0	51.7	34.8	64.6

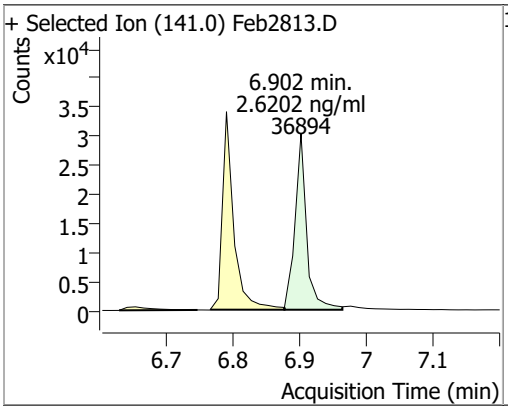

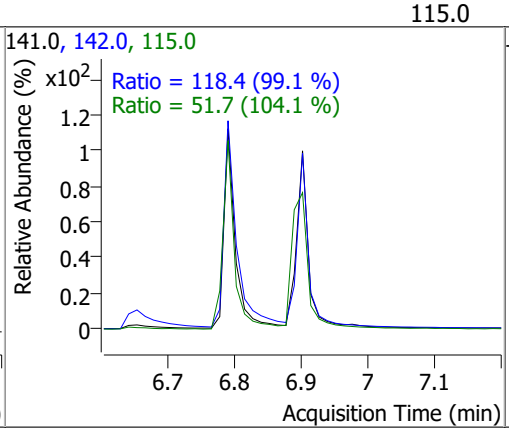

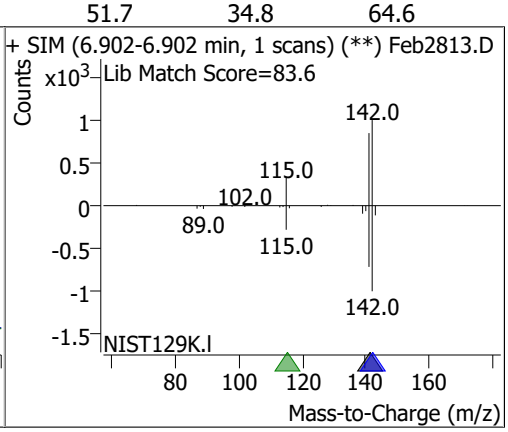

Compound	Conc.	RT	Dev(Min)	Resp.	QIon	QRatio	Lower	Upper
2-Fluorobiphenyl	3.5025	7.25	-0.01	62791	171.0	36.2	24.3	45.1

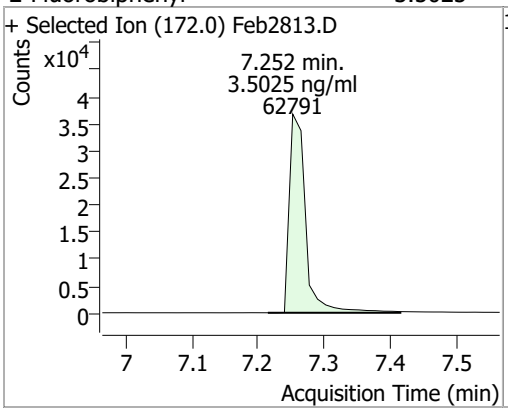

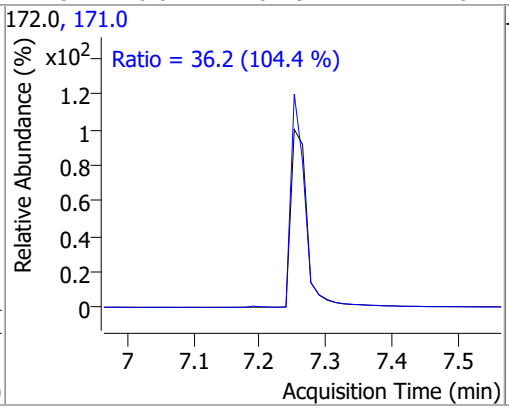

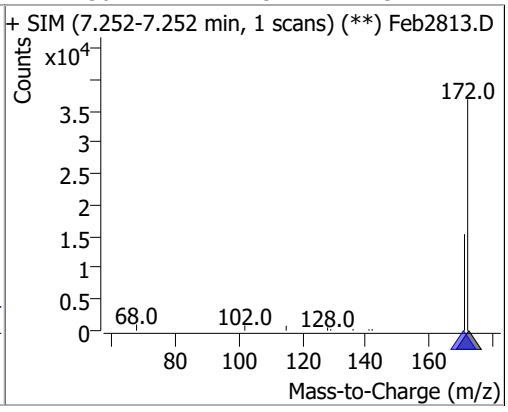

Compound	Conc.	RT	Dev(Min)	Resp.	QIon	QRatio	Lower	Upper
Acenaphthylene	3.4550	7.83	0.00	77426	153.0	14.6	11.2	20.8

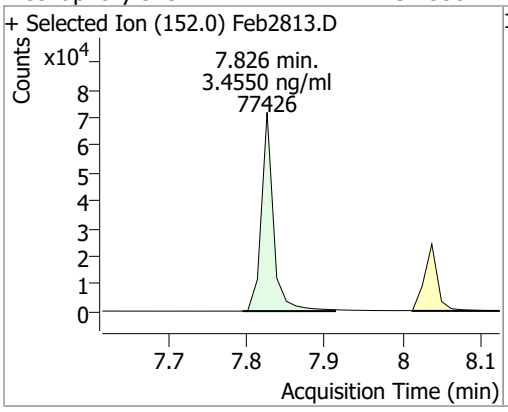

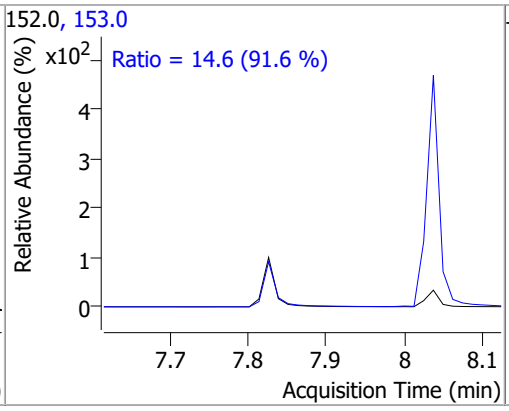

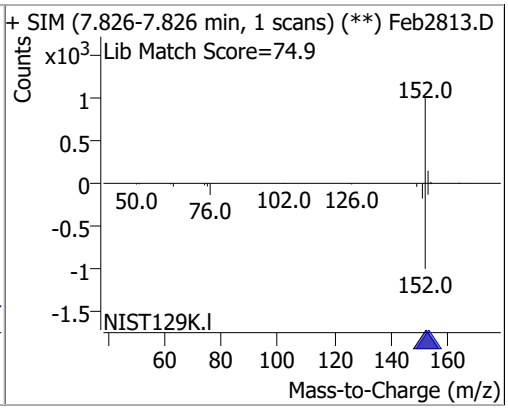

Compound	Conc.	RT	Dev(Min)	Resp.	QIon	QRatio	Lower	Upper
Acenaphthene	3.6950	8.04	0.00	55854	153.0	108.9	76.8	142.6
					152.0	51.5	36.4	67.5

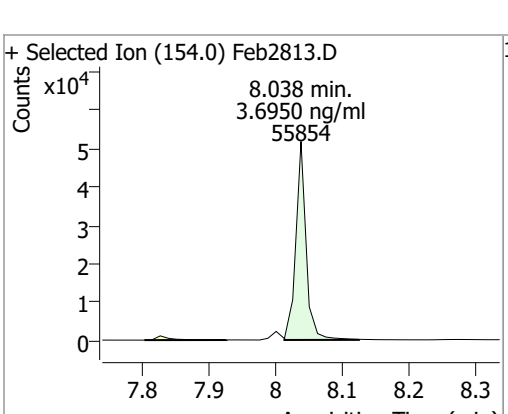

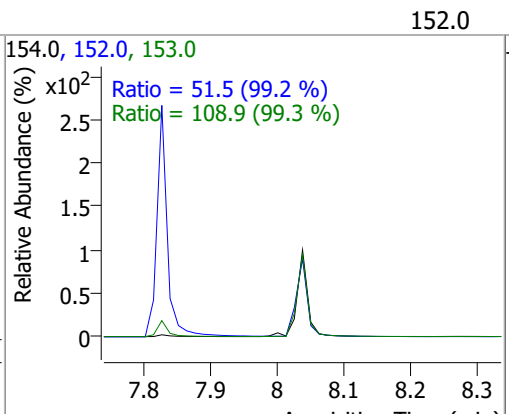

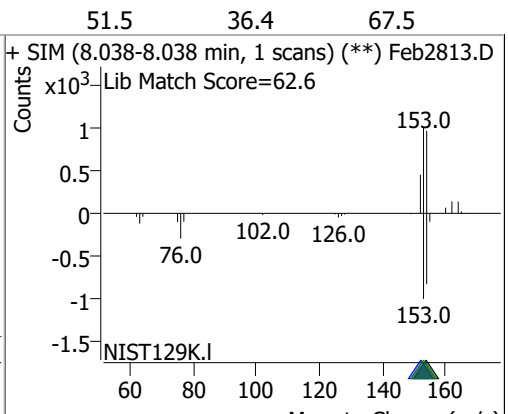

Compound	Conc.	RT	Dev(Min)	Resp.	QIon	QRatio	Lower	Upper
Fluorene	4.0025	8.66	-0.01	75286	165.0	96.7	60.3	111.9
					167.0	13.4	8.9	16.6

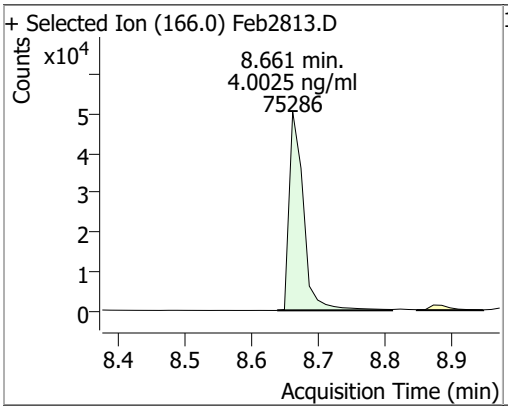

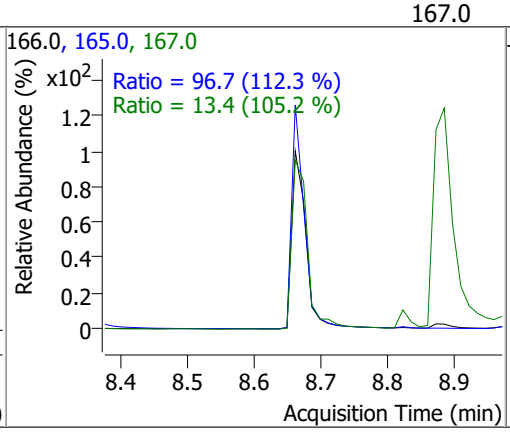

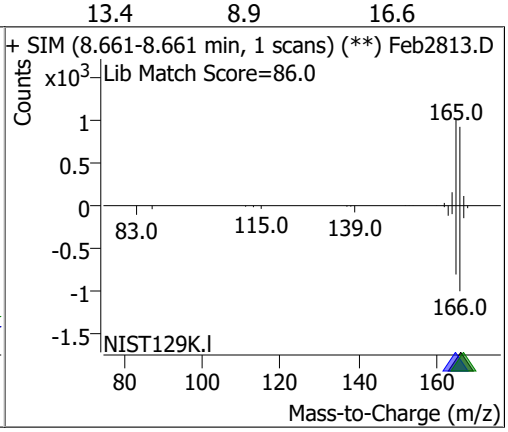

Compound	Conc.	RT	Dev(Min)	Resp.	QIon	QRatio	Lower	Upper
Phenanthrene	4.5972	9.79	0.00	119993	176.0	18.1	12.7	23.5

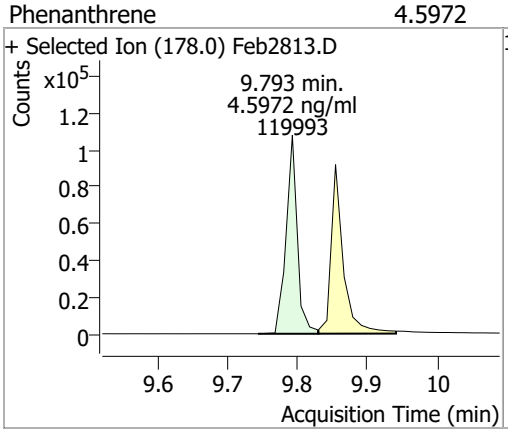

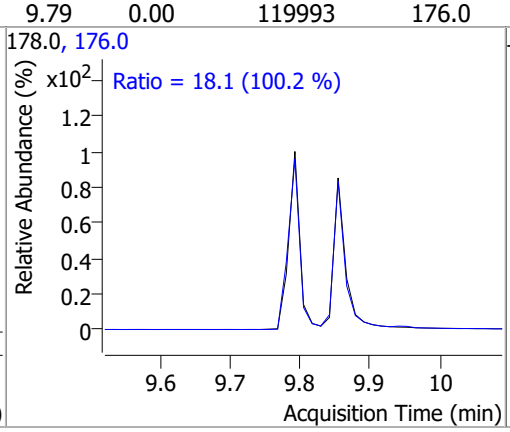

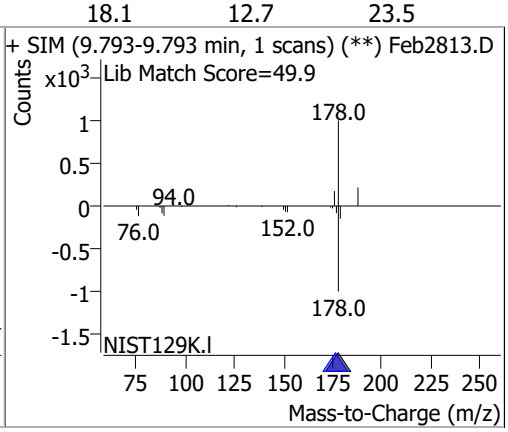

Compound	Conc.	RT	Dev(Min)	Resp.	QIon	QRatio	Lower	Upper
Anthracene	4.7978	9.85	0.00	112177	176.0	17.3	12.9	23.9

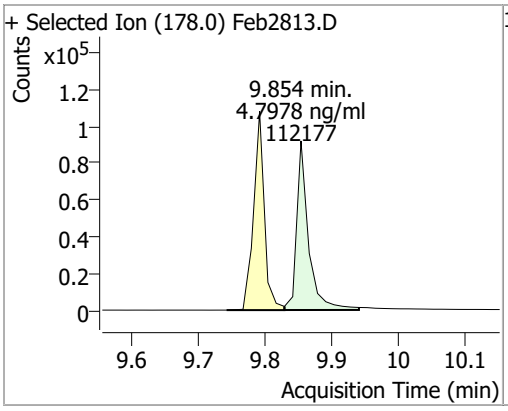

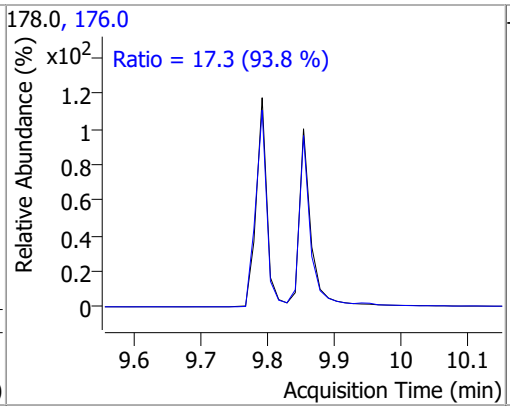

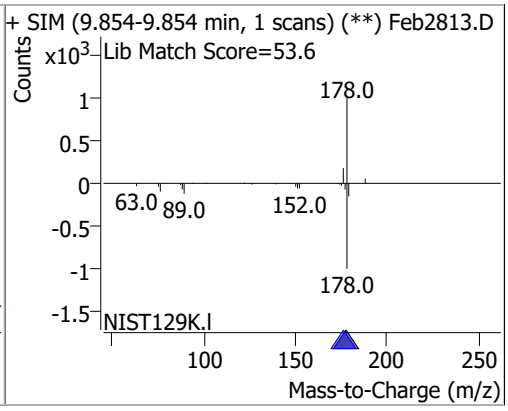

Compound	Conc.	RT	Dev(Min)	Resp.	QIon	QRatio	Lower	Upper
o-Terphenyl	4.4809	10.30	0.00	68471	229.0	64.7	42.8	79.5
					215.0	39.5	28.0	52.0

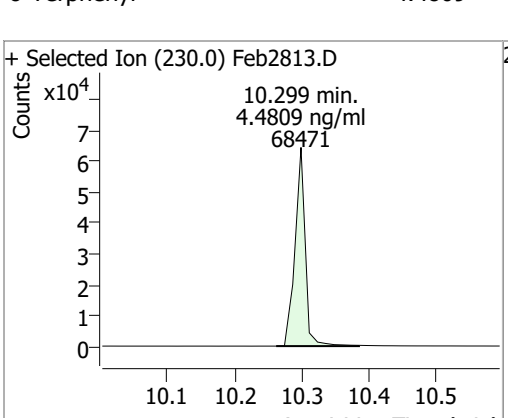

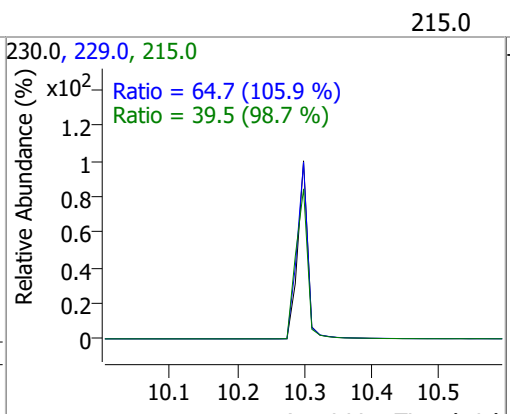

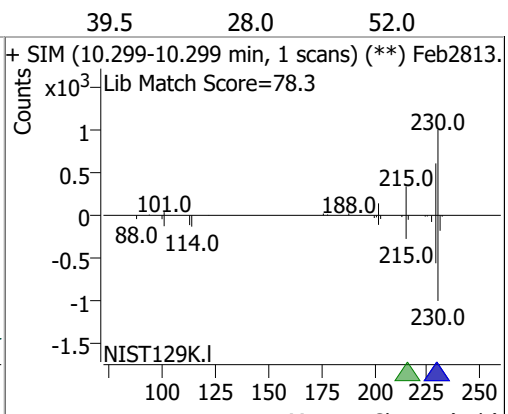

Compound	Conc.	RT	Dev(Min)	Resp.	QIon	QRatio	Lower	Upper
Fluoranthene	4.4793	11.40	0.00	122730	101.0	10.2	6.7	12.5

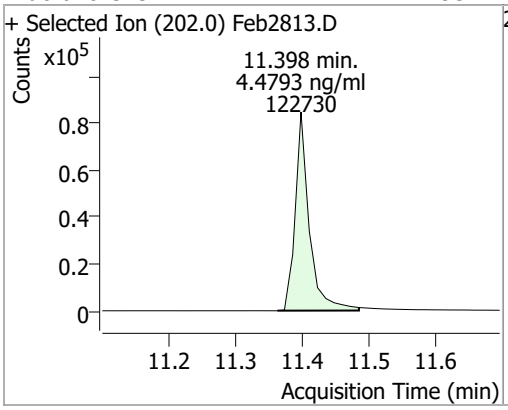

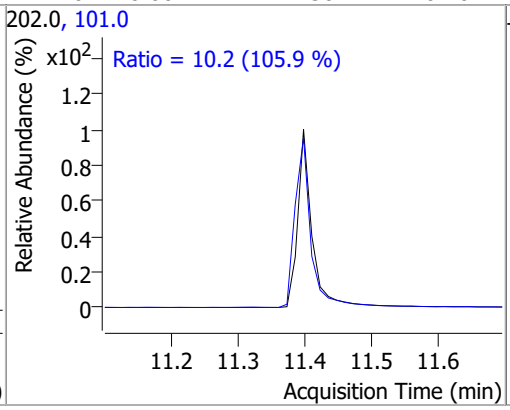

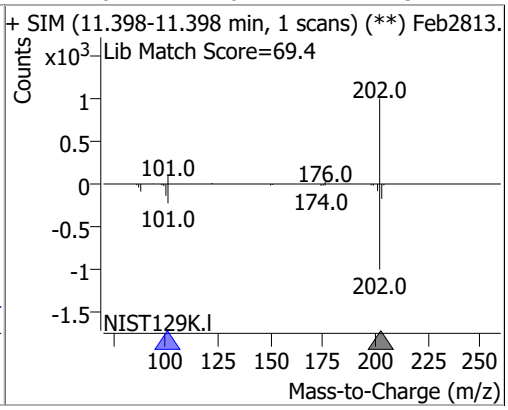

Compound	Conc.	RT	Dev(Min)	Resp.	QIon	QRatio	Lower	Upper
Pyrene	4.9500	11.77	-0.01	136870	101.0	11.4	8.4	15.6

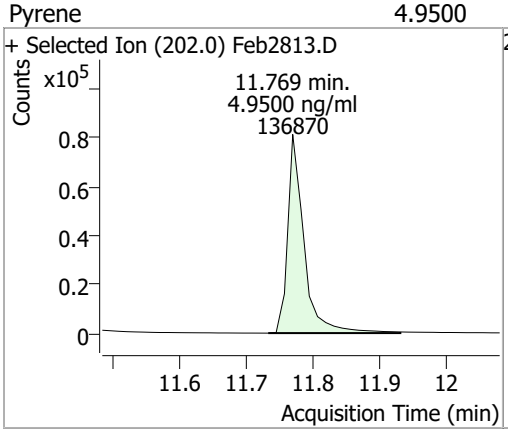

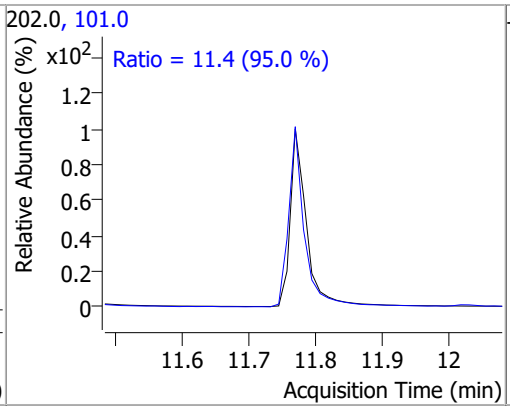

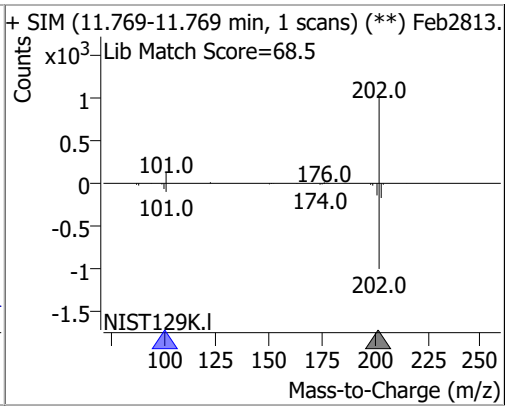

Compound	Conc.	RT	Dev(Min)	Resp.	QIon	QRatio	Lower	Upper
Terphenyl-d14	4.3550	12.24	0.00	78146	122.0	13.0	8.6	16.0

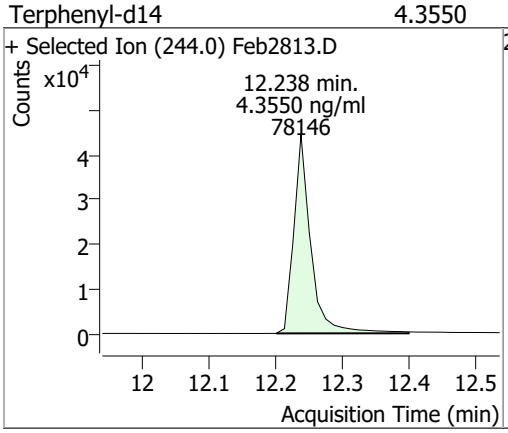

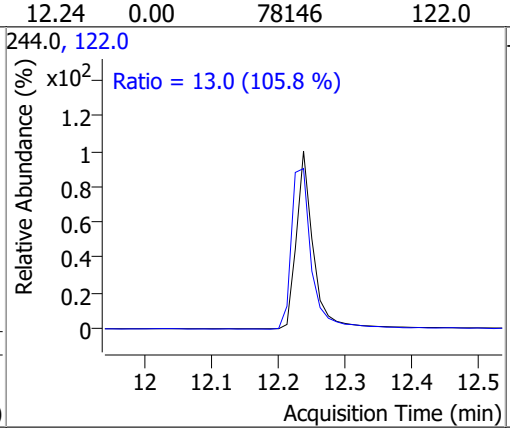

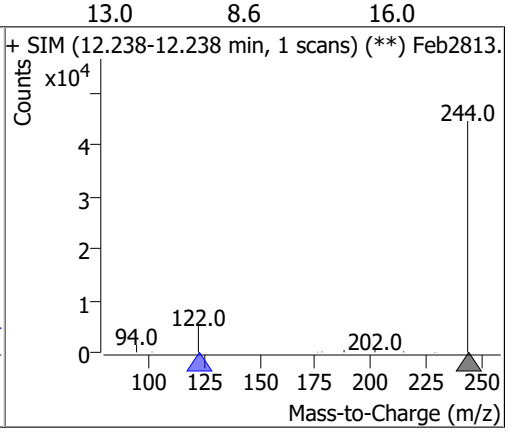

Compound	Conc.	RT	Dev(Min)	Resp.	QIon	QRatio	Lower	Upper
Benzo(a)Anthracene	5.0366	14.64	0.00	99949	226.0	26.1	18.0	33.4
					229.0	22.0	16.5	30.7

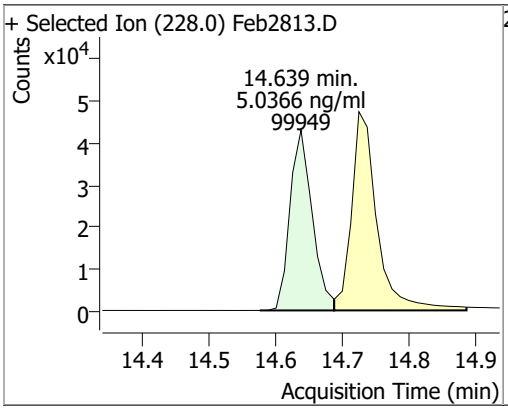

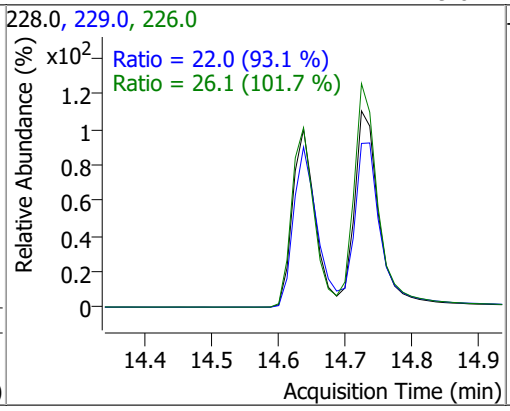

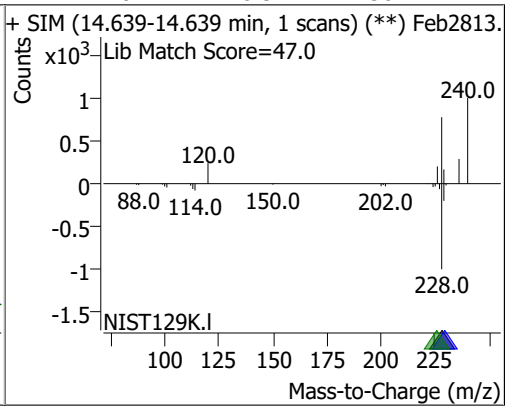

Compound	Conc.	RT	Dev(Min)	Resp.	QIon	QRatio	Lower	Upper
Chrysene	5.0526	14.73	-0.01	126384	226.0	28.8	21.6	40.2
					229.0	21.6	13.8	25.7

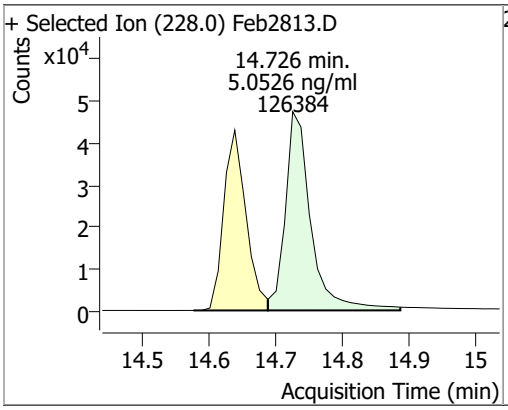

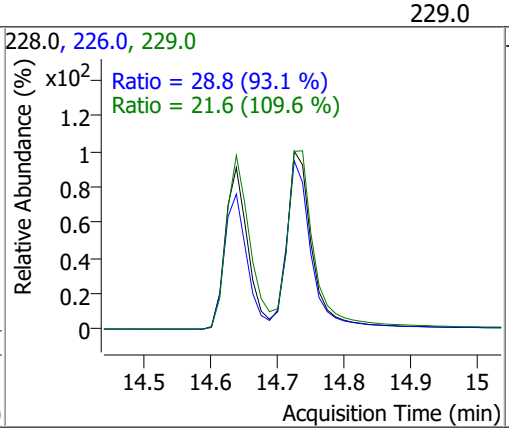

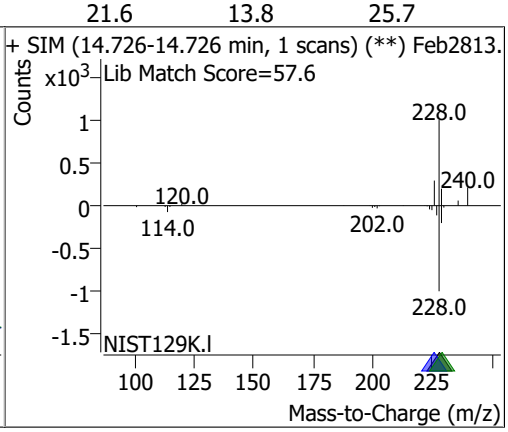

Compound	Conc.	RT	Dev(Min)	Resp.	QIon	QRatio	Lower	Upper
Benzo(b)fluoranthene	5.0026	17.66	0.00	87004	253.0	22.6	15.7	29.2

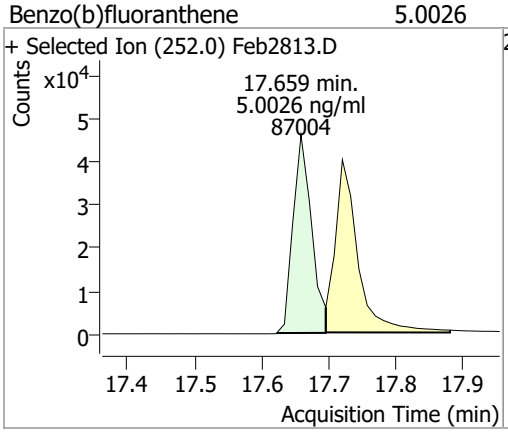

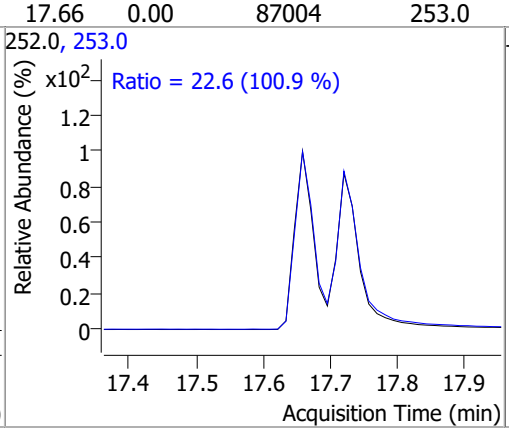

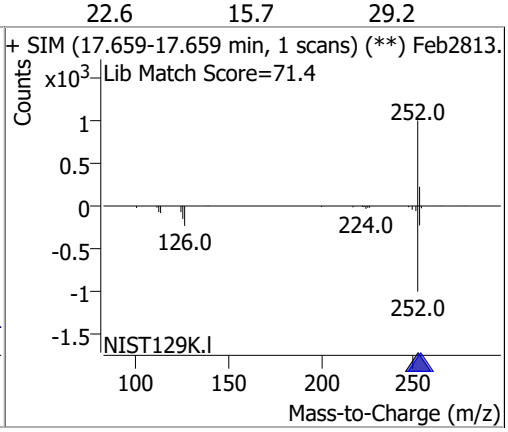

Compound	Conc.	RT	Dev(Min)	Resp.	QIon	QRatio	Lower	Upper
Benzo(k)fluoranthene	4.7438	17.72	-0.01	95129	253.0	22.2	17.2	31.9

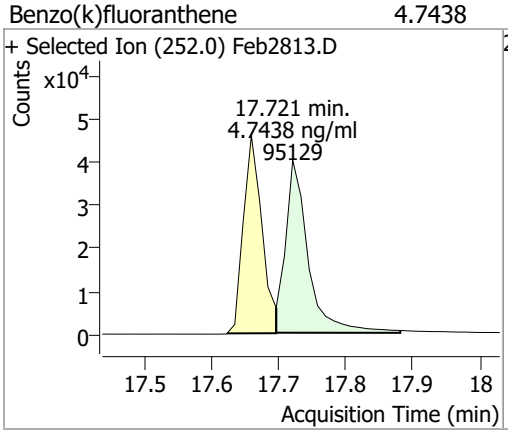

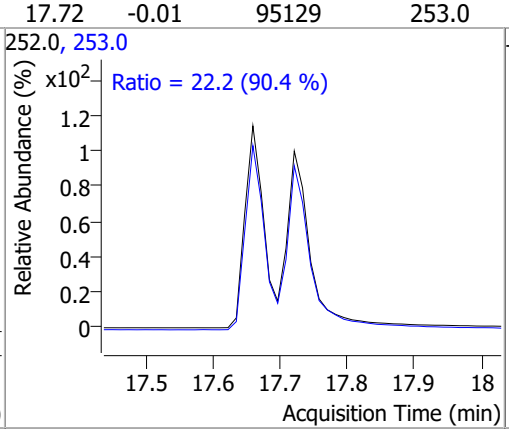

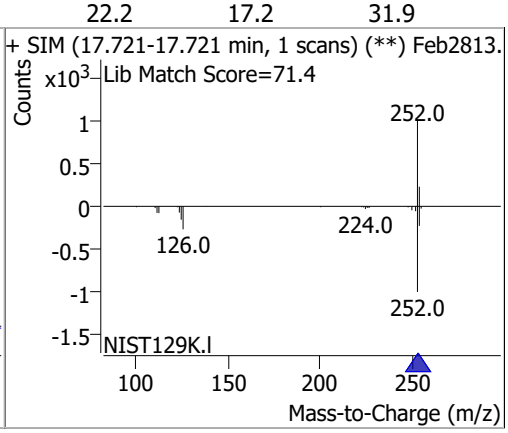

Compound	Conc.	RT	Dev(Min)	Resp.	QIon	QRatio	Lower	Upper
Benzo(a)pyrene	4.4402	18.30	-0.01	72229	253.0	23.9	16.2	30.1

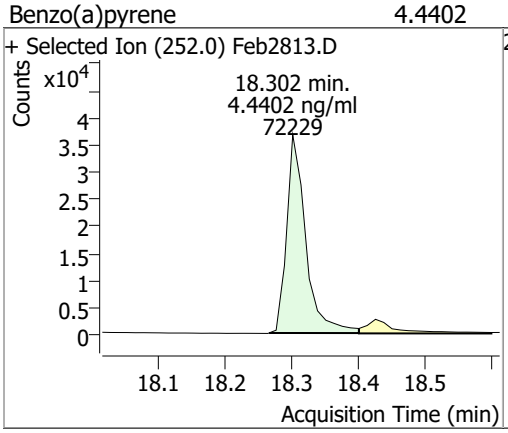

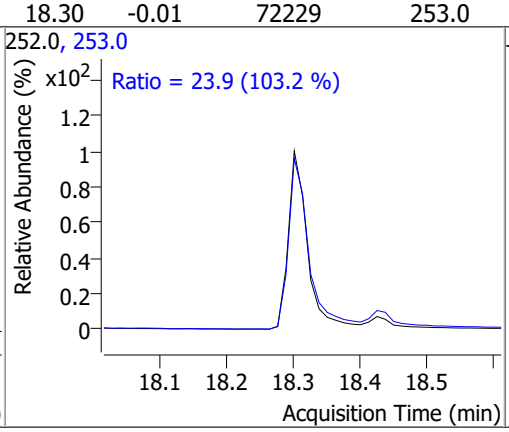

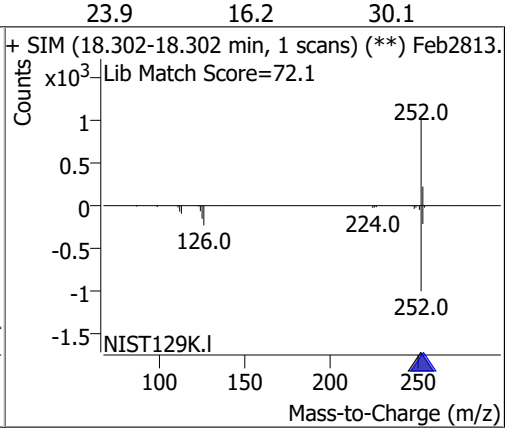

Compound	Conc.	RT	Dev(Min)	Resp.	QIon	QRatio	Lower	Upper
Indeno(1,2,3-cd)pyrene	4.6780	20.17	0.00	62565	138.0	24.2	14.6	27.2

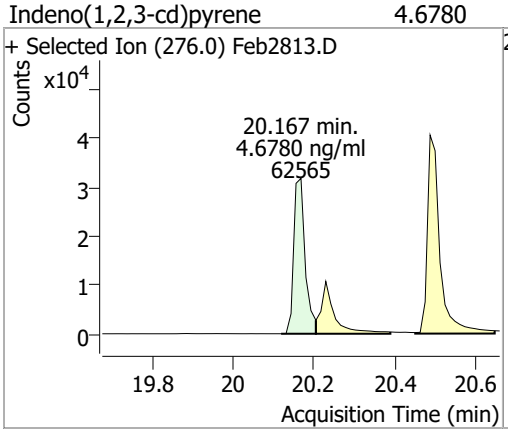

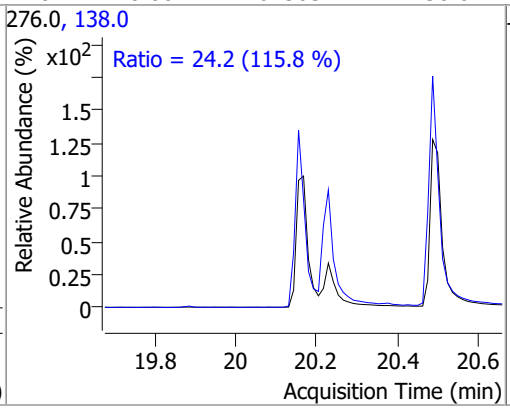

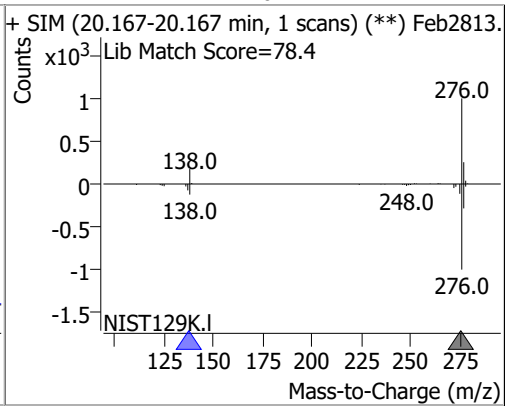

Compound	Conc.	RT	Dev(Min)	Resp.	QIon	QRatio	Lower	Upper
Dibenzo(a,h)anthracene	4.8043	20.23	-0.01	75478	279.0	24.7	16.8	31.3
					139.0	18.7	12.4	23.0

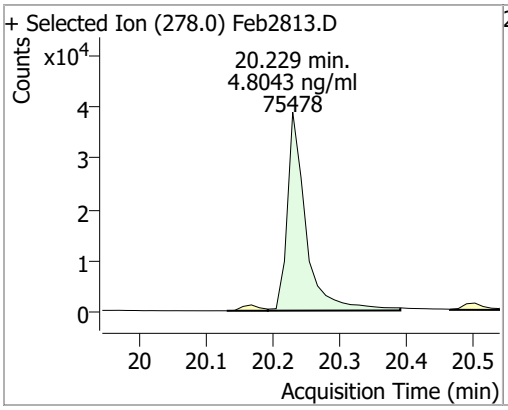

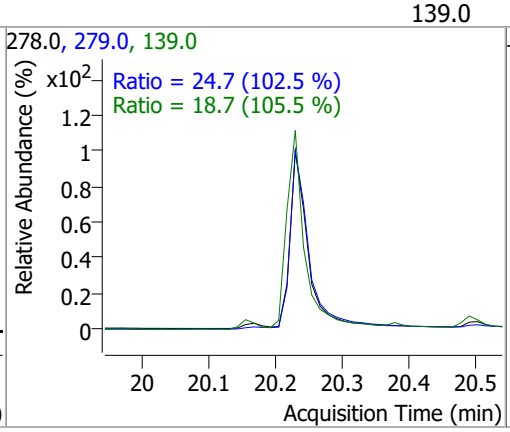

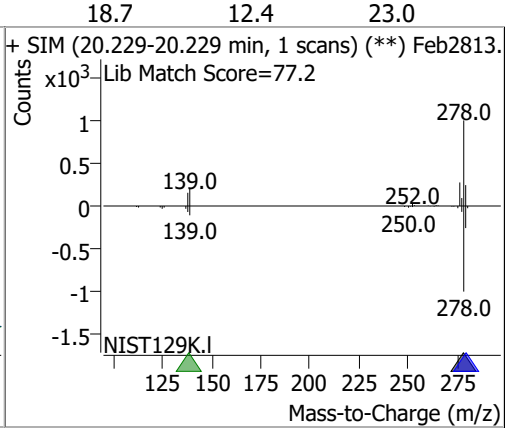

Compound	Conc.	RT	Dev(Min)	Resp.	QIon	QRatio	Lower	Upper
Benzo(g,h,i)perylene	4.6498	20.49	-0.01	88395	138.0	24.8	16.2	30.1
					277.0	22.5	16.2	30.1

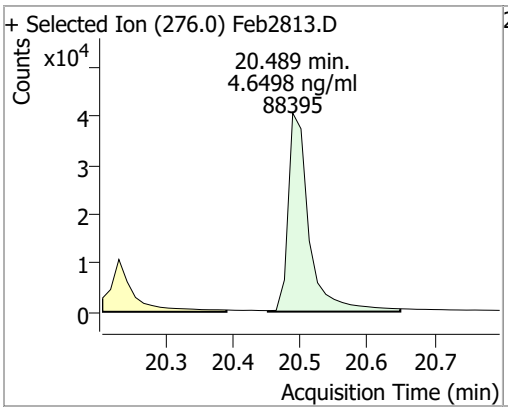

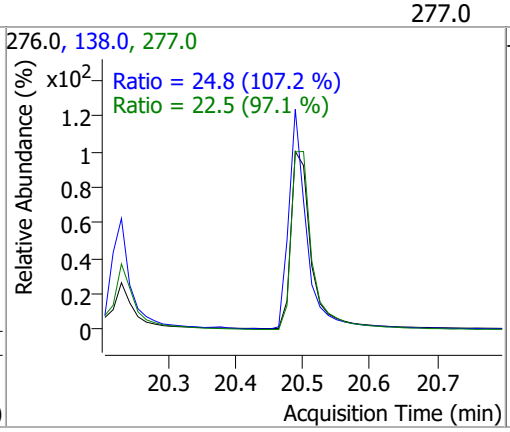

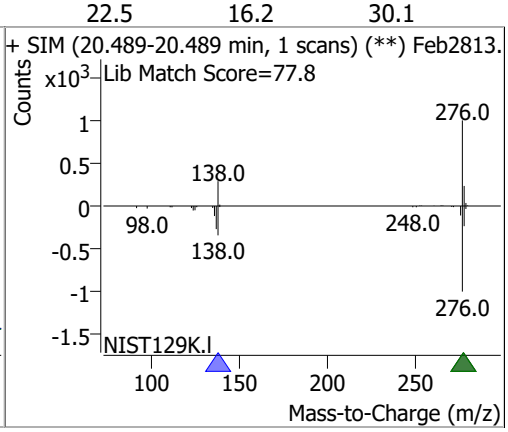

Quantitation Results Report (QT Reviewed)

Data File	Feb2814.D	Operator	LIMS import
Acq. Method	5975BNASIM	Acq. Date-Time	2/28/2022 6:31:24 PM
Sample Name	B22021435-001C	Instrument	GCMS
Vial	14	Multiplier	1.00
DA Method File	021622 bna SIM 2.batch.bin	Comment	SVOC-8270C-SIM-W-LLPAH
Tune File	dftppjph.u	Tune Date	
Batch Name	022822 bna SIM 1.batch.bin	Last Calib Update	2/28/2022 5:36:24 PM
Ref Library			

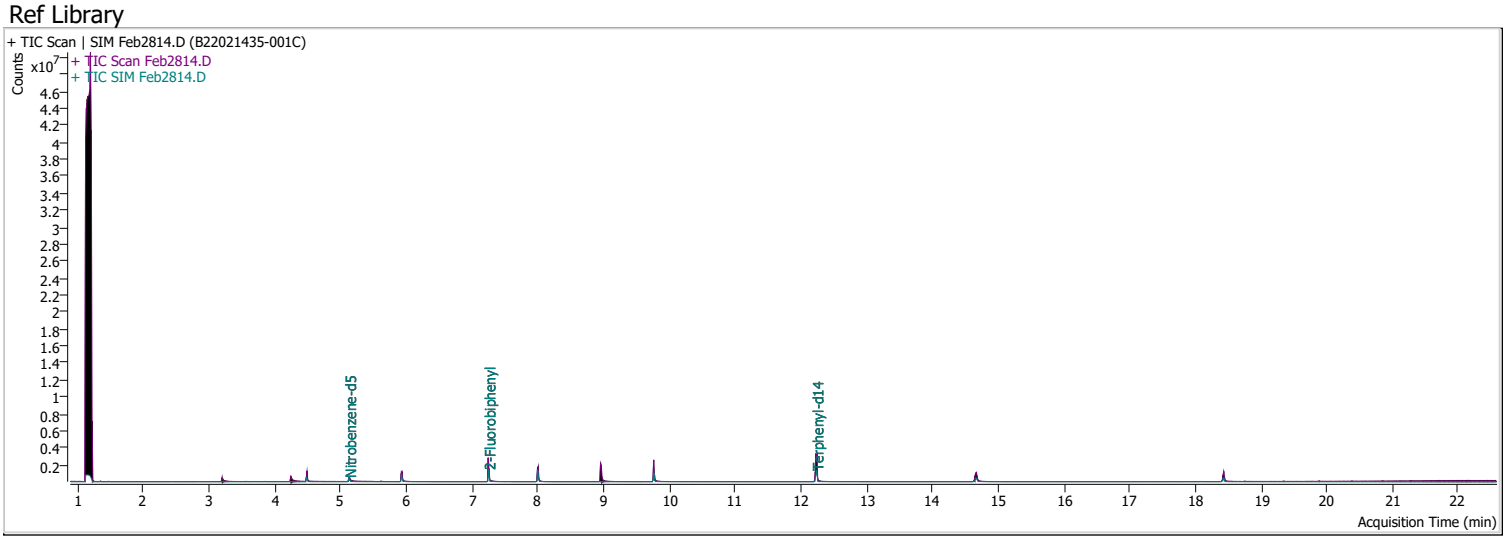

Compound	RT	QIon	Resp.	Conc.	Units		Dev(Min)
Internal Standards							
M 1,4-Dichlorobenzene-d4	4.497	152.0	199147	40.0000	ng/ml		0.000
M Naphthalene-d8	5.928	136.0	853042	40.0000	ng/ml		0.000
M Acenaphthene-d10	8.000	164.0	583805	40.0000	ng/ml		0.000
M Phenanthrene-d10	9.768	188.0	1055037	40.0000	ng/ml		0.000
M Chrysene-d12	14.664	240.0	803427	40.0000	ng/ml		0.000
M Perylene-d12	18.437	264.0	604776	40.0000	ng/ml		0.000
System Monitoring Compounds							
S Nitrobenzene-d5	5.131	82.0	357543	35.0984	ng/ml		-0.025
Spiked Amount: 5.000	Range: 19.0 - 102.0%			Recovery = 701.97%		*	
S 2-Fluorobiphenyl	7.252	172.0	1087954	60.3181	ng/ml		-0.013
Spiked Amount: 5.000	Range: 25.0 - 94.0%			Recovery = 1206.36%		*	
S o-Terphenyl	0.000		0	N.D.			
Spiked Amount: 5.000	Range: 40.0 - 140.0%			Recovery = NA%			
S Terphenyl-d14	12.238	244.0	1813200	102.8893	ng/ml		0.000
Spiked Amount: 5.000	Range: 39.0 - 106.0%			Recovery = 2057.79%		*	
Target Compounds							**QValue**
T Naphthalene	0.000		0	N.D.			
T 2-Methylnaphthalene	0.000		0	N.D.			
T 1-Methylnaphthalene	0.000		0	N.D.			
T Acenaphthylene	0.000		0	N.D.			
T Acenaphthene	8.000	154.0	0		ng/ml	md	1
T Fluorene	8.960	166.0	0		ng/ml	md	1
T Phenanthrene	0.000		0	N.D.			
T Anthracene	0.000		0	N.D.			
T Fluoranthene	0.000		0	N.D.			
T Pyrene	0.000		0	N.D.			
T Benzo(a)Anthracene	14.664	228.0	0		ng/ml	md	1
T Chrysene	14.726	228.0	0		ng/ml	md	1
T Benzo(b)fluoranthene	0.000		0	N.D.			

Compound	RT	QIon	Resp.	Conc.	Units		Dev(Min)
T Benzo(k)fluoranthene	0.000		0	N.D.			
T Benzo(a)pyrene	18.326	252.0	0		ng/ml	md	1
T Indeno(1,2,3-cd)pyrene	0.000		0	N.D.			
T Dibenzo(a,h)anthracene	0.000		0	N.D.			
T Benzo(g,h,i)perylene	0.000		0	N.D.			

(#) = Qualifier Out of Range; (m) = Manual Integration; (+) = Area Summed; (*) = Surrogate Percent Recovery Out of Range; (d): Zeroed Peak

Quantitation Results Report (QT Reviewed)

Compound	Conc.	RT	Dev(Min)	Resp.	QIon	QRatio	Lower	Upper
Nitrobenzene-d5	35.0984	5.13	-0.02	357543	54.0	37.7	30.6	56.8
					128.0	42.1	28.9	53.6

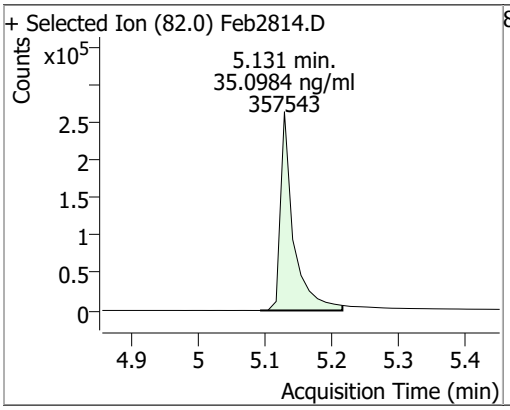

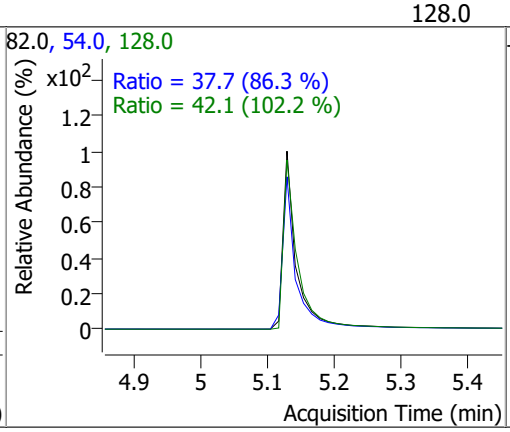

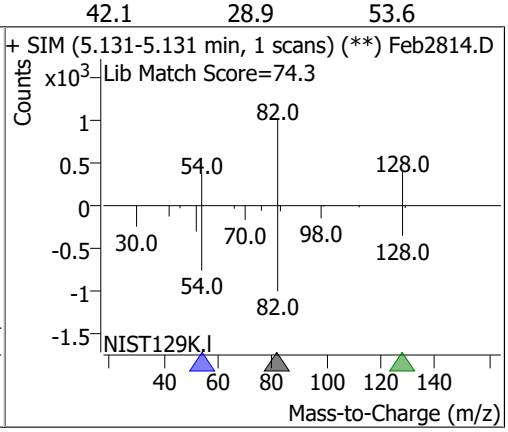

Compound	Conc.	Exp RT	QIon	Exp Ratio	QIon	Exp Ratio
Naphthalene	N.D.	5.95	102.0	13.6	129.0	11.1

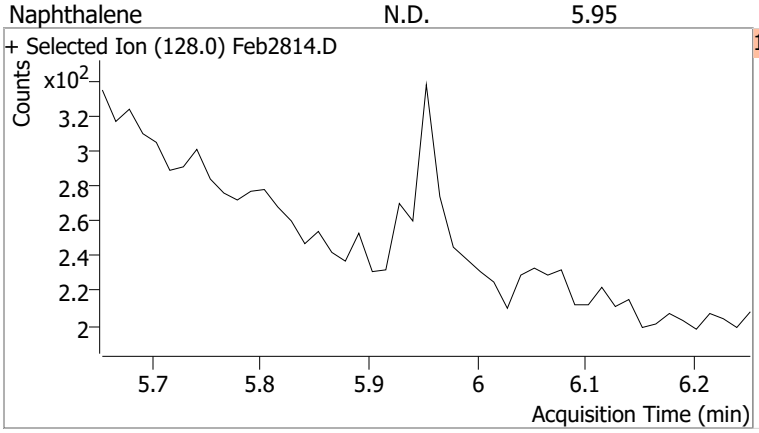

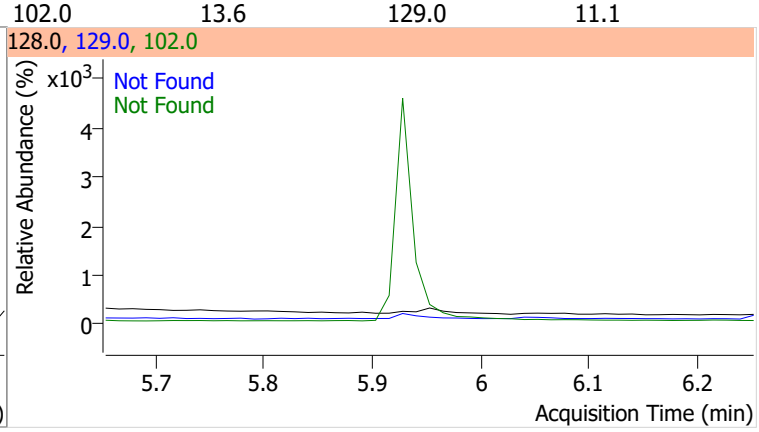

Compound	Conc.	Exp RT	QIon	Exp Ratio	QIon	Exp Ratio
2-Methylnaphthalene	N.D.	6.79	142.0	134.9	115.0	51.5

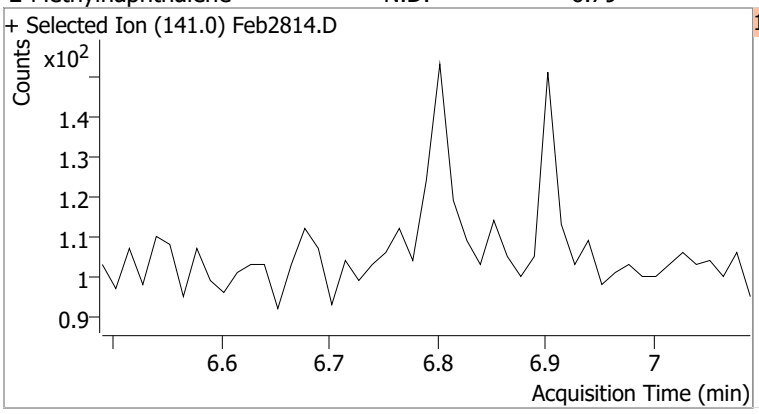

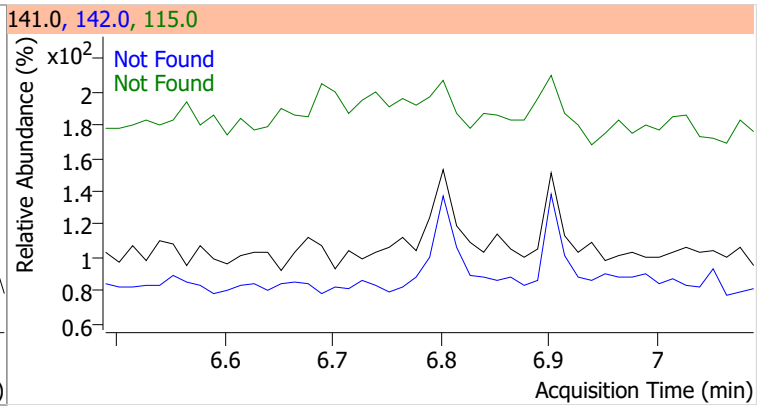

Compound	Conc.	Exp RT	QIon	Exp Ratio	QIon	Exp Ratio
1-Methylnaphthalene	N.D.	6.90	142.0	119.4	115.0	49.7

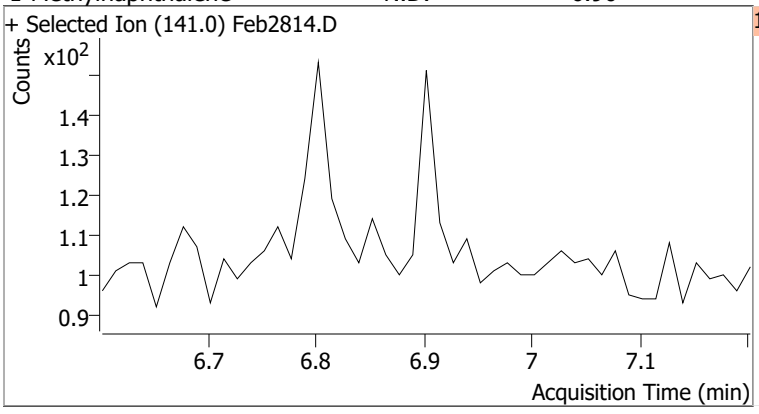

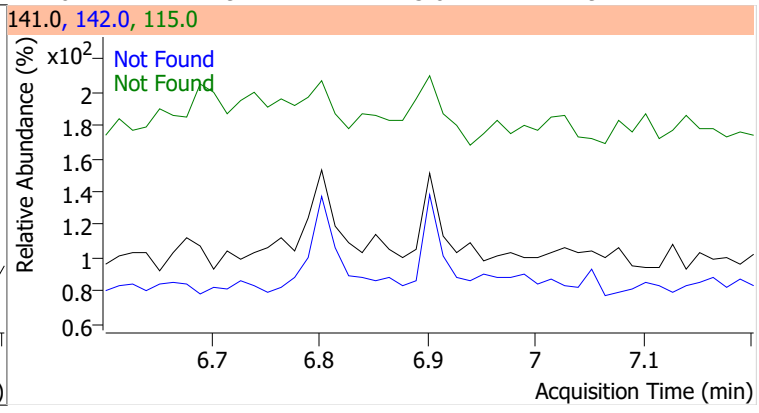

Compound	Conc.	RT	Dev(Min)	Resp.	QIon	QRatio	Lower	Upper
2-Fluorobiphenyl	60.3181	7.25	-0.01	1087954	171.0	37.8	24.3	45.1

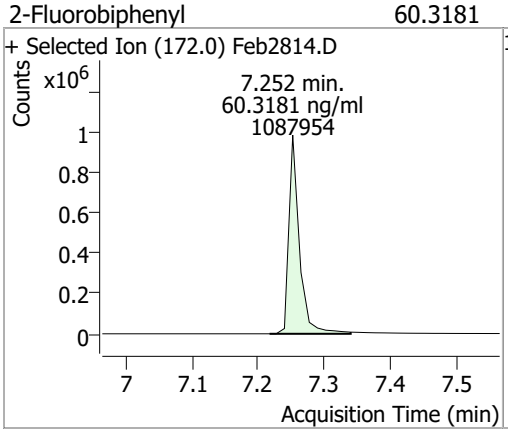

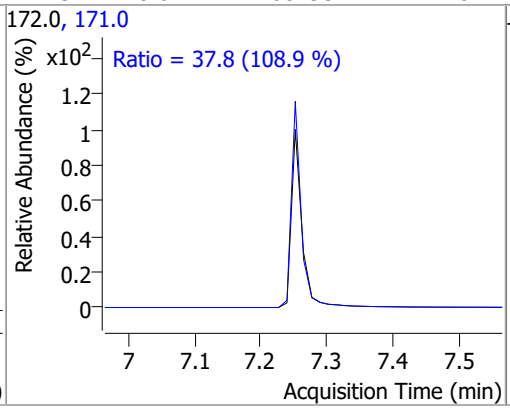

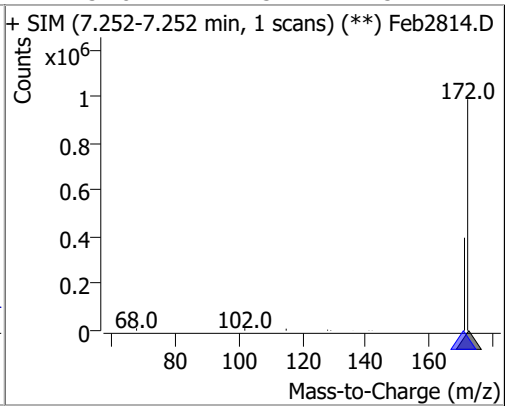

Compound	Conc.	Exp RT	QIon	Exp Ratio
Acenaphthylene	N.D.	7.83	153.0	16.0

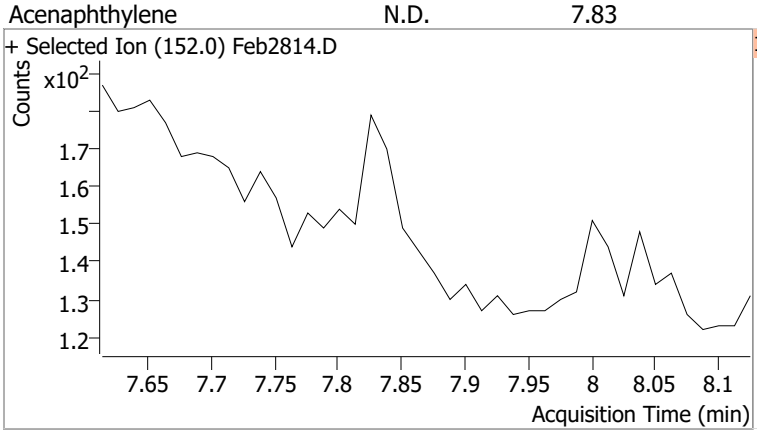

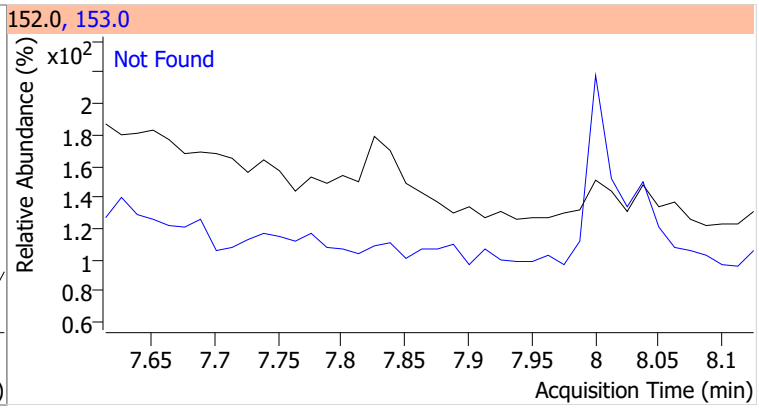

Compound	Conc.	RT	Dev(Min)	Resp.	QIon	QRatio	Lower	Upper
Acenaphthene		0		0	153.0		76.8	142.6
					152.0		36.4	67.5

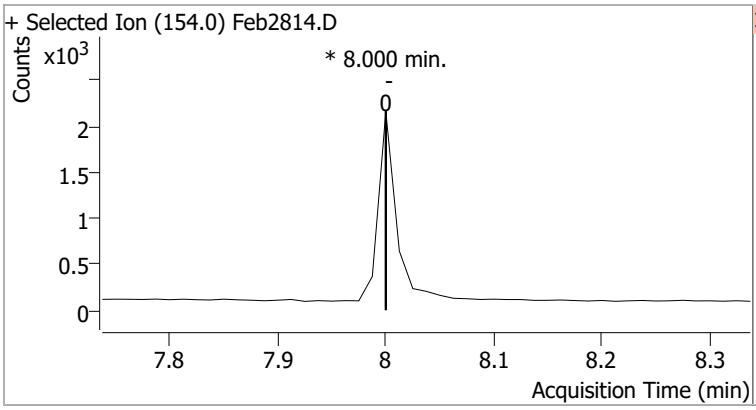

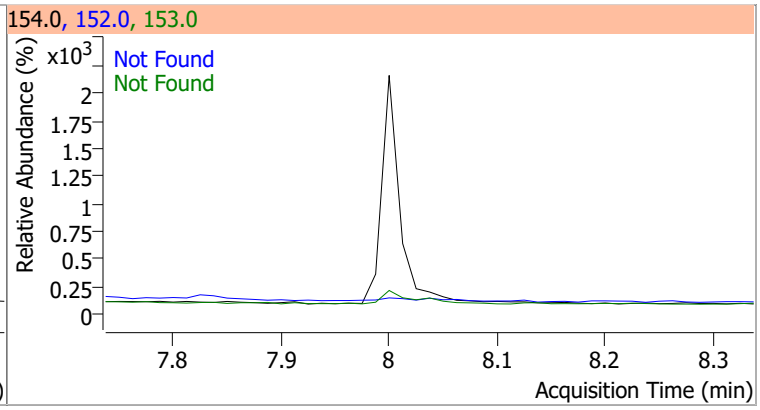

Compound	Conc.	RT	Dev(Min)	Resp.	QIon	QRatio	Lower	Upper
Fluorene		0		0	165.0		60.3	111.9
					167.0		8.9	16.6

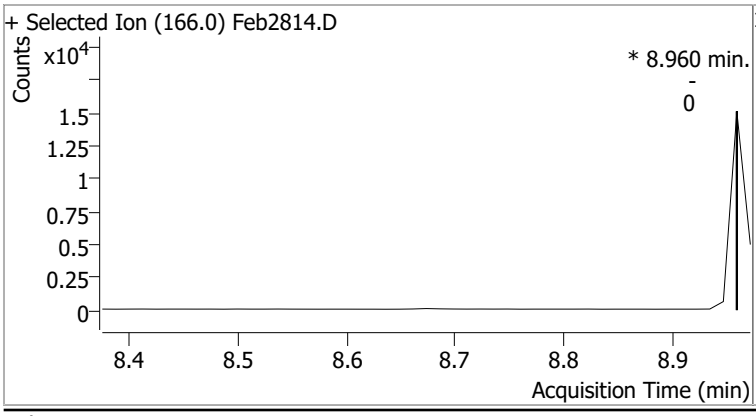

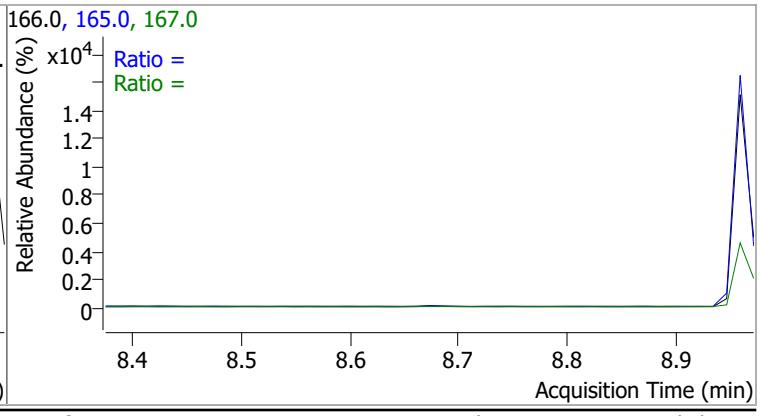

Compound	Conc.	Exp RT	QIon	Exp Ratio
Phenanthrene	N.D.	9.79	176.0	18.1

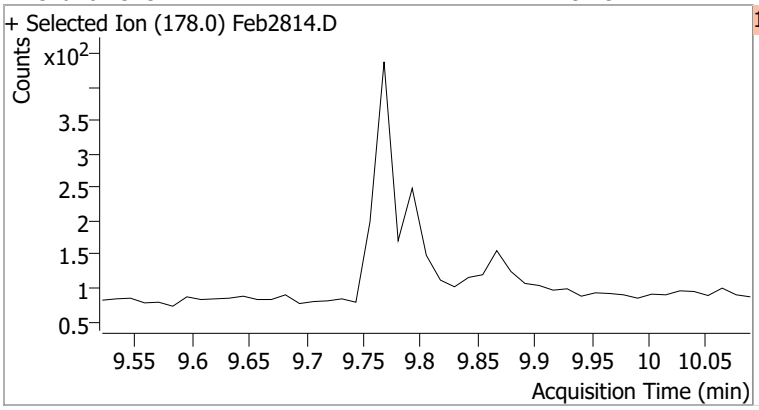

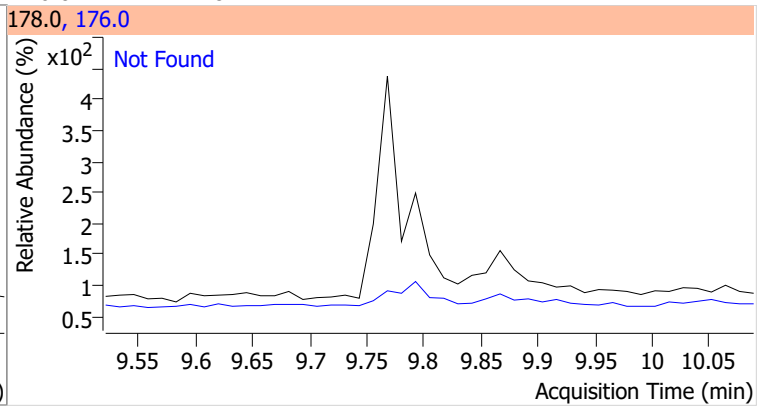

Compound	Conc.	Exp RT	QIon	Exp Ratio
Anthracene	N.D.	9.85	176.0	18.4

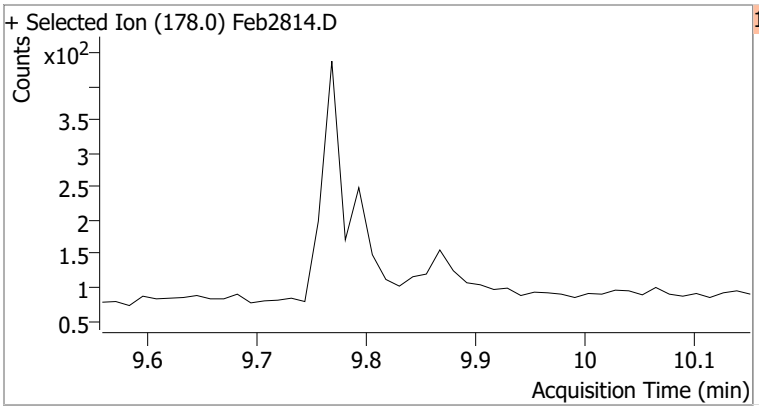

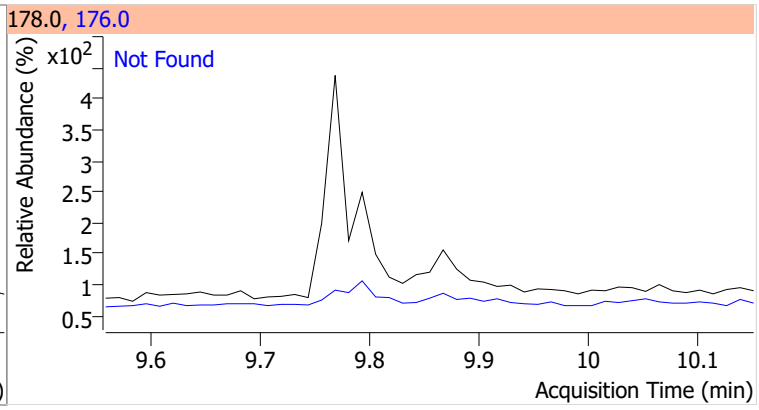

Compound	Conc.	Exp RT	QIon	Exp Ratio	QIon	Exp Ratio
o-Terphenyl	N.D.	10.30	229.0	61.1	215.0	40.0

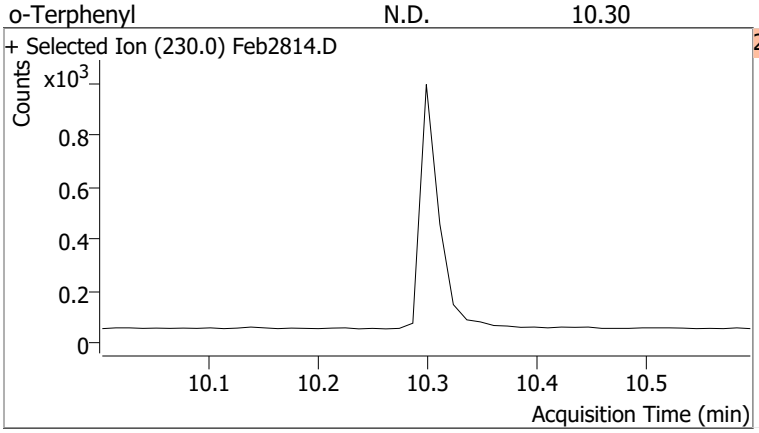

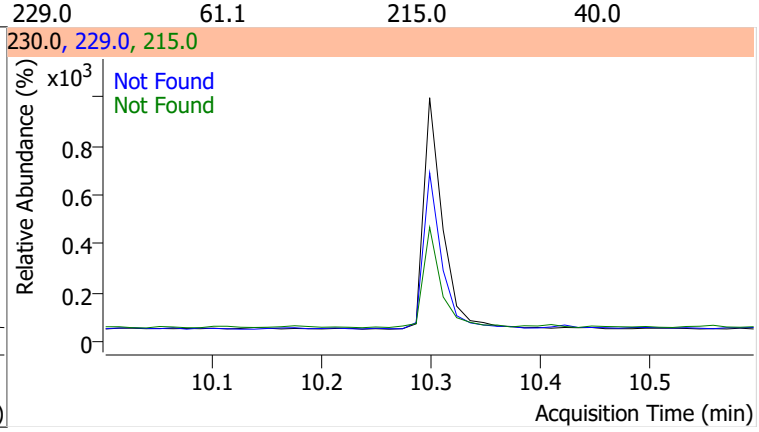

Compound	Conc.	Exp RT	QIon	Exp Ratio
Fluoranthene	N.D.	11.40	101.0	9.6

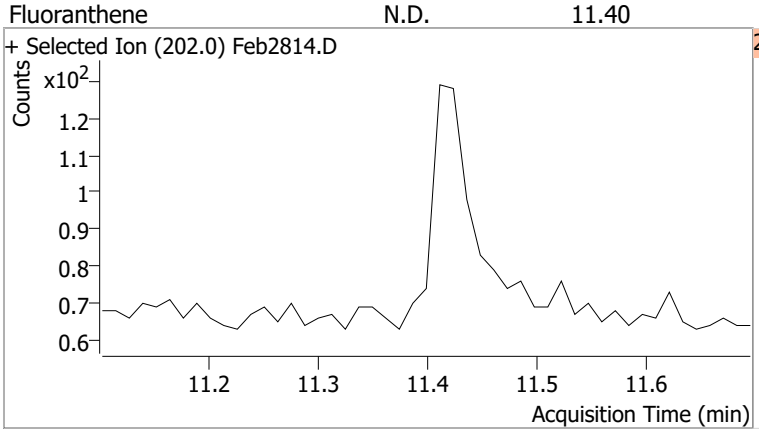

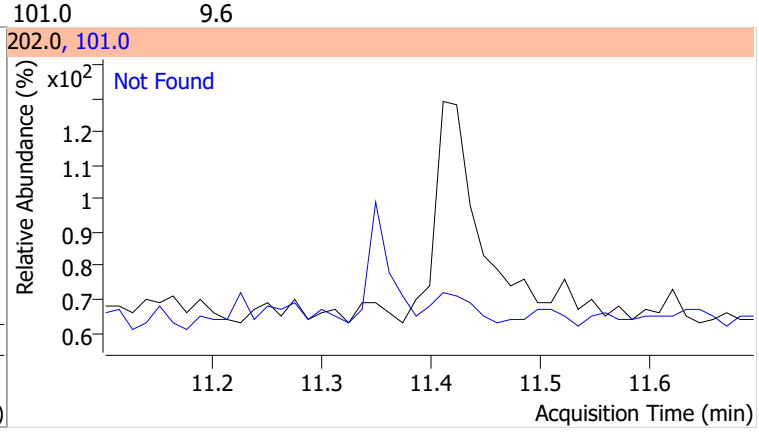

Compound	Conc.	Exp RT	QIon	Exp Ratio
Pyrene	N.D.	11.78	101.0	12.0

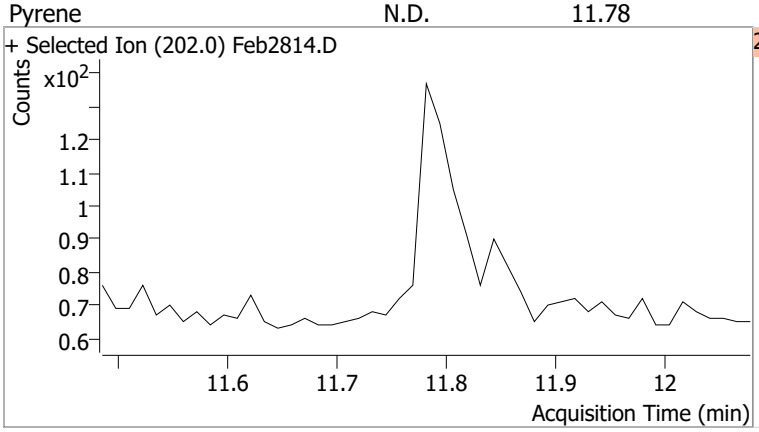

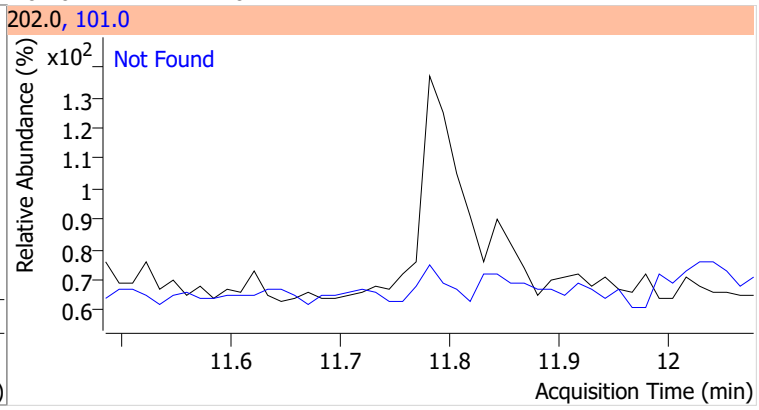

Compound	Conc.	RT	Dev(Min)	Resp.	QIon	QRatio	Lower	Upper
Terphenyl-d14	102.8893	12.24	0.00	1813200	122.0	13.9	8.6	16.0

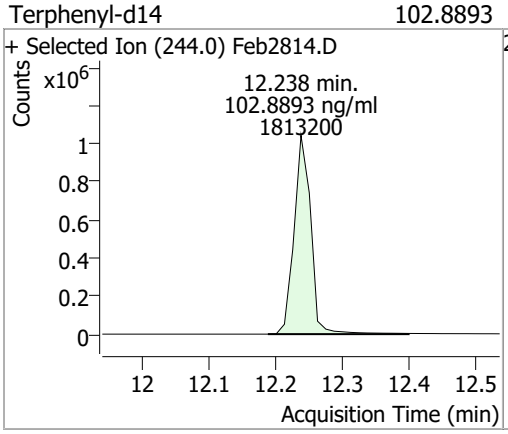

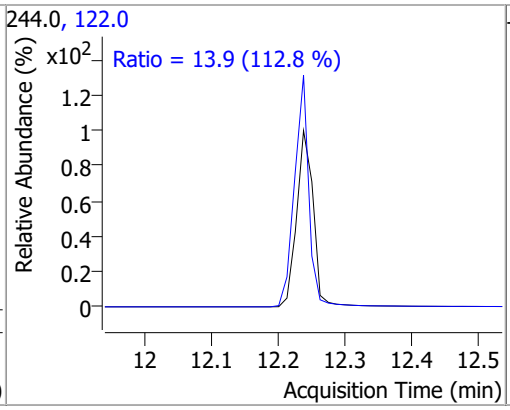

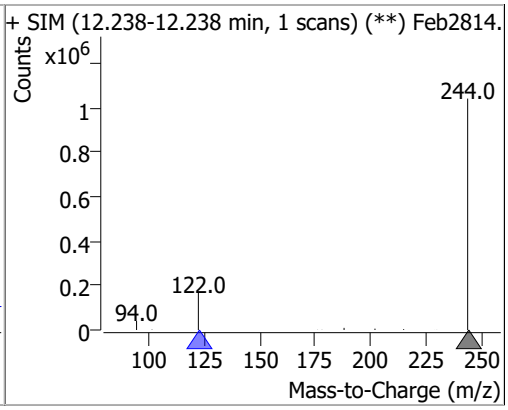

Compound	Conc.	RT	Dev(Min)	Resp.	QIon	QRatio	Lower	Upper
Benzo(a)Anthracene		0		0	226.0		18.0	33.4
					229.0		16.5	30.7

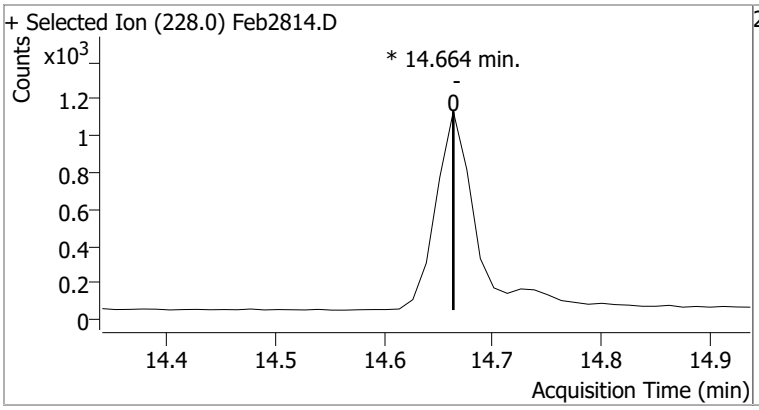

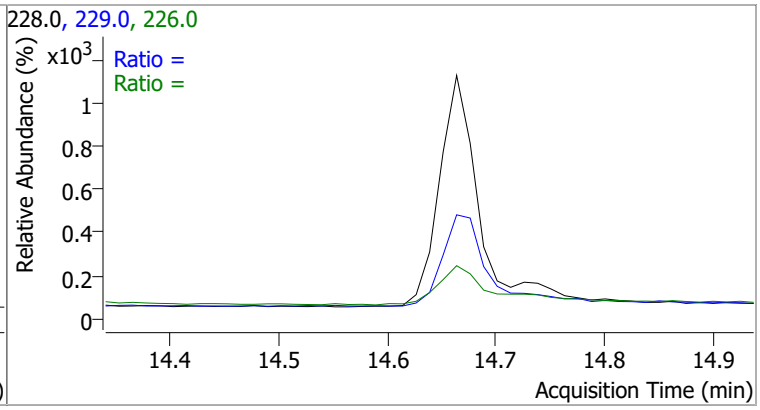

Compound	Conc.	RT	Dev(Min)	Resp.	QIon	QRatio	Lower	Upper
Chrysene		0		0	226.0		21.6	40.2
					229.0		13.8	25.7

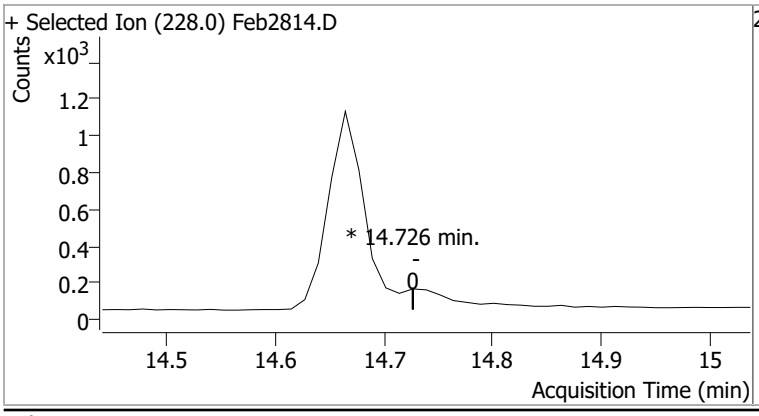

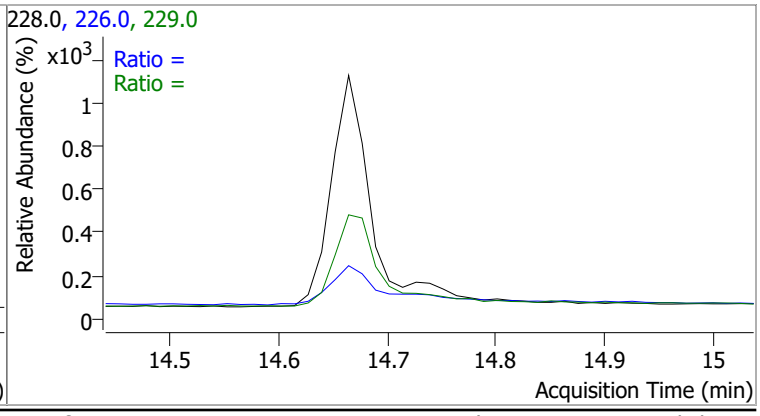

Compound	Conc.	Exp RT	QIon	Exp Ratio
Benzo(b)fluoranthene	N.D.	17.66	253.0	22.4

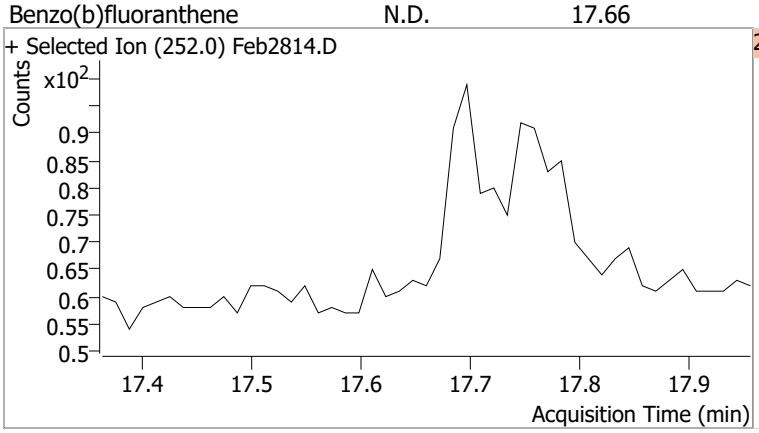

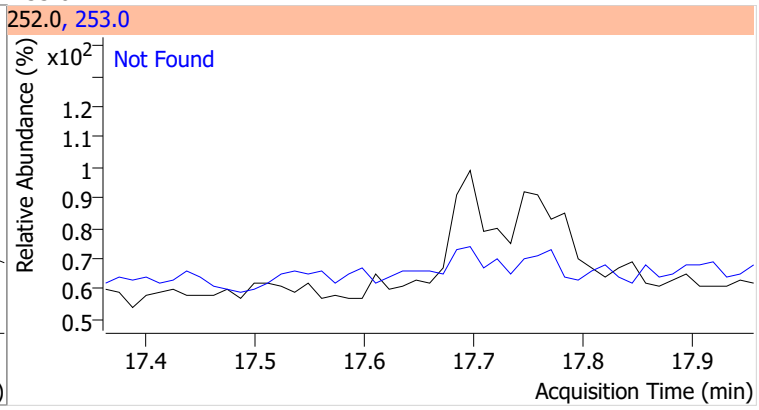

Compound	Conc.	Exp RT	QIon	Exp Ratio
Benzo(k)fluoranthene	N.D.	17.73	253.0	24.5

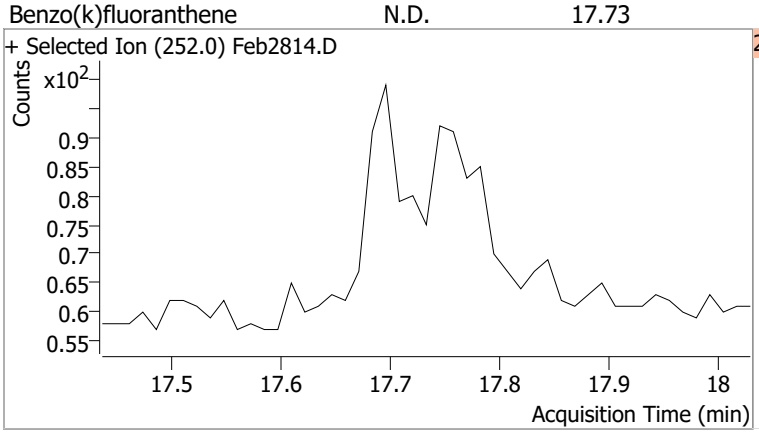

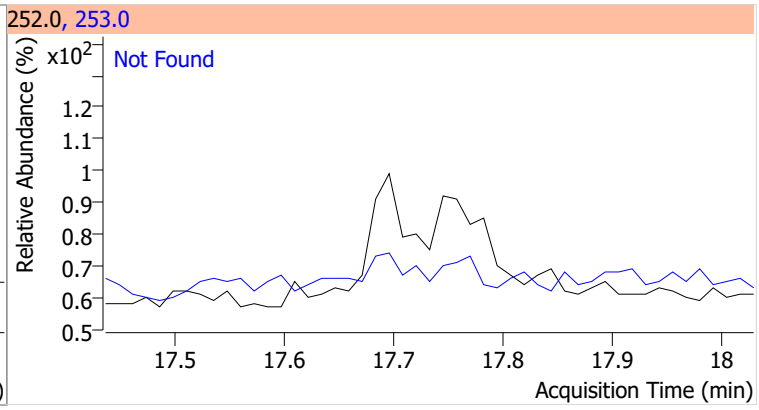

Compound	Conc.	RT	Dev(Min)	Resp.	QIon	QRatio	Lower	Upper
Benzo(a)pyrene		0		0	253.0		16.2	30.1

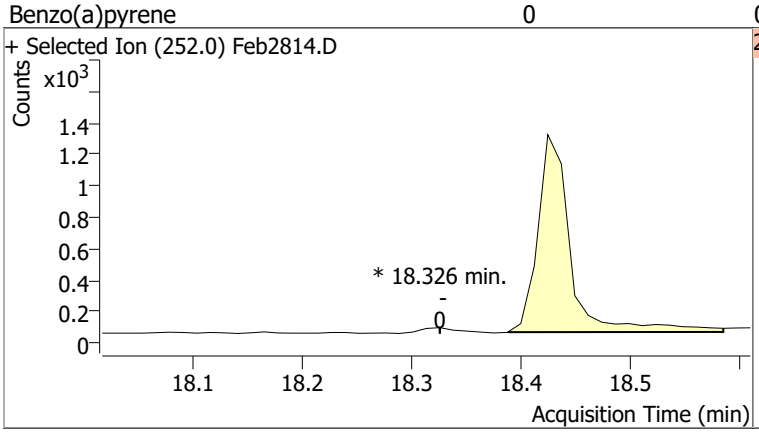

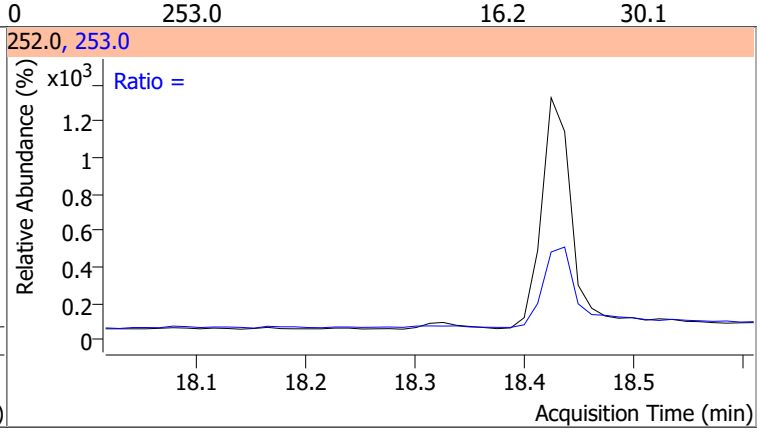

Compound	Conc.	Exp RT	QIon	Exp Ratio
Indeno(1,2,3-cd)pyrene	N.D.	20.17	138.0	20.9

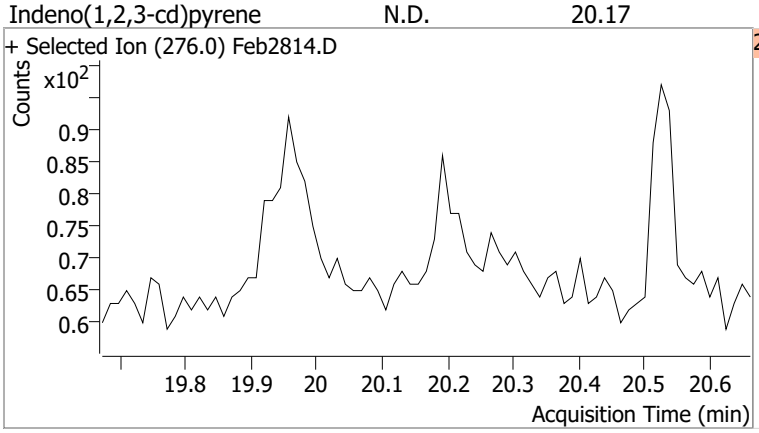

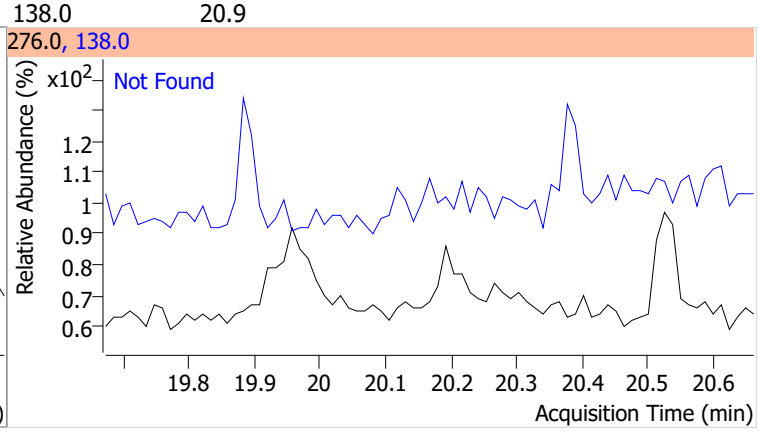

Compound	Conc.	Exp RT	QIon	Exp Ratio	QIon	Exp Ratio
Dibenzo(a,h)anthracene	N.D.	20.24	279.0	24.1	139.0	17.7

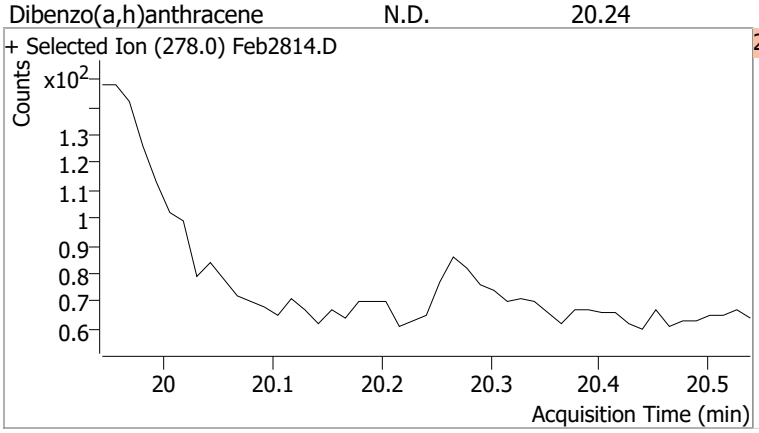

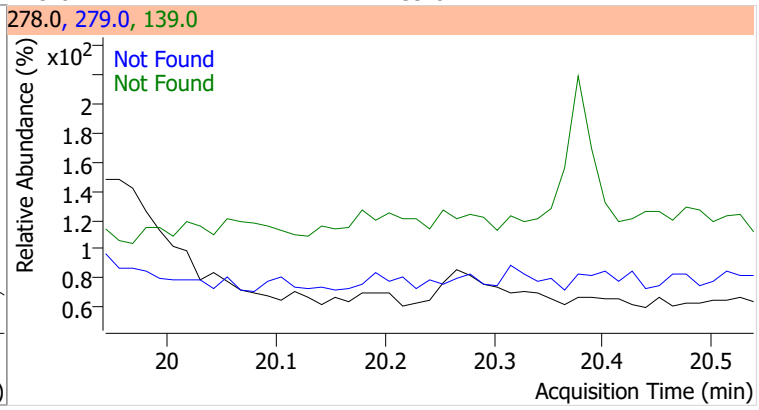

Compound	Conc.	Exp RT	QIon	Exp Ratio	QIon	Exp Ratio
Benzo(g,h,i)perylene	N.D.	20.50	138.0	23.2	277.0	23.1

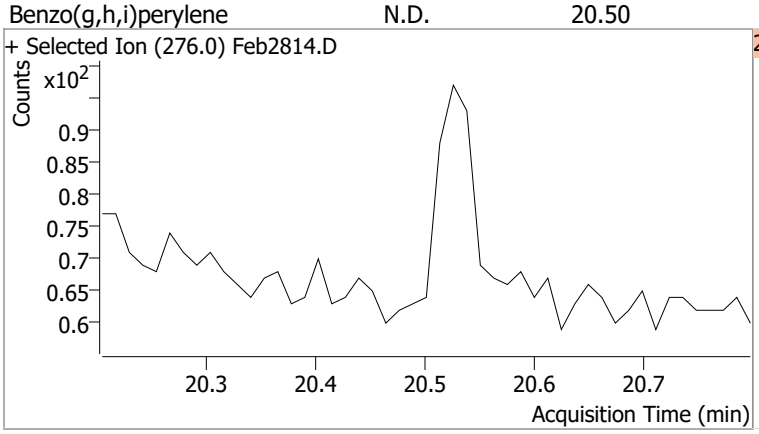

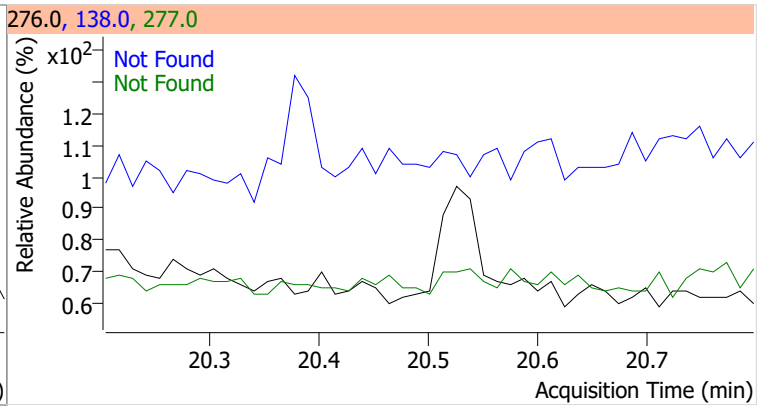

Quantitation Results Report (QT Reviewed)

Data File	Feb2815.D	Operator	LIMS import
Acq. Method	5975BNASIM	Acq. Date-Time	2/28/2022 7:03:57 PM
Sample Name	B22021435-006C	Instrument	GCMS
Vial	15	Multiplier	1.00
DA Method File	021622 bna SIM 2.batch.bin	Comment	SVOC-8270C-SIM-W-LLPAH
Tune File	dftppjph.u	Tune Date	
Batch Name	022822 bna SIM 1.batch.bin	Last Calib Update	2/28/2022 5:36:24 PM
Ref Library			

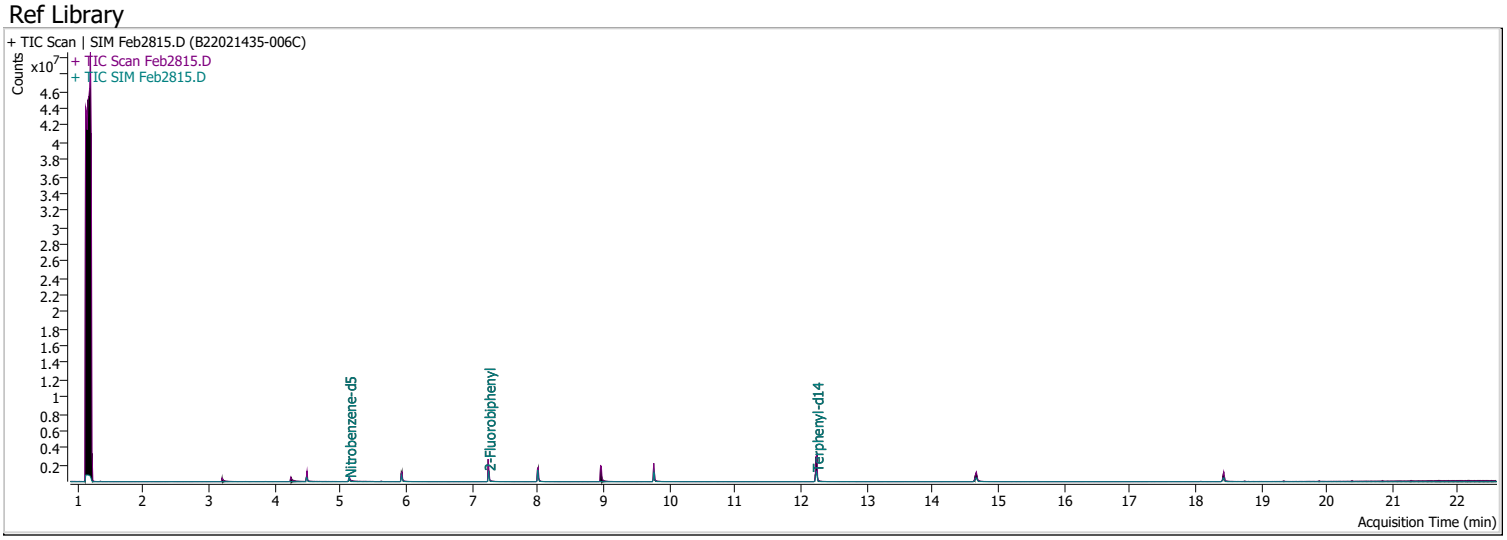

Compound	RT	QIon	Resp.	Conc.	Units		Dev(Min)
Internal Standards							
M 1,4-Dichlorobenzene-d4	4.497	152.0	198619	40.0000	ng/ml		0.000
M Naphthalene-d8	5.928	136.0	853898	40.0000	ng/ml		0.000
M Acenaphthene-d10	8.001	164.0	572952	40.0000	ng/ml		0.000
M Phenanthrene-d10	9.768	188.0	1085624	40.0000	ng/ml		0.000
M Chrysene-d12	14.664	240.0	803197	40.0000	ng/ml		0.000
M Perylene-d12	18.438	264.0	609973	40.0000	ng/ml		0.000
System Monitoring Compounds							
S Nitrobenzene-d5	5.131	82.0	315862	32.6466	ng/ml		-0.025
Spiked Amount: 5.000	Range: 19.0 - 102.0%			Recovery = 652.93%		*	
S 2-Fluorobiphenyl	7.252	172.0	977705	55.2325	ng/ml		-0.012
Spiked Amount: 5.000	Range: 25.0 - 94.0%			Recovery = 1104.65%		*	
S o-Terphenyl	0.000		0	N.D.			
Spiked Amount: 5.000	Range: 40.0 - 140.0%			Recovery = NA%			
S Terphenyl-d14	12.238	244.0	1653254	93.8402	ng/ml		0.000
Spiked Amount: 5.000	Range: 39.0 - 106.0%			Recovery = 1876.80%		*	
Target Compounds							**QValue**
T Naphthalene	0.000		0	N.D.			
T 2-Methylnaphthalene	0.000		0	N.D.			
T 1-Methylnaphthalene	0.000		0	N.D.			
T Acenaphthylene	0.000		0	N.D.			
T Acenaphthene	8.001	154.0	0		ng/ml	md	1
T Fluorene	8.960	166.0	0		ng/ml	md	1
T Phenanthrene	0.000		0	N.D.			
T Anthracene	0.000		0	N.D.			
T Fluoranthene	0.000		0	N.D.			
T Pyrene	0.000		0	N.D.			
T Benzo(a)Anthracene	14.664	228.0	0		ng/ml	md	1
T Chrysene	14.664	228.0	0		ng/ml	md	1
T Benzo(b)fluoranthene	0.000		0	N.D.			

Compound	RT	QIon	Resp.	Conc.	Units		Dev(Min)
T Benzo(k)fluoranthene	0.000		0	N.D.			
T Benzo(a)pyrene	18.425	252.0	0		ng/ml	md	1
T Indeno(1,2,3-cd)pyrene	0.000		0	N.D.			
T Dibenzo(a,h)anthracene	0.000		0	N.D.			
T Benzo(g,h,i)perylene	0.000		0	N.D.			

(#) = Qualifier Out of Range; (m) = Manual Integration; (+) = Area Summed; (*) = Surrogate Percent Recovery Out of Range; (d): Zeroed Peak

Compound	Conc.	RT	Dev(Min)	Resp.	QIon	QRatio	Lower	Upper
Nitrobenzene-d5	32.6466	5.13	-0.02	315862	54.0	38.0	30.6	56.8
					128.0	42.9	28.9	53.6

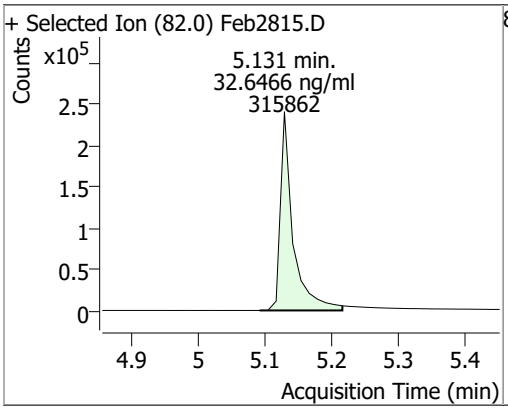

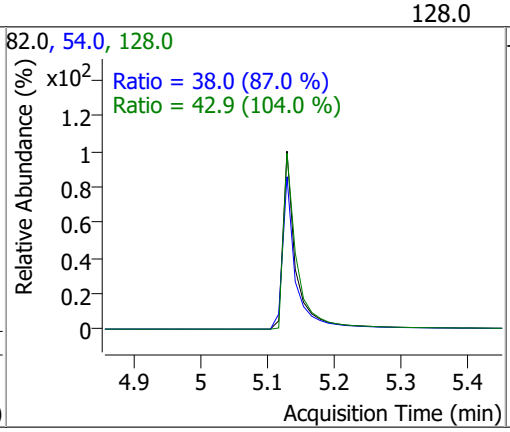

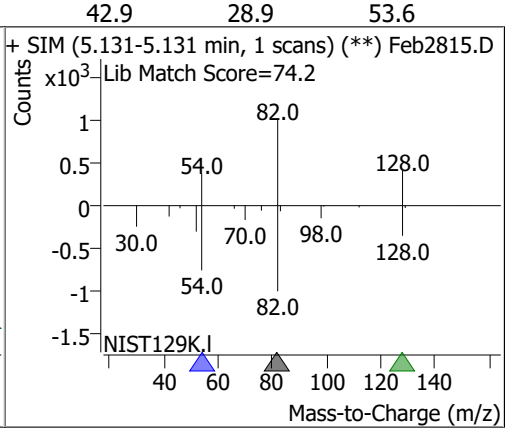

Compound	Conc.	Exp RT	QIon	Exp Ratio	QIon	Exp Ratio
Naphthalene	N.D.	5.95	102.0	13.6	129.0	11.1

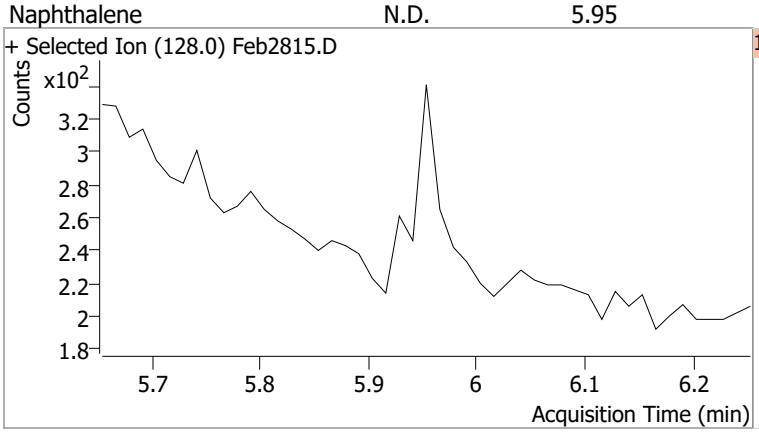

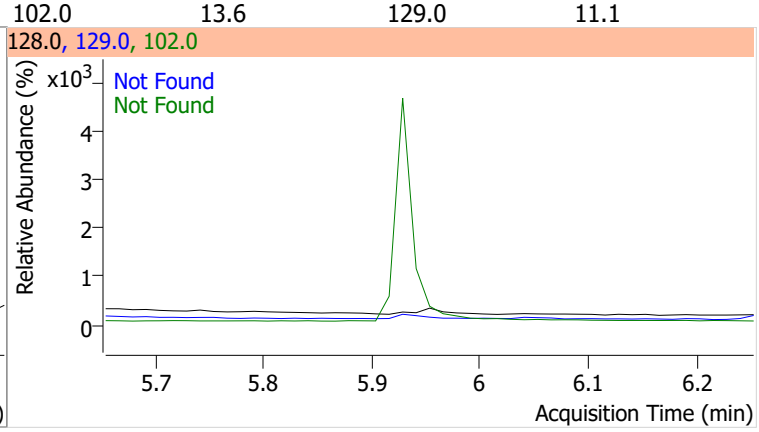

Compound	Conc.	Exp RT	QIon	Exp Ratio	QIon	Exp Ratio
2-Methylnaphthalene	N.D.	6.79	142.0	134.9	115.0	51.5

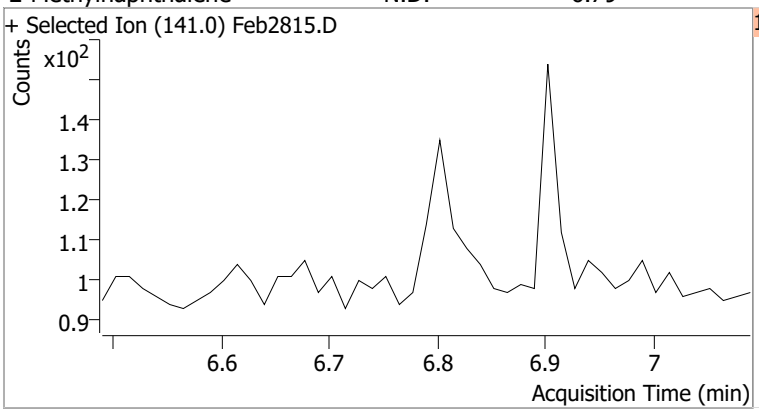

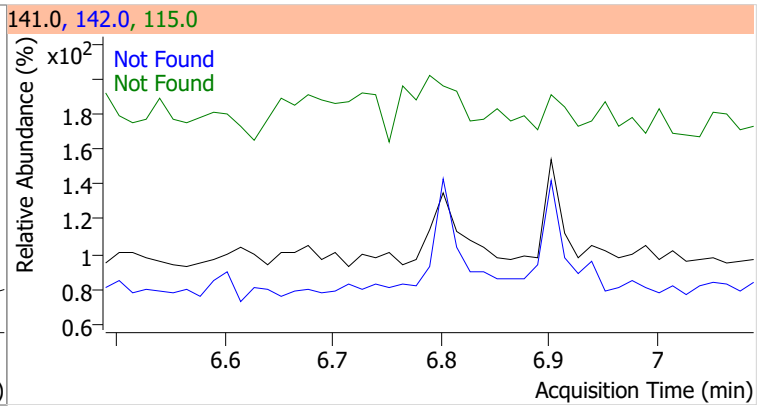

Compound	Conc.	Exp RT	QIon	Exp Ratio	QIon	Exp Ratio
1-Methylnaphthalene	N.D.	6.90	142.0	119.4	115.0	49.7

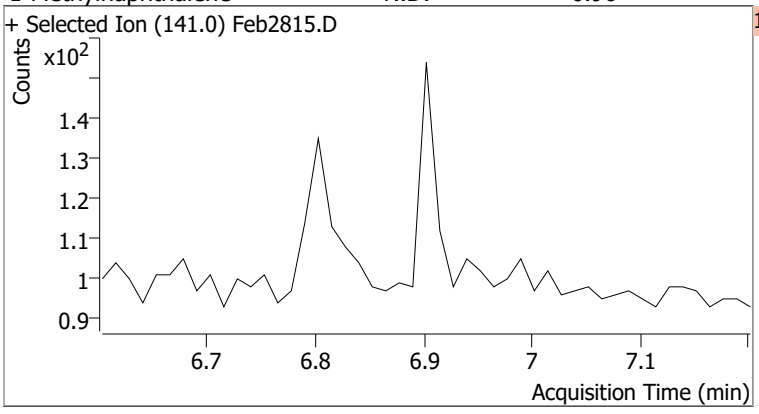

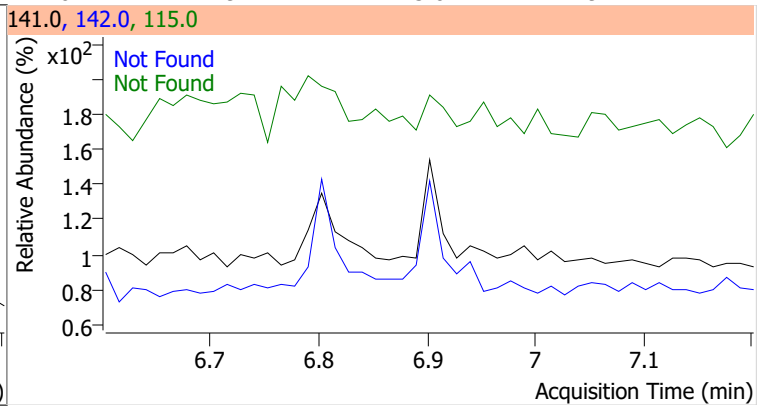

Compound	Conc.	RT	Dev(Min)	Resp.	QIon	QRatio	Lower	Upper
2-Fluorobiphenyl	55.2325	7.25	-0.01	977705	171.0	37.7	24.3	45.1

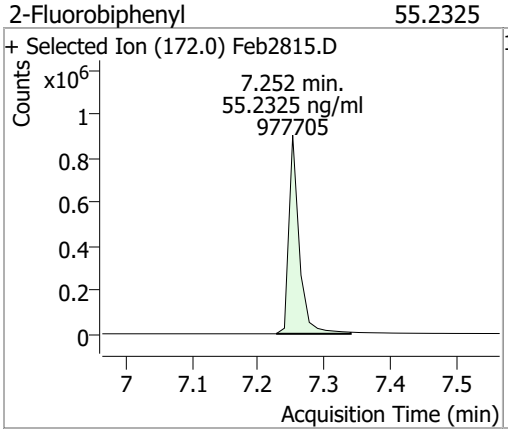

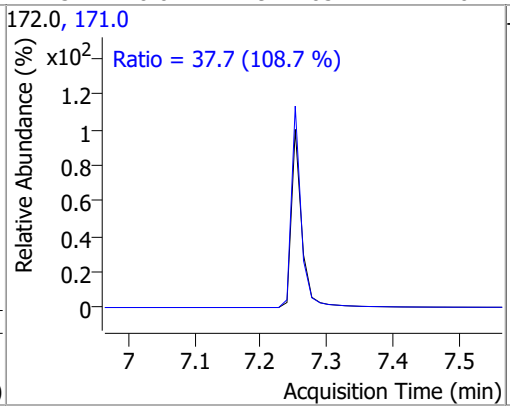

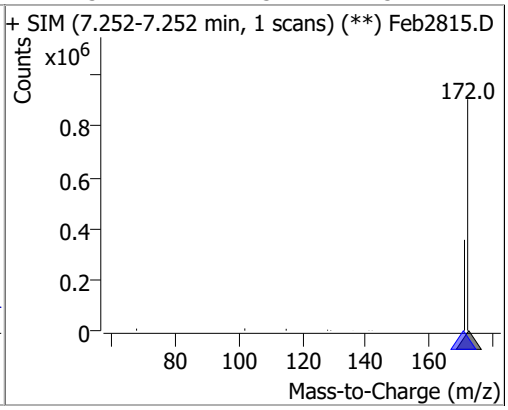

Compound	Conc.	Exp RT	QIon	Exp Ratio
Acenaphthylene	N.D.	7.83	153.0	16.0

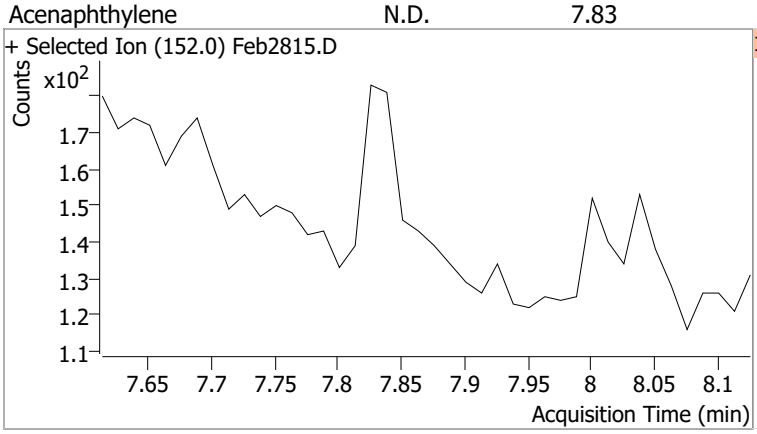

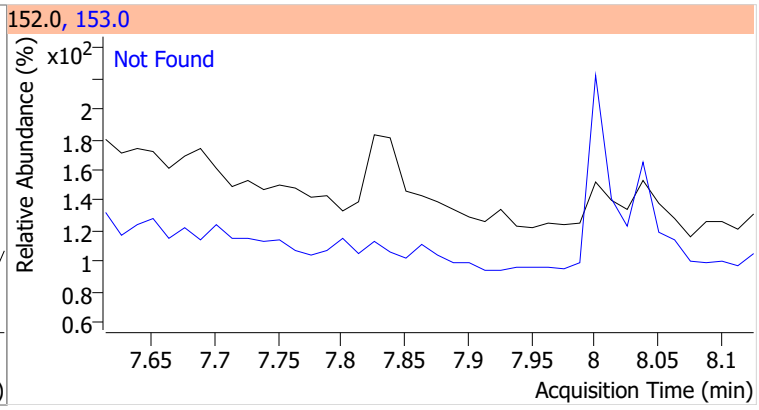

Compound	Conc.	RT	Dev(Min)	Resp.	QIon	QRatio	Lower	Upper
Acenaphthene		0		0	153.0		76.8	142.6
					152.0		36.4	67.5

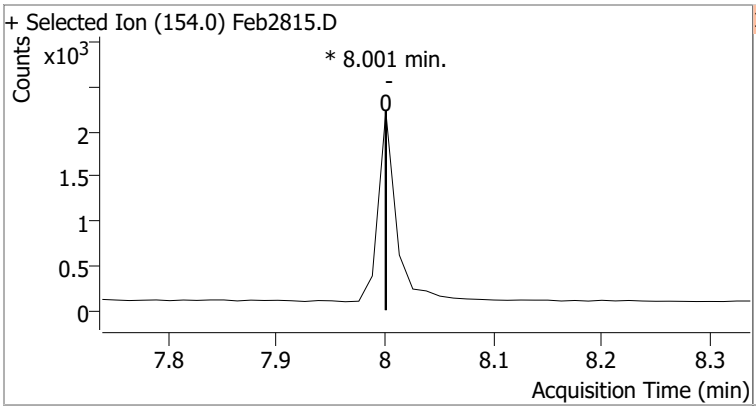

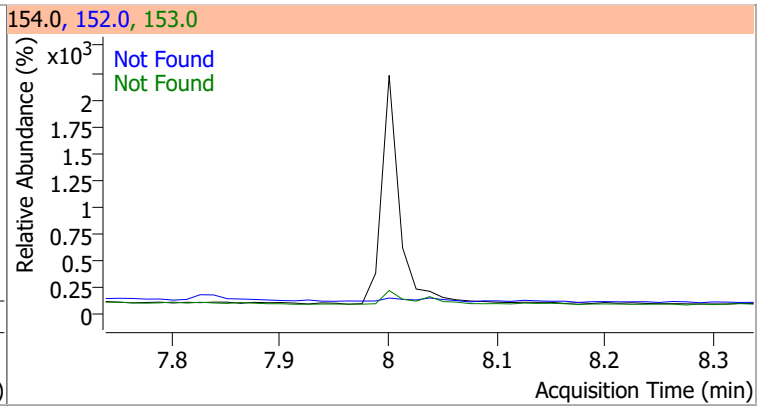

Compound	Conc.	RT	Dev(Min)	Resp.	QIon	QRatio	Lower	Upper
Fluorene		0		0	165.0		60.3	111.9
					167.0		8.9	16.6

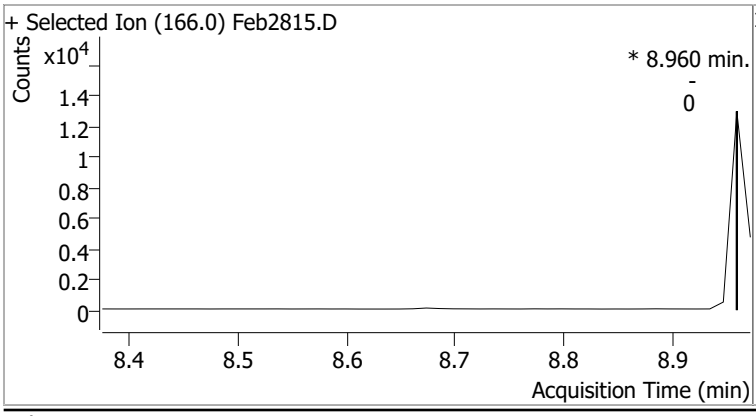

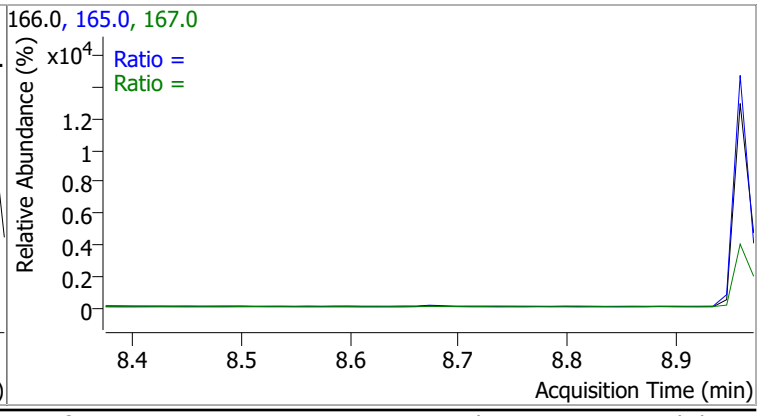

Compound	Conc.	Exp RT	QIon	Exp Ratio
Phenanthrene	N.D.	9.79	176.0	18.1

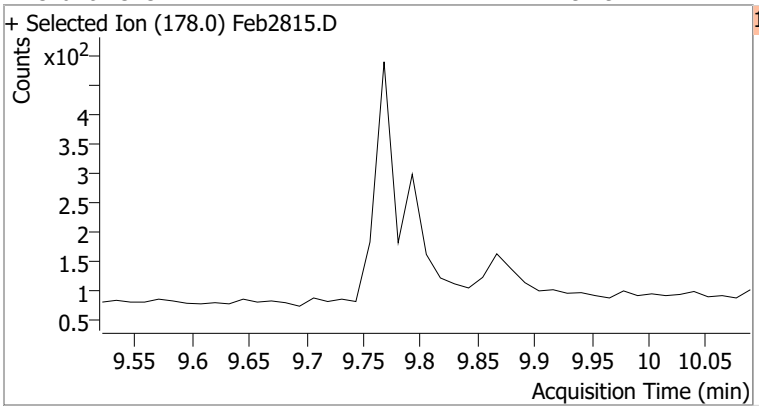

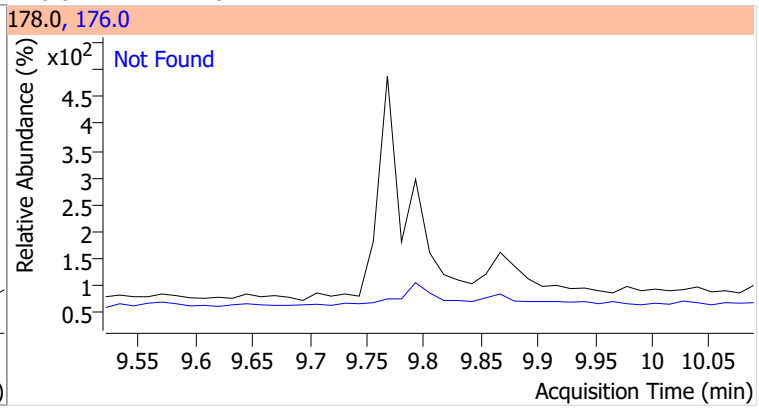

Compound	Conc.	Exp RT	QIon	Exp Ratio
Anthracene	N.D.	9.85	176.0	18.4

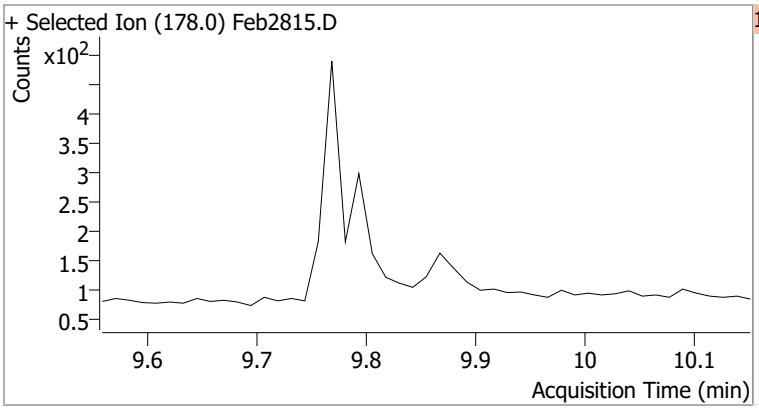

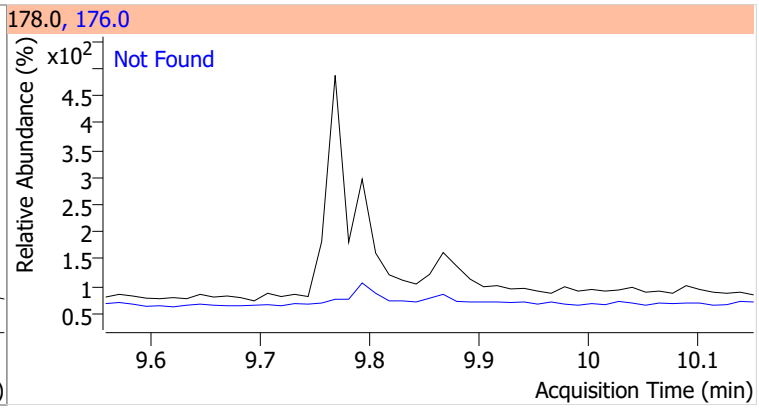

Compound	Conc.	Exp RT	QIon	Exp Ratio	QIon	Exp Ratio
o-Terphenyl	N.D.	10.30	229.0	61.1	215.0	40.0

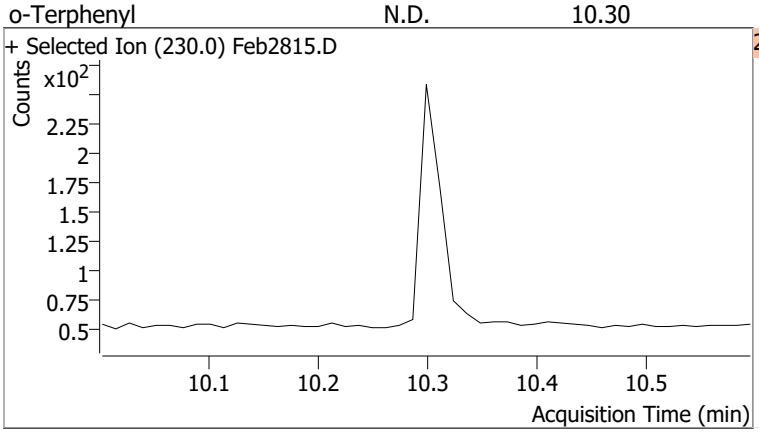

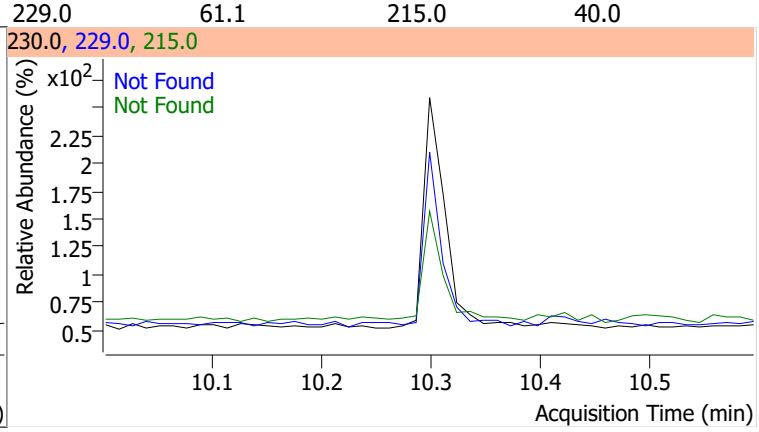

Compound	Conc.	Exp RT	QIon	Exp Ratio
Fluoranthene	N.D.	11.40	101.0	9.6

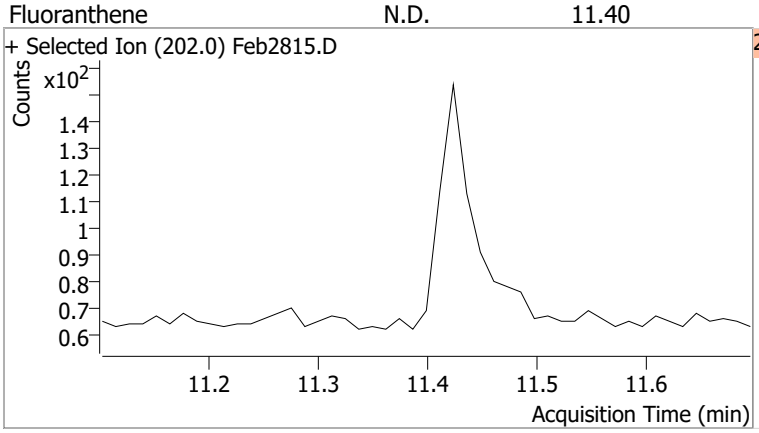

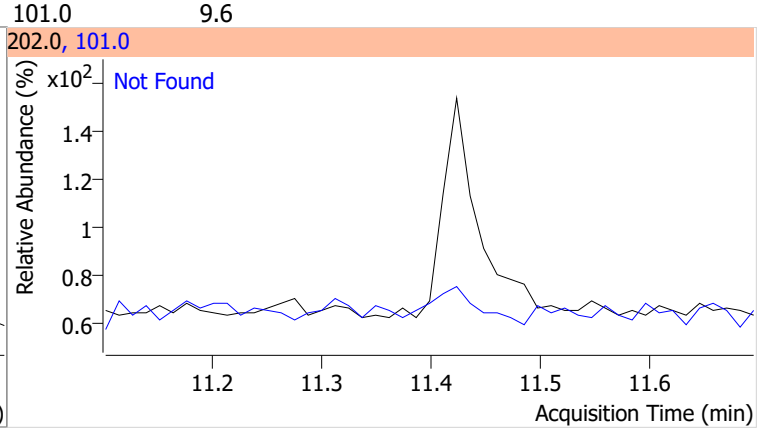

Compound	Conc.	Exp RT	QIon	Exp Ratio
Pyrene	N.D.	11.78	101.0	12.0

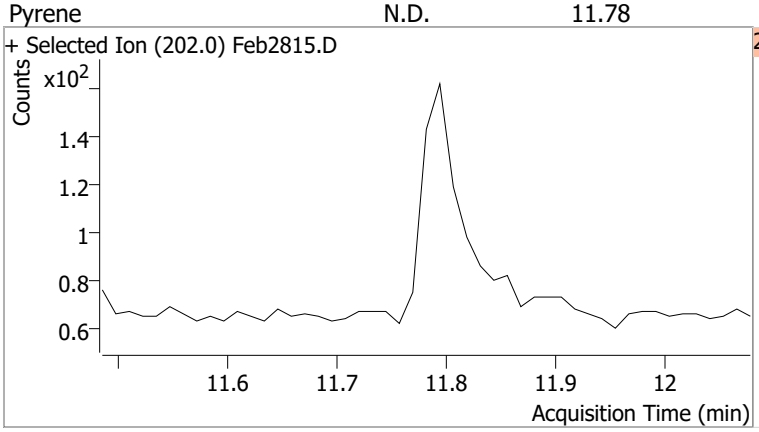

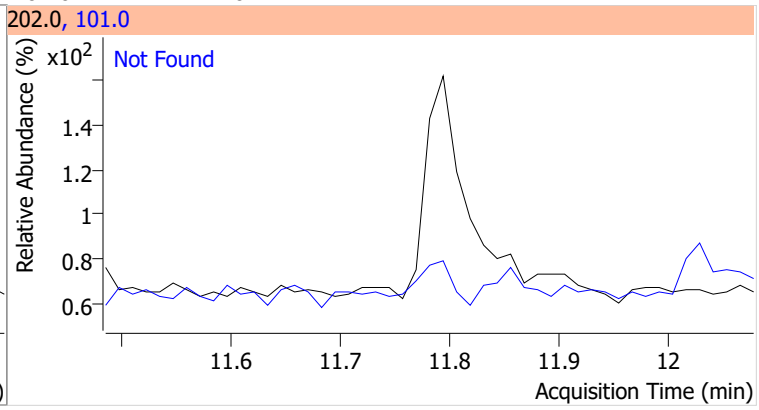

Compound	Conc.	RT	Dev(Min)	Resp.	QIon	QRatio	Lower	Upper
Terphenyl-d14	93.8402	12.24	0.00	1653254	122.0	13.9	8.6	16.0

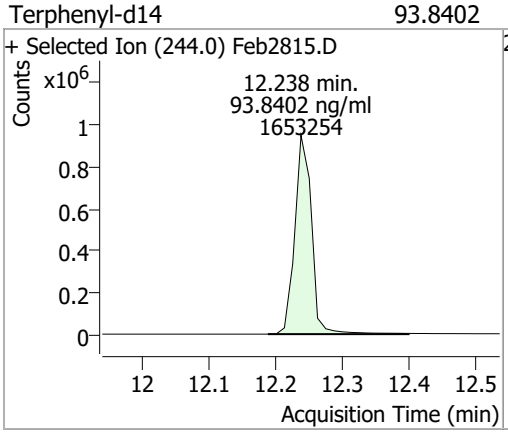

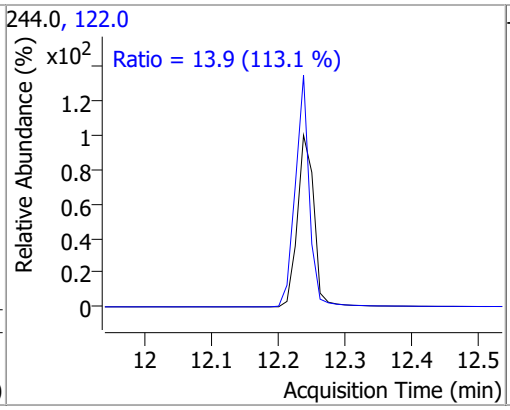

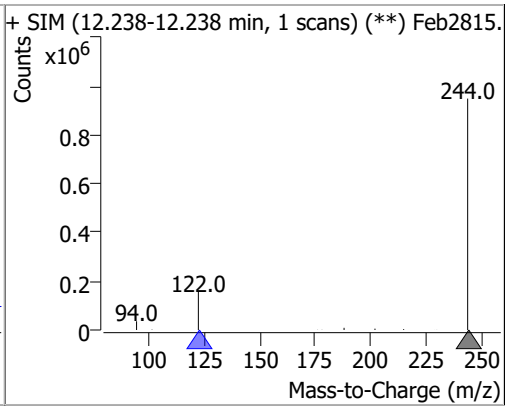

Compound	Conc.	RT	Dev(Min)	Resp.	QIon	QRatio	Lower	Upper
Benzo(a)Anthracene		0		0	226.0		18.0	33.4
					229.0		16.5	30.7

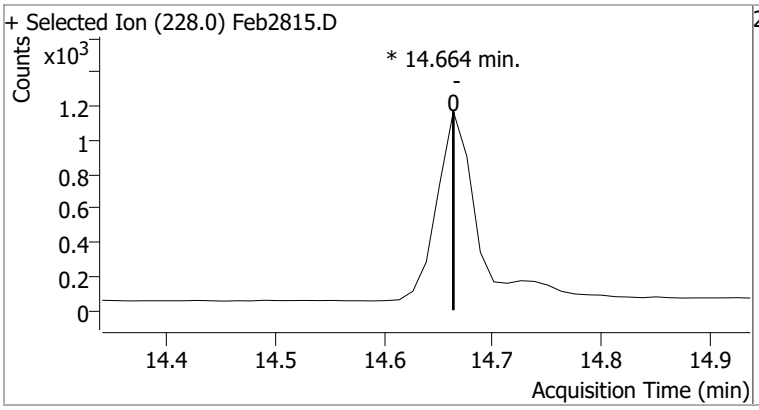

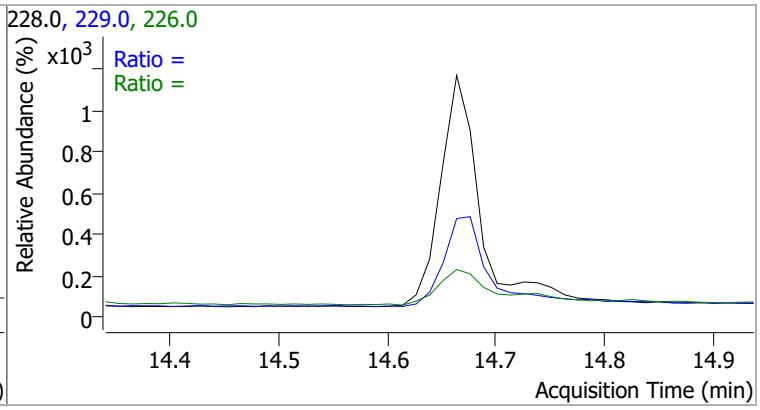

Compound	Conc.	RT	Dev(Min)	Resp.	QIon	QRatio	Lower	Upper
Chrysene		0		0	226.0		21.6	40.2
					229.0		13.8	25.7

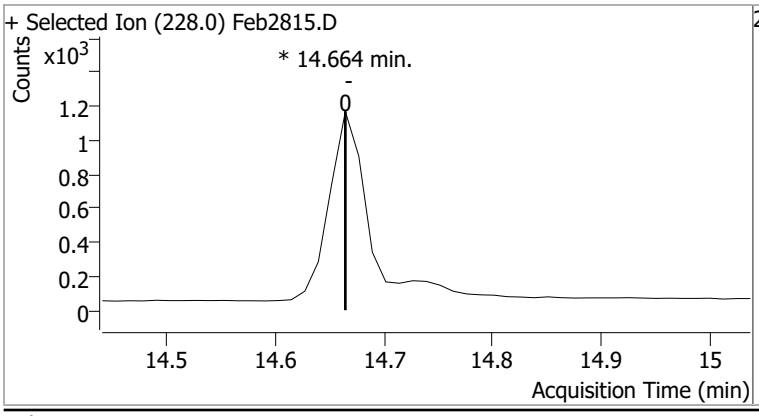

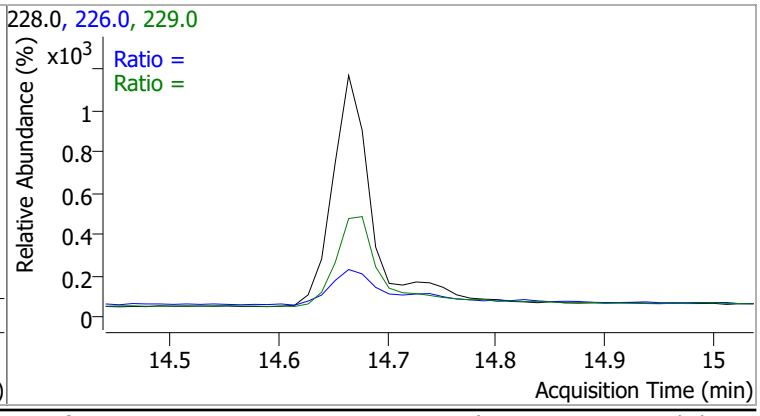

Compound	Conc.	Exp RT	QIon	Exp Ratio
Benzo(b)fluoranthene	N.D.	17.66	253.0	22.4

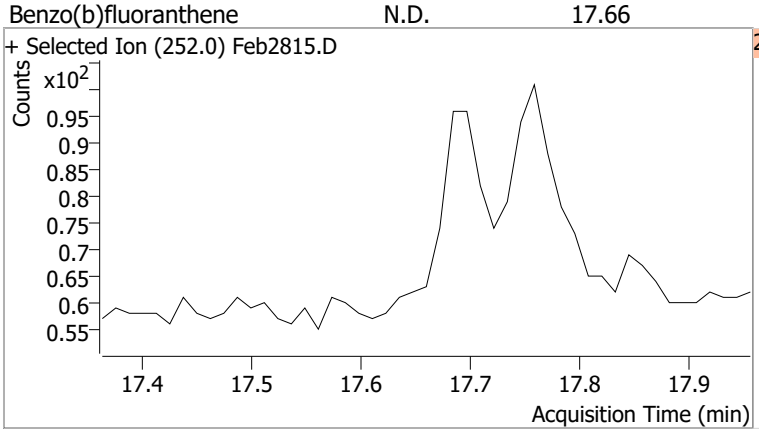

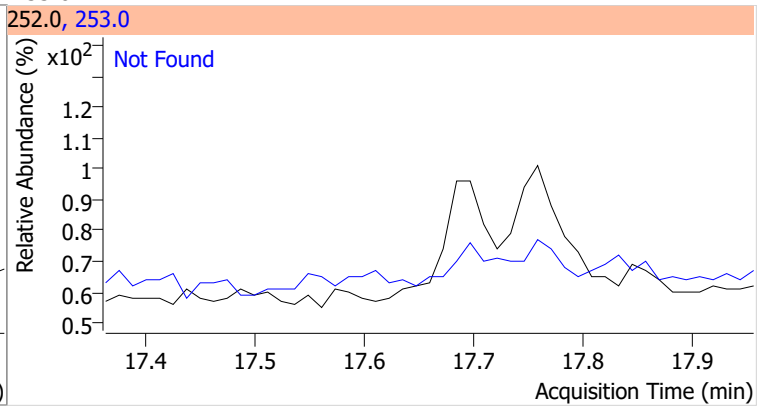

Compound	Conc.	Exp RT	QIon	Exp Ratio
Benzo(k)fluoranthene	N.D.	17.73	253.0	24.5

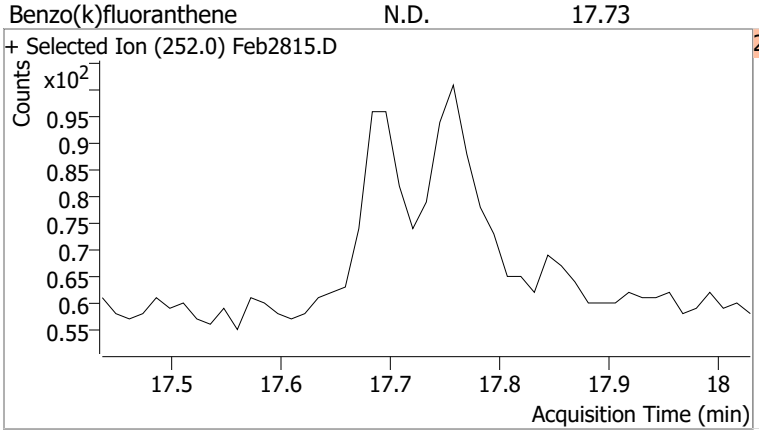

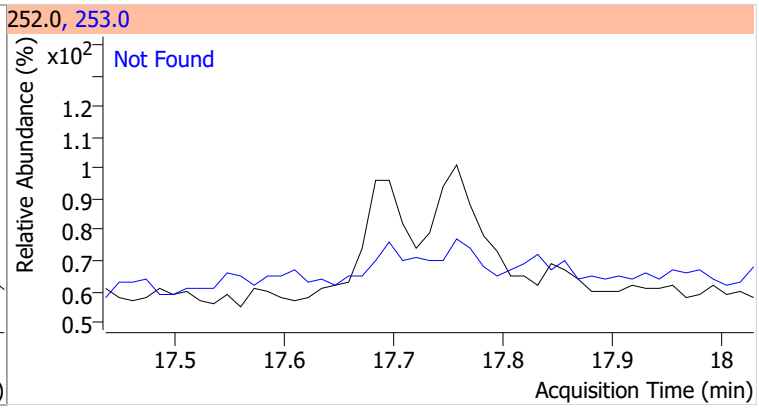

Compound	Conc.	RT	Dev(Min)	Resp.	QIon	QRatio	Lower	Upper
Benzo(a)pyrene		0		0	253.0		16.2	30.1

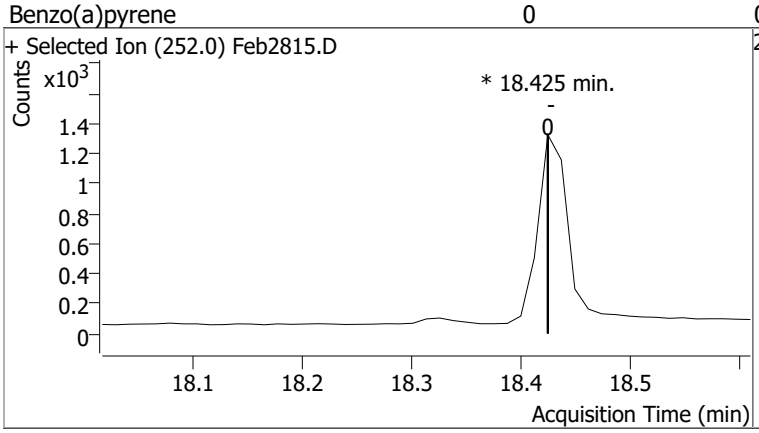

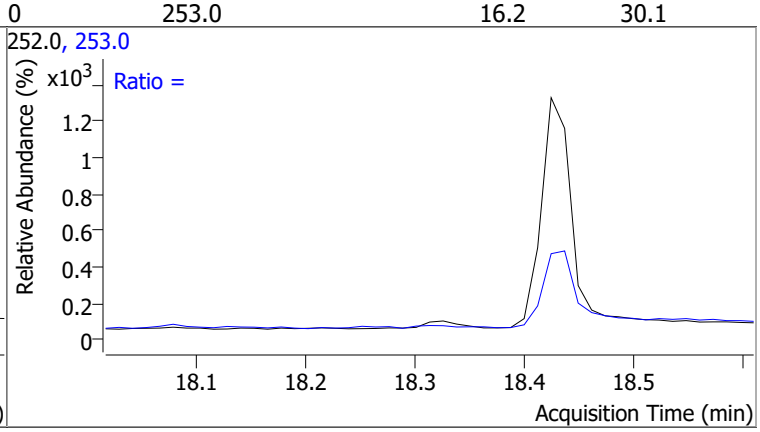

Compound	Conc.	Exp RT	QIon	Exp Ratio
Indeno(1,2,3-cd)pyrene	N.D.	20.17	138.0	20.9

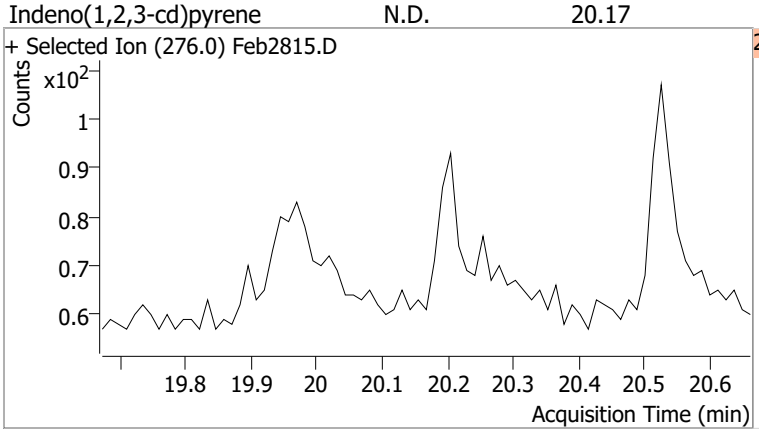

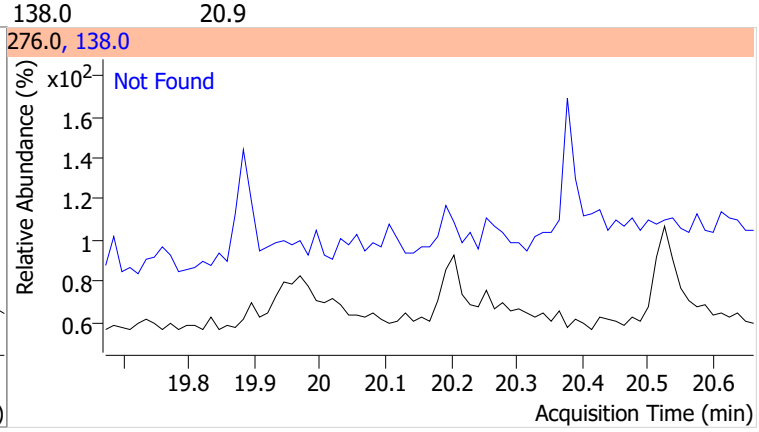

Compound	Conc.	Exp RT	QIon	Exp Ratio	QIon	Exp Ratio
Dibenzo(a,h)anthracene	N.D.	20.24	279.0	24.1	139.0	17.7

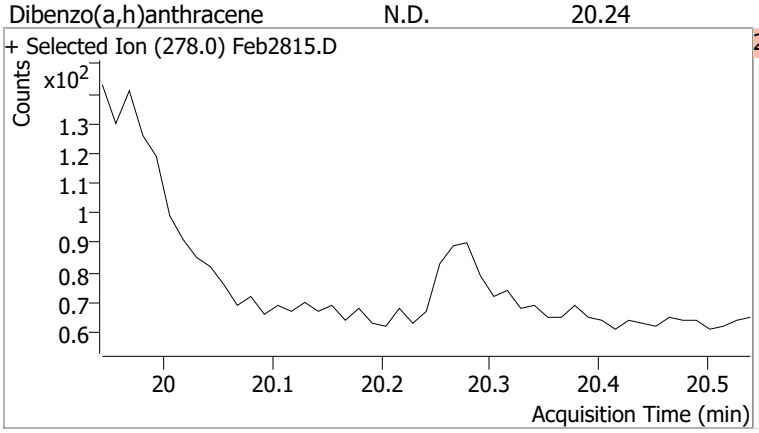

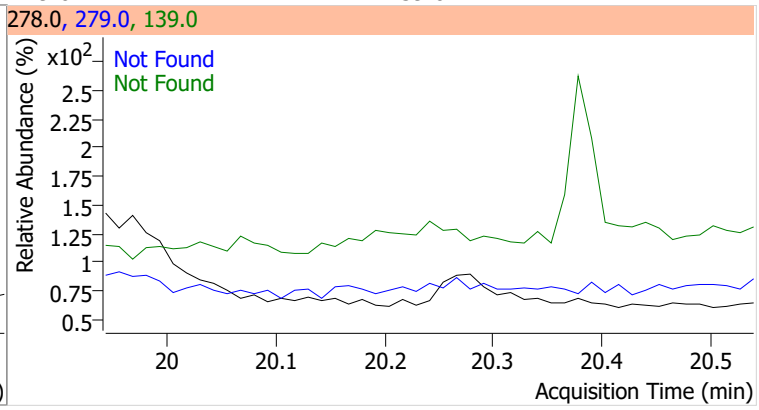

Compound	Conc.	Exp RT	QIon	Exp Ratio	QIon	Exp Ratio
Benzo(g,h,i)perylene	N.D.	20.50	138.0	23.2	277.0	23.1

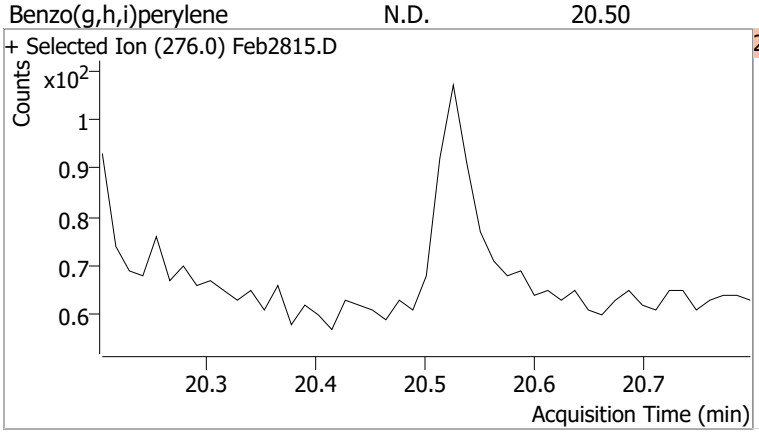

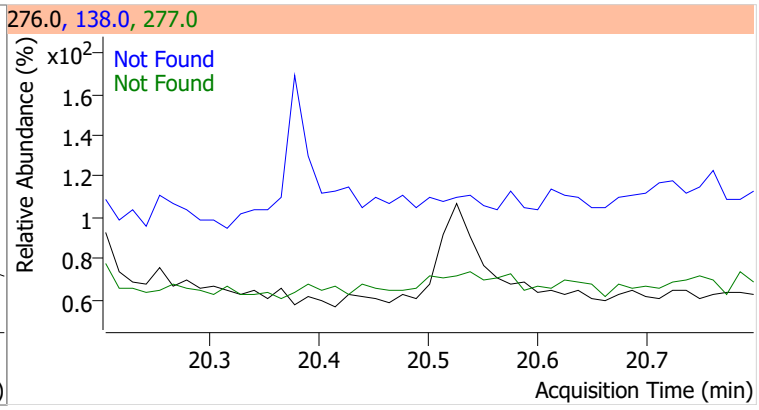

Quantitation Results Report (QT Reviewed)

Data File	Feb2816.D	Operator	LIMS import
Acq. Method	5975BNASIM	Acq. Date-Time	2/28/2022 7:36:33 PM
Sample Name	B22021435-007A	Instrument	GCMS
Vial	16	Multiplier	1.00
DA Method File	021622 bna SIM 2.batch.bin	Comment	SVOC-8270C-SIM-W-LLPAH
Tune File	dftppjph.u	Tune Date	
Batch Name	022822 bna SIM 1.batch.bin	Last Calib Update	2/28/2022 5:36:24 PM
Ref Library			

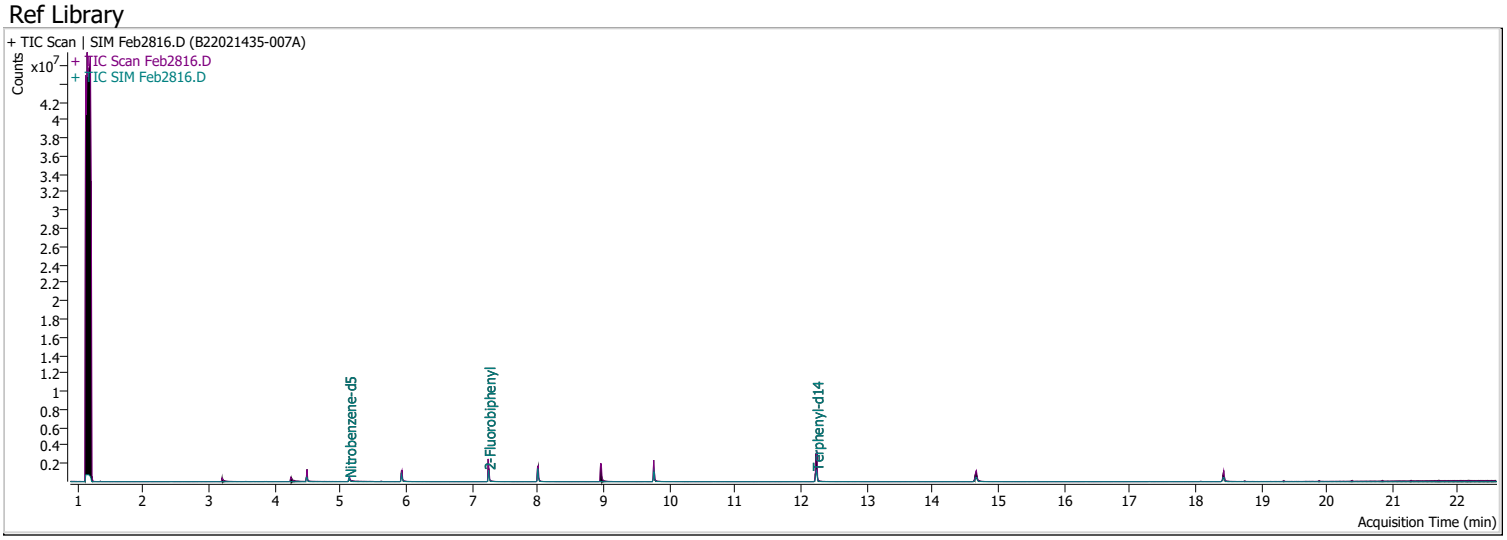

Compound	RT	QIon	Resp.	Conc.	Units		Dev(Min)
Internal Standards							
M 1,4-Dichlorobenzene-d4	4.497	152.0	206519	40.0000	ng/ml		0.000
M Naphthalene-d8	5.928	136.0	901544	40.0000	ng/ml		0.000
M Acenaphthene-d10	8.000	164.0	592945	40.0000	ng/ml		0.000
M Phenanthrene-d10	9.768	188.0	1144663	40.0000	ng/ml		0.000
M Chrysene-d12	14.664	240.0	839343	40.0000	ng/ml		0.000
M Perylene-d12	18.437	264.0	639762	40.0000	ng/ml		0.000
System Monitoring Compounds							
S Nitrobenzene-d5	5.131	82.0	313423	31.7420	ng/ml		-0.025
Spiked Amount: 5.000	Range: 19.0 - 102.0%			Recovery = 634.84%		*	
S 2-Fluorobiphenyl	7.252	172.0	976535	53.3063	ng/ml		-0.013
Spiked Amount: 5.000	Range: 25.0 - 94.0%			Recovery = 1066.13%		*	
S o-Terphenyl	0.000		0	N.D.			
Spiked Amount: 5.000	Range: 40.0 - 140.0%			Recovery = NA%			
S Terphenyl-d14	12.238	244.0	1676188	91.0446	ng/ml		0.000
Spiked Amount: 5.000	Range: 39.0 - 106.0%			Recovery = 1820.89%		*	
Target Compounds							**QValue**
T Naphthalene	0.000		0	N.D.			
T 2-Methylnaphthalene	0.000		0	N.D.			
T 1-Methylnaphthalene	0.000		0	N.D.			
T Acenaphthylene	0.000		0	N.D.			
T Acenaphthene	8.038	154.0	0		ng/ml	md	1
T Fluorene	8.673	166.0	0		ng/ml	md	1
T Phenanthrene	0.000		0	N.D.			
T Anthracene	0.000		0	N.D.			
T Fluoranthene	0.000		0	N.D.			
T Pyrene	0.000		0	N.D.			
T Benzo(a)Anthracene	14.664	228.0	0		ng/ml	md	1
T Chrysene	14.739	228.0	0		ng/ml	md	1
T Benzo(b)fluoranthene	0.000		0	N.D.			

Compound	RT	QIon	Resp.	Conc.	Units		Dev(Min)
T Benzo(k)fluoranthene	0.000		0	N.D.			
T Benzo(a)pyrene	18.326	252.0	0		ng/ml	md	1
T Indeno(1,2,3-cd)pyrene	0.000		0	N.D.			
T Dibenzo(a,h)anthracene	0.000		0	N.D.			
T Benzo(g,h,i)perylene	0.000		0	N.D.			

(#) = Qualifier Out of Range; (m) = Manual Integration; (+) = Area Summed; (*) = Surrogate Percent Recovery Out of Range; (d): Zeroed Peak

Compound	Conc.	RT	Dev(Min)	Resp.	QIon	QRatio	Lower	Upper
Nitrobenzene-d5	31.7420	5.13	-0.02	313423	54.0	37.1	30.6	56.8
					128.0	42.6	28.9	53.6

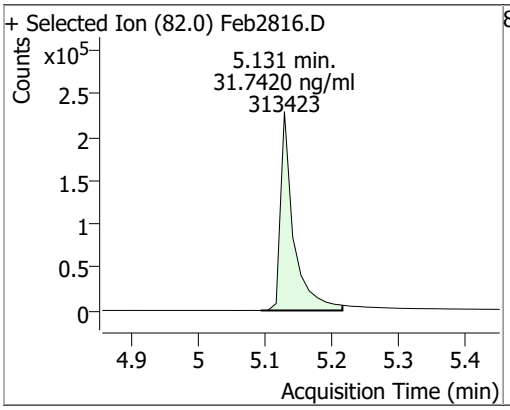

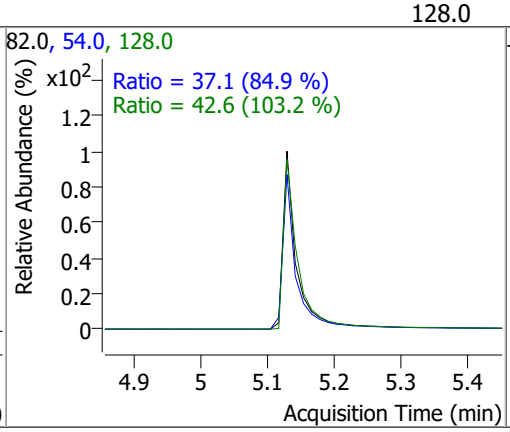

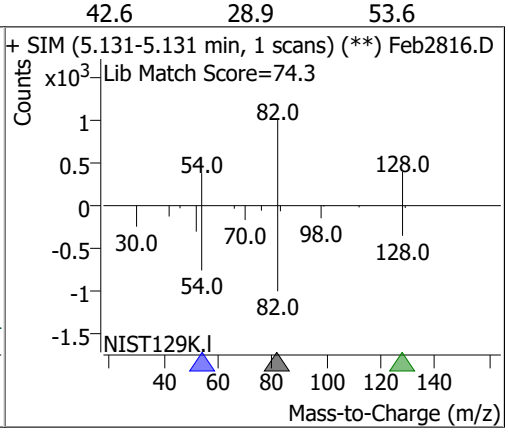

Compound	Conc.	Exp RT	QIon	Exp Ratio	QIon	Exp Ratio
Naphthalene	N.D.	5.95	102.0	13.6	129.0	11.1

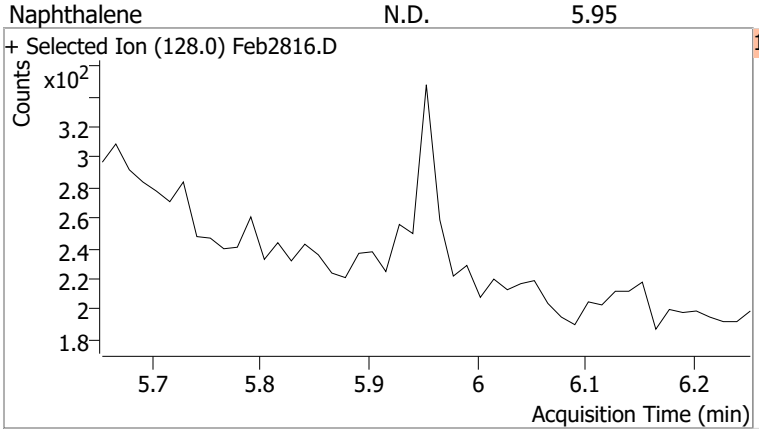

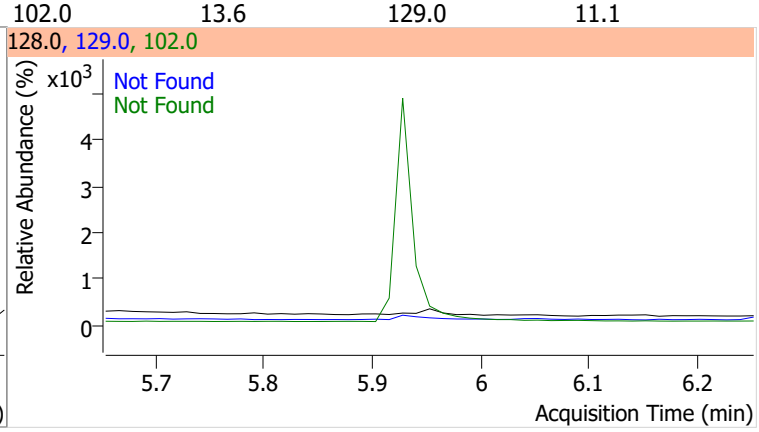

Compound	Conc.	Exp RT	QIon	Exp Ratio	QIon	Exp Ratio
2-Methylnaphthalene	N.D.	6.79	142.0	134.9	115.0	51.5

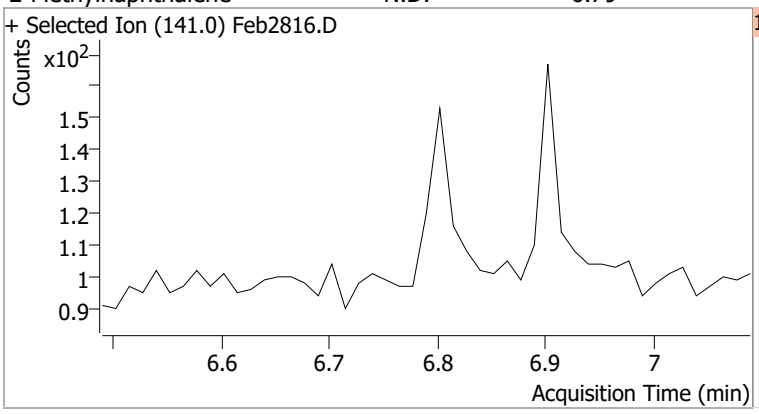

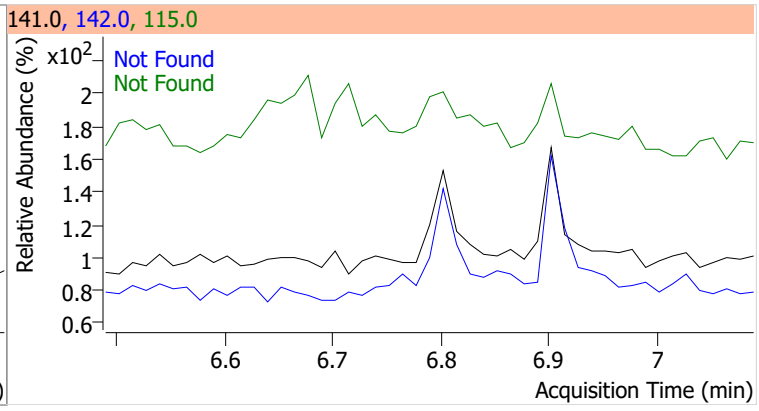

Compound	Conc.	Exp RT	QIon	Exp Ratio	QIon	Exp Ratio
1-Methylnaphthalene	N.D.	6.90	142.0	119.4	115.0	49.7

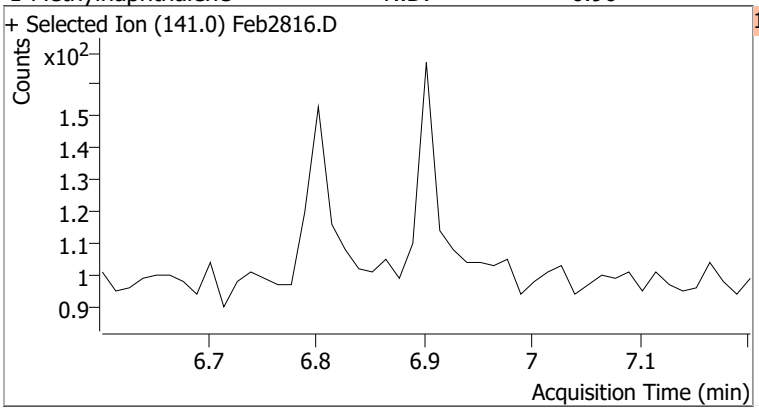

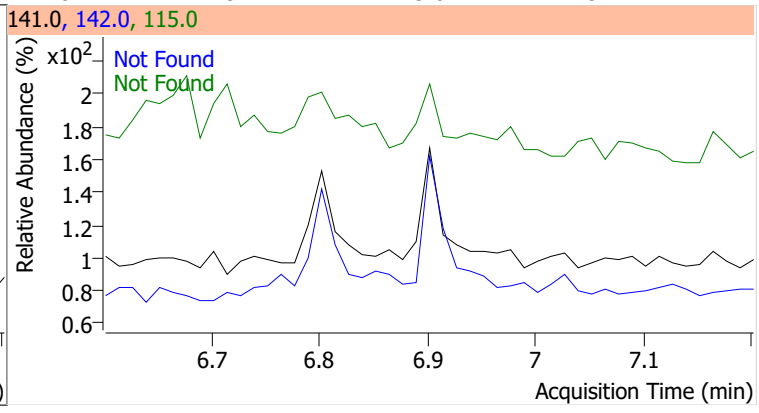

Compound	Conc.	RT	Dev(Min)	Resp.	QIon	QRatio	Lower	Upper
2-Fluorobiphenyl	53.3063	7.25	-0.01	976535	171.0	37.0	24.3	45.1

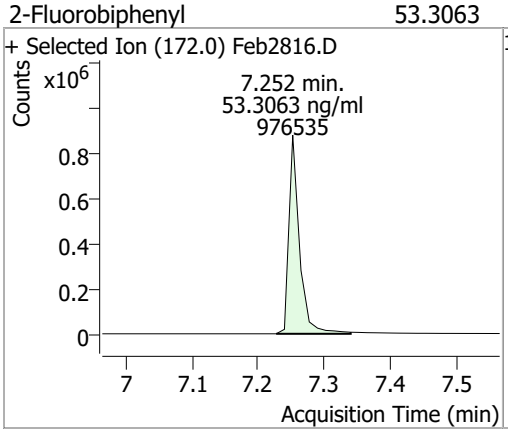

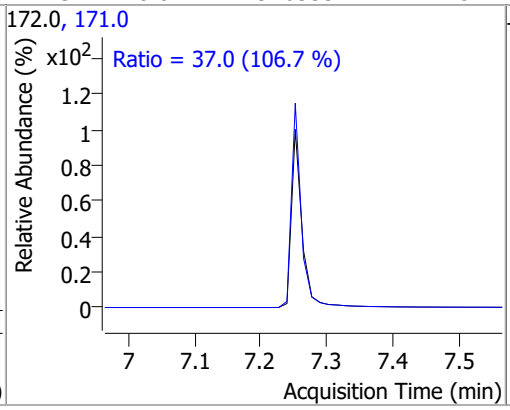

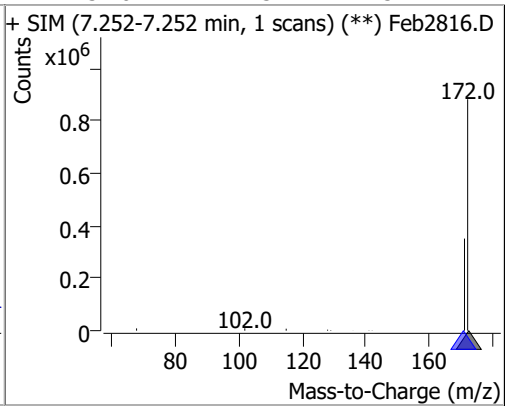

Compound	Conc.	Exp RT	QIon	Exp Ratio
Acenaphthylene	N.D.	7.83	153.0	16.0

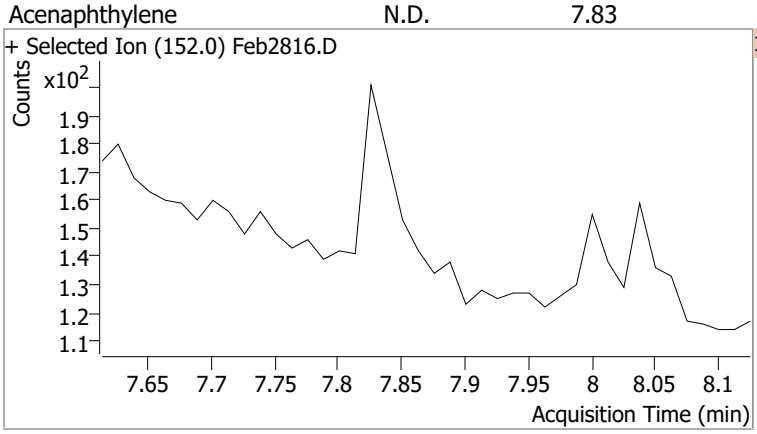

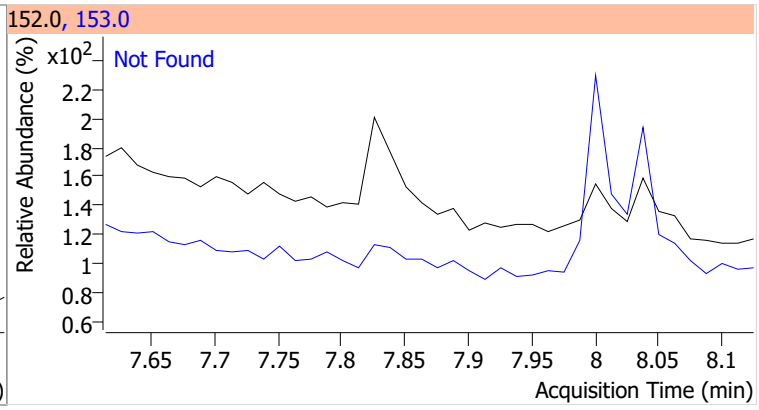

Compound	Conc.	RT	Dev(Min)	Resp.	QIon	QRatio	Lower	Upper
Acenaphthene		0		0	153.0		76.8	142.6
					152.0		36.4	67.5

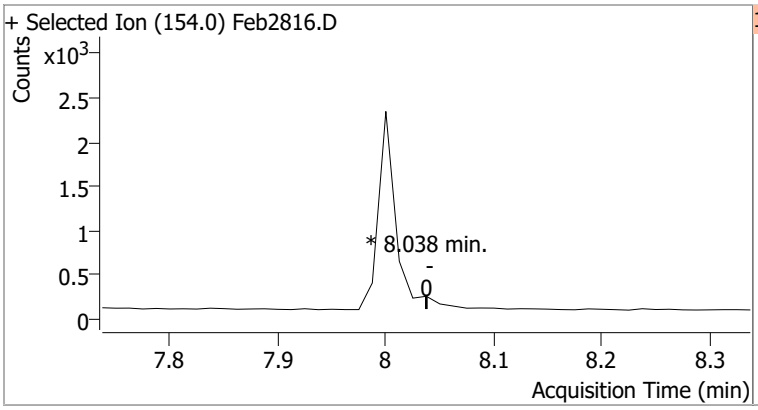

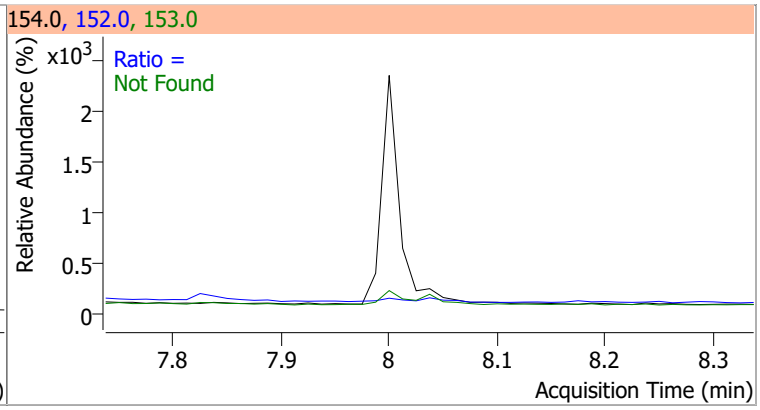

Compound	Conc.	RT	Dev(Min)	Resp.	QIon	QRatio	Lower	Upper
Fluorene		0		0	165.0		60.3	111.9
					167.0		8.9	16.6

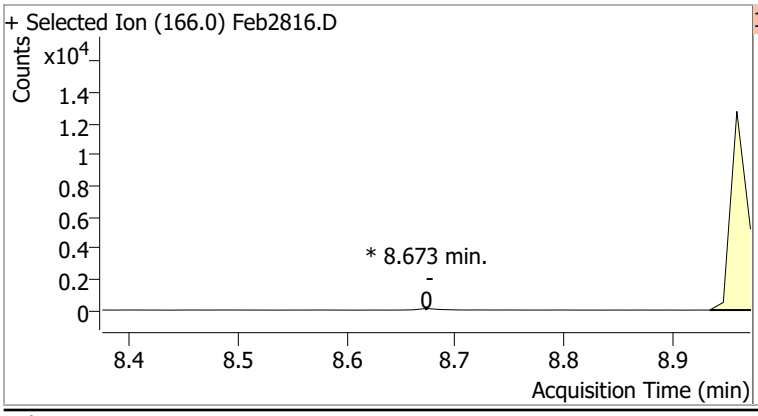

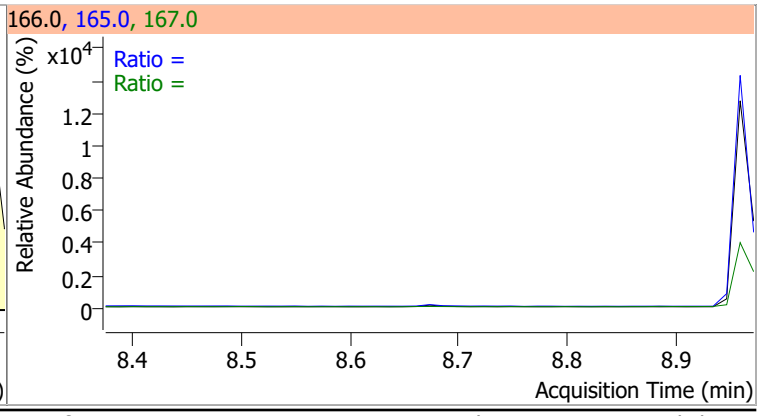

Compound	Conc.	Exp RT	QIon	Exp Ratio
Phenanthrene	N.D.	9.79	176.0	18.1

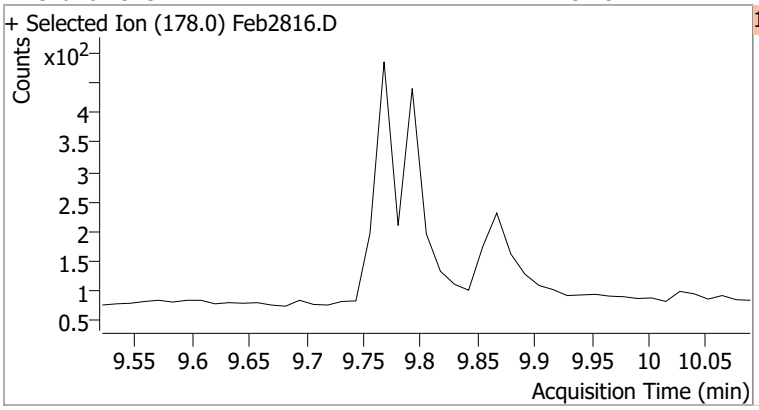

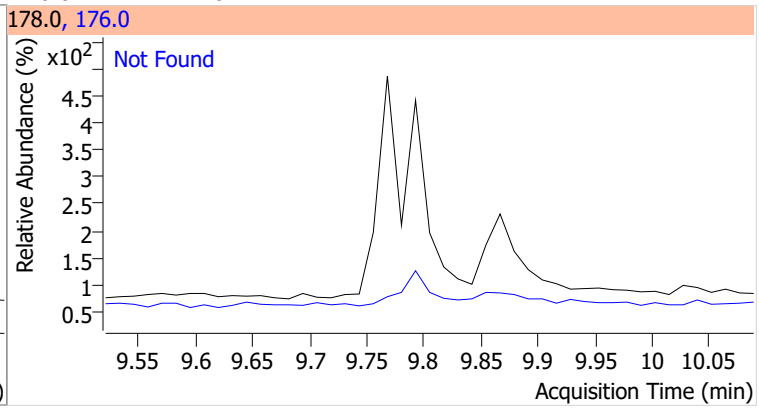

Compound	Conc.	Exp RT	QIon	Exp Ratio
Anthracene	N.D.	9.85	176.0	18.4

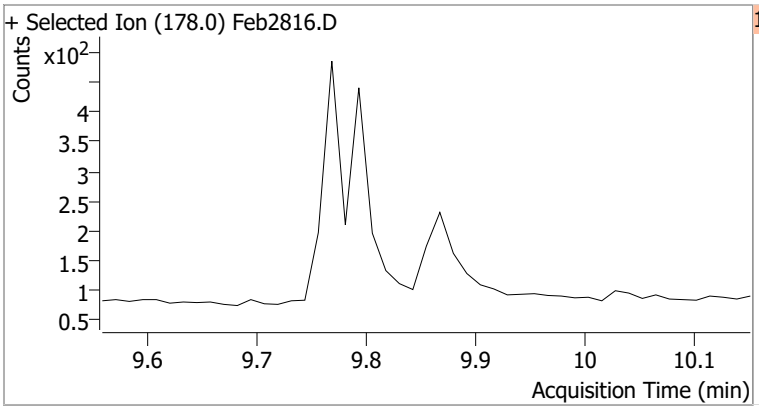

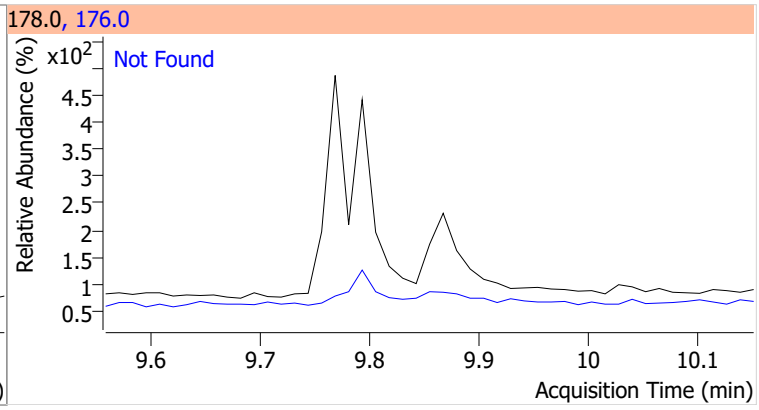

Compound	Conc.	Exp RT	QIon	Exp Ratio	QIon	Exp Ratio
o-Terphenyl	N.D.	10.30	229.0	61.1	215.0	40.0

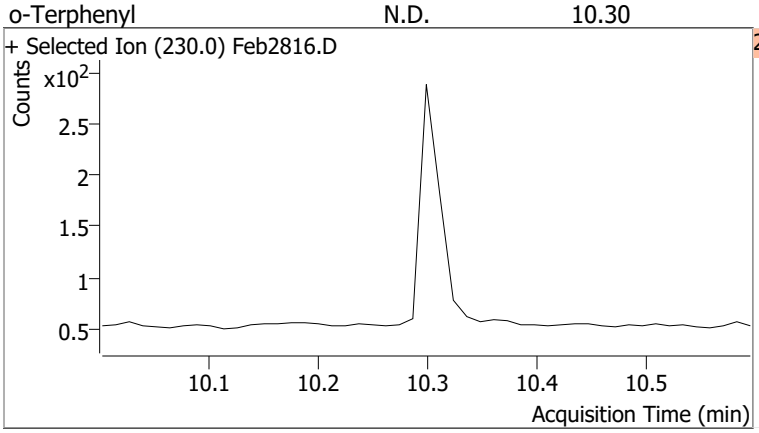

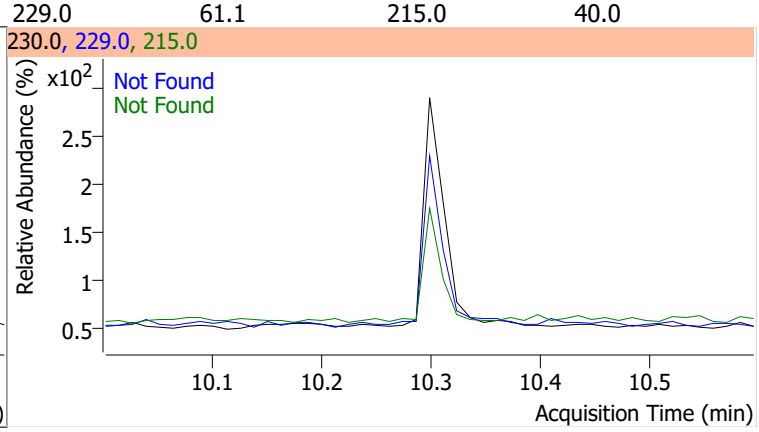

Compound	Conc.	Exp RT	QIon	Exp Ratio
Fluoranthene	N.D.	11.40	101.0	9.6

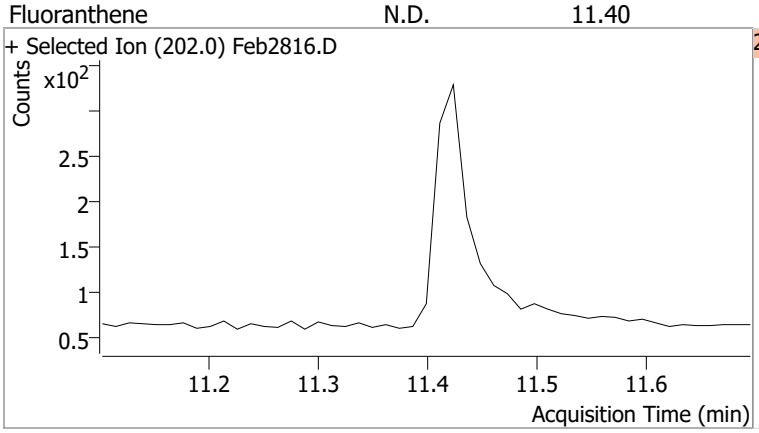

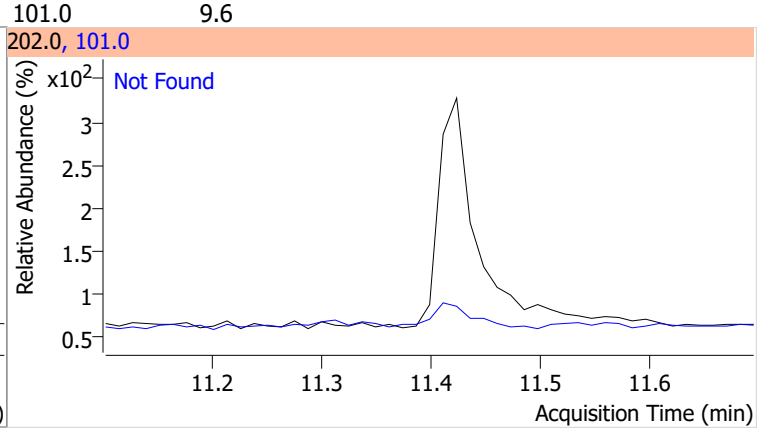

Compound	Conc.	Exp RT	QIon	Exp Ratio
Pyrene	N.D.	11.78	101.0	12.0

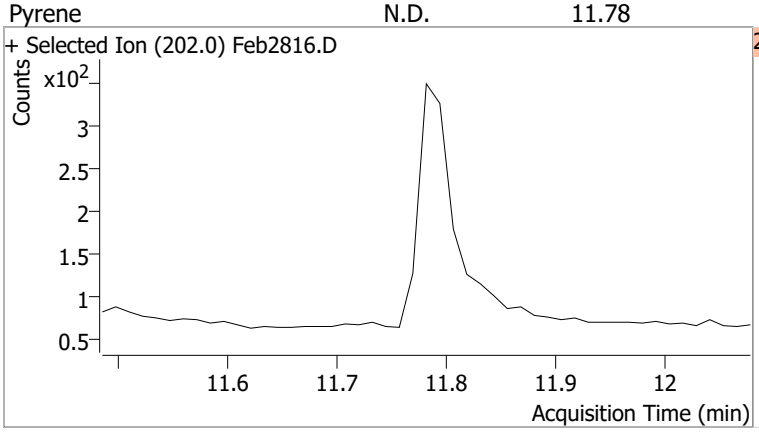

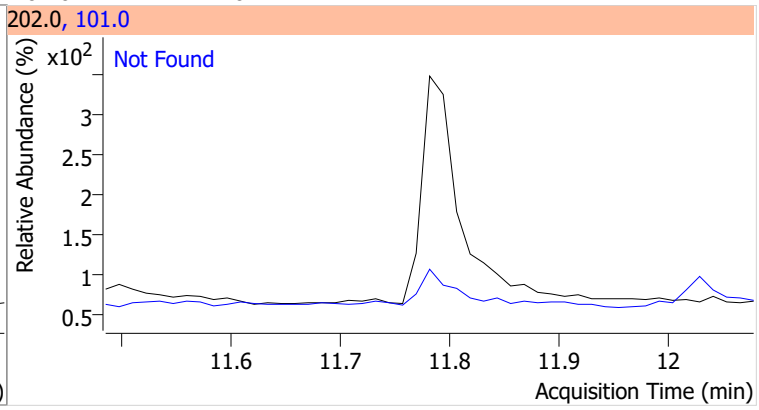

Compound	Conc.	RT	Dev(Min)	Resp.	QIon	QRatio	Lower	Upper
Terphenyl-d14	91.0446	12.24	0.00	1676188	122.0	14.3	8.6	16.0

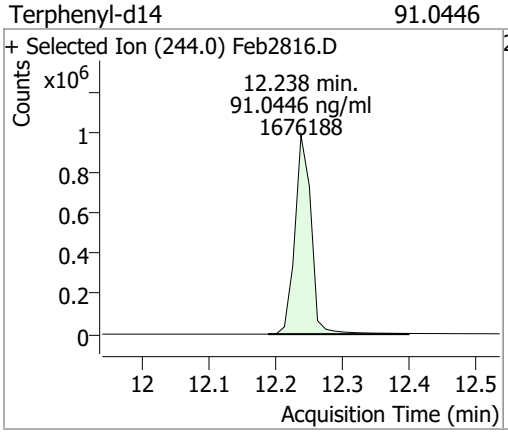

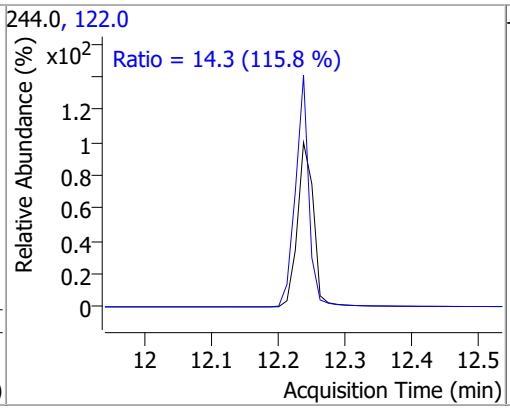

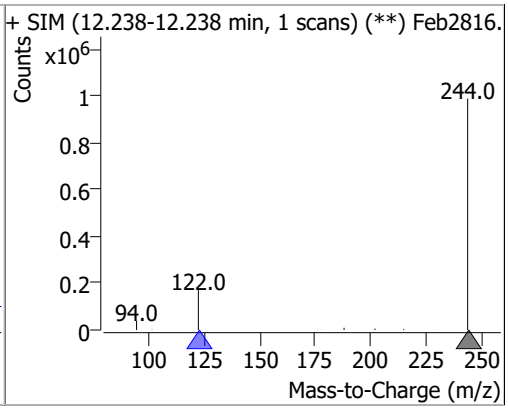

Compound	Conc.	RT	Dev(Min)	Resp.	QIon	QRatio	Lower	Upper
Benzo(a)Anthracene		0		0	226.0		18.0	33.4
					229.0		16.5	30.7

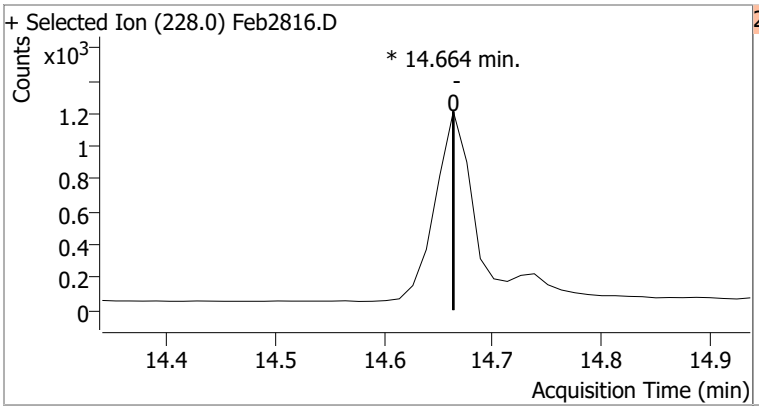

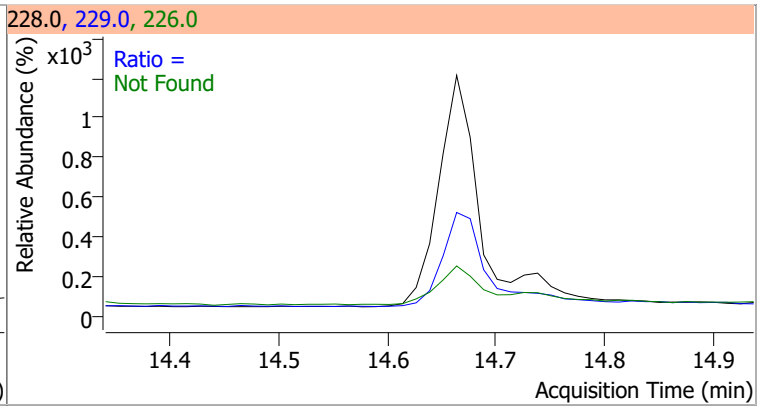

Compound	Conc.	RT	Dev(Min)	Resp.	QIon	QRatio	Lower	Upper
Chrysene		0		0	226.0		21.6	40.2
					229.0		13.8	25.7

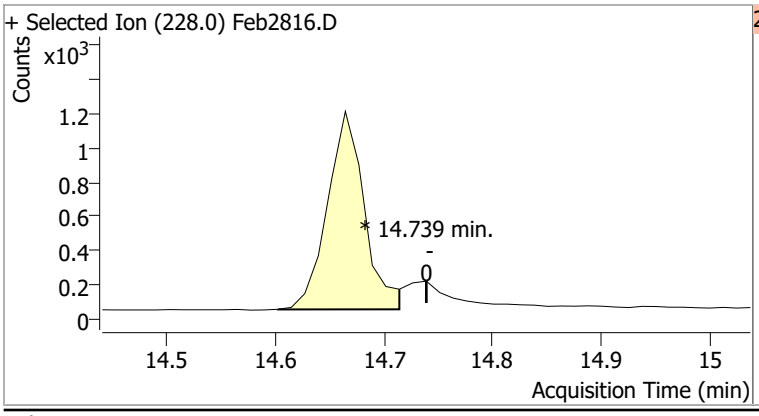

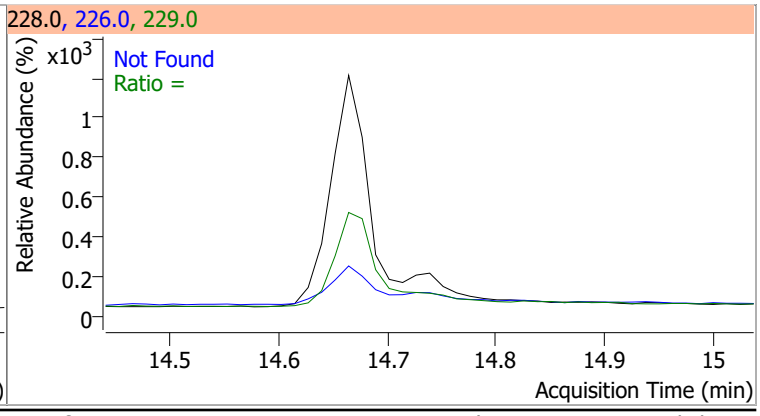

Compound	Conc.	Exp RT	QIon	Exp Ratio
Benzo(b)fluoranthene	N.D.	17.66	253.0	22.4

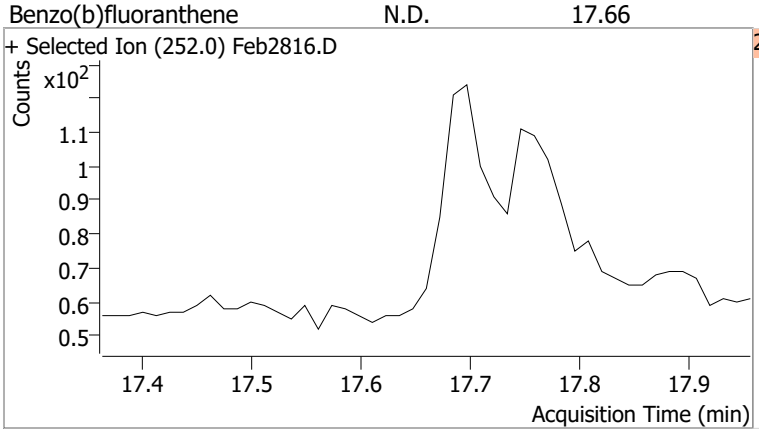

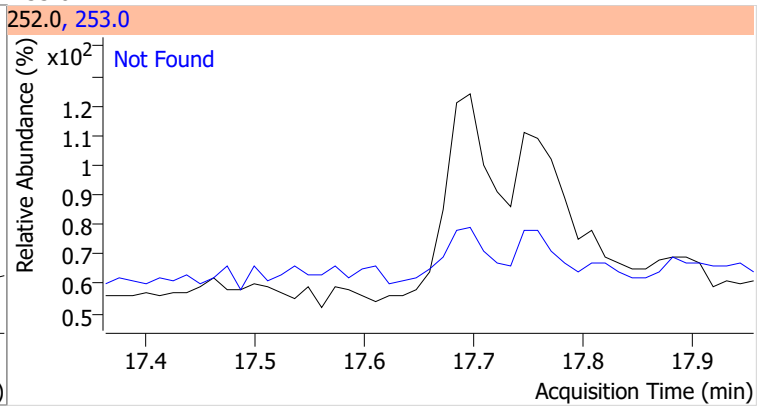

Compound	Conc.	Exp RT	QIon	Exp Ratio
Benzo(k)fluoranthene	N.D.	17.73	253.0	24.5

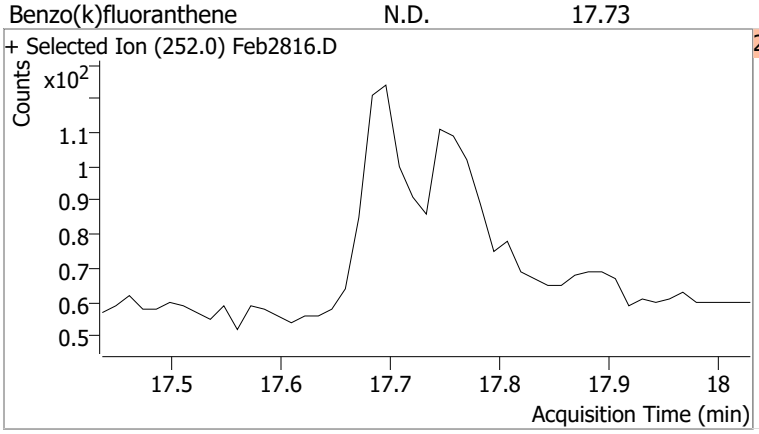

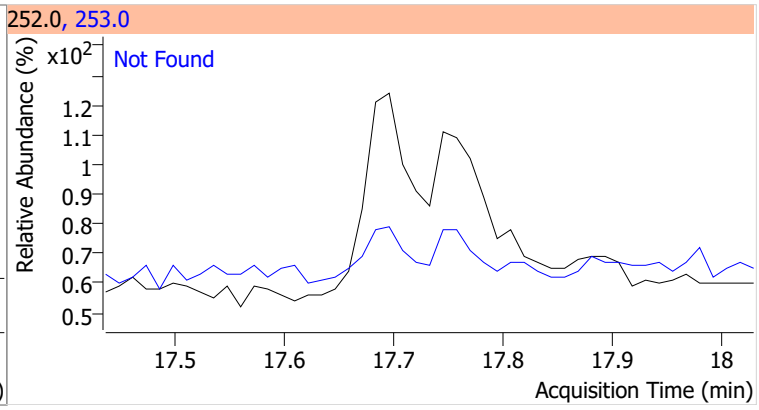

Compound	Conc.	RT	Dev(Min)	Resp.	QIon	QRatio	Lower	Upper
Benzo(a)pyrene		0		0	253.0		16.2	30.1

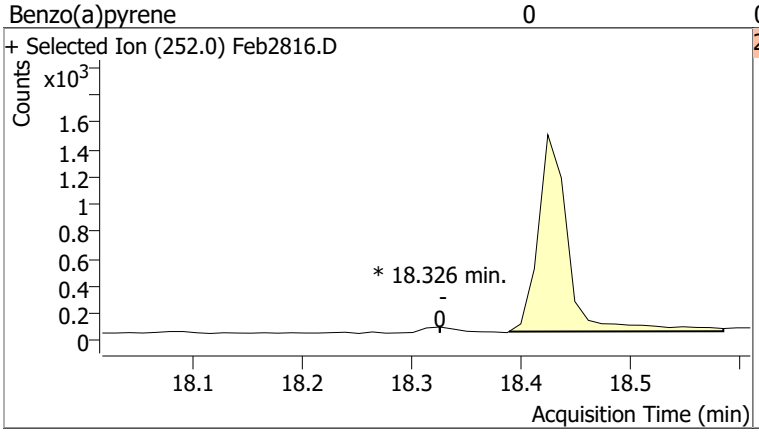

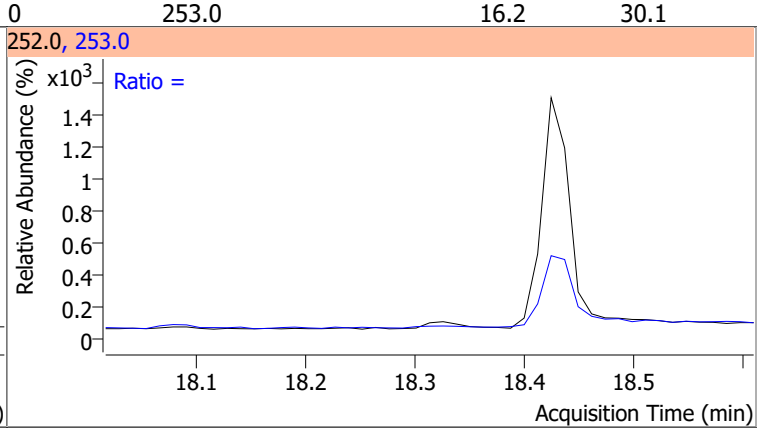

Compound	Conc.	Exp RT	QIon	Exp Ratio
Indeno(1,2,3-cd)pyrene	N.D.	20.17	138.0	20.9

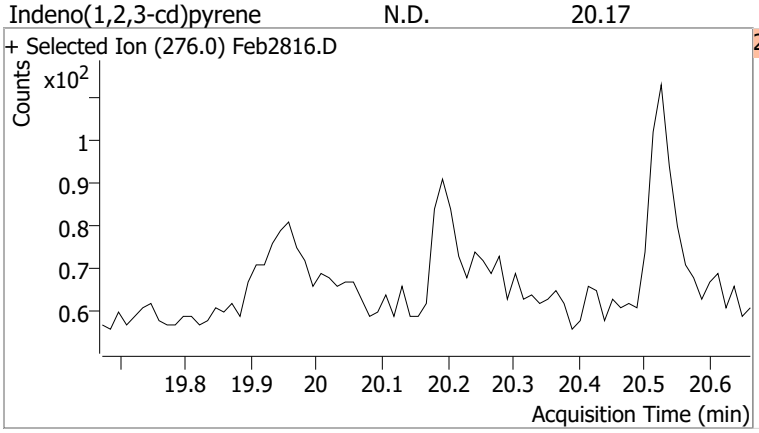

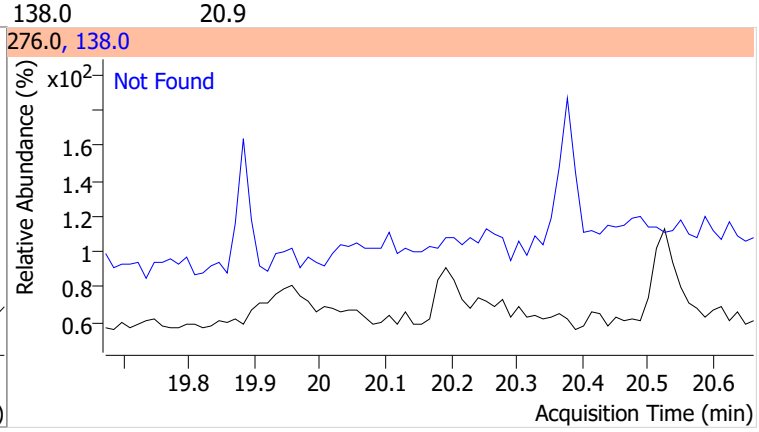

Compound	Conc.	Exp RT	QIon	Exp Ratio	QIon	Exp Ratio
Dibenzo(a,h)anthracene	N.D.	20.24	279.0	24.1	139.0	17.7

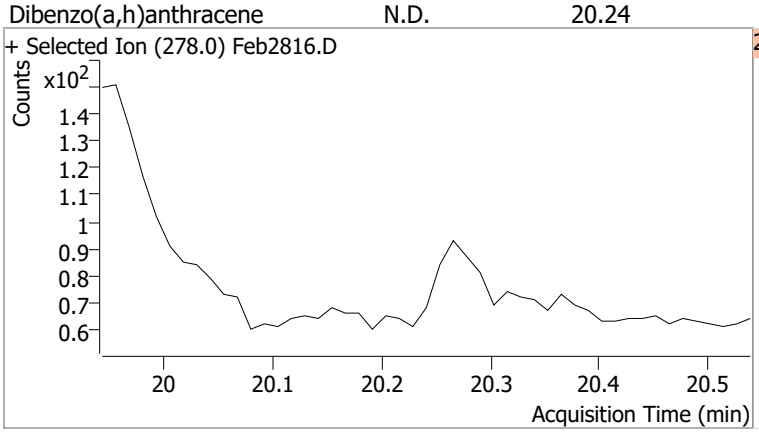

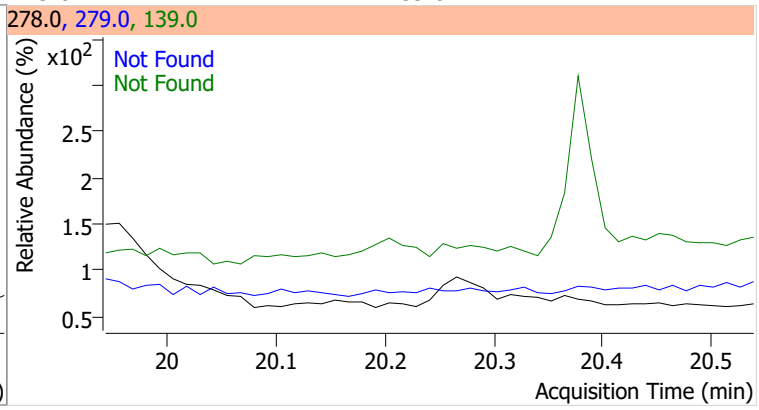

Compound	Conc.	Exp RT	QIon	Exp Ratio	QIon	Exp Ratio
Benzo(g,h,i)perylene	N.D.	20.50	138.0	23.2	277.0	23.1

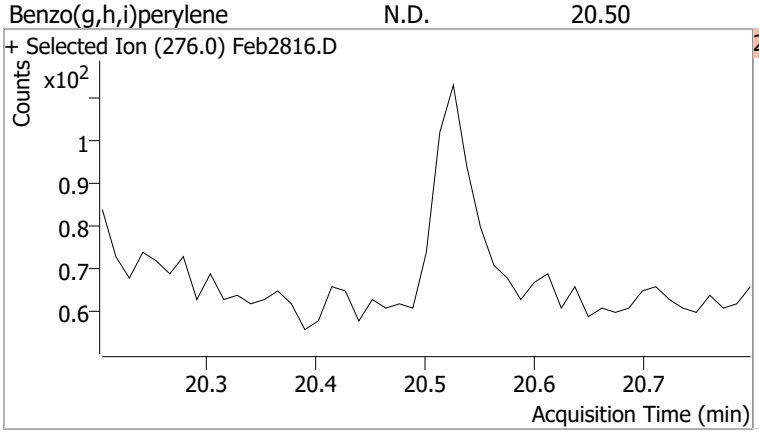

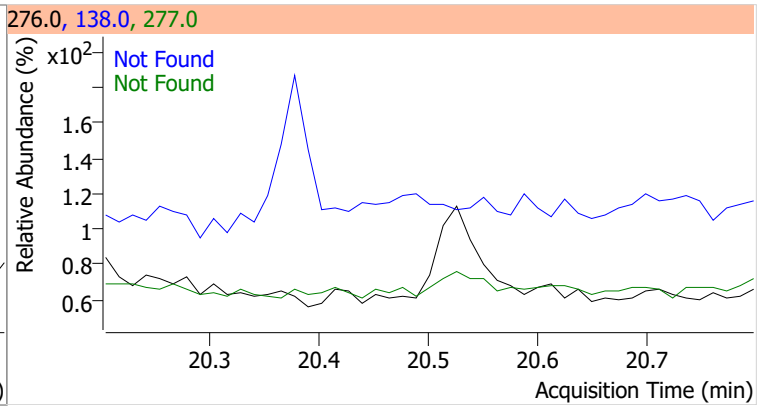

Quantitation Results Report (QT Reviewed)

Data File	Feb2817.D	Operator	LIMS import
Acq. Method	5975BNASIM	Acq. Date-Time	2/28/2022 8:09:04 PM
Sample Name	B22021435-007ALMS	Instrument	GCMS
Vial	17	Multiplier	1.00
DA Method File	021622 bna SIM 2.batch.bin	Comment	SVOC-8270C-SIM-W-LLPAH
Tune File	dftppjph.u	Tune Date	
Batch Name	022822 bna SIM 1.batch.bin	Last Calib Update	2/28/2022 5:36:24 PM
Ref Library			

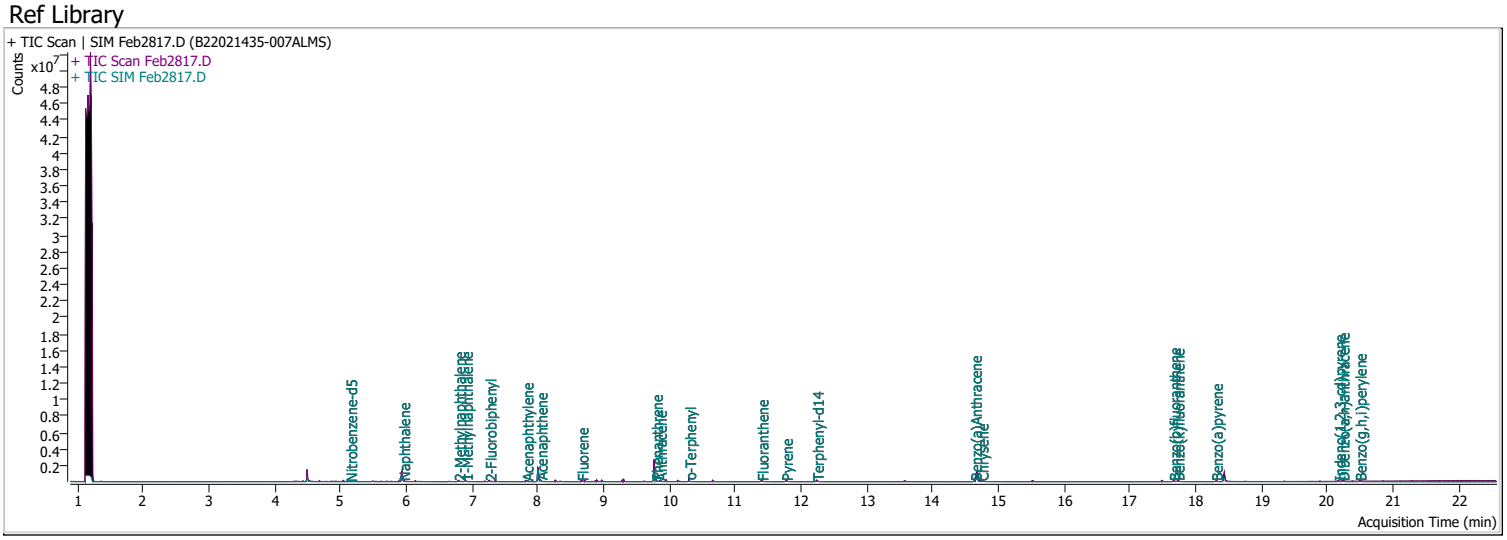

Compound	RT	QIon	Resp.	Conc.	Units		Dev(Min)
Internal Standards							
M 1,4-Dichlorobenzene-d4	4.497	152.0	195524	40.0000	ng/ml		0.000
M Naphthalene-d8	5.928	136.0	816731	40.0000	ng/ml		0.000
M Acenaphthene-d10	8.000	164.0	566879	40.0000	ng/ml		0.000
M Phenanthrene-d10	9.768	188.0	1064645	40.0000	ng/ml		0.000
M Chrysene-d12	14.664	240.0	778102	40.0000	ng/ml		0.000
M Perylene-d12	18.437	264.0	606285	40.0000	ng/ml		0.000
System Monitoring Compounds							
S Nitrobenzene-d5	5.143	82.0	12923	3.3439	ng/ml		-0.013
Spiked Amount: 5.000	Range: 19.0 - 102.0%			Recovery = 66.88%			
S 2-Fluorobiphenyl	7.264	172.0	53503	3.0549	ng/ml		0.000
Spiked Amount: 5.000	Range: 25.0 - 94.0%			Recovery = 61.10%			
S o-Terphenyl	10.299	230.0	63221	4.3200	ng/ml		0.000
Spiked Amount: 5.000	Range: 40.0 - 140.0%			Recovery = 86.40%			
S Terphenyl-d14	12.238	244.0	83696	4.9039	ng/ml		0.000
Spiked Amount: 5.000	Range: 39.0 - 106.0%			Recovery = 98.08%			
Target Compounds							**QValue**
T Naphthalene	5.953	128.0	62082	3.0107	ng/ml		97
T 2-Methylnaphthalene	6.790	141.0	43186	3.5843	ng/ml		94
T 1-Methylnaphthalene	6.902	141.0	37371	2.8478	ng/ml	m	92
T Acenaphthylene	7.826	152.0	72599	3.3161	ng/ml		100
T Acenaphthene	8.038	154.0	56818	3.8612	ng/ml		100
T Fluorene	8.661	166.0	70143	3.8171	ng/ml		90
T Phenanthrene	9.793	178.0	113530	4.5502	ng/ml		99
T Anthracene	9.854	178.0	104955	4.6976	ng/ml		97
T Fluoranthene	11.398	202.0	111874	4.2730	ng/ml		98
T Pyrene	11.769	202.0	127515	4.8410	ng/ml		100
T Benzo(a)Anthracene	14.639	228.0	93976	4.9766	ng/ml		98
T Chrysene	14.739	228.0	120920	5.0846	ng/ml		97
T Benzo(b)fluoranthene	17.659	252.0	80054	4.8080	ng/ml		99

Compound	RT	QIon	Resp.	Conc.	Units	Dev(Min)
T Benzo(k)fluoranthene	17.721	252.0	87232	4.5378	ng/ml	95
T Benzo(a)pyrene	18.301	252.0	67157	4.3124	ng/ml	99
T Indeno(1,2,3-cd)pyrene	20.167	276.0	58010	4.5306	ng/ml	93
T Dibenzo(a,h)anthracene	20.229	278.0	70315	4.6751	ng/ml	98
T Benzo(g,h,i)perylene	20.488	276.0	82755	4.5471	ng/ml	98

(#) = Qualifier Out of Range; (m) = Manual Integration; (+) = Area Summed; (*) = Surrogate Percent Recovery Out of Range; (d): Zeroed Peak

Compound	Conc.	RT	Dev(Min)	Resp.	QIon	QRatio	Lower	Upper
Nitrobenzene-d5	3.3439	5.14	-0.01	12923	54.0	37.1	30.6	56.8
					128.0	45.9	28.9	53.6

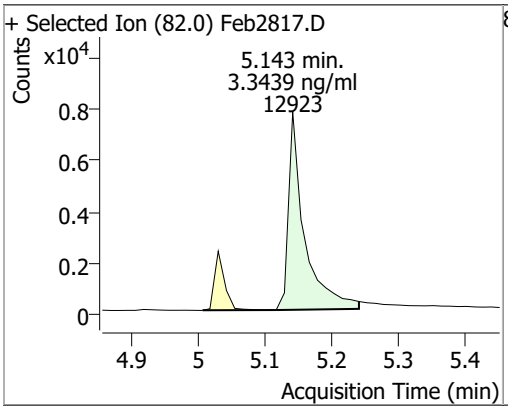

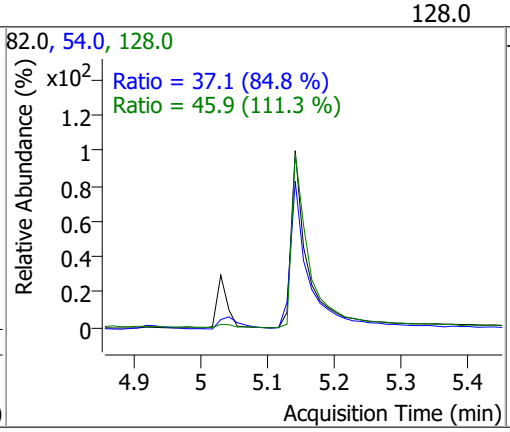

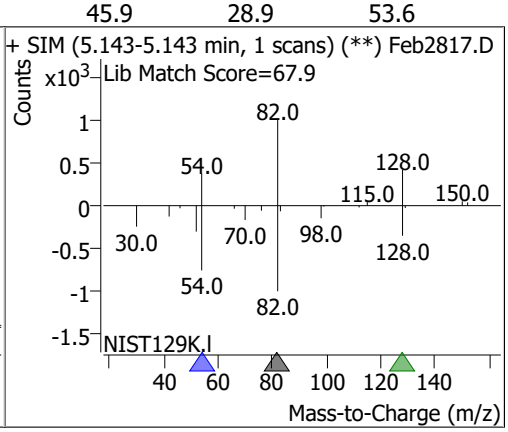

Compound	Conc.	RT	Dev(Min)	Resp.	QIon	QRatio	Lower	Upper
Naphthalene	3.0107	5.95	0.00	62082	102.0	11.5	0.0	40.8
					129.0	11.2	7.8	14.5

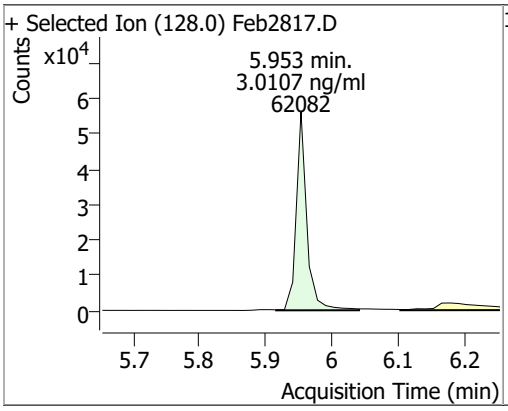

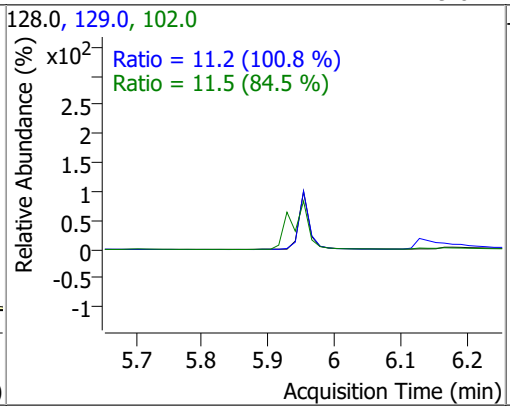

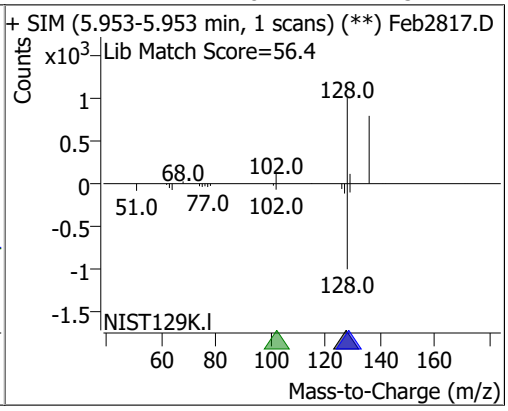

Compound	Conc.	RT	Dev(Min)	Resp.	QIon	QRatio	Lower	Upper
2-Methylnaphthalene	3.5843	6.79	0.00	43186	142.0	140.4	94.4	175.3
					115.0	45.1	36.1	67.0

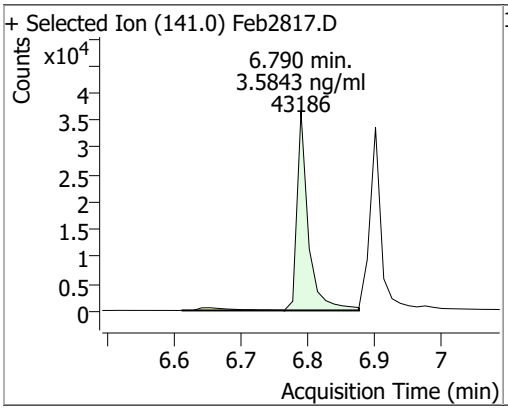

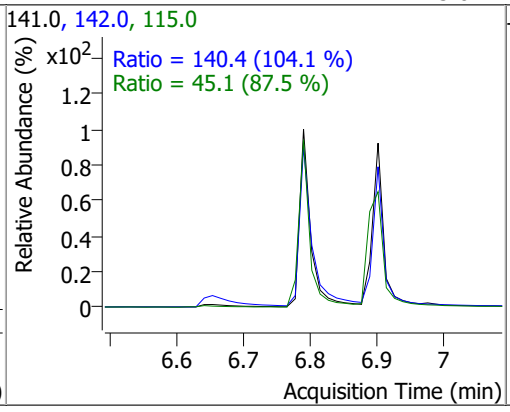

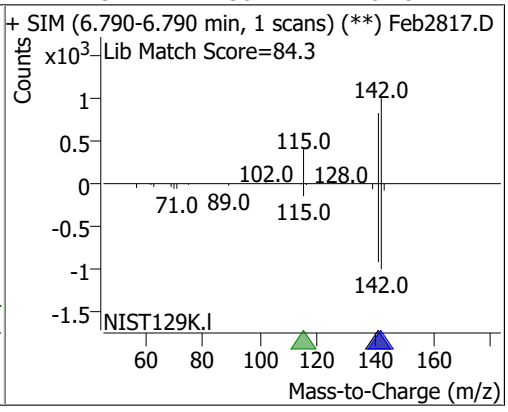

Compound	Conc.	RT	Dev(Min)	Resp.	QIon	QRatio	Lower	Upper
1-Methylnaphthalene	2.8478	6.90	0.00	37371 (m)	142.0	109.9	83.6	155.3
					115.0	54.5	34.8	64.6

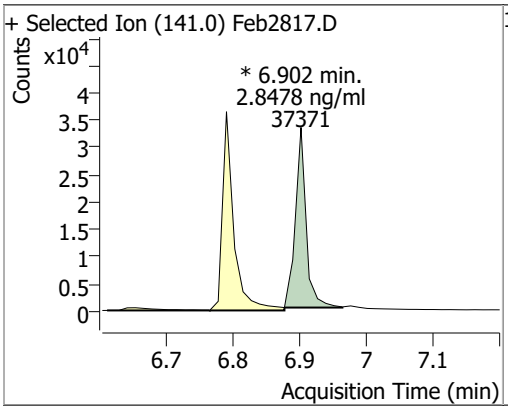

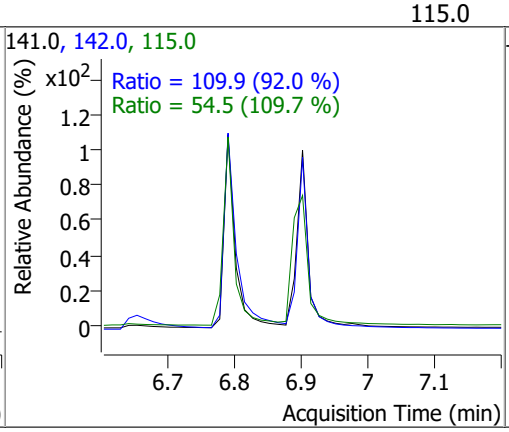

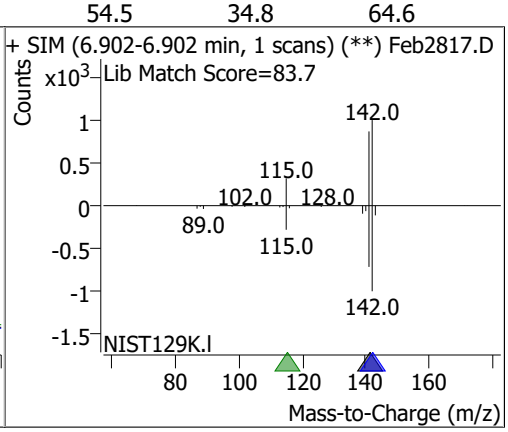

Compound	Conc.	RT	Dev(Min)	Resp.	QIon	QRatio	Lower	Upper
2-Fluorobiphenyl	3.0549	7.26	0.00	53503	171.0	36.7	24.3	45.1

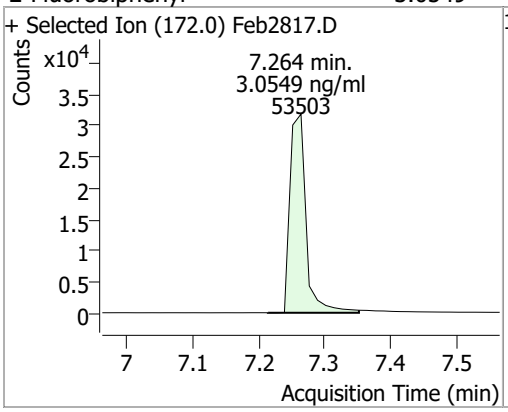

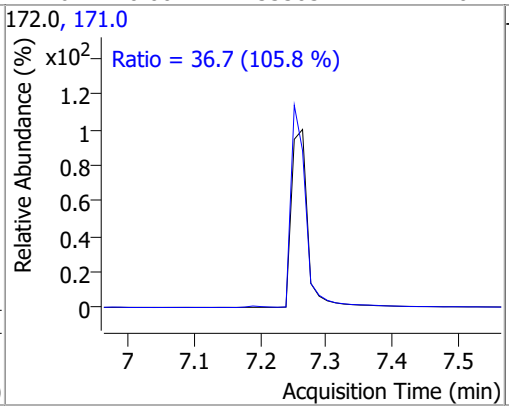

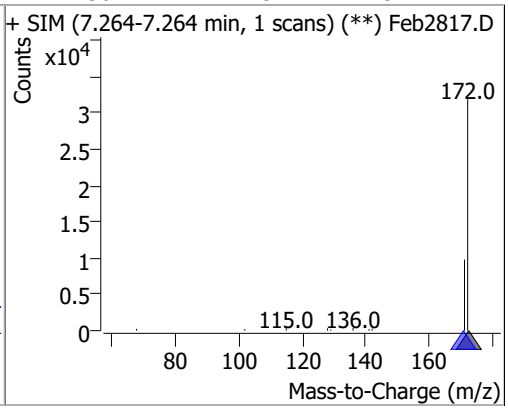

Compound	Conc.	RT	Dev(Min)	Resp.	QIon	QRatio	Lower	Upper
Acenaphthylene	3.3161	7.83	0.00	72599	153.0	15.8	11.2	20.8

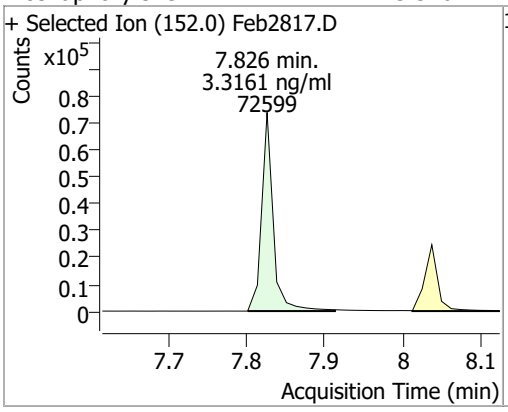

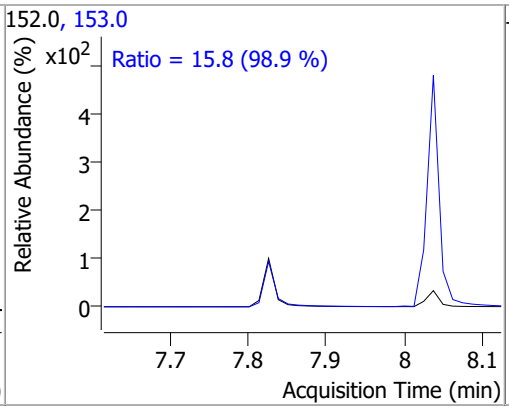

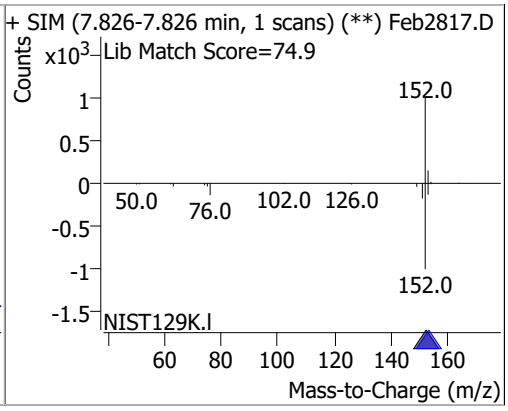

Compound	Conc.	RT	Dev(Min)	Resp.	QIon	QRatio	Lower	Upper
Acenaphthene	3.8612	8.04	0.00	56818	153.0	109.6	76.8	142.6
					152.0	51.3	36.4	67.5

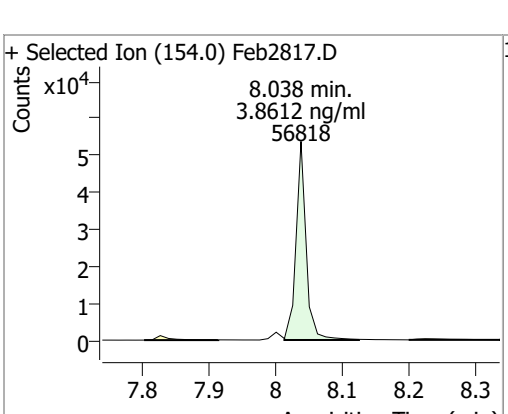

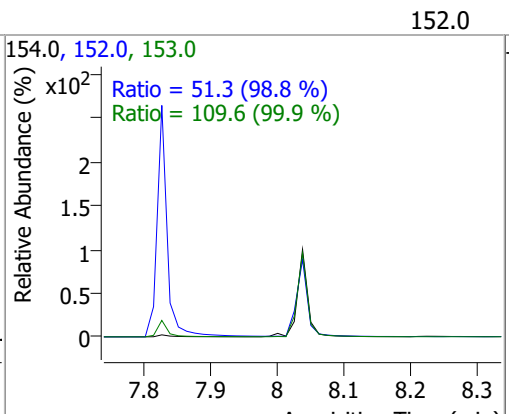

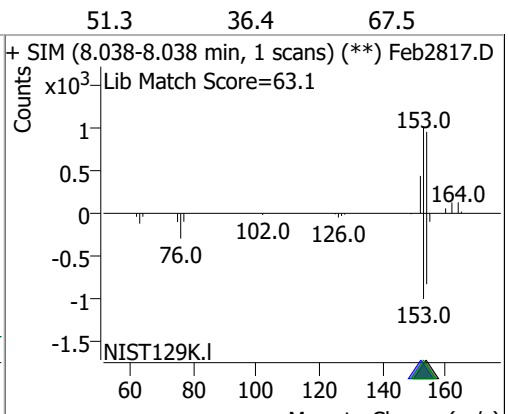

Compound	Conc.	RT	Dev(Min)	Resp.	QIon	QRatio	Lower	Upper
Fluorene	3.8171	8.66	-0.01	70143	165.0	96.4	60.3	111.9
					167.0	13.3	8.9	16.6

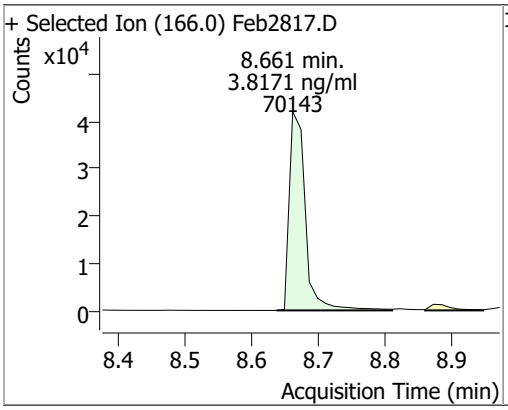

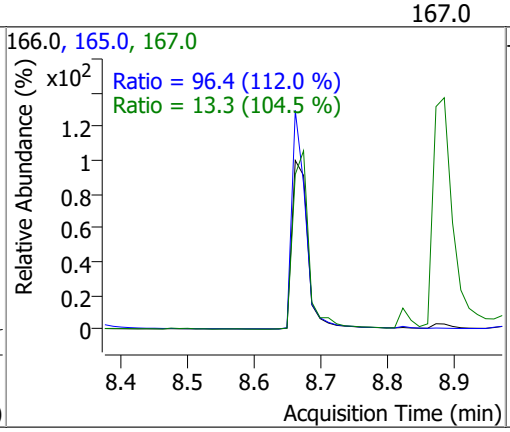

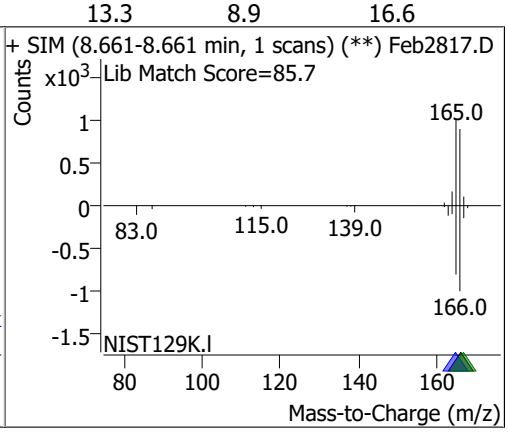

Compound	Conc.	RT	Dev(Min)	Resp.	QIon	QRatio	Lower	Upper
Phenanthrene	4.5502	9.79	0.00	113530	176.0	17.8	12.7	23.5

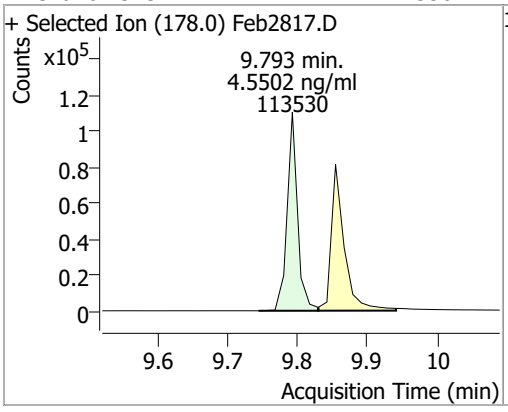

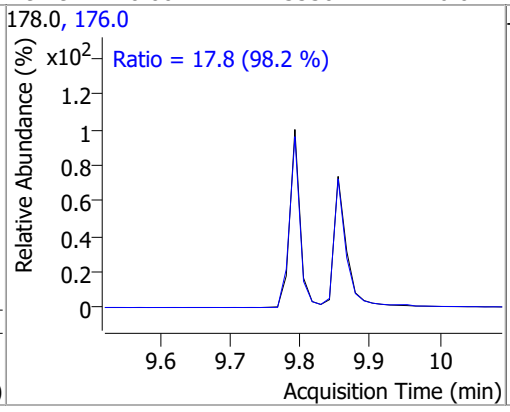

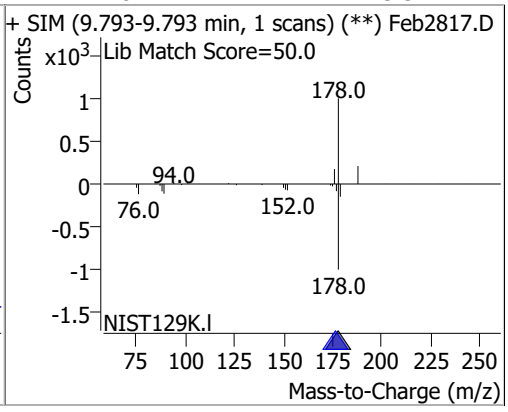

Compound	Conc.	RT	Dev(Min)	Resp.	QIon	QRatio	Lower	Upper
Anthracene	4.6976	9.85	0.00	104955	176.0	17.2	12.9	23.9

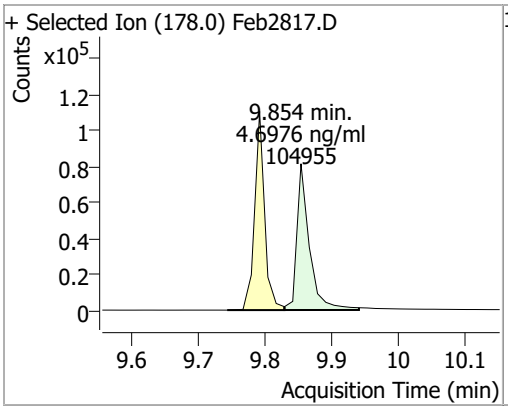

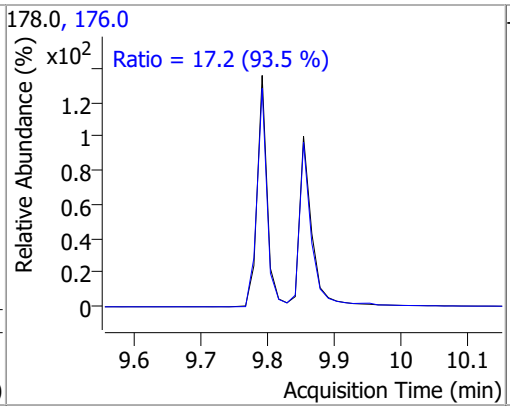

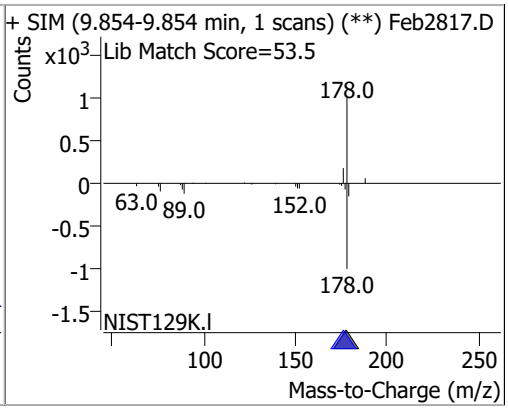

Compound	Conc.	RT	Dev(Min)	Resp.	QIon	QRatio	Lower	Upper
o-Terphenyl	4.3200	10.30	0.00	63221	229.0	64.0	42.8	79.5
					215.0	39.1	28.0	52.0

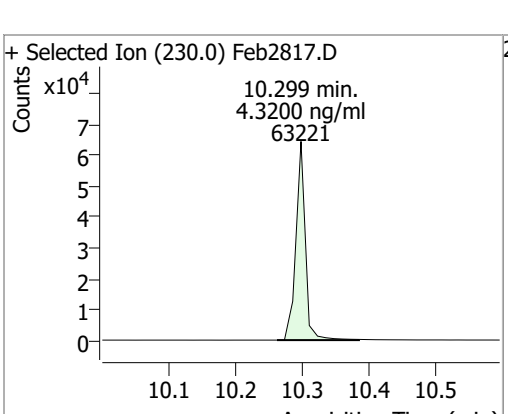

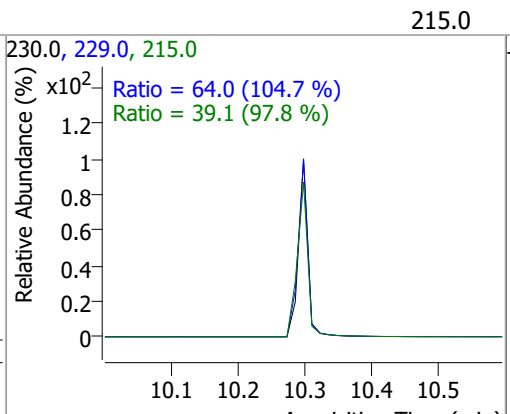

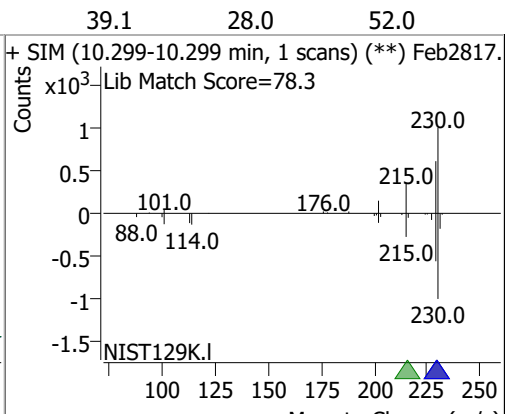

Compound	Conc.	RT	Dev(Min)	Resp.	QIon	QRatio	Lower	Upper
Fluoranthene	4.2730	11.40	0.00	111874	101.0	10.3	6.7	12.5

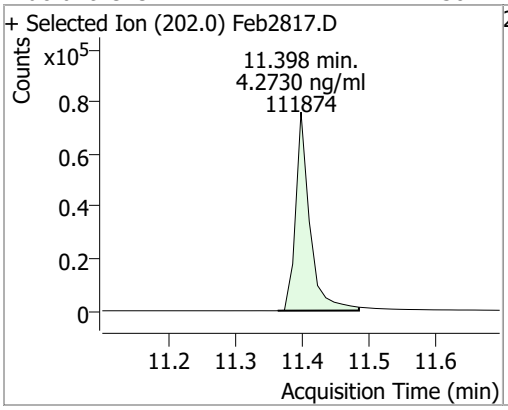

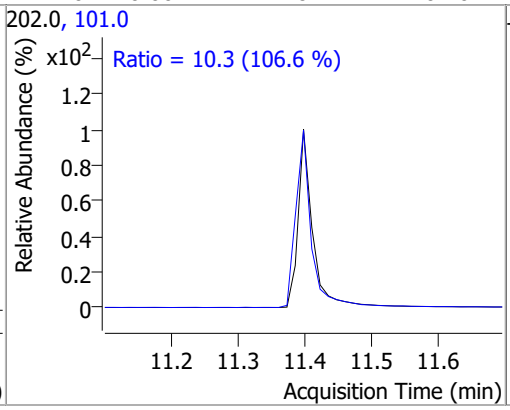

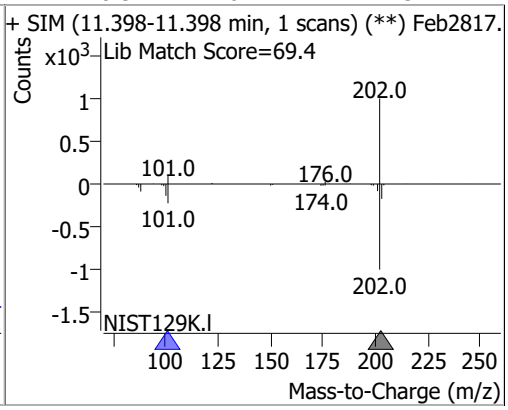

Compound	Conc.	RT	Dev(Min)	Resp.	QIon	QRatio	Lower	Upper
Pyrene	4.8410	11.77	-0.01	127515	101.0	11.9	8.4	15.6

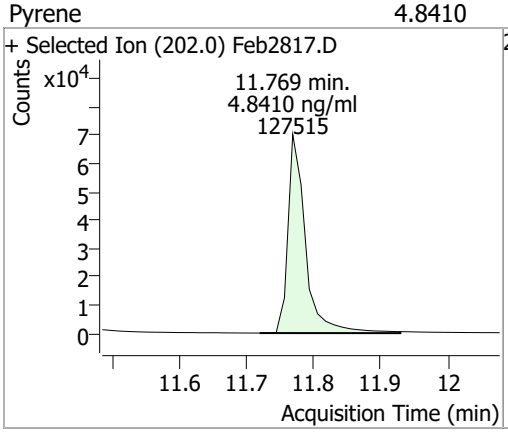

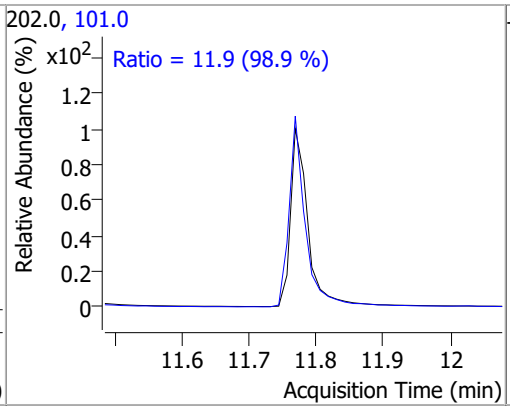

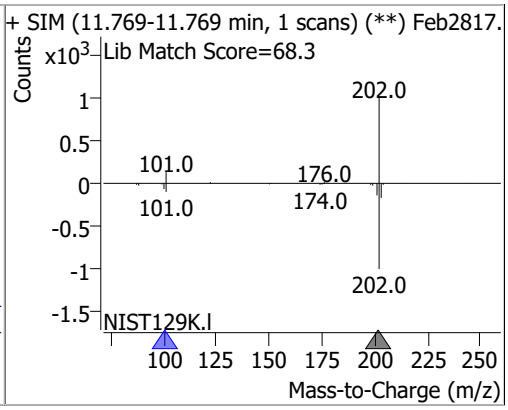

Compound	Conc.	RT	Dev(Min)	Resp.	QIon	QRatio	Lower	Upper
Terphenyl-d14	4.9039	12.24	0.00	83696	122.0	12.8	8.6	16.0

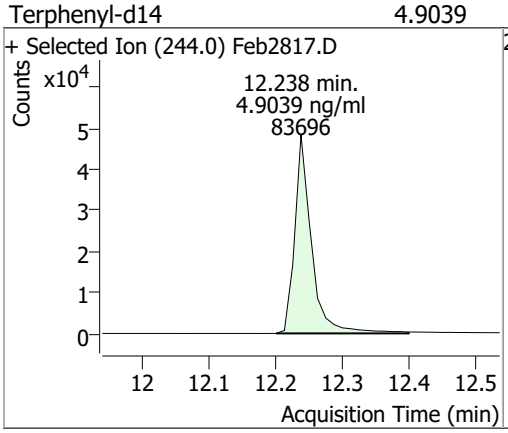

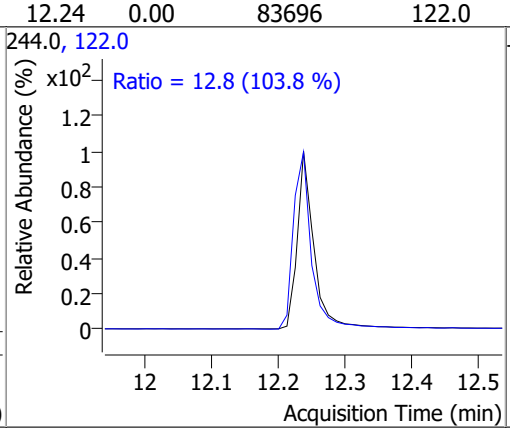

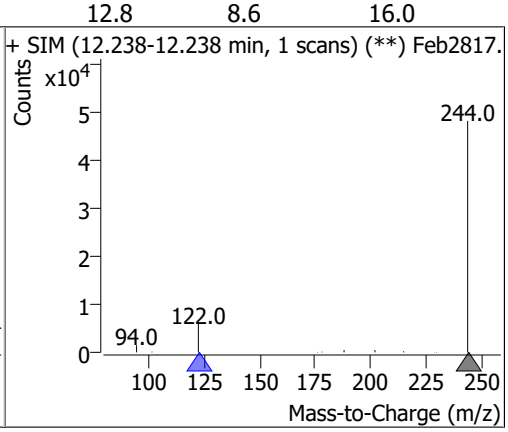

Compound	Conc.	RT	Dev(Min)	Resp.	QIon	QRatio	Lower	Upper
Benzo(a)Anthracene	4.9766	14.64	0.00	93976	226.0	26.2	18.0	33.4
					229.0	21.8	16.5	30.7

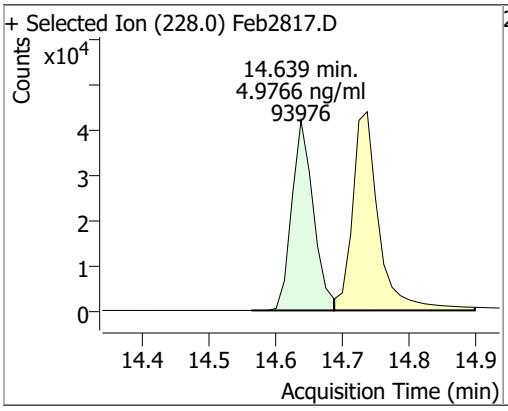

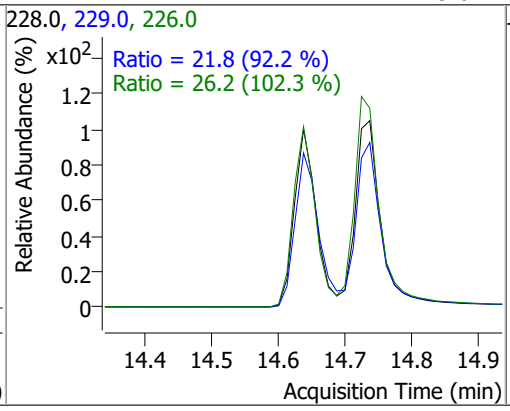

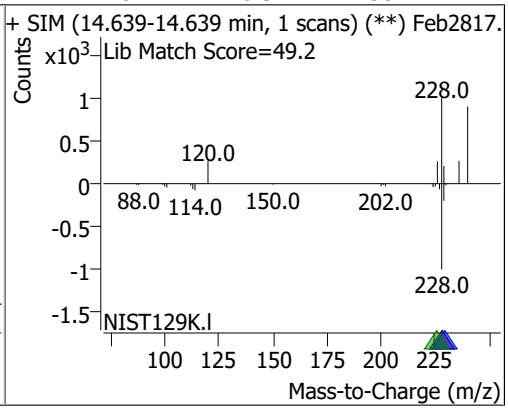

Compound	Conc.	RT	Dev(Min)	Resp.	QIon	QRatio	Lower	Upper
Chrysene	5.0846	14.74	0.00	120920	226.0	28.6	21.6	40.2
					229.0	20.0	13.8	25.7

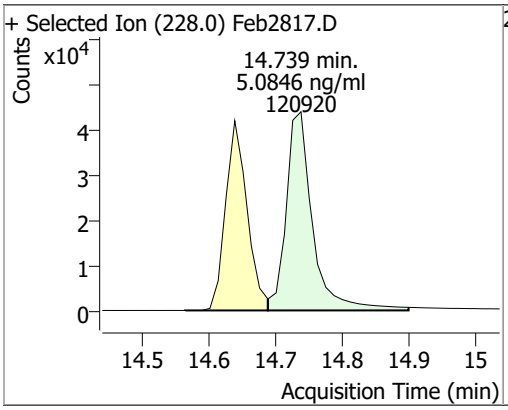

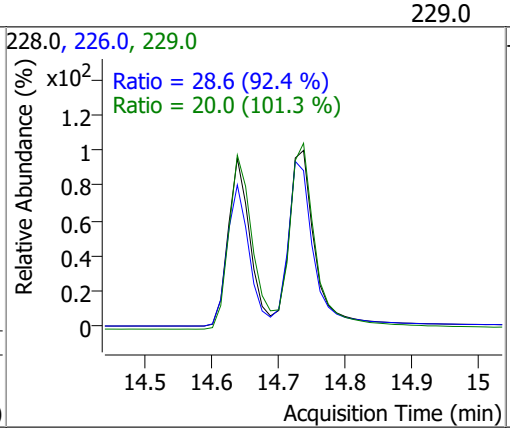

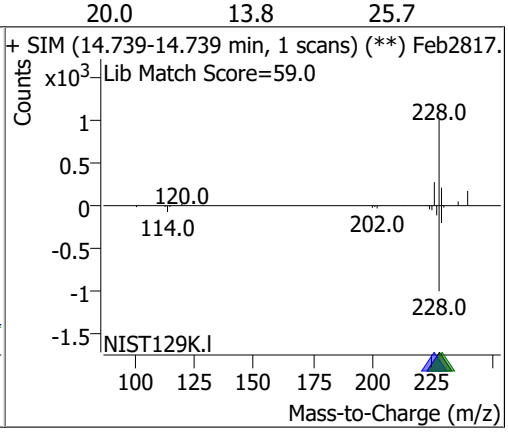

Compound	Conc.	RT	Dev(Min)	Resp.	QIon	QRatio	Lower	Upper
Benzo(b)fluoranthene	4.8080	17.66	0.00	80054	253.0	22.9	15.7	29.2

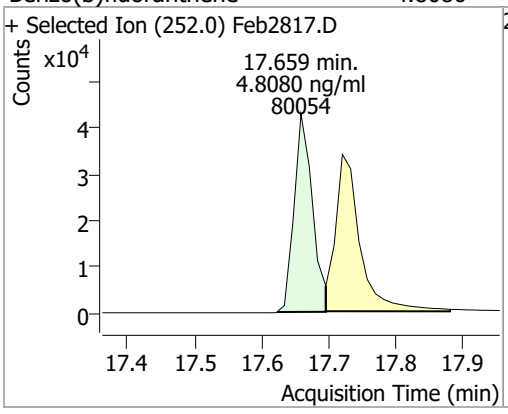

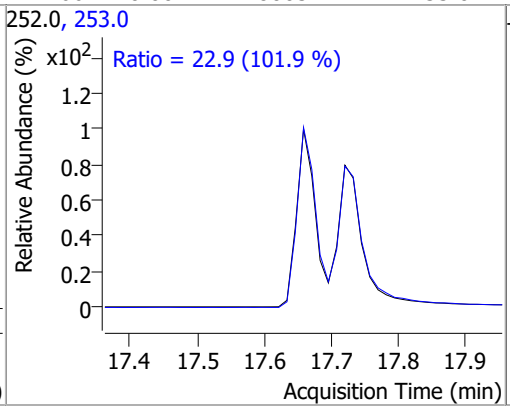

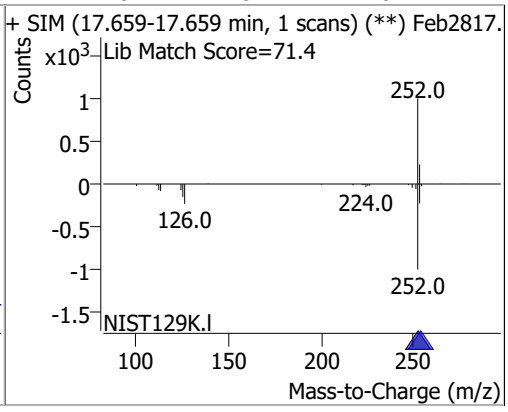

Compound	Conc.	RT	Dev(Min)	Resp.	QIon	QRatio	Lower	Upper
Benzo(k)fluoranthene	4.5378	17.72	-0.01	87232	253.0	22.0	17.2	31.9

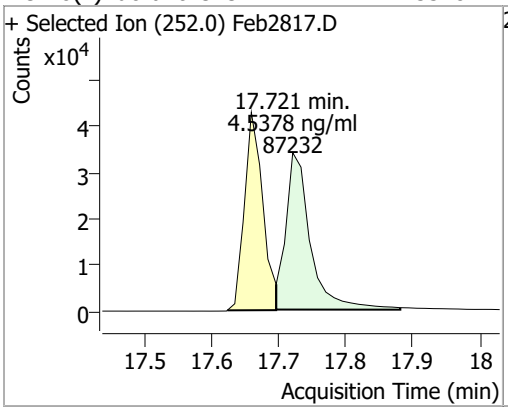

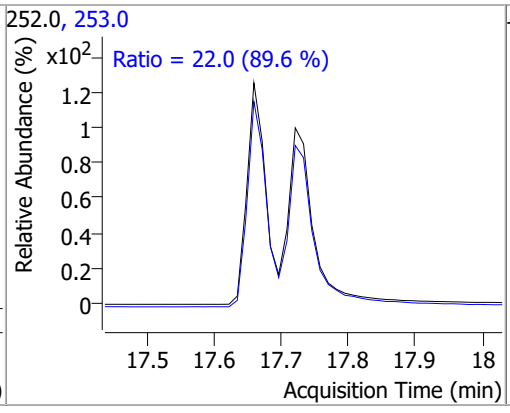

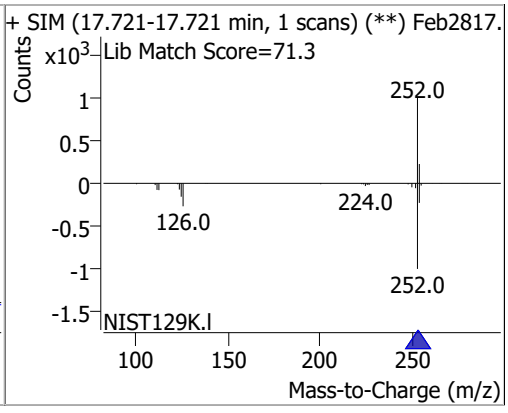

Compound	Conc.	RT	Dev(Min)	Resp.	QIon	QRatio	Lower	Upper
Benzo(a)pyrene	4.3124	18.30	-0.01	67157	253.0	23.6	16.2	30.1

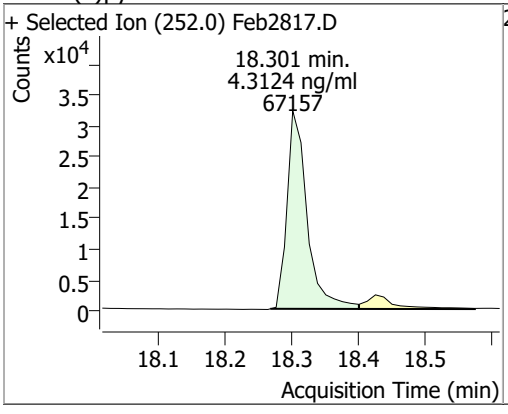

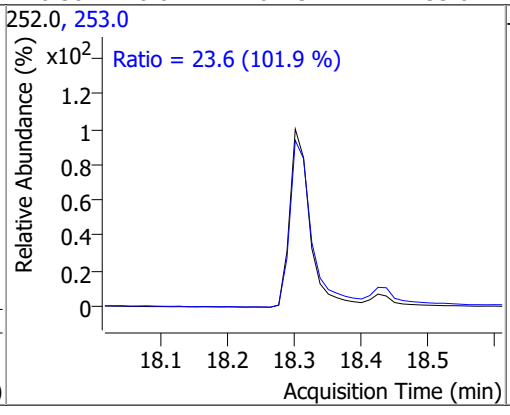

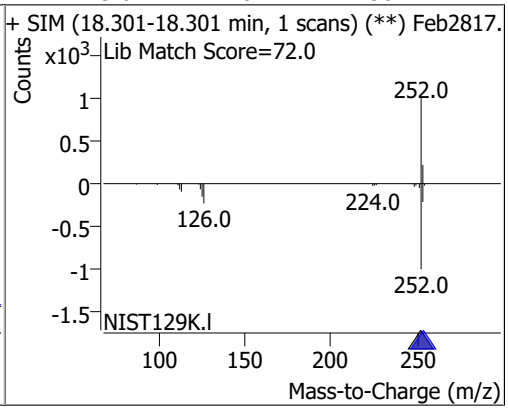

Compound	Conc.	RT	Dev(Min)	Resp.	QIon	QRatio	Lower	Upper
Indeno(1,2,3-cd)pyrene	4.5306	20.17	0.00	58010	138.0	24.0	14.6	27.2

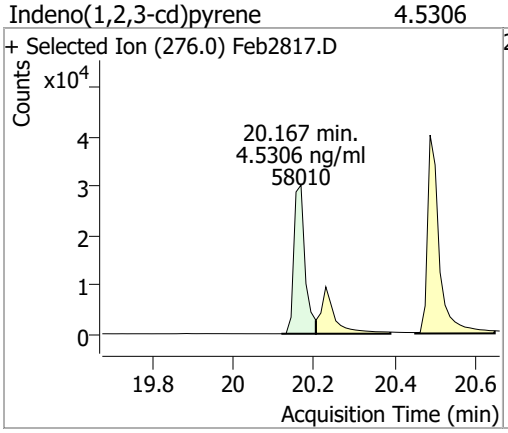

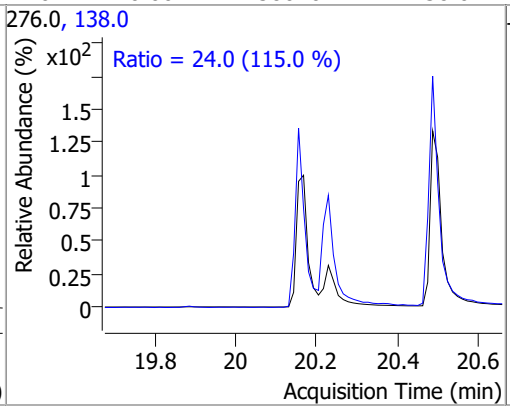

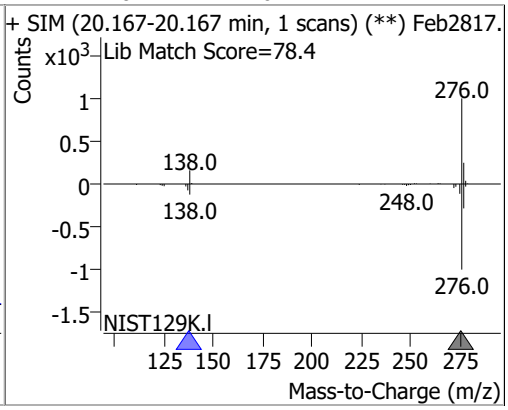

Compound	Conc.	RT	Dev(Min)	Resp.	QIon	QRatio	Lower	Upper
Dibenzo(a,h)anthracene	4.6751	20.23	-0.01	70315	279.0	25.3	16.8	31.3
					139.0	18.6	12.4	23.0

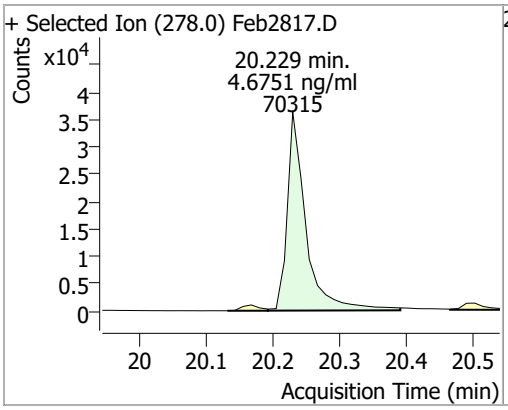

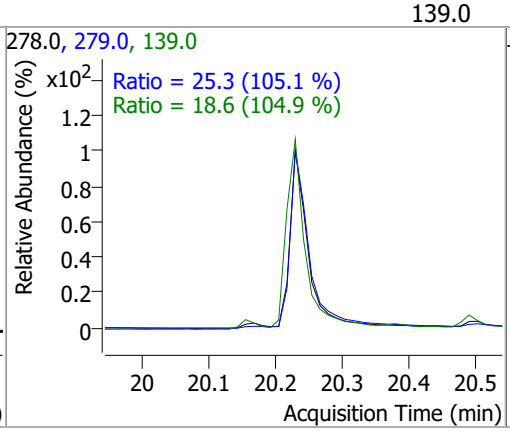

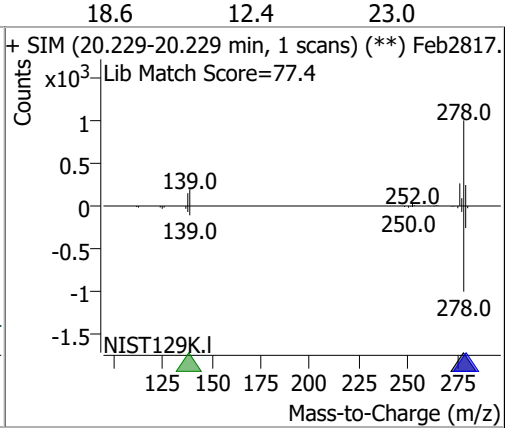

Compound	Conc.	RT	Dev(Min)	Resp.	QIon	QRatio	Lower	Upper
Benzo(g,h,i)perylene	4.5471	20.49	-0.01	82755	138.0	24.1	16.2	30.1
					277.0	24.3	16.2	30.1

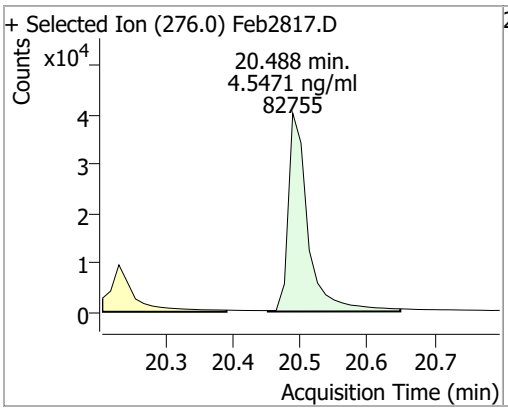

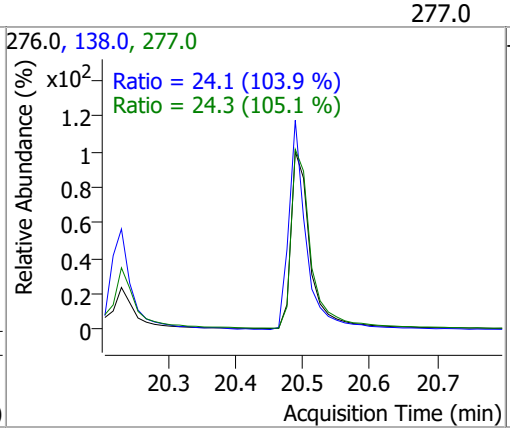

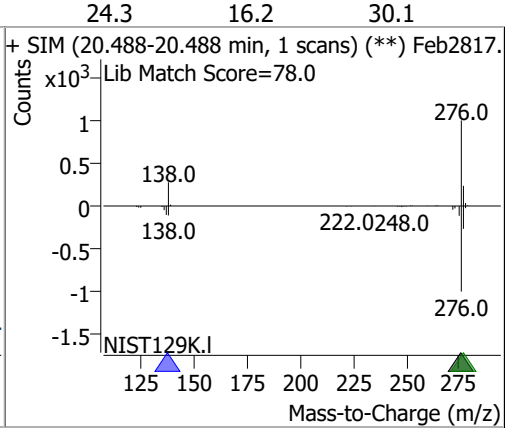

Quantitation Results Report (QT Reviewed)

Data File	Feb2818.D	Operator	LIMS import
Acq. Method	5975BNASIM	Acq. Date-Time	2/28/2022 8:41:39 PM
Sample Name	B22021435-012C	Instrument	GCMS
Vial	18	Multiplier	1.00
DA Method File	021622 bna SIM 2.batch.bin	Comment	SVOC-8270C-SIM-W-LLPAH
Tune File	dftppjph.u	Tune Date	
Batch Name	022822 bna SIM 1.batch.bin	Last Calib Update	2/28/2022 5:36:24 PM
Ref Library			

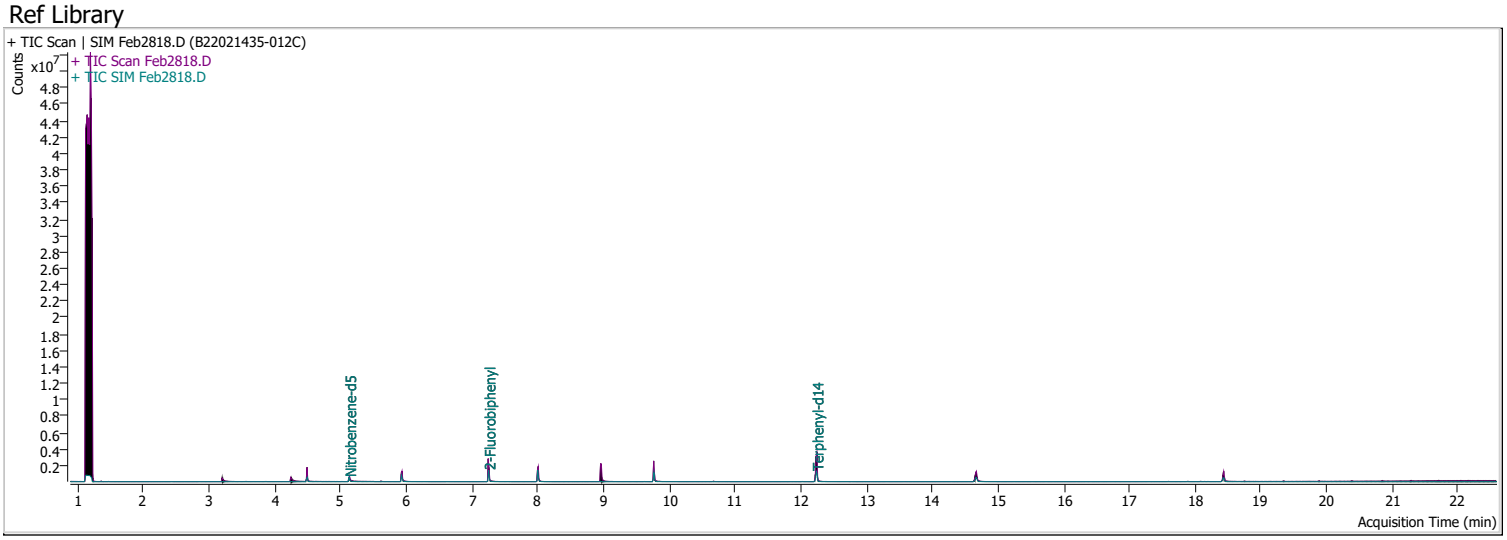

Compound	RT	QIon	Resp.	Conc.	Units		Dev(Min)
Internal Standards							
M 1,4-Dichlorobenzene-d4	4.497	152.0	219667	40.0000	ng/ml		0.000
M Naphthalene-d8	5.928	136.0	905320	40.0000	ng/ml		0.000
M Acenaphthene-d10	8.001	164.0	571591	40.0000	ng/ml		0.000
M Phenanthrene-d10	9.768	188.0	1115442	40.0000	ng/ml		0.000
M Chrysene-d12	14.664	240.0	840760	40.0000	ng/ml		0.000
M Perylene-d12	18.425	264.0	643249	40.0000	ng/ml		-0.012
System Monitoring Compounds							
S Nitrobenzene-d5	5.131	82.0	374858	34.0531	ng/ml		-0.025
Spiked Amount: 5.000	Range: 19.0 - 102.0%			Recovery = 681.06%		*	
S 2-Fluorobiphenyl	7.252	172.0	1096663	62.1001	ng/ml		-0.012
Spiked Amount: 5.000	Range: 25.0 - 94.0%			Recovery = 1242.00%		*	
S o-Terphenyl	0.000		0	N.D.			
Spiked Amount: 5.000	Range: 40.0 - 140.0%			Recovery = NA%			
S Terphenyl-d14	12.238	244.0	1747909	94.7802	ng/ml		0.000
Spiked Amount: 5.000	Range: 39.0 - 106.0%			Recovery = 1895.60%		*	
Target Compounds							**QValue**
T Naphthalene	0.000		0	N.D.			
T 2-Methylnaphthalene	0.000		0	N.D.			
T 1-Methylnaphthalene	0.000		0	N.D.			
T Acenaphthylene	0.000		0	N.D.			
T Acenaphthene	8.001	154.0	0		ng/ml	md	1
T Fluorene	8.960	166.0	0		ng/ml	md	1
T Phenanthrene	0.000		0	N.D.			
T Anthracene	0.000		0	N.D.			
T Fluoranthene	0.000		0	N.D.			
T Pyrene	0.000		0	N.D.			
T Benzo(a)Anthracene	14.664	228.0	0		ng/ml	md	1
T Chrysene	14.726	228.0	0		ng/ml	md	1
T Benzo(b)fluoranthene	0.000		0	N.D.			

Compound	RT	QIon	Resp.	Conc.	Units		Dev(Min)
T Benzo(k)fluoranthene	0.000		0	N.D.			
T Benzo(a)pyrene	18.314	252.0	0		ng/ml	md	1
T Indeno(1,2,3-cd)pyrene	0.000		0	N.D.			
T Dibenzo(a,h)anthracene	0.000		0	N.D.			
T Benzo(g,h,i)perylene	0.000		0	N.D.			

(#) = Qualifier Out of Range; (m) = Manual Integration; (+) = Area Summed; (*) = Surrogate Percent Recovery Out of Range; (d): Zeroed Peak

Compound	Conc.	RT	Dev(Min)	Resp.	QIon	QRatio	Lower	Upper
Nitrobenzene-d5	34.0531	5.13	-0.02	374858	54.0	37.5	30.6	56.8
					128.0	43.0	28.9	53.6

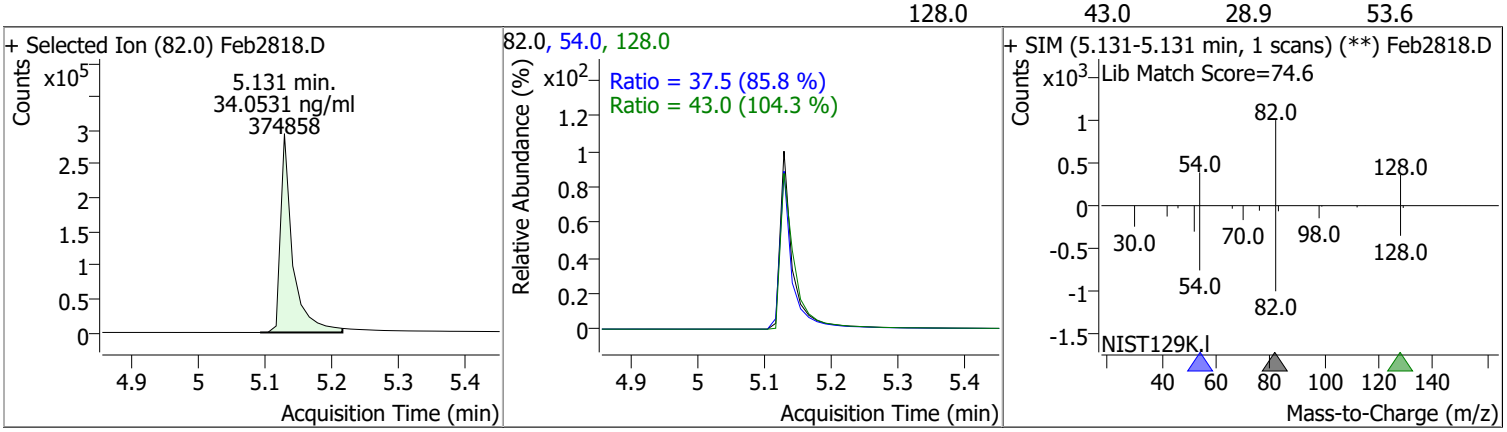

Compound	Conc.	Exp RT	QIon	Exp Ratio	QIon	Exp Ratio
Naphthalene	N.D.	5.95	102.0	13.6	129.0	11.1

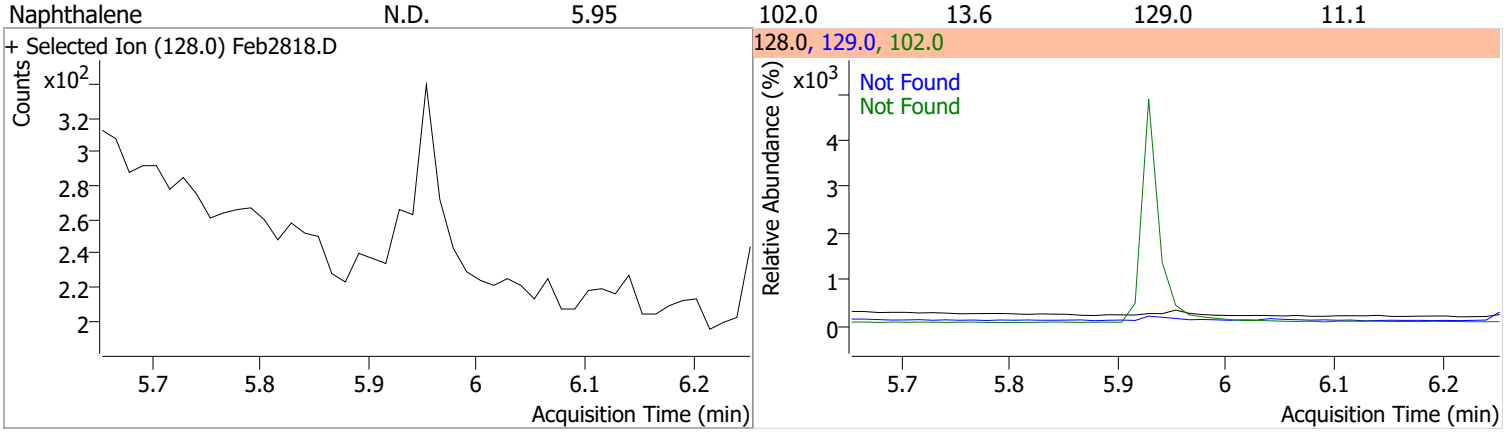

Compound	Conc.	Exp RT	QIon	Exp Ratio	QIon	Exp Ratio
2-Methylnaphthalene	N.D.	6.79	142.0	134.9	115.0	51.5

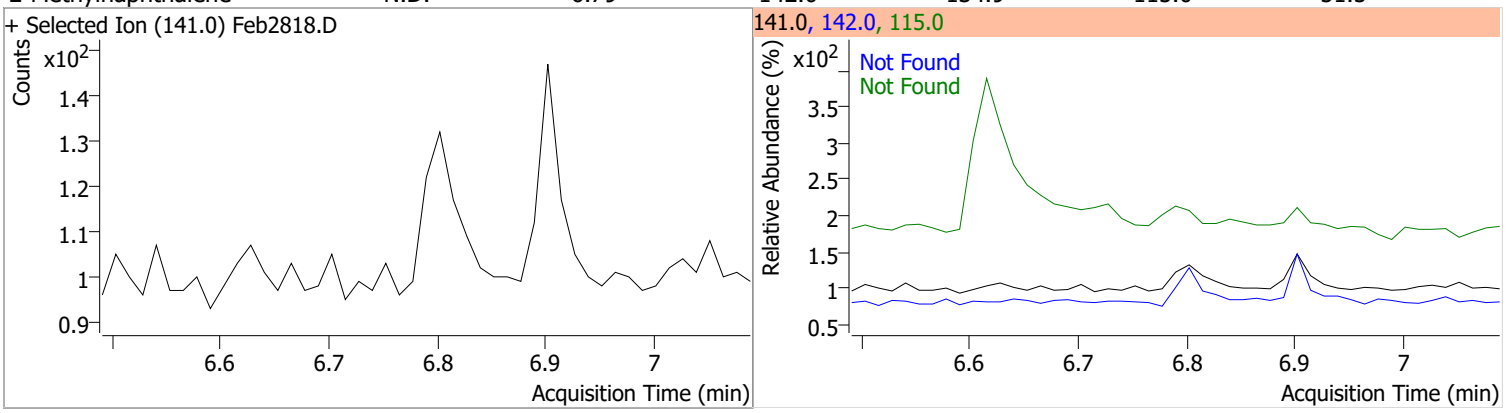

Compound	Conc.	Exp RT	QIon	Exp Ratio	QIon	Exp Ratio
1-Methylnaphthalene	N.D.	6.90	142.0	119.4	115.0	49.7

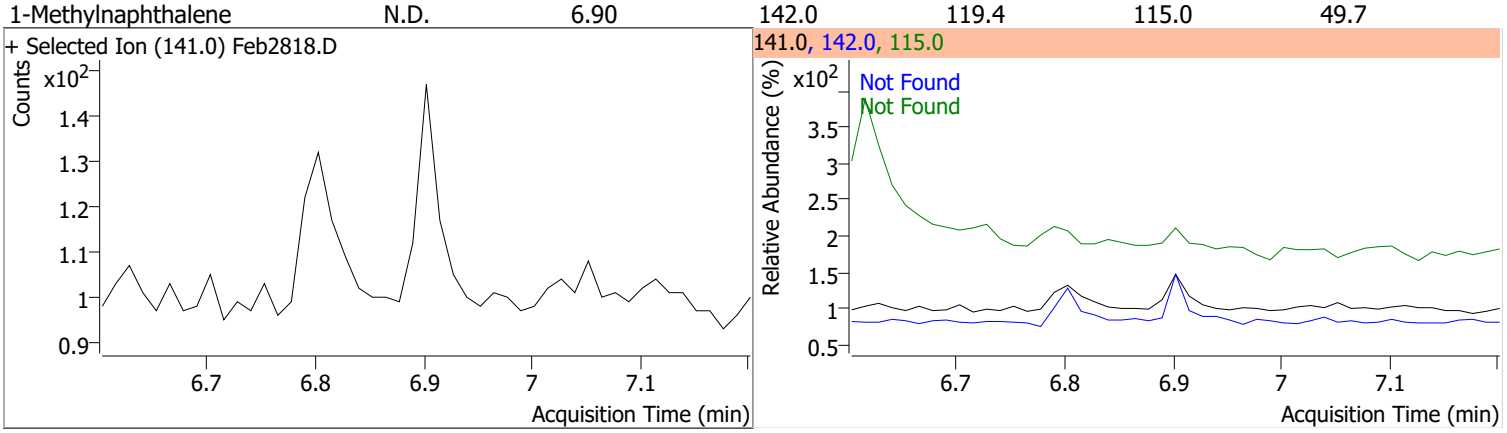

Compound	Conc.	RT	Dev(Min)	Resp.	QIon	QRatio	Lower	Upper
2-Fluorobiphenyl	62.1001	7.25	-0.01	1096663	171.0	37.3	24.3	45.1

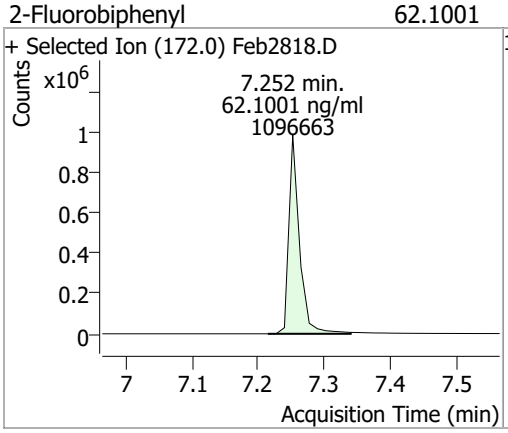

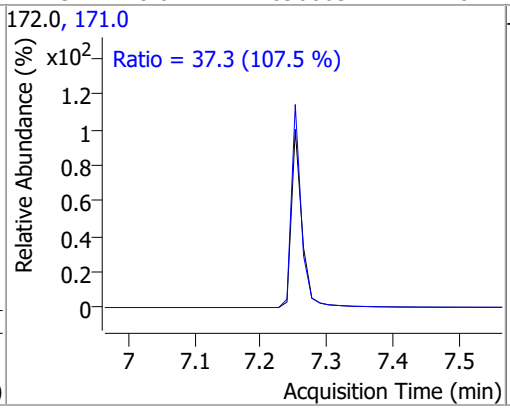

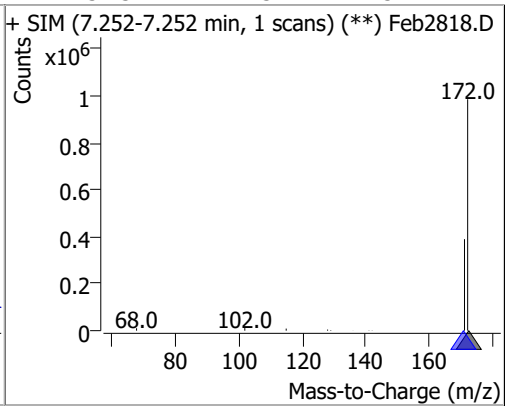

Compound	Conc.	Exp RT	QIon	Exp Ratio
Acenaphthylene	N.D.	7.83	153.0	16.0

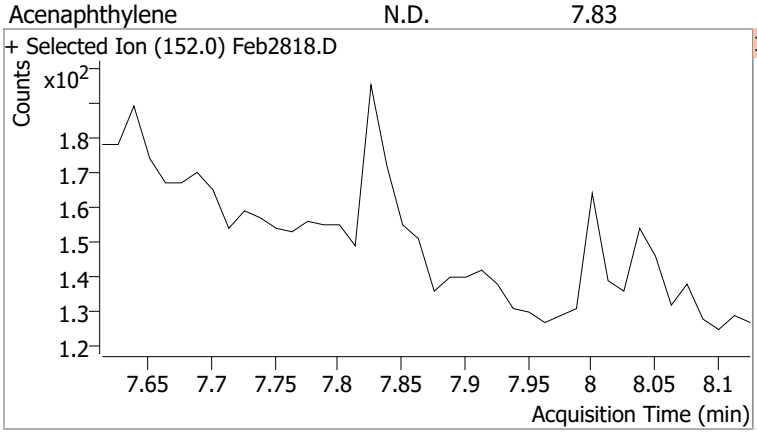

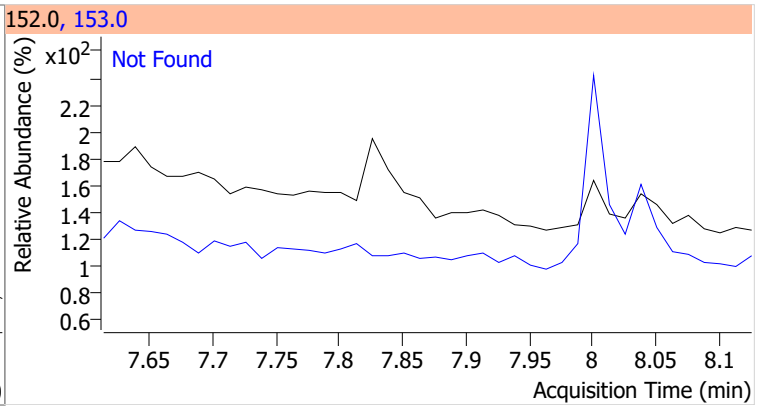

Compound	Conc.	RT	Dev(Min)	Resp.	QIon	QRatio	Lower	Upper
Acenaphthene		0		0	153.0		76.8	142.6
					152.0		36.4	67.5

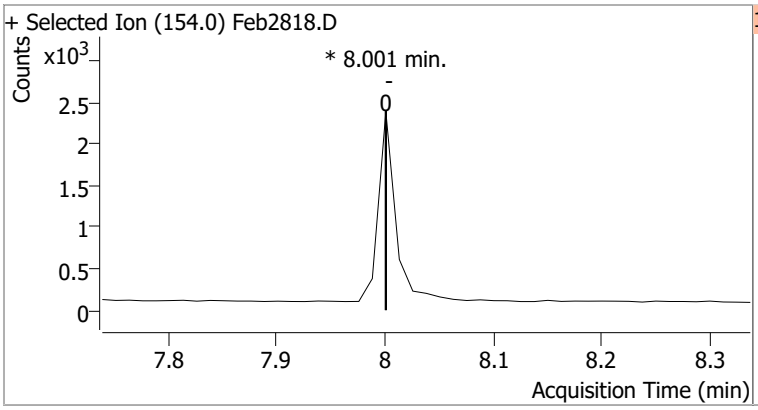

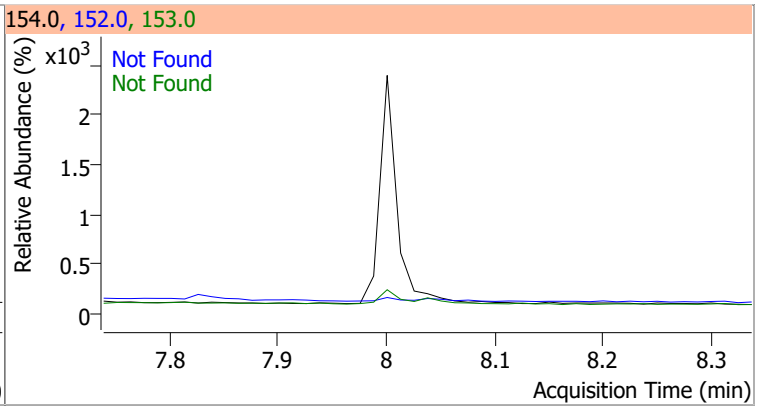

Compound	Conc.	RT	Dev(Min)	Resp.	QIon	QRatio	Lower	Upper
Fluorene		0		0	165.0		60.3	111.9
					167.0		8.9	16.6

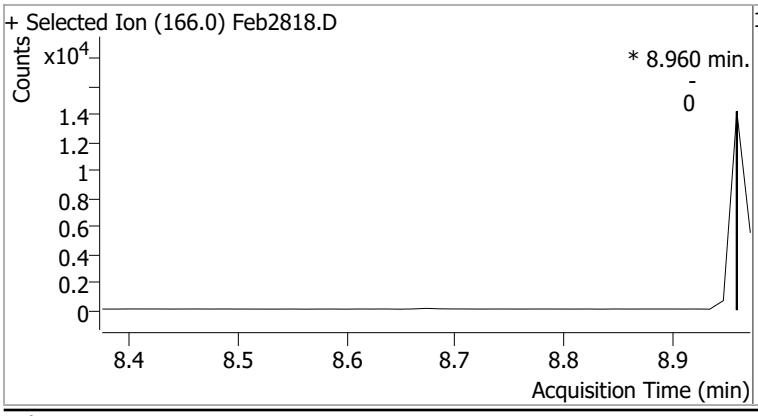

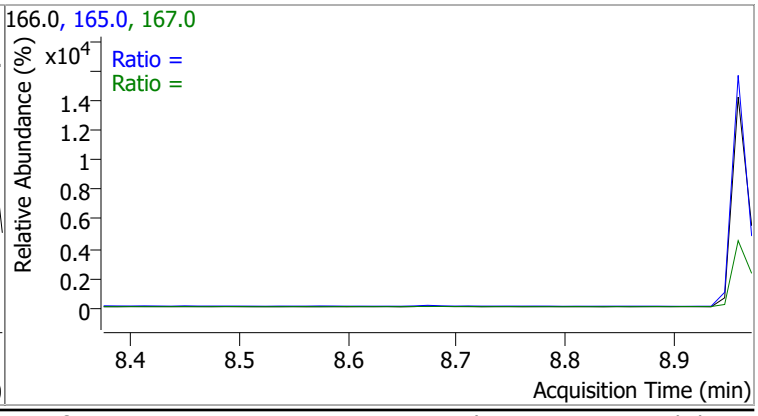

Compound	Conc.	Exp RT	QIon	Exp Ratio
Phenanthrene	N.D.	9.79	176.0	18.1

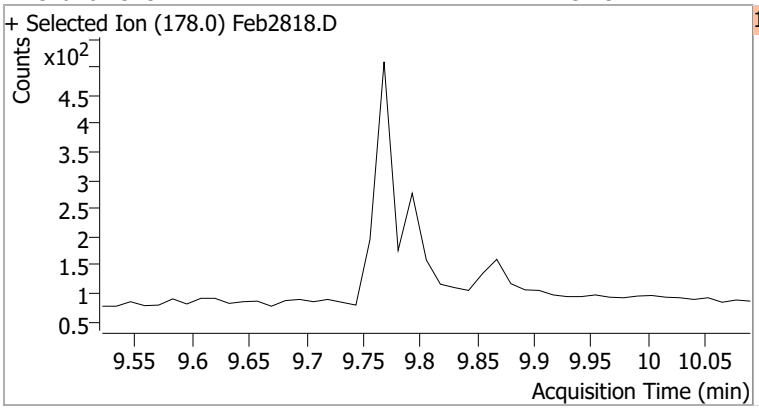

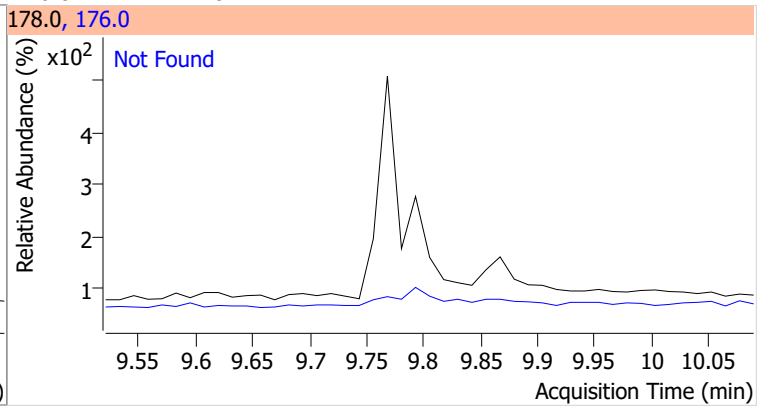

Compound	Conc.	Exp RT	QIon	Exp Ratio
Anthracene	N.D.	9.85	176.0	18.4

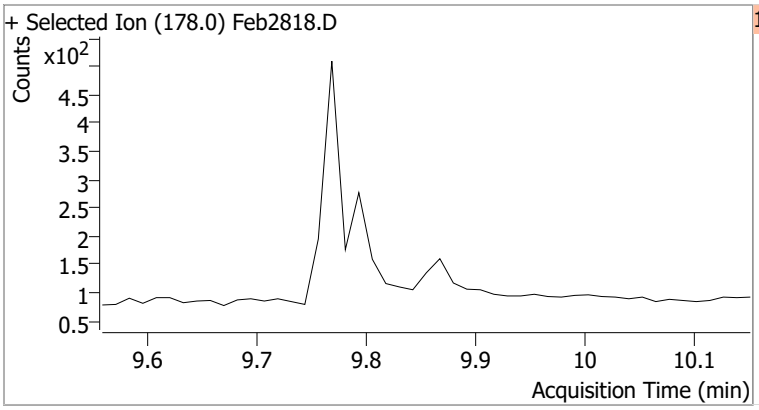

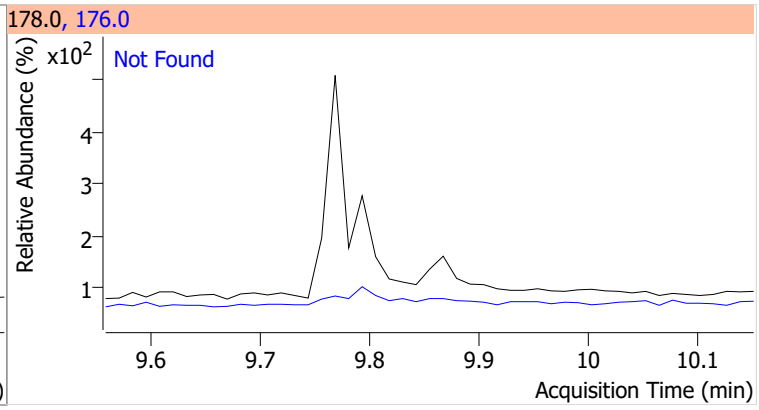

Compound	Conc.	Exp RT	QIon	Exp Ratio	QIon	Exp Ratio
o-Terphenyl	N.D.	10.30	229.0	61.1	215.0	40.0

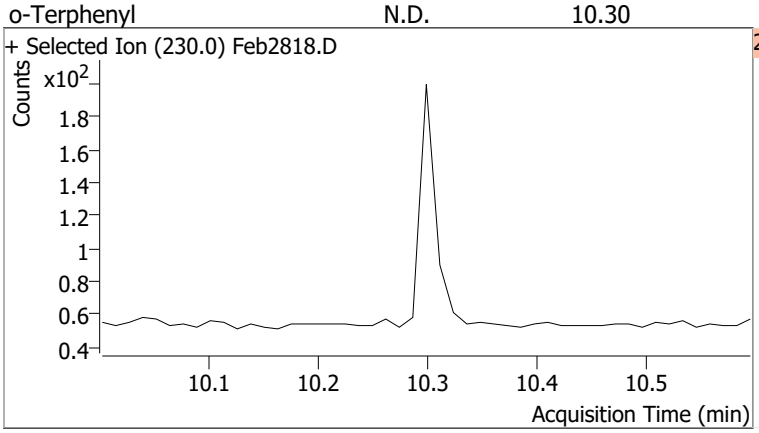

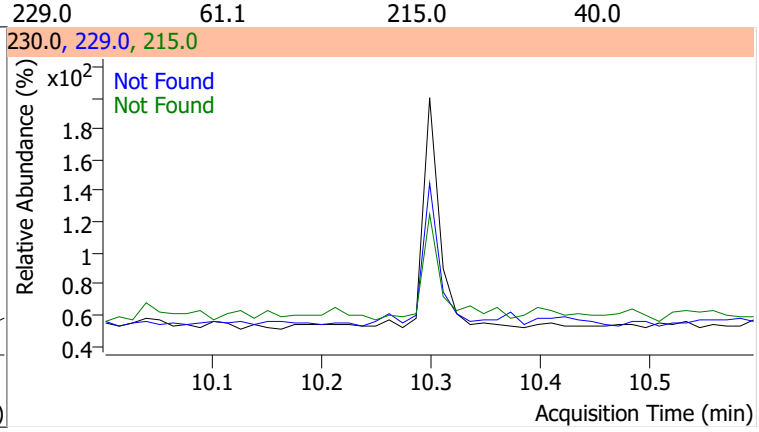

Compound	Conc.	Exp RT	QIon	Exp Ratio
Fluoranthene	N.D.	11.40	101.0	9.6

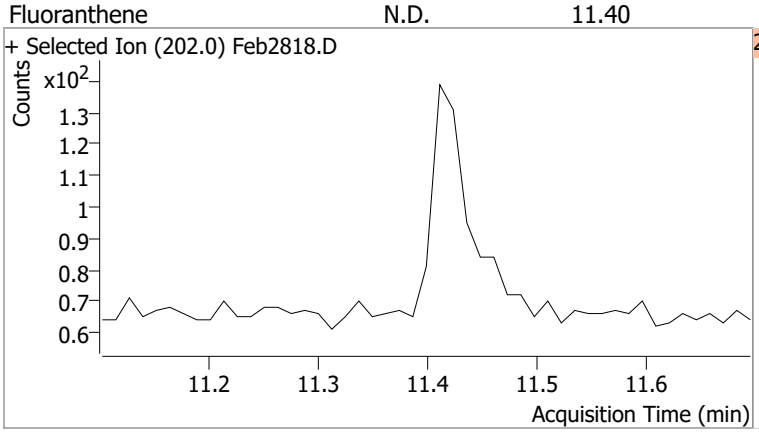

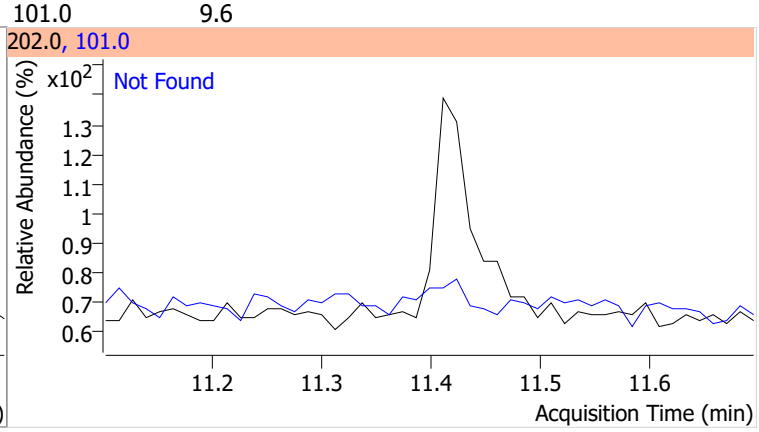

Compound	Conc.	Exp RT	QIon	Exp Ratio
Pyrene	N.D.	11.78	101.0	12.0

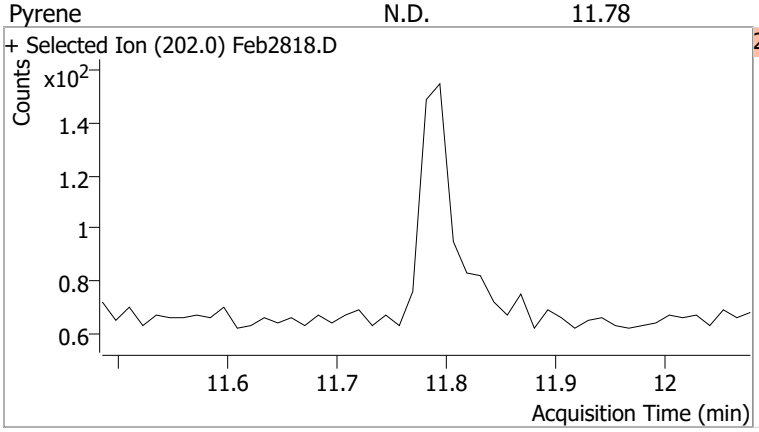

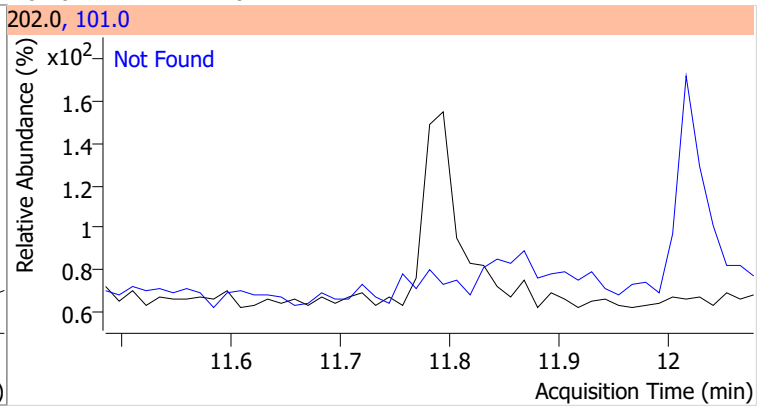

Compound	Conc.	RT	Dev(Min)	Resp.	QIon	QRatio	Lower	Upper
Terphenyl-d14	94.7802	12.24	0.00	1747909	122.0	14.0	8.6	16.0

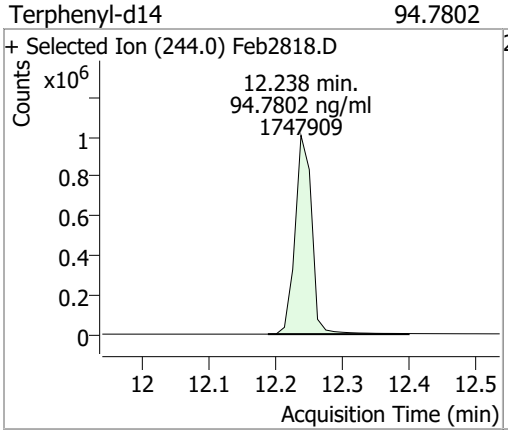

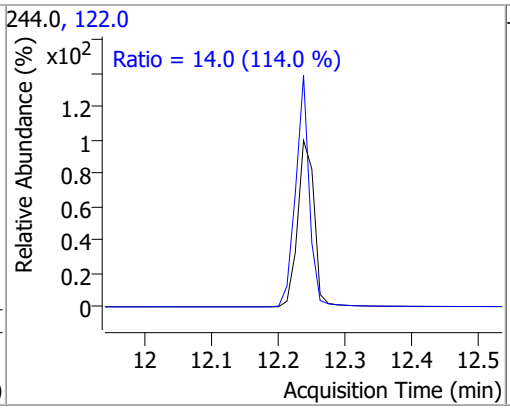

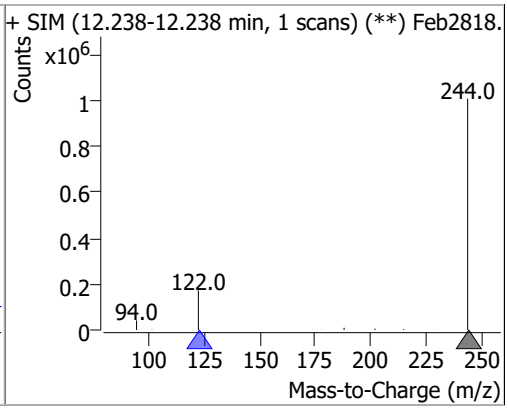

Compound	Conc.	RT	Dev(Min)	Resp.	QIon	QRatio	Lower	Upper
Benzo(a)Anthracene		0		0	226.0		18.0	33.4
					229.0		16.5	30.7

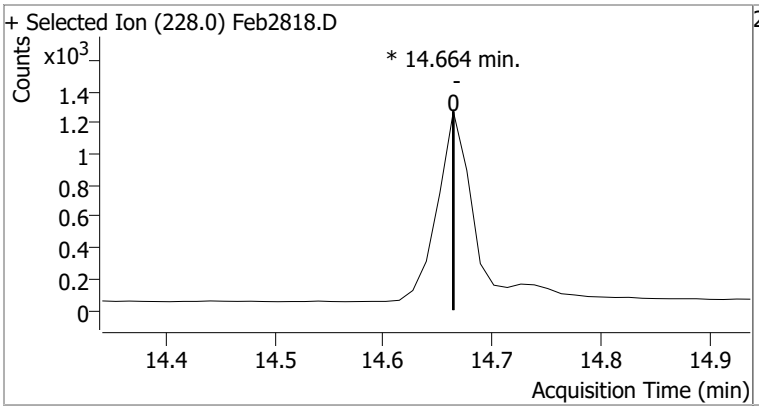

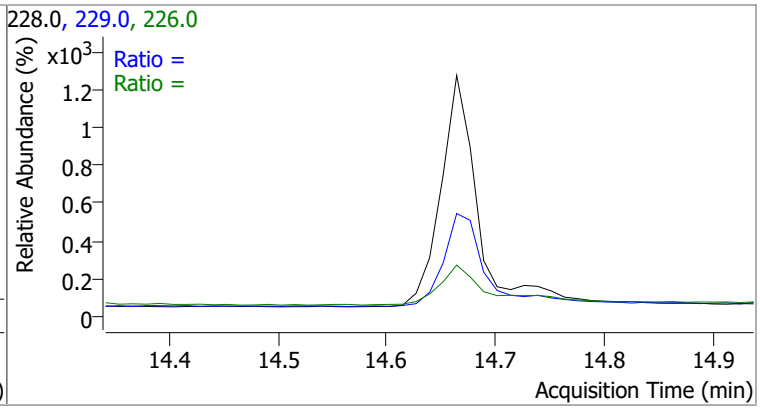

Compound	Conc.	RT	Dev(Min)	Resp.	QIon	QRatio	Lower	Upper
Chrysene		0		0	226.0		21.6	40.2
					229.0		13.8	25.7

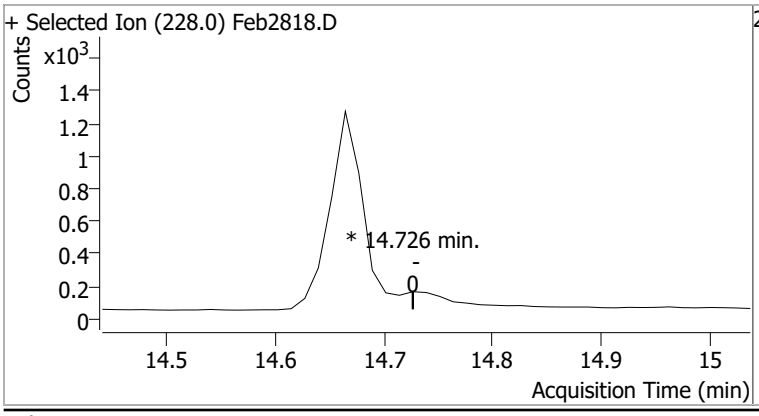

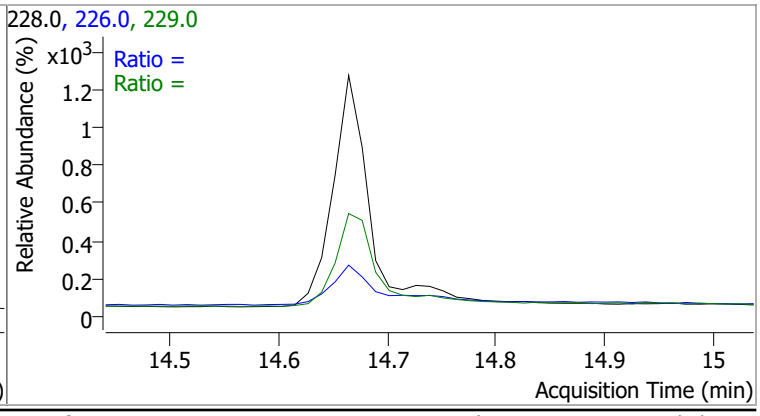

Compound	Conc.	Exp RT	QIon	Exp Ratio
Benzo(b)fluoranthene	N.D.	17.66	253.0	22.4

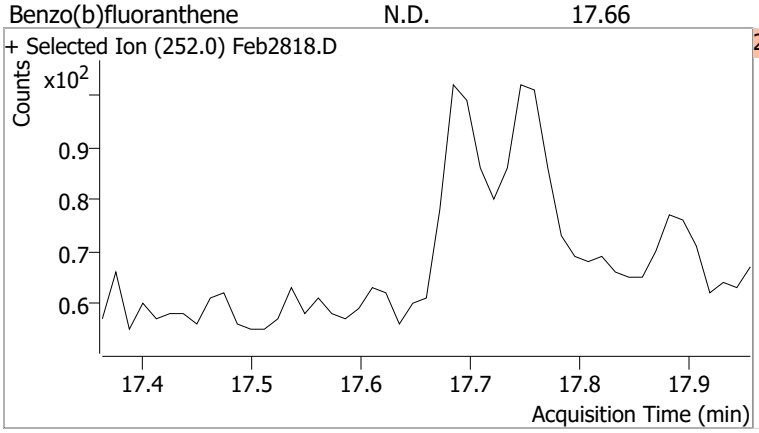

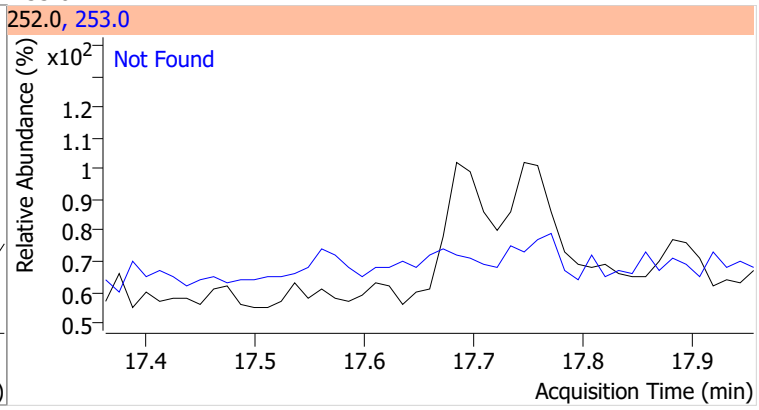

Compound	Conc.	Exp RT	QIon	Exp Ratio
Benzo(k)fluoranthene	N.D.	17.73	253.0	24.5

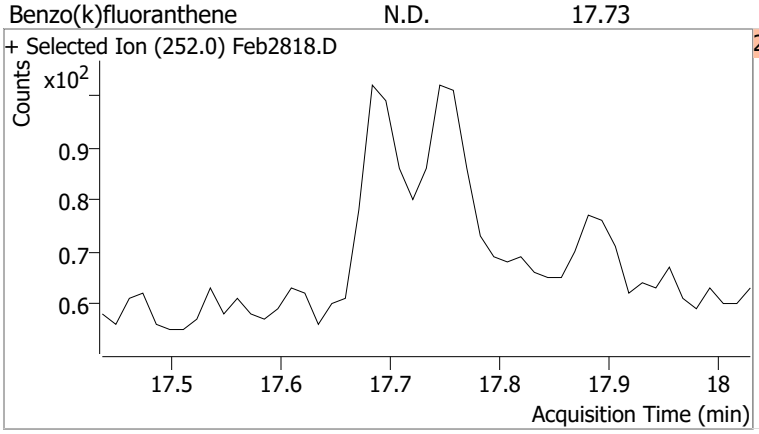

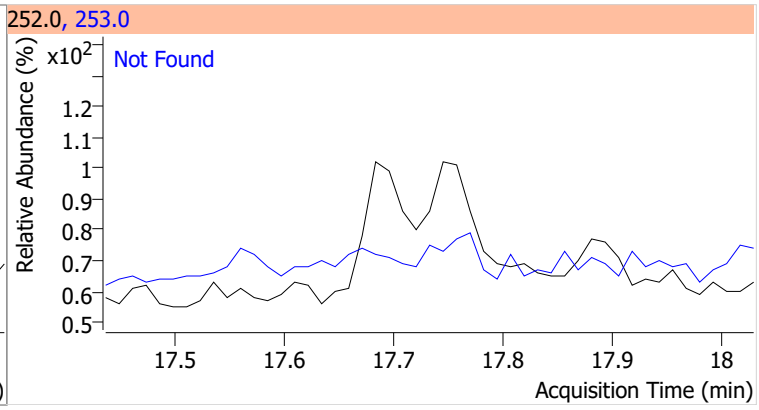

Compound	Conc.	RT	Dev(Min)	Resp.	QIon	QRatio	Lower	Upper
Benzo(a)pyrene		0		0	253.0		16.2	30.1

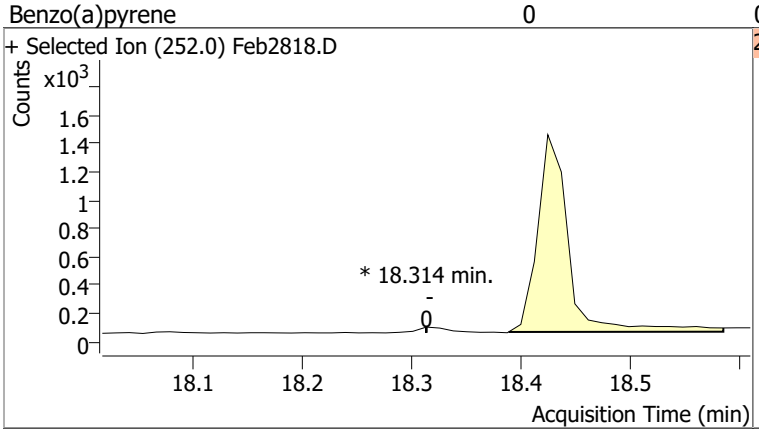

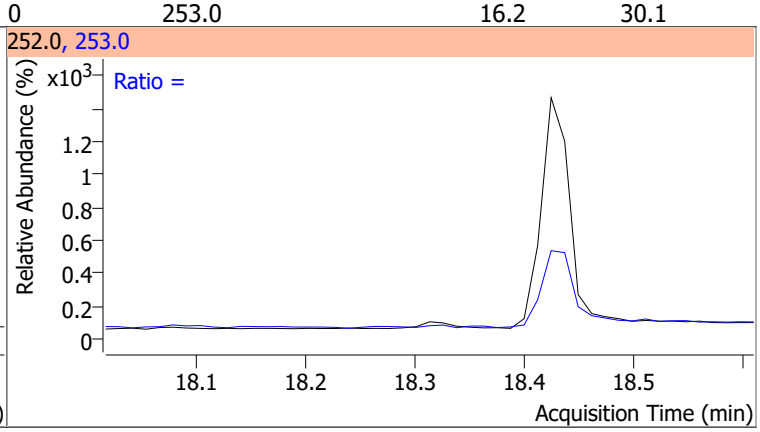

Compound	Conc.	Exp RT	QIon	Exp Ratio
Indeno(1,2,3-cd)pyrene	N.D.	20.17	138.0	20.9

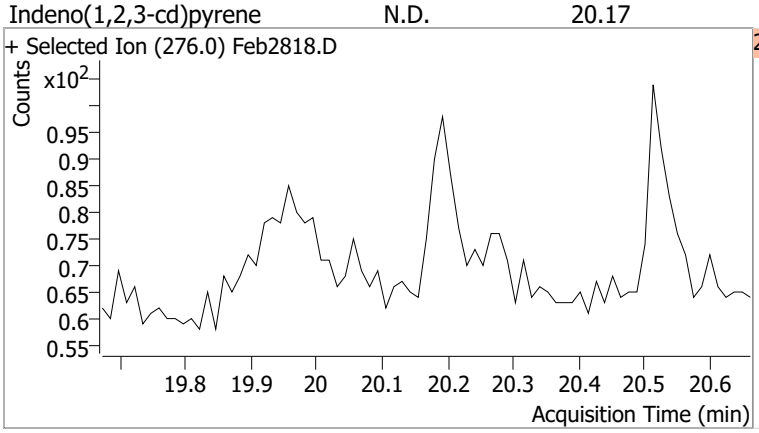

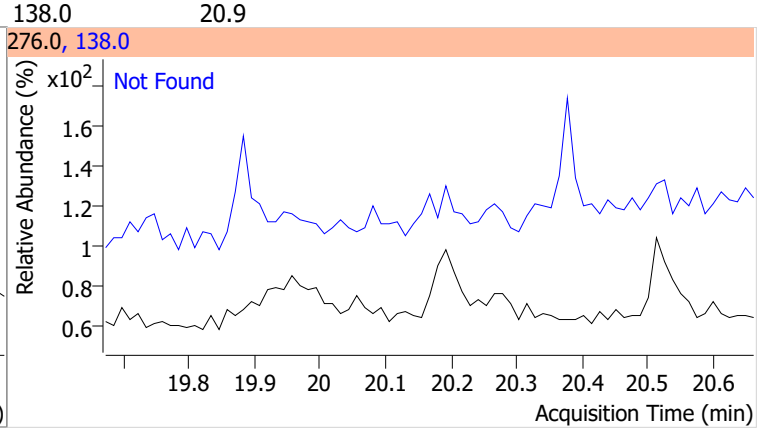

Compound	Conc.	Exp RT	QIon	Exp Ratio	QIon	Exp Ratio
Dibenzo(a,h)anthracene	N.D.	20.24	279.0	24.1	139.0	17.7

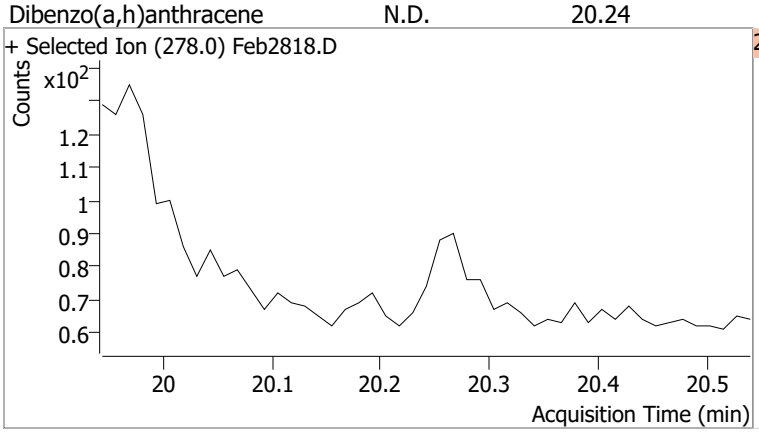

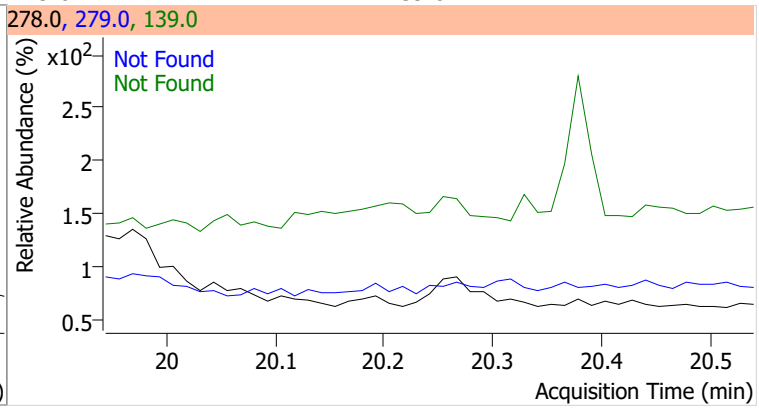

Compound	Conc.	Exp RT	QIon	Exp Ratio	QIon	Exp Ratio
Benzo(g,h,i)perylene	N.D.	20.50	138.0	23.2	277.0	23.1

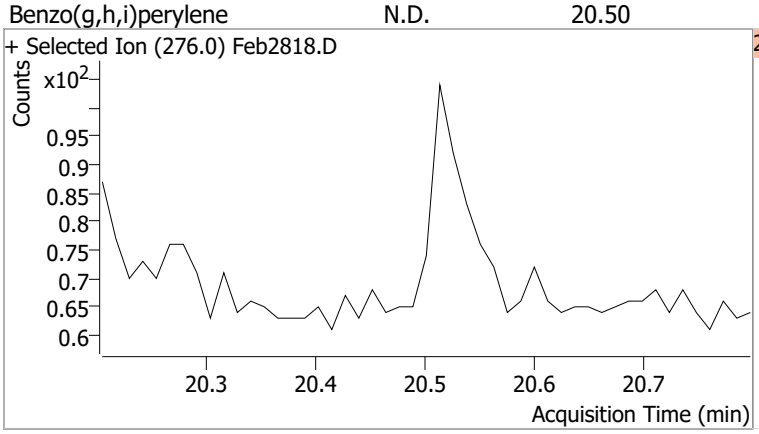

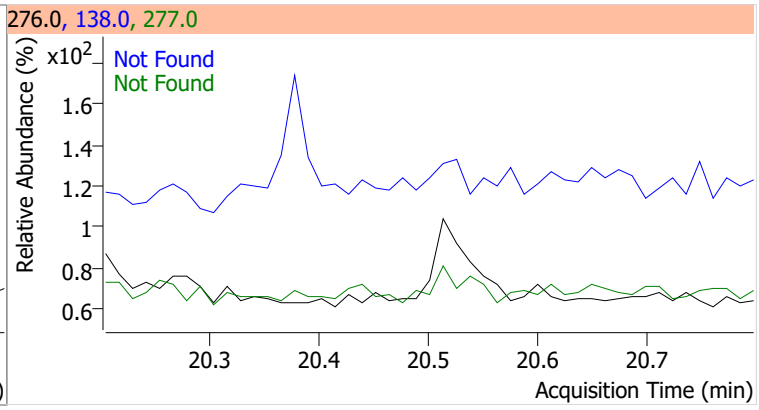

Quantitation Results Report (QT Reviewed)

Data File	Feb2819.D	Operator	LIMS import
Acq. Method	5975BNASIM	Acq. Date-Time	2/28/2022 9:14:05 PM
Sample Name	B22021435-012CLMS	Instrument	GCMS
Vial	19	Multiplier	1.00
DA Method File	021622 bna SIM 2.batch.bin	Comment	SVOC-8270C-SIM-W-LLPAH
Tune File	dftppjph.u	Tune Date	
Batch Name	022822 bna SIM 1.batch.bin	Last Calib Update	2/28/2022 5:36:24 PM
Ref Library			

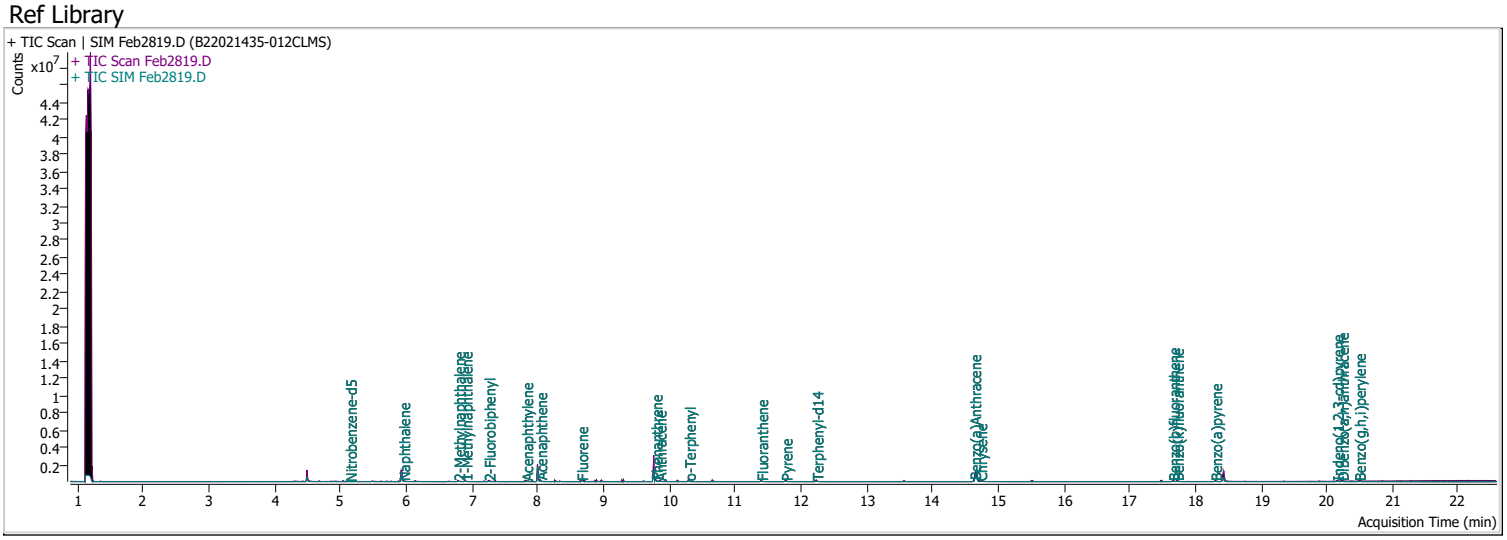

Compound	RT	QIon	Resp.	Conc.	Units	Dev(Min)
Internal Standards						
M 1,4-Dichlorobenzene-d4	4.497	152.0	195485	40.0000	ng/ml	0.000
M Naphthalene-d8	5.928	136.0	883383	40.0000	ng/ml	0.000
M Acenaphthene-d10	8.000	164.0	597611	40.0000	ng/ml	0.000
M Phenanthrene-d10	9.768	188.0	1107705	40.0000	ng/ml	0.000
M Chrysene-d12	14.664	240.0	842688	40.0000	ng/ml	0.000
M Perylene-d12	18.425	264.0	656943	40.0000	ng/ml	-0.012
System Monitoring Compounds						
S Nitrobenzene-d5	5.143	82.0	12525	3.2549	ng/ml	-0.012
Spiked Amount: 5.000	Range: 19.0 - 102.0%			Recovery = 65.10%		
S 2-Fluorobiphenyl	7.252	172.0	53148	2.8785	ng/ml	-0.013
Spiked Amount: 5.000	Range: 25.0 - 94.0%			Recovery = 57.57%		
S o-Terphenyl	10.299	230.0	60524	3.9545	ng/ml	0.000
Spiked Amount: 5.000	Range: 40.0 - 140.0%			Recovery = 79.09%		
S Terphenyl-d14	12.238	244.0	80018	4.3291	ng/ml	0.000
Spiked Amount: 5.000	Range: 39.0 - 106.0%			Recovery = 86.58%		
Target Compounds						QValue
T Naphthalene	5.953	128.0	50377	2.2587	ng/ml	97
T 2-Methylnaphthalene	6.790	141.0	35598	2.7316	ng/ml	88
T 1-Methylnaphthalene	6.902	141.0	32507	2.2686	ng/ml	92
T Acenaphthylene	7.826	152.0	69081	2.9931	ng/ml	96
T Acenaphthene	8.038	154.0	50413	3.2042	ng/ml	98
T Fluorene	8.661	166.0	70911	3.6604	ng/ml	91
T Phenanthrene	9.793	178.0	113711	4.3743	ng/ml	99
T Anthracene	9.854	178.0	102536	4.4109	ng/ml	98
T Fluoranthene	11.398	202.0	112516	4.1305	ng/ml	99
T Pyrene	11.769	202.0	124338	4.3264	ng/ml	99
T Benzo(a)Anthracene	14.639	228.0	92656	4.5139	ng/ml	98
T Chrysene	14.726	228.0	117717	4.5373	ng/ml	96
T Benzo(b)fluoranthene	17.659	252.0	82535	4.5748	ng/ml	100

Compound	RT	QIon	Resp.	Conc.	Units	Dev(Min)
T Benzo(k)fluoranthene	17.721	252.0	87310	4.1820	ng/ml	95
T Benzo(a)pyrene	18.302	252.0	68212	4.0423	ng/ml	99
T Indeno(1,2,3-cd)pyrene	20.155	276.0	57519	4.1459	ng/ml	93
T Dibenzo(a,h)anthracene	20.229	278.0	71777	4.4043	ng/ml	98
T Benzo(g,h,i)perylene	20.489	276.0	83065	4.2122	ng/ml	99

(#) = Qualifier Out of Range; (m) = Manual Integration; (+) = Area Summed; (*) = Surrogate Percent Recovery Out of Range; (d): Zeroed Peak

Compound	Conc.	RT	Dev(Min)	Resp.	QIon	QRatio	Lower	Upper
Nitrobenzene-d5	3.2549	5.14	-0.01	12525	54.0	38.7	30.6	56.8
					128.0	42.9	28.9	53.6

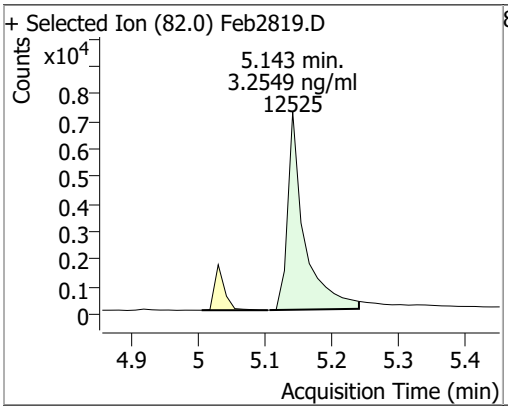

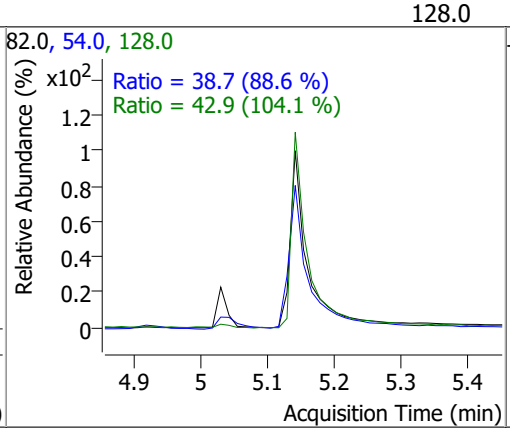

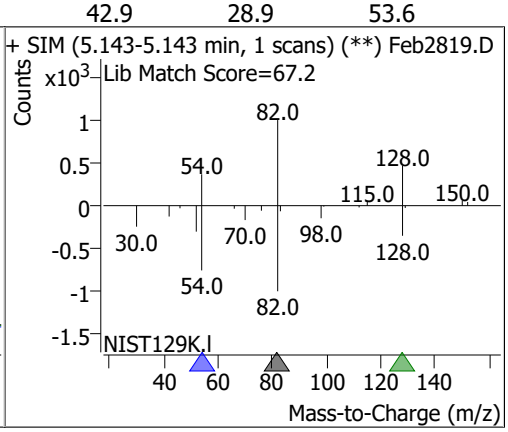

Compound	Conc.	RT	Dev(Min)	Resp.	QIon	QRatio	Lower	Upper
Naphthalene	2.2587	5.95	0.00	50377	102.0	11.5	0.0	40.8
					129.0	11.3	7.8	14.5

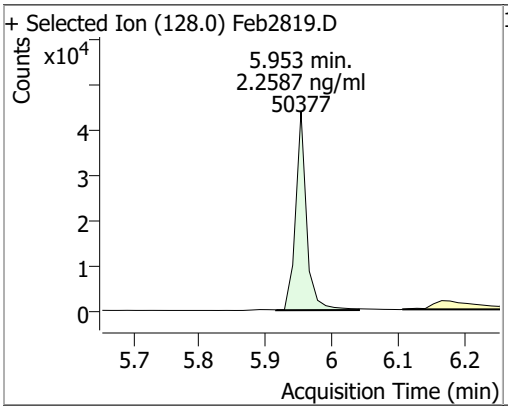

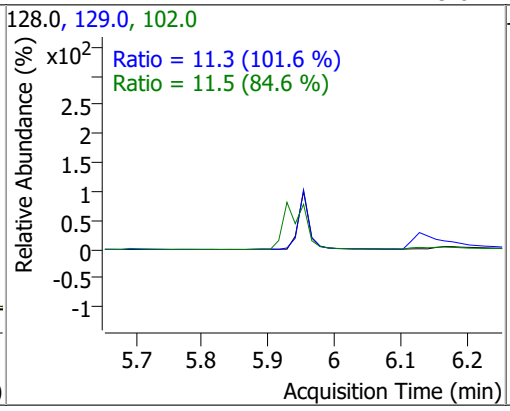

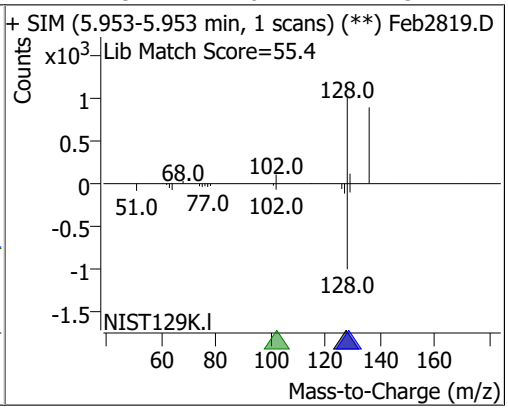

Compound	Conc.	RT	Dev(Min)	Resp.	QIon	QRatio	Lower	Upper
2-Methylnaphthalene	2.7316	6.79	0.00	35598	142.0	149.2	94.4	175.3
					115.0	44.2	36.1	67.0

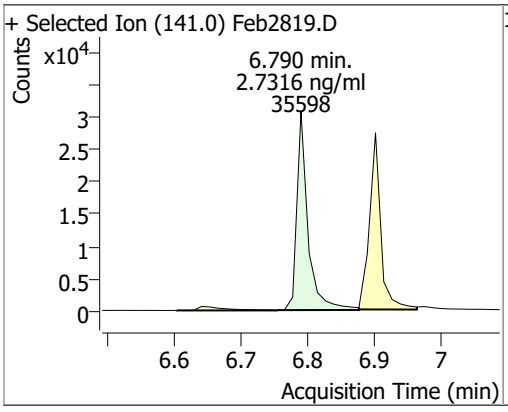

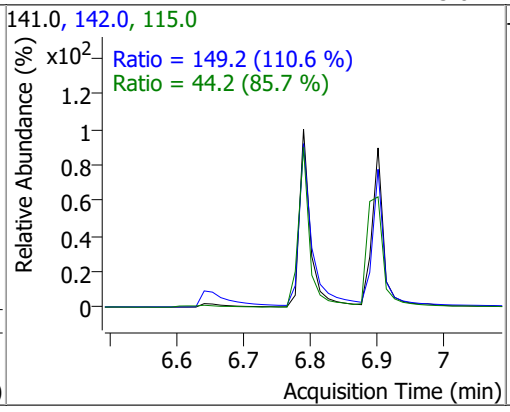

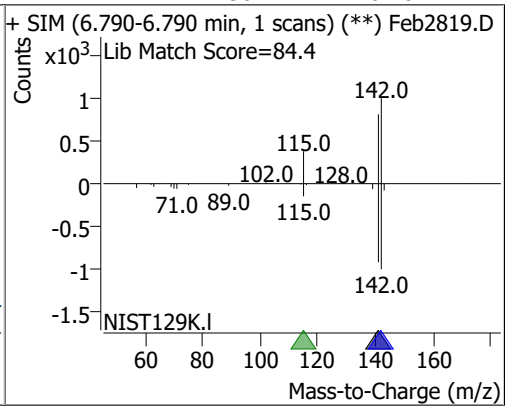

Compound	Conc.	RT	Dev(Min)	Resp.	QIon	QRatio	Lower	Upper
1-Methylnaphthalene	2.2686	6.90	0.00	32507	142.0	109.1	83.6	155.3
					115.0	52.9	34.8	64.6

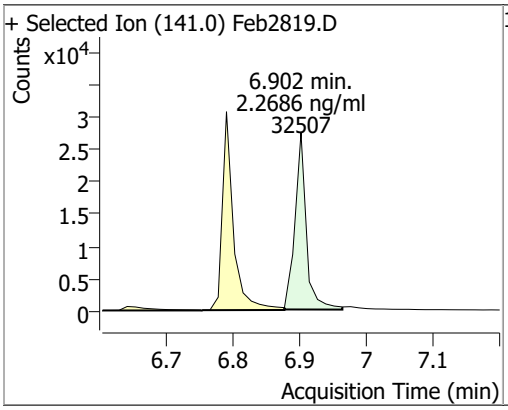

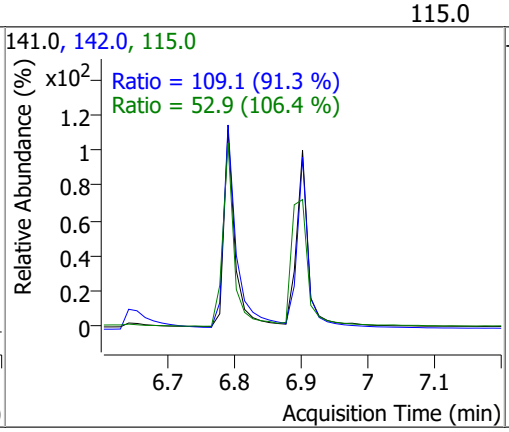

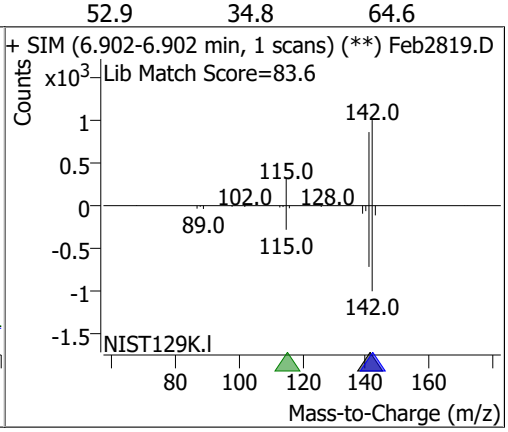

Compound	Conc.	RT	Dev(Min)	Resp.	QIon	QRatio	Lower	Upper
2-Fluorobiphenyl	2.8785	7.25	-0.01	53148	171.0	36.4	24.3	45.1

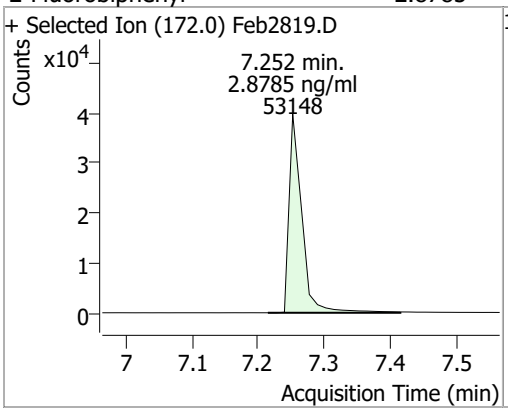

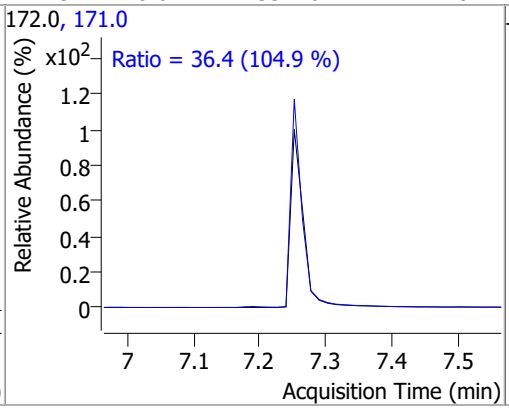

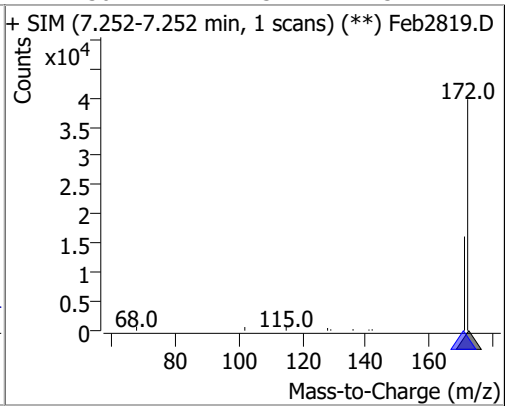

Compound	Conc.	RT	Dev(Min)	Resp.	QIon	QRatio	Lower	Upper
Acenaphthylene	2.9931	7.83	0.00	69081	153.0	14.1	11.2	20.8

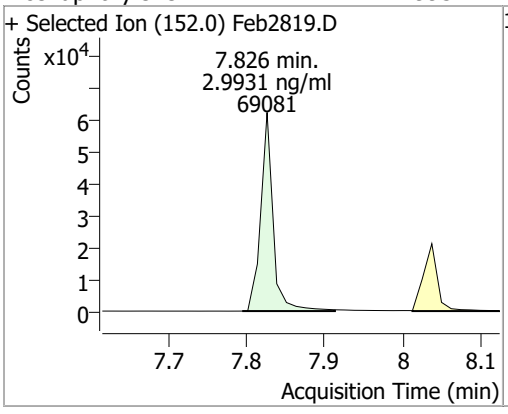

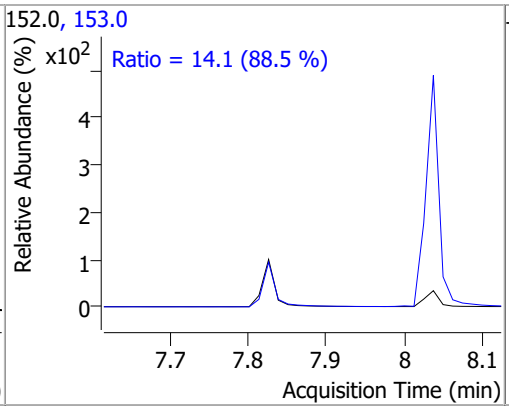

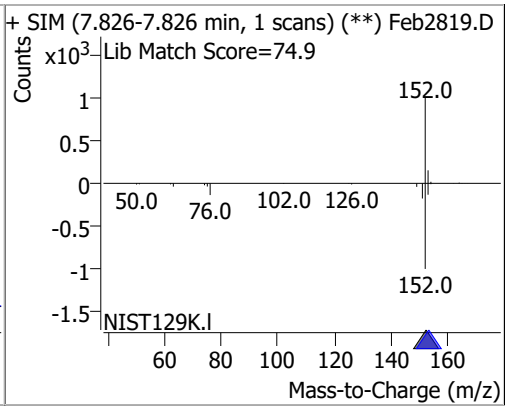

Compound	Conc.	RT	Dev(Min)	Resp.	QIon	QRatio	Lower	Upper
Acenaphthene	3.2042	8.04	0.00	50413	153.0	112.4	76.8	142.6
					152.0	53.4	36.4	67.5

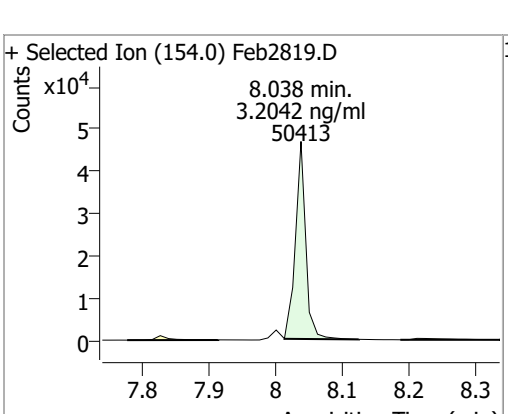

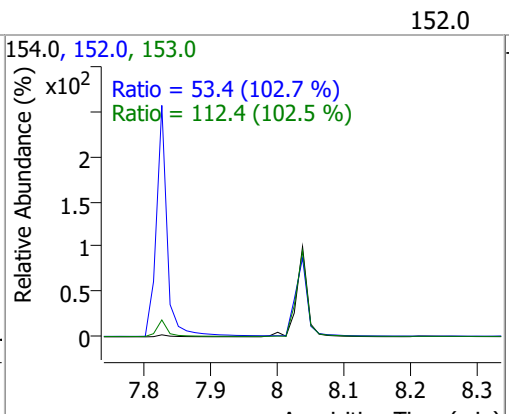

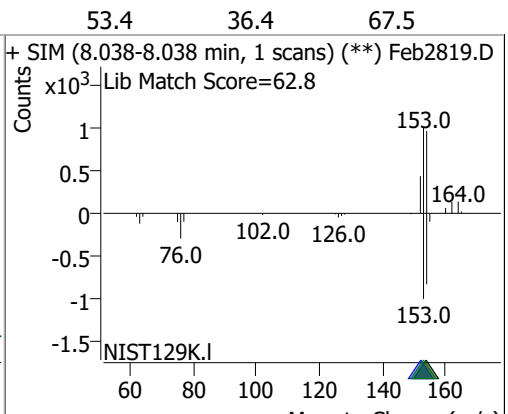

Compound	Conc.	RT	Dev(Min)	Resp.	QIon	QRatio	Lower	Upper
Fluorene	3.6604	8.66	-0.01	70911	165.0	95.6	60.3	111.9
					167.0	13.6	8.9	16.6

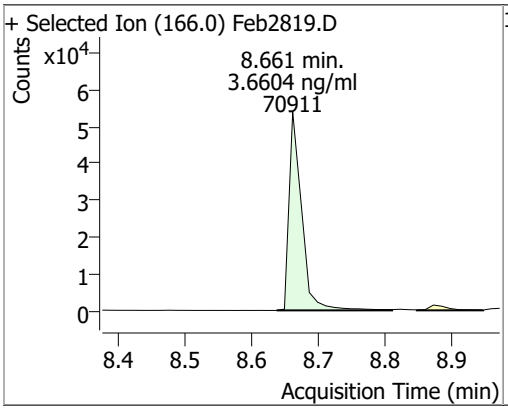

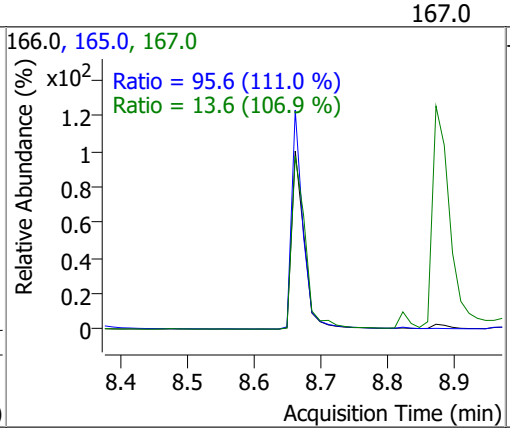

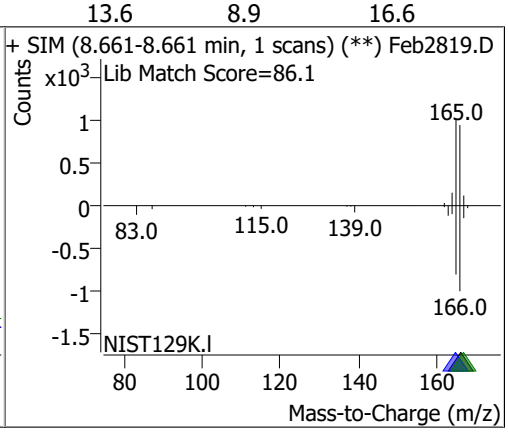

Compound	Conc.	RT	Dev(Min)	Resp.	QIon	QRatio	Lower	Upper
Phenanthrene	4.3743	9.79	0.00	113711	176.0	17.6	12.7	23.5

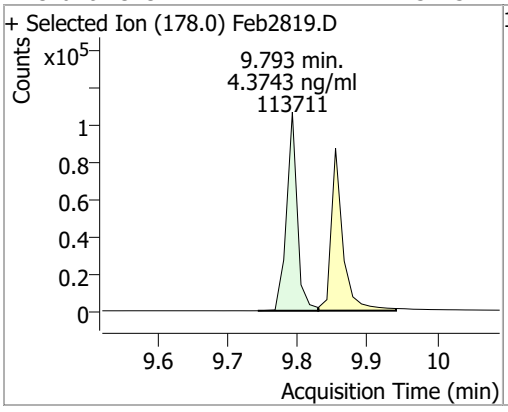

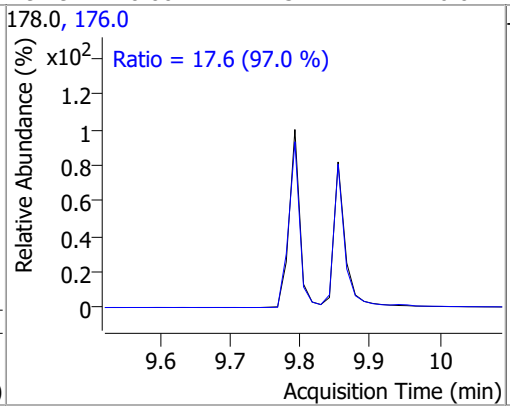

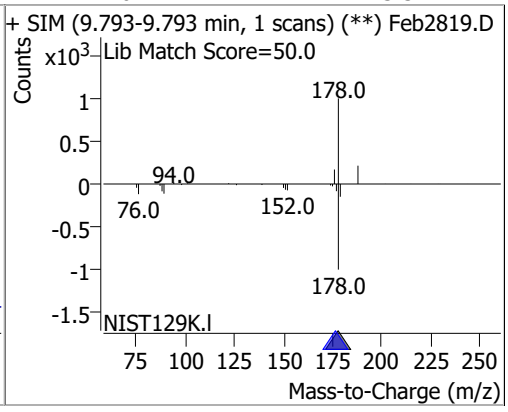

Compound	Conc.	RT	Dev(Min)	Resp.	QIon	QRatio	Lower	Upper
Anthracene	4.4109	9.85	0.00	102536	176.0	17.4	12.9	23.9

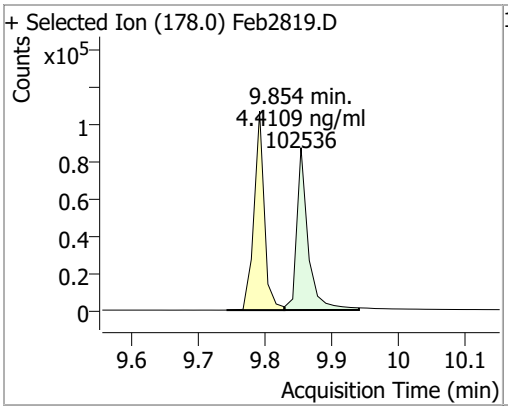

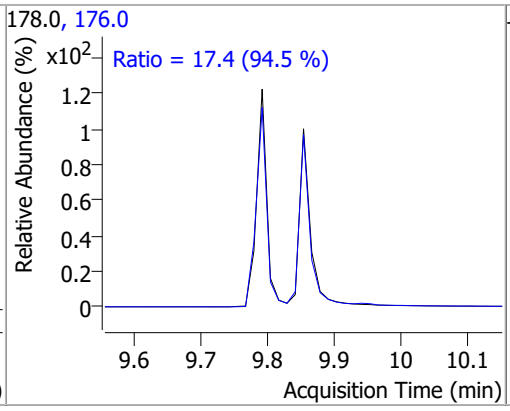

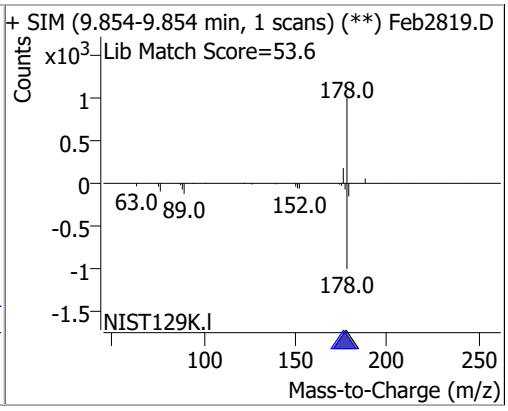

Compound	Conc.	RT	Dev(Min)	Resp.	QIon	QRatio	Lower	Upper
o-Terphenyl	3.9545	10.30	0.00	60524	229.0	64.2	42.8	79.5
					215.0	39.0	28.0	52.0

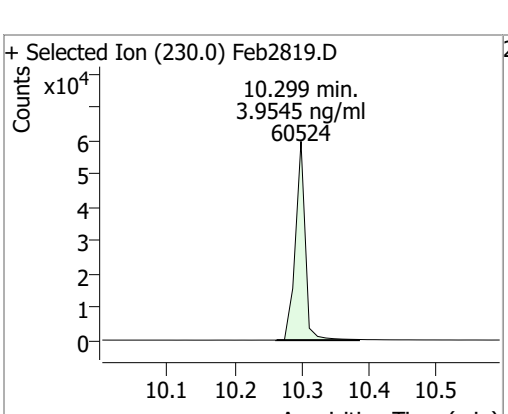

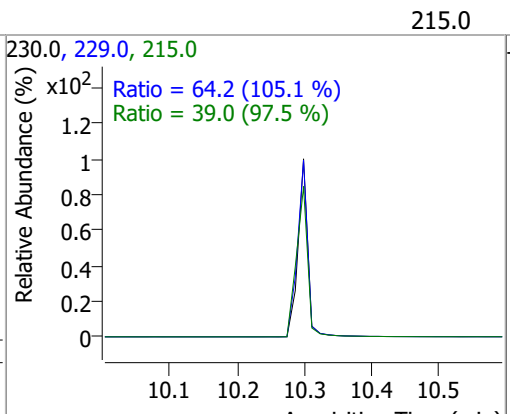

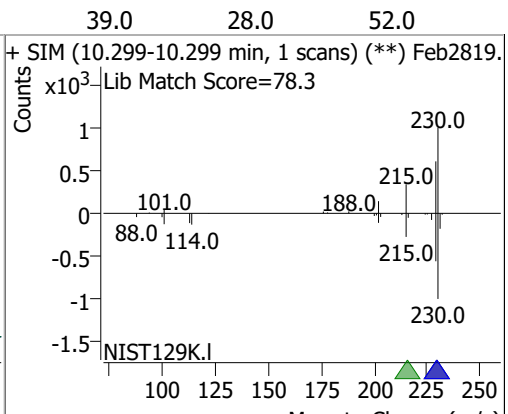

Compound	Conc.	RT	Dev(Min)	Resp.	QIon	QRatio	Lower	Upper
Fluoranthene	4.1305	11.40	0.00	112516	101.0	9.9	6.7	12.5

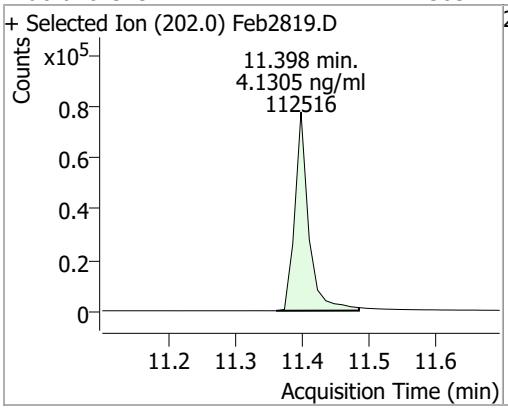

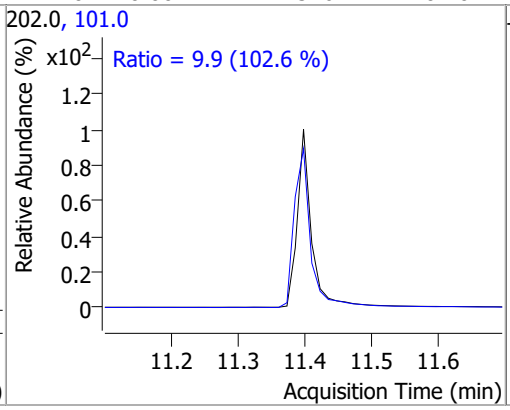

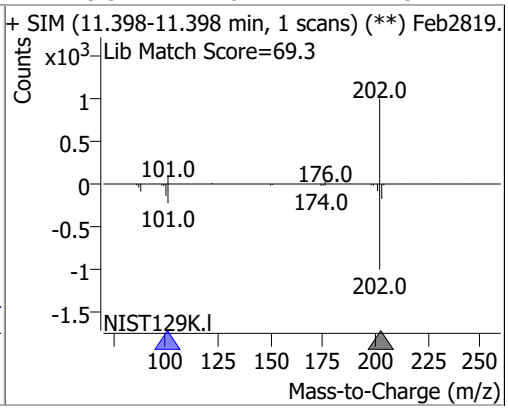

Compound	Conc.	RT	Dev(Min)	Resp.	QIon	QRatio	Lower	Upper
Pyrene	4.3264	11.77	-0.01	124338	101.0	11.7	8.4	15.6

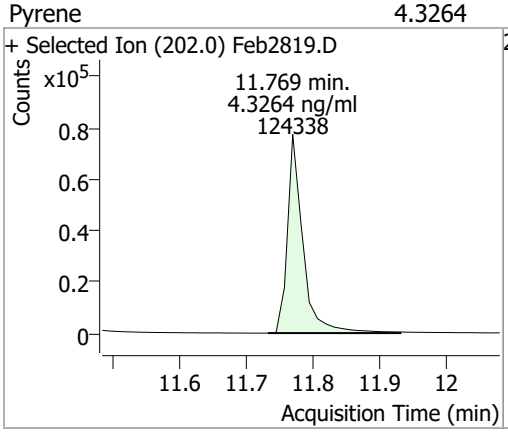

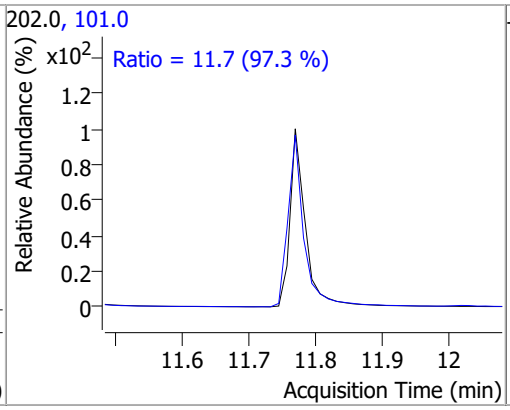

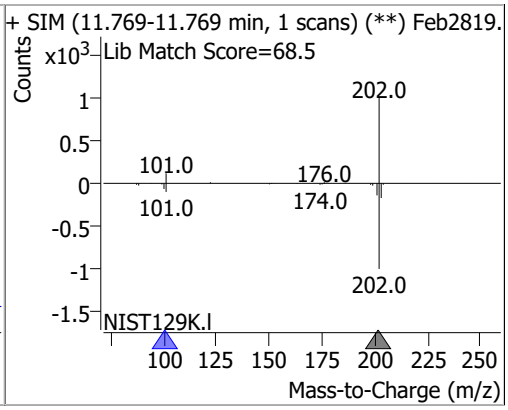

Compound	Conc.	RT	Dev(Min)	Resp.	QIon	QRatio	Lower	Upper
Terphenyl-d14	4.3291	12.24	0.00	80018	122.0	14.0	8.6	16.0

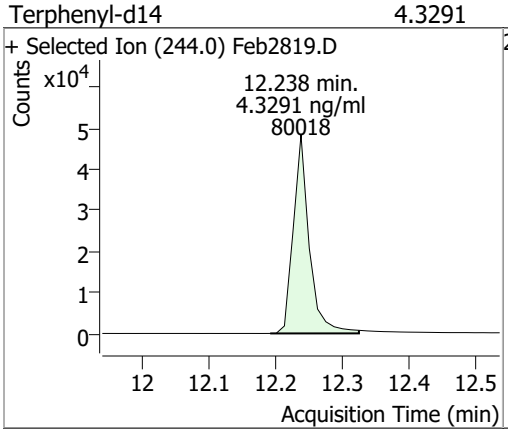

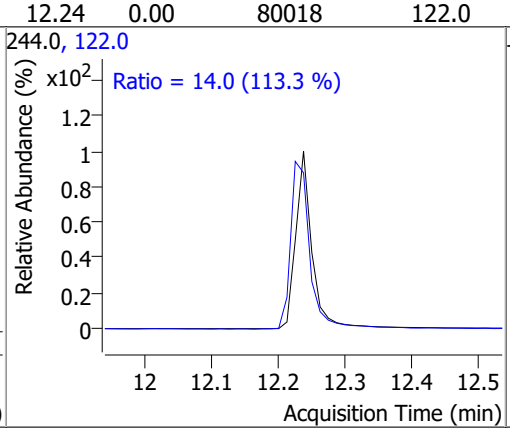

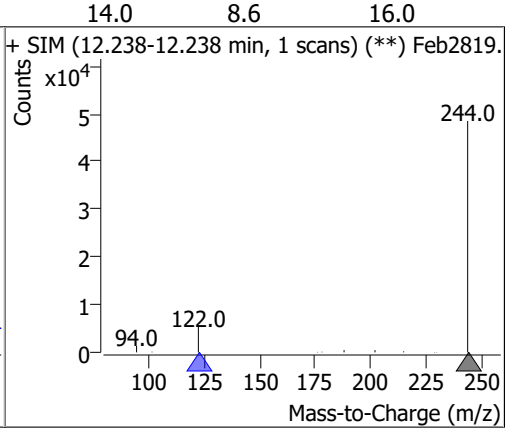

Compound	Conc.	RT	Dev(Min)	Resp.	QIon	QRatio	Lower	Upper
Benzo(a)Anthracene	4.5139	14.64	0.00	92656	226.0	26.0	18.0	33.4
					229.0	22.2	16.5	30.7

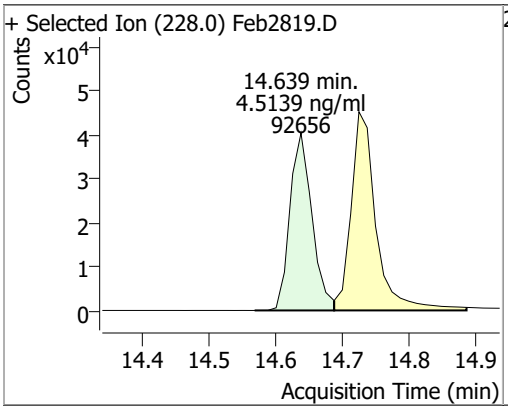

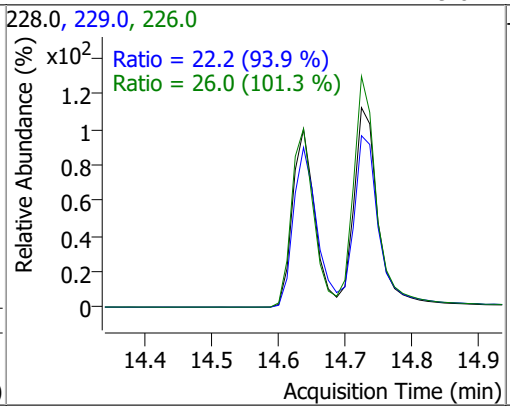

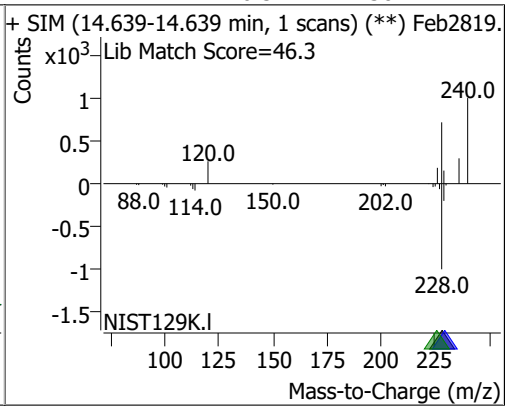

Compound	Conc.	RT	Dev(Min)	Resp.	QIon	QRatio	Lower	Upper
Chrysene	4.5373	14.73	-0.01	117717	226.0	28.7	21.6	40.2
					229.0	21.5	13.8	25.7

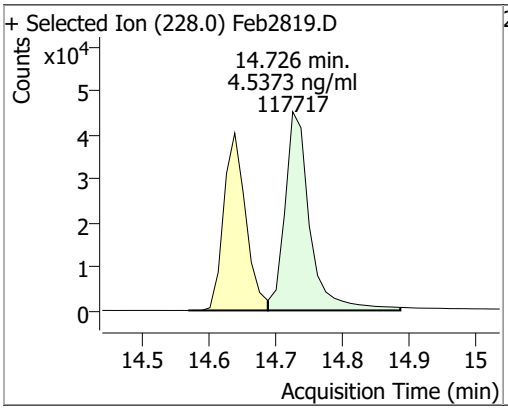

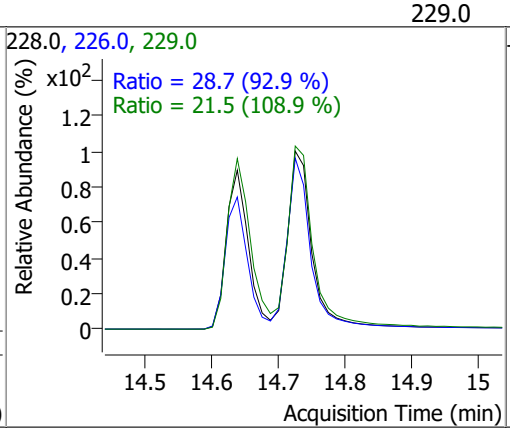

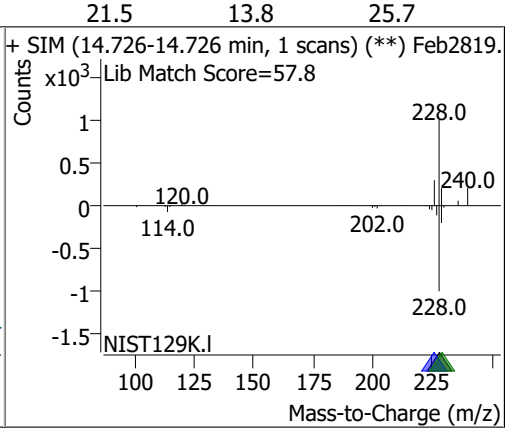

Compound	Conc.	RT	Dev(Min)	Resp.	QIon	QRatio	Lower	Upper
Benzo(b)fluoranthene	4.5748	17.66	0.00	82535	253.0	22.6	15.7	29.2

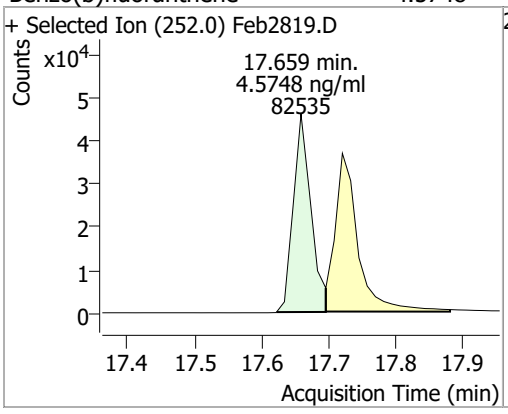

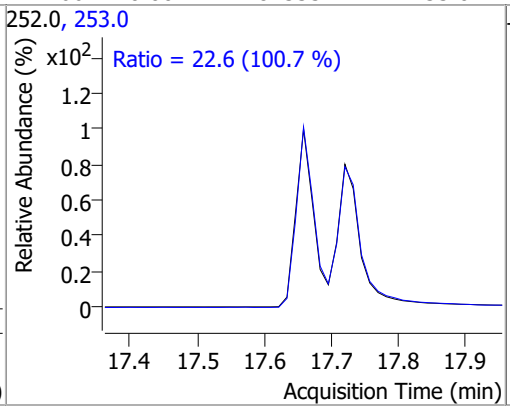

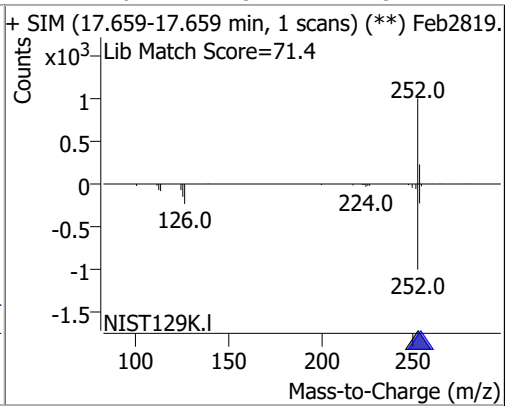

Compound	Conc.	RT	Dev(Min)	Resp.	QIon	QRatio	Lower	Upper
Benzo(k)fluoranthene	4.1820	17.72	-0.01	87310	253.0	22.0	17.2	31.9

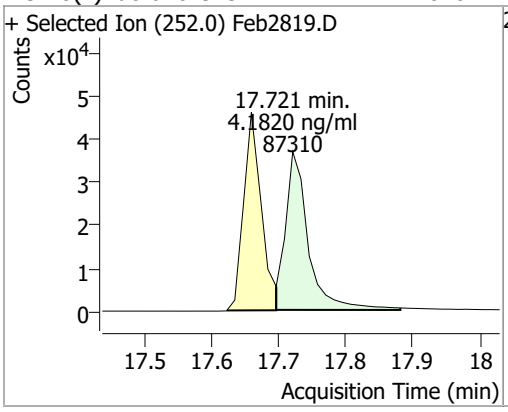

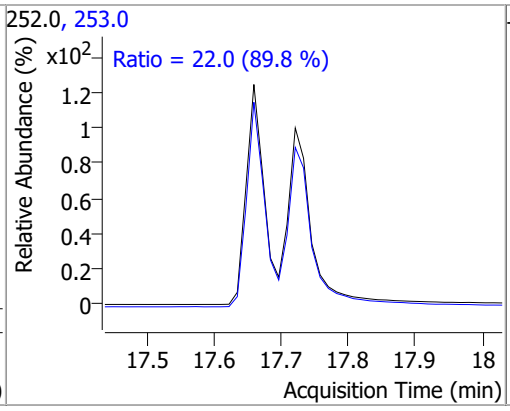

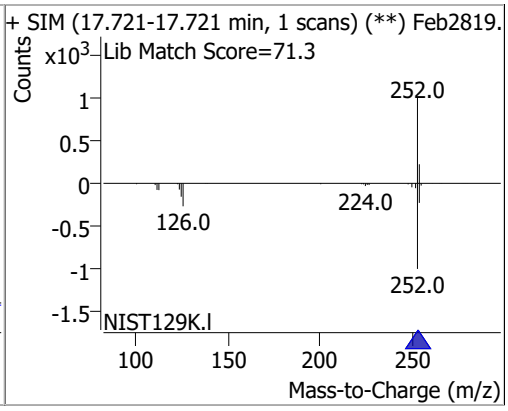

Compound	Conc.	RT	Dev(Min)	Resp.	QIon	QRatio	Lower	Upper
Benzo(a)pyrene	4.0423	18.30	-0.01	68212	253.0	23.8	16.2	30.1

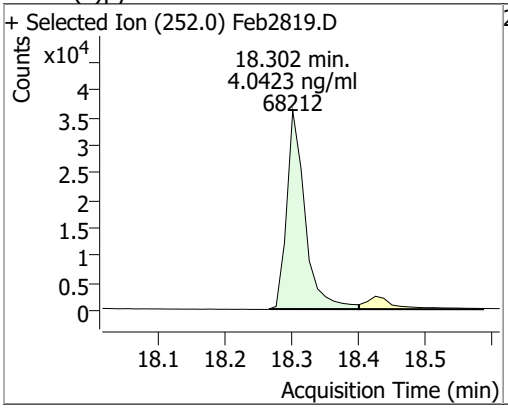

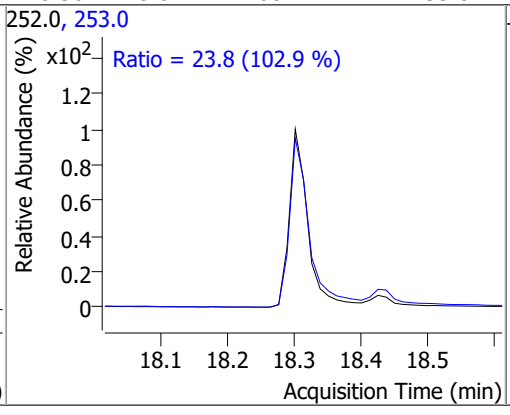

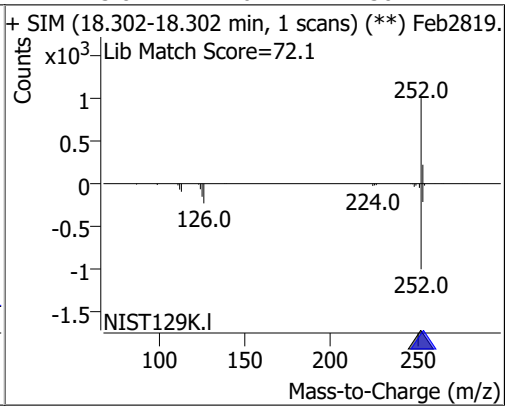

Compound	Conc.	RT	Dev(Min)	Resp.	QIon	QRatio	Lower	Upper
Indeno(1,2,3-cd)pyrene	4.1459	20.15	-0.01	57519	138.0	24.3	14.6	27.2

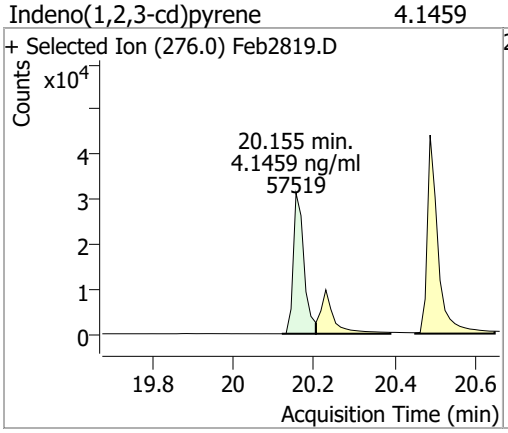

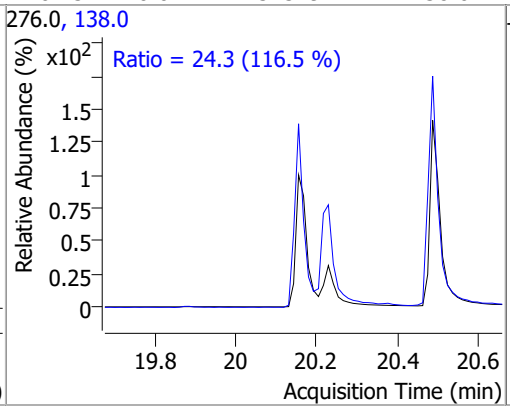

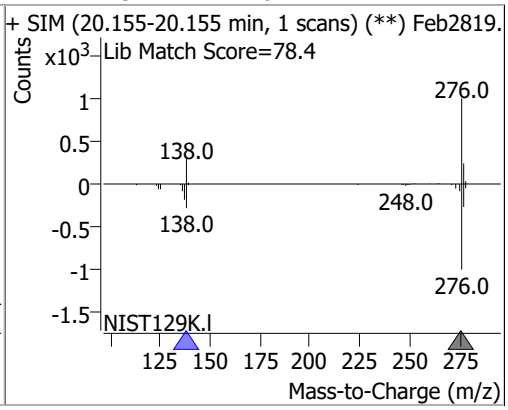

Compound	Conc.	RT	Dev(Min)	Resp.	QIon	QRatio	Lower	Upper
Dibenzo(a,h)anthracene	4.4043	20.23	-0.01	71777	279.0	25.3	16.8	31.3
					139.0	18.6	12.4	23.0

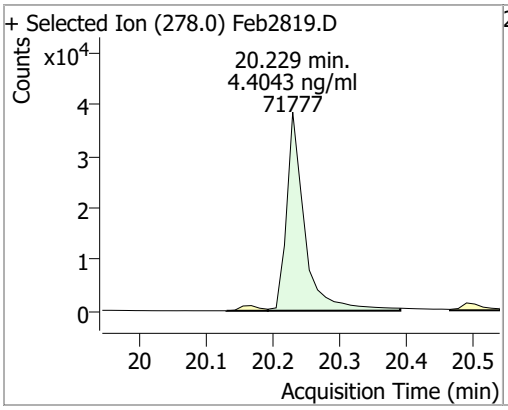

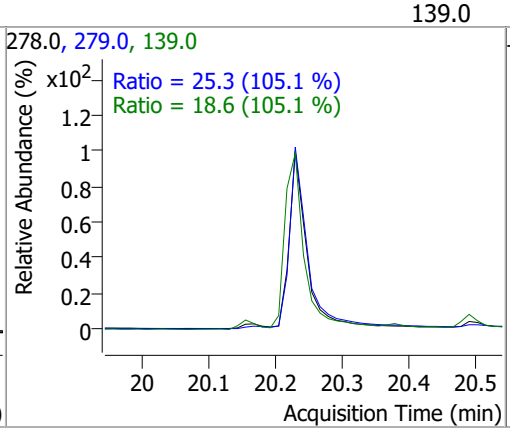

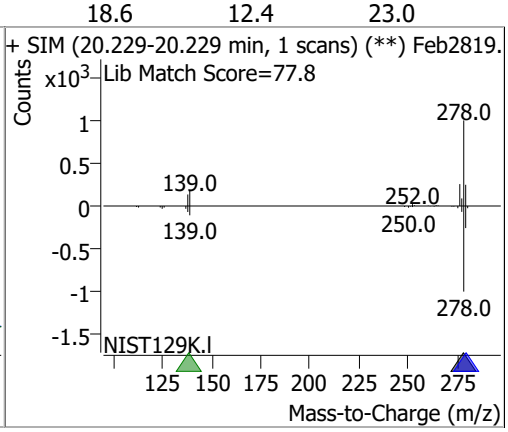

Compound	Conc.	RT	Dev(Min)	Resp.	QIon	QRatio	Lower	Upper
Benzo(g,h,i)perylene	4.2122	20.49	-0.01	83065	138.0	23.8	16.2	30.1
					277.0	23.0	16.2	30.1

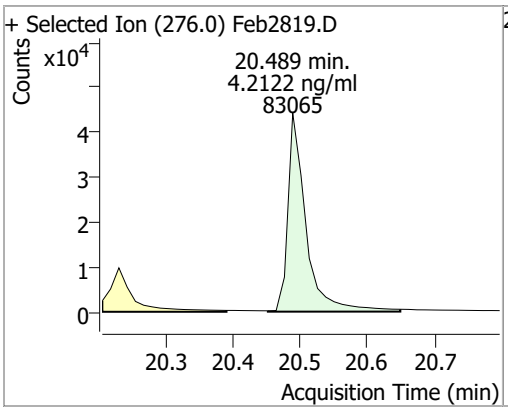

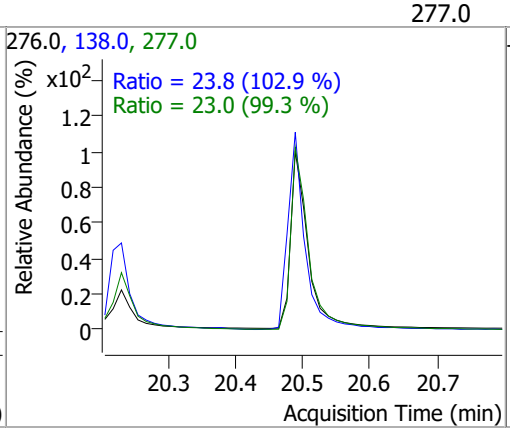

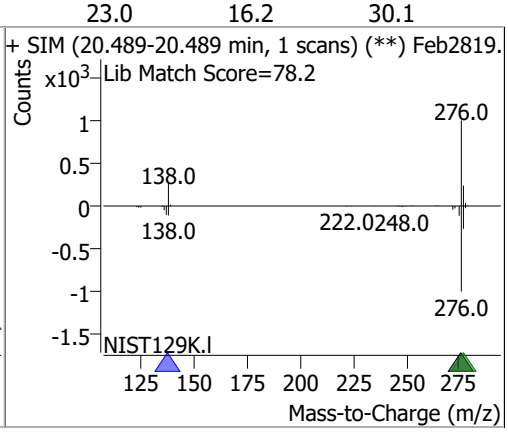

Quantitation Results Report (QT Reviewed)

Data File	Feb2820.D	Operator	LIMS import
Acq. Method	5975BNASIM	Acq. Date-Time	2/28/2022 9:46:35 PM
Sample Name	B22021435-017C	Instrument	GCMS
Vial	20	Multiplier	1.00
DA Method File	021622 bna SIM 2.batch.bin	Comment	SVOC-8270C-SIM-W-LLPAH
Tune File	dftppjph.u	Tune Date	
Batch Name	022822 bna SIM 1.batch.bin	Last Calib Update	2/28/2022 5:36:24 PM
Ref Library			

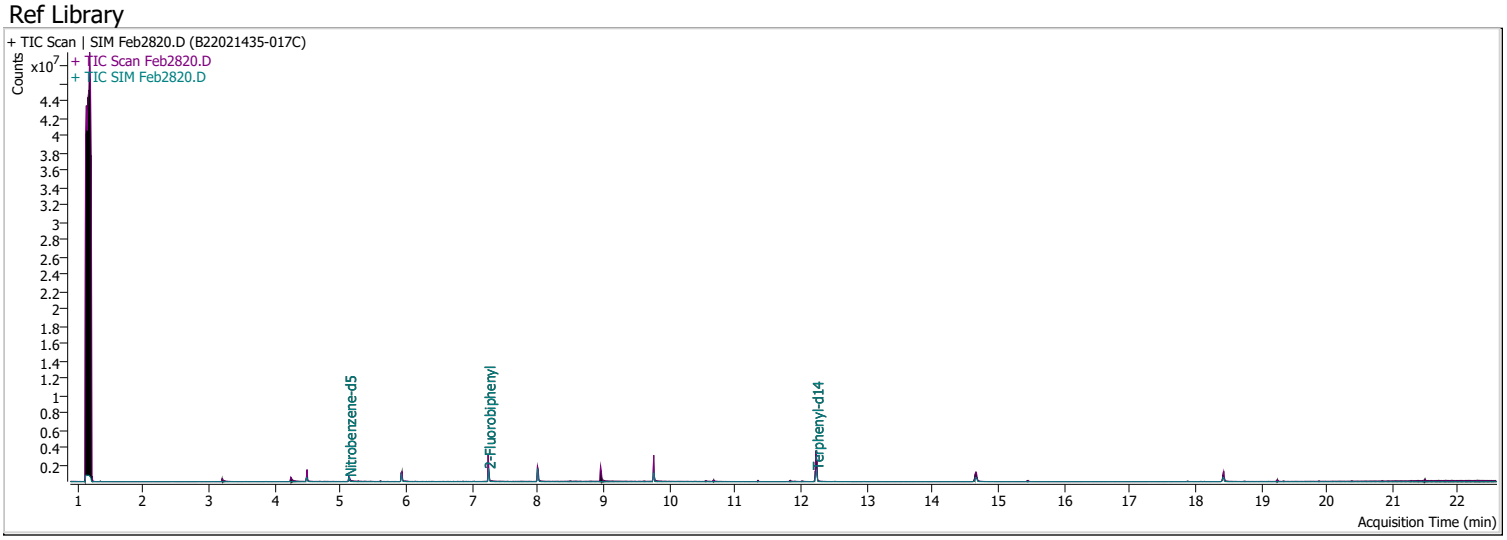

Compound	RT	QIon	Resp.	Conc.	Units		Dev(Min)
Internal Standards							
M 1,4-Dichlorobenzene-d4	4.497	152.0	196270	40.0000	ng/ml		0.000
M Naphthalene-d8	5.928	136.0	846552	40.0000	ng/ml		0.000
M Acenaphthene-d10	8.001	164.0	579746	40.0000	ng/ml		0.000
M Phenanthrene-d10	9.768	188.0	1073325	40.0000	ng/ml		0.000
M Chrysene-d12	14.664	240.0	806806	40.0000	ng/ml		0.000
M Perylene-d12	18.425	264.0	619695	40.0000	ng/ml		-0.012
System Monitoring Compounds							
S Nitrobenzene-d5	5.131	82.0	315482	32.8566	ng/ml		-0.025
Spiked Amount: 5.000	Range: 19.0 - 102.0%			Recovery = 657.13%		*	
S 2-Fluorobiphenyl	7.252	172.0	1046986	58.4532	ng/ml		-0.012
Spiked Amount: 5.000	Range: 25.0 - 94.0%			Recovery = 1169.06%		*	
S o-Terphenyl	0.000		0	N.D.			
Spiked Amount: 5.000	Range: 40.0 - 140.0%			Recovery = NA%			
S Terphenyl-d14	12.238	244.0	1630639	92.1424	ng/ml		0.000
Spiked Amount: 5.000	Range: 39.0 - 106.0%			Recovery = 1842.85%		*	
Target Compounds							**QValue**
T Naphthalene	5.953	128.0	0		ng/ml	md	1
T 2-Methylnaphthalene	0.000		0	N.D.			
T 1-Methylnaphthalene	0.000		0	N.D.			
T Acenaphthylene	0.000		0	N.D.			
T Acenaphthene	8.038	154.0	0		ng/ml	md	1
T Fluorene	8.673	166.0	0		ng/ml	md	1
T Phenanthrene	0.000		0	N.D.			
T Anthracene	0.000		0	N.D.			
T Fluoranthene	0.000		0	N.D.			
T Pyrene	0.000		0	N.D.			
T Benzo(a)Anthracene	14.664	228.0	0		ng/ml	md	1
T Chrysene	14.726	228.0	0		ng/ml	md	1
T Benzo(b)fluoranthene	0.000		0	N.D.			

Compound	RT	QIon	Resp.	Conc.	Units		Dev(Min)
T Benzo(k)fluoranthene	0.000		0	N.D.			
T Benzo(a)pyrene	18.314	252.0	0		ng/ml	md	1
T Indeno(1,2,3-cd)pyrene	0.000		0	N.D.			
T Dibenzo(a,h)anthracene	0.000		0	N.D.			
T Benzo(g,h,i)perylene	0.000		0	N.D.			

(#) = Qualifier Out of Range; (m) = Manual Integration; (+) = Area Summed; (*) = Surrogate Percent Recovery Out of Range; (d): Zeroed Peak

Compound	Conc.	RT	Dev(Min)	Resp.	QIon	QRatio	Lower	Upper
Nitrobenzene-d5	32.8566	5.13	-0.02	315482	54.0	37.4	30.6	56.8
					128.0	44.2	28.9	53.6

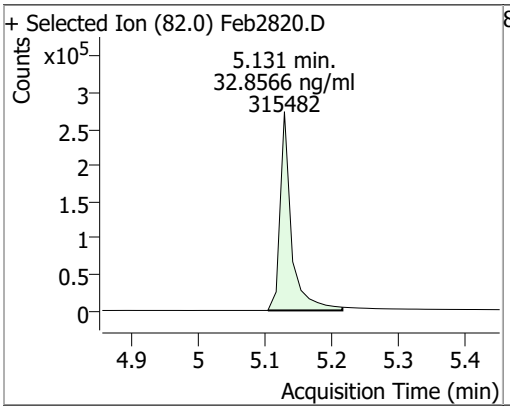

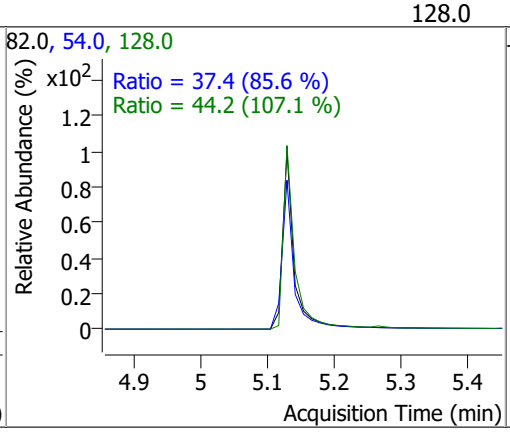

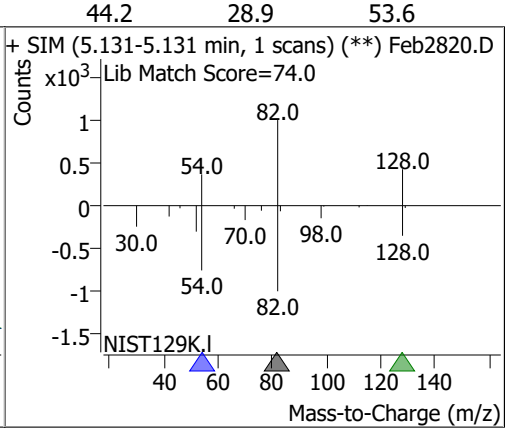

Compound	Conc.	RT	Dev(Min)	Resp.	QIon	QRatio	Lower	Upper
Naphthalene		0		0	102.0		0.0	40.8
					129.0		7.8	14.5

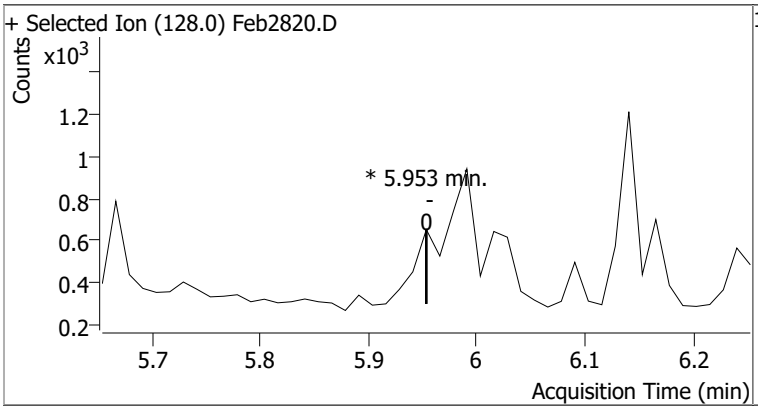

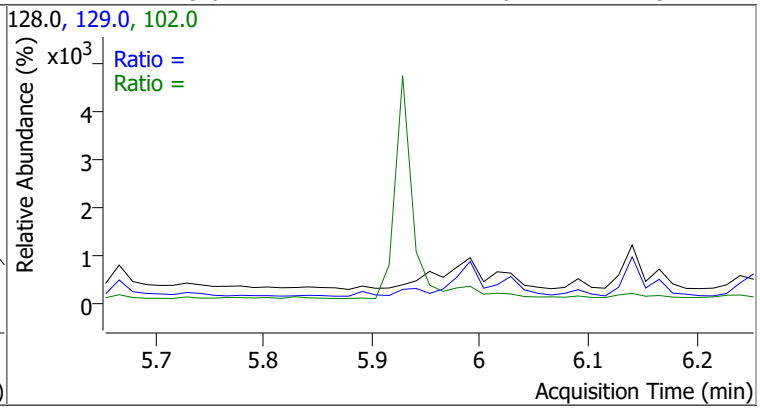

Compound	Conc.	Exp RT	QIon	Exp Ratio	QIon	Exp Ratio
2-Methylnaphthalene	N.D.	6.79	142.0	134.9	115.0	51.5

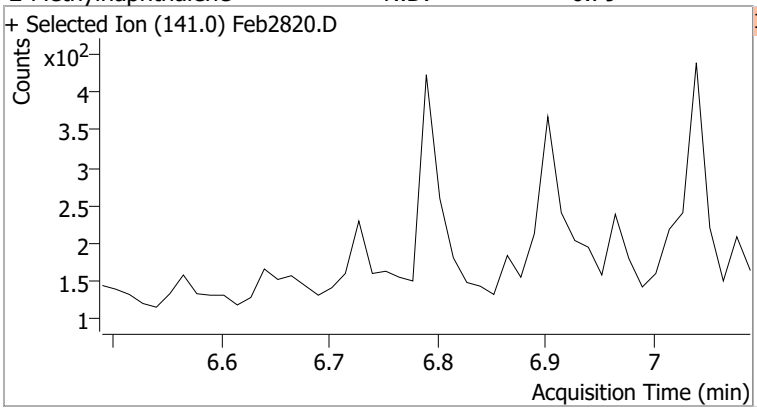

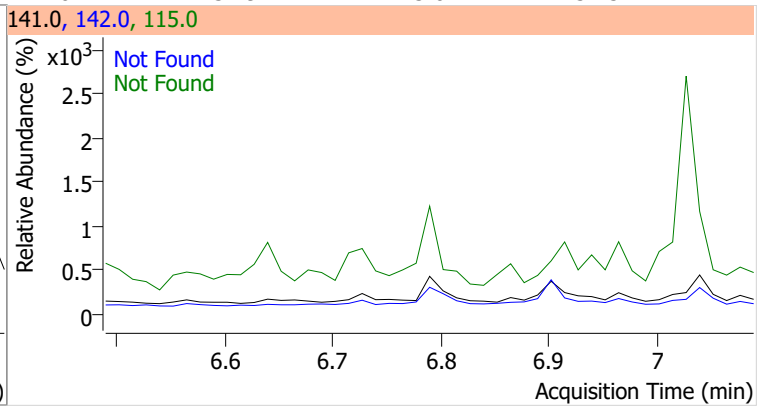

Compound	Conc.	Exp RT	QIon	Exp Ratio	QIon	Exp Ratio
1-Methylnaphthalene	N.D.	6.90	142.0	119.4	115.0	49.7

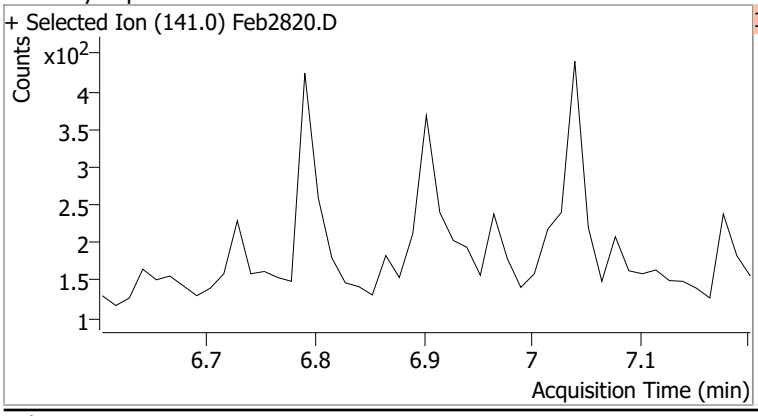

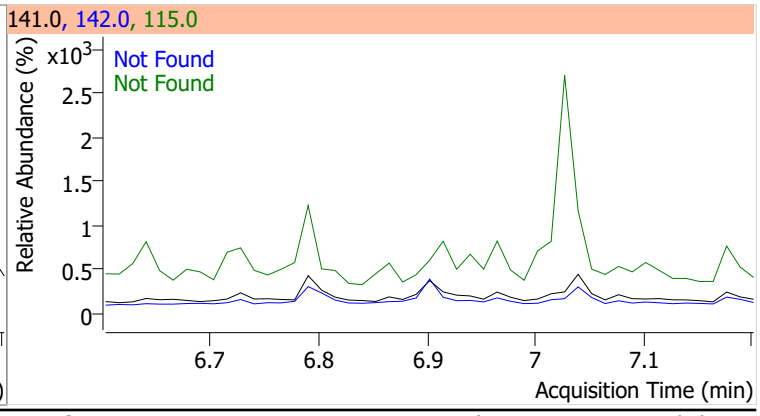

Compound	Conc.	RT	Dev(Min)	Resp.	QIon	QRatio	Lower	Upper
2-Fluorobiphenyl	58.4532	7.25	-0.01	1046986	171.0	37.9	24.3	45.1

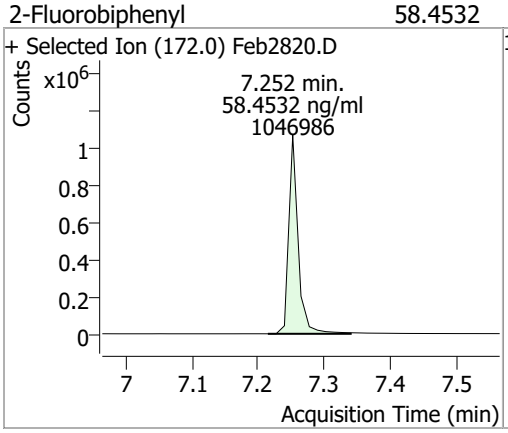

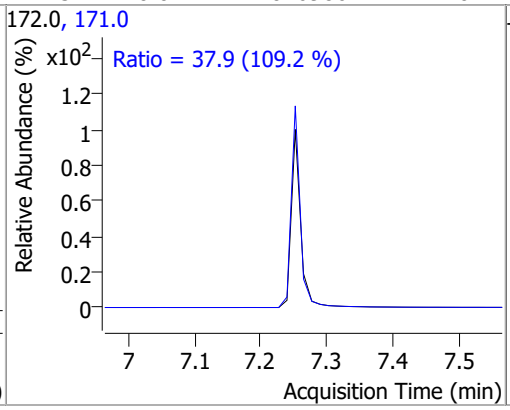

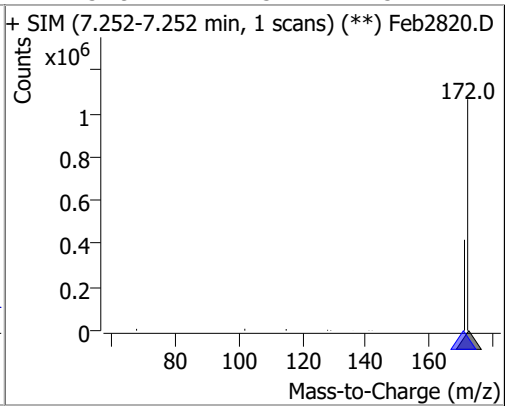

Compound	Conc.	Exp RT	QIon	Exp Ratio
Acenaphthylene	N.D.	7.83	153.0	16.0

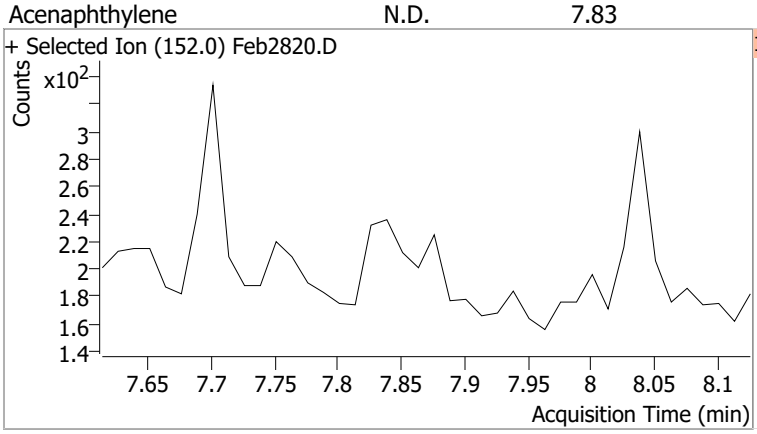

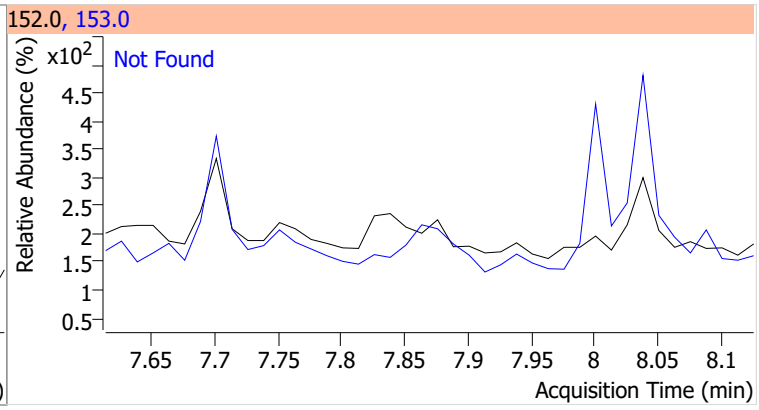

Compound	Conc.	RT	Dev(Min)	Resp.	QIon	QRatio	Lower	Upper
Acenaphthene		0		0	153.0		76.8	142.6
					152.0		36.4	67.5

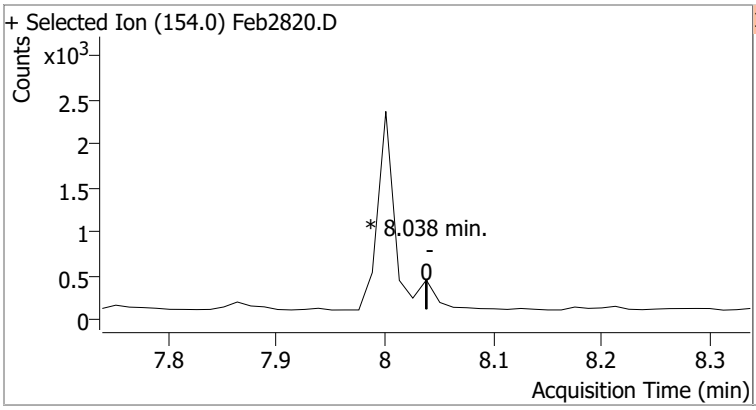

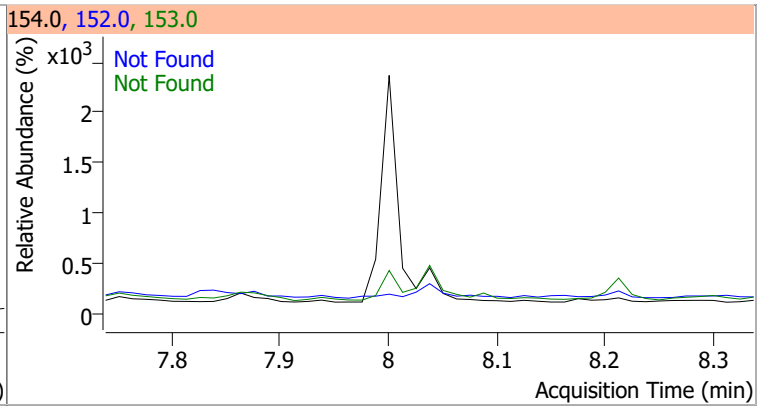

Compound	Conc.	RT	Dev(Min)	Resp.	QIon	QRatio	Lower	Upper
Fluorene		0		0	165.0		60.3	111.9
					167.0		8.9	16.6

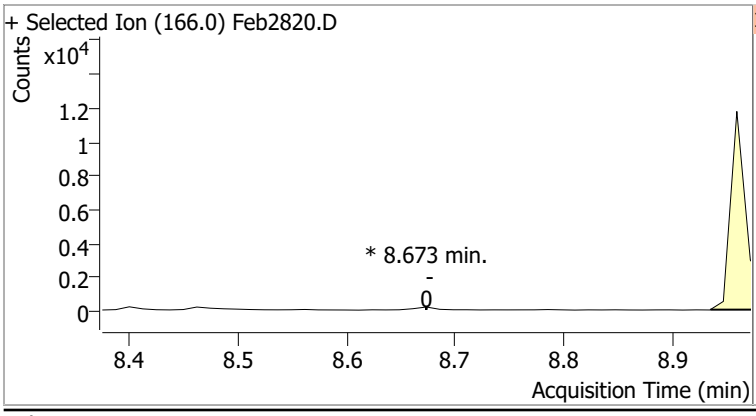

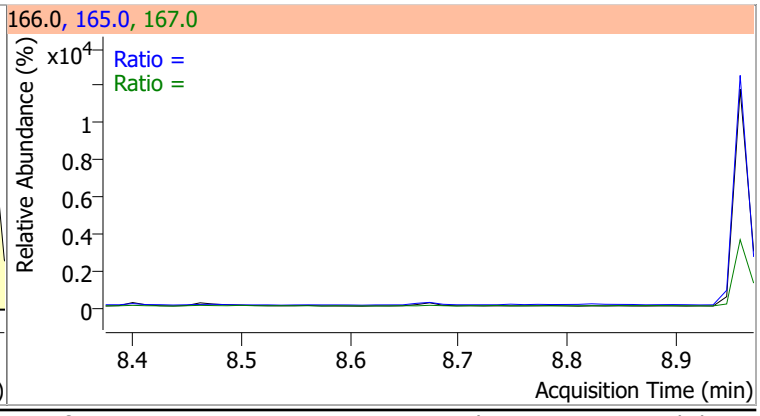

Compound	Conc.	Exp RT	QIon	Exp Ratio
Phenanthrene	N.D.	9.79	176.0	18.1

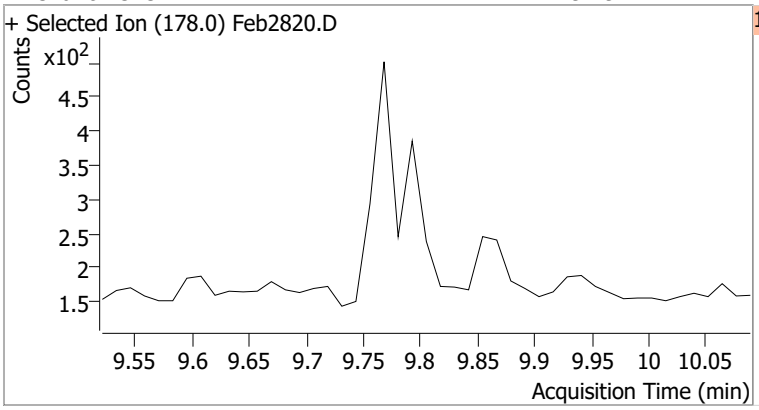

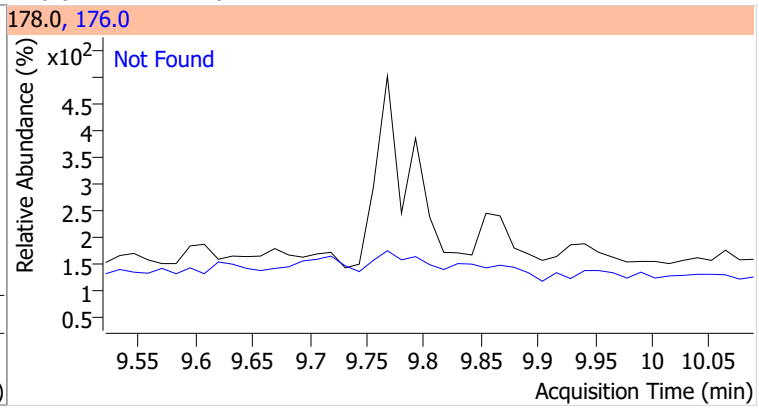

Compound	Conc.	Exp RT	QIon	Exp Ratio
Anthracene	N.D.	9.85	176.0	18.4

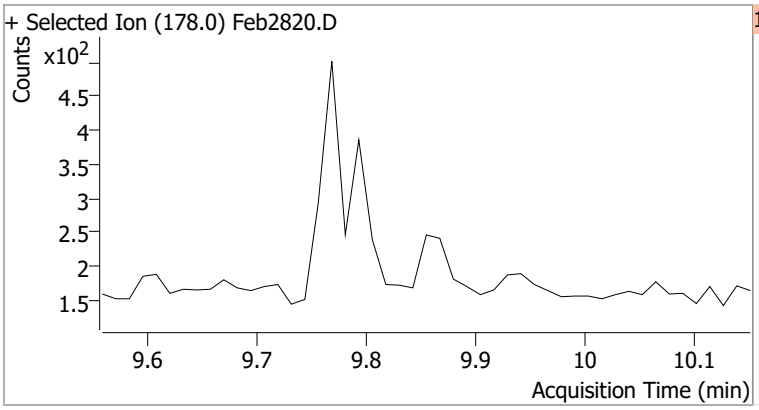

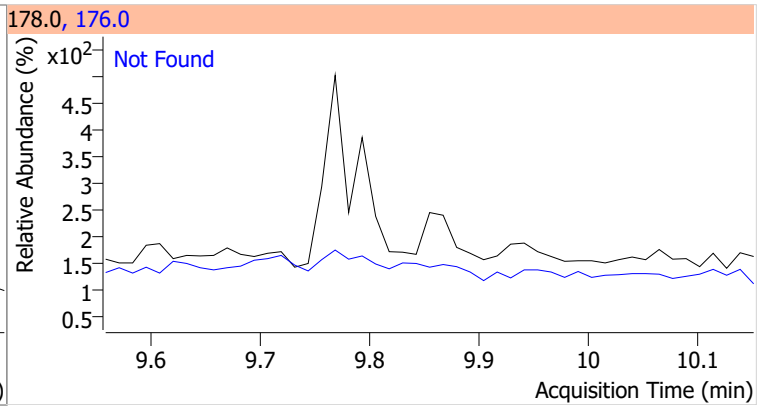

Compound	Conc.	Exp RT	QIon	Exp Ratio	QIon	Exp Ratio
o-Terphenyl	N.D.	10.30	229.0	61.1	215.0	40.0

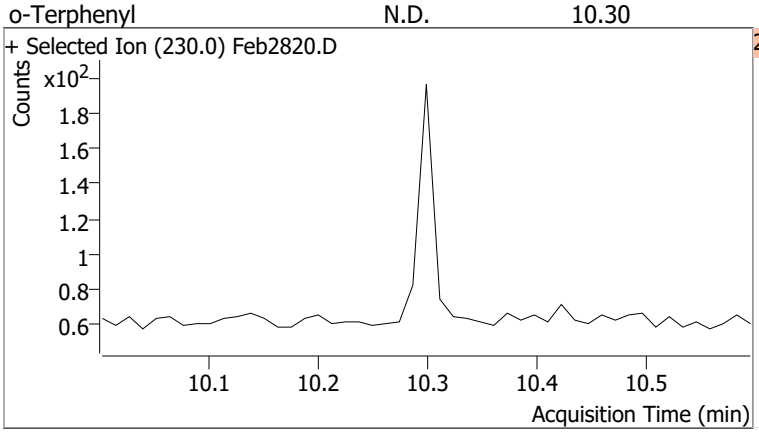

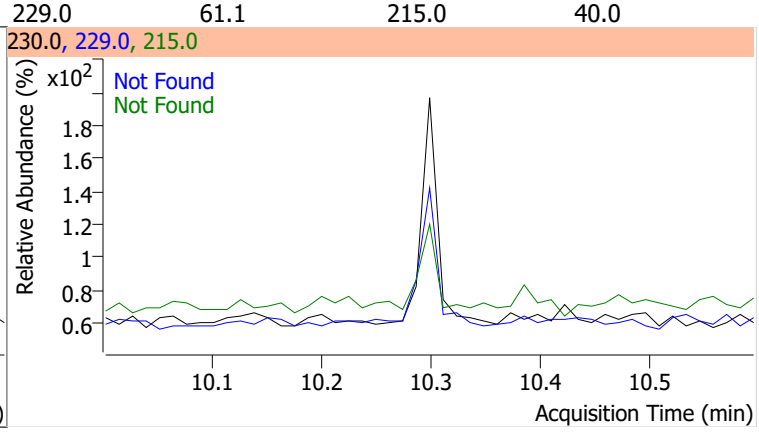

Compound	Conc.	Exp RT	QIon	Exp Ratio
Fluoranthene	N.D.	11.40	101.0	9.6

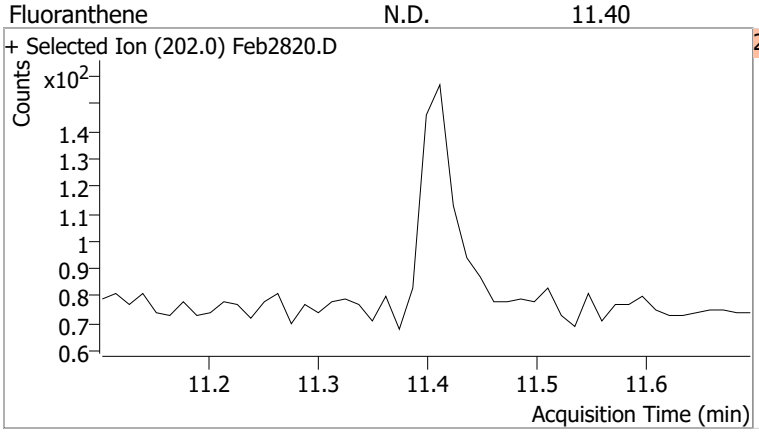

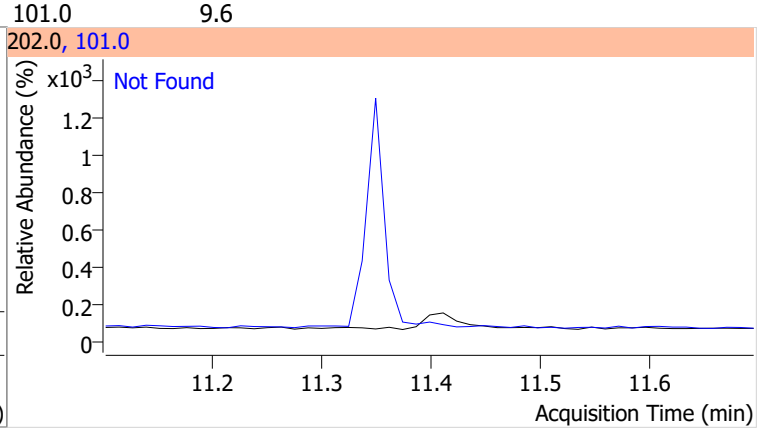

Compound	Conc.	Exp RT	QIon	Exp Ratio
Pyrene	N.D.	11.78	101.0	12.0

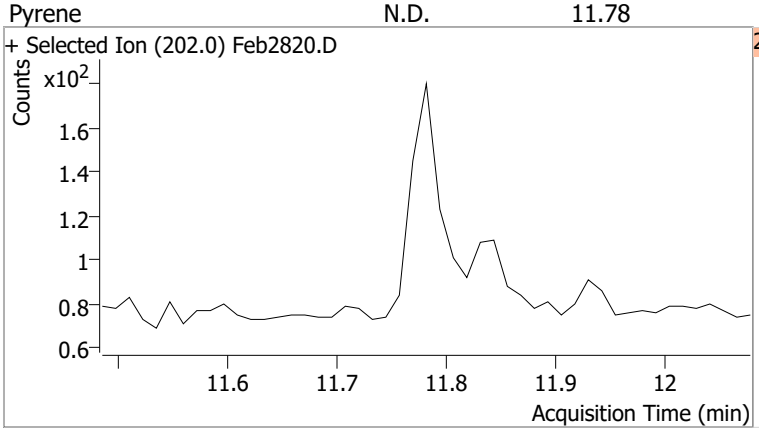

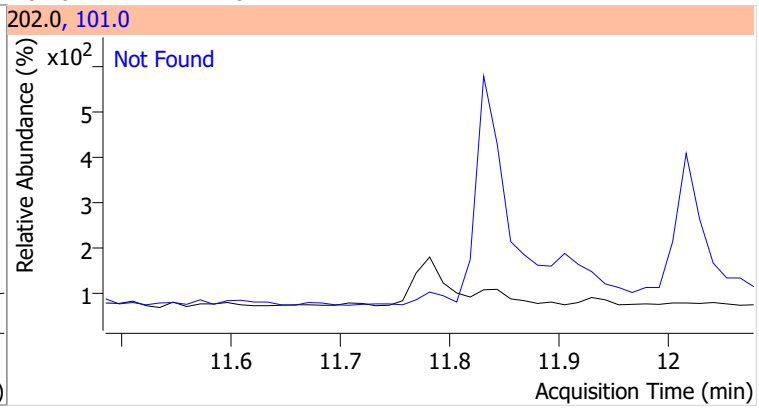

Compound	Conc.	RT	Dev(Min)	Resp.	QIon	QRatio	Lower	Upper
Terphenyl-d14	92.1424	12.24	0.00	1630639	122.0	14.4	8.6	16.0

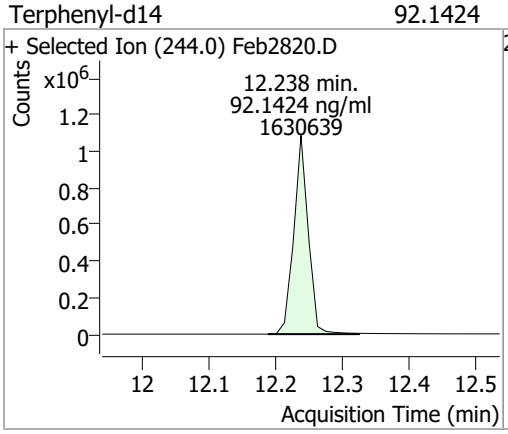

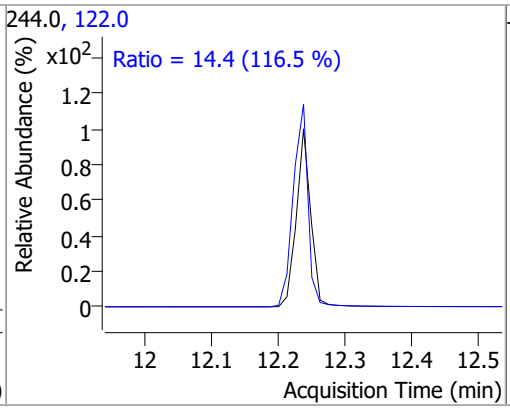

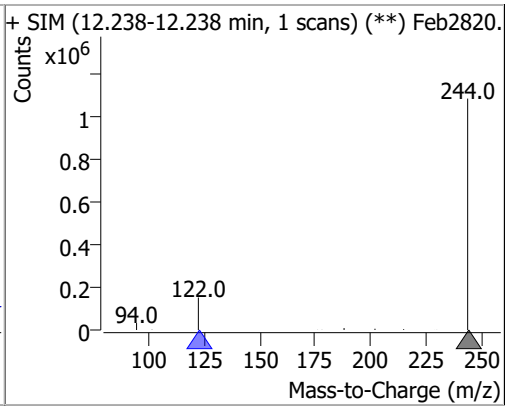

Compound	Conc.	RT	Dev(Min)	Resp.	QIon	QRatio	Lower	Upper
Benzo(a)Anthracene		0		0	226.0		18.0	33.4
					229.0		16.5	30.7

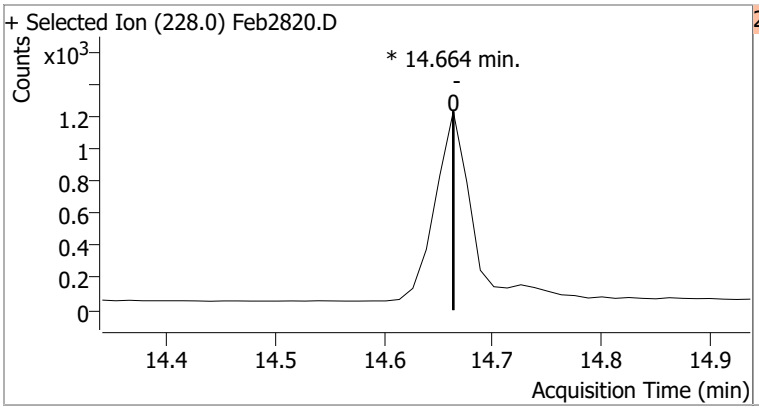

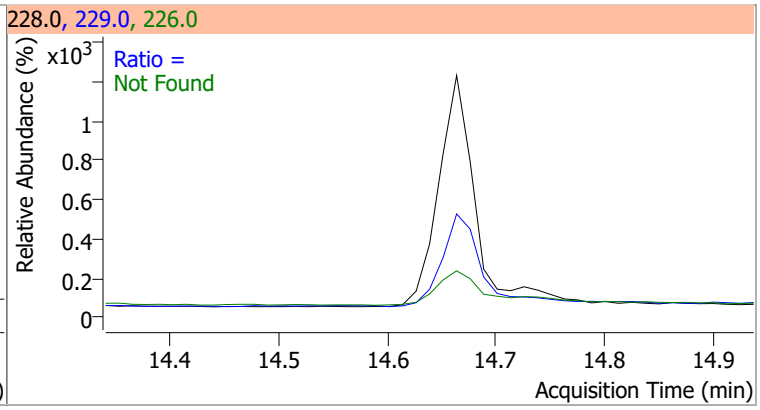

Compound	Conc.	RT	Dev(Min)	Resp.	QIon	QRatio	Lower	Upper
Chrysene		0		0	226.0		21.6	40.2
					229.0		13.8	25.7

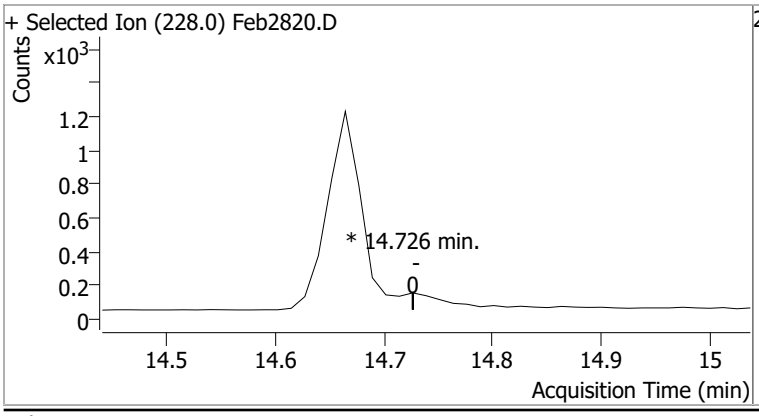

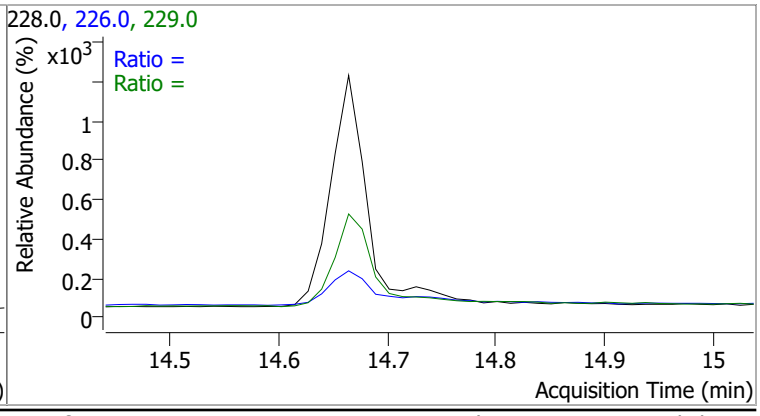

Compound	Conc.	Exp RT	QIon	Exp Ratio
Benzo(b)fluoranthene	N.D.	17.66	253.0	22.4

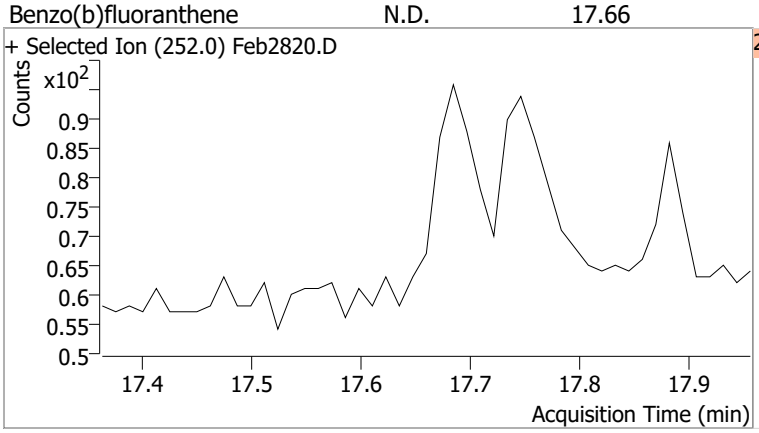

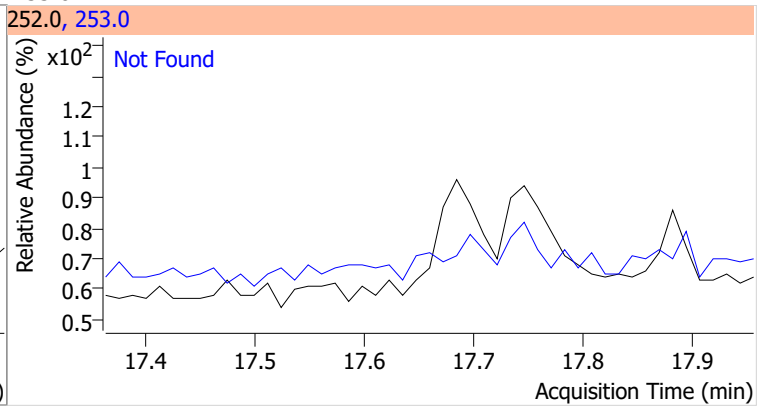

Compound	Conc.	Exp RT	QIon	Exp Ratio
Benzo(k)fluoranthene	N.D.	17.73	253.0	24.5

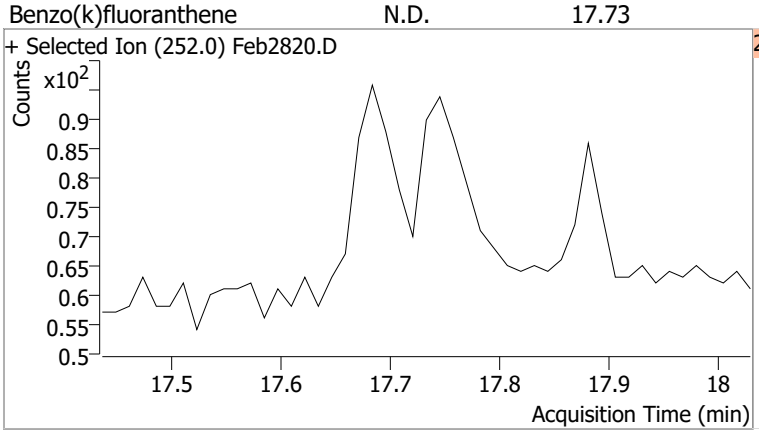

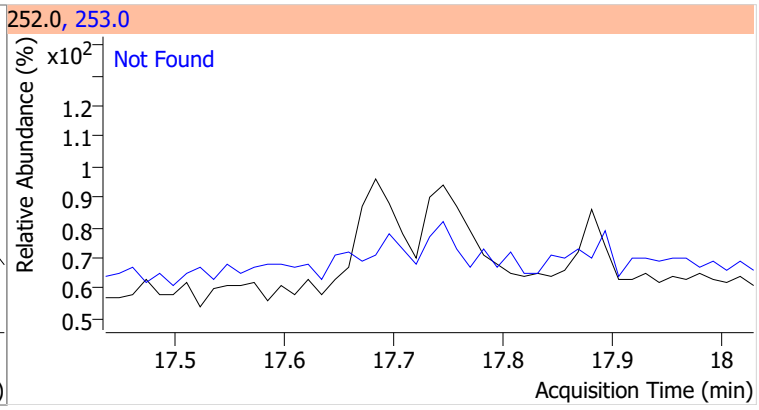

Compound	Conc.	RT	Dev(Min)	Resp.	QIon	QRatio	Lower	Upper
Benzo(a)pyrene		0		0	253.0		16.2	30.1

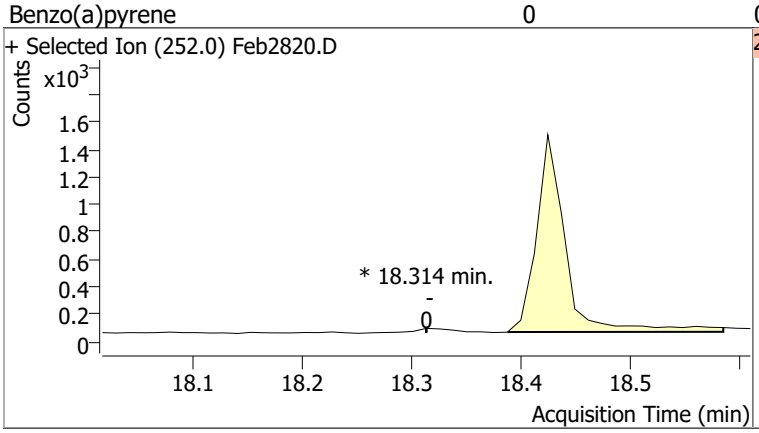

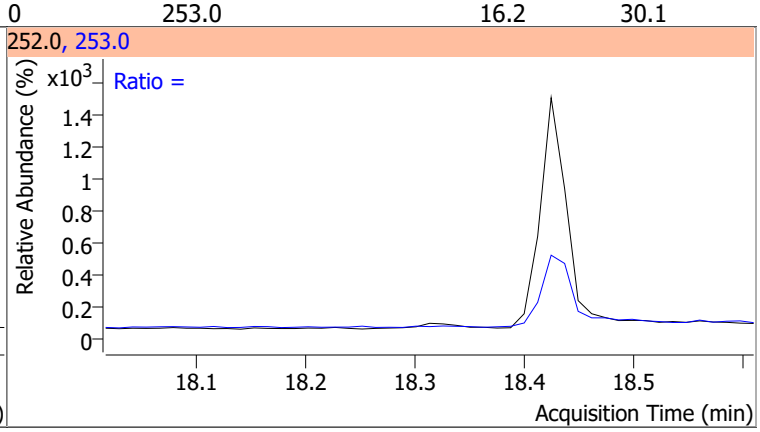

Compound	Conc.	Exp RT	QIon	Exp Ratio
Indeno(1,2,3-cd)pyrene	N.D.	20.17	138.0	20.9

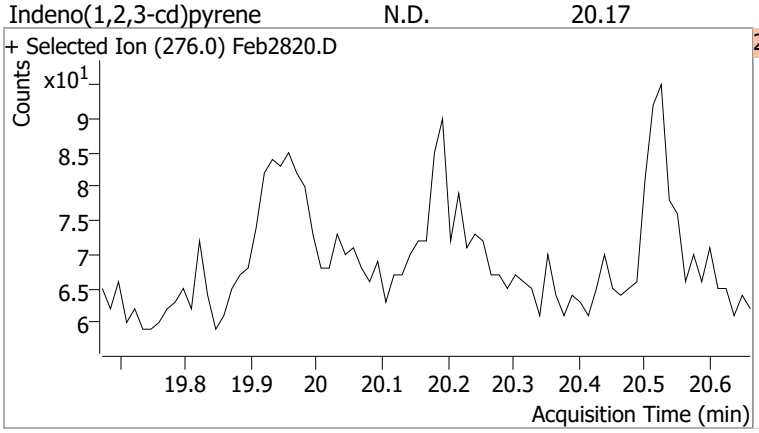

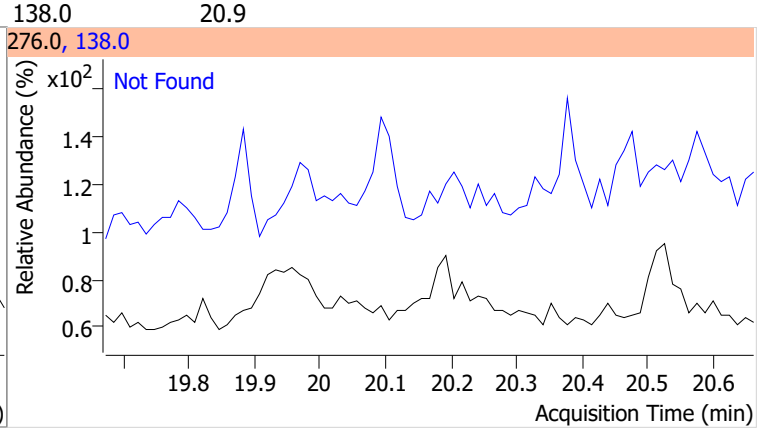

Compound	Conc.	Exp RT	QIon	Exp Ratio	QIon	Exp Ratio
Dibenzo(a,h)anthracene	N.D.	20.24	279.0	24.1	139.0	17.7

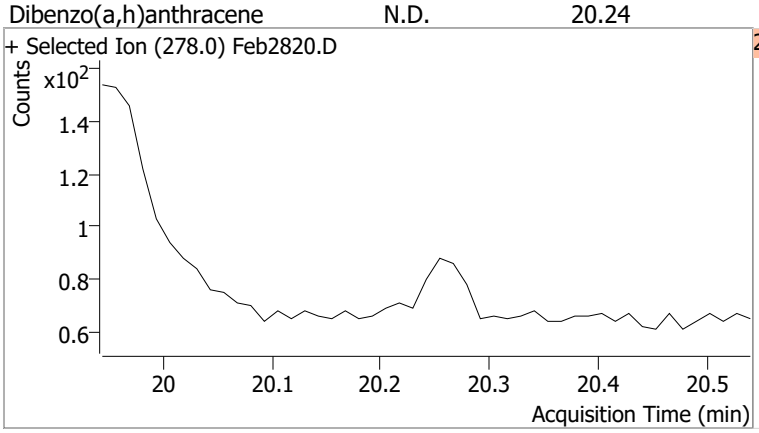

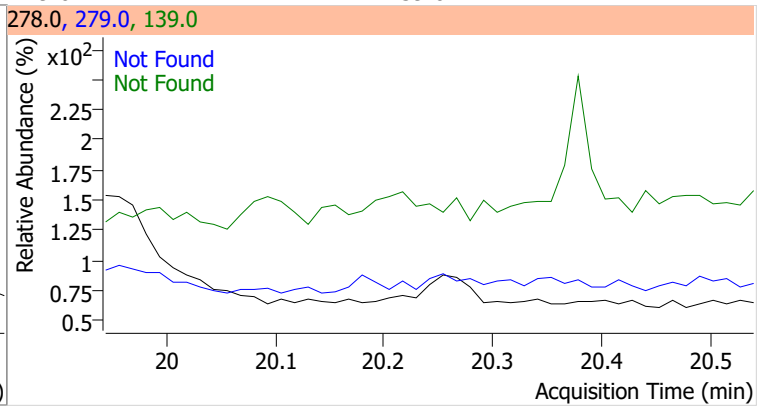

Compound	Conc.	Exp RT	QIon	Exp Ratio	QIon	Exp Ratio
Benzo(g,h,i)perylene	N.D.	20.50	138.0	23.2	277.0	23.1

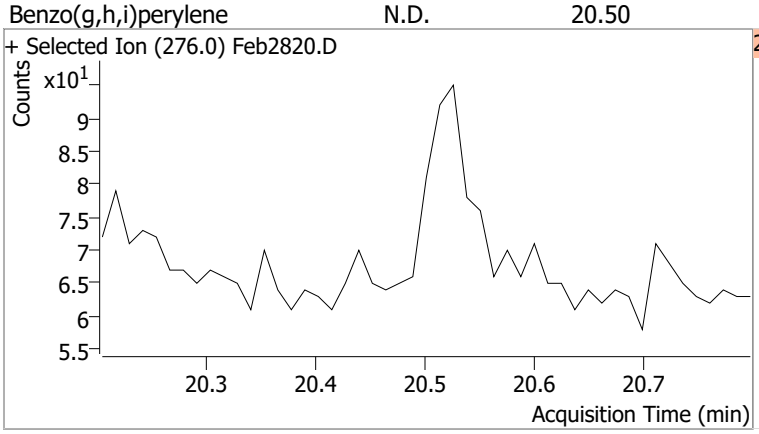

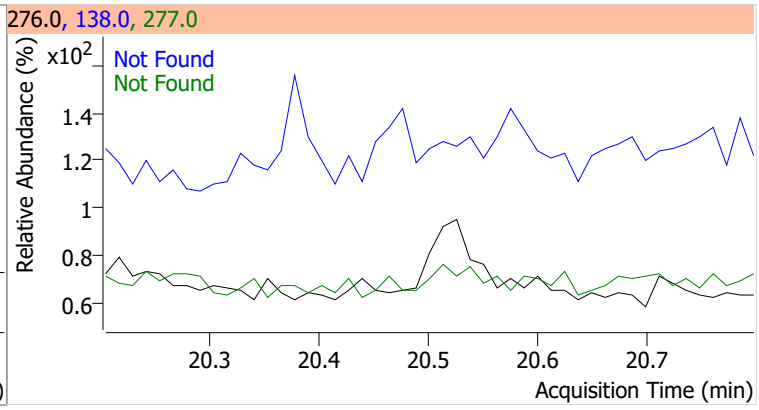

Quantitation Results Report (QT Reviewed)

Data File	Feb2821.D	Operator	LIMS import
Acq. Method	5975BNASIM	Acq. Date-Time	2/28/2022 10:18:57 PM
Sample Name	B22021435-022C	Instrument	GCMS
Vial	21	Multiplier	1.00
DA Method File	021622 bna SIM 2.batch.bin	Comment	SVOC-8270C-SIM-W-LLPAH
Tune File	dftppjph.u	Tune Date	
Batch Name	022822 bna SIM 1.batch.bin	Last Calib Update	2/28/2022 5:36:24 PM
Ref Library			

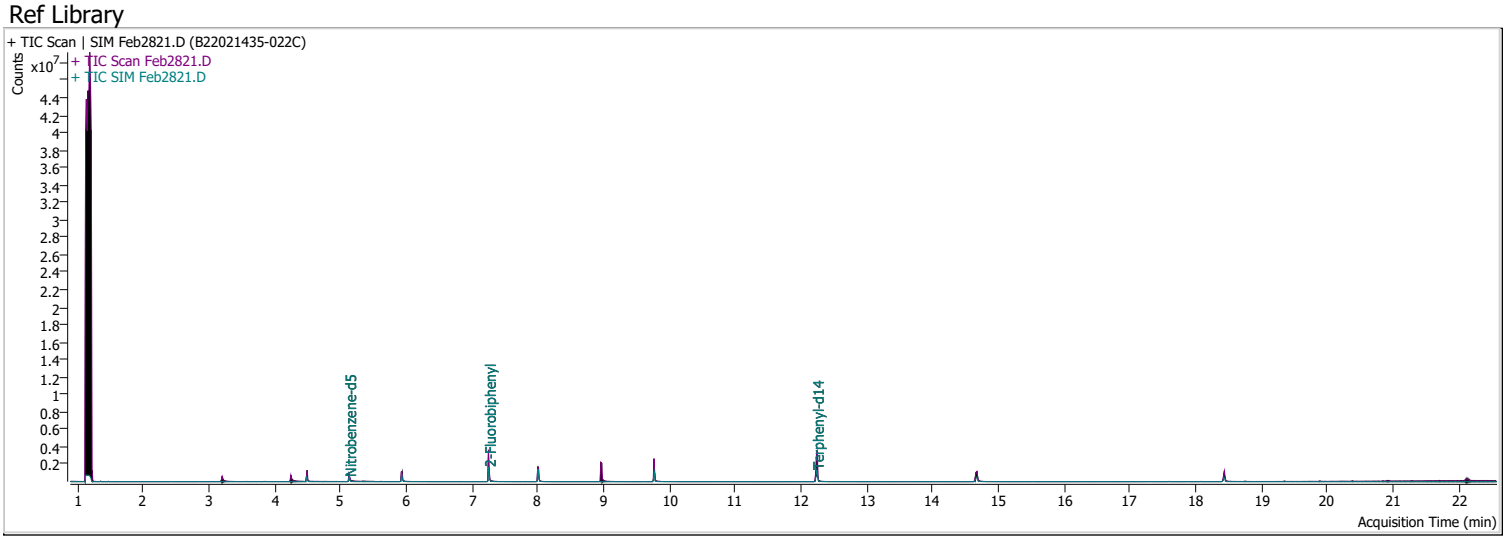

Compound	RT	QIon	Resp.	Conc.	Units		Dev(Min)
Internal Standards							
M 1,4-Dichlorobenzene-d4	4.497	152.0	203559	40.0000	ng/ml		0.000
M Naphthalene-d8	5.928	136.0	883895	40.0000	ng/ml		0.000
M Acenaphthene-d10	8.000	164.0	588851	40.0000	ng/ml		0.000
M Phenanthrene-d10	9.768	188.0	1117933	40.0000	ng/ml		0.000
M Chrysene-d12	14.664	240.0	821540	40.0000	ng/ml		0.000
M Perylene-d12	18.425	264.0	632160	40.0000	ng/ml		-0.012
System Monitoring Compounds							
S Nitrobenzene-d5	5.131	82.0	382874	36.0807	ng/ml		-0.025
Spiked Amount: 5.000	Range: 19.0 - 102.0%			Recovery = 721.61%		*	
S 2-Fluorobiphenyl	7.252	172.0	1203212	66.1366	ng/ml		-0.013
Spiked Amount: 5.000	Range: 25.0 - 94.0%			Recovery = 1322.73%		*	
S o-Terphenyl	0.000		0	N.D.			
Spiked Amount: 5.000	Range: 40.0 - 140.0%			Recovery = NA%			
S Terphenyl-d14	12.238	244.0	1806546	100.2515	ng/ml		0.000
Spiked Amount: 5.000	Range: 39.0 - 106.0%			Recovery = 2005.03%		*	
Target Compounds							**QValue**
T Naphthalene	0.000		0	N.D.			
T 2-Methylnaphthalene	6.790	141.0	0		ng/ml	md	1
T 1-Methylnaphthalene	0.000		0	N.D.			
T Acenaphthylene	0.000		0	N.D.			
T Acenaphthene	8.025	154.0	0		ng/ml	md	1
T Fluorene	8.673	166.0	0		ng/ml	md	1
T Phenanthrene	0.000		0	N.D.			
T Anthracene	0.000		0	N.D.			
T Fluoranthene	0.000		0	N.D.			
T Pyrene	0.000		0	N.D.			
T Benzo(a)Anthracene	14.664	228.0	0		ng/ml	md	1
T Chrysene	14.726	228.0	0		ng/ml	md	1
T Benzo(b)fluoranthene	0.000		0	N.D.			

Compound	RT	QIon	Resp.	Conc.	Units		Dev(Min)
T Benzo(k)fluoranthene	0.000		0	N.D.			
T Benzo(a)pyrene	18.326	252.0	0		ng/ml	md	1
T Indeno(1,2,3-cd)pyrene	0.000		0	N.D.			
T Dibenzo(a,h)anthracene	0.000		0	N.D.			
T Benzo(g,h,i)perylene	0.000		0	N.D.			

(#) = Qualifier Out of Range; (m) = Manual Integration; (+) = Area Summed; (*) = Surrogate Percent Recovery Out of Range; (d): Zeroed Peak

Compound	Conc.	RT	Dev(Min)	Resp.	QIon	QRatio	Lower	Upper
Nitrobenzene-d5	36.0807	5.13	-0.02	382874	54.0	37.1	30.6	56.8
					128.0	44.7	28.9	53.6

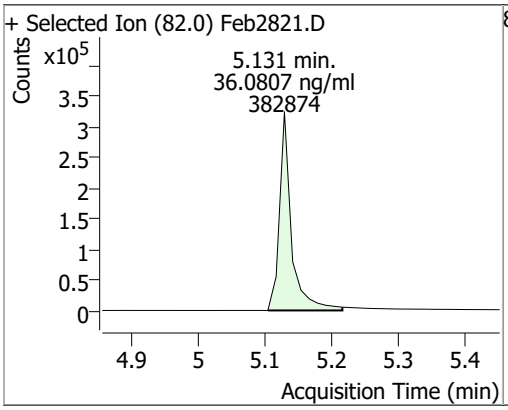

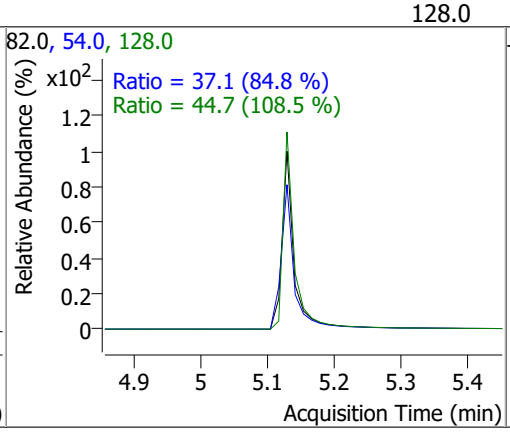

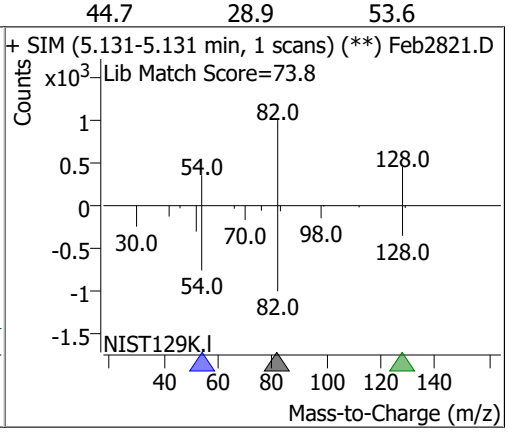

Compound	Conc.	Exp RT	QIon	Exp Ratio	QIon	Exp Ratio
Naphthalene	N.D.	5.95	102.0	13.6	129.0	11.1

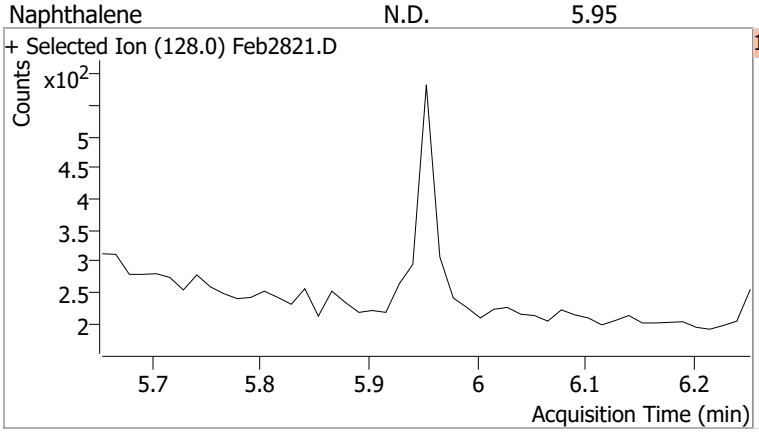

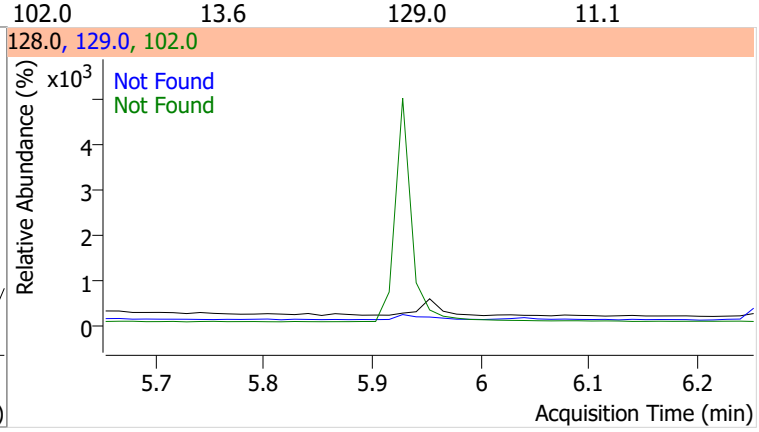

Compound	Conc.	RT	Dev(Min)	Resp.	QIon	QRatio	Lower	Upper
2-Methylnaphthalene		0		0	142.0		94.4	175.3
					115.0		36.1	67.0

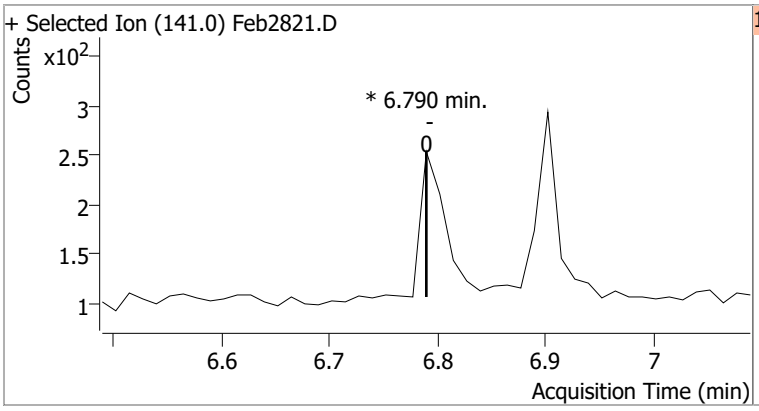

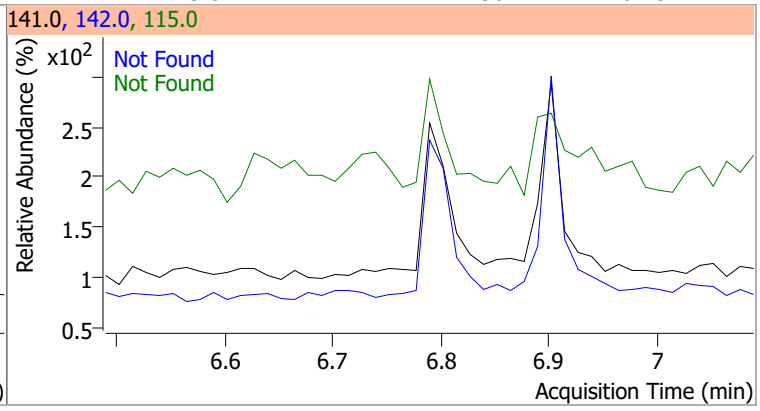

Compound	Conc.	Exp RT	QIon	Exp Ratio	QIon	Exp Ratio
1-Methylnaphthalene	N.D.	6.90	142.0	119.4	115.0	49.7

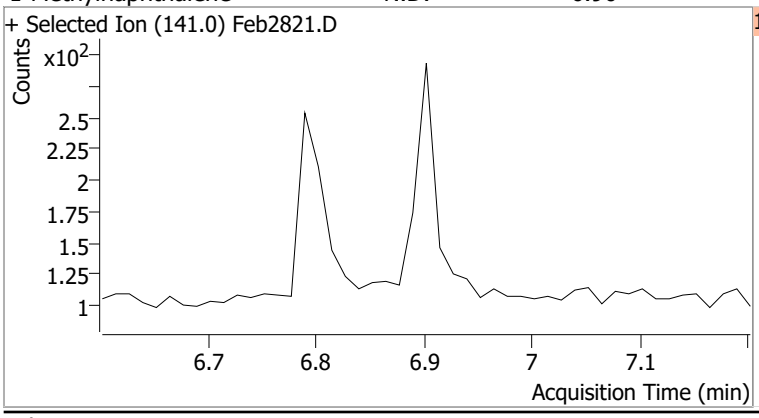

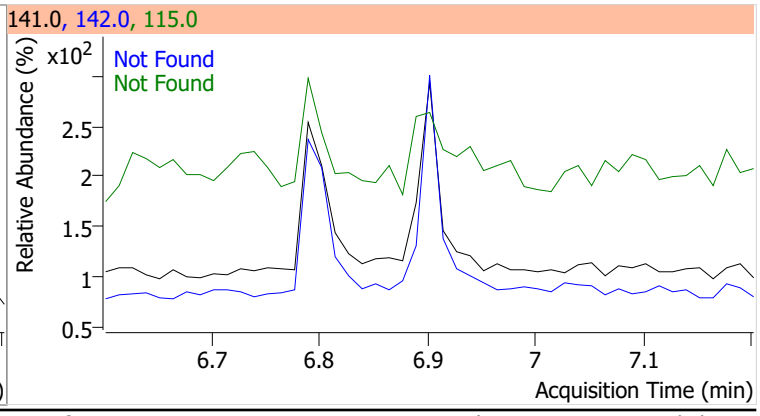

Compound	Conc.	RT	Dev(Min)	Resp.	QIon	QRatio	Lower	Upper
2-Fluorobiphenyl	66.1366	7.25	-0.01	1203212	171.0	37.8	24.3	45.1

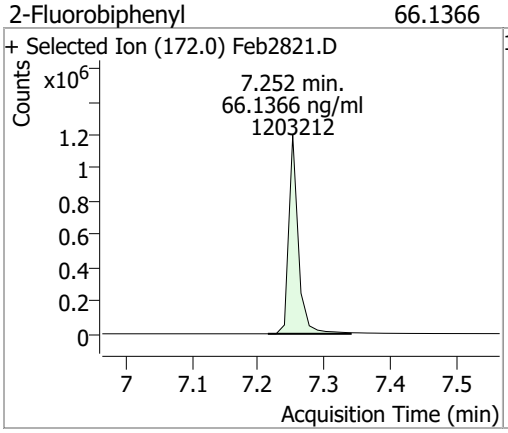

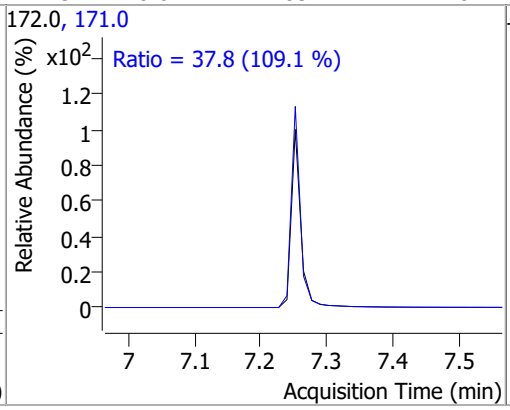

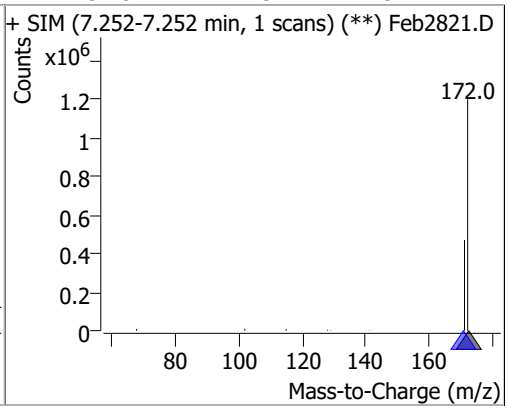

Compound	Conc.	Exp RT	QIon	Exp Ratio
Acenaphthylene	N.D.	7.83	153.0	16.0

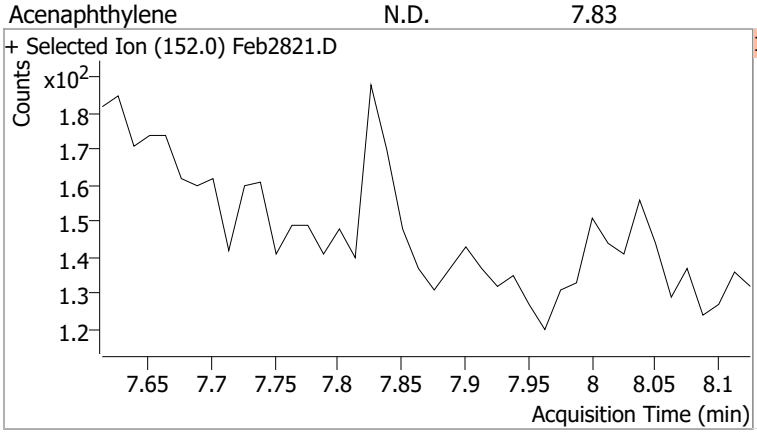

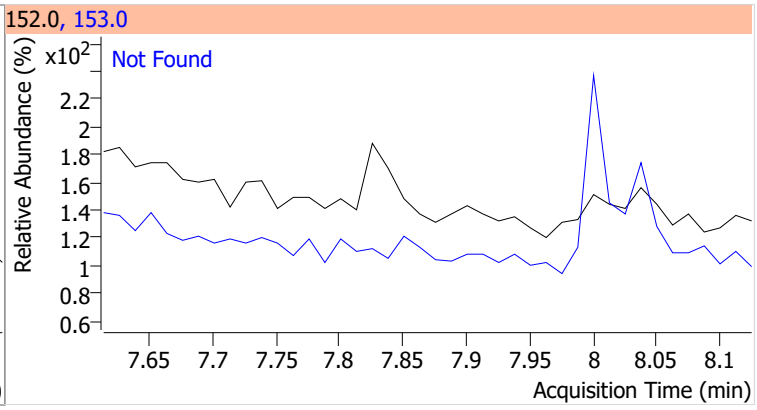

Compound	Conc.	RT	Dev(Min)	Resp.	QIon	QRatio	Lower	Upper
Acenaphthene		0		0	153.0		76.8	142.6
					152.0		36.4	67.5

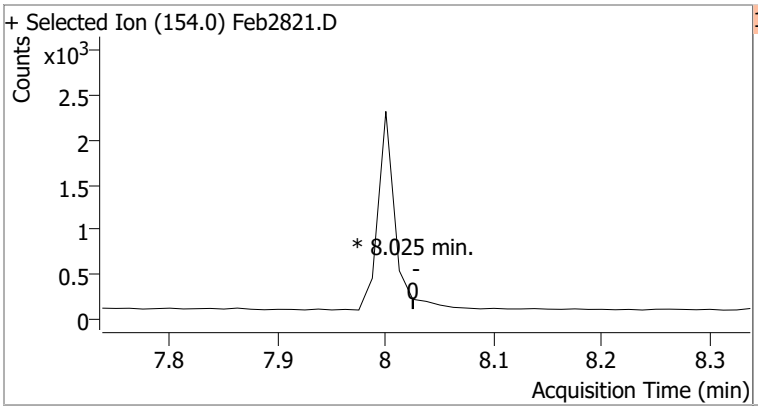

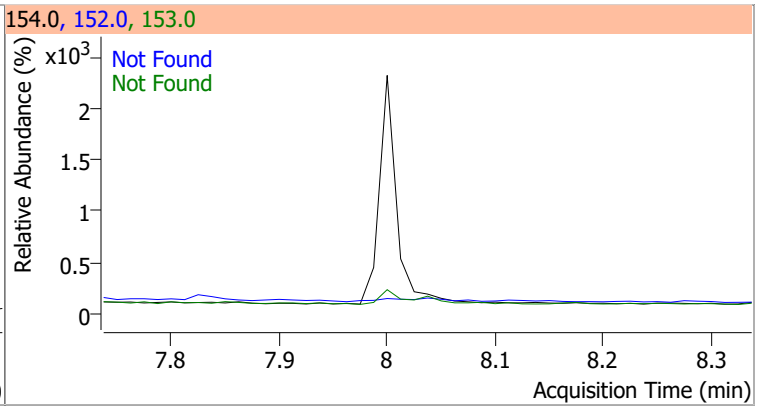

Compound	Conc.	RT	Dev(Min)	Resp.	QIon	QRatio	Lower	Upper
Fluorene		0		0	165.0		60.3	111.9
					167.0		8.9	16.6

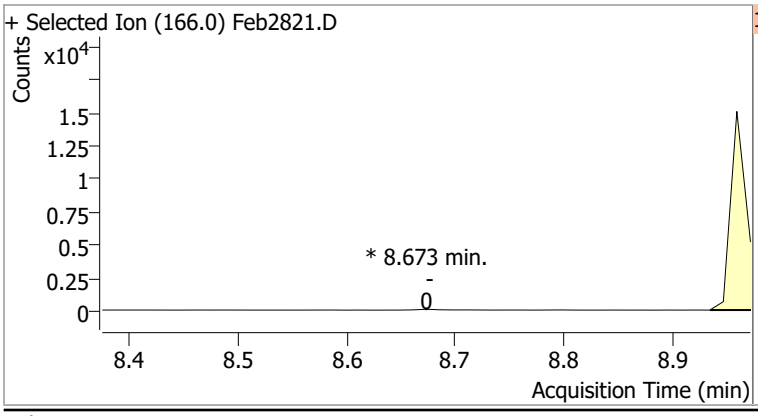

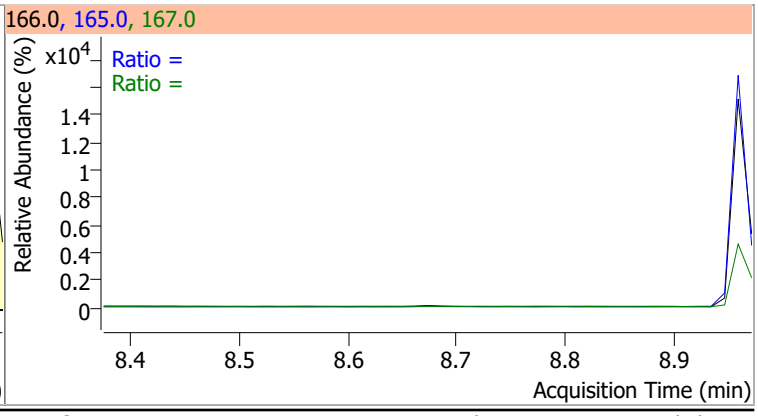

Compound	Conc.	Exp RT	QIon	Exp Ratio
Phenanthrene	N.D.	9.79	176.0	18.1

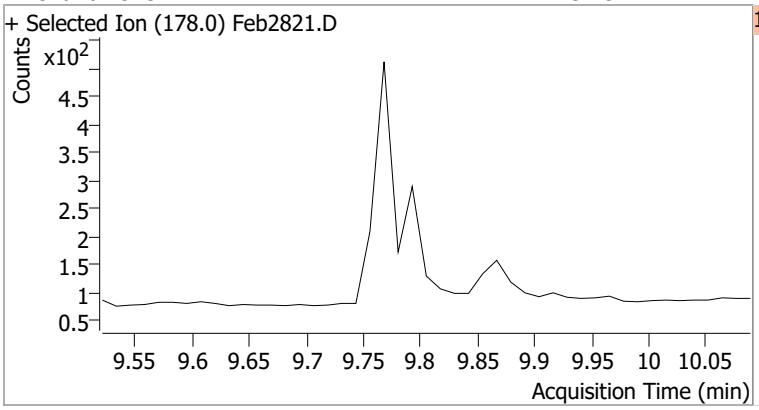

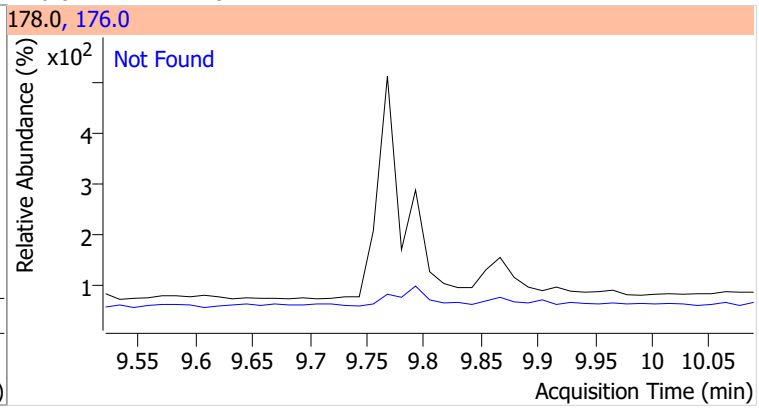

Compound	Conc.	Exp RT	QIon	Exp Ratio
Anthracene	N.D.	9.85	176.0	18.4

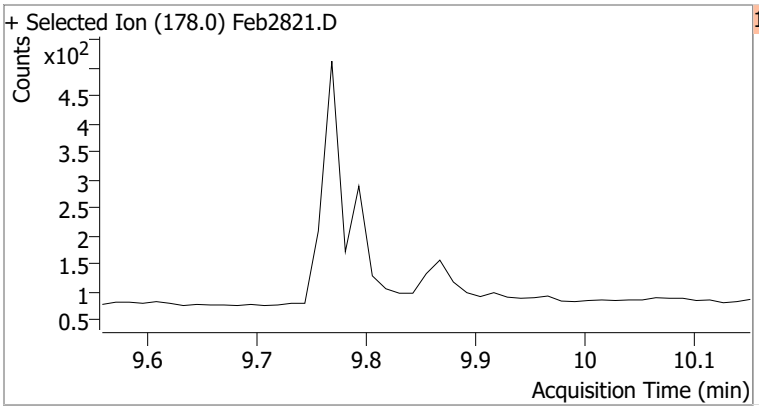

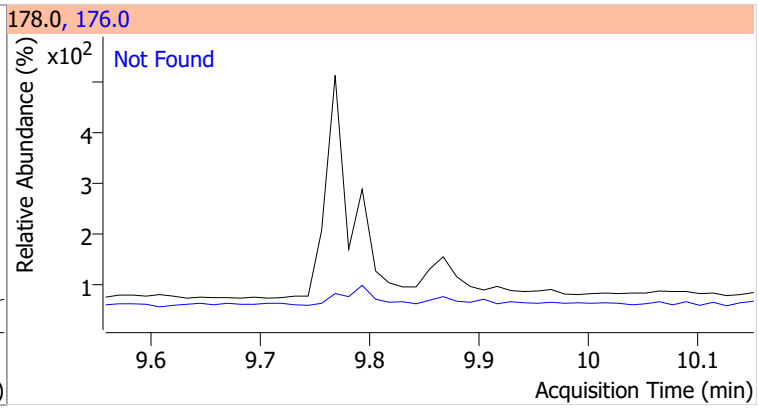

Compound	Conc.	Exp RT	QIon	Exp Ratio	QIon	Exp Ratio
o-Terphenyl	N.D.	10.30	229.0	61.1	215.0	40.0

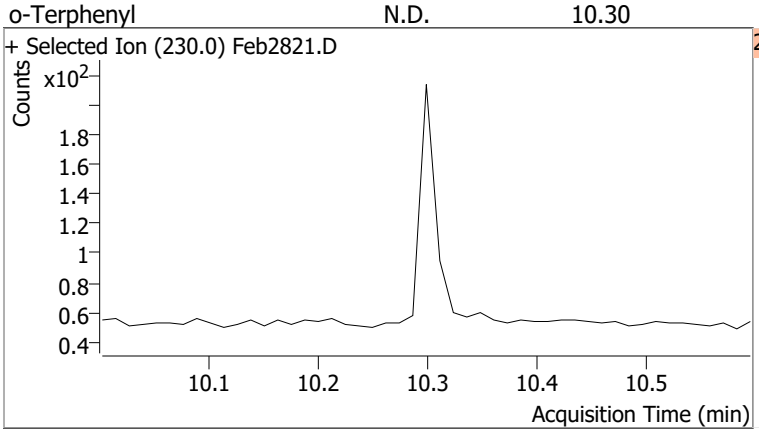

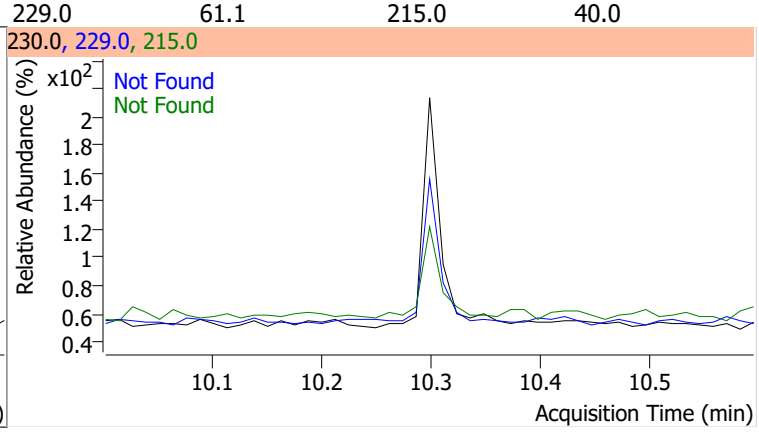

Compound	Conc.	Exp RT	QIon	Exp Ratio
Fluoranthene	N.D.	11.40	101.0	9.6

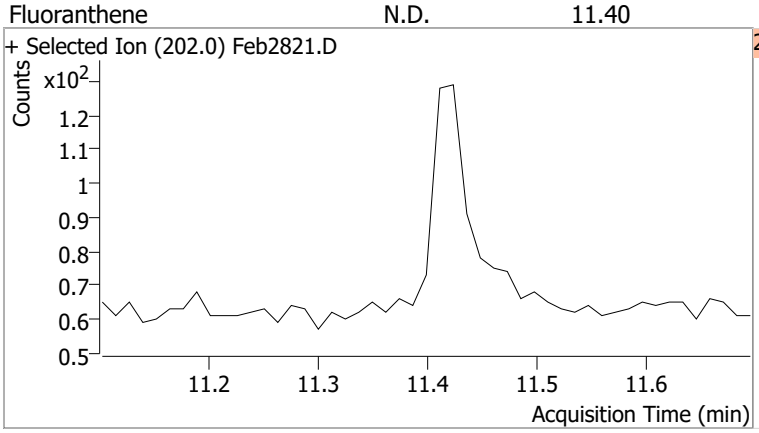

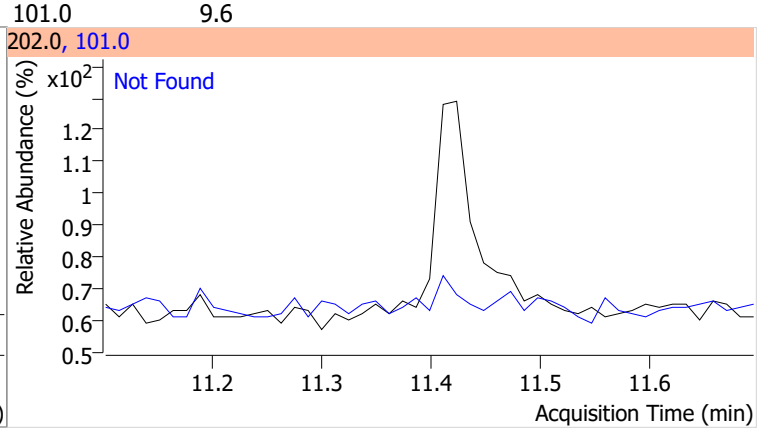

Compound	Conc.	Exp RT	QIon	Exp Ratio
Pyrene	N.D.	11.78	101.0	12.0

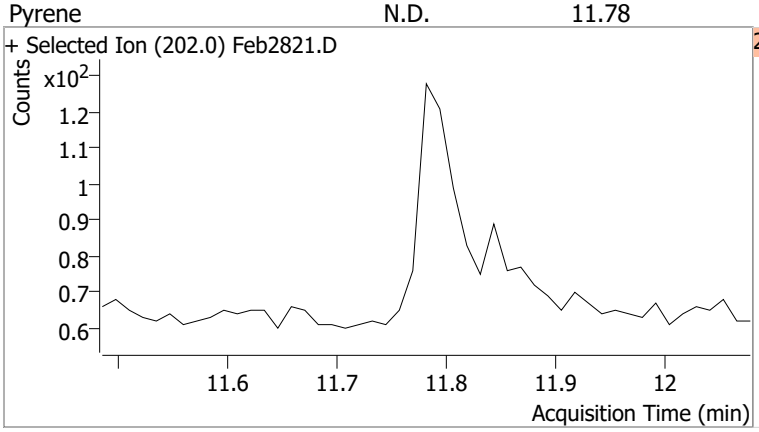

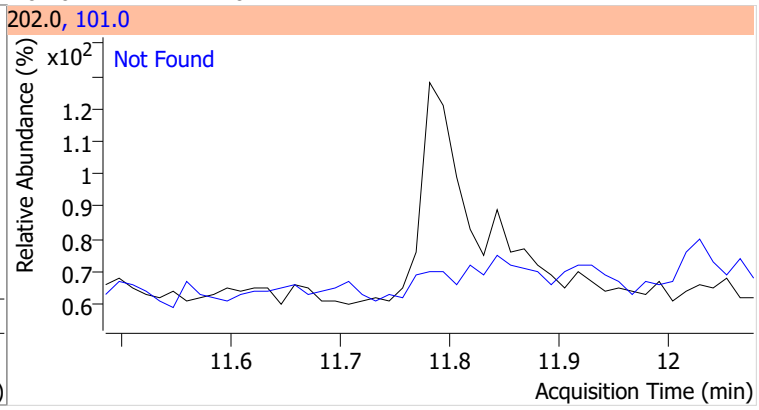

Compound	Conc.	RT	Dev(Min)	Resp.	QIon	QRatio	Lower	Upper
Terphenyl-d14	100.2515	12.24	0.00	1806546	122.0	14.7	8.6	16.0

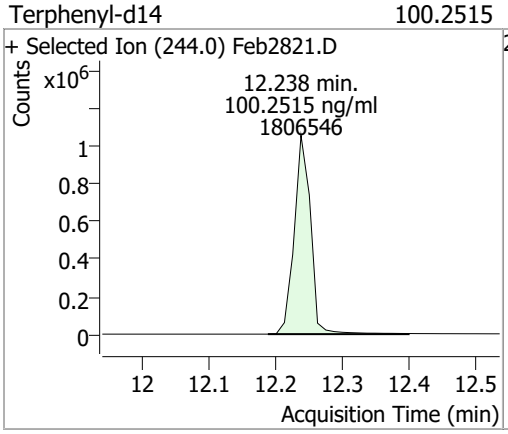

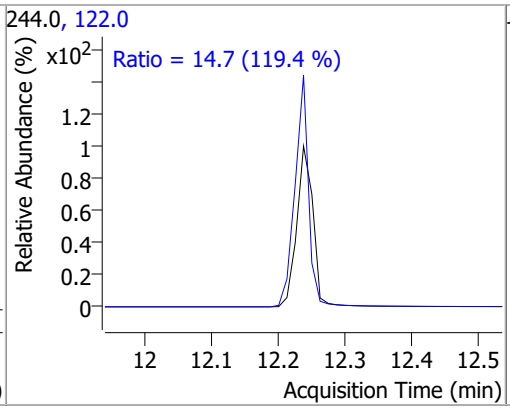

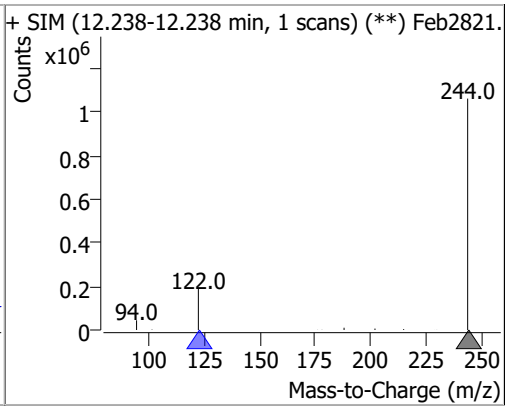

Compound	Conc.	RT	Dev(Min)	Resp.	QIon	QRatio	Lower	Upper
Benzo(a)Anthracene		0		0	226.0		18.0	33.4
					229.0		16.5	30.7

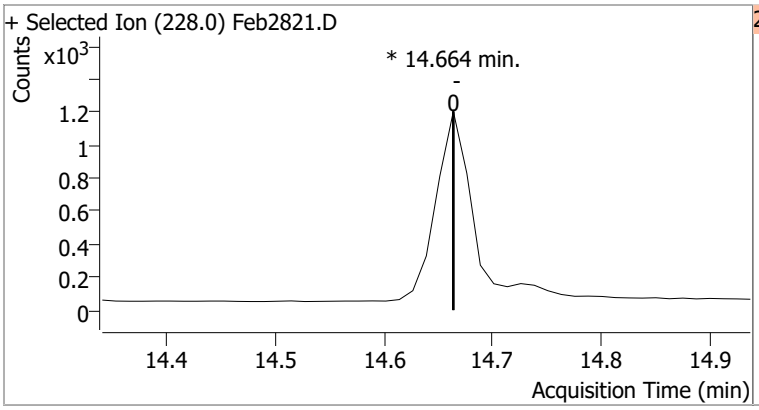

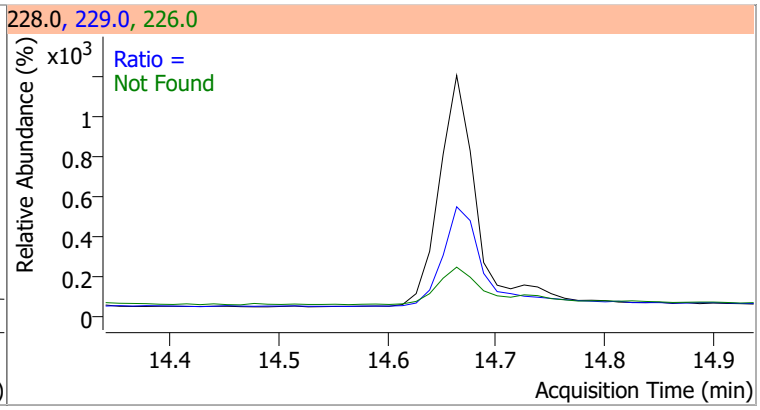

Compound	Conc.	RT	Dev(Min)	Resp.	QIon	QRatio	Lower	Upper
Chrysene		0		0	226.0		21.6	40.2
					229.0		13.8	25.7

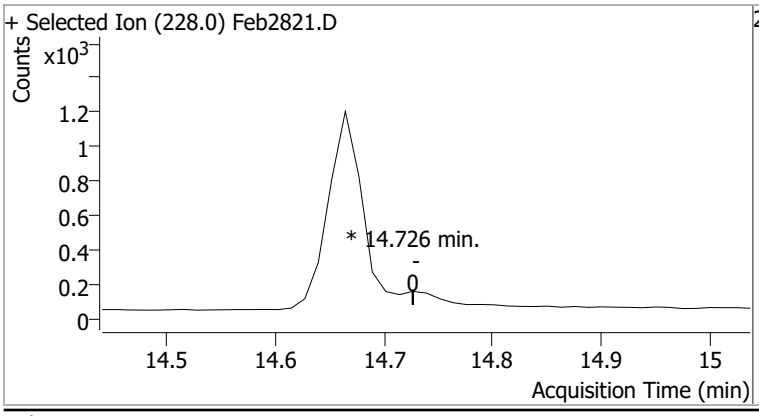

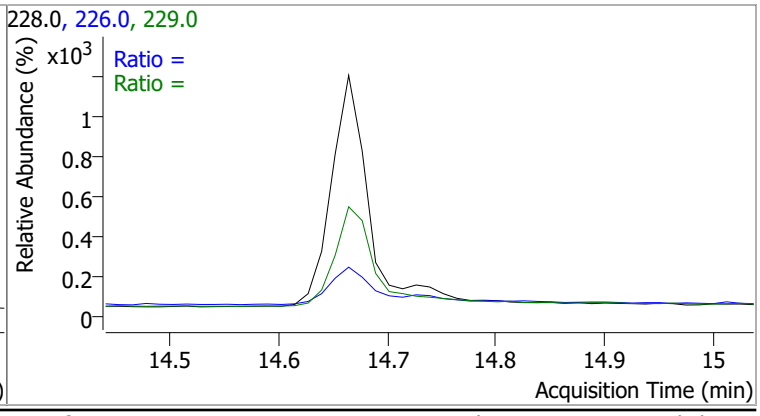

Compound	Conc.	Exp RT	QIon	Exp Ratio
Benzo(b)fluoranthene	N.D.	17.66	253.0	22.4

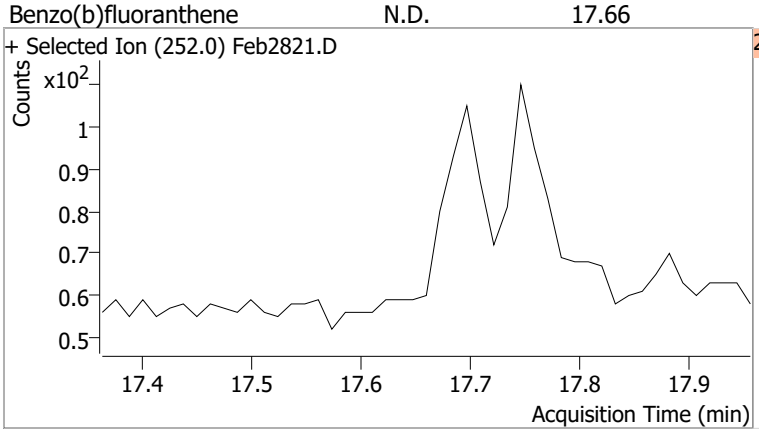

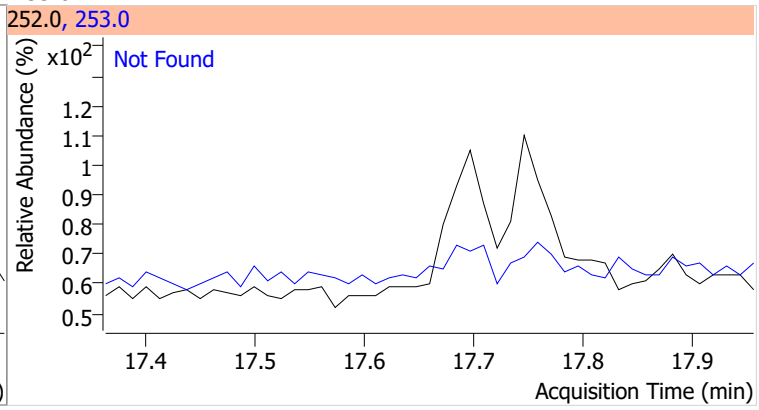

Compound	Conc.	Exp RT	QIon	Exp Ratio
Benzo(k)fluoranthene	N.D.	17.73	253.0	24.5

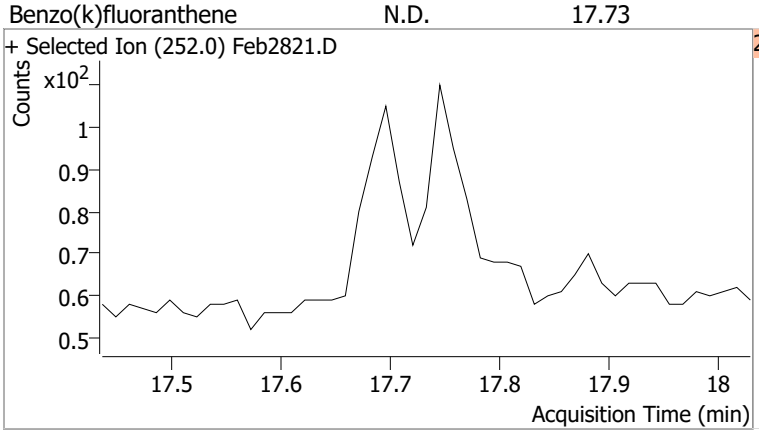

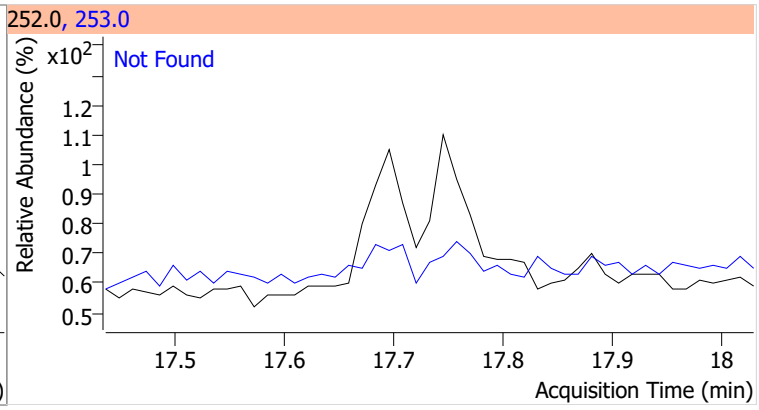

Compound	Conc.	RT	Dev(Min)	Resp.	QIon	QRatio	Lower	Upper
Benzo(a)pyrene		0		0	253.0		16.2	30.1

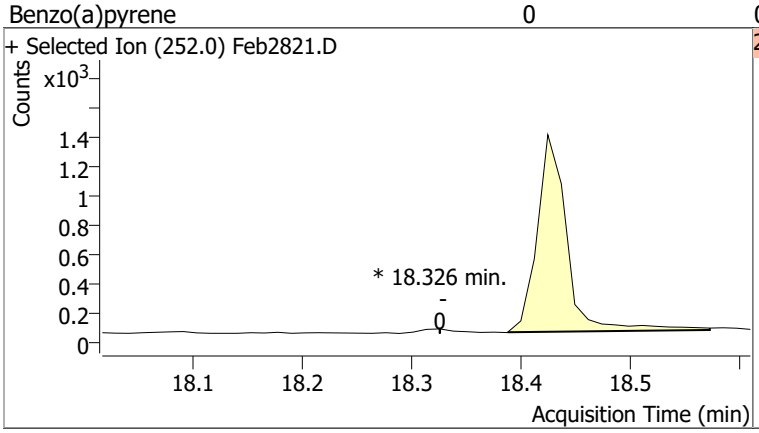

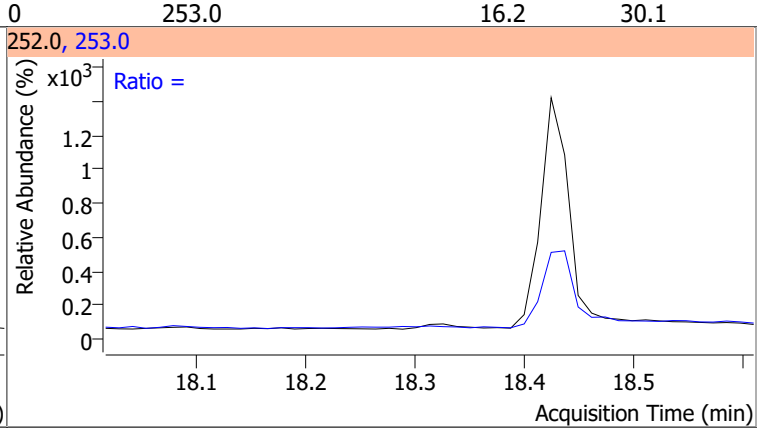

Compound	Conc.	Exp RT	QIon	Exp Ratio
Indeno(1,2,3-cd)pyrene	N.D.	20.17	138.0	20.9

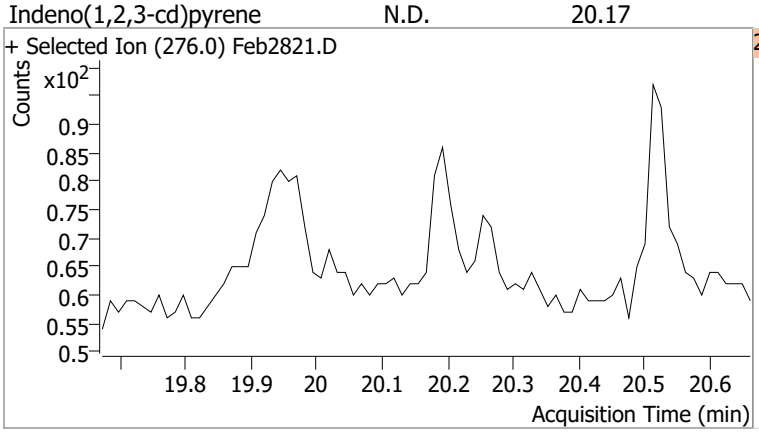

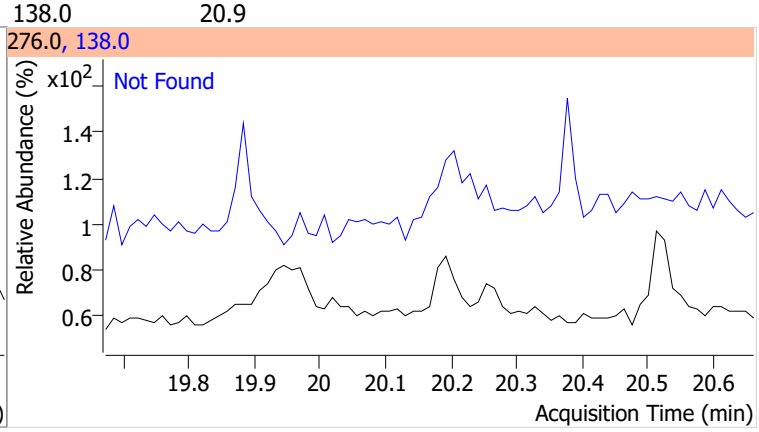

Compound	Conc.	Exp RT	QIon	Exp Ratio	QIon	Exp Ratio
Dibenzo(a,h)anthracene	N.D.	20.24	279.0	24.1	139.0	17.7

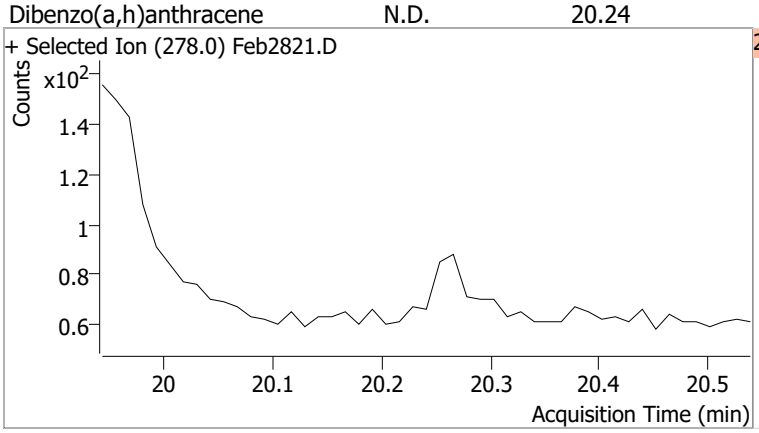

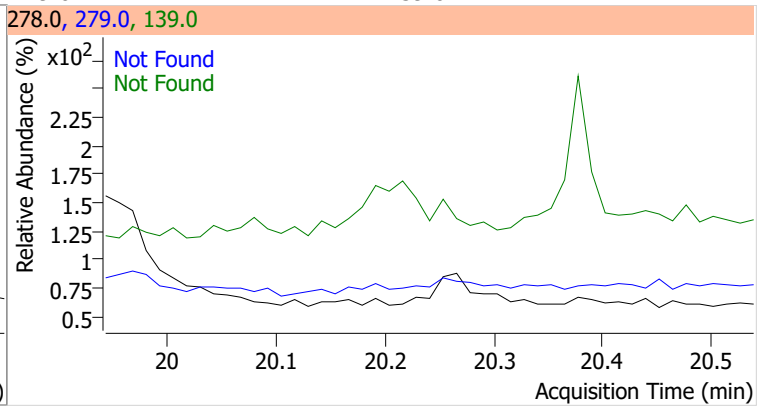

Compound	Conc.	Exp RT	QIon	Exp Ratio	QIon	Exp Ratio
Benzo(g,h,i)perylene	N.D.	20.50	138.0	23.2	277.0	23.1

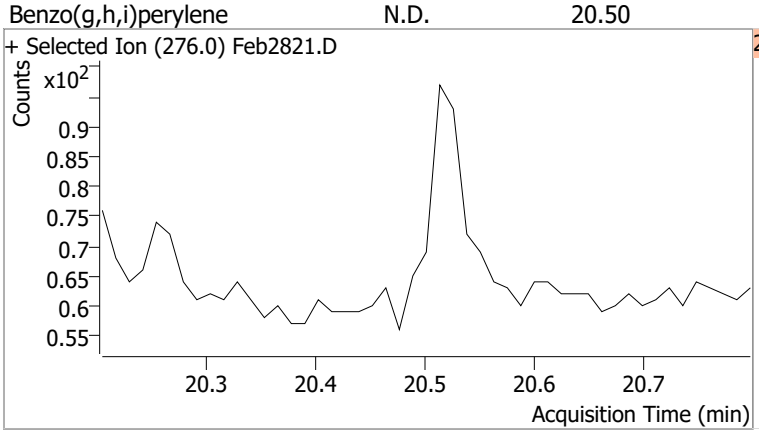

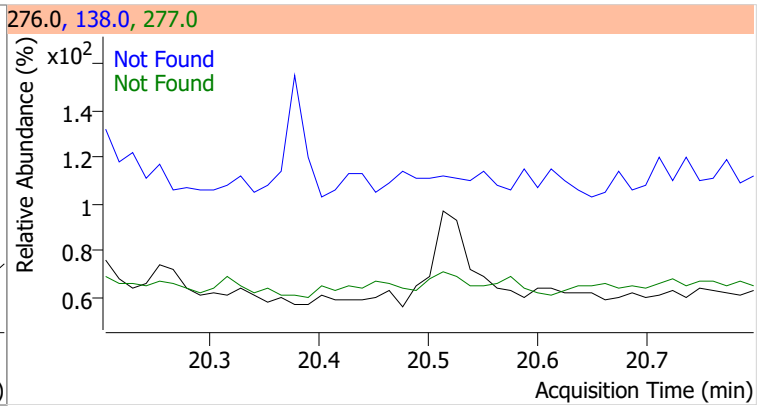

Quantitation Results Report (QT Reviewed)

Data File	Feb2822.D	Operator	LIMS import
Acq. Method	5975BNASIM	Acq. Date-Time	2/28/2022 10:51:44 PM
Sample Name	B22021435-027C	Instrument	GCMS
Vial	22	Multiplier	1.00
DA Method File	021622 bna SIM 2.batch.bin	Comment	SVOC-8270C-SIM-W-LLPAH
Tune File	dftppjph.u	Tune Date	
Batch Name	022822 bna SIM 1.batch.bin	Last Calib Update	2/28/2022 5:36:24 PM
Ref Library			

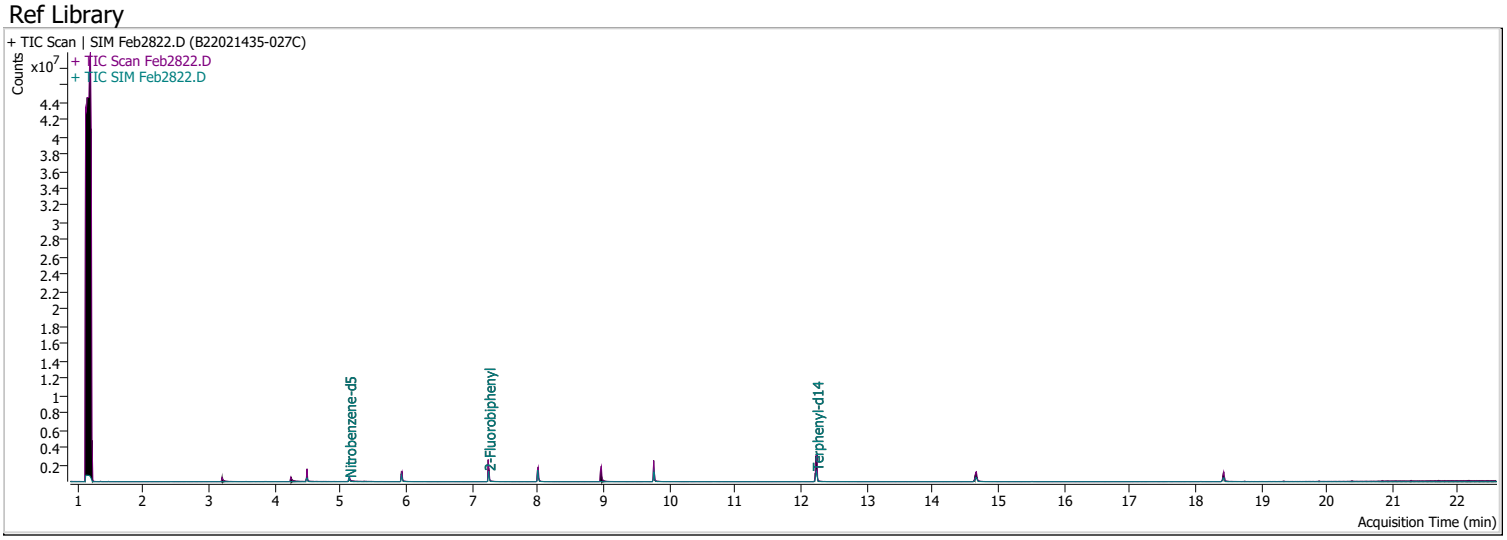

Compound	RT	QIon	Resp.	Conc.	Units		Dev(Min)
Internal Standards							
M 1,4-Dichlorobenzene-d4	4.497	152.0	193469	40.0000	ng/ml		0.000
M Naphthalene-d8	5.928	136.0	828906	40.0000	ng/ml		0.000
M Acenaphthene-d10	8.000	164.0	554374	40.0000	ng/ml		0.000
M Phenanthrene-d10	9.768	188.0	1091563	40.0000	ng/ml		0.000
M Chrysene-d12	14.664	240.0	791617	40.0000	ng/ml		0.000
M Perylene-d12	18.437	264.0	603061	40.0000	ng/ml		0.000
System Monitoring Compounds							
S Nitrobenzene-d5	5.131	82.0	309615	32.7701	ng/ml		-0.025
Spiked Amount: 5.000	Range: 19.0 - 102.0%			Recovery = 655.40%		*	
S 2-Fluorobiphenyl	7.252	172.0	962924	56.2204	ng/ml		-0.012
Spiked Amount: 5.000	Range: 25.0 - 94.0%			Recovery = 1124.41%		*	
S o-Terphenyl	0.000		0	N.D.			
Spiked Amount: 5.000	Range: 40.0 - 140.0%			Recovery = NA%			
S Terphenyl-d14	12.238	244.0	1648878	94.9608	ng/ml		0.000
Spiked Amount: 5.000	Range: 39.0 - 106.0%			Recovery = 1899.22%		*	
Target Compounds							**QValue**
T Naphthalene	0.000		0	N.D.			
T 2-Methylnaphthalene	0.000		0	N.D.			
T 1-Methylnaphthalene	0.000		0	N.D.			
T Acenaphthylene	0.000		0	N.D.			
T Acenaphthene	8.025	154.0	0		ng/ml	md	1
T Fluorene	8.673	166.0	0		ng/ml	md	1
T Phenanthrene	0.000		0	N.D.			
T Anthracene	0.000		0	N.D.			
T Fluoranthene	0.000		0	N.D.			
T Pyrene	0.000		0	N.D.			
T Benzo(a)Anthracene	0.000		0	N.D.			
T Chrysene	14.664	228.0	0		ng/ml	md	1
T Benzo(b)fluoranthene	0.000		0	N.D.			

Compound	RT	QIon	Resp.	Conc.	Units		Dev(Min)
T Benzo(k)fluoranthene	0.000		0	N.D.			
T Benzo(a)pyrene	18.425	252.0	0		ng/ml	md	1
T Indeno(1,2,3-cd)pyrene	0.000		0	N.D.			
T Dibenzo(a,h)anthracene	0.000		0	N.D.			
T Benzo(g,h,i)perylene	0.000		0	N.D.			

(#) = Qualifier Out of Range; (m) = Manual Integration; (+) = Area Summed; (*) = Surrogate Percent Recovery Out of Range; (d): Zeroed Peak

Quantitation Results Report (QT Reviewed)

Compound	Conc.	RT	Dev(Min)	Resp.	QIon	QRatio	Lower	Upper
Nitrobenzene-d5	32.7701	5.13	-0.02	309615	54.0	37.6	30.6	56.8
					128.0	42.7	28.9	53.6

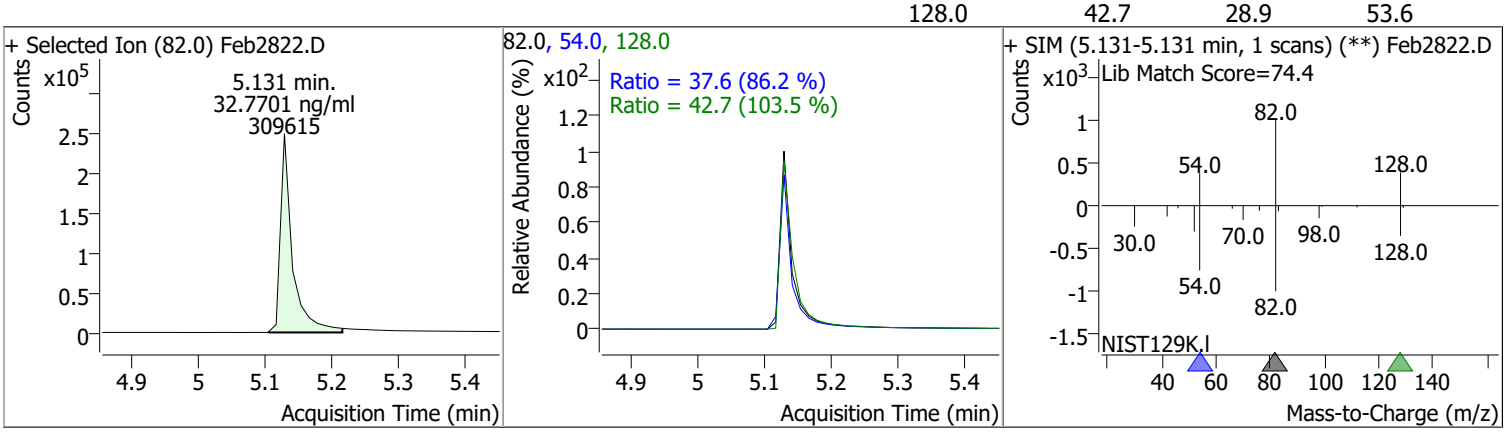

Compound	Conc.	Exp RT	QIon	Exp Ratio	QIon	Exp Ratio
Naphthalene	N.D.	5.95	102.0	13.6	129.0	11.1

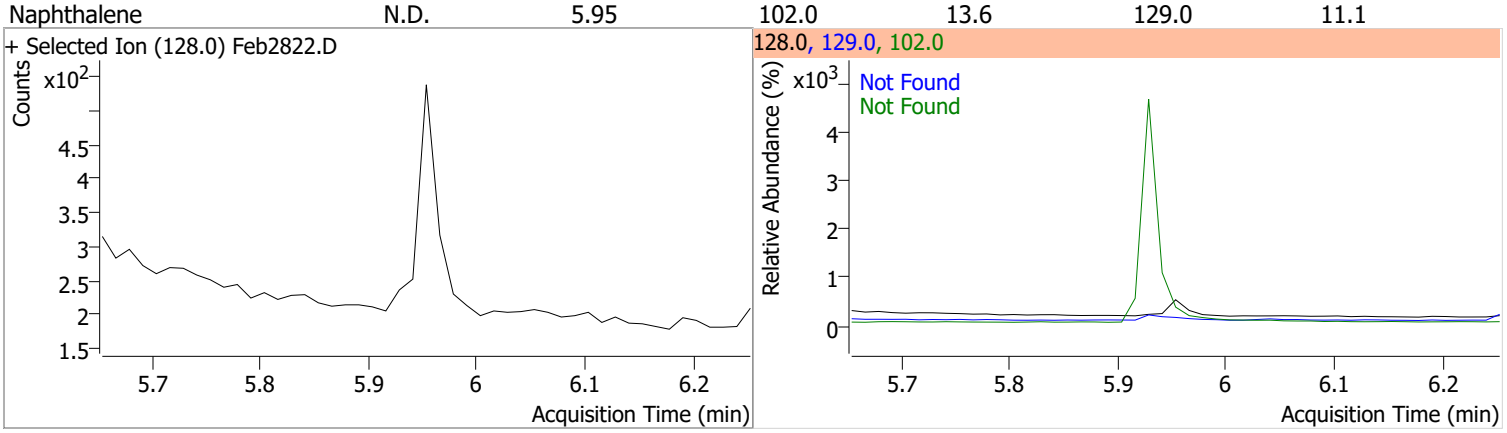

Compound	Conc.	Exp RT	QIon	Exp Ratio	QIon	Exp Ratio
2-Methylnaphthalene	N.D.	6.79	142.0	134.9	115.0	51.5

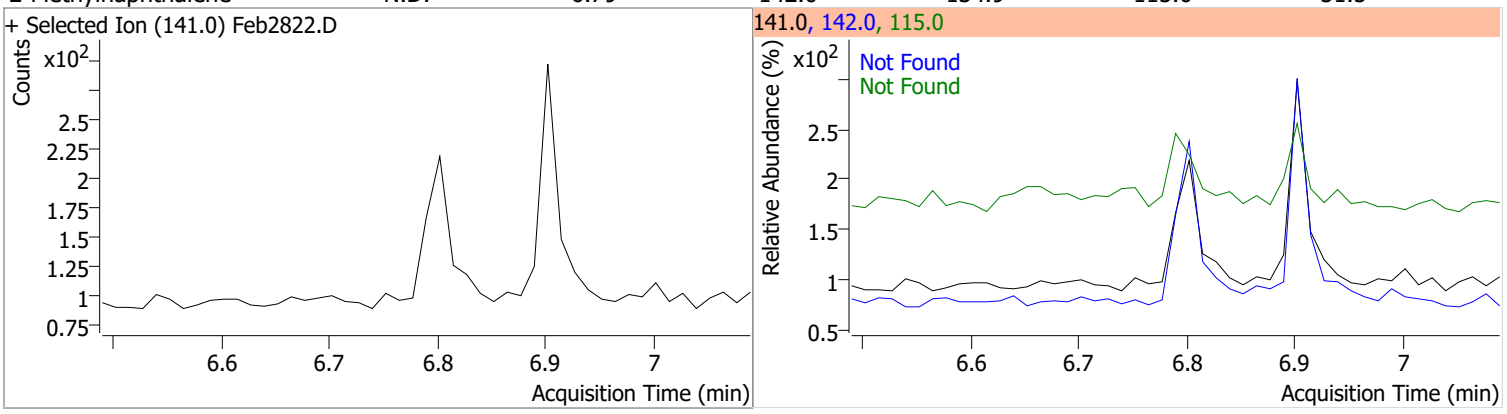

Compound	Conc.	Exp RT	QIon	Exp Ratio	QIon	Exp Ratio
1-Methylnaphthalene	N.D.	6.90	142.0	119.4	115.0	49.7

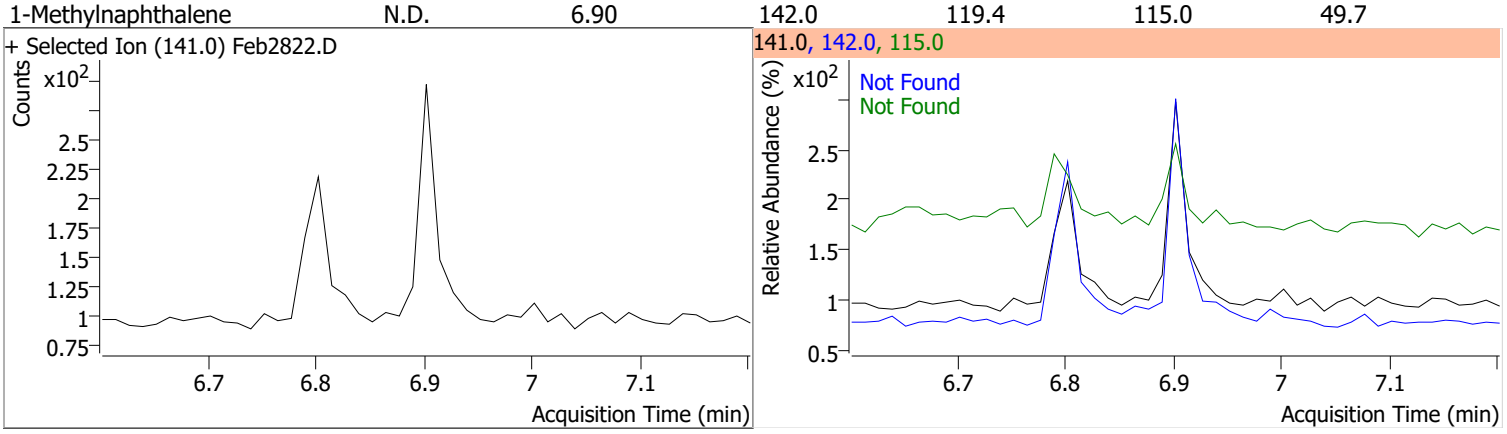

Compound	Conc.	RT	Dev(Min)	Resp.	QIon	QRatio	Lower	Upper
2-Fluorobiphenyl	56.2204	7.25	-0.01	962924	171.0	37.0	24.3	45.1

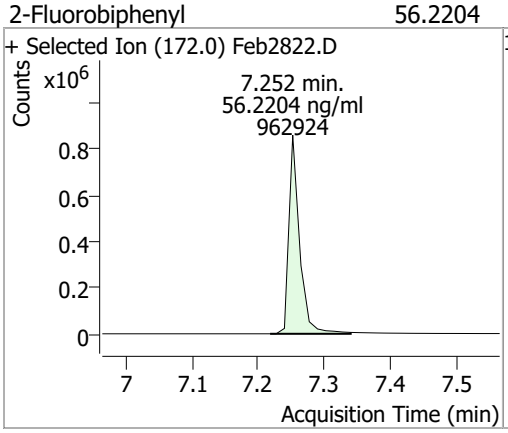

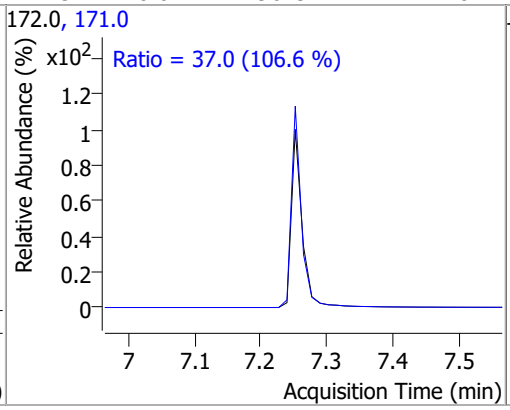

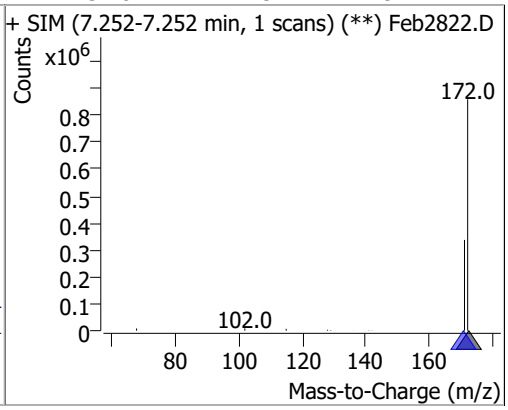

Compound	Conc.	Exp RT	QIon	Exp Ratio
Acenaphthylene	N.D.	7.83	153.0	16.0

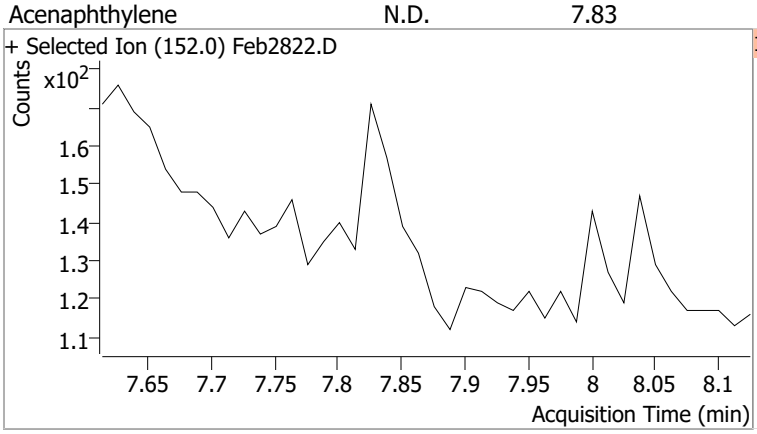

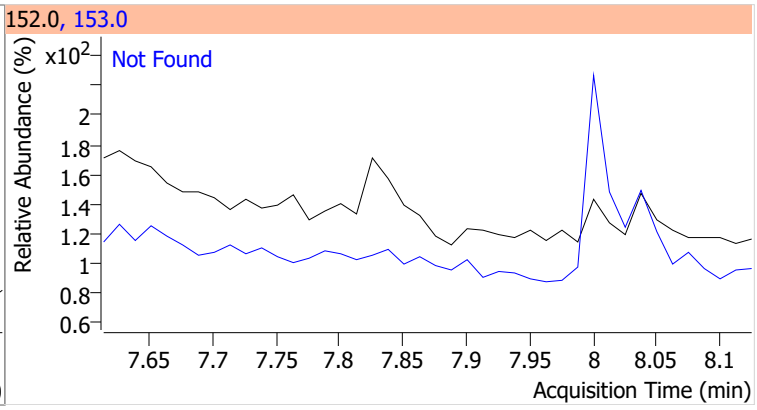

Compound	Conc.	RT	Dev(Min)	Resp.	QIon	QRatio	Lower	Upper
Acenaphthene		0		0	153.0		76.8	142.6
					152.0		36.4	67.5

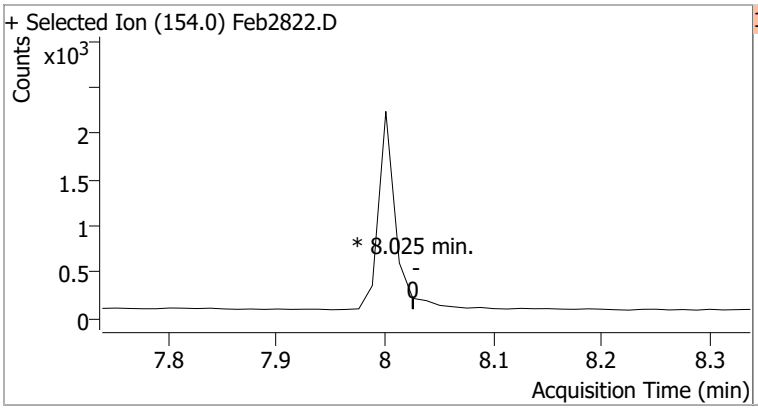

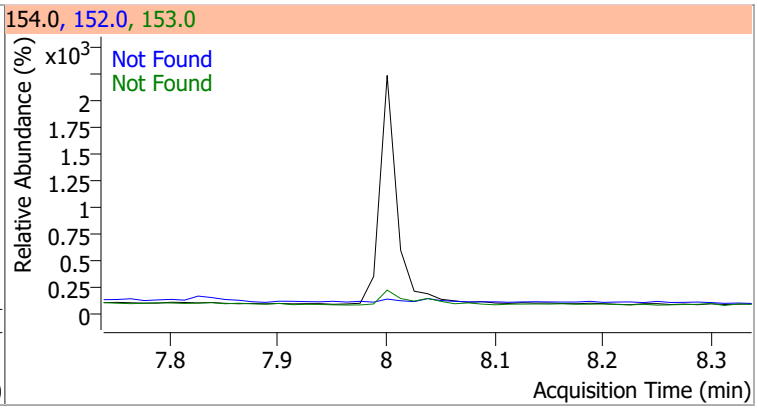

Compound	Conc.	RT	Dev(Min)	Resp.	QIon	QRatio	Lower	Upper
Fluorene		0		0	165.0		60.3	111.9
					167.0		8.9	16.6

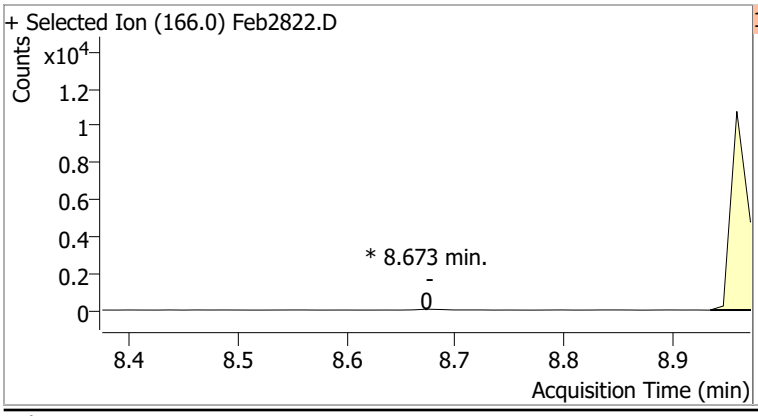

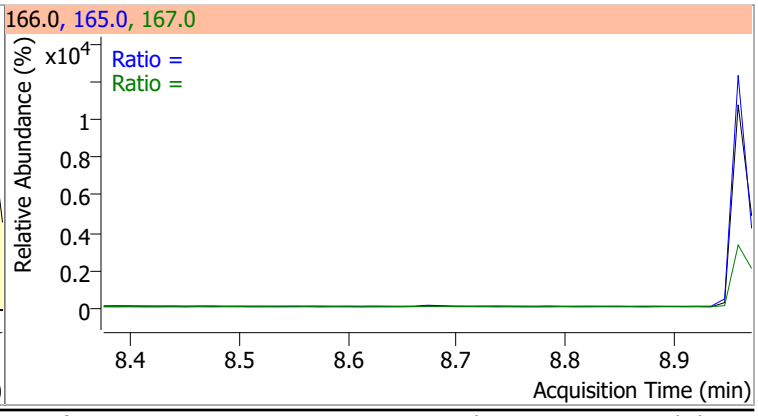

Compound	Conc.	Exp RT	QIon	Exp Ratio
Phenanthrene	N.D.	9.79	176.0	18.1

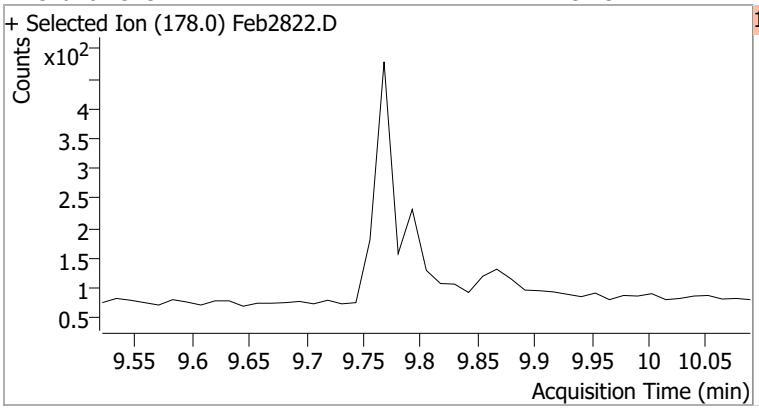

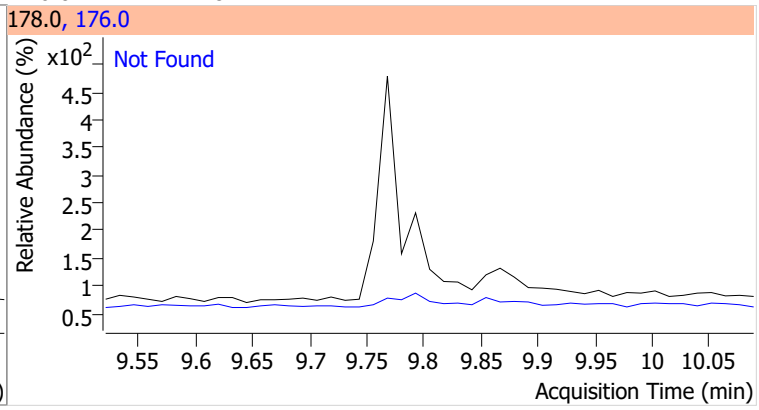

Compound	Conc.	Exp RT	QIon	Exp Ratio
Anthracene	N.D.	9.85	176.0	18.4

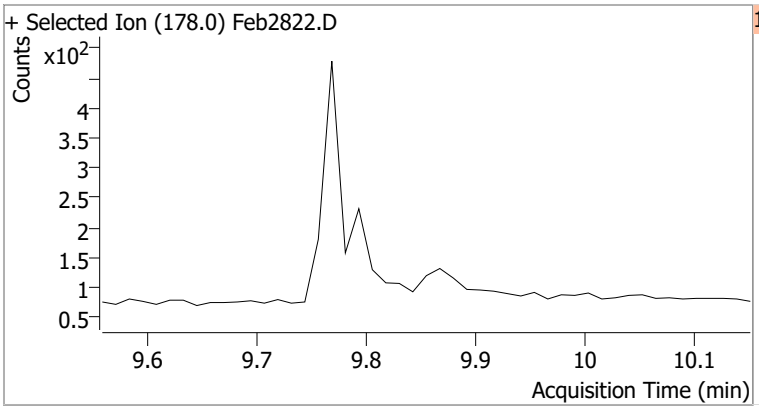

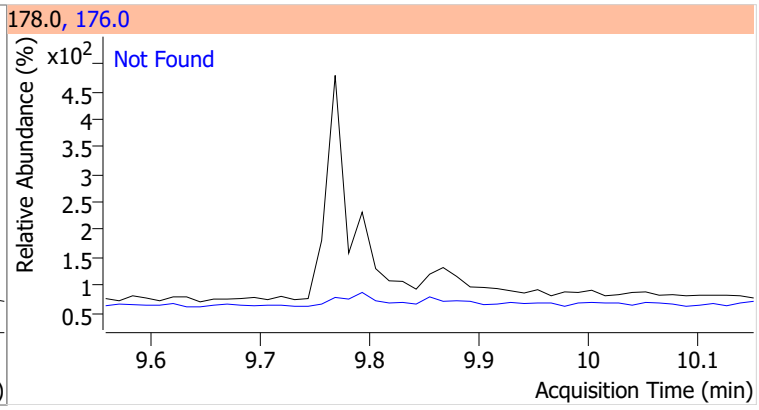

Compound	Conc.	Exp RT	QIon	Exp Ratio	QIon	Exp Ratio
o-Terphenyl	N.D.	10.30	229.0	61.1	215.0	40.0

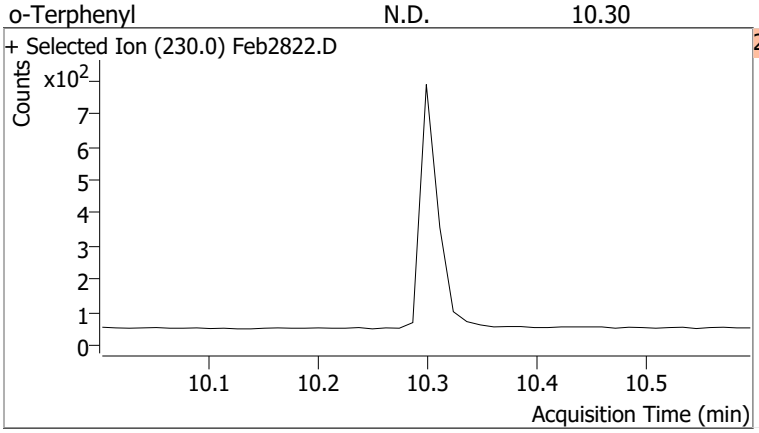

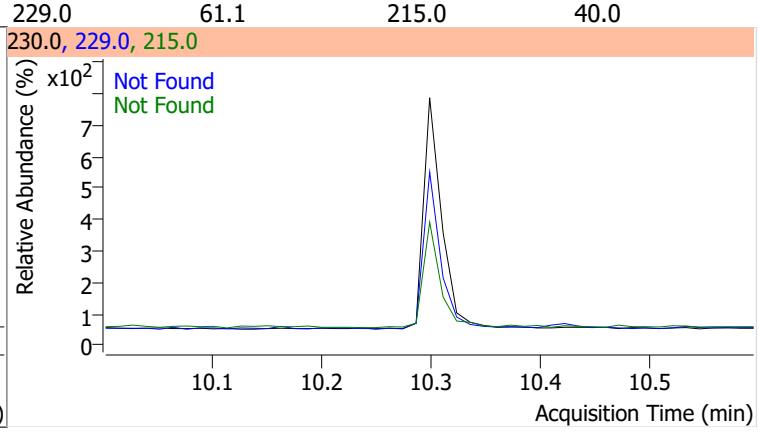

Compound	Conc.	Exp RT	QIon	Exp Ratio
Fluoranthene	N.D.	11.40	101.0	9.6

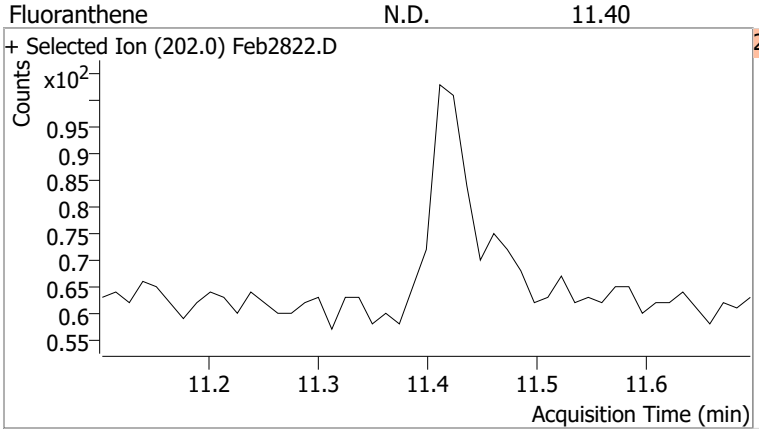

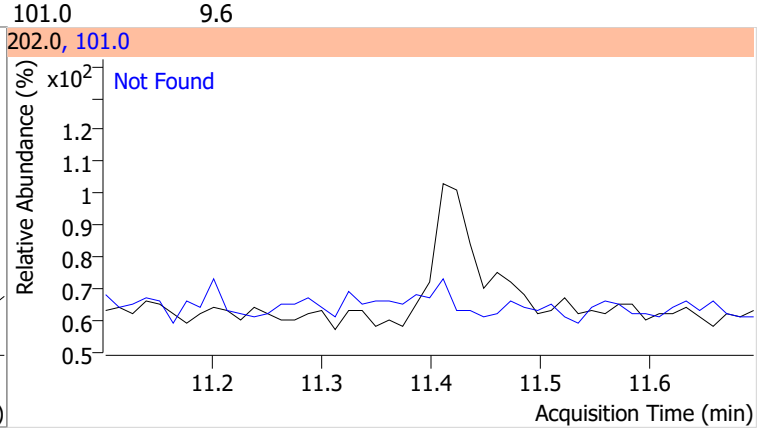

Compound	Conc.	Exp RT	QIon	Exp Ratio
Pyrene	N.D.	11.78	101.0	12.0

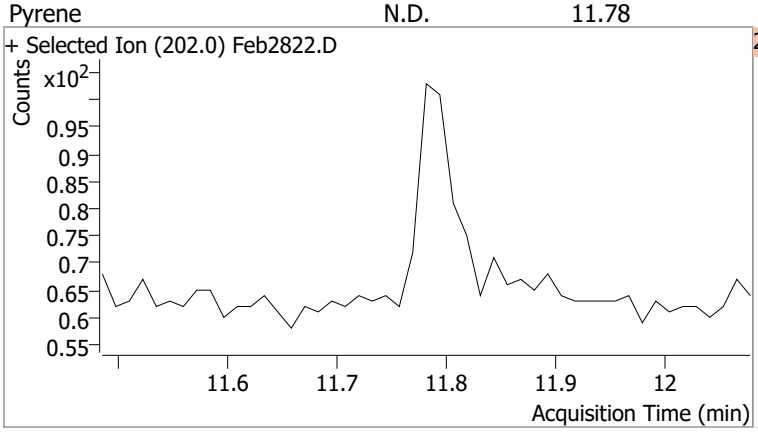

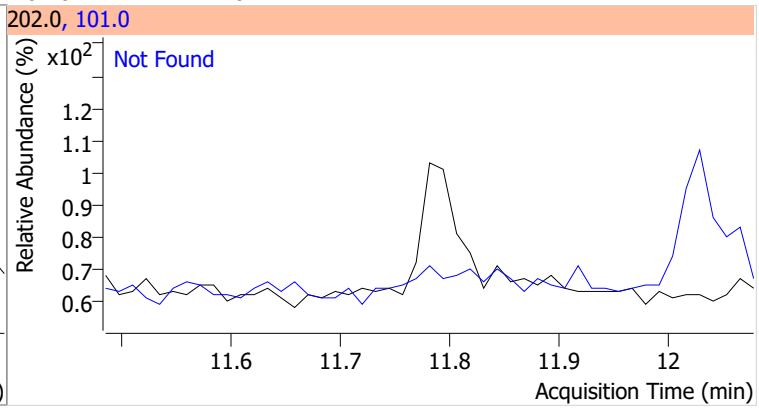

Compound	Conc.	RT	Dev(Min)	Resp.	QIon	QRatio	Lower	Upper
Terphenyl-d14	94.9608	12.24	0.00	1648878	122.0	14.5	8.6	16.0

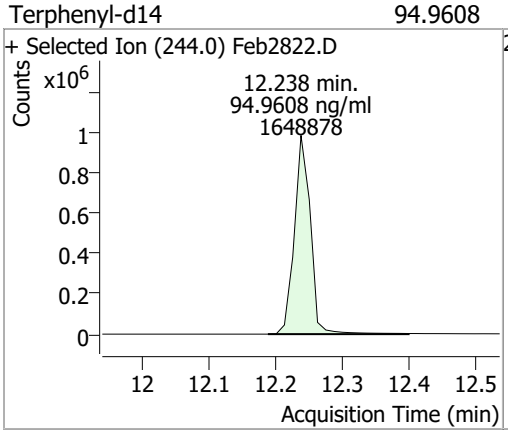

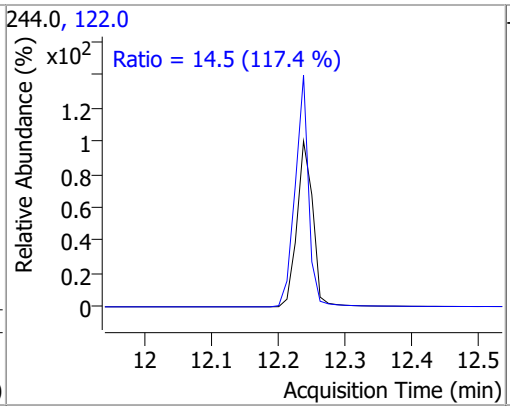

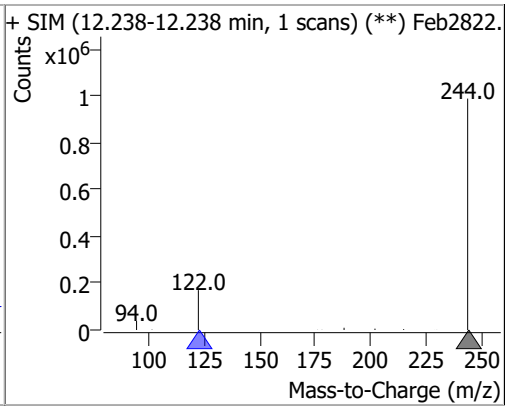

Compound	Conc.	Exp RT	QIon	Exp Ratio	QIon	Exp Ratio
Benzo(a)Anthracene	N.D.	14.64	226.0	25.7	229.0	23.6

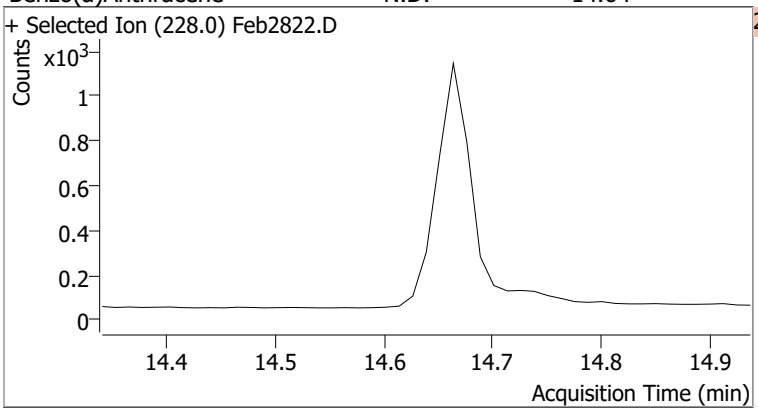

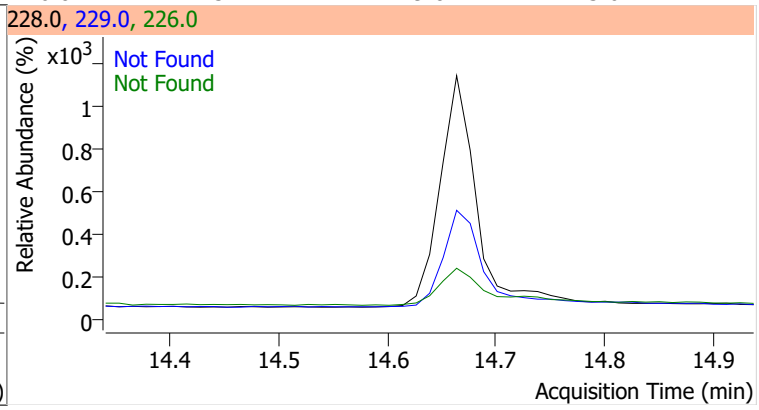

Compound	Conc.	RT	Dev(Min)	Resp.	QIon	QRatio	Lower	Upper
Chrysene		0		0	226.0		21.6	40.2
					229.0		13.8	25.7

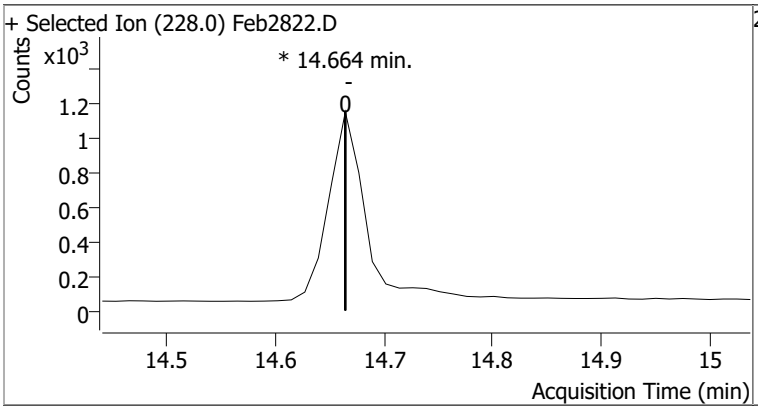

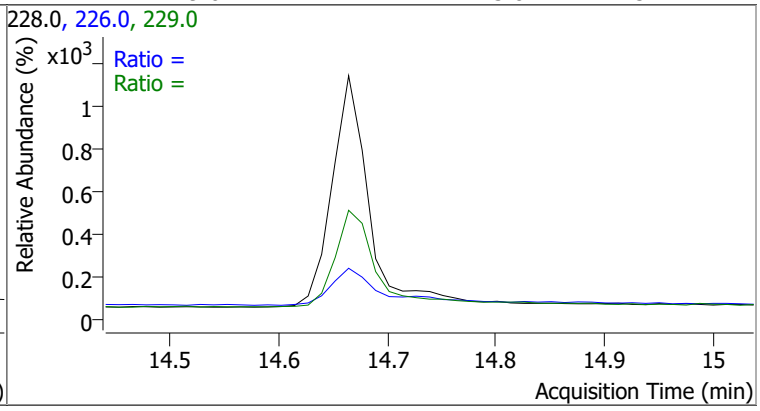

Compound	Conc.	Exp RT	QIon	Exp Ratio
Benzo(b)fluoranthene	N.D.	17.66	253.0	22.4

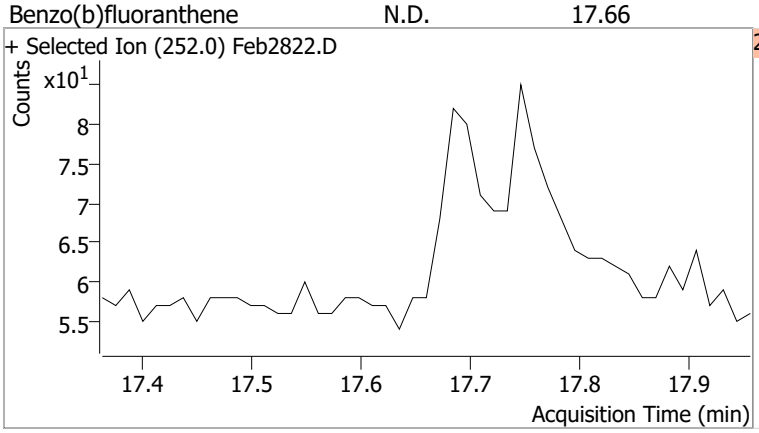

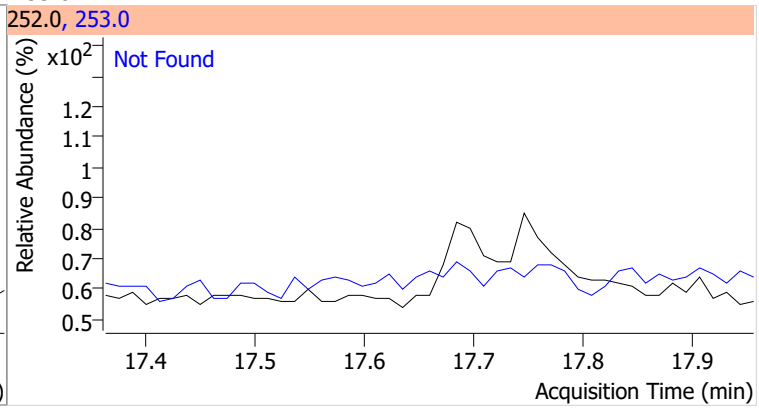

Compound	Conc.	Exp RT	QIon	Exp Ratio
Benzo(k)fluoranthene	N.D.	17.73	253.0	24.5

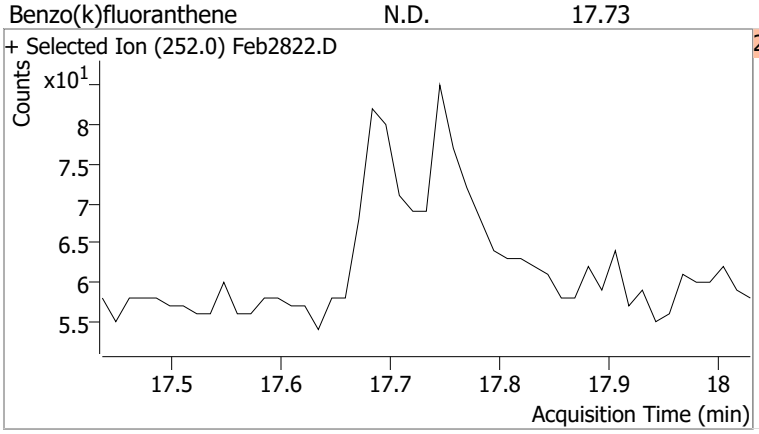

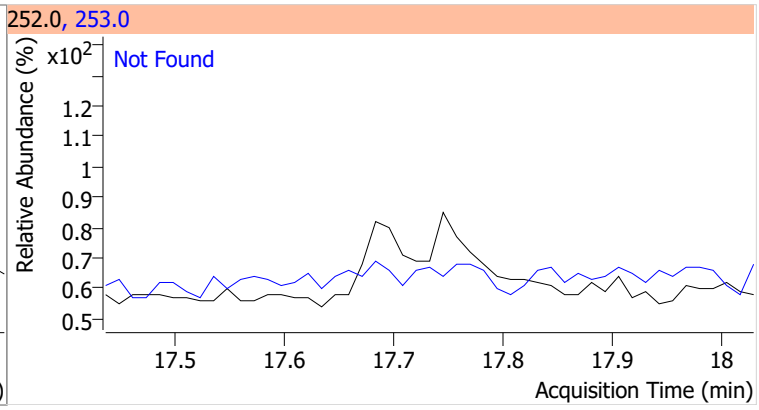

Compound	Conc.	RT	Dev(Min)	Resp.	QIon	QRatio	Lower	Upper
Benzo(a)pyrene		0		0	253.0		16.2	30.1

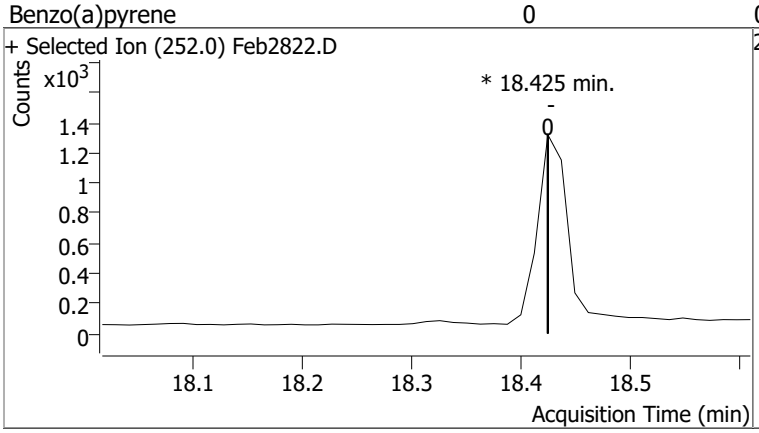

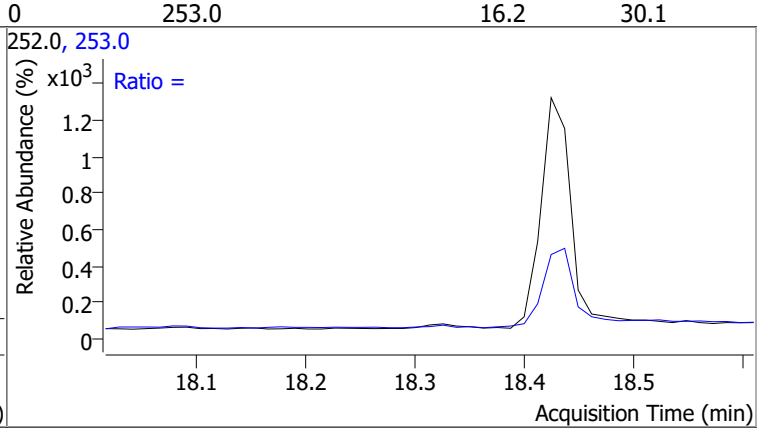

Compound	Conc.	Exp RT	QIon	Exp Ratio
Indeno(1,2,3-cd)pyrene	N.D.	20.17	138.0	20.9

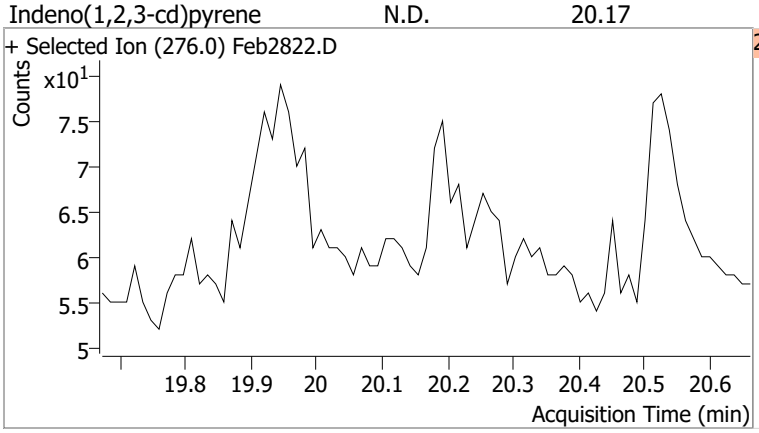

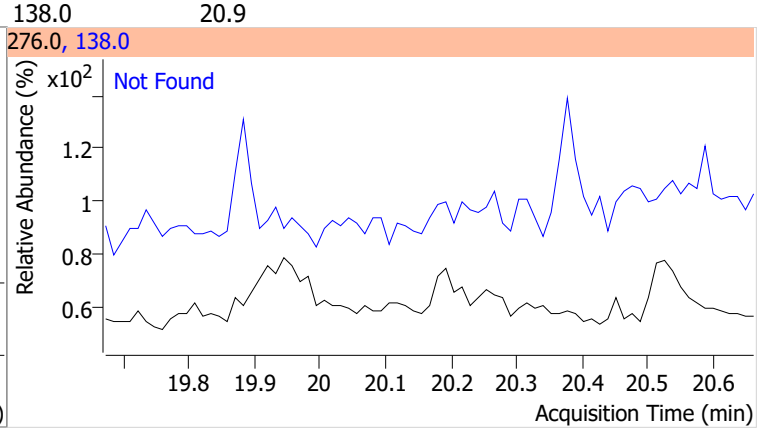

Compound	Conc.	Exp RT	QIon	Exp Ratio	QIon	Exp Ratio
Dibenzo(a,h)anthracene	N.D.	20.24	279.0	24.1	139.0	17.7

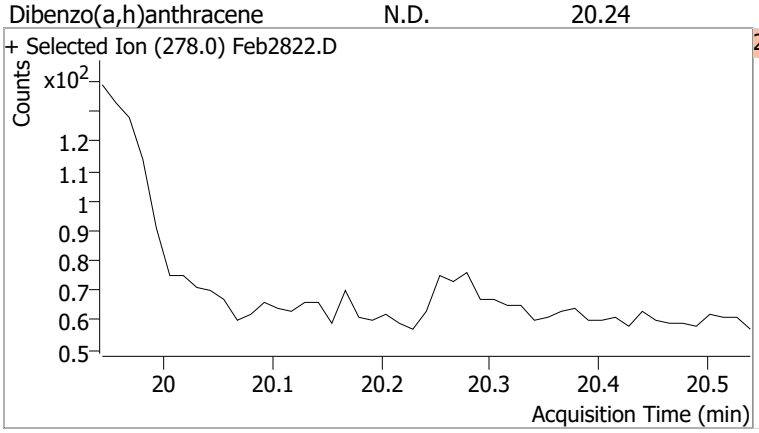

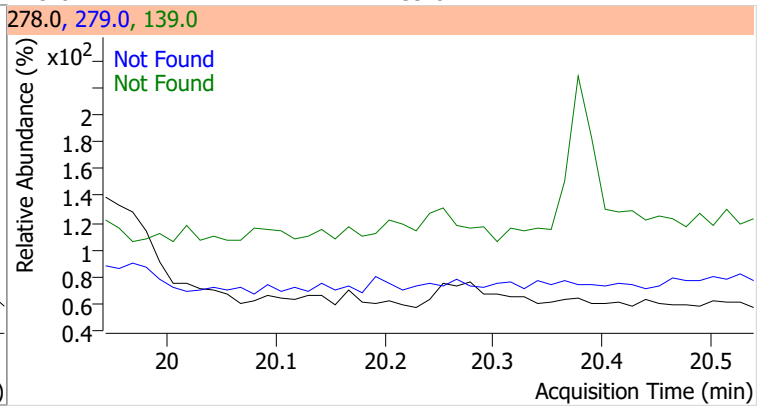

Compound	Conc.	Exp RT	QIon	Exp Ratio	QIon	Exp Ratio
Benzo(g,h,i)perylene	N.D.	20.50	138.0	23.2	277.0	23.1

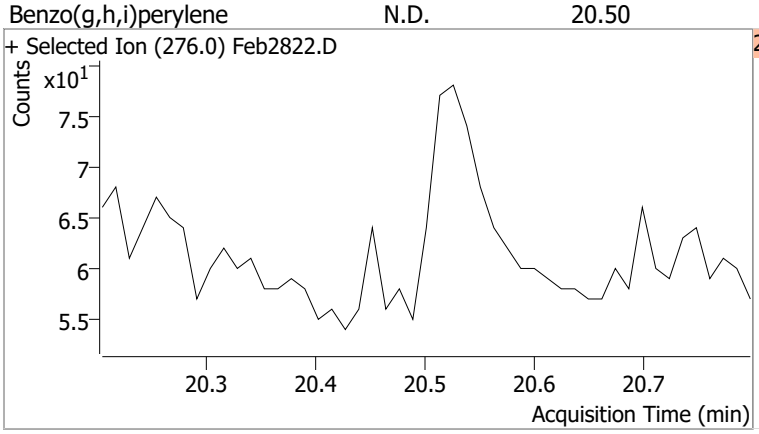

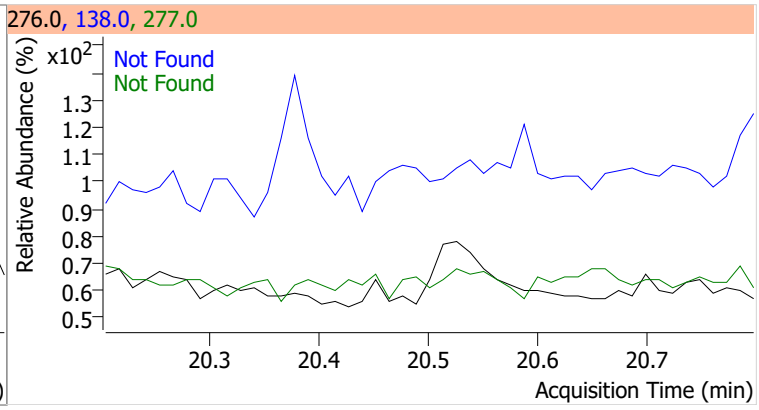

Quantitation Results Report (QT Reviewed)

Data File	Feb2823.D	Operator	LIMS import
Acq. Method	5975BNASIM	Acq. Date-Time	2/28/2022 11:24:10 PM
Sample Name	B22021435-032C	Instrument	GCMS
Vial	23	Multiplier	1.00
DA Method File	021622 bna SIM 2.batch.bin	Comment	SVOC-8270C-SIM-W-LLPAH
Tune File	dftppjph.u	Tune Date	
Batch Name	022822 bna SIM 1.batch.bin	Last Calib Update	2/28/2022 5:36:24 PM
Ref Library			

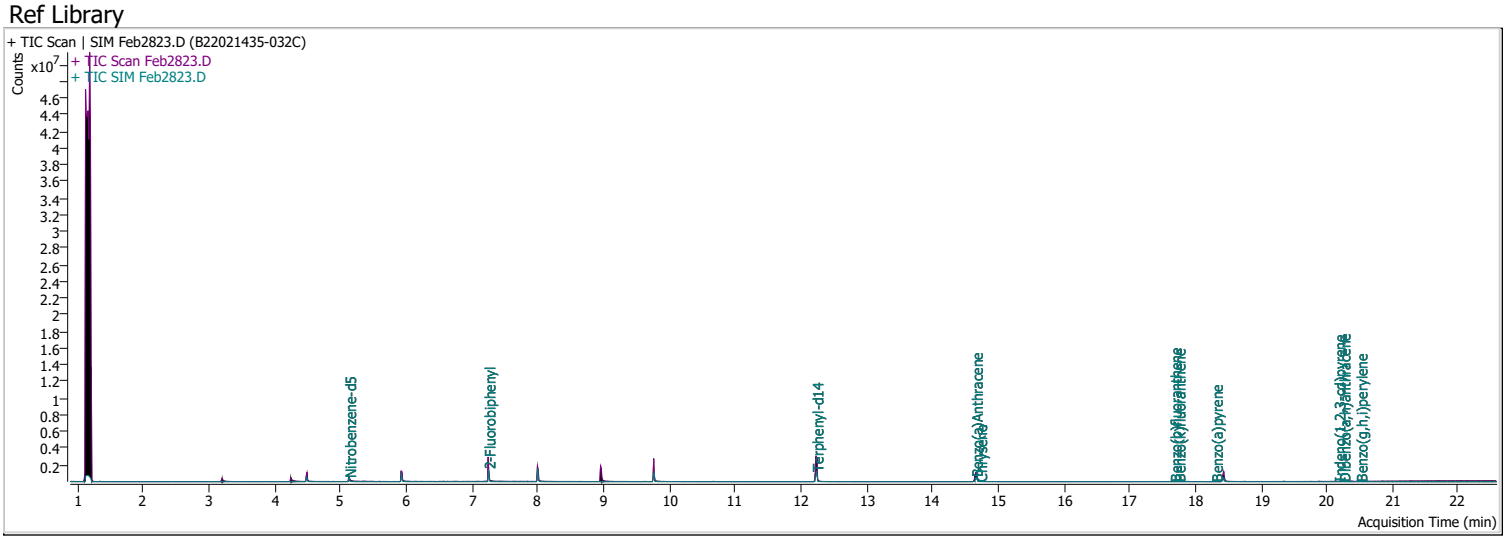

Compound	RT	QIon	Resp.	Conc.	Units		Dev(Min)
Internal Standards							
M 1,4-Dichlorobenzene-d4	4.484	152.0	194119	40.0000	ng/ml		-0.012
M Naphthalene-d8	5.928	136.0	859840	40.0000	ng/ml		0.000
M Acenaphthene-d10	8.000	164.0	582631	40.0000	ng/ml		0.000
M Phenanthrene-d10	9.768	188.0	1096205	40.0000	ng/ml		0.000
M Chrysene-d12	14.664	240.0	806296	40.0000	ng/ml		0.000
M Perylene-d12	18.425	264.0	614247	40.0000	ng/ml		-0.012
System Monitoring Compounds							
S Nitrobenzene-d5	5.131	82.0	303580	32.3201	ng/ml		-0.025
Spiked Amount: 5.000	Range: 19.0 - 102.0%			Recovery = 646.40%		*	
S 2-Fluorobiphenyl	7.252	172.0	1003681	55.7579	ng/ml		-0.013
Spiked Amount: 5.000	Range: 25.0 - 94.0%			Recovery = 1115.16%		*	
S o-Terphenyl	0.000		0	N.D.			
Spiked Amount: 5.000	Range: 40.0 - 140.0%			Recovery = NA%			
S Terphenyl-d14	12.238	244.0	1610847	91.0817	ng/ml		0.000
Spiked Amount: 5.000	Range: 39.0 - 106.0%			Recovery = 1821.63%		*	
Target Compounds							**QValue**
T Naphthalene	0.000		0	N.D.			
T 2-Methylnaphthalene	6.790	141.0	0		ng/ml	md	1
T 1-Methylnaphthalene	6.977	141.0	0		ng/ml	md	1
T Acenaphthylene	0.000		0	N.D.			
T Acenaphthene	8.038	154.0	0		ng/ml	md	1
T Fluorene	8.960	166.0	0		ng/ml	md	1
T Phenanthrene	0.000		0	N.D.			
T Anthracene	0.000		0	N.D.			
T Fluoranthene	0.000		0	N.D.			
T Pyrene	0.000		0	N.D.			
T Benzo(a)Anthracene	14.664	228.0	3772	0.0582	ng/ml	#	87
T Chrysene	14.726	228.0	1787	0.0346	ng/ml	m	86
T Benzo(b)fluoranthene	17.684	252.0	2085	0.1236	ng/ml		97

Compound	RT	QIon	Resp.	Conc.	Units	Dev(Min)
T Benzo(k)fluoranthene	17.745	252.0	2652	0.1043	ng/ml	90
T Benzo(a)pyrene	18.314	252.0	1084	0.0687	ng/ml	98
T Indeno(1,2,3-cd)pyrene	20.180	276.0	1606	0.1238	ng/ml	96
T Dibenzo(a,h)anthracene	20.254	278.0	1760	0.1155	ng/ml	96
T Benzo(g,h,i)perylene	20.513	276.0	2544	0.1380	ng/ml	97

(#) = Qualifier Out of Range; (m) = Manual Integration; (+) = Area Summed; (*) = Surrogate Percent Recovery Out of Range; (d): Zeroed Peak

Quantitation Results Report (QT Reviewed)

Compound	Conc.	RT	Dev(Min)	Resp.	QIon	QRatio	Lower	Upper
Nitrobenzene-d5	32.3201	5.13	-0.02	303580	54.0	35.5	30.6	56.8
					128.0	43.3	28.9	53.6

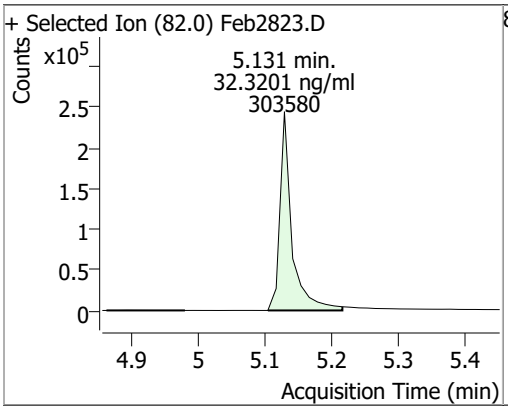

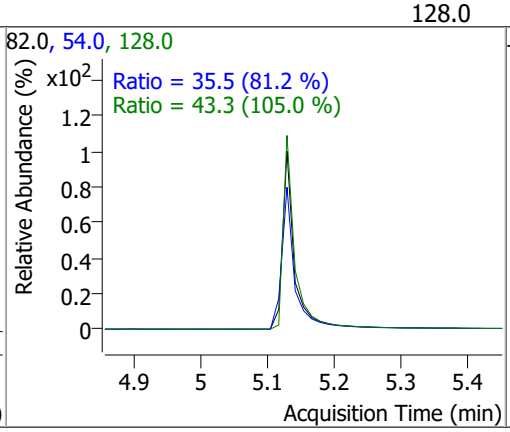

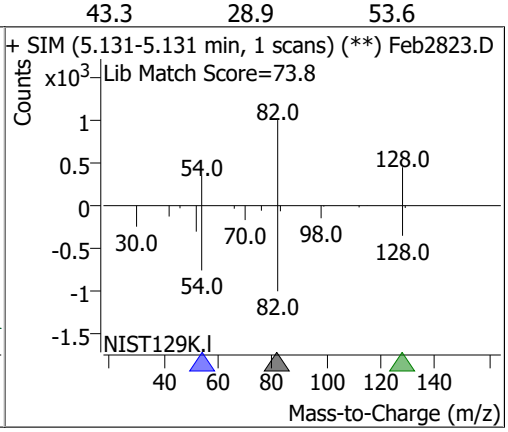

Compound	Conc.	Exp RT	QIon	Exp Ratio	QIon	Exp Ratio
Naphthalene	N.D.	5.95	102.0	13.6	129.0	11.1

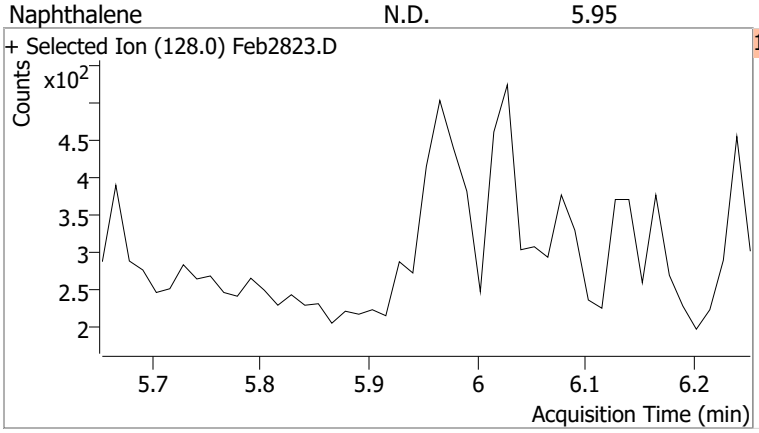

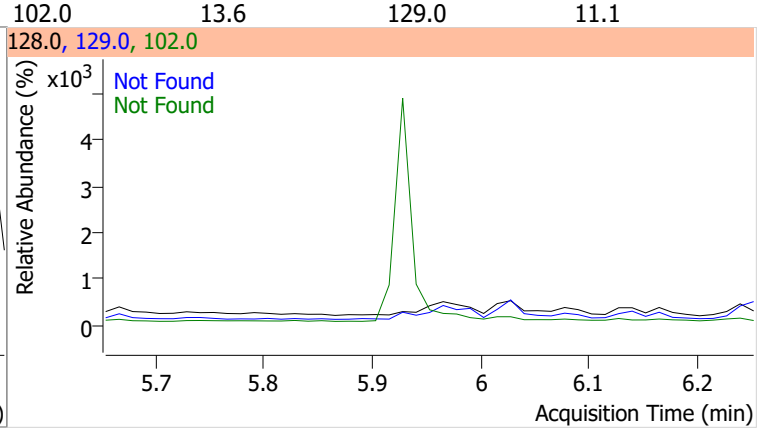

Compound	Conc.	RT	Dev(Min)	Resp.	QIon	QRatio	Lower	Upper
2-Methylnaphthalene		0		0	142.0		94.4	175.3
					115.0		36.1	67.0

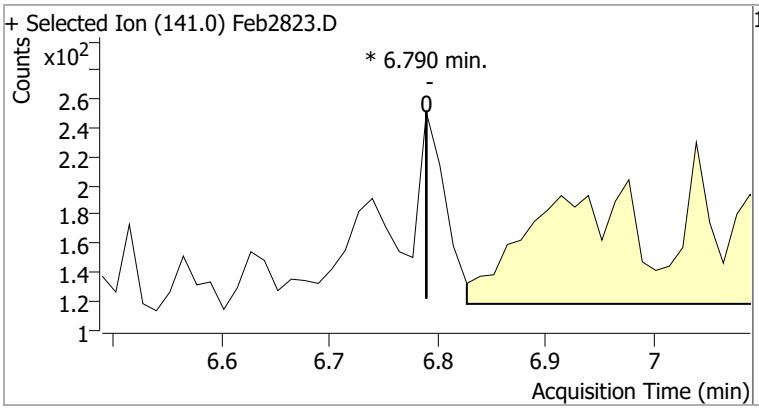

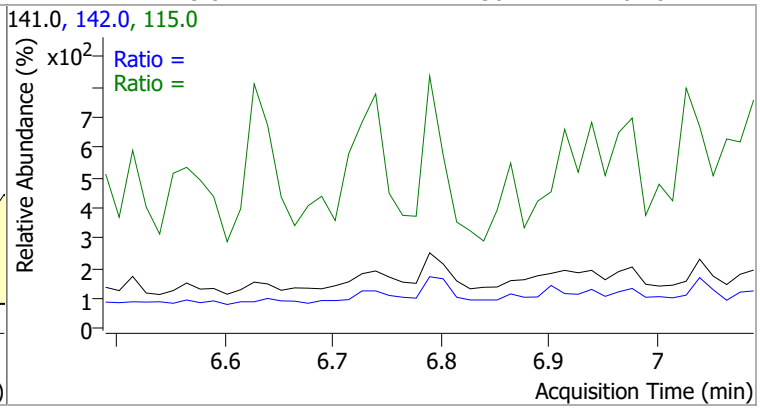

Compound	Conc.	RT	Dev(Min)	Resp.	QIon	QRatio	Lower	Upper
1-Methylnaphthalene		0		0	142.0		83.6	155.3
					115.0		34.8	64.6

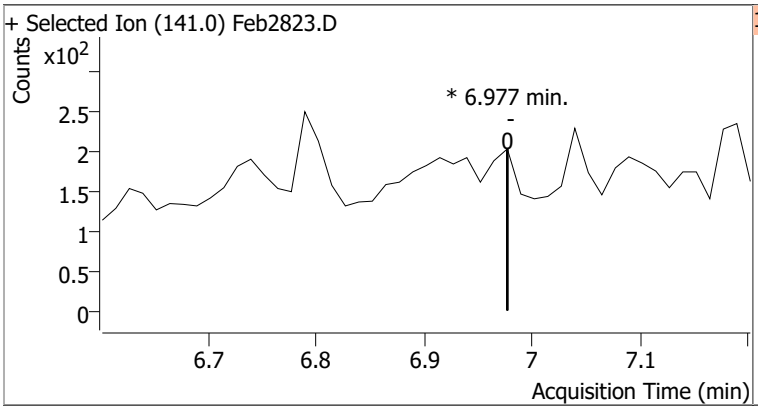

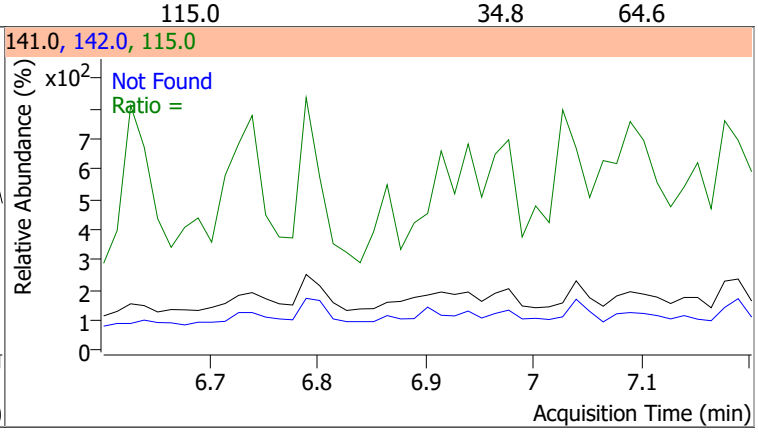

Compound	Conc.	RT	Dev(Min)	Resp.	QIon	QRatio	Lower	Upper
2-Fluorobiphenyl	55.7579	7.25	-0.01	1003681	171.0	38.7	24.3	45.1

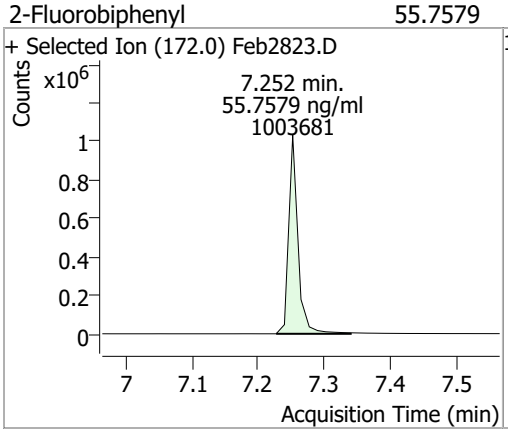

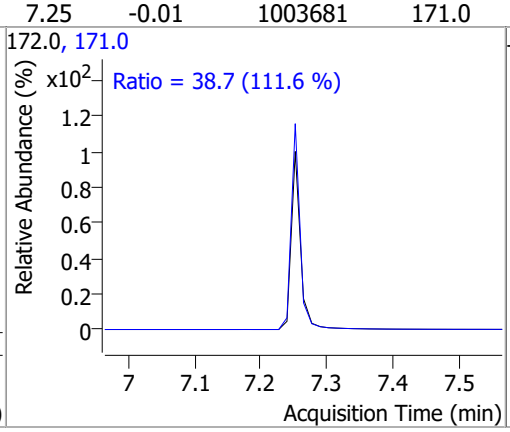

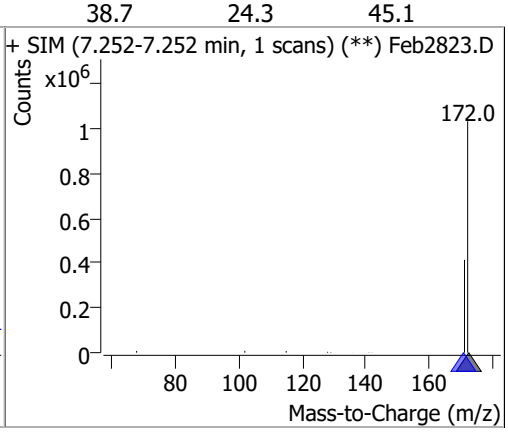

Compound	Conc.	Exp RT	QIon	Exp Ratio
Acenaphthylene	N.D.	7.83	153.0	16.0

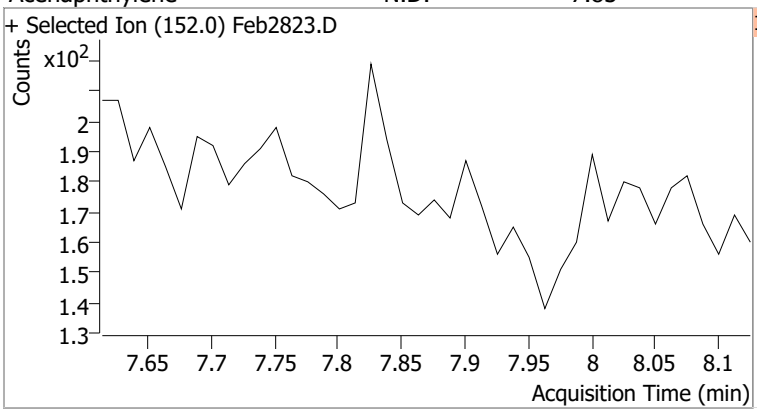

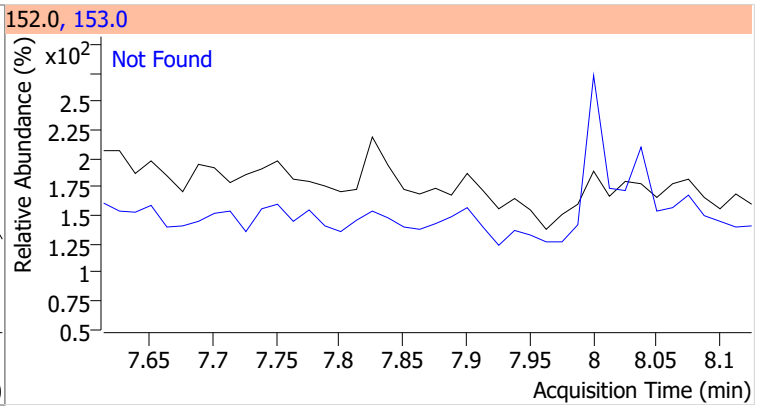

Compound	Conc.	RT	Dev(Min)	Resp.	QIon	QRatio	Lower	Upper
Acenaphthene		0		0	153.0		76.8	142.6
					152.0		36.4	67.5

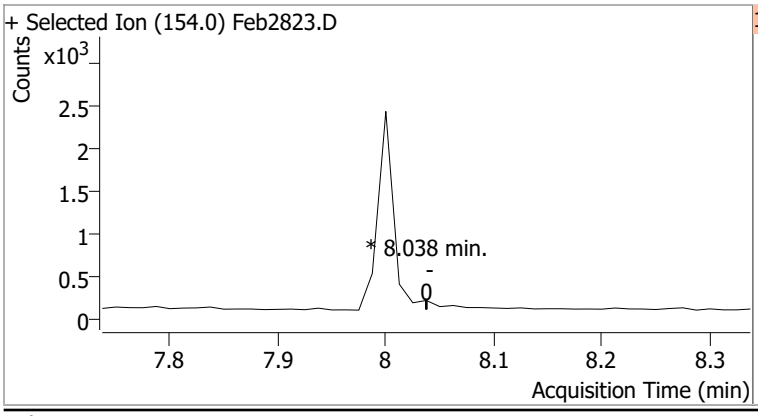

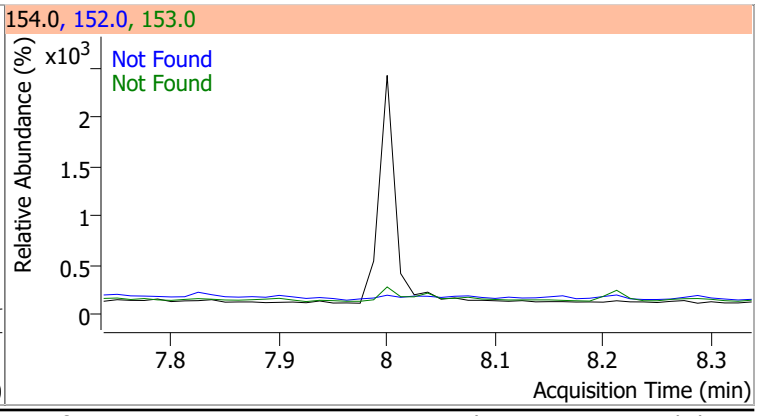

Compound	Conc.	RT	Dev(Min)	Resp.	QIon	QRatio	Lower	Upper
Fluorene		0		0	165.0		60.3	111.9
					167.0		8.9	16.6

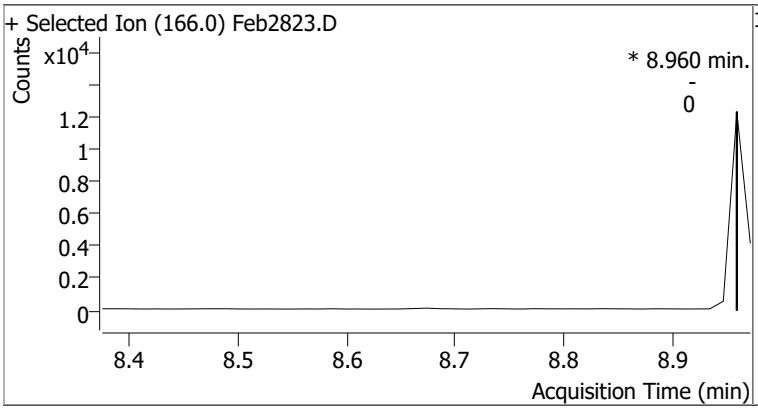

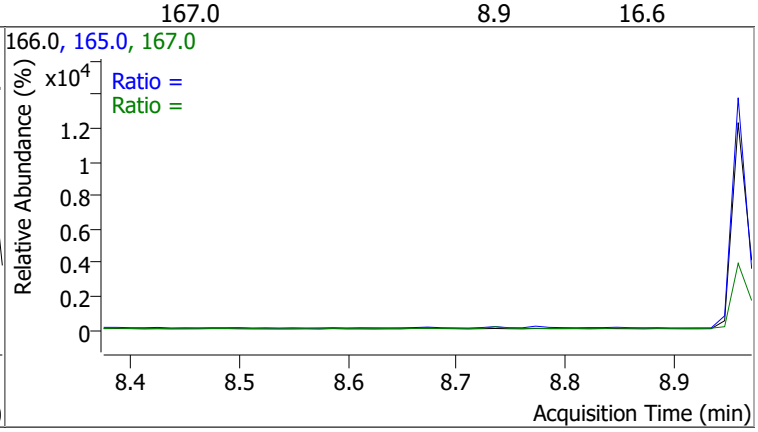

Compound	Conc.	Exp RT	QIon	Exp Ratio
Phenanthrene	N.D.	9.79	176.0	18.1

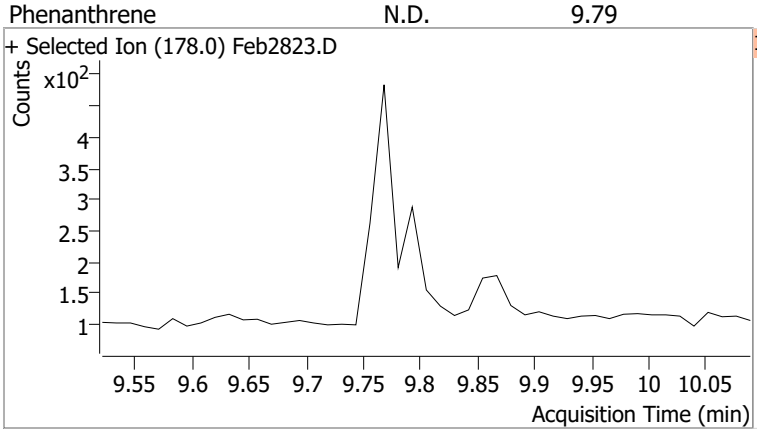

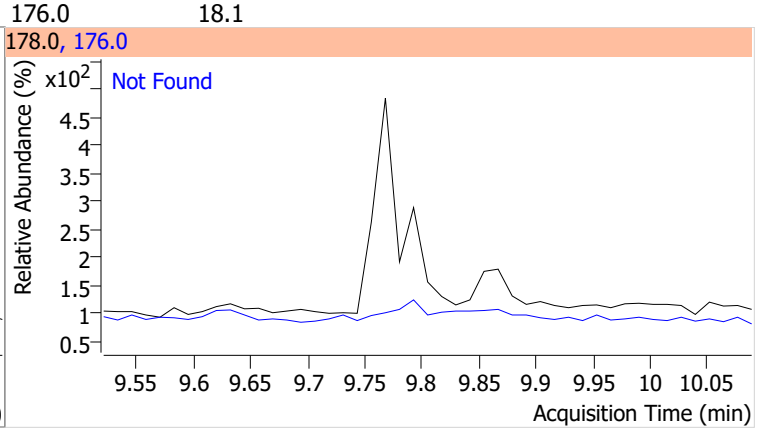

Compound	Conc.	Exp RT	QIon	Exp Ratio
Anthracene	N.D.	9.85	176.0	18.4

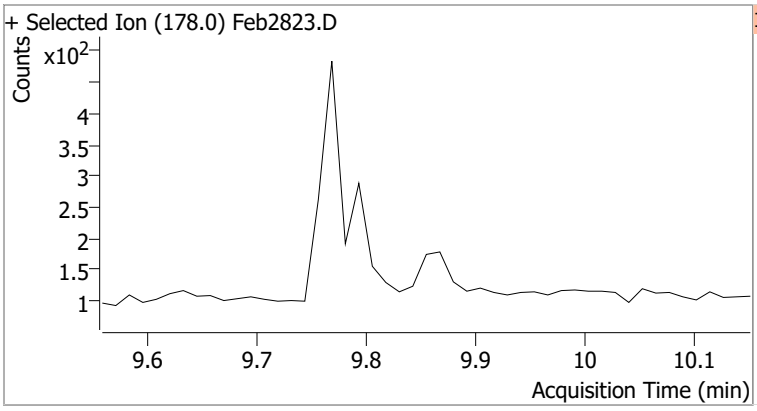

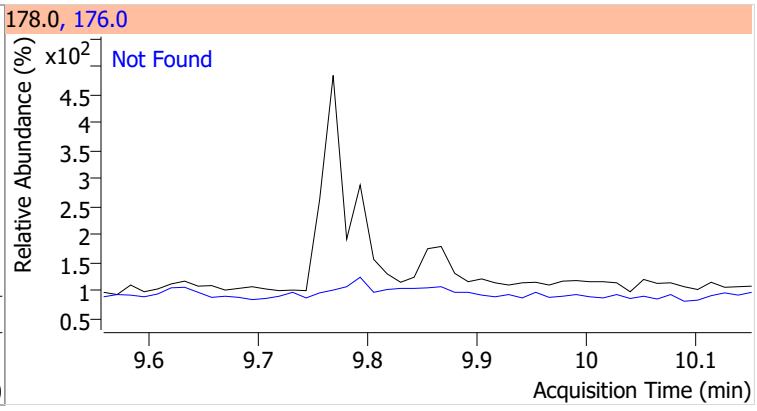

Compound	Conc.	Exp RT	QIon	Exp Ratio	QIon	Exp Ratio
o-Terphenyl	N.D.	10.30	229.0	61.1	215.0	40.0

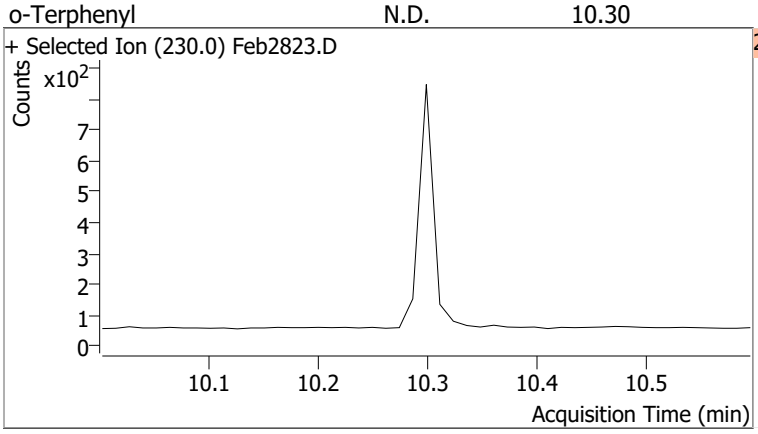

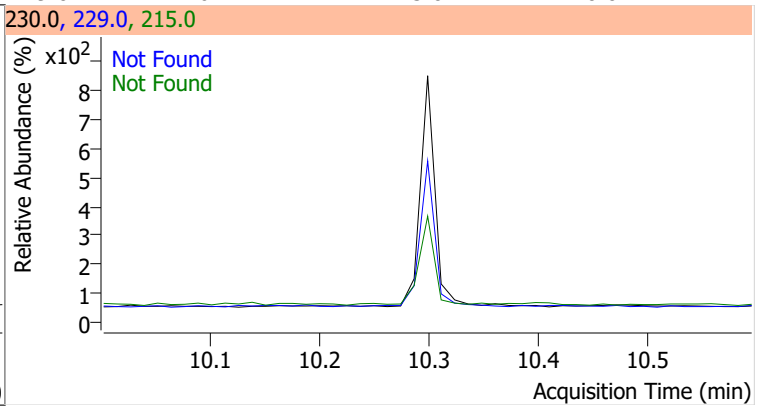

Compound	Conc.	Exp RT	QIon	Exp Ratio
Fluoranthene	N.D.	11.40	101.0	9.6

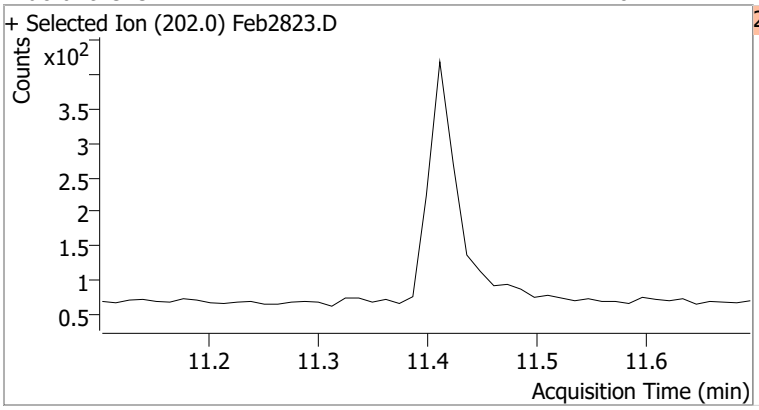

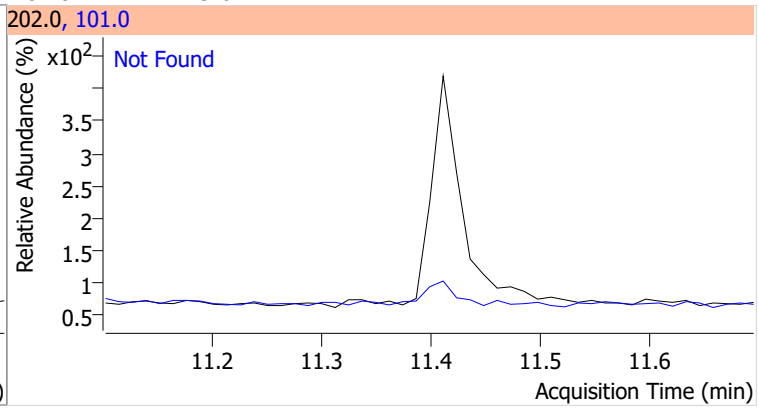

Compound	Conc.	Exp RT	QIon	Exp Ratio
Pyrene	N.D.	11.78	101.0	12.0

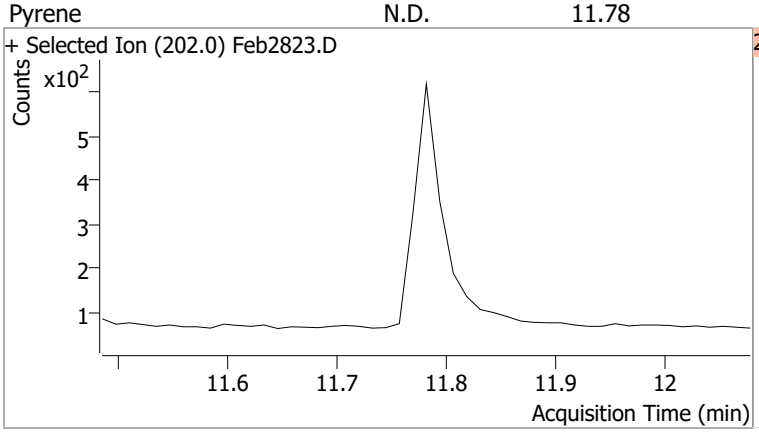

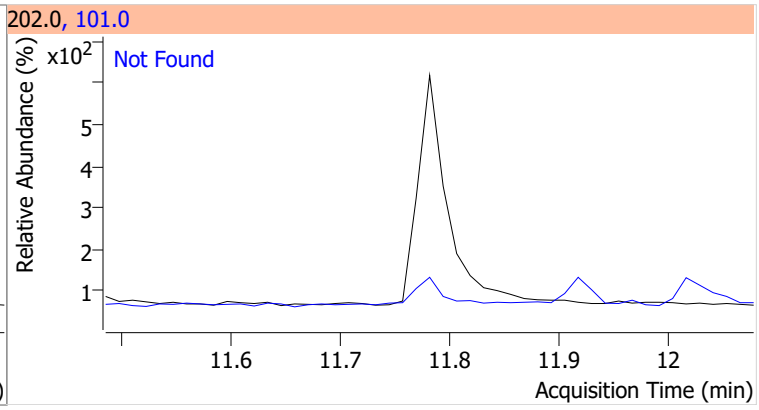

Compound	Conc.	RT	Dev(Min)	Resp.	QIon	QRatio	Lower	Upper
Terphenyl-d14	91.0817	12.24	0.00	1610847	122.0	14.0	8.6	16.0

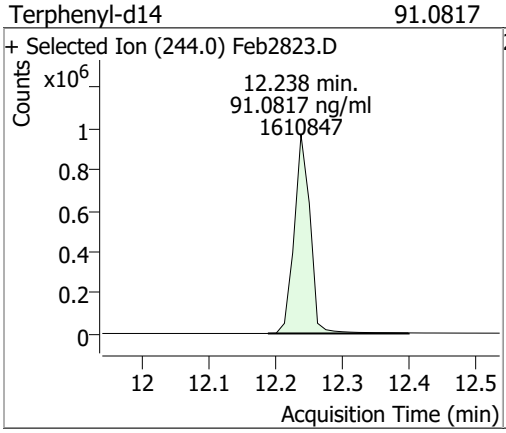

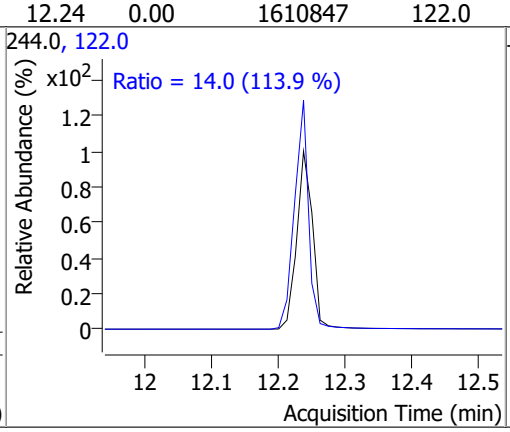

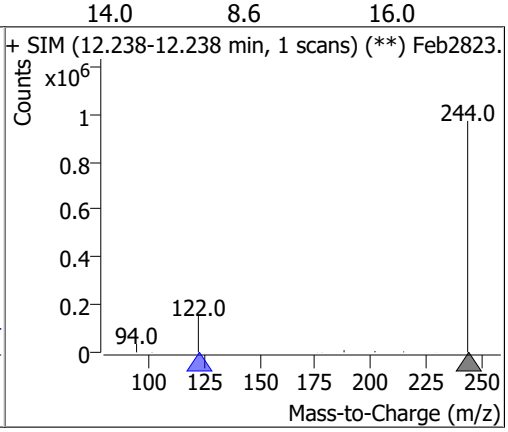

Compound	Conc.	RT	Dev(Min)	Resp.	QIon	QRatio	Lower	Upper
Benzo(a)Anthracene	0.0582	14.66	0.02	3772	226.0	22.7	18.0	33.4
					229.0	33.9	16.5	30.7

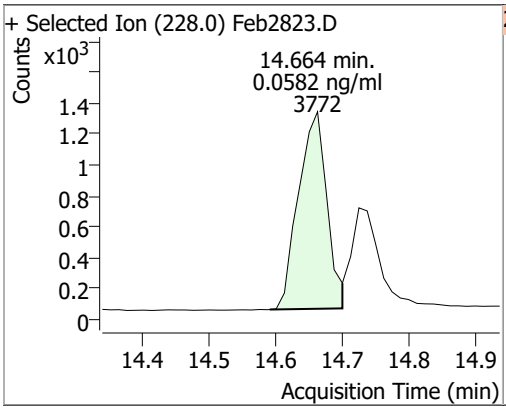

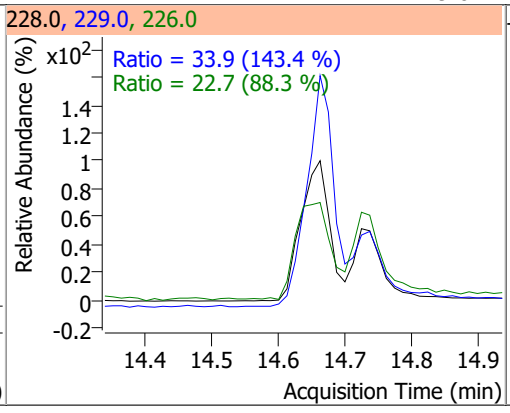

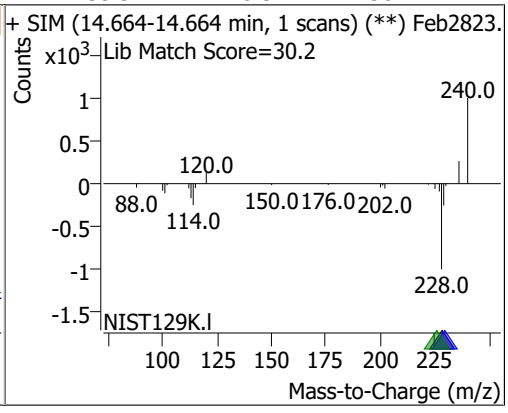

Compound	Conc.	RT	Dev(Min)	Resp.	QIon	QRatio	Lower	Upper
Chrysene	0.0346	14.73	-0.01	1787 (m)	226.0	39.4	21.6	40.2
					229.0	25.2	13.8	25.7

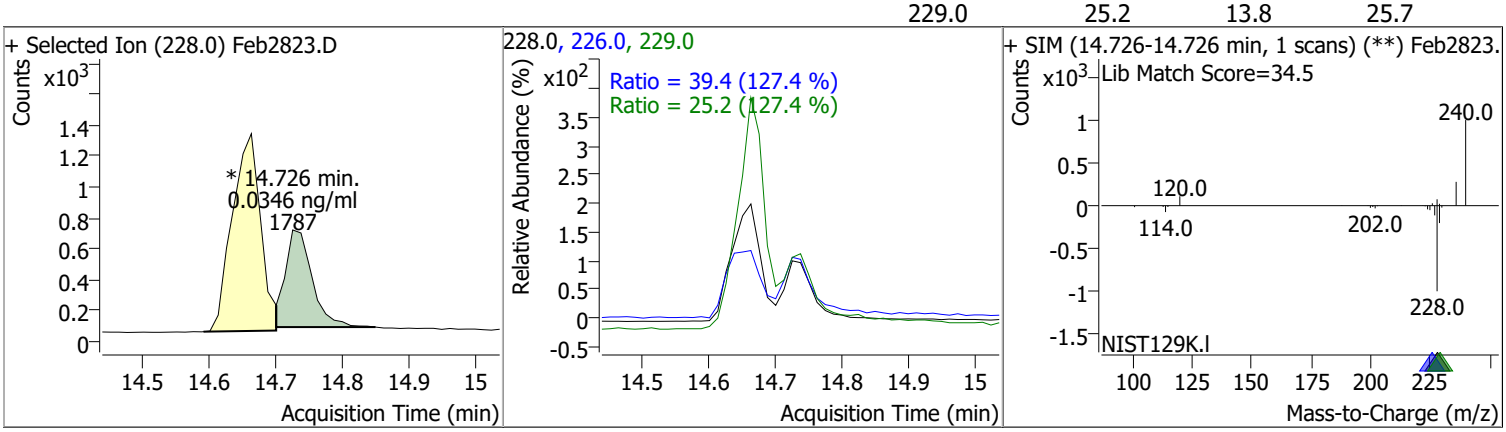

Compound	Conc.	RT	Dev(Min)	Resp.	QIon	QRatio	Lower	Upper
Benzo(b)fluoranthene	0.1236	17.68	0.02	2085	253.0	23.9	15.7	29.2

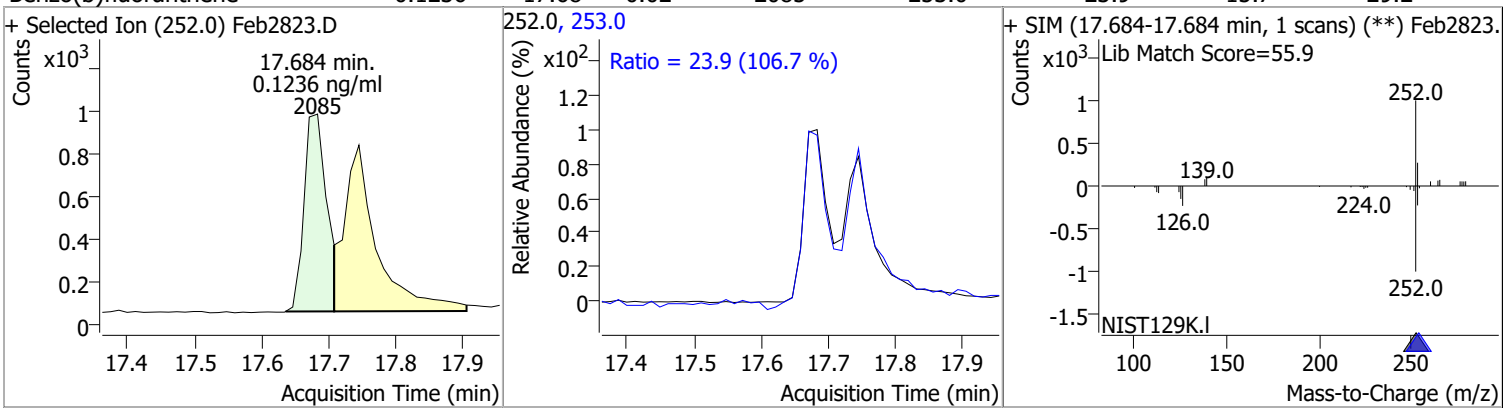

Compound	Conc.	RT	Dev(Min)	Resp.	QIon	QRatio	Lower	Upper
Benzo(k)fluoranthene	0.1043	17.75	0.01	2652	253.0	19.5	17.2	31.9

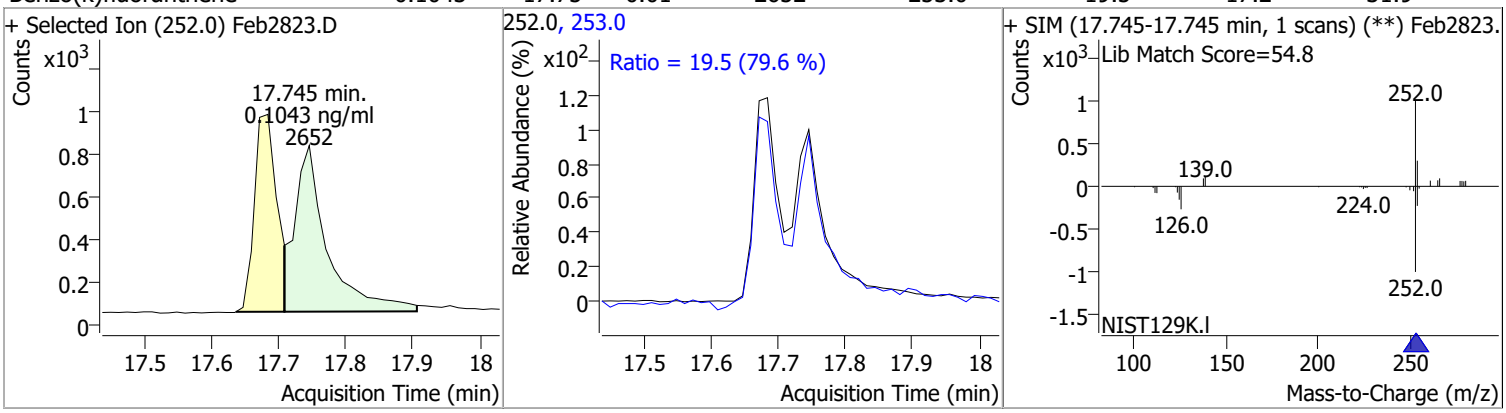

Compound	Conc.	RT	Dev(Min)	Resp.	QIon	QRatio	Lower	Upper
Benzo(a)pyrene	0.0687	18.31	0.00	1084	253.0	22.0	16.2	30.1

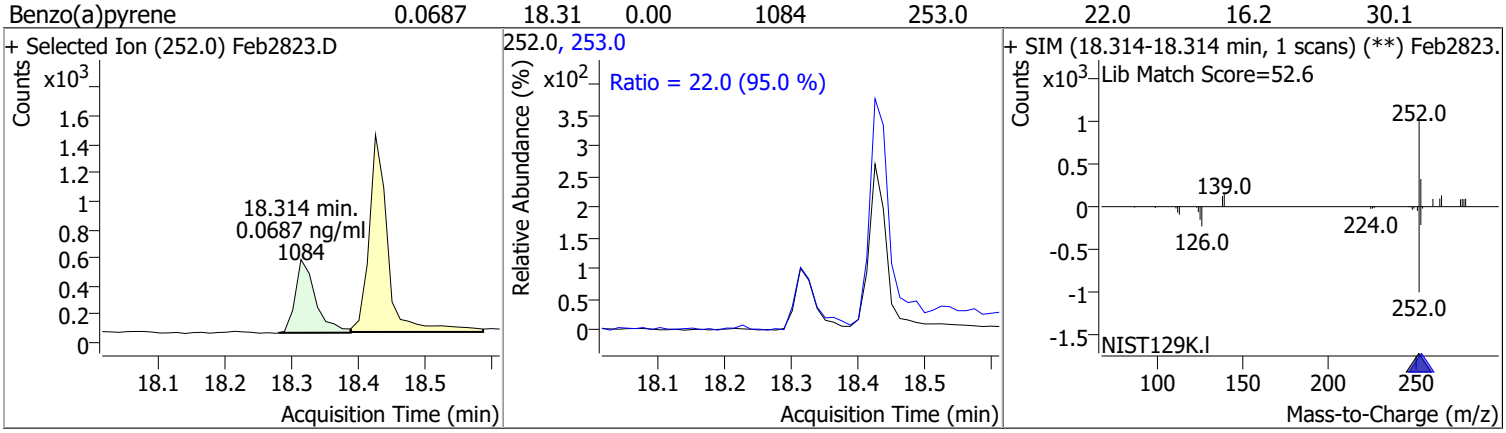

Compound	Conc.	RT	Dev(Min)	Resp.	QIon	QRatio	Lower	Upper
Indeno(1,2,3-cd)pyrene	0.1238	20.18	0.01	1606	138.0	22.7	14.6	27.2

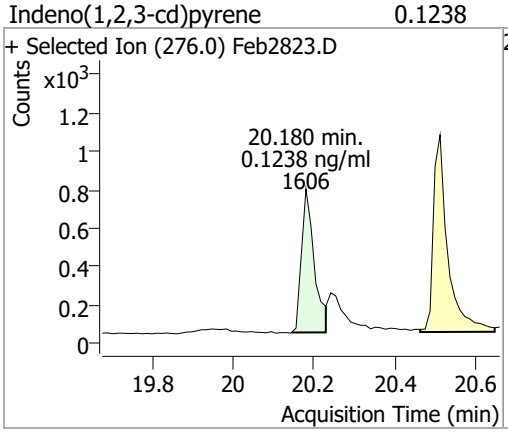

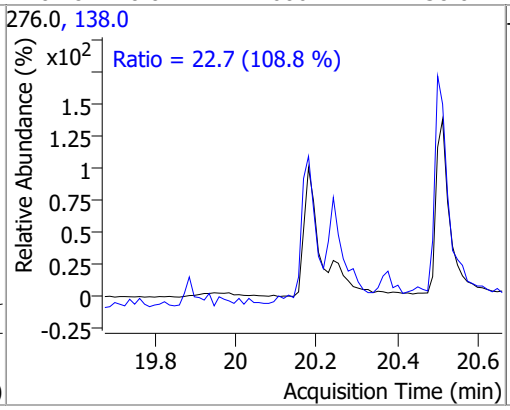

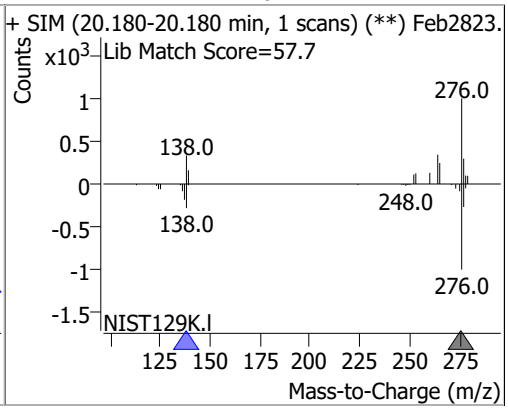

Compound	Conc.	RT	Dev(Min)	Resp.	QIon	QRatio	Lower	Upper
Dibenzo(a,h)anthracene	0.1155	20.25	0.01	1760	279.0	21.2	16.8	31.3
					139.0	17.1	12.4	23.0

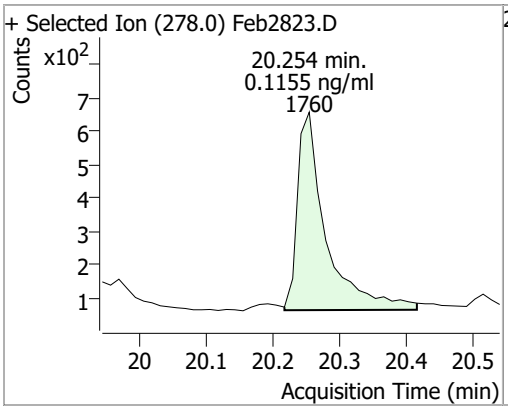

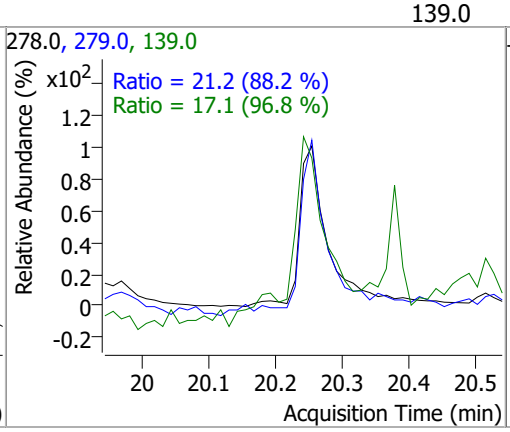

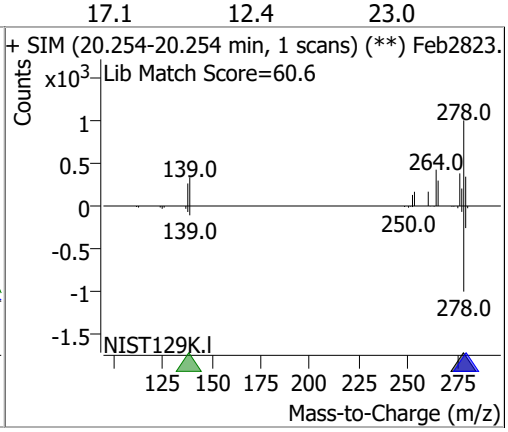

Compound	Conc.	RT	Dev(Min)	Resp.	QIon	QRatio	Lower	Upper
Benzo(g,h,i)perylene	0.1380	20.51	0.01	2544	138.0	21.3	16.2	30.1
					277.0	21.8	16.2	30.1

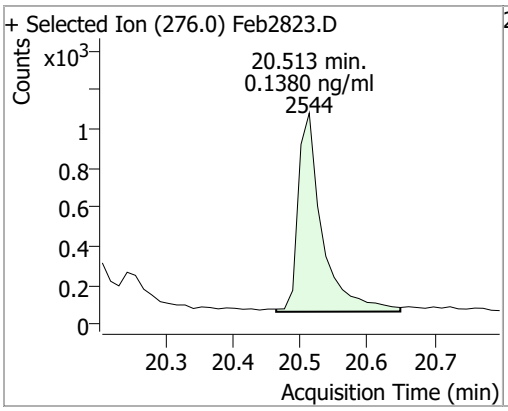

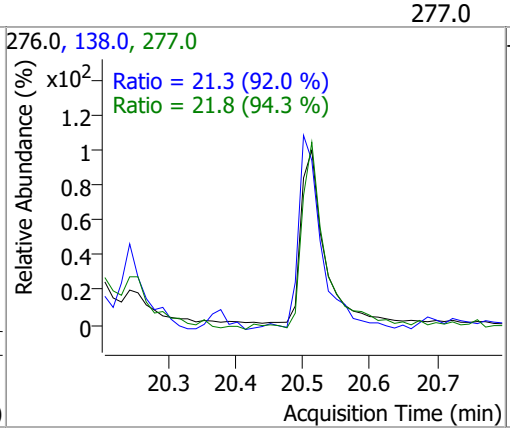

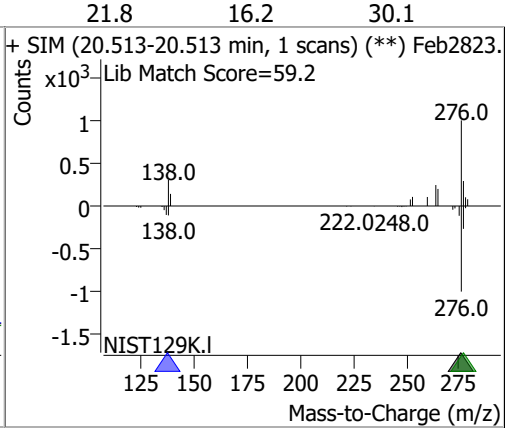

Quantitation Results Report (QT Reviewed)

Data File	Feb2824.D	Operator	LIMS import
Acq. Method	5975BNASIM	Acq. Date-Time	2/28/2022 11:56:44 PM
Sample Name	28-Feb-22_CCV_24	Instrument	GCMS
Vial	24	Multiplier	1.00
DA Method File	021622 bna SIM 2.batch.bin	Comment	SVOC-8270C-SIM-W-LLPAH
Tune File	dftppjph.u	Tune Date	
Batch Name	022822 bna SIM 1.batch.bin	Last Calib Update	2/28/2022 5:36:24 PM
Ref Library			

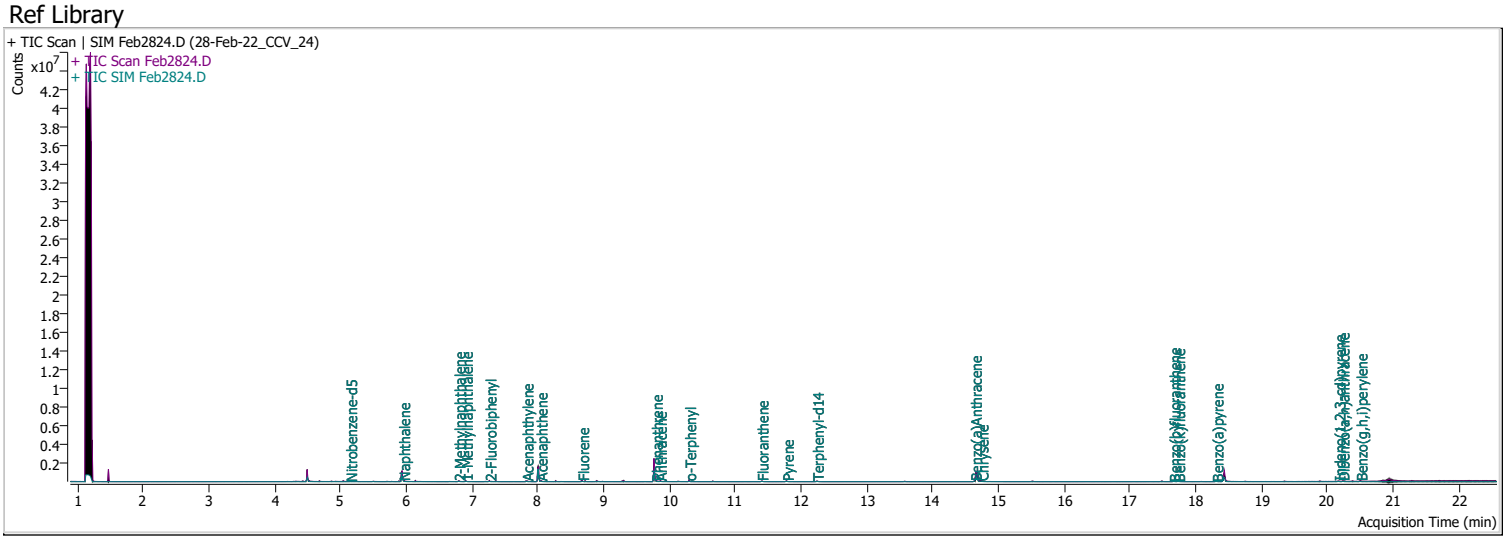

Compound	RT	QIon	Resp.	Conc.	Units		Dev(Min)
Internal Standards							
M 1,4-Dichlorobenzene-d4	4.497	152.0	173389	40.0000	ng/ml		0.000
M Naphthalene-d8	5.928	136.0	809636	40.0000	ng/ml		0.000
M Acenaphthene-d10	8.000	164.0	548073	40.0000	ng/ml		0.000
M Phenanthrene-d10	9.768	188.0	1046977	40.0000	ng/ml		0.000
M Chrysene-d12	14.664	240.0	771440	40.0000	ng/ml		0.000
M Perylene-d12	18.425	264.0	602585	40.0000	ng/ml		-0.012
System Monitoring Compounds							
S Nitrobenzene-d5	5.143	82.0	7982	2.4288	ng/ml		-0.012
Spiked Amount: 5.000	Range: 19.0 - 102.0%			Recovery = 48.58%			
S 2-Fluorobiphenyl	7.264	172.0	30400	1.7953	ng/ml		0.000
Spiked Amount: 5.000	Range: 25.0 - 94.0%			Recovery = 35.91%			
S o-Terphenyl	10.299	230.0	28599	1.9154	ng/ml		0.000
Spiked Amount: 5.000	Range: 40.0 - 140.0%			Recovery = 38.31%		*	
S Terphenyl-d14	12.238	244.0	31632	1.8693	ng/ml		0.000
Spiked Amount: 5.000	Range: 39.0 - 106.0%			Recovery = 37.39%		*	
Target Compounds							**QValue**
T Naphthalene	5.953	128.0	39764	1.9453	ng/ml		98
T 2-Methylnaphthalene	6.790	141.0	25148	2.1055	ng/ml		99
T 1-Methylnaphthalene	6.902	141.0	27103	2.0553	ng/ml		99
T Acenaphthylene	7.826	152.0	40812	1.9281	ng/ml		100
T Acenaphthene	8.038	154.0	28900	1.9462	ng/ml		98
T Fluorene	8.673	166.0	32826	1.8476	ng/ml		91
T Phenanthrene	9.793	178.0	50526	2.0076	ng/ml		100
T Anthracene	9.854	178.0	42947	1.9547	ng/ml		99
T Fluoranthene	11.398	202.0	49107	1.9073	ng/ml		99
T Pyrene	11.781	202.0	50293	1.8379	ng/ml		99
T Benzo(a)Anthracene	14.639	228.0	38680	1.9724	ng/ml		100
T Chrysene	14.739	228.0	49991	2.0253	ng/ml		97
T Benzo(b)fluoranthene	17.659	252.0	30817	1.8622	ng/ml		99

Compound	RT	QIon	Resp.	Conc.	Units	Dev(Min)
T Benzo(k)fluoranthene	17.733	252.0	35761	1.8294	ng/ml	100
T Benzo(a)pyrene	18.314	252.0	29271	1.8912	ng/ml	99
T Indeno(1,2,3-cd)pyrene	20.167	276.0	24255	1.9060	ng/ml	94
T Dibenzo(a,h)anthracene	20.229	278.0	28551	1.9099	ng/ml	97
T Benzo(g,h,i)perylene	20.501	276.0	31529	1.7430	ng/ml	94

(#) = Qualifier Out of Range; (m) = Manual Integration; (+) = Area Summed; (*) = Surrogate Percent Recovery Out of Range; (d): Zeroed Peak

Compound	Conc.	RT	Dev(Min)	Resp.	QIon	QRatio	Lower	Upper
Nitrobenzene-d5	2.4288	5.14	-0.01	7982	54.0	41.1	30.6	56.8
					128.0	47.3	28.9	53.6

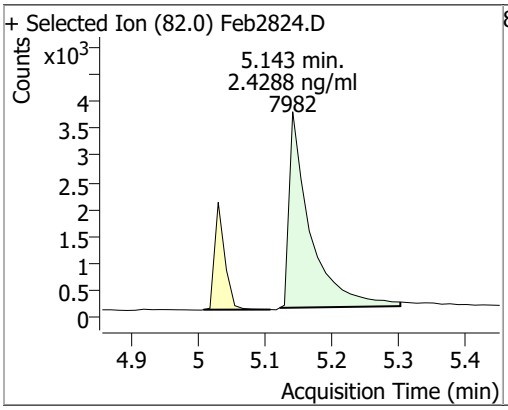

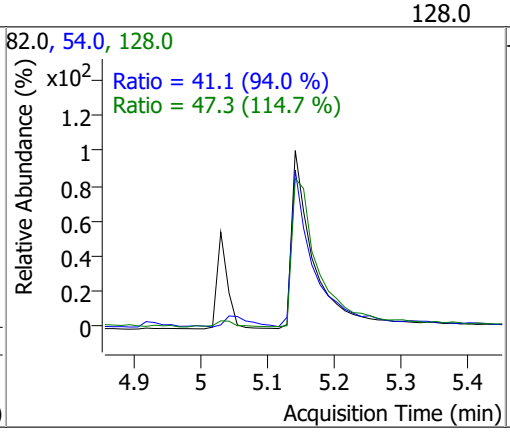

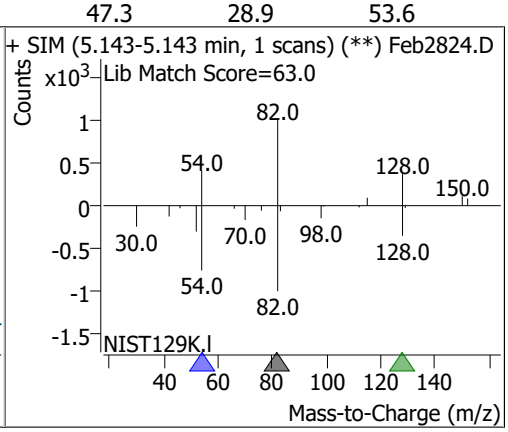

Compound	Conc.	RT	Dev(Min)	Resp.	QIon	QRatio	Lower	Upper
Naphthalene	1.9453	5.95	0.00	39764	102.0	11.9	0.0	40.8
					129.0	11.2	7.8	14.5

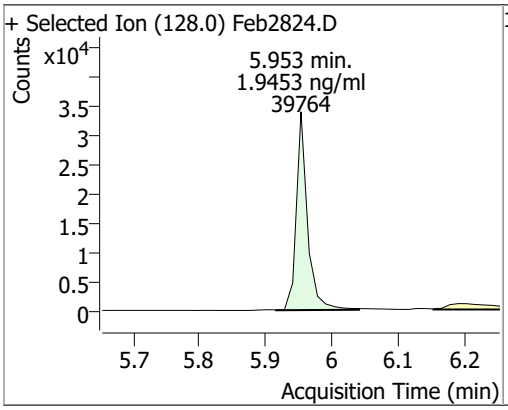

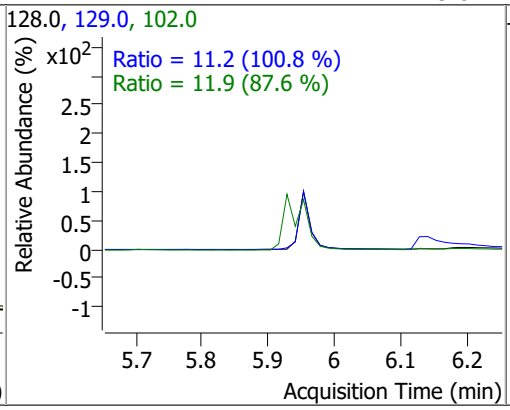

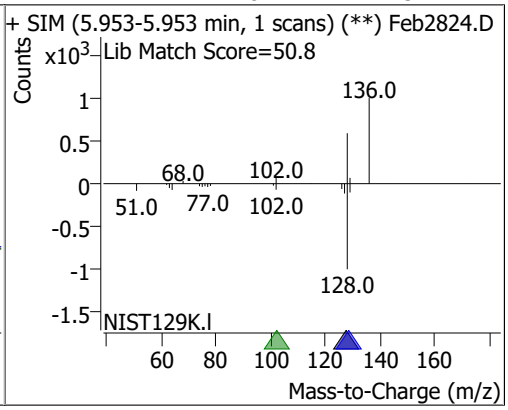

Compound	Conc.	RT	Dev(Min)	Resp.	QIon	QRatio	Lower	Upper
2-Methylnaphthalene	2.1055	6.79	0.00	25148	142.0	134.0	94.4	175.3
					115.0	50.5	36.1	67.0

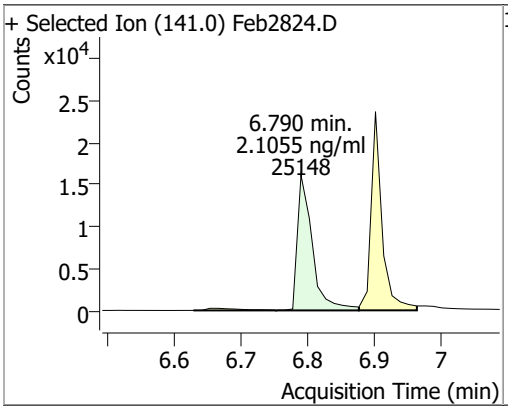

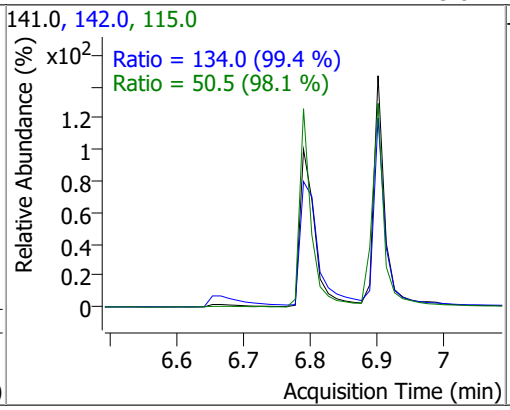

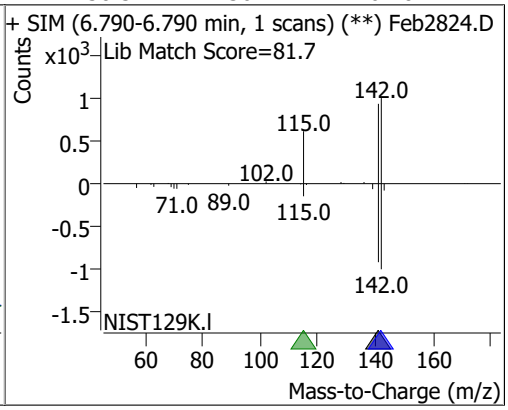

Compound	Conc.	RT	Dev(Min)	Resp.	QIon	QRatio	Lower	Upper
1-Methylnaphthalene	2.0553	6.90	0.00	27103	142.0	117.8	83.6	155.3
					115.0	49.9	34.8	64.6

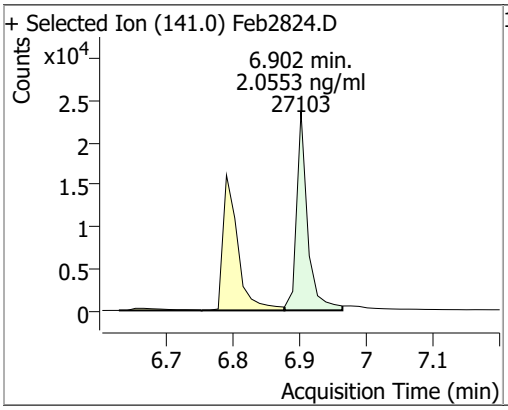

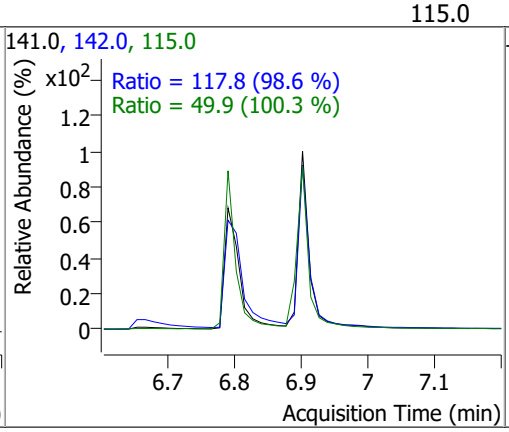

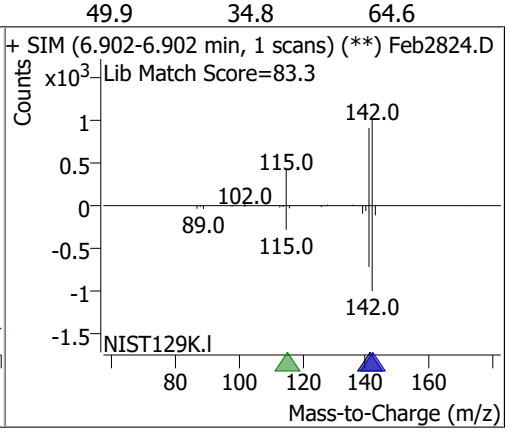

Compound	Conc.	RT	Dev(Min)	Resp.	QIon	QRatio	Lower	Upper
2-Fluorobiphenyl	1.7953	7.26	0.00	30400	171.0	34.8	24.3	45.1

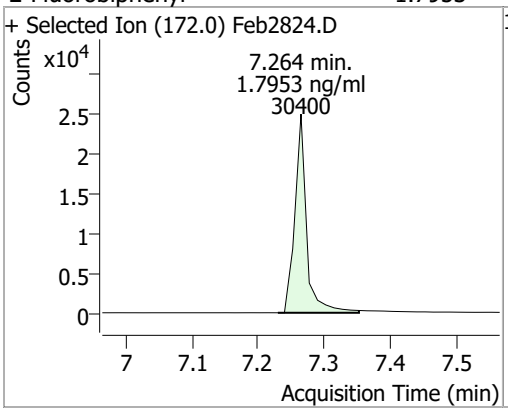

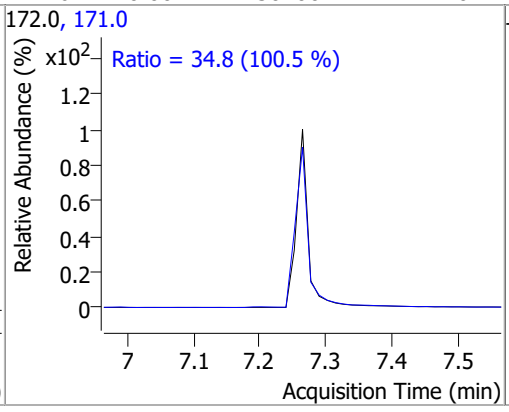

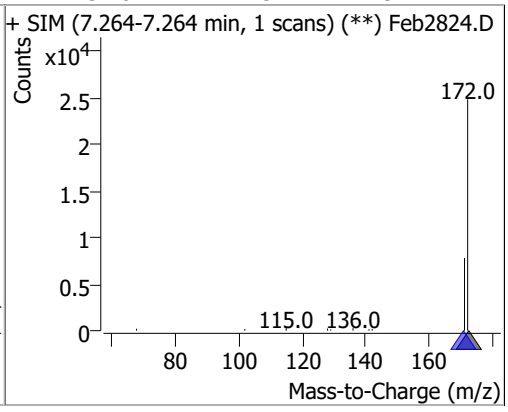

Compound	Conc.	RT	Dev(Min)	Resp.	QIon	QRatio	Lower	Upper
Acenaphthylene	1.9281	7.83	0.00	40812	153.0	15.8	11.2	20.8

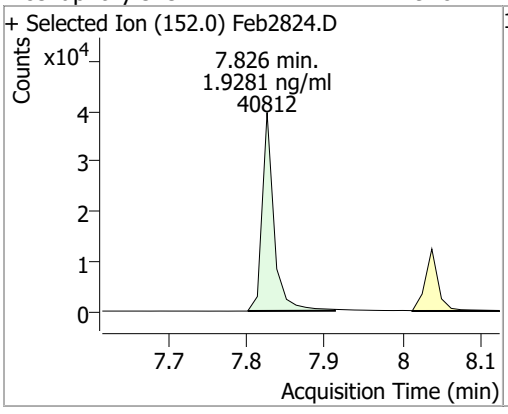

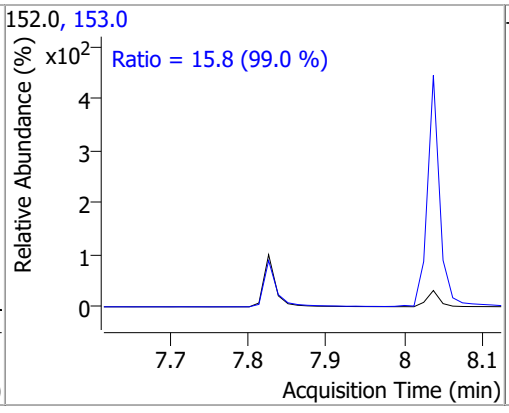

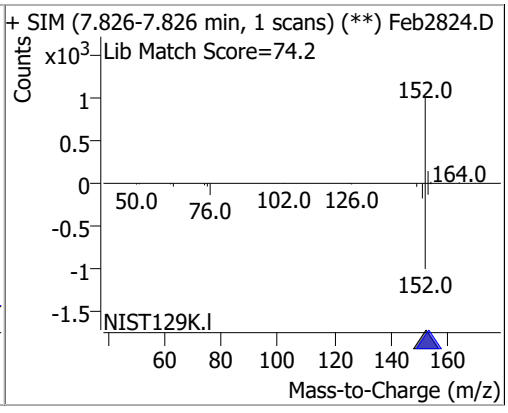

Compound	Conc.	RT	Dev(Min)	Resp.	QIon	QRatio	Lower	Upper
Acenaphthene	1.9462	8.04	0.00	28900	153.0	108.3	76.8	142.6
					152.0	50.6	36.4	67.5

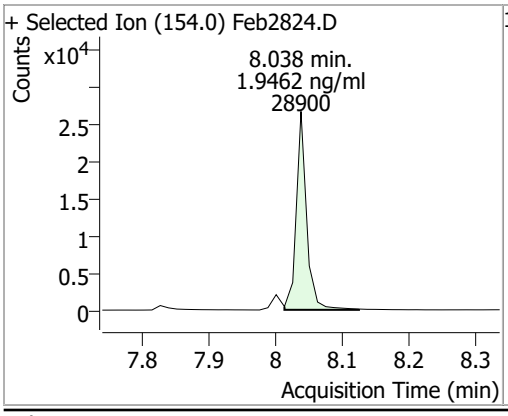

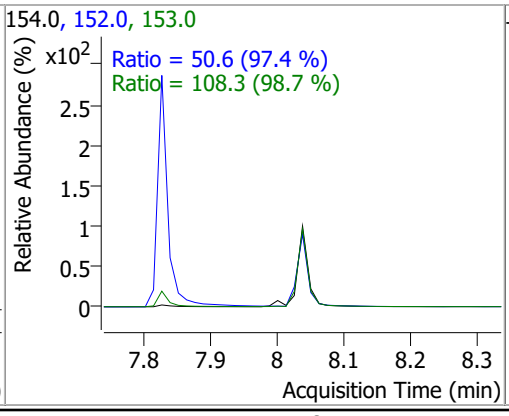

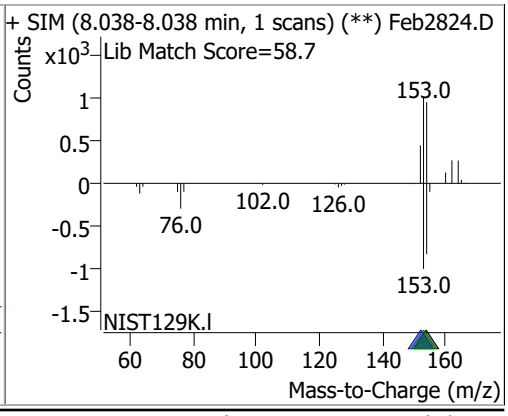

Compound	Conc.	RT	Dev(Min)	Resp.	QIon	QRatio	Lower	Upper
Fluorene	1.8476	8.67	0.00	32826	165.0	95.2	60.3	111.9
					167.0	12.7	8.9	16.6

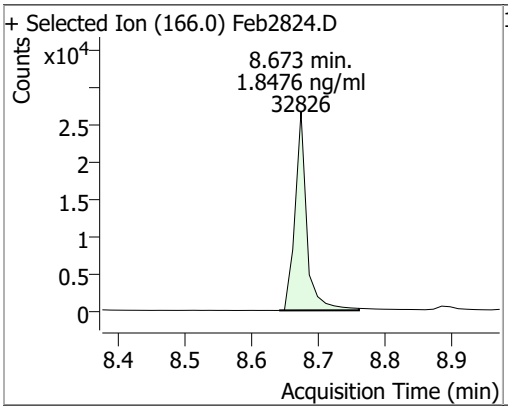

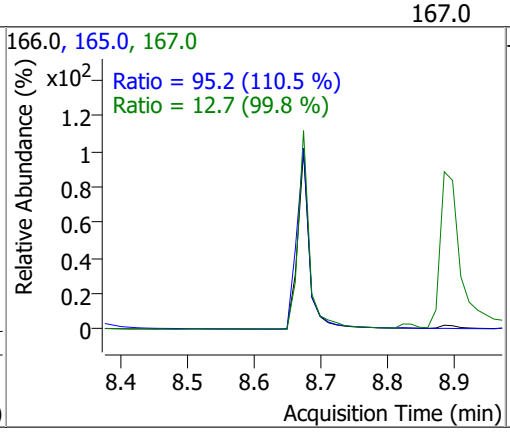

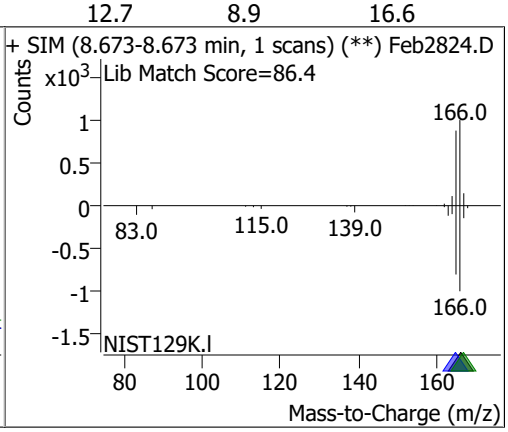

Compound	Conc.	RT	Dev(Min)	Resp.	QIon	QRatio	Lower	Upper
Phenanthrene	2.0076	9.79	0.00	50526	176.0	17.9	12.7	23.5

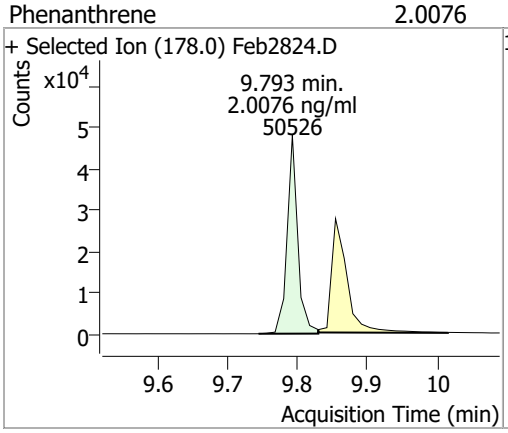

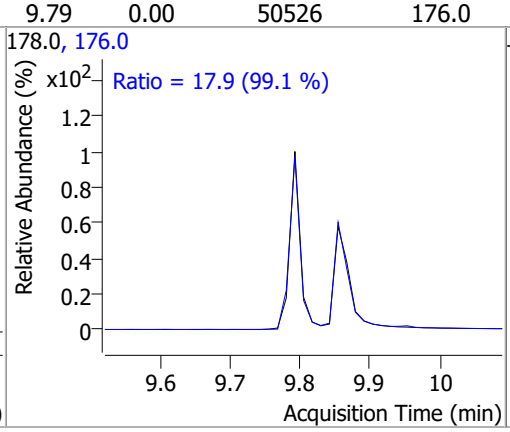

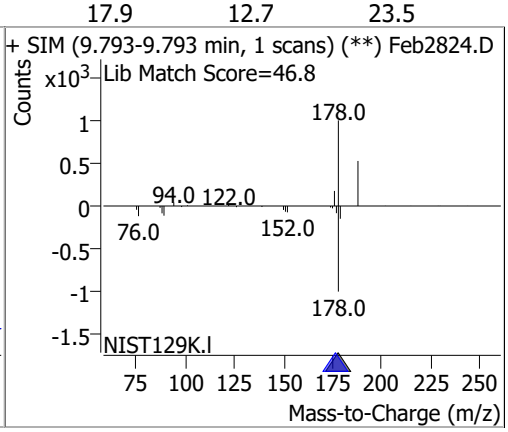

Compound	Conc.	RT	Dev(Min)	Resp.	QIon	QRatio	Lower	Upper
Anthracene	1.9547	9.85	0.00	42947	176.0	18.8	12.9	23.9

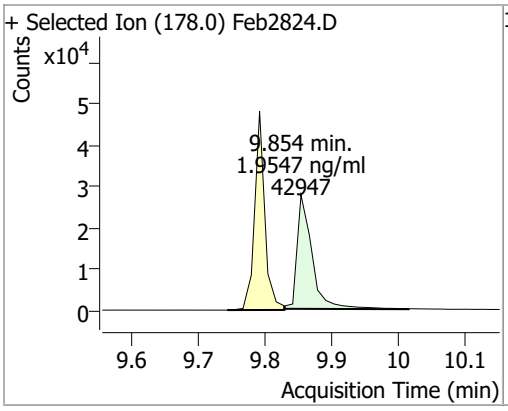

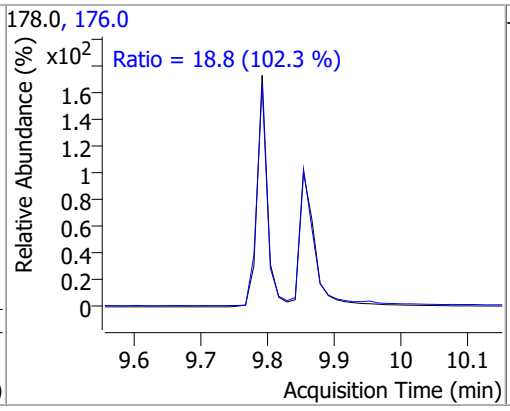

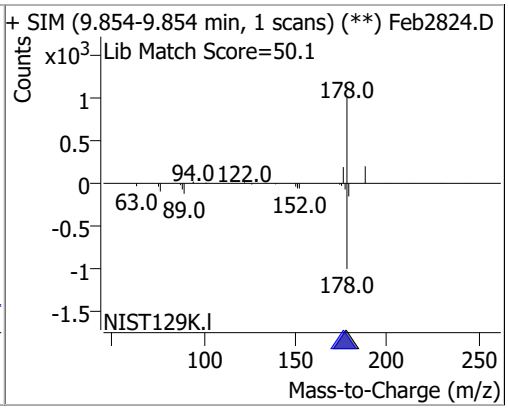

Compound	Conc.	RT	Dev(Min)	Resp.	QIon	QRatio	Lower	Upper
o-Terphenyl	1.9154	10.30	0.00	28599	229.0	61.2	42.8	79.5
					215.0	38.6	28.0	52.0

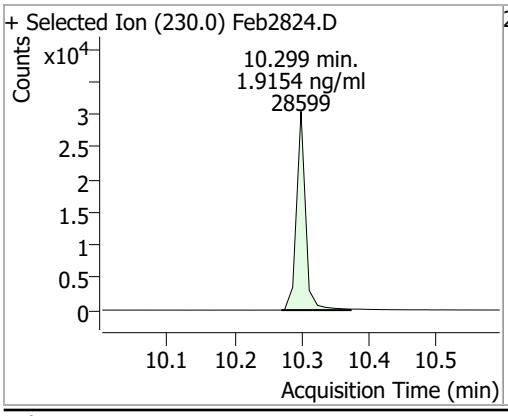

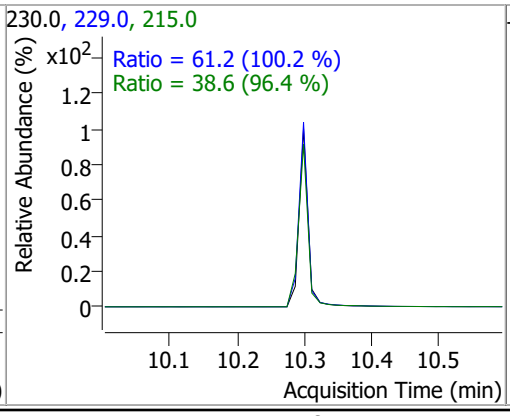

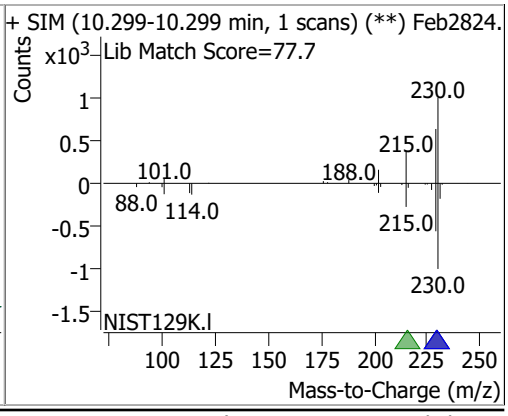

Compound	Conc.	RT	Dev(Min)	Resp.	QIon	QRatio	Lower	Upper
Fluoranthene	1.9073	11.40	0.00	49107	101.0	9.4	6.7	12.5

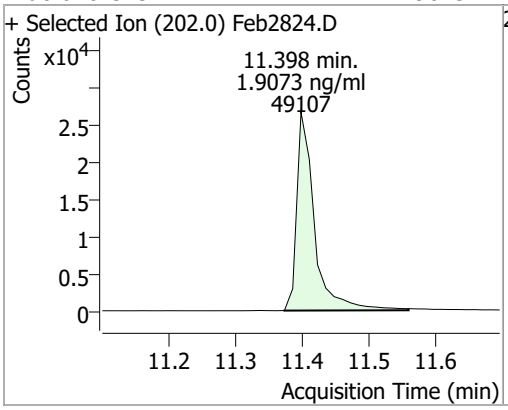

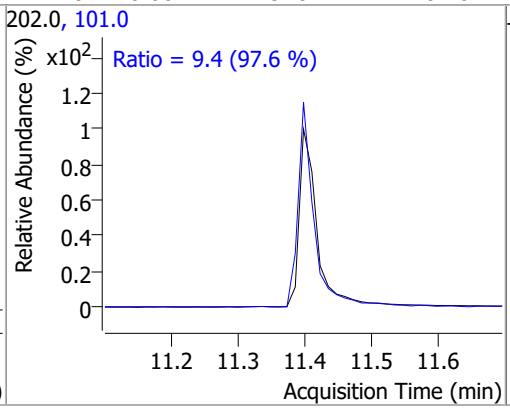

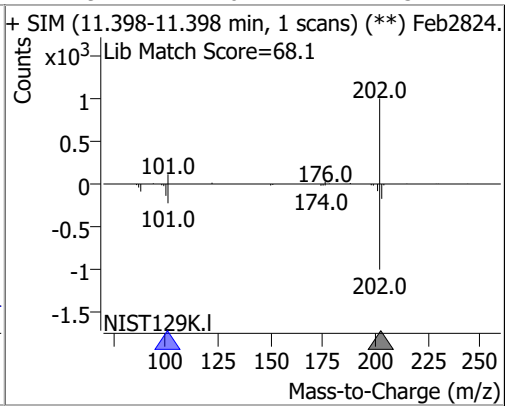

Compound	Conc.	RT	Dev(Min)	Resp.	QIon	QRatio	Lower	Upper
Pyrene	1.8379	11.78	0.00	50293	101.0	12.5	8.4	15.6

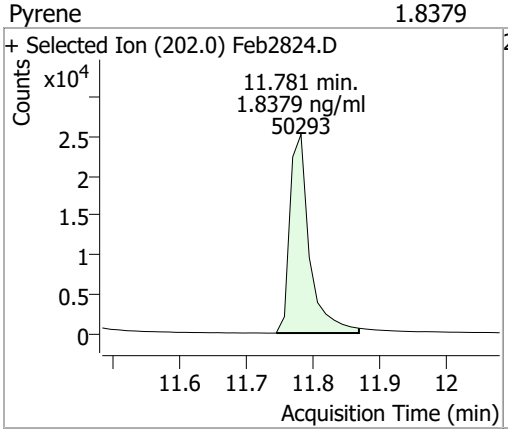

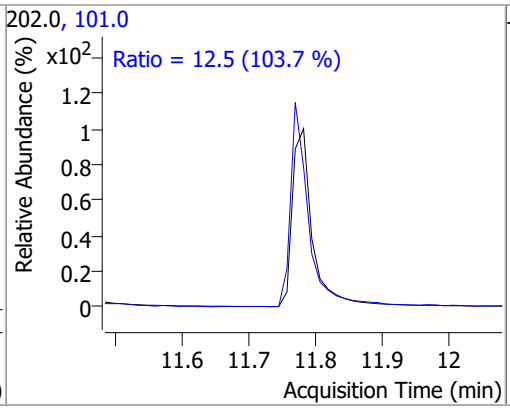

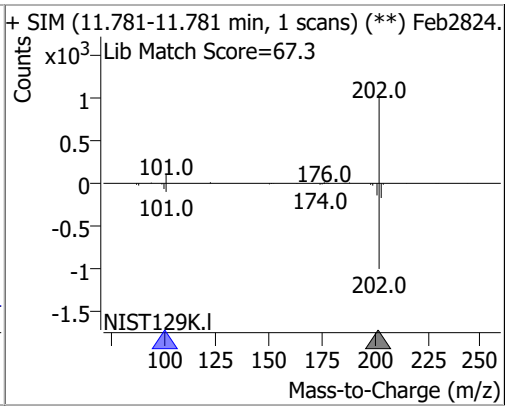

Compound	Conc.	RT	Dev(Min)	Resp.	QIon	QRatio	Lower	Upper
Terphenyl-d14	1.8693	12.24	0.00	31632	122.0	13.1	8.6	16.0

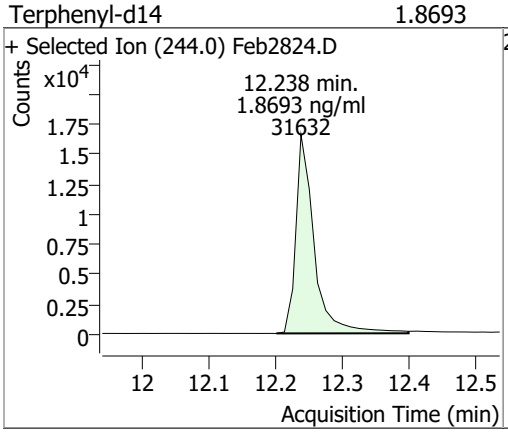

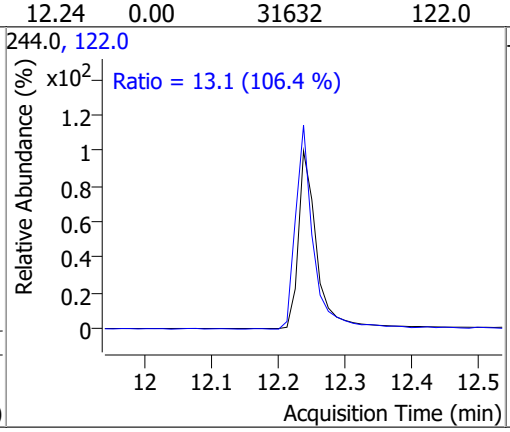

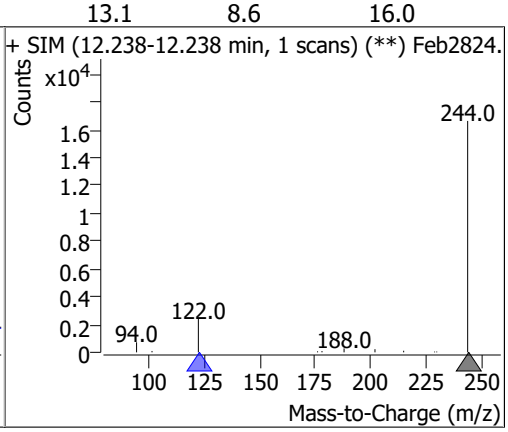

Compound	Conc.	RT	Dev(Min)	Resp.	QIon	QRatio	Lower	Upper
Benzo(a)Anthracene	1.9724	14.64	0.00	38680	226.0	25.4	18.0	33.4
					229.0	23.6	16.5	30.7

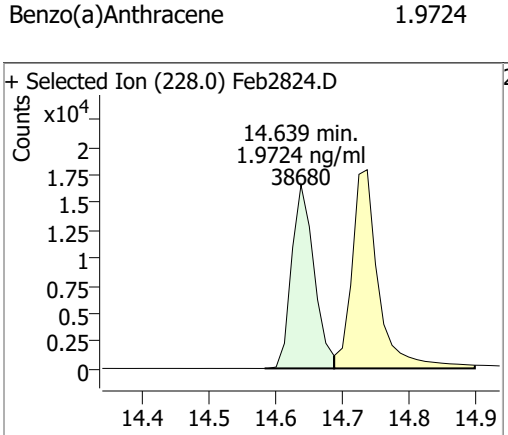

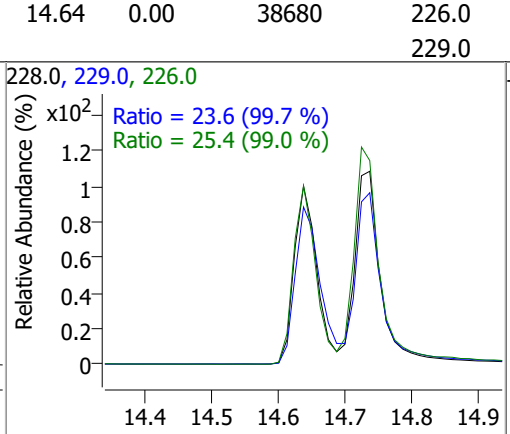

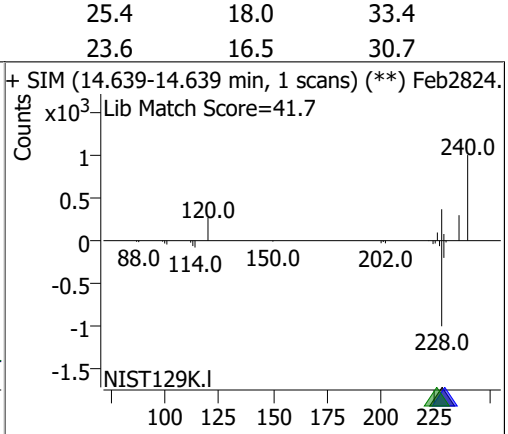

Compound	Conc.	RT	Dev(Min)	Resp.	QIon	QRatio	Lower	Upper
Chrysene	2.0253	14.74	0.00	49991	226.0	28.6	21.6	40.2
					229.0	20.9	13.8	25.7

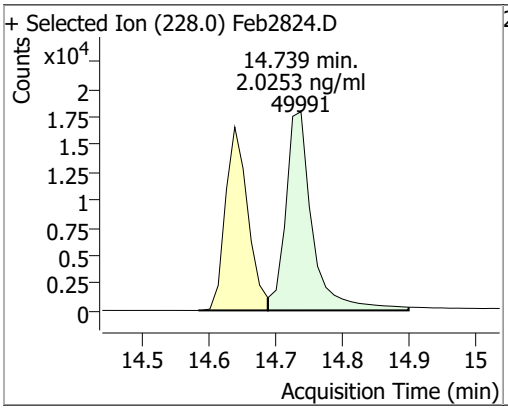

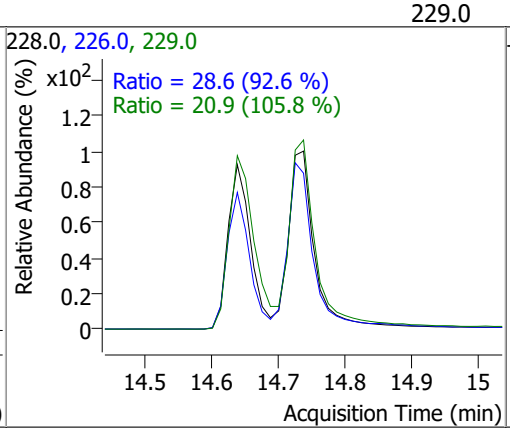

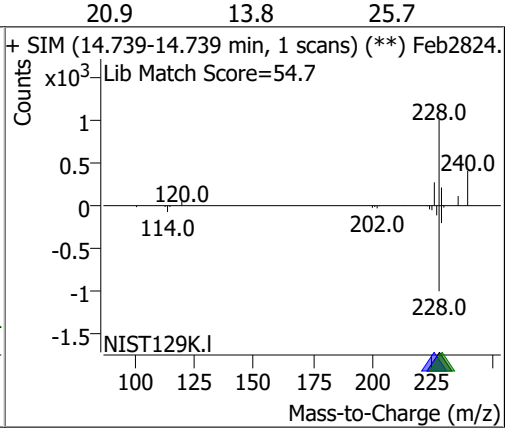

Compound	Conc.	RT	Dev(Min)	Resp.	QIon	QRatio	Lower	Upper
Benzo(b)fluoranthene	1.8622	17.66	0.00	30817	253.0	22.8	15.7	29.2

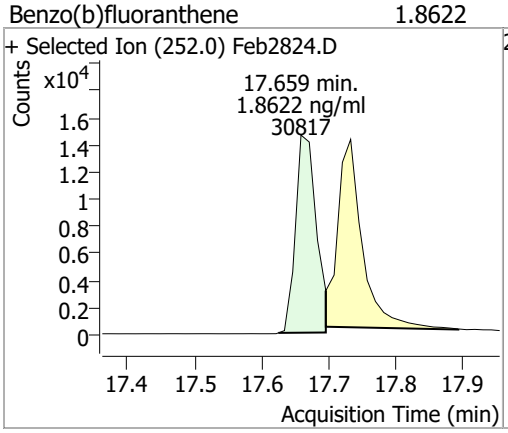

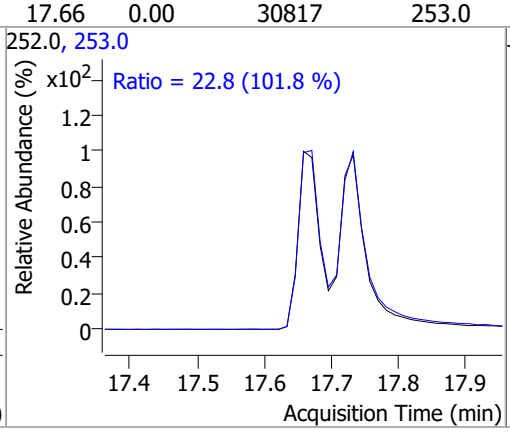

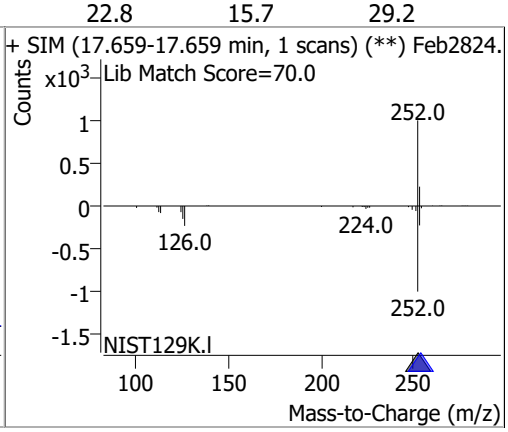

Compound	Conc.	RT	Dev(Min)	Resp.	QIon	QRatio	Lower	Upper
Benzo(k)fluoranthene	1.8294	17.73	0.00	35761	253.0	24.3	17.2	31.9

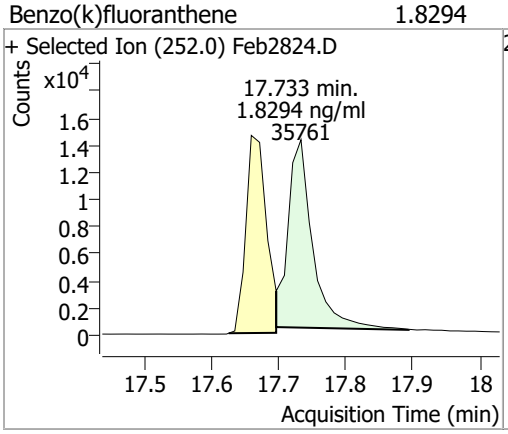

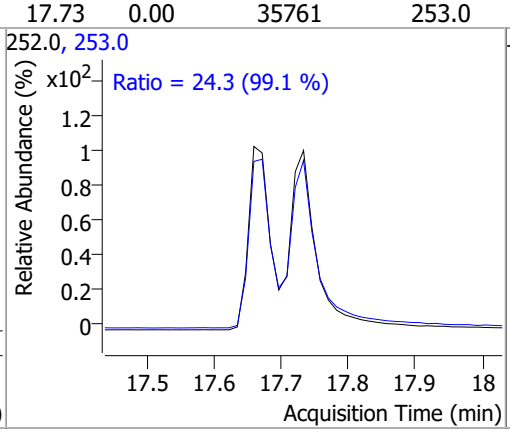

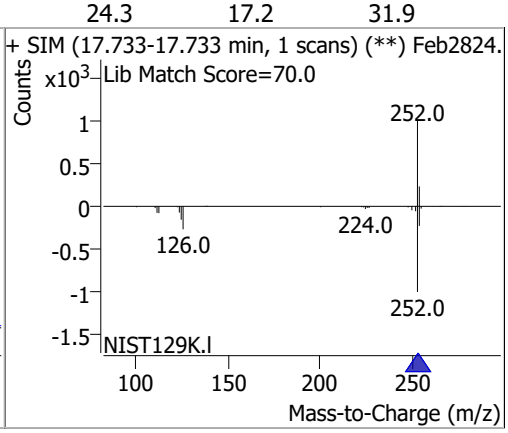

Compound	Conc.	RT	Dev(Min)	Resp.	QIon	QRatio	Lower	Upper
Benzo(a)pyrene	1.8912	18.31	0.00	29271	253.0	22.7	16.2	30.1

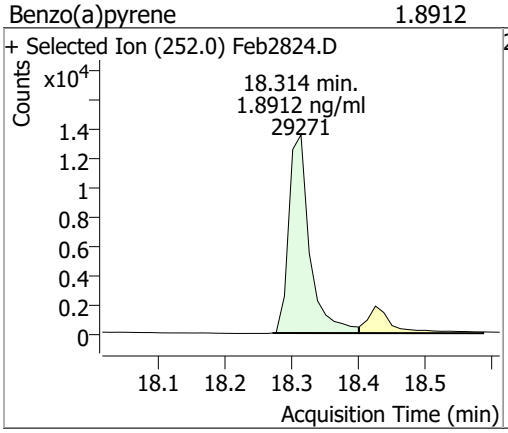

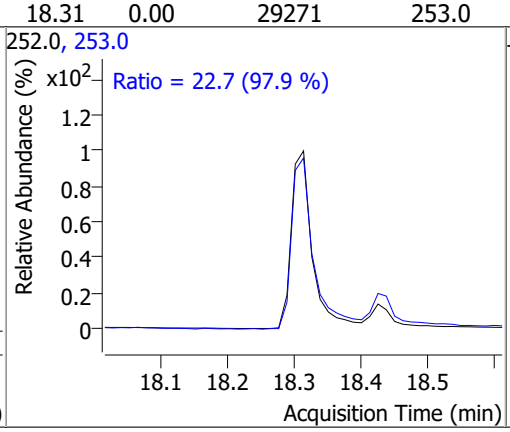

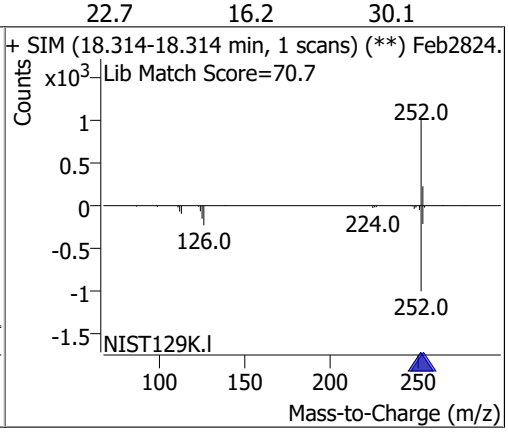

Compound	Conc.	RT	Dev(Min)	Resp.	QIon	QRatio	Lower	Upper
Indeno(1,2,3-cd)pyrene	1.9060	20.17	0.00	24255	138.0	23.7	14.6	27.2

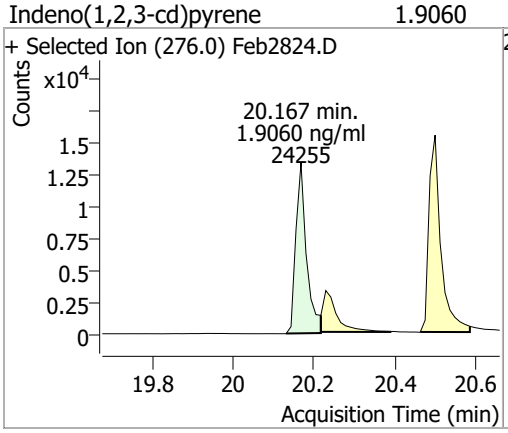

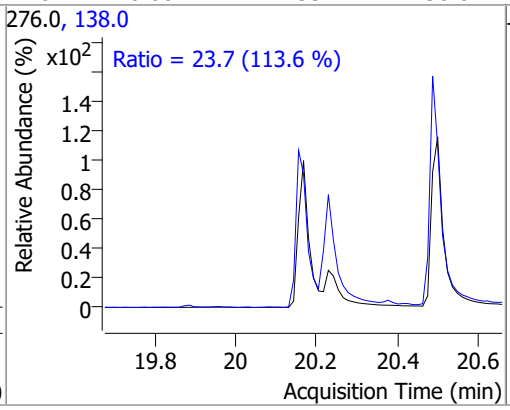

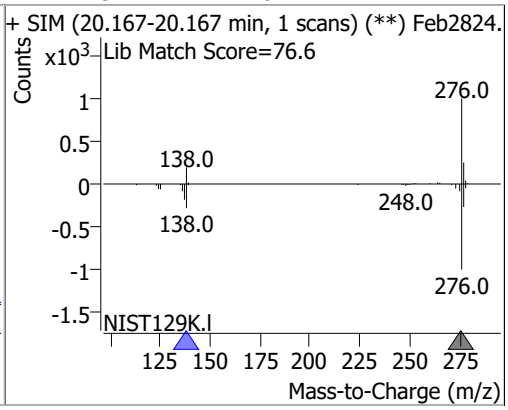

Compound	Conc.	RT	Dev(Min)	Resp.	QIon	QRatio	Lower	Upper
Dibenzo(a,h)anthracene	1.9099	20.23	-0.01	28551	279.0	22.7	16.8	31.3
					139.0	18.9	12.4	23.0

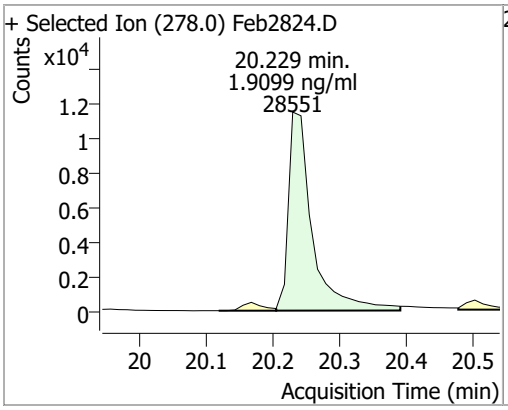

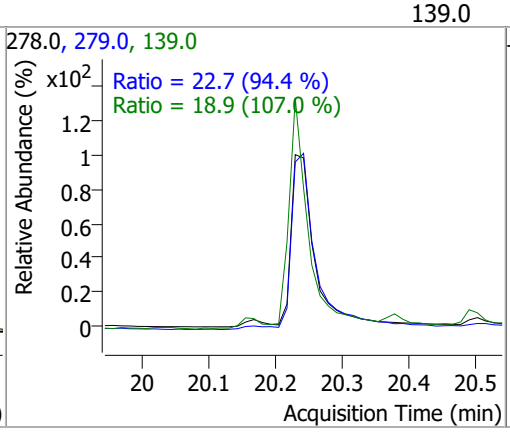

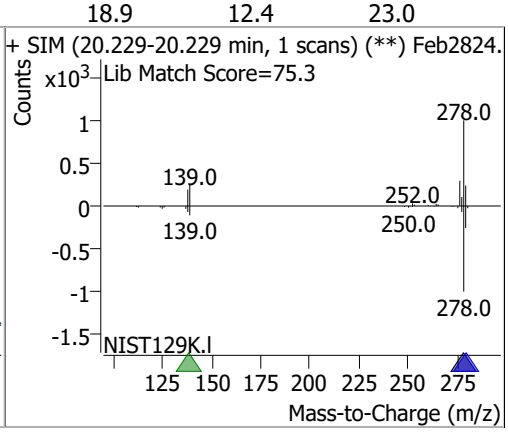

Compound	Conc.	RT	Dev(Min)	Resp.	QIon	QRatio	Lower	Upper
Benzo(g,h,i)perylene	1.7430	20.50	0.00	31529	138.0	27.3	16.2	30.1
					277.0	24.9	16.2	30.1

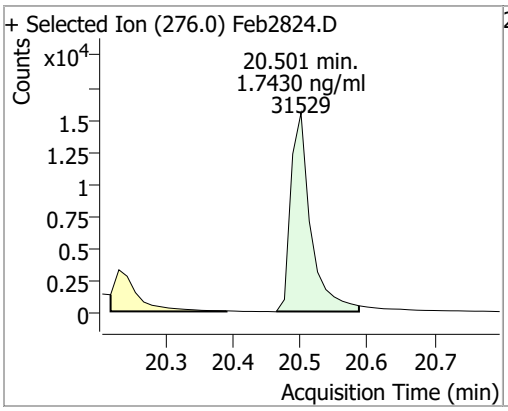

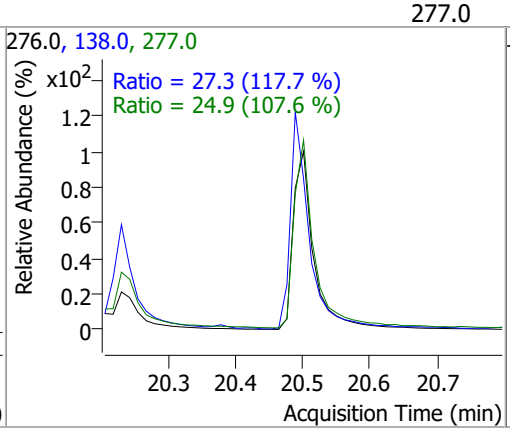

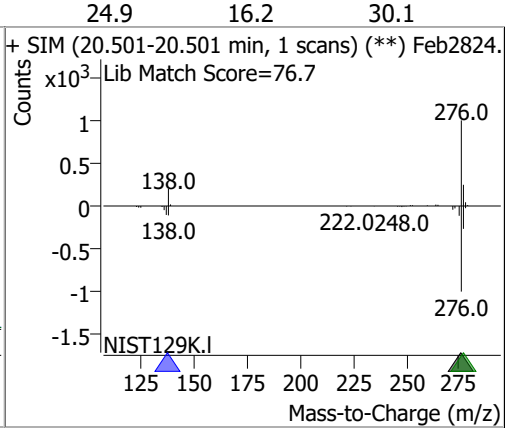

Continuing Calibration Report

Batch Name	\\MASSHUNTER\Org\Data\SV5975.I\sh022822\1 e8270c bna SIM\QuantResults\022822 bna SIM 1.batch.bin
Method File	\\MASSHUNTER\Org\Data\SV5975.I\sh021622\2 e8270c bna SIM\021622 bna SIM 2.batch.bin
Daily CC	\\MASSHUNTER\Org\Data\SV5975.I\sh022822\1 e8270c bna SIMFeb2824.D

Level name	Injection Time	Calibration Files	
7	2/28/2022 11:35:33 AM	\\MASSHUNTER\Org\Data\SV5975.I\sh022822\1 e8270c bna SIM\Feb2802.D	
6	2/28/2022 12:33:16 PM	\\MASSHUNTER\Org\Data\SV5975.I\sh022822\1 e8270c bna SIM\Feb2803.D	
5	2/28/2022 1:05:46 PM	\\MASSHUNTER\Org\Data\SV5975.I\sh022822\1 e8270c bna SIM\Feb2804.D	
4	2/28/2022 1:38:16 PM	\\MASSHUNTER\Org\Data\SV5975.I\sh022822\1 e8270c bna SIM\Feb2805.D	
3	2/28/2022 2:10:52 PM	\\MASSHUNTER\Org\Data\SV5975.I\sh022822\1 e8270c bna SIM\Feb2806.D	
2	2/28/2022 2:43:26 PM	\\MASSHUNTER\Org\Data\SV5975.I\sh022822\1 e8270c bna SIM\Feb2807.D	
1	2/28/2022 3:16:00 PM	\\MASSHUNTER\Org\Data\SV5975.I\sh022822\1 e8270c bna SIM\Feb2808.D	
CCV	2/28/2022 11:56:44 PM	\\MASSHUNTER\Org\Data\SV5975.I\sh022822\1 e8270c bna SIM\Feb2824.D	<======

ISTD Compound:	Avg Resp	Mid Resp	CC Resp	Area%	A/M
1,4-Dichlorobenzene-d4	199000	207938	207938	100.00	M
Naphthalene-d8	870028	896988	896988	100.00	M
Acenaphthene-d10	586248	614594	614594	100.00	M
Phenanthrene-d10	1100699	1144899	1144899	100.00	M
Chrysene-d12	819521	852286	852286	100.00	M
Perylene-d12	646071	669855	669855	100.00	M

Target Compound	AvgRF/R2	CC RF	Exp. Conc	Calc. Conc	%Dev	Area%	Curve Fit
1,4-Dichlorobenzene-d4	----------ISTD----------						
Nitrobenzene-d5	0.9967	0.7802	2.00	2.09	-4.43	100.00	Quadratic
Naphthalene-d8	----------ISTD----------						
Naphthalene	1.0099	0.9853	2.00	1.95	-2.43	100.00	Avg RF
2-Methylnaphthalene	0.5901	0.6017	2.00	2.04	1.97	100.00	Avg RF
1-Methylnaphthalene	0.9969	0.6594	2.00	2.02	-1.14	100.00	Quadratic
Acenaphthene-d10	----------ISTD----------						
2-Fluorobiphenyl	1.2358	1.1061	2.00	1.79	-10.50	100.00	Avg RF
Acenaphthylene	1.5448	1.4789	2.00	1.91	-4.27	100.00	Avg RF
Acenaphthene	0.9991	1.0268	2.00	1.89	5.38	100.00	Quadratic
Fluorene	1.2966	1.2229	2.00	1.89	-5.69	100.00	Avg RF
Phenanthrene-d10	----------ISTD----------						
Phenanthrene	0.9996	0.9503	2.00	1.98	1.22	100.00	Quadratic
Anthracene	0.8394	0.8498	2.00	2.02	1.24	100.00	Avg RF
o-Terphenyl	1.0000	0.5709	2.00	2.00	-0.23	100.00	Quadratic
Fluoranthene	0.9837	0.9349	2.00	1.90	-4.95	100.00	Avg RF
Chrysene-d12	----------ISTD----------						
Pyrene	0.9994	1.3557	2.00	1.91	4.31	100.00	Quadratic
Terphenyl-d14	0.8774	0.8302	2.00	1.89	-5.38	100.00	Avg RF
Benzo(a)Anthracene	0.9998	0.9853	2.00	1.94	3.23	100.00	Quadratic
Chrysene	0.9993	1.2382	2.00	1.93	3.43	100.00	Quadratic
Perylene-d12	----------ISTD----------						
Benzo(b)fluoranthene	1.0985	1.0444	2.00	1.90	-4.93	100.00	Avg RF
Benzo(k)fluoranthene	0.9996	1.2568	2.00	1.94	3.01	100.00	Quadratic
Benzo(a)pyrene	1.0274	0.9779	2.00	1.90	-4.82	100.00	Avg RF
Indeno(1,2,3-cd)pyrene	0.8447	0.8389	2.00	1.99	-0.69	100.00	Avg RF
Dibenzo(a,h)anthracene	0.9923	0.9620	2.00	1.94	-3.05	100.00	Avg RF
Benzo(g,h,i)perylene	1.2007	1.1197	2.00	1.86	-6.75	100.00	Avg RF

A -- against Average; M -- against Mid Point; P -- against Previous CC in the Method;

Audit Trail report

Batch name and path: \\MASSHUNTER\Org\Data\SV5975.I\sh022822\1 e8270c bna SIM\QuantResults\022822 bna SIM 1.batch.bin
Quant batch version: 10.0
Quant reporting version: 10.0

Name	User	Time	Action	Reason	Comment	Succeed	Exception
CmdNewBatchTable	BL2000\jheine	2/28/2022 1:39:14 PM	Create new batch \\MASSHUNTER\Org\Data\SV5975.I\sh022822\1 e8270c bna SIM\022822 bna SIM 1.batch.bin			✓	
CmdImportSamplesFromWorklist	BL2000\jheine	2/28/2022 1:39:27 PM	Add samples from worklist: \\MASSHUNTER\Org\Data\SV5975.I\sh022822\1 e8270c bna SIM\Feb2804.D, \\MASSHUNTER\Org\Data\SV5975.I\sh022822\1 e8270c bna SIM\Feb2803.D, \\MASSHUNTER\Org\Data\SV5975.I\sh022822\1 e8270c bna SIM\Feb2802.D, \\MASSHUNTER\Org\Data\SV5975.I\sh022822\1 e8270c bna SIM\Feb2801.D			✓	
CmdSetSampleAttribute	BL2000\jheine	2/28/2022 1:39:33 PM	Set SampleType = TuneCheck for sample Feb2801.D; previous value = Sample			✓	
CmdSetSampleAttribute	BL2000\jheine	2/28/2022 1:41:13 PM	Set SampleType = Calibration for sample Feb2802.D; previous value = Sample			✓	
CmdSetSampleAttribute	BL2000\jheine	2/28/2022 1:41:15 PM	Set SampleType = Calibration for sample Feb2803.D; previous value = Sample			✓	
CmdSetSampleAttribute	BL2000\jheine	2/28/2022 1:41:17 PM	Set SampleType = Calibration for sample Feb2804.D; previous value = Sample			✓	
CmdStartMethodEditing	BL2000\jheine	2/28/2022 1:41:51 PM	Start method editing			✓	
CmdImportMethodFromBatch	BL2000\jheine	2/28/2022 1:41:52 PM	Import method from batch \\MASSHUNTER\Org\Data\SV5975.I\sh021622\2 e8270c bna SIM\021622 bna SIM 2.batch.bin			✓	
CmdApplyMethodToAllSamples	BL2000\jheine	2/28/2022 1:41:56 PM	Apply method to all samples			✓	
CmdMethodClear	BL2000\jheine	2/28/2022 1:41:56 PM	Clear method			✓	
CmdEndMethodEditing	BL2000\jheine	2/28/2022 1:41:57 PM	End method editing			✓	
CmdQuantitate	BL2000\jheine	2/28/2022 1:42:01 PM	Quantitate all compounds in all samples			✓	
CmdSetSampleAttribute	BL2000\jheine	2/28/2022 1:42:05 PM	Set LevelName = 7 for sample Feb2802.D; previous value =			✓	
CmdSetSampleAttribute	BL2000\jheine	2/28/2022 1:42:07 PM	Set LevelName = 6 for sample Feb2803.D; previous value =			✓	
CmdSetSampleAttribute	BL2000\jheine	2/28/2022 1:42:09 PM	Set LevelName = 5 for sample Feb2804.D; previous value =			✓	
CmdQuantitate	BL2000\jheine	2/28/2022 1:42:13 PM	Quantitate all compounds in all samples			✓	

Name	User	Time	Action	Reason	Comment	Succeed	Exception
CmdSaveBatchTable	BL2000\jheine	2/28/2022 1:53:04 PM	Save batch \\MASSHUNTER\Org\Data\SV5975.I\sh 022822\1 e8270c bna SIM\QuantResults\022822 bna SIM 1.batch.bin			✓	
CmdOpenBatchTable	BL2000\jheine	2/28/2022 5:08:31 PM	Open batch \\MASSHUNTER\Org\Data\SV5975.I\sh 022822\1 e8270c bna SIM\022822 bna SIM 1.batch.bin			✓	
CmdImportSamplesFromWorklist	BL2000\jheine	2/28/2022 5:08:58 PM	Add samples from worklist: \\MASSHUNTER\Org\Data\SV5975.I\sh 022822\1 e8270c bna SIM\Feb2809.D, \\MASSHUNTER\Org\Data\SV5975.I\sh 022822\1 e8270c bna SIM\Feb2808.D, \\MASSHUNTER\Org\Data\SV5975.I\sh 022822\1 e8270c bna SIM\Feb2807.D, \\MASSHUNTER\Org\Data\SV5975.I\sh 022822\1 e8270c bna SIM\Feb2806.D, \\MASSHUNTER\Org\Data\SV5975.I\sh 022822\1 e8270c bna SIM\Feb2805.D			✓	
CmdSetSampleAttribute	BL2000\jheine	2/28/2022 5:09:07 PM	Set SampleType = Calibration for sample Feb2805.D; previous value = Sample			✓	
CmdSetSampleAttribute	BL2000\jheine	2/28/2022 5:09:09 PM	Set SampleType = Calibration for sample Feb2806.D; previous value = Sample			✓	
CmdSetSampleAttribute	BL2000\jheine	2/28/2022 5:09:11 PM	Set SampleType = Calibration for sample Feb2807.D; previous value = Sample			✓	
CmdSetSampleAttribute	BL2000\jheine	2/28/2022 5:09:14 PM	Set SampleType = Calibration for sample Feb2808.D; previous value = Sample			✓	
CmdSetSampleAttribute	BL2000\jheine	2/28/2022 5:09:17 PM	Set SampleType = QC for sample Feb2809.D; previous value = Sample			✓	
CmdSetSampleAttribute	BL2000\jheine	2/28/2022 5:09:21 PM	Set LevelName = ICV for sample Feb2809.D; previous value =			✓	
CmdSetSampleAttribute	BL2000\jheine	2/28/2022 5:09:23 PM	Set LevelName = 1 for sample Feb2808.D; previous value =			✓	
CmdSetSampleAttribute	BL2000\jheine	2/28/2022 5:09:26 PM	Set LevelName = 2 for sample Feb2807.D; previous value =			✓	
CmdSetSampleAttribute	BL2000\jheine	2/28/2022 5:09:28 PM	Set LevelName = 3 for sample Feb2806.D; previous value =			✓	
CmdSetSampleAttribute	BL2000\jheine	2/28/2022 5:09:31 PM	Set LevelName = 4 for sample Feb2805.D; previous value =			✓	
CmdQuantitate	BL2000\jheine	2/28/2022 5:09:34 PM	Quantitate all compounds in all samples			✓	
CmdManuallyIntegrateQualifierPeak	BL2000\jheine	2/28/2022 5:09:50 PM	Manually integrate qualifier 102.0 of compound Naphthalene in sample Feb2804.D, from x, y = 5.941, 953 to 6.115, 100, result = 1532; previous integration is from x, y = 5.903, 95 to 6.115, 100 and previous response = 10541.			✓	

Name	User	Time	Action	Reason	Comment	Succeed	Exception
CmdManuallyIntegrateDropBaseline	BL2000\jheine	2/28/2022 5:09:52 PM	Drop baseline for qualifier 102.0 of compound Naphthalene in sample Feb2804.D to y = 100, new integration is from x, y = 5.941, 100 to 6.115, 100 and new response = 6004; previous integration is from x, y = 5.941, 953 to 6.115, 100 and previous response = 1532.			✓	
CmdUpdateRetentionTimes	BL2000\jheine	2/28/2022 5:10:35 PM	Update retention time for compound Perylene-d12; Chrysene-d12; Phenanthrene-d10; Acenaphthene-d10; Naphthalene-d8; 1,4-Dichlorobenzene-d4; o-Terphenyl; Terphenyl-d14; 2-Fluorobiphenyl; Nitrobenzene-d5; Dibenzo(a,h)anthracene; Indeno(1,2,3-cd)pyrene; Benzo(a)pyrene; Benzo(k)fluoranthene; Benzo(b)fluoranthene; Chrysene; Benzo(a)Anthracene; Pyrene; Fluoranthene; Anthracene; Phenanthrene; Fluorene; Acenaphthene; Acenaphthylene; 1-Methylnaphthalene; 2-Methylnaphthalene; Naphthalene; Benzo(g,h,i)perylene;			✓	
CmdQuantitate	BL2000\jheine	2/28/2022 5:10:42 PM	Quantitate all compounds in all samples			✓	

Name	User	Time	Action	Reason	Comment	Succeed	Exception
CmdUpdateQualifierRatios	BL2000\jheine	2/28/2022 5:15:54 PM	Update qualifier ratios for compound Perylene-d12; Update qualifier ratios for compound Chrysene-d12; Update qualifier ratios for compound Phenanthrene-d10; Update qualifier ratios for compound Acenaphthene-d10; Update qualifier ratios for compound Naphthalene-d8; Update qualifier ratios for compound 1,4-Dichlorobenzene-d4; Update qualifier ratios for compound Terphenyl-d14; Update qualifier ratios for compound 2-Fluorobiphenyl; Update qualifier ratios for compound Nitrobenzene-d5; Update qualifier ratios for compound Benzo(g,h,i)perylene; Update qualifier ratios for compound Dibenzo(a,h)anthracene; Update qualifier ratios for compound Indeno(1,2,3-cd)pyrene; Update qualifier ratios for compound Benzo(a)pyrene; Update qualifier ratios for compound Benzo(k)fluoranthene; Update qualifier ratios for compound Benzo(b)fluoranthene; Update qualifier ratios for compound Chrysene; Update qualifier ratios for compound Benzo(a)Anthracene; Update qualifier ratios for compound Pyrene; Update qualifier ratios for compound Fluoranthene; Update qualifier ratios for compound Anthracene; Update qualifier ratios for compound Phenanthrene; Update qualifier ratios for compound Fluorene; Update qualifier ratios for compound Acenaphthene; Update qualifier ratios for compound Acenaphthylene; Update qualifier ratios for compound 1-Methylnaphthalene; Update qualifier ratios for compound 2-Methylnaphthalene; Update qualifier ratios for compound Naphthalene; Update qualifier ratios for compound o-Terphenyl;			✓	
CmdQuantitate	BL2000\jheine	2/28/2022 5:16:04 PM	Quantitate all compounds in all samples			✓	
CmdSaveBatchTable	BL2000\jheine	2/28/2022 5:16:32 PM	Save batch \\MASSHUNTER\Org\Data\SV5975.I\sh 022822\1 e8270c bna SIM\QuantResults\022822 bna SIM 1.batch.bin			✓	

Name	User	Time	Action	Reason	Comment	Succeed	Exception
CmdManuallyIntegrate QualifierPeak	BL2000\jheine	2/28/2022 5:18:18 PM	Manually integrate qualifier 102.0 of compound Naphthalene in sample Feb2803.D, from x, y = 5.941, 2842 to 6.041, 105, result = 3229; previous integration is from x, y = 5.858, 105 to 6.041, 105 and previous response = 18669.			✓	
CmdManuallyIntegrate DropBaseline	BL2000\jheine	2/28/2022 5:18:19 PM	Drop baseline for qualifier 102.0 of compound Naphthalene in sample Feb2803.D to y = 105, new integration is from x, y = 5.941, 105 to 6.041, 105 and new response = 11435; previous integration is from x, y = 5.941, 2842 to 6.041, 105 and previous response = 3229.			✓	
CmdManuallyIntegrate QualifierPeak	BL2000\jheine	2/28/2022 5:19:48 PM	Manually integrate qualifier 102.0 of compound Naphthalene in sample Feb2805.D, from x, y = 5.941, 662 to 6.128, 90, result = 271; previous integration is from x, y = 5.903, 90 to 6.128, 90 and previous response = 7544.			✓	
CmdManuallyIntegrate DropBaseline	BL2000\jheine	2/28/2022 5:19:50 PM	Drop baseline for qualifier 102.0 of compound Naphthalene in sample Feb2805.D to y = 90, new integration is from x, y = 5.941, 90 to 6.128, 90 and new response = 3487; previous integration is from x, y = 5.941, 662 to 6.128, 90 and previous response = 271.			✓	
CmdManuallyIntegrateSplit	BL2000\jheine	2/28/2022 5:20:10 PM	Split qualifier 176.0 of compound Anthracene in sample Feb2805.D and keep left peak, new integration is from x, y = 9.830, 69.3532015927112 to 9.929, 71.6057614772287 and new response = 4214, previous integration is from x, y = 9.830, 69 to 10.003, 73 and previous response = 4535.			✓	
CmdManuallyIntegrate QualifierPeak	BL2000\jheine	2/28/2022 5:20:44 PM	Manually integrate qualifier 54.0 of compound Nitrobenzene-d5 in sample Feb2806.D, from x, y = 5.145, 146 to 5.354, 167, result = 448; previous integration is from x, y = 5.145, 146 to 5.454, 141 and previous response = 666.			✓	
CmdManuallyIntegrate DropBaseline	BL2000\jheine	2/28/2022 5:20:46 PM	Drop baseline for qualifier 54.0 of compound Nitrobenzene-d5 in sample Feb2806.D to y = 146, new integration is from x, y = 5.145, 146 to 5.354, 146 and new response = 580; previous integration is from x, y = 5.145, 146 to 5.354, 167 and previous response = 448.			✓	

Name	User	Time	Action	Reason	Comment	Succeed	Exception
CmdManuallyIntegrate QualifierPeak	BL2000\jheine	2/28/2022 5:20:51 PM	Manually integrate qualifier 128.0 of compound Nitrobenzene-d5 in sample Feb2806.D, from x, y = 5.367, 192 to 5.441, 162, result = -20; previous integration is from x, y = 5.156, 166 to 5.466, 163 and previous response = 610.			✓	
CmdManuallyIntegrate QualifierPeak	BL2000\jheine	2/28/2022 5:20:55 PM	Manually integrate qualifier 128.0 of compound Nitrobenzene-d5 in sample Feb2806.D, from x, y = 5.156, 181 to 5.367, 192, result = 319; previous integration is from x, y = 5.367, 192 to 5.441, 162 and previous response = -20.			✓	
CmdManuallyIntegrateSnapBaseline	BL2000\jheine	2/28/2022 5:20:57 PM	Snap baseline for qualifier 128.0 of compound Nitrobenzene-d5 in sample Feb2806.D from x = 5.156 to x = 5.367, new integration is from x, y = 5.156, 163 to 5.367, 171 and new response = 563; previous integration is from x, y = 5.156, 181 to 5.367, 192 and previous response = 319.			✓	
CmdManuallyIntegrate DropBaseline	BL2000\jheine	2/28/2022 5:20:57 PM	Drop baseline for qualifier 128.0 of compound Nitrobenzene-d5 in sample Feb2806.D to y = 163, new integration is from x, y = 5.156, 163 to 5.367, 163 and new response = 614; previous integration is from x, y = 5.156, 163 to 5.367, 171 and previous response = 563.			✓	
CmdManuallyIntegrate QualifierPeak	BL2000\jheine	2/28/2022 5:21:04 PM	Manually integrate qualifier 102.0 of compound Naphthalene in sample Feb2806.D, from x, y = 5.941, 443 to 6.016, 82, result = 1377; previous integration is from x, y = 5.903, 81 to 6.016, 82 and previous response = 5838.			✓	
CmdManuallyIntegrate DropBaseline	BL2000\jheine	2/28/2022 5:21:06 PM	Drop baseline for qualifier 102.0 of compound Naphthalene in sample Feb2806.D to y = 82, new integration is from x, y = 5.941, 82 to 6.016, 82 and new response = 2188; previous integration is from x, y = 5.941, 443 to 6.016, 82 and previous response = 1377.			✓	
CmdManuallyIntegrate QualifierPeak	BL2000\jheine	2/28/2022 5:21:17 PM	Manually integrate qualifier 153.0 of compound Acenaphthylene in sample Feb2806.D, from x, y = 7.813, 506 to 7.876, 1399, result = -1736; previous integration is from x, y = 8.013, 83 to 8.125, 83 and previous response = 8553.			✓	

Name	User	Time	Action	Reason	Comment	Succeed	Exception
CmdManuallyIntegrateSnapBaseline	BL2000\jheine	2/28/2022 5:21:18 PM	Snap baseline for qualifier 153.0 of compound Acenaphthylene in sample Feb2806.D from x = 7.813 to x = 7.876, new integration is from x, y = 7.813, 115 to 7.876, 164 and new response = 1303; previous integration is from x, y = 7.813, 506 to 7.876, 1399 and previous response = -1736.			✓	
CmdManuallyIntegrate DropBaseline	BL2000\jheine	2/28/2022 5:21:19 PM	Drop baseline for qualifier 153.0 of compound Acenaphthylene in sample Feb2806.D to y = 115, new integration is from x, y = 7.813, 115 to 7.876, 115 and new response = 1395; previous integration is from x, y = 7.813, 115 to 7.876, 164 and previous response = 1303.			✓	
CmdManuallyIntegrate QualifierPeak	BL2000\jheine	2/28/2022 5:21:28 PM	Manually integrate qualifier 152.0 of compound Acenaphthene in sample Feb2806.D, from x, y = 8.013, 854 to 8.088, 1764, result = -1464; previous integration is from x, y = 7.789, 100 to 7.913, 100 and previous response = 10747.			✓	
CmdManuallyIntegrateSnapBaseline	BL2000\jheine	2/28/2022 5:21:29 PM	Snap baseline for qualifier 152.0 of compound Acenaphthene in sample Feb2806.D from x = 8.013 to x = 8.088, new integration is from x, y = 8.013, 149 to 8.088, 189 and new response = 3653; previous integration is from x, y = 8.013, 854 to 8.088, 1764 and previous response = -1464.			✓	
CmdManuallyIntegrate DropBaseline	BL2000\jheine	2/28/2022 5:21:30 PM	Drop baseline for qualifier 152.0 of compound Acenaphthene in sample Feb2806.D to y = 149, new integration is from x, y = 8.013, 149 to 8.088, 149 and new response = 3743; previous integration is from x, y = 8.013, 149 to 8.088, 189 and previous response = 3653.			✓	
CmdManuallyIntegrate QualifierPeak	BL2000\jheine	2/28/2022 5:21:55 PM	Manually integrate qualifier 253.0 of compound Benzo(b)fluoranthene in sample Feb2806.D, from x, y = 17.634, 69 to 17.708, 155, result = 1586; previous integration is from x, y = 17.652, 257 to 17.708, 280 and previous response = 1024.			✓	
CmdManuallyIntegrate DropBaseline	BL2000\jheine	2/28/2022 5:21:56 PM	Drop baseline for qualifier 253.0 of compound Benzo(b)fluoranthene in sample Feb2806.D to y = 69, new integration is from x, y = 17.634, 69 to 17.708, 69 and new response = 1777; previous integration is from x, y = 17.634, 69 to 17.708, 155 and previous response = 1586.			✓	

Name	User	Time	Action	Reason	Comment	Succeed	Exception
CmdManuallyIntegratePeak	BL2000\jheine	2/28/2022 5:22:32 PM	Manually integrate compound Nitrobenzene-d5 in sample Feb2807.D, from x, y = 5.156, 159 to 5.417, 188, result = 119; previous integration is from x, y = 5.157, 139 to 5.510, 140 and previous response = 750.			✓	
CmdManuallyIntegrateSnapBaseline	BL2000\jheine	2/28/2022 5:22:33 PM	Snap baseline for compound Nitrobenzene-d5 in sample Feb2807.D, from x = 5.156 to x = 5.417, new integration is from x, y = 5.156, 138 to 5.417, 155 and new response = 541; previous integration is from x, y = 5.156, 159 to 5.417, 188 and previous response = 119.			✓	
CmdManuallyIntegrate DropBaseline	BL2000\jheine	2/28/2022 5:22:34 PM	Drop baseline for compound Nitrobenzene-d5 in sample Feb2807.D to y = 138, new integration is from x, y = 5.156, 138 to 5.417, 138 and new response = 675; previous integration is from x, y = 5.156, 138 to 5.417, 155 and previous response = 541.			✓	
CmdManuallyIntegrate QualifierPeak	BL2000\jheine	2/28/2022 5:22:43 PM	Manually integrate qualifier 54.0 of compound Nitrobenzene-d5 in sample Feb2807.D, from x, y = 5.168, 133 to 5.367, 133, result = 219; previous integration is from x, y = 5.170, 145 to 5.357, 137 and previous response = 126.			✓	
CmdManuallyIntegrate DropBaseline	BL2000\jheine	2/28/2022 5:22:44 PM	Drop baseline for qualifier 54.0 of compound Nitrobenzene-d5 in sample Feb2807.D to y = 133, new integration is from x, y = 5.168, 133 to 5.367, 133 and new response = 220; previous integration is from x, y = 5.168, 133 to 5.367, 133 and previous response = 219.			✓	
CmdManuallyIntegrate QualifierPeak	BL2000\jheine	2/28/2022 5:22:47 PM	Manually integrate qualifier 128.0 of compound Nitrobenzene-d5 in sample Feb2807.D, from x, y = 5.168, 144 to 5.380, 150, result = 288; previous integration is from x, y = 5.171, 147 to 5.511, 136 and previous response = 440.			✓	
CmdManuallyIntegrateSnapBaseline	BL2000\jheine	2/28/2022 5:22:49 PM	Snap baseline for qualifier 128.0 of compound Nitrobenzene-d5 in sample Feb2807.D from x = 5.168 to x = 5.380, new integration is from x, y = 5.168, 141 to 5.380, 154 and new response = 278; previous integration is from x, y = 5.168, 144 to 5.380, 150 and previous response = 288.			✓	

Name	User	Time	Action	Reason	Comment	Succeed	Exception
CmdManuallyIntegrateDropBaseline	BL2000\jheine	2/28/2022 5:22:49 PM	Drop baseline for qualifier 128.0 of compound Nitrobenzene-d5 in sample Feb2807.D to y = 141, new integration is from x, y = 5.168, 141 to 5.380, 141 and new response = 361; previous integration is from x, y = 5.168, 141 to 5.380, 154 and previous response = 278.			✓	
CmdManuallyIntegrateQualifierPeak	BL2000\jheine	2/28/2022 5:22:57 PM	Manually integrate qualifier 102.0 of compound Naphthalene in sample Feb2807.D, from x, y = 5.941, 298 to 6.016, 79, result = 1198; previous integration is from x, y = 5.903, 78 to 6.016, 79 and previous response = 5050.			✓	
CmdManuallyIntegrateDropBaseline	BL2000\jheine	2/28/2022 5:22:58 PM	Drop baseline for qualifier 102.0 of compound Naphthalene in sample Feb2807.D to y = 79, new integration is from x, y = 5.941, 79 to 6.016, 79 and new response = 1691; previous integration is from x, y = 5.941, 298 to 6.016, 79 and previous response = 1198.			✓	
CmdManuallyIntegrateQualifierPeak	BL2000\jheine	2/28/2022 5:23:10 PM	Manually integrate qualifier153.0 of compound Acenaphthylene in sample Feb2807.D from x, y = 7.814, 287 to 7.888, 644; result = -1058			✓	
CmdManuallyIntegrateSnapBaseline	BL2000\jheine	2/28/2022 5:23:11 PM	Snap baseline for qualifier 153.0 of compound Acenaphthylene in sample Feb2807.D from x = 7.814 to x = 7.888, new integration is from x, y = 7.814, 79 to 7.888, 108 and new response = 610; previous integration is from x, y = 7.814, 287 to 7.888, 644 and previous response = -1058.			✓	
CmdManuallyIntegrateDropBaseline	BL2000\jheine	2/28/2022 5:23:12 PM	Drop baseline for qualifier 153.0 of compound Acenaphthylene in sample Feb2807.D to y = 79, new integration is from x, y = 7.814, 79 to 7.888, 79 and new response = 675; previous integration is from x, y = 7.814, 79 to 7.888, 108 and previous response = 610.			✓	
CmdManuallyIntegratePeak	BL2000\jheine	2/28/2022 5:23:17 PM	Manually integrate compound Acenaphthene in sample Feb2807.D, from x, y = 8.026, 190 to 8.125, 80, result = 3080; previous integration is from x, y = 7.976, 80 to 8.125, 80 and previous response = 5461.			✓	
CmdManuallyIntegrateDropBaseline	BL2000\jheine	2/28/2022 5:23:18 PM	Drop baseline for compound Acenaphthene in sample Feb2807.D to y = 80, new integration is from x, y = 8.026, 80 to 8.125, 80 and new response = 3408; previous integration is from x, y = 8.026, 190 to 8.125, 80 and previous response = 3080.			✓	

Name	User	Time	Action	Reason	Comment	Succeed	Exception
CmdManuallyIntegrate QualifierPeak	BL2000\jheine	2/28/2022 5:23:27 PM	Manually integrate qualifier176.0 of compound Anthracene in sample Feb2807.D from x, y = 9.842, 184 to 9.966, 167; result = 20			✓	
CmdManuallyIntegrateSnapBaseline	BL2000\jheine	2/28/2022 5:23:29 PM	Snap baseline for qualifier 176.0 of compound Anthracene in sample Feb2807.D from x = 9.842 to x = 9.966, new integration is from x, y = 9.842, 91 to 9.966, 84 and new response = 675; previous integration is from x, y = 9.842, 184 to 9.966, 167 and previous response = 20.			✓	
CmdManuallyIntegrate DropBaseline	BL2000\jheine	2/28/2022 5:23:30 PM	Drop baseline for qualifier 176.0 of compound Anthracene in sample Feb2807.D to y = 84, new integration is from x, y = 9.842, 84 to 9.966, 84 and new response = 701; previous integration is from x, y = 9.842, 91 to 9.966, 84 and previous response = 675.			✓	
CmdManuallyIntegrateP eak	BL2000\jheine	2/28/2022 5:23:49 PM	Manually integrate compound Indeno(1,2,3-cd)pyrene in sample Feb2807.D, from x, y = 20.154, 74 to 20.229, 209, result = 1979; previous integration is from x, y = 20.154, 74 to 20.415, 76 and previous response = 3567.			✓	
CmdManuallyIntegrate DropBaseline	BL2000\jheine	2/28/2022 5:23:50 PM	Drop baseline for compound Indeno(1,2,3-cd)pyrene in sample Feb2807.D to y = 74, new integration is from x, y = 20.154, 74 to 20.229, 74 and new response = 2282; previous integration is from x, y = 20.154, 74 to 20.229, 209 and previous response = 1979.			✓	
CmdManuallyIntegrate QualifierPeak	BL2000\jheine	2/28/2022 5:24:00 PM	Manually integrate qualifier 139.0 of compound Dibenzo(a,h)anthracene in sample Feb2807.D, from x, y = 20.217, 126 to 20.340, 175, result = 314; previous integration is from x, y = 20.217, 126 to 20.402, 133 and previous response = 546.			✓	
CmdManuallyIntegrate DropBaseline	BL2000\jheine	2/28/2022 5:24:01 PM	Drop baseline for qualifier 139.0 of compound Dibenzo(a,h)anthracene in sample Feb2807.D to y = 126, new integration is from x, y = 20.217, 126 to 20.340, 126 and new response = 493; previous integration is from x, y = 20.217, 126 to 20.340, 175 and previous response = 314.			✓	

Name	User	Time	Action	Reason	Comment	Succeed	Exception
CmdManuallyIntegrate QualifierPeak	BL2000\jheine	2/28/2022 5:24:05 PM	Manually integrate qualifier 279.0 of compound Dibenzo(a,h)anthracene in sample Feb2807.D, from x, y = 20.222, 85 to 20.316, 161, result = 395; previous integration is from x, y = 20.222, 85 to 20.465, 97 and previous response = 719.			✓	
CmdManuallyIntegrate DropBaseline	BL2000\jheine	2/28/2022 5:24:06 PM	Drop baseline for qualifier 279.0 of compound Dibenzo(a,h)anthracene in sample Feb2807.D to y = 85, new integration is from x, y = 20.222, 85 to 20.316, 85 and new response = 608; previous integration is from x, y = 20.222, 85 to 20.316, 161 and previous response = 395.			✓	
CmdManuallyIntegrate QualifierPeak	BL2000\jheine	2/28/2022 5:24:14 PM	Manually integrate qualifier 138.0 of compound Benzo(g,h,i)perylene in sample Feb2807.D, from x, y = 20.464, 106 to 20.612, 189, result = 577; previous integration is from x, y = 20.464, 106 to 20.711, 112 and previous response = 970.			✓	
CmdManuallyIntegrate DropBaseline	BL2000\jheine	2/28/2022 5:24:16 PM	Drop baseline for qualifier 138.0 of compound Benzo(g,h,i)perylene in sample Feb2807.D to y = 106, new integration is from x, y = 20.464, 106 to 20.612, 106 and new response = 945; previous integration is from x, y = 20.464, 106 to 20.612, 189 and previous response = 577.			✓	
CmdManuallyIntegrate QualifierPeak	BL2000\jheine	2/28/2022 5:24:20 PM	Manually integrate qualifier 277.0 of compound Benzo(g,h,i)perylene in sample Feb2807.D, from x, y = 20.478, 73 to 20.600, 151, result = 536; previous integration is from x, y = 20.478, 73 to 20.674, 75 and previous response = 876.			✓	
CmdManuallyIntegrate DropBaseline	BL2000\jheine	2/28/2022 5:24:21 PM	Drop baseline for qualifier 277.0 of compound Benzo(g,h,i)perylene in sample Feb2807.D to y = 73, new integration is from x, y = 20.478, 73 to 20.600, 73 and new response = 819; previous integration is from x, y = 20.478, 73 to 20.600, 151 and previous response = 536.			✓	
CmdManuallyIntegratePeak	BL2000\jheine	2/28/2022 5:24:37 PM	Manually integrate compound Nitrobenzene-d5 in sample Feb2808.D, from x, y = 5.156, 133 to 5.342, 142, result = 205; previous integration is from x, y = 5.182, 140 to 5.417, 141 and previous response = 217.			✓	

Name	User	Time	Action	Reason	Comment	Succeed	Exception
CmdManuallyIntegrate DropBaseline	BL2000\jheine	2/28/2022 5:24:38 PM	Drop baseline for compound Nitrobenzene-d5 in sample Feb2808.D to y = 133, new integration is from x, y = 5.156, 133 to 5.342, 133 and new response = 259; previous integration is from x, y = 5.156, 133 to 5.342, 142 and previous response = 205.			✓	
CmdManuallyIntegrate QualifierPeak	BL2000\jheine	2/28/2022 5:24:41 PM	Manually integrate qualifier54.0 of compound Nitrobenzene-d5 in sample Feb2808.D from x, y = 5.168, 130 to 5.305, 131; result = 81			✓	
CmdManuallyIntegrate DropBaseline	BL2000\jheine	2/28/2022 5:24:42 PM	Drop baseline for qualifier 54.0 of compound Nitrobenzene-d5 in sample Feb2808.D to y = 130, new integration is from x, y = 5.168, 130 to 5.305, 130 and new response = 83; previous integration is from x, y = 5.168, 130 to 5.305, 131 and previous response = 81.			✓	
CmdManuallyIntegrate QualifierPeak	BL2000\jheine	2/28/2022 5:24:45 PM	Manually integrate qualifier128.0 of compound Nitrobenzene-d5 in sample Feb2808.D from x, y = 5.181, 136 to 5.355, 138; result = 110			✓	
CmdManuallyIntegrate DropBaseline	BL2000\jheine	2/28/2022 5:24:46 PM	Drop baseline for qualifier 128.0 of compound Nitrobenzene-d5 in sample Feb2808.D to y = 136, new integration is from x, y = 5.181, 136 to 5.355, 136 and new response = 121; previous integration is from x, y = 5.181, 136 to 5.355, 138 and previous response = 110.			✓	
CmdManuallyIntegrate QualifierPeak	BL2000\jheine	2/28/2022 5:24:52 PM	Manually integrate qualifier 129.0 of compound Naphthalene in sample Feb2808.D, from x, y = 5.941, 120 to 6.028, 106, result = 259; previous integration is from x, y = 5.917, 105 to 6.028, 106 and previous response = 341.			✓	
CmdManuallyIntegrate DropBaseline	BL2000\jheine	2/28/2022 5:24:53 PM	Drop baseline for qualifier 129.0 of compound Naphthalene in sample Feb2808.D to y = 106, new integration is from x, y = 5.941, 106 to 6.028, 106 and new response = 296; previous integration is from x, y = 5.941, 120 to 6.028, 106 and previous response = 259.			✓	
CmdManuallyIntegrate QualifierPeak	BL2000\jheine	2/28/2022 5:24:57 PM	Manually integrate qualifier 102.0 of compound Naphthalene in sample Feb2808.D, from x, y = 5.941, 312 to 6.016, 78, result = 894; previous integration is from x, y = 5.904, 77 to 6.016, 78 and previous response = 4554.			✓	

Name	User	Time	Action	Reason	Comment	Succeed	Exception
CmdManuallyIntegrateDropBaseline	BL2000\jheine	2/28/2022 5:24:58 PM	Drop baseline for qualifier 102.0 of compound Naphthalene in sample Feb2808.D to y = 78, new integration is from x, y = 5.941, 78 to 6.016, 78 and new response = 1421; previous integration is from x, y = 5.941, 312 to 6.016, 78 and previous response = 894.			✓	
CmdManuallyIntegrateQualifierPeak	BL2000\jheine	2/28/2022 5:25:12 PM	Manually integrate qualifier 153.0 of compound Acenaphthylene in sample Feb2808.D, from x, y = 7.814, 128 to 7.863, 296, result = -111; previous integration is from x, y = 8.013, 79 to 8.100, 79 and previous response = 1990.			✓	
CmdManuallyIntegrateSnapBaseline	BL2000\jheine	2/28/2022 5:25:14 PM	Snap baseline for qualifier 153.0 of compound Acenaphthylene in sample Feb2808.D from x = 7.814 to x = 7.863, new integration is from x, y = 7.814, 77 to 7.863, 112 and new response = 240; previous integration is from x, y = 7.814, 128 to 7.863, 296 and previous response = -111.			✓	
CmdManuallyIntegrateDropBaseline	BL2000\jheine	2/28/2022 5:25:14 PM	Drop baseline for qualifier 153.0 of compound Acenaphthylene in sample Feb2808.D to y = 77, new integration is from x, y = 7.814, 77 to 7.863, 77 and new response = 292; previous integration is from x, y = 7.814, 77 to 7.863, 112 and previous response = 240.			✓	
CmdManuallyIntegratePeak	BL2000\jheine	2/28/2022 5:25:22 PM	Manually integrate compound Acenaphthene in sample Feb2808.D, from x, y = 8.025, 634 to 8.113, 511, result = -645; previous integration is from x, y = 7.971, 77 to 8.300, 77 and previous response = 4237.			✓	
CmdManuallyIntegrateSnapBaseline	BL2000\jheine	2/28/2022 5:25:24 PM	Snap baseline for compound Acenaphthene in sample Feb2808.D, from x = 8.025 to x = 8.113, new integration is from x, y = 8.025, 406 to 8.113, 117 and new response = 982; previous integration is from x, y = 8.025, 634 to 8.113, 511 and previous response = -645.			✓	
CmdManuallyIntegrateDropBaseline	BL2000\jheine	2/28/2022 5:25:25 PM	Drop baseline for compound Acenaphthene in sample Feb2808.D to y = 117, new integration is from x, y = 8.025, 117 to 8.113, 117 and new response = 1739; previous integration is from x, y = 8.025, 406 to 8.113, 117 and previous response = 982.			✓	
CmdManuallyIntegrateQualifierPeak	BL2000\jheine	2/28/2022 5:25:36 PM	Manually integrate qualifier176.0 of compound Anthracene in sample Feb2808.D from x, y = 9.842, 119 to 9.929, 117; result = 151			✓	

Name	User	Time	Action	Reason	Comment	Succeed	Exception
CmdManuallyIntegrateSnapBaseline	BL2000\jheine	2/28/2022 5:25:37 PM	Snap baseline for qualifier 176.0 of compound Anthracene in sample Feb2808.D from x = 9.842 to x = 9.929, new integration is from x, y = 9.842, 80 to 9.929, 80 and new response = 350; previous integration is from x, y = 9.842, 119 to 9.929, 117 and previous response = 151.			✓	
CmdManuallyIntegrateDropBaseline	BL2000\jheine	2/28/2022 5:25:38 PM	Drop baseline for qualifier 176.0 of compound Anthracene in sample Feb2808.D to y = 80, new integration is from x, y = 9.842, 80 to 9.929, 80 and new response = 350; previous integration is from x, y = 9.842, 80 to 9.929, 80 and previous response = 350.			✓	
CmdManuallyIntegratePeak	BL2000\jheine	2/28/2022 5:25:59 PM	Manually integrate compound Indeno(1,2,3-cd)pyrene in sample Feb2808.D, from x, y = 20.155, 68 to 20.242, 149, result = 1094; previous integration is from x, y = 20.155, 68 to 20.390, 72 and previous response = 1857.			✓	
CmdManuallyIntegrateDropBaseline	BL2000\jheine	2/28/2022 5:26:00 PM	Drop baseline for compound Indeno(1,2,3-cd)pyrene in sample Feb2808.D to y = 68, new integration is from x, y = 20.155, 68 to 20.242, 68 and new response = 1302; previous integration is from x, y = 20.155, 68 to 20.242, 149 and previous response = 1094.			✓	
CmdManuallyIntegrateQualifierPeak	BL2000\jheine	2/28/2022 5:26:19 PM	Manually integrate qualifier 102.0 of compound Naphthalene in sample Feb2809.D, from x, y = 5.941, 1006 to 6.115, 86, result = 1268; previous integration is from x, y = 5.882, 84 to 6.115, 86 and previous response = 11007.			✓	
CmdManuallyIntegrateDropBaseline	BL2000\jheine	2/28/2022 5:26:21 PM	Drop baseline for qualifier 102.0 of compound Naphthalene in sample Feb2809.D to y = 86, new integration is from x, y = 5.941, 86 to 6.115, 86 and new response = 6092; previous integration is from x, y = 5.941, 1006 to 6.115, 86 and previous response = 1268.			✓	

Name	User	Time	Action	Reason	Comment	Succeed	Exception
CmdCalibrate	BL2000\jheine	2/28/2022 5:35:28 PM	Replace level ICV with QC sample Feb2809.D for compounds {Dibenzo(a,h)anthracene, Indeno(1,2,3-cd)pyrene, Benzo(a)pyrene, Benzo(k)fluoranthene, Benzo(b)fluoranthene, Chrysene, Benzo(a)Anthracene, Terphenyl-d14, Pyrene, Fluoranthene, o-Terphenyl, Anthracene, Phenanthrene, Fluorene, Acenaphthene, Acenaphthylene, 2-Fluorobiphenyl, 1-Methylnaphthalene, 2-Methylnaphthalene, Naphthalene, Nitrobenzene-d5, Benzo(g,h,i)perylene}; Replace level 1 with Calibration sample Feb2808.D for compounds {Dibenzo(a,h)anthracene, Indeno(1,2,3-cd)pyrene, Benzo(a)pyrene, Benzo(k)fluoranthene, Benzo(b)fluoranthene, Chrysene, Benzo(a)Anthracene, Terphenyl-d14, Pyrene, Fluoranthene, o-Terphenyl, Anthracene, Phenanthrene, Fluorene, Acenaphthene, Acenaphthylene, 2-Fluorobiphenyl, 1-Methylnaphthalene, 2-Methylnaphthalene, Naphthalene, Nitrobenzene-d5, Benzo(g,h,i)perylene}; Replace level 2 with Calibration sample Feb2807.D for compounds {Dibenzo(a,h)anthracene, Indeno(1,2,3-cd)pyrene, Benzo(a)pyrene, Benzo(k)fluoranthene, Benzo(b)fluoranthene, Chrysene, Benzo(a)Anthracene, Terphenyl-d14, Pyrene, Fluoranthene, o-Terphenyl, Anthracene, Phenanthrene, Fluorene, Acenaphthene, Acenaphthylene, 2-Fluorobiphenyl, 1-Methylnaphthalene, 2-Methylnaphthalene, Naphthalene, Nitrobenzene-d5, Benzo(g,h,i)perylene}; Replace level 3 with Calibration sample Feb2806.D for compounds {Dibenzo(a,h)anthracene, Indeno(1,2,3-cd)pyrene, Benzo(a)pyrene, Benzo(k)fluoranthene, Benzo(b)fluoranthene, Chrysene, Benzo(a)Anthracene, Terphenyl-d14, Pyrene, Fluoranthene, o-Terphenyl, Anthracene, Phenanthrene, Fluorene, Acenaphthene, Acenaphthylene, 2-Fluorobiphenyl, 1-Methylnaphthalene, 2-Methylnaphthalene, Naphthalene, Nitrobenzene-d5, Benzo(g,h,i)perylene}; Replace level 4 with Calibration sample Feb2805.D for compounds {Dibenzo(a,h)anthracene,			✓	

Name	User	Time	Action	Reason	Comment	Succeed	Exception
			Indeno(1,2,3-cd)pyrene, Benzo(a)pyrene, Benzo(k)fluoranthene, Benzo(b)fluoranthene, Chrysene, Benzo(a)Anthracene, Terphenyl-d14, Pyrene, Fluoranthene, o-Terphenyl, Anthracene, Phenanthrene, Fluorene, Acenaphthene, Acenaphthylene, 2-Fluorobiphenyl, 1-Methylnaphthalene, 2-Methylnaphthalene, Naphthalene, Nitrobenzene-d5, Benzo(g,h,i)perylene}; Replace level 5 with Calibration sample Feb2804.D for compounds {Dibenzo(a,h)anthracene, Indeno(1,2,3-cd)pyrene, Benzo(a)pyrene, Benzo(k)fluoranthene, Benzo(b)fluoranthene, Chrysene, Benzo(a)Anthracene, Terphenyl-d14, Pyrene, Fluoranthene, o-Terphenyl, Anthracene, Phenanthrene, Fluorene, Acenaphthene, Acenaphthylene, 2-Fluorobiphenyl, 1-Methylnaphthalene, 2-Methylnaphthalene, Naphthalene, Nitrobenzene-d5, Benzo(g,h,i)perylene}; Replace level 6 with Calibration sample Feb2803.D for compounds {Dibenzo(a,h)anthracene, Indeno(1,2,3-cd)pyrene, Benzo(a)pyrene, Benzo(k)fluoranthene, Benzo(b)fluoranthene, Chrysene, Benzo(a)Anthracene, Terphenyl-d14, Pyrene, Fluoranthene, o-Terphenyl, Anthracene, Phenanthrene, Fluorene, Acenaphthene, Acenaphthylene, 2-Fluorobiphenyl, 1-Methylnaphthalene, 2-Methylnaphthalene, Naphthalene, Nitrobenzene-d5, Benzo(g,h,i)perylene}; Replace level 7 with Calibration sample Feb2802.D for compounds {Dibenzo(a,h)anthracene, Indeno(1,2,3-cd)pyrene, Benzo(a)pyrene, Benzo(k)fluoranthene, Benzo(b)fluoranthene, Chrysene, Benzo(a)Anthracene, Terphenyl-d14, Pyrene, Fluoranthene, o-Terphenyl, Anthracene, Phenanthrene, Fluorene, Acenaphthene, Acenaphthylene, 2-Fluorobiphenyl, 1-Methylnaphthalene, 2-Methylnaphthalene, Naphthalene, Nitrobenzene-d5, Benzo(g,h,i)perylene};				
CmdQuantitate	BL2000\jheine	2/28/2022 5:35:34 PM	Quantitate all compounds in all samples			✓	

Name	User	Time	Action	Reason	Comment	Succeed	Exception
CmdManuallyIntegratePeak	BL2000\jheine	2/28/2022 5:36:01 PM	Manually integrate compound Nitrobenzene-d5 in sample Feb2808.D, from x, y = 5.143, 130 to 5.454, 137, result = 335; previous integration is from x, y = 5.156, 133 to 5.342, 133 and previous response = 259.			✓	
CmdManuallyIntegratePeak	BL2000\jheine	2/28/2022 5:36:05 PM	Manually integrate compound Nitrobenzene-d5 in sample Feb2808.D, from x, y = 5.156, 145 to 5.454, 137, result = 203; previous integration is from x, y = 5.143, 130 to 5.454, 137 and previous response = 335.			✓	
CmdManuallyIntegrateSnapBaseline	BL2000\jheine	2/28/2022 5:36:06 PM	Snap baseline for compound Nitrobenzene-d5 in sample Feb2808.D, from x = 5.156 to x = 5.454, new integration is from x, y = 5.156, 130 to 5.454, 141 and new response = 300; previous integration is from x, y = 5.156, 145 to 5.454, 137 and previous response = 203.			✓	
CmdManuallyIntegrateDropBaseline	BL2000\jheine	2/28/2022 5:36:07 PM	Drop baseline for compound Nitrobenzene-d5 in sample Feb2808.D to y = 130, new integration is from x, y = 5.156, 130 to 5.454, 130 and new response = 399; previous integration is from x, y = 5.156, 130 to 5.454, 141 and previous response = 300.			✓	
CmdQuantitate	BL2000\jheine	2/28/2022 5:36:12 PM	Quantitate compound Nitrobenzene-d5 in sample Feb2808.D			✓	

Name	User	Time	Action	Reason	Comment	Succeed	Exception
CmdCalibrate	BL2000\jheine	2/28/2022 5:36:24 PM	Replace level ICV with QC sample Feb2809.D for compounds {Benzo(g,h,i)perylene, Dibenzo(a,h)anthracene, Indeno(1,2,3-cd)pyrene, Benzo(a)pyrene, Benzo(k)fluoranthene, Benzo(b)fluoranthene, Chrysene, Benzo(a)Anthracene, Terphenyl-d14, Pyrene, Fluoranthene, o-Terphenyl, Anthracene, Phenanthrene, Fluorene, Acenaphthene, Acenaphthylene, 2-Fluorobiphenyl, 1-Methylnaphthalene, 2-Methylnaphthalene, Naphthalene, Nitrobenzene-d5}; Replace level 1 with Calibration sample Feb2808.D for compounds {Benzo(g,h,i)perylene, Dibenzo(a,h)anthracene, Indeno(1,2,3-cd)pyrene, Benzo(a)pyrene, Benzo(k)fluoranthene, Benzo(b)fluoranthene, Chrysene, Benzo(a)Anthracene, Terphenyl-d14, Pyrene, Fluoranthene, o-Terphenyl, Anthracene, Phenanthrene, Fluorene, Acenaphthene, Acenaphthylene, 2-Fluorobiphenyl, 1-Methylnaphthalene, 2-Methylnaphthalene, Naphthalene, Nitrobenzene-d5}; Replace level 2 with Calibration sample Feb2807.D for compounds {Benzo(g,h,i)perylene, Dibenzo(a,h)anthracene, Indeno(1,2,3-cd)pyrene, Benzo(a)pyrene, Benzo(k)fluoranthene, Benzo(b)fluoranthene, Chrysene, Benzo(a)Anthracene, Terphenyl-d14, Pyrene, Fluoranthene, o-Terphenyl, Anthracene, Phenanthrene, Fluorene, Acenaphthene, Acenaphthylene, 2-Fluorobiphenyl, 1-Methylnaphthalene, 2-Methylnaphthalene, Naphthalene, Nitrobenzene-d5}; Replace level 3 with Calibration sample Feb2806.D for compounds {Benzo(g,h,i)perylene, Dibenzo(a,h)anthracene, Indeno(1,2,3-cd)pyrene, Benzo(a)pyrene, Benzo(k)fluoranthene, Benzo(b)fluoranthene, Chrysene, Benzo(a)Anthracene, Terphenyl-d14, Pyrene, Fluoranthene, o-Terphenyl, Anthracene, Phenanthrene, Fluorene, Acenaphthene, Acenaphthylene, 2-Fluorobiphenyl, 1-Methylnaphthalene, 2-Methylnaphthalene, Naphthalene, Nitrobenzene-d5}; Replace level 4 with Calibration sample Feb2805.D for compounds {Benzo(g,h,i)perylene,			✓	

Name	User	Time	Action	Reason	Comment	Succeed	Exception
			Dibenzo(a,h)anthracene, Indeno(1,2,3-cd)pyrene, Benzo(a)pyrene, Benzo(k)fluoranthene, Benzo(b)fluoranthene, Chrysene, Benzo(a)Anthracene, Terphenyl-d14, Pyrene, Fluoranthene, o-Terphenyl, Anthracene, Phenanthrene, Fluorene, Acenaphthene, Acenaphthylene, 2-Fluorobiphenyl, 1-Methylnaphthalene, 2-Methylnaphthalene, Naphthalene, Nitrobenzene-d5}; Replace level 5 with Calibration sample Feb2804.D for compounds {Benzo(g,h,i)perylene, Dibenzo(a,h)anthracene, Indeno(1,2,3-cd)pyrene, Benzo(a)pyrene, Benzo(k)fluoranthene, Benzo(b)fluoranthene, Chrysene, Benzo(a)Anthracene, Terphenyl-d14, Pyrene, Fluoranthene, o-Terphenyl, Anthracene, Phenanthrene, Fluorene, Acenaphthene, Acenaphthylene, 2-Fluorobiphenyl, 1-Methylnaphthalene, 2-Methylnaphthalene, Naphthalene, Nitrobenzene-d5}; Replace level 6 with Calibration sample Feb2803.D for compounds {Benzo(g,h,i)perylene, Dibenzo(a,h)anthracene, Indeno(1,2,3-cd)pyrene, Benzo(a)pyrene, Benzo(k)fluoranthene, Benzo(b)fluoranthene, Chrysene, Benzo(a)Anthracene, Terphenyl-d14, Pyrene, Fluoranthene, o-Terphenyl, Anthracene, Phenanthrene, Fluorene, Acenaphthene, Acenaphthylene, 2-Fluorobiphenyl, 1-Methylnaphthalene, 2-Methylnaphthalene, Naphthalene, Nitrobenzene-d5}; Replace level 7 with Calibration sample Feb2802.D for compounds {Benzo(g,h,i)perylene, Dibenzo(a,h)anthracene, Indeno(1,2,3-cd)pyrene, Benzo(a)pyrene, Benzo(k)fluoranthene, Benzo(b)fluoranthene, Chrysene, Benzo(a)Anthracene, Terphenyl-d14, Pyrene, Fluoranthene, o-Terphenyl, Anthracene, Phenanthrene, Fluorene, Acenaphthene, Acenaphthylene, 2-Fluorobiphenyl, 1-Methylnaphthalene, 2-Methylnaphthalene, Naphthalene, Nitrobenzene-d5};				
CmdQuantitate	BL2000\jheine	2/28/2022 5:36:29 PM	Quantitate all compounds in all samples			✓	

Name	User	Time	Action	Reason	Comment	Succeed	Exception
CmdSetTargetCompoundAttribute	BL2000\jheine	2/28/2022 5:36:50 PM	Set CurveFit = fitAverageOfResponseFactors for compound Nitrobenzene-d5 in all samples; previous value = fitQuadratic			✓	
CmdSetTargetCompoundAttribute	BL2000\jheine	2/28/2022 5:36:53 PM	Set CurveFit = fitQuadratic for compound Nitrobenzene-d5 in all samples; previous value = fitQuadratic			✓	
CmdSetTargetCompoundAttribute	BL2000\jheine	2/28/2022 5:37:01 PM	Set CurveFit = fitAverageOfResponseFactors for compound Naphthalene in all samples; previous value = fitQuadratic			✓	
CmdSetTargetCompoundAttribute	BL2000\jheine	2/28/2022 5:37:03 PM	Set CurveFitOrigin = originIgnore for compound Naphthalene in all samples; previous value = originInclude			✓	
CmdSetTargetCompoundAttribute	BL2000\jheine	2/28/2022 5:37:05 PM	Set CurveFitWeight = weightEqual for compound Naphthalene in all samples; previous value = weightOneOverX			✓	
CmdQuantitate	BL2000\jheine	2/28/2022 5:37:10 PM	Quantitate all compounds in all samples			✓	
CmdSetTargetCompoundAttribute	BL2000\jheine	2/28/2022 5:37:29 PM	Set CurveFit = fitQuadratic for compound 1-Methylnaphthalene in all samples; previous value = fitAverageOfResponseFactors			✓	
CmdSetTargetCompoundAttribute	BL2000\jheine	2/28/2022 5:37:33 PM	Set CurveFitWeight = weightOneOverX for compound 1-Methylnaphthalene in all samples; previous value = weightEqual			✓	
CmdQuantitate	BL2000\jheine	2/28/2022 5:37:37 PM	Quantitate all compounds in all samples			✓	
CmdSetTargetCompoundAttribute	BL2000\jheine	2/28/2022 5:37:53 PM	Set UserAnnotation = BA for compound Nitrobenzene-d5 in sample Feb2807.D; previous value =			✓	
CmdSetTargetCompoundAttribute	BL2000\jheine	2/28/2022 5:37:56 PM	Set UserAnnotation = BA for compound Nitrobenzene-d5 in sample Feb2808.D; previous value =			✓	
CmdSetTargetCompoundAttribute	BL2000\jheine	2/28/2022 5:38:09 PM	Set CurveFit = fitAverageOfResponseFactors for compound 1-Methylnaphthalene in all samples; previous value = fitAverageOfResponseFactors			✓	
CmdSetTargetCompoundAttribute	BL2000\jheine	2/28/2022 5:38:12 PM	Set CurveFit = fitQuadratic for compound 1-Methylnaphthalene in all samples; previous value = fitAverageOfResponseFactors			✓	
CmdSetTargetCompoundAttribute	BL2000\jheine	2/28/2022 5:38:15 PM	Set CurveFit = fitAverageOfResponseFactors for compound Acenaphthylene in all samples; previous value = fitQuadratic			✓	
CmdSetTargetCompoundAttribute	BL2000\jheine	2/28/2022 5:38:18 PM	Set CurveFitOrigin = originIgnore for compound Acenaphthylene in all samples; previous value = originInclude			✓	

Name	User	Time	Action	Reason	Comment	Succeed	Exception
CmdSetTargetCompoundAttribute	BL2000\jheine	2/28/2022 5:38:21 PM	Set CurveFitWeight = weightEqual for compound Acenaphthylene in all samples; previous value = weightOneOverXSquared			✓	
CmdQuantitate	BL2000\jheine	2/28/2022 5:38:26 PM	Quantitate all compounds in all samples			✓	
CmdSetTargetCompoundAttribute	BL2000\jheine	2/28/2022 5:38:36 PM	Set CurveFit = fitAverageOfResponseFactors for compound Acenaphthene in all samples; previous value = fitQuadratic			✓	
CmdSetTargetCompoundAttribute	BL2000\jheine	2/28/2022 5:38:39 PM	Set CurveFit = fitQuadratic for compound Acenaphthene in all samples; previous value = fitQuadratic			✓	
CmdSetTargetCompoundAttribute	BL2000\jheine	2/28/2022 5:38:41 PM	Set CurveFitWeight = weightOneOverX for compound Acenaphthene in all samples; previous value = weightOneOverXSquared			✓	
CmdQuantitate	BL2000\jheine	2/28/2022 5:38:45 PM	Quantitate all compounds in all samples			✓	
CmdSetTargetCompoundAttribute	BL2000\jheine	2/28/2022 5:38:52 PM	Set CurveFit = fitAverageOfResponseFactors for compound Fluorene in all samples; previous value = fitQuadratic			✓	
CmdSetTargetCompoundAttribute	BL2000\jheine	2/28/2022 5:38:55 PM	Set CurveFitWeight = weightEqual for compound Fluorene in all samples; previous value = weightOneOverX			✓	
CmdQuantitate	BL2000\jheine	2/28/2022 5:39:00 PM	Quantitate all compounds in all samples			✓	
CmdSetTargetCompoundAttribute	BL2000\jheine	2/28/2022 5:39:05 PM	Set CurveFit = fitAverageOfResponseFactors for compound 2-Fluorobiphenyl in all samples; previous value = fitQuadratic			✓	
CmdSetTargetCompoundAttribute	BL2000\jheine	2/28/2022 5:39:07 PM	Set CurveFitWeight = weightEqual for compound 2-Fluorobiphenyl in all samples; previous value = weightOneOverX			✓	
CmdQuantitate	BL2000\jheine	2/28/2022 5:39:12 PM	Quantitate all compounds in all samples			✓	
CmdSetTargetCompoundAttribute	BL2000\jheine	2/28/2022 5:39:20 PM	Set CurveFit = fitAverageOfResponseFactors for compound Phenanthrene in all samples; previous value = fitQuadratic			✓	
CmdSetTargetCompoundAttribute	BL2000\jheine	2/28/2022 5:39:23 PM	Set CurveFitWeight = weightEqual for compound Phenanthrene in all samples; previous value = weightOneOverX			✓	
CmdQuantitate	BL2000\jheine	2/28/2022 5:39:28 PM	Quantitate all compounds in all samples			✓	
CmdSetTargetCompoundAttribute	BL2000\jheine	2/28/2022 5:39:31 PM	Set CurveFit = fitQuadratic for compound Phenanthrene in all samples; previous value = fitQuadratic			✓	

Name	User	Time	Action	Reason	Comment	Succeed	Exception
CmdSetTargetCompoundAttribute	BL2000\jheine	2/28/2022 5:39:34 PM	Set CurveFitWeight = weightOneOverX for compound Phenanthrene in all samples; previous value = weightOneOverX			✓	
CmdQuantitate	BL2000\jheine	2/28/2022 5:39:38 PM	Quantitate all compounds in all samples			✓	
CmdSetTargetCompoundAttribute	BL2000\jheine	2/28/2022 5:39:45 PM	Set CurveFit = fitAverageOfResponseFactors for compound Anthracene in all samples; previous value = fitQuadratic			✓	
CmdSetTargetCompoundAttribute	BL2000\jheine	2/28/2022 5:39:48 PM	Set CurveFitWeight = weightEqual for compound Anthracene in all samples; previous value = weightOneOverX			✓	
CmdQuantitate	BL2000\jheine	2/28/2022 5:39:52 PM	Quantitate all compounds in all samples			✓	
CmdSetTargetCompoundAttribute	BL2000\jheine	2/28/2022 5:39:58 PM	Set CurveFit = fitAverageOfResponseFactors for compound Fluoranthene in all samples; previous value = fitQuadratic			✓	
CmdSetTargetCompoundAttribute	BL2000\jheine	2/28/2022 5:39:59 PM	Set CurveFitWeight = weightEqual for compound Fluoranthene in all samples; previous value = weightOneOverX			✓	
CmdQuantitate	BL2000\jheine	2/28/2022 5:40:04 PM	Quantitate all compounds in all samples			✓	
CmdSetTargetCompoundAttribute	BL2000\jheine	2/28/2022 5:40:09 PM	Set CurveFit = fitAverageOfResponseFactors for compound o-Terphenyl in all samples; previous value = fitQuadratic			✓	
CmdSetTargetCompoundAttribute	BL2000\jheine	2/28/2022 5:40:11 PM	Set CurveFitOrigin = originIgnore for compound o-Terphenyl in all samples; previous value = originInclude			✓	
CmdSetTargetCompoundAttribute	BL2000\jheine	2/28/2022 5:40:12 PM	Set CurveFitWeight = weightEqual for compound o-Terphenyl in all samples; previous value = weightOneOverX			✓	
CmdSetTargetCompoundAttribute	BL2000\jheine	2/28/2022 5:40:16 PM	Set CurveFit = fitQuadratic for compound o-Terphenyl in all samples; previous value = fitQuadratic			✓	
CmdSetTargetCompoundAttribute	BL2000\jheine	2/28/2022 5:40:18 PM	Set CurveFitOrigin = originInclude for compound o-Terphenyl in all samples; previous value = originInclude			✓	
CmdSetTargetCompoundAttribute	BL2000\jheine	2/28/2022 5:40:19 PM	Set CurveFitWeight = weightOneOverX for compound o-Terphenyl in all samples; previous value = weightOneOverX			✓	
CmdQuantitate	BL2000\jheine	2/28/2022 5:40:23 PM	Quantitate all compounds in all samples			✓	
CmdSetTargetCompoundAttribute	BL2000\jheine	2/28/2022 5:40:31 PM	Set CurveFit = fitAverageOfResponseFactors for compound Pyrene in all samples; previous value = fitQuadratic			✓	

Name	User	Time	Action	Reason	Comment	Succeed	Exception
CmdSetTargetCompoundAttribute	BL2000\jheine	2/28/2022 5:40:34 PM	Set CurveFit = fitQuadratic for compound Pyrene in all samples; previous value = fitQuadratic			✓	
CmdSetTargetCompoundAttribute	BL2000\jheine	2/28/2022 5:40:38 PM	Set CurveFit = fitAverageOfResponseFactors for compound Benzo(a)Anthracene in all samples; previous value = fitQuadratic			✓	
CmdSetTargetCompoundAttribute	BL2000\jheine	2/28/2022 5:40:41 PM	Set CurveFit = fitQuadratic for compound Benzo(a)Anthracene in all samples; previous value = fitQuadratic			✓	
CmdSetTargetCompoundAttribute	BL2000\jheine	2/28/2022 5:40:47 PM	Set CurveFit = fitAverageOfResponseFactors for compound Chrysene in all samples; previous value = fitQuadratic			✓	
CmdSetTargetCompoundAttribute	BL2000\jheine	2/28/2022 5:40:50 PM	Set CurveFit = fitQuadratic for compound Chrysene in all samples; previous value = fitQuadratic			✓	
CmdSetTargetCompoundAttribute	BL2000\jheine	2/28/2022 5:40:54 PM	Set CurveFit = fitAverageOfResponseFactors for compound Terphenyl-d14 in all samples; previous value = fitQuadratic			✓	
CmdSetTargetCompoundAttribute	BL2000\jheine	2/28/2022 5:40:58 PM	Set CurveFitWeight = weightEqual for compound Terphenyl-d14 in all samples; previous value = weightOneOverX			✓	
CmdQuantitate	BL2000\jheine	2/28/2022 5:41:03 PM	Quantitate all compounds in all samples			✓	
CmdSetTargetCompoundAttribute	BL2000\jheine	2/28/2022 5:41:07 PM	Set CurveFit = fitAverageOfResponseFactors for compound Benzo(b)fluoranthene in all samples; previous value = fitQuadratic			✓	
CmdSetTargetCompoundAttribute	BL2000\jheine	2/28/2022 5:41:09 PM	Set CurveFitWeight = weightEqual for compound Benzo(b)fluoranthene in all samples; previous value = weightOneOverX			✓	
CmdQuantitate	BL2000\jheine	2/28/2022 5:41:13 PM	Quantitate all compounds in all samples			✓	
CmdSetTargetCompoundAttribute	BL2000\jheine	2/28/2022 5:41:18 PM	Set CurveFit = fitAverageOfResponseFactors for compound Benzo(k)fluoranthene in all samples; previous value = fitQuadratic			✓	
CmdSetTargetCompoundAttribute	BL2000\jheine	2/28/2022 5:41:21 PM	Set CurveFit = fitQuadratic for compound Benzo(k)fluoranthene in all samples; previous value = fitQuadratic			✓	
CmdSetTargetCompoundAttribute	BL2000\jheine	2/28/2022 5:41:28 PM	Set CurveFit = fitAverageOfResponseFactors for compound Benzo(a)pyrene in all samples; previous value = fitQuadratic			✓	
CmdSetTargetCompoundAttribute	BL2000\jheine	2/28/2022 5:41:30 PM	Set CurveFitWeight = weightEqual for compound Benzo(a)pyrene in all samples; previous value = weightOneOverX			✓	

Name	User	Time	Action	Reason	Comment	Succeed	Exception
CmdQuantitate	BL2000\jheine	2/28/2022 5:41:34 PM	Quantitate all compounds in all samples			✓	
CmdSetTargetCompoundAttribute	BL2000\jheine	2/28/2022 5:41:39 PM	Set CurveFit = fitAverageOfResponseFactors for compound Indeno(1,2,3-cd)pyrene in all samples; previous value = fitQuadratic			✓	
CmdSetTargetCompoundAttribute	BL2000\jheine	2/28/2022 5:41:42 PM	Set CurveFitWeight = weightEqual for compound Indeno(1,2,3-cd)pyrene in all samples; previous value = weightOneOverX			✓	
CmdQuantitate	BL2000\jheine	2/28/2022 5:41:47 PM	Quantitate all compounds in all samples			✓	
CmdSetTargetCompoundAttribute	BL2000\jheine	2/28/2022 5:41:53 PM	Set CurveFit = fitAverageOfResponseFactors for compound Dibenzo(a,h)anthracene in all samples; previous value = fitQuadratic			✓	
CmdSetTargetCompoundAttribute	BL2000\jheine	2/28/2022 5:41:54 PM	Set CurveFitWeight = weightEqual for compound Dibenzo(a,h)anthracene in all samples; previous value = weightOneOverX			✓	
CmdQuantitate	BL2000\jheine	2/28/2022 5:41:59 PM	Quantitate all compounds in all samples			✓	
CmdSetTargetCompoundAttribute	BL2000\jheine	2/28/2022 5:42:05 PM	Set CurveFit = fitAverageOfResponseFactors for compound Benzo(g,h,i)perylene in all samples; previous value = fitQuadratic			✓	
CmdSetTargetCompoundAttribute	BL2000\jheine	2/28/2022 5:42:07 PM	Set CurveFitWeight = weightEqual for compound Benzo(g,h,i)perylene in all samples; previous value = weightOneOverX			✓	
CmdQuantitate	BL2000\jheine	2/28/2022 5:42:12 PM	Quantitate all compounds in all samples			✓	
CmdSaveBatchTable	BL2000\jheine	2/28/2022 5:42:15 PM	Save batch \\MASSHUNTER\Org\Data\SV5975.I\sh022822\1 e8270c bna SIM\QuantResults\022822 bna SIM 1.batch.bin			✓	
CmdSaveBatchTable	BL2000\jheine	2/28/2022 5:42:22 PM	Save batch \\MASSHUNTER\Org\Data\SV5975.I\sh022822\1 e8270c bna SIM\QuantResults\022822 bna SIM 1.batch.bin			✓	
CmdSaveBatchTable	BL2000\jheine	2/28/2022 5:42:33 PM	Save batch \\MASSHUNTER\Org\Data\SV5975.I\sh022822\1 e8270c bna SIM\QuantResults\022822 bna SIM 1.batch.bin			✓	
CmdOpenBatchTable	BL2000\jheine	3/1/2022 8:21:41 AM	Open batch \\MASSHUNTER\Org\Data\SV5975.I\sh022822\1 e8270c bna SIM\022822 bna SIM 1.batch.bin			✓	

Name	User	Time	Action	Reason	Comment	Succeed	Exception
CmdImportSamplesFromWorklist	BL2000\jheine	3/1/2022 8:23:05 AM	Add samples from worklist: \\MASSHUNTER\Org\Data\SV5975.I\sh022822\1 e8270c bna SIM\Feb2824.D, \\MASSHUNTER\Org\Data\SV5975.I\sh022822\1 e8270c bna SIM\Feb2823.D, \\MASSHUNTER\Org\Data\SV5975.I\sh022822\1 e8270c bna SIM\Feb2822.D, \\MASSHUNTER\Org\Data\SV5975.I\sh022822\1 e8270c bna SIM\Feb2821.D, \\MASSHUNTER\Org\Data\SV5975.I\sh022822\1 e8270c bna SIM\Feb2820.D, \\MASSHUNTER\Org\Data\SV5975.I\sh022822\1 e8270c bna SIM\Feb2819.D, \\MASSHUNTER\Org\Data\SV5975.I\sh022822\1 e8270c bna SIM\Feb2818.D, \\MASSHUNTER\Org\Data\SV5975.I\sh022822\1 e8270c bna SIM\Feb2817.D, \\MASSHUNTER\Org\Data\SV5975.I\sh022822\1 e8270c bna SIM\Feb2816.D, \\MASSHUNTER\Org\Data\SV5975.I\sh022822\1 e8270c bna SIM\Feb2815.D, \\MASSHUNTER\Org\Data\SV5975.I\sh022822\1 e8270c bna SIM\Feb2814.D, \\MASSHUNTER\Org\Data\SV5975.I\sh022822\1 e8270c bna SIM\Feb2813.D, \\MASSHUNTER\Org\Data\SV5975.I\sh022822\1 e8270c bna SIM\Feb2812.D, \\MASSHUNTER\Org\Data\SV5975.I\sh022822\1 e8270c bna SIM\Feb2811.D, \\MASSHUNTER\Org\Data\SV5975.I\sh022822\1 e8270c bna SIM\Feb2810.D			✓	
CmdSetSampleAttribute	BL2000\jheine	3/1/2022 8:23:34 AM	Set MatrixSpikeGroup = MB-163957 for sample Feb2811.D; previous value =			✓	
CmdSetSampleAttribute	BL2000\jheine	3/1/2022 8:23:35 AM	Set MatrixSpikeGroup = MB-163957 for sample Feb2812.D; previous value =			✓	
CmdSetSampleAttribute	BL2000\jheine	3/1/2022 8:23:36 AM	Set MatrixSpikeGroup = MB-163957 for sample Feb2813.D; previous value =			✓	
CmdSetSampleAttribute	BL2000\jheine	3/1/2022 8:23:40 AM	Set MatrixSpikeGroup = B22021435-007A for sample Feb2816.D; previous value =			✓	
CmdSetSampleAttribute	BL2000\jheine	3/1/2022 8:23:41 AM	Set MatrixSpikeGroup = B22021435-007A for sample Feb2817.D; previous value =			✓	
CmdSetSampleAttribute	BL2000\jheine	3/1/2022 8:23:45 AM	Set MatrixSpikeGroup = B22021435-012C for sample Feb2818.D; previous value =			✓	
CmdSetSampleAttribute	BL2000\jheine	3/1/2022 8:23:46 AM	Set MatrixSpikeGroup = B22021435-012C for sample Feb2819.D; previous value =			✓	
CmdSetSampleAttribute	BL2000\jheine	3/1/2022 8:23:52 AM	Set SampleInformation = MatrixA for sample Feb2812.D; previous value =			✓	

Name	User	Time	Action	Reason	Comment	Succeed	Exception
CmdSetSampleAttribute	BL2000\jheine	3/1/2022 8:23:56 AM	Set SampleInformation = MatrixA for sample Feb2813.D; previous value =			✓	
CmdSetSampleAttribute	BL2000\jheine	3/1/2022 8:23:58 AM	Set SampleInformation = MatrixA for sample Feb2817.D; previous value =			✓	
CmdSetSampleAttribute	BL2000\jheine	3/1/2022 8:23:59 AM	Set SampleInformation = MatrixA for sample Feb2819.D; previous value =			✓	
CmdSetSampleAttribute	BL2000\jheine	3/1/2022 8:24:04 AM	Set SampleType = CC for sample Feb2824.D; previous value = Sample			✓	
CmdSetSampleAttribute	BL2000\jheine	3/1/2022 8:24:10 AM	Set LevelName = CCV for sample Feb2824.D; previous value =			✓	
CmdQuantitate	BL2000\jheine	3/1/2022 8:24:21 AM	Quantitate all compounds in all samples			✓	
CmdSaveBatchTable	BL2000\jheine	3/1/2022 8:25:28 AM	Save batch \\MASSHUNTER\Org\Data\SV5975.I\sh022822\1 e8270c bna SIM\QuantResults\022822 bna SIM 1.batch.bin			✓	
CmdOpenBatchTable	BL2000\jheine	3/1/2022 9:20:13 AM	Open batch \\MASSHUNTER\Org\Data\SV5975.I\sh022822\1 e8270c bna SIM\022822 bna SIM 1.batch.bin			✓	
CmdManuallyIntegratePeak	BL2000\jheine	3/1/2022 9:20:32 AM	Manually integrate compound Benzo(a)pyrene in sample Feb2810.D, from x, y = 18.302, 69 to 18.351, 295, result = -252; previous integration is from x, y = 18.376, 62 to 18.586, 67 and previous response = 3134.			✓	
CmdManuallyIntegrateSnapBaseline	BL2000\jheine	3/1/2022 9:20:33 AM	Snap baseline for compound Benzo(a)pyrene in sample Feb2810.D, from x = 18.302 to x = 18.351, new integration is from x, y = 18.302, 69 to 18.351, 75 and new response = 74; previous integration is from x, y = 18.302, 69 to 18.351, 295 and previous response = -252.			✓	
CmdManuallyIntegrateDropBaseline	BL2000\jheine	3/1/2022 9:20:36 AM	Drop baseline for compound Benzo(a)pyrene in sample Feb2810.D to y = 69, new integration is from x, y = 18.302, 69 to 18.351, 69 and new response = 83; previous integration is from x, y = 18.302, 69 to 18.351, 75 and previous response = 74.			✓	
CmdZeroOutPeak	BL2000\jheine	3/1/2022 9:20:38 AM	Zero out primary peak of compound Benzo(a)pyrene in sample Feb2810.D			✓	
CmdManuallyIntegratePeak	BL2000\jheine	3/1/2022 9:20:43 AM	Manually integrate compound Acenaphthene in sample Feb2810.D, from x, y = 8.025, 154 to 8.088, 77, result = 187; previous integration is from x, y = 7.976, 77 to 8.088, 77 and previous response = 2768.			✓	

Name	User	Time	Action	Reason	Comment	Succeed	Exception
CmdManuallyIntegrateDropBaseline	BL2000\jheine	3/1/2022 9:20:44 AM	Drop baseline for compound Acenaphthene in sample Feb2810.D to y = 77, new integration is from x, y = 8.025, 77 to 8.088, 77 and new response = 331; previous integration is from x, y = 8.025, 154 to 8.088, 77 and previous response = 187.			✓	
CmdZeroOutPeak	BL2000\jheine	3/1/2022 9:20:45 AM	Zero out primary peak of compound Acenaphthene in sample Feb2810.D			✓	
CmdManuallyIntegratePeak	BL2000\jheine	3/1/2022 9:20:51 AM	Manually integrate compound Chrysene in sample Feb2810.D, from x, y = 14.714, 141 to 14.801, 56, result = 220; previous integration is from x, y = 14.604, 55 to 14.801, 56 and previous response = 3284.			✓	
CmdManuallyIntegrateDropBaseline	BL2000\jheine	3/1/2022 9:20:53 AM	Drop baseline for compound Chrysene in sample Feb2810.D to y = 56, new integration is from x, y = 14.714, 56 to 14.801, 56 and new response = 441; previous integration is from x, y = 14.714, 141 to 14.801, 56 and previous response = 220.			✓	
CmdZeroOutPeak	BL2000\jheine	3/1/2022 9:20:54 AM	Zero out primary peak of compound Chrysene in sample Feb2810.D			✓	
CmdManuallyIntegratePeak	BL2000\jheine	3/1/2022 9:21:00 AM	Manually integrate compound Benzo(a)Anthracene in sample Feb2810.D, from x, y = 14.604, 55 to 14.714, 176, result = 2447; previous integration is from x, y = 14.604, 55 to 14.801, 56 and previous response = 3284.			✓	
CmdManuallyIntegrateDropBaseline	BL2000\jheine	3/1/2022 9:21:02 AM	Drop baseline for compound Benzo(a)Anthracene in sample Feb2810.D to y = 55, new integration is from x, y = 14.604, 55 to 14.714, 55 and new response = 2845; previous integration is from x, y = 14.604, 55 to 14.714, 176 and previous response = 2447.			✓	
CmdZeroOutPeak	BL2000\jheine	3/1/2022 9:21:04 AM	Zero out primary peak of compound Benzo(a)Anthracene in sample Feb2810.D			✓	
CmdZeroOutPeak	BL2000\jheine	3/1/2022 9:21:19 AM	Zero out primary peak of compound Fluorene in sample Feb2811.D			✓	
CmdManuallyIntegratePeak	BL2000\jheine	3/1/2022 9:21:28 AM	Manually integrate compound Benzo(a)pyrene in sample Feb2811.D, from x, y = 18.302, 62 to 18.351, 68, result = 54; previous integration is from x, y = 18.389, 75 to 18.561, 75 and previous response = 2422.			✓	

Name	User	Time	Action	Reason	Comment	Succeed	Exception
CmdManuallyIntegrateDropBaseline	BL2000\jheine	3/1/2022 9:21:29 AM	Drop baseline for compound Benzo(a)pyrene in sample Feb2811.D to y = 62, new integration is from x, y = 18.302, 62 to 18.351, 62 and new response = 62; previous integration is from x, y = 18.302, 62 to 18.351, 68 and previous response = 54.			✓	
CmdZeroOutPeak	BL2000\jheine	3/1/2022 9:21:31 AM	Zero out primary peak of compound Benzo(a)pyrene in sample Feb2811.D			✓	
CmdZeroOutPeak	BL2000\jheine	3/1/2022 9:21:34 AM	Zero out primary peak of compound Acenaphthene in sample Feb2811.D			✓	
CmdManuallyIntegratePeak	BL2000\jheine	3/1/2022 9:21:40 AM	Manually integrate compound Chrysene in sample Feb2811.D, from x, y = 14.714, 164 to 14.814, 57, result = 88; previous integration is from x, y = 14.604, 57 to 14.814, 57 and previous response = 2844.			✓	
CmdManuallyIntegrateDropBaseline	BL2000\jheine	3/1/2022 9:21:41 AM	Drop baseline for compound Chrysene in sample Feb2811.D to y = 57, new integration is from x, y = 14.714, 57 to 14.814, 57 and new response = 408; previous integration is from x, y = 14.714, 164 to 14.814, 57 and previous response = 88.			✓	
CmdZeroOutPeak	BL2000\jheine	3/1/2022 9:21:46 AM	Zero out primary peak of compound Chrysene in sample Feb2811.D			✓	
CmdManuallyIntegratePeak	BL2000\jheine	3/1/2022 9:21:52 AM	Manually integrate compound Benzo(a)Anthracene in sample Feb2811.D, from x, y = 14.604, 57 to 14.714, 295, result = 1648; previous integration is from x, y = 14.604, 57 to 14.814, 57 and previous response = 2844.			✓	
CmdManuallyIntegrateDropBaseline	BL2000\jheine	3/1/2022 9:21:54 AM	Drop baseline for compound Benzo(a)Anthracene in sample Feb2811.D to y = 57, new integration is from x, y = 14.604, 57 to 14.714, 57 and new response = 2438; previous integration is from x, y = 14.604, 57 to 14.714, 295 and previous response = 1648.			✓	
CmdZeroOutPeak	BL2000\jheine	3/1/2022 9:21:56 AM	Zero out primary peak of compound Benzo(a)Anthracene in sample Feb2811.D			✓	
CmdManuallyIntegrateQualifierPeak	BL2000\jheine	3/1/2022 9:22:11 AM	Manually integrate qualifier 102.0 of compound Naphthalene in sample Feb2812.D, from x, y = 5.941, 1534 to 6.041, 98, result = 1972; previous integration is from x, y = 5.867, 85 to 6.041, 98 and previous response = 11848.			✓	

Name	User	Time	Action	Reason	Comment	Succeed	Exception
CmdManuallyIntegrateDropBaseline	BL2000\jheine	3/1/2022 9:22:12 AM	Drop baseline for qualifier 102.0 of compound Naphthalene in sample Feb2812.D to y = 98, new integration is from x, y = 5.941, 98 to 6.041, 98 and new response = 6278; previous integration is from x, y = 5.941, 1534 to 6.041, 98 and previous response = 1972.			✓	
CmdManuallyIntegratePeak	BL2000\jheine	3/1/2022 9:22:20 AM	Manually integrate compound 1-Methylnaphthalene in sample Feb2812.D, from x, y = 6.877, 3018 to 6.965, 6955, result = 13201; previous integration is from x, y = 6.765, 101 to 6.877, 101 and previous response = 42912.			✓	
CmdManuallyIntegrateSnapBaseline	BL2000\jheine	3/1/2022 9:22:22 AM	Snap baseline for compound 1-Methylnaphthalene in sample Feb2812.D, from x = 6.877 to x = 6.965, new integration is from x, y = 6.877, 618 to 6.965, 724 and new response = 35833; previous integration is from x, y = 6.877, 3018 to 6.965, 6955 and previous response = 13201.			✓	
CmdManuallyIntegrateDropBaseline	BL2000\jheine	3/1/2022 9:22:22 AM	Drop baseline for compound 1-Methylnaphthalene in sample Feb2812.D to y = 618, new integration is from x, y = 6.877, 618 to 6.965, 618 and new response = 36111; previous integration is from x, y = 6.877, 618 to 6.965, 724 and previous response = 35833.			✓	
CmdSetTargetCompoundAttribute	BL2000\jheine	3/1/2022 9:22:30 AM	Set UserAnnotation = NI for compound 1-Methylnaphthalene in sample Feb2812.D; previous value =			✓	
CmdManuallyIntegrateQualifierPeak	BL2000\jheine	3/1/2022 9:23:14 AM	Manually integrate qualifier 102.0 of compound Naphthalene in sample Feb2813.D, from x, y = 5.941, 1112 to 6.016, 99, result = 4517; previous integration is from x, y = 5.874, 99 to 6.016, 99 and previous response = 12105.			✓	
CmdManuallyIntegrateDropBaseline	BL2000\jheine	3/1/2022 9:23:15 AM	Drop baseline for qualifier 102.0 of compound Naphthalene in sample Feb2813.D to y = 99, new integration is from x, y = 5.941, 99 to 6.016, 99 and new response = 6794; previous integration is from x, y = 5.941, 1112 to 6.016, 99 and previous response = 4517.			✓	
CmdZeroOutPeak	BL2000\jheine	3/1/2022 9:24:58 AM	Zero out primary peak of compound Fluorene in sample Feb2814.D			✓	

Name	User	Time	Action	Reason	Comment	Succeed	Exception
CmdManuallyIntegratePeak	BL2000\jheine	3/1/2022 9:25:05 AM	Manually integrate compound Benzo(a)pyrene in sample Feb2814.D, from x, y = 18.289, 59 to 18.376, 61, result = 87; previous integration is from x, y = 18.388, 67 to 18.586, 69 and previous response = 2613.			✓	
CmdZeroOutPeak	BL2000\jheine	3/1/2022 9:25:06 AM	Zero out primary peak of compound Benzo(a)pyrene in sample Feb2814.D			✓	
CmdZeroOutPeak	BL2000\jheine	3/1/2022 9:25:09 AM	Zero out primary peak of compound Acenaphthene in sample Feb2814.D			✓	
CmdManuallyIntegratePeak	BL2000\jheine	3/1/2022 9:25:15 AM	Manually integrate compound Chrysene in sample Feb2814.D, from x, y = 14.714, 77 to 14.826, 58, result = 328; previous integration is from x, y = 14.602, 55 to 14.826, 58 and previous response = 2877.			✓	
CmdManuallyIntegrateDropBaseline	BL2000\jheine	3/1/2022 9:25:16 AM	Drop baseline for compound Chrysene in sample Feb2814.D to y = 58, new integration is from x, y = 14.714, 58 to 14.826, 58 and new response = 393; previous integration is from x, y = 14.714, 77 to 14.826, 58 and previous response = 328.			✓	
CmdZeroOutPeak	BL2000\jheine	3/1/2022 9:25:17 AM	Zero out primary peak of compound Chrysene in sample Feb2814.D			✓	
CmdManuallyIntegratePeak	BL2000\jheine	3/1/2022 9:25:23 AM	Manually integrate compound Benzo(a)Anthracene in sample Feb2814.D, from x, y = 14.602, 55 to 14.714, 291, result = 1690; previous integration is from x, y = 14.602, 55 to 14.826, 58 and previous response = 2877.			✓	
CmdManuallyIntegrateDropBaseline	BL2000\jheine	3/1/2022 9:25:25 AM	Drop baseline for compound Benzo(a)Anthracene in sample Feb2814.D to y = 55, new integration is from x, y = 14.602, 55 to 14.714, 55 and new response = 2484; previous integration is from x, y = 14.602, 55 to 14.714, 291 and previous response = 1690.			✓	
CmdZeroOutPeak	BL2000\jheine	3/1/2022 9:25:26 AM	Zero out primary peak of compound Benzo(a)Anthracene in sample Feb2814.D			✓	
CmdZeroOutPeak	BL2000\jheine	3/1/2022 9:25:43 AM	Zero out primary peak of compound Fluorene in sample Feb2815.D			✓	
CmdZeroOutPeak	BL2000\jheine	3/1/2022 9:25:46 AM	Zero out primary peak of compound Benzo(a)pyrene in sample Feb2815.D			✓	
CmdZeroOutPeak	BL2000\jheine	3/1/2022 9:25:48 AM	Zero out primary peak of compound Acenaphthene in sample Feb2815.D			✓	
CmdZeroOutPeak	BL2000\jheine	3/1/2022 9:25:49 AM	Zero out primary peak of compound Chrysene in sample Feb2815.D			✓	

Name	User	Time	Action	Reason	Comment	Succeed	Exception
CmdZeroOutPeak	BL2000\jheine	3/1/2022 9:25:51 AM	Zero out primary peak of compound Benzo(a)Anthracene in sample Feb2815.D			✓	
CmdManuallyIntegratePeak	BL2000\jheine	3/1/2022 9:26:04 AM	Manually integrate compound Fluorene in sample Feb2816.D, from x, y = 8.648, 74 to 8.711, 75, result = 121; previous integration is from x, y = 8.935, 73 to 9.047, 73 and previous response = 15294.			✓	
CmdZeroOutPeak	BL2000\jheine	3/1/2022 9:26:05 AM	Zero out primary peak of compound Fluorene in sample Feb2816.D			✓	
CmdManuallyIntegratePeak	BL2000\jheine	3/1/2022 9:26:12 AM	Manually integrate compound Benzo(a)pyrene in sample Feb2816.D, from x, y = 18.302, 64 to 18.351, 67, result = 71; previous integration is from x, y = 18.389, 71 to 18.586, 73 and previous response = 2753.			✓	
CmdManuallyIntegrateDropBaseline	BL2000\jheine	3/1/2022 9:26:13 AM	Drop baseline for compound Benzo(a)pyrene in sample Feb2816.D to y = 64, new integration is from x, y = 18.302, 64 to 18.351, 64 and new response = 76; previous integration is from x, y = 18.302, 64 to 18.351, 67 and previous response = 71.			✓	
CmdZeroOutPeak	BL2000\jheine	3/1/2022 9:26:14 AM	Zero out primary peak of compound Benzo(a)pyrene in sample Feb2816.D			✓	
CmdManuallyIntegratePeak	BL2000\jheine	3/1/2022 9:26:19 AM	Manually integrate compound Acenaphthene in sample Feb2816.D, from x, y = 8.025, 542 to 8.075, 104, result = -428; previous integration is from x, y = 7.976, 108 to 8.075, 104 and previous response = 2457.			✓	
CmdManuallyIntegrateDropBaseline	BL2000\jheine	3/1/2022 9:26:20 AM	Drop baseline for compound Acenaphthene in sample Feb2816.D to y = 104, new integration is from x, y = 8.025, 104 to 8.075, 104 and new response = 226; previous integration is from x, y = 8.025, 542 to 8.075, 104 and previous response = -428.			✓	
CmdZeroOutPeak	BL2000\jheine	3/1/2022 9:26:22 AM	Zero out primary peak of compound Acenaphthene in sample Feb2816.D			✓	
CmdManuallyIntegratePeak	BL2000\jheine	3/1/2022 9:26:28 AM	Manually integrate compound Chrysene in sample Feb2816.D, from x, y = 14.714, 247 to 14.789, 209, result = -309; previous integration is from x, y = 14.602, 57 to 14.714, 58 and previous response = 2713.			✓	
CmdManuallyIntegrateSnapBaseline	BL2000\jheine	3/1/2022 9:26:29 AM	Snap baseline for compound Chrysene in sample Feb2816.D, from x = 14.714 to x = 14.789, new integration is from x, y = 14.714, 175 to 14.789, 95 and new response = 107; previous integration is from x, y = 14.714, 247 to 14.789, 209 and previous response = -309.			✓	

Name	User	Time	Action	Reason	Comment	Succeed	Exception
CmdManuallyIntegrateDropBaseline	BL2000\jheine	3/1/2022 9:26:30 AM	Drop baseline for compound Chrysene in sample Feb2816.D to y = 95, new integration is from x, y = 14.714, 95 to 14.789, 95 and new response = 286; previous integration is from x, y = 14.714, 175 to 14.789, 95 and previous response = 107.			✓	
CmdZeroOutPeak	BL2000\jheine	3/1/2022 9:26:31 AM	Zero out primary peak of compound Chrysene in sample Feb2816.D			✓	
CmdZeroOutPeak	BL2000\jheine	3/1/2022 9:26:34 AM	Zero out primary peak of compound Benzo(a)Anthracene in sample Feb2816.D			✓	
CmdManuallyIntegrateQualifierPeak	BL2000\jheine	3/1/2022 9:26:49 AM	Manually integrate qualifier 102.0 of compound Naphthalene in sample Feb2817.D, from x, y = 5.941, 986 to 6.028, 100, result = 4808; previous integration is from x, y = 5.903, 99 to 6.028, 100 and previous response = 11885.			✓	
CmdManuallyIntegrateDropBaseline	BL2000\jheine	3/1/2022 9:26:51 AM	Drop baseline for qualifier 102.0 of compound Naphthalene in sample Feb2817.D to y = 100, new integration is from x, y = 5.941, 100 to 6.028, 100 and new response = 7132; previous integration is from x, y = 5.941, 986 to 6.028, 100 and previous response = 4808.			✓	
CmdManuallyIntegratePeak	BL2000\jheine	3/1/2022 9:26:59 AM	Manually integrate compound 1-Methylnaphthalene in sample Feb2817.D, from x, y = 6.877, 3379 to 6.965, 6180, result = 15602; previous integration is from x, y = 6.765, 100 to 6.877, 100 and previous response = 43186.			✓	
CmdManuallyIntegrateSnapBaseline	BL2000\jheine	3/1/2022 9:27:00 AM	Snap baseline for compound 1-Methylnaphthalene in sample Feb2817.D, from x = 6.877 to x = 6.965, new integration is from x, y = 6.877, 629 to 6.965, 745 and new response = 37067; previous integration is from x, y = 6.877, 3379 to 6.965, 6180 and previous response = 15602.			✓	
CmdManuallyIntegrateDropBaseline	BL2000\jheine	3/1/2022 9:27:01 AM	Drop baseline for compound 1-Methylnaphthalene in sample Feb2817.D to y = 629, new integration is from x, y = 6.877, 629 to 6.965, 629 and new response = 37371; previous integration is from x, y = 6.877, 629 to 6.965, 745 and previous response = 37067.			✓	
CmdSetTargetCompoundAttribute	BL2000\jheine	3/1/2022 9:27:03 AM	Set UserAnnotation = NI for compound 1-Methylnaphthalene in sample Feb2817.D; previous value =			✓	

Name	User	Time	Action	Reason	Comment	Succeed	Exception
CmdManuallyIntegrate QualifierPeak	BL2000\jheine	3/1/2022 9:27:08 AM	Manually integrate qualifier142.0 of compound 1-Methylnaphthalene in sample Feb2817.D from x, y = 6.877, 4225 to 6.965, 7651; result = 15202			✓	
CmdManuallyIntegrateSnapBaseline	BL2000\jheine	3/1/2022 9:27:09 AM	Snap baseline for qualifier 142.0 of compound 1-Methylnaphthalene in sample Feb2817.D from x = 6.877 to x = 6.965, new integration is from x, y = 6.877, 1330 to 6.965, 1008 and new response = 40216; previous integration is from x, y = 6.877, 4225 to 6.965, 7651 and previous response = 15202.			✓	
CmdManuallyIntegrate DropBaseline	BL2000\jheine	3/1/2022 9:27:10 AM	Drop baseline for qualifier 142.0 of compound 1-Methylnaphthalene in sample Feb2817.D to y = 1008, new integration is from x, y = 6.877, 1008 to 6.965, 1008 and new response = 41060; previous integration is from x, y = 6.877, 1330 to 6.965, 1008 and previous response = 40216.			✓	
CmdZeroOutPeak	BL2000\jheine	3/1/2022 9:27:48 AM	Zero out primary peak of compound Fluorene in sample Feb2818.D			✓	
CmdManuallyIntegrateP eak	BL2000\jheine	3/1/2022 9:27:55 AM	Manually integrate compound Benzo(a)pyrene in sample Feb2818.D, from x, y = 18.277, 64 to 18.351, 67, result = 69; previous integration is from x, y = 18.389, 70 to 18.586, 71 and previous response = 2753.			✓	
CmdZeroOutPeak	BL2000\jheine	3/1/2022 9:27:56 AM	Zero out primary peak of compound Benzo(a)pyrene in sample Feb2818.D			✓	
CmdZeroOutPeak	BL2000\jheine	3/1/2022 9:27:59 AM	Zero out primary peak of compound Acenaphthene in sample Feb2818.D			✓	
CmdManuallyIntegrateP eak	BL2000\jheine	3/1/2022 9:28:04 AM	Manually integrate compound Chrysene in sample Feb2818.D, from x, y = 14.714, 145 to 14.814, 60, result = 100; previous integration is from x, y = 14.609, 60 to 14.814, 60 and previous response = 2924.			✓	
CmdManuallyIntegrate DropBaseline	BL2000\jheine	3/1/2022 9:28:06 AM	Drop baseline for compound Chrysene in sample Feb2818.D to y = 60, new integration is from x, y = 14.714, 60 to 14.814, 60 and new response = 355; previous integration is from x, y = 14.714, 145 to 14.814, 60 and previous response = 100.			✓	
CmdZeroOutPeak	BL2000\jheine	3/1/2022 9:28:07 AM	Zero out primary peak of compound Chrysene in sample Feb2818.D			✓	
CmdZeroOutPeak	BL2000\jheine	3/1/2022 9:28:10 AM	Zero out primary peak of compound Benzo(a)Anthracene in sample Feb2818.D			✓	

Name	User	Time	Action	Reason	Comment	Succeed	Exception
CmdManuallyIntegrate QualifierPeak	BL2000\jheine	3/1/2022 9:28:25 AM	Manually integrate qualifier 102.0 of compound Naphthalene in sample Feb2819.D, from x, y = 5.941, 936 to 6.103, 94, result = 1685; previous integration is from x, y = 5.879, 91 to 6.103, 94 and previous response = 11106.			✓	
CmdManuallyIntegrate DropBaseline	BL2000\jheine	3/1/2022 9:28:27 AM	Drop baseline for qualifier 102.0 of compound Naphthalene in sample Feb2819.D to y = 94, new integration is from x, y = 5.941, 94 to 6.103, 94 and new response = 5788; previous integration is from x, y = 5.941, 936 to 6.103, 94 and previous response = 1685.			✓	
CmdManuallyIntegrate QualifierPeak	BL2000\jheine	3/1/2022 9:28:35 AM	Manually integrate qualifier142.0 of compound 1-Methylnaphthalene in sample Feb2819.D from x, y = 6.877, 3923 to 6.990, 5245; result = 9089			✓	
CmdManuallyIntegrateS napBaseline	BL2000\jheine	3/1/2022 9:28:37 AM	Snap baseline for qualifier 142.0 of compound 1-Methylnaphthalene in sample Feb2819.D from x = 6.877 to x = 6.990, new integration is from x, y = 6.877, 1133 to 6.990, 672 and new response = 33915; previous integration is from x, y = 6.877, 3923 to 6.990, 5245 and previous response = 9089.			✓	
CmdManuallyIntegrate DropBaseline	BL2000\jheine	3/1/2022 9:28:38 AM	Drop baseline for qualifier 142.0 of compound 1-Methylnaphthalene in sample Feb2819.D to y = 672, new integration is from x, y = 6.877, 672 to 6.990, 672 and new response = 35469; previous integration is from x, y = 6.877, 1133 to 6.990, 672 and previous response = 33915.			✓	
CmdManuallyIntegrateP eak	BL2000\jheine	3/1/2022 9:29:24 AM	Manually integrate compound Fluorene in sample Feb2820.D, from x, y = 8.649, 126 to 8.698, 128, result = 186; previous integration is from x, y = 8.936, 134 to 9.047, 137 and previous response = 12015.			✓	
CmdZeroOutPeak	BL2000\jheine	3/1/2022 9:29:26 AM	Zero out primary peak of compound Fluorene in sample Feb2820.D			✓	
CmdManuallyIntegrateP eak	BL2000\jheine	3/1/2022 9:29:33 AM	Manually integrate compound Benzo(a)pyrene in sample Feb2820.D, from x, y = 18.289, 64 to 18.351, 67, result = 62; previous integration is from x, y = 18.388, 69 to 18.586, 70 and previous response = 2636.			✓	
CmdZeroOutPeak	BL2000\jheine	3/1/2022 9:29:35 AM	Zero out primary peak of compound Benzo(a)pyrene in sample Feb2820.D			✓	

Name	User	Time	Action	Reason	Comment	Succeed	Exception
CmdManuallyIntegratePeak	BL2000\jheine	3/1/2022 9:29:40 AM	Manually integrate compound Acenaphthene in sample Feb2820.D, from x, y = 8.025, 647 to 8.088, 126, result = -590; previous integration is from x, y = 7.976, 126 to 8.088, 126 and previous response = 2506.			✓	
CmdManuallyIntegrateDropBaseline	BL2000\jheine	3/1/2022 9:29:41 AM	Drop baseline for compound Acenaphthene in sample Feb2820.D to y = 126, new integration is from x, y = 8.025, 126 to 8.088, 126 and new response = 383; previous integration is from x, y = 8.025, 647 to 8.088, 126 and previous response = -590.			✓	
CmdZeroOutPeak	BL2000\jheine	3/1/2022 9:29:43 AM	Zero out primary peak of compound Acenaphthene in sample Feb2820.D			✓	
CmdManuallyIntegratePeak	BL2000\jheine	3/1/2022 9:29:48 AM	Manually integrate compound Naphthalene in sample Feb2820.D, from x, y = 5.916, 303 to 5.966, 368, result = 414; previous integration is from x, y = 5.920, 326 to 6.052, 326 and previous response = 1831.			✓	
CmdManuallyIntegrateDropBaseline	BL2000\jheine	3/1/2022 9:29:50 AM	Drop baseline for compound Naphthalene in sample Feb2820.D to y = 303, new integration is from x, y = 5.916, 303 to 5.966, 303 and new response = 511; previous integration is from x, y = 5.916, 303 to 5.966, 368 and previous response = 414.			✓	
CmdZeroOutPeak	BL2000\jheine	3/1/2022 9:29:59 AM	Zero out primary peak of compound Naphthalene in sample Feb2820.D			✓	
CmdManuallyIntegratePeak	BL2000\jheine	3/1/2022 9:30:06 AM	Manually integrate compound Chrysene in sample Feb2820.D, from x, y = 14.714, 237 to 14.814, 58, result = -239; previous integration is from x, y = 14.602, 57 to 14.814, 58 and previous response = 2836.			✓	
CmdManuallyIntegrateDropBaseline	BL2000\jheine	3/1/2022 9:30:07 AM	Drop baseline for compound Chrysene in sample Feb2820.D to y = 58, new integration is from x, y = 14.714, 58 to 14.814, 58 and new response = 294; previous integration is from x, y = 14.714, 237 to 14.814, 58 and previous response = -239.			✓	
CmdZeroOutPeak	BL2000\jheine	3/1/2022 9:30:09 AM	Zero out primary peak of compound Chrysene in sample Feb2820.D			✓	
CmdZeroOutPeak	BL2000\jheine	3/1/2022 9:30:11 AM	Zero out primary peak of compound Benzo(a)Anthracene in sample Feb2820.D			✓	
CmdManuallyIntegratePeak	BL2000\jheine	3/1/2022 9:30:23 AM	Manually integrate compound Fluorene in sample Feb2821.D, from x, y = 8.661, 75 to 8.686, 96, result = 44; previous integration is from x, y = 8.935, 77 to 9.047, 78 and previous response = 16928.			✓	

Name	User	Time	Action	Reason	Comment	Succeed	Exception
CmdManuallyIntegrateDropBaseline	BL2000\jheine	3/1/2022 9:30:24 AM	Drop baseline for compound Fluorene in sample Feb2821.D to y = 75, new integration is from x, y = 8.661, 75 to 8.686, 75 and new response = 60; previous integration is from x, y = 8.661, 75 to 8.686, 96 and previous response = 44.			✓	
CmdZeroOutPeak	BL2000\jheine	3/1/2022 9:30:26 AM	Zero out primary peak of compound Fluorene in sample Feb2821.D			✓	
CmdManuallyIntegratePeak	BL2000\jheine	3/1/2022 9:30:33 AM	Manually integrate compound Benzo(a)pyrene in sample Feb2821.D, from x, y = 18.289, 57 to 18.339, 66, result = 43; previous integration is from x, y = 18.388, 65 to 18.573, 81 and previous response = 2545.			✓	
CmdManuallyIntegrateDropBaseline	BL2000\jheine	3/1/2022 9:30:34 AM	Drop baseline for compound Benzo(a)pyrene in sample Feb2821.D to y = 57, new integration is from x, y = 18.289, 57 to 18.339, 57 and new response = 56; previous integration is from x, y = 18.289, 57 to 18.339, 66 and previous response = 43.			✓	
CmdZeroOutPeak	BL2000\jheine	3/1/2022 9:30:35 AM	Zero out primary peak of compound Benzo(a)pyrene in sample Feb2821.D			✓	
CmdManuallyIntegratePeak	BL2000\jheine	3/1/2022 9:30:41 AM	Manually integrate compound Acenaphthene in sample Feb2821.D, from x, y = 8.025, 217 to 8.088, 108, result = -42; previous integration is from x, y = 7.976, 112 to 8.088, 108 and previous response = 2297.			✓	
CmdManuallyIntegrateDropBaseline	BL2000\jheine	3/1/2022 9:30:42 AM	Drop baseline for compound Acenaphthene in sample Feb2821.D to y = 108, new integration is from x, y = 8.025, 108 to 8.088, 108 and new response = 162; previous integration is from x, y = 8.025, 217 to 8.088, 108 and previous response = -42.			✓	
CmdZeroOutPeak	BL2000\jheine	3/1/2022 9:30:43 AM	Zero out primary peak of compound Acenaphthene in sample Feb2821.D			✓	
CmdManuallyIntegratePeak	BL2000\jheine	3/1/2022 9:30:50 AM	Manually integrate compound Chrysene in sample Feb2821.D, from x, y = 14.714, 207 to 14.776, 170, result = -228; previous integration is from x, y = 14.604, 56 to 14.826, 56 and previous response = 2864.			✓	
CmdManuallyIntegrateSnapBaseline	BL2000\jheine	3/1/2022 9:30:52 AM	Snap baseline for compound Chrysene in sample Feb2821.D, from x = 14.714 to x = 14.776, new integration is from x, y = 14.714, 142 to 14.776, 84 and new response = 55; previous integration is from x, y = 14.714, 207 to 14.776, 170 and previous response = -228.			✓	

Name	User	Time	Action	Reason	Comment	Succeed	Exception
CmdManuallyIntegrateDropBaseline	BL2000\jheine	3/1/2022 9:30:53 AM	Drop baseline for compound Chrysene in sample Feb2821.D to y = 84, new integration is from x, y = 14.714, 84 to 14.776, 84 and new response = 163; previous integration is from x, y = 14.714, 142 to 14.776, 84 and previous response = 55.			✓	
CmdZeroOutPeak	BL2000\jheine	3/1/2022 9:30:54 AM	Zero out primary peak of compound Chrysene in sample Feb2821.D			✓	
CmdZeroOutPeak	BL2000\jheine	3/1/2022 9:30:57 AM	Zero out primary peak of compound Benzo(a)Anthracene in sample Feb2821.D			✓	
CmdManuallyIntegratePeak	BL2000\jheine	3/1/2022 9:31:08 AM	Manually integrate compound 2-Methylnaphthalene in sample Feb2821.D from x, y = 6.777, 107 to 6.840, 113; result = 219			✓	
CmdZeroOutPeak	BL2000\jheine	3/1/2022 9:31:09 AM	Zero out primary peak of compound 2-Methylnaphthalene in sample Feb2821.D			✓	
CmdManuallyIntegratePeak	BL2000\jheine	3/1/2022 9:31:22 AM	Manually integrate compound Fluorene in sample Feb2822.D, from x, y = 8.649, 78 to 8.698, 79, result = 50; previous integration is from x, y = 8.935, 75 to 9.047, 76 and previous response = 13090.			✓	
CmdManuallyIntegrateSnapBaseline	BL2000\jheine	3/1/2022 9:31:24 AM	Snap baseline for compound Fluorene in sample Feb2822.D, from x = 8.649 to x = 8.698, new integration is from x, y = 8.649, 72 to 8.698, 79 and new response = 58; previous integration is from x, y = 8.649, 78 to 8.698, 79 and previous response = 50.			✓	
CmdManuallyIntegrateDropBaseline	BL2000\jheine	3/1/2022 9:31:24 AM	Drop baseline for compound Fluorene in sample Feb2822.D to y = 72, new integration is from x, y = 8.649, 72 to 8.698, 72 and new response = 68; previous integration is from x, y = 8.649, 72 to 8.698, 79 and previous response = 58.			✓	
CmdZeroOutPeak	BL2000\jheine	3/1/2022 9:31:26 AM	Zero out primary peak of compound Fluorene in sample Feb2822.D			✓	
CmdZeroOutPeak	BL2000\jheine	3/1/2022 9:31:29 AM	Zero out primary peak of compound Benzo(a)pyrene in sample Feb2822.D			✓	
CmdManuallyIntegratePeak	BL2000\jheine	3/1/2022 9:31:34 AM	Manually integrate compound Acenaphthene in sample Feb2822.D, from x, y = 8.025, 136 to 8.075, 101, result = 113; previous integration is from x, y = 7.973, 102 to 8.075, 101 and previous response = 2368.			✓	

Name	User	Time	Action	Reason	Comment	Succeed	Exception
CmdManuallyIntegrateDropBaseline	BL2000\jheine	3/1/2022 9:31:36 AM	Drop baseline for compound Acenaphthene in sample Feb2822.D to y = 101, new integration is from x, y = 8.025, 101 to 8.075, 101 and new response = 165; previous integration is from x, y = 8.025, 136 to 8.075, 101 and previous response = 113.			✓	
CmdZeroOutPeak	BL2000\jheine	3/1/2022 9:31:37 AM	Zero out primary peak of compound Acenaphthene in sample Feb2822.D			✓	
CmdZeroOutPeak	BL2000\jheine	3/1/2022 9:31:39 AM	Zero out primary peak of compound Chrysene in sample Feb2822.D			✓	
CmdZeroOutPeak	BL2000\jheine	3/1/2022 9:31:50 AM	Zero out primary peak of compound Fluorene in sample Feb2823.D			✓	
CmdManuallyIntegratePeak	BL2000\jheine	3/1/2022 9:32:08 AM	Manually integrate compound Acenaphthene in sample Feb2823.D, from x, y = 8.025, 115 to 8.050, 113, result = 122; previous integration is from x, y = 7.976, 110 to 8.075, 110 and previous response = 2338.			✓	
CmdZeroOutPeak	BL2000\jheine	3/1/2022 9:32:09 AM	Zero out primary peak of compound Acenaphthene in sample Feb2823.D			✓	
CmdManuallyIntegratePeak	BL2000\jheine	3/1/2022 9:32:17 AM	Manually integrate compound Chrysene in sample Feb2823.D, from x, y = 14.701, 364 to 14.851, 218, result = -21; previous integration is from x, y = 14.592, 59 to 14.701, 66 and previous response = 3772.			✓	
CmdManuallyIntegrateSnapBaseline	BL2000\jheine	3/1/2022 9:32:18 AM	Snap baseline for compound Chrysene in sample Feb2823.D, from x = 14.701 to x = 14.851, new integration is from x, y = 14.701, 231 to 14.851, 89 and new response = 1151; previous integration is from x, y = 14.701, 364 to 14.851, 218 and previous response = -21.			✓	
CmdManuallyIntegrateDropBaseline	BL2000\jheine	3/1/2022 9:32:19 AM	Drop baseline for compound Chrysene in sample Feb2823.D to y = 89, new integration is from x, y = 14.701, 89 to 14.851, 89 and new response = 1787; previous integration is from x, y = 14.701, 231 to 14.851, 89 and previous response = 1151.			✓	
CmdManuallyIntegrateQualifierPeak	BL2000\jheine	3/1/2022 9:32:25 AM	Manually integrate qualifier 226.0 of compound Chrysene in sample Feb2823.D, from x, y = 14.701, 63 to 14.838, 118, result = 476; previous integration is from x, y = 14.701, 63 to 14.963, 63 and previous response = 831.			✓	

Name	User	Time	Action	Reason	Comment	Succeed	Exception
CmdManuallyIntegrateDropBaseline	BL2000\jheine	3/1/2022 9:32:27 AM	Drop baseline for qualifier 226.0 of compound Chrysene in sample Feb2823.D to y = 63, new integration is from x, y = 14.701, 63 to 14.838, 63 and new response = 704; previous integration is from x, y = 14.701, 63 to 14.838, 118 and previous response = 476.			✓	
CmdManuallyIntegratePeak	BL2000\jheine	3/1/2022 9:32:44 AM	Manually integrate compound 2-Methylnaphthalene in sample Feb2823.D, from x, y = 6.777, 150 to 6.827, 122, result = 166; previous integration is from x, y = 6.827, 118 to 7.164, 118 and previous response = 1061.			✓	
CmdManuallyIntegrateDropBaseline	BL2000\jheine	3/1/2022 9:32:45 AM	Drop baseline for compound 2-Methylnaphthalene in sample Feb2823.D to y = 122, new integration is from x, y = 6.777, 122 to 6.827, 122 and new response = 208; previous integration is from x, y = 6.777, 150 to 6.827, 122 and previous response = 166.			✓	
CmdManuallyIntegrateQualifierPeak	BL2000\jheine	3/1/2022 9:32:49 AM	Manually integrate qualifier142.0 of compound 2-Methylnaphthalene in sample Feb2823.D from x, y = 6.777, 92 to 6.827, 91; result = 130			✓	
CmdManuallyIntegrateDropBaseline	BL2000\jheine	3/1/2022 9:32:51 AM	Drop baseline for qualifier 142.0 of compound 2-Methylnaphthalene in sample Feb2823.D to y = 91, new integration is from x, y = 6.777, 91 to 6.827, 91 and new response = 132; previous integration is from x, y = 6.777, 92 to 6.827, 91 and previous response = 130.			✓	
CmdManuallyIntegrateQualifierPeak	BL2000\jheine	3/1/2022 9:32:53 AM	Manually integrate qualifier 115.0 of compound 2-Methylnaphthalene in sample Feb2823.D, from x, y = 6.777, 372 to 6.815, 307, result = 565; previous integration is from x, y = 6.704, 380 to 6.762, 393 and previous response = 610.			✓	
CmdManuallyIntegrateDropBaseline	BL2000\jheine	3/1/2022 9:32:55 AM	Drop baseline for qualifier 115.0 of compound 2-Methylnaphthalene in sample Feb2823.D to y = 307, new integration is from x, y = 6.777, 307 to 6.815, 307 and new response = 637; previous integration is from x, y = 6.777, 372 to 6.815, 307 and previous response = 565.			✓	
CmdZeroOutPeak	BL2000\jheine	3/1/2022 9:32:57 AM	Zero out primary peak of compound 2-Methylnaphthalene in sample Feb2823.D			✓	

Name	User	Time	Action	Reason	Comment	Succeed	Exception
CmdManuallyIntegrate QualifierPeak	BL2000\jheine	3/1/2022 9:33:04 AM	Manually integrate qualifier253.0 of compound Benzo(a)pyrene in sample Feb2823.D from x, y = 18.289, 68 to 18.351, 91; result = 196			✓	
CmdManuallyIntegrate DropBaseline	BL2000\jheine	3/1/2022 9:33:05 AM	Drop baseline for qualifier 253.0 of compound Benzo(a)pyrene in sample Feb2823.D to y = 68, new integration is from x, y = 18.289, 68 to 18.351, 68 and new response = 238; previous integration is from x, y = 18.289, 68 to 18.351, 91 and previous response = 196.			✓	
CmdZeroOutPeak	BL2000\jheine	3/1/2022 9:33:15 AM	Zero out primary peak of compound 1-Methylnaphthalene in sample Feb2823.D			✓	
CmdManuallyIntegrate QualifierPeak	BL2000\jheine	3/1/2022 9:33:33 AM	Manually integrate qualifier 102.0 of compound Naphthalene in sample Feb2824.D, from x, y = 5.941, 2907 to 6.041, 2623, result = -11029; previous integration is from x, y = 5.903, 87 to 6.165, 87 and previous response = 9665.			✓	
CmdManuallyIntegrateSnapBaseline	BL2000\jheine	3/1/2022 9:33:35 AM	Snap baseline for qualifier 102.0 of compound Naphthalene in sample Feb2824.D from x = 5.941 to x = 6.041, new integration is from x, y = 5.941, 1975 to 6.041, 135 and new response = -779; previous integration is from x, y = 5.941, 2907 to 6.041, 2623 and previous response = -11029.			✓	
CmdManuallyIntegrate DropBaseline	BL2000\jheine	3/1/2022 9:33:35 AM	Drop baseline for qualifier 102.0 of compound Naphthalene in sample Feb2824.D to y = 135, new integration is from x, y = 5.941, 135 to 6.041, 135 and new response = 4735; previous integration is from x, y = 5.941, 1975 to 6.041, 135 and previous response = -779.			✓	
CmdSaveBatchTable	BL2000\jheine	3/1/2022 9:34:53 AM	Save batch \\MASSHUNTER\Org\Data\SV5975.I\sh022822\1 e8270c bna SIM\QuantResults\022822 bna SIM 1.batch.bin			✓	
CmdSetTargetCompoundAttribute	BL2000\jheine	3/1/2022 9:35:06 AM	Set UserAnnotation = BA for compound Chrysene in sample Feb2823.D; previous value =			✓	
CmdSetTargetCompoundAttribute	BL2000\jheine	3/1/2022 9:35:56 AM	Set UserAnnotation = NI for compound 1-Methylnaphthalene in sample Feb2817.D; previous value = NI			✓	
CmdSaveBatchTable	BL2000\jheine	3/1/2022 9:36:03 AM	Save batch \\MASSHUNTER\Org\Data\SV5975.I\sh022822\1 e8270c bna SIM\QuantResults\022822 bna SIM 1.batch.bin			✓	

Name	User	Time	Action	Reason	Comment	Succeed	Exception
CmdSetSampleAttribute	BL2000\jheine	3/1/2022 9:36:09 AM	Set SampleApproved = True for sample Feb2801.D; previous value = False			✓	
CmdSetSampleAttribute	BL2000\jheine	3/1/2022 9:36:10 AM	Set SampleApproved = True for sample Feb2802.D; previous value = False			✓	
CmdSetSampleAttribute	BL2000\jheine	3/1/2022 9:36:13 AM	Set SampleApproved = True for sample Feb2803.D; previous value = False			✓	
CmdSetSampleAttribute	BL2000\jheine	3/1/2022 9:36:14 AM	Set SampleApproved = True for sample Feb2804.D; previous value = False			✓	
CmdSetSampleAttribute	BL2000\jheine	3/1/2022 9:36:14 AM	Set SampleApproved = True for sample Feb2805.D; previous value = False			✓	
CmdSetSampleAttribute	BL2000\jheine	3/1/2022 9:36:15 AM	Set SampleApproved = True for sample Feb2806.D; previous value = False			✓	
CmdSetSampleAttribute	BL2000\jheine	3/1/2022 9:36:16 AM	Set SampleApproved = True for sample Feb2807.D; previous value = False			✓	
CmdSetSampleAttribute	BL2000\jheine	3/1/2022 9:36:17 AM	Set SampleApproved = True for sample Feb2808.D; previous value = False			✓	
CmdSetSampleAttribute	BL2000\jheine	3/1/2022 9:36:18 AM	Set SampleApproved = True for sample Feb2809.D; previous value = False			✓	
CmdSetSampleAttribute	BL2000\jheine	3/1/2022 9:36:20 AM	Set SampleApproved = True for sample Feb2810.D; previous value = False			✓	
CmdSetSampleAttribute	BL2000\jheine	3/1/2022 9:36:21 AM	Set SampleApproved = True for sample Feb2811.D; previous value = False			✓	
CmdSetSampleAttribute	BL2000\jheine	3/1/2022 9:36:23 AM	Set SampleApproved = True for sample Feb2812.D; previous value = False			✓	
CmdSetSampleAttribute	BL2000\jheine	3/1/2022 9:36:24 AM	Set SampleApproved = True for sample Feb2813.D; previous value = False			✓	
CmdSetSampleAttribute	BL2000\jheine	3/1/2022 9:36:25 AM	Set SampleApproved = True for sample Feb2814.D; previous value = False			✓	
CmdSetSampleAttribute	BL2000\jheine	3/1/2022 9:36:26 AM	Set SampleApproved = True for sample Feb2815.D; previous value = False			✓	
CmdSetSampleAttribute	BL2000\jheine	3/1/2022 9:36:26 AM	Set SampleApproved = True for sample Feb2816.D; previous value = False			✓	
CmdSetSampleAttribute	BL2000\jheine	3/1/2022 9:36:27 AM	Set SampleApproved = True for sample Feb2817.D; previous value = False			✓	

Name	User	Time	Action	Reason	Comment	Succeed	Exception
CmdSetSampleAttribute	BL2000\jheine	3/1/2022 9:36:28 AM	Set SampleApproved = True for sample Feb2818.D; previous value = False			✓	
CmdSetSampleAttribute	BL2000\jheine	3/1/2022 9:36:31 AM	Set SampleApproved = True for sample Feb2819.D; previous value = False			✓	
CmdSetSampleAttribute	BL2000\jheine	3/1/2022 9:36:32 AM	Set SampleApproved = True for sample Feb2820.D; previous value = False			✓	
CmdSetSampleAttribute	BL2000\jheine	3/1/2022 9:36:33 AM	Set SampleApproved = True for sample Feb2821.D; previous value = False			✓	
CmdSetSampleAttribute	BL2000\jheine	3/1/2022 9:36:35 AM	Set SampleApproved = True for sample Feb2822.D; previous value = False			✓	
CmdSetSampleAttribute	BL2000\jheine	3/1/2022 9:36:36 AM	Set SampleApproved = True for sample Feb2823.D; previous value = False			✓	
CmdSetSampleAttribute	BL2000\jheine	3/1/2022 9:36:40 AM	Set SampleApproved = True for sample Feb2824.D; previous value = False			✓	
CmdSaveBatchTable	BL2000\jheine	3/1/2022 9:36:45 AM	Save batch \\MASSHUNTER\Org\Data\SV5975.I\sh022822\1 e8270c bna SIM\QuantResults\022822 bna SIM 1.batch.bin			✓	
CmdQuantitate	BL2000\jheine	3/1/2022 9:37:45 AM	Quantitate all compounds in all samples			✓	
CmdSaveBatchTable	BL2000\jheine	3/1/2022 9:54:49 AM	Save batch \\MASSHUNTER\Org\Data\SV5975.I\sh022822\1 e8270c bna SIM\QuantResults\022822 bna SIM 1.batch.bin			✓	
CmdOpenBatchTable	BL2000\jheine	3/1/2022 9:56:52 AM	Open batch \\MASSHUNTER\Org\Data\SV5975.I\sh022822\1 e8270c bna SIM\022822 bna SIM 1.batch.bin			✓	
CmdSetSampleAttribute	BL2000\jheine	3/1/2022 9:57:12 AM	Set SampleType = Blank for sample Feb2811.D; previous value = Sample			✓	
CmdSetSampleAttribute	BL2000\jheine	3/1/2022 9:57:17 AM	Set SampleType = Matrix for sample Feb2812.D; previous value = Sample			✓	
CmdSetSampleAttribute	BL2000\jheine	3/1/2022 9:57:22 AM	Set SampleType = MatrixDup for sample Feb2813.D; previous value = Sample			✓	
CmdSetSampleAttribute	BL2000\jheine	3/1/2022 9:57:27 AM	Set SampleType = Matrix for sample Feb2817.D; previous value = Sample			✓	
CmdSetSampleAttribute	BL2000\jheine	3/1/2022 9:57:36 AM	Set SampleType = Matrix for sample Feb2819.D; previous value = Sample			✓	

Name	User	Time	Action	Reason	Comment	Succeed	Exception
CmdSaveBatchTable	BL2000\jheine	3/1/2022 9:57:37 AM	Save batch \\MASSHUNTER\Org\Data\SV5975.I\sh 022822\1 e8270c bna SIM\QuantResults\022822 bna SIM 1.batch.bin			✓	
CmdSaveBatchTable	BL2000\jheine	3/1/2022 9:57:49 AM	Save batch \\MASSHUNTER\Org\Data\SV5975.I\sh 022822\1 e8270c bna SIM\QuantResults\022822 bna SIM 1.batch.bin			✓	
CmdOpenBatchTable	BL2000\jheine	3/1/2022 10:28:26 AM	Open batch \\MASSHUNTER\Org\Data\SV5975.I\sh 022822\1 e8270c bna SIM\022822 bna SIM 1.batch.bin			✓	
GenerateReport	BL2000\jheine	3/1/2022 10:29:42 AM	Generates report - Method: D:\Org\reports\GCMSSEMI Report Templates\Calibration\Gen_ResultsSummary.m, Output Path: \\MASSHUNTER\Org\Data\SV5975.I\sh 022822\1 e8270c bna SIM\QuantReports\			✓	
GenerateReport	BL2000\jheine	3/1/2022 10:30:31 AM	Generates report - Method: D:\Org\reports\GCMSSEMI Report Templates\Calibration\init_cal_rpt.m, Output Path: \\MASSHUNTER\Org\Data\SV5975.I\sh 022822\1 e8270c bna SIM\QuantReports\022822 bna SIM 1			✓	
GenerateReport	BL2000\jheine	3/1/2022 10:32:18 AM	Generates report - Method: D:\Org\reports\GCMSSEMI Report Templates\Calibration\Gen_Calibration.m, Output Path: \\MASSHUNTER\Org\Data\SV5975.I\sh 022822\1 e8270c bna SIM\QuantReports\			✓	
GenerateReport	BL2000\jheine	3/1/2022 10:43:31 AM	Generates report - Method: D:\Org\reports\GCMSSEMI Report Templates\Calibration\Env_QuantResults_wGraphics+Chromatogram.m, Output Path: \\MASSHUNTER\Org\Data\SV5975.I\sh 022822\1 e8270c bna SIM\QuantReports\022822 bna SIM 1-1			✓	

Prep Batch 163957 Standards Traceability Report

Spike ID: sv83514
Spike Name: Additionals
Prep Date: 9/22/2021
Exp Date: 10/1/2022
Department: GCMSPR
Vendor: AccuStandard
Lot Number: 22002155-02
Balance ID:
Comments: 12x1mL ampules

Type: Primary
Prep By: Ryan F. Benge
Status: Open
Final Volume: 1 mL

Chemical/Solvent Used	Bottle No	Amt	Units	Expires
Custom Semi-Volatile Standard	14279	1	mL	10/1/2022

Stock Source	Base Units	Amount Added

Prep Batch 163957 Standards Traceability Report

Spike ID: sv83604
Spike Name: BN Surr
Prep Date: 10/25/2021
Exp Date: 7/31/2027
Department: GCMSPR
Vendor: Restek
Lot Number: A0175748
Balance ID:
Comments: 6 ampules

Type: Primary
Prep By: Ryan F. Benge
Status: New
Final Volume: 5 mL

Chemical/Solvent Used	Bottle No	Amt	Units	Expires
B/N Surrogate Mix (4/89 SOW)	14431	5	mL	7/31/2027

Stock Source	Base Units	Amount Added

Prep Batch 163957 Standards Traceability Report

Spike ID: sv83608
Spike Name: 625 LCS
Prep Date: 11/29/2021
Exp Date: 9/15/2026
Department: GCMSPR
Vendor:
Lot Number:
Balance ID:
Comments: 20x1 mL ampule

Type: Secondary
Prep By: Ryan F. Benge
Status: New
Final Volume: mL

Chemical/Solvent Used	Bottle No	Amt	Units	Expires
CLP Semi-volatile calibration standard	14546		mL	9/15/2026

Stock Source	Base Units	Amount Added

Prep Batch 163957 Standards Traceability Report

Spike ID: sv83609
Spike Name: AE Surrogate
Prep Date: 11/29/2021
Exp Date: 3/6/2023
Department: GCMSPR
Vendor:
Lot Number:
Balance ID:
Comments: 5x1 mL ampule

Type: Secondary
Prep By: Ryan F. Benge
Status: New
Final Volume: mL

Chemical/Solvent Used	Bottle No	Amt	Units	Expires
Acid Surrogate	14527		mL	3/6/2023

Stock Source	Base Units	Amount Added

Prep Batch 163957 Standards Traceability Report

Spike ID: sv92718
Spike Name: BNA Surr
Prep Date: 1/17/2022
Exp Date: 3/31/2022
Department: GCMSPR
Vendor:
Lot Number:
Balance ID:
Comments: 2000/1000ug/mL

Type: Tertiary
Prep By: Zachary B. Zaccardi
Status: New
Final Volume: 25 mL

Chemical/Solvent Used	Bottle No	Amt	Units	Expires
Acetone DZ963	13755	17.5	mL	3/31/2022

Stock Source	Base Units	Amount Added
sv83609	ug/mL	2.5 mL
sv83604	ug/mL	5 mL

Prep Batch 163957 Standards Traceability Report

Spike ID: sv92807
Spike Name: AE Surrogate
Prep Date: 2/3/2022
Exp Date: 3/6/2023
Department: GCMSPR
Vendor:
Lot Number:
Balance ID:
Comments: 5x1 mL ampule

Type: Secondary
Prep By: Zachary B. Zaccardi
Status: New
Final Volume: mL

Chemical/Solvent Used	Bottle No	Amt	Units	Expires
Acid Surrogate	14587		mL	3/6/2023

Stock Source	Base Units	Amount Added

Prep Batch 163957 Standards Traceability Report

Spike ID: sv92809
Spike Name: LCS/Add Extractions
Prep Date: 2/7/2022
Exp Date: 7/22/2022
Department: GCMSPR
Vendor:
Lot Number:
Balance ID:
Comments: 100ug/mL. Spike 1mL into water.

Type: Secondary
Prep By: Zachary B. Zaccardi
Status: New
Final Volume: 25 mL

Chemical/Solvent Used	Bottle No	Amt	Units	Expires
Acetone DZ509	13553	21.25	mL	7/22/2022

Stock Source	Base Units	Amount Added
sv83514	ug/mL	1.25 mL
sv83608	ug/mL	2.5 mL

Prep Batch 163957 Standards Traceability Report

Spike ID: sv92811
Spike Name: BNA Surr
Prep Date: 2/7/2022
Exp Date: 7/22/2022
Department: GCMSPR
Vendor:
Lot Number:
Balance ID:
Comments: 2000/1000ug/mL

Type: Tertiary
Prep By: Zachary B. Zaccardi
Status: New
Final Volume: 25 mL

Chemical/Solvent Used	Bottle No	Amt	Units	Expires
Acetone DZ509	13553	17.5	mL	7/22/2022

Stock Source	Base Units	Amount Added
sv92807	ug/mL	2.5 mL
sv83604	ug/mL	5 mL

Prep Batch 163957 Standards Traceability Report

Spike ID: sv92901
Spike Name: LL BNA Surr
Prep Date: 2/23/2022
Exp Date: 7/22/2022
Department: GCMSPR
Vendor:
Lot Number:
Balance ID:
Comments: 100/50 ug/mL

Type: Tertiary
Prep By: Zachary B. Zaccardi
Status: New
Final Volume: 4 mL

Chemical/Solvent Used	Bottle No	Amt	Units	Expires
Acetone DZ509	13553	3.8	mL	7/22/2022

Stock Source	Base Units	Amount Added
sv92718	ug/mL	0.2 mL

ID #: 13755
Opened:_____
Acetone DZ963
Expires: 9/24/2022
Rec'd: 4/13/2021
Energy Laboratories Inc 1120 So. 27th Street
Billings MT 59107

Honeywell

CERTIFICATE OF ANALYSIS

Honeywell Burdick & Jackson®
1953 South Harvey Street
Muskegon, MI 49442
Phone: (800) 368-0050
Fax: (231) 728-8226
lab.honeywell.com

Brand:	Research Chemicals - B&J
Product:	010
Lot No.:	DZ963
Production Date:	24-Sep-2020
Best Before:	24-Sep-2022

Acetone, B&J Brand™, >99.9%
for HPLC, GC, pesticide residue analysis and spectrophotometry

Parameter	Specification Min.	Max.	Result	Units
Water by Karl Fischer Titration		0.50	0.45	%
UV Cutoff		330	328	nm
Refractive Index (20°C)	1.3583	1.3589	1.3585	
Residue		1	<0.5	mg/L
GC Analysis (excluding water)	99.9		99.98	%
Electron Capture GC		10	<10	ng/L
UV Absorbance @ 340 nm		0.060	0.0482	AU
UV Absorbance @ 350 nm		0.010	0.0047	AU
UV Absorbance @ 375 nm		0.005	<0.0001	AU
UV Absorbance @ 400 nm		0.005	<0.0001	AU

Honeywell
Quality Control Approval
Janna Dickinson

Muskegon 9/24/2020 LIMS Sample No.: AL03008

125 Market Street
New Haven, CT 06513
USA

AccuStandard®

Tel (203)786-5290
Fax (203)786-5287
www.AccuStandard.com

CERTIFICATE OF ANALYSIS

Catalog No: S-14500-R2
Description: Custom Semi-Volatile Standard
Lot: 220021255-02
Solvent: Dichloromethane
Hazards: *Refer to SDS for complete safety information*

Signal Word: Warning

Date Certified: Aug 31, 2021
Expiration: Oct 1, 2022
Sample Size: 1 mL
Components: 10
Storage Condition: Freeze (<-10 °C)/Sonicate

Certified Reference Material

ANAB ACCREDITED REFERENCE MATERIAL PRODUCER AR-1463

ilac-MRA

Component	CAS #	Purity % (GC/MS)	Prepared Concentration² (µg/mL)	Certified Analyte Concentration¹ (µg/mL)
Pyridine	110-86-1	98.7	2026	2000
4-Chlorophenol	106-48-9	100.0	2019	2019
1-Methylnaphthalene	90-12-0	98.5	2003	1973
N-Nitrosodiphenylamine	86-30-6	100.0	2022	2022
4-Chloro-2-methylphenol	1570-64-5	97.0	2069*	2007
Benzoic acid	65-85-0	99.5	2010	2000
Aniline	62-53-3	98.0	2002	1962
Benzyl alcohol	100-51-6	99.9	2011	2009
Triallate	2303-17-5	99.9	2013	2011
o-Terphenyl	84-15-1	99.9	2019	2017

ID #: 14279
Opened:
Custom Semi-Volatile Standard
Expires: 10/1/2022
Rec'd: 9/16/2021
Energy Laboratories Inc 1120 So. 27th Street
Billings MT 59107

This Certified Reference Material was verified in accordance with ISO/IEC 17025

* Weight compensated to 100% purity.

A product with a suffix (-1A, -2B, etc. or -01, -02, etc.) on its lot number has had its expiration date extended and is identical to the same lot number without the suffix.

² All weights are traceable through NIST, Test No. 684/289871-17

¹ Certified Analyte Concentration = Purity x Prepared Concentration.

The Uncertainty associated with the certified concentration reported on this certificate is ±2.4%. This value is the combined expanded uncertainty and represents an estimated standard deviation equal to the positive square root of the total variation of the uncertainty of components. A normal distribution is assumed and a coverage factor of K=2 is chosen using approximately a 95% confidence level.

Labels and certificates follow U.S. Conventions in reporting numerical values: A comma (,) is used to separate units of one-thousand or greater. A period (.) is used as a decimal place marker.

The information on this certificate may not be reproduced without the express permission of the manufacturer. See reverse side for additional information

Hazard Information: Please refer to the SDS for information regarding the hazards associated with using this material.

This product was prepared according to in-house procedures and is guaranteed to be homogeneous.

Certified By: Larry Decker, Organic QC Manager

For use in routine laboratory analysis.

125 Market Street
New Haven, CT 06513
USA

Ryan

Tel (203)786-5290
Fax (203)786-5287
www.AccuStandard.com

CERTIFICATE OF ANALYSIS

Catalog No: CLP-AS-10X
Description: Acid Surrogate
Lot: 221111338
Solvent: Methanol
Hazards: *Refer to SDS for complete safety information*

Signal Word: Danger

Date Certified: Nov 22, 2021
Expiration: Nov 22, 2024
Sample Size: 1 mL
Components: 3
Storage Condition: Ambient (>5 °C)

Certified Reference Material

ANAB ACCREDITED REFERENCE MATERIAL PRODUCER AR-1463

ilac-MRA

Component	CAS #	Purity % (GC/MS)	Prepared Concentration[2] (mg/mL)	Certified Analyte Concentration[1] (mg/mL)
2-Fluorophenol	367-12-4	99.9	20.00	19.98
Phenol-d5	4165-62-2	99.9	20.01	19.99
2,4,6-Tribromophenol	118-79-6	99.9	20.01	19.99

ID #: 14587
Opened:_____
Acid Surrogate
Expires: 11/22/2024
Rec'd: 12/6/2021
Energy Laboratories Inc 1120 So. 27th Street
Billings MT 59107

This Certified Reference Material was verified in accordance with ISO/IEC 17025

A product with a suffix (-1A, -2B, etc. or -01, -02, etc.) on its lot number has had its expiration date extended and is identical to the same lot number without the suffix.

[2] All weights are traceable through NIST, Test No. 684/289871-17

[1] Certified Analyte Concentration = Purity x Prepared Concentration.

The Uncertainty associated with the certified concentration reported on this certificate is ±2.4%. This value is the combined expanded uncertainty and represents an estimated standard deviation equal to the positive square root of the total variation of the uncertainty of components. A normal distribution is assumed and a coverage factor of K=2 is chosen using approximately a 95% confidence level.

Labels and certificates follow U.S. Conventions in reporting numerical values: A comma (,) is used to separate units of one-thousand or greater. A period (.) is used as a decimal place marker.

The information on this certificate may not be reproduced without the express permission of the manufacturer. See reverse side for additional information

Hazard Information: Please refer to the SDS for information regarding the hazards associated with using this material.

This product was prepared according to in-house procedures and is guaranteed to be homogeneous.

Certified By: _____
Larry Decker, Organic QC Manager

For use in routine laboratory analysis.

RESTEK®
110 Benner Circle
Bellefonte, PA 16823-8812
Tel: (800)356-1688
Fax: (814)353-1309

www.restek.com

CERTIFIED REFERENCE MATERIAL

Certificate of Analysis

ACCREDITED
ISO 17034 Accredited
Reference Material Producer
Certificate #3222.01

ilac-MRA

ACCREDITED
ISO/IEC 17025 Accredited
Testing Laboratory
Certificate #3222.02

FOR LABORATORY USE ONLY-READ SDS PRIOR TO USE.

This Reference Material is intended for Laboratory Use Only as a standard for the qualitative and/or quantitative determination of the analyte(s) listed.

Catalog No. : 31086 **Lot No.:** A0175748

Description : B/N Surrogate Mix (4/89 SOW)

Base Neutral Surrogate 5000µg/mL, Methylene Chloride, 5mL/ampul

Container Size : 5 mL **Pkg Amt:** > 5 mL

Expiration Date : July 31, 2027 **Storage:** 10°C or colder

Handling: Sonicate prior to use. **Ship:** Ambient

ID #: 14431
Opened:
B/N Surrogate Mix (4/89 SOW)
Expires: 7/31/2027
Rec'd: 10/25/2021
Energy Laboratories Inc 1120 So. 27th Street
Billings MT 59107

CERTIFIED VALUES

Elution Order	Compound		Grav. Conc. (weight/volume)	Expanded Uncertainty (95% C.L.; K=2)	
1	Nitrobenzene-d5 **CAS #** 4165-60-0 **Purity** 99%	(Lot PR-29940A)	5,027.3 µg/mL	+/- 29.2293 µg/mL +/- 226.4341 µg/mL +/- 251.2566 µg/mL	Gravimetric Unstressed Stressed
2	2-Fluorobiphenyl **CAS #** 321-60-8 **Purity** 99%	(Lot 00019169)	5,001.1 µg/mL	+/- 29.0767 µg/mL +/- 225.2518 µg/mL +/- 249.9447 µg/mL	Gravimetric Unstressed Stressed
3	p-Terphenyl-d14 **CAS #** 1718-51-0 **Purity** 99%	(Lot PR-30504)	5,001.4 µg/mL	+/- 29.0787 µg/mL +/- 225.2668 µg/mL +/- 249.9613 µg/mL	Gravimetric Unstressed Stressed

Solvent: Methylene chloride
CAS # 75-09-2
Purity 99%

Tech Tips:
Due to the limited solubility of p-terphenyl-d14 in methanol, we do not recommend that this mixture be diluted in methanol.

Column:
30m x 0.25mm x 0.25µm
Rtx-5 (cat.#10223)

Carrier Gas:
hydrogen-constant pressure 10 psi.

Temp. Program:
40°C (hold 2 min.) to 330°C
@ 10°C/min. (hold 10 min.)

Inj. Temp:
250°C

Det. Temp:
330°C

Det. Type:
FID

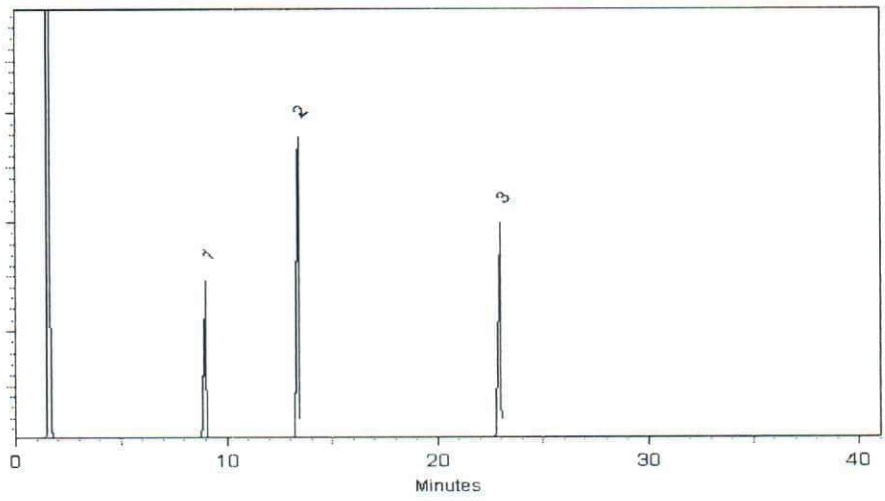

This chromatogram represents a general set of testing conditions chosen for product acceptance. For optimal results in your lab, conditions should be adjusted for your specific instrument, method, and application.

Sam Moodler - Operations Tech I

Date Mixed: 25-Aug-2021 **Balance:** B345965662

Marlina Cowan - Operations Tech I

Date Passed: 27-Aug-2021

Manufactured under Restek's ISO 9001:2015
Registered Quality System
Certificate #FM 80397

General Certified Reference Material Notes

Expiration Notes:

- Expiration date valid for unopened ampul stored in compliance with the recommended conditions.
- Uncertainty, concentration, and expiration of the CRM are based on the unopened product being stored according to the recommended condition found in the storage field.

Purity Notes:

- Purity and/or chemical identity are determined by one or more of the following techniques: GC/FID, HPLC, GC/μECD, GC/MS, LC/MS, RI, and/or melting point.
- Compounds with a listed purity of less than 99% have been weight corrected to compensate for impurities and/or salts. A correction factor is used to calculate the amount of compound necessary to achieve the desired concentration of the parent compound in solution.
- Purity of isomeric compounds is reported as the sum of the isomers.
- Purity values are rounded to the nearest whole number.

Certified Uncertainty Value Notes:

- The uncertainties are determined in accordance with ISO 17034 and Guide 35. The certified combined stressed uncertainty value (includes gravimetric uncertainty, homogeneity between-ampul uncertainty, storage stability uncertainty and shipping stability uncertainty and were combined using the following formula:

$$U_{combined\ stressed} = k\sqrt{U^2_{gravimetric} + U^2_{homogeneity} + U^2_{storage\ stability} + U^2_{shipping\ stability}}$$

  k is a coverage factor of 2, which gives a level of confidence of approximately 95%.
- It is important to note that the shipping stability uncertainty was obtained under temperature extremes for specific time intervals; therefore, the certified combined stressed uncertainty value should only be applied to the product if it was stored at non-standard temperature conditions up to and including 7 days. Contact Restek Technical Service at www.restek.com/Contact-Us for use recommendations if your shipment was in-transit for more than 7 days at non-standard temperature conditions.
- Apply the certified combined unstressed uncertainty value if the product was received under standard shipping conditions. Apply the certified combined stressed uncertainty value if the product was received under non-standard conditions as specified below.

Label Conditions	Standard Conditions	Non-Standard Conditions
25°C Nominal (Room Temperature)	< 60°C	≥ 60°C up to 7 days
10°C or colder (Refrigerate)	< 40°C	≥ 40°C up to 7 days
0°C or colder (Freezer) -20°C or colder (Deep Freezer)	< 25°C	≥ 25°C up to 7 days

- Separate (not combined) uncertainty values for gravimetric uncertainty are also displayed on the certificate, if needed, separate homogeneity between-ampul uncertainty, storage stability uncertainty and shipping stability uncertainty values are available by contacting Restek Technical Service at www.restek.com/Contact-Us.
- The packaged amount is the minimum sample size for which uncertainty is valid. The ampules are over-filled to ensure that the minimum packaged amount can be sufficiently transferred.

Manufacturing Notes:

- Concentration is based upon gravimetric preparation using either a balance whose calibration has been verified daily using NIST traceable weights, and/or dilutions with Class A glassware.

Handling Notes:

- Stability of the unopened product, when stored in compliance with the recommended conditions, is guaranteed through the expiration displayed on the product label and certificate. Contact Restek for additional opened product stability information, with the knowledge/understanding that open product stability is subject to the specific handling and environmental conditions to which the product is exposed. For your convenience Restek supplies deactivated vials with most standards packed in 2mL ampules. Larger volume deactivated vials are available through Restek as a custom ordered item. Additionally, Restek sells DMDCS for the purpose of glassware deactivation as catalog number 31861, which includes complete instructions.

CERTIFIED WEIGHT REPORT

Part Number: 92180
Lot Number: 091521
Description: CLP Semi-Volatile Calibration Standard
64 components
Expiration Date: 091526
Recommended Storage: Freezer (0 °C)
Nominal Concentration (µg/mL): 1000
NIST Test ID#: 6UTB

Solvent: Methylene chloride **Lot#** 104929

Formulated By: Prashant Chauhan 091521 DATE

Reviewed By: Pedro L. Rentas 091521 DATE

Weight(s) shown below were combined and diluted to (mL): 100.0 | 5E-05 Balance Uncertainty | 0.003 Flask Uncertainty

Compound	(RM#) Part Number	Lot Number	Dil. Factor	Initial Vol. (mL)	Initial Conc (ug/mL)	Nominal Conc (µg/mL)	Purity (%)	Uncertainty Purity (%)	Uncertainty Pipette (mL)	Target Weight(g)	Actual Weight(g)	Actual Conc (µg/mL)	Expanded Uncertainty (+/-) (µg/mL)	SDS Information (Solvent Safety Info. On Attached pg.) CAS#	OSHA PEL (TWA)	LD50
1. 2,2'-Oxybis(1-chloropropane)	(0078)	012016AR	NA	NA	NA	1000	98.9	0.2	NA	0.10112	0.10129	1001.7	4.2	108-60-1	N/A	orl-rat 240mg/kg
2. Hexachlorobenzene	(0195)	051697	NA	NA	NA	1000	99	0.2	NA	0.10102	0.10128	1002.6	4.2	118-74-1	N/A	orl-rat 10g/kg
3. bis(2-Chloroethoxy) methane	10111	011214	0.05	5.00	20018.4	1000	NA	NA	0.017	NA	NA	1000.8	8.0	111-91-1	N/A	N/A
4. bis(2-Chloroethyl) ether	10111	011214	0.05	5.00	20012.4	1000	NA	NA	0.017	NA	NA	1000.5	8.0	111-44-4	15 ppm (90mg/m3/8H)(skin)	orl-rat 75mg/kg
5. bis(2-Ethylhexyl) phthalate	10111	011214	0.05	5.00	20014.3	1000	NA	NA	0.017	NA	NA	1000.6	8.0	117-81-7	5mg/m3/8H	orl-rat 30600mg/kg
6. 4-Bromophenyl phenyl ether	10111	011214	0.05	5.00	20008.8	1000	NA	NA	0.017	NA	NA	1000.3	8.0	101-55-3	N/A	N/A
7. Benzyl butyl phthalate	10111	011214	0.05	5.00	20011.3	1000	NA	NA	0.017	NA	NA	1000.5	8.0	85-68-7	N/A	orl-rat 2330mg/kg
8. 4-Chlorophenyl phenyl ether	10111	011214	0.05	5.00	20009.5	1000	NA	NA	0.017	NA	NA	1000.4	8.0	7005-72-3	N/A	N/A
9. Diethyl phthalate	10111	011214	0.05	5.00	20013.6	1000	NA	NA	0.017	NA	NA	1000.6	8.0	84-66-2	5mg/m3/8H	orl-rat 8600mg/kg
10. Dimethyl phthalate	10111	011214	0.05	5.00	20015.7	1000	NA	NA	0.017	NA	NA	1000.7	8.0	131-11-3	5mg/m3/8H	orl-rat 6800mg/kg
11. Di-n-butyl phthalate	10111	011214	0.05	5.00	20011.6	1000	NA	NA	0.017	NA	NA	1000.5	8.0	84-74-2	5mg/m3/8H	orl-rat 8000mg/kg
12. Di-n-octyl phthalate	10111	011214	0.05	5.00	20012.2	1000	NA	NA	0.017	NA	NA	1000.5	8.0	117-84-0	N/A	orl-rat 47000mg/kg
13. N-Nitrosodimethylamine	10111	011214	0.05	5.00	20010.0	1000	NA	NA	0.017	NA	NA	1000.4	8.0	62-75-9	N/A	orl-rat 58mg/kg
14. N-Nitrosodi-n-propylamine	10111	011214	0.05	5.00	20010.5	1000	NA	NA	0.017	NA	NA	1000.4	8.0	621-64-7	N/A	orl-rat 480mg/kg
15. 1,2-Diphenylhydrazine (as Azobenzene)	10112	042820	0.05	5.00	20003.9	1000	NA	NA	0.017	NA	NA	1000.1	8.1	103-33-3	N/A	orl-rat 1000mg/kg
16. 2-Chloronaphthalene	10112	042820	0.05	5.00	20002.3	1000	NA	NA	0.017	NA	NA	1000.0	8.0	91-58-7	N/A	orl-rat 2078mg/kg
17. 1,2-Dichlorobenzene	10112	042820	0.05	5.00	20005.4	1000	NA	NA	0.017	NA	NA	1000.2	8.0	95-50-1	50 ppm (300mg/m3) (CL)	orl-rat 500mg/kg
18. 1,3-Dichlorobenzene	10112	042820	0.05	5.00	20003.7	1000	NA	NA	0.017	NA	NA	1000.1	8.0	541-73-1	N/A	ipr-mus 1062mg/kg
19. 1,4-Dichlorobenzene	10112	042820	0.05	5.00	20005.4	1000	NA	NA	0.017	NA	NA	1000.2	8.0	106-46-7	75 ppm (450mg/m3/8H)	orl-rat 500mg/kg
20. 2,4-Dinitrotoluene	10112	042820	0.05	5.00	20003.3	1000	NA	NA	0.017	NA	NA	1000.1	8.1	121-14-2	1.5mg/m3/8H (skin)	orl-rat 268mg/kg
21. 2,6-Dinitrotoluene	10112	042820	0.05	5.00	20002.4	1000	NA	NA	0.017	NA	NA	1000.0	8.0	606-20-2	1.5mg/m3/8H (skin)	orl-rat 177mg/kg
22. Hexachloro-1,3-butadiene	10112	042820	0.05	5.00	20009.4	1000	NA	NA	0.017	NA	NA	1000.4	12.4	87-68-3	0.02 ppm (0.24mg/m3/8H)	orl-rat 82mg/kg
23. Hexachlorocyclopentadiene	10112	042820	0.05	5.00	20001.8	1000	NA	NA	0.017	NA	NA	1000.0	8.0	77-47-4	0.01 ppm (0.1mg/m3/8H)	orl-rat 1300mg/kg
24. Hexachloroethane	10112	042820	0.05	5.00	20002.4	1000	NA	NA	0.017	NA	NA	1000.0	8.0	67-72-1	1 ppm (10mg/m3/8H)(skin)	orl-gpg 4970mg/kg
25. Isophorone	10112	042820	0.05	5.00	20003.8	1000	NA	NA	0.017	NA	NA	1000.1	8.1	78-59-1	25 ppm	orl-rat 2330mg/kg
26. Nitrobenzene	10112	042820	0.05	5.00	20004.9	1000	NA	NA	0.017	NA	NA	1000.1	8.0	98-95-3	1 ppm (5mg/m3/8H)(skin)	orl-rat 780mg/kg
27. 1,2,4-Trichlorobenzene	10112	042820	0.05	5.00	20002.0	1000	NA	NA	0.017	NA	NA	1000.0	8.0	120-82-1	5 ppm (CL) (40mg/m3)	orl-rat 756mg/kg
28. o-Cresol (2-Methylphenol)	10114	081919	0.05	5.00	20010.2	1000	NA	NA	0.017	NA	NA	1000.4	8.0	95-48-7	5 ppm (22mg/m3/8H)(skin)	orl-rat 121mg/kg
29. p-Cresol (4-Methylphenol)	10114	081919	0.05	5.00	20061.2	1000	NA	NA	0.017	NA	NA	1003.0	8.0	106-44-5	5 ppm (22mg/m3/8H)(skin)	orl-rat 207mg/kg
30. 2,4,5-Trichlorophenol	10114	081919	0.05	5.00	20023.2	1000	NA	NA	0.017	NA	NA	1001.1	8.0	95-95-4	N/A	orl-rat 820mg/kg
31. 4-Chloroaniline	10115	060512	0.05	5.00	20009.6	1000	NA	NA	0.017	NA	NA	1000.4	8.0	106-47-8	N/A	orl-rat 310mg/kg
32. Dibenzofuran	10115	060512	0.05	5.00	20020.2	1000	NA	NA	0.017	NA	NA	1000.9	8.0	132-64-9	N/A	N/A
33. 2-Methylnaphthalene	10115	060512	0.05	5.00	20012.9	1000	NA	NA	0.017	NA	NA	1000.5	8.1	91-57-6	N/A	orl-rat 1630mg/kg
34. 2-Nitroaniline	10115	060512	0.05	5.00	20011.8	1000	NA	NA	0.017	NA	NA	1000.5	8.0	88-74-4	N/A	orl-rat 1600mg/kg
35. 3-Nitroaniline	10115	060512	0.05	5.00	20018.6	1000	NA	NA	0.017	NA	NA	1000.8	8.0	99-09-2	N/A	orl-rat 535mg/kg
36. 4-Nitroaniline	10115	060512	0.05	5.00	20014.9	1000	NA	NA	0.017	NA	NA	1000.6	8.0	100-01-6	1 ppm (6mg/m3/8H)(skin)	orl-rat 750mg/kg
37. 4-Chloro-3-methylphenol	10118	072120	0.05	5.00	20003.9	1000	NA	NA	0.017	NA	NA	1000.1	8.0	59-50-7	N/A	orl-rat 1830mg/kg
38. 2-Chlorophenol	10118	072120	0.05	5.00	20002.9	1000	NA	NA	0.017	NA	NA	1000.0	8.0	95-57-8	N/A	orl-rat 670mg/kg
39. 2,4-Dichlorophenol	10118	072120	0.05	5.00	20003.1	1000	NA	NA	0.017	NA	NA	1000.1	8.0	120-83-2	N/A	orl-rat 580mg/kg
40. 2,4-Dimethylphenol	10118	072120	0.05	5.00	20003.3	1000	NA	NA	0.017	NA	NA	1000.1	8.1	105-67-9	N/A	orl-rat 3200mg/kg
41. 2,4-Dinitrophenol	10118	072120	0.05	5.00	20001.8	1000	NA	NA	0.017	NA	NA	1000.0	8.0	51-28-5	N/A	orl-rat 30mg/kg
42. 4,6-Dinitro-2-methylphenol	10118	072120	0.05	5.00	20002.5	1000	NA	NA	0.017	NA	NA	1000.0	8.0	534-52-1	N/A	N/A
43. 2-Nitrophenol	10118	072120	0.05	5.00	20003.7	1000	NA	NA	0.017	NA	NA	1000.1	8.0	88-75-5	N/A	orl-rat 334mg/kg
44. 4-Nitrophenol	10118	072120	0.05	5.00	20002.0	1000	NA	NA	0.017	NA	NA	1000.0	8.0	100-02-7	N/A	orl-rat 250mg/kg
45. Pentachlorophenol	10118	072120	0.05	5.00	20002.8	1000	NA	NA	0.017	NA	NA	1000.0	8.0	87-86-5	0.5mg/m3/8H (skin)	orl-rat 27mg/kg
46. Phenol	10118	072120	0.05	5.00	20003.9	1000	NA	NA	0.017	NA	NA	1000.1	8.0	108-95-2	5 ppm (19mg/m3/8H)(skin)	orl-rat 317mg/kg
47. 2,4,6-Trichlorophenol	10118	072120	0.05	5.00	20004.2	1000	NA	NA	0.017	NA	NA	1000.1	8.0	88-06-2	N/A	orl-rat 820mg/kg
48. Acenaphthene	10007	042420	0.50	50.00	2001.2	1000	NA	NA	0.018	NA	NA	1000.5	4.1	83-32-9	N/A	ipr-rat 600mg/kg
49. Acenaphthylene	10007	042420	0.50	50.00	2000.2	1000	NA	NA	0.018	NA	NA	1000.0	4.2	208-96-8	N/A	N/A
50. Anthracene	10007	042420	0.50	50.00	2000.3	1000	NA	NA	0.018	NA	NA	1000.1	4.1	120-12-7	0.2mg/m3 (8H)	ipr-mus 430mg/kg
51. Benzo(a)anthracene	10007	042420	0.50	50.00	2001.3	1000	NA	NA	0.018	NA	NA	1000.6	4.2	56-55-3	N/A	N/A
52. Benzo(a)pyrene	10007	042420	0.50	50.00	2000.0	1000	NA	NA	0.018	NA	NA	999.9	4.1	50-32-8	0.2mg/m3 (8H)	scu-rat 50mg/kg
53. Benzo(b)fluoranthene	10007	042420	0.50	50.00	2000.9	1000	NA	NA	0.018	NA	NA	1000.4	4.1	205-99-2	N/A	N/A
54. Benzo(k)fluoranthene	10007	042420	0.50	50.00	2001.2	1000	NA	NA	0.018	NA	NA	1000.5	4.1	207-08-9	N/A	N/A
55. Benzo(g,h,i)perylene	10007	042420	0.50	50.00	2000.0	1000	NA	NA	0.018	NA	NA	999.9	4.1	191-24-2	N/A	N/A
56. Carbazole	10007	042420	0.50	50.00	2000.3	1000	NA	NA	0.018	NA	NA	1000.0	4.2	86-74-8	N/A	ipr-mus 200mg/kg
57. Chrysene	10007	042420	0.50	50.00	2000.8	1000	NA	NA	0.018	NA	NA	1000.3	4.2	218-01-9	0.2mg/m3	N/A
58. Dibenzo(a,h)anthracene	10007	042420	0.50	50.00	2000.8	1000	NA	NA	0.018	NA	NA	1000.3	4.2	53-70-3	0.2mg/m3	N/A
59. Fluoranthene	10007	042420	0.50	50.00	2000.3	1000	NA	NA	0.018	NA	NA	1000.1	4.2	206-44-0	N/A	orl-rat 2000mg/kg
60. Fluorene	10007	042420	0.50	50.00	2000.9	1000	NA	NA	0.018	NA	NA	1000.3	4.2	86-73-7	N/A	ipr-mus 2 g/kg
61. Indeno(1,2,3-cd)pyrene	10007	042420	0.50	50.00	2000.1	1000	NA	NA	0.018	NA	NA	1000.0	4.1	193-39-5	N/A	N/A
62. Naphthalene	10007	042420	0.50	50.00	2000.9	1000	NA	NA	0.018	NA	NA	1000.4	4.1	91-20-3	10 ppm (50mg/m3/8H)	orl-rat 490mg/kg
63. Phenanthrene	10007	042420	0.50	50.00	2000.9	1000	NA	NA	0.018	NA	NA	1000.4	4.1	85-01-8	0.2mg/m3/8H	orl-mus 700mg/kg
64. Pyrene	10007	042420	0.50	50.00	2001.0	1000	NA	NA	0.018	NA	NA	1000.4	4.2	129-00-0	0.2mg/m3/8H	orl-rat 2700mg/kg

- The certified value is the concentration calculated from gravimetric and volumetric measurements unless otherwise stated.
- Standards are prepared gravimetrically using balances that are calibrated with weights traceable to NIST (see above).
- Standards are certified (+/-) 0.5% of the stated value, unless otherwise stated.
- All Standards, after opening ampule, should be stored with caps tight and under appropriate laboratory conditions.
- Uncertainty Reference: Taylor, B.N. and Kuyat, C.E., "Guidelines for Evaluating and Expressing the Uncertainty of NIST Measurement Result," NIST Technical Note 1297, U.S. Government Printing Office, Washington, DC, (1994).

ID #: 14546
Opened:
CLP Semi-volatile calibration standard
Expires: 9/15/2026
Rec'd: 11/23/2021
Energy Laboratories Inc 1120 So. 27th Street
Billings MT 59107

Method GC8MSD-2.M: Column:SBB-5 (30m X 0.25mm ID X 0.25µm film thickness) Temp 1 = 50°C (1min.), Temp 2 = 300°C (14 min.), Rate = 10°C/min., Injector B= 250°C, Detector B = 290°C, Split Ratio = 100:1, Scan Rate = 2. Analysis performed by Melissa Stonier.



Peak No	Name	MSD RT (min.)
1	N-nitrosodimethylamine	2.67
2	Phenol	6.05
3	bis(2-Chloroethyl)ether	6.20
4	2-Chlorophenol	6.26
5	1,3-Dichlorobenzene	6.55
6	1,4-Dichlorobenzene	6.63
7	1,2-Dichlorobenzene	7.04
8	o-Cresol (2-methylphenol)	7.29
9	bis(2-Chloroisopropyl)ether	7.34
10	p-Cresol (4-methylphenol)/N-nitrosodi-n-propylamine	7.63
11	Hexachloroethane	7.70
12	Nitrobenzene	7.92
13	Isophorone	8.49
14	2-Nitrophenol	8.66
15	2,4-Dimethylphenol	8.84
16	bis(2-Chloroethoxy)methane	9.07
17	2,4-Dichlorophenol	9.22
18	1,2,4-Trichlorobenzene	9.41
19	Naphthalene	9.54
20	4-Chloroaniline	9.76
21	Hexachloro-1,3-butadiene	10.03
22	4-Chloro-3-methylphenol	11.02
23	2-Methylnaphthalene	11.24
24	Hexachlorocyclopentadiene	11.84
25	2,4,6-Trichlorophenol	12.04
26	2,4,5-Trichlorophenol	12.13
27	2-Chloronaphthalene	12.45
28	2-Nitroaniline	12.84
29	Dimethyl phthalate	13.45
30	Acenaphthylene	13.50
31	2,6-Dinitrotoluene	13.59
32	3-Nitroaniline	13.91
33	Acenaphthene	13.99
34	2,4-Dinitrophenol	14.16
35	Dibenzofuran/4-Nitrophenol	14.40
36	2,4-Dinitrotoluene	14.57
37	Diethyl phthalate/Fluorene	15.22
38	4-Chlorophenyl phenyl ether	15.33
39	4-Nitroaniline	15.52
40	4,6-Dinitro-2-methylphenol	15.60
41	Azobenzene	15.73
42	4-Bromophenyl phenyl ether	16.56
43	Hexachlorobenzene	16.89
44	Pentachlorophenol	13.35
45	Phenanthrene	17.70
46	Anthracene	17.82
47	Carbazole	18.27
48	Di-n-butyl phthalate	19.45
49	Fluoranthene	20.75
50	Pyrene	21.31
51	Benzyl butyl phthalate	23.23
52	Benzo(a)anthracene	24.40
53	Chrysene	24.51
54	bis(2-Ehtylhexyl)phthalate	24.82
55	Di-n-octyl phthalate	26.30
56	Benzo(b)fluoranthene	27.07
57	Benzo(k)fluoranthene	27.15
58	Benzo(a)pyrene	27.92
59	Indeno(1,2,3-cd)pyrene/Dibenzo(a,h)anthracene	31.68
60	Benzo(g,h,i)perylene	32.61

Analytical RunID SV5975.I_220207A Standards Traceability Report

Spike ID: sv100418
Spike Name: BNA mix 200 ug/mL
Prep Date: 6/2/2021
Exp Date: 3/31/2022
Department: GCMSSEMI
Vendor:
Lot Number:
Balance ID:
Comments:

Type: Secondary
Prep By: John P. Heine
Status: New
Final Volume: 1.5 mL

Chemical/Solvent Used	Bottle No	Amt	Units	Expires
Dichloromethane EA342	13510	0.51	mL	3/31/2022

Stock Source	Base Units	Amount Added
sv82908	ug/mL	0.03 mL
sv83301	ug/mL	0.15 mL
sv83120	ug/mL	0.15 mL
sv83419	ug/mL	0.15 mL
sv82917	ug/mL	0.15 mL
sv83410	ug/mL	0.15 mL
sv83407	ug/mL	0.06 mL
sv83201	ug/mL	0.15 mL

Analytical RunID SV5975.I_220207A Standards Traceability Report

Spike ID: sv100506
Spike Name: BNA low 50 ug/mL
Prep Date: 6/2/2021
Exp Date: 3/31/2022
Department: GCMSSEMI
Vendor:
Lot Number:
Balance ID:
Comments:

Type: Secondary
Prep By: John P. Heine
Status: New
Final Volume: 0.8 mL

Chemical/Solvent Used	Bottle No	Amt	Units	Expires
Dichloromethane EA342	13510	0.6	mL	3/31/2022

Stock Source	Base Units	Amount Added
sv100418	ug/mL	0.2 mL

Analytical RunID SV5975.I_220207A Standards Traceability Report

Spike ID: sv100703
Spike Name: BNA Internals 2000 ug/mL
Prep Date: 12/9/2021
Exp Date: 5/31/2022
Department: GCMSSEMI
Vendor: Chemservice
Lot Number: 8443500
Balance ID:
Comments:

Type: Secondary
Prep By: John P. Heine
Status: New
Final Volume: 2.12 mL

Chemical/Solvent Used	Bottle No	Amt	Units	Expires
Dichloromethane EA342	13510	1.06	mL	5/31/2022

Stock Source	Base Units	Amount Added
sv83403	ug/mL	1.06 mL

Analytical RunID SV5975.I_220207A Standards Traceability Report

Spike ID: sv100801
Spike Name: BNA 2nd source 200ug/mL
Prep Date: 1/17/2022
Exp Date: 10/1/2022
Department: GCMSSEMI
Vendor:
Lot Number:
Balance ID:
Comments:

Type: Secondary
Prep By: John P. Heine
Status: New
Final Volume: 1 mL

Chemical/Solvent Used	Bottle No	Amt	Units	Expires
Dichloromethane EA342	13510	540	uL	10/1/2022

Stock Source	Base Units	Amount Added
sv83514	ug/mL	0.1 mL
sv82702	ug/mL	0.02 mL
sv83218	ug/mL	0.1 mL
sv83512	ug/mL	0.2 mL
sv83411	ug/mL	0.04 mL

Analytical RunID SV5975.I_220207A Standards Traceability Report

Standard ID: sv82702
Standard Name: AE Surr
Prep Date: 8/28/2018
Exp Date: 4/30/2023
Department: GCMSPR
Vendor: Restek
Lot Number: A0137474
Balance ID:
Comments:

Type: Primary
Prep By: Craig A. Bardelli
Status: New
Final Volume: mL

Chemical/Solvent Used	Bottle No	Amt	Units	Expires
Acid Surrogate Standard Mix (4/89)	10707	1	mL	4/30/2023

Stock Source	Base Units	Amount Added

Analytical RunID SV5975.I_220207A Standards Traceability Report

Spike ID: sv82908
Spike Name: AE surr
Prep Date: 4/10/2019
Exp Date: 3/31/2022
Department: GCMSSEMI
Vendor: Sigma-Aldrich
Lot Number: LRAC2239
Balance ID:
Comments:

Type: Primary
Prep By: Sean McGrew
Status: New
Final Volume: mL

Chemical/Solvent Used	Bottle No	Amt	Units	Expires
EPA 8270 Acids Surrogate Spike Mix HC	11383		mL	3/31/2022

Stock Source	Base Units	Amount Added

Analytical RunID SV5975.I_220207A Standards Traceability Report

Spike ID: sv82917
Spike Name: BNA Custom for Cal
Prep Date: 6/3/2019
Exp Date: 5/28/2023
Department: GCMSSEMI
Vendor: AccuStandard
Lot Number: 219051432
Balance ID:
Comments: Date prepaired is date received (10 1mL ampules) - recert from 6/21/21 to 5/28/23

Type: Primary
Prep By: John P. Heine
Status: New
Final Volume: 1 mL

Chemical/Solvent Used	Bottle No	Amt	Units	Expires
Custom BNA Mix	11547	1	mL	5/28/2023

Stock Source	Base Units	Amount Added

Analytical RunID SV5975.I_220207A Standards Traceability Report

Spike ID: sv83120
Spike Name: BN mix
Prep Date: 3/12/2020
Exp Date: 1/31/2023
Department: GCMSSEMI
Vendor: Sigma-Aldrich
Lot Number: LRAC4915
Balance ID:
Comments:

Type: Primary
Prep By: Sean McGrew
Status: New
Final Volume: 1 mL

Chemical/Solvent Used	Bottle No	Amt	Units	Expires
TCL Base-Neutrals Mix	12503	1	mL	1/31/2023

Stock Source	Base Units	Amount Added

Analytical RunID SV5975.I_220207A Standards Traceability Report

Spike ID: sv83201
Spike Name: Phenols mix
Prep Date: 3/17/2020
Exp Date: 1/31/2028
Department: GCMSSEMI
Vendor: Restek
Lot Number: A0157111
Balance ID:
Comments:

Type: Primary
Prep By: Sean McGrew
Status: New
Final Volume: 1 mL

Chemical/Solvent Used	Bottle No	Amt	Units	Expires
604 Phenols Calibration Mix	12512		mL	1/31/2028

Stock Source	Base Units	Amount Added

Analytical RunID SV5975.I_220207A Standards Traceability Report

Spike ID: sv83218
Spike Name: Benzidines
Prep Date: 7/7/2020
Exp Date: 5/1/2024
Department: GCMSSEMI
Vendor: AccuStandard
Lot Number: 220041353
Balance ID:
Comments: 2000 ug/mL 12839

Type: Primary
Prep By: John P. Heine
Status: New
Final Volume: 1 mL

Chemical/Solvent Used	Bottle No	Amt	Units	Expires
Benzidine & 3,3'-Dichlorobenzidine	12839	1	mL	5/1/2024

Stock Source	Base Units	Amount Added

Analytical RunID SV5975.I_220207A Standards Traceability Report

Spike ID: sv83301
Spike Name: PAH Mix
Prep Date: 7/13/2020
Exp Date: 9/30/2022
Department: GCMSSEMI
Vendor: Sigma-Aldrich
Lot Number: LRAC3877
Balance ID:
Comments: 4 x 1mlL

Type: Primary
Prep By: John P. Heine
Status: New
Final Volume: 6 mL

Chemical/Solvent Used	Bottle No	Amt	Units	Expires
TCL PAH Mix	12846	6	mL	9/30/2022

Stock Source	Base Units	Amount Added

Analytical RunID SV5975.I_220207A Standards Traceability Report

Spike ID: sv83403
Spike Name: BNA Internals 4000ug/mL
Prep Date: 12/29/2020
Exp Date: 5/31/2022
Department: GCMSSEMI
Vendor: Chemservice
Lot Number: 10051700
Balance ID:
Comments:

Type: Primary
Prep By: John P. Heine
Status: New
Final Volume: 8 mL

Chemical/Solvent Used	Bottle No	Amt	Units	Expires
Mixture #8-Internal Standards	13372	8	mL	5/31/2022

Stock Source	Base Units	Amount Added

Analytical RunID SV5975.I_220207A Standards Traceability Report

Standard ID: sv83407
Standard Name: BN Surr 5000 ug/mL
Prep Date: 12/14/2020
Exp Date: 10/31/2026
Department: GCMSSEMI
Vendor: Restek
Lot Number: A0166081
Balance ID:
Comments:

Type: Primary
Prep By: John P. Heine
Status: New
Final Volume: 5 mL

Chemical/Solvent Used	Bottle No	Amt	Units	Expires
B/N Surrogate Mix (4/89 SOW)	13328	1	mL	10/31/2026

Stock Source	Base Units	Amount Added

Analytical RunID SV5975.I_220207A Standards Traceability Report

Spike ID: sv83410
Spike Name: H.S. Mix
Prep Date: 4/7/2021
Exp Date: 2/28/2024
Department: GCMSSEMI
Vendor: Sigma-Aldrich
Lot Number: LRAC9004
Balance ID:
Comments: 2000 ug/mL

Type: Primary
Prep By: Sean McGrew
Status: New
Final Volume: mL

Chemical/Solvent Used	Bottle No	Amt	Units	Expires
EPA TCL Hazardous Substances Mix (12 cmpds)	13691		mL	2/28/2024

Stock Source	Base Units	Amount Added

Analytical RunID SV5975.I_220207A Standards Traceability Report

Spike ID: sv83411
Spike Name: BN surr
Prep Date: 4/7/2021
Exp Date: 11/20/2026
Department: GCMSSEMI
Vendor: Restek
Lot Number: A6167670
Balance ID:
Comments: 5000 ug/mL

Type: Primary
Prep By: Sean McGrew
Status: New
Final Volume: mL

Chemical/Solvent Used	Bottle No	Amt	Units	Expires
B/N Surrogate Mix (4/89 SOW)	13666		mL	11/20/2026

Stock Source	Base Units	Amount Added

Analytical RunID SV5975.I_220207A Standards Traceability Report

Spike ID: sv83419
Spike Name: Benzidines CAL 2000ug/mL
Prep Date: 5/18/2021
Exp Date: 4/30/2023
Department: GCMSSEMI
Vendor: Agilent
Lot Number: 0006592783
Balance ID:
Comments: 2000 ug/mL

Type: Primary
Prep By: John P. Heine
Status: New
Final Volume: 1 mL

Chemical/Solvent Used	Bottle No	Amt	Units	Expires
Benzidines Standard	13854	1	mL	4/30/2023

Stock Source	Base Units	Amount Added

Analytical RunID SV5975.I_220207A Standards Traceability Report

Spike ID: sv83512
Spike Name: 625 LCS Spk
Prep Date: 7/30/2021
Exp Date: 2/2/2026
Department: GCMSPR
Vendor: Absolute Standards
Lot Number: 020221
Balance ID:
Comments: 12x1mL ampules

Type: Primary
Prep By: Ryan F. Benge
Status: Open
Final Volume: 1 mL

Chemical/Solvent Used	Bottle No	Amt	Units	Expires
CLP Semivolatile Calibration Standard	14074	1	mL	2/2/2026

Stock Source	Base Units	Amount Added

Analytical RunID SV5975.I_220207A Standards Traceability Report

Spike ID: sv83514
Spike Name: Additionals
Prep Date: 9/22/2021
Exp Date: 10/1/2022
Department: GCMSPR
Vendor: AccuStandard
Lot Number: 22002155-02
Balance ID:
Comments: 12x1mL ampules

Type: Primary
Prep By: Ryan F. Benge
Status: Open
Final Volume: 1 mL

Chemical/Solvent Used	Bottle No	Amt	Units	Expires
Custom Semi-Volatile Standard	14279	1	mL	10/1/2022

Stock Source	Base Units	Amount Added

RESTEK
110 Benner Circle
Bellefonte, PA 16823-8812
Tel: (800)356-1688
Fax: (814)353-1309

www.restek.com

CERTIFIED REFERENCE MATERIAL

Certificate of Analysis

ACCREDITED ISO 17034 Accredited Reference Material Producer Certificate #3222.01

ACCREDITED ISO/IEC 17025 Accredited Testing Laboratory Certificate #3222.02

FOR LABORATORY USE ONLY-READ SDS PRIOR TO USE.

This Reference Material is intended for Laboratory Use Only as a standard for the qualitative and/or quantitative determination of the analyte(s) listed.

Catalog No. : 31063 **Lot No.:** A0137474

Description : Acid Surrogate Standard Mix (4/89)

Acid Surrogate Standard Mix (4/89) 10,000 µg/mL, Methanol, 1mL/ampul

Container Size : 2 mL **Pkg Amt:** > 1 mL

Expiration Date : April 30, 2023 **Storage:** 10°C or colder

CERTIFIED VALUES

Elution Order	Compound		Grav. Conc. (weight/volume)		Expanded Uncertainty (95 % C.L.; K=2)		
1	2-Fluorophenol		10,046.4	µg/mL	+/- 58.8239	µg/mL	Gravimetric
	CAS # 367-12-4	(Lot STBD7945V)			+/- 293.2702	µg/mL	Unstressed
	Purity 99%				+/- 355.8400	µg/mL	Stressed
2	Phenol-d6		10,023.6	µg/mL	+/- 58.6904	µg/mL	Gravimetric
	CAS # 13127-88-3	(Lot PR-27801)			+/- 292.6047	µg/mL	Unstressed
	Purity 99%				+/- 355.0324	µg/mL	Stressed
3	2,4,6-Tribromophenol		10,057.2	µg/mL	+/- 58.8871	µg/mL	Gravimetric
	CAS # 118-79-6	(Lot 29699MJV)			+/- 293.5855	µg/mL	Unstressed
	Purity 99%				+/- 356.2225	µg/mL	Stressed

Solvent: Methanol
CAS # 67-56-1
Purity 99%

ID #: 10707
Opened:
Acid Surrogate Standard Mix (4/89)
Expires: 4/30/2023
Rec'd: 8/24/2018
Energy Laboratories Inc 1120 So 27th Street
Billings MT 59107

Certificate of Analysis

EPA 8270 ACIDS SURROGATE SPIKE MIX HC,1X1ML,10MG/ML,METHANOL

Certified Reference Material

Description

Product ID 47260-U
Lot LRAC2239
Expiration Date March 2022
Manufacturing Date March 2019
Storage Conditions Room Temperature
Solvent/Matrix METHANOL

Certified Values

Analyte	*Units*	*Certified Value* [1,4]	*Raw Material Purity,%*	*Analytical Value*	*Elution order*	*Raw Material Lot*	*CAS*
2-FLUOROPHENOL	µg/mL	9930 ± 288	99.9	10037	1	LB92543	367-12-4
PHENOL-D6	µg/mL	9930 ± 290	99.4	9900	2	LB91168	13127-88-3
2,4,6-TRIBROMOPHENOL	µg/mL	9930 ± 318	99.7	9900	3	LB81262	118-79-6

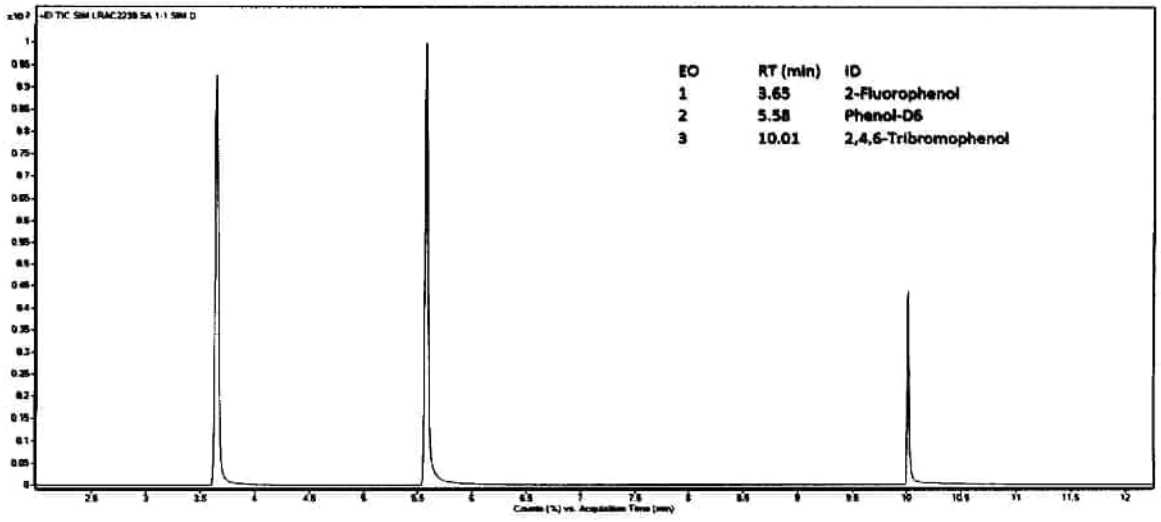

Additional Information:
Analytical Method Parameters:

Column: SLB-5MS, 30 m x 0.25 mm x 0.25 µm df , Flow: 1.0 ml/min
Inlet: 200 °C, Injection Mode: Split, 60:1
80 °C (5 min) to 250 °C (3 min) at 40 °C /min
Detector: MSD, SIM, Transfer line: 250 °C
Injection Volume: 0.5 µL

ID #: 11383
Opened:
EPA 8270 Acids Surrogate Spike Mix HC
Expires: 3/31/2022
Rec'd: 4/10/2019
Energy Laboratories Inc 1120 So. 27th Street
Billings MT 59107

ANAB ACCREDITED REFERENCE MATERIAL PRODUCER
ANAB ACCREDITED TESTING LABORATORY

SIGMA-ALDRICH®
2931 Soldier Springs Rd. Laramie, Wyoming 82070 USA
307-742-5452
rtctechgroup@sial.com www.sigma-aldrich.com

125 Market Street
New Haven, CT 06513
USA

AccuStandard® Inc.

Tel (203)786-5290
Fax (203)786-5287
www.AccuStandard.com

CERTIFICATE OF ANALYSIS

Catalog No: S-6237A-R1
Description: Custom BNA Mix
Lot: 219051432-01
Solvent: Dichloromethane
Hazards: *Refer to SDS for complete safety information*

Signal Word: Warning

Date Certified: Apr 28, 2021
Expiration: May 28, 2023
Sample Size: 1 mL
Components: 6
Storage Condition: Ambient (>5 °C)

Certified Reference Material

ANAB ACCREDITED AR-1463 ANAB ACCREDITED AT-1339 ilac-MRA

Component	CAS #	Purity % (GC/MS)	Prepared Concentration[2] (µg/mL)	Certified Analyte Concentration[1] (µg/mL)
4-Chloro-2-methylphenol	1570-64-5	97.0	2064*	2002
4-Chlorophenol	106-48-9	98.6	2012	1984
1-Methylnaphthalene	90-12-0	99.7	2016	2010
Pyridine	110-86-1	98.7	2003	1977
o-Terphenyl	84-15-1	99.9	2003	2001
Triallate	2303-17-5	99.9	2013	2011

ID #: 11547
Opened:
Custom BNA Mix
Expires: 5/28/2023
Rec'd: 5/31/2019
Energy Laboratories Inc 1120 So. 27th Street
Billings MT 59107

* Weight compensated to 100% purity.

A product with a suffix (-1A, -2B, etc. or -01, -02, etc.) on its lot number has had its expiration date extended and is identical to the same lot number without the suffix.

[2] All weights are traceable through NIST, Test No. 684/289871-17

[1] Certified Analyte Concentration = Purity x Prepared Concentration.

The Uncertainty associated with the certified concentration reported on this certificate is ±2.4%. This value is the combined expanded uncertainty and represents an estimated standard deviation equal to the positive square root of the total variation of the uncertainty of components. A normal distribution is assumed and a coverage factor of K=2 is chosen using approximately a 95% confidence level.

Labels and certificates follow U.S. Conventions in reporting numerical values: A comma (,) is used to separate units of one-thousand or greater. A period (.) is used as a decimal place marker.

The information on this certificate may not be reproduced without the express permission of the manufacturer. See reverse side for additional information

Hazard Information: Please refer to the SDS for information regarding the hazards associated with using this material.

This product was prepared according to in-house procedures and is guaranteed to be homogeneous.

Certified By: Larry Decker, Organic QC Manager

For use in routine laboratory analysis.

Certificate of Analysis

TCL BASE-NEUTRALS MIX,1X1ML,2000UG/ML,DICHLOROMETHANE

Certified Reference Material

Description

Product ID 47991-U
Lot LRAC4915
Expiration Date January 2023
Manufacturing Date January 2020
Storage Conditions Refrigerate
Solvent/Matrix DICHLOROMETHANE

Certified Values

Analyte	Certified Value [1,4]	Units	Raw Material Purity,%	Elution order	Raw Material Lot	CAS
N-NITROSODIMETHYLAMINE	1999 ± 39	µg/mL	98.1	1	11-RFS-142-1	62-75-9
BIS (2-CHLOROETHYL) ETHER	2003 ± 42	µg/mL	99.4	2	06413MS	111-44-4
1,3-DICHLOROBENZENE	2001 ± 47	µg/mL	99.6	3	11221HC	541-73-1
1,4-DICHLOROBENZENE	2000 ± 66	µg/mL	99.9	4	MKBG7690V	106-46-7
1,2-DICHLOROBENZENE	2005 ± 65	µg/mL	99.4	5	LB58923	95-50-1
BIS (2-CHLOROISOPROPYL) ETHER	2000 ± 45	µg/mL	96.7	6	LC19632	108-60-1
N-NITROSODI-N-PROPYLAMINE	2001 ± 36	µg/mL	100.0	7	2D5VJ-PB	621-64-7
HEXACHLOROETHANE	2000 ± 125	µg/mL	99.9	8	12719AO	67-72-1
NITROBENZENE	2000 ± 53	µg/mL	99.9	9	LB47070	98-95-3
ISOPHORONE	1999 ± 34	µg/mL	99.5	10	LC14006	78-59-1
BIS (2-CHLOROETHOXY) METHANE	2000 ± 33	µg/mL	98.7	11	LB46081	111-91-1
1,2,4-TRICHLOROBENZENE	2003 ± 91	µg/mL	99.9	12	447	120-82-1
HEXACHLOROBUTADIENE	1999 ± 97	µg/mL	97.2	13	MKCG6212	87-68-3
HEXACHLOROCYCLOPENTADIENE	2001 ± 111	µg/mL	96.0	14	LB95525	77-47-4
2-CHLORONAPHTHALENE	2000 ± 120	µg/mL	99.9	15	LC11403	91-58-7
DIMETHYL PHTHALATE	2006 ± 44	µg/mL	99.9	16	LB30494	131-11-3
2,6-DINITROTOLUENE	2000 ± 91	µg/mL	99.2	17	11231AN	606-20-2
2,4-DINITROTOLUENE	2000 ± 71	µg/mL	98.9	18	12316HF	121-14-2
DIETHYL PHTHALATE	1998 ± 51	µg/mL	99.9	19	207	84-66-2
4-CHLOROPHENYLPHENYL ETHER	2006 ± 52	µg/mL	99.3	20	JS00081	7005-72-3
N-NITROSODIPHENYLAMINE	2000 ± 72	µg/mL	95.5	21	LC07185	86-30-6
AZOBENZENE	2000 ± 48	µg/mL	98.2	22	BCBS6535V	103-33-3
4-BROMOPHENYLPHENYL ETHER	2006 ± 48	µg/mL	99.0	23	05916LS	101-55-3

ANAB ACCREDITED

ID #: 12503
Opened:
TCL Base-Neutrals Mix
Expires: 1/31/2023
Rec'd: 3/12/2020
Energy Laboratories Inc 1120 So 27th Street
Billings MT 59107

SIGMA-ALDRICH
2931 Soldier Springs Rd. Laramie, Wyoming 82070 USA
800-325-5832
TechService@millipore sigma.com www.sigma-aldrich.com

RESTEK
110 Benner Circle
Bellefonte, PA 16823-8812
Tel: (800)356-1688
Fax: (814)353-1309

www.restek.com

CERTIFIED REFERENCE MATERIAL

Certificate of Analysis

ACCREDITED
ISO 17034 Accredited
Reference Material Producer
Certificate #3222.01

ACCREDITED
ISO/IEC 17025 Accredited
Testing Laboratory
Certificate #3222.02

FOR LABORATORY USE ONLY-READ SDS PRIOR TO USE.

This Reference Material is intended for Laboratory Use Only as a standard for the qualitative and/or quantitative determination of the analyte(s) listed.

Catalog No. : 31029 **Lot No.:** A0157111

Description : 604 Phenols Calibration Mix

604 Calibration Std Phenols 2000µg/mL, Methanol, 1mL/ampul

Container Size : 2 mL **Pkg Amt:** > 1 mL

Expiration Date : January 31, 2028 **Storage:** 10°C or colder

ID #: 12512
Opened:
604 Phenols Calibration Mix
Expires: 1/31/2028
Rec'd: 3/17/2020
Energy Laboratories Inc 1120 So. 27th Street
Billings MT 59107

CERTIFIED VALUES

Elution Order	Compound	Grav. Conc. (weight/volume)	Expanded Uncertainty (95% C.L., K=2)	
1	Phenol **CAS #** 108-95-2 (Lot SHBF9719V) **Purity** 99%	2,004.0 µg/mL	+/- 11.9032 µg/mL +/- 58.5341 µg/mL +/- 71.0092 µg/mL	Gravimetric Unstressed Stressed
2	2-Chlorophenol **CAS #** 95-57-8 (Lot STBH7290) **Purity** 99%	2,000.0 µg/mL	+/- 11.8794 µg/mL +/- 58.4173 µg/mL +/- 70.8674 µg/mL	Gravimetric Unstressed Stressed
3	2-Nitrophenol **CAS #** 88-75-5 (Lot BCBH7602V) **Purity** 99%	2,000.0 µg/mL	+/- 11.8794 µg/mL +/- 58.4173 µg/mL +/- 70.8674 µg/mL	Gravimetric Unstressed Stressed
4	2,4-Dimethylphenol **CAS #** 105-67-9 (Lot 10165155) **Purity** 99%	2,000.0 µg/mL	+/- 11.8794 µg/mL +/- 58.4173 µg/mL +/- 70.8674 µg/mL	Gravimetric Unstressed Stressed
5	2,4-Dichlorophenol **CAS #** 120-83-2 (Lot BCBJ8113V) **Purity** 99%	2,004.0 µg/mL	+/- 11.9032 µg/mL +/- 58.5341 µg/mL +/- 71.0092 µg/mL	Gravimetric Unstressed Stressed
6	4-Chloro-3-methylphenol **CAS #** 59-50-7 (Lot STBC7309V) **Purity** 99%	2,004.0 µg/mL	+/- 11.9032 µg/mL +/- 58.5341 µg/mL +/- 71.0092 µg/mL	Gravimetric Unstressed Stressed
7	2,4,6-Trichlorophenol **CAS #** 88-06-2 (Lot STBH7520) **Purity** 99%	2,002.0 µg/mL	+/- 11.8913 µg/mL +/- 58.4757 µg/mL +/- 70.9383 µg/mL	Gravimetric Unstressed Stressed

125 Market Street
New Haven, CT 06513
USA

AccuStandard®

Tel (203)786-5290
Fax (203)786-5287
www.AccuStandard.com

CERTIFICATE OF ANALYSIS

Catalog No: Z-014F
Description: Benzidine & 3,3'-Dichlorobenzidine
Lot: 220041353
Solvent: Methanol
Hazards: *Refer to SDS for complete safety information*

Signal Word: Danger

Date Certified: May 1, 2020
Expiration: May 1, 2024
Sample Size: 1 mL
Components: 2
Storage Condition: Ambient (>5 °C)

Certified Reference Material

ANAB ACCREDITED INTERNATIONAL PRODUCER AR-1463
ANAB ACCREDITED TESTING LABORATORY AT-1339
ilac-MRA

Component	CAS #	Purity % (GC/MS)	Prepared Concentration² (µg/mL)	Certified Analyte Concentration¹ (µg/mL)
Benzidine **	92-87-5	99.9	2004	2002
3,3'-Dichlorobenzidine **	91-94-1	100.0	2001	2001

ID #: 12839
Opened:_____
Benzidine & 3,3'-Dichlorobenzidine
Expires: 5/1/2024
Rec'd: 7/7/2020
Energy Laboratories Inc 1120 So. 27th Street
Billings MT 59107

**Benzidine and 3,3'-Dichlorobenzidine are subject to oxidative degradation

**Benzidine and 3,3'-Dichlorobenzidine are subject to oxidative degredation

A product with a suffix (-1A, -2B, etc. or -01, -02, etc.) on its lot number has had its expiration date extended and is identical to the same lot number without the suffix.

² All weights are traceable through NIST, Test No. 684/289871-17

¹ Certified Analyte Concentration = Purity x Prepared Concentration.

The Uncertainty associated with the certified concentration reported on this certificate is ±2.4%. This value is the combined expanded uncertainty and represents an estimated standard deviation equal to the positive square root of the total variation of the uncertainty of components. A normal distribution is assumed and a coverage factor of K=2 is chosen using approximately a 95% confidence level.

Labels and certificates follow U.S. Conventions in reporting numerical values: A comma (,) is used to separate units of one-thousand or greater. A period (.) is used as a decimal place marker.

The information on this certificate may not be reproduced without the express permission of the manufacturer. See reverse side for additional information

Certified By: _____
Larry Decker, Organic QC Manager

For use in routine laboratory analysis.

AccuStandard is accredited to ISO 17034, ISO/IEC 17025 and certified to ISO 9001:2015

QR-ORG/INO-001
Rev. 5/18

125 Market Street
New Haven, CT 06513
USA

AccuStandard®

Tel (203)786-5290
Fax (203)786-5287
www.AccuStandard.com

CERTIFICATE OF ANALYSIS

Catalog No: Z-014F
Description: Benzidine & 3,3'-Dichlorobenzidine
Lot: 220041353
Solvent: Methanol

Date Certified: May 1, 2020
Expiration: May 1, 2024
Sample Size: 1 mL
Components: 2

T-TEST

AccuStandard, Inc.
Statistical Report for CLP (SOW 1991)
1-May-2020

QR-QCO-003 rev. 1/16

Peak #	Component	Z-014F 220041353 Run #1	Run #2	Run #3	Run #4	Mean	Std Dev	% RSD	Z-014F 220031213 Run #1	Run #2	Run #3	Run #4	Mean	Std Dev	% RSD	NOTES: L-025 test	CI 220041353 Component	CI	# of Runs	10 % error check of Conc. means
1	Benzidine (92-87-5)	90	83	79	75	83	5.45	6.60%	84	84	80	76	81	3.83	4.73%	0.45	20.7		4	2000	2 %
2	3,3'-Dichlorobenzidine (91-94-1)	104	96	93	91	96	5.72	5.95%	98	99	94	89	95	4.27	4.51%	0.55	20.9	15.8	4	2000	1 %

AccuStandard

For use in routine laboratory analysis.

AccuStandard is accredited to ISO 17034, ISO/IEC 17025 and certified to ISO 9001:2015

QR-ORG/INO-001
Rev. 5/18

125 Market Street
New Haven, CT 06513
USA

AccuStandard®

Tel (203)786-5290
Fax (203)786-5287
www.AccuStandard.com

CERTIFICATE OF ANALYSIS

Catalog No: Z-014F
Description: Benzidine & 3,3'-Dichlorobenzidine
Lot: 220041353
Solvent: Methanol

Date Certified: May 1, 2020
Expiration: May 1, 2024
Sample Size: 1 mL
Components: 2

Chromatogram

```
File       :D:\MassHunter\GCMS\1\DATA\043020\14-  220041353.D
Operator   : Organic QC Lab
Acquired   : 30 Apr 2020  17:16     using AcqMethod CHICK_2019_S100.M
Instrument :   GCMS 6
Sample Name: Z-014F  (220041353)
Misc Info  : Z-014F @2000ug/mL in Methanol
Vial Number: 138
```

AccuStandard®
Leader in Analytical Reference Standards

Column: . DB-5MS, 30m, 0.25 ID, 0.25 um
Oven Program: 80c 17c/min to 340c, 8min
GC Parameters: Cons. Split, 12psi constant flow
Split 100:1, 1uL inj.; GC/MS; INJ 270c

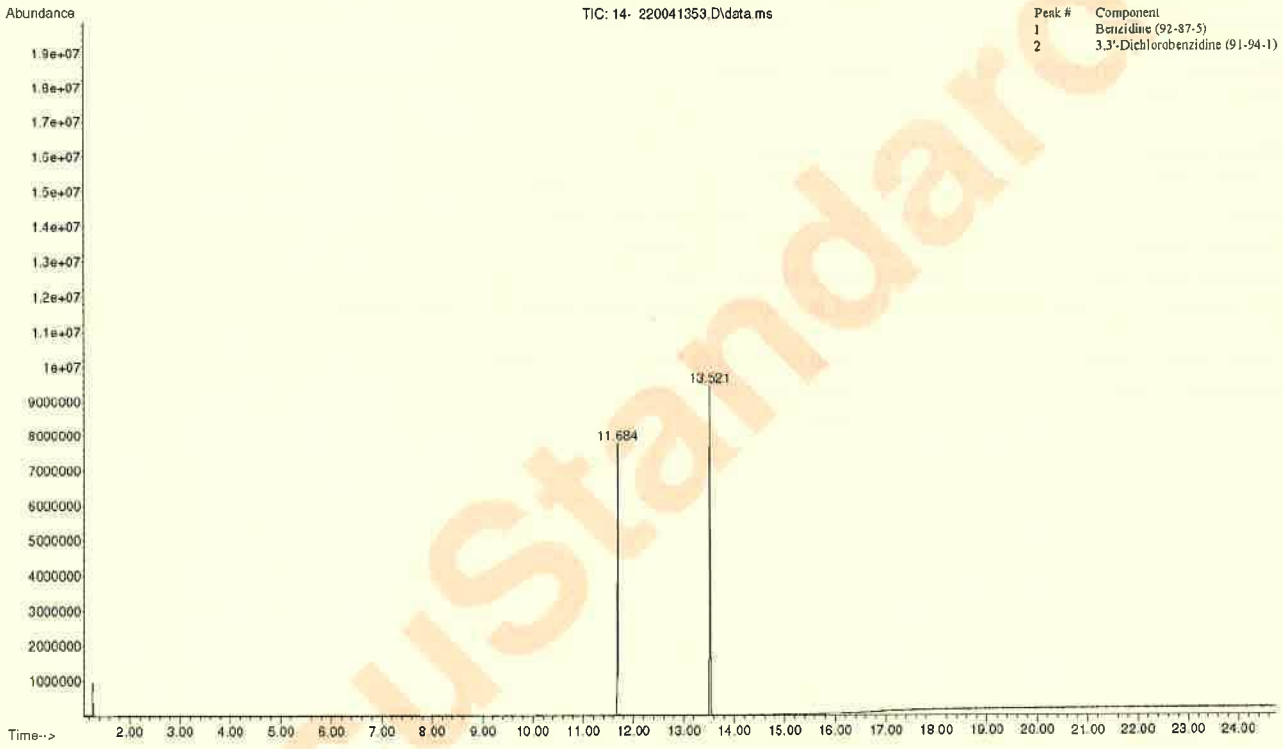

Peak #	Component
1	Benzidine (92-87-5)
2	3,3'-Dichlorobenzidine (91-94-1)

AccuStandard

For use in routine laboratory analysis.

AccuStandard is accredited to ISO 17034, ISO/IEC 17025 and certified to ISO 9001:2015

QR-ORG/INO-001
Rev. 5/18

125 Market Street
New Haven, CT 06513
USA

AccuStandard®

Tel (203)786-5290
Fax (203)786-5287
www.AccuStandard.com

CERTIFICATE OF ANALYSIS

Catalog No: Z-014F
Description: Benzidine & 3,3'-Dichlorobenzidine
Lot: 220041353
Solvent: Methanol

Date Certified: May 1, 2020
Expiration: May 1, 2024
Sample Size: 1 mL
Components: 2

RAW DATA

```
Data Path : D:\MassHunter\GCMS\1\DATA\043020\
Data File : 14-  220041353.D
Acq On    : 30 Apr 20  05:16 pm
Operator  : Organic QC Lab
Sample    : Z-014F  (220041353)
Misc      : Z-014F @2000ug/mL in Methanol
ALS Vial  : 138   Sample Multiplier: 1

Integration Parameters: events.e
Integrator: ChemStation

Method    : D:\MassHunter\GCMS\1\methods\CHICK_2019.M
Title     :

Signal     : TIC: 14-  220041353.D\data.ms
```

peak #	R.T. min	first scan	max scan	last scan	PK TY	peak height	corr. area	corr. % max.	% of total
1	11.684	2371	2386	2399	PV	7555441	90932217	86.94%	46.506%
2	13.521	2790	2799	2825	BB	9071921	104594086	100.00%	53.494%

For use in routine laboratory analysis.

AccuStandard is accredited to ISO 17034, ISO/IEC 17025 and certified to ISO 9001:2015

QR-ORG/INC-001
Rev. 5/18

Certificate of Analysis

TCL PAH
MIX,1X1ML,2000UG/ML,BENZENE:DICHLOROMETHANE

Certified Reference Material

Description

Product ID CRM48905
Lot **LRAC3877**
Expiration Date September 2022
Manufacturing Date September 2019
Storage Conditions Refrigerate
Solvent/Matrix methylene chloride: benzene (1:1)

Certified Values

Analyte	*Certified Value* [1,4]	*Units*	*Raw Material Purity,%*	*Analytical Value* [6]	*Elution order*	*Raw Material Lot*	*CAS*
NAPHTHALENE	2000 ± 32	µg/mL	100.0	2022	01	01112017-5	91-20-
ACENAPHTHYLENE	2000 ± 66	µg/mL	99.8	2005	02	LC21494	208-96-
ACENAPHTHENE	2000 ± 63	µg/mL	99.9	2031	03	MKCC8329	83-32-
FLUORENE	2000 ± 90	µg/mL	99.4	2009	04	LC19126	86-73-
PHENANTHRENE	2000 ± 56	µg/mL	99.6	2043	05	MKCD3760	85-01-
ANTHRACENE	2000 ± 39	µg/mL	99.9	2005	06	LC14310	120-12-
FLUORANTHENE	2000 ± 69	µg/mL	98.5	2031	07	LB99099	206-44-
PYRENE	2000 ± 68	µg/mL	91.6	2078	08	LB70761	129-00-
BENZO (A) ANTHRACENE	2000 ± 63	µg/mL	99.9	2002	09	LC19271	56-55-
CHRYSENE	2000 ± 59	µg/mL	99.0	2026	10	21L74	218-01-
BENZO (B) FLUORANTHENE	2000 ± 62	µg/mL	99.5	1998	11	LB95773	205-99-
BENZO (K) FLUORANTHENE	2000 ± 62	µg/mL	99.9	2043	12	0000029501	207-08-
BENZO(A)PYRENE	2002 ± 64	µg/mL	99.6	2037	13	LB73826	50-32-
DIBENZ (A,H) ANTHRACENE	2000 ± 64	µg/mL	99.0	2050	14	0012014	53-70-
BENZO (G,H,I) PERYLENE	2000 ± 67	µg/mL	98.5	2059	15	LC19498	191-24-
INDENO (1,2,3-CD) PYRENE	2000 ± 64	µg/mL	99.5	1995	16	ER082107-02	193-39-

ID #: 12846
Opened:
TCL PAH
Expires: 9/30/2022
Rec'd: 7/13/2020
Energy Laboratories Inc 1120 So 27th Street
Billings MT 59107

ANAB ACCREDITED ISO 17034 REFERENCE MATERIAL PRODUCER
ANAB ACCREDITED ISO/IEC 17025 TESTING LABORATORY

SIGMA-ALDRICH
2931 Soldier Springs Rd. Laramie, Wyoming 82070 USA
307-742-5452
rtctechgroup@sial.com
www.sigma-aldrich.com

Description

Lot LRAC3877
Expiration Date September 2022
Manufacturing Date September 2019
Storage Conditions Refrigerate
Solvent/Matrix methylene chloride: benzene (1:1)

Informational Values

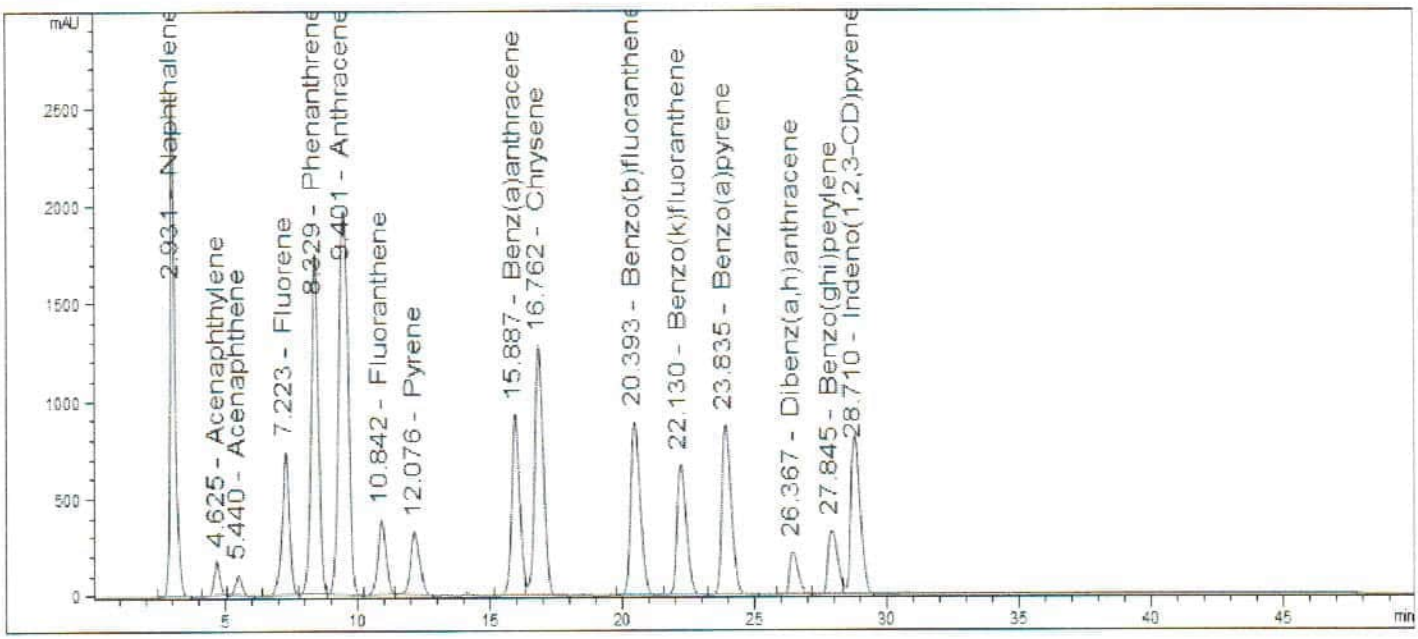

Additional Information:

Analytical Method Parameters:
Column: Supelco LC-PAH, 250 mm x 4.6mm, 5µm particle size
Mobile Phase A: Water
Mobile Phase B: Acetonitrile
Detector: UV/DAD/VWD, Wavelength: 254 nm
Flow Rate: 1.7 mL/min
Column Temperature: 30 °C
Injection Volume: 2 µL

Gradient

TIME (min)	A%	B%
0	40	60
5	40	60
30	0	100
45	0	100
50	40	60

Certificate of Analysis

TCL PAH
MIX,1X1ML,2000UG/ML,BENZENE:DICHLOROMETHANE

Certified Reference Material

Description

Product ID CRM48905
Lot **LRAC3877**
Expiration Date September 2022
Manufacturing Date September 2019
Storage Conditions Refrigerate
Solvent/Matrix methylene chloride: benzene (1:1)

1 **Metrological traceability:** Traceable to the SI and higher order standards from NIST through an unbroken chain of comparisons. The balance used to weigh raw materials is accurate to +/-0.0001 g and calibrated regularly using mass standards traceable to NIST. All dilutions were performed gravimetrically. Additionally, individual analytes are traceable to NIST SRMs where available and specified above.
4 Ucrm - Uncertainty values in this document are expressed as Expanded Uncertainty (Ucrm) corresponding to the 95% confidence interval. Ucrm is derived from the combined standard uncertainty multiplied by the coverage factor k, which is obtained from a *t*-distribution and degrees of freedom. The components of combined standard uncertainty include the uncertainties due to characterization, homogeneity, long term stability, and short term stability (transport). The components due to stability are generally considered to be negligible unless otherwise indicated by stability studies. The mathematical representation of the Ucrm calculation is as follows:

$$u_{CRM} = \sqrt{u^2_{char} + u^2_{homogeneity} + u^2_{stability}}$$

k: Coverage factor derived from a t-distribution table, based on the degrees of freedom of the data set. Assume 2.0 for a **Confidence Interval** = 95%

6 Analytical Value- For QC verification of the certified value only- not to be used in calculations. Represents the analytical data obtained by comparison to a standard as analyzed by the method described in the CoA or another acceptable method. The result may differ from the certified value and UCRM based on method uncertainty as well as the uncertainty associated with the standard used for comparison.

Traceability: The standard was manufactured under an ISO/IEC 17025:2017 certified quality system. The balance used to weigh raw materials is accurate to +/- 0.0001g and calibrated regularly using mass standards traceable to NIST. All dilutions were preformed gravimetrically. Additionally, individual analytes are traceable to NIST SRMs where available and specified above.

Homogeneity: Homogeneity was assessed in accordance with ISO 17034:2016. Completed units were sampled using a random stratified sampling protocol. The results of chemical analysis were then compared using a one-way analysis of variance approach as described by TNI EL-V3-2009 Appendix A.2. See Instructions for minimum sub-sample size.

Expiration is at end of month given on certificate and label.

THIS PRODUCT WAS DESIGNED, PRODUCED AND VERIFIED FOR ACCURACY AND STABILITY IN ACCORDANCE WITH **ISO/IEC 17025:2017 (ANAB Cert AT-1467)** and **ISO 17034:2016 (ANAB Cert AR-1470).**

MSDS reports for components comprising greater than 1.0% of the solution or 0.1% for components known to be carcinogens are available upon request.

Andy Ommen - QC Manager

Mark Pooler - QA Supervisor

Certification Date October 17, 2019
Version 0-10172019

ANAB ACCREDITED ISO 17034 REFERENCE MATERIAL PRODUCER
ANAB ACCREDITED ISO/IEC 17025 TESTING LABORATORY

SIGMA-ALDRICH
2931 Soldier Springs Rd. Laramie, Wyoming 82070 USA
307-742-5452
rtctechgroup@sial.com www.sigma-aldrich.com

RESTEK®
110 Benner Circle
Bellefonte, PA 16823-8812
Tel: (800)356-1688
Fax: (814)353-1309

www.restek.com

CERTIFIED REFERENCE MATERIAL

Certificate of Analysis

ACCREDITED
ISO 17034 Accredited
Reference Material Producer
Certificate #3222.01

ilac-MRA

ACCREDITED
ISO/IEC 17025 Accredited
Testing Laboratory
Certificate #3222.02

FOR LABORATORY USE ONLY-READ SDS PRIOR TO USE.

This Reference Material is intended for Laboratory Use Only as a standard for the qualitative and/or quantitative determination of the analyte(s) listed.

Catalog No. : 31086 **Lot No.:** A0166081

Description : B/N Surrogate Mix (4/89 SOW)

Base Neutral Surrogate 5000µg/mL, Methylene Chloride, 5mL/ampul

Container Size : 5 mL **Pkg Amt:** > 5 mL

Expiration Date : October 31, 2026 **Storage:** 10°C or colder

Handling: Sonicate prior to use. **Ship:** Ambient

ID #: 13328
Opened:
B/N Surrogate Mix (4/89 SOW)
Expires: 10/31/2026
Rec'd: 12/14/2020
Energy Laboratories Inc 1120 So. 27th Street
Billings MT 59107

CERTIFIED VALUES

Elution Order	Compound	Grav. Conc. (weight/volume)	Expanded Uncertainty (95% C.L.; K=2)	
1	Nitrobenzene-d5 **CAS #** 4165-60-0 **Purity** 99% (Lot PR-29940B)	5,017.7 µg/mL	+/- 29.1731 µg/mL +/- 225.9987 µg/mL +/- 250.7735 µg/mL	Gravimetric Unstressed Stressed
2	2-Fluorobiphenyl **CAS #** 321-60-8 **Purity** 99% (Lot 00019169)	5,049.7 µg/mL	+/- 29.3592 µg/mL +/- 227.4400 µg/mL +/- 252.3728 µg/mL	Gravimetric Unstressed Stressed
3	p-Terphenyl-d14 **CAS #** 1718-51-0 **Purity** 99% (Lot PR-27278)	5,029.9 µg/mL	+/- 29.2444 µg/mL +/- 226.5505 µg/mL +/- 251.3857 µg/mL	Gravimetric Unstressed Stressed

Solvent: Methylene chloride
CAS # 75-09-2
Purity 99%

Tech Tips:
Due to the limited solubility of p-terphenyl-d14 in methanol, we do not recommend that this mixture be diluted in methanol.

Column:
30m x 0.25mm x 0.25µm
Rtx-5 (cat.#10223)

Carrier Gas:
hydrogen-constant pressure 10 psi.

Temp. Program:
40°C (hold 2 min.) to 330°C
@ 10°C/min. (hold 10 min.)

Inj. Temp:
250°C

Det. Temp:
330°C

Det. Type:
FID

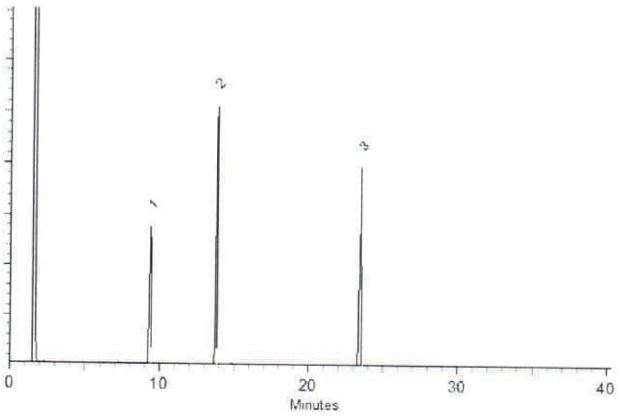

This chromatogram represents a general set of testing conditions chosen for product acceptance. For optimal results in your lab, conditions should be adjusted for your specific instrument, method, and application.

Dalton Stover - Operations Technician I

Date Mixed: 04-Nov-2020 **Balance:** 1128353505

Justine Albertson - Operations Tech-ARM QC

Date Passed: 06-Nov-2020

Manufactured under Restek's ISO 9001:2015 Registered Quality System Certificate #FM 80397

General Certified Reference Material Notes

Expiration Notes:

- Expiration date valid for unopened ampul stored in compliance with the recommended conditions.
- Uncertainty, concentration, and expiration of the CRM are based on the unopened product being stored according to the recommended condition found in the storage field.

Purity Notes:

- Purity and/or chemical identity are determined by one or more of the following techniques: GC/FID, HPLC, GC/μECD, GC/MS, LC/MS, RI, and/or melting point.
- Compounds with a listed purity of less than 99% have been weight corrected to compensate for impurities and/or salts. A correction factor is used to calculate the amount of compound necessary to achieve the desired concentration of the parent compound in solution.
- Purity of isomeric compounds is reported as the sum of the isomers.
- Purity values are rounded to the nearest whole number.

Certified Uncertainty Value Notes:

- The uncertainties are determined in accordance with ISO 17034 and Guide 35. The certified combined stressed uncertainty value (includes gravimetric uncertainty, homogeneity between-ampul uncertainty, storage stability uncertainty and shipping stability uncertainty and were combined using the following formula:

$$U_{combined\ stressed} = k\sqrt{U^2_{gravimetric} + U^2_{homogeneity} + U^2_{storage\ stability} + U^2_{shipping\ stability}}$$

k is a coverage factor of 2, which gives a level of confidence of approximately 95%.

- It is important to note that the shipping stability uncertainty was obtained under temperature extremes for specific time intervals; therefore, the certified combined stressed uncertainty value should only be applied to the product if it was stored at non-standard temperature conditions up to and including 7 days. Contact Restek Technical Service at www.restek.com/Contact-Us for use recommendations if your shipment was in-transit for more than 7 days at non-standard temperature conditions.
- Apply the certified combined unstressed uncertainty value if the product was received under standard shipping conditions. Apply the certified combined stressed uncertainty value if the product was received under non-standard conditions as specified below.

Label Conditions	Standard Conditions	Non-Standard Conditions
25°C Nominal (Room Temperature)	< 60°C	≥ 60°C up to 7 days
10°C or colder (Refrigerate)	< 40°C	≥ 40°C up to 7 days
0°C or colder (Freezer) -20°C or colder (Deep Freezer)	< 25°C	≥ 25°C up to 7 days

- Separate (not combined) uncertainty values for gravimetric uncertainty are also displayed on the certificate, if needed, separate homogeneity between-ampul uncertainty, storage stability uncertainty and shipping stability uncertainty values are available by contacting Restek Technical Service at www.restek.com/Contact-Us.
- The packaged amount is the minimum sample size for which uncertainty is valid. The ampules are over-filled to ensure that the minimum packaged amount can be sufficiently transferred.

Manufacturing Notes:

- Concentration is based upon gravimetric preparation using either a balance whose calibration has been verified daily using NIST traceable weights, and/or dilutions with Class A glassware.

Handling Notes:

- Stability of the unopened product, when stored in compliance with the recommended conditions, is guaranteed through the expiration displayed on the product label and certificate. Contact Restek for additional opened product stability information, with the knowledge/understanding that open product stability is subject to the specific handling and environmental conditions to which the product is exposed. For your convenience Restek supplies deactivated vials with most standards packed in 2mL ampules. Larger volume deactivated vials are available through Restek as a custom ordered item. Additionally, Restek sells DMDCS for the purpose of glassware deactivation as catalog number 31861, which includes complete instructions.

660 Tower Lane • P.O. Box 599 • West Chester, PA 19381-0599
1-800-452-9994 • 1-610-692-3026 • Fax 1-610-692-8729
info@chemservice.com • www.chemservice.com

ID #: 13372
Opened:
Mixture #8-Internal Standards
Expires: 5/31/2022
Rec'd: 12/29/2020
Energy Laboratories Inc 1120 So. 27th Street
Billings MT 59107

CERTIFICATE OF ANALYSIS

Mixture #8-Internal Standards

CONCENTRATION	4000ug/ml in Methylene chloride
CATALOG NUMBER	M-PPHC8X12-1ML
LOT NUMBER	10051700
DATE CERTIFIED	05/13/20
EXPIRATION DATE	05/31/22
STORAGE	Store at room temperature (20 - 25 °C).
HANDLING	See Safety Data Sheet
INTENDED USE	For laboratoy use only.
ISO 17034:2016 CERTIFIED	[X]

ID	Analyte	CAS	Weight Analyte (mg)	Lot	Purity	Certified Concentration (ug/mL)
N-11000	Acenaphthene-d10	15067-26-2	1005.50	00027326	99.50	4001.9
N-11467	Chrysene-d12	1719-03-5	1012.20	00027327	98.80	4000.2
N-10217	1,4-Dichlorobenzene-d4	3855-82-1	1004.10	00027328	99.50	3996.3
N-12645	Naphthalene-d8	1146-65-2	1006.50	00025577	99.50	4005.9
N-12851	Perylene-d12	1520-96-3	1009.50	00027330	99.50	4017.8
N-12856	Phenanthrene-d10	1517-22-2	1021.10	00027331	99.00	4043.6

Analytical Test	Value
CONCENTRATION (GC/FID)	VERIFIED

Instructions for Use:
Shake mixture prior to use. If particles are present, sonicate for homogeneity. If sample is diluted to lower concentrations, Class A volumetric glassware must be used.
Minimum Sample Size- 0.2 uL for Direct Injection.
Chem Service Inc. guarantees the expanded uncertainty of the above analytes to be +/- 2.0% of the certified concentrations based on gravimetric preparation. The test results published in this report were obtained using equipment capable of producing results that are traceable to NIST and through NIST to the International System of Units (SI). The reported expanded uncertainty of measurement is stated as the combined standard uncertainty of measurement multiplied by the coverage factor k (k=2) such that the coverage probability corresponds to approximately 95%. For certified reference materials, homogeneity and thermal stability testing are available upon request.

Certified By:

Mary Beth O'Donnell

Mary Beth O'Donnell
CSM/TC

Chem Service is accredited to ISO 17034:2016, ISO/IEC 17025:2017 and certified to ISO 9001:2015

PJLA Reference Material Producer
PJLA Testing

COA Form
Revision 3 (3/2015)

660 Tower Lane • P.O. Box 599 • West Chester, PA 19381-0599
1-800-452-9994 • 1-610-692-3026 • Fax 1-610-692-8729
info@chemservice.com • www.chemservice.com

Gas

CERTIFICATE OF ANALYSIS

Data file:	C:\CHEM3\		
Sample name:	M-PPCH8X		
Instrument:	GC 2	**Sample type:**	Sample
Injection date:	5/13/2020 8:56:25 AM	**Location:**	Vial 3
Acq. method:	M-PPHC8X12.M	**Injection volume:**	1.0uL
Column name:	HP-5		

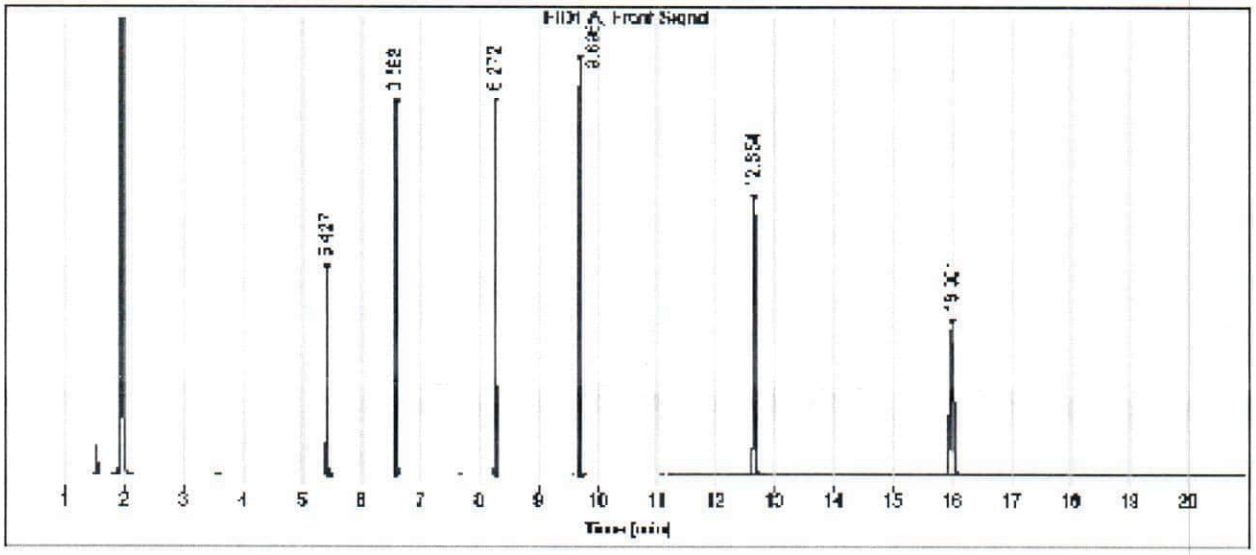

Signal: FID1 A, Front Signal

RT [min]	Type	Width [min]	Area	Height	Area%
5.427	BB	0.0181	1240.1130	1041.0874	8.36
6.593	BB	0.0189	2274.8877	1876.2654	15.33
8.272	BB	0.0196	2371.0022	1868.8049	15.98
9.696	BV	0.0197	2694.9399	2106.0442	18.16
12.654	BB	0.0330	2999.0918	1397.3110	20.21
16.001	BB	0.0562	3260.5679	751.0330	21.97
		Sum	14840.6025		

Chem Service is accredited to ISO 17034:2016, ISO/IEC 17025:2017 and certified to ISO 9001:2015

PJLA Reference Material Producer
PJLA Testing

RESTEK
110 Benner Circle
Bellefonte, PA 16823-8812
Tel: (800)356-1688
Fax: (814)353-1309

www.restek.com

CERTIFIED REFERENCE MATERIAL

Certificate of Analysis

ACCREDITED
ISO 17034 Accredited
Reference Material Producer
Certificate #3222.01

ACCREDITED
ISO/IEC 17025 Accredited
Testing Laboratory
Certificate #3222.02

FOR LABORATORY USE ONLY-READ SDS PRIOR TO USE.

This Reference Material is intended for Laboratory Use Only as a standard for the qualitative and/or quantitative determination of the analyte(s) listed.

Catalog No. : 31062 **Lot No.:** A0167670

Description : B/N Surrogate Mix (4/89 SOW)

Base Neutral Surrogate 4/89(SOW) 5000µg/mL, Methylene Chloride, 1mL/ampul

Container Size : 2 mL **Pkg Amt:** > 1 mL

Expiration Date : November 30, 2026 **Storage:** 10°C or colder

Handling: Sonicate prior to use. **Ship:** Ambient

CERTIFIED VALUES

Elution Order	Compound		Grav. Conc. (weight/volume)	Expanded Uncertainty (95% C.L.; K=2)	
1	Nitrobenzene-d5 **CAS #** 4165-60-0 **Purity** 99%	(Lot PR-29940B)	5,014.0 µg/mL	+/- 29.3583 µg/mL +/- 225.8621 µg/mL +/- 250.6163 µg/mL	Gravimetric Unstressed Stressed
2	2-Fluorobiphenyl **CAS #** 321-60-8 **Purity** 99%	(Lot 00019169)	5,019.6 µg/mL	+/- 29.3911 µg/mL +/- 226.1143 µg/mL +/- 250.8962 µg/mL	Gravimetric Unstressed Stressed
3	p-Terphenyl-d14 **CAS #** 1718-51-0 **Purity** 99%	(Lot PR-27278)	5,020.6 µg/mL	+/- 29.3967 µg/mL +/- 226.1576 µg/mL +/- 250.9442 µg/mL	Gravimetric Unstressed Stressed

Solvent: Methylene chloride
CAS # 75-09-2
Purity 99%

ID #: 13666
Opened:
B/N Surrogate Mix (4/89 SOW)
Expires: 11/30/2026
Rec'd: 3/19/2021
Energy Laboratories Inc 1120 So. 27th Street
Billings MT 59107

Tech Tips:
Due to the limited solubility of p-terphenyl-d14 in methanol, we do not recommend that this mixture be diluted in methanol.

Column:
30m x 0.25mm x 0.25µm
Rtx-5 (cat.#10223)

Carrier Gas:
hydrogen-constant pressure 10 psi.

Temp. Program:
75°C (hold 1 min.) to 330°C
@ 20°C/min. (hold 10 min.)

Inj. Temp:
250°C

Det. Temp:
330°C

Det. Type:
FID

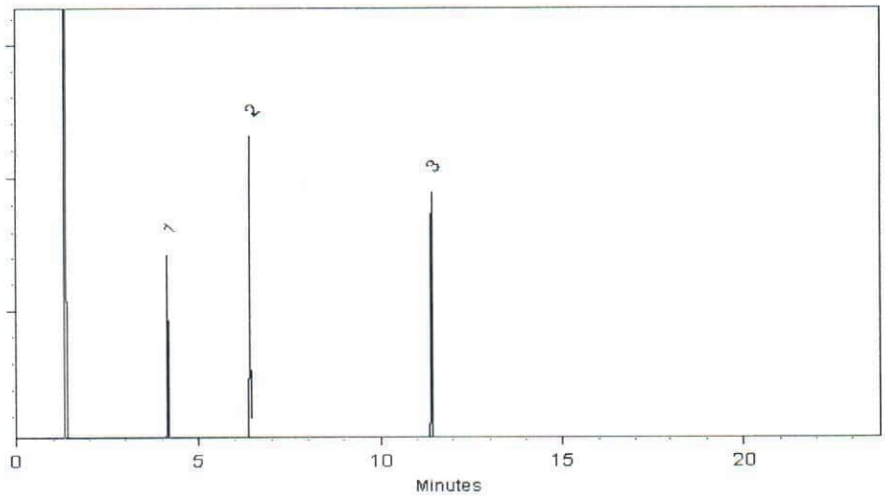

This chromatogram represents a general set of testing conditions chosen for product acceptance. For optimal results in your lab, conditions should be adjusted for your specific instrument, method, and application.

Katelyn McGinnl - Operations Tech I

Date Mixed: 30-Dec-2020 **Balance:** 1128353505

Alexis Shelow - Operations Tech I

Date Passed: 06-Jan-2021

Manufactured under Restek's ISO 9001:2015 Registered Quality System Certificate #FM 80397

General Certified Reference Material Notes

Expiration Notes:

- Expiration date valid for unopened ampul stored in compliance with the recommended conditions.
- Uncertainty, concentration, and expiration of the CRM are based on the unopened product being stored according to the recommended condition found in the storage field.

Purity Notes:

- Purity and/or chemical identity are determined by one or more of the following techniques: GC/FID, HPLC, GC/μECD, GC/MS, LC/MS, RI, and/or melting point.
- Compounds with a listed purity of less than 99% have been weight corrected to compensate for impurities and/or salts. A correction factor is used to calculate the amount of compound necessary to achieve the desired concentration of the parent compound in solution.
- Purity of isomeric compounds is reported as the sum of the isomers.
- Purity values are rounded to the nearest whole number.

Certified Uncertainty Value Notes:

- The uncertainties are determined in accordance with ISO 17034 and Guide 35. The certified combined stressed uncertainty value (includes gravimetric uncertainty, homogeneity between-ampul uncertainty, storage stability uncertainty and shipping stability uncertainty and were combined using the following formula:

$$U_{combined\ stressed} = k\sqrt{U^2_{gravimetric} + U^2_{homogeneity} + U^2_{storage\ stability} + U^2_{shipping\ stability}}$$

k is a coverage factor of 2, which gives a level of confidence of approximately 95%.

- It is important to note that the shipping stability uncertainty was obtained under temperature extremes for specific time intervals; therefore, the certified combined stressed uncertainty value should only be applied to the product if it was stored at non-standard temperature conditions up to and including 7 days. Contact Restek Technical Service at www.restek.com/Contact-Us for use recommendations if your shipment was in-transit for more than 7 days at non-standard temperature conditions.
- Apply the certified combined unstressed uncertainty value if the product was received under standard shipping conditions. Apply the certified combined stressed uncertainty value if the product was received under non-standard conditions as specified below.

Label Conditions	Standard Conditions	Non-Standard Conditions
25°C Nominal (Room Temperature)	< 60°C	≥ 60°C up to 7 days
10°C or colder (Refrigerate)	< 40°C	≥ 40°C up to 7 days
0°C or colder (Freezer) -20°C or colder (Deep Freezer)	< 25°C	≥ 25°C up to 7 days

- Separate (not combined) uncertainty values for gravimetric uncertainty are also displayed on the certificate, if needed, separate homogeneity between-ampul uncertainty, storage stability uncertainty and shipping stability uncertainty values are available by contacting Restek Technical Service at www.restek.com/Contact-Us.
- The packaged amount is the minimum sample size for which uncertainty is valid. The ampules are over-filled to ensure that the minimum packaged amount can be sufficiently transferred.

Manufacturing Notes:

- Concentration is based upon gravimetric preparation using either a balance whose calibration has been verified daily using NIST traceable weights, and/or dilutions with Class A glassware.

Handling Notes:

- Stability of the unopened product, when stored in compliance with the recommended conditions, is guaranteed through the expiration displayed on the product label and certificate. Contact Restek for additional opened product stability information, with the knowledge/understanding that open product stability is subject to the specific handling and environmental conditions to which the product is exposed. For your convenience Restek supplies deactivated vials with most standards packed in 2mL ampules. Larger volume deactivated vials are available through Restek as a custom ordered item. Additionally, Restek sells DMDCS for the purpose of glassware deactivation as catalog number 31861, which includes complete instructions.

Supelco®

www.sigmaaldrich.com

Certificate of Analysis - Certified Reference Material

EPA TCL Hazardous Substances Mix (12 cmpds)

Product no.: 47990-U
Lot no.: LRAC9004
Expiry Date: February 2024
Manufacturing Date: February 2021
Storage: Refrigerate
Solvent/Matrix: Dichloromethane
Certificate version: LRAC9004.01 *(Note: Certificates may be updated due to the availability of new data. Check our website at: www.sigma-aldrich.com for the most current version.)*

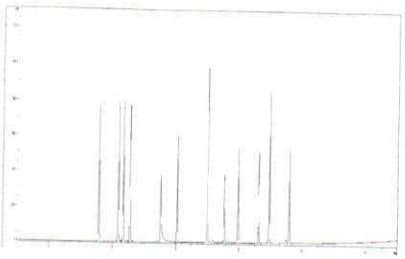

Certified Values:

Analyte	*Certified Value*	*Units*	*Raw Material Purity,%*	*Elution order*	*Raw Material Lot*
ANILINE CAS# 62-53-3	2022 ± 25	µg/mL	99.9	01	LA41596
BENZYL ALCOHOL CAS# 100-51-6	2022 ± 15	µg/mL	99.7	02	LB99705
2-METHYLPHENOL CAS# 95-48-7	2022 ± 14	µg/mL	99.9	03	LB91878
4-METHYLPHENOL CAS# 106-44-5	2022 ± 17	µg/mL	99.9	04	LB32518
BENZOIC ACID CAS# 65-85-0	2021 ± 27	µg/mL	98.8	05	442-137B
4-CHLOROANILINE CAS# 106-47-8	2022 ± 32	µg/mL	100.0	06	MKBZ6909V
2,4,5-TRICHLOROPHENOL CAS# 95-95-4	2022 ± 18	µg/mL	99.9	07	JS00008
2-METHYLNAPHTHALENE CAS# 91-57-6	2021 ± 11	µg/mL	98.2	08	LB97828
2-NITROANILINE CAS# 88-74-4	2022 ± 12	µg/mL	99.9	09	07411KN
3-NITROANILINE CAS# 99-09-2	2022 ± 15	µg/mL	99.9	10	LC09264
DIBENZOFURAN CAS# 132-64-9	2021 ± 10	µg/mL	98.8	11	LB78814
4-NITROANILINE CAS# 100-01-6	2022 ± 23	µg/mL	99.9	12	15609AA

ID #: 13691
Opened:
EPA TCL Hazardous Substances Mix (12 cmp
Expires: 2/28/2024
Rec'd: 3/26/2021
Energy Laboratories Inc 1120 So. 27th Street
Billings MT 59107

Sigma-Aldrich RTC, 2931 Soldier Springs Rd. Laramie, WY 82070, USA;
Tel. 1 307-742-5452; Fax 1 307-855-831-9211; www.sigmaaldrich.com
Sigma-Aldrich RTC is a subsidiary of Merck KGaA, Darmstadt, Germany.

Informational Values:

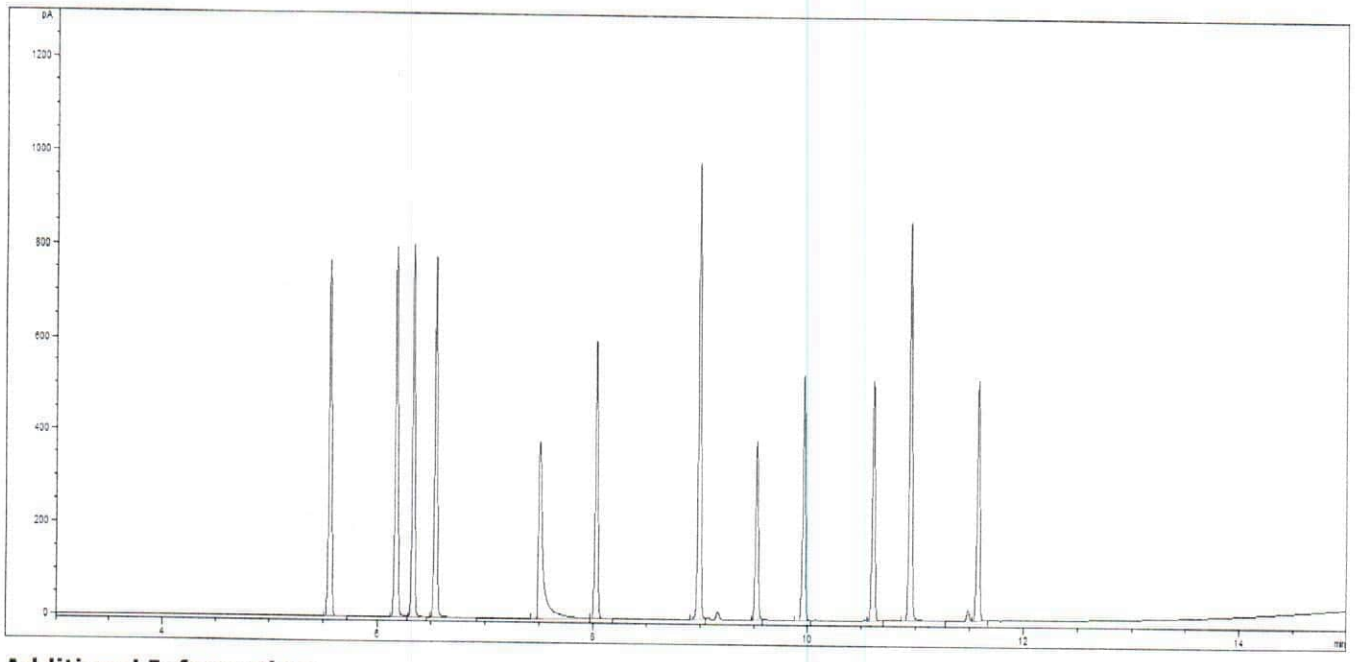

Additional Information:

Analytical Method Parameters:
Column: SPB-5, 30 m × 0.53 mm I.D., 1.5 µm film thickness (Column #214)
Carrier Gas: H2, Flow: 4.5 mL/min
Inlet Temperature: 240 °C, Injection Volume: 1 µL
Injection Mode: Split, Split Ratio: 25:1
Temperature Program: 80 °C (Hold 2 min) @ 15 °C/min to 280 °C (Hold 2 min)
Detector: FID
Detector Temperature: 310 °C

Metrological traceability:	Traceable to the SI and higher order standards from NIST through an unbroken chain of comparisons. The balance used to weigh raw materials is accurate to +/-0.0001 g and calibrated regularly using mass standards traceable to NIST. All dilutions were performed gravimetrically. Additionally, individual analytes are traceable to NIST SRMs where available and specified above.
Measurement method:	Where applicable, the assigned value is based on a purity determination by mass balance and gravimetrically prepared value.
Intended use:	Intended for R&D and Analytical Use only. Not for drug, household or other uses.
Minimum sample size:	1 µL
Packaging:	1 ML IN AMBER AMPULE
Instructions for handling and correct use:	Use on the as is basis. The internal pressure of the container may be slightly different from the atmospheric pressure at the user`s location. Open slowly and carefully to avoid dispersion of the material.
Health and safety information:	All chemical reference materials should be considered potentially hazardous and should be used only by qualified laboratory personnel. Please refer to the Safety Data Sheet for detailed information about the nature of any hazard and appropriate precautions to be taken.
Accreditation:	Sigma-Aldrich RTC is accredited by the US accreditation authority ANAB as a registered reference material producer AR-1470 in accordance with ISO 17034.
Certificate issue date:	26-Feb-2021

ANAB ACCREDITED ISO 17034 REFERENCE MATERIAL PRODUCER

Andy Ommen - QC Manager

Mark Pooler - QA Supervisor

Details on metrological traceability:

This standard has been gravimetrically prepared using balances that have been fully qualified and calibrated to ISO 17025 requirements. All calibrations utilize NIST traceable weights which are calibrated externally by a qualified ISO 17025 accredited calibration laboratory to NIST standards. Qualification of each balance includes the assignment of a minimum weighing by a qualified and ISO 17025 accredited calibration vendor taking into consideration the balance and installed environmental conditions to ensure compliance with USP tolerances of NMT 0.10% relative error. Fill volume to predetermined specifications is gravimetrically verified throughout the dispensing process using qualified and calibrated balances. Further traceability to a corresponding Primary Standard may be achieved through a direct comparison assay. Where a Primary Standard is available, the assay value will be included in the specified section of the COA.

Details on metrological traceability:

Ucrm - Uncertainty values in this document are expressed as Expanded Uncertainty (Ucrm) corresponding to the 95% confidence interval. Ucrm is derived from the combined standard uncertainty multiplied by the coverage factor k, which is obtained from a *t*-distribution and degrees of freedom. The components of combined standard uncertainty include the uncertainties due to characterization, homogeneity, long term stability, and short term stability (transport). The components due to stability are generally considered to be negligible unless otherwise indicated by stability studies. The mathematical

$$u_{CRM} = \sqrt{u_{char}^2 + u_{hom\ ogeneity}^2 + u_{stability}^2}$$

Homogeneity assessment:

Homogeneity was assessed in accordance with ISO Guide 35. Completed units were sampled using a random stratified sampling protocol. The results of chemical analysis were then compared by Single Factor Analysis of Variance (ANOVA). The uncertainty due to homogeneity was derived from the ANOVA. Heterogeneity was not detected under the conditions of the ANOVA.

Stability assessment:

Significance of the stability assessment will be demonstrated if the analytical result of the study and the range of values represented by the Expanded Uncertainty do not overlap the result of the original assay and the range of its values represented by the Expanded Uncertainty. The method employed will usually be the same method used to characterize the assay value in the initial

Certificate of analysis revision history:

Certificate version	Date	Reason for version
LRAC9004.01	26-Feb-2021	Original Release Date

Disclaimer: The purchaser is required to determine the suitability of this product for any particular application. Sigma-Aldrich RTC makes no warranty of any kind, express or implied, other than its products meet all quality control standards set by Sigma-Aldrich RTC. We do not guarantee that the product can be used for any particular application.

The vibrant M, Supelco, TraceCERT and Sigma-Aldrich are trademarks of Merck KGaA, Darmstadt, Germany or its affiliates. All other trademarks are the property of their respective owners. Detailed information on trademarks is available via publicly accessible resources. © 2018 Merck KGaA, Darmstadt, Germany and/or its affiliates. All Rights Reserved.

The life science business of Merck KGaA, Darmstadt, Germany operates as MilliporeSigma in the US and Canada.

Agilent

ID #: 13854
Opened:
Benzidines Standard
Expires: 4/30/2023
Rec'd: 5/14/2021
Energy Laboratories Inc 1120 So. 27th Street
Billings MT 59107

Certificate of Analysis

Product Name: Benzidines Standard

Product Number: US-290-1

Lot Number: 0006592783

Lot Issue Date: 03-Mar-2021

Expiration Date: 30-Apr-2023

Description:
This analytical reference material (RM) was manufactured and verified in accordance with an ISO 9001 registered quality system and analyte concentrations were verified by an ISO 17025 accredited laboratory. The concentration and uncertainty value at the 95% confidence level for each analyte, determined gravimetrically, is listed below.

Analyte	CAS#	Analyte Lot	Concentration ± Uncertainty
benzidine	000092-87-5	RM10200	2004 ± 10 µg/mL
3,3'-dichlorobenzidine	000091-94-1	RM12559	2001 ± 10 µg/mL

Matrix: methylene chloride (dichloromethane)

Storage Conditions: Store at Room Temperature (15° to 30°C).

Traceability:
The balances used for these measurements are calibrated with weights traceable to NIST in compliance with ANSI/NCSL Z540.3, ISO 9001, ISO 17025, and ISO 17034. Calibrated Class A glassware is used for volumetric measurements. Thermometers are calibrated against a NIST traceable thermometer in accordance with NIST Special Publication 1088.

Homogeneity:
This RM was unitized according to an in-house procedure and is guaranteed to be homogeneous. There is no minimum sub-sample size required.

Intended Use:
This RM is intended for the preparation of working reference samples for use in routine laboratory analyses, calibration of instruments, validation of analytical methods, assessments of measurement methods, and continuing calibration verification.

Instructions for Use:
Sample aliquots for analysis should be withdrawn at 20°C to 25°C immediately after opening the container and should be processed without delay for the certified values to be valid within the stated uncertainties.

Hazards:
Refer to the Safety Data Sheet on www.agilent.com for information regarding this RM.

Expiration of Certification:
The certification of this RM is valid until the expiration date specified above, provided the RM is handled and stored in accordance with the instructions given in this certificate. This certification is nullified if the RM is damaged, contaminated, or otherwise modified.

Maintenance of Certification:
If substantive changes are noted that affect the certification before the expiration of this certificate, Agilent will notify the purchaser.

Sample lot approver:

Monica Bourgeois
QMS Representative

ANAB ACCREDITED ISO17034 REFERENCE MATERIAL PRODUCER
ISO 17034 Cert No. AR-1936

RM was produced in accordance with the LRQA registered ISO 9001:2015 Quality Management System. Cert # 10303760
Page: 1 of 1

www.agilent.com/quality/
CSD-QA-015.1

ANAB ACCREDITED ISO/IEC 17025 TESTING LABORATORY
ISO 17025 Cert No. AT-1937

Absolute Standards, Inc.

800-368-1131
www.absolutestandards.com

Certified Reference Material CRM

ANAB ISO 17034 Accredited
AR-1539 Certificate Number
https://Absolutestandards.com

CERTIFIED WEIGHT REPORT

Part Number: 92180
Lot Number: 020221
Description: CLP Semi-Volatile Calibration Standard
64 components
Expiration Date: 020226
Recommended Storage: Freezer (0 °C)
Nominal Concentration (µg/mL): 1000
NIST Test ID#: 23060
Weight(s) shown below were combined and diluted to (mL): 100.0

5E-05 Balance Uncertainty
0.003 Flask Uncertainty

Solvent: Methylene chloride **Lot#** 104929

Formulated By: Eli Aliaga 020221 DATE
Reviewed By: Pedro L. Rentas 020221 DATE

ID #: **14074**
Opened: ____________
CLP Semivolatile Calibration Standard
Expires: 2/2/2026
Rec'd: 7/16/2021
Energy Laboratories Inc 1120 So. 27th Street
Billings MT 59107

	Compound	(Raw) Part Number	Lot Number	Dil. Factor	Initial Vol. (mL)	Initial Conc (µg/mL)	Nominal Conc (µg/mL)	Purity (%)	Uncertainty Purity (%)	Uncertainty Pipette (mL)	Target Weight(g)	Actual Weight(g)	Actual Conc (µg/mL)	Expanded Uncertainty (+/-) (µg/mL)	CAS#	OSHA PEL (TWA)	LD50
1.	2,2'-Oxybis(1-chloropropane)	(D078)	012016AR	NA	NA	NA	1000	98.9	0.2	NA	0.10112	0.10135	1002.5	4.2	108-60-1	N/A	orl-rat 240mg/kg
2.	Hexachlorobenzene	(D195)	051697	NA	NA	NA	1000	99	0.2	NA	0.10102	0.10121	1001.9	4.2	118-74-1	N/A	orl-rat 10g/kg
3.	bis(2-Chloroethoxy) methane	10111	011214	0.05	5.00	20018.4	1000	NA	NA	0.017	NA	NA	1000.8	8.0	111-91-1	N/A	N/A
4.	bis(2-Chloroethyl) ether	10111	011214	0.05	5.00	20012.4	1000	NA	NA	0.017	NA	NA	1000.5	8.0	111-44-4	15 ppm (90mg/m3/8H)(skin)	orl-rat 75mg/kg
5.	bis(2-Ethylhexyl) phthalate	10111	011214	0.05	5.00	20014.3	1000	NA	NA	0.017	NA	NA	1000.6	8.0	117-81-7	5mg/m3/8H	orl-rat 30600mg/kg
6.	4-Bromophenyl phenyl ether	10111	011214	0.05	5.00	20008.8	1000	NA	NA	0.017	NA	NA	1000.3	8.0	101-55-3	N/A	N/A
7.	Benzyl butyl phthalate	10111	011214	0.05	5.00	20011.3	1000	NA	NA	0.017	NA	NA	1000.5	8.0	85-68-7	N/A	orl-rat 2330mg/kg
8.	4-Chlorophenyl phenyl ether	10111	011214	0.05	5.00	20009.5	1000	NA	NA	0.017	NA	NA	1000.4	8.0	7005-72-3	N/A	N/A
9.	Diethyl phthalate	10111	011214	0.05	5.00	20013.6	1000	NA	NA	0.017	NA	NA	1000.6	8.0	84-66-2	5mg/m3/8H	orl-rat 8600mg/kg
10.	Dimethyl phthalate	10111	011214	0.05	5.00	20015.7	1000	NA	NA	0.017	NA	NA	1000.7	8.0	131-11-3	5mg/m3/8H	orl-rat 6800mg/kg
11.	Di-n-butyl phthalate	10111	011214	0.05	5.00	20011.6	1000	NA	NA	0.017	NA	NA	1000.5	8.0	84-74-2	5mg/m3/8H	orl-rat 8000mg/kg
12.	Di-n-octyl phthalate	10111	011214	0.05	5.00	20012.2	1000	NA	NA	0.017	NA	NA	1000.5	8.0	117-84-0	N/A	orl-rat 47000mg/kg
13.	N-Nitrosodimethylamine	10111	011214	0.05	5.00	20010.0	1000	NA	NA	0.017	NA	NA	1000.4	8.0	62-75-9	N/A	orl-rat 58mg/kg
14.	N-Nitrosodi-n-propylamine	10111	011214	0.05	5.00	20010.5	1000	NA	NA	0.017	NA	NA	1000.4	8.0	621-64-7	N/A	orl-rat 480mg/kg
15.	1,2-Diphenylhydrazine (as Azobenzene)	10112	042820	0.05	5.00	20003.9	1000	NA	NA	0.017	NA	NA	1000.1	8.1	103-33-3	N/A	orl-rat 1000mg/kg
16.	2-Chloronaphthalene	10112	042820	0.05	5.00	20002.5	1000	NA	NA	0.017	NA	NA	1000.0	8.0	91-58-7	N/A	orl-rat 2078mg/kg
17.	1,2-Dichlorobenzene	10112	042820	0.05	5.00	20005.4	1000	NA	NA	0.017	NA	NA	1000.2	8.0	95-50-1	50 ppm (300mg/m3) (CL)	orl-rat 500mg/kg
18.	1,3-Dichlorobenzene	10112	042820	0.05	5.00	20003.7	1000	NA	NA	0.017	NA	NA	1000.1	8.0	541-73-1	N/A	ipr-mus 1062mg/kg
19.	1,4-Dichlorobenzene	10112	042820	0.05	5.00	20005.4	1000	NA	NA	0.017	NA	NA	1000.2	8.0	106-46-7	75 ppm (450mg/m3/8H)	orl-rat 500mg/kg
20.	2,4-Dinitrotoluene	10112	042820	0.05	5.00	20003.3	1000	NA	NA	0.017	NA	NA	1000.1	8.1	121-14-2	1.5mg/m3/8H (skin)	orl-rat 268mg/kg
21.	2,6-Dinitrotoluene	10112	042820	0.05	5.00	20002.4	1000	NA	NA	0.017	NA	NA	1000.0	8.0	606-20-2	1.5mg/m3/8H (skin)	orl-rat 177mg/kg
22.	Hexachloro-1,3-butadiene	10112	042820	0.05	5.00	20009.4	1000	NA	NA	0.017	NA	NA	1000.4	12.4	87-68-3	0.02 ppm (0.24mg/m3/8H)	orl-rat 82mg/kg
23.	Hexachlorocyclopentadiene	10112	042820	0.05	5.00	20001.8	1000	NA	NA	0.017	NA	NA	1000.0	8.0	77-47-4	0.01 ppm (0.1mg/m3/8H)	orl-rat 1360mg/kg
24.	Hexachloroethane	10112	042820	0.05	5.00	20002.4	1000	NA	NA	0.017	NA	NA	1000.0	8.0	67-72-1	1 ppm (10mg/m3/8H)(skin)	orl-gpg 4970mg/kg
25.	Isophorone	10112	042820	0.05	5.00	20003.8	1000	NA	NA	0.017	NA	NA	1000.1	8.1	78-59-1	25 ppm	orl-rat 2330mg/kg
26.	Nitrobenzene	10112	042820	0.05	5.00	20004.9	1000	NA	NA	0.017	NA	NA	1000.1	8.0	98-95-3	1 ppm (5mg/m3/8H)(skin)	orl-rat 780mg/kg
27.	1,2,4-Trichlorobenzene	10112	042820	0.05	5.00	20002.0	1000	NA	NA	0.017	NA	NA	1000.0	8.0	120-82-1	5 ppm (CL) (40mg/m3)	orl-rat 756mg/kg
28.	o-Cresol (2-Methylphenol)	10114	081919	0.05	5.00	20010.2	1000	NA	NA	0.017	NA	NA	1000.4	8.0	95-48-7	5 ppm (22mg/m3/8H)(skin)	orl-rat 121mg/kg
29.	p-Cresol (4-Methylphenol)	10114	081919	0.05	5.00	20061.2	1000	NA	NA	0.017	NA	NA	1003.0	8.0	106-44-5	5 ppm (22mg/m3/8H)(skin)	orl-rat 207mg/kg
30.	2,4,5-Trichlorophenol	10114	081919	0.05	5.00	20023.2	1000	NA	NA	0.017	NA	NA	1001.1	8.0	95-95-4	N/A	orl-rat 820mg/kg
31.	4-Chloroaniline	10115	060512	0.05	5.00	20009.6	1000	NA	NA	0.017	NA	NA	1000.4	8.0	106-47-8	N/A	orl-rat 310mg/kg
32.	Dibenzofuran	10115	060512	0.05	5.00	20020.2	1000	NA	NA	0.017	NA	NA	1000.9	8.0	132-64-9	N/A	N/A
33.	2-Methylnaphthalene	10115	060512	0.05	5.00	20012.9	1000	NA	NA	0.017	NA	NA	1000.5	8.1	91-57-6	N/A	orl-rat 1630mg/kg
34.	2-Nitroaniline	10115	060512	0.05	5.00	20011.8	1000	NA	NA	0.017	NA	NA	1000.5	8.0	88-74-4	N/A	orl-rat 1600mg/kg
35.	3-Nitroaniline	10115	060512	0.05	5.00	20018.8	1000	NA	NA	0.017	NA	NA	1000.8	8.0	99-09-2	N/A	orl-rat 535mg/kg
36.	4-Nitroaniline	10115	060512	0.05	5.00	20014.9	1000	NA	NA	0.017	NA	NA	1000.8	8.0	100-01-6	1 ppm (6mg/m3/8H)(skin)	orl-rat 750mg/kg
37.	4-Chloro-3-methylphenol	10118	072120	0.05	5.00	20005.9	1000	NA	NA	0.017	NA	NA	1000.1	8.0	59-50-7	N/A	orl-rat 1830mg/kg
38.	2-Chlorophenol	10118	072120	0.05	5.00	20002.9	1000	NA	NA	0.017	NA	NA	1000.0	8.0	95-57-8	N/A	orl-rat 670mg/kg
39.	2,4-Dichlorophenol	10118	072120	0.05	5.00	20002.1	1000	NA	NA	0.017	NA	NA	1000.1	8.0	120-83-2	N/A	orl-rat 580mg/kg
40.	2,4-Dimethylphenol	10118	072120	0.05	5.00	20003.3	1000	NA	NA	0.017	NA	NA	1000.1	8.1	105-67-9	N/A	orl-rat 3200mg/kg
41.	2,4-Dinitrophenol	10118	072120	0.05	5.00	20001.8	1000	NA	NA	0.017	NA	NA	1000.0	8.0	51-28-5	N/A	orl-rat 30mg/kg
42.	4,6-Dinitro-2-methylphenol	10118	072120	0.05	5.00	20002.5	1000	NA	NA	0.017	NA	NA	1000.0	8.0	534-52-1	N/A	N/A
43.	2-Nitrophenol	10118	072120	0.05	5.00	20003.7	1000	NA	NA	0.017	NA	NA	1000.1	8.0	88-75-5	N/A	orl-rat 334mg/kg
44.	4-Nitrophenol	10118	072120	0.05	5.00	20002.0	1000	NA	NA	0.017	NA	NA	1000.0	8.0	100-02-7	N/A	orl-rat 250mg/kg
45.	Pentachlorophenol	10118	072120	0.05	5.00	20002.8	1000	NA	NA	0.017	NA	NA	1000.0	8.0	87-86-5	0.5mg/m3/8H (skin)	orl-rat 27mg/kg
46.	Phenol	10118	072120	0.05	5.00	20003.9	1000	NA	NA	0.017	NA	NA	1000.1	8.0	108-95-2	5 ppm (19mg/m3/8H)(skin)	orl-rat 317mg/kg
47.	2,4,6-Trichlorophenol	10118	072120	0.05	5.00	20004.2	1000	NA	NA	0.017	NA	NA	1000.1	8.0	88-06-2	N/A	orl-rat 820mg/kg
48.	Acenaphthene	10007	042420	0.50	50.00	2001.2	1000	NA	NA	0.018	NA	NA	1000.5	4.1	83-32-9	N/A	orl-rat 600mg/kg
49.	Acenaphthylene	10007	042420	0.50	50.00	2000.2	1000	NA	NA	0.018	NA	NA	1000.0	4.2	208-96-8	N/A	N/A
50.	Anthracene	10007	042420	0.50	50.00	2000.3	1000	NA	NA	0.018	NA	NA	1000.1	4.1	120-12-7	0.2mg/m3 (8H)	ipr-mus 430mg/kg
51.	Benzo(a)anthracene	10007	042420	0.50	50.00	2001.3	1000	NA	NA	0.018	NA	NA	1000.6	4.2	56-55-3	N/A	N/A
52.	Benzo(a)pyrene	10007	042420	0.50	50.00	2000.0	1000	NA	NA	0.018	NA	NA	999.9	4.1	50-32-8	0.2mg/m3 (8H)	scu-rat 50mg/kg
53.	Benzo(b)fluoranthene	10007	042420	0.50	50.00	2000.9	1000	NA	NA	0.018	NA	NA	1000.4	4.1	205-99-2	N/A	N/A
54.	Benzo(k)fluoranthene	10007	042420	0.50	50.00	2001.2	1000	NA	NA	0.018	NA	NA	1000.5	4.1	207-08-9	N/A	N/A
55.	Benzo(g,h,i)perylene	10007	042420	0.50	50.00	2000.0	1000	NA	NA	0.018	NA	NA	999.9	4.1	191-24-2	N/A	N/A
56.	Carbazole	10007	042420	0.50	50.00	2000.3	1000	NA	NA	0.018	NA	NA	1000.0	4.2	86-74-8	N/A	ipr-mus 200mg/kg
57.	Chrysene	10007	042420	0.50	50.00	2000.8	1000	NA	NA	0.018	NA	NA	1000.3	4.2	218-01-9	0.2mg/m3	N/A
58.	Dibenzo(a,h)anthracene	10007	042420	0.50	50.00	2000.8	1000	NA	NA	0.018	NA	NA	1000.3	4.2	53-70-3	0.2mg/m3	N/A
59.	Fluoranthene	10007	042420	0.50	50.00	2000.3	1000	NA	NA	0.018	NA	NA	1000.1	4.2	206-44-0	N/A	orl-rat 2000mg/kg
60.	Fluorene	10007	042420	0.50	50.00	2000.9	1000	NA	NA	0.018	NA	NA	1000.3	4.2	86-73-7	N/A	ipr-mus 2 g/kg
61.	Indeno(1,2,3-cd)pyrene	10007	042420	0.50	50.00	2000.1	1000	NA	NA	0.018	NA	NA	1000.0	4.1	193-39-5	N/A	N/A
62.	Naphthalene	10007	042420	0.50	50.00	2000.9	1000	NA	NA	0.018	NA	NA	1000.4	4.1	91-20-3	10 ppm (50mg/m3/8H)	orl-rat 490mg/kg
63.	Phenanthrene	10007	042420	0.50	50.00	2000.9	1000	NA	NA	0.018	NA	NA	1000.4	4.1	85-01-8	0.2mg/m3/8H	orl-mus 700mg/kg
64.	Pyrene	10007	042420	0.50	50.00	2001.0	1000	NA	NA	0.018	NA	NA	1000.4	4.2	129-00-0	0.2mg/m3/8H	orl-rat 2700mg/kg

SDS Information (Solvent Safety Info. On Attached pg.)

- The certified value is the concentration calculated from gravimetric and volumetric measurements unless otherwise stated.
- Standards are prepared gravimetrically using balances that are calibrated with weights traceable to NIST (see above).
- Standards are certified +/- 0.5% of the stated value, unless otherwise stated.
- All Standards, after opening ampule, should be stored with caps tight and under appropriate laboratory conditions.
- Uncertainty Reference: Taylor, B.N. and Kuyatt, C.E., "Guidelines for Evaluating and Expressing the Uncertainty of NIST Measurement Result," NIST Technical Note 1297, U.S. Government Printing Office, Washington, DC (1994).

Method GC8MSD-2.M: Column:SBB-5 (30m X 0.25mm ID X 0.25µm film thickness) Temp 1 = 50°C (1min.), Temp 2 = 300°C (14 min.), Rate = 10°C/min., Injector B= 250°C, Detector B = 290°C, Split Ratio = 100:1, Scan Rate = 2. Analysis performed by Melissa Stonier.

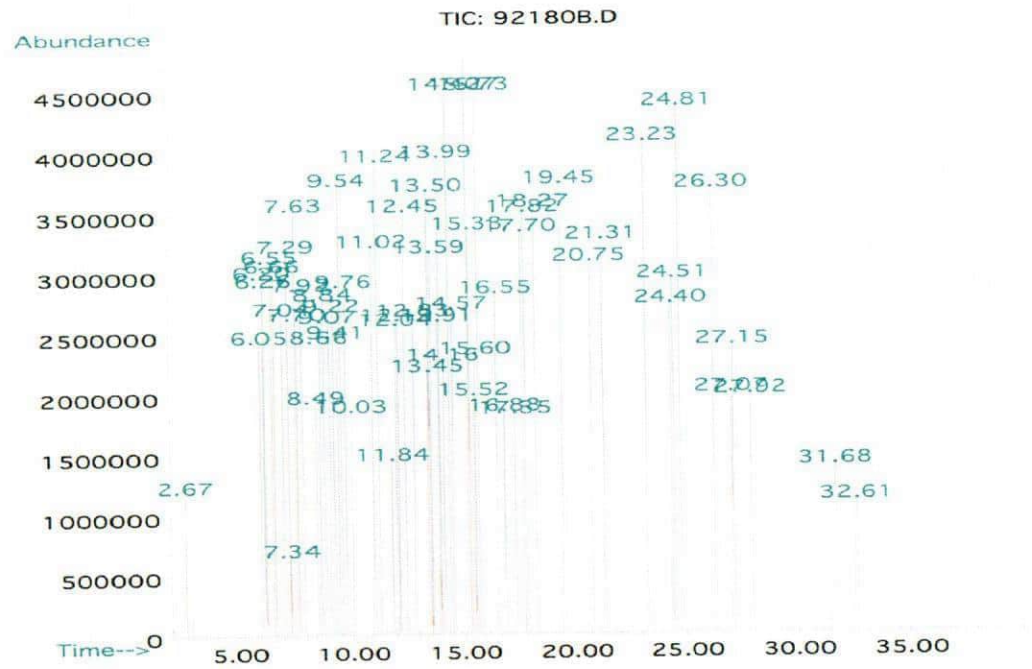

Peak No	Name	MSD RT (min.)
1	N-nitrosodimethylamine	2.67
2	Phenol	6.05
3	bis(2-Chloroethyl)ether	6.20
4	2-Chlorophenol	6.26
5	1,3-Dichlorobenzene	6.55
6	1,4-Dichlorobenzene	6.63
7	1,2-Dichlorobenzene	7.04
8	o-Cresol (2-methylphenol)	7.29
9	bis(2-Chloroisopropyl)ether	7.34
10	p-Cresol (4-methylphenol)/N-nitroso-di-n-propylamine	7.63
11	Hexachloroethane	7.70
12	Nitrobenzene	7.92
13	Isophorone	8.49
14	2-Nitrophenol	8.66
15	2,4-Dimethylphenol	8.84
16	bis(2-Chloroethoxy)methane	9.07
17	2,4-Dichlorophenol	9.22
18	1,2,4-Trichlorobenzene	9.41
19	Napthalene	9.54
20	4-Chloroaniline	9.76
21	Hexachloro-1,3-butadiene	10.03
22	4-Chloro-3-methylphenol	11.02
23	2-Methylnaphthalene	11.24
24	Hexachlorocyclopentadiene	11.84
25	2,4,6-Trichlorophenol	12.04
26	2,4,5-Trichlorophenol	12.13
27	2-Chloronaphthalene	12.45
28	2-Nitroaniline	12.84
29	Dimethyl phthalate	13.45
30	Acenaphthylene	13.50
31	2,6-Dinitrotoluene	13.59
32	3-Nitroaniline	13.91
33	Acenaphthene	13.99
34	2,4-Dinitrophenol	14.16
35	Dibenzofuran/4-Nitrophenol	14.40
36	2,4-Dinitrotoluene	14.57
37	Diethyl phthalate/Fluorene	15.27
38	4-Chlorophenyl phenyl ether	15.33
39	4-Nitroaniline	15.52
40	4,6-Dinitro-2-methylphenol	15.60
41	Azobenzene	15.73
42	4-Bromophenyl phenyl ether	16.56
43	Hexachlorobenzene	16.89
44	Pentachlorophenol	13.35
45	Phenanthrene	17.70
46	Anthracene	17.82
47	Carbazole	18.27
48	Di-n-butyl phthalate	19.45
49	Fluoranthene	20.75
50	Pyrene	21.31
51	Benzyl butyl phthalate	23.23
52	Benzo(a)anthracene	24.40
53	Chrysene	24.51
54	bis(2-Ehtylhexyl)phthalate	24.82
55	Di-n-octyl phthalate	26.30
56	Benzo(b)fluoranthene	27.07
57	Benzo(k)fluoranthene	27.15
58	Benzo(a)pyrene	27.92
59	Indeno(1,2,3-cd)pyrene/Dibenzo(a,h)anthracene	31.68
60	Benzo(g,h,i)perylene	32.61

Run 19, "P92180 L020221 [1000µg/mL in MeCl2]"

Run Length: 40.00 min, 23999 points at 10 points/second.
Created: Sat, Feb 6, 2021 at 4:44:57 AM.
Sampled: Sequence "020521-GC4M2", Method "GC4-M2".
Analyzed using Method "GC4-M2".

Comments

GC4-M2 Analysis by Melissa Stonier
Column ID SPB-5 L#50052-01A 30 meter x 0.53mm x 1.5um Film Thickness.
Flow rates; Total Flow = 300 ml/min, Helium (carrier) = 6.5 mL, Helium (make-up) = 25 mL.
Hydrogen (detector) = 30 mL, Air (detector) =360 mLOven Temp 1 = 50°C (1 min).
Rate = 10°C/min, Oven Temp 2 = 300°C (14 min), Total Run Time = 40 Minutes. Injector Temp = 250°C.
FID Temp = 300°C, FID Signal = eDaq Channel 1.
Gas Chromatograph = HP 5890, Auto Sampler = HP 7673, Standard injection = 0.5 uL, Range =3

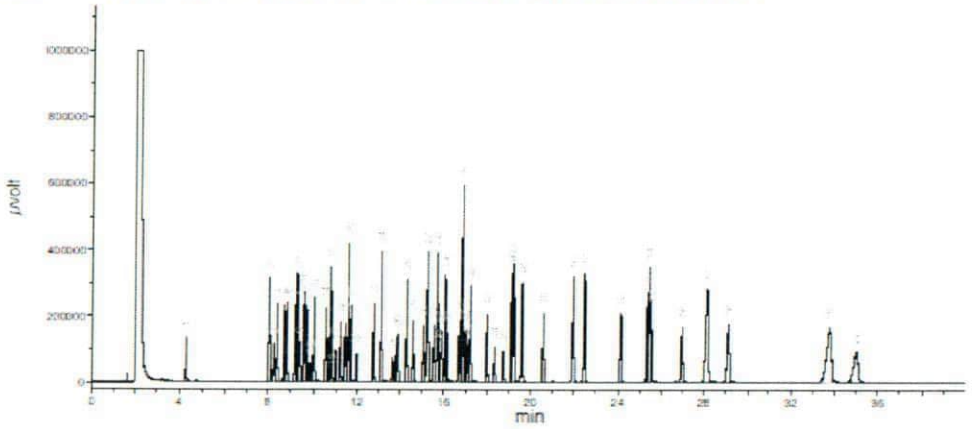

Peak No	Name	FID RT (min.)
1	N-nitrosodimethylamine	4.30
2	Phenol	6.05
3	bis(2-Chloroethyl)ether	6.25
4	2-Chlorophenol	6.40
5	1,3-Dichlorobenzene	6.71
6	1,4-Dichlorobenzene	6.80
7	1,2-Dichlorobenzene	9.19
8	o-Cresol (2-methylphenol)	9.27
9	bis(2-Chloroisopropyl)ether	9.38
10	p-Cresol (4-methylphenol)/N-nitrosodi-n-propylamine	9.55
11	Hexachloroethane	9.70
12	Nitrobenzene	9.85
13	Isophorone	10.02
14	2-Nitrophenol	10.53
15	2,4-Dimethylphenol	10.74
16	bis(2-Chloroethoxy)methane	10.81
17	2,4-Dichlorophenol	10.97
18	1,2,4-Trichlorobenzene	11.21
19	Naphthalene	11.43
20	4-Chloroaniline	11.57
21	Hexachloro-1,3-butadiene	11.70
22	4-Chloro-3-methylphenol	11.96
23	2-Methylnaphthalene	12.77
24	Hexachlorocyclopentadiene	13.14
25	2,4,6-Trichlorophenol	13.65
26	2,4,5-Trichlorophenol	13.83
27	2-Chloronaphthalene	13.91
28	2-Nitroaniline	14.26
29	Dimethyl phthalate	14.56
30	Acenaphthylene	15.05
31	2,6-Dinitrotoluene	15.25
32	3-Nitroaniline	15.54
33	Acenaphthene	15.69
34	2,4-Dinitrophenol	15.77
35	Dibenzofuran/4-Nitrophenol	15.89
36	2,4-Dinitrotoluene	16.06
37	Diethyl phthalate/Fluorene	16.14
38	4-Chlorophenyl phenyl ether	16.72
39	4-Nitroaniline	16.87
40	4,6-Dinitro-2-methylphenol	17.00
41	Azobenzene	17.09
42	4-Bromophenyl phenyl ether	17.23
43	Hexachlorobenzene	18.00
44	Pentachlorophenol	18.36
45	Phenanthrene	18.76
46	Anthracene	19.13
47	Carbazole	19.24
48	Di-n-butyl phthalate	19.61
49	Fluoranthene	20.55
50	Pyrene	21.96
51	Benzyl butyl phthalate	22.49
52	Benzo(a)anthracene	24.11
53	Chrysene	25.34
54	bis(2-Ehtylhexyl)phthalate	25.45
55	Di-n-octyl phthalate	25.52
56	Benzo(b)fluoranthene	26.98
57	Benzo(k)fluoranthene	28.16
58	Benzo(a)pyrene	29.10
59	Indeno(1,2,3-cd)pyrene/Dibenzo(a,h)anthracene	33.79
60	Benzo(g,h,i)perylene	35.02

125 Market Street
New Haven, CT 06513
USA

AccuStandard®

Tel (203)786-5290
Fax (203)786-5287
www.AccuStandard.com

CERTIFICATE OF ANALYSIS

Catalog No: S-14500-R2
Description: Custom Semi-Volatile Standard
Lot: 220021255-02
Solvent: Dichloromethane
Hazards: *Refer to SDS for complete safety information*

Signal Word: Warning

Date Certified: Aug 31, 2021
Expiration: Oct 1, 2022
Sample Size: 1 mL
Components: 10
Storage Condition: Freeze (<-10 °C)/Sonicate

Certified Reference Material

ANAB ACCREDITED REFERENCE MATERIAL PRODUCER AR-1463

ilac-MRA

Component	CAS #	Purity % (GC/MS)	Prepared Concentration² (µg/mL)	Certified Analyte Concentration¹ (µg/mL)
Pyridine	110-86-1	98.7	2026	2000
4-Chlorophenol	106-48-9	100.0	2019	2019
1-Methylnaphthalene	90-12-0	98.5	2003	1973
N-Nitrosodiphenylamine	86-30-6	100.0	2022	2022
4-Chloro-2-methylphenol	1570-64-5	97.0	2069*	2007
Benzoic acid	65-85-0	99.5	2010	2000
Aniline	62-53-3	98.0	2002	1962
Benzyl alcohol	100-51-6	99.9	2011	2009
Triallate	2303-17-5	99.9	2013	2011
o-Terphenyl	84-15-1	99.9	2019	2017

ID #: 14279
Opened:
Custom Semi-Volatile Standard
Expires: 10/1/2022
Rec'd: 9/16/2021
Energy Laboratories Inc 1120 So. 27th Street
Billings MT 59107

This Certified Reference Material was verified in accordance with ISO/IEC 17025

* Weight compensated to 100% purity.

A product with a suffix (-1A, -2B, etc. or -01, -02, etc.) on its lot number has had its expiration date extended and is identical to the same lot number without the suffix.

² All weights are traceable through NIST, Test No. 684/289871-17

¹ Certified Analyte Concentration = Purity x Prepared Concentration.

The Uncertainty associated with the certified concentration reported on this certificate is ±2.4%. This value is the combined expanded uncertainty and represents an estimated standard deviation equal to the positive square root of the total variation of the uncertainty of components. A normal distribution is assumed and a coverage factor of K=2 is chosen using approximately a 95% confidence level.

Labels and certificates follow U.S. Conventions in reporting numerical values: A comma (,) is used to separate units of one-thousand or greater. A period (.) is used as a decimal place marker.

The information on this certificate may not be reproduced without the express permission of the manufacturer. See reverse side for additional information

Hazard Information: Please refer to the SDS for information regarding the hazards associated with using this material.

This product was prepared according to in-house procedures and is guaranteed to be homogeneous.

Certified By: Larry Decker, Organic QC Manager

For use in routine laboratory analysis.

AccuStandard is accredited to ISO 17034, ISO/IEC 17025 and certified to ISO 9001:2015

QR-ORG/INO-001
Rev. 7/20

PREP BATCH REPORT

Prep Code: **SVOC-3510C-8270** Technician: **Zachary B. Zaccardi** Prep Start Date: **2/23/2022 9:42:33 AM**

Prep Batch **163957** Prep Temp **NA °C** Batch Units: **ML** Prep End Date: **2/24/2022 12:07:00 P**

Sample ID	Matrix	pH	Initial Samp Amt	Sol Added	Sol Recovered	Final Vol (mL)	Factor	Balance	Prep Start Date	Prep End Date
MB-163957			1000	0	0	1.00	0.001		2/23/2022	2/24/2022
jph extracted sample. supervised by DSM										
LCS-163957			1000	0	0	1.00	0.001		2/23/2022	2/24/2022
jph extracted sample										
LCSD-163957			1000	0	0	1.00	0.001		2/23/2022	2/24/2022
jph extracted sample										
LLCS-163957			1000	0	0	1.00	0.001		2/23/2022	2/24/2022
jph extracted sample										
LLCSD-163957			1000	0	0	1.00	0.001		2/23/2022	2/24/2022
jph extracted sample										
B22021435-001C	Ground Water		1000	0	0	1.00	0.001		2/23/2022	2/24/2022
B22021435-006C	Ground Water		1000	0	0	1.00	0.001		2/23/2022	2/24/2022
B22021435-007A	Ground Water		1000	0	0	1.00	0.001		2/23/2022	2/24/2022
B22021435-012C	Ground Water		1000	0	0	1.00	0.001		2/23/2022	2/24/2022
B22021435-001CMS	Ground Water		1000	0	0	1.00	0.001		2/23/2022	2/24/2022
B22021435-006CMS	Ground Water		1000	0	0	1.00	0.001		2/23/2022	2/24/2022
B22021435-007ALMS	Ground Water		1000	0	0	1.00	0.001		2/23/2022	2/24/2022
B22021435-012CLMS	Ground Water		1000	0	0	1.00	0.001		2/23/2022	2/24/2022
B22021435-017C	Ground Water		1000	0	0	1.00	0.001		2/23/2022	2/24/2022
B22021435-022C	Ground Water		1000	0	0	1.00	0.001		2/23/2022	2/24/2022
jph extracted sample										
B22021435-027C	Ground Water		1000	0	0	1.00	0.001		2/23/2022	2/24/2022
jph extracted sample										
B22021435-032C	Ground Water		1000	0	0	1.00	0.001		2/23/2022	2/24/2022
jph extracted sample										

Number	Reagent Name	Exp Date	A
13273	pH-indicator Strips 0-14 HC025486	9/30/2024	
14574	Sulfuric acid 2021092837	9/24/2023	2mL
14828	Dichloromethane ED092	12/12/2023	100, 5(

Spk ID	Spike Name	SampType	AmtAdd	Exp Date
FP220201 14244	DCM RINSED FILTER PAPER	ALL		4/6/2026
Sulfate 02/15/22 (	Baked Sodium Sulfate	ALL	varies	11/29/2026
sv92806	Benzidines	LCS, MS	50 uL	9/9/2025
sv92809	LCS/Add Extractions	LCS; MS; LLCS/D	1.0 mL; 5	7/22/2022
SVOC NaOH 128	10 N NaOH	MB, LCS, SAMP,	5 drops	7/31/2023
sv92811	BNA Surr	SAMP, MB, LCS,	100 uL	7/22/2022
sv92901	LL BNA Surr	SAMP, MB, LCS,	100 uL	7/22/2022

PREP BATCH REPORT

Prep Batch **163957** Prep Code: **SVOC-3510C-8270** Prep Temp **NA °C** Technician: **Zachary B. Zaccardi** Batch Units: **ML** Prep Start Date: **2/23/2022 9:42:33 AM** Prep End Date: **2/24/2022 12:07:00 P**

Sample ID	Matrix	pH	Initial Samp Amt	Sol Added	Sol Recovered	Final Vol (mL)	Factor	Balance	Prep Start Date	Prep End Date
B22021469-001A	Aqueous		1000	0	0	1.00	0.001		2/23/2022	2/24/2022
jph extracted sample										

Number	Reagent Name	Exp Date	A
13273	pH-indicator Strips 0-14 HC025486	9/30/2024	
14574	Sulfuric acid 2021092837	9/24/2023	2mL
14828	Dichloromethane ED092	12/12/2023	100, 5(

Spk ID	Spike Name	SampType	AmtAdd	Exp Date
FP220201 14244	DCM RINSED FILTER PAPER	ALL		4/6/2026
Sulfate 02/15/22 (	Baked Sodium Sulfate	ALL	varies	11/29/2026
sv92806	Benzidines	LCS, MS	50 uL	9/9/2025
sv92809	LCS/Add Extractions	LCS; MS; LLCS/D	1.0 mL; 5	7/22/2022
SVOC NaOH 128	10 N NaOH	MB, LCS, SAMP,	5 drops	7/31/2023
sv92811	BNA Surr	SAMP, MB, LCS,	100 uL	7/22/2022
sv92901	LL BNA Surr	SAMP, MB, LCS,	100 uL	7/22/2022

Energy Laboratories Inc

ANALYTICAL RUN Summary

20-Feb-22

Run ID SV5973N.I_220218A

Run Start Date:	2/18/2022
Analyst:	Sean McGrew
Ical:	0
Column ID:	XTI-5
Comments:	

Std ID	Std Name	Std Amount	Std Units	Samp Amount	Samp Units	SampType	Expiration Date
dcmsvoc13	DCM						11/17/2022
sv100507	BNA mix	37.5	ul	62.5	ul	CCV	3/31/2022
sv100516	BNA Internals 2000 ug/mL	2	ul	100	ul	all HL SVOC	6/30/2023
sv100610	QC2/TEL	37.5	ul	62.5	ul	CCV	8/3/2022
sv100714	BNA 2nd source 200 ug/mL	37.5	ul	62.5	ul	ICV	10/1/2022
sv83311	DFTPP 1000 ug/mL	50	ul	50	ul	TUNE	10/31/2022
sv90820	BNA 2nd source short (new)	37.5	ul	62.5	ul	ICV	3/16/2023

Seq No	Lab ID	Test Code	Sample Typ	File ID	Analysis Date	DF	Batch ID	Prep Date	SPKref	RPDref	pmoist
15044794	Feb1801_D_TU	SVOC-8270-DF	TUNE	V5973N.I\sd0218	2/19/2022 7:59:0	1	R374941		0	0	

Analyte	T	Units	RAW	Final	Text	Spike	SPKref	RPDref	MDL	PQL	UQL	%REC	LOW	HIGH	%RPD	Q
127, % of mass 198	A	%	54.1	54.1		100	0	0	0	0.01	0	54%	40	60	0%	
197, % of mass 198	A	%	0.1	0.1		100	0	0	0	0.01	0	0%	0	0.99	0%	
198, Base Peak	A	%	100	100		100	0	0	0	0.01	0	100%	100	100	0%	
199, % of mass 198	A	%	6.7	6.7		100	0	0	0	0.01	0	7%	5	9	0%	
275, % of mass 198	A	%	28.3	28.3		100	0	0	0	0.01	0	28%	10	30	0%	
365, % of mass 198	A	%	3.8	3.8		100	0	0	0	0.01	0	4%	1	99.99	0%	
441, % of mass 443	A	%	78.7	78.7		100	0	0	0	0.01	0	79%	0.01	150	0%	
442, % of mass 198	A	%	64.4	64.4		100	0	0	0	0.01	0	64%	40	100	0%	
443, % of mass 442	A	%	19.4	19.4		100	0	0	0	0.01	0	19%	17	23	0%	
51, % of mass 198	A	%	42.8	42.8		100	0	0	0	0.01	0	43%	30	60	0%	
68, % of mass 69	A	%	0.7	0.7		100	0	0	0	0.01	0	1%	0	1.99	0%	
70, % of mass 69	A	%	0.7	0.7		100	0	0	0	0.01	0	1%	0	1.99	0%	

Seq No	Lab ID	Test Code	Sample Typ	File ID	Analysis Date	DF	Batch ID	Prep Date	SPKref	RPDref	pmoist
15044795	18-Feb-22_CAL	SVOC-8270-W-	ICAL	V5973N.I\sd0218.2	2/19/2022 8:21:2	1	R374941		0	0	

Analyte	T	Units	RAW	Final	Text	Spike	SPKref	RPDref	MDL	PQL	UQL	%REC	LOW	HIGH	%RPD	Q
1,2,4-Trichlorobenzene	A	ug/L	148.25876	148.25876		150	0	0	1.9	10	150	99%	80	120	0%	
1,2-Dichlorobenzene	A	ug/L	148.39683	148.39683		150	0	0	1.97	10	150	99%	80	120	0%	
1,3-Dichlorobenzene	A	ug/L	145.78693	145.78693		150	0	0	2.13	10	150	97%	80	120	0%	
1,4-Dichlorobenzene	A	ug/L	145.89028	145.89028		150	0	0	2.02	10	150	97%	80	120	0%	
1-Methylnaphthalene	A	ug/L	150.22261	150.22261		150	0	0	2.39	10	150	100%	80	120	0%	
2,2´-Oxybis(1-Chloropropane)	A	ug/L	144.24352	144.24352		150	0	0	1.45	10	150	96%	80	120	0%	
2,4,5-Trichlorophenol	A	ug/L	146.81582	146.81582		150	0	0	2.23	10	150	98%	80	120	0%	
2,4,6-Trichlorophenol	A	ug/L	141.25715	141.25715		150	0	0	2.64	10	150	94%	80	120	0%	
2,4-Dichlorophenol	A	ug/L	143.81129	143.81129		150	0	0	1.69	10	150	96%	80	120	0%	
2,4-Dimethylphenol	A	ug/L	141.24758	141.24758		150	0	0	1.69	10	150	94%	80	120	0%	
2,4-Dinitrophenol	A	ug/L	147.40763	147.40763		150	0	0	4.26	10	150	98%	80	120	0%	
2,4-Dinitrotoluene	A	ug/L	147.37762	147.37762		150	0	0	3.04	10	150	98%	80	120	0%	
2,6-Dinitrotoluene	A	ug/L	140.28013	140.28013		150	0	0	3.2	10	150	94%	80	120	0%	
2-Chloronaphthalene	A	ug/L	146.70902	146.70902		150	0	0	2.14	10	150	98%	80	120	0%	
2-Chlorophenol	A	ug/L	146.11086	146.11086		150	0	0	2.48	10	150	97%	80	120	0%	
2-Methylnaphthalene	A	ug/L	150.99876	150.99876		150	0	0	1.92	10	150	101%	80	120	0%	
2-Nitroaniline	A	ug/L	139.58853	139.58853		150	0	0	2.4	10	150	93%	80	120	0%	
2-Nitrophenol	A	ug/L	144.43803	144.43803		150	0	0	2.36	10	150	96%	80	120	0%	
3,3´-Dichlorobenzidine	A	ug/L	145.86735	145.86735		150	0	0	2.11	10	150	97%	80	120	0%	
3-Nitroaniline	A	ug/L	141.84089	141.84089		150	0	0	2.77	10	150	95%	80	120	0%	
4,6-Dinitro-2-methylphenol	A	ug/L	147.92067	147.92067		150	0	0	2.33	10	150	99%	80	120	0%	
4-Bromophenyl phenyl ether	A	ug/L	146.89915	146.89915		150	0	0	1.74	10	150	98%	80	120	0%	
4-Chloro-2-methylphenol	A	ug/L	143.00655	143.00655		150	0	0	1.6	10	150	95%	80	120	0%	
4-Chloro-3-methylphenol	A	ug/L	145.69078	145.69078		150	0	0	1.46	10	150	97%	80	120	0%	
4-Chlorophenol	A	ug/L	147.58879	147.58879		150	0	0	2.64	10	150	98%	80	120	0%	
4-Chlorophenyl phenyl ether	A	ug/L	142.57519	142.57519		150	0	0	2.03	10	150	95%	80	120	0%	
4-Nitroaniline	A	ug/L	147.46761	147.46761		150	0	0	1.63	10	150	98%	80	120	0%	
4-Nitrophenol	A	ug/L	144.3881	144.3881		150	0	0	2.5	10	150	96%	80	120	0%	
Acenaphthene	A	ug/L	152.63091	152.63091		150	0	0	1.89	10	150	102%	80	120	0%	
Acenaphthylene	A	ug/L	149.67985	149.67985		150	0	0	1.57	10	150	100%	80	120	0%	
Aniline	A	ug/L	145.48225	145.48225		150	0	0	3.74	10	150	97%	80	120	0%	
Anthracene	A	ug/L	143.81384	143.81384		150	0	0	1.23	10	150	96%	80	120	0%	
Azobenzene	A	ug/L	151.03114	151.03114		150	0	0	1.09	10	150	101%	80	120	0%	
Benzidine	A	ug/L	152.27249	152.27249		150	0	0	6.72	10	150	102%	80	120	0%	
Benzo(a)anthracene	A	ug/L	149.75051	149.75051		150	0	0	0.856	10	150	100%	80	120	0%	

Seq No	Lab ID	Test Code	Sample Typ	File ID	Analysis Date	DF	Batch ID	Prep Date	SPKref	RPDref	pmoist
15044795	18-Feb-22_CAL	SVOC-8270-W-	ICAL	V5973N.I\sd0218.2	2/19/2022 8:21:2	1	R374941		0	0	

Analyte	T	Units	RAW	Final	Text	Spike	SPKref	RPDref	MDL	PQL	UQL	%REC	LOW	HIGH	%RPD	Q
Benzo(a)pyrene	A	ug/L	147.49844	147.49844		150	0	0	1.24	10	150	98%	80	120	0%	
Benzo(b)fluoranthene	A	ug/L	147.75693	147.75693		150	0	0	0.903	10	150	99%	80	120	0%	
Benzo(g,h,i)perylene	A	ug/L	147.41393	147.41393		150	0	0	1.01	10	150	98%	80	120	0%	
Benzo(k)fluoranthene	A	ug/L	149.14729	149.14729		150	0	0	0.97	10	150	99%	80	120	0%	
Benzoic acid	A	ug/L	145.38456	145.38456		150	0	0	1.51	10	150	97%	80	120	0%	
Benzyl alcohol	A	ug/L	145.16169	145.16169		150	0	0	3.13	10	150	97%	80	120	0%	
bis(-2-chloroethoxy)Methane	A	ug/L	145.34888	145.34888		150	0	0	1.36	10	150	97%	80	120	0%	
bis(-2-chloroethyl)Ether	A	ug/L	147.59774	147.59774		150	0	0	2.57	10	150	98%	80	120	0%	
bis(2-chloroisopropyl)Ether	A	ug/L	144.24352	144.24352		150	0	0	1.49	10	150	96%	80	120	0%	
bis(2-ethylhexyl)Phthalate	A	ug/L	146.98037	146.98037		150	0	0	1.91	10	150	98%	80	120	0%	
Butylbenzylphthalate	A	ug/L	146.75789	146.75789		150	0	0	1.57	10	150	98%	80	120	0%	
Carbazole	A	ug/L	149.57053	149.57053		150	0	0	0.842	10	150	100%	80	120	0%	
Chrysene	A	ug/L	147.3118	147.3118		150	0	0	1.17	10	150	98%	80	120	0%	
Di-n-butyl phthalate	A	ug/L	147.6497	147.6497		150	0	0	0.932	10	150	98%	80	120	0%	
Di-n-octyl phthalate	A	ug/L	147.30122	147.30122		150	0	0	1.34	10	150	98%	80	120	0%	
Dibenzo(a,h)anthracene	A	ug/L	147.0838	147.0838		150	0	0	1.17	10	150	98%	80	120	0%	
Dibenzofuran	A	ug/L	148.13504	148.13504		150	0	0	1.74	10	150	99%	80	120	0%	
Diethyl phthalate	A	ug/L	145.36778	145.36778		150	0	0	2.18	10	150	97%	80	120	0%	
Dimethyl phthalate	A	ug/L	148.76974	148.76974		150	0	0	1.72	10	150	99%	80	120	0%	
Fluoranthene	A	ug/L	148.77254	148.77254		150	0	0	0.883	10	150	99%	80	120	0%	
Fluorene	A	ug/L	153.81469	153.81469		150	0	0	1.82	10	150	103%	80	120	0%	
Hexachlorobenzene	A	ug/L	143.53189	143.53189		150	0	0	1.33	10	150	96%	80	120	0%	
Hexachlorobutadiene	A	ug/L	147.36478	147.36478		150	0	0	2.32	10	150	98%	80	120	0%	
Hexachlorocyclopentadiene	A	ug/L	147.73475	147.73475		150	0	0	2.97	10	150	98%	80	120	0%	
Hexachloroethane	A	ug/L	145.59741	145.59741		150	0	0	1.79	10	150	97%	80	120	0%	
Indeno(1,2,3-cd)pyrene	A	ug/L	147.07419	147.07419		150	0	0	1.25	10	150	98%	80	120	0%	
Isophorone	A	ug/L	146.30815	146.30815		150	0	0	1.67	10	150	98%	80	120	0%	
m+p-Cresols	A	ug/L	147.68905	147.68905		150	0	0	1.78	10	150	98%	80	120	0%	
n-Nitroso-di-n-propylamine	A	ug/L	151.94194	151.94194		150	0	0	1.54	10	150	101%	80	120	0%	
n-Nitrosodimethylamine	A	ug/L	149.73312	149.73312		150	0	0	1.53	10	150	100%	80	120	0%	
n-Nitrosodiphenylamine	A	ug/L	148.66233	148.66233		150	0	0	1.16	10	150	99%	80	120	0%	
Naphthalene	A	ug/L	144.2577	144.2577		150	0	0	1.74	10	150	96%	80	120	0%	
Nitrobenzene	A	ug/L	141.18191	141.18191		150	0	0	2.31	10	150	94%	80	120	0%	
o-Cresol	A	ug/L	144.81835	144.81835		150	0	0	1.83	10	150	97%	80	120	0%	
p-Chloroaniline	A	ug/L	150.52324	150.52324		150	0	0	1.52	10	150	100%	80	120	0%	

Seq No	Lab ID	Test Code	Sample Typ	File ID	Analysis Date	DF	Batch ID	Prep Date	SPKref	RPDref	pmoist
15044795	18-Feb-22_CAL	SVOC-8270-W-	ICAL	V5973N.I\sd0218.2	2/19/2022 8:21:2	1	R374941		0	0	

Analyte	T	Units	RAW	Final	Text	Spike	SPKref	RPDref	MDL	PQL	UQL	%REC	LOW	HIGH	%RPD	Q
Pentachlorophenol	A	ug/L	148.79274	148.79274		150	0	0	4.24	10	150	99%	80	120	0%	
Phenanthrene	A	ug/L	146.00031	146.00031		150	0	0	0.784	10	150	97%	80	120	0%	
Phenol	A	ug/L	145.52785	145.52785		150	0	0	1.46	10	150	97%	80	120	0%	
Pyrene	A	ug/L	149.9738	149.9738		150	0	0	0.921	10	150	100%	80	120	0%	
Pyridine	A	ug/L	146.13939	146.13939		150	0	0	3.22	10	150	97%	80	120	0%	
Triallate	A	ug/L	149.27945	149.27945		150	0	0	1.51	10	150	100%	80	120	0%	
1,4-Dichlorobenzene-d4	I	ug/L	40	40		0	0	0	0	10	150	0%			0%	
Acenaphthene-d10	I	ug/L	40	40		0	0	0	0	10	150	0%			0%	
Chrysene-d12	I	ug/L	40	40		0	0	0	0	10	150	0%			0%	
Naphthalene-d8	I	ug/L	40	40		0	0	0	0	10	150	0%			0%	
Perylene-d12	I	ug/L	40	40		0	0	0	0	10	150	0%			0%	
Phenanthrene-d10	I	ug/L	40	40		0	0	0	0	10	150	0%			0%	
2,4,6-Tribromophenol	S	ug/L	148.56515	148.56515		150	0	0	2.88	10	0	99%	80	120	0%	
2-Fluorobiphenyl	S	ug/L	147.22505	147.22505		150	0	0	0.724	10	0	98%	80	120	0%	
2-Fluorophenol	S	ug/L	148.08161	148.08161		150	0	0	3.52	10	0	99%	80	120	0%	
Nitrobenzene-d5	S	ug/L	146.32187	146.32187		150	0	0	2.34	10	0	98%	80	120	0%	
Phenol-d5	S	ug/L	147.13902	147.13902		150	0	0	2.06	10	0	98%	80	120	0%	
Terphenyl-d14	S	ug/L	152.1715	152.1715		150	0	0	1.17	10	0	101%	80	120	0%	
4-Chloroaniline	X	ug/L	150.52324	150.52324		150	0	0	1.61	10	150	100%	80	120	0%	
o-Terphenyl	X	ug/L	143.8799	143.8799		150	0	0	1.27	10	150	96%	80	120	0%	

Seq No	Lab ID	Test Code	Sample Typ	File ID	Analysis Date	DF	Batch ID	Prep Date	SPKref	RPDref	pmoist
15044796	18-Feb-22_CAL	SVOC-8270-W-	ICAL	V5973N.I\sd0218.2	2/19/2022 8:53:2	1	R374941		0	0	

Analyte	T	Units	RAW	Final	Text	Spike	SPKref	RPDref	MDL	PQL	UQL	%REC	LOW	HIGH	%RPD	Q
1,2,4-Trichlorobenzene	A	ug/L	119.8787	119.8787		120	0	0	1.9	10	150	100%	80	120	0%	
1,2-Dichlorobenzene	A	ug/L	121.0749	121.0749		120	0	0	1.97	10	150	101%	80	120	0%	
1,3-Dichlorobenzene	A	ug/L	123.77035	123.77035		120	0	0	2.13	10	150	103%	80	120	0%	
1,4-Dichlorobenzene	A	ug/L	122.13069	122.13069		120	0	0	2.02	10	150	102%	80	120	0%	
1-Methylnaphthalene	A	ug/L	122.4836	122.4836		120	0	0	2.39	10	150	102%	80	120	0%	
2,2´-Oxybis(1-Chloropropane)	A	ug/L	126.77779	126.77779		120	0	0	1.45	10	150	106%	80	120	0%	
2,4,5-Trichlorophenol	A	ug/L	122.64538	122.64538		120	0	0	2.23	10	150	102%	80	120	0%	
2,4,6-Trichlorophenol	A	ug/L	126.49409	126.49409		120	0	0	2.64	10	150	105%	80	120	0%	
2,4-Dichlorophenol	A	ug/L	126.8965	126.8965		120	0	0	1.69	10	150	106%	80	120	0%	
2,4-Dimethylphenol	A	ug/L	124.28586	124.28586		120	0	0	1.69	10	150	104%	80	120	0%	

Seq No	Lab ID	Test Code	Sample Typ	File ID	Analysis Date	DF	Batch ID	Prep Date	SPKref	RPDref	pmoist
15044796	18-Feb-22_CAL	SVOC-8270-W-	ICAL	V5973N.I\sd0218.2	2/19/2022 8:53:2	1	R374941		0	0	

Analyte	T	Units	RAW	Final	Text	Spike	SPKref	RPDref	MDL	PQL	UQL	%REC	LOW	HIGH	%RPD	Q
2,4-Dinitrophenol	A	ug/L	121.63069	121.63069		120	0	0	4.26	10	150	101%	80	120	0%	
2,4-Dinitrotoluene	A	ug/L	122.80601	122.80601		120	0	0	3.04	10	150	102%	80	120	0%	
2,6-Dinitrotoluene	A	ug/L	134.50879	134.50879		120	0	0	3.2	10	150	112%	80	120	0%	
2-Chloronaphthalene	A	ug/L	116.0457	116.0457		120	0	0	2.14	10	150	97%	80	120	0%	
2-Chlorophenol	A	ug/L	122.70164	122.70164		120	0	0	2.48	10	150	102%	80	120	0%	
2-Methylnaphthalene	A	ug/L	119.27027	119.27027		120	0	0	1.92	10	150	99%	80	120	0%	
2-Nitroaniline	A	ug/L	129.8078	129.8078		120	0	0	2.4	10	150	108%	80	120	0%	
2-Nitrophenol	A	ug/L	126.52723	126.52723		120	0	0	2.36	10	150	105%	80	120	0%	
3,3´-Dichlorobenzidine	A	ug/L	123.47671	123.47671		120	0	0	2.11	10	150	103%	80	120	0%	
3-Nitroaniline	A	ug/L	130.39719	130.39719		120	0	0	2.77	10	150	109%	80	120	0%	
4,6-Dinitro-2-methylphenol	A	ug/L	121.12317	121.12317		120	0	0	2.33	10	150	101%	80	120	0%	
4-Bromophenyl phenyl ether	A	ug/L	126.15861	126.15861		120	0	0	1.74	10	150	105%	80	120	0%	
4-Chloro-2-methylphenol	A	ug/L	125.80595	125.80595		120	0	0	1.6	10	150	105%	80	120	0%	
4-Chloro-3-methylphenol	A	ug/L	124.16814	124.16814		120	0	0	1.46	10	150	103%	80	120	0%	
4-Chlorophenol	A	ug/L	122.63725	122.63725		120	0	0	2.64	10	150	102%	80	120	0%	
4-Chlorophenyl phenyl ether	A	ug/L	127.48107	127.48107		120	0	0	2.03	10	150	106%	80	120	0%	
4-Nitroaniline	A	ug/L	114.20275	114.20275		120	0	0	1.63	10	150	95%	80	120	0%	
4-Nitrophenol	A	ug/L	126.29442	126.29442		120	0	0	2.5	10	150	105%	80	120	0%	
Acenaphthene	A	ug/L	117.15509	117.15509		120	0	0	1.89	10	150	98%	80	120	0%	
Acenaphthylene	A	ug/L	121.46322	121.46322		120	0	0	1.57	10	150	101%	80	120	0%	
Aniline	A	ug/L	123.9193	123.9193		120	0	0	3.74	10	150	103%	80	120	0%	
Anthracene	A	ug/L	119.30268	119.30268		120	0	0	1.23	10	150	99%	80	120	0%	
Azobenzene	A	ug/L	120.26687	120.26687		120	0	0	1.09	10	150	100%	80	120	0%	
Benzidine	A	ug/L	114.71597	114.71597		120	0	0	6.72	10	150	96%	80	120	0%	
Benzo(a)anthracene	A	ug/L	123.9899	123.9899		120	0	0	0.856	10	150	103%	80	120	0%	
Benzo(a)pyrene	A	ug/L	122.23759	122.23759		120	0	0	1.24	10	150	102%	80	120	0%	
Benzo(b)fluoranthene	A	ug/L	120.71335	120.71335		120	0	0	0.903	10	150	101%	80	120	0%	
Benzo(g,h,i)perylene	A	ug/L	120.91018	120.91018		120	0	0	1.01	10	150	101%	80	120	0%	
Benzo(k)fluoranthene	A	ug/L	117.59469	117.59469		120	0	0	0.97	10	150	98%	80	120	0%	
Benzoic acid	A	ug/L	128.59804	128.59804		120	0	0	1.51	10	150	107%	80	120	0%	
Benzyl alcohol	A	ug/L	125.23751	125.23751		120	0	0	3.13	10	150	104%	80	120	0%	
bis(-2-chloroethoxy)Methane	A	ug/L	127.37973	127.37973		120	0	0	1.36	10	150	106%	80	120	0%	
bis(-2-chloroethyl)Ether	A	ug/L	122.23115	122.23115		120	0	0	2.57	10	150	102%	80	120	0%	
bis(2-chloroisopropyl)Ether	A	ug/L	126.77779	126.77779		120	0	0	1.49	10	150	106%	80	120	0%	
bis(2-ethylhexyl)Phthalate	A	ug/L	124.12988	124.12988		120	0	0	1.91	10	150	103%	80	120	0%	

Seq No	Lab ID	Test Code	Sample Typ	File ID	Analysis Date	DF	Batch ID	Prep Date	SPKref	RPDref	pmoist
15044796	18-Feb-22_CAL	SVOC-8270-W-	ICAL	V5973N.I\sd0218.2	2/19/2022 8:53:2	1	R374941		0	0	

Analyte	T	Units	RAW	Final	Text	Spike	SPKref	RPDref	MDL	PQL	UQL	%REC	LOW	HIGH	%RPD	Q
Butylbenzylphthalate	A	ug/L	123.21535	123.21535		120	0	0	1.57	10	150	103%	80	120	0%	
Carbazole	A	ug/L	120.47323	120.47323		120	0	0	0.842	10	150	100%	80	120	0%	
Chrysene	A	ug/L	122.27869	122.27869		120	0	0	1.17	10	150	102%	80	120	0%	
Di-n-butyl phthalate	A	ug/L	121.01434	121.01434		120	0	0	0.932	10	150	101%	80	120	0%	
Di-n-octyl phthalate	A	ug/L	121.10996	121.10996		120	0	0	1.34	10	150	101%	80	120	0%	
Dibenzo(a,h)anthracene	A	ug/L	122.77736	122.77736		120	0	0	1.17	10	150	102%	80	120	0%	
Dibenzofuran	A	ug/L	118.49461	118.49461		120	0	0	1.74	10	150	99%	80	120	0%	
Diethyl phthalate	A	ug/L	125.76711	125.76711		120	0	0	2.18	10	150	105%	80	120	0%	
Dimethyl phthalate	A	ug/L	119.42137	119.42137		120	0	0	1.72	10	150	100%	80	120	0%	
Fluoranthene	A	ug/L	120.70965	120.70965		120	0	0	0.883	10	150	101%	80	120	0%	
Fluorene	A	ug/L	114.45231	114.45231		120	0	0	1.82	10	150	95%	80	120	0%	
Hexachlorobenzene	A	ug/L	123.94405	123.94405		120	0	0	1.33	10	150	103%	80	120	0%	
Hexachlorobutadiene	A	ug/L	120.44215	120.44215		120	0	0	2.32	10	150	100%	80	120	0%	
Hexachlorocyclopentadiene	A	ug/L	118.72291	118.72291		120	0	0	2.97	10	150	99%	80	120	0%	
Hexachloroethane	A	ug/L	124.58292	124.58292		120	0	0	1.79	10	150	104%	80	120	0%	
Indeno(1,2,3-cd)pyrene	A	ug/L	119.11495	119.11495		120	0	0	1.25	10	150	99%	80	120	0%	
Isophorone	A	ug/L	123.48588	123.48588		120	0	0	1.67	10	150	103%	80	120	0%	
m+p-Cresols	A	ug/L	119.74612	119.74612		120	0	0	1.78	10	150	100%	80	120	0%	
n-Nitroso-di-n-propylamine	A	ug/L	117.70162	117.70162		120	0	0	1.54	10	150	98%	80	120	0%	
n-Nitrosodimethylamine	A	ug/L	116.57937	116.57937		120	0	0	1.53	10	150	97%	80	120	0%	
n-Nitrosodiphenylamine	A	ug/L	120.73443	120.73443		120	0	0	1.16	10	150	101%	80	120	0%	
Naphthalene	A	ug/L	123.61825	123.61825		120	0	0	1.74	10	150	103%	80	120	0%	
Nitrobenzene	A	ug/L	125.15614	125.15614		120	0	0	2.31	10	150	104%	80	120	0%	
o-Cresol	A	ug/L	125.2574	125.2574		120	0	0	1.83	10	150	104%	80	120	0%	
p-Chloroaniline	A	ug/L	119.20435	119.20435		120	0	0	1.52	10	150	99%	80	120	0%	
Pentachlorophenol	A	ug/L	118.92285	118.92285		120	0	0	4.24	10	150	99%	80	120	0%	
Phenanthrene	A	ug/L	119.62586	119.62586		120	0	0	0.784	10	150	100%	80	120	0%	
Phenol	A	ug/L	125.92767	125.92767		120	0	0	1.46	10	150	105%	80	120	0%	
Pyrene	A	ug/L	118.6872	118.6872		120	0	0	0.921	10	150	99%	80	120	0%	
Pyridine	A	ug/L	123.75618	123.75618		120	0	0	3.22	10	150	103%	80	120	0%	
Triallate	A	ug/L	120.43247	120.43247		120	0	0	1.51	10	150	100%	80	120	0%	
1,4-Dichlorobenzene-d4	I	ug/L	40	40		0	0	0	0	10	150	0%			0%	
Acenaphthene-d10	I	ug/L	40	40		0	0	0	0	10	150	0%			0%	
Chrysene-d12	I	ug/L	40	40		0	0	0	0	10	150	0%			0%	
Naphthalene-d8	I	ug/L	40	40		0	0	0	0	10	150	0%			0%	

6

Seq No	Lab ID	Test Code	Sample Typ	File ID	Analysis Date	DF	Batch ID	Prep Date	SPKref	RPDref	pmoist
15044796	18-Feb-22_CAL	SVOC-8270-W-	ICAL	V5973N.I\sd0218.2	2/19/2022 8:53:2	1	R374941		0	0	

Analyte	T	Units	RAW	Final	Text	Spike	SPKref	RPDref	MDL	PQL	UQL	%REC	LOW	HIGH	%RPD	Q
Perylene-d12	I	ug/L	40	40		0	0	0	0	10	150	0%			0%	
Phenanthrene-d10	I	ug/L	40	40		0	0	0	0	10	150	0%			0%	
2,4,6-Tribromophenol	S	ug/L	120.62911	120.62911		120	0	0	2.88	10	0	101%	80	120	0%	
2-Fluorobiphenyl	S	ug/L	120.38835	120.38835		120	0	0	0.724	10	0	100%	80	120	0%	
2-Fluorophenol	S	ug/L	120.34264	120.34264		120	0	0	3.52	10	0	100%	80	120	0%	
Nitrobenzene-d5	S	ug/L	123.29478	123.29478		120	0	0	2.34	10	0	103%	80	120	0%	
Phenol-d5	S	ug/L	122.8556	122.8556		120	0	0	2.06	10	0	102%	80	120	0%	
Terphenyl-d14	S	ug/L	120.36561	120.36561		120	0	0	1.17	10	0	100%	80	120	0%	
4-Chloroaniline	X	ug/L	119.20435	119.20435		120	0	0	1.61	10	150	99%	80	120	0%	
o-Terphenyl	X	ug/L	125.09349	125.09349		120	0	0	1.27	10	150	104%	80	120	0%	

Seq No	Lab ID	Test Code	Sample Typ	File ID	Analysis Date	DF	Batch ID	Prep Date	SPKref	RPDref	pmoist
15044797	18-Feb-22_CAL	SVOC-8270-W-	ICAL	V5973N.I\sd0218.2	2/19/2022 9:25:4	1	R374941		0	0	

Analyte	T	Units	RAW	Final	Text	Spike	SPKref	RPDref	MDL	PQL	UQL	%REC	LOW	HIGH	%RPD	Q
1,2,4-Trichlorobenzene	A	ug/L	101.66431	101.66431		100	0	0	1.9	10	150	102%	80	120	0%	
1,2-Dichlorobenzene	A	ug/L	100.92849	100.92849		100	0	0	1.97	10	150	101%	80	120	0%	
1,3-Dichlorobenzene	A	ug/L	101.77872	101.77872		100	0	0	2.13	10	150	102%	80	120	0%	
1,4-Dichlorobenzene	A	ug/L	102.76257	102.76257		100	0	0	2.02	10	150	103%	80	120	0%	
1-Methylnaphthalene	A	ug/L	97.08559	97.08559		100	0	0	2.39	10	150	97%	80	120	0%	
2,2´-Oxybis(1-Chloropropane)	A	ug/L	101.36002	101.36002		100	0	0	1.45	10	150	101%	80	120	0%	
2,4,5-Trichlorophenol	A	ug/L	100.84508	100.84508		100	0	0	2.23	10	150	101%	80	120	0%	
2,4,6-Trichlorophenol	A	ug/L	108.66773	108.66773		100	0	0	2.64	10	150	109%	80	120	0%	
2,4-Dichlorophenol	A	ug/L	102.45169	102.45169		100	0	0	1.69	10	150	102%	80	120	0%	
2,4-Dimethylphenol	A	ug/L	109.8715	109.8715		100	0	0	1.69	10	150	110%	80	120	0%	
2,4-Dinitrophenol	A	ug/L	103.59952	103.59952		100	0	0	4.26	10	150	104%	80	120	0%	
2,4-Dinitrotoluene	A	ug/L	100.94	100.94		100	0	0	3.04	10	150	101%	80	120	0%	
2,6-Dinitrotoluene	A	ug/L	98.50842	98.50842		100	0	0	3.2	10	150	99%	80	120	0%	
2-Chloronaphthalene	A	ug/L	99.92743	99.92743		100	0	0	2.14	10	150	100%	80	120	0%	
2-Chlorophenol	A	ug/L	103.26	103.26		100	0	0	2.48	10	150	103%	80	120	0%	
2-Methylnaphthalene	A	ug/L	99.78379	99.78379		100	0	0	1.92	10	150	100%	80	120	0%	
2-Nitroaniline	A	ug/L	109.61505	109.61505		100	0	0	2.4	10	150	110%	80	120	0%	
2-Nitrophenol	A	ug/L	103.62541	103.62541		100	0	0	2.36	10	150	104%	80	120	0%	
3,3´-Dichlorobenzidine	A	ug/L	103.76438	103.76438		100	0	0	2.11	10	150	104%	80	120	0%	
3-Nitroaniline	A	ug/L	100.92359	100.92359		100	0	0	2.77	10	150	101%	80	120	0%	

7

Seq No	Lab ID	Test Code	Sample Typ	File ID	Analysis Date	DF	Batch ID	Prep Date	SPKref	RPDref	pmoist				
15044797	18-Feb-22_CAL	SVOC-8270-W-	ICAL	V5973N.I\sd0218.2	2/19/2022 9:25:4	1	R374941		0	0					

Analyte	T	Units	RAW	Final	Text	Spike	SPKref	RPDref	MDL	PQL	UQL	%REC	LOW	HIGH	%RPD	Q
4,6-Dinitro-2-methylphenol	A	ug/L	104.41622	104.41622		100	0	0	2.33	10	150	104%	80	120	0%	
4-Bromophenyl phenyl ether	A	ug/L	100.85949	100.85949		100	0	0	1.74	10	150	101%	80	120	0%	
4-Chloro-2-methylphenol	A	ug/L	103.75767	103.75767		100	0	0	1.6	10	150	104%	80	120	0%	
4-Chloro-3-methylphenol	A	ug/L	99.93339	99.93339		100	0	0	1.46	10	150	100%	80	120	0%	
4-Chlorophenol	A	ug/L	101.0255	101.0255		100	0	0	2.64	10	150	101%	80	120	0%	
4-Chlorophenyl phenyl ether	A	ug/L	105.98931	105.98931		100	0	0	2.03	10	150	106%	80	120	0%	
4-Nitroaniline	A	ug/L	112.88014	112.88014		100	0	0	1.63	10	150	113%	80	120	0%	
4-Nitrophenol	A	ug/L	102.3911	102.3911		100	0	0	2.5	10	150	102%	80	120	0%	
Acenaphthene	A	ug/L	97.80348	97.80348		100	0	0	1.89	10	150	98%	80	120	0%	
Acenaphthylene	A	ug/L	98.74058	98.74058		100	0	0	1.57	10	150	99%	80	120	0%	
Aniline	A	ug/L	103.43793	103.43793		100	0	0	3.74	10	150	103%	80	120	0%	
Anthracene	A	ug/L	108.10908	108.10908		100	0	0	1.23	10	150	108%	80	120	0%	
Azobenzene	A	ug/L	96.53176	96.53176		100	0	0	1.09	10	150	97%	80	120	0%	
Benzidine	A	ug/L	101.75405	101.75405		100	0	0	6.72	10	150	102%	80	120	0%	
Benzo(a)anthracene	A	ug/L	104.03338	104.03338		100	0	0	0.856	10	150	104%	80	120	0%	
Benzo(a)pyrene	A	ug/L	101.22955	101.22955		100	0	0	1.24	10	150	101%	80	120	0%	
Benzo(b)fluoranthene	A	ug/L	102.07504	102.07504		100	0	0	0.903	10	150	102%	80	120	0%	
Benzo(g,h,i)perylene	A	ug/L	103.24746	103.24746		100	0	0	1.01	10	150	103%	80	120	0%	
Benzo(k)fluoranthene	A	ug/L	104.87177	104.87177		100	0	0	0.97	10	150	105%	80	120	0%	
Benzoic acid	A	ug/L	96.09723	96.09723		100	0	0	1.51	10	150	96%	80	120	0%	
Benzyl alcohol	A	ug/L	103.17268	103.17268		100	0	0	3.13	10	150	103%	80	120	0%	
bis(-2-chloroethoxy)Methane	A	ug/L	100.64468	100.64468		100	0	0	1.36	10	150	101%	80	120	0%	
bis(-2-chloroethyl)Ether	A	ug/L	100.80378	100.80378		100	0	0	2.57	10	150	101%	80	120	0%	
bis(2-chloroisopropyl)Ether	A	ug/L	101.36002	101.36002		100	0	0	1.49	10	150	101%	80	120	0%	
bis(2-ethylhexyl)Phthalate	A	ug/L	100.90221	100.90221		100	0	0	1.91	10	150	101%	80	120	0%	
Butylbenzylphthalate	A	ug/L	102.96903	102.96903		100	0	0	1.57	10	150	103%	80	120	0%	
Carbazole	A	ug/L	100.37301	100.37301		100	0	0	0.842	10	150	100%	80	120	0%	
Chrysene	A	ug/L	102.07572	102.07572		100	0	0	1.17	10	150	102%	80	120	0%	
Di-n-butyl phthalate	A	ug/L	103.47461	103.47461		100	0	0	0.932	10	150	103%	80	120	0%	
Di-n-octyl phthalate	A	ug/L	104.01537	104.01537		100	0	0	1.34	10	150	104%	80	120	0%	
Dibenzo(a,h)anthracene	A	ug/L	100.1029	100.1029		100	0	0	1.17	10	150	100%	80	120	0%	
Dibenzofuran	A	ug/L	101.05909	101.05909		100	0	0	1.74	10	150	101%	80	120	0%	
Diethyl phthalate	A	ug/L	99.04085	99.04085		100	0	0	2.18	10	150	99%	80	120	0%	
Dimethyl phthalate	A	ug/L	100.11411	100.11411		100	0	0	1.72	10	150	100%	80	120	0%	
Fluoranthene	A	ug/L	102.2753	102.2753		100	0	0	0.883	10	150	102%	80	120	0%	

Seq No	Lab ID	Test Code	Sample Typ	File ID	Analysis Date	DF	Batch ID	Prep Date	SPKref	RPDref	pmoist				
15044797	18-Feb-22_CAL	SVOC-8270-W-	ICAL	V5973N.I\sd0218.2	2/19/2022 9:25:4	1	R374941		0	0					

Analyte	T	Units	RAW	Final	Text	Spike	SPKref	RPDref	MDL	PQL	UQL	%REC	LOW	HIGH	%RPD	Q
Fluorene	A	ug/L	98.66141	98.66141		100	0	0	1.82	10	150	99%	80	120	0%	
Hexachlorobenzene	A	ug/L	109.2193	109.2193		100	0	0	1.33	10	150	109%	80	120	0%	
Hexachlorobutadiene	A	ug/L	103.452	103.452		100	0	0	2.32	10	150	103%	80	120	0%	
Hexachlorocyclopentadiene	A	ug/L	105.43903	105.43903		100	0	0	2.97	10	150	105%	80	120	0%	
Hexachloroethane	A	ug/L	102.70564	102.70564		100	0	0	1.79	10	150	103%	80	120	0%	
Indeno(1,2,3-cd)pyrene	A	ug/L	106.88976	106.88976		100	0	0	1.25	10	150	107%	80	120	0%	
Isophorone	A	ug/L	101.01511	101.01511		100	0	0	1.67	10	150	101%	80	120	0%	
m+p-Cresols	A	ug/L	103.0919	103.0919		100	0	0	1.78	10	150	103%	80	120	0%	
n-Nitroso-di-n-propylamine	A	ug/L	98.7706	98.7706		100	0	0	1.54	10	150	99%	80	120	0%	
n-Nitrosodimethylamine	A	ug/L	105.93601	105.93601		100	0	0	1.53	10	150	106%	80	120	0%	
n-Nitrosodiphenylamine	A	ug/L	102.07401	102.07401		100	0	0	1.16	10	150	102%	80	120	0%	
Naphthalene	A	ug/L	103.35312	103.35312		100	0	0	1.74	10	150	103%	80	120	0%	
Nitrobenzene	A	ug/L	110.58481	110.58481		100	0	0	2.31	10	150	111%	80	120	0%	
o-Cresol	A	ug/L	103.78909	103.78909		100	0	0	1.83	10	150	104%	80	120	0%	
p-Chloroaniline	A	ug/L	97.20961	97.20961		100	0	0	1.52	10	150	97%	80	120	0%	
Pentachlorophenol	A	ug/L	105.17581	105.17581		100	0	0	4.24	10	150	105%	80	120	0%	
Phenanthrene	A	ug/L	109.23363	109.23363		100	0	0	0.784	10	150	109%	80	120	0%	
Phenol	A	ug/L	100.54822	100.54822		100	0	0	1.46	10	150	101%	80	120	0%	
Pyrene	A	ug/L	102.88375	102.88375		100	0	0	0.921	10	150	103%	80	120	0%	
Pyridine	A	ug/L	102.84588	102.84588		100	0	0	3.22	10	150	103%	80	120	0%	
Triallate	A	ug/L	101.06785	101.06785		100	0	0	1.51	10	150	101%	80	120	0%	
1,4-Dichlorobenzene-d4	I	ug/L	40	40		0	0	0	0	10	150	0%			0%	
Acenaphthene-d10	I	ug/L	40	40		0	0	0	0	10	150	0%			0%	
Chrysene-d12	I	ug/L	40	40		0	0	0	0	10	150	0%			0%	
Naphthalene-d8	I	ug/L	40	40		0	0	0	0	10	150	0%			0%	
Perylene-d12	I	ug/L	40	40		0	0	0	0	10	150	0%			0%	
Phenanthrene-d10	I	ug/L	40	40		0	0	0	0	10	150	0%			0%	
2,4,6-Tribromophenol	S	ug/L	102.02537	102.02537		100	0	0	2.88	10	0	102%	80	120	0%	
2-Fluorobiphenyl	S	ug/L	106.1193	106.1193		100	0	0	0.724	10	0	106%	80	120	0%	
2-Fluorophenol	S	ug/L	103.47921	103.47921		100	0	0	3.52	10	0	103%	80	120	0%	
Nitrobenzene-d5	S	ug/L	102.56999	102.56999		100	0	0	2.34	10	0	103%	80	120	0%	
Phenol-d5	S	ug/L	101.54346	101.54346		100	0	0	2.06	10	0	102%	80	120	0%	
Terphenyl-d14	S	ug/L	100.65082	100.65082		100	0	0	1.17	10	0	101%	80	120	0%	
4-Chloroaniline	X	ug/L	97.20961	97.20961		100	0	0	1.61	10	150	97%	80	120	0%	
o-Terphenyl	X	ug/L	106.47613	106.47613		100	0	0	1.27	10	150	106%	80	120	0%	

Seq No	Lab ID	Test Code	Sample Typ	File ID	Analysis Date	DF	Batch ID	Prep Date	SPKref	RPDref	pmoist				
15044798	18-Feb-22_CAL	SVOC-8270-W-	ICAL	V5973N.I\sd0218.2	2/19/2022 9:57:5	1	R374941		0	0					

Analyte	T	Units	RAW	Final	Text	Spike	SPKref	RPDref	MDL	PQL	UQL	%REC	LOW	HIGH	%RPD	Q
1,2,4-Trichlorobenzene	A	ug/L	77.81585	77.81585		75	0	0	1.9	10	150	104%	80	120	0%	
1,2-Dichlorobenzene	A	ug/L	75.74776	75.74776		75	0	0	1.97	10	150	101%	80	120	0%	
1,3-Dichlorobenzene	A	ug/L	76.0831	76.0831		75	0	0	2.13	10	150	101%	80	120	0%	
1,4-Dichlorobenzene	A	ug/L	76.86319	76.86319		75	0	0	2.02	10	150	102%	80	120	0%	
1-Methylnaphthalene	A	ug/L	73.02262	73.02262		75	0	0	2.39	10	150	97%	80	120	0%	
2,2´-Oxybis(1-Chloropropane)	A	ug/L	74.80037	74.80037		75	0	0	1.45	10	150	100%	80	120	0%	
2,4,5-Trichlorophenol	A	ug/L	77.92109	77.92109		75	0	0	2.23	10	150	104%	80	120	0%	
2,4,6-Trichlorophenol	A	ug/L	74.24235	74.24235		75	0	0	2.64	10	150	99%	80	120	0%	
2,4-Dichlorophenol	A	ug/L	75.22952	75.22952		75	0	0	1.69	10	150	100%	80	120	0%	
2,4-Dimethylphenol	A	ug/L	75.43391	75.43391		75	0	0	1.69	10	150	101%	80	120	0%	
2,4-Dinitrophenol	A	ug/L	74.36244	74.36244		75	0	0	4.26	10	150	99%	80	120	0%	
2,4-Dinitrotoluene	A	ug/L	75.6678	75.6678		75	0	0	3.04	10	150	101%	80	120	0%	
2,6-Dinitrotoluene	A	ug/L	75.44799	75.44799		75	0	0	3.2	10	150	101%	80	120	0%	
2-Chloronaphthalene	A	ug/L	79.05037	79.05037		75	0	0	2.14	10	150	105%	80	120	0%	
2-Chlorophenol	A	ug/L	75.22845	75.22845		75	0	0	2.48	10	150	100%	80	120	0%	
2-Methylnaphthalene	A	ug/L	73.63204	73.63204		75	0	0	1.92	10	150	98%	80	120	0%	
2-Nitroaniline	A	ug/L	69.01739	69.01739		75	0	0	2.4	10	150	92%	80	120	0%	
2-Nitrophenol	A	ug/L	72.89708	72.89708		75	0	0	2.36	10	150	97%	80	120	0%	
3,3´-Dichlorobenzidine	A	ug/L	74.8233	74.8233		75	0	0	2.11	10	150	100%	80	120	0%	
3-Nitroaniline	A	ug/L	76.85143	76.85143		75	0	0	2.77	10	150	102%	80	120	0%	
4,6-Dinitro-2-methylphenol	A	ug/L	71.58336	71.58336		75	0	0	2.33	10	150	95%	80	120	0%	
4-Bromophenyl phenyl ether	A	ug/L	68.67301	68.67301		75	0	0	1.74	10	150	92%	80	120	0%	
4-Chloro-2-methylphenol	A	ug/L	77.96972	77.96972		75	0	0	1.6	10	150	104%	80	120	0%	
4-Chloro-3-methylphenol	A	ug/L	75.67839	75.67839		75	0	0	1.46	10	150	101%	80	120	0%	
4-Chlorophenol	A	ug/L	75.73728	75.73728		75	0	0	2.64	10	150	101%	80	120	0%	
4-Chlorophenyl phenyl ether	A	ug/L	72.54827	72.54827		75	0	0	2.03	10	150	97%	80	120	0%	
4-Nitroaniline	A	ug/L	75.79605	75.79605		75	0	0	1.63	10	150	101%	80	120	0%	
4-Nitrophenol	A	ug/L	75.82722	75.82722		75	0	0	2.5	10	150	101%	80	120	0%	
Acenaphthene	A	ug/L	77.02511	77.02511		75	0	0	1.89	10	150	103%	80	120	0%	
Acenaphthylene	A	ug/L	74.22139	74.22139		75	0	0	1.57	10	150	99%	80	120	0%	
Aniline	A	ug/L	73.85143	73.85143		75	0	0	3.74	10	150	98%	80	120	0%	
Anthracene	A	ug/L	78.01886	78.01886		75	0	0	1.23	10	150	104%	80	120	0%	
Azobenzene	A	ug/L	75.70226	75.70226		75	0	0	1.09	10	150	101%	80	120	0%	
Benzidine	A	ug/L	77.04542	77.04542		75	0	0	6.72	10	150	103%	80	120	0%	
Benzo(a)anthracene	A	ug/L	77.09789	77.09789		75	0	0	0.856	10	150	103%	80	120	0%	

Seq No	Lab ID	Test Code	Sample Typ	File ID	Analysis Date	DF	Batch ID	Prep Date	SPKref	RPDref	pmoist
15044798	18-Feb-22_CAL	SVOC-8270-W-	ICAL	V5973N.I\sd0218.2	2/19/2022 9:57:5	1	R374941		0	0	

Analyte	T	Units	RAW	Final	Text	Spike	SPKref	RPDref	MDL	PQL	UQL	%REC	LOW	HIGH	%RPD	Q
Benzo(a)pyrene	A	ug/L	75.1028	75.1028		75	0	0	1.24	10	150	100%	80	120	0%	
Benzo(b)fluoranthene	A	ug/L	76.65597	76.65597		75	0	0	0.903	10	150	102%	80	120	0%	
Benzo(g,h,i)perylene	A	ug/L	75.63879	75.63879		75	0	0	1.01	10	150	101%	80	120	0%	
Benzo(k)fluoranthene	A	ug/L	74.9266	74.9266		75	0	0	0.97	10	150	100%	80	120	0%	
Benzoic acid	A	ug/L	77.86511	77.86511		75	0	0	1.51	10	150	104%	80	120	0%	
Benzyl alcohol	A	ug/L	74.87572	74.87572		75	0	0	3.13	10	150	100%	80	120	0%	
bis(-2-chloroethoxy)Methane	A	ug/L	71.38608	71.38608		75	0	0	1.36	10	150	95%	80	120	0%	
bis(-2-chloroethyl)Ether	A	ug/L	76.0889	76.0889		75	0	0	2.57	10	150	101%	80	120	0%	
bis(2-chloroisopropyl)Ether	A	ug/L	74.80037	74.80037		75	0	0	1.49	10	150	100%	80	120	0%	
bis(2-ethylhexyl)Phthalate	A	ug/L	75.13757	75.13757		75	0	0	1.91	10	150	100%	80	120	0%	
Butylbenzylphthalate	A	ug/L	74.47626	74.47626		75	0	0	1.57	10	150	99%	80	120	0%	
Carbazole	A	ug/L	74.78728	74.78728		75	0	0	0.842	10	150	100%	80	120	0%	
Chrysene	A	ug/L	74.7328	74.7328		75	0	0	1.17	10	150	100%	80	120	0%	
Di-n-butyl phthalate	A	ug/L	74.70478	74.70478		75	0	0	0.932	10	150	100%	80	120	0%	
Di-n-octyl phthalate	A	ug/L	76.21905	76.21905		75	0	0	1.34	10	150	102%	80	120	0%	
Dibenzo(a,h)anthracene	A	ug/L	77.73601	77.73601		75	0	0	1.17	10	150	104%	80	120	0%	
Dibenzofuran	A	ug/L	82.28135	82.28135		75	0	0	1.74	10	150	110%	80	120	0%	
Diethyl phthalate	A	ug/L	79.23752	79.23752		75	0	0	2.18	10	150	106%	80	120	0%	
Dimethyl phthalate	A	ug/L	80.71671	80.71671		75	0	0	1.72	10	150	108%	80	120	0%	
Fluoranthene	A	ug/L	73.62609	73.62609		75	0	0	0.883	10	150	98%	80	120	0%	
Fluorene	A	ug/L	78.26263	78.26263		75	0	0	1.82	10	150	104%	80	120	0%	
Hexachlorobenzene	A	ug/L	71.13503	71.13503		75	0	0	1.33	10	150	95%	80	120	0%	
Hexachlorobutadiene	A	ug/L	77.3594	77.3594		75	0	0	2.32	10	150	103%	80	120	0%	
Hexachlorocyclopentadiene	A	ug/L	76.13851	76.13851		75	0	0	2.97	10	150	102%	80	120	0%	
Hexachloroethane	A	ug/L	74.44849	74.44849		75	0	0	1.79	10	150	99%	80	120	0%	
Indeno(1,2,3-cd)pyrene	A	ug/L	74.28389	74.28389		75	0	0	1.25	10	150	99%	80	120	0%	
Isophorone	A	ug/L	77.15185	77.15185		75	0	0	1.67	10	150	103%	80	120	0%	
m+p-Cresols	A	ug/L	77.00329	77.00329		75	0	0	1.78	10	150	103%	80	120	0%	
n-Nitroso-di-n-propylamine	A	ug/L	75.06453	75.06453		75	0	0	1.54	10	150	100%	80	120	0%	
n-Nitrosodimethylamine	A	ug/L	74.63005	74.63005		75	0	0	1.53	10	150	100%	80	120	0%	
n-Nitrosodiphenylamine	A	ug/L	73.97084	73.97084		75	0	0	1.16	10	150	99%	80	120	0%	
Naphthalene	A	ug/L	78.10392	78.10392		75	0	0	1.74	10	150	104%	80	120	0%	
Nitrobenzene	A	ug/L	70.29477	70.29477		75	0	0	2.31	10	150	94%	80	120	0%	
o-Cresol	A	ug/L	72.60949	72.60949		75	0	0	1.83	10	150	97%	80	120	0%	
p-Chloroaniline	A	ug/L	79.6395	79.6395		75	0	0	1.52	10	150	106%	80	120	0%	

Seq No	Lab ID	Test Code	Sample Typ	File ID	Analysis Date	DF	Batch ID	Prep Date	SPKref	RPDref	pmoist
15044798	18-Feb-22_CAL	SVOC-8270-W-	ICAL	V5973N.I\sd0218.2	2/19/2022 9:57:5	1	R374941		0	0	

Analyte	T	Units	RAW	Final	Text	Spike	SPKref	RPDref	MDL	PQL	UQL	%REC	LOW	HIGH	%RPD	Q
Pentachlorophenol	A	ug/L	72.86501	72.86501		75	0	0	4.24	10	150	97%	80	120	0%	
Phenanthrene	A	ug/L	72.53772	72.53772		75	0	0	0.784	10	150	97%	80	120	0%	
Phenol	A	ug/L	74.69702	74.69702		75	0	0	1.46	10	150	100%	80	120	0%	
Pyrene	A	ug/L	73.17698	73.17698		75	0	0	0.921	10	150	98%	80	120	0%	
Pyridine	A	ug/L	73.75015	73.75015		75	0	0	3.22	10	150	98%	80	120	0%	
Triallate	A	ug/L	74.1071	74.1071		75	0	0	1.51	10	150	99%	80	120	0%	
1,4-Dichlorobenzene-d4	I	ug/L	40	40		0	0	0	0	10	150	0%			0%	
Acenaphthene-d10	I	ug/L	40	40		0	0	0	0	10	150	0%			0%	
Chrysene-d12	I	ug/L	40	40		0	0	0	0	10	150	0%			0%	
Naphthalene-d8	I	ug/L	40	40		0	0	0	0	10	150	0%			0%	
Perylene-d12	I	ug/L	40	40		0	0	0	0	10	150	0%			0%	
Phenanthrene-d10	I	ug/L	40	40		0	0	0	0	10	150	0%			0%	
2,4,6-Tribromophenol	S	ug/L	75.30826	75.30826		75	0	0	2.88	10	0	100%	80	120	0%	
2-Fluorobiphenyl	S	ug/L	72.88063	72.88063		75	0	0	0.724	10	0	97%	80	120	0%	
2-Fluorophenol	S	ug/L	74.23548	74.23548		75	0	0	3.52	10	0	99%	80	120	0%	
Nitrobenzene-d5	S	ug/L	75.1559	75.1559		75	0	0	2.34	10	0	100%	80	120	0%	
Phenol-d5	S	ug/L	74.59662	74.59662		75	0	0	2.06	10	0	99%	80	120	0%	
Terphenyl-d14	S	ug/L	73.65487	73.65487		75	0	0	1.17	10	0	98%	80	120	0%	
4-Chloroaniline	X	ug/L	79.6395	79.6395		75	0	0	1.61	10	150	106%	80	120	0%	
o-Terphenyl	X	ug/L	71.746	71.746		75	0	0	1.27	10	150	96%	80	120	0%	

Seq No	Lab ID	Test Code	Sample Typ	File ID	Analysis Date	DF	Batch ID	Prep Date	SPKref	RPDref	pmoist
15044799	18-Feb-22_CAL	SVOC-8270-W-	ICAL	V5973N.I\sd0218.2	2/19/2022 10:43:	1	R374941		0	0	

Analyte	T	Units	RAW	Final	Text	Spike	SPKref	RPDref	MDL	PQL	UQL	%REC	LOW	HIGH	%RPD	Q
1,2,4-Trichlorobenzene	A	ug/L	47.49782	47.49782		50	0	0	1.9	10	150	95%	80	120	0%	
1,2-Dichlorobenzene	A	ug/L	48.89452	48.89452		50	0	0	1.97	10	150	98%	80	120	0%	
1,3-Dichlorobenzene	A	ug/L	47.68319	47.68319		50	0	0	2.13	10	150	95%	80	120	0%	
1,4-Dichlorobenzene	A	ug/L	47.52081	47.52081		50	0	0	2.02	10	150	95%	80	120	0%	
1-Methylnaphthalene	A	ug/L	52.07647	52.07647		50	0	0	2.39	10	150	104%	80	120	0%	
2,2´-Oxybis(1-Chloropropane)	A	ug/L	48.10974	48.10974		50	0	0	1.45	10	150	96%	80	120	0%	
2,4,5-Trichlorophenol	A	ug/L	47.37548	47.37548		50	0	0	2.23	10	150	95%	80	120	0%	
2,4,6-Trichlorophenol	A	ug/L	44.73831	44.73831		50	0	0	2.64	10	150	89%	80	120	0%	
2,4-Dichlorophenol	A	ug/L	46.88832	46.88832		50	0	0	1.69	10	150	94%	80	120	0%	
2,4-Dimethylphenol	A	ug/L	44.70578	44.70578		50	0	0	1.69	10	150	89%	80	120	0%	

Seq No	Lab ID	Test Code	Sample Typ	File ID	Analysis Date	DF	Batch ID	Prep Date	SPKref	RPDref	pmoist
15044799	18-Feb-22_CAL	SVOC-8270-W-	ICAL	V5973N.I\sd0218.2	2/19/2022 10:43:	1	R374941		0	0	

Analyte	T	Units	RAW	Final	Text	Spike	SPKref	RPDref	MDL	PQL	UQL	%REC	LOW	HIGH	%RPD	Q
2,4-Dinitrophenol	A	ug/L	48.51587	48.51587		50	0	0	4.26	10	150	97%	80	120	0%	
2,4-Dinitrotoluene	A	ug/L	49.02327	49.02327		50	0	0	3.04	10	150	98%	80	120	0%	
2,6-Dinitrotoluene	A	ug/L	46.78734	46.78734		50	0	0	3.2	10	150	94%	80	120	0%	
2-Chloronaphthalene	A	ug/L	49.7944	49.7944		50	0	0	2.14	10	150	100%	80	120	0%	
2-Chlorophenol	A	ug/L	47.89159	47.89159		50	0	0	2.48	10	150	96%	80	120	0%	
2-Methylnaphthalene	A	ug/L	51.06366	51.06366		50	0	0	1.92	10	150	102%	80	120	0%	
2-Nitroaniline	A	ug/L	47.82194	47.82194		50	0	0	2.4	10	150	96%	80	120	0%	
2-Nitrophenol	A	ug/L	47.69037	47.69037		50	0	0	2.36	10	150	95%	80	120	0%	
3,3´-Dichlorobenzidine	A	ug/L	47.61876	47.61876		50	0	0	2.11	10	150	95%	80	120	0%	
3-Nitroaniline	A	ug/L	45.4914	45.4914		50	0	0	2.77	10	150	91%	80	120	0%	
4,6-Dinitro-2-methylphenol	A	ug/L	50.34008	50.34008		50	0	0	2.33	10	150	101%	80	120	0%	
4-Bromophenyl phenyl ether	A	ug/L	52.13331	52.13331		50	0	0	1.74	10	150	104%	80	120	0%	
4-Chloro-2-methylphenol	A	ug/L	44.56129	44.56129		50	0	0	1.6	10	150	89%	80	120	0%	
4-Chloro-3-methylphenol	A	ug/L	49.29631	49.29631		50	0	0	1.46	10	150	99%	80	120	0%	
4-Chlorophenol	A	ug/L	47.75558	47.75558		50	0	0	2.64	10	150	96%	80	120	0%	
4-Chlorophenyl phenyl ether	A	ug/L	46.23071	46.23071		50	0	0	2.03	10	150	92%	80	120	0%	
4-Nitroaniline	A	ug/L	44.97873	44.97873		50	0	0	1.63	10	150	90%	80	120	0%	
4-Nitrophenol	A	ug/L	46.22433	46.22433		50	0	0	2.5	10	150	92%	80	120	0%	
Acenaphthene	A	ug/L	50.6665	50.6665		50	0	0	1.89	10	150	101%	80	120	0%	
Acenaphthylene	A	ug/L	51.2174	51.2174		50	0	0	1.57	10	150	102%	80	120	0%	
Aniline	A	ug/L	48.72881	48.72881		50	0	0	3.74	10	150	97%	80	120	0%	
Anthracene	A	ug/L	48.80248	48.80248		50	0	0	1.23	10	150	98%	80	120	0%	
Azobenzene	A	ug/L	52.22828	52.22828		50	0	0	1.09	10	150	104%	80	120	0%	
Benzidine	A	ug/L	49.71612	49.71612		50	0	0	6.72	10	150	99%	80	120	0%	
Benzo(a)anthracene	A	ug/L	49.74701	49.74701		50	0	0	0.856	10	150	99%	80	120	0%	
Benzo(a)pyrene	A	ug/L	49.50899	49.50899		50	0	0	1.24	10	150	99%	80	120	0%	
Benzo(b)fluoranthene	A	ug/L	48.10542	48.10542		50	0	0	0.903	10	150	96%	80	120	0%	
Benzo(g,h,i)perylene	A	ug/L	48.08698	48.08698		50	0	0	1.01	10	150	96%	80	120	0%	
Benzo(k)fluoranthene	A	ug/L	48.70037	48.70037		50	0	0	0.97	10	150	97%	80	120	0%	
Benzoic acid	A	ug/L	47.34543	47.34543		50	0	0	1.51	10	150	95%	80	120	0%	
Benzyl alcohol	A	ug/L	46.57153	46.57153		50	0	0	3.13	10	150	93%	80	120	0%	
bis(-2-chloroethoxy)Methane	A	ug/L	50.56988	50.56988		50	0	0	1.36	10	150	101%	80	120	0%	
bis(-2-chloroethyl)Ether	A	ug/L	48.52521	48.52521		50	0	0	2.57	10	150	97%	80	120	0%	
bis(2-chloroisopropyl)Ether	A	ug/L	48.10974	48.10974		50	0	0	1.49	10	150	96%	80	120	0%	
bis(2-ethylhexyl)Phthalate	A	ug/L	47.69525	47.69525		50	0	0	1.91	10	150	95%	80	120	0%	

Seq No	Lab ID	Test Code	Sample Typ	File ID	Analysis Date	DF	Batch ID	Prep Date	SPKref	RPDref	pmoist
15044799	18-Feb-22_CAL	SVOC-8270-W-	ICAL	V5973N.I\sd0218	2/19/2022 10:43:	1	R374941		0	0	

Analyte	T	Units	RAW	Final	Text	Spike	SPKref	RPDref	MDL	PQL	UQL	%REC	LOW	HIGH	%RPD	Q
Butylbenzylphthalate	A	ug/L	47.62818	47.62818		50	0	0	1.57	10	150	95%	80	120	0%	
Carbazole	A	ug/L	49.70965	49.70965		50	0	0	0.842	10	150	99%	80	120	0%	
Chrysene	A	ug/L	48.6971	48.6971		50	0	0	1.17	10	150	97%	80	120	0%	
Di-n-butyl phthalate	A	ug/L	48.98937	48.98937		50	0	0	0.932	10	150	98%	80	120	0%	
Di-n-octyl phthalate	A	ug/L	46.43771	46.43771		50	0	0	1.34	10	150	93%	80	120	0%	
Dibenzo(a,h)anthracene	A	ug/L	47.76778	47.76778		50	0	0	1.17	10	150	96%	80	120	0%	
Dibenzofuran	A	ug/L	45.2583	45.2583		50	0	0	1.74	10	150	91%	80	120	0%	
Diethyl phthalate	A	ug/L	46.1993	46.1993		50	0	0	2.18	10	150	92%	80	120	0%	
Dimethyl phthalate	A	ug/L	46.80585	46.80585		50	0	0	1.72	10	150	94%	80	120	0%	
Fluoranthene	A	ug/L	49.47487	49.47487		50	0	0	0.883	10	150	99%	80	120	0%	
Fluorene	A	ug/L	49.93194	49.93194		50	0	0	1.82	10	150	100%	80	120	0%	
Hexachlorobenzene	A	ug/L	47.26334	47.26334		50	0	0	1.33	10	150	95%	80	120	0%	
Hexachlorobutadiene	A	ug/L	46.55365	46.55365		50	0	0	2.32	10	150	93%	80	120	0%	
Hexachlorocyclopentadiene	A	ug/L	47.65317	47.65317		50	0	0	2.97	10	150	95%	80	120	0%	
Hexachloroethane	A	ug/L	47.79409	47.79409		50	0	0	1.79	10	150	96%	80	120	0%	
Indeno(1,2,3-cd)pyrene	A	ug/L	48.03445	48.03445		50	0	0	1.25	10	150	96%	80	120	0%	
Isophorone	A	ug/L	47.66141	47.66141		50	0	0	1.67	10	150	95%	80	120	0%	
m+p-Cresols	A	ug/L	48.07958	48.07958		50	0	0	1.78	10	150	96%	80	120	0%	
n-Nitroso-di-n-propylamine	A	ug/L	52.01079	52.01079		50	0	0	1.54	10	150	104%	80	120	0%	
n-Nitrosodimethylamine	A	ug/L	47.73125	47.73125		50	0	0	1.53	10	150	95%	80	120	0%	
n-Nitrosodiphenylamine	A	ug/L	49.75967	49.75967		50	0	0	1.16	10	150	100%	80	120	0%	
Naphthalene	A	ug/L	45.7297	45.7297		50	0	0	1.74	10	150	91%	80	120	0%	
Nitrobenzene	A	ug/L	48.95503	48.95503		50	0	0	2.31	10	150	98%	80	120	0%	
o-Cresol	A	ug/L	48.80016	48.80016		50	0	0	1.83	10	150	98%	80	120	0%	
p-Chloroaniline	A	ug/L	49.04775	49.04775		50	0	0	1.52	10	150	98%	80	120	0%	
Pentachlorophenol	A	ug/L	49.50704	49.50704		50	0	0	4.24	10	150	99%	80	120	0%	
Phenanthrene	A	ug/L	47.64459	47.64459		50	0	0	0.784	10	150	95%	80	120	0%	
Phenol	A	ug/L	48.5783	48.5783		50	0	0	1.46	10	150	97%	80	120	0%	
Pyrene	A	ug/L	50.16848	50.16848		50	0	0	0.921	10	150	100%	80	120	0%	
Pyridine	A	ug/L	49.31728	49.31728		50	0	0	3.22	10	150	99%	80	120	0%	
Triallate	A	ug/L	50.65326	50.65326		50	0	0	1.51	10	150	101%	80	120	0%	
1,4-Dichlorobenzene-d4	I	ug/L	40	40		0	0	0	0	10	150	0%			0%	
Acenaphthene-d10	I	ug/L	40	40		0	0	0	0	10	150	0%			0%	
Chrysene-d12	I	ug/L	40	40		0	0	0	0	10	150	0%			0%	
Naphthalene-d8	I	ug/L	40	40		0	0	0	0	10	150	0%			0%	

Seq No	Lab ID	Test Code	Sample Typ	File ID	Analysis Date	DF	Batch ID	Prep Date	SPKref	RPDref	pmoist
15044799	18-Feb-22_CAL	SVOC-8270-W-	ICAL	V5973N.I\sd0218.2	2/19/2022 10:43:	1	R374941		0	0	

Analyte	T	Units	RAW	Final	Text	Spike	SPKref	RPDref	MDL	PQL	UQL	%REC	LOW	HIGH	%RPD	Q
Perylene-d12	I	ug/L	40	40		0	0	0	0	10	150	0%			0%	
Phenanthrene-d10	I	ug/L	40	40		0	0	0	0	10	150	0%			0%	
2,4,6-Tribromophenol	S	ug/L	48.86918	48.86918		50	0	0	2.88	10	0	98%	80	120	0%	
2-Fluorobiphenyl	S	ug/L	48.38536	48.38536		50	0	0	0.724	10	0	97%	80	120	0%	
2-Fluorophenol	S	ug/L	49.44605	49.44605		50	0	0	3.52	10	0	99%	80	120	0%	
Nitrobenzene-d5	S	ug/L	47.95806	47.95806		50	0	0	2.34	10	0	96%	80	120	0%	
Phenol-d5	S	ug/L	49.19117	49.19117		50	0	0	2.06	10	0	98%	80	120	0%	
Terphenyl-d14	S	ug/L	48.76384	48.76384		50	0	0	1.17	10	0	98%	80	120	0%	
4-Chloroaniline	X	ug/L	49.04775	49.04775		50	0	0	1.61	10	150	98%	80	120	0%	
o-Terphenyl	X	ug/L	47.93996	47.93996		50	0	0	1.27	10	150	96%	80	120	0%	

Seq No	Lab ID	Test Code	Sample Typ	File ID	Analysis Date	DF	Batch ID	Prep Date	SPKref	RPDref	pmoist
15044800	18-Feb-22_CAL	SVOC-8270-W-	ICAL	V5973N.I\sd0218.2	2/19/2022 11:15:	1	R374941		0	0	

Analyte	T	Units	RAW	Final	Text	Spike	SPKref	RPDref	MDL	PQL	UQL	%REC	LOW	HIGH	%RPD	Q
1,2,4-Trichlorobenzene	A	ug/L	9.70198	9.70198		10	0	0	1.9	10	150	97%	80	120	0%	
1,2-Dichlorobenzene	A	ug/L	9.84569	9.84569		10	0	0	1.97	10	150	98%	80	120	0%	
1,3-Dichlorobenzene	A	ug/L	9.69827	9.69827		10	0	0	2.13	10	150	97%	80	120	0%	
1,4-Dichlorobenzene	A	ug/L	9.43695	9.43695		10	0	0	2.02	10	150	94%	80	120	0%	
1-Methylnaphthalene	A	ug/L	10.23105	10.23105		10	0	0	2.39	10	150	102%	80	120	0%	
2,2´-Oxybis(1-Chloropropane)	A	ug/L	9.48813	9.48813		10	0	0	1.45	10	150	95%	80	120	0%	
2,4,5-Trichlorophenol	A	ug/L	8.95831	8.95831		10	0	0	2.23	10	150	90%	80	120	0%	
2,4,6-Trichlorophenol	A	ug/L	9.05002	9.05002		10	0	0	2.64	10	150	91%	80	120	0%	
2,4-Dichlorophenol	A	ug/L	9.40739	9.40739		10	0	0	1.69	10	150	94%	80	120	0%	
2,4-Dimethylphenol	A	ug/L	9.06552	9.06552		10	0	0	1.69	10	150	91%	80	120	0%	
2,4-Dinitrophenol	A	ug/L	8.57633	8.57633		10	0	0	4.26	10	150	86%	80	120	0%	
2,4-Dinitrotoluene	A	ug/L	8.45808	8.45808		10	0	0	3.04	10	150	85%	80	120	0%	
2,6-Dinitrotoluene	A	ug/L	9.02424	9.02424		10	0	0	3.2	10	150	90%	80	120	0%	
2-Chloronaphthalene	A	ug/L	10.05552	10.05552		10	0	0	2.14	10	150	101%	80	120	0%	
2-Chlorophenol	A	ug/L	9.59778	9.59778		10	0	0	2.48	10	150	96%	80	120	0%	
2-Methylnaphthalene	A	ug/L	10.43386	10.43386		10	0	0	1.92	10	150	104%	80	120	0%	
2-Nitroaniline	A	ug/L	8.38218	8.38218		10	0	0	2.4	10	150	84%	80	120	0%	
2-Nitrophenol	A	ug/L	8.98393	8.98393		10	0	0	2.36	10	150	90%	80	120	0%	
3,3´-Dichlorobenzidine	A	ug/L	8.70921	8.70921		10	0	0	2.11	10	150	87%	80	120	0%	
3-Nitroaniline	A	ug/L	8.72168	8.72168		10	0	0	2.77	10	150	87%	80	120	0%	

Seq No	Lab ID	Test Code	Sample Typ	File ID	Analysis Date	DF	Batch ID	Prep Date	SPKref	RPDref	pmoist
15044800	18-Feb-22_CAL	SVOC-8270-W-	ICAL	V5973N.I\sd0218	2/19/2022 11:15:	1	R374941		0	0	

Analyte	T	Units	RAW	Final	Text	Spike	SPKref	RPDref	MDL	PQL	UQL	%REC	LOW	HIGH	%RPD	Q
4,6-Dinitro-2-methylphenol	A	ug/L	9.03508	9.03508		10	0	0	2.33	10	150	90%	80	120	0%	
4-Bromophenyl phenyl ether	A	ug/L	10.24418	10.24418		10	0	0	1.74	10	150	102%	80	120	0%	
4-Chloro-2-methylphenol	A	ug/L	9.69879	9.69879		10	0	0	1.6	10	150	97%	80	120	0%	
4-Chloro-3-methylphenol	A	ug/L	9.108	9.108		10	0	0	1.46	10	150	91%	80	120	0%	
4-Chlorophenol	A	ug/L	10.28976	10.28976		10	0	0	2.64	10	150	103%	80	120	0%	
4-Chlorophenyl phenyl ether	A	ug/L	9.931	9.931		10	0	0	2.03	10	150	99%	80	120	0%	
4-Nitroaniline	A	ug/L	8.9648	8.9648		10	0	0	1.63	10	150	90%	80	120	0%	
4-Nitrophenol	A	ug/L	9.41019	9.41019		10	0	0	2.5	10	150	94%	80	120	0%	
Acenaphthene	A	ug/L	9.68118	9.68118		10	0	0	1.89	10	150	97%	80	120	0%	
Acenaphthylene	A	ug/L	9.5403	9.5403		10	0	0	1.57	10	150	95%	80	120	0%	
Aniline	A	ug/L	9.28481	9.28481		10	0	0	3.74	10	150	93%	80	120	0%	
Anthracene	A	ug/L	9.69424	9.69424		10	0	0	1.23	10	150	97%	80	120	0%	
Azobenzene	A	ug/L	8.90888	8.90888		10	0	0	1.09	10	150	89%	80	120	0%	
Benzidine	A	ug/L	9.39572	9.39572		10	0	0	6.72	10	150	94%	80	120	0%	
Benzo(a)anthracene	A	ug/L	9.34652	9.34652		10	0	0	0.856	10	150	93%	80	120	0%	
Benzo(a)pyrene	A	ug/L	9.07418	9.07418		10	0	0	1.24	10	150	91%	80	120	0%	
Benzo(b)fluoranthene	A	ug/L	9.4383	9.4383		10	0	0	0.903	10	150	94%	80	120	0%	
Benzo(g,h,i)perylene	A	ug/L	9.46194	9.46194		10	0	0	1.01	10	150	95%	80	120	0%	
Benzo(k)fluoranthene	A	ug/L	9.58147	9.58147		10	0	0	0.97	10	150	96%	80	120	0%	
Benzoic acid	A	ug/L	8.41169	8.41169		10	0	0	1.51	10	150	84%	80	120	0%	
Benzyl alcohol	A	ug/L	9.22525	9.22525		10	0	0	3.13	10	150	92%	80	120	0%	
bis(-2-chloroethoxy)Methane	A	ug/L	9.38417	9.38417		10	0	0	1.36	10	150	94%	80	120	0%	
bis(-2-chloroethyl)Ether	A	ug/L	9.55864	9.55864		10	0	0	2.57	10	150	96%	80	120	0%	
bis(2-chloroisopropyl)Ether	A	ug/L	9.48813	9.48813		10	0	0	1.49	10	150	95%	80	120	0%	
bis(2-ethylhexyl)Phthalate	A	ug/L	9.48652	9.48652		10	0	0	1.91	10	150	95%	80	120	0%	
Butylbenzylphthalate	A	ug/L	9.11603	9.11603		10	0	0	1.57	10	150	91%	80	120	0%	
Carbazole	A	ug/L	10.11802	10.11802		10	0	0	0.842	10	150	101%	80	120	0%	
Chrysene	A	ug/L	9.78766	9.78766		10	0	0	1.17	10	150	98%	80	120	0%	
Di-n-butyl phthalate	A	ug/L	8.33223	8.33223		10	0	0	0.932	10	150	83%	80	120	0%	
Di-n-octyl phthalate	A	ug/L	9.03289	9.03289		10	0	0	1.34	10	150	90%	80	120	0%	
Dibenzo(a,h)anthracene	A	ug/L	9.20337	9.20337		10	0	0	1.17	10	150	92%	80	120	0%	
Dibenzofuran	A	ug/L	9.49695	9.49695		10	0	0	1.74	10	150	95%	80	120	0%	
Diethyl phthalate	A	ug/L	8.73791	8.73791		10	0	0	2.18	10	150	87%	80	120	0%	
Dimethyl phthalate	A	ug/L	8.53124	8.53124		10	0	0	1.72	10	150	85%	80	120	0%	
Fluoranthene	A	ug/L	10.17782	10.17782		10	0	0	0.883	10	150	102%	80	120	0%	

Seq No	Lab ID	Test Code	Sample Typ	File ID	Analysis Date	DF	Batch ID	Prep Date	SPKref	RPDref	pmoist
15044800	18-Feb-22_CAL	SVOC-8270-W-	ICAL	V5973N.I\sd0218.2	2/19/2022 11:15:	1	R374941		0	0	

Analyte	T	Units	RAW	Final	Text	Spike	SPKref	RPDref	MDL	PQL	UQL	%REC	LOW	HIGH	%RPD	Q
Fluorene	A	ug/L	9.91065	9.91065		10	0	0	1.82	10	150	99%	80	120	0%	
Hexachlorobenzene	A	ug/L	9.71107	9.71107		10	0	0	1.33	10	150	97%	80	120	0%	
Hexachlorobutadiene	A	ug/L	9.58793	9.58793		10	0	0	2.32	10	150	96%	80	120	0%	
Hexachlorocyclopentadiene	A	ug/L	8.79626	8.79626		10	0	0	2.97	10	150	88%	80	120	0%	
Hexachloroethane	A	ug/L	9.65531	9.65531		10	0	0	1.79	10	150	97%	80	120	0%	
Indeno(1,2,3-cd)pyrene	A	ug/L	9.31548	9.31548		10	0	0	1.25	10	150	93%	80	120	0%	
Isophorone	A	ug/L	8.93571	8.93571		10	0	0	1.67	10	150	89%	80	120	0%	
m+p-Cresols	A	ug/L	8.97059	8.97059		10	0	0	1.78	10	150	90%	80	120	0%	
n-Nitroso-di-n-propylamine	A	ug/L	9.33745	9.33745		10	0	0	1.54	10	150	93%	80	120	0%	
n-Nitrosodimethylamine	A	ug/L	10.28199	10.28199		10	0	0	1.53	10	150	103%	80	120	0%	
n-Nitrosodiphenylamine	A	ug/L	9.65425	9.65425		10	0	0	1.16	10	150	97%	80	120	0%	
Naphthalene	A	ug/L	9.63791	9.63791		10	0	0	1.74	10	150	96%	80	120	0%	
Nitrobenzene	A	ug/L	8.25187	8.25187		10	0	0	2.31	10	150	83%	80	120	0%	
o-Cresol	A	ug/L	9.51558	9.51558		10	0	0	1.83	10	150	95%	80	120	0%	
p-Chloroaniline	A	ug/L	9.06379	9.06379		10	0	0	1.52	10	150	91%	80	120	0%	
Pentachlorophenol	A	ug/L	9.19359	9.19359		10	0	0	4.24	10	150	92%	80	120	0%	
Phenanthrene	A	ug/L	9.88506	9.88506		10	0	0	0.784	10	150	99%	80	120	0%	
Phenol	A	ug/L	9.49513	9.49513		10	0	0	1.46	10	150	95%	80	120	0%	
Pyrene	A	ug/L	10.16357	10.16357		10	0	0	0.921	10	150	102%	80	120	0%	
Pyridine	A	ug/L	8.58449	8.58449		10	0	0	3.22	10	150	86%	80	120	0%	
Triallate	A	ug/L	9.11288	9.11288		10	0	0	1.51	10	150	91%	80	120	0%	
1,4-Dichlorobenzene-d4	I	ug/L	40	40		0	0	0	0	10	150	0%			0%	
Acenaphthene-d10	I	ug/L	40	40		0	0	0	0	10	150	0%			0%	
Chrysene-d12	I	ug/L	40	40		0	0	0	0	10	150	0%			0%	
Naphthalene-d8	I	ug/L	40	40		0	0	0	0	10	150	0%			0%	
Perylene-d12	I	ug/L	40	40		0	0	0	0	10	150	0%			0%	
Phenanthrene-d10	I	ug/L	40	40		0	0	0	0	10	150	0%			0%	
2,4,6-Tribromophenol	S	ug/L	9.06757	9.06757		10	0	0	2.88	10	0	91%	80	120	0%	
2-Fluorobiphenyl	S	ug/L	9.89481	9.89481		10	0	0	0.724	10	0	99%	80	120	0%	
2-Fluorophenol	S	ug/L	9.02263	9.02263		10	0	0	3.52	10	0	90%	80	120	0%	
Nitrobenzene-d5	S	ug/L	9.41398	9.41398		10	0	0	2.34	10	0	94%	80	120	0%	
Phenol-d5	S	ug/L	9.44996	9.44996		10	0	0	2.06	10	0	94%	80	120	0%	
Terphenyl-d14	S	ug/L	9.62228	9.62228		10	0	0	1.17	10	0	96%	80	120	0%	
4-Chloroaniline	X	ug/L	9.06379	9.06379		10	0	0	1.61	10	150	91%	80	120	0%	
o-Terphenyl	X	ug/L	9.69629	9.69629		10	0	0	1.27	10	150	97%	80	120	0%	

Seq No	Lab ID	Test Code	Sample Typ	File ID	Analysis Date	DF	Batch ID	Prep Date	SPKref	RPDref	pmoist
15044801	18-Feb-22_CAL	SVOC-8270-W-	ICAL	V5973N.I\sd0218.2	2/19/2022 11:48:	1	R374941		0	0	

Analyte	T	Units	RAW	Final	Text	Spike	SPKref	RPDref	MDL	PQL	UQL	%REC	LOW	HIGH	%RPD	Q
1,2,4-Trichlorobenzene	A	ug/L	4.15398	4.15398		4	0	0	1.9	10	150	104%	80	120	0%	
1,2-Dichlorobenzene	A	ug/L	4.08009	4.08009		4	0	0	1.97	10	150	102%	80	120	0%	
1,3-Dichlorobenzene	A	ug/L	4.16511	4.16511		4	0	0	2.13	10	150	104%	80	120	0%	
1,4-Dichlorobenzene	A	ug/L	4.25309	4.25309		4	0	0	2.02	10	150	106%	80	120	0%	
1-Methylnaphthalene	A	ug/L	3.87456	3.87456		4	0	0	2.39	10	150	97%	80	120	0%	
2,2´-Oxybis(1-Chloropropane)	A	ug/L	4.2421	4.2421		4	0	0	1.45	10	150	106%	80	120	0%	
2,4,5-Trichlorophenol	A	ug/L	4.4335	4.4335		4	0	0	2.23	10	150	111%	80	120	0%	
2,4,6-Trichlorophenol	A	ug/L	4.50976	4.50976		4	0	0	2.64	10	150	113%	80	120	0%	
2,4-Dichlorophenol	A	ug/L	4.31065	4.31065		4	0	0	1.69	10	150	108%	80	120	0%	
2,4-Dimethylphenol	A	ug/L	4.47722	4.47722		4	0	0	1.69	10	150	112%	80	120	0%	
2,4-Dinitrophenol	A	ug/L	4.5942	4.5942		4	0	0	4.26	10	150	115%	80	120	0%	
2,4-Dinitrotoluene	A	ug/L	4.59653	4.59653		4	0	0	3.04	10	150	115%	80	120	0%	
2,6-Dinitrotoluene	A	ug/L	4.45923	4.45923		4	0	0	3.2	10	150	111%	80	120	0%	
2-Chloronaphthalene	A	ug/L	4.00069	4.00069		4	0	0	2.14	10	150	100%	80	120	0%	
2-Chlorophenol	A	ug/L	4.20165	4.20165		4	0	0	2.48	10	150	105%	80	120	0%	
2-Methylnaphthalene	A	ug/L	3.82047	3.82047		4	0	0	1.92	10	150	96%	80	120	0%	
2-Nitroaniline	A	ug/L	4.70421	4.70421		4	0	0	2.4	10	150	118%	80	120	0%	
2-Nitrophenol	A	ug/L	4.48625	4.48625		4	0	0	2.36	10	150	112%	80	120	0%	
3,3´-Dichlorobenzidine	A	ug/L	4.55771	4.55771		4	0	0	2.11	10	150	114%	80	120	0%	
3-Nitroaniline	A	ug/L	4.60242	4.60242		4	0	0	2.77	10	150	115%	80	120	0%	
4,6-Dinitro-2-methylphenol	A	ug/L	4.381	4.381		4	0	0	2.33	10	150	110%	80	120	0%	
4-Bromophenyl phenyl ether	A	ug/L	3.90738	3.90738		4	0	0	1.74	10	150	98%	80	120	0%	
4-Chloro-2-methylphenol	A	ug/L	4.24325	4.24325		4	0	0	1.6	10	150	106%	80	120	0%	
4-Chloro-3-methylphenol	A	ug/L	4.35555	4.35555		4	0	0	1.46	10	150	109%	80	120	0%	
4-Chlorophenol	A	ug/L	3.95949	3.95949		4	0	0	2.64	10	150	99%	80	120	0%	
4-Chlorophenyl phenyl ether	A	ug/L	4.16663	4.16663		4	0	0	2.03	10	150	104%	80	120	0%	
4-Nitroaniline	A	ug/L	4.51194	4.51194		4	0	0	1.63	10	150	113%	80	120	0%	
4-Nitrophenol	A	ug/L	4.33539	4.33539		4	0	0	2.5	10	150	108%	80	120	0%	
Acenaphthene	A	ug/L	4.07969	4.07969		4	0	0	1.89	10	150	102%	80	120	0%	
Acenaphthylene	A	ug/L	4.13821	4.13821		4	0	0	1.57	10	150	103%	80	120	0%	
Aniline	A	ug/L	4.30249	4.30249		4	0	0	3.74	10	150	108%	80	120	0%	
Anthracene	A	ug/L	3.92095	3.92095		4	0	0	1.23	10	150	98%	80	120	0%	
Azobenzene	A	ug/L	4.3215	4.3215		4	0	0	1.09	10	150	108%	80	120	0%	
Benzidine	A	ug/L	4.20417	4.20417		4	0	0	6.72	10	150	105%	80	120	0%	
Benzo(a)anthracene	A	ug/L	3.88206	3.88206		4	0	0	0.856	10	150	97%	80	120	0%	

Seq No	Lab ID	Test Code	Sample Typ	File ID	Analysis Date	DF	Batch ID	Prep Date	SPKref	RPDref	pmoist
15044801	18-Feb-22_CAL	SVOC-8270-W-	ICAL	V5973N.I\sd0218.2	2/19/2022 11:48:	1	R374941		0	0	

Analyte	T	Units	RAW	Final	Text	Spike	SPKref	RPDref	MDL	PQL	UQL	%REC	LOW	HIGH	%RPD	Q
Benzo(a)pyrene	A	ug/L	4.34738	4.34738		4	0	0	1.24	10	150	109%	80	120	0%	
Benzo(b)fluoranthene	A	ug/L	4.24151	4.24151		4	0	0	0.903	10	150	106%	80	120	0%	
Benzo(g,h,i)perylene	A	ug/L	4.24319	4.24319		4	0	0	1.01	10	150	106%	80	120	0%	
Benzo(k)fluoranthene	A	ug/L	4.18367	4.18367		4	0	0	0.97	10	150	105%	80	120	0%	
Benzoic acid	A	ug/L	4.683	4.683		4	0	0	1.51	10	150	117%	80	120	0%	
Benzyl alcohol	A	ug/L	4.41691	4.41691		4	0	0	3.13	10	150	110%	80	120	0%	
bis(-2-chloroethoxy)Methane	A	ug/L	4.24446	4.24446		4	0	0	1.36	10	150	106%	80	120	0%	
bis(-2-chloroethyl)Ether	A	ug/L	4.19425	4.19425		4	0	0	2.57	10	150	105%	80	120	0%	
bis(2-chloroisopropyl)Ether	A	ug/L	4.2421	4.2421		4	0	0	1.49	10	150	106%	80	120	0%	
bis(2-ethylhexyl)Phthalate	A	ug/L	4.29618	4.29618		4	0	0	1.91	10	150	107%	80	120	0%	
Butylbenzylphthalate	A	ug/L	4.43685	4.43685		4	0	0	1.57	10	150	111%	80	120	0%	
Carbazole	A	ug/L	3.96812	3.96812		4	0	0	0.842	10	150	99%	80	120	0%	
Chrysene	A	ug/L	4.11642	4.11642		4	0	0	1.17	10	150	103%	80	120	0%	
Di-n-butyl phthalate	A	ug/L	4.65176	4.65176		4	0	0	0.932	10	150	116%	80	120	0%	
Di-n-octyl phthalate	A	ug/L	4.4834	4.4834		4	0	0	1.34	10	150	112%	80	120	0%	
Dibenzo(a,h)anthracene	A	ug/L	4.33281	4.33281		4	0	0	1.17	10	150	108%	80	120	0%	
Dibenzofuran	A	ug/L	4.25548	4.25548		4	0	0	1.74	10	150	106%	80	120	0%	
Diethyl phthalate	A	ug/L	4.54942	4.54942		4	0	0	2.18	10	150	114%	80	120	0%	
Dimethyl phthalate	A	ug/L	4.58311	4.58311		4	0	0	1.72	10	150	115%	80	120	0%	
Fluoranthene	A	ug/L	3.96217	3.96217		4	0	0	0.883	10	150	99%	80	120	0%	
Fluorene	A	ug/L	4.00501	4.00501		4	0	0	1.82	10	150	100%	80	120	0%	
Hexachlorobenzene	A	ug/L	4.21366	4.21366		4	0	0	1.33	10	150	105%	80	120	0%	
Hexachlorobutadiene	A	ug/L	4.2318	4.2318		4	0	0	2.32	10	150	106%	80	120	0%	
Hexachlorocyclopentadiene	A	ug/L	4.49304	4.49304		4	0	0	2.97	10	150	112%	80	120	0%	
Hexachloroethane	A	ug/L	4.1997	4.1997		4	0	0	1.79	10	150	105%	80	120	0%	
Indeno(1,2,3-cd)pyrene	A	ug/L	4.30245	4.30245		4	0	0	1.25	10	150	108%	80	120	0%	
Isophorone	A	ug/L	4.43957	4.43957		4	0	0	1.67	10	150	111%	80	120	0%	
m+p-Cresols	A	ug/L	4.40595	4.40595		4	0	0	1.78	10	150	110%	80	120	0%	
n-Nitroso-di-n-propylamine	A	ug/L	4.17393	4.17393		4	0	0	1.54	10	150	104%	80	120	0%	
n-Nitrosodimethylamine	A	ug/L	3.96956	3.96956		4	0	0	1.53	10	150	99%	80	120	0%	
n-Nitrosodiphenylamine	A	ug/L	4.14055	4.14055		4	0	0	1.16	10	150	104%	80	120	0%	
Naphthalene	A	ug/L	4.22309	4.22309		4	0	0	1.74	10	150	106%	80	120	0%	
Nitrobenzene	A	ug/L	4.68463	4.68463		4	0	0	2.31	10	150	117%	80	120	0%	
o-Cresol	A	ug/L	4.22967	4.22967		4	0	0	1.83	10	150	106%	80	120	0%	
p-Chloroaniline	A	ug/L	4.32891	4.32891		4	0	0	1.52	10	150	108%	80	120	0%	

Seq No	Lab ID	Test Code	Sample Typ	File ID	Analysis Date	DF	Batch ID	Prep Date	SPKref	RPDref	pmoist
15044801	18-Feb-22_CAL	SVOC-8270-W-	ICAL	V5973N.I\sd0218.2	2/19/2022 11:48:	1	R374941		0	0	

Analyte	T	Units	RAW	Final	Text	Spike	SPKref	RPDref	MDL	PQL	UQL	%REC	LOW	HIGH	%RPD	Q
Pentachlorophenol	A	ug/L	4.33652	4.33652		4	0	0	4.24	10	150	108%	80	120	0%	
Phenanthrene	A	ug/L	4.11914	4.11914		4	0	0	0.784	10	150	103%	80	120	0%	
Phenol	A	ug/L	4.23182	4.23182		4	0	0	1.46	10	150	106%	80	120	0%	
Pyrene	A	ug/L	3.94749	3.94749		4	0	0	0.921	10	150	99%	80	120	0%	
Pyridine	A	ug/L	4.54989	4.54989		4	0	0	3.22	10	150	114%	80	120	0%	
Triallate	A	ug/L	4.31184	4.31184		4	0	0	1.51	10	150	108%	80	120	0%	
1,4-Dichlorobenzene-d4	I	ug/L	40	40		0	0	0	0	10	150	0%			0%	
Acenaphthene-d10	I	ug/L	40	40		0	0	0	0	10	150	0%			0%	
Chrysene-d12	I	ug/L	40	40		0	0	0	0	10	150	0%			0%	
Naphthalene-d8	I	ug/L	40	40		0	0	0	0	10	150	0%			0%	
Perylene-d12	I	ug/L	40	40		0	0	0	0	10	150	0%			0%	
Phenanthrene-d10	I	ug/L	40	40		0	0	0	0	10	150	0%			0%	
2,4,6-Tribromophenol	S	ug/L	4.38436	4.38436		4	0	0	2.88	10	0	110%	80	120	0%	
2-Fluorobiphenyl	S	ug/L	4.10033	4.10033		4	0	0	0.724	10	0	103%	80	120	0%	
2-Fluorophenol	S	ug/L	4.37611	4.37611		4	0	0	3.52	10	0	109%	80	120	0%	
Nitrobenzene-d5	S	ug/L	4.27457	4.27457		4	0	0	2.34	10	0	107%	80	120	0%	
Phenol-d5	S	ug/L	4.22589	4.22589		4	0	0	2.06	10	0	106%	80	120	0%	
Terphenyl-d14	S	ug/L	4.22559	4.22559		4	0	0	1.17	10	0	106%	80	120	0%	
4-Chloroaniline	X	ug/L	4.32891	4.32891		4	0	0	1.61	10	150	108%	80	120	0%	
o-Terphenyl	X	ug/L	4.19546	4.19546		4	0	0	1.27	10	150	105%	80	120	0%	

Seq No	Lab ID	Test Code	Sample Typ	File ID	Analysis Date	DF	Batch ID	Prep Date	SPKref	RPDref	pmoist
15044802	18-Feb-22_CCV	SVOC-8270-W-	ICV	V5973N.I\sd0218.2	2/19/2022 12:20:	1	R374941		0	0	

Analyte	T	Units	RAW	Final	Text	Spike	SPKref	RPDref	MDL	PQL	UQL	%REC	LOW	HIGH	%RPD	Q
1,2,4-Trichlorobenzene	A	ug/L	80.10984	80.10984		75	0	0	1.9	10	150	107%	80	120	0%	
1,2-Dichlorobenzene	A	ug/L	81.68379	81.68379		75	0	0	1.97	10	150	109%	80	120	0%	
1,3-Dichlorobenzene	A	ug/L	81.56937	81.56937		75	0	0	2.13	10	150	109%	80	120	0%	
1,4-Dichlorobenzene	A	ug/L	81.01259	81.01259		75	0	0	2.02	10	150	108%	80	120	0%	
1-Methylnaphthalene	A	ug/L	75.46761	75.46761		75	0	0	2.39	10	150	101%	80	120	0%	
2,2´-Oxybis(1-Chloropropane)	A	ug/L	66.67626	66.67626		75	0	0	1.45	10	150	89%	80	120	0%	
2,4,5-Trichlorophenol	A	ug/L	72.86136	72.86136		75	0	0	2.23	10	150	97%	80	120	0%	
2,4,6-Trichlorophenol	A	ug/L	72.38501	72.38501		75	0	0	2.64	10	150	97%	80	120	0%	
2,4-Dichlorophenol	A	ug/L	77.69233	77.69233		75	0	0	1.69	10	150	104%	80	120	0%	
2,4-Dimethylphenol	A	ug/L	77.5019	77.5019		75	0	0	1.69	10	150	103%	80	120	0%	

Seq No	Lab ID	Test Code	Sample Typ	File ID	Analysis Date	DF	Batch ID	Prep Date	SPKref	RPDref	pmoist
15044802	18-Feb-22_CCV	SVOC-8270-W-	ICV	V5973N.I\sd0218.2	2/19/2022 12:20:	1	R374941		0	0	

Analyte	T	Units	RAW	Final	Text	Spike	SPKref	RPDref	MDL	PQL	UQL	%REC	LOW	HIGH	%RPD	Q
2,4-Dinitrophenol	A	ug/L	73.4507	73.4507		75	0	0	4.26	10	150	98%	80	120	0%	
2,4-Dinitrotoluene	A	ug/L	79.26746	79.26746		75	0	0	3.04	10	150	106%	80	120	0%	
2,6-Dinitrotoluene	A	ug/L	74.31701	74.31701		75	0	0	3.2	10	150	99%	80	120	0%	
2-Chloronaphthalene	A	ug/L	82.24655	82.24655		75	0	0	2.14	10	150	110%	80	120	0%	
2-Chlorophenol	A	ug/L	81.37551	81.37551		75	0	0	2.48	10	150	109%	80	120	0%	
2-Methylnaphthalene	A	ug/L	79.56146	79.56146		75	0	0	1.92	10	150	106%	80	120	0%	
2-Nitroaniline	A	ug/L	66.90493	66.90493		75	0	0	2.4	10	150	89%	80	120	0%	
2-Nitrophenol	A	ug/L	78.66304	78.66304		75	0	0	2.36	10	150	105%	80	120	0%	
3,3´-Dichlorobenzidine	A	ug/L	67.78173	67.78173		75	0	0	2.11	10	150	90%	80	120	0%	
3-Nitroaniline	A	ug/L	78.9929	78.9929		75	0	0	2.77	10	150	105%	80	120	0%	
4,6-Dinitro-2-methylphenol	A	ug/L	69.97598	69.97598		75	0	0	2.33	10	150	93%	80	120	0%	
4-Bromophenyl phenyl ether	A	ug/L	75.62628	75.62628		75	0	0	1.74	10	150	101%	80	120	0%	
4-Chloro-2-methylphenol	A	ug/L	74.43842	74.43842		75	0	0	1.6	10	150	99%	80	120	0%	
4-Chloro-3-methylphenol	A	ug/L	79.90097	79.90097		75	0	0	1.46	10	150	107%	80	120	0%	
4-Chlorophenol	A	ug/L	80.13707	80.13707		75	0	0	2.64	10	150	107%	80	120	0%	
4-Chlorophenyl phenyl ether	A	ug/L	73.49682	73.49682		75	0	0	2.03	10	150	98%	80	120	0%	
4-Nitroaniline	A	ug/L	77.00221	77.00221		75	0	0	1.63	10	150	103%	80	120	0%	
4-Nitrophenol	A	ug/L	77.03074	77.03074		75	0	0	2.5	10	150	103%	80	120	0%	
Acenaphthene	A	ug/L	80.63452	80.63452		75	0	0	1.89	10	150	108%	80	120	0%	
Acenaphthylene	A	ug/L	69.8871	69.8871		75	0	0	1.57	10	150	93%	80	120	0%	
Anthracene	A	ug/L	76.10403	76.10403		75	0	0	1.23	10	150	101%	80	120	0%	
Azobenzene	A	ug/L	77.28696	77.28696		75	0	0	1.09	10	150	103%	80	120	0%	
Benzidine	A	ug/L	75.02128	75.02128		75	0	0	6.72	10	150	100%	80	120	0%	
Benzo(a)anthracene	A	ug/L	82.35944	82.35944		75	0	0	0.856	10	150	110%	80	120	0%	
Benzo(a)pyrene	A	ug/L	75.67083	75.67083		75	0	0	1.24	10	150	101%	80	120	0%	
Benzo(b)fluoranthene	A	ug/L	77.12323	77.12323		75	0	0	0.903	10	150	103%	80	120	0%	
Benzo(g,h,i)perylene	A	ug/L	78.85247	78.85247		75	0	0	1.01	10	150	105%	80	120	0%	
Benzo(k)fluoranthene	A	ug/L	76.88261	76.88261		75	0	0	0.97	10	150	103%	80	120	0%	
Benzoic acid	A	ug/L	76.11669	76.11669		75	0	0	1.51	10	150	101%	80	120	0%	
Benzyl alcohol	A	ug/L	78.56713	78.56713		75	0	0	3.13	10	150	105%	80	120	0%	
bis(-2-chloroethoxy)Methane	A	ug/L	71.57985	71.57985		75	0	0	1.36	10	150	95%	80	120	0%	
bis(-2-chloroethyl)Ether	A	ug/L	81.39442	81.39442		75	0	0	2.57	10	150	109%	80	120	0%	
bis(2-chloroisopropyl)Ether	A	ug/L	66.67626	66.67626		75	0	0	1.49	10	150	89%	80	120	0%	
bis(2-ethylhexyl)Phthalate	A	ug/L	78.28999	78.28999		75	0	0	1.91	10	150	104%	80	120	0%	
Butylbenzylphthalate	A	ug/L	80.57841	80.57841		75	0	0	1.57	10	150	107%	80	120	0%	

Seq No	Lab ID	Test Code	Sample Typ	File ID	Analysis Date	DF	Batch ID	Prep Date	SPKref	RPDref	pmoist				
15044802	18-Feb-22_CCV	SVOC-8270-W-	ICV	V5973N.I\sd0218.2	2/19/2022 12:20:	1	R374941		0	0					

Analyte	T	Units	RAW	Final	Text	Spike	SPKref	RPDref	MDL	PQL	UQL	%REC	LOW	HIGH	%RPD	Q
Carbazole	A	ug/L	80.77724	80.77724		75	0	0	0.842	10	150	108%	80	120	0%	
Chrysene	A	ug/L	79.30128	79.30128		75	0	0	1.17	10	150	106%	80	120	0%	
Di-n-butyl phthalate	A	ug/L	79.01342	79.01342		75	0	0	0.932	10	150	105%	80	120	0%	
Di-n-octyl phthalate	A	ug/L	78.7517	78.7517		75	0	0	1.34	10	150	105%	80	120	0%	
Dibenzo(a,h)anthracene	A	ug/L	79.08403	79.08403		75	0	0	1.17	10	150	105%	80	120	0%	
Dibenzofuran	A	ug/L	79.91357	79.91357		75	0	0	1.74	10	150	107%	80	120	0%	
Diethyl phthalate	A	ug/L	81.6817	81.6817		75	0	0	2.18	10	150	109%	80	120	0%	
Dimethyl phthalate	A	ug/L	83.81455	83.81455		75	0	0	1.72	10	150	112%	80	120	0%	
Fluoranthene	A	ug/L	77.63121	77.63121		75	0	0	0.883	10	150	104%	80	120	0%	
Fluorene	A	ug/L	76.91078	76.91078		75	0	0	1.82	10	150	103%	80	120	0%	
Hexachlorobenzene	A	ug/L	74.63264	74.63264		75	0	0	1.33	10	150	100%	80	120	0%	
Hexachlorobutadiene	A	ug/L	79.04448	79.04448		75	0	0	2.32	10	150	105%	80	120	0%	
Hexachlorocyclopentadiene	A	ug/L	73.3354	73.3354		75	0	0	2.97	10	150	98%	80	120	0%	
Hexachloroethane	A	ug/L	77.11572	77.11572		75	0	0	1.79	10	150	103%	80	120	0%	
Indeno(1,2,3-cd)pyrene	A	ug/L	76.88963	76.88963		75	0	0	1.25	10	150	103%	80	120	0%	
Isophorone	A	ug/L	73.01626	73.01626		75	0	0	1.67	10	150	97%	80	120	0%	
m+p-Cresols	A	ug/L	78.34738	78.34738		75	0	0	1.78	10	150	104%	80	120	0%	
n-Nitroso-di-n-propylamine	A	ug/L	83.39457	83.39457		75	0	0	1.54	10	150	111%	80	120	0%	
n-Nitrosodimethylamine	A	ug/L	84.91622	84.91622		75	0	0	1.53	10	150	113%	80	120	0%	
n-Nitrosodiphenylamine	A	ug/L	82.36157	82.36157		75	0	0	1.16	10	150	110%	80	120	0%	
Naphthalene	A	ug/L	82.48322	82.48322		75	0	0	1.74	10	150	110%	80	120	0%	
Nitrobenzene	A	ug/L	72.64073	72.64073		75	0	0	2.31	10	150	97%	80	120	0%	
o-Cresol	A	ug/L	80.02796	80.02796		75	0	0	1.83	10	150	107%	80	120	0%	
p-Chloroaniline	A	ug/L	73.52298	73.52298		75	0	0	1.52	10	150	98%	80	120	0%	
Pentachlorophenol	A	ug/L	80.77523	80.77523		75	0	0	4.24	10	150	108%	80	120	0%	
Phenanthrene	A	ug/L	75.79526	75.79526		75	0	0	0.784	10	150	101%	80	120	0%	
Phenol	A	ug/L	83.64028	83.64028		75	0	0	1.46	10	150	112%	80	120	0%	
Pyrene	A	ug/L	75.74523	75.74523		75	0	0	0.921	10	150	101%	80	120	0%	
Pyridine	A	ug/L	85.23312	85.23312		75	0	0	3.22	10	150	114%	80	120	0%	
Triallate	A	ug/L	78.39794	78.39794		75	0	0	1.51	10	150	105%	80	120	0%	
1,4-Dichlorobenzene-d4	I	ug/L	40	40		0	0	0	0	10	150	0%	80	120	0%	
Acenaphthene-d10	I	ug/L	40	40		0	0	0	0	10	150	0%	80	120	0%	
Chrysene-d12	I	ug/L	40	40		0	0	0	0	10	150	0%	80	120	0%	
Naphthalene-d8	I	ug/L	40	40		0	0	0	0	10	150	0%	80	120	0%	
Perylene-d12	I	ug/L	40	40		0	0	0	0	10	150	0%	80	120	0%	

Seq No	Lab ID	Test Code	Sample Typ	File ID	Analysis Date	DF	Batch ID	Prep Date	SPKref	RPDref	pmoist
15044802	18-Feb-22_CCV	SVOC-8270-W-	ICV	V5973N.I\sd0218.2	2/19/2022 12:20:	1	R374941		0	0	

Analyte	T	Units	RAW	Final	Text	Spike	SPKref	RPDref	MDL	PQL	UQL	%REC	LOW	HIGH	%RPD	Q
Phenanthrene-d10	I	ug/L	40	40		0	0	0	0	10	150	0%	80	120	0%	
2,4,6-Tribromophenol	S	ug/L	74.0198	74.0198		75	0	0	2.88	10	0	99%	80	120	0%	
2-Fluorobiphenyl	S	ug/L	67.69789	67.69789		75	0	0	0.724	10	0	90%	80	120	0%	
2-Fluorophenol	S	ug/L	81.60509	81.60509		75	0	0	3.52	10	0	109%	80	120	0%	
Nitrobenzene-d5	S	ug/L	71.60227	71.60227		75	0	0	2.34	10	0	95%	80	120	0%	
Phenol-d5	S	ug/L	78.06495	78.06495		75	0	0	2.06	10	0	104%	80	120	0%	
Terphenyl-d14	S	ug/L	72.48477	72.48477		75	0	0	1.17	10	0	97%	80	120	0%	
4-Chloroaniline	X	ug/L	73.52298	73.52298		75	0	0	1.61	10	150	98%	80	120	0%	
o-Terphenyl	X	ug/L	74.56777	74.56777		75	0	0	1.27	10	150	99%	80	120	0%	

Seq No	Lab ID	Test Code	Sample Typ	File ID	Analysis Date	DF	Batch ID	Prep Date	SPKref	RPDref	pmoist
15044807	18-Feb-22_CCV	SVOC-8270-W-	CCV	V5973N.I\sd0218.2	2/19/2022 12:20:	1	R374941		0	0	

Analyte	T	Units	RAW	Final	Text	Spike	SPKref	RPDref	MDL	PQL	UQL	%REC	LOW	HIGH	%RPD	Q
1,2,4-Trichlorobenzene	A	ug/L	80.10984	80.10984		75	0	0	1.9	10	150	107%	80	120	0%	
1,2-Dichlorobenzene	A	ug/L	81.68379	81.68379		75	0	0	1.97	10	150	109%	80	120	0%	
1,3-Dichlorobenzene	A	ug/L	81.56937	81.56937		75	0	0	2.13	10	150	109%	80	120	0%	
1,4-Dichlorobenzene	A	ug/L	81.01259	81.01259		75	0	0	2.02	10	150	108%	80	120	0%	
1-Methylnaphthalene	A	ug/L	75.46761	75.46761		75	0	0	2.39	10	150	101%	80	120	0%	
2,2´-Oxybis(1-Chloropropane)	A	ug/L	66.67626	66.67626		75	0	0	1.45	10	150	89%	80	120	0%	
2,4,5-Trichlorophenol	A	ug/L	72.86136	72.86136		75	0	0	2.23	10	150	97%	80	120	0%	
2,4,6-Trichlorophenol	A	ug/L	72.38501	72.38501		75	0	0	2.64	10	150	97%	80	120	0%	
2,4-Dichlorophenol	A	ug/L	77.69233	77.69233		75	0	0	1.69	10	150	104%	80	120	0%	
2,4-Dimethylphenol	A	ug/L	77.5019	77.5019		75	0	0	1.69	10	150	103%	80	120	0%	
2,4-Dinitrophenol	A	ug/L	73.4507	73.4507		75	0	0	4.26	10	150	98%	80	120	0%	
2,4-Dinitrotoluene	A	ug/L	79.26746	79.26746		75	0	0	3.04	10	150	106%	80	120	0%	
2,6-Dinitrotoluene	A	ug/L	74.31701	74.31701		75	0	0	3.2	10	150	99%	80	120	0%	
2-Chloronaphthalene	A	ug/L	82.24655	82.24655		75	0	0	2.14	10	150	110%	80	120	0%	
2-Chlorophenol	A	ug/L	81.37551	81.37551		75	0	0	2.48	10	150	109%	80	120	0%	
2-Methylnaphthalene	A	ug/L	79.56146	79.56146		75	0	0	1.92	10	150	106%	80	120	0%	
2-Nitroaniline	A	ug/L	66.90493	66.90493		75	0	0	2.4	10	150	89%	80	120	0%	
2-Nitrophenol	A	ug/L	78.66304	78.66304		75	0	0	2.36	10	150	105%	80	120	0%	
3,3´-Dichlorobenzidine	A	ug/L	67.78173	67.78173		75	0	0	2.11	10	150	90%	80	120	0%	
3-Nitroaniline	A	ug/L	78.9929	78.9929		75	0	0	2.77	10	150	105%	80	120	0%	
4,6-Dinitro-2-methylphenol	A	ug/L	69.97598	69.97598		75	0	0	2.33	10	150	93%	80	120	0%	

Seq No	Lab ID	Test Code	Sample Typ	File ID	Analysis Date	DF	Batch ID	Prep Date	SPKref	RPDref	pmoist
15044807	18-Feb-22_CCV	SVOC-8270-W-	CCV	V5973N.I\sd0218.2	2/19/2022 12:20:	1	R374941		0	0	

Analyte	T	Units	RAW	Final	Text	Spike	SPKref	RPDref	MDL	PQL	UQL	%REC	LOW	HIGH	%RPD	Q
4-Bromophenyl phenyl ether	A	ug/L	75.62628	75.62628		75	0	0	1.74	10	150	101%	80	120	0%	
4-Chloro-2-methylphenol	A	ug/L	74.43842	74.43842		75	0	0	1.6	10	150	99%	80	120	0%	
4-Chloro-3-methylphenol	A	ug/L	79.90097	79.90097		75	0	0	1.46	10	150	107%	80	120	0%	
4-Chlorophenol	A	ug/L	80.13707	80.13707		75	0	0	2.64	10	150	107%	80	120	0%	
4-Chlorophenyl phenyl ether	A	ug/L	73.49682	73.49682		75	0	0	2.03	10	150	98%	80	120	0%	
4-Nitroaniline	A	ug/L	77.00221	77.00221		75	0	0	1.63	10	150	103%	80	120	0%	
4-Nitrophenol	A	ug/L	77.03074	77.03074		75	0	0	2.5	10	150	103%	80	120	0%	
Acenaphthene	A	ug/L	80.63452	80.63452		75	0	0	1.89	10	150	108%	80	120	0%	
Acenaphthylene	A	ug/L	69.8871	69.8871		75	0	0	1.57	10	150	93%	80	120	0%	
Anthracene	A	ug/L	76.10403	76.10403		75	0	0	1.23	10	150	101%	80	120	0%	
Azobenzene	A	ug/L	77.28696	77.28696		75	0	0	1.09	10	150	103%	80	120	0%	
Benzidine	A	ug/L	75.02128	75.02128		75	0	0	6.72	10	150	100%	80	120	0%	
Benzo(a)anthracene	A	ug/L	82.35944	82.35944		75	0	0	0.856	10	150	110%	80	120	0%	
Benzo(a)pyrene	A	ug/L	75.67083	75.67083		75	0	0	1.24	10	150	101%	80	120	0%	
Benzo(b)fluoranthene	A	ug/L	77.12323	77.12323		75	0	0	0.903	10	150	103%	80	120	0%	
Benzo(g,h,i)perylene	A	ug/L	78.85247	78.85247		75	0	0	1.01	10	150	105%	80	120	0%	
Benzo(k)fluoranthene	A	ug/L	76.88261	76.88261		75	0	0	0.97	10	150	103%	80	120	0%	
Benzoic acid	A	ug/L	76.11669	76.11669		75	0	0	1.51	10	150	101%	80	120	0%	
Benzyl alcohol	A	ug/L	78.56713	78.56713		75	0	0	3.13	10	150	105%	80	120	0%	
bis(-2-chloroethoxy)Methane	A	ug/L	71.57985	71.57985		75	0	0	1.36	10	150	95%	80	120	0%	
bis(-2-chloroethyl)Ether	A	ug/L	81.39442	81.39442		75	0	0	2.57	10	150	109%	80	120	0%	
bis(2-chloroisopropyl)Ether	A	ug/L	66.67626	66.67626		75	0	0	1.49	10	150	89%	80	120	0%	
bis(2-ethylhexyl)Phthalate	A	ug/L	78.28999	78.28999		75	0	0	1.91	10	150	104%	80	120	0%	
Butylbenzylphthalate	A	ug/L	80.57841	80.57841		75	0	0	1.57	10	150	107%	80	120	0%	
Carbazole	A	ug/L	80.77724	80.77724		75	0	0	0.842	10	150	108%	80	120	0%	
Chrysene	A	ug/L	79.30128	79.30128		75	0	0	1.17	10	150	106%	80	120	0%	
Di-n-butyl phthalate	A	ug/L	79.01342	79.01342		75	0	0	0.932	10	150	105%	80	120	0%	
Di-n-octyl phthalate	A	ug/L	78.7517	78.7517		75	0	0	1.34	10	150	105%	80	120	0%	
Dibenzo(a,h)anthracene	A	ug/L	79.08403	79.08403		75	0	0	1.17	10	150	105%	80	120	0%	
Dibenzofuran	A	ug/L	79.91357	79.91357		75	0	0	1.74	10	150	107%	80	120	0%	
Diethyl phthalate	A	ug/L	81.6817	81.6817		75	0	0	2.18	10	150	109%	80	120	0%	
Dimethyl phthalate	A	ug/L	83.81455	83.81455		75	0	0	1.72	10	150	112%	80	120	0%	
Fluoranthene	A	ug/L	77.63121	77.63121		75	0	0	0.883	10	150	104%	80	120	0%	
Fluorene	A	ug/L	76.91078	76.91078		75	0	0	1.82	10	150	103%	80	120	0%	
Hexachlorobenzene	A	ug/L	74.63264	74.63264		75	0	0	1.33	10	150	100%	80	120	0%	

Seq No	Lab ID	Test Code	Sample Typ	File ID	Analysis Date	DF	Batch ID	Prep Date	SPKref	RPDref	pmoist				
15044807	18-Feb-22_CCV	SVOC-8270-W-	CCV	V5973N.I\sd0218.2	2/19/2022 12:20:	1	R374941		0	0					

Analyte	T	Units	RAW	Final	Text	Spike	SPKref	RPDref	MDL	PQL	UQL	%REC	LOW	HIGH	%RPD	Q
Hexachlorobutadiene	A	ug/L	79.04448	79.04448		75	0	0	2.32	10	150	105%	80	120	0%	
Hexachlorocyclopentadiene	A	ug/L	73.3354	73.3354		75	0	0	2.97	10	150	98%	80	120	0%	
Hexachloroethane	A	ug/L	77.11572	77.11572		75	0	0	1.79	10	150	103%	80	120	0%	
Indeno(1,2,3-cd)pyrene	A	ug/L	76.88963	76.88963		75	0	0	1.25	10	150	103%	80	120	0%	
Isophorone	A	ug/L	73.01626	73.01626		75	0	0	1.67	10	150	97%	80	120	0%	
m+p-Cresols	A	ug/L	78.34738	78.34738		75	0	0	1.78	10	150	104%	80	120	0%	
n-Nitroso-di-n-propylamine	A	ug/L	83.39457	83.39457		75	0	0	1.54	10	150	111%	80	120	0%	
n-Nitrosodimethylamine	A	ug/L	84.91622	84.91622		75	0	0	1.53	10	150	113%	80	120	0%	
n-Nitrosodiphenylamine	A	ug/L	82.36157	82.36157		75	0	0	1.16	10	150	110%	80	120	0%	
Naphthalene	A	ug/L	82.48322	82.48322		75	0	0	1.74	10	150	110%	80	120	0%	
Nitrobenzene	A	ug/L	72.64073	72.64073		75	0	0	2.31	10	150	97%	80	120	0%	
o-Cresol	A	ug/L	80.02796	80.02796		75	0	0	1.83	10	150	107%	80	120	0%	
p-Chloroaniline	A	ug/L	73.52298	73.52298		75	0	0	1.52	10	150	98%	80	120	0%	
Pentachlorophenol	A	ug/L	80.77523	80.77523		75	0	0	4.24	10	150	108%	80	120	0%	
Phenanthrene	A	ug/L	75.79526	75.79526		75	0	0	0.784	10	150	101%	80	120	0%	
Phenol	A	ug/L	83.64028	83.64028		75	0	0	1.46	10	150	112%	80	120	0%	
Pyrene	A	ug/L	75.74523	75.74523		75	0	0	0.921	10	150	101%	80	120	0%	
Pyridine	A	ug/L	85.23312	85.23312		75	0	0	3.22	10	150	114%	80	120	0%	
Triallate	A	ug/L	78.39794	78.39794		75	0	0	1.51	10	150	105%	80	120	0%	
1,4-Dichlorobenzene-d4	I	ug/L	40	40		0	0	0	0	10	150	0%	80	120	0%	
Acenaphthene-d10	I	ug/L	40	40		0	0	0	0	10	150	0%	80	120	0%	
Chrysene-d12	I	ug/L	40	40		0	0	0	0	10	150	0%	80	120	0%	
Naphthalene-d8	I	ug/L	40	40		0	0	0	0	10	150	0%	80	120	0%	
Perylene-d12	I	ug/L	40	40		0	0	0	0	10	150	0%	80	120	0%	
Phenanthrene-d10	I	ug/L	40	40		0	0	0	0	10	150	0%	80	120	0%	
2,4,6-Tribromophenol	S	ug/L	74.0198	74.0198		75	0	0	2.88	10	0	99%	80	120	0%	
2-Fluorobiphenyl	S	ug/L	67.69789	67.69789		75	0	0	0.724	10	0	90%	80	120	0%	
2-Fluorophenol	S	ug/L	81.60509	81.60509		75	0	0	3.52	10	0	109%	80	120	0%	
Nitrobenzene-d5	S	ug/L	71.60227	71.60227		75	0	0	2.34	10	0	95%	80	120	0%	
Phenol-d5	S	ug/L	78.06495	78.06495		75	0	0	2.06	10	0	104%	80	120	0%	
Terphenyl-d14	S	ug/L	72.48477	72.48477		75	0	0	1.17	10	0	97%	80	120	0%	
4-Chloroaniline	X	ug/L	73.52298	73.52298		75	0	0	1.61	10	150	98%	80	120	0%	
o-Terphenyl	X	ug/L	74.56777	74.56777		75	0	0	1.27	10	150	99%	80	120	0%	

Seq No	Lab ID	Test Code	Sample Typ	File ID	Analysis Date	DF	Batch ID	Prep Date	SPKref	RPDref	pmoist
15044808	18-Feb-22_CCV	SVOC-8270-W-	ICV	V5973N.I\sd0218	2/19/2022 12:52:	1	R374941		0	0	

Analyte	T	Units	RAW	Final	Text	Spike	SPKref	RPDref	MDL	PQL	UQL	%REC	LOW	HIGH	%RPD	Q
Aniline	A	ug/L	70.97289	70.97289		75	0	0	3.74	10	150	95%	80	120	0%	

Seq No	Lab ID	Test Code	Sample Typ	File ID	Analysis Date	DF	Batch ID	Prep Date	SPKref	RPDref	pmoist
15044809	18-Feb-22_CCV	SVOC-8270-W-	CCV	V5973N.I\sd0218	2/19/2022 12:52:	1	R374941		0	0	

Analyte	T	Units	RAW	Final	Text	Spike	SPKref	RPDref	MDL	PQL	UQL	%REC	LOW	HIGH	%RPD	Q
Aniline	A	ug/L	70.97289	70.97289		75	0	0	3.74	10	150	95%	80	120	0%	

Seq No	Lab ID	Test Code	Sample Typ	File ID	Analysis Date	DF	Batch ID	Prep Date	SPKref	RPDref	pmoist
15044896	18-Feb-22_ISTB	SVOC-8270-W-	SAMP	V5973N.I\sd0218	2/19/2022 1:24:2	1	R374941		0	0	

Analyte	T	Units	RAW	Final	Text	Spike	SPKref	RPDref	MDL	PQL	UQL	%REC	LOW	HIGH	%RPD	Q
1,2,4-Trichlorobenzene	A	ug/L	0	0		0	0	0	1.9	10	150	0%	0	0	0%	
1,2-Dichlorobenzene	A	ug/L	0	0		0	0	0	1.97	10	150	0%	0	0	0%	
1,3-Dichlorobenzene	A	ug/L	0	0		0	0	0	2.13	10	150	0%	0	0	0%	
1,4-Dichlorobenzene	A	ug/L	0	0		0	0	0	2.02	10	150	0%	0	0	0%	
1-Methylnaphthalene	A	ug/L	0	0		0	0	0	2.39	10	150	0%	0	0	0%	
2,2´-Oxybis(1-Chloropropane)	A	ug/L	0	0		0	0	0	1.45	10	150	0%	0	0	0%	
2,4,5-Trichlorophenol	A	ug/L	0	0		0	0	0	2.23	10	150	0%	0	0	0%	
2,4,6-Trichlorophenol	A	ug/L	0	0		0	0	0	2.64	10	150	0%	0	0	0%	
2,4-Dichlorophenol	A	ug/L	0	0		0	0	0	1.69	10	150	0%	0	0	0%	
2,4-Dimethylphenol	A	ug/L	0	0		0	0	0	1.69	10	150	0%	0	0	0%	
2,4-Dinitrophenol	A	ug/L	0	0		0	0	0	4.26	10	150	0%	0	0	0%	
2,4-Dinitrotoluene	A	ug/L	0	0		0	0	0	3.04	10	150	0%	0	0	0%	
2,6-Dinitrotoluene	A	ug/L	0	0		0	0	0	3.2	10	150	0%	0	0	0%	
2-Chloronaphthalene	A	ug/L	0	0		0	0	0	2.14	10	150	0%	0	0	0%	
2-Chlorophenol	A	ug/L	0	0		0	0	0	2.48	10	150	0%	0	0	0%	
2-Methylnaphthalene	A	ug/L	0	0		0	0	0	1.92	10	150	0%	0	0	0%	
2-Nitroaniline	A	ug/L	0	0		0	0	0	2.4	10	150	0%	0	0	0%	
2-Nitrophenol	A	ug/L	0	0		0	0	0	2.36	10	150	0%	0	0	0%	
3,3´-Dichlorobenzidine	A	ug/L	0	0		0	0	0	2.11	10	150	0%	0	0	0%	
3-Nitroaniline	A	ug/L	0	0		0	0	0	2.77	10	150	0%	0	0	0%	
4,6-Dinitro-2-methylphenol	A	ug/L	0	0		0	0	0	2.33	10	150	0%	0	0	0%	
4-Bromophenyl phenyl ether	A	ug/L	0	0		0	0	0	1.74	10	150	0%	0	0	0%	

Seq No	Lab ID	Test Code	Sample Typ	File ID	Analysis Date	DF	Batch ID	Prep Date	SPKref	RPDref	pmoist
15044896	18-Feb-22_ISTB	SVOC-8270-W-	SAMP	V5973N.I\sd0218.2	2/19/2022 1:24:2	1	R374941		0	0	

Analyte	T	Units	RAW	Final	Text	Spike	SPKref	RPDref	MDL	PQL	UQL	%REC	LOW	HIGH	%RPD	Q
4-Chloro-2-methylphenol	A	ug/L	0	0		0	0	0	1.6	10	150	0%	0	0	0%	
4-Chloro-3-methylphenol	A	ug/L	0	0		0	0	0	1.46	10	150	0%	0	0	0%	
4-Chlorophenol	A	ug/L	0	0		0	0	0	2.64	10	150	0%	0	0	0%	
4-Chlorophenyl phenyl ether	A	ug/L	0	0		0	0	0	2.03	10	150	0%	0	0	0%	
4-Nitroaniline	A	ug/L	0	0		0	0	0	1.63	10	150	0%	0	0	0%	
4-Nitrophenol	A	ug/L	0	0		0	0	0	2.5	10	150	0%	0	0	0%	
Acenaphthene	A	ug/L	0	0		0	0	0	1.89	10	150	0%	0	0	0%	
Acenaphthylene	A	ug/L	0	0		0	0	0	1.57	10	150	0%	0	0	0%	
Aniline	A	ug/L	0	0		0	0	0	3.74	10	150	0%	0	0	0%	
Anthracene	A	ug/L	0	0		0	0	0	1.23	10	150	0%	0	0	0%	
Azobenzene	A	ug/L	0	0		0	0	0	1.09	10	150	0%	0	0	0%	
Benzidine	A	ug/L	0	0		0	0	0	6.72	10	150	0%	0	0	0%	
Benzo(a)anthracene	A	ug/L	0	0		0	0	0	0.856	10	150	0%	0	0	0%	
Benzo(a)pyrene	A	ug/L	0	0		0	0	0	1.24	10	150	0%	0	0	0%	
Benzo(b)fluoranthene	A	ug/L	0	0		0	0	0	0.903	10	150	0%	0	0	0%	
Benzo(g,h,i)perylene	A	ug/L	0	0		0	0	0	1.01	10	150	0%	0	0	0%	
Benzo(k)fluoranthene	A	ug/L	0	0		0	0	0	0.97	10	150	0%	0	0	0%	
Benzoic acid	A	ug/L	0	0		0	0	0	1.51	10	150	0%	0	0	0%	
Benzyl alcohol	A	ug/L	0	0		0	0	0	3.13	10	150	0%	0	0	0%	
bis(-2-chloroethoxy)Methane	A	ug/L	0	0		0	0	0	1.36	10	150	0%	0	0	0%	
bis(-2-chloroethyl)Ether	A	ug/L	0	0		0	0	0	2.57	10	150	0%	0	0	0%	
bis(2-chloroisopropyl)Ether	A	ug/L	0	0		0	0	0	1.49	10	150	0%	0	0	0%	
bis(2-ethylhexyl)Phthalate	A	ug/L	0	0		0	0	0	1.91	10	150	0%	0	0	0%	
Butylbenzylphthalate	A	ug/L	0	0		0	0	0	1.57	10	150	0%	0	0	0%	
Carbazole	A	ug/L	0	0		0	0	0	0.842	10	150	0%	0	0	0%	
Chrysene	A	ug/L	0	0		0	0	0	1.17	10	150	0%	0	0	0%	
Di-n-butyl phthalate	A	ug/L	0	0		0	0	0	0.932	10	150	0%	0	0	0%	
Di-n-octyl phthalate	A	ug/L	0	0		0	0	0	1.34	10	150	0%	0	0	0%	
Dibenzo(a,h)anthracene	A	ug/L	0	0		0	0	0	1.17	10	150	0%	0	0	0%	
Dibenzofuran	A	ug/L	0	0		0	0	0	1.74	10	150	0%	0	0	0%	
Diethyl phthalate	A	ug/L	0	0		0	0	0	2.18	10	150	0%	0	0	0%	
Dimethyl phthalate	A	ug/L	0	0		0	0	0	1.72	10	150	0%	0	0	0%	
Fluoranthene	A	ug/L	0	0		0	0	0	0.883	10	150	0%	0	0	0%	
Fluorene	A	ug/L	0	0		0	0	0	1.82	10	150	0%	0	0	0%	
Hexachlorobenzene	A	ug/L	0	0		0	0	0	1.33	10	150	0%	0	0	0%	

Seq No	Lab ID	Test Code	Sample Typ	File ID	Analysis Date	DF	Batch ID	Prep Date	SPKref	RPDref	pmoist
15044896	18-Feb-22_ISTB	SVOC-8270-W-	SAMP	V5973N.I\sd0218.2	2/19/2022 1:24:2	1	R374941		0	0	

Analyte	T	Units	RAW	Final	Text	Spike	SPKref	RPDref	MDL	PQL	UQL	%REC	LOW	HIGH	%RPD	Q
Hexachlorobutadiene	A	ug/L	0	0		0	0	0	2.32	10	150	0%	0	0	0%	
Hexachlorocyclopentadiene	A	ug/L	0	0		0	0	0	2.97	10	150	0%	0	0	0%	
Hexachloroethane	A	ug/L	0	0		0	0	0	1.79	10	150	0%	0	0	0%	
Indeno(1,2,3-cd)pyrene	A	ug/L	0	0		0	0	0	1.25	10	150	0%	0	0	0%	
Isophorone	A	ug/L	0	0		0	0	0	1.67	10	150	0%	0	0	0%	
m+p-Cresols	A	ug/L	0	0		0	0	0	1.78	10	150	0%	0	0	0%	
n-Nitroso-di-n-propylamine	A	ug/L	0	0		0	0	0	1.54	10	150	0%	0	0	0%	
n-Nitrosodimethylamine	A	ug/L	0	0		0	0	0	1.53	10	150	0%	0	0	0%	
n-Nitrosodiphenylamine	A	ug/L	0	0		0	0	0	1.16	10	150	0%	0	0	0%	
Naphthalene	A	ug/L	0	0		0	0	0	1.74	10	150	0%	0	0	0%	
Nitrobenzene	A	ug/L	0	0		0	0	0	2.31	10	150	0%	0	0	0%	
o-Cresol	A	ug/L	0	0		0	0	0	1.83	10	150	0%	0	0	0%	
p-Chloroaniline	A	ug/L	0	0		0	0	0	1.52	10	150	0%	0	0	0%	
Pentachlorophenol	A	ug/L	0	0		0	0	0	4.24	10	150	0%	0	0	0%	
Phenanthrene	A	ug/L	0	0		0	0	0	0.784	10	150	0%	0	0	0%	
Phenol	A	ug/L	0	0		0	0	0	1.46	10	150	0%	0	0	0%	
Pyrene	A	ug/L	0	0		0	0	0	0.921	10	150	0%	0	0	0%	
Pyridine	A	ug/L	0	0		0	0	0	3.22	10	150	0%	0	0	0%	
Triallate	A	ug/L	0	0		0	0	0	1.51	10	150	0%	0	0	0%	
1,4-Dichlorobenzene-d4	I	ug/L	40	40		0	0	0	0	10	150	0%	0	0	0%	
Acenaphthene-d10	I	ug/L	40	40		0	0	0	0	10	150	0%	0	0	0%	
Chrysene-d12	I	ug/L	40	40		0	0	0	0	10	150	0%	0	0	0%	
Naphthalene-d8	I	ug/L	40	40		0	0	0	0	10	150	0%	0	0	0%	
Perylene-d12	I	ug/L	40	40		0	0	0	0	10	150	0%	0	0	0%	
Phenanthrene-d10	I	ug/L	40	40		0	0	0	0	10	150	0%	0	0	0%	
2,4,6-Tribromophenol	S	ug/L	0	0		200	0	0	2.88	10	0	0%	25	140	0%	S
2-Fluorobiphenyl	S	ug/L	0	0		100	0	0	0.724	10	0	0%	28	107	0%	S
2-Fluorophenol	S	ug/L	0	0		200	0	0	3.52	10	0	0%	10	75	0%	S
Nitrobenzene-d5	S	ug/L	0	0		100	0	0	2.34	10	0	0%	32	94	0%	S
Phenol-d5	S	ug/L	0	0		200	0	0	2.06	10	0	0%	10	65	0%	S
Terphenyl-d14	S	ug/L	0	0		100	0	0	1.17	10	0	0%	32	122	0%	S
4-Chloroaniline	X	ug/L	0	0		0	0	0	1.61	10	150	0%	0	0	0%	
o-Terphenyl	X	ug/L	0	0		0	0	0	1.27	10	150	0%	0	0	0%	

Seq No	Lab ID	Test Code	Sample Typ	File ID	Analysis Date	DF	Batch ID	Prep Date	SPKref	RPDref	pmoist
15044897	MB-163621	SVOC-8270-W-	MBLK	V5973N.I\sd0218.2	2/19/2022 1:56:3	1	163621	2/9/2022 8:1	0	0	

Analyte	T	Units	RAW	Final	Text	Spike	SPKref	RPDref	MDL	PQL	UQL	%REC	LOW	HIGH	%RPD	Q
1,2,4-Trichlorobenzene	A	ug/L	0	0		0	0	0	1.9	10	150	0%	0	0	0%	
1,2-Dichlorobenzene	A	ug/L	0	0		0	0	0	1.97	10	150	0%	0	0	0%	
1,3-Dichlorobenzene	A	ug/L	0	0		0	0	0	2.13	10	150	0%	0	0	0%	
1,4-Dichlorobenzene	A	ug/L	0	0		0	0	0	2.02	10	150	0%	0	0	0%	
1-Methylnaphthalene	A	ug/L	0	0		0	0	0	2.39	10	150	0%	0	0	0%	
2,2´-Oxybis(1-Chloropropane)	A	ug/L	0	0		0	0	0	1.45	10	150	0%	0	0	0%	
2,4,5-Trichlorophenol	A	ug/L	0	0		0	0	0	2.23	10	150	0%	0	0	0%	
2,4,6-Trichlorophenol	A	ug/L	0	0		0	0	0	2.64	10	150	0%	0	0	0%	
2,4-Dichlorophenol	A	ug/L	0	0		0	0	0	1.69	10	150	0%	0	0	0%	
2,4-Dimethylphenol	A	ug/L	0	0		0	0	0	1.69	10	150	0%	0	0	0%	
2,4-Dinitrophenol	A	ug/L	0	0		0	0	0	4.26	10	150	0%	0	0	0%	
2,4-Dinitrotoluene	A	ug/L	0	0		0	0	0	3.04	10	150	0%	0	0	0%	
2,6-Dinitrotoluene	A	ug/L	0	0		0	0	0	3.2	10	150	0%	0	0	0%	
2-Chloronaphthalene	A	ug/L	0	0		0	0	0	2.14	10	150	0%	0	0	0%	
2-Chlorophenol	A	ug/L	0	0		0	0	0	2.48	10	150	0%	0	0	0%	
2-Methylnaphthalene	A	ug/L	0	0		0	0	0	1.92	10	150	0%	0	0	0%	
2-Nitroaniline	A	ug/L	0	0		0	0	0	2.4	10	150	0%	0	0	0%	
2-Nitrophenol	A	ug/L	0	0		0	0	0	2.36	10	150	0%	0	0	0%	
3,3´-Dichlorobenzidine	A	ug/L	0	0		0	0	0	2.11	10	150	0%	0	0	0%	
3-Nitroaniline	A	ug/L	0	0		0	0	0	2.77	10	150	0%	0	0	0%	
4,6-Dinitro-2-methylphenol	A	ug/L	0	0		0	0	0	2.33	10	150	0%	0	0	0%	
4-Bromophenyl phenyl ether	A	ug/L	0	0		0	0	0	1.74	10	150	0%	0	0	0%	
4-Chloro-2-methylphenol	A	ug/L	0	0		0	0	0	1.6	10	150	0%	0	0	0%	
4-Chloro-3-methylphenol	A	ug/L	0	0		0	0	0	1.46	10	150	0%	0	0	0%	
4-Chlorophenol	A	ug/L	0	0		0	0	0	2.64	10	150	0%	0	0	0%	
4-Chlorophenyl phenyl ether	A	ug/L	0	0		0	0	0	2.03	10	150	0%	0	0	0%	
4-Nitroaniline	A	ug/L	0	0		0	0	0	1.63	10	150	0%	0	0	0%	
4-Nitrophenol	A	ug/L	0	0		0	0	0	2.5	10	150	0%	0	0	0%	
Acenaphthene	A	ug/L	0	0		0	0	0	1.89	10	150	0%	0	0	0%	
Acenaphthylene	A	ug/L	0	0		0	0	0	1.57	10	150	0%	0	0	0%	
Aniline	A	ug/L	0	0		0	0	0	3.74	10	150	0%	0	0	0%	
Anthracene	A	ug/L	0	0		0	0	0	1.23	10	150	0%	0	0	0%	
Azobenzene	A	ug/L	0	0		0	0	0	1.09	10	150	0%	0	0	0%	
Benzidine	A	ug/L	0	0		0	0	0	6.72	10	150	0%	0	0	0%	
Benzo(a)anthracene	A	ug/L	0	0		0	0	0	0.856	10	150	0%	0	0	0%	

Seq No	Lab ID	Test Code	Sample Typ	File ID	Analysis Date	DF	Batch ID	Prep Date	SPKref	RPDref	pmoist
15044897	MB-163621	SVOC-8270-W-	MBLK	V5973N.I\sd0218.2	2/19/2022 1:56:3	1	163621	2/9/2022 8:1	0	0	

Analyte	T	Units	RAW	Final	Text	Spike	SPKref	RPDref	MDL	PQL	UQL	%REC	LOW	HIGH	%RPD	Q
Benzo(a)pyrene	A	ug/L	0	0		0	0	0	1.24	10	150	0%	0	0	0%	
Benzo(b)fluoranthene	A	ug/L	0	0		0	0	0	0.903	10	150	0%	0	0	0%	
Benzo(g,h,i)perylene	A	ug/L	0	0		0	0	0	1.01	10	150	0%	0	0	0%	
Benzo(k)fluoranthene	A	ug/L	0	0		0	0	0	0.97	10	150	0%	0	0	0%	
Benzoic acid	A	ug/L	0	0		0	0	0	1.51	10	150	0%	0	0	0%	
Benzyl alcohol	A	ug/L	0	0		0	0	0	3.13	10	150	0%	0	0	0%	
bis(-2-chloroethoxy)Methane	A	ug/L	0	0		0	0	0	1.36	10	150	0%	0	0	0%	
bis(-2-chloroethyl)Ether	A	ug/L	0	0		0	0	0	2.57	10	150	0%	0	0	0%	
bis(2-chloroisopropyl)Ether	A	ug/L	0	0		0	0	0	1.49	10	150	0%	0	0	0%	
bis(2-ethylhexyl)Phthalate	A	ug/L	0	0		0	0	0	1.91	10	150	0%	0	0	0%	
Butylbenzylphthalate	A	ug/L	0	0		0	0	0	1.57	10	150	0%	0	0	0%	
Carbazole	A	ug/L	0	0		0	0	0	0.842	10	150	0%	0	0	0%	
Chrysene	A	ug/L	0	0		0	0	0	1.17	10	150	0%	0	0	0%	
Di-n-butyl phthalate	A	ug/L	0	0		0	0	0	0.932	10	150	0%	0	0	0%	
Di-n-octyl phthalate	A	ug/L	0	0		0	0	0	1.34	10	150	0%	0	0	0%	
Dibenzo(a,h)anthracene	A	ug/L	0	0		0	0	0	1.17	10	150	0%	0	0	0%	
Dibenzofuran	A	ug/L	0	0		0	0	0	1.74	10	150	0%	0	0	0%	
Diethyl phthalate	A	ug/L	0	0		0	0	0	2.18	10	150	0%	0	0	0%	
Dimethyl phthalate	A	ug/L	0	0		0	0	0	1.72	10	150	0%	0	0	0%	
Fluoranthene	A	ug/L	0	0		0	0	0	0.883	10	150	0%	0	0	0%	
Fluorene	A	ug/L	0	0		0	0	0	1.82	10	150	0%	0	0	0%	
Hexachlorobenzene	A	ug/L	0	0		0	0	0	1.33	10	150	0%	0	0	0%	
Hexachlorobutadiene	A	ug/L	0	0		0	0	0	2.32	10	150	0%	0	0	0%	
Hexachlorocyclopentadiene	A	ug/L	0	0		0	0	0	2.97	10	150	0%	0	0	0%	
Hexachloroethane	A	ug/L	0	0		0	0	0	1.79	10	150	0%	0	0	0%	
Indeno(1,2,3-cd)pyrene	A	ug/L	0	0		0	0	0	1.25	10	150	0%	0	0	0%	
Isophorone	A	ug/L	0	0		0	0	0	1.67	10	150	0%	0	0	0%	
m+p-Cresols	A	ug/L	0	0		0	0	0	1.78	10	150	0%	0	0	0%	
n-Nitroso-di-n-propylamine	A	ug/L	0	0		0	0	0	1.54	10	150	0%	0	0	0%	
n-Nitrosodimethylamine	A	ug/L	0	0		0	0	0	1.53	10	150	0%	0	0	0%	
n-Nitrosodiphenylamine	A	ug/L	0	0		0	0	0	1.16	10	150	0%	0	0	0%	
Naphthalene	A	ug/L	0	0		0	0	0	1.74	10	150	0%	0	0	0%	
Nitrobenzene	A	ug/L	0	0		0	0	0	2.31	10	150	0%	0	0	0%	
o-Cresol	A	ug/L	0	0		0	0	0	1.83	10	150	0%	0	0	0%	
p-Chloroaniline	A	ug/L	0	0		0	0	0	1.52	10	150	0%	0	0	0%	

Seq No	Lab ID	Test Code	Sample Typ	File ID	Analysis Date	DF	Batch ID	Prep Date	SPKref	RPDref	pmoist
15044897	MB-163621	SVOC-8270-W-	MBLK	V5973N.I\sd0218.2	2/19/2022 1:56:3	1	163621	2/9/2022 8:1	0	0	

Analyte	T	Units	RAW	Final	Text	Spike	SPKref	RPDref	MDL	PQL	UQL	%REC	LOW	HIGH	%RPD	Q
Pentachlorophenol	A	ug/L	0	0		0	0	0	4.24	10	150	0%	0	0	0%	
Phenanthrene	A	ug/L	0	0		0	0	0	0.784	10	150	0%	0	0	0%	
Phenol	A	ug/L	0	0		0	0	0	1.46	10	150	0%	0	0	0%	
Pyrene	A	ug/L	0	0		0	0	0	0.921	10	150	0%	0	0	0%	
Pyridine	A	ug/L	0	0		0	0	0	3.22	10	150	0%	0	0	0%	
Triallate	A	ug/L	0	0		0	0	0	1.51	10	150	0%	0	0	0%	
1,4-Dichlorobenzene-d4	I	ug/L	40	40		0	0	0	0	10	150	0%	0	0	0%	
Acenaphthene-d10	I	ug/L	40	40		0	0	0	0	10	150	0%	0	0	0%	
Chrysene-d12	I	ug/L	40	40		0	0	0	0	10	150	0%	0	0	0%	
Naphthalene-d8	I	ug/L	40	40		0	0	0	0	10	150	0%	0	0	0%	
Perylene-d12	I	ug/L	40	40		0	0	0	0	10	150	0%	0	0	0%	
Phenanthrene-d10	I	ug/L	40	40		0	0	0	0	10	150	0%	0	0	0%	
2,4,6-Tribromophenol	S	ug/L	157.21993	157.21993		200	0	0	2.88	10	0	79%	43	140	0%	
2-Fluorobiphenyl	S	ug/L	62.20961	62.20961		100	0	0	0.724	10	0	62%	44	119	0%	
2-Fluorophenol	S	ug/L	67.93292	67.93292		200	0	0	3.52	10	0	34%	19	119	0%	
Nitrobenzene-d5	S	ug/L	61.75791	61.75791		100	0	0	2.34	10	0	62%	44	120	0%	
Phenol-d5	S	ug/L	66.90827	66.90827		200	0	0	2.06	10	0	33%	10	65	0%	
Terphenyl-d14	S	ug/L	102.24382	102.24382		100	0	0	1.17	10	0	102%	50	134	0%	
4-Chloroaniline	X	ug/L	0	0		0	0	0	1.61	10	150	0%	0	0	0%	
o-Terphenyl	X	ug/L	0	0		0	0	0	1.27	10	150	0%	0	0	0%	

Seq No	Lab ID	Test Code	Sample Typ	File ID	Analysis Date	DF	Batch ID	Prep Date	SPKref	RPDref	pmoist
15044898	LCS-163621	SVOC-8270-W-	LCS-DOD	V5973N.I\sd0218.2	2/19/2022 2:28:3	1	163621	2/9/2022 8:1	0	0	

Analyte	T	Units	RAW	Final	Text	Spike	SPKref	RPDref	MDL	PQL	UQL	%REC	LOW	HIGH	%RPD	Q
1,2,4-Trichlorobenzene	A	ug/L	72.11133	72.11133		100	0	0	1.9	10	150	72%	29	116	0%	
1,2-Dichlorobenzene	A	ug/L	67.54023	67.54023		100	0	0	1.97	10	150	68%	32	111	0%	
1,3-Dichlorobenzene	A	ug/L	68.55354	68.55354		100	0	0	2.13	10	150	69%	28	110	0%	
1,4-Dichlorobenzene	A	ug/L	67.01728	67.01728		100	0	0	2.02	10	150	67%	29	112	0%	
1-Methylnaphthalene	A	ug/L	75.38511	75.38511		100	0	0	2.39	10	150	75%	41	119	0%	
2,2´-Oxybis(1-Chloropropane)	A	ug/L	67.40028	67.40028		100	0	0	1.45	10	150	67%	37	130	0%	
2,4,5-Trichlorophenol	A	ug/L	85.0706	85.0706		100	0	0	2.23	10	150	85%	53	123	0%	
2,4,6-Trichlorophenol	A	ug/L	90.75187	90.75187		100	0	0	2.64	10	150	91%	50	125	0%	
2,4-Dichlorophenol	A	ug/L	76.78898	76.78898		100	0	0	1.69	10	150	77%	47	121	0%	
2,4-Dimethylphenol	A	ug/L	79.54154	79.54154		100	0	0	1.69	10	150	80%	31	124	0%	

Seq No	Lab ID	Test Code	Sample Typ	File ID	Analysis Date	DF	Batch ID	Prep Date	SPKref	RPDref	pmoist
15044898	LCS-163621	SVOC-8270-W-	LCS-DOD	V5973N.I\sd0218.2	2/19/2022 2:28:3	1	163621	2/9/2022 8:1	0	0	

Analyte	T	Units	RAW	Final	Text	Spike	SPKref	RPDref	MDL	PQL	UQL	%REC	LOW	HIGH	%RPD	Q
2,4-Dinitrophenol	A	ug/L	93.12724	93.12724		100	0	0	4.26	10	150	93%	23	142	0%	
2,4-Dinitrotoluene	A	ug/L	88.83567	88.83567		100	0	0	3.04	10	150	89%	57	128	0%	
2,6-Dinitrotoluene	A	ug/L	80.02108	80.02108		100	0	0	3.2	10	150	80%	50	118	0%	
2-Chloronaphthalene	A	ug/L	86.19666	86.19666		100	0	0	2.14	10	150	86%	40	116	0%	
2-Chlorophenol	A	ug/L	69.09128	69.09128		100	0	0	2.48	10	150	69%	38	117	0%	
2-Methylnaphthalene	A	ug/L	85.68606	85.68606		100	0	0	1.92	10	150	86%	40	121	0%	
2-Nitroaniline	A	ug/L	89.55581	89.55581		100	0	0	2.4	10	150	90%	55	127	0%	
2-Nitrophenol	A	ug/L	85.21214	85.21214		100	0	0	2.36	10	150	85%	47	123	0%	
3,3´-Dichlorobenzidine	A	ug/L	71.75729	71.75729		100	0	0	2.11	10	150	72%	27	129	0%	
3-Nitroaniline	A	ug/L	78.2222	78.2222		100	0	0	2.77	10	150	78%	41	128	0%	
4,6-Dinitro-2-methylphenol	A	ug/L	85.45466	85.45466		100	0	0	2.33	10	150	85%	44	137	0%	
4-Bromophenyl phenyl ether	A	ug/L	88.68525	88.68525		100	0	0	1.74	10	150	89%	55	124	0%	
4-Chloro-2-methylphenol	A	ug/L	82.74333	82.74333		100	0	0	1.6	10	150	83%	49	89	0%	
4-Chloro-3-methylphenol	A	ug/L	81.55282	81.55282		100	0	0	1.46	10	150	82%	52	119	0%	
4-Chlorophenol	A	ug/L	70.32817	70.32817		100	0	0	2.64	10	150	70%	41	81	0%	
4-Chlorophenyl phenyl ether	A	ug/L	96.10313	96.10313		100	0	0	2.03	10	150	96%	53	121	0%	
4-Nitroaniline	A	ug/L	86.9077	86.9077		100	0	0	1.63	10	150	87%	57	101	0%	
4-Nitrophenol	A	ug/L	40.66157	40.66157		100	0	0	2.5	10	150	41%	15	36	0%	S
Acenaphthene	A	ug/L	90.73543	90.73543		100	0	0	1.89	10	150	91%	47	122	0%	
Acenaphthylene	A	ug/L	80.75515	80.75515		100	0	0	1.57	10	150	81%	41	130	0%	
Aniline	A	ug/L	43.62622	43.62622		100	0	0	3.74	10	150	44%	24	60	0%	
Anthracene	A	ug/L	87.03899	87.03899		100	0	0	1.23	10	150	87%	57	123	0%	
Azobenzene	A	ug/L	79.94992	79.94992		100	0	0	1.09	10	150	80%	61	116	0%	
Benzidine	A	ug/L	17.49835	17.49835		100	0	0	6.72	10	150	17%	10	100	0%	
Benzo(a)anthracene	A	ug/L	96.65019	96.65019		100	0	0	0.856	10	150	97%	58	125	0%	
Benzo(a)pyrene	A	ug/L	86.51884	86.51884		100	0	0	1.24	10	150	87%	54	128	0%	
Benzo(b)fluoranthene	A	ug/L	88.51091	88.51091		100	0	0	0.903	10	150	89%	53	131	0%	
Benzo(g,h,i)perylene	A	ug/L	86.31229	86.31229		100	0	0	1.01	10	150	86%	50	134	0%	
Benzo(k)fluoranthene	A	ug/L	87.55366	87.55366		100	0	0	0.97	10	150	88%	57	129	0%	
Benzoic acid	A	ug/L	27.78443	27.78443		100	0	0	1.51	10	150	28%	10	30	0%	
Benzyl alcohol	A	ug/L	71.20928	71.20928		100	0	0	3.13	10	150	71%	31	112	0%	
bis(-2-chloroethoxy)Methane	A	ug/L	81.41757	81.41757		100	0	0	1.36	10	150	81%	48	120	0%	
bis(-2-chloroethyl)Ether	A	ug/L	75.0357	75.0357		100	0	0	2.57	10	150	75%	43	118	0%	
bis(2-chloroisopropyl)Ether	A	ug/L	67.40028	67.40028		100	0	0	1.49	10	150	67%	37	130	0%	
bis(2-ethylhexyl)Phthalate	A	ug/L	96.42075	96.42075		100	0	0	1.91	10	150	96%	55	135	0%	

Seq No	Lab ID	Test Code	Sample Typ	File ID	Analysis Date	DF	Batch ID	Prep Date	SPKref	RPDref	pmoist
15044898	LCS-163621	SVOC-8270-W-	LCS-DOD	V5973N.I\sd0218.2	2/19/2022 2:28:3	1	163621	2/9/2022 8:1	0	0	

Analyte	T	Units	RAW	Final	Text	Spike	SPKref	RPDref	MDL	PQL	UQL	%REC	LOW	HIGH	%RPD	Q
Butylbenzylphthalate	A	ug/L	95.15212	95.15212		100	0	0	1.57	10	150	95%	53	134	0%	
Carbazole	A	ug/L	86.94465	86.94465		100	0	0	0.842	10	150	87%	60	122	0%	
Chrysene	A	ug/L	93.04684	93.04684		100	0	0	1.17	10	150	93%	59	123	0%	
Di-n-butyl phthalate	A	ug/L	94.52303	94.52303		100	0	0	0.932	10	150	95%	59	127	0%	
Di-n-octyl phthalate	A	ug/L	91.31419	91.31419		100	0	0	1.34	10	150	91%	51	140	0%	
Dibenzo(a,h)anthracene	A	ug/L	93.27545	93.27545		100	0	0	1.17	10	150	93%	51	134	0%	
Dibenzofuran	A	ug/L	91.73749	91.73749		100	0	0	1.74	10	150	92%	53	118	0%	
Diethyl phthalate	A	ug/L	90.73126	90.73126		100	0	0	2.18	10	150	91%	56	125	0%	
Dimethyl phthalate	A	ug/L	95.90273	95.90273		100	0	0	1.72	10	150	96%	45	127	0%	
Fluoranthene	A	ug/L	87.7646	87.7646		100	0	0	0.883	10	150	88%	57	128	0%	
Fluorene	A	ug/L	88.51413	88.51413		100	0	0	1.82	10	150	89%	52	124	0%	
Hexachlorobenzene	A	ug/L	84.99422	84.99422		100	0	0	1.33	10	150	85%	53	125	0%	
Hexachlorobutadiene	A	ug/L	74.91083	74.91083		100	0	0	2.32	10	150	75%	22	124	0%	
Hexachlorocyclopentadiene	A	ug/L	78.73438	78.73438		100	0	0	2.97	10	150	79%	39	91	0%	
Hexachloroethane	A	ug/L	65.52898	65.52898		100	0	0	1.79	10	150	66%	21	115	0%	
Indeno(1,2,3-cd)pyrene	A	ug/L	87.61406	87.61406		100	0	0	1.25	10	150	88%	52	134	0%	
Isophorone	A	ug/L	78.3656	78.3656		100	0	0	1.67	10	150	78%	42	124	0%	
m+p-Cresols	A	ug/L	80.26046	80.26046		100	0	0	1.78	10	150	80%	29	110	0%	
n-Nitroso-di-n-propylamine	A	ug/L	95.43744	95.43744		100	0	0	1.54	10	150	95%	49	119	0%	
n-Nitrosodimethylamine	A	ug/L	50.02138	50.02138		100	0	0	1.53	10	150	50%	20	45	0%	S
n-Nitrosodiphenylamine	A	ug/L	87.03053	87.03053		100	0	0	1.16	10	150	87%	51	123	0%	
Naphthalene	A	ug/L	82.80869	82.80869		100	0	0	1.74	10	150	83%	40	121	0%	
Nitrobenzene	A	ug/L	88.70315	88.70315		100	0	0	2.31	10	150	89%	45	121	0%	
o-Cresol	A	ug/L	77.24403	77.24403		100	0	0	1.83	10	150	77%	30	117	0%	
p-Chloroaniline	A	ug/L	70.62357	70.62357		100	0	0	1.52	10	150	71%	33	117	0%	
Pentachlorophenol	A	ug/L	95.82686	95.82686		100	0	0	4.24	10	150	96%	35	138	0%	
Phenanthrene	A	ug/L	91.57416	91.57416		100	0	0	0.784	10	150	92%	59	120	0%	
Phenol	A	ug/L	48.92728	48.92728		100	0	0	1.46	10	150	49%	37	75	0%	
Pyrene	A	ug/L	85.43177	85.43177		100	0	0	0.921	10	150	85%	57	126	0%	
Pyridine	A	ug/L	35.87302	35.87302		100	0	0	3.22	10	150	36%	16	45	0%	
Triallate	A	ug/L	84.12943	84.12943		100	0	0	1.51	10	150	84%	59	105	0%	
1,4-Dichlorobenzene-d4	I	ug/L	40	40		0	0	0	0	10	150	0%			0%	
Acenaphthene-d10	I	ug/L	40	40		0	0	0	0	10	150	0%			0%	
Chrysene-d12	I	ug/L	40	40		0	0	0	0	10	150	0%			0%	
Naphthalene-d8	I	ug/L	40	40		0	0	0	0	10	150	0%			0%	

Seq No	Lab ID	Test Code	Sample Typ	File ID	Analysis Date	DF	Batch ID	Prep Date	SPKref	RPDref	pmoist
15044898	LCS-163621	SVOC-8270-W-	LCS-DOD	V5973N.I\sd0218.2	2/19/2022 2:28:3	1	163621	2/9/2022 8:1	0	0	

Analyte	T	Units	RAW	Final	Text	Spike	SPKref	RPDref	MDL	PQL	UQL	%REC	LOW	HIGH	%RPD	Q
Perylene-d12	I	ug/L	40	40		0	0	0	0	10	150	0%			0%	
Phenanthrene-d10	I	ug/L	40	40		0	0	0	0	10	150	0%			0%	
2,4,6-Tribromophenol	S	ug/L	173.96957	173.96957		200	0	0	2.88	10	0	87%	43	140	0%	
2-Fluorobiphenyl	S	ug/L	72.79224	72.79224		100	0	0	0.724	10	0	73%	44	119	0%	
2-Fluorophenol	S	ug/L	79.13983	79.13983		200	0	0	3.52	10	0	40%	19	119	0%	
Nitrobenzene-d5	S	ug/L	77.57472	77.57472		100	0	0	2.34	10	0	78%	44	120	0%	
Phenol-d5	S	ug/L	83.36222	83.36222		200	0	0	2.06	10	0	42%	10	65	0%	
Terphenyl-d14	S	ug/L	94.31162	94.31162		100	0	0	1.17	10	0	94%	50	134	0%	
4-Chloroaniline	X	ug/L	70.62357	70.62357		100	0	0	1.61	10	150	71%	33	117	0%	
o-Terphenyl	X	ug/L	86.77733	86.77733		100	0	0	1.27	10	150	87%	40	140	0%	

Seq No	Lab ID	Test Code	Sample Typ	File ID	Analysis Date	DF	Batch ID	Prep Date	SPKref	RPDref	pmoist
15044899	LCSD-163621	SVOC-8270-W-	LCSD-DOD	V5973N.I\sd0218.2	2/19/2022 3:01:0	1	163621	2/9/2022 8:1	0	2E+07	

Analyte	T	Units	RAW	Final	Text	Spike	SPKref	RPDref	MDL	PQL	UQL	%REC	LOW	HIGH	%RPD	Q
1,2,4-Trichlorobenzene	A	ug/L	72.4878	72.4878		100	0	72.11133	1.9	10	150	72%	29	116	1%	
1,2-Dichlorobenzene	A	ug/L	65.16801	65.16801		100	0	67.54023	1.97	10	150	65%	32	111	4%	
1,3-Dichlorobenzene	A	ug/L	65.9956	65.9956		100	0	68.55354	2.13	10	150	66%	28	110	4%	
1,4-Dichlorobenzene	A	ug/L	66.11494	66.11494		100	0	67.01728	2.02	10	150	66%	29	112	1%	
1-Methylnaphthalene	A	ug/L	75.96741	75.96741		100	0	75.38511	2.39	10	150	76%	41	119	1%	
2,2´-Oxybis(1-Chloropropane)	A	ug/L	68.59076	68.59076		100	0	67.40028	1.45	10	150	69%	37	130	2%	
2,4,5-Trichlorophenol	A	ug/L	78.28207	78.28207		100	0	85.0706	2.23	10	150	78%	53	123	8%	
2,4,6-Trichlorophenol	A	ug/L	84.921	84.921		100	0	90.75187	2.64	10	150	85%	50	125	7%	
2,4-Dichlorophenol	A	ug/L	74.57862	74.57862		100	0	76.78898	1.69	10	150	75%	47	121	3%	
2,4-Dimethylphenol	A	ug/L	80.97589	80.97589		100	0	79.54154	1.69	10	150	81%	31	124	2%	
2,4-Dinitrophenol	A	ug/L	80.42462	80.42462		100	0	93.12724	4.26	10	150	80%	23	142	15%	
2,4-Dinitrotoluene	A	ug/L	90.52136	90.52136		100	0	88.83567	3.04	10	150	91%	57	128	2%	
2,6-Dinitrotoluene	A	ug/L	83.55323	83.55323		100	0	80.02108	3.2	10	150	84%	50	118	4%	
2-Chloronaphthalene	A	ug/L	87.49238	87.49238		100	0	86.19666	2.14	10	150	87%	40	116	1%	
2-Chlorophenol	A	ug/L	69.11519	69.11519		100	0	69.09128	2.48	10	150	69%	38	117	0%	
2-Methylnaphthalene	A	ug/L	86.43056	86.43056		100	0	85.68606	1.92	10	150	86%	40	121	1%	
2-Nitroaniline	A	ug/L	92.53414	92.53414		100	0	89.55581	2.4	10	150	93%	55	127	3%	
2-Nitrophenol	A	ug/L	80.50183	80.50183		100	0	85.21214	2.36	10	150	81%	47	123	6%	
3,3´-Dichlorobenzidine	A	ug/L	76.40623	76.40623		100	0	71.75729	2.11	10	150	76%	27	129	6%	
3-Nitroaniline	A	ug/L	80.64832	80.64832		100	0	78.2222	2.77	10	150	81%	41	128	3%	

Seq No	Lab ID	Test Code	Sample Typ	File ID	Analysis Date	DF	Batch ID	Prep Date	SPKref	RPDref	pmoist
15044899	LCSD-163621	SVOC-8270-W-	LCSD-DOD	V5973N.I\sd0218.2	2/19/2022 3:01:0	1	163621	2/9/2022 8:1	0	2E+07	

Analyte	T	Units	RAW	Final	Text	Spike	SPKref	RPDref	MDL	PQL	UQL	%REC	LOW	HIGH	%RPD	Q
4,6-Dinitro-2-methylphenol	A	ug/L	92.50957	92.50957		100	0	85.45466	2.33	10	150	93%	44	137	8%	
4-Bromophenyl phenyl ether	A	ug/L	95.70303	95.70303		100	0	88.68525	1.74	10	150	96%	55	124	8%	
4-Chloro-2-methylphenol	A	ug/L	79.89823	79.89823		100	0	82.74333	1.6	10	150	80%	49	89	3%	
4-Chloro-3-methylphenol	A	ug/L	84.99278	84.99278		100	0	81.55282	1.46	10	150	85%	52	119	4%	
4-Chlorophenol	A	ug/L	66.832	66.832		100	0	70.32817	2.64	10	150	67%	41	81	5%	
4-Chlorophenyl phenyl ether	A	ug/L	94.94276	94.94276		100	0	96.10313	2.03	10	150	95%	53	121	1%	
4-Nitroaniline	A	ug/L	93.01999	93.01999		100	0	86.9077	1.63	10	150	93%	57	101	7%	
4-Nitrophenol	A	ug/L	37.85088	37.85088		100	0	40.66157	2.5	10	150	38%	15	36	7%	S
Acenaphthene	A	ug/L	92.24748	92.24748		100	0	90.73543	1.89	10	150	92%	47	122	2%	
Acenaphthylene	A	ug/L	83.99993	83.99993		100	0	80.75515	1.57	10	150	84%	41	130	4%	
Aniline	A	ug/L	42.22052	42.22052		100	0	43.62622	3.74	10	150	42%	24	60	3%	
Anthracene	A	ug/L	101.1685	101.1685		100	0	87.03899	1.23	10	150	101%	57	123	15%	
Azobenzene	A	ug/L	87.43252	87.43252		100	0	79.94992	1.09	10	150	87%	61	116	9%	
Benzidine	A	ug/L	24.4583	24.4583		100	0	17.49835	6.72	10	150	24%	10	100	33%	R
Benzo(a)anthracene	A	ug/L	98.24219	98.24219		100	0	96.65019	0.856	10	150	98%	58	125	2%	
Benzo(a)pyrene	A	ug/L	91.65167	91.65167		100	0	86.51884	1.24	10	150	92%	54	128	6%	
Benzo(b)fluoranthene	A	ug/L	94.78405	94.78405		100	0	88.51091	0.903	10	150	95%	53	131	7%	
Benzo(g,h,i)perylene	A	ug/L	94.21764	94.21764		100	0	86.31229	1.01	10	150	94%	50	134	9%	
Benzo(k)fluoranthene	A	ug/L	93.40739	93.40739		100	0	87.55366	0.97	10	150	93%	57	129	6%	
Benzoic acid	A	ug/L	29.48633	29.48633		100	0	27.78443	1.51	10	150	29%	10	30	6%	
Benzyl alcohol	A	ug/L	68.22013	68.22013		100	0	71.20928	3.13	10	150	68%	31	112	4%	
bis(-2-chloroethoxy)Methane	A	ug/L	81.20619	81.20619		100	0	81.41757	1.36	10	150	81%	48	120	0%	
bis(-2-chloroethyl)Ether	A	ug/L	77.4757	77.4757		100	0	75.0357	2.57	10	150	77%	43	118	3%	
bis(2-chloroisopropyl)Ether	A	ug/L	68.59076	68.59076		100	0	67.40028	1.49	10	150	69%	37	130	2%	
bis(2-ethylhexyl)Phthalate	A	ug/L	97.89664	97.89664		100	0	96.42075	1.91	10	150	98%	55	135	2%	
Butylbenzylphthalate	A	ug/L	95.56213	95.56213		100	0	95.15212	1.57	10	150	96%	53	134	0%	
Carbazole	A	ug/L	99.94418	99.94418		100	0	86.94465	0.842	10	150	100%	60	122	14%	
Chrysene	A	ug/L	95.26113	95.26113		100	0	93.04684	1.17	10	150	95%	59	123	2%	
Di-n-butyl phthalate	A	ug/L	102.87026	102.87026		100	0	94.52303	0.932	10	150	103%	59	127	8%	
Di-n-octyl phthalate	A	ug/L	97.77158	97.77158		100	0	91.31419	1.34	10	150	98%	51	140	7%	
Dibenzo(a,h)anthracene	A	ug/L	98.32352	98.32352		100	0	93.27545	1.17	10	150	98%	51	134	5%	
Dibenzofuran	A	ug/L	91.66162	91.66162		100	0	91.73749	1.74	10	150	92%	53	118	0%	
Diethyl phthalate	A	ug/L	90.25647	90.25647		100	0	90.73126	2.18	10	150	90%	56	125	1%	
Dimethyl phthalate	A	ug/L	96.68337	96.68337		100	0	95.90273	1.72	10	150	97%	45	127	1%	
Fluoranthene	A	ug/L	96.57704	96.57704		100	0	87.7646	0.883	10	150	97%	57	128	10%	

Seq No	Lab ID	Test Code	Sample Typ	File ID	Analysis Date	DF	Batch ID	Prep Date	SPKref	RPDref	pmoist
15044899	LCSD-163621	SVOC-8270-W-	LCSD-DOD	V5973N.I\sd0218.2	2/19/2022 3:01:0	1	163621	2/9/2022 8:1	0	2E+07	

Analyte	T	Units	RAW	Final	Text	Spike	SPKref	RPDref	MDL	PQL	UQL	%REC	LOW	HIGH	%RPD	Q
Fluorene	A	ug/L	86.06884	86.06884		100	0	88.51413	1.82	10	150	86%	52	124	3%	
Hexachlorobenzene	A	ug/L	96.42207	96.42207		100	0	84.99422	1.33	10	150	96%	53	125	13%	
Hexachlorobutadiene	A	ug/L	73.48087	73.48087		100	0	74.91083	2.32	10	150	73%	22	124	2%	
Hexachlorocyclopentadiene	A	ug/L	78.5859	78.5859		100	0	78.73438	2.97	10	150	79%	39	91	0%	
Hexachloroethane	A	ug/L	63.81814	63.81814		100	0	65.52898	1.79	10	150	64%	21	115	3%	
Indeno(1,2,3-cd)pyrene	A	ug/L	90.79329	90.79329		100	0	87.61406	1.25	10	150	91%	52	134	4%	
Isophorone	A	ug/L	79.38809	79.38809		100	0	78.3656	1.67	10	150	79%	42	124	1%	
m+p-Cresols	A	ug/L	79.22409	79.22409		100	0	80.26046	1.78	10	150	79%	29	110	1%	
n-Nitroso-di-n-propylamine	A	ug/L	99.91869	99.91869		100	0	95.43744	1.54	10	150	100%	49	119	5%	
n-Nitrosodimethylamine	A	ug/L	52.31318	52.31318		100	0	50.02138	1.53	10	150	52%	20	45	4%	S
n-Nitrosodiphenylamine	A	ug/L	99.28947	99.28947		100	0	87.03053	1.16	10	150	99%	51	123	13%	
Naphthalene	A	ug/L	86.03556	86.03556		100	0	82.80869	1.74	10	150	86%	40	121	4%	
Nitrobenzene	A	ug/L	90.39738	90.39738		100	0	88.70315	2.31	10	150	90%	45	121	2%	
o-Cresol	A	ug/L	76.48726	76.48726		100	0	77.24403	1.83	10	150	76%	30	117	1%	
p-Chloroaniline	A	ug/L	70.8699	70.8699		100	0	70.62357	1.52	10	150	71%	33	117	0%	
Pentachlorophenol	A	ug/L	102.68868	102.68868		100	0	95.82686	4.24	10	150	103%	35	138	7%	
Phenanthrene	A	ug/L	99.34168	99.34168		100	0	91.57416	0.784	10	150	99%	59	120	8%	
Phenol	A	ug/L	50.66824	50.66824		100	0	48.92728	1.46	10	150	51%	37	75	3%	
Pyrene	A	ug/L	95.17114	95.17114		100	0	85.43177	0.921	10	150	95%	57	126	11%	
Pyridine	A	ug/L	37.18355	37.18355		100	0	35.87302	3.22	10	150	37%	16	45	4%	
Triallate	A	ug/L	91.04703	91.04703		100	0	84.12943	1.51	10	150	91%	59	105	8%	
1,4-Dichlorobenzene-d4	I	ug/L	40	40		0	0	0	0	10	150	0%			0%	
Acenaphthene-d10	I	ug/L	40	40		0	0	0	0	10	150	0%			0%	
Chrysene-d12	I	ug/L	40	40		0	0	0	0	10	150	0%			0%	
Naphthalene-d8	I	ug/L	40	40		0	0	0	0	10	150	0%			0%	
Perylene-d12	I	ug/L	40	40		0	0	0	0	10	150	0%			0%	
Phenanthrene-d10	I	ug/L	40	40		0	0	0	0	10	150	0%			0%	
2,4,6-Tribromophenol	S	ug/L	182.92177	182.92177		200	0	0	2.88	10	0	91%	43	140	0%	
2-Fluorobiphenyl	S	ug/L	68.85469	68.85469		100	0	0	0.724	10	0	69%	44	119	0%	
2-Fluorophenol	S	ug/L	78.74863	78.74863		200	0	0	3.52	10	0	39%	19	119	0%	
Nitrobenzene-d5	S	ug/L	77.02825	77.02825		100	0	0	2.34	10	0	77%	44	120	0%	
Phenol-d5	S	ug/L	85.94825	85.94825		200	0	0	2.06	10	0	43%	10	65	0%	
Terphenyl-d14	S	ug/L	100.97909	100.97909		100	0	0	1.17	10	0	101%	50	134	0%	
4-Chloroaniline	X	ug/L	70.8699	70.8699		100	0	70.62357	1.61	10	150	71%	33	117	0%	
o-Terphenyl	X	ug/L	96.46658	96.46658		100	0	86.77733	1.27	10	150	96%	40	140	11%	

Seq No	Lab ID	Test Code	Sample Typ	File ID	Analysis Date	DF	Batch ID	Prep Date	SPKref	RPDref	pmoist
15044900	MB-163724	SVOC-8270-W-	MBLK	V5973N.I\sd0218.2	2/19/2022 3:33:2	1	163724	2/14/2022 8:	0	0	

Analyte	T	Units	RAW	Final	Text	Spike	SPKref	RPDref	MDL	PQL	UQL	%REC	LOW	HIGH	%RPD	Q
1,2,4-Trichlorobenzene	A	ug/L	0	0		0	0	0	1.9	10	150	0%	0	0	0%	
1,2-Dichlorobenzene	A	ug/L	0	0		0	0	0	1.97	10	150	0%	0	0	0%	
1,3-Dichlorobenzene	A	ug/L	0	0		0	0	0	2.13	10	150	0%	0	0	0%	
1,4-Dichlorobenzene	A	ug/L	0	0		0	0	0	2.02	10	150	0%	0	0	0%	
1-Methylnaphthalene	A	ug/L	0	0		0	0	0	2.39	10	150	0%	0	0	0%	
2,2´-Oxybis(1-Chloropropane)	A	ug/L	0	0		0	0	0	1.45	10	150	0%	0	0	0%	
2,4,5-Trichlorophenol	A	ug/L	0	0		0	0	0	2.23	10	150	0%	0	0	0%	
2,4,6-Trichlorophenol	A	ug/L	0	0		0	0	0	2.64	10	150	0%	0	0	0%	
2,4-Dichlorophenol	A	ug/L	0	0		0	0	0	1.69	10	150	0%	0	0	0%	
2,4-Dimethylphenol	A	ug/L	0	0		0	0	0	1.69	10	150	0%	0	0	0%	
2,4-Dinitrophenol	A	ug/L	0	0		0	0	0	4.26	10	150	0%	0	0	0%	
2,4-Dinitrotoluene	A	ug/L	0	0		0	0	0	3.04	10	150	0%	0	0	0%	
2,6-Dinitrotoluene	A	ug/L	0	0		0	0	0	3.2	10	150	0%	0	0	0%	
2-Chloronaphthalene	A	ug/L	0	0		0	0	0	2.14	10	150	0%	0	0	0%	
2-Chlorophenol	A	ug/L	0	0		0	0	0	2.48	10	150	0%	0	0	0%	
2-Methylnaphthalene	A	ug/L	0	0		0	0	0	1.92	10	150	0%	0	0	0%	
2-Nitroaniline	A	ug/L	0	0		0	0	0	2.4	10	150	0%	0	0	0%	
2-Nitrophenol	A	ug/L	0	0		0	0	0	2.36	10	150	0%	0	0	0%	
3,3´-Dichlorobenzidine	A	ug/L	0	0		0	0	0	2.11	10	150	0%	0	0	0%	
3-Nitroaniline	A	ug/L	0	0		0	0	0	2.77	10	150	0%	0	0	0%	
4,6-Dinitro-2-methylphenol	A	ug/L	0	0		0	0	0	2.33	10	150	0%	0	0	0%	
4-Bromophenyl phenyl ether	A	ug/L	0	0		0	0	0	1.74	10	150	0%	0	0	0%	
4-Chloro-2-methylphenol	A	ug/L	0	0		0	0	0	1.6	10	150	0%	0	0	0%	
4-Chloro-3-methylphenol	A	ug/L	0	0		0	0	0	1.46	10	150	0%	0	0	0%	
4-Chlorophenol	A	ug/L	0	0		0	0	0	2.64	10	150	0%	0	0	0%	
4-Chlorophenyl phenyl ether	A	ug/L	0	0		0	0	0	2.03	10	150	0%	0	0	0%	
4-Nitroaniline	A	ug/L	0	0		0	0	0	1.63	10	150	0%	0	0	0%	
4-Nitrophenol	A	ug/L	0	0		0	0	0	2.5	10	150	0%	0	0	0%	
Acenaphthene	A	ug/L	0	0		0	0	0	1.89	10	150	0%	0	0	0%	
Acenaphthylene	A	ug/L	0	0		0	0	0	1.57	10	150	0%	0	0	0%	
Aniline	A	ug/L	0	0		0	0	0	3.74	10	150	0%	0	0	0%	
Anthracene	A	ug/L	0	0		0	0	0	1.23	10	150	0%	0	0	0%	
Azobenzene	A	ug/L	0	0		0	0	0	1.09	10	150	0%	0	0	0%	
Benzidine	A	ug/L	0	0		0	0	0	6.72	10	150	0%	0	0	0%	
Benzo(a)anthracene	A	ug/L	0	0		0	0	0	0.856	10	150	0%	0	0	0%	

Seq No	Lab ID	Test Code	Sample Typ	File ID	Analysis Date	DF	Batch ID	Prep Date	SPKref	RPDref	pmoist
15044900	MB-163724	SVOC-8270-W-	MBLK	V5973N.I\sd0218.2	2/19/2022 3:33:2	1	163724	2/14/2022 8:	0	0	

Analyte	T	Units	RAW	Final	Text	Spike	SPKref	RPDref	MDL	PQL	UQL	%REC	LOW	HIGH	%RPD	Q
Benzo(a)pyrene	A	ug/L	0	0		0	0	0	1.24	10	150	0%	0	0	0%	
Benzo(b)fluoranthene	A	ug/L	0	0		0	0	0	0.903	10	150	0%	0	0	0%	
Benzo(g,h,i)perylene	A	ug/L	0	0		0	0	0	1.01	10	150	0%	0	0	0%	
Benzo(k)fluoranthene	A	ug/L	0	0		0	0	0	0.97	10	150	0%	0	0	0%	
Benzoic acid	A	ug/L	0	0		0	0	0	1.51	10	150	0%	0	0	0%	
Benzyl alcohol	A	ug/L	0	0		0	0	0	3.13	10	150	0%	0	0	0%	
bis(-2-chloroethoxy)Methane	A	ug/L	0	0		0	0	0	1.36	10	150	0%	0	0	0%	
bis(-2-chloroethyl)Ether	A	ug/L	0	0		0	0	0	2.57	10	150	0%	0	0	0%	
bis(2-chloroisopropyl)Ether	A	ug/L	0	0		0	0	0	1.49	10	150	0%	0	0	0%	
bis(2-ethylhexyl)Phthalate	A	ug/L	0	0		0	0	0	1.91	10	150	0%	0	0	0%	
Butylbenzylphthalate	A	ug/L	0	0		0	0	0	1.57	10	150	0%	0	0	0%	
Carbazole	A	ug/L	0	0		0	0	0	0.842	10	150	0%	0	0	0%	
Chrysene	A	ug/L	0	0		0	0	0	1.17	10	150	0%	0	0	0%	
Di-n-butyl phthalate	A	ug/L	0	0		0	0	0	0.932	10	150	0%	0	0	0%	
Di-n-octyl phthalate	A	ug/L	0	0		0	0	0	1.34	10	150	0%	0	0	0%	
Dibenzo(a,h)anthracene	A	ug/L	0	0		0	0	0	1.17	10	150	0%	0	0	0%	
Dibenzofuran	A	ug/L	0	0		0	0	0	1.74	10	150	0%	0	0	0%	
Diethyl phthalate	A	ug/L	0	0		0	0	0	2.18	10	150	0%	0	0	0%	
Dimethyl phthalate	A	ug/L	0	0		0	0	0	1.72	10	150	0%	0	0	0%	
Fluoranthene	A	ug/L	0	0		0	0	0	0.883	10	150	0%	0	0	0%	
Fluorene	A	ug/L	0	0		0	0	0	1.82	10	150	0%	0	0	0%	
Hexachlorobenzene	A	ug/L	0	0		0	0	0	1.33	10	150	0%	0	0	0%	
Hexachlorobutadiene	A	ug/L	0	0		0	0	0	2.32	10	150	0%	0	0	0%	
Hexachlorocyclopentadiene	A	ug/L	0	0		0	0	0	2.97	10	150	0%	0	0	0%	
Hexachloroethane	A	ug/L	0	0		0	0	0	1.79	10	150	0%	0	0	0%	
Indeno(1,2,3-cd)pyrene	A	ug/L	0	0		0	0	0	1.25	10	150	0%	0	0	0%	
Isophorone	A	ug/L	0	0		0	0	0	1.67	10	150	0%	0	0	0%	
m+p-Cresols	A	ug/L	0	0		0	0	0	1.78	10	150	0%	0	0	0%	
n-Nitroso-di-n-propylamine	A	ug/L	0	0		0	0	0	1.54	10	150	0%	0	0	0%	
n-Nitrosodimethylamine	A	ug/L	0	0		0	0	0	1.53	10	150	0%	0	0	0%	
n-Nitrosodiphenylamine	A	ug/L	0	0		0	0	0	1.16	10	150	0%	0	0	0%	
Naphthalene	A	ug/L	0	0		0	0	0	1.74	10	150	0%	0	0	0%	
Nitrobenzene	A	ug/L	0	0		0	0	0	2.31	10	150	0%	0	0	0%	
o-Cresol	A	ug/L	0	0		0	0	0	1.83	10	150	0%	0	0	0%	
p-Chloroaniline	A	ug/L	0	0		0	0	0	1.52	10	150	0%	0	0	0%	

Seq No	Lab ID	Test Code	Sample Typ	File ID	Analysis Date	DF	Batch ID	Prep Date	SPKref	RPDref	pmoist
15044900	MB-163724	SVOC-8270-W-	MBLK	V5973N.I\sd0218	2/19/2022 3:33:2	1	163724	2/14/2022 8:	0	0	

Analyte	T	Units	RAW	Final	Text	Spike	SPKref	RPDref	MDL	PQL	UQL	%REC	LOW	HIGH	%RPD	Q
Pentachlorophenol	A	ug/L	0	0		0	0	0	4.24	10	150	0%	0	0	0%	
Phenanthrene	A	ug/L	0	0		0	0	0	0.784	10	150	0%	0	0	0%	
Phenol	A	ug/L	0	0		0	0	0	1.46	10	150	0%	0	0	0%	
Pyrene	A	ug/L	0	0		0	0	0	0.921	10	150	0%	0	0	0%	
Pyridine	A	ug/L	0	0		0	0	0	3.22	10	150	0%	0	0	0%	
Triallate	A	ug/L	0	0		0	0	0	1.51	10	150	0%	0	0	0%	
1,4-Dichlorobenzene-d4	I	ug/L	40	40		0	0	0	0	10	150	0%	0	0	0%	
Acenaphthene-d10	I	ug/L	40	40		0	0	0	0	10	150	0%	0	0	0%	
Chrysene-d12	I	ug/L	40	40		0	0	0	0	10	150	0%	0	0	0%	
Naphthalene-d8	I	ug/L	40	40		0	0	0	0	10	150	0%	0	0	0%	
Perylene-d12	I	ug/L	40	40		0	0	0	0	10	150	0%	0	0	0%	
Phenanthrene-d10	I	ug/L	40	40		0	0	0	0	10	150	0%	0	0	0%	
2,4,6-Tribromophenol	S	ug/L	160.50171	160.50171		200	0	0	2.88	10	0	80%	43	140	0%	
2-Fluorobiphenyl	S	ug/L	66.75625	66.75625		100	0	0	0.724	10	0	67%	44	119	0%	
2-Fluorophenol	S	ug/L	64.67732	64.67732		200	0	0	3.52	10	0	32%	19	119	0%	
Nitrobenzene-d5	S	ug/L	61.82567	61.82567		100	0	0	2.34	10	0	62%	44	120	0%	
Phenol-d5	S	ug/L	63.69295	63.69295		200	0	0	2.06	10	0	32%	10	65	0%	
Terphenyl-d14	S	ug/L	109.69283	109.69283		100	0	0	1.17	10	0	110%	50	134	0%	
4-Chloroaniline	X	ug/L	0	0		0	0	0	1.61	10	150	0%	0	0	0%	
o-Terphenyl	X	ug/L	0	0		0	0	0	1.27	10	150	0%	0	0	0%	

Seq No	Lab ID	Test Code	Sample Typ	File ID	Analysis Date	DF	Batch ID	Prep Date	SPKref	RPDref	pmoist
15044901	LCS-163724	SVOC-8270-W-	LCS-DOD	V5973N.I\sd0218	2/19/2022 4:05:4	1	163724	2/14/2022 8:	0	0	

Analyte	T	Units	RAW	Final	Text	Spike	SPKref	RPDref	MDL	PQL	UQL	%REC	LOW	HIGH	%RPD	Q
1,2,4-Trichlorobenzene	A	ug/L	73.08032	73.08032		100	0	0	1.9	10	150	73%	29	116	0%	
1,2-Dichlorobenzene	A	ug/L	67.18185	67.18185		100	0	0	1.97	10	150	67%	32	111	0%	
1,3-Dichlorobenzene	A	ug/L	70.18688	70.18688		100	0	0	2.13	10	150	70%	28	110	0%	
1,4-Dichlorobenzene	A	ug/L	67.41221	67.41221		100	0	0	2.02	10	150	67%	29	112	0%	
1-Methylnaphthalene	A	ug/L	76.90023	76.90023		100	0	0	2.39	10	150	77%	41	119	0%	
2,2´-Oxybis(1-Chloropropane)	A	ug/L	64.72892	64.72892		100	0	0	1.45	10	150	65%	37	130	0%	
2,4,5-Trichlorophenol	A	ug/L	82.80882	82.80882		100	0	0	2.23	10	150	83%	53	123	0%	
2,4,6-Trichlorophenol	A	ug/L	90.66008	90.66008		100	0	0	2.64	10	150	91%	50	125	0%	
2,4-Dichlorophenol	A	ug/L	74.96341	74.96341		100	0	0	1.69	10	150	75%	47	121	0%	
2,4-Dimethylphenol	A	ug/L	80.07549	80.07549		100	0	0	1.69	10	150	80%	31	124	0%	

Seq No	Lab ID	Test Code	Sample Typ	File ID	Analysis Date	DF	Batch ID	Prep Date	SPKref	RPDref	pmoist
15044901	LCS-163724	SVOC-8270-W-	LCS-DOD	V5973N.I\sd0218	2/19/2022 4:05:4	1	163724	2/14/2022 8:	0	0	

Analyte	T	Units	RAW	Final	Text	Spike	SPKref	RPDref	MDL	PQL	UQL	%REC	LOW	HIGH	%RPD	Q
2,4-Dinitrophenol	A	ug/L	87.3775	87.3775		100	0	0	4.26	10	150	87%	23	142	0%	
2,4-Dinitrotoluene	A	ug/L	91.66768	91.66768		100	0	0	3.04	10	150	92%	57	128	0%	
2,6-Dinitrotoluene	A	ug/L	84.72668	84.72668		100	0	0	3.2	10	150	85%	50	118	0%	
2-Chloronaphthalene	A	ug/L	82.80058	82.80058		100	0	0	2.14	10	150	83%	40	116	0%	
2-Chlorophenol	A	ug/L	67.19482	67.19482		100	0	0	2.48	10	150	67%	38	117	0%	
2-Methylnaphthalene	A	ug/L	87.33699	87.33699		100	0	0	1.92	10	150	87%	40	121	0%	
2-Nitroaniline	A	ug/L	92.43039	92.43039		100	0	0	2.4	10	150	92%	55	127	0%	
2-Nitrophenol	A	ug/L	82.21332	82.21332		100	0	0	2.36	10	150	82%	47	123	0%	
3,3´-Dichlorobenzidine	A	ug/L	74.39196	74.39196		100	0	0	2.11	10	150	74%	27	129	0%	
3-Nitroaniline	A	ug/L	74.90425	74.90425		100	0	0	2.77	10	150	75%	41	128	0%	
4,6-Dinitro-2-methylphenol	A	ug/L	90.22284	90.22284		100	0	0	2.33	10	150	90%	44	137	0%	
4-Bromophenyl phenyl ether	A	ug/L	97.39424	97.39424		100	0	0	1.74	10	150	97%	55	124	0%	
4-Chloro-2-methylphenol	A	ug/L	83.00575	83.00575		100	0	0	1.6	10	150	83%	49	89	0%	
4-Chloro-3-methylphenol	A	ug/L	85.80971	85.80971		100	0	0	1.46	10	150	86%	52	119	0%	
4-Chlorophenol	A	ug/L	66.46936	66.46936		100	0	0	2.64	10	150	66%	41	81	0%	
4-Chlorophenyl phenyl ether	A	ug/L	98.92562	98.92562		100	0	0	2.03	10	150	99%	53	121	0%	
4-Nitroaniline	A	ug/L	87.30974	87.30974		100	0	0	1.63	10	150	87%	57	101	0%	
4-Nitrophenol	A	ug/L	35.8244	35.8244		100	0	0	2.5	10	150	36%	15	36	0%	
Acenaphthene	A	ug/L	90.62853	90.62853		100	0	0	1.89	10	150	91%	47	122	0%	
Acenaphthylene	A	ug/L	85.85531	85.85531		100	0	0	1.57	10	150	86%	41	130	0%	
Aniline	A	ug/L	42.39496	42.39496		100	0	0	3.74	10	150	42%	24	60	0%	
Anthracene	A	ug/L	96.46542	96.46542		100	0	0	1.23	10	150	96%	57	123	0%	
Azobenzene	A	ug/L	84.39746	84.39746		100	0	0	1.09	10	150	84%	61	116	0%	
Benzidine	A	ug/L	20.23749	20.23749		100	0	0	6.72	10	150	20%	10	100	0%	
Benzo(a)anthracene	A	ug/L	100.28591	100.28591		100	0	0	0.856	10	150	100%	58	125	0%	
Benzo(a)pyrene	A	ug/L	88.48448	88.48448		100	0	0	1.24	10	150	88%	54	128	0%	
Benzo(b)fluoranthene	A	ug/L	92.03722	92.03722		100	0	0	0.903	10	150	92%	53	131	0%	
Benzo(g,h,i)perylene	A	ug/L	91.79324	91.79324		100	0	0	1.01	10	150	92%	50	134	0%	
Benzo(k)fluoranthene	A	ug/L	90.65406	90.65406		100	0	0	0.97	10	150	91%	57	129	0%	
Benzoic acid	A	ug/L	28.6632	28.6632		100	0	0	1.51	10	150	29%	10	30	0%	
Benzyl alcohol	A	ug/L	64.85687	64.85687		100	0	0	3.13	10	150	65%	31	112	0%	
bis(-2-chloroethoxy)Methane	A	ug/L	85.06916	85.06916		100	0	0	1.36	10	150	85%	48	120	0%	
bis(-2-chloroethyl)Ether	A	ug/L	75.57094	75.57094		100	0	0	2.57	10	150	76%	43	118	0%	
bis(2-chloroisopropyl)Ether	A	ug/L	64.72892	64.72892		100	0	0	1.49	10	150	65%	37	130	0%	
bis(2-ethylhexyl)Phthalate	A	ug/L	97.43577	97.43577		100	0	0	1.91	10	150	97%	55	135	0%	

Seq No	Lab ID	Test Code	Sample Typ	File ID	Analysis Date	DF	Batch ID	Prep Date	SPKref	RPDref	pmoist
15044901	LCS-163724	SVOC-8270-W-	LCS-DOD	V5973N.I\sd0218	2/19/2022 4:05:4	1	163724	2/14/2022 8:	0	0	

Analyte	T	Units	RAW	Final	Text	Spike	SPKref	RPDref	MDL	PQL	UQL	%REC	LOW	HIGH	%RPD	Q
Butylbenzylphthalate	A	ug/L	95.5304	95.5304		100	0	0	1.57	10	150	96%	53	134	0%	
Carbazole	A	ug/L	96.34964	96.34964		100	0	0	0.842	10	150	96%	60	122	0%	
Chrysene	A	ug/L	95.38008	95.38008		100	0	0	1.17	10	150	95%	59	123	0%	
Di-n-butyl phthalate	A	ug/L	99.97305	99.97305		100	0	0	0.932	10	150	100%	59	127	0%	
Di-n-octyl phthalate	A	ug/L	97.2895	97.2895		100	0	0	1.34	10	150	97%	51	140	0%	
Dibenzo(a,h)anthracene	A	ug/L	92.9687	92.9687		100	0	0	1.17	10	150	93%	51	134	0%	
Dibenzofuran	A	ug/L	90.4568	90.4568		100	0	0	1.74	10	150	90%	53	118	0%	
Diethyl phthalate	A	ug/L	91.81151	91.81151		100	0	0	2.18	10	150	92%	56	125	0%	
Dimethyl phthalate	A	ug/L	95.84717	95.84717		100	0	0	1.72	10	150	96%	45	127	0%	
Fluoranthene	A	ug/L	94.43958	94.43958		100	0	0	0.883	10	150	94%	57	128	0%	
Fluorene	A	ug/L	86.41982	86.41982		100	0	0	1.82	10	150	86%	52	124	0%	
Hexachlorobenzene	A	ug/L	93.16778	93.16778		100	0	0	1.33	10	150	93%	53	125	0%	
Hexachlorobutadiene	A	ug/L	70.63598	70.63598		100	0	0	2.32	10	150	71%	22	124	0%	
Hexachlorocyclopentadiene	A	ug/L	77.87744	77.87744		100	0	0	2.97	10	150	78%	39	91	0%	
Hexachloroethane	A	ug/L	64.6644	64.6644		100	0	0	1.79	10	150	65%	21	115	0%	
Indeno(1,2,3-cd)pyrene	A	ug/L	91.11588	91.11588		100	0	0	1.25	10	150	91%	52	134	0%	
Isophorone	A	ug/L	81.32764	81.32764		100	0	0	1.67	10	150	81%	42	124	0%	
m+p-Cresols	A	ug/L	75.69367	75.69367		100	0	0	1.78	10	150	76%	29	110	0%	
n-Nitroso-di-n-propylamine	A	ug/L	100.54493	100.54493		100	0	0	1.54	10	150	101%	49	119	0%	
n-Nitrosodimethylamine	A	ug/L	49.56747	49.56747		100	0	0	1.53	10	150	50%	20	45	0%	S
n-Nitrosodiphenylamine	A	ug/L	96.96534	96.96534		100	0	0	1.16	10	150	97%	51	123	0%	
Naphthalene	A	ug/L	83.75664	83.75664		100	0	0	1.74	10	150	84%	40	121	0%	
Nitrobenzene	A	ug/L	88.7235	88.7235		100	0	0	2.31	10	150	89%	45	121	0%	
o-Cresol	A	ug/L	75.31348	75.31348		100	0	0	1.83	10	150	75%	30	117	0%	
p-Chloroaniline	A	ug/L	63.86384	63.86384		100	0	0	1.52	10	150	64%	33	117	0%	
Pentachlorophenol	A	ug/L	101.76752	101.76752		100	0	0	4.24	10	150	102%	35	138	0%	
Phenanthrene	A	ug/L	96.66839	96.66839		100	0	0	0.784	10	150	97%	59	120	0%	
Phenol	A	ug/L	48.00612	48.00612		100	0	0	1.46	10	150	48%	37	75	0%	
Pyrene	A	ug/L	92.2453	92.2453		100	0	0	0.921	10	150	92%	57	126	0%	
Pyridine	A	ug/L	34.78255	34.78255		100	0	0	3.22	10	150	35%	16	45	0%	
Triallate	A	ug/L	93.99248	93.99248		100	0	0	1.51	10	150	94%	59	105	0%	
1,4-Dichlorobenzene-d4	I	ug/L	40	40		0	0	0	0	10	150	0%			0%	
Acenaphthene-d10	I	ug/L	40	40		0	0	0	0	10	150	0%			0%	
Chrysene-d12	I	ug/L	40	40		0	0	0	0	10	150	0%			0%	
Naphthalene-d8	I	ug/L	40	40		0	0	0	0	10	150	0%			0%	

Seq No	Lab ID	Test Code	Sample Typ	File ID	Analysis Date	DF	Batch ID	Prep Date	SPKref	RPDref	pmoist
15044901	LCS-163724	SVOC-8270-W-	LCS-DOD	V5973N.I\sd0218.2	2/19/2022 4:05:4	1	163724	2/14/2022 8:	0	0	

Analyte	T	Units	RAW	Final	Text	Spike	SPKref	RPDref	MDL	PQL	UQL	%REC	LOW	HIGH	%RPD	Q
Perylene-d12	I	ug/L	40	40		0	0	0	0	10	150	0%			0%	
Phenanthrene-d10	I	ug/L	40	40		0	0	0	0	10	150	0%			0%	
2,4,6-Tribromophenol	S	ug/L	182.72581	182.72581		200	0	0	2.88	10	0	91%	43	140	0%	
2-Fluorobiphenyl	S	ug/L	86.61134	86.61134		100	0	0	0.724	10	0	87%	44	119	0%	
2-Fluorophenol	S	ug/L	78.28966	78.28966		200	0	0	3.52	10	0	39%	19	119	0%	
Nitrobenzene-d5	S	ug/L	75.30437	75.30437		100	0	0	2.34	10	0	75%	44	120	0%	
Phenol-d5	S	ug/L	81.07662	81.07662		200	0	0	2.06	10	0	41%	10	65	0%	
Terphenyl-d14	S	ug/L	99.78889	99.78889		100	0	0	1.17	10	0	100%	50	134	0%	
4-Chloroaniline	X	ug/L	63.86384	63.86384		100	0	0	1.61	10	150	64%	33	117	0%	
o-Terphenyl	X	ug/L	92.941	92.941		100	0	0	1.27	10	150	93%	40	140	0%	

Seq No	Lab ID	Test Code	Sample Typ	File ID	Analysis Date	DF	Batch ID	Prep Date	SPKref	RPDref	pmoist
15044902	LCSD-163724	SVOC-8270-W-	LCSD-DOD	V5973N.I\sd0218.2	2/19/2022 4:38:1	1	163724	2/14/2022 1	0	2E+07	

Analyte	T	Units	RAW	Final	Text	Spike	SPKref	RPDref	MDL	PQL	UQL	%REC	LOW	HIGH	%RPD	Q
1,2,4-Trichlorobenzene	A	ug/L	73.75245	73.75245		100	0	73.08032	1.9	10	150	74%	29	116	1%	
1,2-Dichlorobenzene	A	ug/L	67.50894	67.50894		100	0	67.18185	1.97	10	150	68%	32	111	0%	
1,3-Dichlorobenzene	A	ug/L	66.87025	66.87025		100	0	70.18688	2.13	10	150	67%	28	110	5%	
1,4-Dichlorobenzene	A	ug/L	66.9263	66.9263		100	0	67.41221	2.02	10	150	67%	29	112	1%	
1-Methylnaphthalene	A	ug/L	82.29669	82.29669		100	0	76.90023	2.39	10	150	82%	41	119	7%	
2,2´-Oxybis(1-Chloropropane)	A	ug/L	68.19406	68.19406		100	0	64.72892	1.45	10	150	68%	37	130	5%	
2,4,5-Trichlorophenol	A	ug/L	83.47363	83.47363		100	0	82.80882	2.23	10	150	83%	53	123	1%	
2,4,6-Trichlorophenol	A	ug/L	94.13847	94.13847		100	0	90.66008	2.64	10	150	94%	50	125	4%	
2,4-Dichlorophenol	A	ug/L	78.61053	78.61053		100	0	74.96341	1.69	10	150	79%	47	121	5%	
2,4-Dimethylphenol	A	ug/L	87.50294	87.50294		100	0	80.07549	1.69	10	150	88%	31	124	9%	
2,4-Dinitrophenol	A	ug/L	92.76901	92.76901		100	0	87.3775	4.26	10	150	93%	23	142	6%	
2,4-Dinitrotoluene	A	ug/L	94.57277	94.57277		100	0	91.66768	3.04	10	150	95%	57	128	3%	
2,6-Dinitrotoluene	A	ug/L	94.67513	94.67513		100	0	84.72668	3.2	10	150	95%	50	118	11%	
2-Chloronaphthalene	A	ug/L	87.36468	87.36468		100	0	82.80058	2.14	10	150	87%	40	116	5%	
2-Chlorophenol	A	ug/L	70.77889	70.77889		100	0	67.19482	2.48	10	150	71%	38	117	5%	
2-Methylnaphthalene	A	ug/L	92.13579	92.13579		100	0	87.33699	1.92	10	150	92%	40	121	5%	
2-Nitroaniline	A	ug/L	98.28212	98.28212		100	0	92.43039	2.4	10	150	98%	55	127	6%	
2-Nitrophenol	A	ug/L	88.84468	88.84468		100	0	82.21332	2.36	10	150	89%	47	123	8%	
3,3´-Dichlorobenzidine	A	ug/L	80.02201	80.02201		100	0	74.39196	2.11	10	150	80%	27	129	7%	
3-Nitroaniline	A	ug/L	85.93354	85.93354		100	0	74.90425	2.77	10	150	86%	41	128	14%	

Seq No	Lab ID	Test Code	Sample Typ	File ID	Analysis Date	DF	Batch ID	Prep Date	SPKref	RPDref	pmoist
15044902	LCSD-163724	SVOC-8270-W-	LCSD-DOD	V5973N.I\sd0218.2	2/19/2022 4:38:1	1	163724	2/14/2022 1	0	2E+07	

Analyte	T	Units	RAW	Final	Text	Spike	SPKref	RPDref	MDL	PQL	UQL	%REC	LOW	HIGH	%RPD	Q
4,6-Dinitro-2-methylphenol	A	ug/L	88.02544	88.02544		100	0	90.22284	2.33	10	150	88%	44	137	2%	
4-Bromophenyl phenyl ether	A	ug/L	100.49691	100.49691		100	0	97.39424	1.74	10	150	100%	55	124	3%	
4-Chloro-2-methylphenol	A	ug/L	89.62957	89.62957		100	0	83.00575	1.6	10	150	90%	49	89	8%	S
4-Chloro-3-methylphenol	A	ug/L	91.1575	91.1575		100	0	85.80971	1.46	10	150	91%	52	119	6%	
4-Chlorophenol	A	ug/L	75.0525	75.0525		100	0	66.46936	2.64	10	150	75%	41	81	12%	
4-Chlorophenyl phenyl ether	A	ug/L	104.63319	104.63319		100	0	98.92562	2.03	10	150	105%	53	121	6%	
4-Nitroaniline	A	ug/L	96.59708	96.59708		100	0	87.30974	1.63	10	150	97%	57	101	10%	
4-Nitrophenol	A	ug/L	39.12772	39.12772		100	0	35.8244	2.5	10	150	39%	15	36	9%	S
Acenaphthene	A	ug/L	98.21591	98.21591		100	0	90.62853	1.89	10	150	98%	47	122	8%	
Acenaphthylene	A	ug/L	88.80834	88.80834		100	0	85.85531	1.57	10	150	89%	41	130	3%	
Aniline	A	ug/L	49.81892	49.81892		100	0	42.39496	3.74	10	150	50%	24	60	16%	
Anthracene	A	ug/L	94.94145	94.94145		100	0	96.46542	1.23	10	150	95%	57	123	2%	
Azobenzene	A	ug/L	86.3002	86.3002		100	0	84.39746	1.09	10	150	86%	61	116	2%	
Benzidine	A	ug/L	39.53134	39.53134		100	0	20.23749	6.72	10	150	40%	10	100	65%	R
Benzo(a)anthracene	A	ug/L	105.04101	105.04101		100	0	100.28591	0.856	10	150	105%	58	125	5%	
Benzo(a)pyrene	A	ug/L	96.62828	96.62828		100	0	88.48448	1.24	10	150	97%	54	128	9%	
Benzo(b)fluoranthene	A	ug/L	101.42419	101.42419		100	0	92.03722	0.903	10	150	101%	53	131	10%	
Benzo(g,h,i)perylene	A	ug/L	100.79589	100.79589		100	0	91.79324	1.01	10	150	101%	50	134	9%	
Benzo(k)fluoranthene	A	ug/L	90.65197	90.65197		100	0	90.65406	0.97	10	150	91%	57	129	0%	
Benzoic acid	A	ug/L	31.8182	31.8182		100	0	28.6632	1.51	10	150	32%	10	30	10%	S
Benzyl alcohol	A	ug/L	71.47748	71.47748		100	0	64.85687	3.13	10	150	71%	31	112	10%	
bis(-2-chloroethoxy)Methane	A	ug/L	90.75919	90.75919		100	0	85.06916	1.36	10	150	91%	48	120	6%	
bis(-2-chloroethyl)Ether	A	ug/L	78.20027	78.20027		100	0	75.57094	2.57	10	150	78%	43	118	3%	
bis(2-chloroisopropyl)Ether	A	ug/L	68.19406	68.19406		100	0	64.72892	1.49	10	150	68%	37	130	5%	
bis(2-ethylhexyl)Phthalate	A	ug/L	106.25394	106.25394		100	0	97.43577	1.91	10	150	106%	55	135	9%	
Butylbenzylphthalate	A	ug/L	102.12297	102.12297		100	0	95.5304	1.57	10	150	102%	53	134	7%	
Carbazole	A	ug/L	98.85417	98.85417		100	0	96.34964	0.842	10	150	99%	60	122	3%	
Chrysene	A	ug/L	100.94288	100.94288		100	0	95.38008	1.17	10	150	101%	59	123	6%	
Di-n-butyl phthalate	A	ug/L	101.72366	101.72366		100	0	99.97305	0.932	10	150	102%	59	127	2%	
Di-n-octyl phthalate	A	ug/L	102.47815	102.47815		100	0	97.2895	1.34	10	150	102%	51	140	5%	
Dibenzo(a,h)anthracene	A	ug/L	102.98833	102.98833		100	0	92.9687	1.17	10	150	103%	51	134	10%	
Dibenzofuran	A	ug/L	90.99854	90.99854		100	0	90.4568	1.74	10	150	91%	53	118	1%	
Diethyl phthalate	A	ug/L	95.20398	95.20398		100	0	91.81151	2.18	10	150	95%	56	125	4%	
Dimethyl phthalate	A	ug/L	99.55829	99.55829		100	0	95.84717	1.72	10	150	100%	45	127	4%	
Fluoranthene	A	ug/L	96.0829	96.0829		100	0	94.43958	0.883	10	150	96%	57	128	2%	

Seq No	Lab ID	Test Code	Sample Typ	File ID	Analysis Date	DF	Batch ID	Prep Date	SPKref	RPDref	pmoist
15044902	LCSD-163724	SVOC-8270-W-	LCSD-DOD	V5973N.I\sd0218.2	2/19/2022 4:38:1	1	163724	2/14/2022 1	0	2E+07	

Analyte	T	Units	RAW	Final	Text	Spike	SPKref	RPDref	MDL	PQL	UQL	%REC	LOW	HIGH	%RPD	Q
Fluorene	A	ug/L	88.3509	88.3509		100	0	86.41982	1.82	10	150	88%	52	124	2%	
Hexachlorobenzene	A	ug/L	93.2563	93.2563		100	0	93.16778	1.33	10	150	93%	53	125	0%	
Hexachlorobutadiene	A	ug/L	72.53633	72.53633		100	0	70.63598	2.32	10	150	73%	22	124	3%	
Hexachlorocyclopentadiene	A	ug/L	79.91417	79.91417		100	0	77.87744	2.97	10	150	80%	39	91	3%	
Hexachloroethane	A	ug/L	55.97906	55.97906		100	0	64.6644	1.79	10	150	56%	21	115	14%	
Indeno(1,2,3-cd)pyrene	A	ug/L	93.44277	93.44277		100	0	91.11588	1.25	10	150	93%	52	134	3%	
Isophorone	A	ug/L	85.88167	85.88167		100	0	81.32764	1.67	10	150	86%	42	124	5%	
m+p-Cresols	A	ug/L	84.86188	84.86188		100	0	75.69367	1.78	10	150	85%	29	110	11%	
n-Nitroso-di-n-propylamine	A	ug/L	101.58481	101.58481		100	0	100.54493	1.54	10	150	102%	49	119	1%	
n-Nitrosodimethylamine	A	ug/L	53.85364	53.85364		100	0	49.56747	1.53	10	150	54%	20	45	8%	S
n-Nitrosodiphenylamine	A	ug/L	99.43658	99.43658		100	0	96.96534	1.16	10	150	99%	51	123	3%	
Naphthalene	A	ug/L	85.91853	85.91853		100	0	83.75664	1.74	10	150	86%	40	121	3%	
Nitrobenzene	A	ug/L	96.17749	96.17749		100	0	88.7235	2.31	10	150	96%	45	121	8%	
o-Cresol	A	ug/L	80.84336	80.84336		100	0	75.31348	1.83	10	150	81%	30	117	7%	
p-Chloroaniline	A	ug/L	73.55083	73.55083		100	0	63.86384	1.52	10	150	74%	33	117	14%	
Pentachlorophenol	A	ug/L	103.92015	103.92015		100	0	101.76752	4.24	10	150	104%	35	138	2%	
Phenanthrene	A	ug/L	93.79337	93.79337		100	0	96.66839	0.784	10	150	94%	59	120	3%	
Phenol	A	ug/L	49.97157	49.97157		100	0	48.00612	1.46	10	150	50%	37	75	4%	
Pyrene	A	ug/L	93.87499	93.87499		100	0	92.2453	0.921	10	150	94%	57	126	2%	
Pyridine	A	ug/L	38.57272	38.57272		100	0	34.78255	3.22	10	150	39%	16	45	10%	
Triallate	A	ug/L	92.2071	92.2071		100	0	93.99248	1.51	10	150	92%	59	105	2%	
1,4-Dichlorobenzene-d4	I	ug/L	40	40		0	0	0	0	10	150	0%			0%	
Acenaphthene-d10	I	ug/L	40	40		0	0	0	0	10	150	0%			0%	
Chrysene-d12	I	ug/L	40	40		0	0	0	0	10	150	0%			0%	
Naphthalene-d8	I	ug/L	40	40		0	0	0	0	10	150	0%			0%	
Perylene-d12	I	ug/L	40	40		0	0	0	0	10	150	0%			0%	
Phenanthrene-d10	I	ug/L	40	40		0	0	0	0	10	150	0%			0%	
2,4,6-Tribromophenol	S	ug/L	182.52041	182.52041		200	0	0	2.88	10	0	91%	43	140	0%	
2-Fluorobiphenyl	S	ug/L	85.77349	85.77349		100	0	0	0.724	10	0	86%	44	119	0%	
2-Fluorophenol	S	ug/L	78.30658	78.30658		200	0	0	3.52	10	0	39%	19	119	0%	
Nitrobenzene-d5	S	ug/L	81.81747	81.81747		100	0	0	2.34	10	0	82%	44	120	0%	
Phenol-d5	S	ug/L	85.1217	85.1217		200	0	0	2.06	10	0	43%	10	65	0%	
Terphenyl-d14	S	ug/L	102.09706	102.09706		100	0	0	1.17	10	0	102%	50	134	0%	
4-Chloroaniline	X	ug/L	73.55083	73.55083		100	0	63.86384	1.61	10	150	74%	33	117	14%	
o-Terphenyl	X	ug/L	95.13864	95.13864		100	0	92.941	1.27	10	150	95%	40	140	2%	

Seq No	Lab ID	Test Code	Sample Typ	File ID	Analysis Date	DF	Batch ID	Prep Date	SPKref	RPDref	pmoist
15044903	B22020415-001	SVOC-8270-W-	SAMP	V5973N.I\sd0218	2/19/2022 5:10:3	1	163621	2/9/2022 8:1	0	0	

Analyte	T	Units	RAW	Final	Text	Spike	SPKref	RPDref	MDL	PQL	UQL	%REC	LOW	HIGH	%RPD	Q
1,2,4-Trichlorobenzene	A	ug/L	0	0		0	0	0	1.8278	10	150	0%	0	0	0%	U
1,2-Dichlorobenzene	A	ug/L	0	0		0	0	0	1.89514	10	150	0%	0	0	0%	U
1,3-Dichlorobenzene	A	ug/L	0	0		0	0	0	2.04906	10	150	0%	0	0	0%	U
1,4-Dichlorobenzene	A	ug/L	0	0		0	0	0	1.94324	10	150	0%	0	0	0%	U
1-Methylnaphthalene	A	ug/L	0	0		0	0	0	2.29918	4.81	150	0%	0	0	0%	U
2,2´-Oxybis(1-Chloropropane)	A	ug/L	0	0		0	0	0	1.3949	10	150	0%	0	0	0%	U
2,4,5-Trichlorophenol	A	ug/L	0	0		0	0	0	2.14526	10	150	0%	0	0	0%	U
2,4,6-Trichlorophenol	A	ug/L	0	0		0	0	0	2.53968	10	150	0%	0	0	0%	U
2,4-Dichlorophenol	A	ug/L	0	0		0	0	0	1.62578	10	150	0%	0	0	0%	U
2,4-Dimethylphenol	A	ug/L	0	0		0	0	0	1.62578	10	150	0%	0	0	0%	U
2,4-Dinitrophenol	A	ug/L	0	0		0	0	0	4.09812	10	150	0%	0	0	0%	U
2,4-Dinitrotoluene	A	ug/L	0	0		0	0	0	2.92448	10	150	0%	0	0	0%	U
2,6-Dinitrotoluene	A	ug/L	0	0		0	0	0	3.0784	10	150	0%	0	0	0%	U
2-Chloronaphthalene	A	ug/L	0	0		0	0	0	2.05868	10	150	0%	0	0	0%	U
2-Chlorophenol	A	ug/L	0	0		0	0	0	2.38576	10	150	0%	0	0	0%	U
2-Methylnaphthalene	A	ug/L	0	0		0	0	0	1.84704	4.81	150	0%	0	0	0%	U
2-Nitroaniline	A	ug/L	0	0		0	0	0	2.3088	10	150	0%	0	0	0%	U
2-Nitrophenol	A	ug/L	0	0		0	0	0	2.27032	10	150	0%	0	0	0%	U
3,3´-Dichlorobenzidine	A	ug/L	0	0		0	0	0	2.02982	10	150	0%	0	0	0%	U
3-Nitroaniline	A	ug/L	0	0		0	0	0	2.66474	10	150	0%	0	0	0%	U
4,6-Dinitro-2-methylphenol	A	ug/L	0	0		0	0	0	2.24146	10	150	0%	0	0	0%	U
4-Bromophenyl phenyl ether	A	ug/L	0	0		0	0	0	1.67388	10	150	0%	0	0	0%	U
4-Chloro-2-methylphenol	A	ug/L	0	0		0	0	0	1.5392	10	150	0%	0	0	0%	U
4-Chloro-3-methylphenol	A	ug/L	0	0		0	0	0	1.40452	10	150	0%	0	0	0%	U
4-Chlorophenol	A	ug/L	0	0		0	0	0	2.53968	10	150	0%	0	0	0%	U
4-Chlorophenyl phenyl ether	A	ug/L	0	0		0	0	0	1.95286	10	150	0%	0	0	0%	U
4-Nitroaniline	A	ug/L	0	0		0	0	0	1.56806	10	150	0%	0	0	0%	U
4-Nitrophenol	A	ug/L	0	0		0	0	0	2.405	10	150	0%	0	0	0%	U
Acenaphthene	A	ug/L	0	0		0	0	0	1.81818	4.81	150	0%	0	0	0%	U
Acenaphthylene	A	ug/L	0	0		0	0	0	1.51034	4.81	150	0%	0	0	0%	U
Aniline	A	ug/L	0	0		0	0	0	3.59788	10	150	0%	0	0	0%	U
Anthracene	A	ug/L	0	0		0	0	0	1.18326	4.81	150	0%	0	0	0%	U
Azobenzene	A	ug/L	0	0		0	0	0	1.04858	10	150	0%	0	0	0%	U
Benzidine	A	ug/L	0	0		0	0	0	6.46464	10	150	0%	0	0	0%	U
Benzo(a)anthracene	A	ug/L	0	0		0	0	0	0.823472	4.81	150	0%	0	0	0%	U

Seq No	Lab ID	Test Code	Sample Typ	File ID	Analysis Date	DF	Batch ID	Prep Date	SPKref	RPDref	pmoist
15044903	B22020415-001	SVOC-8270-W-	SAMP	V5973N.I\sd0218	2/19/2022 5:10:3	1	163621	2/9/2022 8:1	0	0	

Analyte	T	Units	RAW	Final	Text	Spike	SPKref	RPDref	MDL	PQL	UQL	%REC	LOW	HIGH	%RPD	Q
Benzo(a)pyrene	A	ug/L	0	0		0	0	0	1.19288	4.81	150	0%	0	0	0%	U
Benzo(b)fluoranthene	A	ug/L	0	0		0	0	0	0.868686	4.81	150	0%	0	0	0%	U
Benzo(g,h,i)perylene	A	ug/L	0	0		0	0	0	0.97162	4.81	150	0%	0	0	0%	U
Benzo(k)fluoranthene	A	ug/L	0	0		0	0	0	0.93314	4.81	150	0%	0	0	0%	U
Benzoic acid	A	ug/L	0	0		0	0	0	1.45262	10	150	0%	0	0	0%	U
Benzyl alcohol	A	ug/L	0	0		0	0	0	3.01106	10	150	0%	0	0	0%	U
bis(-2-chloroethoxy)Methane	A	ug/L	0	0		0	0	0	1.30832	10	150	0%	0	0	0%	U
bis(-2-chloroethyl)Ether	A	ug/L	0	0		0	0	0	2.47234	10	150	0%	0	0	0%	U
bis(2-chloroisopropyl)Ether	A	ug/L	0	0		0	0	0	1.43338	10	150	0%	0	0	0%	U
bis(2-ethylhexyl)Phthalate	A	ug/L	0	0		0	0	0	1.83742	10	150	0%	0	0	0%	U
Butylbenzylphthalate	A	ug/L	0	0		0	0	0	1.51034	10	150	0%	0	0	0%	U
Carbazole	A	ug/L	0	0		0	0	0	0.810004	10	150	0%	0	0	0%	U
Chrysene	A	ug/L	0	0		0	0	0	1.12554	4.81	150	0%	0	0	0%	U
Di-n-butyl phthalate	A	ug/L	0	0		0	0	0	0.896584	10	150	0%	0	0	0%	U
Di-n-octyl phthalate	A	ug/L	0	0		0	0	0	1.28908	10	150	0%	0	0	0%	U
Dibenzo(a,h)anthracene	A	ug/L	0	0		0	0	0	1.12554	4.81	150	0%	0	0	0%	U
Dibenzofuran	A	ug/L	0	0		0	0	0	1.67388	10	150	0%	0	0	0%	U
Diethyl phthalate	A	ug/L	0	0		0	0	0	2.09716	10	150	0%	0	0	0%	U
Dimethyl phthalate	A	ug/L	0	0		0	0	0	1.65464	10	150	0%	0	0	0%	U
Fluoranthene	A	ug/L	0	0		0	0	0	0.849446	4.81	150	0%	0	0	0%	U
Fluorene	A	ug/L	0	0		0	0	0	1.75084	4.81	150	0%	0	0	0%	U
Hexachlorobenzene	A	ug/L	0	0		0	0	0	1.27946	10	150	0%	0	0	0%	U
Hexachlorobutadiene	A	ug/L	0	0		0	0	0	2.23184	10	150	0%	0	0	0%	U
Hexachlorocyclopentadiene	A	ug/L	0	0		0	0	0	2.85714	10	150	0%	0	0	0%	U
Hexachloroethane	A	ug/L	0	0		0	0	0	1.72198	10	150	0%	0	0	0%	U
Indeno(1,2,3-cd)pyrene	A	ug/L	0	0		0	0	0	1.2025	4.81	150	0%	0	0	0%	U
Isophorone	A	ug/L	0	0		0	0	0	1.60654	10	150	0%	0	0	0%	U
m+p-Cresols	A	ug/L	0	0		0	0	0	1.71236	10	150	0%	0	0	0%	U
n-Nitroso-di-n-propylamine	A	ug/L	0	0		0	0	0	1.48148	10	150	0%	0	0	0%	U
n-Nitrosodimethylamine	A	ug/L	0	0		0	0	0	1.47186	10	150	0%	0	0	0%	U
n-Nitrosodiphenylamine	A	ug/L	0	0		0	0	0	1.11592	10	150	0%	0	0	0%	U
Naphthalene	A	ug/L	0	0		0	0	0	1.67388	4.81	150	0%	0	0	0%	U
Nitrobenzene	A	ug/L	0	0		0	0	0	2.22222	10	150	0%	0	0	0%	U
o-Cresol	A	ug/L	0	0		0	0	0	1.76046	10	150	0%	0	0	0%	U
p-Chloroaniline	A	ug/L	0	0		0	0	0	1.46224	10	150	0%	0	0	0%	U

Seq No	Lab ID	Test Code	Sample Typ	File ID	Analysis Date	DF	Batch ID	Prep Date	SPKref	RPDref	pmoist
15044903	B22020415-001	SVOC-8270-W-	SAMP	V5973N.I\sd0218	2/19/2022 5:10:3	1	163621	2/9/2022 8:1	0	0	

Analyte	T	Units	RAW	Final	Text	Spike	SPKref	RPDref	MDL	PQL	UQL	%REC	LOW	HIGH	%RPD	Q
Pentachlorophenol	A	ug/L	0	0		0	0	0	4.07888	10	150	0%	0	0	0%	U
Phenanthrene	A	ug/L	0	0		0	0	0	0.754208	4.81	150	0%	0	0	0%	U
Phenol	A	ug/L	0	0		0	0	0	1.40452	10	150	0%	0	0	0%	U
Pyrene	A	ug/L	0	0		0	0	0	0.886002	4.81	150	0%	0	0	0%	U
Pyridine	A	ug/L	0	0		0	0	0	3.09764	10	150	0%	0	0	0%	U
Triallate	A	ug/L	0	0		0	0	0	1.45262	10	150	0%	0	0	0%	U
1,4-Dichlorobenzene-d4	I	ug/L	40	38.48		0	0	0	0	10	150	0%	0	0	0%	
Acenaphthene-d10	I	ug/L	40	38.48		0	0	0	0	10	150	0%	0	0	0%	
Chrysene-d12	I	ug/L	40	38.48		0	0	0	0	10	150	0%	0	0	0%	
Naphthalene-d8	I	ug/L	40	38.48		0	0	0	0	10	150	0%	0	0	0%	
Perylene-d12	I	ug/L	40	38.48		0	0	0	0	10	150	0%	0	0	0%	
Phenanthrene-d10	I	ug/L	40	38.48		0	0	0	0	10	150	0%	0	0	0%	
2,4,6-Tribromophenol	S	ug/L	167.45757	161.094182		192.4	0	0	2.77056	10	0	84%	43	140	0%	
2-Fluorobiphenyl	S	ug/L	62.83137	60.4437779		96.2	0	0	0.696488	10	0	63%	44	119	0%	
2-Fluorophenol	S	ug/L	65.24039	62.7612552		192.4	0	0	3.38624	10	0	33%	19	119	0%	
Nitrobenzene-d5	S	ug/L	65.6428	63.1483736		96.2	0	0	2.25108	10	0	66%	44	120	0%	
Phenol-d5	S	ug/L	57.28929	55.112297		192.4	0	0	1.98172	10	0	29%	10	65	0%	
Terphenyl-d14	S	ug/L	103.29247	99.3673561		96.2	0	0	1.12554	10	0	103%	50	134	0%	
4-Chloroaniline	X	ug/L	0	0		0	0	0	1.54882	10	150	0%	0	0	0%	U
o-Terphenyl	X	ug/L	0	0		0	0	0	1.22174	10	150	0%	0	0	0%	U

Seq No	Lab ID	Test Code	Sample Typ	File ID	Analysis Date	DF	Batch ID	Prep Date	SPKref	RPDref	pmoist
15044904	B22020415-006	SVOC-8270-W-	SAMP	V5973N.I\sd0218	2/19/2022 5:42:5	1	163621	2/9/2022 8:1	0	0	

Analyte	T	Units	RAW	Final	Text	Spike	SPKref	RPDref	MDL	PQL	UQL	%REC	LOW	HIGH	%RPD	Q
1,2,4-Trichlorobenzene	A	ug/L	0	0		0	0	0	1.881	10	150	0%	0	0	0%	U
1,2-Dichlorobenzene	A	ug/L	0	0		0	0	0	1.9503	10	150	0%	0	0	0%	U
1,3-Dichlorobenzene	A	ug/L	0	0		0	0	0	2.1087	10	150	0%	0	0	0%	U
1,4-Dichlorobenzene	A	ug/L	0	0		0	0	0	1.9998	10	150	0%	0	0	0%	U
1-Methylnaphthalene	A	ug/L	0	0		0	0	0	2.3661	4.95	150	0%	0	0	0%	U
2,2´-Oxybis(1-Chloropropane)	A	ug/L	0	0		0	0	0	1.4355	10	150	0%	0	0	0%	U
2,4,5-Trichlorophenol	A	ug/L	0	0		0	0	0	2.2077	10	150	0%	0	0	0%	U
2,4,6-Trichlorophenol	A	ug/L	0	0		0	0	0	2.6136	10	150	0%	0	0	0%	U
2,4-Dichlorophenol	A	ug/L	0	0		0	0	0	1.6731	10	150	0%	0	0	0%	U
2,4-Dimethylphenol	A	ug/L	0	0		0	0	0	1.6731	10	150	0%	0	0	0%	U

Seq No	Lab ID	Test Code	Sample Typ	File ID	Analysis Date	DF	Batch ID	Prep Date	SPKref	RPDref	pmoist
15044904	B22020415-006	SVOC-8270-W-	SAMP	V5973N.I\sd0218.2	2/19/2022 5:42:5	1	163621	2/9/2022 8:1	0	0	

Analyte	T	Units	RAW	Final	Text	Spike	SPKref	RPDref	MDL	PQL	UQL	%REC	LOW	HIGH	%RPD	Q
2,4-Dinitrophenol	A	ug/L	0	0		0	0	0	4.2174	10	150	0%	0	0	0%	U
2,4-Dinitrotoluene	A	ug/L	0	0		0	0	0	3.0096	10	150	0%	0	0	0%	U
2,6-Dinitrotoluene	A	ug/L	0	0		0	0	0	3.168	10	150	0%	0	0	0%	U
2-Chloronaphthalene	A	ug/L	0	0		0	0	0	2.1186	10	150	0%	0	0	0%	U
2-Chlorophenol	A	ug/L	0	0		0	0	0	2.4552	10	150	0%	0	0	0%	U
2-Methylnaphthalene	A	ug/L	0	0		0	0	0	1.9008	4.95	150	0%	0	0	0%	U
2-Nitroaniline	A	ug/L	0	0		0	0	0	2.376	10	150	0%	0	0	0%	U
2-Nitrophenol	A	ug/L	0	0		0	0	0	2.3364	10	150	0%	0	0	0%	U
3,3´-Dichlorobenzidine	A	ug/L	0	0		0	0	0	2.0889	10	150	0%	0	0	0%	U
3-Nitroaniline	A	ug/L	0	0		0	0	0	2.7423	10	150	0%	0	0	0%	U
4,6-Dinitro-2-methylphenol	A	ug/L	0	0		0	0	0	2.3067	10	150	0%	0	0	0%	U
4-Bromophenyl phenyl ether	A	ug/L	0	0		0	0	0	1.7226	10	150	0%	0	0	0%	U
4-Chloro-2-methylphenol	A	ug/L	0	0		0	0	0	1.584	10	150	0%	0	0	0%	U
4-Chloro-3-methylphenol	A	ug/L	0	0		0	0	0	1.4454	10	150	0%	0	0	0%	U
4-Chlorophenol	A	ug/L	0	0		0	0	0	2.6136	10	150	0%	0	0	0%	U
4-Chlorophenyl phenyl ether	A	ug/L	0	0		0	0	0	2.0097	10	150	0%	0	0	0%	U
4-Nitroaniline	A	ug/L	0	0		0	0	0	1.6137	10	150	0%	0	0	0%	U
4-Nitrophenol	A	ug/L	0	0		0	0	0	2.475	10	150	0%	0	0	0%	U
Acenaphthene	A	ug/L	0	0		0	0	0	1.8711	4.95	150	0%	0	0	0%	U
Acenaphthylene	A	ug/L	0	0		0	0	0	1.5543	4.95	150	0%	0	0	0%	U
Aniline	A	ug/L	0	0		0	0	0	3.7026	10	150	0%	0	0	0%	U
Anthracene	A	ug/L	0	0		0	0	0	1.2177	4.95	150	0%	0	0	0%	U
Azobenzene	A	ug/L	0	0		0	0	0	1.0791	10	150	0%	0	0	0%	U
Benzidine	A	ug/L	0	0		0	0	0	6.6528	10	150	0%	0	0	0%	U
Benzo(a)anthracene	A	ug/L	0	0		0	0	0	0.84744	4.95	150	0%	0	0	0%	U
Benzo(a)pyrene	A	ug/L	0	0		0	0	0	1.2276	4.95	150	0%	0	0	0%	U
Benzo(b)fluoranthene	A	ug/L	0	0		0	0	0	0.89397	4.95	150	0%	0	0	0%	U
Benzo(g,h,i)perylene	A	ug/L	0	0		0	0	0	0.9999	4.95	150	0%	0	0	0%	U
Benzo(k)fluoranthene	A	ug/L	0	0		0	0	0	0.9603	4.95	150	0%	0	0	0%	U
Benzoic acid	A	ug/L	0	0		0	0	0	1.4949	10	150	0%	0	0	0%	U
Benzyl alcohol	A	ug/L	0	0		0	0	0	3.0987	10	150	0%	0	0	0%	U
bis(-2-chloroethoxy)Methane	A	ug/L	0	0		0	0	0	1.3464	10	150	0%	0	0	0%	U
bis(-2-chloroethyl)Ether	A	ug/L	0	0		0	0	0	2.5443	10	150	0%	0	0	0%	U
bis(2-chloroisopropyl)Ether	A	ug/L	0	0		0	0	0	1.4751	10	150	0%	0	0	0%	U
bis(2-ethylhexyl)Phthalate	A	ug/L	3.24245	3.2100255		0	0	0	1.8909	10	150	0%	0	0	0%	J

Seq No	Lab ID	Test Code	Sample Typ	File ID	Analysis Date	DF	Batch ID	Prep Date	SPKref	RPDref	pmoist
15044904	B22020415-006	SVOC-8270-W-	SAMP	V5973N.I\sd0218	2/19/2022 5:42:5	1	163621	2/9/2022 8:1	0	0	

Analyte	T	Units	RAW	Final	Text	Spike	SPKref	RPDref	MDL	PQL	UQL	%REC	LOW	HIGH	%RPD	Q
Butylbenzylphthalate	A	ug/L	0	0		0	0	0	1.5543	10	150	0%	0	0	0%	U
Carbazole	A	ug/L	0	0		0	0	0	0.83358	10	150	0%	0	0	0%	U
Chrysene	A	ug/L	0	0		0	0	0	1.1583	4.95	150	0%	0	0	0%	U
Di-n-butyl phthalate	A	ug/L	0	0		0	0	0	0.92268	10	150	0%	0	0	0%	U
Di-n-octyl phthalate	A	ug/L	0	0		0	0	0	1.3266	10	150	0%	0	0	0%	U
Dibenzo(a,h)anthracene	A	ug/L	0	0		0	0	0	1.1583	4.95	150	0%	0	0	0%	U
Dibenzofuran	A	ug/L	0	0		0	0	0	1.7226	10	150	0%	0	0	0%	U
Diethyl phthalate	A	ug/L	0	0		0	0	0	2.1582	10	150	0%	0	0	0%	U
Dimethyl phthalate	A	ug/L	0	0		0	0	0	1.7028	10	150	0%	0	0	0%	U
Fluoranthene	A	ug/L	0	0		0	0	0	0.87417	4.95	150	0%	0	0	0%	U
Fluorene	A	ug/L	0	0		0	0	0	1.8018	4.95	150	0%	0	0	0%	U
Hexachlorobenzene	A	ug/L	0	0		0	0	0	1.3167	10	150	0%	0	0	0%	U
Hexachlorobutadiene	A	ug/L	0	0		0	0	0	2.2968	10	150	0%	0	0	0%	U
Hexachlorocyclopentadiene	A	ug/L	0	0		0	0	0	2.9403	10	150	0%	0	0	0%	U
Hexachloroethane	A	ug/L	0	0		0	0	0	1.7721	10	150	0%	0	0	0%	U
Indeno(1,2,3-cd)pyrene	A	ug/L	0	0		0	0	0	1.2375	4.95	150	0%	0	0	0%	U
Isophorone	A	ug/L	0	0		0	0	0	1.6533	10	150	0%	0	0	0%	U
m+p-Cresols	A	ug/L	0	0		0	0	0	1.7622	10	150	0%	0	0	0%	U
n-Nitroso-di-n-propylamine	A	ug/L	0	0		0	0	0	1.5246	10	150	0%	0	0	0%	U
n-Nitrosodimethylamine	A	ug/L	0	0		0	0	0	1.5147	10	150	0%	0	0	0%	U
n-Nitrosodiphenylamine	A	ug/L	0	0		0	0	0	1.1484	10	150	0%	0	0	0%	U
Naphthalene	A	ug/L	0	0		0	0	0	1.7226	4.95	150	0%	0	0	0%	U
Nitrobenzene	A	ug/L	0	0		0	0	0	2.2869	10	150	0%	0	0	0%	U
o-Cresol	A	ug/L	0	0		0	0	0	1.8117	10	150	0%	0	0	0%	U
p-Chloroaniline	A	ug/L	0	0		0	0	0	1.5048	10	150	0%	0	0	0%	U
Pentachlorophenol	A	ug/L	0	0		0	0	0	4.1976	10	150	0%	0	0	0%	U
Phenanthrene	A	ug/L	0	0		0	0	0	0.77616	4.95	150	0%	0	0	0%	U
Phenol	A	ug/L	0	0		0	0	0	1.4454	10	150	0%	0	0	0%	U
Pyrene	A	ug/L	0	0		0	0	0	0.91179	4.95	150	0%	0	0	0%	U
Pyridine	A	ug/L	0	0		0	0	0	3.1878	10	150	0%	0	0	0%	U
Triallate	A	ug/L	0	0		0	0	0	1.4949	10	150	0%	0	0	0%	U
1,4-Dichlorobenzene-d4	I	ug/L	40	39.6		0	0	0	0	10	150	0%	0	0	0%	
Acenaphthene-d10	I	ug/L	40	39.6		0	0	0	0	10	150	0%	0	0	0%	
Chrysene-d12	I	ug/L	40	39.6		0	0	0	0	10	150	0%	0	0	0%	
Naphthalene-d8	I	ug/L	40	39.6		0	0	0	0	10	150	0%	0	0	0%	

Seq No	Lab ID	Test Code	Sample Typ	File ID	Analysis Date	DF	Batch ID	Prep Date	SPKref	RPDref	pmoist
15044904	B22020415-006	SVOC-8270-W-	SAMP	V5973N.I\sd0218	2/19/2022 5:42:5	1	163621	2/9/2022 8:1	0	0	

Analyte	T	Units	RAW	Final	Text	Spike	SPKref	RPDref	MDL	PQL	UQL	%REC	LOW	HIGH	%RPD	Q
Perylene-d12	I	ug/L	40	39.6		0	0	0	0	10	150	0%	0	0	0%	
Phenanthrene-d10	I	ug/L	40	39.6		0	0	0	0	10	150	0%	0	0	0%	
2,4,6-Tribromophenol	S	ug/L	141.91387	140.494731		198	0	0	2.8512	10	0	71%	43	140	0%	
2-Fluorobiphenyl	S	ug/L	68.56011	67.8745089		99	0	0	0.71676	10	0	69%	44	119	0%	
2-Fluorophenol	S	ug/L	48.31277	47.8296423		198	0	0	3.4848	10	0	24%	19	119	0%	
Nitrobenzene-d5	S	ug/L	62.19132	61.5694068		99	0	0	2.3166	10	0	62%	44	120	0%	
Phenol-d5	S	ug/L	55.03102	54.4807098		198	0	0	2.0394	10	0	28%	10	65	0%	
Terphenyl-d14	S	ug/L	101.50985	100.494752		99	0	0	1.1583	10	0	102%	50	134	0%	
4-Chloroaniline	X	ug/L	0	0		0	0	0	1.5939	10	150	0%	0	0	0%	U
o-Terphenyl	X	ug/L	0	0		0	0	0	1.2573	10	150	0%	0	0	0%	U

Seq No	Lab ID	Test Code	Sample Typ	File ID	Analysis Date	DF	Batch ID	Prep Date	SPKref	RPDref	pmoist
15044905	B22020415-011	SVOC-8270-W-	SAMP	V5973N.I\sd0218	2/19/2022 6:15:2	1	163621	2/9/2022 8:1	0	0	

Analyte	T	Units	RAW	Final	Text	Spike	SPKref	RPDref	MDL	PQL	UQL	%REC	LOW	HIGH	%RPD	Q
1,2,4-Trichlorobenzene	A	ug/L	0	0		0	0	0	1.8088	10	150	0%	0	0	0%	U
1,2-Dichlorobenzene	A	ug/L	0	0		0	0	0	1.87544	10	150	0%	0	0	0%	U
1,3-Dichlorobenzene	A	ug/L	0	0		0	0	0	2.02776	10	150	0%	0	0	0%	U
1,4-Dichlorobenzene	A	ug/L	0	0		0	0	0	1.92304	10	150	0%	0	0	0%	U
1-Methylnaphthalene	A	ug/L	0	0		0	0	0	2.27528	4.76	150	0%	0	0	0%	U
2,2´-Oxybis(1-Chloropropane)	A	ug/L	0	0		0	0	0	1.3804	10	150	0%	0	0	0%	U
2,4,5-Trichlorophenol	A	ug/L	0	0		0	0	0	2.12296	10	150	0%	0	0	0%	U
2,4,6-Trichlorophenol	A	ug/L	0	0		0	0	0	2.51328	10	150	0%	0	0	0%	U
2,4-Dichlorophenol	A	ug/L	0	0		0	0	0	1.60888	10	150	0%	0	0	0%	U
2,4-Dimethylphenol	A	ug/L	0	0		0	0	0	1.60888	10	150	0%	0	0	0%	U
2,4-Dinitrophenol	A	ug/L	0	0		0	0	0	4.05552	10	150	0%	0	0	0%	U
2,4-Dinitrotoluene	A	ug/L	0	0		0	0	0	2.89408	10	150	0%	0	0	0%	U
2,6-Dinitrotoluene	A	ug/L	0	0		0	0	0	3.0464	10	150	0%	0	0	0%	U
2-Chloronaphthalene	A	ug/L	0	0		0	0	0	2.03728	10	150	0%	0	0	0%	U
2-Chlorophenol	A	ug/L	0	0		0	0	0	2.36096	10	150	0%	0	0	0%	U
2-Methylnaphthalene	A	ug/L	0	0		0	0	0	1.82784	4.76	150	0%	0	0	0%	U
2-Nitroaniline	A	ug/L	0	0		0	0	0	2.2848	10	150	0%	0	0	0%	U
2-Nitrophenol	A	ug/L	0	0		0	0	0	2.24672	10	150	0%	0	0	0%	U
3,3´-Dichlorobenzidine	A	ug/L	0	0		0	0	0	2.00872	10	150	0%	0	0	0%	U
3-Nitroaniline	A	ug/L	0	0		0	0	0	2.63704	10	150	0%	0	0	0%	U

Seq No	Lab ID	Test Code	Sample Typ	File ID	Analysis Date	DF	Batch ID	Prep Date	SPKref	RPDref	pmoist
15044905	B22020415-011	SVOC-8270-W-	SAMP	V5973N.I\sd0218.2	2/19/2022 6:15:2	1	163621	2/9/2022 8:1	0	0	

Analyte	T	Units	RAW	Final	Text	Spike	SPKref	RPDref	MDL	PQL	UQL	%REC	LOW	HIGH	%RPD	Q
4,6-Dinitro-2-methylphenol	A	ug/L	0	0		0	0	0	2.21816	10	150	0%	0	0	0%	U
4-Bromophenyl phenyl ether	A	ug/L	0	0		0	0	0	1.65648	10	150	0%	0	0	0%	U
4-Chloro-2-methylphenol	A	ug/L	0	0		0	0	0	1.5232	10	150	0%	0	0	0%	U
4-Chloro-3-methylphenol	A	ug/L	0	0		0	0	0	1.38992	10	150	0%	0	0	0%	U
4-Chlorophenol	A	ug/L	0	0		0	0	0	2.51328	10	150	0%	0	0	0%	U
4-Chlorophenyl phenyl ether	A	ug/L	0	0		0	0	0	1.93256	10	150	0%	0	0	0%	U
4-Nitroaniline	A	ug/L	0	0		0	0	0	1.55176	10	150	0%	0	0	0%	U
4-Nitrophenol	A	ug/L	0	0		0	0	0	2.38	10	150	0%	0	0	0%	U
Acenaphthene	A	ug/L	0	0		0	0	0	1.79928	4.76	150	0%	0	0	0%	U
Acenaphthylene	A	ug/L	0	0		0	0	0	1.49464	4.76	150	0%	0	0	0%	U
Aniline	A	ug/L	0	0		0	0	0	3.56048	10	150	0%	0	0	0%	U
Anthracene	A	ug/L	0	0		0	0	0	1.17096	4.76	150	0%	0	0	0%	U
Azobenzene	A	ug/L	0	0		0	0	0	1.03768	10	150	0%	0	0	0%	U
Benzidine	A	ug/L	0	0		0	0	0	6.39744	10	150	0%	0	0	0%	U
Benzo(a)anthracene	A	ug/L	0	0		0	0	0	0.814912	4.76	150	0%	0	0	0%	U
Benzo(a)pyrene	A	ug/L	0	0		0	0	0	1.18048	4.76	150	0%	0	0	0%	U
Benzo(b)fluoranthene	A	ug/L	0	0		0	0	0	0.859656	4.76	150	0%	0	0	0%	U
Benzo(g,h,i)perylene	A	ug/L	0	0		0	0	0	0.96152	4.76	150	0%	0	0	0%	U
Benzo(k)fluoranthene	A	ug/L	0	0		0	0	0	0.92344	4.76	150	0%	0	0	0%	U
Benzoic acid	A	ug/L	0	0		0	0	0	1.43752	10	150	0%	0	0	0%	U
Benzyl alcohol	A	ug/L	0	0		0	0	0	2.97976	10	150	0%	0	0	0%	U
bis(-2-chloroethoxy)Methane	A	ug/L	0	0		0	0	0	1.29472	10	150	0%	0	0	0%	U
bis(-2-chloroethyl)Ether	A	ug/L	0	0		0	0	0	2.44664	10	150	0%	0	0	0%	U
bis(2-chloroisopropyl)Ether	A	ug/L	0	0		0	0	0	1.41848	10	150	0%	0	0	0%	U
bis(2-ethylhexyl)Phthalate	A	ug/L	0	0		0	0	0	1.81832	10	150	0%	0	0	0%	U
Butylbenzylphthalate	A	ug/L	0	0		0	0	0	1.49464	10	150	0%	0	0	0%	U
Carbazole	A	ug/L	0	0		0	0	0	0.801584	10	150	0%	0	0	0%	U
Chrysene	A	ug/L	0	0		0	0	0	1.11384	4.76	150	0%	0	0	0%	U
Di-n-butyl phthalate	A	ug/L	0	0		0	0	0	0.887264	10	150	0%	0	0	0%	U
Di-n-octyl phthalate	A	ug/L	0	0		0	0	0	1.27568	10	150	0%	0	0	0%	U
Dibenzo(a,h)anthracene	A	ug/L	0	0		0	0	0	1.11384	4.76	150	0%	0	0	0%	U
Dibenzofuran	A	ug/L	0	0		0	0	0	1.65648	10	150	0%	0	0	0%	U
Diethyl phthalate	A	ug/L	0	0		0	0	0	2.07536	10	150	0%	0	0	0%	U
Dimethyl phthalate	A	ug/L	0	0		0	0	0	1.63744	10	150	0%	0	0	0%	U
Fluoranthene	A	ug/L	0	0		0	0	0	0.840616	4.76	150	0%	0	0	0%	U

Seq No	Lab ID	Test Code	Sample Typ	File ID	Analysis Date	DF	Batch ID	Prep Date	SPKref	RPDref	pmoist
15044905	B22020415-011	SVOC-8270-W-	SAMP	V5973N.I\sd0218	2/19/2022 6:15:2	1	163621	2/9/2022 8:1	0	0	

Analyte	T	Units	RAW	Final	Text	Spike	SPKref	RPDref	MDL	PQL	UQL	%REC	LOW	HIGH	%RPD	Q
Fluorene	A	ug/L	0	0		0	0	0	1.73264	4.76	150	0%	0	0	0%	U
Hexachlorobenzene	A	ug/L	0	0		0	0	0	1.26616	10	150	0%	0	0	0%	U
Hexachlorobutadiene	A	ug/L	0	0		0	0	0	2.20864	10	150	0%	0	0	0%	U
Hexachlorocyclopentadiene	A	ug/L	0	0		0	0	0	2.82744	10	150	0%	0	0	0%	U
Hexachloroethane	A	ug/L	0	0		0	0	0	1.70408	10	150	0%	0	0	0%	U
Indeno(1,2,3-cd)pyrene	A	ug/L	0	0		0	0	0	1.19	4.76	150	0%	0	0	0%	U
Isophorone	A	ug/L	0	0		0	0	0	1.58984	10	150	0%	0	0	0%	U
m+p-Cresols	A	ug/L	0	0		0	0	0	1.69456	10	150	0%	0	0	0%	U
n-Nitroso-di-n-propylamine	A	ug/L	0	0		0	0	0	1.46608	10	150	0%	0	0	0%	U
n-Nitrosodimethylamine	A	ug/L	0	0		0	0	0	1.45656	10	150	0%	0	0	0%	U
n-Nitrosodiphenylamine	A	ug/L	0	0		0	0	0	1.10432	10	150	0%	0	0	0%	U
Naphthalene	A	ug/L	0	0		0	0	0	1.65648	4.76	150	0%	0	0	0%	U
Nitrobenzene	A	ug/L	0	0		0	0	0	2.19912	10	150	0%	0	0	0%	U
o-Cresol	A	ug/L	0	0		0	0	0	1.74216	10	150	0%	0	0	0%	U
p-Chloroaniline	A	ug/L	0	0		0	0	0	1.44704	10	150	0%	0	0	0%	U
Pentachlorophenol	A	ug/L	0	0		0	0	0	4.03648	10	150	0%	0	0	0%	U
Phenanthrene	A	ug/L	0	0		0	0	0	0.746368	4.76	150	0%	0	0	0%	U
Phenol	A	ug/L	0	0		0	0	0	1.38992	10	150	0%	0	0	0%	U
Pyrene	A	ug/L	0	0		0	0	0	0.876792	4.76	150	0%	0	0	0%	U
Pyridine	A	ug/L	0	0		0	0	0	3.06544	10	150	0%	0	0	0%	U
Triallate	A	ug/L	0	0		0	0	0	1.43752	10	150	0%	0	0	0%	U
1,4-Dichlorobenzene-d4	I	ug/L	40	38.08		0	0	0	0	10	150	0%	0	0	0%	
Acenaphthene-d10	I	ug/L	40	38.08		0	0	0	0	10	150	0%	0	0	0%	
Chrysene-d12	I	ug/L	40	38.08		0	0	0	0	10	150	0%	0	0	0%	
Naphthalene-d8	I	ug/L	40	38.08		0	0	0	0	10	150	0%	0	0	0%	
Perylene-d12	I	ug/L	40	38.08		0	0	0	0	10	150	0%	0	0	0%	
Phenanthrene-d10	I	ug/L	40	38.08		0	0	0	0	10	150	0%	0	0	0%	
2,4,6-Tribromophenol	S	ug/L	147.86795	140.770288		190.4	0	0	2.74176	10	0	74%	43	140	0%	
2-Fluorobiphenyl	S	ug/L	58.80613	55.9834358		95.2	0	0	0.689248	10	0	59%	44	119	0%	
2-Fluorophenol	S	ug/L	61.78691	58.8211383		190.4	0	0	3.35104	10	0	31%	19	119	0%	
Nitrobenzene-d5	S	ug/L	59.67239	56.8081153		95.2	0	0	2.22768	10	0	60%	44	120	0%	
Phenol-d5	S	ug/L	58.50247	55.6943514		190.4	0	0	1.96112	10	0	29%	10	65	0%	
Terphenyl-d14	S	ug/L	100.14632	95.3392966		95.2	0	0	1.11384	10	0	100%	50	134	0%	
4-Chloroaniline	X	ug/L	0	0		0	0	0	1.53272	10	150	0%	0	0	0%	U
o-Terphenyl	X	ug/L	0	0		0	0	0	1.20904	10	150	0%	0	0	0%	U

Seq No	Lab ID	Test Code	Sample Typ	File ID	Analysis Date	DF	Batch ID	Prep Date	SPKref	RPDref	pmoist
15044906	B22020415-016	SVOC-8270-W-	SAMP	V5973N.I\sd0218.2	2/19/2022 6:47:4	1	163621	2/9/2022 8:1	0	0	

Analyte	T	Units	RAW	Final	Text	Spike	SPKref	RPDref	MDL	PQL	UQL	%REC	LOW	HIGH	%RPD	Q
1,2,4-Trichlorobenzene	A	ug/L	0	0		0	0	0	1.8088	10	150	0%	0	0	0%	U
1,2-Dichlorobenzene	A	ug/L	0	0		0	0	0	1.87544	10	150	0%	0	0	0%	U
1,3-Dichlorobenzene	A	ug/L	0	0		0	0	0	2.02776	10	150	0%	0	0	0%	U
1,4-Dichlorobenzene	A	ug/L	0	0		0	0	0	1.92304	10	150	0%	0	0	0%	U
1-Methylnaphthalene	A	ug/L	0	0		0	0	0	2.27528	4.76	150	0%	0	0	0%	U
2,2´-Oxybis(1-Chloropropane)	A	ug/L	0	0		0	0	0	1.3804	10	150	0%	0	0	0%	U
2,4,5-Trichlorophenol	A	ug/L	0	0		0	0	0	2.12296	10	150	0%	0	0	0%	U
2,4,6-Trichlorophenol	A	ug/L	0	0		0	0	0	2.51328	10	150	0%	0	0	0%	U
2,4-Dichlorophenol	A	ug/L	0	0		0	0	0	1.60888	10	150	0%	0	0	0%	U
2,4-Dimethylphenol	A	ug/L	0	0		0	0	0	1.60888	10	150	0%	0	0	0%	U
2,4-Dinitrophenol	A	ug/L	0	0		0	0	0	4.05552	10	150	0%	0	0	0%	U
2,4-Dinitrotoluene	A	ug/L	0	0		0	0	0	2.89408	10	150	0%	0	0	0%	U
2,6-Dinitrotoluene	A	ug/L	0	0		0	0	0	3.0464	10	150	0%	0	0	0%	U
2-Chloronaphthalene	A	ug/L	0	0		0	0	0	2.03728	10	150	0%	0	0	0%	U
2-Chlorophenol	A	ug/L	0	0		0	0	0	2.36096	10	150	0%	0	0	0%	U
2-Methylnaphthalene	A	ug/L	0	0		0	0	0	1.82784	4.76	150	0%	0	0	0%	U
2-Nitroaniline	A	ug/L	0	0		0	0	0	2.2848	10	150	0%	0	0	0%	U
2-Nitrophenol	A	ug/L	0	0		0	0	0	2.24672	10	150	0%	0	0	0%	U
3,3´-Dichlorobenzidine	A	ug/L	0	0		0	0	0	2.00872	10	150	0%	0	0	0%	U
3-Nitroaniline	A	ug/L	0	0		0	0	0	2.63704	10	150	0%	0	0	0%	U
4,6-Dinitro-2-methylphenol	A	ug/L	0	0		0	0	0	2.21816	10	150	0%	0	0	0%	U
4-Bromophenyl phenyl ether	A	ug/L	0	0		0	0	0	1.65648	10	150	0%	0	0	0%	U
4-Chloro-2-methylphenol	A	ug/L	0	0		0	0	0	1.5232	10	150	0%	0	0	0%	U
4-Chloro-3-methylphenol	A	ug/L	0	0		0	0	0	1.38992	10	150	0%	0	0	0%	U
4-Chlorophenol	A	ug/L	0	0		0	0	0	2.51328	10	150	0%	0	0	0%	U
4-Chlorophenyl phenyl ether	A	ug/L	0	0		0	0	0	1.93256	10	150	0%	0	0	0%	U
4-Nitroaniline	A	ug/L	0	0		0	0	0	1.55176	10	150	0%	0	0	0%	U
4-Nitrophenol	A	ug/L	0	0		0	0	0	2.38	10	150	0%	0	0	0%	U
Acenaphthene	A	ug/L	0	0		0	0	0	1.79928	4.76	150	0%	0	0	0%	U
Acenaphthylene	A	ug/L	0	0		0	0	0	1.49464	4.76	150	0%	0	0	0%	U
Aniline	A	ug/L	0	0		0	0	0	3.56048	10	150	0%	0	0	0%	U
Anthracene	A	ug/L	0	0		0	0	0	1.17096	4.76	150	0%	0	0	0%	U
Azobenzene	A	ug/L	0	0		0	0	0	1.03768	10	150	0%	0	0	0%	U
Benzidine	A	ug/L	0	0		0	0	0	6.39744	10	150	0%	0	0	0%	U
Benzo(a)anthracene	A	ug/L	0	0		0	0	0	0.814912	4.76	150	0%	0	0	0%	U

Seq No	Lab ID	Test Code	Sample Typ	File ID	Analysis Date	DF	Batch ID	Prep Date	SPKref	RPDref	pmoist
15044906	B22020415-016	SVOC-8270-W-	SAMP	V5973N.I\sd0218	2/19/2022 6:47:4	1	163621	2/9/2022 8:1	0	0	

Analyte	T	Units	RAW	Final	Text	Spike	SPKref	RPDref	MDL	PQL	UQL	%REC	LOW	HIGH	%RPD	Q
Benzo(a)pyrene	A	ug/L	0	0		0	0	0	1.18048	4.76	150	0%	0	0	0%	U
Benzo(b)fluoranthene	A	ug/L	0	0		0	0	0	0.859656	4.76	150	0%	0	0	0%	U
Benzo(g,h,i)perylene	A	ug/L	0	0		0	0	0	0.96152	4.76	150	0%	0	0	0%	U
Benzo(k)fluoranthene	A	ug/L	0	0		0	0	0	0.92344	4.76	150	0%	0	0	0%	U
Benzoic acid	A	ug/L	0	0		0	0	0	1.43752	10	150	0%	0	0	0%	U
Benzyl alcohol	A	ug/L	0	0		0	0	0	2.97976	10	150	0%	0	0	0%	U
bis(-2-chloroethoxy)Methane	A	ug/L	0	0		0	0	0	1.29472	10	150	0%	0	0	0%	U
bis(-2-chloroethyl)Ether	A	ug/L	0	0		0	0	0	2.44664	10	150	0%	0	0	0%	U
bis(2-chloroisopropyl)Ether	A	ug/L	0	0		0	0	0	1.41848	10	150	0%	0	0	0%	U
bis(2-ethylhexyl)Phthalate	A	ug/L	0	0		0	0	0	1.81832	10	150	0%	0	0	0%	U
Butylbenzylphthalate	A	ug/L	0	0		0	0	0	1.49464	10	150	0%	0	0	0%	U
Carbazole	A	ug/L	0	0		0	0	0	0.801584	10	150	0%	0	0	0%	U
Chrysene	A	ug/L	0	0		0	0	0	1.11384	4.76	150	0%	0	0	0%	U
Di-n-butyl phthalate	A	ug/L	0	0		0	0	0	0.887264	10	150	0%	0	0	0%	U
Di-n-octyl phthalate	A	ug/L	0	0		0	0	0	1.27568	10	150	0%	0	0	0%	U
Dibenzo(a,h)anthracene	A	ug/L	0	0		0	0	0	1.11384	4.76	150	0%	0	0	0%	U
Dibenzofuran	A	ug/L	0	0		0	0	0	1.65648	10	150	0%	0	0	0%	U
Diethyl phthalate	A	ug/L	0	0		0	0	0	2.07536	10	150	0%	0	0	0%	U
Dimethyl phthalate	A	ug/L	0	0		0	0	0	1.63744	10	150	0%	0	0	0%	U
Fluoranthene	A	ug/L	0	0		0	0	0	0.840616	4.76	150	0%	0	0	0%	U
Fluorene	A	ug/L	0	0		0	0	0	1.73264	4.76	150	0%	0	0	0%	U
Hexachlorobenzene	A	ug/L	0	0		0	0	0	1.26616	10	150	0%	0	0	0%	U
Hexachlorobutadiene	A	ug/L	0	0		0	0	0	2.20864	10	150	0%	0	0	0%	U
Hexachlorocyclopentadiene	A	ug/L	0	0		0	0	0	2.82744	10	150	0%	0	0	0%	U
Hexachloroethane	A	ug/L	0	0		0	0	0	1.70408	10	150	0%	0	0	0%	U
Indeno(1,2,3-cd)pyrene	A	ug/L	0	0		0	0	0	1.19	4.76	150	0%	0	0	0%	U
Isophorone	A	ug/L	0	0		0	0	0	1.58984	10	150	0%	0	0	0%	U
m+p-Cresols	A	ug/L	0	0		0	0	0	1.69456	10	150	0%	0	0	0%	U
n-Nitroso-di-n-propylamine	A	ug/L	0	0		0	0	0	1.46608	10	150	0%	0	0	0%	U
n-Nitrosodimethylamine	A	ug/L	0	0		0	0	0	1.45656	10	150	0%	0	0	0%	U
n-Nitrosodiphenylamine	A	ug/L	0	0		0	0	0	1.10432	10	150	0%	0	0	0%	U
Naphthalene	A	ug/L	0	0		0	0	0	1.65648	4.76	150	0%	0	0	0%	U
Nitrobenzene	A	ug/L	0	0		0	0	0	2.19912	10	150	0%	0	0	0%	U
o-Cresol	A	ug/L	0	0		0	0	0	1.74216	10	150	0%	0	0	0%	U
p-Chloroaniline	A	ug/L	0	0		0	0	0	1.44704	10	150	0%	0	0	0%	U

Seq No	Lab ID	Test Code	Sample Typ	File ID	Analysis Date	DF	Batch ID	Prep Date	SPKref	RPDref	pmoist
15044906	B22020415-016	SVOC-8270-W-	SAMP	V5973N.I\sd0218	2/19/2022 6:47:4	1	163621	2/9/2022 8:1	0	0	

Analyte	T	Units	RAW	Final	Text	Spike	SPKref	RPDref	MDL	PQL	UQL	%REC	LOW	HIGH	%RPD	Q
Pentachlorophenol	A	ug/L	0	0		0	0	0	4.03648	10	150	0%	0	0	0%	U
Phenanthrene	A	ug/L	0	0		0	0	0	0.746368	4.76	150	0%	0	0	0%	U
Phenol	A	ug/L	0	0		0	0	0	1.38992	10	150	0%	0	0	0%	U
Pyrene	A	ug/L	0	0		0	0	0	0.876792	4.76	150	0%	0	0	0%	U
Pyridine	A	ug/L	0	0		0	0	0	3.06544	10	150	0%	0	0	0%	U
Triallate	A	ug/L	0	0		0	0	0	1.43752	10	150	0%	0	0	0%	U
1,4-Dichlorobenzene-d4	I	ug/L	40	38.08		0	0	0	0	10	150	0%	0	0	0%	
Acenaphthene-d10	I	ug/L	40	38.08		0	0	0	0	10	150	0%	0	0	0%	
Chrysene-d12	I	ug/L	40	38.08		0	0	0	0	10	150	0%	0	0	0%	
Naphthalene-d8	I	ug/L	40	38.08		0	0	0	0	10	150	0%	0	0	0%	
Perylene-d12	I	ug/L	40	38.08		0	0	0	0	10	150	0%	0	0	0%	
Phenanthrene-d10	I	ug/L	40	38.08		0	0	0	0	10	150	0%	0	0	0%	
2,4,6-Tribromophenol	S	ug/L	162.64939	154.842219		190.4	0	0	2.74176	10	0	81%	43	140	0%	
2-Fluorobiphenyl	S	ug/L	62.00744	59.0310829		95.2	0	0	0.689248	10	0	62%	44	119	0%	
2-Fluorophenol	S	ug/L	51.4928	49.0211456		190.4	0	0	3.35104	10	0	26%	19	119	0%	
Nitrobenzene-d5	S	ug/L	55.61844	52.9487549		95.2	0	0	2.22768	10	0	56%	44	120	0%	
Phenol-d5	S	ug/L	51.94239	49.4491553		190.4	0	0	1.96112	10	0	26%	10	65	0%	
Terphenyl-d14	S	ug/L	103.53355	98.5639396		95.2	0	0	1.11384	10	0	104%	50	134	0%	
4-Chloroaniline	X	ug/L	0	0		0	0	0	1.53272	10	150	0%	0	0	0%	U
o-Terphenyl	X	ug/L	0	0		0	0	0	1.20904	10	150	0%	0	0	0%	U

Seq No	Lab ID	Test Code	Sample Typ	File ID	Analysis Date	DF	Batch ID	Prep Date	SPKref	RPDref	pmoist
15044907	B22020415-017	SVOC-8270-W-	SAMP	V5973N.I\sd0218	2/19/2022 7:20:0	1	163621	2/9/2022 8:1	0	0	

Analyte	T	Units	RAW	Final	Text	Spike	SPKref	RPDref	MDL	PQL	UQL	%REC	LOW	HIGH	%RPD	Q
1,2,4-Trichlorobenzene	A	ug/L	0	0		0	0	0	1.8088	10	150	0%	0	0	0%	U
1,2-Dichlorobenzene	A	ug/L	0	0		0	0	0	1.87544	10	150	0%	0	0	0%	U
1,3-Dichlorobenzene	A	ug/L	0	0		0	0	0	2.02776	10	150	0%	0	0	0%	U
1,4-Dichlorobenzene	A	ug/L	0	0		0	0	0	1.92304	10	150	0%	0	0	0%	U
1-Methylnaphthalene	A	ug/L	0	0		0	0	0	2.27528	4.76	150	0%	0	0	0%	U
2,2´-Oxybis(1-Chloropropane)	A	ug/L	0	0		0	0	0	1.3804	10	150	0%	0	0	0%	U
2,4,5-Trichlorophenol	A	ug/L	0	0		0	0	0	2.12296	10	150	0%	0	0	0%	U
2,4,6-Trichlorophenol	A	ug/L	0	0		0	0	0	2.51328	10	150	0%	0	0	0%	U
2,4-Dichlorophenol	A	ug/L	0	0		0	0	0	1.60888	10	150	0%	0	0	0%	U
2,4-Dimethylphenol	A	ug/L	0	0		0	0	0	1.60888	10	150	0%	0	0	0%	U

Seq No	Lab ID	Test Code	Sample Typ	File ID	Analysis Date	DF	Batch ID	Prep Date	SPKref	RPDref	pmoist
15044907	B22020415-017	SVOC-8270-W-	SAMP	V5973N.I\sd0218.2	2/19/2022 7:20:0	1	163621	2/9/2022 8:1	0	0	

Analyte	T	Units	RAW	Final	Text	Spike	SPKref	RPDref	MDL	PQL	UQL	%REC	LOW	HIGH	%RPD	Q
2,4-Dinitrophenol	A	ug/L	0	0		0	0	0	4.05552	10	150	0%	0	0	0%	U
2,4-Dinitrotoluene	A	ug/L	0	0		0	0	0	2.89408	10	150	0%	0	0	0%	U
2,6-Dinitrotoluene	A	ug/L	0	0		0	0	0	3.0464	10	150	0%	0	0	0%	U
2-Chloronaphthalene	A	ug/L	0	0		0	0	0	2.03728	10	150	0%	0	0	0%	U
2-Chlorophenol	A	ug/L	0	0		0	0	0	2.36096	10	150	0%	0	0	0%	U
2-Methylnaphthalene	A	ug/L	0	0		0	0	0	1.82784	4.76	150	0%	0	0	0%	U
2-Nitroaniline	A	ug/L	0	0		0	0	0	2.2848	10	150	0%	0	0	0%	U
2-Nitrophenol	A	ug/L	0	0		0	0	0	2.24672	10	150	0%	0	0	0%	U
3,3´-Dichlorobenzidine	A	ug/L	0	0		0	0	0	2.00872	10	150	0%	0	0	0%	U
3-Nitroaniline	A	ug/L	0	0		0	0	0	2.63704	10	150	0%	0	0	0%	U
4,6-Dinitro-2-methylphenol	A	ug/L	0	0		0	0	0	2.21816	10	150	0%	0	0	0%	U
4-Bromophenyl phenyl ether	A	ug/L	0	0		0	0	0	1.65648	10	150	0%	0	0	0%	U
4-Chloro-2-methylphenol	A	ug/L	0	0		0	0	0	1.5232	10	150	0%	0	0	0%	U
4-Chloro-3-methylphenol	A	ug/L	0	0		0	0	0	1.38992	10	150	0%	0	0	0%	U
4-Chlorophenol	A	ug/L	0	0		0	0	0	2.51328	10	150	0%	0	0	0%	U
4-Chlorophenyl phenyl ether	A	ug/L	0	0		0	0	0	1.93256	10	150	0%	0	0	0%	U
4-Nitroaniline	A	ug/L	0	0		0	0	0	1.55176	10	150	0%	0	0	0%	U
4-Nitrophenol	A	ug/L	0	0		0	0	0	2.38	10	150	0%	0	0	0%	U
Acenaphthene	A	ug/L	0	0		0	0	0	1.79928	4.76	150	0%	0	0	0%	U
Acenaphthylene	A	ug/L	0	0		0	0	0	1.49464	4.76	150	0%	0	0	0%	U
Aniline	A	ug/L	0	0		0	0	0	3.56048	10	150	0%	0	0	0%	U
Anthracene	A	ug/L	0	0		0	0	0	1.17096	4.76	150	0%	0	0	0%	U
Azobenzene	A	ug/L	0	0		0	0	0	1.03768	10	150	0%	0	0	0%	U
Benzidine	A	ug/L	0	0		0	0	0	6.39744	10	150	0%	0	0	0%	U
Benzo(a)anthracene	A	ug/L	0	0		0	0	0	0.814912	4.76	150	0%	0	0	0%	U
Benzo(a)pyrene	A	ug/L	0	0		0	0	0	1.18048	4.76	150	0%	0	0	0%	U
Benzo(b)fluoranthene	A	ug/L	0	0		0	0	0	0.859656	4.76	150	0%	0	0	0%	U
Benzo(g,h,i)perylene	A	ug/L	0	0		0	0	0	0.96152	4.76	150	0%	0	0	0%	U
Benzo(k)fluoranthene	A	ug/L	0	0		0	0	0	0.92344	4.76	150	0%	0	0	0%	U
Benzoic acid	A	ug/L	0	0		0	0	0	1.43752	10	150	0%	0	0	0%	U
Benzyl alcohol	A	ug/L	0	0		0	0	0	2.97976	10	150	0%	0	0	0%	U
bis(-2-chloroethoxy)Methane	A	ug/L	0	0		0	0	0	1.29472	10	150	0%	0	0	0%	U
bis(-2-chloroethyl)Ether	A	ug/L	0	0		0	0	0	2.44664	10	150	0%	0	0	0%	U
bis(2-chloroisopropyl)Ether	A	ug/L	0	0		0	0	0	1.41848	10	150	0%	0	0	0%	U
bis(2-ethylhexyl)Phthalate	A	ug/L	0	0		0	0	0	1.81832	10	150	0%	0	0	0%	U

Seq No	Lab ID	Test Code	Sample Typ	File ID	Analysis Date	DF	Batch ID	Prep Date	SPKref	RPDref	pmoist
15044907	B22020415-017	SVOC-8270-W-	SAMP	V5973N.I\sd0218	2/19/2022 7:20:0	1	163621	2/9/2022 8:1	0	0	

Analyte	T	Units	RAW	Final	Text	Spike	SPKref	RPDref	MDL	PQL	UQL	%REC	LOW	HIGH	%RPD	Q
Butylbenzylphthalate	A	ug/L	0	0		0	0	0	1.49464	10	150	0%	0	0	0%	U
Carbazole	A	ug/L	0	0		0	0	0	0.801584	10	150	0%	0	0	0%	U
Chrysene	A	ug/L	0	0		0	0	0	1.11384	4.76	150	0%	0	0	0%	U
Di-n-butyl phthalate	A	ug/L	0	0		0	0	0	0.887264	10	150	0%	0	0	0%	U
Di-n-octyl phthalate	A	ug/L	0	0		0	0	0	1.27568	10	150	0%	0	0	0%	U
Dibenzo(a,h)anthracene	A	ug/L	0	0		0	0	0	1.11384	4.76	150	0%	0	0	0%	U
Dibenzofuran	A	ug/L	0	0		0	0	0	1.65648	10	150	0%	0	0	0%	U
Diethyl phthalate	A	ug/L	0	0		0	0	0	2.07536	10	150	0%	0	0	0%	U
Dimethyl phthalate	A	ug/L	0	0		0	0	0	1.63744	10	150	0%	0	0	0%	U
Fluoranthene	A	ug/L	0	0		0	0	0	0.840616	4.76	150	0%	0	0	0%	U
Fluorene	A	ug/L	0	0		0	0	0	1.73264	4.76	150	0%	0	0	0%	U
Hexachlorobenzene	A	ug/L	0	0		0	0	0	1.26616	10	150	0%	0	0	0%	U
Hexachlorobutadiene	A	ug/L	0	0		0	0	0	2.20864	10	150	0%	0	0	0%	U
Hexachlorocyclopentadiene	A	ug/L	0	0		0	0	0	2.82744	10	150	0%	0	0	0%	U
Hexachloroethane	A	ug/L	0	0		0	0	0	1.70408	10	150	0%	0	0	0%	U
Indeno(1,2,3-cd)pyrene	A	ug/L	0	0		0	0	0	1.19	4.76	150	0%	0	0	0%	U
Isophorone	A	ug/L	0	0		0	0	0	1.58984	10	150	0%	0	0	0%	U
m+p-Cresols	A	ug/L	0	0		0	0	0	1.69456	10	150	0%	0	0	0%	U
n-Nitroso-di-n-propylamine	A	ug/L	0	0		0	0	0	1.46608	10	150	0%	0	0	0%	U
n-Nitrosodimethylamine	A	ug/L	0	0		0	0	0	1.45656	10	150	0%	0	0	0%	U
n-Nitrosodiphenylamine	A	ug/L	0	0		0	0	0	1.10432	10	150	0%	0	0	0%	U
Naphthalene	A	ug/L	0	0		0	0	0	1.65648	4.76	150	0%	0	0	0%	U
Nitrobenzene	A	ug/L	0	0		0	0	0	2.19912	10	150	0%	0	0	0%	U
o-Cresol	A	ug/L	0	0		0	0	0	1.74216	10	150	0%	0	0	0%	U
p-Chloroaniline	A	ug/L	0	0		0	0	0	1.44704	10	150	0%	0	0	0%	U
Pentachlorophenol	A	ug/L	0	0		0	0	0	4.03648	10	150	0%	0	0	0%	U
Phenanthrene	A	ug/L	0	0		0	0	0	0.746368	4.76	150	0%	0	0	0%	U
Phenol	A	ug/L	0	0		0	0	0	1.38992	10	150	0%	0	0	0%	U
Pyrene	A	ug/L	0	0		0	0	0	0.876792	4.76	150	0%	0	0	0%	U
Pyridine	A	ug/L	0	0		0	0	0	3.06544	10	150	0%	0	0	0%	U
Triallate	A	ug/L	0	0		0	0	0	1.43752	10	150	0%	0	0	0%	U
1,4-Dichlorobenzene-d4	I	ug/L	40	38.08		0	0	0	0	10	150	0%	0	0	0%	
Acenaphthene-d10	I	ug/L	40	38.08		0	0	0	0	10	150	0%	0	0	0%	
Chrysene-d12	I	ug/L	40	38.08		0	0	0	0	10	150	0%	0	0	0%	
Naphthalene-d8	I	ug/L	40	38.08		0	0	0	0	10	150	0%	0	0	0%	

Seq No	Lab ID	Test Code	Sample Typ	File ID	Analysis Date	DF	Batch ID	Prep Date	SPKref	RPDref	pmoist
15044907	B22020415-017	SVOC-8270-W-	SAMP	V5973N.I\sd0218	2/19/2022 7:20:0	1	163621	2/9/2022 8:1	0	0	

Analyte	T	Units	RAW	Final	Text	Spike	SPKref	RPDref	MDL	PQL	UQL	%REC	LOW	HIGH	%RPD	Q
Perylene-d12	I	ug/L	40	38.08		0	0	0	0	10	150	0%	0	0	0%	
Phenanthrene-d10	I	ug/L	40	38.08		0	0	0	0	10	150	0%	0	0	0%	
2,4,6-Tribromophenol	S	ug/L	156.33866	148.834404		190.4	0	0	2.74176	10	0	78%	43	140	0%	
2-Fluorobiphenyl	S	ug/L	64.20007	61.1184666		95.2	0	0	0.689248	10	0	64%	44	119	0%	
2-Fluorophenol	S	ug/L	57.71431	54.9440231		190.4	0	0	3.35104	10	0	29%	19	119	0%	
Nitrobenzene-d5	S	ug/L	79.26756	75.4627171		95.2	0	0	2.22768	10	0	79%	44	120	0%	
Phenol-d5	S	ug/L	68.81465	65.5115468		190.4	0	0	1.96112	10	0	34%	10	65	0%	
Terphenyl-d14	S	ug/L	94.30493	89.7782934		95.2	0	0	1.11384	10	0	94%	50	134	0%	
4-Chloroaniline	X	ug/L	0	0		0	0	0	1.53272	10	150	0%	0	0	0%	U
o-Terphenyl	X	ug/L	0	0		0	0	0	1.20904	10	150	0%	0	0	0%	U

Seq No	Lab ID	Test Code	Sample Typ	File ID	Analysis Date	DF	Batch ID	Prep Date	SPKref	RPDref	pmoist
15044908	B22020415-017	SVOC-8270-W-	MS-DOD	V5973N.I\sd0218	2/19/2022 7:52:2	1	163621	2/9/2022 8:2	2E+07	0	

Analyte	T	Units	RAW	Final	Text	Spike	SPKref	RPDref	MDL	PQL	UQL	%REC	LOW	HIGH	%RPD	Q
1,2,4-Trichlorobenzene	A	ug/L	66.73279	63.5296161		95.2	0	0	1.8088	10	150	67%	29	116	0%	
1,2-Dichlorobenzene	A	ug/L	57.54799	54.7856865		95.2	0	0	1.87544	10	150	58%	32	111	0%	
1,3-Dichlorobenzene	A	ug/L	54.39146	51.7806699		95.2	0	0	2.02776	10	150	54%	28	110	0%	
1,4-Dichlorobenzene	A	ug/L	55.7256	53.0507712		95.2	0	0	1.92304	10	150	56%	29	112	0%	
1-Methylnaphthalene	A	ug/L	72.22535	68.7585332		95.2	0	0	2.27528	10	150	72%	41	119	0%	
2,2´-Oxybis(1-Chloropropane)	A	ug/L	61.9803	59.0052456		95.2	0	0	1.3804	10	150	62%	37	130	0%	
2,4,5-Trichlorophenol	A	ug/L	82.4166	78.4606032		95.2	0	0	2.12296	10	150	82%	53	123	0%	
2,4,6-Trichlorophenol	A	ug/L	87.98809	83.7646617		95.2	0	0	2.51328	10	150	88%	50	125	0%	
2,4-Dichlorophenol	A	ug/L	73.34106	69.8206891		95.2	0	0	1.60888	10	150	73%	47	121	0%	
2,4-Dimethylphenol	A	ug/L	70.11504	66.7495181		95.2	0	0	1.60888	10	150	70%	31	124	0%	
2,4-Dinitrophenol	A	ug/L	94.28819	89.7623569		95.2	0	0	4.05552	10	150	94%	23	142	0%	
2,4-Dinitrotoluene	A	ug/L	97.45983	92.7817582		95.2	0	0	2.89408	10	150	97%	57	128	0%	
2,6-Dinitrotoluene	A	ug/L	84.00034	79.9683237		95.2	0	0	3.0464	10	150	84%	50	118	0%	
2-Chloronaphthalene	A	ug/L	83.38327	79.3808730		95.2	0	0	2.03728	10	150	83%	40	116	0%	
2-Chlorophenol	A	ug/L	60.02141	57.1403823		95.2	0	0	2.36096	10	150	60%	38	117	0%	
2-Methylnaphthalene	A	ug/L	79.39881	75.5876671		95.2	0	0	1.82784	10	150	79%	40	121	0%	
2-Nitroaniline	A	ug/L	88.52815	84.2787988		95.2	0	0	2.2848	10	150	89%	55	127	0%	
2-Nitrophenol	A	ug/L	81.2303	77.3312456		95.2	0	0	2.24672	10	150	81%	47	123	0%	
3,3´-Dichlorobenzidine	A	ug/L	76.42225	72.753982		95.2	0	0	2.00872	10	150	76%	27	129	0%	
3-Nitroaniline	A	ug/L	72.96376	69.4614995		95.2	0	0	2.63704	10	150	73%	41	128	0%	

Seq No	Lab ID	Test Code	Sample Typ	File ID	Analysis Date	DF	Batch ID	Prep Date	SPKref	RPDref	pmoist
15044908	B22020415-017	SVOC-8270-W-	MS-DOD	V5973N.I\sd0218.2	2/19/2022 7:52:2	1	163621	2/9/2022 8:2	2E+07	0	

Analyte	T	Units	RAW	Final	Text	Spike	SPKref	RPDref	MDL	PQL	UQL	%REC	LOW	HIGH	%RPD	Q
4,6-Dinitro-2-methylphenol	A	ug/L	91.15968	86.7840154		95.2	0	0	2.21816	10	150	91%	44	137	0%	
4-Bromophenyl phenyl ether	A	ug/L	90.62945	86.2792364		95.2	0	0	1.65648	10	150	91%	55	124	0%	
4-Chloro-2-methylphenol	A	ug/L	70.89578	67.4927826		95.2	0	0	1.5232	10	150	71%	49	89	0%	
4-Chloro-3-methylphenol	A	ug/L	83.71401	79.6957375		95.2	0	0	1.38992	10	150	84%	52	119	0%	
4-Chlorophenol	A	ug/L	63.08991	60.0615943		95.2	0	0	2.51328	10	150	63%	41	81	0%	
4-Chlorophenyl phenyl ether	A	ug/L	97.98597	93.2826434		95.2	0	0	1.93256	10	150	98%	53	121	0%	
4-Nitroaniline	A	ug/L	89.37116	85.0813443		95.2	0	0	1.55176	10	150	89%	57	101	0%	
4-Nitrophenol	A	ug/L	41.67207	39.6718106		95.2	0	0	2.38	10	150	42%	15	36	0%	S
Acenaphthene	A	ug/L	84.47323	80.418515		95.2	0	0	1.79928	10	150	84%	47	122	0%	
Acenaphthylene	A	ug/L	78.31025	74.551358		95.2	0	0	1.49464	10	150	78%	41	130	0%	
Aniline	A	ug/L	31.75114	30.2270853		95.2	0	0	3.56048	10	150	32%	24	60	0%	
Anthracene	A	ug/L	92.40334	87.9679797		95.2	0	0	1.17096	10	150	92%	57	123	0%	
Azobenzene	A	ug/L	78.90615	75.1186548		95.2	0	0	1.03768	10	150	79%	61	116	0%	
Benzidine	A	ug/L	14.85436	14.1413507		95.2	0	0	6.39744	10	150	15%	10	100	0%	
Benzo(a)anthracene	A	ug/L	102.56728	97.6440506		95.2	0	0	0.814912	10	150	103%	58	125	0%	
Benzo(a)pyrene	A	ug/L	87.44353	83.2462406		95.2	0	0	1.18048	10	150	87%	54	128	0%	
Benzo(b)fluoranthene	A	ug/L	94.70825	90.162254		95.2	0	0	0.859656	10	150	95%	53	131	0%	
Benzo(g,h,i)perylene	A	ug/L	91.29702	86.9147630		95.2	0	0	0.96152	10	150	91%	50	134	0%	
Benzo(k)fluoranthene	A	ug/L	85.33134	81.2354357		95.2	0	0	0.92344	10	150	85%	57	129	0%	
Benzoic acid	A	ug/L	31.71233	30.1901382		95.2	0	0	1.43752	10	150	32%	10	30	0%	S
Benzyl alcohol	A	ug/L	59.98994	57.1104229		95.2	0	0	2.97976	10	150	60%	31	112	0%	
bis(-2-chloroethoxy)Methane	A	ug/L	73.99263	70.4409838		95.2	0	0	1.29472	10	150	74%	48	120	0%	
bis(-2-chloroethyl)Ether	A	ug/L	67.51524	64.2745085		95.2	0	0	2.44664	10	150	68%	43	118	0%	
bis(2-chloroisopropyl)Ether	A	ug/L	61.9803	59.0052456		95.2	0	0	1.41848	10	150	62%	37	130	0%	
bis(2-ethylhexyl)Phthalate	A	ug/L	108.03148	102.845969		95.2	0	0	1.81832	10	150	108%	55	135	0%	
Butylbenzylphthalate	A	ug/L	104.38014	99.3698933		95.2	0	0	1.49464	10	150	104%	53	134	0%	
Carbazole	A	ug/L	91.52704	87.1337421		95.2	0	0	0.801584	10	150	92%	60	122	0%	
Chrysene	A	ug/L	96.58108	91.9451882		95.2	0	0	1.11384	10	150	97%	59	123	0%	
Di-n-butyl phthalate	A	ug/L	101.64881	96.7696671		95.2	0	0	0.887264	10	150	102%	59	127	0%	
Di-n-octyl phthalate	A	ug/L	100.64036	95.8096227		95.2	0	0	1.27568	10	150	101%	51	140	0%	
Dibenzo(a,h)anthracene	A	ug/L	98.31889	93.5995833		95.2	0	0	1.11384	10	150	98%	51	134	0%	
Dibenzofuran	A	ug/L	85.18944	81.1003469		95.2	0	0	1.65648	10	150	85%	53	118	0%	
Diethyl phthalate	A	ug/L	97.99524	93.2914685		95.2	0	0	2.07536	10	150	98%	56	125	0%	
Dimethyl phthalate	A	ug/L	102.3679	97.4542408		95.2	0	0	1.63744	10	150	102%	45	127	0%	
Fluoranthene	A	ug/L	93.9736	89.4628672		95.2	0	0	0.840616	10	150	94%	57	128	0%	

Seq No	Lab ID	Test Code	Sample Typ	File ID	Analysis Date	DF	Batch ID	Prep Date	SPKref	RPDref	pmoist
15044908	B22020415-017	SVOC-8270-W-	MS-DOD	V5973N.I\sd0218.2	2/19/2022 7:52:2	1	163621	2/9/2022 8:2	2E+07	0	

Analyte	T	Units	RAW	Final	Text	Spike	SPKref	RPDref	MDL	PQL	UQL	%REC	LOW	HIGH	%RPD	Q
Fluorene	A	ug/L	83.08928	79.1009946		95.2	0	0	1.73264	10	150	83%	52	124	0%	
Hexachlorobenzene	A	ug/L	86.63722	82.4786334		95.2	0	0	1.26616	10	150	87%	53	125	0%	
Hexachlorobutadiene	A	ug/L	62.68873	59.679671		95.2	0	0	2.20864	10	150	63%	22	124	0%	
Hexachlorocyclopentadiene	A	ug/L	62.33802	59.3457950		95.2	0	0	2.82744	10	150	62%	39	91	0%	
Hexachloroethane	A	ug/L	54.15099	51.5517425		95.2	0	0	1.70408	10	150	54%	21	115	0%	
Indeno(1,2,3-cd)pyrene	A	ug/L	88.5361	84.2863672		95.2	0	0	1.19	10	150	89%	52	134	0%	
Isophorone	A	ug/L	77.34314	73.6306693		95.2	0	0	1.58984	10	150	77%	42	124	0%	
m+p-Cresols	A	ug/L	63.72388	60.6651338		95.2	0	0	1.69456	10	150	64%	29	110	0%	
n-Nitroso-di-n-propylamine	A	ug/L	87.46322	83.2649854		95.2	0	0	1.46608	10	150	87%	49	119	0%	
n-Nitrosodimethylamine	A	ug/L	41.30002	39.3176190		95.2	0	0	1.45656	10	150	41%	20	45	0%	
n-Nitrosodiphenylamine	A	ug/L	93.7845	89.282844		95.2	0	0	1.10432	10	150	94%	51	123	0%	
Naphthalene	A	ug/L	76.04489	72.3947353		95.2	0	0	1.65648	10	150	76%	40	121	0%	
Nitrobenzene	A	ug/L	68.60002	65.3072190		95.2	0	0	2.19912	10	150	69%	45	121	0%	
o-Cresol	A	ug/L	67.1669	63.9428888		95.2	0	0	1.74216	10	150	67%	30	117	0%	
p-Chloroaniline	A	ug/L	56.18978	53.4926706		95.2	0	0	1.44704	10	150	56%	33	117	0%	
Pentachlorophenol	A	ug/L	102.17122	97.2670014		95.2	0	0	4.03648	10	150	102%	35	138	0%	
Phenanthrene	A	ug/L	89.77303	85.4639246		95.2	0	0	0.746368	10	150	90%	59	120	0%	
Phenol	A	ug/L	39.73291	37.8257303		95.2	0	0	1.38992	10	150	40%	37	75	0%	
Pyrene	A	ug/L	91.95854	87.5445301		95.2	0	0	0.876792	10	150	92%	57	126	0%	
Pyridine	A	ug/L	19.91321	18.9573759		95.2	0	0	3.06544	10	150	20%	16	45	0%	
Triallate	A	ug/L	92.97912	88.5161222		95.2	0	0	1.43752	10	150	93%	59	105	0%	
1,4-Dichlorobenzene-d4	I	ug/L	40	38.08		0	0	0	0	10	150	0%			0%	
Acenaphthene-d10	I	ug/L	40	38.08		0	0	0	0	10	150	0%			0%	
Chrysene-d12	I	ug/L	40	38.08		0	0	0	0	10	150	0%			0%	
Naphthalene-d8	I	ug/L	40	38.08		0	0	0	0	10	150	0%			0%	
Perylene-d12	I	ug/L	40	38.08		0	0	0	0	10	150	0%			0%	
Phenanthrene-d10	I	ug/L	40	38.08		0	0	0	0	10	150	0%			0%	
2,4,6-Tribromophenol	S	ug/L	180.44747	171.785991		190.4	0	0	2.74176	10	0	90%	43	140	0%	
2-Fluorobiphenyl	S	ug/L	74.61298	71.031557		95.2	0	0	0.689248	10	0	75%	44	119	0%	
2-Fluorophenol	S	ug/L	65.2707	62.1377064		190.4	0	0	3.35104	10	0	33%	19	119	0%	
Nitrobenzene-d5	S	ug/L	67.00982	63.7933486		95.2	0	0	2.22768	10	0	67%	44	120	0%	
Phenol-d5	S	ug/L	75.41346	71.7936139		190.4	0	0	1.96112	10	0	38%	10	65	0%	
Terphenyl-d14	S	ug/L	98.98546	94.2341579		95.2	0	0	1.11384	10	0	99%	50	134	0%	
4-Chloroaniline	X	ug/L	56.18978	53.4926706		95.2	0	0	1.53272	10	150	56%	33	117	0%	
o-Terphenyl	X	ug/L	91.19579	86.8183921		95.2	0	0	1.20904	10	150	91%	40	140	0%	

Seq No	Lab ID	Test Code	Sample Typ	File ID	Analysis Date	DF	Batch ID	Prep Date	SPKref	RPDref	pmoist
15044909	B22020415-022	SVOC-8270-W-	SAMP	V5973N.I\sd0218	2/19/2022 8:24:4	1	163621	2/9/2022 8:1	0	0	

Analyte	T	Units	RAW	Final	Text	Spike	SPKref	RPDref	MDL	PQL	UQL	%REC	LOW	HIGH	%RPD	Q
1,2,4-Trichlorobenzene	A	ug/L	0	0		0	0	0	1.919	10	150	0%	0	0	0%	U
1,2-Dichlorobenzene	A	ug/L	0	0		0	0	0	1.9897	10	150	0%	0	0	0%	U
1,3-Dichlorobenzene	A	ug/L	0	0		0	0	0	2.1513	10	150	0%	0	0	0%	U
1,4-Dichlorobenzene	A	ug/L	0	0		0	0	0	2.0402	10	150	0%	0	0	0%	U
1-Methylnaphthalene	A	ug/L	0	0		0	0	0	2.4139	5.05	150	0%	0	0	0%	U
2,2´-Oxybis(1-Chloropropane)	A	ug/L	0	0		0	0	0	1.4645	10	150	0%	0	0	0%	U
2,4,5-Trichlorophenol	A	ug/L	0	0		0	0	0	2.2523	10	150	0%	0	0	0%	U
2,4,6-Trichlorophenol	A	ug/L	0	0		0	0	0	2.6664	10	150	0%	0	0	0%	U
2,4-Dichlorophenol	A	ug/L	0	0		0	0	0	1.7069	10	150	0%	0	0	0%	U
2,4-Dimethylphenol	A	ug/L	0	0		0	0	0	1.7069	10	150	0%	0	0	0%	U
2,4-Dinitrophenol	A	ug/L	0	0		0	0	0	4.3026	10.1	150	0%	0	0	0%	U
2,4-Dinitrotoluene	A	ug/L	0	0		0	0	0	3.0704	10	150	0%	0	0	0%	U
2,6-Dinitrotoluene	A	ug/L	0	0		0	0	0	3.232	10	150	0%	0	0	0%	U
2-Chloronaphthalene	A	ug/L	0	0		0	0	0	2.1614	10	150	0%	0	0	0%	U
2-Chlorophenol	A	ug/L	0	0		0	0	0	2.5048	10	150	0%	0	0	0%	U
2-Methylnaphthalene	A	ug/L	0	0		0	0	0	1.9392	5.05	150	0%	0	0	0%	U
2-Nitroaniline	A	ug/L	0	0		0	0	0	2.424	10	150	0%	0	0	0%	U
2-Nitrophenol	A	ug/L	0	0		0	0	0	2.3836	10	150	0%	0	0	0%	U
3,3´-Dichlorobenzidine	A	ug/L	0	0		0	0	0	2.1311	10.1	150	0%	0	0	0%	U
3-Nitroaniline	A	ug/L	0	0		0	0	0	2.7977	10	150	0%	0	0	0%	U
4,6-Dinitro-2-methylphenol	A	ug/L	0	0		0	0	0	2.3533	10.1	150	0%	0	0	0%	U
4-Bromophenyl phenyl ether	A	ug/L	0	0		0	0	0	1.7574	10	150	0%	0	0	0%	U
4-Chloro-2-methylphenol	A	ug/L	0	0		0	0	0	1.616	10	150	0%	0	0	0%	U
4-Chloro-3-methylphenol	A	ug/L	0	0		0	0	0	1.4746	10	150	0%	0	0	0%	U
4-Chlorophenol	A	ug/L	0	0		0	0	0	2.6664	10	150	0%	0	0	0%	U
4-Chlorophenyl phenyl ether	A	ug/L	0	0		0	0	0	2.0503	10	150	0%	0	0	0%	U
4-Nitroaniline	A	ug/L	0	0		0	0	0	1.6463	10	150	0%	0	0	0%	U
4-Nitrophenol	A	ug/L	0	0		0	0	0	2.525	10.1	150	0%	0	0	0%	U
Acenaphthene	A	ug/L	0	0		0	0	0	1.9089	5.05	150	0%	0	0	0%	U
Acenaphthylene	A	ug/L	0	0		0	0	0	1.5857	5.05	150	0%	0	0	0%	U
Aniline	A	ug/L	0	0		0	0	0	3.7774	10	150	0%	0	0	0%	U
Anthracene	A	ug/L	0	0		0	0	0	1.2423	5.05	150	0%	0	0	0%	U
Azobenzene	A	ug/L	0	0		0	0	0	1.1009	10	150	0%	0	0	0%	U
Benzidine	A	ug/L	0	0		0	0	0	6.7872	10.1	150	0%	0	0	0%	U
Benzo(a)anthracene	A	ug/L	0	0		0	0	0	0.86456	5.05	150	0%	0	0	0%	U

Seq No	Lab ID	Test Code	Sample Typ	File ID	Analysis Date	DF	Batch ID	Prep Date	SPKref	RPDref	pmoist
15044909	B22020415-022	SVOC-8270-W-	SAMP	V5973N.I\sd0218.2	2/19/2022 8:24:4	1	163621	2/9/2022 8:1	0	0	

Analyte	T	Units	RAW	Final	Text	Spike	SPKref	RPDref	MDL	PQL	UQL	%REC	LOW	HIGH	%RPD	Q
Benzo(a)pyrene	A	ug/L	0	0		0	0	0	1.2524	5.05	150	0%	0	0	0%	U
Benzo(b)fluoranthene	A	ug/L	0	0		0	0	0	0.91203	5.05	150	0%	0	0	0%	U
Benzo(g,h,i)perylene	A	ug/L	0	0		0	0	0	1.0201	5.05	150	0%	0	0	0%	U
Benzo(k)fluoranthene	A	ug/L	0	0		0	0	0	0.9797	5.05	150	0%	0	0	0%	U
Benzoic acid	A	ug/L	0	0		0	0	0	1.5251	10	150	0%	0	0	0%	U
Benzyl alcohol	A	ug/L	0	0		0	0	0	3.1613	10	150	0%	0	0	0%	U
bis(-2-chloroethoxy)Methane	A	ug/L	0	0		0	0	0	1.3736	10	150	0%	0	0	0%	U
bis(-2-chloroethyl)Ether	A	ug/L	0	0		0	0	0	2.5957	10	150	0%	0	0	0%	U
bis(2-chloroisopropyl)Ether	A	ug/L	0	0		0	0	0	1.5049	10	150	0%	0	0	0%	U
bis(2-ethylhexyl)Phthalate	A	ug/L	3.53032	3.5656232		0	0	0	1.9291	10	150	0%	0	0	0%	J
Butylbenzylphthalate	A	ug/L	0	0		0	0	0	1.5857	10	150	0%	0	0	0%	U
Carbazole	A	ug/L	0	0		0	0	0	0.85042	10	150	0%	0	0	0%	U
Chrysene	A	ug/L	0	0		0	0	0	1.1817	5.05	150	0%	0	0	0%	U
Di-n-butyl phthalate	A	ug/L	0	0		0	0	0	0.94132	10	150	0%	0	0	0%	U
Di-n-octyl phthalate	A	ug/L	0	0		0	0	0	1.3534	10	150	0%	0	0	0%	U
Dibenzo(a,h)anthracene	A	ug/L	0	0		0	0	0	1.1817	5.05	150	0%	0	0	0%	U
Dibenzofuran	A	ug/L	0	0		0	0	0	1.7574	10	150	0%	0	0	0%	U
Diethyl phthalate	A	ug/L	0	0		0	0	0	2.2018	10	150	0%	0	0	0%	U
Dimethyl phthalate	A	ug/L	0	0		0	0	0	1.7372	10	150	0%	0	0	0%	U
Fluoranthene	A	ug/L	0	0		0	0	0	0.89183	5.05	150	0%	0	0	0%	U
Fluorene	A	ug/L	0	0		0	0	0	1.8382	5.05	150	0%	0	0	0%	U
Hexachlorobenzene	A	ug/L	0	0		0	0	0	1.3433	10	150	0%	0	0	0%	U
Hexachlorobutadiene	A	ug/L	0	0		0	0	0	2.3432	10	150	0%	0	0	0%	U
Hexachlorocyclopentadiene	A	ug/L	0	0		0	0	0	2.9997	10	150	0%	0	0	0%	U
Hexachloroethane	A	ug/L	0	0		0	0	0	1.8079	10	150	0%	0	0	0%	U
Indeno(1,2,3-cd)pyrene	A	ug/L	0	0		0	0	0	1.2625	5.05	150	0%	0	0	0%	U
Isophorone	A	ug/L	0	0		0	0	0	1.6867	10	150	0%	0	0	0%	U
m+p-Cresols	A	ug/L	0	0		0	0	0	1.7978	10	150	0%	0	0	0%	U
n-Nitroso-di-n-propylamine	A	ug/L	0	0		0	0	0	1.5554	10	150	0%	0	0	0%	U
n-Nitrosodimethylamine	A	ug/L	0	0		0	0	0	1.5453	10	150	0%	0	0	0%	U
n-Nitrosodiphenylamine	A	ug/L	0	0		0	0	0	1.1716	10.1	150	0%	0	0	0%	U
Naphthalene	A	ug/L	0	0		0	0	0	1.7574	5.05	150	0%	0	0	0%	U
Nitrobenzene	A	ug/L	0	0		0	0	0	2.3331	10	150	0%	0	0	0%	U
o-Cresol	A	ug/L	0	0		0	0	0	1.8483	10	150	0%	0	0	0%	U
p-Chloroaniline	A	ug/L	0	0		0	0	0	1.5352	10	150	0%	0	0	0%	U

Seq No	Lab ID	Test Code	Sample Typ	File ID	Analysis Date	DF	Batch ID	Prep Date	SPKref	RPDref	pmoist
15044909	B22020415-022	SVOC-8270-W-	SAMP	V5973N.I\sd0218	2/19/2022 8:24:4	1	163621	2/9/2022 8:1	0	0	

Analyte	T	Units	RAW	Final	Text	Spike	SPKref	RPDref	MDL	PQL	UQL	%REC	LOW	HIGH	%RPD	Q
Pentachlorophenol	A	ug/L	0	0		0	0	0	4.2824	10.1	150	0%	0	0	0%	U
Phenanthrene	A	ug/L	0	0		0	0	0	0.79184	5.05	150	0%	0	0	0%	U
Phenol	A	ug/L	0	0		0	0	0	1.4746	10	150	0%	0	0	0%	U
Pyrene	A	ug/L	0	0		0	0	0	0.93021	5.05	150	0%	0	0	0%	U
Pyridine	A	ug/L	0	0		0	0	0	3.2522	10	150	0%	0	0	0%	U
Triallate	A	ug/L	0	0		0	0	0	1.5251	10	150	0%	0	0	0%	U
1,4-Dichlorobenzene-d4	I	ug/L	40	40.4		0	0	0	0	10	150	0%	0	0	0%	
Acenaphthene-d10	I	ug/L	40	40.4		0	0	0	0	10	150	0%	0	0	0%	
Chrysene-d12	I	ug/L	40	40.4		0	0	0	0	10	150	0%	0	0	0%	
Naphthalene-d8	I	ug/L	40	40.4		0	0	0	0	10	150	0%	0	0	0%	
Perylene-d12	I	ug/L	40	40.4		0	0	0	0	10	150	0%	0	0	0%	
Phenanthrene-d10	I	ug/L	40	40.4		0	0	0	0	10	150	0%	0	0	0%	
2,4,6-Tribromophenol	S	ug/L	172.63169	174.358007		202	0	0	2.9088	10	0	86%	43	140	0%	
2-Fluorobiphenyl	S	ug/L	77.05313	77.8236613		101	0	0	0.73124	10	0	77%	44	119	0%	
2-Fluorophenol	S	ug/L	65.97297	66.6326997		202	0	0	3.5552	10	0	33%	19	119	0%	
Nitrobenzene-d5	S	ug/L	70.11979	70.8209879		101	0	0	2.3634	10	0	70%	44	120	0%	
Phenol-d5	S	ug/L	60.87293	61.4816593		202	0	0	2.0806	10	0	30%	10	65	0%	
Terphenyl-d14	S	ug/L	110.87791	111.986689		101	0	0	1.1817	10	0	111%	50	134	0%	
4-Chloroaniline	X	ug/L	0	0		0	0	0	1.6261	10	150	0%	0	0	0%	U
o-Terphenyl	X	ug/L	0	0		0	0	0	1.2827	10	150	0%	0	0	0%	U

Seq No	Lab ID	Test Code	Sample Typ	File ID	Analysis Date	DF	Batch ID	Prep Date	SPKref	RPDref	pmoist
15044910	18-Feb-22_CCV	SVOC-8270-W-	CCV	V5973N.I\sd0218	2/19/2022 8:57:0	1	R374941		0	0	

Analyte	T	Units	RAW	Final	Text	Spike	SPKref	RPDref	MDL	PQL	UQL	%REC	LOW	HIGH	%RPD	Q
1,2,4-Trichlorobenzene	A	ug/L	77.7109	77.7109		75	0	0	1.9	10	150	104%	50	150	0%	
1,2-Dichlorobenzene	A	ug/L	78.7329	78.7329		75	0	0	1.97	10	150	105%	50	150	0%	
1,3-Dichlorobenzene	A	ug/L	82.84687	82.84687		75	0	0	2.13	10	150	110%	50	150	0%	
1,4-Dichlorobenzene	A	ug/L	85.43573	85.43573		75	0	0	2.02	10	150	114%	50	150	0%	
1-Methylnaphthalene	A	ug/L	78.50368	78.50368		75	0	0	2.39	10	150	105%	50	150	0%	
2,2´-Oxybis(1-Chloropropane)	A	ug/L	81.57761	81.57761		75	0	0	1.45	10	150	109%	50	150	0%	
2,4,5-Trichlorophenol	A	ug/L	81.73511	81.73511		75	0	0	2.23	10	150	109%	50	150	0%	
2,4,6-Trichlorophenol	A	ug/L	83.89833	83.89833		75	0	0	2.64	10	150	112%	50	150	0%	
2,4-Dichlorophenol	A	ug/L	79.90445	79.90445		75	0	0	1.69	10	150	107%	50	150	0%	
2,4-Dimethylphenol	A	ug/L	77.50484	77.50484		75	0	0	1.69	10	150	103%	50	150	0%	

Seq No	Lab ID	Test Code	Sample Typ	File ID	Analysis Date	DF	Batch ID	Prep Date	SPKref	RPDref	pmoist
15044910	18-Feb-22_CCV	SVOC-8270-W-	CCV	V5973N.I\sd0218.2	2/19/2022 8:57:0	1	R374941		0	0	

Analyte	T	Units	RAW	Final	Text	Spike	SPKref	RPDref	MDL	PQL	UQL	%REC	LOW	HIGH	%RPD	Q
2,4-Dinitrophenol	A	ug/L	84.50405	84.50405		75	0	0	4.26	10	150	113%	50	150	0%	
2,4-Dinitrotoluene	A	ug/L	79.63333	79.63333		75	0	0	3.04	10	150	106%	50	150	0%	
2,6-Dinitrotoluene	A	ug/L	75.03606	75.03606		75	0	0	3.2	10	150	100%	50	150	0%	
2-Chloronaphthalene	A	ug/L	78.73463	78.73463		75	0	0	2.14	10	150	105%	50	150	0%	
2-Chlorophenol	A	ug/L	82.72227	82.72227		75	0	0	2.48	10	150	110%	50	150	0%	
2-Methylnaphthalene	A	ug/L	81.49278	81.49278		75	0	0	1.92	10	150	109%	50	150	0%	
2-Nitroaniline	A	ug/L	87.3957	87.3957		75	0	0	2.4	10	150	117%	50	150	0%	
2-Nitrophenol	A	ug/L	85.94486	85.94486		75	0	0	2.36	10	150	115%	50	150	0%	
3,3´-Dichlorobenzidine	A	ug/L	79.09398	79.09398		75	0	0	2.11	10	150	105%	50	150	0%	
3-Nitroaniline	A	ug/L	83.54361	83.54361		75	0	0	2.77	10	150	111%	50	150	0%	
4,6-Dinitro-2-methylphenol	A	ug/L	84.96108	84.96108		75	0	0	2.33	10	150	113%	50	150	0%	
4-Bromophenyl phenyl ether	A	ug/L	83.9737	83.9737		75	0	0	1.74	10	150	112%	50	150	0%	
4-Chloro-2-methylphenol	A	ug/L	76.97643	76.97643		75	0	0	1.6	10	150	103%	50	150	0%	
4-Chloro-3-methylphenol	A	ug/L	82.6279	82.6279		75	0	0	1.46	10	150	110%	50	150	0%	
4-Chlorophenol	A	ug/L	84.76678	84.76678		75	0	0	2.64	10	150	113%	50	150	0%	
4-Chlorophenyl phenyl ether	A	ug/L	82.09441	82.09441		75	0	0	2.03	10	150	109%	50	150	0%	
4-Nitroaniline	A	ug/L	87.04462	87.04462		75	0	0	1.63	10	150	116%	50	150	0%	
4-Nitrophenol	A	ug/L	80.20488	80.20488		75	0	0	2.5	10	150	107%	50	150	0%	
Acenaphthene	A	ug/L	73.66419	73.66419		75	0	0	1.89	10	150	98%	50	150	0%	
Acenaphthylene	A	ug/L	78.13894	78.13894		75	0	0	1.57	10	150	104%	50	150	0%	
Aniline	A	ug/L	76.76242	76.76242		75	0	0	3.74	10	150	102%	50	150	0%	
Anthracene	A	ug/L	81.73332	81.73332		75	0	0	1.23	10	150	109%	50	150	0%	
Azobenzene	A	ug/L	77.64587	77.64587		75	0	0	1.09	10	150	104%	50	150	0%	
Benzidine	A	ug/L	74.64772	74.64772		75	0	0	6.72	10	150	100%	50	150	0%	
Benzo(a)anthracene	A	ug/L	80.31359	80.31359		75	0	0	0.856	10	150	107%	50	150	0%	
Benzo(a)pyrene	A	ug/L	74.19621	74.19621		75	0	0	1.24	10	150	99%	50	150	0%	
Benzo(b)fluoranthene	A	ug/L	71.02886	71.02886		75	0	0	0.903	10	150	95%	50	150	0%	
Benzo(g,h,i)perylene	A	ug/L	75.18995	75.18995		75	0	0	1.01	10	150	100%	50	150	0%	
Benzo(k)fluoranthene	A	ug/L	74.54922	74.54922		75	0	0	0.97	10	150	99%	50	150	0%	
Benzoic acid	A	ug/L	91.32237	91.32237		75	0	0	1.51	10	150	122%	50	150	0%	
Benzyl alcohol	A	ug/L	81.49944	81.49944		75	0	0	3.13	10	150	109%	50	150	0%	
bis(-2-chloroethoxy)Methane	A	ug/L	78.93474	78.93474		75	0	0	1.36	10	150	105%	50	150	0%	
bis(-2-chloroethyl)Ether	A	ug/L	80.55837	80.55837		75	0	0	2.57	10	150	107%	50	150	0%	
bis(2-chloroisopropyl)Ether	A	ug/L	81.57761	81.57761		75	0	0	1.49	10	150	109%	50	150	0%	
bis(2-ethylhexyl)Phthalate	A	ug/L	85.96491	85.96491		75	0	0	1.91	10	150	115%	50	150	0%	

Seq No	Lab ID	Test Code	Sample Typ	File ID	Analysis Date	DF	Batch ID	Prep Date	SPKref	RPDref	pmoist
15044910	18-Feb-22_CCV	SVOC-8270-W-	CCV	V5973N.I\sd0218.2	2/19/2022 8:57:0	1	R374941		0	0	

Analyte	T	Units	RAW	Final	Text	Spike	SPKref	RPDref	MDL	PQL	UQL	%REC	LOW	HIGH	%RPD	Q
Butylbenzylphthalate	A	ug/L	84.61002	84.61002		75	0	0	1.57	10	150	113%	50	150	0%	
Carbazole	A	ug/L	75.7167	75.7167		75	0	0	0.842	10	150	101%	50	150	0%	
Chrysene	A	ug/L	76.13883	76.13883		75	0	0	1.17	10	150	102%	50	150	0%	
Di-n-butyl phthalate	A	ug/L	86.61454	86.61454		75	0	0	0.932	10	150	115%	50	150	0%	
Di-n-octyl phthalate	A	ug/L	82.42841	82.42841		75	0	0	1.34	10	150	110%	50	150	0%	
Dibenzo(a,h)anthracene	A	ug/L	71.88958	71.88958		75	0	0	1.17	10	150	96%	50	150	0%	
Dibenzofuran	A	ug/L	77.97262	77.97262		75	0	0	1.74	10	150	104%	50	150	0%	
Diethyl phthalate	A	ug/L	78.64896	78.64896		75	0	0	2.18	10	150	105%	50	150	0%	
Dimethyl phthalate	A	ug/L	82.08142	82.08142		75	0	0	1.72	10	150	109%	50	150	0%	
Fluoranthene	A	ug/L	79.87601	79.87601		75	0	0	0.883	10	150	107%	50	150	0%	
Fluorene	A	ug/L	74.61538	74.61538		75	0	0	1.82	10	150	99%	50	150	0%	
Hexachlorobenzene	A	ug/L	86.07503	86.07503		75	0	0	1.33	10	150	115%	50	150	0%	
Hexachlorobutadiene	A	ug/L	82.5099	82.5099		75	0	0	2.32	10	150	110%	50	150	0%	
Hexachlorocyclopentadiene	A	ug/L	78.36575	78.36575		75	0	0	2.97	10	150	104%	50	150	0%	
Hexachloroethane	A	ug/L	78.50362	78.50362		75	0	0	1.79	10	150	105%	50	150	0%	
Indeno(1,2,3-cd)pyrene	A	ug/L	74.49283	74.49283		75	0	0	1.25	10	150	99%	50	150	0%	
Isophorone	A	ug/L	83.12555	83.12555		75	0	0	1.67	10	150	111%	50	150	0%	
m+p-Cresols	A	ug/L	87.71055	87.71055		75	0	0	1.78	10	150	117%	50	150	0%	
n-Nitroso-di-n-propylamine	A	ug/L	89.28287	89.28287		75	0	0	1.54	10	150	119%	50	150	0%	
n-Nitrosodimethylamine	A	ug/L	77.201	77.201		75	0	0	1.53	10	150	103%	50	150	0%	
n-Nitrosodiphenylamine	A	ug/L	82.18803	82.18803		75	0	0	1.16	10	150	110%	50	150	0%	
Naphthalene	A	ug/L	82.95332	82.95332		75	0	0	1.74	10	150	111%	50	150	0%	
Nitrobenzene	A	ug/L	90.70169	90.70169		75	0	0	2.31	10	150	121%	50	150	0%	
o-Cresol	A	ug/L	79.45916	79.45916		75	0	0	1.83	10	150	106%	50	150	0%	
o-Terphenyl	A	ug/L	79.41475	79.41475		75	0	0	1.27	10	150	106%	50	150	0%	
p-Chloroaniline	A	ug/L	78.39883	78.39883		75	0	0	1.52	10	150	105%	50	150	0%	
Pentachlorophenol	A	ug/L	85.71982	85.71982		75	0	0	4.24	10	150	114%	50	150	0%	
Phenanthrene	A	ug/L	80.06065	80.06065		75	0	0	0.784	10	150	107%	50	150	0%	
Phenol	A	ug/L	77.69486	77.69486		75	0	0	1.46	10	150	104%	50	150	0%	
Pyrene	A	ug/L	79.30382	79.30382		75	0	0	0.921	10	150	106%	50	150	0%	
Pyridine	A	ug/L	73.68962	73.68962		75	0	0	3.22	10	150	98%	50	150	0%	
Triallate	A	ug/L	80.79345	80.79345		75	0	0	1.51	10	150	108%	50	150	0%	
1,4-Dichlorobenzene-d4	I	ug/L	40	40		0	0	0	0	10	150	0%	50	150	0%	
Acenaphthene-d10	I	ug/L	40	40		0	0	0	0	10	150	0%	50	150	0%	
Chrysene-d12	I	ug/L	40	40		0	0	0	0	10	150	0%	50	150	0%	

Seq No	Lab ID	Test Code	Sample Typ	File ID	Analysis Date	DF	Batch ID	Prep Date	SPKref	RPDref	pmoist
15044910	18-Feb-22_CCV	SVOC-8270-W-	CCV	V5973N.I\sd0218	2/19/2022 8:57:0	1	R374941		0	0	

Analyte	T	Units	RAW	Final	Text	Spike	SPKref	RPDref	MDL	PQL	UQL	%REC	LOW	HIGH	%RPD	Q
Naphthalene-d8	I	ug/L	40	40		0	0	0	0	10	150	0%	50	150	0%	
Perylene-d12	I	ug/L	40	40		0	0	0	0	10	150	0%	50	150	0%	
Phenanthrene-d10	I	ug/L	40	40		0	0	0	0	10	150	0%	50	150	0%	
2,4,6-Tribromophenol	S	ug/L	83.78307	83.78307		75	0	0	2.88	10	0	112%	50	150	0%	
2-Fluorobiphenyl	S	ug/L	81.84522	81.84522		75	0	0	0.724	10	0	109%	50	150	0%	
2-Fluorophenol	S	ug/L	79.32948	79.32948		75	0	0	3.52	10	0	106%	50	150	0%	
Nitrobenzene-d5	S	ug/L	79.95153	79.95153		75	0	0	2.34	10	0	107%	50	150	0%	
Phenol-d5	S	ug/L	79.61741	79.61741		75	0	0	2.06	10	0	106%	50	150	0%	
Terphenyl-d14	S	ug/L	79.04202	79.04202		75	0	0	1.17	10	0	105%	50	150	0%	
4-Chloroaniline	X	ug/L	78.39883	78.39883		75	0	0	1.61	10	150	105%	50	150	0%	

Write Sequence | Insert Entries(Have the first cell for entries selected)

File Name	Sample Name	Line No.	Test Code	Multiplier	Divisor	Method Name
Feb1801.d	18-Feb-22_TUNE_1	1		1	1	5973NTUN.M
Feb1802.d	18-Feb-22_CAL_7	2	SVOC-8270-W-LARGO	1	1	BNA+SIM.M
Feb1803.d	18-Feb-22_CAL_6	3	SVOC-8270-W-LARGO	1	1	BNA+SIM.M
Feb1804.d	18-Feb-22_CAL_5	4	SVOC-8270-W-LARGO	1	1	BNA+SIM.M
Feb1805.d	18-Feb-22_CAL_4	5	SVOC-8270-W-LARGO	1	1	BNA+SIM.M
Feb1806.d	18-Feb-22_CAL_3	6	SVOC-8270-W-LARGO	1	1	BNA+SIM.M
Feb1807.d	18-Feb-22_CAL_2	7	SVOC-8270-W-LARGO	1	1	BNA+SIM.M
Feb1808.d	18-Feb-22_CAL_1	8	SVOC-8270-W-LARGO	1	1	BNA+SIM.M
Feb1809.d	18-Feb-22_CCV_9	9	SVOC-8270-W-LARGO	1	1	BNA+SIM.M
Feb1810.d	18-Feb-22_CCV_10	10	SVOC-8270-W-LARGO	1	1	BNA+SIM.M
Feb1811.d	18-Feb-22_ISTBLK_11	11	SVOC-8270-W-LARGO	1	1	BNA+SIM.M
Feb1812.d	MB-163621	12	SVOC-8270-W-LARGO	1	1	BNA+SIM.M
Feb1813.d	LCS-163621	13	SVOC-8270-W-LARGO	1	1	BNA+SIM.M
Feb1814.d	LCSD-163621	14	SVOC-8270-W-LARGO	1	1	BNA+SIM.M
Feb1815.d	MB-163724	15	SVOC-8270-W-LARGO	1	1	BNA+SIM.M
Feb1816.d	LCS-163724	16	SVOC-8270-W-LARGO	1	1	BNA+SIM.M
Feb1817.d	LCSD-163724	17	SVOC-8270-W-LARGO	1	1	BNA+SIM.M
Feb1818.d	B22020415-001C	18	SVOC-8270-W-LARGO	1	1	BNA+SIM.M
Feb1819.d	B22020415-006C	19	SVOC-8270-W-LARGO	1	1	BNA+SIM.M
Feb1820.d	B22020415-011C	20	SVOC-8270-W-LARGO	1	1	BNA+SIM.M
Feb1821.d	B22020415-016A	21	SVOC-8270-W-LARGO	1	1	BNA+SIM.M
Feb1822.d	B22020415-017C	22	SVOC-8270-W-LARGO	1	1	BNA+SIM.M
Feb1823.d	B22020415-017CMS	23	SVOC-8270-W-LARGO	1	1	BNA+SIM.M
Feb1824.d	B22020415-022C	24	SVOC-8270-W-LARGO	1	1	BNA+SIM.M
Feb1825.d	18-Feb-22_CCV_25	25	SVOC-8270-W-LARGO	1	1	BNA+SIM.M
Feb1826.d	18-Feb-22_TUNE_26	26		1	1	5973NTUN.M
Feb1827.d	18-Feb-22_CCV_27	27	SVOC-8270-W-LARGO	1	1	BNA+SIM.M
Feb1828.d	18-Feb-22_ISTBLK_28	28	SVOC-8270-W-LARGO	1	1	BNA+SIM.M
Feb1829.d	B22020415-027C	29	SVOC-8270-W-LARGO	1	1	BNA+SIM.M
Feb1830.d	B22020415-032C	30	SVOC-8270-W-LARGO	1	1	BNA+SIM.M
Feb1831.d	B22020415-032CMS	31	SVOC-8270-W-LARGO	1	1	BNA+SIM.M
Feb1832.d	B22020962-001C	32	SVOC-8270-W-LARGO	1	1	BNA+SIM.M
Feb1833.d	B22020962-006C	33	SVOC-8270-W-LARGO	1	1	BNA+SIM.M
Feb1834.d	B22020962-006CMS	34	SVOC-8270-W-LARGO	1	1	BNA+SIM.M
Feb1835.d	B22020962-011C	35	SVOC-8270-W-LARGO	1	1	BNA+SIM.M
Feb1836.d	B22020962-016C	36	SVOC-8270-W-LARGO	1	1	BNA+SIM.M
Feb1837.d	B22020962-021C	37	SVOC-8270-W-LARGO	1	1	BNA+SIM.M
Feb1838.d	B22020962-026C	38	SVOC-8270-W-LARGO	1	1	BNA+SIM.M
Feb1839.d	B22020962-031C	39	SVOC-8270-W-LARGO	1	1	BNA+SIM.M
Feb1840.d	B22020962-032A	40	SVOC-8270-W-LARGO	1	1	BNA+SIM.M
Feb1841.d	B22020962-032AMS	41	SVOC-8270-W-LARGO	1	1	BNA+SIM.M
Feb1842.d	18-Feb-22_CCV_42	42	SVOC-8270-W-LARGO	1	1	BNA+SIM.M
Feb1843.d	B22020531-001M	43	SVOC-8270-W	1	1	BNA+SIM.M
Feb1844.d	B22020534-001M	44	SVOC-8270-W	1	1	BNA+SIM.M
Feb1845.d	B22020920-001C	45	SVOC-8270-W	1	1	BNA+SIM.M
Feb1846.d	B22020920-002C	46	SVOC-8270-W	1	1	BNA+SIM.M
Feb1847.d	B22020920-003C	47	SVOC-8270-W	1	1	BNA+SIM.M

Tune Evaluation Report

Data Path:	\\MASSHUNTER\Org\Data\SV5973N.I\sd021822\DoD BNA cal 1\Feb1801.D
Acq on:	2/19/2022 7:59:44 AM
Operator:	LIMS import
Sample:	18-Feb-22_TUNE_1
Inst Name:	Instrument #1
ALS Vial:	1
Method:	\\MASSHUNTER\Org\Data\SV5973N.I\DFTPP5973N625.m

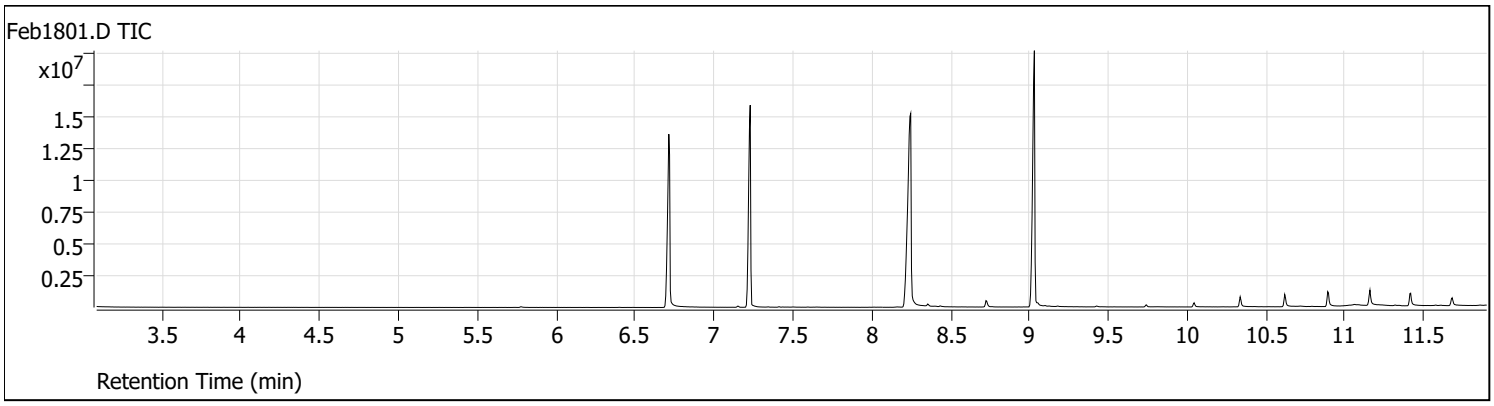

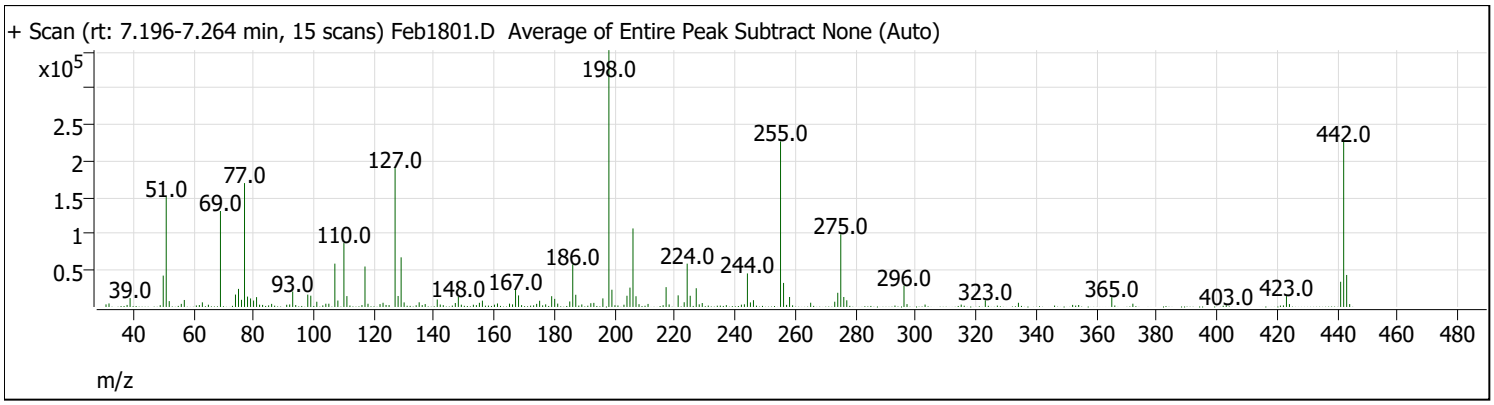

Target Mass	Rel. To Mass	Lower Limit%	Upper Limit%	Rel. Abn%	Raw Abn	Pass/Fail
51	198	30	60	42.8	150882	Pass
68	69	0	2	0.7	874	Pass
70	69	0	2	0.7	984	Pass
127	198	40	60	54.1	190721	Pass
197	198	0	1	0.1	289	Pass
198	198	100	100	100.0	352365	Pass
199	198	5	9	6.7	23676	Pass
275	198	10	30	28.3	99827	Pass
365	198	1	100	3.8	13473	Pass
441	443	1E-10	150	78.7	34578	Pass
442	198	40	100	64.4	226789	Pass
443	442	17	23	19.4	43938	Pass
69	69	100	100	100.0	131707	Pass

Tune Evaluation Report

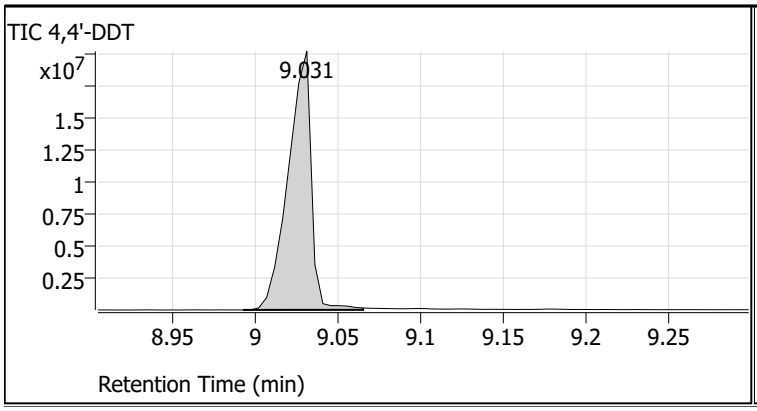

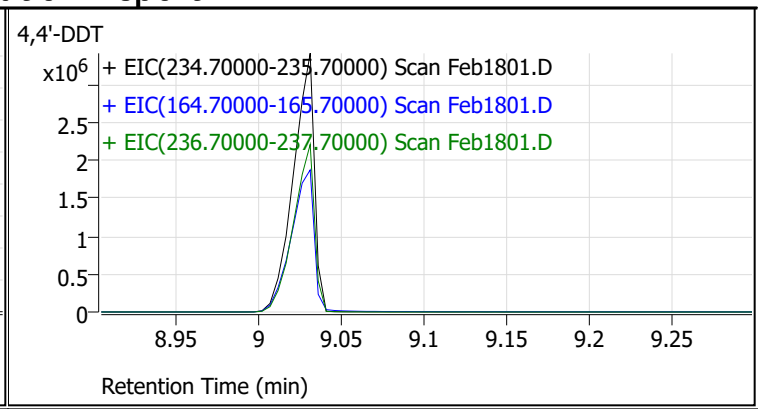

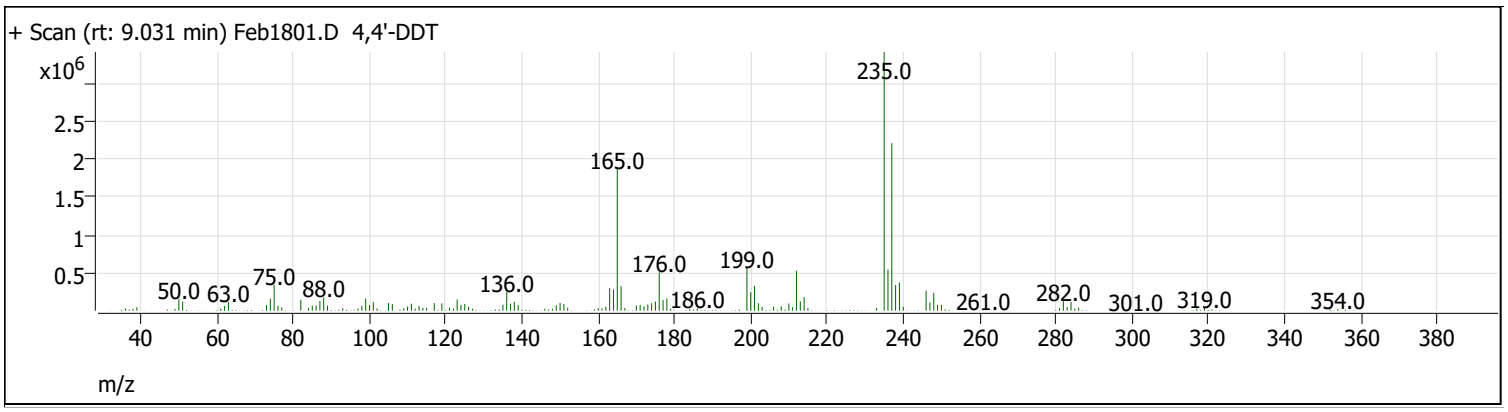

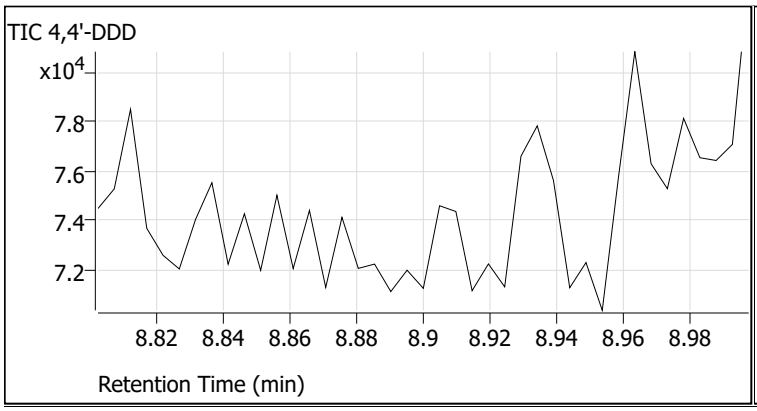

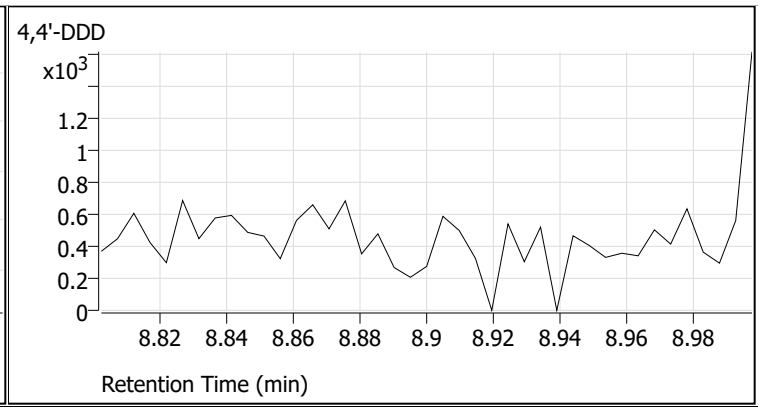

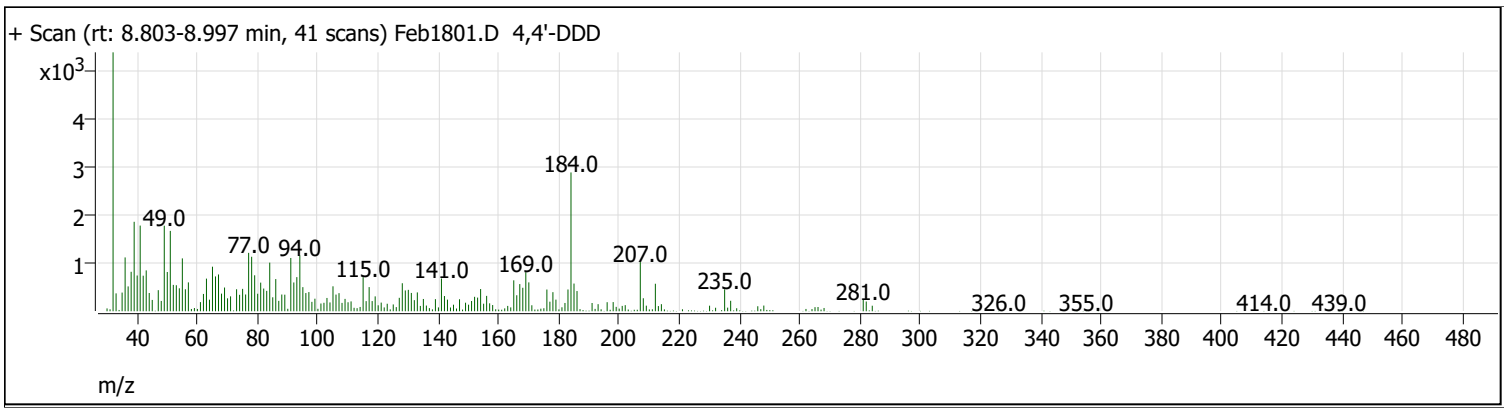

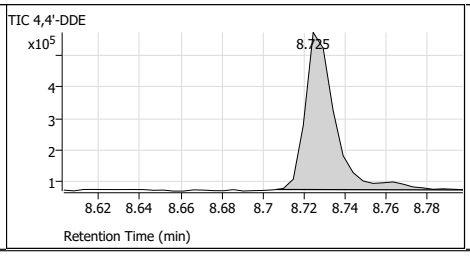

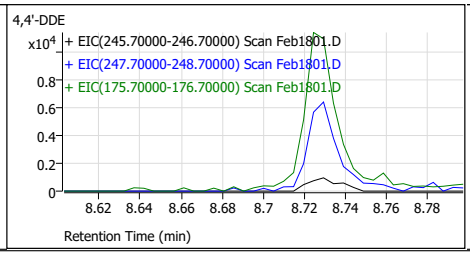

Tune Evaluation Report

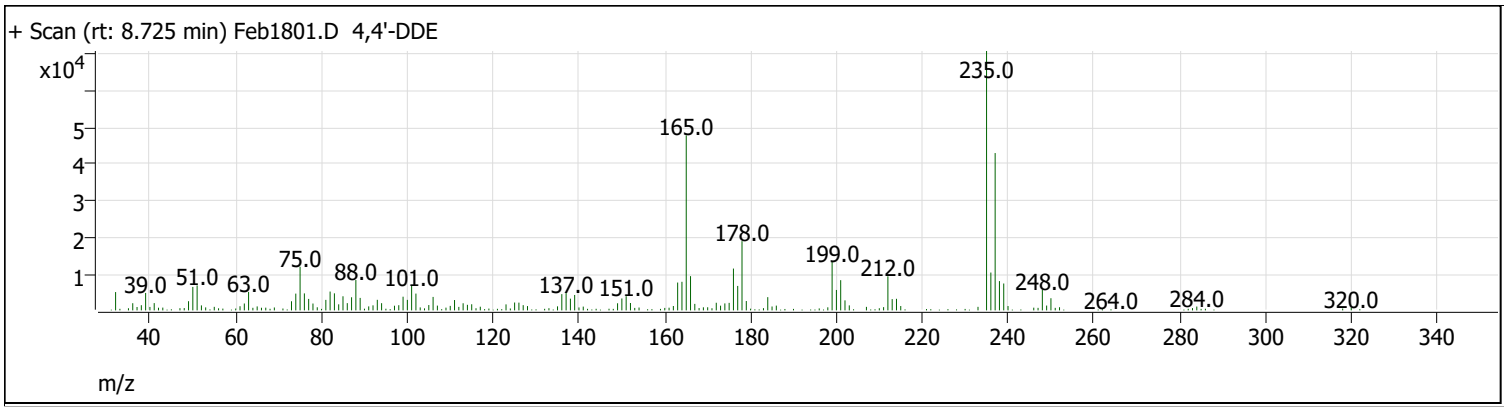

Compound Name	Expected RT	Observed RT	TIC Area	Breakdown %	Pass/Fail
4,4'-DDT	9.100	9.031	19685672	2.5	Pass
4,4'-DDD	8.900	0.000	0		
4,4'-DDE	8.700	8.725	505740		

Tune Evaluation Report

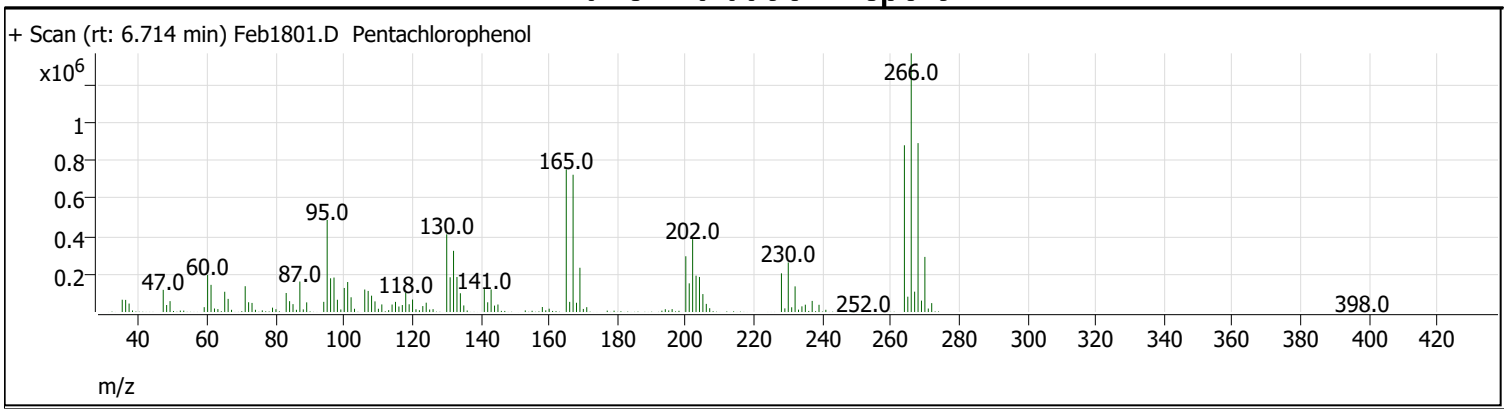

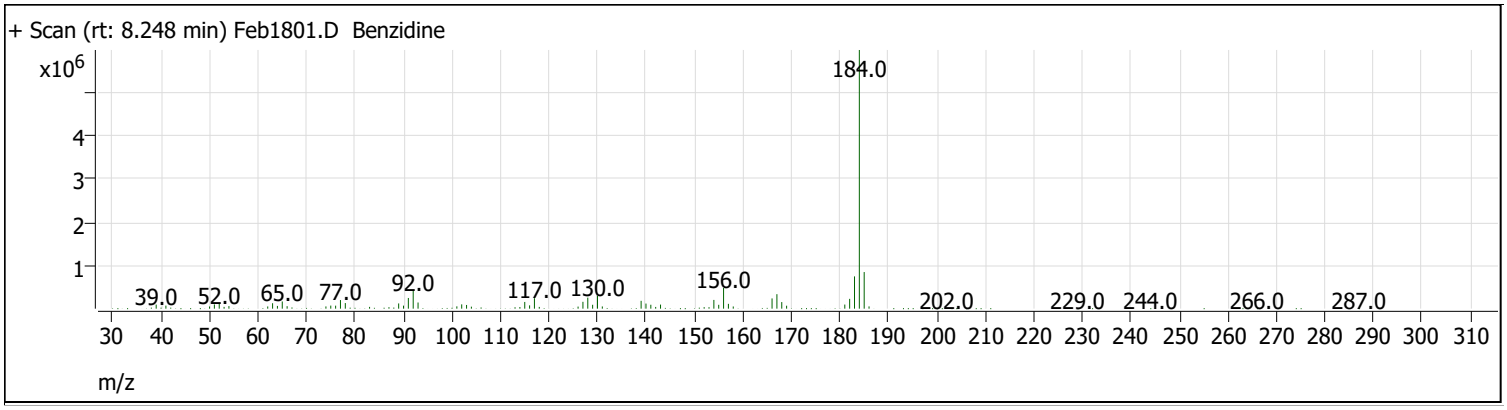

Compound Name	Expected RT	Observed RT	Tailing Factor	PGF	Pass/Fail
Pentachlorophenol	6.900	6.714	0.5	2.8	Pass
Benzidine	8.500	8.248	0.2	1.9	Pass

Quantitative Analysis Results Summary Report

Batch Path	\\MASSHUNTER\Org\Data\SV5973N.I\sd021822\DoD BNA cal 1\QuantResults\021822 DoD BNA cal.batch.bin		
Analysis Time	2/19/2022 1:08 PM	**Analyst Name**	BL2000\sean
Report Time	2/19/2022 1:09:22 PM	**Reporter Name**	BL2000\sean
Last Calib Update	2/19/2022 1:06 PM	**Batch State**	Processed
Quant Batch Version	10.0	**Quant Report Version**	10.0

Sequence Table

Data File	sample Name	Sample Type	Vial Position	Inj Vol	Level	Acq Method File
Feb1802.D	18-Feb-22_CAL_7	Cal	2	0	7	BNA+SIM.M
Feb1803.D	18-Feb-22_CAL_6	Cal	3	0	6	BNA+SIM.M
Feb1804.D	18-Feb-22_CAL_5	Cal	4	0	5	BNA+SIM.M
Feb1805.D	18-Feb-22_CAL_4	Cal	5	0	4	BNA+SIM.M
Feb1806.D	18-Feb-22_CAL_3	Cal	6	0	3	BNA+SIM.M
Feb1807.D	18-Feb-22_CAL_2	Cal	7	0	2	BNA+SIM.M
Feb1808.D	18-Feb-22_CAL_1	Cal	8	0	1	BNA+SIM.M
Feb1809.D	18-Feb-22_CCV_9	QC	9	0	ICV	BNA+SIM.M

Quantitation Results

Compound: N-Nitrosodimethylamine

Data File	Sample Type	ISTD	RT	Resp	ISTD Resp	Resp Ratio	Final Conc	Exp. Conc	Accuracy
Feb1802.D	Calibration	1,4-Dichlorobenzene-d4	2.499	435283	357901	1.2162	149.7331	150.0000	99.8
Feb1803.D	Calibration	1,4-Dichlorobenzene-d4	2.499	326647	364813	0.8954	116.5794	120.0000	97.1
Feb1804.D	Calibration	1,4-Dichlorobenzene-d4	2.499	296474	371179	0.7987	105.9360	100.0000	105.9
Feb1805.D	Calibration	1,4-Dichlorobenzene-d4	2.489	186004	349403	0.5323	74.6301	75.0000	99.5
Feb1806.D	Calibration	1,4-Dichlorobenzene-d4	2.499	117849	362851	0.3248	47.7313	50.0000	95.5
Feb1807.D	Calibration	1,4-Dichlorobenzene-d4	2.489	22053	321307	0.0686	10.2820	10.0000	102.8
Feb1808.D	Calibration	1,4-Dichlorobenzene-d4	2.499	9265	317099	0.0292	3.9696	4.0000	99.2
Feb1809.D	QC	1,4-Dichlorobenzene-d4	2.499	201549	326697	0.6169	84.9162	75.0000	113.2

Compound: Pyridine

Data File	Sample Type	ISTD	RT	Resp	ISTD Resp	Resp Ratio	Final Conc	Exp. Conc	Accuracy
Feb1802.D	Calibration	1,4-Dichlorobenzene-d4	2.530	993215	357901	2.7751	146.1394	150.0000	97.4
Feb1803.D	Calibration	1,4-Dichlorobenzene-d4	2.530	843707	364813	2.3127	123.7562	120.0000	103.1
Feb1804.D	Calibration	1,4-Dichlorobenzene-d4	2.540	702486	371179	1.8926	102.8459	100.0000	102.8
Feb1805.D	Calibration	1,4-Dichlorobenzene-d4	2.530	463669	349403	1.3270	73.7501	75.0000	98.3
Feb1806.D	Calibration	1,4-Dichlorobenzene-d4	2.540	315403	362851	0.8692	49.3173	50.0000	98.6
Feb1807.D	Calibration	1,4-Dichlorobenzene-d4	2.550	45229	321307	0.1408	8.5845	10.0000	85.8
Feb1808.D	Calibration	1,4-Dichlorobenzene-d4	2.571	22506	317099	0.0710	4.5499	4.0000	113.7
Feb1809.D	QC	1,4-Dichlorobenzene-d4	2.540	505592	326697	1.5476	85.2331	75.0000	113.6

Compound: 2-Fluorophenol

Data File	Sample Type	ISTD	RT	Resp	ISTD Resp	Resp Ratio	Final Conc	Exp. Conc	Accuracy
Feb1802.D	Calibration	1,4-Dichlorobenzene-d4	3.653	1295463	357901	3.6196	148.0816	150.0000	98.7
Feb1803.D	Calibration	1,4-Dichlorobenzene-d4	3.664	1058548	364813	2.9016	120.3426	120.0000	100.3
Feb1804.D	Calibration	1,4-Dichlorobenzene-d4	3.664	918079	371179	2.4734	103.4792	100.0000	103.5

Compound: 2-Fluorophenol

Data File	Sample Type	ISTD	RT	Resp	ISTD Resp	Resp Ratio	Final Conc	Exp. Conc	Accuracy
Feb1805.D	Calibration	1,4-Dichlorobenzene-d4	3.653	609954	349403	1.7457	74.2355	75.0000	99.0
Feb1806.D	Calibration	1,4-Dichlorobenzene-d4	3.653	414958	362851	1.1436	49.4461	50.0000	98.9
Feb1807.D	Calibration	1,4-Dichlorobenzene-d4	3.653	61315	321307	0.1908	9.0226	10.0000	90.2
Feb1808.D	Calibration	1,4-Dichlorobenzene-d4	3.653	26516	317099	0.0836	4.3761	4.0000	109.4
Feb1809.D	QC	1,4-Dichlorobenzene-d4	3.653	629648	326697	1.9273	81.6051	75.0000	108.8

Compound: Aniline

Data File	Sample Type	ISTD	RT	Resp	ISTD Resp	Resp Ratio	Final Conc	Exp. Conc	Accuracy
Feb1802.D	Calibration	1,4-Dichlorobenzene-d4	4.573	2171964	357901	6.0686	145.4822	150.0000	97.0
Feb1803.D	Calibration	1,4-Dichlorobenzene-d4	4.572	1907332	364813	5.2282	123.9193	120.0000	103.3
Feb1804.D	Calibration	1,4-Dichlorobenzene-d4	4.573	1636257	371179	4.4083	103.4379	100.0000	103.4
Feb1805.D	Calibration	1,4-Dichlorobenzene-d4	4.562	1113327	349403	3.1864	73.8514	75.0000	98.5
Feb1806.D	Calibration	1,4-Dichlorobenzene-d4	4.562	767112	362851	2.1141	48.7288	50.0000	97.5
Feb1807.D	Calibration	1,4-Dichlorobenzene-d4	4.562	117703	321307	0.3663	9.2848	10.0000	92.8
Feb1808.D	Calibration	1,4-Dichlorobenzene-d4	4.562	44383	317099	0.1400	4.3025	4.0000	107.6
Feb1809.D	QC	1,4-Dichlorobenzene-d4	4.562	659983	326697	2.0202	46.5624	75.0000	62.1

Compound: Phenol-d5

Data File	Sample Type	ISTD	RT	Resp	ISTD Resp	Resp Ratio	Final Conc	Exp. Conc	Accuracy
Feb1802.D	Calibration	1,4-Dichlorobenzene-d4	4.624	1568589	357901	4.3827	147.1390	150.0000	98.1
Feb1803.D	Calibration	1,4-Dichlorobenzene-d4	4.613	1344284	364813	3.6849	122.8556	120.0000	102.4
Feb1804.D	Calibration	1,4-Dichlorobenzene-d4	4.613	1136511	371179	3.0619	101.5435	100.0000	101.5
Feb1805.D	Calibration	1,4-Dichlorobenzene-d4	4.613	789735	349403	2.2602	74.5966	75.0000	99.5
Feb1806.D	Calibration	1,4-Dichlorobenzene-d4	4.603	540696	362851	1.4901	49.1912	50.0000	98.4
Feb1807.D	Calibration	1,4-Dichlorobenzene-d4	4.603	82773	321307	0.2576	9.4500	10.0000	94.5
Feb1808.D	Calibration	1,4-Dichlorobenzene-d4	4.613	29512	317099	0.0931	4.2259	4.0000	105.6
Feb1809.D	QC	1,4-Dichlorobenzene-d4	4.613	772410	326697	2.3643	78.0649	75.0000	104.1

Compound: Phenol

Data File	Sample Type	ISTD	RT	Resp	ISTD Resp	Resp Ratio	Final Conc	Exp. Conc	Accuracy
Feb1802.D	Calibration	1,4-Dichlorobenzene-d4	4.634	1758157	357901	4.9124	145.5279	150.0000	97.0
Feb1803.D	Calibration	1,4-Dichlorobenzene-d4	4.634	1552024	364813	4.2543	125.9277	120.0000	104.9
Feb1804.D	Calibration	1,4-Dichlorobenzene-d4	4.634	1261120	371179	3.3976	100.5482	100.0000	100.5
Feb1805.D	Calibration	1,4-Dichlorobenzene-d4	4.623	880405	349403	2.5197	74.6970	75.0000	99.6
Feb1806.D	Calibration	1,4-Dichlorobenzene-d4	4.624	590509	362851	1.6274	48.5783	50.0000	97.2
Feb1807.D	Calibration	1,4-Dichlorobenzene-d4	4.624	90632	321307	0.2821	9.4951	10.0000	95.0
Feb1808.D	Calibration	1,4-Dichlorobenzene-d4	4.624	31700	317099	0.1000	4.2318	4.0000	105.8
Feb1809.D	QC	1,4-Dichlorobenzene-d4	4.623	922606	326697	2.8240	83.6403	75.0000	111.5

Compound: bis(-2-Chloroethyl)Ether

Data File	Sample Type	ISTD	RT	Resp	ISTD Resp	Resp Ratio	Final Conc	Exp. Conc	Accuracy
Feb1802.D	Calibration	1,4-Dichlorobenzene-d4	4.644	1179626	357901	3.2960	147.5977	150.0000	98.4

Compound: bis(-2-Chloroethyl)Ether

Data File	Sample Type	ISTD	RT	Resp	ISTD Resp	Resp Ratio	Final Conc	Exp. Conc	Accuracy
Feb1803.D	Calibration	1,4-Dichlorobenzene-d4	4.644	1004162	364813	2.7525	122.2311	120.0000	101.9
Feb1804.D	Calibration	1,4-Dichlorobenzene-d4	4.644	847990	371179	2.2846	100.8038	100.0000	100.8
Feb1805.D	Calibration	1,4-Dichlorobenzene-d4	4.644	606109	349403	1.7347	76.0889	75.0000	101.5
Feb1806.D	Calibration	1,4-Dichlorobenzene-d4	4.634	402263	362851	1.1086	48.5252	50.0000	97.1
Feb1807.D	Calibration	1,4-Dichlorobenzene-d4	4.634	64413	321307	0.2005	9.5586	10.0000	95.6
Feb1808.D	Calibration	1,4-Dichlorobenzene-d4	4.634	23255	317099	0.0733	4.1942	4.0000	104.9
Feb1809.D	QC	1,4-Dichlorobenzene-d4	4.644	605585	326697	1.8537	81.3944	75.0000	108.5

Compound: 2-Chlorophenol

Data File	Sample Type	ISTD	RT	Resp	ISTD Resp	Resp Ratio	Final Conc	Exp. Conc	Accuracy
Feb1802.D	Calibration	1,4-Dichlorobenzene-d4	4.695	1348440	357901	3.7676	146.1109	150.0000	97.4
Feb1803.D	Calibration	1,4-Dichlorobenzene-d4	4.695	1172891	364813	3.2150	122.7016	120.0000	102.3
Feb1804.D	Calibration	1,4-Dichlorobenzene-d4	4.695	1016794	371179	2.7394	103.2600	100.0000	103.3
Feb1805.D	Calibration	1,4-Dichlorobenzene-d4	4.695	708157	349403	2.0268	75.2284	75.0000	100.3
Feb1806.D	Calibration	1,4-Dichlorobenzene-d4	4.685	472214	362851	1.3014	47.8916	50.0000	95.8
Feb1807.D	Calibration	1,4-Dichlorobenzene-d4	4.685	75438	321307	0.2348	9.5978	10.0000	96.0
Feb1808.D	Calibration	1,4-Dichlorobenzene-d4	4.695	25287	317099	0.0797	4.2017	4.0000	105.0
Feb1809.D	QC	1,4-Dichlorobenzene-d4	4.695	714073	326697	2.1857	81.3755	75.0000	108.5

Compound: 1,3-Dichlorobenzene

Data File	Sample Type	ISTD	RT	Resp	ISTD Resp	Resp Ratio	Final Conc	Exp. Conc	Accuracy
Feb1802.D	Calibration	1,4-Dichlorobenzene-d4	4.828	1667861	357901	4.6601	145.7869	150.0000	97.2
Feb1803.D	Calibration	1,4-Dichlorobenzene-d4	4.828	1478960	364813	4.0540	123.7704	120.0000	103.1
Feb1804.D	Calibration	1,4-Dichlorobenzene-d4	4.828	1267074	371179	3.4136	101.7787	100.0000	101.8
Feb1805.D	Calibration	1,4-Dichlorobenzene-d4	4.828	915843	349403	2.6212	76.0831	75.0000	101.4
Feb1806.D	Calibration	1,4-Dichlorobenzene-d4	4.818	613144	362851	1.6898	47.6832	50.0000	95.4
Feb1807.D	Calibration	1,4-Dichlorobenzene-d4	4.818	113425	321307	0.3530	9.6983	10.0000	97.0
Feb1808.D	Calibration	1,4-Dichlorobenzene-d4	4.818	47435	317099	0.1496	4.1651	4.0000	104.1
Feb1809.D	QC	1,4-Dichlorobenzene-d4	4.828	912914	326697	2.7944	81.5694	75.0000	108.8

Compound: 1,4-Dichlorobenzene

Data File	Sample Type	ISTD	RT	Resp	ISTD Resp	Resp Ratio	Final Conc	Exp. Conc	Accuracy
Feb1802.D	Calibration	1,4-Dichlorobenzene-d4	4.910	1624565	357901	4.5391	145.8903	150.0000	97.3
Feb1803.D	Calibration	1,4-Dichlorobenzene-d4	4.910	1440014	364813	3.9473	122.1307	120.0000	101.8
Feb1804.D	Calibration	1,4-Dichlorobenzene-d4	4.910	1270219	371179	3.4221	102.7626	100.0000	102.8
Feb1805.D	Calibration	1,4-Dichlorobenzene-d4	4.909	929421	349403	2.6600	76.8632	75.0000	102.5
Feb1806.D	Calibration	1,4-Dichlorobenzene-d4	4.909	621874	362851	1.7139	47.5208	50.0000	95.0
Feb1807.D	Calibration	1,4-Dichlorobenzene-d4	4.910	113963	321307	0.3547	9.4369	10.0000	94.4
Feb1808.D	Calibration	1,4-Dichlorobenzene-d4	4.910	50173	317099	0.1582	4.2531	4.0000	106.3
Feb1809.D	QC	1,4-Dichlorobenzene-d4	4.909	910418	326697	2.7867	81.0126	75.0000	108.0

Compound: 1,2-Dichlorobenzene

Data File	Sample Type	ISTD	RT	Resp	ISTD Resp	Resp Ratio	Final Conc	Exp. Conc	Accuracy
Feb1802.D	Calibration	1,4-Dichlorobenzene-d4	5.063	1646889	357901	4.6015	148.3968	150.0000	98.9
Feb1803.D	Calibration	1,4-Dichlorobenzene-d4	5.063	1412888	364813	3.8729	121.0749	120.0000	100.9
Feb1804.D	Calibration	1,4-Dichlorobenzene-d4	5.063	1225154	371179	3.3007	100.9285	100.0000	100.9
Feb1805.D	Calibration	1,4-Dichlorobenzene-d4	5.063	888825	349403	2.5438	75.7478	75.0000	101.0
Feb1806.D	Calibration	1,4-Dichlorobenzene-d4	5.063	611643	362851	1.6857	48.8945	50.0000	97.8
Feb1807.D	Calibration	1,4-Dichlorobenzene-d4	5.063	110443	321307	0.3437	9.8457	10.0000	98.5
Feb1808.D	Calibration	1,4-Dichlorobenzene-d4	5.063	43175	317099	0.1362	4.0801	4.0000	102.0
Feb1809.D	QC	1,4-Dichlorobenzene-d4	5.063	890719	326697	2.7264	81.6838	75.0000	108.9

Compound: Benzyl Alcohol

Data File	Sample Type	ISTD	RT	Resp	ISTD Resp	Resp Ratio	Final Conc	Exp. Conc	Accuracy
Feb1802.D	Calibration	1,4-Dichlorobenzene-d4	5.093	807931	357901	2.2574	145.1617	150.0000	96.8
Feb1803.D	Calibration	1,4-Dichlorobenzene-d4	5.093	684389	364813	1.8760	125.2375	120.0000	104.4
Feb1804.D	Calibration	1,4-Dichlorobenzene-d4	5.093	549182	371179	1.4796	103.1727	100.0000	103.2
Feb1805.D	Calibration	1,4-Dichlorobenzene-d4	5.083	353272	349403	1.0111	74.8757	75.0000	99.8
Feb1806.D	Calibration	1,4-Dichlorobenzene-d4	5.083	213122	362851	0.5874	46.5715	50.0000	93.1
Feb1807.D	Calibration	1,4-Dichlorobenzene-d4	5.083	31154	321307	0.0970	9.2253	10.0000	92.3
Feb1808.D	Calibration	1,4-Dichlorobenzene-d4	5.093	12526	317099	0.0395	4.4169	4.0000	110.4
Feb1809.D	QC	1,4-Dichlorobenzene-d4	5.083	349450	326697	1.0696	78.5671	75.0000	104.8

Compound: bis(2-chloroisopropyl)Ether

Data File	Sample Type	ISTD	RT	Resp	ISTD Resp	Resp Ratio	Final Conc	Exp. Conc	Accuracy
Feb1802.D	Calibration	1,4-Dichlorobenzene-d4	5.226	445398	357901	1.2445	144.2435	150.0000	96.2
Feb1803.D	Calibration	1,4-Dichlorobenzene-d4	5.226	404464	364813	1.1087	126.7778	120.0000	105.6
Feb1804.D	Calibration	1,4-Dichlorobenzene-d4	5.226	335267	371179	0.9032	101.3600	100.0000	101.4
Feb1805.D	Calibration	1,4-Dichlorobenzene-d4	5.226	237128	349403	0.6787	74.8004	75.0000	99.7
Feb1806.D	Calibration	1,4-Dichlorobenzene-d4	5.216	160657	362851	0.4428	48.1097	50.0000	96.2
Feb1807.D	Calibration	1,4-Dichlorobenzene-d4	5.216	26761	321307	0.0833	9.4881	10.0000	94.9
Feb1808.D	Calibration	1,4-Dichlorobenzene-d4	5.226	10403	317099	0.0328	4.2421	4.0000	106.1
Feb1809.D	QC	1,4-Dichlorobenzene-d4	5.226	198614	326697	0.6079	66.6763	75.0000	88.9

Compound: 2-Methylphenol

Data File	Sample Type	ISTD	RT	Resp	ISTD Resp	Resp Ratio	Final Conc	Exp. Conc	Accuracy
Feb1802.D	Calibration	1,4-Dichlorobenzene-d4	5.247	1190643	357901	3.3267	144.8184	150.0000	96.5
Feb1803.D	Calibration	1,4-Dichlorobenzene-d4	5.247	1056421	364813	2.8958	125.2574	120.0000	104.4
Feb1804.D	Calibration	1,4-Dichlorobenzene-d4	5.247	896431	371179	2.4151	103.7891	100.0000	103.8
Feb1805.D	Calibration	1,4-Dichlorobenzene-d4	5.246	594885	349403	1.7026	72.6095	75.0000	96.8
Feb1806.D	Calibration	1,4-Dichlorobenzene-d4	5.236	416195	362851	1.1470	48.8002	50.0000	97.6
Feb1807.D	Calibration	1,4-Dichlorobenzene-d4	5.236	67039	321307	0.2086	9.5156	10.0000	95.2
Feb1808.D	Calibration	1,4-Dichlorobenzene-d4	5.247	25470	317099	0.0803	4.2297	4.0000	105.7
Feb1809.D	QC	1,4-Dichlorobenzene-d4	5.246	612115	326697	1.8736	80.0280	75.0000	106.7

Compound: N-nitroso-Di-n-propylamine

Data File	Sample Type	ISTD	RT	Resp	ISTD Resp	Resp Ratio	Final Conc	Exp. Conc	Accuracy
Feb1802.D	Calibration	1,4-Dichlorobenzene-d4	5.390	939344	357901	2.6246	151.9419	150.0000	101.3
Feb1803.D	Calibration	1,4-Dichlorobenzene-d4	5.379	719807	364813	1.9731	117.7016	120.0000	98.1
Feb1804.D	Calibration	1,4-Dichlorobenzene-d4	5.379	603850	371179	1.6268	98.7706	100.0000	98.8
Feb1805.D	Calibration	1,4-Dichlorobenzene-d4	5.369	421834	349403	1.2073	75.0645	75.0000	100.1
Feb1806.D	Calibration	1,4-Dichlorobenzene-d4	5.369	295456	362851	0.8143	52.0108	50.0000	104.0
Feb1807.D	Calibration	1,4-Dichlorobenzene-d4	5.359	40378	321307	0.1257	9.3374	10.0000	93.4
Feb1808.D	Calibration	1,4-Dichlorobenzene-d4	5.369	14516	317099	0.0458	4.1739	4.0000	104.3
Feb1809.D	QC	1,4-Dichlorobenzene-d4	5.369	442003	326697	1.3529	83.3946	75.0000	111.2

Compound: 4Methylphenol/3Methylphenol

Data File	Sample Type	ISTD	RT	Resp	ISTD Resp	Resp Ratio	Final Conc	Exp. Conc	Accuracy
Feb1802.D	Calibration	1,4-Dichlorobenzene-d4	5.430	1613966	357901	4.5095	147.6891	150.0000	98.5
Feb1803.D	Calibration	1,4-Dichlorobenzene-d4	5.430	1358832	364813	3.7247	119.7461	120.0000	99.8
Feb1804.D	Calibration	1,4-Dichlorobenzene-d4	5.430	1202844	371179	3.2406	103.0919	100.0000	103.1
Feb1805.D	Calibration	1,4-Dichlorobenzene-d4	5.430	858705	349403	2.4576	77.0033	75.0000	102.7
Feb1806.D	Calibration	1,4-Dichlorobenzene-d4	5.420	564049	362851	1.5545	48.0796	50.0000	96.2
Feb1807.D	Calibration	1,4-Dichlorobenzene-d4	5.420	88244	321307	0.2746	8.9706	10.0000	89.7
Feb1808.D	Calibration	1,4-Dichlorobenzene-d4	5.420	38326	317099	0.1209	4.4059	4.0000	110.1
Feb1809.D	QC	1,4-Dichlorobenzene-d4	5.430	816321	326697	2.4987	78.3474	75.0000	104.5

Compound: Hexachloroethane

Data File	Sample Type	ISTD	RT	Resp	ISTD Resp	Resp Ratio	Final Conc	Exp. Conc	Accuracy
Feb1802.D	Calibration	1,4-Dichlorobenzene-d4	5.430	548286	357901	1.5319	145.5974	150.0000	97.1
Feb1803.D	Calibration	1,4-Dichlorobenzene-d4	5.430	475489	364813	1.3034	124.5829	120.0000	103.8
Feb1804.D	Calibration	1,4-Dichlorobenzene-d4	5.430	396362	371179	1.0678	102.7056	100.0000	102.7
Feb1805.D	Calibration	1,4-Dichlorobenzene-d4	5.430	268097	349403	0.7673	74.4485	75.0000	99.3
Feb1806.D	Calibration	1,4-Dichlorobenzene-d4	5.420	176921	362851	0.4876	47.7941	50.0000	95.6
Feb1807.D	Calibration	1,4-Dichlorobenzene-d4	5.420	30122	321307	0.0937	9.6553	10.0000	96.6
Feb1808.D	Calibration	1,4-Dichlorobenzene-d4	5.420	12058	317099	0.0380	4.1997	4.0000	105.0
Feb1809.D	QC	1,4-Dichlorobenzene-d4	5.430	259885	326697	0.7955	77.1157	75.0000	102.8

Compound: Nitrobenzene-d5

Data File	Sample Type	ISTD	RT	Resp	ISTD Resp	Resp Ratio	Final Conc	Exp. Conc	Accuracy
Feb1802.D	Calibration	1,4-Dichlorobenzene-d4	5.512	904317	357901	2.5267	146.3219	150.0000	97.5
Feb1803.D	Calibration	1,4-Dichlorobenzene-d4	5.512	771682	364813	2.1153	123.2948	120.0000	102.7
Feb1804.D	Calibration	1,4-Dichlorobenzene-d4	5.512	649013	371179	1.7485	102.5700	100.0000	102.6
Feb1805.D	Calibration	1,4-Dichlorobenzene-d4	5.502	443231	349403	1.2685	75.1559	75.0000	100.2
Feb1806.D	Calibration	1,4-Dichlorobenzene-d4	5.502	289612	362851	0.7982	47.9581	50.0000	95.9
Feb1807.D	Calibration	1,4-Dichlorobenzene-d4	5.502	45452	321307	0.1415	9.4140	10.0000	94.1
Feb1808.D	Calibration	1,4-Dichlorobenzene-d4	5.502	17369	317099	0.0548	4.2746	4.0000	106.9
Feb1809.D	QC	1,4-Dichlorobenzene-d4	5.502	394242	326697	1.2067	71.6023	75.0000	95.5

Compound: Nitrobenzene

Data File	Sample Type	ISTD	RT	Resp	ISTD Resp	Resp Ratio	Final Conc	Exp. Conc	Accuracy
Feb1802.D	Calibration	1,4-Dichlorobenzene-d4	5.533	407665	357901	1.1390	141.1819	150.0000	94.1
Feb1803.D	Calibration	1,4-Dichlorobenzene-d4	5.533	374243	364813	1.0258	125.1561	120.0000	104.3
Feb1804.D	Calibration	1,4-Dichlorobenzene-d4	5.533	341039	371179	0.9188	110.5848	100.0000	110.6
Feb1805.D	Calibration	1,4-Dichlorobenzene-d4	5.522	210462	349403	0.6023	70.2948	75.0000	93.7
Feb1806.D	Calibration	1,4-Dichlorobenzene-d4	5.522	153327	362851	0.4226	48.9550	50.0000	97.9
Feb1807.D	Calibration	1,4-Dichlorobenzene-d4	5.522	18080	321307	0.0563	8.2519	10.0000	82.5
Feb1808.D	Calibration	1,4-Dichlorobenzene-d4	5.522	7200	317099	0.0227	4.6846	4.0000	117.1
Feb1809.D	QC	1,4-Dichlorobenzene-d4	5.522	203074	326697	0.6216	72.6407	75.0000	96.9

Compound: Isophorone

Data File	Sample Type	ISTD	RT	Resp	ISTD Resp	Resp Ratio	Final Conc	Exp. Conc	Accuracy
Feb1802.D	Calibration	Naphthalene-d8	5.839	2053422	1001933	2.0495	146.3082	150.0000	97.5
Feb1803.D	Calibration	Naphthalene-d8	5.829	1823587	1057723	1.7241	123.4859	120.0000	102.9
Feb1804.D	Calibration	Naphthalene-d8	5.818	1526319	1086743	1.4045	101.0151	100.0000	101.0
Feb1805.D	Calibration	Naphthalene-d8	5.818	1066372	1000375	1.0660	77.1518	75.0000	102.9
Feb1806.D	Calibration	Naphthalene-d8	5.808	689466	1062572	0.6489	47.6614	50.0000	95.3
Feb1807.D	Calibration	Naphthalene-d8	5.808	97277	942506	0.1032	8.9357	10.0000	89.4
Feb1808.D	Calibration	Naphthalene-d8	5.819	37781	944248	0.0400	4.4396	4.0000	111.0
Feb1809.D	QC	Naphthalene-d8	5.818	952075	945085	1.0074	73.0163	75.0000	97.4

Compound: 2-Nitrophenol

Data File	Sample Type	ISTD	RT	Resp	ISTD Resp	Resp Ratio	Final Conc	Exp. Conc	Accuracy
Feb1802.D	Calibration	Naphthalene-d8	5.890	508410	1001933	0.5074	144.4380	150.0000	96.3
Feb1803.D	Calibration	Naphthalene-d8	5.890	455325	1057723	0.4305	126.5272	120.0000	105.4
Feb1804.D	Calibration	Naphthalene-d8	5.890	366947	1086743	0.3377	103.6254	100.0000	103.6
Feb1805.D	Calibration	Naphthalene-d8	5.880	223037	1000375	0.2230	72.8971	75.0000	97.2
Feb1806.D	Calibration	Naphthalene-d8	5.880	145865	1062572	0.1373	47.6904	50.0000	95.4
Feb1807.D	Calibration	Naphthalene-d8	5.880	19297	942506	0.0205	8.9839	10.0000	89.8
Feb1808.D	Calibration	Naphthalene-d8	5.880	7612	944248	0.0081	4.4863	4.0000	112.2
Feb1809.D	QC	Naphthalene-d8	5.890	230240	945085	0.2436	78.6630	75.0000	104.9

Compound: 2,4-Dimethylphenol

Data File	Sample Type	ISTD	RT	Resp	ISTD Resp	Resp Ratio	Final Conc	Exp. Conc	Accuracy
Feb1802.D	Calibration	Naphthalene-d8	6.013	870994	1001933	0.8693	141.2476	150.0000	94.2
Feb1803.D	Calibration	Naphthalene-d8	6.013	819537	1057723	0.7748	124.2859	120.0000	103.6
Feb1804.D	Calibration	Naphthalene-d8	6.013	752268	1086743	0.6922	109.8715	100.0000	109.9
Feb1805.D	Calibration	Naphthalene-d8	6.003	486601	1000375	0.4864	75.4339	75.0000	100.6
Feb1806.D	Calibration	Naphthalene-d8	6.003	310997	1062572	0.2927	44.7058	50.0000	89.4
Feb1807.D	Calibration	Naphthalene-d8	6.003	52824	942506	0.0560	9.0655	10.0000	90.7
Feb1808.D	Calibration	Naphthalene-d8	6.003	23276	944248	0.0247	4.4772	4.0000	111.9
Feb1809.D	QC	Naphthalene-d8	6.003	471706	945085	0.4991	77.5019	75.0000	103.3

Compound: bis(-2-Chloroethoxy)Methane

Data File	Sample Type	ISTD	RT	Resp	ISTD Resp	Resp Ratio	Final Conc	Exp. Conc	Accuracy
Feb1802.D	Calibration	Naphthalene-d8	6.095	1216035	1001933	1.2137	145.3489	150.0000	96.9
Feb1803.D	Calibration	Naphthalene-d8	6.095	1115448	1057723	1.0546	127.3797	120.0000	106.1
Feb1804.D	Calibration	Naphthalene-d8	6.095	893144	1086743	0.8219	100.6447	100.0000	100.6
Feb1805.D	Calibration	Naphthalene-d8	6.085	572879	1000375	0.5727	71.3861	75.0000	95.2
Feb1806.D	Calibration	Naphthalene-d8	6.085	423833	1062572	0.3989	50.5699	50.0000	101.1
Feb1807.D	Calibration	Naphthalene-d8	6.085	59939	942506	0.0636	9.3842	10.0000	93.8
Feb1808.D	Calibration	Naphthalene-d8	6.085	21296	944248	0.0226	4.2445	4.0000	106.1
Feb1809.D	QC	Naphthalene-d8	6.085	542758	945085	0.5743	71.5798	75.0000	95.4

Compound: 2,4-Dichlorophenol

Data File	Sample Type	ISTD	RT	Resp	ISTD Resp	Resp Ratio	Final Conc	Exp. Conc	Accuracy
Feb1802.D	Calibration	Naphthalene-d8	6.198	896259	1001933	0.8945	143.8113	150.0000	95.9
Feb1803.D	Calibration	Naphthalene-d8	6.198	833232	1057723	0.7878	126.8965	120.0000	105.7
Feb1804.D	Calibration	Naphthalene-d8	6.198	688712	1086743	0.6337	102.4517	100.0000	102.5
Feb1805.D	Calibration	Naphthalene-d8	6.187	462781	1000375	0.4626	75.2295	75.0000	100.3
Feb1806.D	Calibration	Naphthalene-d8	6.188	302701	1062572	0.2849	46.8883	50.0000	93.8
Feb1807.D	Calibration	Naphthalene-d8	6.188	47605	942506	0.0505	9.4074	10.0000	94.1
Feb1808.D	Calibration	Naphthalene-d8	6.198	17657	944248	0.0187	4.3107	4.0000	107.8
Feb1809.D	QC	Naphthalene-d8	6.198	451820	945085	0.4781	77.6923	75.0000	103.6

Compound: Benzoic Acid

Data File	Sample Type	ISTD	RT	Resp	ISTD Resp	Resp Ratio	Final Conc	Exp. Conc	Accuracy
Feb1802.D	Calibration	Naphthalene-d8	6.290	580859	1001933	0.5797	145.3846	150.0000	96.9
Feb1803.D	Calibration	Naphthalene-d8	6.270	519957	1057723	0.4916	128.5980	120.0000	107.2
Feb1804.D	Calibration	Naphthalene-d8	6.260	365591	1086743	0.3364	96.0972	100.0000	96.1
Feb1805.D	Calibration	Naphthalene-d8	6.239	258415	1000375	0.2583	77.8651	75.0000	103.8
Feb1806.D	Calibration	Naphthalene-d8	6.208	150889	1062572	0.1420	47.3454	50.0000	94.7
Feb1807.D	Calibration	Naphthalene-d8	6.147	18665	942506	0.0198	8.4117	10.0000	84.1
Feb1808.D	Calibration	Naphthalene-d8	6.136	9103	944248	0.0096	4.6830	4.0000	117.1
Feb1809.D	QC	Naphthalene-d8	6.229	237375	945085	0.2512	76.1167	75.0000	101.5

Compound: 1,2,4-Trichlorobenzene

Data File	Sample Type	ISTD	RT	Resp	ISTD Resp	Resp Ratio	Final Conc	Exp. Conc	Accuracy
Feb1802.D	Calibration	Naphthalene-d8	6.249	1020843	1001933	1.0189	148.2588	150.0000	98.8
Feb1803.D	Calibration	Naphthalene-d8	6.249	897123	1057723	0.8482	119.8787	120.0000	99.9
Feb1804.D	Calibration	Naphthalene-d8	6.249	795894	1086743	0.7324	101.6643	100.0000	101.7
Feb1805.D	Calibration	Naphthalene-d8	6.249	573589	1000375	0.5734	77.8158	75.0000	103.8
Feb1806.D	Calibration	Naphthalene-d8	6.249	381654	1062572	0.3592	47.4978	50.0000	95.0
Feb1807.D	Calibration	Naphthalene-d8	6.249	69022	942506	0.0732	9.7020	10.0000	97.0
Feb1808.D	Calibration	Naphthalene-d8	6.249	27847	944248	0.0295	4.1540	4.0000	103.8
Feb1809.D	QC	Naphthalene-d8	6.249	556684	945085	0.5890	80.1098	75.0000	106.8

Compound: Naphthalene

Data File	Sample Type	ISTD	RT	Resp	ISTD Resp	Resp Ratio	Final Conc	Exp. Conc	Accuracy
Feb1802.D	Calibration	Naphthalene-d8	6.331	2903611	1001933	2.8980	144.2577	150.0000	96.2
Feb1803.D	Calibration	Naphthalene-d8	6.331	2702791	1057723	2.5553	123.6183	120.0000	103.0
Feb1804.D	Calibration	Naphthalene-d8	6.331	2385769	1086743	2.1953	103.3531	100.0000	103.4
Feb1805.D	Calibration	Naphthalene-d8	6.331	1714981	1000375	1.7143	78.1039	75.0000	104.1
Feb1806.D	Calibration	Naphthalene-d8	6.321	1110201	1062572	1.0448	45.7297	50.0000	91.5
Feb1807.D	Calibration	Naphthalene-d8	6.321	215374	942506	0.2285	9.6379	10.0000	96.4
Feb1808.D	Calibration	Naphthalene-d8	6.321	94125	944248	0.0997	4.2231	4.0000	105.6
Feb1809.D	QC	Naphthalene-d8	6.331	1701484	945085	1.8004	82.4832	75.0000	110.0

Compound: 4-Chlorophenol

Data File	Sample Type	ISTD	RT	Resp	ISTD Resp	Resp Ratio	Final Conc	Exp. Conc	Accuracy
Feb1802.D	Calibration	Naphthalene-d8	6.414	345521	1001933	0.3449	147.5888	150.0000	98.4
Feb1803.D	Calibration	Naphthalene-d8	6.414	301586	1057723	0.2851	122.6373	120.0000	102.2
Feb1804.D	Calibration	Naphthalene-d8	6.414	254245	1086743	0.2340	101.0255	100.0000	101.0
Feb1805.D	Calibration	Naphthalene-d8	6.413	174790	1000375	0.1747	75.7373	75.0000	101.0
Feb1806.D	Calibration	Naphthalene-d8	6.414	116895	1062572	0.1100	47.7556	50.0000	95.5
Feb1807.D	Calibration	Naphthalene-d8	6.414	23297	942506	0.0247	10.2898	10.0000	102.9
Feb1808.D	Calibration	Naphthalene-d8	6.424	9877	944248	0.0105	3.9595	4.0000	99.0
Feb1809.D	QC	Naphthalene-d8	6.413	174820	945085	0.1850	80.1371	75.0000	106.8

Compound: p-Chloroaniline

Data File	Sample Type	ISTD	RT	Resp	ISTD Resp	Resp Ratio	Final Conc	Exp. Conc	Accuracy
Feb1802.D	Calibration	Naphthalene-d8	6.434	1228719	1001933	1.2263	150.5232	150.0000	100.3
Feb1803.D	Calibration	Naphthalene-d8	6.434	1050839	1057723	0.9935	119.2044	120.0000	99.3
Feb1804.D	Calibration	Naphthalene-d8	6.434	893838	1086743	0.8225	97.2096	100.0000	97.2
Feb1805.D	Calibration	Naphthalene-d8	6.434	681721	1000375	0.6815	79.6395	75.0000	106.2
Feb1806.D	Calibration	Naphthalene-d8	6.434	453225	1062572	0.4265	49.0478	50.0000	98.1
Feb1807.D	Calibration	Naphthalene-d8	6.434	71033	942506	0.0754	9.0638	10.0000	90.6
Feb1808.D	Calibration	Naphthalene-d8	6.434	30624	944248	0.0324	4.3289	4.0000	108.2
Feb1809.D	QC	Naphthalene-d8	6.434	596772	945085	0.6314	73.5230	75.0000	98.0

Compound: Hexachlorobutadiene

Data File	Sample Type	ISTD	RT	Resp	ISTD Resp	Resp Ratio	Final Conc	Exp. Conc	Accuracy
Feb1802.D	Calibration	Naphthalene-d8	6.496	573148	1001933	0.5720	147.3648	150.0000	98.2
Feb1803.D	Calibration	Naphthalene-d8	6.496	492013	1057723	0.4652	120.4421	120.0000	100.4
Feb1804.D	Calibration	Naphthalene-d8	6.496	432772	1086743	0.3982	103.4520	100.0000	103.5
Feb1805.D	Calibration	Naphthalene-d8	6.496	296318	1000375	0.2962	77.3594	75.0000	103.1
Feb1806.D	Calibration	Naphthalene-d8	6.485	188037	1062572	0.1770	46.5537	50.0000	93.1
Feb1807.D	Calibration	Naphthalene-d8	6.485	33554	942506	0.0356	9.5879	10.0000	95.9
Feb1808.D	Calibration	Naphthalene-d8	6.496	14423	944248	0.0153	4.2318	4.0000	105.8
Feb1809.D	QC	Naphthalene-d8	6.496	286141	945085	0.3028	79.0445	75.0000	105.4

Compound: 4-Chloro-2-Methylphenol

Data File	Sample Type	ISTD	RT	Resp	ISTD Resp	Resp Ratio	Final Conc	Exp. Conc	Accuracy
Feb1802.D	Calibration	Naphthalene-d8	6.937	789739	1001933	0.7882	143.0066	150.0000	95.3
Feb1803.D	Calibration	Naphthalene-d8	6.937	740508	1057723	0.7001	125.8060	120.0000	104.8
Feb1804.D	Calibration	Naphthalene-d8	6.937	635015	1086743	0.5843	103.7577	100.0000	103.8
Feb1805.D	Calibration	Naphthalene-d8	6.937	445081	1000375	0.4449	77.9697	75.0000	104.0
Feb1806.D	Calibration	Naphthalene-d8	6.937	274008	1062572	0.2579	44.5613	50.0000	89.1
Feb1807.D	Calibration	Naphthalene-d8	6.937	51791	942506	0.0550	9.6988	10.0000	97.0
Feb1808.D	Calibration	Naphthalene-d8	6.937	21228	944248	0.0225	4.2432	4.0000	106.1
Feb1809.D	QC	Naphthalene-d8	6.937	402121	945085	0.4255	74.4384	75.0000	99.3

Compound: 4-Chloro-3-Methylphenol

Data File	Sample Type	ISTD	RT	Resp	ISTD Resp	Resp Ratio	Final Conc	Exp. Conc	Accuracy
Feb1802.D	Calibration	Naphthalene-d8	7.081	869158	1001933	0.8675	145.6908	150.0000	97.1
Feb1803.D	Calibration	Naphthalene-d8	7.081	782006	1057723	0.7393	124.1681	120.0000	103.5
Feb1804.D	Calibration	Naphthalene-d8	7.081	646645	1086743	0.5950	99.9334	100.0000	99.9
Feb1805.D	Calibration	Naphthalene-d8	7.071	450778	1000375	0.4506	75.6784	75.0000	100.9
Feb1806.D	Calibration	Naphthalene-d8	7.071	311889	1062572	0.2935	49.2963	50.0000	98.6
Feb1807.D	Calibration	Naphthalene-d8	7.071	51113	942506	0.0542	9.1080	10.0000	91.1
Feb1808.D	Calibration	Naphthalene-d8	7.071	24488	944248	0.0259	4.3556	4.0000	108.9
Feb1809.D	QC	Naphthalene-d8	7.071	449625	945085	0.4758	79.9010	75.0000	106.5

Compound: 2-Methylnaphthalene

Data File	Sample Type	ISTD	RT	Resp	ISTD Resp	Resp Ratio	Final Conc	Exp. Conc	Accuracy
Feb1802.D	Calibration	Naphthalene-d8	7.153	1933828	1001933	1.9301	150.9988	150.0000	100.7
Feb1803.D	Calibration	Naphthalene-d8	7.153	1591431	1057723	1.5046	119.2703	120.0000	99.4
Feb1804.D	Calibration	Naphthalene-d8	7.153	1357670	1086743	1.2493	99.7838	100.0000	99.8
Feb1805.D	Calibration	Naphthalene-d8	7.143	914283	1000375	0.9139	73.6320	75.0000	98.2
Feb1806.D	Calibration	Naphthalene-d8	7.143	670695	1062572	0.6312	51.0637	50.0000	102.1
Feb1807.D	Calibration	Naphthalene-d8	7.143	129837	942506	0.1378	10.4339	10.0000	104.3
Feb1808.D	Calibration	Naphthalene-d8	7.143	56026	944248	0.0593	3.8205	4.0000	95.5
Feb1809.D	QC	Naphthalene-d8	7.143	934925	945085	0.9892	79.5615	75.0000	106.1

Compound: 1-Methylnaphthalene

Data File	Sample Type	ISTD	RT	Resp	ISTD Resp	Resp Ratio	Final Conc	Exp. Conc	Accuracy
Feb1802.D	Calibration	Naphthalene-d8	7.266	1836402	1001933	1.8329	150.2226	150.0000	100.1
Feb1803.D	Calibration	Naphthalene-d8	7.266	1575011	1057723	1.4891	122.4836	120.0000	102.1
Feb1804.D	Calibration	Naphthalene-d8	7.256	1279557	1086743	1.1774	97.0856	100.0000	97.1
Feb1805.D	Calibration	Naphthalene-d8	7.255	885279	1000375	0.8849	73.0226	75.0000	97.4
Feb1806.D	Calibration	Naphthalene-d8	7.256	672135	1062572	0.6326	52.0765	50.0000	104.2
Feb1807.D	Calibration	Naphthalene-d8	7.256	126738	942506	0.1345	10.2310	10.0000	102.3
Feb1808.D	Calibration	Naphthalene-d8	7.256	56205	944248	0.0595	3.8746	4.0000	96.9
Feb1809.D	QC	Naphthalene-d8	7.256	864319	945085	0.9145	75.4676	75.0000	100.6

Compound: Hexachlorocyclopentadiene

Data File	Sample Type	ISTD	RT	Resp	ISTD Resp	Resp Ratio	Final Conc	Exp. Conc	Accuracy
Feb1802.D	Calibration	Acenaphthene-d10	7.338	361285	557793	0.6477	147.7348	150.0000	98.5
Feb1803.D	Calibration	Acenaphthene-d10	7.338	295198	575329	0.5131	118.7229	120.0000	98.9
Feb1804.D	Calibration	Acenaphthene-d10	7.338	260879	576774	0.4523	105.4390	100.0000	105.4
Feb1805.D	Calibration	Acenaphthene-d10	7.338	175425	547996	0.3201	76.1385	75.0000	101.5
Feb1806.D	Calibration	Acenaphthene-d10	7.338	113002	582178	0.1941	47.6532	50.0000	95.3
Feb1807.D	Calibration	Acenaphthene-d10	7.338	13837	529011	0.0262	8.7963	10.0000	88.0
Feb1808.D	Calibration	Acenaphthene-d10	7.338	4224	538819	0.0078	4.4930	4.0000	112.3
Feb1809.D	QC	Acenaphthene-d10	7.338	167582	544785	0.3076	73.3354	75.0000	97.8

Compound: 2,4,6-Trichlorophenol

Data File	Sample Type	ISTD	RT	Resp	ISTD Resp	Resp Ratio	Final Conc	Exp. Conc	Accuracy
Feb1802.D	Calibration	Acenaphthene-d10	7.523	593283	557793	1.0636	141.2571	150.0000	94.2
Feb1803.D	Calibration	Acenaphthene-d10	7.523	545615	575329	0.9484	126.4941	120.0000	105.4
Feb1804.D	Calibration	Acenaphthene-d10	7.523	467130	576774	0.8099	108.6677	100.0000	108.7
Feb1805.D	Calibration	Acenaphthene-d10	7.523	298561	547996	0.5448	74.2424	75.0000	99.0
Feb1806.D	Calibration	Acenaphthene-d10	7.512	186323	582178	0.3200	44.7383	50.0000	89.5
Feb1807.D	Calibration	Acenaphthene-d10	7.512	27041	529011	0.0511	9.0500	10.0000	90.5
Feb1808.D	Calibration	Acenaphthene-d10	7.512	9233	538819	0.0171	4.5098	4.0000	112.7
Feb1809.D	QC	Acenaphthene-d10	7.523	289067	544785	0.5306	72.3850	75.0000	96.5

Compound: 2,4,5-Trichlorophenol

Data File	Sample Type	ISTD	RT	Resp	ISTD Resp	Resp Ratio	Final Conc	Exp. Conc	Accuracy
Feb1802.D	Calibration	Acenaphthene-d10	7.584	685262	557793	1.2285	146.8158	150.0000	97.9
Feb1803.D	Calibration	Acenaphthene-d10	7.574	587533	575329	1.0212	122.6454	120.0000	102.2
Feb1804.D	Calibration	Acenaphthene-d10	7.574	481776	576774	0.8353	100.8451	100.0000	100.8
Feb1805.D	Calibration	Acenaphthene-d10	7.574	351204	547996	0.6409	77.9211	75.0000	103.9
Feb1806.D	Calibration	Acenaphthene-d10	7.574	223316	582178	0.3836	47.3755	50.0000	94.8
Feb1807.D	Calibration	Acenaphthene-d10	7.574	33223	529011	0.0628	8.9583	10.0000	89.6
Feb1808.D	Calibration	Acenaphthene-d10	7.574	13593	538819	0.0252	4.4335	4.0000	110.8
Feb1809.D	QC	Acenaphthene-d10	7.574	325852	544785	0.5981	72.8614	75.0000	97.1

Compound: 2-Fluorobiphenyl

Data File	Sample Type	ISTD	RT	Resp	ISTD Resp	Resp Ratio	Final Conc	Exp. Conc	Accuracy
Feb1802.D	Calibration	Acenaphthene-d10	7.615	2463367	557793	4.4163	147.2250	150.0000	98.2
Feb1803.D	Calibration	Acenaphthene-d10	7.615	2072877	575329	3.6029	120.3883	120.0000	100.3
Feb1804.D	Calibration	Acenaphthene-d10	7.615	1829747	576774	3.1724	106.1193	100.0000	106.1
Feb1805.D	Calibration	Acenaphthene-d10	7.605	1191628	547996	2.1745	72.8806	75.0000	97.2
Feb1806.D	Calibration	Acenaphthene-d10	7.605	840492	582178	1.4437	48.3854	50.0000	96.8
Feb1807.D	Calibration	Acenaphthene-d10	7.605	160369	529011	0.3031	9.8948	10.0000	98.9
Feb1808.D	Calibration	Acenaphthene-d10	7.605	71272	538819	0.1323	4.1003	4.0000	102.5
Feb1809.D	QC	Acenaphthene-d10	7.605	1100230	544785	2.0196	67.6979	75.0000	90.3

Compound: 2-Chloronaphthalene

Data File	Sample Type	ISTD	RT	Resp	ISTD Resp	Resp Ratio	Final Conc	Exp. Conc	Accuracy
Feb1802.D	Calibration	Acenaphthene-d10	7.718	2050771	557793	3.6766	146.7090	150.0000	97.8
Feb1803.D	Calibration	Acenaphthene-d10	7.718	1673143	575329	2.9081	116.0457	120.0000	96.7
Feb1804.D	Calibration	Acenaphthene-d10	7.718	1444367	576774	2.5042	99.9274	100.0000	99.9
Feb1805.D	Calibration	Acenaphthene-d10	7.718	1085597	547996	1.9810	79.0504	75.0000	105.4
Feb1806.D	Calibration	Acenaphthene-d10	7.718	726480	582178	1.2479	49.7944	50.0000	99.6
Feb1807.D	Calibration	Acenaphthene-d10	7.708	133308	529011	0.2520	10.0555	10.0000	100.6
Feb1808.D	Calibration	Acenaphthene-d10	7.718	54021	538819	0.1003	4.0007	4.0000	100.0
Feb1809.D	QC	Acenaphthene-d10	7.718	1122871	544785	2.0611	82.2466	75.0000	109.7

Compound: 2-Nitroaniline

Data File	Sample Type	ISTD	RT	Resp	ISTD Resp	Resp Ratio	Final Conc	Exp. Conc	Accuracy
Feb1802.D	Calibration	Acenaphthene-d10	7.892	356343	557793	0.6388	139.5885	150.0000	93.1
Feb1803.D	Calibration	Acenaphthene-d10	7.892	340794	575329	0.5923	129.8078	120.0000	108.2
Feb1804.D	Calibration	Acenaphthene-d10	7.892	286563	576774	0.4968	109.6150	100.0000	109.6
Feb1805.D	Calibration	Acenaphthene-d10	7.882	168135	547996	0.3068	69.0174	75.0000	92.0
Feb1806.D	Calibration	Acenaphthene-d10	7.882	121485	582178	0.2087	47.8219	50.0000	95.6
Feb1807.D	Calibration	Acenaphthene-d10	7.882	14804	529011	0.0280	8.3822	10.0000	83.8
Feb1808.D	Calibration	Acenaphthene-d10	7.882	6068	538819	0.0113	4.7042	4.0000	117.6
Feb1809.D	QC	Acenaphthene-d10	7.882	161803	544785	0.2970	66.9049	75.0000	89.2

Compound: Dimethyl Phthalate

Data File	Sample Type	ISTD	RT	Resp	ISTD Resp	Resp Ratio	Final Conc	Exp. Conc	Accuracy
Feb1802.D	Calibration	Acenaphthene-d10	8.149	2219984	557793	3.9799	148.7697	150.0000	99.2
Feb1803.D	Calibration	Acenaphthene-d10	8.139	1795167	575329	3.1202	119.4214	120.0000	99.5
Feb1804.D	Calibration	Acenaphthene-d10	8.139	1483564	576774	2.5722	100.1141	100.0000	100.1
Feb1805.D	Calibration	Acenaphthene-d10	8.139	1115466	547996	2.0355	80.7167	75.0000	107.6
Feb1806.D	Calibration	Acenaphthene-d10	8.128	658473	582178	1.1311	46.8059	50.0000	93.6
Feb1807.D	Calibration	Acenaphthene-d10	8.129	85510	529011	0.1616	8.5312	10.0000	85.3
Feb1808.D	Calibration	Acenaphthene-d10	8.129	34888	538819	0.0647	4.5831	4.0000	114.6
Feb1809.D	QC	Acenaphthene-d10	8.139	1155106	544785	2.1203	83.8145	75.0000	111.8

Compound: 2,6-Dinitrotoluene

Data File	Sample Type	ISTD	RT	Resp	ISTD Resp	Resp Ratio	Final Conc	Exp. Conc	Accuracy
Feb1802.D	Calibration	Acenaphthene-d10	8.200	273317	557793	0.4900	140.2801	150.0000	93.5
Feb1803.D	Calibration	Acenaphthene-d10	8.200	270214	575329	0.4697	134.5088	120.0000	112.1
Feb1804.D	Calibration	Acenaphthene-d10	8.190	197597	576774	0.3426	98.5084	100.0000	98.5
Feb1805.D	Calibration	Acenaphthene-d10	8.190	142994	547996	0.2609	75.4480	75.0000	100.6
Feb1806.D	Calibration	Acenaphthene-d10	8.180	92679	582178	0.1592	46.7873	50.0000	93.6
Feb1807.D	Calibration	Acenaphthene-d10	8.180	13053	529011	0.0247	9.0242	10.0000	90.2
Feb1808.D	Calibration	Acenaphthene-d10	8.180	4514	538819	0.0084	4.4592	4.0000	111.5
Feb1809.D	QC	Acenaphthene-d10	8.190	139972	544785	0.2569	74.3170	75.0000	99.1

Compound: Acenaphthylene

Data File	Sample Type	ISTD	RT	Resp	ISTD Resp	Resp Ratio	Final Conc	Exp. Conc	Accuracy
Feb1802.D	Calibration	Acenaphthene-d10	8.210	3319452	557793	5.9510	149.6798	150.0000	99.8
Feb1803.D	Calibration	Acenaphthene-d10	8.200	2788358	575329	4.8465	121.4632	120.0000	101.2
Feb1804.D	Calibration	Acenaphthene-d10	8.200	2278175	576774	3.9499	98.7406	100.0000	98.7
Feb1805.D	Calibration	Acenaphthene-d10	8.200	1630309	547996	2.9750	74.2214	75.0000	99.0
Feb1806.D	Calibration	Acenaphthene-d10	8.200	1195576	582178	2.0536	51.2174	50.0000	102.4
Feb1807.D	Calibration	Acenaphthene-d10	8.200	194369	529011	0.3674	9.5403	10.0000	95.4
Feb1808.D	Calibration	Acenaphthene-d10	8.200	79350	538819	0.1473	4.1382	4.0000	103.5
Feb1809.D	QC	Acenaphthene-d10	8.200	1526451	544785	2.8019	69.8871	75.0000	93.2

Compound: 3-Nitroaniline

Data File	Sample Type	ISTD	RT	Resp	ISTD Resp	Resp Ratio	Final Conc	Exp. Conc	Accuracy
Feb1802.D	Calibration	Acenaphthene-d10	8.405	328938	557793	0.5897	141.8409	150.0000	94.6
Feb1803.D	Calibration	Acenaphthene-d10	8.405	309107	575329	0.5373	130.3972	120.0000	108.7
Feb1804.D	Calibration	Acenaphthene-d10	8.395	233884	576774	0.4055	100.9236	100.0000	100.9
Feb1805.D	Calibration	Acenaphthene-d10	8.394	165178	547996	0.3014	76.8514	75.0000	102.5
Feb1806.D	Calibration	Acenaphthene-d10	8.384	99318	582178	0.1706	45.4914	50.0000	91.0
Feb1807.D	Calibration	Acenaphthene-d10	8.384	12737	529011	0.0241	8.7217	10.0000	87.2
Feb1808.D	Calibration	Acenaphthene-d10	8.384	4377	538819	0.0081	4.6024	4.0000	115.1
Feb1809.D	QC	Acenaphthene-d10	8.394	169184	544785	0.3106	78.9929	75.0000	105.3

Compound: Acenaphthene

Data File	Sample Type	ISTD	RT	Resp	ISTD Resp	Resp Ratio	Final Conc	Exp. Conc	Accuracy
Feb1802.D	Calibration	Acenaphthene-d10	8.425	1843621	557793	3.3052	152.6309	150.0000	101.8
Feb1803.D	Calibration	Acenaphthene-d10	8.415	1503475	575329	2.6132	117.1551	120.0000	97.6
Feb1804.D	Calibration	Acenaphthene-d10	8.415	1278423	576774	2.2165	97.8035	100.0000	97.8
Feb1805.D	Calibration	Acenaphthene-d10	8.415	972895	547996	1.7754	77.0251	75.0000	102.7
Feb1806.D	Calibration	Acenaphthene-d10	8.415	694646	582178	1.1932	50.6665	50.0000	101.3
Feb1807.D	Calibration	Acenaphthene-d10	8.405	125792	529011	0.2378	9.6812	10.0000	96.8
Feb1808.D	Calibration	Acenaphthene-d10	8.405	55213	538819	0.1025	4.0797	4.0000	102.0
Feb1809.D	QC	Acenaphthene-d10	8.415	1009554	544785	1.8531	80.6345	75.0000	107.5

Compound: 2,4-Dinitrophenol

Data File	Sample Type	ISTD	RT	Resp	ISTD Resp	Resp Ratio	Final Conc	Exp. Conc	Accuracy
Feb1802.D	Calibration	Acenaphthene-d10	8.528	173045	557793	0.3102	147.4076	150.0000	98.3
Feb1803.D	Calibration	Acenaphthene-d10	8.527	138026	575329	0.2399	121.6307	120.0000	101.4
Feb1804.D	Calibration	Acenaphthene-d10	8.517	112195	576774	0.1945	103.5995	100.0000	103.6
Feb1805.D	Calibration	Acenaphthene-d10	8.517	69917	547996	0.1276	74.3624	75.0000	99.1
Feb1806.D	Calibration	Acenaphthene-d10	8.507	43823	582178	0.0753	48.5159	50.0000	97.0
Feb1807.D	Calibration	Acenaphthene-d10	8.517	3755	529011	0.0071	8.5763	10.0000	85.8
Feb1808.D	Calibration	Acenaphthene-d10	8.528	616	538819	0.0011	4.5942	4.0000	114.9
Feb1809.D	QC	Acenaphthene-d10	8.517	68442	544785	0.1256	73.4507	75.0000	97.9

Compound: Dibenzofuran

Data File	Sample Type	ISTD	RT	Resp	ISTD Resp	Resp Ratio	Final Conc	Exp. Conc	Accuracy
Feb1802.D	Calibration	Acenaphthene-d10	8.630	2842991	557793	5.0969	148.1350	150.0000	98.8
Feb1803.D	Calibration	Acenaphthene-d10	8.630	2443689	575329	4.2475	118.4946	120.0000	98.7
Feb1804.D	Calibration	Acenaphthene-d10	8.630	2138324	576774	3.7074	101.0591	100.0000	101.1
Feb1805.D	Calibration	Acenaphthene-d10	8.630	1694536	547996	3.0922	82.2814	75.0000	109.7
Feb1806.D	Calibration	Acenaphthene-d10	8.620	1034897	582178	1.7776	45.2583	50.0000	90.5
Feb1807.D	Calibration	Acenaphthene-d10	8.620	200815	529011	0.3796	9.4970	10.0000	95.0
Feb1808.D	Calibration	Acenaphthene-d10	8.620	88427	538819	0.1641	4.2555	4.0000	106.4
Feb1809.D	QC	Acenaphthene-d10	8.630	1641005	544785	3.0122	79.9136	75.0000	106.6

Compound: 2,4-Dinitrotoluene

Data File	Sample Type	ISTD	RT	Resp	ISTD Resp	Resp Ratio	Final Conc	Exp. Conc	Accuracy
Feb1802.D	Calibration	Acenaphthene-d10	8.681	397564	557793	0.7127	147.3776	150.0000	98.3
Feb1803.D	Calibration	Acenaphthene-d10	8.681	328858	575329	0.5716	122.8060	120.0000	102.3
Feb1804.D	Calibration	Acenaphthene-d10	8.671	261377	576774	0.4532	100.9400	100.0000	100.9
Feb1805.D	Calibration	Acenaphthene-d10	8.671	177941	547996	0.3247	75.6678	75.0000	100.9
Feb1806.D	Calibration	Acenaphthene-d10	8.660	115884	582178	0.1991	49.0233	50.0000	98.0
Feb1807.D	Calibration	Acenaphthene-d10	8.661	14287	529011	0.0270	8.4581	10.0000	84.6
Feb1808.D	Calibration	Acenaphthene-d10	8.661	6380	538819	0.0118	4.5965	4.0000	114.9
Feb1809.D	QC	Acenaphthene-d10	8.671	186566	544785	0.3425	79.2675	75.0000	105.7

Compound: 4-Nitrophenol

Data File	Sample Type	ISTD	RT	Resp	ISTD Resp	Resp Ratio	Final Conc	Exp. Conc	Accuracy
Feb1802.D	Calibration	Acenaphthene-d10	8.722	368713	557793	0.6610	144.3881	150.0000	96.3
Feb1803.D	Calibration	Acenaphthene-d10	8.712	326746	575329	0.5679	126.2944	120.0000	105.2
Feb1804.D	Calibration	Acenaphthene-d10	8.712	258897	576774	0.4489	102.3911	100.0000	102.4
Feb1805.D	Calibration	Acenaphthene-d10	8.701	176351	547996	0.3218	75.8272	75.0000	101.1
Feb1806.D	Calibration	Acenaphthene-d10	8.701	108704	582178	0.1867	46.2243	50.0000	92.4
Feb1807.D	Calibration	Acenaphthene-d10	8.701	14966	529011	0.0283	9.4102	10.0000	94.1
Feb1808.D	Calibration	Acenaphthene-d10	8.732	3924	538819	0.0073	4.3354	4.0000	108.4
Feb1809.D	QC	Acenaphthene-d10	8.701	178388	544785	0.3274	77.0307	75.0000	102.7

Compound: Diethylphthalate

Data File	Sample Type	ISTD	RT	Resp	ISTD Resp	Resp Ratio	Final Conc	Exp. Conc	Accuracy
Feb1802.D	Calibration	Acenaphthene-d10	9.008	2256164	557793	4.0448	145.3678	150.0000	96.9
Feb1803.D	Calibration	Acenaphthene-d10	9.008	1980149	575329	3.4418	125.7671	120.0000	104.8
Feb1804.D	Calibration	Acenaphthene-d10	8.998	1525106	576774	2.6442	99.0409	100.0000	99.0
Feb1805.D	Calibration	Acenaphthene-d10	8.998	1135235	547996	2.0716	79.2375	75.0000	105.7
Feb1806.D	Calibration	Acenaphthene-d10	8.988	670192	582178	1.1512	46.1993	50.0000	92.4
Feb1807.D	Calibration	Acenaphthene-d10	8.988	84750	529011	0.1602	8.7379	10.0000	87.4
Feb1808.D	Calibration	Acenaphthene-d10	8.988	28496	538819	0.0529	4.5494	4.0000	113.7
Feb1809.D	QC	Acenaphthene-d10	8.998	1166621	544785	2.1414	81.6817	75.0000	108.9

Compound: Fluorene

Data File	Sample Type	ISTD	RT	Resp	ISTD Resp	Resp Ratio	Final Conc	Exp. Conc	Accuracy
Feb1802.D	Calibration	Acenaphthene-d10	9.049	2493155	557793	4.4697	153.8147	150.0000	102.5
Feb1803.D	Calibration	Acenaphthene-d10	9.039	1952030	575329	3.3929	114.4523	120.0000	95.4
Feb1804.D	Calibration	Acenaphthene-d10	9.039	1700560	576774	2.9484	98.6614	100.0000	98.7
Feb1805.D	Calibration	Acenaphthene-d10	9.039	1295239	547996	2.3636	78.2626	75.0000	104.4
Feb1806.D	Calibration	Acenaphthene-d10	9.039	891630	582178	1.5315	49.9319	50.0000	99.9
Feb1807.D	Calibration	Acenaphthene-d10	9.029	167603	529011	0.3168	9.9106	10.0000	99.1
Feb1808.D	Calibration	Acenaphthene-d10	9.029	72029	538819	0.1337	4.0050	4.0000	100.1
Feb1809.D	QC	Acenaphthene-d10	9.039	1266305	544785	2.3244	76.9108	75.0000	102.5

Compound: 4-Chlorophenyl-phenylether

Data File	Sample Type	ISTD	RT	Resp	ISTD Resp	Resp Ratio	Final Conc	Exp. Conc	Accuracy
Feb1802.D	Calibration	Acenaphthene-d10	9.080	1110314	557793	1.9905	142.5752	150.0000	95.1
Feb1803.D	Calibration	Acenaphthene-d10	9.080	1017662	575329	1.7688	127.4811	120.0000	106.2
Feb1804.D	Calibration	Acenaphthene-d10	9.080	840611	576774	1.4574	105.9893	100.0000	106.0
Feb1805.D	Calibration	Acenaphthene-d10	9.070	538645	547996	0.9829	72.5483	75.0000	96.7
Feb1806.D	Calibration	Acenaphthene-d10	9.070	359843	582178	0.6181	46.2307	50.0000	92.5
Feb1807.D	Calibration	Acenaphthene-d10	9.070	67338	529011	0.1273	9.9310	10.0000	99.3
Feb1808.D	Calibration	Acenaphthene-d10	9.070	27305	538819	0.0507	4.1666	4.0000	104.2
Feb1809.D	QC	Acenaphthene-d10	9.070	542729	544785	0.9962	73.4968	75.0000	98.0

Compound: 4-Nitroaniline

Data File	Sample Type	ISTD	RT	Resp	ISTD Resp	Resp Ratio	Final Conc	Exp. Conc	Accuracy
Feb1802.D	Calibration	Phenanthrene-d10	9.162	363865	976452	0.3726	147.4676	150.0000	98.3
Feb1803.D	Calibration	Phenanthrene-d10	9.152	291518	1039609	0.2804	114.2027	120.0000	95.2
Feb1804.D	Calibration	Phenanthrene-d10	9.152	289316	1045119	0.2768	112.8801	100.0000	112.9
Feb1805.D	Calibration	Phenanthrene-d10	9.141	183095	1024056	0.1788	75.7960	75.0000	101.1
Feb1806.D	Calibration	Phenanthrene-d10	9.131	103404	1023524	0.1010	44.9787	50.0000	90.0
Feb1807.D	Calibration	Phenanthrene-d10	9.121	13023	904268	0.0144	8.9648	10.0000	89.6
Feb1808.D	Calibration	Phenanthrene-d10	9.121	3692	920853	0.0040	4.5119	4.0000	112.8
Feb1809.D	QC	Phenanthrene-d10	9.141	174323	958315	0.1819	77.0022	75.0000	102.7

Compound: 4,6-Dinitro-2-methylphenol

Data File	Sample Type	ISTD	RT	Resp	ISTD Resp	Resp Ratio	Final Conc	Exp. Conc	Accuracy
Feb1802.D	Calibration	Phenanthrene-d10	9.172	243650	976452	0.2495	147.9207	150.0000	98.6
Feb1803.D	Calibration	Phenanthrene-d10	9.162	200519	1039609	0.1929	121.1232	120.0000	100.9
Feb1804.D	Calibration	Phenanthrene-d10	9.162	167223	1045119	0.1600	104.4162	100.0000	104.4
Feb1805.D	Calibration	Phenanthrene-d10	9.151	103285	1024056	0.1009	71.5834	75.0000	95.4
Feb1806.D	Calibration	Phenanthrene-d10	9.152	68013	1023524	0.0664	50.3401	50.0000	100.7
Feb1807.D	Calibration	Phenanthrene-d10	9.141	7435	904268	0.0082	9.0351	10.0000	90.4
Feb1808.D	Calibration	Phenanthrene-d10	9.141	2191	920853	0.0024	4.3810	4.0000	109.5
Feb1809.D	QC	Phenanthrene-d10	9.151	94058	958315	0.0981	69.9760	75.0000	93.3

Compound: N-nitrosodiphenylamine

Data File	Sample Type	ISTD	RT	Resp	ISTD Resp	Resp Ratio	Final Conc	Exp. Conc	Accuracy
Feb1802.D	Calibration	Phenanthrene-d10	9.244	1648173	976452	1.6879	148.6623	150.0000	99.1
Feb1803.D	Calibration	Phenanthrene-d10	9.244	1414366	1039609	1.3605	120.7344	120.0000	100.6
Feb1804.D	Calibration	Phenanthrene-d10	9.233	1196082	1045119	1.1444	102.0740	100.0000	102.1
Feb1805.D	Calibration	Phenanthrene-d10	9.233	843058	1024056	0.8233	73.9708	75.0000	98.6
Feb1806.D	Calibration	Phenanthrene-d10	9.233	563505	1023524	0.5506	49.7597	50.0000	99.5
Feb1807.D	Calibration	Phenanthrene-d10	9.223	96753	904268	0.1070	9.6542	10.0000	96.5
Feb1808.D	Calibration	Phenanthrene-d10	9.223	43107	920853	0.0468	4.1405	4.0000	103.5
Feb1809.D	QC	Phenanthrene-d10	9.233	880335	958315	0.9186	82.3616	75.0000	109.8

Compound: Azobenzene

Data File	Sample Type	ISTD	RT	Resp	ISTD Resp	Resp Ratio	Final Conc	Exp. Conc	Accuracy
Feb1802.D	Calibration	Phenanthrene-d10	9.264	2354024	976452	2.4108	151.0311	150.0000	100.7
Feb1803.D	Calibration	Phenanthrene-d10	9.264	1932785	1039609	1.8591	120.2669	120.0000	100.2
Feb1804.D	Calibration	Phenanthrene-d10	9.264	1518549	1045119	1.4530	96.5318	100.0000	96.5
Feb1805.D	Calibration	Phenanthrene-d10	9.264	1137228	1024056	1.1105	75.7023	75.0000	100.9
Feb1806.D	Calibration	Phenanthrene-d10	9.264	757604	1023524	0.7402	52.2283	50.0000	104.5
Feb1807.D	Calibration	Phenanthrene-d10	9.254	90696	904268	0.1003	8.9089	10.0000	89.1
Feb1808.D	Calibration	Phenanthrene-d10	9.254	33003	920853	0.0358	4.3215	4.0000	108.0
Feb1809.D	QC	Phenanthrene-d10	9.264	1088752	958315	1.1361	77.2870	75.0000	103.0

Compound: 2,4,6-Tribromophenol

Data File	Sample Type	ISTD	RT	Resp	ISTD Resp	Resp Ratio	Final Conc	Exp. Conc	Accuracy
Feb1802.D	Calibration	Phenanthrene-d10	9.346	230054	976452	0.2356	148.5652	150.0000	99.0
Feb1803.D	Calibration	Phenanthrene-d10	9.346	187319	1039609	0.1802	120.6291	120.0000	100.5
Feb1804.D	Calibration	Phenanthrene-d10	9.336	152661	1045119	0.1461	102.0254	100.0000	102.0
Feb1805.D	Calibration	Phenanthrene-d10	9.336	103422	1024056	0.1010	75.3083	75.0000	100.4
Feb1806.D	Calibration	Phenanthrene-d10	9.336	62354	1023524	0.0609	48.8692	50.0000	97.7
Feb1807.D	Calibration	Phenanthrene-d10	9.336	8236	904268	0.0091	9.0676	10.0000	90.7
Feb1808.D	Calibration	Phenanthrene-d10	9.336	3393	920853	0.0037	4.3844	4.0000	109.6
Feb1809.D	QC	Phenanthrene-d10	9.336	94811	958315	0.0989	74.0198	75.0000	98.7

Compound: 4-Bromophenyl-phenylether

Data File	Sample Type	ISTD	RT	Resp	ISTD Resp	Resp Ratio	Final Conc	Exp. Conc	Accuracy
Feb1802.D	Calibration	Phenanthrene-d10	9.663	662596	976452	0.6786	146.8992	150.0000	97.9
Feb1803.D	Calibration	Phenanthrene-d10	9.663	589591	1039609	0.5671	126.1586	120.0000	105.1
Feb1804.D	Calibration	Phenanthrene-d10	9.663	457731	1045119	0.4380	100.8595	100.0000	100.9
Feb1805.D	Calibration	Phenanthrene-d10	9.653	291274	1024056	0.2844	68.6730	75.0000	91.6
Feb1806.D	Calibration	Phenanthrene-d10	9.653	215173	1023524	0.2102	52.1333	50.0000	104.3
Feb1807.D	Calibration	Phenanthrene-d10	9.653	33057	904268	0.0366	10.2442	10.0000	102.4
Feb1808.D	Calibration	Phenanthrene-d10	9.653	11110	920853	0.0121	3.9074	4.0000	97.7
Feb1809.D	QC	Phenanthrene-d10	9.653	303382	958315	0.3166	75.6263	75.0000	100.8

Compound: Hexachlorobenzene

Data File	Sample Type	ISTD	RT	Resp	ISTD Resp	Resp Ratio	Final Conc	Exp. Conc	Accuracy
Feb1802.D	Calibration	Phenanthrene-d10	9.694	597870	976452	0.6123	143.5319	150.0000	95.7
Feb1803.D	Calibration	Phenanthrene-d10	9.694	550809	1039609	0.5298	123.9440	120.0000	103.3
Feb1804.D	Calibration	Phenanthrene-d10	9.694	488673	1045119	0.4676	109.2193	100.0000	109.2
Feb1805.D	Calibration	Phenanthrene-d10	9.694	312914	1024056	0.3056	71.1350	75.0000	94.8
Feb1806.D	Calibration	Phenanthrene-d10	9.683	208046	1023524	0.2033	47.2633	50.0000	94.5
Feb1807.D	Calibration	Phenanthrene-d10	9.684	37231	904268	0.0412	9.7111	10.0000	97.1
Feb1808.D	Calibration	Phenanthrene-d10	9.684	15953	920853	0.0173	4.2137	4.0000	105.3
Feb1809.D	QC	Phenanthrene-d10	9.683	307143	958315	0.3205	74.6326	75.0000	99.5

Compound: Pentachlorophenol

Data File	Sample Type	ISTD	RT	Resp	ISTD Resp	Resp Ratio	Final Conc	Exp. Conc	Accuracy
Feb1802.D	Calibration	Phenanthrene-d10	9.968	342613	976452	0.3509	148.7927	150.0000	99.2
Feb1803.D	Calibration	Phenanthrene-d10	9.968	272170	1039609	0.2618	118.9229	120.0000	99.1
Feb1804.D	Calibration	Phenanthrene-d10	9.968	233937	1045119	0.2238	105.1758	100.0000	105.2
Feb1805.D	Calibration	Phenanthrene-d10	9.968	145556	1024056	0.1421	72.8650	75.0000	97.2
Feb1806.D	Calibration	Phenanthrene-d10	9.968	91759	1023524	0.0897	49.5070	50.0000	99.0
Feb1807.D	Calibration	Phenanthrene-d10	9.958	10893	904268	0.0120	9.1936	10.0000	91.9
Feb1808.D	Calibration	Phenanthrene-d10	9.968	3504	920853	0.0038	4.3365	4.0000	108.4
Feb1809.D	QC	Phenanthrene-d10	9.968	154444	958315	0.1612	80.7752	75.0000	107.7

Compound: Phenanthrene

Data File	Sample Type	ISTD	RT	Resp	ISTD Resp	Resp Ratio	Final Conc	Exp. Conc	Accuracy
Feb1802.D	Calibration	Phenanthrene-d10	10.191	3132371	976452	3.2079	146.0003	150.0000	97.3
Feb1803.D	Calibration	Phenanthrene-d10	10.191	2792268	1039609	2.6859	119.6259	120.0000	99.7
Feb1804.D	Calibration	Phenanthrene-d10	10.191	2584992	1045119	2.4734	109.2336	100.0000	109.2
Feb1805.D	Calibration	Phenanthrene-d10	10.181	1733051	1024056	1.6923	72.5377	75.0000	96.7
Feb1806.D	Calibration	Phenanthrene-d10	10.181	1161938	1023524	1.1352	47.6446	50.0000	95.3
Feb1807.D	Calibration	Phenanthrene-d10	10.181	224346	904268	0.2481	9.8851	10.0000	98.9
Feb1808.D	Calibration	Phenanthrene-d10	10.181	99605	920853	0.1082	4.1191	4.0000	103.0
Feb1809.D	QC	Phenanthrene-d10	10.181	1690096	958315	1.7636	75.7953	75.0000	101.1

Compound: Anthracene

Data File	Sample Type	ISTD	RT	Resp	ISTD Resp	Resp Ratio	Final Conc	Exp. Conc	Accuracy
Feb1802.D	Calibration	Phenanthrene-d10	10.252	3071678	976452	3.1458	143.8138	150.0000	95.9
Feb1803.D	Calibration	Phenanthrene-d10	10.252	2712966	1039609	2.6096	119.3027	120.0000	99.4
Feb1804.D	Calibration	Phenanthrene-d10	10.252	2471452	1045119	2.3648	108.1091	100.0000	108.1
Feb1805.D	Calibration	Phenanthrene-d10	10.252	1747621	1024056	1.7066	78.0189	75.0000	104.0
Feb1806.D	Calibration	Phenanthrene-d10	10.242	1092607	1023524	1.0675	48.8025	50.0000	97.6
Feb1807.D	Calibration	Phenanthrene-d10	10.242	191750	904268	0.2120	9.6942	10.0000	96.9
Feb1808.D	Calibration	Phenanthrene-d10	10.242	78978	920853	0.0858	3.9209	4.0000	98.0
Feb1809.D	QC	Phenanthrene-d10	10.242	1595291	958315	1.6647	76.1040	75.0000	101.5

Compound: Triallate

Data File	Sample Type	ISTD	RT	Resp	ISTD Resp	Resp Ratio	Final Conc	Exp. Conc	Accuracy
Feb1802.D	Calibration	Phenanthrene-d10	10.313	845447	976452	0.8658	149.2795	150.0000	99.5
Feb1803.D	Calibration	Phenanthrene-d10	10.313	696512	1039609	0.6700	120.4325	120.0000	100.4
Feb1804.D	Calibration	Phenanthrene-d10	10.313	570358	1045119	0.5457	101.0679	100.0000	101.1
Feb1805.D	Calibration	Phenanthrene-d10	10.313	391641	1024056	0.3824	74.1071	75.0000	98.8
Feb1806.D	Calibration	Phenanthrene-d10	10.313	255426	1023524	0.2496	50.6533	50.0000	101.3
Feb1807.D	Calibration	Phenanthrene-d10	10.313	31763	904268	0.0351	9.1129	10.0000	91.1
Feb1808.D	Calibration	Phenanthrene-d10	10.313	11113	920853	0.0121	4.3118	4.0000	107.8
Feb1809.D	QC	Phenanthrene-d10	10.313	390681	958315	0.4077	78.3979	75.0000	104.5

Compound: Carbazole

Data File	Sample Type	ISTD	RT	Resp	ISTD Resp	Resp Ratio	Final Conc	Exp. Conc	Accuracy
Feb1802.D	Calibration	Phenanthrene-d10	10.505	3271481	976452	3.3504	149.5705	150.0000	99.7
Feb1803.D	Calibration	Phenanthrene-d10	10.495	2794889	1039609	2.6884	120.4732	120.0000	100.4
Feb1804.D	Calibration	Phenanthrene-d10	10.495	2334657	1045119	2.2339	100.3730	100.0000	100.4
Feb1805.D	Calibration	Phenanthrene-d10	10.495	1698426	1024056	1.6585	74.7873	75.0000	99.7
Feb1806.D	Calibration	Phenanthrene-d10	10.485	1123980	1023524	1.0981	49.7097	50.0000	99.4
Feb1807.D	Calibration	Phenanthrene-d10	10.485	199440	904268	0.2206	10.1180	10.0000	101.2
Feb1808.D	Calibration	Phenanthrene-d10	10.485	78288	920853	0.0850	3.9681	4.0000	99.2
Feb1809.D	QC	Phenanthrene-d10	10.495	1718160	958315	1.7929	80.7772	75.0000	107.7

Compound: o-Terphenyl

Data File	Sample Type	ISTD	RT	Resp	ISTD Resp	Resp Ratio	Final Conc	Exp. Conc	Accuracy
Feb1802.D	Calibration	Phenanthrene-d10	10.708	1697837	976452	1.7388	143.8799	150.0000	95.9
Feb1803.D	Calibration	Phenanthrene-d10	10.708	1579903	1039609	1.5197	125.0935	120.0000	104.2
Feb1804.D	Calibration	Phenanthrene-d10	10.708	1358973	1045119	1.3003	106.4761	100.0000	106.5
Feb1805.D	Calibration	Phenanthrene-d10	10.697	906169	1024056	0.8849	71.7460	75.0000	95.7
Feb1806.D	Calibration	Phenanthrene-d10	10.698	609529	1023524	0.5955	47.9400	50.0000	95.9
Feb1807.D	Calibration	Phenanthrene-d10	10.698	111061	904268	0.1228	9.6963	10.0000	97.0
Feb1808.D	Calibration	Phenanthrene-d10	10.698	49755	920853	0.0540	4.1955	4.0000	104.9
Feb1809.D	QC	Phenanthrene-d10	10.697	880627	958315	0.9189	74.5678	75.0000	99.4

Compound: Di-n-Butylphthalate

Data File	Sample Type	ISTD	RT	Resp	ISTD Resp	Resp Ratio	Final Conc	Exp. Conc	Accuracy
Feb1802.D	Calibration	Phenanthrene-d10	11.083	3446165	976452	3.5293	147.6497	150.0000	98.4
Feb1803.D	Calibration	Phenanthrene-d10	11.082	2864235	1039609	2.7551	121.0143	120.0000	100.8
Feb1804.D	Calibration	Phenanthrene-d10	11.082	2379296	1045119	2.2766	103.4746	100.0000	103.5
Feb1805.D	Calibration	Phenanthrene-d10	11.082	1582606	1024056	1.5454	74.7048	75.0000	99.6
Feb1806.D	Calibration	Phenanthrene-d10	11.072	970759	1023524	0.9484	48.9894	50.0000	98.0
Feb1807.D	Calibration	Phenanthrene-d10	11.072	102631	904268	0.1135	8.3322	10.0000	83.3
Feb1808.D	Calibration	Phenanthrene-d10	11.072	40976	920853	0.0445	4.6518	4.0000	116.3
Feb1809.D	QC	Phenanthrene-d10	11.082	1581866	958315	1.6507	79.0134	75.0000	105.4

Compound: Fluoranthene

Data File	Sample Type	ISTD	RT	Resp	ISTD Resp	Resp Ratio	Final Conc	Exp. Conc	Accuracy
Feb1802.D	Calibration	Phenanthrene-d10	11.974	3397461	976452	3.4794	148.7725	150.0000	99.2
Feb1803.D	Calibration	Phenanthrene-d10	11.964	2925734	1039609	2.8143	120.7096	120.0000	100.6
Feb1804.D	Calibration	Phenanthrene-d10	11.964	2487478	1045119	2.3801	102.2753	100.0000	102.3
Feb1805.D	Calibration	Phenanthrene-d10	11.953	1750781	1024056	1.7097	73.6261	75.0000	98.2
Feb1806.D	Calibration	Phenanthrene-d10	11.954	1175583	1023524	1.1486	49.4749	50.0000	98.9
Feb1807.D	Calibration	Phenanthrene-d10	11.943	220272	904268	0.2436	10.1778	10.0000	101.8
Feb1808.D	Calibration	Phenanthrene-d10	11.943	93335	920853	0.1014	3.9622	4.0000	99.1
Feb1809.D	QC	Phenanthrene-d10	11.953	1727903	958315	1.8031	77.6312	75.0000	103.5

Compound: Benzidine

Data File	Sample Type	ISTD	RT	Resp	ISTD Resp	Resp Ratio	Final Conc	Exp. Conc	Accuracy
Feb1802.D	Calibration	Phenanthrene-d10	12.349	1083722	976452	1.1099	152.2725	150.0000	101.5
Feb1803.D	Calibration	Phenanthrene-d10	12.349	925246	1039609	0.8900	114.7160	120.0000	95.6
Feb1804.D	Calibration	Phenanthrene-d10	12.349	841681	1045119	0.8053	101.7540	100.0000	101.8
Feb1805.D	Calibration	Phenanthrene-d10	12.348	646709	1024056	0.6315	77.0454	75.0000	102.7
Feb1806.D	Calibration	Phenanthrene-d10	12.338	430095	1023524	0.4202	49.7161	50.0000	99.4
Feb1807.D	Calibration	Phenanthrene-d10	12.338	65045	904268	0.0719	9.3957	10.0000	94.0
Feb1808.D	Calibration	Phenanthrene-d10	12.328	22030	920853	0.0239	4.2042	4.0000	105.1
Feb1809.D	QC	Phenanthrene-d10	12.338	590851	958315	0.6166	75.0213	75.0000	100.0

Compound: Pyrene

Data File	Sample Type	ISTD	RT	Resp	ISTD Resp	Resp Ratio	Final Conc	Exp. Conc	Accuracy
Feb1802.D	Calibration	Phenanthrene-d10	12.399	3679726	976452	3.7685	149.9738	150.0000	100.0
Feb1803.D	Calibration	Phenanthrene-d10	12.389	3111401	1039609	2.9929	118.6872	120.0000	98.9
Feb1804.D	Calibration	Phenanthrene-d10	12.389	2716593	1045119	2.5993	102.8837	100.0000	102.9
Feb1805.D	Calibration	Phenanthrene-d10	12.379	1900991	1024056	1.8563	73.1770	75.0000	97.6
Feb1806.D	Calibration	Phenanthrene-d10	12.379	1308067	1023524	1.2780	50.1685	50.0000	100.3
Feb1807.D	Calibration	Phenanthrene-d10	12.369	240962	904268	0.2665	10.1636	10.0000	101.6
Feb1808.D	Calibration	Phenanthrene-d10	12.369	100018	920853	0.1086	3.9475	4.0000	98.7
Feb1809.D	QC	Phenanthrene-d10	12.379	1840668	958315	1.9207	75.7452	75.0000	101.0

Compound: Terphenyl-d14

Data File	Sample Type	ISTD	RT	Resp	ISTD Resp	Resp Ratio	Final Conc	Exp. Conc	Accuracy
Feb1802.D	Calibration	Phenanthrene-d10	12.885	2533921	976452	2.5950	152.1715	150.0000	101.4
Feb1803.D	Calibration	Phenanthrene-d10	12.885	2133936	1039609	2.0526	120.3656	120.0000	100.3
Feb1804.D	Calibration	Phenanthrene-d10	12.885	1793874	1045119	1.7164	100.6508	100.0000	100.7
Feb1805.D	Calibration	Phenanthrene-d10	12.875	1286275	1024056	1.2561	73.6549	75.0000	98.2
Feb1806.D	Calibration	Phenanthrene-d10	12.875	851147	1023524	0.8316	48.7638	50.0000	97.5
Feb1807.D	Calibration	Phenanthrene-d10	12.865	148383	904268	0.1641	9.6223	10.0000	96.2
Feb1808.D	Calibration	Phenanthrene-d10	12.865	66357	920853	0.0721	4.2256	4.0000	105.6
Feb1809.D	QC	Phenanthrene-d10	12.875	1184579	958315	1.2361	72.4848	75.0000	96.6

Compound: Butylbenzylphthalate

Data File	Sample Type	ISTD	RT	Resp	ISTD Resp	Resp Ratio	Final Conc	Exp. Conc	Accuracy
Feb1802.D	Calibration	Chrysene-d12	14.337	1276176	738370	1.7284	146.7579	150.0000	97.8
Feb1803.D	Calibration	Chrysene-d12	14.326	1038779	762297	1.3627	123.2154	120.0000	102.7
Feb1804.D	Calibration	Chrysene-d12	14.326	817626	760735	1.0748	102.9690	100.0000	103.0
Feb1805.D	Calibration	Chrysene-d12	14.316	511792	719604	0.7112	74.4763	75.0000	99.3
Feb1806.D	Calibration	Chrysene-d12	14.316	305113	738511	0.4131	47.6282	50.0000	95.3
Feb1807.D	Calibration	Chrysene-d12	14.296	40092	657154	0.0610	9.1160	10.0000	91.2
Feb1808.D	Calibration	Chrysene-d12	14.296	16114	663666	0.0243	4.4368	4.0000	110.9
Feb1809.D	QC	Chrysene-d12	14.316	535896	682685	0.7850	80.5784	75.0000	107.4

Compound: Benzo(a)Anthracene

Data File	Sample Type	ISTD	RT	Resp	ISTD Resp	Resp Ratio	Final Conc	Exp. Conc	Accuracy
Feb1802.D	Calibration	Chrysene-d12	15.543	2842112	738370	3.8492	149.7505	150.0000	99.8
Feb1803.D	Calibration	Chrysene-d12	15.532	2429458	762297	3.1870	123.9899	120.0000	103.3
Feb1804.D	Calibration	Chrysene-d12	15.522	2034255	760735	2.6741	104.0334	100.0000	104.0
Feb1805.D	Calibration	Chrysene-d12	15.512	1426052	719604	1.9817	77.0979	75.0000	102.8
Feb1806.D	Calibration	Chrysene-d12	15.512	944328	738511	1.2787	49.7470	50.0000	99.5
Feb1807.D	Calibration	Chrysene-d12	15.492	157876	657154	0.2402	9.3465	10.0000	93.5
Feb1808.D	Calibration	Chrysene-d12	15.492	66223	663666	0.0998	3.8821	4.0000	97.1
Feb1809.D	QC	Chrysene-d12	15.512	1445216	682685	2.1170	82.3594	75.0000	109.8

Compound: Chrysene

Data File	Sample Type	ISTD	RT	Resp	ISTD Resp	Resp Ratio	Final Conc	Exp. Conc	Accuracy
Feb1802.D	Calibration	Chrysene-d12	15.655	3033845	738370	4.1088	147.3118	150.0000	98.2
Feb1803.D	Calibration	Chrysene-d12	15.645	2630114	762297	3.4502	122.2787	120.0000	101.9
Feb1804.D	Calibration	Chrysene-d12	15.645	2211531	760735	2.9071	102.0757	100.0000	102.1
Feb1805.D	Calibration	Chrysene-d12	15.624	1551059	719604	2.1554	74.7328	75.0000	99.6
Feb1806.D	Calibration	Chrysene-d12	15.624	1050170	738511	1.4220	48.6971	50.0000	97.4
Feb1807.D	Calibration	Chrysene-d12	15.594	193047	657154	0.2938	9.7877	10.0000	97.9
Feb1808.D	Calibration	Chrysene-d12	15.594	83685	663666	0.1261	4.1164	4.0000	102.9
Feb1809.D	QC	Chrysene-d12	15.624	1558124	682685	2.2823	79.3013	75.0000	105.7

Compound: 3,3-Dichlorobenzidine

Data File	Sample Type	ISTD	RT	Resp	ISTD Resp	Resp Ratio	Final Conc	Exp. Conc	Accuracy
Feb1802.D	Calibration	Chrysene-d12	15.706	1089020	738370	1.4749	145.8673	150.0000	97.2
Feb1803.D	Calibration	Chrysene-d12	15.696	921207	762297	1.2085	123.4767	120.0000	102.9
Feb1804.D	Calibration	Chrysene-d12	15.696	749360	760735	0.9850	103.7644	100.0000	103.8
Feb1805.D	Calibration	Chrysene-d12	15.686	486419	719604	0.6760	74.8233	75.0000	99.8
Feb1806.D	Calibration	Chrysene-d12	15.675	299783	738511	0.4059	47.6188	50.0000	95.2
Feb1807.D	Calibration	Chrysene-d12	15.655	35676	657154	0.0543	8.7092	10.0000	87.1
Feb1808.D	Calibration	Chrysene-d12	15.655	12724	663666	0.0192	4.5577	4.0000	113.9
Feb1809.D	QC	Chrysene-d12	15.675	412447	682685	0.6042	67.7817	75.0000	90.4

Compound: bis(2-ethylhexyl)Phthalate

Data File	Sample Type	ISTD	RT	Resp	ISTD Resp	Resp Ratio	Final Conc	Exp. Conc	Accuracy
Feb1802.D	Calibration	Chrysene-d12	16.391	446103	738370	0.6042	146.9804	150.0000	98.0
Feb1803.D	Calibration	Chrysene-d12	16.381	364319	762297	0.4779	124.1299	120.0000	103.4
Feb1804.D	Calibration	Chrysene-d12	16.381	275164	760735	0.3617	100.9022	100.0000	100.9
Feb1805.D	Calibration	Chrysene-d12	16.370	177810	719604	0.2471	75.1376	75.0000	100.2
Feb1806.D	Calibration	Chrysene-d12	16.370	104536	738511	0.1415	47.6952	50.0000	95.4
Feb1807.D	Calibration	Chrysene-d12	16.360	15117	657154	0.0230	9.4865	10.0000	94.9
Feb1808.D	Calibration	Chrysene-d12	16.360	6272	663666	0.0095	4.2962	4.0000	107.4
Feb1809.D	QC	Chrysene-d12	16.370	177710	682685	0.2603	78.2900	75.0000	104.4

Compound: Di-n-octyl Phthalate

Data File	Sample Type	ISTD	RT	Resp	ISTD Resp	Resp Ratio	Final Conc	Exp. Conc	Accuracy
Feb1802.D	Calibration	Perylene-d12	18.153	3050804	481121	6.3410	147.3012	150.0000	98.2
Feb1803.D	Calibration	Perylene-d12	18.143	2494942	510577	4.8865	121.1100	120.0000	100.9
Feb1804.D	Calibration	Perylene-d12	18.143	1958854	488188	4.0125	104.0154	100.0000	104.0
Feb1805.D	Calibration	Perylene-d12	18.132	1227671	451626	2.7183	76.2190	75.0000	101.6
Feb1806.D	Calibration	Perylene-d12	18.133	706918	469307	1.5063	46.4377	50.0000	92.9
Feb1807.D	Calibration	Perylene-d12	18.123	98225	409570	0.2398	9.0329	10.0000	90.3
Feb1808.D	Calibration	Perylene-d12	18.123	42821	406987	0.1052	4.4834	4.0000	112.1
Feb1809.D	QC	Perylene-d12	18.133	1235233	436518	2.8297	78.7517	75.0000	105.0

Compound: Benzo(b)fluoranthene

Data File	Sample Type	ISTD	RT	Resp	ISTD Resp	Resp Ratio	Final Conc	Exp. Conc	Accuracy
Feb1802.D	Calibration	Perylene-d12	18.396	2701361	481121	5.6147	147.7569	150.0000	98.5
Feb1803.D	Calibration	Perylene-d12	18.386	2384843	510577	4.6709	120.7133	120.0000	100.6
Feb1804.D	Calibration	Perylene-d12	18.386	1951128	488188	3.9967	102.0750	100.0000	102.1
Feb1805.D	Calibration	Perylene-d12	18.375	1375648	451626	3.0460	76.6560	75.0000	102.2
Feb1806.D	Calibration	Perylene-d12	18.365	908237	469307	1.9353	48.1054	50.0000	96.2
Feb1807.D	Calibration	Perylene-d12	18.355	146871	409570	0.3586	9.4383	10.0000	94.4
Feb1808.D	Calibration	Perylene-d12	18.345	57119	406987	0.1403	4.2415	4.0000	106.0
Feb1809.D	QC	Perylene-d12	18.376	1337400	436518	3.0638	77.1232	75.0000	102.8

Compound: Benzo(k)fluoranthene

Data File	Sample Type	ISTD	RT	Resp	ISTD Resp	Resp Ratio	Final Conc	Exp. Conc	Accuracy
Feb1802.D	Calibration	Perylene-d12	18.467	2958362	481121	6.1489	149.1473	150.0000	99.4
Feb1803.D	Calibration	Perylene-d12	18.457	2491030	510577	4.8789	117.5947	120.0000	98.0
Feb1804.D	Calibration	Perylene-d12	18.457	2129075	488188	4.3612	104.8718	100.0000	104.9
Feb1805.D	Calibration	Perylene-d12	18.446	1413651	451626	3.1301	74.9266	75.0000	99.9
Feb1806.D	Calibration	Perylene-d12	18.436	956185	469307	2.0374	48.7004	50.0000	97.4
Feb1807.D	Calibration	Perylene-d12	18.406	156598	409570	0.3823	9.5815	10.0000	95.8
Feb1808.D	Calibration	Perylene-d12	18.406	61699	406987	0.1516	4.1837	4.0000	104.6
Feb1809.D	QC	Perylene-d12	18.436	1401698	436518	3.2111	76.8826	75.0000	102.5

Compound: Benzo(a)pyrene

Data File	Sample Type	ISTD	RT	Resp	ISTD Resp	Resp Ratio	Final Conc	Exp. Conc	Accuracy
Feb1802.D	Calibration	Perylene-d12	19.004	2621643	481121	5.4490	147.4984	150.0000	98.3
Feb1803.D	Calibration	Perylene-d12	18.993	2323286	510577	4.5503	122.2376	120.0000	101.9
Feb1804.D	Calibration	Perylene-d12	18.993	1849719	488188	3.7889	101.2295	100.0000	101.2
Feb1805.D	Calibration	Perylene-d12	18.983	1275566	451626	2.8244	75.1028	75.0000	100.1
Feb1806.D	Calibration	Perylene-d12	18.973	873144	469307	1.8605	49.5090	50.0000	99.0
Feb1807.D	Calibration	Perylene-d12	18.953	122603	409570	0.2993	9.0742	10.0000	90.7
Feb1808.D	Calibration	Perylene-d12	18.953	46309	406987	0.1138	4.3474	4.0000	108.7
Feb1809.D	QC	Perylene-d12	18.983	1242141	436518	2.8456	75.6708	75.0000	100.9

Compound: Indeno(1,2,3-c,d)pyrene

Data File	Sample Type	ISTD	RT	Resp	ISTD Resp	Resp Ratio	Final Conc	Exp. Conc	Accuracy
Feb1802.D	Calibration	Perylene-d12	20.776	2181733	481121	4.5347	147.0742	150.0000	98.0
Feb1803.D	Calibration	Perylene-d12	20.765	1895312	510577	3.7121	119.1149	120.0000	99.3
Feb1804.D	Calibration	Perylene-d12	20.765	1633072	488188	3.3452	106.8898	100.0000	106.9
Feb1805.D	Calibration	Perylene-d12	20.755	1059042	451626	2.3450	74.2839	75.0000	99.0
Feb1806.D	Calibration	Perylene-d12	20.745	711904	469307	1.5169	48.0345	50.0000	96.1
Feb1807.D	Calibration	Perylene-d12	20.725	105841	409570	0.2584	9.3155	10.0000	93.2
Feb1808.D	Calibration	Perylene-d12	20.725	37542	406987	0.0922	4.3025	4.0000	107.6
Feb1809.D	QC	Perylene-d12	20.755	1059011	436518	2.4260	76.8896	75.0000	102.5

Compound: Dibenzo(a,h)anthracene

Data File	Sample Type	ISTD	RT	Resp	ISTD Resp	Resp Ratio	Final Conc	Exp. Conc	Accuracy
Feb1802.D	Calibration	Perylene-d12	20.836	2406140	481121	5.0011	147.0838	150.0000	98.1
Feb1803.D	Calibration	Perylene-d12	20.836	2141448	510577	4.1942	122.7774	120.0000	102.3
Feb1804.D	Calibration	Perylene-d12	20.826	1675258	488188	3.4316	100.1029	100.0000	100.1
Feb1805.D	Calibration	Perylene-d12	20.816	1205859	451626	2.6700	77.7360	75.0000	103.6
Feb1806.D	Calibration	Perylene-d12	20.816	767418	469307	1.6352	47.7678	50.0000	95.5
Feb1807.D	Calibration	Perylene-d12	20.796	114340	409570	0.2792	9.2034	10.0000	92.0
Feb1808.D	Calibration	Perylene-d12	20.796	43122	406987	0.1060	4.3328	4.0000	108.3
Feb1809.D	QC	Perylene-d12	20.816	1185669	436518	2.7162	79.0840	75.0000	105.4

Compound: Benzo(g,h,i)perylene

Data File	Sample Type	ISTD	RT	Resp	ISTD Resp	Resp Ratio	Final Conc	Exp. Conc	Accuracy
Feb1802.D	Calibration	Perylene-d12	21.110	2544345	481121	5.2884	147.4139	150.0000	98.3
Feb1803.D	Calibration	Perylene-d12	21.110	2227367	510577	4.3625	120.9102	120.0000	100.8
Feb1804.D	Calibration	Perylene-d12	21.100	1825037	488188	3.7384	103.2475	100.0000	103.2
Feb1805.D	Calibration	Perylene-d12	21.089	1242728	451626	2.7517	75.6388	75.0000	100.9
Feb1806.D	Calibration	Perylene-d12	21.079	822853	469307	1.7533	48.0870	50.0000	96.2
Feb1807.D	Calibration	Perylene-d12	21.059	135480	409570	0.3308	9.4619	10.0000	94.6
Feb1808.D	Calibration	Perylene-d12	21.059	55564	406987	0.1365	4.2432	4.0000	106.1
Feb1809.D	QC	Perylene-d12	21.089	1251600	436518	2.8672	78.8525	75.0000	105.1

Initial Calibration Report - Instrument #1

Method Path
Method File
Batch Name \\MASSHUNTER\Org\Data\SV5973N.I\sd021822\DoD BNA cal 1\QuantResults\021822 DoD BNA cal.batch.bin
Last Calib Update 2/19/2022 1:06:17 PM

Level Name	Calibration Files	Acq. Date-Time	Level Last Update Time
7	\\MASSHUNTER\Org\Data\SV5973N.I\sd021822\DoD BNA cal 1\Feb1802.D	2/19/2022 8:21:26 AM	2/19/2022 1:06:16 PM
6	\\MASSHUNTER\Org\Data\SV5973N.I\sd021822\DoD BNA cal 1\Feb1803.D	2/19/2022 8:53:27 AM	2/19/2022 1:06:16 PM
5	\\MASSHUNTER\Org\Data\SV5973N.I\sd021822\DoD BNA cal 1\Feb1804.D	2/19/2022 9:25:44 AM	2/19/2022 1:06:16 PM
4	\\MASSHUNTER\Org\Data\SV5973N.I\sd021822\DoD BNA cal 1\Feb1805.D	2/19/2022 9:57:53 AM	2/19/2022 1:06:16 PM
3	\\MASSHUNTER\Org\Data\SV5973N.I\sd021822\DoD BNA cal 1\Feb1806.D	2/19/2022 10:43:35 AM	2/19/2022 1:06:16 PM
2	\\MASSHUNTER\Org\Data\SV5973N.I\sd021822\DoD BNA cal 1\Feb1807.D	2/19/2022 11:15:42 AM	2/19/2022 1:06:16 PM
1	\\MASSHUNTER\Org\Data\SV5973N.I\sd021822\DoD BNA cal 1\Feb1808.D	2/19/2022 11:48:03 AM	2/19/2022 1:06:16 PM

Compound	Curve Fit	7	6	5	4	3	2	1	Avg RF	%RSD
I 1,4-Dichlorobenzene-d4				---------- ISTD ----------						
T N-Nitrosodimethylamine	Quadratic	0.3243	0.2985	0.3195	0.2839	0.2598	0.2745	0.2922	0.2933	7.920
T Pyridine	Quadratic	0.7400	0.7709	0.7570	0.7078	0.6954	0.5631	0.7097	0.7063	9.764
S 2-Fluorophenol	Quadratic	0.9652	0.9672	0.9894	0.9310	0.9149	0.7633	0.8362	0.9096	8.981
T Aniline	Quadratic	1.6183	1.7427	1.7633	1.6994	1.6913	1.4653	1.3997	1.6257	8.672
S Phenol-d5	Quadratic	1.1687	1.2283	1.2248	1.2055	1.1921	1.0304	0.9307	1.1401	10.041
T Phenol	Quadratic	1.3100	1.4181	1.3590	1.3439	1.3019	1.1283	0.9997	1.2658	11.671
T bis(-2-Chloroethyl)Ether	Quadratic	0.8789	0.9175	0.9138	0.9252	0.8869	0.8019	0.7334	0.8654	8.272
T 2-Chlorophenol	Quadratic	1.0047	1.0717	1.0957	1.0809	1.0411	0.9391	0.7975	1.0044	10.534
T 1,3-Dichlorobenzene	Quadratic	1.2427	1.3513	1.3655	1.3980	1.3518	1.4120	1.4959	1.3739	5.575
T 1,4-Dichlorobenzene	Quadratic	1.2104	1.3158	1.3688	1.4187	1.3711	1.4187	1.5822	1.3837	8.181
T 1,2-Dichlorobenzene	Quadratic	1.2271	1.2910	1.3203	1.3567	1.3485	1.3749	1.3615	1.3257	3.914
T Benzyl Alcohol	Quadratic	0.6020	0.6253	0.5918	0.5392	0.4699	0.3878	0.3950	0.5159	19.194 #
T bis(2-chloroisopropyl)Ether	Quadratic	0.3319	0.3696	0.3613	0.3620	0.3542	0.3332	0.3281	0.3486	4.900
T 2-Methylphenol	Quadratic	0.8871	0.9653	0.9660	0.9080	0.9176	0.8346	0.8032	0.8974	6.863
T N-nitroso-Di-n-propylamine	Quadratic	0.6999	0.6577	0.6507	0.6439	0.6514	0.5027	0.4578	0.6092	14.921
T 4Methylphenol/3Methylphenol	Quadratic	1.2025	1.2416	1.2962	1.3107	1.2436	1.0986	1.2087	1.2288	5.725
T Hexachloroethane	Quadratic	0.4085	0.4345	0.4271	0.4092	0.3901	0.3750	0.3803	0.4035	5.640
S Nitrobenzene-d5	Quadratic	0.6738	0.7051	0.6994	0.6766	0.6385	0.5658	0.5477	0.6438	9.855
T Nitrobenzene	Quadratic	0.3037	0.3419	0.3675	0.3213	0.3380	0.2251	0.2271	0.3035	18.579 #
I Naphthalene-d8				---------- ISTD ----------						
T Isophorone	Quadratic	0.5465	0.5747	0.5618	0.5685	0.5191	0.4128	0.4001	0.5119	14.530
T 2-Nitrophenol	Quadratic	0.1353	0.1435	0.1351	0.1189	0.1098	0.0819	0.0806	0.1150	22.302 #
T 2,4-Dimethylphenol	Quadratic	0.2318	0.2583	0.2769	0.2594	0.2341	0.2242	0.2465	0.2473	7.547
T bis(-2-Chloroethoxy)Methane	Quadratic	0.3237	0.3515	0.3287	0.3054	0.3191	0.2544	0.2255	0.3012	14.879
T 2,4-Dichlorophenol	Quadratic	0.2385	0.2626	0.2535	0.2467	0.2279	0.2020	0.1870	0.2312	11.968
T Benzoic Acid	Quadratic	0.1546	0.1639	0.1346	0.1378	0.1136	0.0792	0.0964	0.1257	24.477 #
T 1,2,4-Trichlorobenzene	Quadratic	0.2717	0.2827	0.2929	0.3058	0.2873	0.2929	0.2949	0.2898	3.689
T Naphthalene	Quadratic	0.7728	0.8518	0.8781	0.9143	0.8359	0.9141	0.9968	0.8805	8.060
T 4-Chlorophenol	Quadratic	0.0920	0.0950	0.0936	0.0932	0.0880	0.0989	0.1046	0.0950	5.611

Compound	Curve Fit	7	6	5	4	3	2	1	Avg RF	%RSD
T p-Chloroaniline	Quadratic	0.3270	0.3312	0.3290	0.3634	0.3412	0.3015	0.3243	0.3311	5.643
T Hexachlorobutadiene	Quadratic	0.1525	0.1551	0.1593	0.1580	0.1416	0.1424	0.1527	0.1517	4.655
T 4-Chloro-2-Methylphenol	Quadratic	0.2102	0.2334	0.2337	0.2373	0.2063	0.2198	0.2248	0.2236	5.416
T 4-Chloro-3-Methylphenol	Avg RF	0.2313	0.2464	0.2380	0.2403	0.2348	0.2169	0.2593	0.2382	5.503
T 2-Methylnaphthalene	Quadratic	0.5147	0.5015	0.4997	0.4874	0.5050	0.5510	0.5933	0.5218	7.165
T 1-Methylnaphthalene	Quadratic	0.4888	0.4964	0.4710	0.4720	0.5060	0.5379	0.5952	0.5096	8.652
I Acenaphthene-d10				---------- ISTD ----------						
T Hexachlorocyclopentadiene	Quadratic	0.1727	0.1710	0.1809	0.1707	0.1553	0.1046	0.0784	0.1477	26.976 #
T 2,4,6-Trichlorophenol	Quadratic	0.2836	0.3161	0.3240	0.2906	0.2560	0.2045	0.1714	0.2637	21.667 #
T 2,4,5-Trichlorophenol	Quadratic	0.3276	0.3404	0.3341	0.3418	0.3069	0.2512	0.2523	0.3078	12.992
S 2-Fluorobiphenyl	Quadratic	1.1777	1.2010	1.2690	1.1597	1.1550	1.2126	1.3227	1.2140	5.074
T 2-Chloronaphthalene	Avg RF	0.9804	0.9694	1.0017	1.0565	0.9983	1.0080	1.0026	1.0024	2.748
T 2-Nitroaniline	Quadratic	0.1704	0.1974	0.1987	0.1636	0.1669	0.1119	0.1126	0.1602	22.249 #
T Dimethyl Phthalate	Quadratic	1.0613	1.0401	1.0289	1.0856	0.9048	0.6466	0.6475	0.9164	21.030 #
T 2,6-Dinitrotoluene	Quadratic	0.1307	0.1566	0.1370	0.1392	0.1274	0.0987	0.0838	0.1248	20.091 #
T Acenaphthylene	Quadratic	1.5869	1.6155	1.5799	1.5867	1.6429	1.4697	1.4727	1.5649	4.319
T 3-Nitroaniline	Quadratic	0.1573	0.1791	0.1622	0.1608	0.1365	0.0963	0.0812	0.1390	26.453 #
T Acenaphthene	Quadratic	0.8814	0.8711	0.8866	0.9469	0.9545	0.9511	1.0247	0.9309	5.886
T 2,4-Dinitrophenol	Quadratic	0.0827	0.0800	0.0778	0.0680	0.0602	0.0284	0.0114	0.0584	47.626 #
T Dibenzofuran	Quadratic	1.3592	1.4158	1.4830	1.6492	1.4221	1.5184	1.6411	1.4984	7.500
T 2,4-Dinitrotoluene	Quadratic	0.1901	0.1905	0.1813	0.1732	0.1592	0.1080	0.1184	0.1601	21.171 #
T 4-Nitrophenol	Quadratic	0.1763	0.1893	0.1795	0.1716	0.1494	0.1132	0.0728	0.1503	28.341 #
T Diethylphthalate	Quadratic	1.0786	1.1473	1.0577	1.1049	0.9209	0.6408	0.5289	0.9256	26.488 #
T Fluorene	Quadratic	1.1919	1.1310	1.1794	1.2606	1.2252	1.2673	1.3368	1.2274	5.519
T 4-Chlorophenyl-phenylether	Quadratic	0.5308	0.5896	0.5830	0.5242	0.4945	0.5092	0.5067	0.5340	7.056
I Phenanthrene-d10				---------- ISTD ----------						
T 4-Nitroaniline	Quadratic	0.0994	0.0935	0.1107	0.0954	0.0808	0.0576	0.0401	0.0825	30.459 #
T 4,6-Dinitro-2-methylphenol	Quadratic	0.0665	0.0643	0.0640	0.0538	0.0532	0.0329	0.0238	0.0512	32.554 #
T N-nitrosodiphenylamine	Quadratic	0.4501	0.4535	0.4578	0.4391	0.4404	0.4280	0.4681	0.4481	2.983
T Azobenzene	Quadratic	0.6429	0.6197	0.5812	0.5923	0.5922	0.4012	0.3584	0.5411	20.844 #
S 2,4,6-Tribromophenol	Quadratic	0.0628	0.0601	0.0584	0.0539	0.0487	0.0364	0.0368	0.0510	21.212 #
T 4-Bromophenyl-phenylether	Quadratic	0.1810	0.1890	0.1752	0.1517	0.1682	0.1462	0.1206	0.1617	14.650
T Hexachlorobenzene	Quadratic	0.1633	0.1766	0.1870	0.1630	0.1626	0.1647	0.1732	0.1701	5.483
T Pentachlorophenol	Quadratic	0.0936	0.0873	0.0895	0.0758	0.0717	0.0482	0.0381	0.0720	29.670 #
T Phenanthrene	Quadratic	0.8554	0.8953	0.9894	0.9026	0.9082	0.9924	1.0817	0.9464	8.244
T Anthracene	Avg RF	0.8389	0.8699	0.9459	0.9102	0.8540	0.8482	0.8577	0.8750	4.440
T Triallate	Quadratic	0.2309	0.2233	0.2183	0.2040	0.1996	0.1405	0.1207	0.1910	22.533 #
T Carbazole	Quadratic	0.8934	0.8961	0.8935	0.8845	0.8785	0.8822	0.8502	0.8827	1.787
T o-Terphenyl	Quadratic	0.4637	0.5066	0.5201	0.4719	0.4764	0.4913	0.5403	0.4958	5.637
T Di-n-Butylphthalate	Quadratic	0.9411	0.9184	0.9106	0.8242	0.7588	0.4540	0.4450	0.7503	28.634 #
T Fluoranthene	Quadratic	0.9278	0.9381	0.9520	0.9118	0.9189	0.9744	1.0136	0.9481	3.772
T Benzidine	Quadratic	0.2960	0.2967	0.3221	0.3368	0.3362	0.2877	0.2392	0.3021	11.300
T Pyrene	Quadratic	1.0049	0.9976	1.0397	0.9900	1.0224	1.0659	1.0861	1.0295	3.517

Compound	Curve Fit	7	6	5	4	3	2	1	Avg RF	%RSD
S Terphenyl-d14	Avg RF	0.6920	0.6842	0.6866	0.6699	0.6653	0.6564	0.7206	0.6821	3.110
I Chrysene-d12				---------- ISTD ----------						
T Butylbenzylphthalate	Quadratic	0.4609	0.4542	0.4299	0.3793	0.3305	0.2440	0.2428	0.3631	25.715 #
T Benzo(a)Anthracene	Avg RF	1.0264	1.0623	1.0696	1.0569	1.0230	0.9610	0.9978	1.0282	3.804
T Chrysene	Quadratic	1.0957	1.1501	1.1628	1.1496	1.1376	1.1750	1.2610	1.1617	4.340
T 3,3-Dichlorobenzidine	Quadratic	0.3933	0.4028	0.3940	0.3605	0.3247	0.2172	0.1917	0.3263	26.870 #
T bis(2-ethylhexyl)Phthalate	Quadratic	0.1611	0.1593	0.1447	0.1318	0.1132	0.0920	0.0945	0.1281	22.546 #
I Perylene-d12				---------- ISTD ----------						
T Di-n-octyl Phthalate	Quadratic	1.6909	1.6288	1.6050	1.4498	1.2050	0.9593	1.0522	1.3702	21.661 #
T Benzo(b)fluoranthene	Quadratic	1.4973	1.5570	1.5987	1.6245	1.5482	1.4344	1.4035	1.5234	5.402
T Benzo(k)fluoranthene	Quadratic	1.6397	1.6263	1.7445	1.6694	1.6300	1.5294	1.5160	1.6222	4.870
T Benzo(a)pyrene	Quadratic	1.4531	1.5168	1.5156	1.5063	1.4884	1.1974	1.1378	1.4022	11.598
T Indeno(1,2,3-c,d)pyrene	Quadratic	1.2093	1.2374	1.3381	1.2506	1.2135	1.0337	0.9224	1.1721	12.194
T Dibenzo(a,h)anthracene	Quadratic	1.3336	1.3981	1.3726	1.4240	1.3082	1.1167	1.0596	1.2875	11.066
T Benzo(g,h,i)perylene	Quadratic	1.4102	1.4542	1.4954	1.4676	1.4027	1.3231	1.3652	1.4169	4.256

(RedFont and #) = Outlier Flag; (I) = Internal Standard; (T) = Target; (S) = Surrogate; (M) = Matrix Spike

Compounds with Curve fitting not using Avg Response Factor:

Compound	Curve Fit	Curve Fit Formula	Curve Fit R2
T N-Nitrosodimethylamine	Quadratic	y = 0.021792 * x ^ 2 + 0.241995 * x + 0.004989	0.998173
T Pyridine	Quadratic	y = 0.020939 * x ^ 2 + 0.685055 * x - 0.007221	0.998401
S 2-Fluorophenol	Quadratic	y = 0.017637 * x ^ 2 + 0.917012 * x - 0.016913	0.999247
T Aniline	Quadratic	y = -0.040399 * x ^ 2 + 1.831027 * x - 0.056516	0.998821
S Phenol-d5	Quadratic	y = -0.017215 * x ^ 2 + 1.265785 * x - 0.040467	0.999501
T Phenol	Quadratic	y = -0.006340 * x ^ 2 + 1.386108 * x - 0.046604	0.998724
T bis(-2-Chloroethyl)Ether	Quadratic	y = -0.014228 * x ^ 2 + 0.952888 * x - 0.026423	0.999569
T 2-Chlorophenol	Quadratic	y = -0.032160 * x ^ 2 + 1.160360 * x - 0.041785	0.999122
T 1,3-Dichlorobenzene	Quadratic	y = -0.057787 * x ^ 2 + 1.490596 * x - 0.004997	0.999132
T 1,4-Dichlorobenzene	Quadratic	y = -0.081700 * x ^ 2 + 1.543892 * x - 0.005009	0.999030
T 1,2-Dichlorobenzene	Quadratic	y = -0.058444 * x ^ 2 + 1.460442 * x - 0.012206	0.999839
T Benzyl Alcohol	Quadratic	y = 0.044827 * x ^ 2 + 0.462709 * x - 0.012139	0.997337
T bis(2-chloroisopropyl)Ether	Quadratic	y = -0.011494 * x ^ 2 + 0.388854 * x - 0.008302	0.998438
T 2-Methylphenol	Quadratic	y = -0.014016 * x ^ 2 + 0.975891 * x - 0.022715	0.998349
T N-nitroso-Di-n-propylamine	Quadratic	y = 0.022209 * x ^ 2 + 0.611394 * x - 0.018264	0.999422
T 4Methylphenol/3Methylphenol	Quadratic	y = -0.035283 * x ^ 2 + 1.359332 * x - 0.028435	0.998951
T Hexachloroethane	Quadratic	y = 0.004140 * x ^ 2 + 0.407110 * x - 0.004762	0.998655
S Nitrobenzene-d5	Quadratic	y = 0.006260 * x ^ 2 + 0.672525 * x - 0.017167	0.998985
T Nitrobenzene	Quadratic	y = -0.014810 * x ^ 2 + 0.381147 * x - 0.021730	0.994287
T Isophorone	Quadratic	y = 0.001256 * x ^ 2 + 0.561832 * x - 0.022361	0.998623
T 2-Nitrophenol	Quadratic	y = 0.009548 * x ^ 2 + 0.107176 * x - 0.004080	0.996605
T 2,4-Dimethylphenol	Quadratic	y = -0.008071 * x ^ 2 + 0.276433 * x - 0.006190	0.994642
T bis(-2-Chloroethoxy)Methane	Quadratic	y = 0.005370 * x ^ 2 + 0.317578 * x - 0.011206	0.997681
T 2,4-Dichlorophenol	Quadratic	y = 4.418395E-004 * x ^ 2 + 0.249497 * x - 0.008193	0.997504
T Benzoic Acid	Quadratic	y = 0.015492 * x ^ 2 + 0.103952 * x - 0.002742	0.994758
T 1,2,4-Trichlorobenzene	Quadratic	y = -0.011761 * x ^ 2 + 0.319441 * x - 0.003556	0.999271
T Naphthalene	Quadratic	y = -0.045271 * x ^ 2 + 0.967369 * x - 0.001945	0.997876
T 4-Chlorophenol	Quadratic	y = 8.832489E-004 * x ^ 2 + 0.089781 * x + 0.001564	0.999409
T p-Chloroaniline	Quadratic	y = -0.010190 * x ^ 2 + 0.366115 * x - 0.007070	0.998721
T Hexachlorobutadiene	Quadratic	y = 0.001101 * x ^ 2 + 0.151420 * x - 7.574592E-004	0.998681
T 4-Chloro-2-Methylphenol	Quadratic	y = -0.005202 * x ^ 2 + 0.239882 * x - 0.002907	0.996463
T 2-Methylnaphthalene	Quadratic	y = 0.009705 * x ^ 2 + 0.470873 * x + 0.014272	0.999780
T 1-Methylnaphthalene	Quadratic	y = 0.003735 * x ^ 2 + 0.470302 * x + 0.013933	0.999258
T Hexachlorocyclopentadiene	Quadratic	y = 0.002421 * x ^ 2 + 0.169469 * x - 0.011228	0.998244
T 2,4,6-Trichlorophenol	Quadratic	y = 0.002039 * x ^ 2 + 0.298677 * x - 0.016564	0.993903
T 2,4,5-Trichlorophenol	Quadratic	y = 0.001705 * x ^ 2 + 0.331601 * x - 0.011548	0.998610
S 2-Fluorobiphenyl	Quadratic	y = 0.005157 * x ^ 2 + 1.177766 * x + 0.011490	0.998583
T 2-Nitroaniline	Quadratic	y = 0.001296 * x ^ 2 + 0.181434 * x - 0.010093	0.991068
T Dimethyl Phthalate	Quadratic	y = 0.029806 * x ^ 2 + 0.971876 * x - 0.046998	0.997615
T 2,6-Dinitrotoluene	Quadratic	y = -2.911298E-004 * x ^ 2 + 0.142893 * x - 0.007548	0.993031
T Acenaphthylene	Quadratic	y = -0.010001 * x ^ 2 + 1.633544 * x - 0.021625	0.999749
T 3-Nitroaniline	Quadratic	y = 0.004389 * x ^ 2 + 0.153444 * x - 0.009589	0.994163
T Acenaphthene	Quadratic	y = -0.029072 * x ^ 2 + 0.976289 * x + 0.003199	0.999473

T 2,4-Dinitrophenol	Quadratic	y = 0.007709 * x ^ 2 + 0.057277 * x - 0.005537	0.998660
T Dibenzofuran	Quadratic	y = -0.078813 * x ^ 2 + 1.671612 * x - 0.012833	0.996920
T 2,4-Dinitrotoluene	Quadratic	y = 0.011306 * x ^ 2 + 0.153402 * x - 0.005936	0.998888
T 4-Nitrophenol	Quadratic	y = 0.006262 * x ^ 2 + 0.163430 * x - 0.010503	0.997220
T Diethylphthalate	Quadratic	y = 0.031919 * x ^ 2 + 1.014290 * x - 0.062887	0.996790
T Fluorene	Quadratic	y = -0.023000 * x ^ 2 + 1.248480 * x + 0.008905	0.998810
T 4-Chlorophenyl-phenylether	Quadratic	y = 0.008736 * x ^ 2 + 0.528573 * x - 0.004479	0.995687
T 4-Nitroaniline	Quadratic	y = 0.002828 * x ^ 2 + 0.092399 * x - 0.006449	0.992581
T 4,6-Dinitro-2-methylphenol	Quadratic	y = 0.005374 * x ^ 2 + 0.048411 * x - 0.002987	0.998476
T N-nitrosodiphenylamine	Quadratic	y = 0.005065 * x ^ 2 + 0.434868 * x + 0.001743	0.999757
T Azobenzene	Quadratic	y = 0.024057 * x ^ 2 + 0.554092 * x - 0.024304	0.999050
S 2,4,6-Tribromophenol	Quadratic	y = 0.005166 * x ^ 2 + 0.044588 * x - 0.001265	0.999519
T 4-Bromophenyl-phenylether	Quadratic	y = 0.009322 * x ^ 2 + 0.151303 * x - 0.002804	0.996940
T Hexachlorobenzene	Quadratic	y = -8.088242E-004 * x ^ 2 + 0.173809 * x - 9.761810E-004	0.995919
T Pentachlorophenol	Quadratic	y = 0.008092 * x ^ 2 + 0.065126 * x - 0.003350	0.998609
T Phenanthrene	Quadratic	y = -0.028459 * x ^ 2 + 0.980706 * x + 0.007476	0.997405
T Triallate	Quadratic	y = 0.012405 * x ^ 2 + 0.187943 * x - 0.008336	0.999700
T Carbazole	Quadratic	y = 0.004446 * x ^ 2 + 0.879996 * x - 0.002325	0.999978
T o-Terphenyl	Quadratic	y = -0.005292 * x ^ 2 + 0.502035 * x + 0.001433	0.997250
T Di-n-Butylphthalate	Quadratic	y = 0.064569 * x ^ 2 + 0.728926 * x - 0.041145	0.998689
T Fluoranthene	Quadratic	y = 0.005127 * x ^ 2 + 0.913516 * x + 0.010820	0.999738
T Benzidine	Quadratic	y = -0.021425 * x ^ 2 + 0.377173 * x - 0.015482	0.999219
T Pyrene	Quadratic	y = -0.003799 * x ^ 2 + 1.017139 * x + 0.008273	0.999630
T Butylbenzylphthalate	Quadratic	y = 0.047941 * x ^ 2 + 0.297734 * x - 0.009335	0.998450
T Chrysene	Quadratic	y = -0.020372 * x ^ 2 + 1.189658 * x + 0.003882	0.999580
T 3,3-Dichlorobenzidine	Quadratic	y = 0.021497 * x ^ 2 + 0.331223 * x - 0.018848	0.998013
T bis(2-ethylhexyl)Phthalate	Quadratic	y = 0.018118 * x ^ 2 + 0.098204 * x - 0.001306	0.998634
T Di-n-octyl Phthalate	Quadratic	y = 0.162869 * x ^ 2 + 1.128485 * x - 0.023317	0.998248
T Benzo(b)fluoranthene	Quadratic	y = -0.044563 * x ^ 2 + 1.695133 * x - 0.038901	0.999411
T Benzo(k)fluoranthene	Quadratic	y = -0.015793 * x ^ 2 + 1.715381 * x - 0.027642	0.999129
T Benzo(a)pyrene	Quadratic	y = -0.022971 * x ^ 2 + 1.578004 * x - 0.057449	0.999439
T Indeno(1,2,3-c,d)pyrene	Quadratic	y = -0.023616 * x ^ 2 + 1.334003 * x - 0.050971	0.998326
T Dibenzo(a,h)anthracene	Quadratic	y = -0.014764 * x ^ 2 + 1.427551 * x - 0.048504	0.998956
T Benzo(g,h,i)perylene	Quadratic	y = -0.014380 * x ^ 2 + 1.493878 * x - 0.021784	0.999297

(RedFont and #) = Outlier Flag; (I) = Internal Standard; (T) = Target; (S) = Surrogate; (M) = Matrix Spike

Calibration Report

Batch Path	\\MASSHUNTER\Org\Data\SV5973N.I\sd021822\DoD BNA cal 1\QuantResults\021822 DoD BNA cal.batch.bin		
Analysis Time	2/19/2022 1:08 PM	**Analyst Name**	BL2000\sean
Report Time	2/19/2022 1:09:05 PM	**Reporter Name**	BL2000\sean
Last Calib Update	2/19/2022 1:06 PM	**Batch State**	Processed
Quant Batch Version	10.0	**Quant Report Version**	10.0

N-Nitrosodimethylamine %RSE = 4.3

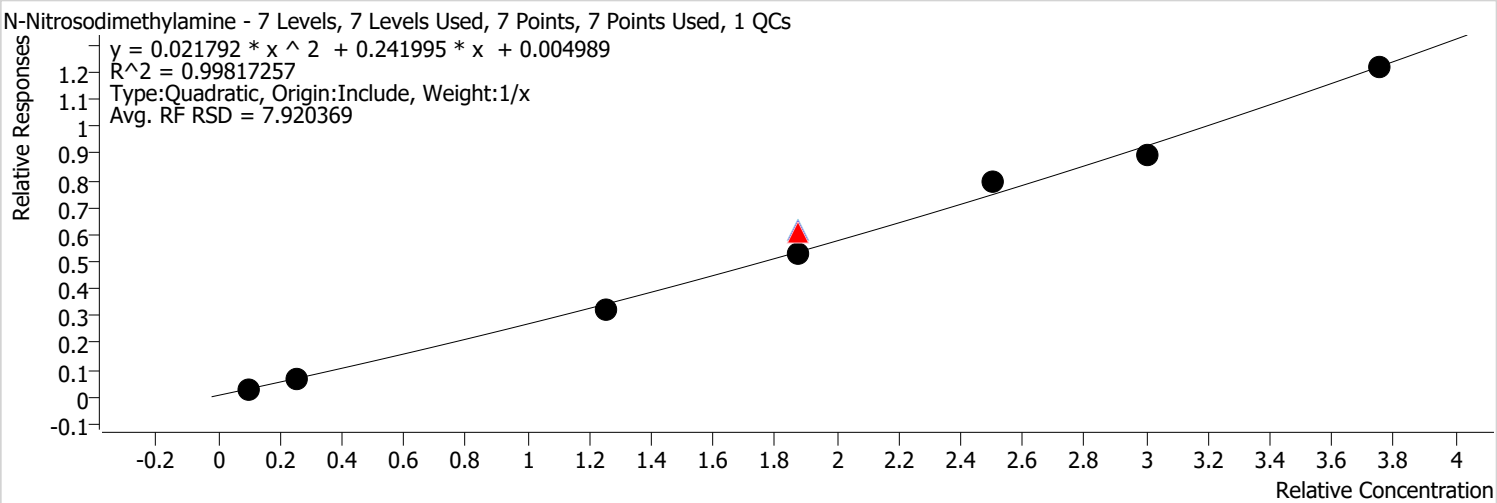

Calibration STD Path	Cal Type	Level	Enabled	Resp.	Exp. Conc	Resp. Factor	Level RSD
\\MASSHUNTER\Org\Data\SV5973N.I\sd021822\DoD BNA cal 1\Feb1808.D	Calibration	1	x	9265	4.0000	0.2922	
\\MASSHUNTER\Org\Data\SV5973N.I\sd021822\DoD BNA cal 1\Feb1807.D	Calibration	2	x	22053	10.0000	0.2745	
\\MASSHUNTER\Org\Data\SV5973N.I\sd021822\DoD BNA cal 1\Feb1806.D	Calibration	3	x	117849	50.0000	0.2598	
\\MASSHUNTER\Org\Data\SV5973N.I\sd030422\BNA 1\Feb0402.D	CC	CCV	x	226985	75.0000	0.3235	
\\MASSHUNTER\Org\Data\SV5973N.I\sd021822\DoD BNA cal 1\Feb1809.D	QC	ICV	x	201549	75.0000	0.3290	
\\MASSHUNTER\Org\Data\SV5973N.I\sd021822\DoD BNA cal 1\Feb1805.D	Calibration	4	x	186004	75.0000	0.2839	
\\MASSHUNTER\Org\Data\SV5973N.I\sd021822\DoD BNA cal 1\Feb1804.D	Calibration	5	x	296474	100.0000	0.3195	
\\MASSHUNTER\Org\Data\SV5973N.I\sd021822\DoD BNA cal 1\Feb1803.D	Calibration	6	x	326647	120.0000	0.2985	
\\MASSHUNTER\Org\Data\SV5973N.I\sd021822\DoD BNA cal 1\Feb1802.D	Calibration	7	x	435283	150.0000	0.3243	

Batch Path	\\MASSHUNTER\Org\Data\SV5973N.I\sd021822\DoD BNA cal 1\QuantResults\021822 DoD BNA cal.batch.bin		
Analysis Time	2/19/2022 1:08 PM	**Analyst Name**	BL2000\sean
Report Time	2/19/2022 1:09:10 PM	**Reporter Name**	BL2000\sean
Last Calib Update	2/19/2022 1:06 PM	**Batch State**	Processed
Quant Batch Version	10.0	**Quant Report Version**	10.0

Pyridine %RSE = 10.2

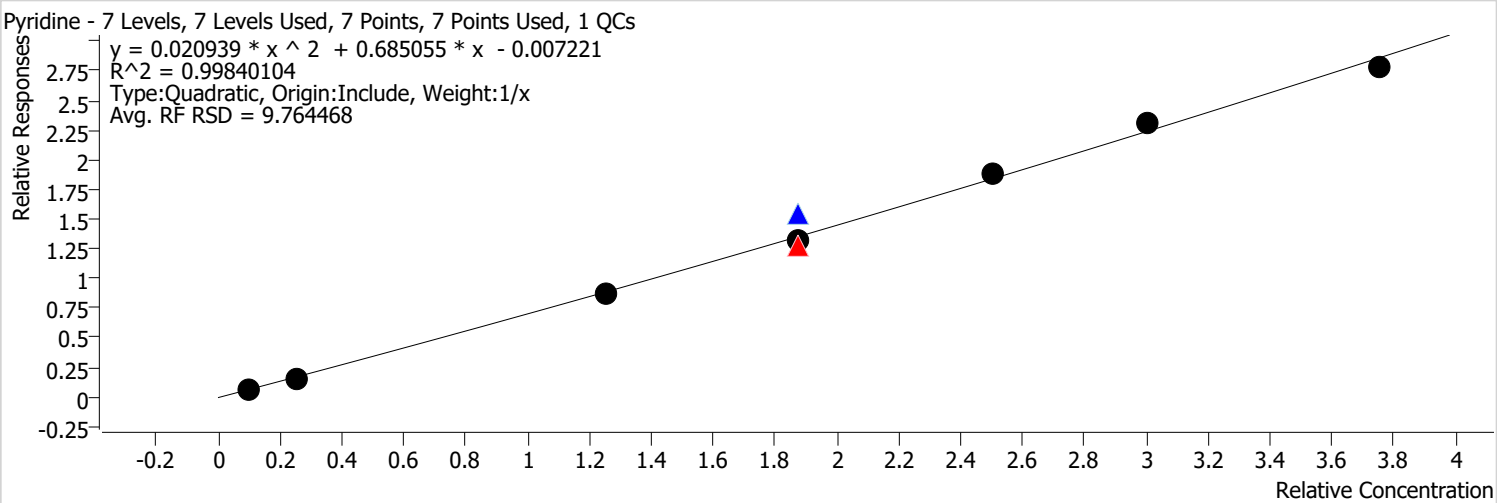

Calibration STD Path	Cal Type	Level	Enabled	Resp.	Exp. Conc	Resp. Factor	Level RSD
\\MASSHUNTER\Org\Data\SV5973N.I\sd021822\DoD BNA cal 1\Feb1808.D	Calibration	1	x	22506	4.0000	0.7097	
\\MASSHUNTER\Org\Data\SV5973N.I\sd021822\DoD BNA cal 1\Feb1807.D	Calibration	2	x	45229	10.0000	0.5631	
\\MASSHUNTER\Org\Data\SV5973N.I\sd021822\DoD BNA cal 1\Feb1806.D	Calibration	3	x	315403	50.0000	0.6954	
\\MASSHUNTER\Org\Data\SV5973N.I\sd030422\BNA 1\Feb0402.D	CC	CCV	x	480267	75.0000	0.6845	
\\MASSHUNTER\Org\Data\SV5973N.I\sd021822\DoD BNA cal 1\Feb1809.D	QC	ICV	x	505592	75.0000	0.8254	
\\MASSHUNTER\Org\Data\SV5973N.I\sd021822\DoD BNA cal 1\Feb1805.D	Calibration	4	x	463669	75.0000	0.7078	
\\MASSHUNTER\Org\Data\SV5973N.I\sd021822\DoD BNA cal 1\Feb1804.D	Calibration	5	x	702486	100.0000	0.7570	
\\MASSHUNTER\Org\Data\SV5973N.I\sd021822\DoD BNA cal 1\Feb1803.D	Calibration	6	x	843707	120.0000	0.7709	
\\MASSHUNTER\Org\Data\SV5973N.I\sd021822\DoD BNA cal 1\Feb1802.D	Calibration	7	x	993215	150.0000	0.7400	

Calibration Report

Batch Path	\\MASSHUNTER\Org\Data\SV5973N.I\sd021822\DoD BNA cal 1\QuantResults\021822 DoD BNA cal.batch.bin		
Analysis Time	2/19/2022 1:08 PM	**Analyst Name**	BL2000\sean
Report Time	2/19/2022 1:09:10 PM	**Reporter Name**	BL2000\sean
Last Calib Update	2/19/2022 1:06 PM	**Batch State**	Processed
Quant Batch Version	10.0	**Quant Report Version**	10.0

2-Fluorophenol %RSE =

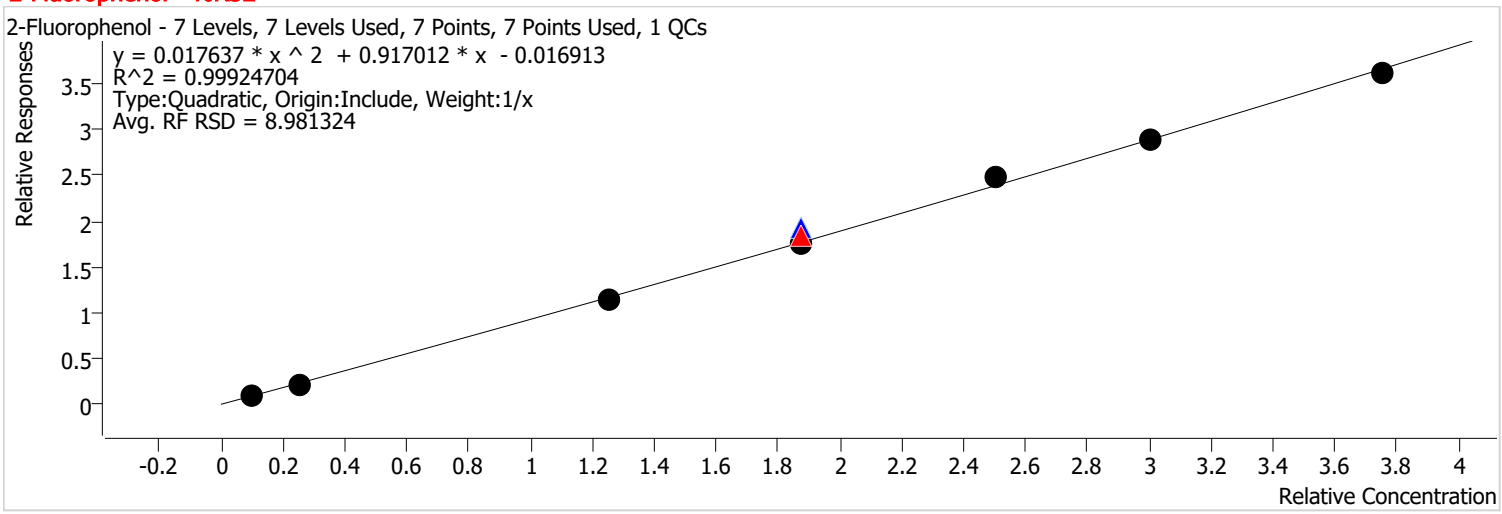

Calibration STD Path	Cal Type	Level	Enabled	Resp.	Exp. Conc	Resp. Factor	Level RSD
\\MASSHUNTER\Org\Data\SV5973N.I\sd021822\DoD BNA cal 1\Feb1808.D	Calibration	1	x	26516	4.0000	0.8362	
\\MASSHUNTER\Org\Data\SV5973N.I\sd021822\DoD BNA cal 1\Feb1807.D	Calibration	2	x	61315	10.0000	0.7633	
\\MASSHUNTER\Org\Data\SV5973N.I\sd021822\DoD BNA cal 1\Feb1806.D	Calibration	3	x	414958	50.0000	0.9149	
\\MASSHUNTER\Org\Data\SV5973N.I\sd030422\BNA 1\Feb0402.D	CC	CCV	x	686074	75.0000	0.9778	
\\MASSHUNTER\Org\Data\SV5973N.I\sd021822\DoD BNA cal 1\Feb1809.D	QC	ICV	x	629648	75.0000	1.0279	
\\MASSHUNTER\Org\Data\SV5973N.I\sd021822\DoD BNA cal 1\Feb1805.D	Calibration	4	x	609954	75.0000	0.9310	
\\MASSHUNTER\Org\Data\SV5973N.I\sd021822\DoD BNA cal 1\Feb1804.D	Calibration	5	x	918079	100.0000	0.9894	
\\MASSHUNTER\Org\Data\SV5973N.I\sd021822\DoD BNA cal 1\Feb1803.D	Calibration	6	x	1058548	120.0000	0.9672	
\\MASSHUNTER\Org\Data\SV5973N.I\sd021822\DoD BNA cal 1\Feb1802.D	Calibration	7	x	1295463	150.0000	0.9652	

Batch Path	\\MASSHUNTER\Org\Data\SV5973N.I\sd021822\DoD BNA cal 1\QuantResults\021822 DoD BNA cal.batch.bin		
Analysis Time	2/19/2022 1:08 PM	**Analyst Name**	BL2000\sean
Report Time	2/19/2022 1:09:10 PM	**Reporter Name**	BL2000\sean
Last Calib Update	2/19/2022 1:06 PM	**Batch State**	Processed
Quant Batch Version	10.0	**Quant Report Version**	10.0

Aniline %RSE = 6.1

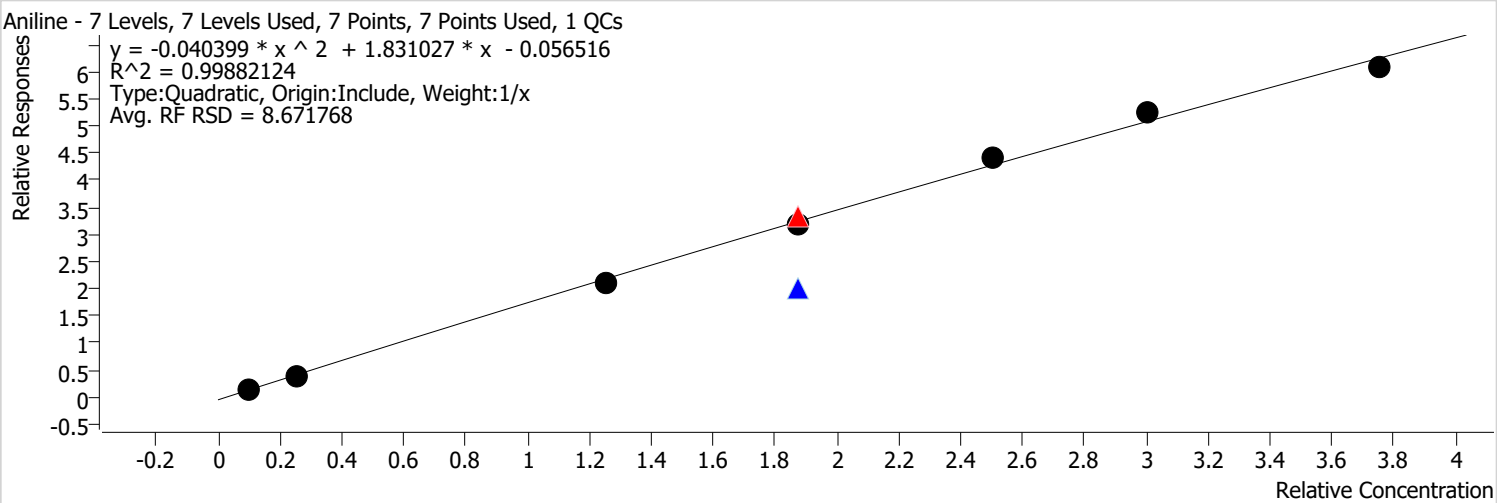

Calibration STD Path	Cal Type	Level	Enabled	Resp.	Exp. Conc	Resp. Factor	Level RSD
\\MASSHUNTER\Org\Data\SV5973N.I\sd021822\DoD BNA cal 1\Feb1808.D	Calibration	1	x	44383	4.0000	1.3997	
\\MASSHUNTER\Org\Data\SV5973N.I\sd021822\DoD BNA cal 1\Feb1807.D	Calibration	2	x	117703	10.0000	1.4653	
\\MASSHUNTER\Org\Data\SV5973N.I\sd021822\DoD BNA cal 1\Feb1806.D	Calibration	3	x	767112	50.0000	1.6913	
\\MASSHUNTER\Org\Data\SV5973N.I\sd030422\BNA 1\Feb0402.D	CC	CCV	x	1244906	75.0000	1.7742	
\\MASSHUNTER\Org\Data\SV5973N.I\sd021822\DoD BNA cal 1\Feb1809.D	QC	ICV	x	659983	75.0000	1.0774	
\\MASSHUNTER\Org\Data\SV5973N.I\sd021822\DoD BNA cal 1\Feb1805.D	Calibration	4	x	1113327	75.0000	1.6994	
\\MASSHUNTER\Org\Data\SV5973N.I\sd021822\DoD BNA cal 1\Feb1804.D	Calibration	5	x	1636257	100.0000	1.7633	
\\MASSHUNTER\Org\Data\SV5973N.I\sd021822\DoD BNA cal 1\Feb1803.D	Calibration	6	x	1907332	120.0000	1.7427	
\\MASSHUNTER\Org\Data\SV5973N.I\sd021822\DoD BNA cal 1\Feb1802.D	Calibration	7	x	2171964	150.0000	1.6183	

Batch Path	\\MASSHUNTER\Org\Data\SV5973N.I\sd021822\DoD BNA cal 1\QuantResults\021822 DoD BNA cal.batch.bin		
Analysis Time	2/19/2022 1:08 PM	**Analyst Name**	BL2000\sean
Report Time	2/19/2022 1:09:10 PM	**Reporter Name**	BL2000\sean
Last Calib Update	2/19/2022 1:06 PM	**Batch State**	Processed
Quant Batch Version	10.0	**Quant Report Version**	10.0

Phenol-d5 %RSE =

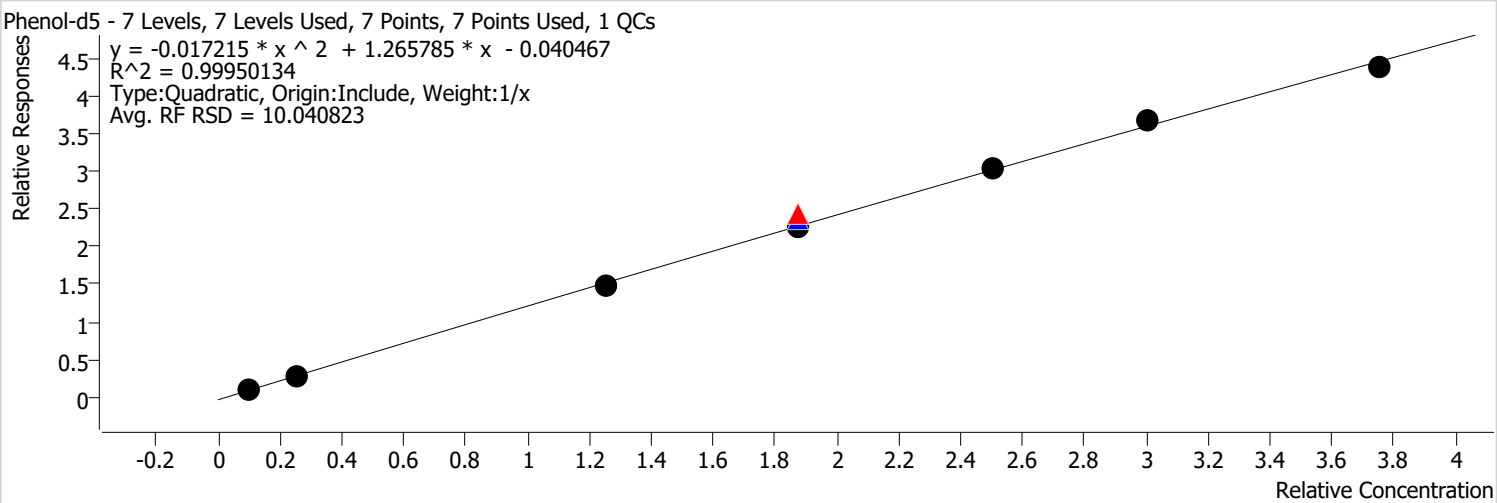

Calibration STD Path	Cal Type	Level	Enabled	Resp.	Exp. Conc	Resp. Factor	Level RSD
\\MASSHUNTER\Org\Data\SV5973N.I\sd021822\DoD BNA cal 1\Feb1808.D	Calibration	1	x	29512	4.0000	0.9307	
\\MASSHUNTER\Org\Data\SV5973N.I\sd021822\DoD BNA cal 1\Feb1807.D	Calibration	2	x	82773	10.0000	1.0304	
\\MASSHUNTER\Org\Data\SV5973N.I\sd021822\DoD BNA cal 1\Feb1806.D	Calibration	3	x	540696	50.0000	1.1921	
\\MASSHUNTER\Org\Data\SV5973N.I\sd030422\BNA 1\Feb0402.D	CC	CCV	x	910321	75.0000	1.2974	
\\MASSHUNTER\Org\Data\SV5973N.I\sd021822\DoD BNA cal 1\Feb1809.D	QC	ICV	x	772410	75.0000	1.2610	
\\MASSHUNTER\Org\Data\SV5973N.I\sd021822\DoD BNA cal 1\Feb1805.D	Calibration	4	x	789735	75.0000	1.2055	
\\MASSHUNTER\Org\Data\SV5973N.I\sd021822\DoD BNA cal 1\Feb1804.D	Calibration	5	x	1136511	100.0000	1.2248	
\\MASSHUNTER\Org\Data\SV5973N.I\sd021822\DoD BNA cal 1\Feb1803.D	Calibration	6	x	1344284	120.0000	1.2283	
\\MASSHUNTER\Org\Data\SV5973N.I\sd021822\DoD BNA cal 1\Feb1802.D	Calibration	7	x	1568589	150.0000	1.1687	

Batch Path	\\MASSHUNTER\Org\Data\SV5973N.I\sd021822\DoD BNA cal 1\QuantResults\021822 DoD BNA cal.batch.bin		
Analysis Time	2/19/2022 1:08 PM	**Analyst Name**	BL2000\sean
Report Time	2/19/2022 1:09:10 PM	**Reporter Name**	BL2000\sean
Last Calib Update	2/19/2022 1:06 PM	**Batch State**	Processed
Quant Batch Version	10.0	**Quant Report Version**	10.0

Phenol %RSE = 5.0

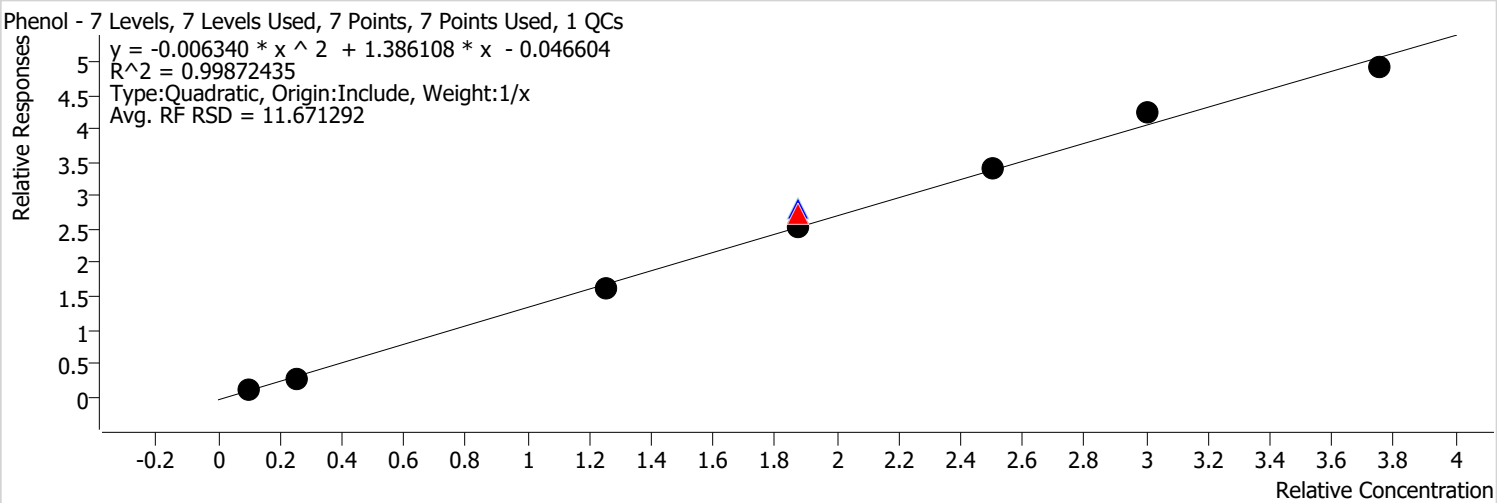

Calibration STD Path	Cal Type	Level	Enabled	Resp.	Exp. Conc	Resp. Factor	Level RSD
\\MASSHUNTER\Org\Data\SV5973N.I\sd021822\DoD BNA cal 1\Feb1808.D	Calibration	1	x	31700	4.0000	0.9997	
\\MASSHUNTER\Org\Data\SV5973N.I\sd021822\DoD BNA cal 1\Feb1807.D	Calibration	2	x	90632	10.0000	1.1283	
\\MASSHUNTER\Org\Data\SV5973N.I\sd021822\DoD BNA cal 1\Feb1806.D	Calibration	3	x	590509	50.0000	1.3019	
\\MASSHUNTER\Org\Data\SV5973N.I\sd030422\BNA 1\Feb0402.D	CC	CCV	x	1017539	75.0000	1.4502	
\\MASSHUNTER\Org\Data\SV5973N.I\sd021822\DoD BNA cal 1\Feb1809.D	QC	ICV	x	922606	75.0000	1.5062	
\\MASSHUNTER\Org\Data\SV5973N.I\sd021822\DoD BNA cal 1\Feb1805.D	Calibration	4	x	880405	75.0000	1.3439	
\\MASSHUNTER\Org\Data\SV5973N.I\sd021822\DoD BNA cal 1\Feb1804.D	Calibration	5	x	1261120	100.0000	1.3590	
\\MASSHUNTER\Org\Data\SV5973N.I\sd021822\DoD BNA cal 1\Feb1803.D	Calibration	6	x	1552024	120.0000	1.4181	
\\MASSHUNTER\Org\Data\SV5973N.I\sd021822\DoD BNA cal 1\Feb1802.D	Calibration	7	x	1758157	150.0000	1.3100	

Calibration Report

Batch Path	\\MASSHUNTER\Org\Data\SV5973N.I\sd021822\DoD BNA cal 1\QuantResults\021822 DoD BNA cal.batch.bin		
Analysis Time	2/19/2022 1:08 PM	**Analyst Name**	BL2000\sean
Report Time	2/19/2022 1:09:11 PM	**Reporter Name**	BL2000\sean
Last Calib Update	2/19/2022 1:06 PM	**Batch State**	Processed
Quant Batch Version	10.0	**Quant Report Version**	10.0

bis(-2-Chloroethyl)Ether %RSE = 3.9

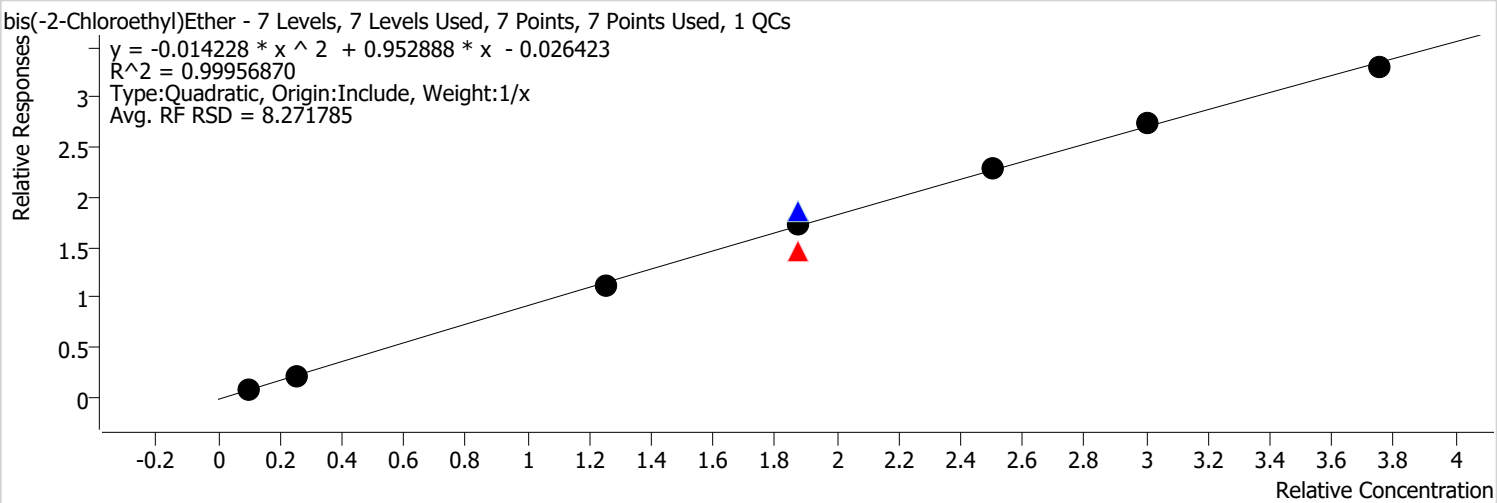

Calibration STD Path	Cal Type	Level	Enabled	Resp.	Exp. Conc	Resp. Factor	Level RSD
\\MASSHUNTER\Org\Data\SV5973N.I\sd021822\DoD BNA cal 1\Feb1808.D	Calibration	1	x	23255	4.0000	0.7334	
\\MASSHUNTER\Org\Data\SV5973N.I\sd021822\DoD BNA cal 1\Feb1807.D	Calibration	2	x	64413	10.0000	0.8019	
\\MASSHUNTER\Org\Data\SV5973N.I\sd021822\DoD BNA cal 1\Feb1806.D	Calibration	3	x	402263	50.0000	0.8869	
\\MASSHUNTER\Org\Data\SV5973N.I\sd030422\BNA 1\Feb0402.D	CC	CCV	x	549346	75.0000	0.7829	
\\MASSHUNTER\Org\Data\SV5973N.I\sd021822\DoD BNA cal 1\Feb1809.D	QC	ICV	x	605585	75.0000	0.9886	
\\MASSHUNTER\Org\Data\SV5973N.I\sd021822\DoD BNA cal 1\Feb1805.D	Calibration	4	x	606109	75.0000	0.9252	
\\MASSHUNTER\Org\Data\SV5973N.I\sd021822\DoD BNA cal 1\Feb1804.D	Calibration	5	x	847990	100.0000	0.9138	
\\MASSHUNTER\Org\Data\SV5973N.I\sd021822\DoD BNA cal 1\Feb1803.D	Calibration	6	x	1004162	120.0000	0.9175	
\\MASSHUNTER\Org\Data\SV5973N.I\sd021822\DoD BNA cal 1\Feb1802.D	Calibration	7	x	1179626	150.0000	0.8789	

Batch Path	\\MASSHUNTER\Org\Data\SV5973N.I\sd021822\DoD BNA cal 1\QuantResults\021822 DoD BNA cal.batch.bin		
Analysis Time	2/19/2022 1:08 PM	**Analyst Name**	BL2000\sean
Report Time	2/19/2022 1:09:11 PM	**Reporter Name**	BL2000\sean
Last Calib Update	2/19/2022 1:06 PM	**Batch State**	Processed
Quant Batch Version	10.0	**Quant Report Version**	10.0

2-Chlorophenol %RSE = 4.5

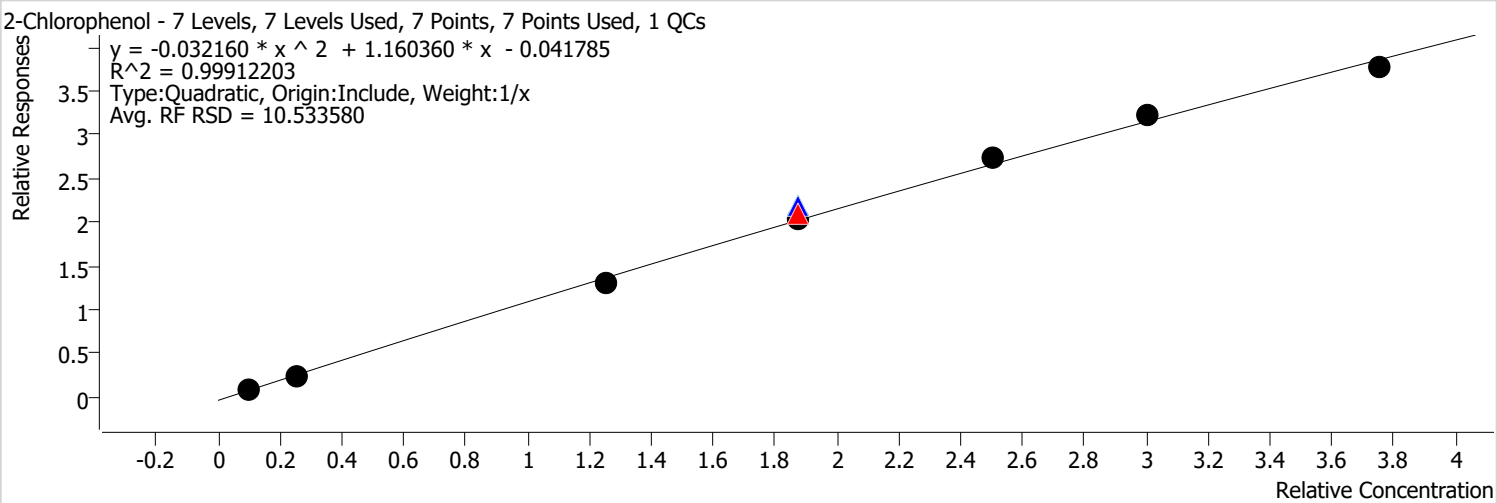

Calibration STD Path	Cal Type	Level	Enabled	Resp.	Exp. Conc	Resp. Factor	Level RSD
\\MASSHUNTER\Org\Data\SV5973N.I\sd021822\DoD BNA cal 1\Feb1808.D	Calibration	1	x	25287	4.0000	0.7975	
\\MASSHUNTER\Org\Data\SV5973N.I\sd021822\DoD BNA cal 1\Feb1807.D	Calibration	2	x	75438	10.0000	0.9391	
\\MASSHUNTER\Org\Data\SV5973N.I\sd021822\DoD BNA cal 1\Feb1806.D	Calibration	3	x	472214	50.0000	1.0411	
\\MASSHUNTER\Org\Data\SV5973N.I\sd030422\BNA 1\Feb0402.D	CC	CCV	x	787160	75.0000	1.1219	
\\MASSHUNTER\Org\Data\SV5973N.I\sd021822\DoD BNA cal 1\Feb1809.D	QC	ICV	x	714073	75.0000	1.1657	
\\MASSHUNTER\Org\Data\SV5973N.I\sd021822\DoD BNA cal 1\Feb1805.D	Calibration	4	x	708157	75.0000	1.0809	
\\MASSHUNTER\Org\Data\SV5973N.I\sd021822\DoD BNA cal 1\Feb1804.D	Calibration	5	x	1016794	100.0000	1.0957	
\\MASSHUNTER\Org\Data\SV5973N.I\sd021822\DoD BNA cal 1\Feb1803.D	Calibration	6	x	1172891	120.0000	1.0717	
\\MASSHUNTER\Org\Data\SV5973N.I\sd021822\DoD BNA cal 1\Feb1802.D	Calibration	7	x	1348440	150.0000	1.0047	

Batch Path	\\MASSHUNTER\Org\Data\SV5973N.I\sd021822\DoD BNA cal 1\QuantResults\021822 DoD BNA cal.batch.bin		
Analysis Time	2/19/2022 1:08 PM	**Analyst Name**	BL2000\sean
Report Time	2/19/2022 1:09:11 PM	**Reporter Name**	BL2000\sean
Last Calib Update	2/19/2022 1:06 PM	**Batch State**	Processed
Quant Batch Version	10.0	**Quant Report Version**	10.0

1,3-Dichlorobenzene %RSE = 4.2

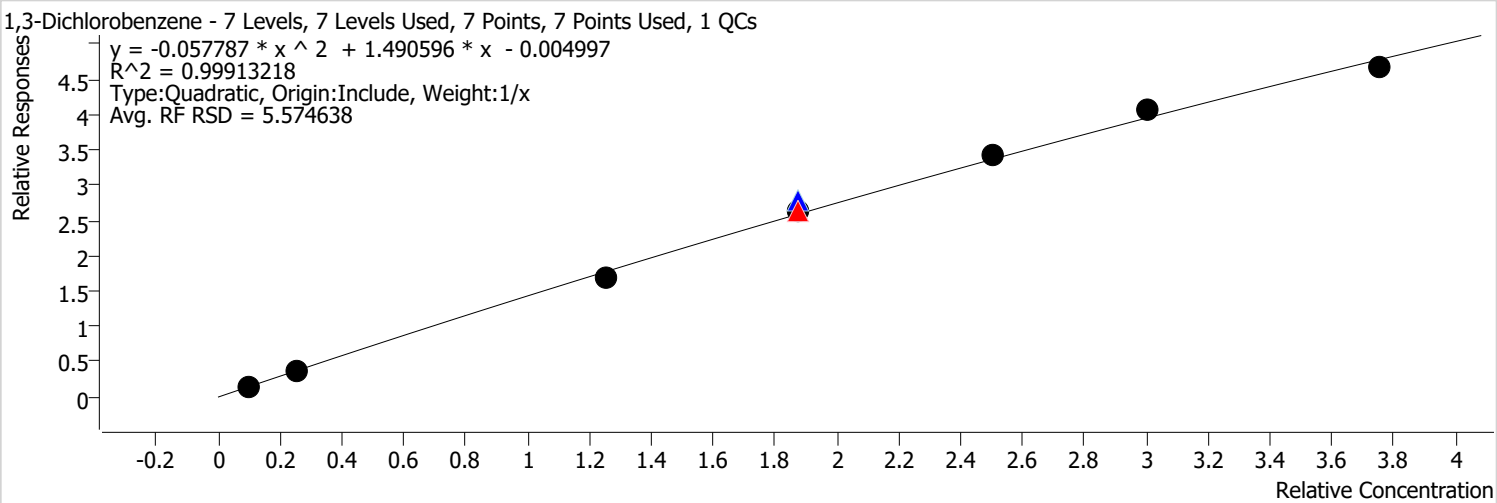

Calibration STD Path	Cal Type	Level	Enabled	Resp.	Exp. Conc	Resp. Factor	Level RSD
\\MASSHUNTER\Org\Data\SV5973N.I\sd021822\DoD BNA cal 1\Feb1808.D	Calibration	1	x	47435	4.0000	1.4959	
\\MASSHUNTER\Org\Data\SV5973N.I\sd021822\DoD BNA cal 1\Feb1807.D	Calibration	2	x	113425	10.0000	1.4120	
\\MASSHUNTER\Org\Data\SV5973N.I\sd021822\DoD BNA cal 1\Feb1806.D	Calibration	3	x	613144	50.0000	1.3518	
\\MASSHUNTER\Org\Data\SV5973N.I\sd030422\BNA 1\Feb0402.D	CC	CCV	x	990013	75.0000	1.4110	
\\MASSHUNTER\Org\Data\SV5973N.I\sd021822\DoD BNA cal 1\Feb1809.D	QC	ICV	x	912914	75.0000	1.4903	
\\MASSHUNTER\Org\Data\SV5973N.I\sd021822\DoD BNA cal 1\Feb1805.D	Calibration	4	x	915843	75.0000	1.3980	
\\MASSHUNTER\Org\Data\SV5973N.I\sd021822\DoD BNA cal 1\Feb1804.D	Calibration	5	x	1267074	100.0000	1.3655	
\\MASSHUNTER\Org\Data\SV5973N.I\sd021822\DoD BNA cal 1\Feb1803.D	Calibration	6	x	1478960	120.0000	1.3513	
\\MASSHUNTER\Org\Data\SV5973N.I\sd021822\DoD BNA cal 1\Feb1802.D	Calibration	7	x	1667861	150.0000	1.2427	

Calibration Report

Batch Path	\\MASSHUNTER\Org\Data\SV5973N.I\sd021822\DoD BNA cal 1\QuantResults\021822 DoD BNA cal.batch.bin		
Analysis Time	2/19/2022 1:08 PM	**Analyst Name**	BL2000\sean
Report Time	2/19/2022 1:09:11 PM	**Reporter Name**	BL2000\sean
Last Calib Update	2/19/2022 1:06 PM	**Batch State**	Processed
Quant Batch Version	10.0	**Quant Report Version**	10.0

1,4-Dichlorobenzene %RSE = 5.5

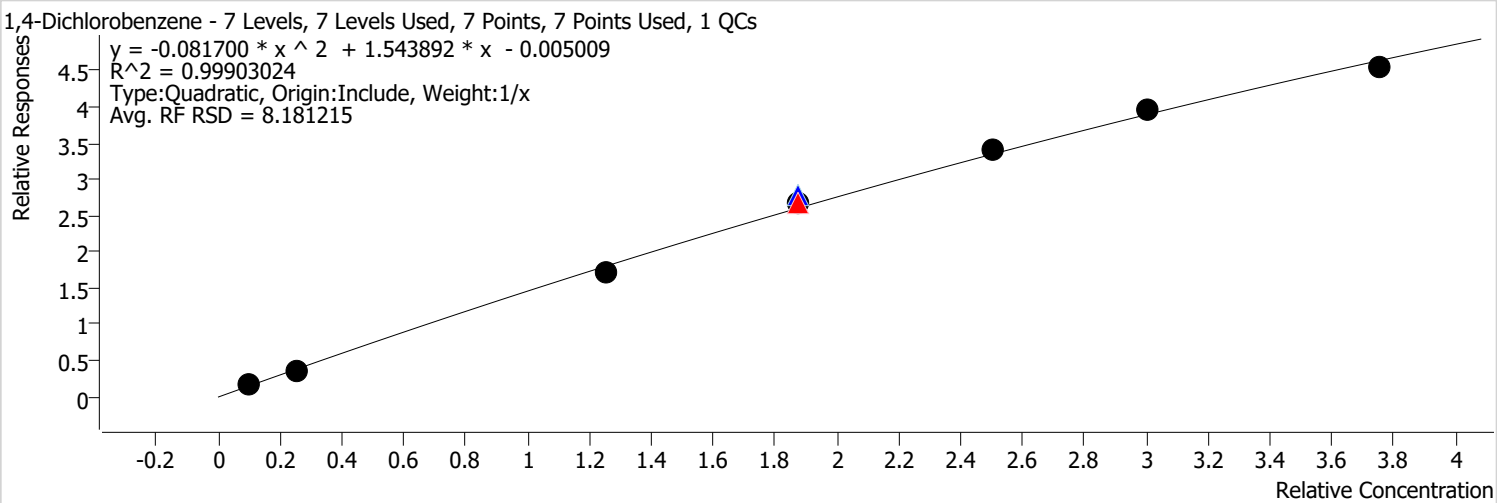

Calibration STD Path	Cal Type	Level	Enabled	Resp.	Exp. Conc	Resp. Factor	Level RSD
\\MASSHUNTER\Org\Data\SV5973N.I\sd021822\DoD BNA cal 1\Feb1808.D	Calibration	1	x	50173	4.0000	1.5822	
\\MASSHUNTER\Org\Data\SV5973N.I\sd021822\DoD BNA cal 1\Feb1807.D	Calibration	2	x	113963	10.0000	1.4187	
\\MASSHUNTER\Org\Data\SV5973N.I\sd021822\DoD BNA cal 1\Feb1806.D	Calibration	3	x	621874	50.0000	1.3711	
\\MASSHUNTER\Org\Data\SV5973N.I\sd030422\BNA 1\Feb0402.D	CC	CCV	x	1004060	75.0000	1.4310	
\\MASSHUNTER\Org\Data\SV5973N.I\sd021822\DoD BNA cal 1\Feb1809.D	QC	ICV	x	910418	75.0000	1.4863	
\\MASSHUNTER\Org\Data\SV5973N.I\sd021822\DoD BNA cal 1\Feb1805.D	Calibration	4	x	929421	75.0000	1.4187	
\\MASSHUNTER\Org\Data\SV5973N.I\sd021822\DoD BNA cal 1\Feb1804.D	Calibration	5	x	1270219	100.0000	1.3688	
\\MASSHUNTER\Org\Data\SV5973N.I\sd021822\DoD BNA cal 1\Feb1803.D	Calibration	6	x	1440014	120.0000	1.3158	
\\MASSHUNTER\Org\Data\SV5973N.I\sd021822\DoD BNA cal 1\Feb1802.D	Calibration	7	x	1624565	150.0000	1.2104	

Calibration Report

Batch Path	\\MASSHUNTER\Org\Data\SV5973N.I\sd021822\DoD BNA cal 1\QuantResults\021822 DoD BNA cal.batch.bin		
Analysis Time	2/19/2022 1:08 PM	**Analyst Name**	BL2000\sean
Report Time	2/19/2022 1:09:11 PM	**Reporter Name**	BL2000\sean
Last Calib Update	2/19/2022 1:06 PM	**Batch State**	Processed
Quant Batch Version	10.0	**Quant Report Version**	10.0

1,2-Dichlorobenzene %RSE = 1.9

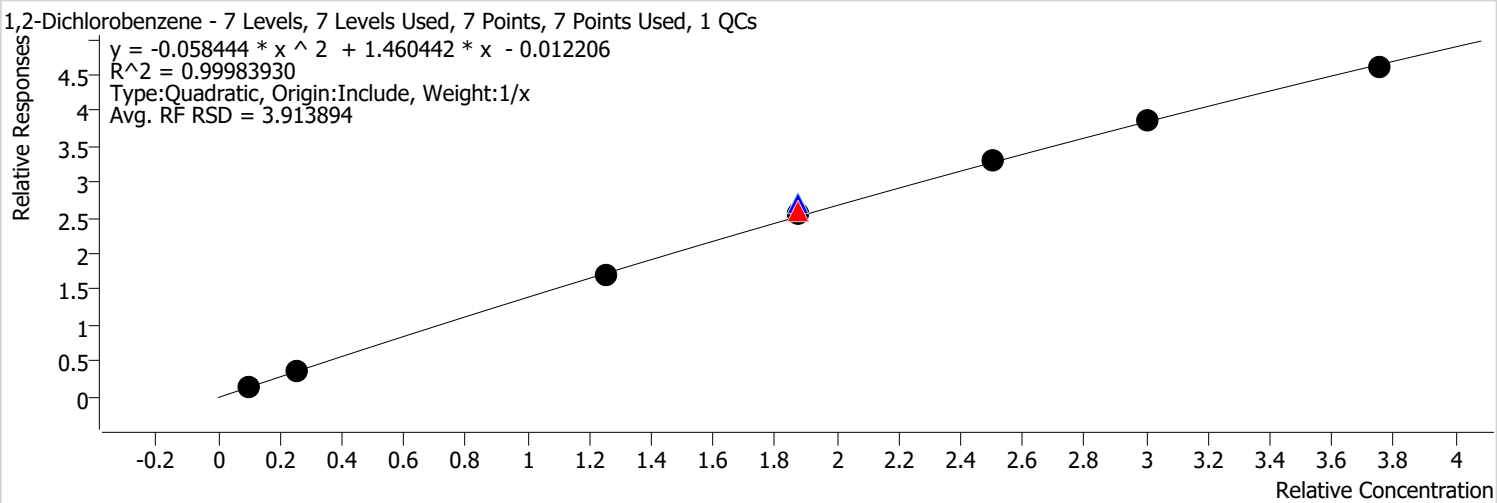

Calibration STD Path	Cal Type	Level	Enabled	Resp.	Exp. Conc	Resp. Factor	Level RSD
\\MASSHUNTER\Org\Data\SV5973N.I\sd021822\DoD BNA cal 1\Feb1808.D	Calibration	1	x	43175	4.0000	1.3615	
\\MASSHUNTER\Org\Data\SV5973N.I\sd021822\DoD BNA cal 1\Feb1807.D	Calibration	2	x	110443	10.0000	1.3749	
\\MASSHUNTER\Org\Data\SV5973N.I\sd021822\DoD BNA cal 1\Feb1806.D	Calibration	3	x	611643	50.0000	1.3485	
\\MASSHUNTER\Org\Data\SV5973N.I\sd030422\BNA 1\Feb0402.D	CC	CCV	x	977726	75.0000	1.3934	
\\MASSHUNTER\Org\Data\SV5973N.I\sd021822\DoD BNA cal 1\Feb1809.D	QC	ICV	x	890719	75.0000	1.4541	
\\MASSHUNTER\Org\Data\SV5973N.I\sd021822\DoD BNA cal 1\Feb1805.D	Calibration	4	x	888825	75.0000	1.3567	
\\MASSHUNTER\Org\Data\SV5973N.I\sd021822\DoD BNA cal 1\Feb1804.D	Calibration	5	x	1225154	100.0000	1.3203	
\\MASSHUNTER\Org\Data\SV5973N.I\sd021822\DoD BNA cal 1\Feb1803.D	Calibration	6	x	1412888	120.0000	1.2910	
\\MASSHUNTER\Org\Data\SV5973N.I\sd021822\DoD BNA cal 1\Feb1802.D	Calibration	7	x	1646889	150.0000	1.2271	

Batch Path	\\MASSHUNTER\Org\Data\SV5973N.I\sd021822\DoD BNA cal 1\QuantResults\021822 DoD BNA cal.batch.bin		
Analysis Time	2/19/2022 1:08 PM	**Analyst Name**	BL2000\sean
Report Time	2/19/2022 1:09:11 PM	**Reporter Name**	BL2000\sean
Last Calib Update	2/19/2022 1:06 PM	**Batch State**	Processed
Quant Batch Version	10.0	**Quant Report Version**	10.0

Benzyl Alcohol %RSE = 8.0

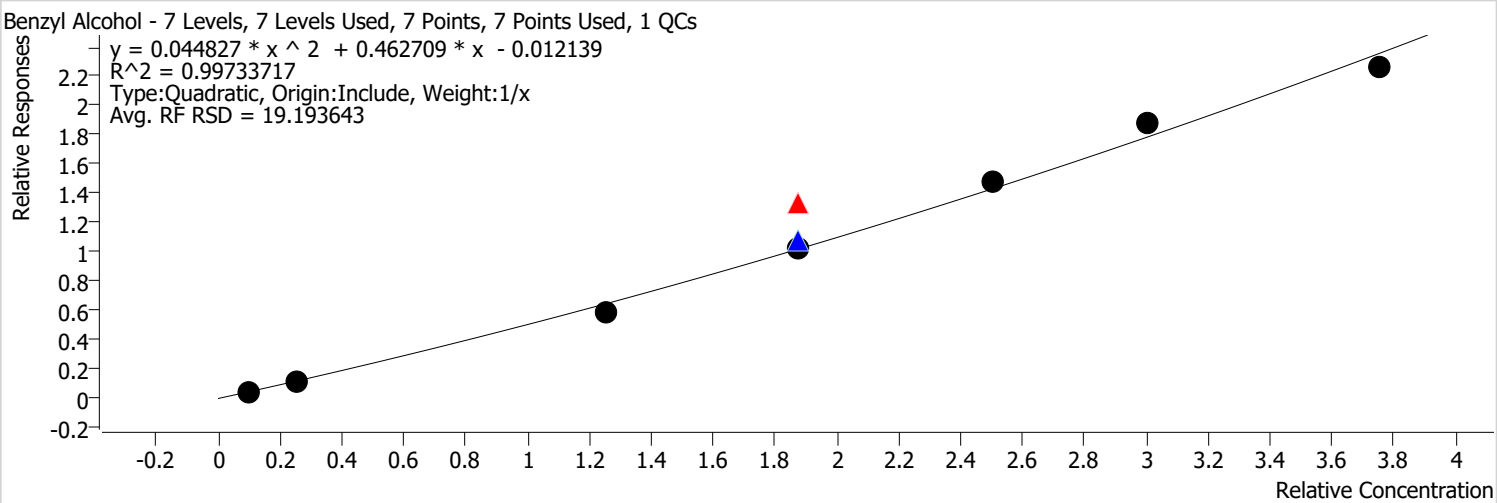

Calibration STD Path	Cal Type	Level	Enabled	Resp.	Exp. Conc	Resp. Factor	Level RSD
\\MASSHUNTER\Org\Data\SV5973N.I\sd021822\DoD BNA cal 1\Feb1808.D	Calibration	1	x	12526	4.0000	0.3950	
\\MASSHUNTER\Org\Data\SV5973N.I\sd021822\DoD BNA cal 1\Feb1807.D	Calibration	2	x	31154	10.0000	0.3878	
\\MASSHUNTER\Org\Data\SV5973N.I\sd021822\DoD BNA cal 1\Feb1806.D	Calibration	3	x	213122	50.0000	0.4699	
\\MASSHUNTER\Org\Data\SV5973N.I\sd030422\BNA 1\Feb0402.D	CC	CCV	x	495826	75.0000	0.7066	
\\MASSHUNTER\Org\Data\SV5973N.I\sd021822\DoD BNA cal 1\Feb1809.D	QC	ICV	x	349450	75.0000	0.5705	
\\MASSHUNTER\Org\Data\SV5973N.I\sd021822\DoD BNA cal 1\Feb1805.D	Calibration	4	x	353272	75.0000	0.5392	
\\MASSHUNTER\Org\Data\SV5973N.I\sd021822\DoD BNA cal 1\Feb1804.D	Calibration	5	x	549182	100.0000	0.5918	
\\MASSHUNTER\Org\Data\SV5973N.I\sd021822\DoD BNA cal 1\Feb1803.D	Calibration	6	x	684389	120.0000	0.6253	
\\MASSHUNTER\Org\Data\SV5973N.I\sd021822\DoD BNA cal 1\Feb1802.D	Calibration	7	x	807931	150.0000	0.6020	

Calibration Report

Batch Path	\\MASSHUNTER\Org\Data\SV5973N.I\sd021822\DoD BNA cal 1\QuantResults\021822 DoD BNA cal.batch.bin		
Analysis Time	2/19/2022 1:08 PM	**Analyst Name**	BL2000\sean
Report Time	2/19/2022 1:09:11 PM	**Reporter Name**	BL2000\sean
Last Calib Update	2/19/2022 1:06 PM	**Batch State**	Processed
Quant Batch Version	10.0	**Quant Report Version**	10.0

bis(2-chloroisopropyl)Ether %RSE = 5.6

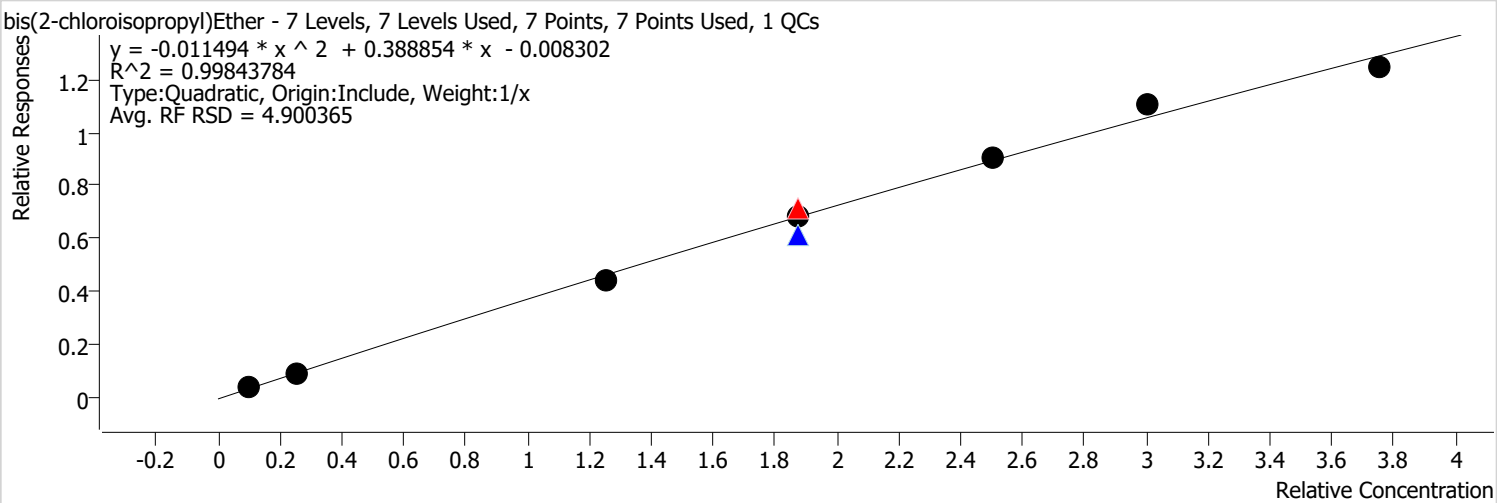

Calibration STD Path	Cal Type	Level	Enabled	Resp.	Exp. Conc	Resp. Factor	Level RSD
\\MASSHUNTER\Org\Data\SV5973N.I\sd021822\DoD BNA cal 1\Feb1808.D	Calibration	1	x	10403	4.0000	0.3281	
\\MASSHUNTER\Org\Data\SV5973N.I\sd021822\DoD BNA cal 1\Feb1807.D	Calibration	2	x	26761	10.0000	0.3332	
\\MASSHUNTER\Org\Data\SV5973N.I\sd021822\DoD BNA cal 1\Feb1806.D	Calibration	3	x	160657	50.0000	0.3542	
\\MASSHUNTER\Org\Data\SV5973N.I\sd030422\BNA 1\Feb0402.D	CC	CCV	x	268440	75.0000	0.3826	
\\MASSHUNTER\Org\Data\SV5973N.I\sd021822\DoD BNA cal 1\Feb1809.D	QC	ICV	x	198614	75.0000	0.3242	
\\MASSHUNTER\Org\Data\SV5973N.I\sd021822\DoD BNA cal 1\Feb1805.D	Calibration	4	x	237128	75.0000	0.3620	
\\MASSHUNTER\Org\Data\SV5973N.I\sd021822\DoD BNA cal 1\Feb1804.D	Calibration	5	x	335267	100.0000	0.3613	
\\MASSHUNTER\Org\Data\SV5973N.I\sd021822\DoD BNA cal 1\Feb1803.D	Calibration	6	x	404464	120.0000	0.3696	
\\MASSHUNTER\Org\Data\SV5973N.I\sd021822\DoD BNA cal 1\Feb1802.D	Calibration	7	x	445398	150.0000	0.3319	

Batch Path	\\MASSHUNTER\Org\Data\SV5973N.I\sd021822\DoD BNA cal 1\QuantResults\021822 DoD BNA cal.batch.bin		
Analysis Time	2/19/2022 1:08 PM	**Analyst Name**	BL2000\sean
Report Time	2/19/2022 1:09:11 PM	**Reporter Name**	BL2000\sean
Last Calib Update	2/19/2022 1:06 PM	**Batch State**	Processed
Quant Batch Version	10.0	**Quant Report Version**	10.0

2-Methylphenol %RSE = 5.4

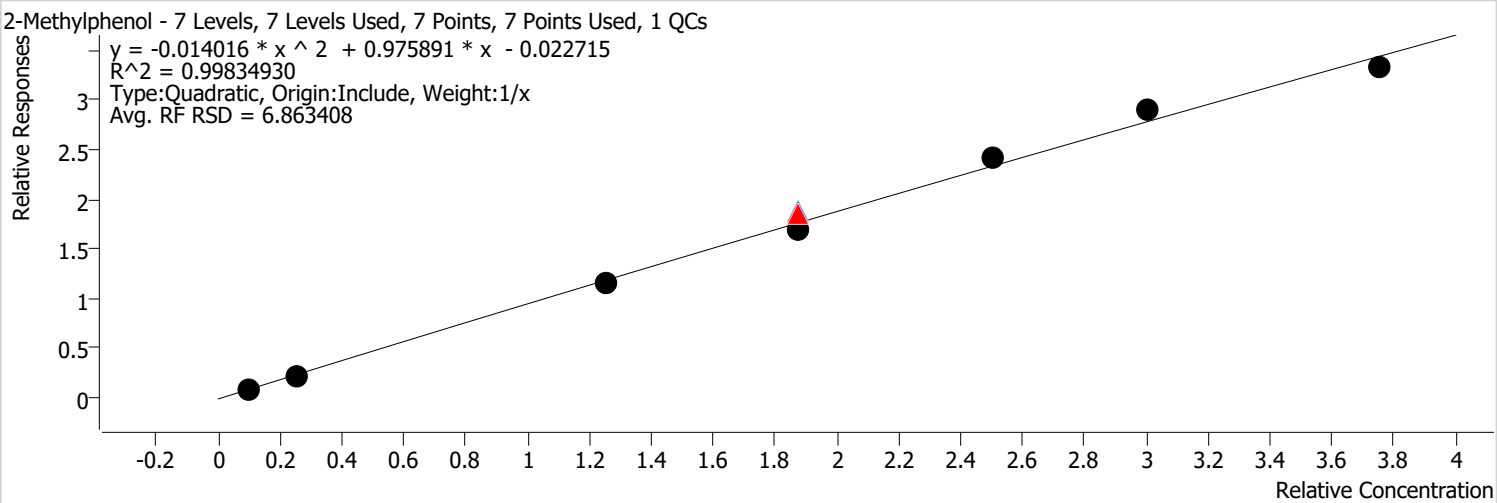

Calibration STD Path	Cal Type	Level	Enabled	Resp.	Exp. Conc	Resp. Factor	Level RSD
\\MASSHUNTER\Org\Data\SV5973N.I\sd021822\DoD BNA cal 1\Feb1808.D	Calibration	1	x	25470	4.0000	0.8032	
\\MASSHUNTER\Org\Data\SV5973N.I\sd021822\DoD BNA cal 1\Feb1807.D	Calibration	2	x	67039	10.0000	0.8346	
\\MASSHUNTER\Org\Data\SV5973N.I\sd021822\DoD BNA cal 1\Feb1806.D	Calibration	3	x	416195	50.0000	0.9176	
\\MASSHUNTER\Org\Data\SV5973N.I\sd030422\BNA 1\Feb0402.D	CC	CCV	x	697672	75.0000	0.9943	
\\MASSHUNTER\Org\Data\SV5973N.I\sd021822\DoD BNA cal 1\Feb1809.D	QC	ICV	x	612115	75.0000	0.9993	
\\MASSHUNTER\Org\Data\SV5973N.I\sd021822\DoD BNA cal 1\Feb1805.D	Calibration	4	x	594885	75.0000	0.9080	
\\MASSHUNTER\Org\Data\SV5973N.I\sd021822\DoD BNA cal 1\Feb1804.D	Calibration	5	x	896431	100.0000	0.9660	
\\MASSHUNTER\Org\Data\SV5973N.I\sd021822\DoD BNA cal 1\Feb1803.D	Calibration	6	x	1056421	120.0000	0.9653	
\\MASSHUNTER\Org\Data\SV5973N.I\sd021822\DoD BNA cal 1\Feb1802.D	Calibration	7	x	1190643	150.0000	0.8871	

Batch Path	\\MASSHUNTER\Org\Data\SV5973N.I\sd021822\DoD BNA cal 1\QuantResults\021822 DoD BNA cal.batch.bin		
Analysis Time	2/19/2022 1:08 PM	**Analyst Name**	BL2000\sean
Report Time	2/19/2022 1:09:12 PM	**Reporter Name**	BL2000\sean
Last Calib Update	2/19/2022 1:06 PM	**Batch State**	Processed
Quant Batch Version	10.0	**Quant Report Version**	10.0

N-nitroso-Di-n-propylamine %RSE = 4.6

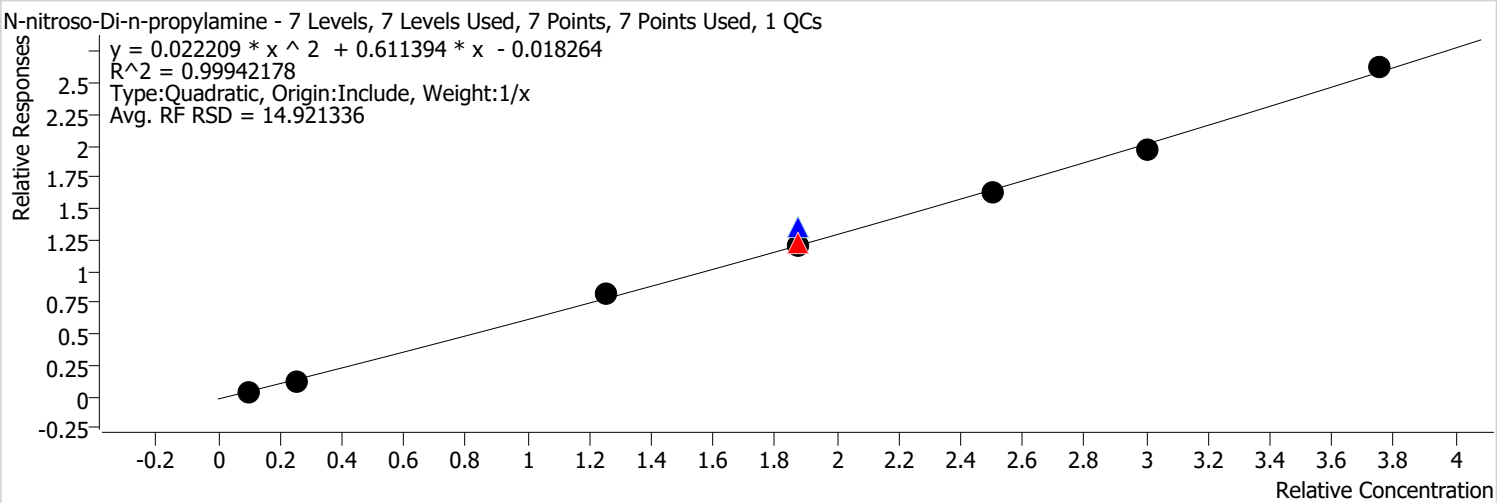

Calibration STD Path	Cal Type	Level	Enabled	Resp.	Exp. Conc	Resp. Factor	Level RSD
\\MASSHUNTER\Org\Data\SV5973N.I\sd021822\DoD BNA cal 1\Feb1808.D	Calibration	1	x	14516	4.0000	0.4578	
\\MASSHUNTER\Org\Data\SV5973N.I\sd021822\DoD BNA cal 1\Feb1807.D	Calibration	2	x	40378	10.0000	0.5027	
\\MASSHUNTER\Org\Data\SV5973N.I\sd021822\DoD BNA cal 1\Feb1806.D	Calibration	3	x	295456	50.0000	0.6514	
\\MASSHUNTER\Org\Data\SV5973N.I\sd030422\BNA 1\Feb0402.D	CC	CCV	x	462679	75.0000	0.6594	
\\MASSHUNTER\Org\Data\SV5973N.I\sd021822\DoD BNA cal 1\Feb1809.D	QC	ICV	x	442003	75.0000	0.7216	
\\MASSHUNTER\Org\Data\SV5973N.I\sd021822\DoD BNA cal 1\Feb1805.D	Calibration	4	x	421834	75.0000	0.6439	
\\MASSHUNTER\Org\Data\SV5973N.I\sd021822\DoD BNA cal 1\Feb1804.D	Calibration	5	x	603850	100.0000	0.6507	
\\MASSHUNTER\Org\Data\SV5973N.I\sd021822\DoD BNA cal 1\Feb1803.D	Calibration	6	x	719807	120.0000	0.6577	
\\MASSHUNTER\Org\Data\SV5973N.I\sd021822\DoD BNA cal 1\Feb1802.D	Calibration	7	x	939344	150.0000	0.6999	

Batch Path	\\MASSHUNTER\Org\Data\SV5973N.I\sd021822\DoD BNA cal 1\QuantResults\021822 DoD BNA cal.batch.bin		
Analysis Time	2/19/2022 1:08 PM	**Analyst Name**	BL2000\sean
Report Time	2/19/2022 1:09:12 PM	**Reporter Name**	BL2000\sean
Last Calib Update	2/19/2022 1:06 PM	**Batch State**	Processed
Quant Batch Version	10.0	**Quant Report Version**	10.0

4Methylphenol/3Methylphenol %RSE = 7.8

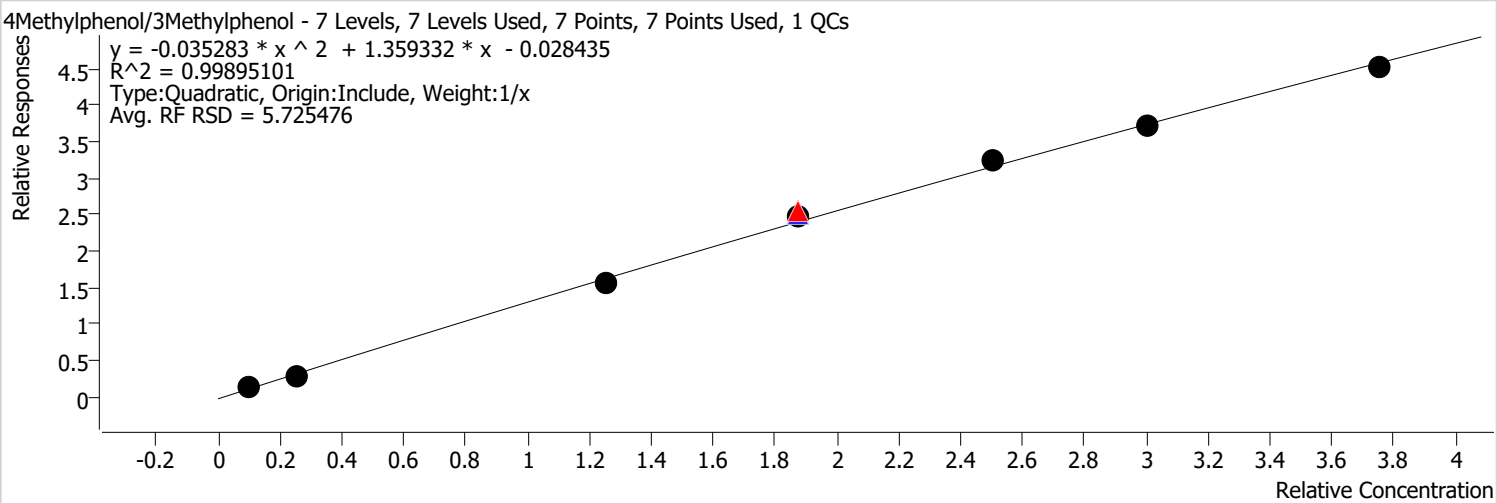

Calibration STD Path	Cal Type	Level	Enabled	Resp.	Exp. Conc	Resp. Factor	Level RSD
\\MASSHUNTER\Org\Data\SV5973N.I\sd021822\DoD BNA cal 1\Feb1808.D	Calibration	1	x	38326	4.0000	1.2087	
\\MASSHUNTER\Org\Data\SV5973N.I\sd021822\DoD BNA cal 1\Feb1807.D	Calibration	2	x	88244	10.0000	1.0986	
\\MASSHUNTER\Org\Data\SV5973N.I\sd021822\DoD BNA cal 1\Feb1806.D	Calibration	3	x	564049	50.0000	1.2436	
\\MASSHUNTER\Org\Data\SV5973N.I\sd030422\BNA 1\Feb0402.D	CC	CCV	x	958126	75.0000	1.3655	
\\MASSHUNTER\Org\Data\SV5973N.I\sd021822\DoD BNA cal 1\Feb1809.D	QC	ICV	x	816321	75.0000	1.3326	
\\MASSHUNTER\Org\Data\SV5973N.I\sd021822\DoD BNA cal 1\Feb1805.D	Calibration	4	x	858705	75.0000	1.3107	
\\MASSHUNTER\Org\Data\SV5973N.I\sd021822\DoD BNA cal 1\Feb1804.D	Calibration	5	x	1202844	100.0000	1.2962	
\\MASSHUNTER\Org\Data\SV5973N.I\sd021822\DoD BNA cal 1\Feb1803.D	Calibration	6	x	1358832	120.0000	1.2416	
\\MASSHUNTER\Org\Data\SV5973N.I\sd021822\DoD BNA cal 1\Feb1802.D	Calibration	7	x	1613966	150.0000	1.2025	

Batch Path	\\MASSHUNTER\Org\Data\SV5973N.I\sd021822\DoD BNA cal 1\QuantResults\021822 DoD BNA cal.batch.bin		
Analysis Time	2/19/2022 1:08 PM	**Analyst Name**	BL2000\sean
Report Time	2/19/2022 1:09:12 PM	**Reporter Name**	BL2000\sean
Last Calib Update	2/19/2022 1:06 PM	**Batch State**	Processed
Quant Batch Version	10.0	**Quant Report Version**	10.0

Hexachloroethane %RSE = 4.7

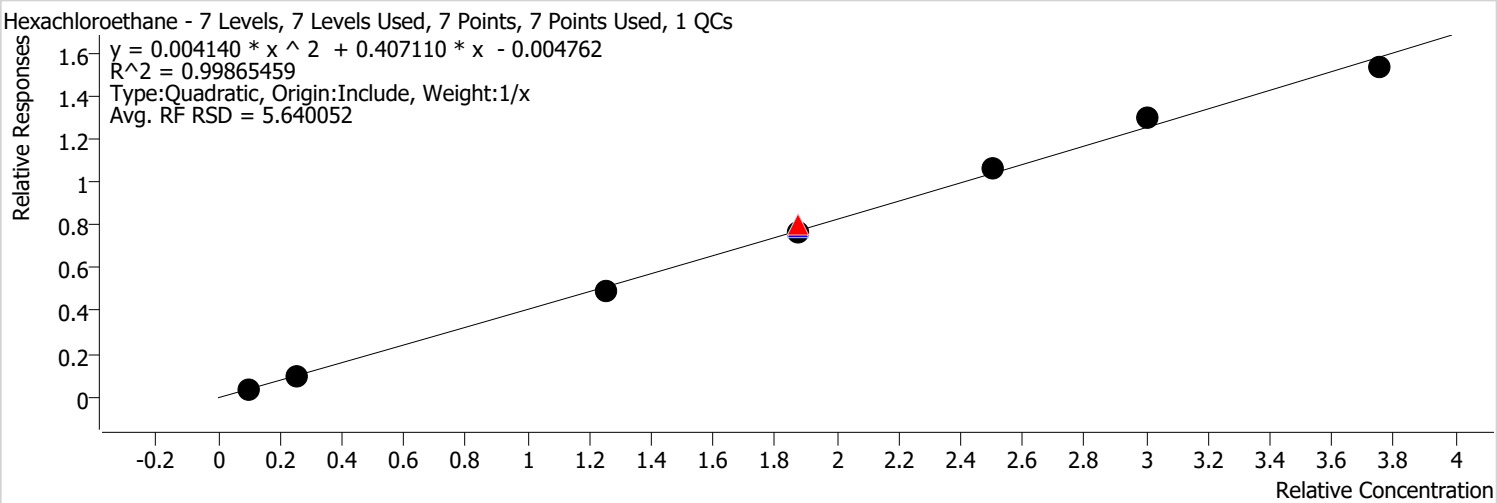

Calibration STD Path	Cal Type	Level	Enabled	Resp.	Exp. Conc	Resp. Factor	Level RSD
\\MASSHUNTER\Org\Data\SV5973N.I\sd021822\DoD BNA cal 1\Feb1808.D	Calibration	1	x	12058	4.0000	0.3803	
\\MASSHUNTER\Org\Data\SV5973N.I\sd021822\DoD BNA cal 1\Feb1807.D	Calibration	2	x	30122	10.0000	0.3750	
\\MASSHUNTER\Org\Data\SV5973N.I\sd021822\DoD BNA cal 1\Feb1806.D	Calibration	3	x	176921	50.0000	0.3901	
\\MASSHUNTER\Org\Data\SV5973N.I\sd030422\BNA 1\Feb0402.D	CC	CCV	x	301313	75.0000	0.4294	
\\MASSHUNTER\Org\Data\SV5973N.I\sd021822\DoD BNA cal 1\Feb1809.D	QC	ICV	x	259885	75.0000	0.4243	
\\MASSHUNTER\Org\Data\SV5973N.I\sd021822\DoD BNA cal 1\Feb1805.D	Calibration	4	x	268097	75.0000	0.4092	
\\MASSHUNTER\Org\Data\SV5973N.I\sd021822\DoD BNA cal 1\Feb1804.D	Calibration	5	x	396362	100.0000	0.4271	
\\MASSHUNTER\Org\Data\SV5973N.I\sd021822\DoD BNA cal 1\Feb1803.D	Calibration	6	x	475489	120.0000	0.4345	
\\MASSHUNTER\Org\Data\SV5973N.I\sd021822\DoD BNA cal 1\Feb1802.D	Calibration	7	x	548286	150.0000	0.4085	

Batch Path	\\MASSHUNTER\Org\Data\SV5973N.I\sd021822\DoD BNA cal 1\QuantResults\021822 DoD BNA cal.batch.bin		
Analysis Time	2/19/2022 1:08 PM	**Analyst Name**	BL2000\sean
Report Time	2/19/2022 1:09:12 PM	**Reporter Name**	BL2000\sean
Last Calib Update	2/19/2022 1:06 PM	**Batch State**	Processed
Quant Batch Version	10.0	**Quant Report Version**	10.0

Nitrobenzene-d5 %RSE =

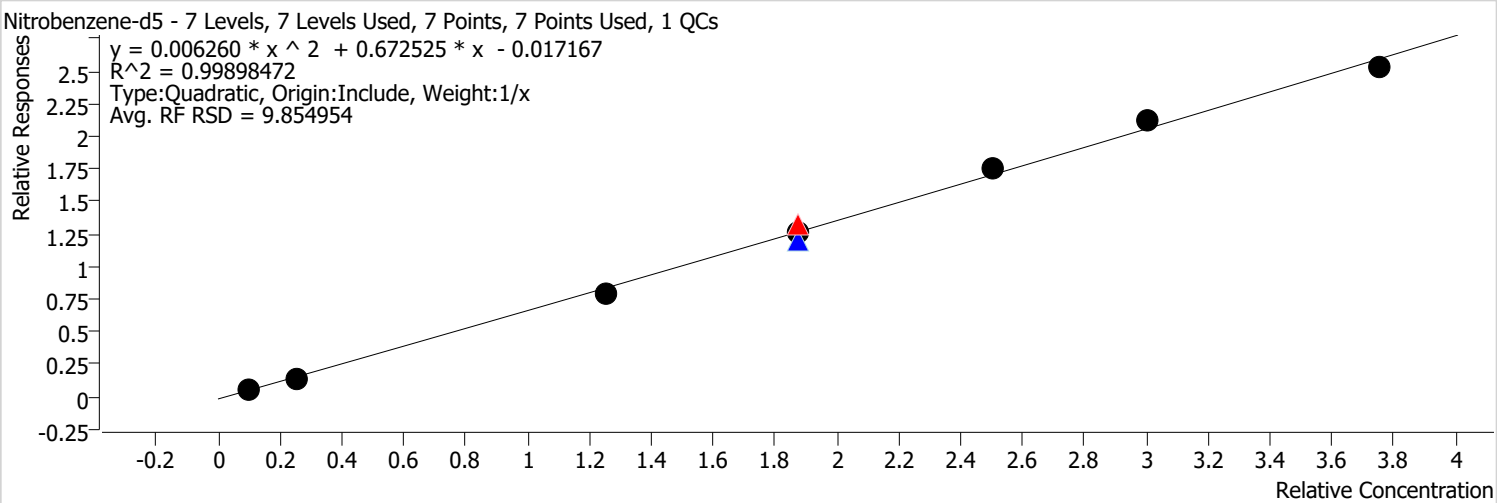

Calibration STD Path	Cal Type	Level	Enabled	Resp.	Exp. Conc	Resp. Factor	Level RSD
\\MASSHUNTER\Org\Data\SV5973N.I\sd021822\DoD BNA cal 1\Feb1808.D	Calibration	1	x	17369	4.0000	0.5477	
\\MASSHUNTER\Org\Data\SV5973N.I\sd021822\DoD BNA cal 1\Feb1807.D	Calibration	2	x	45452	10.0000	0.5658	
\\MASSHUNTER\Org\Data\SV5973N.I\sd021822\DoD BNA cal 1\Feb1806.D	Calibration	3	x	289612	50.0000	0.6385	
\\MASSHUNTER\Org\Data\SV5973N.I\sd030422\BNA 1\Feb0402.D	CC	CCV	x	492505	75.0000	0.7019	
\\MASSHUNTER\Org\Data\SV5973N.I\sd021822\DoD BNA cal 1\Feb1809.D	QC	ICV	x	394242	75.0000	0.6436	
\\MASSHUNTER\Org\Data\SV5973N.I\sd021822\DoD BNA cal 1\Feb1805.D	Calibration	4	x	443231	75.0000	0.6766	
\\MASSHUNTER\Org\Data\SV5973N.I\sd021822\DoD BNA cal 1\Feb1804.D	Calibration	5	x	649013	100.0000	0.6994	
\\MASSHUNTER\Org\Data\SV5973N.I\sd021822\DoD BNA cal 1\Feb1803.D	Calibration	6	x	771682	120.0000	0.7051	
\\MASSHUNTER\Org\Data\SV5973N.I\sd021822\DoD BNA cal 1\Feb1802.D	Calibration	7	x	904317	150.0000	0.6738	

Batch Path	\\MASSHUNTER\Org\Data\SV5973N.I\sd021822\DoD BNA cal 1\QuantResults\021822 DoD BNA cal.batch.bin		
Analysis Time	2/19/2022 1:08 PM	**Analyst Name**	BL2000\sean
Report Time	2/19/2022 1:09:12 PM	**Reporter Name**	BL2000\sean
Last Calib Update	2/19/2022 1:06 PM	**Batch State**	Processed
Quant Batch Version	10.0	**Quant Report Version**	10.0

Nitrobenzene %RSE = 14.2

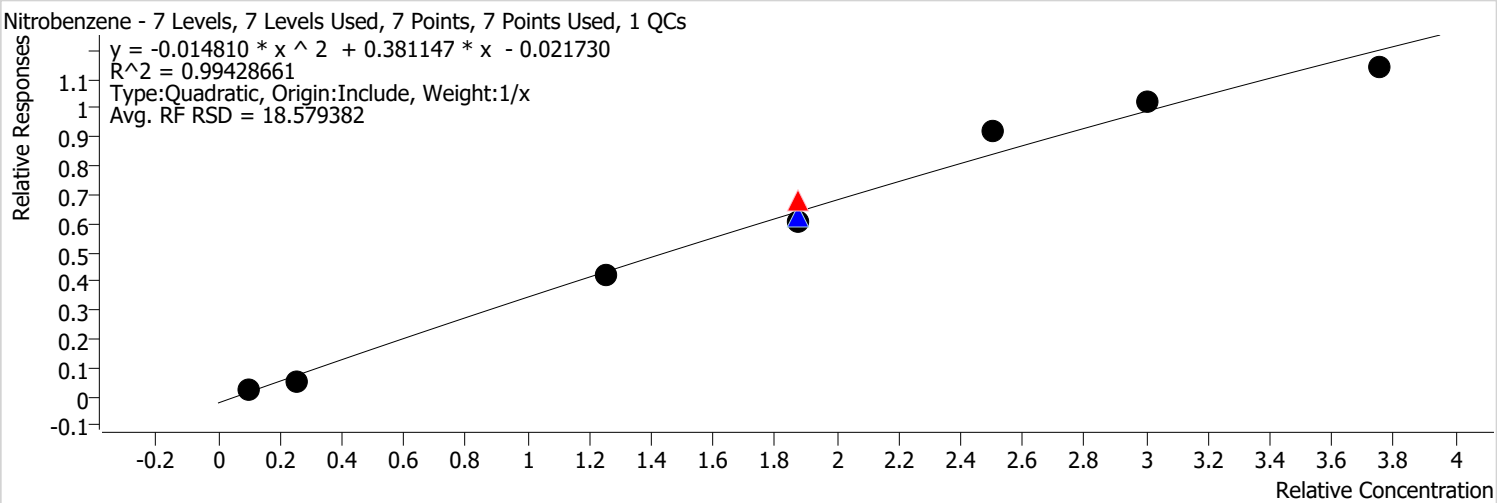

Calibration STD Path	Cal Type	Level	Enabled	Resp.	Exp. Conc	Resp. Factor	Level RSD
\\MASSHUNTER\Org\Data\SV5973N.I\sd021822\DoD BNA cal 1\Feb1808.D	Calibration	1	x	7200	4.0000	0.2271	
\\MASSHUNTER\Org\Data\SV5973N.I\sd021822\DoD BNA cal 1\Feb1807.D	Calibration	2	x	18080	10.0000	0.2251	
\\MASSHUNTER\Org\Data\SV5973N.I\sd021822\DoD BNA cal 1\Feb1806.D	Calibration	3	x	153327	50.0000	0.3380	
\\MASSHUNTER\Org\Data\SV5973N.I\sd030422\BNA 1\Feb0402.D	CC	CCV	x	255208	75.0000	0.3637	
\\MASSHUNTER\Org\Data\SV5973N.I\sd021822\DoD BNA cal 1\Feb1809.D	QC	ICV	x	203074	75.0000	0.3315	
\\MASSHUNTER\Org\Data\SV5973N.I\sd021822\DoD BNA cal 1\Feb1805.D	Calibration	4	x	210462	75.0000	0.3213	
\\MASSHUNTER\Org\Data\SV5973N.I\sd021822\DoD BNA cal 1\Feb1804.D	Calibration	5	x	341039	100.0000	0.3675	
\\MASSHUNTER\Org\Data\SV5973N.I\sd021822\DoD BNA cal 1\Feb1803.D	Calibration	6	x	374243	120.0000	0.3419	
\\MASSHUNTER\Org\Data\SV5973N.I\sd021822\DoD BNA cal 1\Feb1802.D	Calibration	7	x	407665	150.0000	0.3037	

Batch Path	\\MASSHUNTER\Org\Data\SV5973N.I\sd021822\DoD BNA cal 1\QuantResults\021822 DoD BNA cal.batch.bin		
Analysis Time	2/19/2022 1:08 PM	**Analyst Name**	BL2000\sean
Report Time	2/19/2022 1:09:12 PM	**Reporter Name**	BL2000\sean
Last Calib Update	2/19/2022 1:06 PM	**Batch State**	Processed
Quant Batch Version	10.0	**Quant Report Version**	10.0

Isophorone %RSE = 8.4

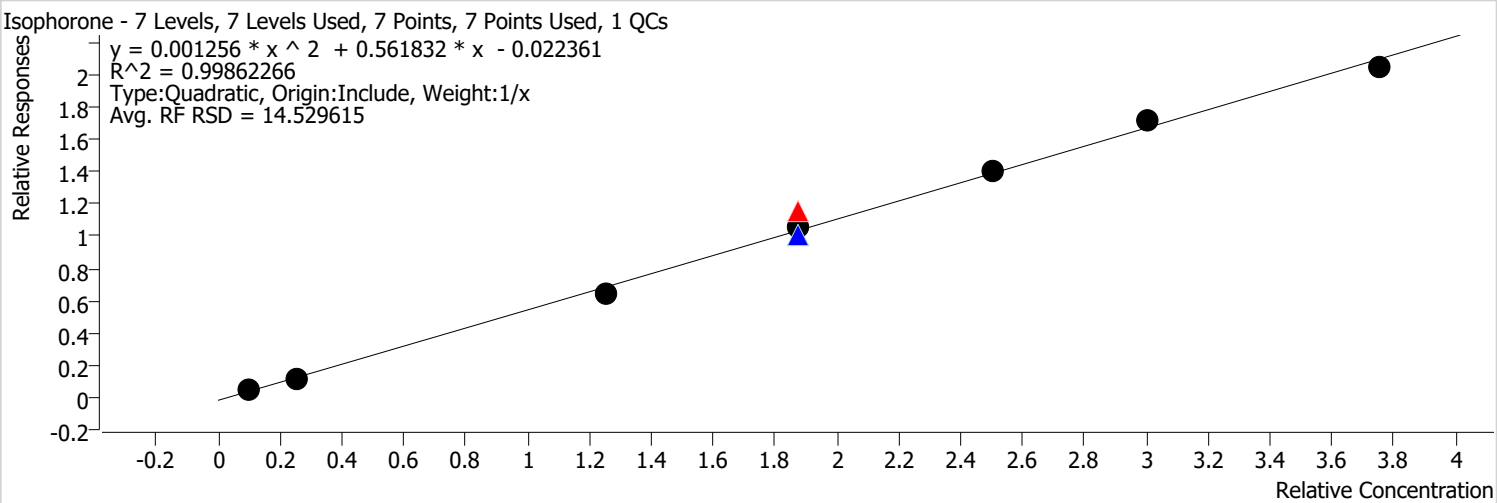

Calibration STD Path	Cal Type	Level	Enabled	Resp.	Exp. Conc	Resp. Factor	Level RSD
\\MASSHUNTER\Org\Data\SV5973N.I\sd021822\DoD BNA cal 1\Feb1808.D	Calibration	1	x	37781	4.0000	0.4001	
\\MASSHUNTER\Org\Data\SV5973N.I\sd021822\DoD BNA cal 1\Feb1807.D	Calibration	2	x	97277	10.0000	0.4128	
\\MASSHUNTER\Org\Data\SV5973N.I\sd021822\DoD BNA cal 1\Feb1806.D	Calibration	3	x	689466	50.0000	0.5191	
\\MASSHUNTER\Org\Data\SV5973N.I\sd030422\BNA 1\Feb0402.D	CC	CCV	x	1268154	75.0000	0.6141	
\\MASSHUNTER\Org\Data\SV5973N.I\sd021822\DoD BNA cal 1\Feb1809.D	QC	ICV	x	952075	75.0000	0.5373	
\\MASSHUNTER\Org\Data\SV5973N.I\sd021822\DoD BNA cal 1\Feb1805.D	Calibration	4	x	1066372	75.0000	0.5685	
\\MASSHUNTER\Org\Data\SV5973N.I\sd021822\DoD BNA cal 1\Feb1804.D	Calibration	5	x	1526319	100.0000	0.5618	
\\MASSHUNTER\Org\Data\SV5973N.I\sd021822\DoD BNA cal 1\Feb1803.D	Calibration	6	x	1823587	120.0000	0.5747	
\\MASSHUNTER\Org\Data\SV5973N.I\sd021822\DoD BNA cal 1\Feb1802.D	Calibration	7	x	2053422	150.0000	0.5465	

Calibration Report

Batch Path	\\MASSHUNTER\Org\Data\SV5973N.I\sd021822\DoD BNA cal 1\QuantResults\021822 DoD BNA cal.batch.bin		
Analysis Time	2/19/2022 1:08 PM	**Analyst Name**	BL2000\sean
Report Time	2/19/2022 1:09:12 PM	**Reporter Name**	BL2000\sean
Last Calib Update	2/19/2022 1:06 PM	**Batch State**	Processed
Quant Batch Version	10.0	**Quant Report Version**	10.0

2-Nitrophenol %RSE = 9.2

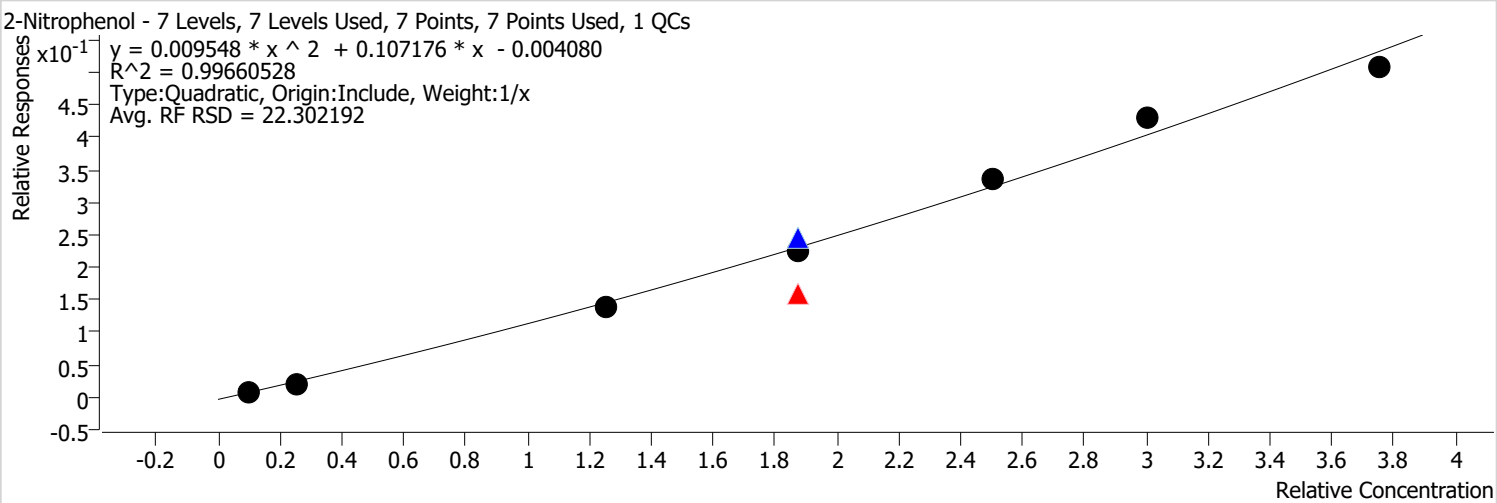

Calibration STD Path	Cal Type	Level	Enabled	Resp.	Exp. Conc	Resp. Factor	Level RSD
\\MASSHUNTER\Org\Data\SV5973N.I\sd021822\DoD BNA cal 1\Feb1808.D	Calibration	1	x	7612	4.0000	0.0806	
\\MASSHUNTER\Org\Data\SV5973N.I\sd021822\DoD BNA cal 1\Feb1807.D	Calibration	2	x	19297	10.0000	0.0819	
\\MASSHUNTER\Org\Data\SV5973N.I\sd021822\DoD BNA cal 1\Feb1806.D	Calibration	3	x	145865	50.0000	0.1098	
\\MASSHUNTER\Org\Data\SV5973N.I\sd030422\BNA 1\Feb0402.D	CC	CCV	x	176730	75.0000	0.0856	
\\MASSHUNTER\Org\Data\SV5973N.I\sd021822\DoD BNA cal 1\Feb1809.D	QC	ICV	x	230240	75.0000	0.1299	
\\MASSHUNTER\Org\Data\SV5973N.I\sd021822\DoD BNA cal 1\Feb1805.D	Calibration	4	x	223037	75.0000	0.1189	
\\MASSHUNTER\Org\Data\SV5973N.I\sd021822\DoD BNA cal 1\Feb1804.D	Calibration	5	x	366947	100.0000	0.1351	
\\MASSHUNTER\Org\Data\SV5973N.I\sd021822\DoD BNA cal 1\Feb1803.D	Calibration	6	x	455325	120.0000	0.1435	
\\MASSHUNTER\Org\Data\SV5973N.I\sd021822\DoD BNA cal 1\Feb1802.D	Calibration	7	x	508410	150.0000	0.1353	

Batch Path	\\MASSHUNTER\Org\Data\SV5973N.I\sd021822\DoD BNA cal 1\QuantResults\021822 DoD BNA cal.batch.bin		
Analysis Time	2/19/2022 1:08 PM	**Analyst Name**	BL2000\sean
Report Time	2/19/2022 1:09:12 PM	**Reporter Name**	BL2000\sean
Last Calib Update	2/19/2022 1:06 PM	**Batch State**	Processed
Quant Batch Version	10.0	**Quant Report Version**	10.0

2,4-Dimethylphenol %RSE = 11.0

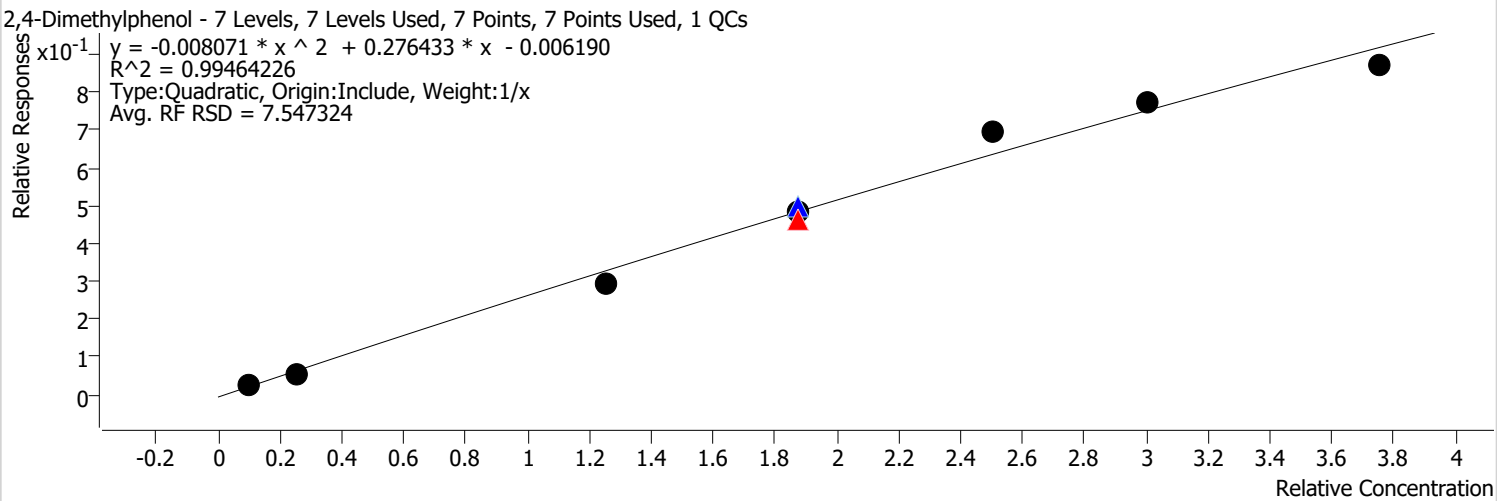

Calibration STD Path	Cal Type	Level	Enabled	Resp.	Exp. Conc	Resp. Factor	Level RSD
\\MASSHUNTER\Org\Data\SV5973N.I\sd021822\DoD BNA cal 1\Feb1808.D	Calibration	1	x	23276	4.0000	0.2465	
\\MASSHUNTER\Org\Data\SV5973N.I\sd021822\DoD BNA cal 1\Feb1807.D	Calibration	2	x	52824	10.0000	0.2242	
\\MASSHUNTER\Org\Data\SV5973N.I\sd021822\DoD BNA cal 1\Feb1806.D	Calibration	3	x	310997	50.0000	0.2341	
\\MASSHUNTER\Org\Data\SV5973N.I\sd030422\BNA 1\Feb0402.D	CC	CCV	x	506872	75.0000	0.2454	
\\MASSHUNTER\Org\Data\SV5973N.I\sd021822\DoD BNA cal 1\Feb1809.D	QC	ICV	x	471706	75.0000	0.2662	
\\MASSHUNTER\Org\Data\SV5973N.I\sd021822\DoD BNA cal 1\Feb1805.D	Calibration	4	x	486601	75.0000	0.2594	
\\MASSHUNTER\Org\Data\SV5973N.I\sd021822\DoD BNA cal 1\Feb1804.D	Calibration	5	x	752268	100.0000	0.2769	
\\MASSHUNTER\Org\Data\SV5973N.I\sd021822\DoD BNA cal 1\Feb1803.D	Calibration	6	x	819537	120.0000	0.2583	
\\MASSHUNTER\Org\Data\SV5973N.I\sd021822\DoD BNA cal 1\Feb1802.D	Calibration	7	x	870994	150.0000	0.2318	

Calibration Report

Batch Path	\\MASSHUNTER\Org\Data\SV5973N.I\sd021822\DoD BNA cal 1\QuantResults\021822 DoD BNA cal.batch.bin		
Analysis Time	2/19/2022 1:08 PM	**Analyst Name**	BL2000\sean
Report Time	2/19/2022 1:09:13 PM	**Reporter Name**	BL2000\sean
Last Calib Update	2/19/2022 1:06 PM	**Batch State**	Processed
Quant Batch Version	10.0	**Quant Report Version**	10.0

bis(-2-Chloroethoxy)Methane %RSE = 6.1

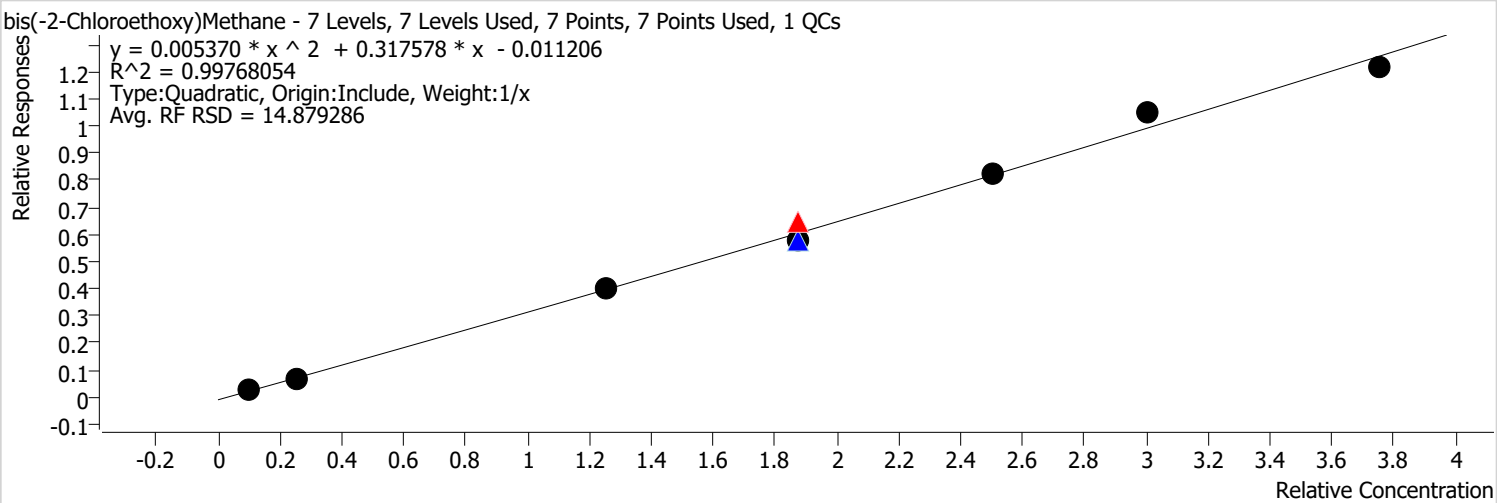

Calibration STD Path	Cal Type	Level	Enabled	Resp.	Exp. Conc	Resp. Factor	Level RSD
\\MASSHUNTER\Org\Data\SV5973N.I\sd021822\DoD BNA cal 1\Feb1808.D	Calibration	1	x	21296	4.0000	0.2255	
\\MASSHUNTER\Org\Data\SV5973N.I\sd021822\DoD BNA cal 1\Feb1807.D	Calibration	2	x	59939	10.0000	0.2544	
\\MASSHUNTER\Org\Data\SV5973N.I\sd021822\DoD BNA cal 1\Feb1806.D	Calibration	3	x	423833	50.0000	0.3191	
\\MASSHUNTER\Org\Data\SV5973N.I\sd030422\BNA 1\Feb0402.D	CC	CCV	x	716900	75.0000	0.3471	
\\MASSHUNTER\Org\Data\SV5973N.I\sd021822\DoD BNA cal 1\Feb1809.D	QC	ICV	x	542758	75.0000	0.3063	
\\MASSHUNTER\Org\Data\SV5973N.I\sd021822\DoD BNA cal 1\Feb1805.D	Calibration	4	x	572879	75.0000	0.3054	
\\MASSHUNTER\Org\Data\SV5973N.I\sd021822\DoD BNA cal 1\Feb1804.D	Calibration	5	x	893144	100.0000	0.3287	
\\MASSHUNTER\Org\Data\SV5973N.I\sd021822\DoD BNA cal 1\Feb1803.D	Calibration	6	x	1115448	120.0000	0.3515	
\\MASSHUNTER\Org\Data\SV5973N.I\sd021822\DoD BNA cal 1\Feb1802.D	Calibration	7	x	1216035	150.0000	0.3237	

Calibration Report

Batch Path	\\MASSHUNTER\Org\Data\SV5973N.I\sd021822\DoD BNA cal 1\QuantResults\021822 DoD BNA cal.batch.bin		
Analysis Time	2/19/2022 1:08 PM	**Analyst Name**	BL2000\sean
Report Time	2/19/2022 1:09:13 PM	**Reporter Name**	BL2000\sean
Last Calib Update	2/19/2022 1:06 PM	**Batch State**	Processed
Quant Batch Version	10.0	**Quant Report Version**	10.0

2,4-Dichlorophenol %RSE = 6.9

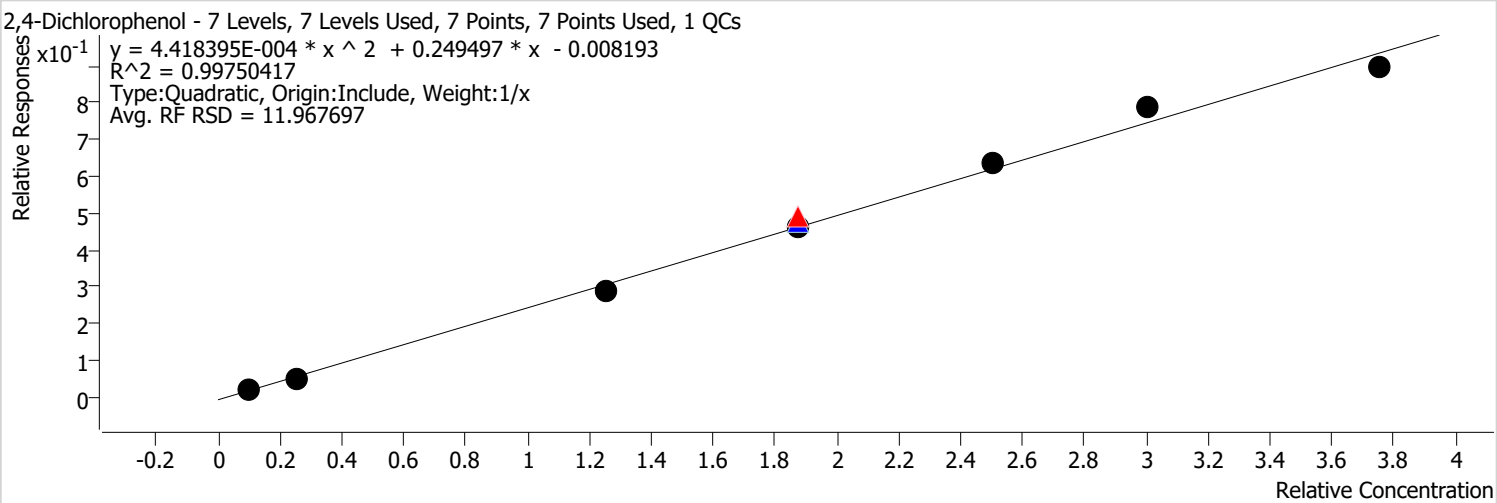

Calibration STD Path	Cal Type	Level	Enabled	Resp.	Exp. Conc	Resp. Factor	Level RSD
\\MASSHUNTER\Org\Data\SV5973N.I\sd021822\DoD BNA cal 1\Feb1808.D	Calibration	1	x	17657	4.0000	0.1870	
\\MASSHUNTER\Org\Data\SV5973N.I\sd021822\DoD BNA cal 1\Feb1807.D	Calibration	2	x	47605	10.0000	0.2020	
\\MASSHUNTER\Org\Data\SV5973N.I\sd021822\DoD BNA cal 1\Feb1806.D	Calibration	3	x	302701	50.0000	0.2279	
\\MASSHUNTER\Org\Data\SV5973N.I\sd030422\BNA 1\Feb0402.D	CC	CCV	x	539457	75.0000	0.2612	
\\MASSHUNTER\Org\Data\SV5973N.I\sd021822\DoD BNA cal 1\Feb1809.D	QC	ICV	x	451820	75.0000	0.2550	
\\MASSHUNTER\Org\Data\SV5973N.I\sd021822\DoD BNA cal 1\Feb1805.D	Calibration	4	x	462781	75.0000	0.2467	
\\MASSHUNTER\Org\Data\SV5973N.I\sd021822\DoD BNA cal 1\Feb1804.D	Calibration	5	x	688712	100.0000	0.2535	
\\MASSHUNTER\Org\Data\SV5973N.I\sd021822\DoD BNA cal 1\Feb1803.D	Calibration	6	x	833232	120.0000	0.2626	
\\MASSHUNTER\Org\Data\SV5973N.I\sd021822\DoD BNA cal 1\Feb1802.D	Calibration	7	x	896259	150.0000	0.2385	

Batch Path	\\MASSHUNTER\Org\Data\SV5973N.I\sd021822\DoD BNA cal 1\QuantResults\021822 DoD BNA cal.batch.bin		
Analysis Time	2/19/2022 1:08 PM	**Analyst Name**	BL2000\sean
Report Time	2/19/2022 1:09:13 PM	**Reporter Name**	BL2000\sean
Last Calib Update	2/19/2022 1:06 PM	**Batch State**	Processed
Quant Batch Version	10.0	**Quant Report Version**	10.0

Benzoic Acid %RSE = 12.9

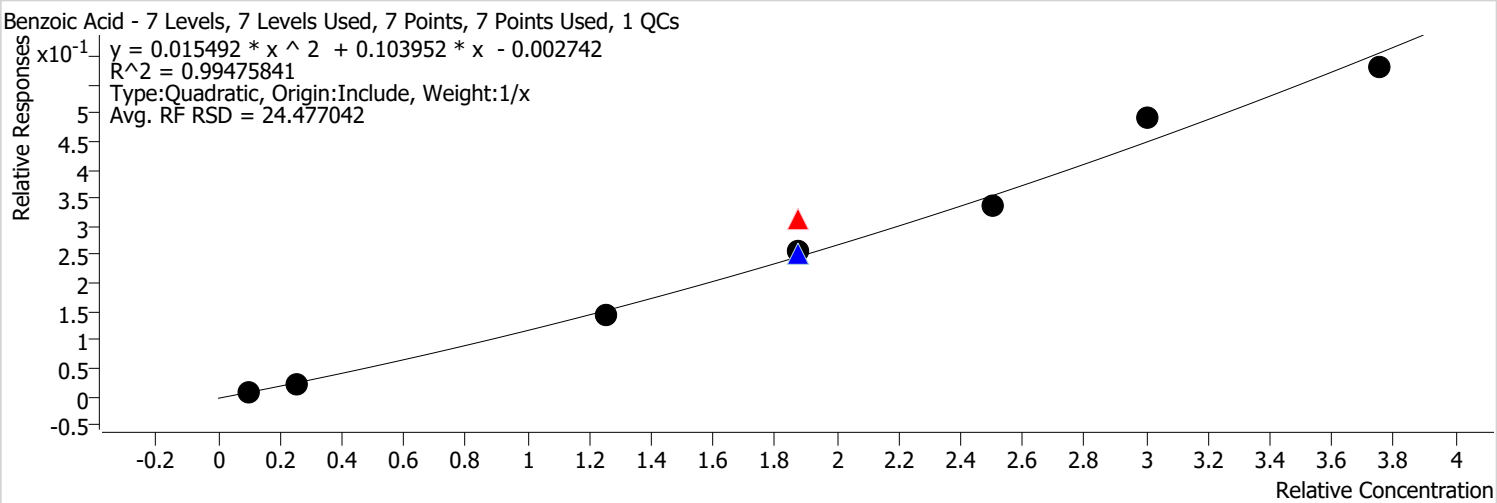

Calibration STD Path	Cal Type	Level	Enabled	Resp.	Exp. Conc	Resp. Factor	Level RSD
\\MASSHUNTER\Org\Data\SV5973N.I\sd021822\DoD BNA cal 1\Feb1808.D	Calibration	1	x	9103	4.0000	0.0964	
\\MASSHUNTER\Org\Data\SV5973N.I\sd021822\DoD BNA cal 1\Feb1807.D	Calibration	2	x	18665	10.0000	0.0792	
\\MASSHUNTER\Org\Data\SV5973N.I\sd021822\DoD BNA cal 1\Feb1806.D	Calibration	3	x	150889	50.0000	0.1136	
\\MASSHUNTER\Org\Data\SV5973N.I\sd030422\BNA 1\Feb0402.D	CC	CCV	x	343437	75.0000	0.1663	
\\MASSHUNTER\Org\Data\SV5973N.I\sd021822\DoD BNA cal 1\Feb1809.D	QC	ICV	x	237375	75.0000	0.1340	
\\MASSHUNTER\Org\Data\SV5973N.I\sd021822\DoD BNA cal 1\Feb1805.D	Calibration	4	x	258415	75.0000	0.1378	
\\MASSHUNTER\Org\Data\SV5973N.I\sd021822\DoD BNA cal 1\Feb1804.D	Calibration	5	x	365591	100.0000	0.1346	
\\MASSHUNTER\Org\Data\SV5973N.I\sd021822\DoD BNA cal 1\Feb1803.D	Calibration	6	x	519957	120.0000	0.1639	
\\MASSHUNTER\Org\Data\SV5973N.I\sd021822\DoD BNA cal 1\Feb1802.D	Calibration	7	x	580859	150.0000	0.1546	

Batch Path	\\MASSHUNTER\Org\Data\SV5973N.I\sd021822\DoD BNA cal 1\QuantResults\021822 DoD BNA cal.batch.bin		
Analysis Time	2/19/2022 1:08 PM	**Analyst Name**	BL2000\sean
Report Time	2/19/2022 1:09:13 PM	**Reporter Name**	BL2000\sean
Last Calib Update	2/19/2022 1:06 PM	**Batch State**	Processed
Quant Batch Version	10.0	**Quant Report Version**	10.0

1,2,4-Trichlorobenzene %RSE = 4.1

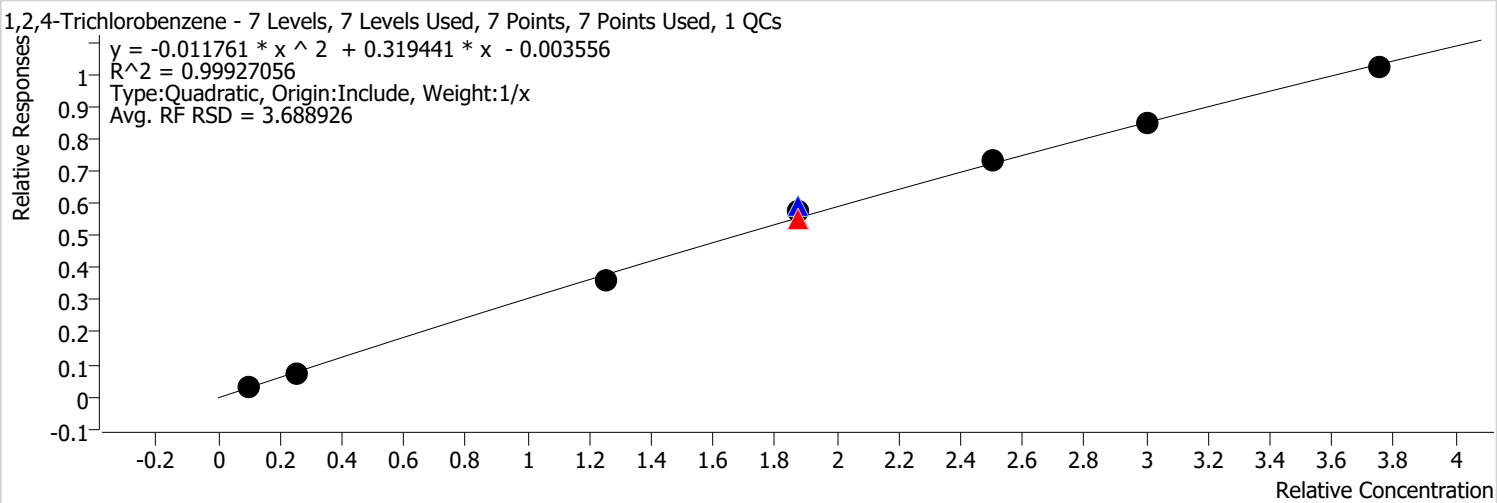

Calibration STD Path	Cal Type	Level	Enabled	Resp.	Exp. Conc	Resp. Factor	Level RSD
\\MASSHUNTER\Org\Data\SV5973N.I\sd021822\DoD BNA cal 1\Feb1808.D	Calibration	1	x	27847	4.0000	0.2949	
\\MASSHUNTER\Org\Data\SV5973N.I\sd021822\DoD BNA cal 1\Feb1807.D	Calibration	2	x	69022	10.0000	0.2929	
\\MASSHUNTER\Org\Data\SV5973N.I\sd021822\DoD BNA cal 1\Feb1806.D	Calibration	3	x	381654	50.0000	0.2873	
\\MASSHUNTER\Org\Data\SV5973N.I\sd030422\BNA 1\Feb0402.D	CC	CCV	x	604446	75.0000	0.2927	
\\MASSHUNTER\Org\Data\SV5973N.I\sd021822\DoD BNA cal 1\Feb1809.D	QC	ICV	x	556684	75.0000	0.3141	
\\MASSHUNTER\Org\Data\SV5973N.I\sd021822\DoD BNA cal 1\Feb1805.D	Calibration	4	x	573589	75.0000	0.3058	
\\MASSHUNTER\Org\Data\SV5973N.I\sd021822\DoD BNA cal 1\Feb1804.D	Calibration	5	x	795894	100.0000	0.2929	
\\MASSHUNTER\Org\Data\SV5973N.I\sd021822\DoD BNA cal 1\Feb1803.D	Calibration	6	x	897123	120.0000	0.2827	
\\MASSHUNTER\Org\Data\SV5973N.I\sd021822\DoD BNA cal 1\Feb1802.D	Calibration	7	x	1020843	150.0000	0.2717	

Calibration Report

Batch Path	\\MASSHUNTER\Org\Data\SV5973N.I\sd021822\DoD BNA cal 1\QuantResults\021822 DoD BNA cal.batch.bin		
Analysis Time	2/19/2022 1:08 PM	**Analyst Name**	BL2000\sean
Report Time	2/19/2022 1:09:13 PM	**Reporter Name**	BL2000\sean
Last Calib Update	2/19/2022 1:06 PM	**Batch State**	Processed
Quant Batch Version	10.0	**Quant Report Version**	10.0

Naphthalene %RSE = 6.5

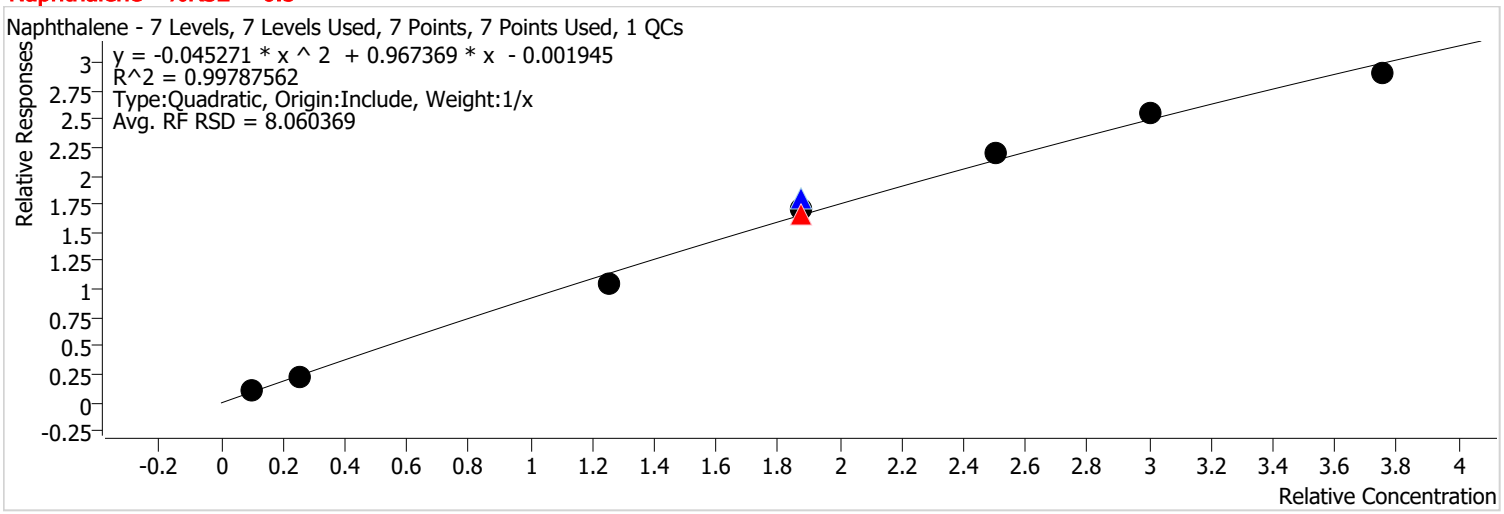

Calibration STD Path	Cal Type	Level	Enabled	Resp.	Exp. Conc	Resp. Factor	Level RSD
\\MASSHUNTER\Org\Data\SV5973N.I\sd021822\DoD BNA cal 1\Feb1808.D	Calibration	1	x	94125	4.0000	0.9968	
\\MASSHUNTER\Org\Data\SV5973N.I\sd021822\DoD BNA cal 1\Feb1807.D	Calibration	2	x	215374	10.0000	0.9141	
\\MASSHUNTER\Org\Data\SV5973N.I\sd021822\DoD BNA cal 1\Feb1806.D	Calibration	3	x	1110201	50.0000	0.8359	
\\MASSHUNTER\Org\Data\SV5973N.I\sd030422\BNA 1\Feb0402.D	CC	CCV	x	1832808	75.0000	0.8875	
\\MASSHUNTER\Org\Data\SV5973N.I\sd021822\DoD BNA cal 1\Feb1809.D	QC	ICV	x	1701484	75.0000	0.9602	
\\MASSHUNTER\Org\Data\SV5973N.I\sd021822\DoD BNA cal 1\Feb1805.D	Calibration	4	x	1714981	75.0000	0.9143	
\\MASSHUNTER\Org\Data\SV5973N.I\sd021822\DoD BNA cal 1\Feb1804.D	Calibration	5	x	2385769	100.0000	0.8781	
\\MASSHUNTER\Org\Data\SV5973N.I\sd021822\DoD BNA cal 1\Feb1803.D	Calibration	6	x	2702791	120.0000	0.8518	
\\MASSHUNTER\Org\Data\SV5973N.I\sd021822\DoD BNA cal 1\Feb1802.D	Calibration	7	x	2903611	150.0000	0.7728	

Calibration Report

Batch Path	\\MASSHUNTER\Org\Data\SV5973N.I\sd021822\DoD BNA cal 1\QuantResults\021822 DoD BNA cal.batch.bin		
Analysis Time	2/19/2022 1:08 PM	**Analyst Name**	BL2000\sean
Report Time	2/19/2022 1:09:13 PM	**Reporter Name**	BL2000\sean
Last Calib Update	2/19/2022 1:06 PM	**Batch State**	Processed
Quant Batch Version	10.0	**Quant Report Version**	10.0

4-Chlorophenol %RSE = 3.1

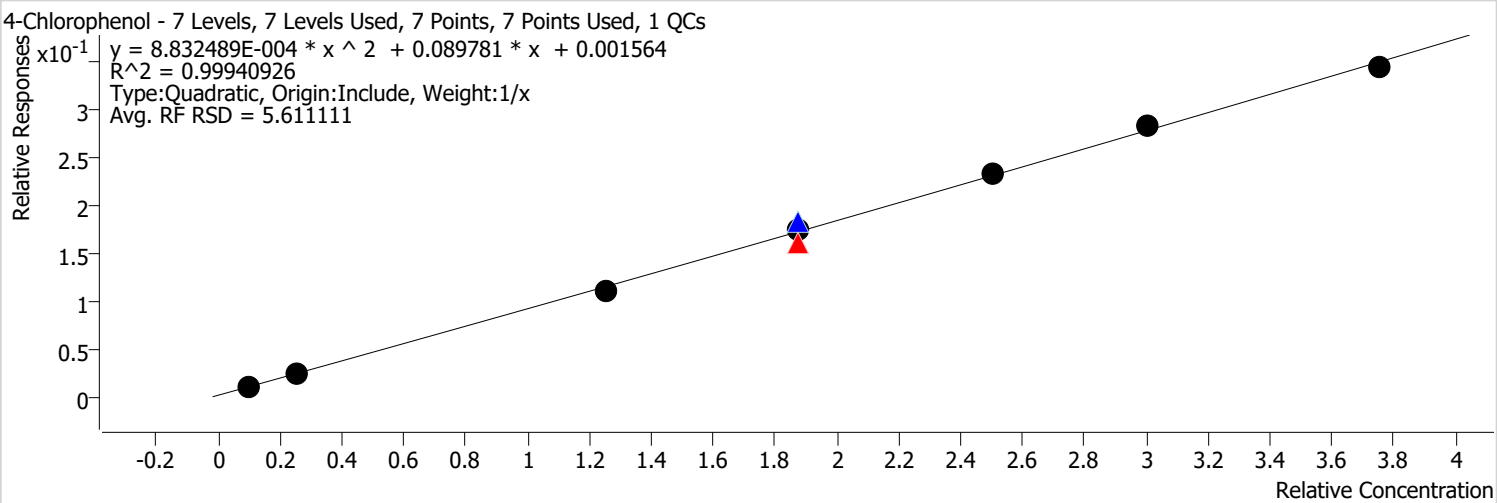

Calibration STD Path	Cal Type	Level	Enabled	Resp.	Exp. Conc	Resp. Factor	Level RSD
\\MASSHUNTER\Org\Data\SV5973N.I\sd021822\DoD BNA cal 1\Feb1808.D	Calibration	1	x	9877	4.0000	0.1046	
\\MASSHUNTER\Org\Data\SV5973N.I\sd021822\DoD BNA cal 1\Feb1807.D	Calibration	2	x	23297	10.0000	0.0989	
\\MASSHUNTER\Org\Data\SV5973N.I\sd021822\DoD BNA cal 1\Feb1806.D	Calibration	3	x	116895	50.0000	0.0880	
\\MASSHUNTER\Org\Data\SV5973N.I\sd030422\BNA 1\Feb0402.D	CC	CCV	x	177209	75.0000	0.0858	
\\MASSHUNTER\Org\Data\SV5973N.I\sd021822\DoD BNA cal 1\Feb1809.D	QC	ICV	x	174820	75.0000	0.0987	
\\MASSHUNTER\Org\Data\SV5973N.I\sd021822\DoD BNA cal 1\Feb1805.D	Calibration	4	x	174790	75.0000	0.0932	
\\MASSHUNTER\Org\Data\SV5973N.I\sd021822\DoD BNA cal 1\Feb1804.D	Calibration	5	x	254245	100.0000	0.0936	
\\MASSHUNTER\Org\Data\SV5973N.I\sd021822\DoD BNA cal 1\Feb1803.D	Calibration	6	x	301586	120.0000	0.0950	
\\MASSHUNTER\Org\Data\SV5973N.I\sd021822\DoD BNA cal 1\Feb1802.D	Calibration	7	x	345521	150.0000	0.0920	

Batch Path	\\MASSHUNTER\Org\Data\SV5973N.I\sd021822\DoD BNA cal 1\QuantResults\021822 DoD BNA cal.batch.bin		
Analysis Time	2/19/2022 1:08 PM	**Analyst Name**	BL2000\sean
Report Time	2/19/2022 1:09:13 PM	**Reporter Name**	BL2000\sean
Last Calib Update	2/19/2022 1:06 PM	**Batch State**	Processed
Quant Batch Version	10.0	**Quant Report Version**	10.0

p-Chloroaniline %RSE = 7.2

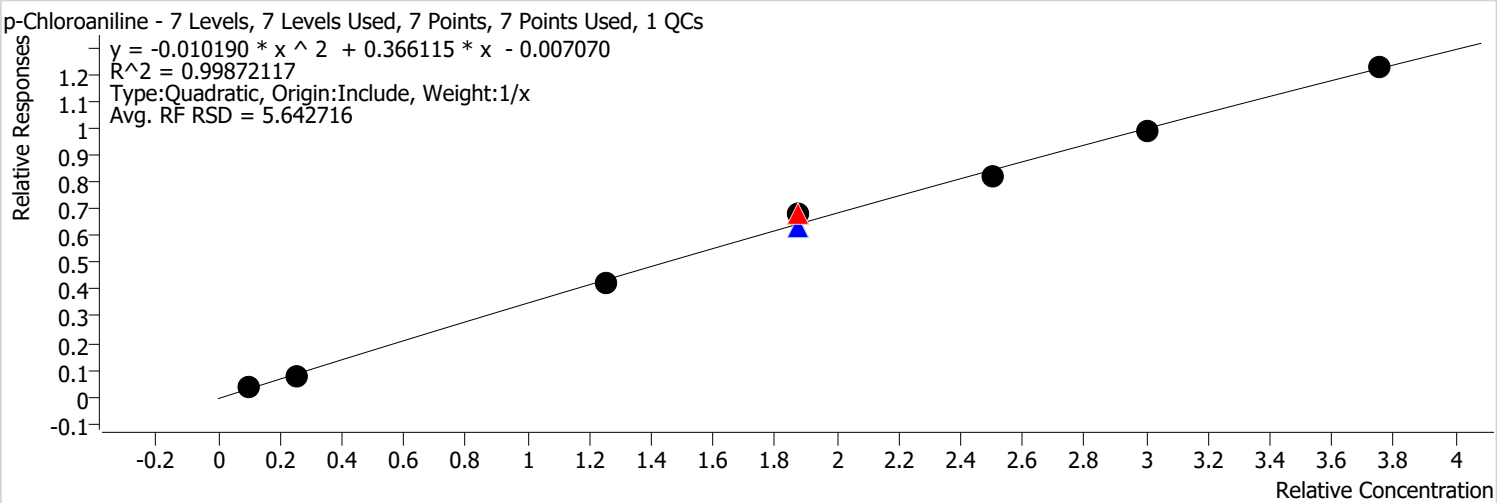

Calibration STD Path	Cal Type	Level	Enabled	Resp.	Exp. Conc	Resp. Factor	Level RSD
\\MASSHUNTER\Org\Data\SV5973N.I\sd021822\DoD BNA cal 1\Feb1808.D	Calibration	1	x	30624	4.0000	0.3243	
\\MASSHUNTER\Org\Data\SV5973N.I\sd021822\DoD BNA cal 1\Feb1807.D	Calibration	2	x	71033	10.0000	0.3015	
\\MASSHUNTER\Org\Data\SV5973N.I\sd021822\DoD BNA cal 1\Feb1806.D	Calibration	3	x	453225	50.0000	0.3412	
\\MASSHUNTER\Org\Data\SV5973N.I\sd030422\BNA 1\Feb0402.D	CC	CCV	x	752494	75.0000	0.3644	
\\MASSHUNTER\Org\Data\SV5973N.I\sd021822\DoD BNA cal 1\Feb1809.D	QC	ICV	x	596772	75.0000	0.3368	
\\MASSHUNTER\Org\Data\SV5973N.I\sd021822\DoD BNA cal 1\Feb1805.D	Calibration	4	x	681721	75.0000	0.3634	
\\MASSHUNTER\Org\Data\SV5973N.I\sd021822\DoD BNA cal 1\Feb1804.D	Calibration	5	x	893838	100.0000	0.3290	
\\MASSHUNTER\Org\Data\SV5973N.I\sd021822\DoD BNA cal 1\Feb1803.D	Calibration	6	x	1050839	120.0000	0.3312	
\\MASSHUNTER\Org\Data\SV5973N.I\sd021822\DoD BNA cal 1\Feb1802.D	Calibration	7	x	1228719	150.0000	0.3270	

Calibration Report

Batch Path	\\MASSHUNTER\Org\Data\SV5973N.I\sd021822\DoD BNA cal 1\QuantResults\021822 DoD BNA cal.batch.bin		
Analysis Time	2/19/2022 1:08 PM	**Analyst Name**	BL2000\sean
Report Time	2/19/2022 1:09:13 PM	**Reporter Name**	BL2000\sean
Last Calib Update	2/19/2022 1:06 PM	**Batch State**	Processed
Quant Batch Version	10.0	**Quant Report Version**	10.0

Hexachlorobutadiene %RSE = 5.5

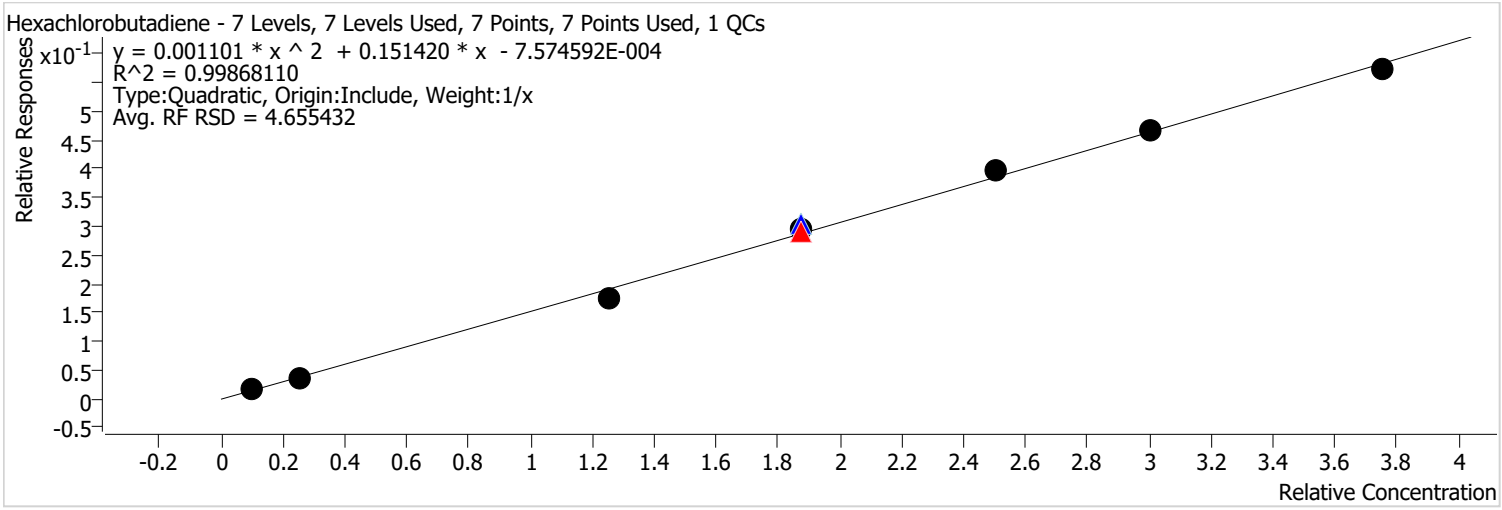

Calibration STD Path	Cal Type	Level	Enabled	Resp.	Exp. Conc	Resp. Factor	Level RSD
\\MASSHUNTER\Org\Data\SV5973N.I\sd021822\DoD BNA cal 1\Feb1808.D	Calibration	1	x	14423	4.0000	0.1527	
\\MASSHUNTER\Org\Data\SV5973N.I\sd021822\DoD BNA cal 1\Feb1807.D	Calibration	2	x	33554	10.0000	0.1424	
\\MASSHUNTER\Org\Data\SV5973N.I\sd021822\DoD BNA cal 1\Feb1806.D	Calibration	3	x	188037	50.0000	0.1416	
\\MASSHUNTER\Org\Data\SV5973N.I\sd030422\BNA 1\Feb0402.D	CC	CCV	x	320429	75.0000	0.1552	
\\MASSHUNTER\Org\Data\SV5973N.I\sd021822\DoD BNA cal 1\Feb1809.D	QC	ICV	x	286141	75.0000	0.1615	
\\MASSHUNTER\Org\Data\SV5973N.I\sd021822\DoD BNA cal 1\Feb1805.D	Calibration	4	x	296318	75.0000	0.1580	
\\MASSHUNTER\Org\Data\SV5973N.I\sd021822\DoD BNA cal 1\Feb1804.D	Calibration	5	x	432772	100.0000	0.1593	
\\MASSHUNTER\Org\Data\SV5973N.I\sd021822\DoD BNA cal 1\Feb1803.D	Calibration	6	x	492013	120.0000	0.1551	
\\MASSHUNTER\Org\Data\SV5973N.I\sd021822\DoD BNA cal 1\Feb1802.D	Calibration	7	x	573148	150.0000	0.1525	

Calibration Report

Batch Path	\\MASSHUNTER\Org\Data\SV5973N.I\sd021822\DoD BNA cal 1\QuantResults\021822 DoD BNA cal.batch.bin		
Analysis Time	2/19/2022 1:08 PM	**Analyst Name**	BL2000\sean
Report Time	2/19/2022 1:09:14 PM	**Reporter Name**	BL2000\sean
Last Calib Update	2/19/2022 1:06 PM	**Batch State**	Processed
Quant Batch Version	10.0	**Quant Report Version**	10.0

4-Chloro-2-Methylphenol %RSE = 7.7

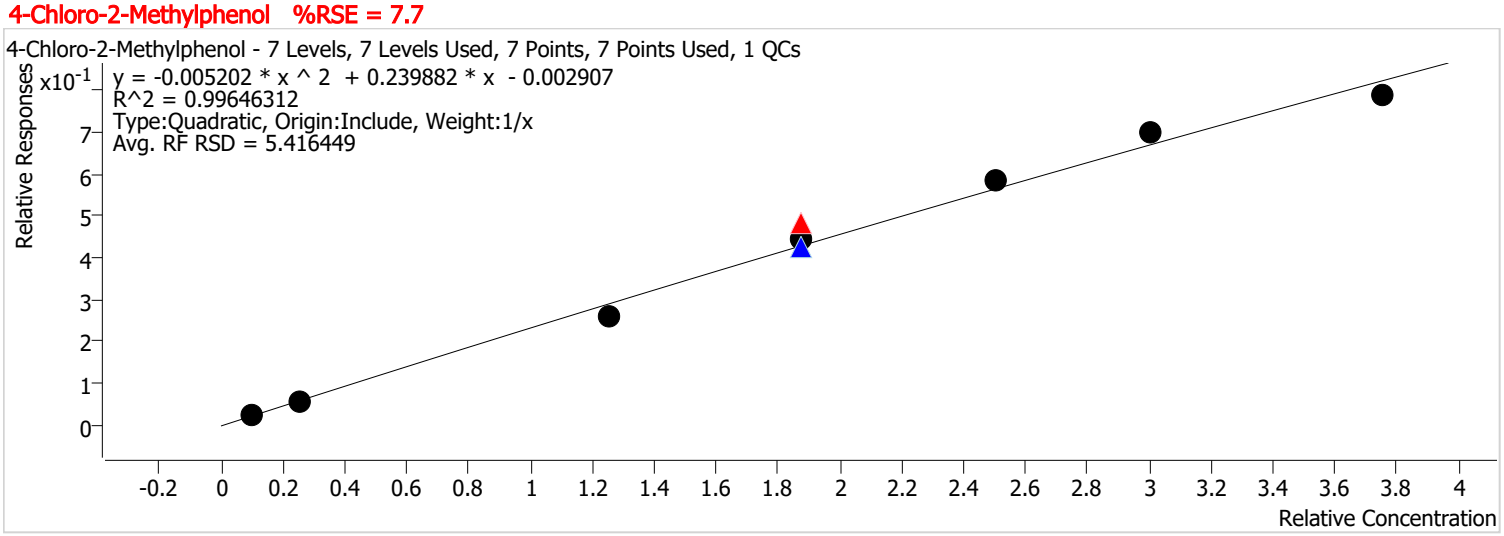

Calibration STD Path	Cal Type	Level	Enabled	Resp.	Exp. Conc	Resp. Factor	Level RSD
\\MASSHUNTER\Org\Data\SV5973N.I\sd021822\DoD BNA cal 1\Feb1808.D	Calibration	1	x	21228	4.0000	0.2248	
\\MASSHUNTER\Org\Data\SV5973N.I\sd021822\DoD BNA cal 1\Feb1807.D	Calibration	2	x	51791	10.0000	0.2198	
\\MASSHUNTER\Org\Data\SV5973N.I\sd021822\DoD BNA cal 1\Feb1806.D	Calibration	3	x	274008	50.0000	0.2063	
\\MASSHUNTER\Org\Data\SV5973N.I\sd030422\BNA 1\Feb0402.D	CC	CCV	x	533664	75.0000	0.2584	
\\MASSHUNTER\Org\Data\SV5973N.I\sd021822\DoD BNA cal 1\Feb1809.D	QC	ICV	x	402121	75.0000	0.2269	
\\MASSHUNTER\Org\Data\SV5973N.I\sd021822\DoD BNA cal 1\Feb1805.D	Calibration	4	x	445081	75.0000	0.2373	
\\MASSHUNTER\Org\Data\SV5973N.I\sd021822\DoD BNA cal 1\Feb1804.D	Calibration	5	x	635015	100.0000	0.2337	
\\MASSHUNTER\Org\Data\SV5973N.I\sd021822\DoD BNA cal 1\Feb1803.D	Calibration	6	x	740508	120.0000	0.2334	
\\MASSHUNTER\Org\Data\SV5973N.I\sd021822\DoD BNA cal 1\Feb1802.D	Calibration	7	x	789739	150.0000	0.2102	

Calibration Report

Batch Path	\\MASSHUNTER\Org\Data\SV5973N.I\sd021822\DoD BNA cal 1\QuantResults\021822 DoD BNA cal.batch.bin		
Analysis Time	2/19/2022 1:08 PM	**Analyst Name**	BL2000\sean
Report Time	2/19/2022 1:09:14 PM	**Reporter Name**	BL2000\sean
Last Calib Update	2/19/2022 1:06 PM	**Batch State**	Processed
Quant Batch Version	10.0	**Quant Report Version**	10.0

4-Chloro-3-Methylphenol %RSE = 5.5

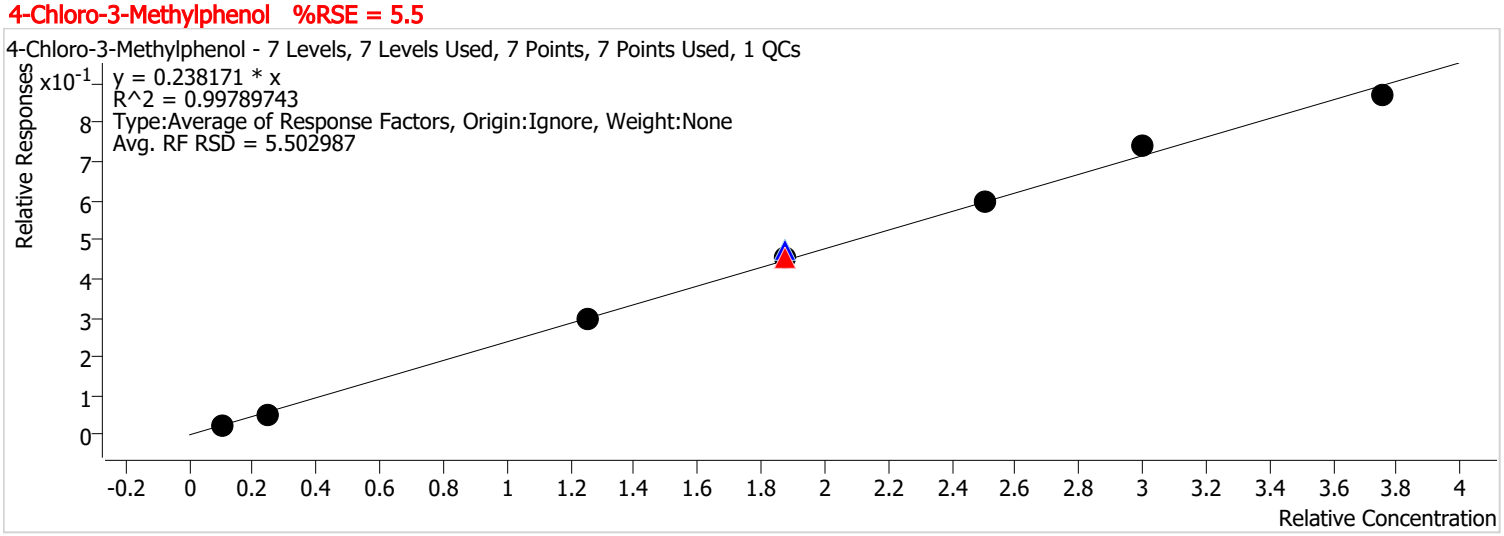

Calibration STD Path	Cal Type	Level	Enabled	Resp.	Exp. Conc	Resp. Factor	Level RSD
\\MASSHUNTER\Org\Data\SV5973N.I\sd021822\DoD BNA cal 1\Feb1808.D	Calibration	1	x	24488	4.0000	0.2593	
\\MASSHUNTER\Org\Data\SV5973N.I\sd021822\DoD BNA cal 1\Feb1807.D	Calibration	2	x	51113	10.0000	0.2169	
\\MASSHUNTER\Org\Data\SV5973N.I\sd021822\DoD BNA cal 1\Feb1806.D	Calibration	3	x	311889	50.0000	0.2348	
\\MASSHUNTER\Org\Data\SV5973N.I\sd030422\BNA 1\Feb0402.D	CC	CCV	x	502885	75.0000	0.2435	
\\MASSHUNTER\Org\Data\SV5973N.I\sd021822\DoD BNA cal 1\Feb1809.D	QC	ICV	x	449625	75.0000	0.2537	
\\MASSHUNTER\Org\Data\SV5973N.I\sd021822\DoD BNA cal 1\Feb1805.D	Calibration	4	x	450778	75.0000	0.2403	
\\MASSHUNTER\Org\Data\SV5973N.I\sd021822\DoD BNA cal 1\Feb1804.D	Calibration	5	x	646645	100.0000	0.2380	
\\MASSHUNTER\Org\Data\SV5973N.I\sd021822\DoD BNA cal 1\Feb1803.D	Calibration	6	x	782006	120.0000	0.2464	
\\MASSHUNTER\Org\Data\SV5973N.I\sd021822\DoD BNA cal 1\Feb1802.D	Calibration	7	x	869158	150.0000	0.2313	

Batch Path	\\MASSHUNTER\Org\Data\SV5973N.I\sd021822\DoD BNA cal 1\QuantResults\021822 DoD BNA cal.batch.bin		
Analysis Time	2/19/2022 1:08 PM	**Analyst Name**	BL2000\sean
Report Time	2/19/2022 1:09:14 PM	**Reporter Name**	BL2000\sean
Last Calib Update	2/19/2022 1:06 PM	**Batch State**	Processed
Quant Batch Version	10.0	**Quant Report Version**	10.0

2-Methylnaphthalene %RSE = 3.5

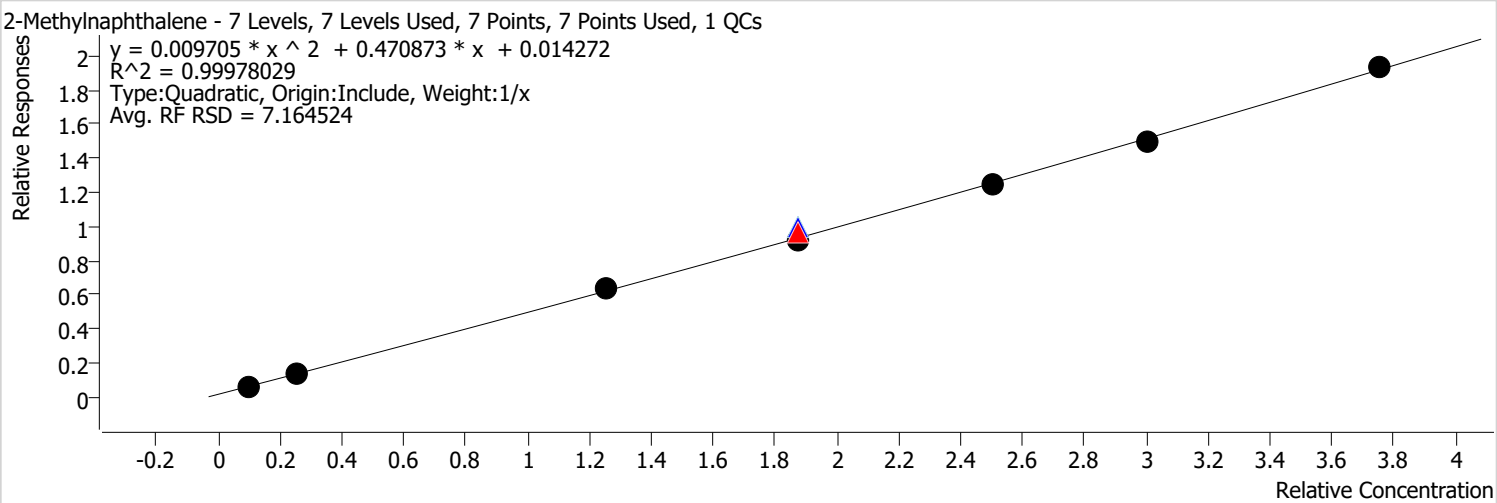

Calibration STD Path	Cal Type	Level	Enabled	Resp.	Exp. Conc	Resp. Factor	Level RSD
\\MASSHUNTER\Org\Data\SV5973N.I\sd021822\DoD BNA cal 1\Feb1808.D	Calibration	1	x	56026	4.0000	0.5933	
\\MASSHUNTER\Org\Data\SV5973N.I\sd021822\DoD BNA cal 1\Feb1807.D	Calibration	2	x	129837	10.0000	0.5510	
\\MASSHUNTER\Org\Data\SV5973N.I\sd021822\DoD BNA cal 1\Feb1806.D	Calibration	3	x	670695	50.0000	0.5050	
\\MASSHUNTER\Org\Data\SV5973N.I\sd030422\BNA 1\Feb0402.D	CC	CCV	x	1064687	75.0000	0.5156	
\\MASSHUNTER\Org\Data\SV5973N.I\sd021822\DoD BNA cal 1\Feb1809.D	QC	ICV	x	934925	75.0000	0.5276	
\\MASSHUNTER\Org\Data\SV5973N.I\sd021822\DoD BNA cal 1\Feb1805.D	Calibration	4	x	914283	75.0000	0.4874	
\\MASSHUNTER\Org\Data\SV5973N.I\sd021822\DoD BNA cal 1\Feb1804.D	Calibration	5	x	1357670	100.0000	0.4997	
\\MASSHUNTER\Org\Data\SV5973N.I\sd021822\DoD BNA cal 1\Feb1803.D	Calibration	6	x	1591431	120.0000	0.5015	
\\MASSHUNTER\Org\Data\SV5973N.I\sd021822\DoD BNA cal 1\Feb1802.D	Calibration	7	x	1933828	150.0000	0.5147	

Calibration Report

Batch Path	\\MASSHUNTER\Org\Data\SV5973N.I\sd021822\DoD BNA cal 1\QuantResults\021822 DoD BNA cal.batch.bin		
Analysis Time	2/19/2022 1:08 PM	**Analyst Name**	BL2000\sean
Report Time	2/19/2022 1:09:14 PM	**Reporter Name**	BL2000\sean
Last Calib Update	2/19/2022 1:06 PM	**Batch State**	Processed
Quant Batch Version	10.0	**Quant Report Version**	10.0

1-Methylnaphthalene %RSE = 3.6

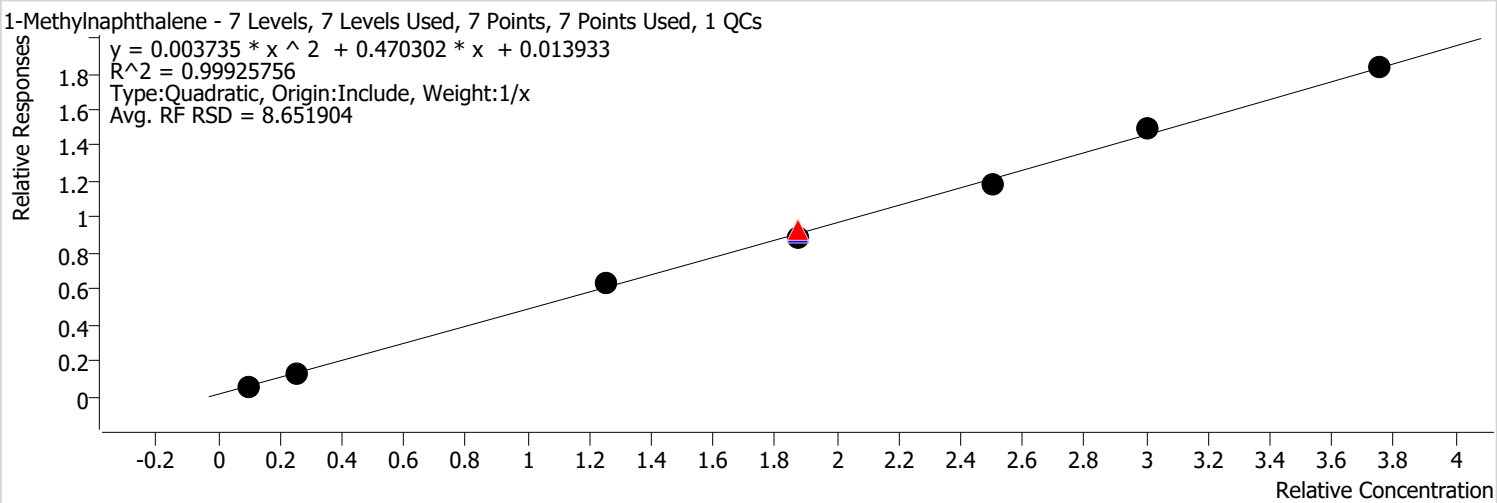

Calibration STD Path	Cal Type	Level	Enabled	Resp.	Exp. Conc	Resp. Factor	Level RSD
\\MASSHUNTER\Org\Data\SV5973N.I\sd021822\DoD BNA cal 1\Feb1808.D	Calibration	1	x	56205	4.0000	0.5952	
\\MASSHUNTER\Org\Data\SV5973N.I\sd021822\DoD BNA cal 1\Feb1807.D	Calibration	2	x	126738	10.0000	0.5379	
\\MASSHUNTER\Org\Data\SV5973N.I\sd021822\DoD BNA cal 1\Feb1806.D	Calibration	3	x	672135	50.0000	0.5060	
\\MASSHUNTER\Org\Data\SV5973N.I\sd030422\BNA 1\Feb0402.D	CC	CCV	x	1025400	75.0000	0.4965	
\\MASSHUNTER\Org\Data\SV5973N.I\sd021822\DoD BNA cal 1\Feb1809.D	QC	ICV	x	864319	75.0000	0.4878	
\\MASSHUNTER\Org\Data\SV5973N.I\sd021822\DoD BNA cal 1\Feb1805.D	Calibration	4	x	885279	75.0000	0.4720	
\\MASSHUNTER\Org\Data\SV5973N.I\sd021822\DoD BNA cal 1\Feb1804.D	Calibration	5	x	1279557	100.0000	0.4710	
\\MASSHUNTER\Org\Data\SV5973N.I\sd021822\DoD BNA cal 1\Feb1803.D	Calibration	6	x	1575011	120.0000	0.4964	
\\MASSHUNTER\Org\Data\SV5973N.I\sd021822\DoD BNA cal 1\Feb1802.D	Calibration	7	x	1836402	150.0000	0.4888	

Calibration Report

Batch Path	\\MASSHUNTER\Org\Data\SV5973N.I\sd021822\DoD BNA cal 1\QuantResults\021822 DoD BNA cal.batch.bin		
Analysis Time	2/19/2022 1:08 PM	**Analyst Name**	BL2000\sean
Report Time	2/19/2022 1:09:14 PM	**Reporter Name**	BL2000\sean
Last Calib Update	2/19/2022 1:06 PM	**Batch State**	Processed
Quant Batch Version	10.0	**Quant Report Version**	10.0

Hexachlorocyclopentadiene %RSE = 9.4

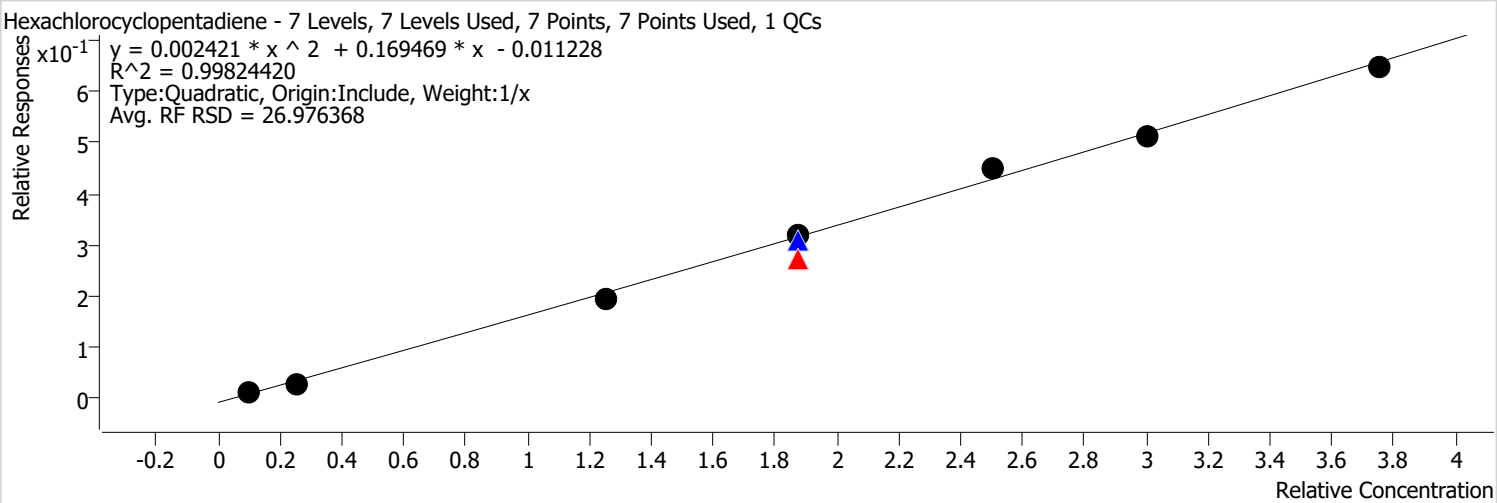

Calibration STD Path	Cal Type	Level	Enabled	Resp.	Exp. Conc	Resp. Factor	Level RSD
\\MASSHUNTER\Org\Data\SV5973N.I\sd021822\DoD BNA cal 1\Feb1808.D	Calibration	1	x	4224	4.0000	0.0784	
\\MASSHUNTER\Org\Data\SV5973N.I\sd021822\DoD BNA cal 1\Feb1807.D	Calibration	2	x	13837	10.0000	0.1046	
\\MASSHUNTER\Org\Data\SV5973N.I\sd021822\DoD BNA cal 1\Feb1806.D	Calibration	3	x	113002	50.0000	0.1553	
\\MASSHUNTER\Org\Data\SV5973N.I\sd030422\BNA 1\Feb0402.D	CC	CCV	x	172479	75.0000	0.1435	
\\MASSHUNTER\Org\Data\SV5973N.I\sd021822\DoD BNA cal 1\Feb1809.D	QC	ICV	x	167582	75.0000	0.1641	
\\MASSHUNTER\Org\Data\SV5973N.I\sd021822\DoD BNA cal 1\Feb1805.D	Calibration	4	x	175425	75.0000	0.1707	
\\MASSHUNTER\Org\Data\SV5973N.I\sd021822\DoD BNA cal 1\Feb1804.D	Calibration	5	x	260879	100.0000	0.1809	
\\MASSHUNTER\Org\Data\SV5973N.I\sd021822\DoD BNA cal 1\Feb1803.D	Calibration	6	x	295198	120.0000	0.1710	
\\MASSHUNTER\Org\Data\SV5973N.I\sd021822\DoD BNA cal 1\Feb1802.D	Calibration	7	x	361285	150.0000	0.1727	

Batch Path	\\MASSHUNTER\Org\Data\SV5973N.I\sd021822\DoD BNA cal 1\QuantResults\021822 DoD BNA cal.batch.bin		
Analysis Time	2/19/2022 1:08 PM	**Analyst Name**	BL2000\sean
Report Time	2/19/2022 1:09:14 PM	**Reporter Name**	BL2000\sean
Last Calib Update	2/19/2022 1:06 PM	**Batch State**	Processed
Quant Batch Version	10.0	**Quant Report Version**	10.0

2,4,6-Trichlorophenol %RSE = 11.2

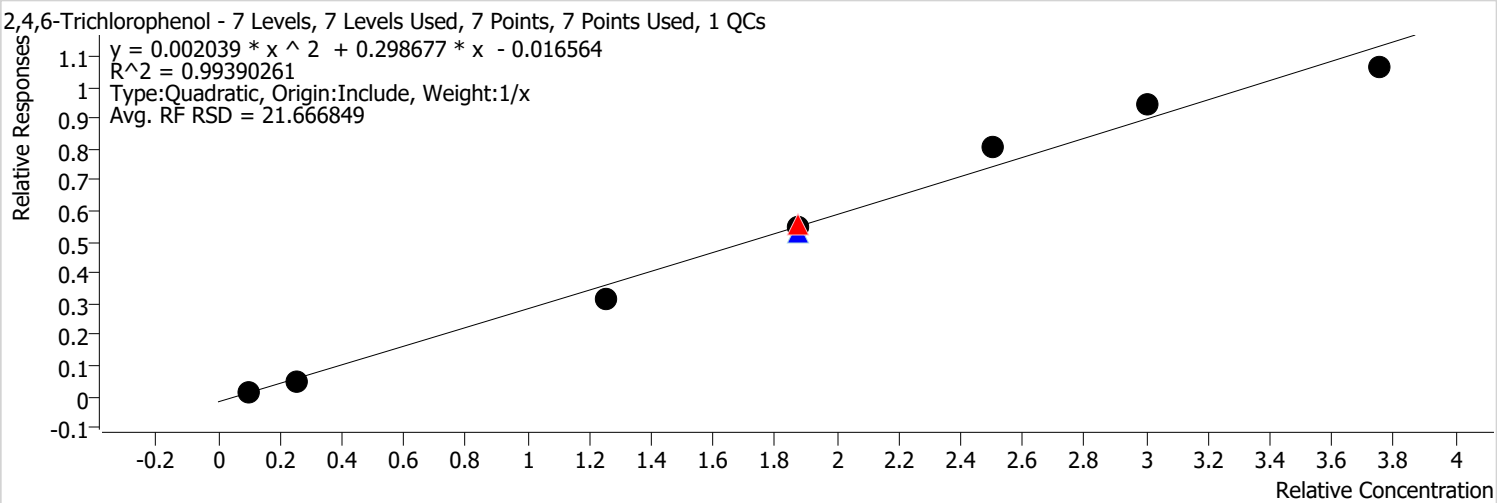

Calibration STD Path	Cal Type	Level	Enabled	Resp.	Exp. Conc	Resp. Factor	Level RSD
\\MASSHUNTER\Org\Data\SV5973N.I\sd021822\DoD BNA cal 1\Feb1808.D	Calibration	1	x	9233	4.0000	0.1714	
\\MASSHUNTER\Org\Data\SV5973N.I\sd021822\DoD BNA cal 1\Feb1807.D	Calibration	2	x	27041	10.0000	0.2045	
\\MASSHUNTER\Org\Data\SV5973N.I\sd021822\DoD BNA cal 1\Feb1806.D	Calibration	3	x	186323	50.0000	0.2560	
\\MASSHUNTER\Org\Data\SV5973N.I\sd030422\BNA 1\Feb0402.D	CC	CCV	x	358658	75.0000	0.2983	
\\MASSHUNTER\Org\Data\SV5973N.I\sd021822\DoD BNA cal 1\Feb1809.D	QC	ICV	x	289067	75.0000	0.2830	
\\MASSHUNTER\Org\Data\SV5973N.I\sd021822\DoD BNA cal 1\Feb1805.D	Calibration	4	x	298561	75.0000	0.2906	
\\MASSHUNTER\Org\Data\SV5973N.I\sd021822\DoD BNA cal 1\Feb1804.D	Calibration	5	x	467130	100.0000	0.3240	
\\MASSHUNTER\Org\Data\SV5973N.I\sd021822\DoD BNA cal 1\Feb1803.D	Calibration	6	x	545615	120.0000	0.3161	
\\MASSHUNTER\Org\Data\SV5973N.I\sd021822\DoD BNA cal 1\Feb1802.D	Calibration	7	x	593283	150.0000	0.2836	

Calibration Report

Batch Path	\\MASSHUNTER\Org\Data\SV5973N.I\sd021822\DoD BNA cal 1\QuantResults\021822 DoD BNA cal.batch.bin		
Analysis Time	2/19/2022 1:08 PM	**Analyst Name**	BL2000\sean
Report Time	2/19/2022 1:09:14 PM	**Reporter Name**	BL2000\sean
Last Calib Update	2/19/2022 1:06 PM	**Batch State**	Processed
Quant Batch Version	10.0	**Quant Report Version**	10.0

2,4,5-Trichlorophenol %RSE = 8.3

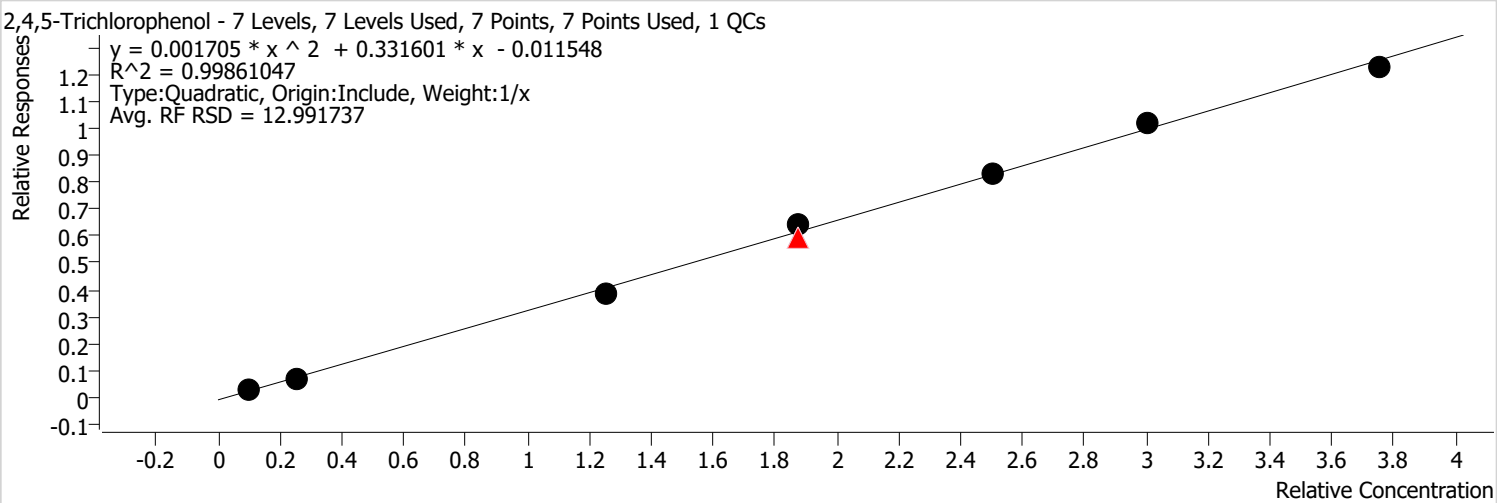

Calibration STD Path	Cal Type	Level	Enabled	Resp.	Exp. Conc	Resp. Factor	Level RSD
\\MASSHUNTER\Org\Data\SV5973N.I\sd021822\DoD BNA cal 1\Feb1808.D	Calibration	1	x	13593	4.0000	0.2523	
\\MASSHUNTER\Org\Data\SV5973N.I\sd021822\DoD BNA cal 1\Feb1807.D	Calibration	2	x	33223	10.0000	0.2512	
\\MASSHUNTER\Org\Data\SV5973N.I\sd021822\DoD BNA cal 1\Feb1806.D	Calibration	3	x	223316	50.0000	0.3069	
\\MASSHUNTER\Org\Data\SV5973N.I\sd030422\BNA 1\Feb0402.D	CC	CCV	x	383595	75.0000	0.3191	
\\MASSHUNTER\Org\Data\SV5973N.I\sd021822\DoD BNA cal 1\Feb1809.D	QC	ICV	x	325852	75.0000	0.3190	
\\MASSHUNTER\Org\Data\SV5973N.I\sd021822\DoD BNA cal 1\Feb1805.D	Calibration	4	x	351204	75.0000	0.3418	
\\MASSHUNTER\Org\Data\SV5973N.I\sd021822\DoD BNA cal 1\Feb1804.D	Calibration	5	x	481776	100.0000	0.3341	
\\MASSHUNTER\Org\Data\SV5973N.I\sd021822\DoD BNA cal 1\Feb1803.D	Calibration	6	x	587533	120.0000	0.3404	
\\MASSHUNTER\Org\Data\SV5973N.I\sd021822\DoD BNA cal 1\Feb1802.D	Calibration	7	x	685262	150.0000	0.3276	

Calibration Report

Batch Path	\\MASSHUNTER\Org\Data\SV5973N.I\sd021822\DoD BNA cal 1\QuantResults\021822 DoD BNA cal.batch.bin		
Analysis Time	2/19/2022 1:08 PM	**Analyst Name**	BL2000\sean
Report Time	2/19/2022 1:09:14 PM	**Reporter Name**	BL2000\sean
Last Calib Update	2/19/2022 1:06 PM	**Batch State**	Processed
Quant Batch Version	10.0	**Quant Report Version**	10.0

2-Fluorobiphenyl %RSE =

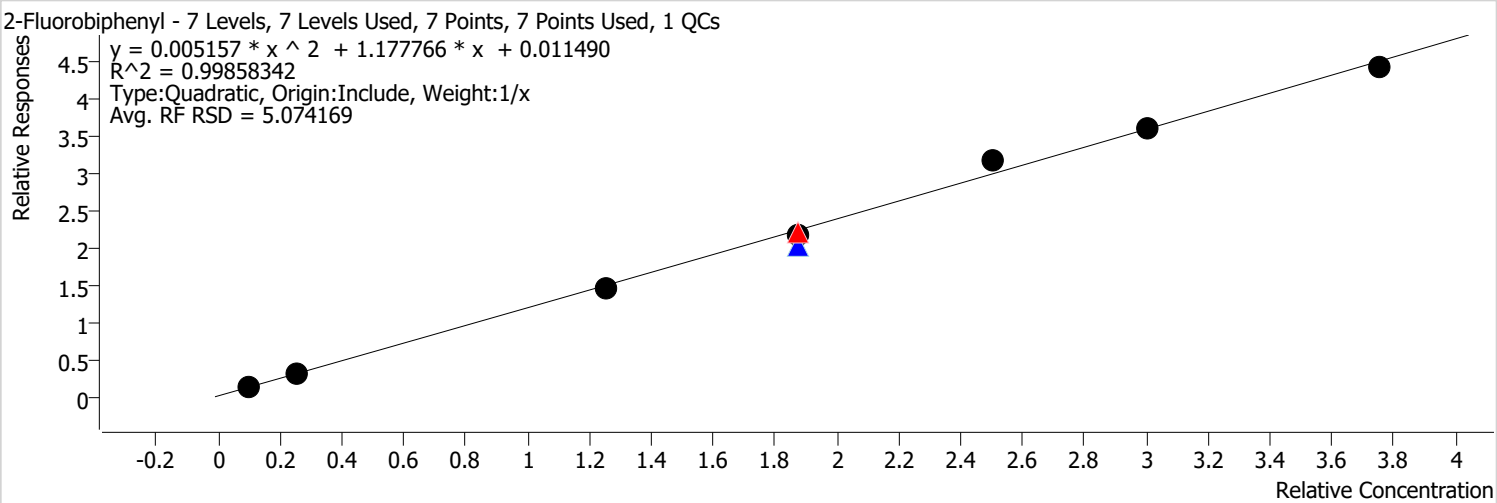

Calibration STD Path	Cal Type	Level	Enabled	Resp.	Exp. Conc	Resp. Factor	Level RSD
\\MASSHUNTER\Org\Data\SV5973N.I\sd021822\DoD BNA cal 1\Feb1808.D	Calibration	1	x	71272	4.0000	1.3227	
\\MASSHUNTER\Org\Data\SV5973N.I\sd021822\DoD BNA cal 1\Feb1807.D	Calibration	2	x	160369	10.0000	1.2126	
\\MASSHUNTER\Org\Data\SV5973N.I\sd021822\DoD BNA cal 1\Feb1806.D	Calibration	3	x	840492	50.0000	1.1550	
\\MASSHUNTER\Org\Data\SV5973N.I\sd030422\BNA 1\Feb0402.D	CC	CCV	x	1422702	75.0000	1.1834	
\\MASSHUNTER\Org\Data\SV5973N.I\sd021822\DoD BNA cal 1\Feb1809.D	QC	ICV	x	1100230	75.0000	1.0771	
\\MASSHUNTER\Org\Data\SV5973N.I\sd021822\DoD BNA cal 1\Feb1805.D	Calibration	4	x	1191628	75.0000	1.1597	
\\MASSHUNTER\Org\Data\SV5973N.I\sd021822\DoD BNA cal 1\Feb1804.D	Calibration	5	x	1829747	100.0000	1.2690	
\\MASSHUNTER\Org\Data\SV5973N.I\sd021822\DoD BNA cal 1\Feb1803.D	Calibration	6	x	2072877	120.0000	1.2010	
\\MASSHUNTER\Org\Data\SV5973N.I\sd021822\DoD BNA cal 1\Feb1802.D	Calibration	7	x	2463367	150.0000	1.1777	

Calibration Report

Batch Path	\\MASSHUNTER\Org\Data\SV5973N.I\sd021822\DoD BNA cal 1\QuantResults\021822 DoD BNA cal.batch.bin		
Analysis Time	2/19/2022 1:08 PM	**Analyst Name**	BL2000\sean
Report Time	2/19/2022 1:09:15 PM	**Reporter Name**	BL2000\sean
Last Calib Update	2/19/2022 1:06 PM	**Batch State**	Processed
Quant Batch Version	10.0	**Quant Report Version**	10.0

2-Chloronaphthalene %RSE = 2.7

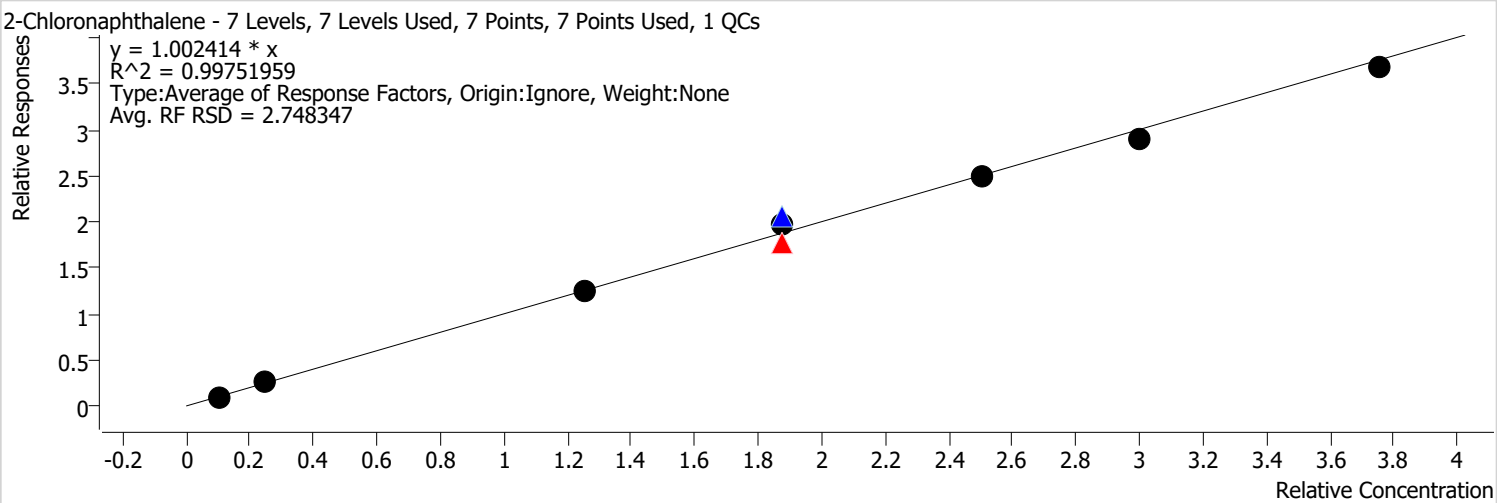

Calibration STD Path	Cal Type	Level	Enabled	Resp.	Exp. Conc	Resp. Factor	Level RSD
\\MASSHUNTER\Org\Data\SV5973N.I\sd021822\DoD BNA cal 1\Feb1808.D	Calibration	1	x	54021	4.0000	1.0026	
\\MASSHUNTER\Org\Data\SV5973N.I\sd021822\DoD BNA cal 1\Feb1807.D	Calibration	2	x	133308	10.0000	1.0080	
\\MASSHUNTER\Org\Data\SV5973N.I\sd021822\DoD BNA cal 1\Feb1806.D	Calibration	3	x	726480	50.0000	0.9983	
\\MASSHUNTER\Org\Data\SV5973N.I\sd030422\BNA 1\Feb0402.D	CC	CCV	x	1141965	75.0000	0.9499	
\\MASSHUNTER\Org\Data\SV5973N.I\sd021822\DoD BNA cal 1\Feb1809.D	QC	ICV	x	1122871	75.0000	1.0993	
\\MASSHUNTER\Org\Data\SV5973N.I\sd021822\DoD BNA cal 1\Feb1805.D	Calibration	4	x	1085597	75.0000	1.0565	
\\MASSHUNTER\Org\Data\SV5973N.I\sd021822\DoD BNA cal 1\Feb1804.D	Calibration	5	x	1444367	100.0000	1.0017	
\\MASSHUNTER\Org\Data\SV5973N.I\sd021822\DoD BNA cal 1\Feb1803.D	Calibration	6	x	1673143	120.0000	0.9694	
\\MASSHUNTER\Org\Data\SV5973N.I\sd021822\DoD BNA cal 1\Feb1802.D	Calibration	7	x	2050771	150.0000	0.9804	

Calibration Report

Batch Path	\\MASSHUNTER\Org\Data\SV5973N.I\sd021822\DoD BNA cal 1\QuantResults\021822 DoD BNA cal.batch.bin		
Analysis Time	2/19/2022 1:08 PM	**Analyst Name**	BL2000\sean
Report Time	2/19/2022 1:09:15 PM	**Reporter Name**	BL2000\sean
Last Calib Update	2/19/2022 1:06 PM	**Batch State**	Processed
Quant Batch Version	10.0	**Quant Report Version**	10.0

2-Nitroaniline %RSE = 14.7

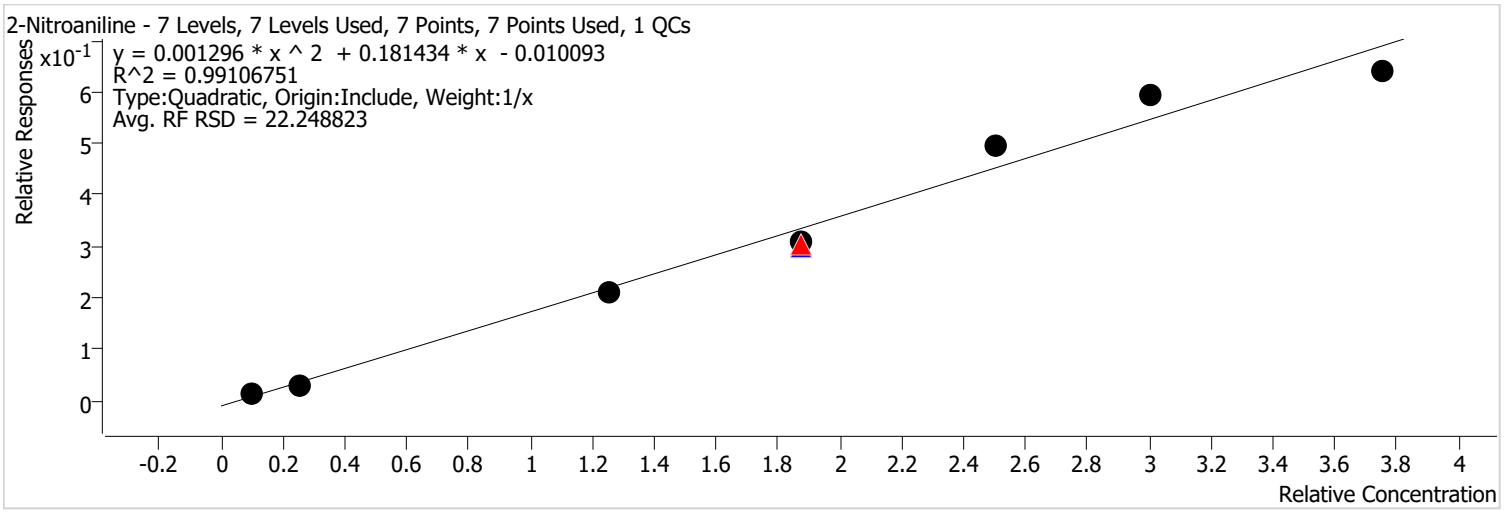

Calibration STD Path	Cal Type	Level	Enabled	Resp.	Exp. Conc	Resp. Factor	Level RSD
\\MASSHUNTER\Org\Data\SV5973N.I\sd021822\DoD BNA cal 1\Feb1808.D	Calibration	1	x	6068	4.0000	0.1126	
\\MASSHUNTER\Org\Data\SV5973N.I\sd021822\DoD BNA cal 1\Feb1807.D	Calibration	2	x	14804	10.0000	0.1119	
\\MASSHUNTER\Org\Data\SV5973N.I\sd021822\DoD BNA cal 1\Feb1806.D	Calibration	3	x	121485	50.0000	0.1669	
\\MASSHUNTER\Org\Data\SV5973N.I\sd030422\BNA 1\Feb0402.D	CC	CCV	x	195504	75.0000	0.1626	
\\MASSHUNTER\Org\Data\SV5973N.I\sd021822\DoD BNA cal 1\Feb1809.D	QC	ICV	x	161803	75.0000	0.1584	
\\MASSHUNTER\Org\Data\SV5973N.I\sd021822\DoD BNA cal 1\Feb1805.D	Calibration	4	x	168135	75.0000	0.1636	
\\MASSHUNTER\Org\Data\SV5973N.I\sd021822\DoD BNA cal 1\Feb1804.D	Calibration	5	x	286563	100.0000	0.1987	
\\MASSHUNTER\Org\Data\SV5973N.I\sd021822\DoD BNA cal 1\Feb1803.D	Calibration	6	x	340794	120.0000	0.1974	
\\MASSHUNTER\Org\Data\SV5973N.I\sd021822\DoD BNA cal 1\Feb1802.D	Calibration	7	x	356343	150.0000	0.1704	

Calibration Report

Batch Path	\\MASSHUNTER\Org\Data\SV5973N.I\sd021822\DoD BNA cal 1\QuantResults\021822 DoD BNA cal.batch.bin		
Analysis Time	2/19/2022 1:08 PM	**Analyst Name**	BL2000\sean
Report Time	2/19/2022 1:09:15 PM	**Reporter Name**	BL2000\sean
Last Calib Update	2/19/2022 1:06 PM	**Batch State**	Processed
Quant Batch Version	10.0	**Quant Report Version**	10.0

Dimethyl Phthalate %RSE = 11.5

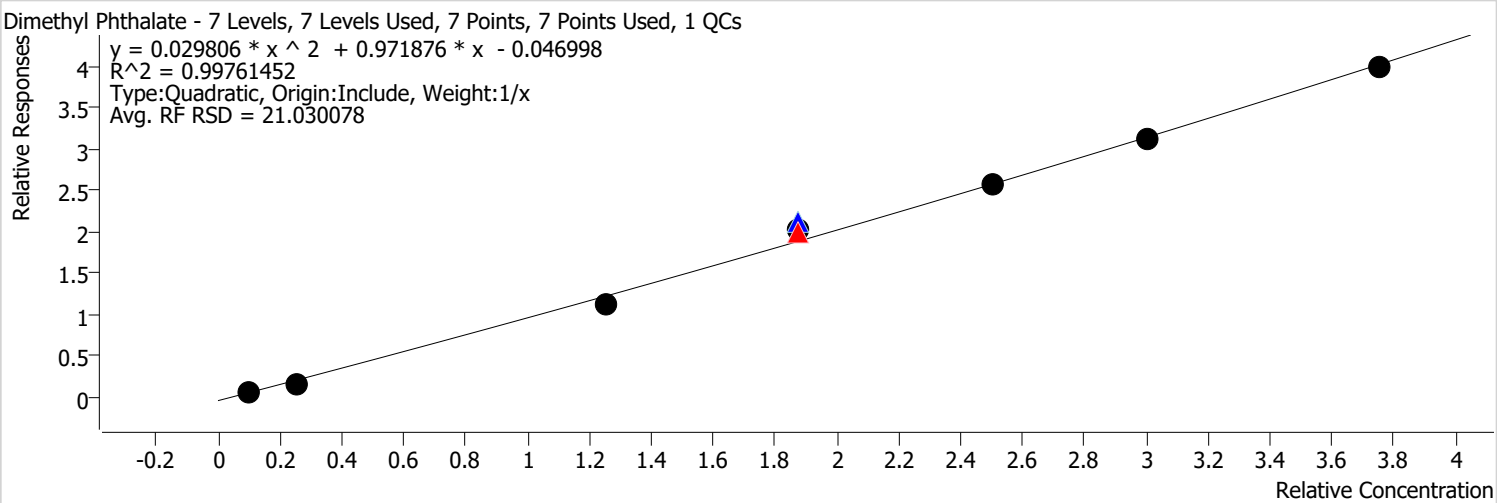

Calibration STD Path	Cal Type	Level	Enabled	Resp.	Exp. Conc	Resp. Factor	Level RSD
\\MASSHUNTER\Org\Data\SV5973N.I\sd021822\DoD BNA cal 1\Feb1808.D	Calibration	1	x	34888	4.0000	0.6475	
\\MASSHUNTER\Org\Data\SV5973N.I\sd021822\DoD BNA cal 1\Feb1807.D	Calibration	2	x	85510	10.0000	0.6466	
\\MASSHUNTER\Org\Data\SV5973N.I\sd021822\DoD BNA cal 1\Feb1806.D	Calibration	3	x	658473	50.0000	0.9048	
\\MASSHUNTER\Org\Data\SV5973N.I\sd030422\BNA 1\Feb0402.D	CC	CCV	x	1273432	75.0000	1.0592	
\\MASSHUNTER\Org\Data\SV5973N.I\sd021822\DoD BNA cal 1\Feb1809.D	QC	ICV	x	1155106	75.0000	1.1308	
\\MASSHUNTER\Org\Data\SV5973N.I\sd021822\DoD BNA cal 1\Feb1805.D	Calibration	4	x	1115466	75.0000	1.0856	
\\MASSHUNTER\Org\Data\SV5973N.I\sd021822\DoD BNA cal 1\Feb1804.D	Calibration	5	x	1483564	100.0000	1.0289	
\\MASSHUNTER\Org\Data\SV5973N.I\sd021822\DoD BNA cal 1\Feb1803.D	Calibration	6	x	1795167	120.0000	1.0401	
\\MASSHUNTER\Org\Data\SV5973N.I\sd021822\DoD BNA cal 1\Feb1802.D	Calibration	7	x	2219984	150.0000	1.0613	

Calibration Report

Batch Path	\\MASSHUNTER\Org\Data\SV5973N.I\sd021822\DoD BNA cal 1\QuantResults\021822 DoD BNA cal.batch.bin		
Analysis Time	2/19/2022 1:08 PM	**Analyst Name**	BL2000\sean
Report Time	2/19/2022 1:09:15 PM	**Reporter Name**	BL2000\sean
Last Calib Update	2/19/2022 1:06 PM	**Batch State**	Processed
Quant Batch Version	10.0	**Quant Report Version**	10.0

2,6-Dinitrotoluene %RSE = 10.7

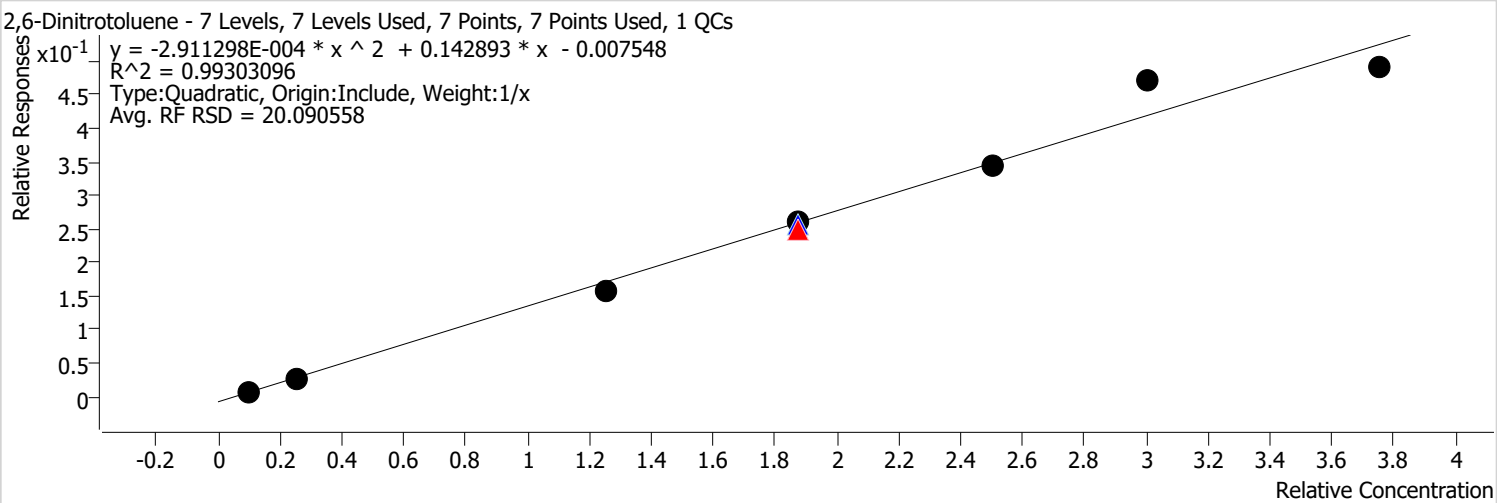

Calibration STD Path	Cal Type	Level	Enabled	Resp.	Exp. Conc	Resp. Factor	Level RSD
\\MASSHUNTER\Org\Data\SV5973N.I\sd021822\DoD BNA cal 1\Feb1808.D	Calibration	1	x	4514	4.0000	0.0838	
\\MASSHUNTER\Org\Data\SV5973N.I\sd021822\DoD BNA cal 1\Feb1807.D	Calibration	2	x	13053	10.0000	0.0987	
\\MASSHUNTER\Org\Data\SV5973N.I\sd021822\DoD BNA cal 1\Feb1806.D	Calibration	3	x	92679	50.0000	0.1274	
\\MASSHUNTER\Org\Data\SV5973N.I\sd030422\BNA 1\Feb0402.D	CC	CCV	x	159568	75.0000	0.1327	
\\MASSHUNTER\Org\Data\SV5973N.I\sd021822\DoD BNA cal 1\Feb1809.D	QC	ICV	x	139972	75.0000	0.1370	
\\MASSHUNTER\Org\Data\SV5973N.I\sd021822\DoD BNA cal 1\Feb1805.D	Calibration	4	x	142994	75.0000	0.1392	
\\MASSHUNTER\Org\Data\SV5973N.I\sd021822\DoD BNA cal 1\Feb1804.D	Calibration	5	x	197597	100.0000	0.1370	
\\MASSHUNTER\Org\Data\SV5973N.I\sd021822\DoD BNA cal 1\Feb1803.D	Calibration	6	x	270214	120.0000	0.1566	
\\MASSHUNTER\Org\Data\SV5973N.I\sd021822\DoD BNA cal 1\Feb1802.D	Calibration	7	x	273317	150.0000	0.1307	

Batch Path	\\MASSHUNTER\Org\Data\SV5973N.I\sd021822\DoD BNA cal 1\QuantResults\021822 DoD BNA cal.batch.bin		
Analysis Time	2/19/2022 1:08 PM	**Analyst Name**	BL2000\sean
Report Time	2/19/2022 1:09:15 PM	**Reporter Name**	BL2000\sean
Last Calib Update	2/19/2022 1:06 PM	**Batch State**	Processed
Quant Batch Version	10.0	**Quant Report Version**	10.0

Acenaphthylene %RSE = 3.3

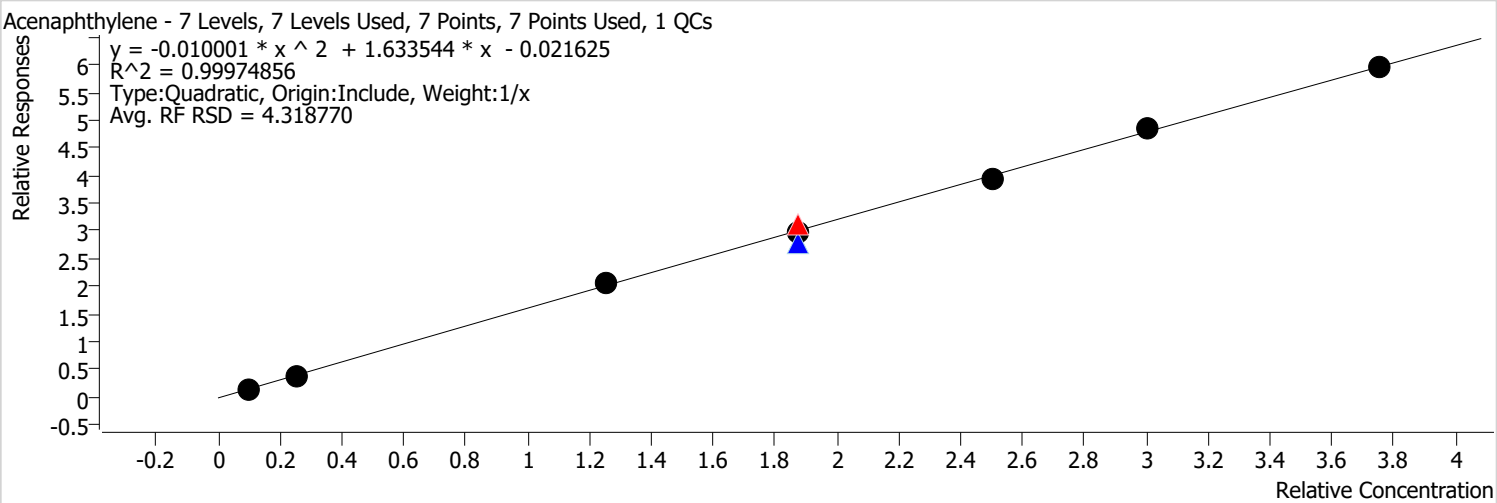

Calibration STD Path	Cal Type	Level	Enabled	Resp.	Exp. Conc	Resp. Factor	Level RSD
\\MASSHUNTER\Org\Data\SV5973N.I\sd021822\DoD BNA cal 1\Feb1808.D	Calibration	1	x	79350	4.0000	1.4727	
\\MASSHUNTER\Org\Data\SV5973N.I\sd021822\DoD BNA cal 1\Feb1807.D	Calibration	2	x	194369	10.0000	1.4697	
\\MASSHUNTER\Org\Data\SV5973N.I\sd021822\DoD BNA cal 1\Feb1806.D	Calibration	3	x	1195576	50.0000	1.6429	
\\MASSHUNTER\Org\Data\SV5973N.I\sd030422\BNA 1\Feb0402.D	CC	CCV	x	1994516	75.0000	1.6590	
\\MASSHUNTER\Org\Data\SV5973N.I\sd021822\DoD BNA cal 1\Feb1809.D	QC	ICV	x	1526451	75.0000	1.4944	
\\MASSHUNTER\Org\Data\SV5973N.I\sd021822\DoD BNA cal 1\Feb1805.D	Calibration	4	x	1630309	75.0000	1.5867	
\\MASSHUNTER\Org\Data\SV5973N.I\sd021822\DoD BNA cal 1\Feb1804.D	Calibration	5	x	2278175	100.0000	1.5799	
\\MASSHUNTER\Org\Data\SV5973N.I\sd021822\DoD BNA cal 1\Feb1803.D	Calibration	6	x	2788358	120.0000	1.6155	
\\MASSHUNTER\Org\Data\SV5973N.I\sd021822\DoD BNA cal 1\Feb1802.D	Calibration	7	x	3319452	150.0000	1.5869	

Calibration Report

Batch Path	\\MASSHUNTER\Org\Data\SV5973N.I\sd021822\DoD BNA cal 1\QuantResults\021822 DoD BNA cal.batch.bin		
Analysis Time	2/19/2022 1:08 PM	**Analyst Name**	BL2000\sean
Report Time	2/19/2022 1:09:15 PM	**Reporter Name**	BL2000\sean
Last Calib Update	2/19/2022 1:06 PM	**Batch State**	Processed
Quant Batch Version	10.0	**Quant Report Version**	10.0

3-Nitroaniline %RSE = 12.1

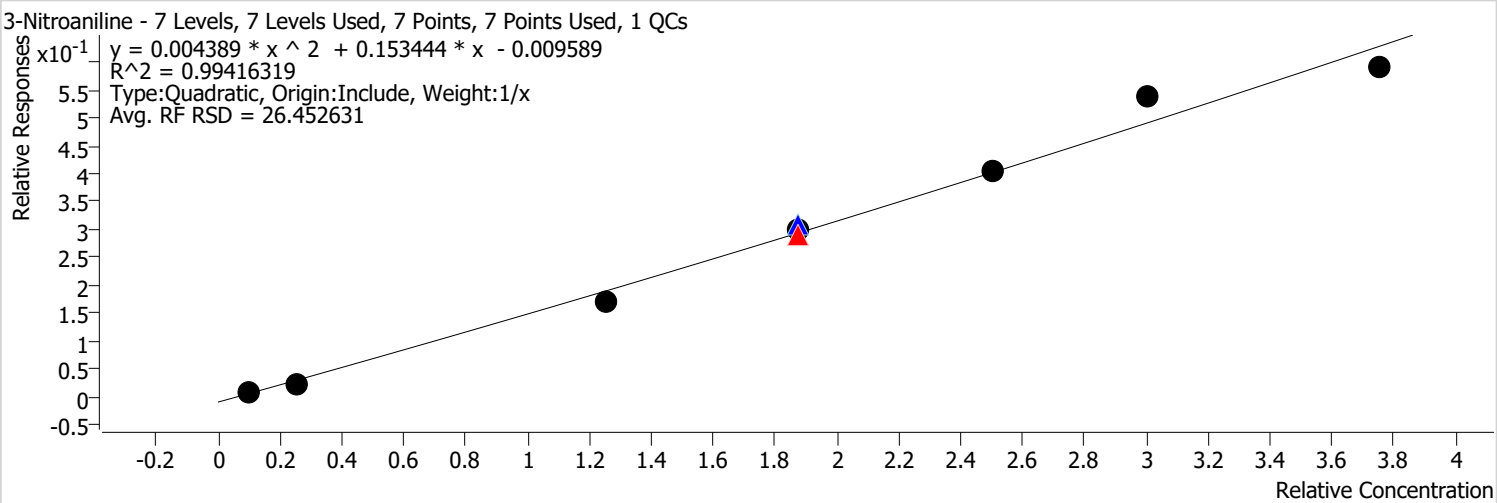

Calibration STD Path	Cal Type	Level	Enabled	Resp.	Exp. Conc	Resp. Factor	Level RSD
\\MASSHUNTER\Org\Data\SV5973N.I\sd021822\DoD BNA cal 1\Feb1808.D	Calibration	1	x	4377	4.0000	0.0812	
\\MASSHUNTER\Org\Data\SV5973N.I\sd021822\DoD BNA cal 1\Feb1807.D	Calibration	2	x	12737	10.0000	0.0963	
\\MASSHUNTER\Org\Data\SV5973N.I\sd021822\DoD BNA cal 1\Feb1806.D	Calibration	3	x	99318	50.0000	0.1365	
\\MASSHUNTER\Org\Data\SV5973N.I\sd030422\BNA 1\Feb0402.D	CC	CCV	x	187234	75.0000	0.1557	
\\MASSHUNTER\Org\Data\SV5973N.I\sd021822\DoD BNA cal 1\Feb1809.D	QC	ICV	x	169184	75.0000	0.1656	
\\MASSHUNTER\Org\Data\SV5973N.I\sd021822\DoD BNA cal 1\Feb1805.D	Calibration	4	x	165178	75.0000	0.1608	
\\MASSHUNTER\Org\Data\SV5973N.I\sd021822\DoD BNA cal 1\Feb1804.D	Calibration	5	x	233884	100.0000	0.1622	
\\MASSHUNTER\Org\Data\SV5973N.I\sd021822\DoD BNA cal 1\Feb1803.D	Calibration	6	x	309107	120.0000	0.1791	
\\MASSHUNTER\Org\Data\SV5973N.I\sd021822\DoD BNA cal 1\Feb1802.D	Calibration	7	x	328938	150.0000	0.1573	

Batch Path	\\MASSHUNTER\Org\Data\SV5973N.I\sd021822\DoD BNA cal 1\QuantResults\021822 DoD BNA cal.batch.bin		
Analysis Time	2/19/2022 1:08 PM	**Analyst Name**	BL2000\sean
Report Time	2/19/2022 1:09:15 PM	**Reporter Name**	BL2000\sean
Last Calib Update	2/19/2022 1:06 PM	**Batch State**	Processed
Quant Batch Version	10.0	**Quant Report Version**	10.0

Acenaphthene %RSE = 3.0

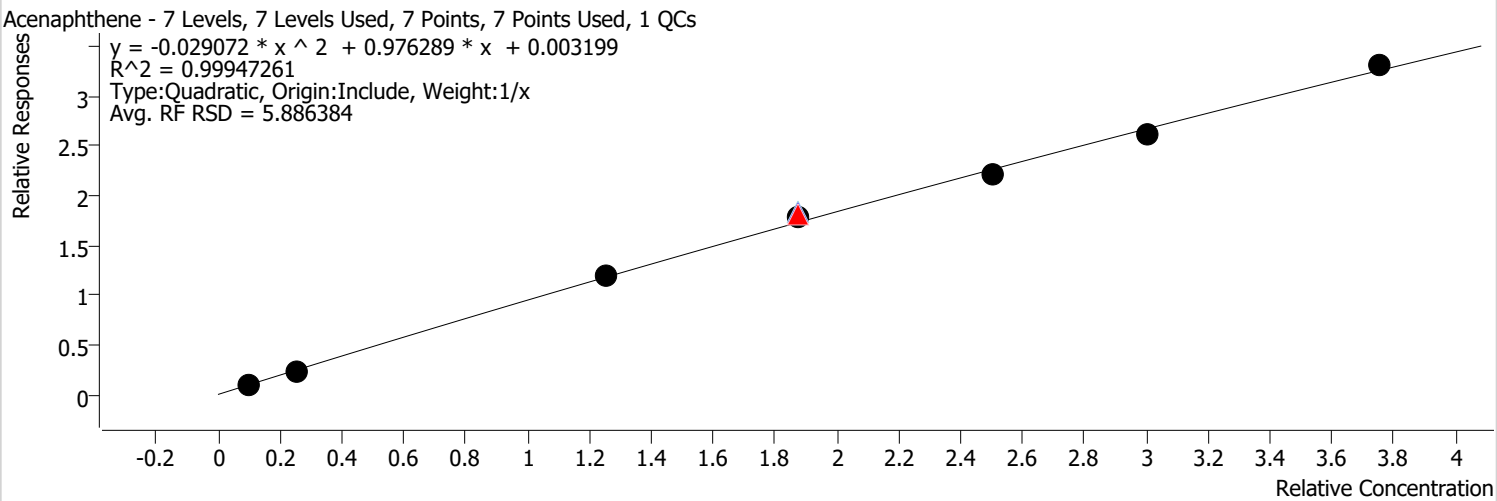

Calibration STD Path	Cal Type	Level	Enabled	Resp.	Exp. Conc	Resp. Factor	Level RSD
\\MASSHUNTER\Org\Data\SV5973N.I\sd021822\DoD BNA cal 1\Feb1808.D	Calibration	1	x	55213	4.0000	1.0247	
\\MASSHUNTER\Org\Data\SV5973N.I\sd021822\DoD BNA cal 1\Feb1807.D	Calibration	2	x	125792	10.0000	0.9511	
\\MASSHUNTER\Org\Data\SV5973N.I\sd021822\DoD BNA cal 1\Feb1806.D	Calibration	3	x	694646	50.0000	0.9545	
\\MASSHUNTER\Org\Data\SV5973N.I\sd030422\BNA 1\Feb0402.D	CC	CCV	x	1162762	75.0000	0.9672	
\\MASSHUNTER\Org\Data\SV5973N.I\sd021822\DoD BNA cal 1\Feb1809.D	QC	ICV	x	1009554	75.0000	0.9883	
\\MASSHUNTER\Org\Data\SV5973N.I\sd021822\DoD BNA cal 1\Feb1805.D	Calibration	4	x	972895	75.0000	0.9469	
\\MASSHUNTER\Org\Data\SV5973N.I\sd021822\DoD BNA cal 1\Feb1804.D	Calibration	5	x	1278423	100.0000	0.8866	
\\MASSHUNTER\Org\Data\SV5973N.I\sd021822\DoD BNA cal 1\Feb1803.D	Calibration	6	x	1503475	120.0000	0.8711	
\\MASSHUNTER\Org\Data\SV5973N.I\sd021822\DoD BNA cal 1\Feb1802.D	Calibration	7	x	1843621	150.0000	0.8814	

Calibration Report

Batch Path	\\MASSHUNTER\Org\Data\SV5973N.I\sd021822\DoD BNA cal 1\QuantResults\021822 DoD BNA cal.batch.bin		
Analysis Time	2/19/2022 1:08 PM	**Analyst Name**	BL2000\sean
Report Time	2/19/2022 1:09:15 PM	**Reporter Name**	BL2000\sean
Last Calib Update	2/19/2022 1:06 PM	**Batch State**	Processed
Quant Batch Version	10.0	**Quant Report Version**	10.0

2,4-Dinitrophenol %RSE = 10.6

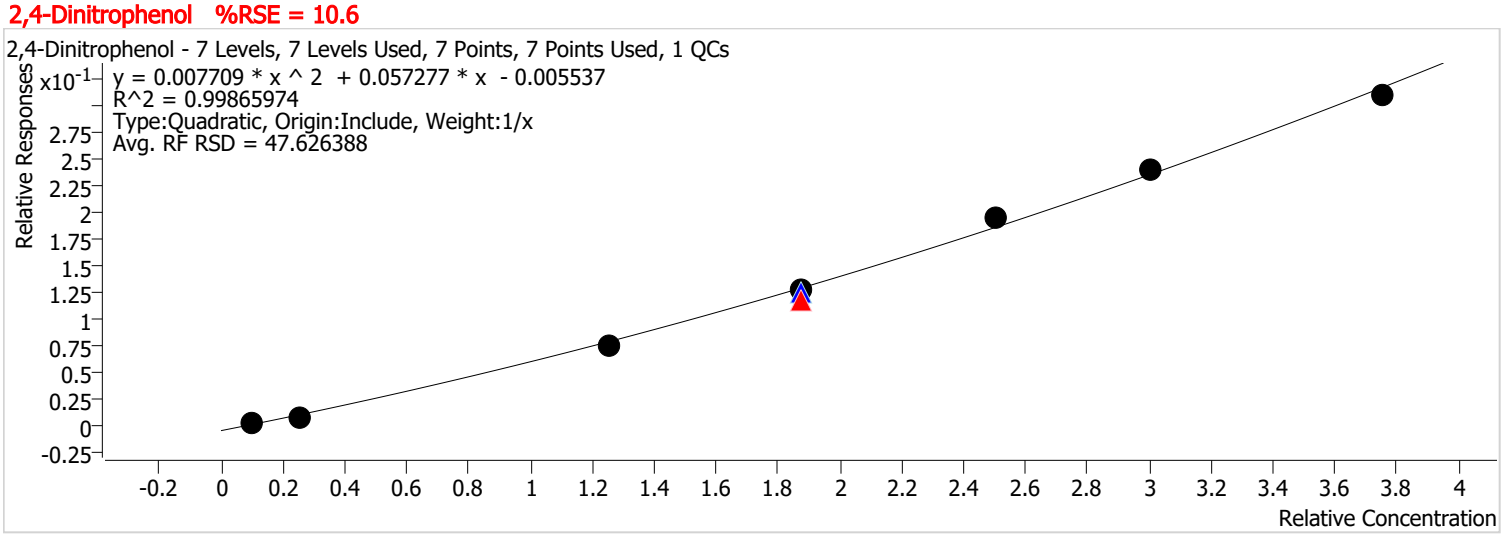

Calibration STD Path	Cal Type	Level	Enabled	Resp.	Exp. Conc	Resp. Factor	Level RSD
\\MASSHUNTER\Org\Data\SV5973N.I\sd021822\DoD BNA cal 1\Feb1808.D	Calibration	1	x	616	4.0000	0.0114	
\\MASSHUNTER\Org\Data\SV5973N.I\sd021822\DoD BNA cal 1\Feb1807.D	Calibration	2	x	3755	10.0000	0.0284	
\\MASSHUNTER\Org\Data\SV5973N.I\sd021822\DoD BNA cal 1\Feb1806.D	Calibration	3	x	43823	50.0000	0.0602	
\\MASSHUNTER\Org\Data\SV5973N.I\sd030422\BNA 1\Feb0402.D	CC	CCV	x	75763	75.0000	0.0630	
\\MASSHUNTER\Org\Data\SV5973N.I\sd021822\DoD BNA cal 1\Feb1809.D	QC	ICV	x	68442	75.0000	0.0670	
\\MASSHUNTER\Org\Data\SV5973N.I\sd021822\DoD BNA cal 1\Feb1805.D	Calibration	4	x	69917	75.0000	0.0680	
\\MASSHUNTER\Org\Data\SV5973N.I\sd021822\DoD BNA cal 1\Feb1804.D	Calibration	5	x	112195	100.0000	0.0778	
\\MASSHUNTER\Org\Data\SV5973N.I\sd021822\DoD BNA cal 1\Feb1803.D	Calibration	6	x	138026	120.0000	0.0800	
\\MASSHUNTER\Org\Data\SV5973N.I\sd021822\DoD BNA cal 1\Feb1802.D	Calibration	7	x	173045	150.0000	0.0827	

Calibration Report

Batch Path	\\MASSHUNTER\Org\Data\SV5973N.I\sd021822\DoD BNA cal 1\QuantResults\021822 DoD BNA cal.batch.bin		
Analysis Time	2/19/2022 1:08 PM	**Analyst Name**	BL2000\sean
Report Time	2/19/2022 1:09:16 PM	**Reporter Name**	BL2000\sean
Last Calib Update	2/19/2022 1:06 PM	**Batch State**	Processed
Quant Batch Version	10.0	**Quant Report Version**	10.0

Dibenzofuran %RSE = 8.0

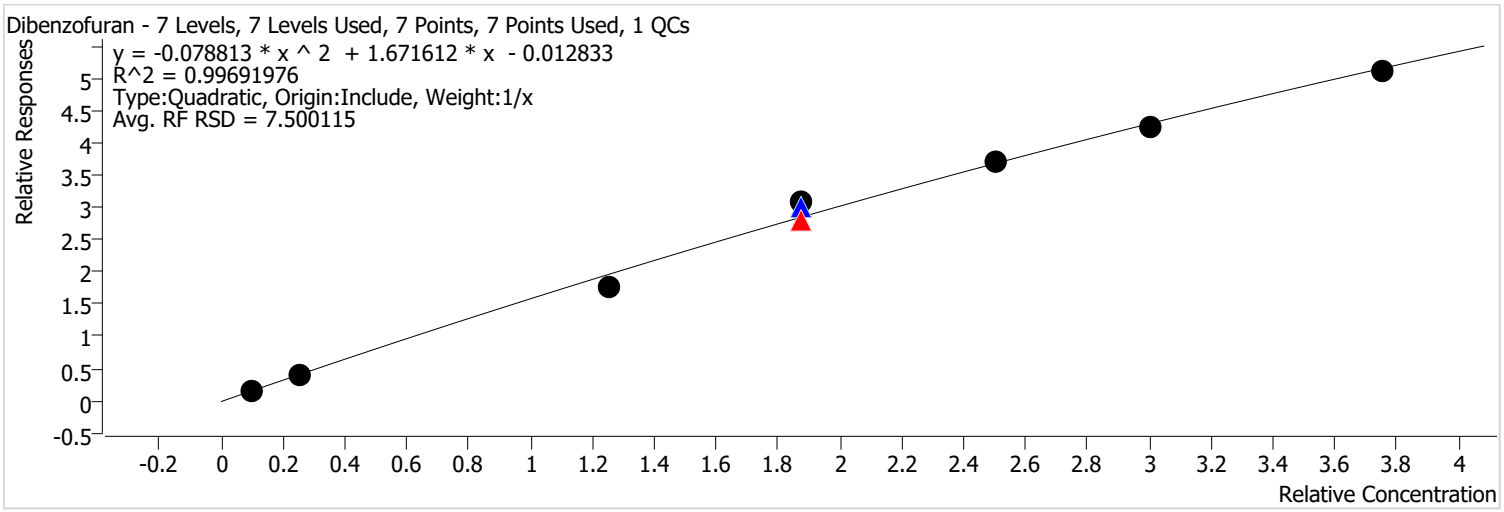

Calibration STD Path	Cal Type	Level	Enabled	Resp.	Exp. Conc	Resp. Factor	Level RSD
\\MASSHUNTER\Org\Data\SV5973N.I\sd021822\DoD BNA cal 1\Feb1808.D	Calibration	1	x	88427	4.0000	1.6411	
\\MASSHUNTER\Org\Data\SV5973N.I\sd021822\DoD BNA cal 1\Feb1807.D	Calibration	2	x	200815	10.0000	1.5184	
\\MASSHUNTER\Org\Data\SV5973N.I\sd021822\DoD BNA cal 1\Feb1806.D	Calibration	3	x	1034897	50.0000	1.4221	
\\MASSHUNTER\Org\Data\SV5973N.I\sd030422\BNA 1\Feb0402.D	CC	CCV	x	1786565	75.0000	1.4860	
\\MASSHUNTER\Org\Data\SV5973N.I\sd021822\DoD BNA cal 1\Feb1809.D	QC	ICV	x	1641005	75.0000	1.6065	
\\MASSHUNTER\Org\Data\SV5973N.I\sd021822\DoD BNA cal 1\Feb1805.D	Calibration	4	x	1694536	75.0000	1.6492	
\\MASSHUNTER\Org\Data\SV5973N.I\sd021822\DoD BNA cal 1\Feb1804.D	Calibration	5	x	2138324	100.0000	1.4830	
\\MASSHUNTER\Org\Data\SV5973N.I\sd021822\DoD BNA cal 1\Feb1803.D	Calibration	6	x	2443689	120.0000	1.4158	
\\MASSHUNTER\Org\Data\SV5973N.I\sd021822\DoD BNA cal 1\Feb1802.D	Calibration	7	x	2842991	150.0000	1.3592	

Batch Path	\\MASSHUNTER\Org\Data\SV5973N.I\sd021822\DoD BNA cal 1\QuantResults\021822 DoD BNA cal.batch.bin		
Analysis Time	2/19/2022 1:08 PM	**Analyst Name**	BL2000\sean
Report Time	2/19/2022 1:09:16 PM	**Reporter Name**	BL2000\sean
Last Calib Update	2/19/2022 1:06 PM	**Batch State**	Processed
Quant Batch Version	10.0	**Quant Report Version**	10.0

2,4-Dinitrotoluene %RSE = 10.9

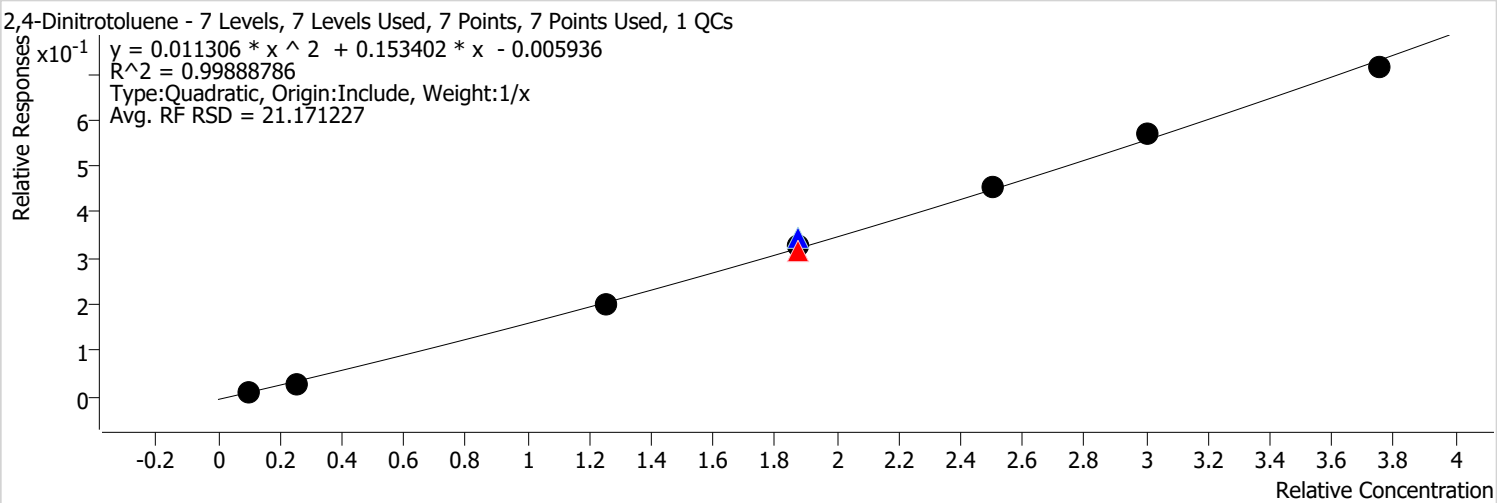

Calibration STD Path	Cal Type	Level	Enabled	Resp.	Exp. Conc	Resp. Factor	Level RSD
\\MASSHUNTER\Org\Data\SV5973N.I\sd021822\DoD BNA cal 1\Feb1808.D	Calibration	1	x	6380	4.0000	0.1184	
\\MASSHUNTER\Org\Data\SV5973N.I\sd021822\DoD BNA cal 1\Feb1807.D	Calibration	2	x	14287	10.0000	0.1080	
\\MASSHUNTER\Org\Data\SV5973N.I\sd021822\DoD BNA cal 1\Feb1806.D	Calibration	3	x	115884	50.0000	0.1592	
\\MASSHUNTER\Org\Data\SV5973N.I\sd030422\BNA 1\Feb0402.D	CC	CCV	x	203568	75.0000	0.1693	
\\MASSHUNTER\Org\Data\SV5973N.I\sd021822\DoD BNA cal 1\Feb1809.D	QC	ICV	x	186566	75.0000	0.1826	
\\MASSHUNTER\Org\Data\SV5973N.I\sd021822\DoD BNA cal 1\Feb1805.D	Calibration	4	x	177941	75.0000	0.1732	
\\MASSHUNTER\Org\Data\SV5973N.I\sd021822\DoD BNA cal 1\Feb1804.D	Calibration	5	x	261377	100.0000	0.1813	
\\MASSHUNTER\Org\Data\SV5973N.I\sd021822\DoD BNA cal 1\Feb1803.D	Calibration	6	x	328858	120.0000	0.1905	
\\MASSHUNTER\Org\Data\SV5973N.I\sd021822\DoD BNA cal 1\Feb1802.D	Calibration	7	x	397564	150.0000	0.1901	

Batch Path	\\MASSHUNTER\Org\Data\SV5973N.I\sd021822\DoD BNA cal 1\QuantResults\021822 DoD BNA cal.batch.bin		
Analysis Time	2/19/2022 1:08 PM	**Analyst Name**	BL2000\sean
Report Time	2/19/2022 1:09:16 PM	**Reporter Name**	BL2000\sean
Last Calib Update	2/19/2022 1:06 PM	**Batch State**	Processed
Quant Batch Version	10.0	**Quant Report Version**	10.0

4-Nitrophenol %RSE = 7.3

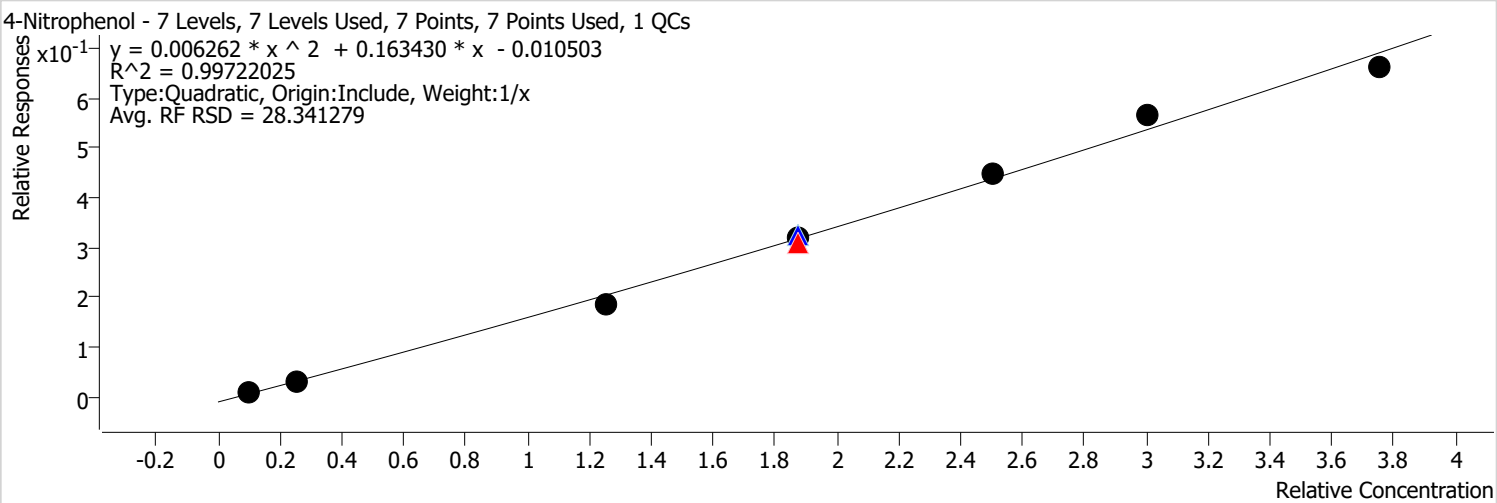

Calibration STD Path	Cal Type	Level	Enabled	Resp.	Exp. Conc	Resp. Factor	Level RSD
\\MASSHUNTER\Org\Data\SV5973N.I\sd021822\DoD BNA cal 1\Feb1808.D	Calibration	1	x	3924	4.0000	0.0728	
\\MASSHUNTER\Org\Data\SV5973N.I\sd021822\DoD BNA cal 1\Feb1807.D	Calibration	2	x	14966	10.0000	0.1132	
\\MASSHUNTER\Org\Data\SV5973N.I\sd021822\DoD BNA cal 1\Feb1806.D	Calibration	3	x	108704	50.0000	0.1494	
\\MASSHUNTER\Org\Data\SV5973N.I\sd030422\BNA 1\Feb0402.D	CC	CCV	x	199026	75.0000	0.1655	
\\MASSHUNTER\Org\Data\SV5973N.I\sd021822\DoD BNA cal 1\Feb1809.D	QC	ICV	x	178388	75.0000	0.1746	
\\MASSHUNTER\Org\Data\SV5973N.I\sd021822\DoD BNA cal 1\Feb1805.D	Calibration	4	x	176351	75.0000	0.1716	
\\MASSHUNTER\Org\Data\SV5973N.I\sd021822\DoD BNA cal 1\Feb1804.D	Calibration	5	x	258897	100.0000	0.1795	
\\MASSHUNTER\Org\Data\SV5973N.I\sd021822\DoD BNA cal 1\Feb1803.D	Calibration	6	x	326746	120.0000	0.1893	
\\MASSHUNTER\Org\Data\SV5973N.I\sd021822\DoD BNA cal 1\Feb1802.D	Calibration	7	x	368713	150.0000	0.1763	

Batch Path	\\MASSHUNTER\Org\Data\SV5973N.I\sd021822\DoD BNA cal 1\QuantResults\021822 DoD BNA cal.batch.bin		
Analysis Time	2/19/2022 1:08 PM	**Analyst Name**	BL2000\sean
Report Time	2/19/2022 1:09:16 PM	**Reporter Name**	BL2000\sean
Last Calib Update	2/19/2022 1:06 PM	**Batch State**	Processed
Quant Batch Version	10.0	**Quant Report Version**	10.0

Diethylphthalate %RSE = 10.9

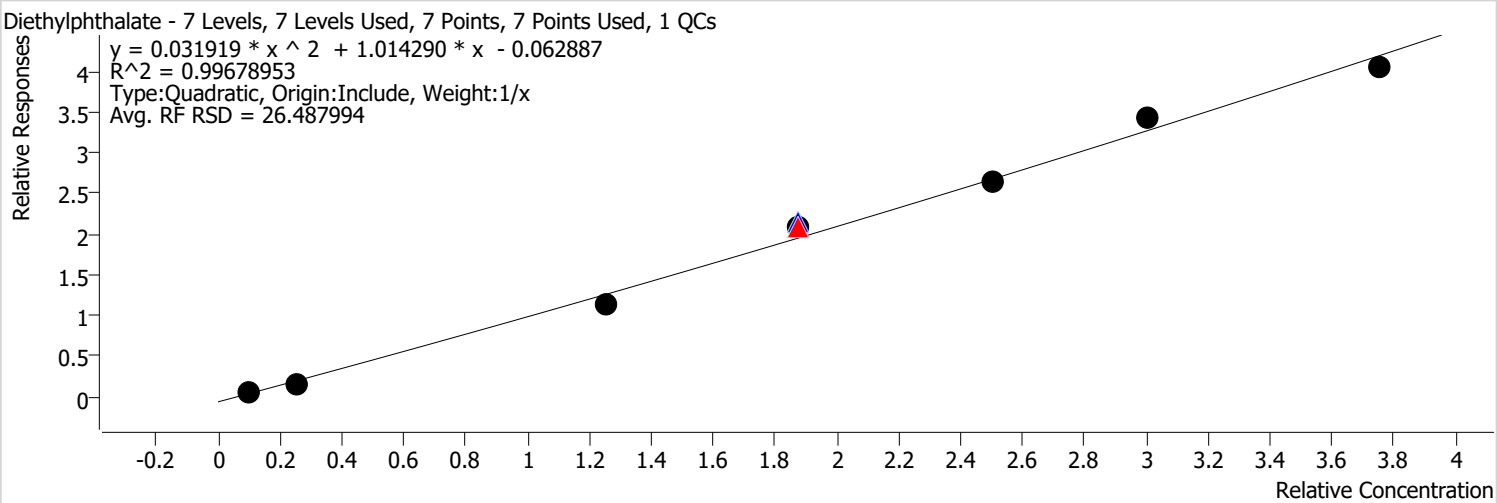

Calibration STD Path	Cal Type	Level	Enabled	Resp.	Exp. Conc	Resp. Factor	Level RSD
\\MASSHUNTER\Org\Data\SV5973N.I\sd021822\DoD BNA cal 1\Feb1808.D	Calibration	1	x	28496	4.0000	0.5289	
\\MASSHUNTER\Org\Data\SV5973N.I\sd021822\DoD BNA cal 1\Feb1807.D	Calibration	2	x	84750	10.0000	0.6408	
\\MASSHUNTER\Org\Data\SV5973N.I\sd021822\DoD BNA cal 1\Feb1806.D	Calibration	3	x	670192	50.0000	0.9209	
\\MASSHUNTER\Org\Data\SV5973N.I\sd030422\BNA 1\Feb0402.D	CC	CCV	x	1344850	75.0000	1.1186	
\\MASSHUNTER\Org\Data\SV5973N.I\sd021822\DoD BNA cal 1\Feb1809.D	QC	ICV	x	1166621	75.0000	1.1421	
\\MASSHUNTER\Org\Data\SV5973N.I\sd021822\DoD BNA cal 1\Feb1805.D	Calibration	4	x	1135235	75.0000	1.1049	
\\MASSHUNTER\Org\Data\SV5973N.I\sd021822\DoD BNA cal 1\Feb1804.D	Calibration	5	x	1525106	100.0000	1.0577	
\\MASSHUNTER\Org\Data\SV5973N.I\sd021822\DoD BNA cal 1\Feb1803.D	Calibration	6	x	1980149	120.0000	1.1473	
\\MASSHUNTER\Org\Data\SV5973N.I\sd021822\DoD BNA cal 1\Feb1802.D	Calibration	7	x	2256164	150.0000	1.0786	

Batch Path	\\MASSHUNTER\Org\Data\SV5973N.I\sd021822\DoD BNA cal 1\QuantResults\021822 DoD BNA cal.batch.bin		
Analysis Time	2/19/2022 1:08 PM	**Analyst Name**	BL2000\sean
Report Time	2/19/2022 1:09:16 PM	**Reporter Name**	BL2000\sean
Last Calib Update	2/19/2022 1:06 PM	**Batch State**	Processed
Quant Batch Version	10.0	**Quant Report Version**	10.0

Fluorene %RSE = 3.5

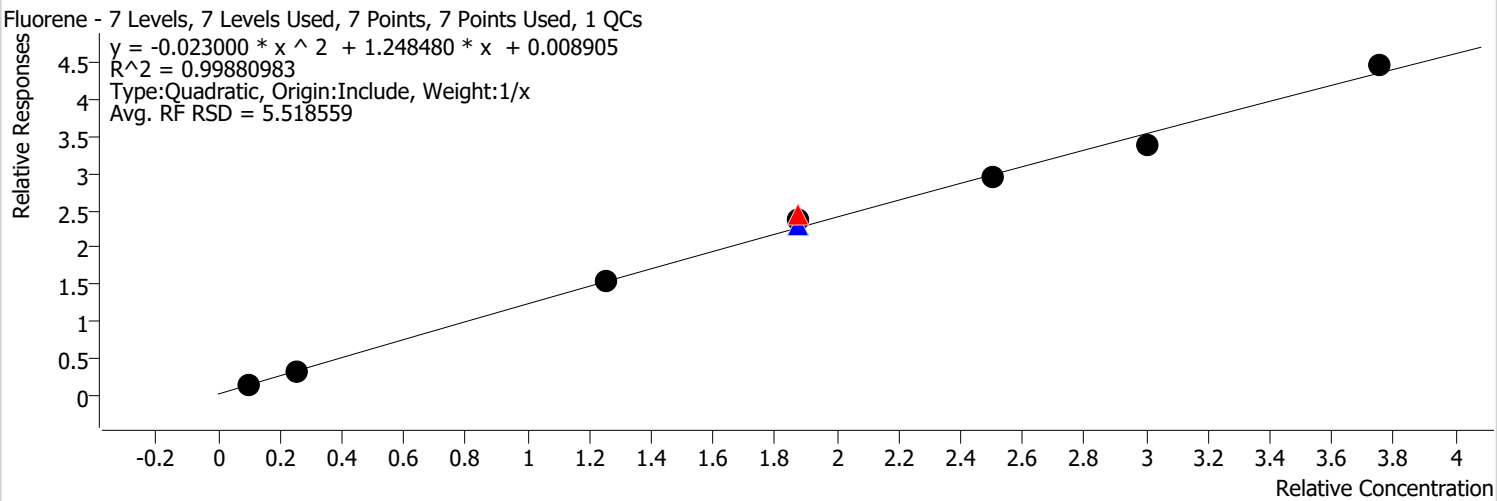

Calibration STD Path	Cal Type	Level	Enabled	Resp.	Exp. Conc	Resp. Factor	Level RSD
\\MASSHUNTER\Org\Data\SV5973N.I\sd021822\DoD BNA cal 1\Feb1808.D	Calibration	1	x	72029	4.0000	1.3368	
\\MASSHUNTER\Org\Data\SV5973N.I\sd021822\DoD BNA cal 1\Feb1807.D	Calibration	2	x	167603	10.0000	1.2673	
\\MASSHUNTER\Org\Data\SV5973N.I\sd021822\DoD BNA cal 1\Feb1806.D	Calibration	3	x	891630	50.0000	1.2252	
\\MASSHUNTER\Org\Data\SV5973N.I\sd030422\BNA 1\Feb0402.D	CC	CCV	x	1577199	75.0000	1.3119	
\\MASSHUNTER\Org\Data\SV5973N.I\sd021822\DoD BNA cal 1\Feb1809.D	QC	ICV	x	1266305	75.0000	1.2397	
\\MASSHUNTER\Org\Data\SV5973N.I\sd021822\DoD BNA cal 1\Feb1805.D	Calibration	4	x	1295239	75.0000	1.2606	
\\MASSHUNTER\Org\Data\SV5973N.I\sd021822\DoD BNA cal 1\Feb1804.D	Calibration	5	x	1700560	100.0000	1.1794	
\\MASSHUNTER\Org\Data\SV5973N.I\sd021822\DoD BNA cal 1\Feb1803.D	Calibration	6	x	1952030	120.0000	1.1310	
\\MASSHUNTER\Org\Data\SV5973N.I\sd021822\DoD BNA cal 1\Feb1802.D	Calibration	7	x	2493155	150.0000	1.1919	

Batch Path	\\MASSHUNTER\Org\Data\SV5973N.I\sd021822\DoD BNA cal 1\QuantResults\021822 DoD BNA cal.batch.bin		
Analysis Time	2/19/2022 1:08 PM	**Analyst Name**	BL2000\sean
Report Time	2/19/2022 1:09:16 PM	**Reporter Name**	BL2000\sean
Last Calib Update	2/19/2022 1:06 PM	**Batch State**	Processed
Quant Batch Version	10.0	**Quant Report Version**	10.0

4-Chlorophenyl-phenylether %RSE = 6.8

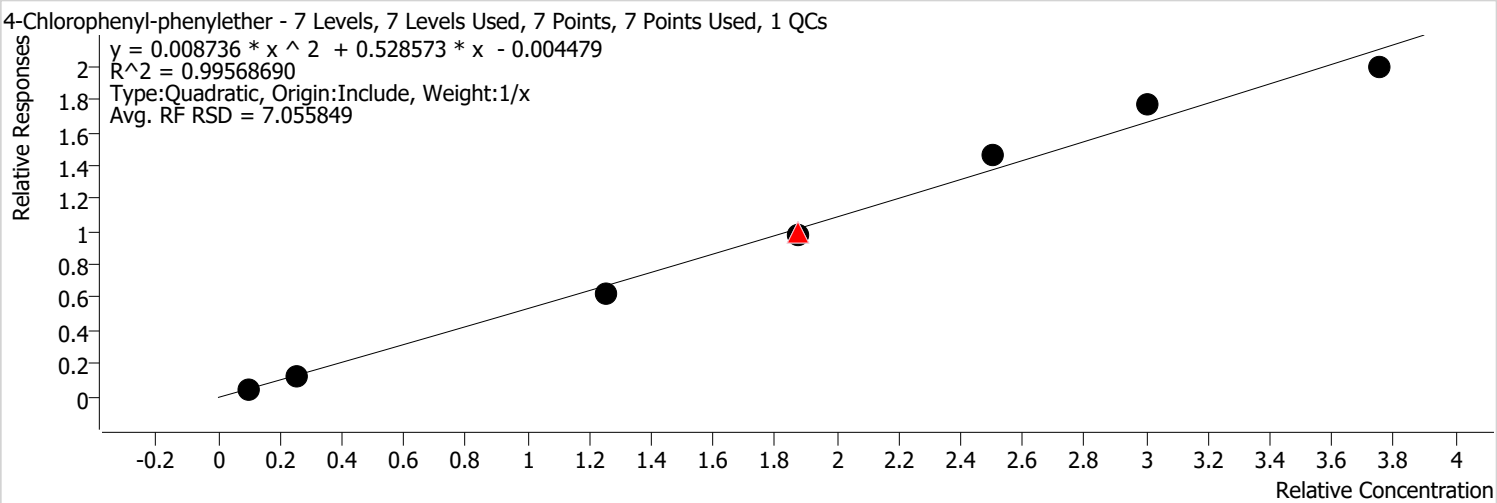

Calibration STD Path	Cal Type	Level	Enabled	Resp.	Exp. Conc	Resp. Factor	Level RSD
\\MASSHUNTER\Org\Data\SV5973N.I\sd021822\DoD BNA cal 1\Feb1808.D	Calibration	1	x	27305	4.0000	0.5067	
\\MASSHUNTER\Org\Data\SV5973N.I\sd021822\DoD BNA cal 1\Feb1807.D	Calibration	2	x	67338	10.0000	0.5092	
\\MASSHUNTER\Org\Data\SV5973N.I\sd021822\DoD BNA cal 1\Feb1806.D	Calibration	3	x	359843	50.0000	0.4945	
\\MASSHUNTER\Org\Data\SV5973N.I\sd030422\BNA 1\Feb0402.D	CC	CCV	x	637361	75.0000	0.5301	
\\MASSHUNTER\Org\Data\SV5973N.I\sd021822\DoD BNA cal 1\Feb1809.D	QC	ICV	x	542729	75.0000	0.5313	
\\MASSHUNTER\Org\Data\SV5973N.I\sd021822\DoD BNA cal 1\Feb1805.D	Calibration	4	x	538645	75.0000	0.5242	
\\MASSHUNTER\Org\Data\SV5973N.I\sd021822\DoD BNA cal 1\Feb1804.D	Calibration	5	x	840611	100.0000	0.5830	
\\MASSHUNTER\Org\Data\SV5973N.I\sd021822\DoD BNA cal 1\Feb1803.D	Calibration	6	x	1017662	120.0000	0.5896	
\\MASSHUNTER\Org\Data\SV5973N.I\sd021822\DoD BNA cal 1\Feb1802.D	Calibration	7	x	1110314	150.0000	0.5308	

Batch Path	\\MASSHUNTER\Org\Data\SV5973N.I\sd021822\DoD BNA cal 1\QuantResults\021822 DoD BNA cal.batch.bin		
Analysis Time	2/19/2022 1:08 PM	**Analyst Name**	BL2000\sean
Report Time	2/19/2022 1:09:16 PM	**Reporter Name**	BL2000\sean
Last Calib Update	2/19/2022 1:06 PM	**Batch State**	Processed
Quant Batch Version	10.0	**Quant Report Version**	10.0

4-Nitroaniline %RSE = 11.9

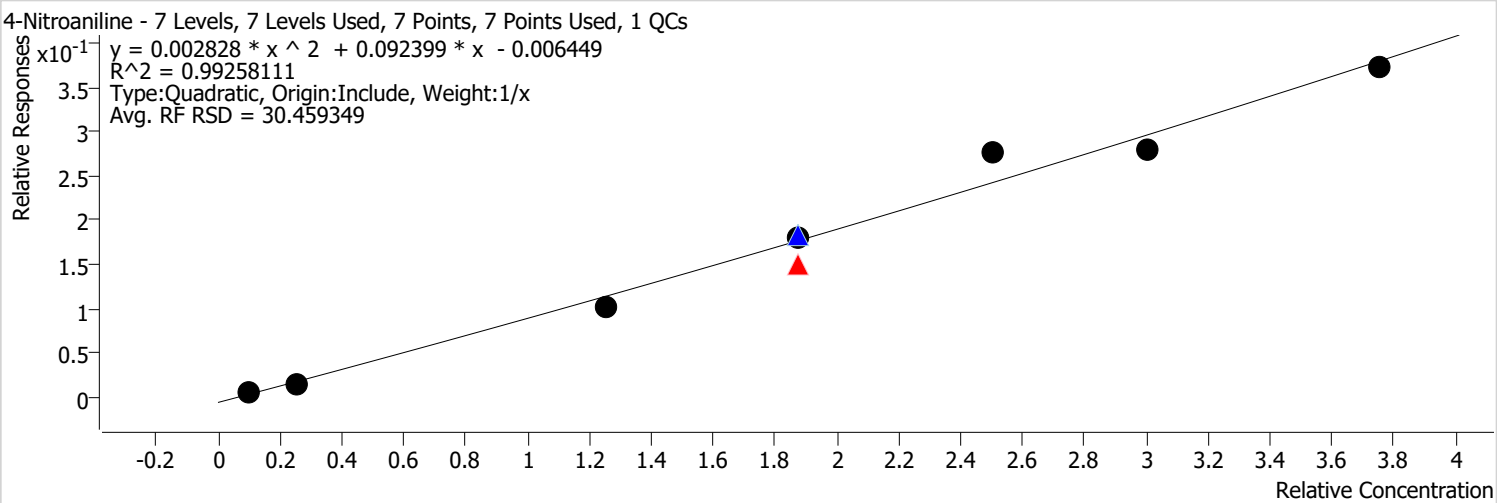

Calibration STD Path	Cal Type	Level	Enabled	Resp.	Exp. Conc	Resp. Factor	Level RSD
\\MASSHUNTER\Org\Data\SV5973N.I\sd021822\DoD BNA cal 1\Feb1808.D	Calibration	1	x	3692	4.0000	0.0401	
\\MASSHUNTER\Org\Data\SV5973N.I\sd021822\DoD BNA cal 1\Feb1807.D	Calibration	2	x	13023	10.0000	0.0576	
\\MASSHUNTER\Org\Data\SV5973N.I\sd021822\DoD BNA cal 1\Feb1806.D	Calibration	3	x	103404	50.0000	0.0808	
\\MASSHUNTER\Org\Data\SV5973N.I\sd030422\BNA 1\Feb0402.D	CC	CCV	x	164119	75.0000	0.0801	
\\MASSHUNTER\Org\Data\SV5973N.I\sd021822\DoD BNA cal 1\Feb1809.D	QC	ICV	x	174323	75.0000	0.0970	
\\MASSHUNTER\Org\Data\SV5973N.I\sd021822\DoD BNA cal 1\Feb1805.D	Calibration	4	x	183095	75.0000	0.0954	
\\MASSHUNTER\Org\Data\SV5973N.I\sd021822\DoD BNA cal 1\Feb1804.D	Calibration	5	x	289316	100.0000	0.1107	
\\MASSHUNTER\Org\Data\SV5973N.I\sd021822\DoD BNA cal 1\Feb1803.D	Calibration	6	x	291518	120.0000	0.0935	
\\MASSHUNTER\Org\Data\SV5973N.I\sd021822\DoD BNA cal 1\Feb1802.D	Calibration	7	x	363865	150.0000	0.0994	

Batch Path	\\MASSHUNTER\Org\Data\SV5973N.I\sd021822\DoD BNA cal 1\QuantResults\021822 DoD BNA cal.batch.bin		
Analysis Time	2/19/2022 1:08 PM	**Analyst Name**	BL2000\sean
Report Time	2/19/2022 1:09:16 PM	**Reporter Name**	BL2000\sean
Last Calib Update	2/19/2022 1:06 PM	**Batch State**	Processed
Quant Batch Version	10.0	**Quant Report Version**	10.0

4,6-Dinitro-2-methylphenol %RSE = 7.5

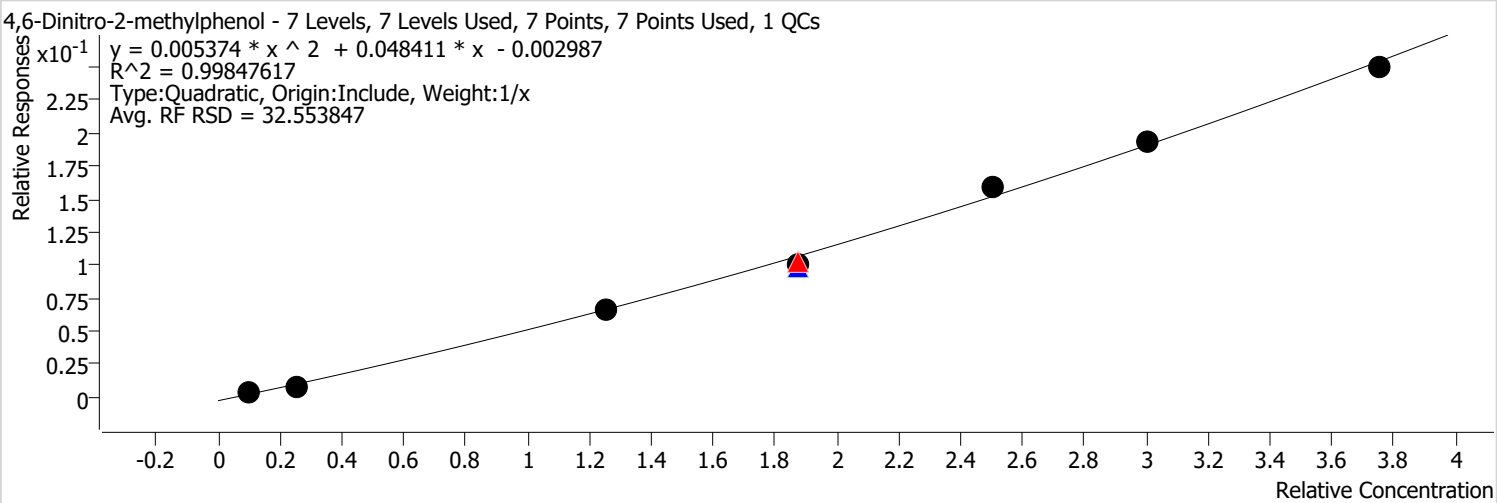

Calibration STD Path	Cal Type	Level	Enabled	Resp.	Exp. Conc	Resp. Factor	Level RSD
\\MASSHUNTER\Org\Data\SV5973N.I\sd021822\DoD BNA cal 1\Feb1808.D	Calibration	1	x	2191	4.0000	0.0238	
\\MASSHUNTER\Org\Data\SV5973N.I\sd021822\DoD BNA cal 1\Feb1807.D	Calibration	2	x	7435	10.0000	0.0329	
\\MASSHUNTER\Org\Data\SV5973N.I\sd021822\DoD BNA cal 1\Feb1806.D	Calibration	3	x	68013	50.0000	0.0532	
\\MASSHUNTER\Org\Data\SV5973N.I\sd030422\BNA 1\Feb0402.D	CC	CCV	x	111273	75.0000	0.0543	
\\MASSHUNTER\Org\Data\SV5973N.I\sd021822\DoD BNA cal 1\Feb1809.D	QC	ICV	x	94058	75.0000	0.0523	
\\MASSHUNTER\Org\Data\SV5973N.I\sd021822\DoD BNA cal 1\Feb1805.D	Calibration	4	x	103285	75.0000	0.0538	
\\MASSHUNTER\Org\Data\SV5973N.I\sd021822\DoD BNA cal 1\Feb1804.D	Calibration	5	x	167223	100.0000	0.0640	
\\MASSHUNTER\Org\Data\SV5973N.I\sd021822\DoD BNA cal 1\Feb1803.D	Calibration	6	x	200519	120.0000	0.0643	
\\MASSHUNTER\Org\Data\SV5973N.I\sd021822\DoD BNA cal 1\Feb1802.D	Calibration	7	x	243650	150.0000	0.0665	

Calibration Report

Batch Path	\\MASSHUNTER\Org\Data\SV5973N.I\sd021822\DoD BNA cal 1\QuantResults\021822 DoD BNA cal.batch.bin		
Analysis Time	2/19/2022 1:08 PM	**Analyst Name**	BL2000\sean
Report Time	2/19/2022 1:09:17 PM	**Reporter Name**	BL2000\sean
Last Calib Update	2/19/2022 1:06 PM	**Batch State**	Processed
Quant Batch Version	10.0	**Quant Report Version**	10.0

N-nitrosodiphenylamine %RSE = 2.8

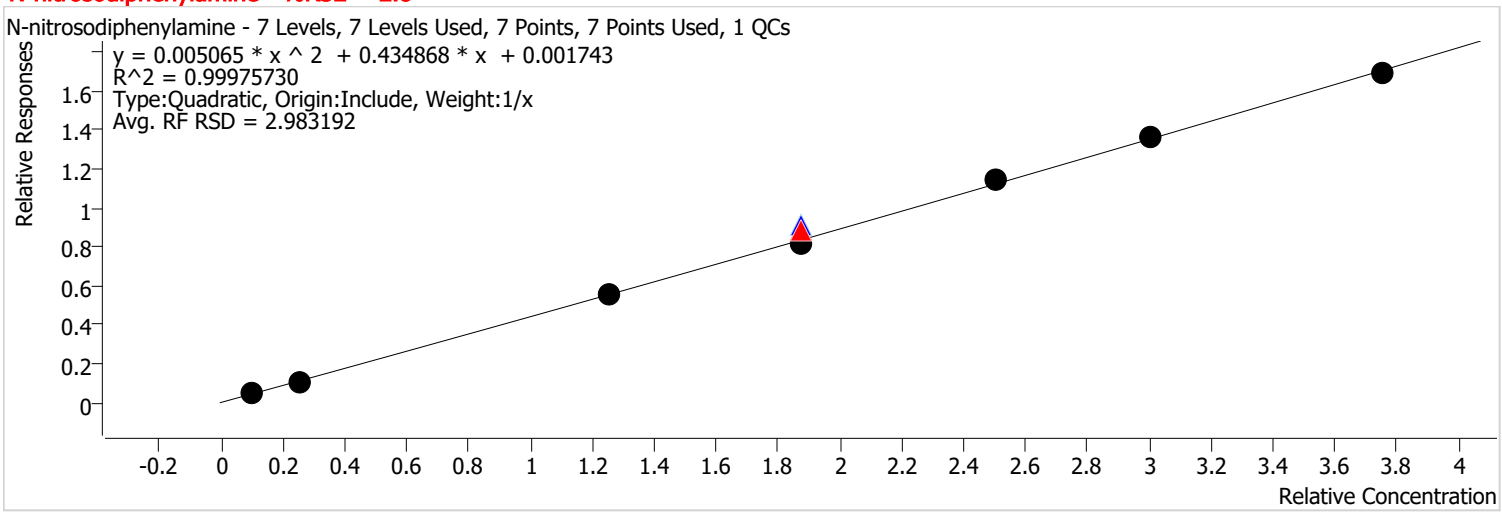

Calibration STD Path	Cal Type	Level	Enabled	Resp.	Exp. Conc	Resp. Factor	Level RSD
\\MASSHUNTER\Org\Data\SV5973N.I\sd021822\DoD BNA cal 1\Feb1808.D	Calibration	1	x	43107	4.0000	0.4681	
\\MASSHUNTER\Org\Data\SV5973N.I\sd021822\DoD BNA cal 1\Feb1807.D	Calibration	2	x	96753	10.0000	0.4280	
\\MASSHUNTER\Org\Data\SV5973N.I\sd021822\DoD BNA cal 1\Feb1806.D	Calibration	3	x	563505	50.0000	0.4404	
\\MASSHUNTER\Org\Data\SV5973N.I\sd030422\BNA 1\Feb0402.D	CC	CCV	x	967358	75.0000	0.4721	
\\MASSHUNTER\Org\Data\SV5973N.I\sd021822\DoD BNA cal 1\Feb1809.D	QC	ICV	x	880335	75.0000	0.4899	
\\MASSHUNTER\Org\Data\SV5973N.I\sd021822\DoD BNA cal 1\Feb1805.D	Calibration	4	x	843058	75.0000	0.4391	
\\MASSHUNTER\Org\Data\SV5973N.I\sd021822\DoD BNA cal 1\Feb1804.D	Calibration	5	x	1196082	100.0000	0.4578	
\\MASSHUNTER\Org\Data\SV5973N.I\sd021822\DoD BNA cal 1\Feb1803.D	Calibration	6	x	1414366	120.0000	0.4535	
\\MASSHUNTER\Org\Data\SV5973N.I\sd021822\DoD BNA cal 1\Feb1802.D	Calibration	7	x	1648173	150.0000	0.4501	

Batch Path	\\MASSHUNTER\Org\Data\SV5973N.I\sd021822\DoD BNA cal 1\QuantResults\021822 DoD BNA cal.batch.bin		
Analysis Time	2/19/2022 1:08 PM	**Analyst Name**	BL2000\sean
Report Time	2/19/2022 1:09:17 PM	**Reporter Name**	BL2000\sean
Last Calib Update	2/19/2022 1:06 PM	**Batch State**	Processed
Quant Batch Version	10.0	**Quant Report Version**	10.0

Azobenzene %RSE = 7.4

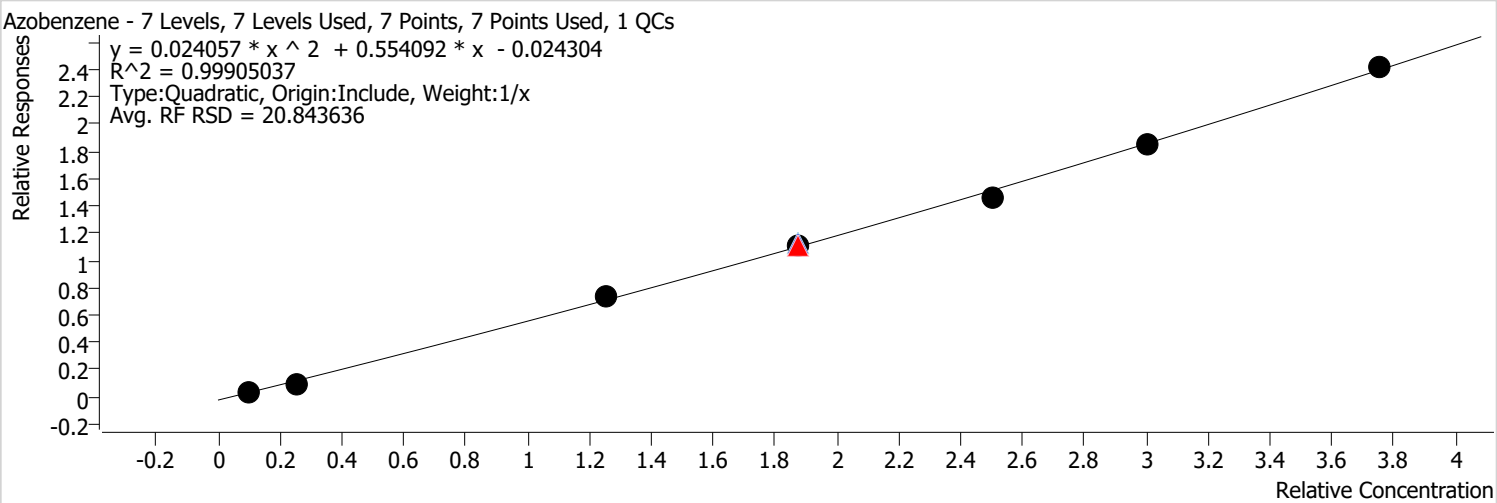

Calibration STD Path	Cal Type	Level	Enabled	Resp.	Exp. Conc	Resp. Factor	Level RSD
\\MASSHUNTER\Org\Data\SV5973N.I\sd021822\DoD BNA cal 1\Feb1808.D	Calibration	1	x	33003	4.0000	0.3584	
\\MASSHUNTER\Org\Data\SV5973N.I\sd021822\DoD BNA cal 1\Feb1807.D	Calibration	2	x	90696	10.0000	0.4012	
\\MASSHUNTER\Org\Data\SV5973N.I\sd021822\DoD BNA cal 1\Feb1806.D	Calibration	3	x	757604	50.0000	0.5922	
\\MASSHUNTER\Org\Data\SV5973N.I\sd030422\BNA 1\Feb0402.D	CC	CCV	x	1201140	75.0000	0.5862	
\\MASSHUNTER\Org\Data\SV5973N.I\sd021822\DoD BNA cal 1\Feb1809.D	QC	ICV	x	1088752	75.0000	0.6059	
\\MASSHUNTER\Org\Data\SV5973N.I\sd021822\DoD BNA cal 1\Feb1805.D	Calibration	4	x	1137228	75.0000	0.5923	
\\MASSHUNTER\Org\Data\SV5973N.I\sd021822\DoD BNA cal 1\Feb1804.D	Calibration	5	x	1518549	100.0000	0.5812	
\\MASSHUNTER\Org\Data\SV5973N.I\sd021822\DoD BNA cal 1\Feb1803.D	Calibration	6	x	1932785	120.0000	0.6197	
\\MASSHUNTER\Org\Data\SV5973N.I\sd021822\DoD BNA cal 1\Feb1802.D	Calibration	7	x	2354024	150.0000	0.6429	

Calibration Report

Batch Path	\\MASSHUNTER\Org\Data\SV5973N.I\sd021822\DoD BNA cal 1\QuantResults\021822 DoD BNA cal.batch.bin		
Analysis Time	2/19/2022 1:08 PM	**Analyst Name**	BL2000\sean
Report Time	2/19/2022 1:09:17 PM	**Reporter Name**	BL2000\sean
Last Calib Update	2/19/2022 1:06 PM	**Batch State**	Processed
Quant Batch Version	10.0	**Quant Report Version**	10.0

2,4,6-Tribromophenol %RSE =

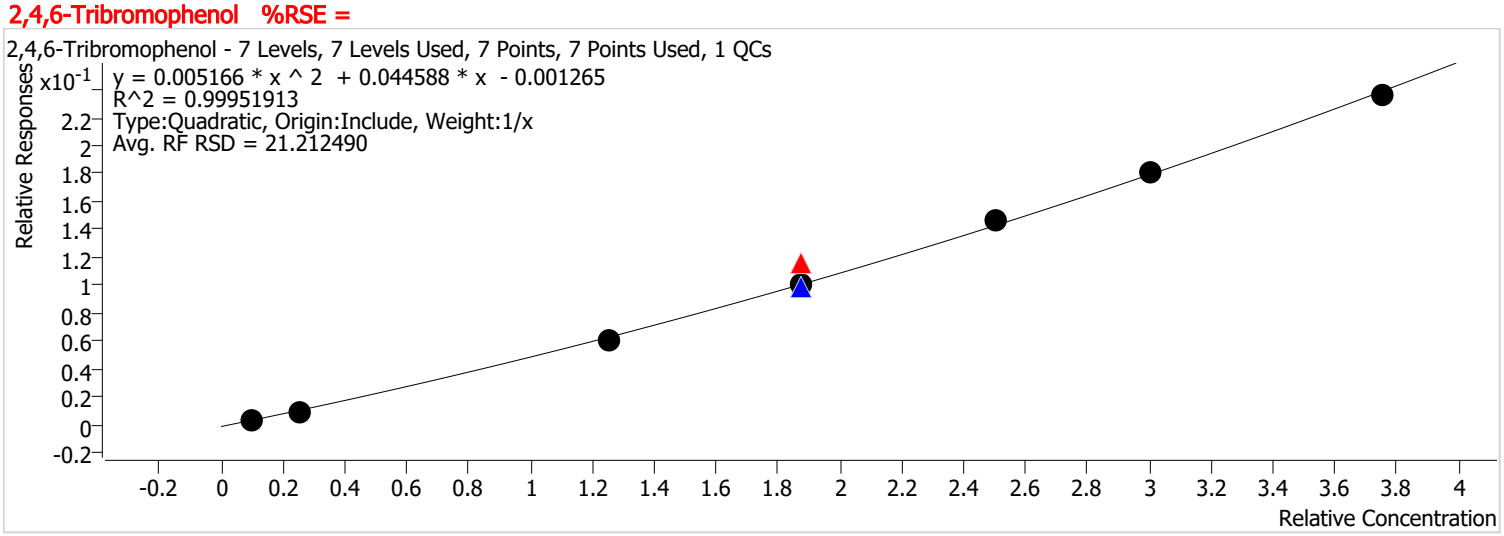

Calibration STD Path	Cal Type	Level	Enabled	Resp.	Exp. Conc	Resp. Factor	Level RSD
\\MASSHUNTER\Org\Data\SV5973N.I\sd021822\DoD BNA cal 1\Feb1808.D	Calibration	1	x	3393	4.0000	0.0368	
\\MASSHUNTER\Org\Data\SV5973N.I\sd021822\DoD BNA cal 1\Feb1807.D	Calibration	2	x	8236	10.0000	0.0364	
\\MASSHUNTER\Org\Data\SV5973N.I\sd021822\DoD BNA cal 1\Feb1806.D	Calibration	3	x	62354	50.0000	0.0487	
\\MASSHUNTER\Org\Data\SV5973N.I\sd030422\BNA 1\Feb0402.D	CC	CCV	x	126534	75.0000	0.0618	
\\MASSHUNTER\Org\Data\SV5973N.I\sd021822\DoD BNA cal 1\Feb1809.D	QC	ICV	x	94811	75.0000	0.0528	
\\MASSHUNTER\Org\Data\SV5973N.I\sd021822\DoD BNA cal 1\Feb1805.D	Calibration	4	x	103422	75.0000	0.0539	
\\MASSHUNTER\Org\Data\SV5973N.I\sd021822\DoD BNA cal 1\Feb1804.D	Calibration	5	x	152661	100.0000	0.0584	
\\MASSHUNTER\Org\Data\SV5973N.I\sd021822\DoD BNA cal 1\Feb1803.D	Calibration	6	x	187319	120.0000	0.0601	
\\MASSHUNTER\Org\Data\SV5973N.I\sd021822\DoD BNA cal 1\Feb1802.D	Calibration	7	x	230054	150.0000	0.0628	

Batch Path	\\MASSHUNTER\Org\Data\SV5973N.I\sd021822\DoD BNA cal 1\QuantResults\021822 DoD BNA cal.batch.bin		
Analysis Time	2/19/2022 1:08 PM	**Analyst Name**	BL2000\sean
Report Time	2/19/2022 1:09:17 PM	**Reporter Name**	BL2000\sean
Last Calib Update	2/19/2022 1:06 PM	**Batch State**	Processed
Quant Batch Version	10.0	**Quant Report Version**	10.0

4-Bromophenyl-phenylether %RSE = 5.7

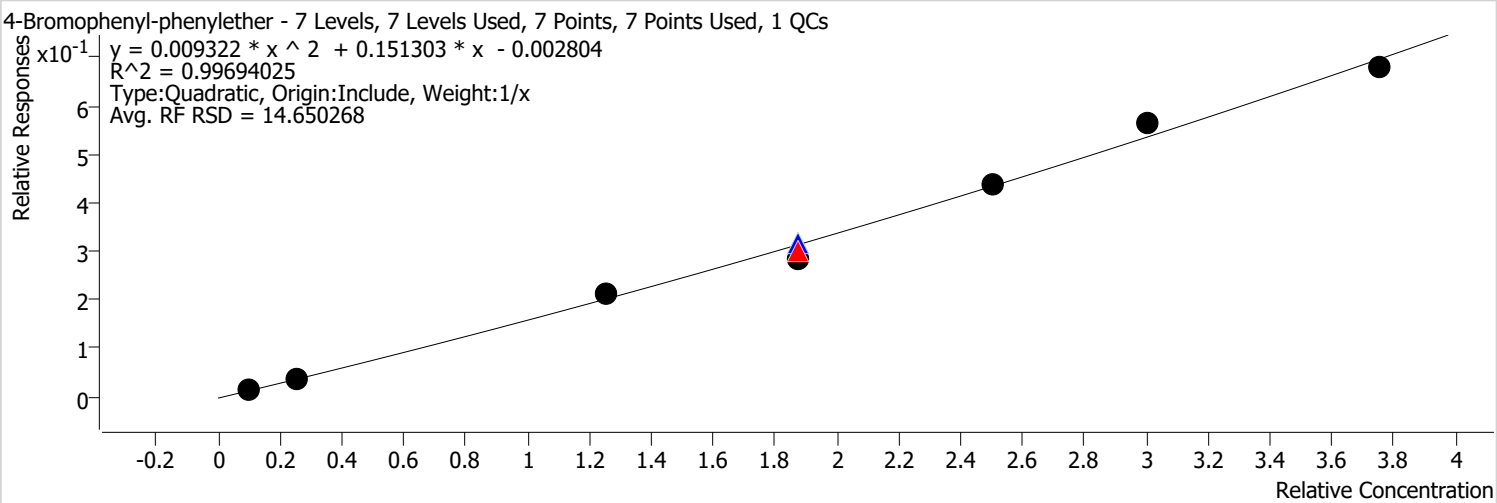

Calibration STD Path	Cal Type	Level	Enabled	Resp.	Exp. Conc	Resp. Factor	Level RSD
\\MASSHUNTER\Org\Data\SV5973N.I\sd021822\DoD BNA cal 1\Feb1808.D	Calibration	1	x	11110	4.0000	0.1206	
\\MASSHUNTER\Org\Data\SV5973N.I\sd021822\DoD BNA cal 1\Feb1807.D	Calibration	2	x	33057	10.0000	0.1462	
\\MASSHUNTER\Org\Data\SV5973N.I\sd021822\DoD BNA cal 1\Feb1806.D	Calibration	3	x	215173	50.0000	0.1682	
\\MASSHUNTER\Org\Data\SV5973N.I\sd030422\BNA 1\Feb0402.D	CC	CCV	x	331289	75.0000	0.1617	
\\MASSHUNTER\Org\Data\SV5973N.I\sd021822\DoD BNA cal 1\Feb1809.D	QC	ICV	x	303382	75.0000	0.1688	
\\MASSHUNTER\Org\Data\SV5973N.I\sd021822\DoD BNA cal 1\Feb1805.D	Calibration	4	x	291274	75.0000	0.1517	
\\MASSHUNTER\Org\Data\SV5973N.I\sd021822\DoD BNA cal 1\Feb1804.D	Calibration	5	x	457731	100.0000	0.1752	
\\MASSHUNTER\Org\Data\SV5973N.I\sd021822\DoD BNA cal 1\Feb1803.D	Calibration	6	x	589591	120.0000	0.1890	
\\MASSHUNTER\Org\Data\SV5973N.I\sd021822\DoD BNA cal 1\Feb1802.D	Calibration	7	x	662596	150.0000	0.1810	

Batch Path	\\MASSHUNTER\Org\Data\SV5973N.I\sd021822\DoD BNA cal 1\QuantResults\021822 DoD BNA cal.batch.bin		
Analysis Time	2/19/2022 1:08 PM	**Analyst Name**	BL2000\sean
Report Time	2/19/2022 1:09:17 PM	**Reporter Name**	BL2000\sean
Last Calib Update	2/19/2022 1:06 PM	**Batch State**	Processed
Quant Batch Version	10.0	**Quant Report Version**	10.0

Hexachlorobenzene %RSE = 7.2

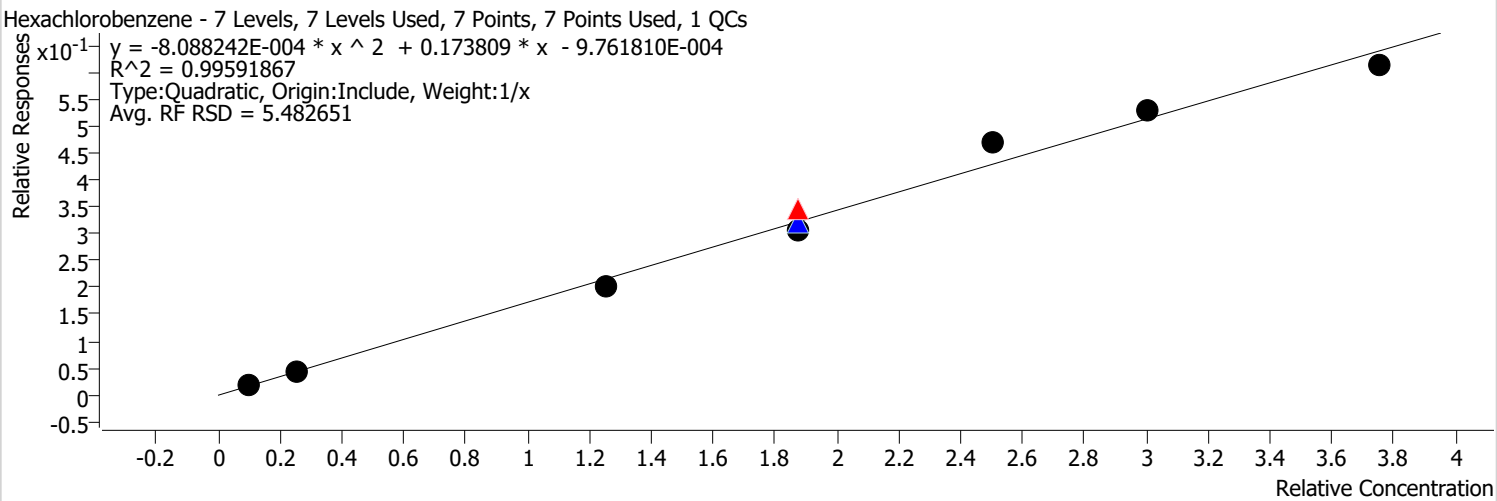

Calibration STD Path	Cal Type	Level	Enabled	Resp.	Exp. Conc	Resp. Factor	Level RSD
\\MASSHUNTER\Org\Data\SV5973N.I\sd021822\DoD BNA cal 1\Feb1808.D	Calibration	1	x	15953	4.0000	0.1732	
\\MASSHUNTER\Org\Data\SV5973N.I\sd021822\DoD BNA cal 1\Feb1807.D	Calibration	2	x	37231	10.0000	0.1647	
\\MASSHUNTER\Org\Data\SV5973N.I\sd021822\DoD BNA cal 1\Feb1806.D	Calibration	3	x	208046	50.0000	0.1626	
\\MASSHUNTER\Org\Data\SV5973N.I\sd030422\BNA 1\Feb0402.D	CC	CCV	x	380611	75.0000	0.1858	
\\MASSHUNTER\Org\Data\SV5973N.I\sd021822\DoD BNA cal 1\Feb1809.D	QC	ICV	x	307143	75.0000	0.1709	
\\MASSHUNTER\Org\Data\SV5973N.I\sd021822\DoD BNA cal 1\Feb1805.D	Calibration	4	x	312914	75.0000	0.1630	
\\MASSHUNTER\Org\Data\SV5973N.I\sd021822\DoD BNA cal 1\Feb1804.D	Calibration	5	x	488673	100.0000	0.1870	
\\MASSHUNTER\Org\Data\SV5973N.I\sd021822\DoD BNA cal 1\Feb1803.D	Calibration	6	x	550809	120.0000	0.1766	
\\MASSHUNTER\Org\Data\SV5973N.I\sd021822\DoD BNA cal 1\Feb1802.D	Calibration	7	x	597870	150.0000	0.1633	

Calibration Report

Batch Path	\\MASSHUNTER\Org\Data\SV5973N.I\sd021822\DoD BNA cal 1\QuantResults\021822 DoD BNA cal.batch.bin		
Analysis Time	2/19/2022 1:08 PM	**Analyst Name**	BL2000\sean
Report Time	2/19/2022 1:09:17 PM	**Reporter Name**	BL2000\sean
Last Calib Update	2/19/2022 1:06 PM	**Batch State**	Processed
Quant Batch Version	10.0	**Quant Report Version**	10.0

Pentachlorophenol %RSE = 6.6

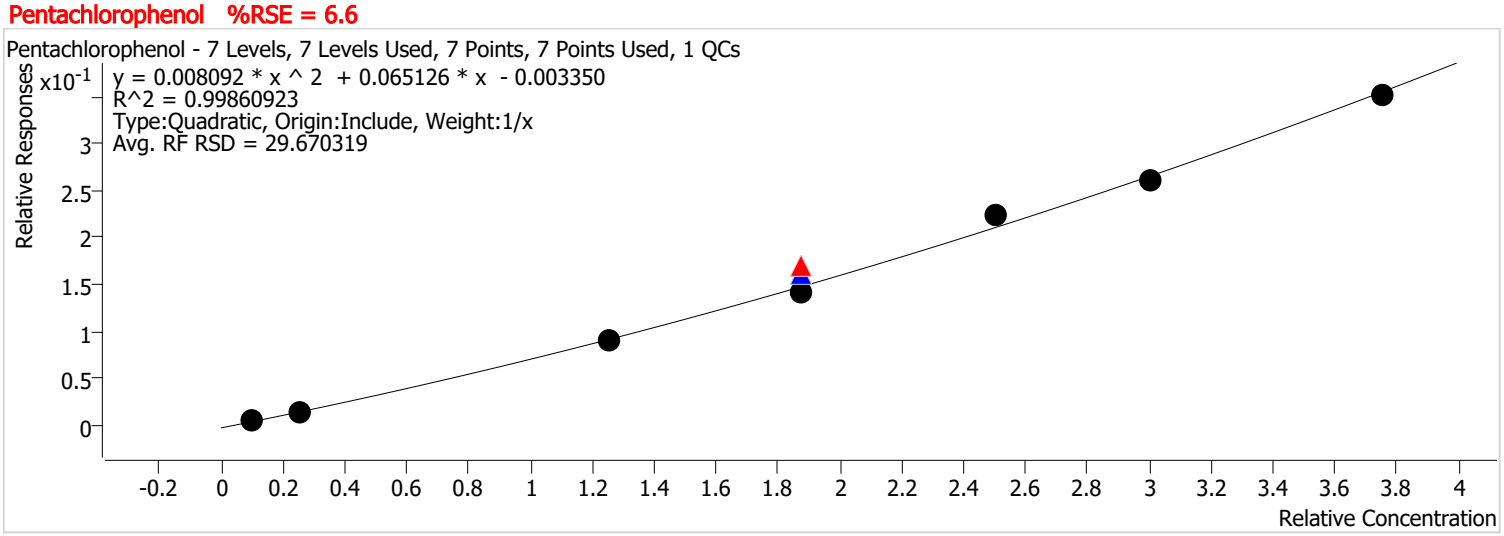

Calibration STD Path	Cal Type	Level	Enabled	Resp.	Exp. Conc	Resp. Factor	Level RSD
\\MASSHUNTER\Org\Data\SV5973N.I\sd021822\DoD BNA cal 1\Feb1808.D	Calibration	1	x	3504	4.0000	0.0381	
\\MASSHUNTER\Org\Data\SV5973N.I\sd021822\DoD BNA cal 1\Feb1807.D	Calibration	2	x	10893	10.0000	0.0482	
\\MASSHUNTER\Org\Data\SV5973N.I\sd021822\DoD BNA cal 1\Feb1806.D	Calibration	3	x	91759	50.0000	0.0717	
\\MASSHUNTER\Org\Data\SV5973N.I\sd030422\BNA 1\Feb0402.D	CC	CCV	x	186077	75.0000	0.0908	
\\MASSHUNTER\Org\Data\SV5973N.I\sd021822\DoD BNA cal 1\Feb1809.D	QC	ICV	x	154444	75.0000	0.0860	
\\MASSHUNTER\Org\Data\SV5973N.I\sd021822\DoD BNA cal 1\Feb1805.D	Calibration	4	x	145556	75.0000	0.0758	
\\MASSHUNTER\Org\Data\SV5973N.I\sd021822\DoD BNA cal 1\Feb1804.D	Calibration	5	x	233937	100.0000	0.0895	
\\MASSHUNTER\Org\Data\SV5973N.I\sd021822\DoD BNA cal 1\Feb1803.D	Calibration	6	x	272170	120.0000	0.0873	
\\MASSHUNTER\Org\Data\SV5973N.I\sd021822\DoD BNA cal 1\Feb1802.D	Calibration	7	x	342613	150.0000	0.0936	

Batch Path	\\MASSHUNTER\Org\Data\SV5973N.I\sd021822\DoD BNA cal 1\QuantResults\021822 DoD BNA cal.batch.bin		
Analysis Time	2/19/2022 1:08 PM	**Analyst Name**	BL2000\sean
Report Time	2/19/2022 1:09:17 PM	**Reporter Name**	BL2000\sean
Last Calib Update	2/19/2022 1:06 PM	**Batch State**	Processed
Quant Batch Version	10.0	**Quant Report Version**	10.0

Phenanthrene %RSE = 5.8

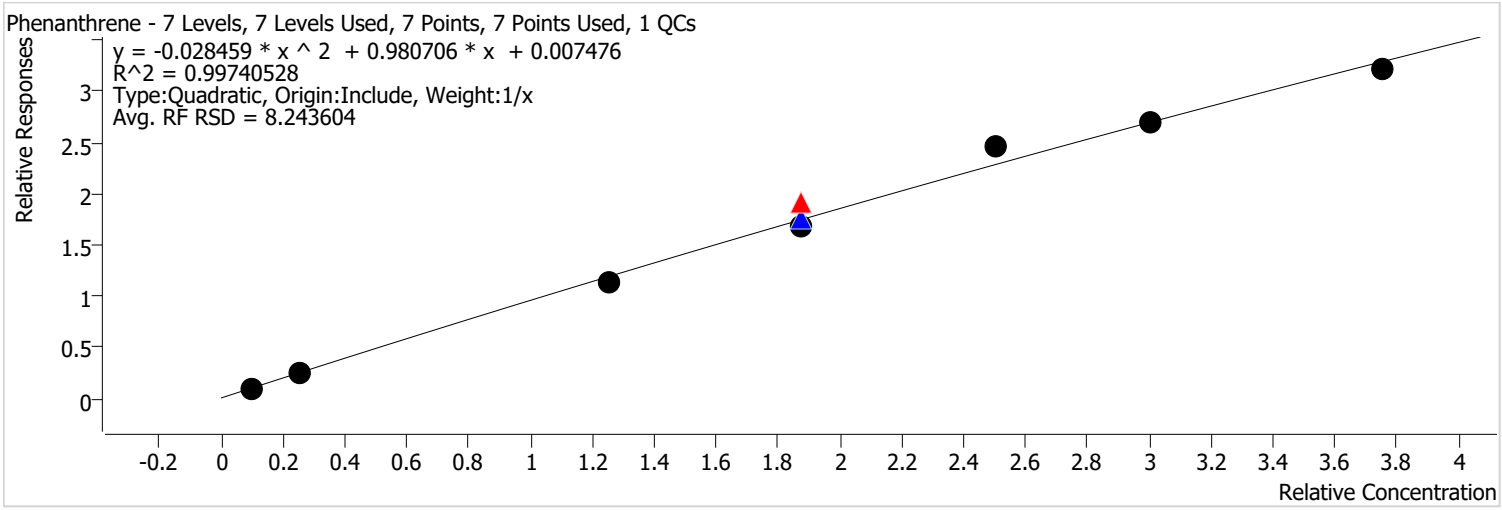

Calibration STD Path	Cal Type	Level	Enabled	Resp.	Exp. Conc	Resp. Factor	Level RSD
\\MASSHUNTER\Org\Data\SV5973N.I\sd021822\DoD BNA cal 1\Feb1808.D	Calibration	1	x	99605	4.0000	1.0817	
\\MASSHUNTER\Org\Data\SV5973N.I\sd021822\DoD BNA cal 1\Feb1807.D	Calibration	2	x	224346	10.0000	0.9924	
\\MASSHUNTER\Org\Data\SV5973N.I\sd021822\DoD BNA cal 1\Feb1806.D	Calibration	3	x	1161938	50.0000	0.9082	
\\MASSHUNTER\Org\Data\SV5973N.I\sd030422\BNA 1\Feb0402.D	CC	CCV	x	2090746	75.0000	1.0204	
\\MASSHUNTER\Org\Data\SV5973N.I\sd021822\DoD BNA cal 1\Feb1809.D	QC	ICV	x	1690096	75.0000	0.9406	
\\MASSHUNTER\Org\Data\SV5973N.I\sd021822\DoD BNA cal 1\Feb1805.D	Calibration	4	x	1733051	75.0000	0.9026	
\\MASSHUNTER\Org\Data\SV5973N.I\sd021822\DoD BNA cal 1\Feb1804.D	Calibration	5	x	2584992	100.0000	0.9894	
\\MASSHUNTER\Org\Data\SV5973N.I\sd021822\DoD BNA cal 1\Feb1803.D	Calibration	6	x	2792268	120.0000	0.8953	
\\MASSHUNTER\Org\Data\SV5973N.I\sd021822\DoD BNA cal 1\Feb1802.D	Calibration	7	x	3132371	150.0000	0.8554	

Calibration Report

Batch Path	\\MASSHUNTER\Org\Data\SV5973N.I\sd021822\DoD BNA cal 1\QuantResults\021822 DoD BNA cal.batch.bin		
Analysis Time	2/19/2022 1:08 PM	**Analyst Name**	BL2000\sean
Report Time	2/19/2022 1:09:17 PM	**Reporter Name**	BL2000\sean
Last Calib Update	2/19/2022 1:06 PM	**Batch State**	Processed
Quant Batch Version	10.0	**Quant Report Version**	10.0

Anthracene %RSE = 4.4

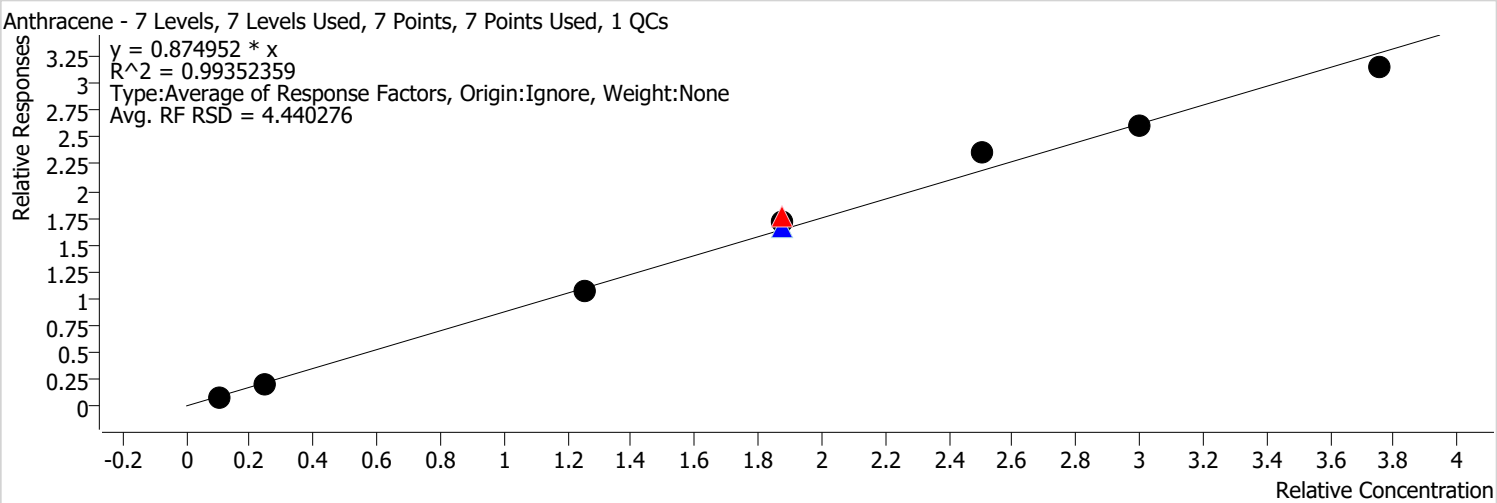

Calibration STD Path	Cal Type	Level	Enabled	Resp.	Exp. Conc	Resp. Factor	Level RSD
\\MASSHUNTER\Org\Data\SV5973N.I\sd021822\DoD BNA cal 1\Feb1808.D	Calibration	1	x	78978	4.0000	0.8577	
\\MASSHUNTER\Org\Data\SV5973N.I\sd021822\DoD BNA cal 1\Feb1807.D	Calibration	2	x	191750	10.0000	0.8482	
\\MASSHUNTER\Org\Data\SV5973N.I\sd021822\DoD BNA cal 1\Feb1806.D	Calibration	3	x	1092607	50.0000	0.8540	
\\MASSHUNTER\Org\Data\SV5973N.I\sd030422\BNA 1\Feb0402.D	CC	CCV	x	1932770	75.0000	0.9433	
\\MASSHUNTER\Org\Data\SV5973N.I\sd021822\DoD BNA cal 1\Feb1809.D	QC	ICV	x	1595291	75.0000	0.8878	
\\MASSHUNTER\Org\Data\SV5973N.I\sd021822\DoD BNA cal 1\Feb1805.D	Calibration	4	x	1747621	75.0000	0.9102	
\\MASSHUNTER\Org\Data\SV5973N.I\sd021822\DoD BNA cal 1\Feb1804.D	Calibration	5	x	2471452	100.0000	0.9459	
\\MASSHUNTER\Org\Data\SV5973N.I\sd021822\DoD BNA cal 1\Feb1803.D	Calibration	6	x	2712966	120.0000	0.8699	
\\MASSHUNTER\Org\Data\SV5973N.I\sd021822\DoD BNA cal 1\Feb1802.D	Calibration	7	x	3071678	150.0000	0.8389	

Calibration Report

Batch Path	\\MASSHUNTER\Org\Data\SV5973N.I\sd021822\DoD BNA cal 1\QuantResults\021822 DoD BNA cal.batch.bin		
Analysis Time	2/19/2022 1:08 PM	**Analyst Name**	BL2000\sean
Report Time	2/19/2022 1:09:17 PM	**Reporter Name**	BL2000\sean
Last Calib Update	2/19/2022 1:06 PM	**Batch State**	Processed
Quant Batch Version	10.0	**Quant Report Version**	10.0

Triallate %RSE = 6.0

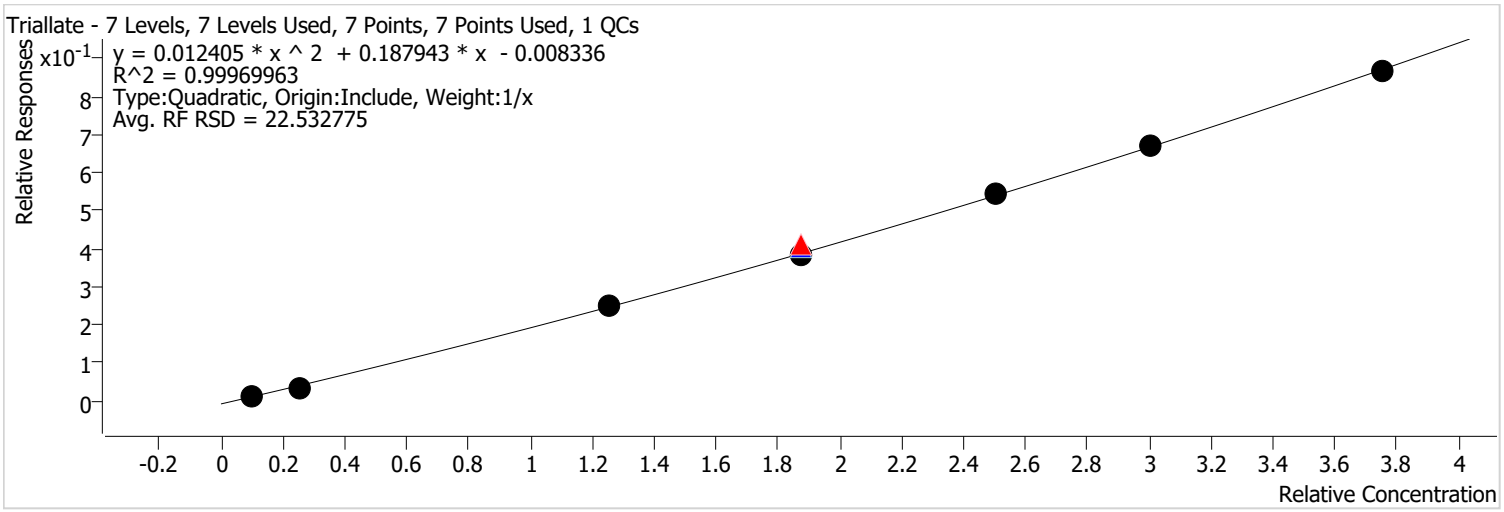

Calibration STD Path	Cal Type	Level	Enabled	Resp.	Exp. Conc	Resp. Factor	Level RSD
\\MASSHUNTER\Org\Data\SV5973N.I\sd021822\DoD BNA cal 1\Feb1808.D	Calibration	1	x	11113	4.0000	0.1207	
\\MASSHUNTER\Org\Data\SV5973N.I\sd021822\DoD BNA cal 1\Feb1807.D	Calibration	2	x	31763	10.0000	0.1405	
\\MASSHUNTER\Org\Data\SV5973N.I\sd021822\DoD BNA cal 1\Feb1806.D	Calibration	3	x	255426	50.0000	0.1996	
\\MASSHUNTER\Org\Data\SV5973N.I\sd030422\BNA 1\Feb0402.D	CC	CCV	x	450289	75.0000	0.2198	
\\MASSHUNTER\Org\Data\SV5973N.I\sd021822\DoD BNA cal 1\Feb1809.D	QC	ICV	x	390681	75.0000	0.2174	
\\MASSHUNTER\Org\Data\SV5973N.I\sd021822\DoD BNA cal 1\Feb1805.D	Calibration	4	x	391641	75.0000	0.2040	
\\MASSHUNTER\Org\Data\SV5973N.I\sd021822\DoD BNA cal 1\Feb1804.D	Calibration	5	x	570358	100.0000	0.2183	
\\MASSHUNTER\Org\Data\SV5973N.I\sd021822\DoD BNA cal 1\Feb1803.D	Calibration	6	x	696512	120.0000	0.2233	
\\MASSHUNTER\Org\Data\SV5973N.I\sd021822\DoD BNA cal 1\Feb1802.D	Calibration	7	x	845447	150.0000	0.2309	

Batch Path	\\MASSHUNTER\Org\Data\SV5973N.I\sd021822\DoD BNA cal 1\QuantResults\021822 DoD BNA cal.batch.bin		
Analysis Time	2/19/2022 1:08 PM	**Analyst Name**	BL2000\sean
Report Time	2/19/2022 1:09:18 PM	**Reporter Name**	BL2000\sean
Last Calib Update	2/19/2022 1:06 PM	**Batch State**	Processed
Quant Batch Version	10.0	**Quant Report Version**	10.0

Carbazole %RSE = 0.8

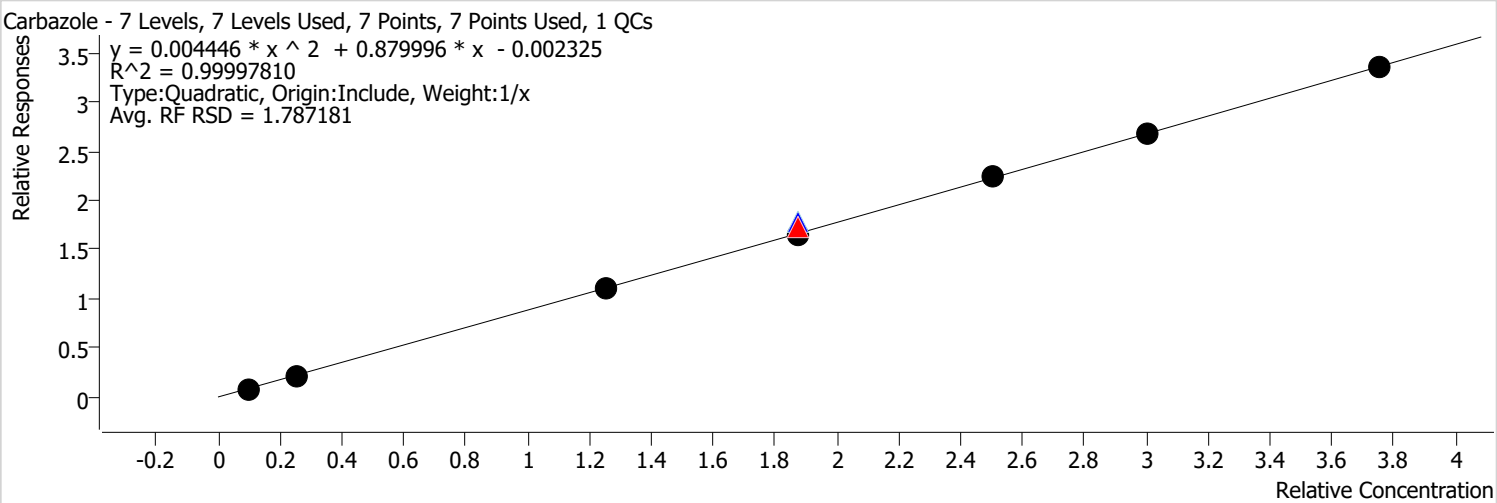

Calibration STD Path	Cal Type	Level	Enabled	Resp.	Exp. Conc	Resp. Factor	Level RSD
\\MASSHUNTER\Org\Data\SV5973N.I\sd021822\DoD BNA cal 1\Feb1808.D	Calibration	1	x	78288	4.0000	0.8502	
\\MASSHUNTER\Org\Data\SV5973N.I\sd021822\DoD BNA cal 1\Feb1807.D	Calibration	2	x	199440	10.0000	0.8822	
\\MASSHUNTER\Org\Data\SV5973N.I\sd021822\DoD BNA cal 1\Feb1806.D	Calibration	3	x	1123980	50.0000	0.8785	
\\MASSHUNTER\Org\Data\SV5973N.I\sd030422\BNA 1\Feb0402.D	CC	CCV	x	1878552	75.0000	0.9169	
\\MASSHUNTER\Org\Data\SV5973N.I\sd021822\DoD BNA cal 1\Feb1809.D	QC	ICV	x	1718160	75.0000	0.9562	
\\MASSHUNTER\Org\Data\SV5973N.I\sd021822\DoD BNA cal 1\Feb1805.D	Calibration	4	x	1698426	75.0000	0.8845	
\\MASSHUNTER\Org\Data\SV5973N.I\sd021822\DoD BNA cal 1\Feb1804.D	Calibration	5	x	2334657	100.0000	0.8935	
\\MASSHUNTER\Org\Data\SV5973N.I\sd021822\DoD BNA cal 1\Feb1803.D	Calibration	6	x	2794889	120.0000	0.8961	
\\MASSHUNTER\Org\Data\SV5973N.I\sd021822\DoD BNA cal 1\Feb1802.D	Calibration	7	x	3271481	150.0000	0.8934	

Batch Path	\\MASSHUNTER\Org\Data\SV5973N.I\sd021822\DoD BNA cal 1\QuantResults\021822 DoD BNA cal.batch.bin		
Analysis Time	2/19/2022 1:08 PM	**Analyst Name**	BL2000\sean
Report Time	2/19/2022 1:09:18 PM	**Reporter Name**	BL2000\sean
Last Calib Update	2/19/2022 1:06 PM	**Batch State**	Processed
Quant Batch Version	10.0	**Quant Report Version**	10.0

o-Terphenyl %RSE = 6.0

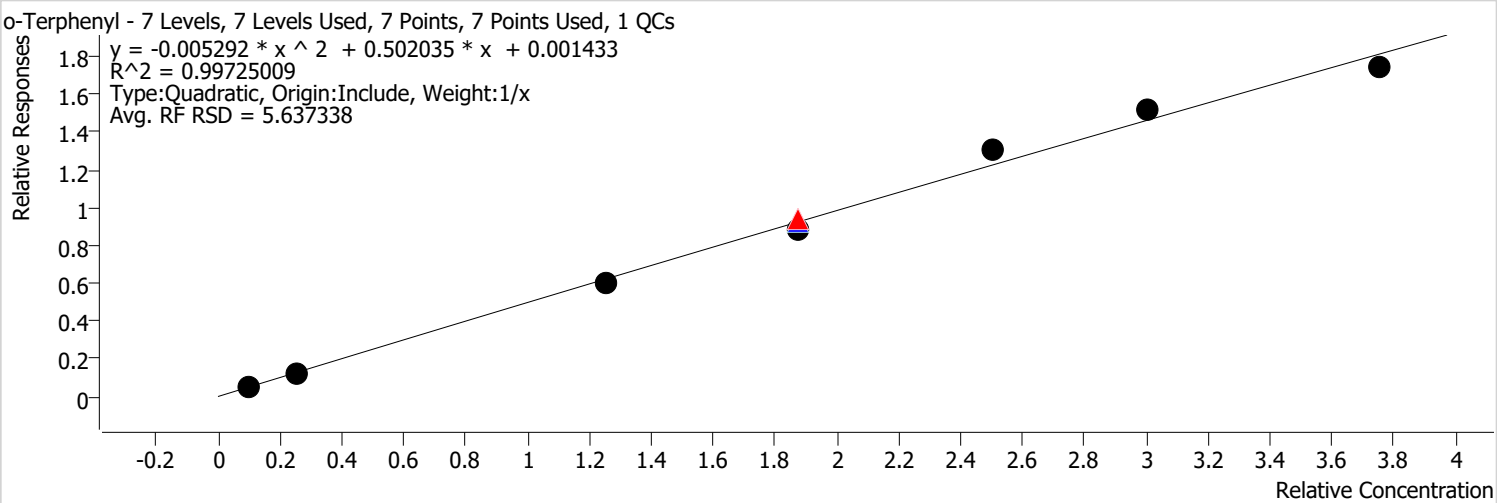

Calibration STD Path	Cal Type	Level	Enabled	Resp.	Exp. Conc	Resp. Factor	Level RSD
\\MASSHUNTER\Org\Data\SV5973N.I\sd021822\DoD BNA cal 1\Feb1808.D	Calibration	1	x	49755	4.0000	0.5403	
\\MASSHUNTER\Org\Data\SV5973N.I\sd021822\DoD BNA cal 1\Feb1807.D	Calibration	2	x	111061	10.0000	0.4913	
\\MASSHUNTER\Org\Data\SV5973N.I\sd021822\DoD BNA cal 1\Feb1806.D	Calibration	3	x	609529	50.0000	0.4764	
\\MASSHUNTER\Org\Data\SV5973N.I\sd030422\BNA 1\Feb0402.D	CC	CCV	x	1020356	75.0000	0.4980	
\\MASSHUNTER\Org\Data\SV5973N.I\sd021822\DoD BNA cal 1\Feb1809.D	QC	ICV	x	880627	75.0000	0.4901	
\\MASSHUNTER\Org\Data\SV5973N.I\sd021822\DoD BNA cal 1\Feb1805.D	Calibration	4	x	906169	75.0000	0.4719	
\\MASSHUNTER\Org\Data\SV5973N.I\sd021822\DoD BNA cal 1\Feb1804.D	Calibration	5	x	1358973	100.0000	0.5201	
\\MASSHUNTER\Org\Data\SV5973N.I\sd021822\DoD BNA cal 1\Feb1803.D	Calibration	6	x	1579903	120.0000	0.5066	
\\MASSHUNTER\Org\Data\SV5973N.I\sd021822\DoD BNA cal 1\Feb1802.D	Calibration	7	x	1697837	150.0000	0.4637	

Batch Path	\\MASSHUNTER\Org\Data\SV5973N.I\sd021822\DoD BNA cal 1\QuantResults\021822 DoD BNA cal.batch.bin		
Analysis Time	2/19/2022 1:08 PM	**Analyst Name**	BL2000\sean
Report Time	2/19/2022 1:09:18 PM	**Reporter Name**	BL2000\sean
Last Calib Update	2/19/2022 1:06 PM	**Batch State**	Processed
Quant Batch Version	10.0	**Quant Report Version**	10.0

Di-n-Butylphthalate %RSE = 11.9

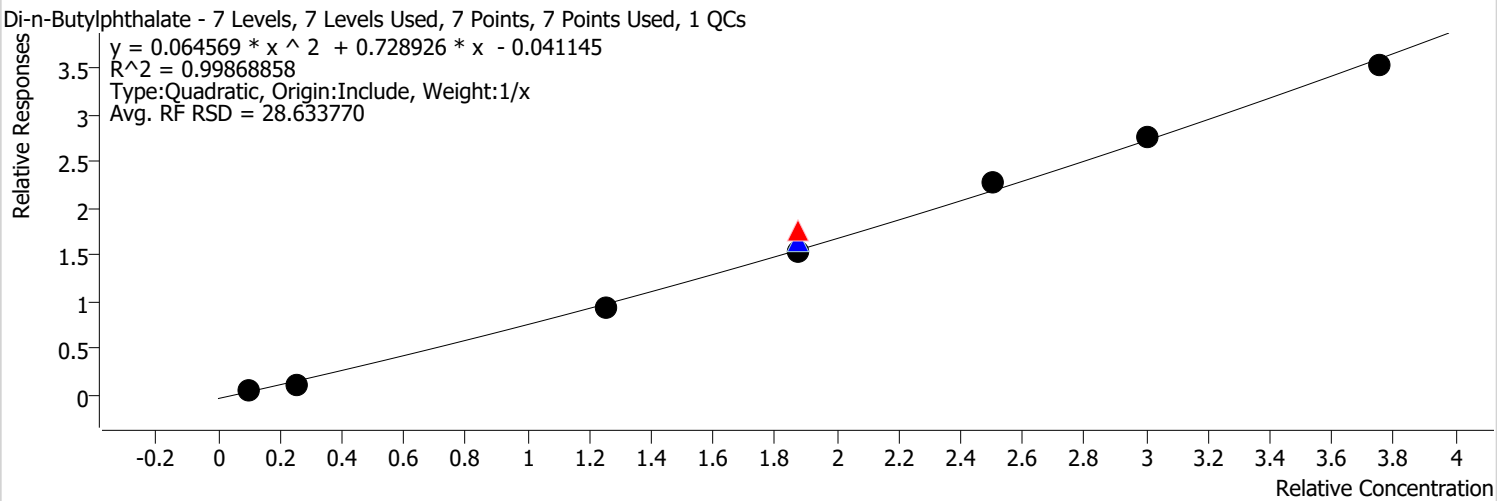

Calibration STD Path	Cal Type	Level	Enabled	Resp.	Exp. Conc	Resp. Factor	Level RSD
\\MASSHUNTER\Org\Data\SV5973N.I\sd021822\DoD BNA cal 1\Feb1808.D	Calibration	1	x	40976	4.0000	0.4450	
\\MASSHUNTER\Org\Data\SV5973N.I\sd021822\DoD BNA cal 1\Feb1807.D	Calibration	2	x	102631	10.0000	0.4540	
\\MASSHUNTER\Org\Data\SV5973N.I\sd021822\DoD BNA cal 1\Feb1806.D	Calibration	3	x	970759	50.0000	0.7588	
\\MASSHUNTER\Org\Data\SV5973N.I\sd030422\BNA 1\Feb0402.D	CC	CCV	x	1932466	75.0000	0.9432	
\\MASSHUNTER\Org\Data\SV5973N.I\sd021822\DoD BNA cal 1\Feb1809.D	QC	ICV	x	1581866	75.0000	0.8804	
\\MASSHUNTER\Org\Data\SV5973N.I\sd021822\DoD BNA cal 1\Feb1805.D	Calibration	4	x	1582606	75.0000	0.8242	
\\MASSHUNTER\Org\Data\SV5973N.I\sd021822\DoD BNA cal 1\Feb1804.D	Calibration	5	x	2379296	100.0000	0.9106	
\\MASSHUNTER\Org\Data\SV5973N.I\sd021822\DoD BNA cal 1\Feb1803.D	Calibration	6	x	2864235	120.0000	0.9184	
\\MASSHUNTER\Org\Data\SV5973N.I\sd021822\DoD BNA cal 1\Feb1802.D	Calibration	7	x	3446165	150.0000	0.9411	

Batch Path	\\MASSHUNTER\Org\Data\SV5973N.I\sd021822\DoD BNA cal 1\QuantResults\021822 DoD BNA cal.batch.bin		
Analysis Time	2/19/2022 1:08 PM	**Analyst Name**	BL2000\sean
Report Time	2/19/2022 1:09:18 PM	**Reporter Name**	BL2000\sean
Last Calib Update	2/19/2022 1:06 PM	**Batch State**	Processed
Quant Batch Version	10.0	**Quant Report Version**	10.0

Fluoranthene %RSE = 1.9

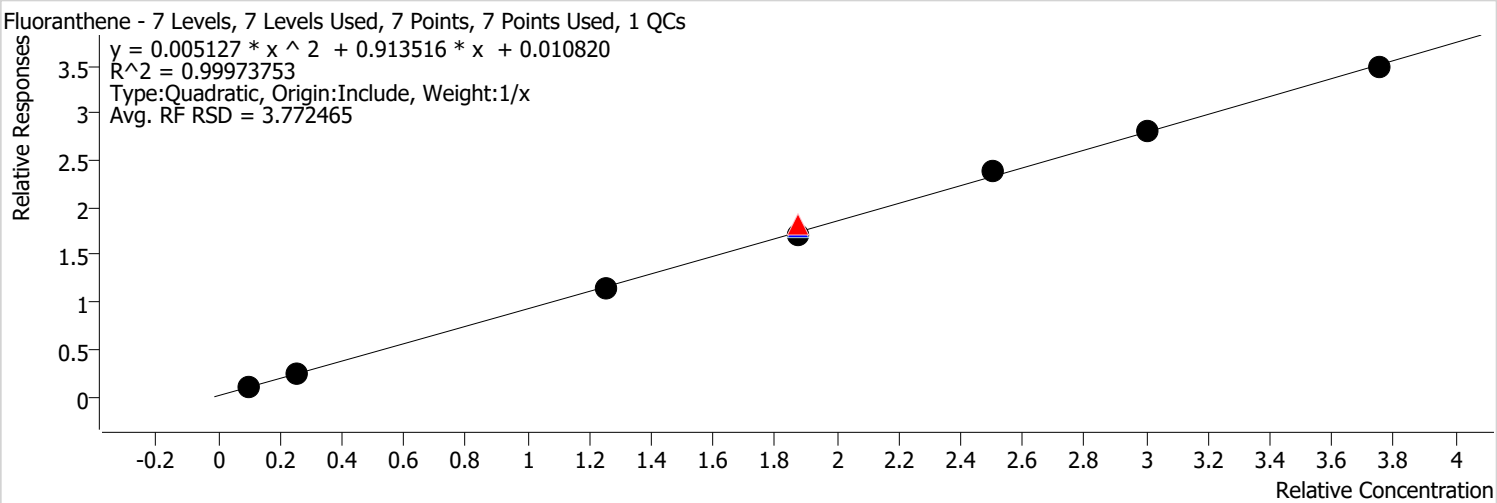

Calibration STD Path	Cal Type	Level	Enabled	Resp.	Exp. Conc	Resp. Factor	Level RSD
\\MASSHUNTER\Org\Data\SV5973N.I\sd021822\DoD BNA cal 1\Feb1808.D	Calibration	1	x	93335	4.0000	1.0136	
\\MASSHUNTER\Org\Data\SV5973N.I\sd021822\DoD BNA cal 1\Feb1807.D	Calibration	2	x	220272	10.0000	0.9744	
\\MASSHUNTER\Org\Data\SV5973N.I\sd021822\DoD BNA cal 1\Feb1806.D	Calibration	3	x	1175583	50.0000	0.9189	
\\MASSHUNTER\Org\Data\SV5973N.I\sd030422\BNA 1\Feb0402.D	CC	CCV	x	2004696	75.0000	0.9784	
\\MASSHUNTER\Org\Data\SV5973N.I\sd021822\DoD BNA cal 1\Feb1809.D	QC	ICV	x	1727903	75.0000	0.9616	
\\MASSHUNTER\Org\Data\SV5973N.I\sd021822\DoD BNA cal 1\Feb1805.D	Calibration	4	x	1750781	75.0000	0.9118	
\\MASSHUNTER\Org\Data\SV5973N.I\sd021822\DoD BNA cal 1\Feb1804.D	Calibration	5	x	2487478	100.0000	0.9520	
\\MASSHUNTER\Org\Data\SV5973N.I\sd021822\DoD BNA cal 1\Feb1803.D	Calibration	6	x	2925734	120.0000	0.9381	
\\MASSHUNTER\Org\Data\SV5973N.I\sd021822\DoD BNA cal 1\Feb1802.D	Calibration	7	x	3397461	150.0000	0.9278	

Calibration Report

Batch Path	\\MASSHUNTER\Org\Data\SV5973N.I\sd021822\DoD BNA cal 1\QuantResults\021822 DoD BNA cal.batch.bin		
Analysis Time	2/19/2022 1:08 PM	**Analyst Name**	BL2000\sean
Report Time	2/19/2022 1:09:18 PM	**Reporter Name**	BL2000\sean
Last Calib Update	2/19/2022 1:06 PM	**Batch State**	Processed
Quant Batch Version	10.0	**Quant Report Version**	10.0

Benzidine %RSE = 4.9

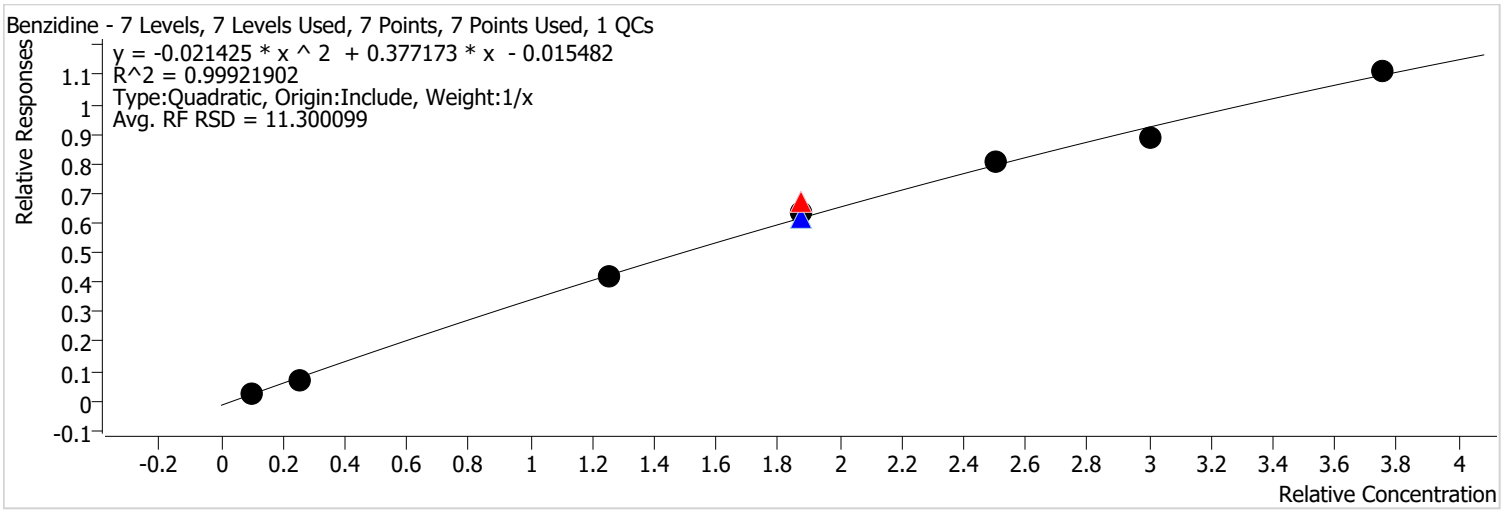

Calibration STD Path	Cal Type	Level	Enabled	Resp.	Exp. Conc	Resp. Factor	Level RSD
\\MASSHUNTER\Org\Data\SV5973N.I\sd021822\DoD BNA cal 1\Feb1808.D	Calibration	1	x	22030	4.0000	0.2392	
\\MASSHUNTER\Org\Data\SV5973N.I\sd021822\DoD BNA cal 1\Feb1807.D	Calibration	2	x	65045	10.0000	0.2877	
\\MASSHUNTER\Org\Data\SV5973N.I\sd021822\DoD BNA cal 1\Feb1806.D	Calibration	3	x	430095	50.0000	0.3362	
\\MASSHUNTER\Org\Data\SV5973N.I\sd030422\BNA 1\Feb0402.D	CC	CCV	x	735496	75.0000	0.3590	
\\MASSHUNTER\Org\Data\SV5973N.I\sd021822\DoD BNA cal 1\Feb1809.D	QC	ICV	x	590851	75.0000	0.3288	
\\MASSHUNTER\Org\Data\SV5973N.I\sd021822\DoD BNA cal 1\Feb1805.D	Calibration	4	x	646709	75.0000	0.3368	
\\MASSHUNTER\Org\Data\SV5973N.I\sd021822\DoD BNA cal 1\Feb1804.D	Calibration	5	x	841681	100.0000	0.3221	
\\MASSHUNTER\Org\Data\SV5973N.I\sd021822\DoD BNA cal 1\Feb1803.D	Calibration	6	x	925246	120.0000	0.2967	
\\MASSHUNTER\Org\Data\SV5973N.I\sd021822\DoD BNA cal 1\Feb1802.D	Calibration	7	x	1083722	150.0000	0.2960	

Batch Path	\\MASSHUNTER\Org\Data\SV5973N.I\sd021822\DoD BNA cal 1\QuantResults\021822 DoD BNA cal.batch.bin		
Analysis Time	2/19/2022 1:08 PM	**Analyst Name**	BL2000\sean
Report Time	2/19/2022 1:09:18 PM	**Reporter Name**	BL2000\sean
Last Calib Update	2/19/2022 1:06 PM	**Batch State**	Processed
Quant Batch Version	10.0	**Quant Report Version**	10.0

Pyrene %RSE = 2.2

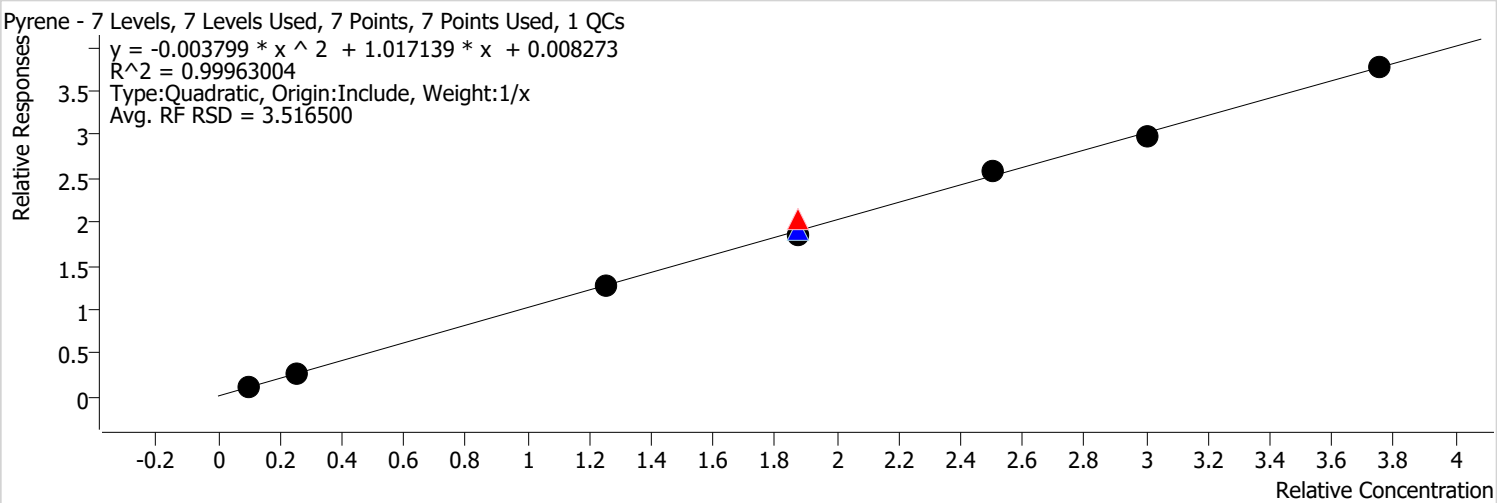

Calibration STD Path	Cal Type	Level	Enabled	Resp.	Exp. Conc	Resp. Factor	Level RSD
\\MASSHUNTER\Org\Data\SV5973N.I\sd021822\DoD BNA cal 1\Feb1808.D	Calibration	1	x	100018	4.0000	1.0861	
\\MASSHUNTER\Org\Data\SV5973N.I\sd021822\DoD BNA cal 1\Feb1807.D	Calibration	2	x	240962	10.0000	1.0659	
\\MASSHUNTER\Org\Data\SV5973N.I\sd021822\DoD BNA cal 1\Feb1806.D	Calibration	3	x	1308067	50.0000	1.0224	
\\MASSHUNTER\Org\Data\SV5973N.I\sd030422\BNA 1\Feb0402.D	CC	CCV	x	2230965	75.0000	1.0889	
\\MASSHUNTER\Org\Data\SV5973N.I\sd021822\DoD BNA cal 1\Feb1809.D	QC	ICV	x	1840668	75.0000	1.0244	
\\MASSHUNTER\Org\Data\SV5973N.I\sd021822\DoD BNA cal 1\Feb1805.D	Calibration	4	x	1900991	75.0000	0.9900	
\\MASSHUNTER\Org\Data\SV5973N.I\sd021822\DoD BNA cal 1\Feb1804.D	Calibration	5	x	2716593	100.0000	1.0397	
\\MASSHUNTER\Org\Data\SV5973N.I\sd021822\DoD BNA cal 1\Feb1803.D	Calibration	6	x	3111401	120.0000	0.9976	
\\MASSHUNTER\Org\Data\SV5973N.I\sd021822\DoD BNA cal 1\Feb1802.D	Calibration	7	x	3679726	150.0000	1.0049	

Calibration Report

Batch Path	\\MASSHUNTER\Org\Data\SV5973N.I\sd021822\DoD BNA cal 1\QuantResults\021822 DoD BNA cal.batch.bin		
Analysis Time	2/19/2022 1:08 PM	**Analyst Name**	BL2000\sean
Report Time	2/19/2022 1:09:18 PM	**Reporter Name**	BL2000\sean
Last Calib Update	2/19/2022 1:06 PM	**Batch State**	Processed
Quant Batch Version	10.0	**Quant Report Version**	10.0

Terphenyl-d14 %RSE =

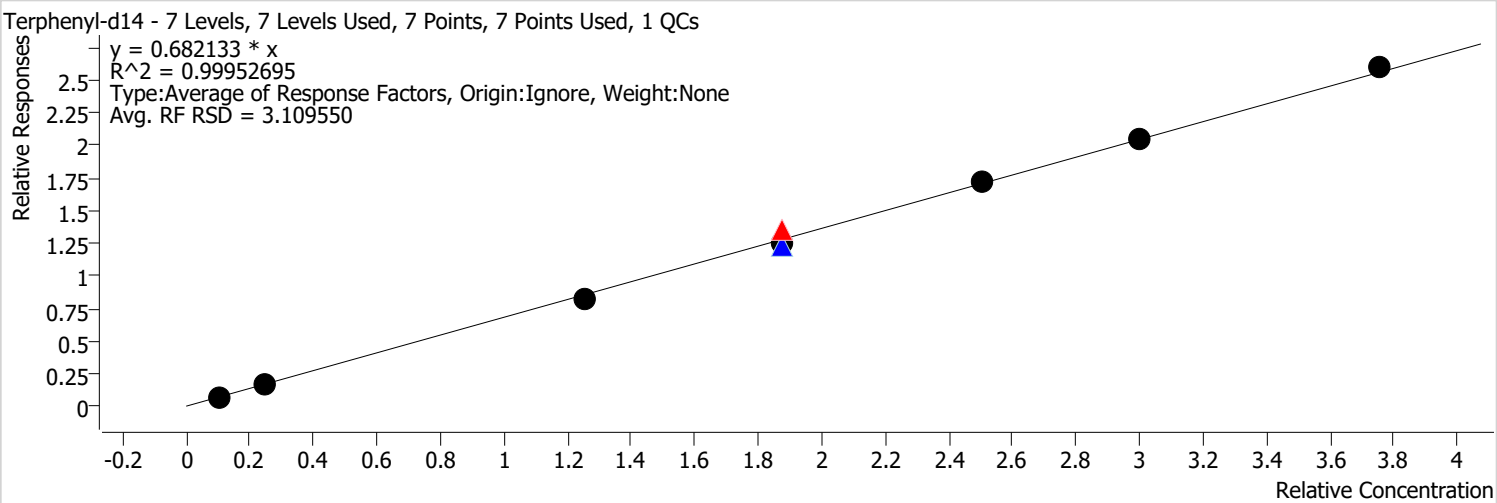

Calibration STD Path	Cal Type	Level	Enabled	Resp.	Exp. Conc	Resp. Factor	Level RSD
\\MASSHUNTER\Org\Data\SV5973N.I\sd021822\DoD BNA cal 1\Feb1808.D	Calibration	1	x	66357	4.0000	0.7206	
\\MASSHUNTER\Org\Data\SV5973N.I\sd021822\DoD BNA cal 1\Feb1807.D	Calibration	2	x	148383	10.0000	0.6564	
\\MASSHUNTER\Org\Data\SV5973N.I\sd021822\DoD BNA cal 1\Feb1806.D	Calibration	3	x	851147	50.0000	0.6653	
\\MASSHUNTER\Org\Data\SV5973N.I\sd030422\BNA 1\Feb0402.D	CC	CCV	x	1485259	75.0000	0.7249	
\\MASSHUNTER\Org\Data\SV5973N.I\sd021822\DoD BNA cal 1\Feb1809.D	QC	ICV	x	1184579	75.0000	0.6593	
\\MASSHUNTER\Org\Data\SV5973N.I\sd021822\DoD BNA cal 1\Feb1805.D	Calibration	4	x	1286275	75.0000	0.6699	
\\MASSHUNTER\Org\Data\SV5973N.I\sd021822\DoD BNA cal 1\Feb1804.D	Calibration	5	x	1793874	100.0000	0.6866	
\\MASSHUNTER\Org\Data\SV5973N.I\sd021822\DoD BNA cal 1\Feb1803.D	Calibration	6	x	2133936	120.0000	0.6842	
\\MASSHUNTER\Org\Data\SV5973N.I\sd021822\DoD BNA cal 1\Feb1802.D	Calibration	7	x	2533921	150.0000	0.6920	

Calibration Report

Batch Path	\\MASSHUNTER\Org\Data\SV5973N.I\sd021822\DoD BNA cal 1\QuantResults\021822 DoD BNA cal.batch.bin		
Analysis Time	2/19/2022 1:08 PM	**Analyst Name**	BL2000\sean
Report Time	2/19/2022 1:09:18 PM	**Reporter Name**	BL2000\sean
Last Calib Update	2/19/2022 1:06 PM	**Batch State**	Processed
Quant Batch Version	10.0	**Quant Report Version**	10.0

Butylbenzylphthalate %RSE = 7.8

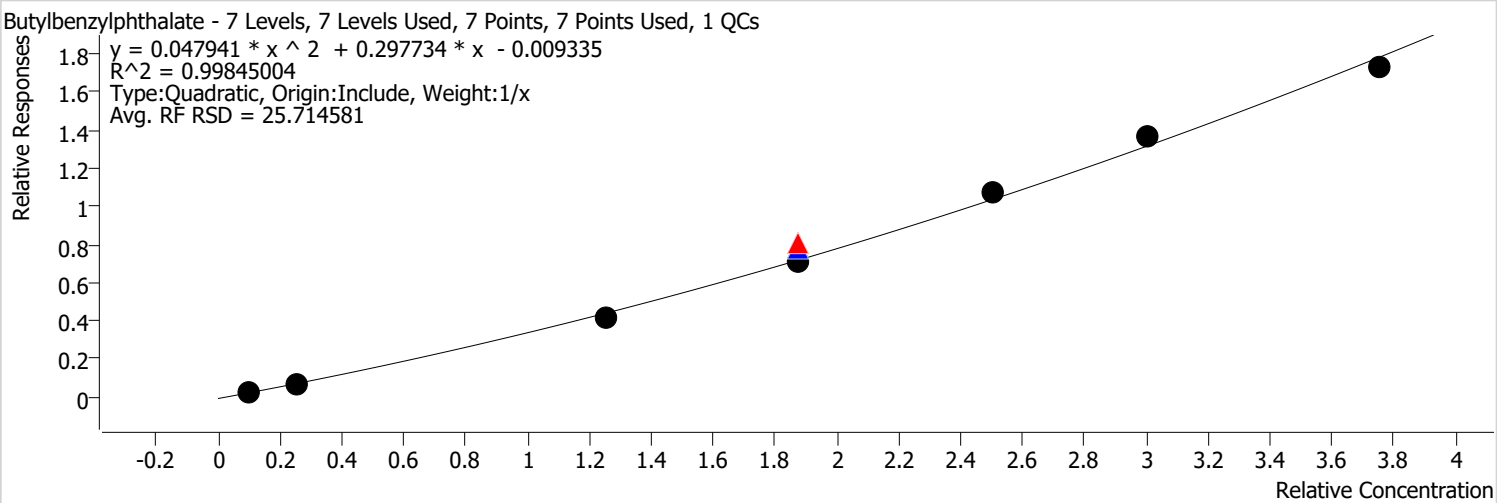

Calibration STD Path	Cal Type	Level	Enabled	Resp.	Exp. Conc	Resp. Factor	Level RSD
\\MASSHUNTER\Org\Data\SV5973N.I\sd021822\DoD BNA cal 1\Feb1808.D	Calibration	1	x	16114	4.0000	0.2428	
\\MASSHUNTER\Org\Data\SV5973N.I\sd021822\DoD BNA cal 1\Feb1807.D	Calibration	2	x	40092	10.0000	0.2440	
\\MASSHUNTER\Org\Data\SV5973N.I\sd021822\DoD BNA cal 1\Feb1806.D	Calibration	3	x	305113	50.0000	0.3305	
\\MASSHUNTER\Org\Data\SV5973N.I\sd030422\BNA 1\Feb0402.D	CC	CCV	x	643377	75.0000	0.4342	
\\MASSHUNTER\Org\Data\SV5973N.I\sd021822\DoD BNA cal 1\Feb1809.D	QC	ICV	x	535896	75.0000	0.4187	
\\MASSHUNTER\Org\Data\SV5973N.I\sd021822\DoD BNA cal 1\Feb1805.D	Calibration	4	x	511792	75.0000	0.3793	
\\MASSHUNTER\Org\Data\SV5973N.I\sd021822\DoD BNA cal 1\Feb1804.D	Calibration	5	x	817626	100.0000	0.4299	
\\MASSHUNTER\Org\Data\SV5973N.I\sd021822\DoD BNA cal 1\Feb1803.D	Calibration	6	x	1038779	120.0000	0.4542	
\\MASSHUNTER\Org\Data\SV5973N.I\sd021822\DoD BNA cal 1\Feb1802.D	Calibration	7	x	1276176	150.0000	0.4609	

Calibration Report

Batch Path	\\MASSHUNTER\Org\Data\SV5973N.I\sd021822\DoD BNA cal 1\QuantResults\021822 DoD BNA cal.batch.bin		
Analysis Time	2/19/2022 1:08 PM	**Analyst Name**	BL2000\sean
Report Time	2/19/2022 1:09:19 PM	**Reporter Name**	BL2000\sean
Last Calib Update	2/19/2022 1:06 PM	**Batch State**	Processed
Quant Batch Version	10.0	**Quant Report Version**	10.0

Benzo(a)Anthracene %RSE = 3.8

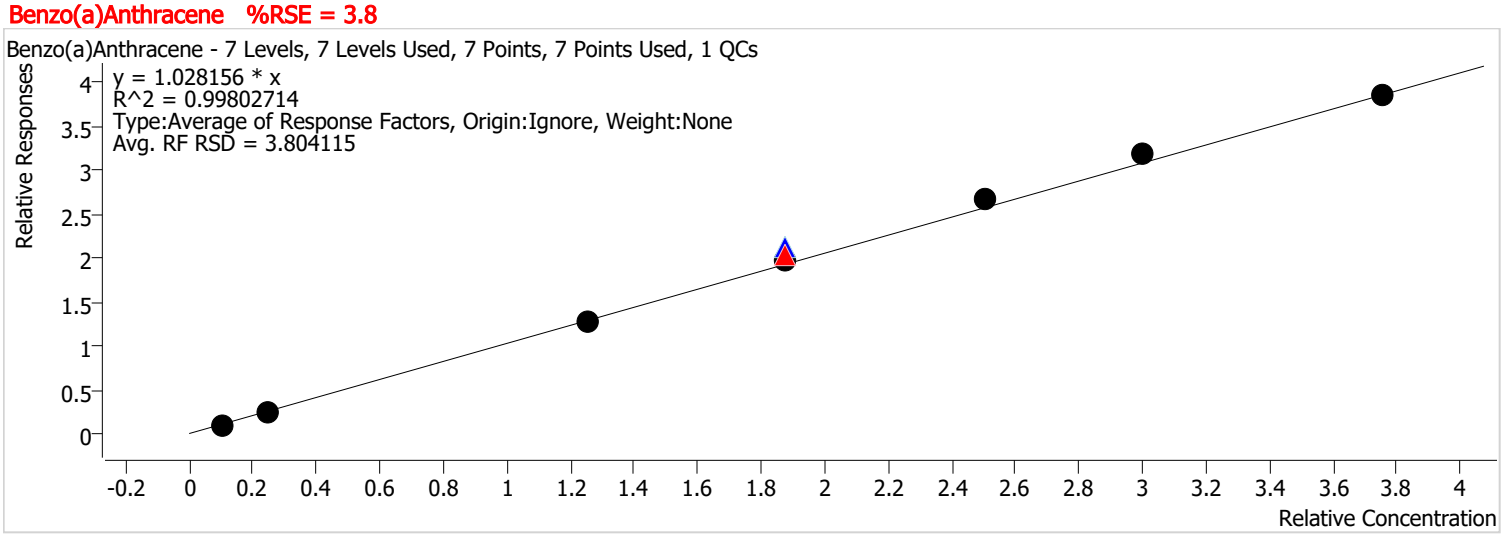

Calibration STD Path	Cal Type	Level	Enabled	Resp.	Exp. Conc	Resp. Factor	Level RSD
\\MASSHUNTER\Org\Data\SV5973N.I\sd021822\DoD BNA cal 1\Feb1808.D	Calibration	1	x	66223	4.0000	0.9978	
\\MASSHUNTER\Org\Data\SV5973N.I\sd021822\DoD BNA cal 1\Feb1807.D	Calibration	2	x	157876	10.0000	0.9610	
\\MASSHUNTER\Org\Data\SV5973N.I\sd021822\DoD BNA cal 1\Feb1806.D	Calibration	3	x	944328	50.0000	1.0230	
\\MASSHUNTER\Org\Data\SV5973N.I\sd030422\BNA 1\Feb0402.D	CC	CCV	x	1603923	75.0000	1.0823	
\\MASSHUNTER\Org\Data\SV5973N.I\sd021822\DoD BNA cal 1\Feb1809.D	QC	ICV	x	1445216	75.0000	1.1290	
\\MASSHUNTER\Org\Data\SV5973N.I\sd021822\DoD BNA cal 1\Feb1805.D	Calibration	4	x	1426052	75.0000	1.0569	
\\MASSHUNTER\Org\Data\SV5973N.I\sd021822\DoD BNA cal 1\Feb1804.D	Calibration	5	x	2034255	100.0000	1.0696	
\\MASSHUNTER\Org\Data\SV5973N.I\sd021822\DoD BNA cal 1\Feb1803.D	Calibration	6	x	2429458	120.0000	1.0623	
\\MASSHUNTER\Org\Data\SV5973N.I\sd021822\DoD BNA cal 1\Feb1802.D	Calibration	7	x	2842112	150.0000	1.0264	

Calibration Report

Batch Path	\\MASSHUNTER\Org\Data\SV5973N.I\sd021822\DoD BNA cal 1\QuantResults\021822 DoD BNA cal.batch.bin		
Analysis Time	2/19/2022 1:08 PM	**Analyst Name**	BL2000\sean
Report Time	2/19/2022 1:09:19 PM	**Reporter Name**	BL2000\sean
Last Calib Update	2/19/2022 1:06 PM	**Batch State**	Processed
Quant Batch Version	10.0	**Quant Report Version**	10.0

Chrysene %RSE = 2.8

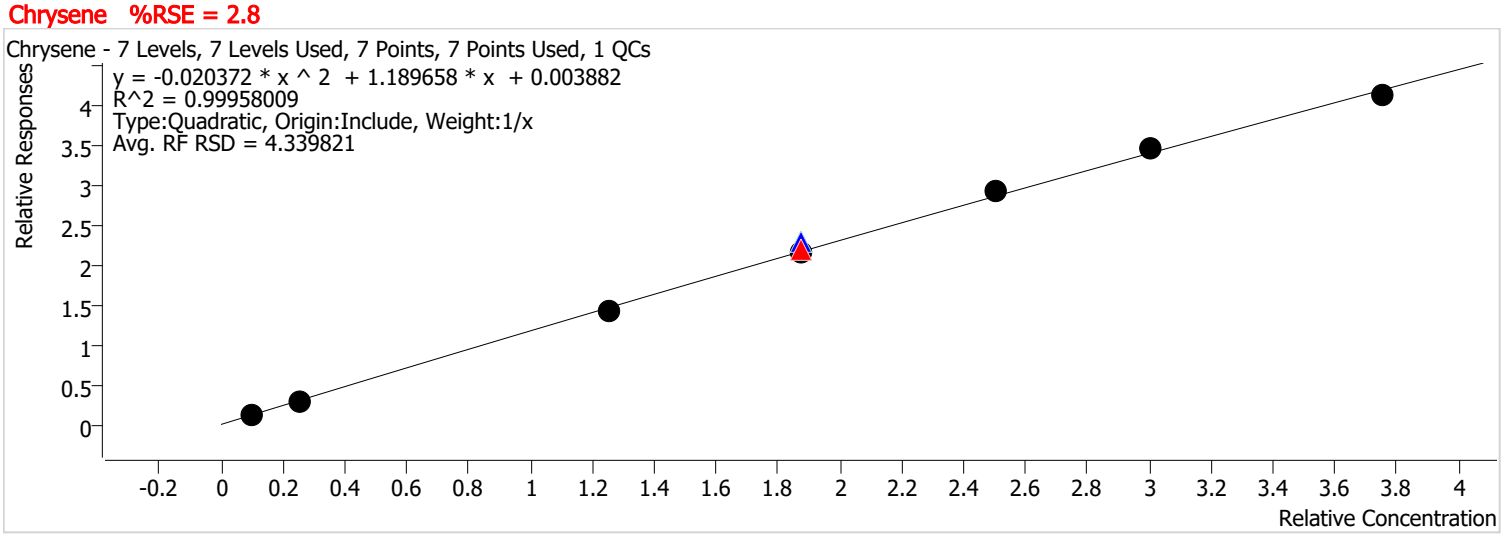

Calibration STD Path	Cal Type	Level	Enabled	Resp.	Exp. Conc	Resp. Factor	Level RSD
\\MASSHUNTER\Org\Data\SV5973N.I\sd021822\DoD BNA cal 1\Feb1808.D	Calibration	1	x	83685	4.0000	1.2610	
\\MASSHUNTER\Org\Data\SV5973N.I\sd021822\DoD BNA cal 1\Feb1807.D	Calibration	2	x	193047	10.0000	1.1750	
\\MASSHUNTER\Org\Data\SV5973N.I\sd021822\DoD BNA cal 1\Feb1806.D	Calibration	3	x	1050170	50.0000	1.1376	
\\MASSHUNTER\Org\Data\SV5973N.I\sd030422\BNA 1\Feb0402.D	CC	CCV	x	1727532	75.0000	1.1657	
\\MASSHUNTER\Org\Data\SV5973N.I\sd021822\DoD BNA cal 1\Feb1809.D	QC	ICV	x	1558124	75.0000	1.2173	
\\MASSHUNTER\Org\Data\SV5973N.I\sd021822\DoD BNA cal 1\Feb1805.D	Calibration	4	x	1551059	75.0000	1.1496	
\\MASSHUNTER\Org\Data\SV5973N.I\sd021822\DoD BNA cal 1\Feb1804.D	Calibration	5	x	2211531	100.0000	1.1628	
\\MASSHUNTER\Org\Data\SV5973N.I\sd021822\DoD BNA cal 1\Feb1803.D	Calibration	6	x	2630114	120.0000	1.1501	
\\MASSHUNTER\Org\Data\SV5973N.I\sd021822\DoD BNA cal 1\Feb1802.D	Calibration	7	x	3033845	150.0000	1.0957	

Batch Path	\\MASSHUNTER\Org\Data\SV5973N.I\sd021822\DoD BNA cal 1\QuantResults\021822 DoD BNA cal.batch.bin		
Analysis Time	2/19/2022 1:08 PM	**Analyst Name**	BL2000\sean
Report Time	2/19/2022 1:09:19 PM	**Reporter Name**	BL2000\sean
Last Calib Update	2/19/2022 1:06 PM	**Batch State**	Processed
Quant Batch Version	10.0	**Quant Report Version**	10.0

3,3-Dichlorobenzidine %RSE = 10.2

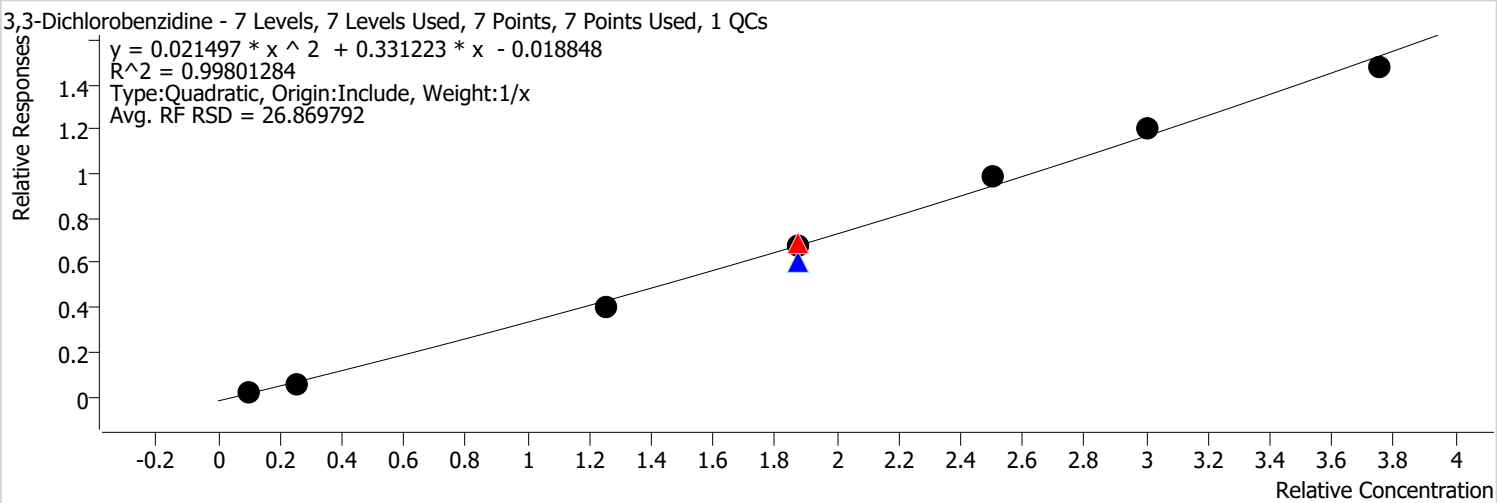

Calibration STD Path	Cal Type	Level	Enabled	Resp.	Exp. Conc	Resp. Factor	Level RSD
\\MASSHUNTER\Org\Data\SV5973N.I\sd021822\DoD BNA cal 1\Feb1808.D	Calibration	1	x	12724	4.0000	0.1917	
\\MASSHUNTER\Org\Data\SV5973N.I\sd021822\DoD BNA cal 1\Feb1807.D	Calibration	2	x	35676	10.0000	0.2172	
\\MASSHUNTER\Org\Data\SV5973N.I\sd021822\DoD BNA cal 1\Feb1806.D	Calibration	3	x	299783	50.0000	0.3247	
\\MASSHUNTER\Org\Data\SV5973N.I\sd030422\BNA 1\Feb0402.D	CC	CCV	x	544800	75.0000	0.3676	
\\MASSHUNTER\Org\Data\SV5973N.I\sd021822\DoD BNA cal 1\Feb1809.D	QC	ICV	x	412447	75.0000	0.3222	
\\MASSHUNTER\Org\Data\SV5973N.I\sd021822\DoD BNA cal 1\Feb1805.D	Calibration	4	x	486419	75.0000	0.3605	
\\MASSHUNTER\Org\Data\SV5973N.I\sd021822\DoD BNA cal 1\Feb1804.D	Calibration	5	x	749360	100.0000	0.3940	
\\MASSHUNTER\Org\Data\SV5973N.I\sd021822\DoD BNA cal 1\Feb1803.D	Calibration	6	x	921207	120.0000	0.4028	
\\MASSHUNTER\Org\Data\SV5973N.I\sd021822\DoD BNA cal 1\Feb1802.D	Calibration	7	x	1089020	150.0000	0.3933	

Calibration Report

Batch Path	\\MASSHUNTER\Org\Data\SV5973N.I\sd021822\DoD BNA cal 1\QuantResults\021822 DoD BNA cal.batch.bin		
Analysis Time	2/19/2022 1:08 PM	**Analyst Name**	BL2000\sean
Report Time	2/19/2022 1:09:19 PM	**Reporter Name**	BL2000\sean
Last Calib Update	2/19/2022 1:06 PM	**Batch State**	Processed
Quant Batch Version	10.0	**Quant Report Version**	10.0

bis(2-ethylhexyl)Phthalate %RSE = 5.5

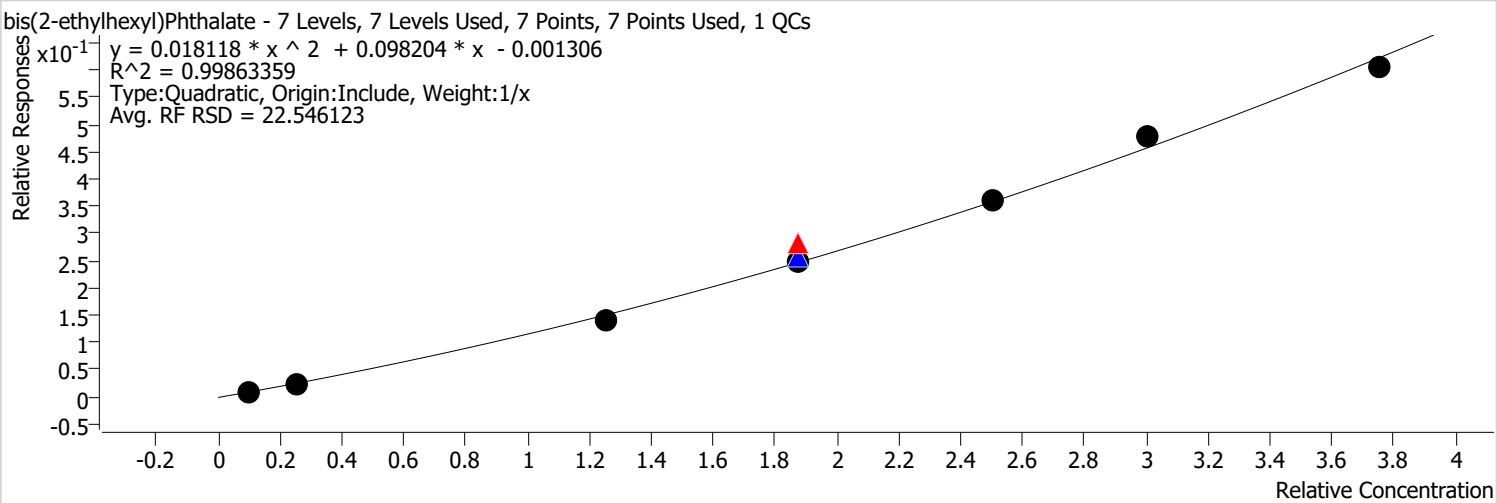

Calibration STD Path	Cal Type	Level	Enabled	Resp.	Exp. Conc	Resp. Factor	Level RSD
\\MASSHUNTER\Org\Data\SV5973N.I\sd021822\DoD BNA cal 1\Feb1808.D	Calibration	1	x	6272	4.0000	0.0945	
\\MASSHUNTER\Org\Data\SV5973N.I\sd021822\DoD BNA cal 1\Feb1807.D	Calibration	2	x	15117	10.0000	0.0920	
\\MASSHUNTER\Org\Data\SV5973N.I\sd021822\DoD BNA cal 1\Feb1806.D	Calibration	3	x	104536	50.0000	0.1132	
\\MASSHUNTER\Org\Data\SV5973N.I\sd030422\BNA 1\Feb0402.D	CC	CCV	x	224752	75.0000	0.1517	
\\MASSHUNTER\Org\Data\SV5973N.I\sd021822\DoD BNA cal 1\Feb1809.D	QC	ICV	x	177710	75.0000	0.1388	
\\MASSHUNTER\Org\Data\SV5973N.I\sd021822\DoD BNA cal 1\Feb1805.D	Calibration	4	x	177810	75.0000	0.1318	
\\MASSHUNTER\Org\Data\SV5973N.I\sd021822\DoD BNA cal 1\Feb1804.D	Calibration	5	x	275164	100.0000	0.1447	
\\MASSHUNTER\Org\Data\SV5973N.I\sd021822\DoD BNA cal 1\Feb1803.D	Calibration	6	x	364319	120.0000	0.1593	
\\MASSHUNTER\Org\Data\SV5973N.I\sd021822\DoD BNA cal 1\Feb1802.D	Calibration	7	x	446103	150.0000	0.1611	

Calibration Report

Batch Path	\\MASSHUNTER\Org\Data\SV5973N.I\sd021822\DoD BNA cal 1\QuantResults\021822 DoD BNA cal.batch.bin		
Analysis Time	2/19/2022 1:08 PM	**Analyst Name**	BL2000\sean
Report Time	2/19/2022 1:09:19 PM	**Reporter Name**	BL2000\sean
Last Calib Update	2/19/2022 1:06 PM	**Batch State**	Processed
Quant Batch Version	10.0	**Quant Report Version**	10.0

Di-n-octyl Phthalate %RSE = 8.8

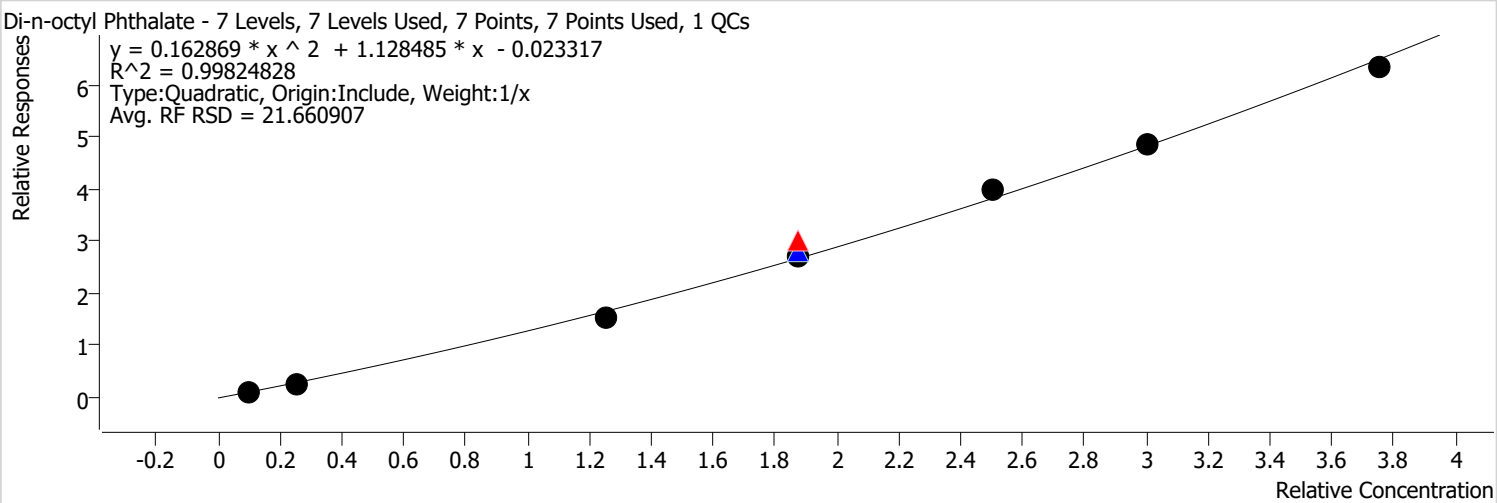

Calibration STD Path	Cal Type	Level	Enabled	Resp.	Exp. Conc	Resp. Factor	Level RSD
\\MASSHUNTER\Org\Data\SV5973N.I\sd021822\DoD BNA cal 1\Feb1808.D	Calibration	1	x	42821	4.0000	1.0522	
\\MASSHUNTER\Org\Data\SV5973N.I\sd021822\DoD BNA cal 1\Feb1807.D	Calibration	2	x	98225	10.0000	0.9593	
\\MASSHUNTER\Org\Data\SV5973N.I\sd021822\DoD BNA cal 1\Feb1806.D	Calibration	3	x	706918	50.0000	1.2050	
\\MASSHUNTER\Org\Data\SV5973N.I\sd030422\BNA 1\Feb0402.D	CC	CCV	x	1530105	75.0000	1.6103	
\\MASSHUNTER\Org\Data\SV5973N.I\sd021822\DoD BNA cal 1\Feb1809.D	QC	ICV	x	1235233	75.0000	1.5092	
\\MASSHUNTER\Org\Data\SV5973N.I\sd021822\DoD BNA cal 1\Feb1805.D	Calibration	4	x	1227671	75.0000	1.4498	
\\MASSHUNTER\Org\Data\SV5973N.I\sd021822\DoD BNA cal 1\Feb1804.D	Calibration	5	x	1958854	100.0000	1.6050	
\\MASSHUNTER\Org\Data\SV5973N.I\sd021822\DoD BNA cal 1\Feb1803.D	Calibration	6	x	2494942	120.0000	1.6288	
\\MASSHUNTER\Org\Data\SV5973N.I\sd021822\DoD BNA cal 1\Feb1802.D	Calibration	7	x	3050804	150.0000	1.6909	

Calibration Report

Batch Path	\\MASSHUNTER\Org\Data\SV5973N.I\sd021822\DoD BNA cal 1\QuantResults\021822 DoD BNA cal.batch.bin		
Analysis Time	2/19/2022 1:08 PM	**Analyst Name**	BL2000\sean
Report Time	2/19/2022 1:09:19 PM	**Reporter Name**	BL2000\sean
Last Calib Update	2/19/2022 1:06 PM	**Batch State**	Processed
Quant Batch Version	10.0	**Quant Report Version**	10.0

Benzo(b)fluoranthene %RSE = 4.9

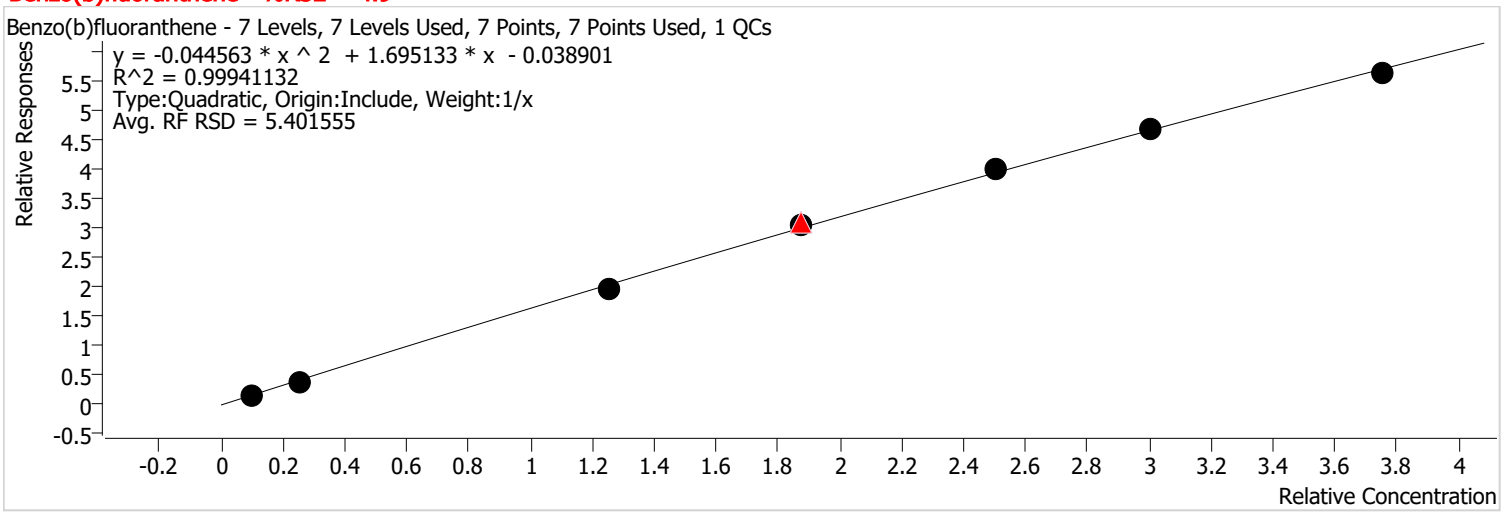

Calibration STD Path	Cal Type	Level	Enabled	Resp.	Exp. Conc	Resp. Factor	Level RSD
\\MASSHUNTER\Org\Data\SV5973N.I\sd021822\DoD BNA cal 1\Feb1808.D	Calibration	1	x	57119	4.0000	1.4035	
\\MASSHUNTER\Org\Data\SV5973N.I\sd021822\DoD BNA cal 1\Feb1807.D	Calibration	2	x	146871	10.0000	1.4344	
\\MASSHUNTER\Org\Data\SV5973N.I\sd021822\DoD BNA cal 1\Feb1806.D	Calibration	3	x	908237	50.0000	1.5482	
\\MASSHUNTER\Org\Data\SV5973N.I\sd030422\BNA 1\Feb0402.D	CC	CCV	x	1568935	75.0000	1.6511	
\\MASSHUNTER\Org\Data\SV5973N.I\sd021822\DoD BNA cal 1\Feb1809.D	QC	ICV	x	1337400	75.0000	1.6340	
\\MASSHUNTER\Org\Data\SV5973N.I\sd021822\DoD BNA cal 1\Feb1805.D	Calibration	4	x	1375648	75.0000	1.6245	
\\MASSHUNTER\Org\Data\SV5973N.I\sd021822\DoD BNA cal 1\Feb1804.D	Calibration	5	x	1951128	100.0000	1.5987	
\\MASSHUNTER\Org\Data\SV5973N.I\sd021822\DoD BNA cal 1\Feb1803.D	Calibration	6	x	2384843	120.0000	1.5570	
\\MASSHUNTER\Org\Data\SV5973N.I\sd021822\DoD BNA cal 1\Feb1802.D	Calibration	7	x	2701361	150.0000	1.4973	

Calibration Report

Batch Path	\\MASSHUNTER\Org\Data\SV5973N.I\sd021822\DoD BNA cal 1\QuantResults\021822 DoD BNA cal.batch.bin		
Analysis Time	2/19/2022 1:08 PM	**Analyst Name**	BL2000\sean
Report Time	2/19/2022 1:09:19 PM	**Reporter Name**	BL2000\sean
Last Calib Update	2/19/2022 1:06 PM	**Batch State**	Processed
Quant Batch Version	10.0	**Quant Report Version**	10.0

Benzo(k)fluoranthene %RSE = 4.3

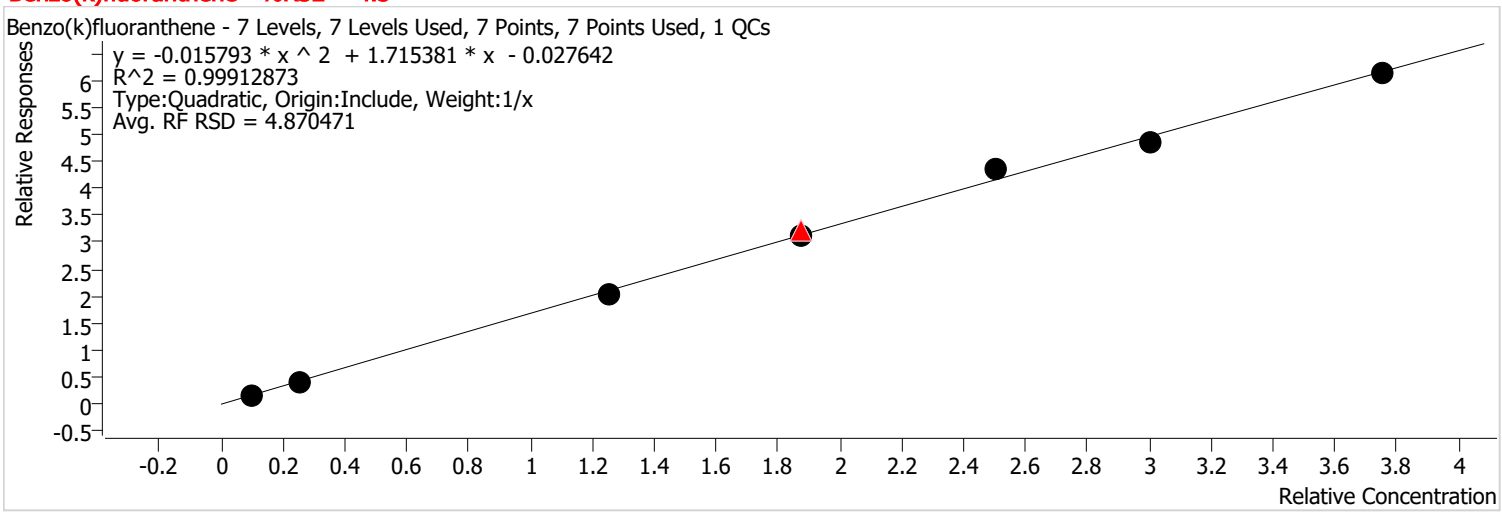

Calibration STD Path	Cal Type	Level	Enabled	Resp.	Exp. Conc	Resp. Factor	Level RSD
\\MASSHUNTER\Org\Data\SV5973N.I\sd021822\DoD BNA cal 1\Feb1808.D	Calibration	1	x	61699	4.0000	1.5160	
\\MASSHUNTER\Org\Data\SV5973N.I\sd021822\DoD BNA cal 1\Feb1807.D	Calibration	2	x	156598	10.0000	1.5294	
\\MASSHUNTER\Org\Data\SV5973N.I\sd021822\DoD BNA cal 1\Feb1806.D	Calibration	3	x	956185	50.0000	1.6300	
\\MASSHUNTER\Org\Data\SV5973N.I\sd030422\BNA 1\Feb0402.D	CC	CCV	x	1628575	75.0000	1.7139	
\\MASSHUNTER\Org\Data\SV5973N.I\sd021822\DoD BNA cal 1\Feb1809.D	QC	ICV	x	1401698	75.0000	1.7126	
\\MASSHUNTER\Org\Data\SV5973N.I\sd021822\DoD BNA cal 1\Feb1805.D	Calibration	4	x	1413651	75.0000	1.6694	
\\MASSHUNTER\Org\Data\SV5973N.I\sd021822\DoD BNA cal 1\Feb1804.D	Calibration	5	x	2129075	100.0000	1.7445	
\\MASSHUNTER\Org\Data\SV5973N.I\sd021822\DoD BNA cal 1\Feb1803.D	Calibration	6	x	2491030	120.0000	1.6263	
\\MASSHUNTER\Org\Data\SV5973N.I\sd021822\DoD BNA cal 1\Feb1802.D	Calibration	7	x	2958362	150.0000	1.6397	

Calibration Report

Batch Path	\\MASSHUNTER\Org\Data\SV5973N.I\sd021822\DoD BNA cal 1\QuantResults\021822 DoD BNA cal.batch.bin		
Analysis Time	2/19/2022 1:08 PM	**Analyst Name**	BL2000\sean
Report Time	2/19/2022 1:09:19 PM	**Reporter Name**	BL2000\sean
Last Calib Update	2/19/2022 1:06 PM	**Batch State**	Processed
Quant Batch Version	10.0	**Quant Report Version**	10.0

Benzo(a)pyrene %RSE = 6.5

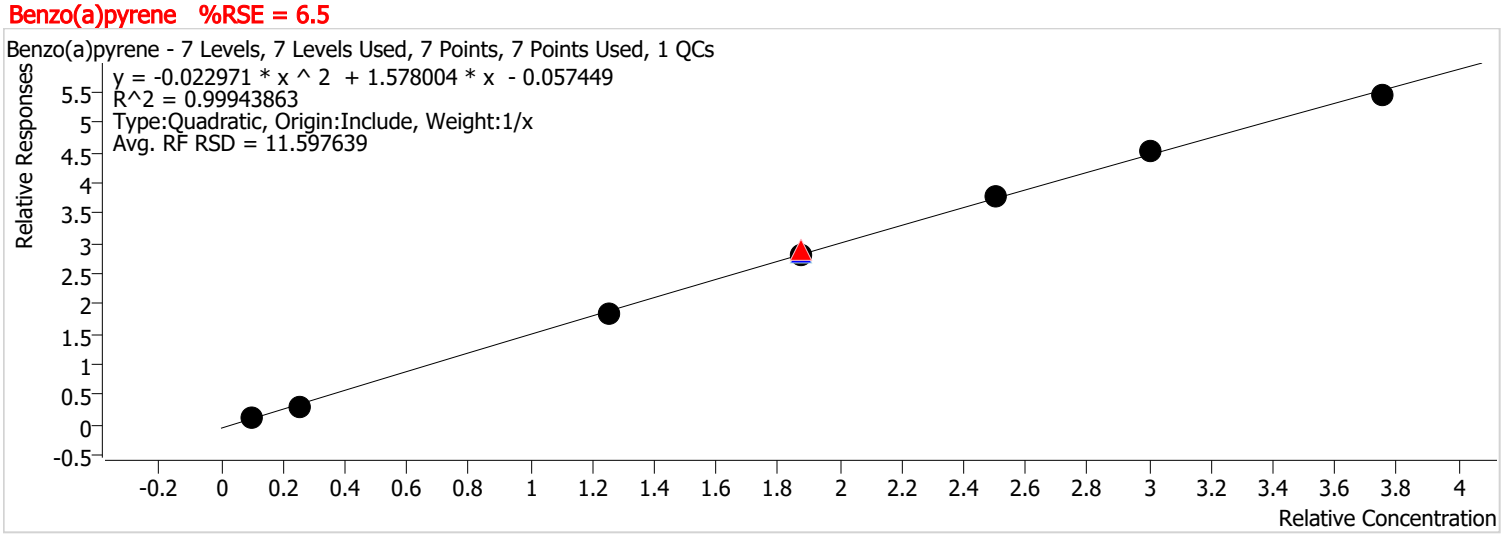

Calibration STD Path	Cal Type	Level	Enabled	Resp.	Exp. Conc	Resp. Factor	Level RSD
\\MASSHUNTER\Org\Data\SV5973N.I\sd021822\DoD BNA cal 1\Feb1808.D	Calibration	1	x	46309	4.0000	1.1378	
\\MASSHUNTER\Org\Data\SV5973N.I\sd021822\DoD BNA cal 1\Feb1807.D	Calibration	2	x	122603	10.0000	1.1974	
\\MASSHUNTER\Org\Data\SV5973N.I\sd021822\DoD BNA cal 1\Feb1806.D	Calibration	3	x	873144	50.0000	1.4884	
\\MASSHUNTER\Org\Data\SV5973N.I\sd030422\BNA 1\Feb0402.D	CC	CCV	x	1481350	75.0000	1.5590	
\\MASSHUNTER\Org\Data\SV5973N.I\sd021822\DoD BNA cal 1\Feb1809.D	QC	ICV	x	1242141	75.0000	1.5176	
\\MASSHUNTER\Org\Data\SV5973N.I\sd021822\DoD BNA cal 1\Feb1805.D	Calibration	4	x	1275566	75.0000	1.5063	
\\MASSHUNTER\Org\Data\SV5973N.I\sd021822\DoD BNA cal 1\Feb1804.D	Calibration	5	x	1849719	100.0000	1.5156	
\\MASSHUNTER\Org\Data\SV5973N.I\sd021822\DoD BNA cal 1\Feb1803.D	Calibration	6	x	2323286	120.0000	1.5168	
\\MASSHUNTER\Org\Data\SV5973N.I\sd021822\DoD BNA cal 1\Feb1802.D	Calibration	7	x	2621643	150.0000	1.4531	

Calibration Report

Batch Path	\\MASSHUNTER\Org\Data\SV5973N.I\sd021822\DoD BNA cal 1\QuantResults\021822 DoD BNA cal.batch.bin		
Analysis Time	2/19/2022 1:08 PM	**Analyst Name**	BL2000\sean
Report Time	2/19/2022 1:09:20 PM	**Reporter Name**	BL2000\sean
Last Calib Update	2/19/2022 1:06 PM	**Batch State**	Processed
Quant Batch Version	10.0	**Quant Report Version**	10.0

Indeno(1,2,3-c,d)pyrene %RSE = 6.6

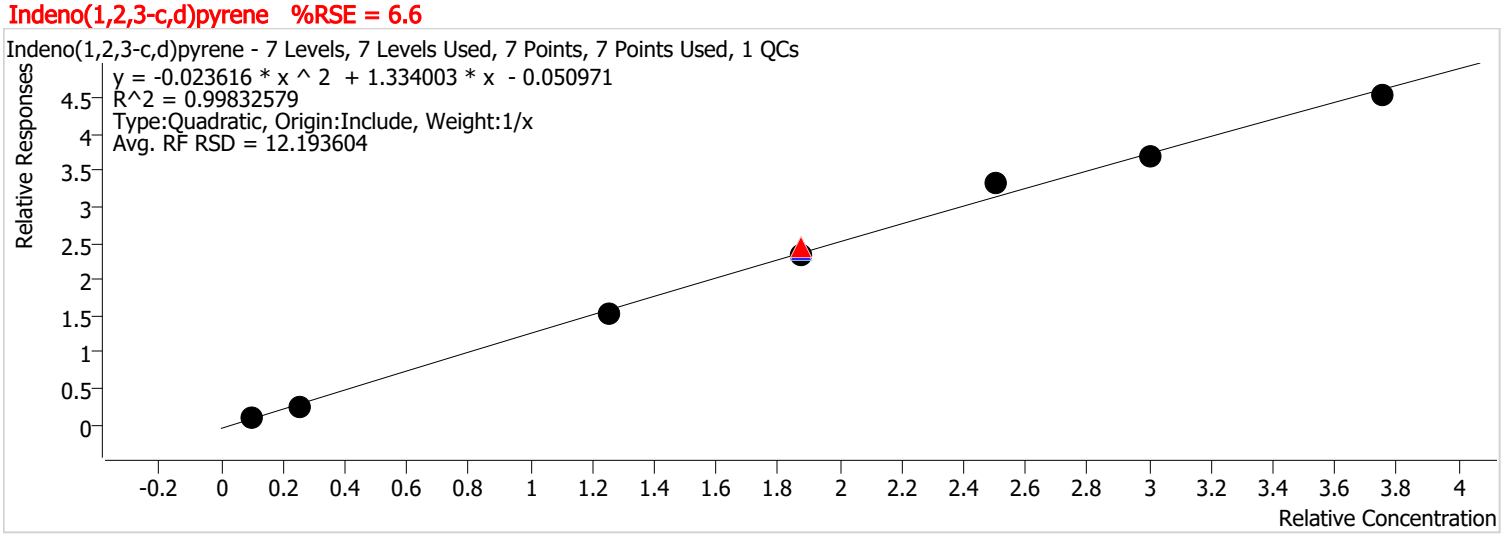

Calibration STD Path	Cal Type	Level	Enabled	Resp.	Exp. Conc	Resp. Factor	Level RSD
\\MASSHUNTER\Org\Data\SV5973N.I\sd021822\DoD BNA cal 1\Feb1808.D	Calibration	1	x	37542	4.0000	0.9224	
\\MASSHUNTER\Org\Data\SV5973N.I\sd021822\DoD BNA cal 1\Feb1807.D	Calibration	2	x	105841	10.0000	1.0337	
\\MASSHUNTER\Org\Data\SV5973N.I\sd021822\DoD BNA cal 1\Feb1806.D	Calibration	3	x	711904	50.0000	1.2135	
\\MASSHUNTER\Org\Data\SV5973N.I\sd030422\BNA 1\Feb0402.D	CC	CCV	x	1234878	75.0000	1.2996	
\\MASSHUNTER\Org\Data\SV5973N.I\sd021822\DoD BNA cal 1\Feb1809.D	QC	ICV	x	1059011	75.0000	1.2939	
\\MASSHUNTER\Org\Data\SV5973N.I\sd021822\DoD BNA cal 1\Feb1805.D	Calibration	4	x	1059042	75.0000	1.2506	
\\MASSHUNTER\Org\Data\SV5973N.I\sd021822\DoD BNA cal 1\Feb1804.D	Calibration	5	x	1633072	100.0000	1.3381	
\\MASSHUNTER\Org\Data\SV5973N.I\sd021822\DoD BNA cal 1\Feb1803.D	Calibration	6	x	1895312	120.0000	1.2374	
\\MASSHUNTER\Org\Data\SV5973N.I\sd021822\DoD BNA cal 1\Feb1802.D	Calibration	7	x	2181733	150.0000	1.2093	

Calibration Report

Batch Path	\\MASSHUNTER\Org\Data\SV5973N.I\sd021822\DoD BNA cal 1\QuantResults\021822 DoD BNA cal.batch.bin		
Analysis Time	2/19/2022 1:08 PM	**Analyst Name**	BL2000\sean
Report Time	2/19/2022 1:09:20 PM	**Reporter Name**	BL2000\sean
Last Calib Update	2/19/2022 1:06 PM	**Batch State**	Processed
Quant Batch Version	10.0	**Quant Report Version**	10.0

Dibenzo(a,h)anthracene %RSE = 6.6

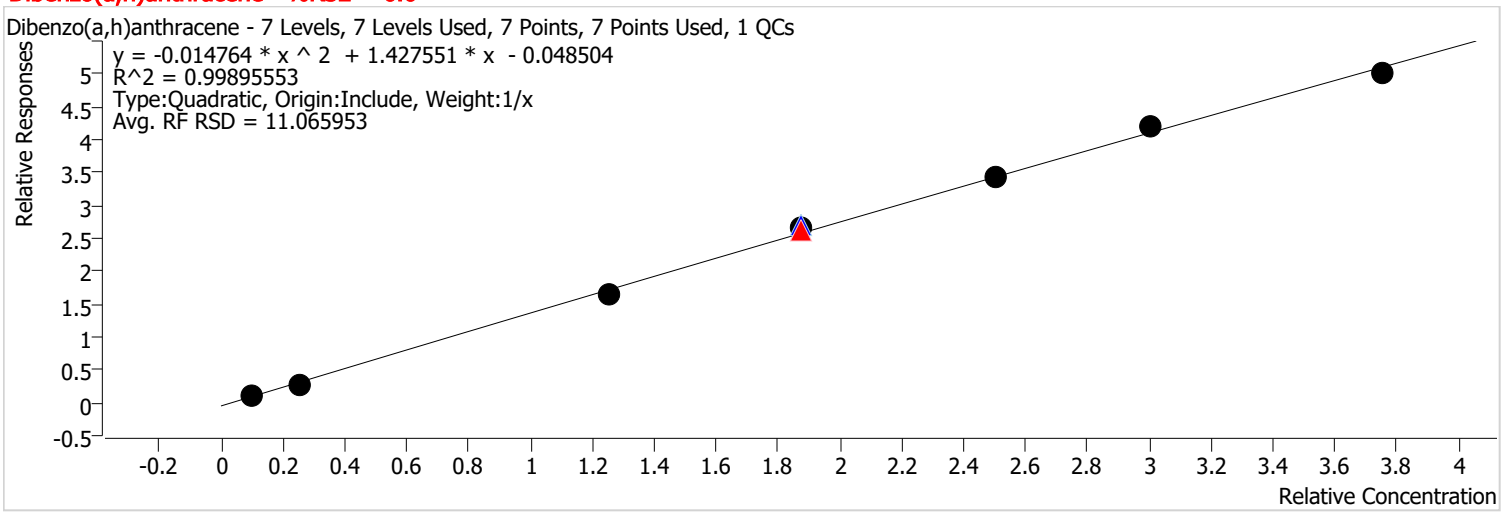

Calibration STD Path	Cal Type	Level	Enabled	Resp.	Exp. Conc	Resp. Factor	Level RSD
\\MASSHUNTER\Org\Data\SV5973N.I\sd021822\DoD BNA cal 1\Feb1808.D	Calibration	1	x	43122	4.0000	1.0596	
\\MASSHUNTER\Org\Data\SV5973N.I\sd021822\DoD BNA cal 1\Feb1807.D	Calibration	2	x	114340	10.0000	1.1167	
\\MASSHUNTER\Org\Data\SV5973N.I\sd021822\DoD BNA cal 1\Feb1806.D	Calibration	3	x	767418	50.0000	1.3082	
\\MASSHUNTER\Org\Data\SV5973N.I\sd030422\BNA 1\Feb0402.D	CC	CCV	x	1331868	75.0000	1.4017	
\\MASSHUNTER\Org\Data\SV5973N.I\sd021822\DoD BNA cal 1\Feb1809.D	QC	ICV	x	1185669	75.0000	1.4486	
\\MASSHUNTER\Org\Data\SV5973N.I\sd021822\DoD BNA cal 1\Feb1805.D	Calibration	4	x	1205859	75.0000	1.4240	
\\MASSHUNTER\Org\Data\SV5973N.I\sd021822\DoD BNA cal 1\Feb1804.D	Calibration	5	x	1675258	100.0000	1.3726	
\\MASSHUNTER\Org\Data\SV5973N.I\sd021822\DoD BNA cal 1\Feb1803.D	Calibration	6	x	2141448	120.0000	1.3981	
\\MASSHUNTER\Org\Data\SV5973N.I\sd021822\DoD BNA cal 1\Feb1802.D	Calibration	7	x	2406140	150.0000	1.3336	

Calibration Report

Batch Path	\\MASSHUNTER\Org\Data\SV5973N.I\sd021822\DoD BNA cal 1\QuantResults\021822 DoD BNA cal.batch.bin		
Analysis Time	2/19/2022 1:08 PM	**Analyst Name**	BL2000\sean
Report Time	2/19/2022 1:09:20 PM	**Reporter Name**	BL2000\sean
Last Calib Update	2/19/2022 1:06 PM	**Batch State**	Processed
Quant Batch Version	10.0	**Quant Report Version**	10.0

Benzo(g,h,i)perylene %RSE = 4.9

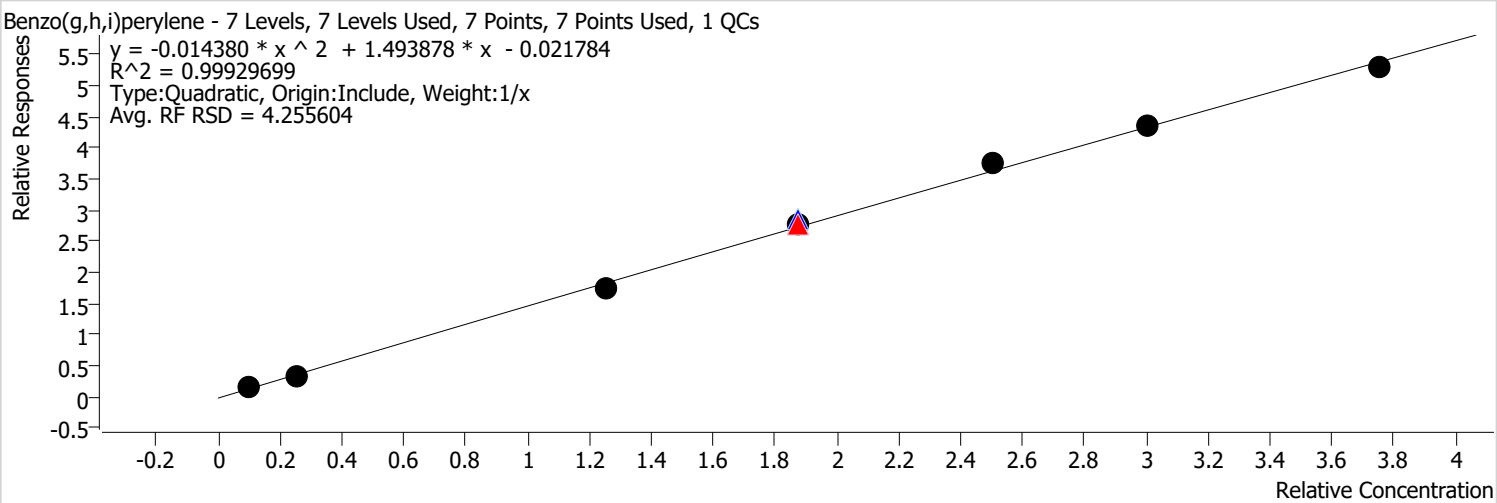

Calibration STD Path	Cal Type	Level	Enabled	Resp.	Exp. Conc	Resp. Factor	Level RSD
\\MASSHUNTER\Org\Data\SV5973N.I\sd021822\DoD BNA cal 1\Feb1808.D	Calibration	1	x	55564	4.0000	1.3652	
\\MASSHUNTER\Org\Data\SV5973N.I\sd021822\DoD BNA cal 1\Feb1807.D	Calibration	2	x	135480	10.0000	1.3231	
\\MASSHUNTER\Org\Data\SV5973N.I\sd021822\DoD BNA cal 1\Feb1806.D	Calibration	3	x	822853	50.0000	1.4027	
\\MASSHUNTER\Org\Data\SV5973N.I\sd030422\BNA 1\Feb0402.D	CC	CCV	x	1400809	75.0000	1.4742	
\\MASSHUNTER\Org\Data\SV5973N.I\sd021822\DoD BNA cal 1\Feb1809.D	QC	ICV	x	1251600	75.0000	1.5292	
\\MASSHUNTER\Org\Data\SV5973N.I\sd021822\DoD BNA cal 1\Feb1805.D	Calibration	4	x	1242728	75.0000	1.4676	
\\MASSHUNTER\Org\Data\SV5973N.I\sd021822\DoD BNA cal 1\Feb1804.D	Calibration	5	x	1825037	100.0000	1.4954	
\\MASSHUNTER\Org\Data\SV5973N.I\sd021822\DoD BNA cal 1\Feb1803.D	Calibration	6	x	2227367	120.0000	1.4542	
\\MASSHUNTER\Org\Data\SV5973N.I\sd021822\DoD BNA cal 1\Feb1802.D	Calibration	7	x	2544345	150.0000	1.4102	

Quantitation Results Report (QT Reviewed)

Data File	Feb1802.D	Operator	LIMS import
Acq. Method	BNA+SIM.M	Acq. Date-Time	2/19/2022 8:21:26 AM
Sample Name	18-Feb-22_CAL_7	Instrument	Instrument #1
Vial	2	Multiplier	1.00
DA Method File		Comment	SVOC-8270-W-LARGO
Tune File	dftppdsm.u	Tune Date	2/18/2022 9:25:00 PM
Batch Name	021822 DoD BNA cal.batch.bin	Last Calib Update	2/19/2022 1:06:17 PM
Ref Library	D:\Org\Library\NIST129K.l		

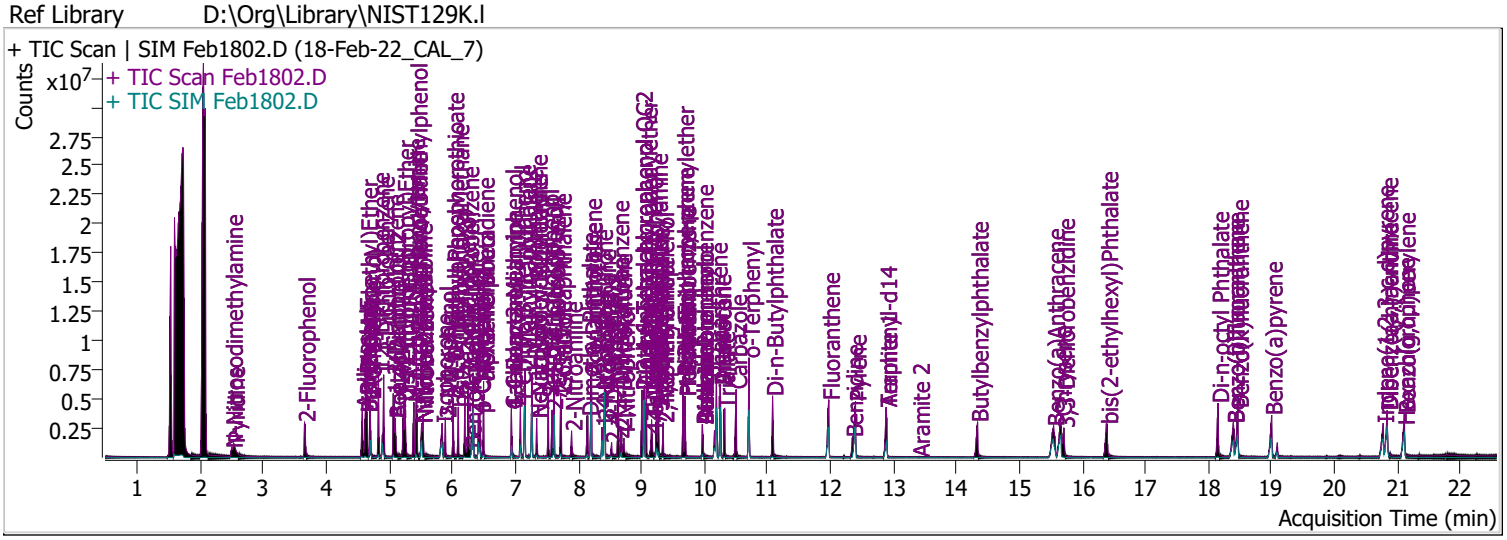

Compound	RT	QIon	Resp.	Conc.	Units		Dev(Min)
Internal Standards							
System Monitoring Compounds							
S 2-Fluorophenol	3.653	112.0	1295463	148.0816	µg/L		0.000
Spiked Amount: 200.000	Range: 10.0 - 75.0%			Recovery = 74.04%			
S Phenol-d5	4.624	99.0	1568589	147.1390	µg/L		0.010
Spiked Amount: 200.000	Range: 10.0 - 65.0%			Recovery = 73.57%		*	
S Nitrobenzene-d5	5.512	82.0	904317	146.3219	µg/L		0.010
Spiked Amount: 100.000	Range: 32.0 - 94.0%			Recovery = 146.32%		*	
S 2-Fluorobiphenyl	7.615	172.0	2463367	147.2250	µg/L		0.010
Spiked Amount: 100.000	Range: 28.0 - 107.0%			Recovery = 147.23%		*	
S 2,4,6-Tribromophenol	9.346	329.8	230054	148.5652	µg/L		0.010
Spiked Amount: 200.000	Range: 25.0 - 140.0%			Recovery = 74.28%			
S Terphenyl-d14	12.885	244.3	2533921	152.1715	µg/L		0.010
Spiked Amount: 100.000	Range: 32.0 - 122.0%			Recovery = 152.17%		*	
Target Compounds							**QValue**
T N-Nitrosodimethylamine	2.499	74.0	435283	149.7331	µg/L	m	87
T Pyridine	2.530	79.0	993215	146.1394	µg/L		98
T Aniline	4.573	93.0	2171964	145.4822	µg/L		99
T Phenol	4.634	94.0	1758157	145.5279	µg/L		99
T bis(-2-Chloroethyl)Ether	4.644	63.0	1179626	147.5977	µg/L		99
T 2-Chlorophenol	4.695	128.0	1348440	146.1109	µg/L		100
T 1,3-Dichlorobenzene	4.828	146.0	1667861	145.7869	µg/L		98
T 1,4-Dichlorobenzene	4.910	146.0	1624565	145.8903	µg/L		99
T 1,2-Dichlorobenzene	5.063	146.0	1646889	148.3968	µg/L		99
T Benzyl Alcohol	5.093	108.0	807931	145.1617	µg/L	m	97
T bis(2-chloroisopropyl)Ether	5.226	121.0	445398	144.2435	µg/L		99
T 2-Methylphenol	5.247	107.0	1190643	144.8184	µg/L		99
T N-nitroso-Di-n-propylamine	5.390	70.0	939344	151.9419	µg/L		97
T 4Methylphenol/3Methylphenol	5.430	107.0	1613966	147.6891	µg/L		100
T Hexachloroethane	5.430	117.0	548286	145.5974	µg/L		98

Compound	RT	QIon	Resp.	Conc.	Units		Dev(Min)
T Nitrobenzene	5.533	123.1	407665	141.1819	µg/L		99
T Isophorone	5.839	82.0	2053422	146.3082	µg/L		100
T 2-Nitrophenol	5.890	139.0	508410	144.4380	µg/L		97
T 2,4-Dimethylphenol	6.013	122.0	870994	141.2476	µg/L		95
T bis(-2-Chloroethoxy)Methane	6.095	93.0	1216035	145.3489	µg/L		96
T 2,4-Dichlorophenol	6.198	162.0	896259	143.8113	µg/L		94
T Benzoic Acid	6.290	105.0	580859	145.3846	µg/L		91
T 1,2,4-Trichlorobenzene	6.249	180.0	1020843	148.2588	µg/L		100
T Naphthalene	6.331	128.0	2903611	144.2577	µg/L		99
T 4-Chlorophenol	6.414	130.0	345521	147.5888	µg/L		93
T p-Chloroaniline	6.434	127.0	1228719	150.5232	µg/L		94
T Hexachlorobutadiene	6.496	224.9	573148	147.3648	µg/L		98
T 4-Chloro-2-Methylphenol	6.937	107.0	789739	143.0066	µg/L		97
T 4-Chloro-3-Methylphenol	7.081	107.0	869158	145.6908	µg/L	m	97
T 2-Methylnaphthalene	7.153	141.0	1933828	150.9988	µg/L		97
T 1-Methylnaphthalene	7.266	141.0	1836402	150.2226	µg/L		98
T Hexachlorocyclopentadiene	7.338	236.9	361285	147.7348	µg/L		97
T 2,4,6-Trichlorophenol	7.523	196.0	593283	141.2571	µg/L	m	99
T 2,4,5-Trichlorophenol	7.584	196.0	685262	146.8158	µg/L	m	94
T 2-Chloronaphthalene	7.718	162.0	2050771	146.7090	µg/L		98
T 2-Nitroaniline	7.892	65.0	356343	139.5885	µg/L		95
T Dimethyl Phthalate	8.149	163.0	2219984	148.7697	µg/L		98
T 2,6-Dinitrotoluene	8.200	165.0	273317	140.2801	µg/L		98
T Acenaphthylene	8.210	152.1	3319452	149.6798	µg/L		100
T 3-Nitroaniline	8.405	138.0	328938	141.8409	µg/L		99
T Acenaphthene	8.425	154.0	1843621	152.6309	µg/L		98
T 2,4-Dinitrophenol	8.528	184.0	173045	147.4076	µg/L		96
T Dibenzofuran	8.630	168.0	2842991	148.1350	µg/L		97
T 2,4-Dinitrotoluene	8.681	165.0	397564	147.3776	µg/L		98
T 4-Nitrophenol	8.722	109.0	368713	144.3881	µg/L		93
T Diethylphthalate	9.008	149.0	2256164	145.3678	µg/L		100
T Fluorene	9.049	166.0	2493155	153.8147	µg/L		99
T 4-Chlorophenyl-phenylether	9.080	204.0	1110314	142.5752	µg/L		95
T 4-Nitroaniline	9.162	138.0	363865	147.4676	µg/L		99
T 4,6-Dinitro-2-methylphenol	9.172	198.0	243650	147.9207	µg/L		99
T N-nitrosodiphenylamine	9.244	169.0	1648173	148.6623	µg/L		99
T Azobenzene	9.264	77.0	2354024	151.0311	µg/L		100
T 4-Bromophenyl-phenylether	9.663	248.0	662596	146.8992	µg/L		98
T Hexachlorobenzene	9.694	283.9	597870	143.5319	µg/L		96
T Pentachlorophenol	9.968	265.9	342613	148.7927	µg/L		95
T Phenanthrene	10.191	178.0	3132371	146.0003	µg/L		100
T Anthracene	10.252	178.0	3071678	143.8138	µg/L		99
T Triallate	10.313	86.0	845447	149.2795	µg/L		97
T Carbazole	10.505	167.0	3271481	149.5705	µg/L		99
T o-Terphenyl	10.708	230.0	1697837	143.8799	µg/L		98
T Di-n-Butylphthalate	11.083	149.0	3446165	147.6497	µg/L		99
T Fluoranthene	11.974	202.0	3397461	148.7725	µg/L		99
T Benzidine	12.349	184.0	1083722	152.2725	µg/L		99
T Pyrene	12.399	202.0	3679726	149.9738	µg/L		99
T Butylbenzylphthalate	14.337	149.0	1276176	146.7579	µg/L		94
T Benzo(a)Anthracene	15.543	228.0	2842112	149.7505	µg/L		99
T Chrysene	15.655	228.0	3033845	147.3118	µg/L		98
T 3,3-Dichlorobenzidine	15.706	252.0	1089020	145.8673	µg/L		99
T bis(2-ethylhexyl)Phthalate	16.391	167.0	446103	146.9804	µg/L		100
T Di-n-octyl Phthalate	18.153	149.0	3050804	147.3012	µg/L		99

Compound	RT	QIon	Resp.	Conc.	Units	Dev(Min)
T Benzo(b)fluoranthene	18.396	252.0	2701361	147.7569	µg/L	100
T Benzo(k)fluoranthene	18.467	252.0	2958362	149.1473	µg/L	99
T Benzo(a)pyrene	19.004	252.0	2621643	147.4984	µg/L	98
T Indeno(1,2,3-c,d)pyrene	20.776	276.0	2181733	147.0742	µg/L	97
T Dibenzo(a,h)anthracene	20.836	278.0	2406140	147.0838	µg/L	98
T Benzo(g,h,i)perylene	21.110	276.0	2544345	147.4139	µg/L	98

(#) = Qualifier Out of Range; (m) = Manual Integration; (+) = Area Summed; (*) = Surrogate Percent Recovery Out of Range; (d): Zeroed Peak

Compound	Conc.	RT	Dev(Min)	Resp.	QIon	QRatio	Lower	Upper
N-Nitrosodimethylamine	149.7331	2.50	0.01	435283 (m)	42.0	120.0	95.1	176.6

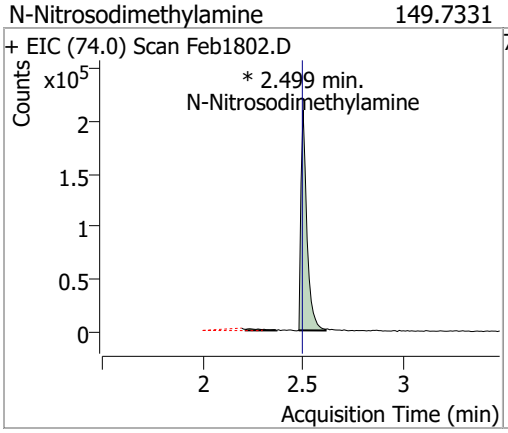

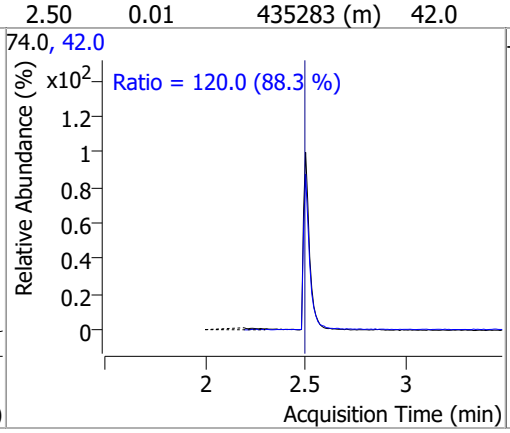

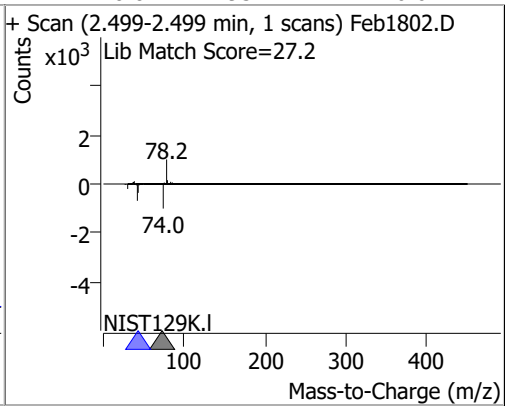

Compound	Conc.	RT	Dev(Min)	Resp.	QIon	QRatio	Lower	Upper
Pyridine	146.1394	2.53	0.00	993215	52.0	84.2	57.9	107.6

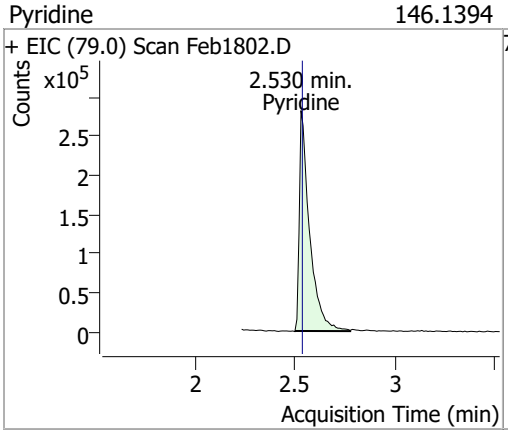

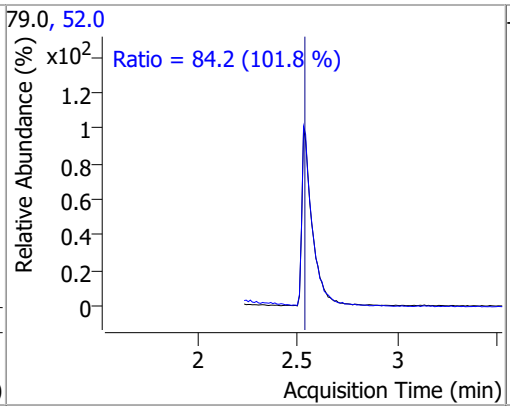

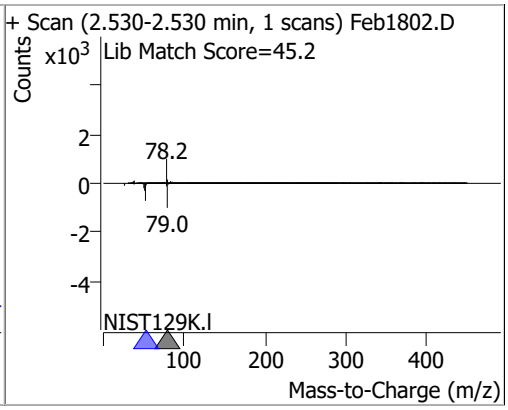

Compound	Conc.	RT	Dev(Min)	Resp.	QIon	QRatio	Lower	Upper
2-Fluorophenol	148.0816	3.65	0.00	1295463	64.0	51.1	34.6	64.3
					92.0	20.8	14.2	26.5

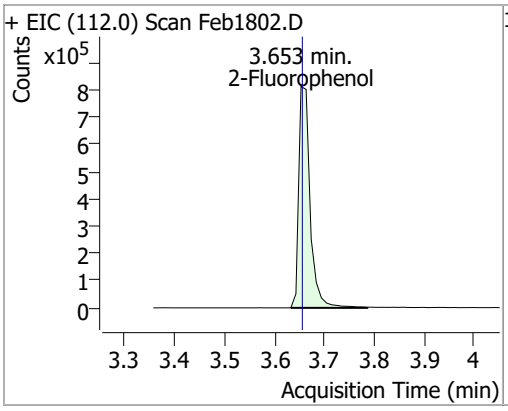

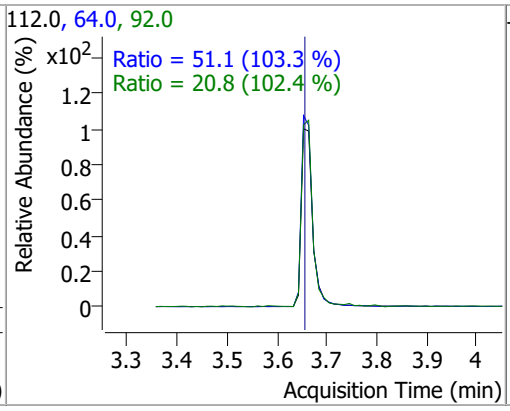

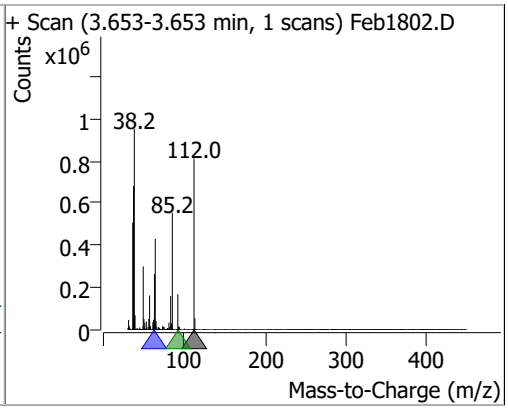

Compound	Conc.	RT	Dev(Min)	Resp.	QIon	QRatio	Lower	Upper
Aniline	145.4822	4.57	0.01	2171964	66.0	36.0	25.7	47.8
					65.0	19.1	13.1	24.4

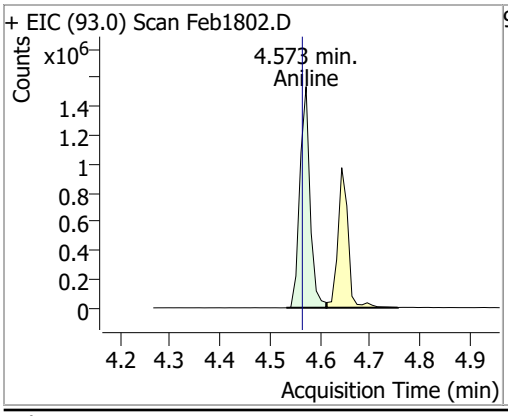

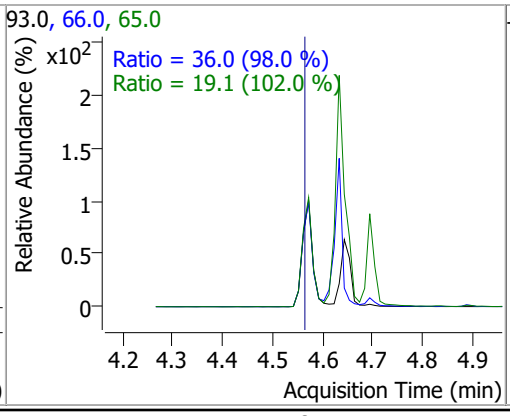

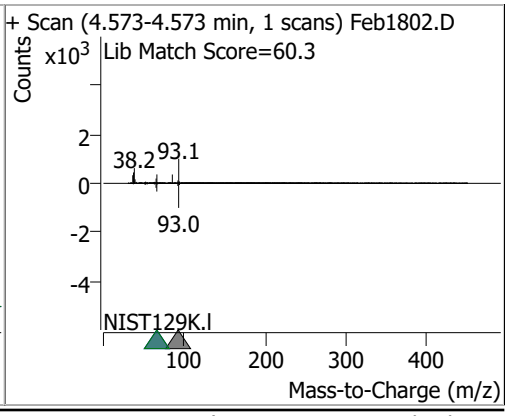

Compound	Conc.	RT	Dev(Min)	Resp.	QIon	QRatio	Lower	Upper
Phenol-d5	147.1390	4.62	0.01	1568589	71.0	36.1	25.8	47.9

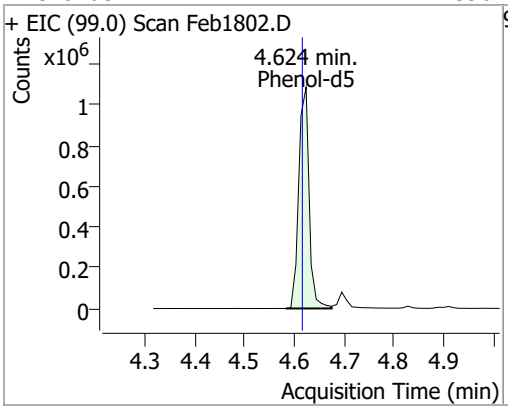

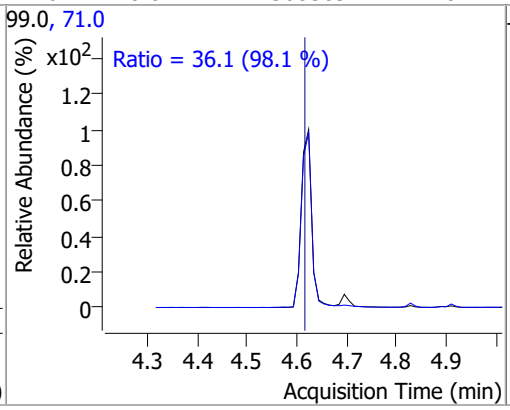

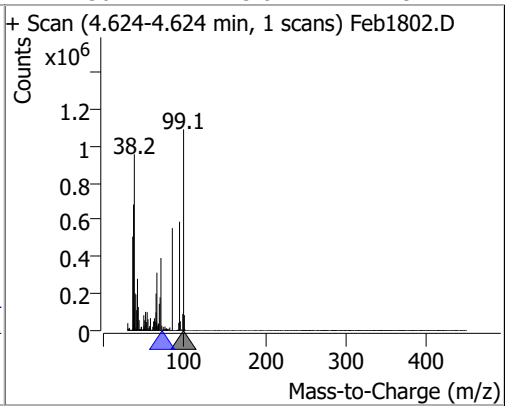

Compound	Conc.	RT	Dev(Min)	Resp.	QIon	QRatio	Lower	Upper
Phenol	145.5279	4.63	0.01	1758157	66.0	44.8	31.7	58.9

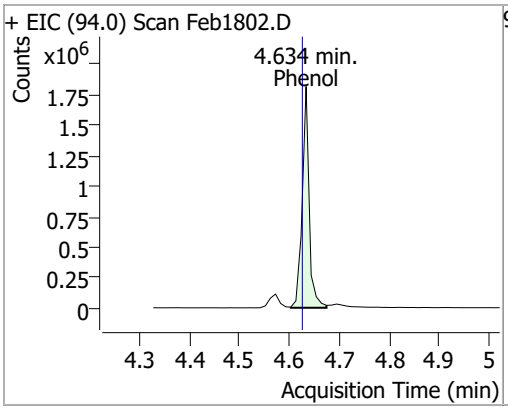

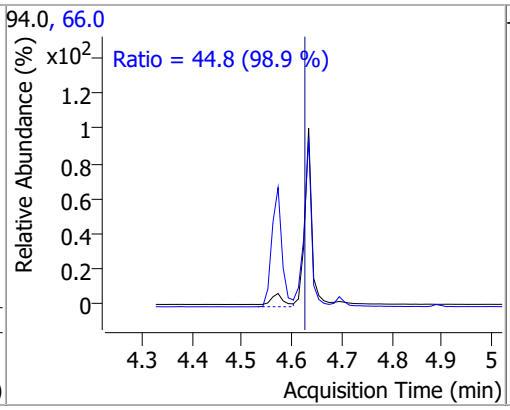

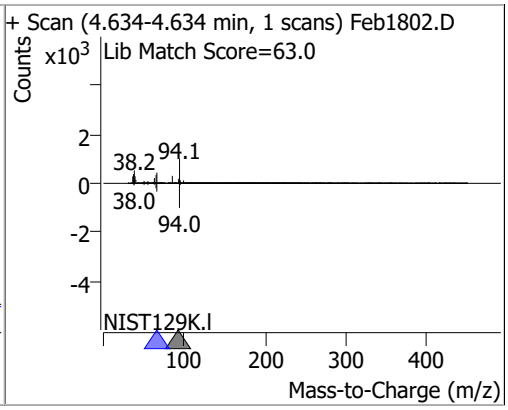

Compound	Conc.	RT	Dev(Min)	Resp.	QIon	QRatio	Lower	Upper
bis(-2-Chloroethyl)Ether	147.5977	4.64	0.00	1179626	64.0	11.4	7.6	14.1

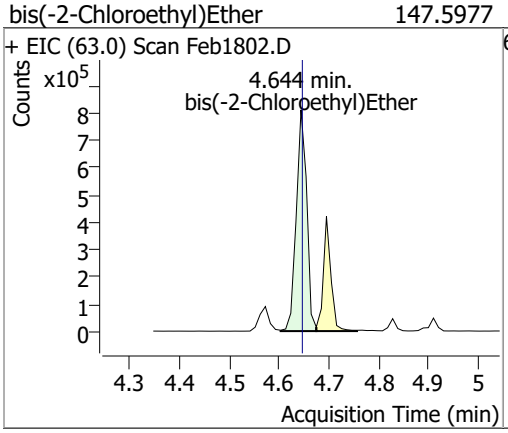

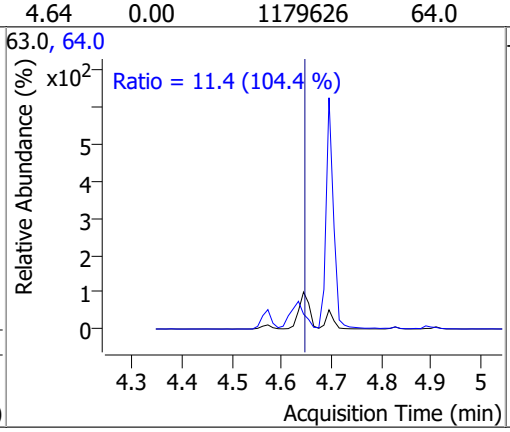

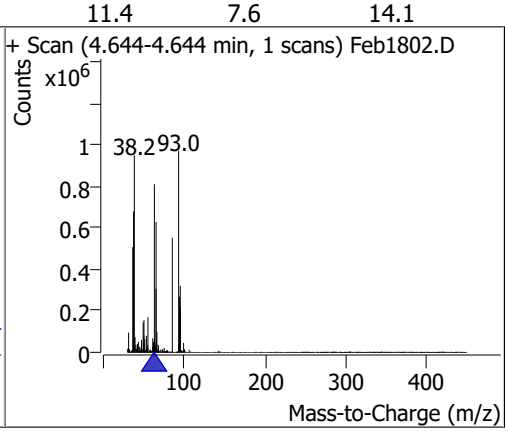

Compound	Conc.	RT	Dev(Min)	Resp.	QIon	QRatio	Lower	Upper
2-Chlorophenol	146.1109	4.70	0.00	1348440	130.0	32.7	22.7	42.2

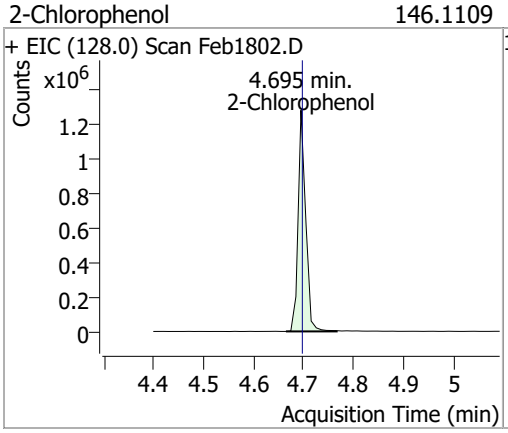

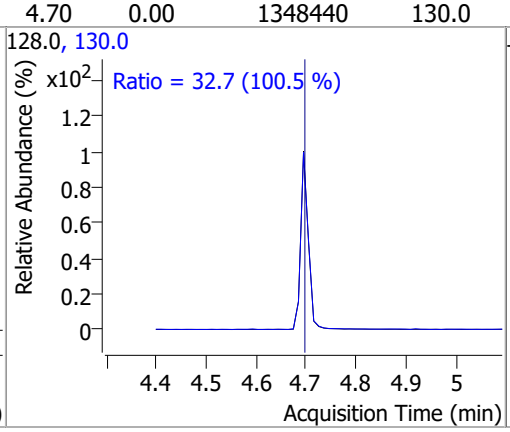

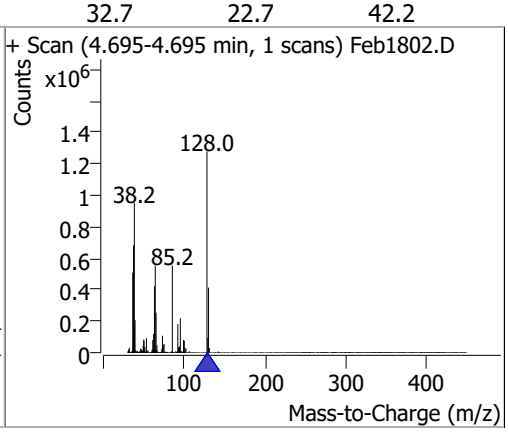

Compound	Conc.	RT	Dev(Min)	Resp.	QIon	QRatio	Lower	Upper
1,3-Dichlorobenzene	145.7869	4.83	0.00	1667861	148.0	62.8	44.6	82.8
					111.0	37.8	25.3	47.0

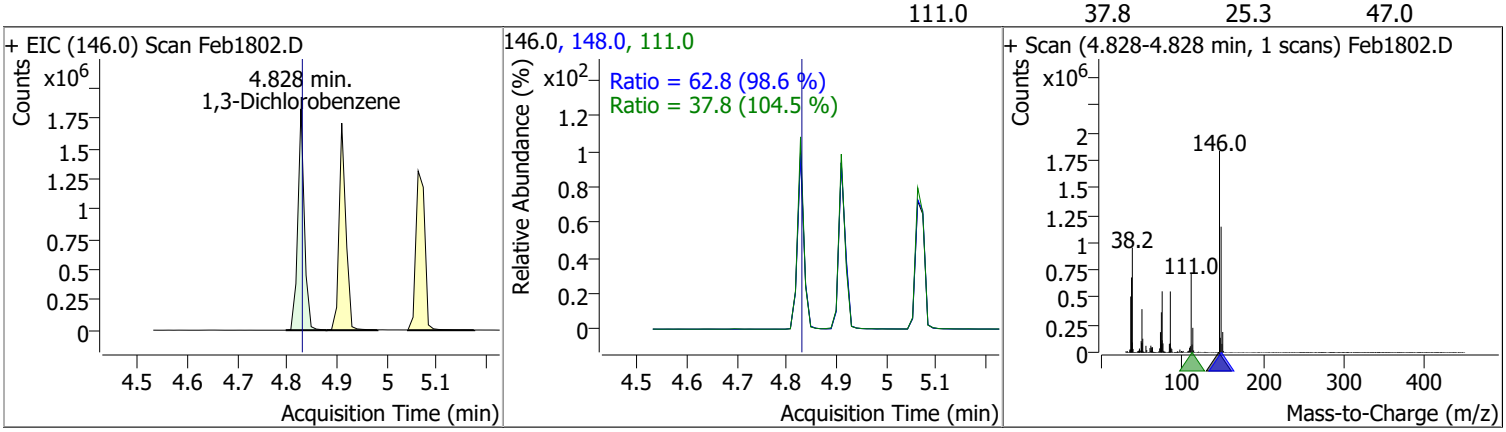

Compound	Conc.	RT	Dev(Min)	Resp.	QIon	QRatio	Lower	Upper
1,4-Dichlorobenzene	145.8903	4.91	0.00	1624565	148.0	64.4	45.6	84.8
					111.0	36.7	25.2	46.8

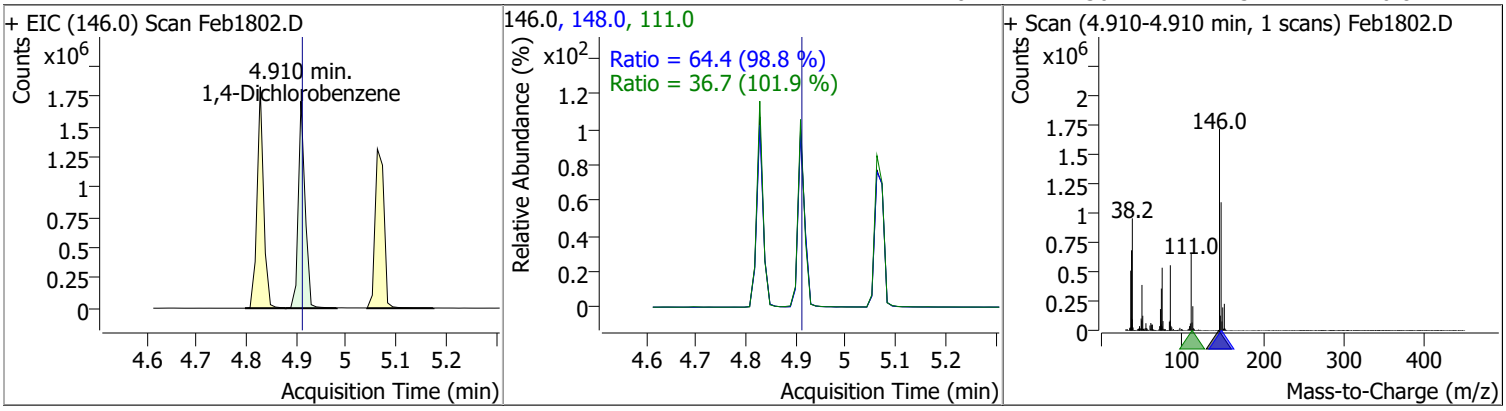

Compound	Conc.	RT	Dev(Min)	Resp.	QIon	QRatio	Lower	Upper
1,2-Dichlorobenzene	148.3968	5.06	0.00	1646889	148.0	65.1	45.1	83.8
					111.0	38.5	26.1	48.5

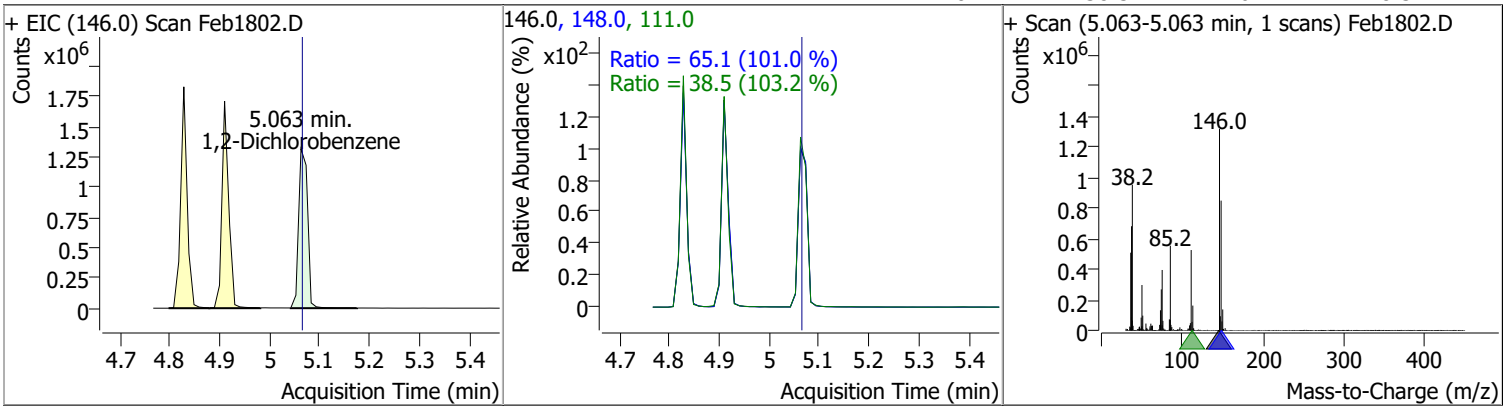

Compound	Conc.	RT	Dev(Min)	Resp.	QIon	QRatio	Lower	Upper
Benzyl Alcohol	145.1617	5.09	0.01	807931 (m)	79.0	115.7	83.5	155.1
					107.0	69.0	49.3	91.6

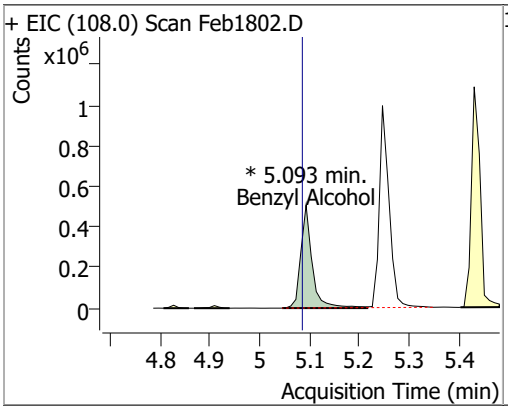

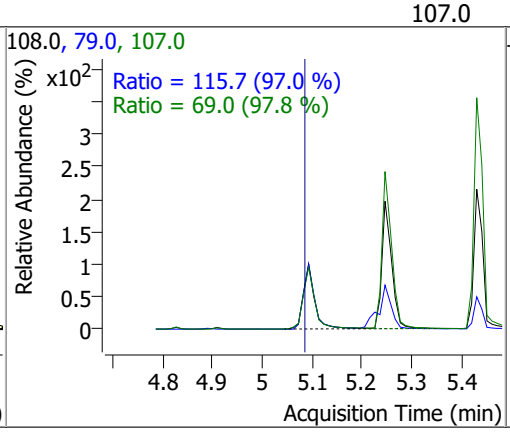

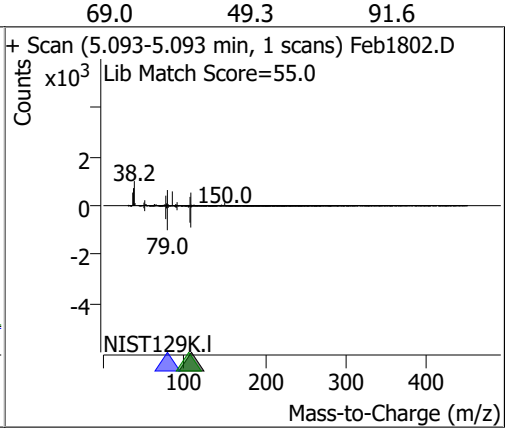

Compound	Conc.	RT	Dev(Min)	Resp.	QIon	QRatio	Lower	Upper
bis(2-chloroisopropyl)Ether	144.2435	5.23	0.00	445398	123.0	31.4	22.5	41.8

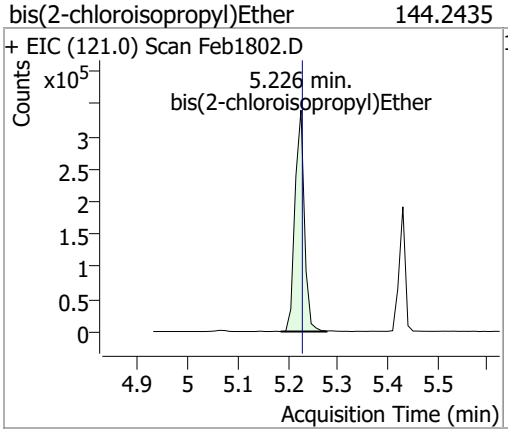

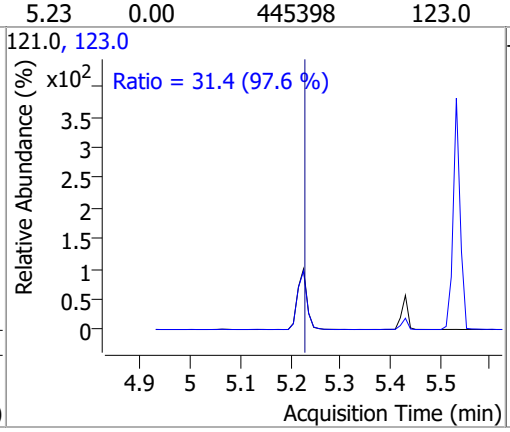

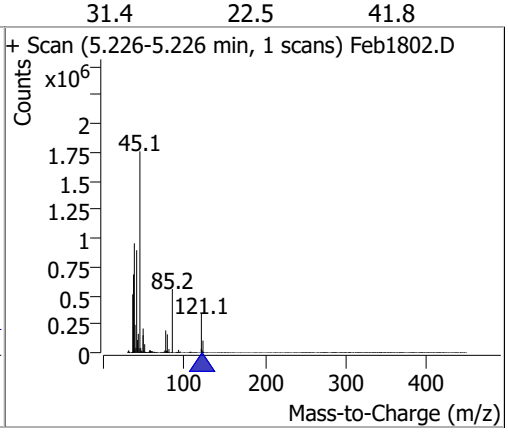

Compound	Conc.	RT	Dev(Min)	Resp.	QIon	QRatio	Lower	Upper
2-Methylphenol	144.8184	5.25	0.00	1190643	108.0	115.1	81.5	151.4

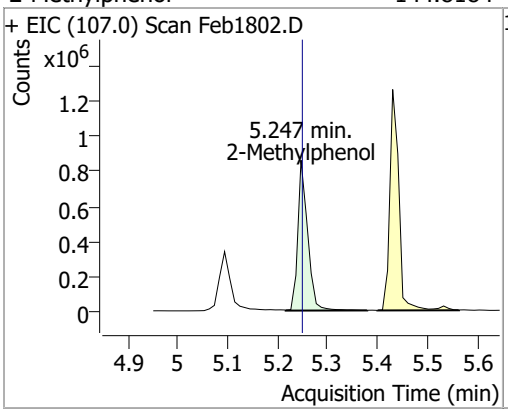

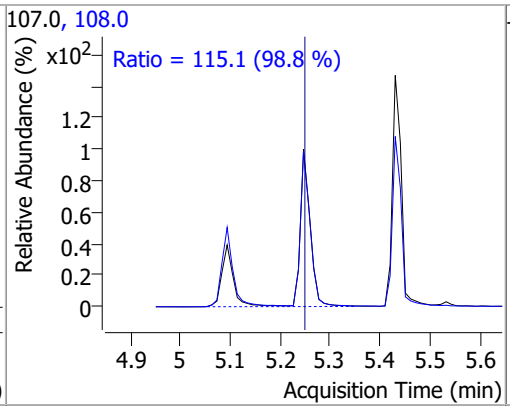

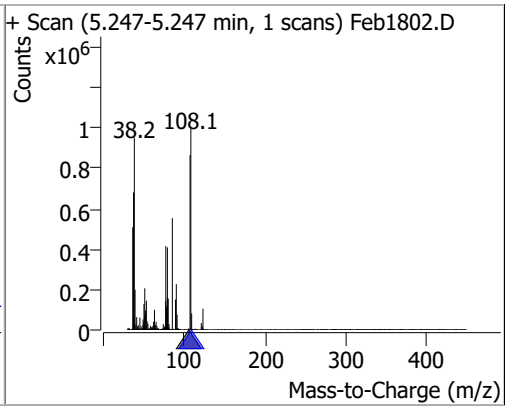

Compound	Conc.	RT	Dev(Min)	Resp.	QIon	QRatio	Lower	Upper
N-nitroso-Di-n-propylamine	151.9419	5.39	0.02	939344	130.0	20.6	0.0	38.8

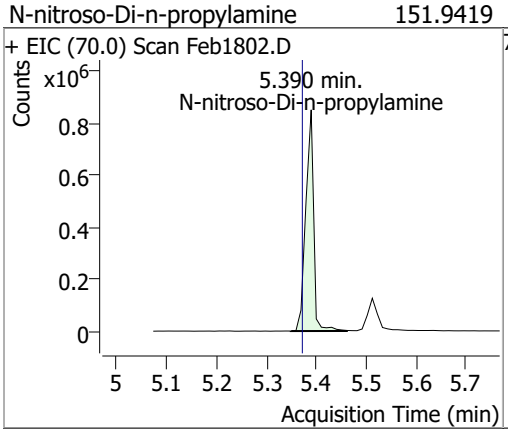

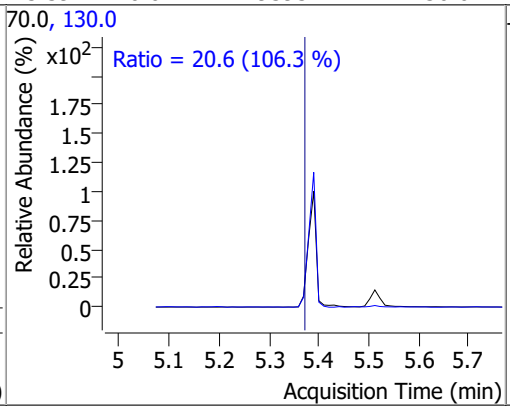

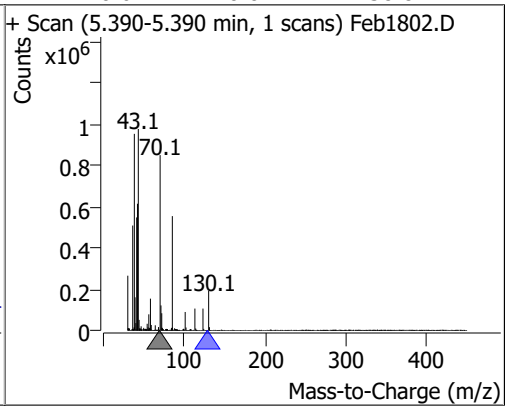

Compound	Conc.	RT	Dev(Min)	Resp.	QIon	QRatio	Lower	Upper
4Methylphenol/3Methylphenol	147.6891	5.43	0.00	1613966	108.0	84.0	58.8	109.1

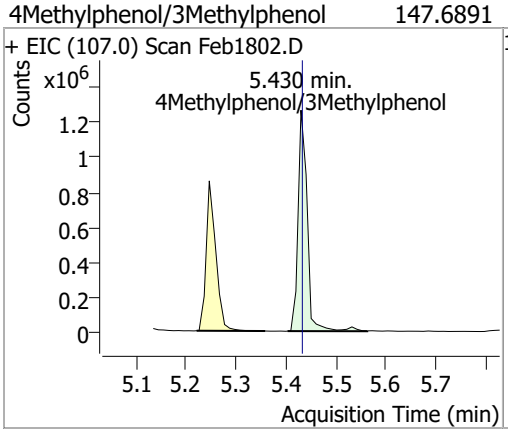

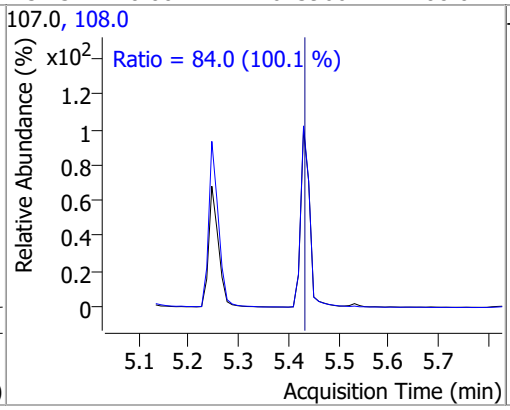

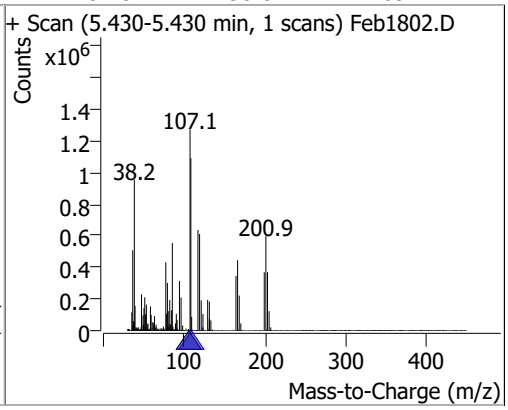

Compound	Conc.	RT	Dev(Min)	Resp.	QIon	QRatio	Lower	Upper
Hexachloroethane	145.5974	5.43	0.00	548286	201.0	89.2	63.5	118.0
					199.0	55.6	39.8	74.0

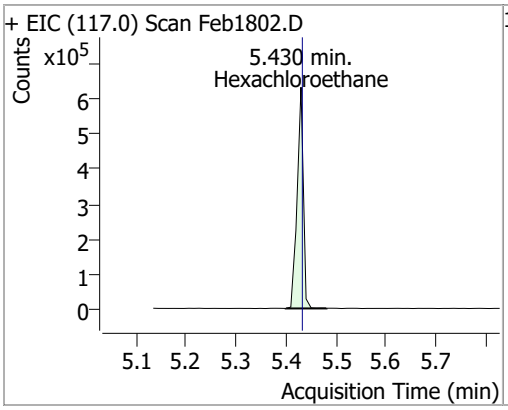

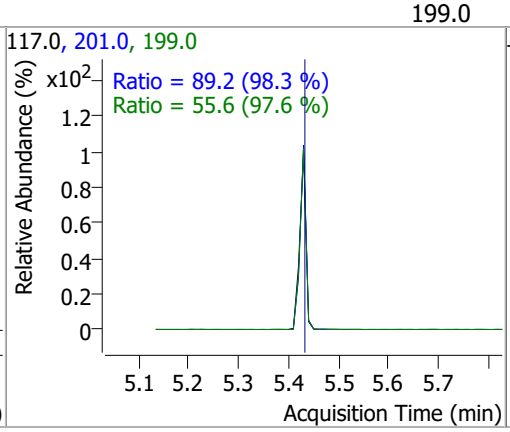

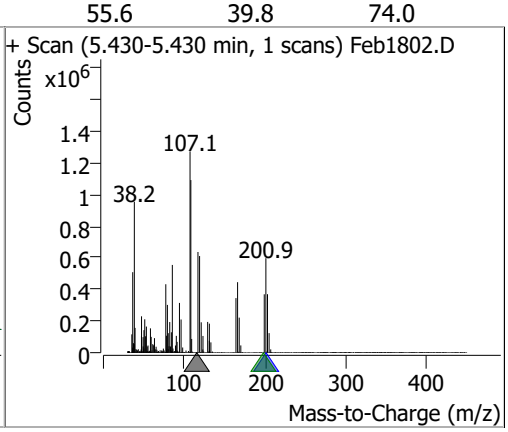

Compound	Conc.	RT	Dev(Min)	Resp.	QIon	QRatio	Lower	Upper
Nitrobenzene-d5	146.3219	5.51	0.01	904317	54.0	61.6	46.3	86.0
					128.0	46.8	34.1	63.3

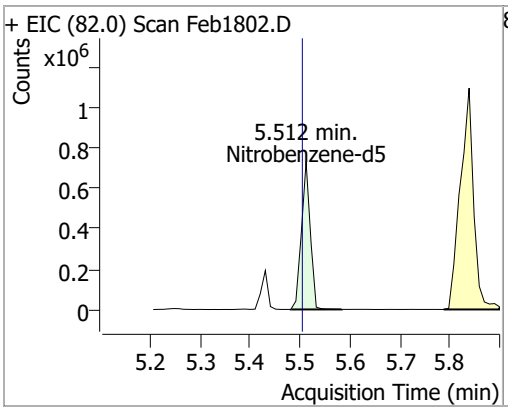

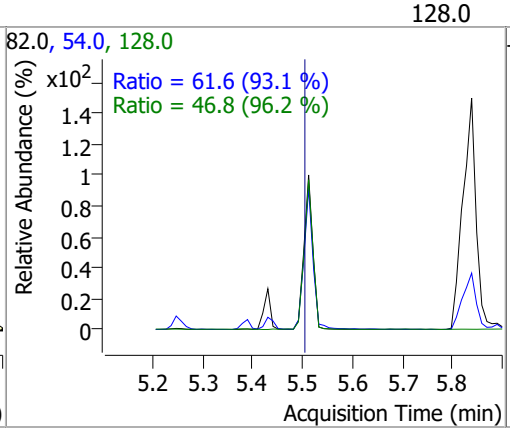

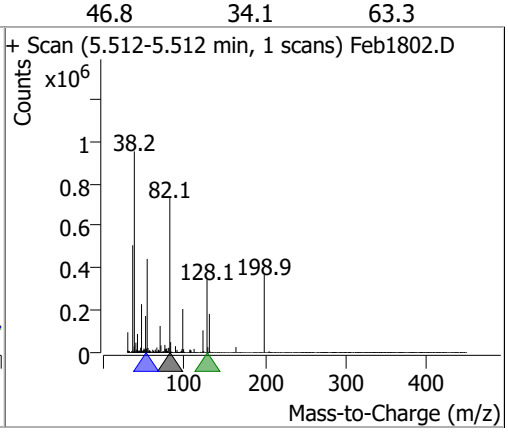

Compound	Conc.	RT	Dev(Min)	Resp.	QIon	QRatio	Lower	Upper
Nitrobenzene	141.1819	5.53	0.01	407665	77.0	210.3	148.9	276.5
					51.0	130.6	91.7	170.3

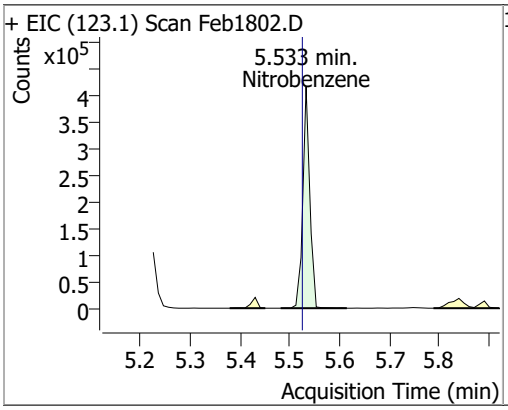

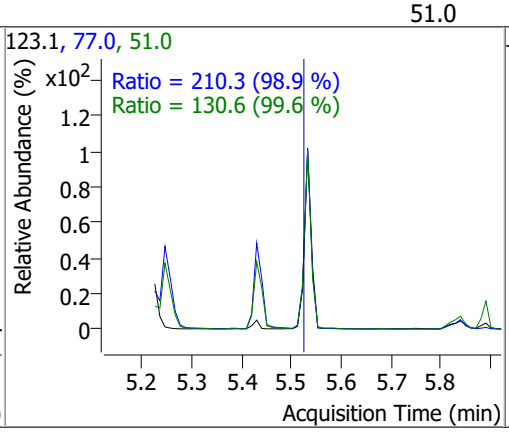

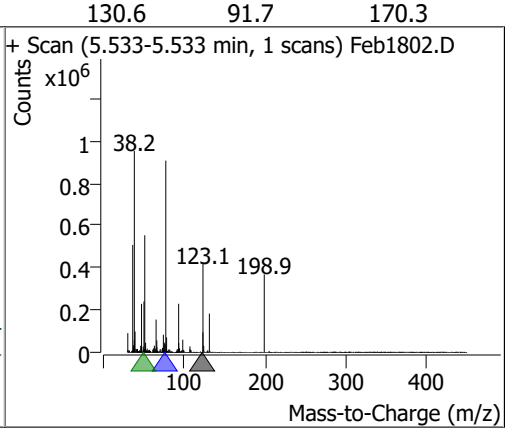

Compound	Conc.	RT	Dev(Min)	Resp.	QIon	QRatio	Lower	Upper
Isophorone	146.3082	5.84	0.02	2053422	138.0	20.9	14.8	27.5

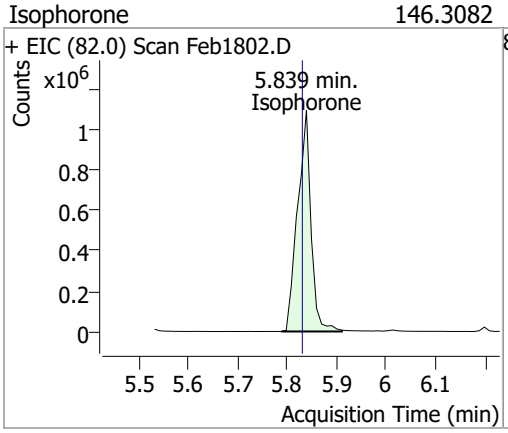

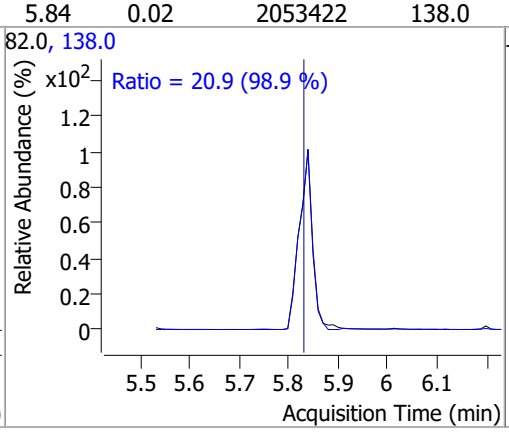

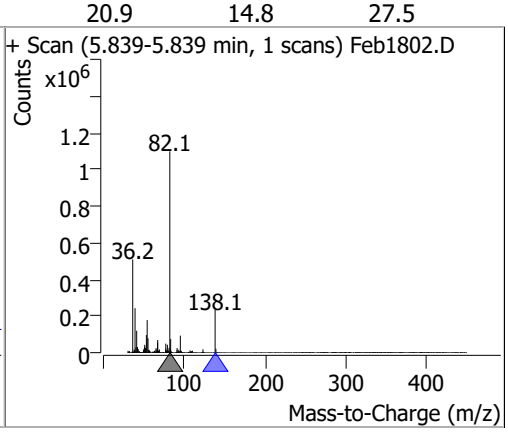

Compound	Conc.	RT	Dev(Min)	Resp.	QIon	QRatio	Lower	Upper
2-Nitrophenol	144.4380	5.89	0.01	508410	65.0	49.3	34.2	63.4
					109.0	38.3	24.6	45.8

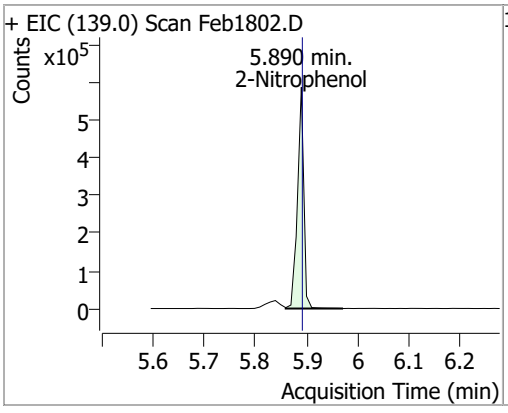

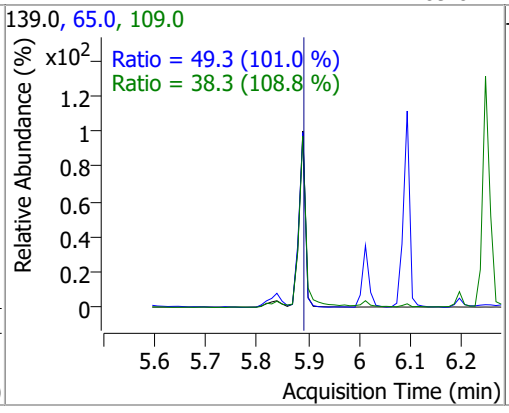

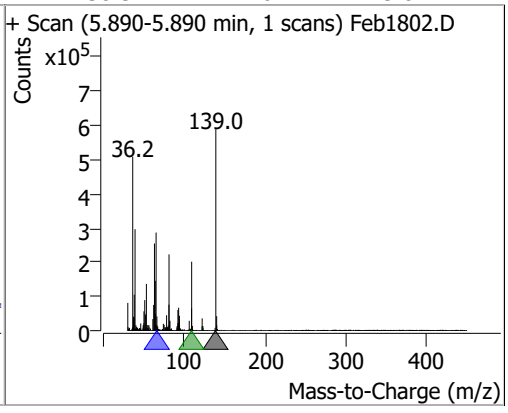

Compound	Conc.	RT	Dev(Min)	Resp.	QIon	QRatio	Lower	Upper
2,4-Dimethylphenol	141.2476	6.01	0.01	870994	107.0	115.3	76.6	142.3
					77.0	35.4	23.8	44.2

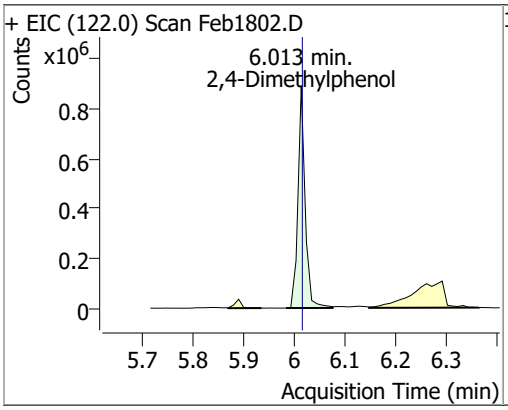

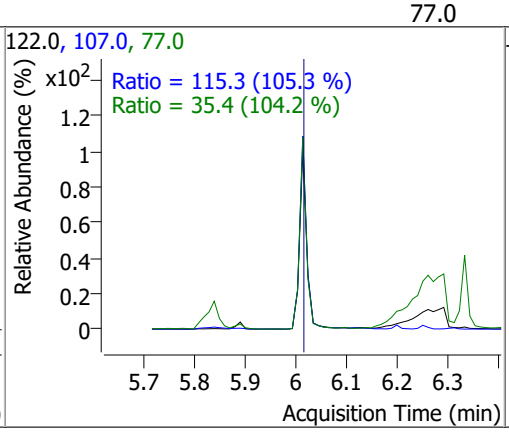

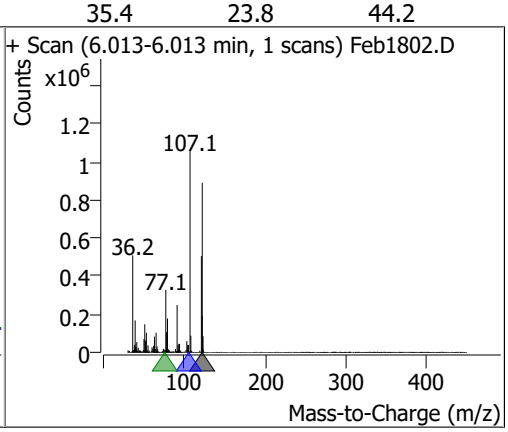

Compound	Conc.	RT	Dev(Min)	Resp.	QIon	QRatio	Lower	Upper
bis(-2-Chloroethoxy)Methane	145.3489	6.10	0.01	1216035	63.0	72.3	47.7	88.6
					95.0	32.1	22.3	41.5

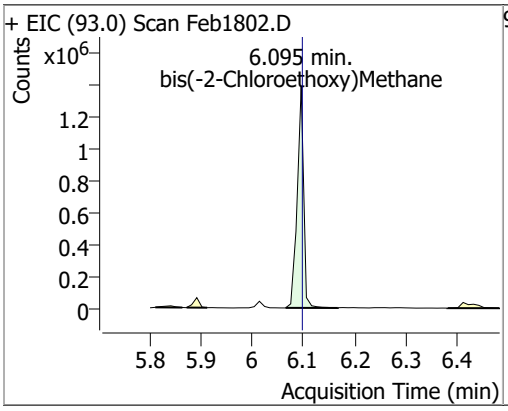

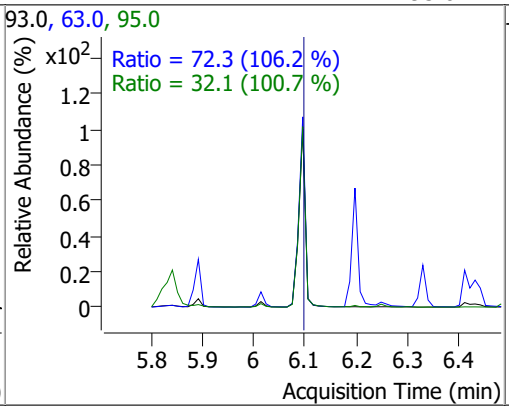

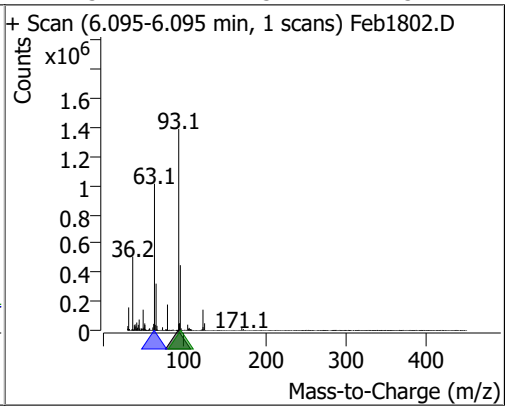

Compound	Conc.	RT	Dev(Min)	Resp.	QIon	QRatio	Lower	Upper
2,4-Dichlorophenol	143.8113	6.20	0.01	896259	164.0	62.3	45.5	84.5
					98.0	34.5	20.0	37.1

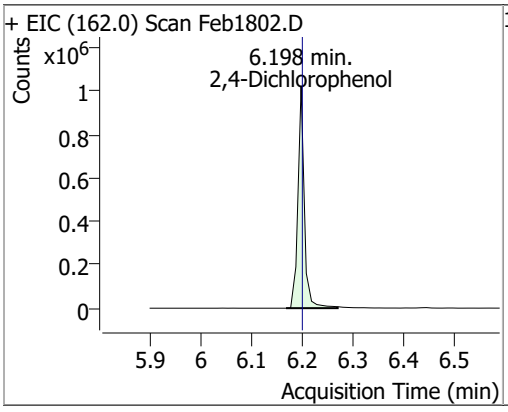

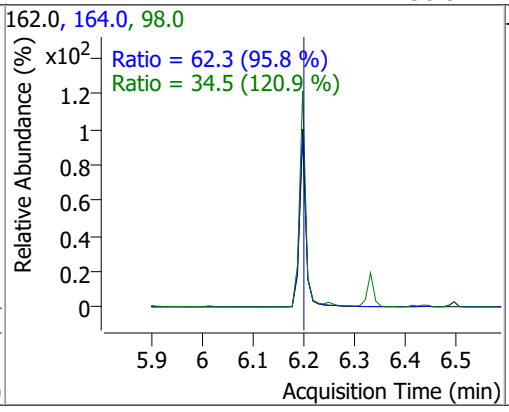

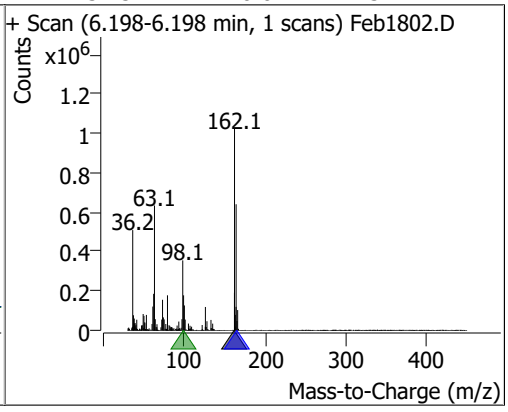

Compound	Conc.	RT	Dev(Min)	Resp.	QIon	QRatio	Lower	Upper
Benzoic Acid	145.3846	6.29	0.05	580859	122.0	83.3	59.9	111.2
					77.0	74.5	42.3	78.5

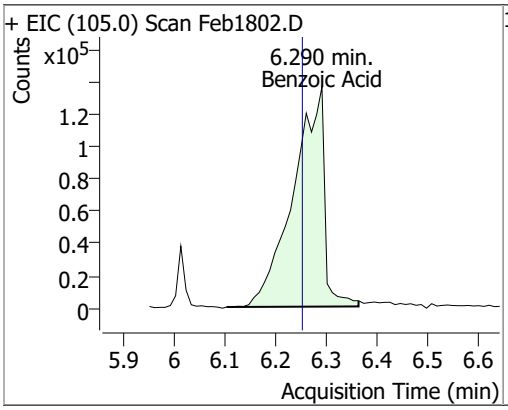

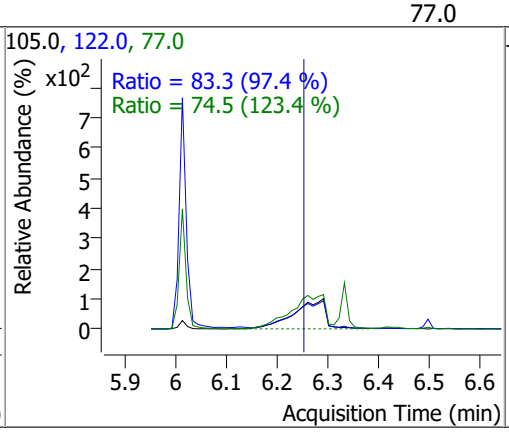

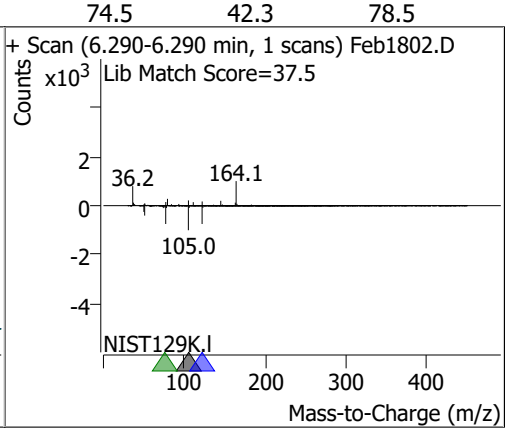

Compound	Conc.	RT	Dev(Min)	Resp.	QIon	QRatio	Lower	Upper
1,2,4-Trichlorobenzene	148.2588	6.25	0.00	1020843	182.0	94.4	66.2	122.9
					145.0	29.1	20.1	37.3

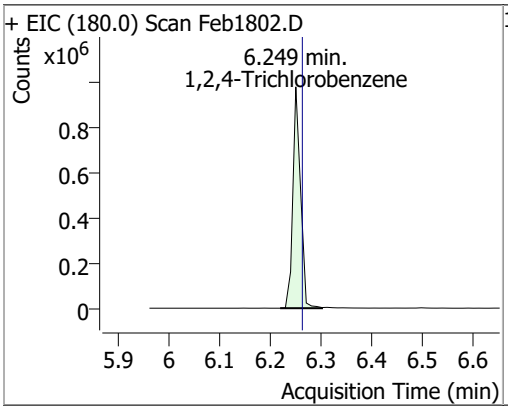

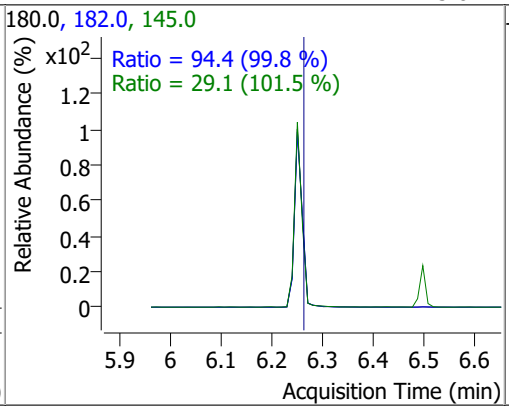

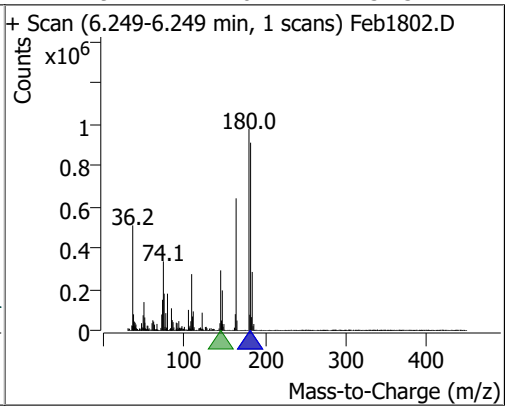

Compound	Conc.	RT	Dev(Min)	Resp.	QIon	QRatio	Lower	Upper
Naphthalene	144.2577	6.33	0.00	2903611	129.0	11.3	8.0	14.9
					102.0	10.3	6.9	12.9

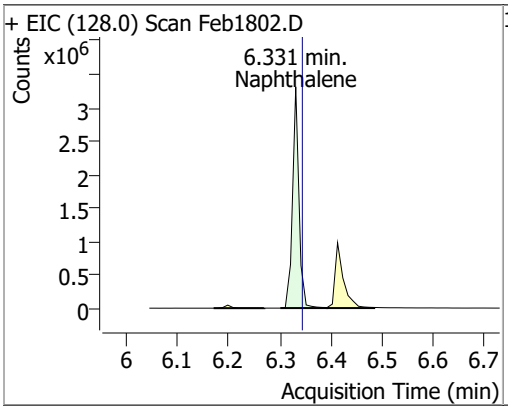

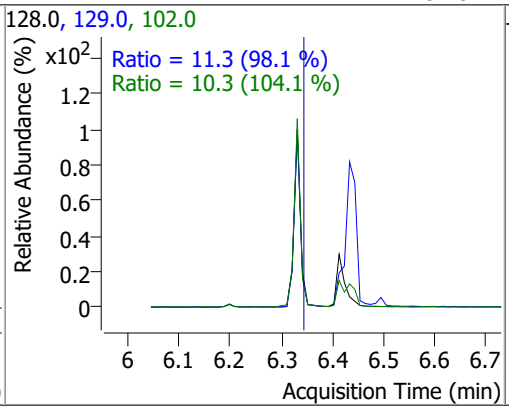

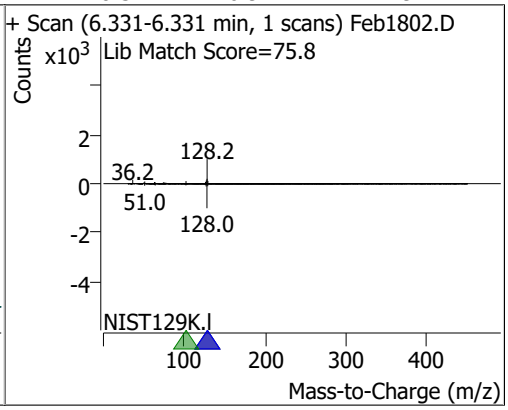

Compound	Conc.	RT	Dev(Min)	Resp.	QIon	QRatio	Lower	Upper
4-Chlorophenol	147.5888	6.41	0.00	345521	128.0	330.4	221.4	411.2

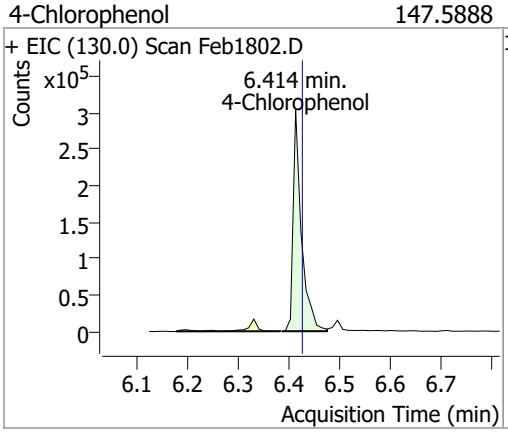

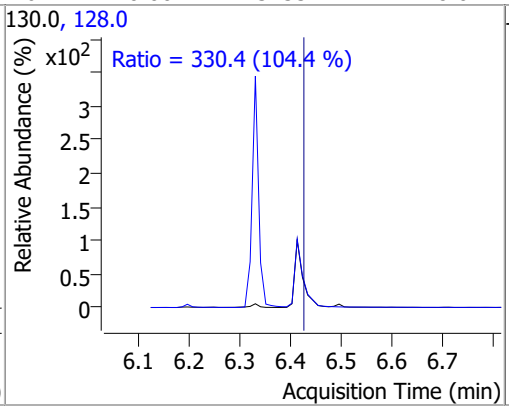

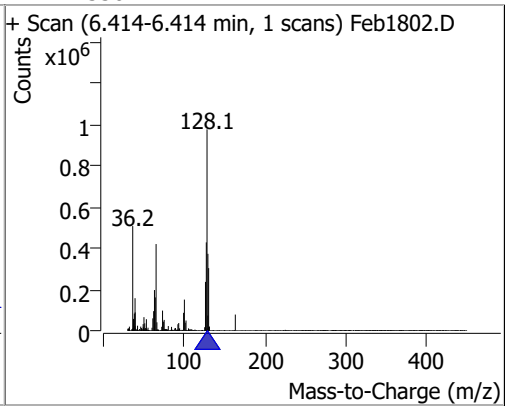

Compound	Conc.	RT	Dev(Min)	Resp.	QIon	QRatio	Lower	Upper
p-Chloroaniline	150.5232	6.43	0.00	1228719	65.0	67.6	42.1	78.2
					129.0	38.2	26.3	48.9

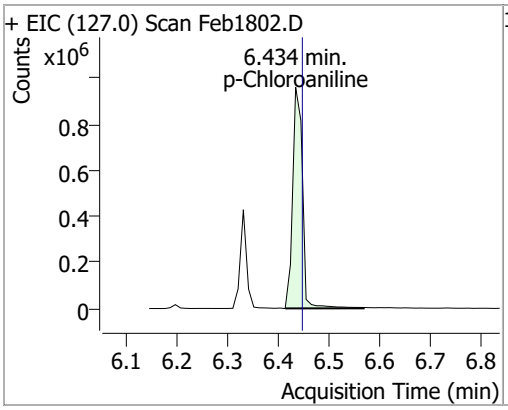

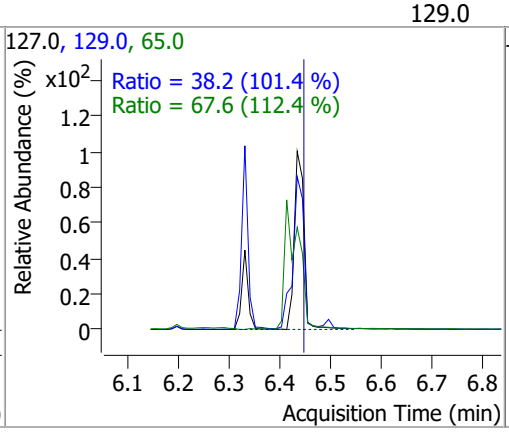

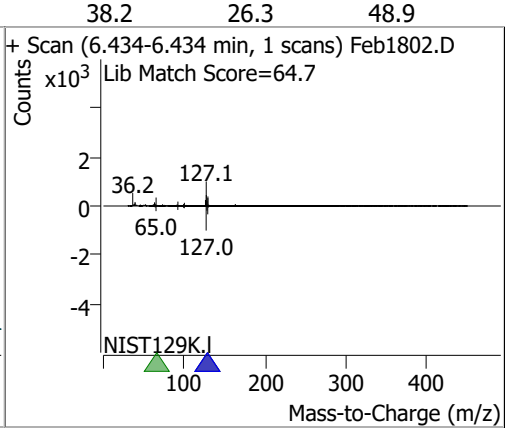

Compound	Conc.	RT	Dev(Min)	Resp.	QIon	QRatio	Lower	Upper
Hexachlorobutadiene	147.3648	6.50	0.00	573148	227.0	63.6	46.0	85.4
					223.0	62.8	45.0	83.6

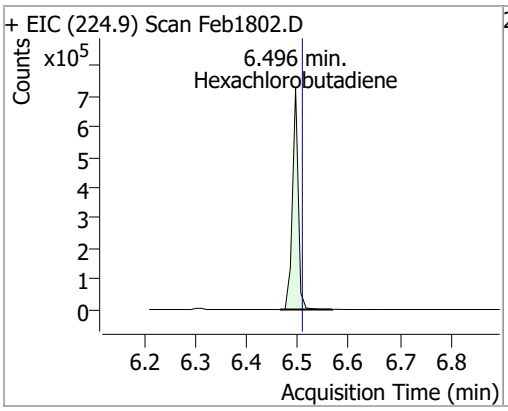

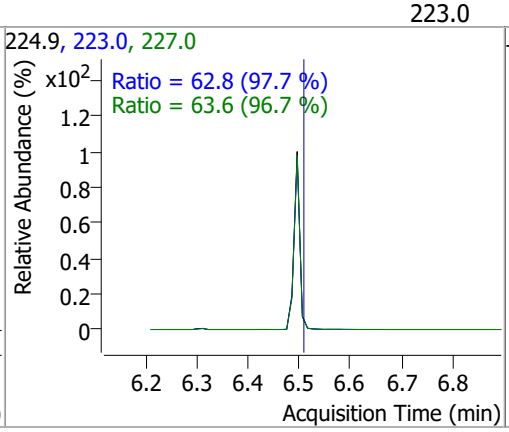

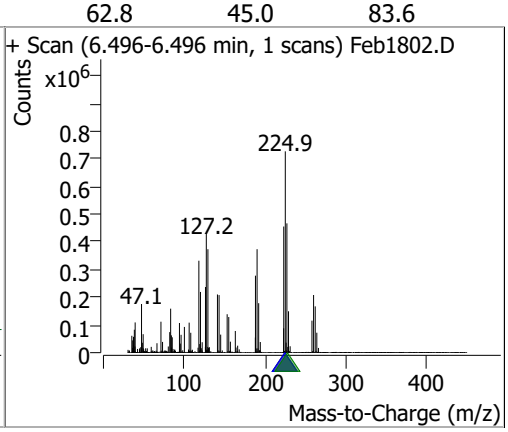

Compound	Conc.	RT	Dev(Min)	Resp.	QIon	QRatio	Lower	Upper
4-Chloro-2-Methylphenol	143.0066	6.94	0.00	789739	144.0	26.3	19.4	36.1

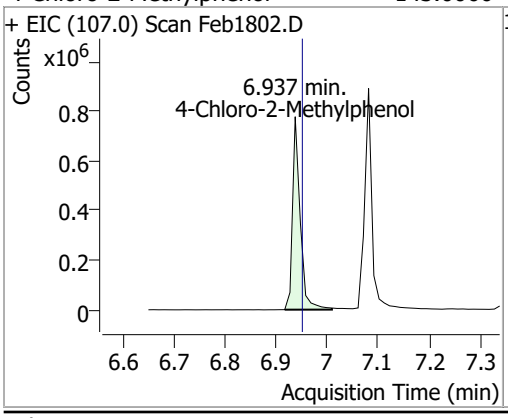

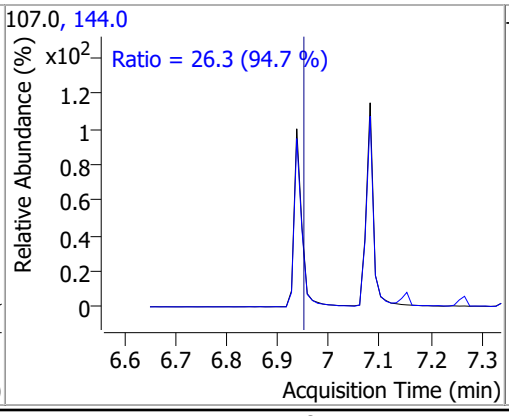

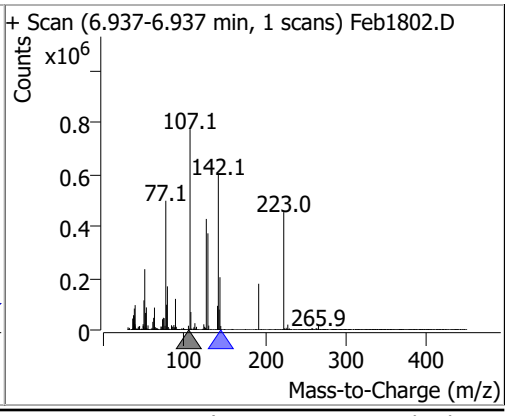

Compound	Conc.	RT	Dev(Min)	Resp.	QIon	QRatio	Lower	Upper
4-Chloro-3-Methylphenol	145.6908	7.08	0.01	869158 (m)	144.0	25.8	19.1	35.5

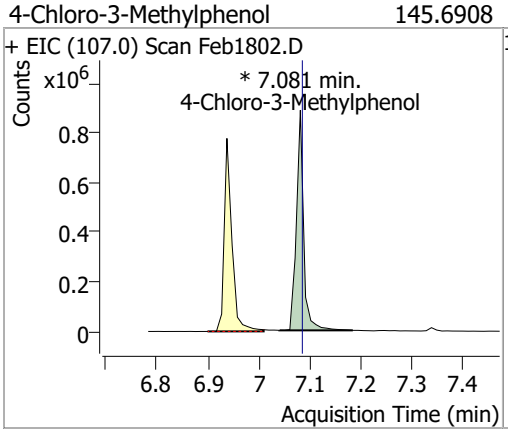

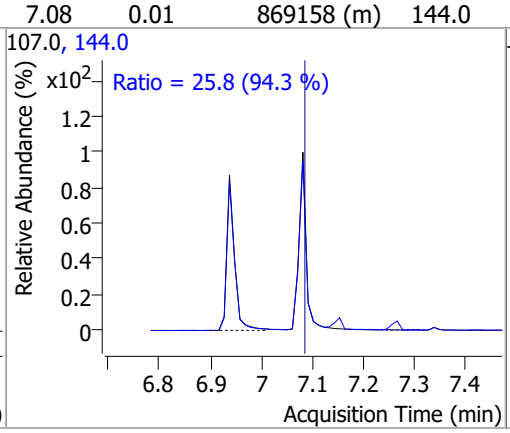

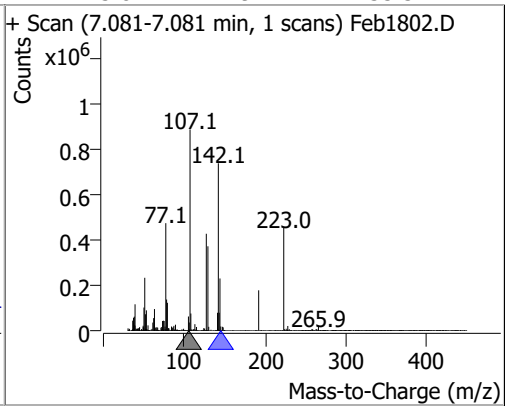

Compound	Conc.	RT	Dev(Min)	Resp.	QIon	QRatio	Lower	Upper
2-Methylnaphthalene	150.9988	7.15	0.01	1933828	142.0	116.8	83.8	155.7
					115.0	44.0	29.2	54.3

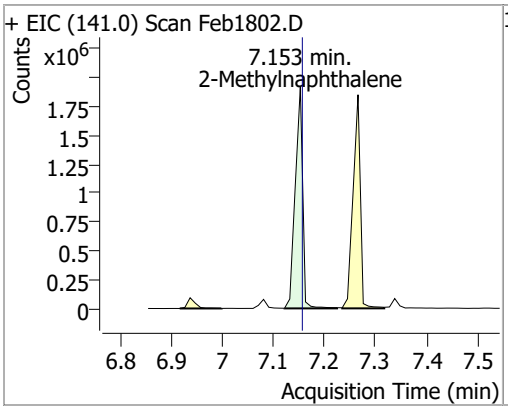

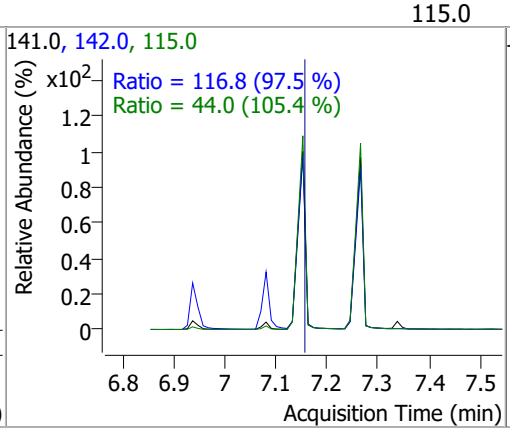

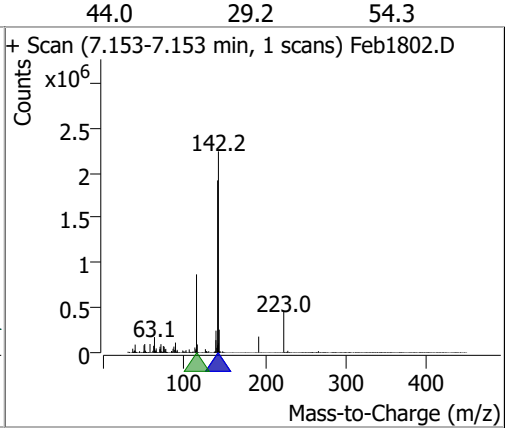

Compound	Conc.	RT	Dev(Min)	Resp.	QIon	QRatio	Lower	Upper
1-Methylnaphthalene	150.2226	7.27	0.01	1836402	142.0	112.6	79.8	148.2
					115.0	44.1	28.9	53.7

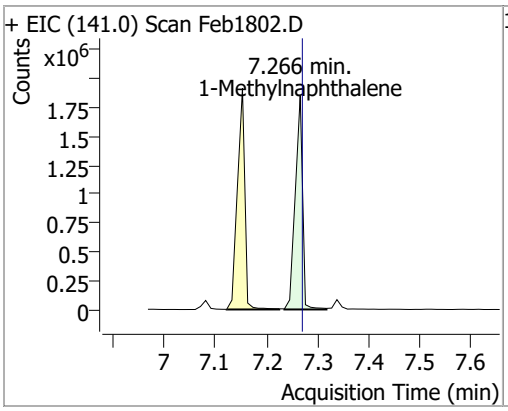

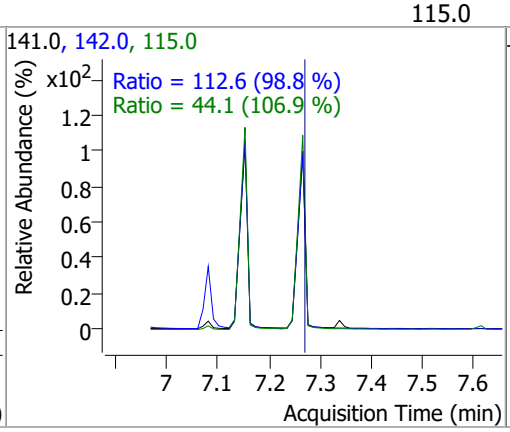

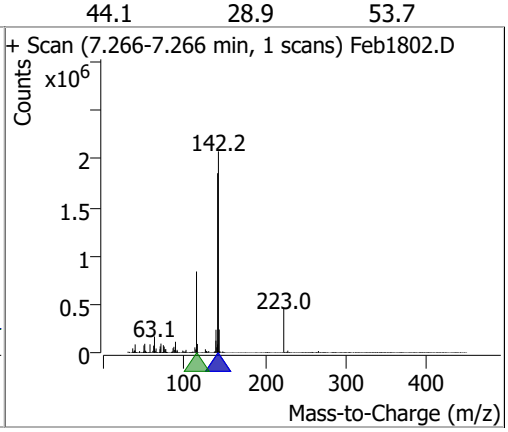

Compound	Conc.	RT	Dev(Min)	Resp.	QIon	QRatio	Lower	Upper
Hexachlorocyclopentadiene	147.7348	7.34	0.00	361285	234.9	61.9	45.2	84.0
					238.9	62.3	44.6	82.9

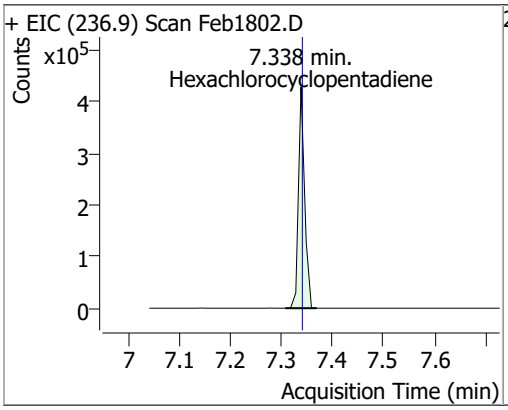

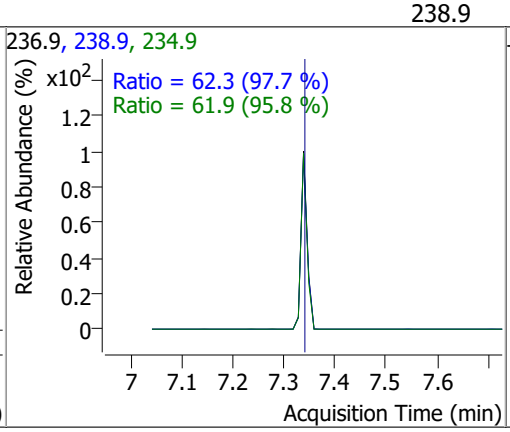

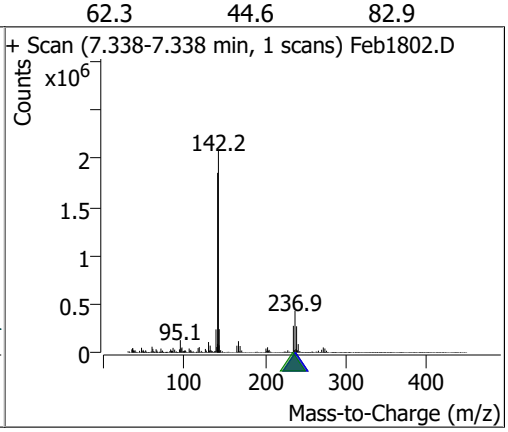

Compound	Conc.	RT	Dev(Min)	Resp.	QIon	QRatio	Lower	Upper
2,4,6-Trichlorophenol	141.2571	7.52	0.00	593283 (m)	198.0	95.7	67.6	125.5

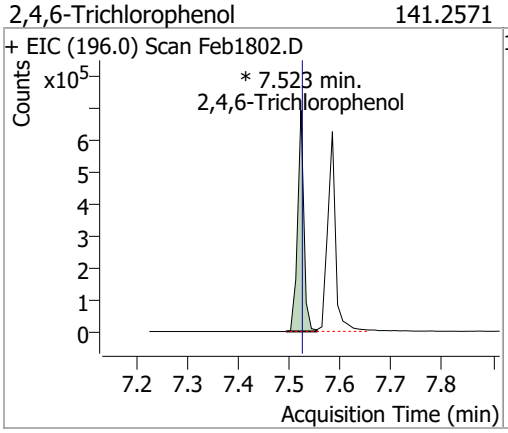

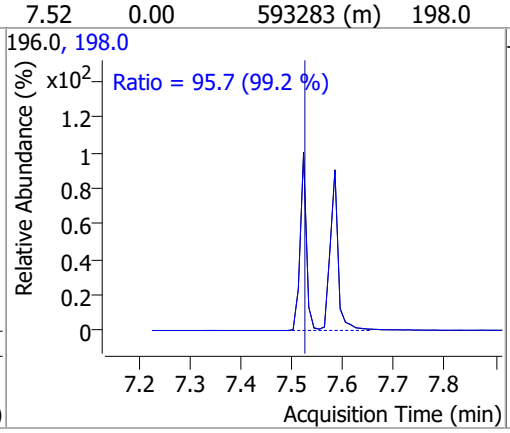

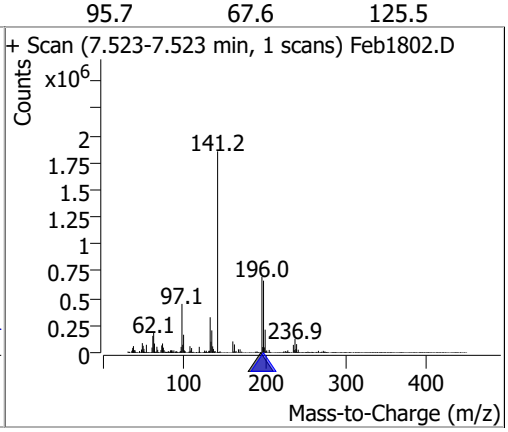

Compound	Conc.	RT	Dev(Min)	Resp.	QIon	QRatio	Lower	Upper
2,4,5-Trichlorophenol	146.8158	7.58	0.01	685262 (m)	198.0	96.3	63.2	117.3

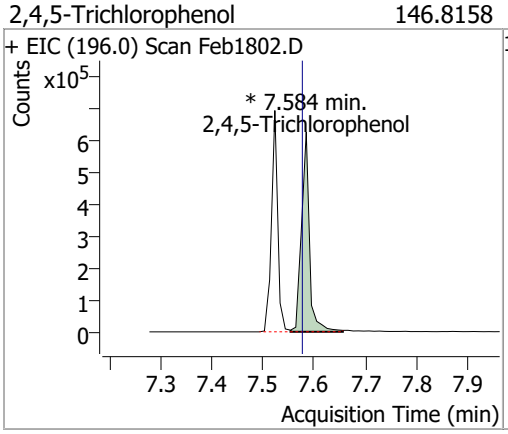

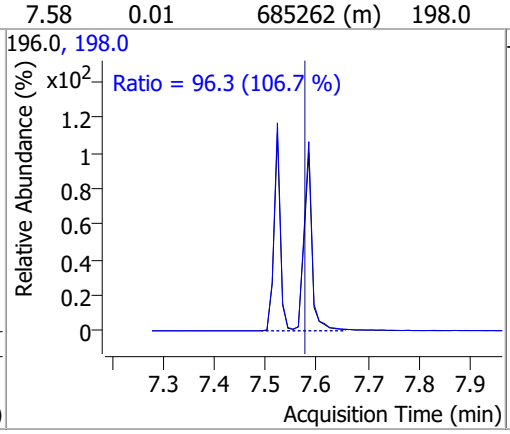

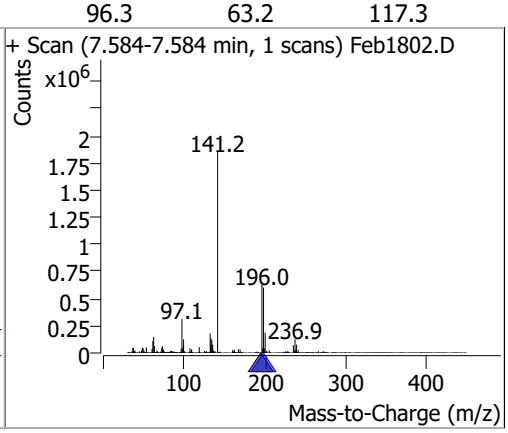

Compound	Conc.	RT	Dev(Min)	Resp.	QIon	QRatio	Lower	Upper
2-Fluorobiphenyl	147.2250	7.62	0.01	2463367	171.0	34.9	24.0	44.5

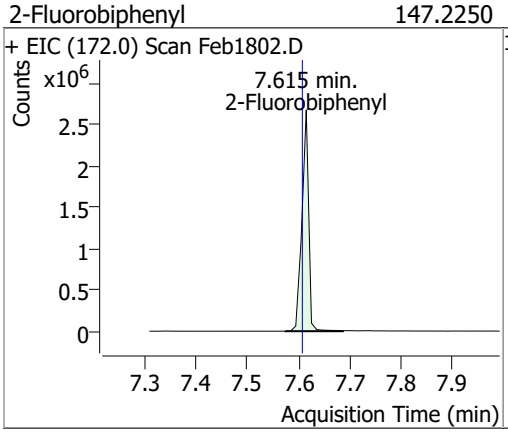

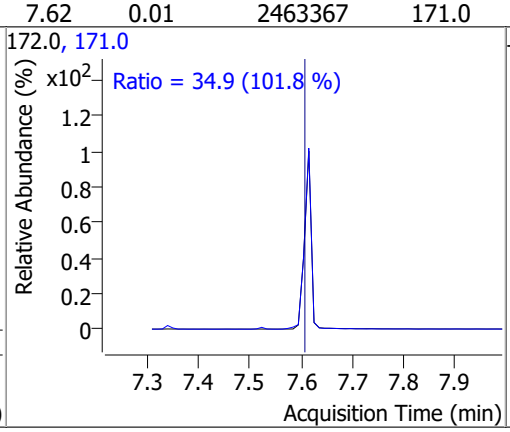

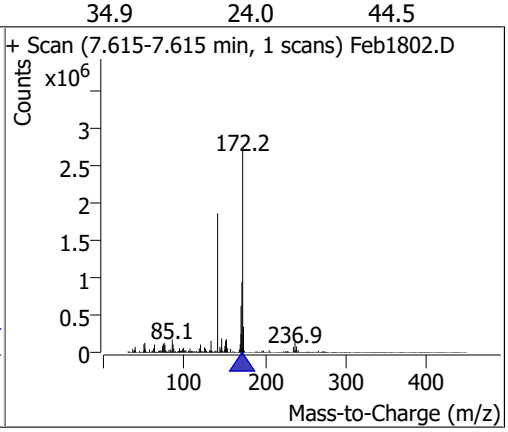

Compound	Conc.	RT	Dev(Min)	Resp.	QIon	QRatio	Lower	Upper
2-Chloronaphthalene	146.7090	7.72	0.00	2050771	127.0	37.5	25.1	46.7
					164.0	32.4	22.5	41.7

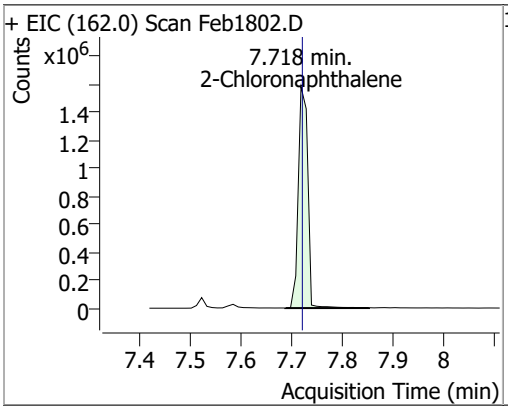

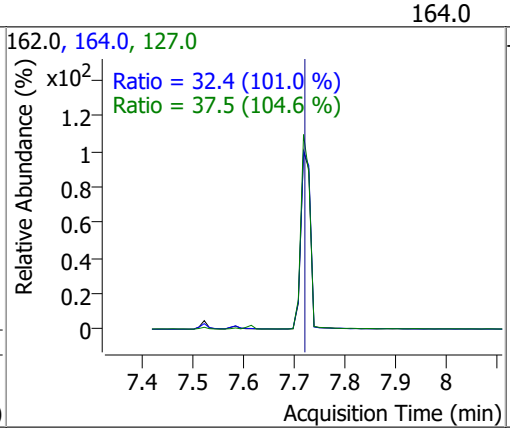

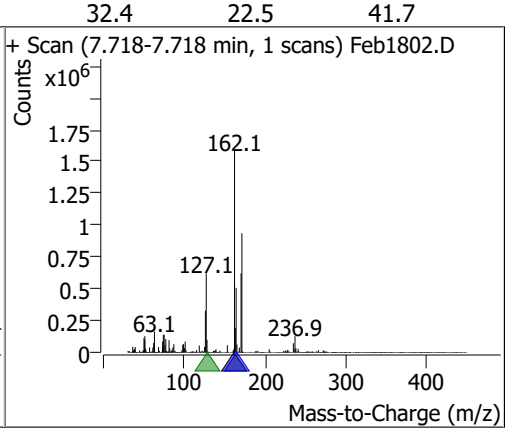

Compound	Conc.	RT	Dev(Min)	Resp.	QIon	QRatio	Lower	Upper
2-Nitroaniline	139.5885	7.89	0.01	356343	138.0	115.8	77.4	143.7

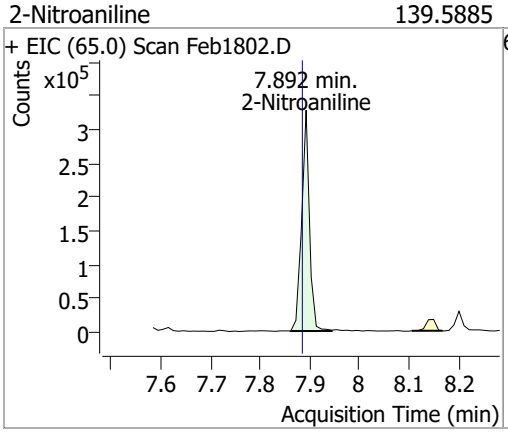

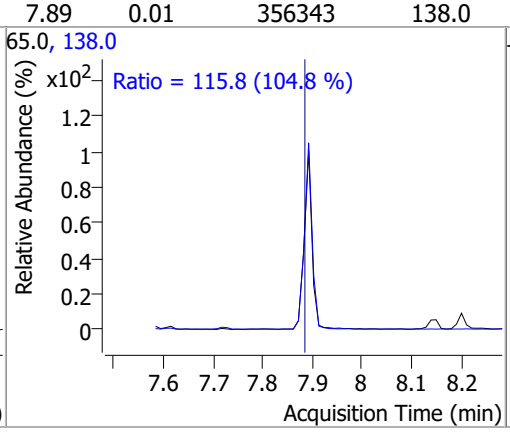

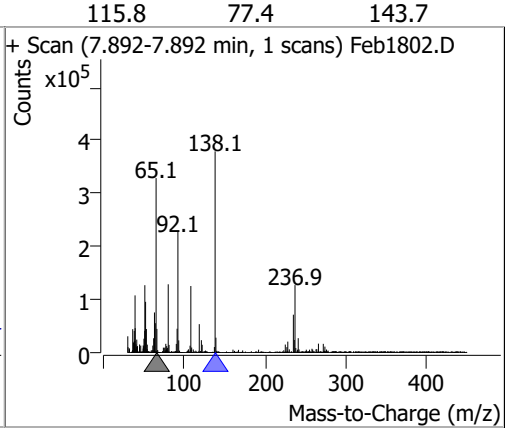

Compound	Conc.	RT	Dev(Min)	Resp.	QIon	QRatio	Lower	Upper
Dimethyl Phthalate	148.7697	8.15	0.01	2219984	77.0	20.6	13.8	25.7

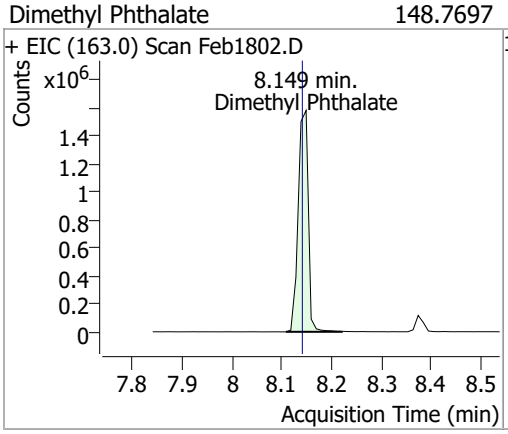

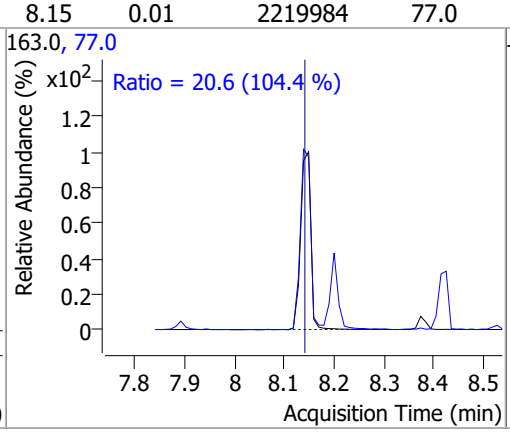

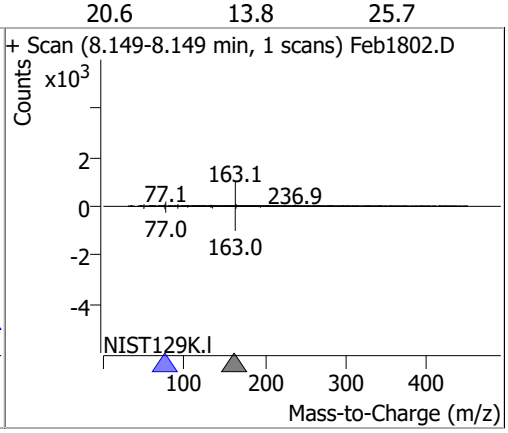

Compound	Conc.	RT	Dev(Min)	Resp.	QIon	QRatio	Lower	Upper
2,6-Dinitrotoluene	140.2801	8.20	0.01	273317	63.0	142.8	99.5	184.8
					89.0	66.1	43.3	80.3

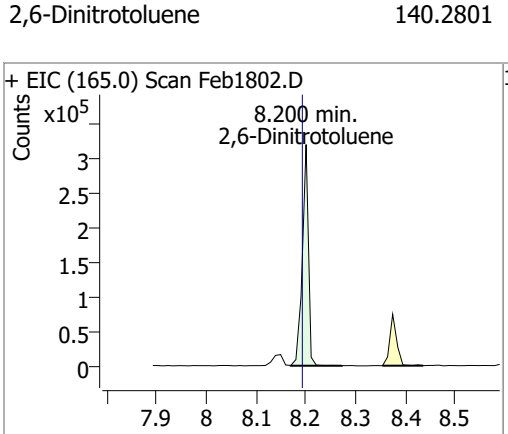

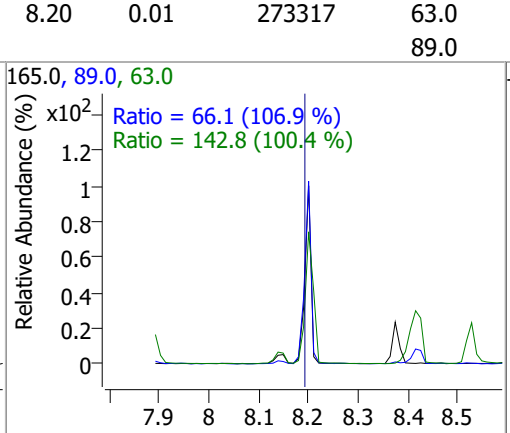

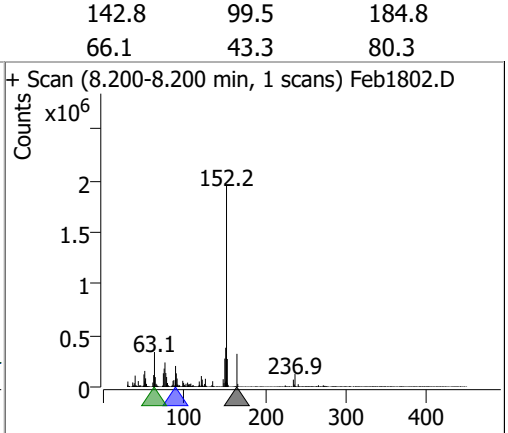

Compound	Conc.	RT	Dev(Min)	Resp.	QIon	QRatio	Lower	Upper
Acenaphthylene	149.6798	8.21	0.01	3319452	153.1	13.7	9.6	17.7

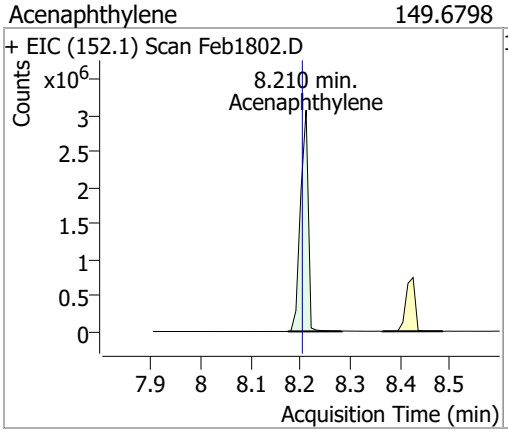

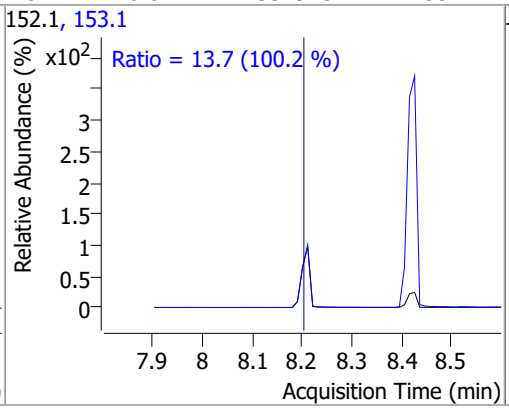

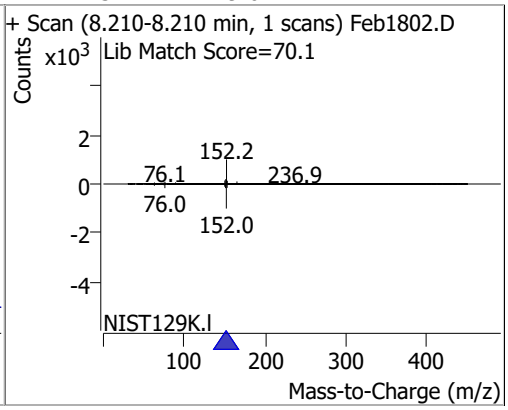

Compound	Conc.	RT	Dev(Min)	Resp.	QIon	QRatio	Lower	Upper
3-Nitroaniline	141.8409	8.40	0.01	328938	65.0	128.8	90.4	167.8
					92.0	108.4	74.7	138.7

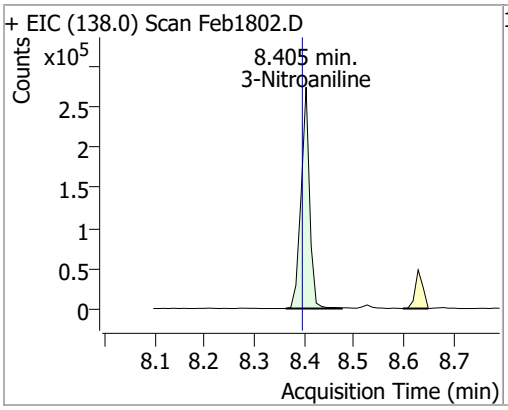

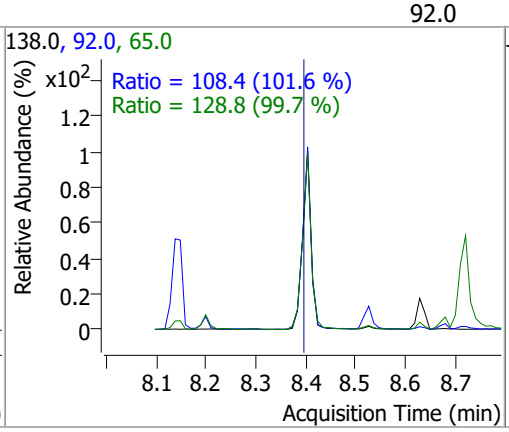

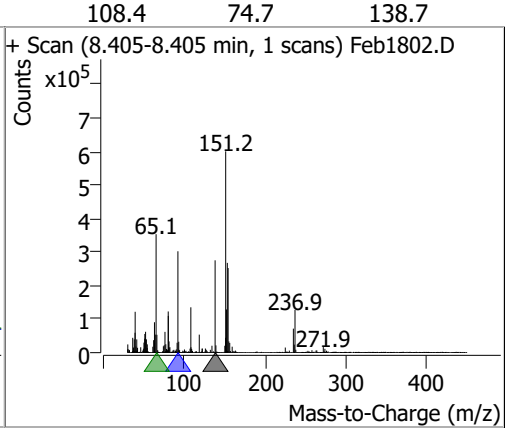

Compound	Conc.	RT	Dev(Min)	Resp.	QIon	QRatio	Lower	Upper
Acenaphthene	152.6309	8.43	0.01	1843621	153.0	109.1	74.5	138.4
					152.0	52.8	36.3	67.4

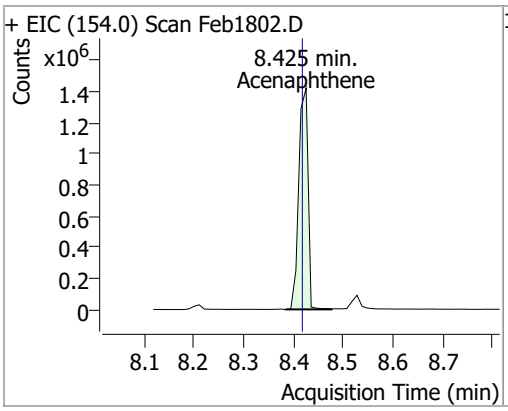

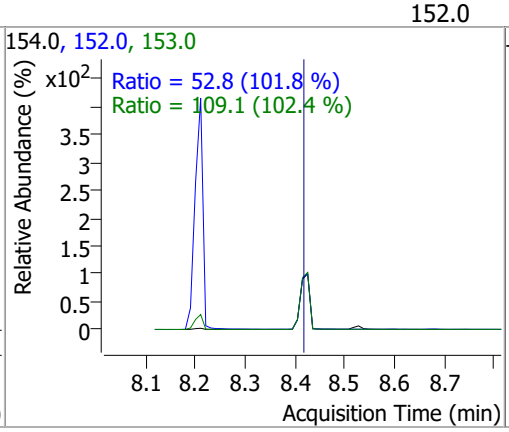

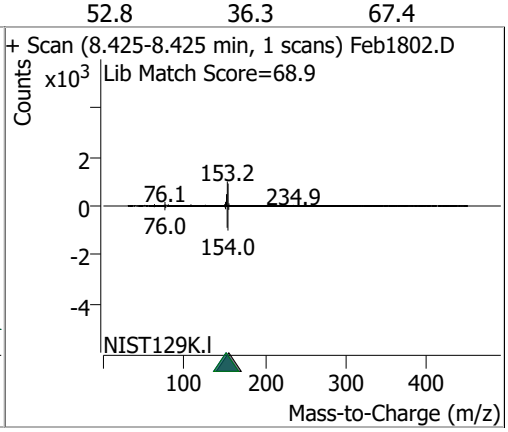

Compound	Conc.	RT	Dev(Min)	Resp.	QIon	QRatio	Lower	Upper
2,4-Dinitrophenol	147.4076	8.53	0.01	173045	154.0	59.6	43.9	81.5

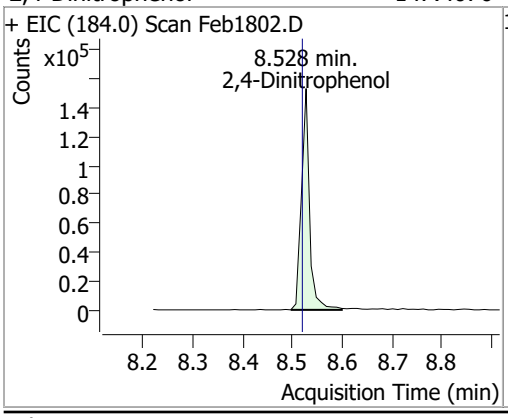

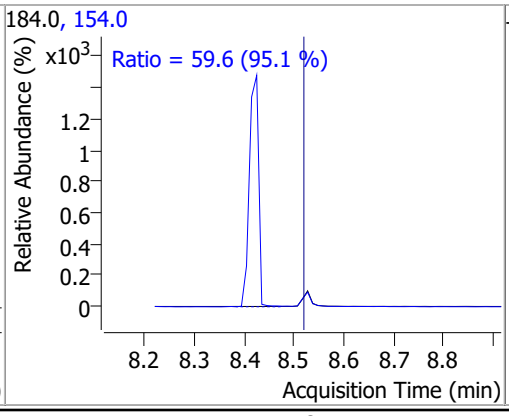

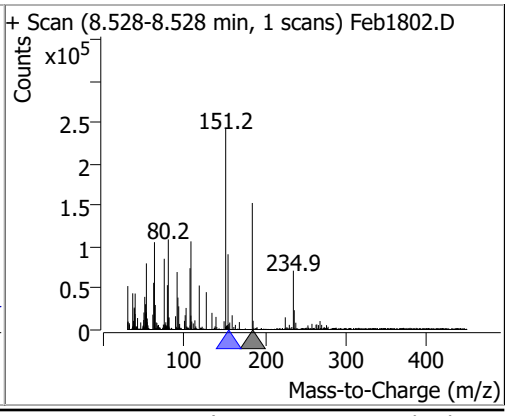

Compound	Conc.	RT	Dev(Min)	Resp.	QIon	QRatio	Lower	Upper
Dibenzofuran	148.1350	8.63	0.00	2842991	139.0	39.0	26.3	48.8

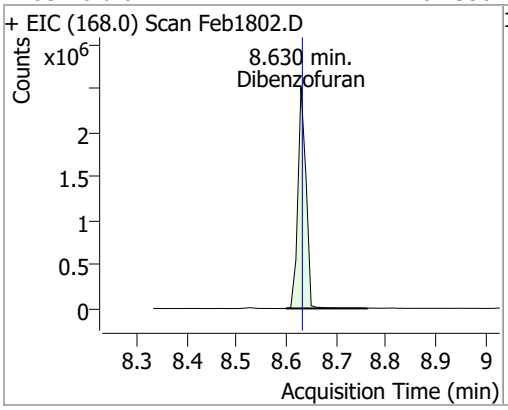

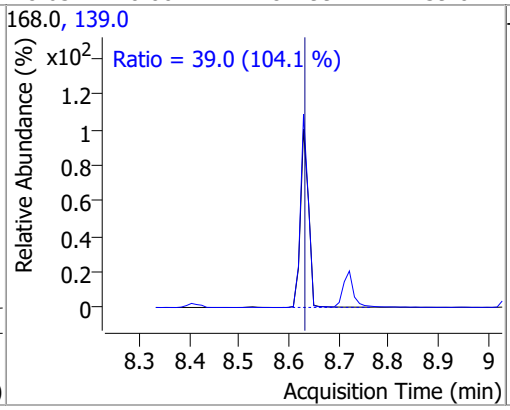

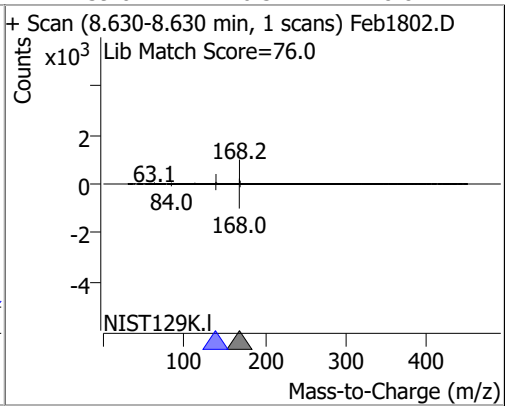

Compound	Conc.	RT	Dev(Min)	Resp.	QIon	QRatio	Lower	Upper
2,4-Dinitrotoluene	147.3776	8.68	0.01	397564	89.0	77.2	55.4	102.9
					63.0	50.3	33.9	62.9

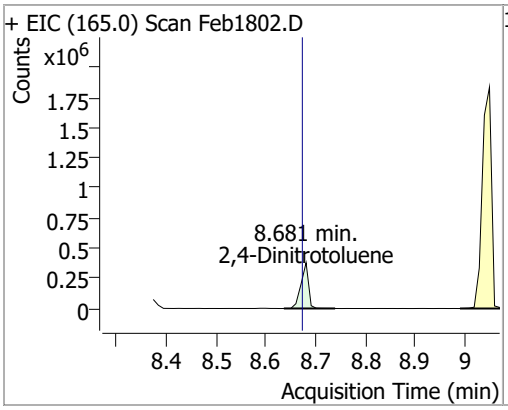

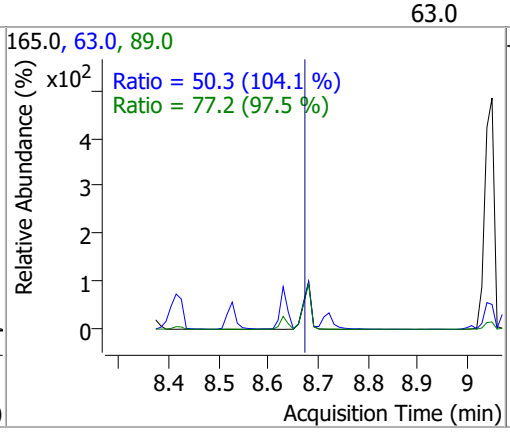

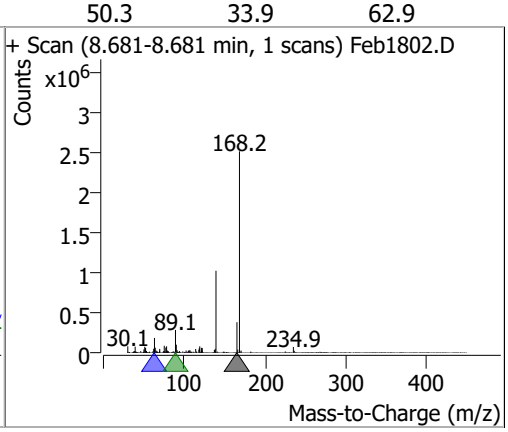

Compound	Conc.	RT	Dev(Min)	Resp.	QIon	QRatio	Lower	Upper
4-Nitrophenol	144.3881	8.72	0.02	368713	65.0	81.3	50.4	93.6
					139.0	74.1	49.8	92.5

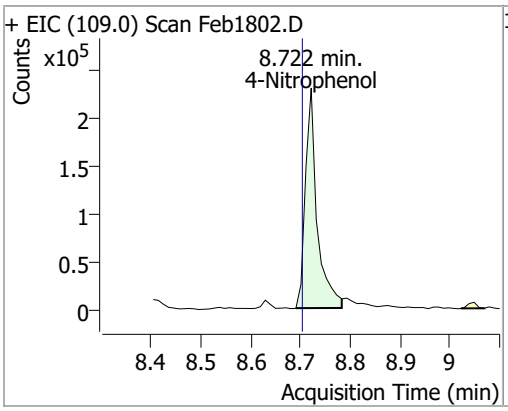

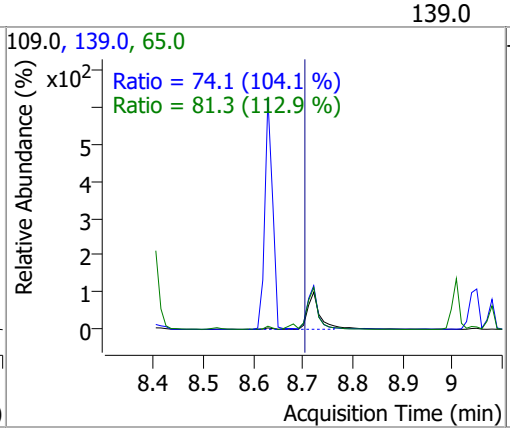

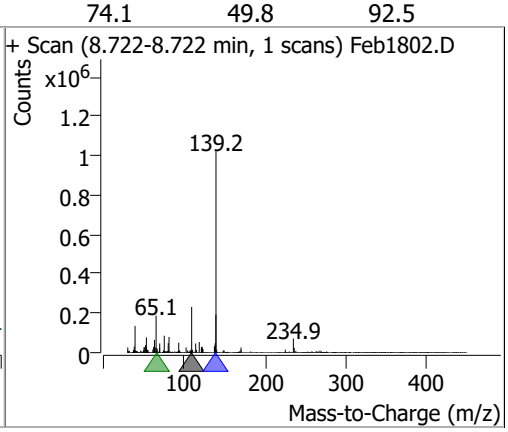

Compound	Conc.	RT	Dev(Min)	Resp.	QIon	QRatio	Lower	Upper
Diethylphthalate	145.3678	9.01	0.01	2256164	177.0	20.5	14.5	27.0
					150.0	12.5	8.7	16.2

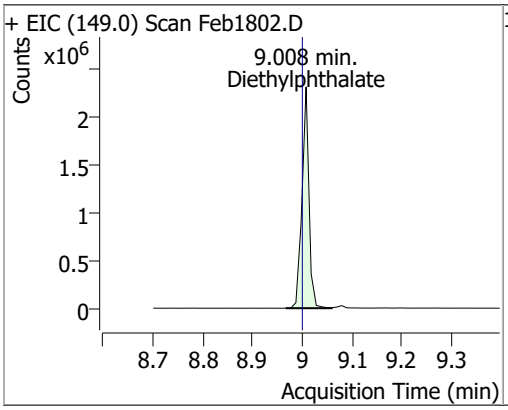

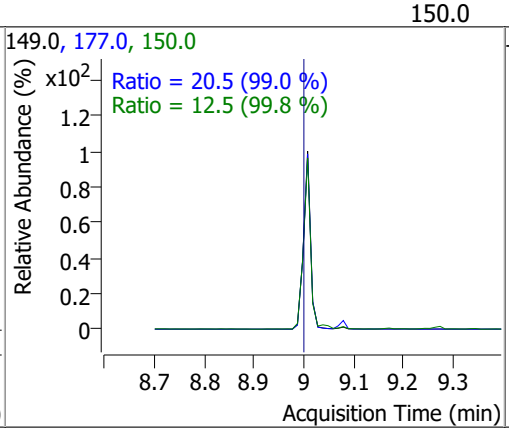

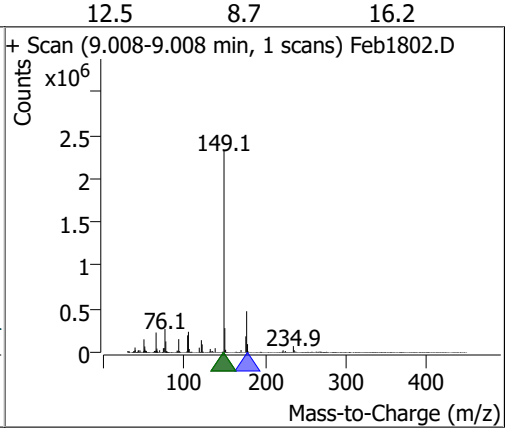

Compound	Conc.	RT	Dev(Min)	Resp.	QIon	QRatio	Lower	Upper
Fluorene	153.8147	9.05	0.01	2493155	165.0	94.3	65.4	121.4
					167.0	13.6	9.6	17.8

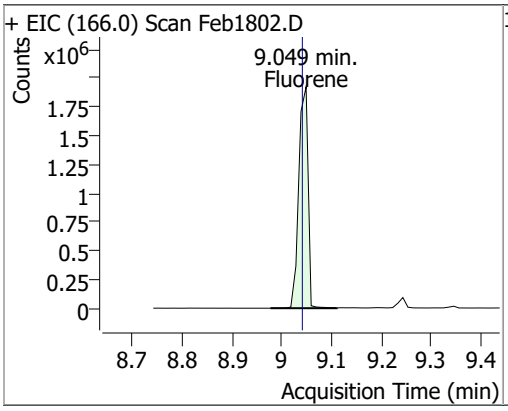

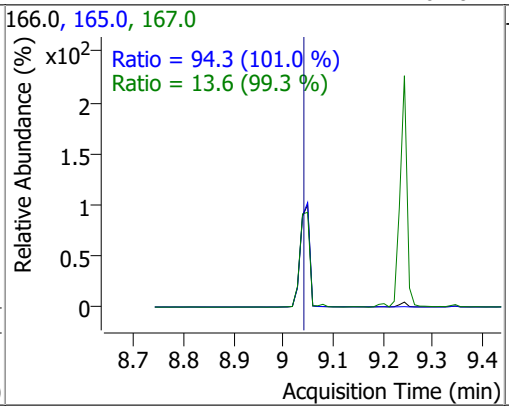

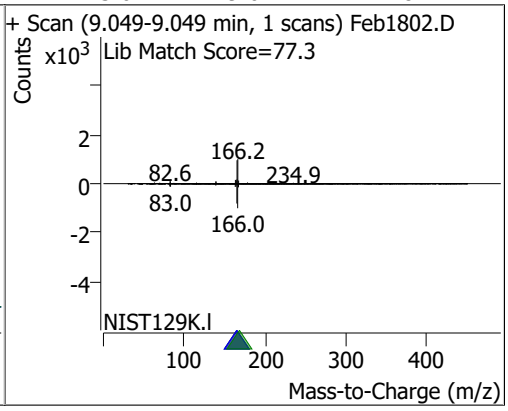

Compound	Conc.	RT	Dev(Min)	Resp.	QIon	QRatio	Lower	Upper
4-Chlorophenyl-phenylether	142.5752	9.08	0.01	1110314	141.0	66.4	42.8	79.6
					206.0	34.0	23.6	43.9

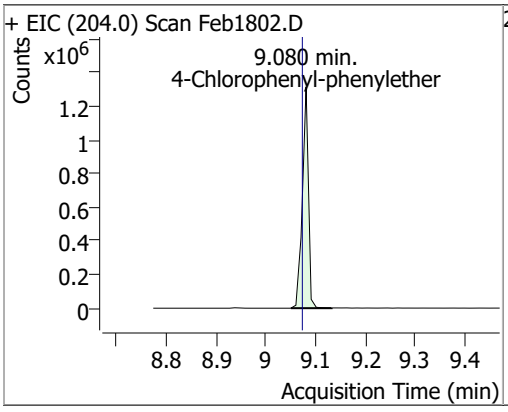

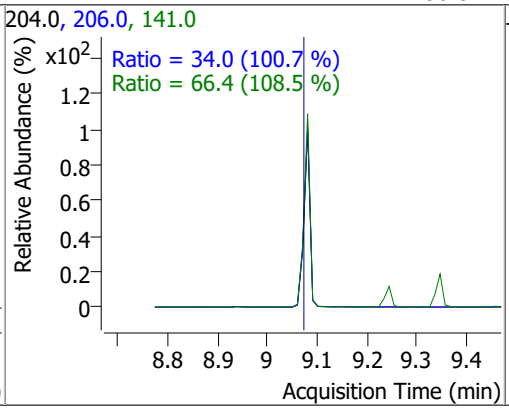

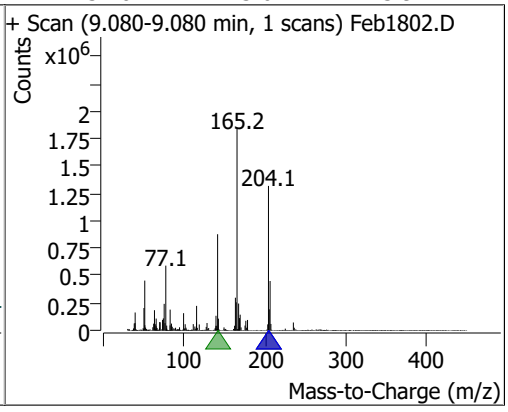

Compound	Conc.	RT	Dev(Min)	Resp.	QIon	QRatio	Lower	Upper
4-Nitroaniline	147.4676	9.16	0.02	363865	65.0	114.7	78.9	146.6
					92.0	49.4	34.5	64.1

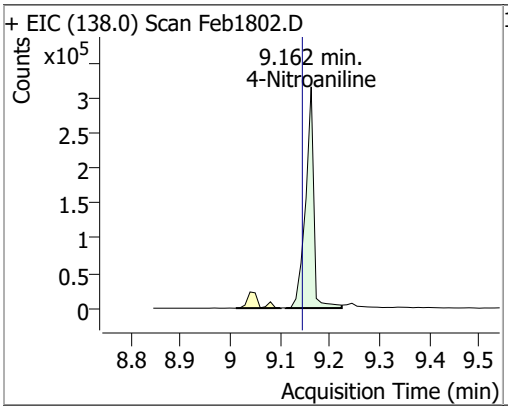

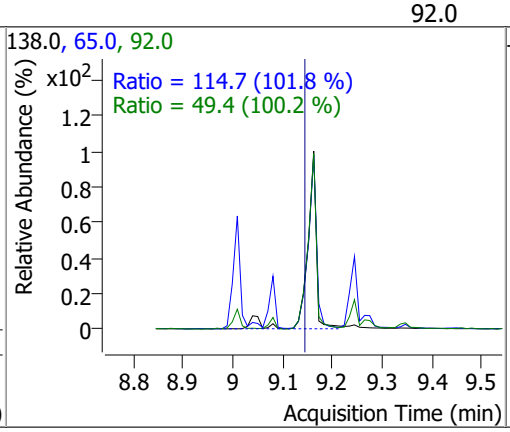

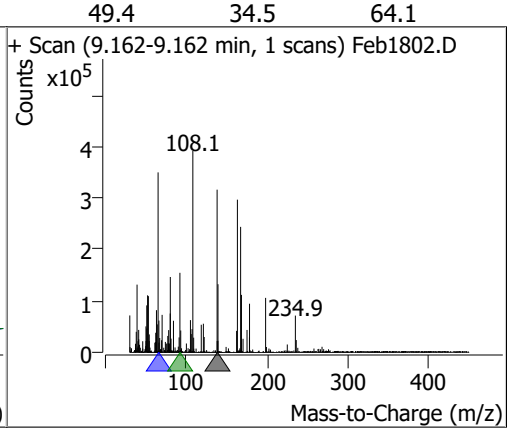

Compound	Conc.	RT	Dev(Min)	Resp.	QIon	QRatio	Lower	Upper
4,6-Dinitro-2-methylphenol	147.9207	9.17	0.02	243650	121.0	49.6	35.1	65.3

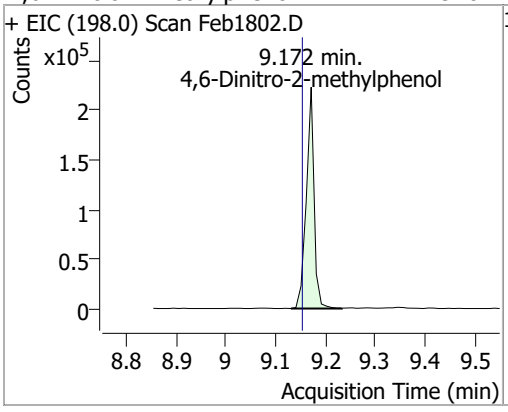

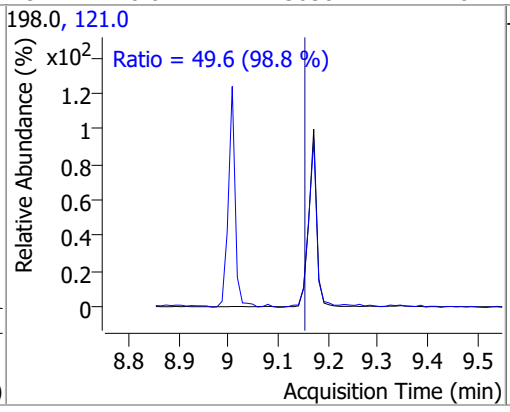

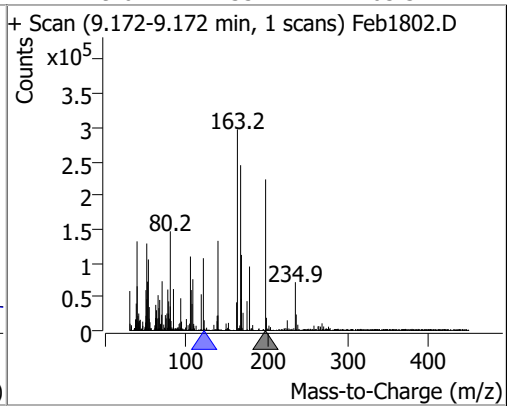

Compound	Conc.	RT	Dev(Min)	Resp.	QIon	QRatio	Lower	Upper
N-nitrosodiphenylamine	148.6623	9.24	0.01	1648173	168.0	63.4	44.0	81.7
					167.0	34.5	23.9	44.3

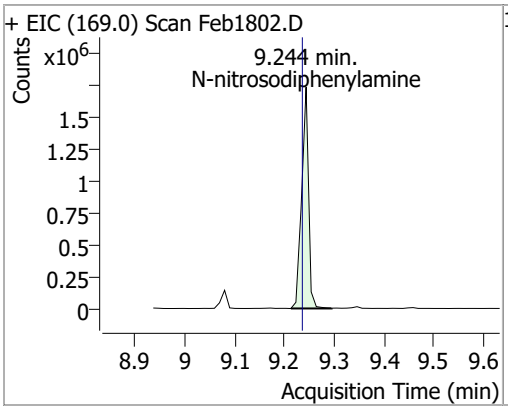

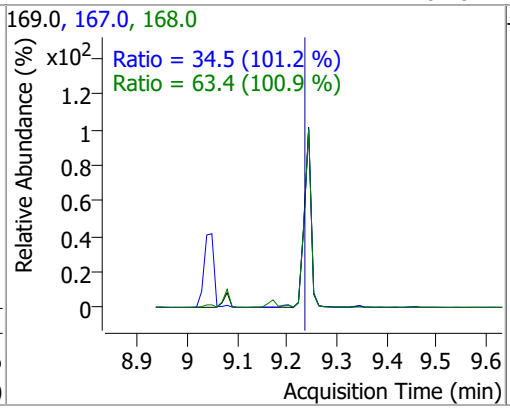

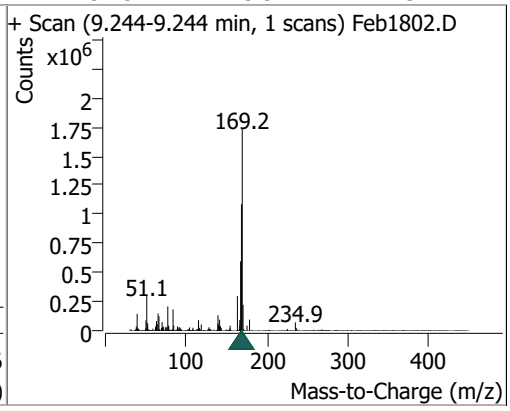

Compound	Conc.	RT	Dev(Min)	Resp.	QIon	QRatio	Lower	Upper
Azobenzene	151.0311	9.26	0.00	2354024	51.0	45.1	31.6	58.7
					182.0	23.6	16.9	31.4

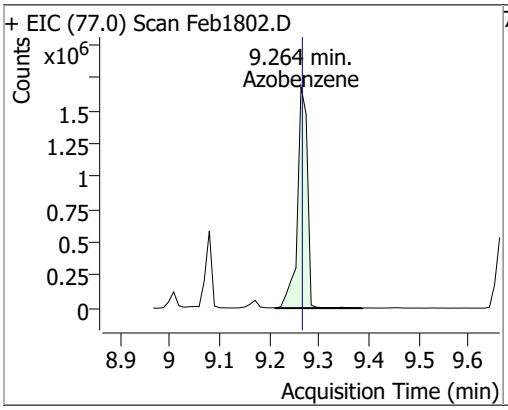

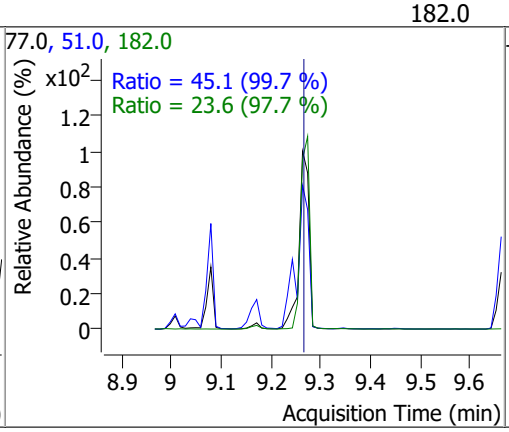

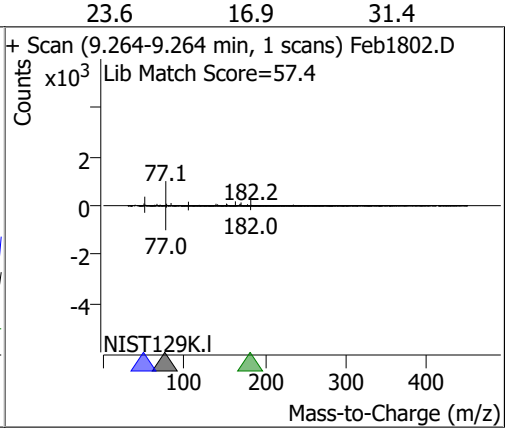

Compound	Conc.	RT	Dev(Min)	Resp.	QIon	QRatio	Lower	Upper
2,4,6-Tribromophenol	148.5652	9.35	0.01	230054	331.8	92.4	68.5	127.2

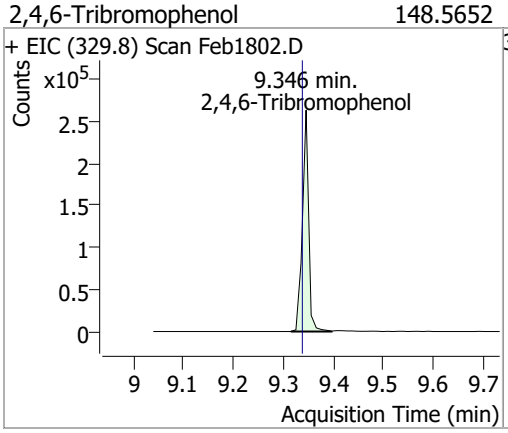

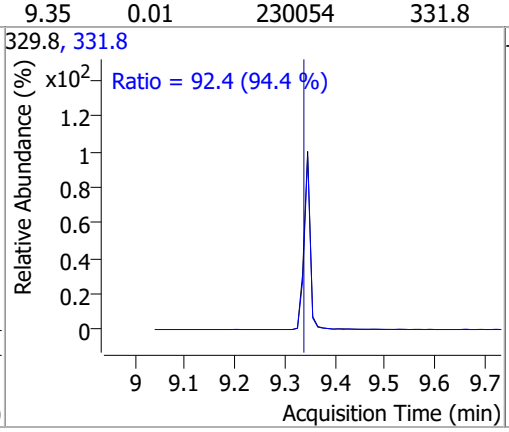

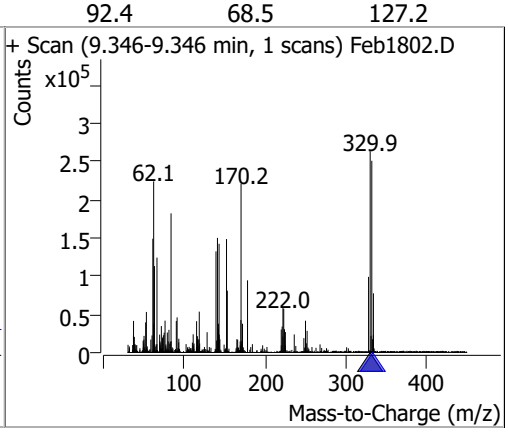

Compound	Conc.	RT	Dev(Min)	Resp.	QIon	QRatio	Lower	Upper
4-Bromophenyl-phenylether	146.8992	9.66	0.01	662596	141.0	101.9	69.1	128.4
					250.0	98.1	68.8	127.7

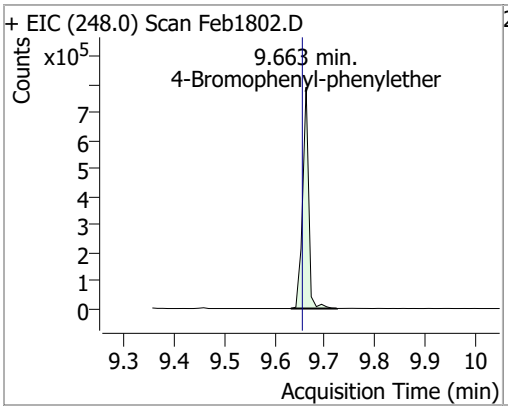

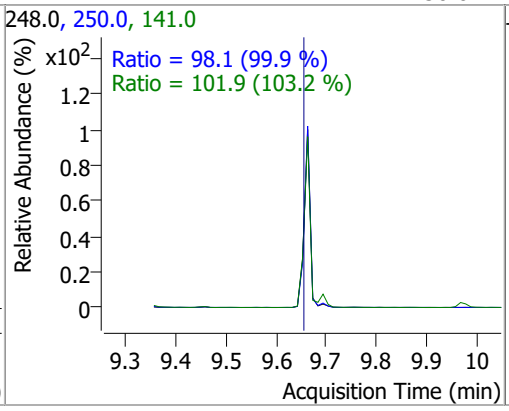

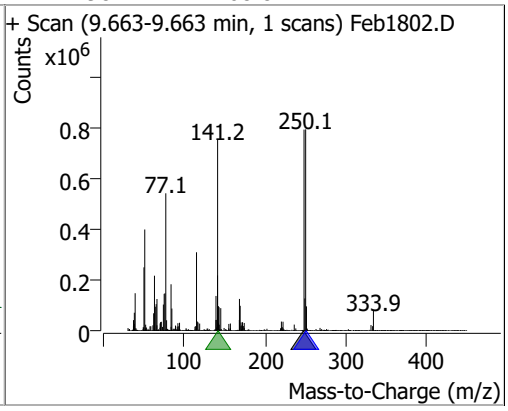

Compound	Conc.	RT	Dev(Min)	Resp.	QIon	QRatio	Lower	Upper
Hexachlorobenzene	143.5319	9.69	0.00	597870	142.0	51.2	37.7	70.0

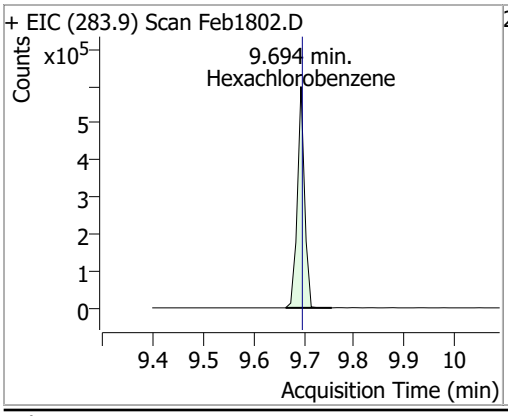

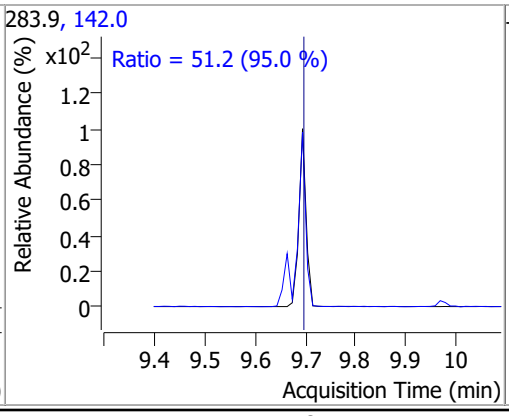

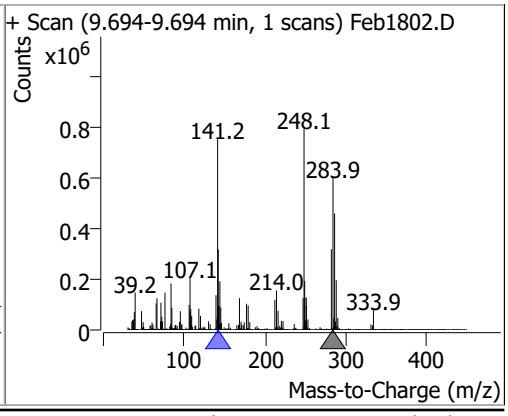

Compound	Conc.	RT	Dev(Min)	Resp.	QIon	QRatio	Lower	Upper
Pentachlorophenol	148.7927	9.97	0.00	342613	267.9	63.1	41.5	77.2
					263.9	63.4	41.2	76.6

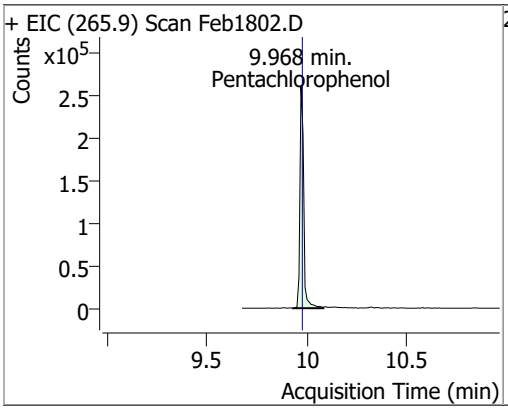

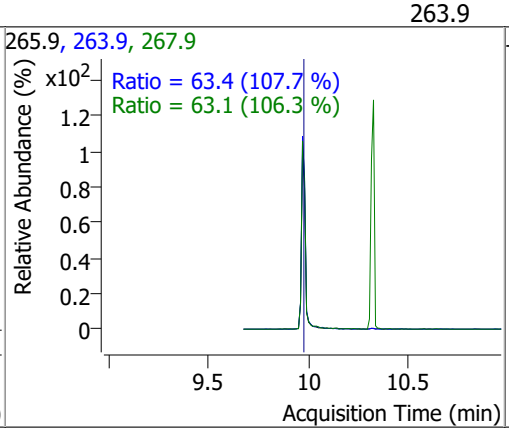

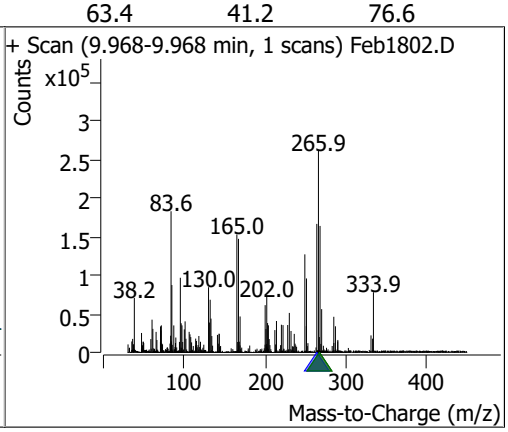

Compound	Conc.	RT	Dev(Min)	Resp.	QIon	QRatio	Lower	Upper
Phenanthrene	146.0003	10.19	0.01	3132371	176.0	18.5	13.0	24.1

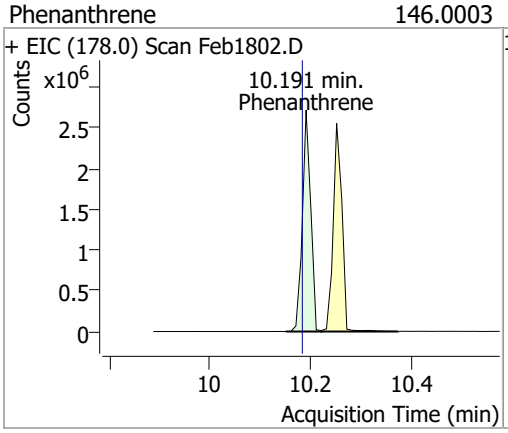

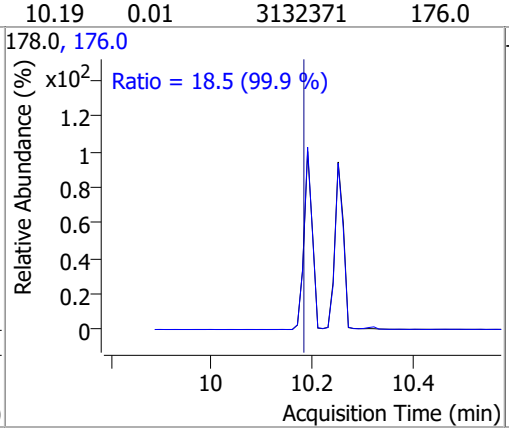

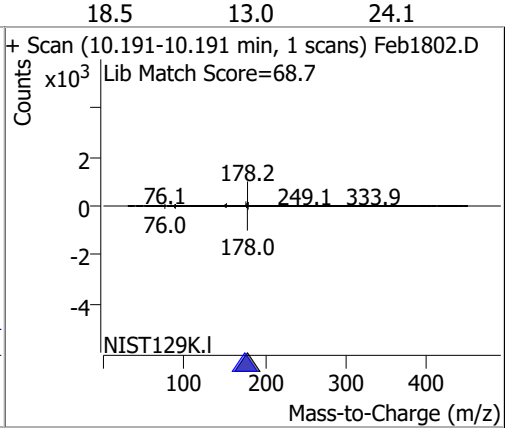

Compound	Conc.	RT	Dev(Min)	Resp.	QIon	QRatio	Lower	Upper
Anthracene	143.8138	10.25	0.00	3071678	176.0	18.1	12.9	23.9

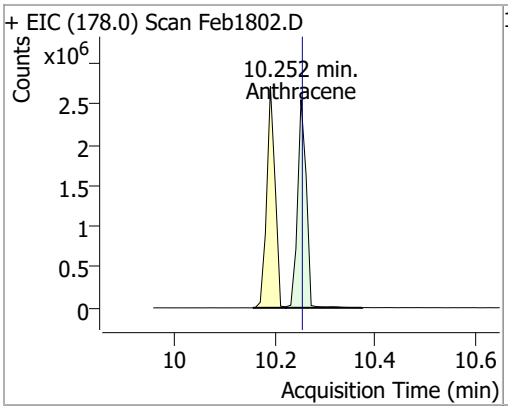

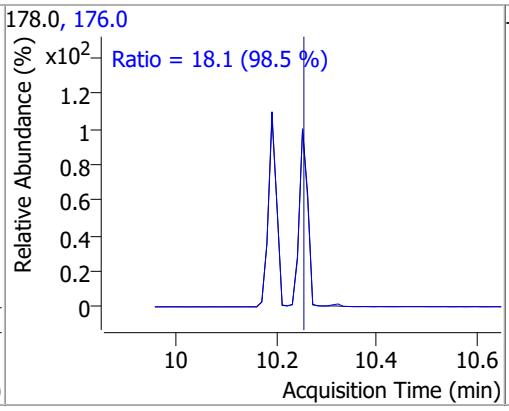

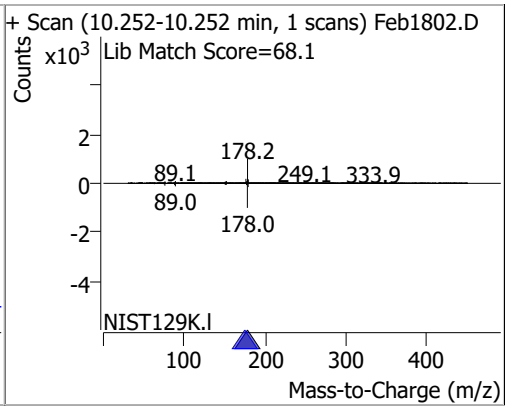

Compound	Conc.	RT	Dev(Min)	Resp.	QIon	QRatio	Lower	Upper
Triallate	149.2795	10.31	0.00	845447	268.0	25.9	16.9	31.4
					143.0	21.6	15.8	29.3

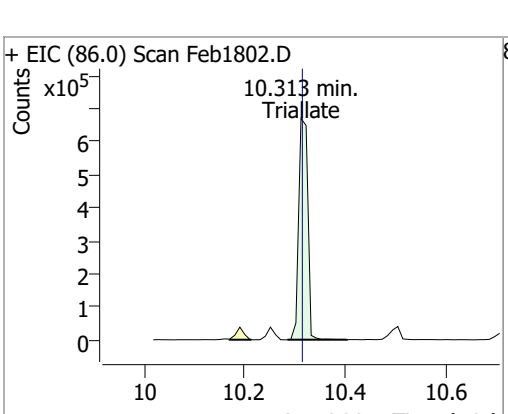

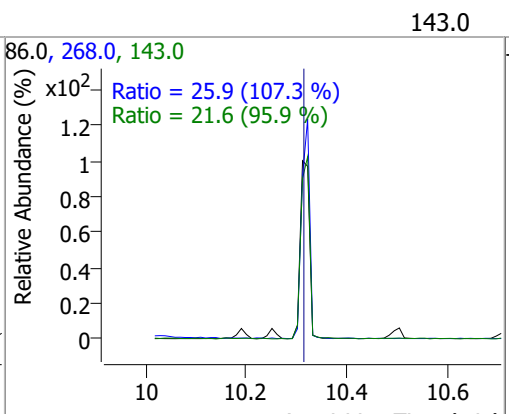

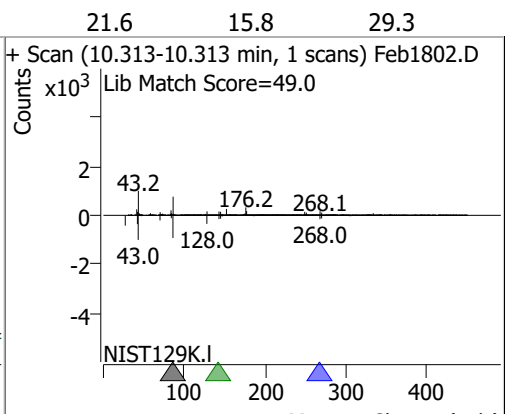

Compound	Conc.	RT	Dev(Min)	Resp.	QIon	QRatio	Lower	Upper
Carbazole	149.5705	10.51	0.01	3271481	139.0	13.2	9.0	16.7

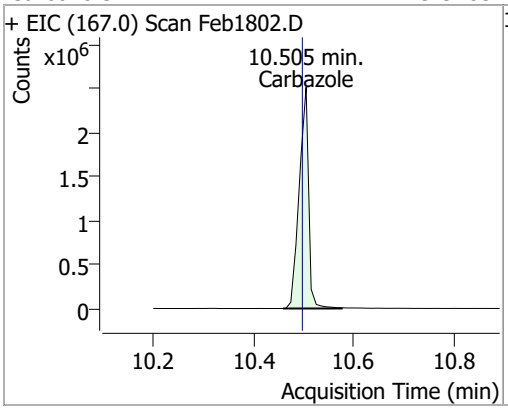

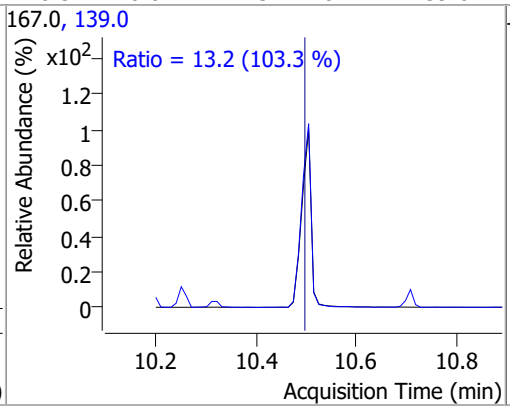

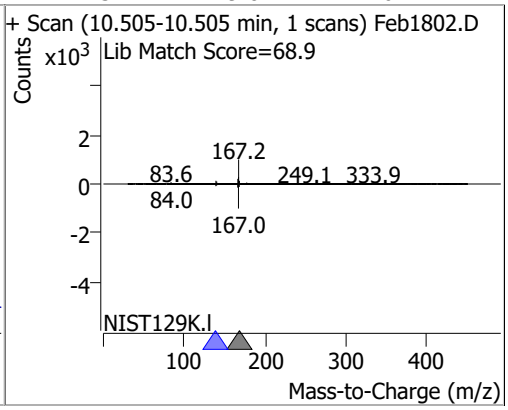

Compound	Conc.	RT	Dev(Min)	Resp.	QIon	QRatio	Lower	Upper
o-Terphenyl	143.8799	10.71	0.01	1697837	229.0	63.8	45.4	84.3
					215.0	38.2	25.9	48.1

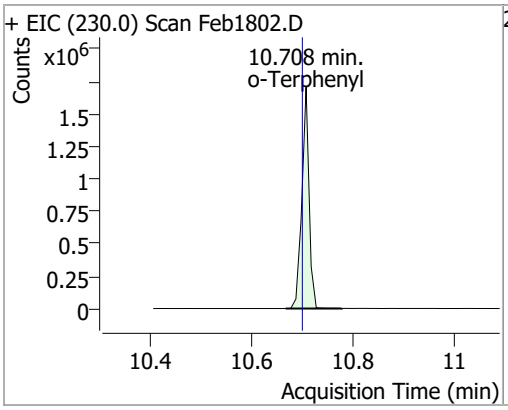

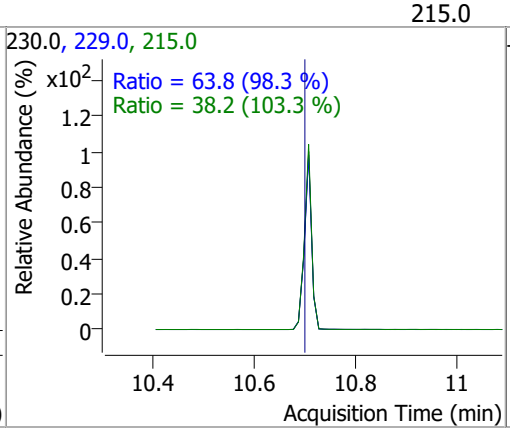

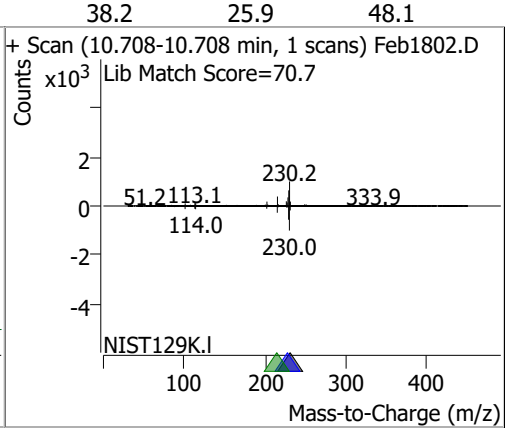

Compound	Conc.	RT	Dev(Min)	Resp.	QIon	QRatio	Lower	Upper
Di-n-Butylphthalate	147.6497	11.08	0.00	3446165	150.0	9.3	6.3	11.8
					104.0	6.0	4.5	8.3

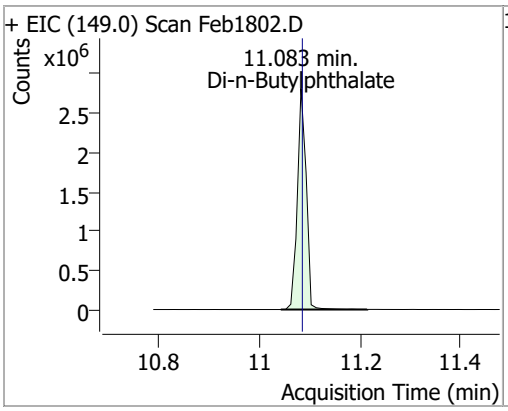

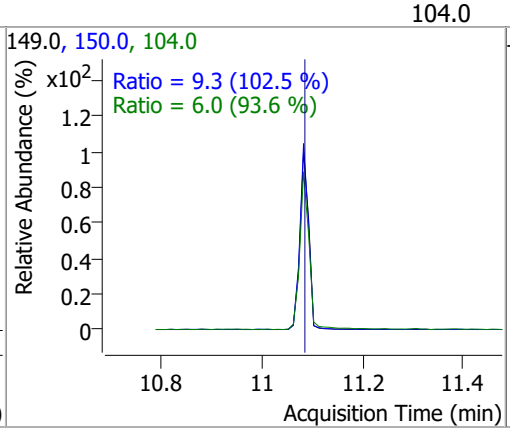

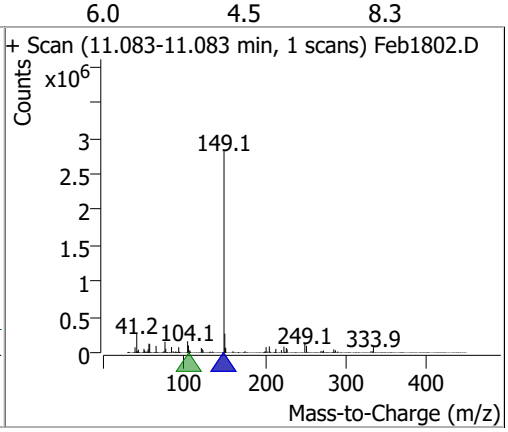

Compound	Conc.	RT	Dev(Min)	Resp.	QIon	QRatio	Lower	Upper
Fluoranthene	148.7725	11.97	0.02	3397461	101.0	12.8	9.4	17.4

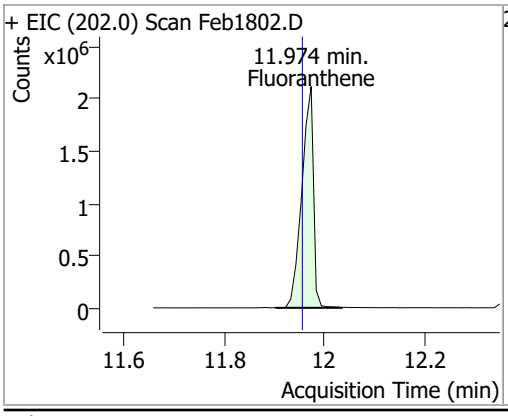

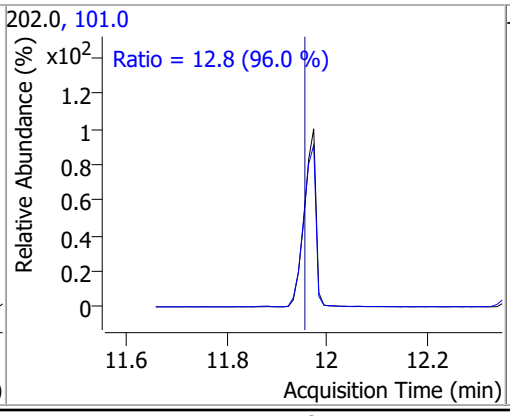

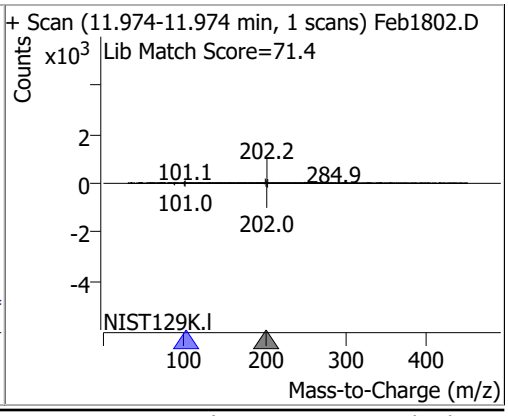

Compound	Conc.	RT	Dev(Min)	Resp.	QIon	QRatio	Lower	Upper
Benzidine	152.2725	12.35	0.00	1083722	183.0	11.4	8.3	15.4
					92.0	8.5	5.8	10.8

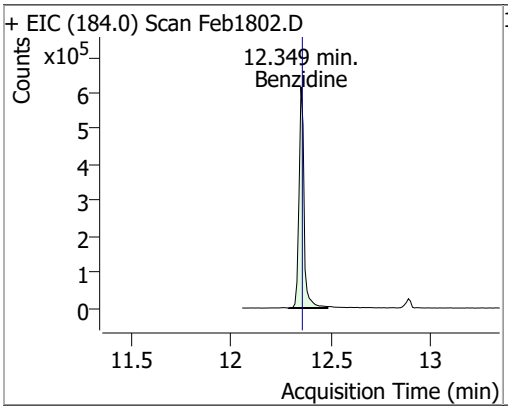

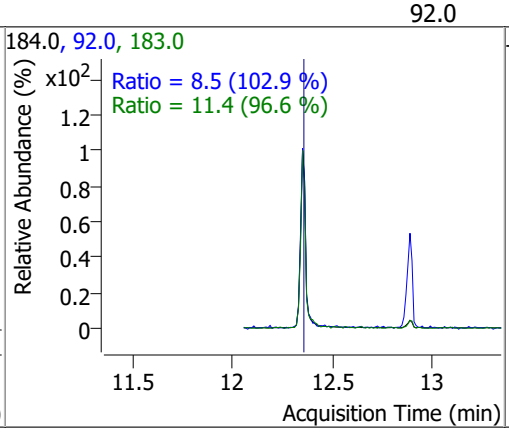

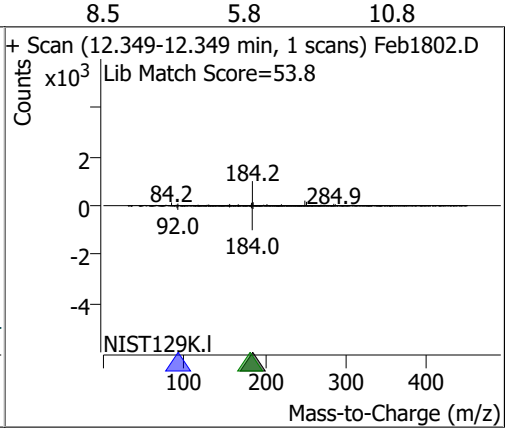

Compound	Conc.	RT	Dev(Min)	Resp.	QIon	QRatio	Lower	Upper
Pyrene	149.9738	12.40	0.02	3679726	101.0	15.4	11.1	20.6

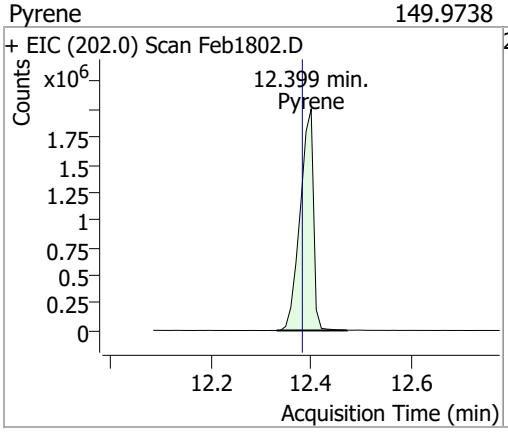

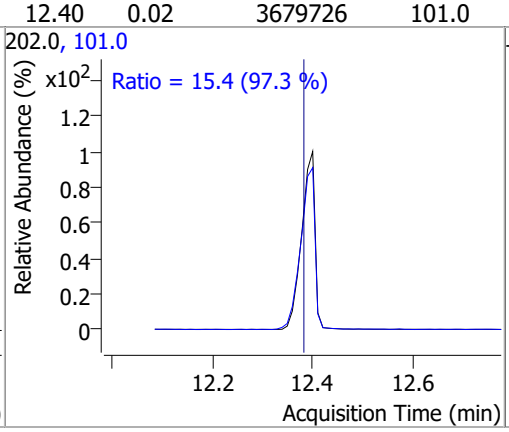

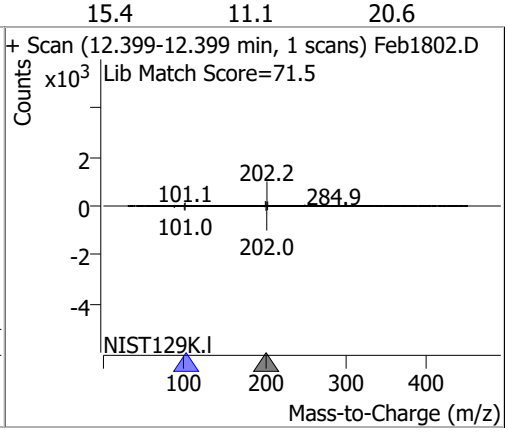

Compound	Conc.	RT	Dev(Min)	Resp.	QIon	QRatio	Lower	Upper
Terphenyl-d14	152.1715	12.89	0.01	2533921	122.0	13.3	10.1	18.7

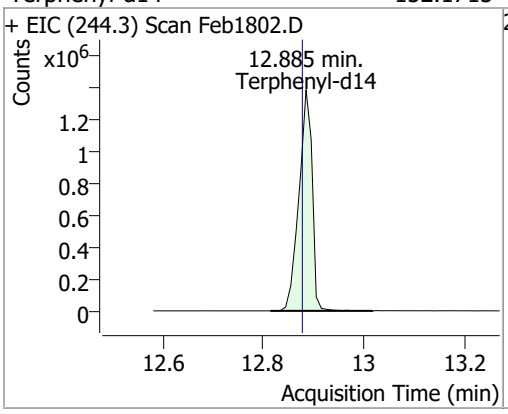

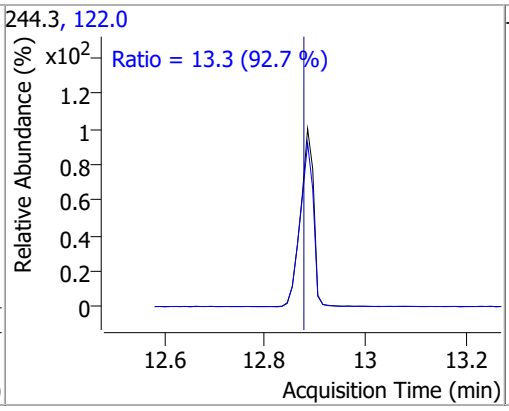

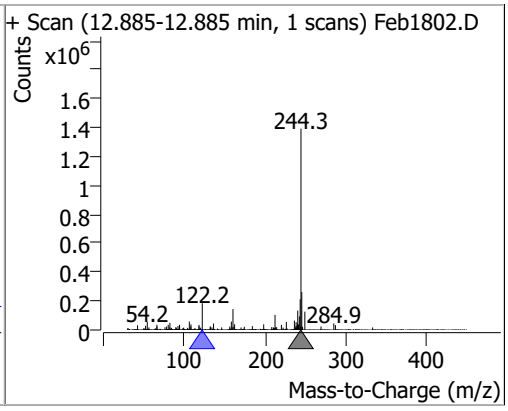

Compound	Conc.	RT	Dev(Min)	Resp.	QIon	QRatio	Lower	Upper
Butylbenzylphthalate	146.7579	14.34	0.02	1276176	91.0	78.9	59.6	110.6
					206.0	18.1	12.2	22.7

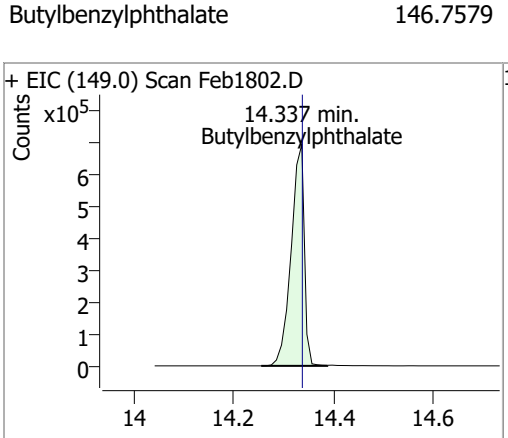

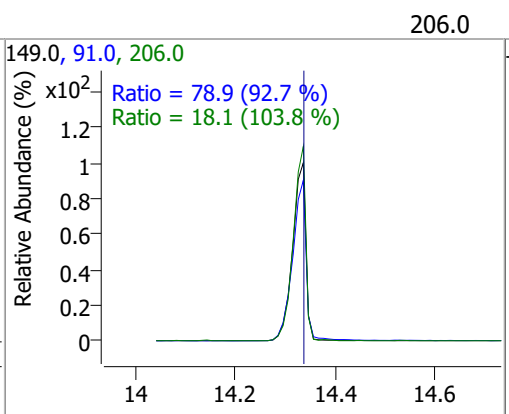

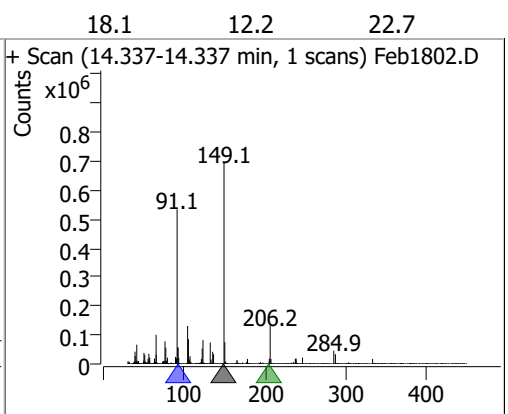

Compound	Conc.	RT	Dev(Min)	Resp.	QIon	QRatio	Lower	Upper
Benzo(a)Anthracene	149.7505	15.54	0.03	2842112	226.0	26.5	18.8	34.9
					229.0	20.7	14.7	27.4

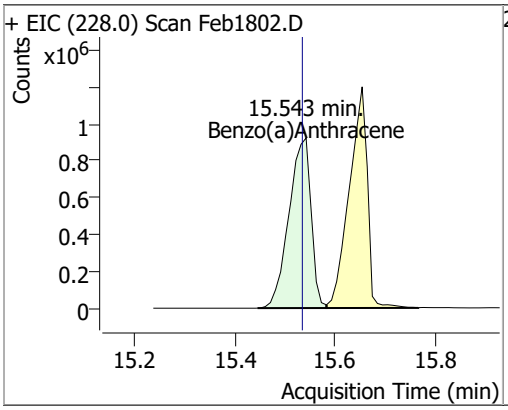

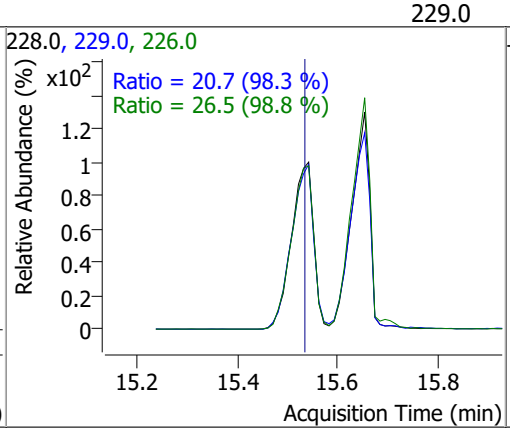

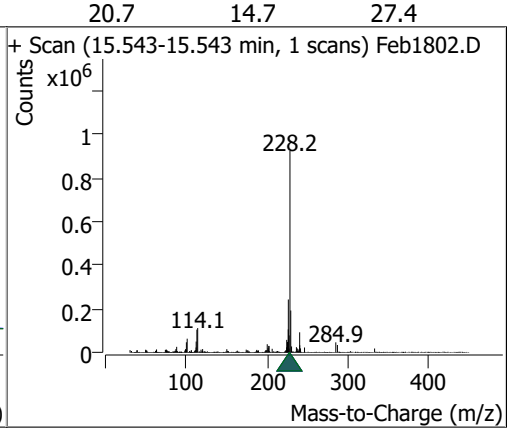

Compound	Conc.	RT	Dev(Min)	Resp.	QIon	QRatio	Lower	Upper
Chrysene	147.3118	15.66	0.03	3033845	226.0	29.4	19.9	36.9
					229.0	20.4	13.8	25.6

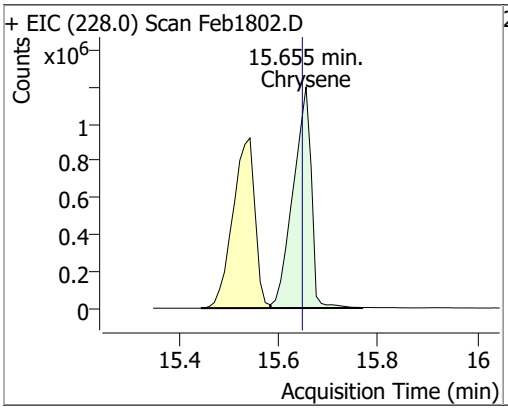

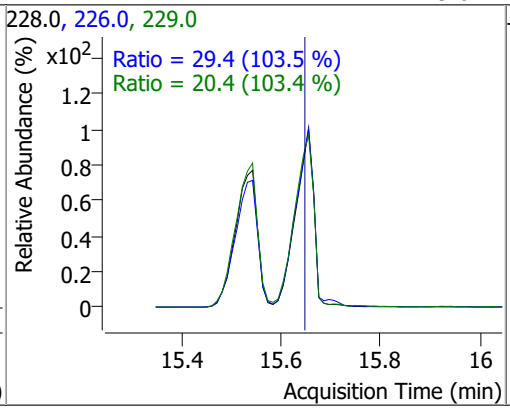

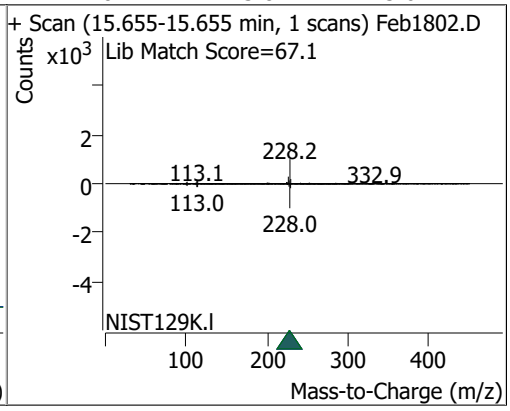

Compound	Conc.	RT	Dev(Min)	Resp.	QIon	QRatio	Lower	Upper
3,3-Dichlorobenzidine	145.8673	15.71	0.02	1089020	254.0	63.6	44.9	83.4

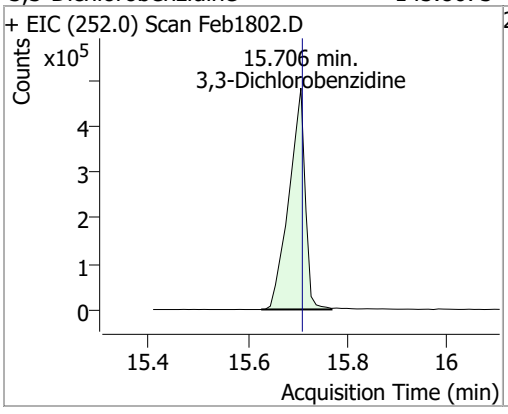

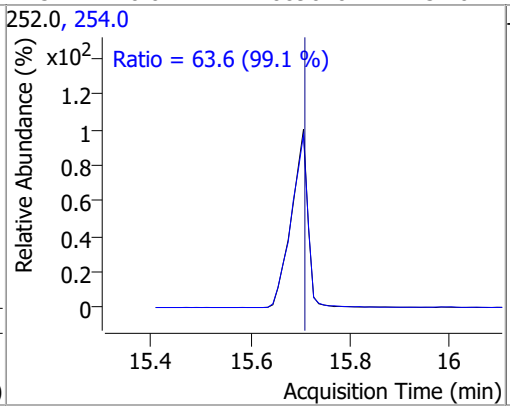

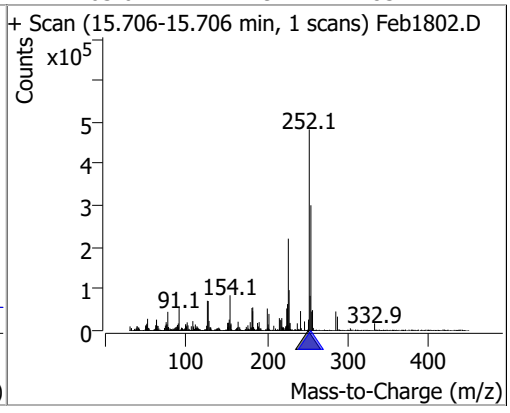

Compound	Conc.	RT	Dev(Min)	Resp.	QIon	QRatio	Lower	Upper
bis(2-ethylhexyl)Phthalate	146.9804	16.39	0.02	446103	149.0	391.0	273.6	508.0
					279.0	14.7	10.5	19.5

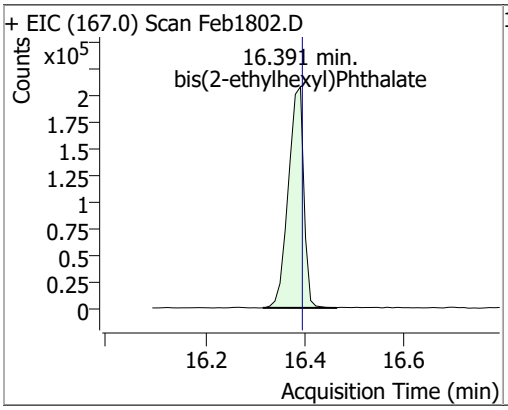

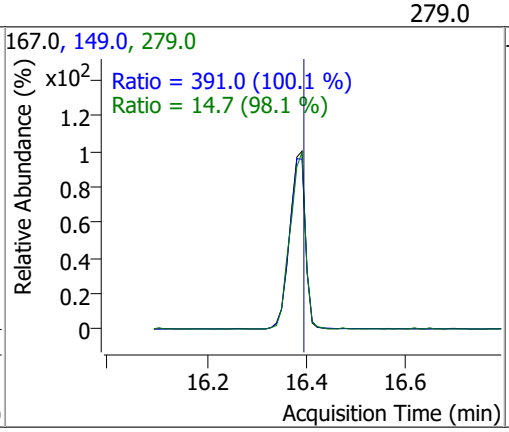

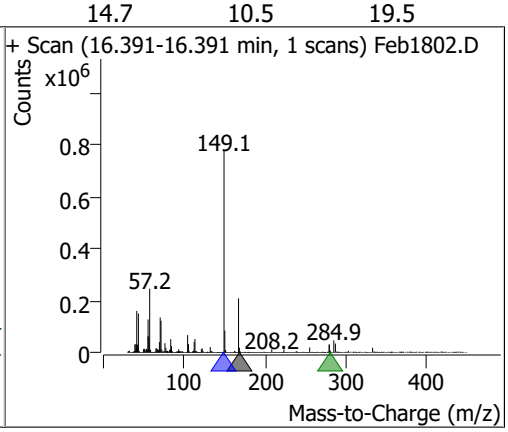

Compound	Conc.	RT	Dev(Min)	Resp.	QIon	QRatio	Lower	Upper
Di-n-octyl Phthalate	147.3012	18.15	0.02	3050804	150.0	9.7	7.0	13.0

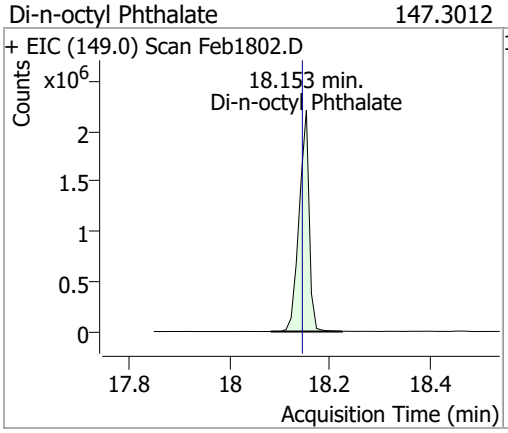

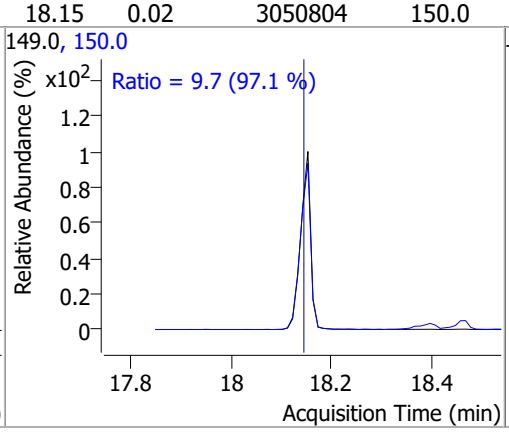

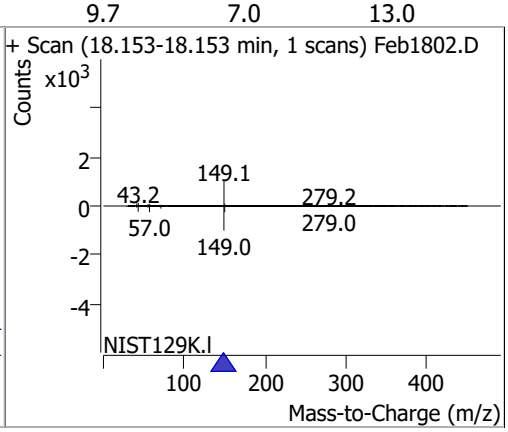

Compound	Conc.	RT	Dev(Min)	Resp.	QIon	QRatio	Lower	Upper
Benzo(b)fluoranthene	147.7569	18.40	0.02	2701361	253.0	22.4	15.6	29.0

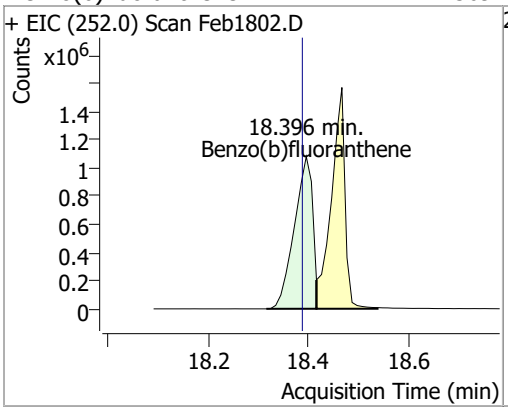

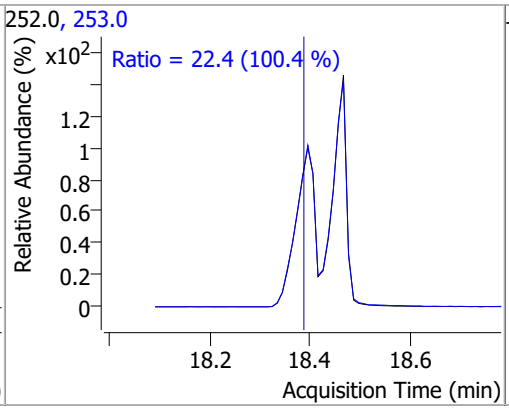

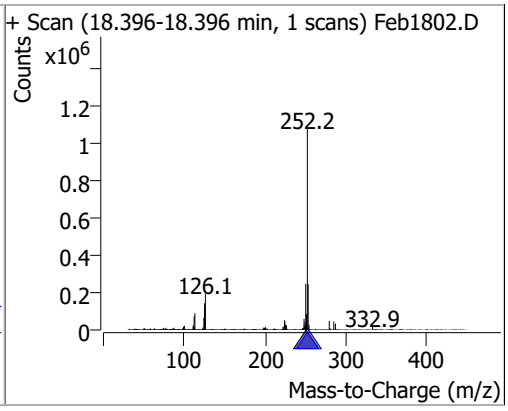

Compound	Conc.	RT	Dev(Min)	Resp.	QIon	QRatio	Lower	Upper
Benzo(k)fluoranthene	149.1473	18.47	0.02	2958362	253.0	22.3	15.4	28.6

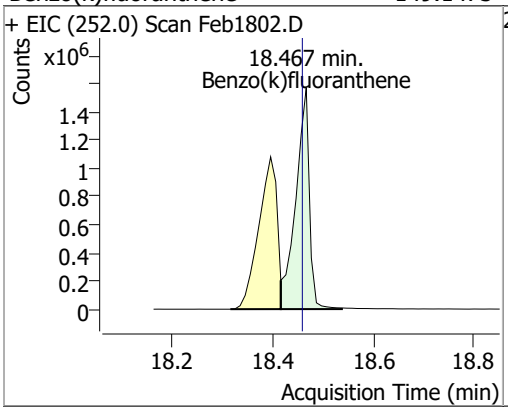

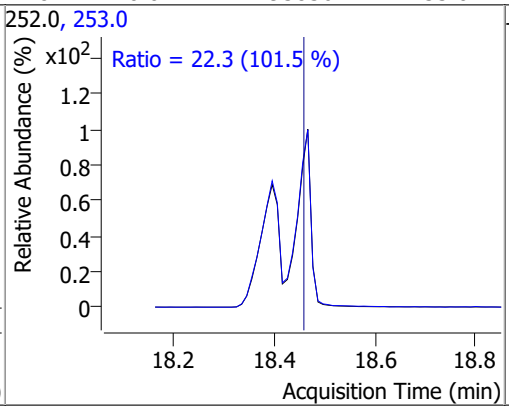

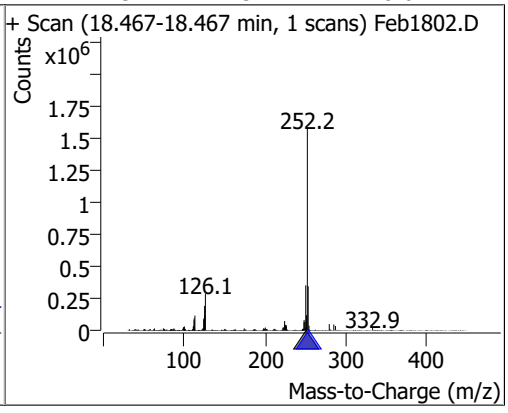

Compound	Conc.	RT	Dev(Min)	Resp.	QIon	QRatio	Lower	Upper
Benzo(a)pyrene	147.4984	19.00	0.02	2621643	253.0	22.3	15.1	28.0

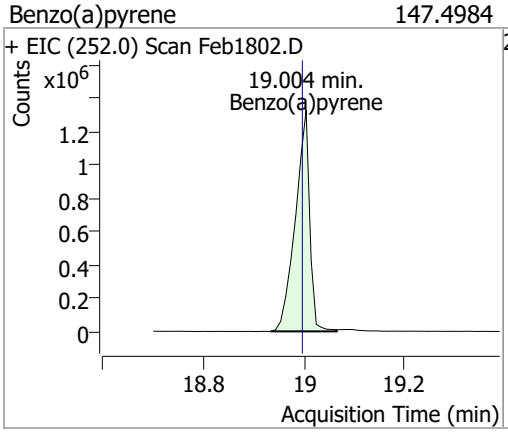

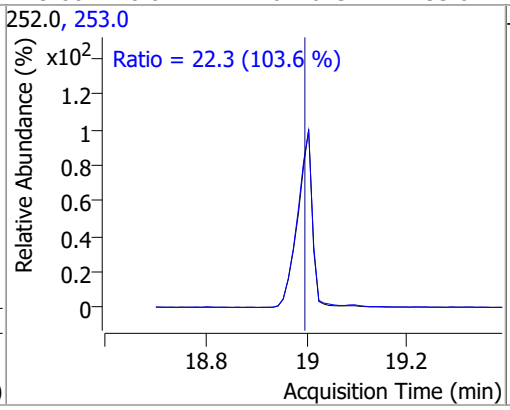

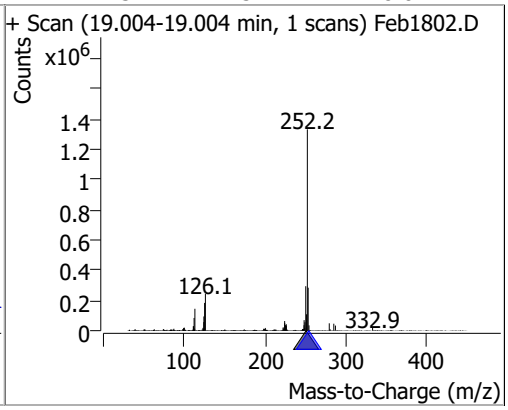

Compound	Conc.	RT	Dev(Min)	Resp.	QIon	QRatio	Lower	Upper
Indeno(1,2,3-c,d)pyrene	147.0742	20.78	0.02	2181733	138.0	31.1	20.7	38.5

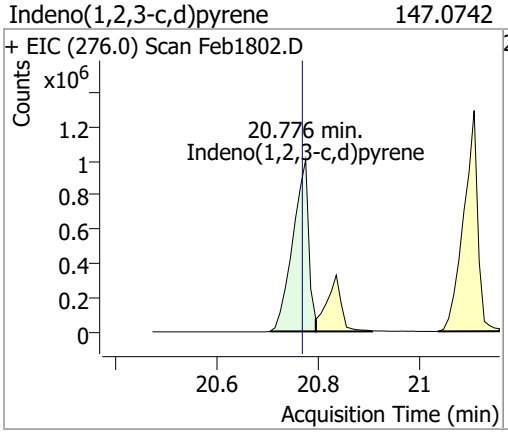

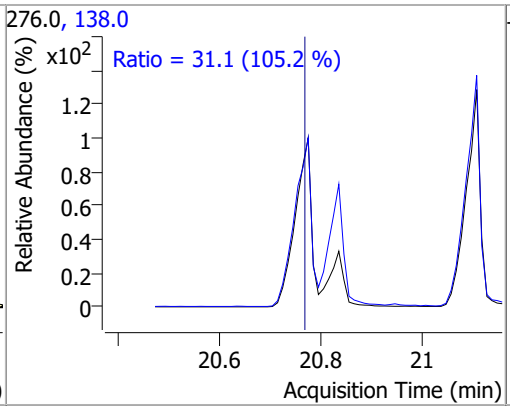

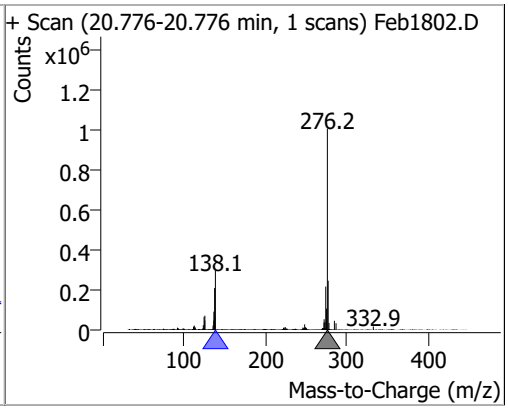

Compound	Conc.	RT	Dev(Min)	Resp.	QIon	QRatio	Lower	Upper
Dibenzo(a,h)anthracene	147.0838	20.84	0.02	2406140	139.0	23.5	17.6	32.7
					279.0	24.2	16.9	31.3

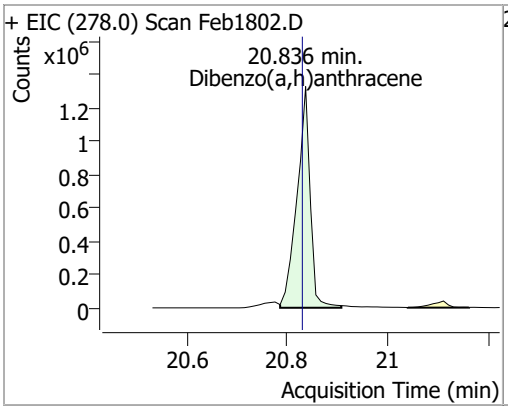

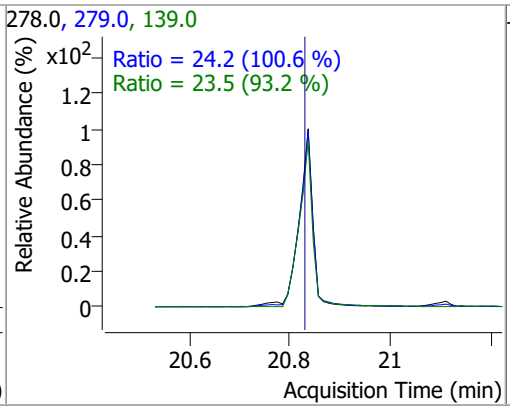

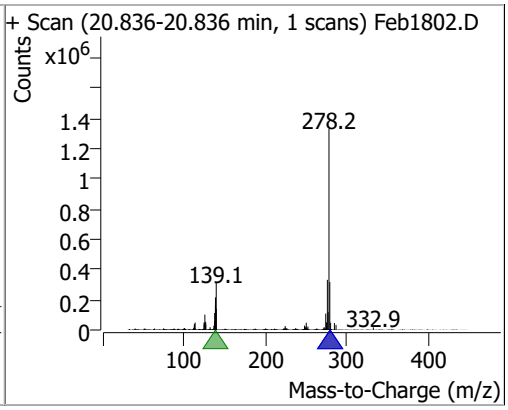

Compound	Conc.	RT	Dev(Min)	Resp.	QIon	QRatio	Lower	Upper
Benzo(g,h,i)perylene	147.4139	21.11	0.02	2544345	138.0	31.8	23.1	42.9
					277.0	24.0	16.3	30.2

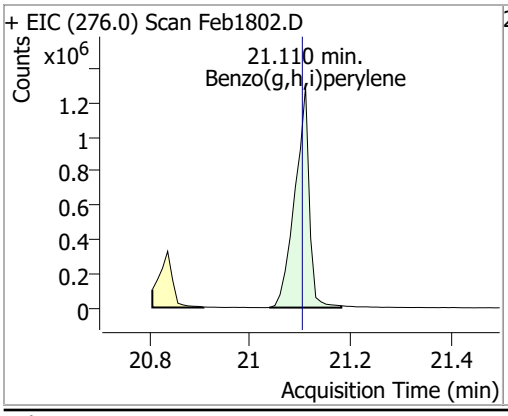

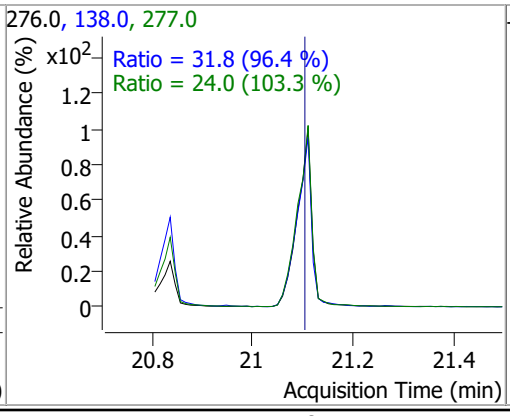

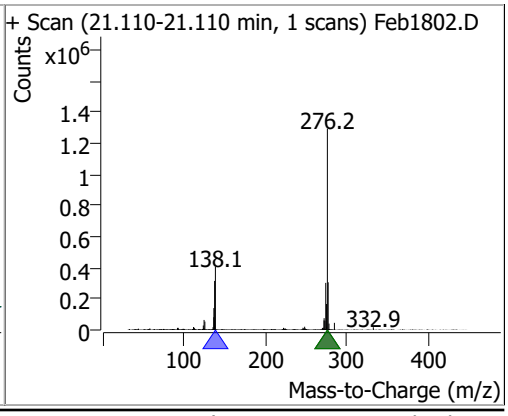

Quantitation Results Report (QT Reviewed)

Data File	Feb1803.D	Operator	LIMS import
Acq. Method	BNA+SIM.M	Acq. Date-Time	2/19/2022 8:53:27 AM
Sample Name	18-Feb-22_CAL_6	Instrument	Instrument #1
Vial	3	Multiplier	1.00
DA Method File		Comment	SVOC-8270-W-LARGO
Tune File	dftppdsm.u	Tune Date	2/18/2022 9:25:00 PM
Batch Name	021822 DoD BNA cal.batch.bin	Last Calib Update	2/19/2022 1:06:17 PM
Ref Library	D:\Org\Library\NIST129K.l		

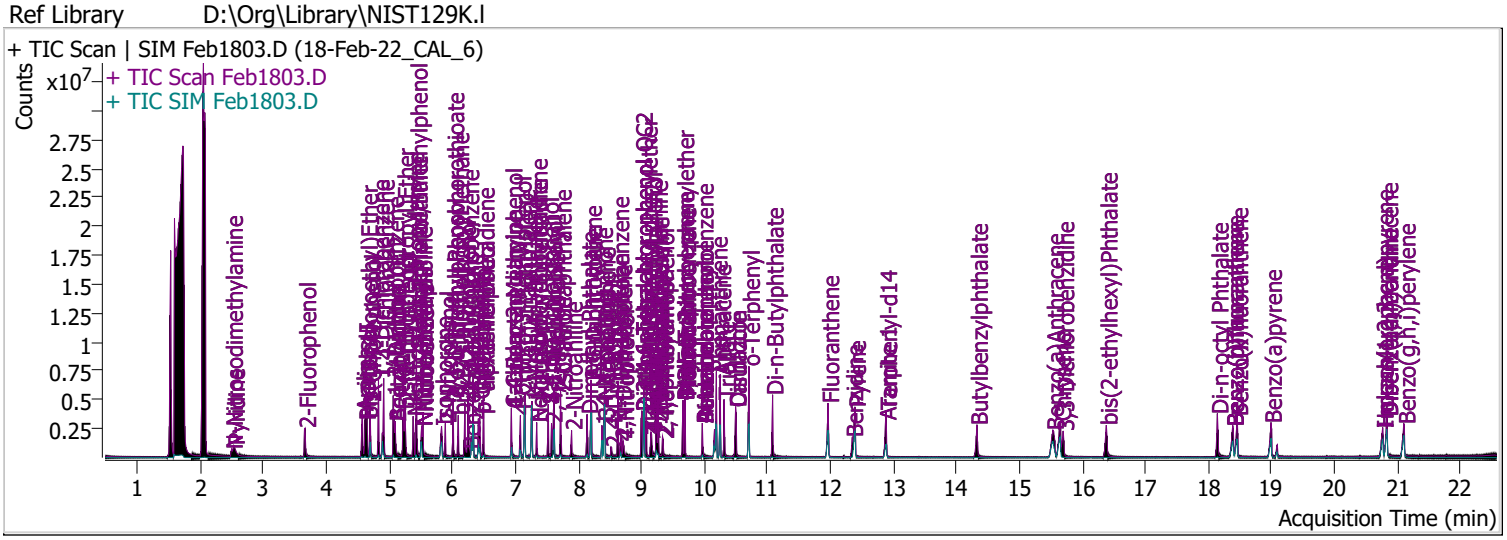

Compound	RT	QIon	Resp.	Conc.	Units		Dev(Min)
Internal Standards							
System Monitoring Compounds							
S 2-Fluorophenol	3.664	112.0	1058548	120.3426	µg/L		0.010
Spiked Amount: 200.000	Range: 10.0 - 75.0%			Recovery = 60.17%			
S Phenol-d5	4.613	99.0	1344284	122.8556	µg/L	m	0.000
Spiked Amount: 200.000	Range: 10.0 - 65.0%			Recovery = 61.43%			
S Nitrobenzene-d5	5.512	82.0	771682	123.2948	µg/L		0.010
Spiked Amount: 100.000	Range: 32.0 - 94.0%			Recovery = 123.29%		*	
S 2-Fluorobiphenyl	7.615	172.0	2072877	120.3883	µg/L		0.010
Spiked Amount: 100.000	Range: 28.0 - 107.0%			Recovery = 120.39%		*	
S 2,4,6-Tribromophenol	9.346	329.8	187319	120.6291	µg/L		0.010
Spiked Amount: 200.000	Range: 25.0 - 140.0%			Recovery = 60.31%			
S Terphenyl-d14	12.885	244.3	2133936	120.3656	µg/L		0.010
Spiked Amount: 100.000	Range: 32.0 - 122.0%			Recovery = 120.37%			
Target Compounds							**QValue**
T N-Nitrosodimethylamine	2.499	74.0	326647	116.5794	µg/L		99
T Pyridine	2.530	79.0	843707	123.7562	µg/L		97
T Aniline	4.572	93.0	1907332	123.9193	µg/L		99
T Phenol	4.634	94.0	1552024	125.9277	µg/L		100
T bis(-2-Chloroethyl)Ether	4.644	63.0	1004162	122.2311	µg/L		100
T 2-Chlorophenol	4.695	128.0	1172891	122.7016	µg/L		100
T 1,3-Dichlorobenzene	4.828	146.0	1478960	123.7704	µg/L		98
T 1,4-Dichlorobenzene	4.910	146.0	1440014	122.1307	µg/L		99
T 1,2-Dichlorobenzene	5.063	146.0	1412888	121.0749	µg/L		99
T Benzyl Alcohol	5.093	108.0	684389	125.2375	µg/L	m	97
T bis(2-chloroisopropyl)Ether	5.226	121.0	404464	126.7778	µg/L		100
T 2-Methylphenol	5.247	107.0	1056421	125.2574	µg/L		100
T N-nitroso-Di-n-propylamine	5.379	70.0	719807	117.7016	µg/L		97
T 4Methylphenol/3Methylphenol	5.430	107.0	1358832	119.7461	µg/L		100
T Hexachloroethane	5.430	117.0	475489	124.5829	µg/L		99

Compound	RT	QIon	Resp.	Conc.	Units		Dev(Min)
T Nitrobenzene	5.533	123.1	374243	125.1561	µg/L		98
T Isophorone	5.829	82.0	1823587	123.4859	µg/L		98
T 2-Nitrophenol	5.890	139.0	455325	126.5272	µg/L		98
T 2,4-Dimethylphenol	6.013	122.0	819537	124.2859	µg/L		97
T bis(-2-Chloroethoxy)Methane	6.095	93.0	1115448	127.3797	µg/L		95
T 2,4-Dichlorophenol	6.198	162.0	833232	126.8965	µg/L		96
T Benzoic Acid	6.270	105.0	519957	128.5980	µg/L		92
T 1,2,4-Trichlorobenzene	6.249	180.0	897123	119.8787	µg/L		100
T Naphthalene	6.331	128.0	2702791	123.6183	µg/L		99
T 4-Chlorophenol	6.414	130.0	301586	122.6373	µg/L		92
T p-Chloroaniline	6.434	127.0	1050839	119.2044	µg/L		94
T Hexachlorobutadiene	6.496	224.9	492013	120.4421	µg/L		98
T 4-Chloro-2-Methylphenol	6.937	107.0	740508	125.8060	µg/L		97
T 4-Chloro-3-Methylphenol	7.081	107.0	782006	124.1681	µg/L	m	97
T 2-Methylnaphthalene	7.153	141.0	1591431	119.2703	µg/L		99
T 1-Methylnaphthalene	7.266	141.0	1575011	122.4836	µg/L		99
T Hexachlorocyclopentadiene	7.338	236.9	295198	118.7229	µg/L		98
T 2,4,6-Trichlorophenol	7.523	196.0	545615	126.4941	µg/L	m	98
T 2,4,5-Trichlorophenol	7.574	196.0	587533	122.6454	µg/L	m	95
T 2-Chloronaphthalene	7.718	162.0	1673143	116.0457	µg/L		98
T 2-Nitroaniline	7.892	65.0	340794	129.8078	µg/L		100
T Dimethyl Phthalate	8.139	163.0	1795167	119.4214	µg/L		98
T 2,6-Dinitrotoluene	8.200	165.0	270214	134.5088	µg/L		90
T Acenaphthylene	8.200	152.1	2788358	121.4632	µg/L		100
T 3-Nitroaniline	8.405	138.0	309107	130.3972	µg/L		96
T Acenaphthene	8.415	154.0	1503475	117.1551	µg/L		99
T 2,4-Dinitrophenol	8.527	184.0	138026	121.6307	µg/L		99
T Dibenzofuran	8.630	168.0	2443689	118.4946	µg/L		97
T 2,4-Dinitrotoluene	8.681	165.0	328858	122.8060	µg/L		100
T 4-Nitrophenol	8.712	109.0	326746	126.2944	µg/L		99
T Diethylphthalate	9.008	149.0	1980149	125.7671	µg/L		99
T Fluorene	9.039	166.0	1952030	114.4523	µg/L		100
T 4-Chlorophenyl-phenylether	9.080	204.0	1017662	127.4811	µg/L		96
T 4-Nitroaniline	9.152	138.0	291518	114.2027	µg/L		99
T 4,6-Dinitro-2-methylphenol	9.162	198.0	200519	121.1232	µg/L		100
T N-nitrosodiphenylamine	9.244	169.0	1414366	120.7344	µg/L		99
T Azobenzene	9.264	77.0	1932785	120.2669	µg/L		99
T 4-Bromophenyl-phenylether	9.663	248.0	589591	126.1586	µg/L		99
T Hexachlorobenzene	9.694	283.9	550809	123.9440	µg/L		97
T Pentachlorophenol	9.968	265.9	272170	118.9229	µg/L		93
T Phenanthrene	10.191	178.0	2792268	119.6259	µg/L		99
T Anthracene	10.252	178.0	2712966	119.3027	µg/L	m	99
T Triallate	10.313	86.0	696512	120.4325	µg/L		99
T Carbazole	10.495	167.0	2794889	120.4732	µg/L		98
T o-Terphenyl	10.708	230.0	1579903	125.0935	µg/L		99
T Di-n-Butylphthalate	11.082	149.0	2864235	121.0143	µg/L		100
T Fluoranthene	11.964	202.0	2925734	120.7096	µg/L		99
T Benzidine	12.349	184.0	925246	114.7160	µg/L		99
T Pyrene	12.389	202.0	3111401	118.6872	µg/L		99
T Butylbenzylphthalate	14.326	149.0	1038779	123.2154	µg/L		94
T Benzo(a)Anthracene	15.532	228.0	2429458	123.9899	µg/L		99
T Chrysene	15.645	228.0	2630114	122.2787	µg/L		98
T 3,3-Dichlorobenzidine	15.696	252.0	921207	123.4767	µg/L		100
T bis(2-ethylhexyl)Phthalate	16.381	167.0	364319	124.1299	µg/L		98
T Di-n-octyl Phthalate	18.143	149.0	2494942	121.1100	µg/L		99

Compound	RT	QIon	Resp.	Conc.	Units	Dev(Min)
T Benzo(b)fluoranthene	18.386	252.0	2384843	120.7133	µg/L	100
T Benzo(k)fluoranthene	18.457	252.0	2491030	117.5947	µg/L	100
T Benzo(a)pyrene	18.993	252.0	2323286	122.2376	µg/L	98
T Indeno(1,2,3-c,d)pyrene	20.765	276.0	1895312	119.1149	µg/L	100
T Dibenzo(a,h)anthracene	20.836	278.0	2141448	122.7774	µg/L	98
T Benzo(g,h,i)perylene	21.110	276.0	2227367	120.9102	µg/L	99

(#) = Qualifier Out of Range; (m) = Manual Integration; (+) = Area Summed; (*) = Surrogate Percent Recovery Out of Range; (d): Zeroed Peak

Compound	Conc.	RT	Dev(Min)	Resp.	QIon	QRatio	Lower	Upper
N-Nitrosodimethylamine	116.5794	2.50	0.01	326647	42.0	136.8	95.1	176.6

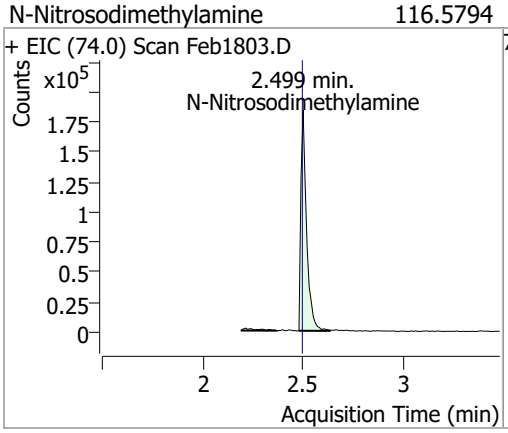

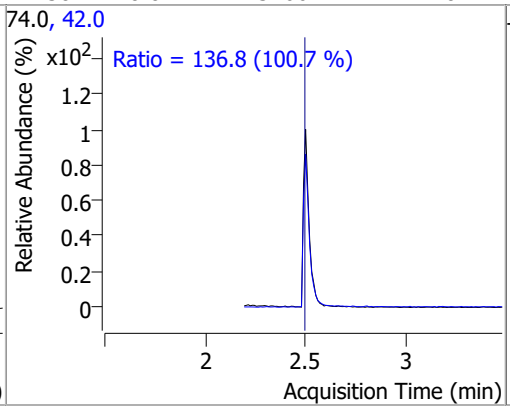

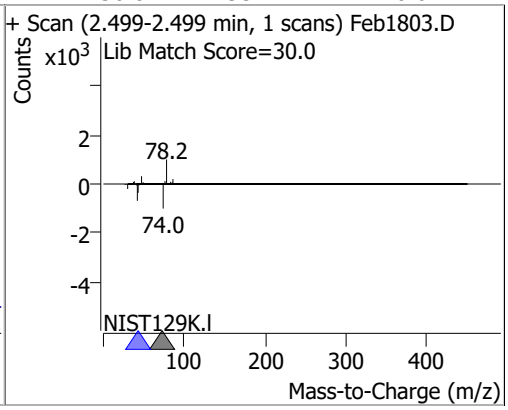

Compound	Conc.	RT	Dev(Min)	Resp.	QIon	QRatio	Lower	Upper
Pyridine	123.7562	2.53	0.00	843707	52.0	85.4	57.9	107.6

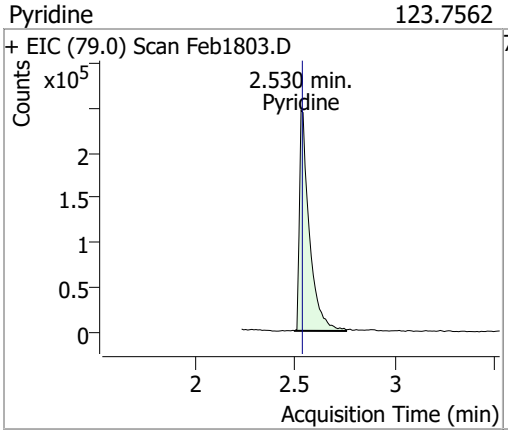

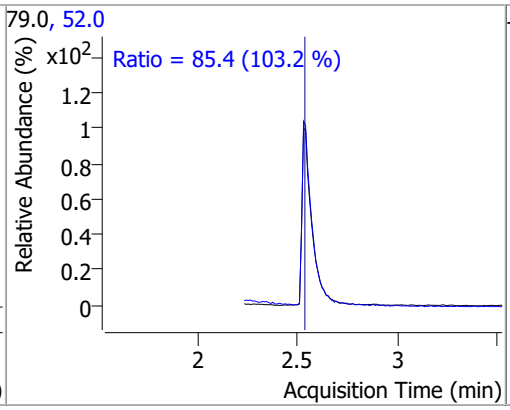

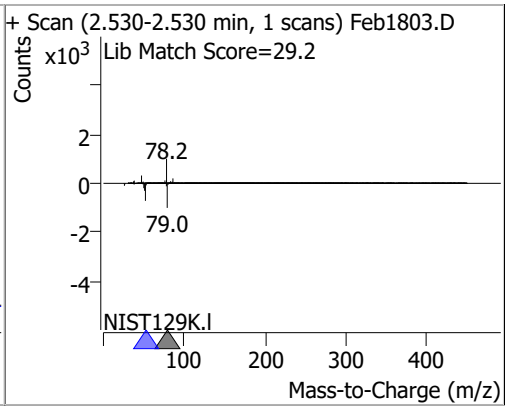

Compound	Conc.	RT	Dev(Min)	Resp.	QIon	QRatio	Lower	Upper
2-Fluorophenol	120.3426	3.66	0.01	1058548	64.0	51.2	34.6	64.3
					92.0	20.9	14.2	26.5

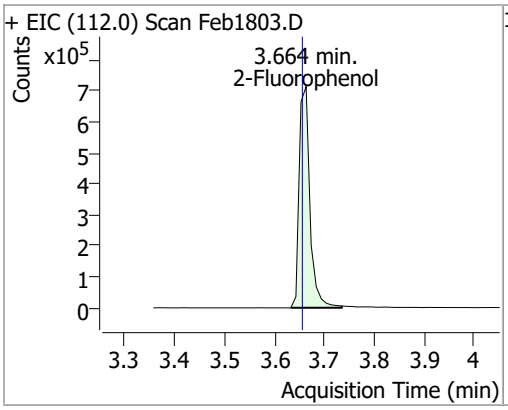

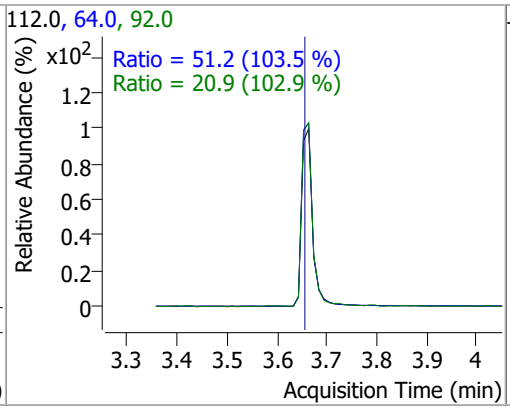

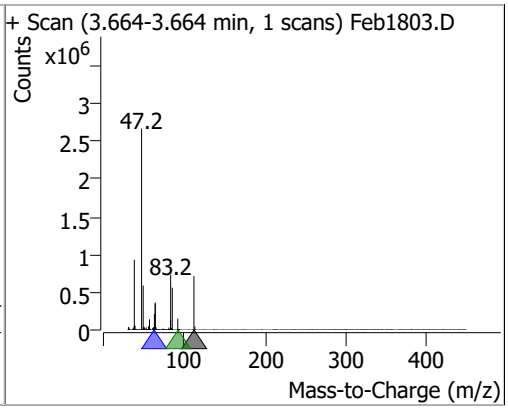

Compound	Conc.	RT	Dev(Min)	Resp.	QIon	QRatio	Lower	Upper
Aniline	123.9193	4.57	0.01	1907332	66.0	36.2	25.7	47.8
					65.0	19.2	13.1	24.4

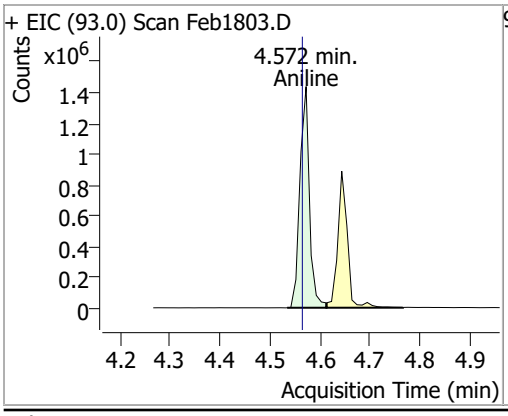

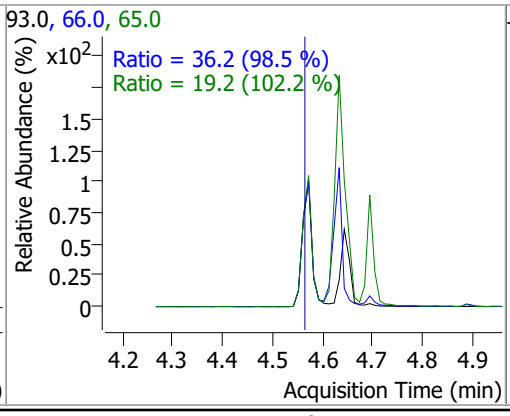

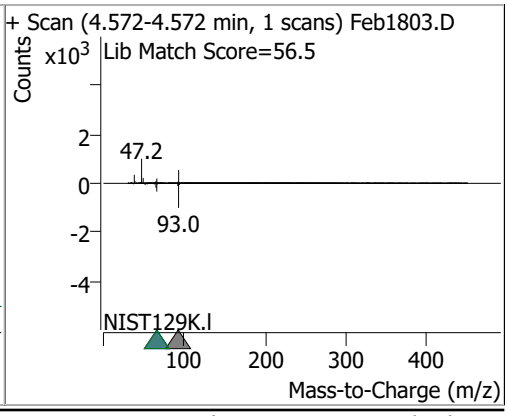

Compound	Conc.	RT	Dev(Min)	Resp.	QIon	QRatio	Lower	Upper
Phenol-d5	122.8556	4.61	0.00	1344284 (m)	71.0	36.9	25.8	47.9

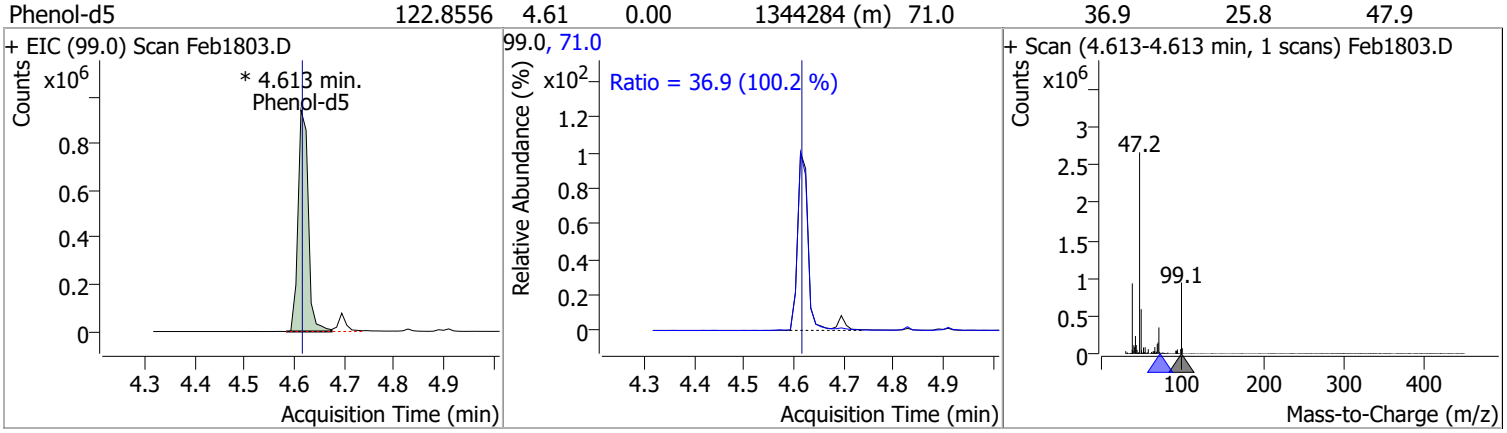

Compound	Conc.	RT	Dev(Min)	Resp.	QIon	QRatio	Lower	Upper
Phenol	125.9277	4.63	0.01	1552024	66.0	45.1	31.7	58.9

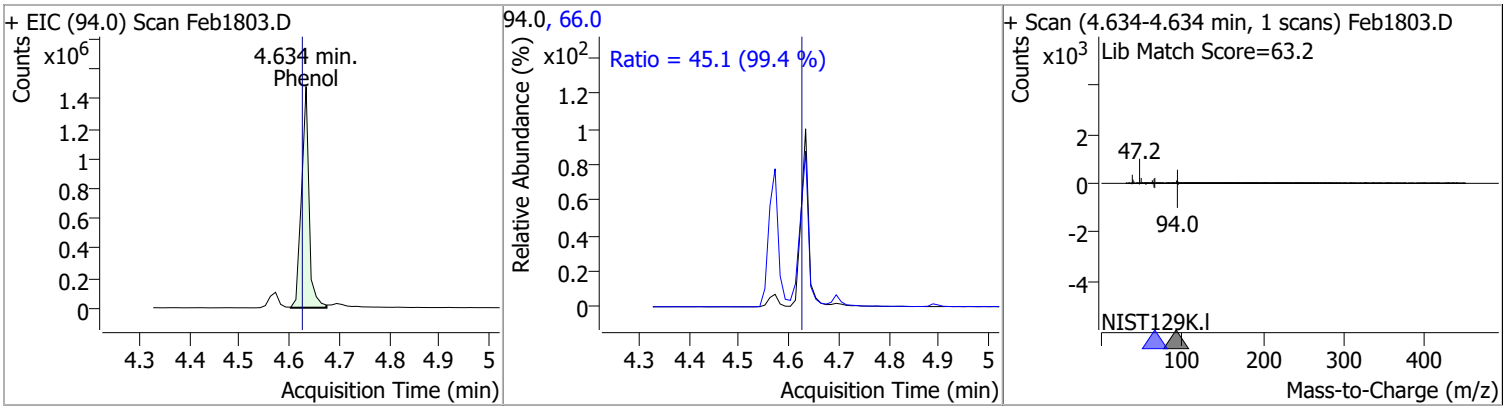

Compound	Conc.	RT	Dev(Min)	Resp.	QIon	QRatio	Lower	Upper
bis(-2-Chloroethyl)Ether	122.2311	4.64	0.00	1004162	64.0	11.0	7.6	14.1

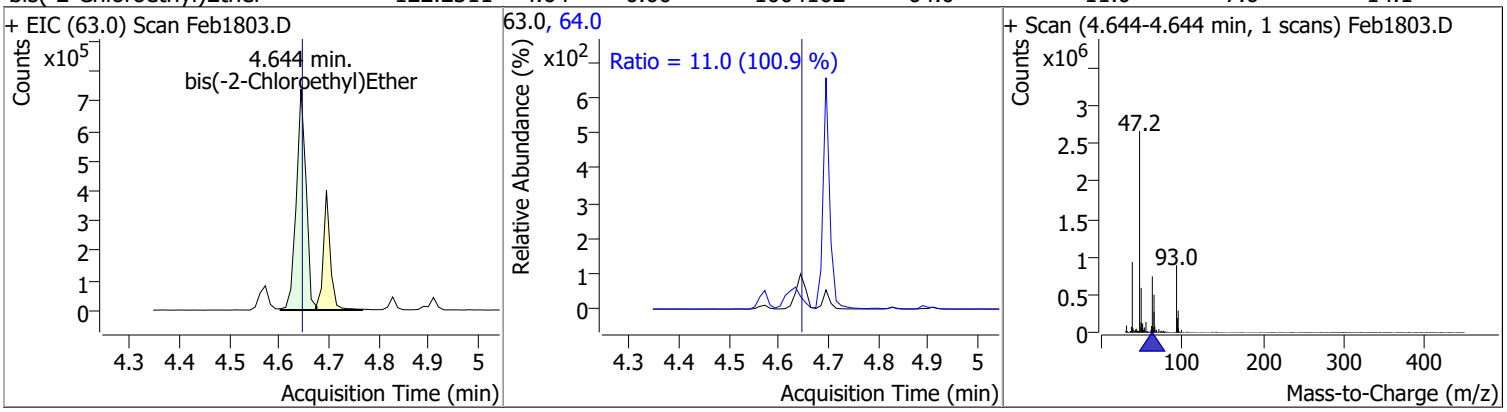

Compound	Conc.	RT	Dev(Min)	Resp.	QIon	QRatio	Lower	Upper
2-Chlorophenol	122.7016	4.70	0.00	1172891	130.0	32.5	22.7	42.2

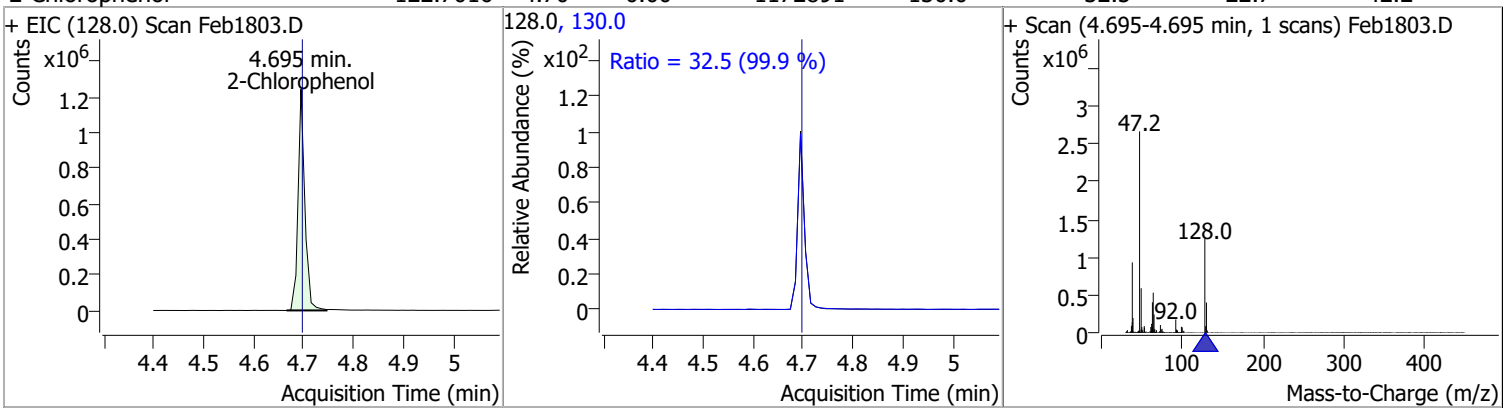

Compound	Conc.	RT	Dev(Min)	Resp.	QIon	QRatio	Lower	Upper
1,3-Dichlorobenzene	123.7704	4.83	0.00	1478960	148.0	63.2	44.6	82.8
					111.0	38.1	25.3	47.0

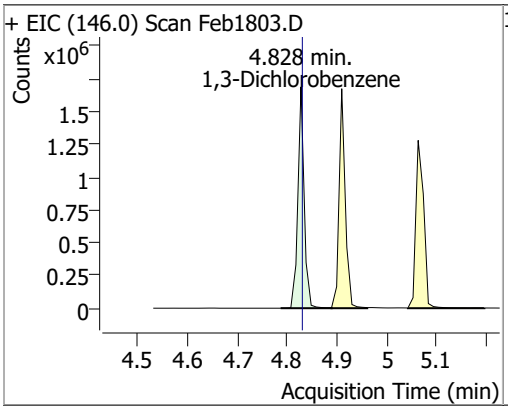

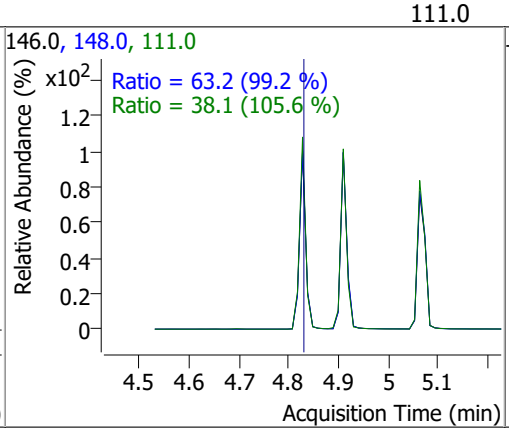

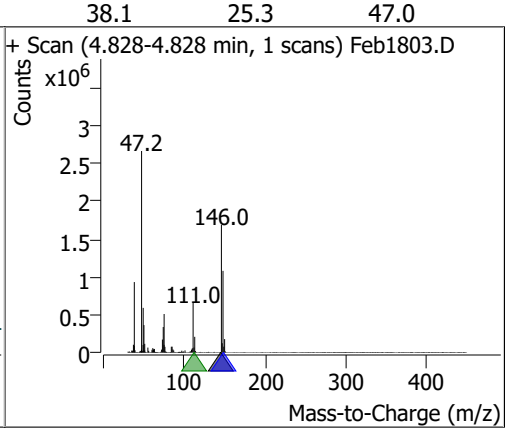

Compound	Conc.	RT	Dev(Min)	Resp.	QIon	QRatio	Lower	Upper
1,4-Dichlorobenzene	122.1307	4.91	0.00	1440014	148.0	64.9	45.6	84.8
					111.0	36.6	25.2	46.8

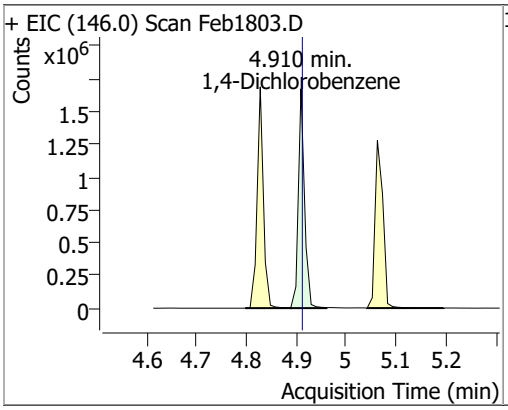

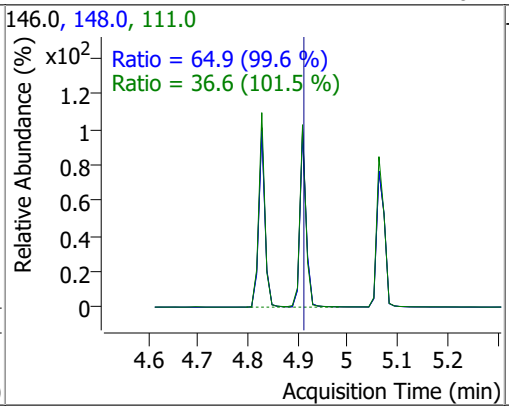

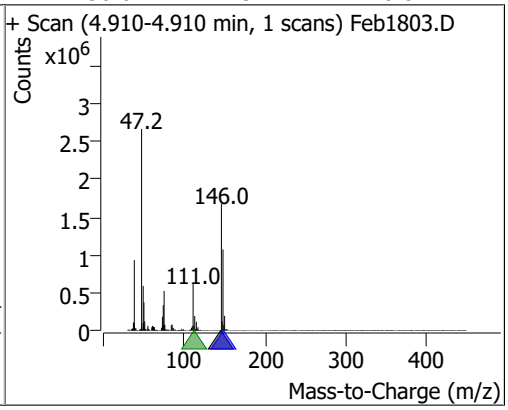

Compound	Conc.	RT	Dev(Min)	Resp.	QIon	QRatio	Lower	Upper
1,2-Dichlorobenzene	121.0749	5.06	0.00	1412888	148.0	65.3	45.1	83.8
					111.0	38.4	26.1	48.5

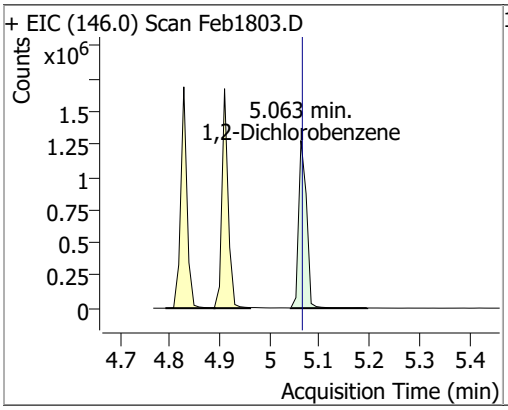

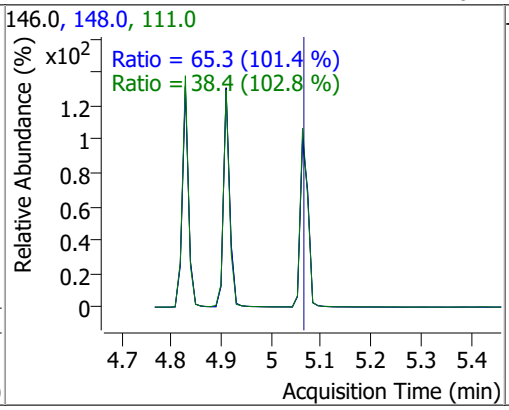

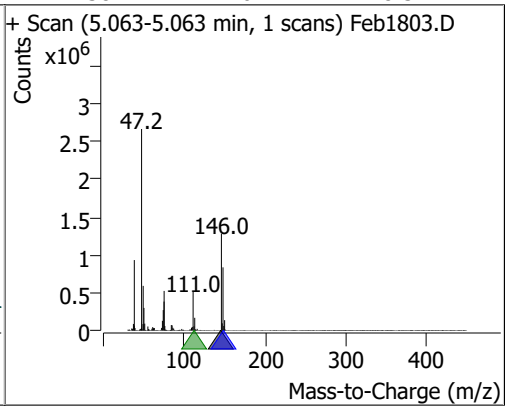

Compound	Conc.	RT	Dev(Min)	Resp.	QIon	QRatio	Lower	Upper
Benzyl Alcohol	125.2375	5.09	0.01	684389 (m)	79.0	113.6	83.5	155.1
					107.0	70.8	49.3	91.6

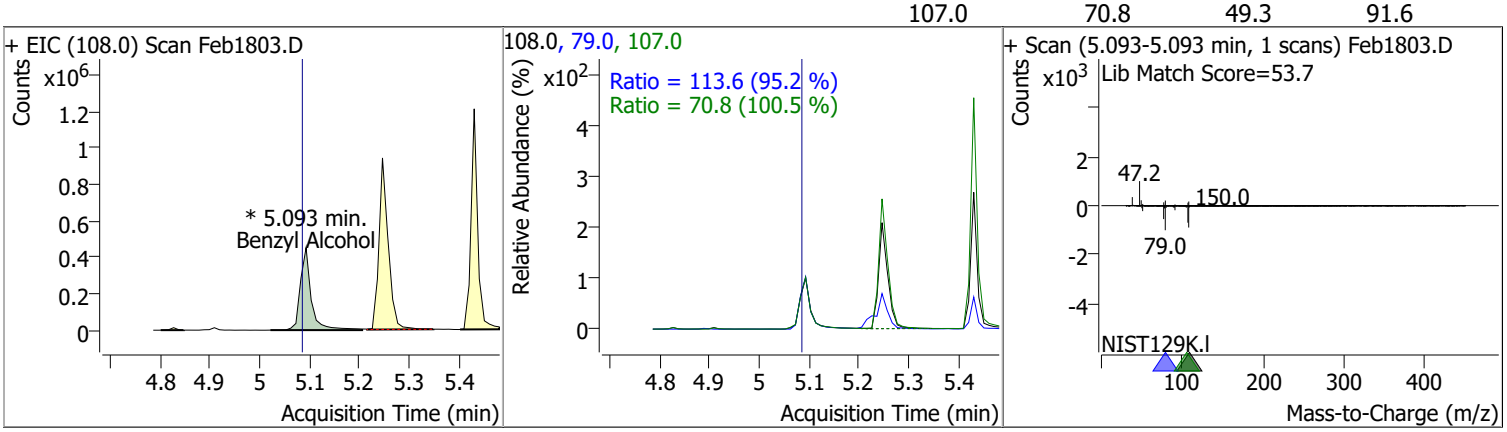

Compound	Conc.	RT	Dev(Min)	Resp.	QIon	QRatio	Lower	Upper
bis(2-chloroisopropyl)Ether	126.7778	5.23	0.00	404464	123.0	32.2	22.5	41.8

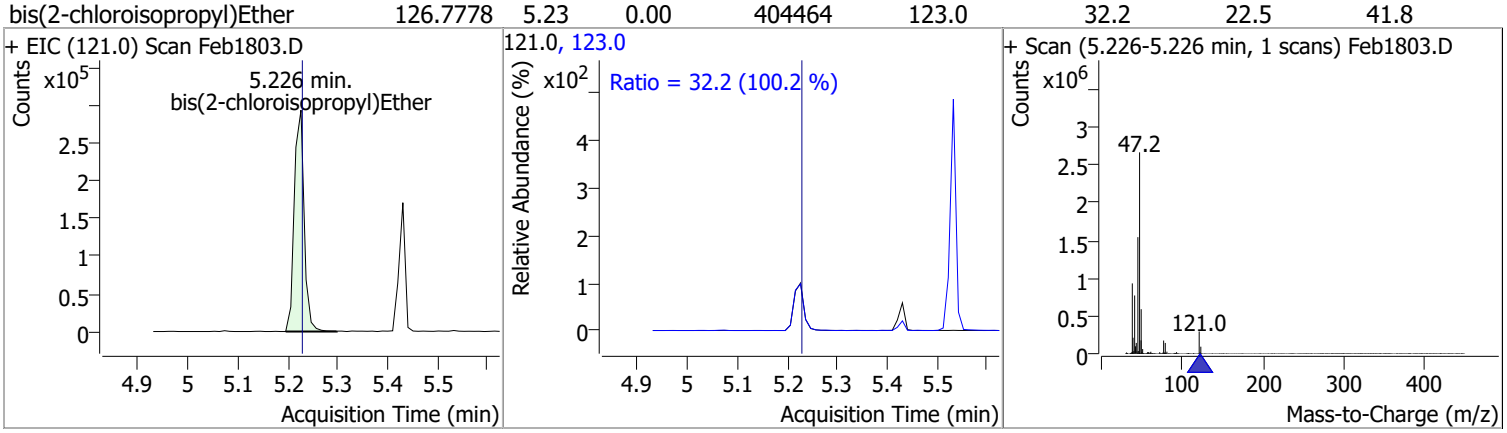

Compound	Conc.	RT	Dev(Min)	Resp.	QIon	QRatio	Lower	Upper
2-Methylphenol	125.2574	5.25	0.00	1056421	108.0	116.7	81.5	151.4

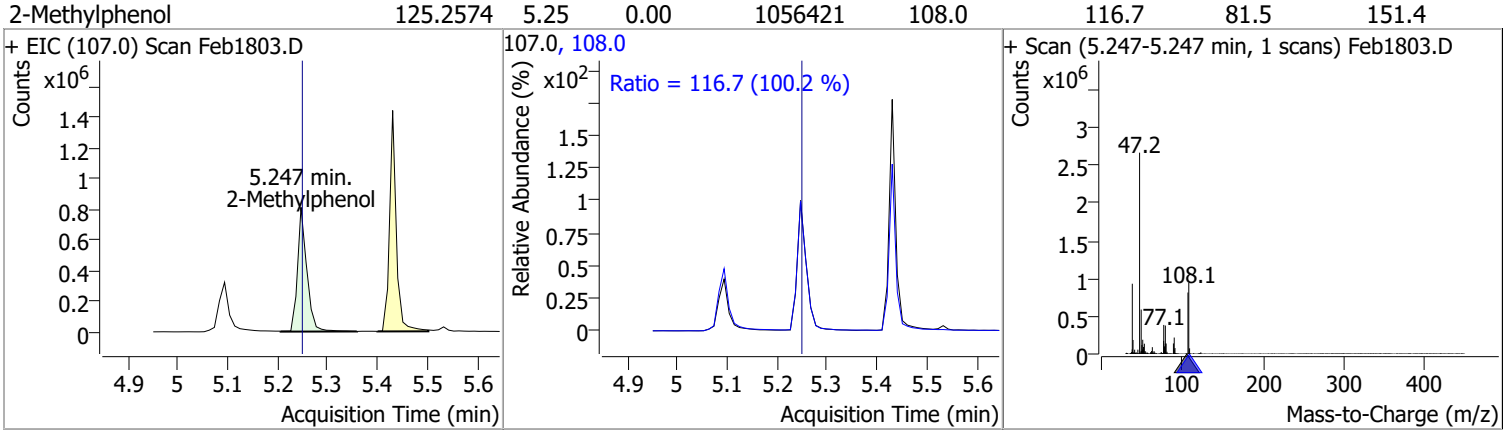

Compound	Conc.	RT	Dev(Min)	Resp.	QIon	QRatio	Lower	Upper
N-nitroso-Di-n-propylamine	117.7016	5.38	0.01	719807	130.0	20.9	0.0	38.8

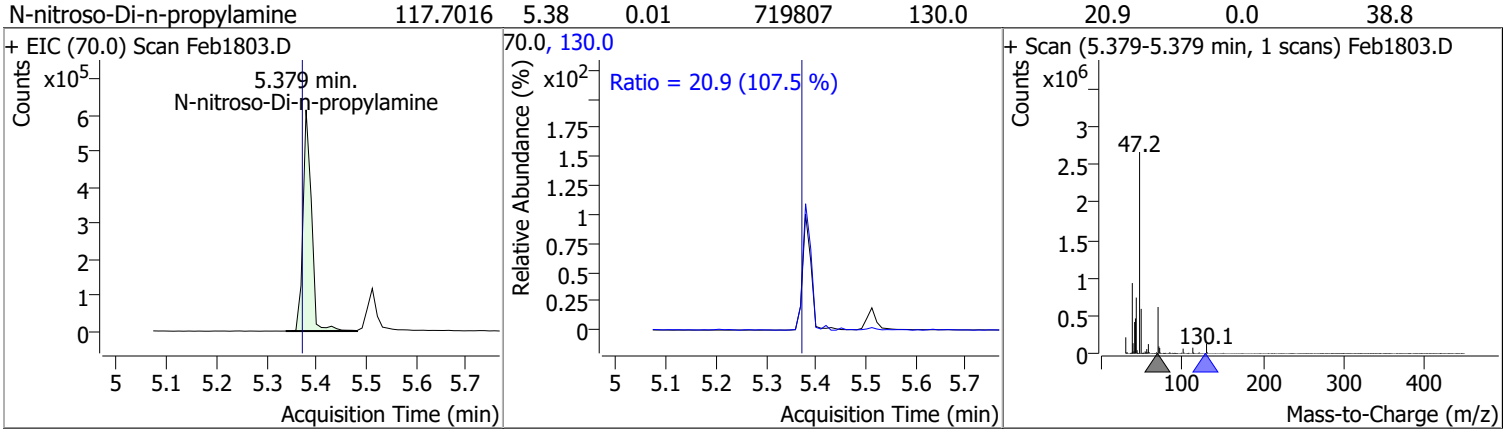

Compound	Conc.	RT	Dev(Min)	Resp.	QIon	QRatio	Lower	Upper
4Methylphenol/3Methylphenol	119.7461	5.43	0.00	1358832	108.0	83.6	58.8	109.1

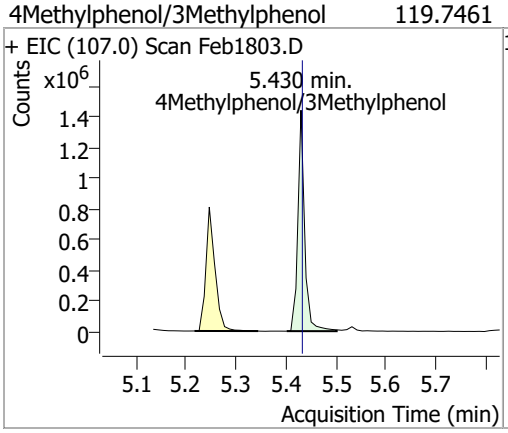

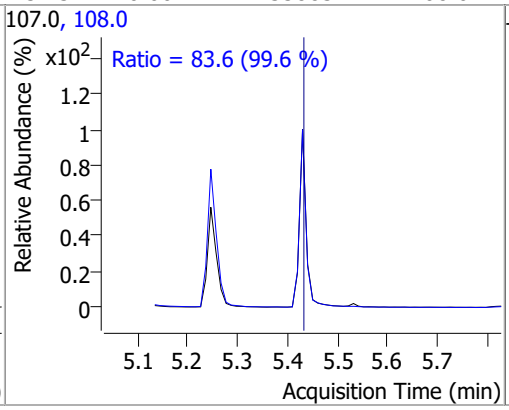

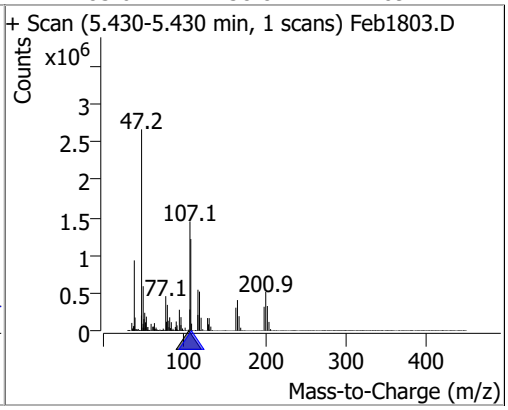

Compound	Conc.	RT	Dev(Min)	Resp.	QIon	QRatio	Lower	Upper
Hexachloroethane	124.5829	5.43	0.00	475489	201.0	90.0	63.5	118.0
					199.0	56.1	39.8	74.0

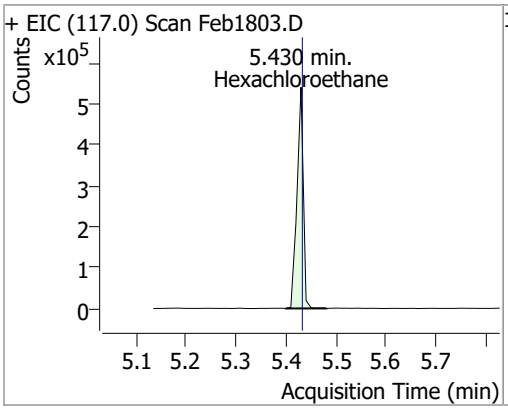

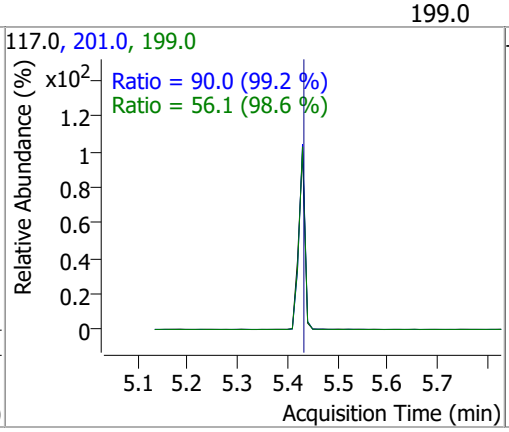

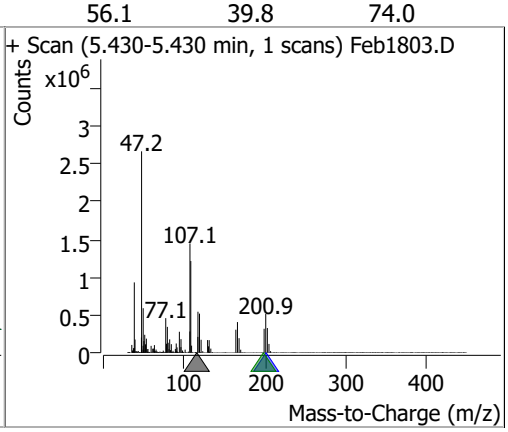

Compound	Conc.	RT	Dev(Min)	Resp.	QIon	QRatio	Lower	Upper
Nitrobenzene-d5	123.2948	5.51	0.01	771682	54.0	63.1	46.3	86.0
					128.0	46.9	34.1	63.3

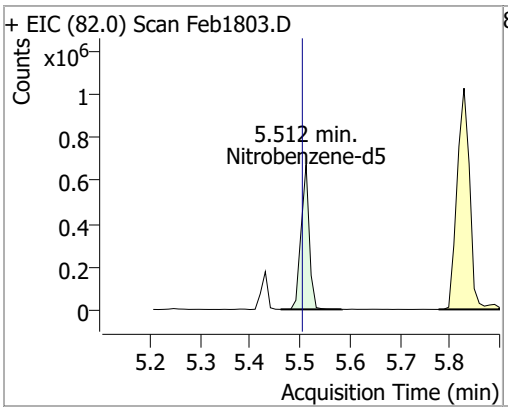

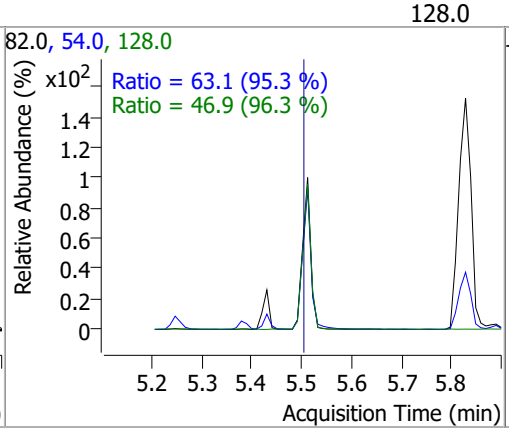

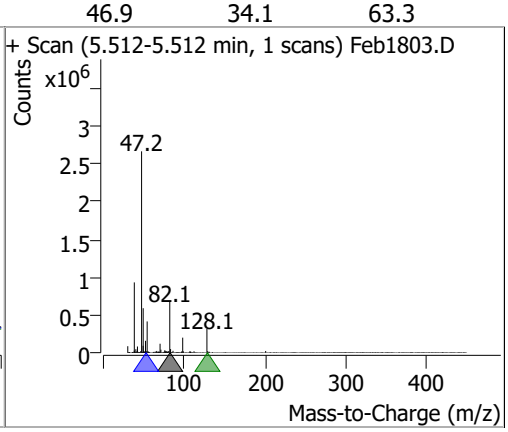

Compound	Conc.	RT	Dev(Min)	Resp.	QIon	QRatio	Lower	Upper
Nitrobenzene	125.1561	5.53	0.01	374243	77.0	214.1	148.9	276.5
					51.0	134.1	91.7	170.3

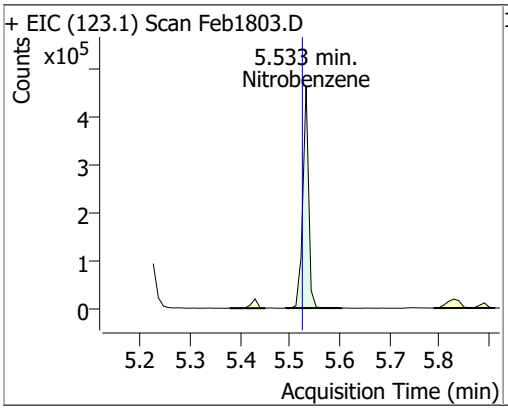

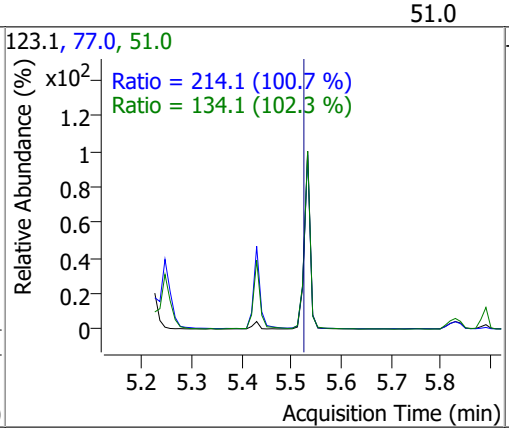

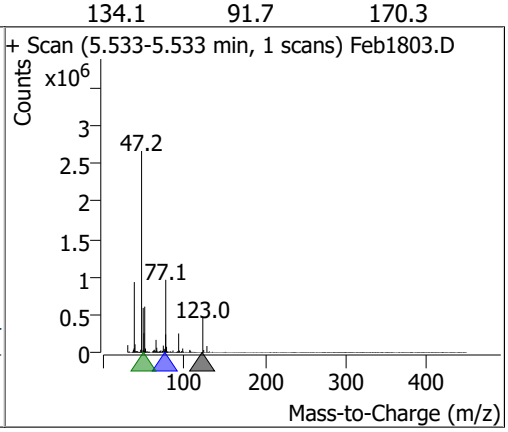

Compound	Conc.	RT	Dev(Min)	Resp.	QIon	QRatio	Lower	Upper
Isophorone	123.4859	5.83	0.01	1823587	138.0	20.0	14.8	27.5

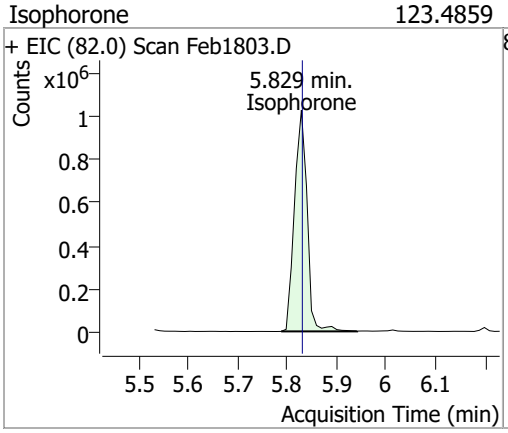

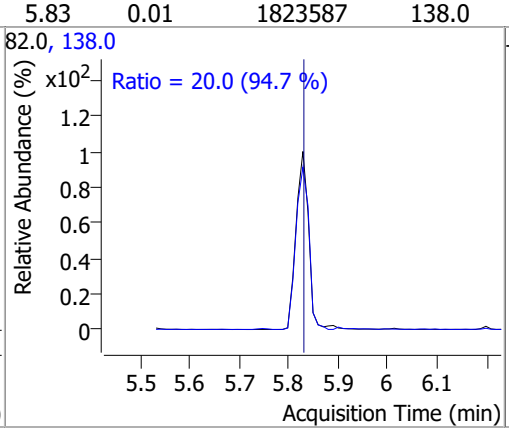

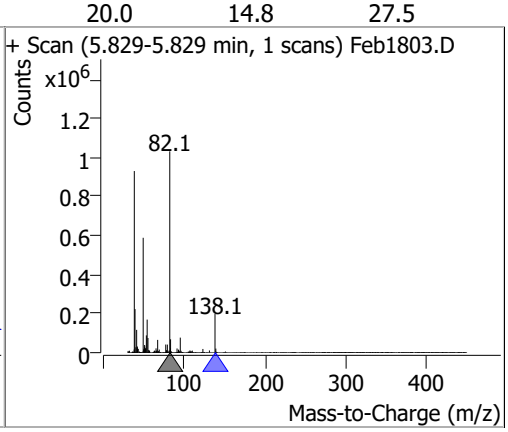

Compound	Conc.	RT	Dev(Min)	Resp.	QIon	QRatio	Lower	Upper
2-Nitrophenol	126.5272	5.89	0.01	455325	65.0	49.5	34.2	63.4
					109.0	37.2	24.6	45.8

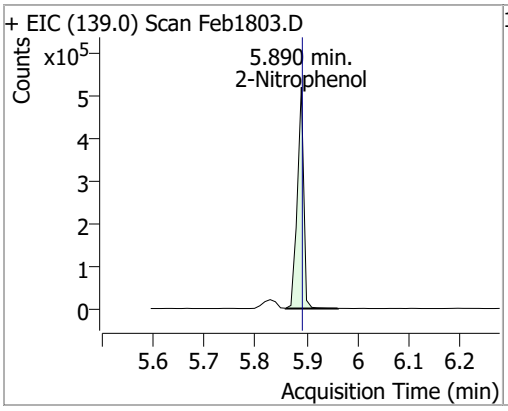

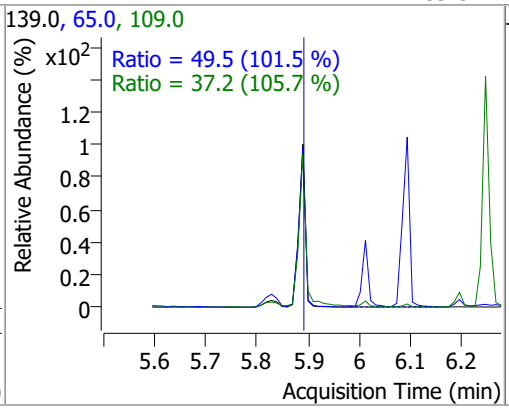

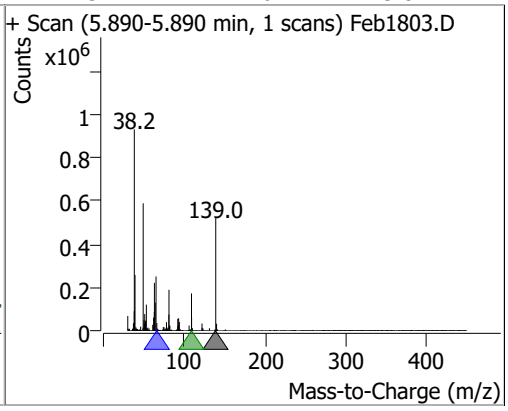

Compound	Conc.	RT	Dev(Min)	Resp.	QIon	QRatio	Lower	Upper
2,4-Dimethylphenol	124.2859	6.01	0.01	819537	107.0	113.5	76.6	142.3
					77.0	34.1	23.8	44.2

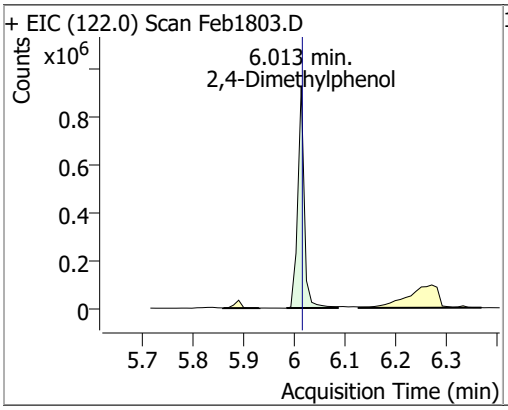

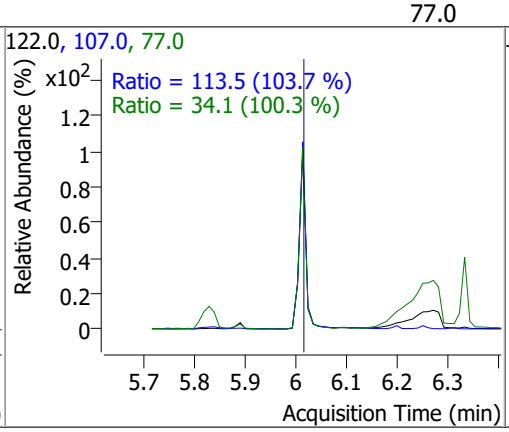

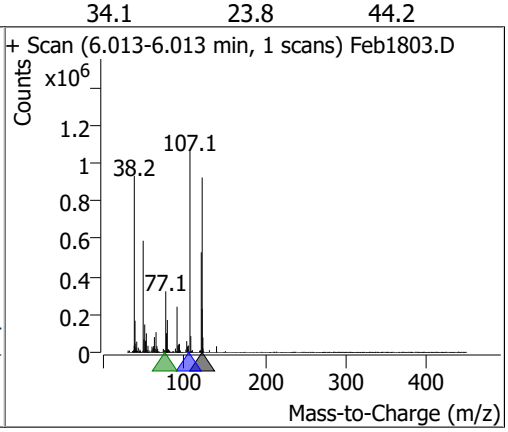

Compound	Conc.	RT	Dev(Min)	Resp.	QIon	QRatio	Lower	Upper
bis(-2-Chloroethoxy)Methane	127.3797	6.10	0.01	1115448	63.0	73.7	47.7	88.6
					95.0	31.7	22.3	41.5

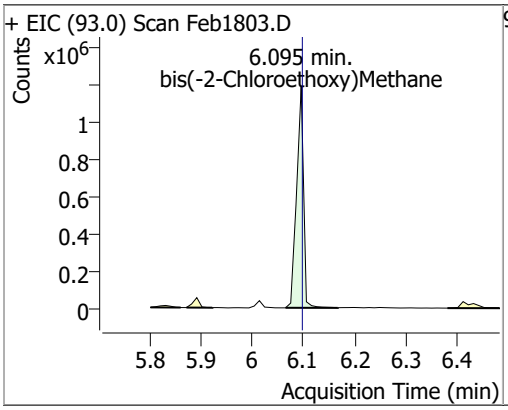

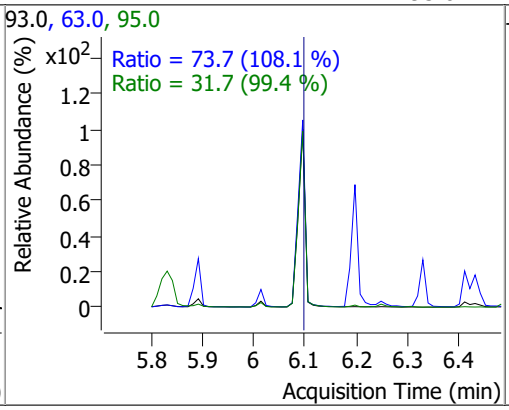

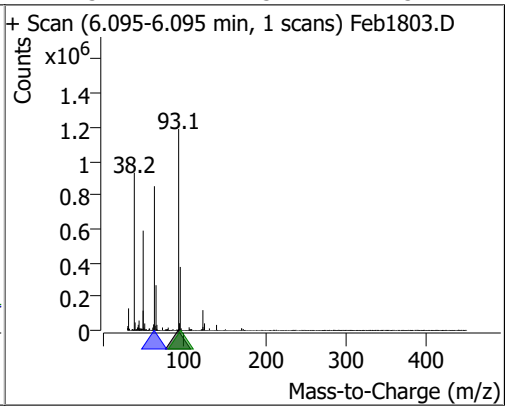

Compound	Conc.	RT	Dev(Min)	Resp.	QIon	QRatio	Lower	Upper
2,4-Dichlorophenol	126.8965	6.20	0.01	833232	164.0	63.4	45.5	84.5
					98.0	33.3	20.0	37.1

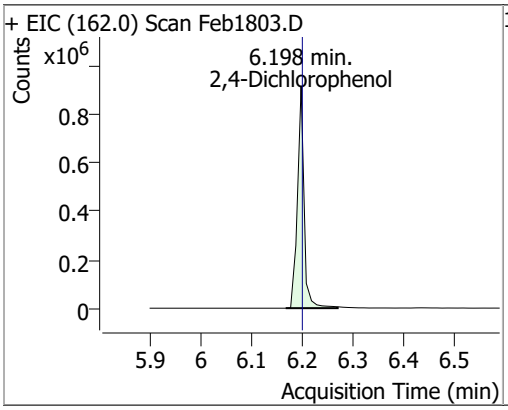

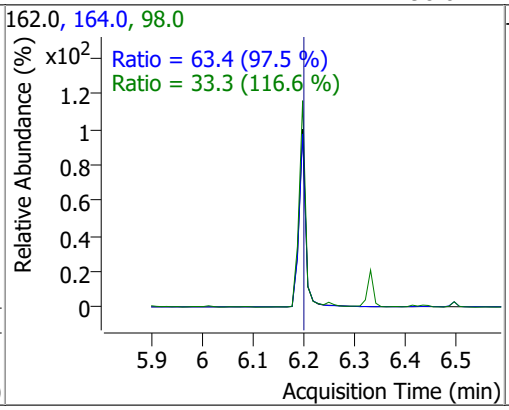

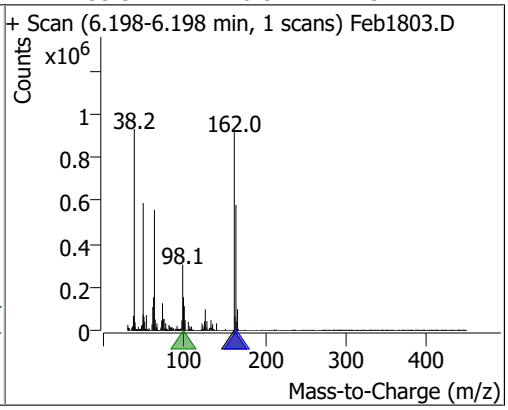

Compound	Conc.	RT	Dev(Min)	Resp.	QIon	QRatio	Lower	Upper
Benzoic Acid	128.5980	6.27	0.03	519957	122.0	82.6	59.9	111.2
					77.0	70.7	42.3	78.5

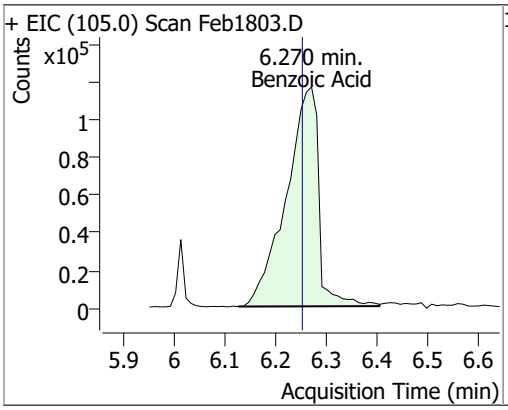

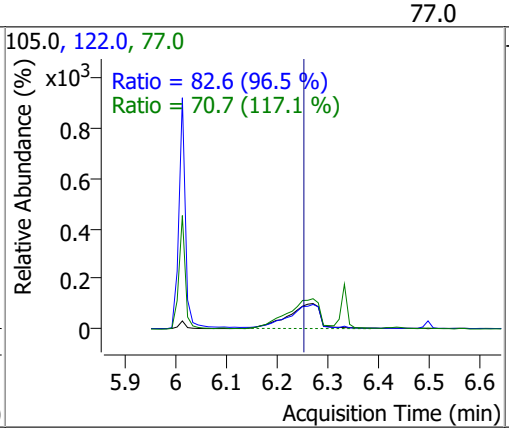

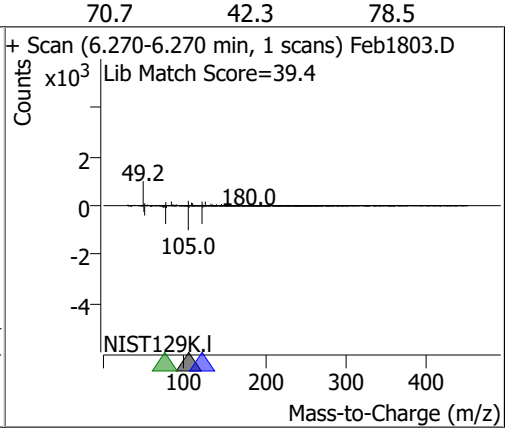

Compound	Conc.	RT	Dev(Min)	Resp.	QIon	QRatio	Lower	Upper
1,2,4-Trichlorobenzene	119.8787	6.25	0.00	897123	182.0	94.4	66.2	122.9
					145.0	29.2	20.1	37.3

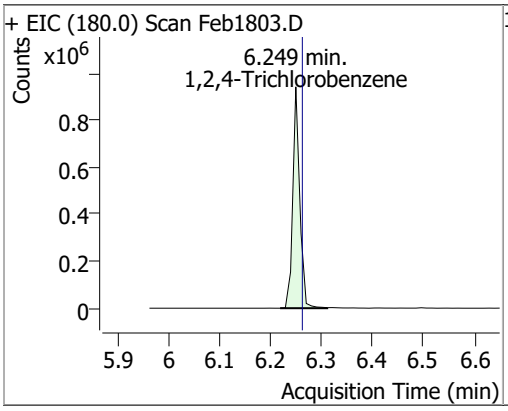

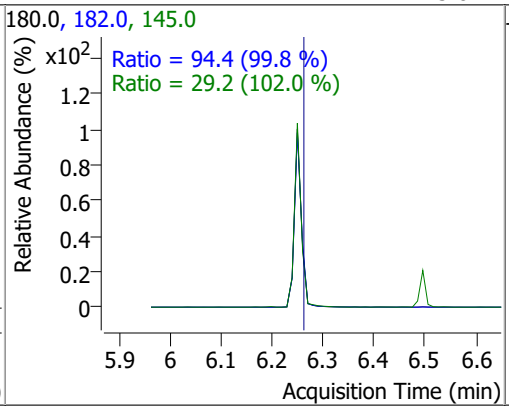

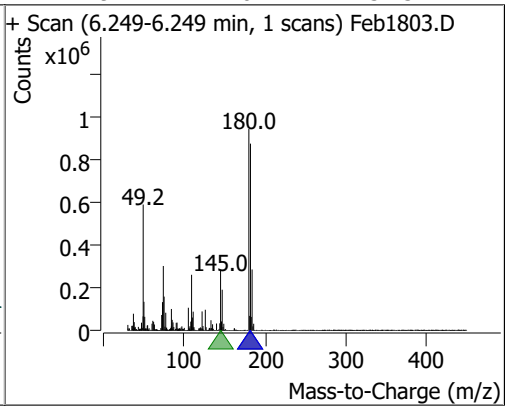

Compound	Conc.	RT	Dev(Min)	Resp.	QIon	QRatio	Lower	Upper
Naphthalene	123.6183	6.33	0.00	2702791	129.0	11.4	8.0	14.9
					102.0	10.4	6.9	12.9

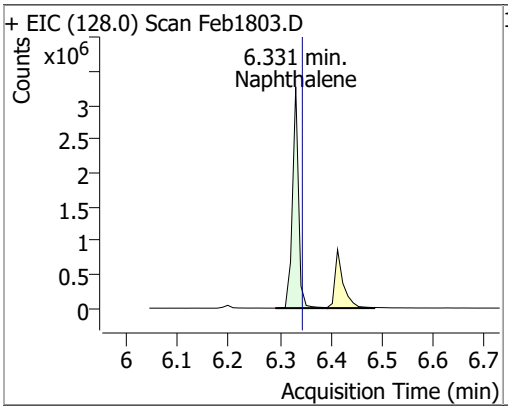

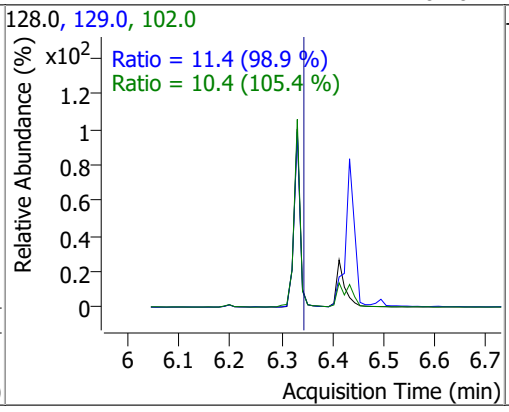

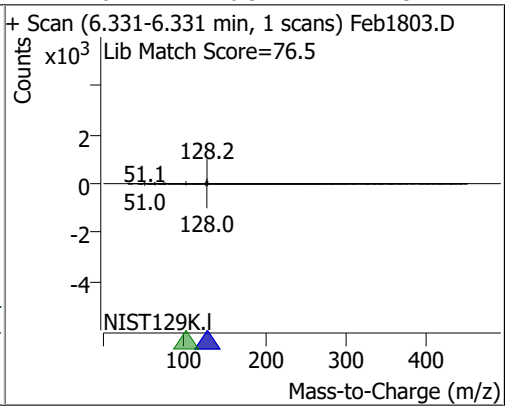

Compound	Conc.	RT	Dev(Min)	Resp.	QIon	QRatio	Lower	Upper
4-Chlorophenol	122.6373	6.41	0.00	301586	128.0	331.6	221.4	411.2

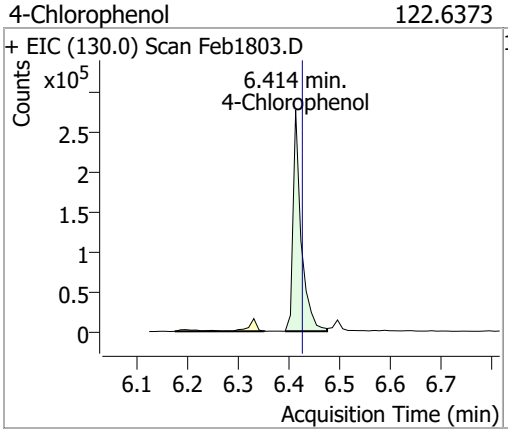

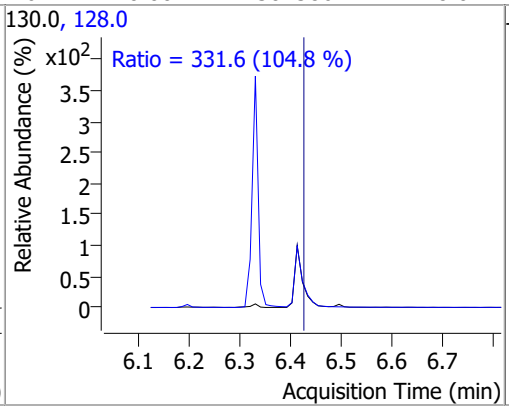

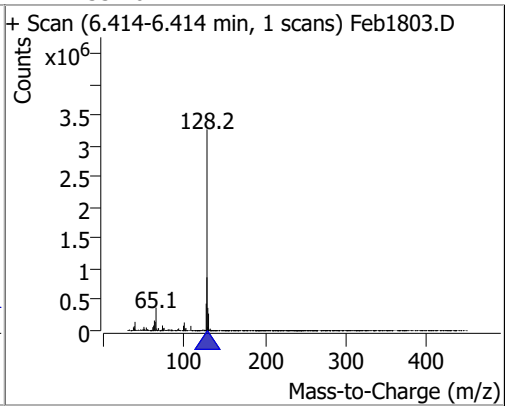

Compound	Conc.	RT	Dev(Min)	Resp.	QIon	QRatio	Lower	Upper
p-Chloroaniline	119.2044	6.43	0.00	1050839	65.0	67.3	42.1	78.2
					129.0	37.0	26.3	48.9

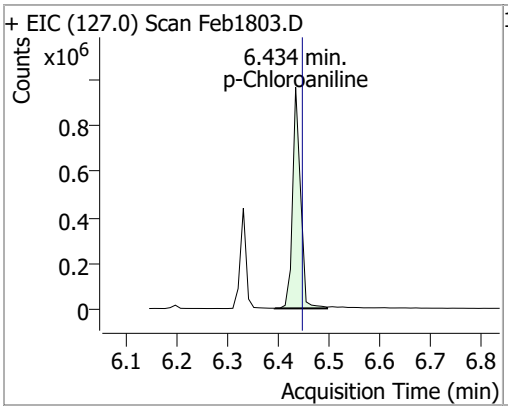

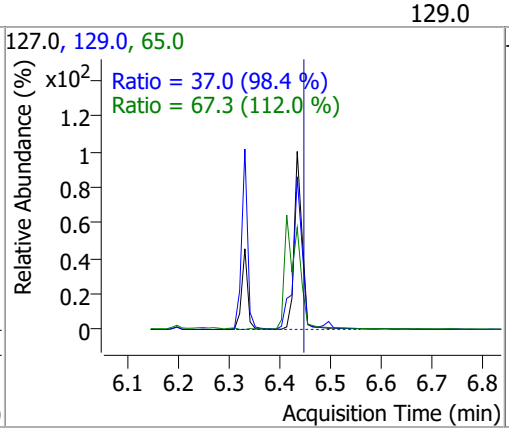

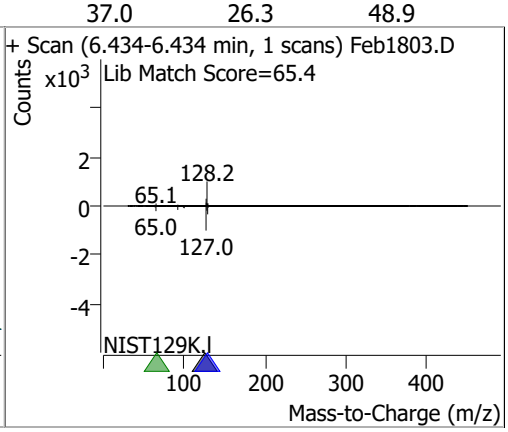

Compound	Conc.	RT	Dev(Min)	Resp.	QIon	QRatio	Lower	Upper
Hexachlorobutadiene	120.4421	6.50	0.00	492013	227.0	65.0	46.0	85.4
					223.0	62.1	45.0	83.6

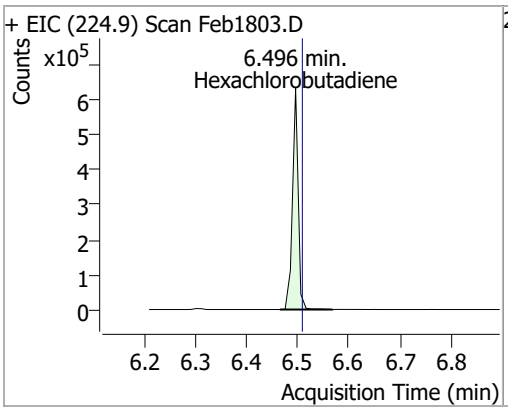

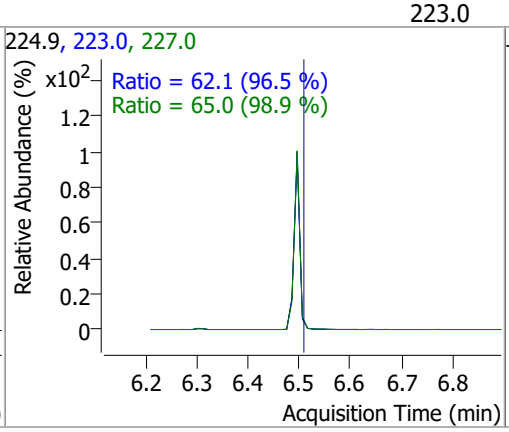

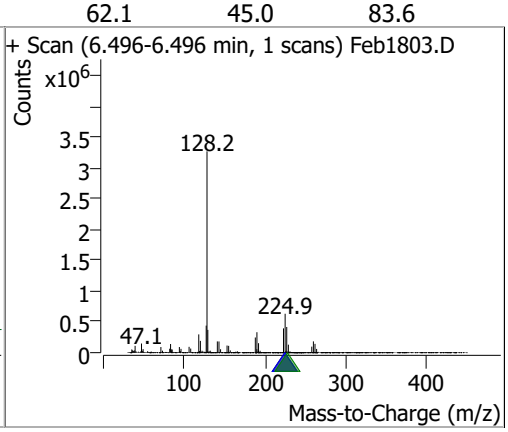

Compound	Conc.	RT	Dev(Min)	Resp.	QIon	QRatio	Lower	Upper
4-Chloro-2-Methylphenol	125.8060	6.94	0.00	740508	144.0	26.1	19.4	36.1

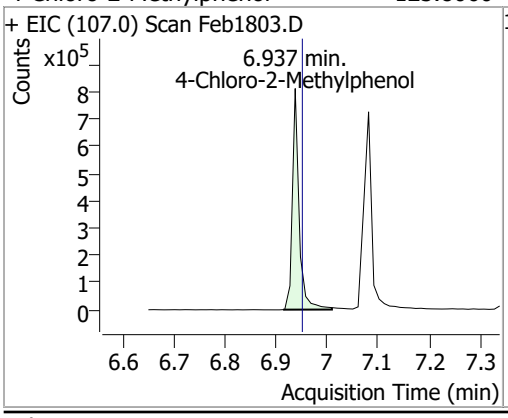

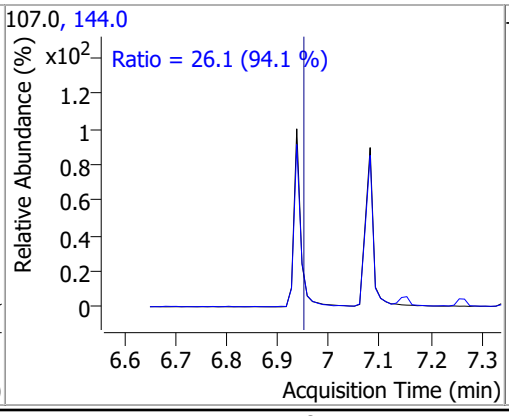

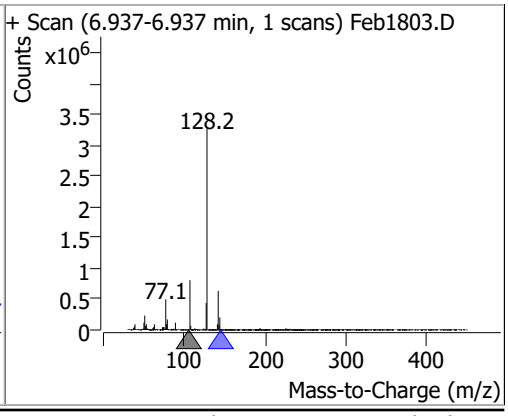

Compound	Conc.	RT	Dev(Min)	Resp.	QIon	QRatio	Lower	Upper
4-Chloro-3-Methylphenol	124.1681	7.08	0.01	782006 (m)	144.0	25.6	19.1	35.5

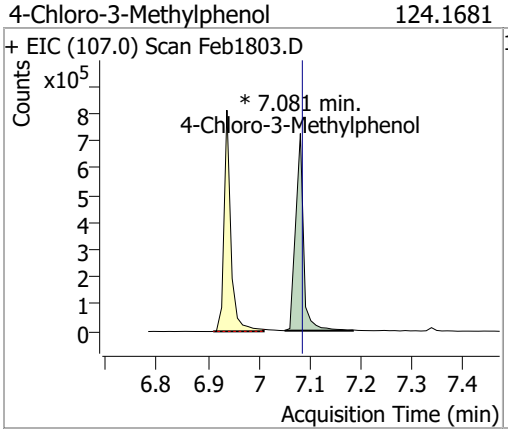

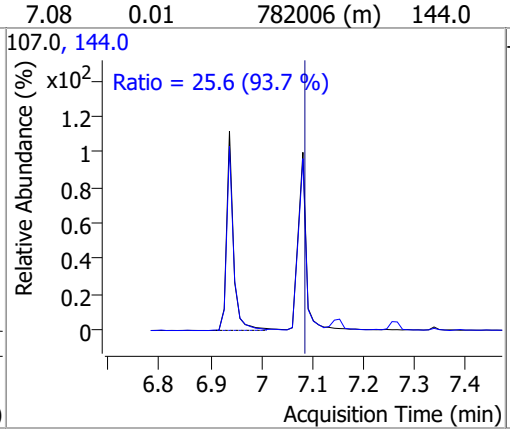

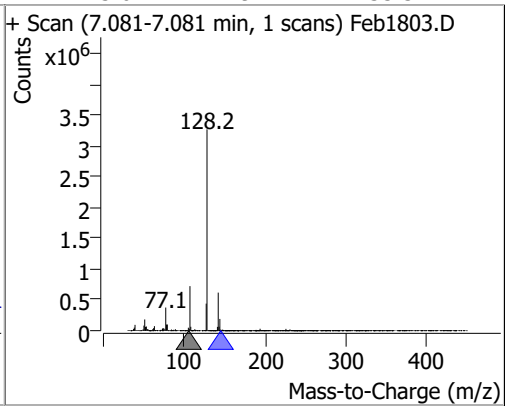

Compound	Conc.	RT	Dev(Min)	Resp.	QIon	QRatio	Lower	Upper
2-Methylnaphthalene	119.2703	7.15	0.01	1591431	142.0	118.6	83.8	155.7
					115.0	43.1	29.2	54.3

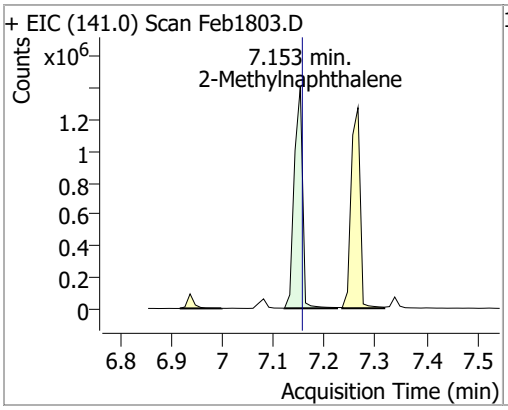

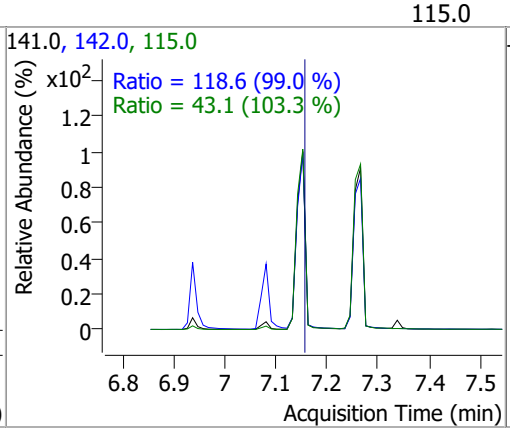

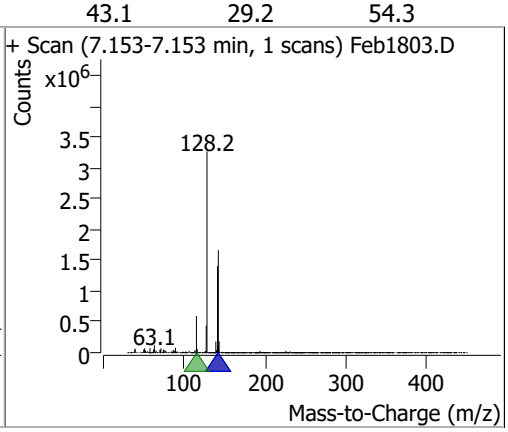

Compound	Conc.	RT	Dev(Min)	Resp.	QIon	QRatio	Lower	Upper
1-Methylnaphthalene	122.4836	7.27	0.01	1575011	142.0	114.3	79.8	148.2
					115.0	44.0	28.9	53.7

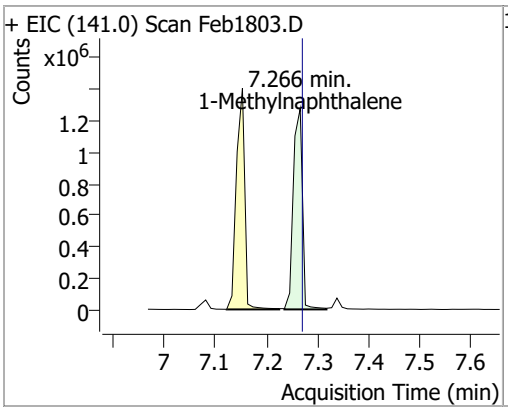

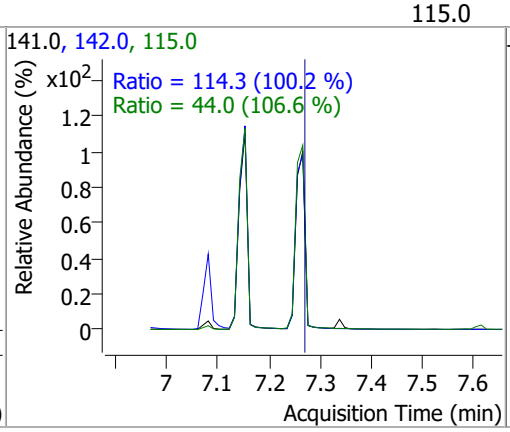

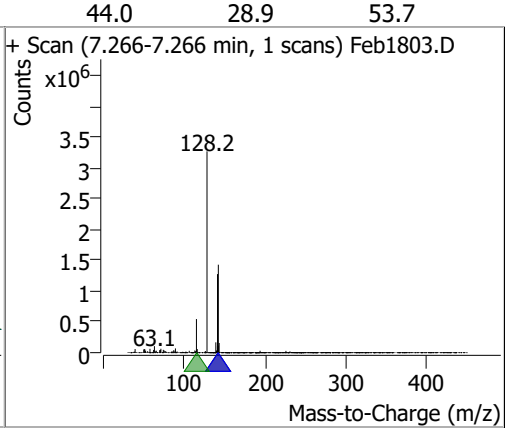

Compound	Conc.	RT	Dev(Min)	Resp.	QIon	QRatio	Lower	Upper
Hexachlorocyclopentadiene	118.7229	7.34	0.00	295198	234.9	61.6	45.2	84.0
					238.9	63.7	44.6	82.9

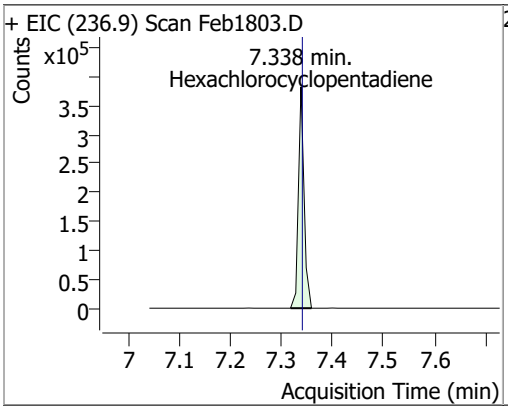

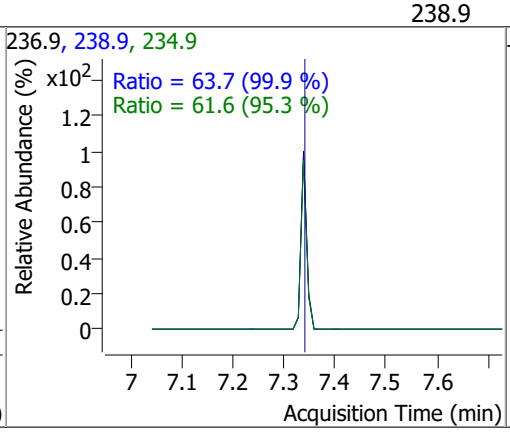

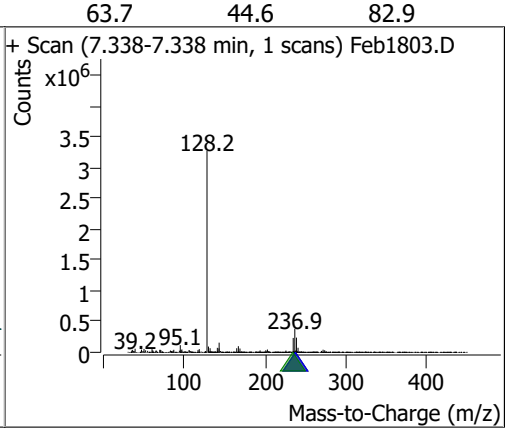

Compound	Conc.	RT	Dev(Min)	Resp.	QIon	QRatio	Lower	Upper
2,4,6-Trichlorophenol	126.4941	7.52	0.00	545615 (m)	198.0	94.5	67.6	125.5

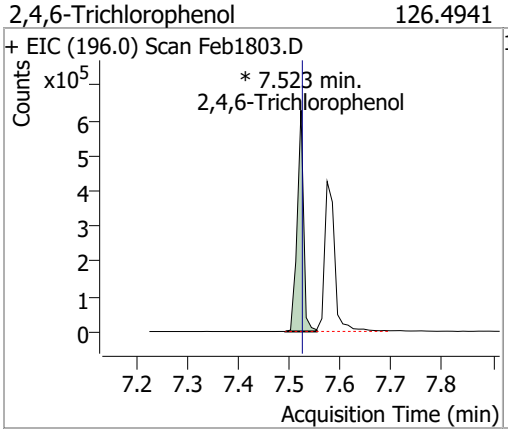

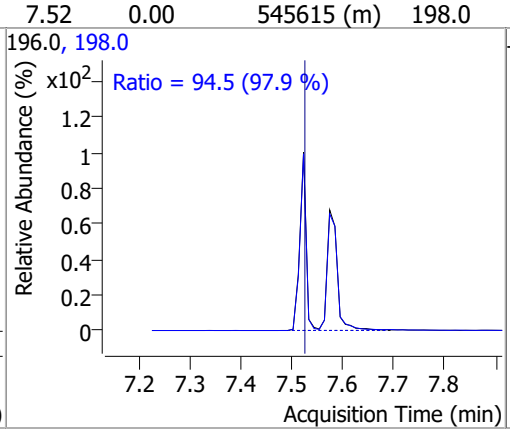

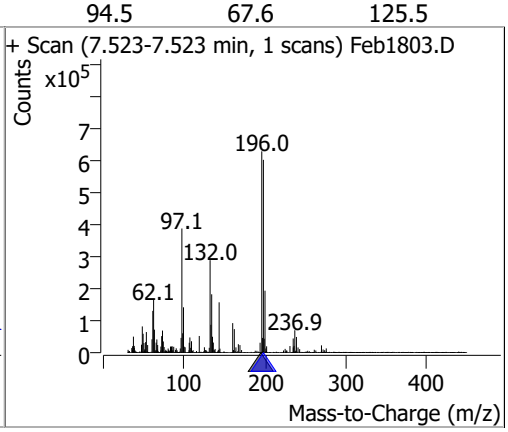

Compound	Conc.	RT	Dev(Min)	Resp.	QIon	QRatio	Lower	Upper
2,4,5-Trichlorophenol	122.6454	7.57	0.00	587533 (m)	198.0	95.0	63.2	117.3

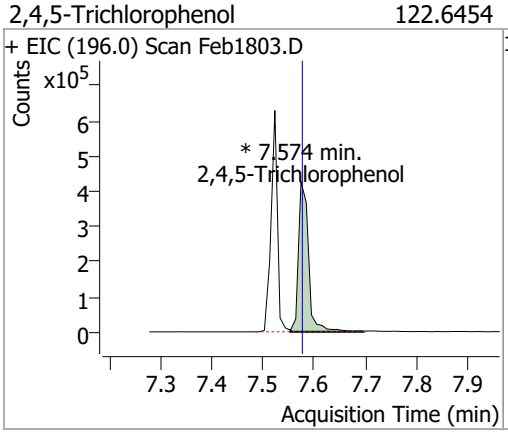

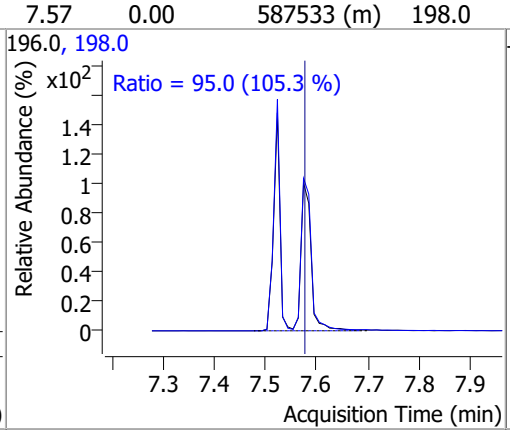

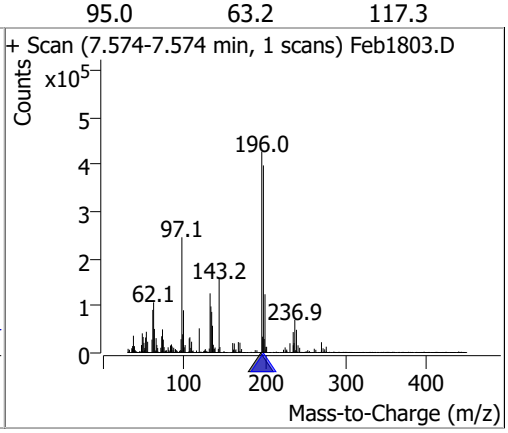

Compound	Conc.	RT	Dev(Min)	Resp.	QIon	QRatio	Lower	Upper
2-Fluorobiphenyl	120.3883	7.62	0.01	2072877	171.0	35.0	24.0	44.5

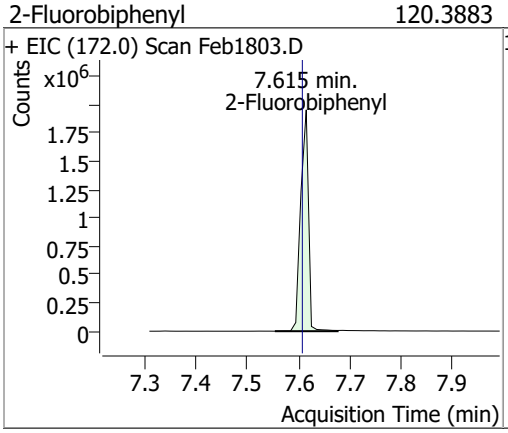

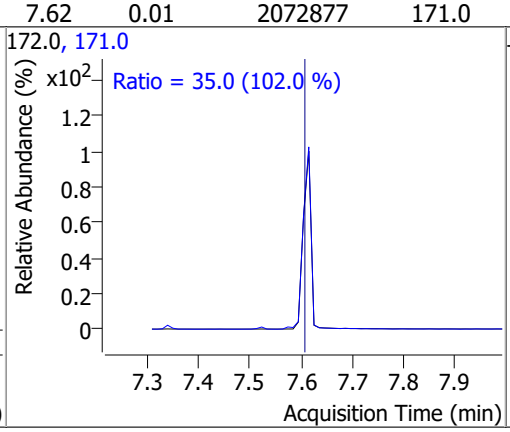

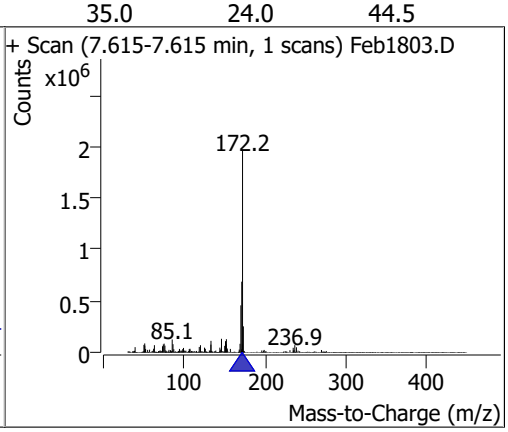

Compound	Conc.	RT	Dev(Min)	Resp.	QIon	QRatio	Lower	Upper
2-Chloronaphthalene	116.0457	7.72	0.00	1673143	127.0	37.7	25.1	46.7
					164.0	32.1	22.5	41.7

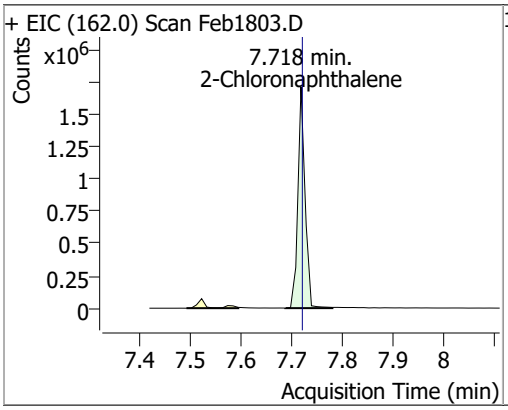

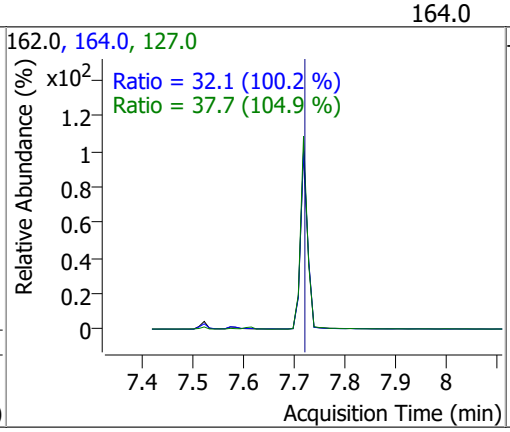

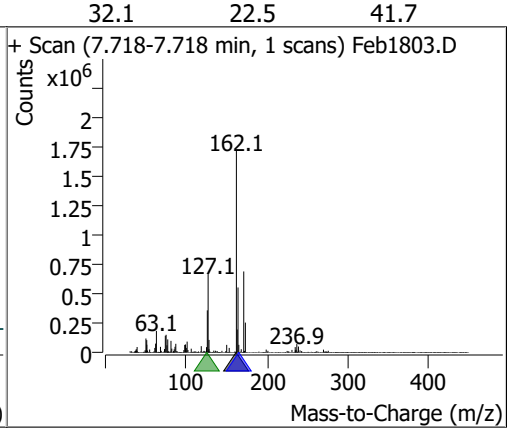

Compound	Conc.	RT	Dev(Min)	Resp.	QIon	QRatio	Lower	Upper
2-Nitroaniline	129.8078	7.89	0.01	340794	138.0	110.1	77.4	143.7

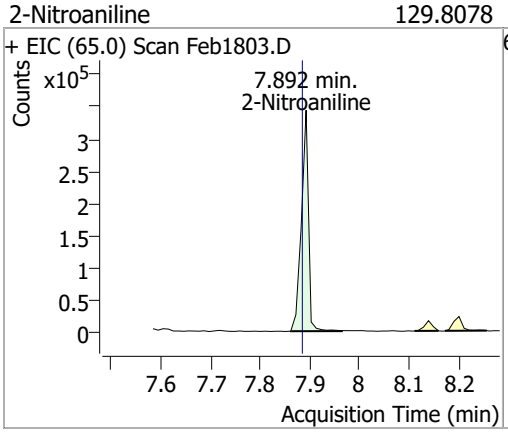

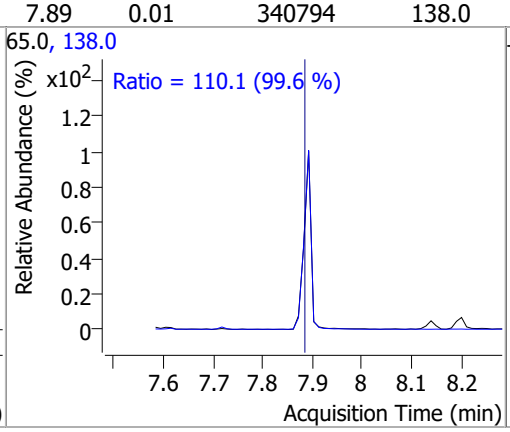

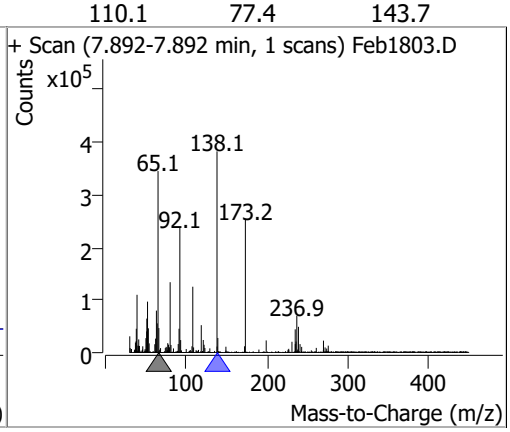

Compound	Conc.	RT	Dev(Min)	Resp.	QIon	QRatio	Lower	Upper
Dimethyl Phthalate	119.4214	8.14	0.00	1795167	77.0	20.8	13.8	25.7

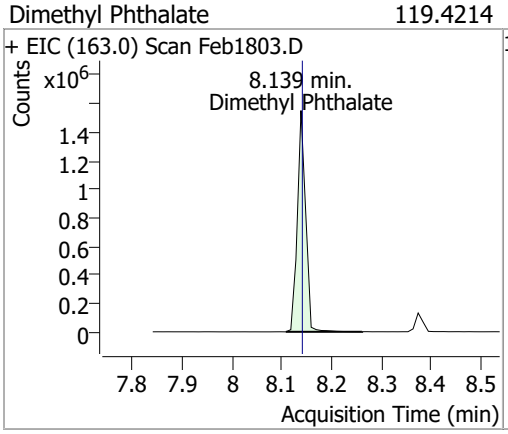

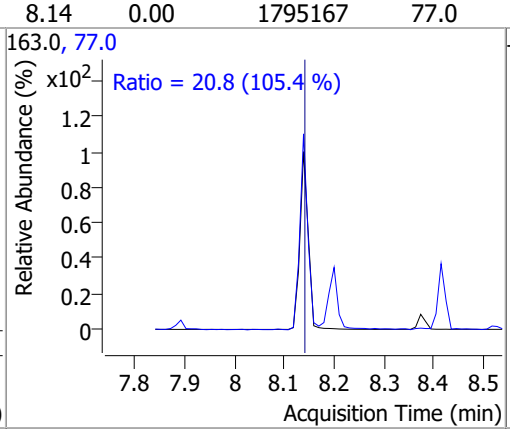

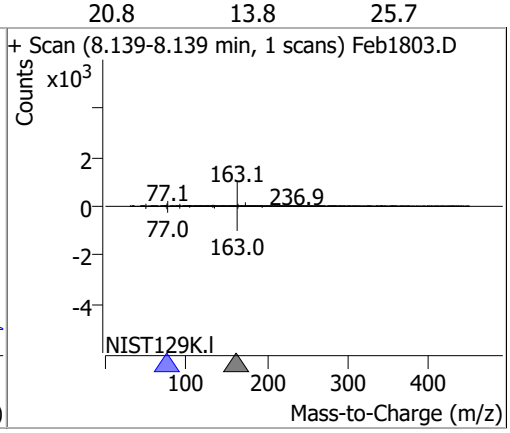

Compound	Conc.	RT	Dev(Min)	Resp.	QIon	QRatio	Lower	Upper
2,6-Dinitrotoluene	134.5088	8.20	0.01	270214	63.0	124.1	99.5	184.8
					89.0	62.0	43.3	80.3

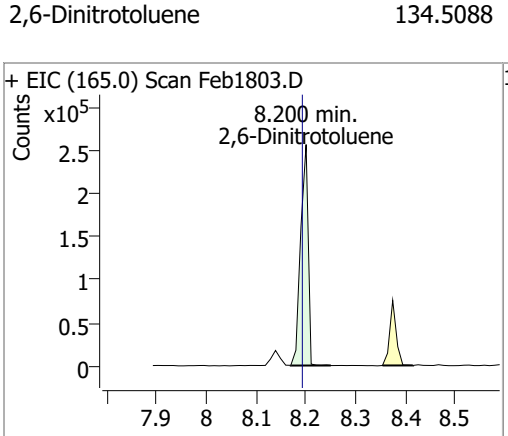

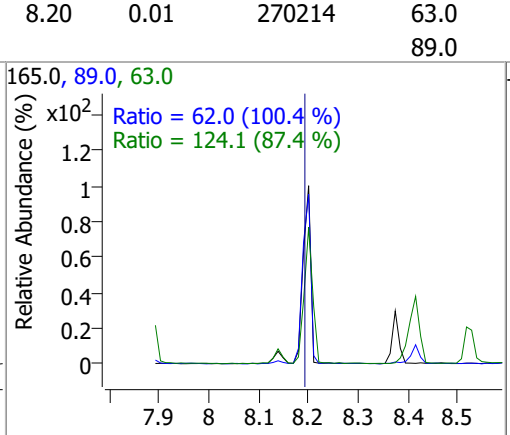

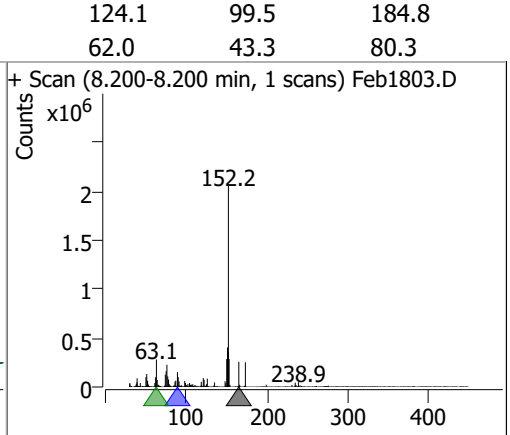

Compound	Conc.	RT	Dev(Min)	Resp.	QIon	QRatio	Lower	Upper
Acenaphthylene	121.4632	8.20	0.00	2788358	153.1	13.5	9.6	17.7

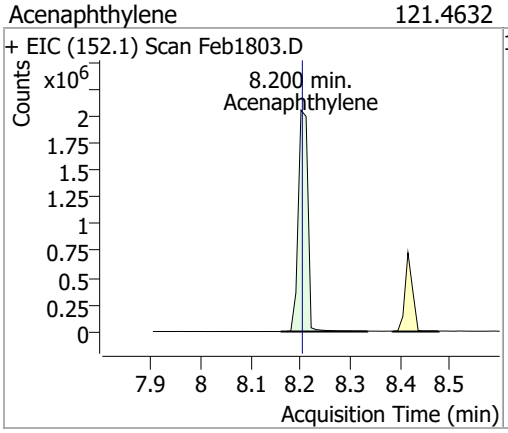

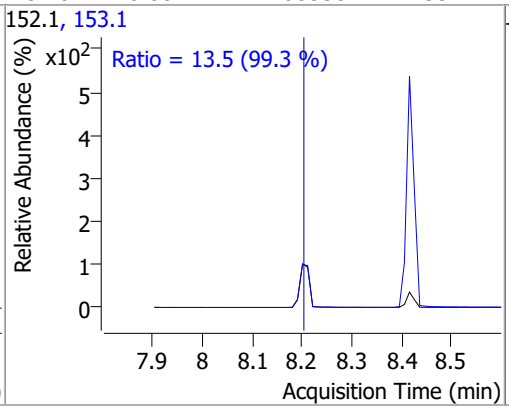

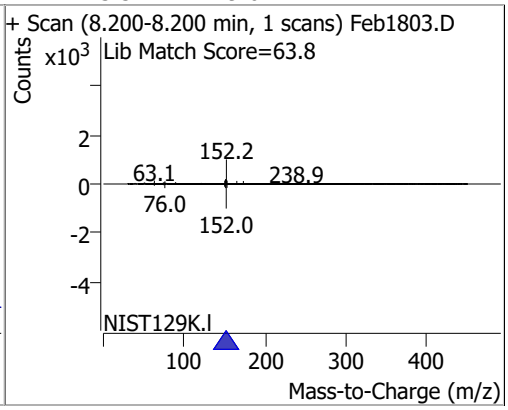

Compound	Conc.	RT	Dev(Min)	Resp.	QIon	QRatio	Lower	Upper
3-Nitroaniline	130.3972	8.40	0.01	309107	65.0	131.2	90.4	167.8
					92.0	113.0	74.7	138.7

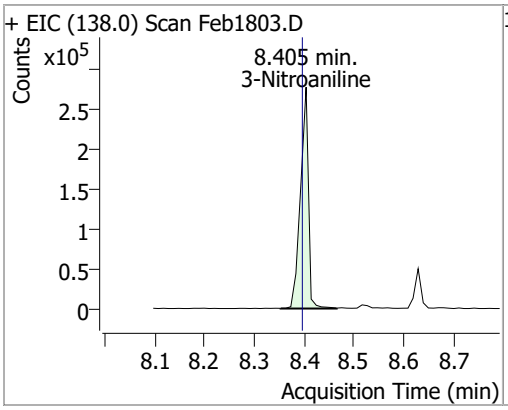

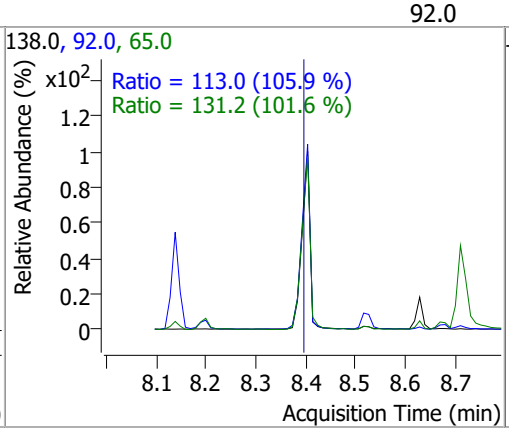

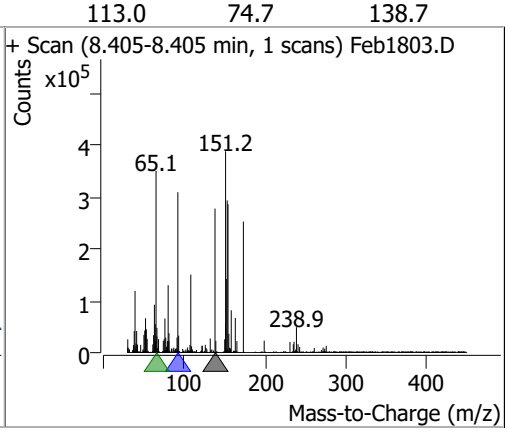

Compound	Conc.	RT	Dev(Min)	Resp.	QIon	QRatio	Lower	Upper
Acenaphthene	117.1551	8.41	0.00	1503475	153.0	105.2	74.5	138.4
					152.0	51.5	36.3	67.4

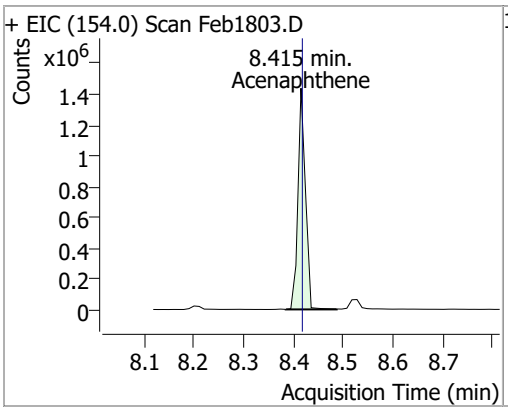

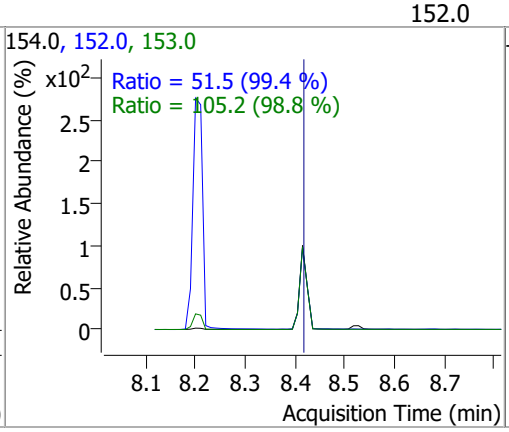

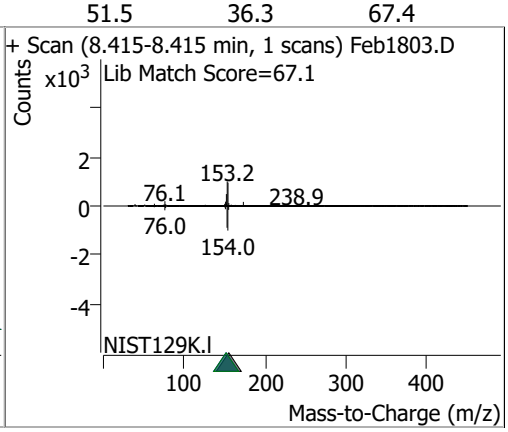

Compound	Conc.	RT	Dev(Min)	Resp.	QIon	QRatio	Lower	Upper
2,4-Dinitrophenol	121.6307	8.53	0.01	138026	154.0	63.3	43.9	81.5

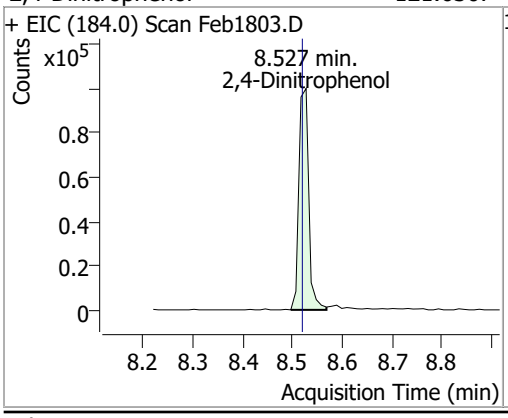

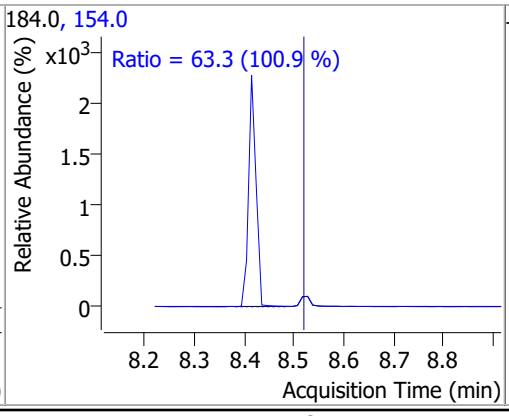

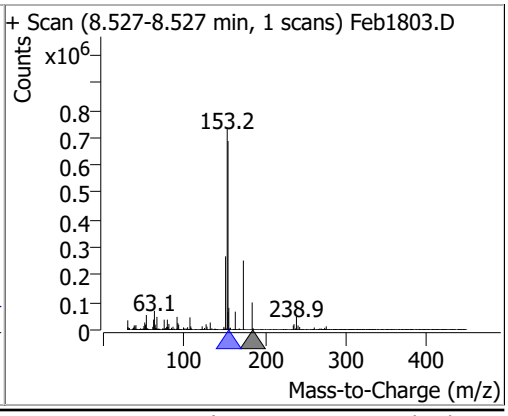

Compound	Conc.	RT	Dev(Min)	Resp.	QIon	QRatio	Lower	Upper
Dibenzofuran	118.4946	8.63	0.00	2443689	139.0	39.5	26.3	48.8

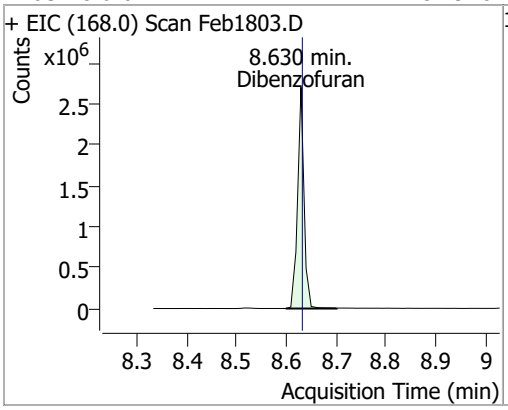

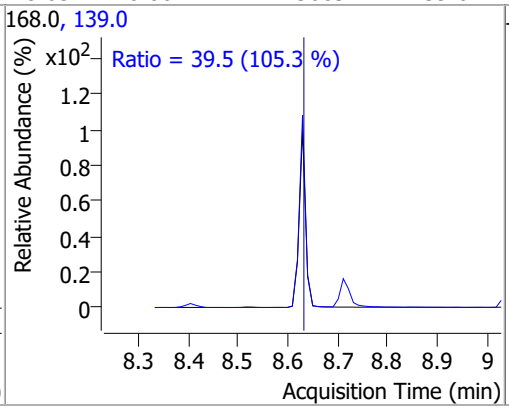

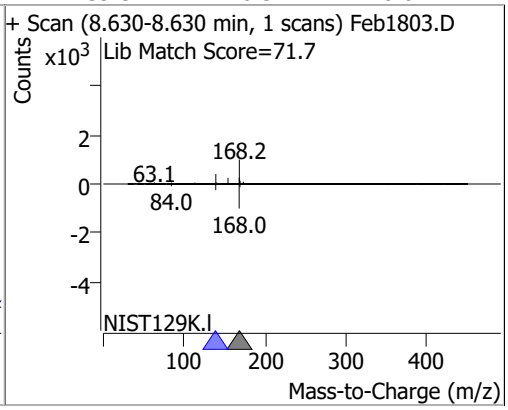

Compound	Conc.	RT	Dev(Min)	Resp.	QIon	QRatio	Lower	Upper
2,4-Dinitrotoluene	122.8060	8.68	0.01	328858	89.0	78.7	55.4	102.9
					63.0	48.2	33.9	62.9

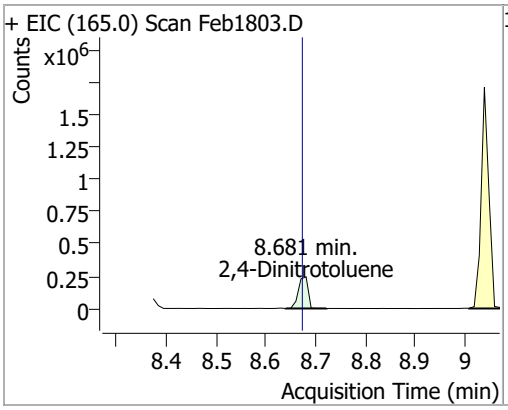

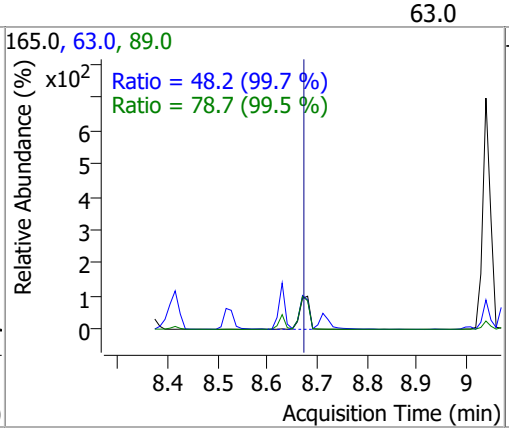

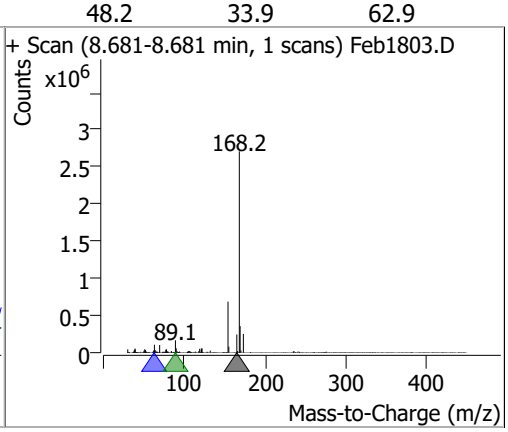

Compound	Conc.	RT	Dev(Min)	Resp.	QIon	QRatio	Lower	Upper
4-Nitrophenol	126.2944	8.71	0.01	326746	65.0	72.6	50.4	93.6
					139.0	72.3	49.8	92.5

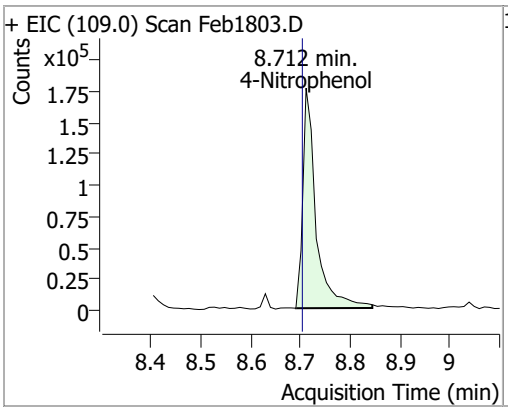

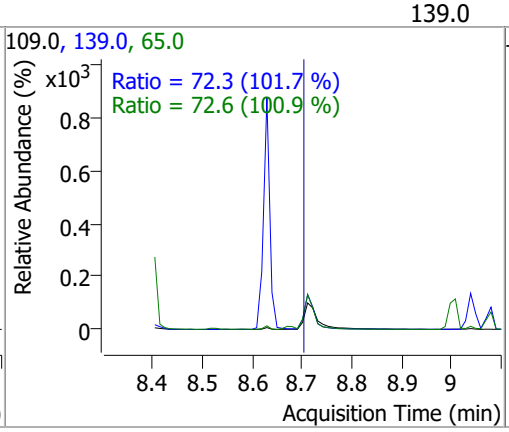

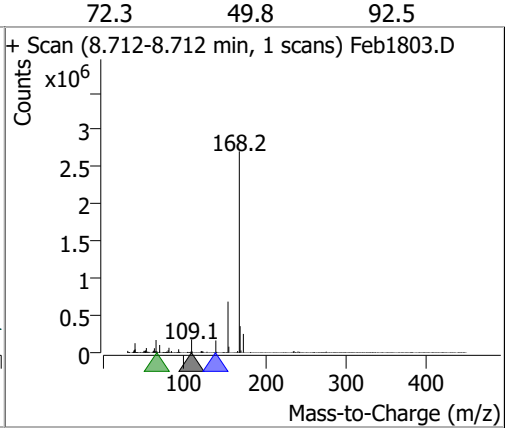

Compound	Conc.	RT	Dev(Min)	Resp.	QIon	QRatio	Lower	Upper
Diethylphthalate	125.7671	9.01	0.01	1980149	177.0	21.0	14.5	27.0
					150.0	12.7	8.7	16.2

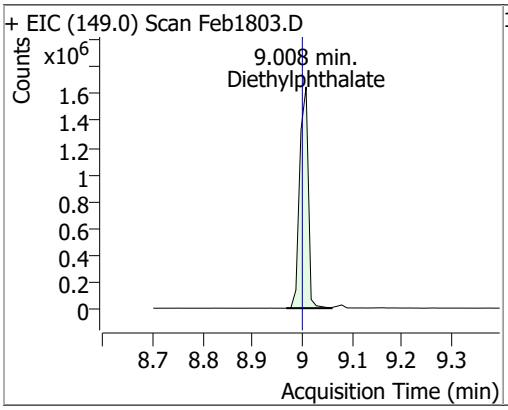

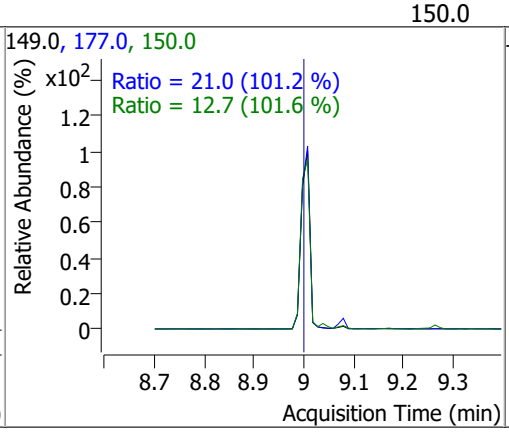

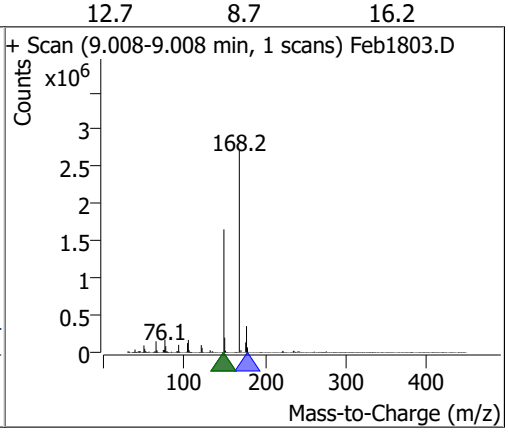

Compound	Conc.	RT	Dev(Min)	Resp.	QIon	QRatio	Lower	Upper
Fluorene	114.4523	9.04	0.00	1952030	165.0	93.8	65.4	121.4
					167.0	13.6	9.6	17.8

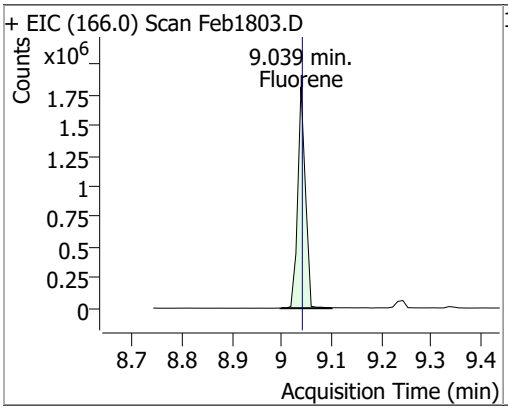

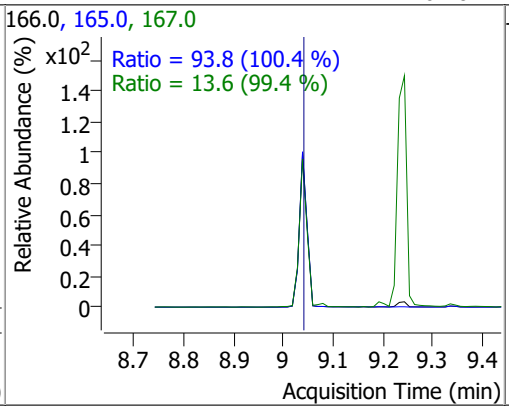

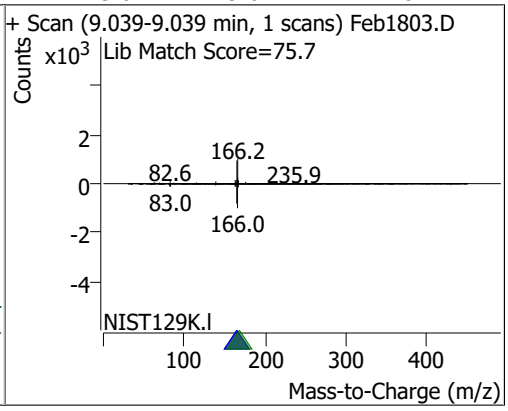

Compound	Conc.	RT	Dev(Min)	Resp.	QIon	QRatio	Lower	Upper
4-Chlorophenyl-phenylether	127.4811	9.08	0.01	1017662	141.0	65.7	42.8	79.6
					206.0	33.7	23.6	43.9

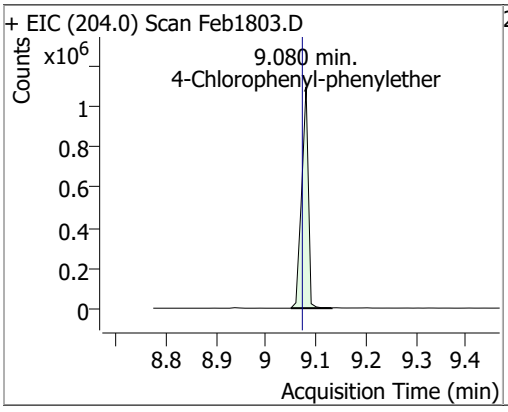

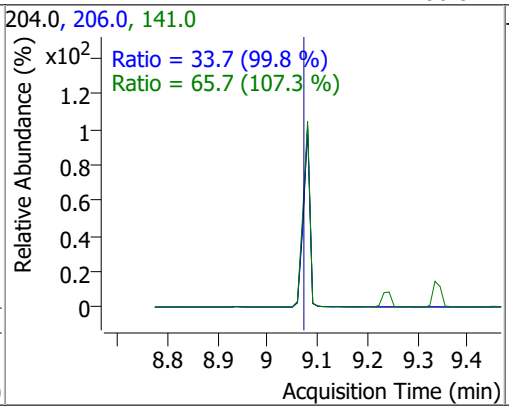

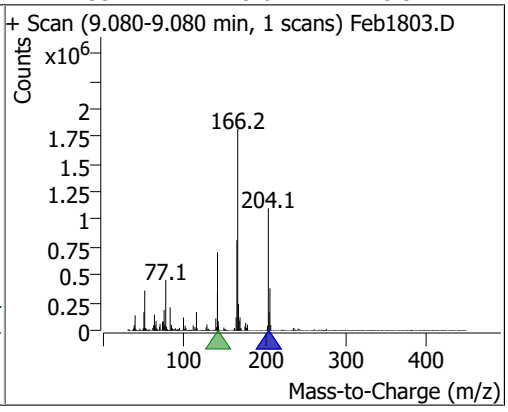

Compound	Conc.	RT	Dev(Min)	Resp.	QIon	QRatio	Lower	Upper
4-Nitroaniline	114.2027	9.15	0.01	291518	65.0	114.4	78.9	146.6
					92.0	48.9	34.5	64.1

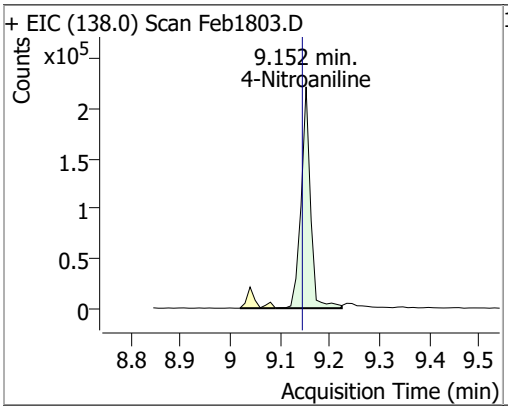

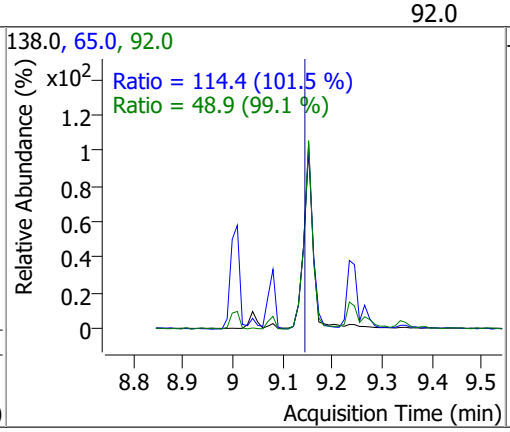

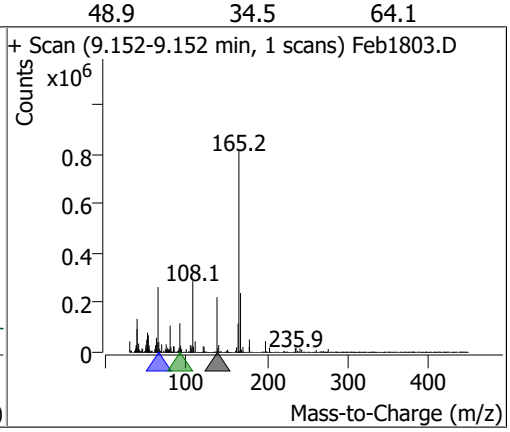

Compound	Conc.	RT	Dev(Min)	Resp.	QIon	QRatio	Lower	Upper
4,6-Dinitro-2-methylphenol	121.1232	9.16	0.01	200519	121.0	50.0	35.1	65.3

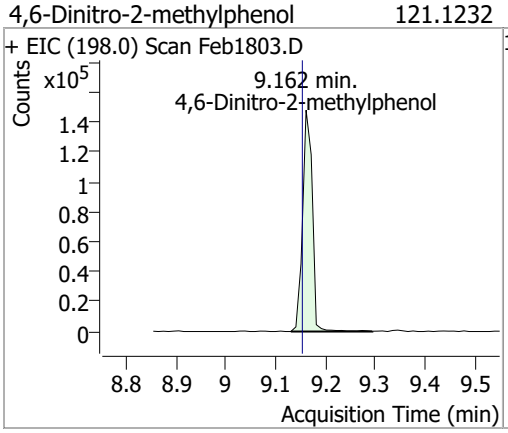

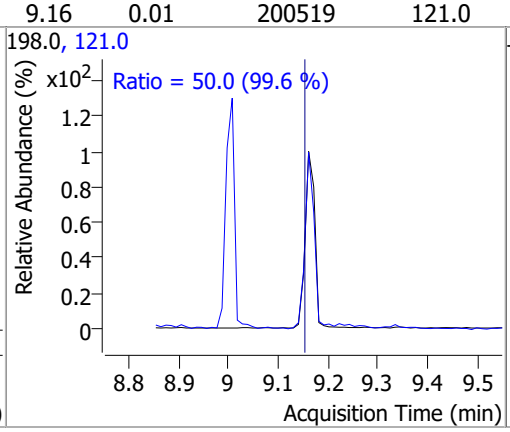

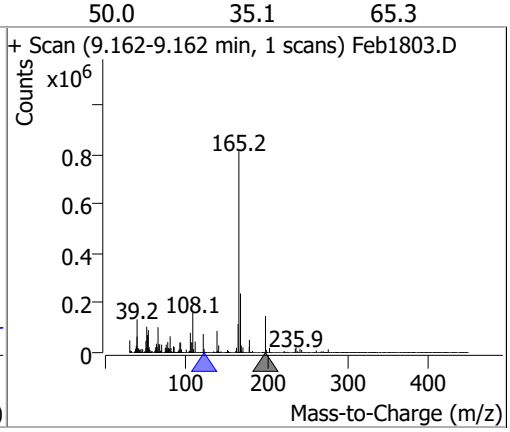

Compound	Conc.	RT	Dev(Min)	Resp.	QIon	QRatio	Lower	Upper
N-nitrosodiphenylamine	120.7344	9.24	0.01	1414366	168.0	63.6	44.0	81.7
					167.0	33.7	23.9	44.3

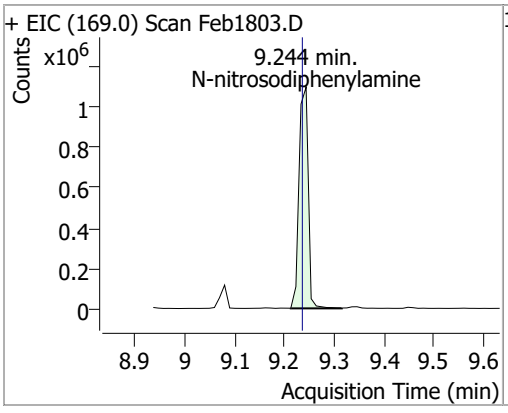

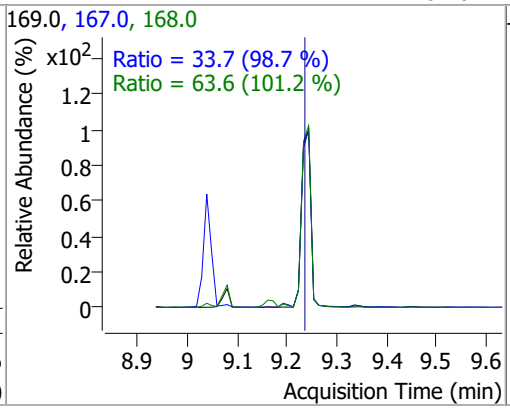

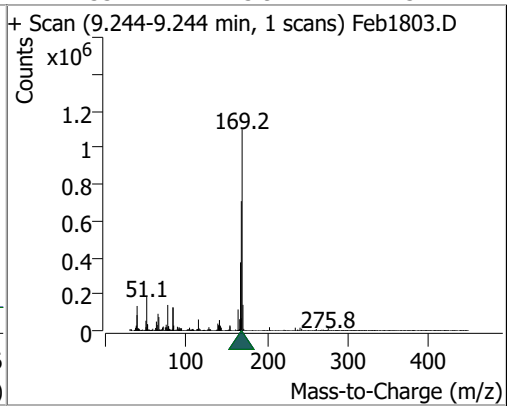

Compound	Conc.	RT	Dev(Min)	Resp.	QIon	QRatio	Lower	Upper
Azobenzene	120.2669	9.26	0.00	1932785	51.0	45.6	31.6	58.7
					182.0	22.8	16.9	31.4

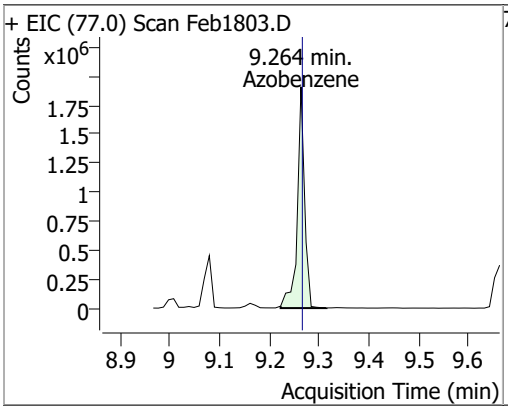

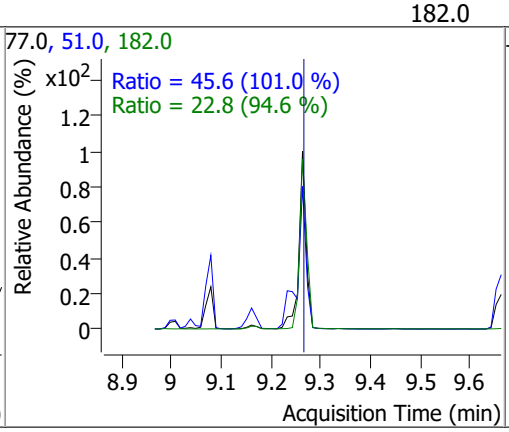

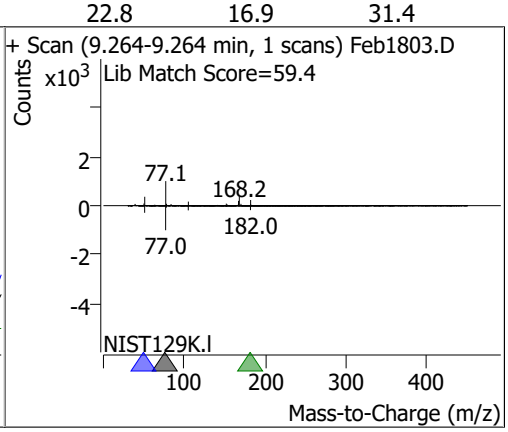

Compound	Conc.	RT	Dev(Min)	Resp.	QIon	QRatio	Lower	Upper
2,4,6-Tribromophenol	120.6291	9.35	0.01	187319	331.8	92.4	68.5	127.2

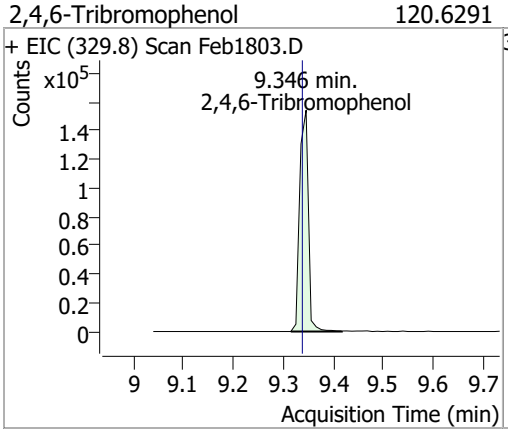

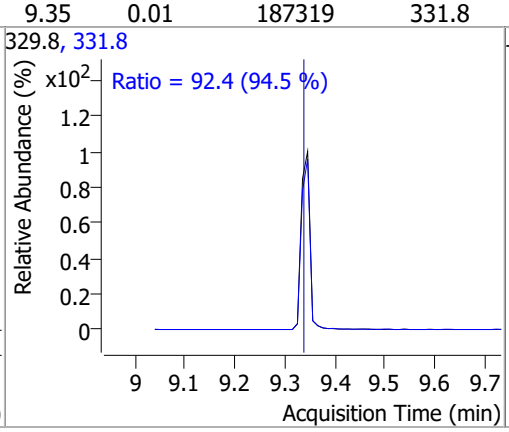

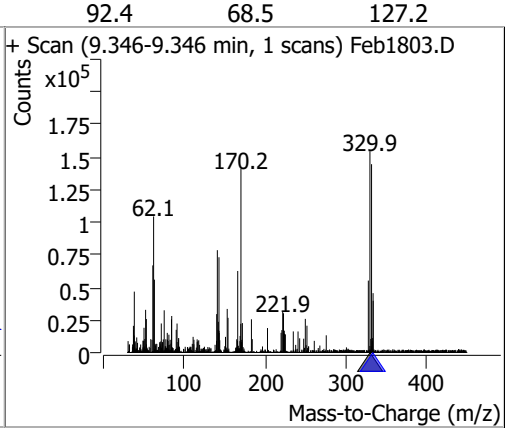

Compound	Conc.	RT	Dev(Min)	Resp.	QIon	QRatio	Lower	Upper
4-Bromophenyl-phenylether	126.1586	9.66	0.01	589591	141.0	101.1	69.1	128.4
					250.0	97.7	68.8	127.7

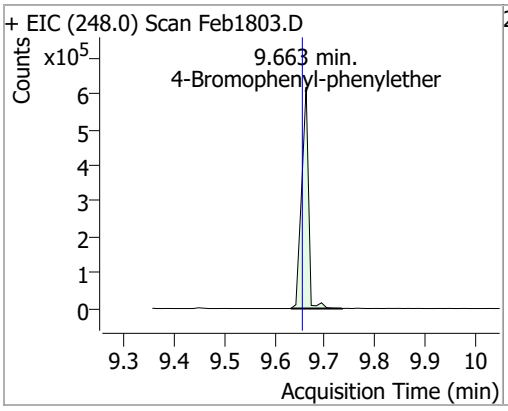

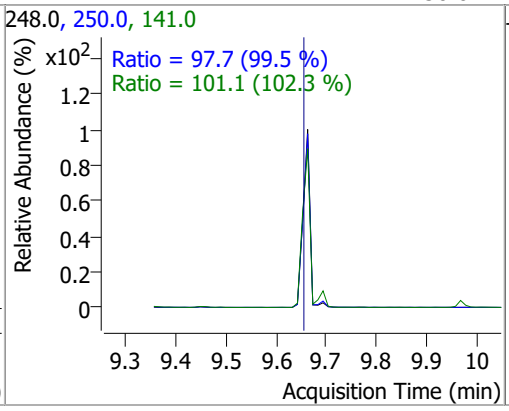

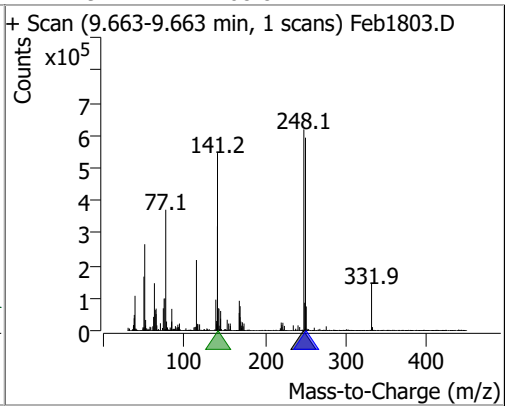

Compound	Conc.	RT	Dev(Min)	Resp.	QIon	QRatio	Lower	Upper
Hexachlorobenzene	123.9440	9.69	0.00	550809	142.0	51.6	37.7	70.0

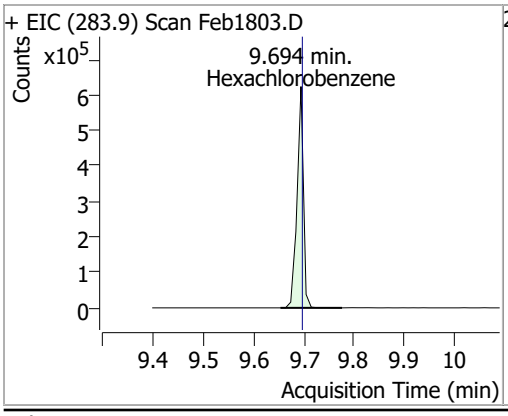

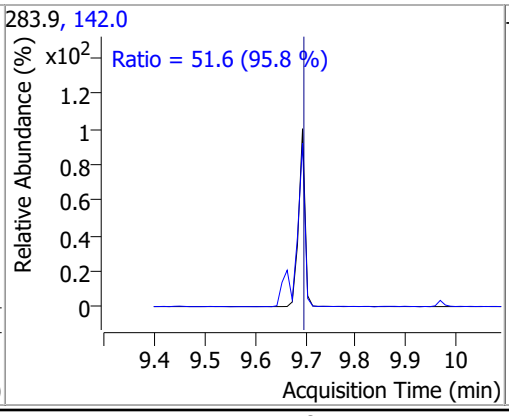

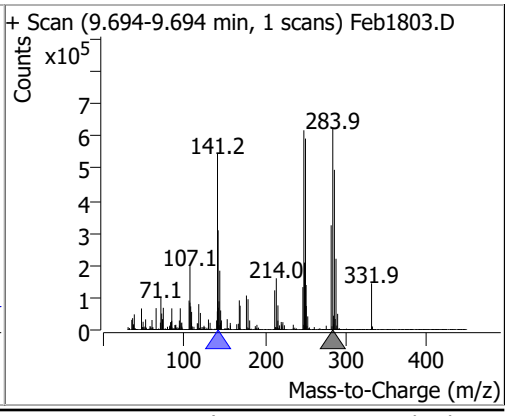

Compound	Conc.	RT	Dev(Min)	Resp.	QIon	QRatio	Lower	Upper
Pentachlorophenol	118.9229	9.97	0.00	272170	267.9	64.2	41.5	77.2
					263.9	64.0	41.2	76.6

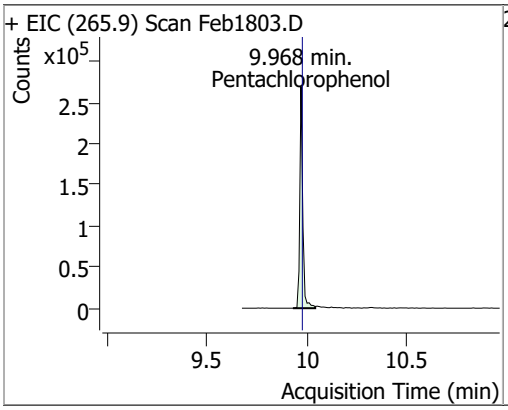

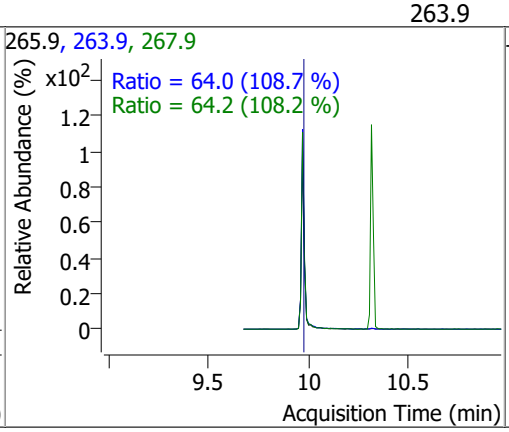

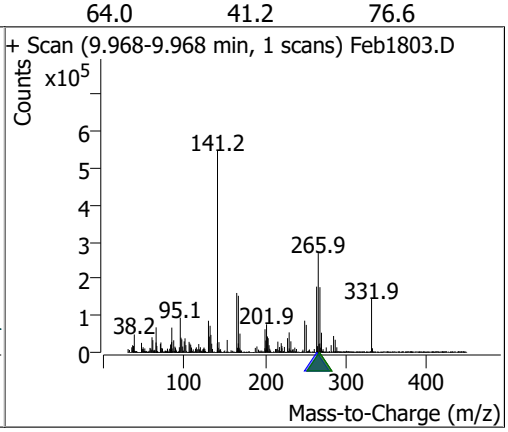

Compound	Conc.	RT	Dev(Min)	Resp.	QIon	QRatio	Lower	Upper
Phenanthrene	119.6259	10.19	0.01	2792268	176.0	19.0	13.0	24.1

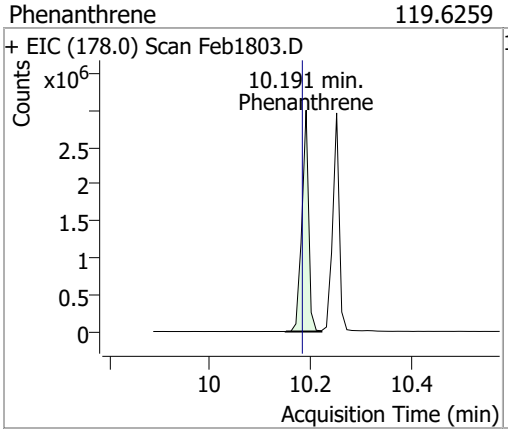

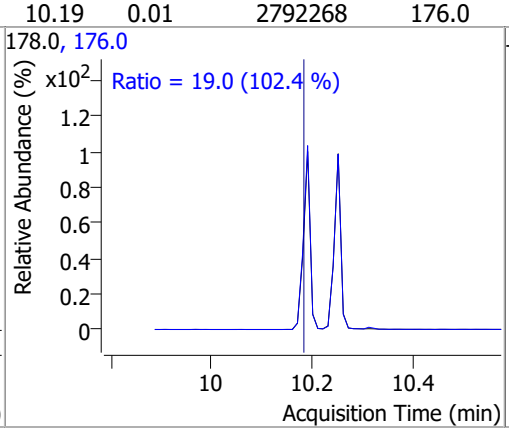

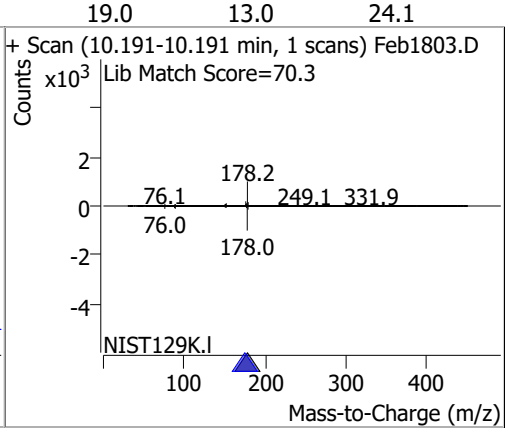

Compound	Conc.	RT	Dev(Min)	Resp.	QIon	QRatio	Lower	Upper
Anthracene	119.3027	10.25	0.00	2712966 (m)	176.0	18.1	12.9	23.9

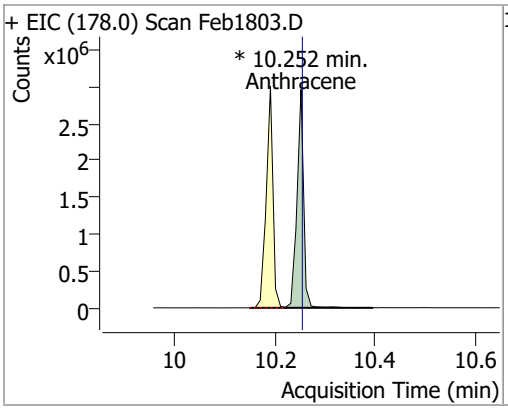

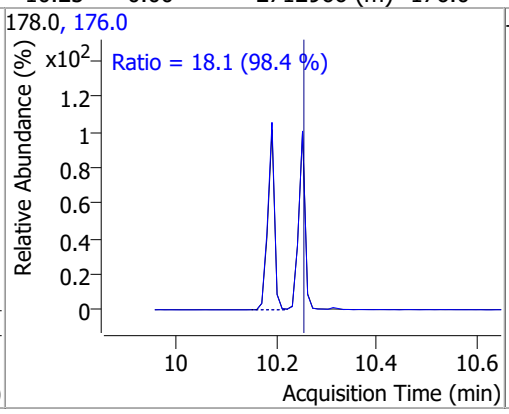

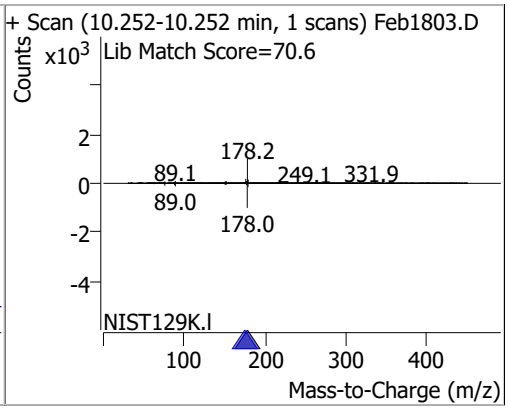

Compound	Conc.	RT	Dev(Min)	Resp.	QIon	QRatio	Lower	Upper
Triallate	120.4325	10.31	0.00	696512	268.0	24.8	16.9	31.4
					143.0	23.0	15.8	29.3

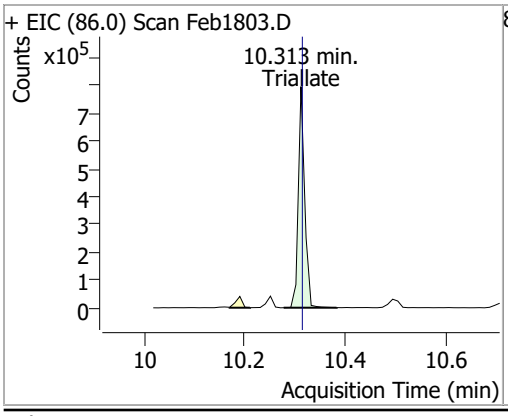

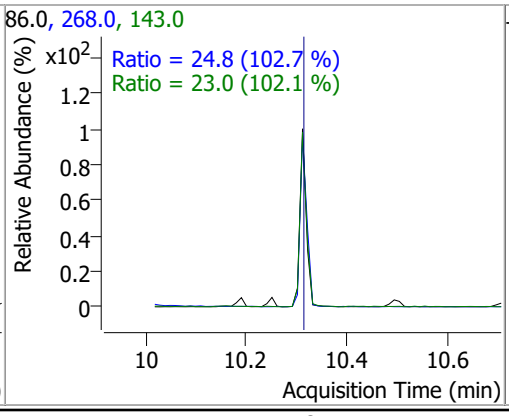

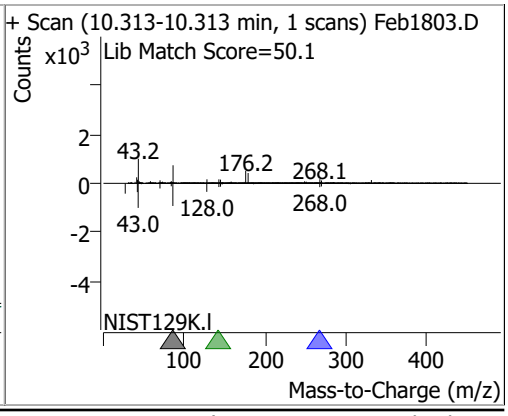

Compound	Conc.	RT	Dev(Min)	Resp.	QIon	QRatio	Lower	Upper
Carbazole	120.4732	10.50	0.00	2794889	139.0	13.6	9.0	16.7

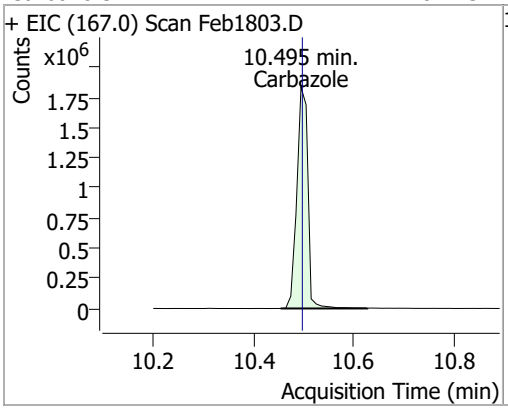

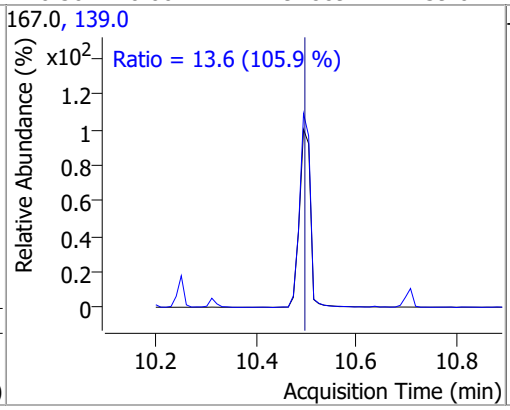

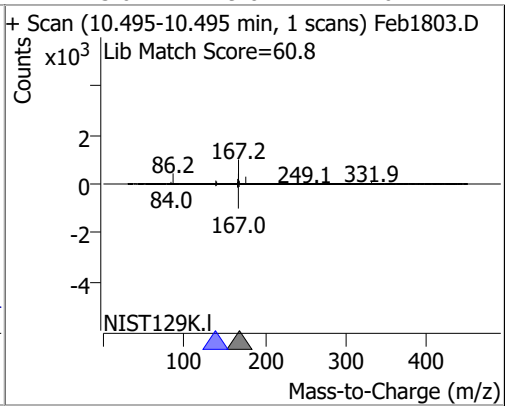

Compound	Conc.	RT	Dev(Min)	Resp.	QIon	QRatio	Lower	Upper
o-Terphenyl	125.0935	10.71	0.01	1579903	229.0	63.7	45.4	84.3
					215.0	37.7	25.9	48.1

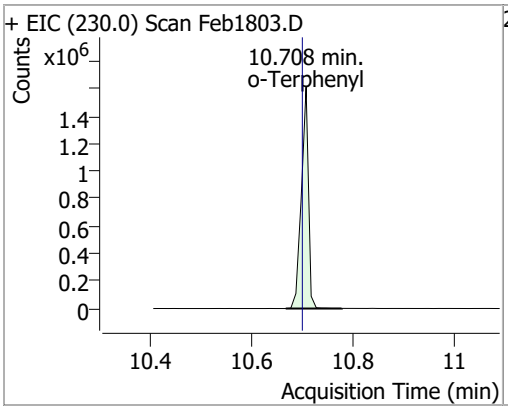

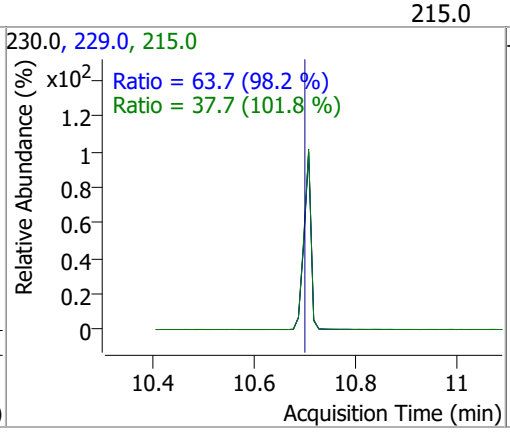

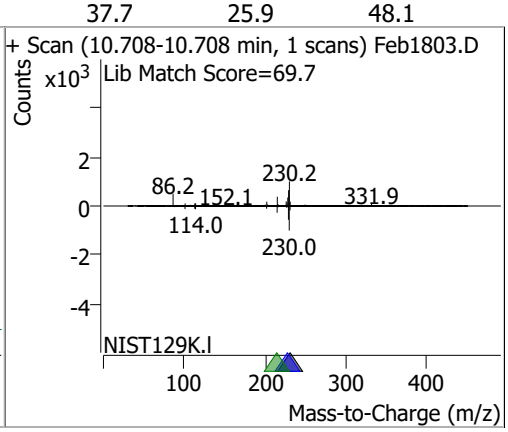

Compound	Conc.	RT	Dev(Min)	Resp.	QIon	QRatio	Lower	Upper
Di-n-Butylphthalate	121.0143	11.08	0.00	2864235	150.0	9.1	6.3	11.8
					104.0	6.2	4.5	8.3

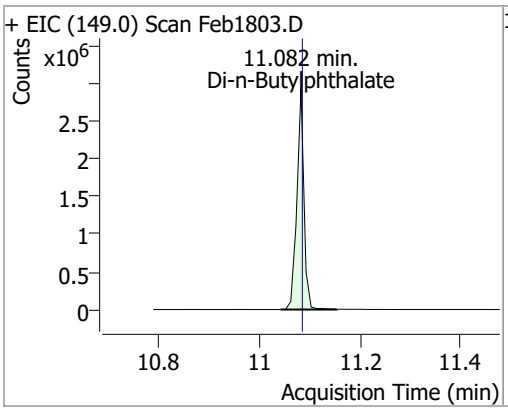

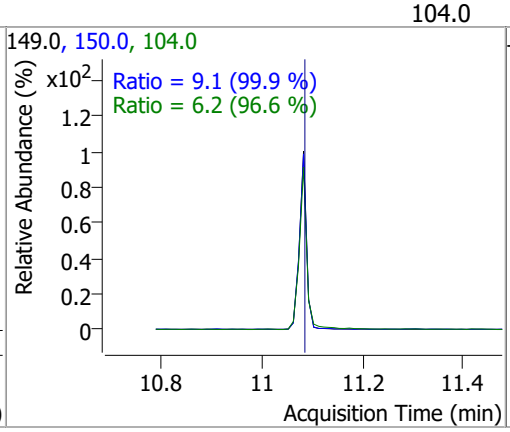

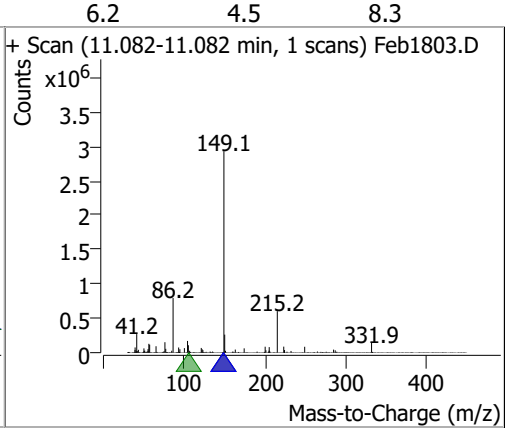

Compound	Conc.	RT	Dev(Min)	Resp.	QIon	QRatio	Lower	Upper
Fluoranthene	120.7096	11.96	0.01	2925734	101.0	13.1	9.4	17.4

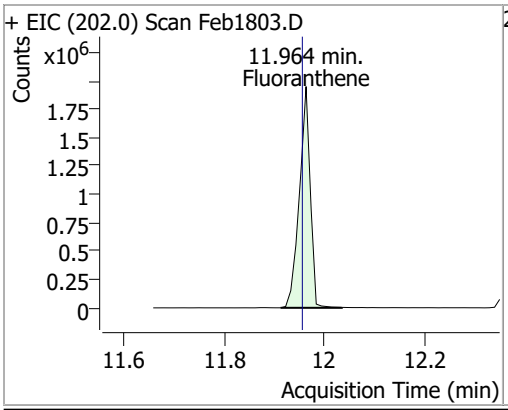

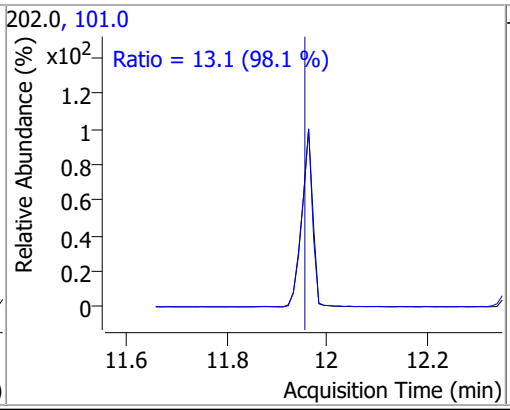

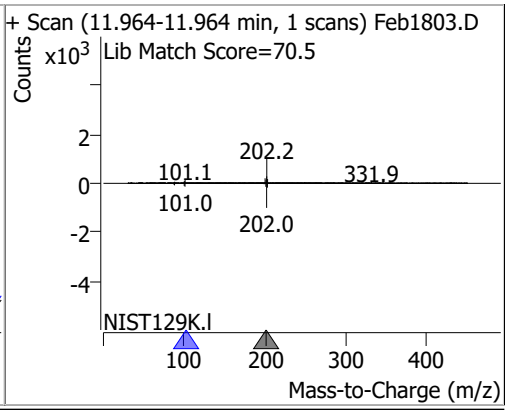

Compound	Conc.	RT	Dev(Min)	Resp.	QIon	QRatio	Lower	Upper
Benzidine	114.7160	12.35	0.00	925246	183.0	12.1	8.3	15.4
					92.0	8.4	5.8	10.8

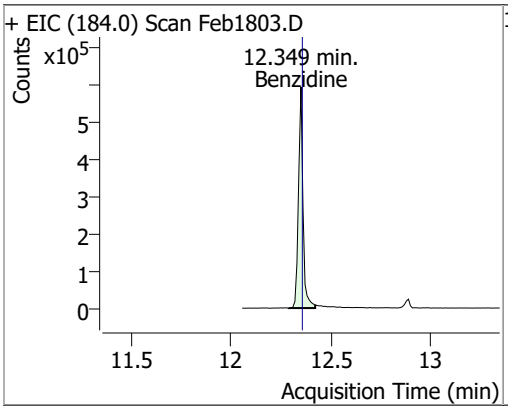

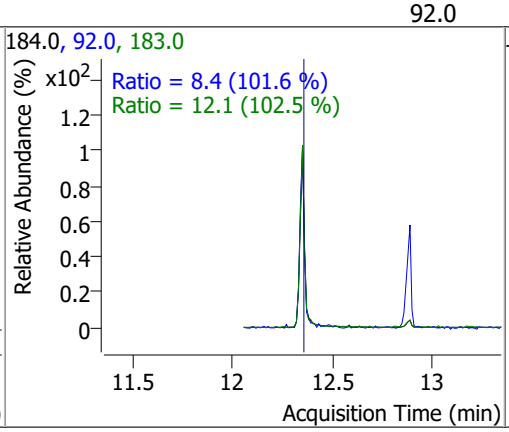

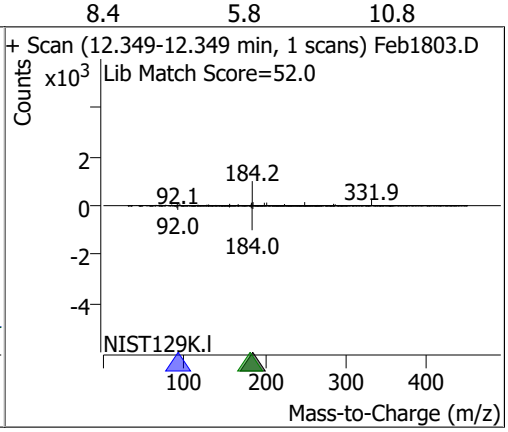

Compound	Conc.	RT	Dev(Min)	Resp.	QIon	QRatio	Lower	Upper
Pyrene	118.6872	12.39	0.01	3111401	101.0	16.2	11.1	20.6

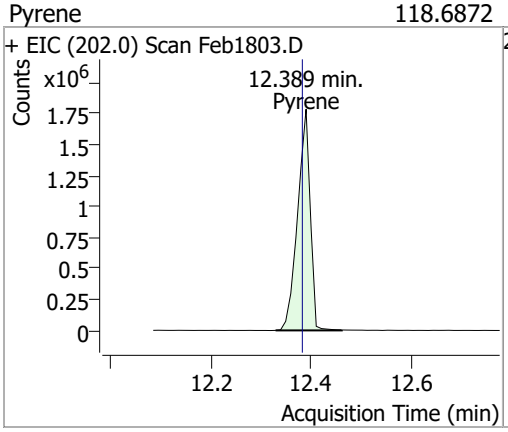

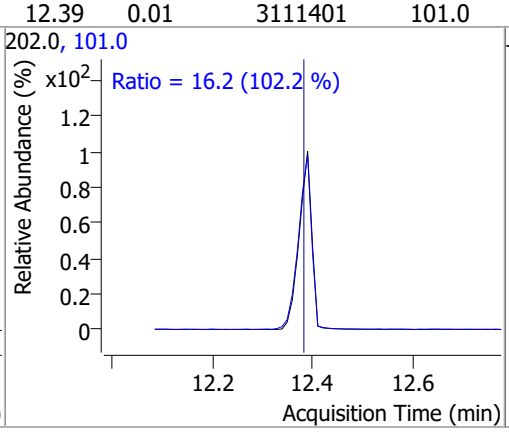

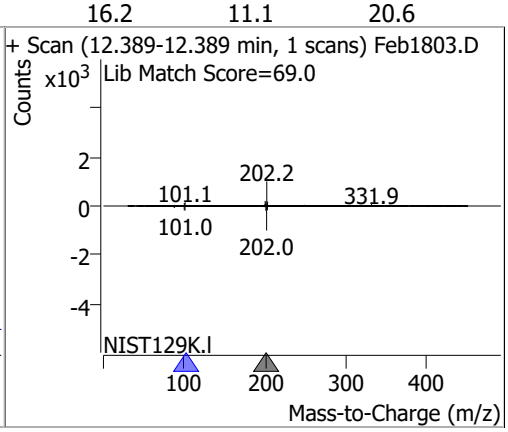

Compound	Conc.	RT	Dev(Min)	Resp.	QIon	QRatio	Lower	Upper
Terphenyl-d14	120.3656	12.89	0.01	2133936	122.0	14.0	10.1	18.7

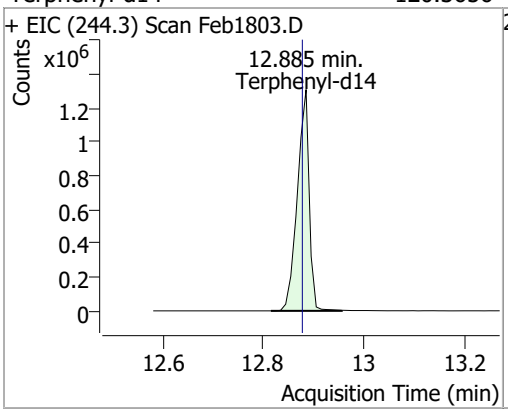

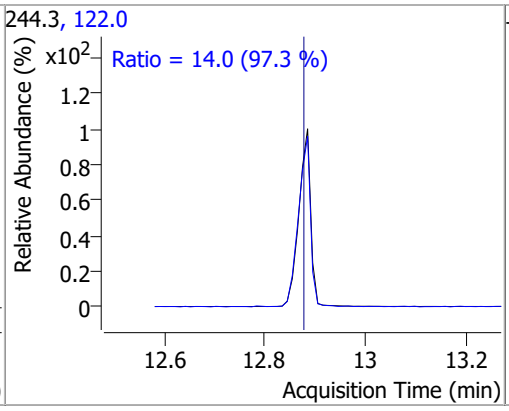

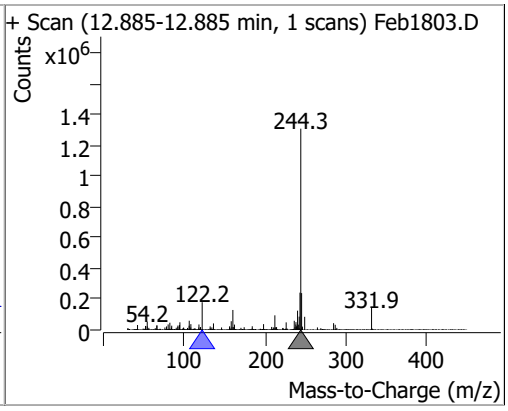

Compound	Conc.	RT	Dev(Min)	Resp.	QIon	QRatio	Lower	Upper
Butylbenzylphthalate	123.2154	14.33	0.01	1038779	91.0	78.8	59.6	110.6
					206.0	18.0	12.2	22.7

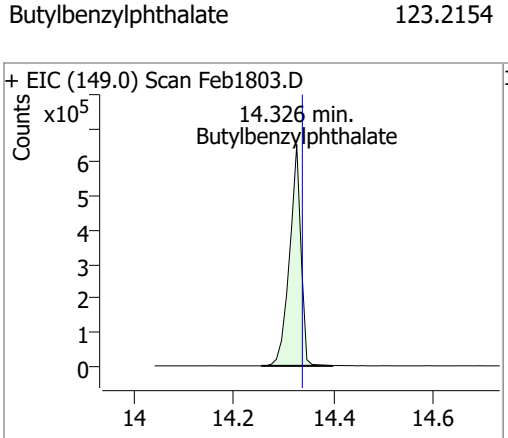

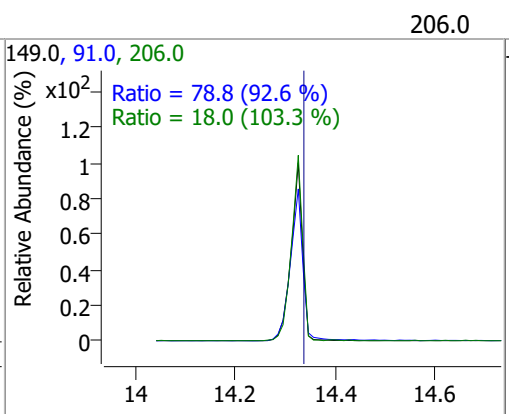

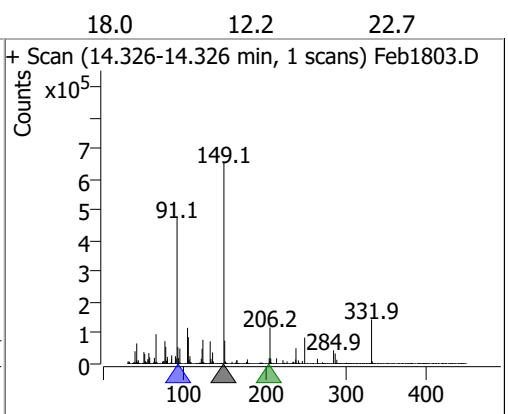

Compound	Conc.	RT	Dev(Min)	Resp.	QIon	QRatio	Lower	Upper
Benzo(a)Anthracene	123.9899	15.53	0.02	2429458	226.0	26.5	18.8	34.9
					229.0	20.6	14.7	27.4

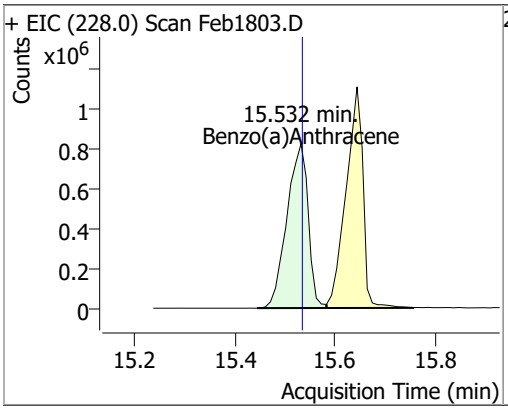

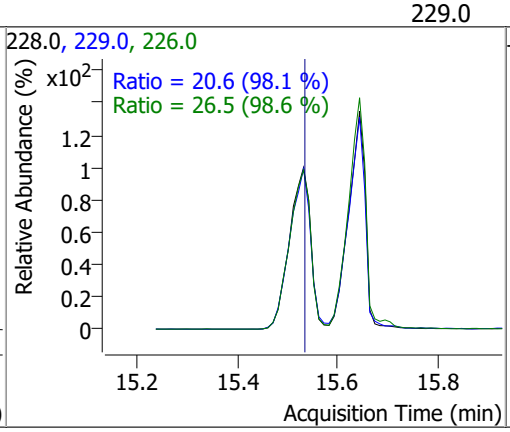

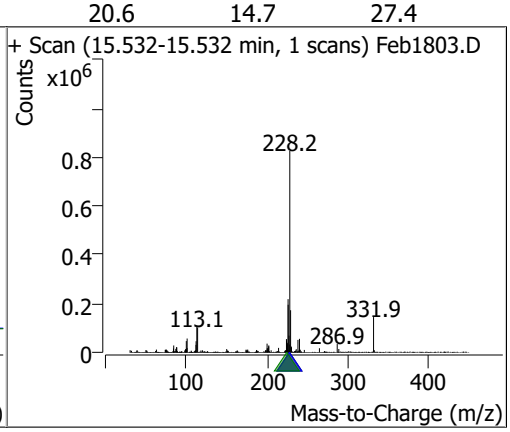

Compound	Conc.	RT	Dev(Min)	Resp.	QIon	QRatio	Lower	Upper
Chrysene	122.2787	15.64	0.02	2630114	226.0	29.5	19.9	36.9
					229.0	20.5	13.8	25.6

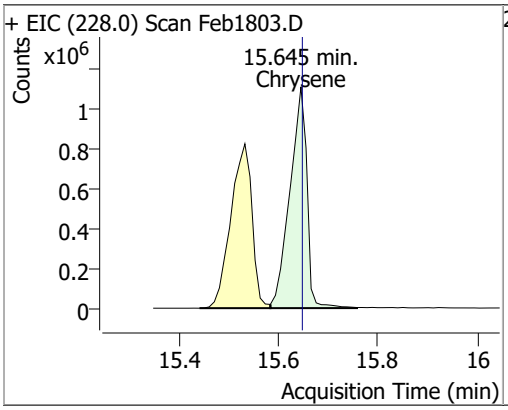

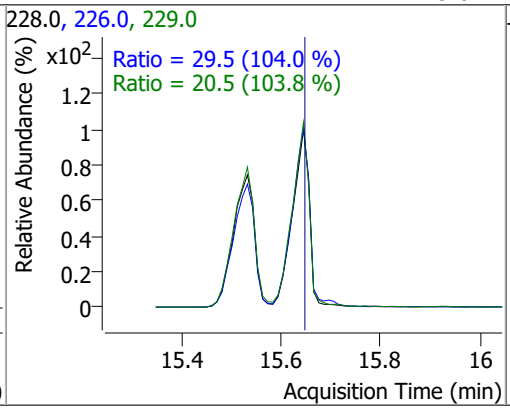

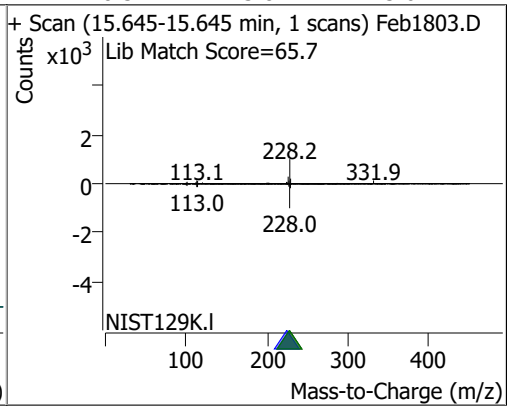

Compound	Conc.	RT	Dev(Min)	Resp.	QIon	QRatio	Lower	Upper
3,3-Dichlorobenzidine	123.4767	15.70	0.01	921207	254.0	64.2	44.9	83.4

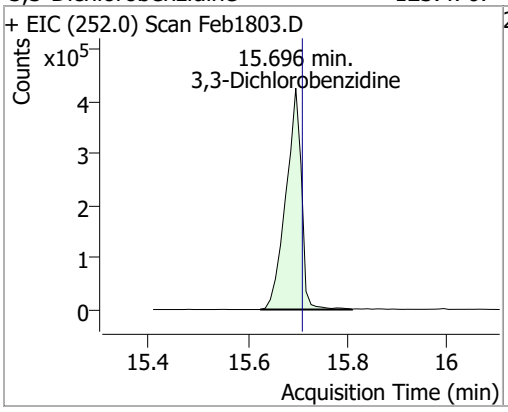

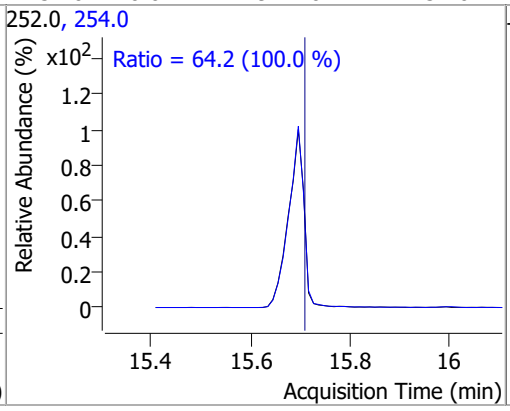

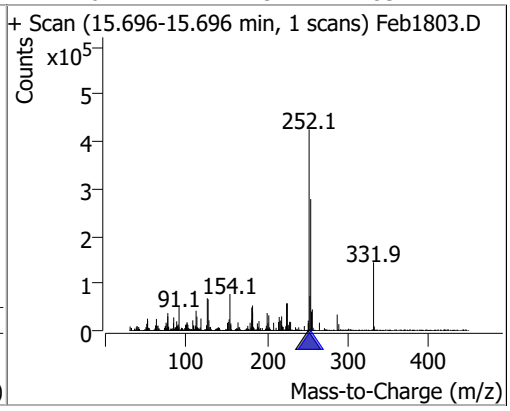

Compound	Conc.	RT	Dev(Min)	Resp.	QIon	QRatio	Lower	Upper
bis(2-ethylhexyl)Phthalate	124.1299	16.38	0.01	364319	149.0	385.2	273.6	508.0
					279.0	15.8	10.5	19.5

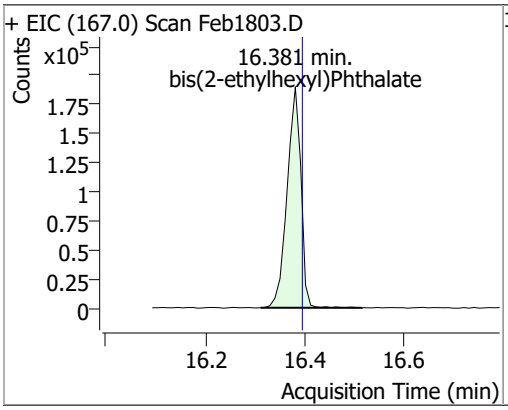

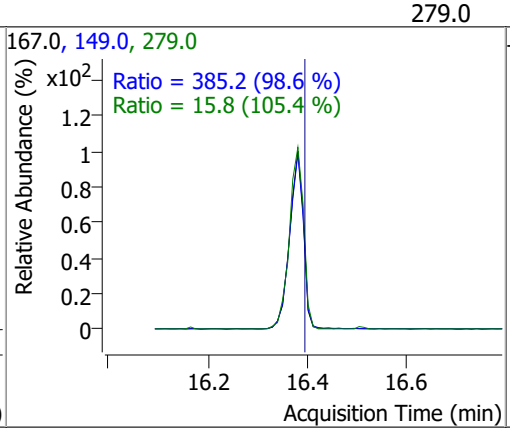

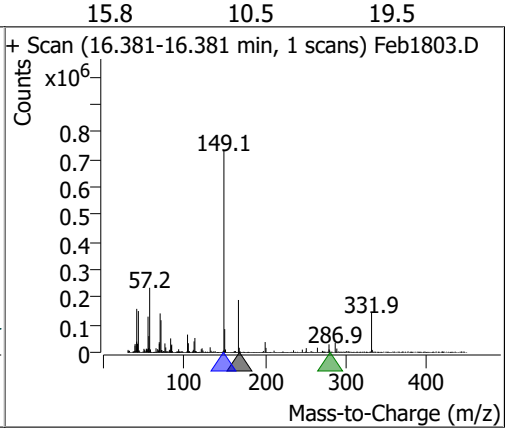

Compound	Conc.	RT	Dev(Min)	Resp.	QIon	QRatio	Lower	Upper
Di-n-octyl Phthalate	121.1100	18.14	0.01	2494942	150.0	9.5	7.0	13.0

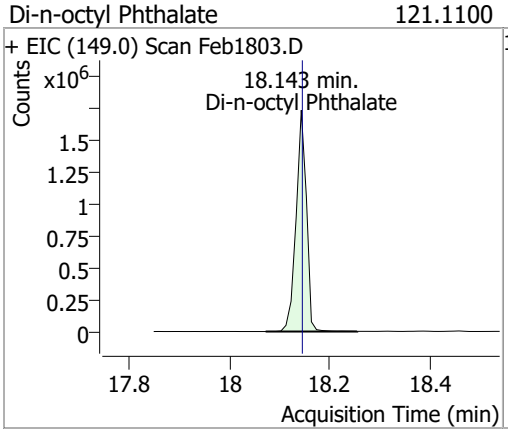

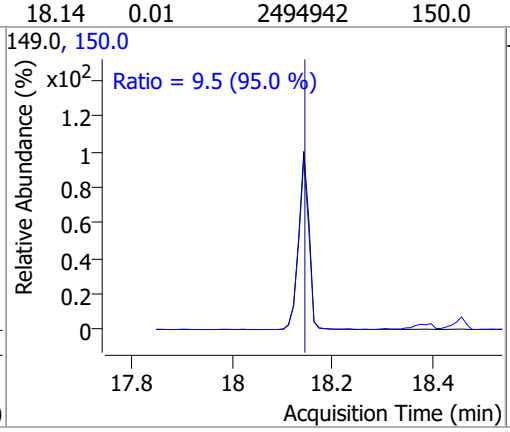

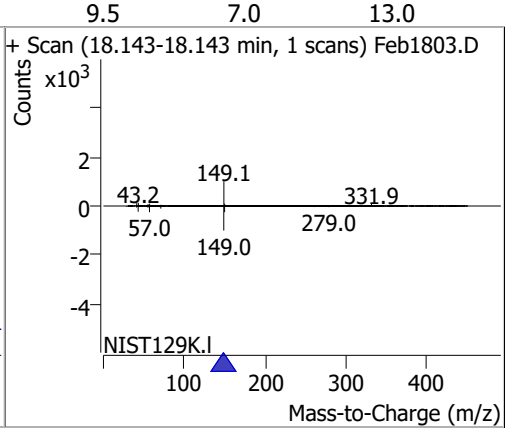

Compound	Conc.	RT	Dev(Min)	Resp.	QIon	QRatio	Lower	Upper
Benzo(b)fluoranthene	120.7133	18.39	0.01	2384843	253.0	22.3	15.6	29.0

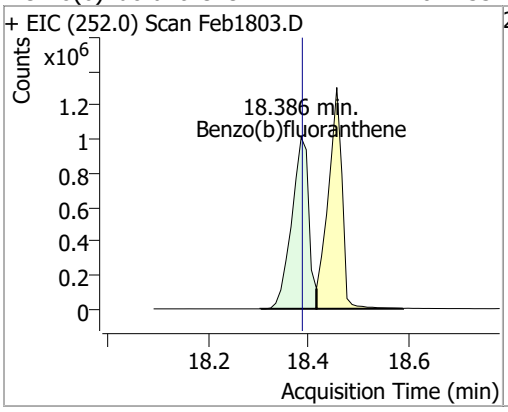

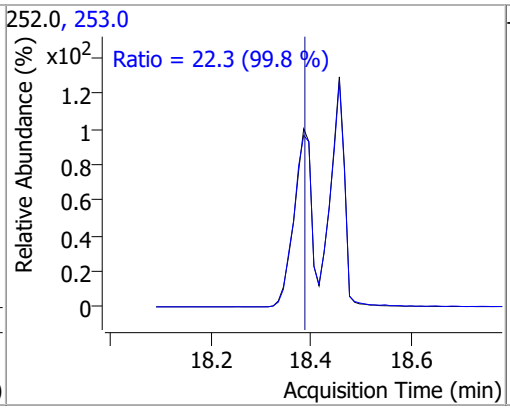

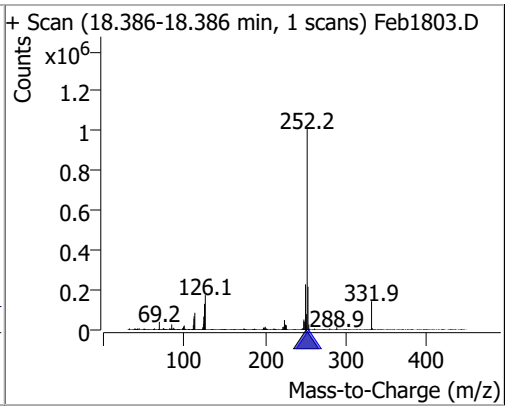

Compound	Conc.	RT	Dev(Min)	Resp.	QIon	QRatio	Lower	Upper
Benzo(k)fluoranthene	117.5947	18.46	0.01	2491030	253.0	22.1	15.4	28.6

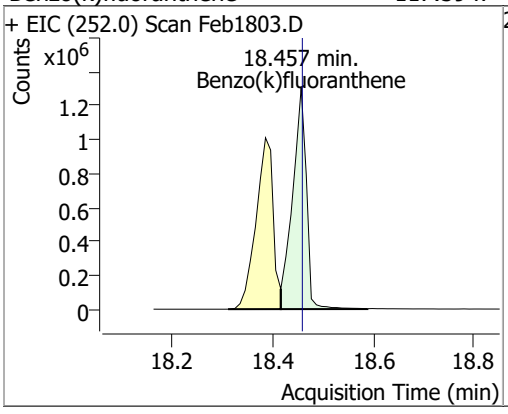

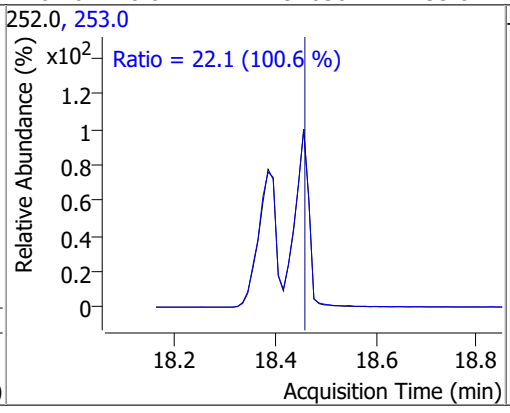

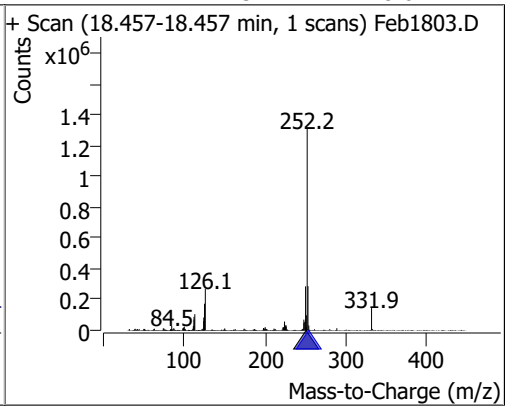

Compound	Conc.	RT	Dev(Min)	Resp.	QIon	QRatio	Lower	Upper
Benzo(a)pyrene	122.2376	18.99	0.01	2323286	253.0	22.3	15.1	28.0

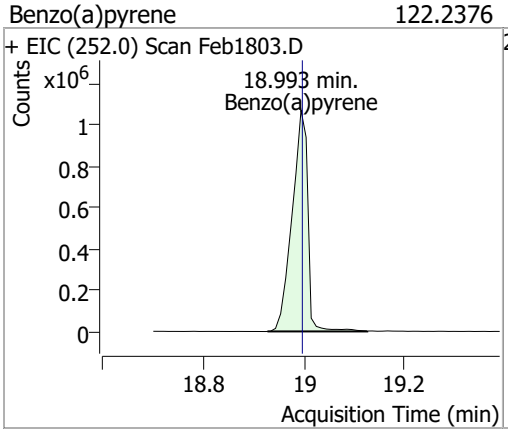

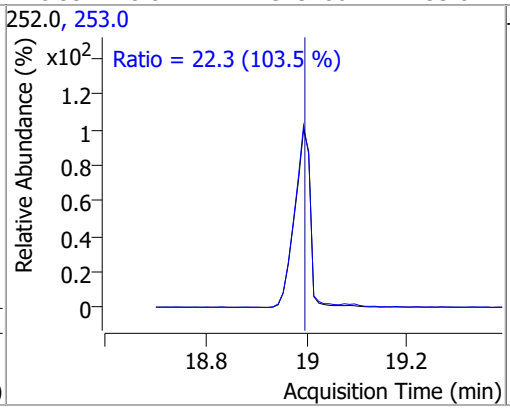

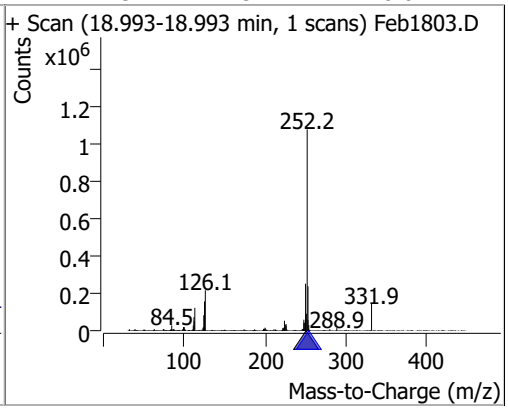

Compound	Conc.	RT	Dev(Min)	Resp.	QIon	QRatio	Lower	Upper
Indeno(1,2,3-c,d)pyrene	119.1149	20.77	0.01	1895312	138.0	29.8	20.7	38.5

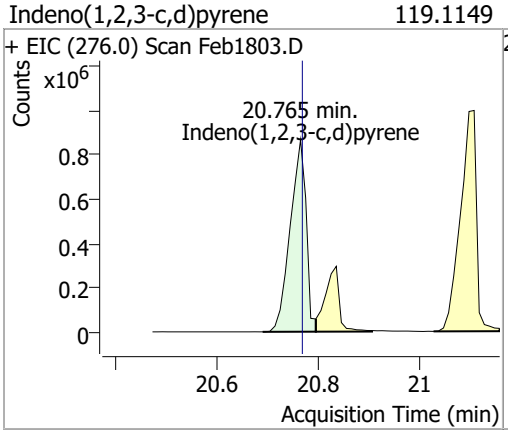

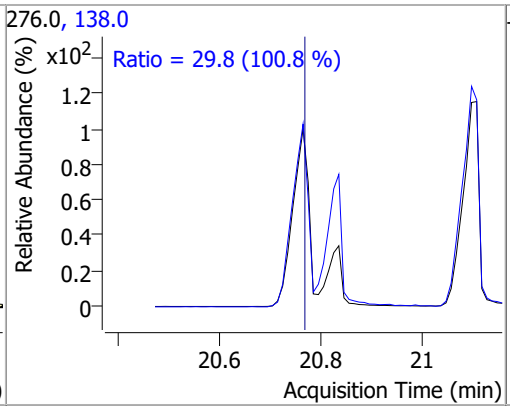

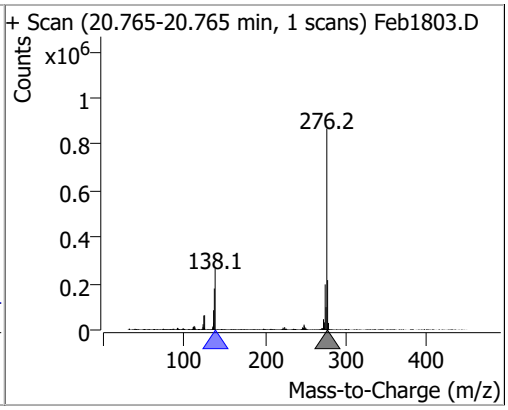

Compound	Conc.	RT	Dev(Min)	Resp.	QIon	QRatio	Lower	Upper
Dibenzo(a,h)anthracene	122.7774	20.84	0.02	2141448	139.0	23.8	17.6	32.7
					279.0	24.4	16.9	31.3

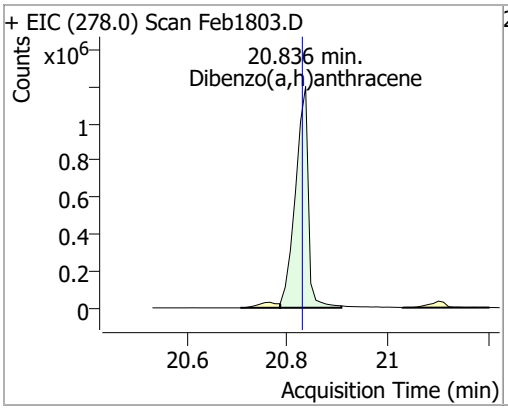

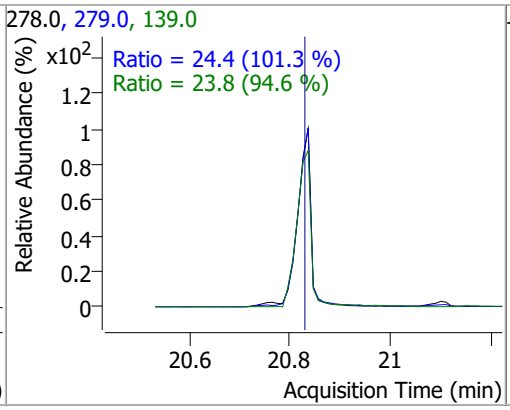

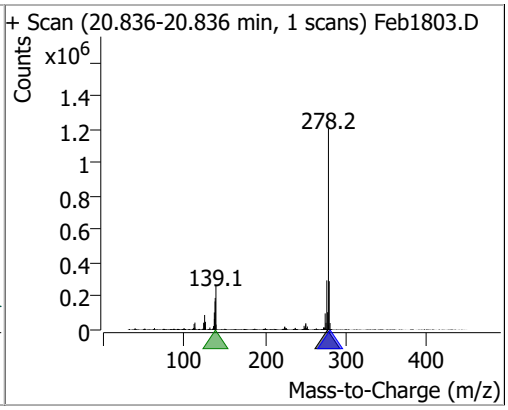

Compound	Conc.	RT	Dev(Min)	Resp.	QIon	QRatio	Lower	Upper
Benzo(g,h,i)perylene	120.9102	21.11	0.02	2227367	138.0	32.7	23.1	42.9
					277.0	24.1	16.3	30.2

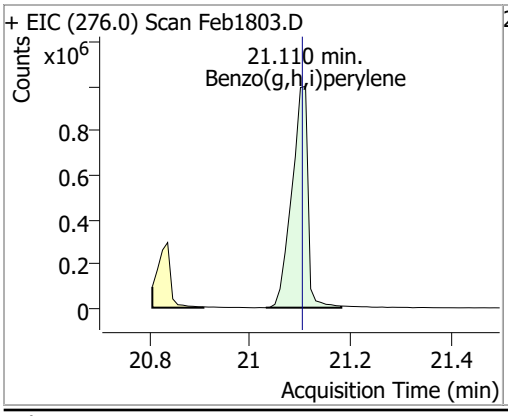

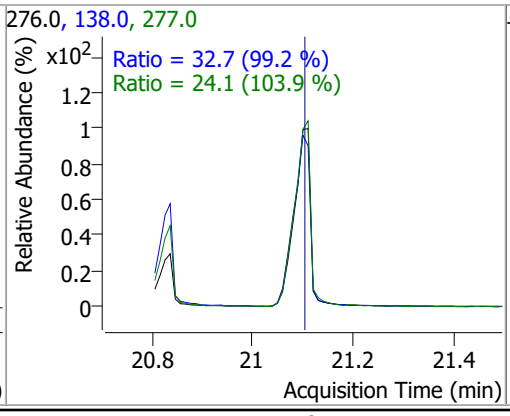

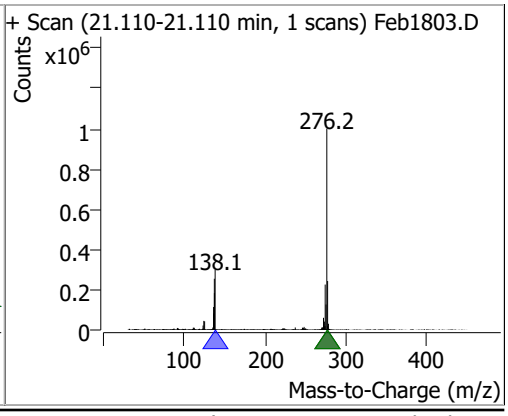

Quantitation Results Report (QT Reviewed)

Data File	Feb1804.D	Operator	LIMS import
Acq. Method	BNA+SIM.M	Acq. Date-Time	2/19/2022 9:25:44 AM
Sample Name	18-Feb-22_CAL_5	Instrument	Instrument #1
Vial	4	Multiplier	1.00
DA Method File		Comment	SVOC-8270-W-LARGO
Tune File	dftppdsm.u	Tune Date	2/18/2022 9:25:00 PM
Batch Name	021822 DoD BNA cal.batch.bin	Last Calib Update	2/19/2022 1:06:17 PM
Ref Library	D:\Org\Library\NIST129K.l		

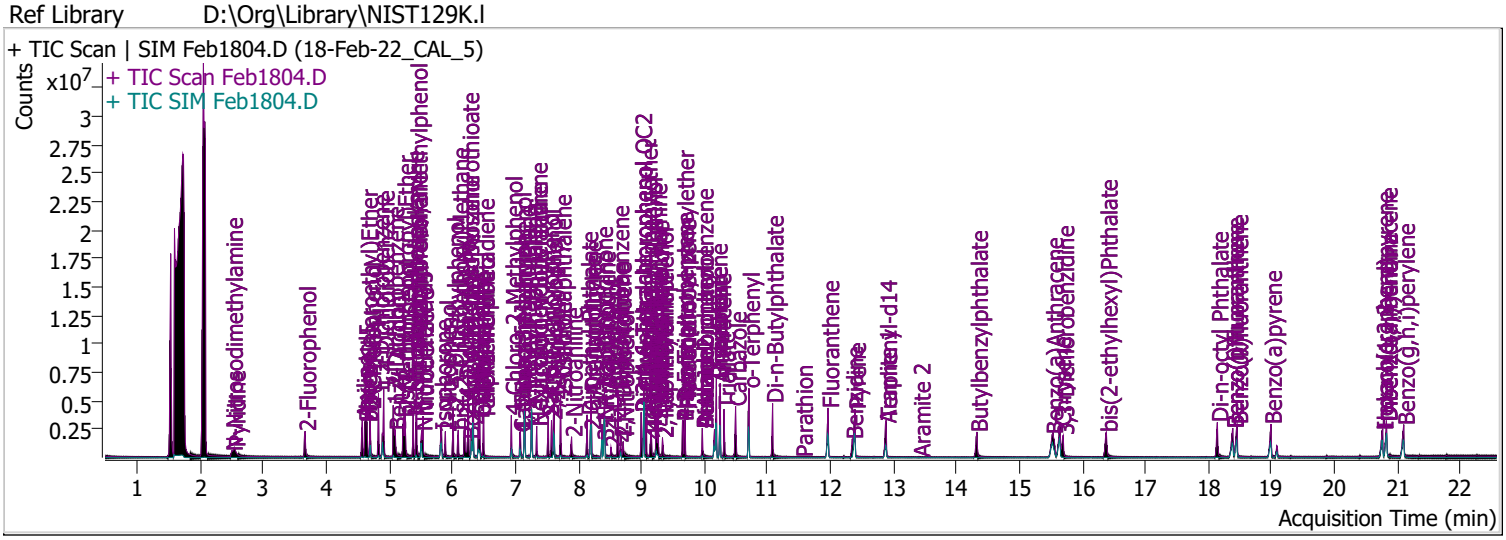

Compound	RT	QIon	Resp.	Conc.	Units		Dev(Min)
Internal Standards							
System Monitoring Compounds							
S 2-Fluorophenol	3.664	112.0	918079	103.4792	µg/L		0.010
Spiked Amount: 200.000	Range: 10.0 - 75.0%			Recovery = 51.74%			
S Phenol-d5	4.613	99.0	1136511	101.5435	µg/L	m	0.000
Spiked Amount: 200.000	Range: 10.0 - 65.0%			Recovery = 50.77%			
S Nitrobenzene-d5	5.512	82.0	649013	102.5700	µg/L		0.010
Spiked Amount: 100.000	Range: 32.0 - 94.0%			Recovery = 102.57%		*	
S 2-Fluorobiphenyl	7.615	172.0	1829747	106.1193	µg/L		0.010
Spiked Amount: 100.000	Range: 28.0 - 107.0%			Recovery = 106.12%			
S 2,4,6-Tribromophenol	9.336	329.8	152661	102.0254	µg/L		0.000
Spiked Amount: 200.000	Range: 25.0 - 140.0%			Recovery = 51.01%			
S Terphenyl-d14	12.885	244.3	1793874	100.6508	µg/L		0.010
Spiked Amount: 100.000	Range: 32.0 - 122.0%			Recovery = 100.65%			
Target Compounds							**QValue**
T N-Nitrosodimethylamine	2.499	74.0	296474	105.9360	µg/L		90
T Pyridine	2.540	79.0	702486	102.8459	µg/L		100
T Aniline	4.573	93.0	1636257	103.4379	µg/L		98
T Phenol	4.634	94.0	1261120	100.5482	µg/L		98
T bis(-2-Chloroethyl)Ether	4.644	63.0	847990	100.8038	µg/L		99
T 2-Chlorophenol	4.695	128.0	1016794	103.2600	µg/L		100
T 1,3-Dichlorobenzene	4.828	146.0	1267074	101.7787	µg/L	m	99
T 1,4-Dichlorobenzene	4.910	146.0	1270219	102.7626	µg/L	m	98
T 1,2-Dichlorobenzene	5.063	146.0	1225154	100.9285	µg/L		99
T Benzyl Alcohol	5.093	108.0	549182	103.1727	µg/L	m	97
T bis(2-chloroisopropyl)Ether	5.226	121.0	335267	101.3600	µg/L		98
T 2-Methylphenol	5.247	107.0	896431	103.7891	µg/L		100
T N-nitroso-Di-n-propylamine	5.379	70.0	603850	98.7706	µg/L		99
T 4Methylphenol/3Methylphenol	5.430	107.0	1202844	103.0919	µg/L		100
T Hexachloroethane	5.430	117.0	396362	102.7056	µg/L		98

Compound	RT	QIon	Resp.	Conc.	Units		Dev(Min)
T Nitrobenzene	5.533	123.1	341039	110.5848	µg/L		97
T Isophorone	5.818	82.0	1526319	101.0151	µg/L		99
T 2-Nitrophenol	5.890	139.0	366947	103.6254	µg/L		98
T 2,4-Dimethylphenol	6.013	122.0	752268	109.8715	µg/L		97
T bis(-2-Chloroethoxy)Methane	6.095	93.0	893144	100.6447	µg/L		97
T 2,4-Dichlorophenol	6.198	162.0	688712	102.4517	µg/L		96
T Benzoic Acid	6.260	105.0	365591	96.0972	µg/L	#	89
T 1,2,4-Trichlorobenzene	6.249	180.0	795894	101.6643	µg/L		99
T Naphthalene	6.331	128.0	2385769	103.3531	µg/L		99
T 4-Chlorophenol	6.414	130.0	254245	101.0255	µg/L		91
T p-Chloroaniline	6.434	127.0	893838	97.2096	µg/L		95
T Hexachlorobutadiene	6.496	224.9	432772	103.4520	µg/L		97
T 4-Chloro-2-Methylphenol	6.937	107.0	635015	103.7577	µg/L	m	96
T 4-Chloro-3-Methylphenol	7.081	107.0	646645	99.9334	µg/L	m	98
T 2-Methylnaphthalene	7.153	141.0	1357670	99.7838	µg/L		98
T 1-Methylnaphthalene	7.256	141.0	1279557	97.0856	µg/L	m	98
T Hexachlorocyclopentadiene	7.338	236.9	260879	105.4390	µg/L		100
T 2,4,6-Trichlorophenol	7.523	196.0	467130	108.6677	µg/L	m	96
T 2,4,5-Trichlorophenol	7.574	196.0	481776	100.8451	µg/L	m	95
T 2-Chloronaphthalene	7.718	162.0	1444367	99.9274	µg/L		98
T 2-Nitroaniline	7.892	65.0	286563	109.6150	µg/L		97
T Dimethyl Phthalate	8.139	163.0	1483564	100.1141	µg/L		96
T 2,6-Dinitrotoluene	8.190	165.0	197597	98.5084	µg/L		94
T Acenaphthylene	8.200	152.1	2278175	98.7406	µg/L		98
T 3-Nitroaniline	8.395	138.0	233884	100.9236	µg/L		99
T Acenaphthene	8.415	154.0	1278423	97.8035	µg/L		99
T 2,4-Dinitrophenol	8.517	184.0	112195	103.5995	µg/L		96
T Dibenzofuran	8.630	168.0	2138324	101.0591	µg/L		96
T 2,4-Dinitrotoluene	8.671	165.0	261377	100.9400	µg/L		99
T 4-Nitrophenol	8.712	109.0	258897	102.3911	µg/L		99
T Diethylphthalate	8.998	149.0	1525106	99.0409	µg/L		99
T Fluorene	9.039	166.0	1700560	98.6614	µg/L		99
T 4-Chlorophenyl-phenylether	9.080	204.0	840611	105.9893	µg/L		99
T 4-Nitroaniline	9.152	138.0	289316	112.8801	µg/L		99
T 4,6-Dinitro-2-methylphenol	9.162	198.0	167223	104.4162	µg/L		98
T N-nitrosodiphenylamine	9.233	169.0	1196082	102.0740	µg/L		100
T Azobenzene	9.264	77.0	1518549	96.5318	µg/L		94
T 4-Bromophenyl-phenylether	9.663	248.0	457731	100.8595	µg/L		95
T Hexachlorobenzene	9.694	283.9	488673	109.2193	µg/L		97
T Pentachlorophenol	9.968	265.9	233937	105.1758	µg/L		96
T Phenanthrene	10.191	178.0	2584992	109.2336	µg/L		99
T Anthracene	10.252	178.0	2471452	108.1091	µg/L	m	100
T Triallate	10.313	86.0	570358	101.0679	µg/L		99
T Carbazole	10.495	167.0	2334657	100.3730	µg/L		98
T o-Terphenyl	10.708	230.0	1358973	106.4761	µg/L		98
T Di-n-Butylphthalate	11.082	149.0	2379296	103.4746	µg/L		99
T Fluoranthene	11.964	202.0	2487478	102.2753	µg/L		100
T Benzidine	12.349	184.0	841681	101.7540	µg/L		99
T Pyrene	12.389	202.0	2716593	102.8837	µg/L		98
T Butylbenzylphthalate	14.326	149.0	817626	102.9690	µg/L		98
T Benzo(a)Anthracene	15.522	228.0	2034255	104.0334	µg/L		99
T Chrysene	15.645	228.0	2211531	102.0757	µg/L		98
T 3,3-Dichlorobenzidine	15.696	252.0	749360	103.7644	µg/L		99
T bis(2-ethylhexyl)Phthalate	16.381	167.0	275164	100.9022	µg/L		98
T Di-n-octyl Phthalate	18.143	149.0	1958854	104.0154	µg/L		100

Compound	RT	QIon	Resp.	Conc.	Units	Dev(Min)
T Benzo(b)fluoranthene	18.386	252.0	1951128	102.0750	µg/L	100
T Benzo(k)fluoranthene	18.457	252.0	2129075	104.8718	µg/L	99
T Benzo(a)pyrene	18.993	252.0	1849719	101.2295	µg/L	98
T Indeno(1,2,3-c,d)pyrene	20.765	276.0	1633072	106.8898	µg/L	98
T Dibenzo(a,h)anthracene	20.826	278.0	1675258	100.1029	µg/L	100
T Benzo(g,h,i)perylene	21.100	276.0	1825037	103.2475	µg/L	99

(#) = Qualifier Out of Range; (m) = Manual Integration; (+) = Area Summed; (*) = Surrogate Percent Recovery Out of Range; (d): Zeroed Peak

Compound	Conc.	RT	Dev(Min)	Resp.	QIon	QRatio	Lower	Upper
N-Nitrosodimethylamine	105.9360	2.50	0.01	296474	42.0	124.0	95.1	176.6

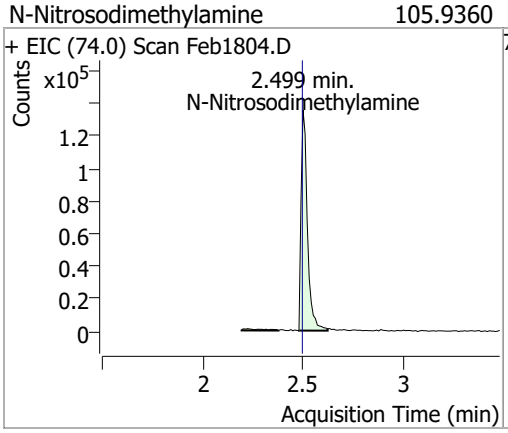

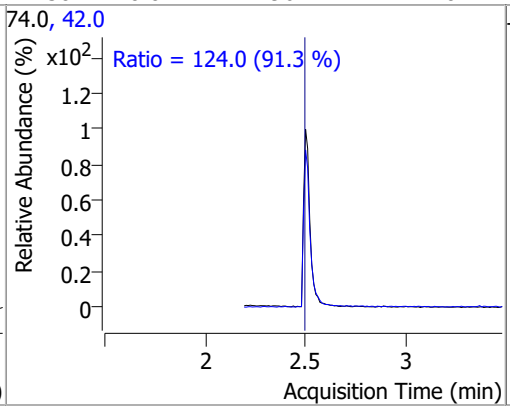

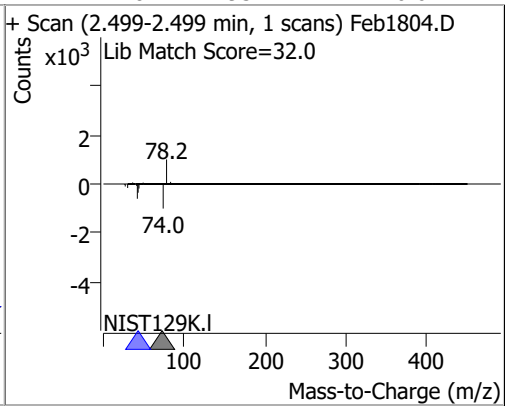

Compound	Conc.	RT	Dev(Min)	Resp.	QIon	QRatio	Lower	Upper
Pyridine	102.8459	2.54	0.01	702486	52.0	82.9	57.9	107.6

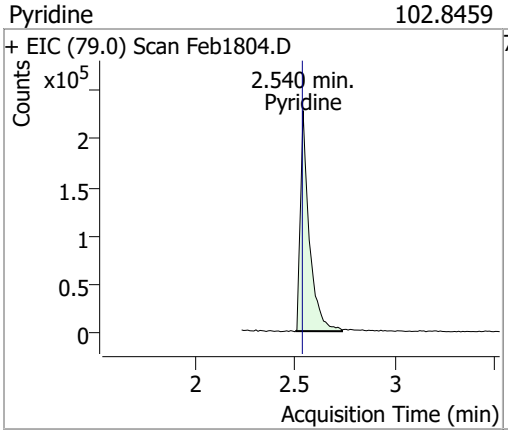

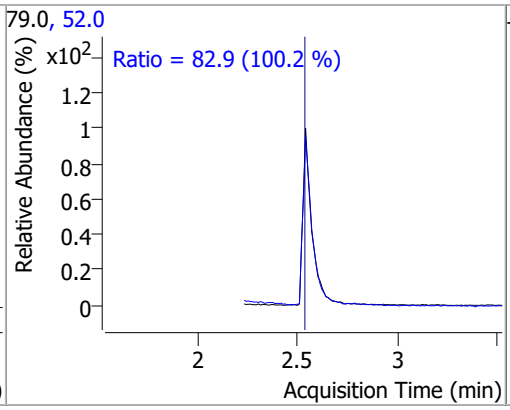

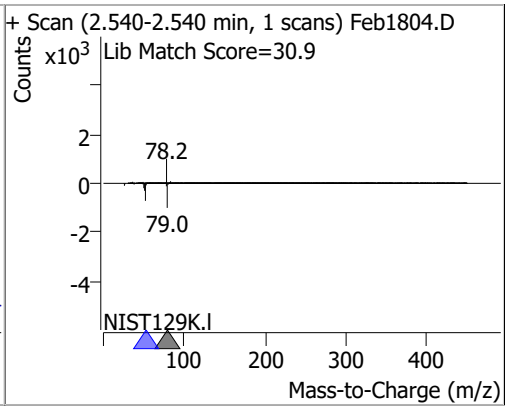

Compound	Conc.	RT	Dev(Min)	Resp.	QIon	QRatio	Lower	Upper
2-Fluorophenol	103.4792	3.66	0.01	918079	64.0	51.2	34.6	64.3
					92.0	20.7	14.2	26.5

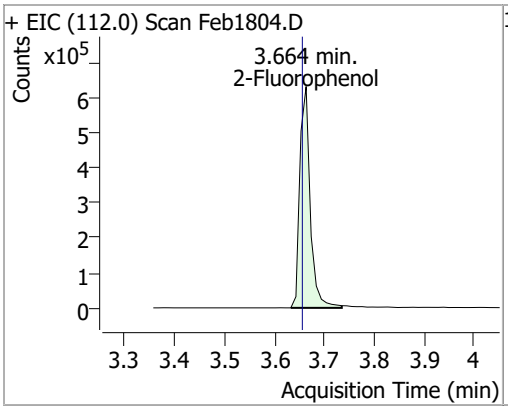

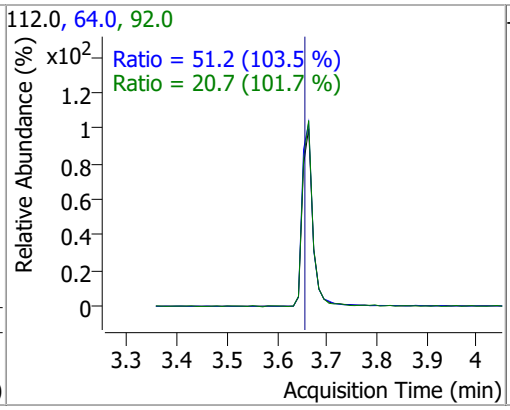

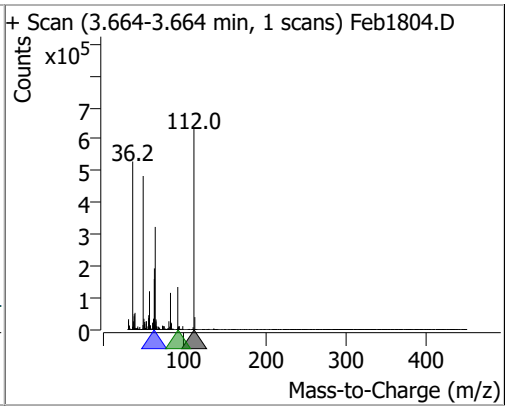

Compound	Conc.	RT	Dev(Min)	Resp.	QIon	QRatio	Lower	Upper
Aniline	103.4379	4.57	0.01	1636257	66.0	35.2	25.7	47.8
					65.0	18.8	13.1	24.4

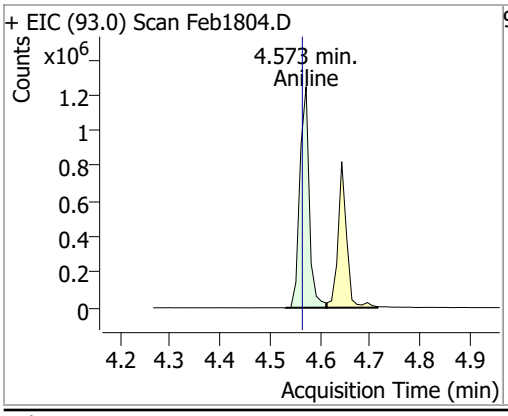

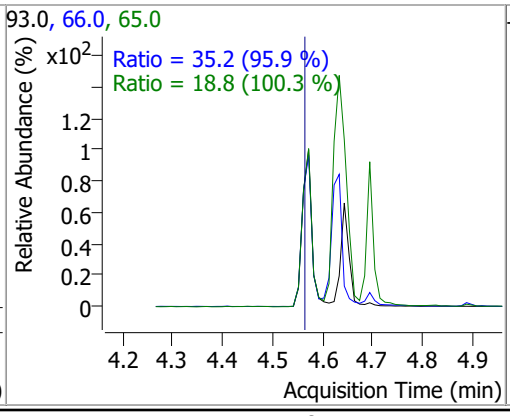

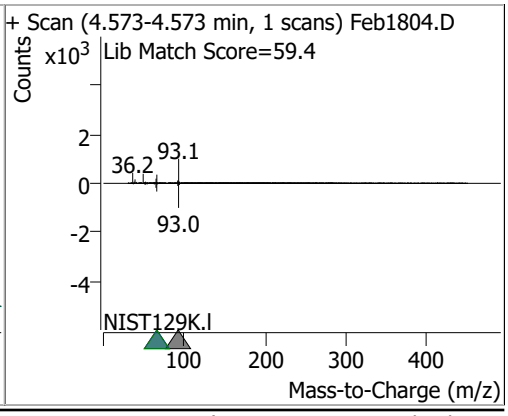

Compound	Conc.	RT	Dev(Min)	Resp.	QIon	QRatio	Lower	Upper
Phenol-d5	101.5435	4.61	0.00	1136511 (m)	71.0	36.0	25.8	47.9

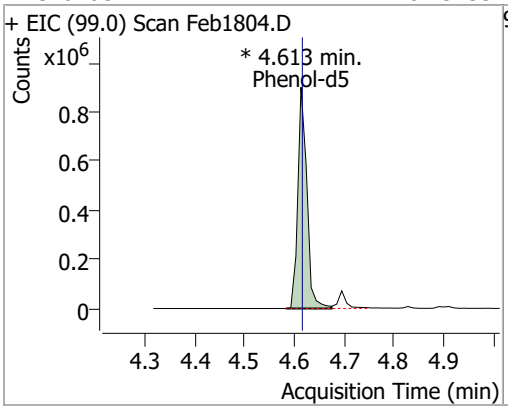

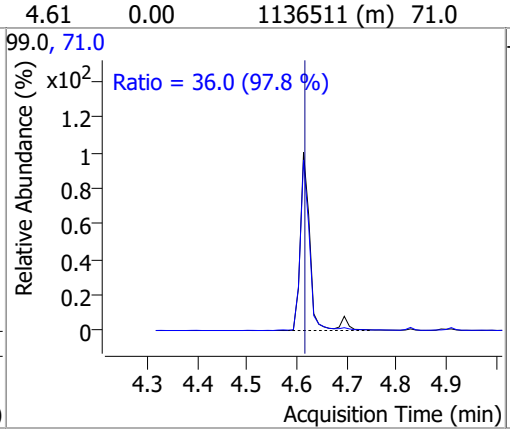

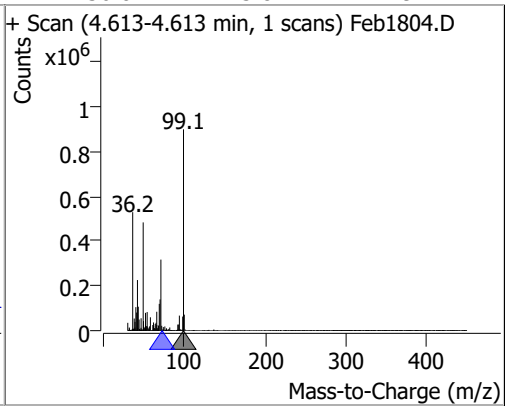

Compound	Conc.	RT	Dev(Min)	Resp.	QIon	QRatio	Lower	Upper
Phenol	100.5482	4.63	0.01	1261120	66.0	46.6	31.7	58.9

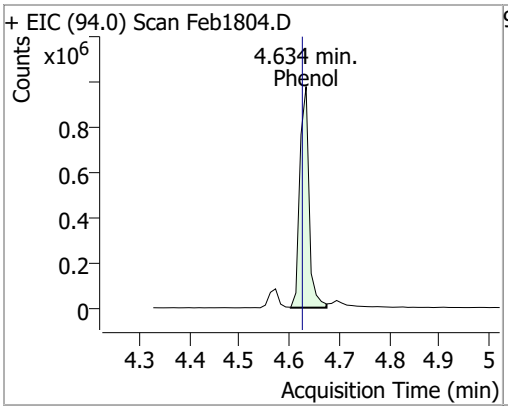

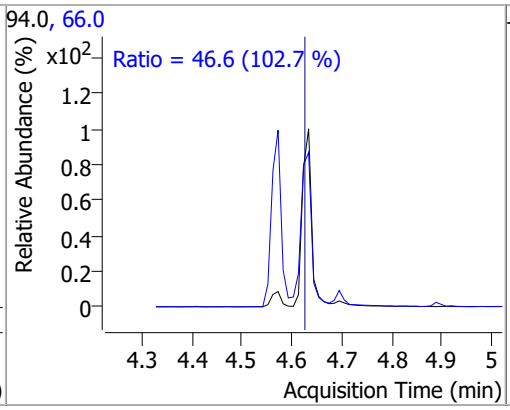

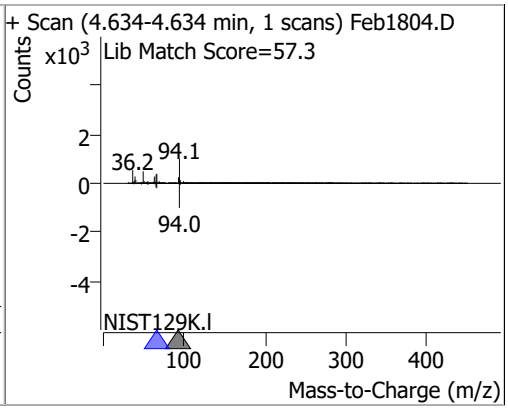

Compound	Conc.	RT	Dev(Min)	Resp.	QIon	QRatio	Lower	Upper
bis(-2-Chloroethyl)Ether	100.8038	4.64	0.00	847990	64.0	10.6	7.6	14.1

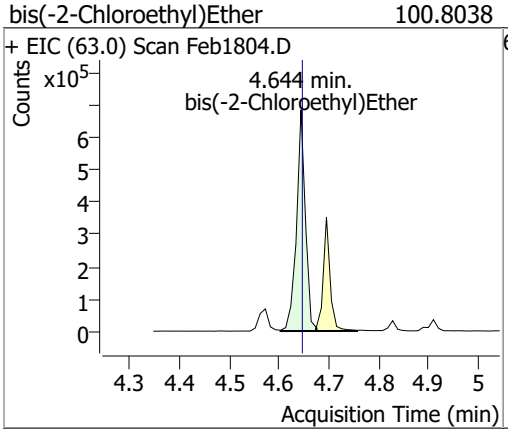

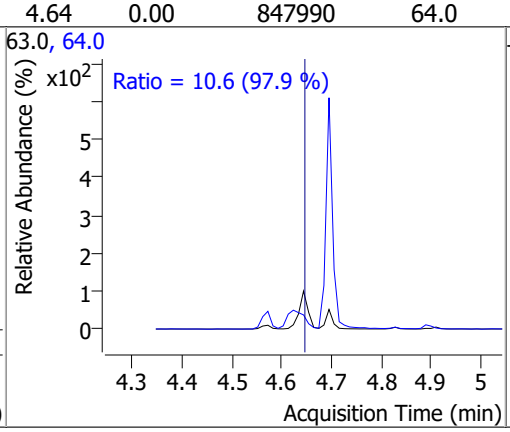

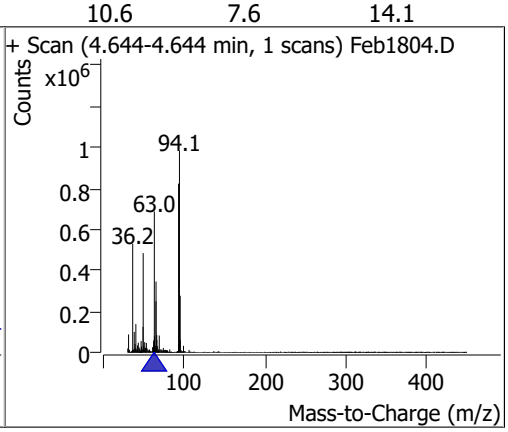

Compound	Conc.	RT	Dev(Min)	Resp.	QIon	QRatio	Lower	Upper
2-Chlorophenol	103.2600	4.70	0.00	1016794	130.0	32.5	22.7	42.2

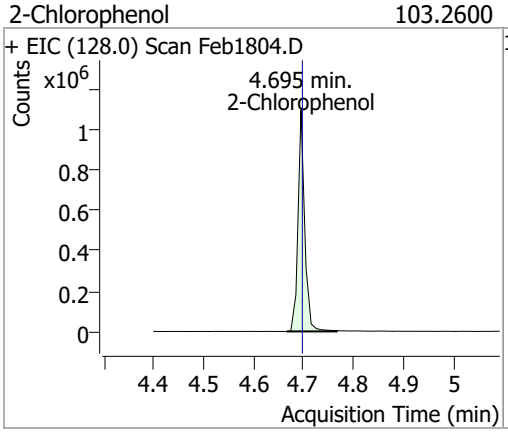

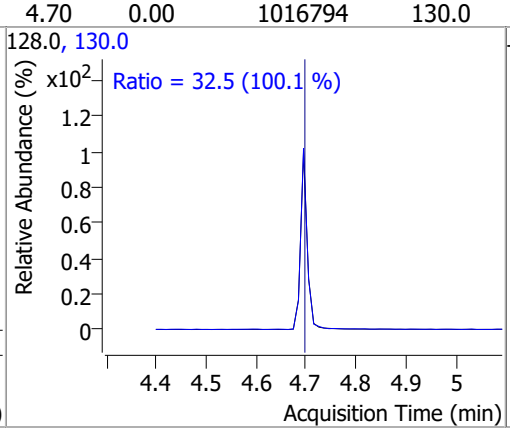

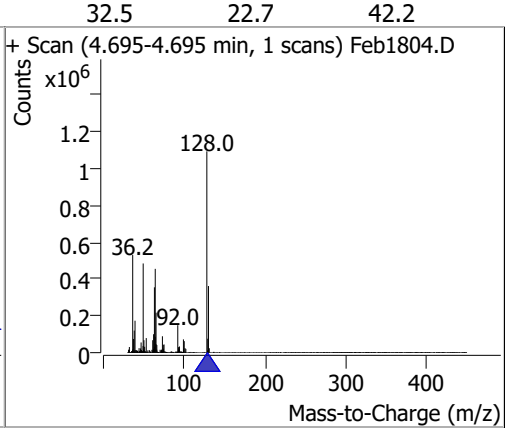

Compound	Conc.	RT	Dev(Min)	Resp.	QIon	QRatio	Lower	Upper
1,3-Dichlorobenzene	101.7787	4.83	0.00	1267074 (m)	148.0	63.5	44.6	82.8
					111.0	37.0	25.3	47.0

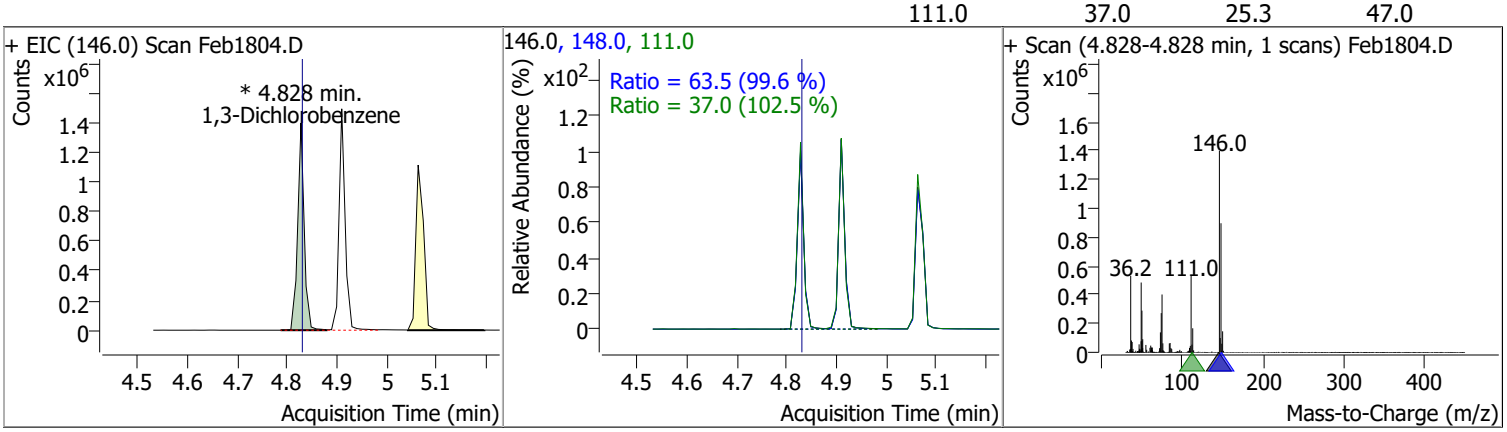

Compound	Conc.	RT	Dev(Min)	Resp.	QIon	QRatio	Lower	Upper
1,4-Dichlorobenzene	102.7626	4.91	0.00	1270219 (m)	148.0	63.5	45.6	84.8
					111.0	36.2	25.2	46.8

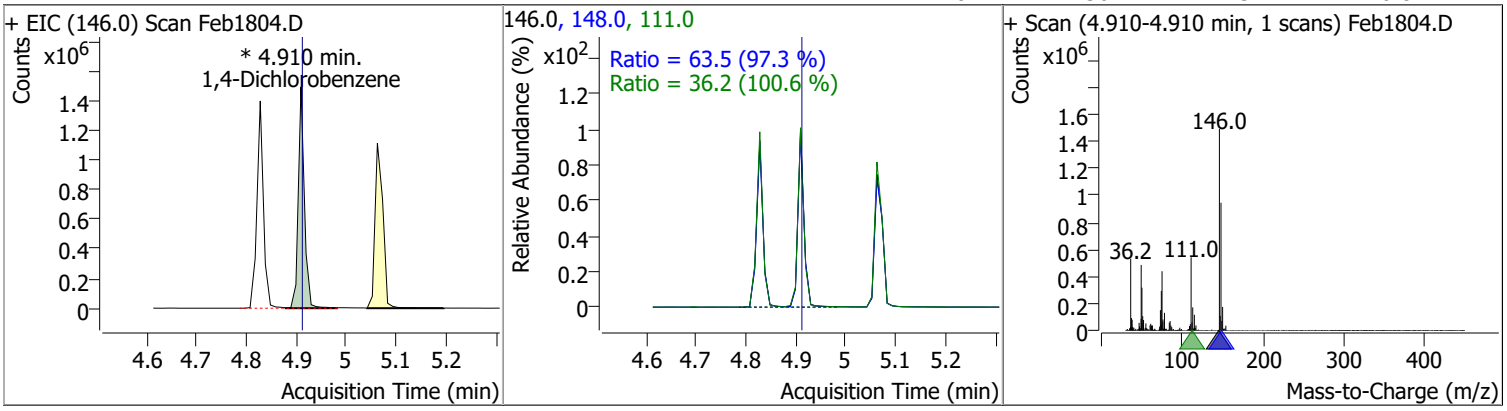

Compound	Conc.	RT	Dev(Min)	Resp.	QIon	QRatio	Lower	Upper
1,2-Dichlorobenzene	100.9285	5.06	0.00	1225154	148.0	63.8	45.1	83.8
					111.0	38.2	26.1	48.5

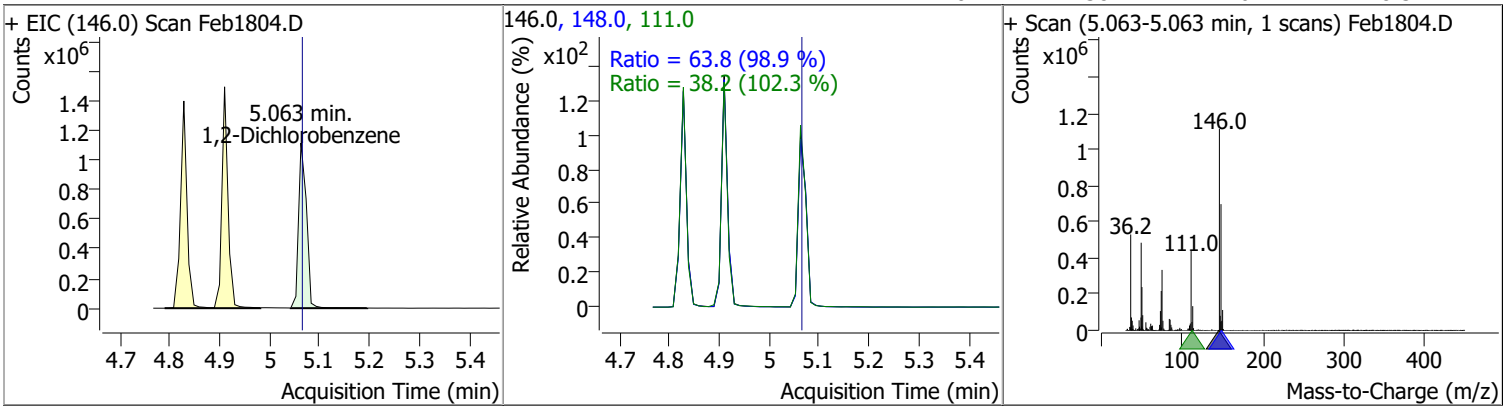

Compound	Conc.	RT	Dev(Min)	Resp.	QIon	QRatio	Lower	Upper
Benzyl Alcohol	103.1727	5.09	0.01	549182 (m)	79.0	115.2	83.5	155.1
					107.0	70.1	49.3	91.6

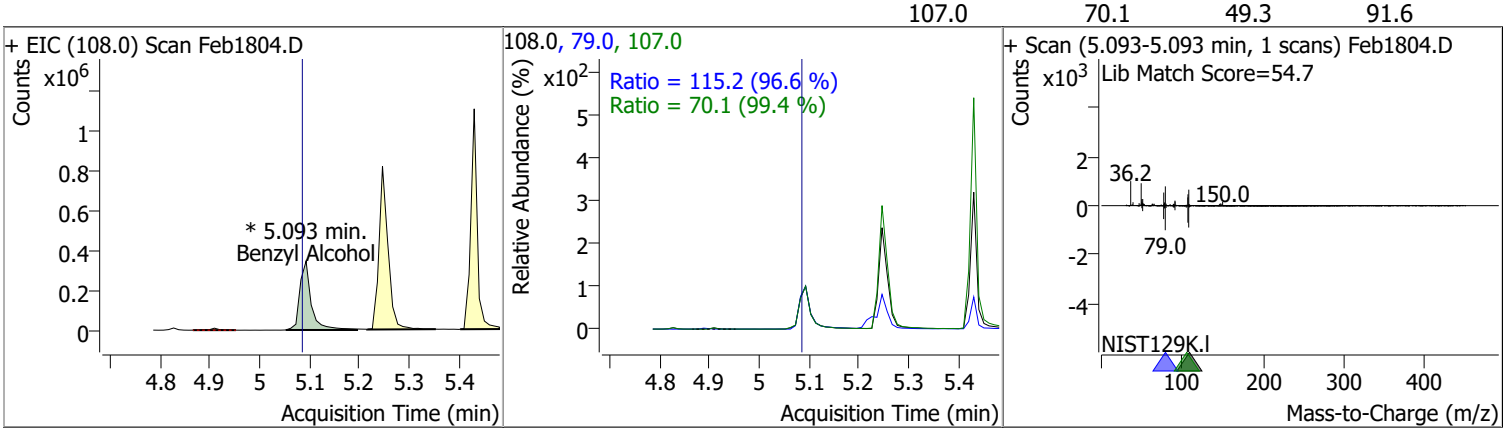

Compound	Conc.	RT	Dev(Min)	Resp.	QIon	QRatio	Lower	Upper
bis(2-chloroisopropyl)Ether	101.3600	5.23	0.00	335267	123.0	33.0	22.5	41.8

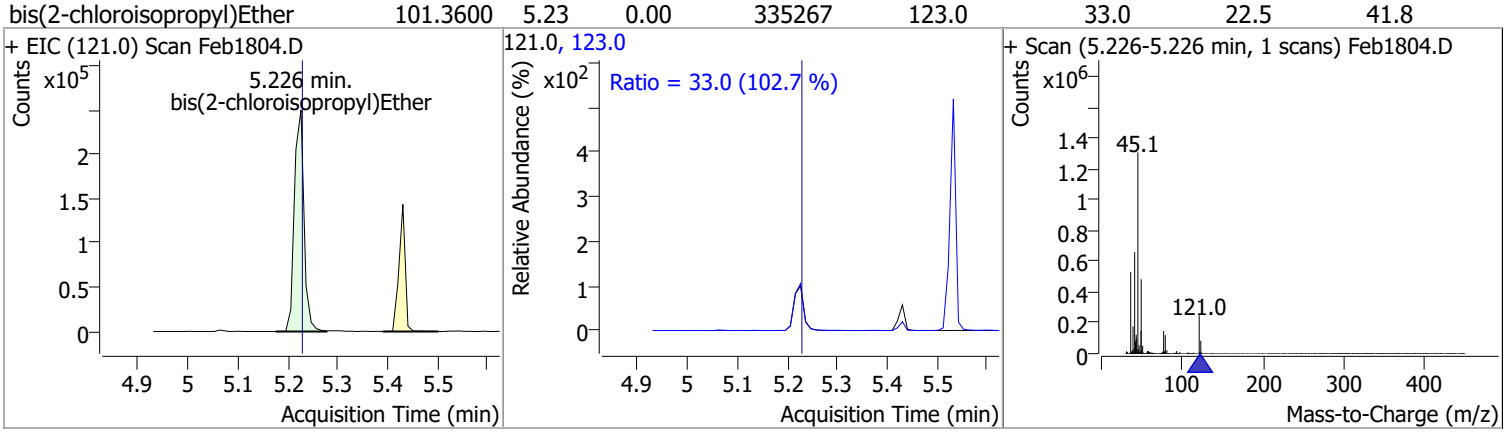

Compound	Conc.	RT	Dev(Min)	Resp.	QIon	QRatio	Lower	Upper
2-Methylphenol	103.7891	5.25	0.00	896431	108.0	116.7	81.5	151.4

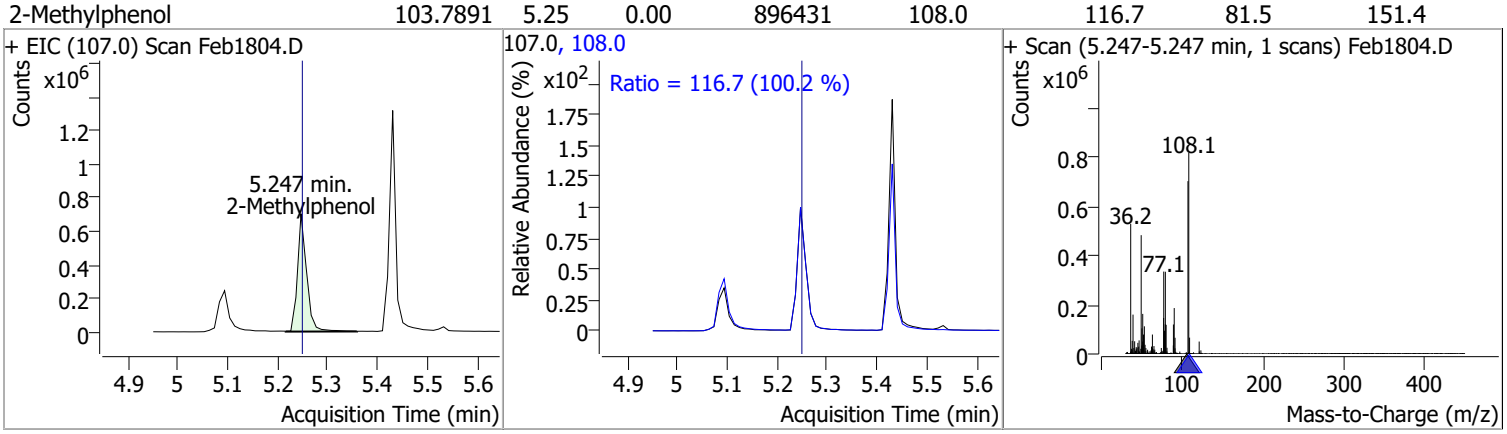

Compound	Conc.	RT	Dev(Min)	Resp.	QIon	QRatio	Lower	Upper
N-nitroso-Di-n-propylamine	98.7706	5.38	0.01	603850	130.0	19.8	0.0	38.8

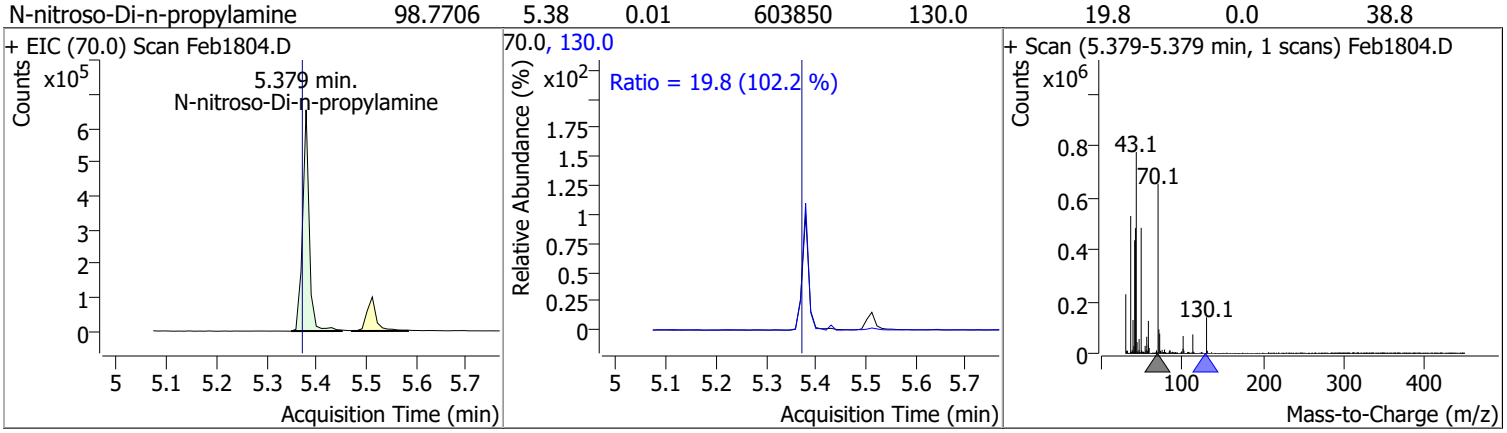

Compound	Conc.	RT	Dev(Min)	Resp.	QIon	QRatio	Lower	Upper
4Methylphenol/3Methylphenol	103.0919	5.43	0.00	1202844	108.0	83.5	58.8	109.1

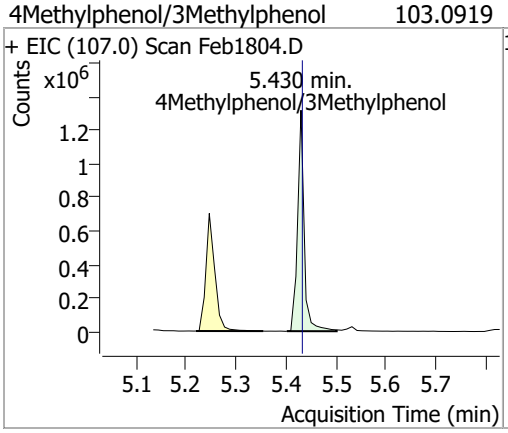

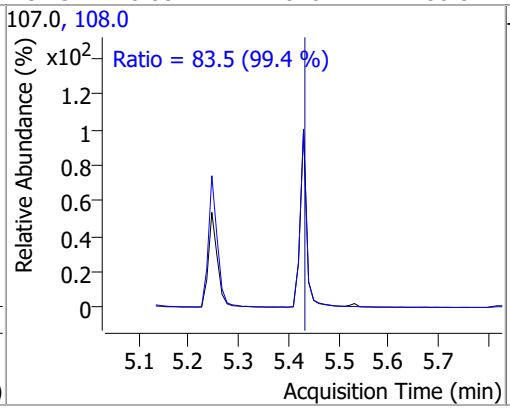

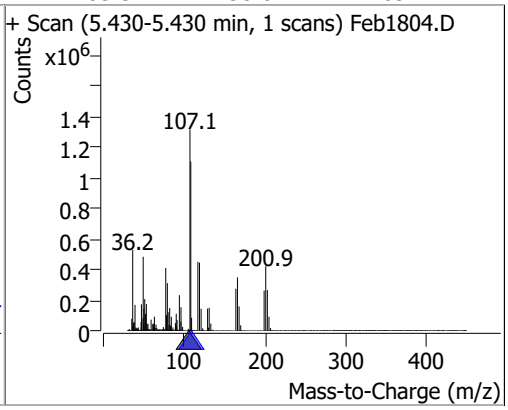

Compound	Conc.	RT	Dev(Min)	Resp.	QIon	QRatio	Lower	Upper
Hexachloroethane	102.7056	5.43	0.00	396362	201.0	88.4	63.5	118.0
					199.0	55.4	39.8	74.0

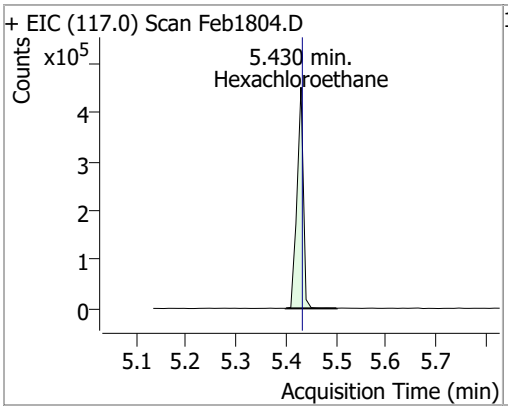

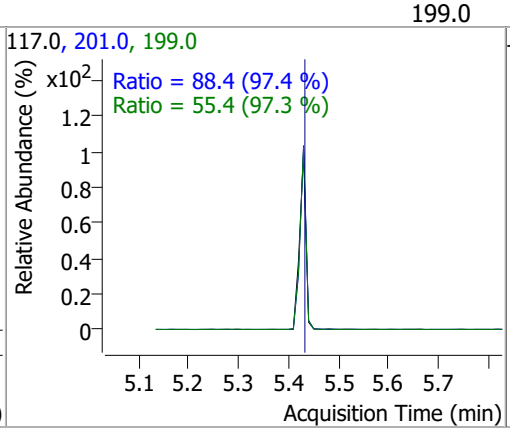

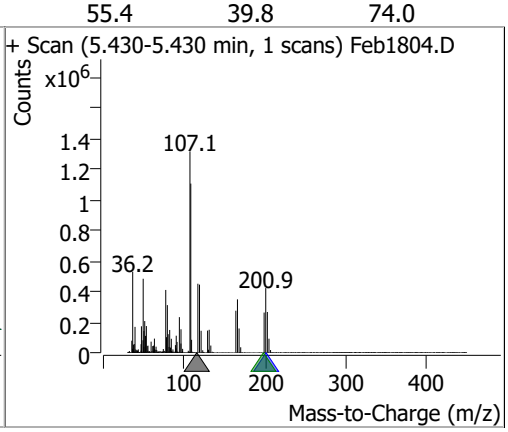

Compound	Conc.	RT	Dev(Min)	Resp.	QIon	QRatio	Lower	Upper
Nitrobenzene-d5	102.5700	5.51	0.01	649013	54.0	62.4	46.3	86.0
					128.0	46.3	34.1	63.3

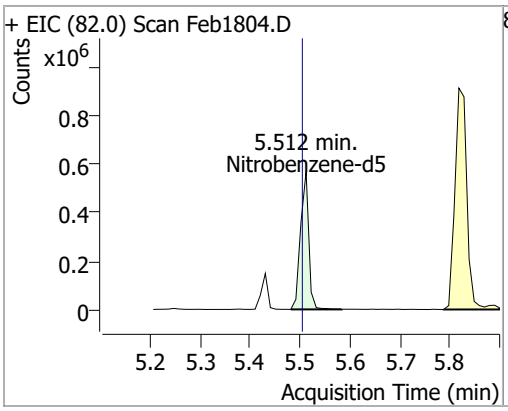

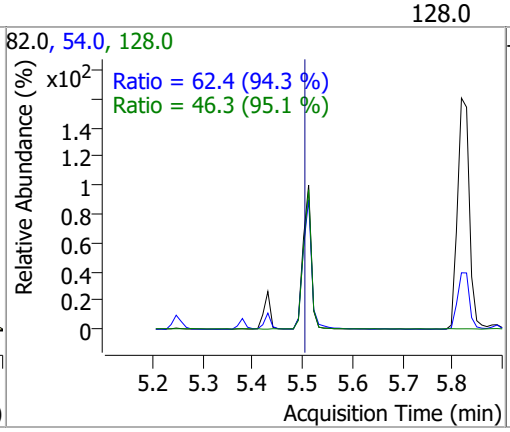

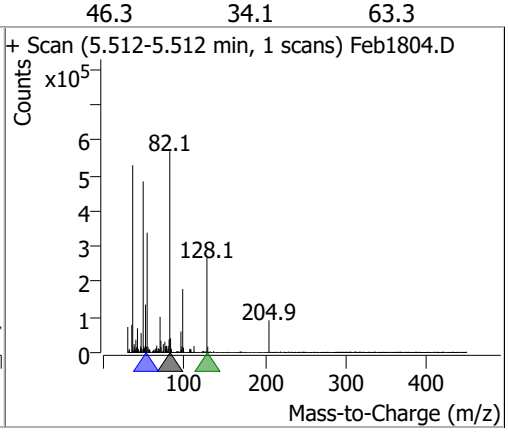

Compound	Conc.	RT	Dev(Min)	Resp.	QIon	QRatio	Lower	Upper
Nitrobenzene	110.5848	5.53	0.01	341039	77.0	215.8	148.9	276.5
					51.0	135.5	91.7	170.3

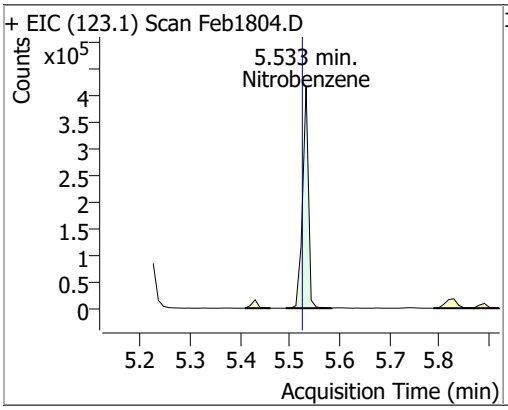

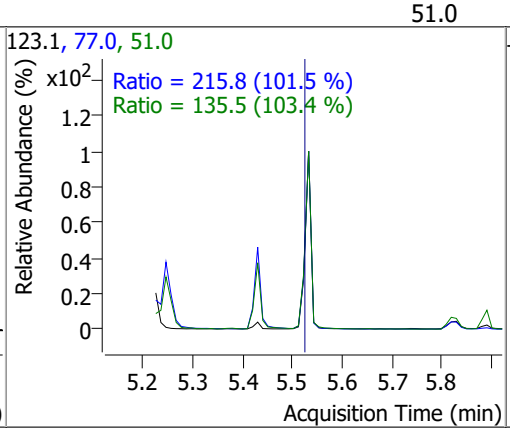

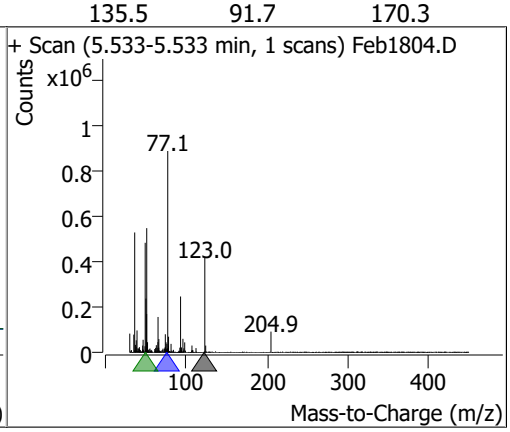

Compound	Conc.	RT	Dev(Min)	Resp.	QIon	QRatio	Lower	Upper
Isophorone	101.0151	5.82	0.00	1526319	138.0	20.8	14.8	27.5

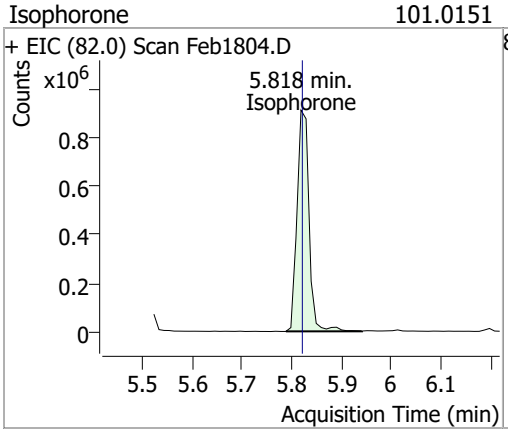

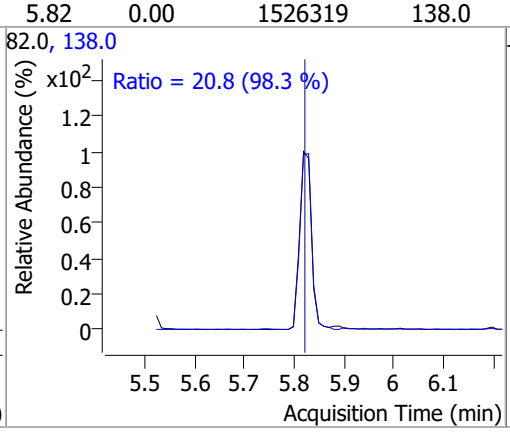

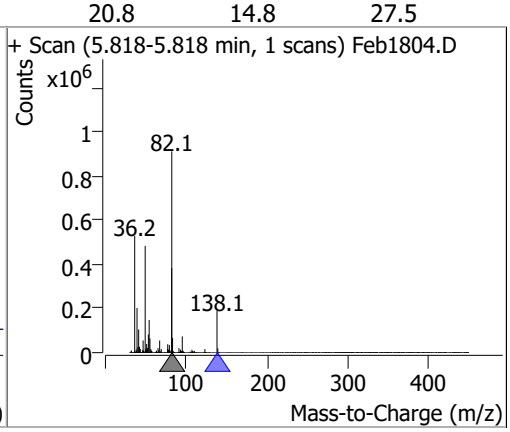

Compound	Conc.	RT	Dev(Min)	Resp.	QIon	QRatio	Lower	Upper
2-Nitrophenol	103.6254	5.89	0.01	366947	65.0	47.4	34.2	63.4
					109.0	36.7	24.6	45.8

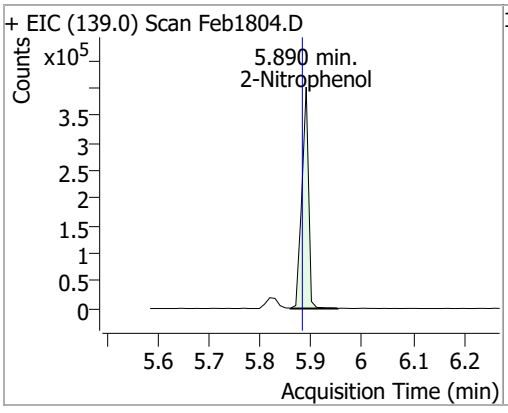

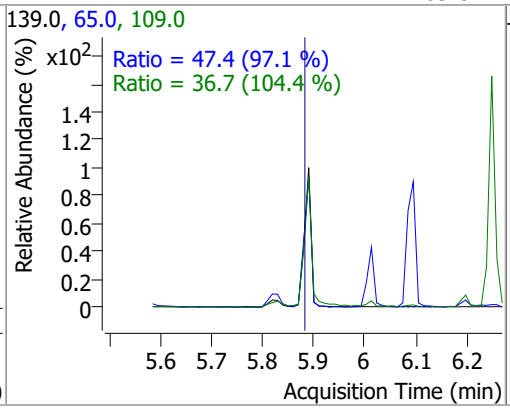

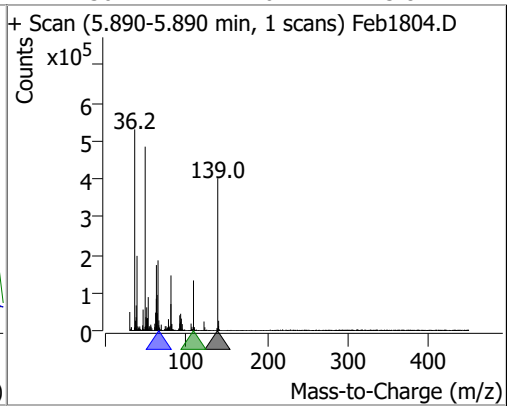

Compound	Conc.	RT	Dev(Min)	Resp.	QIon	QRatio	Lower	Upper
2,4-Dimethylphenol	109.8715	6.01	0.01	752268	107.0	113.3	76.6	142.3
					77.0	33.8	23.8	44.2

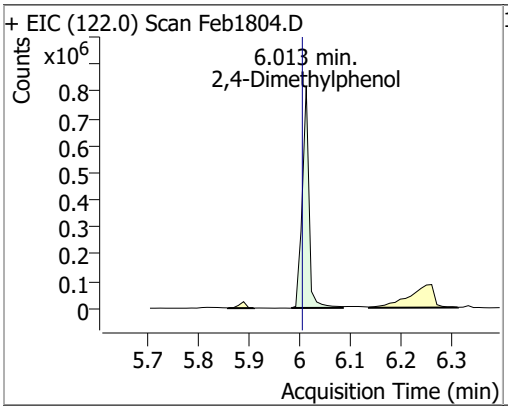

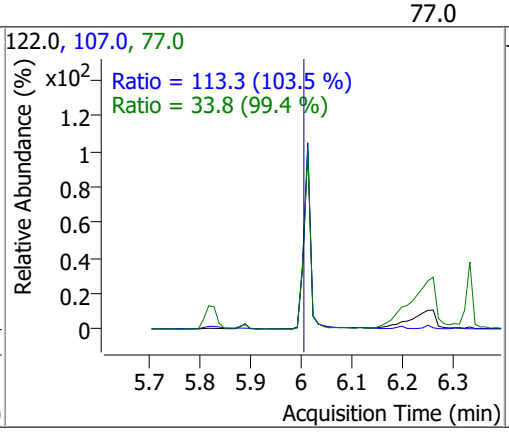

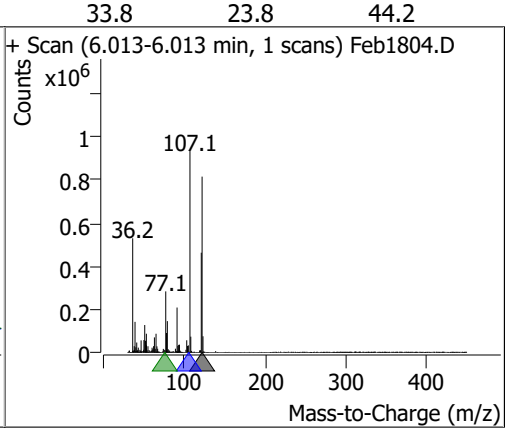

Compound	Conc.	RT	Dev(Min)	Resp.	QIon	QRatio	Lower	Upper
bis(-2-Chloroethoxy)Methane	100.6447	6.10	0.01	893144	63.0	71.5	47.7	88.6
					95.0	31.2	22.3	41.5

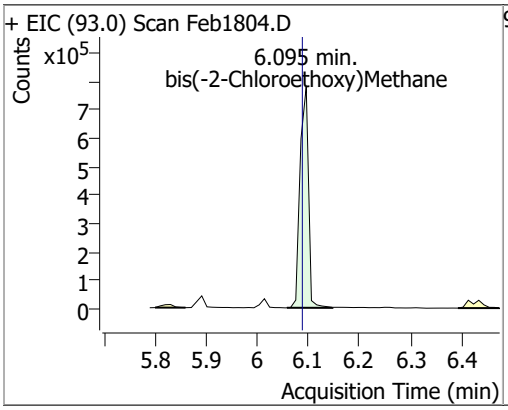

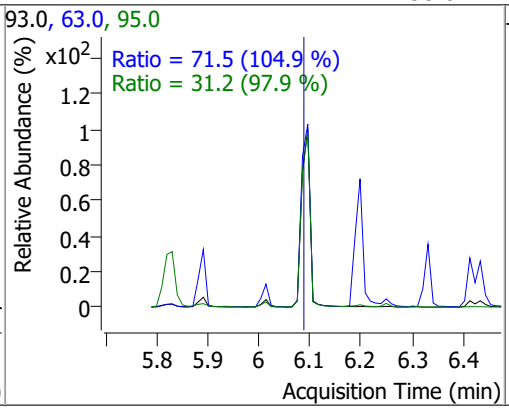

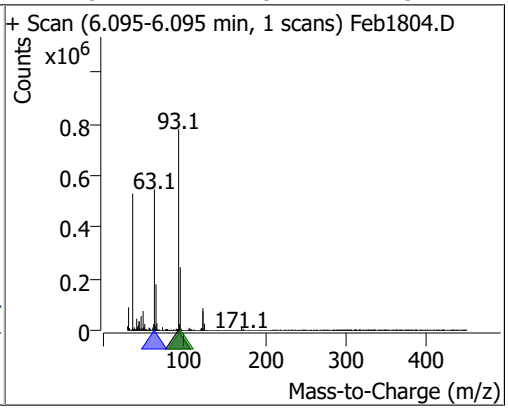

Compound	Conc.	RT	Dev(Min)	Resp.	QIon	QRatio	Lower	Upper
2,4-Dichlorophenol	102.4517	6.20	0.01	688712	164.0	64.5	45.5	84.5
					98.0	33.9	20.0	37.1

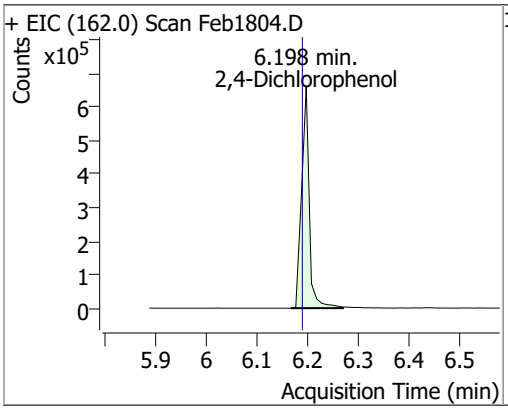

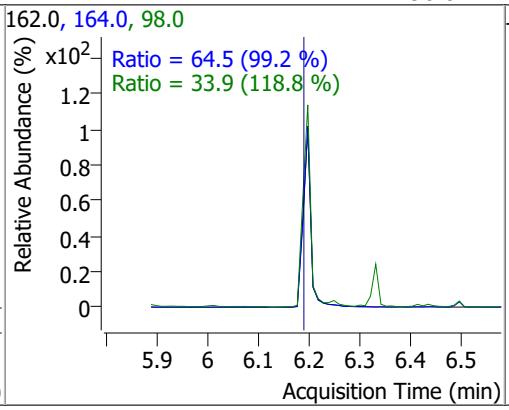

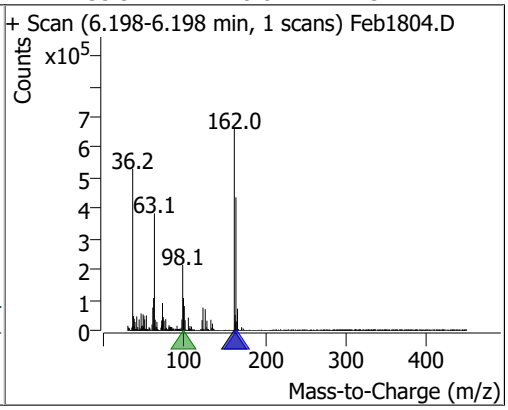

Compound	Conc.	RT	Dev(Min)	Resp.	QIon	QRatio	Lower	Upper
Benzoic Acid	96.0972	6.26	0.02	365591	122.0	85.5	59.9	111.2
					77.0	81.4	42.3	78.5

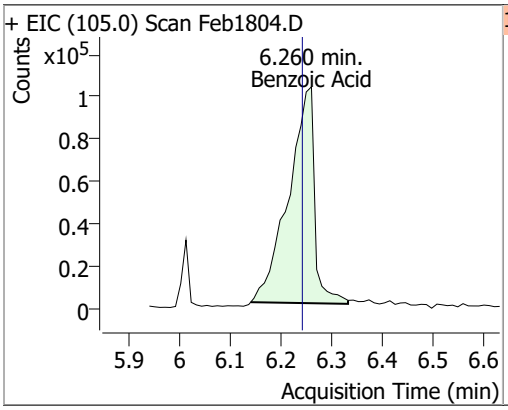

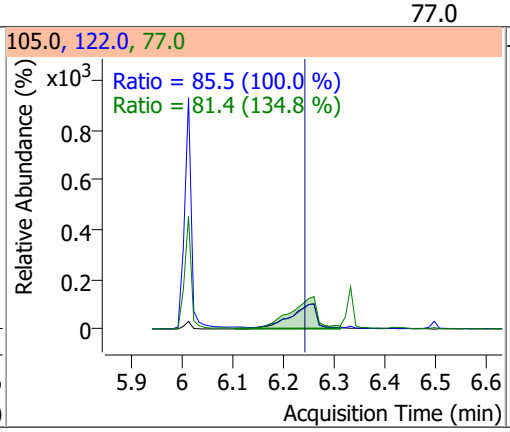

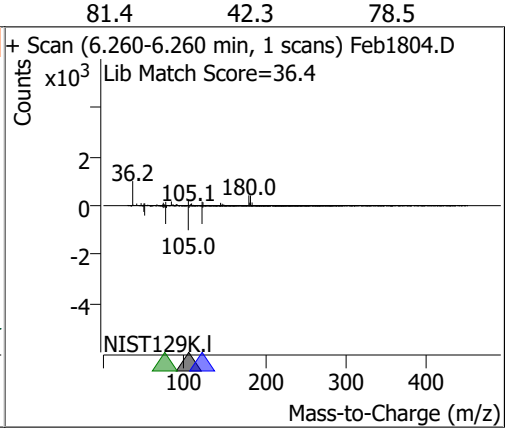

Compound	Conc.	RT	Dev(Min)	Resp.	QIon	QRatio	Lower	Upper
1,2,4-Trichlorobenzene	101.6643	6.25	0.00	795894	182.0	93.5	66.2	122.9
					145.0	28.9	20.1	37.3

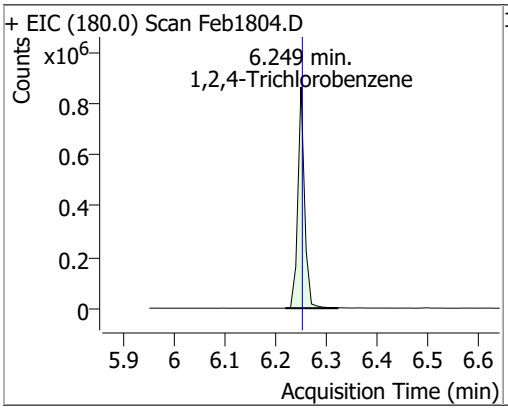

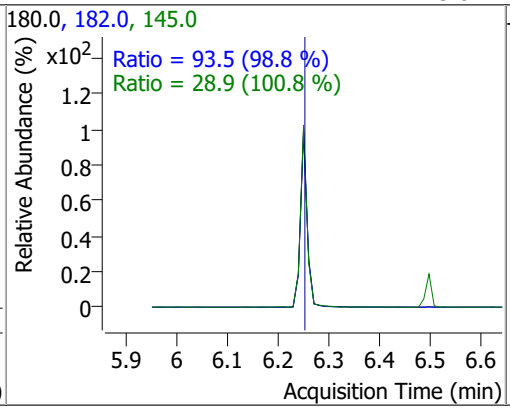

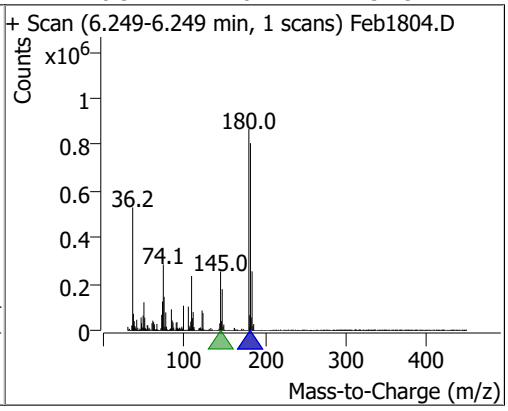

Compound	Conc.	RT	Dev(Min)	Resp.	QIon	QRatio	Lower	Upper
Naphthalene	103.3531	6.33	0.00	2385769	129.0	11.1	8.0	14.9
					102.0	10.4	6.9	12.9

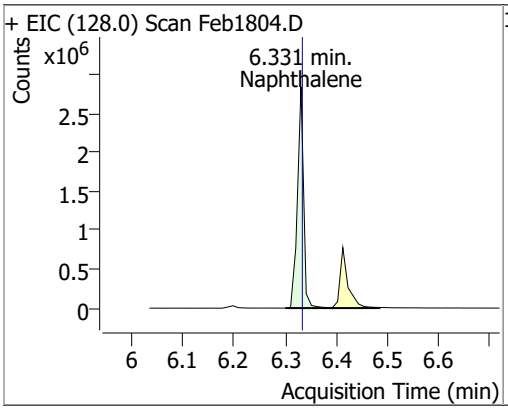

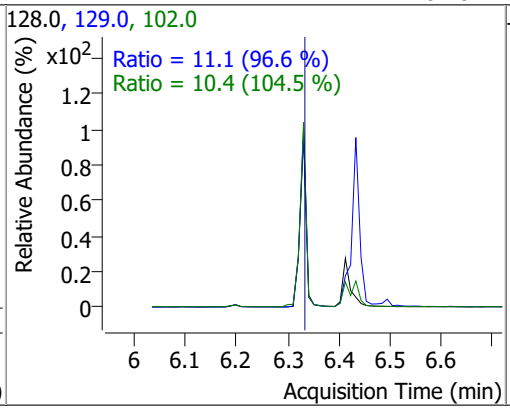

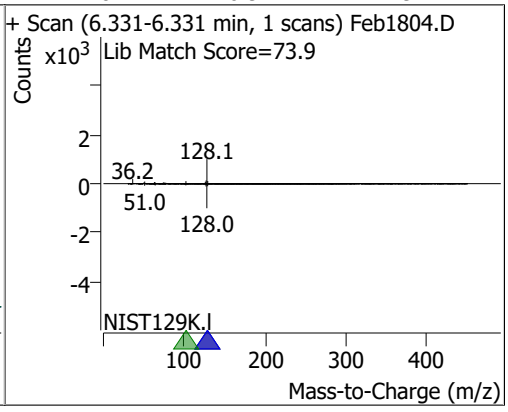

Compound	Conc.	RT	Dev(Min)	Resp.	QIon	QRatio	Lower	Upper
4-Chlorophenol	101.0255	6.41	0.00	254245	128.0	334.1	221.4	411.2

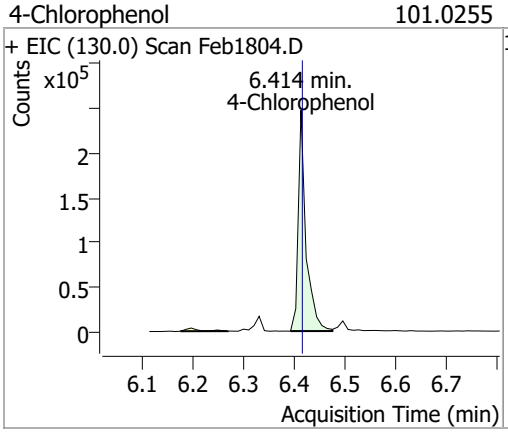

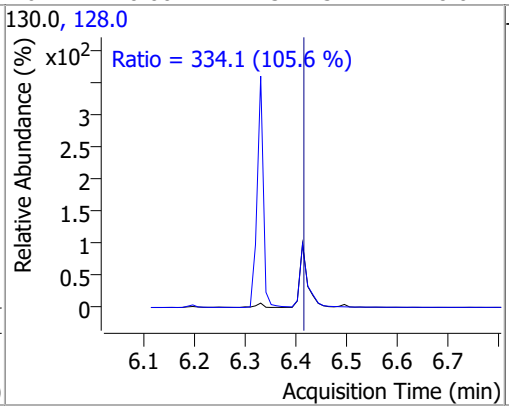

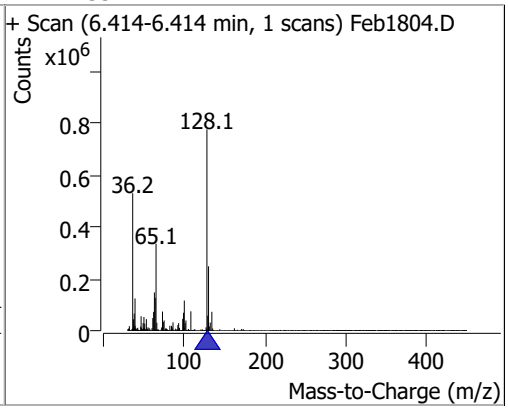

Compound	Conc.	RT	Dev(Min)	Resp.	QIon	QRatio	Lower	Upper
p-Chloroaniline	97.2096	6.43	0.00	893838	65.0	66.4	42.1	78.2
					129.0	38.2	26.3	48.9

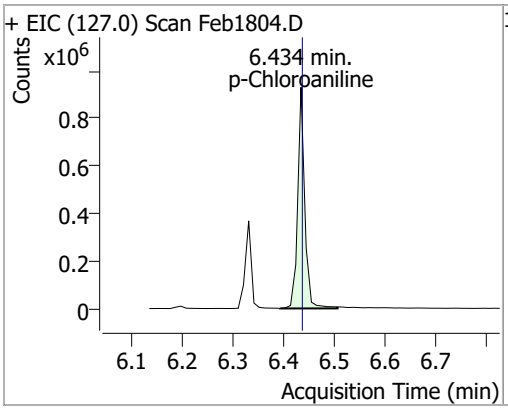

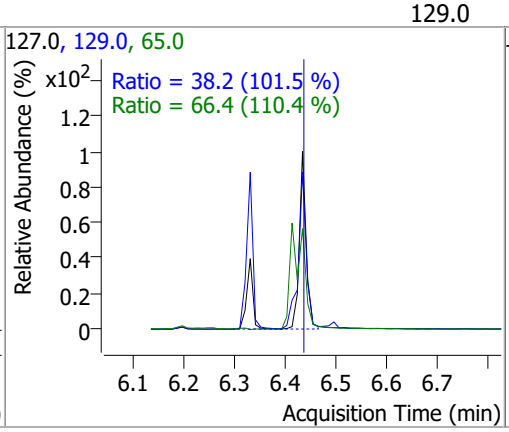

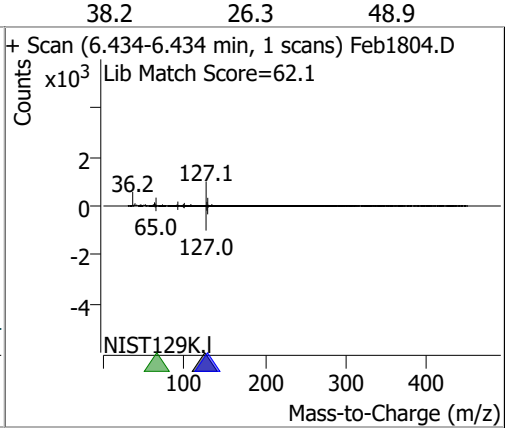

Compound	Conc.	RT	Dev(Min)	Resp.	QIon	QRatio	Lower	Upper
Hexachlorobutadiene	103.4520	6.50	0.00	432772	227.0	62.8	46.0	85.4
					223.0	61.7	45.0	83.6

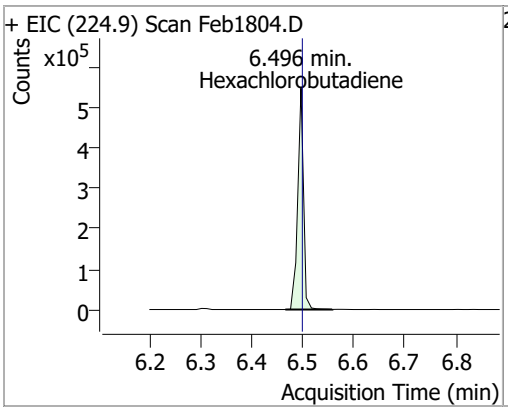

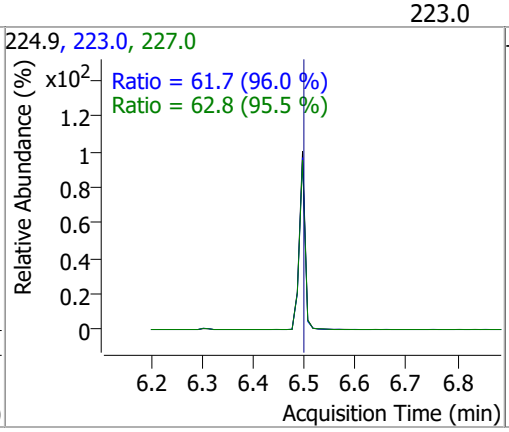

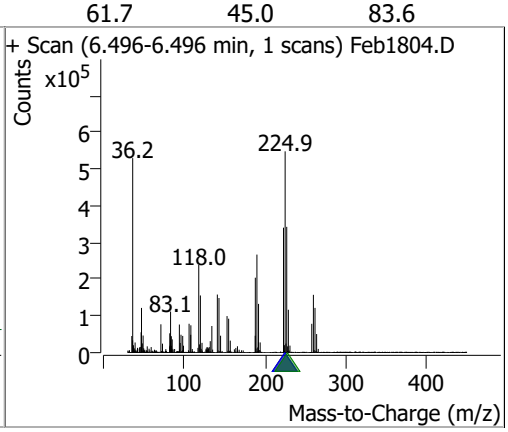

Compound	Conc.	RT	Dev(Min)	Resp.	QIon	QRatio	Lower	Upper
4-Chloro-2-Methylphenol	103.7577	6.94	0.00	635015 (m)	144.0	25.8	19.4	36.1

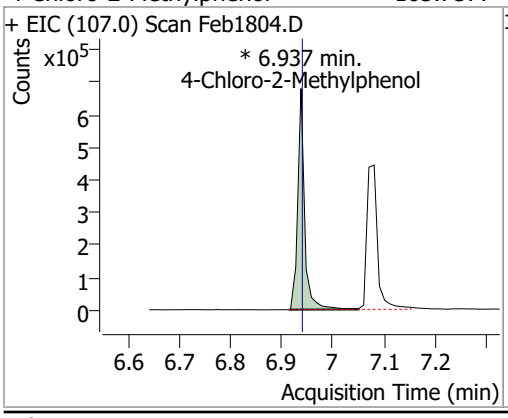

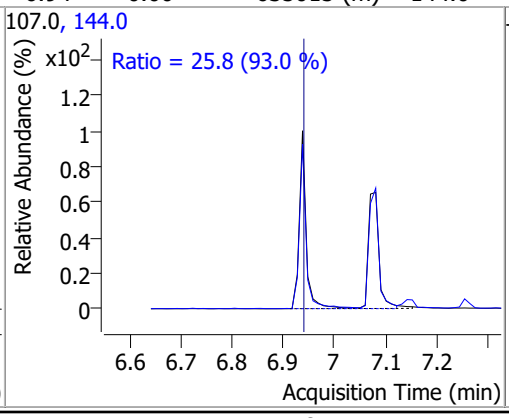

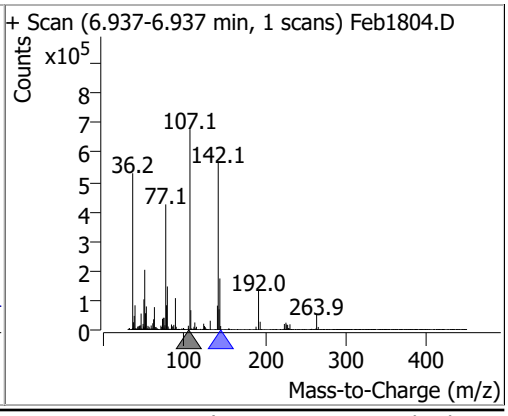

Compound	Conc.	RT	Dev(Min)	Resp.	QIon	QRatio	Lower	Upper
4-Chloro-3-Methylphenol	99.9334	7.08	0.01	646645 (m)	144.0	26.4	19.1	35.5

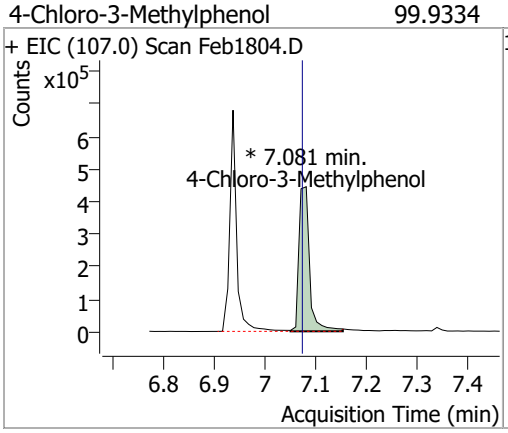

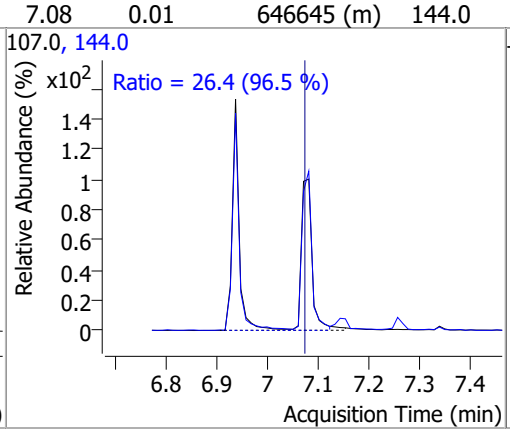

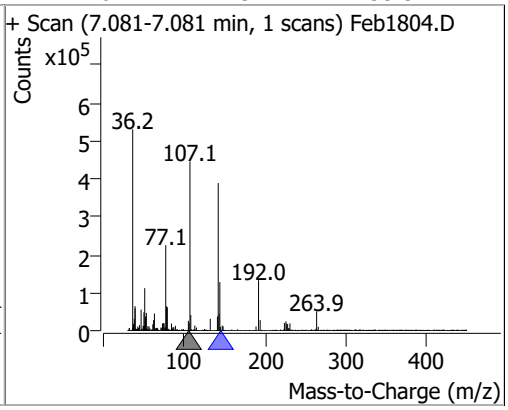

Compound	Conc.	RT	Dev(Min)	Resp.	QIon	QRatio	Lower	Upper
2-Methylnaphthalene	99.7838	7.15	0.01	1357670	142.0	117.8	83.8	155.7
					115.0	42.7	29.2	54.3

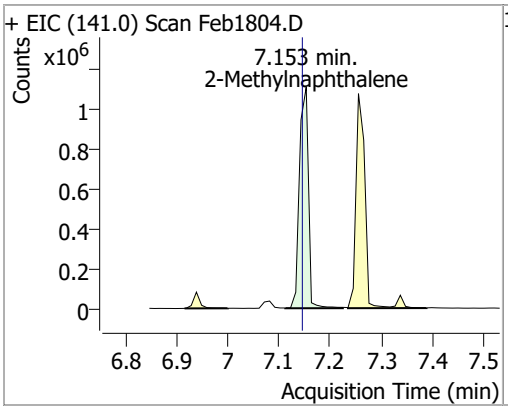

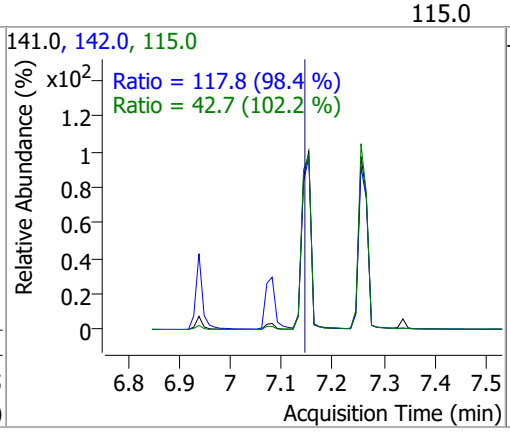

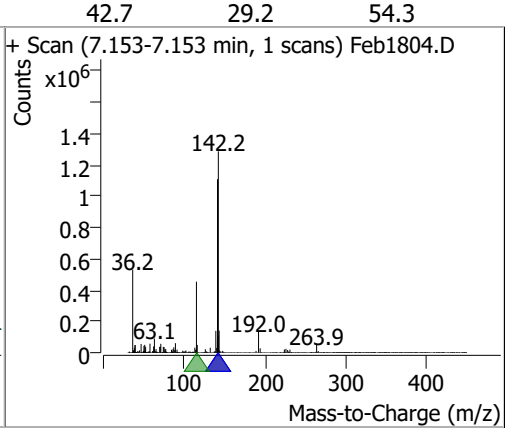

Compound	Conc.	RT	Dev(Min)	Resp.	QIon	QRatio	Lower	Upper
1-Methylnaphthalene	97.0856	7.26	0.00	1279557 (m)	142.0	115.2	79.8	148.2
					115.0	44.5	28.9	53.7

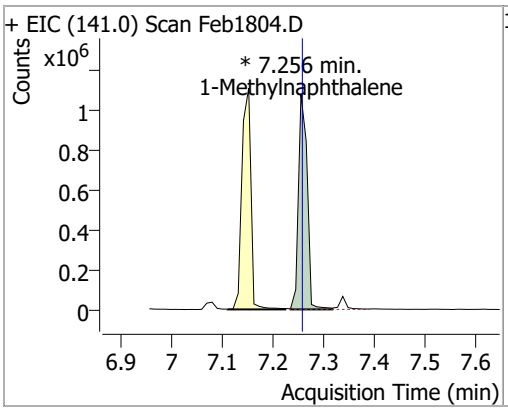

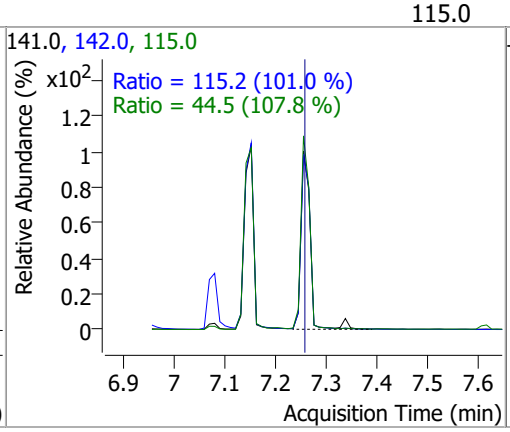

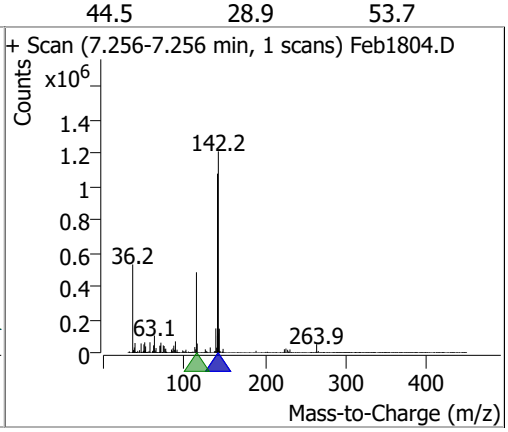

Compound	Conc.	RT	Dev(Min)	Resp.	QIon	QRatio	Lower	Upper
Hexachlorocyclopentadiene	105.4390	7.34	0.00	260879	234.9	64.0	45.2	84.0
					238.9	63.9	44.6	82.9

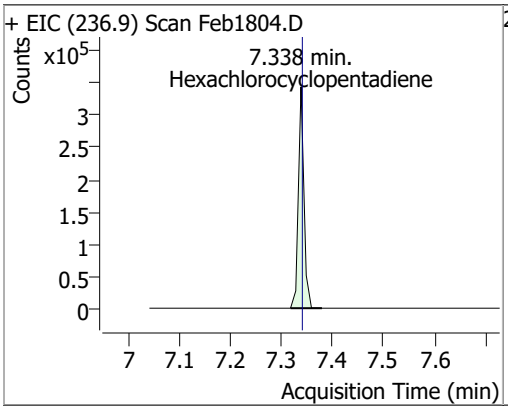

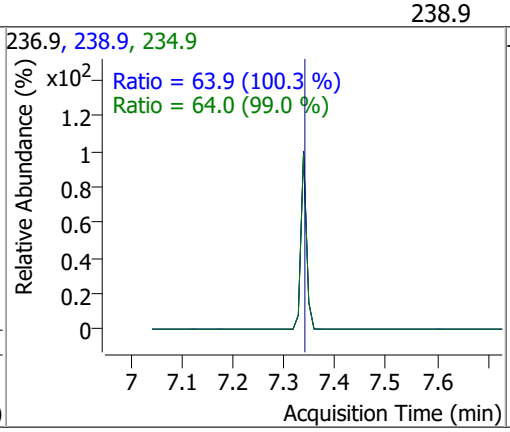

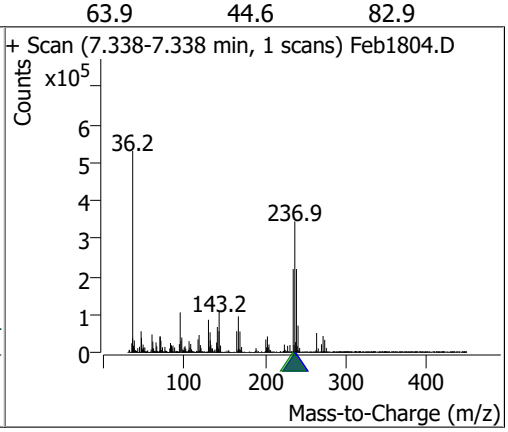

Compound	Conc.	RT	Dev(Min)	Resp.	QIon	QRatio	Lower	Upper
2,4,6-Trichlorophenol	108.6677	7.52	0.00	467130 (m)	198.0	92.9	67.6	125.5

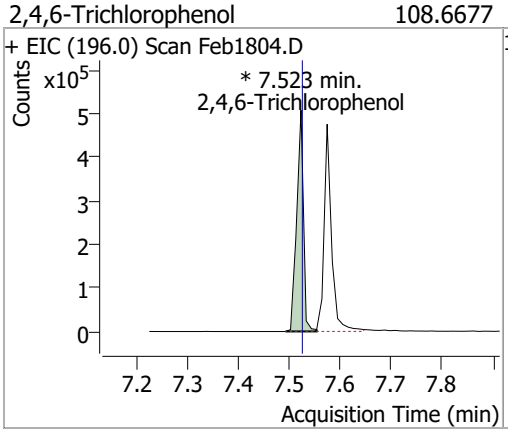

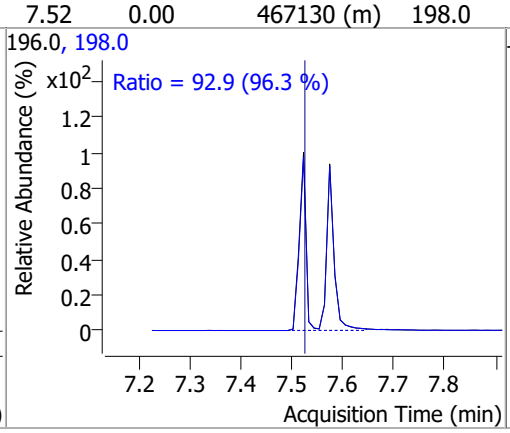

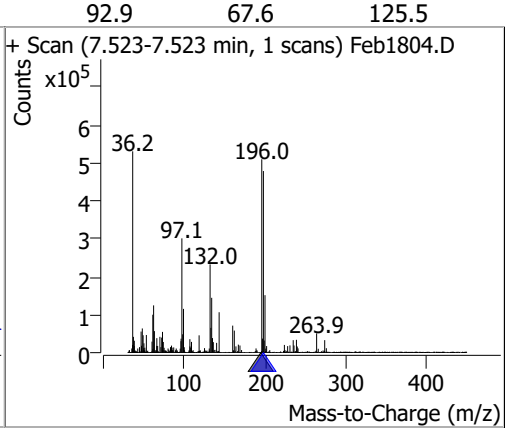

Compound	Conc.	RT	Dev(Min)	Resp.	QIon	QRatio	Lower	Upper
2,4,5-Trichlorophenol	100.8451	7.57	0.00	481776 (m)	198.0	95.1	63.2	117.3

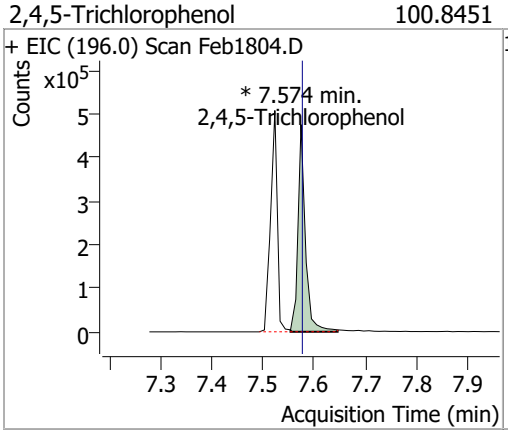

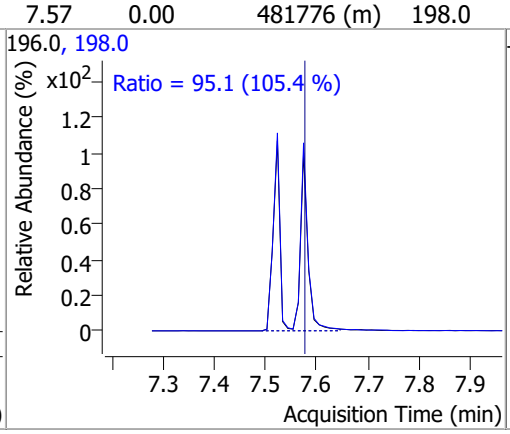

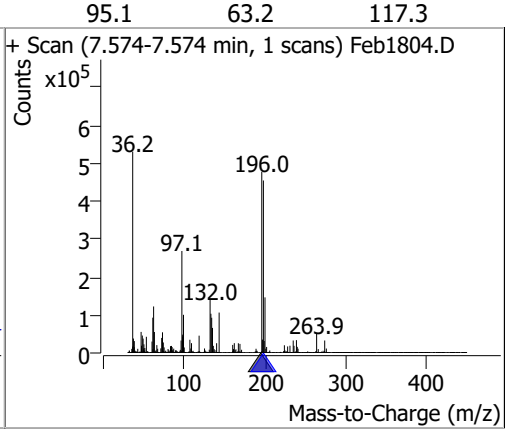

Compound	Conc.	RT	Dev(Min)	Resp.	QIon	QRatio	Lower	Upper
2-Fluorobiphenyl	106.1193	7.62	0.01	1829747	171.0	34.8	24.0	44.5

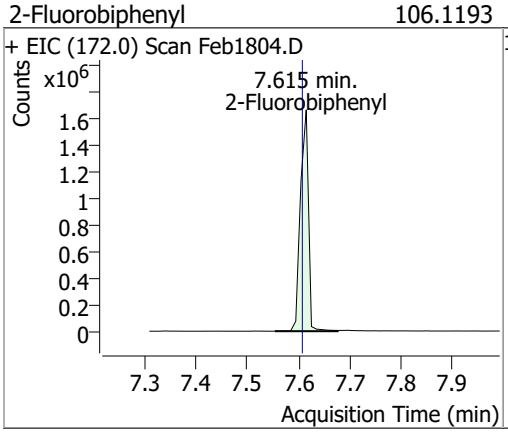

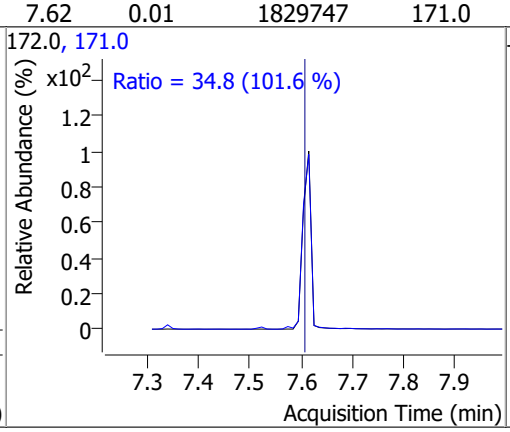

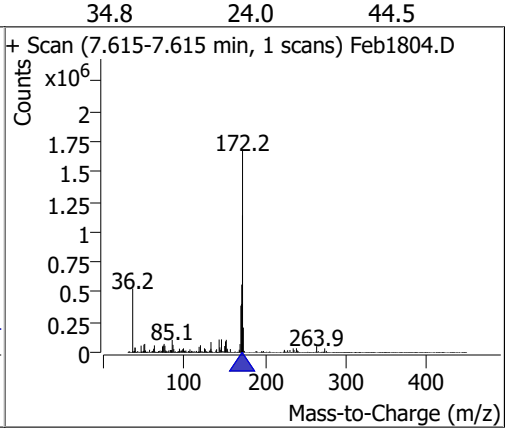

Compound	Conc.	RT	Dev(Min)	Resp.	QIon	QRatio	Lower	Upper
2-Chloronaphthalene	99.9274	7.72	0.00	1444367	127.0	38.2	25.1	46.7
					164.0	32.5	22.5	41.7

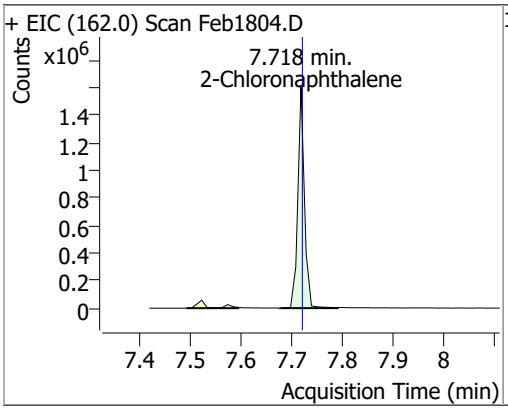

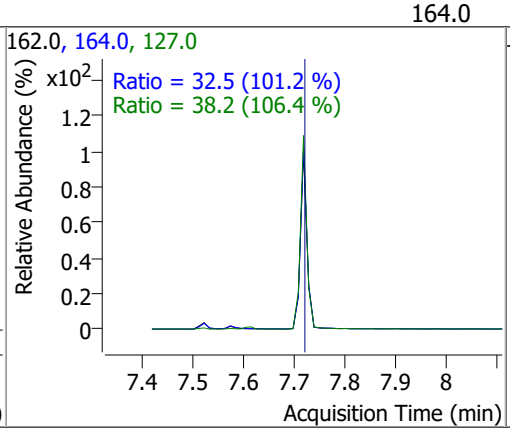

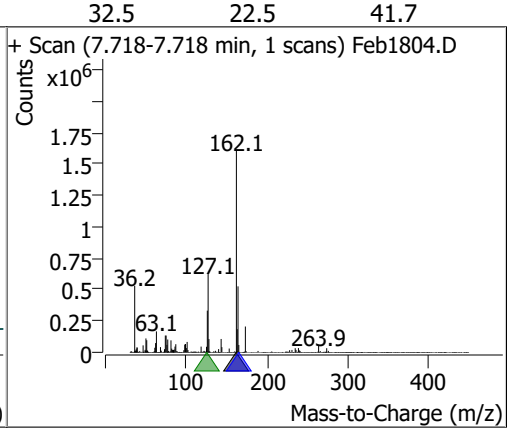

Compound	Conc.	RT	Dev(Min)	Resp.	QIon	QRatio	Lower	Upper
2-Nitroaniline	109.6150	7.89	0.01	286563	138.0	114.0	77.4	143.7

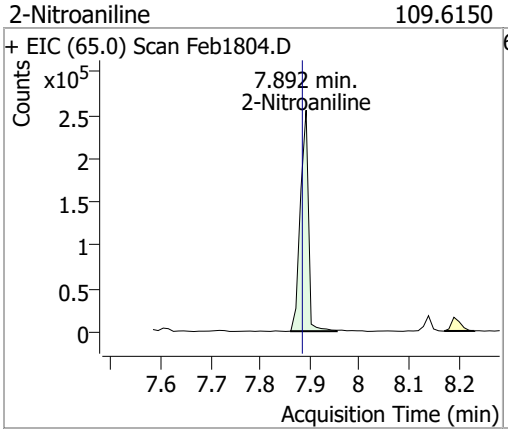

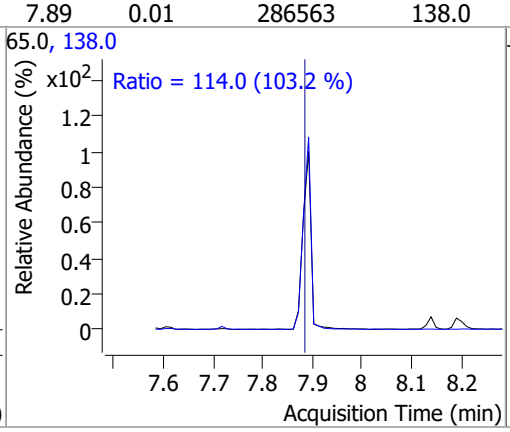

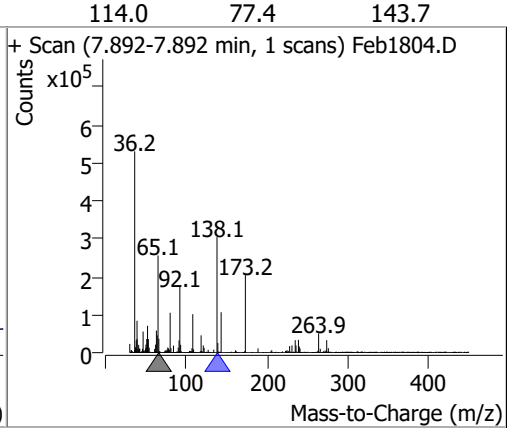

Compound	Conc.	RT	Dev(Min)	Resp.	QIon	QRatio	Lower	Upper
Dimethyl Phthalate	100.1141	8.14	0.00	1483564	77.0	21.6	13.8	25.7

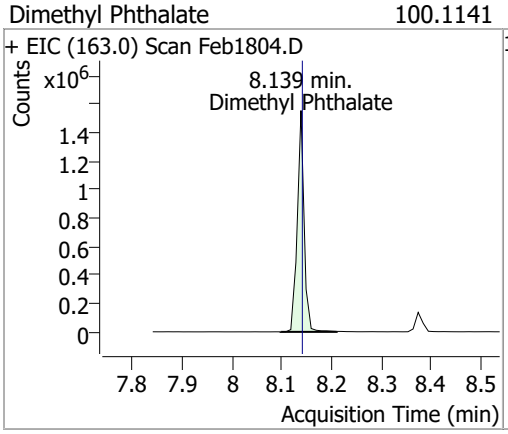

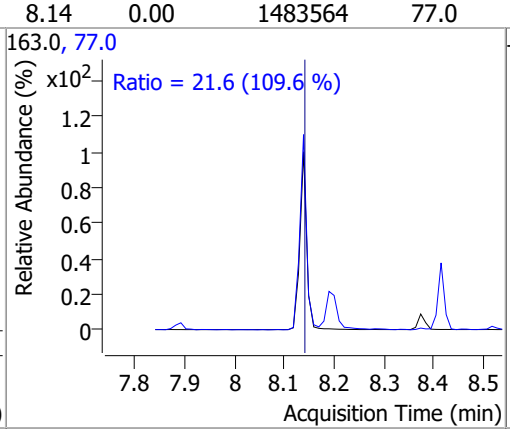

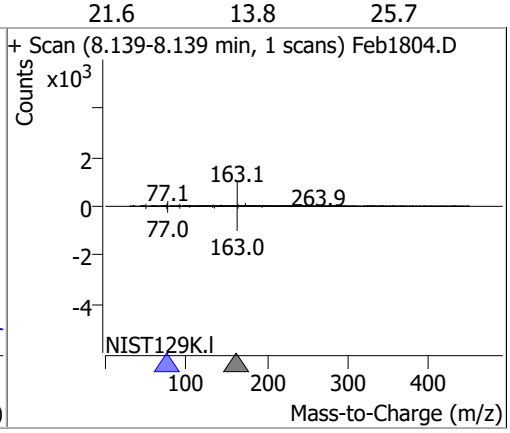

Compound	Conc.	RT	Dev(Min)	Resp.	QIon	QRatio	Lower	Upper
2,6-Dinitrotoluene	98.5084	8.19	0.00	197597	63.0	132.0	99.5	184.8
					89.0	61.5	43.3	80.3

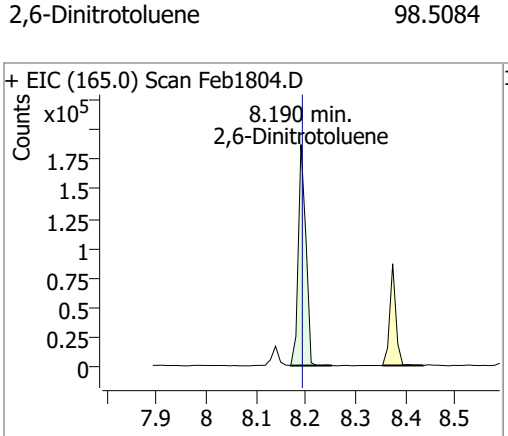

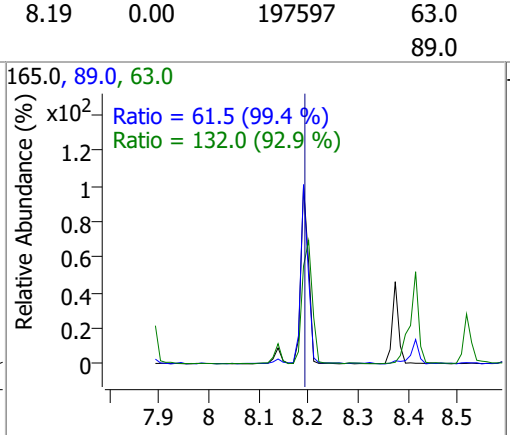

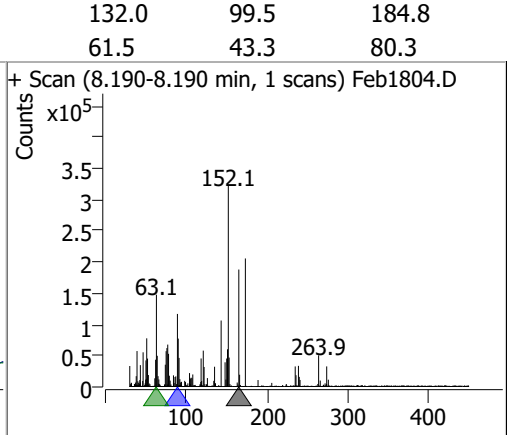

Compound	Conc.	RT	Dev(Min)	Resp.	QIon	QRatio	Lower	Upper
Acenaphthylene	98.7406	8.20	0.00	2278175	153.1	14.3	9.6	17.7

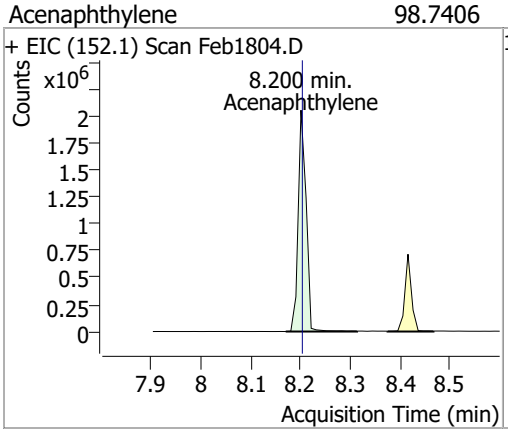

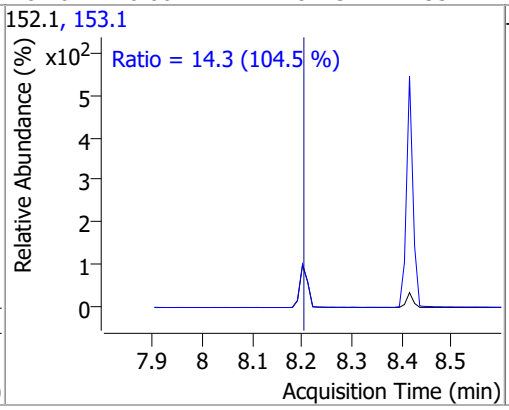

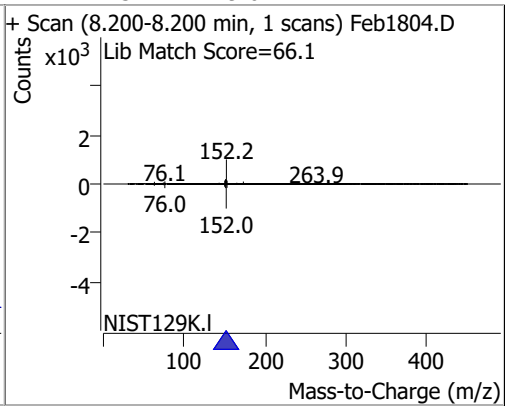

Compound	Conc.	RT	Dev(Min)	Resp.	QIon	QRatio	Lower	Upper
3-Nitroaniline	100.9236	8.39	0.00	233884	65.0	128.4	90.4	167.8
					92.0	108.8	74.7	138.7

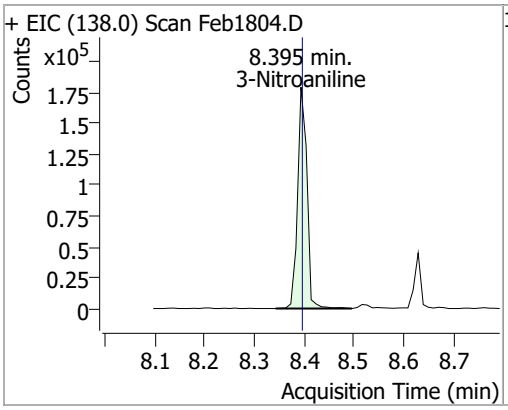

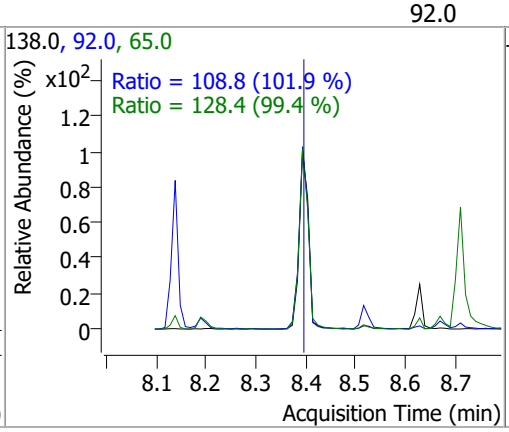

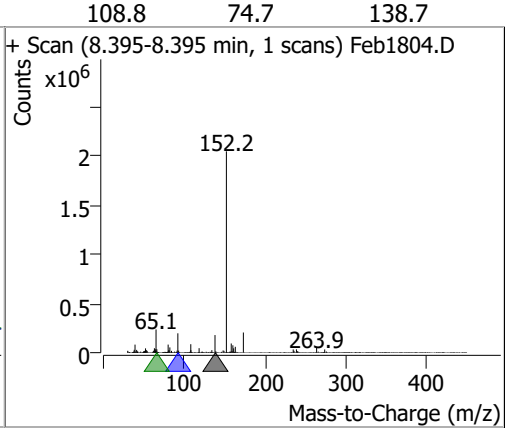

Compound	Conc.	RT	Dev(Min)	Resp.	QIon	QRatio	Lower	Upper
Acenaphthene	97.8035	8.41	0.00	1278423	153.0	107.9	74.5	138.4
					152.0	52.1	36.3	67.4

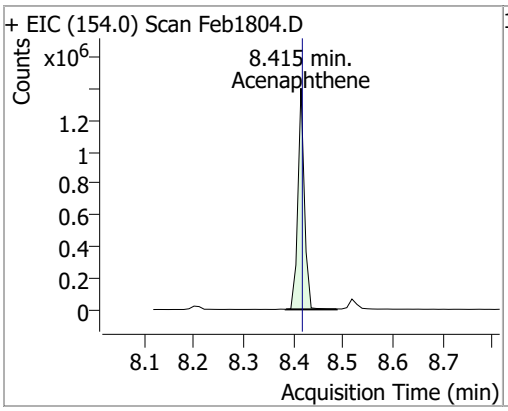

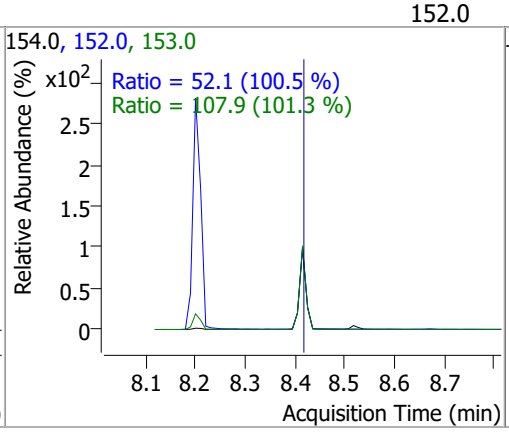

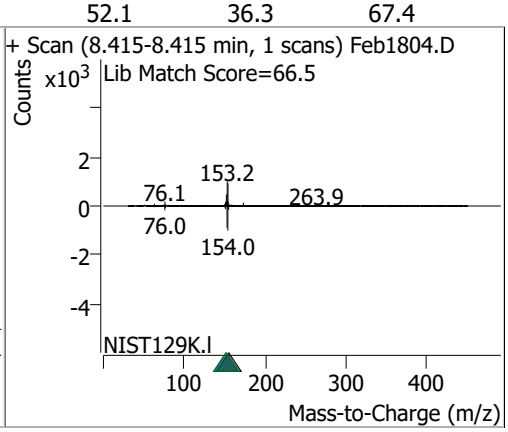

Compound	Conc.	RT	Dev(Min)	Resp.	QIon	QRatio	Lower	Upper
2,4-Dinitrophenol	103.5995	8.52	0.00	112195	154.0	65.6	43.9	81.5

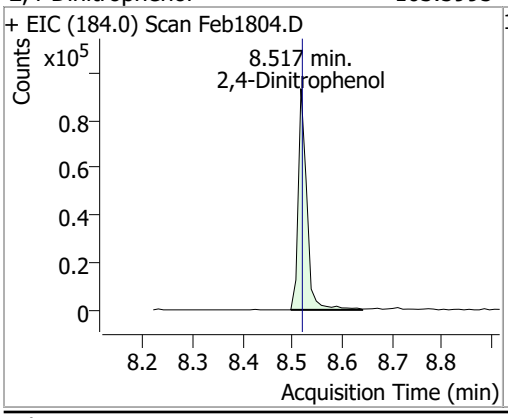

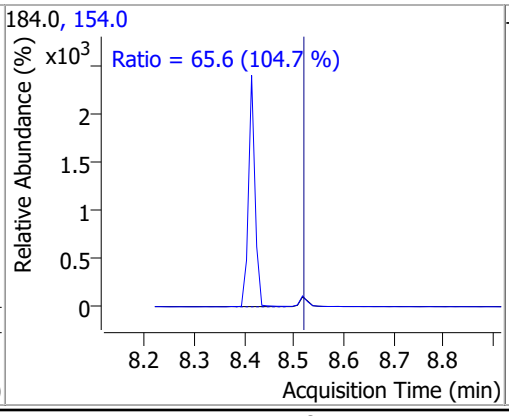

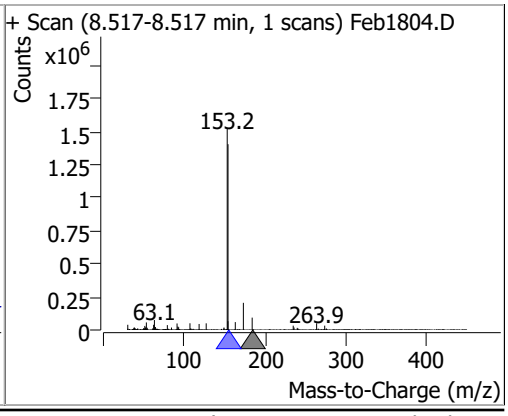

Compound	Conc.	RT	Dev(Min)	Resp.	QIon	QRatio	Lower	Upper
Dibenzofuran	101.0591	8.63	0.00	2138324	139.0	40.1	26.3	48.8

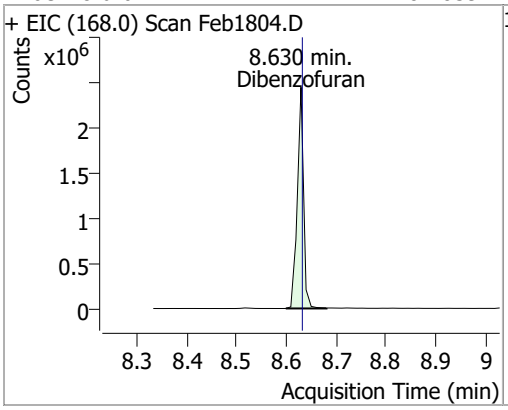

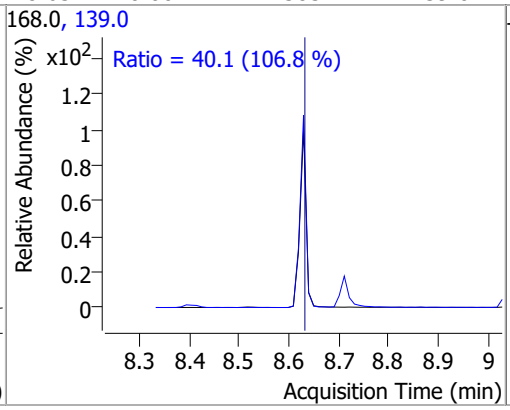

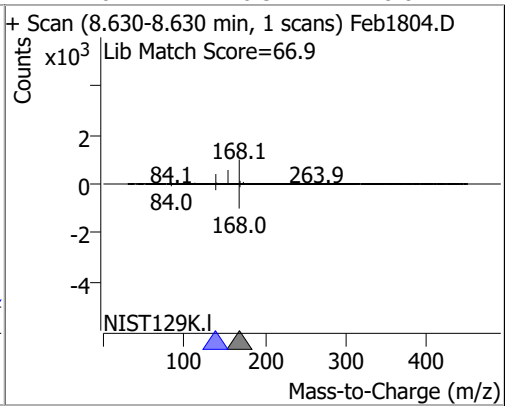

Compound	Conc.	RT	Dev(Min)	Resp.	QIon	QRatio	Lower	Upper
2,4-Dinitrotoluene	100.9400	8.67	0.00	261377	89.0	79.4	55.4	102.9
					63.0	49.0	33.9	62.9

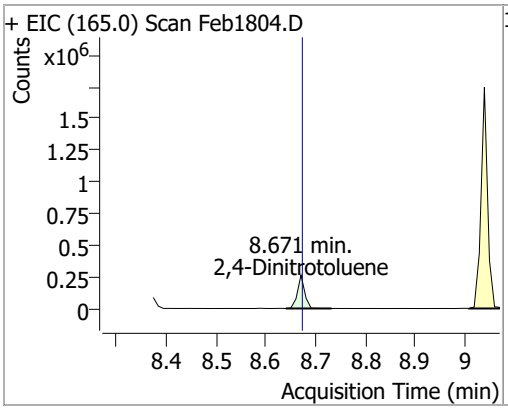

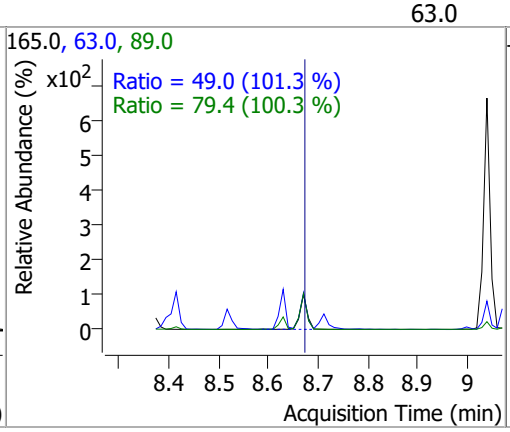

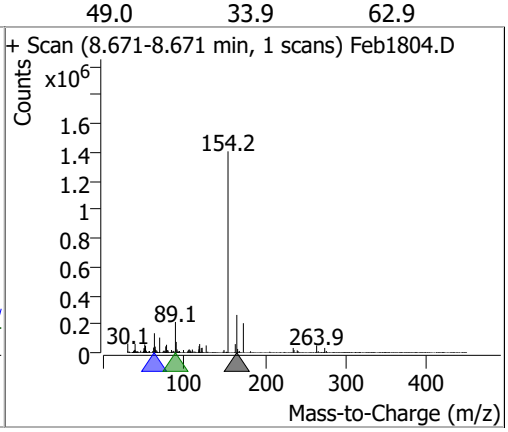

Compound	Conc.	RT	Dev(Min)	Resp.	QIon	QRatio	Lower	Upper
4-Nitrophenol	102.3911	8.71	0.01	258897	65.0	73.6	50.4	93.6
					139.0	70.9	49.8	92.5

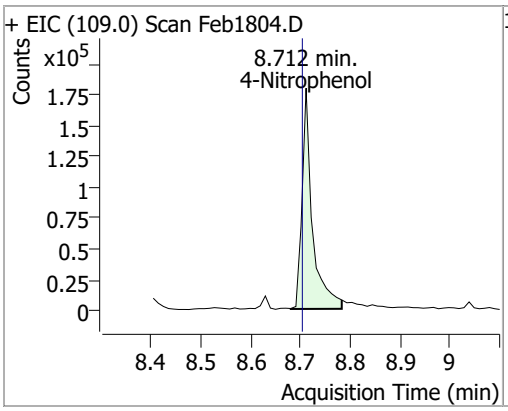

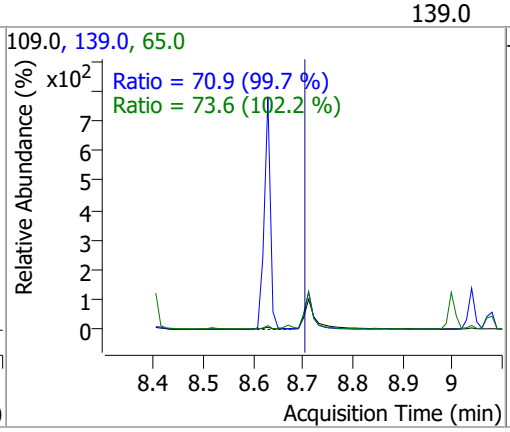

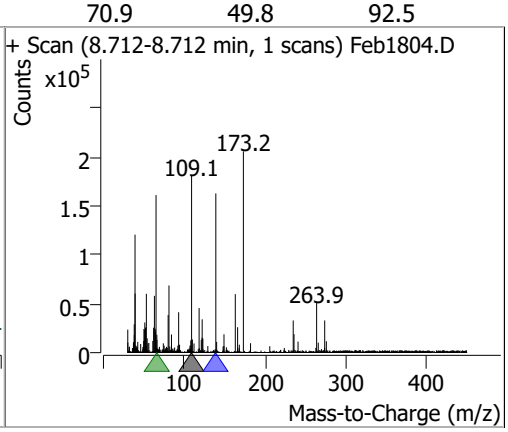

Compound	Conc.	RT	Dev(Min)	Resp.	QIon	QRatio	Lower	Upper
Diethylphthalate	99.0409	9.00	0.00	1525106	177.0	21.1	14.5	27.0
					150.0	12.2	8.7	16.2

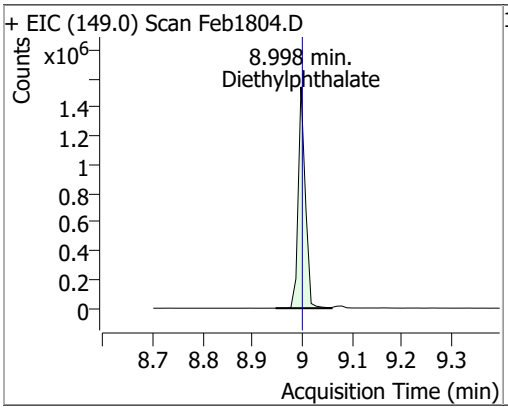

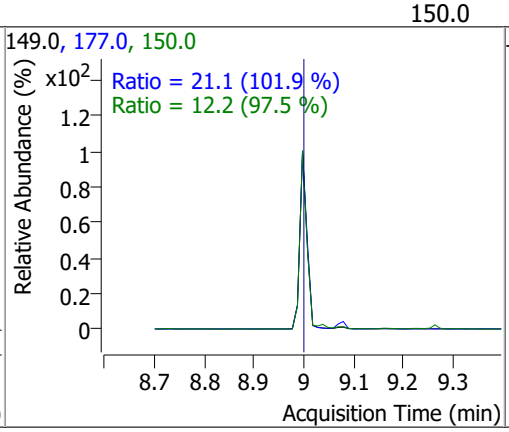

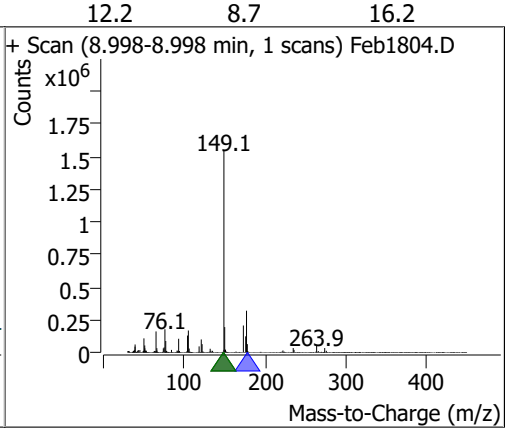

Compound	Conc.	RT	Dev(Min)	Resp.	QIon	QRatio	Lower	Upper
Fluorene	98.6614	9.04	0.00	1700560	165.0	94.0	65.4	121.4
					167.0	13.6	9.6	17.8

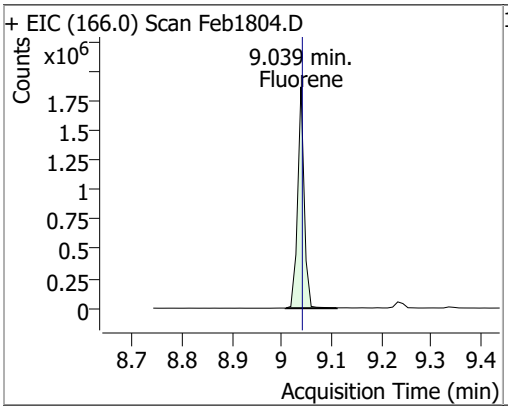

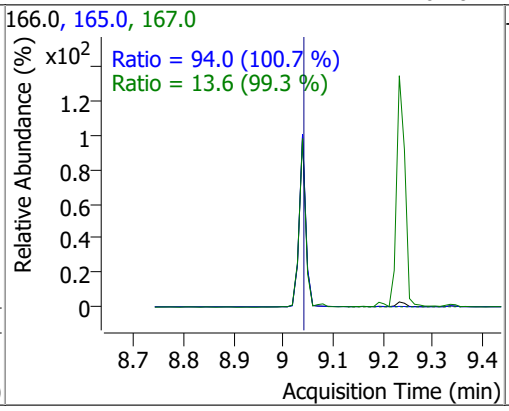

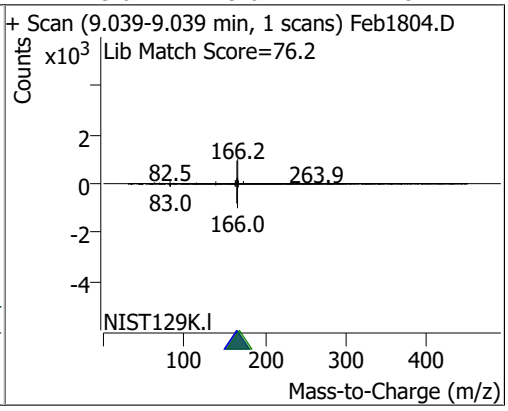

Compound	Conc.	RT	Dev(Min)	Resp.	QIon	QRatio	Lower	Upper
4-Chlorophenyl-phenylether	105.9893	9.08	0.01	840611	141.0	62.3	42.8	79.6
					206.0	34.0	23.6	43.9

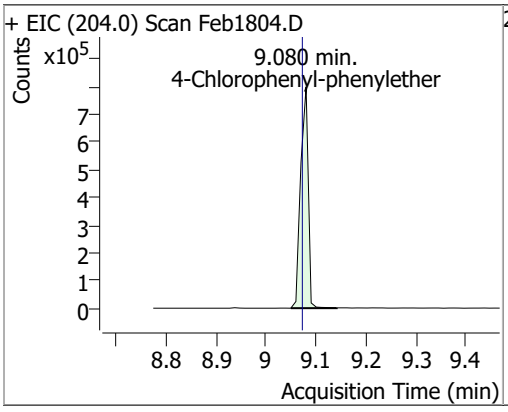

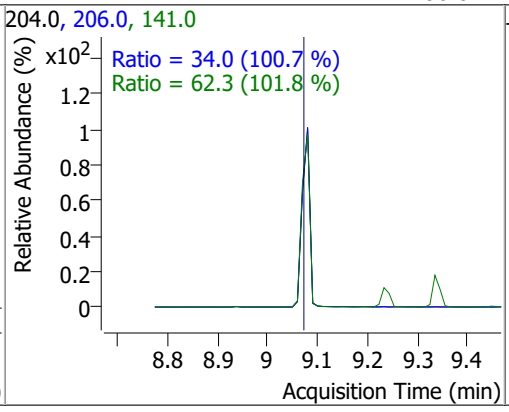

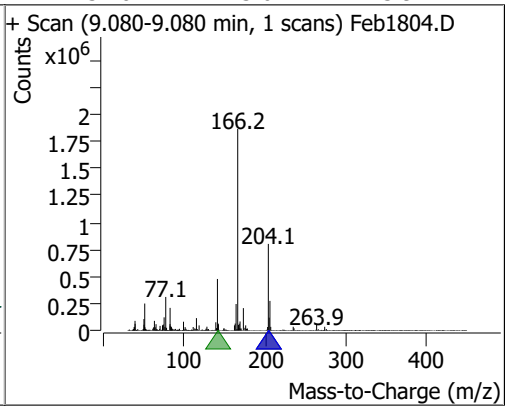

Compound	Conc.	RT	Dev(Min)	Resp.	QIon	QRatio	Lower	Upper
4-Nitroaniline	112.8801	9.15	0.01	289316	65.0	111.7	78.9	146.6
					92.0	50.3	34.5	64.1

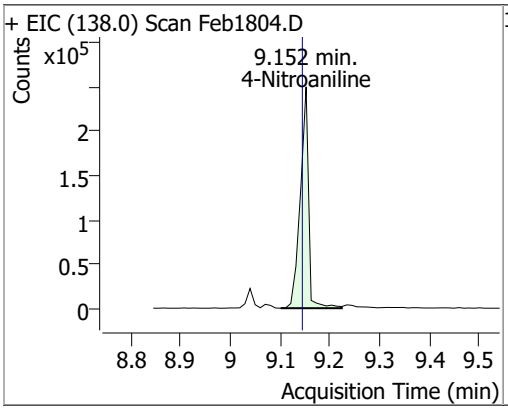

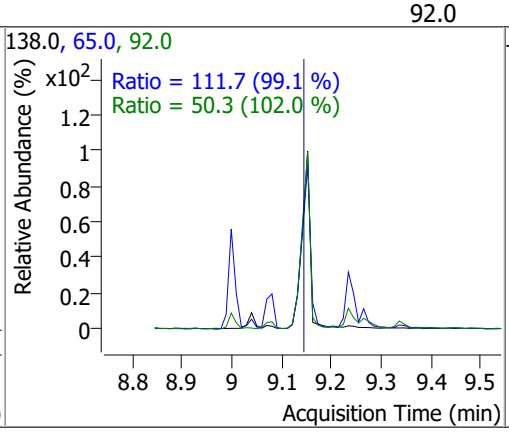

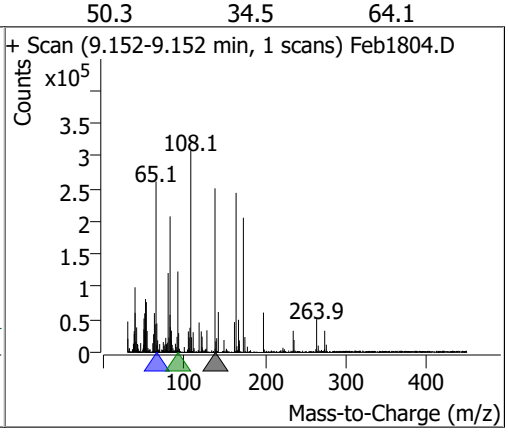

Compound	Conc.	RT	Dev(Min)	Resp.	QIon	QRatio	Lower	Upper
4,6-Dinitro-2-methylphenol	104.4162	9.16	0.01	167223	121.0	49.1	35.1	65.3

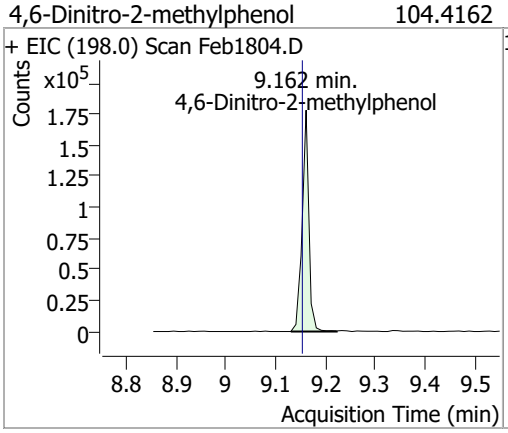

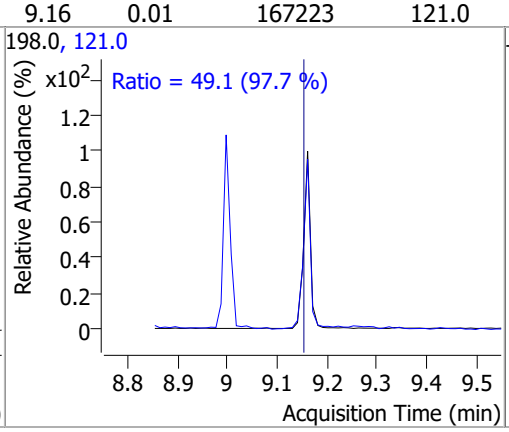

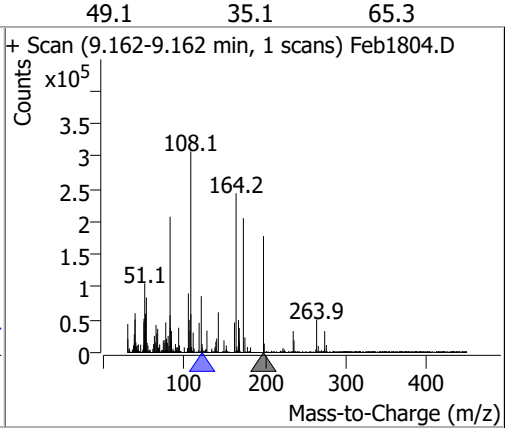

Compound	Conc.	RT	Dev(Min)	Resp.	QIon	QRatio	Lower	Upper
N-nitrosodiphenylamine	102.0740	9.23	0.00	1196082	168.0	62.6	44.0	81.7
					167.0	33.7	23.9	44.3

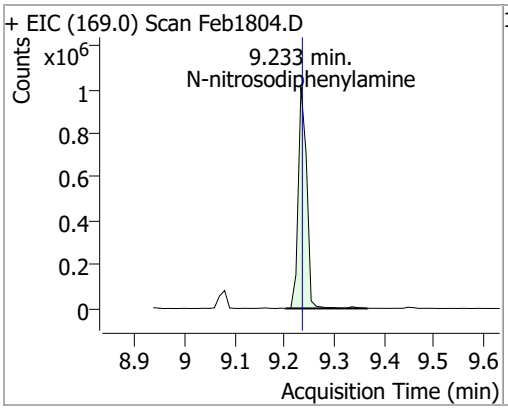

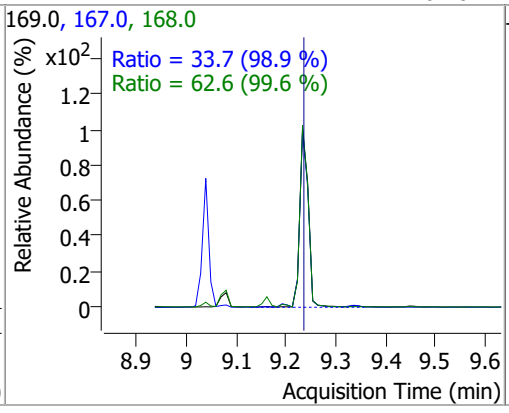

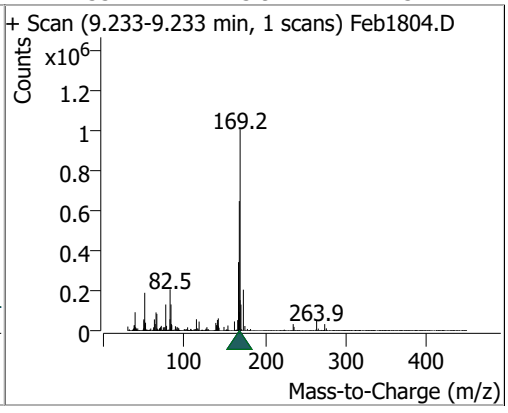

Compound	Conc.	RT	Dev(Min)	Resp.	QIon	QRatio	Lower	Upper
Azobenzene	96.5318	9.26	0.00	1518549	51.0	50.8	31.6	58.7
					182.0	23.8	16.9	31.4

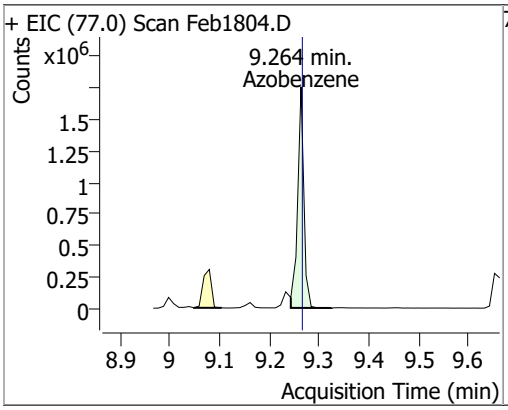

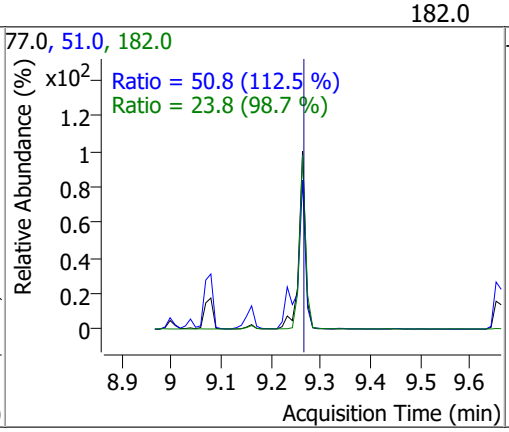

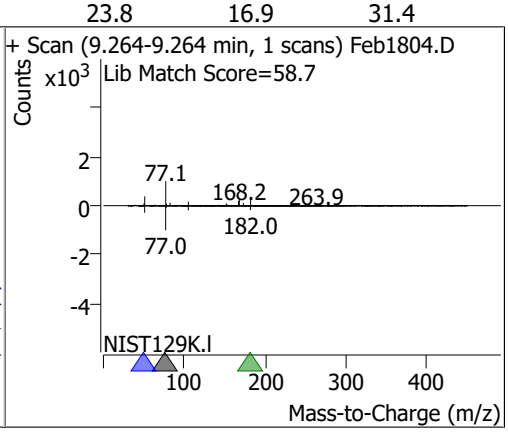

Compound	Conc.	RT	Dev(Min)	Resp.	QIon	QRatio	Lower	Upper
2,4,6-Tribromophenol	102.0254	9.34	0.00	152661	331.8	91.2	68.5	127.2

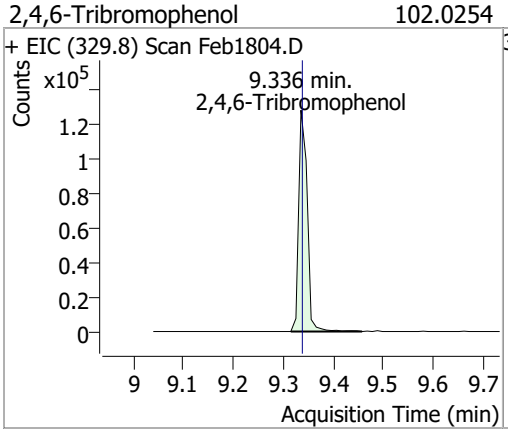

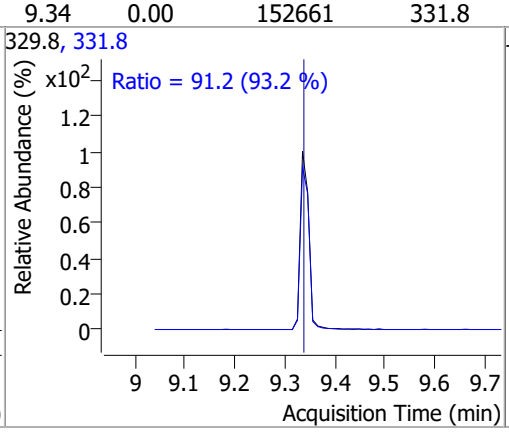

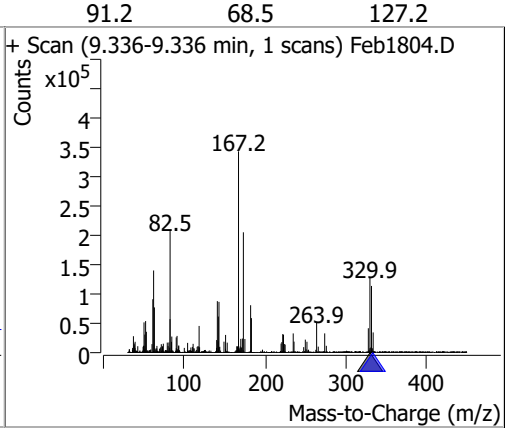

Compound	Conc.	RT	Dev(Min)	Resp.	QIon	QRatio	Lower	Upper
4-Bromophenyl-phenylether	100.8595	9.66	0.01	457731	141.0	105.0	69.1	128.4
					250.0	101.0	68.8	127.7

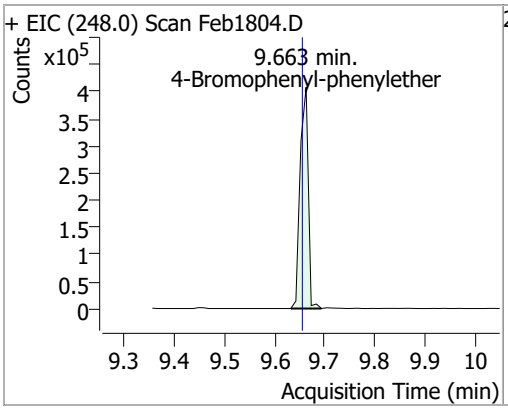

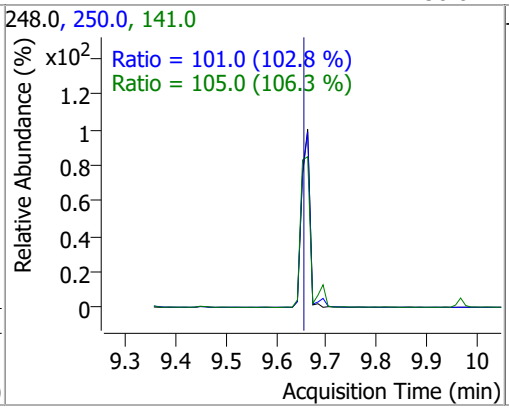

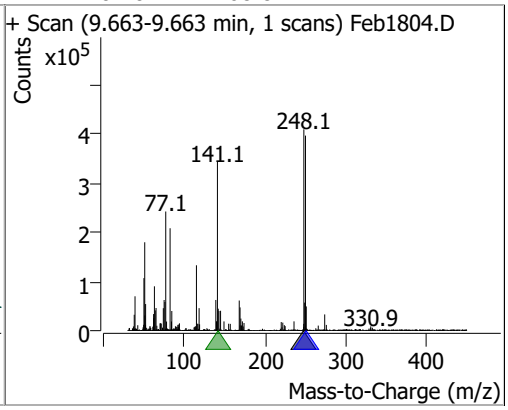

Compound	Conc.	RT	Dev(Min)	Resp.	QIon	QRatio	Lower	Upper
Hexachlorobenzene	109.2193	9.69	0.00	488673	142.0	51.3	37.7	70.0

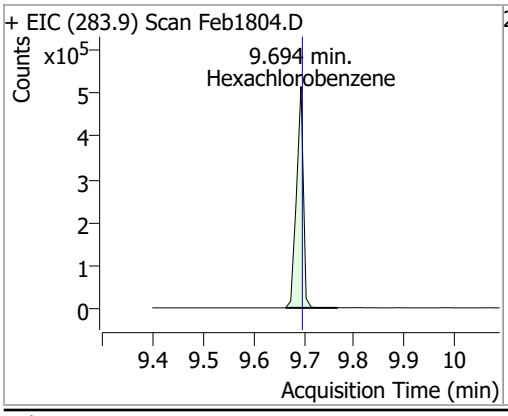

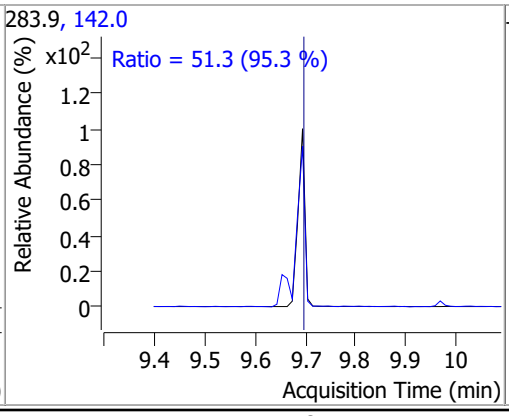

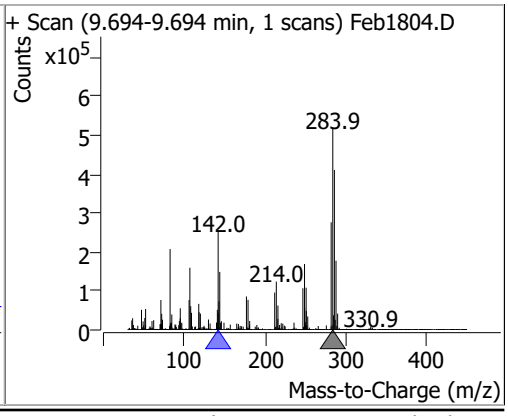

Compound	Conc.	RT	Dev(Min)	Resp.	QIon	QRatio	Lower	Upper
Pentachlorophenol	105.1758	9.97	0.00	233937	267.9	61.1	41.5	77.2
					263.9	63.7	41.2	76.6

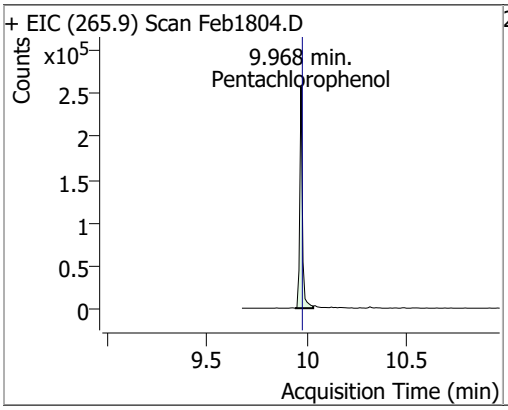

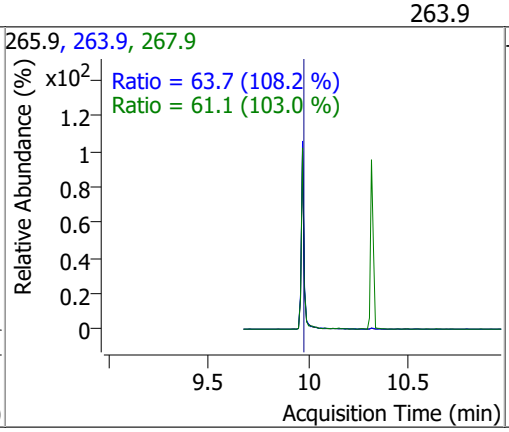

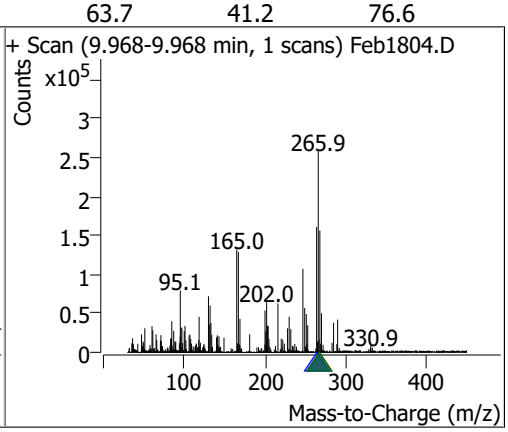

Compound	Conc.	RT	Dev(Min)	Resp.	QIon	QRatio	Lower	Upper
Phenanthrene	109.2336	10.19	0.01	2584992	176.0	18.8	13.0	24.1

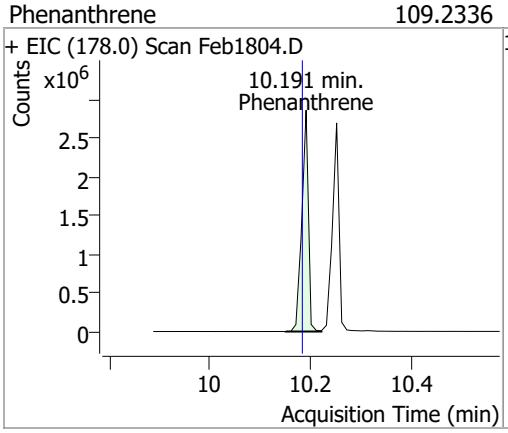

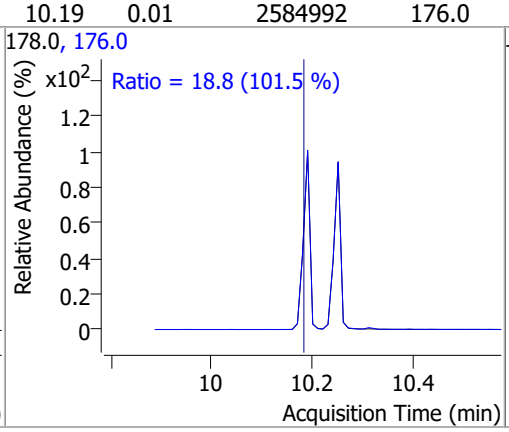

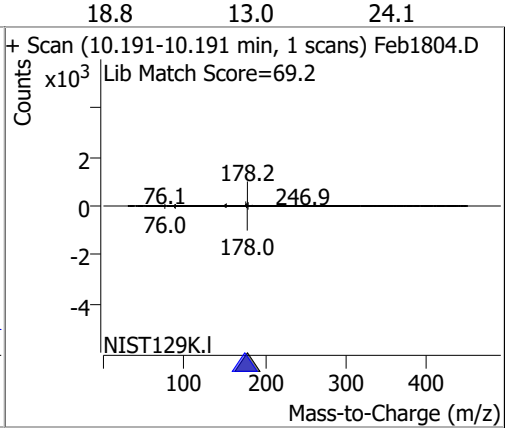

Compound	Conc.	RT	Dev(Min)	Resp.	QIon	QRatio	Lower	Upper
Anthracene	108.1091	10.25	0.00	2471452 (m)	176.0	18.4	12.9	23.9

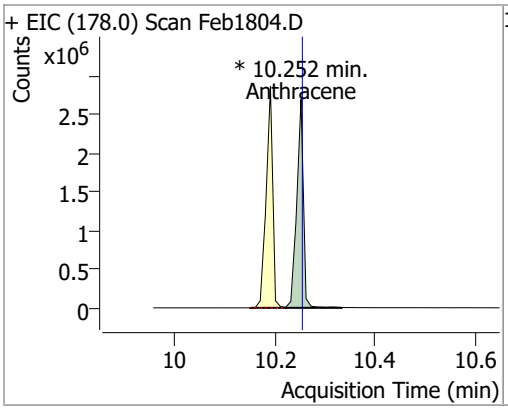

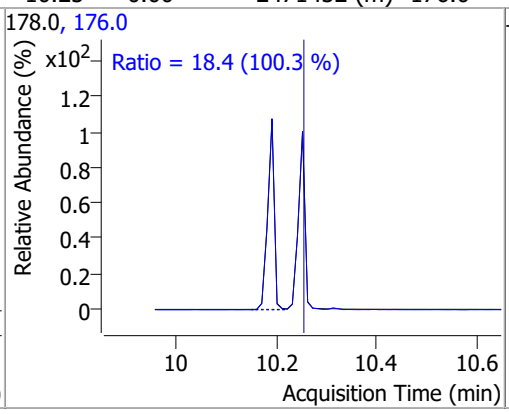

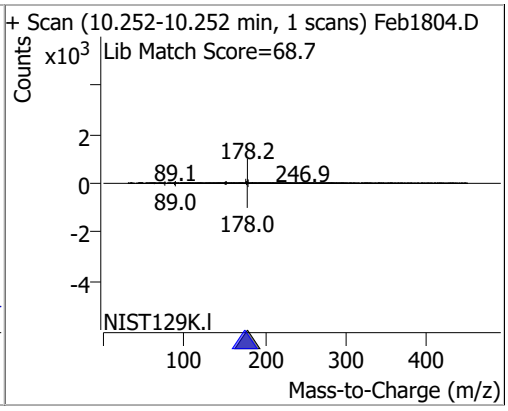

Compound	Conc.	RT	Dev(Min)	Resp.	QIon	QRatio	Lower	Upper
Triallate	101.0679	10.31	0.00	570358	268.0	24.3	16.9	31.4
					143.0	22.1	15.8	29.3

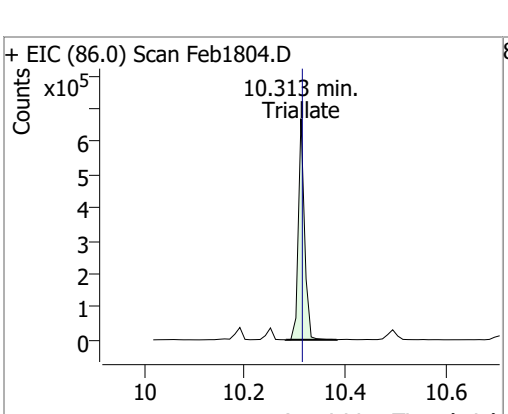

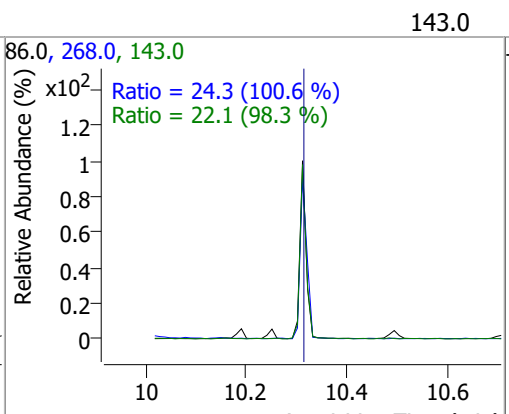

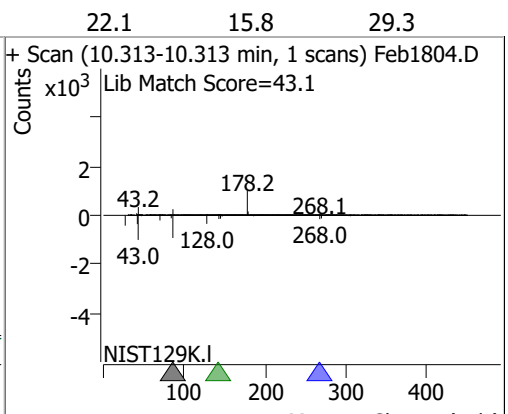

Compound	Conc.	RT	Dev(Min)	Resp.	QIon	QRatio	Lower	Upper
Carbazole	100.3730	10.50	0.00	2334657	139.0	13.6	9.0	16.7

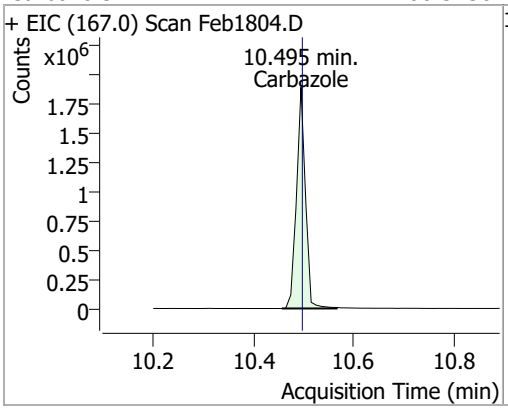

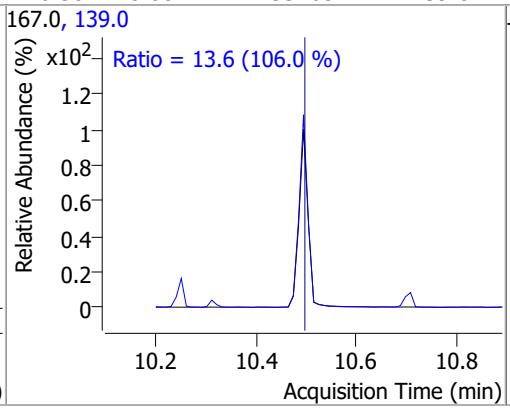

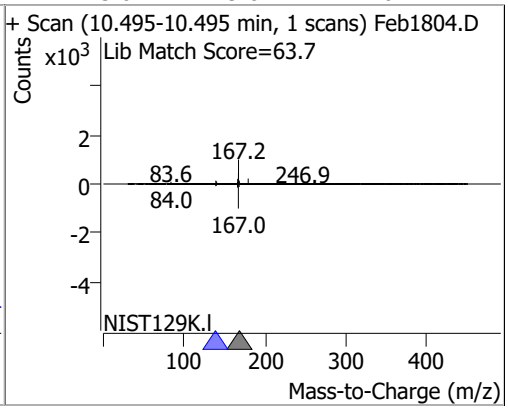

Compound	Conc.	RT	Dev(Min)	Resp.	QIon	QRatio	Lower	Upper
o-Terphenyl	106.4761	10.71	0.01	1358973	229.0	63.1	45.4	84.3
					215.0	37.9	25.9	48.1

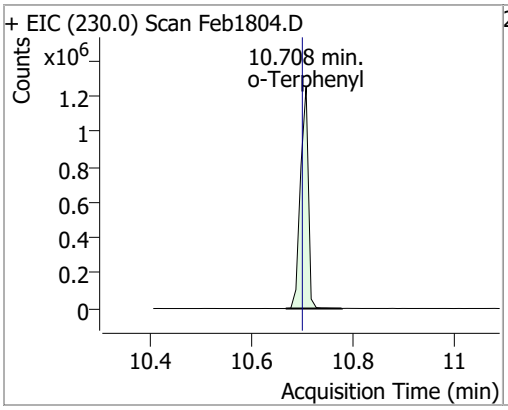

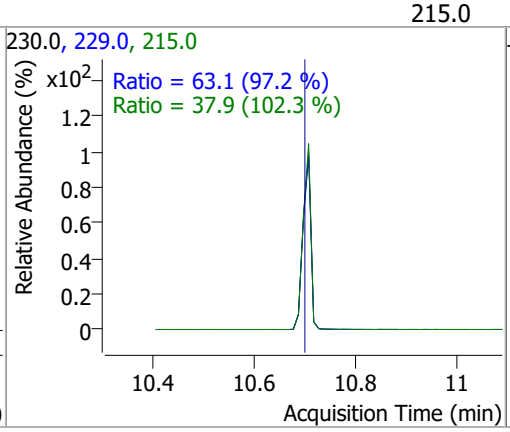

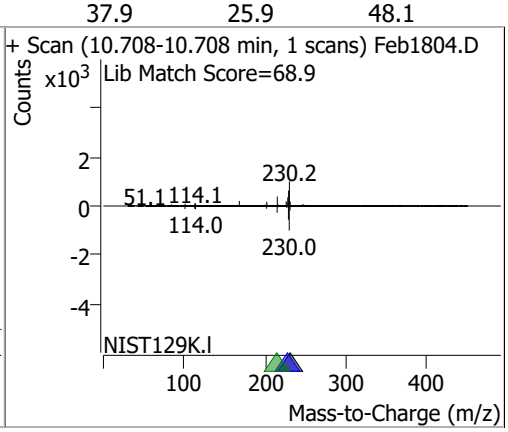

Compound	Conc.	RT	Dev(Min)	Resp.	QIon	QRatio	Lower	Upper
Di-n-Butylphthalate	103.4746	11.08	0.00	2379296	150.0	8.9	6.3	11.8
					104.0	6.2	4.5	8.3

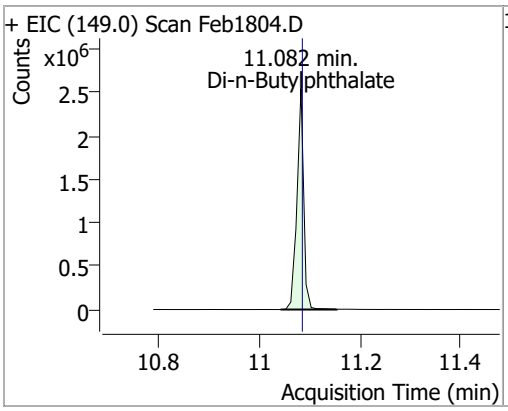

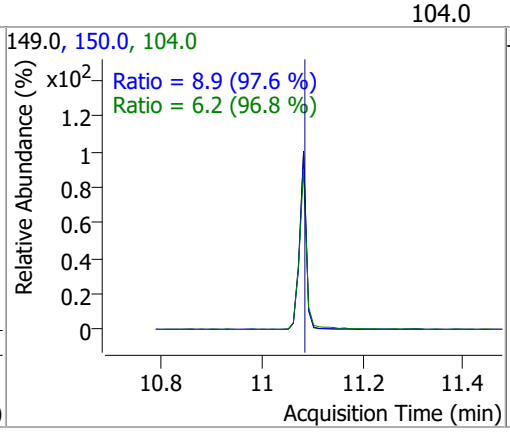

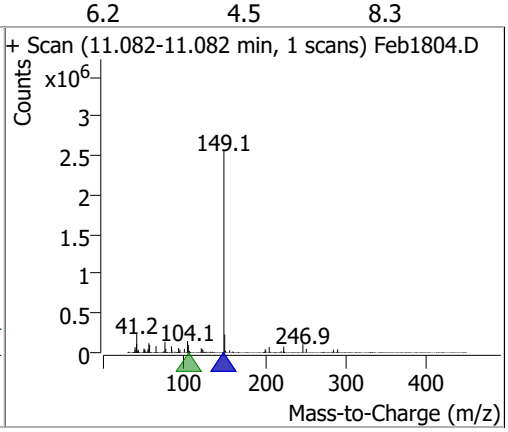

Compound	Conc.	RT	Dev(Min)	Resp.	QIon	QRatio	Lower	Upper
Fluoranthene	102.2753	11.96	0.01	2487478	101.0	13.4	9.4	17.4

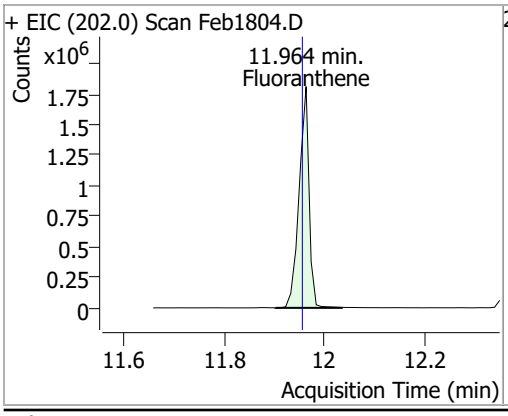

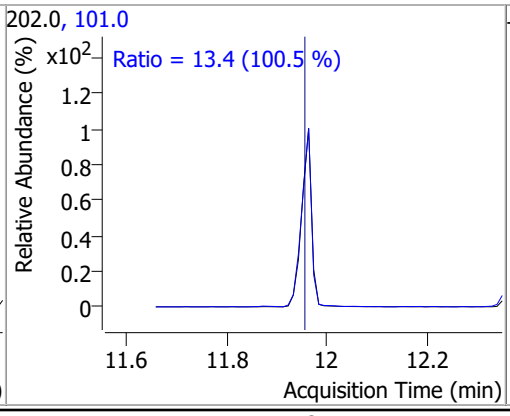

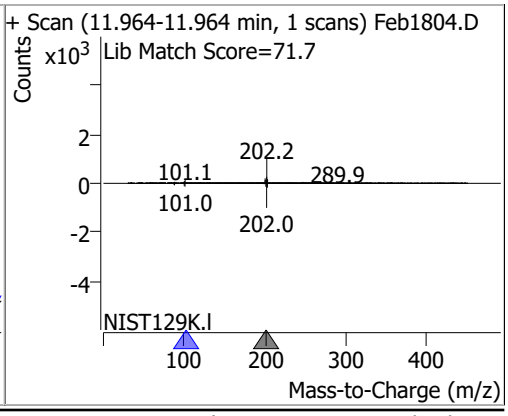

Compound	Conc.	RT	Dev(Min)	Resp.	QIon	QRatio	Lower	Upper
Benzidine	101.7540	12.35	0.00	841681	183.0	11.5	8.3	15.4
					92.0	8.8	5.8	10.8

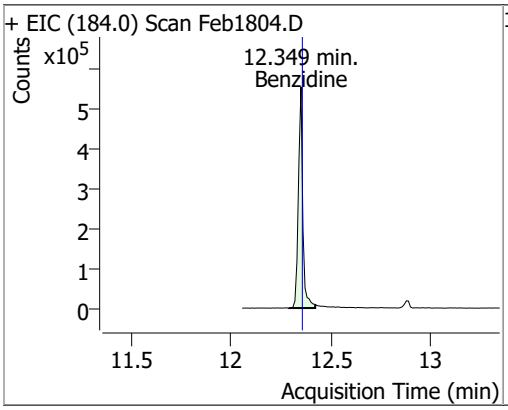

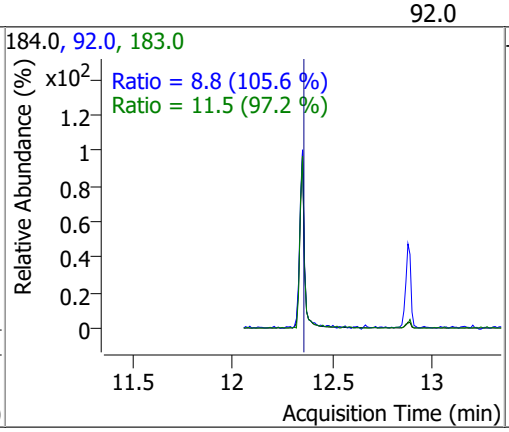

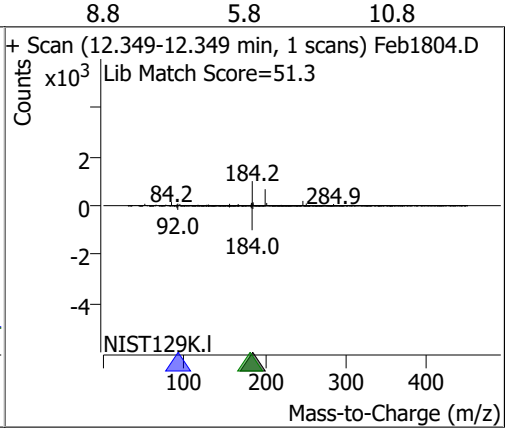

Compound	Conc.	RT	Dev(Min)	Resp.	QIon	QRatio	Lower	Upper
Pyrene	102.8837	12.39	0.01	2716593	101.0	16.6	11.1	20.6

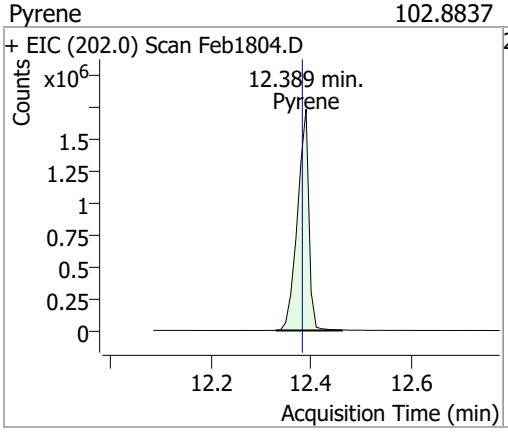

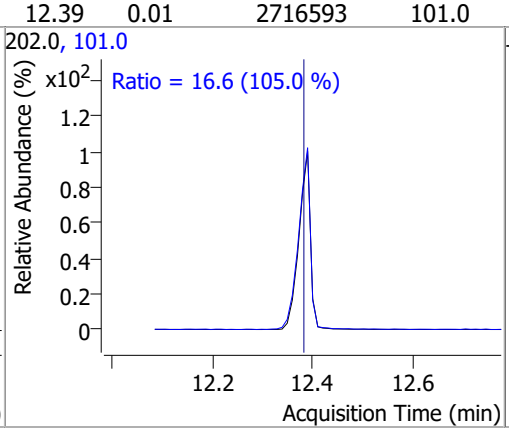

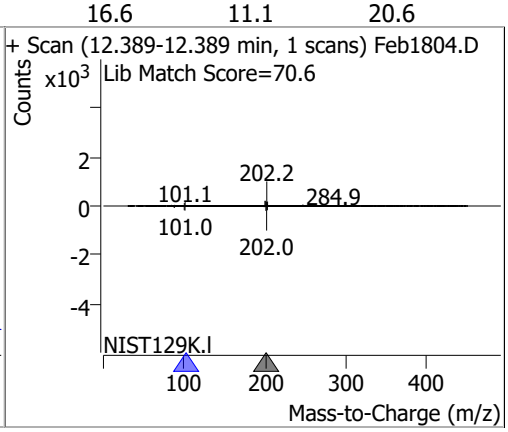

Compound	Conc.	RT	Dev(Min)	Resp.	QIon	QRatio	Lower	Upper
Terphenyl-d14	100.6508	12.89	0.01	1793874	122.0	14.5	10.1	18.7

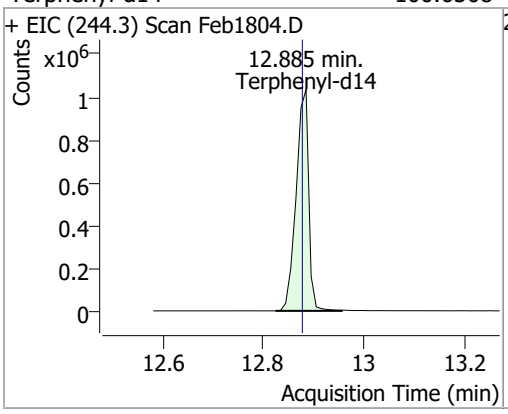

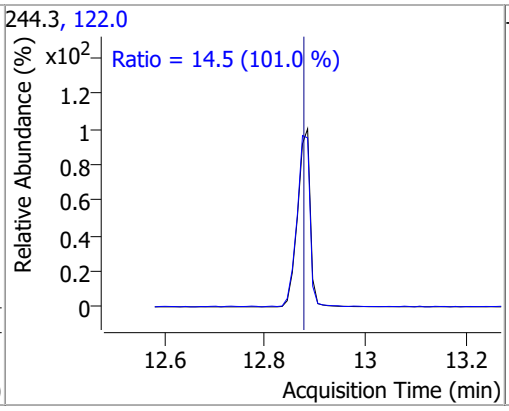

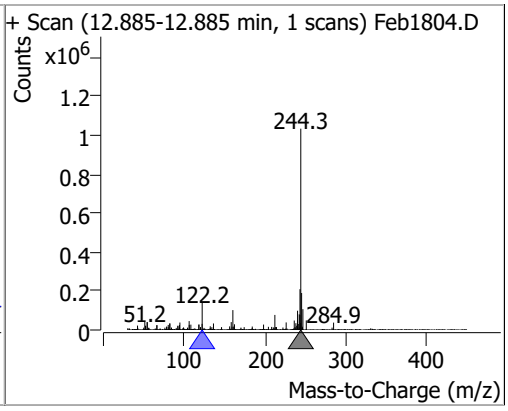

Compound	Conc.	RT	Dev(Min)	Resp.	QIon	QRatio	Lower	Upper
Butylbenzylphthalate	102.9690	14.33	0.01	817626	91.0	83.1	59.6	110.6
					206.0	17.8	12.2	22.7

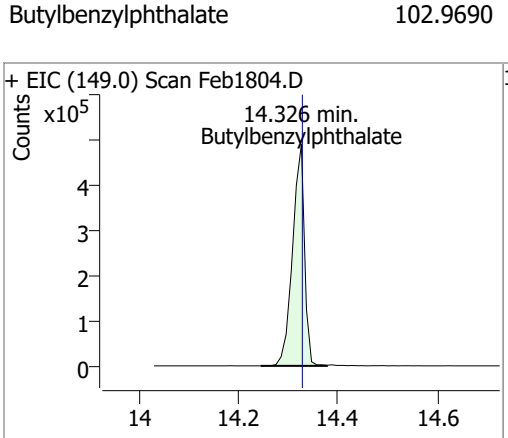

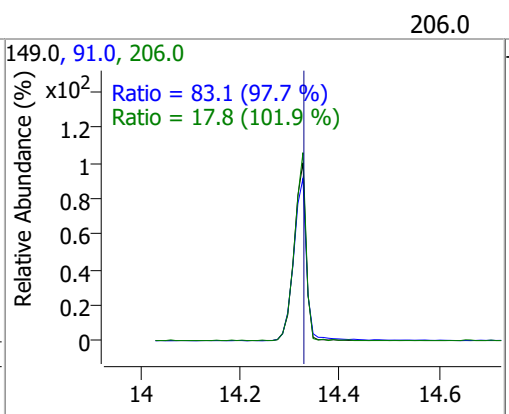

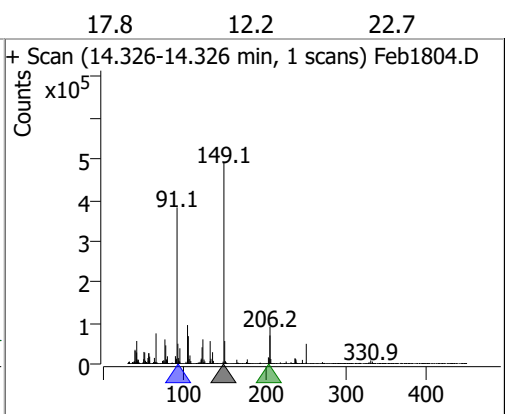

Compound	Conc.	RT	Dev(Min)	Resp.	QIon	QRatio	Lower	Upper
Benzo(a)Anthracene	104.0334	15.52	0.01	2034255	226.0	26.2	18.8	34.9
					229.0	21.1	14.7	27.4

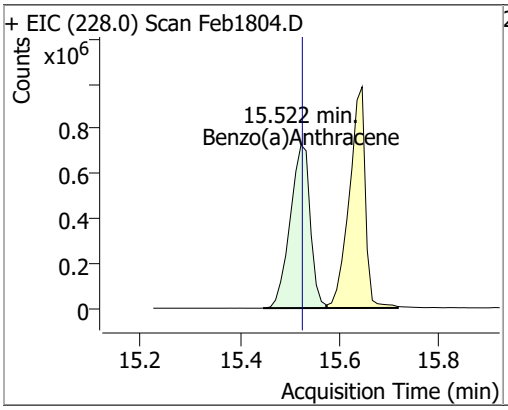

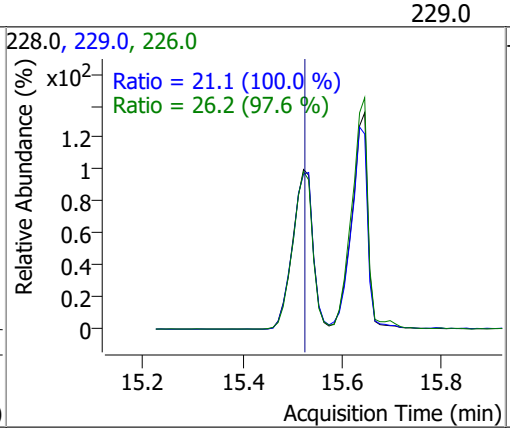

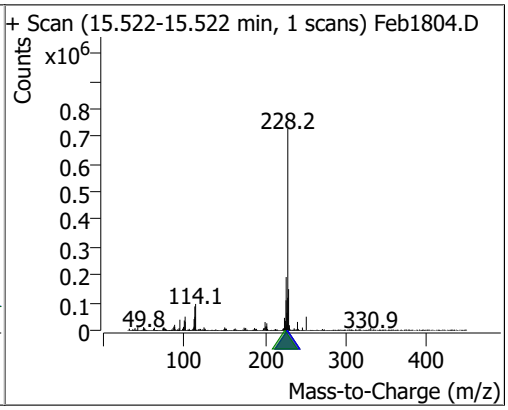

Compound	Conc.	RT	Dev(Min)	Resp.	QIon	QRatio	Lower	Upper
Chrysene	102.0757	15.64	0.02	2211531	226.0	29.4	19.9	36.9
					229.0	20.1	13.8	25.6

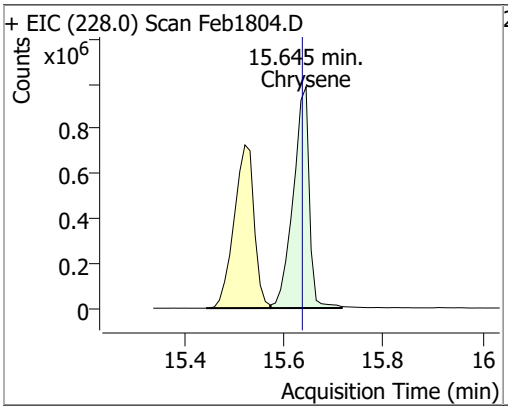

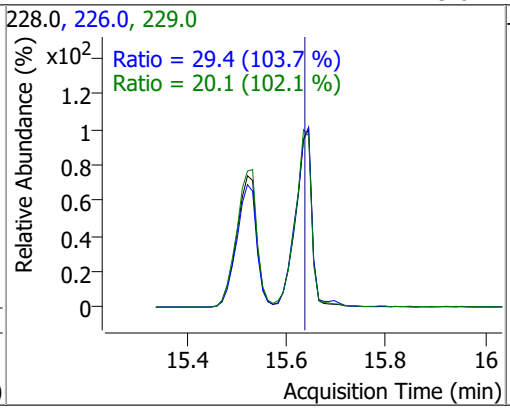

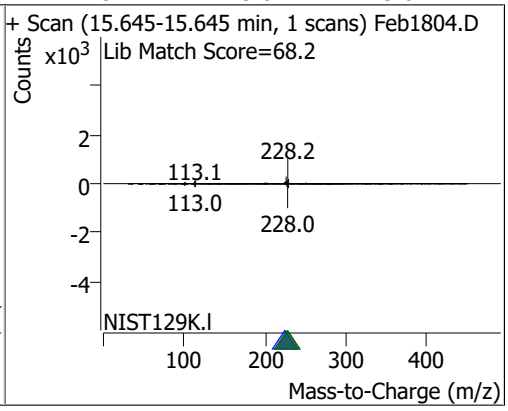

Compound	Conc.	RT	Dev(Min)	Resp.	QIon	QRatio	Lower	Upper
3,3-Dichlorobenzidine	103.7644	15.70	0.01	749360	254.0	64.7	44.9	83.4

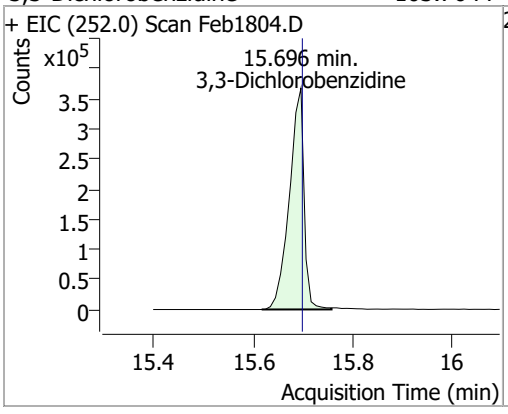

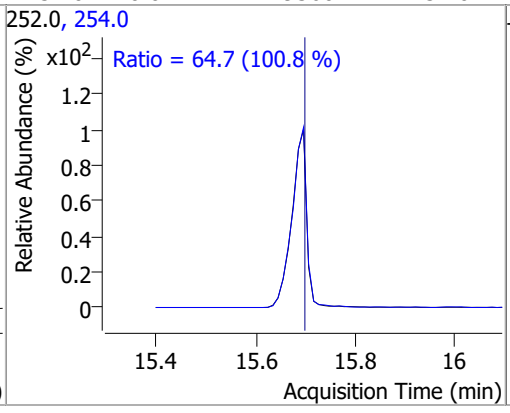

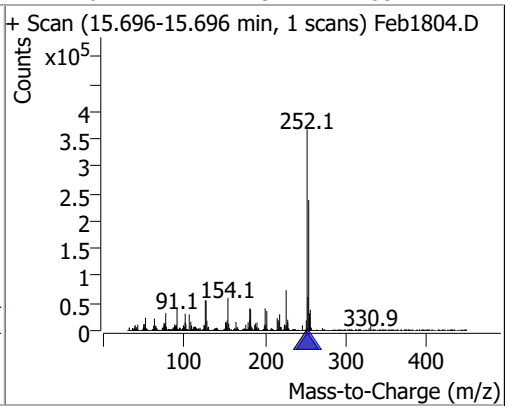

Compound	Conc.	RT	Dev(Min)	Resp.	QIon	QRatio	Lower	Upper
bis(2-ethylhexyl)Phthalate	100.9022	16.38	0.01	275164	149.0	396.2	273.6	508.0
					279.0	15.0	10.5	19.5

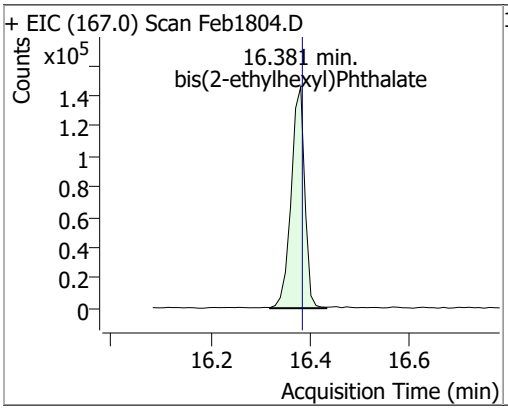

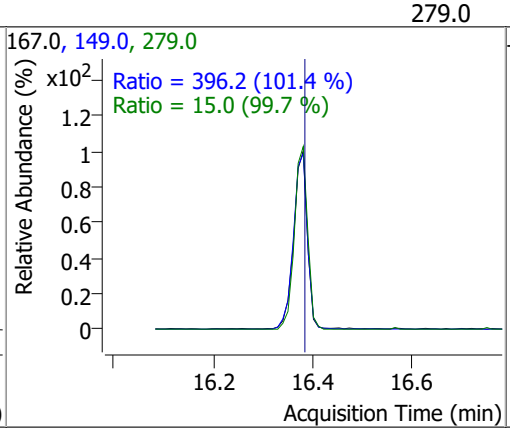

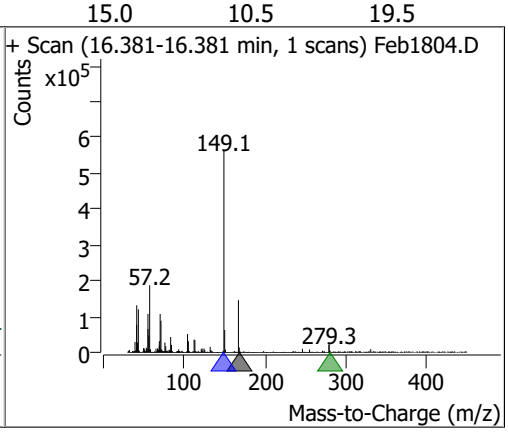

Compound	Conc.	RT	Dev(Min)	Resp.	QIon	QRatio	Lower	Upper
Di-n-octyl Phthalate	104.0154	18.14	0.01	1958854	150.0	9.8	7.0	13.0

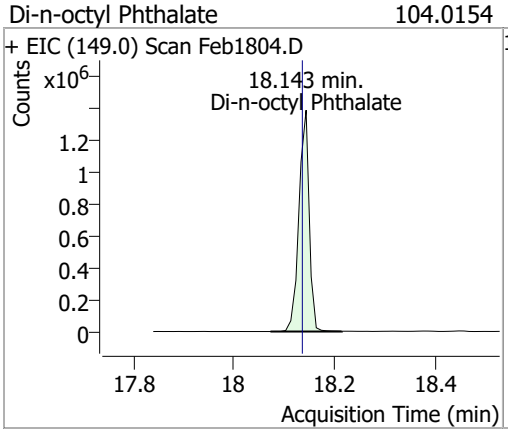

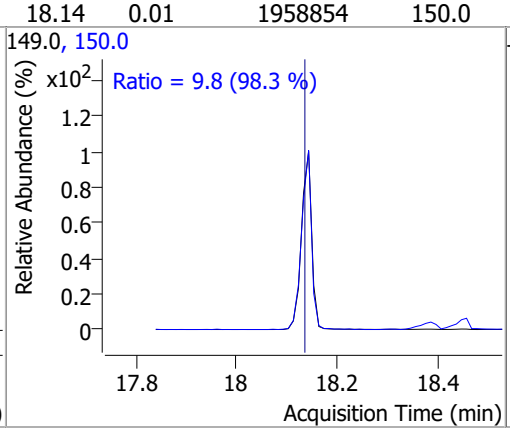

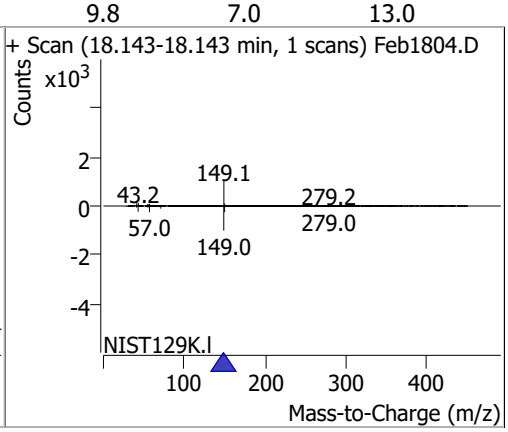

Compound	Conc.	RT	Dev(Min)	Resp.	QIon	QRatio	Lower	Upper
Benzo(b)fluoranthene	102.0750	18.39	0.01	1951128	253.0	22.3	15.6	29.0

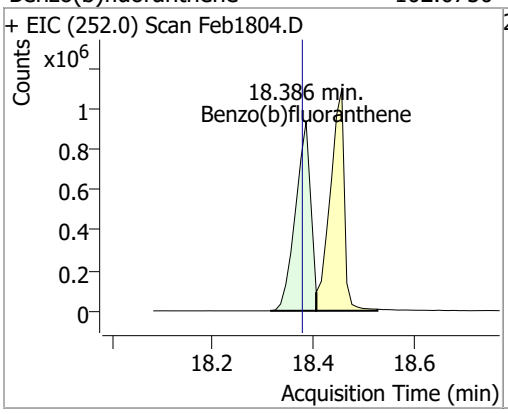

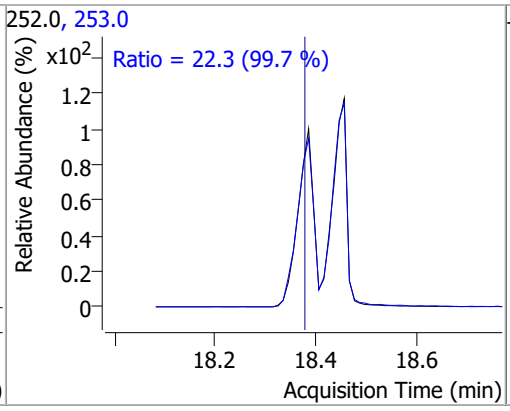

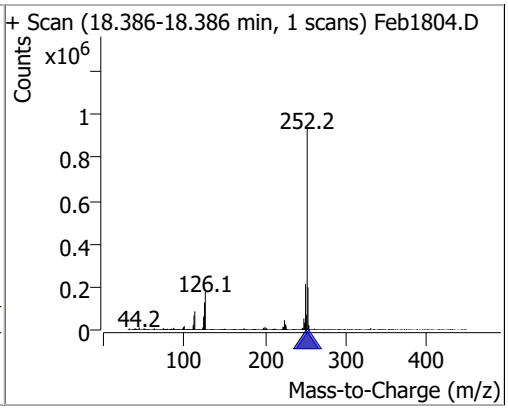

Compound	Conc.	RT	Dev(Min)	Resp.	QIon	QRatio	Lower	Upper
Benzo(k)fluoranthene	104.8718	18.46	0.01	2129075	253.0	22.4	15.4	28.6

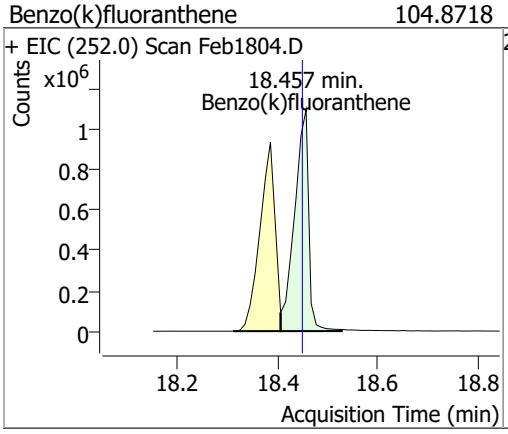

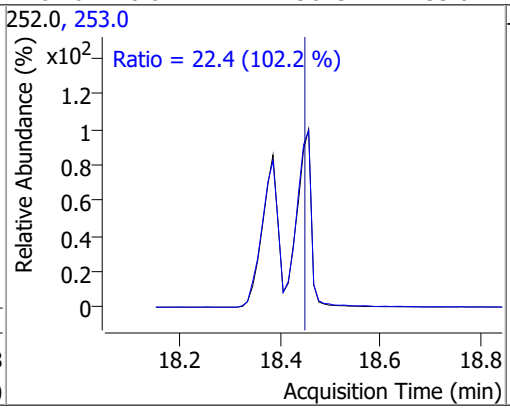

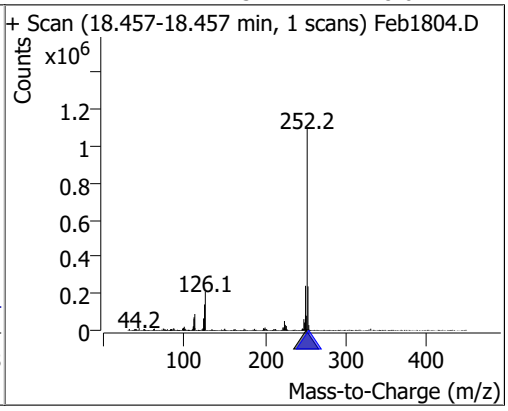

Compound	Conc.	RT	Dev(Min)	Resp.	QIon	QRatio	Lower	Upper
Benzo(a)pyrene	101.2295	18.99	0.01	1849719	253.0	22.7	15.1	28.0

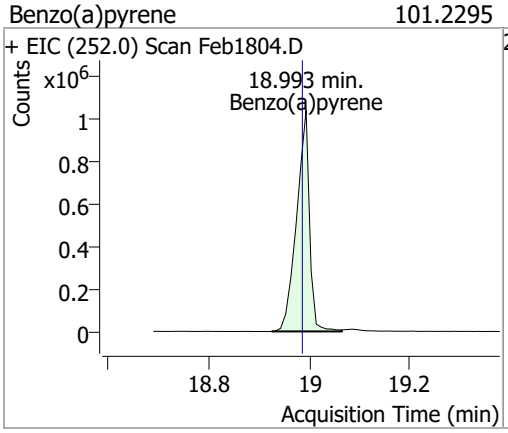

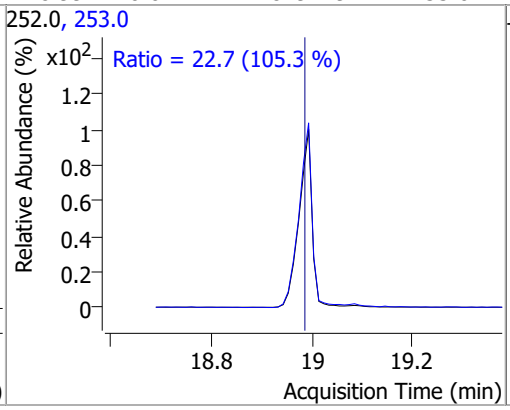

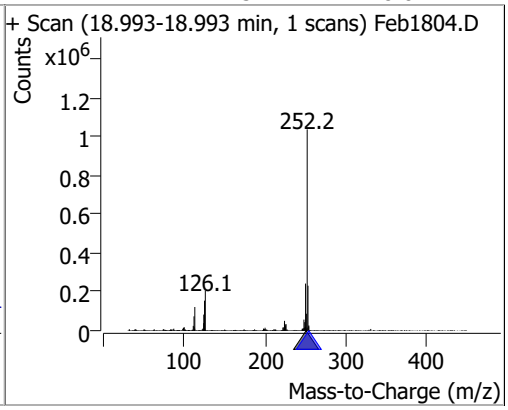

Compound	Conc.	RT	Dev(Min)	Resp.	QIon	QRatio	Lower	Upper
Indeno(1,2,3-c,d)pyrene	106.8898	20.77	0.01	1633072	138.0	30.6	20.7	38.5

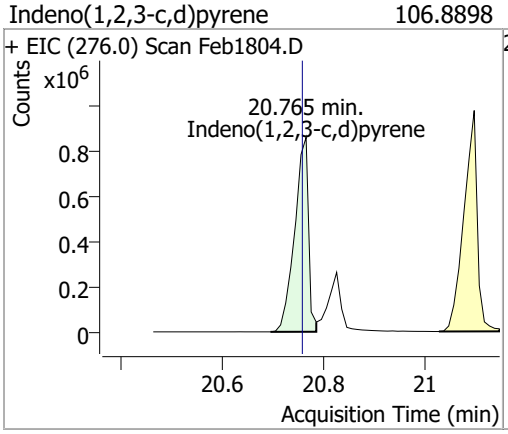

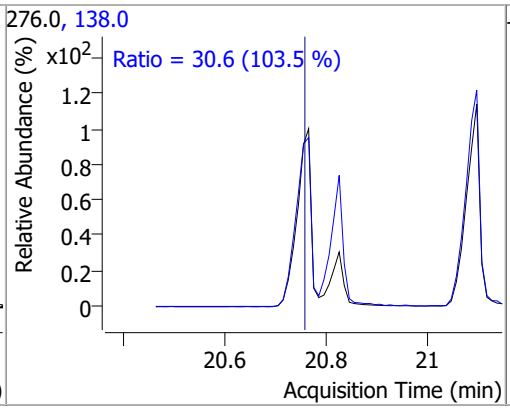

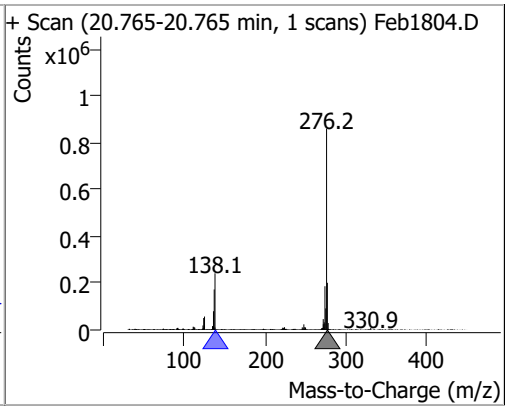

Compound	Conc.	RT	Dev(Min)	Resp.	QIon	QRatio	Lower	Upper
Dibenzo(a,h)anthracene	100.1029	20.83	0.01	1675258	139.0	24.9	17.6	32.7
					279.0	24.3	16.9	31.3

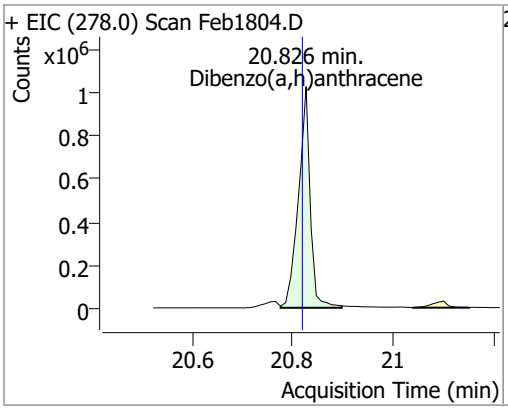

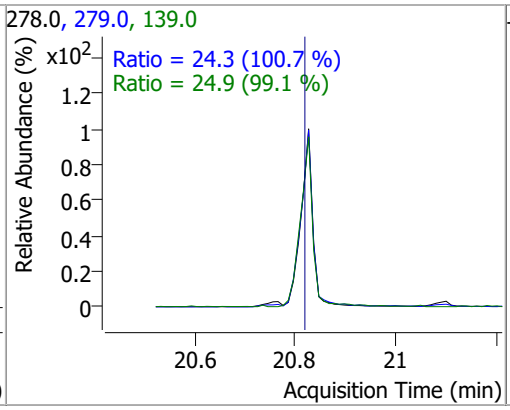

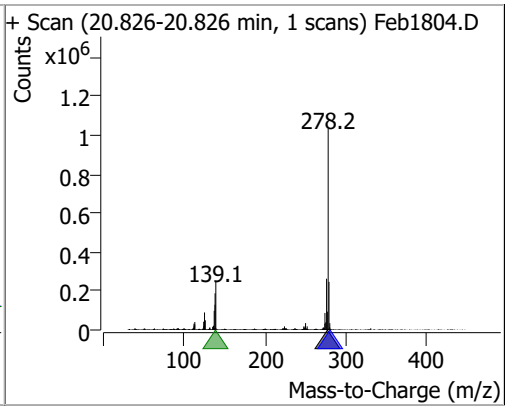

Compound	Conc.	RT	Dev(Min)	Resp.	QIon	QRatio	Lower	Upper
Benzo(g,h,i)perylene	103.2475	21.10	0.01	1825037	138.0	33.1	23.1	42.9
					277.0	23.8	16.3	30.2

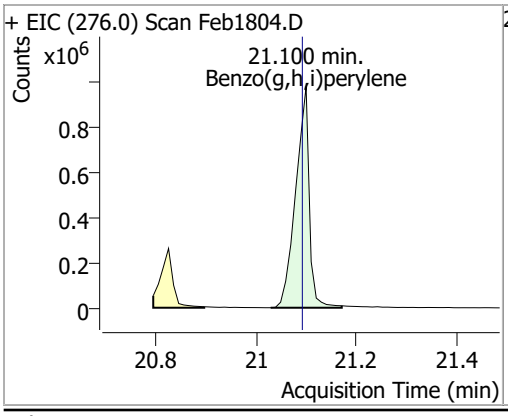

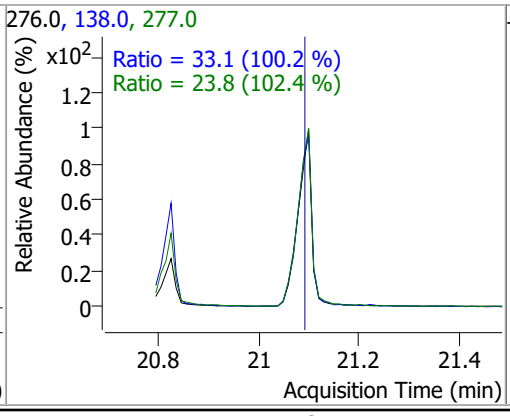

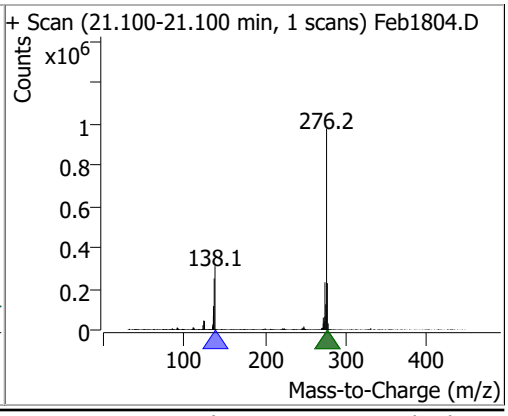

Quantitation Results Report (QT Reviewed)

Data File	Feb1805.D	Operator	LIMS import
Acq. Method	BNA+SIM.M	Acq. Date-Time	2/19/2022 9:57:53 AM
Sample Name	18-Feb-22_CAL_4	Instrument	Instrument #1
Vial	5	Multiplier	1.00
DA Method File		Comment	SVOC-8270-W-LARGO
Tune File	dftppdsm.u	Tune Date	2/18/2022 9:25:00 PM
Batch Name	021822 DoD BNA cal.batch.bin	Last Calib Update	2/19/2022 1:06:17 PM
Ref Library	D:\Org\Library\NIST129K.l		

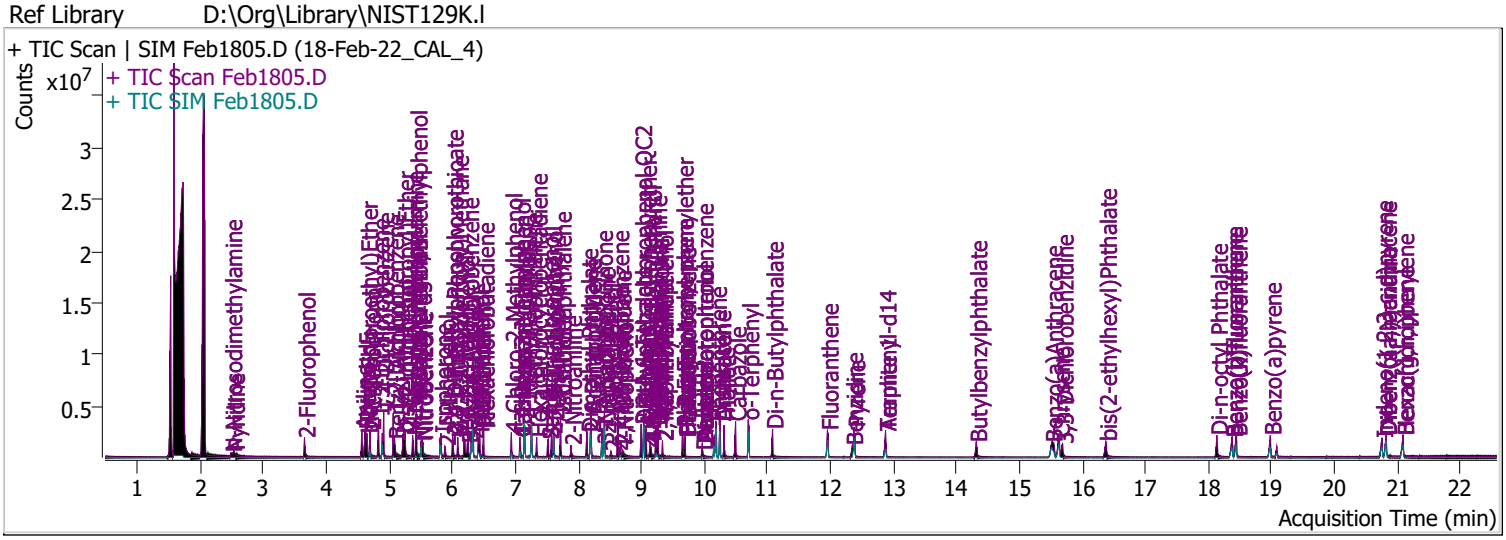

Compound	RT	QIon	Resp.	Conc.	Units		Dev(Min)
Internal Standards							
System Monitoring Compounds							
S 2-Fluorophenol	3.653	112.0	609954	74.2355	µg/L		0.000
Spiked Amount: 200.000	Range: 10.0 - 75.0%			Recovery = 37.12%			
S Phenol-d5	4.613	99.0	789735	74.5966	µg/L		0.000
Spiked Amount: 200.000	Range: 10.0 - 65.0%			Recovery = 37.30%			
S Nitrobenzene-d5	5.502	82.0	443231	75.1559	µg/L		0.000
Spiked Amount: 100.000	Range: 32.0 - 94.0%			Recovery = 75.16%			
S 2-Fluorobiphenyl	7.605	172.0	1191628	72.8806	µg/L		0.000
Spiked Amount: 100.000	Range: 28.0 - 107.0%			Recovery = 72.88%			
S 2,4,6-Tribromophenol	9.336	329.8	103422	75.3083	µg/L		0.000
Spiked Amount: 200.000	Range: 25.0 - 140.0%			Recovery = 37.65%			
S Terphenyl-d14	12.875	244.3	1286275	73.6549	µg/L		0.000
Spiked Amount: 100.000	Range: 32.0 - 122.0%			Recovery = 73.65%			
Target Compounds							**QValue**
T N-Nitrosodimethylamine	2.489	74.0	186004	74.6301	µg/L		94
T Pyridine	2.530	79.0	463669	73.7501	µg/L		99
T Aniline	4.562	93.0	1113327	73.8514	µg/L	m	97
T Phenol	4.623	94.0	880405	74.6970	µg/L		100
T bis(-2-Chloroethyl)Ether	4.644	63.0	606109	76.0889	µg/L	m	99
T 2-Chlorophenol	4.695	128.0	708157	75.2284	µg/L		99
T 1,3-Dichlorobenzene	4.828	146.0	915843	76.0831	µg/L	m	99
T 1,4-Dichlorobenzene	4.909	146.0	929421	76.8632	µg/L	m	97
T 1,2-Dichlorobenzene	5.063	146.0	888825	75.7478	µg/L	m	99
T Benzyl Alcohol	5.083	108.0	353272	74.8757	µg/L		99
T bis(2-chloroisopropyl)Ether	5.226	121.0	237128	74.8004	µg/L		98
T 2-Methylphenol	5.246	107.0	594885	72.6095	µg/L		97
T N-nitroso-Di-n-propylamine	5.369	70.0	421834	75.0645	µg/L		95
T 4Methylphenol/3Methylphenol	5.430	107.0	858705	77.0033	µg/L		100
T Hexachloroethane	5.430	117.0	268097	74.4485	µg/L		98

Compound	RT	QIon	Resp.	Conc.	Units		Dev(Min)
T Nitrobenzene	5.522	123.1	210462	70.2948	µg/L		99
T Isophorone	5.818	82.0	1066372	77.1518	µg/L		100
T 2-Nitrophenol	5.880	139.0	223037	72.8971	µg/L		97
T 2,4-Dimethylphenol	6.003	122.0	486601	75.4339	µg/L		97
T bis(-2-Chloroethoxy)Methane	6.085	93.0	572879	71.3861	µg/L		95
T 2,4-Dichlorophenol	6.187	162.0	462781	75.2295	µg/L		96
T Benzoic Acid	6.239	105.0	258415	77.8651	µg/L		89
T 1,2,4-Trichlorobenzene	6.249	180.0	573589	77.8158	µg/L		99
T Naphthalene	6.331	128.0	1714981	78.1039	µg/L		99
T 4-Chlorophenol	6.413	130.0	174790	75.7373	µg/L		86
T p-Chloroaniline	6.434	127.0	681721	79.6395	µg/L		96
T Hexachlorobutadiene	6.496	224.9	296318	77.3594	µg/L		97
T 4-Chloro-2-Methylphenol	6.937	107.0	445081	77.9697	µg/L	m	98
T 4-Chloro-3-Methylphenol	7.071	107.0	450778	75.6784	µg/L	m	98
T 2-Methylnaphthalene	7.143	141.0	914283	73.6320	µg/L		98
T 1-Methylnaphthalene	7.255	141.0	885279	73.0226	µg/L		98
T Hexachlorocyclopentadiene	7.338	236.9	175425	76.1385	µg/L		98
T 2,4,6-Trichlorophenol	7.523	196.0	298561	74.2424	µg/L	m	99
T 2,4,5-Trichlorophenol	7.574	196.0	351204	77.9211	µg/L	m	97
T 2-Chloronaphthalene	7.718	162.0	1085597	79.0504	µg/L		98
T 2-Nitroaniline	7.882	65.0	168135	69.0174	µg/L		99
T Dimethyl Phthalate	8.139	163.0	1115466	80.7167	µg/L		98
T 2,6-Dinitrotoluene	8.190	165.0	142994	75.4480	µg/L		97
T Acenaphthylene	8.200	152.1	1630309	74.2214	µg/L		100
T 3-Nitroaniline	8.394	138.0	165178	76.8514	µg/L		95
T Acenaphthene	8.415	154.0	972895	77.0251	µg/L		99
T 2,4-Dinitrophenol	8.517	184.0	69917	74.3624	µg/L		98
T Dibenzofuran	8.630	168.0	1694536	82.2814	µg/L		99
T 2,4-Dinitrotoluene	8.671	165.0	177941	75.6678	µg/L		94
T 4-Nitrophenol	8.701	109.0	176351	75.8272	µg/L		96
T Diethylphthalate	8.998	149.0	1135235	79.2375	µg/L		99
T Fluorene	9.039	166.0	1295239	78.2626	µg/L		98
T 4-Chlorophenyl-phenylether	9.070	204.0	538645	72.5483	µg/L		99
T 4-Nitroaniline	9.141	138.0	183095	75.7960	µg/L		98
T 4,6-Dinitro-2-methylphenol	9.151	198.0	103285	71.5834	µg/L		91
T N-nitrosodiphenylamine	9.233	169.0	843058	73.9708	µg/L		99
T Azobenzene	9.264	77.0	1137228	75.7023	µg/L		92
T 4-Bromophenyl-phenylether	9.653	248.0	291274	68.6730	µg/L		96
T Hexachlorobenzene	9.694	283.9	312914	71.1350	µg/L		84
T Pentachlorophenol	9.968	265.9	145556	72.8650	µg/L		95
T Phenanthrene	10.181	178.0	1733051	72.5377	µg/L		99
T Anthracene	10.252	178.0	1747621	78.0189	µg/L		99
T Triallate	10.313	86.0	391641	74.1071	µg/L		98
T Carbazole	10.495	167.0	1698426	74.7873	µg/L		99
T o-Terphenyl	10.697	230.0	906169	71.7460	µg/L		99
T Di-n-Butylphthalate	11.082	149.0	1582606	74.7048	µg/L		99
T Fluoranthene	11.953	202.0	1750781	73.6261	µg/L		98
T Benzidine	12.348	184.0	646709	77.0454	µg/L		100
T Pyrene	12.379	202.0	1900991	73.1770	µg/L		98
T Butylbenzylphthalate	14.316	149.0	511792	74.4763	µg/L		98
T Benzo(a)Anthracene	15.512	228.0	1426052	77.0979	µg/L		99
T Chrysene	15.624	228.0	1551059	74.7328	µg/L		98
T 3,3-Dichlorobenzidine	15.686	252.0	486419	74.8233	µg/L		99
T bis(2-ethylhexyl)Phthalate	16.370	167.0	177810	75.1376	µg/L		99
T Di-n-octyl Phthalate	18.132	149.0	1227671	76.2190	µg/L		98

Compound	RT	QIon	Resp.	Conc.	Units	Dev(Min)
T Benzo(b)fluoranthene	18.375	252.0	1375648	76.6560	µg/L	98
T Benzo(k)fluoranthene	18.446	252.0	1413651	74.9266	µg/L	97
T Benzo(a)pyrene	18.983	252.0	1275566	75.1028	µg/L	97
T Indeno(1,2,3-c,d)pyrene	20.755	276.0	1059042	74.2839	µg/L	97
T Dibenzo(a,h)anthracene	20.816	278.0	1205859	77.7360	µg/L	99
T Benzo(g,h,i)perylene	21.089	276.0	1242728	75.6388	µg/L	99

(#) = Qualifier Out of Range; (m) = Manual Integration; (+) = Area Summed; (*) = Surrogate Percent Recovery Out of Range; (d): Zeroed Peak

Compound	Conc.	RT	Dev(Min)	Resp.	QIon	QRatio	Lower	Upper
N-Nitrosodimethylamine	74.6301	2.49	0.00	186004	42.0	129.1	95.1	176.6

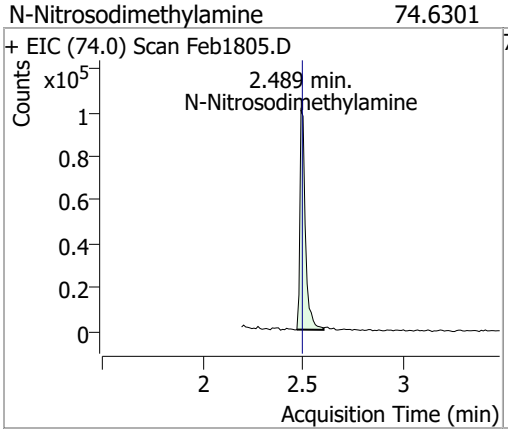

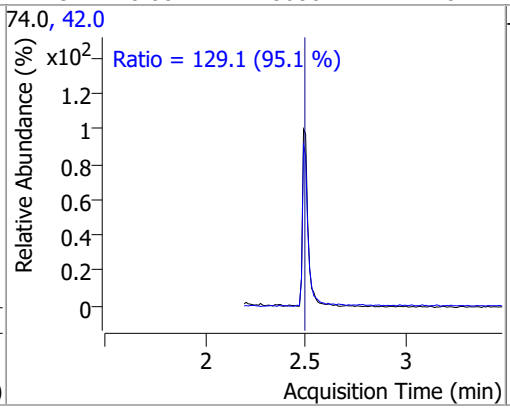

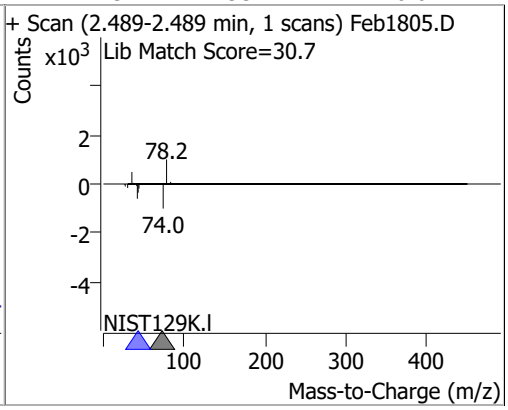

Compound	Conc.	RT	Dev(Min)	Resp.	QIon	QRatio	Lower	Upper
Pyridine	73.7501	2.53	0.00	463669	52.0	83.6	57.9	107.6

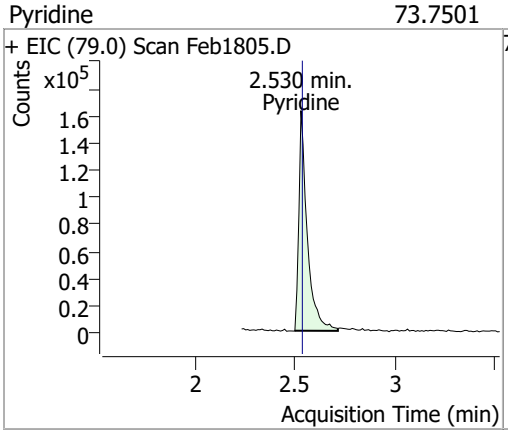

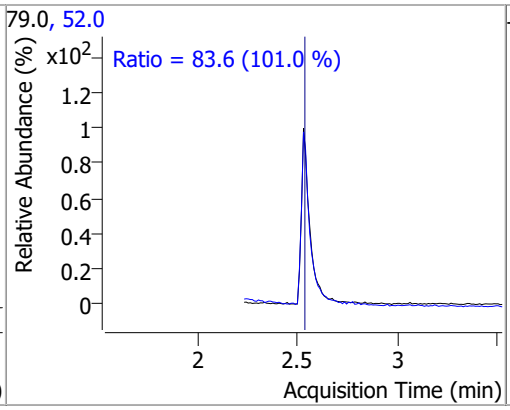

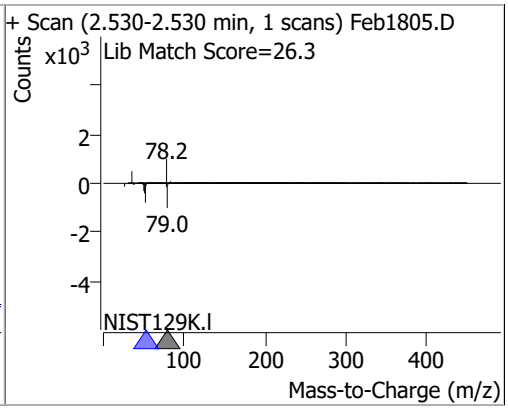

Compound	Conc.	RT	Dev(Min)	Resp.	QIon	QRatio	Lower	Upper
2-Fluorophenol	74.2355	3.65	0.00	609954	64.0	51.6	34.6	64.3
					92.0	21.7	14.2	26.5

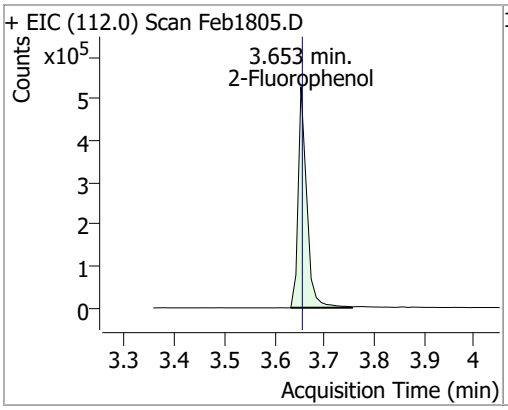

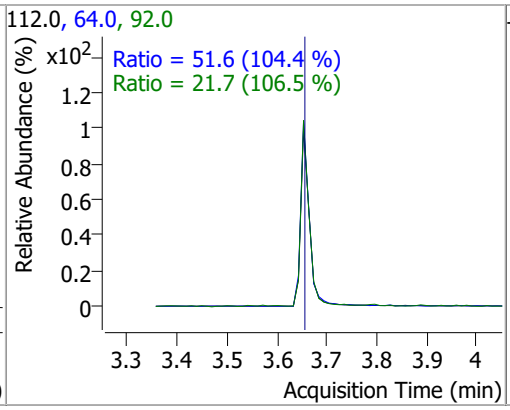

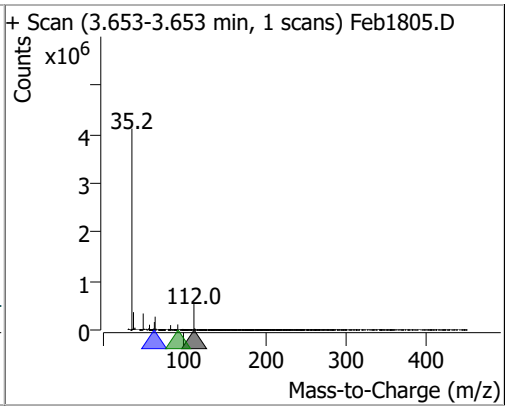

Compound	Conc.	RT	Dev(Min)	Resp.	QIon	QRatio	Lower	Upper
Aniline	73.8514	4.56	0.00	1113327 (m)	66.0	34.8	25.7	47.8
					65.0	17.1	13.1	24.4

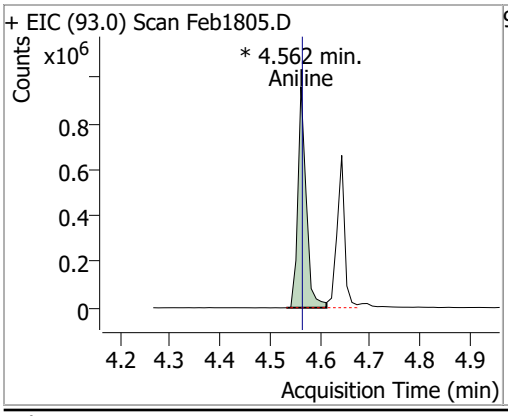

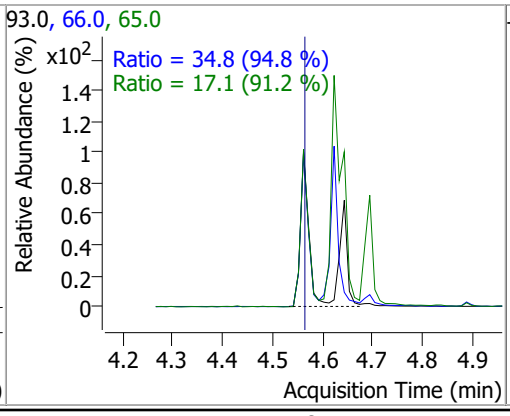

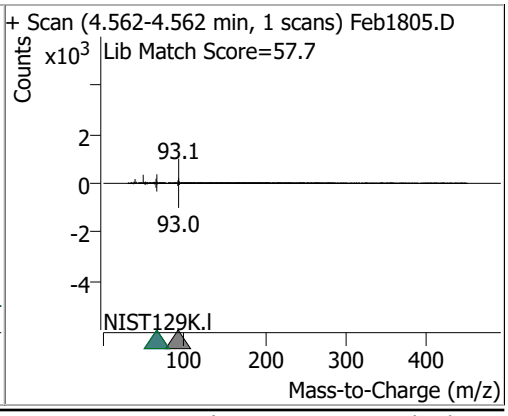

Compound	Conc.	RT	Dev(Min)	Resp.	QIon	QRatio	Lower	Upper
Phenol-d5	74.5966	4.61	0.00	789735	71.0	35.8	25.8	47.9

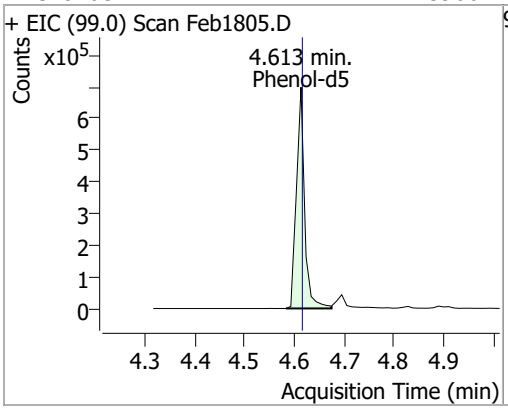

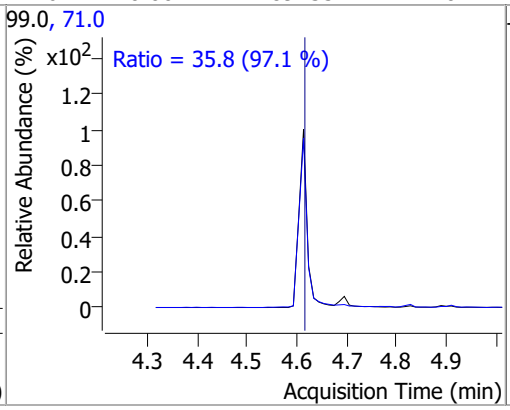

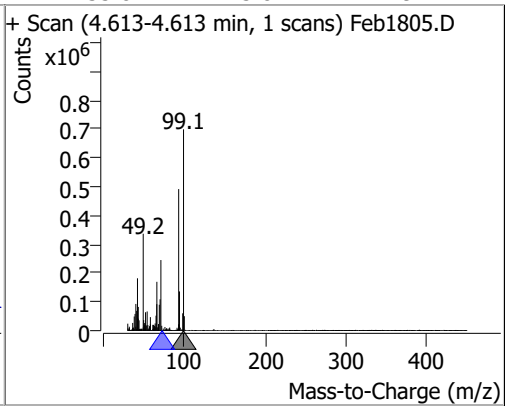

Compound	Conc.	RT	Dev(Min)	Resp.	QIon	QRatio	Lower	Upper
Phenol	74.6970	4.62	0.00	880405	66.0	45.5	31.7	58.9

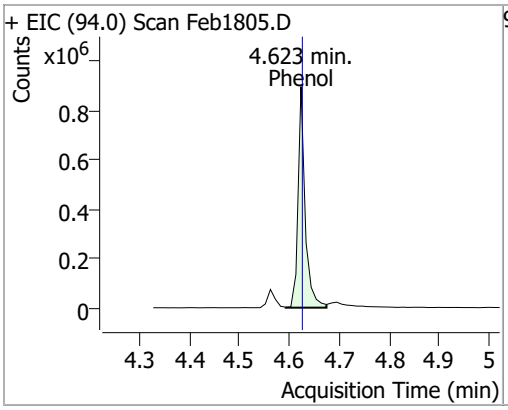

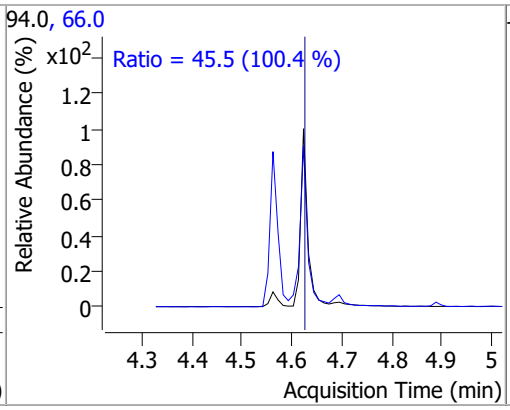

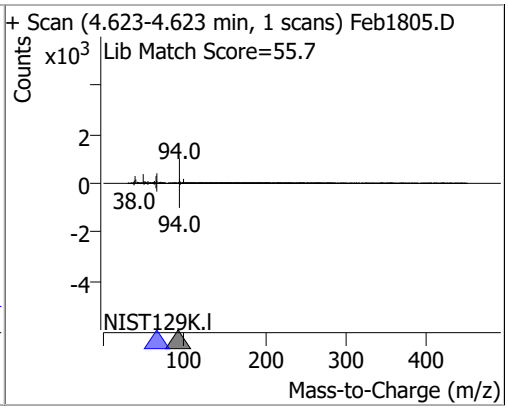

Compound	Conc.	RT	Dev(Min)	Resp.	QIon	QRatio	Lower	Upper
bis(-2-Chloroethyl)Ether	76.0889	4.64	0.00	606109 (m)	64.0	10.6	7.6	14.1

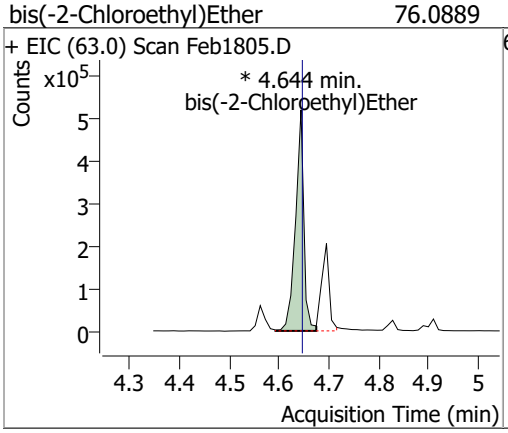

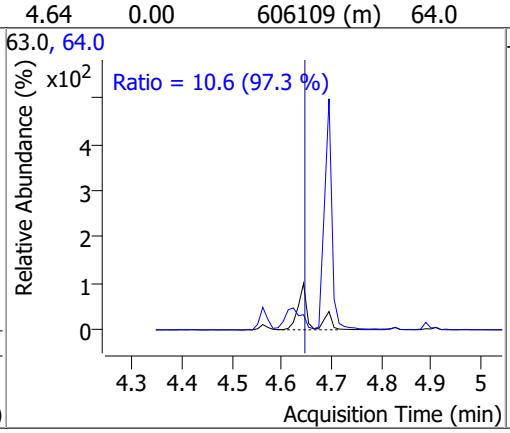

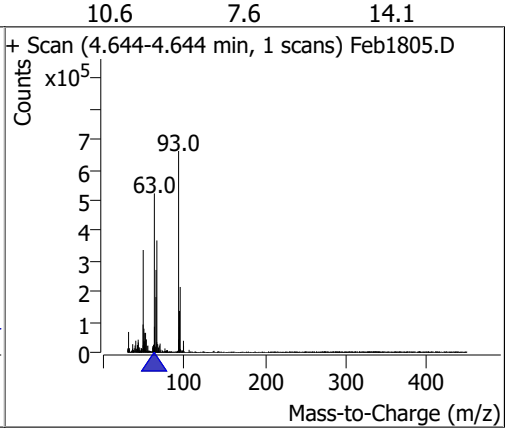

Compound	Conc.	RT	Dev(Min)	Resp.	QIon	QRatio	Lower	Upper
2-Chlorophenol	75.2284	4.69	0.00	708157	130.0	31.7	22.7	42.2

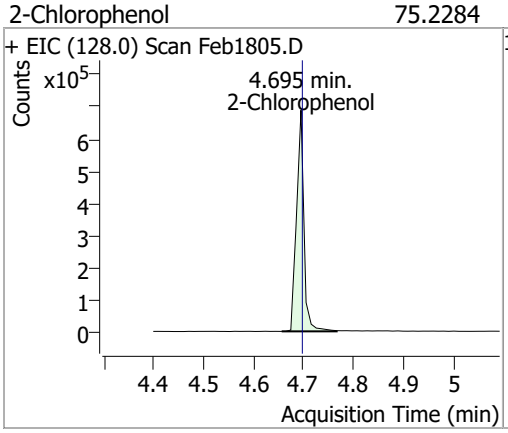

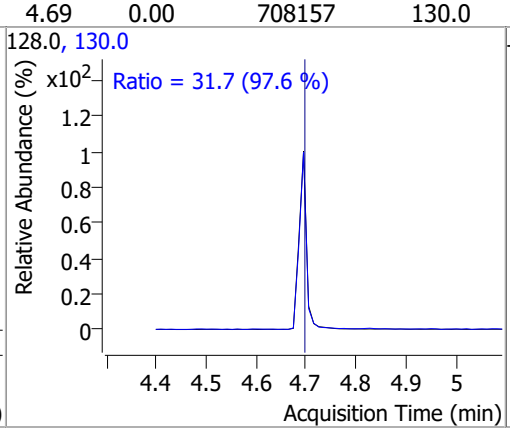

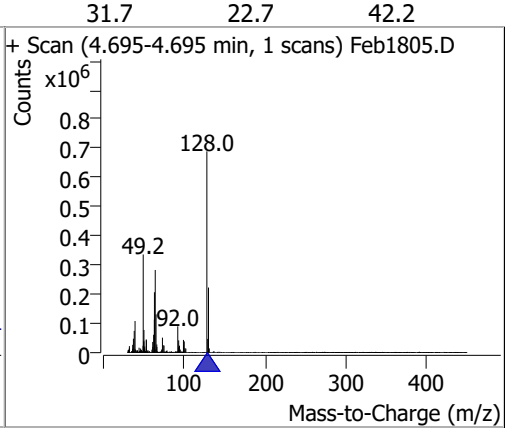

Compound	Conc.	RT	Dev(Min)	Resp.	QIon	QRatio	Lower	Upper
1,3-Dichlorobenzene	76.0831	4.83	0.00	915843 (m)	148.0	63.4	44.6	82.8
					111.0	37.2	25.3	47.0

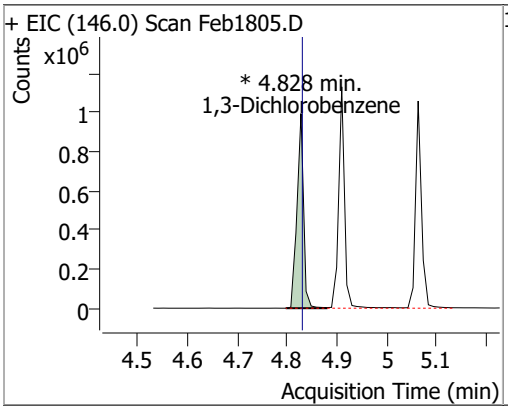

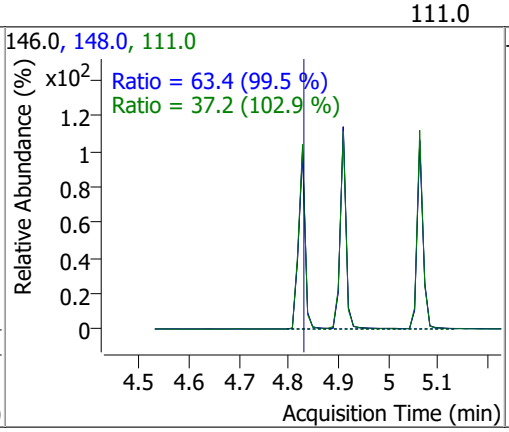

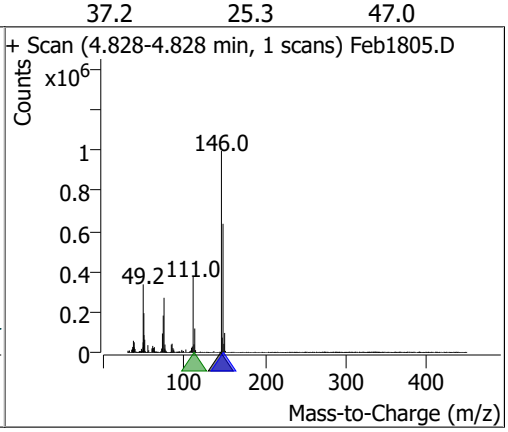

Compound	Conc.	RT	Dev(Min)	Resp.	QIon	QRatio	Lower	Upper
1,4-Dichlorobenzene	76.8632	4.91	0.00	929421 (m)	148.0	62.1	45.6	84.8
					111.0	34.6	25.2	46.8

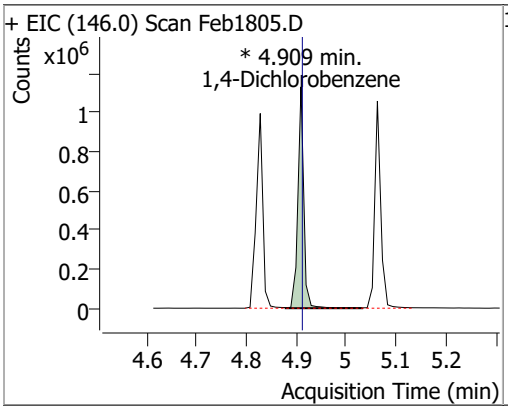

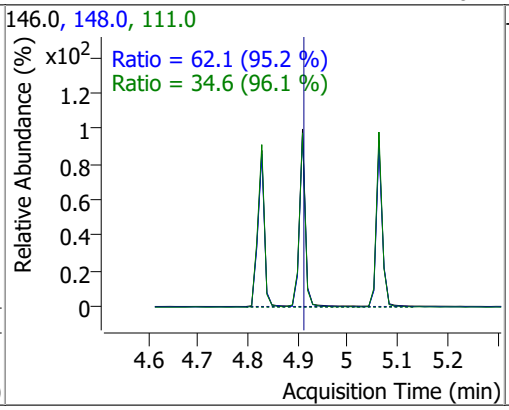

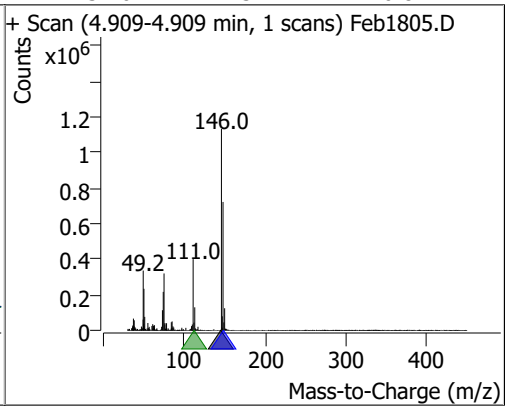

Compound	Conc.	RT	Dev(Min)	Resp.	QIon	QRatio	Lower	Upper
1,2-Dichlorobenzene	75.7478	5.06	0.00	888825 (m)	148.0	63.5	45.1	83.8
					111.0	37.7	26.1	48.5

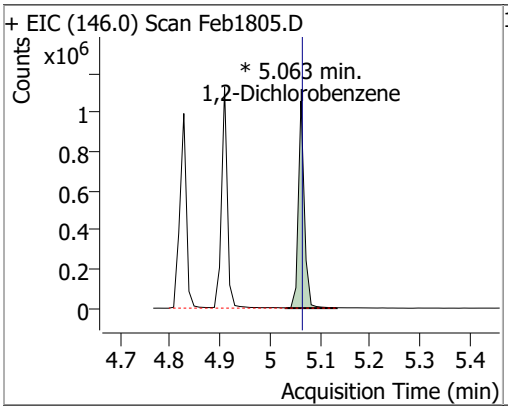

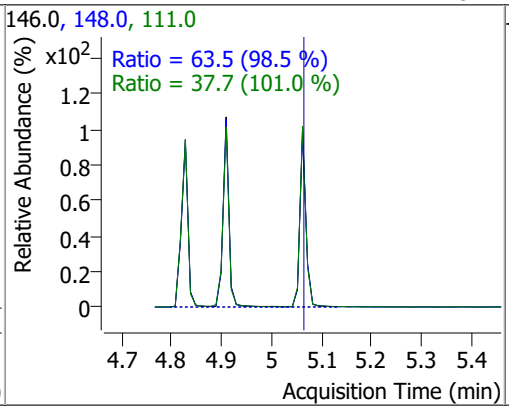

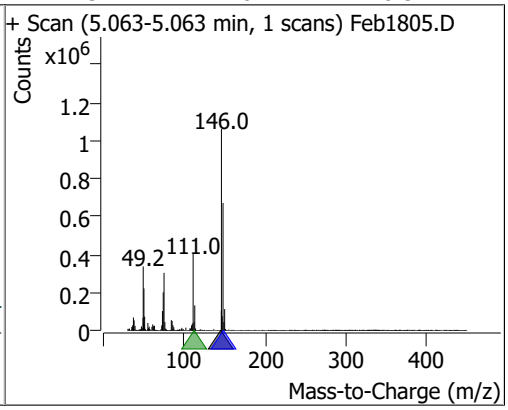

Compound	Conc.	RT	Dev(Min)	Resp.	QIon	QRatio	Lower	Upper
Benzyl Alcohol	74.8757	5.08	0.00	353272	79.0	117.8	83.5	155.1
					107.0	70.1	49.3	91.6

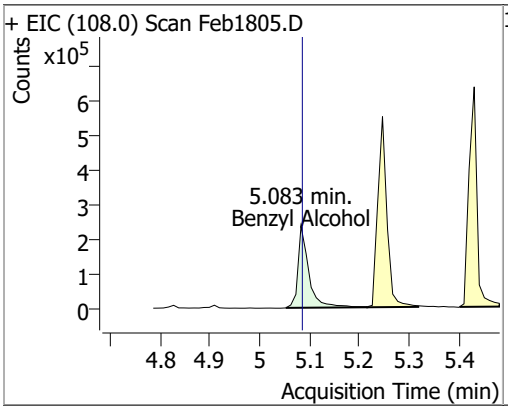

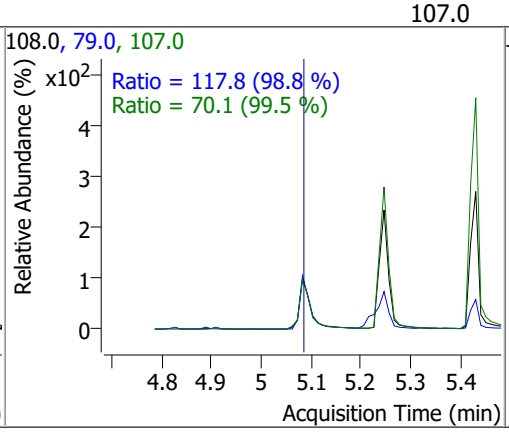

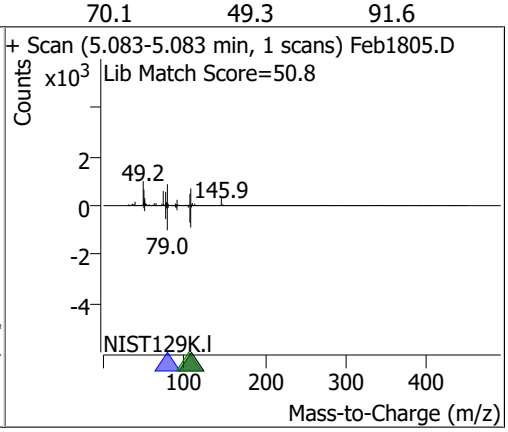

Compound	Conc.	RT	Dev(Min)	Resp.	QIon	QRatio	Lower	Upper
bis(2-chloroisopropyl)Ether	74.8004	5.23	0.00	237128	123.0	33.0	22.5	41.8

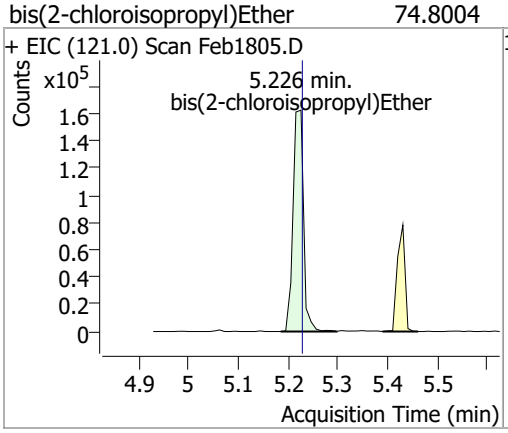

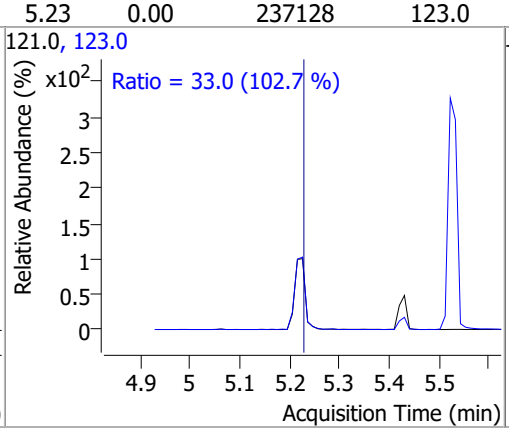

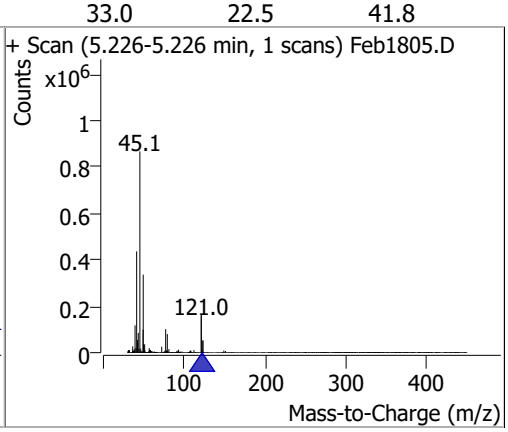

Compound	Conc.	RT	Dev(Min)	Resp.	QIon	QRatio	Lower	Upper
2-Methylphenol	72.6095	5.25	0.00	594885	108.0	119.4	81.5	151.4

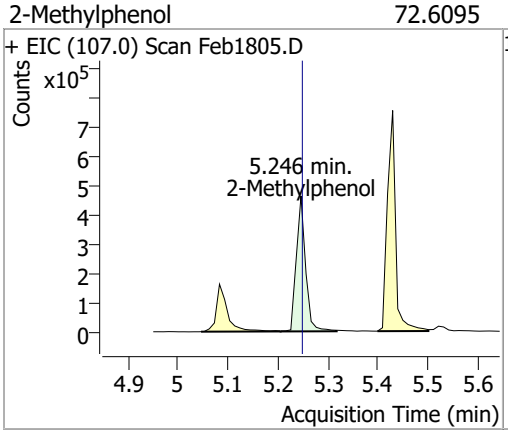

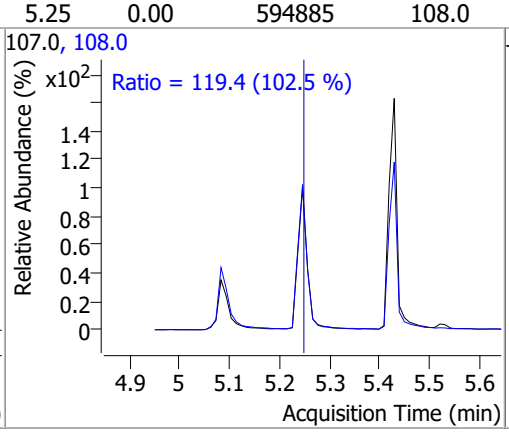

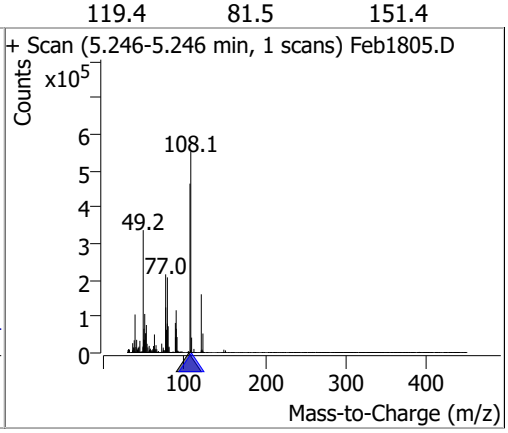

Compound	Conc.	RT	Dev(Min)	Resp.	QIon	QRatio	Lower	Upper
N-nitroso-Di-n-propylamine	75.0645	5.37	0.00	421834	130.0	21.7	0.0	38.8

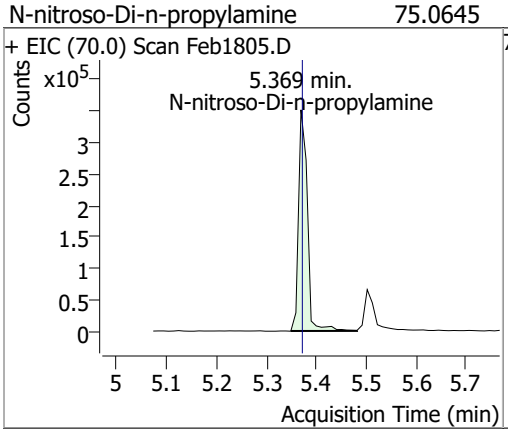

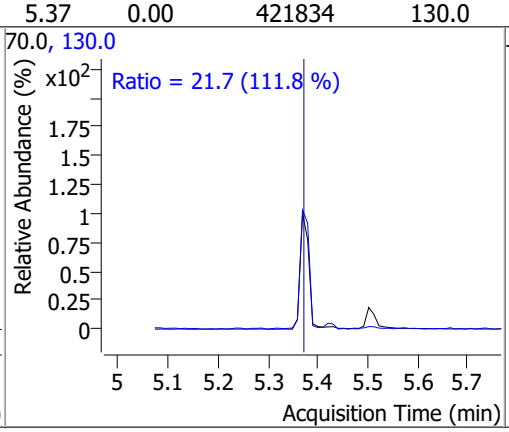

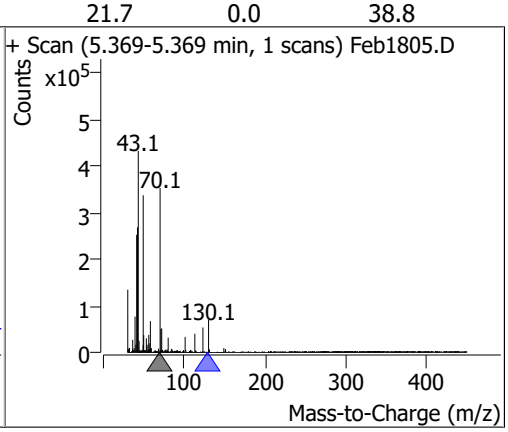

Compound	Conc.	RT	Dev(Min)	Resp.	QIon	QRatio	Lower	Upper
4Methylphenol/3Methylphenol	77.0033	5.43	0.00	858705	108.0	84.1	58.8	109.1

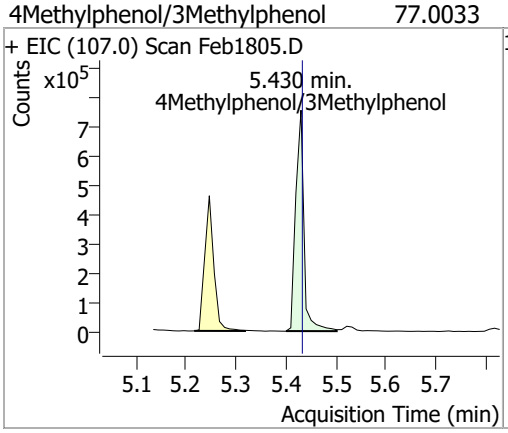

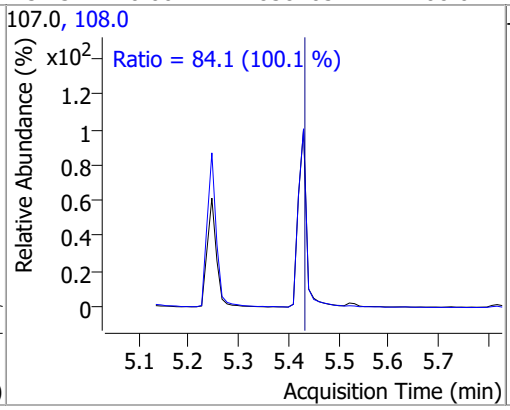

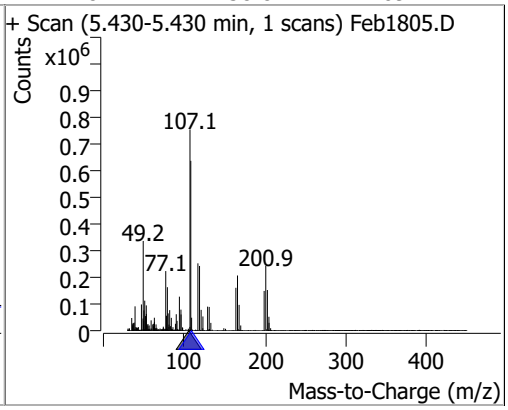

Compound	Conc.	RT	Dev(Min)	Resp.	QIon	QRatio	Lower	Upper
Hexachloroethane	74.4485	5.43	0.00	268097	201.0	89.6	63.5	118.0
					199.0	55.3	39.8	74.0

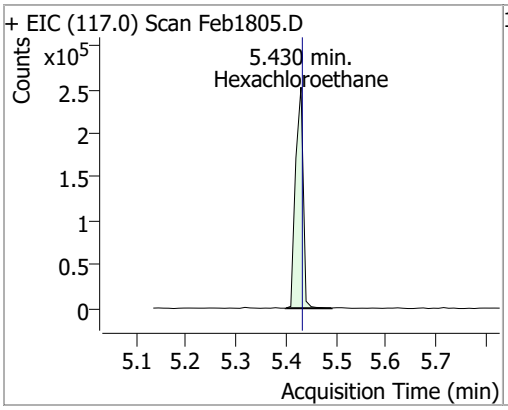

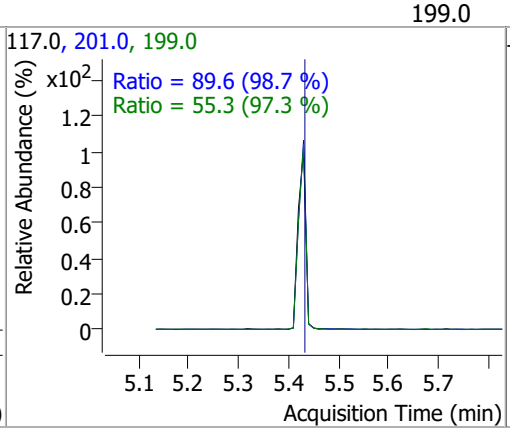

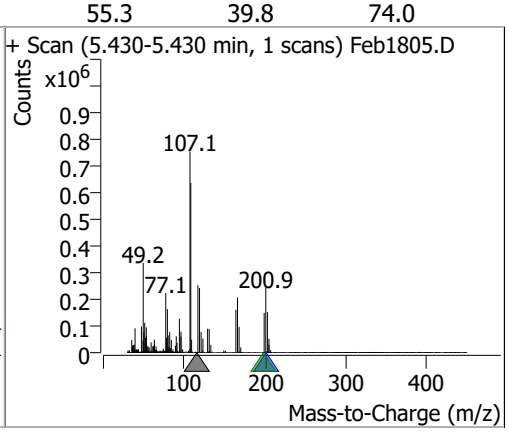

Compound	Conc.	RT	Dev(Min)	Resp.	QIon	QRatio	Lower	Upper
Nitrobenzene-d5	75.1559	5.50	0.00	443231	54.0	63.3	46.3	86.0
					128.0	43.6	34.1	63.3

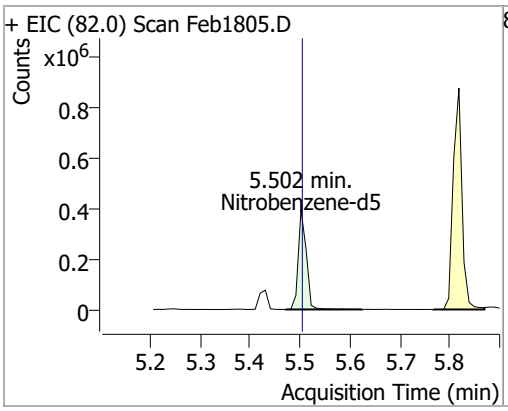

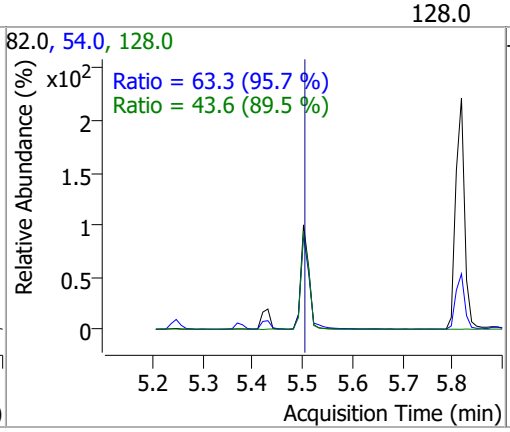

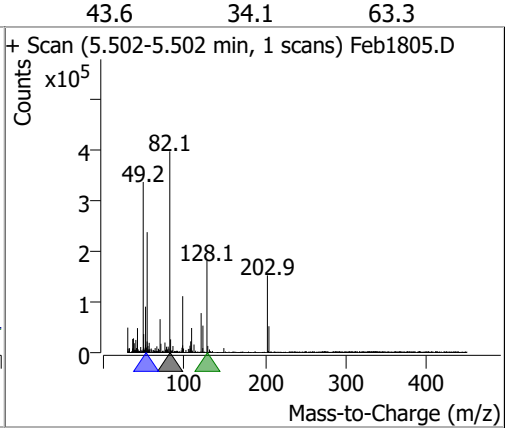

Compound	Conc.	RT	Dev(Min)	Resp.	QIon	QRatio	Lower	Upper
Nitrobenzene	70.2948	5.52	0.00	210462	77.0	212.1	148.9	276.5
					51.0	133.7	91.7	170.3

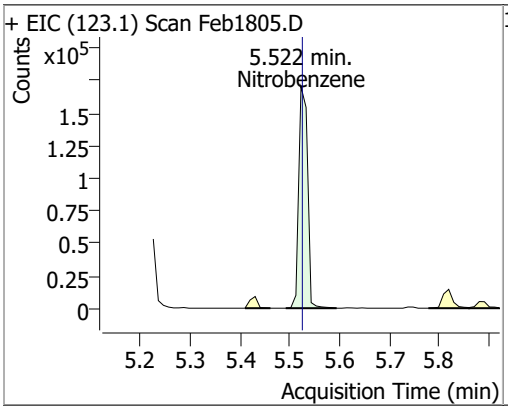

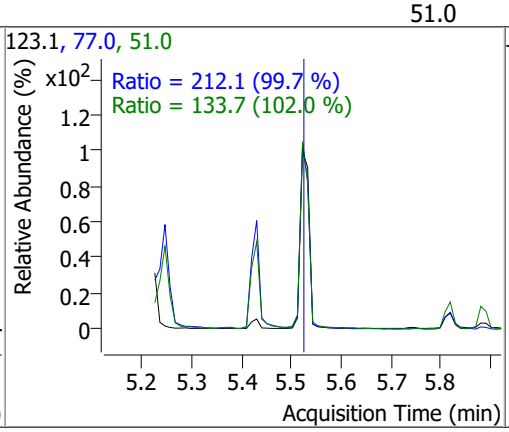

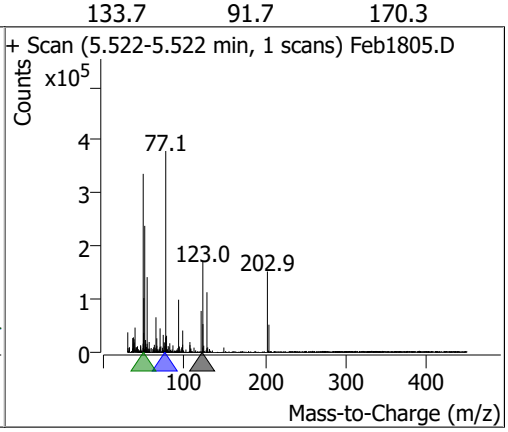

Compound	Conc.	RT	Dev(Min)	Resp.	QIon	QRatio	Lower	Upper
Isophorone	77.1518	5.82	0.00	1066372	138.0	21.3	14.8	27.5

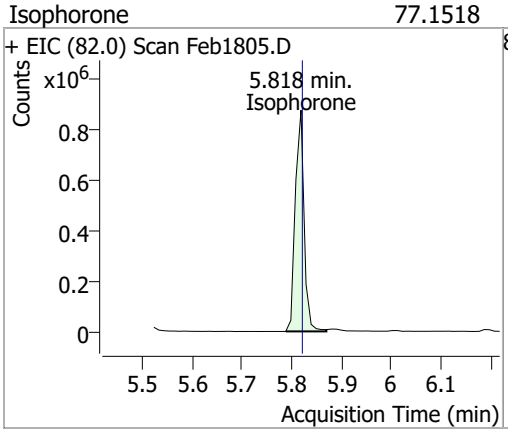

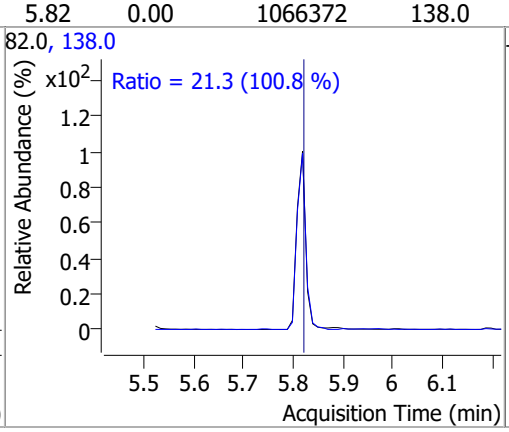

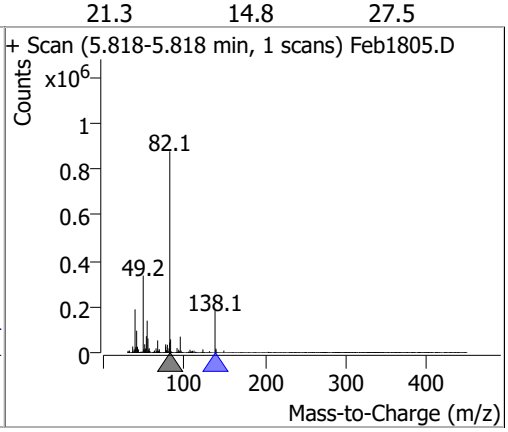

Compound	Conc.	RT	Dev(Min)	Resp.	QIon	QRatio	Lower	Upper
2-Nitrophenol	72.8971	5.88	0.00	223037	65.0	47.2	34.2	63.4
					109.0	37.2	24.6	45.8

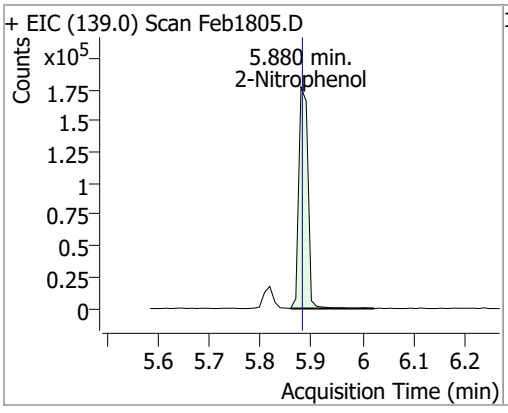

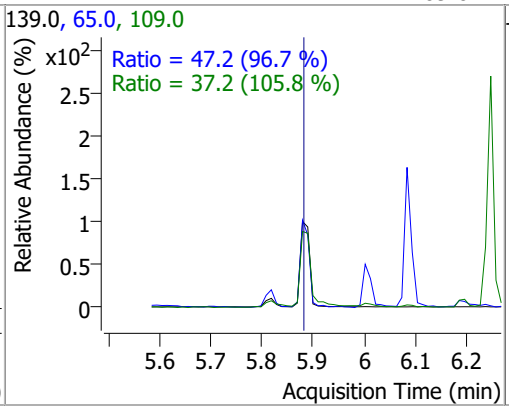

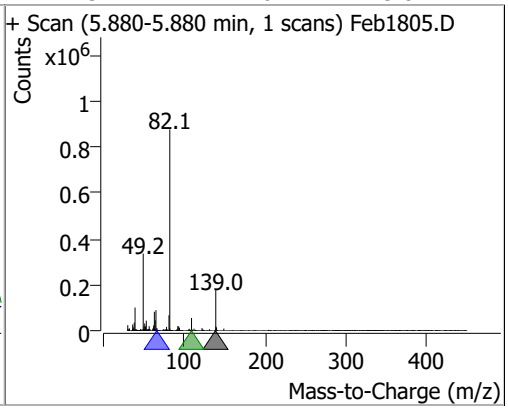

Compound	Conc.	RT	Dev(Min)	Resp.	QIon	QRatio	Lower	Upper
2,4-Dimethylphenol	75.4339	6.00	0.00	486601	107.0	112.1	76.6	142.3
					77.0	32.4	23.8	44.2

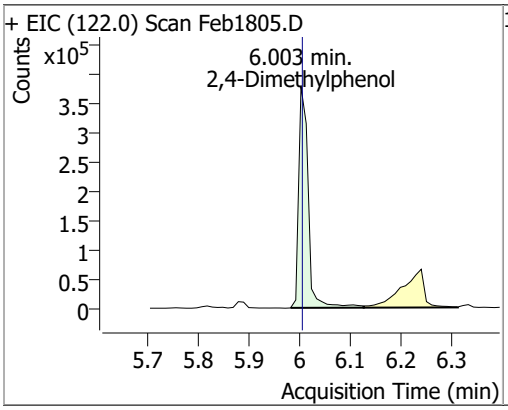

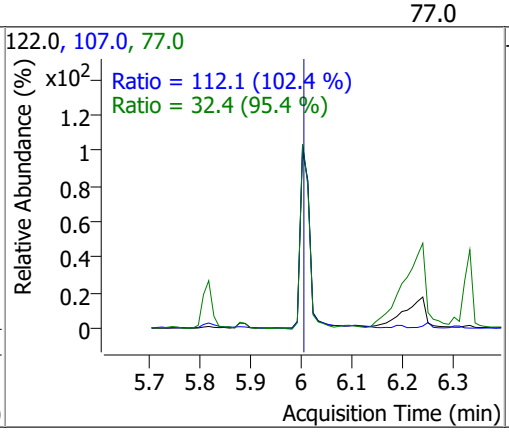

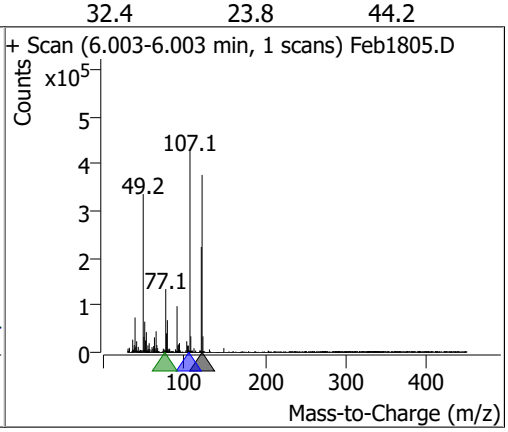

Compound	Conc.	RT	Dev(Min)	Resp.	QIon	QRatio	Lower	Upper
bis(-2-Chloroethoxy)Methane	71.3861	6.08	0.00	572879	63.0	72.8	47.7	88.6
					95.0	30.6	22.3	41.5

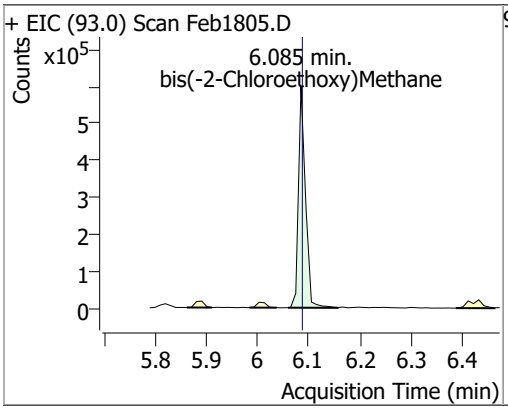

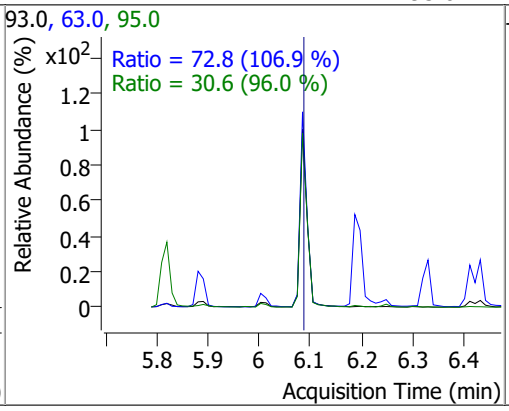

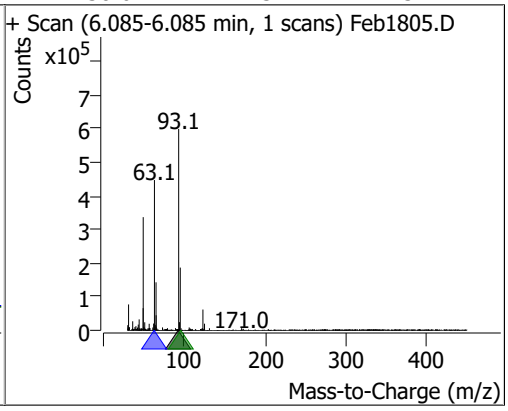

Compound	Conc.	RT	Dev(Min)	Resp.	QIon	QRatio	Lower	Upper
2,4-Dichlorophenol	75.2295	6.19	0.00	462781	164.0	63.2	45.5	84.5
					98.0	33.6	20.0	37.1

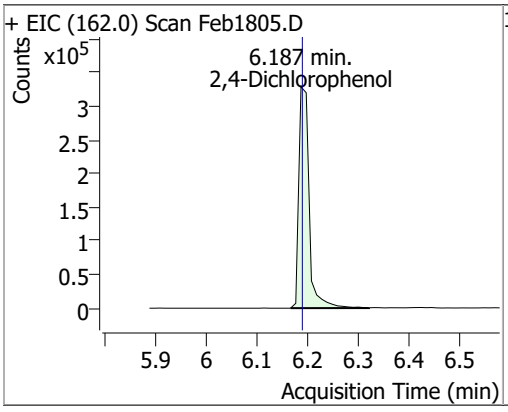

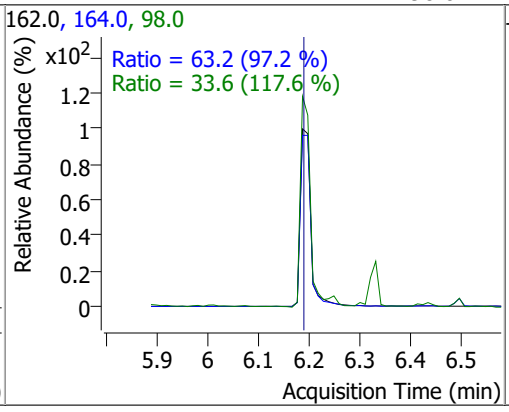

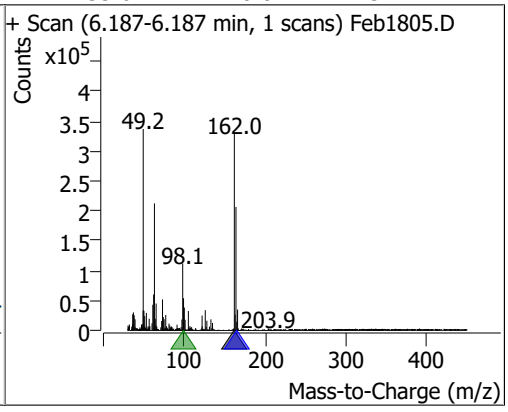

Compound	Conc.	RT	Dev(Min)	Resp.	QIon	QRatio	Lower	Upper
Benzoic Acid	77.8651	6.24	0.00	258415	122.0	80.9	59.9	111.2
					77.0	76.0	42.3	78.5

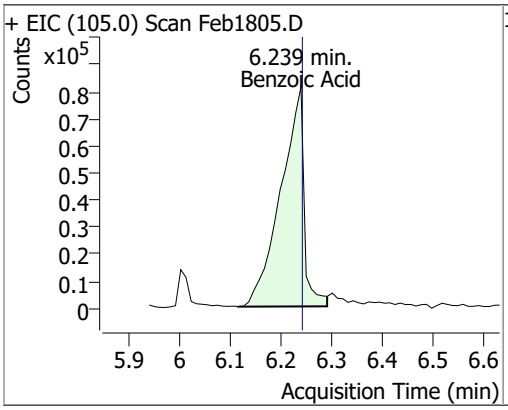

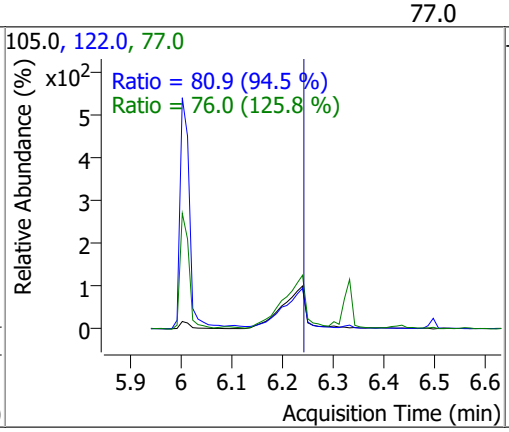

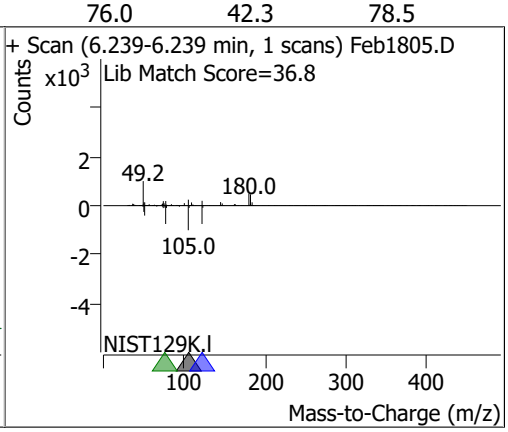

Compound	Conc.	RT	Dev(Min)	Resp.	QIon	QRatio	Lower	Upper
1,2,4-Trichlorobenzene	77.8158	6.25	0.00	573589	182.0	96.0	66.2	122.9
					145.0	28.0	20.1	37.3

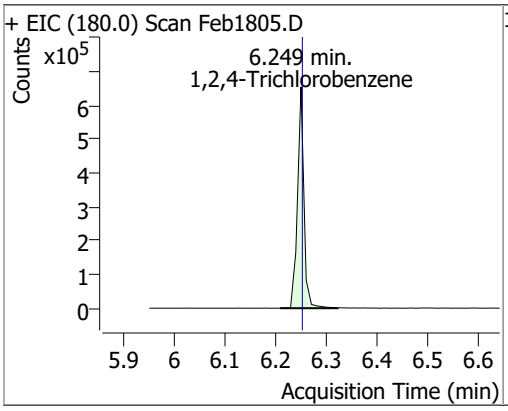

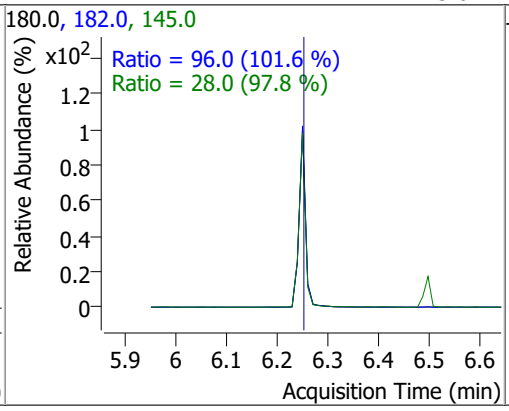

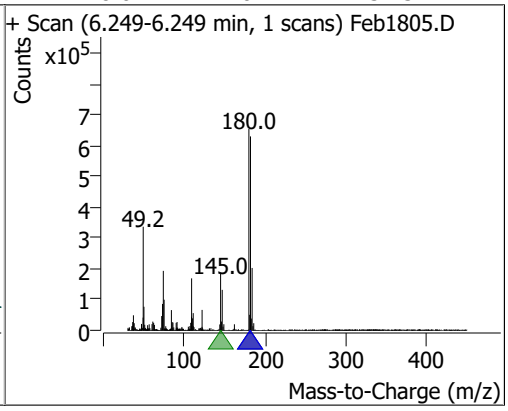

Compound	Conc.	RT	Dev(Min)	Resp.	QIon	QRatio	Lower	Upper
Naphthalene	78.1039	6.33	0.00	1714981	129.0	10.9	8.0	14.9
					102.0	9.9	6.9	12.9

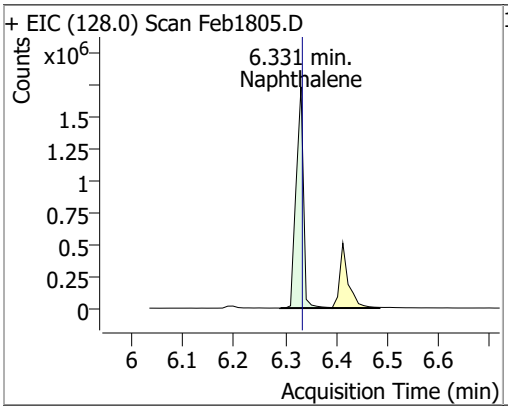

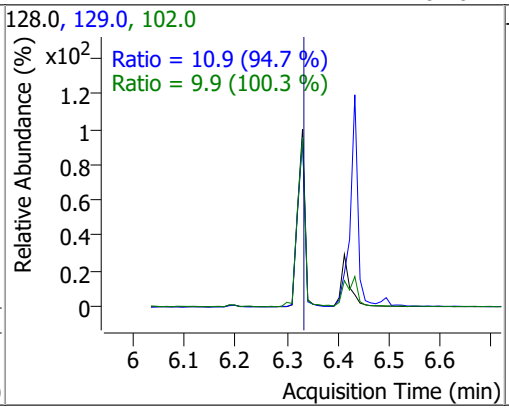

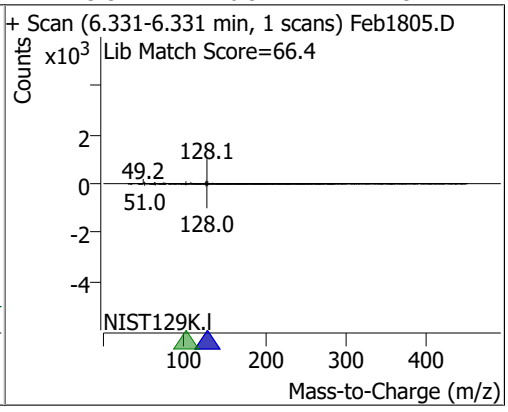

Compound	Conc.	RT	Dev(Min)	Resp.	QIon	QRatio	Lower	Upper
4-Chlorophenol	75.7373	6.41	0.00	174790	128.0	345.2	221.4	411.2

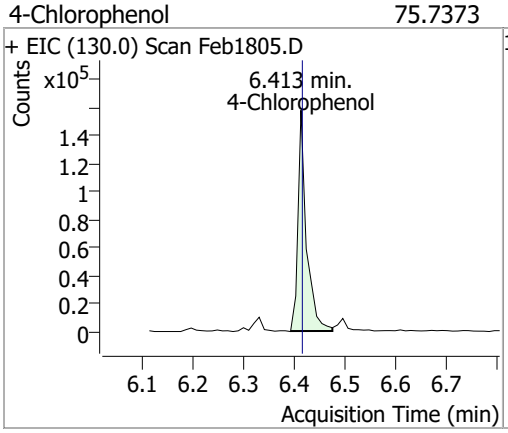

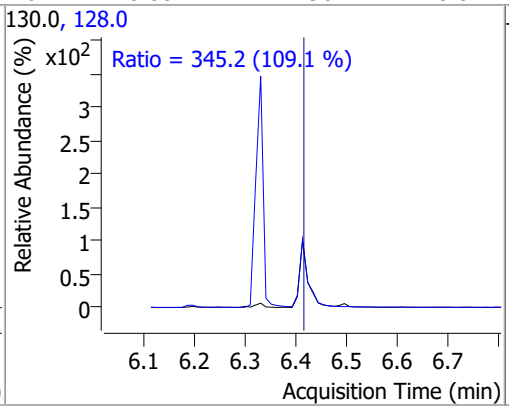

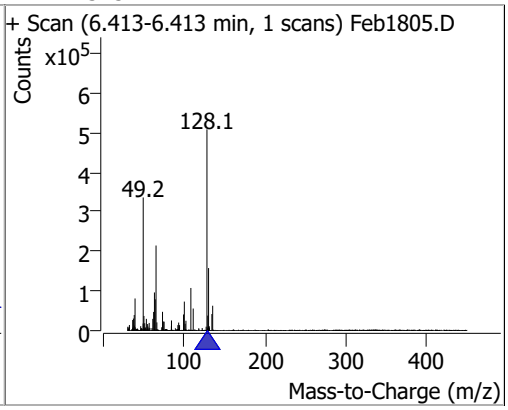

Compound	Conc.	RT	Dev(Min)	Resp.	QIon	QRatio	Lower	Upper
p-Chloroaniline	79.6395	6.43	0.00	681721	65.0	63.2	42.1	78.2
					129.0	35.6	26.3	48.9

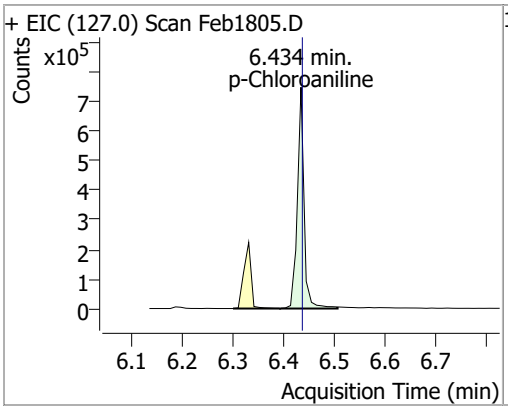

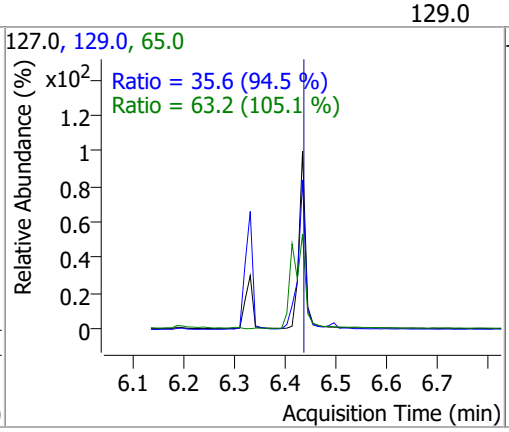

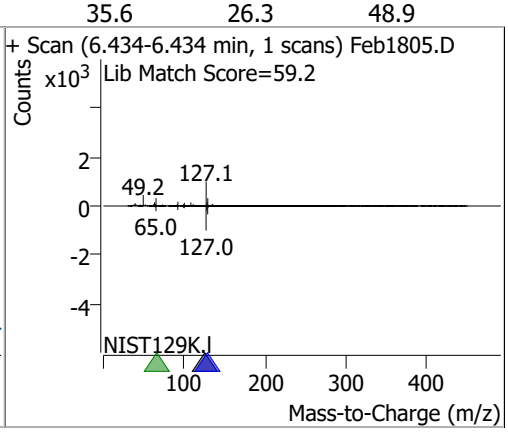

Compound	Conc.	RT	Dev(Min)	Resp.	QIon	QRatio	Lower	Upper
Hexachlorobutadiene	77.3594	6.50	0.00	296318	227.0	63.3	46.0	85.4
					223.0	61.7	45.0	83.6

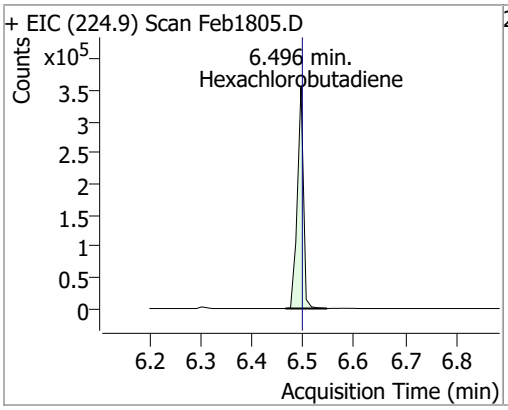

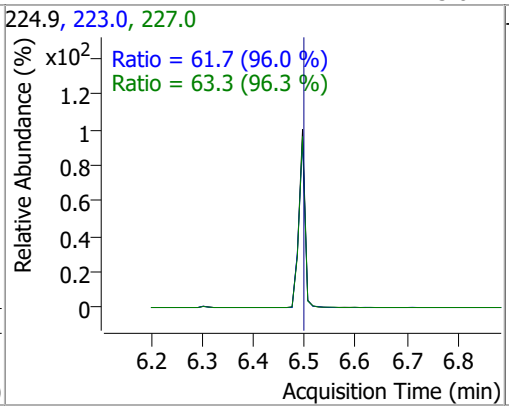

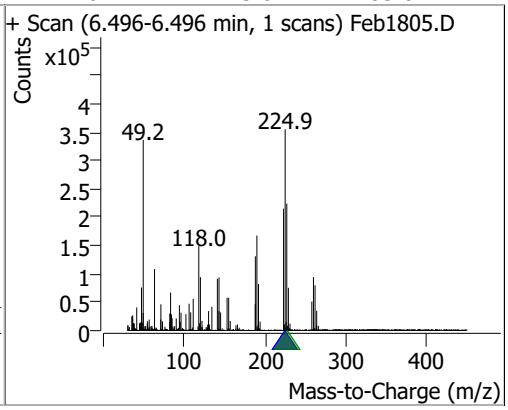

Compound	Conc.	RT	Dev(Min)	Resp.	QIon	QRatio	Lower	Upper
4-Chloro-2-Methylphenol	77.9697	6.94	0.00	445081 (m)	144.0	26.5	19.4	36.1

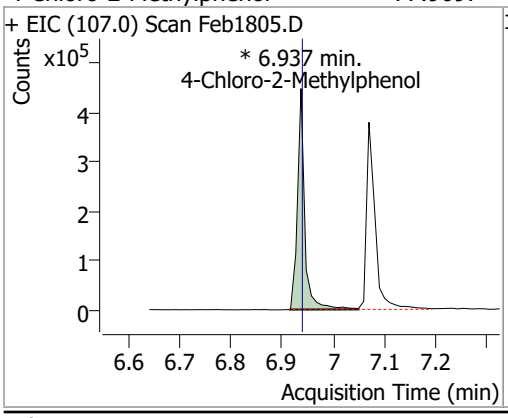

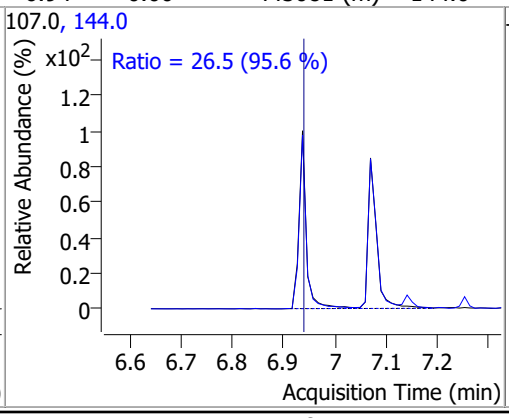

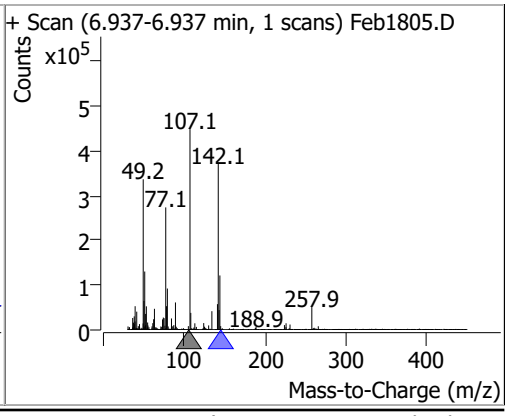

Compound	Conc.	RT	Dev(Min)	Resp.	QIon	QRatio	Lower	Upper
4-Chloro-3-Methylphenol	75.6784	7.07	0.00	450778 (m)	144.0	26.3	19.1	35.5

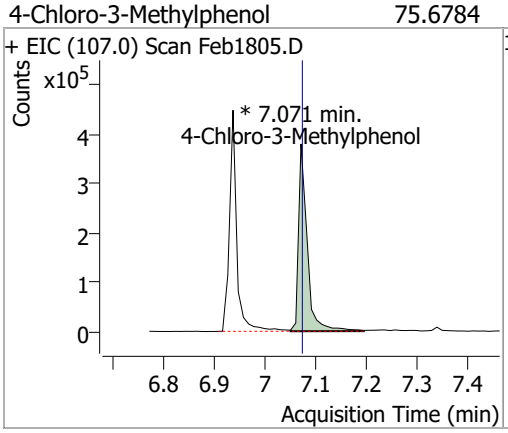

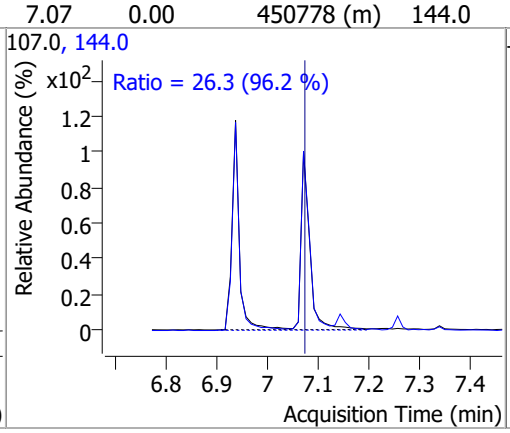

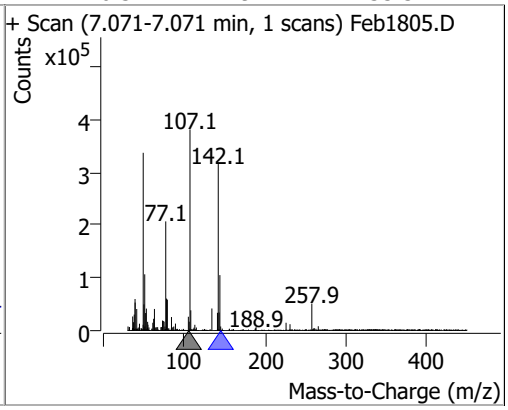

Compound	Conc.	RT	Dev(Min)	Resp.	QIon	QRatio	Lower	Upper
2-Methylnaphthalene	73.6320	7.14	0.00	914283	142.0	117.6	83.8	155.7
					115.0	40.9	29.2	54.3

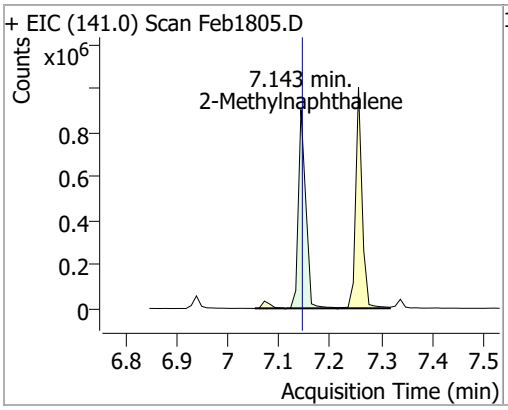

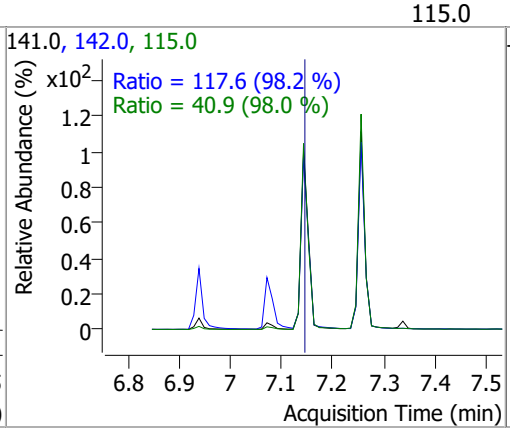

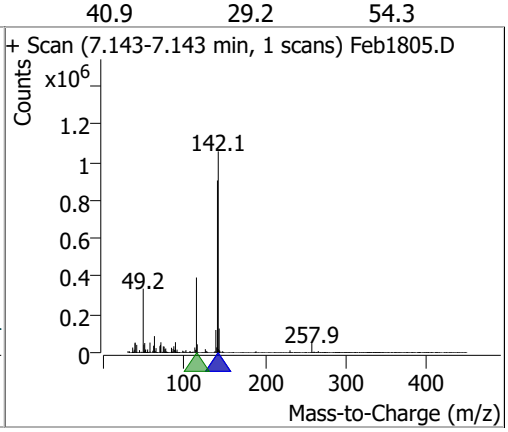

Compound	Conc.	RT	Dev(Min)	Resp.	QIon	QRatio	Lower	Upper
1-Methylnaphthalene	73.0226	7.26	0.00	885279	142.0	113.5	79.8	148.2
					115.0	44.4	28.9	53.7

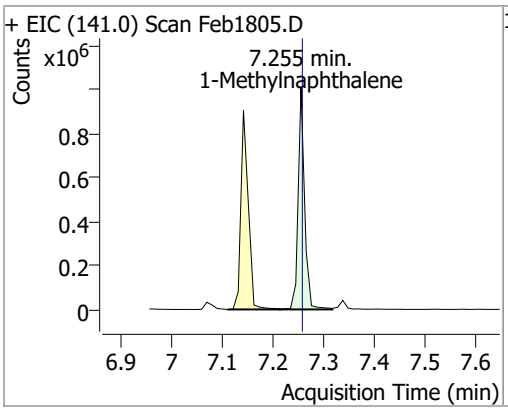

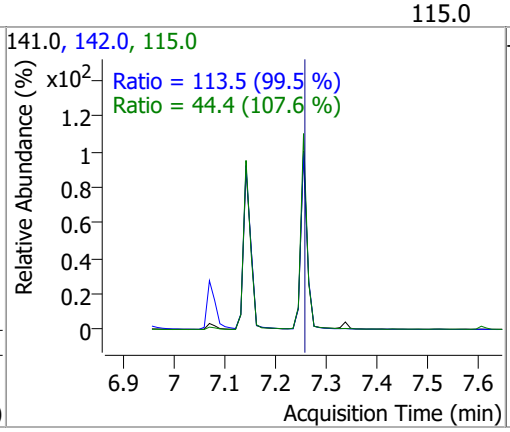

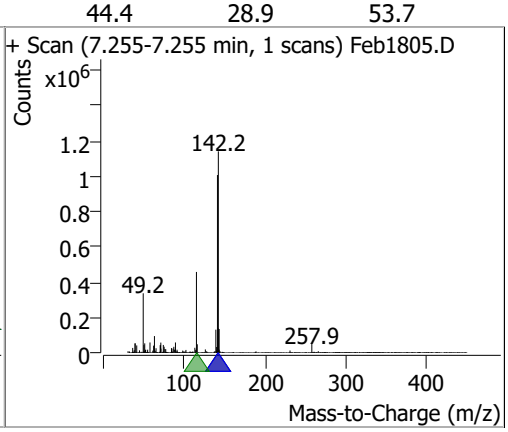

Compound	Conc.	RT	Dev(Min)	Resp.	QIon	QRatio	Lower	Upper
Hexachlorocyclopentadiene	76.1385	7.34	0.00	175425	234.9	62.7	45.2	84.0
					238.9	65.7	44.6	82.9

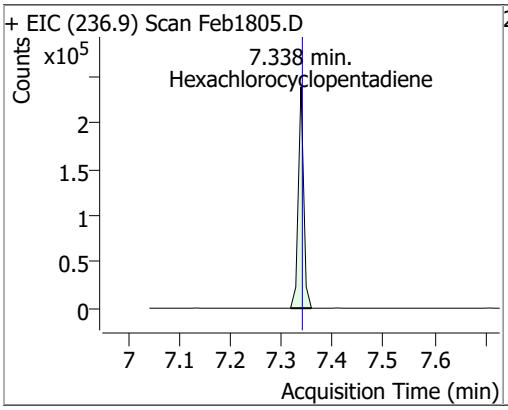

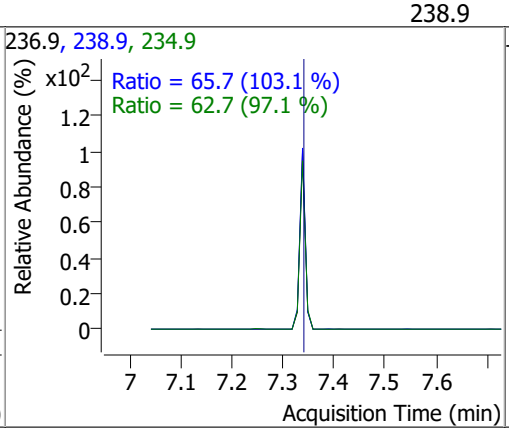

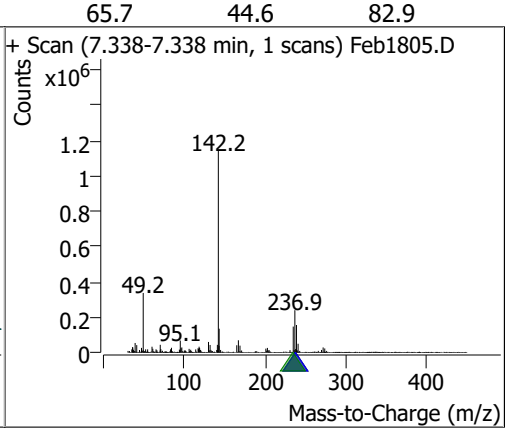

Compound	Conc.	RT	Dev(Min)	Resp.	QIon	QRatio	Lower	Upper
2,4,6-Trichlorophenol	74.2424	7.52	0.00	298561 (m)	198.0	95.2	67.6	125.5

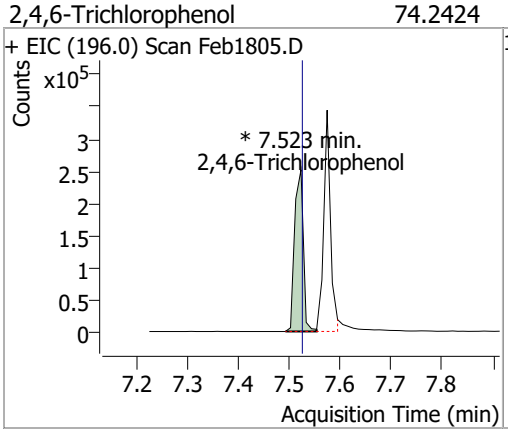

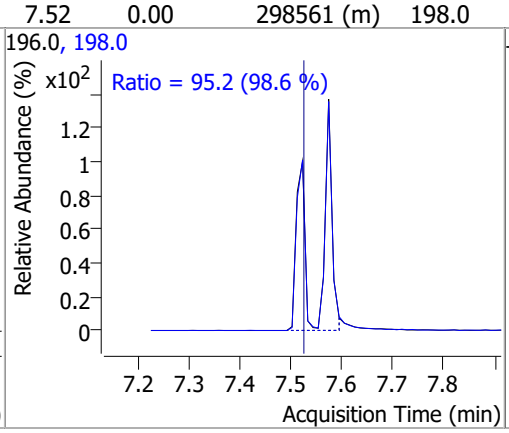

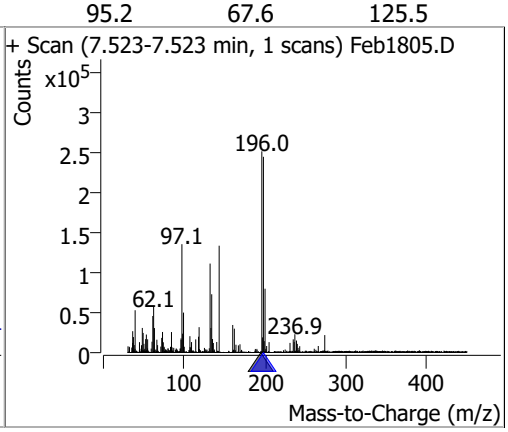

Compound	Conc.	RT	Dev(Min)	Resp.	QIon	QRatio	Lower	Upper
2,4,5-Trichlorophenol	77.9211	7.57	0.00	351204 (m)	198.0	92.9	63.2	117.3

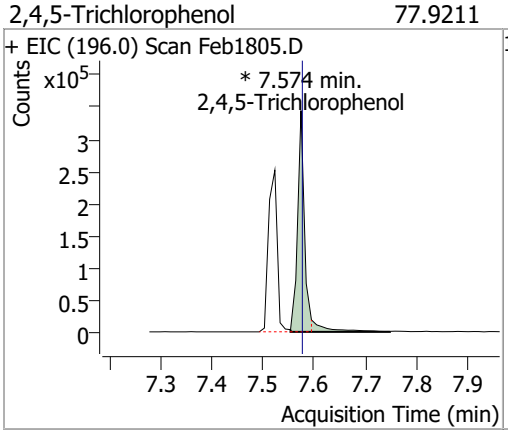

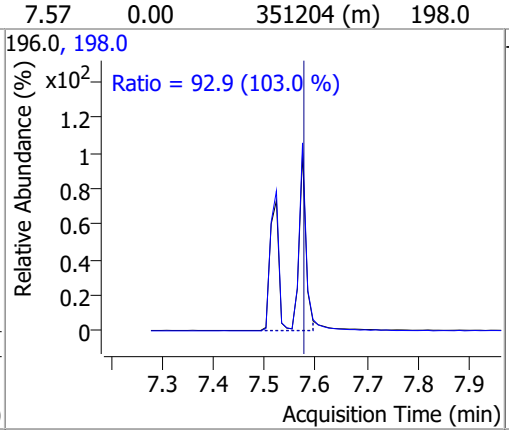

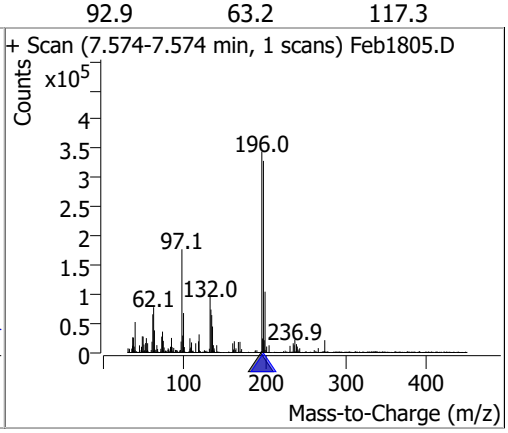

Compound	Conc.	RT	Dev(Min)	Resp.	QIon	QRatio	Lower	Upper
2-Fluorobiphenyl	72.8806	7.60	0.00	1191628	171.0	34.6	24.0	44.5

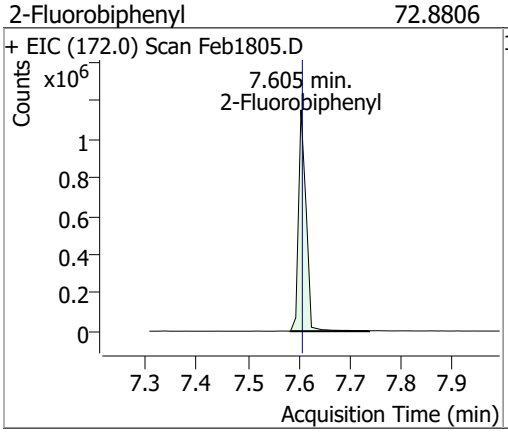

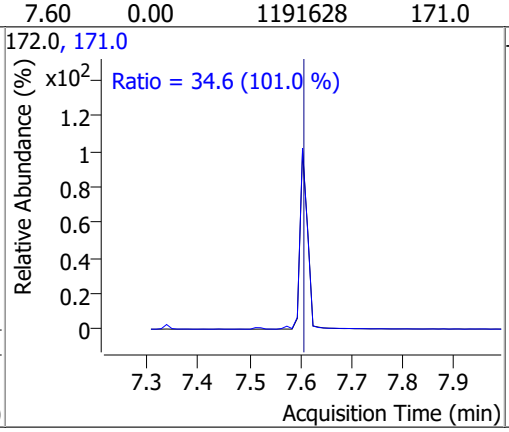

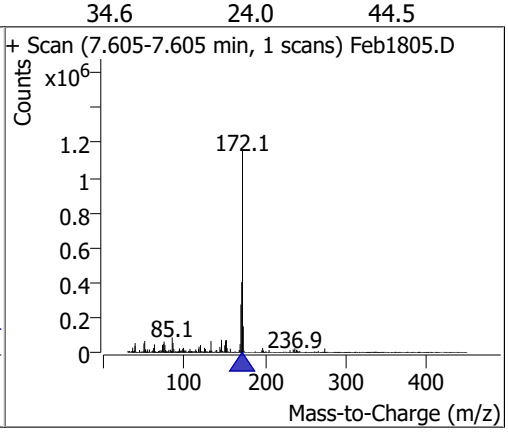

Compound	Conc.	RT	Dev(Min)	Resp.	QIon	QRatio	Lower	Upper
2-Chloronaphthalene	79.0504	7.72	0.00	1085597	127.0	37.7	25.1	46.7
					164.0	31.8	22.5	41.7

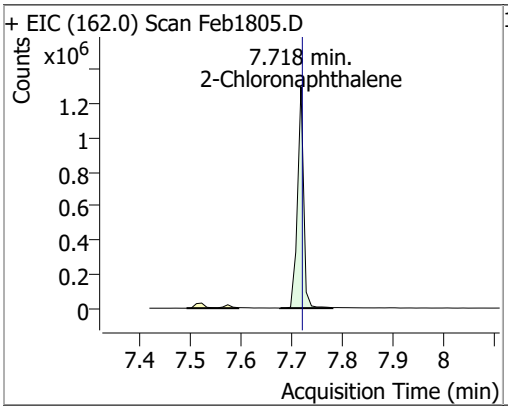

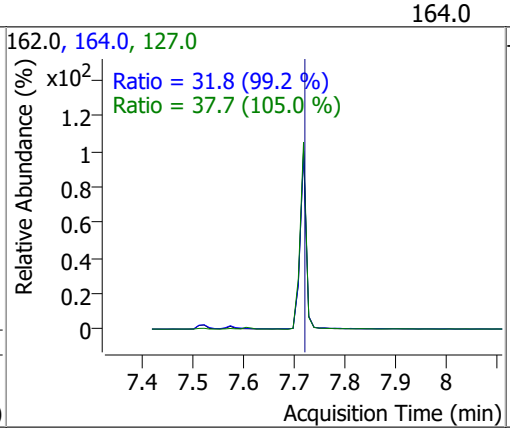

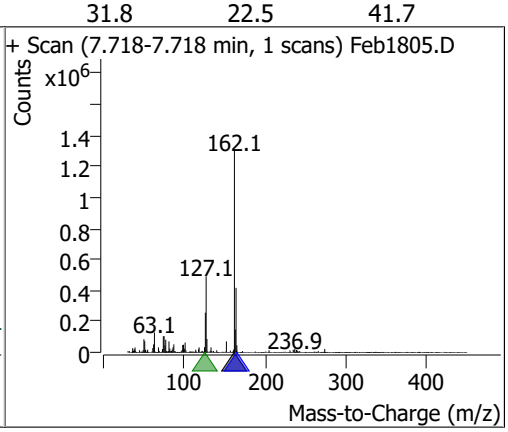

Compound	Conc.	RT	Dev(Min)	Resp.	QIon	QRatio	Lower	Upper
2-Nitroaniline	69.0174	7.88	0.00	168135	138.0	109.0	77.4	143.7

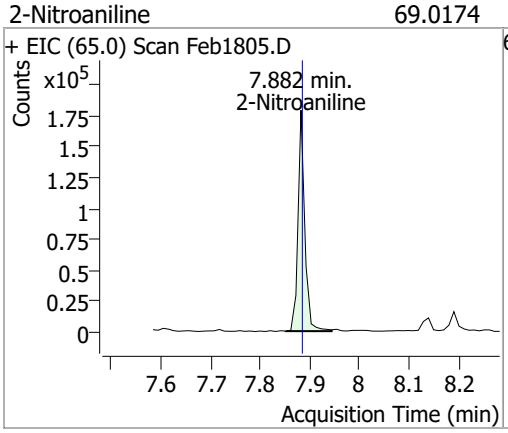

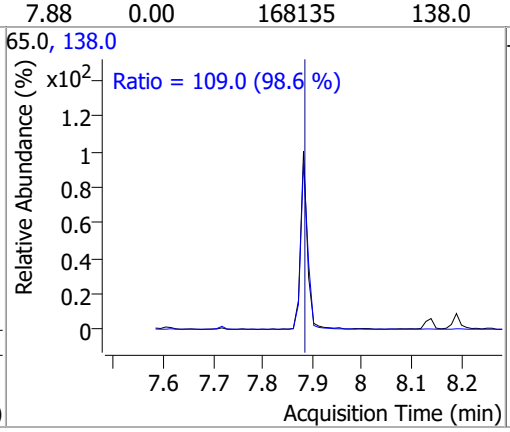

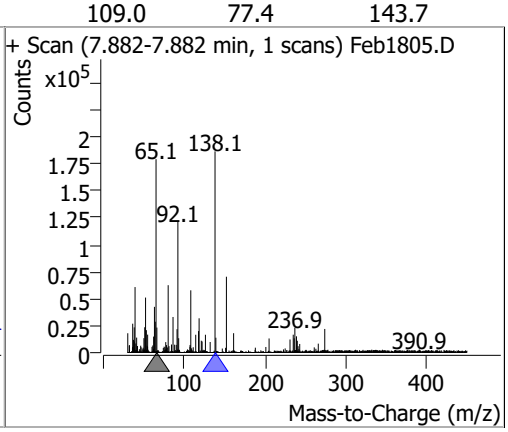

Compound	Conc.	RT	Dev(Min)	Resp.	QIon	QRatio	Lower	Upper
Dimethyl Phthalate	80.7167	8.14	0.00	1115466	77.0	20.6	13.8	25.7

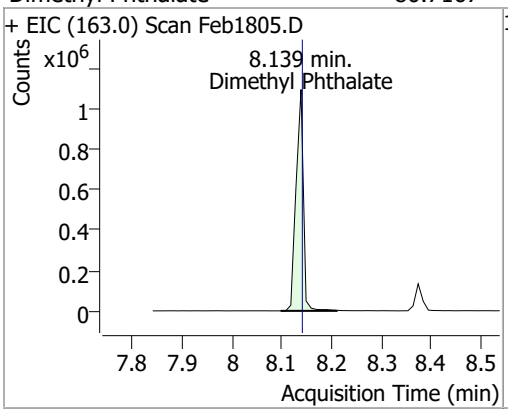

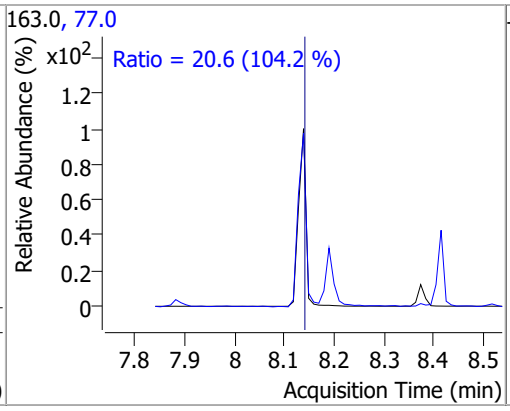

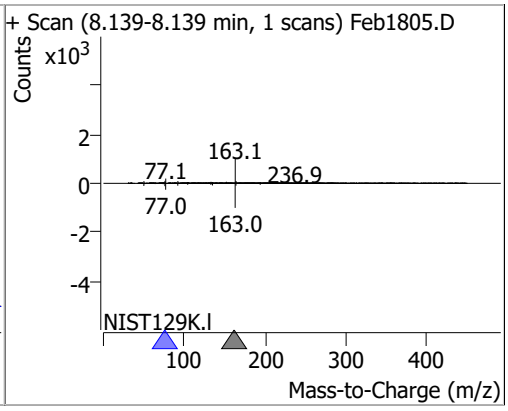

Compound	Conc.	RT	Dev(Min)	Resp.	QIon	QRatio	Lower	Upper
2,6-Dinitrotoluene	75.4480	8.19	0.00	142994	63.0	139.9	99.5	184.8
					89.0	66.8	43.3	80.3

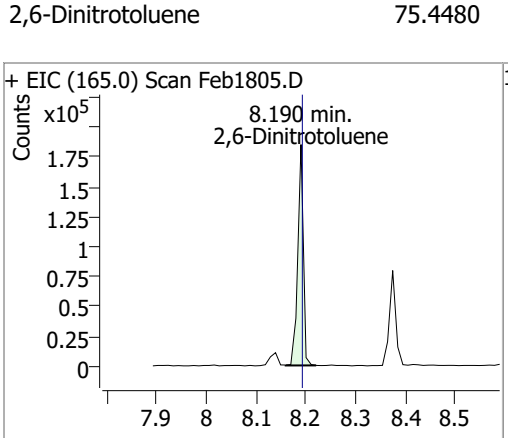

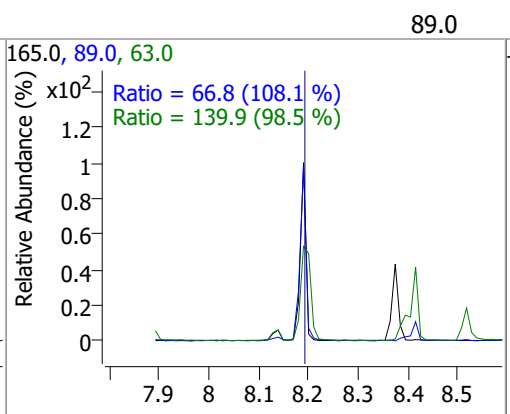

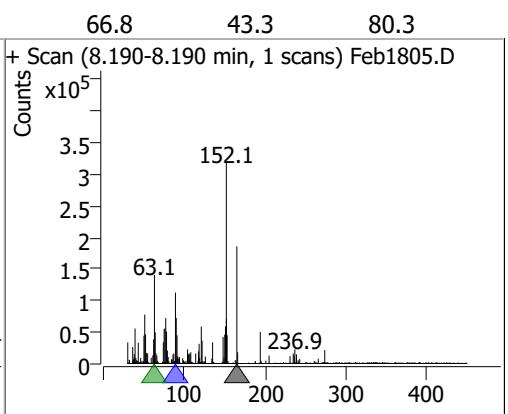

Compound	Conc.	RT	Dev(Min)	Resp.	QIon	QRatio	Lower	Upper
Acenaphthylene	74.2214	8.20	0.00	1630309	153.1	13.8	9.6	17.7

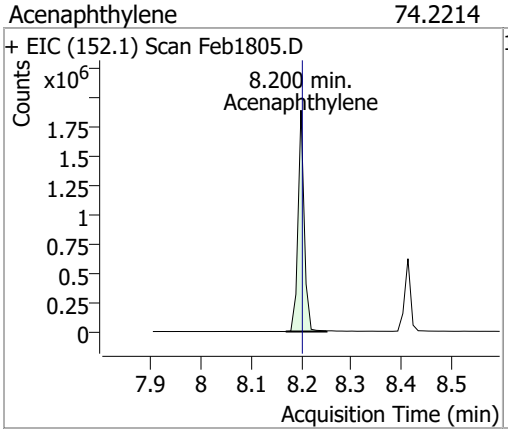

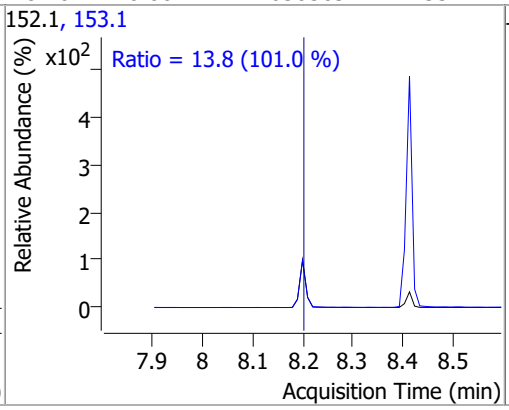

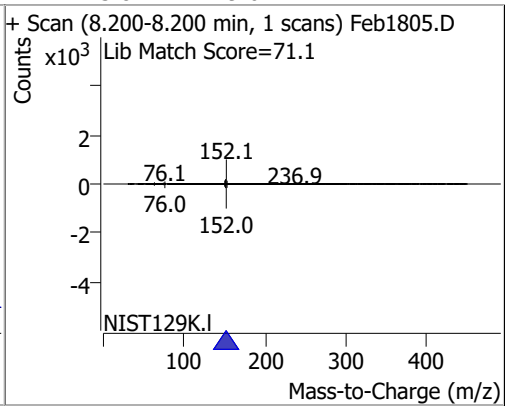

Compound	Conc.	RT	Dev(Min)	Resp.	QIon	QRatio	Lower	Upper
3-Nitroaniline	76.8514	8.39	0.00	165178	65.0	135.3	90.4	167.8
					92.0	112.4	74.7	138.7

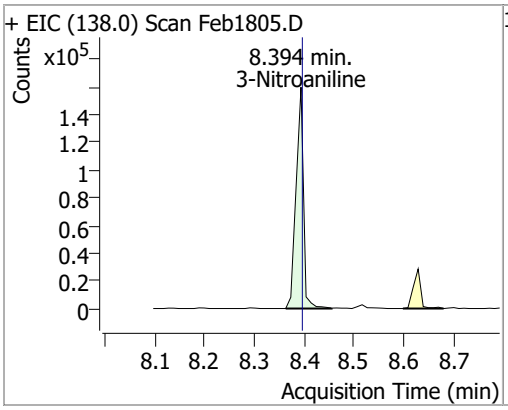

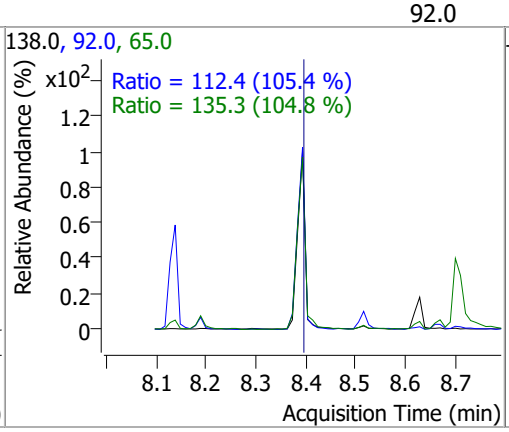

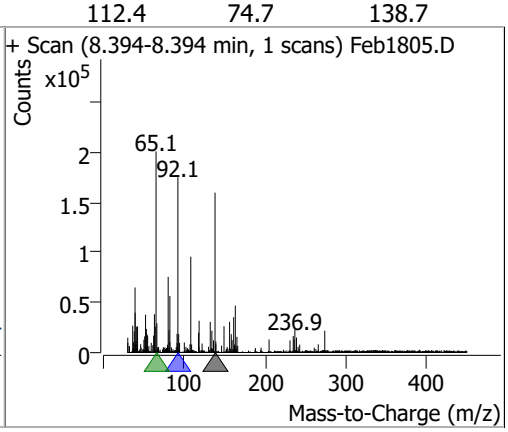

Compound	Conc.	RT	Dev(Min)	Resp.	QIon	QRatio	Lower	Upper
Acenaphthene	77.0251	8.41	0.00	972895	153.0	106.5	74.5	138.4
					152.0	53.1	36.3	67.4

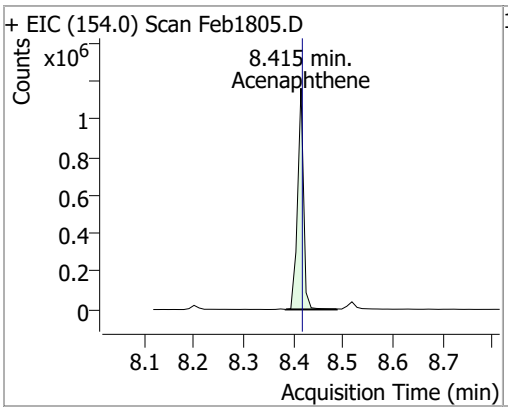

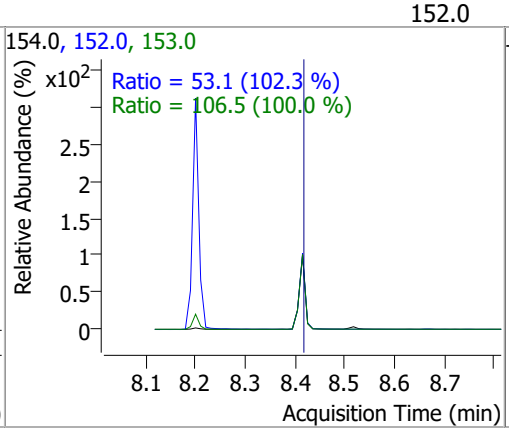

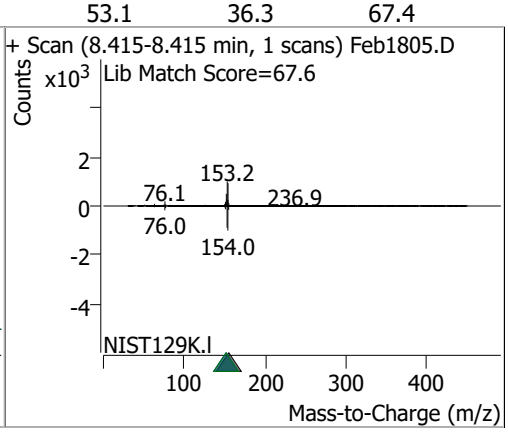

Compound	Conc.	RT	Dev(Min)	Resp.	QIon	QRatio	Lower	Upper
2,4-Dinitrophenol	74.3624	8.52	0.00	69917	154.0	61.5	43.9	81.5

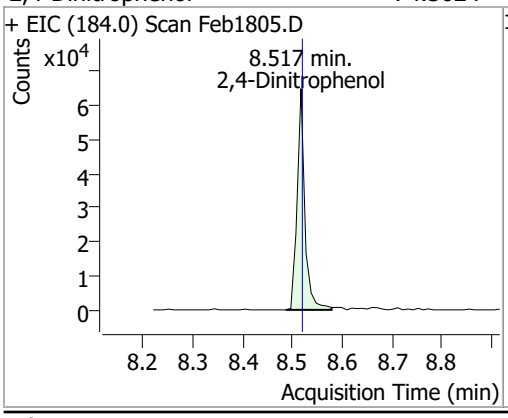

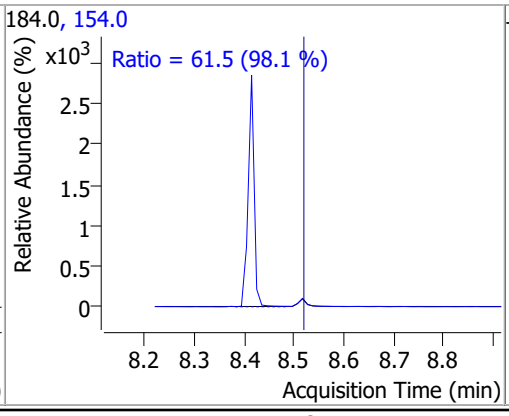

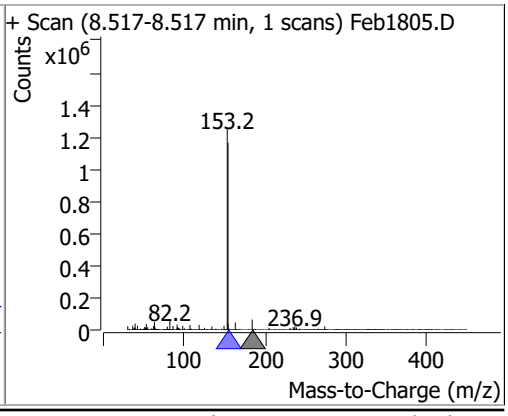

Compound	Conc.	RT	Dev(Min)	Resp.	QIon	QRatio	Lower	Upper
Dibenzofuran	82.2814	8.63	0.00	1694536	139.0	38.3	26.3	48.8

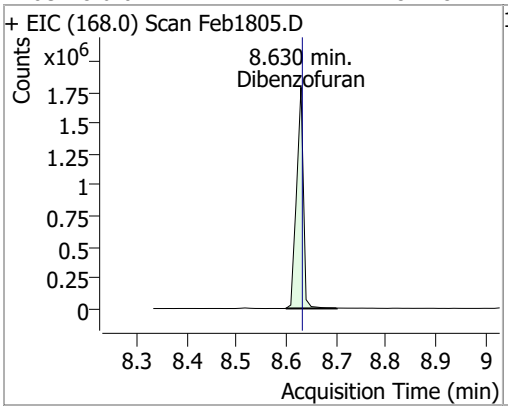

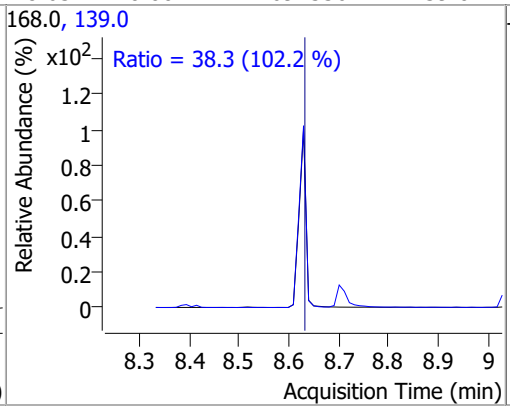

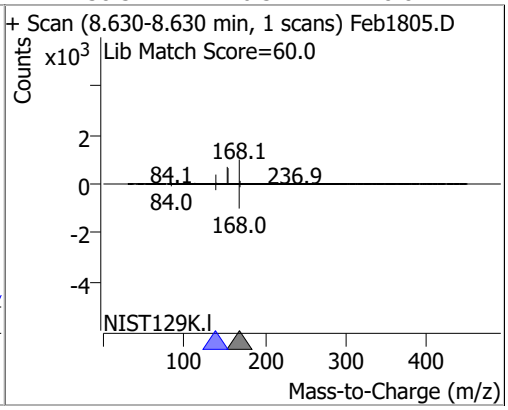

Compound	Conc.	RT	Dev(Min)	Resp.	QIon	QRatio	Lower	Upper
2,4-Dinitrotoluene	75.6678	8.67	0.00	177941	89.0	84.0	55.4	102.9
					63.0	52.8	33.9	62.9

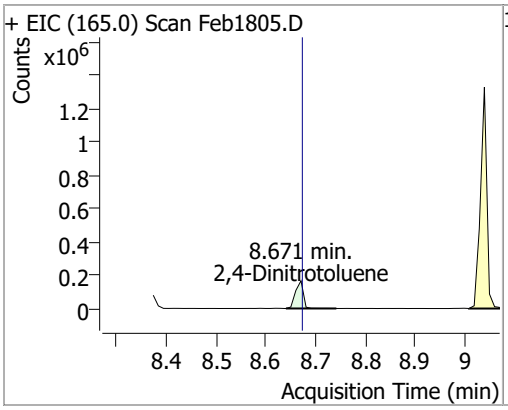

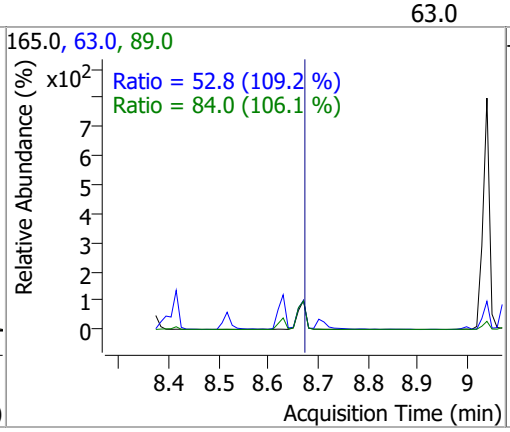

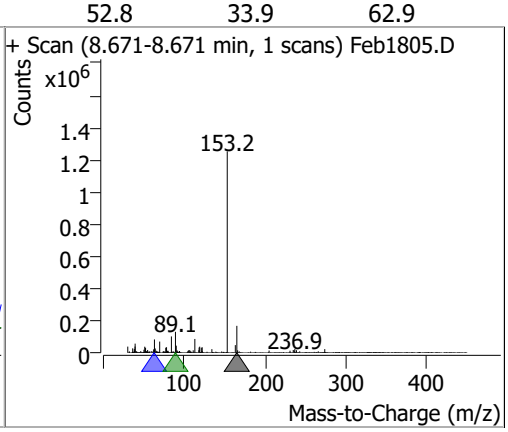

Compound	Conc.	RT	Dev(Min)	Resp.	QIon	QRatio	Lower	Upper
4-Nitrophenol	75.8272	8.70	0.00	176351	65.0	70.3	50.4	93.6
					139.0	66.7	49.8	92.5

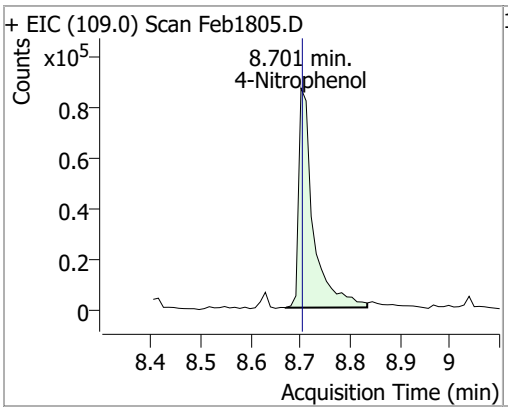

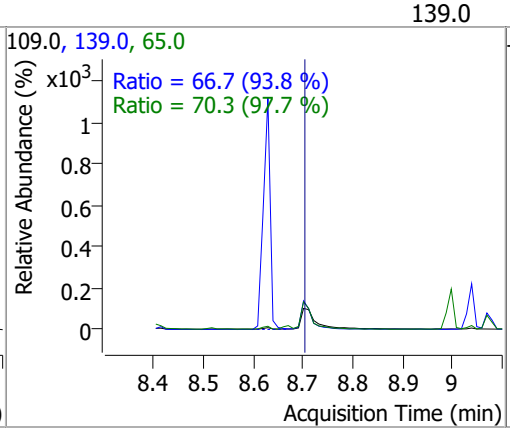

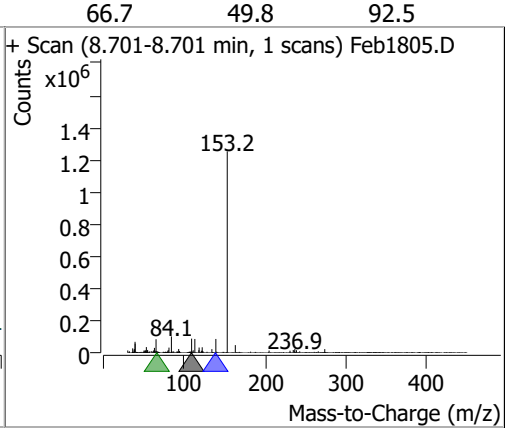

Compound	Conc.	RT	Dev(Min)	Resp.	QIon	QRatio	Lower	Upper
Diethylphthalate	79.2375	9.00	0.00	1135235	177.0	21.1	14.5	27.0
					150.0	13.1	8.7	16.2

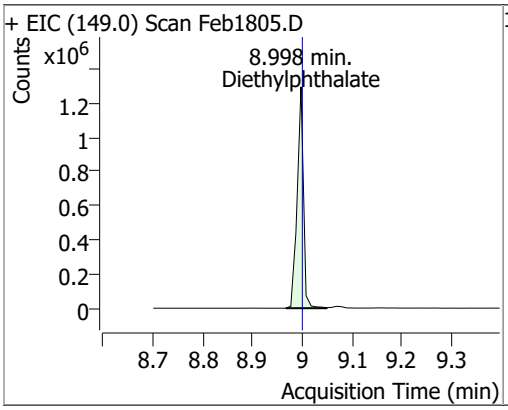

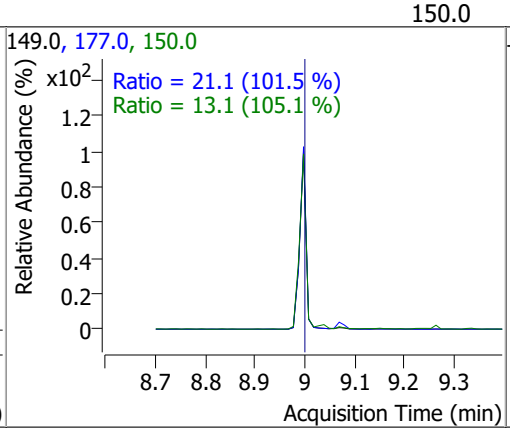

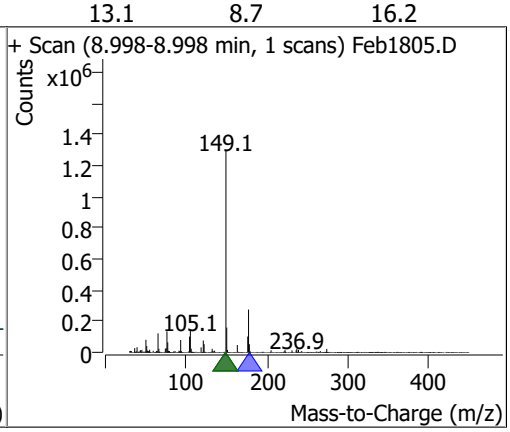

Compound	Conc.	RT	Dev(Min)	Resp.	QIon	QRatio	Lower	Upper
Fluorene	78.2626	9.04	0.00	1295239	165.0	91.4	65.4	121.4
					167.0	13.4	9.6	17.8

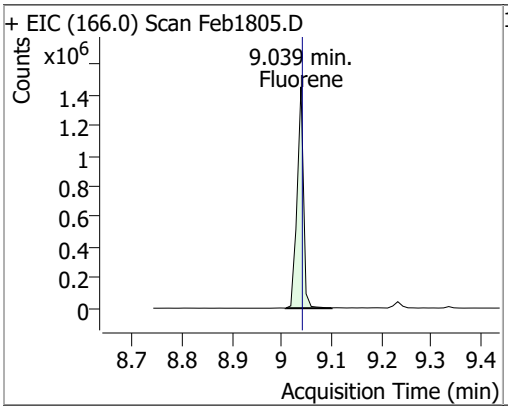

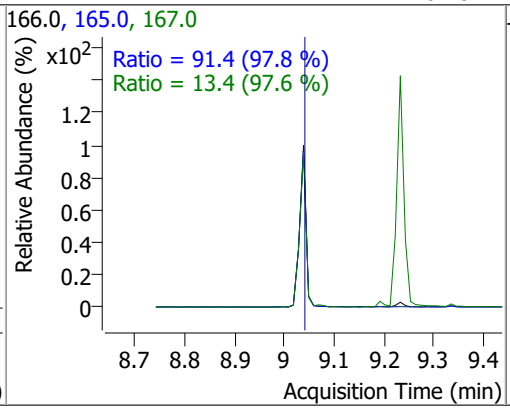

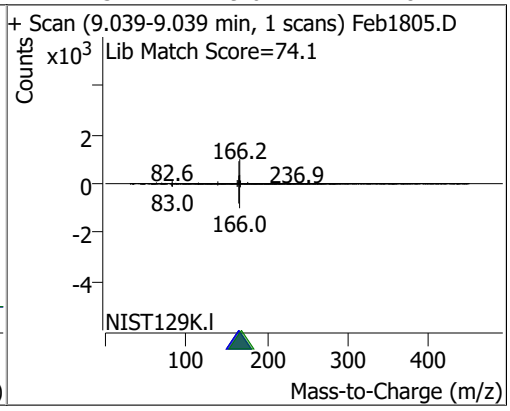

Compound	Conc.	RT	Dev(Min)	Resp.	QIon	QRatio	Lower	Upper
4-Chlorophenyl-phenylether	72.5483	9.07	0.00	538645	141.0	59.9	42.8	79.6
					206.0	33.8	23.6	43.9

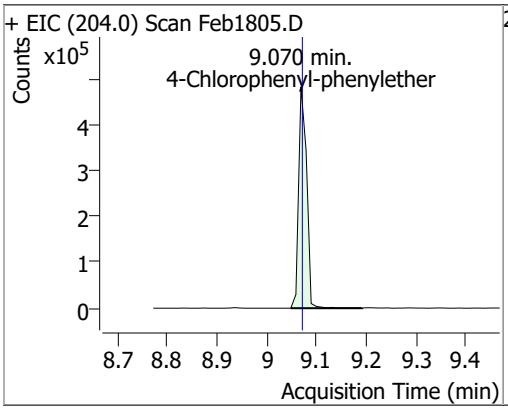

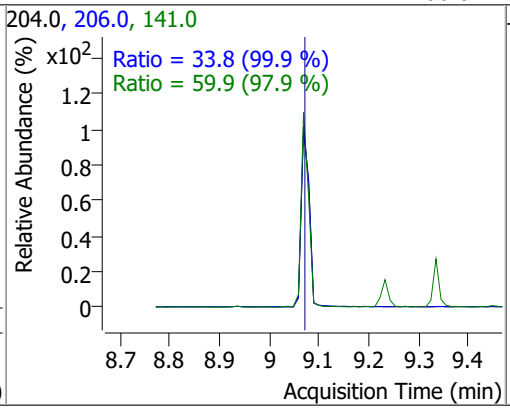

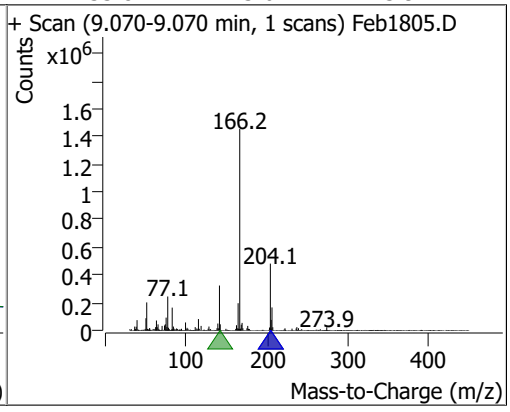

Compound	Conc.	RT	Dev(Min)	Resp.	QIon	QRatio	Lower	Upper
4-Nitroaniline	75.7960	9.14	0.00	183095	65.0	113.8	78.9	146.6
					92.0	51.4	34.5	64.1

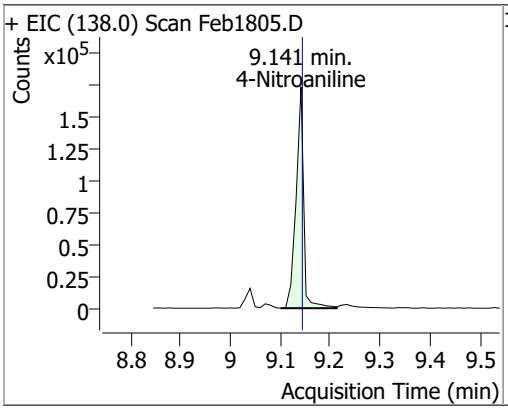

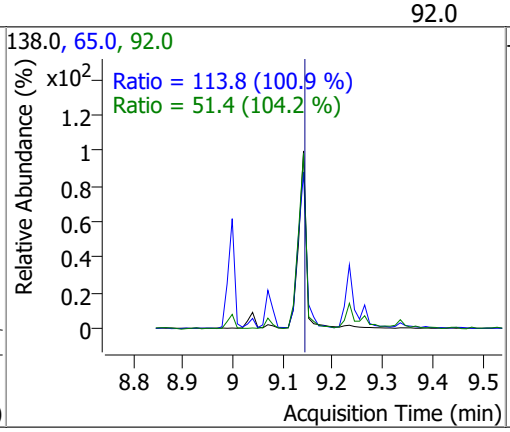

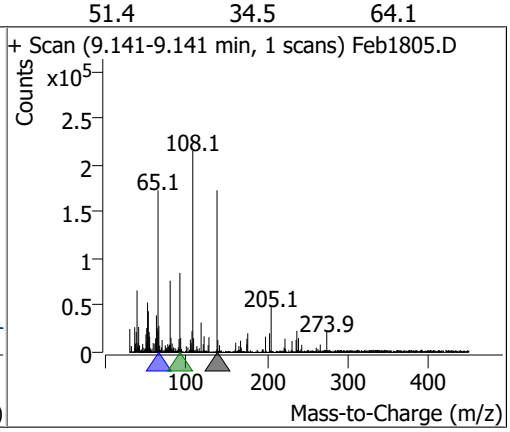

Compound	Conc.	RT	Dev(Min)	Resp.	QIon	QRatio	Lower	Upper
4,6-Dinitro-2-methylphenol	71.5834	9.15	0.00	103285	121.0	44.2	35.1	65.3

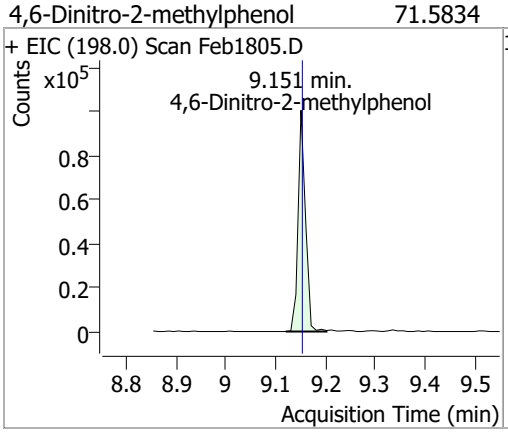

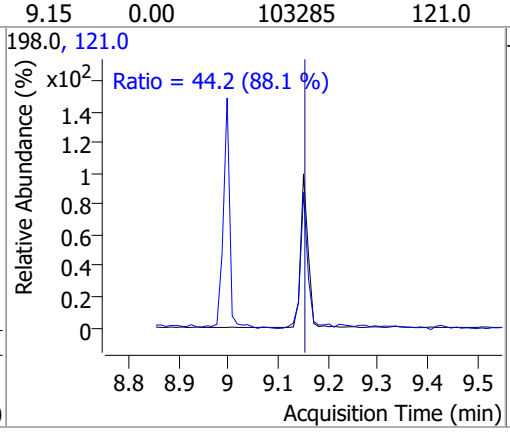

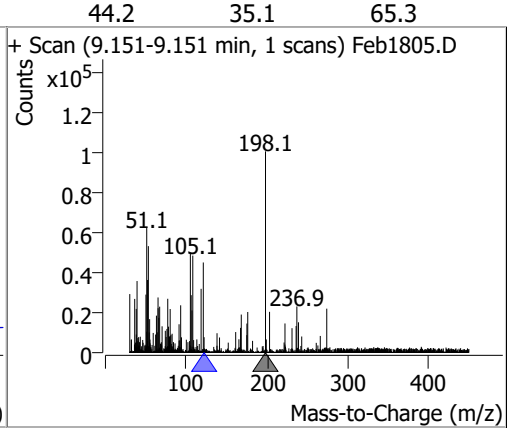

Compound	Conc.	RT	Dev(Min)	Resp.	QIon	QRatio	Lower	Upper
N-nitrosodiphenylamine	73.9708	9.23	0.00	843058	168.0	63.9	44.0	81.7
					167.0	34.9	23.9	44.3

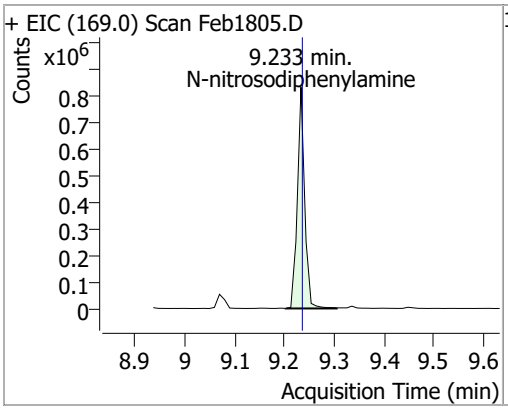

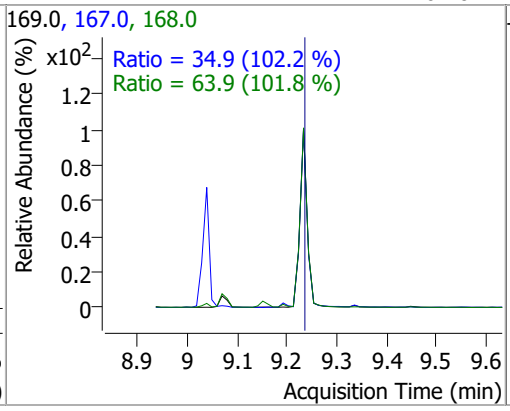

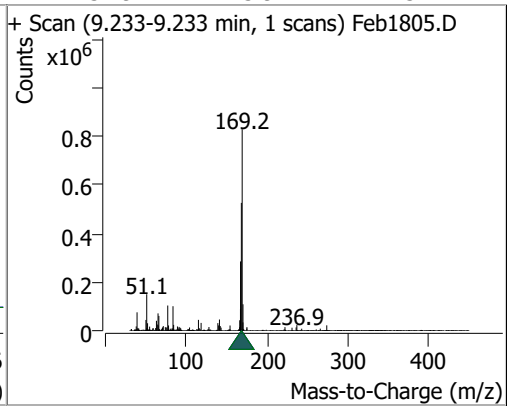

Compound	Conc.	RT	Dev(Min)	Resp.	QIon	QRatio	Lower	Upper
Azobenzene	75.7023	9.26	0.00	1137228	51.0	37.5	31.6	58.7
					182.0	25.0	16.9	31.4

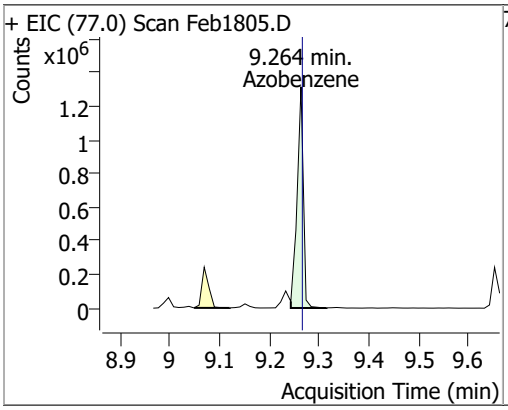

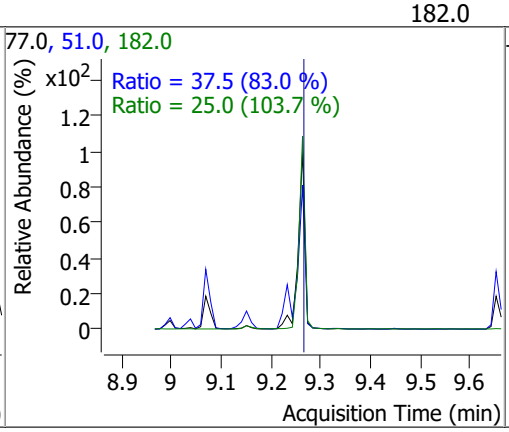

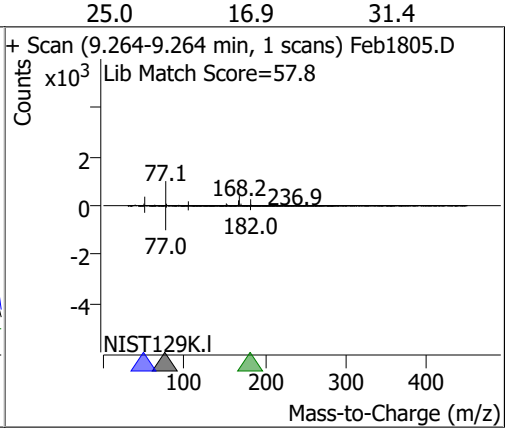

Compound	Conc.	RT	Dev(Min)	Resp.	QIon	QRatio	Lower	Upper
2,4,6-Tribromophenol	75.3083	9.34	0.00	103422	331.8	88.2	68.5	127.2

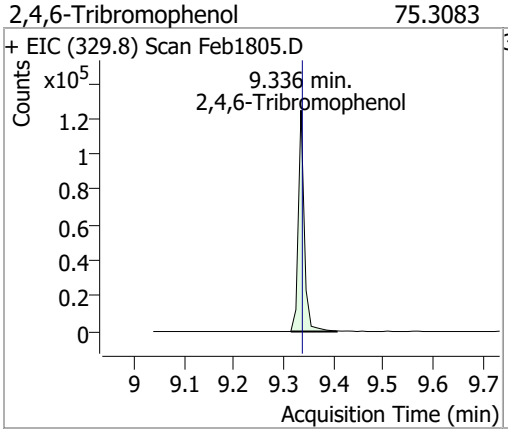

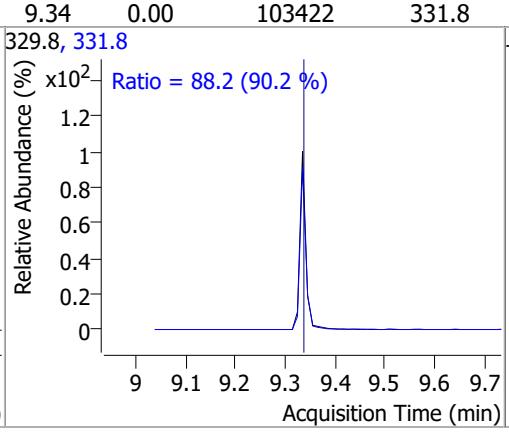

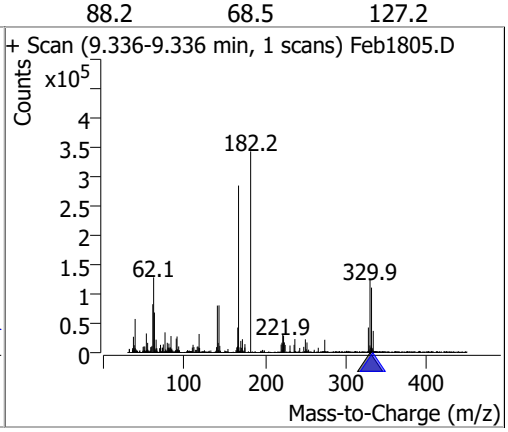

Compound	Conc.	RT	Dev(Min)	Resp.	QIon	QRatio	Lower	Upper
4-Bromophenyl-phenylether	68.6730	9.65	0.00	291274	141.0	106.2	69.1	128.4
					250.0	98.2	68.8	127.7

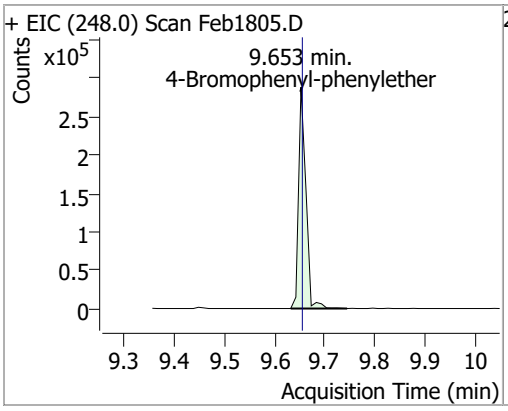

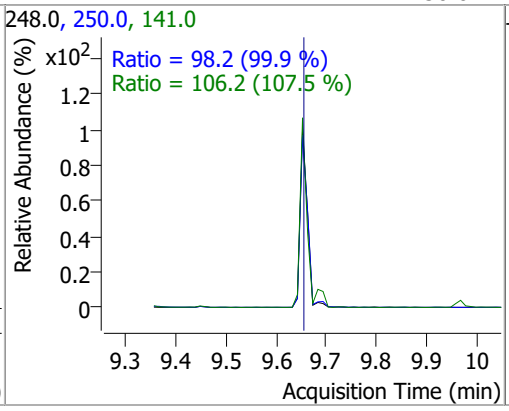

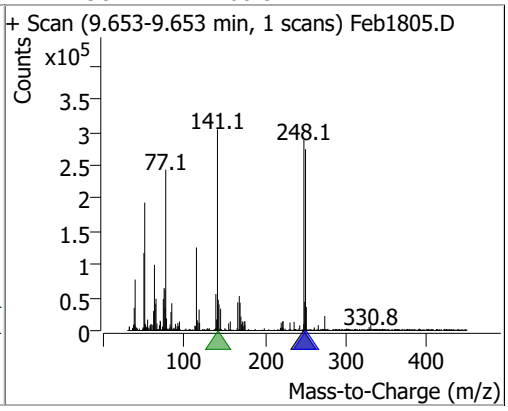

Compound	Conc.	RT	Dev(Min)	Resp.	QIon	QRatio	Lower	Upper
Hexachlorobenzene	71.1350	9.69	0.00	312914	142.0	65.2	37.7	70.0

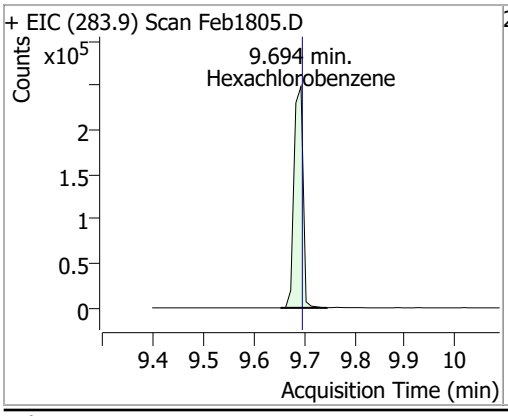

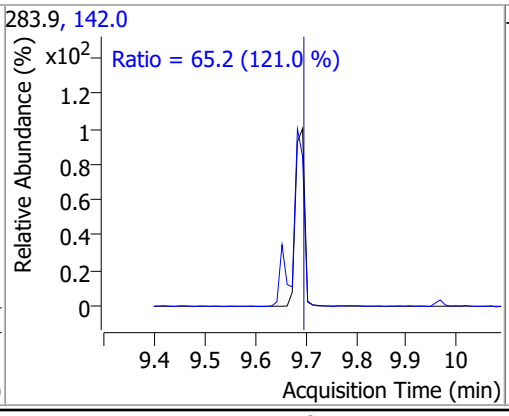

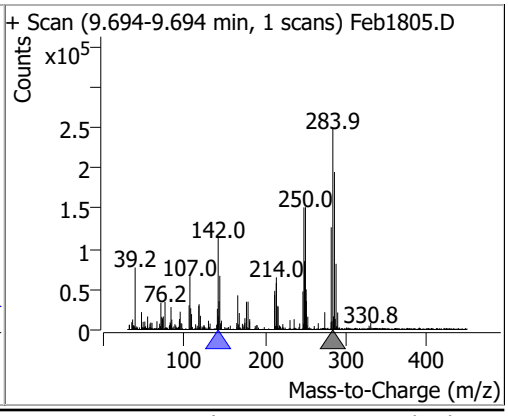

Compound	Conc.	RT	Dev(Min)	Resp.	QIon	QRatio	Lower	Upper
Pentachlorophenol	72.8650	9.97	0.00	145556	267.9	61.8	41.5	77.2
					263.9	63.6	41.2	76.6

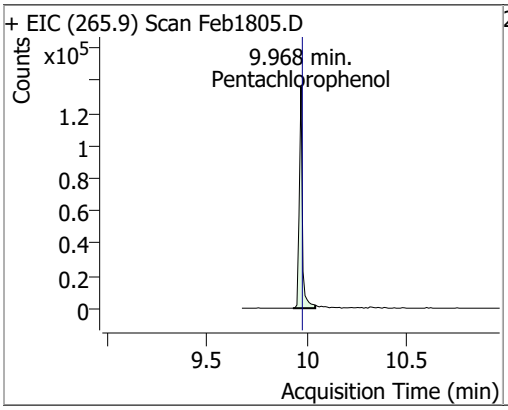

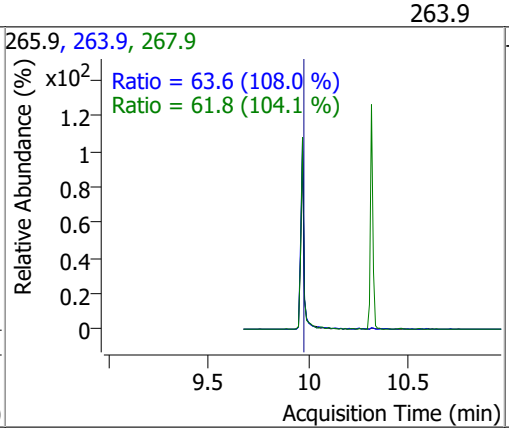

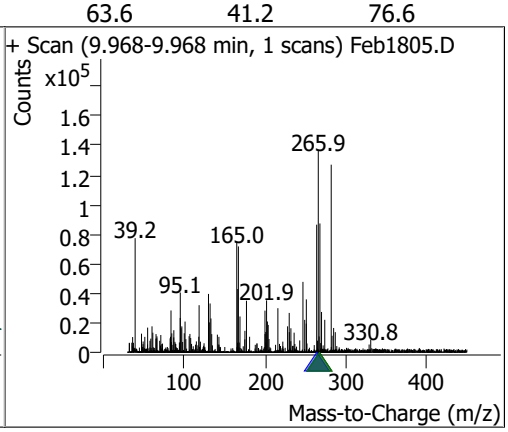

Compound	Conc.	RT	Dev(Min)	Resp.	QIon	QRatio	Lower	Upper
Phenanthrene	72.5377	10.18	0.00	1733051	176.0	18.7	13.0	24.1

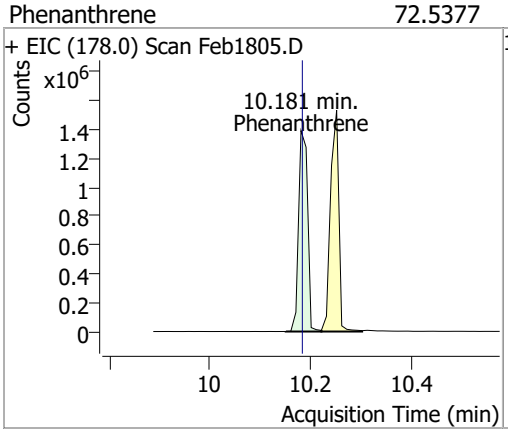

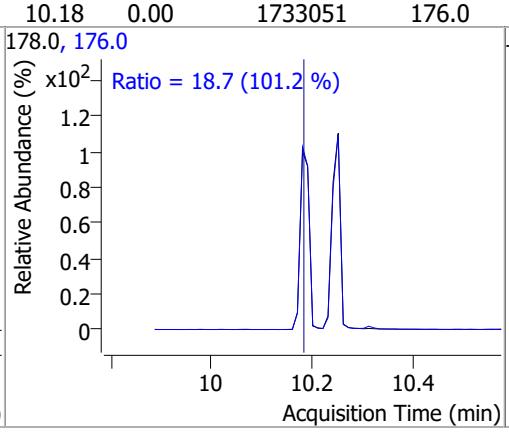

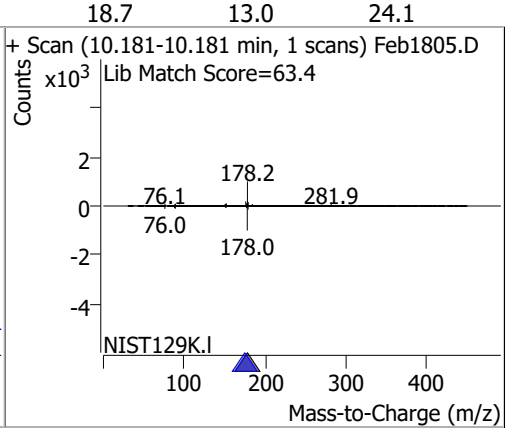

Compound	Conc.	RT	Dev(Min)	Resp.	QIon	QRatio	Lower	Upper
Anthracene	78.0189	10.25	0.00	1747621	176.0	18.0	12.9	23.9

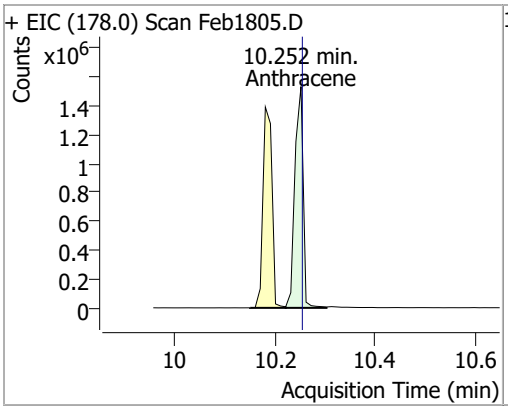

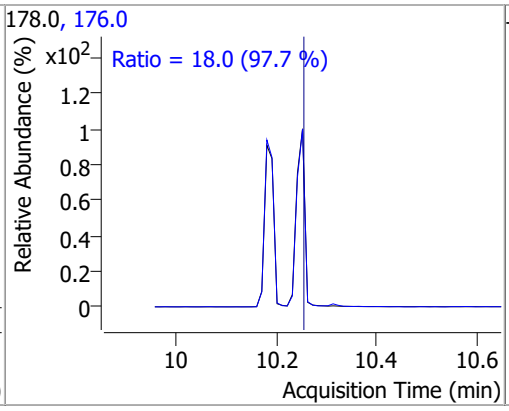

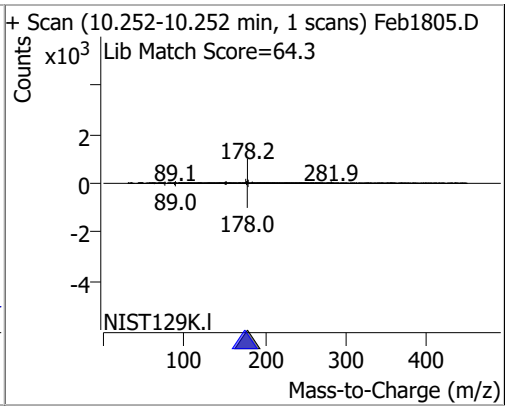

Compound	Conc.	RT	Dev(Min)	Resp.	QIon	QRatio	Lower	Upper
Triallate	74.1071	10.31	0.00	391641	268.0	22.0	16.9	31.4
					143.0	22.4	15.8	29.3

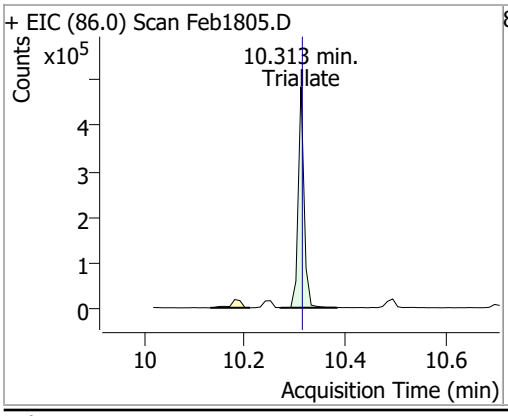

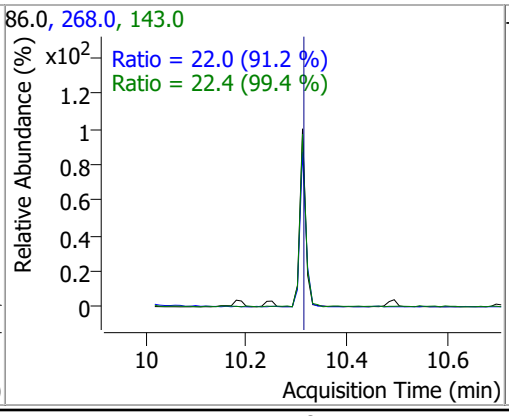

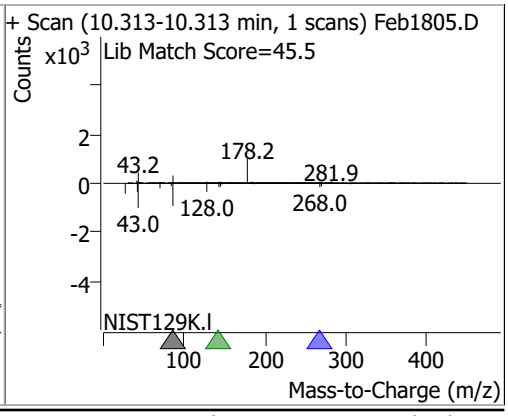

Compound	Conc.	RT	Dev(Min)	Resp.	QIon	QRatio	Lower	Upper
Carbazole	74.7873	10.49	0.00	1698426	139.0	13.2	9.0	16.7

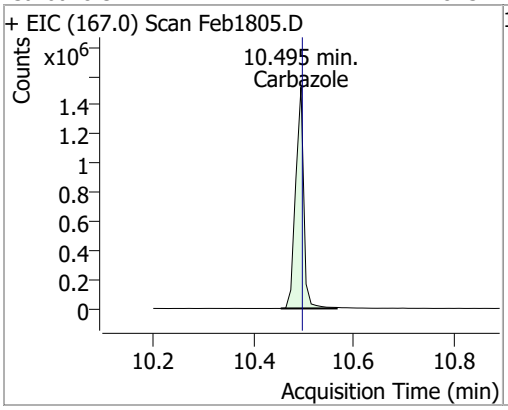

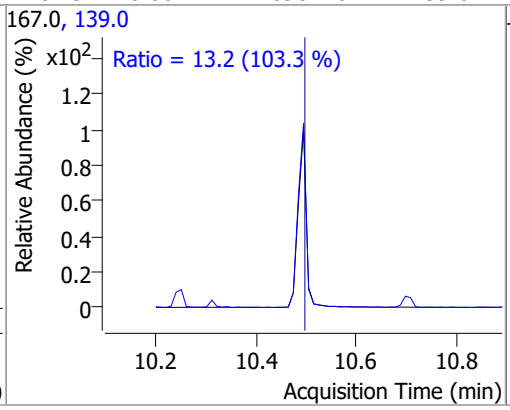

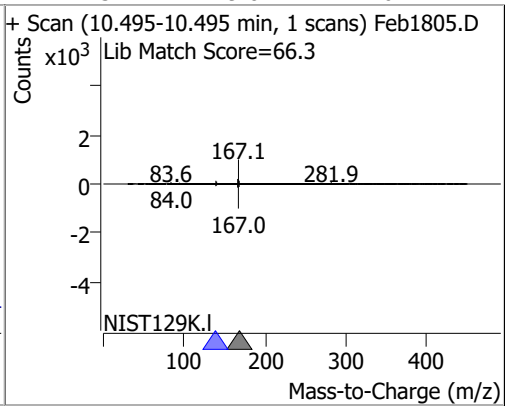

Compound	Conc.	RT	Dev(Min)	Resp.	QIon	QRatio	Lower	Upper
o-Terphenyl	71.7460	10.70	0.00	906169	229.0	64.4	45.4	84.3
					215.0	38.3	25.9	48.1

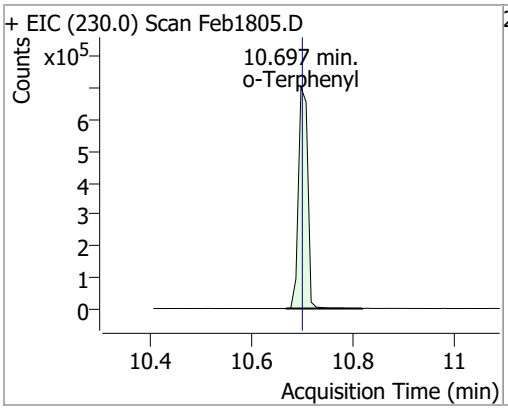

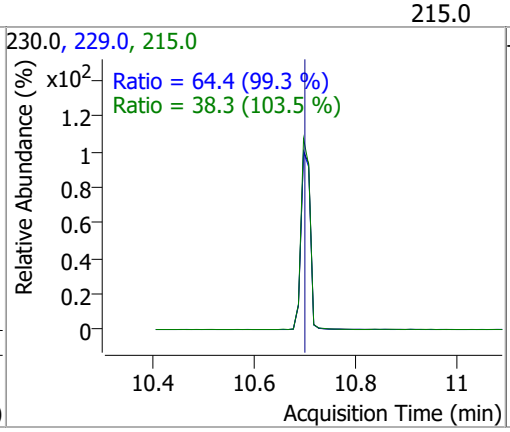

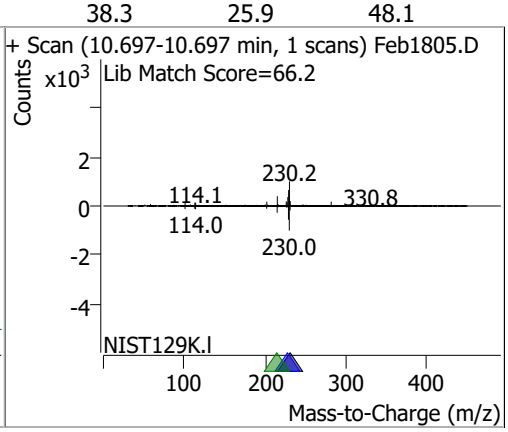

Compound	Conc.	RT	Dev(Min)	Resp.	QIon	QRatio	Lower	Upper
Di-n-Butylphthalate	74.7048	11.08	0.00	1582606	150.0	9.4	6.3	11.8
					104.0	6.3	4.5	8.3

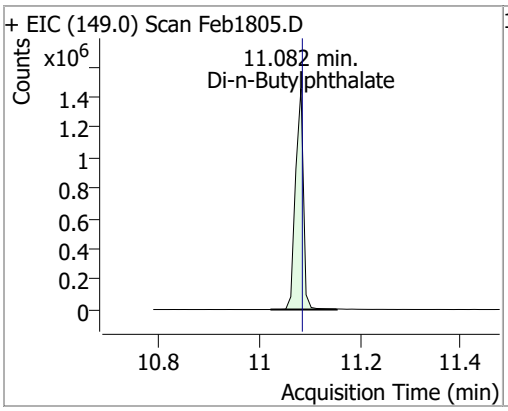

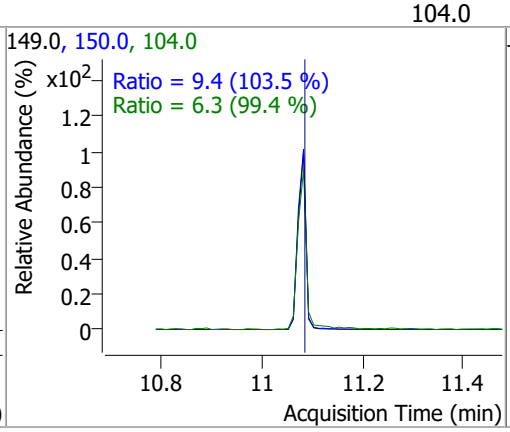

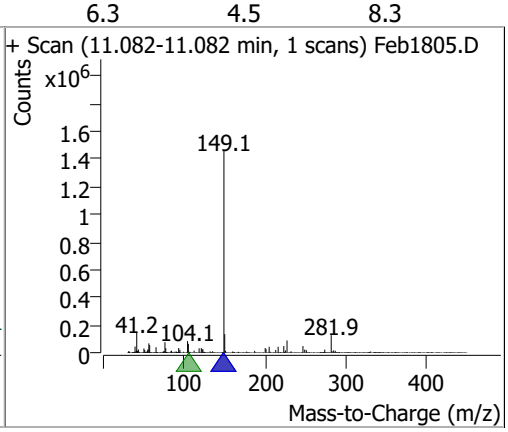

Compound	Conc.	RT	Dev(Min)	Resp.	QIon	QRatio	Lower	Upper
Fluoranthene	73.6261	11.95	0.00	1750781	101.0	14.1	9.4	17.4

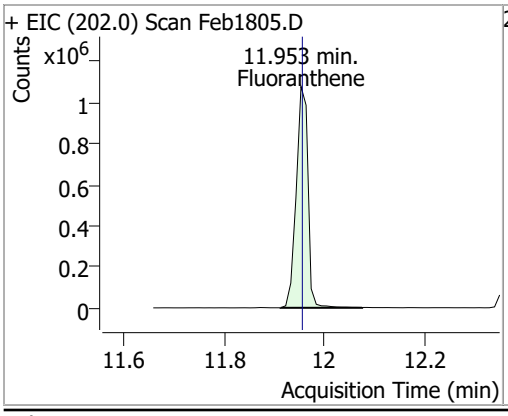

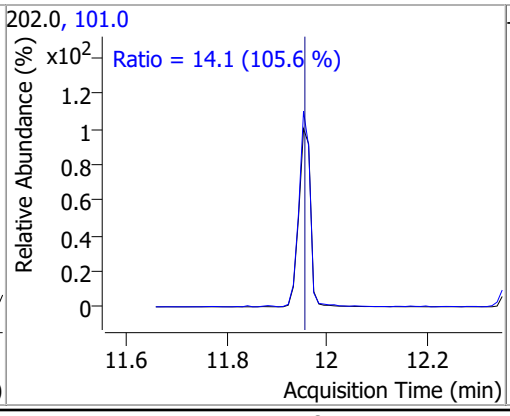

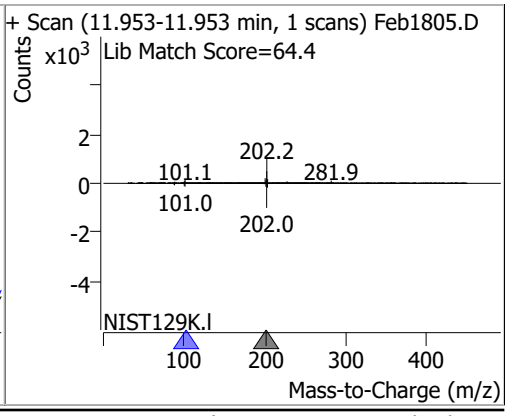

Compound	Conc.	RT	Dev(Min)	Resp.	QIon	QRatio	Lower	Upper
Benzidine	77.0454	12.35	0.00	646709	183.0	12.0	8.3	15.4
					92.0	8.4	5.8	10.8

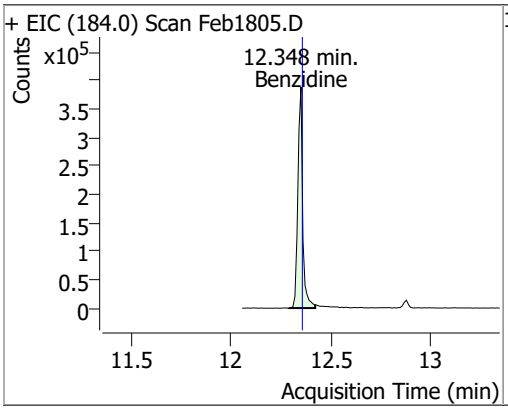

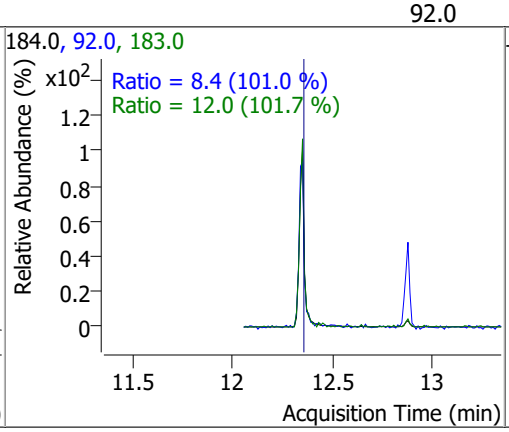

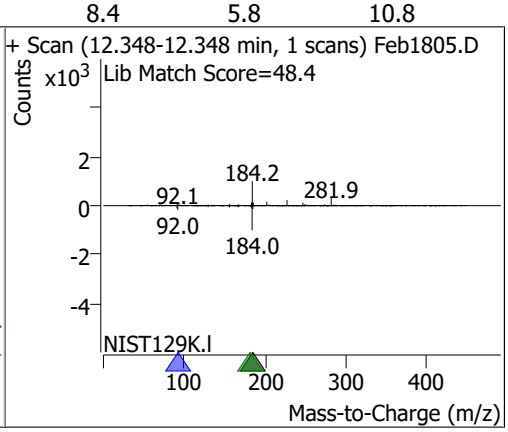

Compound	Conc.	RT	Dev(Min)	Resp.	QIon	QRatio	Lower	Upper
Pyrene	73.1770	12.38	0.00	1900991	101.0	16.8	11.1	20.6

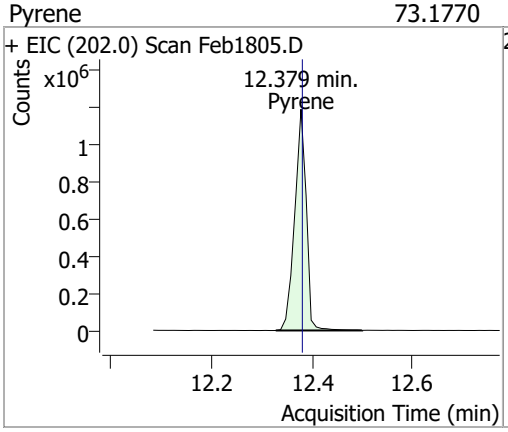

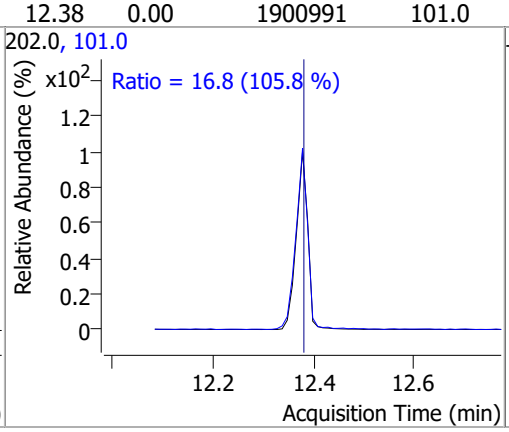

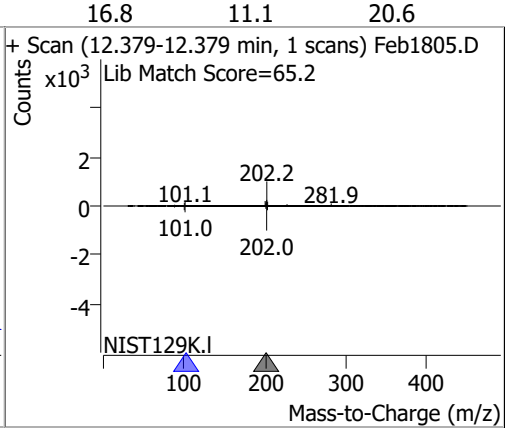

Compound	Conc.	RT	Dev(Min)	Resp.	QIon	QRatio	Lower	Upper
Terphenyl-d14	73.6549	12.88	0.00	1286275	122.0	14.7	10.1	18.7

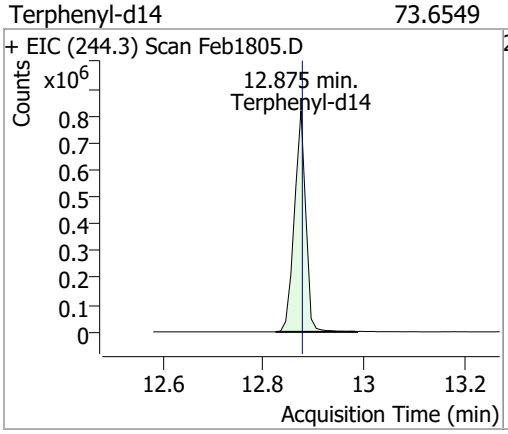

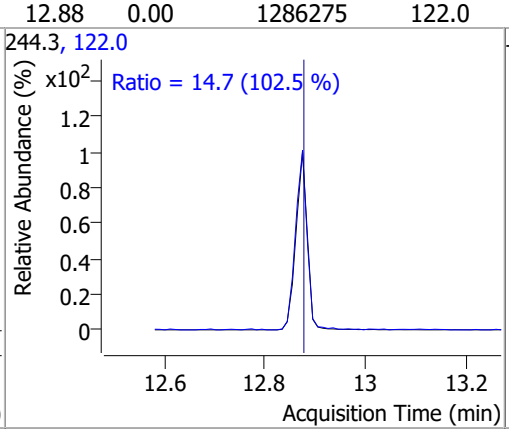

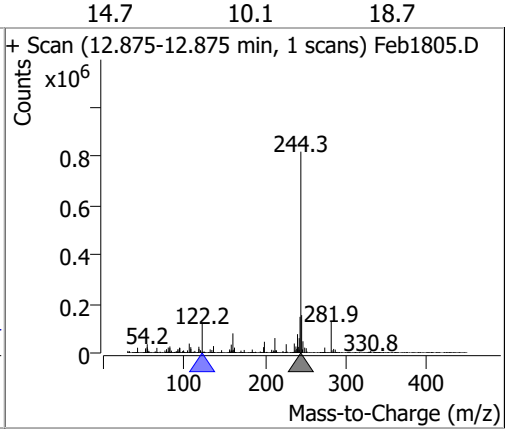

Compound	Conc.	RT	Dev(Min)	Resp.	QIon	QRatio	Lower	Upper
Butylbenzylphthalate	74.4763	14.32	0.00	511792	91.0	86.8	59.6	110.6
					206.0	17.8	12.2	22.7

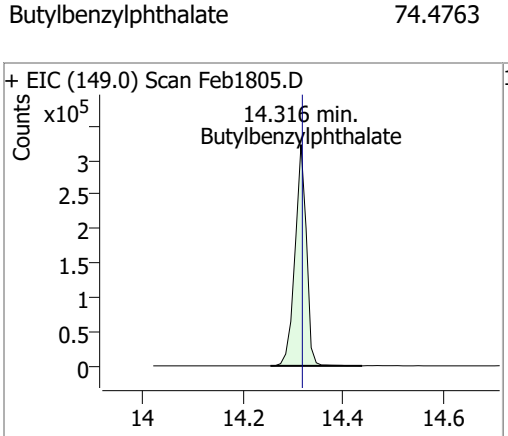

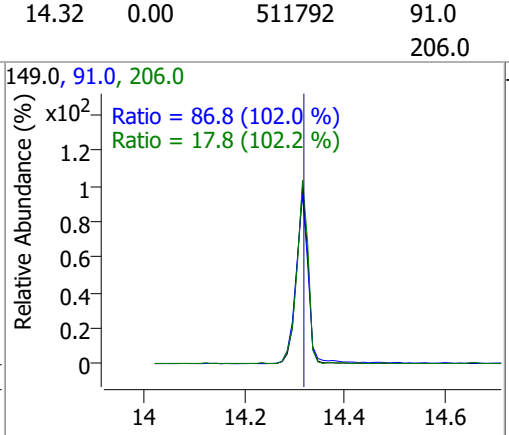

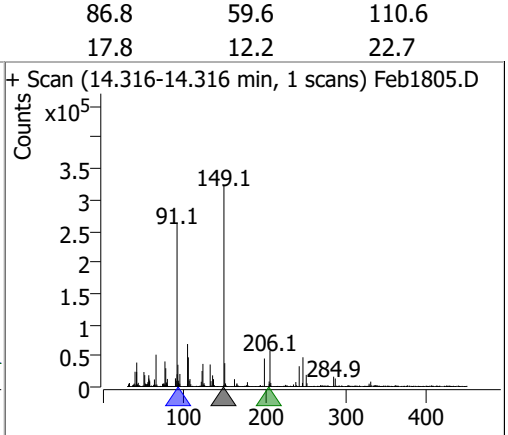

Compound	Conc.	RT	Dev(Min)	Resp.	QIon	QRatio	Lower	Upper
Benzo(a)Anthracene	77.0979	15.51	0.00	1426052	226.0	26.3	18.8	34.9
					229.0	20.8	14.7	27.4

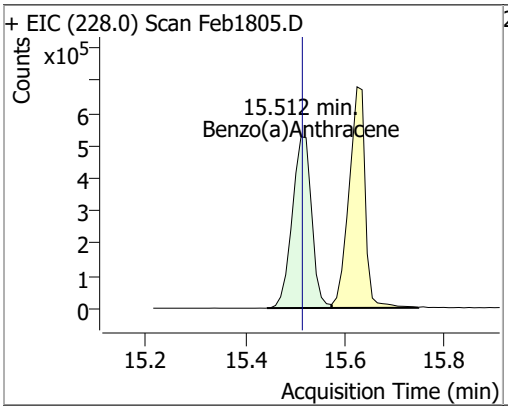

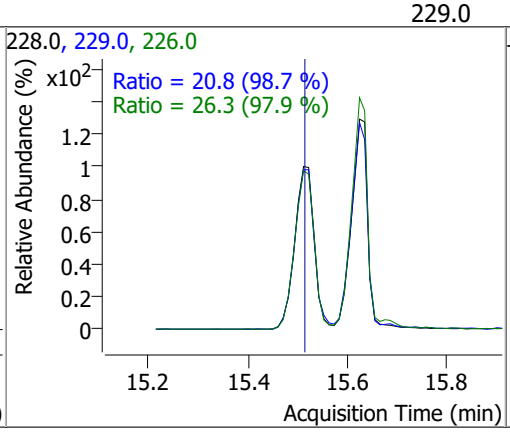

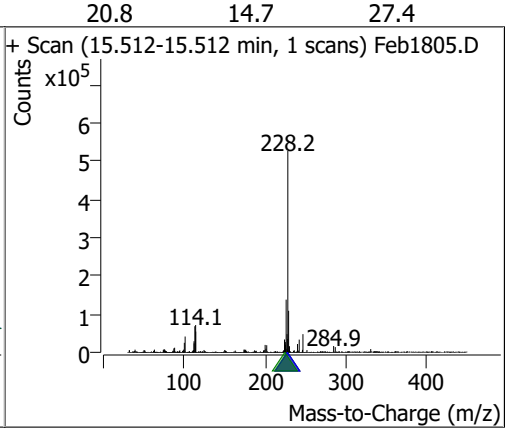

Compound	Conc.	RT	Dev(Min)	Resp.	QIon	QRatio	Lower	Upper
Chrysene	74.7328	15.62	0.00	1551059	226.0	29.6	19.9	36.9
					229.0	20.7	13.8	25.6

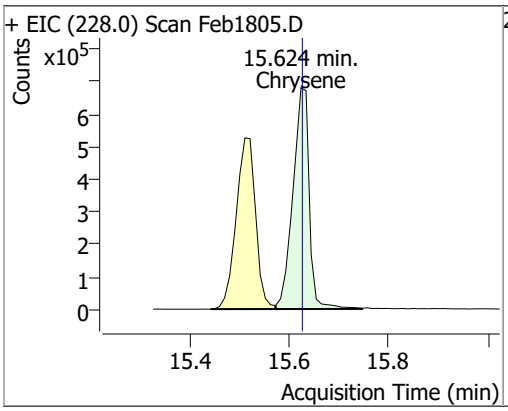

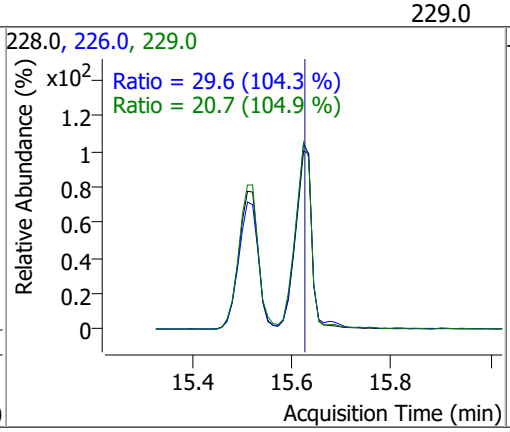

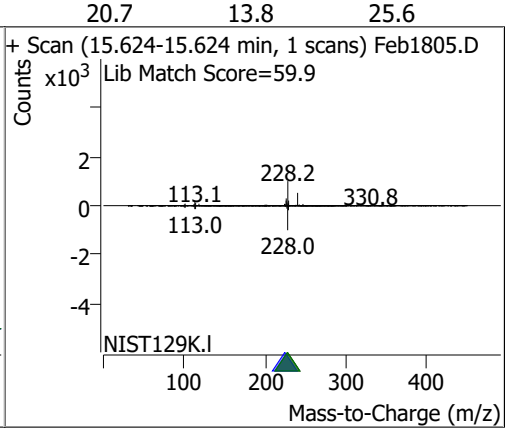

Compound	Conc.	RT	Dev(Min)	Resp.	QIon	QRatio	Lower	Upper
3,3-Dichlorobenzidine	74.8233	15.69	0.00	486419	254.0	63.5	44.9	83.4

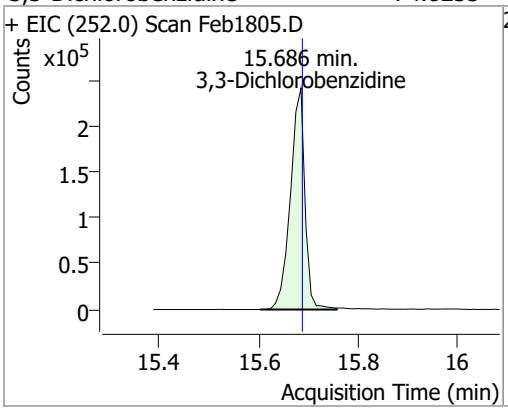

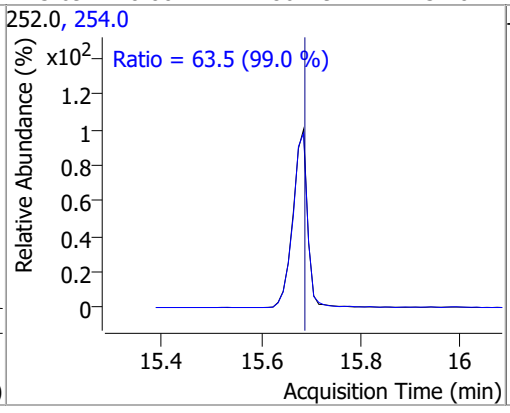

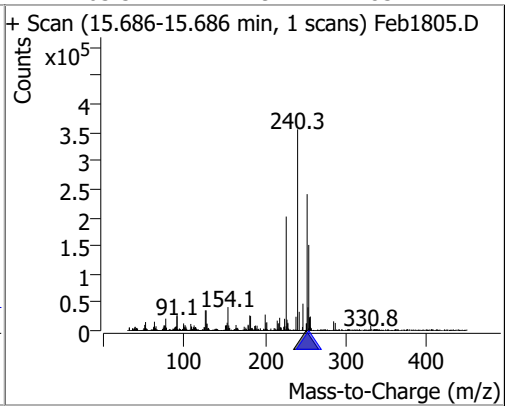

Compound	Conc.	RT	Dev(Min)	Resp.	QIon	QRatio	Lower	Upper
bis(2-ethylhexyl)Phthalate	75.1376	16.37	0.00	177810	149.0	388.1	273.6	508.0
					279.0	13.2	10.5	19.5

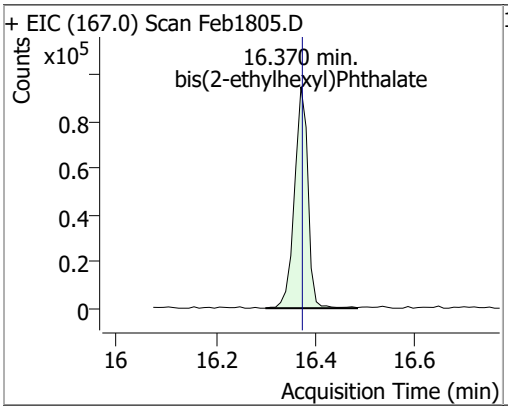

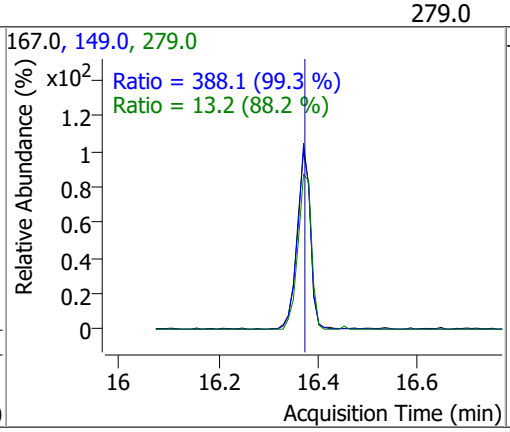

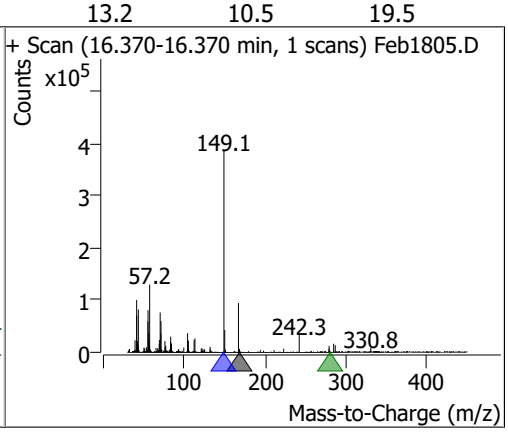

Compound	Conc.	RT	Dev(Min)	Resp.	QIon	QRatio	Lower	Upper
Di-n-octyl Phthalate	76.2190	18.13	0.00	1227671	150.0	9.2	7.0	13.0

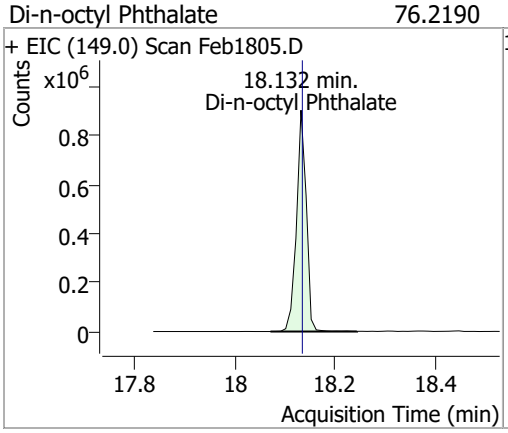

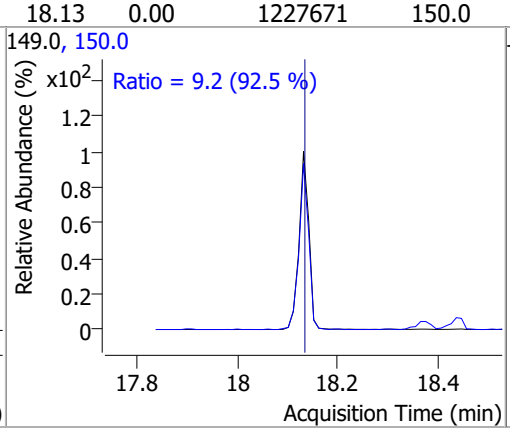

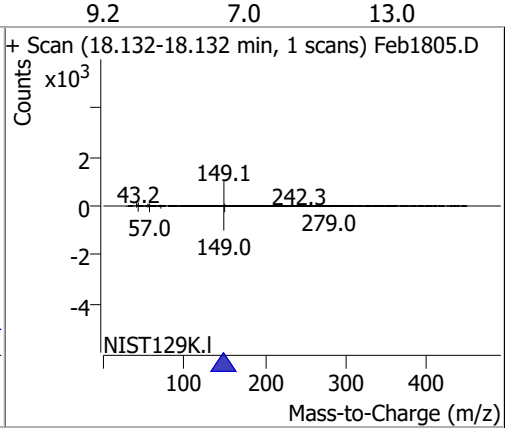

Compound	Conc.	RT	Dev(Min)	Resp.	QIon	QRatio	Lower	Upper
Benzo(b)fluoranthene	76.6560	18.38	0.00	1375648	253.0	21.4	15.6	29.0

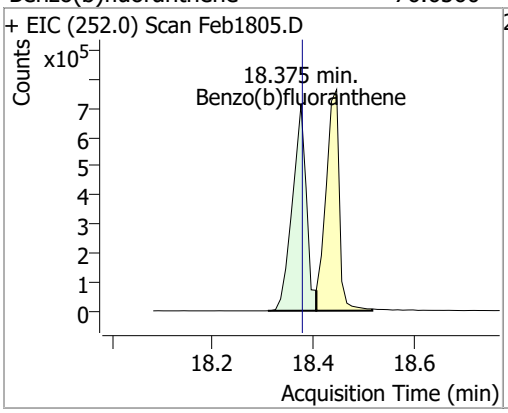

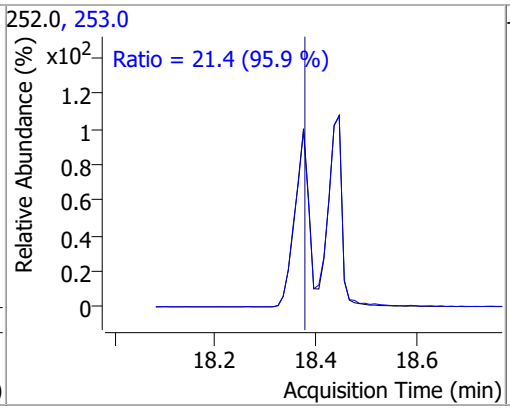

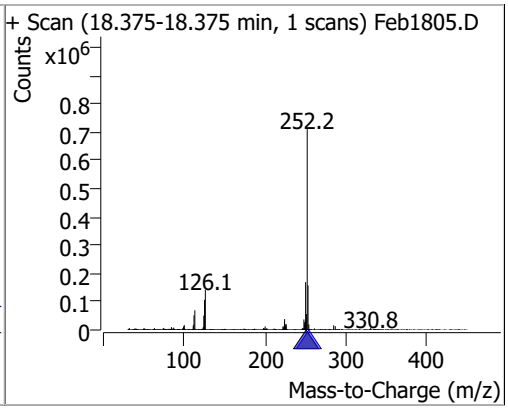

Compound	Conc.	RT	Dev(Min)	Resp.	QIon	QRatio	Lower	Upper
Benzo(k)fluoranthene	74.9266	18.45	0.00	1413651	253.0	23.3	15.4	28.6

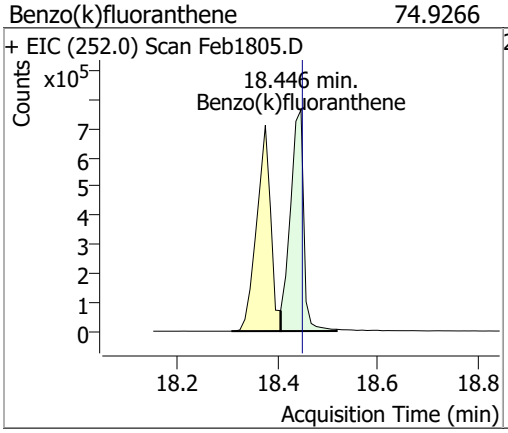

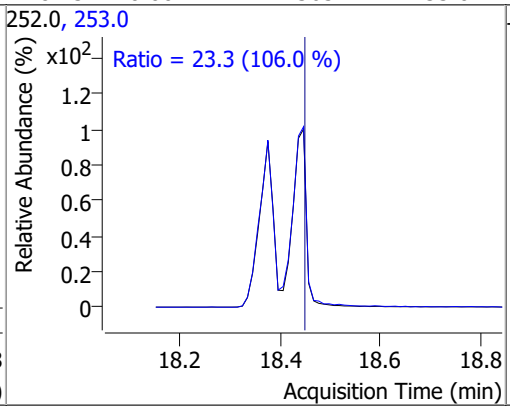

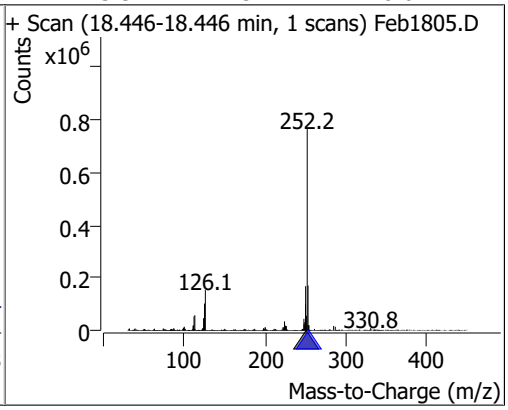

Compound	Conc.	RT	Dev(Min)	Resp.	QIon	QRatio	Lower	Upper
Benzo(a)pyrene	75.1028	18.98	0.00	1275566	253.0	22.8	15.1	28.0

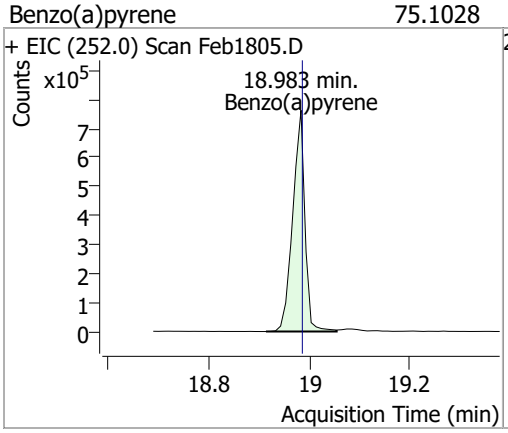

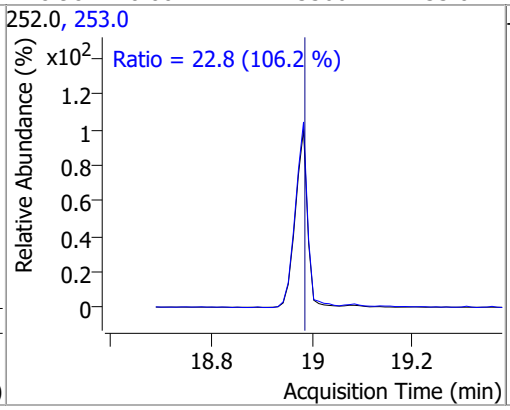

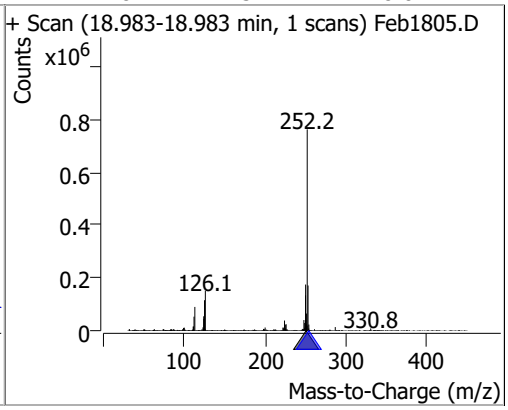

Compound	Conc.	RT	Dev(Min)	Resp.	QIon	QRatio	Lower	Upper
Indeno(1,2,3-c,d)pyrene	74.2839	20.76	0.00	1059042	138.0	31.3	20.7	38.5

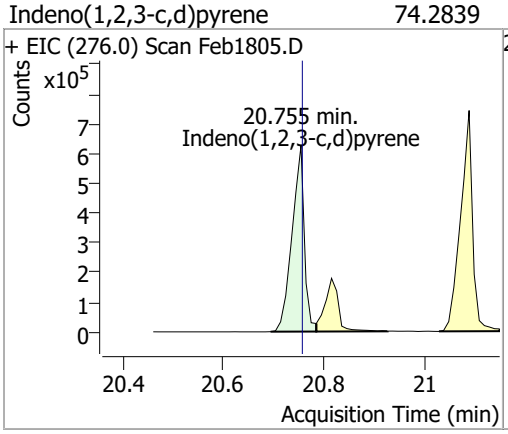

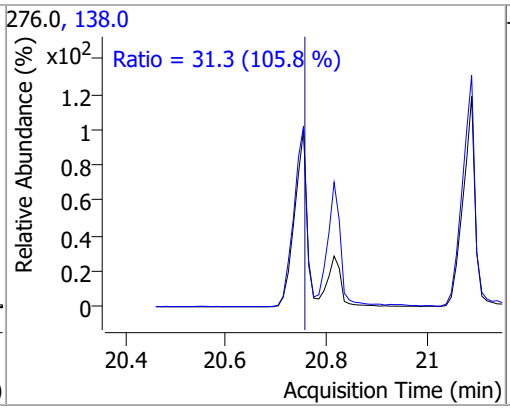

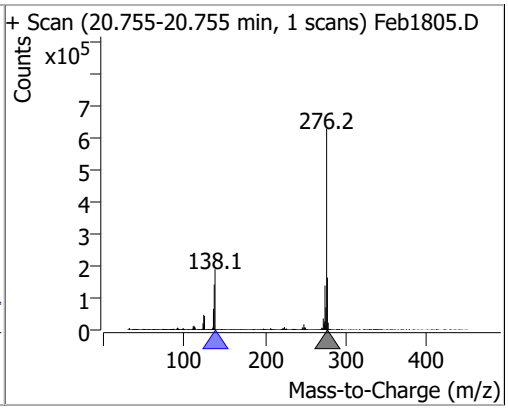

Compound	Conc.	RT	Dev(Min)	Resp.	QIon	QRatio	Lower	Upper
Dibenzo(a,h)anthracene	77.7360	20.82	0.00	1205859	139.0	24.8	17.6	32.7
					279.0	25.0	16.9	31.3

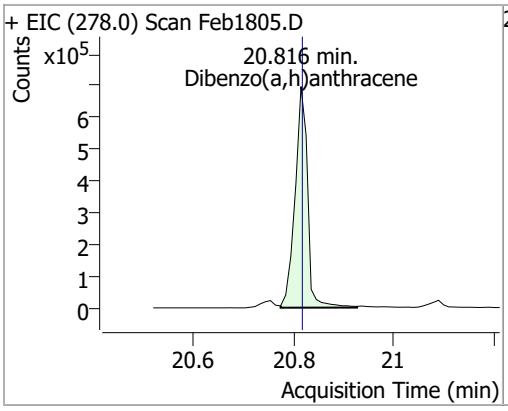

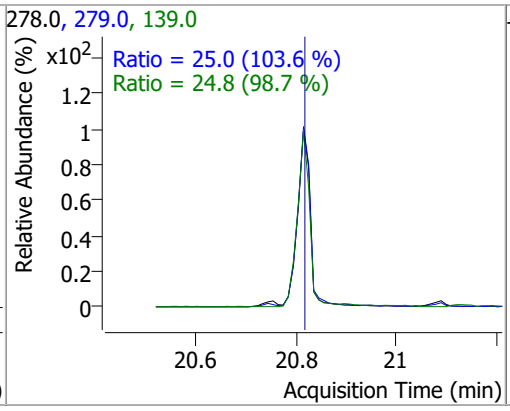

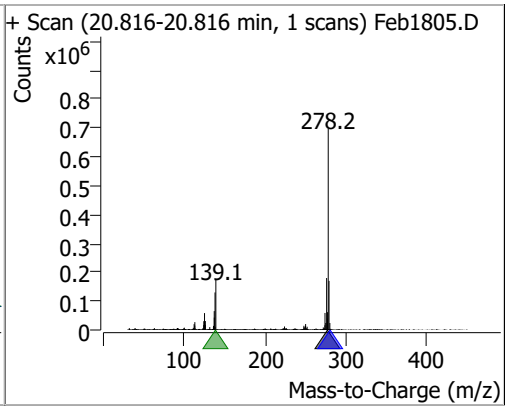

Compound	Conc.	RT	Dev(Min)	Resp.	QIon	QRatio	Lower	Upper
Benzo(g,h,i)perylene	75.6388	21.09	0.00	1242728	138.0	34.1	23.1	42.9
					277.0	23.5	16.3	30.2

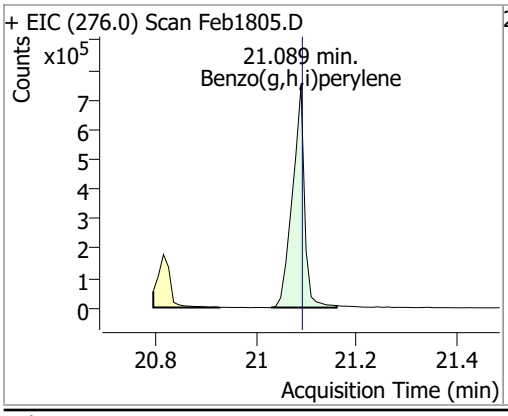

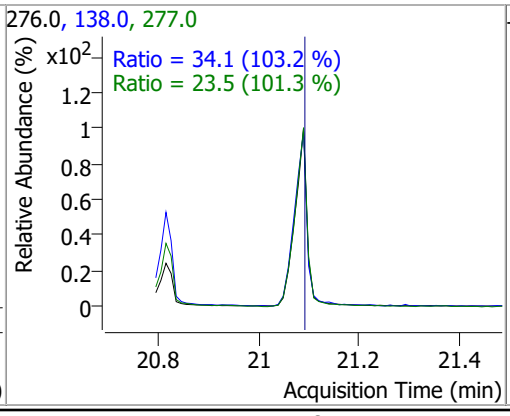

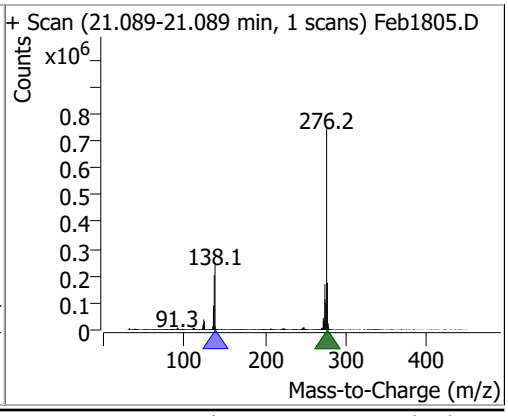

Quantitation Results Report (QT Reviewed)

Data File	Feb1806.D	Operator	LIMS import
Acq. Method	BNA+SIM.M	Acq. Date-Time	2/19/2022 10:43:35 AM
Sample Name	18-Feb-22_CAL_3	Instrument	Instrument #1
Vial	6	Multiplier	1.00
DA Method File		Comment	SVOC-8270-W-LARGO
Tune File	dftppdsm.u	Tune Date	2/18/2022 9:25:00 PM
Batch Name	021822 DoD BNA cal.batch.bin	Last Calib Update	2/19/2022 1:06:17 PM
Ref Library	D:\Org\Library\NIST129K.l		

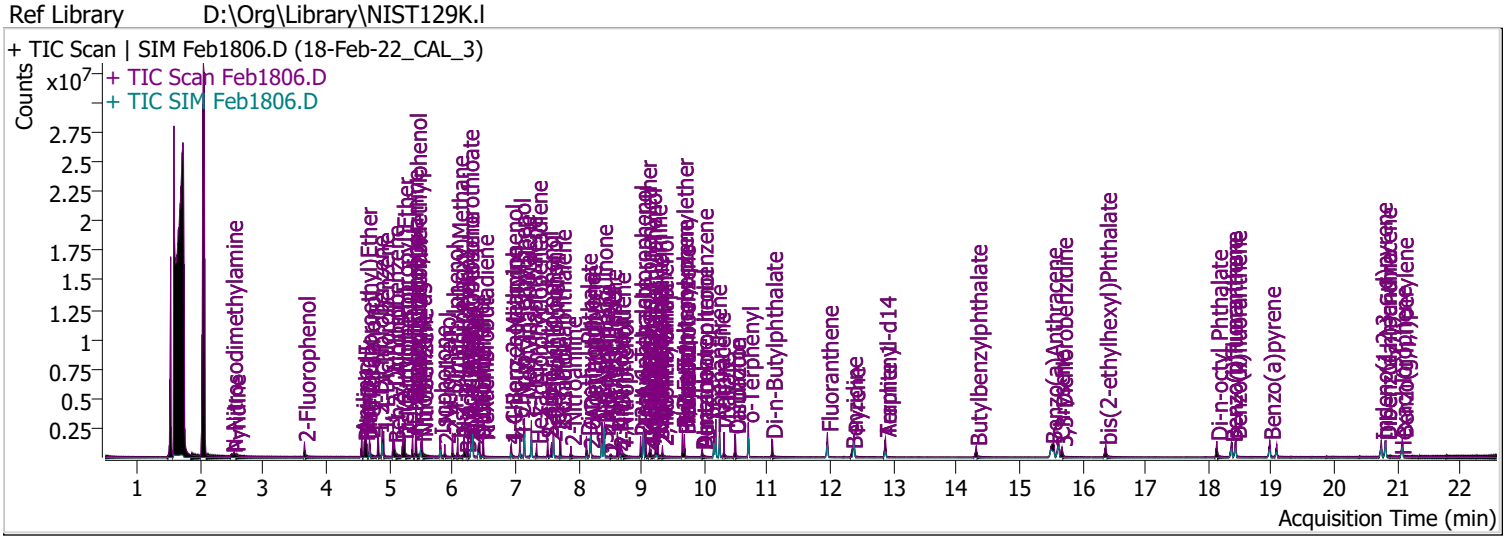

Compound	RT	QIon	Resp.	Conc.	Units		Dev(Min)
Internal Standards							
System Monitoring Compounds							
S 2-Fluorophenol	3.653	112.0	414958	49.4461	µg/L		0.000
Spiked Amount: 200.000	Range: 10.0 - 75.0%			Recovery = 24.72%			
S Phenol-d5	4.603	99.0	540696	49.1912	µg/L	m	-0.010
Spiked Amount: 200.000	Range: 10.0 - 65.0%			Recovery = 24.60%			
S Nitrobenzene-d5	5.502	82.0	289612	47.9581	µg/L		0.000
Spiked Amount: 100.000	Range: 32.0 - 94.0%			Recovery = 47.96%			
S 2-Fluorobiphenyl	7.605	172.0	840492	48.3854	µg/L		0.000
Spiked Amount: 100.000	Range: 28.0 - 107.0%			Recovery = 48.39%			
S 2,4,6-Tribromophenol	9.336	329.8	62354	48.8692	µg/L		0.000
Spiked Amount: 200.000	Range: 25.0 - 140.0%			Recovery = 24.43%		*	
S Terphenyl-d14	12.875	244.3	851147	48.7638	µg/L		0.000
Spiked Amount: 100.000	Range: 32.0 - 122.0%			Recovery = 48.76%			
Target Compounds							**QValue**
T N-Nitrosodimethylamine	2.499	74.0	117849	47.7313	µg/L		91
T Pyridine	2.540	79.0	315403	49.3173	µg/L		99
T Aniline	4.562	93.0	767112	48.7288	µg/L		99
T Phenol	4.624	94.0	590509	48.5783	µg/L		100
T bis(-2-Chloroethyl)Ether	4.634	63.0	402263	48.5252	µg/L		99
T 2-Chlorophenol	4.685	128.0	472214	47.8916	µg/L		98
T 1,3-Dichlorobenzene	4.818	146.0	613144	47.6832	µg/L		99
T 1,4-Dichlorobenzene	4.909	146.0	621874	47.5208	µg/L		98
T 1,2-Dichlorobenzene	5.063	146.0	611643	48.8945	µg/L	m	99
T Benzyl Alcohol	5.083	108.0	213122	46.5715	µg/L		97
T bis(2-chloroisopropyl)Ether	5.216	121.0	160657	48.1097	µg/L		100
T 2-Methylphenol	5.236	107.0	416195	48.8002	µg/L		100
T N-nitroso-Di-n-propylamine	5.369	70.0	295456	52.0108	µg/L		99
T 4Methylphenol/3Methylphenol	5.420	107.0	564049	48.0796	µg/L		99
T Hexachloroethane	5.420	117.0	176921	47.7941	µg/L		99

Compound	RT	QIon	Resp.	Conc.	Units		Dev(Min)
T Nitrobenzene	5.522	123.1	153327	48.9550	µg/L		98
T Isophorone	5.808	82.0	689466	47.6614	µg/L		100
T 2-Nitrophenol	5.880	139.0	145865	47.6904	µg/L		97
T 2,4-Dimethylphenol	6.003	122.0	310997	44.7058	µg/L		93
T bis(-2-Chloroethoxy)Methane	6.085	93.0	423833	50.5699	µg/L		95
T 2,4-Dichlorophenol	6.188	162.0	302701	46.8883	µg/L		97
T Benzoic Acid	6.208	105.0	150889	47.3454	µg/L		88
T 1,2,4-Trichlorobenzene	6.249	180.0	381654	47.4978	µg/L		100
T Naphthalene	6.321	128.0	1110201	45.7297	µg/L		99
T 4-Chlorophenol	6.414	130.0	116895	47.7556	µg/L		95
T p-Chloroaniline	6.434	127.0	453225	49.0478	µg/L		99
T Hexachlorobutadiene	6.485	224.9	188037	46.5537	µg/L		98
T 4-Chloro-2-Methylphenol	6.937	107.0	274008	44.5613	µg/L		98
T 4-Chloro-3-Methylphenol	7.071	107.0	311889	49.2963	µg/L		98
T 2-Methylnaphthalene	7.143	141.0	670695	51.0637	µg/L	m	98
T 1-Methylnaphthalene	7.256	141.0	672135	52.0765	µg/L	m	98
T Hexachlorocyclopentadiene	7.338	236.9	113002	47.6532	µg/L		97
T 2,4,6-Trichlorophenol	7.512	196.0	186323	44.7383	µg/L		100
T 2,4,5-Trichlorophenol	7.574	196.0	223316	47.3755	µg/L		98
T 2-Chloronaphthalene	7.718	162.0	726480	49.7944	µg/L		98
T 2-Nitroaniline	7.882	65.0	121485	47.8219	µg/L		99
T Dimethyl Phthalate	8.128	163.0	658473	46.8059	µg/L		96
T 2,6-Dinitrotoluene	8.180	165.0	92679	46.7873	µg/L		99
T Acenaphthylene	8.200	152.1	1195576	51.2174	µg/L		98
T 3-Nitroaniline	8.384	138.0	99318	45.4914	µg/L		93
T Acenaphthene	8.415	154.0	694646	50.6665	µg/L		99
T 2,4-Dinitrophenol	8.507	184.0	43823	48.5159	µg/L		98
T Dibenzofuran	8.620	168.0	1034897	45.2583	µg/L		99
T 2,4-Dinitrotoluene	8.660	165.0	115884	49.0233	µg/L		96
T 4-Nitrophenol	8.701	109.0	108704	46.2243	µg/L		96
T Diethylphthalate	8.988	149.0	670192	46.1993	µg/L		99
T Fluorene	9.039	166.0	891630	49.9319	µg/L		99
T 4-Chlorophenyl-phenylether	9.070	204.0	359843	46.2307	µg/L		98
T 4-Nitroaniline	9.131	138.0	103404	44.9787	µg/L		95
T 4,6-Dinitro-2-methylphenol	9.152	198.0	68013	50.3401	µg/L		98
T N-nitrosodiphenylamine	9.233	169.0	563505	49.7597	µg/L		99
T Azobenzene	9.264	77.0	757604	52.2283	µg/L		89
T 4-Bromophenyl-phenylether	9.653	248.0	215173	52.1333	µg/L		96
T Hexachlorobenzene	9.683	283.9	208046	47.2633	µg/L		98
T Pentachlorophenol	9.968	265.9	91759	49.5070	µg/L		97
T Phenanthrene	10.181	178.0	1161938	47.6446	µg/L		99
T Anthracene	10.242	178.0	1092607	48.8025	µg/L		99
T Triallate	10.313	86.0	255426	50.6533	µg/L		98
T Carbazole	10.485	167.0	1123980	49.7097	µg/L		98
T o-Terphenyl	10.698	230.0	609529	47.9400	µg/L		99
T Di-n-Butylphthalate	11.072	149.0	970759	48.9894	µg/L		100
T Fluoranthene	11.954	202.0	1175583	49.4749	µg/L		97
T Benzidine	12.338	184.0	430095	49.7161	µg/L		98
T Pyrene	12.379	202.0	1308067	50.1685	µg/L		98
T Butylbenzylphthalate	14.316	149.0	305113	47.6282	µg/L		95
T Benzo(a)Anthracene	15.512	228.0	944328	49.7470	µg/L		99
T Chrysene	15.624	228.0	1050170	48.6971	µg/L		98
T 3,3-Dichlorobenzidine	15.675	252.0	299783	47.6188	µg/L		98
T bis(2-ethylhexyl)Phthalate	16.370	167.0	104536	47.6952	µg/L		99
T Di-n-octyl Phthalate	18.133	149.0	706918	46.4377	µg/L		100

Compound	RT	QIon	Resp.	Conc.	Units	Dev(Min)
T Benzo(b)fluoranthene	18.365	252.0	908237	48.1054	µg/L	99
T Benzo(k)fluoranthene	18.436	252.0	956185	48.7004	µg/L	99
T Benzo(a)pyrene	18.973	252.0	873144	49.5090	µg/L	96
T Indeno(1,2,3-c,d)pyrene	20.745	276.0	711904	48.0345	µg/L	97
T Dibenzo(a,h)anthracene	20.816	278.0	767418	47.7678	µg/L	98
T Benzo(g,h,i)perylene	21.079	276.0	822853	48.0870	µg/L	96

(#) = Qualifier Out of Range; (m) = Manual Integration; (+) = Area Summed; (*) = Surrogate Percent Recovery Out of Range; (d): Zeroed Peak

Compound	Conc.	RT	Dev(Min)	Resp.	QIon	QRatio	Lower	Upper
N-Nitrosodimethylamine	47.7313	2.50	0.01	117849	42.0	124.9	95.1	176.6

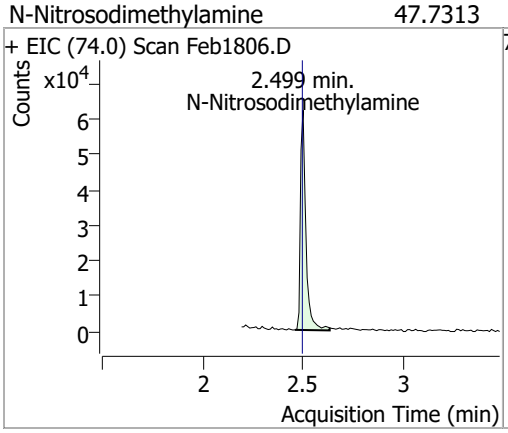

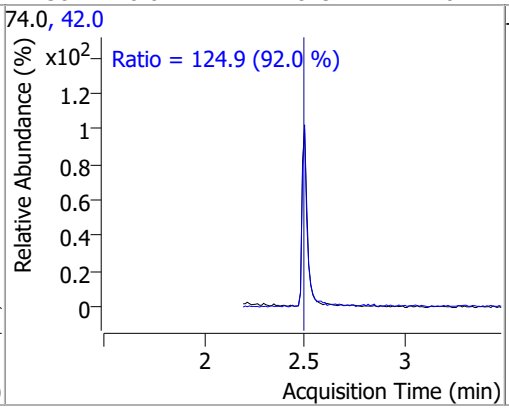

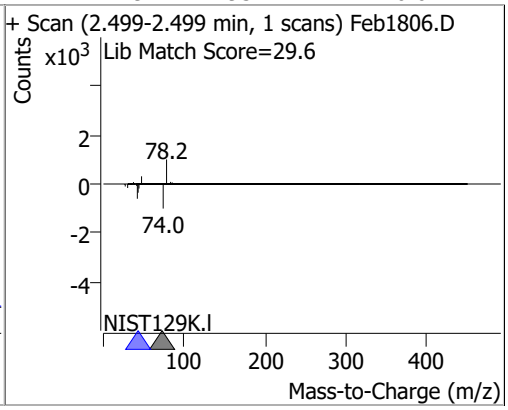

Compound	Conc.	RT	Dev(Min)	Resp.	QIon	QRatio	Lower	Upper
Pyridine	49.3173	2.54	0.01	315403	52.0	82.2	57.9	107.6

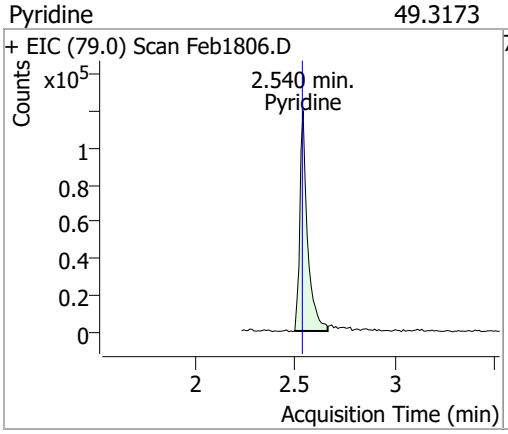

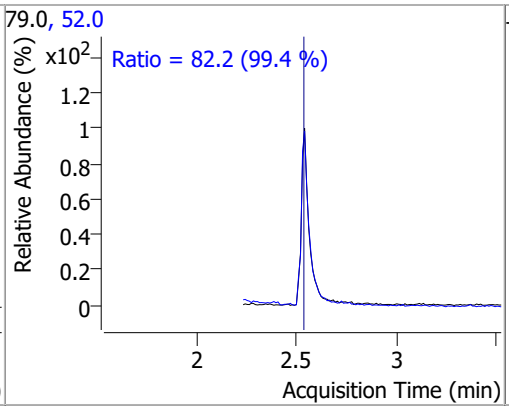

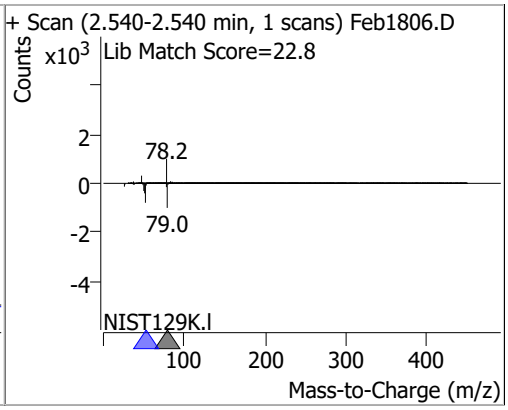

Compound	Conc.	RT	Dev(Min)	Resp.	QIon	QRatio	Lower	Upper
2-Fluorophenol	49.4461	3.65	0.00	414958	64.0	52.9	34.6	64.3
					92.0	21.5	14.2	26.5

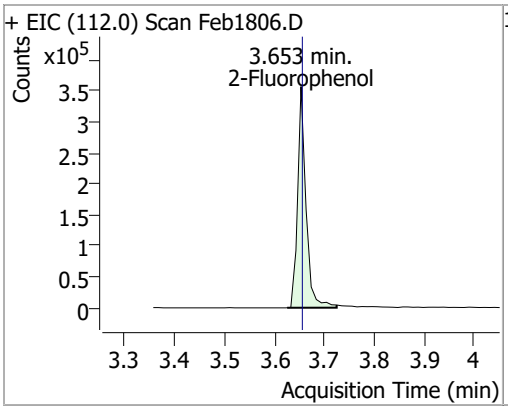

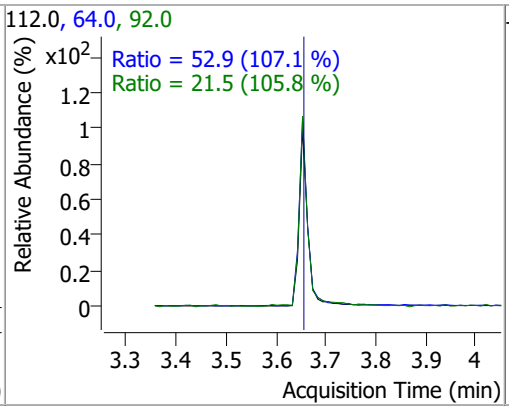

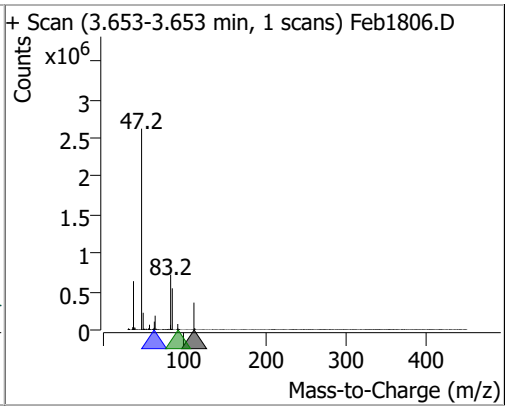

Compound	Conc.	RT	Dev(Min)	Resp.	QIon	QRatio	Lower	Upper
Aniline	48.7288	4.56	0.00	767112	66.0	36.3	25.7	47.8
					65.0	18.9	13.1	24.4

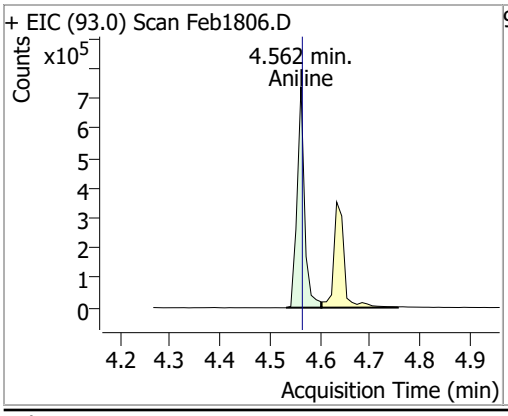

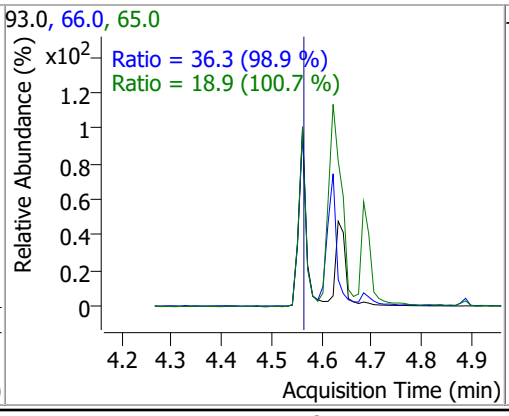

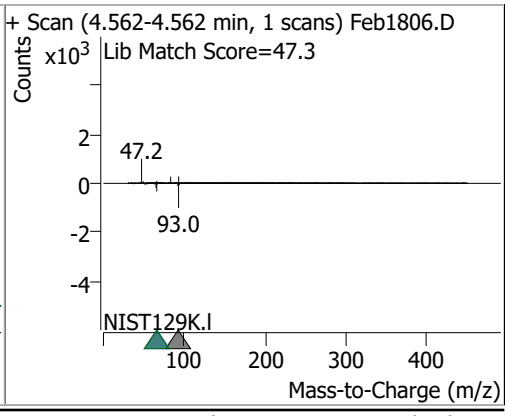

Compound	Conc.	RT	Dev(Min)	Resp.	QIon	QRatio	Lower	Upper
Phenol-d5	49.1912	4.60	-0.01	540696 (m)	71.0	36.5	25.8	47.9

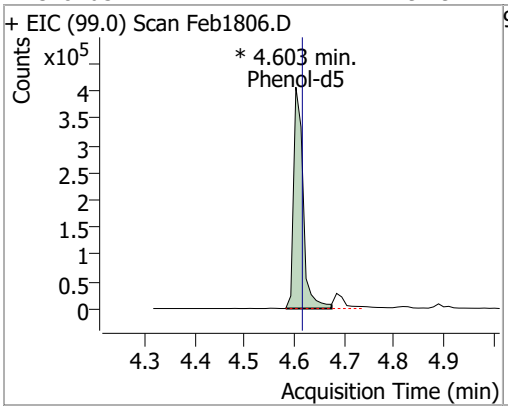

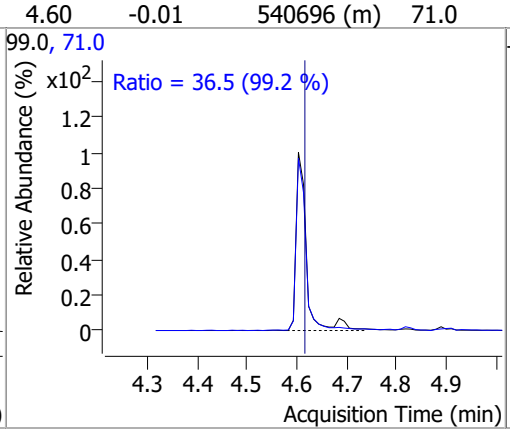

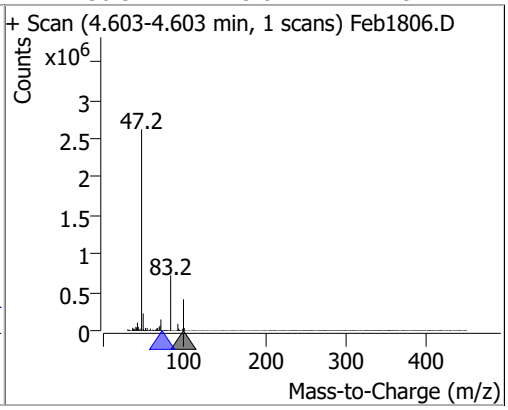

Compound	Conc.	RT	Dev(Min)	Resp.	QIon	QRatio	Lower	Upper
Phenol	48.5783	4.62	0.00	590509	66.0	45.5	31.7	58.9

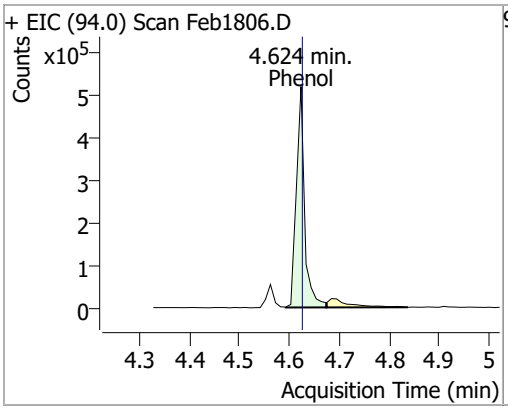

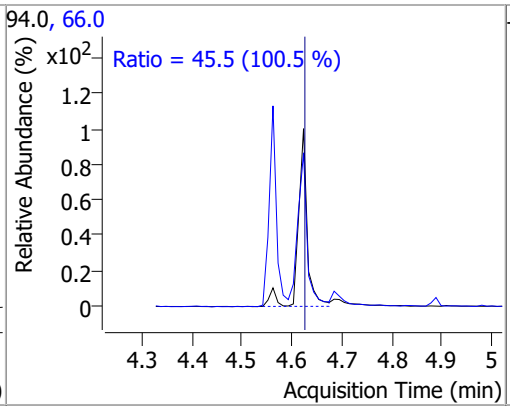

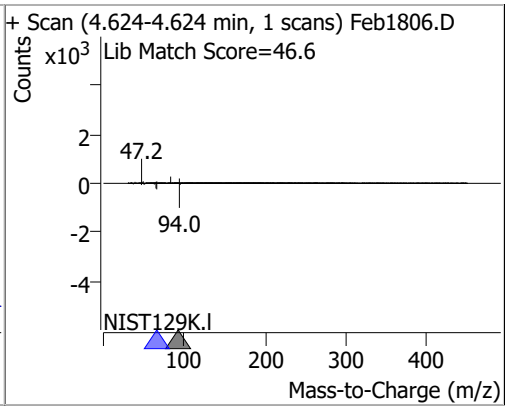

Compound	Conc.	RT	Dev(Min)	Resp.	QIon	QRatio	Lower	Upper
bis(-2-Chloroethyl)Ether	48.5252	4.63	-0.01	402263	64.0	10.5	7.6	14.1

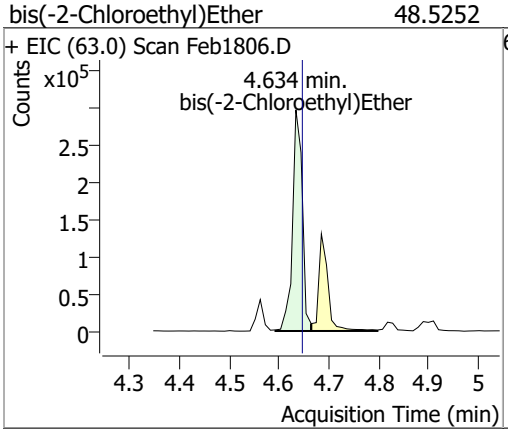

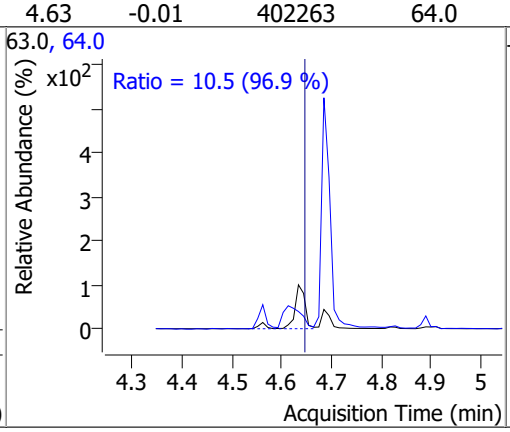

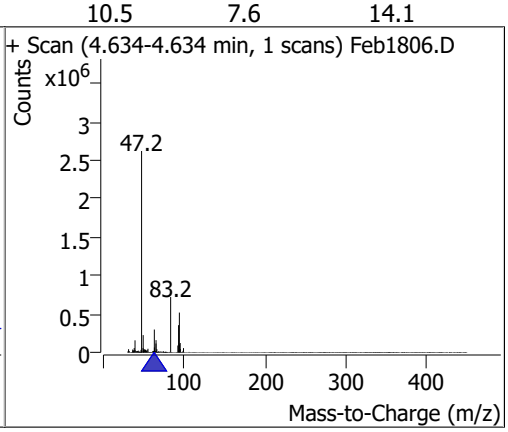

Compound	Conc.	RT	Dev(Min)	Resp.	QIon	QRatio	Lower	Upper
2-Chlorophenol	47.8916	4.68	-0.01	472214	130.0	31.5	22.7	42.2

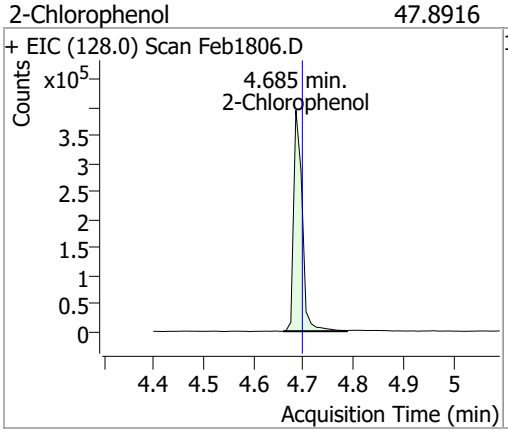

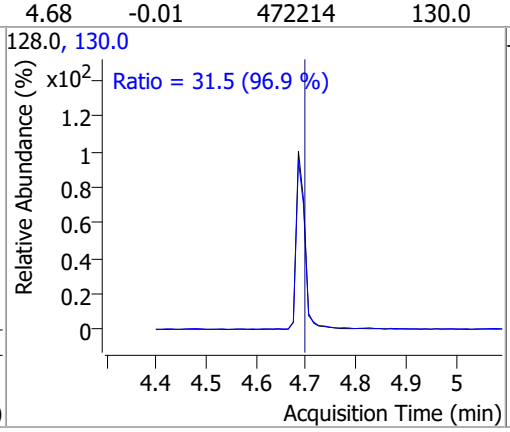

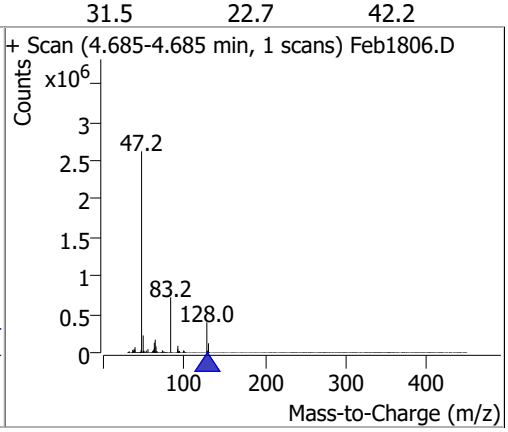

Compound	Conc.	RT	Dev(Min)	Resp.	QIon	QRatio	Lower	Upper
1,3-Dichlorobenzene	47.6832	4.82	-0.01	613144	148.0	62.7	44.6	82.8
					111.0	36.4	25.3	47.0

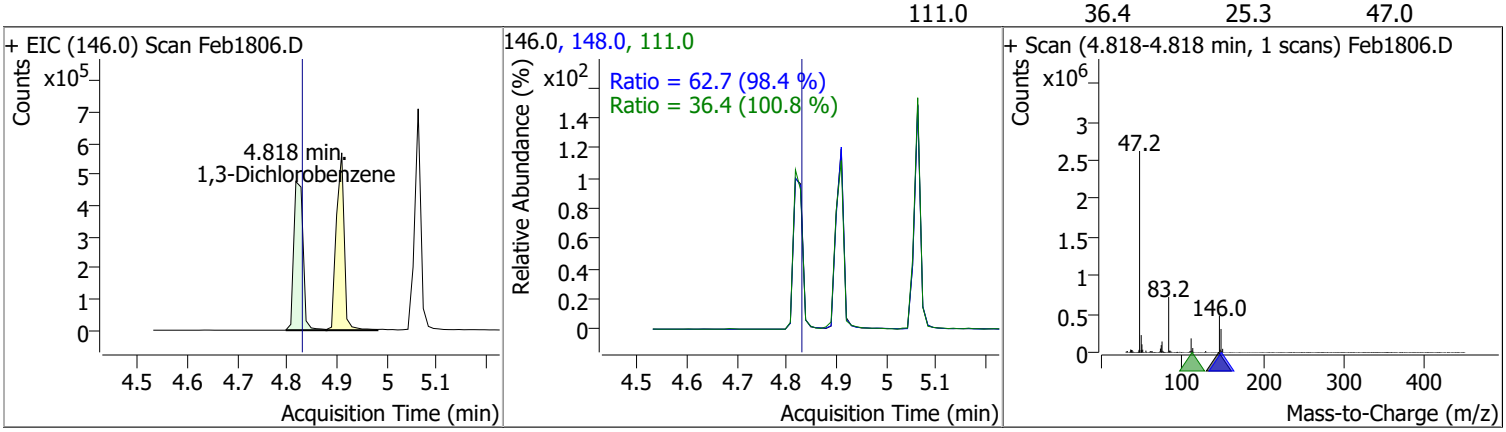

Compound	Conc.	RT	Dev(Min)	Resp.	QIon	QRatio	Lower	Upper
1,4-Dichlorobenzene	47.5208	4.91	0.00	621874	148.0	63.0	45.6	84.8
					111.0	35.5	25.2	46.8

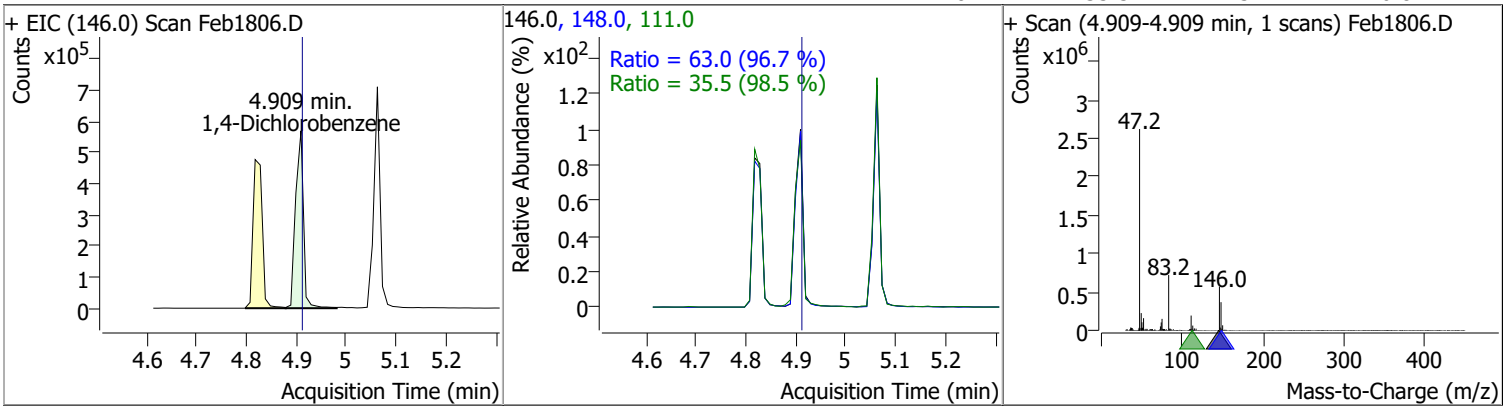

Compound	Conc.	RT	Dev(Min)	Resp.	QIon	QRatio	Lower	Upper
1,2-Dichlorobenzene	48.8945	5.06	0.00	611643 (m)	148.0	63.3	45.1	83.8
					111.0	37.8	26.1	48.5

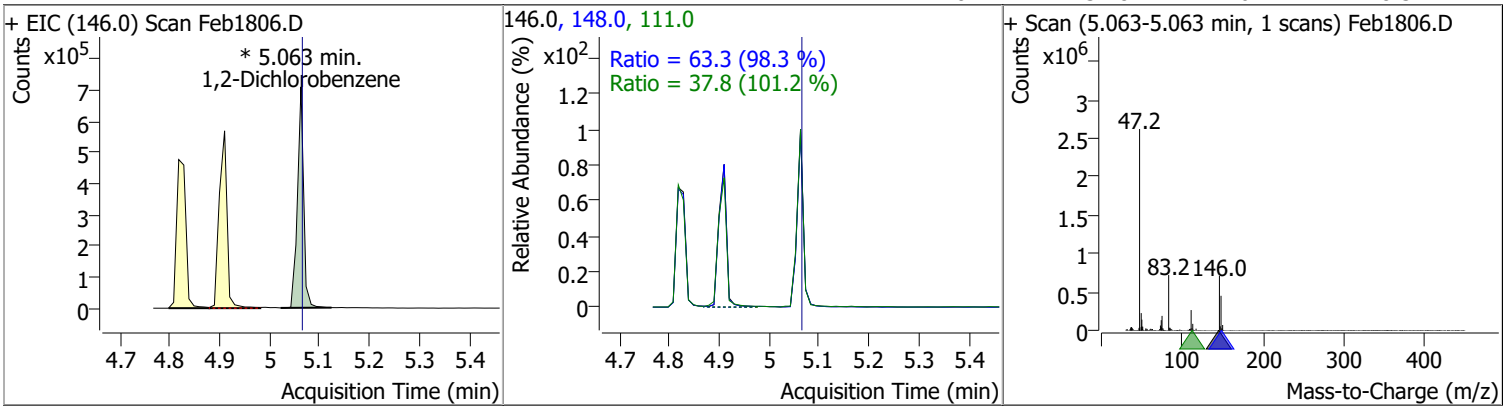

Compound	Conc.	RT	Dev(Min)	Resp.	QIon	QRatio	Lower	Upper
Benzyl Alcohol	46.5715	5.08	0.00	213122	79.0	116.7	83.5	155.1
					107.0	74.4	49.3	91.6

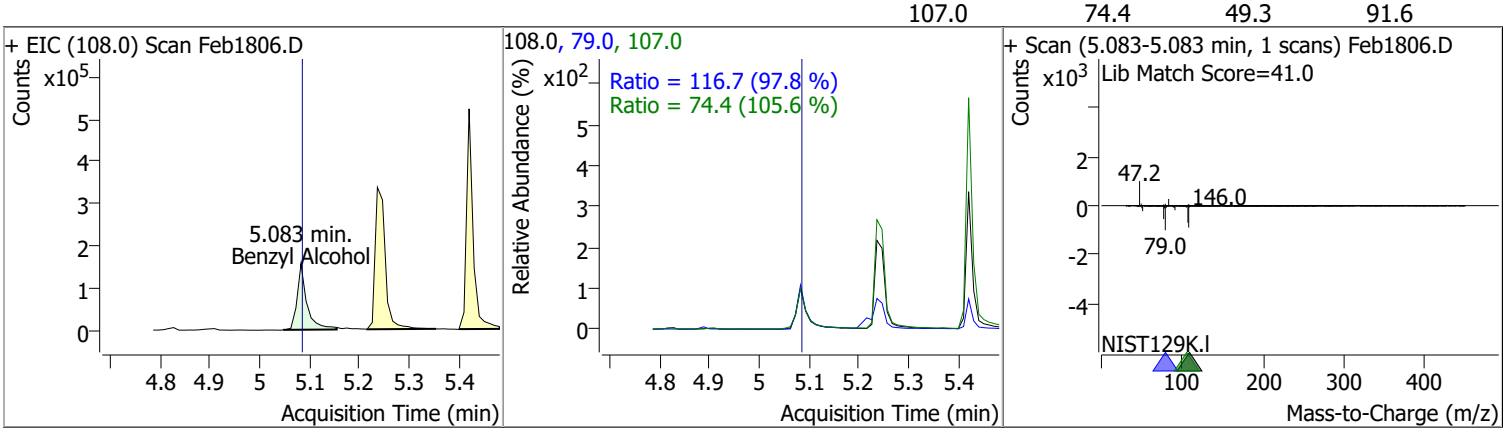

Compound	Conc.	RT	Dev(Min)	Resp.	QIon	QRatio	Lower	Upper
bis(2-chloroisopropyl)Ether	48.1097	5.22	-0.01	160657	123.0	32.4	22.5	41.8

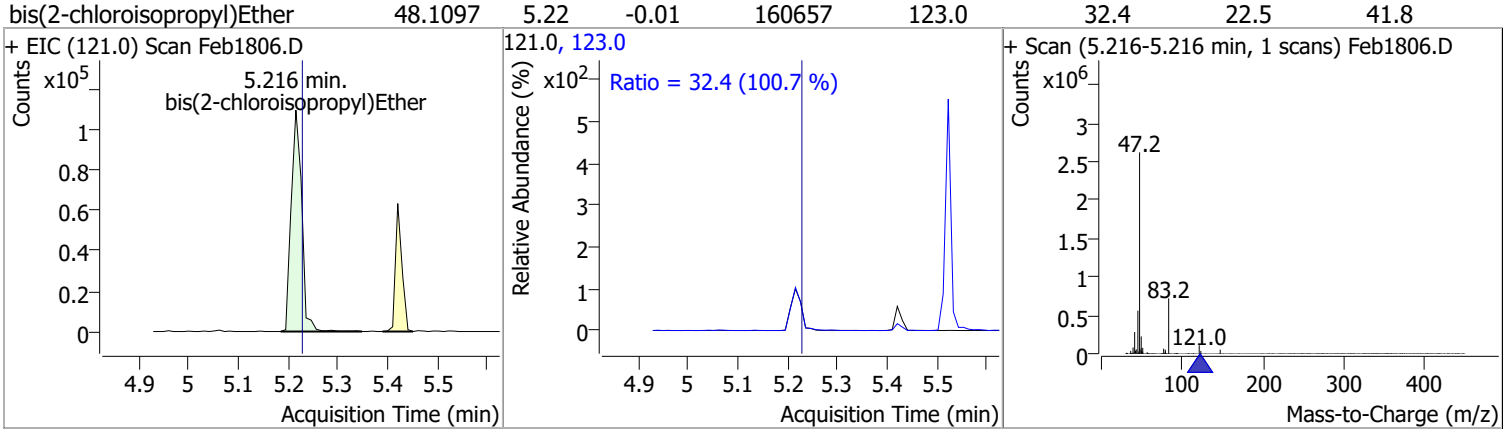

Compound	Conc.	RT	Dev(Min)	Resp.	QIon	QRatio	Lower	Upper
2-Methylphenol	48.8002	5.24	-0.01	416195	108.0	116.5	81.5	151.4

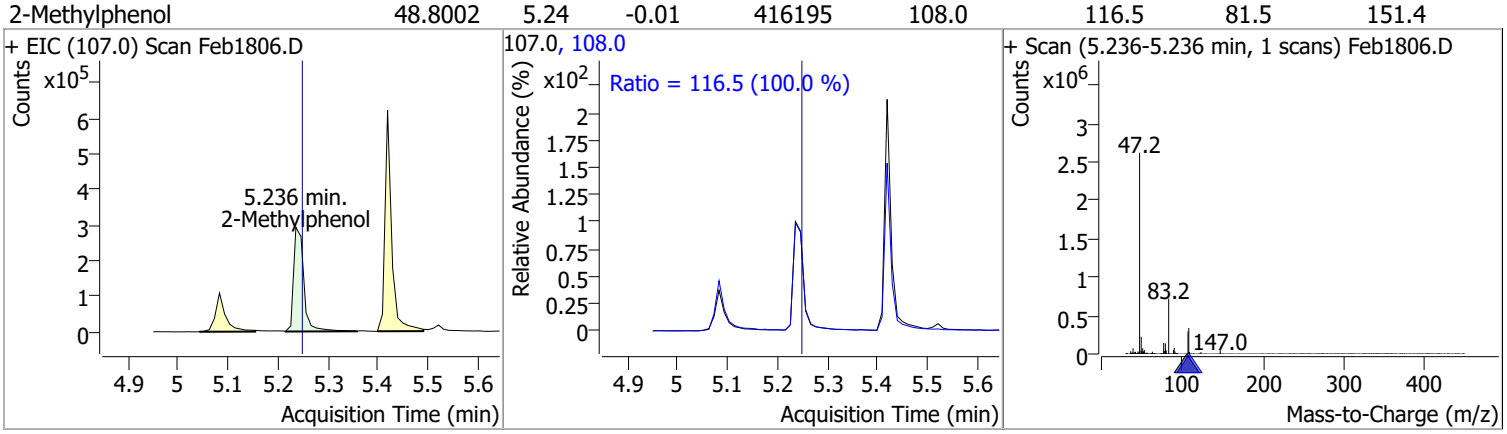

Compound	Conc.	RT	Dev(Min)	Resp.	QIon	QRatio	Lower	Upper
N-nitroso-Di-n-propylamine	52.0108	5.37	0.00	295456	130.0	19.1	0.0	38.8

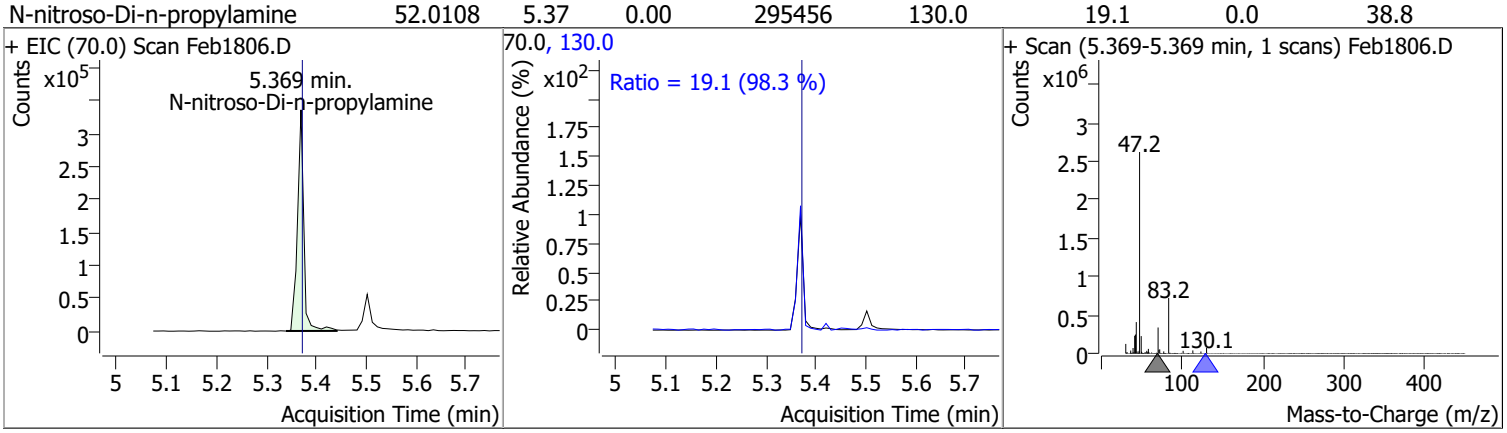

Compound	Conc.	RT	Dev(Min)	Resp.	QIon	QRatio	Lower	Upper
4Methylphenol/3Methylphenol	48.0796	5.42	-0.01	564049	108.0	83.2	58.8	109.1

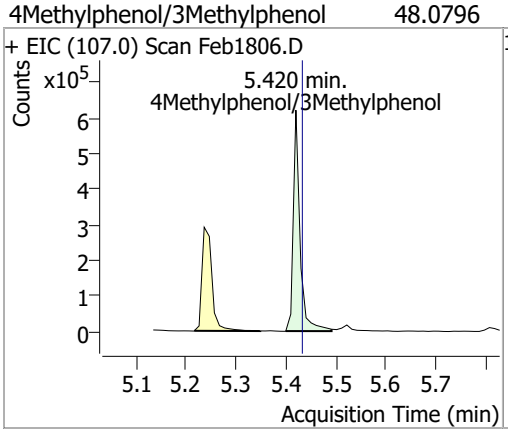

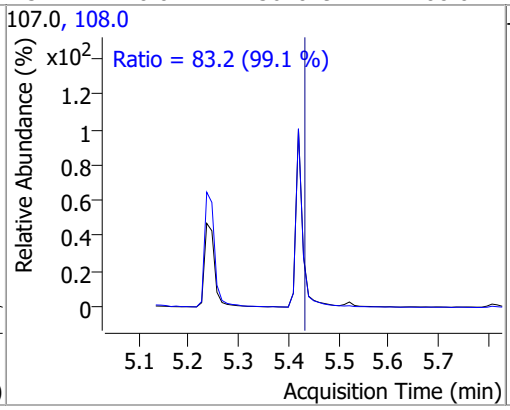

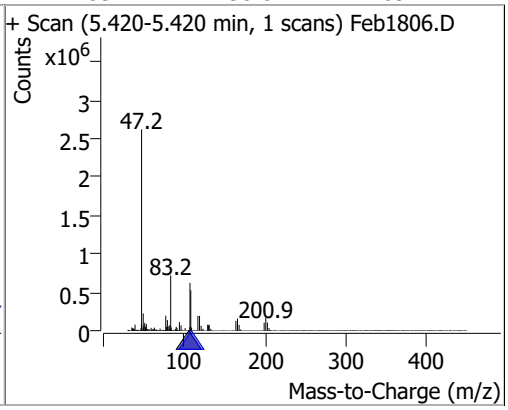

Compound	Conc.	RT	Dev(Min)	Resp.	QIon	QRatio	Lower	Upper
Hexachloroethane	47.7941	5.42	-0.01	176921	201.0	91.3	63.5	118.0
					199.0	56.3	39.8	74.0

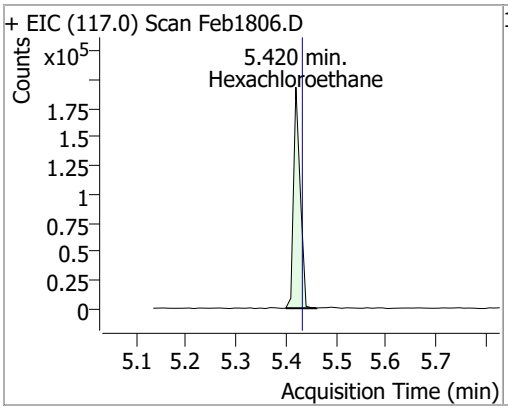

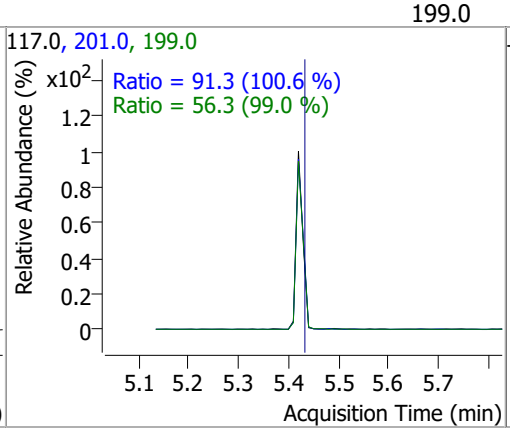

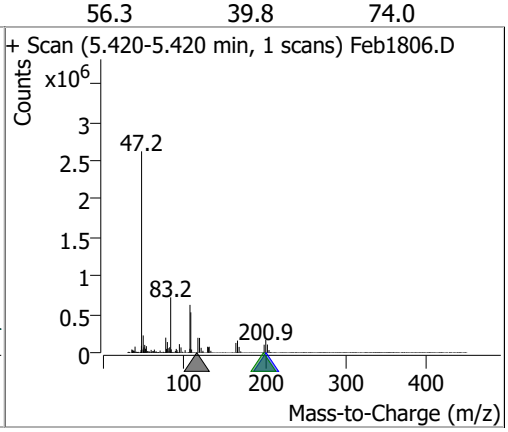

Compound	Conc.	RT	Dev(Min)	Resp.	QIon	QRatio	Lower	Upper
Nitrobenzene-d5	47.9581	5.50	0.00	289612	54.0	63.4	46.3	86.0
					128.0	44.3	34.1	63.3

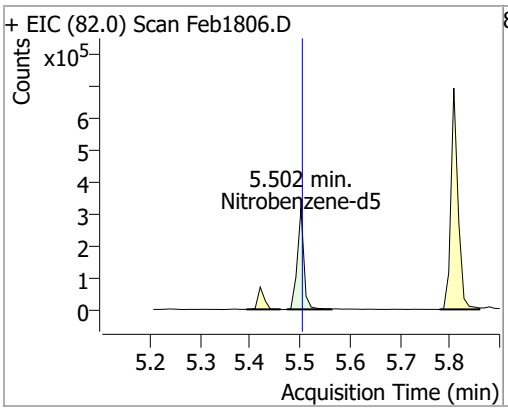

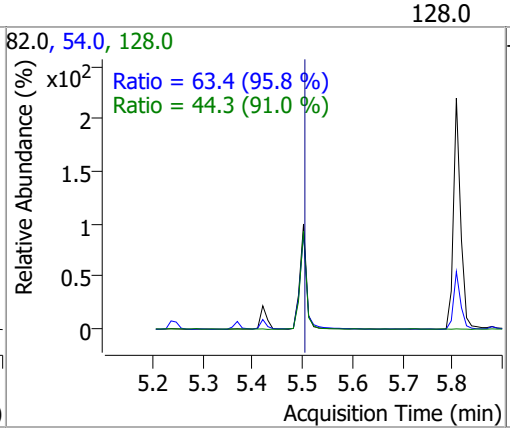

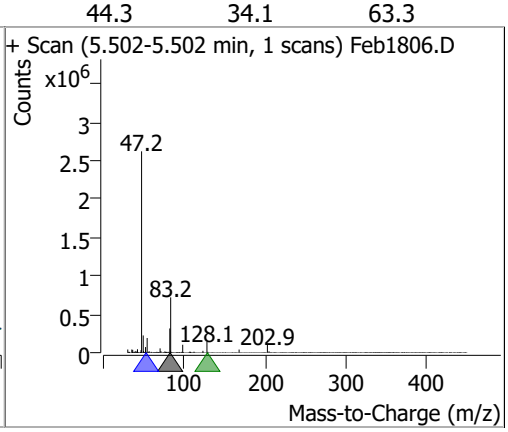

Compound	Conc.	RT	Dev(Min)	Resp.	QIon	QRatio	Lower	Upper
Nitrobenzene	48.9550	5.52	0.00	153327	77.0	207.5	148.9	276.5
					51.0	130.5	91.7	170.3

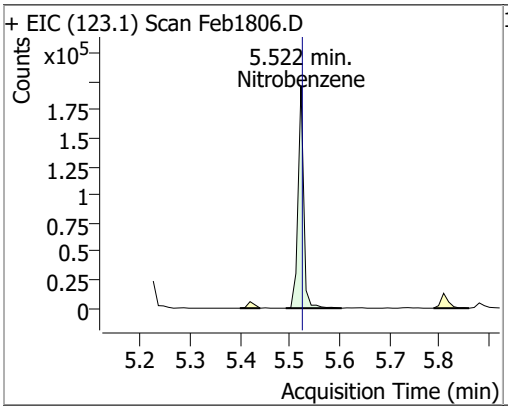

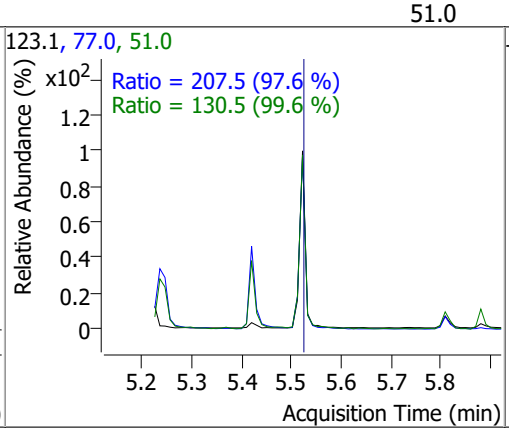

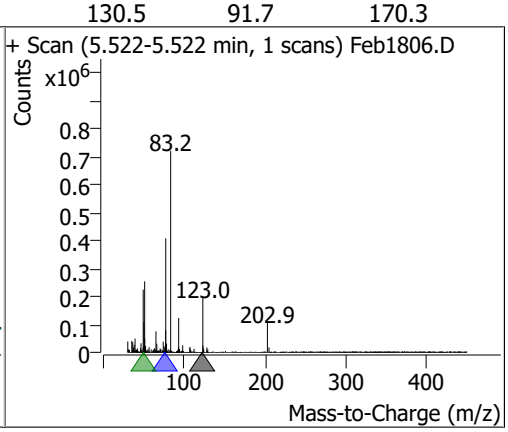

Compound	Conc.	RT	Dev(Min)	Resp.	QIon	QRatio	Lower	Upper
Isophorone	47.6614	5.81	-0.01	689466	138.0	20.9	14.8	27.5

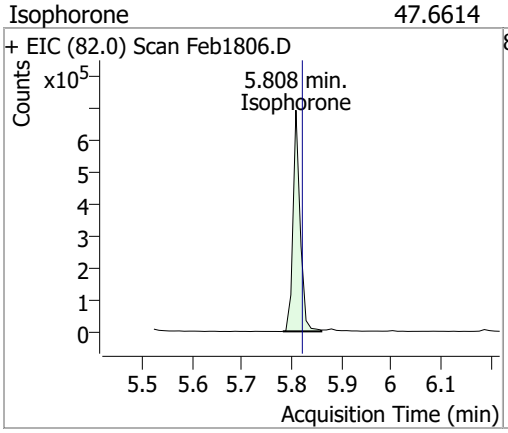

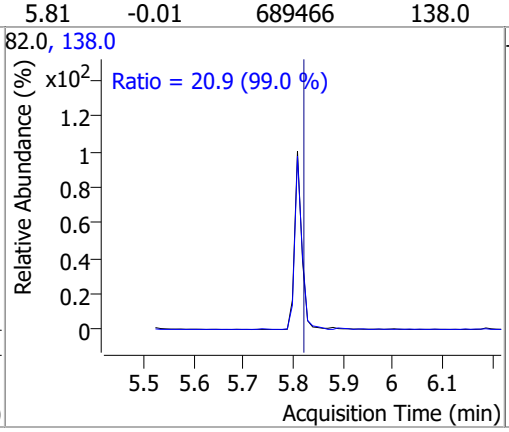

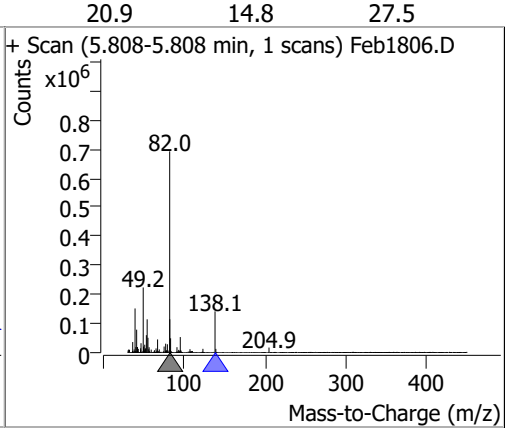

Compound	Conc.	RT	Dev(Min)	Resp.	QIon	QRatio	Lower	Upper
2-Nitrophenol	47.6904	5.88	0.00	145865	65.0	49.5	34.2	63.4
					109.0	37.9	24.6	45.8

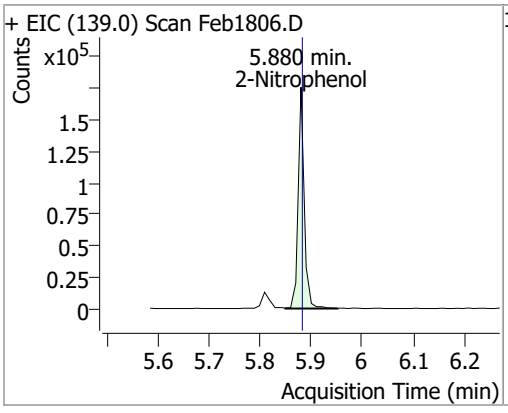

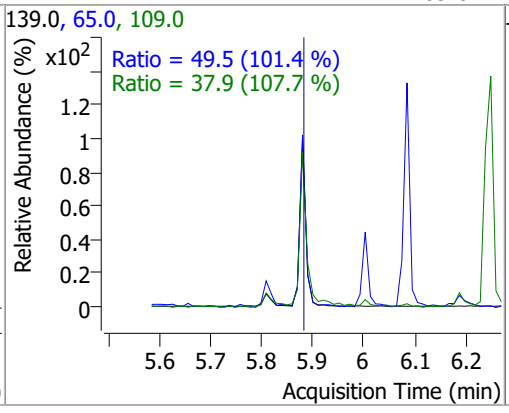

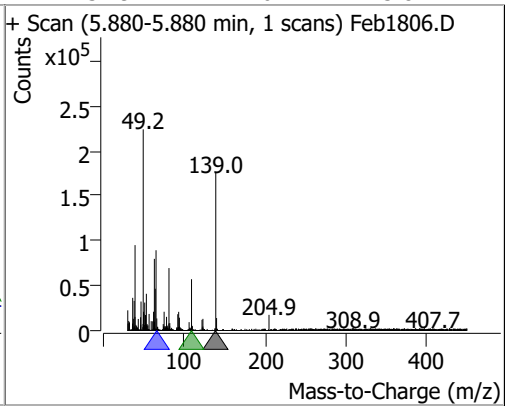

Compound	Conc.	RT	Dev(Min)	Resp.	QIon	QRatio	Lower	Upper
2,4-Dimethylphenol	44.7058	6.00	0.00	310997	107.0	118.7	76.6	142.3
					77.0	33.4	23.8	44.2

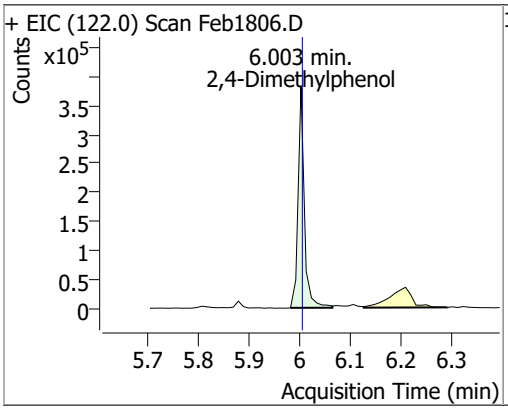

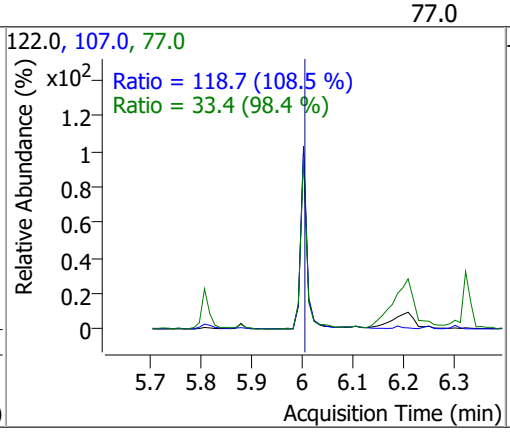

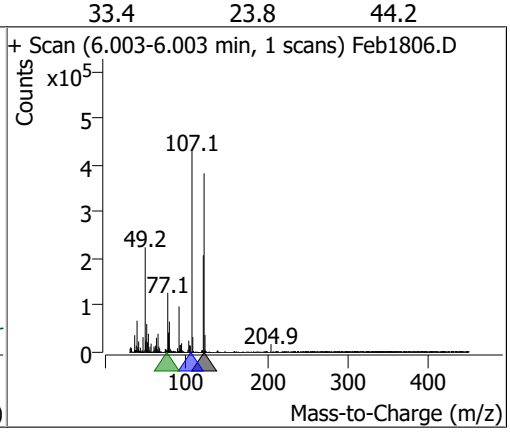

Compound	Conc.	RT	Dev(Min)	Resp.	QIon	QRatio	Lower	Upper
bis(-2-Chloroethoxy)Methane	50.5699	6.08	0.00	423833	63.0	73.7	47.7	88.6
					95.0	32.4	22.3	41.5

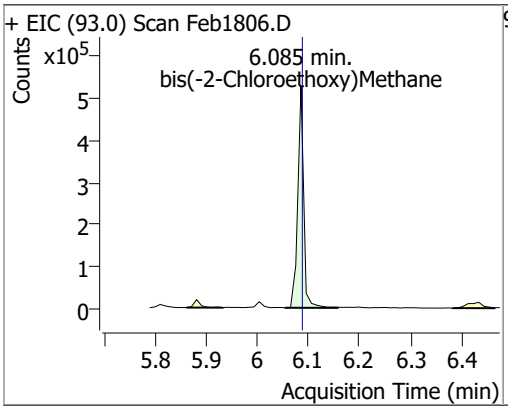

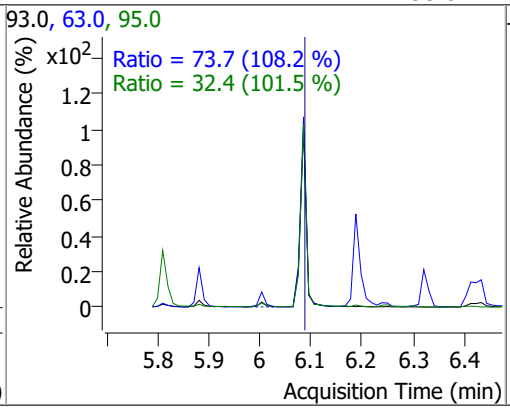

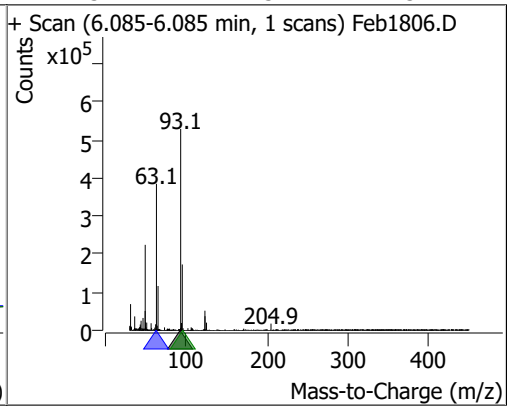

Compound	Conc.	RT	Dev(Min)	Resp.	QIon	QRatio	Lower	Upper
2,4-Dichlorophenol	46.8883	6.19	0.00	302701	164.0	64.5	45.5	84.5
					98.0	32.7	20.0	37.1

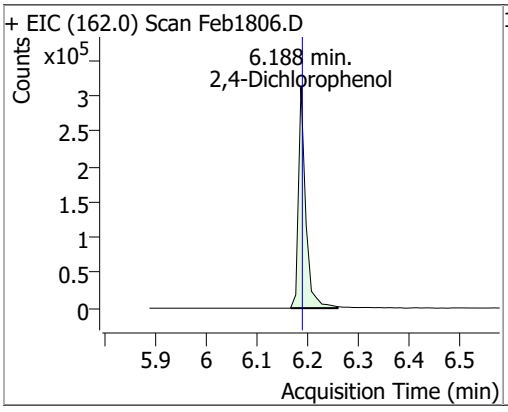

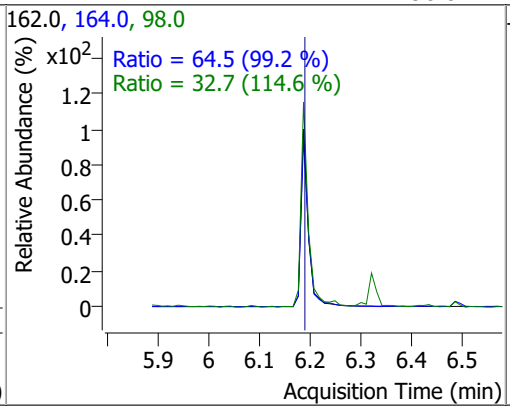

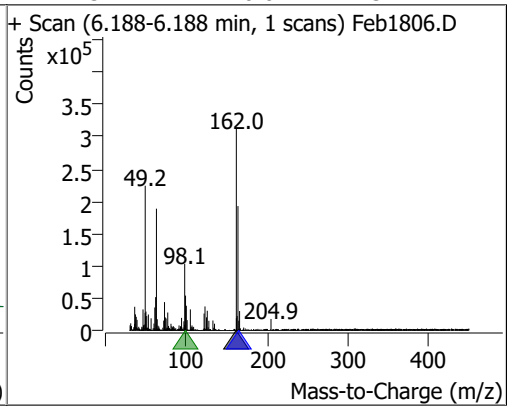

Compound	Conc.	RT	Dev(Min)	Resp.	QIon	QRatio	Lower	Upper
Benzoic Acid	47.3454	6.21	-0.03	150889	122.0	80.1	59.9	111.2
					77.0	75.4	42.3	78.5

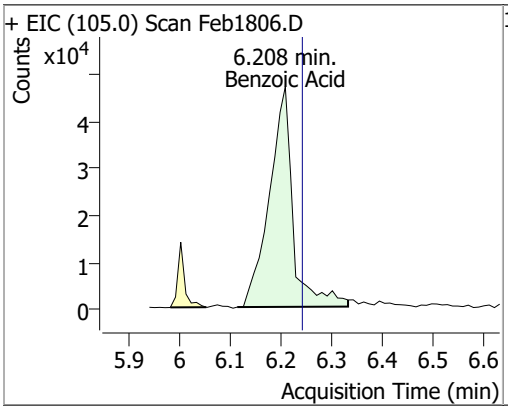

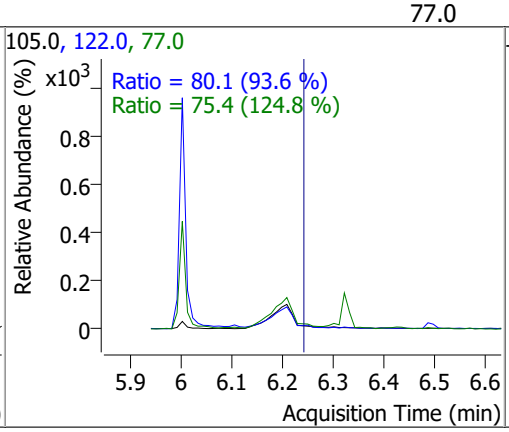

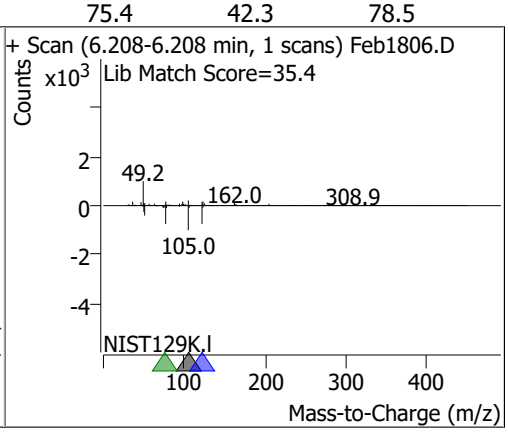

Compound	Conc.	RT	Dev(Min)	Resp.	QIon	QRatio	Lower	Upper
1,2,4-Trichlorobenzene	47.4978	6.25	0.00	381654	182.0	94.8	66.2	122.9
					145.0	28.3	20.1	37.3

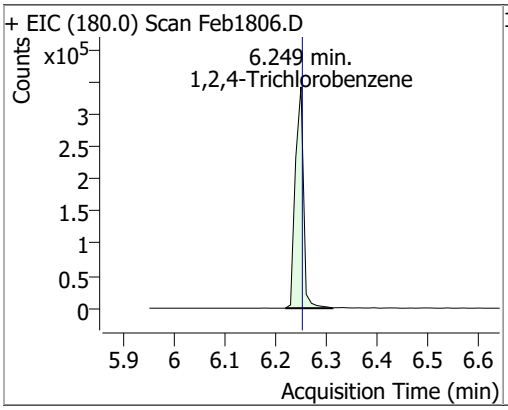

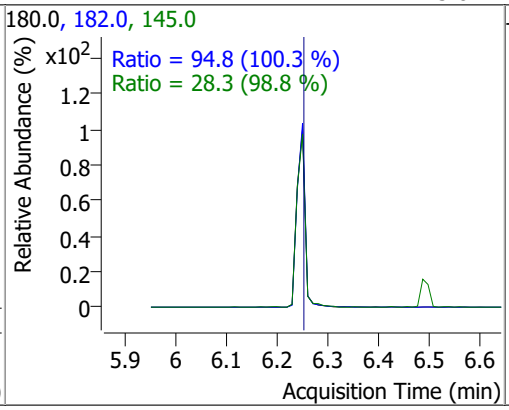

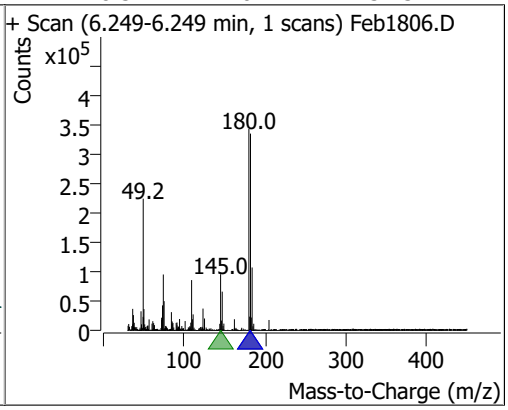

Compound	Conc.	RT	Dev(Min)	Resp.	QIon	QRatio	Lower	Upper
Naphthalene	45.7297	6.32	-0.01	1110201	129.0	11.0	8.0	14.9
					102.0	9.7	6.9	12.9

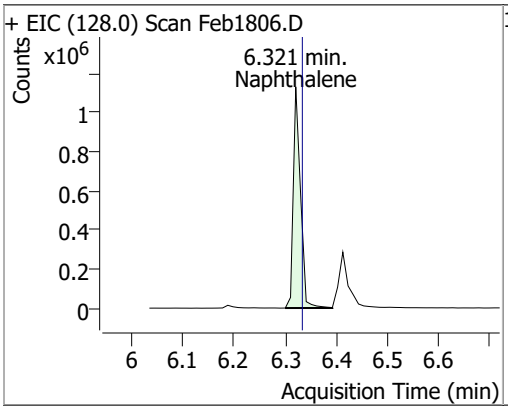

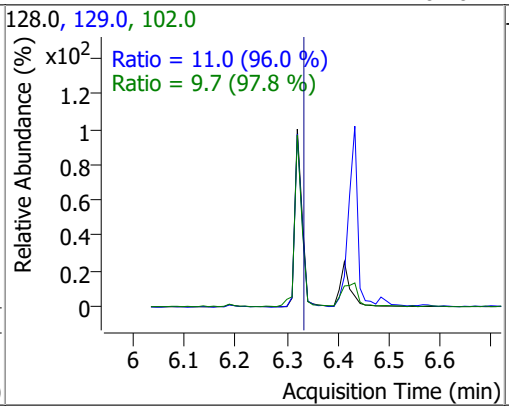

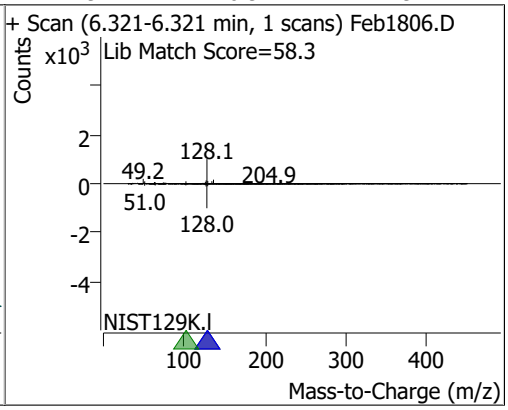

Compound	Conc.	RT	Dev(Min)	Resp.	QIon	QRatio	Lower	Upper
4-Chlorophenol	47.7556	6.41	0.00	116895	128.0	305.6	221.4	411.2

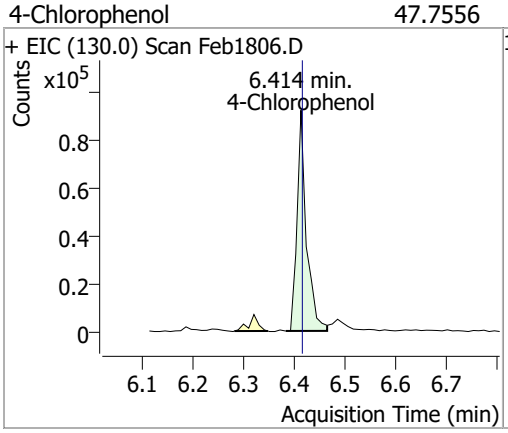

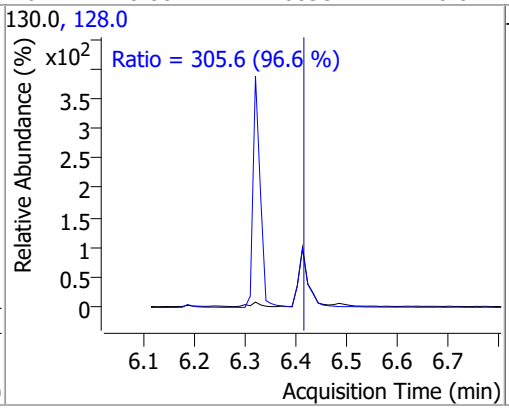

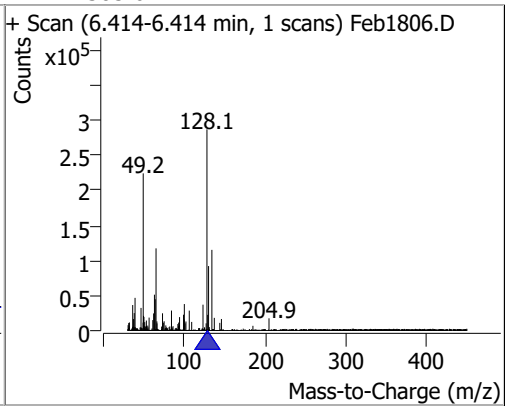

Compound	Conc.	RT	Dev(Min)	Resp.	QIon	QRatio	Lower	Upper
p-Chloroaniline	49.0478	6.43	0.00	453225	65.0	59.4	42.1	78.2
					129.0	37.7	26.3	48.9

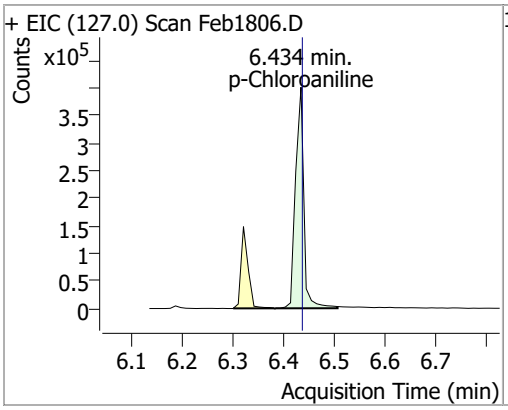

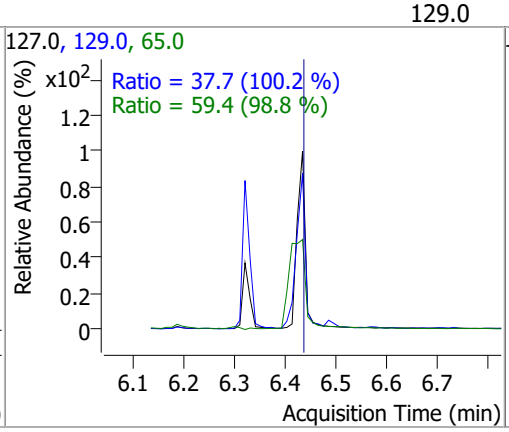

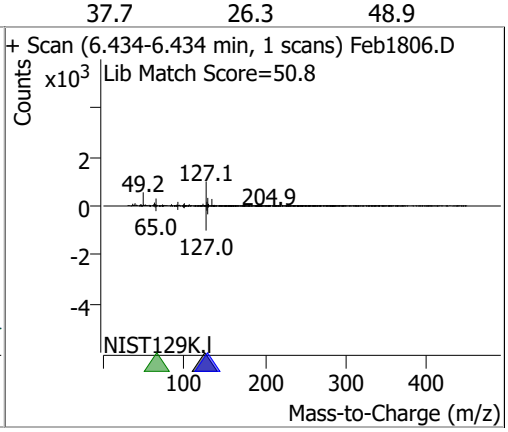

Compound	Conc.	RT	Dev(Min)	Resp.	QIon	QRatio	Lower	Upper
Hexachlorobutadiene	46.5537	6.49	-0.01	188037	227.0	64.9	46.0	85.4
					223.0	66.3	45.0	83.6

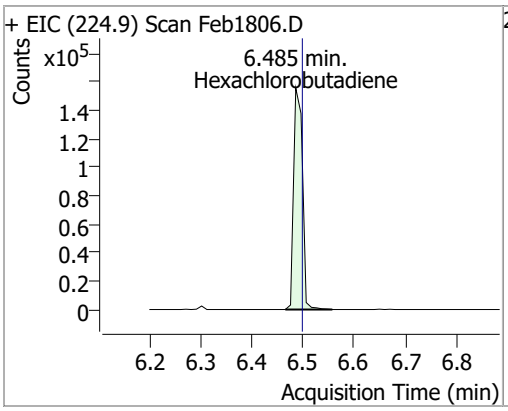

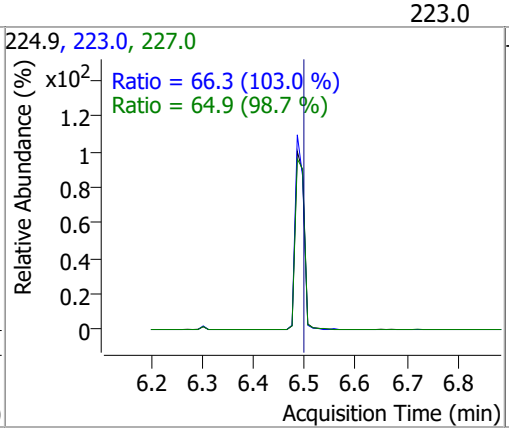

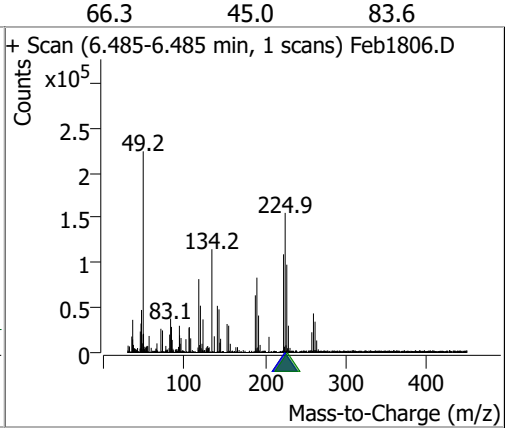

Compound	Conc.	RT	Dev(Min)	Resp.	QIon	QRatio	Lower	Upper
4-Chloro-2-Methylphenol	44.5613	6.94	0.00	274008	144.0	26.7	19.4	36.1

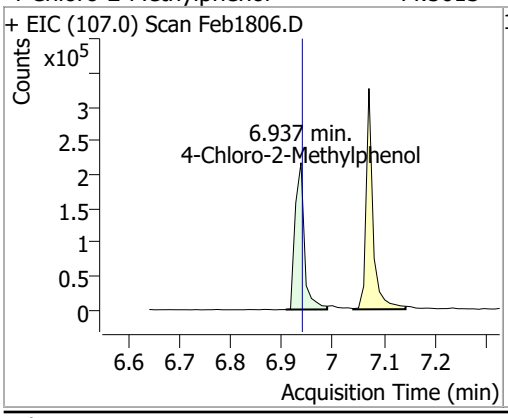

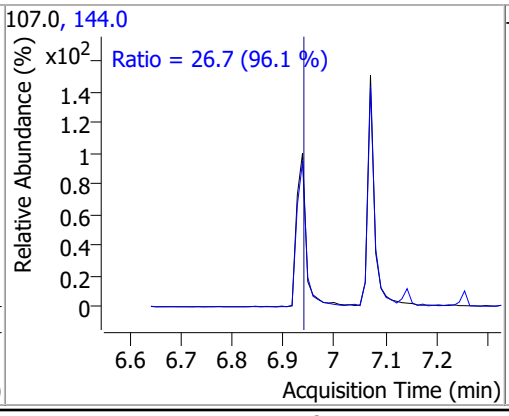

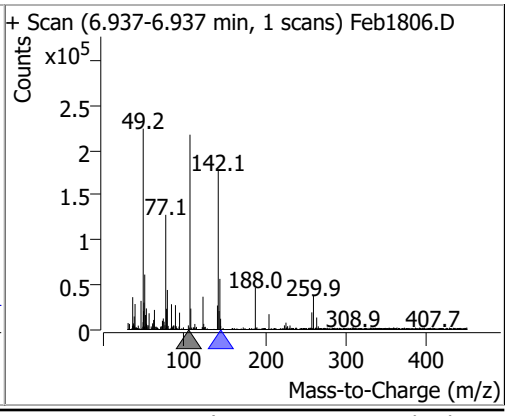

Compound	Conc.	RT	Dev(Min)	Resp.	QIon	QRatio	Lower	Upper
4-Chloro-3-Methylphenol	49.2963	7.07	0.00	311889	144.0	26.3	19.1	35.5

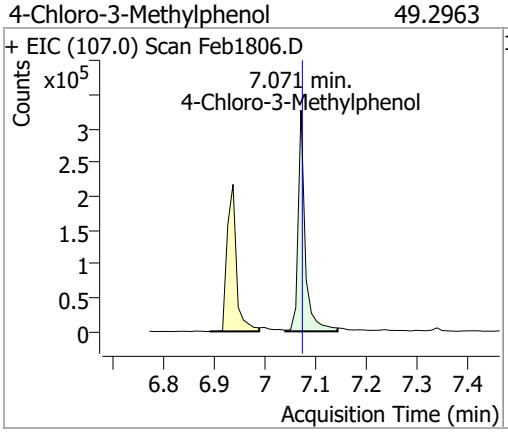

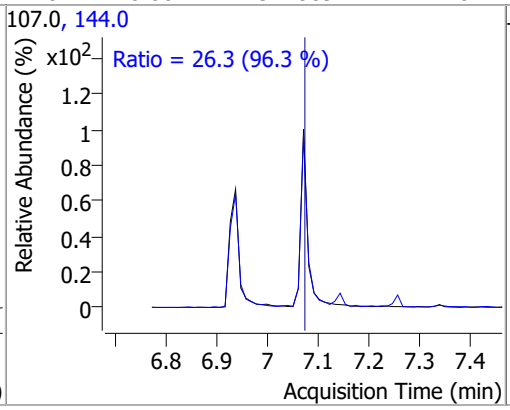

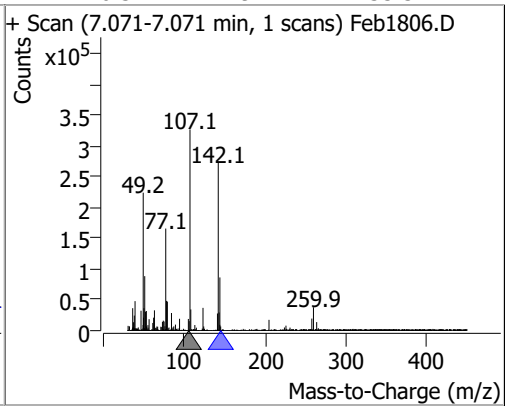

Compound	Conc.	RT	Dev(Min)	Resp.	QIon	QRatio	Lower	Upper
2-Methylnaphthalene	51.0637	7.14	0.00	670695 (m)	142.0	117.4	83.8	155.7
					115.0	42.7	29.2	54.3

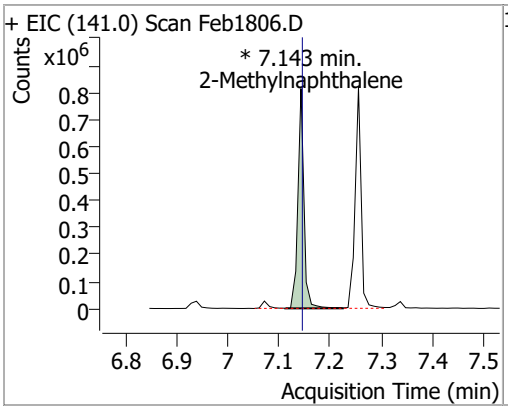

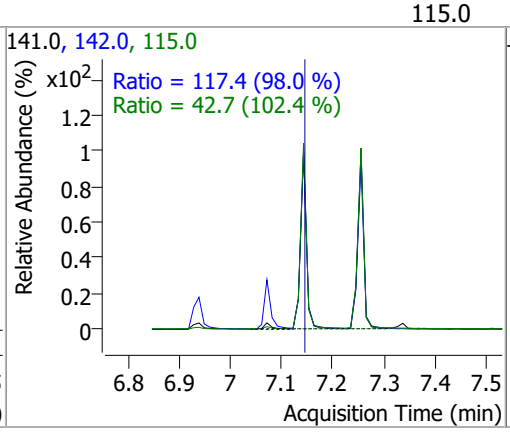

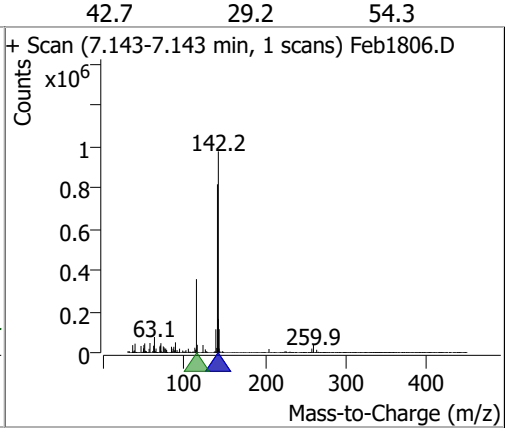

Compound	Conc.	RT	Dev(Min)	Resp.	QIon	QRatio	Lower	Upper
1-Methylnaphthalene	52.0765	7.26	0.00	672135 (m)	142.0	112.3	79.8	148.2
					115.0	42.5	28.9	53.7

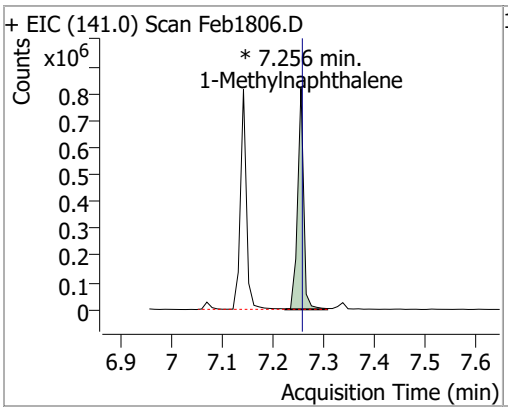

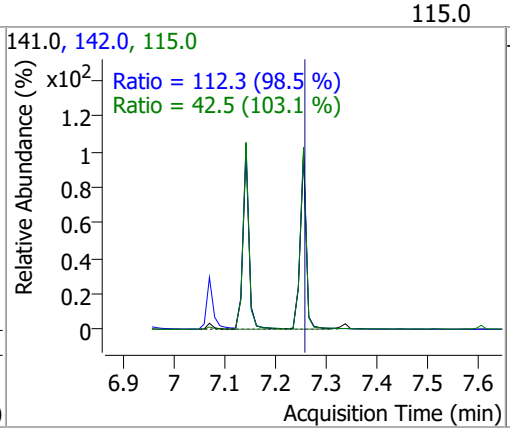

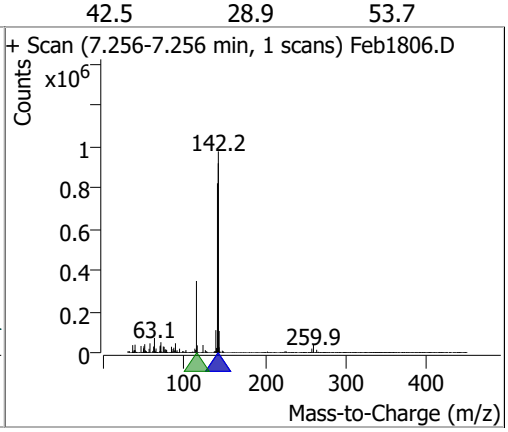

Compound	Conc.	RT	Dev(Min)	Resp.	QIon	QRatio	Lower	Upper
Hexachlorocyclopentadiene	47.6532	7.34	0.00	113002	234.9	63.1	45.2	84.0
					238.9	66.5	44.6	82.9

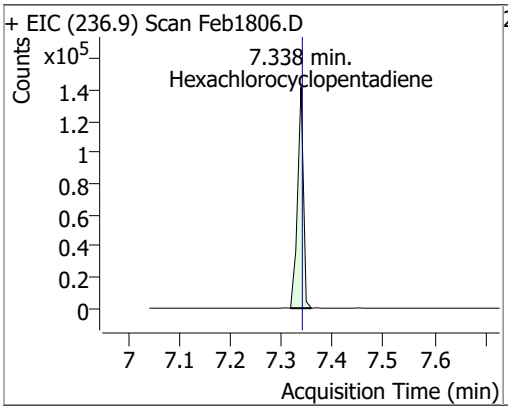

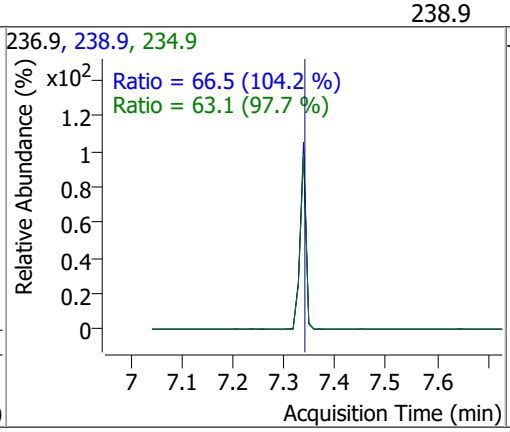

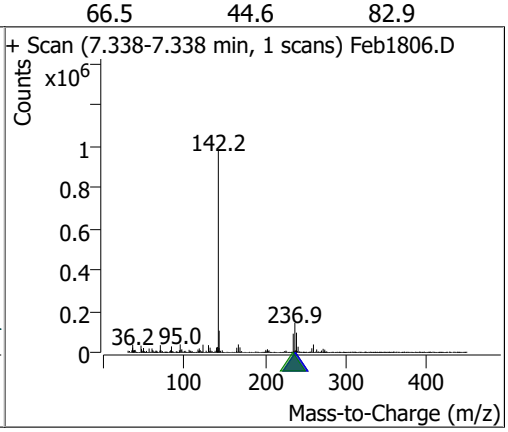

Compound	Conc.	RT	Dev(Min)	Resp.	QIon	QRatio	Lower	Upper
2,4,6-Trichlorophenol	44.7383	7.51	-0.01	186323	198.0	96.4	67.6	125.5

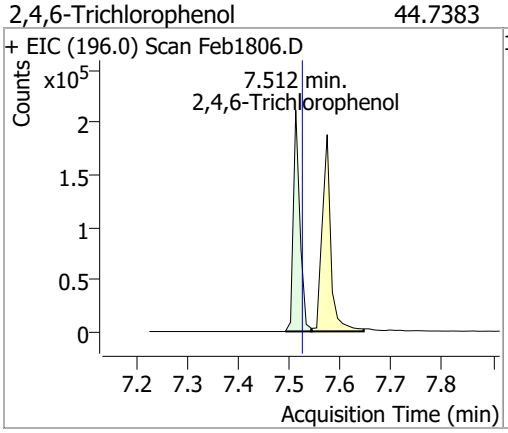

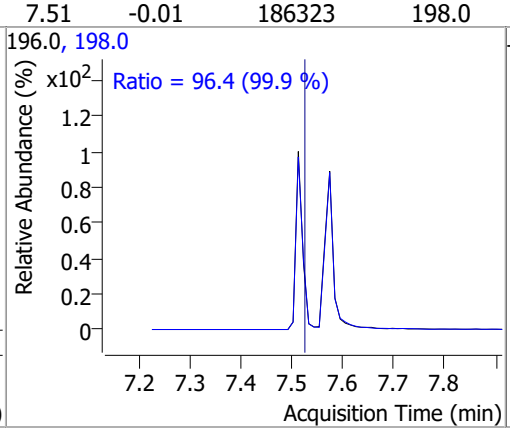

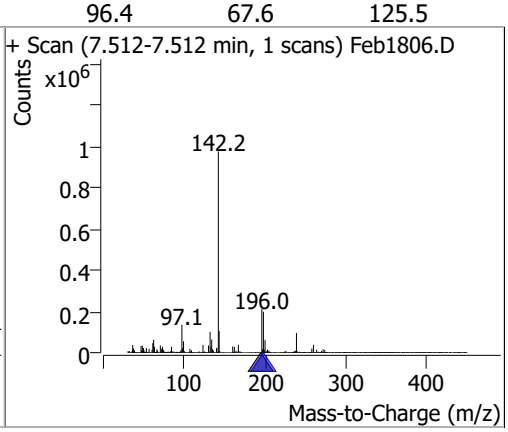

Compound	Conc.	RT	Dev(Min)	Resp.	QIon	QRatio	Lower	Upper
2,4,5-Trichlorophenol	47.3755	7.57	0.00	223316	198.0	88.5	63.2	117.3

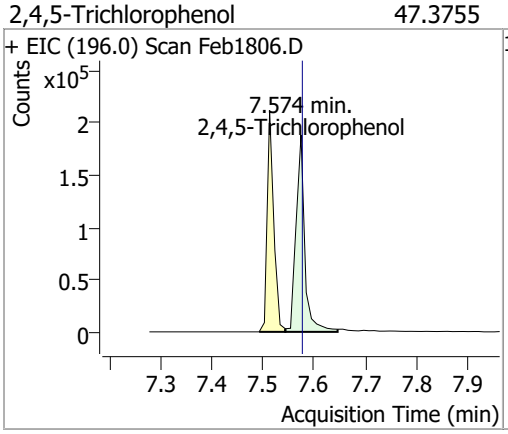

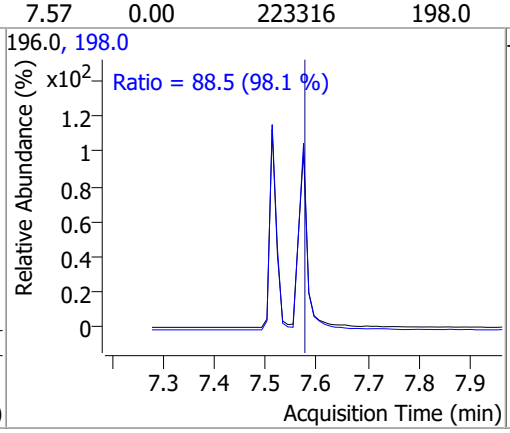

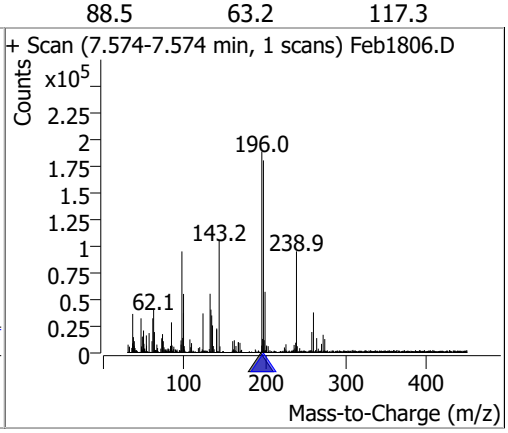

Compound	Conc.	RT	Dev(Min)	Resp.	QIon	QRatio	Lower	Upper
2-Fluorobiphenyl	48.3854	7.60	0.00	840492	171.0	35.0	24.0	44.5

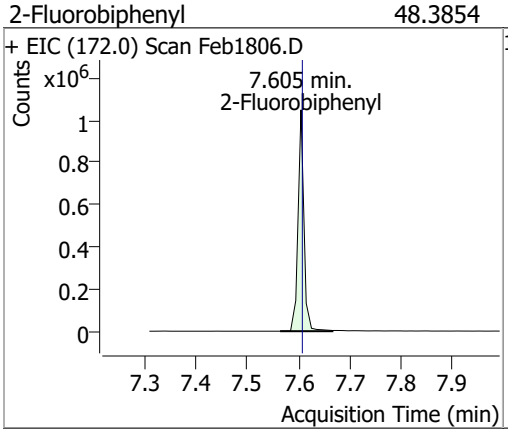

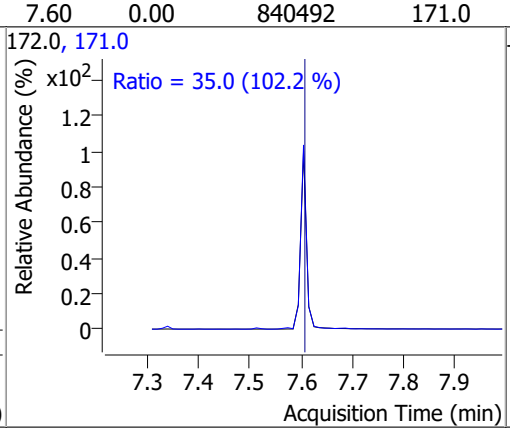

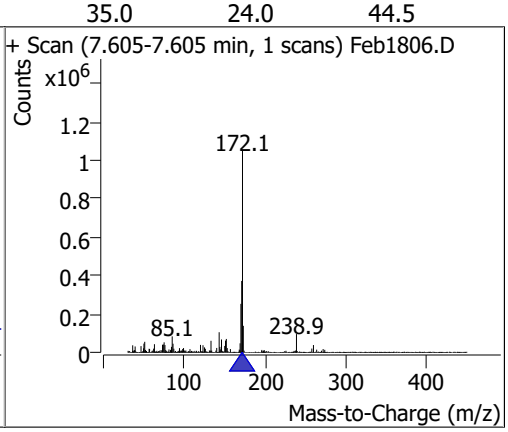

Compound	Conc.	RT	Dev(Min)	Resp.	QIon	QRatio	Lower	Upper
2-Chloronaphthalene	49.7944	7.72	0.00	726480	127.0	37.2	25.1	46.7
					164.0	32.8	22.5	41.7

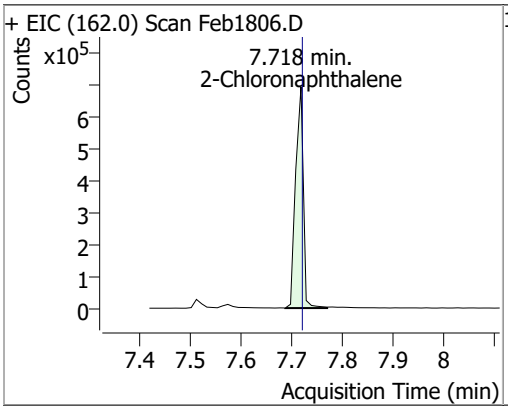

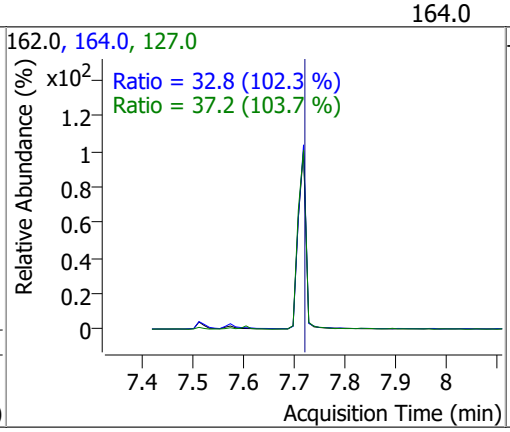

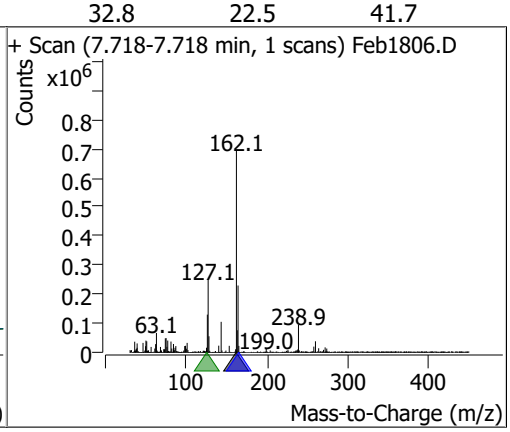

Compound	Conc.	RT	Dev(Min)	Resp.	QIon	QRatio	Lower	Upper
2-Nitroaniline	47.8219	7.88	0.00	121485	138.0	109.1	77.4	143.7

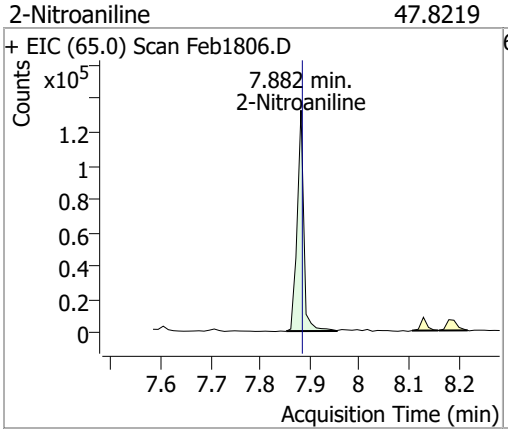

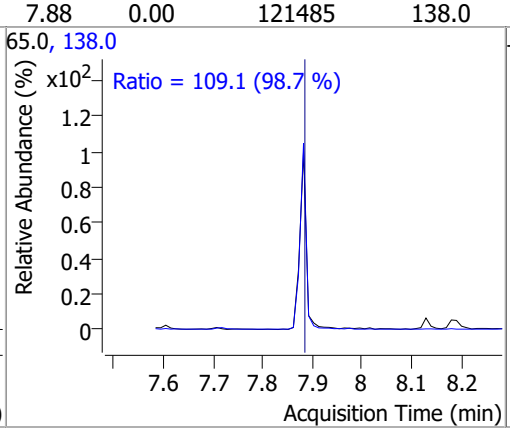

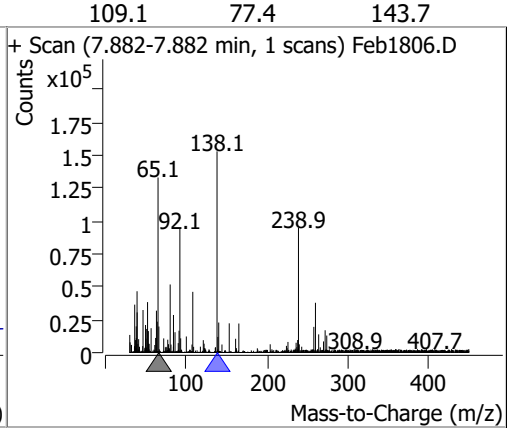

Compound	Conc.	RT	Dev(Min)	Resp.	QIon	QRatio	Lower	Upper
Dimethyl Phthalate	46.8059	8.13	-0.01	658473	77.0	21.8	13.8	25.7

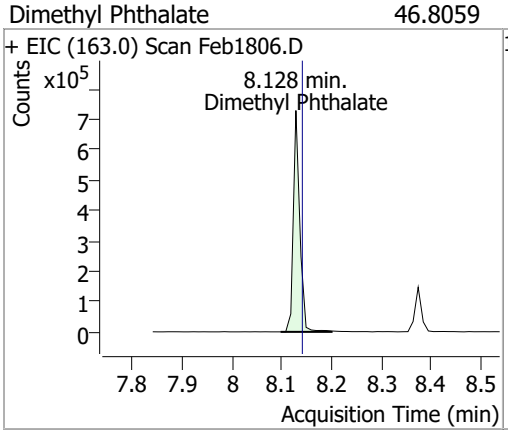

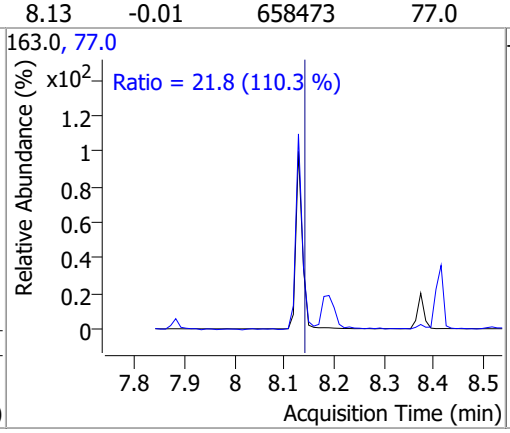

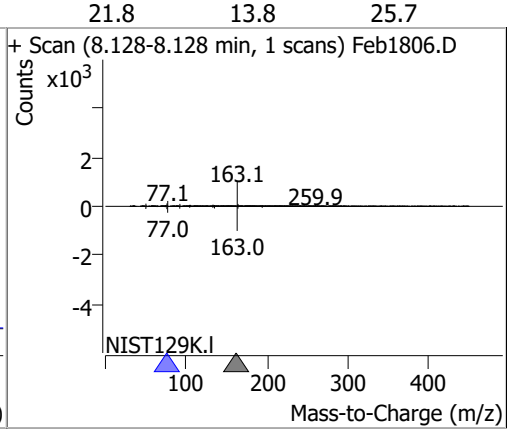

Compound	Conc.	RT	Dev(Min)	Resp.	QIon	QRatio	Lower	Upper
2,6-Dinitrotoluene	46.7873	8.18	-0.01	92679	63.0	143.0	99.5	184.8
					89.0	63.3	43.3	80.3

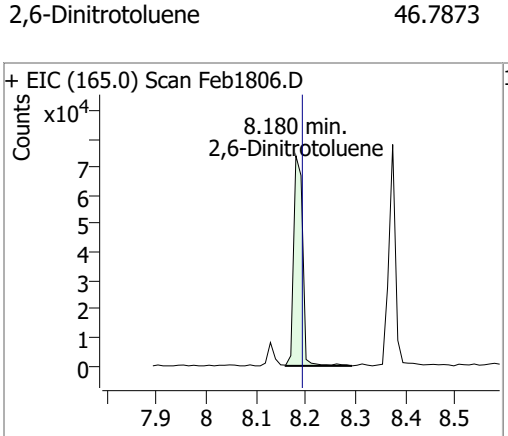

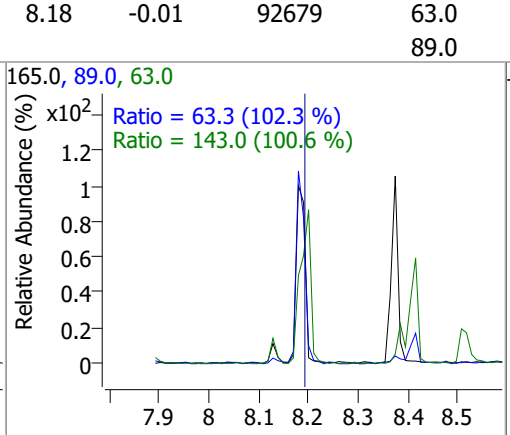

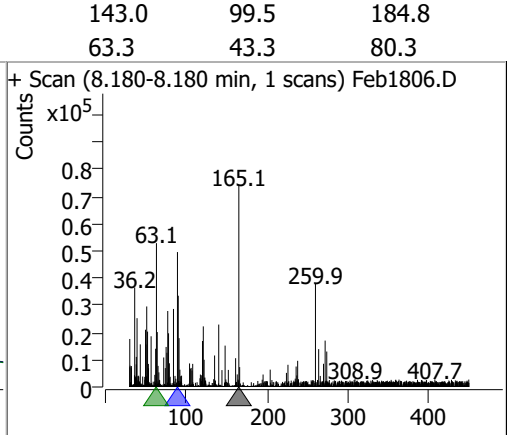

Compound	Conc.	RT	Dev(Min)	Resp.	QIon	QRatio	Lower	Upper
Acenaphthylene	51.2174	8.20	0.00	1195576	153.1	14.6	9.6	17.7

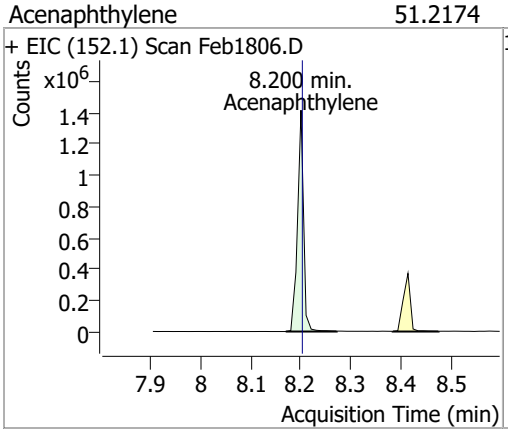

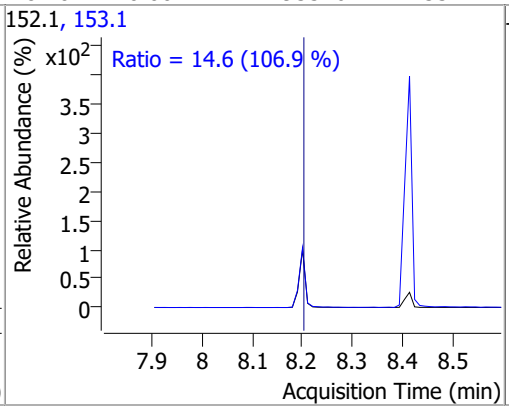

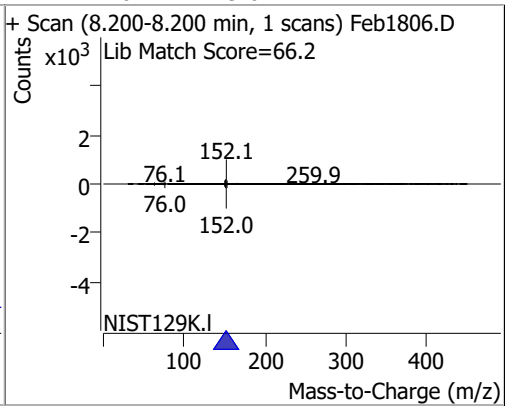

Compound	Conc.	RT	Dev(Min)	Resp.	QIon	QRatio	Lower	Upper
3-Nitroaniline	45.4914	8.38	-0.01	99318	65.0	136.6	90.4	167.8
					92.0	114.8	74.7	138.7

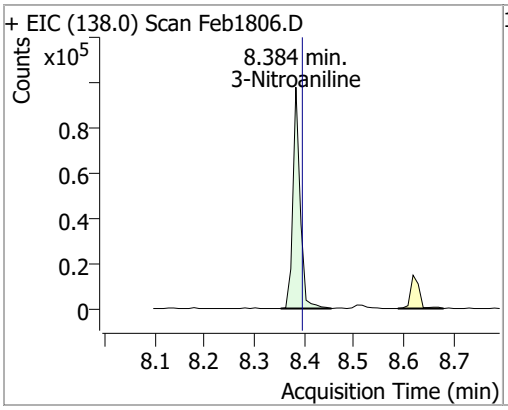

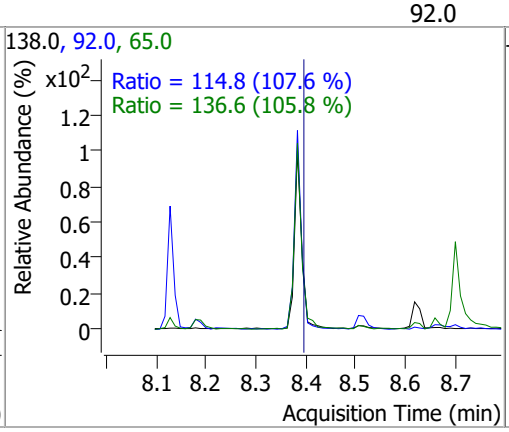

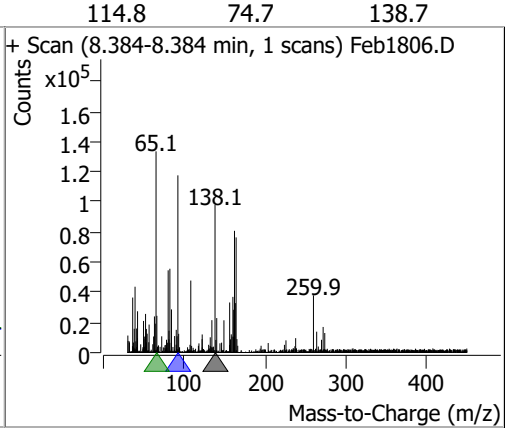

Compound	Conc.	RT	Dev(Min)	Resp.	QIon	QRatio	Lower	Upper
Acenaphthene	50.6665	8.41	0.00	694646	153.0	107.4	74.5	138.4
					152.0	53.2	36.3	67.4

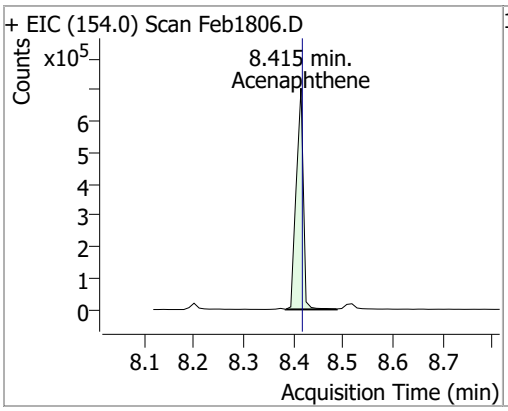

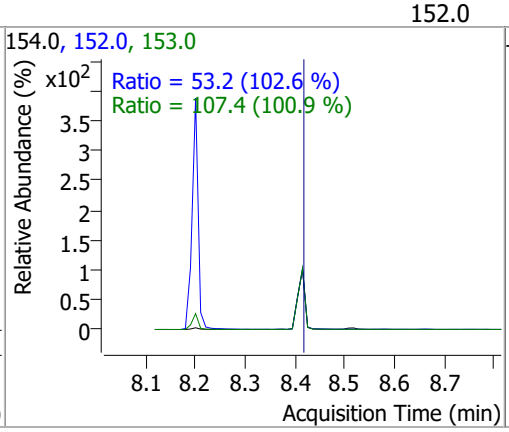

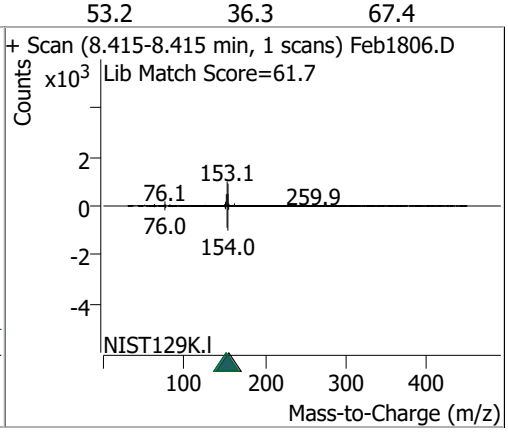

Compound	Conc.	RT	Dev(Min)	Resp.	QIon	QRatio	Lower	Upper
2,4-Dinitrophenol	48.5159	8.51	-0.01	43823	154.0	60.9	43.9	81.5

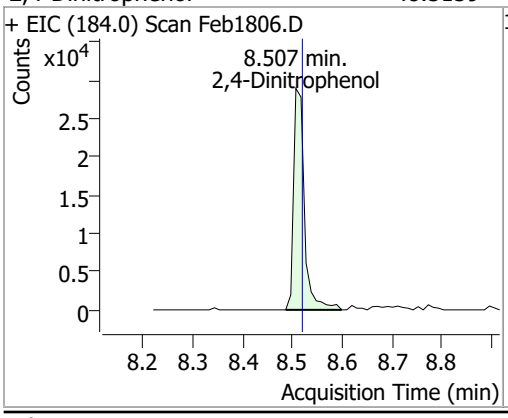

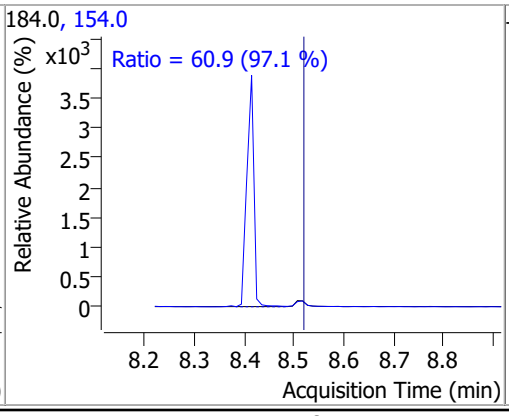

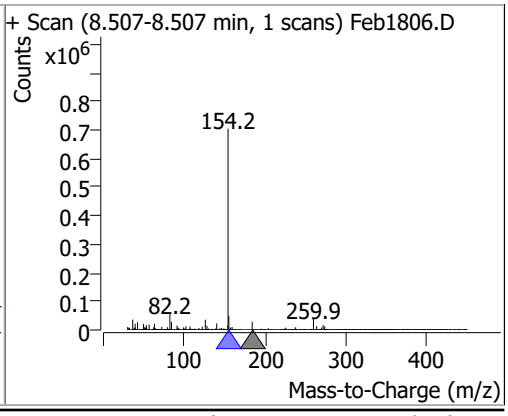

Compound	Conc.	RT	Dev(Min)	Resp.	QIon	QRatio	Lower	Upper
Dibenzofuran	45.2583	8.62	-0.01	1034897	139.0	38.0	26.3	48.8

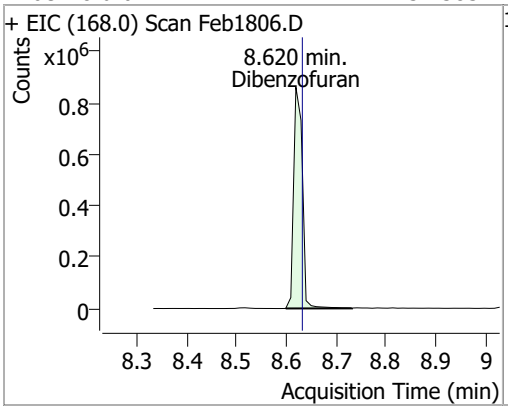

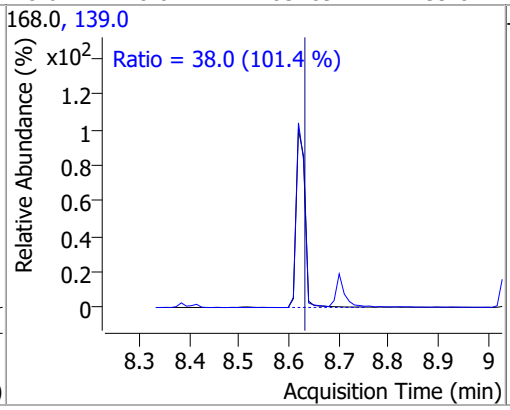

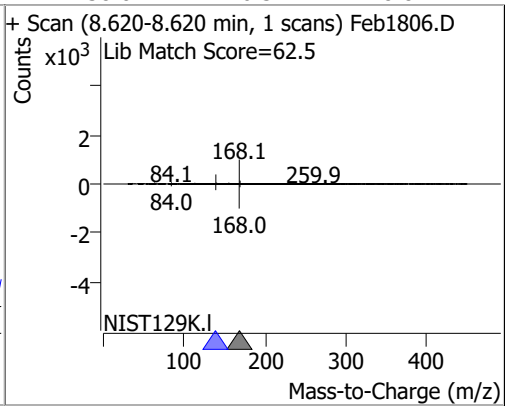

Compound	Conc.	RT	Dev(Min)	Resp.	QIon	QRatio	Lower	Upper
2,4-Dinitrotoluene	49.0233	8.66	-0.01	115884	89.0	75.7	55.4	102.9
					63.0	51.0	33.9	62.9

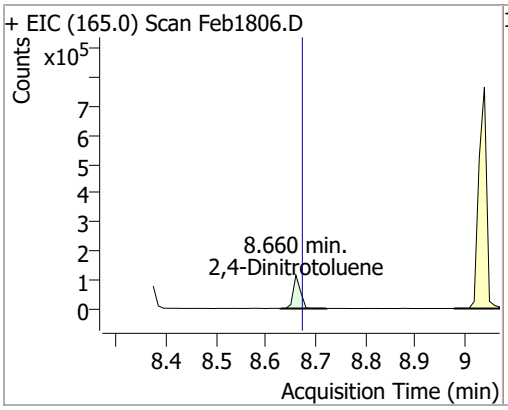

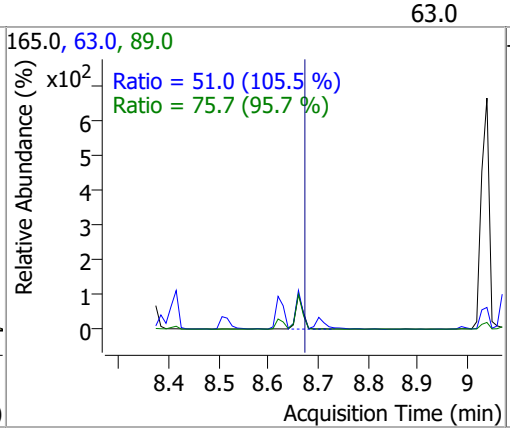

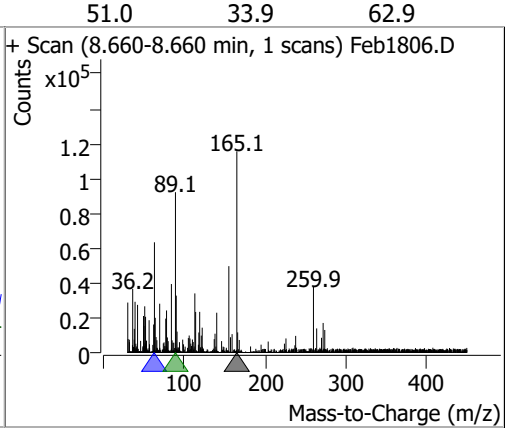

Compound	Conc.	RT	Dev(Min)	Resp.	QIon	QRatio	Lower	Upper
4-Nitrophenol	46.2243	8.70	0.00	108704	65.0	70.6	50.4	93.6
					139.0	66.4	49.8	92.5

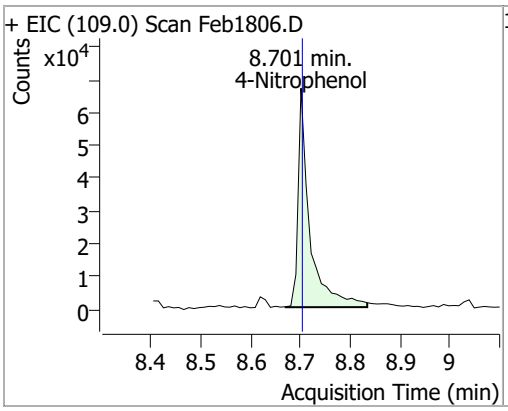

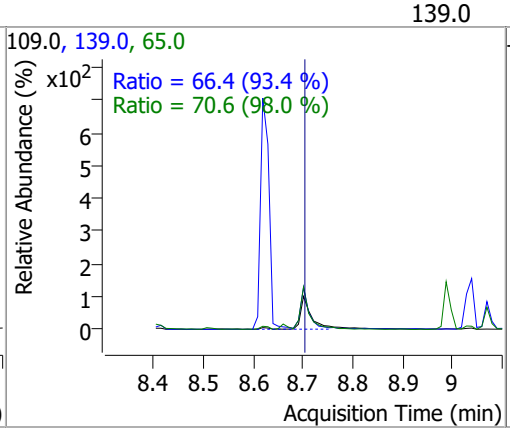

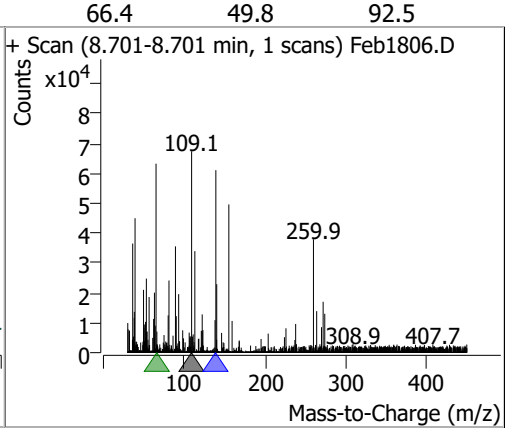

Compound	Conc.	RT	Dev(Min)	Resp.	QIon	QRatio	Lower	Upper
Diethylphthalate	46.1993	8.99	-0.01	670192	177.0	21.2	14.5	27.0
					150.0	13.0	8.7	16.2

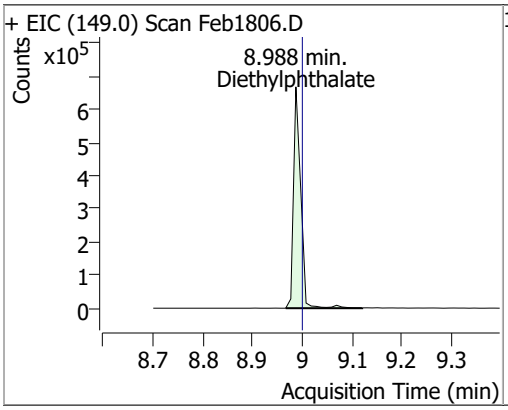

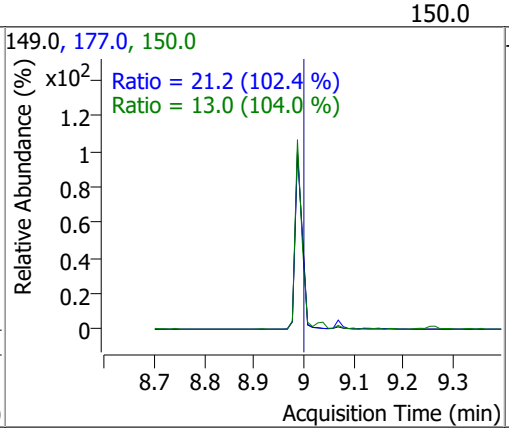

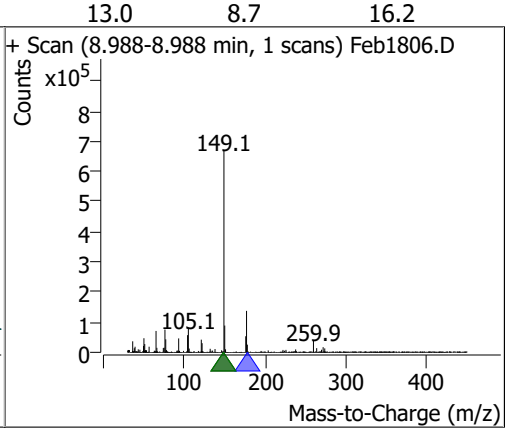

Compound	Conc.	RT	Dev(Min)	Resp.	QIon	QRatio	Lower	Upper
Fluorene	49.9319	9.04	0.00	891630	165.0	94.3	65.4	121.4
					167.0	13.7	9.6	17.8

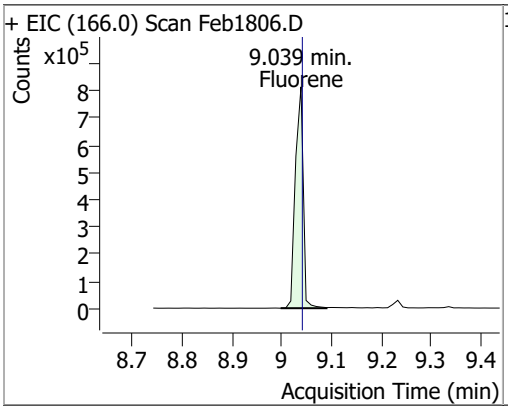

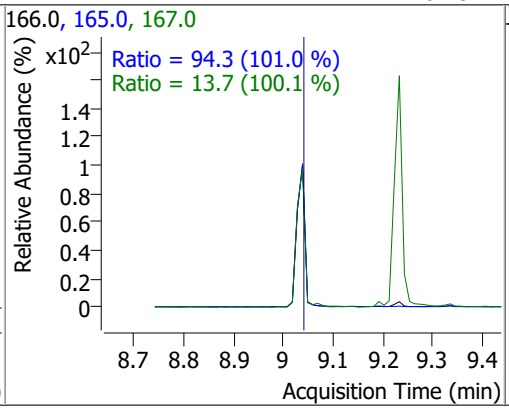

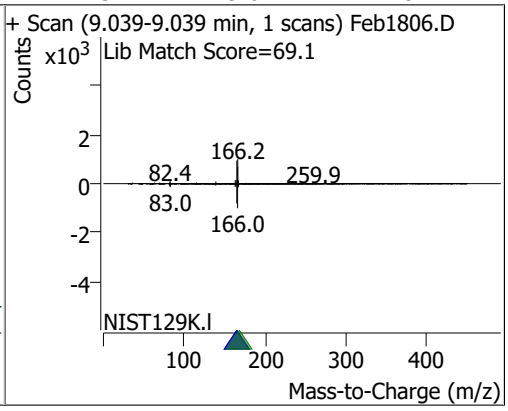

Compound	Conc.	RT	Dev(Min)	Resp.	QIon	QRatio	Lower	Upper
4-Chlorophenyl-phenylether	46.2307	9.07	0.00	359843	141.0	62.7	42.8	79.6
					206.0	32.8	23.6	43.9

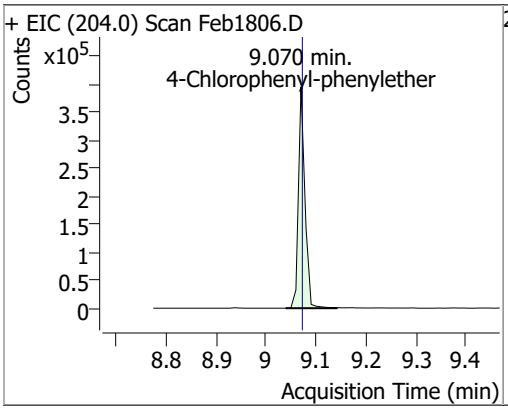

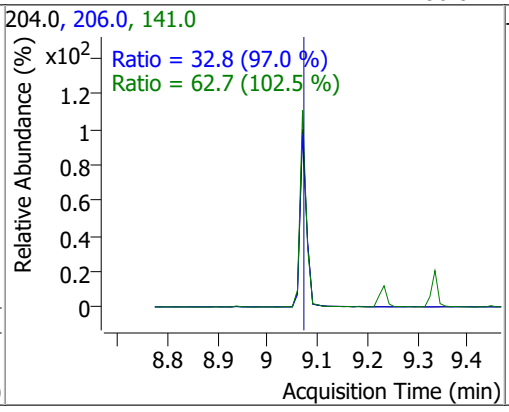

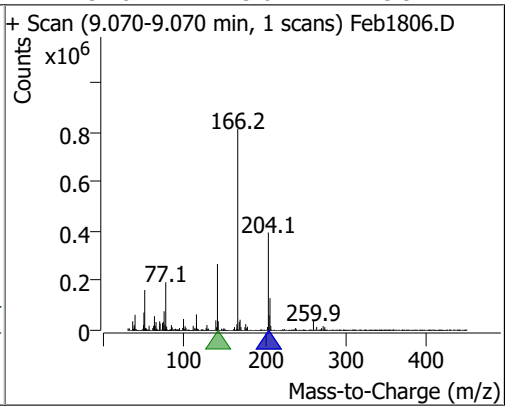

Compound	Conc.	RT	Dev(Min)	Resp.	QIon	QRatio	Lower	Upper
4-Nitroaniline	44.9787	9.13	-0.01	103404	65.0	117.8	78.9	146.6
					92.0	52.4	34.5	64.1

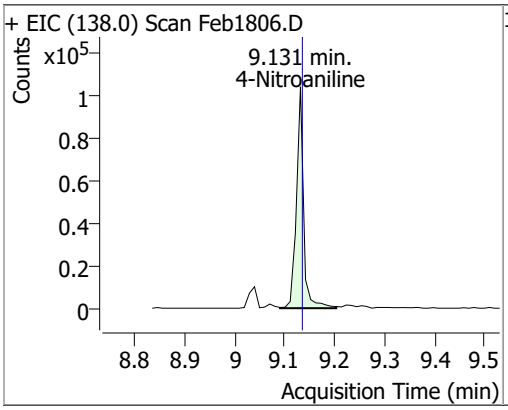

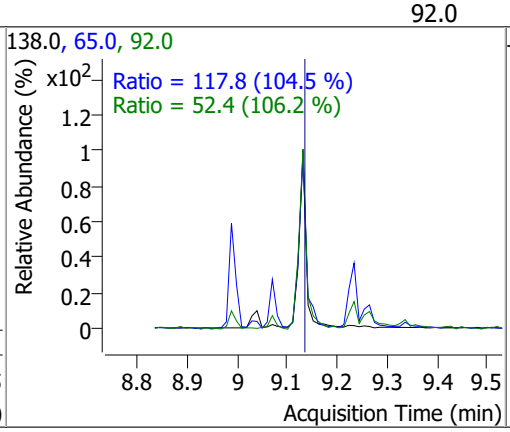

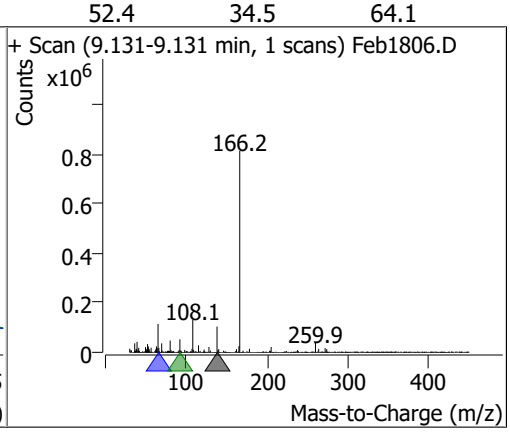

Compound	Conc.	RT	Dev(Min)	Resp.	QIon	QRatio	Lower	Upper
4,6-Dinitro-2-methylphenol	50.3401	9.15	0.00	68013	121.0	49.0	35.1	65.3

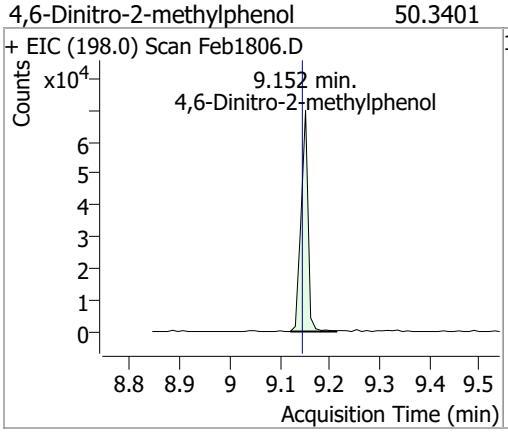

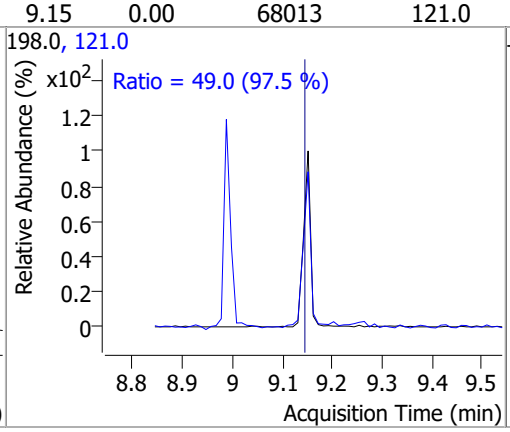

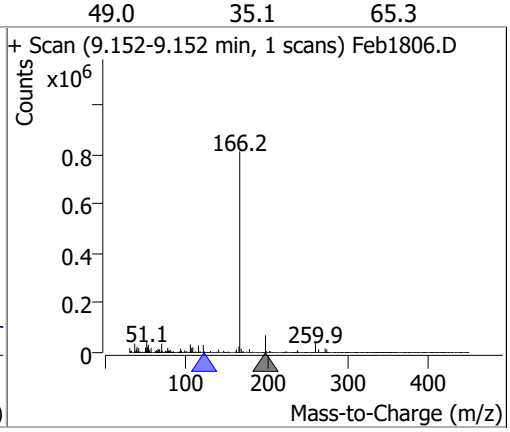

Compound	Conc.	RT	Dev(Min)	Resp.	QIon	QRatio	Lower	Upper
N-nitrosodiphenylamine	49.7597	9.23	0.00	563505	168.0	63.3	44.0	81.7
					167.0	35.0	23.9	44.3

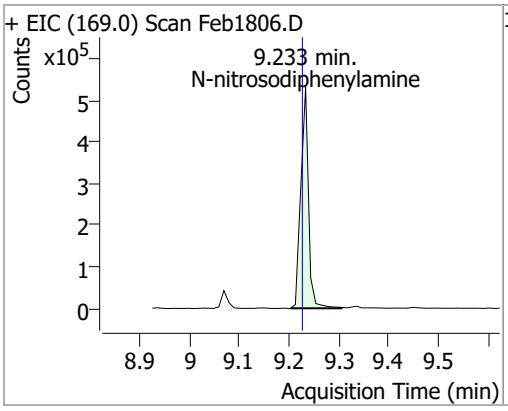

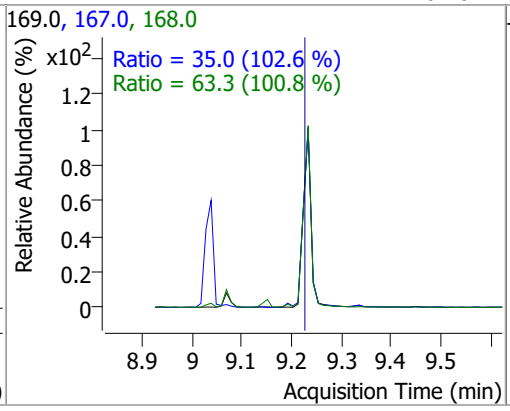

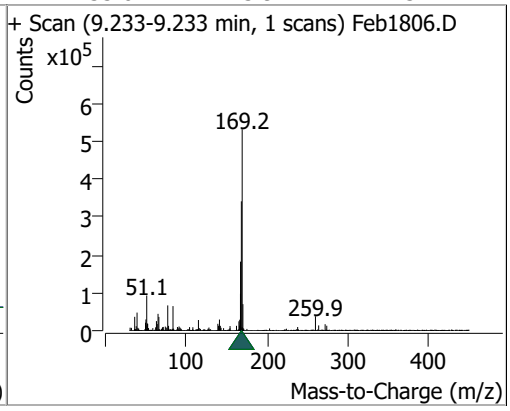

Compound	Conc.	RT	Dev(Min)	Resp.	QIon	QRatio	Lower	Upper
Azobenzene	52.2283	9.26	0.00	757604	51.0	35.3	31.6	58.7
					182.0	22.5	16.9	31.4

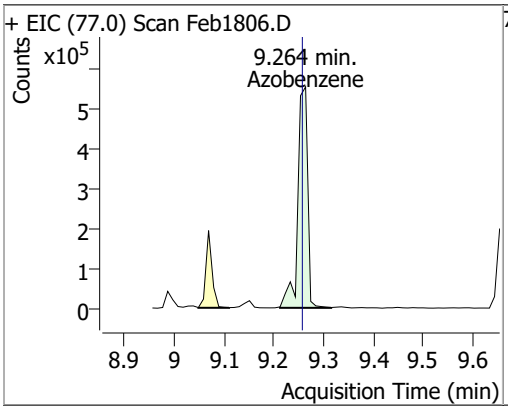

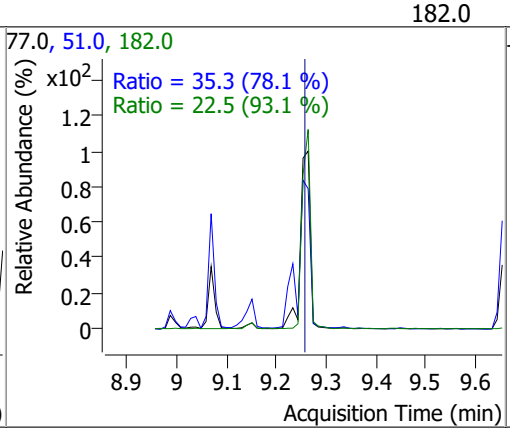

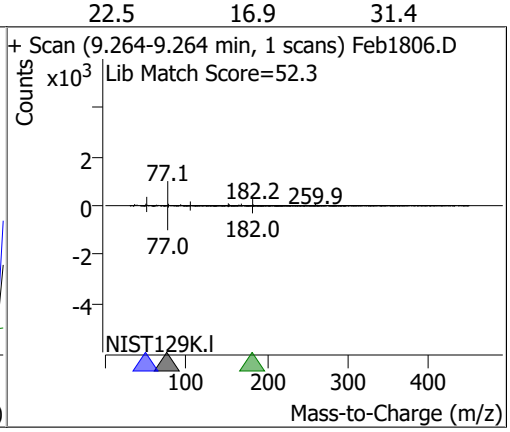

Compound	Conc.	RT	Dev(Min)	Resp.	QIon	QRatio	Lower	Upper
2,4,6-Tribromophenol	48.8692	9.34	0.00	62354	331.8	103.1	68.5	127.2

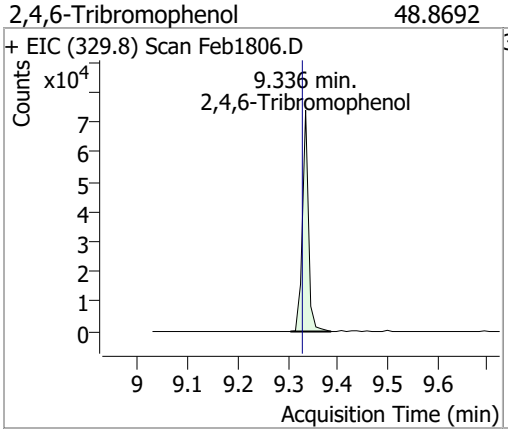

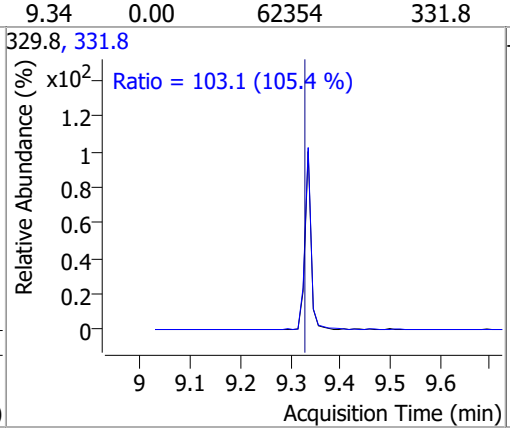

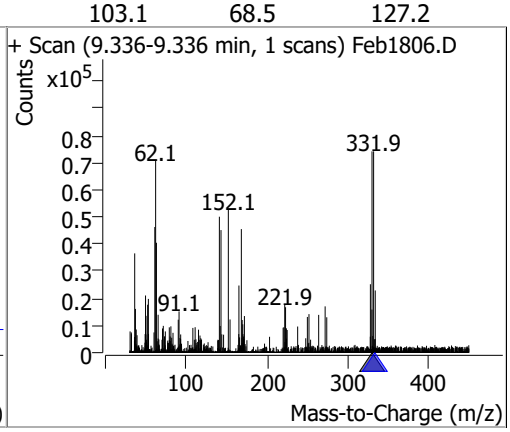

Compound	Conc.	RT	Dev(Min)	Resp.	QIon	QRatio	Lower	Upper
4-Bromophenyl-phenylether	52.1333	9.65	0.00	215173	141.0	106.2	69.1	128.4
					250.0	99.0	68.8	127.7

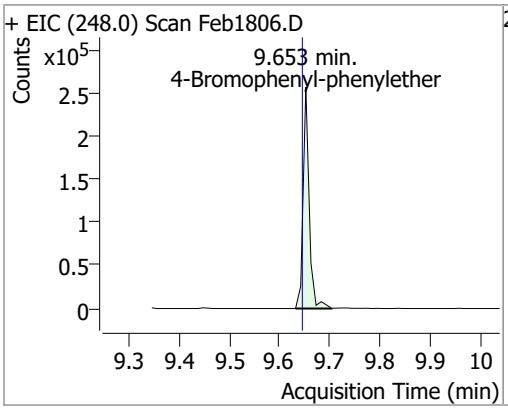

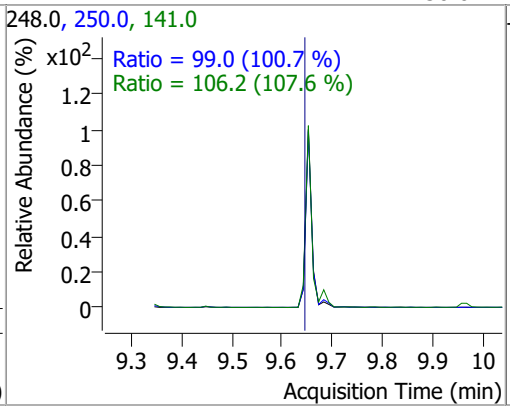

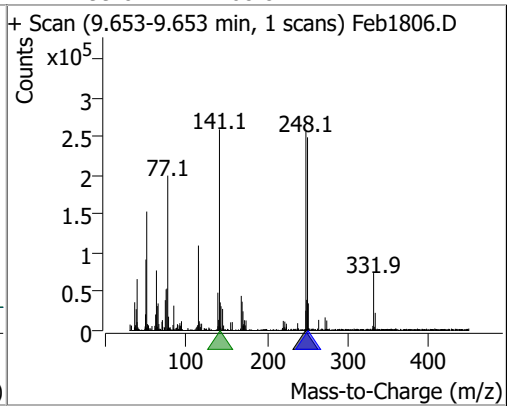

Compound	Conc.	RT	Dev(Min)	Resp.	QIon	QRatio	Lower	Upper
Hexachlorobenzene	47.2633	9.68	-0.01	208046	142.0	55.0	37.7	70.0

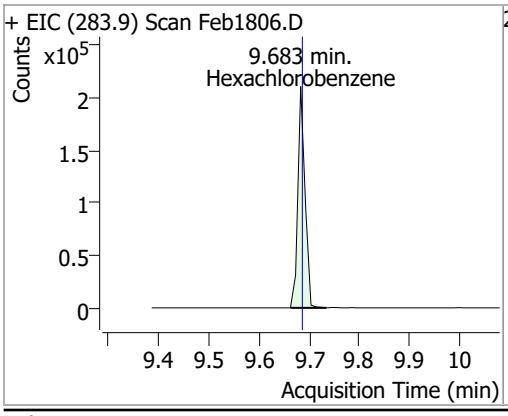

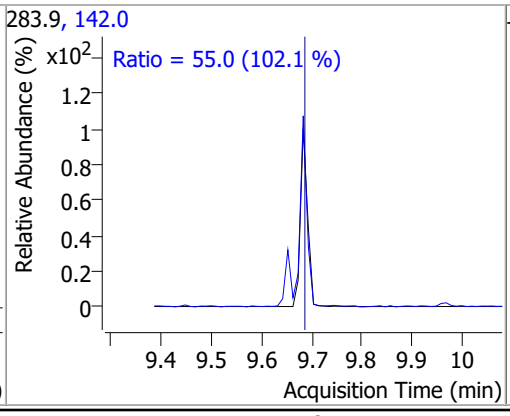

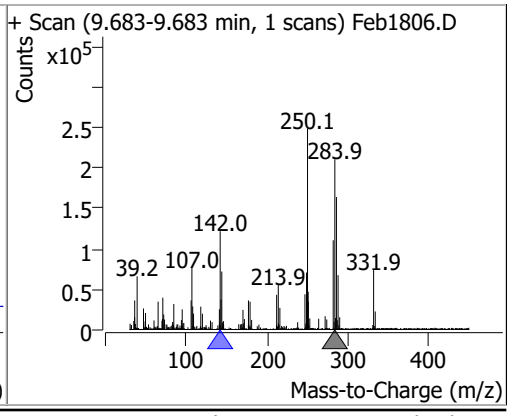

Compound	Conc.	RT	Dev(Min)	Resp.	QIon	QRatio	Lower	Upper
Pentachlorophenol	49.5070	9.97	0.00	91759	267.9	59.2	41.5	77.2
					263.9	62.8	41.2	76.6

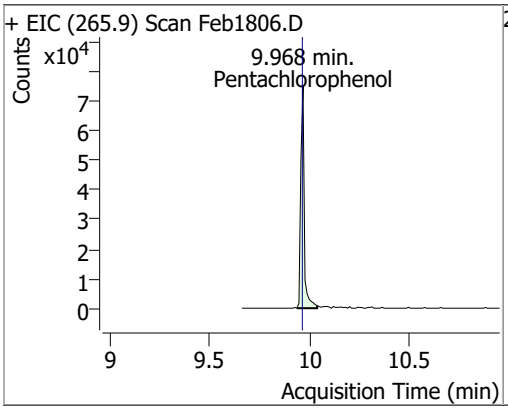

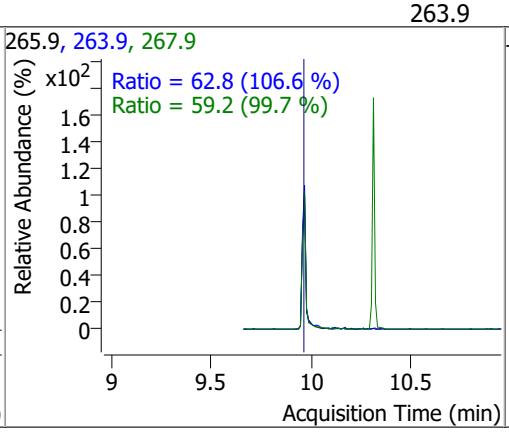

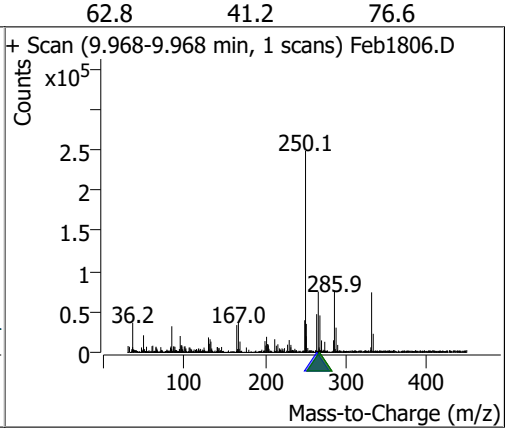

Compound	Conc.	RT	Dev(Min)	Resp.	QIon	QRatio	Lower	Upper
Phenanthrene	47.6446	10.18	0.00	1161938	176.0	19.1	13.0	24.1

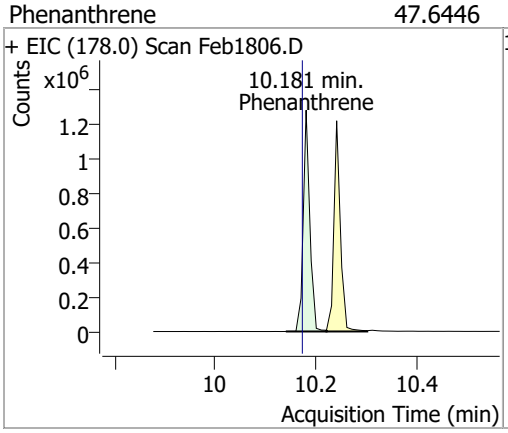

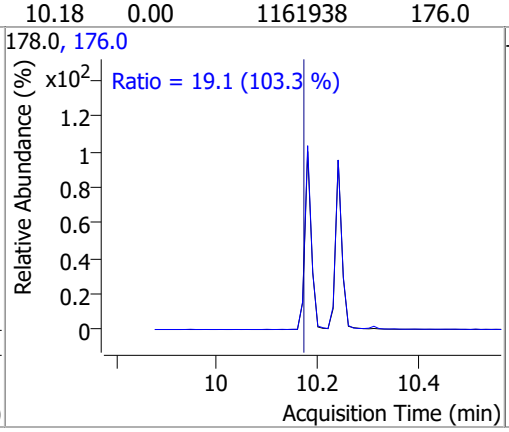

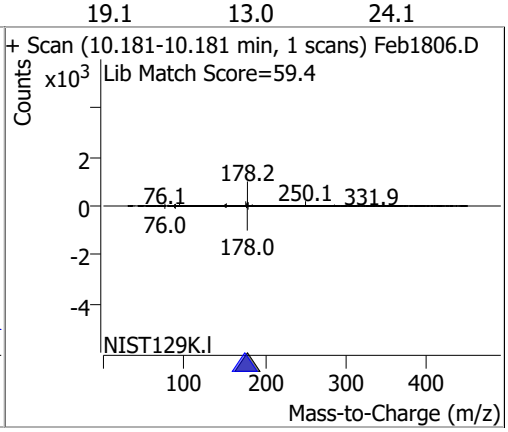

Compound	Conc.	RT	Dev(Min)	Resp.	QIon	QRatio	Lower	Upper
Anthracene	48.8025	10.24	-0.01	1092607	176.0	18.7	12.9	23.9

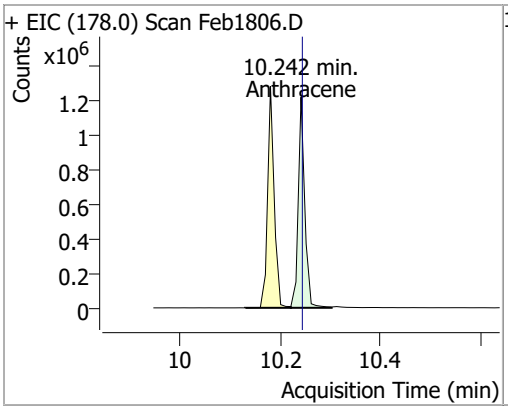

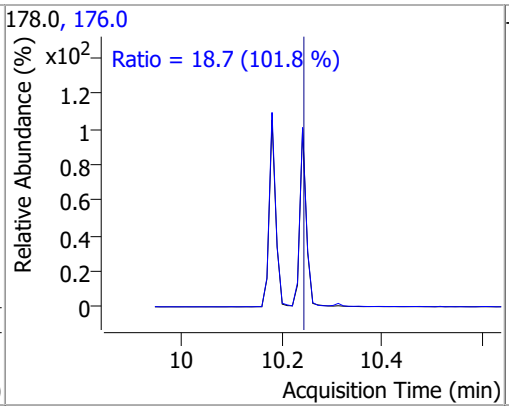

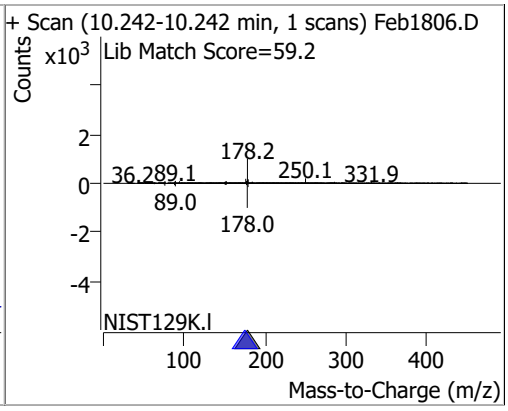

Compound	Conc.	RT	Dev(Min)	Resp.	QIon	QRatio	Lower	Upper
Triallate	50.6533	10.31	0.00	255426	268.0	22.7	16.9	31.4
					143.0	22.2	15.8	29.3

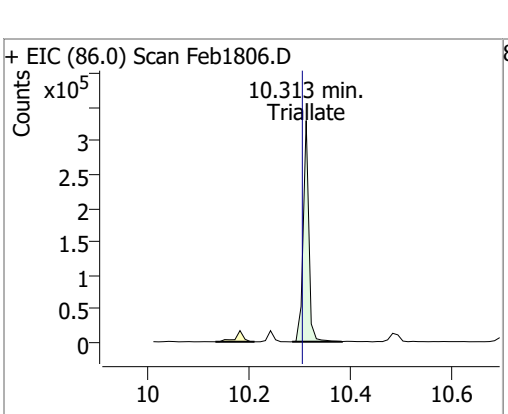

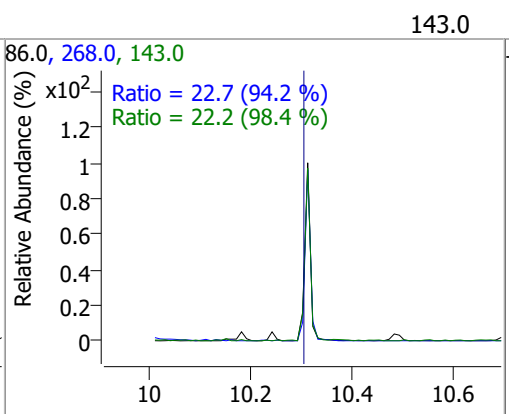

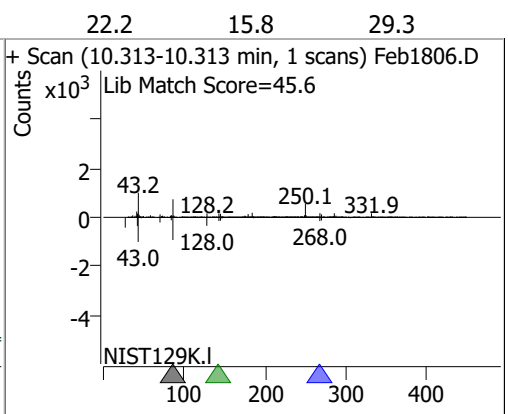

Compound	Conc.	RT	Dev(Min)	Resp.	QIon	QRatio	Lower	Upper
Carbazole	49.7097	10.48	-0.01	1123980	139.0	13.5	9.0	16.7

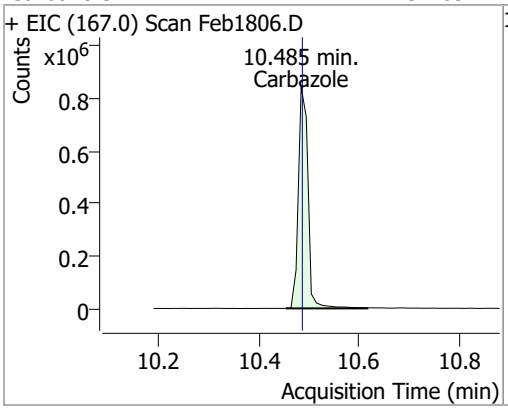

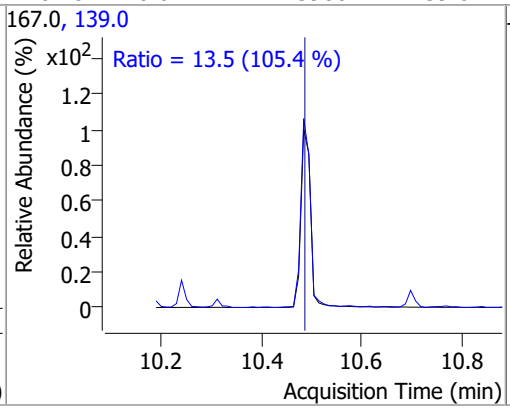

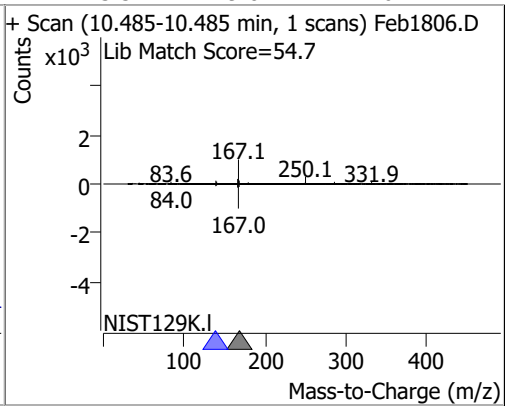

Compound	Conc.	RT	Dev(Min)	Resp.	QIon	QRatio	Lower	Upper
o-Terphenyl	47.9400	10.70	0.00	609529	229.0	64.4	45.4	84.3
					215.0	36.0	25.9	48.1

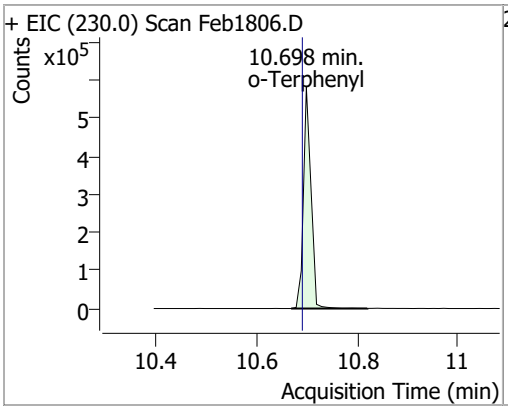

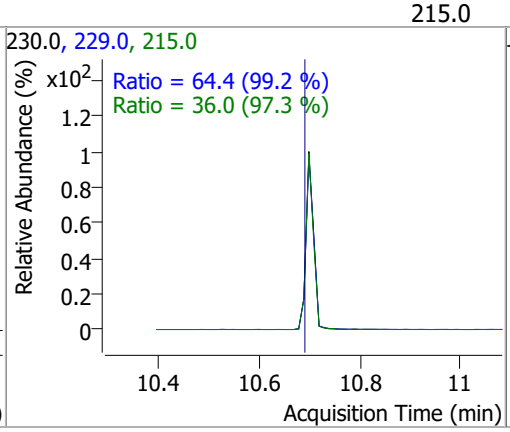

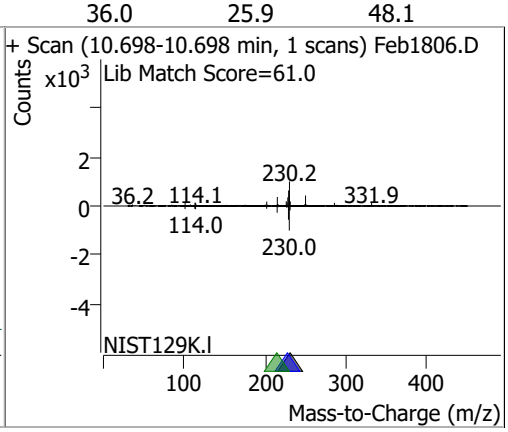

Compound	Conc.	RT	Dev(Min)	Resp.	QIon	QRatio	Lower	Upper
Di-n-Butylphthalate	48.9894	11.07	-0.01	970759	150.0	8.9	6.3	11.8
					104.0	6.5	4.5	8.3

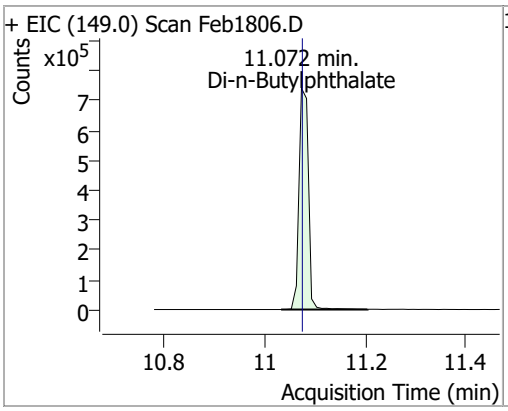

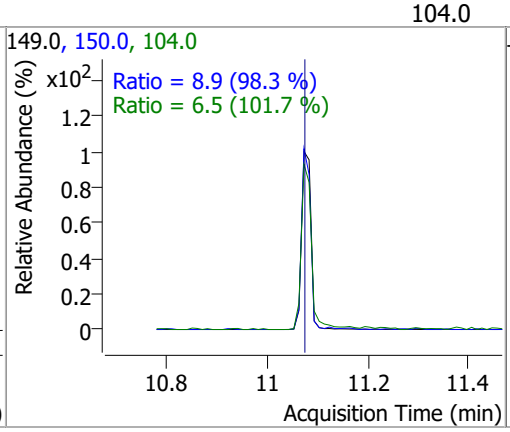

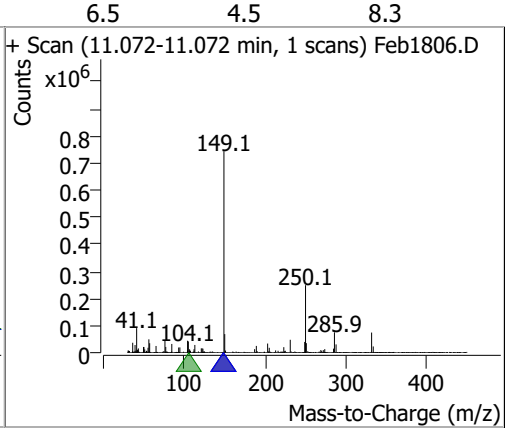

Compound	Conc.	RT	Dev(Min)	Resp.	QIon	QRatio	Lower	Upper
Fluoranthene	49.4749	11.95	0.00	1175583	101.0	14.4	9.4	17.4

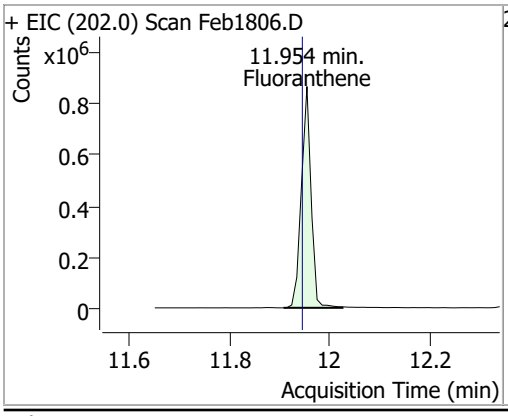

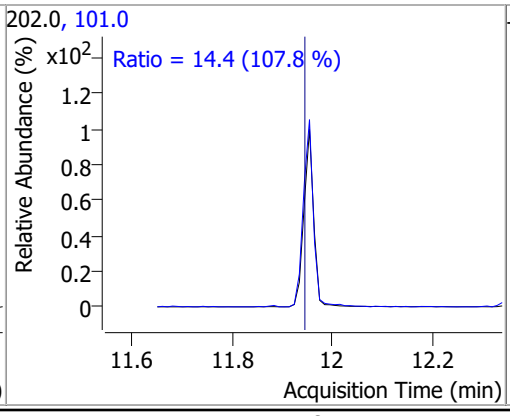

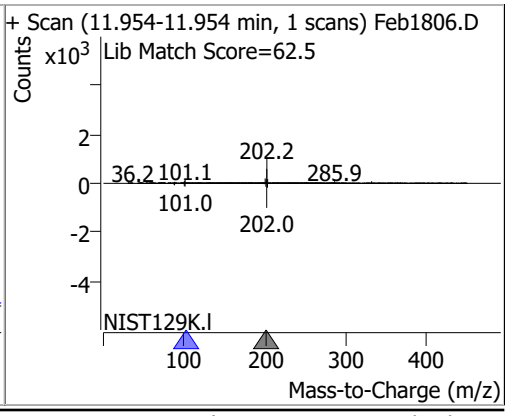

Compound	Conc.	RT	Dev(Min)	Resp.	QIon	QRatio	Lower	Upper
Benzidine	49.7161	12.34	-0.01	430095	183.0	12.1	8.3	15.4
					92.0	9.4	5.8	10.8

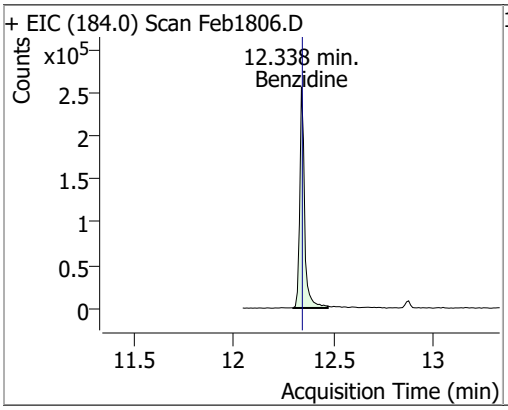

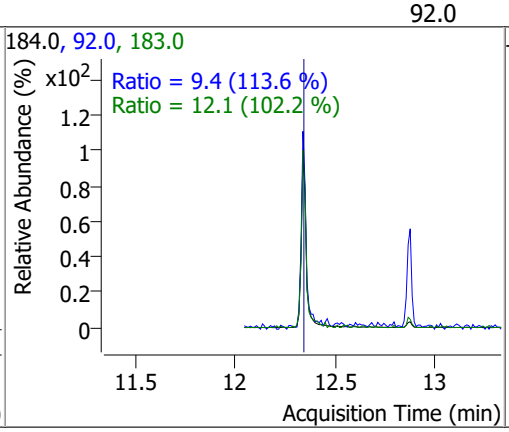

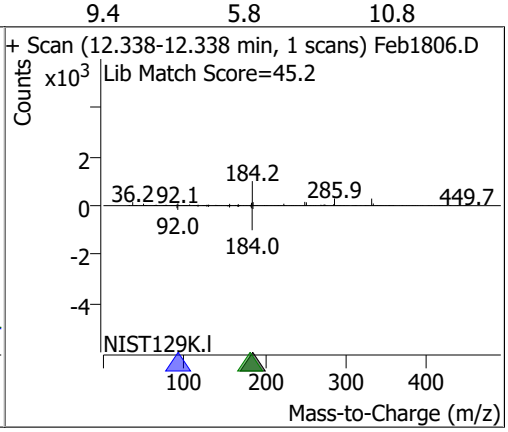

Compound	Conc.	RT	Dev(Min)	Resp.	QIon	QRatio	Lower	Upper
Pyrene	50.1685	12.38	0.00	1308067	101.0	16.7	11.1	20.6

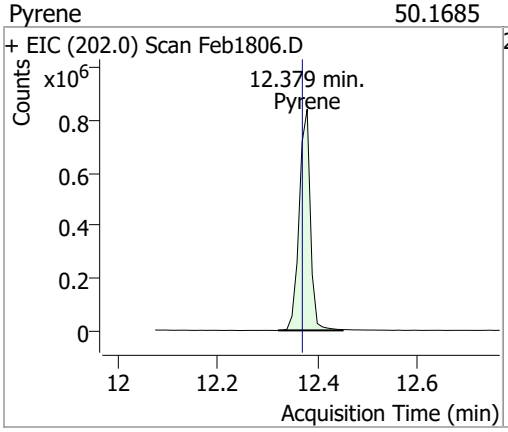

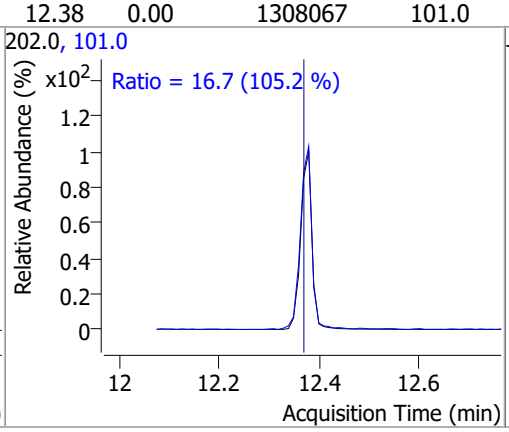

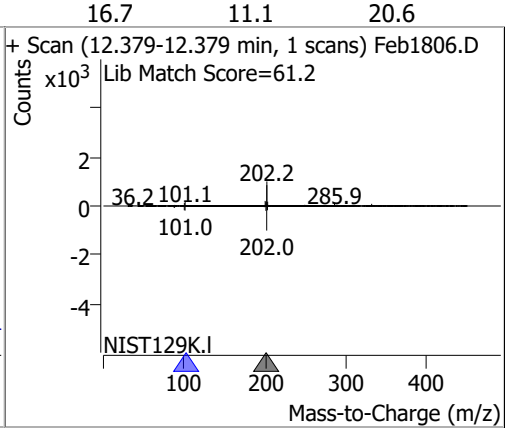

Compound	Conc.	RT	Dev(Min)	Resp.	QIon	QRatio	Lower	Upper
Terphenyl-d14	48.7638	12.88	0.00	851147	122.0	15.4	10.1	18.7

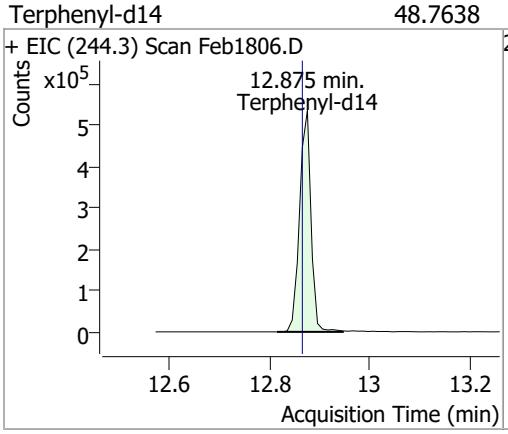

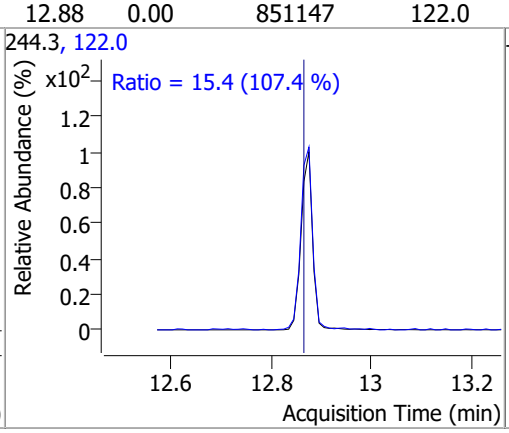

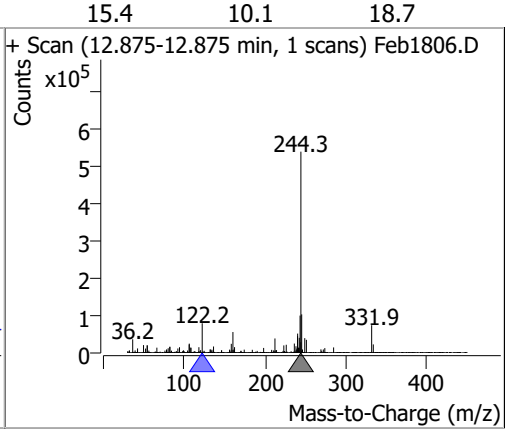

Compound	Conc.	RT	Dev(Min)	Resp.	QIon	QRatio	Lower	Upper
Butylbenzylphthalate	47.6282	14.32	0.00	305113	91.0	90.7	59.6	110.6
					206.0	16.7	12.2	22.7

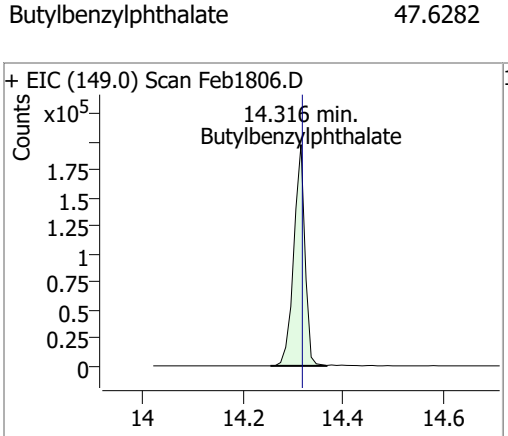

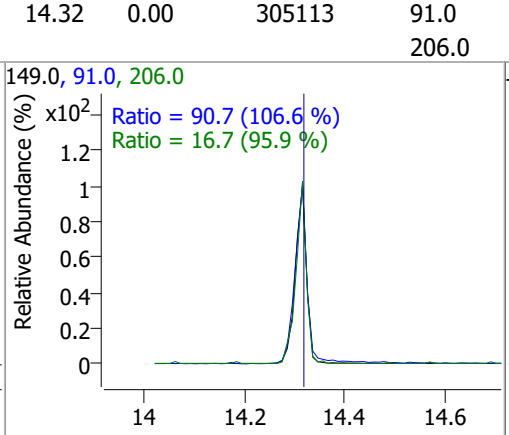

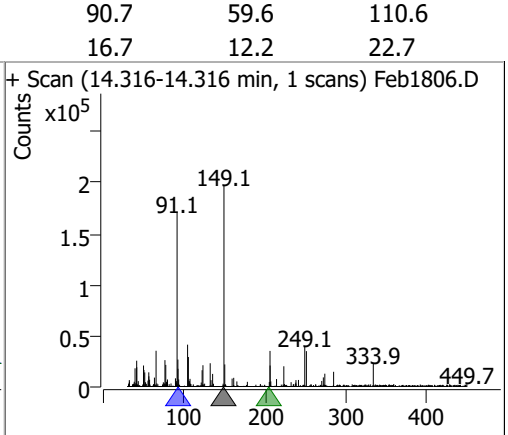

Compound	Conc.	RT	Dev(Min)	Resp.	QIon	QRatio	Lower	Upper
Benzo(a)Anthracene	49.7470	15.51	0.00	944328	226.0	26.3	18.8	34.9
					229.0	21.9	14.7	27.4

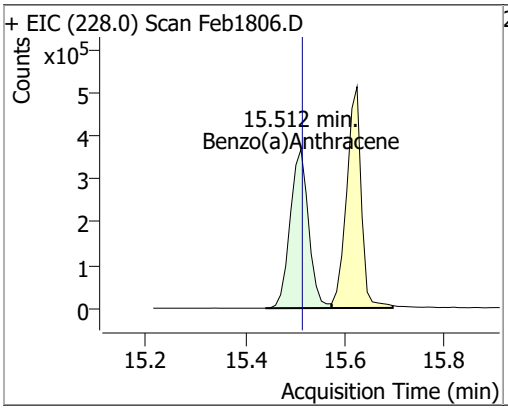

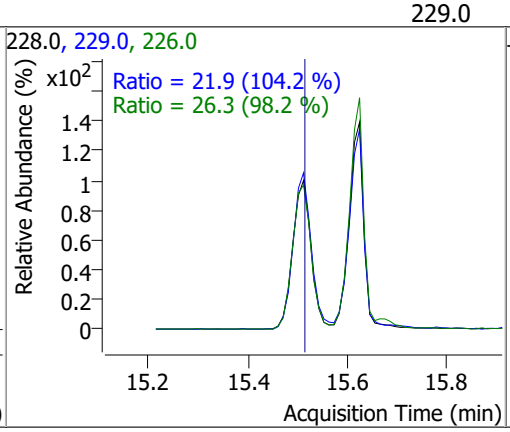

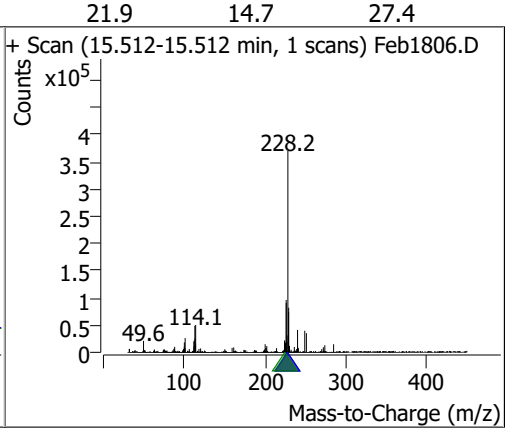

Compound	Conc.	RT	Dev(Min)	Resp.	QIon	QRatio	Lower	Upper
Chrysene	48.6971	15.62	0.00	1050170	226.0	29.9	19.9	36.9
					229.0	20.1	13.8	25.6

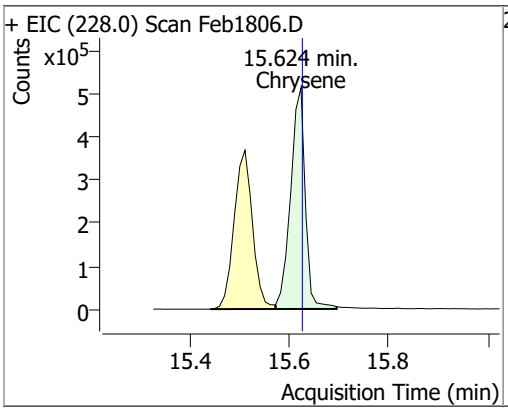

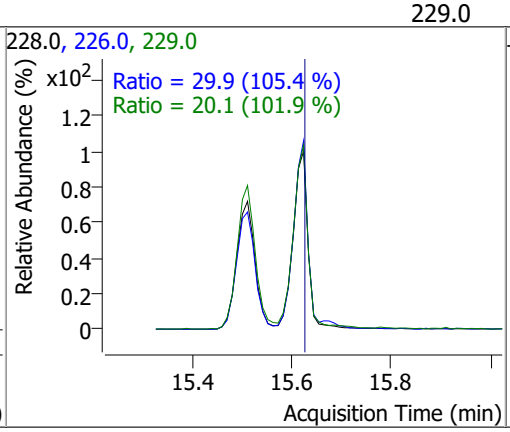

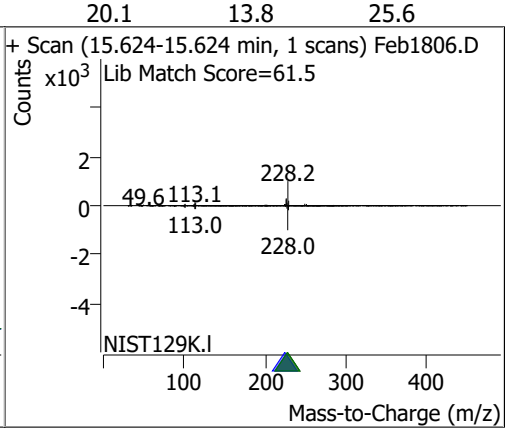

Compound	Conc.	RT	Dev(Min)	Resp.	QIon	QRatio	Lower	Upper
3,3-Dichlorobenzidine	47.6188	15.68	-0.01	299783	254.0	62.6	44.9	83.4

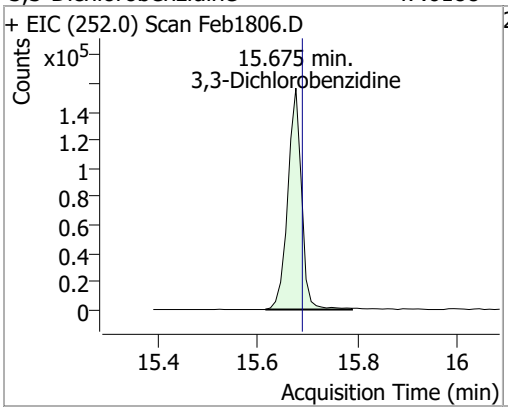

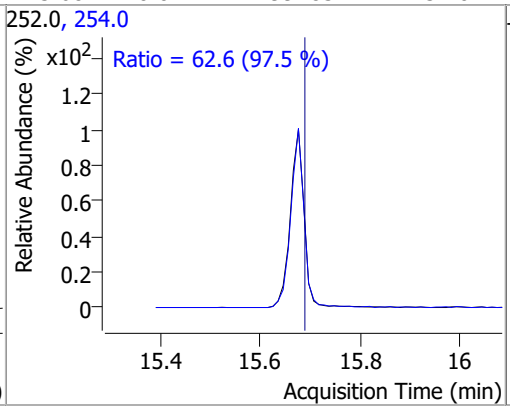

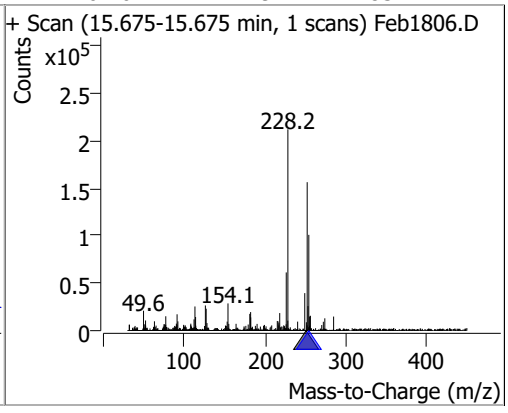

Compound	Conc.	RT	Dev(Min)	Resp.	QIon	QRatio	Lower	Upper
bis(2-ethylhexyl)Phthalate	47.6952	16.37	0.00	104536	149.0	388.1	273.6	508.0
					279.0	14.7	10.5	19.5

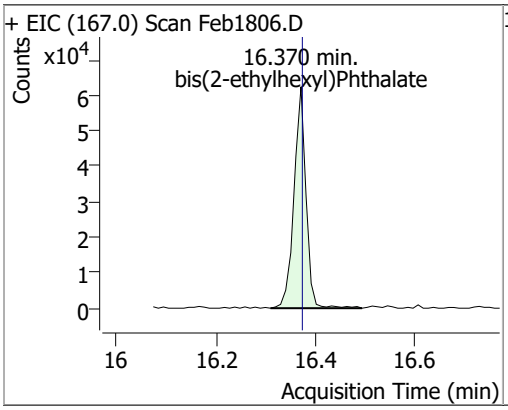

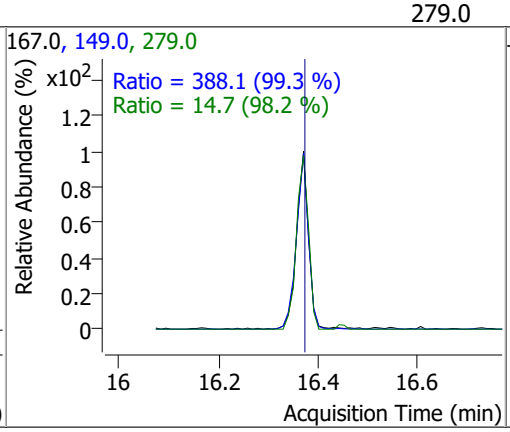

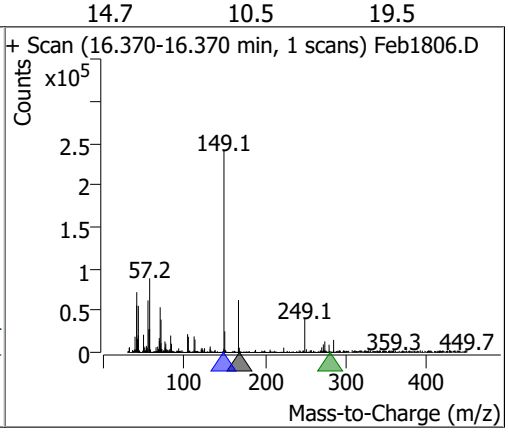

Compound	Conc.	RT	Dev(Min)	Resp.	QIon	QRatio	Lower	Upper
Di-n-octyl Phthalate	46.4377	18.13	0.00	706918	150.0	10.1	7.0	13.0

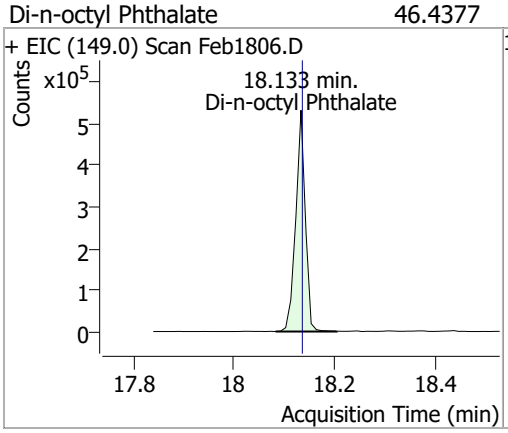

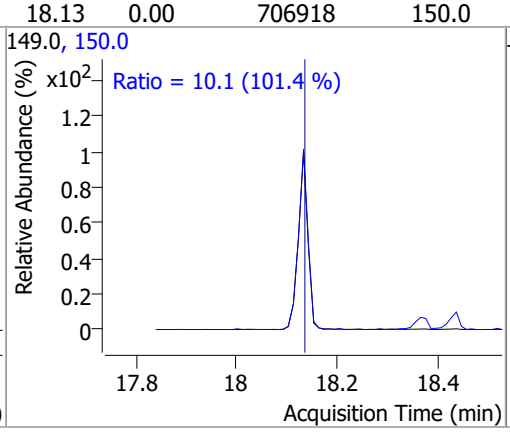

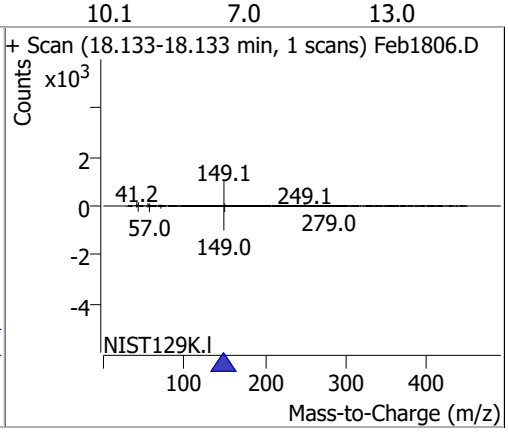

Compound	Conc.	RT	Dev(Min)	Resp.	QIon	QRatio	Lower	Upper
Benzo(b)fluoranthene	48.1054	18.37	-0.01	908237	253.0	21.9	15.6	29.0

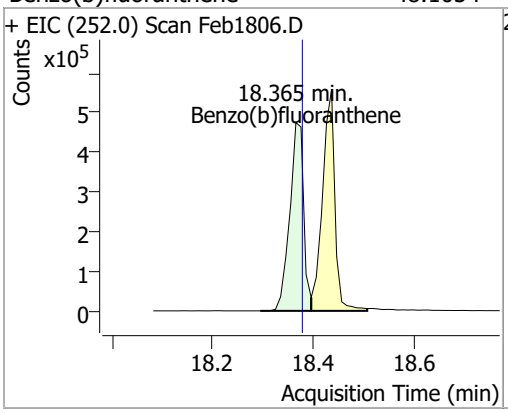

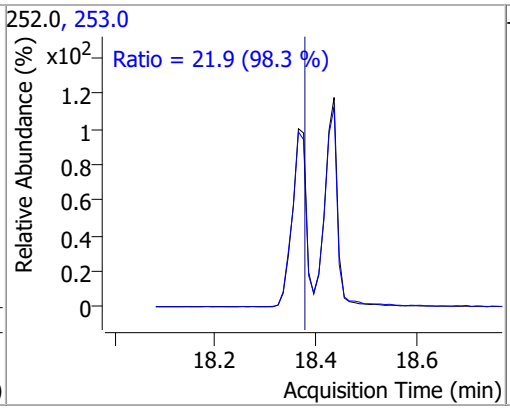

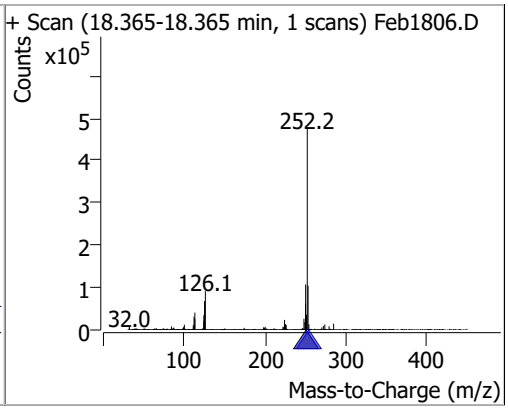

Compound	Conc.	RT	Dev(Min)	Resp.	QIon	QRatio	Lower	Upper
Benzo(k)fluoranthene	48.7004	18.44	-0.01	956185	253.0	21.6	15.4	28.6

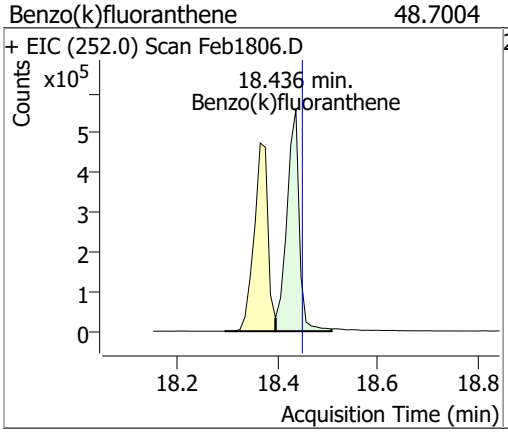

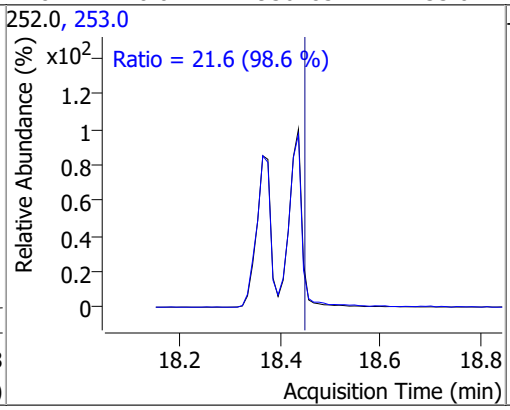

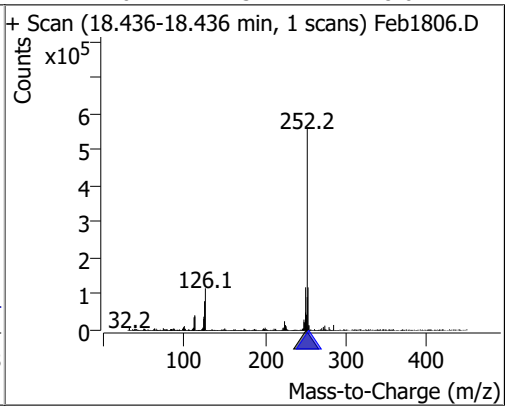

Compound	Conc.	RT	Dev(Min)	Resp.	QIon	QRatio	Lower	Upper
Benzo(a)pyrene	49.5090	18.97	-0.01	873144	253.0	23.5	15.1	28.0

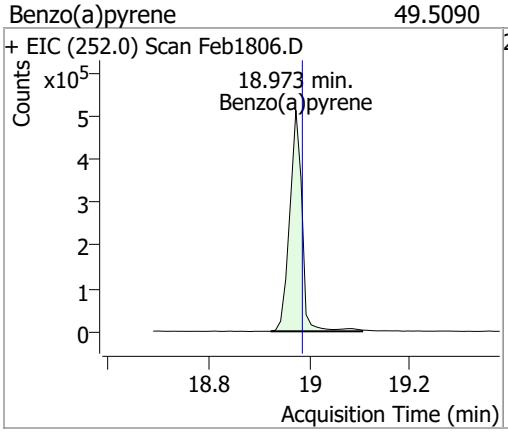

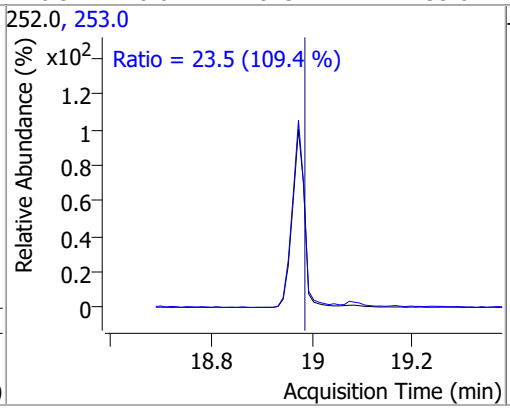

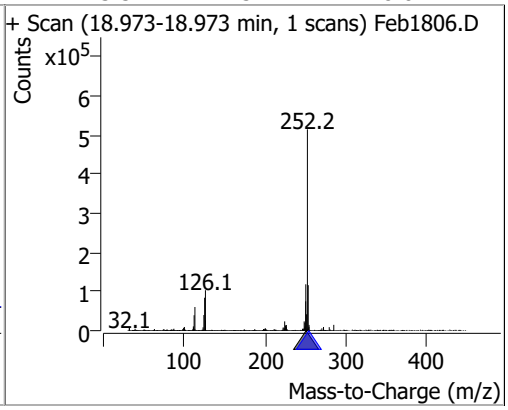

Compound	Conc.	RT	Dev(Min)	Resp.	QIon	QRatio	Lower	Upper
Indeno(1,2,3-c,d)pyrene	48.0345	20.75	-0.01	711904	138.0	31.4	20.7	38.5

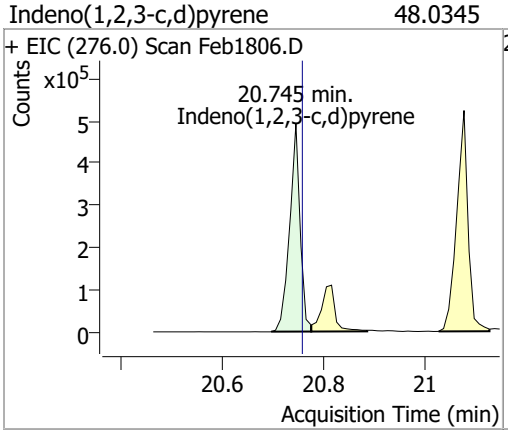

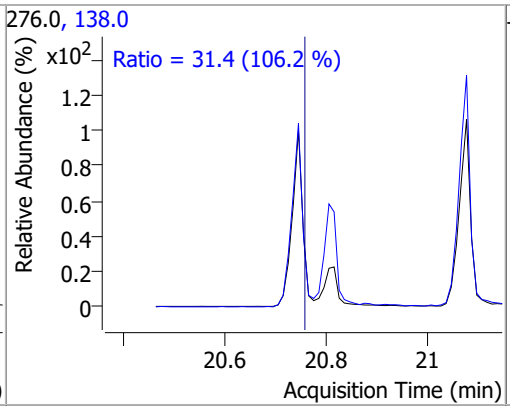

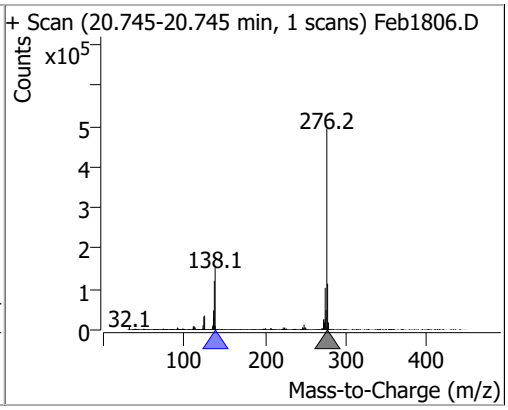

Compound	Conc.	RT	Dev(Min)	Resp.	QIon	QRatio	Lower	Upper
Dibenzo(a,h)anthracene	47.7678	20.82	0.00	767418	139.0	26.4	17.6	32.7
					279.0	24.6	16.9	31.3

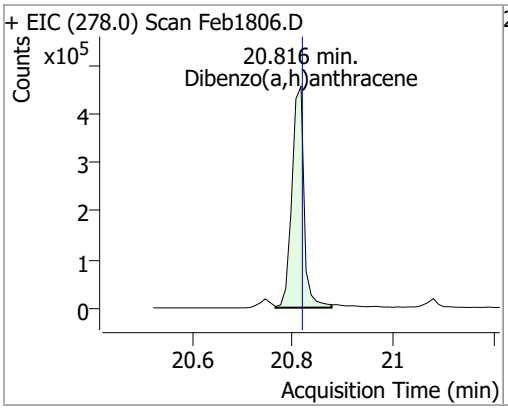

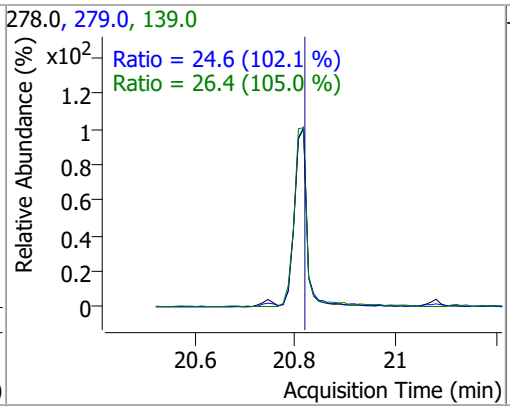

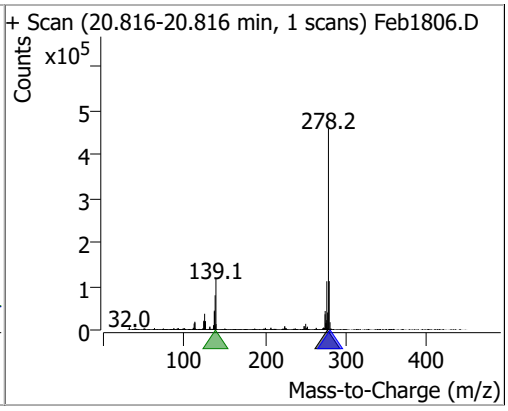

Compound	Conc.	RT	Dev(Min)	Resp.	QIon	QRatio	Lower	Upper
Benzo(g,h,i)perylene	48.0870	21.08	-0.01	822853	138.0	36.1	23.1	42.9
					277.0	24.4	16.3	30.2

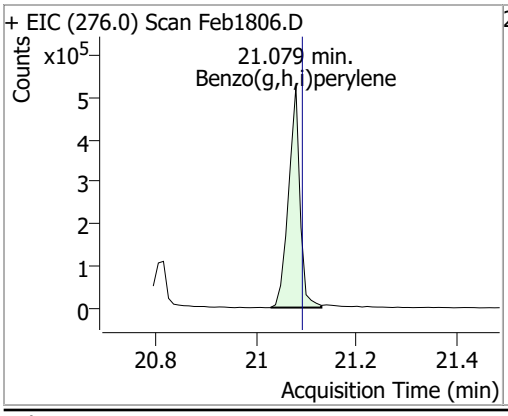

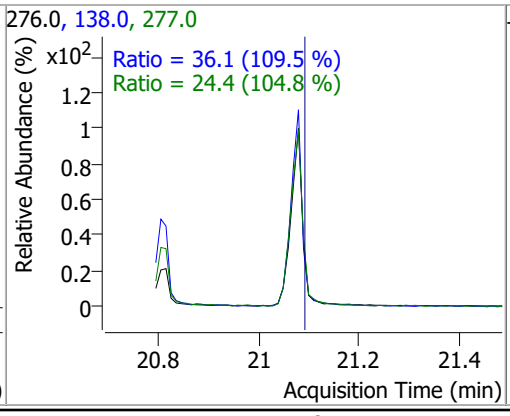

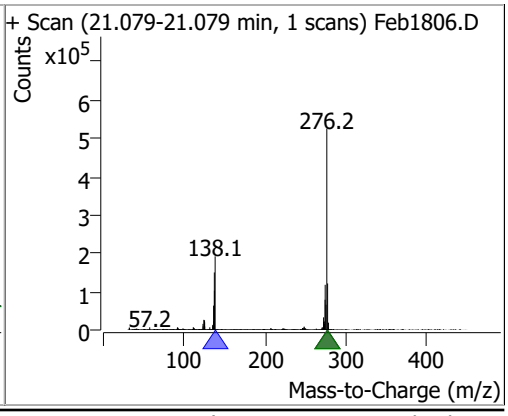

Quantitation Results Report (QT Reviewed)

Data File	Feb1807.D	Operator	LIMS import
Acq. Method	BNA+SIM.M	Acq. Date-Time	2/19/2022 11:15:42 AM
Sample Name	18-Feb-22_CAL_2	Instrument	Instrument #1
Vial	7	Multiplier	1.00
DA Method File		Comment	SVOC-8270-W-LARGO
Tune File	dftppdsm.u	Tune Date	2/18/2022 9:25:00 PM
Batch Name	021822 DoD BNA cal.batch.bin	Last Calib Update	2/19/2022 1:06:17 PM
Ref Library	D:\Org\Library\NIST129K.l		

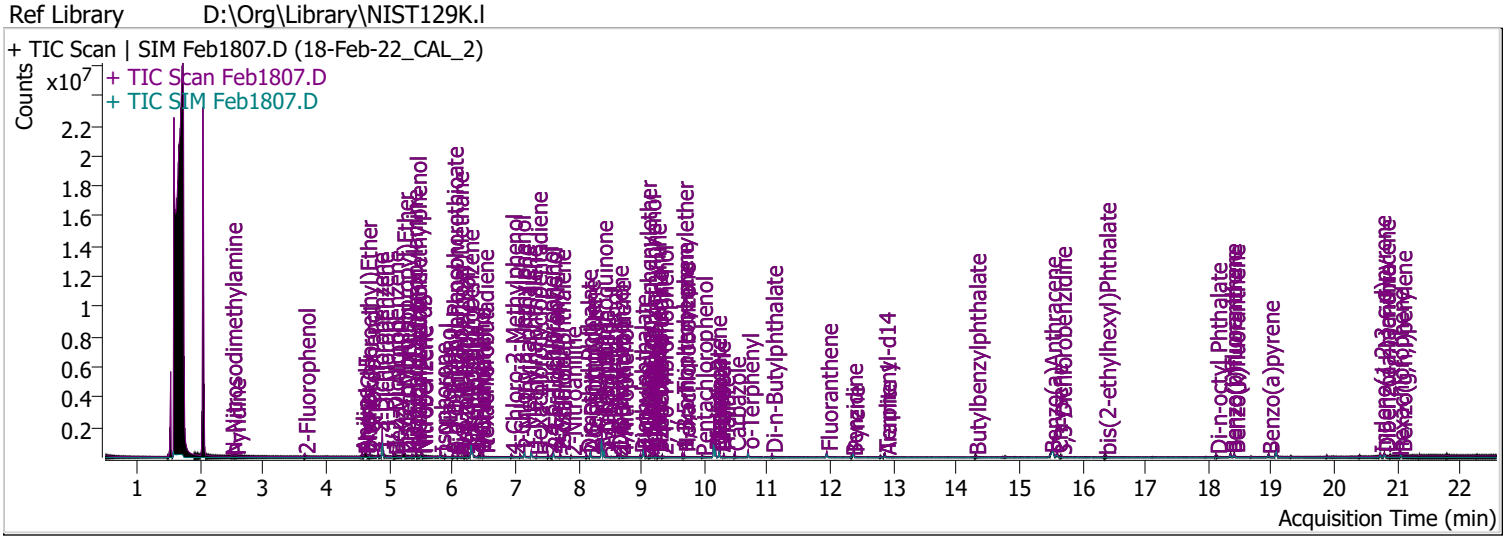

Compound	RT	QIon	Resp.	Conc.	Units		Dev(Min)
Internal Standards							
System Monitoring Compounds							
S 2-Fluorophenol	3.653	112.0	61315	9.0226	µg/L		0.000
Spiked Amount: 200.000	Range: 10.0 - 75.0%			Recovery = 4.51%		*	
S Phenol-d5	4.603	99.0	82773	9.4500	µg/L	m	-0.010
Spiked Amount: 200.000	Range: 10.0 - 65.0%			Recovery = 4.72%		*	
S Nitrobenzene-d5	5.502	82.0	45452	9.4140	µg/L		0.000
Spiked Amount: 100.000	Range: 32.0 - 94.0%			Recovery = 9.41%		*	
S 2-Fluorobiphenyl	7.605	172.0	160369	9.8948	µg/L		0.000
Spiked Amount: 100.000	Range: 28.0 - 107.0%			Recovery = 9.89%		*	
S 2,4,6-Tribromophenol	9.336	329.8	8236	9.0676	µg/L		0.000
Spiked Amount: 200.000	Range: 25.0 - 140.0%			Recovery = 4.53%		*	
S Terphenyl-d14	12.865	244.3	148383	9.6223	µg/L		-0.010
Spiked Amount: 100.000	Range: 32.0 - 122.0%			Recovery = 9.62%		*	
Target Compounds							**QValue**
T N-Nitrosodimethylamine	2.489	74.0	22053	10.2820	µg/L	m	92
T Pyridine	2.550	79.0	45229	8.5845	µg/L		99
T Aniline	4.562	93.0	117703	9.2848	µg/L		93
T Phenol	4.624	94.0	90632	9.4951	µg/L		84
T bis(-2-Chloroethyl)Ether	4.634	63.0	64413	9.5586	µg/L		99
T 2-Chlorophenol	4.685	128.0	75438	9.5978	µg/L		93
T 1,3-Dichlorobenzene	4.818	146.0	113425	9.6983	µg/L		95
T 1,4-Dichlorobenzene	4.910	146.0	113963	9.4369	µg/L		98
T 1,2-Dichlorobenzene	5.063	146.0	110443	9.8457	µg/L	m	97
T Benzyl Alcohol	5.083	108.0	31154	9.2253	µg/L	m	84
T bis(2-chloroisopropyl)Ether	5.216	121.0	26761	9.4881	µg/L		93
T 2-Methylphenol	5.236	107.0	67039	9.5156	µg/L		95
T N-nitroso-Di-n-propylamine	5.359	70.0	40378	9.3374	µg/L		97
T 4Methylphenol/3Methylphenol	5.420	107.0	88244	8.9706	µg/L		97
T Hexachloroethane	5.420	117.0	30122	9.6553	µg/L		94

Compound	RT	QIon	Resp.	Conc.	Units		Dev(Min)
T Nitrobenzene	5.522	123.1	18080	8.2519	µg/L		76
T Isophorone	5.808	82.0	97277	8.9357	µg/L		94
T 2-Nitrophenol	5.880	139.0	19297	8.9839	µg/L		92
T 2,4-Dimethylphenol	6.003	122.0	52824	9.0655	µg/L		98
T bis(-2-Chloroethoxy)Methane	6.085	93.0	59939	9.3842	µg/L		94
T 2,4-Dichlorophenol	6.188	162.0	47605	9.4074	µg/L		97
T Benzoic Acid	6.147	105.0	18665	8.4117	µg/L	m	82
T 1,2,4-Trichlorobenzene	6.249	180.0	69022	9.7020	µg/L		98
T Naphthalene	6.321	128.0	215374	9.6379	µg/L		97
T 4-Chlorophenol	6.414	130.0	23297	10.2898	µg/L		88
T p-Chloroaniline	6.434	127.0	71033	9.0638	µg/L		95
T Hexachlorobutadiene	6.485	224.9	33554	9.5879	µg/L		98
T 4-Chloro-2-Methylphenol	6.937	107.0	51791	9.6988	µg/L	m	86
T 4-Chloro-3-Methylphenol	7.071	107.0	51113	9.1080	µg/L	m	96
T 2-Methylnaphthalene	7.143	141.0	129837	10.4339	µg/L	m	97
T 1-Methylnaphthalene	7.256	141.0	126738	10.2310	µg/L	m	98
T Hexachlorocyclopentadiene	7.338	236.9	13837	8.7963	µg/L		91
T 2,4,6-Trichlorophenol	7.512	196.0	27041	9.0500	µg/L		99
T 2,4,5-Trichlorophenol	7.574	196.0	33223	8.9583	µg/L		87
T 2-Chloronaphthalene	7.708	162.0	133308	10.0555	µg/L		97
T 2-Nitroaniline	7.882	65.0	14804	8.3822	µg/L		85
T Dimethyl Phthalate	8.129	163.0	85510	8.5312	µg/L		90
T 2,6-Dinitrotoluene	8.180	165.0	13053	9.0242	µg/L		80
T Acenaphthylene	8.200	152.1	194369	9.5403	µg/L		92
T 3-Nitroaniline	8.384	138.0	12737	8.7217	µg/L		75
T Acenaphthene	8.405	154.0	125792	9.6812	µg/L		98
T 2,4-Dinitrophenol	8.517	184.0	3755	8.5763	µg/L		98
T Dibenzofuran	8.620	168.0	200815	9.4970	µg/L		99
T 2,4-Dinitrotoluene	8.661	165.0	14287	8.4581	µg/L		94
T 4-Nitrophenol	8.701	109.0	14966	9.4102	µg/L		86
T Diethylphthalate	8.988	149.0	84750	8.7379	µg/L		97
T Fluorene	9.029	166.0	167603	9.9106	µg/L		100
T 4-Chlorophenyl-phenylether	9.070	204.0	67338	9.9310	µg/L		97
T 4-Nitroaniline	9.121	138.0	13023	8.9648	µg/L		94
T 4,6-Dinitro-2-methylphenol	9.141	198.0	7435	9.0351	µg/L		83
T N-nitrosodiphenylamine	9.223	169.0	96753	9.6542	µg/L		92
T Azobenzene	9.254	77.0	90696	8.9089	µg/L		87
T 4-Bromophenyl-phenylether	9.653	248.0	33057	10.2442	µg/L		87
T Hexachlorobenzene	9.684	283.9	37231	9.7111	µg/L		97
T Pentachlorophenol	9.958	265.9	10893	9.1936	µg/L		90
T Phenanthrene	10.181	178.0	224346	9.8851	µg/L		100
T Anthracene	10.242	178.0	191750	9.6942	µg/L		100
T Triallate	10.313	86.0	31763	9.1129	µg/L		98
T Carbazole	10.485	167.0	199440	10.1180	µg/L		99
T o-Terphenyl	10.698	230.0	111061	9.6963	µg/L		99
T Di-n-Butylphthalate	11.072	149.0	102631	8.3322	µg/L		98
T Fluoranthene	11.943	202.0	220272	10.1778	µg/L		97
T Benzidine	12.338	184.0	65045	9.3957	µg/L	m	97
T Pyrene	12.369	202.0	240962	10.1636	µg/L		95
T Butylbenzylphthalate	14.296	149.0	40092	9.1160	µg/L	#	66
T Benzo(a)Anthracene	15.492	228.0	157876	9.3465	µg/L		96
T Chrysene	15.594	228.0	193047	9.7877	µg/L		97
T 3,3-Dichlorobenzidine	15.655	252.0	35676	8.7092	µg/L		95
T bis(2-ethylhexyl)Phthalate	16.360	167.0	15117	9.4865	µg/L	#	93
T Di-n-octyl Phthalate	18.123	149.0	98225	9.0329	µg/L		100

Compound	RT	QIon	Resp.	Conc.	Units		Dev(Min)
T Benzo(b)fluoranthene	18.355	252.0	146871	9.4383	µg/L		98
T Benzo(k)fluoranthene	18.406	252.0	156598	9.5815	µg/L		99
T Benzo(a)pyrene	18.953	252.0	122603	9.0742	µg/L		92
T Indeno(1,2,3-c,d)pyrene	20.725	276.0	105841	9.3155	µg/L	m	91
T Dibenzo(a,h)anthracene	20.796	278.0	114340	9.2034	µg/L		94
T Benzo(g,h,i)perylene	21.059	276.0	135480	9.4619	µg/L		98

(#) = Qualifier Out of Range; (m) = Manual Integration; (+) = Area Summed; (*) = Surrogate Percent Recovery Out of Range; (d): Zeroed Peak

Compound	Conc.	RT	Dev(Min)	Resp.	QIon	QRatio	Lower	Upper
N-Nitrosodimethylamine	10.2820	2.49	0.00	22053 (m)	42.0	126.2	95.1	176.6

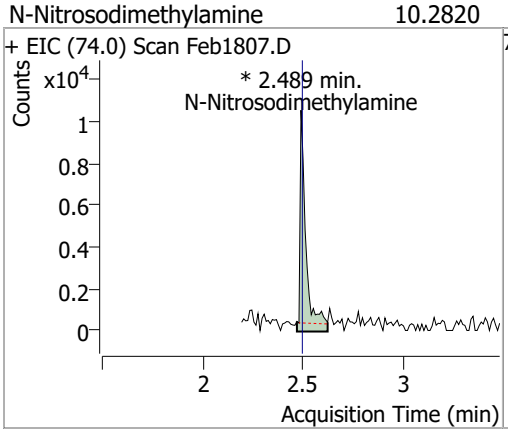

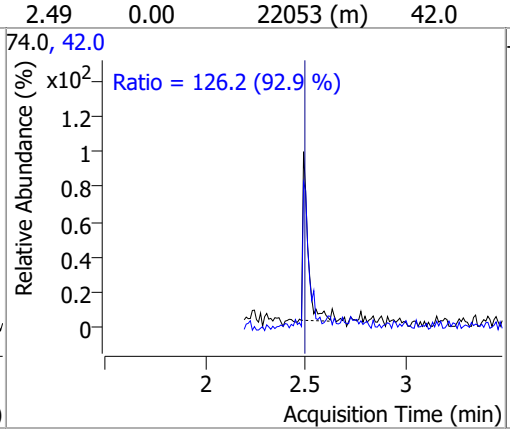

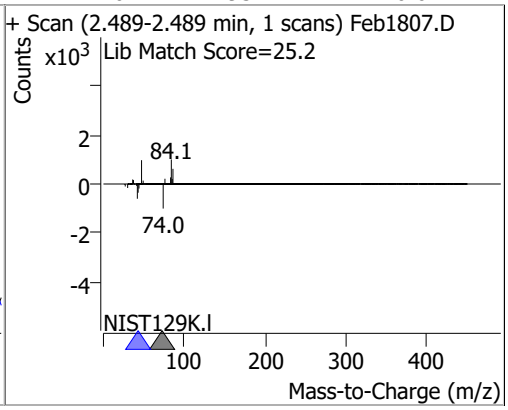

Compound	Conc.	RT	Dev(Min)	Resp.	QIon	QRatio	Lower	Upper
Pyridine	8.5845	2.55	0.02	45229	52.0	81.7	57.9	107.6

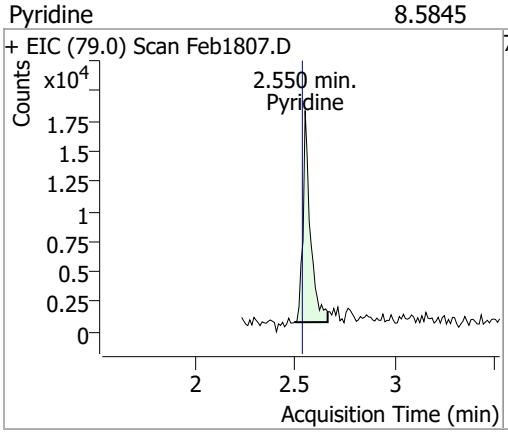

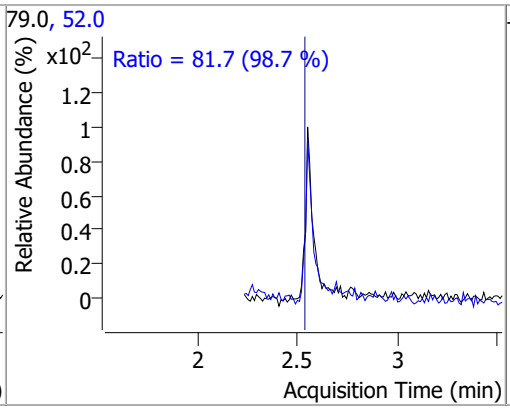

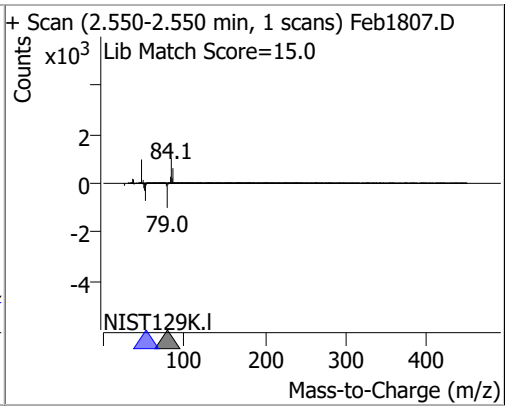

Compound	Conc.	RT	Dev(Min)	Resp.	QIon	QRatio	Lower	Upper
2-Fluorophenol	9.0226	3.65	0.00	61315	64.0	57.0	34.6	64.3
					92.0	20.1	14.2	26.5

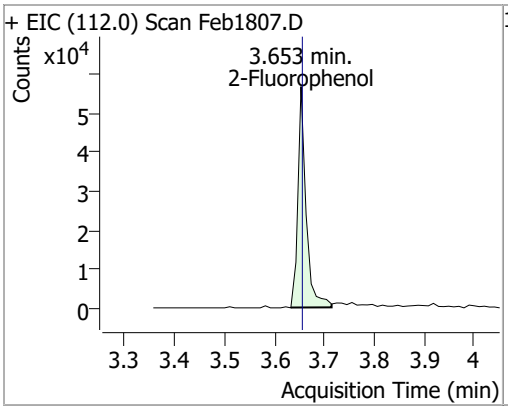

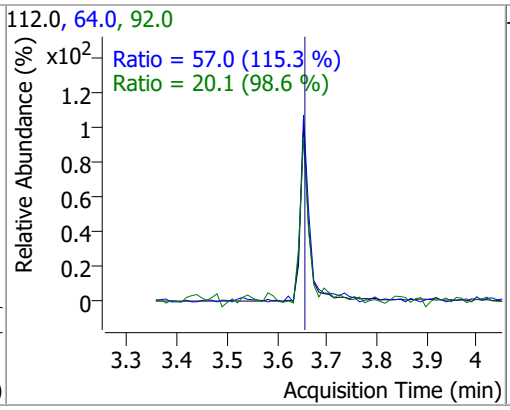

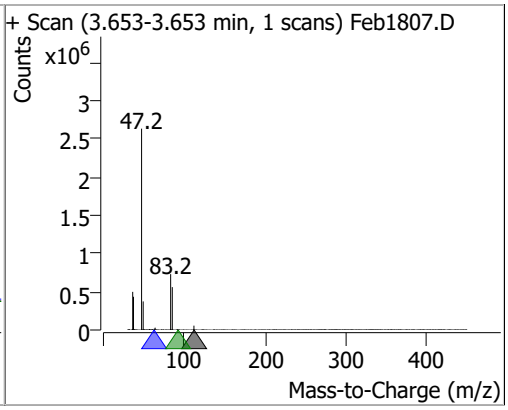

Compound	Conc.	RT	Dev(Min)	Resp.	QIon	QRatio	Lower	Upper
Aniline	9.2848	4.56	0.00	117703	66.0	33.8	25.7	47.8
					65.0	23.7	13.1	24.4

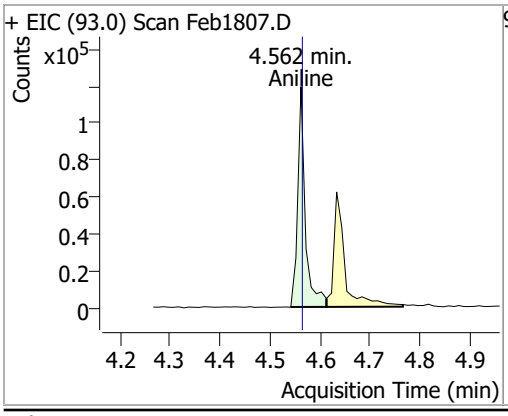

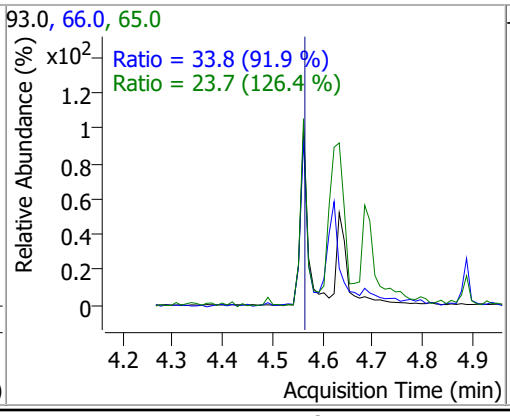

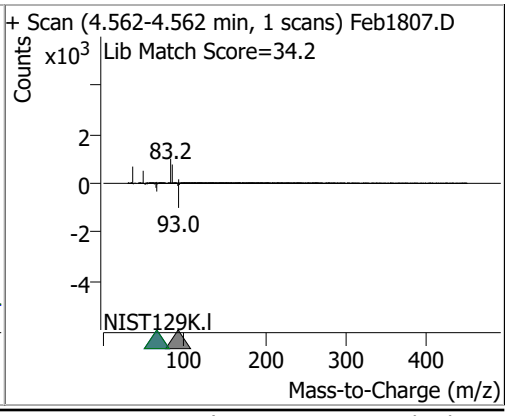

Compound	Conc.	RT	Dev(Min)	Resp.	QIon	QRatio	Lower	Upper
Phenol-d5	9.4500	4.60	-0.01	82773 (m)	71.0	37.8	25.8	47.9

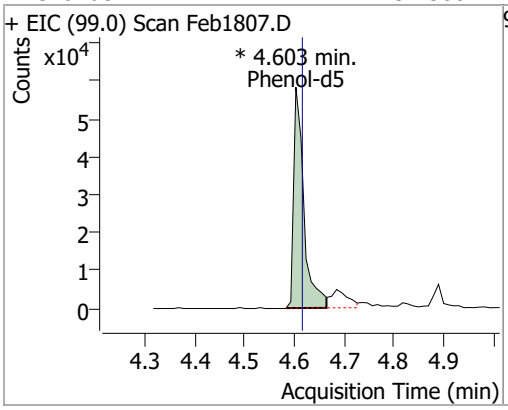

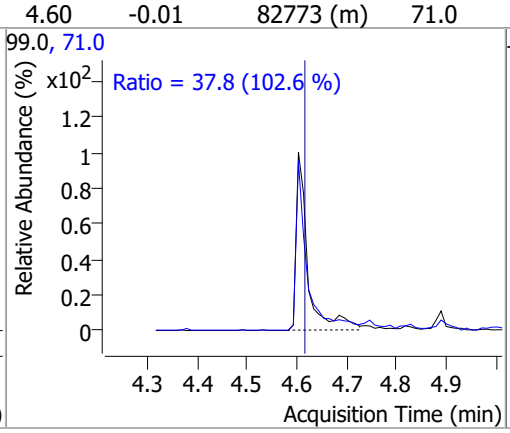

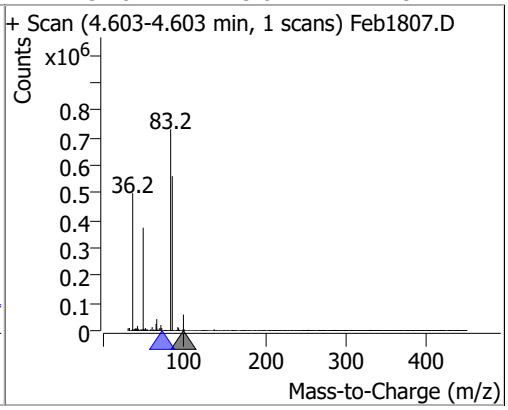

Compound	Conc.	RT	Dev(Min)	Resp.	QIon	QRatio	Lower	Upper
Phenol	9.4951	4.62	0.00	90632	66.0	55.6	31.7	58.9

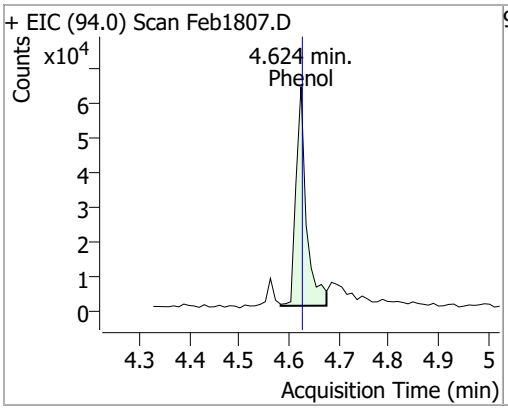

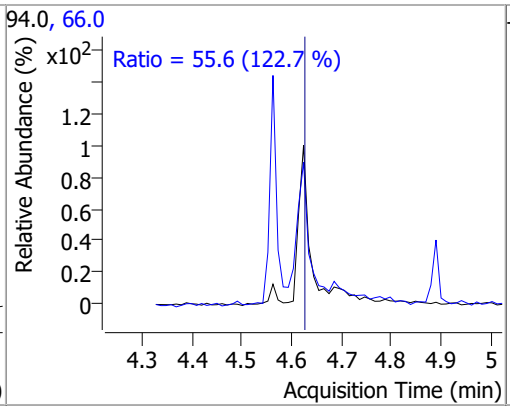

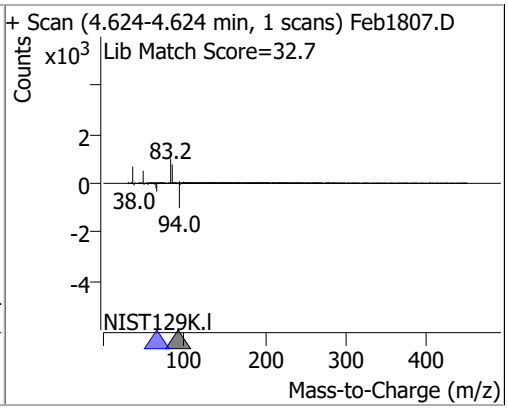

Compound	Conc.	RT	Dev(Min)	Resp.	QIon	QRatio	Lower	Upper
bis(-2-Chloroethyl)Ether	9.5586	4.63	-0.01	64413	64.0	11.4	7.6	14.1

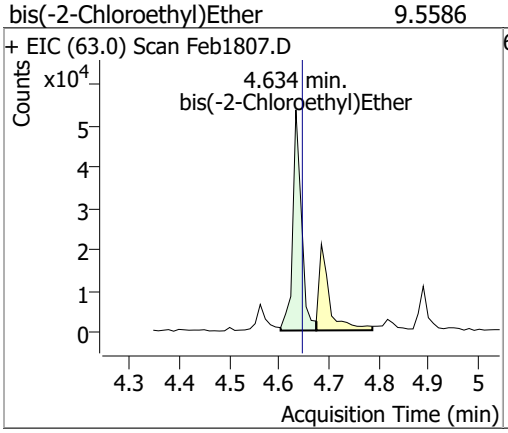

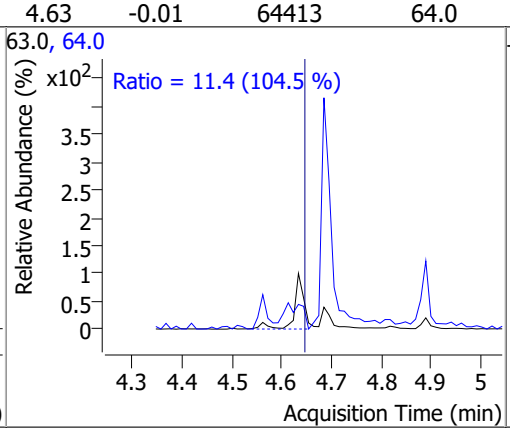

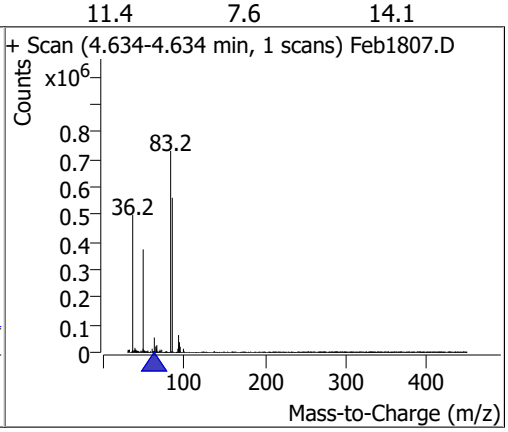

Compound	Conc.	RT	Dev(Min)	Resp.	QIon	QRatio	Lower	Upper
2-Chlorophenol	9.5978	4.68	-0.01	75438	130.0	36.6	22.7	42.2

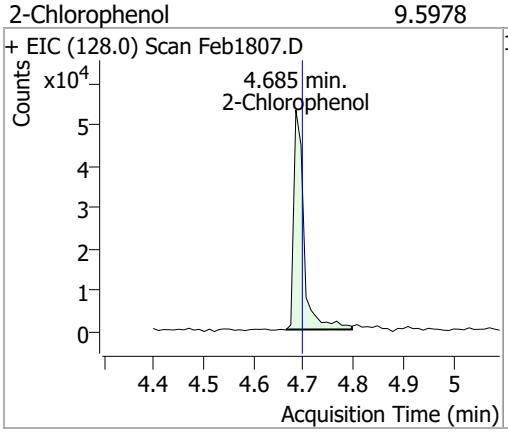

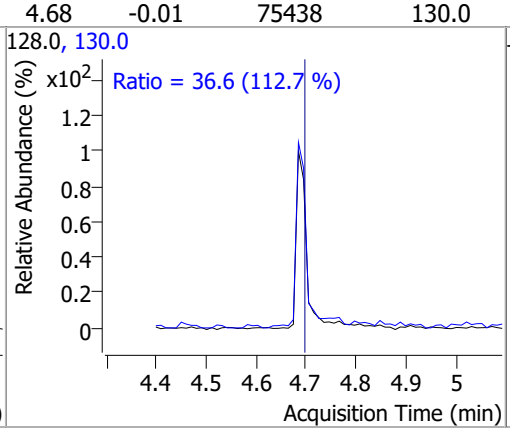

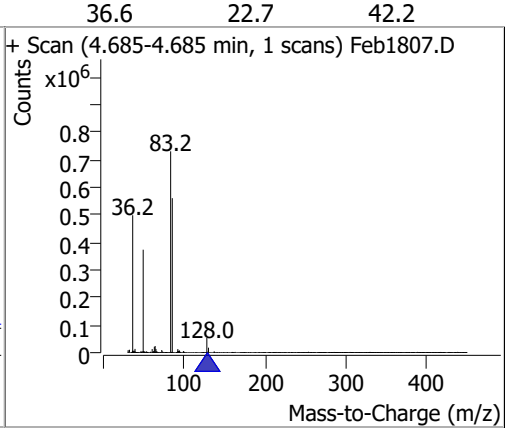

Compound	Conc.	RT	Dev(Min)	Resp.	QIon	QRatio	Lower	Upper
1,3-Dichlorobenzene	9.6983	4.82	-0.01	113425	148.0	59.6	44.6	82.8
					111.0	33.0	25.3	47.0

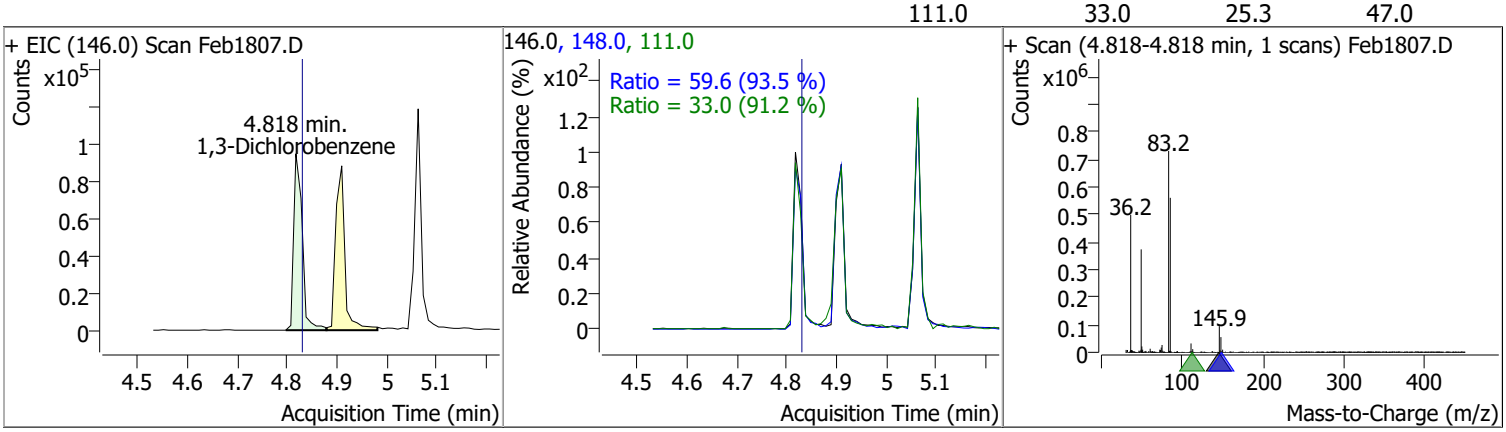

Compound	Conc.	RT	Dev(Min)	Resp.	QIon	QRatio	Lower	Upper
1,4-Dichlorobenzene	9.4369	4.91	0.00	113963	148.0	64.4	45.6	84.8
					111.0	38.4	25.2	46.8

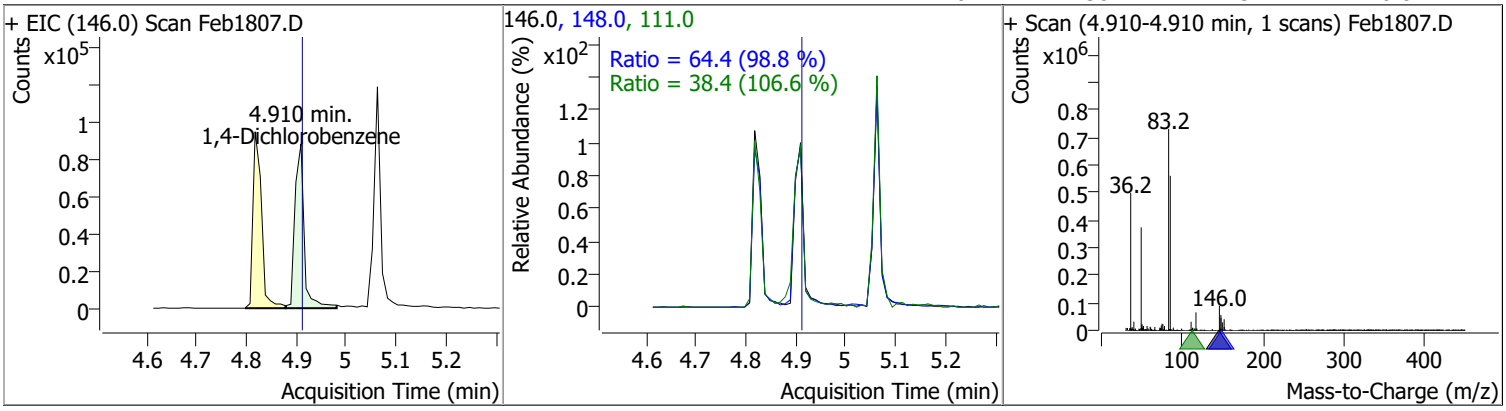

Compound	Conc.	RT	Dev(Min)	Resp.	QIon	QRatio	Lower	Upper
1,2-Dichlorobenzene	9.8457	5.06	0.00	110443 (m)	148.0	60.5	45.1	83.8
					111.0	37.6	26.1	48.5

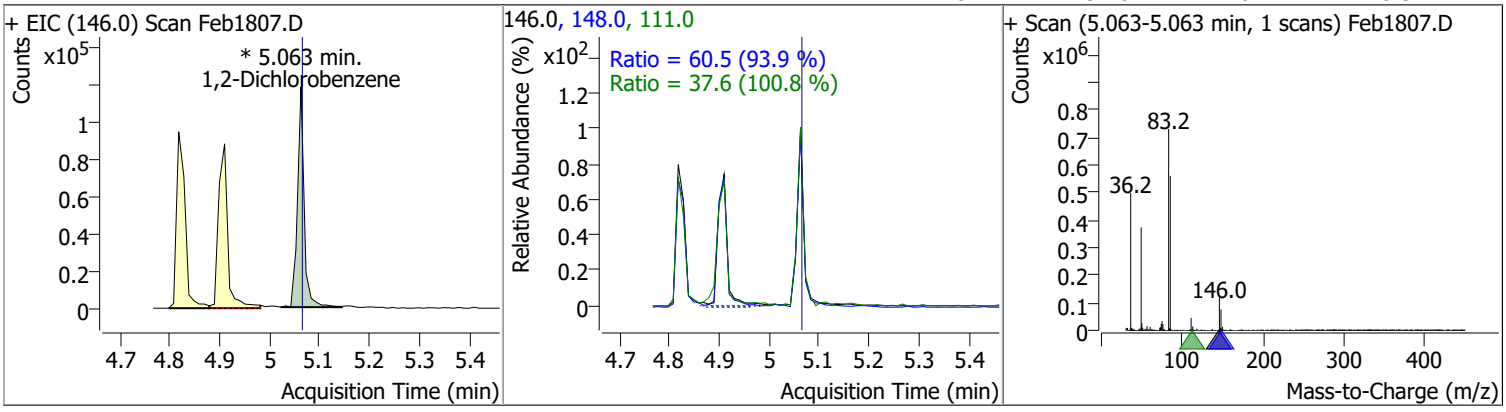

Compound	Conc.	RT	Dev(Min)	Resp.	QIon	QRatio	Lower	Upper
Benzyl Alcohol	9.2253	5.08	0.00	31154 (m)	79.0	92.4	83.5	155.1
					107.0	72.2	49.3	91.6

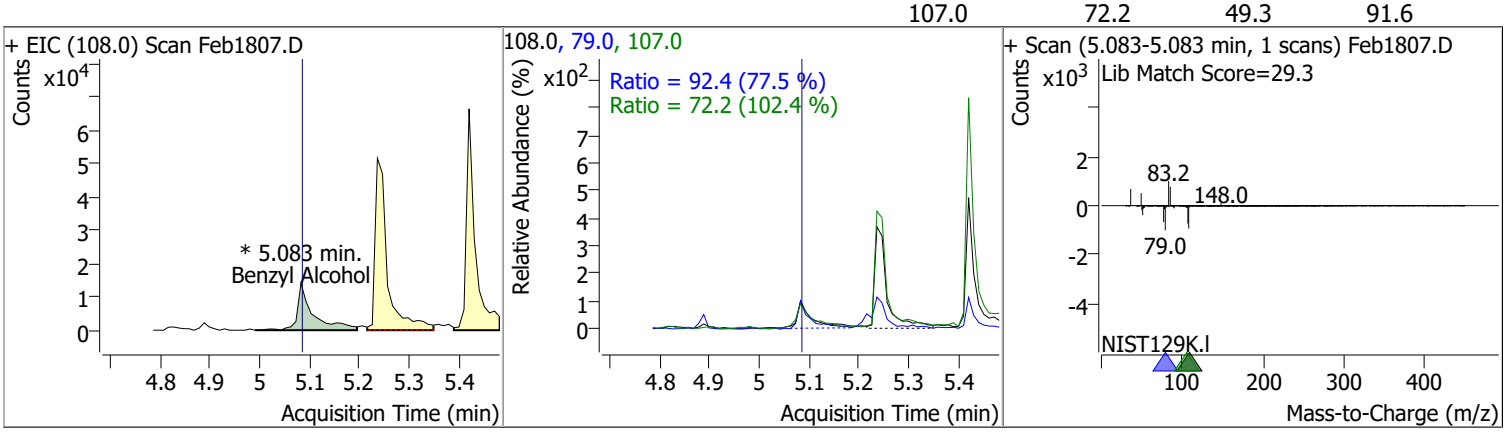

Compound	Conc.	RT	Dev(Min)	Resp.	QIon	QRatio	Lower	Upper
bis(2-chloroisopropyl)Ether	9.4881	5.22	-0.01	26761	123.0	28.1	22.5	41.8

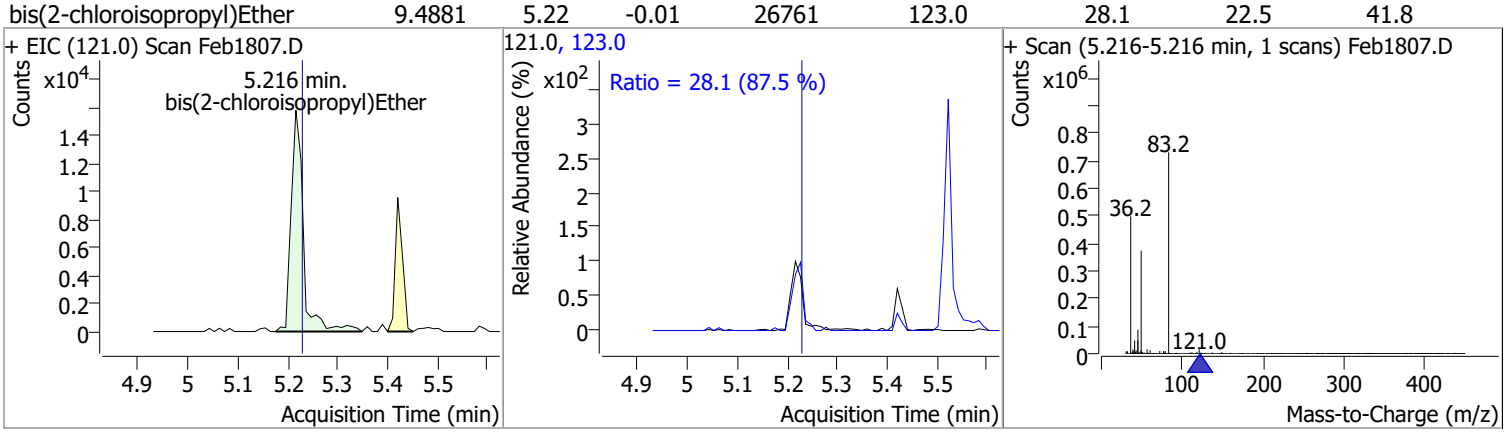

Compound	Conc.	RT	Dev(Min)	Resp.	QIon	QRatio	Lower	Upper
2-Methylphenol	9.5156	5.24	-0.01	67039	108.0	121.5	81.5	151.4

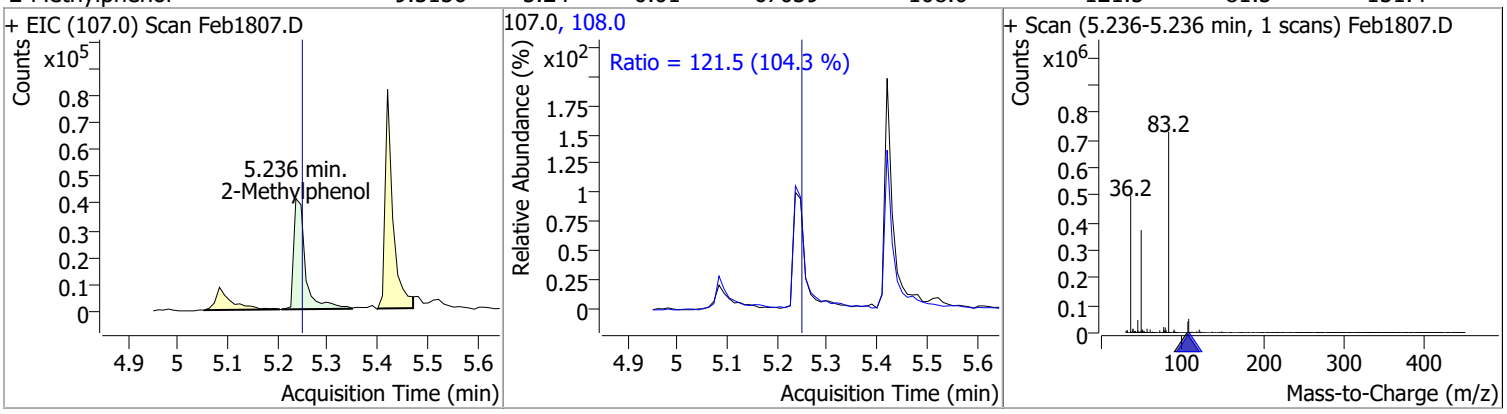

Compound	Conc.	RT	Dev(Min)	Resp.	QIon	QRatio	Lower	Upper
N-nitroso-Di-n-propylamine	9.3374	5.36	-0.01	40378	130.0	17.9	0.0	38.8

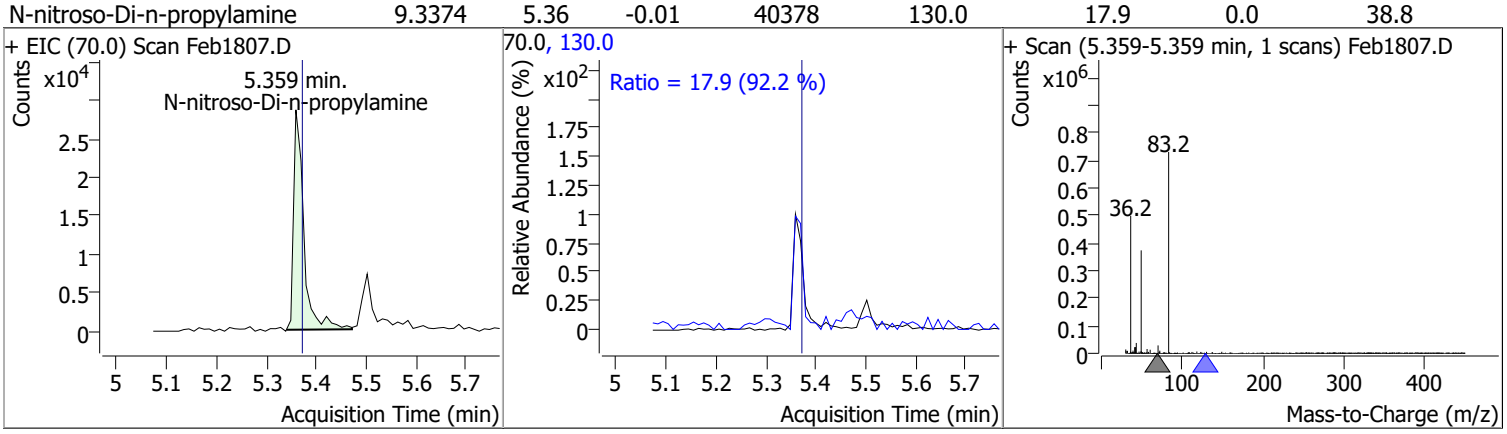

Compound	Conc.	RT	Dev(Min)	Resp.	QIon	QRatio	Lower	Upper
4Methylphenol/3Methylphenol	8.9706	5.42	-0.01	88244	108.0	86.8	58.8	109.1

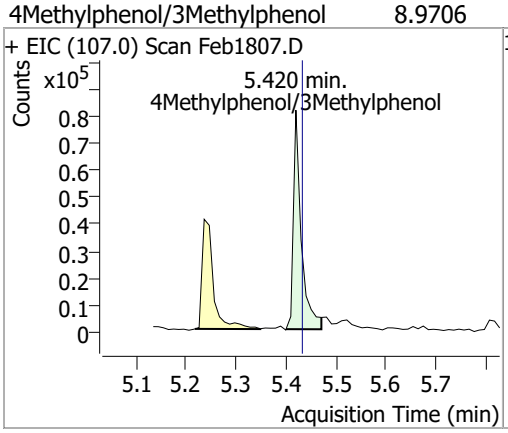

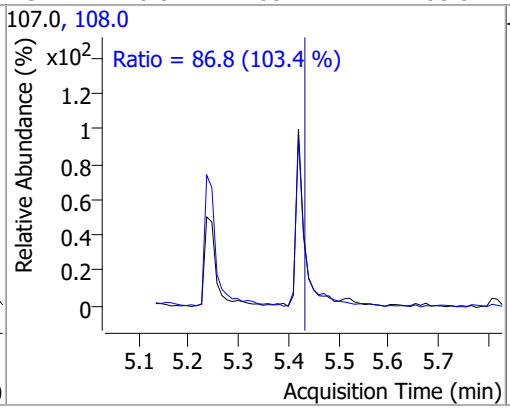

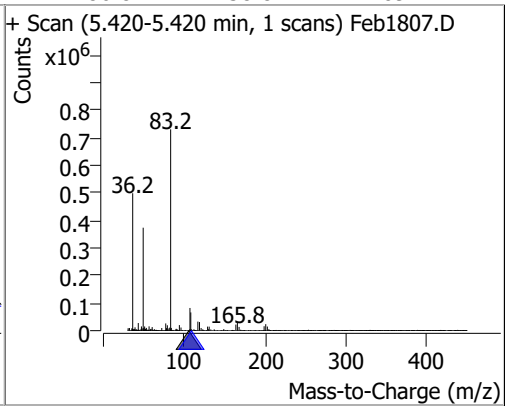

Compound	Conc.	RT	Dev(Min)	Resp.	QIon	QRatio	Lower	Upper
Hexachloroethane	9.6553	5.42	-0.01	30122	201.0	84.2	63.5	118.0
					199.0	54.2	39.8	74.0

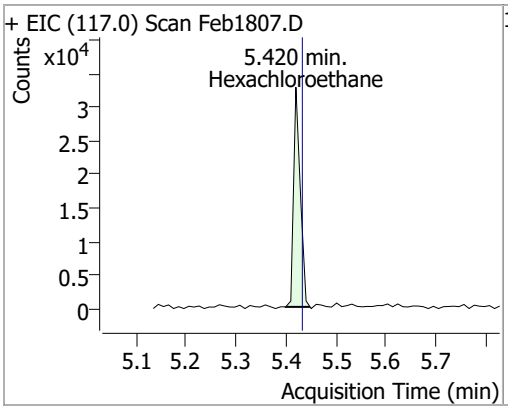

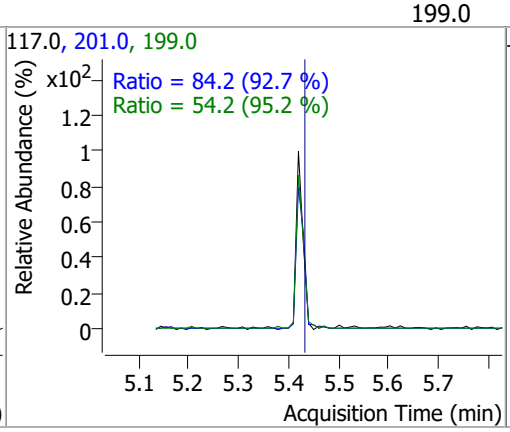

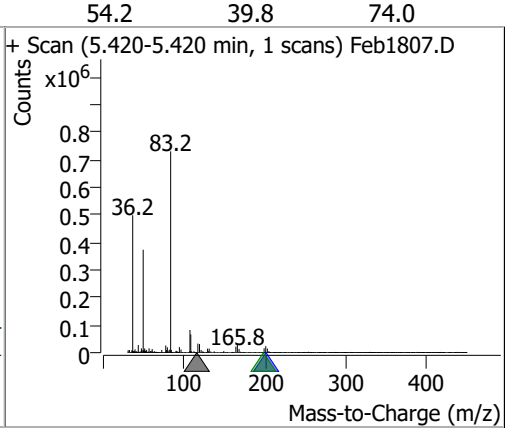

Compound	Conc.	RT	Dev(Min)	Resp.	QIon	QRatio	Lower	Upper
Nitrobenzene-d5	9.4140	5.50	0.00	45452	54.0	64.1	46.3	86.0
					128.0	43.5	34.1	63.3

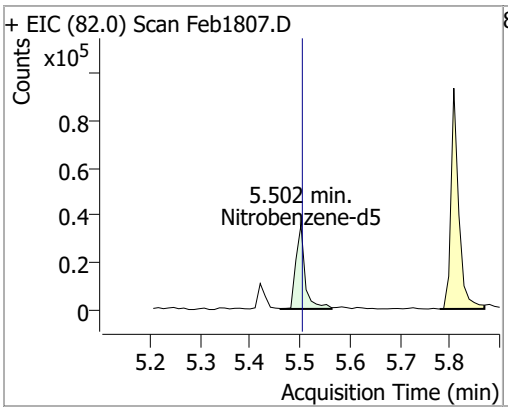

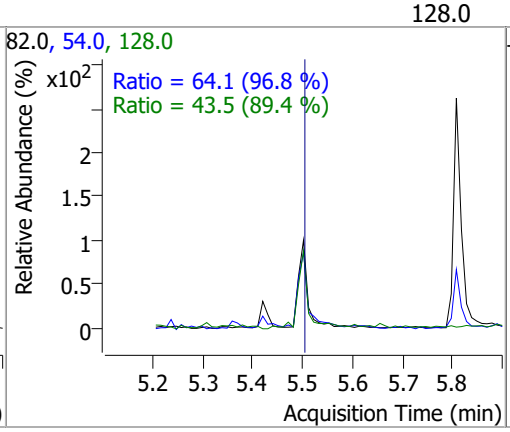

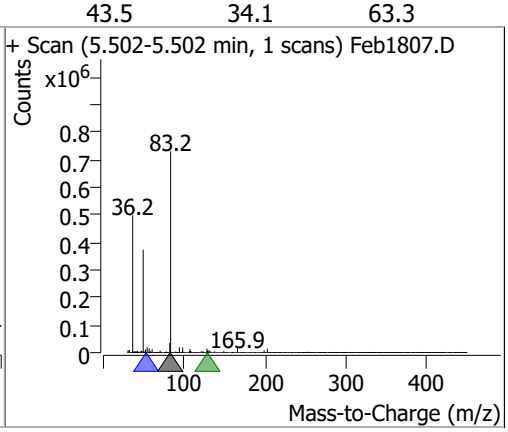

Compound	Conc.	RT	Dev(Min)	Resp.	QIon	QRatio	Lower	Upper
Nitrobenzene	8.2519	5.52	0.00	18080	77.0	255.2	148.9	276.5
					51.0	152.0	91.7	170.3

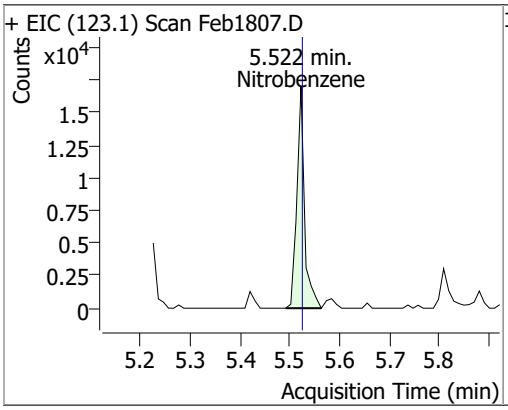

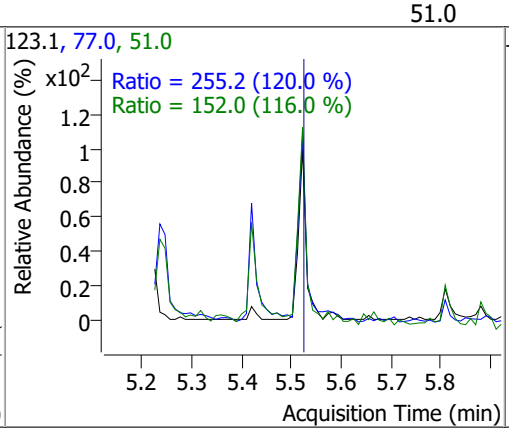

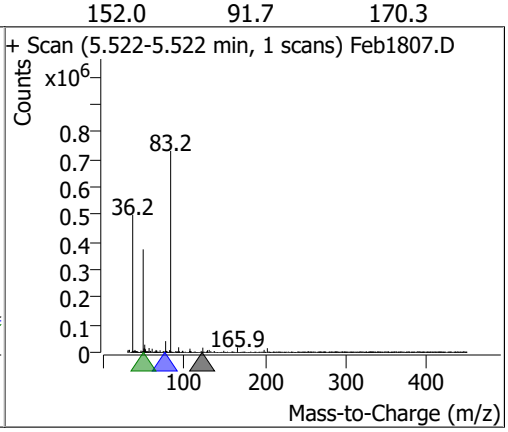

Compound	Conc.	RT	Dev(Min)	Resp.	QIon	QRatio	Lower	Upper
Isophorone	8.9357	5.81	-0.01	97277	138.0	23.7	14.8	27.5

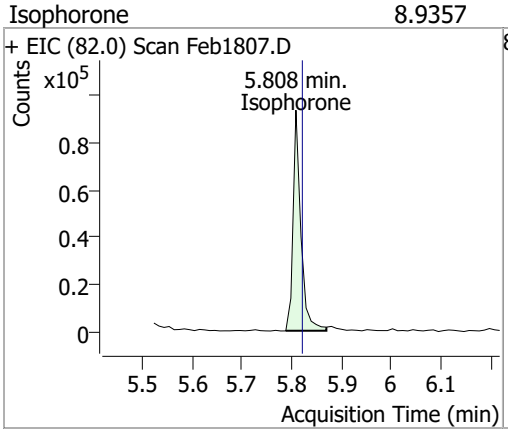

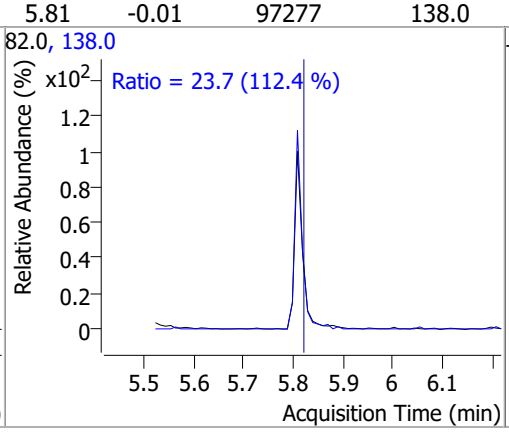

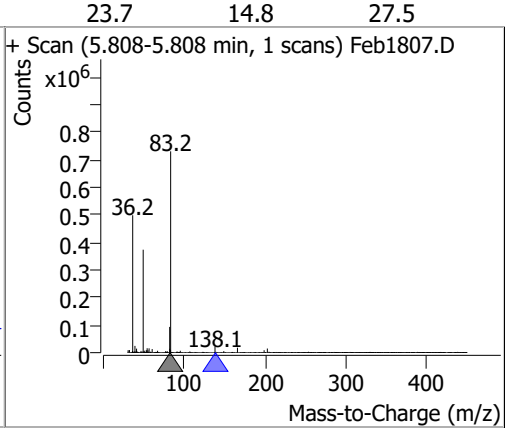

Compound	Conc.	RT	Dev(Min)	Resp.	QIon	QRatio	Lower	Upper
2-Nitrophenol	8.9839	5.88	0.00	19297	65.0	57.4	34.2	63.4
					109.0	36.0	24.6	45.8

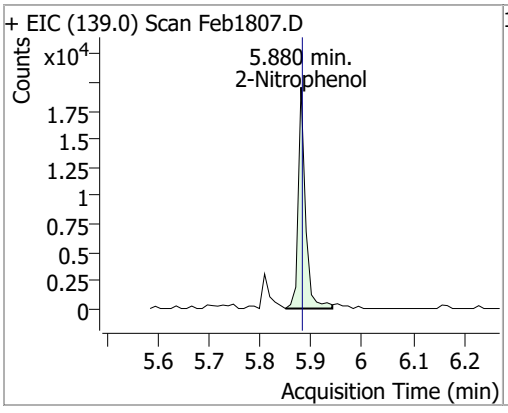

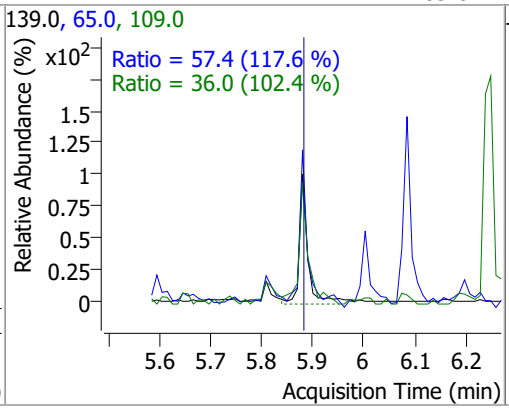

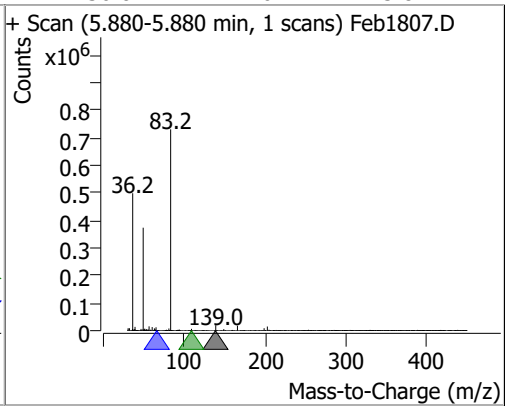

Compound	Conc.	RT	Dev(Min)	Resp.	QIon	QRatio	Lower	Upper
2,4-Dimethylphenol	9.0655	6.00	0.00	52824	107.0	111.4	76.6	142.3
					77.0	32.3	23.8	44.2

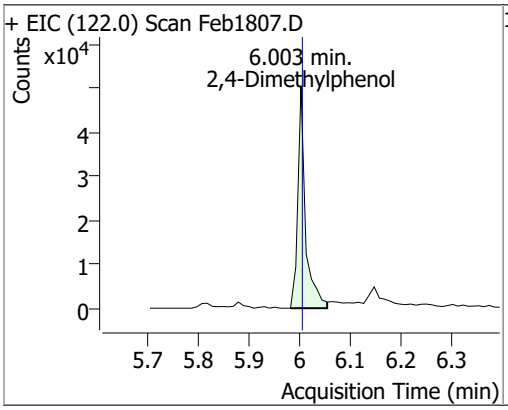

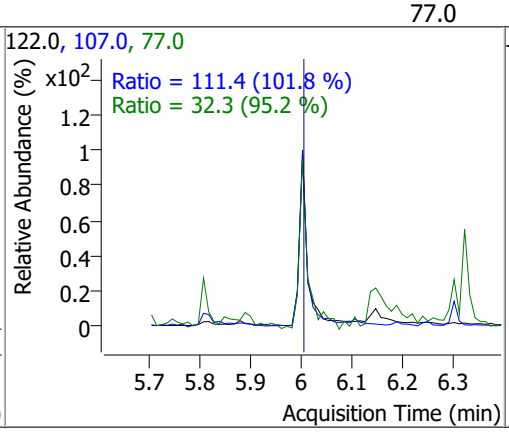

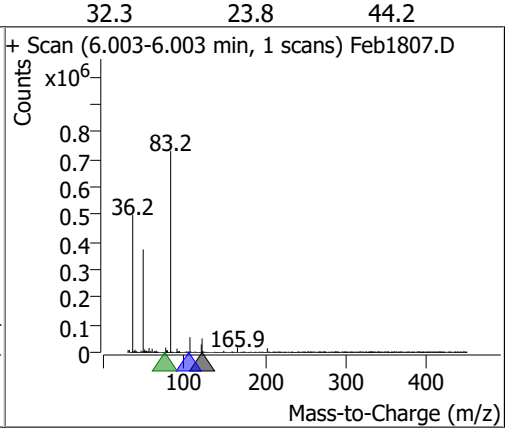

Compound	Conc.	RT	Dev(Min)	Resp.	QIon	QRatio	Lower	Upper
bis(-2-Chloroethoxy)Methane	9.3842	6.08	0.00	59939	63.0	72.2	47.7	88.6
					95.0	28.1	22.3	41.5

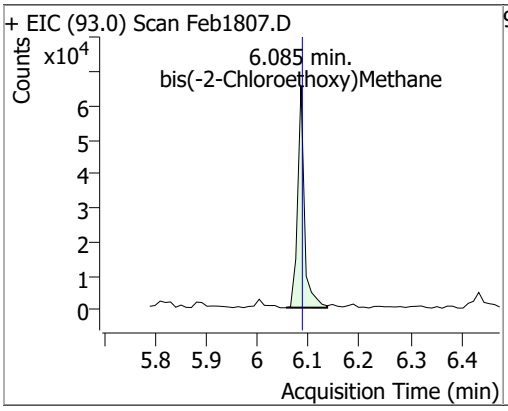

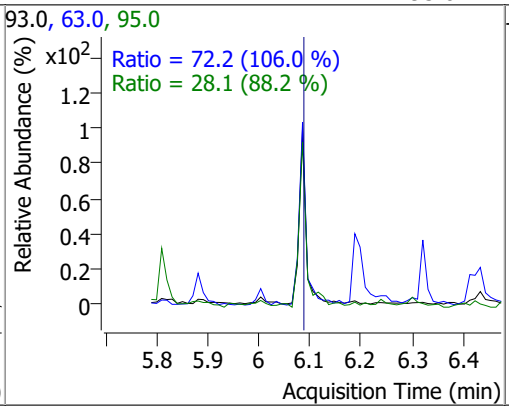

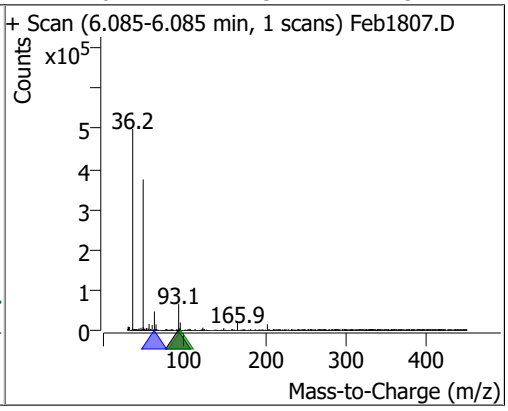

Compound	Conc.	RT	Dev(Min)	Resp.	QIon	QRatio	Lower	Upper
2,4-Dichlorophenol	9.4074	6.19	0.00	47605	164.0	65.8	45.5	84.5
					98.0	33.0	20.0	37.1

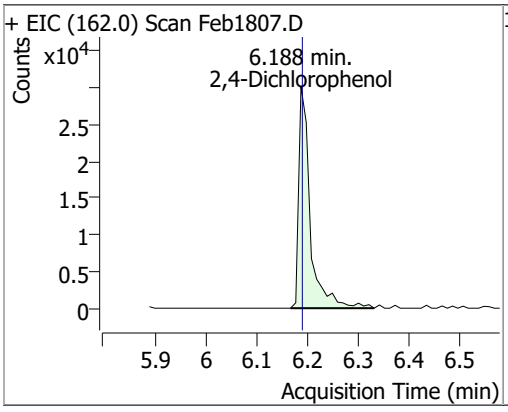

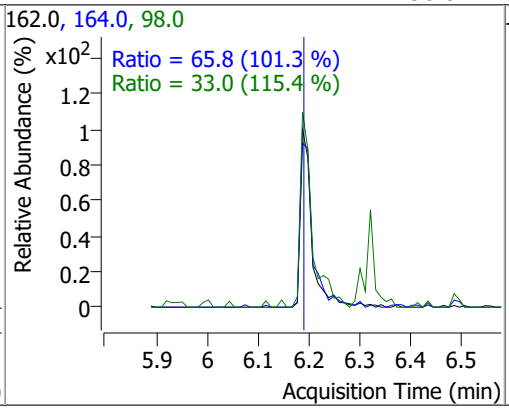

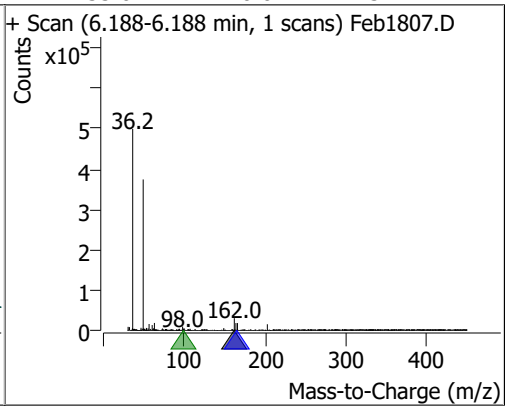

Quantitation Results Report (QT Reviewed)

Compound	Conc.	RT	Dev(Min)	Resp.	QIon	QRatio	Lower	Upper
Benzoic Acid	8.4117	6.15	-0.09	18665 (m)	122.0	60.2	59.9	111.2
					77.0	57.2	42.3	78.5

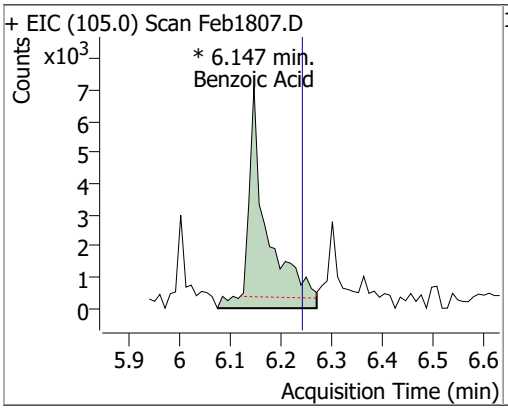

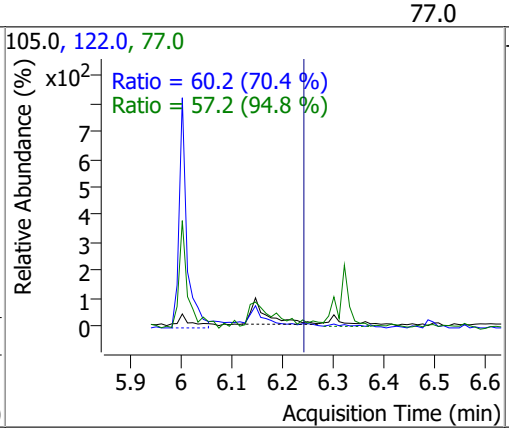

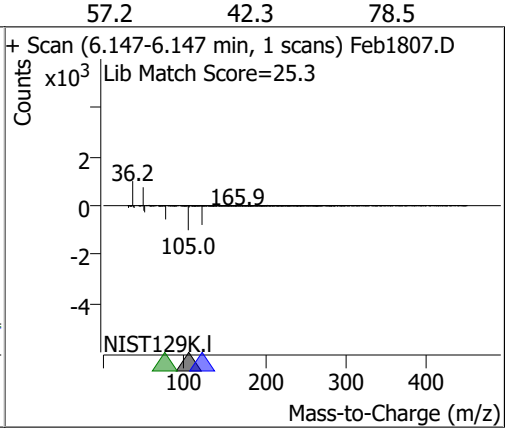

Compound	Conc.	RT	Dev(Min)	Resp.	QIon	QRatio	Lower	Upper
1,2,4-Trichlorobenzene	9.7020	6.25	0.00	69022	182.0	93.4	66.2	122.9
					145.0	30.1	20.1	37.3

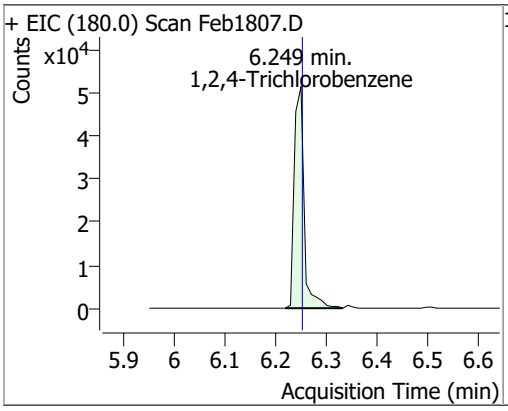

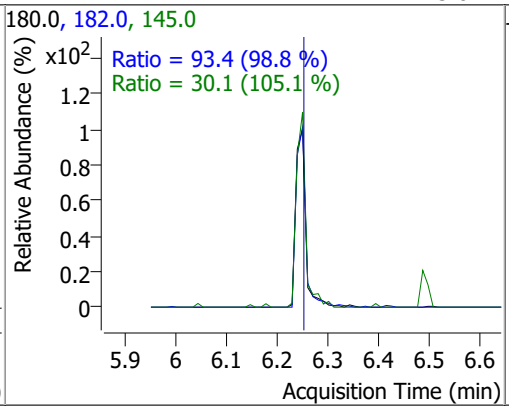

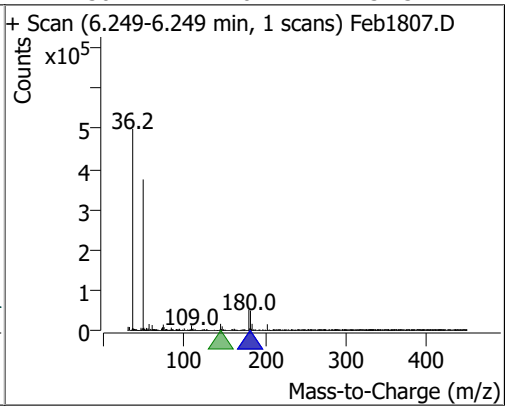

Compound	Conc.	RT	Dev(Min)	Resp.	QIon	QRatio	Lower	Upper
Naphthalene	9.6379	6.32	-0.01	215374	129.0	11.7	8.0	14.9
					102.0	11.7	6.9	12.9

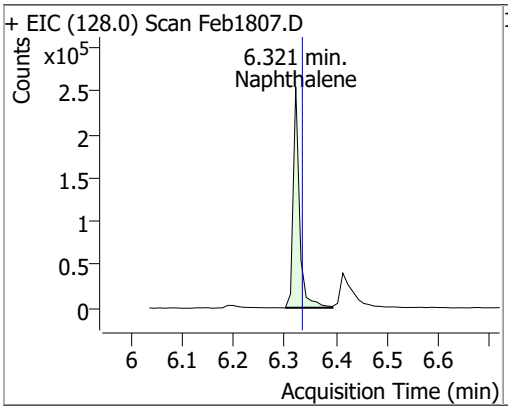

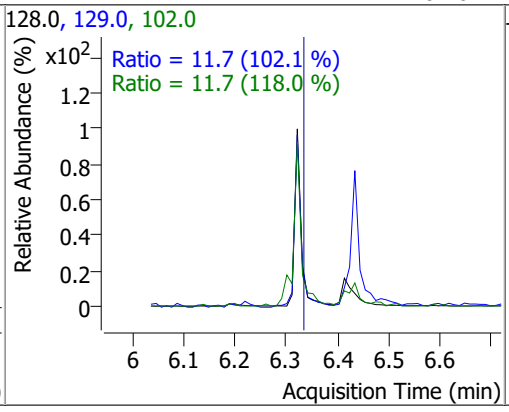

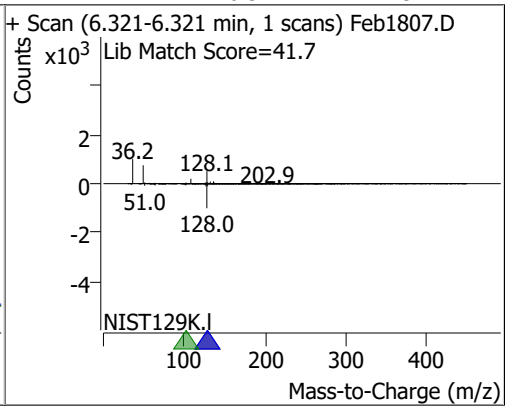

Compound	Conc.	RT	Dev(Min)	Resp.	QIon	QRatio	Lower	Upper
4-Chlorophenol	10.2898	6.41	0.00	23297	128.0	292.0	221.4	411.2

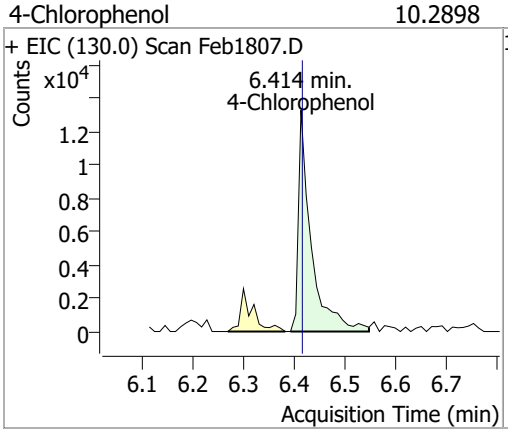

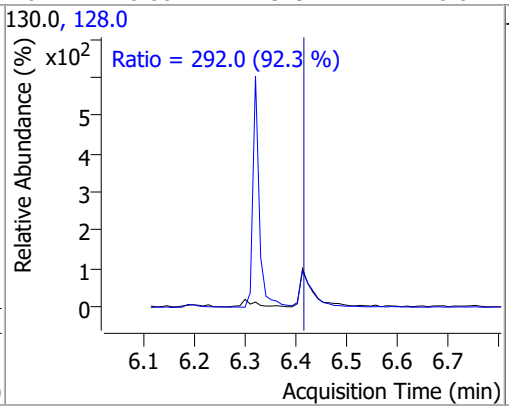

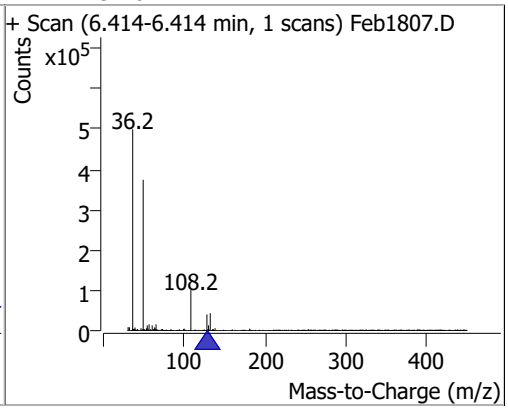

Compound	Conc.	RT	Dev(Min)	Resp.	QIon	QRatio	Lower	Upper
p-Chloroaniline	9.0638	6.43	0.00	71033	65.0	63.2	42.1	78.2
					129.0	41.9	26.3	48.9

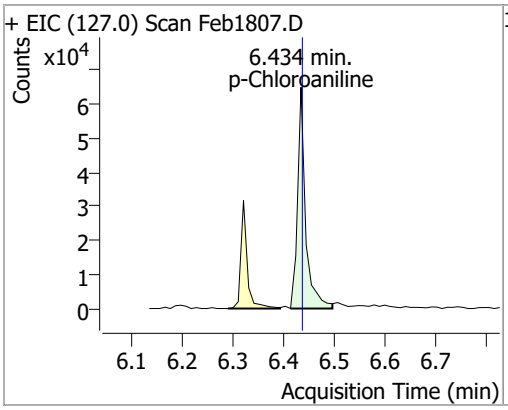

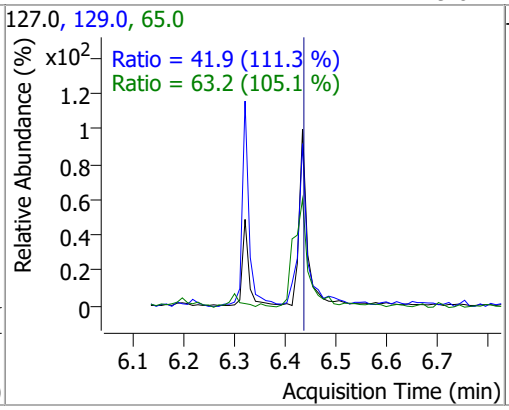

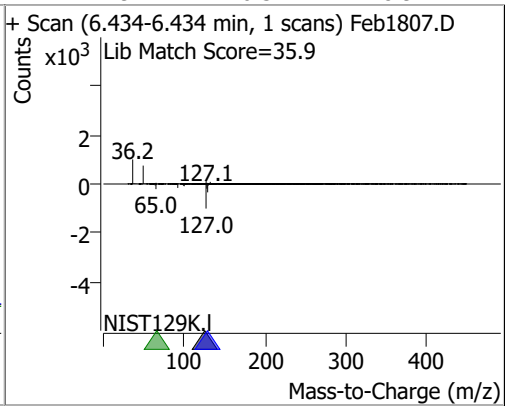

Compound	Conc.	RT	Dev(Min)	Resp.	QIon	QRatio	Lower	Upper
Hexachlorobutadiene	9.5879	6.49	-0.01	33554	227.0	63.8	46.0	85.4
					223.0	65.7	45.0	83.6

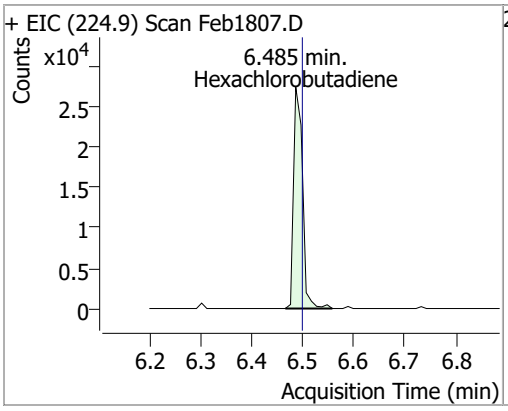

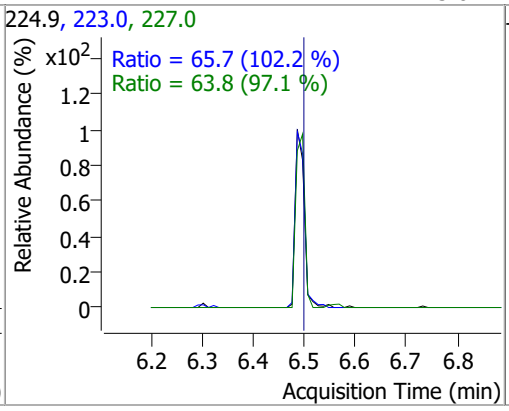

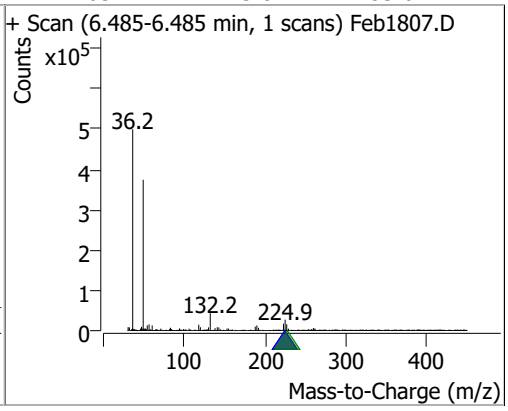

Compound	Conc.	RT	Dev(Min)	Resp.	QIon	QRatio	Lower	Upper
4-Chloro-2-Methylphenol	9.6988	6.94	0.00	51791 (m)	144.0	20.3	19.4	36.1

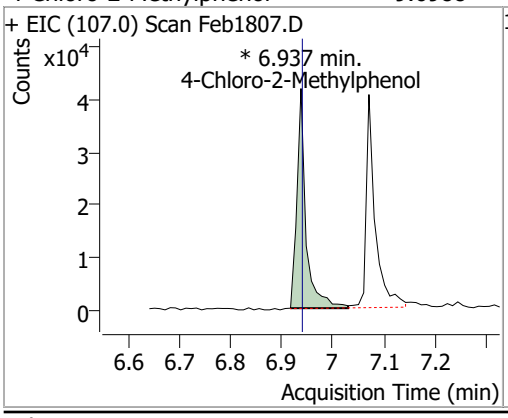

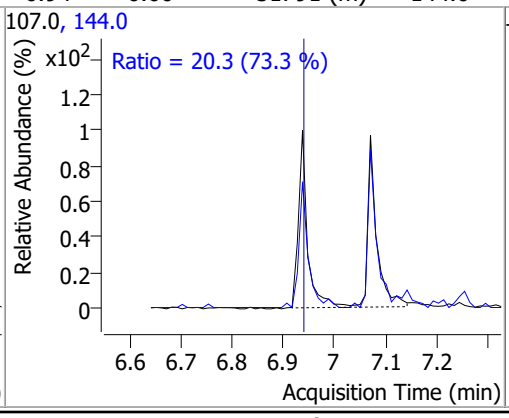

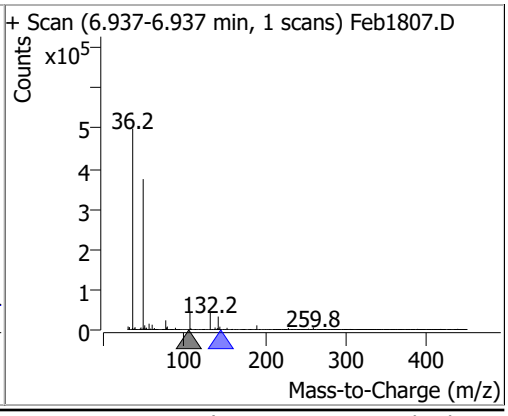

Compound	Conc.	RT	Dev(Min)	Resp.	QIon	QRatio	Lower	Upper
4-Chloro-3-Methylphenol	9.1080	7.07	0.00	51113 (m)	144.0	25.1	19.1	35.5

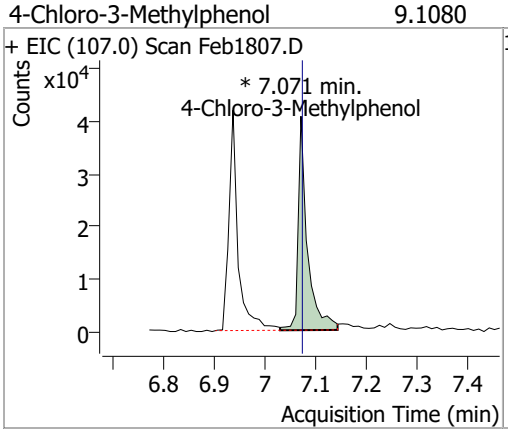

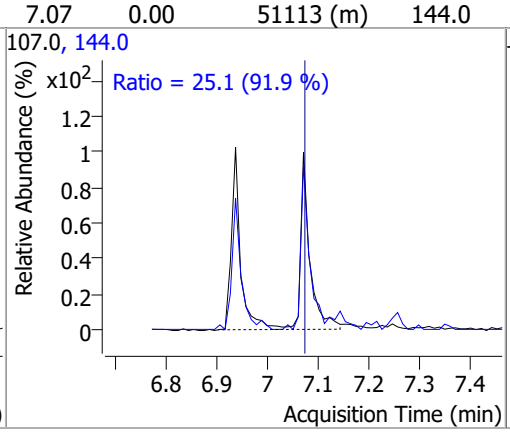

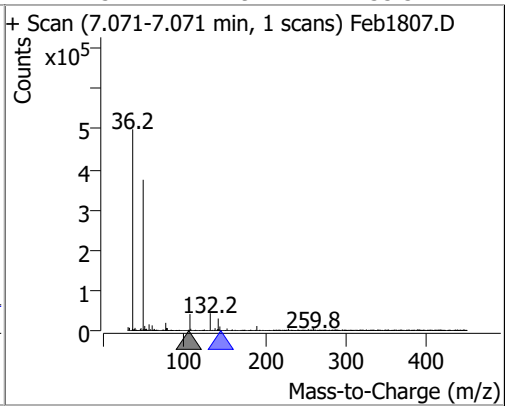

Compound	Conc.	RT	Dev(Min)	Resp.	QIon	QRatio	Lower	Upper
2-Methylnaphthalene	10.4339	7.14	0.00	129837 (m)	142.0	115.6	83.8	155.7
					115.0	40.1	29.2	54.3

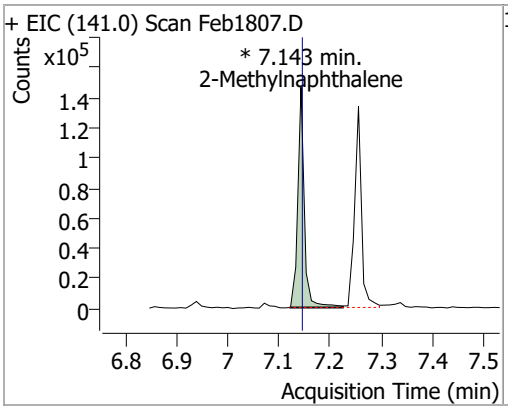

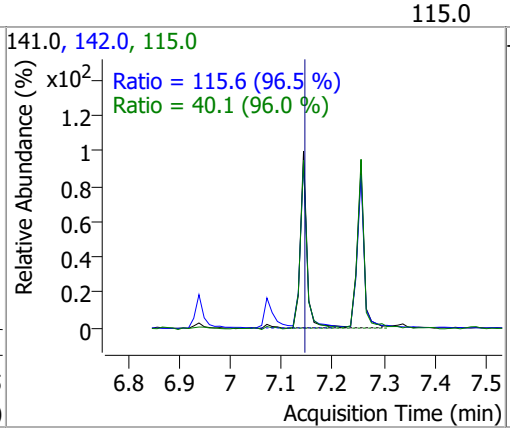

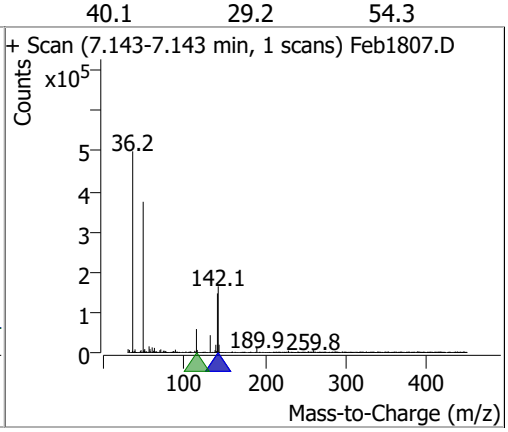

Compound	Conc.	RT	Dev(Min)	Resp.	QIon	QRatio	Lower	Upper
1-Methylnaphthalene	10.2310	7.26	0.00	126738 (m)	142.0	115.6	79.8	148.2
					115.0	43.2	28.9	53.7

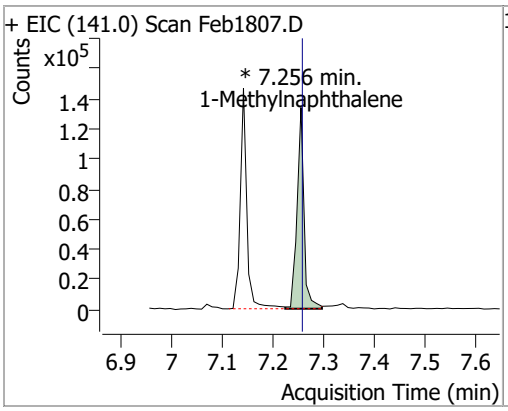

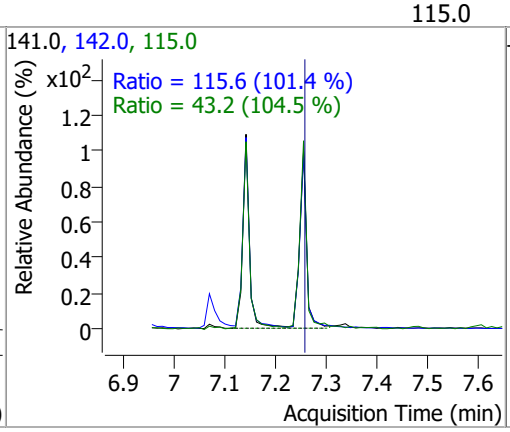

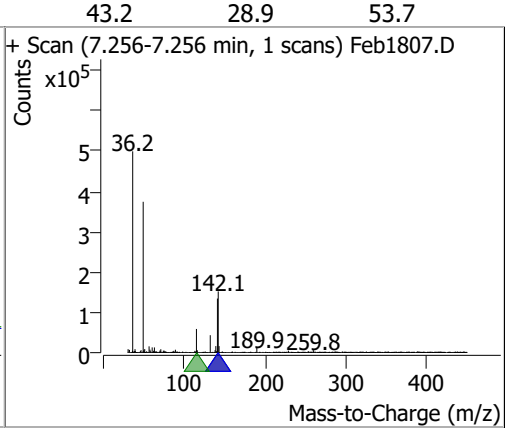

Compound	Conc.	RT	Dev(Min)	Resp.	QIon	QRatio	Lower	Upper
Hexachlorocyclopentadiene	8.7963	7.34	0.00	13837	234.9	72.2	45.2	84.0
					238.9	69.7	44.6	82.9

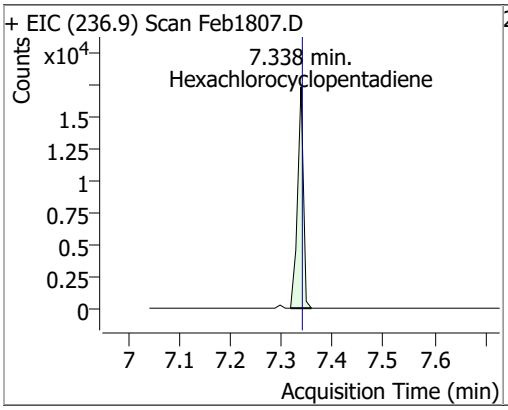

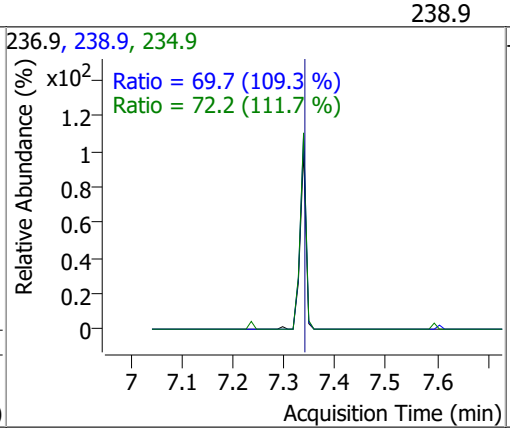

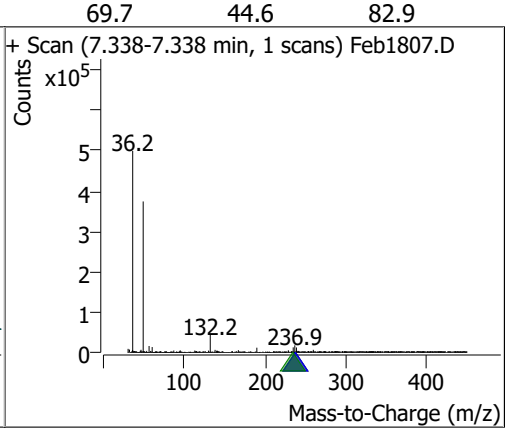

Compound	Conc.	RT	Dev(Min)	Resp.	QIon	QRatio	Lower	Upper
2,4,6-Trichlorophenol	9.0500	7.51	-0.01	27041	198.0	95.5	67.6	125.5

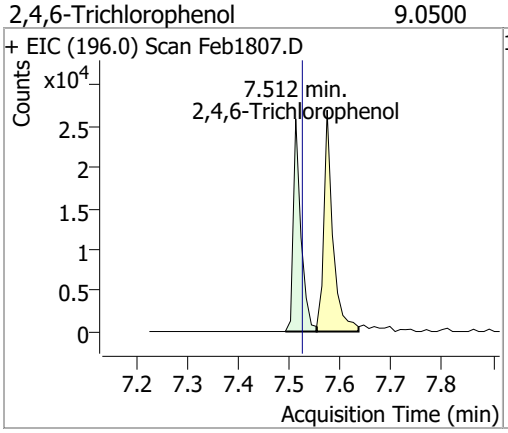

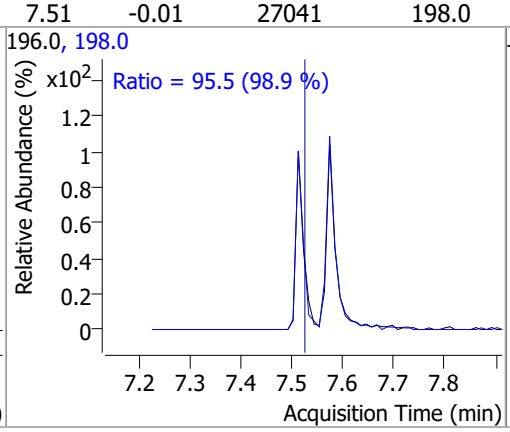

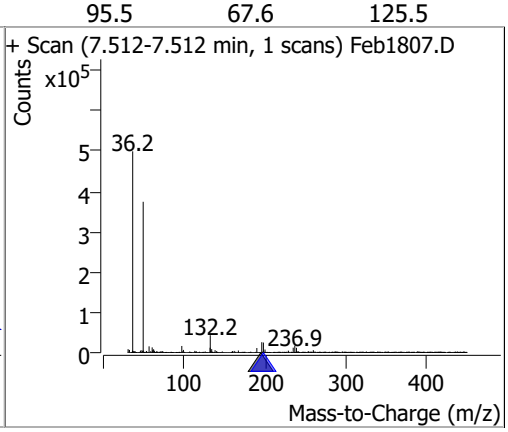

Compound	Conc.	RT	Dev(Min)	Resp.	QIon	QRatio	Lower	Upper
2,4,5-Trichlorophenol	8.9583	7.57	0.00	33223	198.0	102.2	63.2	117.3

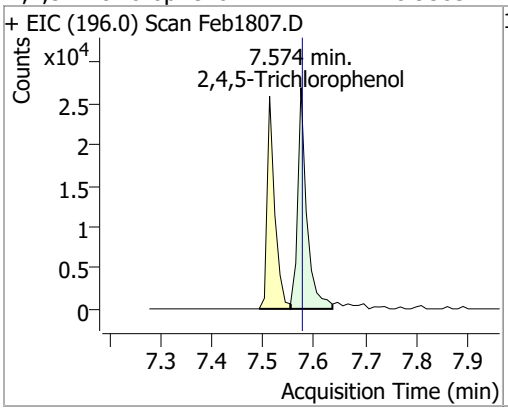

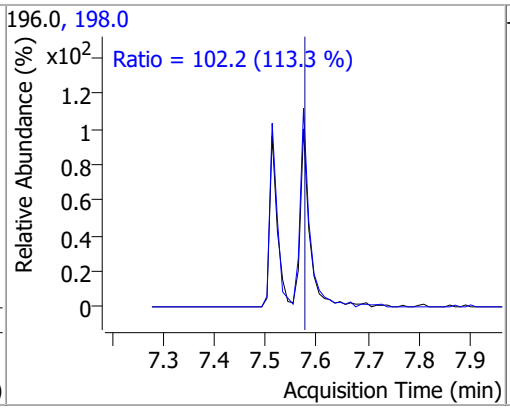

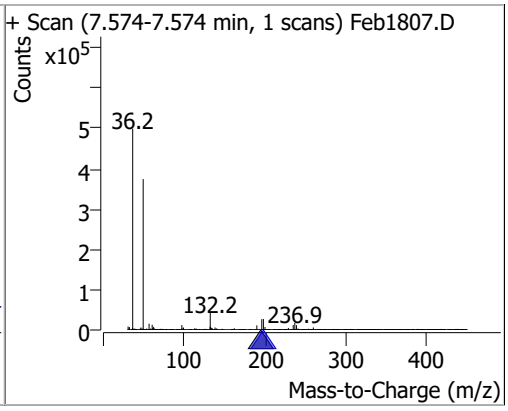

Compound	Conc.	RT	Dev(Min)	Resp.	QIon	QRatio	Lower	Upper
2-Fluorobiphenyl	9.8948	7.60	0.00	160369	171.0	35.3	24.0	44.5

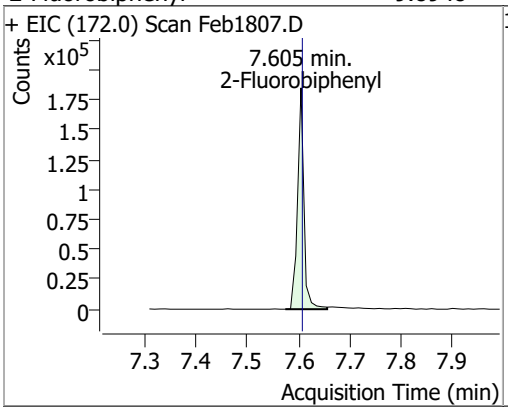

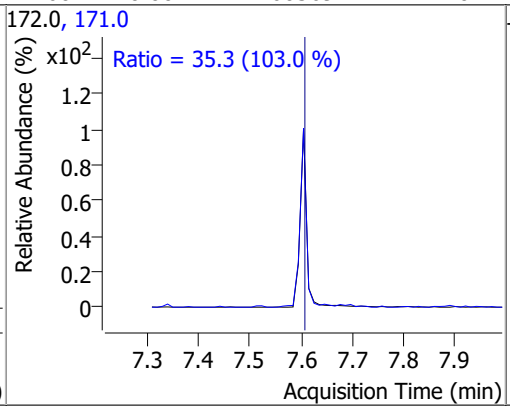

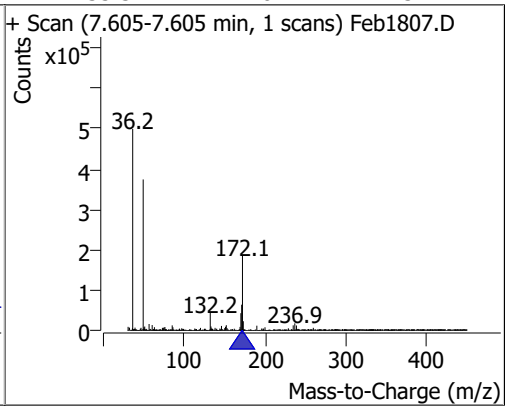

Compound	Conc.	RT	Dev(Min)	Resp.	QIon	QRatio	Lower	Upper
2-Chloronaphthalene	10.0555	7.71	-0.01	133308	127.0	37.8	25.1	46.7
					164.0	31.0	22.5	41.7

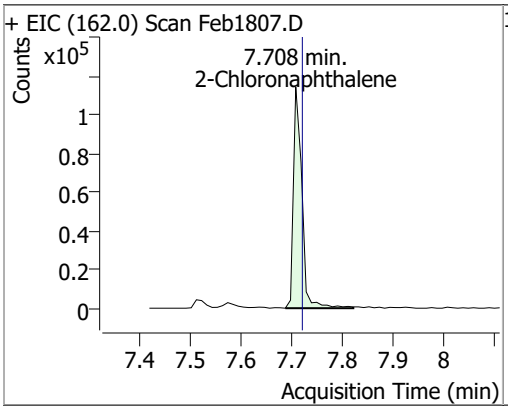

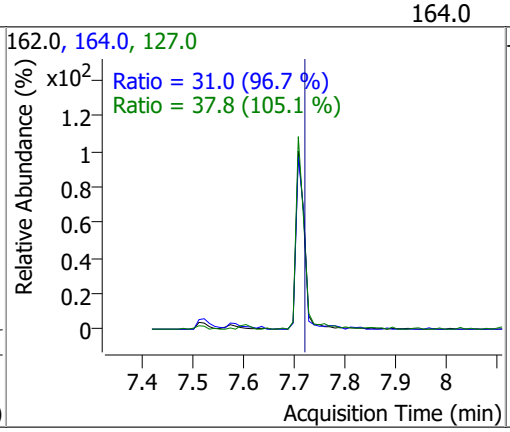

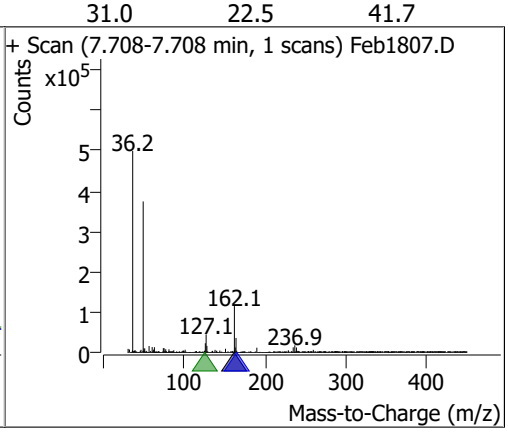

Compound	Conc.	RT	Dev(Min)	Resp.	QIon	QRatio	Lower	Upper
2-Nitroaniline	8.3822	7.88	0.00	14804	138.0	94.9	77.4	143.7

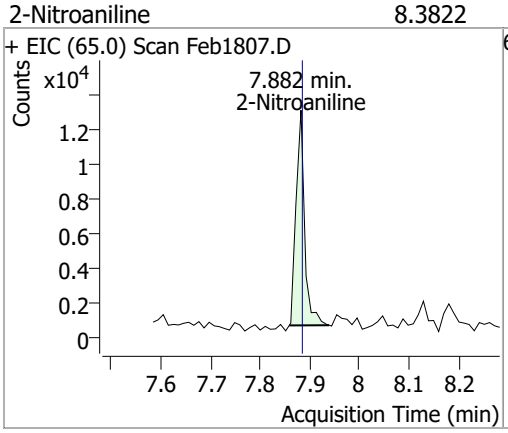

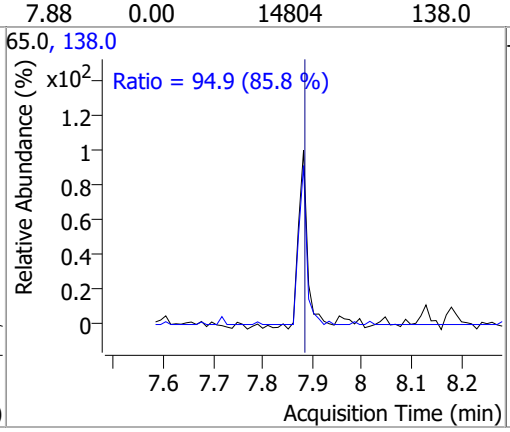

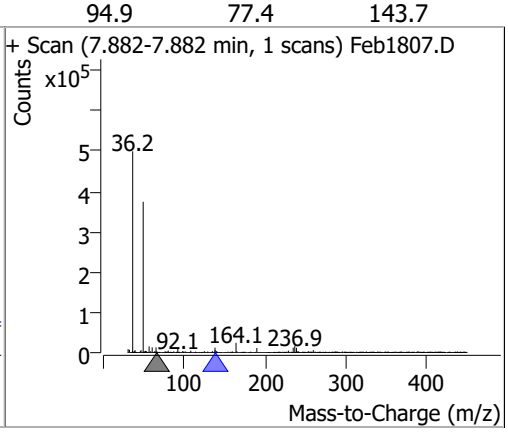

Compound	Conc.	RT	Dev(Min)	Resp.	QIon	QRatio	Lower	Upper
Dimethyl Phthalate	8.5312	8.13	-0.01	85510	77.0	24.6	13.8	25.7

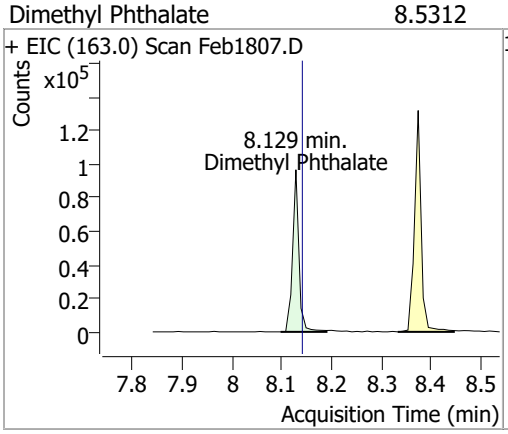

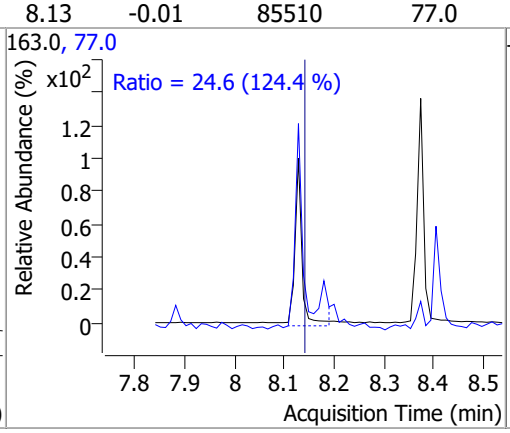

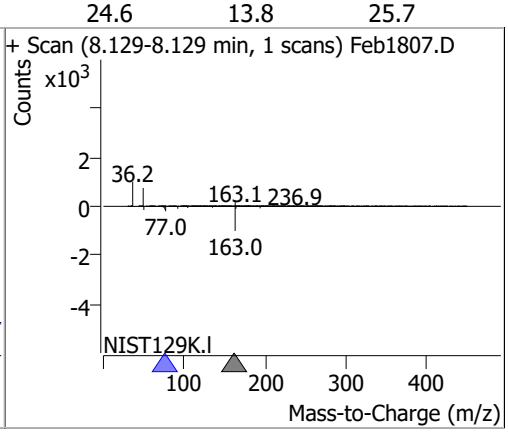

Compound	Conc.	RT	Dev(Min)	Resp.	QIon	QRatio	Lower	Upper
2,6-Dinitrotoluene	9.0242	8.18	-0.01	13053	63.0	168.9	99.5	184.8
					89.0	74.4	43.3	80.3

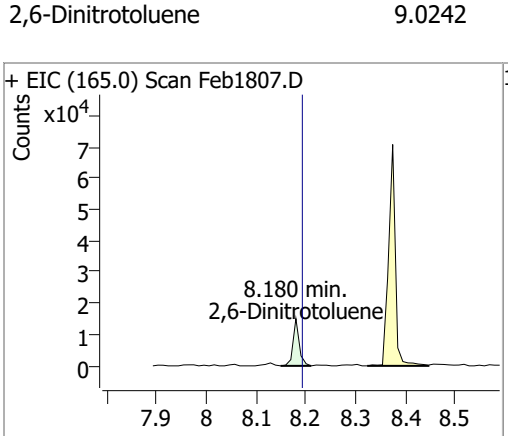

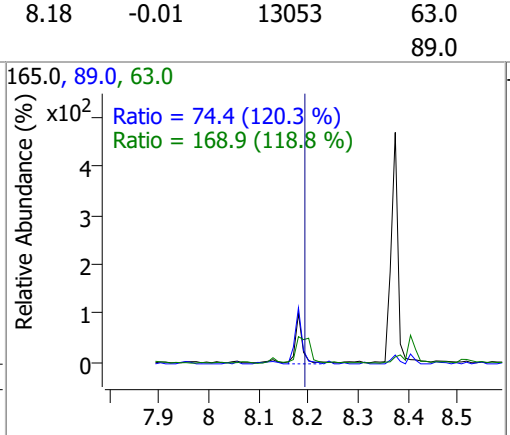

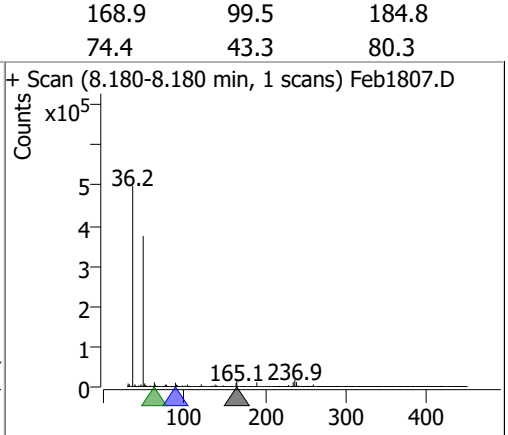

Compound	Conc.	RT	Dev(Min)	Resp.	QIon	QRatio	Lower	Upper
Acenaphthylene	9.5403	8.20	0.00	194369	153.1	16.7	9.6	17.7

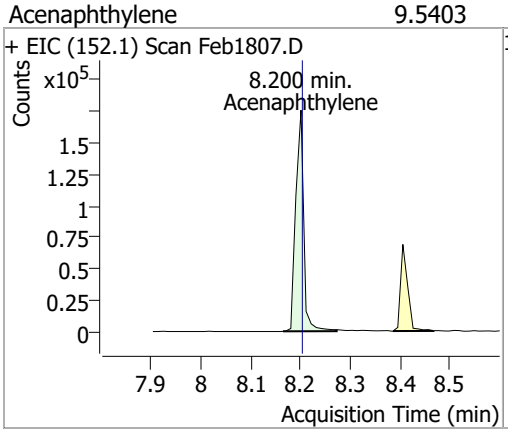

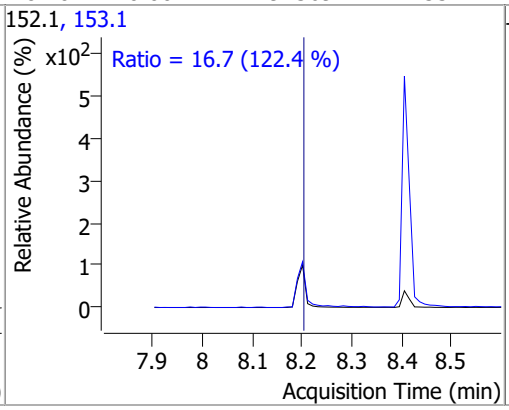

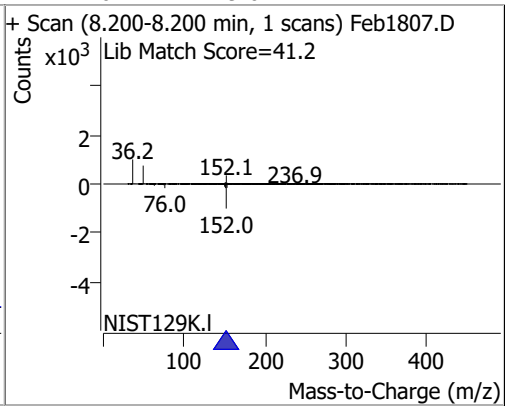

Compound	Conc.	RT	Dev(Min)	Resp.	QIon	QRatio	Lower	Upper
3-Nitroaniline	8.7217	8.38	-0.01	12737	65.0	154.1	90.4	167.8
					92.0	137.5	74.7	138.7

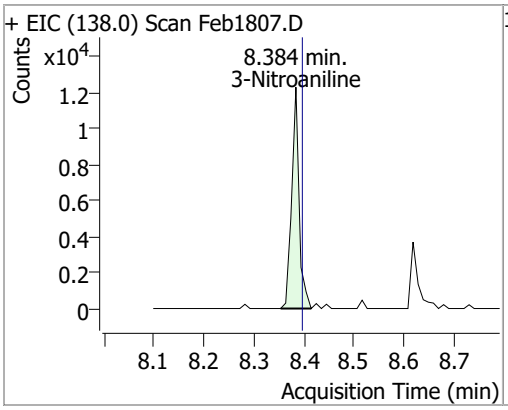

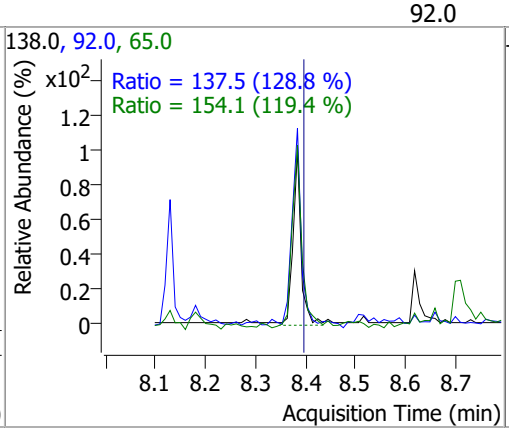

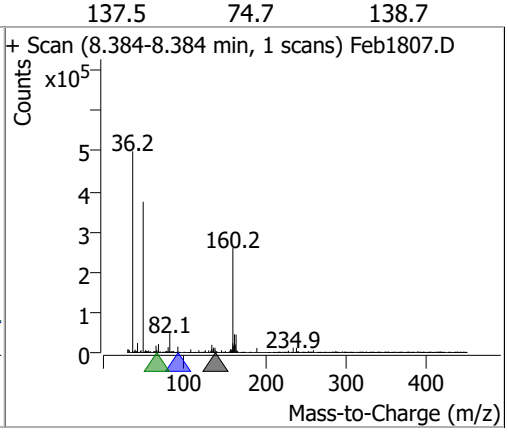

Compound	Conc.	RT	Dev(Min)	Resp.	QIon	QRatio	Lower	Upper
Acenaphthene	9.6812	8.40	-0.01	125792	153.0	105.8	74.5	138.4
					152.0	56.1	36.3	67.4

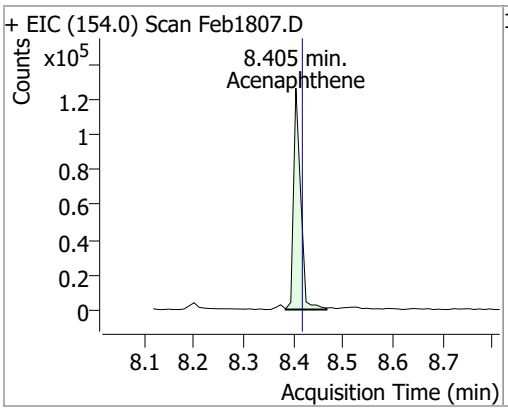

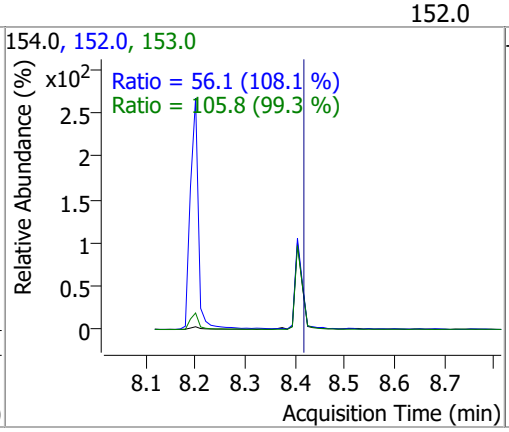

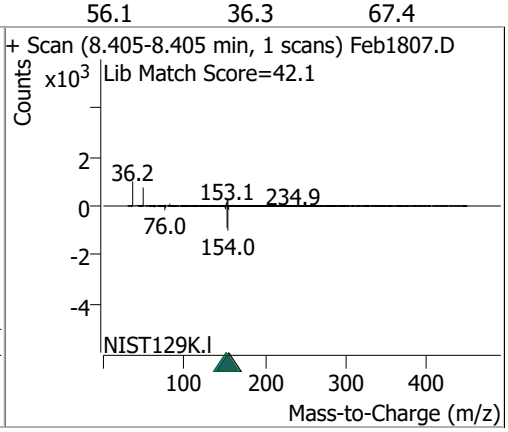

Compound	Conc.	RT	Dev(Min)	Resp.	QIon	QRatio	Lower	Upper
2,4-Dinitrophenol	8.5763	8.52	0.00	3755	154.0	64.5	43.9	81.5

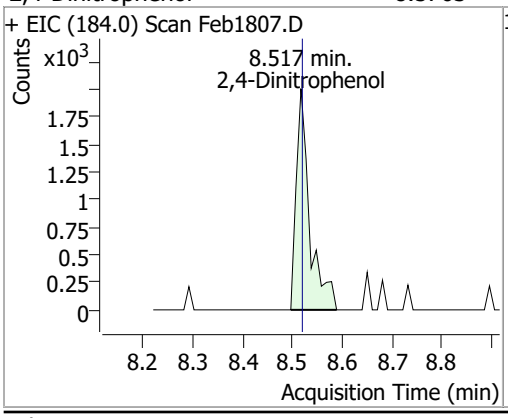

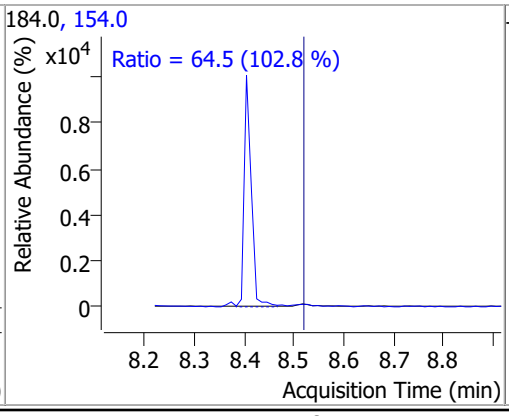

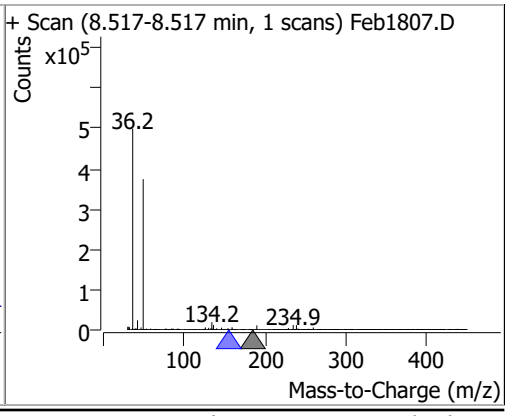

Compound	Conc.	RT	Dev(Min)	Resp.	QIon	QRatio	Lower	Upper
Dibenzofuran	9.4970	8.62	-0.01	200815	139.0	37.0	26.3	48.8

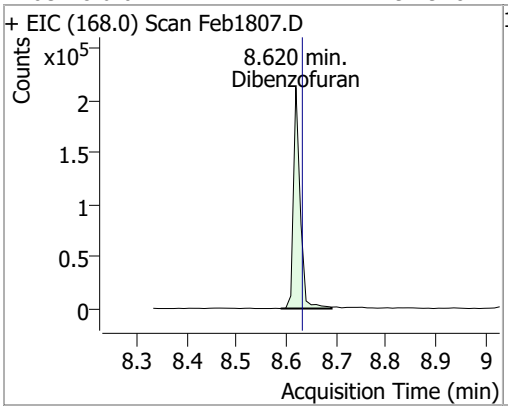

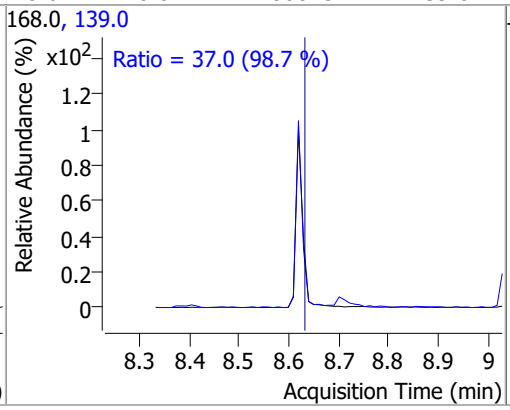

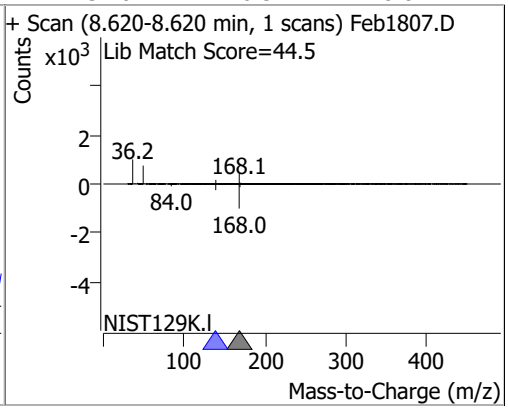

Compound	Conc.	RT	Dev(Min)	Resp.	QIon	QRatio	Lower	Upper
2,4-Dinitrotoluene	8.4581	8.66	-0.01	14287	89.0	83.7	55.4	102.9
					63.0	54.1	33.9	62.9

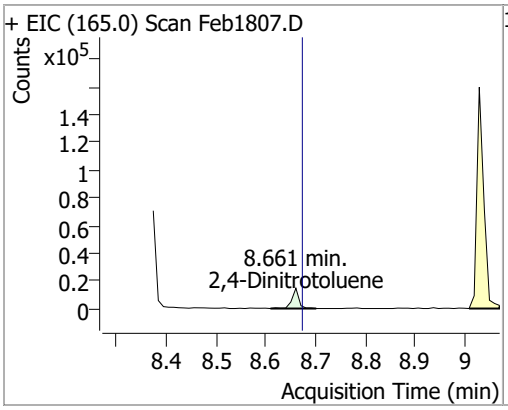

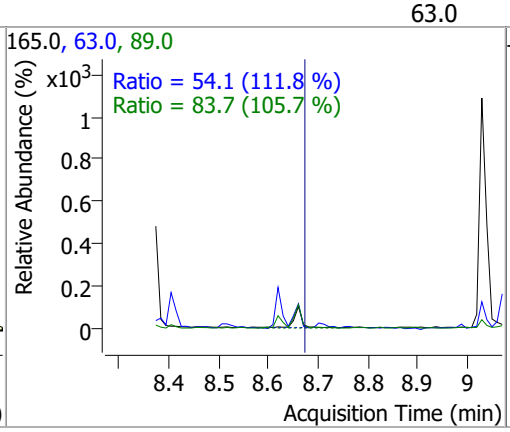

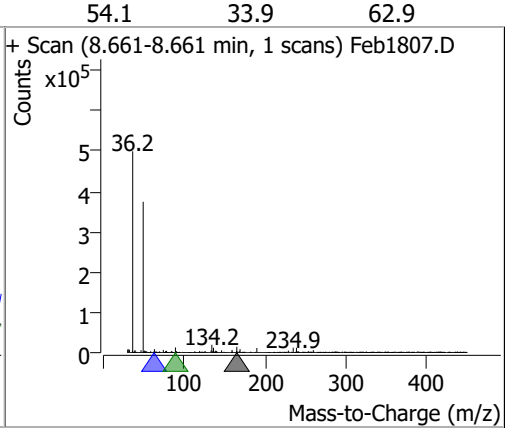

Compound	Conc.	RT	Dev(Min)	Resp.	QIon	QRatio	Lower	Upper
4-Nitrophenol	9.4102	8.70	0.00	14966	65.0	65.6	50.4	93.6
					139.0	54.2	49.8	92.5

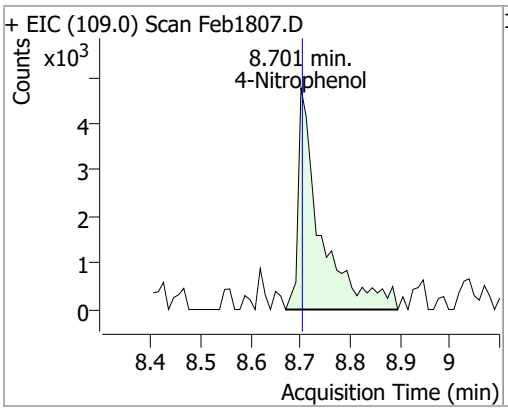

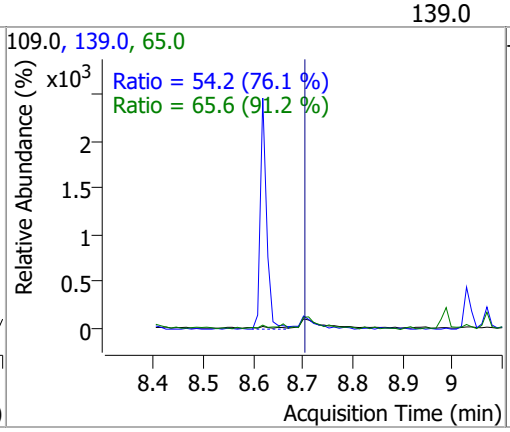

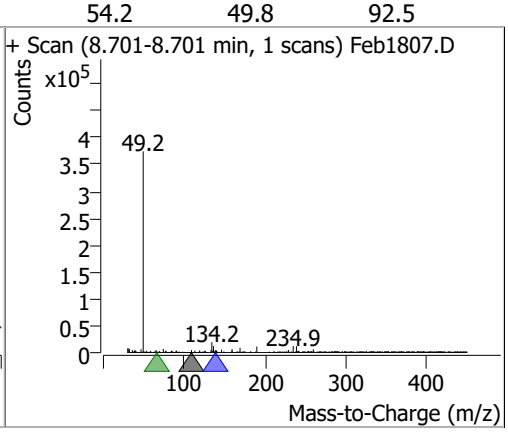

Compound	Conc.	RT	Dev(Min)	Resp.	QIon	QRatio	Lower	Upper
Diethylphthalate	8.7379	8.99	-0.01	84750	177.0	20.0	14.5	27.0
					150.0	14.9	8.7	16.2

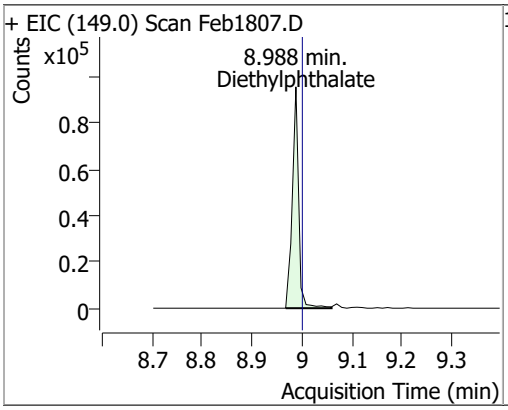

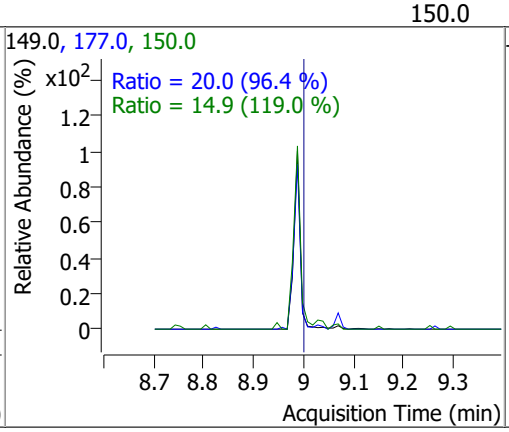

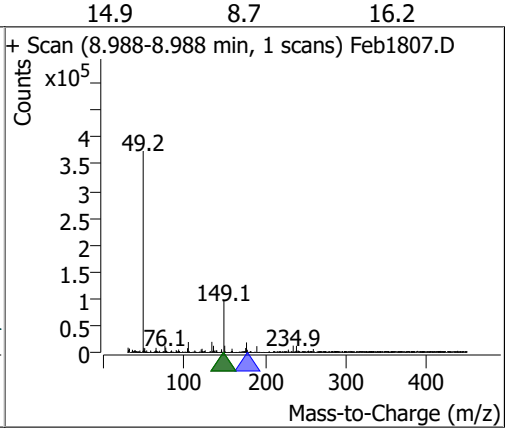

Compound	Conc.	RT	Dev(Min)	Resp.	QIon	QRatio	Lower	Upper
Fluorene	9.9106	9.03	-0.01	167603	165.0	93.8	65.4	121.4
					167.0	14.0	9.6	17.8

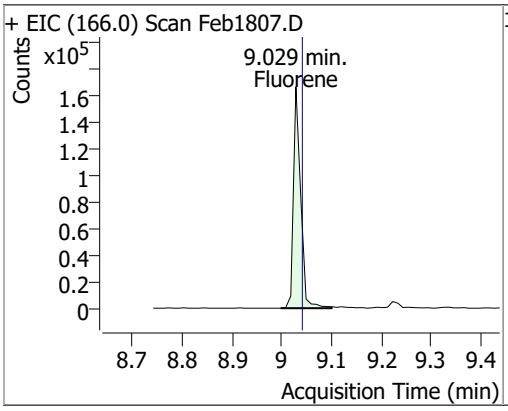

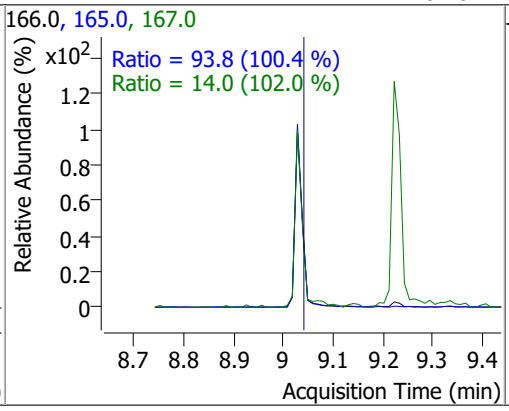

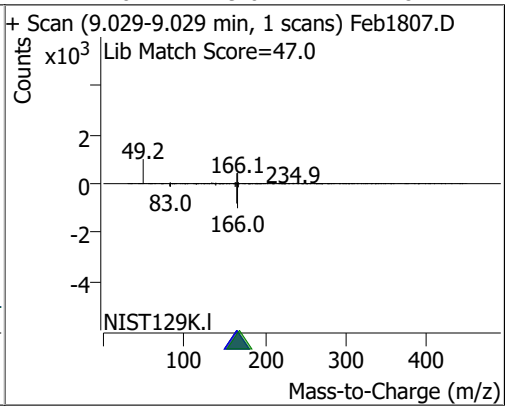

Compound	Conc.	RT	Dev(Min)	Resp.	QIon	QRatio	Lower	Upper
4-Chlorophenyl-phenylether	9.9310	9.07	0.00	67338	141.0	62.6	42.8	79.6
					206.0	30.4	23.6	43.9

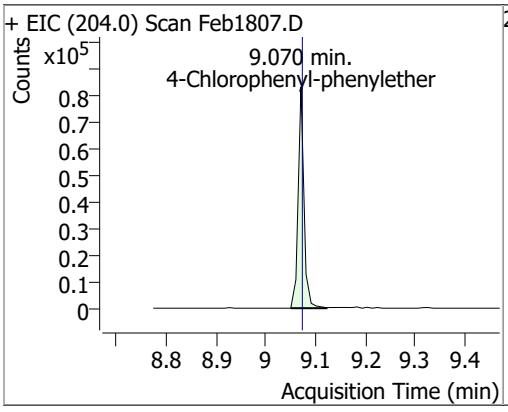

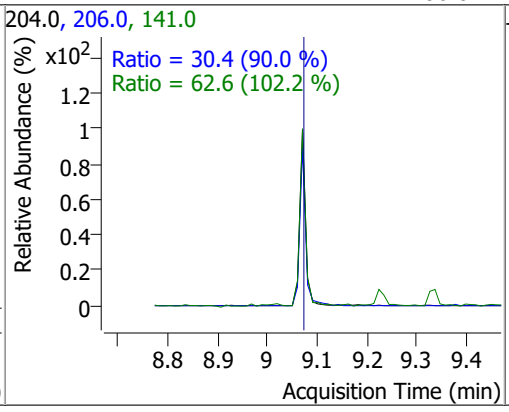

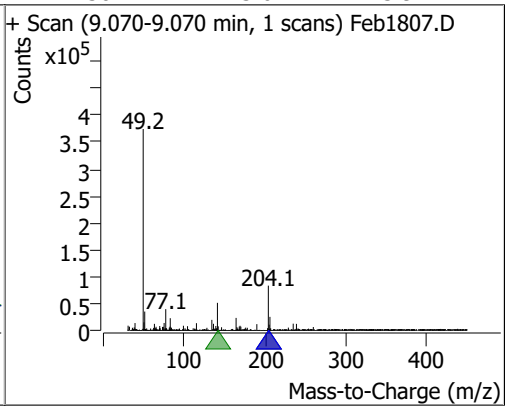

Compound	Conc.	RT	Dev(Min)	Resp.	QIon	QRatio	Lower	Upper
4-Nitroaniline	8.9648	9.12	-0.02	13023	65.0	120.1	78.9	146.6
					92.0	46.1	34.5	64.1

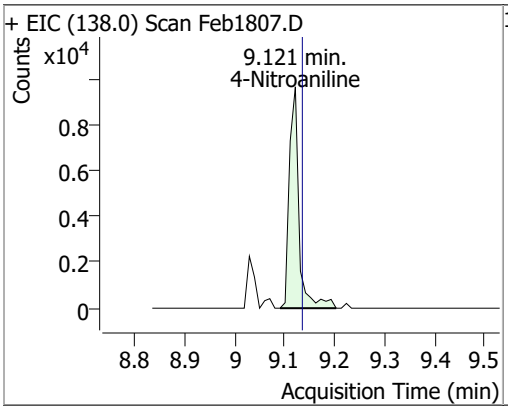

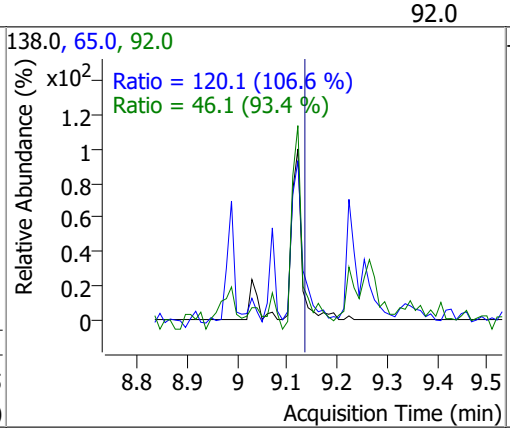

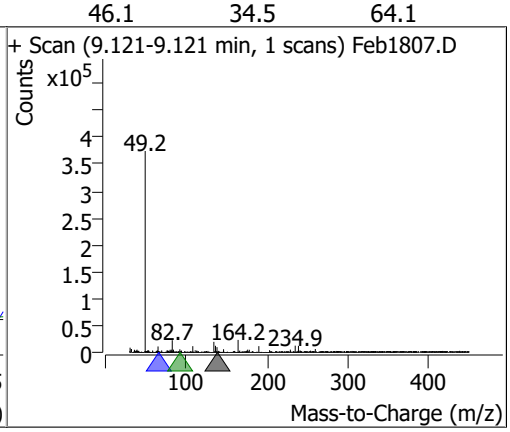

Compound	Conc.	RT	Dev(Min)	Resp.	QIon	QRatio	Lower	Upper
4,6-Dinitro-2-methylphenol	9.0351	9.14	-0.01	7435	121.0	61.9	35.1	65.3

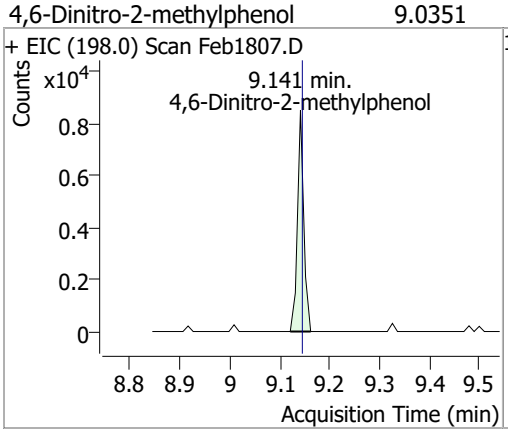

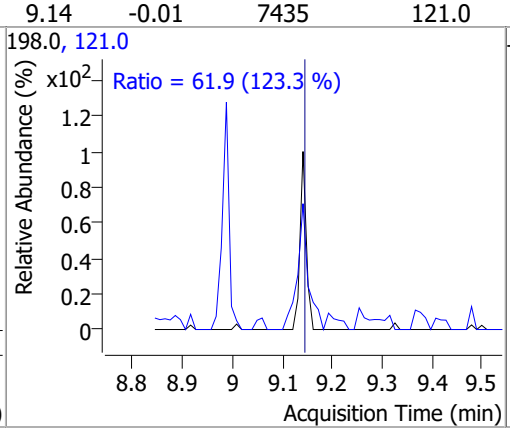

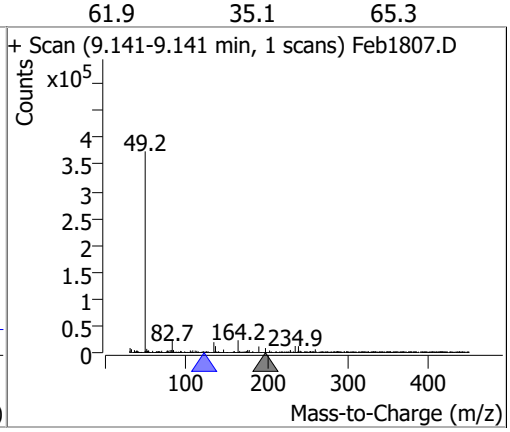

Compound	Conc.	RT	Dev(Min)	Resp.	QIon	QRatio	Lower	Upper
N-nitrosodiphenylamine	9.6542	9.22	-0.01	96753	168.0	66.7	44.0	81.7
					167.0	41.2	23.9	44.3

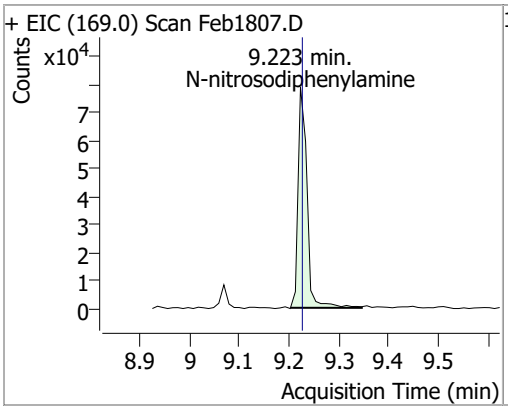

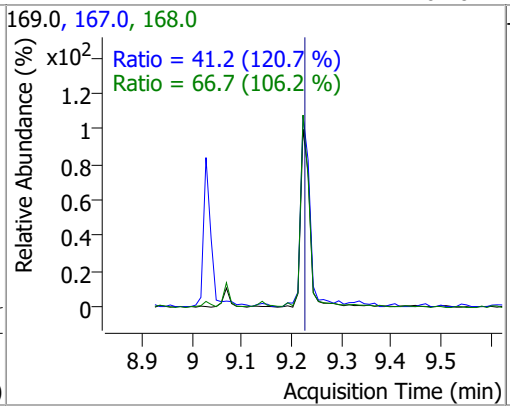

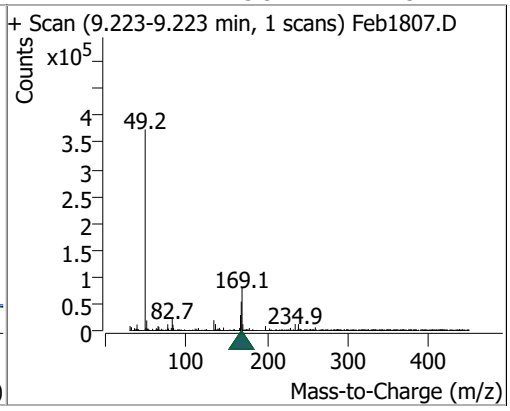

Compound	Conc.	RT	Dev(Min)	Resp.	QIon	QRatio	Lower	Upper
Azobenzene	8.9089	9.25	-0.01	90696	51.0	58.3	31.6	58.7
					182.0	24.7	16.9	31.4

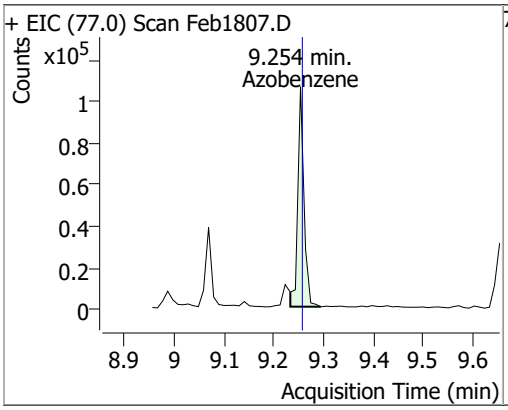

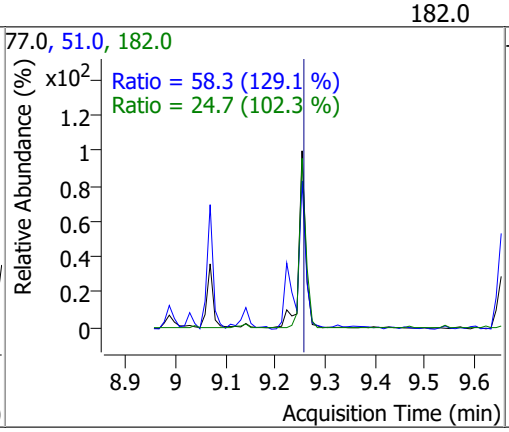

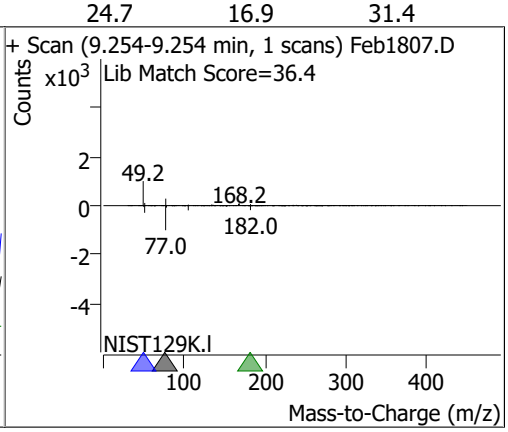

Compound	Conc.	RT	Dev(Min)	Resp.	QIon	QRatio	Lower	Upper
2,4,6-Tribromophenol	9.0676	9.34	0.00	8236	331.8	87.3	68.5	127.2

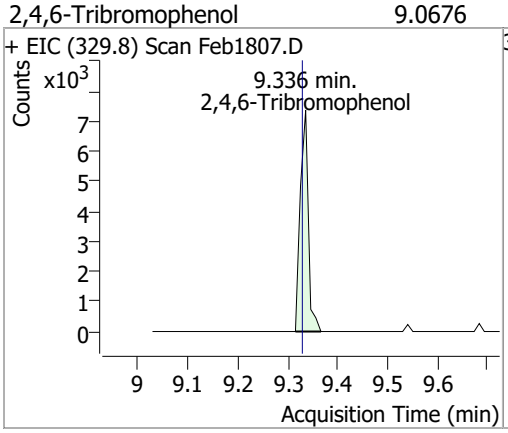

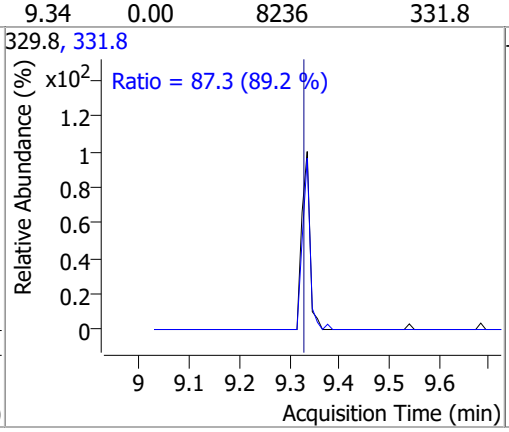

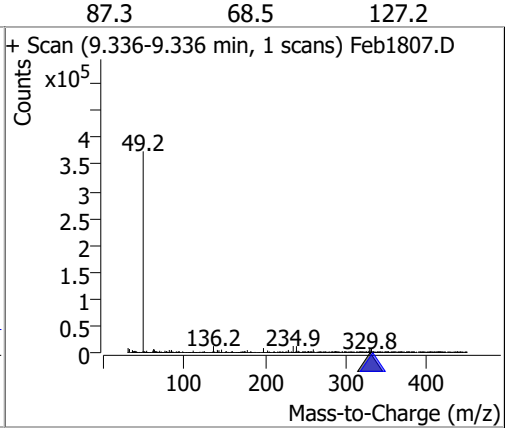

Compound	Conc.	RT	Dev(Min)	Resp.	QIon	QRatio	Lower	Upper
4-Bromophenyl-phenylether	10.2442	9.65	0.00	33057	141.0	123.1	69.1	128.4
					250.0	99.0	68.8	127.7

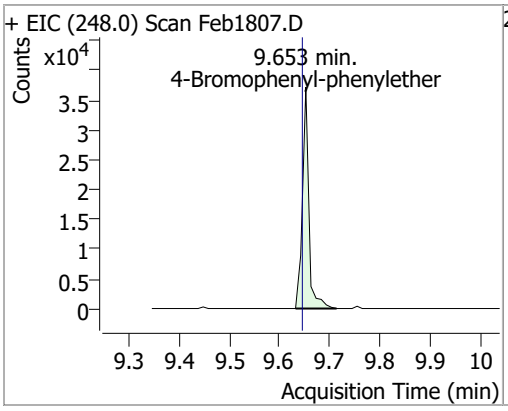

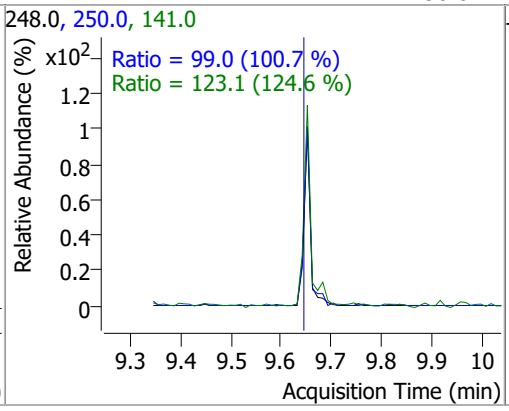

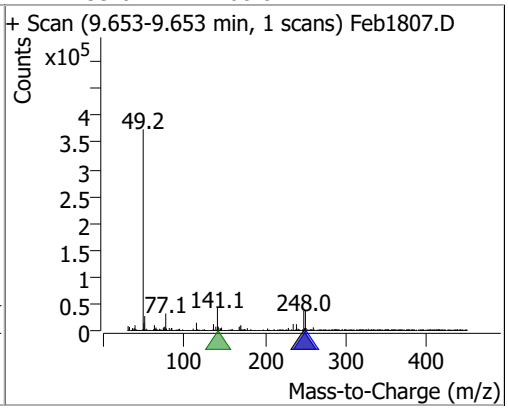

Compound	Conc.	RT	Dev(Min)	Resp.	QIon	QRatio	Lower	Upper
Hexachlorobenzene	9.7111	9.68	-0.01	37231	142.0	55.7	37.7	70.0

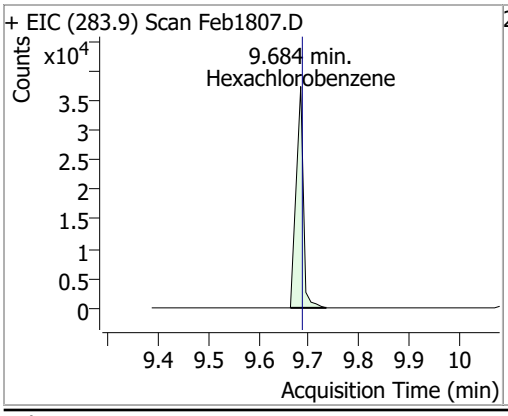

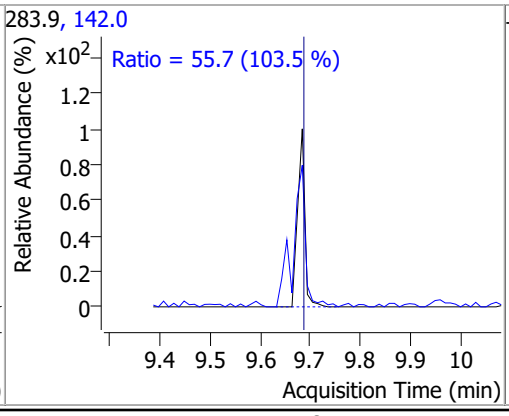

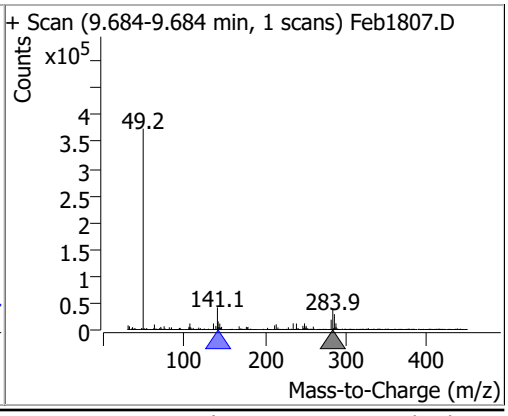

Compound	Conc.	RT	Dev(Min)	Resp.	QIon	QRatio	Lower	Upper
Pentachlorophenol	9.1936	9.96	-0.01	10893	267.9	70.5	41.5	77.2
					263.9	63.4	41.2	76.6

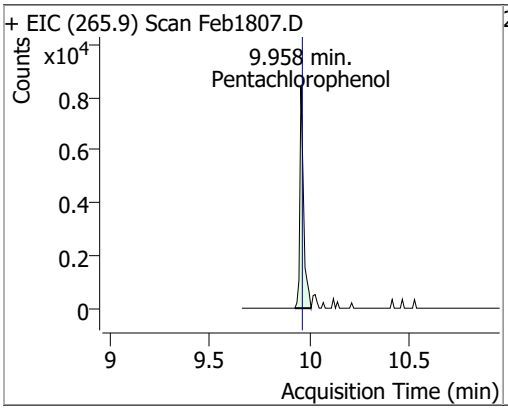

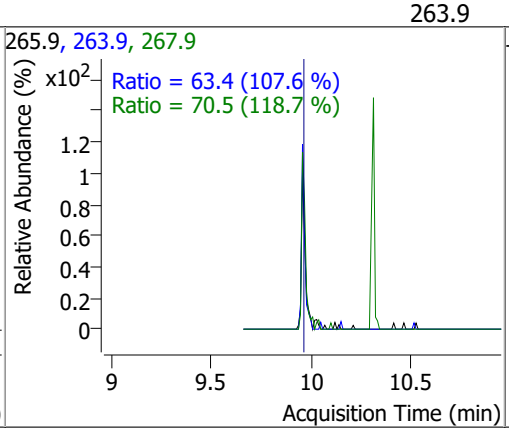

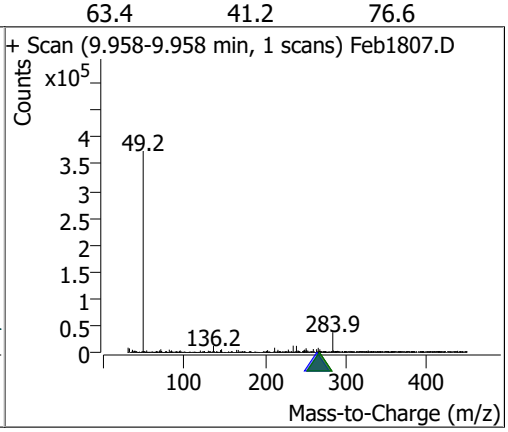

Compound	Conc.	RT	Dev(Min)	Resp.	QIon	QRatio	Lower	Upper
Phenanthrene	9.8851	10.18	0.00	224346	176.0	18.7	13.0	24.1

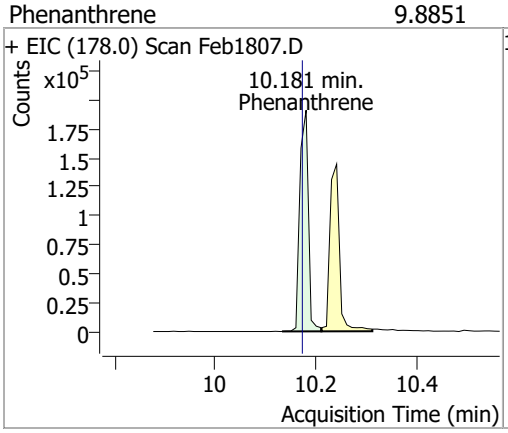

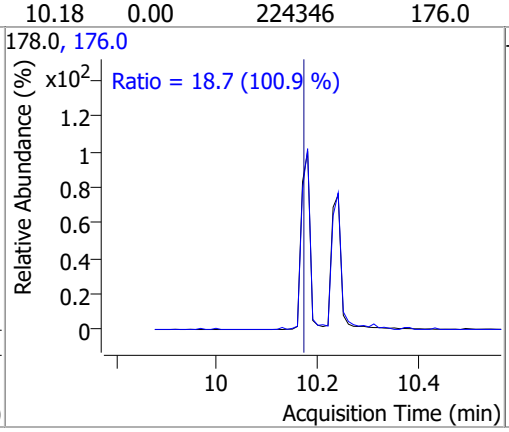

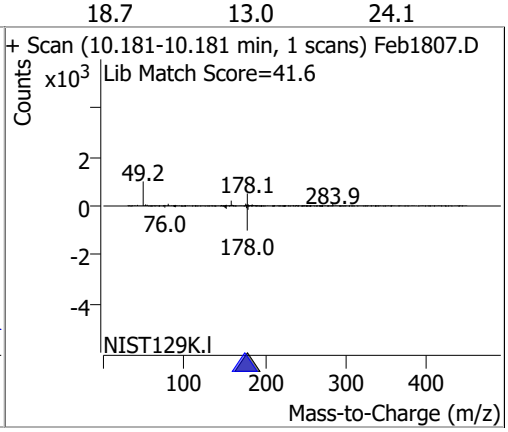

Compound	Conc.	RT	Dev(Min)	Resp.	QIon	QRatio	Lower	Upper
Anthracene	9.6942	10.24	-0.01	191750	176.0	18.3	12.9	23.9

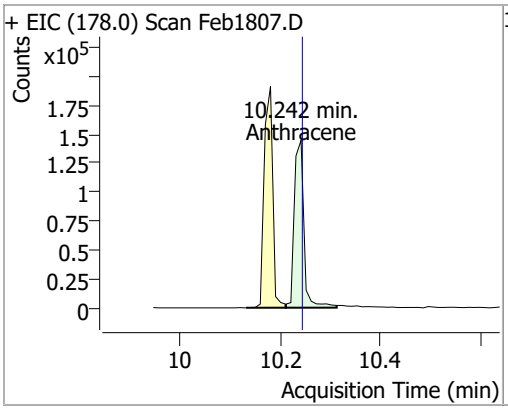

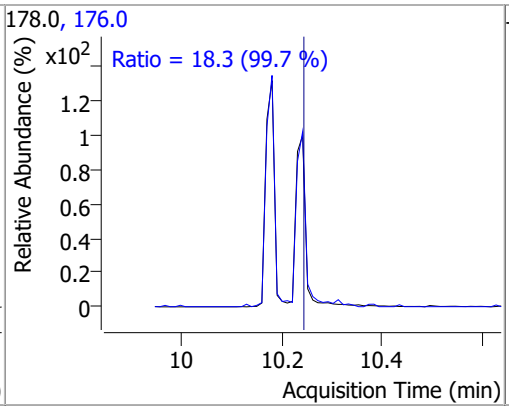

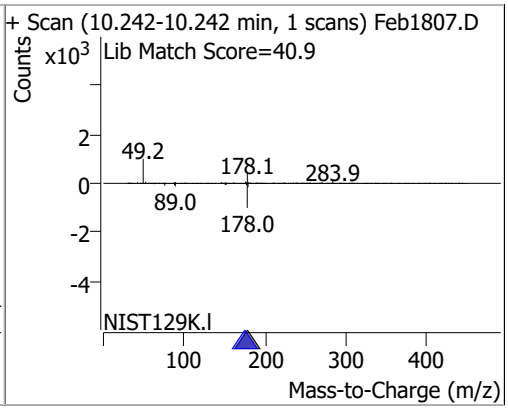

Compound	Conc.	RT	Dev(Min)	Resp.	QIon	QRatio	Lower	Upper
Triallate	9.1129	10.31	0.00	31763	268.0	22.5	16.9	31.4
					143.0	22.9	15.8	29.3

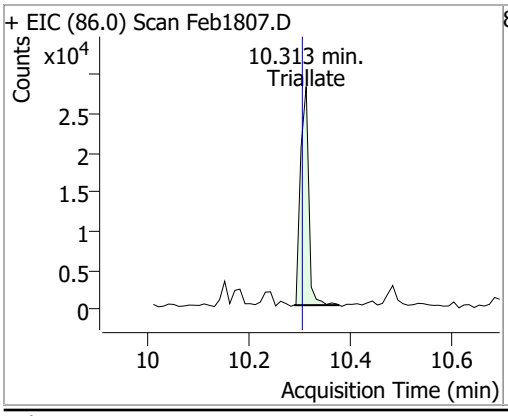

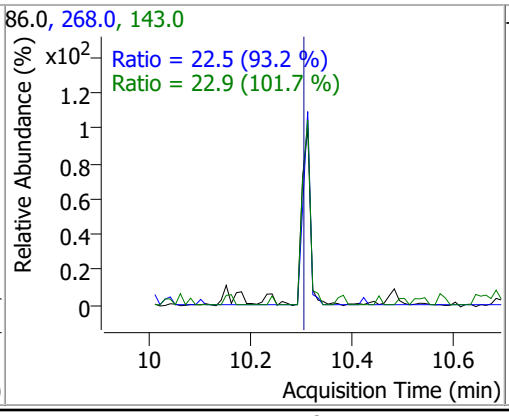

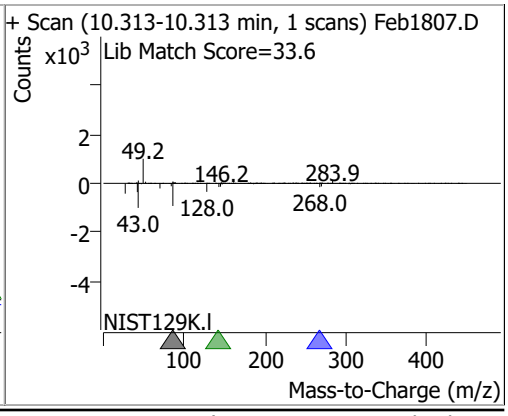

Compound	Conc.	RT	Dev(Min)	Resp.	QIon	QRatio	Lower	Upper
Carbazole	10.1180	10.48	-0.01	199440	139.0	12.5	9.0	16.7

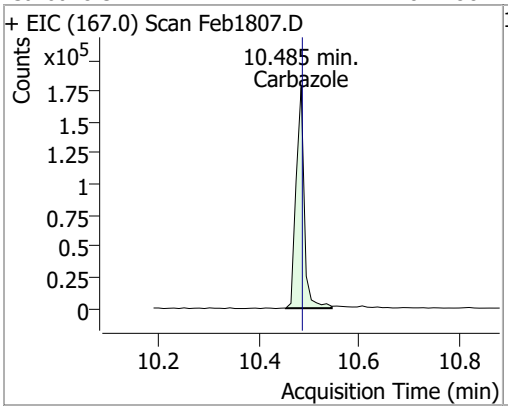

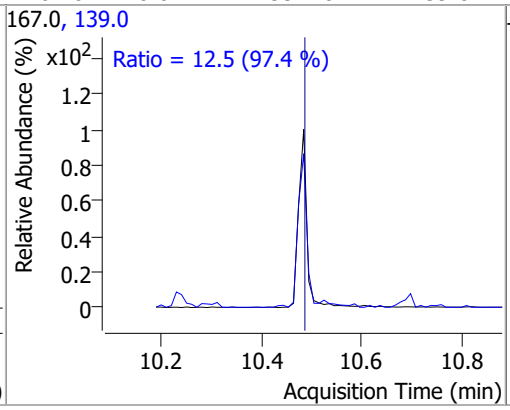

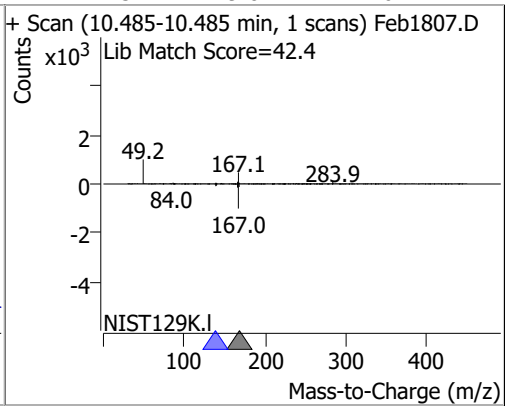

Compound	Conc.	RT	Dev(Min)	Resp.	QIon	QRatio	Lower	Upper
o-Terphenyl	9.6963	10.70	0.00	111061	229.0	65.1	45.4	84.3
					215.0	38.0	25.9	48.1

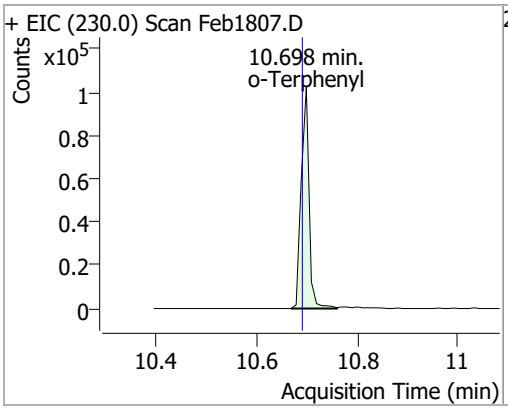

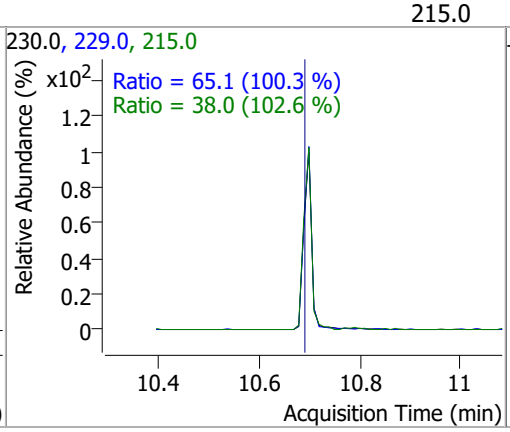

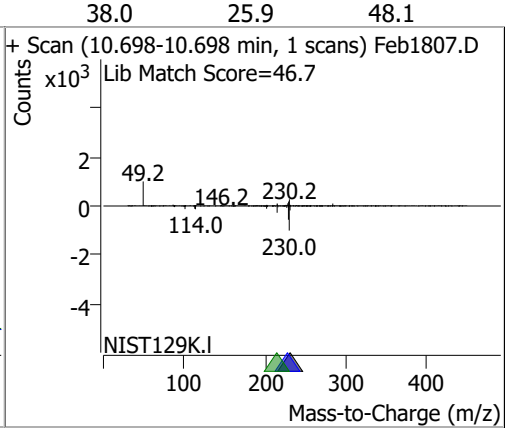

Compound	Conc.	RT	Dev(Min)	Resp.	QIon	QRatio	Lower	Upper
Di-n-Butylphthalate	8.3322	11.07	-0.01	102631	150.0	9.3	6.3	11.8
					104.0	7.8	4.5	8.3

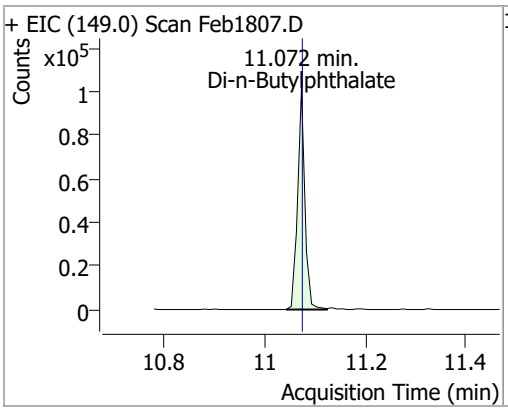

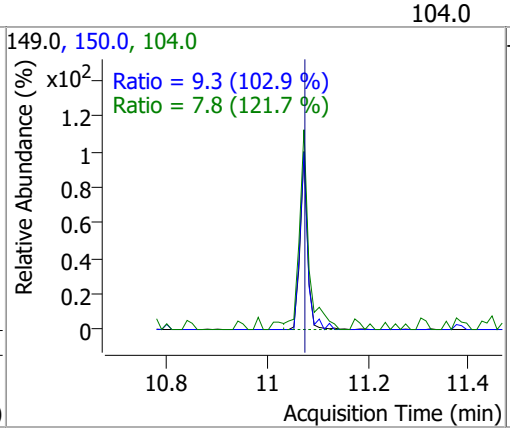

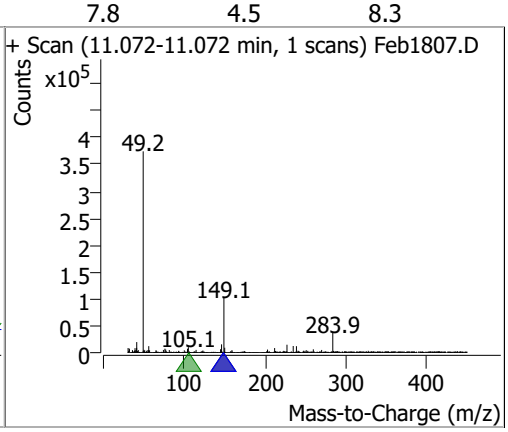

Compound	Conc.	RT	Dev(Min)	Resp.	QIon	QRatio	Lower	Upper
Fluoranthene	10.1778	11.94	-0.01	220272	101.0	14.5	9.4	17.4

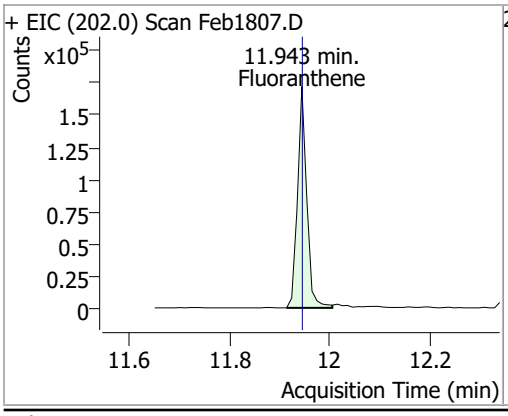

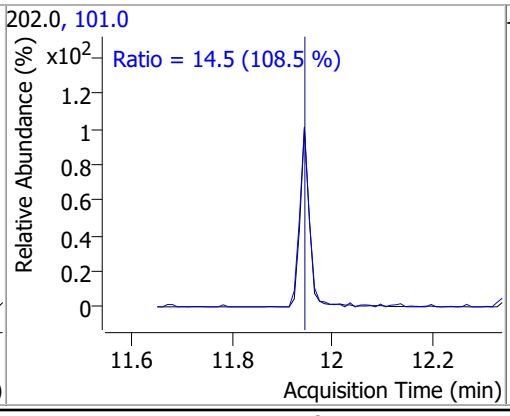

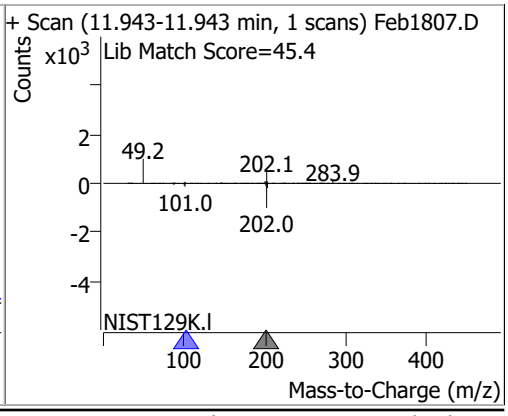

Compound	Conc.	RT	Dev(Min)	Resp.	QIon	QRatio	Lower	Upper
Benzidine	9.3957	12.34	-0.01	65045 (m)	183.0	11.0	8.3	15.4
					92.0	6.7	5.8	10.8

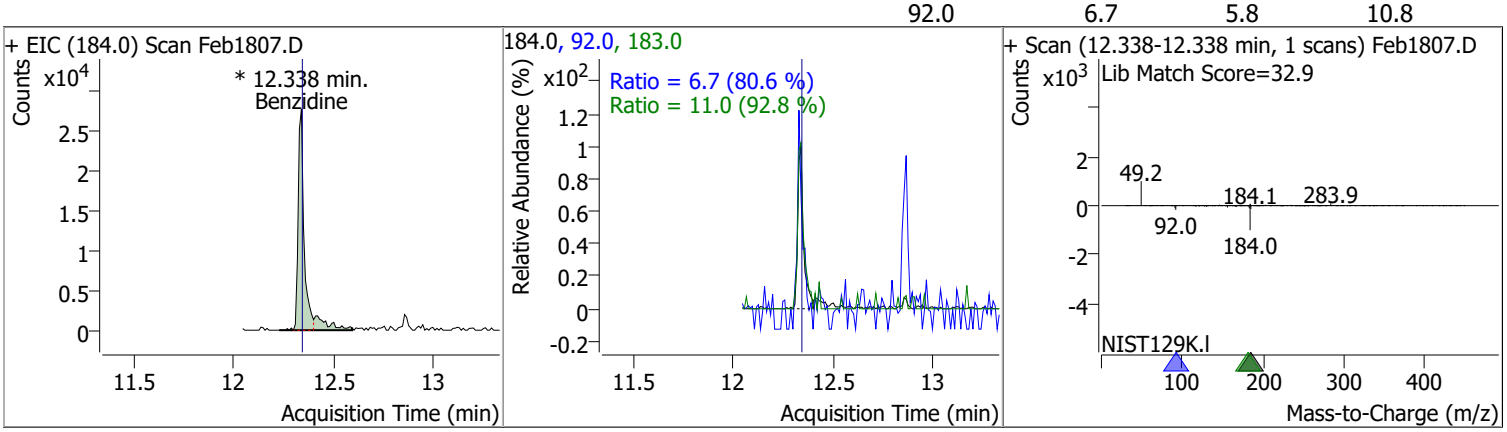

Compound	Conc.	RT	Dev(Min)	Resp.	QIon	QRatio	Lower	Upper
Pyrene	10.1636	12.37	-0.01	240962	101.0	18.0	11.1	20.6

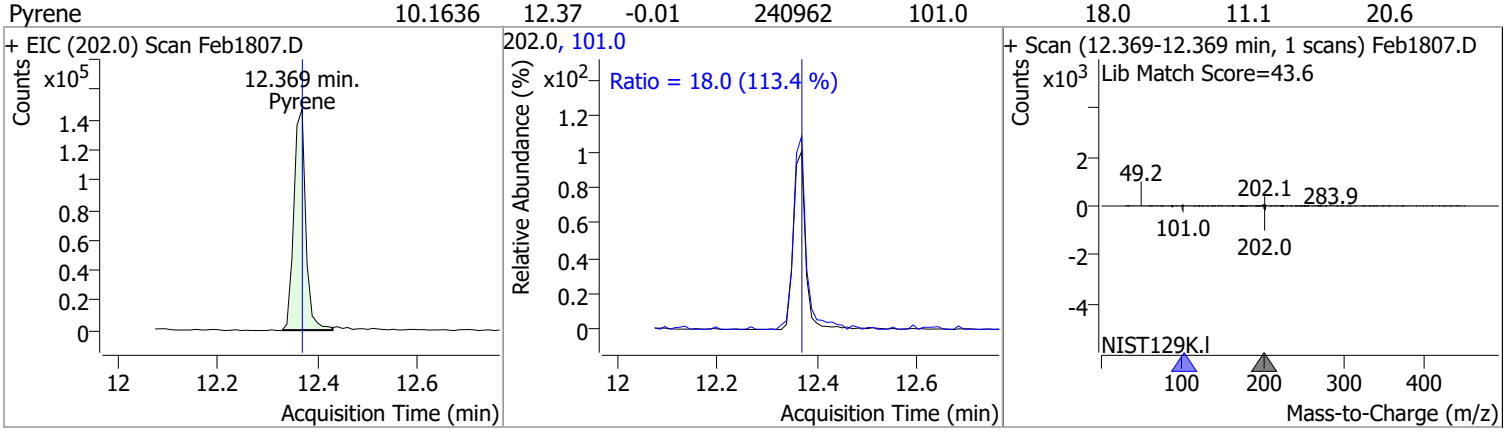

Compound	Conc.	RT	Dev(Min)	Resp.	QIon	QRatio	Lower	Upper
Terphenyl-d14	9.6223	12.87	-0.01	148383	122.0	15.6	10.1	18.7

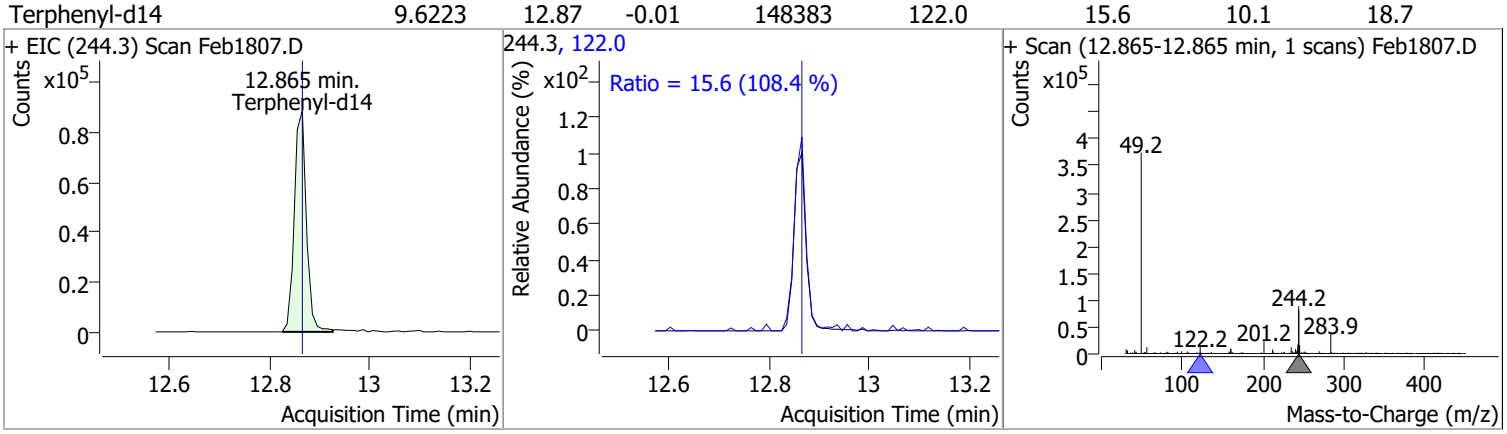

Compound	Conc.	RT	Dev(Min)	Resp.	QIon	QRatio	Lower	Upper
Butylbenzylphthalate	9.1160	14.30	-0.02	40092	91.0	121.5	59.6	110.6
					206.0	16.3	12.2	22.7

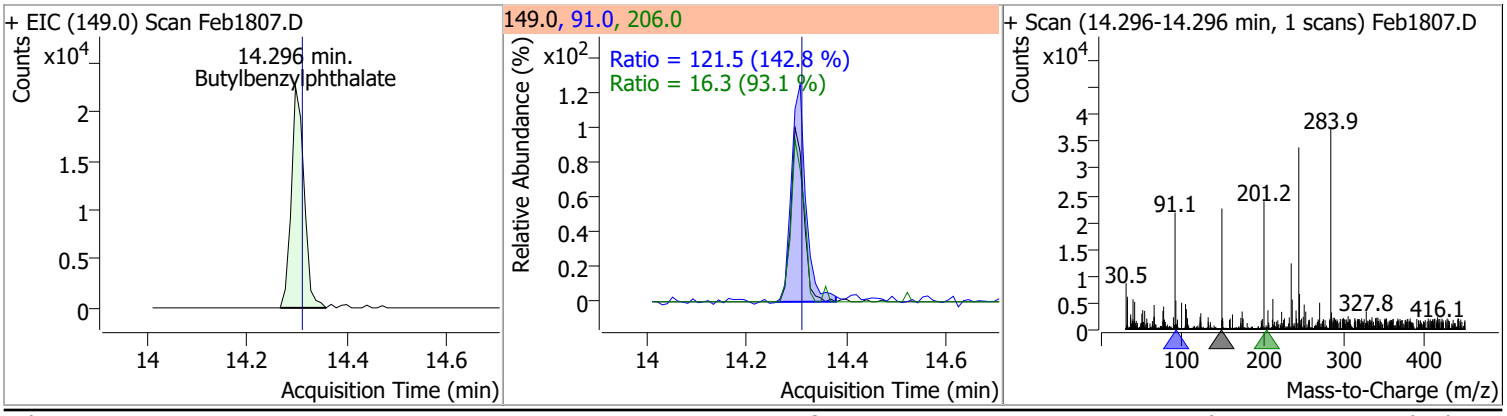

Compound	Conc.	RT	Dev(Min)	Resp.	QIon	QRatio	Lower	Upper
Benzo(a)Anthracene	9.3465	15.49	-0.02	157876	226.0	25.3	18.8	34.9
					229.0	23.3	14.7	27.4

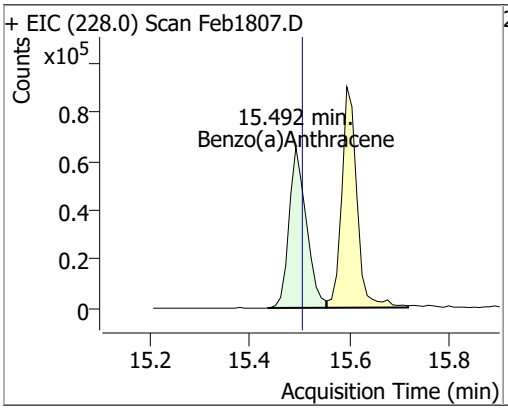

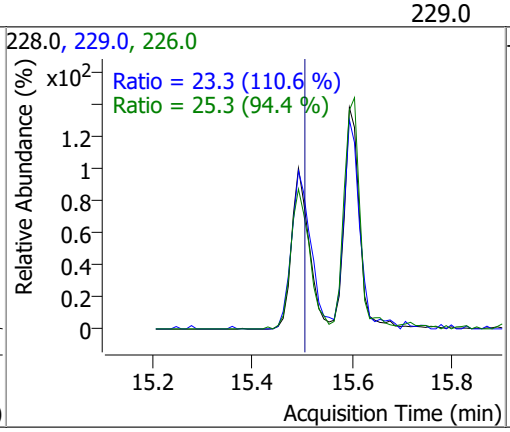

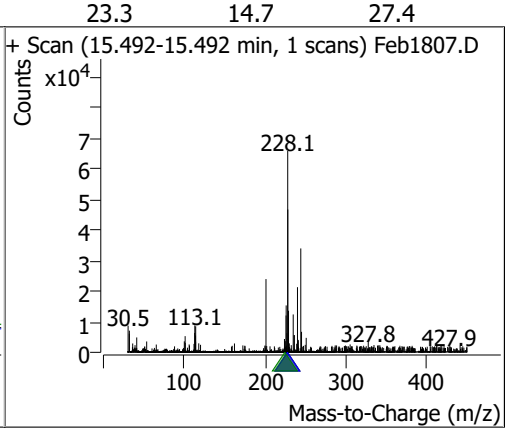

Compound	Conc.	RT	Dev(Min)	Resp.	QIon	QRatio	Lower	Upper
Chrysene	9.7877	15.59	-0.03	193047	226.0	29.9	19.9	36.9
					229.0	20.7	13.8	25.6

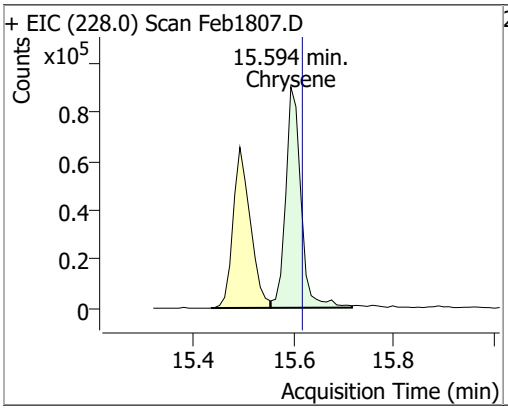

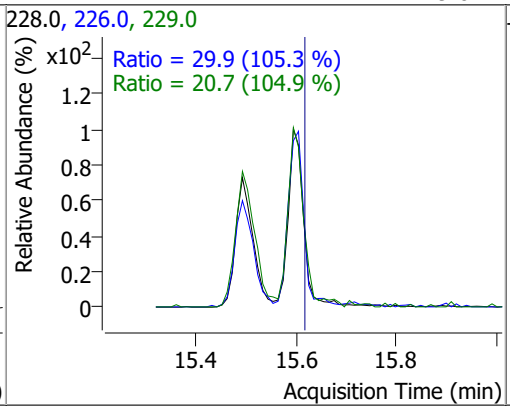

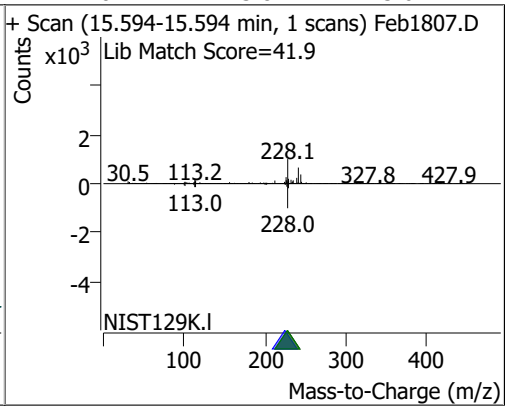

Compound	Conc.	RT	Dev(Min)	Resp.	QIon	QRatio	Lower	Upper
3,3-Dichlorobenzidine	8.7092	15.66	-0.03	35676	254.0	67.8	44.9	83.4

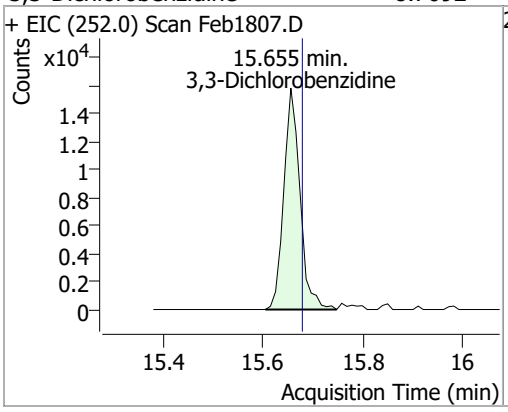

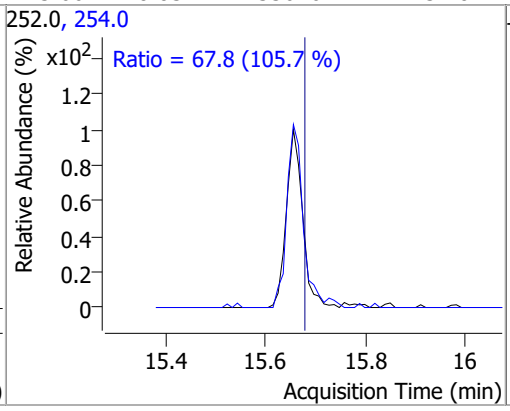

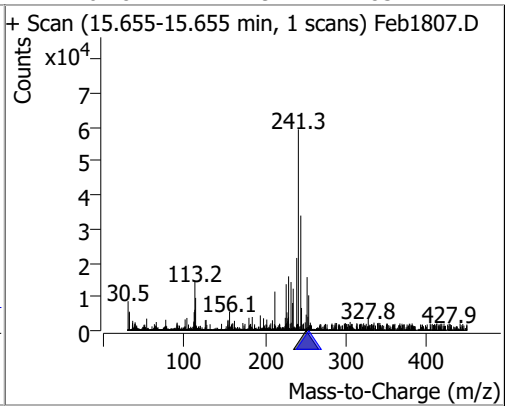

Compound	Conc.	RT	Dev(Min)	Resp.	QIon	QRatio	Lower	Upper
bis(2-ethylhexyl)Phthalate	9.4865	16.36	-0.01	15117	149.0	374.7	273.6	508.0
					279.0	10.4	10.5	19.5

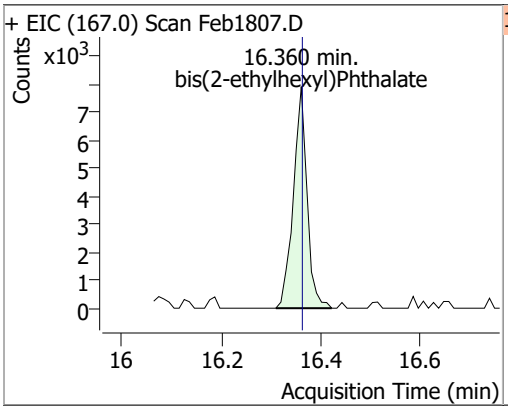

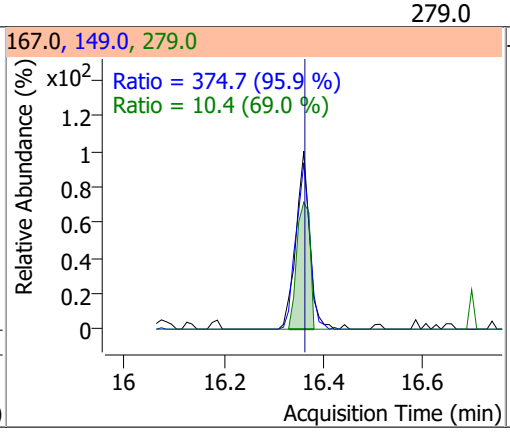

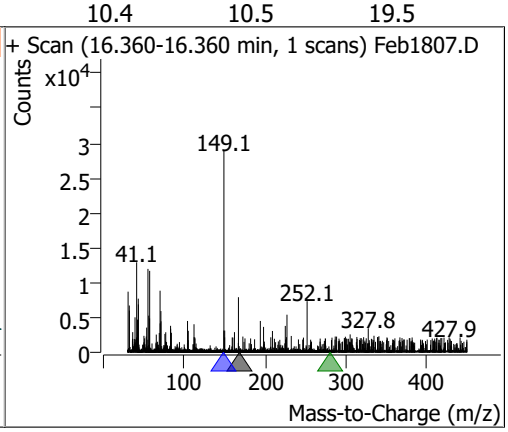

Compound	Conc.	RT	Dev(Min)	Resp.	QIon	QRatio	Lower	Upper
Di-n-octyl Phthalate	9.0329	18.12	-0.01	98225	150.0	9.8	7.0	13.0

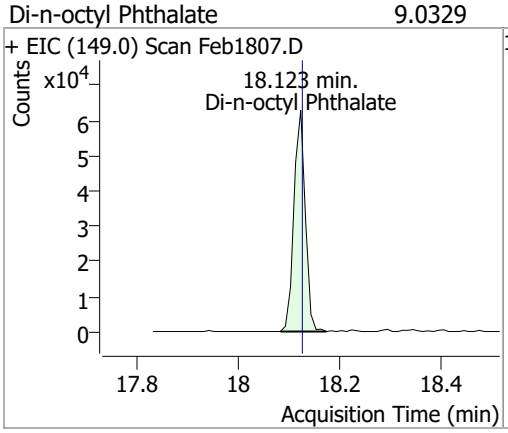

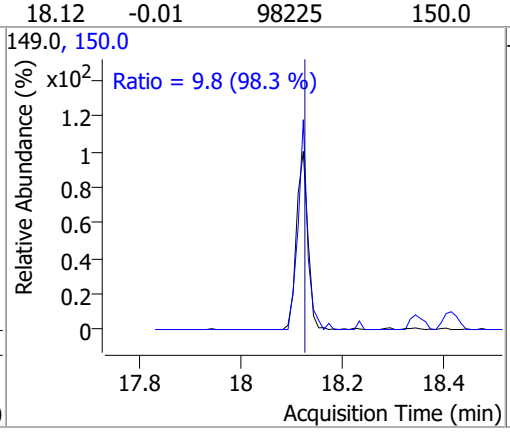

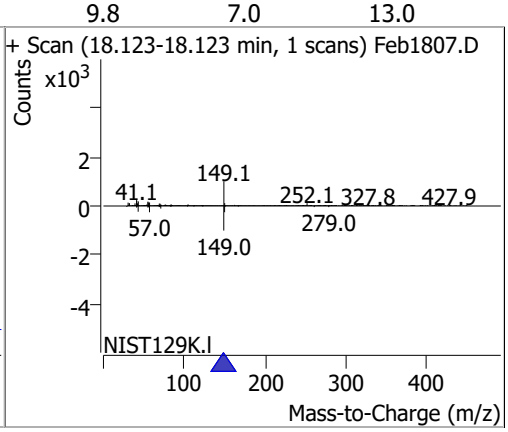

Compound	Conc.	RT	Dev(Min)	Resp.	QIon	QRatio	Lower	Upper
Benzo(b)fluoranthene	9.4383	18.36	-0.02	146871	253.0	23.3	15.6	29.0

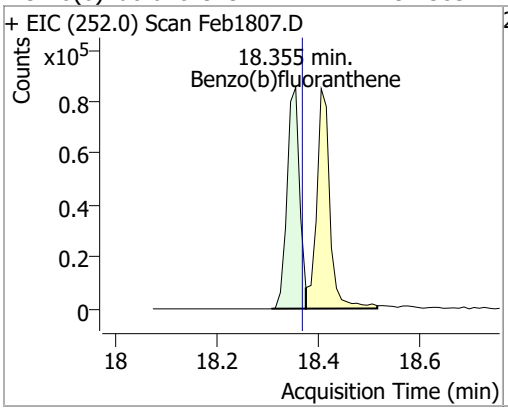

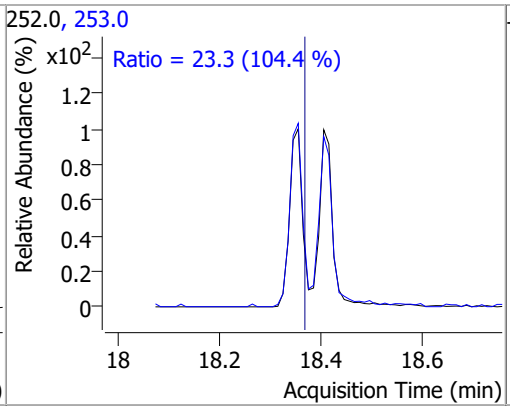

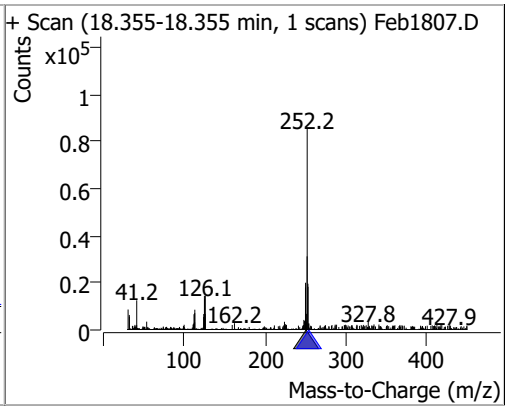

Compound	Conc.	RT	Dev(Min)	Resp.	QIon	QRatio	Lower	Upper
Benzo(k)fluoranthene	9.5815	18.41	-0.04	156598	253.0	22.7	15.4	28.6

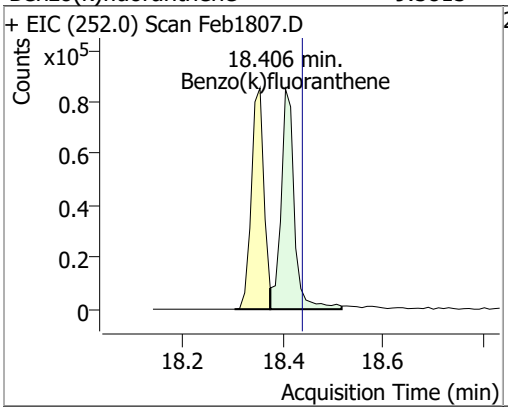

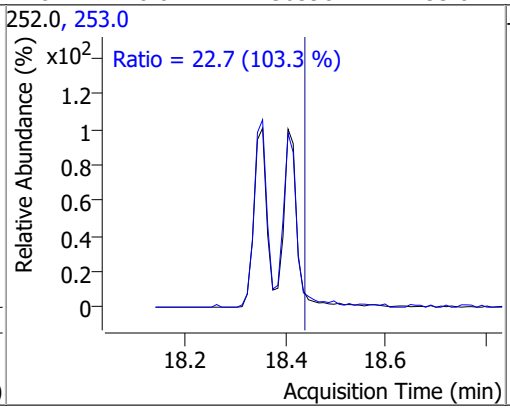

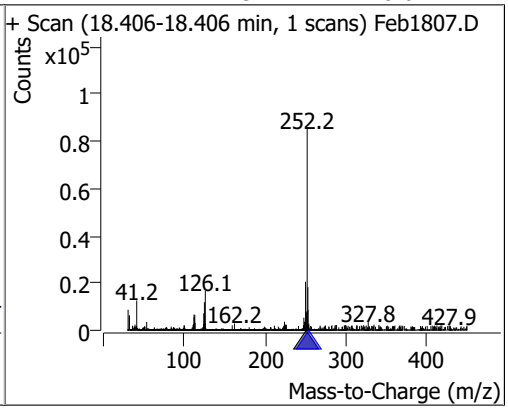

Compound	Conc.	RT	Dev(Min)	Resp.	QIon	QRatio	Lower	Upper
Benzo(a)pyrene	9.0742	18.95	-0.03	122603	253.0	25.4	15.1	28.0

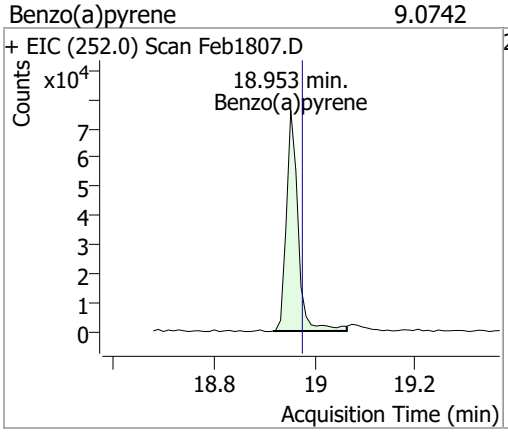

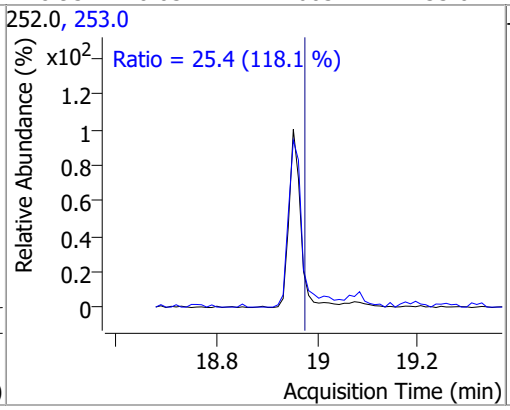

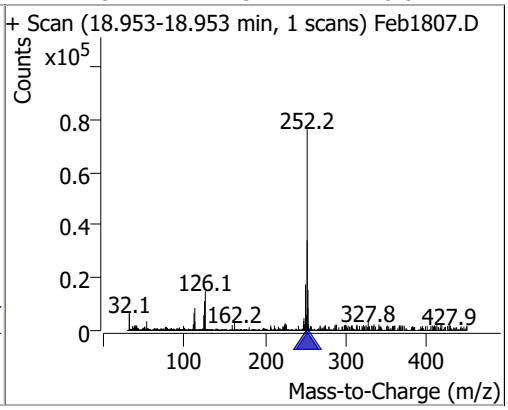

Compound	Conc.	RT	Dev(Min)	Resp.	QIon	QRatio	Lower	Upper
Indeno(1,2,3-c,d)pyrene	9.3155	20.72	-0.03	105841 (m)	138.0	34.3	20.7	38.5

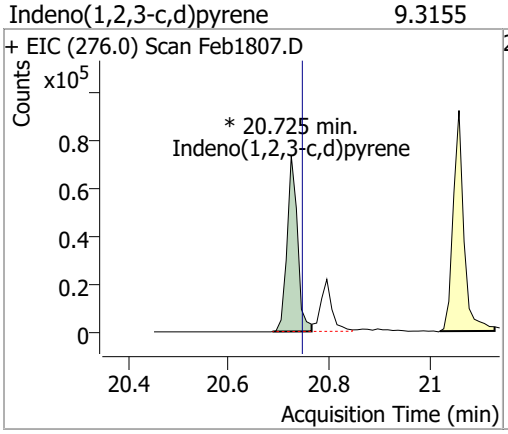

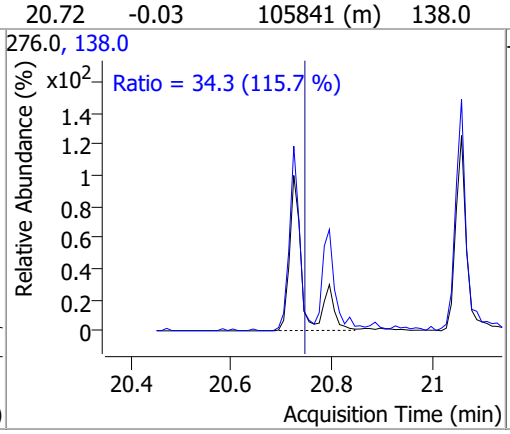

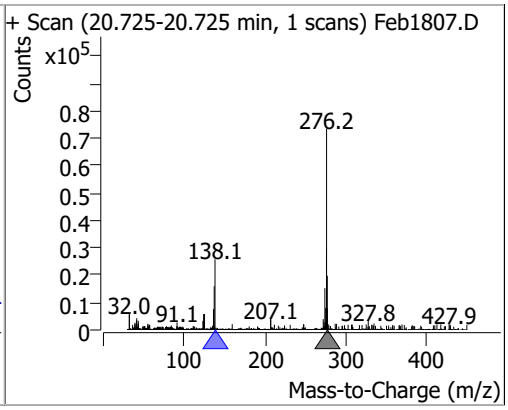

Compound	Conc.	RT	Dev(Min)	Resp.	QIon	QRatio	Lower	Upper
Dibenzo(a,h)anthracene	9.2034	20.80	-0.02	114340	139.0	27.0	17.6	32.7
					279.0	28.2	16.9	31.3

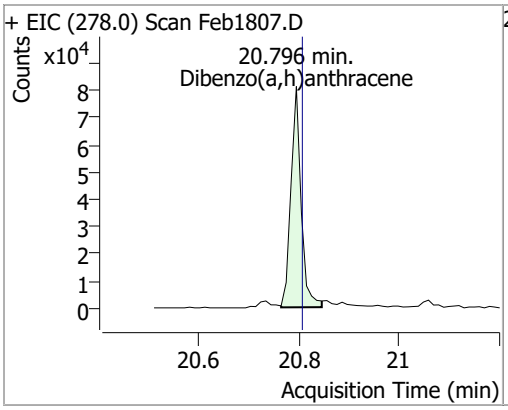

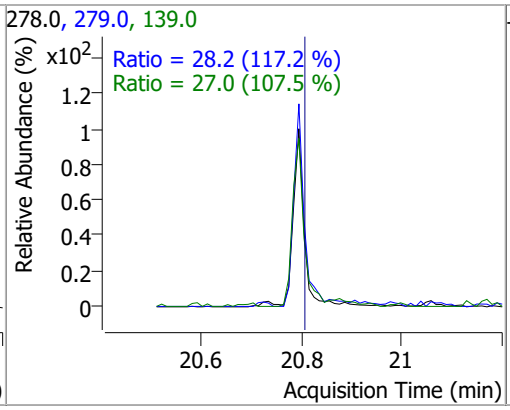

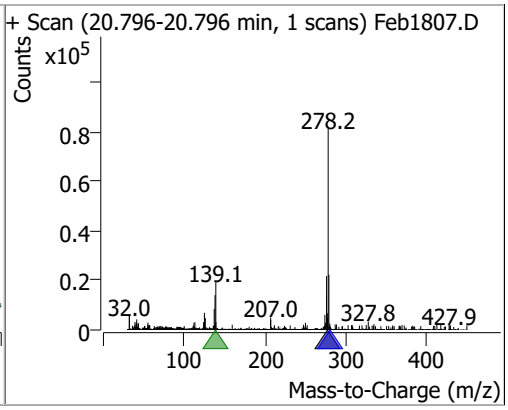

Compound	Conc.	RT	Dev(Min)	Resp.	QIon	QRatio	Lower	Upper
Benzo(g,h,i)perylene	9.4619	21.06	-0.03	135480	138.0	34.5	23.1	42.9
					277.0	23.1	16.3	30.2

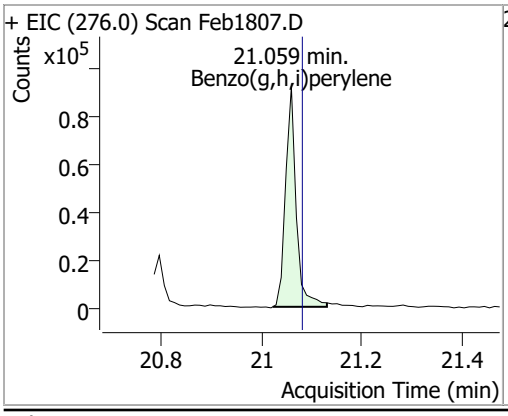

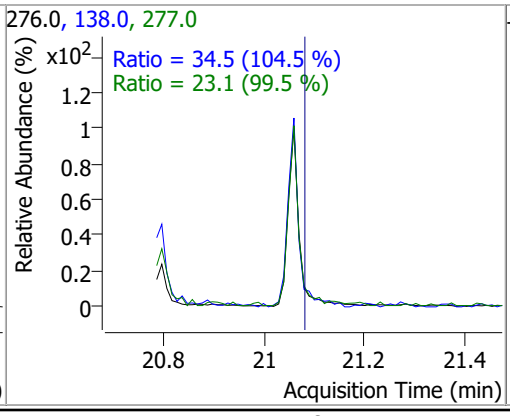

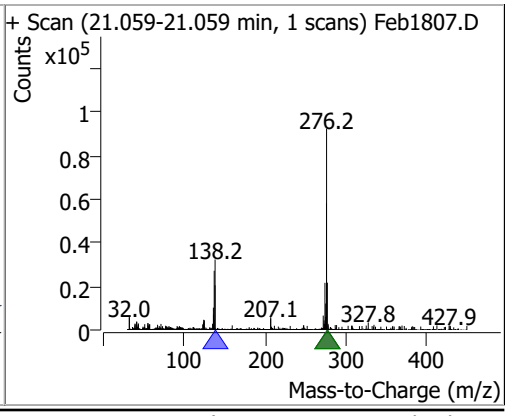

Quantitation Results Report (QT Reviewed)

Data File	Feb1808.D	Operator	LIMS import
Acq. Method	BNA+SIM.M	Acq. Date-Time	2/19/2022 11:48:03 AM
Sample Name	18-Feb-22_CAL_1	Instrument	Instrument #1
Vial	8	Multiplier	1.00
DA Method File		Comment	SVOC-8270-W-LARGO
Tune File	dftppdsm.u	Tune Date	2/18/2022 9:25:00 PM
Batch Name	021822 DoD BNA cal.batch.bin	Last Calib Update	2/19/2022 1:06:17 PM
Ref Library	D:\Org\Library\NIST129K.l		

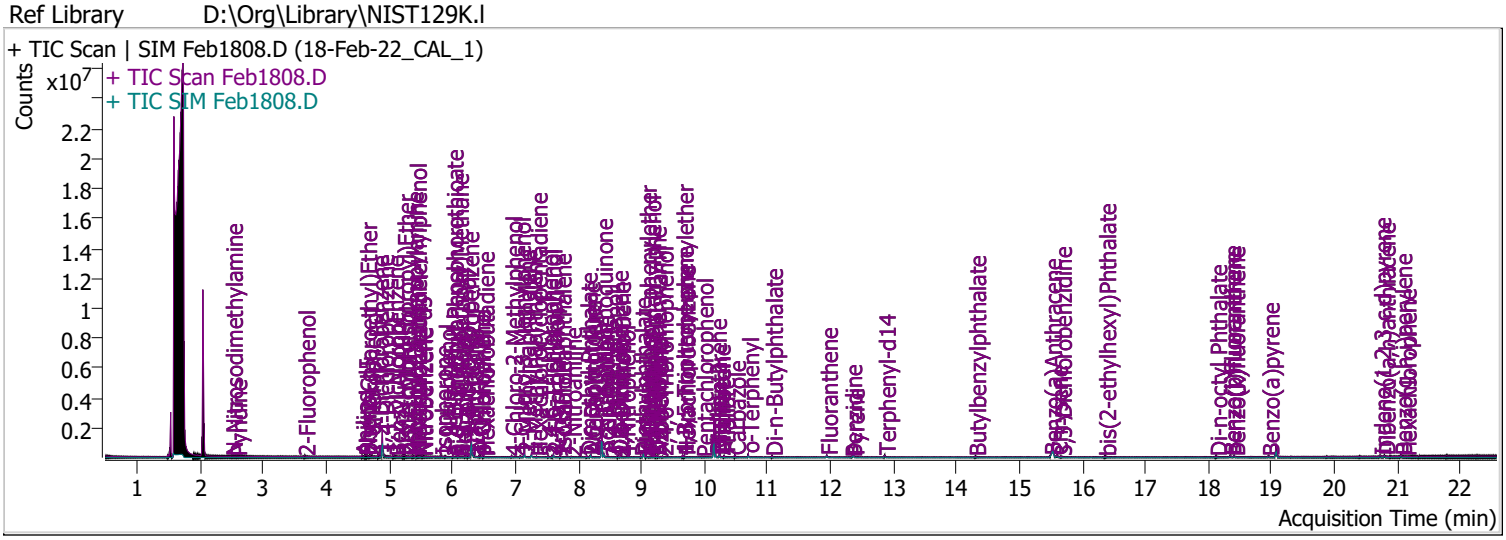

Compound	RT	QIon	Resp.	Conc.	Units		Dev(Min)
Internal Standards							
System Monitoring Compounds							
S 2-Fluorophenol	3.653	112.0	26516	4.3761	µg/L		0.000
Spiked Amount: 200.000	Range: 10.0 - 75.0%			Recovery = 2.19%		*	
S Phenol-d5	4.613	99.0	29512	4.2259	µg/L		0.000
Spiked Amount: 200.000	Range: 10.0 - 65.0%			Recovery = 2.11%		*	
S Nitrobenzene-d5	5.502	82.0	17369	4.2746	µg/L		0.000
Spiked Amount: 100.000	Range: 32.0 - 94.0%			Recovery = 4.27%		*	
S 2-Fluorobiphenyl	7.605	172.0	71272	4.1003	µg/L		0.000
Spiked Amount: 100.000	Range: 28.0 - 107.0%			Recovery = 4.10%		*	
S 2,4,6-Tribromophenol	9.336	329.8	3393	4.3844	µg/L		0.000
Spiked Amount: 200.000	Range: 25.0 - 140.0%			Recovery = 2.19%		*	
S Terphenyl-d14	12.865	244.3	66357	4.2256	µg/L		-0.010
Spiked Amount: 100.000	Range: 32.0 - 122.0%			Recovery = 4.23%		*	
Target Compounds							**QValue**
T N-Nitrosodimethylamine	2.499	74.0	9265	3.9696	µg/L	#	62
T Pyridine	2.571	79.0	22506	4.5499	µg/L	m	90
T Aniline	4.562	93.0	44383	4.3025	µg/L		93
T Phenol	4.624	94.0	31700	4.2318	µg/L	m	85
T bis(-2-Chloroethyl)Ether	4.634	63.0	23255	4.1942	µg/L		97
T 2-Chlorophenol	4.695	128.0	25287	4.2017	µg/L		86
T 1,3-Dichlorobenzene	4.818	146.0	47435	4.1651	µg/L		97
T 1,4-Dichlorobenzene	4.910	146.0	50173	4.2531	µg/L		92
T 1,2-Dichlorobenzene	5.063	146.0	43175	4.0801	µg/L	m	97
T Benzyl Alcohol	5.093	108.0	12526	4.4169	µg/L	m	90
T bis(2-chloroisopropyl)Ether	5.226	121.0	10403	4.2421	µg/L		91
T 2-Methylphenol	5.247	107.0	25470	4.2297	µg/L		98
T N-nitroso-Di-n-propylamine	5.369	70.0	14516	4.1739	µg/L		100
T 4Methylphenol/3Methylphenol	5.420	107.0	38326	4.4059	µg/L		96
T Hexachloroethane	5.420	117.0	12058	4.1997	µg/L		92

Compound	RT	QIon	Resp.	Conc.	Units		Dev(Min)
T Nitrobenzene	5.522	123.1	7200	4.6846	µg/L		82
T Isophorone	5.819	82.0	37781	4.4396	µg/L		98
T 2-Nitrophenol	5.880	139.0	7612	4.4863	µg/L	#	91
T 2,4-Dimethylphenol	6.003	122.0	23276	4.4772	µg/L		95
T bis(-2-Chloroethoxy)Methane	6.085	93.0	21296	4.2445	µg/L	#	87
T 2,4-Dichlorophenol	6.198	162.0	17657	4.3107	µg/L		96
T Benzoic Acid	6.136	105.0	9103	4.6830	µg/L	m	98
T 1,2,4-Trichlorobenzene	6.249	180.0	27847	4.1540	µg/L		96
T Naphthalene	6.321	128.0	94125	4.2231	µg/L		96
T 4-Chlorophenol	6.424	130.0	9877	3.9595	µg/L	m	70
T p-Chloroaniline	6.434	127.0	30624	4.3289	µg/L		94
T Hexachlorobutadiene	6.496	224.9	14423	4.2318	µg/L		89
T 4-Chloro-2-Methylphenol	6.937	107.0	21228	4.2432	µg/L		88
T 4-Chloro-3-Methylphenol	7.071	107.0	24488	4.3556	µg/L		97
T 2-Methylnaphthalene	7.143	141.0	56026	3.8205	µg/L		96
T 1-Methylnaphthalene	7.256	141.0	56205	3.8746	µg/L	m	94
T Hexachlorocyclopentadiene	7.338	236.9	4224	4.4930	µg/L		90
T 2,4,6-Trichlorophenol	7.512	196.0	9233	4.5098	µg/L	m	95
T 2,4,5-Trichlorophenol	7.574	196.0	13593	4.4335	µg/L		92
T 2-Chloronaphthalene	7.718	162.0	54021	4.0007	µg/L		97
T 2-Nitroaniline	7.882	65.0	6068	4.7042	µg/L		80
T Dimethyl Phthalate	8.129	163.0	34888	4.5831	µg/L	#	86
T 2,6-Dinitrotoluene	8.180	165.0	4514	4.4592	µg/L	#	69
T Acenaphthylene	8.200	152.1	79350	4.1382	µg/L		91
T 3-Nitroaniline	8.384	138.0	4377	4.6024	µg/L	#	12
T Acenaphthene	8.405	154.0	55213	4.0797	µg/L		98
T 2,4-Dinitrophenol	8.528	184.0	616	4.5942	µg/L	#m	1
T Dibenzofuran	8.620	168.0	88427	4.2555	µg/L		92
T 2,4-Dinitrotoluene	8.661	165.0	6380	4.5965	µg/L		92
T 4-Nitrophenol	8.732	109.0	3924	4.3354	µg/L	#m	78
T Diethylphthalate	8.988	149.0	28496	4.5494	µg/L		95
T Fluorene	9.029	166.0	72029	4.0050	µg/L		97
T 4-Chlorophenyl-phenylether	9.070	204.0	27305	4.1666	µg/L		95
T 4-Nitroaniline	9.121	138.0	3692	4.5119	µg/L	#	59
T 4,6-Dinitro-2-methylphenol	9.141	198.0	2191	4.3810	µg/L		93
T N-nitrosodiphenylamine	9.223	169.0	43107	4.1405	µg/L		92
T Azobenzene	9.254	77.0	33003	4.3215	µg/L		95
T 4-Bromophenyl-phenylether	9.653	248.0	11110	3.9074	µg/L	#	57
T Hexachlorobenzene	9.684	283.9	15953	4.2137	µg/L	#	50
T Pentachlorophenol	9.968	265.9	3504	4.3365	µg/L	#	82
T Phenanthrene	10.181	178.0	99605	4.1191	µg/L		96
T Anthracene	10.242	178.0	78978	3.9209	µg/L		98
T Triallate	10.313	86.0	11113	4.3118	µg/L	#	89
T Carbazole	10.485	167.0	78288	3.9681	µg/L		96
T o-Terphenyl	10.698	230.0	49755	4.1955	µg/L		98
T Di-n-Butylphthalate	11.072	149.0	40976	4.6518	µg/L	#	96
T Fluoranthene	11.943	202.0	93335	3.9622	µg/L		98
T Benzidine	12.328	184.0	22030	4.2042	µg/L	#	89
T Pyrene	12.369	202.0	100018	3.9475	µg/L		100
T Butylbenzylphthalate	14.296	149.0	16114	4.4368	µg/L	#	65
T Benzo(a)Anthracene	15.492	228.0	66223	3.8821	µg/L		97
T Chrysene	15.594	228.0	83685	4.1164	µg/L		98
T 3,3-Dichlorobenzidine	15.655	252.0	12724	4.5577	µg/L		94
T bis(2-ethylhexyl)Phthalate	16.360	167.0	6272	4.2962	µg/L		97
T Di-n-octyl Phthalate	18.123	149.0	42821	4.4834	µg/L		99

Compound	RT	QIon	Resp.	Conc.	Units		Dev(Min)
T Benzo(b)fluoranthene	18.345	252.0	57119	4.2415	µg/L		91
T Benzo(k)fluoranthene	18.406	252.0	61699	4.1837	µg/L		88
T Benzo(a)pyrene	18.953	252.0	46309	4.3474	µg/L	#	85
T Indeno(1,2,3-c,d)pyrene	20.725	276.0	37542	4.3025	µg/L		85
T Dibenzo(a,h)anthracene	20.796	278.0	43122	4.3328	µg/L	#	88
T Benzo(g,h,i)perylene	21.059	276.0	55564	4.2432	µg/L		93

(#) = Qualifier Out of Range; (m) = Manual Integration; (+) = Area Summed; (*) = Surrogate Percent Recovery Out of Range; (d): Zeroed Peak

Compound	Conc.	RT	Dev(Min)	Resp.	QIon	QRatio	Lower	Upper
N-Nitrosodimethylamine	3.9696	2.50	0.01	9265	42.0	90.9	95.1	176.6

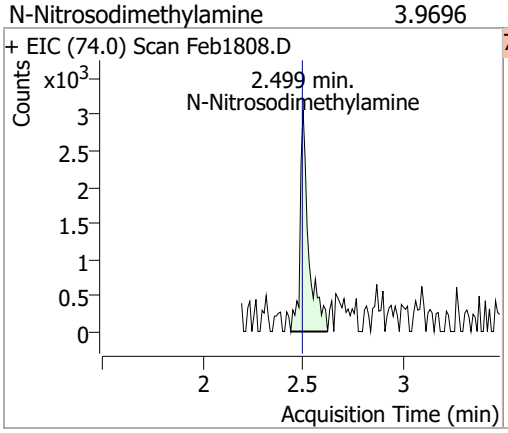

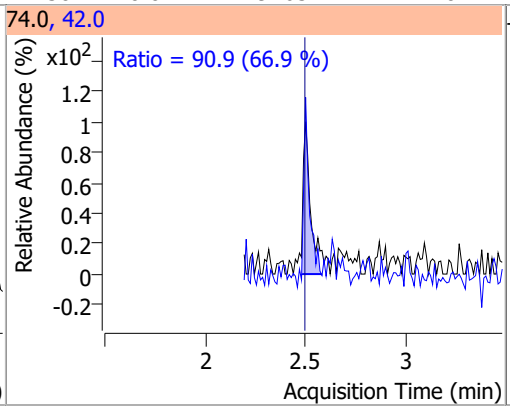

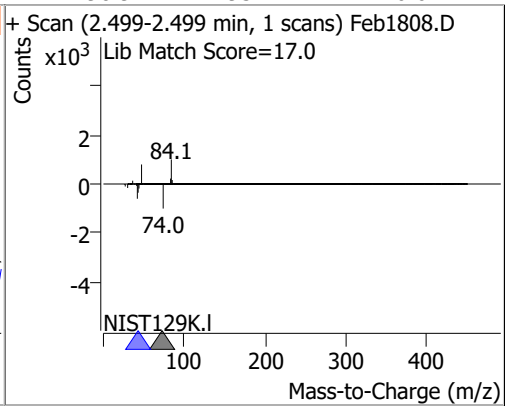

Compound	Conc.	RT	Dev(Min)	Resp.	QIon	QRatio	Lower	Upper
Pyridine	4.5499	2.57	0.04	22506 (m)	52.0	73.4	57.9	107.6

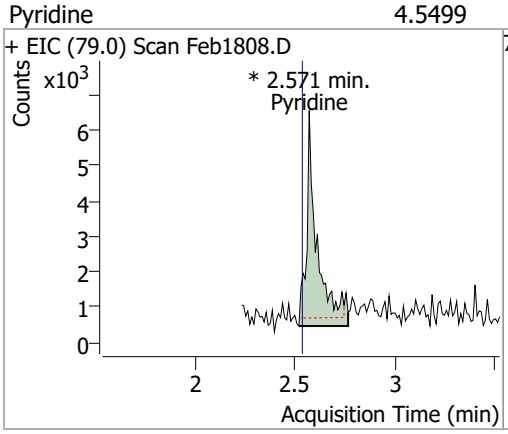

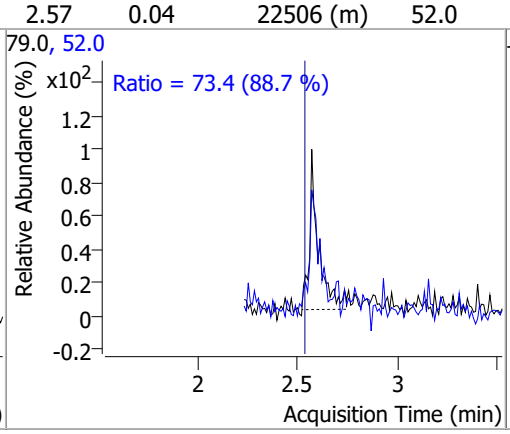

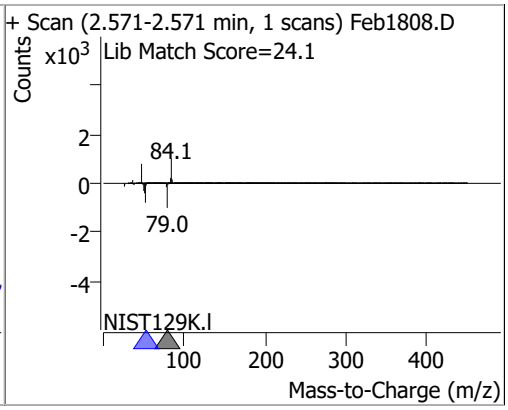

Compound	Conc.	RT	Dev(Min)	Resp.	QIon	QRatio	Lower	Upper
2-Fluorophenol	4.3761	3.65	0.00	26516	64.0	58.7	34.6	64.3
					92.0	18.0	14.2	26.5

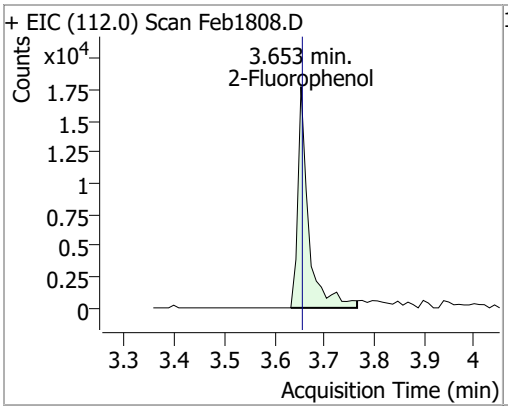

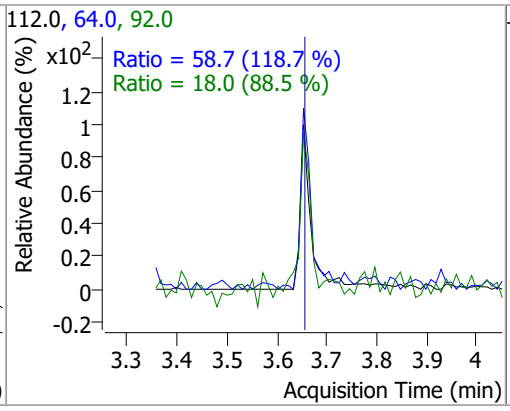

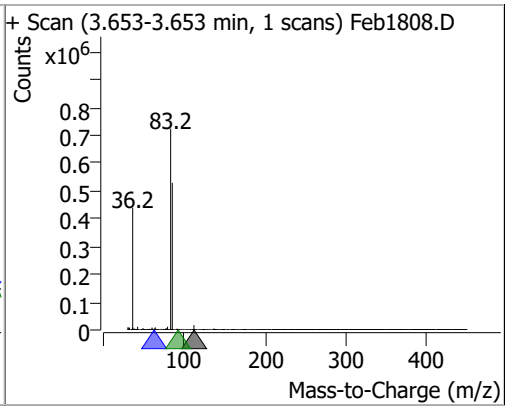

Compound	Conc.	RT	Dev(Min)	Resp.	QIon	QRatio	Lower	Upper
Aniline	4.3025	4.56	0.00	44383	66.0	31.6	25.7	47.8
					65.0	16.9	13.1	24.4

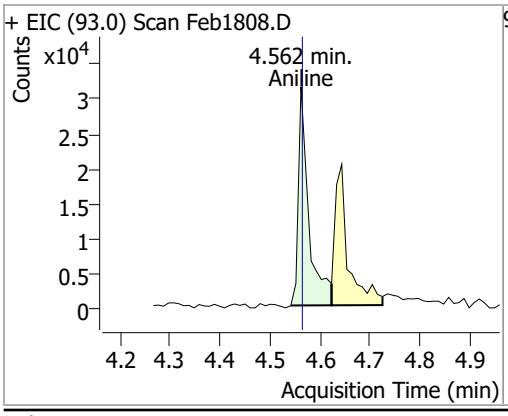

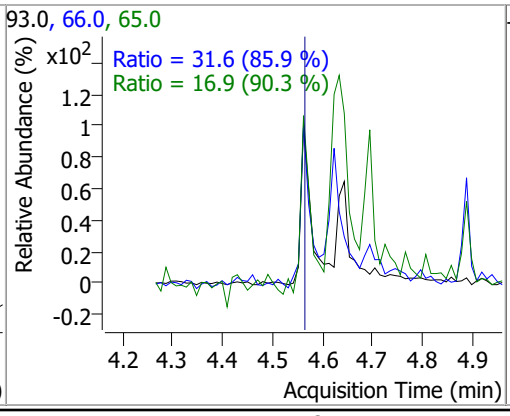

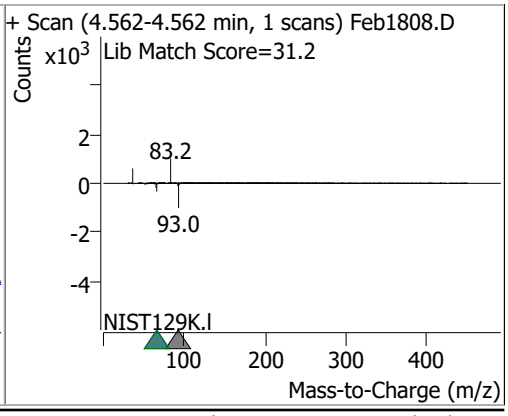

Compound	Conc.	RT	Dev(Min)	Resp.	QIon	QRatio	Lower	Upper
Phenol-d5	4.2259	4.61	0.00	29512	71.0	38.4	25.8	47.9

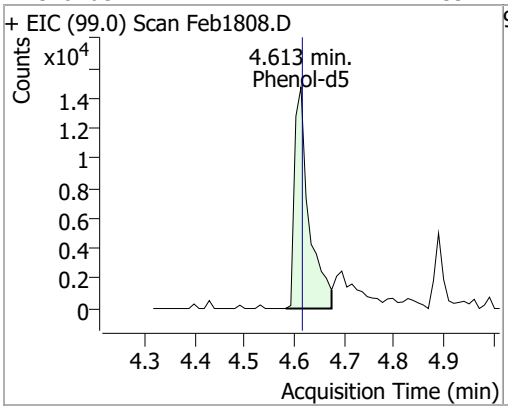

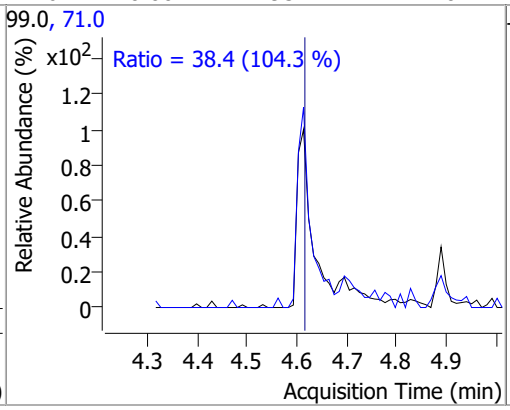

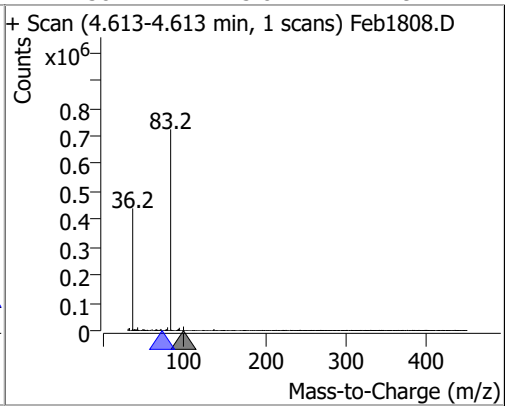

Compound	Conc.	RT	Dev(Min)	Resp.	QIon	QRatio	Lower	Upper
Phenol	4.2318	4.62	0.00	31700 (m)	66.0	54.9	31.7	58.9

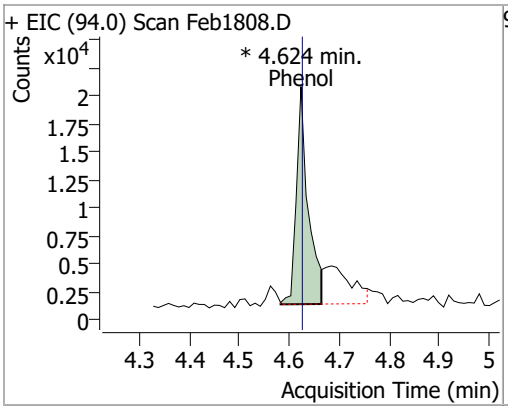

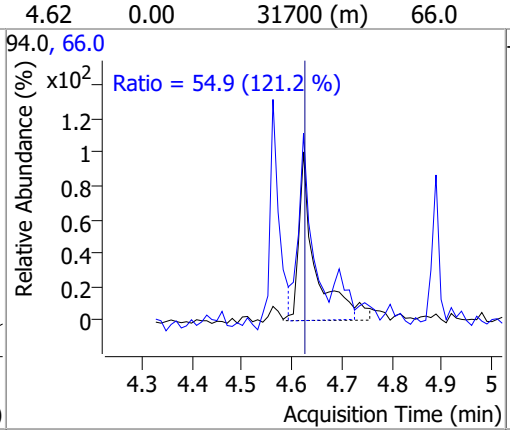

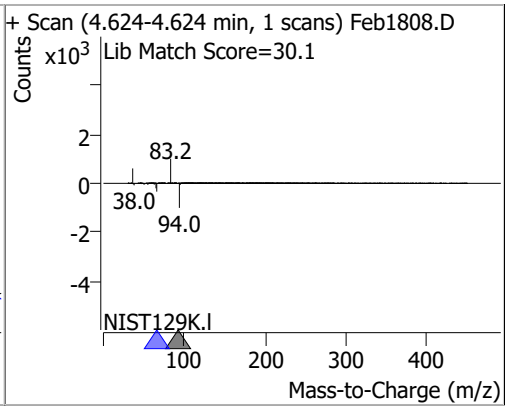

Compound	Conc.	RT	Dev(Min)	Resp.	QIon	QRatio	Lower	Upper
bis(-2-Chloroethyl)Ether	4.1942	4.63	-0.01	23255	64.0	9.6	7.6	14.1

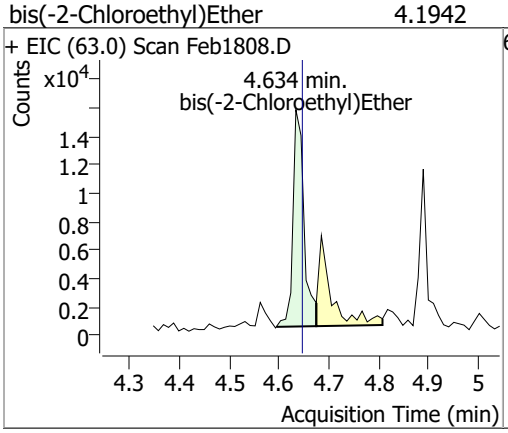

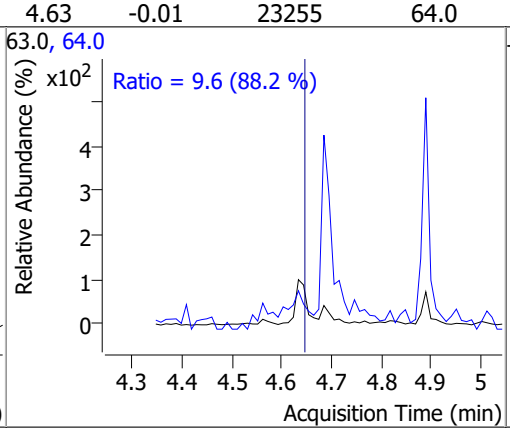

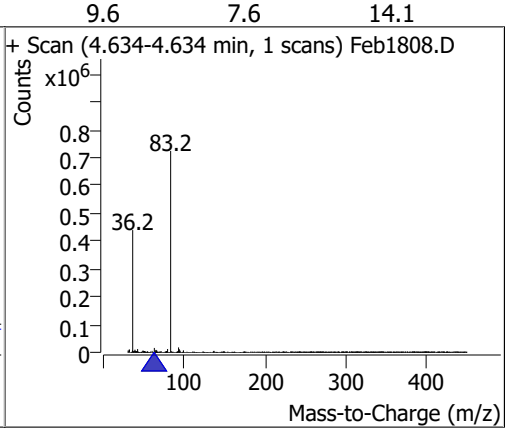

Compound	Conc.	RT	Dev(Min)	Resp.	QIon	QRatio	Lower	Upper
2-Chlorophenol	4.2017	4.70	0.00	25287	130.0	40.4	22.7	42.2

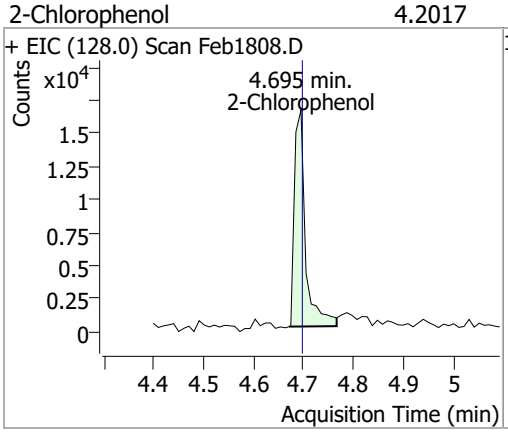

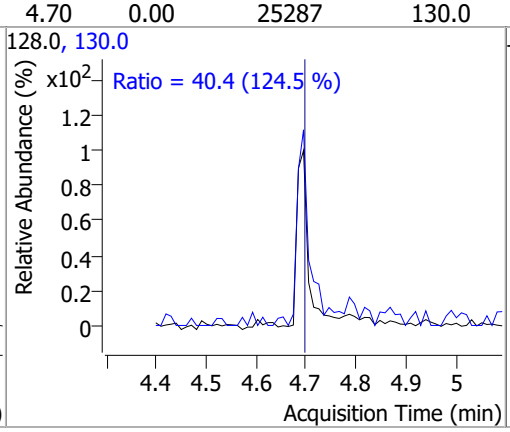

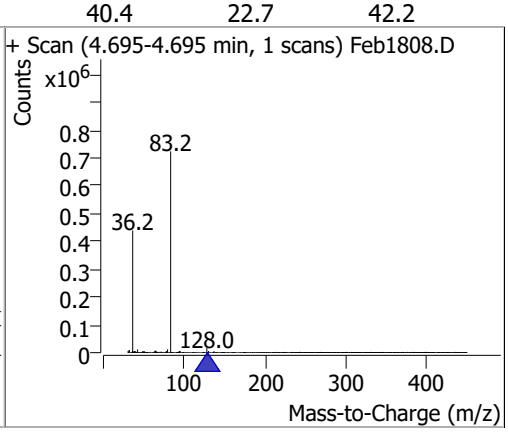

Compound	Conc.	RT	Dev(Min)	Resp.	QIon	QRatio	Lower	Upper
1,3-Dichlorobenzene	4.1651	4.82	-0.01	47435	148.0	62.6	44.6	82.8
					111.0	33.2	25.3	47.0

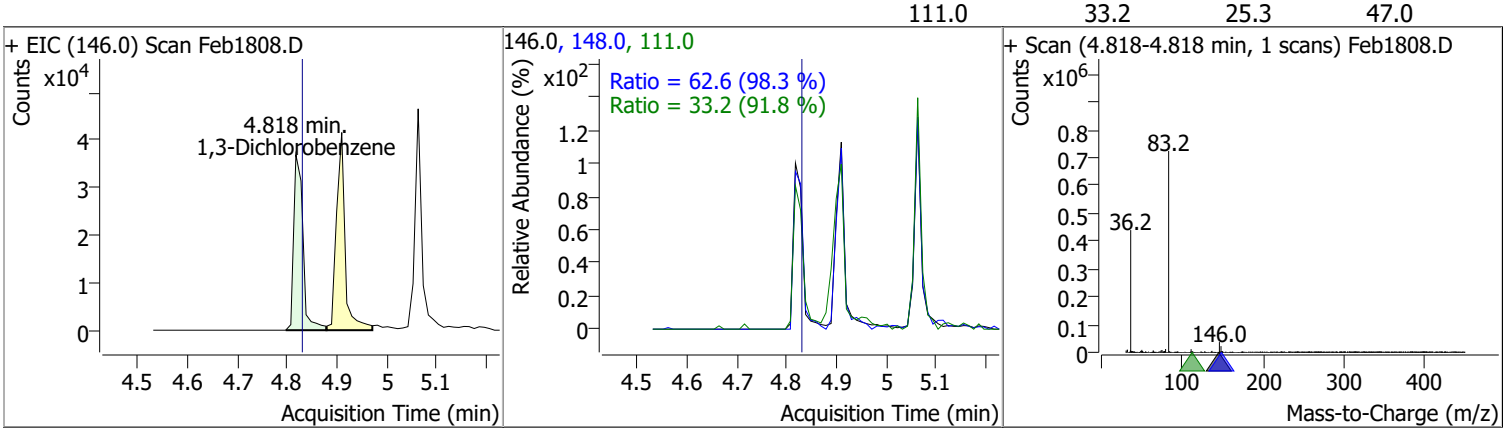

Compound	Conc.	RT	Dev(Min)	Resp.	QIon	QRatio	Lower	Upper
1,4-Dichlorobenzene	4.2531	4.91	0.00	50173	148.0	61.4	45.6	84.8
					111.0	43.9	25.2	46.8

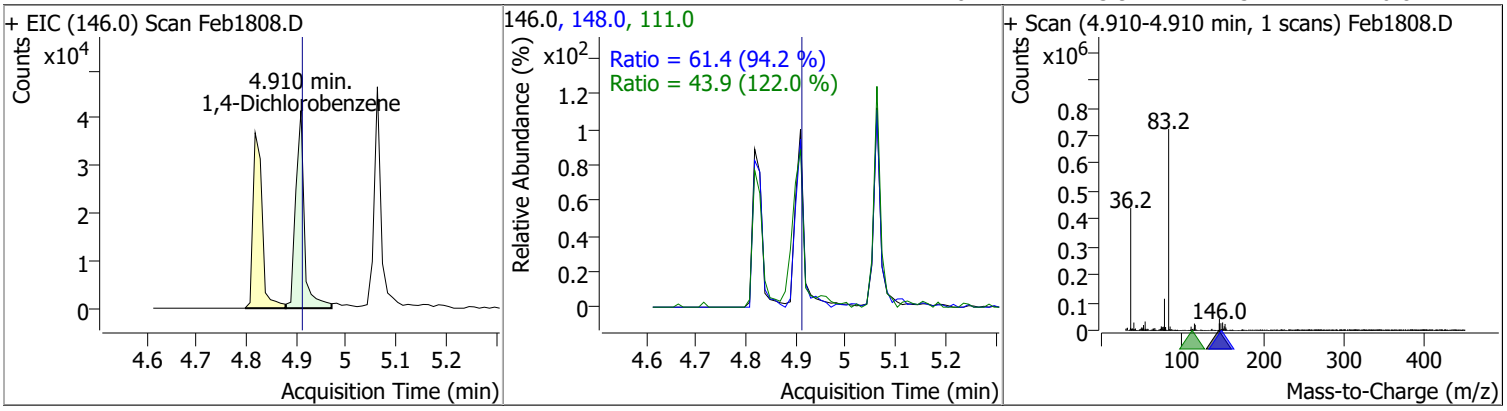

Compound	Conc.	RT	Dev(Min)	Resp.	QIon	QRatio	Lower	Upper
1,2-Dichlorobenzene	4.0801	5.06	0.00	43175 (m)	148.0	65.5	45.1	83.8
					111.0	41.5	26.1	48.5

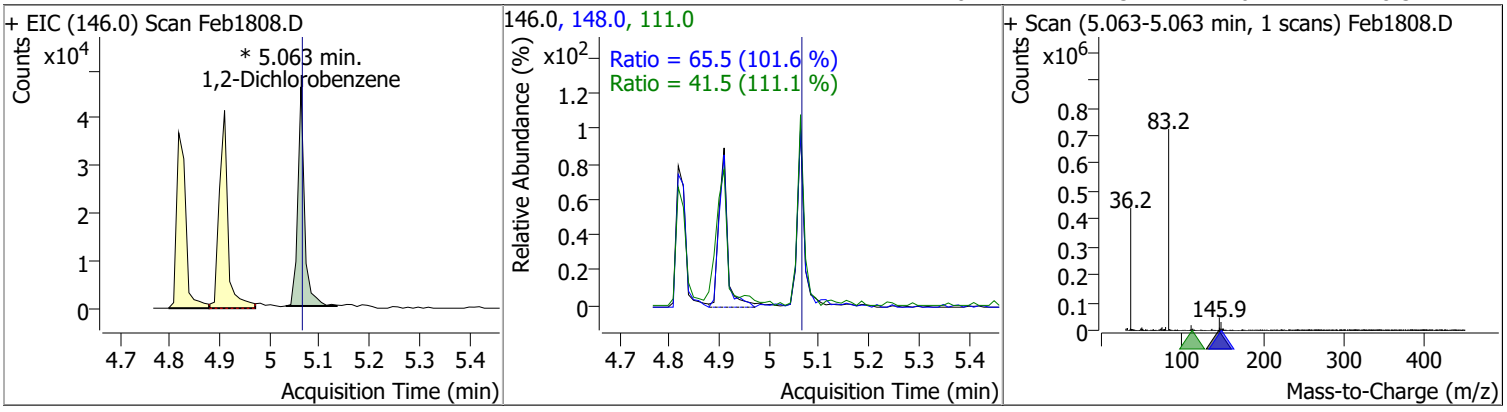

Compound	Conc.	RT	Dev(Min)	Resp.	QIon	QRatio	Lower	Upper
Benzyl Alcohol	4.4169	5.09	0.01	12526 (m)	79.0	107.9	83.5	155.1
					107.0	78.7	49.3	91.6

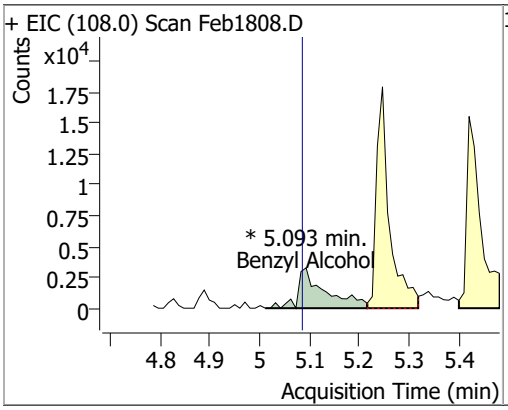

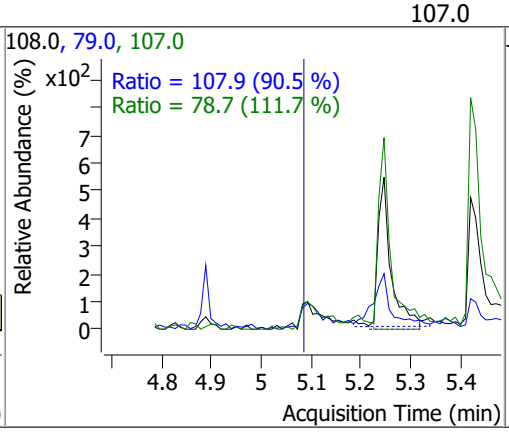

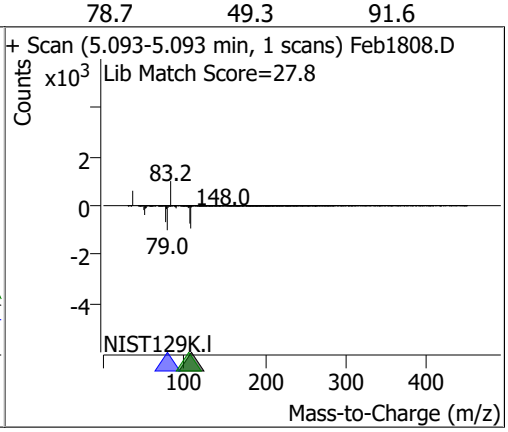

Compound	Conc.	RT	Dev(Min)	Resp.	QIon	QRatio	Lower	Upper
bis(2-chloroisopropyl)Ether	4.2421	5.23	0.00	10403	123.0	37.4	22.5	41.8

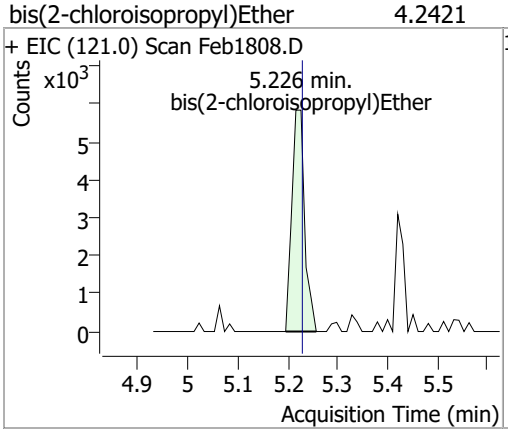

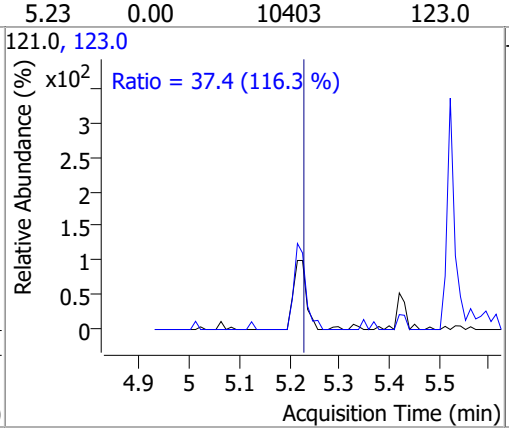

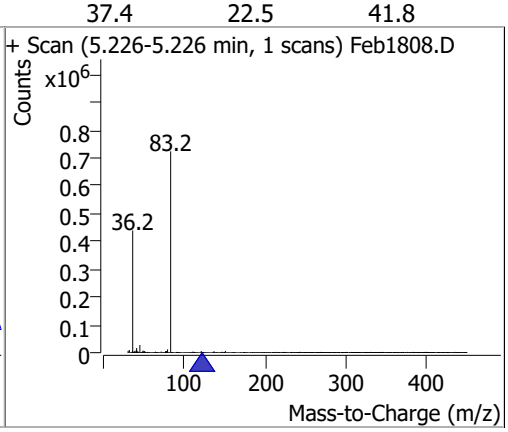

Compound	Conc.	RT	Dev(Min)	Resp.	QIon	QRatio	Lower	Upper
2-Methylphenol	4.2297	5.25	0.00	25470	108.0	118.5	81.5	151.4

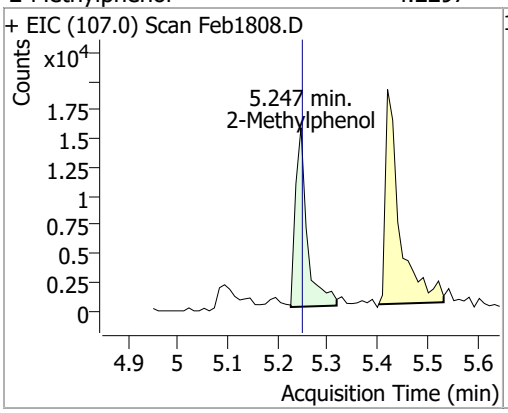

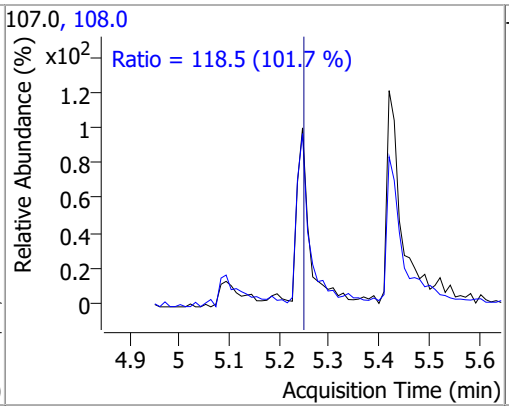

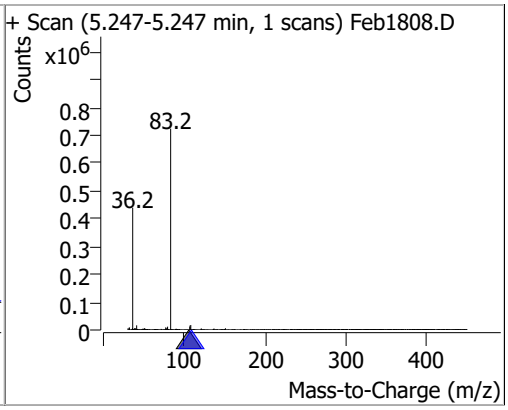

Compound	Conc.	RT	Dev(Min)	Resp.	QIon	QRatio	Lower	Upper
N-nitroso-Di-n-propylamine	4.1739	5.37	0.00	14516	130.0	19.5	0.0	38.8

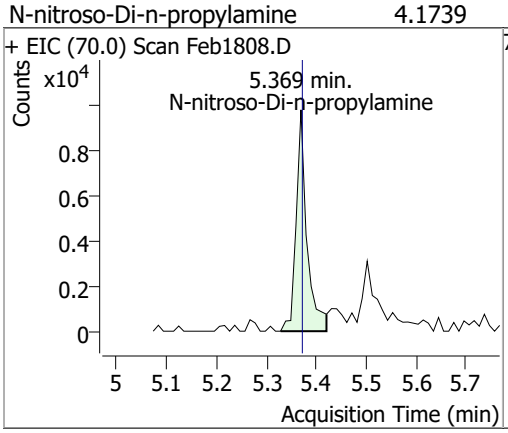

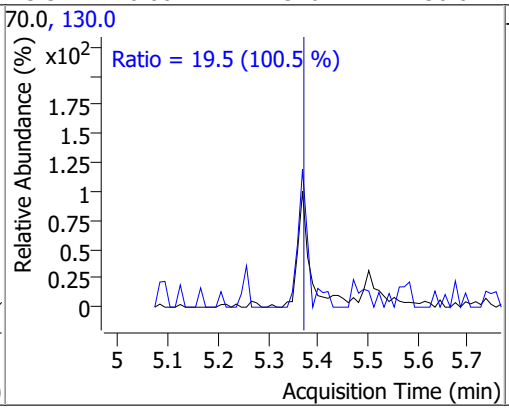

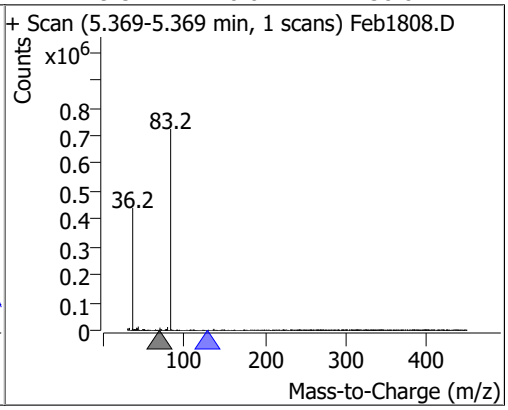

Compound	Conc.	RT	Dev(Min)	Resp.	QIon	QRatio	Lower	Upper
4Methylphenol/3Methylphenol	4.4059	5.42	-0.01	38326	108.0	80.5	58.8	109.1

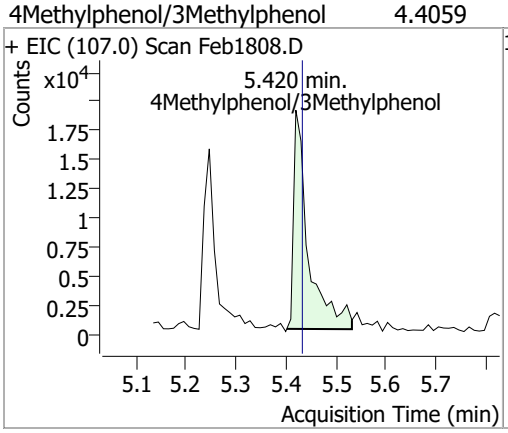

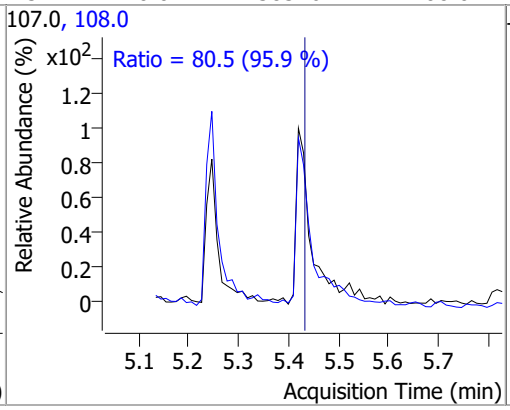

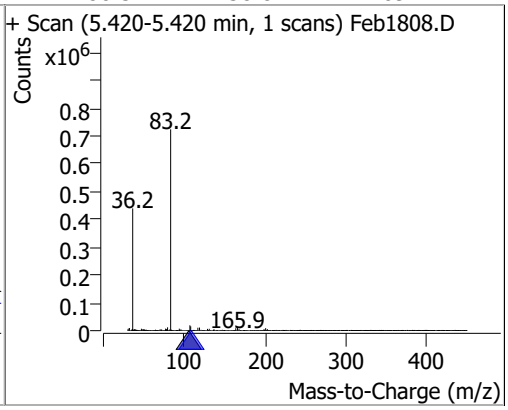

Compound	Conc.	RT	Dev(Min)	Resp.	QIon	QRatio	Lower	Upper
Hexachloroethane	4.1997	5.42	-0.01	12058	201.0	85.3	63.5	118.0
					199.0	48.4	39.8	74.0

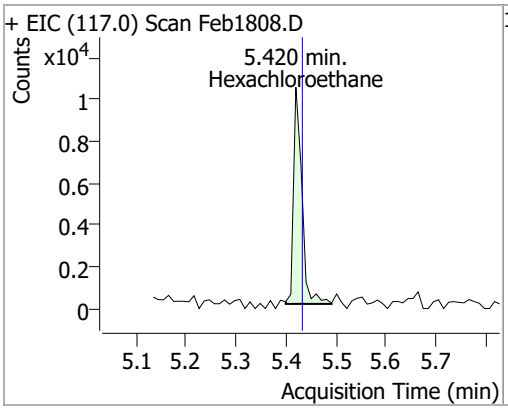

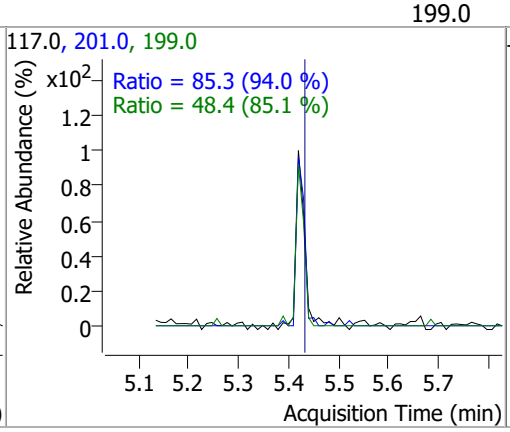

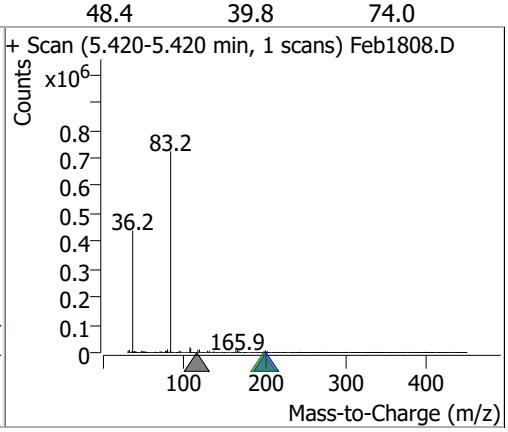

Compound	Conc.	RT	Dev(Min)	Resp.	QIon	QRatio	Lower	Upper
Nitrobenzene-d5	4.2746	5.50	0.00	17369	54.0	60.9	46.3	86.0
					128.0	43.8	34.1	63.3

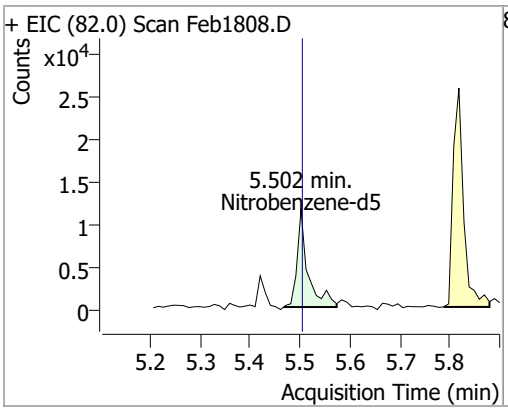

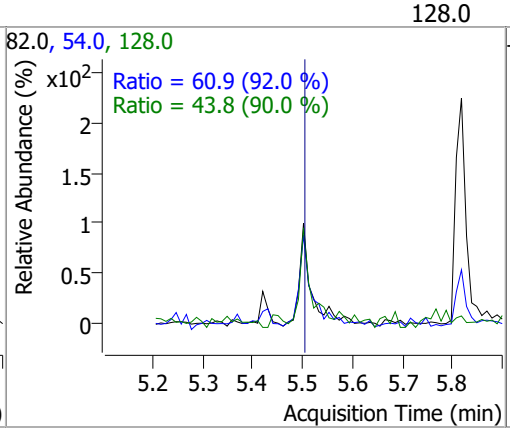

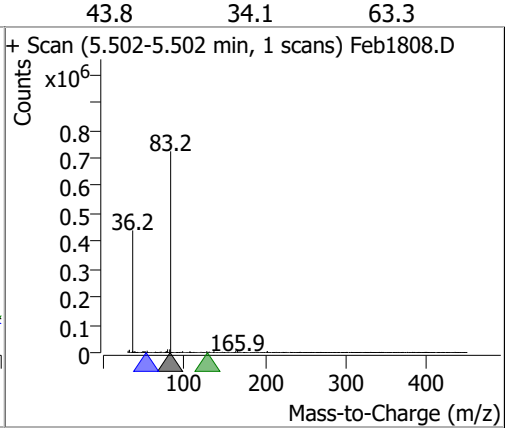

Compound	Conc.	RT	Dev(Min)	Resp.	QIon	QRatio	Lower	Upper
Nitrobenzene	4.6846	5.52	0.00	7200	77.0	248.6	148.9	276.5
					51.0	142.6	91.7	170.3

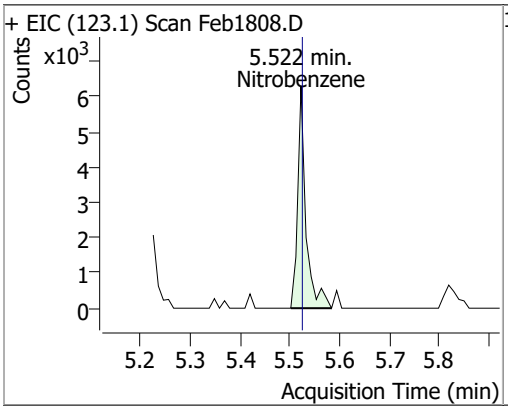

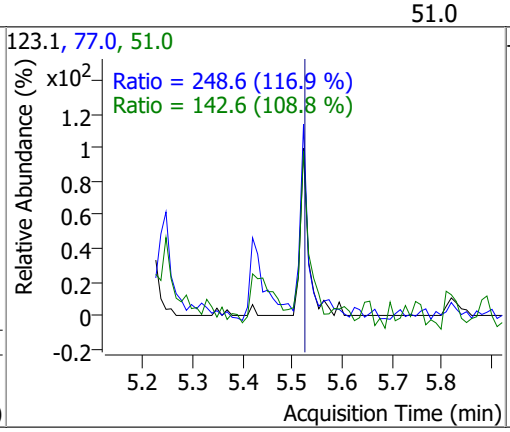

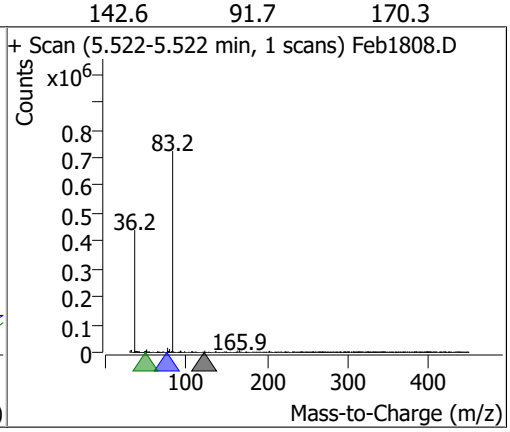

Compound	Conc.	RT	Dev(Min)	Resp.	QIon	QRatio	Lower	Upper
Isophorone	4.4396	5.82	0.00	37781	138.0	20.1	14.8	27.5

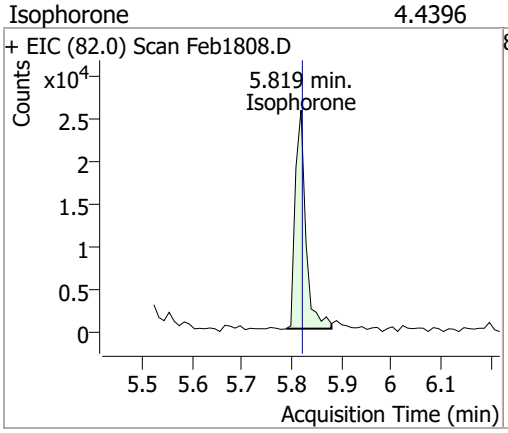

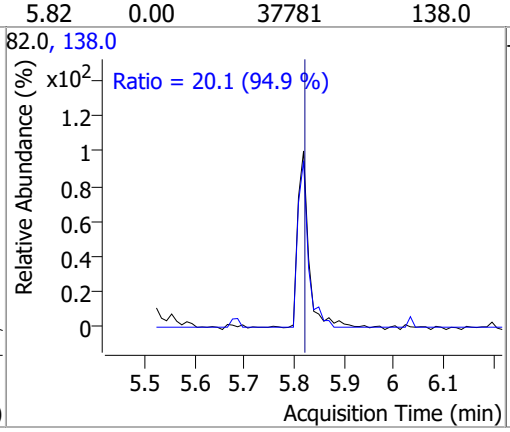

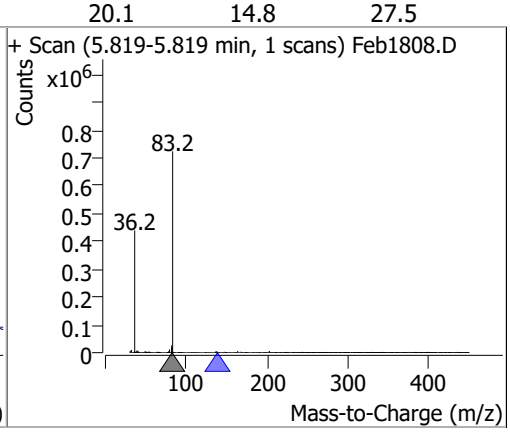

Compound	Conc.	RT	Dev(Min)	Resp.	QIon	QRatio	Lower	Upper
2-Nitrophenol	4.4863	5.88	0.00	7612	65.0	50.6	34.2	63.4
					109.0	46.2	24.6	45.8

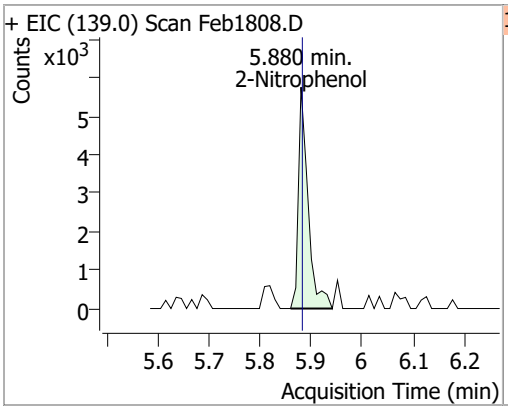

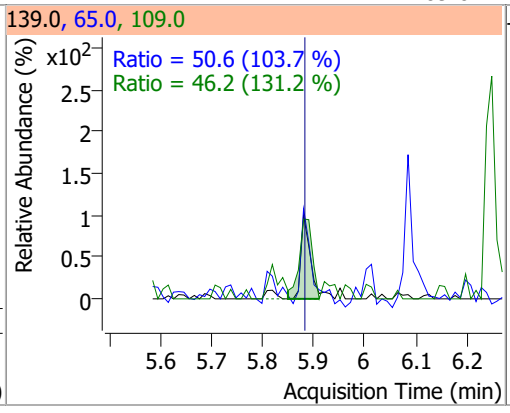

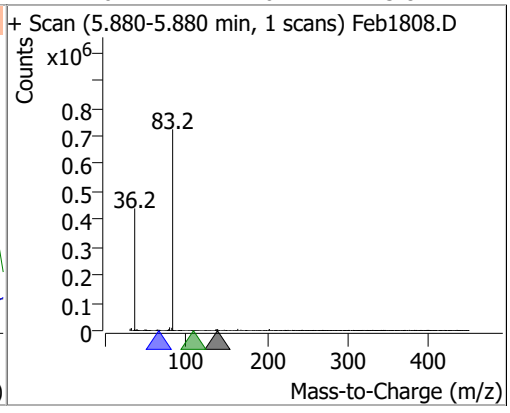

Compound	Conc.	RT	Dev(Min)	Resp.	QIon	QRatio	Lower	Upper
2,4-Dimethylphenol	4.4772	6.00	0.00	23276	107.0	104.9	76.6	142.3
					77.0	37.1	23.8	44.2

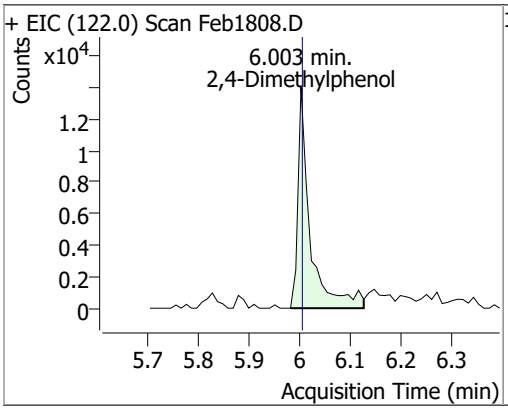

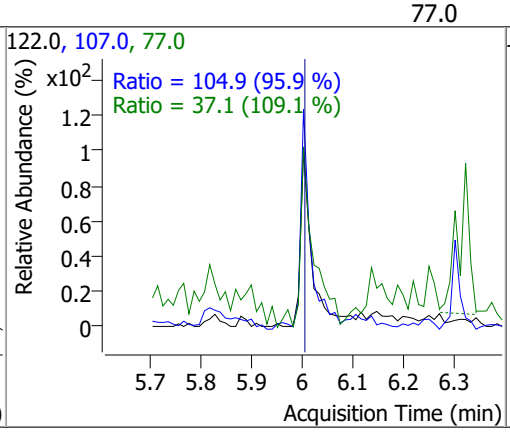

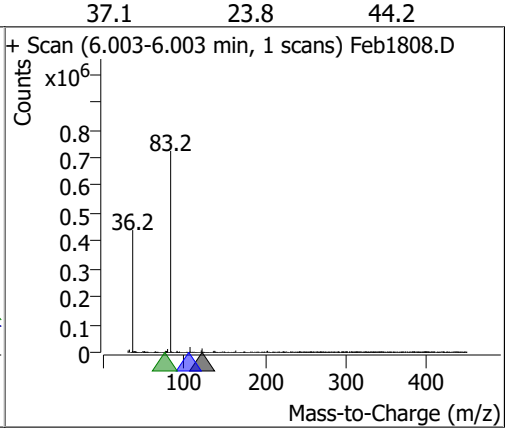

Compound	Conc.	RT	Dev(Min)	Resp.	QIon	QRatio	Lower	Upper
bis(-2-Chloroethoxy)Methane	4.2445	6.08	0.00	21296	63.0	72.5	47.7	88.6
					95.0	47.5	22.3	41.5

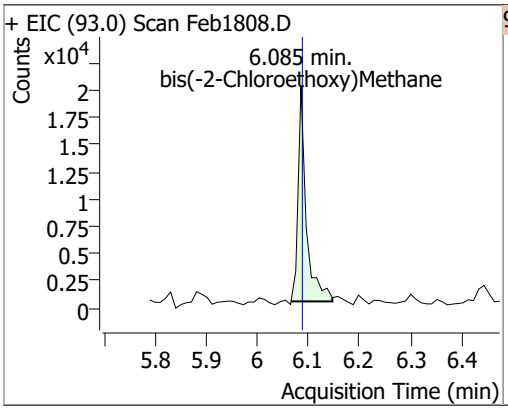

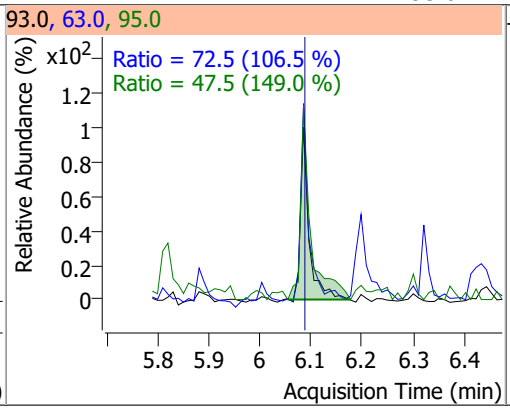

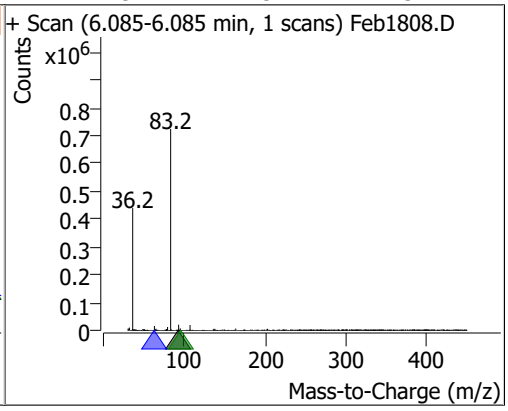

Compound	Conc.	RT	Dev(Min)	Resp.	QIon	QRatio	Lower	Upper
2,4-Dichlorophenol	4.3107	6.20	0.01	17657	164.0	63.2	45.5	84.5
					98.0	33.1	20.0	37.1

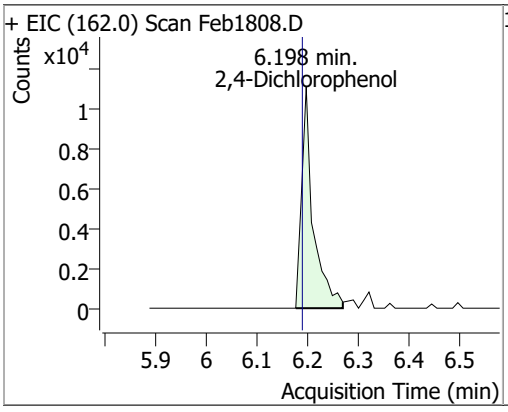

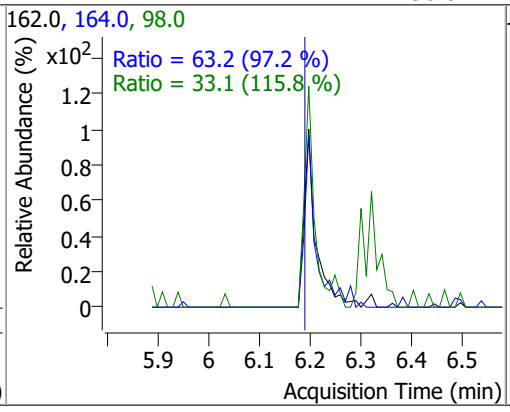

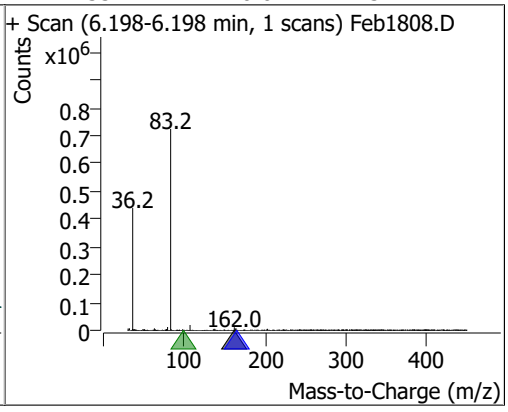

Compound	Conc.	RT	Dev(Min)	Resp.	QIon	QRatio	Lower	Upper
Benzoic Acid	4.6830	6.14	-0.10	9103 (m)	122.0	87.8	59.9	111.2
					77.0	58.9	42.3	78.5

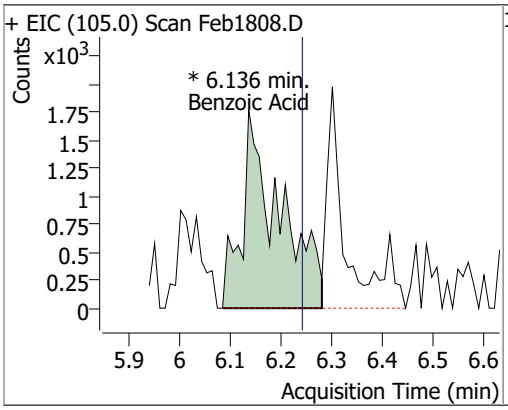

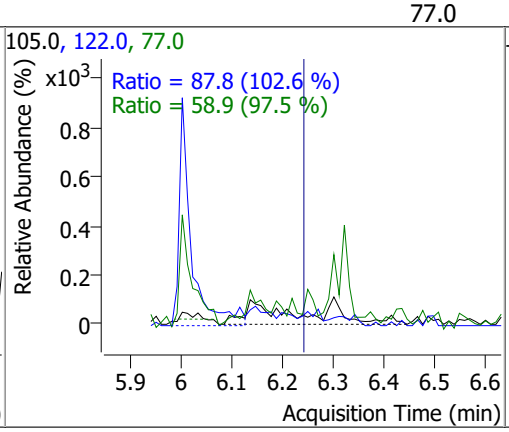

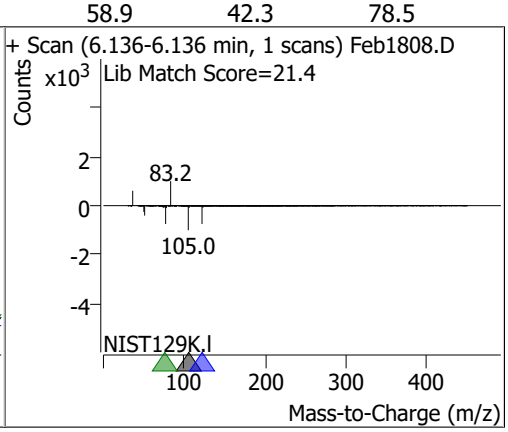

Compound	Conc.	RT	Dev(Min)	Resp.	QIon	QRatio	Lower	Upper
1,2,4-Trichlorobenzene	4.1540	6.25	0.00	27847	182.0	97.4	66.2	122.9
					145.0	25.0	20.1	37.3

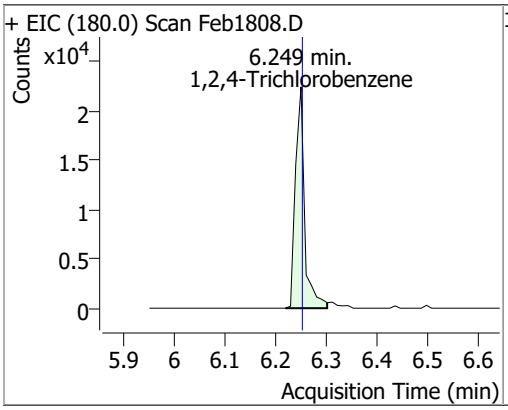

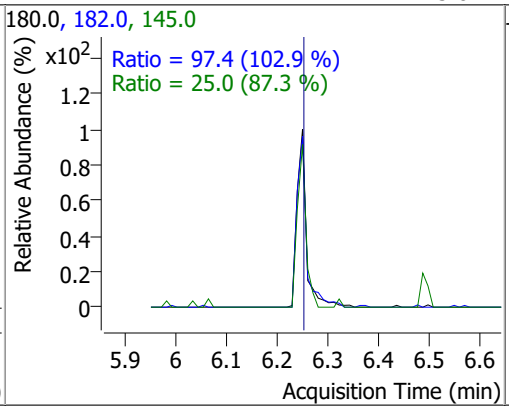

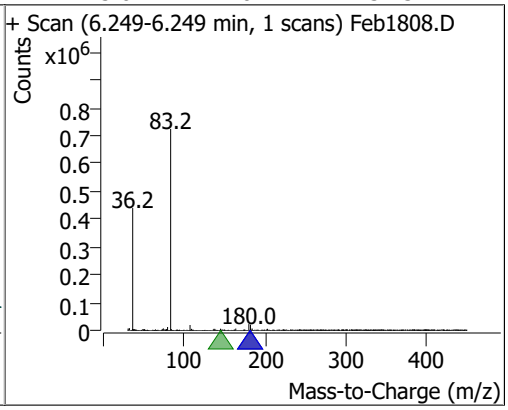

Compound	Conc.	RT	Dev(Min)	Resp.	QIon	QRatio	Lower	Upper
Naphthalene	4.2231	6.32	-0.01	94125	129.0	12.2	8.0	14.9
					102.0	12.7	6.9	12.9

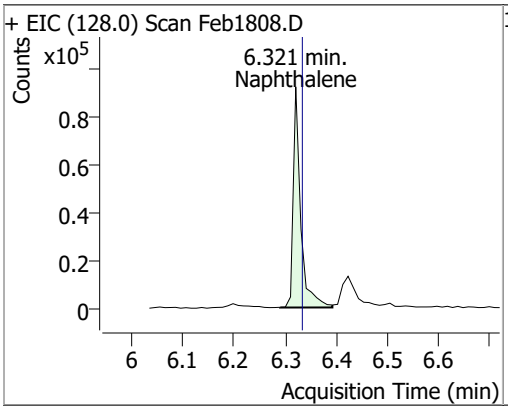

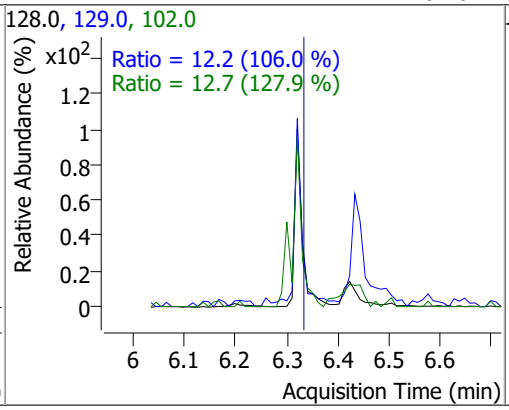

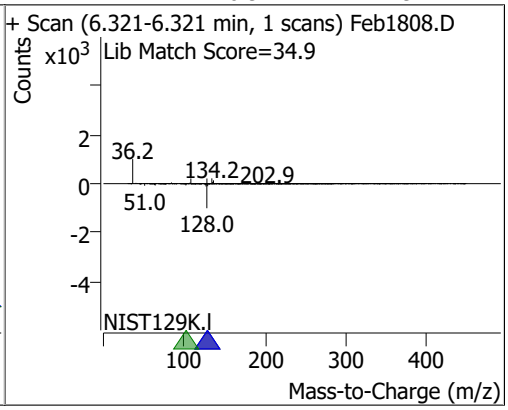

Compound	Conc.	RT	Dev(Min)	Resp.	QIon	QRatio	Lower	Upper
4-Chlorophenol	3.9595	6.42	0.01	9877 (m)	128.0	254.9	221.4	411.2

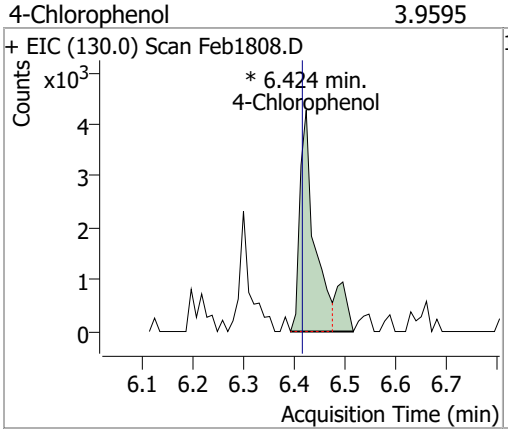

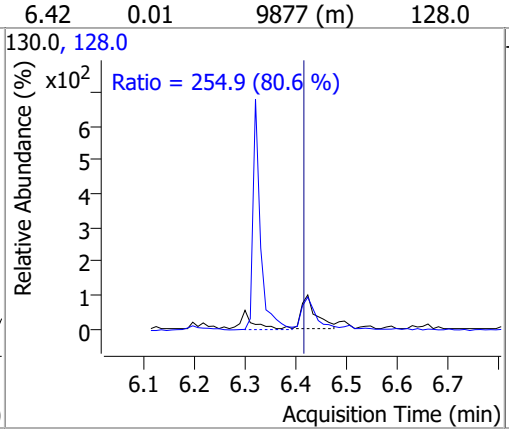

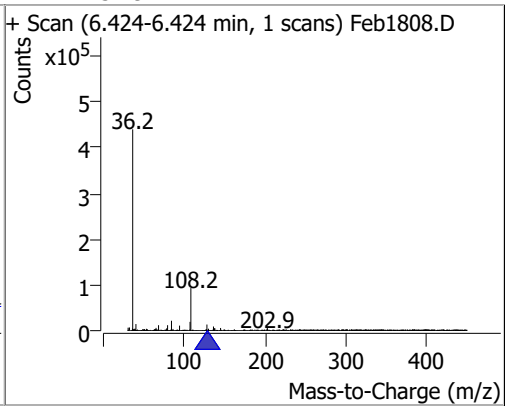

Compound	Conc.	RT	Dev(Min)	Resp.	QIon	QRatio	Lower	Upper
p-Chloroaniline	4.3289	6.43	0.00	30624	65.0	55.0	42.1	78.2
					129.0	40.0	26.3	48.9

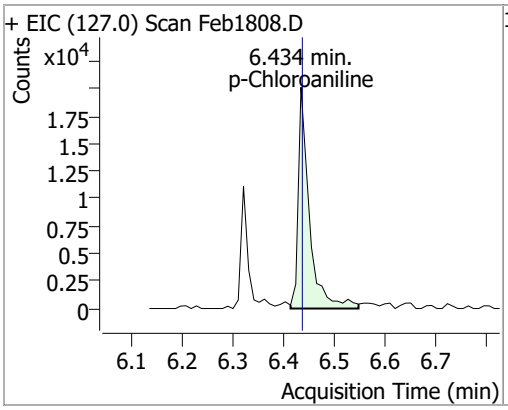

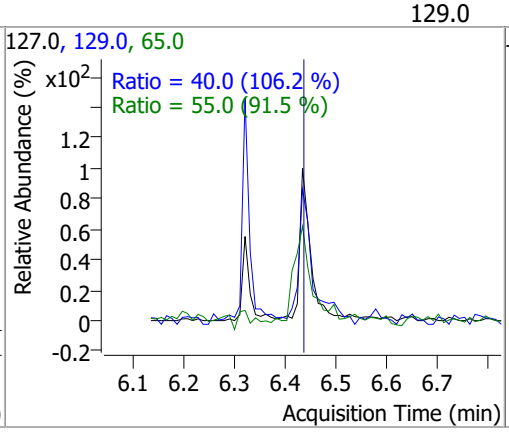

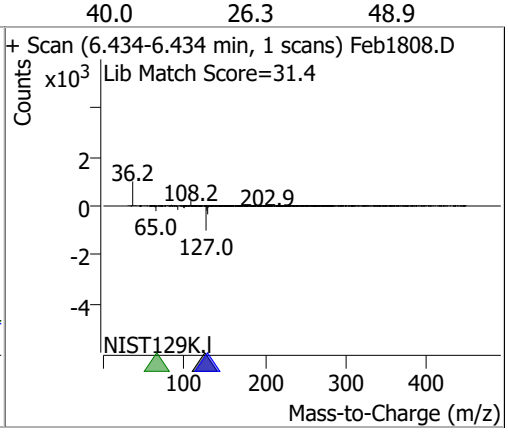

Compound	Conc.	RT	Dev(Min)	Resp.	QIon	QRatio	Lower	Upper
Hexachlorobutadiene	4.2318	6.50	0.00	14423	227.0	52.8	46.0	85.4
					223.0	59.6	45.0	83.6

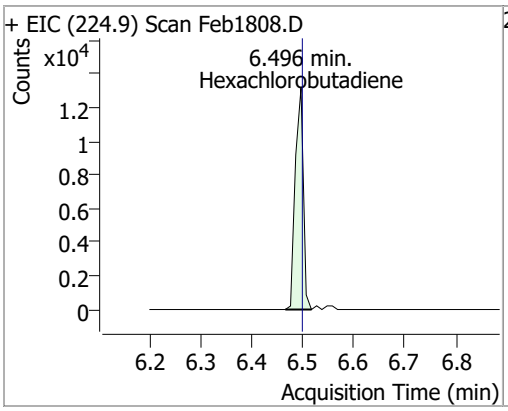

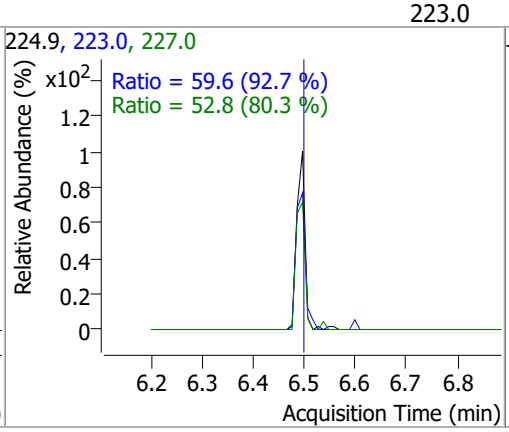

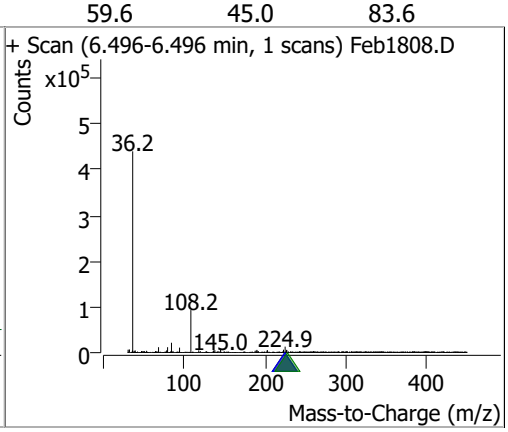

Compound	Conc.	RT	Dev(Min)	Resp.	QIon	QRatio	Lower	Upper
4-Chloro-2-Methylphenol	4.2432	6.94	0.00	21228	144.0	21.5	19.4	36.1

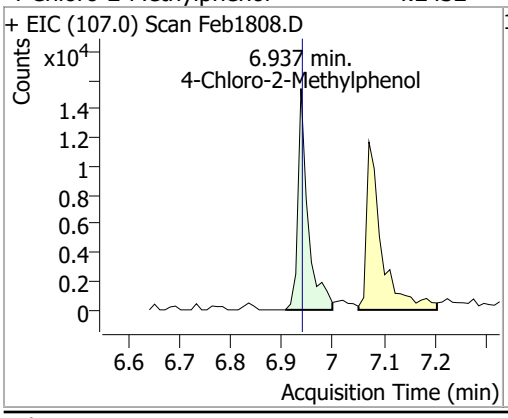

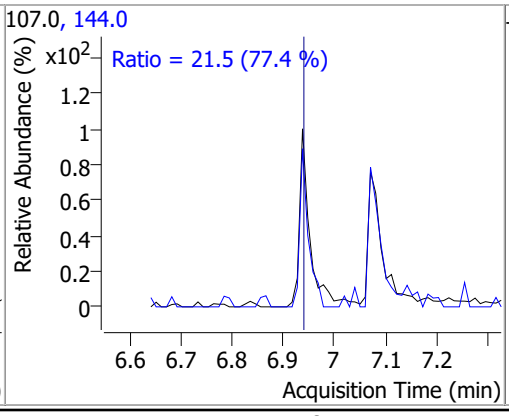

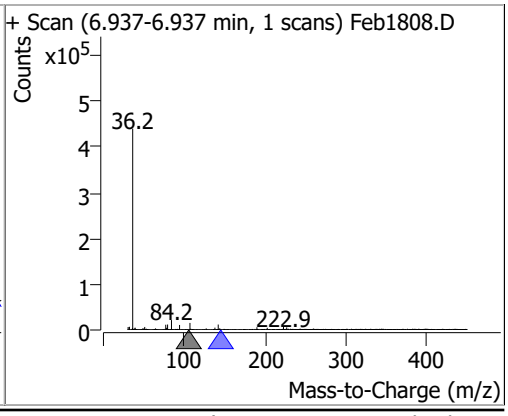

Compound	Conc.	RT	Dev(Min)	Resp.	QIon	QRatio	Lower	Upper
4-Chloro-3-Methylphenol	4.3556	7.07	0.00	24488	144.0	25.8	19.1	35.5

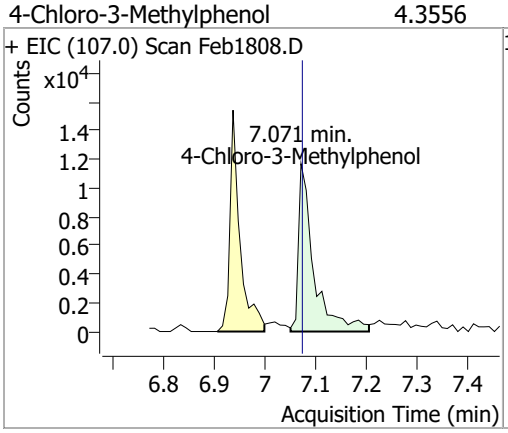

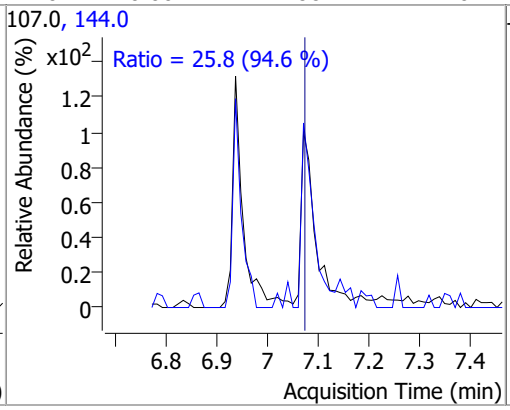

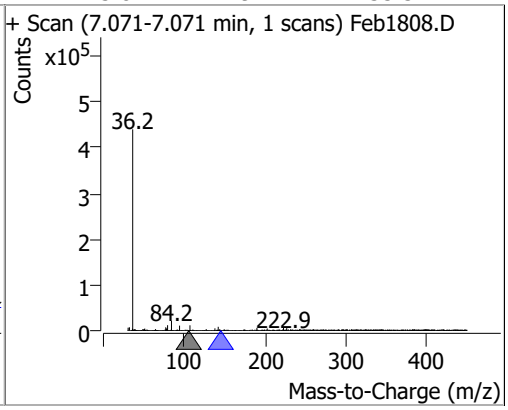

Compound	Conc.	RT	Dev(Min)	Resp.	QIon	QRatio	Lower	Upper
2-Methylnaphthalene	3.8205	7.14	0.00	56026	142.0	125.9	83.8	155.7
					115.0	41.7	29.2	54.3

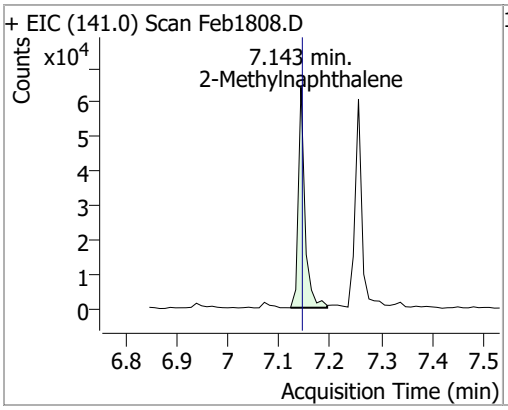

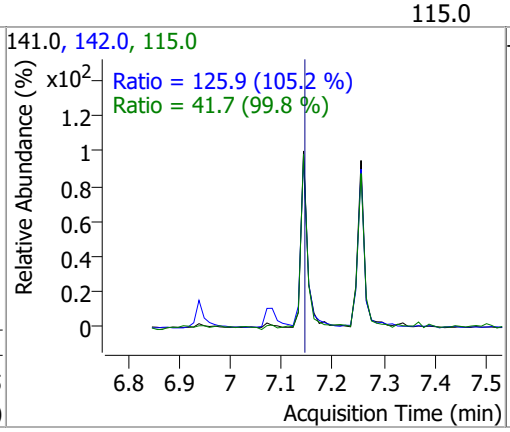

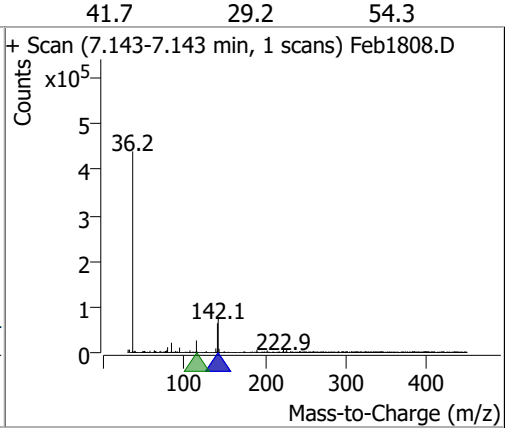

Compound	Conc.	RT	Dev(Min)	Resp.	QIon	QRatio	Lower	Upper
1-Methylnaphthalene	3.8746	7.26	0.00	56205 (m)	142.0	108.7	79.8	148.2
					115.0	36.7	28.9	53.7

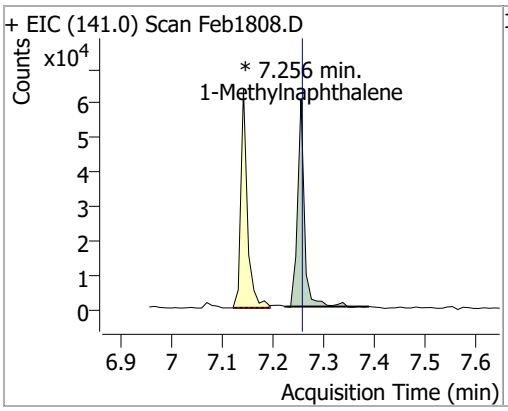

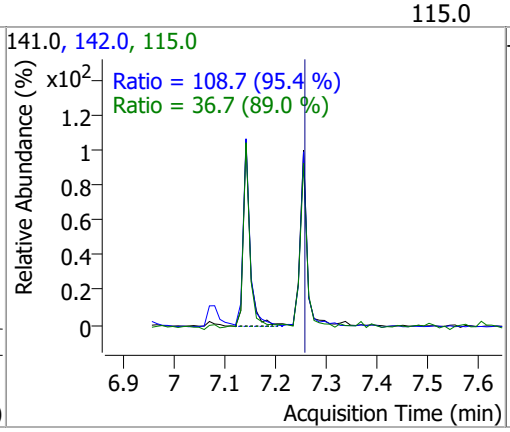

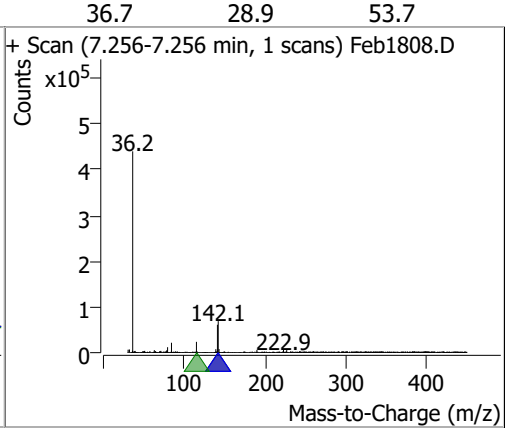

Compound	Conc.	RT	Dev(Min)	Resp.	QIon	QRatio	Lower	Upper
Hexachlorocyclopentadiene	4.4930	7.34	0.00	4224	234.9	76.1	45.2	84.0
					238.9	67.6	44.6	82.9

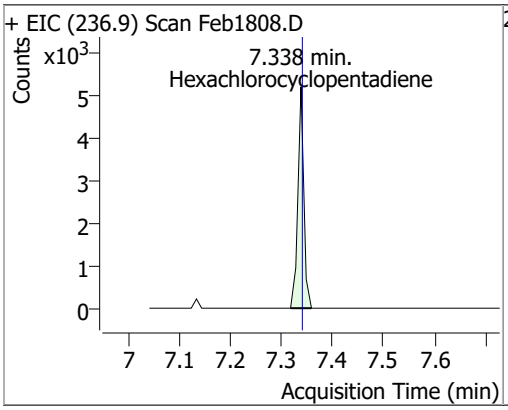

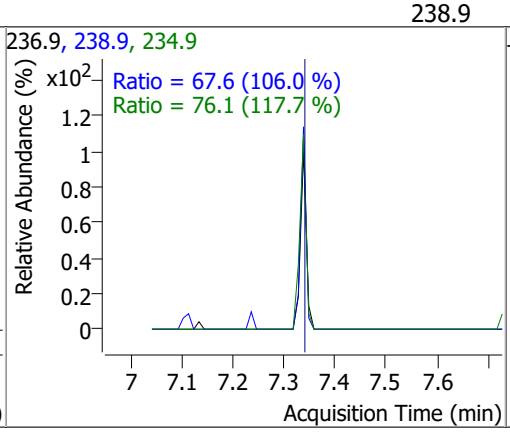

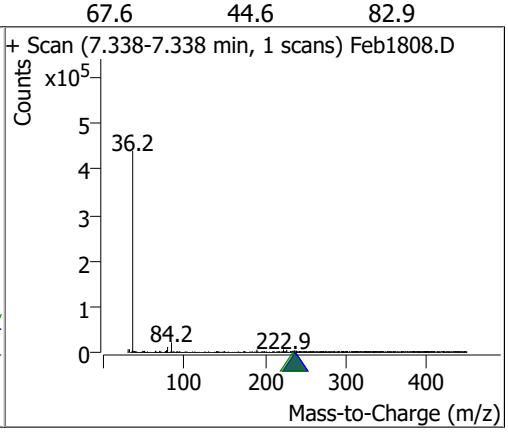

Compound	Conc.	RT	Dev(Min)	Resp.	QIon	QRatio	Lower	Upper
2,4,6-Trichlorophenol	4.5098	7.51	-0.01	9233 (m)	198.0	101.3	67.6	125.5

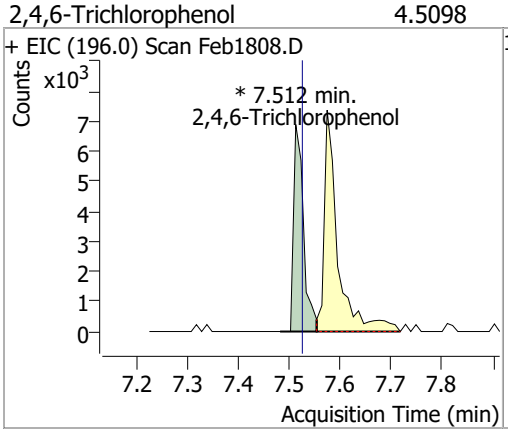

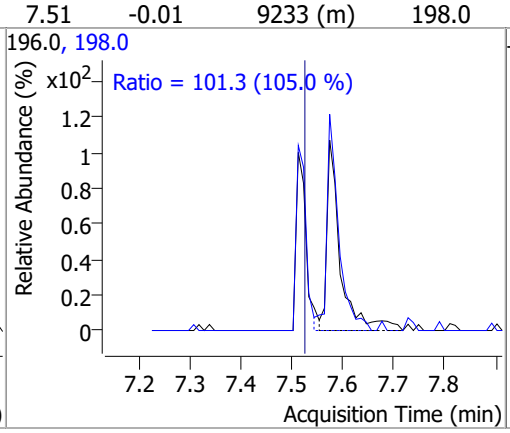

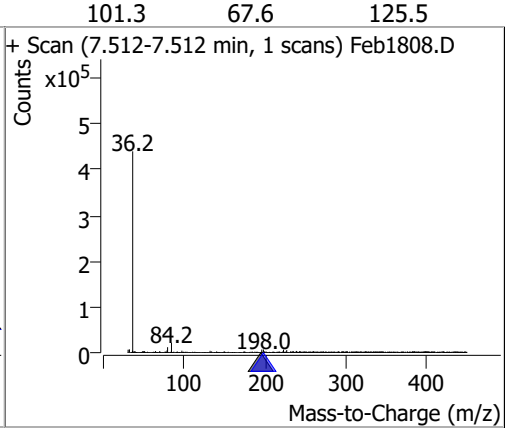

Compound	Conc.	RT	Dev(Min)	Resp.	QIon	QRatio	Lower	Upper
2,4,5-Trichlorophenol	4.4335	7.57	0.00	13593	198.0	97.7	63.2	117.3

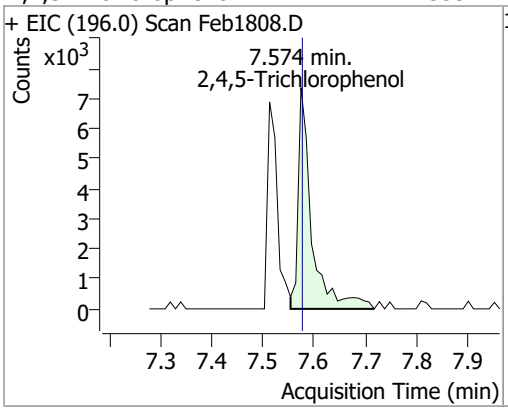

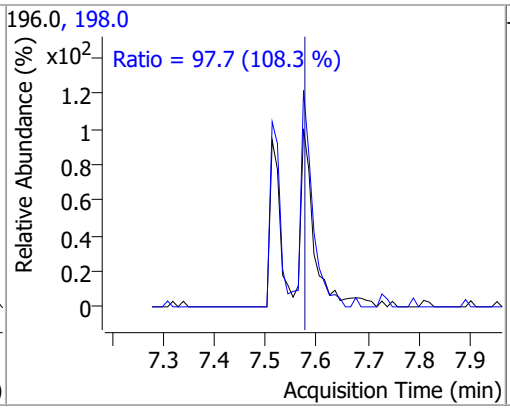

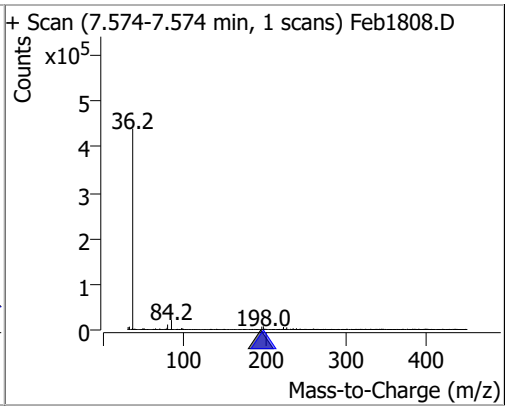

Compound	Conc.	RT	Dev(Min)	Resp.	QIon	QRatio	Lower	Upper
2-Fluorobiphenyl	4.1003	7.60	0.00	71272	171.0	35.2	24.0	44.5

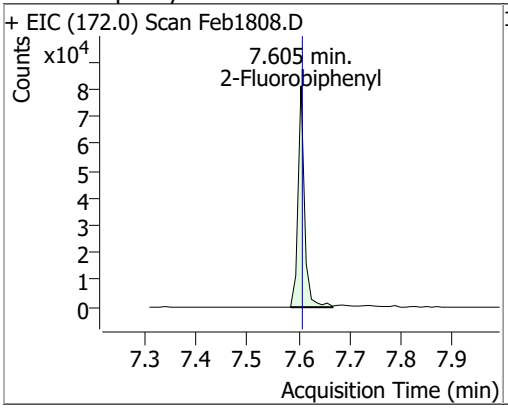

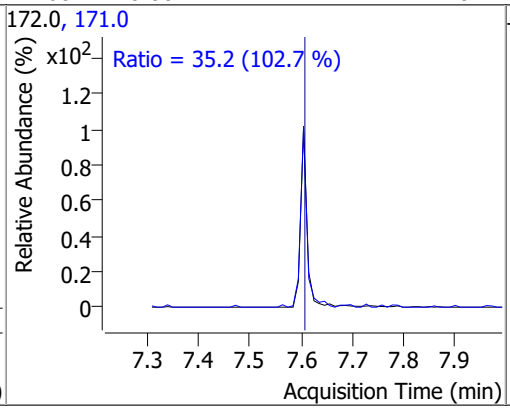

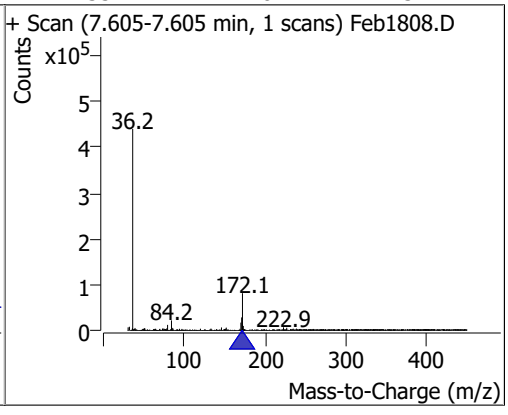

Compound	Conc.	RT	Dev(Min)	Resp.	QIon	QRatio	Lower	Upper
2-Chloronaphthalene	4.0007	7.72	0.00	54021	127.0	39.0	25.1	46.7
					164.0	32.4	22.5	41.7

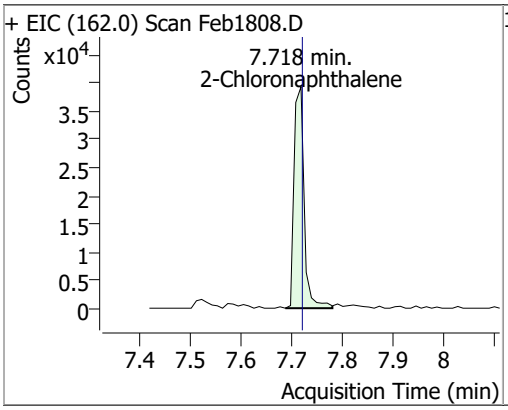

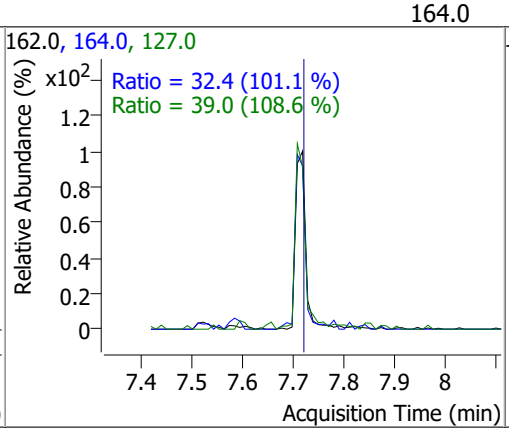

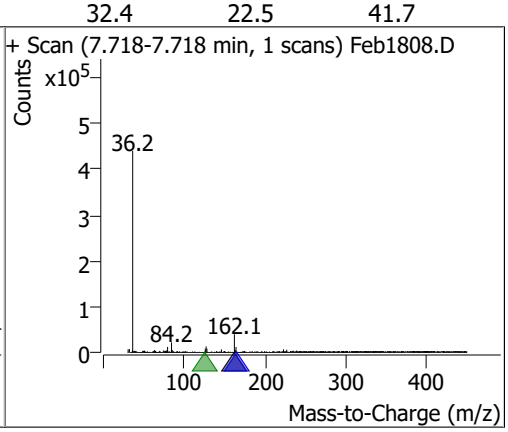

Compound	Conc.	RT	Dev(Min)	Resp.	QIon	QRatio	Lower	Upper
2-Nitroaniline	4.7042	7.88	0.00	6068	138.0	89.2	77.4	143.7

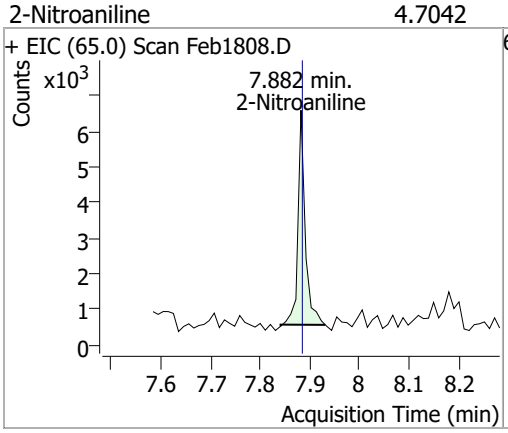

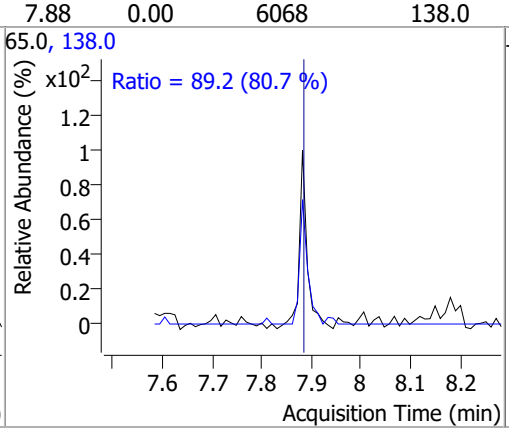

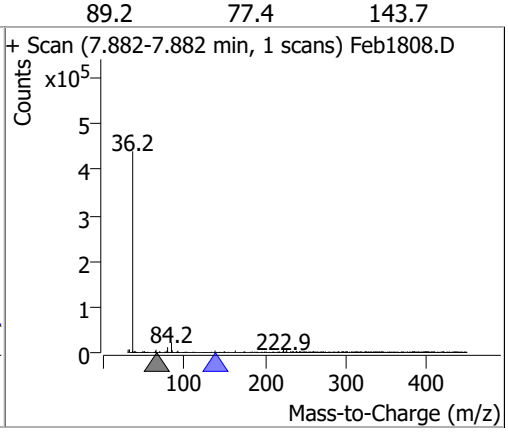

Compound	Conc.	RT	Dev(Min)	Resp.	QIon	QRatio	Lower	Upper
Dimethyl Phthalate	4.5831	8.13	-0.01	34888	77.0	26.3	13.8	25.7

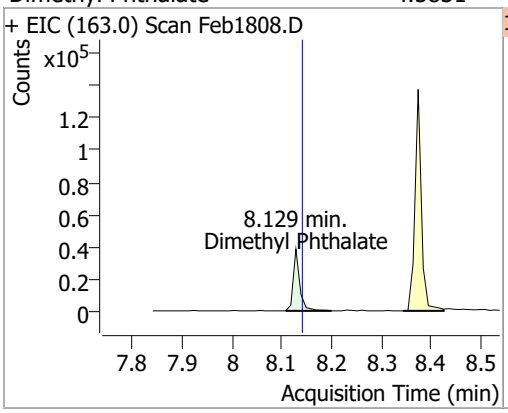

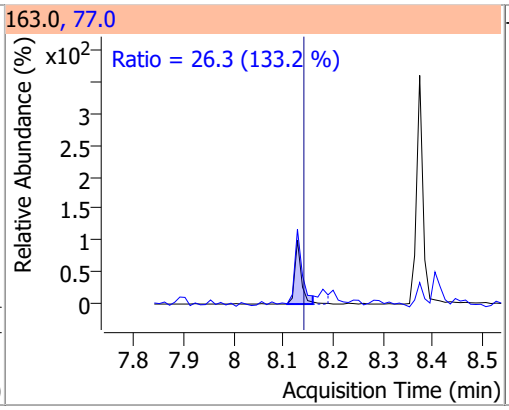

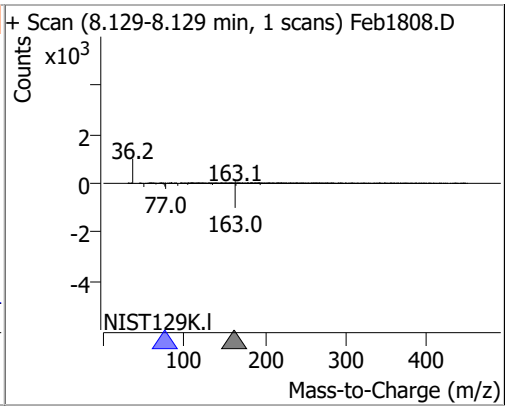

Compound	Conc.	RT	Dev(Min)	Resp.	QIon	QRatio	Lower	Upper
2,6-Dinitrotoluene	4.4592	8.18	-0.01	4514	63.0	171.0	99.5	184.8
					89.0	100.0	43.3	80.3

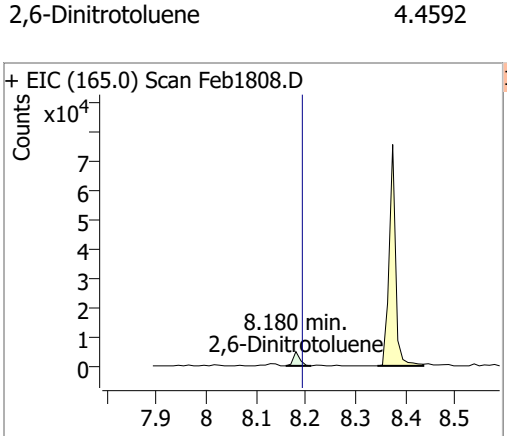

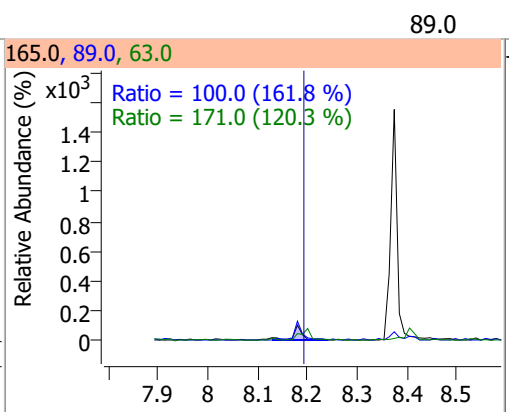

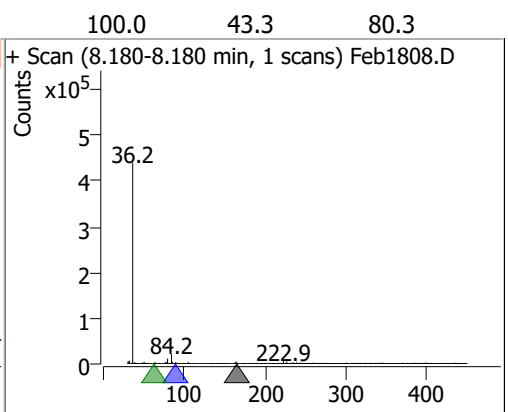

Compound	Conc.	RT	Dev(Min)	Resp.	QIon	QRatio	Lower	Upper
Acenaphthylene	4.1382	8.20	0.00	79350	153.1	17.1	9.6	17.7

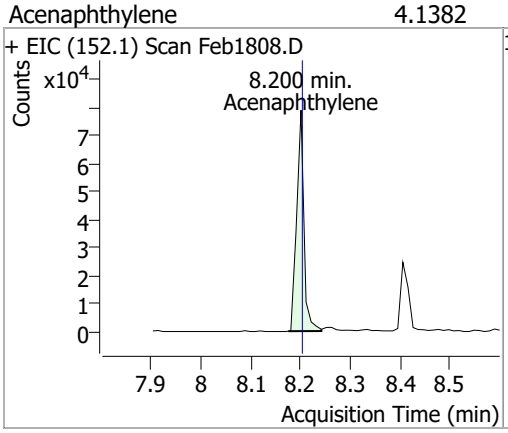

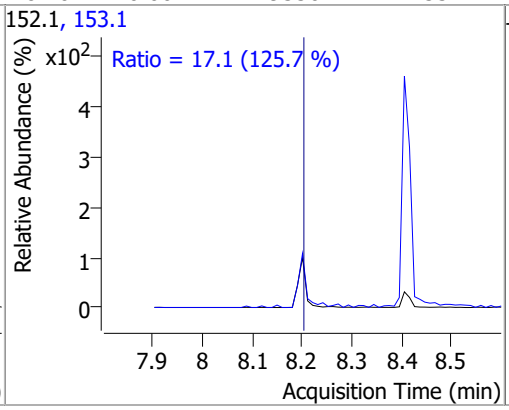

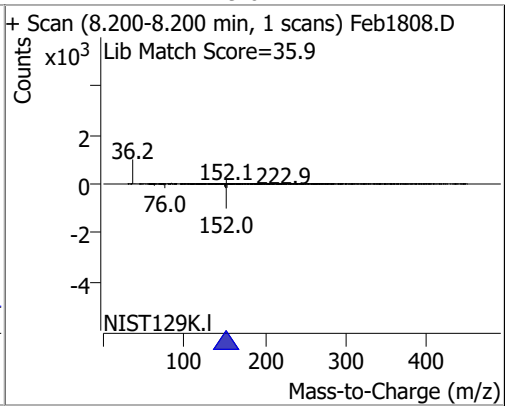

Compound	Conc.	RT	Dev(Min)	Resp.	QIon	QRatio	Lower	Upper
3-Nitroaniline	4.6024	8.38	-0.01	4377	65.0	229.8	90.4	167.8
					92.0	199.7	74.7	138.7

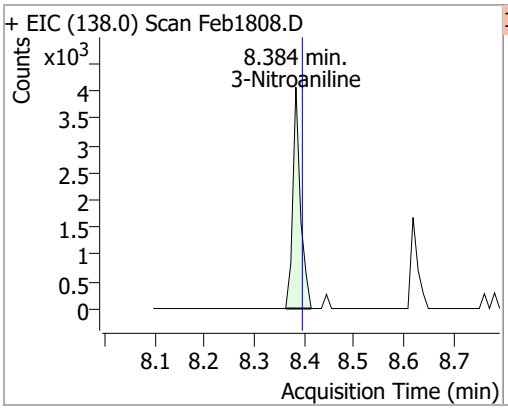

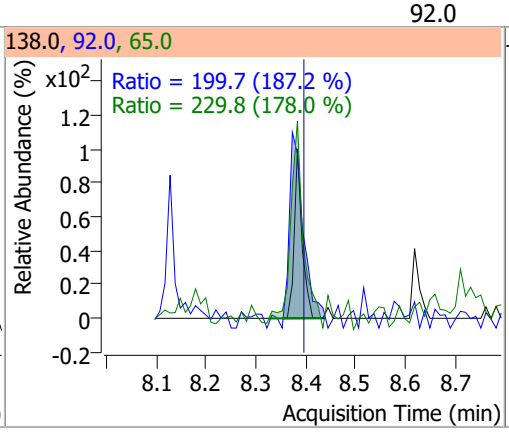

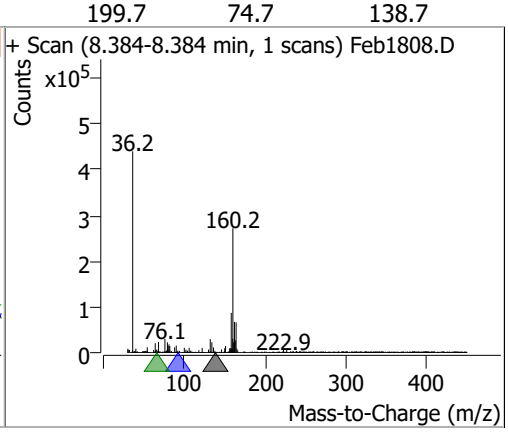

Compound	Conc.	RT	Dev(Min)	Resp.	QIon	QRatio	Lower	Upper
Acenaphthene	4.0797	8.40	-0.01	55213	153.0	108.2	74.5	138.4
					152.0	53.1	36.3	67.4

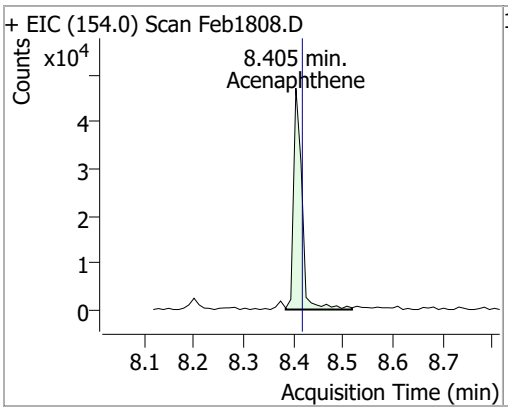

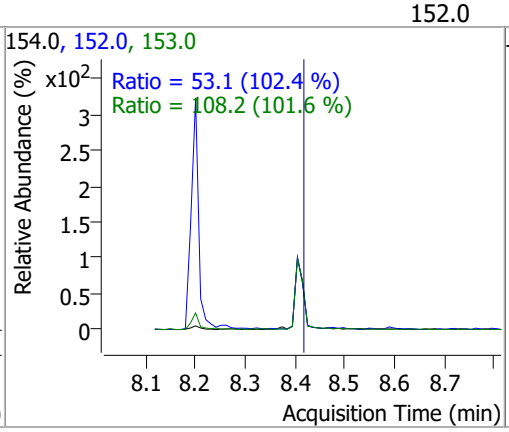

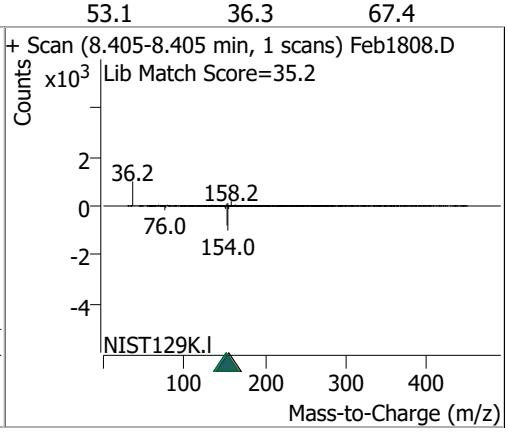

Compound	Conc.	RT	Dev(Min)	Resp.	QIon	QRatio	Lower	Upper
2,4-Dinitrophenol	4.5942	8.53	0.01	616 (m)	154.0	189.8	43.9	81.5

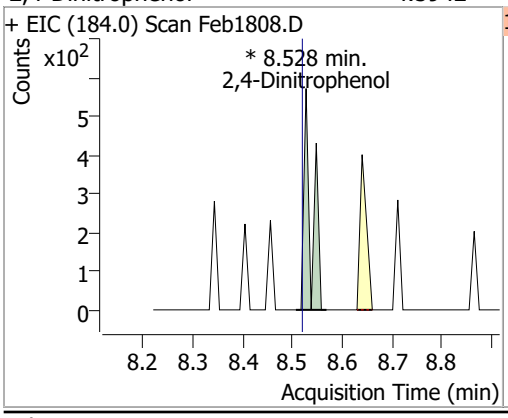

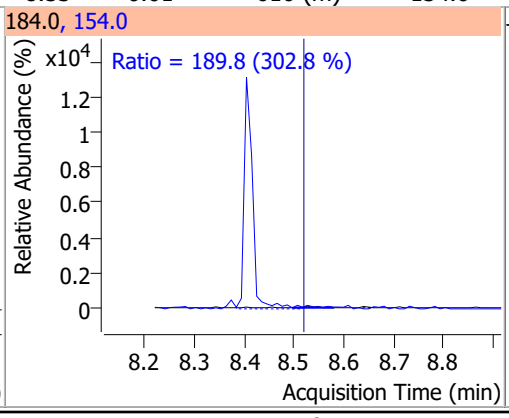

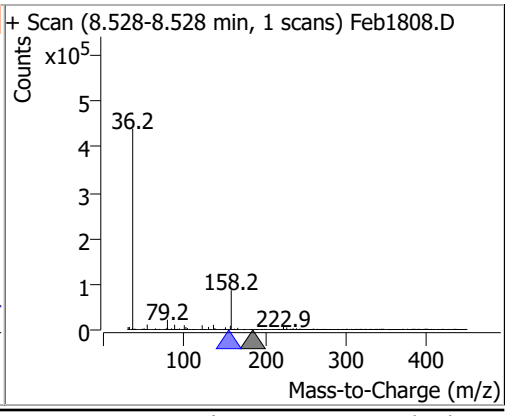

Compound	Conc.	RT	Dev(Min)	Resp.	QIon	QRatio	Lower	Upper
Dibenzofuran	4.2555	8.62	-0.01	88427	139.0	42.1	26.3	48.8

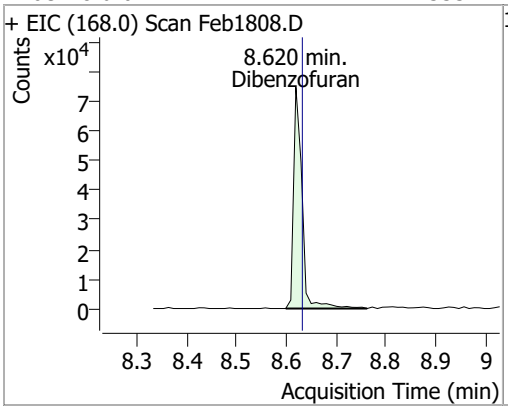

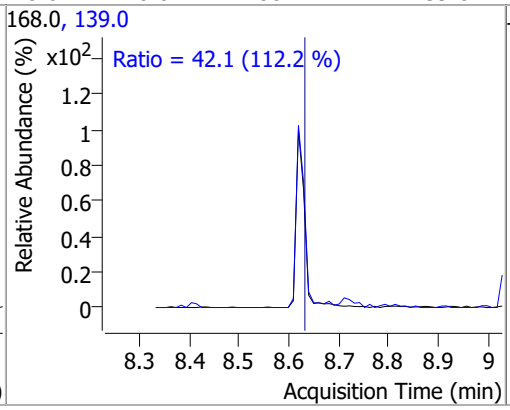

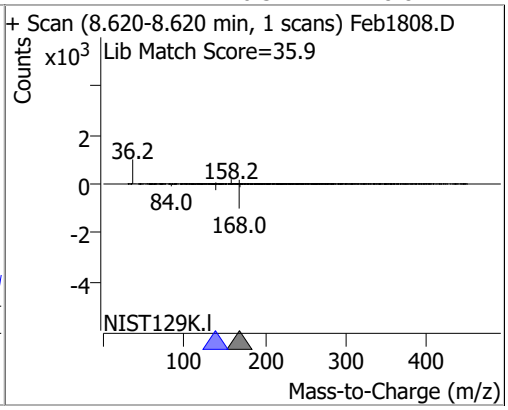

Compound	Conc.	RT	Dev(Min)	Resp.	QIon	QRatio	Lower	Upper
2,4-Dinitrotoluene	4.5965	8.66	-0.01	6380	89.0	86.7	55.4	102.9
					63.0	43.2	33.9	62.9

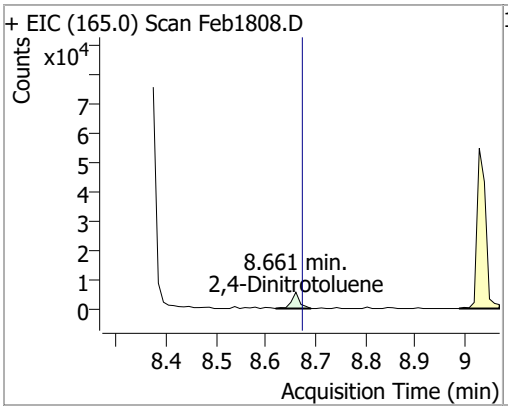

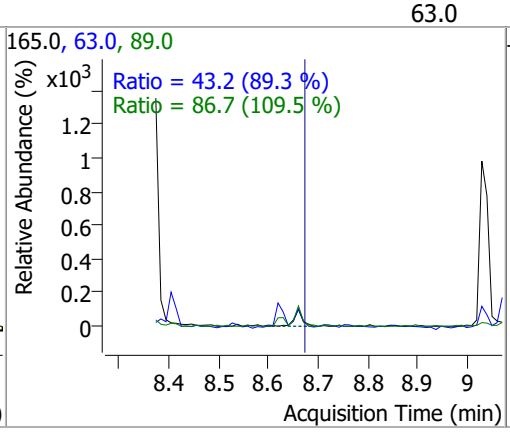

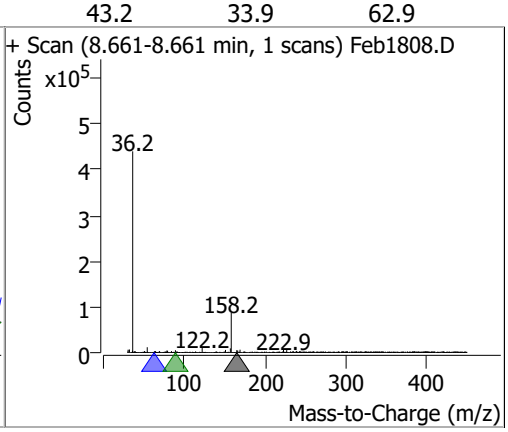

Compound	Conc.	RT	Dev(Min)	Resp.	QIon	QRatio	Lower	Upper
4-Nitrophenol	4.3354	8.73	0.03	3924 (m)	65.0	101.1	50.4	93.6
					139.0	78.0	49.8	92.5

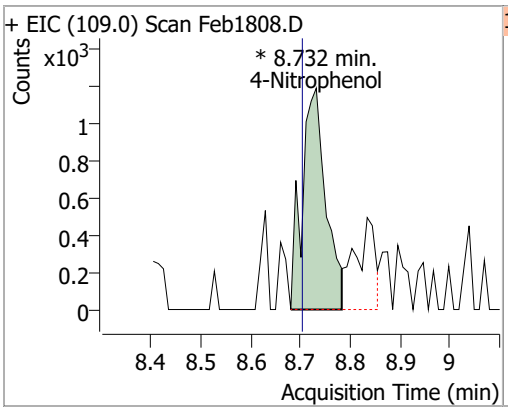

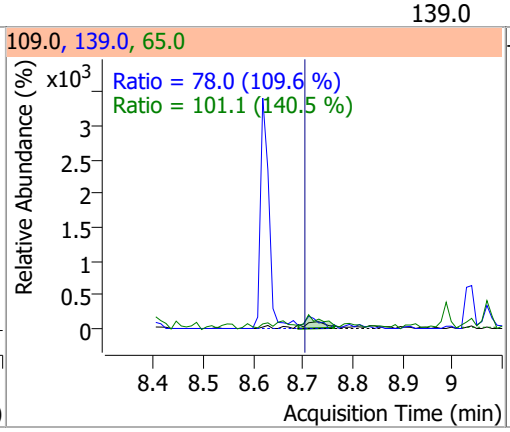

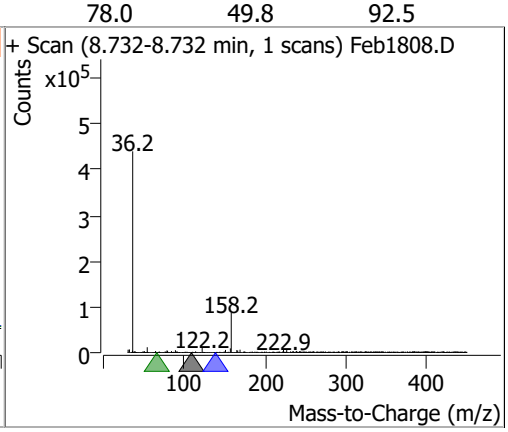

Compound	Conc.	RT	Dev(Min)	Resp.	QIon	QRatio	Lower	Upper
Diethylphthalate	4.5494	8.99	-0.01	28496	177.0	21.9	14.5	27.0
					150.0	15.6	8.7	16.2

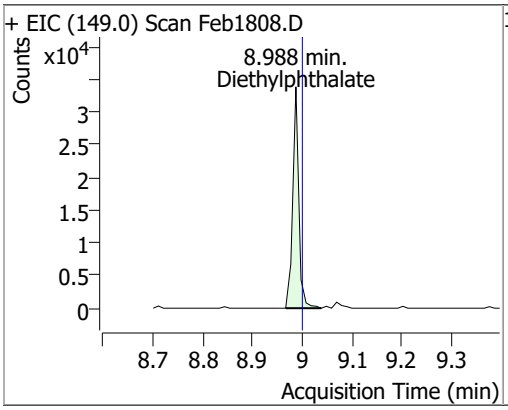

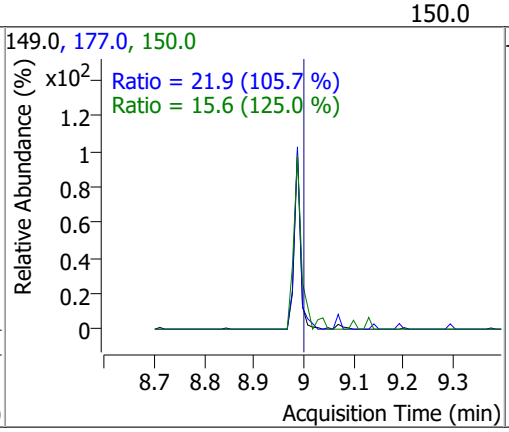

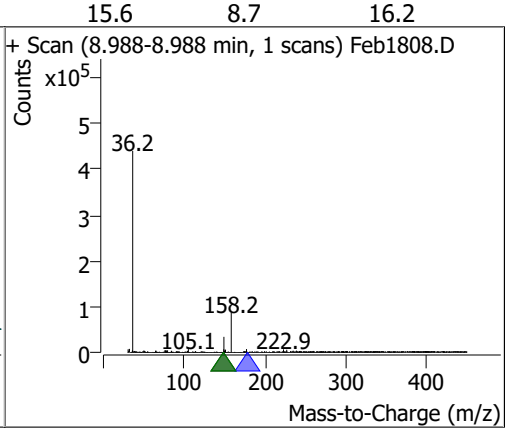

Compound	Conc.	RT	Dev(Min)	Resp.	QIon	QRatio	Lower	Upper
Fluorene	4.0050	9.03	-0.01	72029	165.0	95.9	65.4	121.4
					167.0	15.2	9.6	17.8

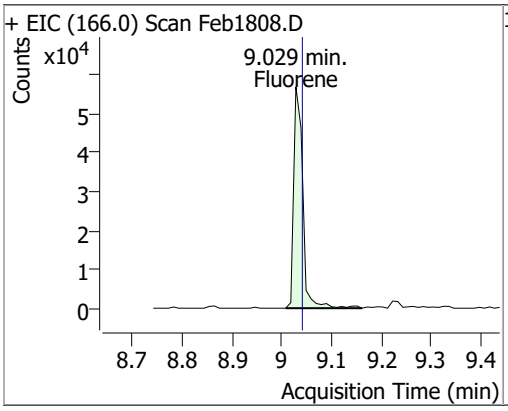

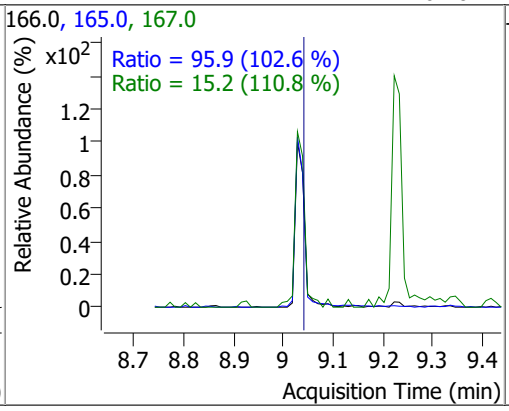

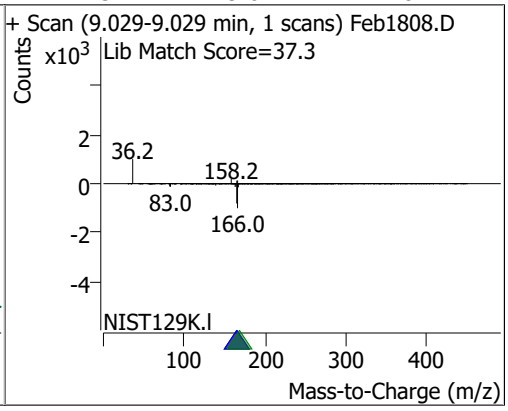

Compound	Conc.	RT	Dev(Min)	Resp.	QIon	QRatio	Lower	Upper
4-Chlorophenyl-phenylether	4.1666	9.07	0.00	27305	141.0	64.0	42.8	79.6
					206.0	29.8	23.6	43.9

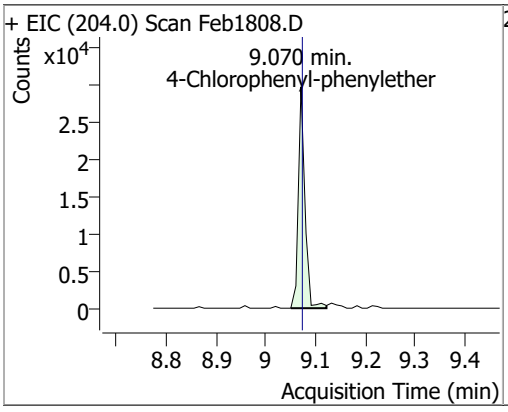

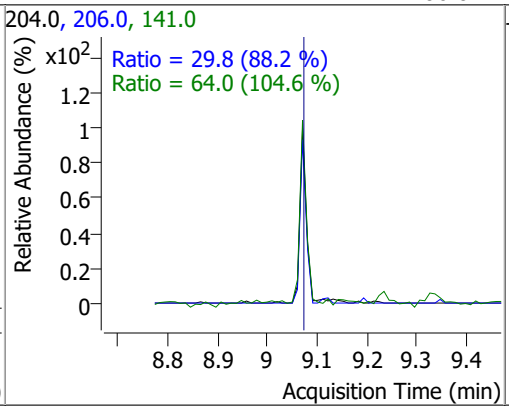

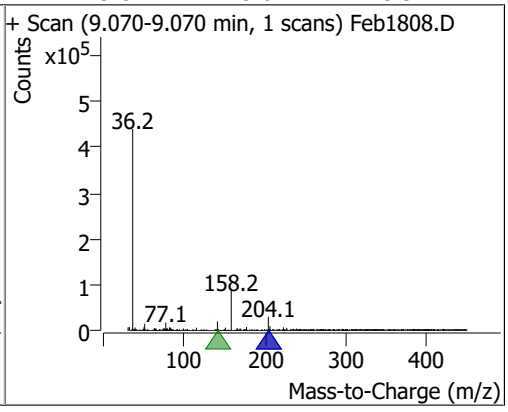

Compound	Conc.	RT	Dev(Min)	Resp.	QIon	QRatio	Lower	Upper
4-Nitroaniline	4.5119	9.12	-0.02	3692	65.0	163.7	78.9	146.6
					92.0	68.2	34.5	64.1

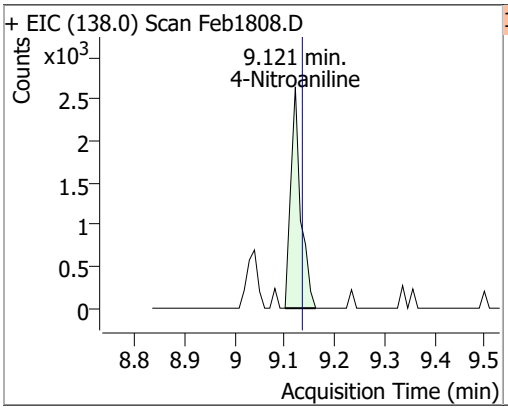

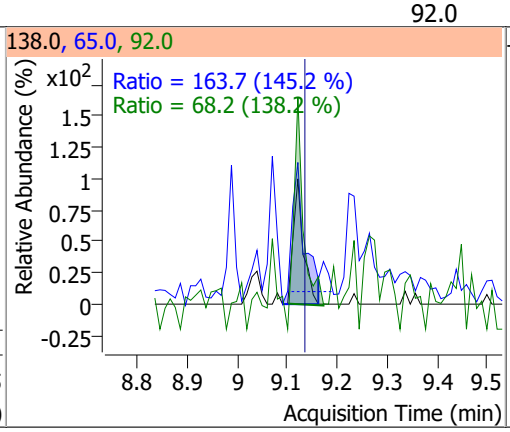

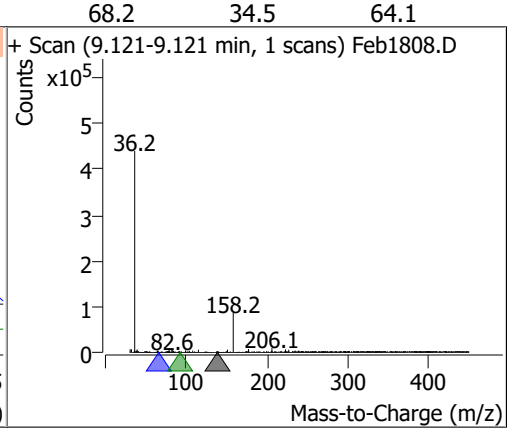

Compound	Conc.	RT	Dev(Min)	Resp.	QIon	QRatio	Lower	Upper
4,6-Dinitro-2-methylphenol	4.3810	9.14	-0.01	2191	121.0	55.0	35.1	65.3

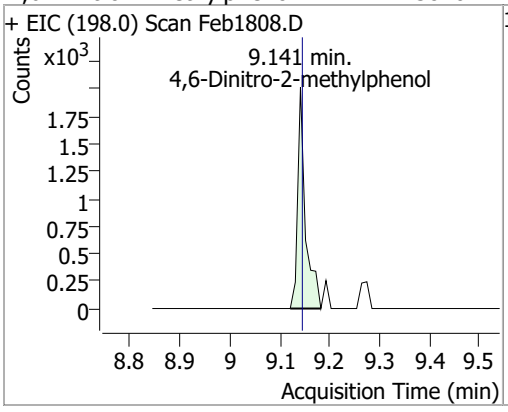

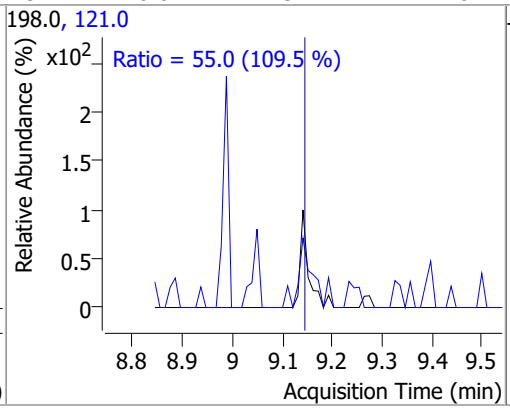

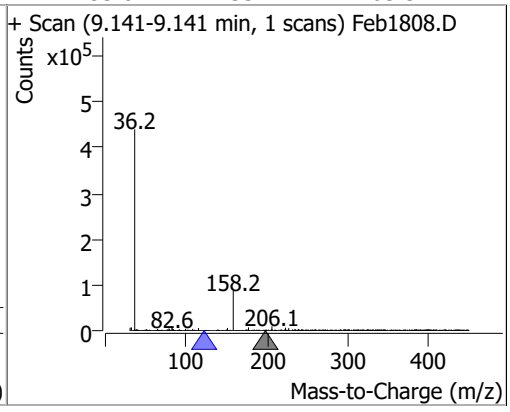

Compound	Conc.	RT	Dev(Min)	Resp.	QIon	QRatio	Lower	Upper
N-nitrosodiphenylamine	4.1405	9.22	-0.01	43107	168.0	58.2	44.0	81.7
					167.0	40.7	23.9	44.3

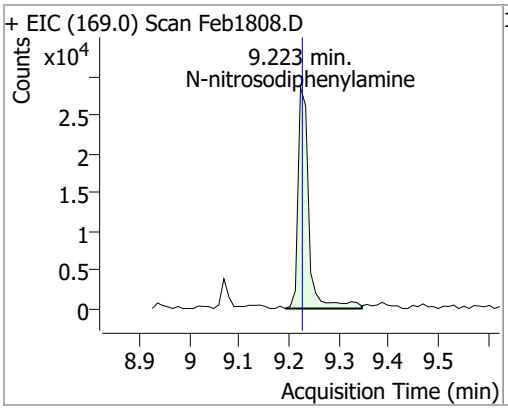

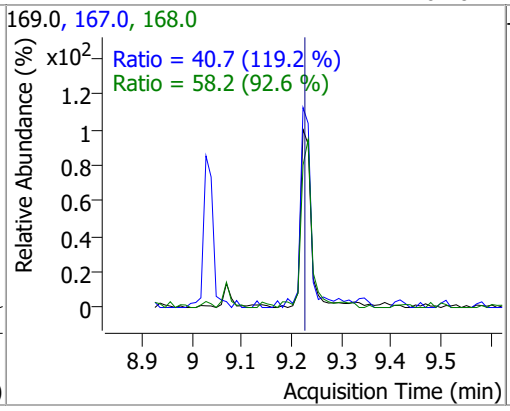

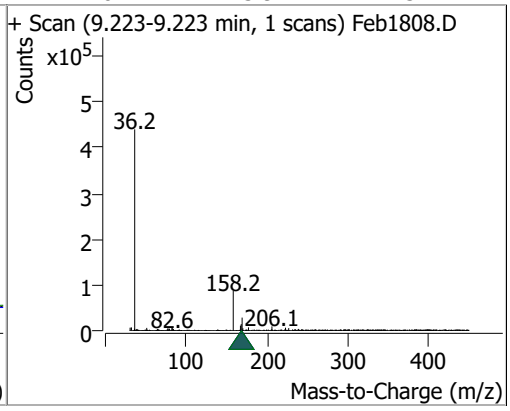

Compound	Conc.	RT	Dev(Min)	Resp.	QIon	QRatio	Lower	Upper
Azobenzene	4.3215	9.25	-0.01	33003	51.0	41.7	31.6	58.7
					182.0	26.6	16.9	31.4

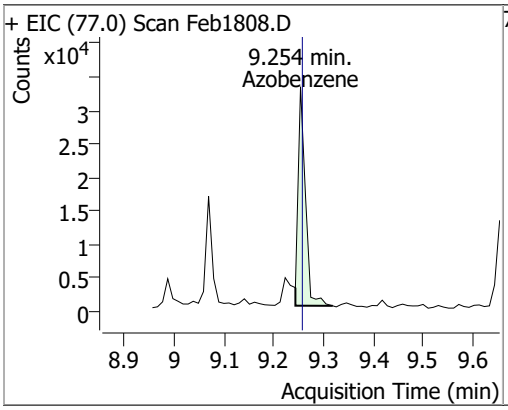

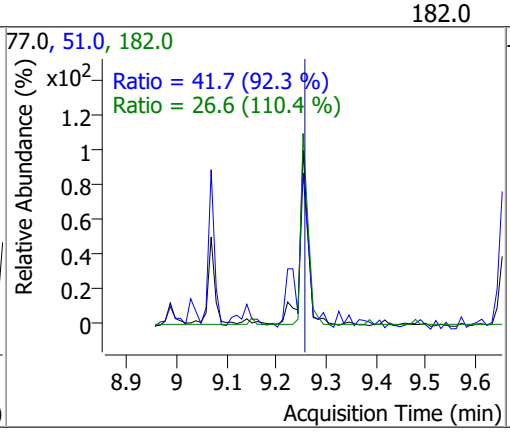

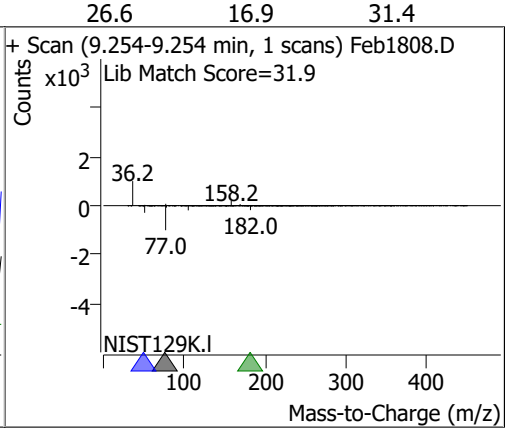

Compound	Conc.	RT	Dev(Min)	Resp.	QIon	QRatio	Lower	Upper
2,4,6-Tribromophenol	4.3844	9.34	0.00	3393	331.8	74.1	68.5	127.2

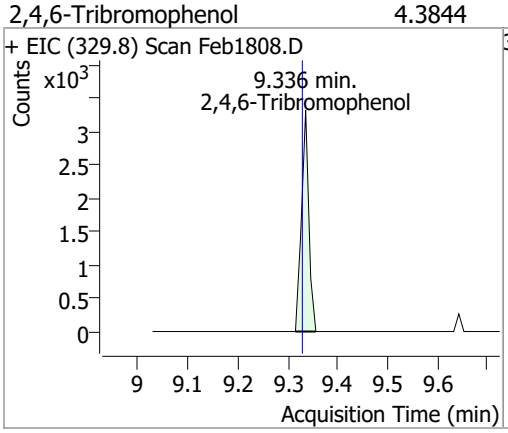

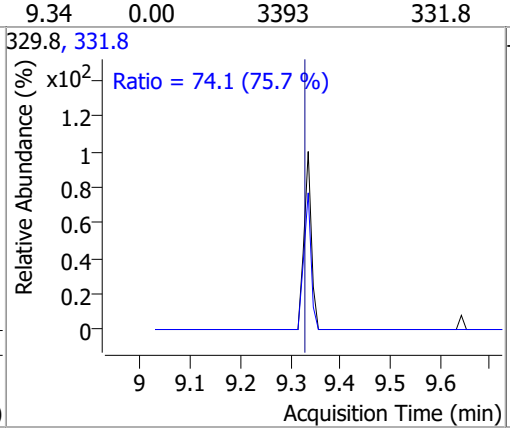

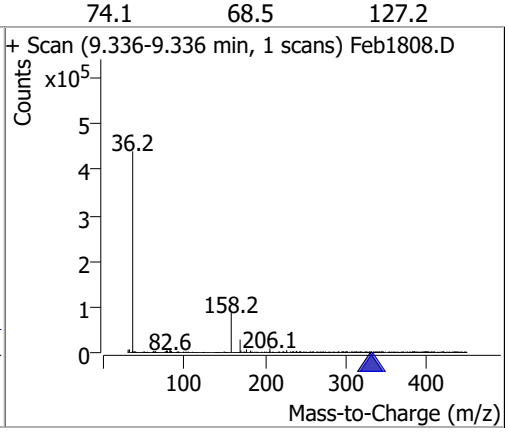

Compound	Conc.	RT	Dev(Min)	Resp.	QIon	QRatio	Lower	Upper
4-Bromophenyl-phenylether	3.9074	9.65	0.00	11110	141.0	156.1	69.1	128.4
					250.0	126.3	68.8	127.7

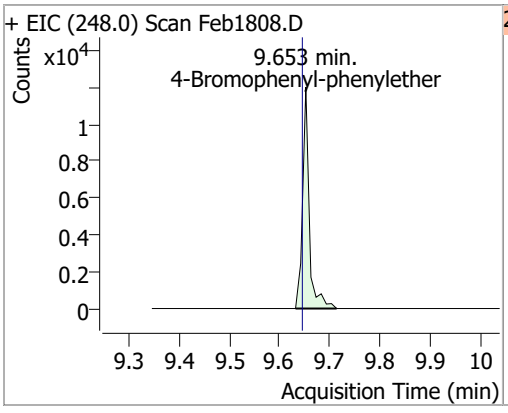

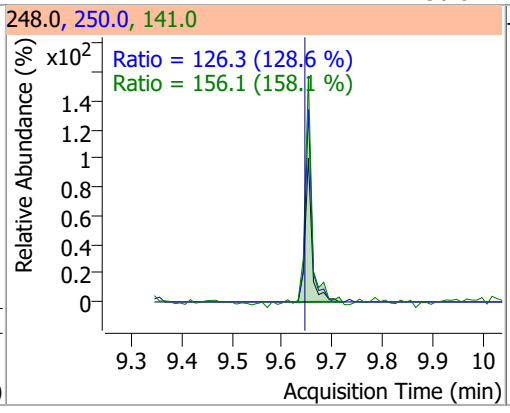

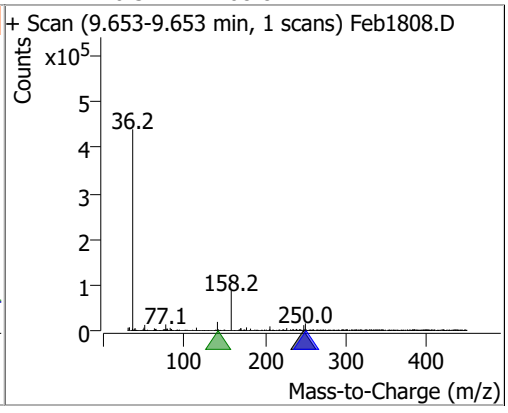

Compound	Conc.	RT	Dev(Min)	Resp.	QIon	QRatio	Lower	Upper
Hexachlorobenzene	4.2137	9.68	-0.01	15953	142.0	89.7	37.7	70.0

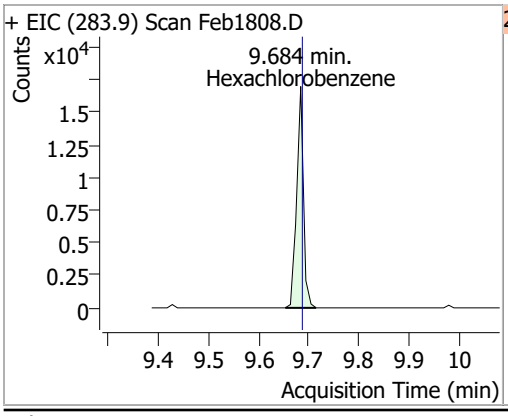

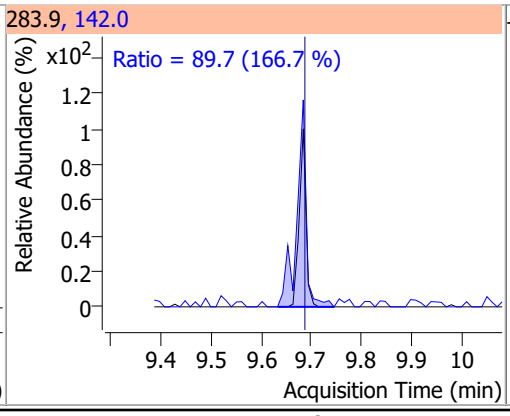

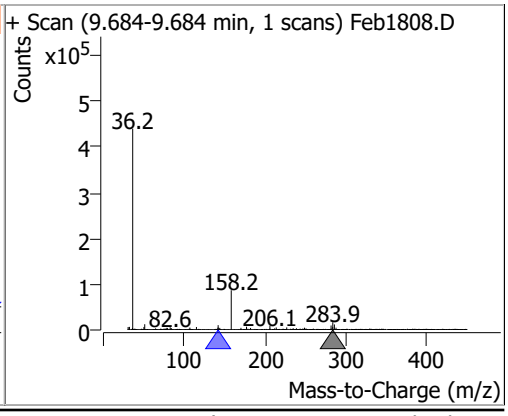

Compound	Conc.	RT	Dev(Min)	Resp.	QIon	QRatio	Lower	Upper
Pentachlorophenol	4.3365	9.97	0.00	3504	267.9	64.0	41.5	77.2
					263.9	81.4	41.2	76.6

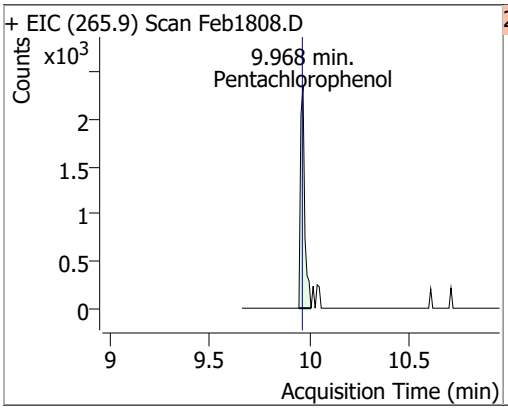

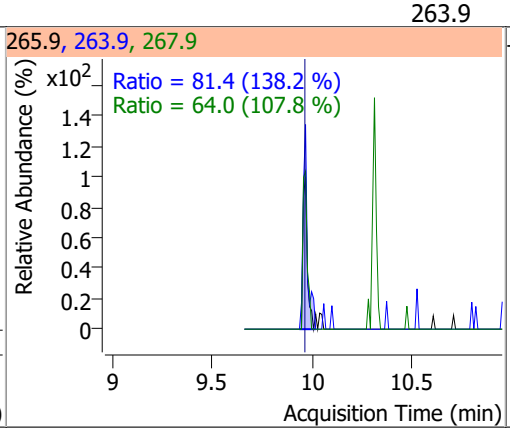

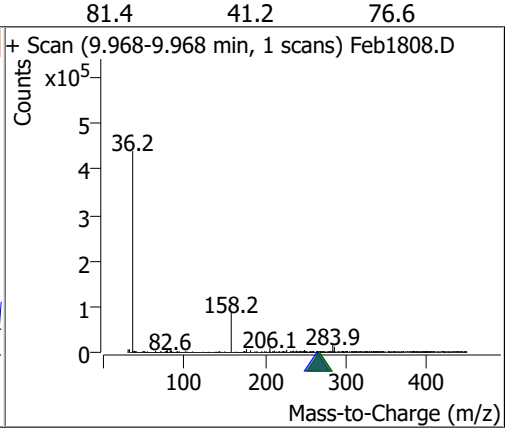

Compound	Conc.	RT	Dev(Min)	Resp.	QIon	QRatio	Lower	Upper
Phenanthrene	4.1191	10.18	0.00	99605	176.0	16.7	13.0	24.1

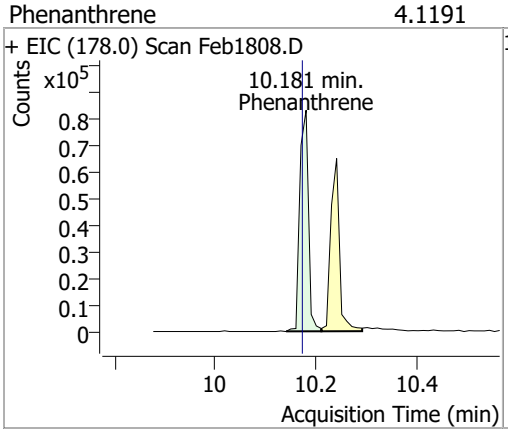

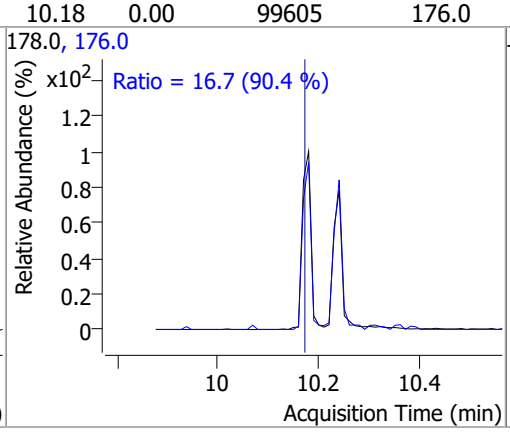

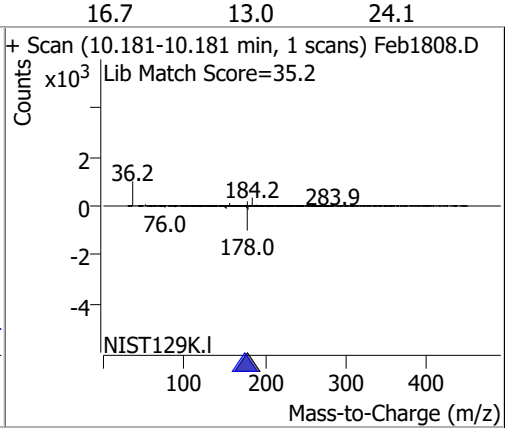

Compound	Conc.	RT	Dev(Min)	Resp.	QIon	QRatio	Lower	Upper
Anthracene	3.9209	10.24	-0.01	78978	176.0	19.2	12.9	23.9

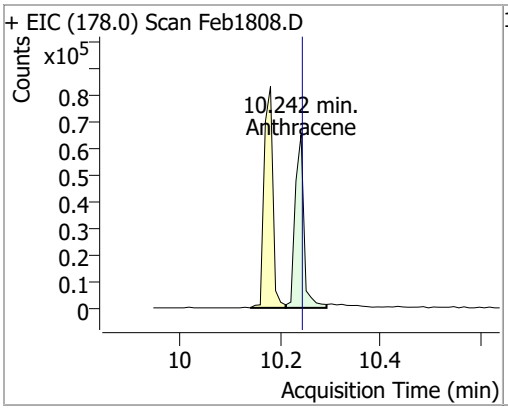

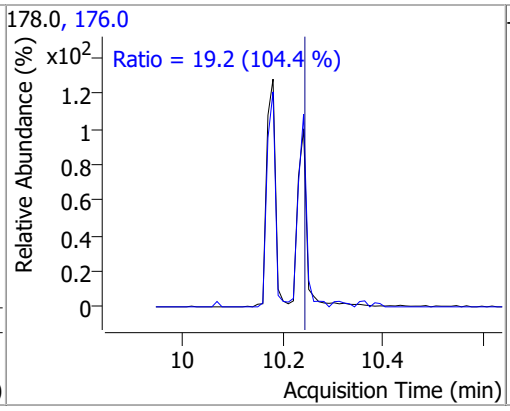

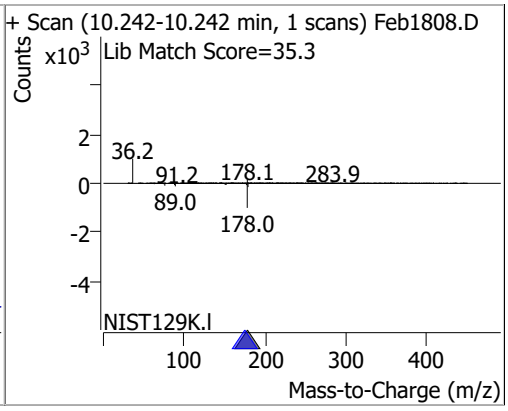

Compound	Conc.	RT	Dev(Min)	Resp.	QIon	QRatio	Lower	Upper
Triallate	4.3118	10.31	0.00	11113	268.0	23.3	16.9	31.4
					143.0	33.1	15.8	29.3

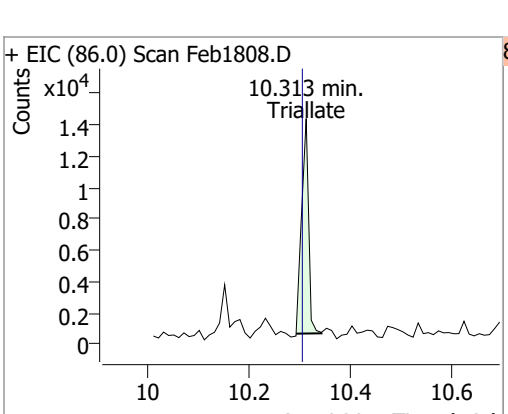

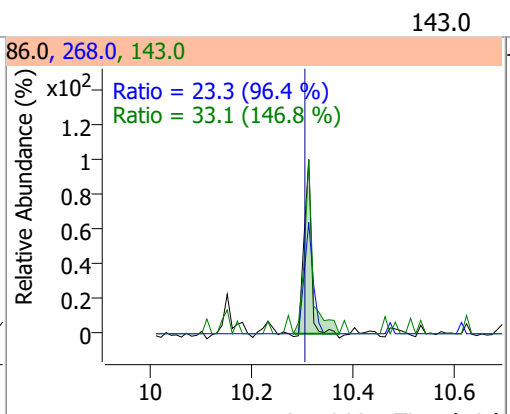

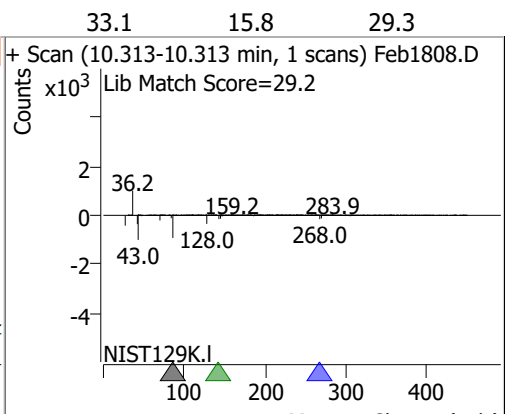

Compound	Conc.	RT	Dev(Min)	Resp.	QIon	QRatio	Lower	Upper
Carbazole	3.9681	10.48	-0.01	78288	139.0	14.3	9.0	16.7

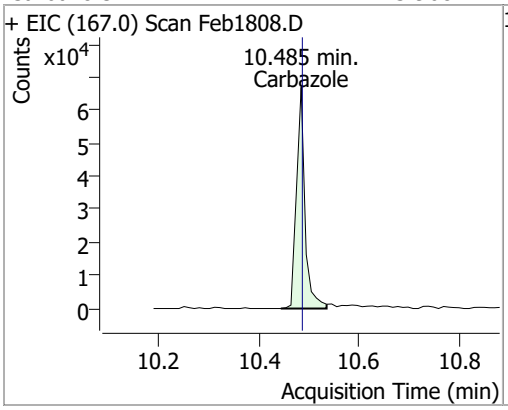

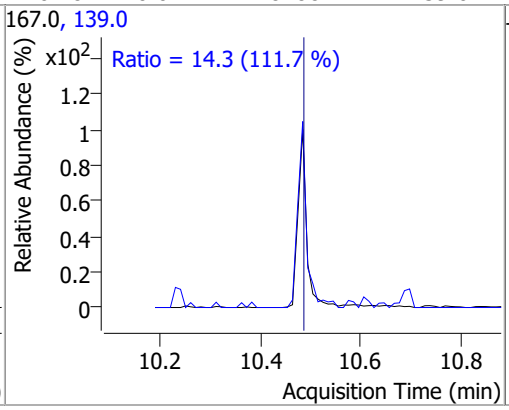

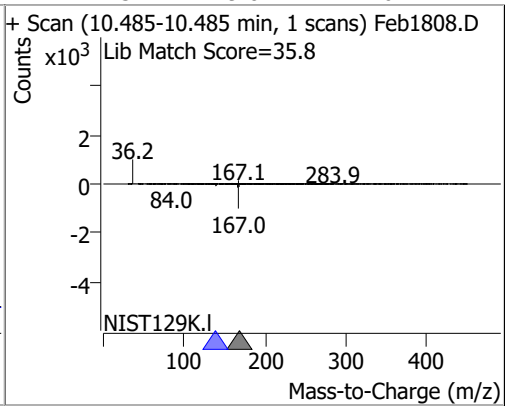

Compound	Conc.	RT	Dev(Min)	Resp.	QIon	QRatio	Lower	Upper
o-Terphenyl	4.1955	10.70	0.00	49755	229.0	62.8	45.4	84.3
					215.0	37.2	25.9	48.1

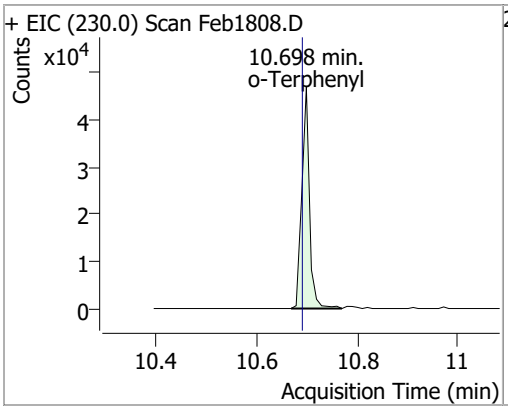

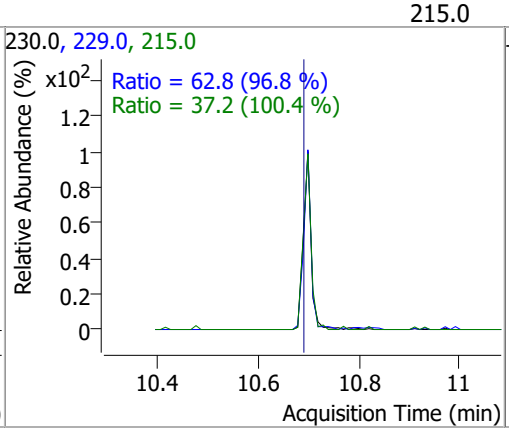

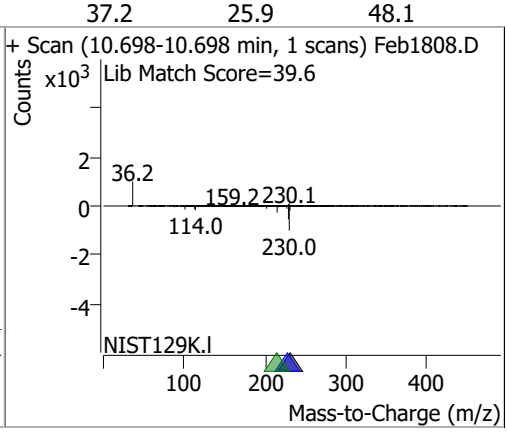

Compound	Conc.	RT	Dev(Min)	Resp.	QIon	QRatio	Lower	Upper
Di-n-Butylphthalate	4.6518	11.07	-0.01	40976	150.0	8.7	6.3	11.8
					104.0	9.2	4.5	8.3

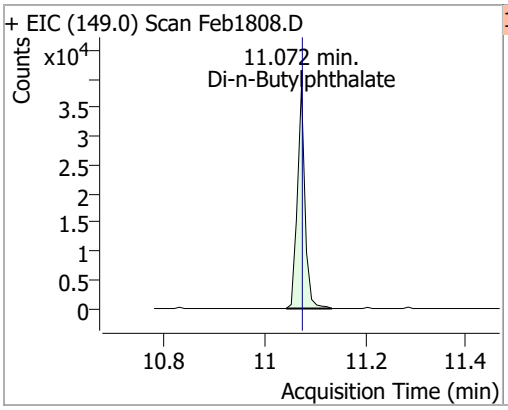

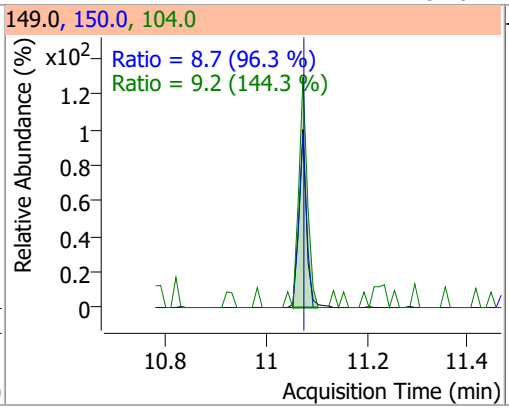

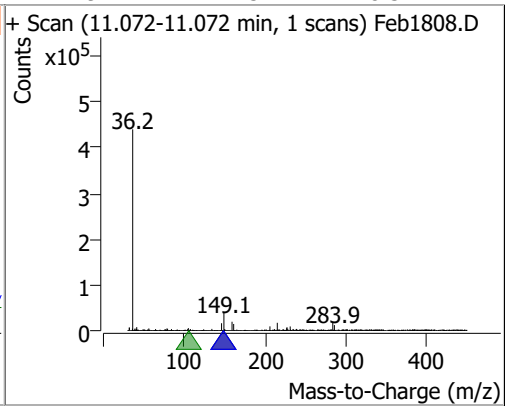

Compound	Conc.	RT	Dev(Min)	Resp.	QIon	QRatio	Lower	Upper
Fluoranthene	3.9622	11.94	-0.01	93335	101.0	14.0	9.4	17.4

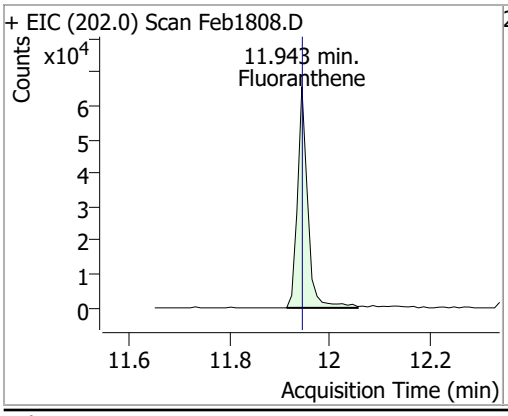

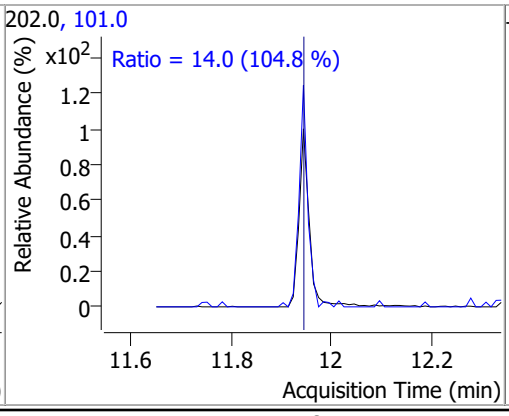

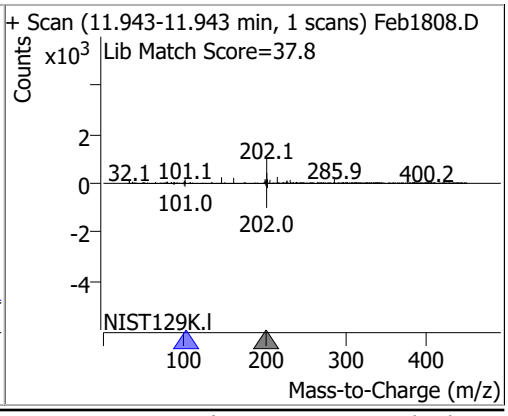

Compound	Conc.	RT	Dev(Min)	Resp.	QIon	QRatio	Lower	Upper
Benzidine	4.2042	12.33	-0.02	22030	183.0	10.8	8.3	15.4
					92.0	16.6	5.8	10.8

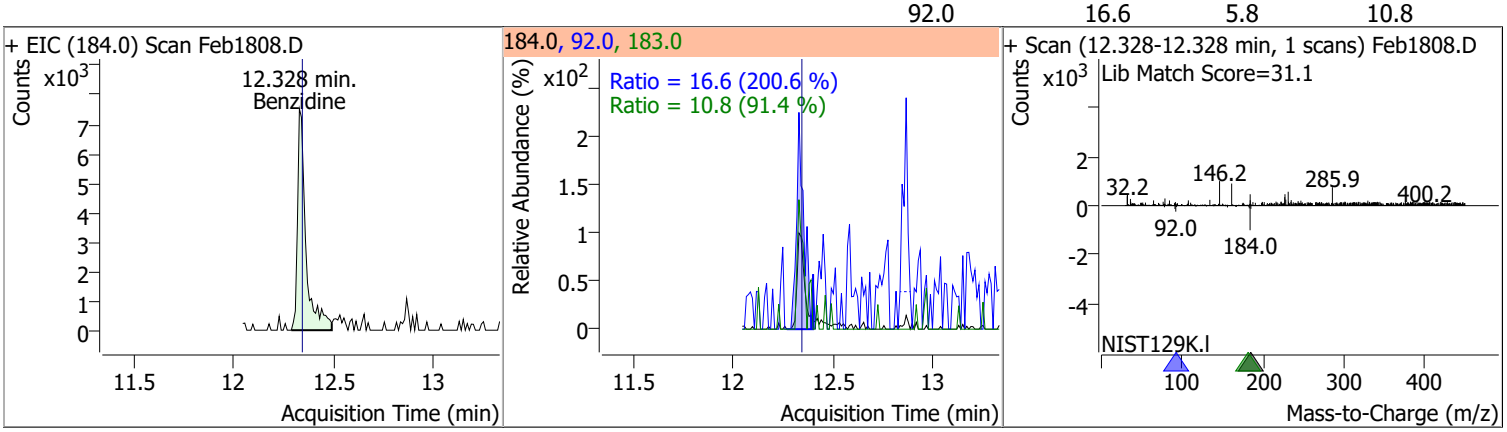

Compound	Conc.	RT	Dev(Min)	Resp.	QIon	QRatio	Lower	Upper
Pyrene	3.9475	12.37	-0.01	100018	101.0	15.9	11.1	20.6

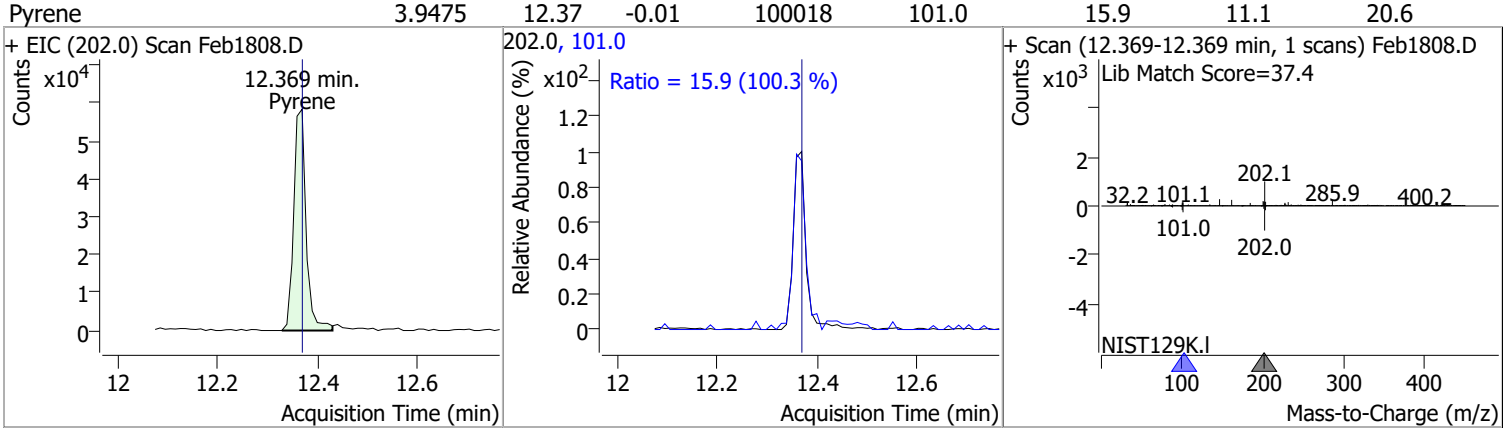

Compound	Conc.	RT	Dev(Min)	Resp.	QIon	QRatio	Lower	Upper
Terphenyl-d14	4.2256	12.87	-0.01	66357	122.0	16.4	10.1	18.7

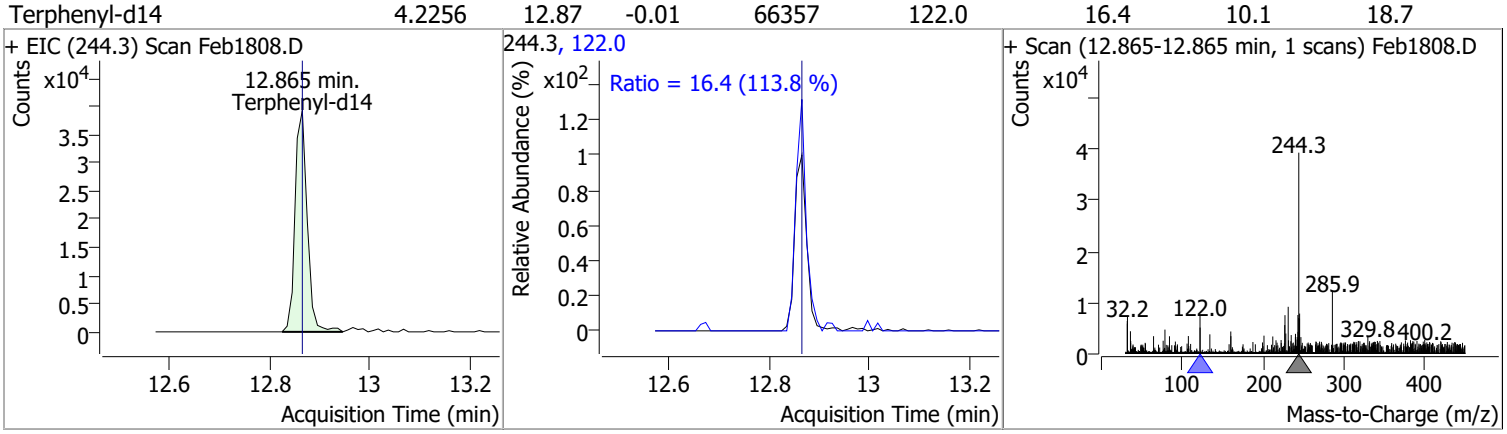

Compound	Conc.	RT	Dev(Min)	Resp.	QIon	QRatio	Lower	Upper
Butylbenzylphthalate	4.4368	14.30	-0.02	16114	91.0	121.9	59.6	110.6
					206.0	22.1	12.2	22.7

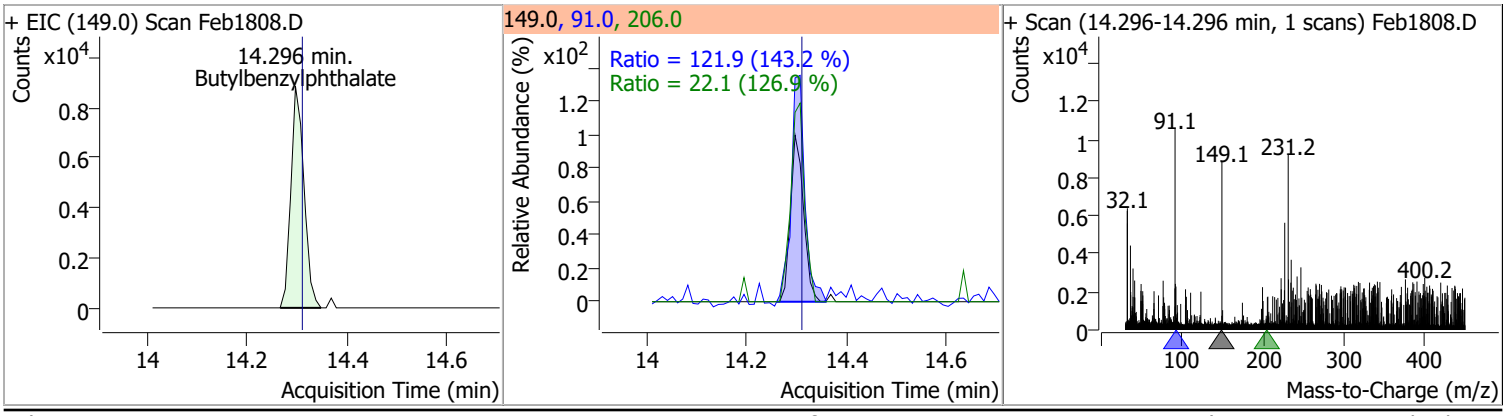

Compound	Conc.	RT	Dev(Min)	Resp.	QIon	QRatio	Lower	Upper
Benzo(a)Anthracene	3.8821	15.49	-0.02	66223	226.0	27.3	18.8	34.9
					229.0	23.5	14.7	27.4

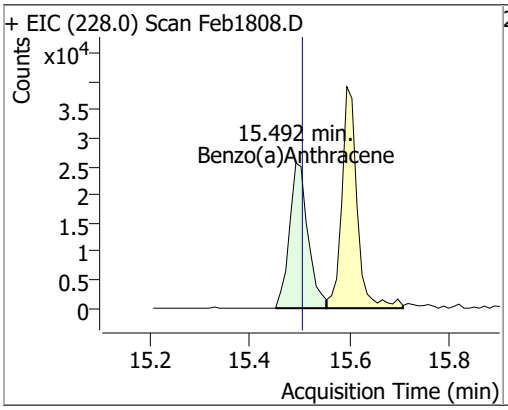

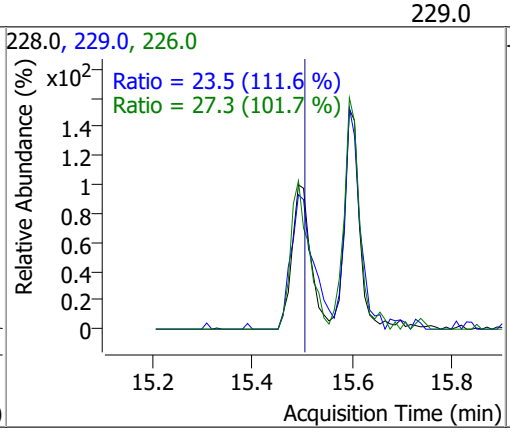

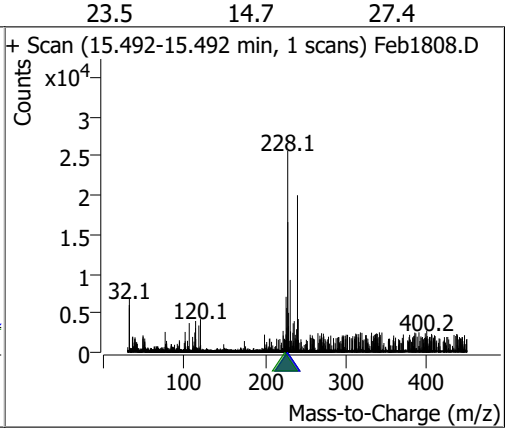

Compound	Conc.	RT	Dev(Min)	Resp.	QIon	QRatio	Lower	Upper
Chrysene	4.1164	15.59	-0.03	83685	226.0	28.9	19.9	36.9
					229.0	20.8	13.8	25.6

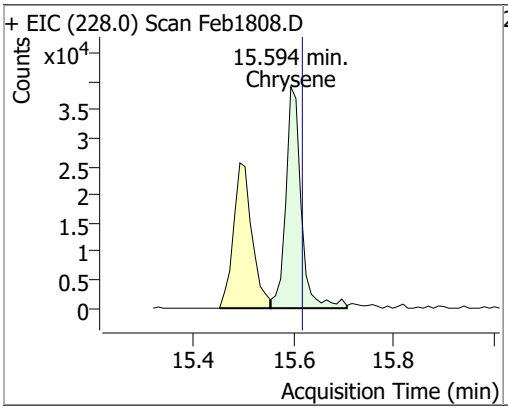

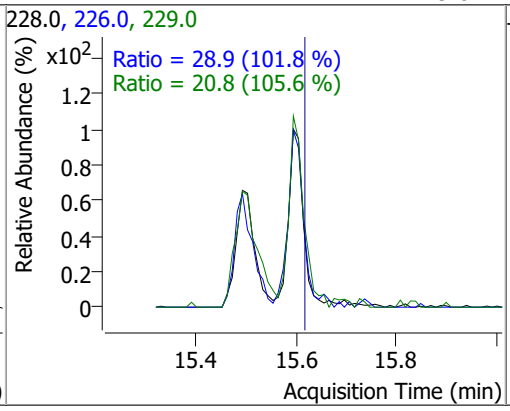

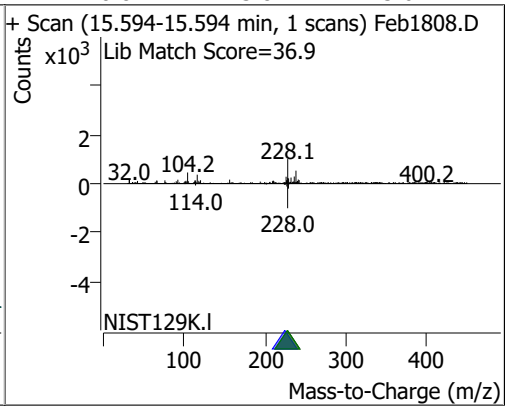

Compound	Conc.	RT	Dev(Min)	Resp.	QIon	QRatio	Lower	Upper
3,3-Dichlorobenzidine	4.5577	15.66	-0.03	12724	254.0	68.6	44.9	83.4

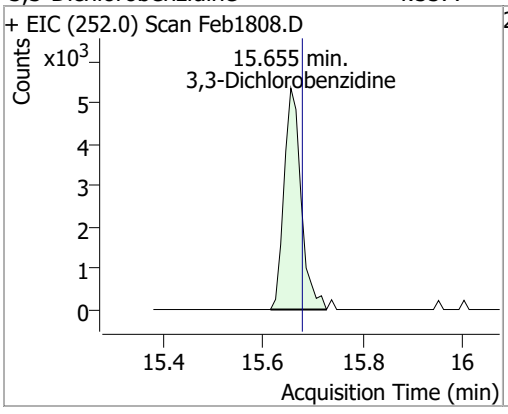

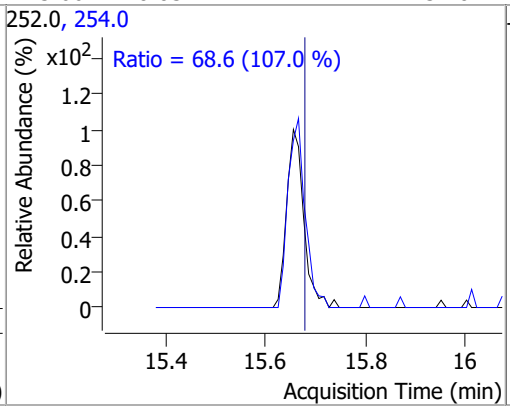

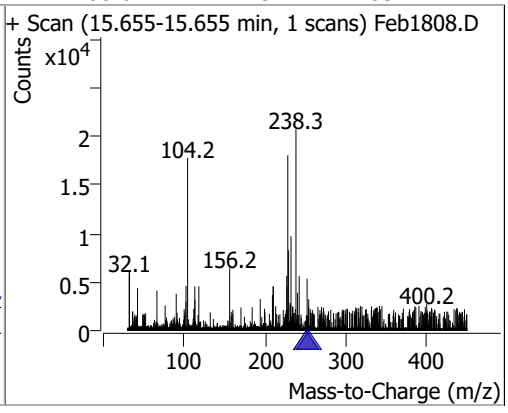

Compound	Conc.	RT	Dev(Min)	Resp.	QIon	QRatio	Lower	Upper
bis(2-ethylhexyl)Phthalate	4.2962	16.36	-0.01	6272	149.0	384.4	273.6	508.0
					279.0	12.0	10.5	19.5

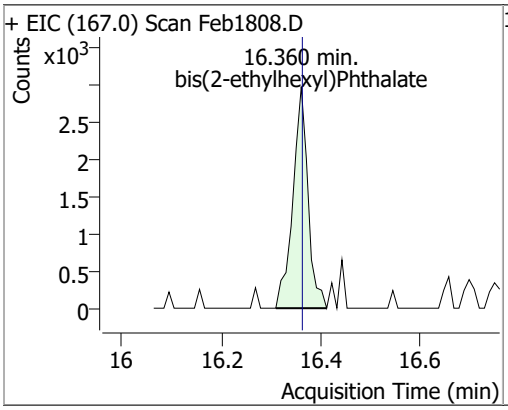

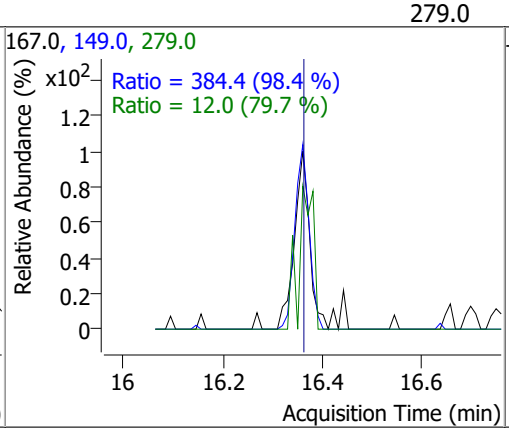

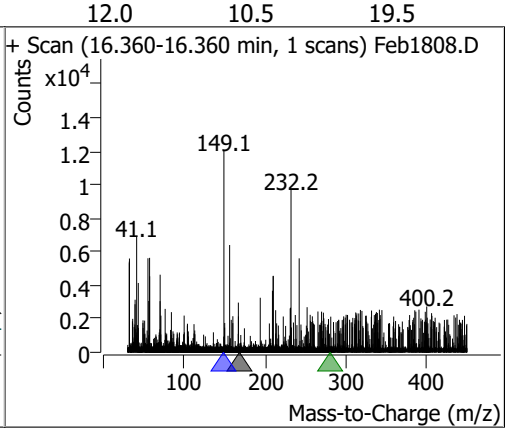

Compound	Conc.	RT	Dev(Min)	Resp.	QIon	QRatio	Lower	Upper
Di-n-octyl Phthalate	4.4834	18.12	-0.01	42821	150.0	10.4	7.0	13.0

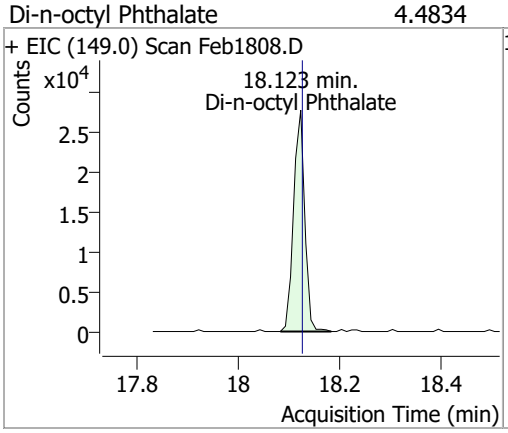

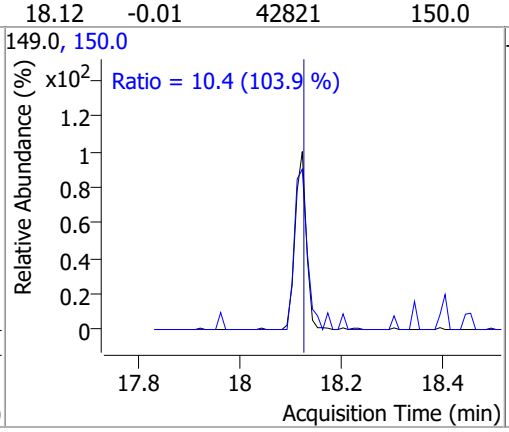

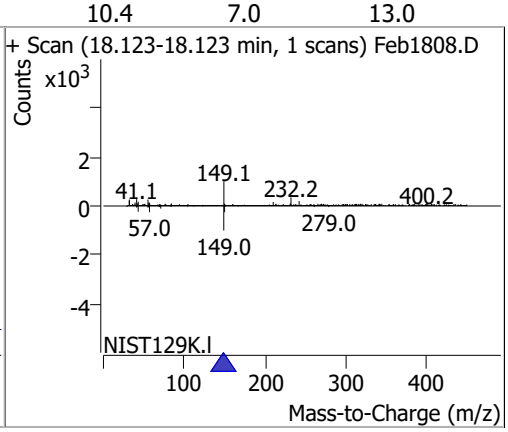

Compound	Conc.	RT	Dev(Min)	Resp.	QIon	QRatio	Lower	Upper
Benzo(b)fluoranthene	4.2415	18.35	-0.03	57119	253.0	26.8	15.6	29.0

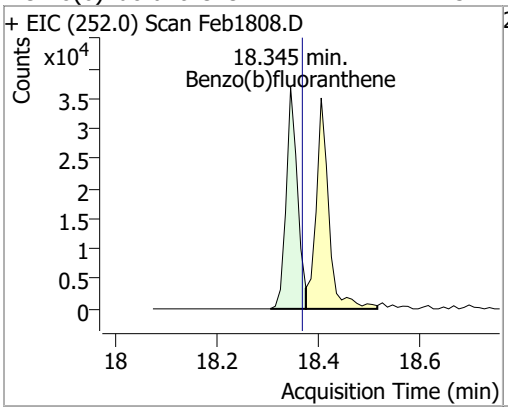

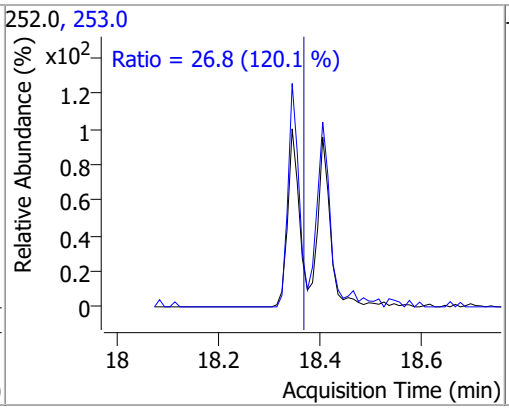

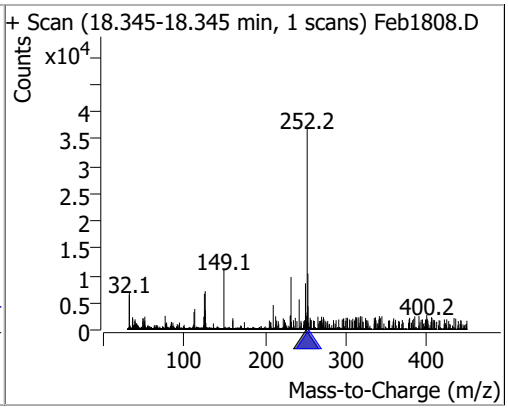

Compound	Conc.	RT	Dev(Min)	Resp.	QIon	QRatio	Lower	Upper
Benzo(k)fluoranthene	4.1837	18.41	-0.04	61699	253.0	27.5	15.4	28.6

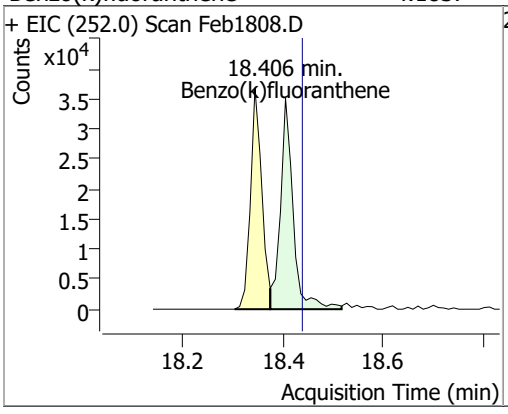

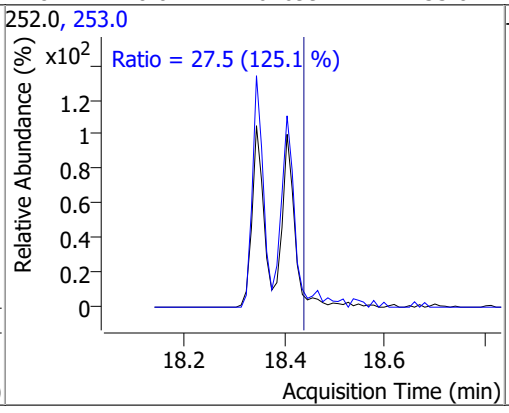

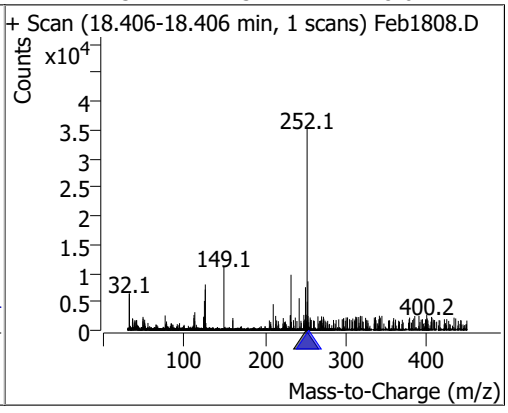

Compound	Conc.	RT	Dev(Min)	Resp.	QIon	QRatio	Lower	Upper
Benzo(a)pyrene	4.3474	18.95	-0.03	46309	253.0	28.6	15.1	28.0

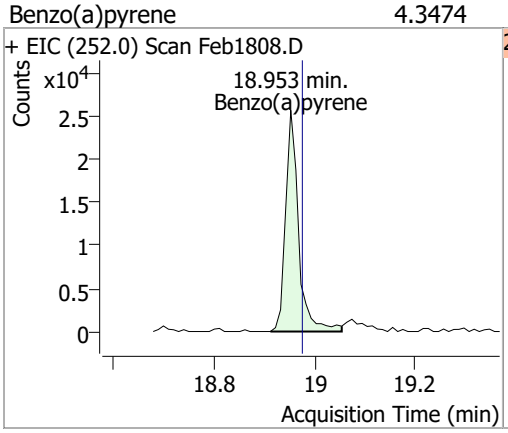

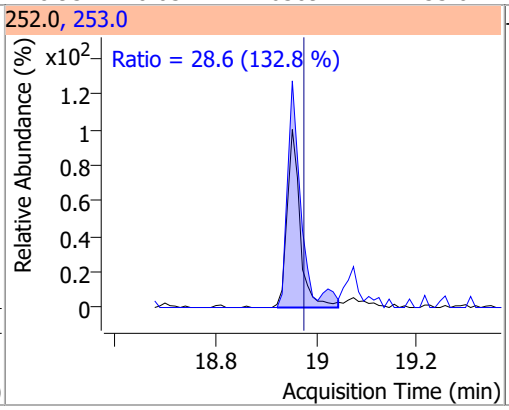

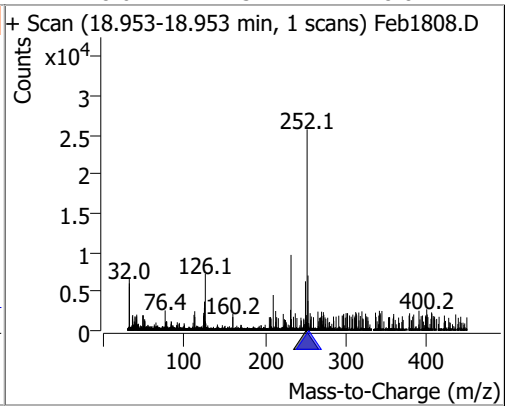

Compound	Conc.	RT	Dev(Min)	Resp.	QIon	QRatio	Lower	Upper
Indeno(1,2,3-c,d)pyrene	4.3025	20.72	-0.03	37542	138.0	37.6	20.7	38.5

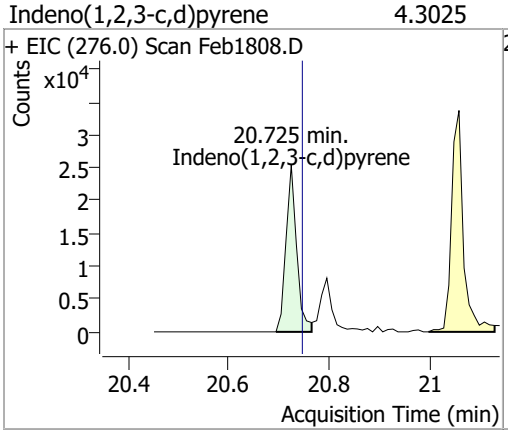

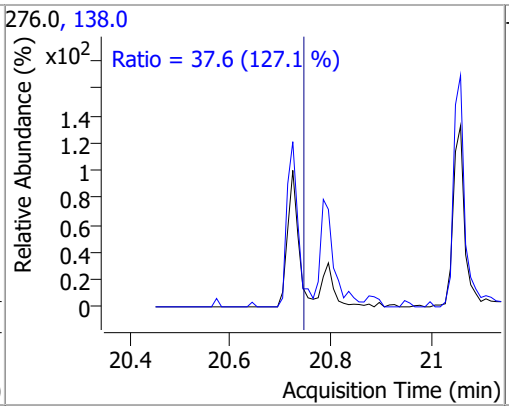

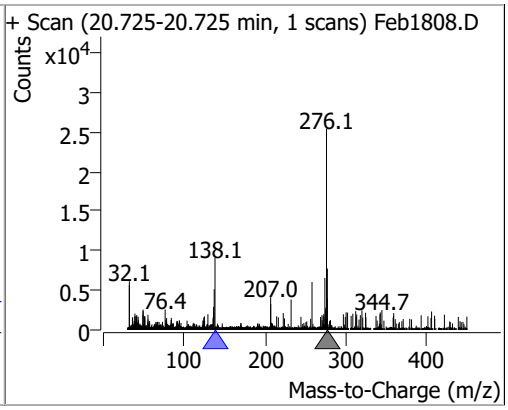

Compound	Conc.	RT	Dev(Min)	Resp.	QIon	QRatio	Lower	Upper
Dibenzo(a,h)anthracene	4.3328	20.80	-0.02	43122	139.0	33.2	17.6	32.7
					279.0	27.8	16.9	31.3

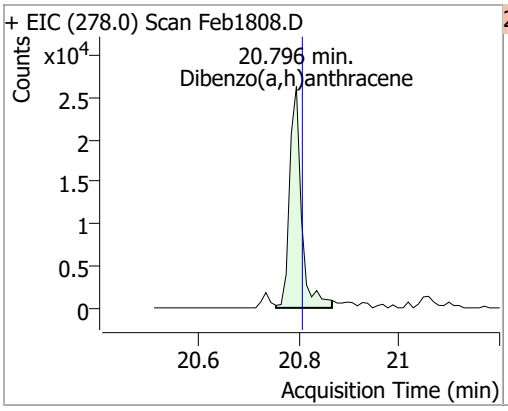

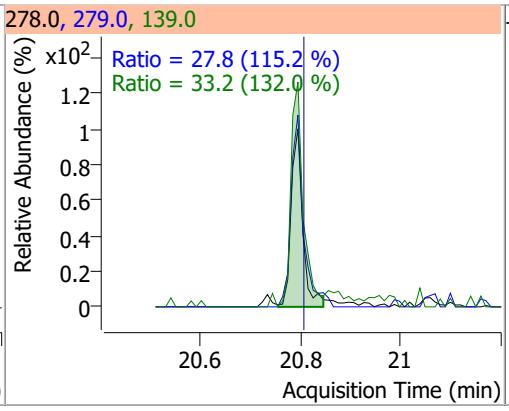

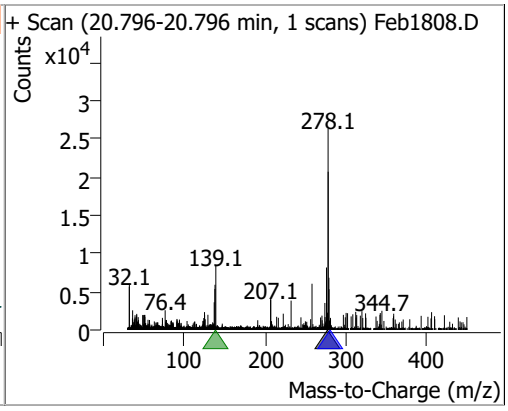

Compound	Conc.	RT	Dev(Min)	Resp.	QIon	QRatio	Lower	Upper
Benzo(g,h,i)perylene	4.2432	21.06	-0.03	55564	138.0	36.9	23.1	42.9
					277.0	26.5	16.3	30.2

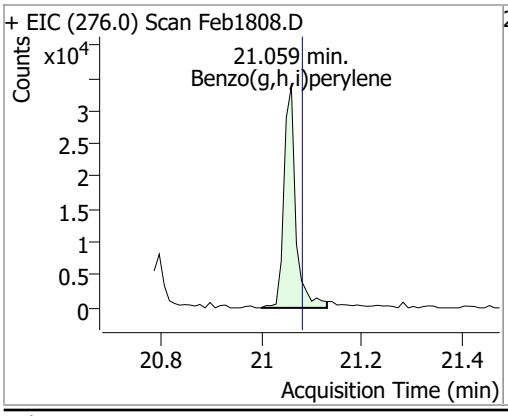

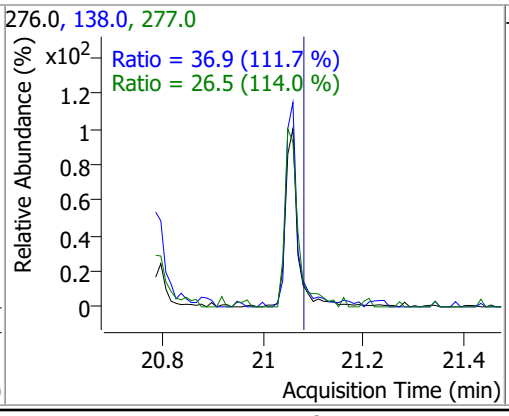

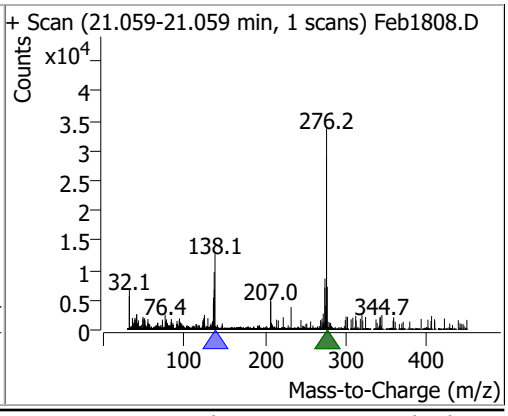

Quantitation Results Report (QT Reviewed)

Data File	Feb1809.D	Operator	LIMS import
Acq. Method	BNA+SIM.M	Acq. Date-Time	2/19/2022 12:20:05 PM
Sample Name	18-Feb-22_CCV_9	Instrument	Instrument #1
Vial	9	Multiplier	1.00
DA Method File		Comment	SVOC-8270-W-LARGO
Tune File	dftppdsm.u	Tune Date	2/18/2022 9:25:00 PM
Batch Name	021822 DoD BNA cal.batch.bin	Last Calib Update	2/19/2022 1:06:17 PM
Ref Library	D:\Org\Library\NIST129K.l		

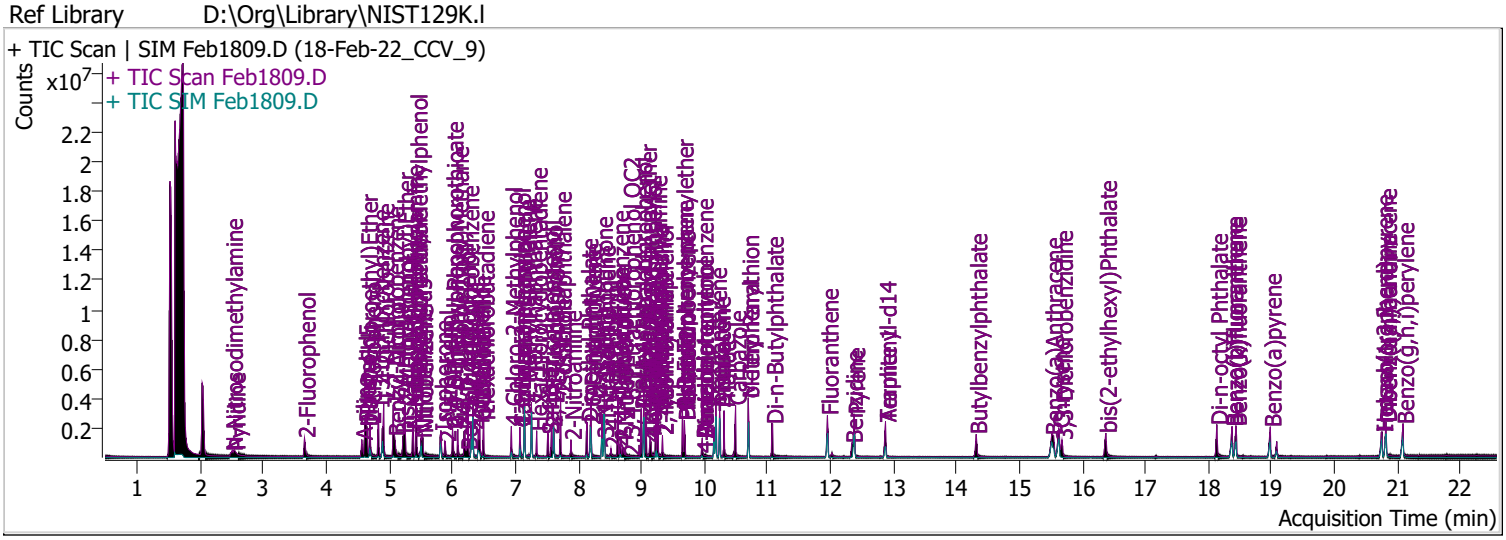

Compound	RT	QIon	Resp.	Conc.	Units		Dev(Min)
Internal Standards							
System Monitoring Compounds							
S 2-Fluorophenol	3.653	112.0	629648	81.6051	µg/L		0.000
Spiked Amount: 200.000	Range: 10.0 - 75.0%			Recovery = 40.80%			
S Phenol-d5	4.613	99.0	772410	78.0649	µg/L		0.000
Spiked Amount: 200.000	Range: 10.0 - 65.0%			Recovery = 39.03%			
S Nitrobenzene-d5	5.502	82.0	394242	71.6023	µg/L		0.000
Spiked Amount: 100.000	Range: 32.0 - 94.0%			Recovery = 71.60%			
S 2-Fluorobiphenyl	7.605	172.0	1100230	67.6979	µg/L		0.000
Spiked Amount: 100.000	Range: 28.0 - 107.0%			Recovery = 67.70%			
S 2,4,6-Tribromophenol	9.336	329.8	94811	74.0198	µg/L		0.000
Spiked Amount: 200.000	Range: 25.0 - 140.0%			Recovery = 37.01%			
S Terphenyl-d14	12.875	244.3	1184579	72.4848	µg/L		0.000
Spiked Amount: 100.000	Range: 32.0 - 122.0%			Recovery = 72.48%			
Target Compounds							**QValue**
T N-Nitrosodimethylamine	2.499	74.0	201549	84.9162	µg/L		95
T Pyridine	2.540	79.0	505592	85.2331	µg/L		100
T Aniline	4.562	93.0	659983	46.5624	µg/L		96
T Phenol	4.623	94.0	922606	83.6403	µg/L		96
T bis(-2-Chloroethyl)Ether	4.644	63.0	605585	81.3944	µg/L		97
T 2-Chlorophenol	4.695	128.0	714073	81.3755	µg/L		100
T 1,3-Dichlorobenzene	4.828	146.0	912914	81.5694	µg/L		100
T 1,4-Dichlorobenzene	4.909	146.0	910418	81.0126	µg/L	m	98
T 1,2-Dichlorobenzene	5.063	146.0	890719	81.6838	µg/L		99
T Benzyl Alcohol	5.083	108.0	349450	78.5671	µg/L		93
T bis(2-chloroisopropyl)Ether	5.226	121.0	198614	66.6763	µg/L		100
T 2-Methylphenol	5.246	107.0	612115	80.0280	µg/L	m	95
T N-nitroso-Di-n-propylamine	5.369	70.0	442003	83.3946	µg/L		99
T 4Methylphenol/3Methylphenol	5.430	107.0	816321	78.3474	µg/L		99
T Hexachloroethane	5.430	117.0	259885	77.1157	µg/L		99

Compound	RT	QIon	Resp.	Conc.	Units		Dev(Min)
T Nitrobenzene	5.522	123.1	203074	72.6407	µg/L		98
T Isophorone	5.818	82.0	952075	73.0163	µg/L		100
T 2-Nitrophenol	5.890	139.0	230240	78.6630	µg/L		98
T 2,4-Dimethylphenol	6.003	122.0	471706	77.5019	µg/L		98
T bis(-2-Chloroethoxy)Methane	6.085	93.0	542758	71.5798	µg/L		93
T 2,4-Dichlorophenol	6.198	162.0	451820	77.6923	µg/L		97
T Benzoic Acid	6.229	105.0	237375	76.1167	µg/L		90
T 1,2,4-Trichlorobenzene	6.249	180.0	556684	80.1098	µg/L		98
T Naphthalene	6.331	128.0	1701484	82.4832	µg/L		99
T 4-Chlorophenol	6.413	130.0	174820	80.1371	µg/L		88
T p-Chloroaniline	6.434	127.0	596772	73.5230	µg/L		94
T Hexachlorobutadiene	6.496	224.9	286141	79.0445	µg/L		98
T 4-Chloro-2-Methylphenol	6.937	107.0	402121	74.4384	µg/L	m	96
T 4-Chloro-3-Methylphenol	7.071	107.0	449625	79.9010	µg/L	m	99
T 2-Methylnaphthalene	7.143	141.0	934925	79.5615	µg/L		99
T 1-Methylnaphthalene	7.256	141.0	864319	75.4676	µg/L		98
T Hexachlorocyclopentadiene	7.338	236.9	167582	73.3354	µg/L		99
T 2,4,6-Trichlorophenol	7.523	196.0	289067	72.3850	µg/L	m	99
T 2,4,5-Trichlorophenol	7.574	196.0	325852	72.8614	µg/L	m	97
T 2-Chloronaphthalene	7.718	162.0	1122871	82.2466	µg/L		99
T 2-Nitroaniline	7.882	65.0	161803	66.9049	µg/L		100
T Dimethyl Phthalate	8.139	163.0	1155106	83.8145	µg/L		99
T 2,6-Dinitrotoluene	8.190	165.0	139972	74.3170	µg/L		96
T Acenaphthylene	8.200	152.1	1526451	69.8871	µg/L		99
T 3-Nitroaniline	8.394	138.0	169184	78.9929	µg/L		97
T Acenaphthene	8.415	154.0	1009554	80.6345	µg/L		99
T 2,4-Dinitrophenol	8.517	184.0	68442	73.4507	µg/L		98
T Dibenzofuran	8.630	168.0	1641005	79.9136	µg/L		98
T 2,4-Dinitrotoluene	8.671	165.0	186566	79.2675	µg/L		100
T 4-Nitrophenol	8.701	109.0	178388	77.0307	µg/L		98
T Diethylphthalate	8.998	149.0	1166621	81.6817	µg/L		100
T Fluorene	9.039	166.0	1266305	76.9108	µg/L		100
T 4-Chlorophenyl-phenylether	9.070	204.0	542729	73.4968	µg/L		98
T 4-Nitroaniline	9.141	138.0	174323	77.0022	µg/L		98
T 4,6-Dinitro-2-methylphenol	9.151	198.0	94058	69.9760	µg/L		99
T N-nitrosodiphenylamine	9.233	169.0	880335	82.3616	µg/L		99
T Azobenzene	9.264	77.0	1088752	77.2870	µg/L		91
T 4-Bromophenyl-phenylether	9.653	248.0	303382	75.6263	µg/L		96
T Hexachlorobenzene	9.683	283.9	307143	74.6326	µg/L		99
T Pentachlorophenol	9.968	265.9	154444	80.7752	µg/L		97
T Phenanthrene	10.181	178.0	1690096	75.7953	µg/L		99
T Anthracene	10.242	178.0	1595291	76.1040	µg/L		100
T Triallate	10.313	86.0	390681	78.3979	µg/L		96
T Carbazole	10.495	167.0	1718160	80.7772	µg/L		99
T o-Terphenyl	10.697	230.0	880627	74.5678	µg/L		99
T Di-n-Butylphthalate	11.082	149.0	1581866	79.0134	µg/L		100
T Fluoranthene	11.953	202.0	1727903	77.6312	µg/L		98
T Benzidine	12.338	184.0	590851	75.0213	µg/L		99
T Pyrene	12.379	202.0	1840668	75.7452	µg/L		98
T Butylbenzylphthalate	14.316	149.0	535896	80.5784	µg/L		96
T Benzo(a)Anthracene	15.512	228.0	1445216	82.3594	µg/L		99
T Chrysene	15.624	228.0	1558124	79.3013	µg/L		97
T 3,3-Dichlorobenzidine	15.675	252.0	412447	67.7817	µg/L		100
T bis(2-ethylhexyl)Phthalate	16.370	167.0	177710	78.2900	µg/L		99
T Di-n-octyl Phthalate	18.133	149.0	1235233	78.7517	µg/L		99

Compound	RT	QIon	Resp.	Conc.	Units	Dev(Min)
T Benzo(b)fluoranthene	18.376	252.0	1337400	77.1232	µg/L	99
T Benzo(k)fluoranthene	18.436	252.0	1401698	76.8826	µg/L	98
T Benzo(a)pyrene	18.983	252.0	1242141	75.6708	µg/L	99
T Indeno(1,2,3-c,d)pyrene	20.755	276.0	1059011	76.8896	µg/L	96
T Dibenzo(a,h)anthracene	20.816	278.0	1185669	79.0840	µg/L	99
T Benzo(g,h,i)perylene	21.089	276.0	1251600	78.8525	µg/L	98

(#) = Qualifier Out of Range; (m) = Manual Integration; (+) = Area Summed; (*) = Surrogate Percent Recovery Out of Range; (d): Zeroed Peak

Compound	Conc.	RT	Dev(Min)	Resp.	QIon	QRatio	Lower	Upper
N-Nitrosodimethylamine	84.9162	2.50	0.01	201549	42.0	130.0	95.1	176.6

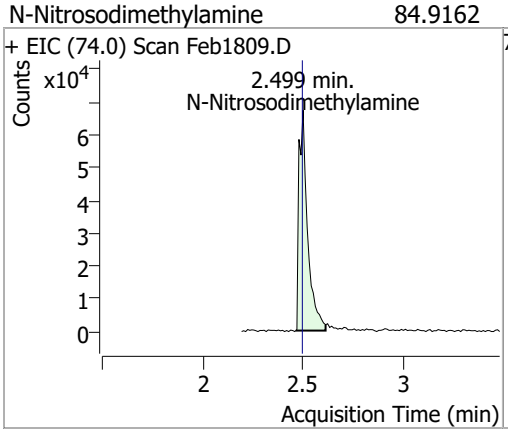

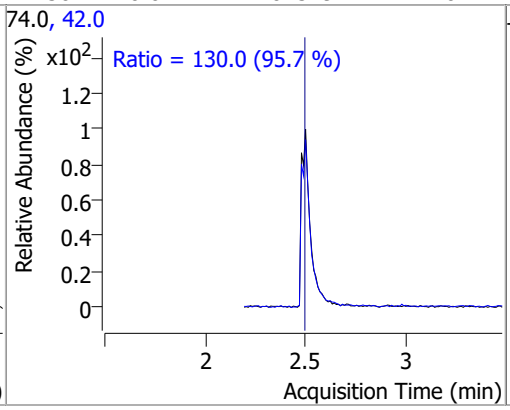

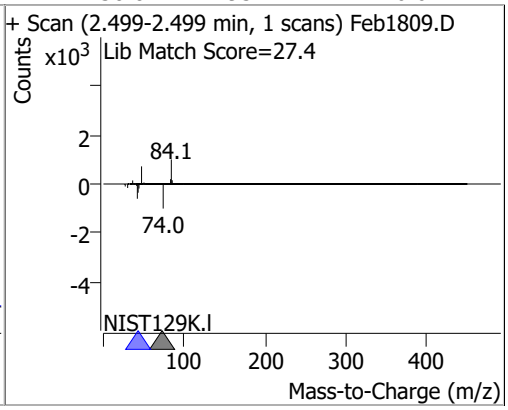

Compound	Conc.	RT	Dev(Min)	Resp.	QIon	QRatio	Lower	Upper
Pyridine	85.2331	2.54	0.01	505592	52.0	83.1	57.9	107.6

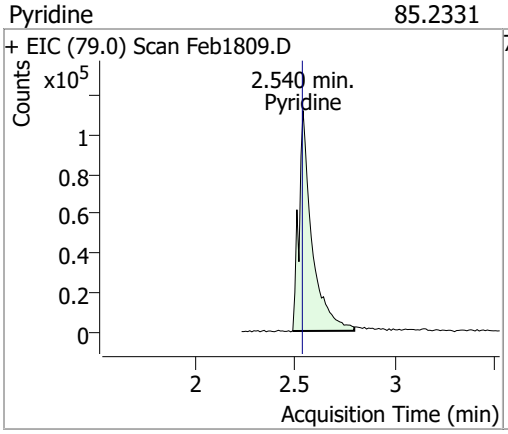

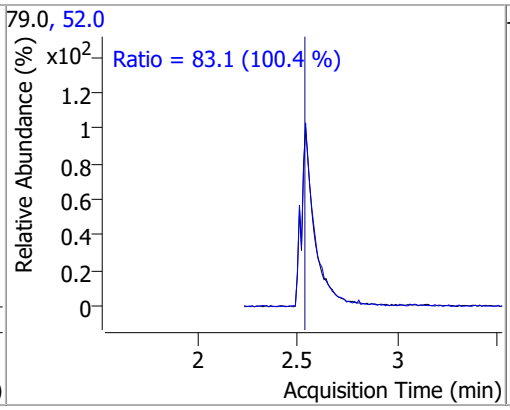

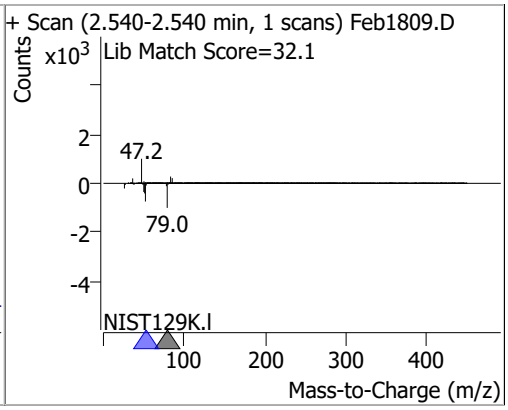

Compound	Conc.	RT	Dev(Min)	Resp.	QIon	QRatio	Lower	Upper
2-Fluorophenol	81.6051	3.65	0.00	629648	64.0	52.7	34.6	64.3
					92.0	21.3	14.2	26.5

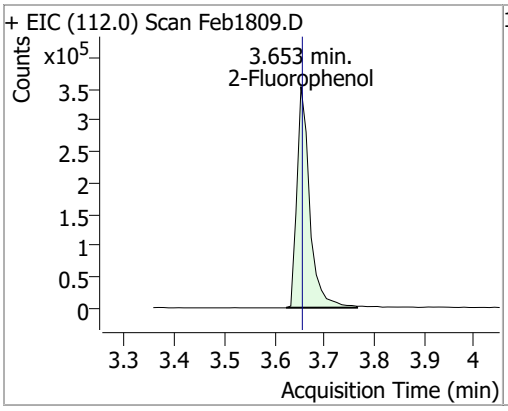

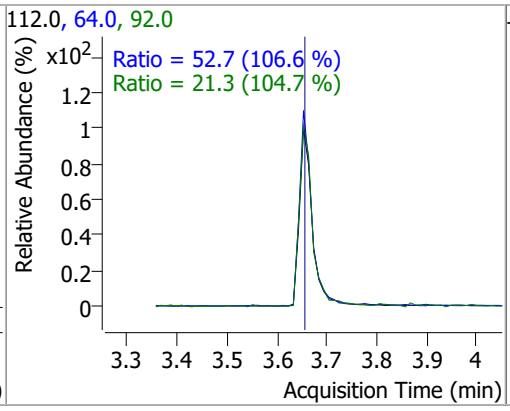

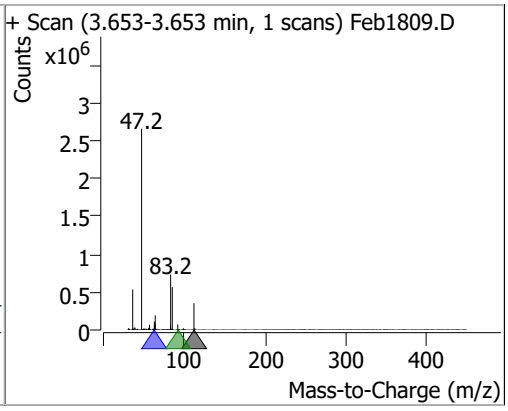

Compound	Conc.	RT	Dev(Min)	Resp.	QIon	QRatio	Lower	Upper
Aniline	46.5624	4.56	0.00	659983	66.0	33.2	25.7	47.8
					65.0	19.0	13.1	24.4

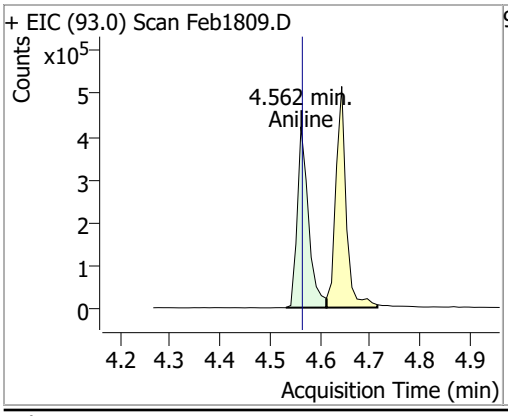

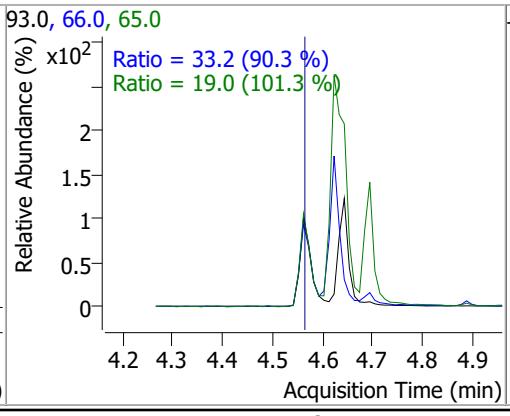

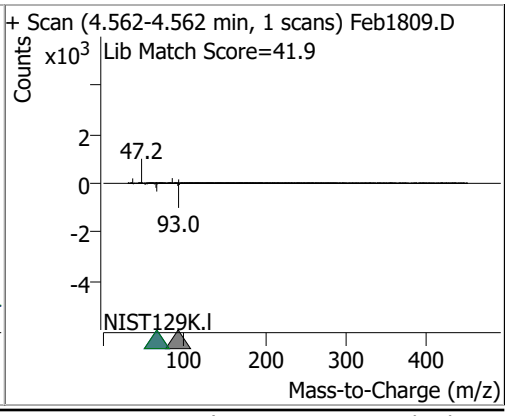

Compound	Conc.	RT	Dev(Min)	Resp.	QIon	QRatio	Lower	Upper
Phenol-d5	78.0649	4.61	0.00	772410	71.0	35.1	25.8	47.9

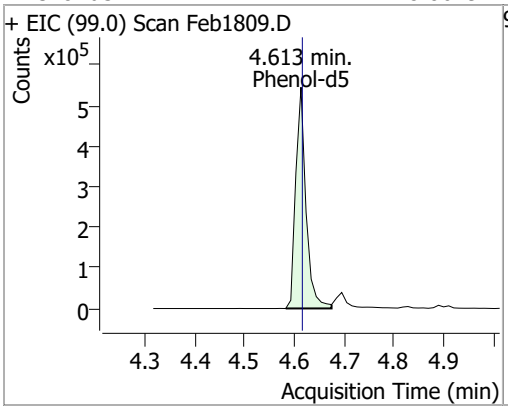

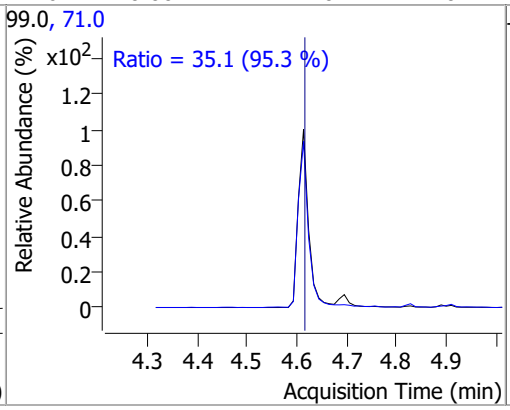

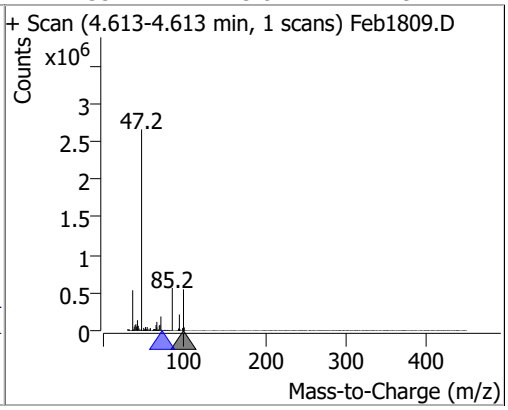

Compound	Conc.	RT	Dev(Min)	Resp.	QIon	QRatio	Lower	Upper
Phenol	83.6403	4.62	0.00	922606	66.0	42.5	31.7	58.9

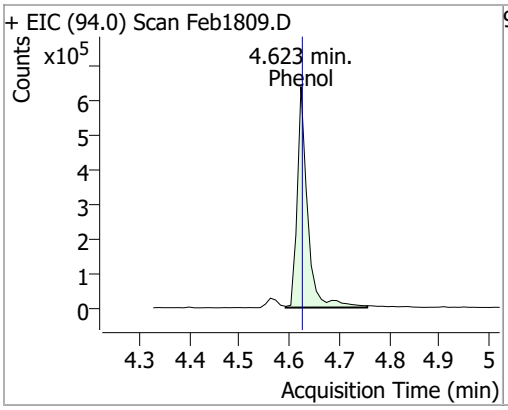

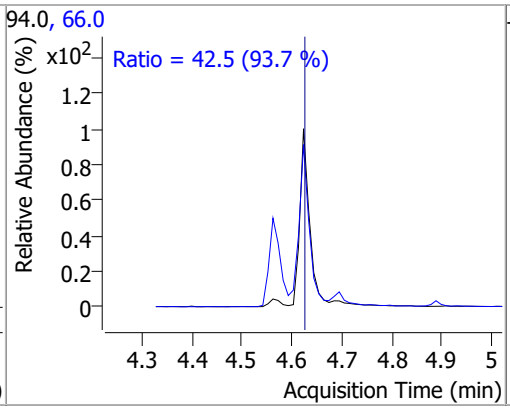

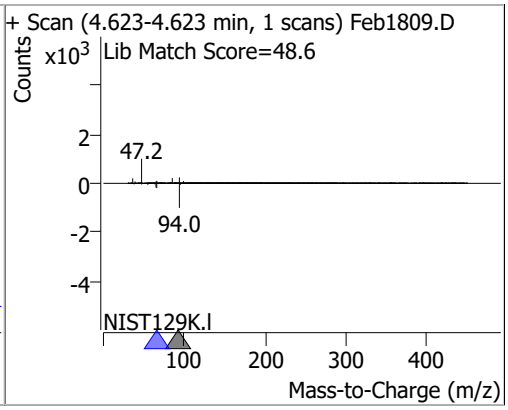

Compound	Conc.	RT	Dev(Min)	Resp.	QIon	QRatio	Lower	Upper
bis(-2-Chloroethyl)Ether	81.3944	4.64	0.00	605585	64.0	9.8	7.6	14.1

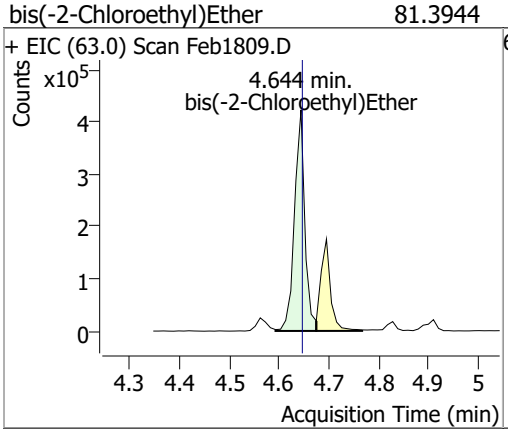

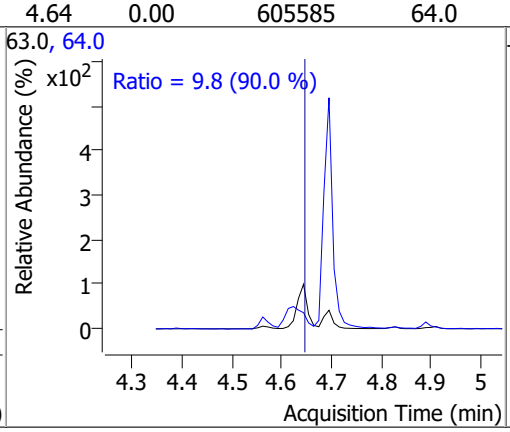

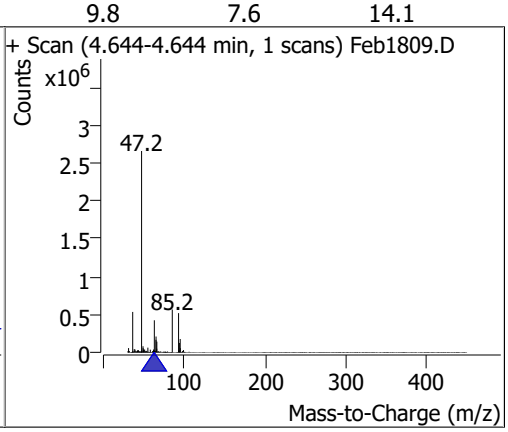

Compound	Conc.	RT	Dev(Min)	Resp.	QIon	QRatio	Lower	Upper
2-Chlorophenol	81.3755	4.69	0.00	714073	130.0	32.3	22.7	42.2

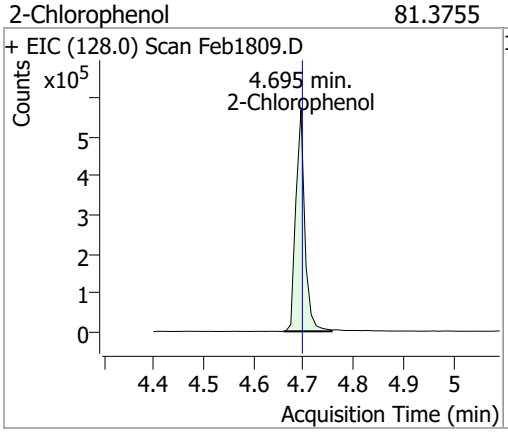

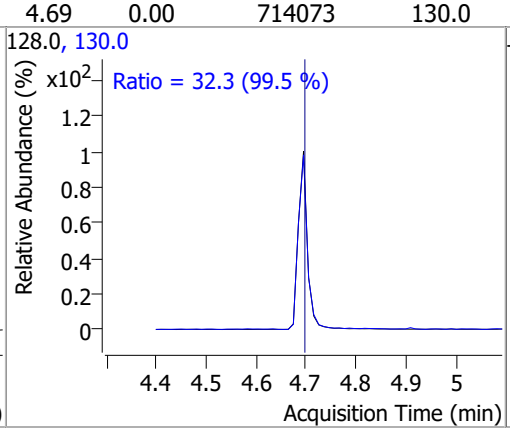

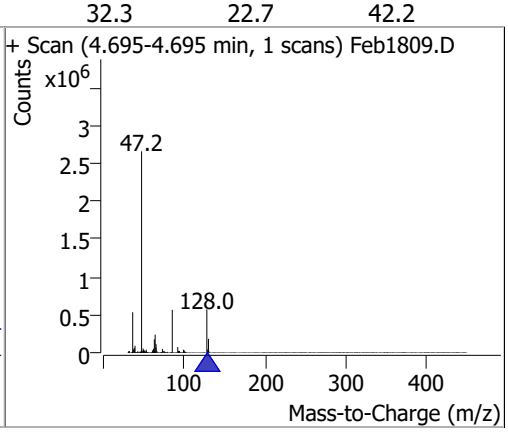

Compound	Conc.	RT	Dev(Min)	Resp.	QIon	QRatio	Lower	Upper
1,3-Dichlorobenzene	81.5694	4.83	0.00	912914	148.0	63.9	44.6	82.8
					111.0	36.5	25.3	47.0

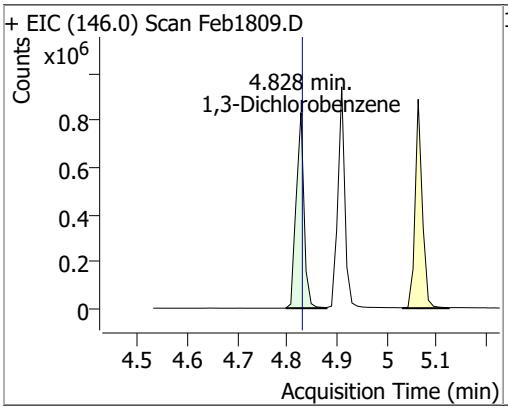

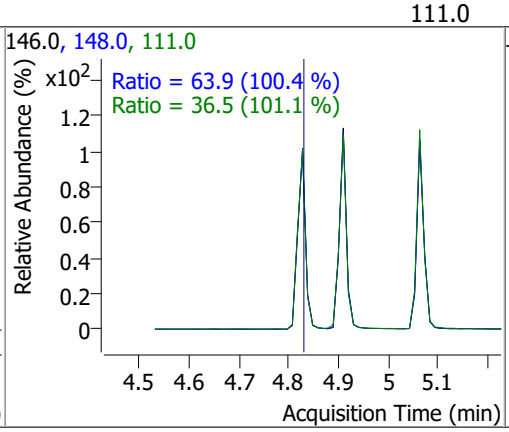

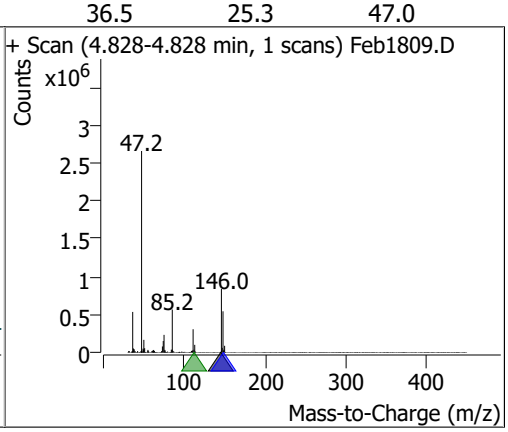

Compound	Conc.	RT	Dev(Min)	Resp.	QIon	QRatio	Lower	Upper
1,4-Dichlorobenzene	81.0126	4.91	0.00	910418 (m)	148.0	63.3	45.6	84.8
					111.0	34.9	25.2	46.8

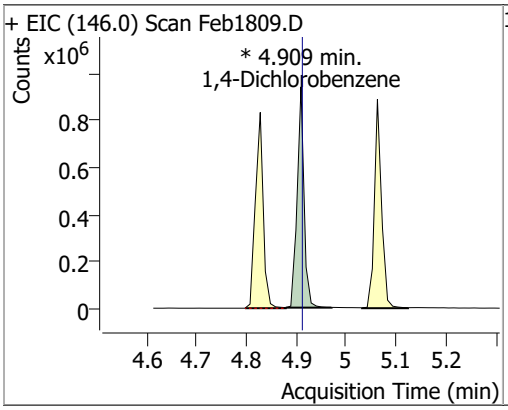

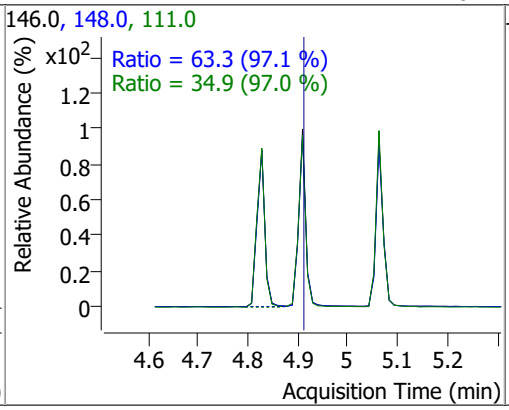

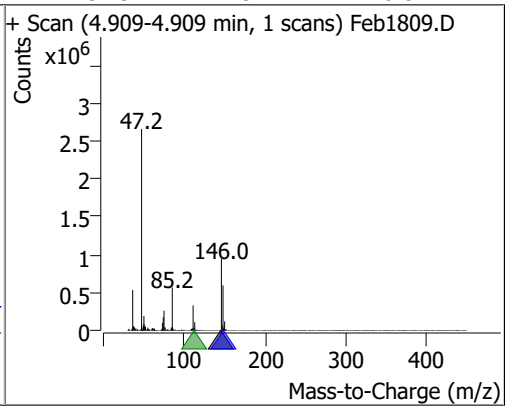

Compound	Conc.	RT	Dev(Min)	Resp.	QIon	QRatio	Lower	Upper
1,2-Dichlorobenzene	81.6838	5.06	0.00	890719	148.0	63.2	45.1	83.8
					111.0	37.6	26.1	48.5

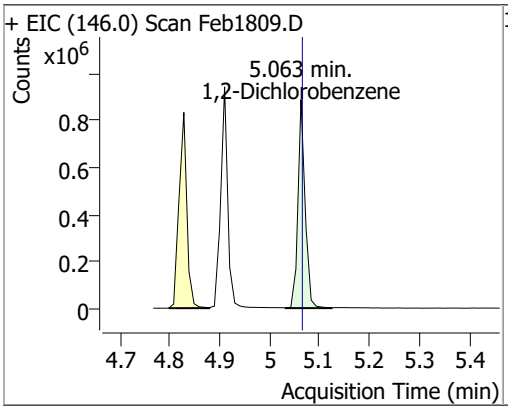

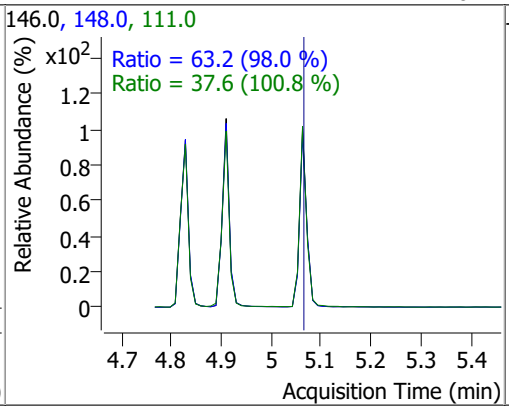

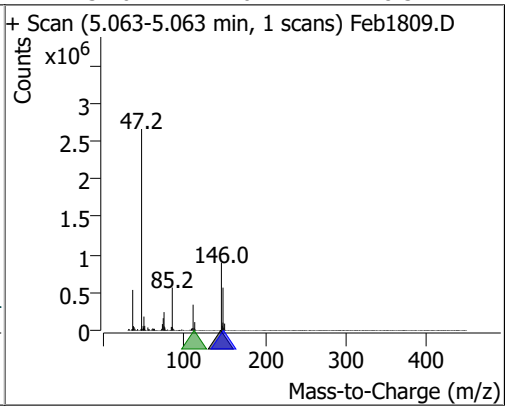

Compound	Conc.	RT	Dev(Min)	Resp.	QIon	QRatio	Lower	Upper
Benzyl Alcohol	78.5671	5.08	0.00	349450	79.0	108.2	83.5	155.1
					107.0	68.1	49.3	91.6

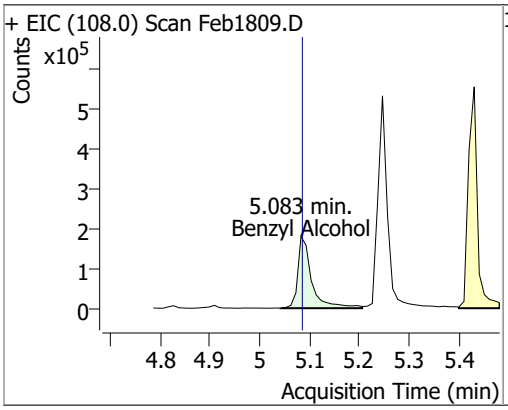

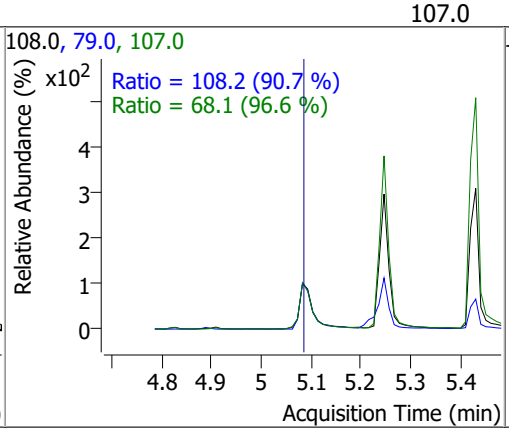

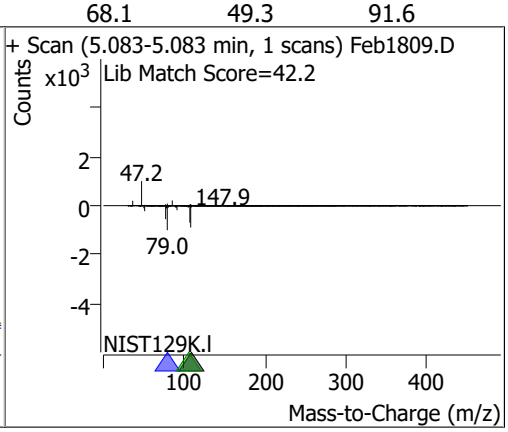

Compound	Conc.	RT	Dev(Min)	Resp.	QIon	QRatio	Lower	Upper
bis(2-chloroisopropyl)Ether	66.6763	5.23	0.00	198614	123.0	32.4	22.5	41.8

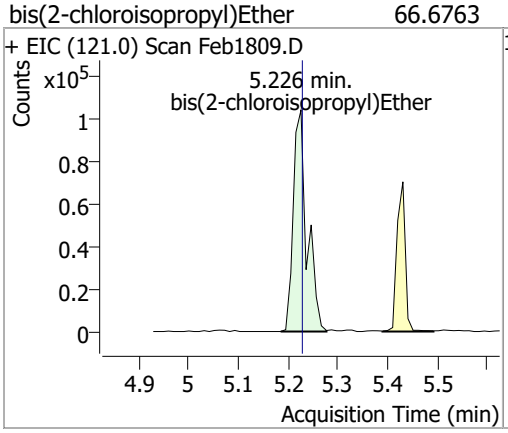

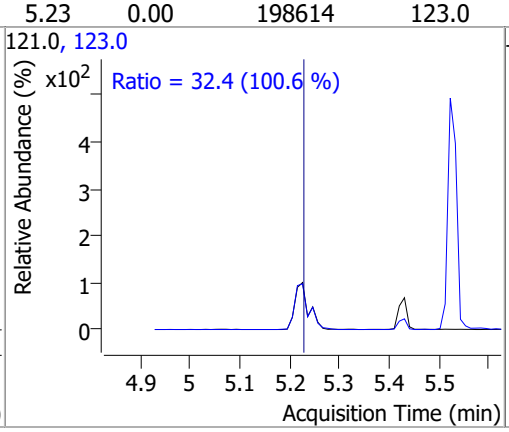

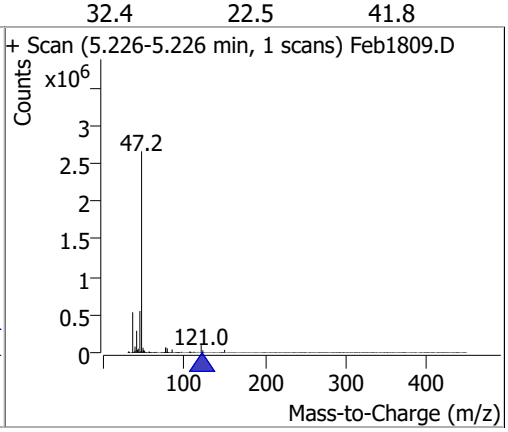

Compound	Conc.	RT	Dev(Min)	Resp.	QIon	QRatio	Lower	Upper
2-Methylphenol	80.0280	5.25	0.00	612115 (m)	108.0	111.2	81.5	151.4

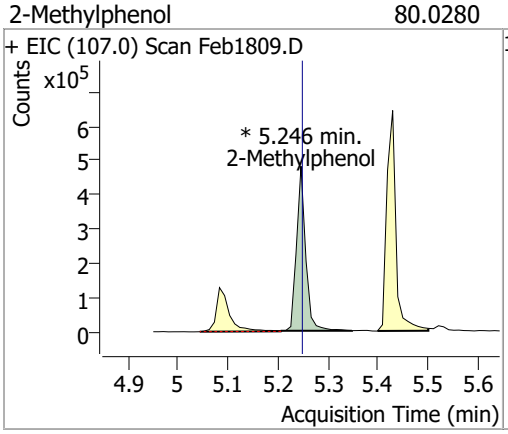

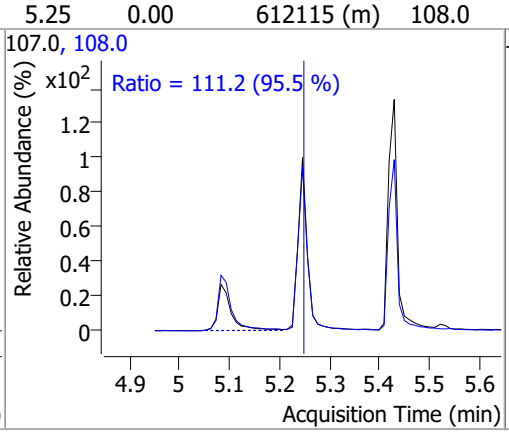

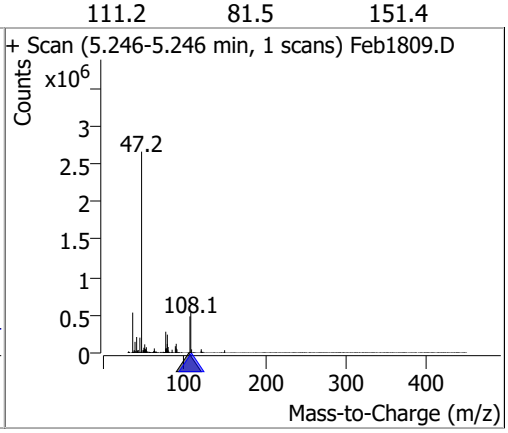

Compound	Conc.	RT	Dev(Min)	Resp.	QIon	QRatio	Lower	Upper
N-nitroso-Di-n-propylamine	83.3946	5.37	0.00	442003	130.0	19.0	0.0	38.8

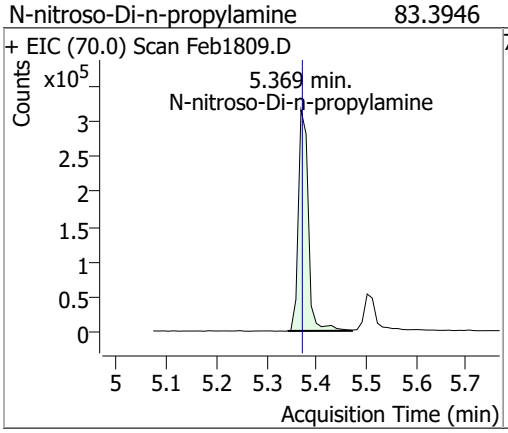

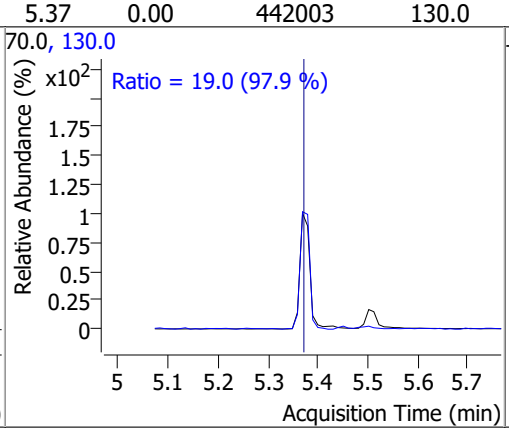

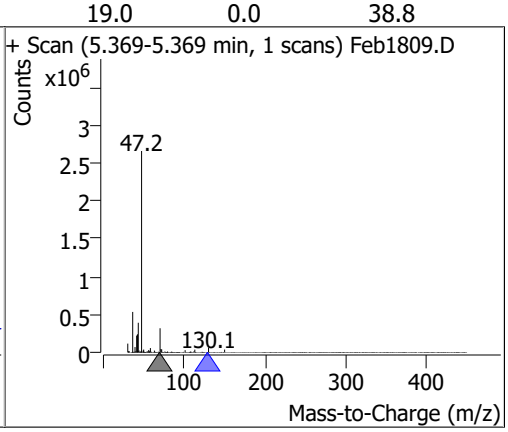

Compound	Conc.	RT	Dev(Min)	Resp.	QIon	QRatio	Lower	Upper
4Methylphenol/3Methylphenol	78.3474	5.43	0.00	816321	108.0	84.4	58.8	109.1

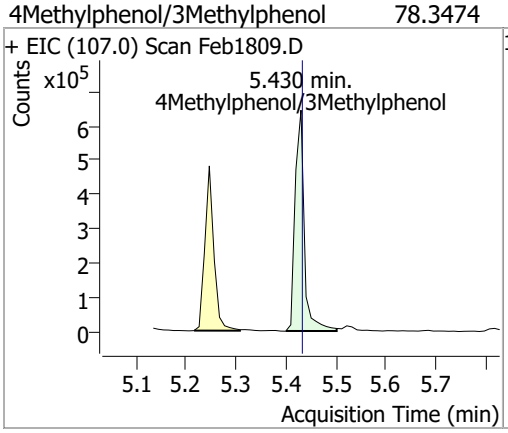

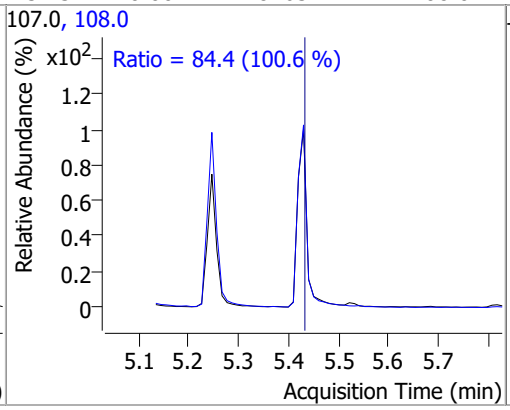

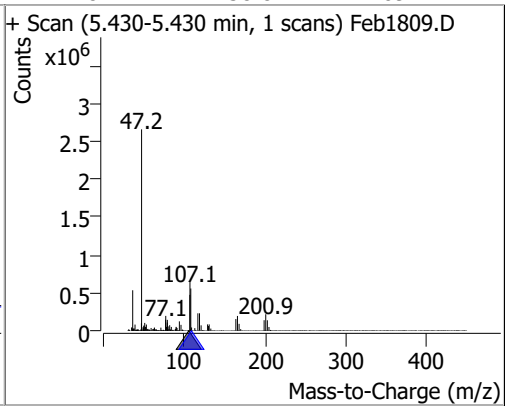

Compound	Conc.	RT	Dev(Min)	Resp.	QIon	QRatio	Lower	Upper
Hexachloroethane	77.1157	5.43	0.00	259885	201.0	89.6	63.5	118.0
					199.0	56.0	39.8	74.0

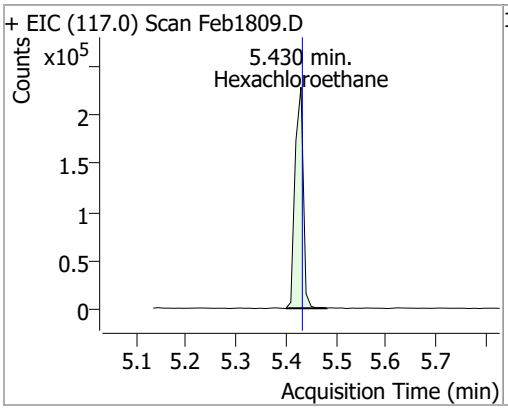

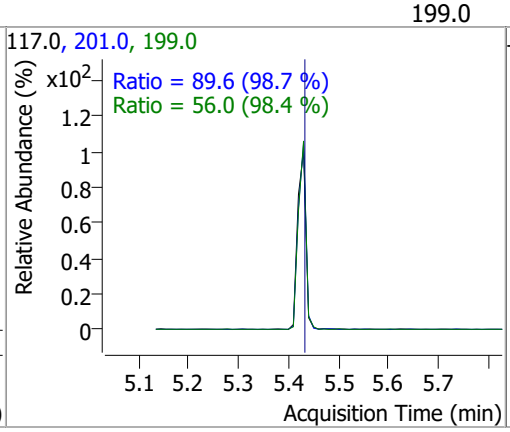

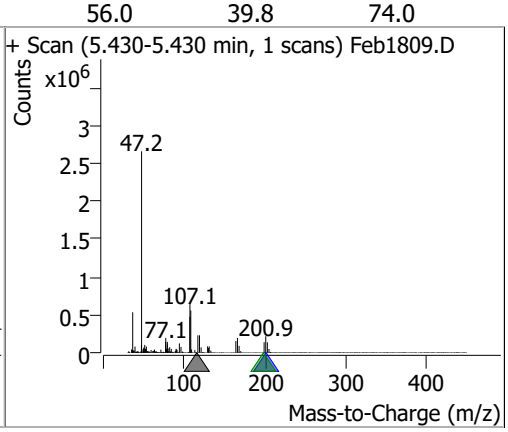

Compound	Conc.	RT	Dev(Min)	Resp.	QIon	QRatio	Lower	Upper
Nitrobenzene-d5	71.6023	5.50	0.00	394242	54.0	63.9	46.3	86.0
					128.0	46.4	34.1	63.3

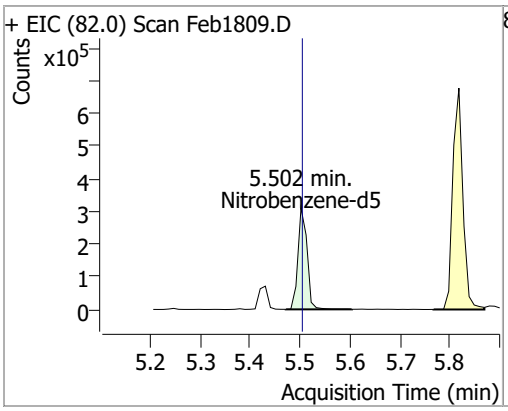

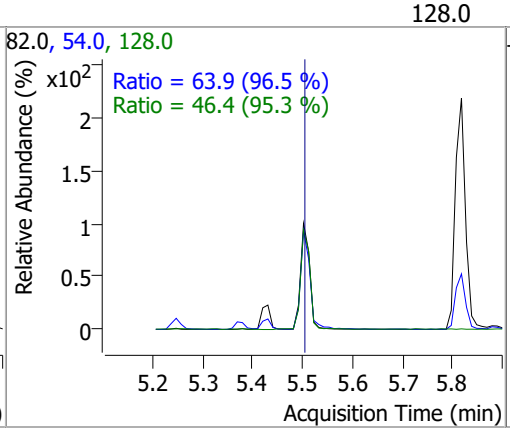

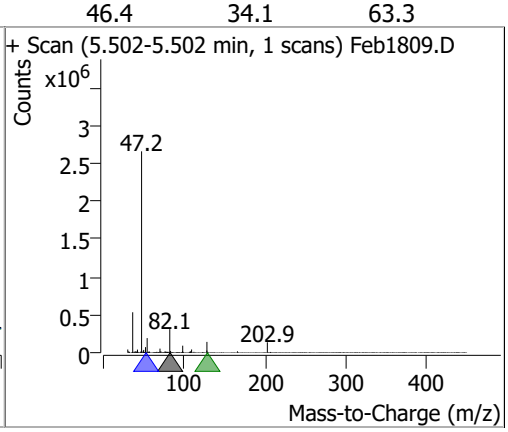

Compound	Conc.	RT	Dev(Min)	Resp.	QIon	QRatio	Lower	Upper
Nitrobenzene	72.6407	5.52	0.00	203074	77.0	210.4	148.9	276.5
					51.0	133.3	91.7	170.3

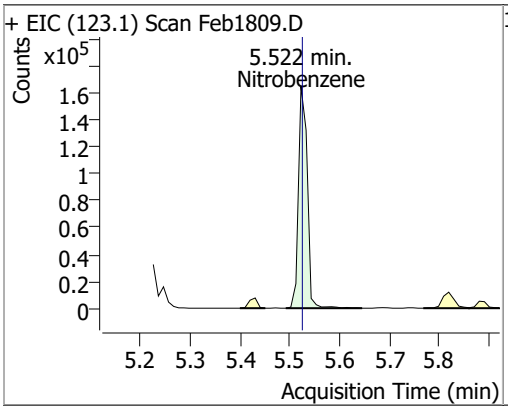

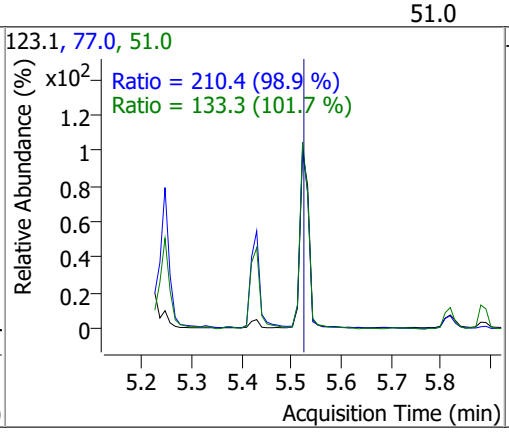

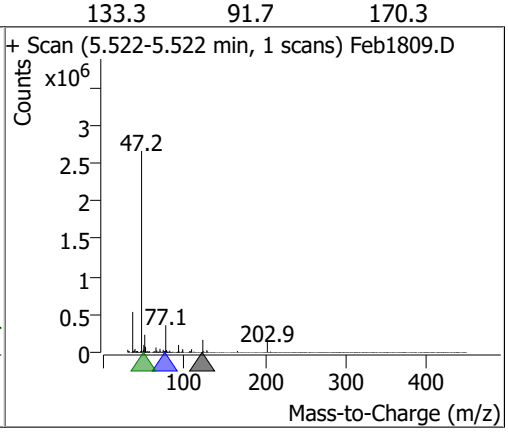

Compound	Conc.	RT	Dev(Min)	Resp.	QIon	QRatio	Lower	Upper
Isophorone	73.0163	5.82	0.00	952075	138.0	21.0	14.8	27.5

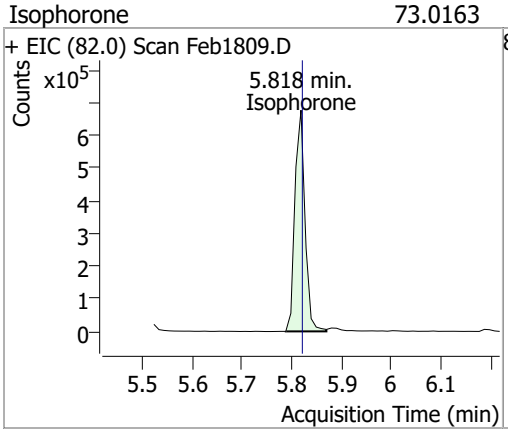

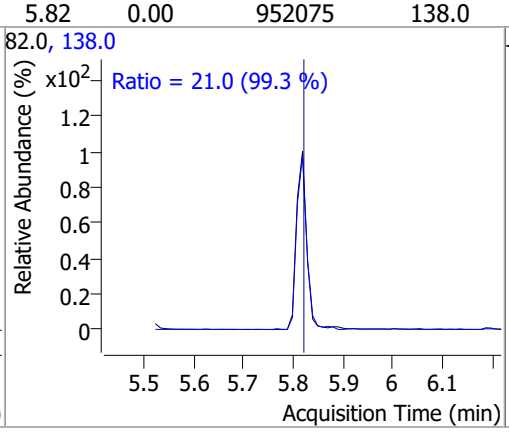

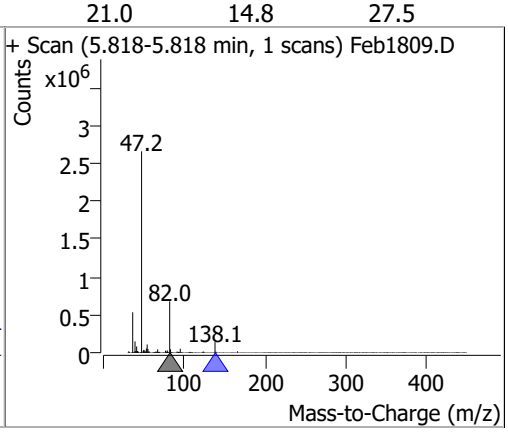

Compound	Conc.	RT	Dev(Min)	Resp.	QIon	QRatio	Lower	Upper
2-Nitrophenol	78.6630	5.89	0.01	230240	65.0	49.5	34.2	63.4
					109.0	36.6	24.6	45.8

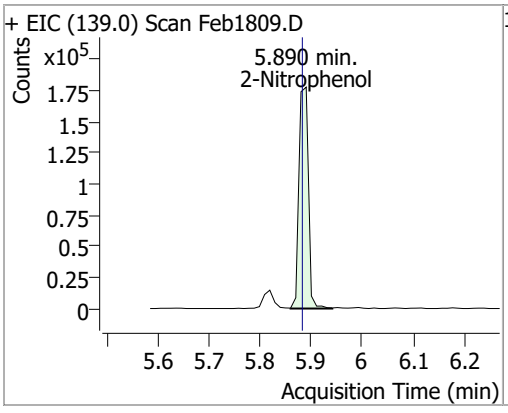

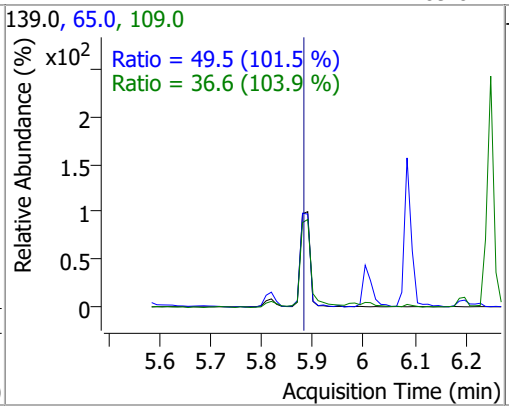

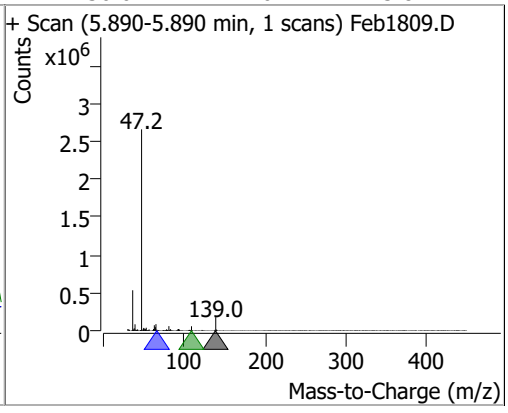

Compound	Conc.	RT	Dev(Min)	Resp.	QIon	QRatio	Lower	Upper
2,4-Dimethylphenol	77.5019	6.00	0.00	471706	107.0	110.3	76.6	142.3
					77.0	31.2	23.8	44.2

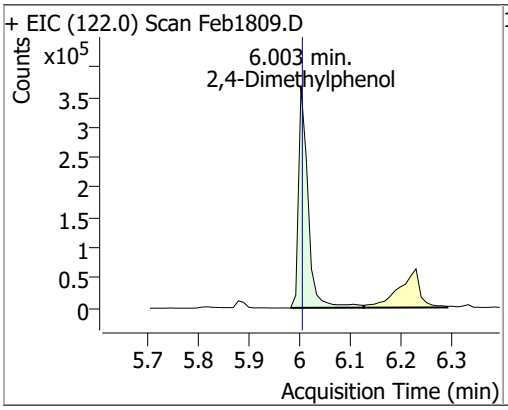

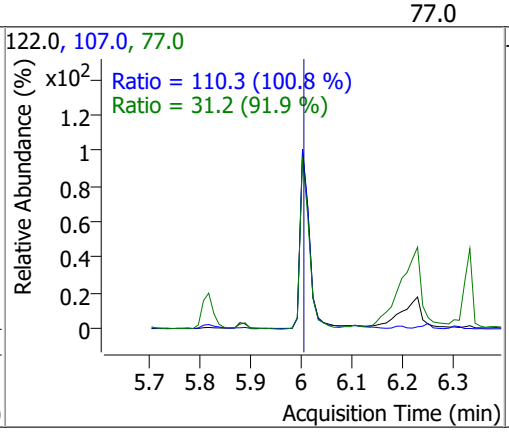

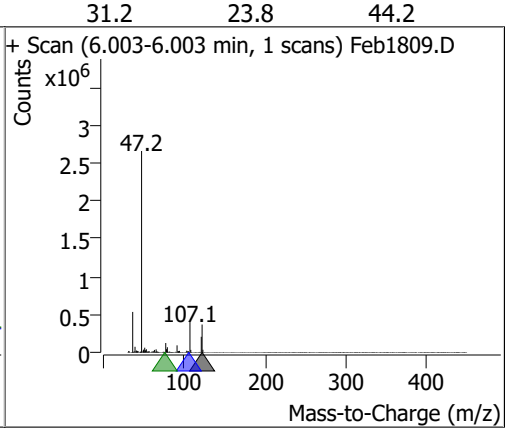

Compound	Conc.	RT	Dev(Min)	Resp.	QIon	QRatio	Lower	Upper
bis(-2-Chloroethoxy)Methane	71.5798	6.08	0.00	542758	63.0	75.9	47.7	88.6
					95.0	32.2	22.3	41.5

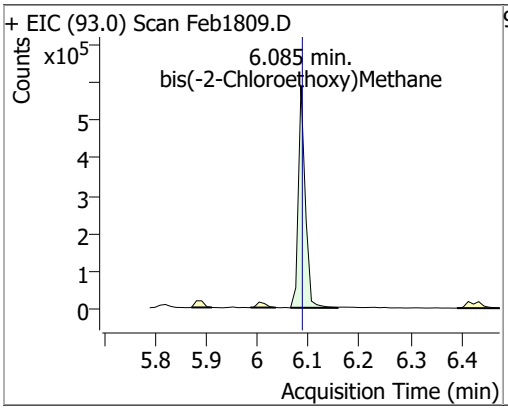

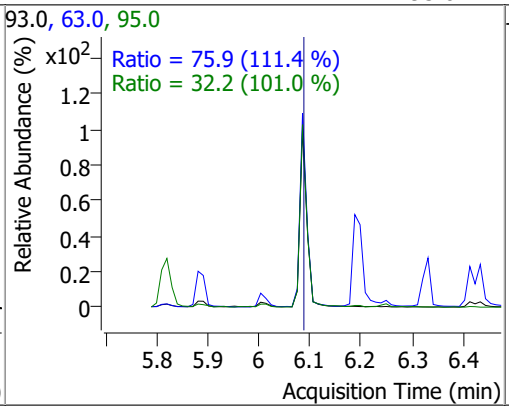

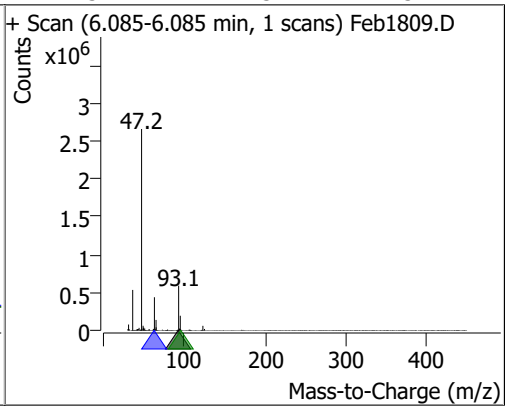

Compound	Conc.	RT	Dev(Min)	Resp.	QIon	QRatio	Lower	Upper
2,4-Dichlorophenol	77.6923	6.20	0.01	451820	164.0	65.6	45.5	84.5
					98.0	32.8	20.0	37.1

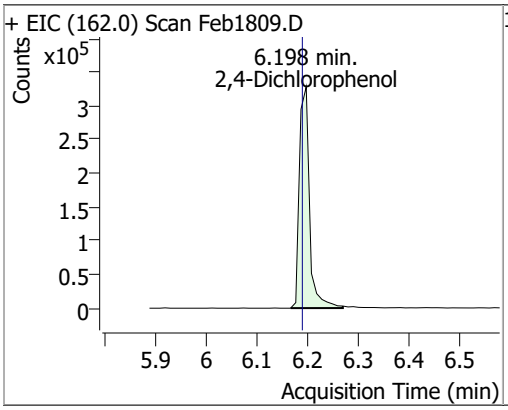

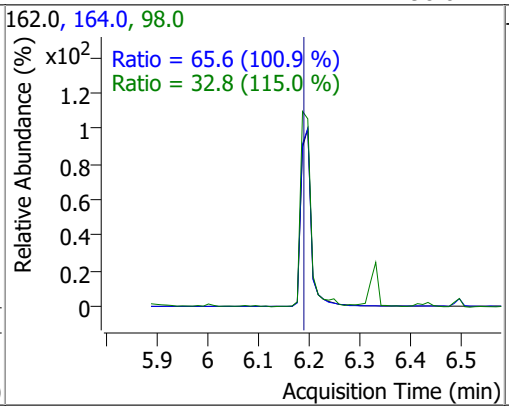

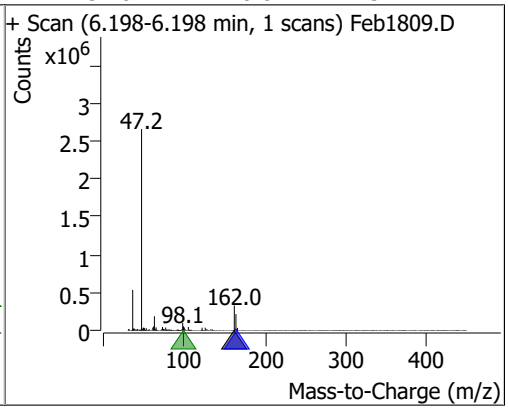

Compound	Conc.	RT	Dev(Min)	Resp.	QIon	QRatio	Lower	Upper
Benzoic Acid	76.1167	6.23	-0.01	237375	122.0	81.6	59.9	111.2
					77.0	73.3	42.3	78.5

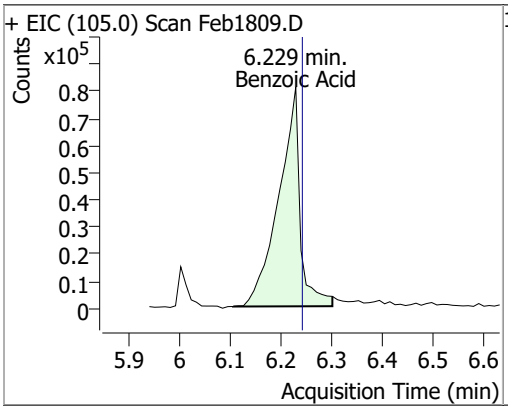

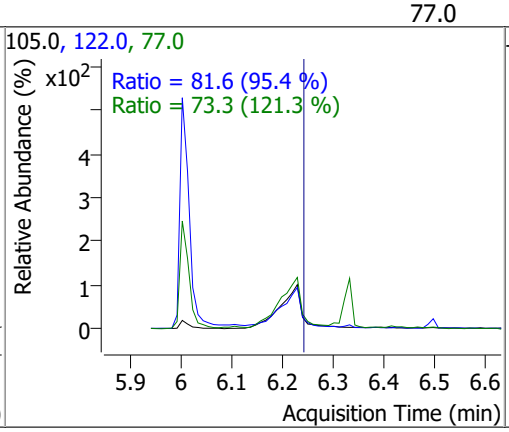

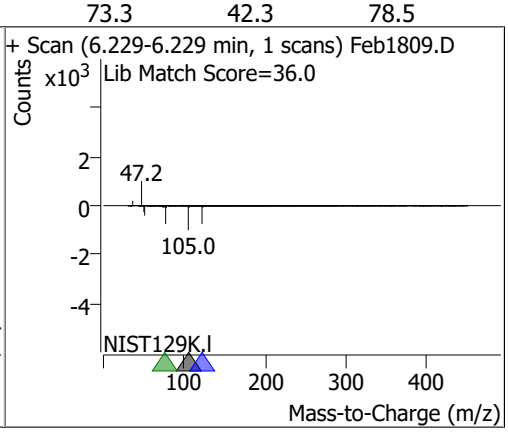

Compound	Conc.	RT	Dev(Min)	Resp.	QIon	QRatio	Lower	Upper
1,2,4-Trichlorobenzene	80.1098	6.25	0.00	556684	182.0	92.0	66.2	122.9
					145.0	28.6	20.1	37.3

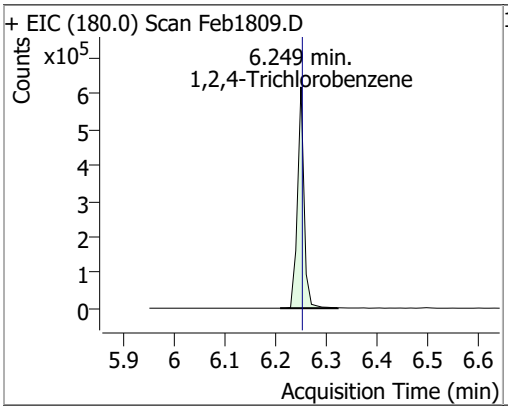

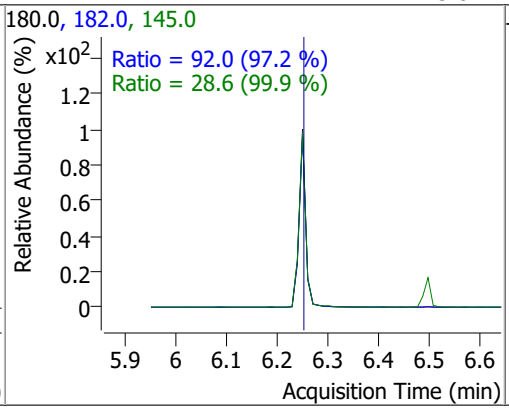

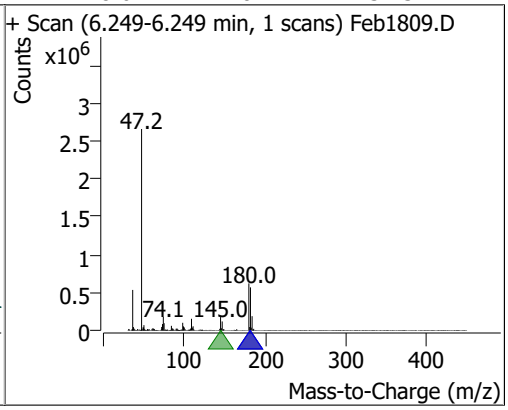

Compound	Conc.	RT	Dev(Min)	Resp.	QIon	QRatio	Lower	Upper
Naphthalene	82.4832	6.33	0.00	1701484	129.0	10.7	8.0	14.9
					102.0	9.8	6.9	12.9

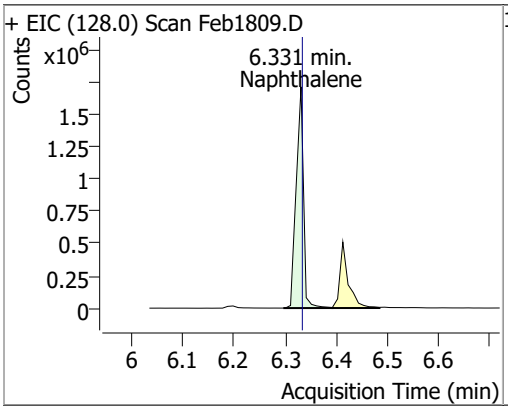

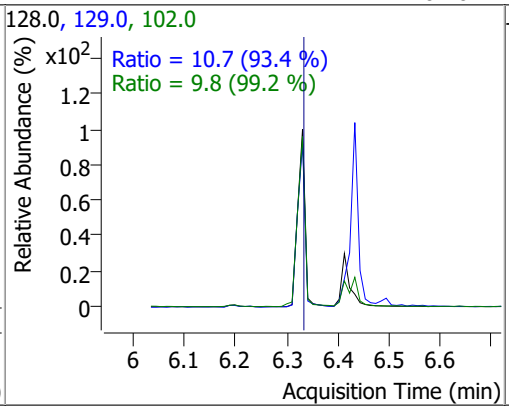

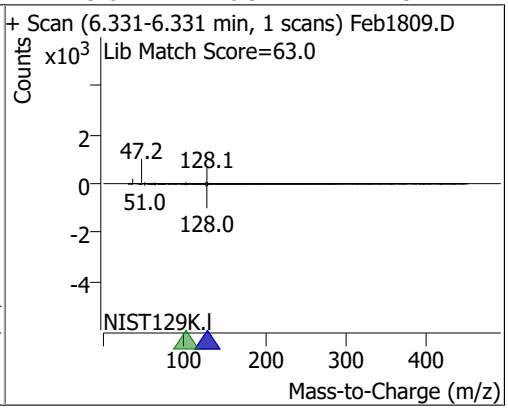

Compound	Conc.	RT	Dev(Min)	Resp.	QIon	QRatio	Lower	Upper
4-Chlorophenol	80.1371	6.41	0.00	174820	128.0	341.2	221.4	411.2

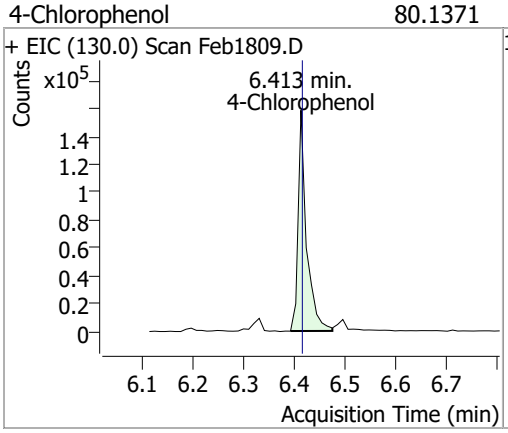

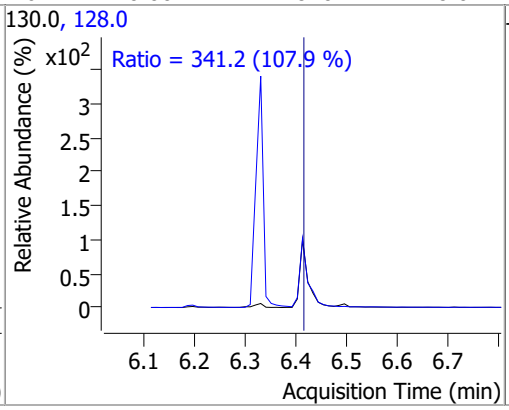

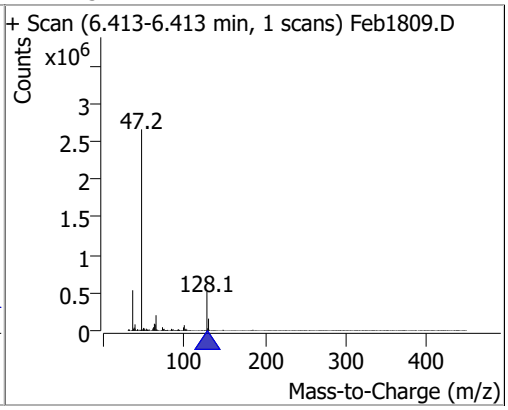

Compound	Conc.	RT	Dev(Min)	Resp.	QIon	QRatio	Lower	Upper
p-Chloroaniline	73.5230	6.43	0.00	596772	65.0	66.9	42.1	78.2
					129.0	36.4	26.3	48.9

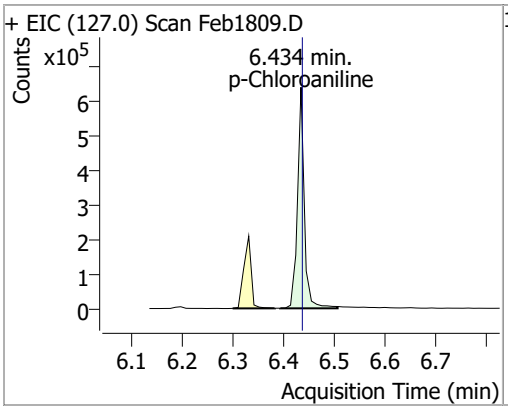

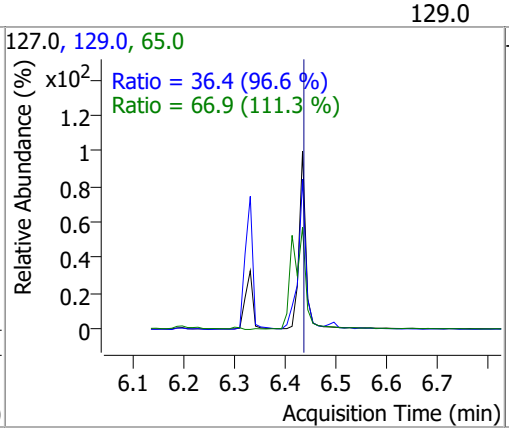

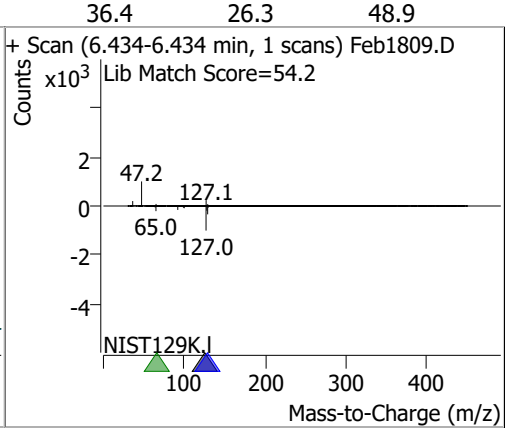

Compound	Conc.	RT	Dev(Min)	Resp.	QIon	QRatio	Lower	Upper
Hexachlorobutadiene	79.0445	6.50	0.00	286141	227.0	65.4	46.0	85.4
					223.0	62.2	45.0	83.6

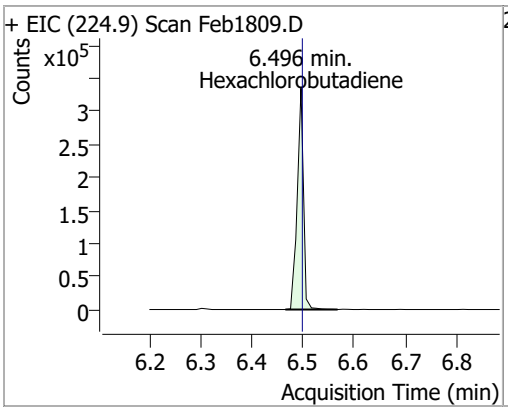

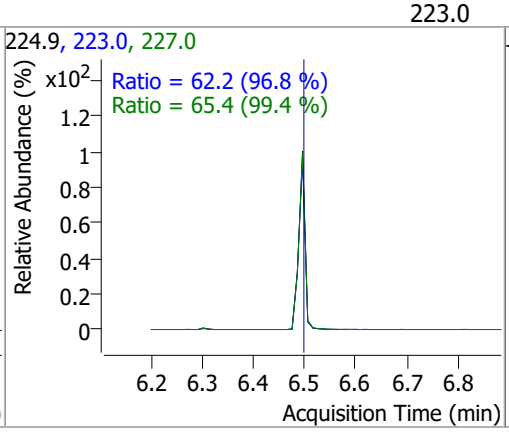

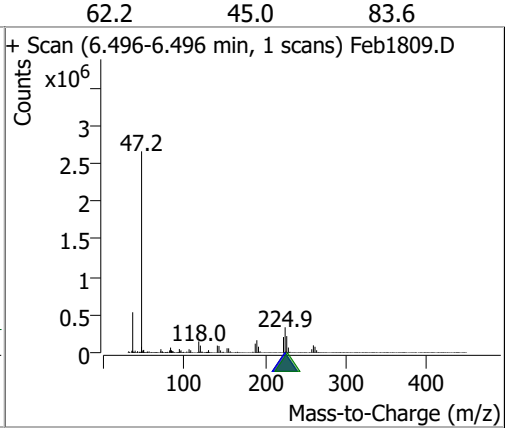

Compound	Conc.	RT	Dev(Min)	Resp.	QIon	QRatio	Lower	Upper
4-Chloro-2-Methylphenol	74.4384	6.94	0.00	402121 (m)	144.0	25.9	19.4	36.1

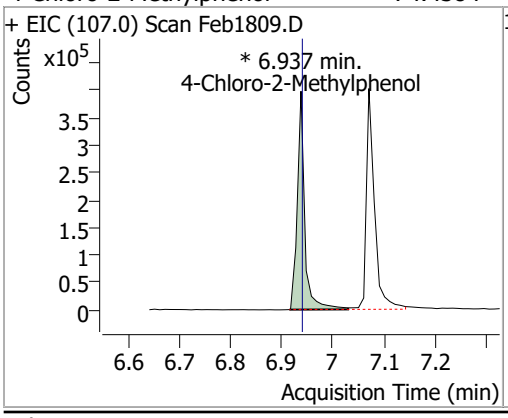

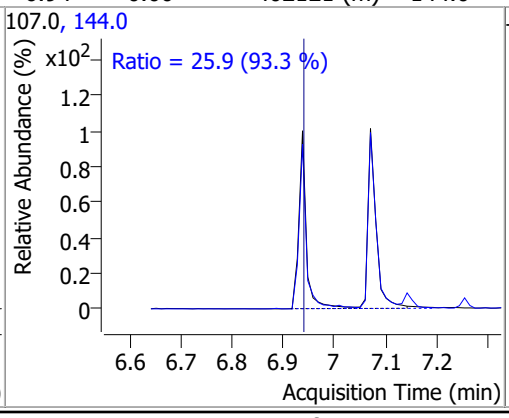

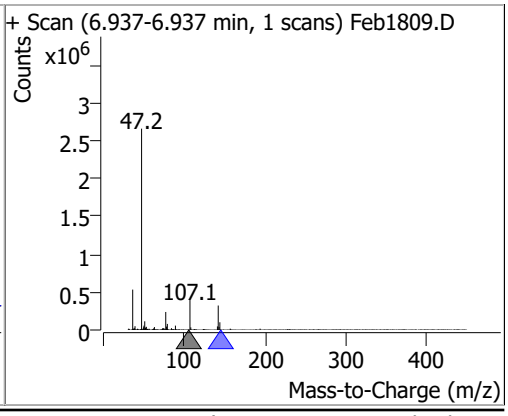

Compound	Conc.	RT	Dev(Min)	Resp.	QIon	QRatio	Lower	Upper
4-Chloro-3-Methylphenol	79.9010	7.07	0.00	449625 (m)	144.0	26.6	19.1	35.5

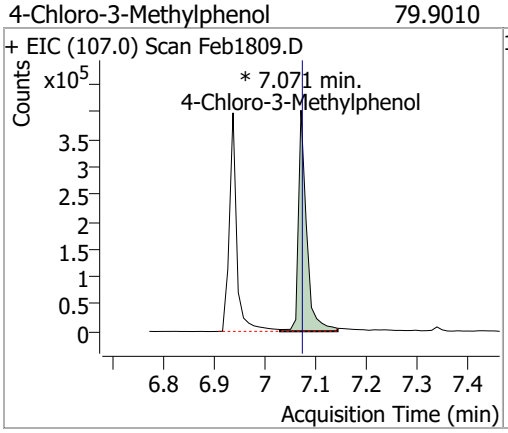

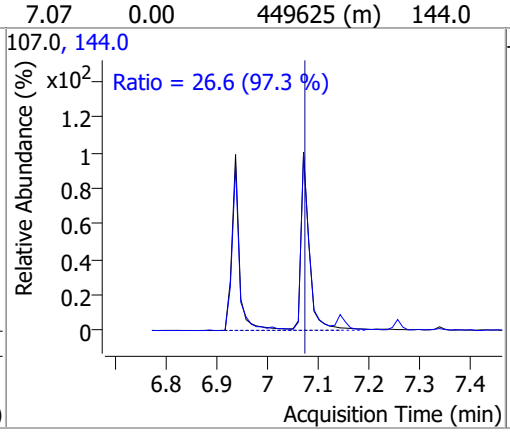

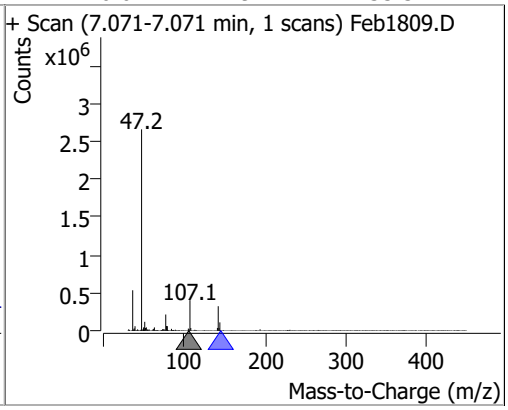

Compound	Conc.	RT	Dev(Min)	Resp.	QIon	QRatio	Lower	Upper
2-Methylnaphthalene	79.5615	7.14	0.00	934925	142.0	119.1	83.8	155.7
					115.0	40.9	29.2	54.3

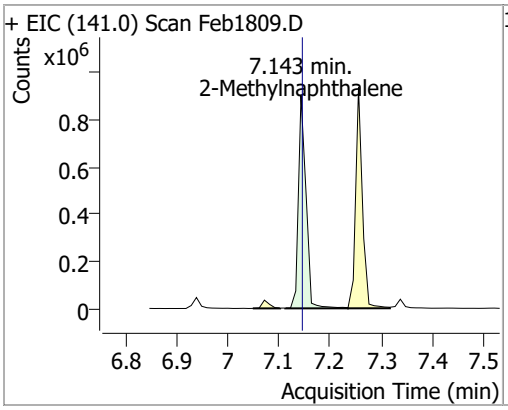

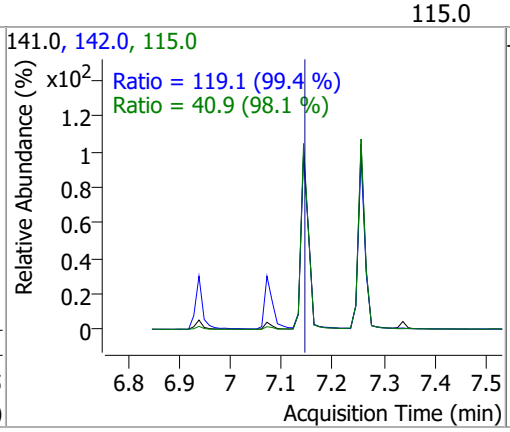

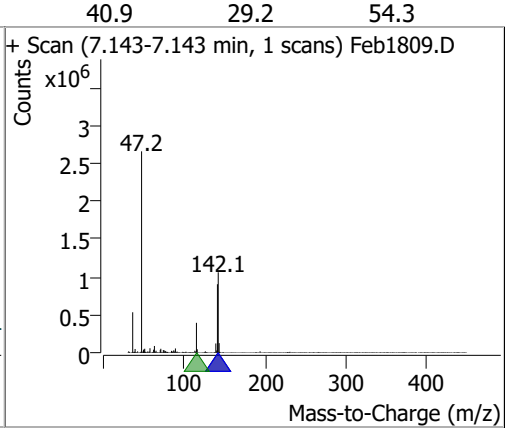

Compound	Conc.	RT	Dev(Min)	Resp.	QIon	QRatio	Lower	Upper
1-Methylnaphthalene	75.4676	7.26	0.00	864319	142.0	112.4	79.8	148.2
					115.0	43.0	28.9	53.7

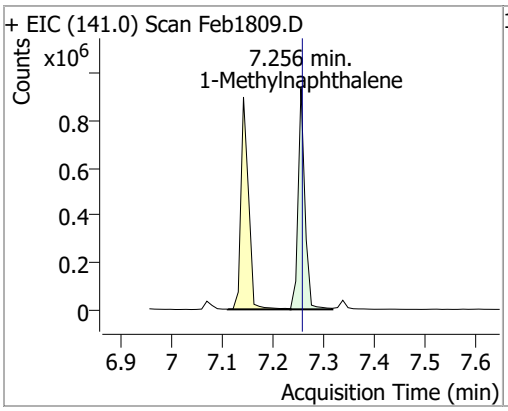

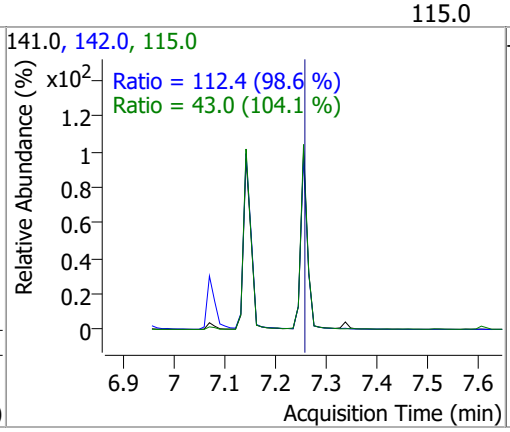

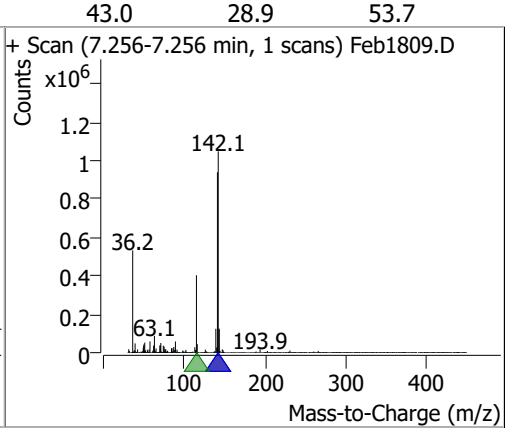

Compound	Conc.	RT	Dev(Min)	Resp.	QIon	QRatio	Lower	Upper
Hexachlorocyclopentadiene	73.3354	7.34	0.00	167582	234.9	64.7	45.2	84.0
					238.9	61.7	44.6	82.9

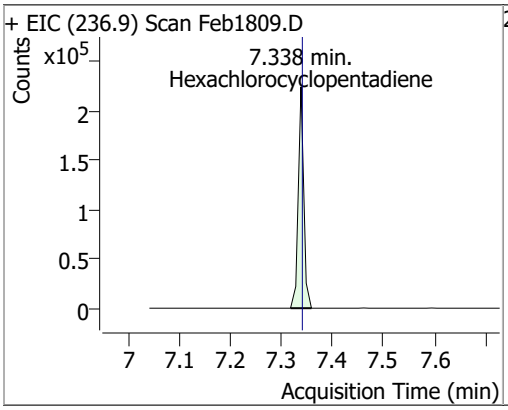

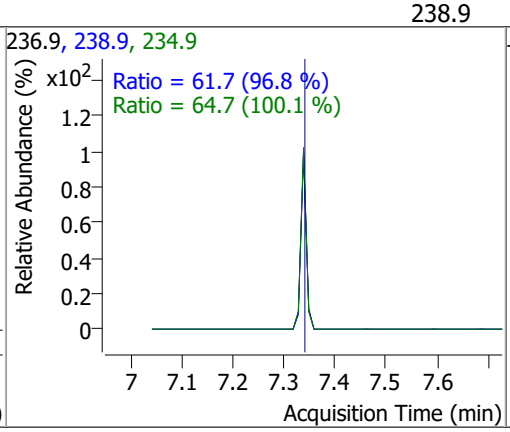

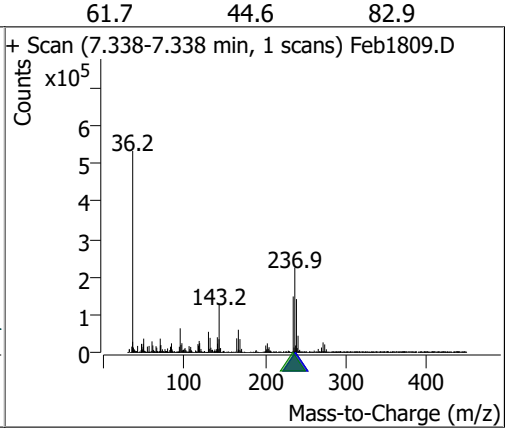

Compound	Conc.	RT	Dev(Min)	Resp.	QIon	QRatio	Lower	Upper
2,4,6-Trichlorophenol	72.3850	7.52	0.00	289067 (m)	198.0	97.3	67.6	125.5

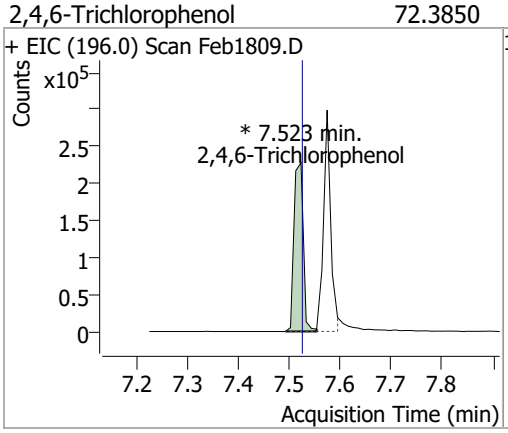

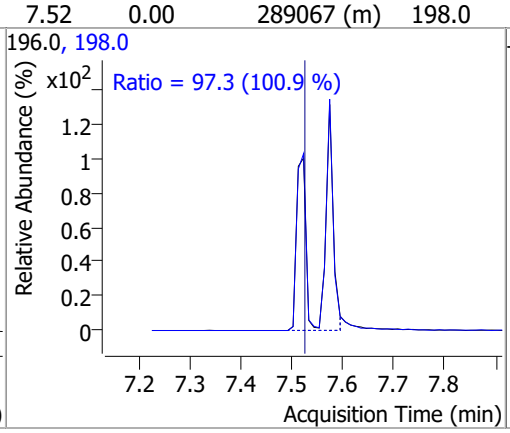

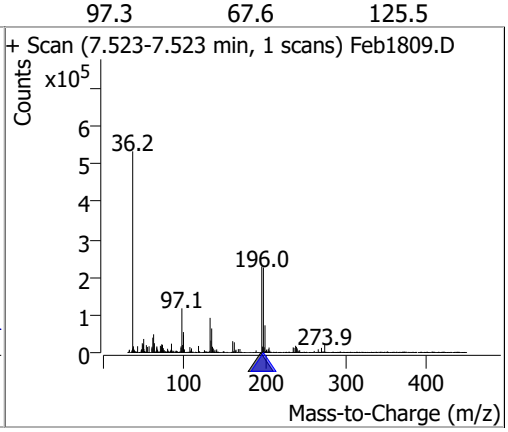

Compound	Conc.	RT	Dev(Min)	Resp.	QIon	QRatio	Lower	Upper
2,4,5-Trichlorophenol	72.8614	7.57	0.00	325852 (m)	198.0	93.4	63.2	117.3

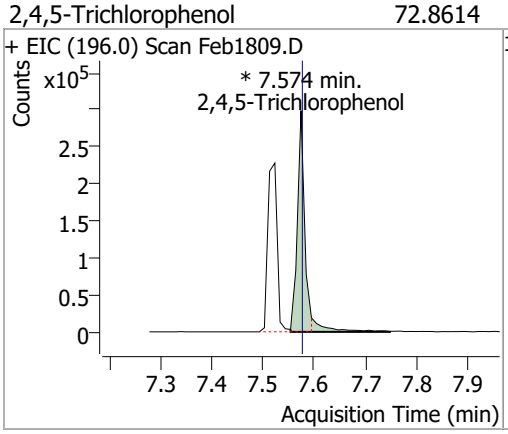

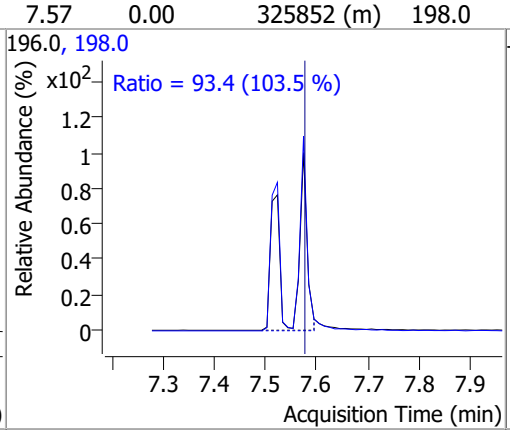

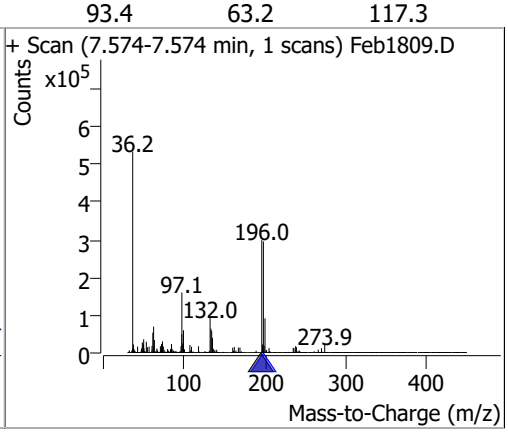

Compound	Conc.	RT	Dev(Min)	Resp.	QIon	QRatio	Lower	Upper
2-Fluorobiphenyl	67.6979	7.60	0.00	1100230	171.0	34.1	24.0	44.5

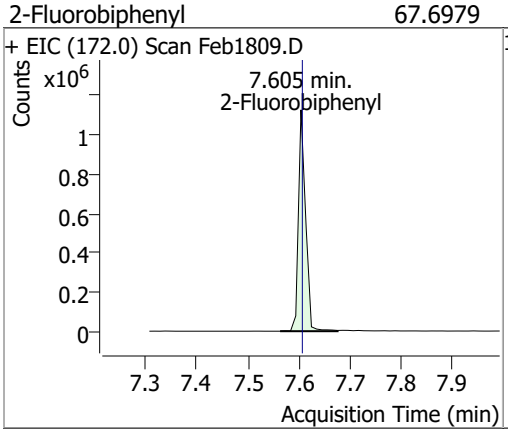

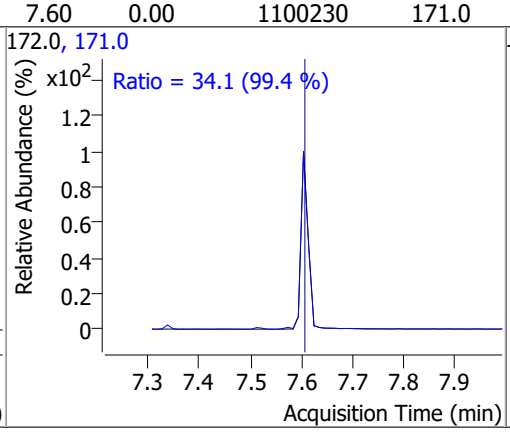

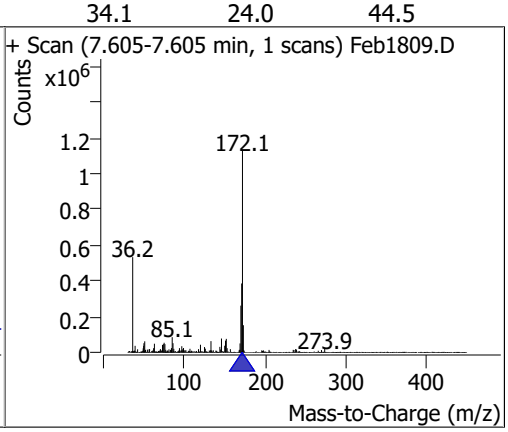

Compound	Conc.	RT	Dev(Min)	Resp.	QIon	QRatio	Lower	Upper
2-Chloronaphthalene	82.2466	7.72	0.00	1122871	127.0	37.1	25.1	46.7
					164.0	32.3	22.5	41.7

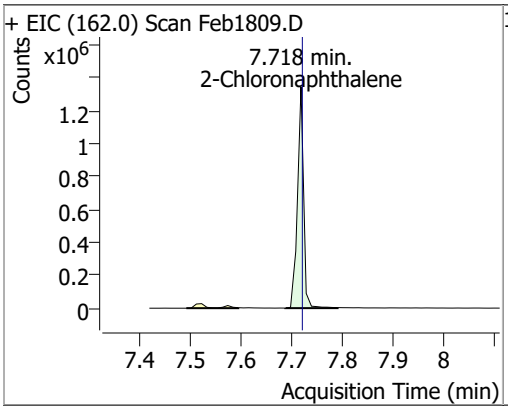

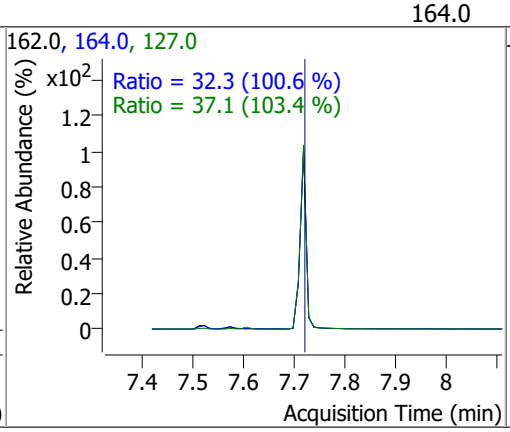

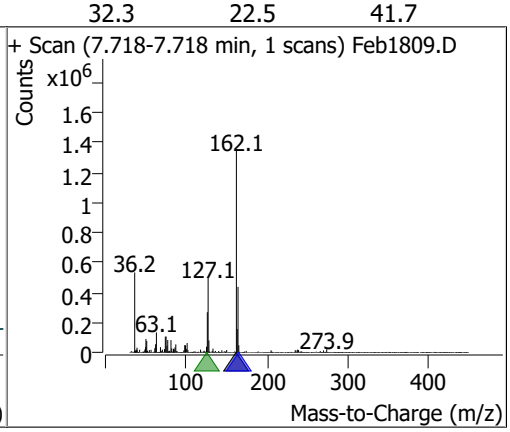

Compound	Conc.	RT	Dev(Min)	Resp.	QIon	QRatio	Lower	Upper
2-Nitroaniline	66.9049	7.88	0.00	161803	138.0	110.8	77.4	143.7

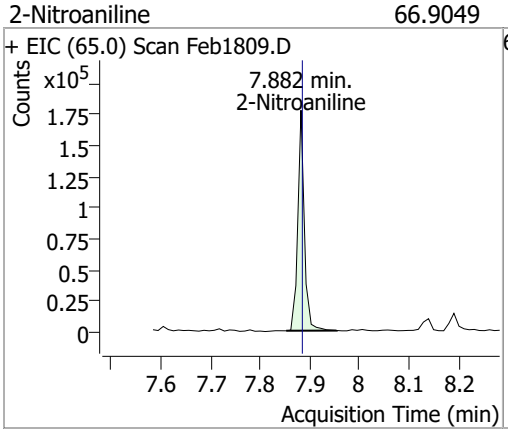

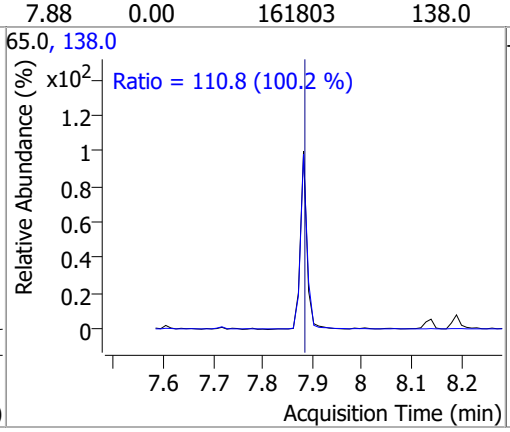

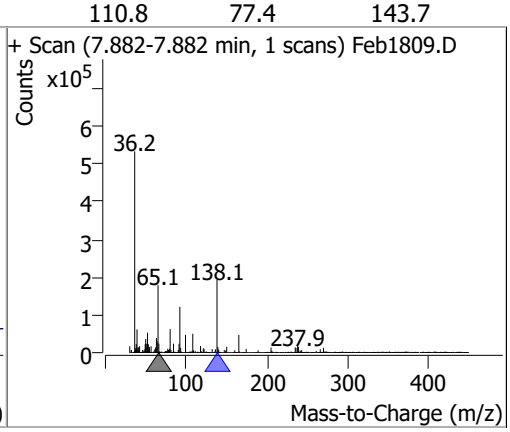

Compound	Conc.	RT	Dev(Min)	Resp.	QIon	QRatio	Lower	Upper
Dimethyl Phthalate	83.8145	8.14	0.00	1155106	77.0	20.4	13.8	25.7

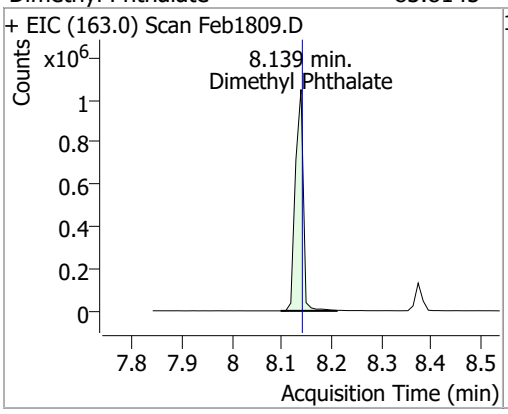

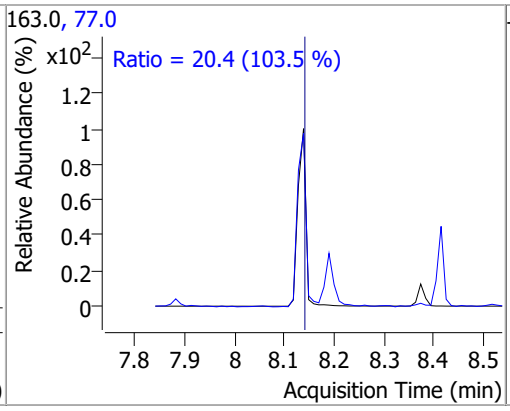

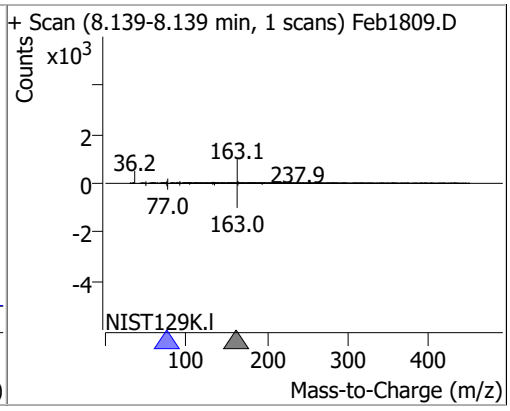

Compound	Conc.	RT	Dev(Min)	Resp.	QIon	QRatio	Lower	Upper
2,6-Dinitrotoluene	74.3170	8.19	0.00	139972	63.0	138.7	99.5	184.8
					89.0	67.5	43.3	80.3

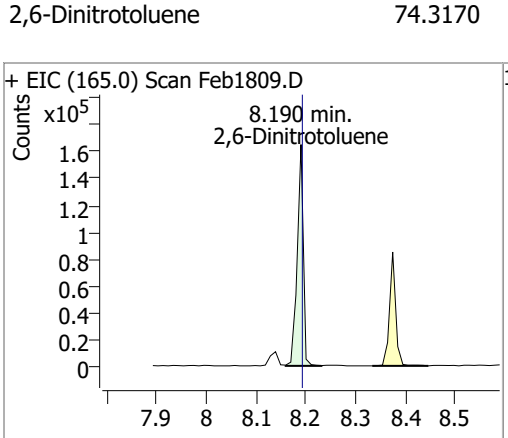

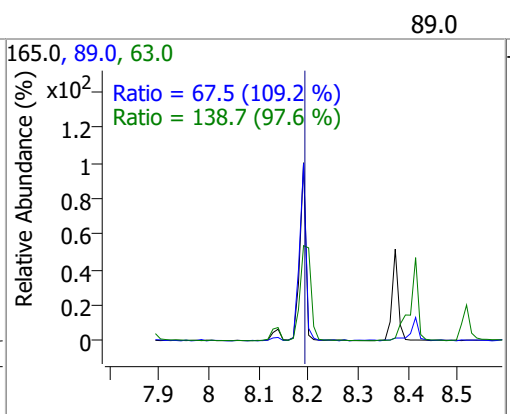

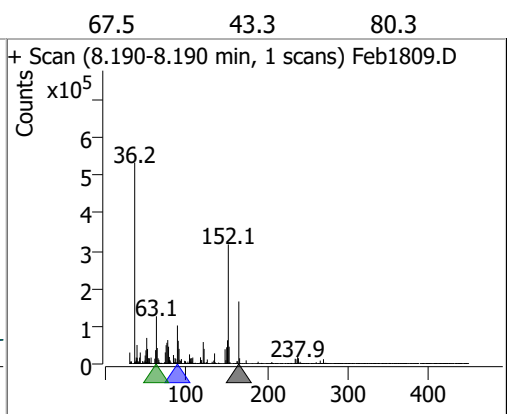

Compound	Conc.	RT	Dev(Min)	Resp.	QIon	QRatio	Lower	Upper
Acenaphthylene	69.8871	8.20	0.00	1526451	153.1	14.0	9.6	17.7

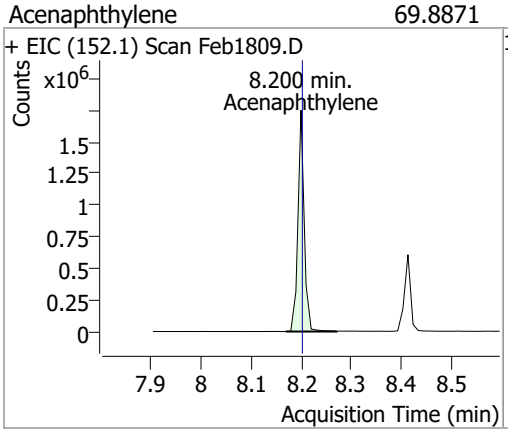

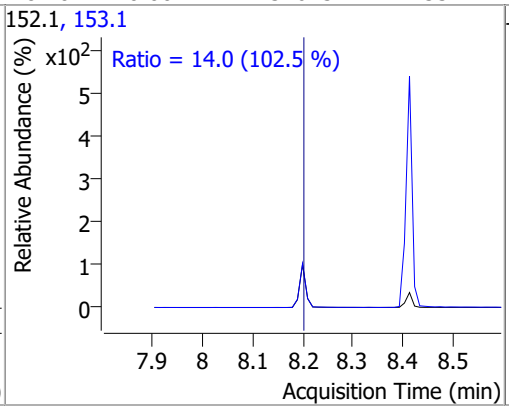

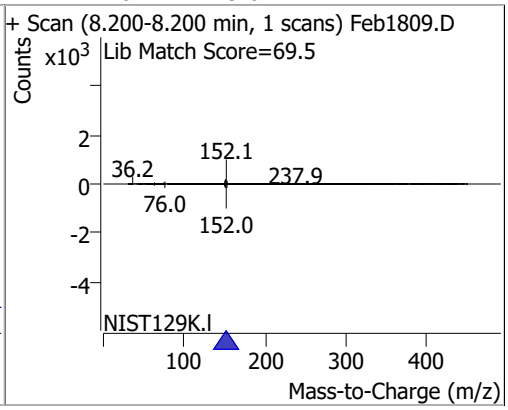

Compound	Conc.	RT	Dev(Min)	Resp.	QIon	QRatio	Lower	Upper
3-Nitroaniline	78.9929	8.39	0.00	169184	65.0	132.7	90.4	167.8
					92.0	108.8	74.7	138.7

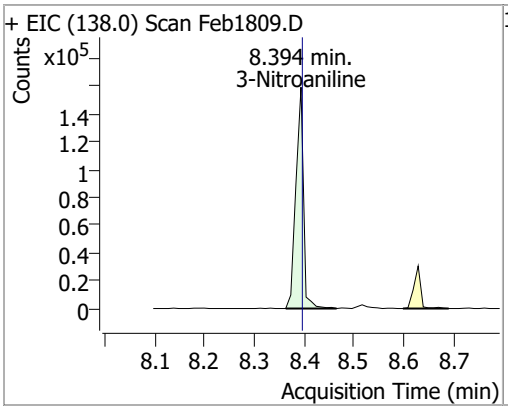

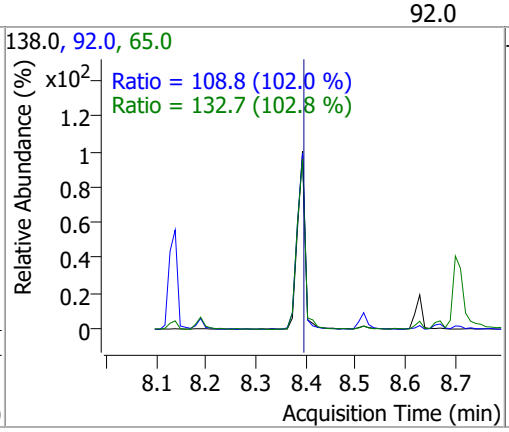

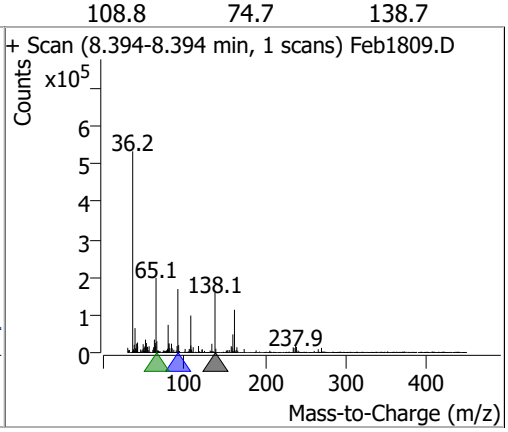

Compound	Conc.	RT	Dev(Min)	Resp.	QIon	QRatio	Lower	Upper
Acenaphthene	80.6345	8.41	0.00	1009554	153.0	108.3	74.5	138.4
					152.0	51.8	36.3	67.4

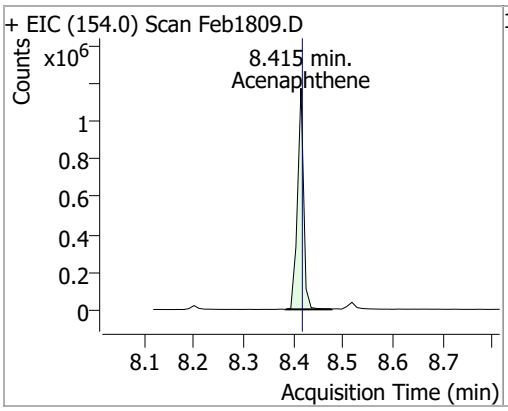

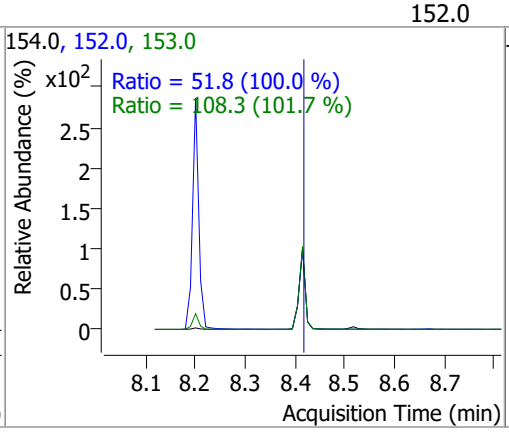

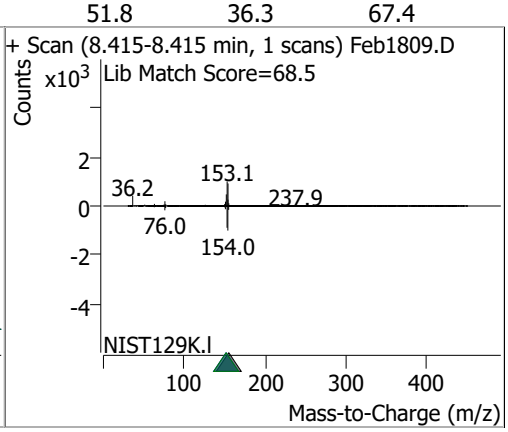

Compound	Conc.	RT	Dev(Min)	Resp.	QIon	QRatio	Lower	Upper
2,4-Dinitrophenol	73.4507	8.52	0.00	68442	154.0	60.8	43.9	81.5

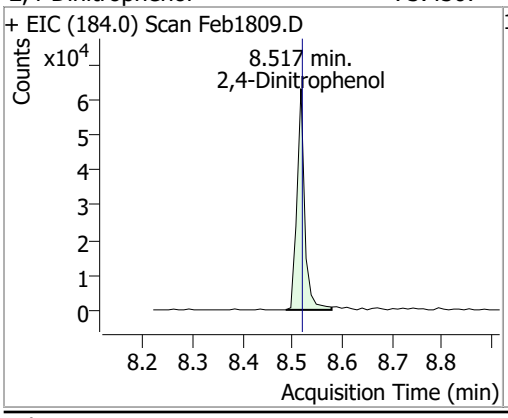

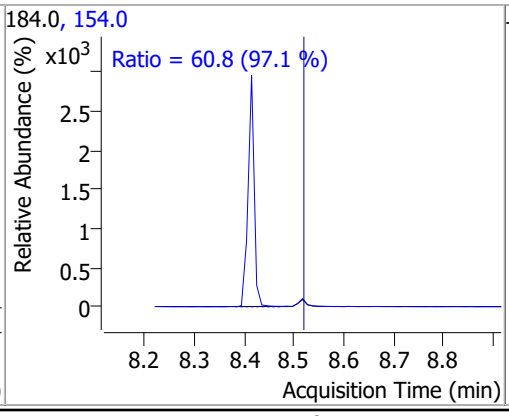

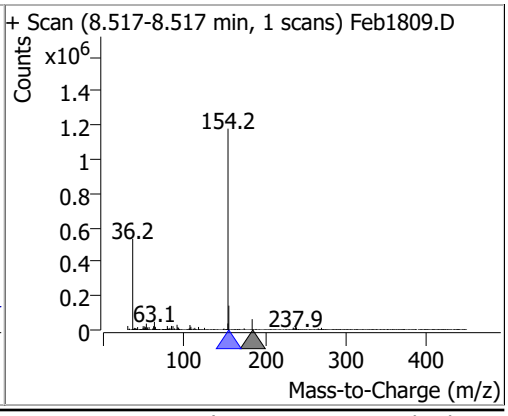

Compound	Conc.	RT	Dev(Min)	Resp.	QIon	QRatio	Lower	Upper
Dibenzofuran	79.9136	8.63	0.00	1641005	139.0	38.8	26.3	48.8

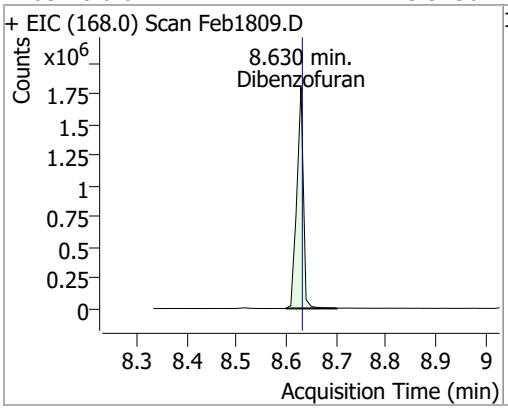

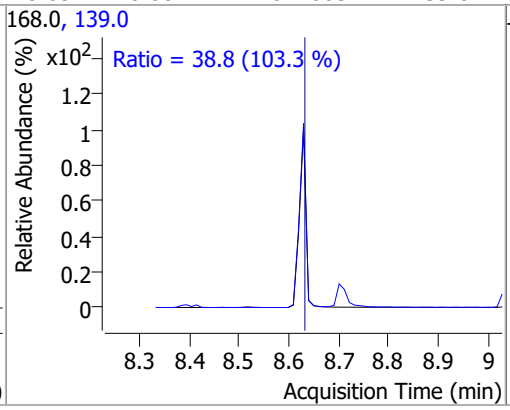

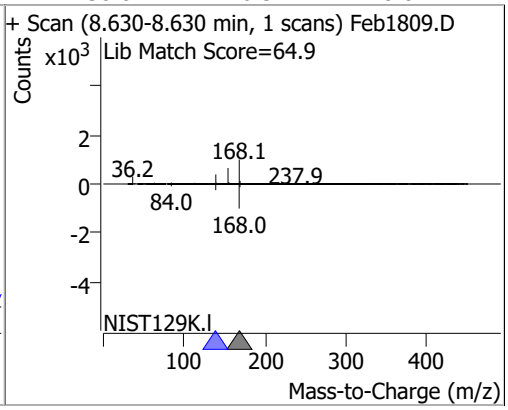

Compound	Conc.	RT	Dev(Min)	Resp.	QIon	QRatio	Lower	Upper
2,4-Dinitrotoluene	79.2675	8.67	0.00	186566	89.0	79.1	55.4	102.9
					63.0	48.7	33.9	62.9

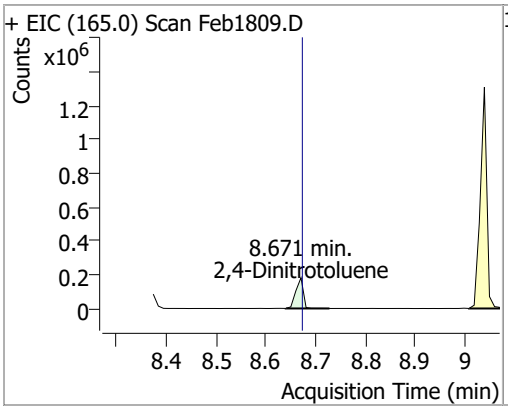

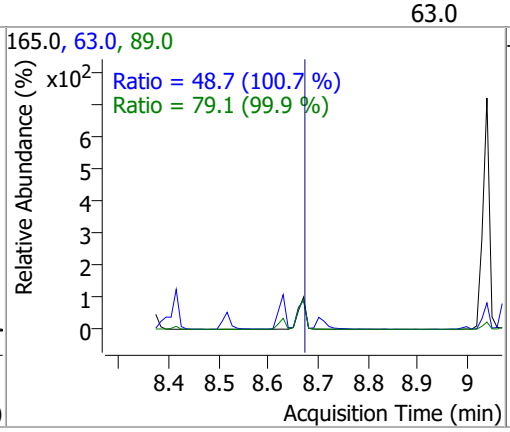

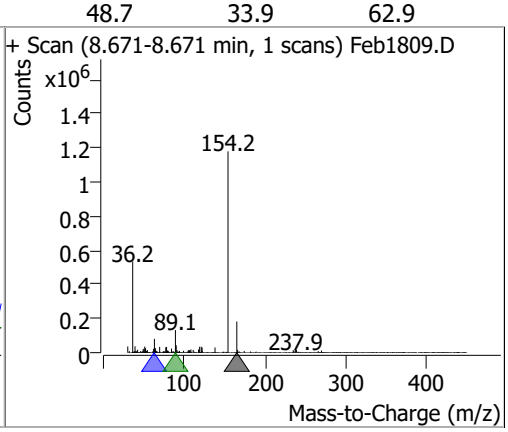

Compound	Conc.	RT	Dev(Min)	Resp.	QIon	QRatio	Lower	Upper
4-Nitrophenol	77.0307	8.70	0.00	178388	65.0	74.1	50.4	93.6
					139.0	69.6	49.8	92.5

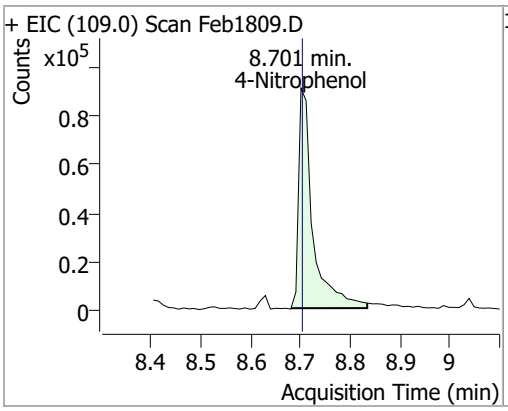

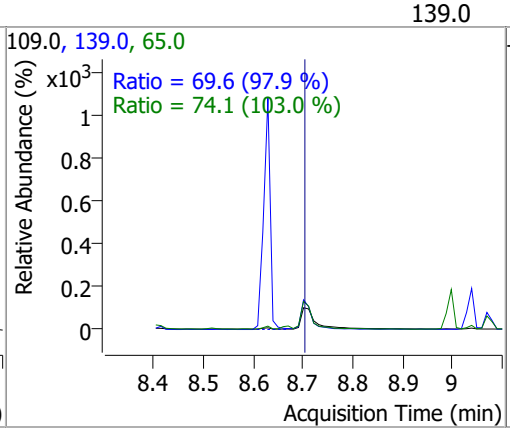

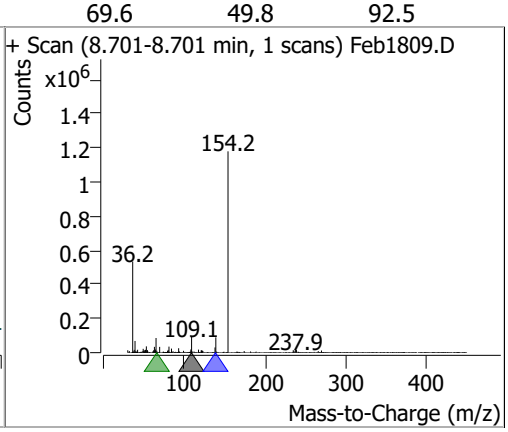

Compound	Conc.	RT	Dev(Min)	Resp.	QIon	QRatio	Lower	Upper
Diethylphthalate	81.6817	9.00	0.00	1166621	177.0	20.7	14.5	27.0
					150.0	13.0	8.7	16.2

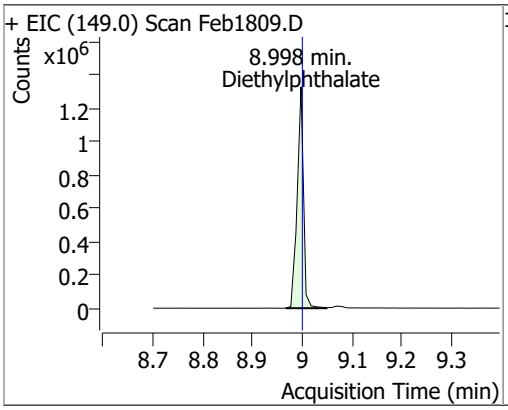

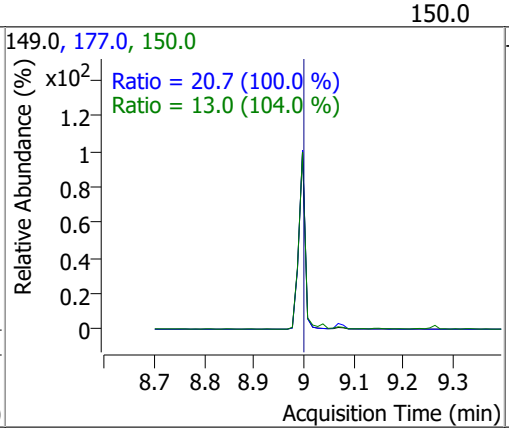

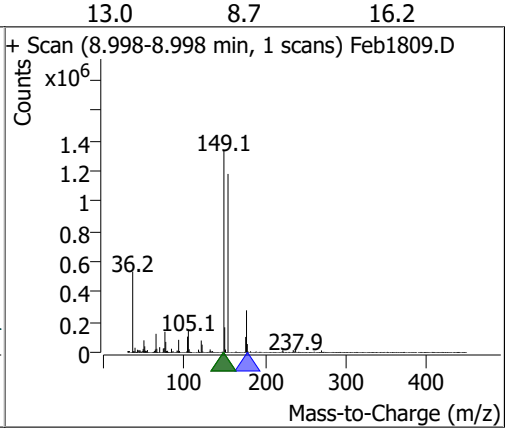

Compound	Conc.	RT	Dev(Min)	Resp.	QIon	QRatio	Lower	Upper
Fluorene	76.9108	9.04	0.00	1266305	165.0	93.7	65.4	121.4
					167.0	14.0	9.6	17.8

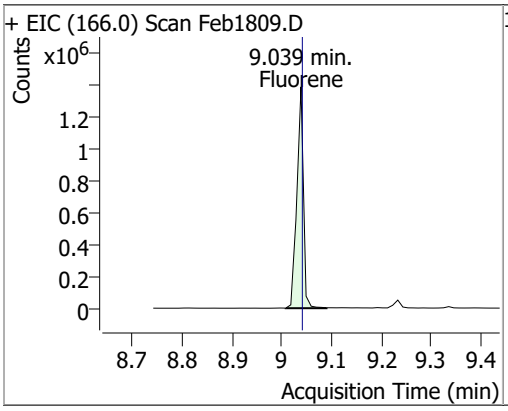

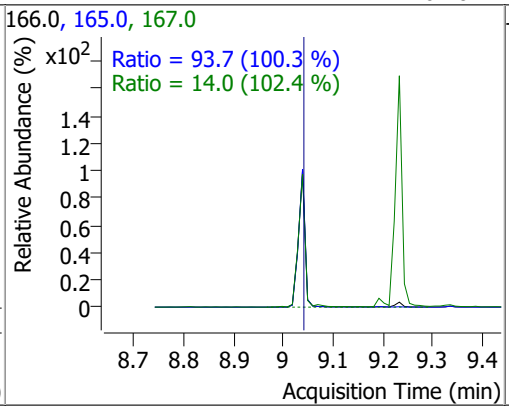

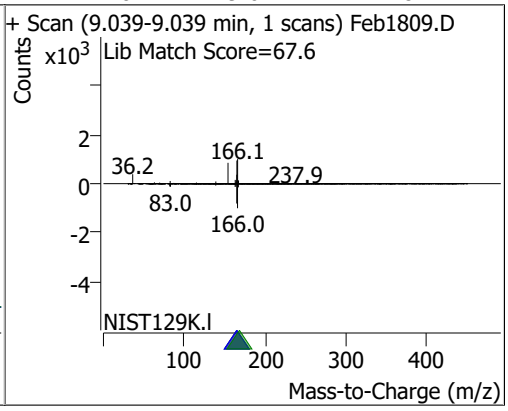

Compound	Conc.	RT	Dev(Min)	Resp.	QIon	QRatio	Lower	Upper
4-Chlorophenyl-phenylether	73.4968	9.07	0.00	542729	141.0	62.8	42.8	79.6
					206.0	33.3	23.6	43.9

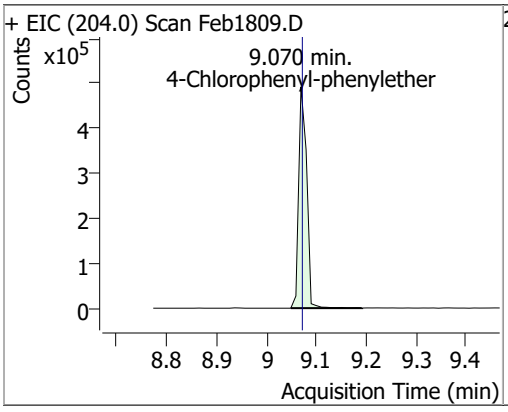

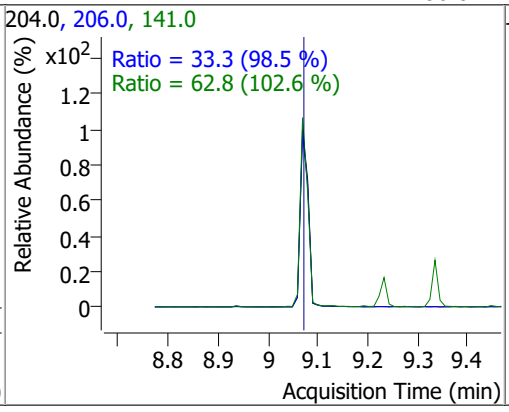

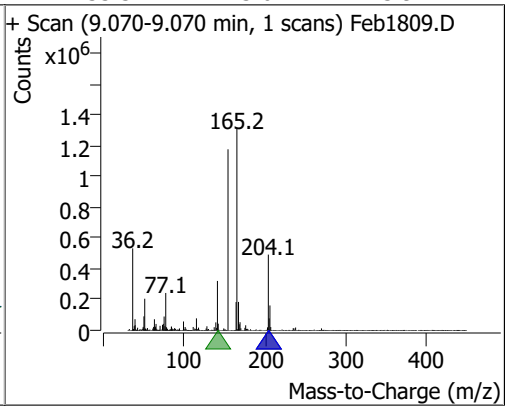

Compound	Conc.	RT	Dev(Min)	Resp.	QIon	QRatio	Lower	Upper
4-Nitroaniline	77.0022	9.14	0.00	174323	65.0	115.5	78.9	146.6
					92.0	50.7	34.5	64.1

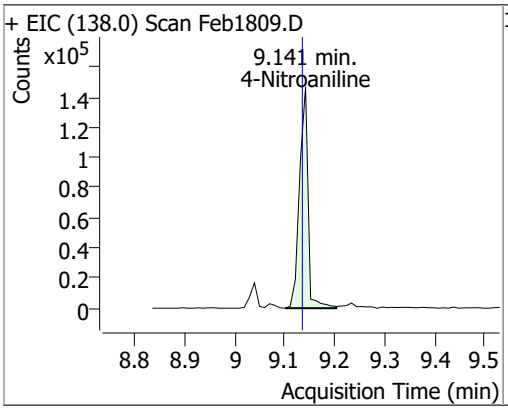

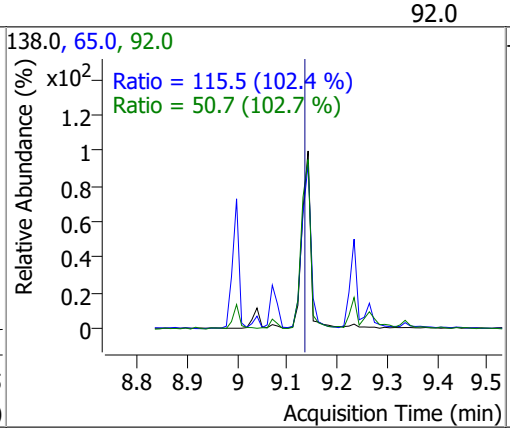

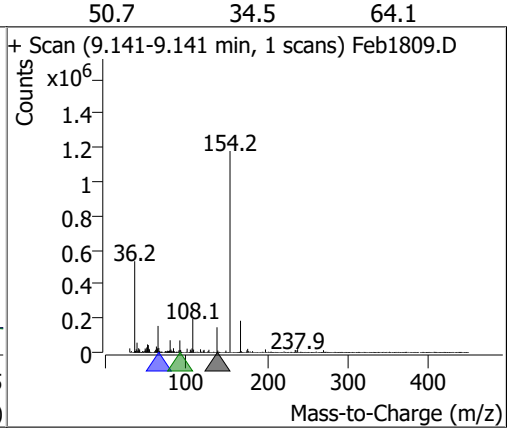

Compound	Conc.	RT	Dev(Min)	Resp.	QIon	QRatio	Lower	Upper
4,6-Dinitro-2-methylphenol	69.9760	9.15	0.00	94058	121.0	50.8	35.1	65.3

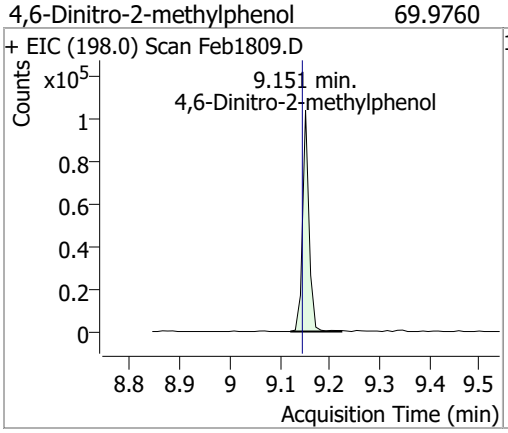

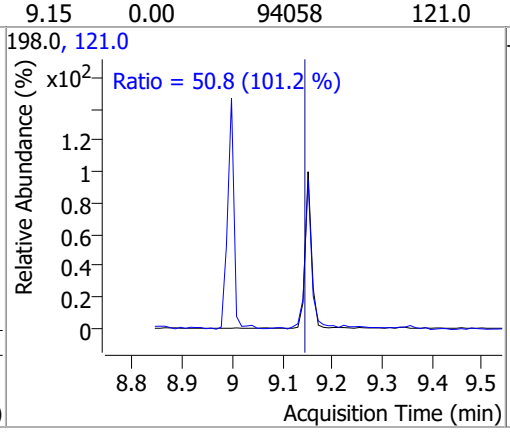

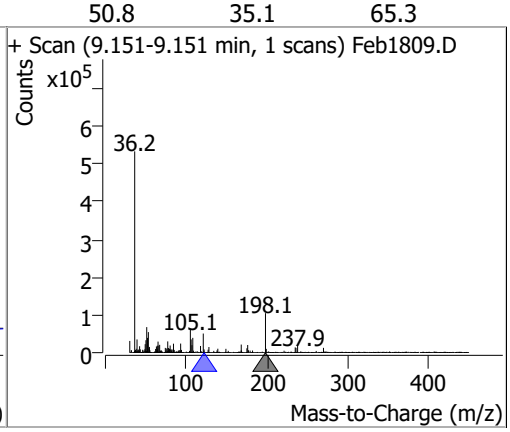

Compound	Conc.	RT	Dev(Min)	Resp.	QIon	QRatio	Lower	Upper
N-nitrosodiphenylamine	82.3616	9.23	0.00	880335	168.0	62.3	44.0	81.7
					167.0	35.2	23.9	44.3

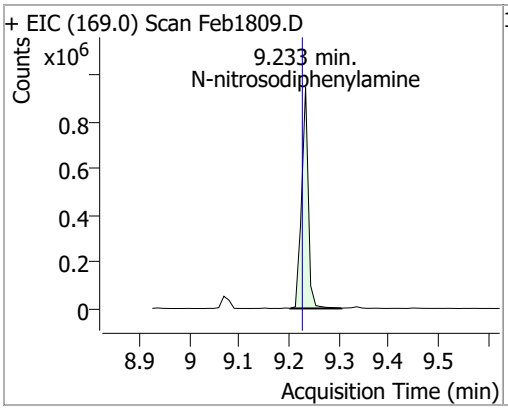

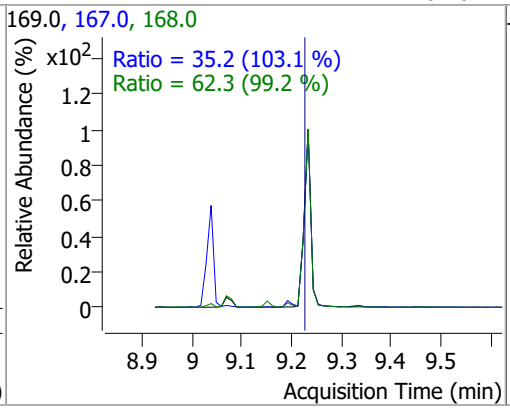

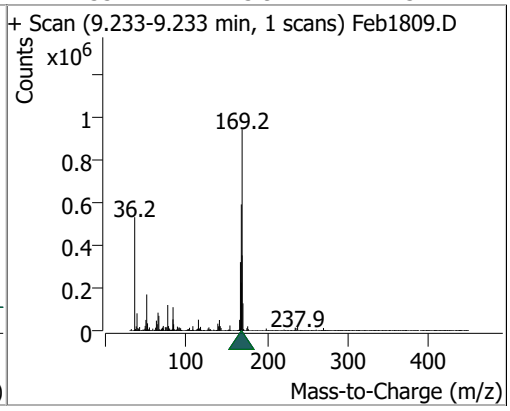

Compound	Conc.	RT	Dev(Min)	Resp.	QIon	QRatio	Lower	Upper
Azobenzene	77.2870	9.26	0.00	1088752	51.0	36.8	31.6	58.7
					182.0	24.8	16.9	31.4

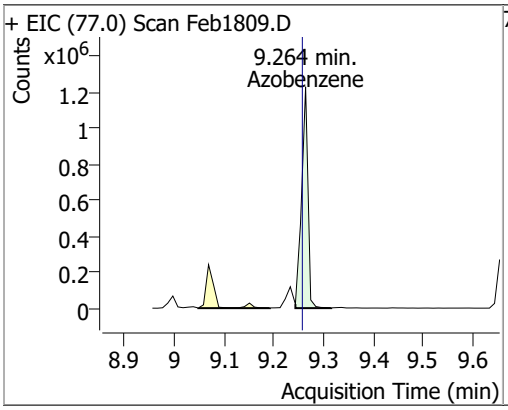

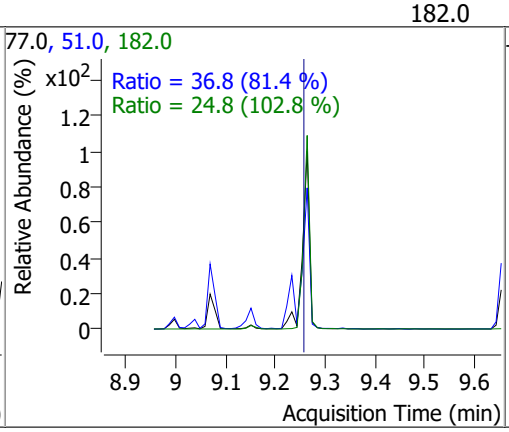

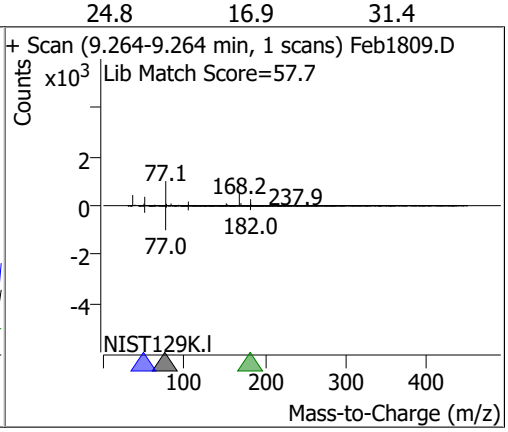

Compound	Conc.	RT	Dev(Min)	Resp.	QIon	QRatio	Lower	Upper
2,4,6-Tribromophenol	74.0198	9.34	0.00	94811	331.8	89.5	68.5	127.2

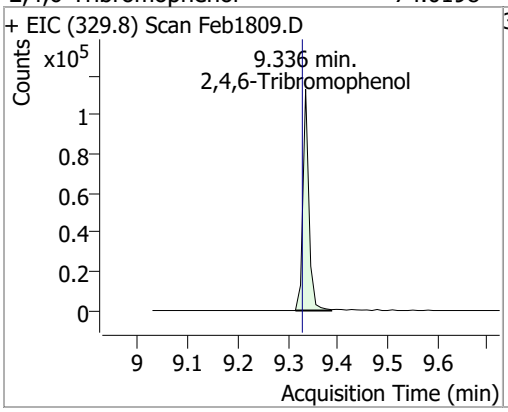

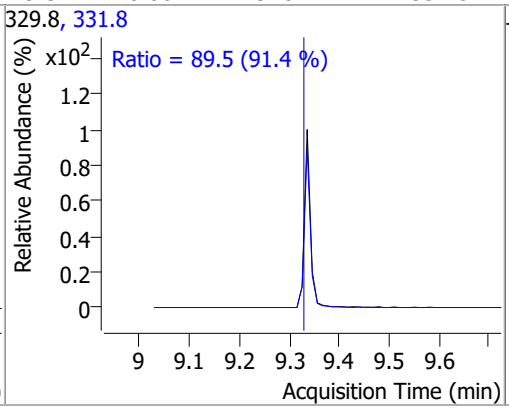

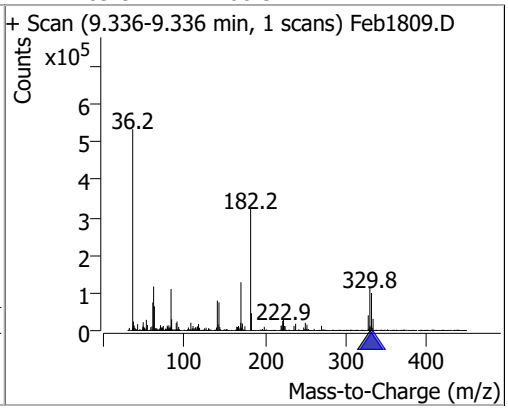

Compound	Conc.	RT	Dev(Min)	Resp.	QIon	QRatio	Lower	Upper
4-Bromophenyl-phenylether	75.6263	9.65	0.00	303382	141.0	105.1	69.1	128.4
					250.0	97.3	68.8	127.7

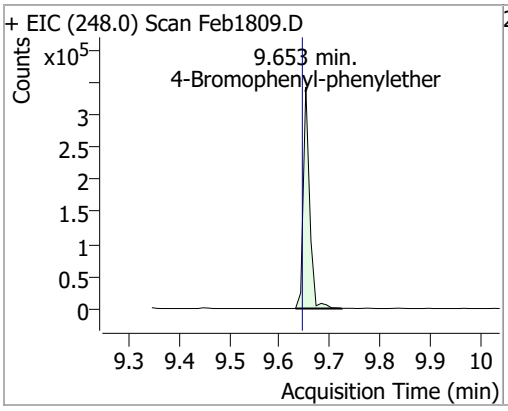

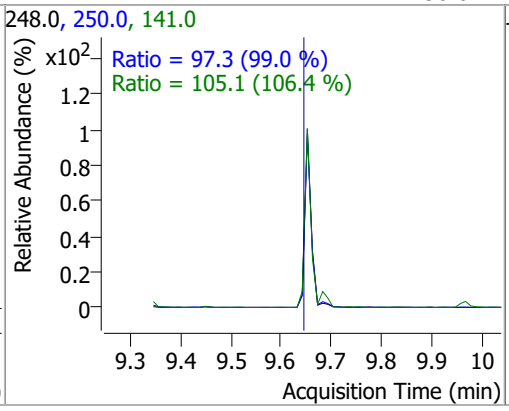

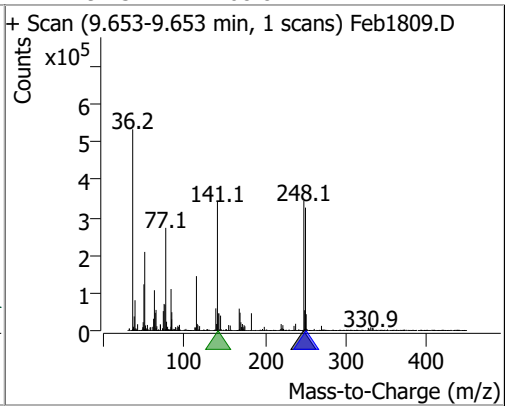

Compound	Conc.	RT	Dev(Min)	Resp.	QIon	QRatio	Lower	Upper
Hexachlorobenzene	74.6326	9.68	-0.01	307143	142.0	53.1	37.7	70.0

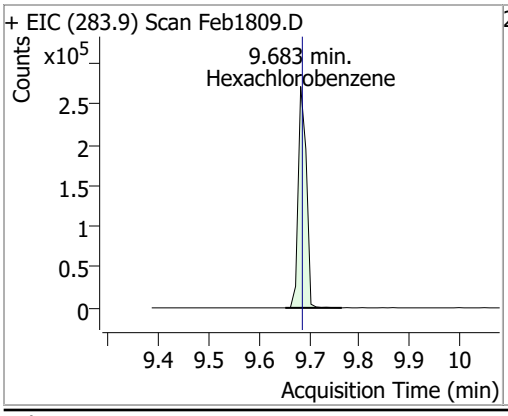

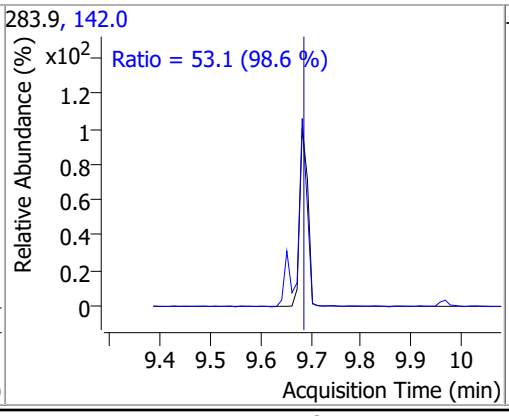

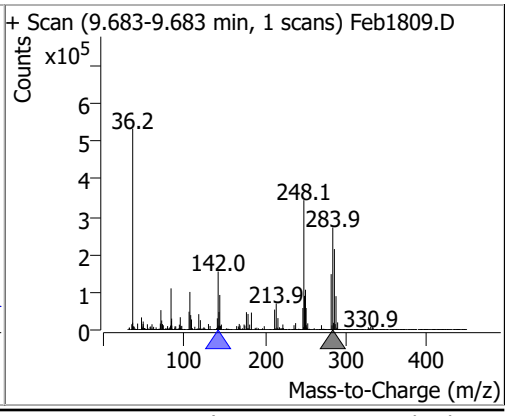

Compound	Conc.	RT	Dev(Min)	Resp.	QIon	QRatio	Lower	Upper
Pentachlorophenol	80.7752	9.97	0.00	154444	267.9	62.9	41.5	77.2
					263.9	60.6	41.2	76.6

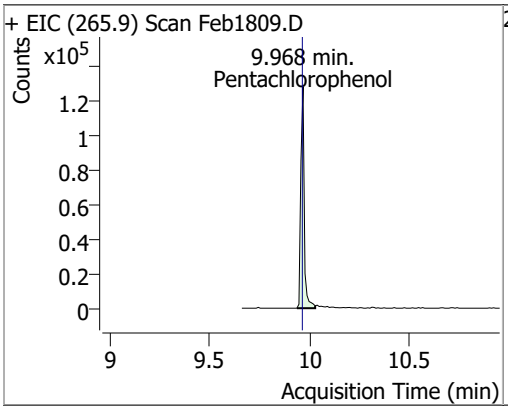

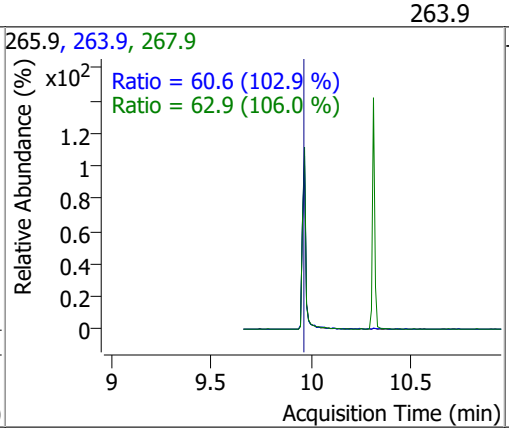

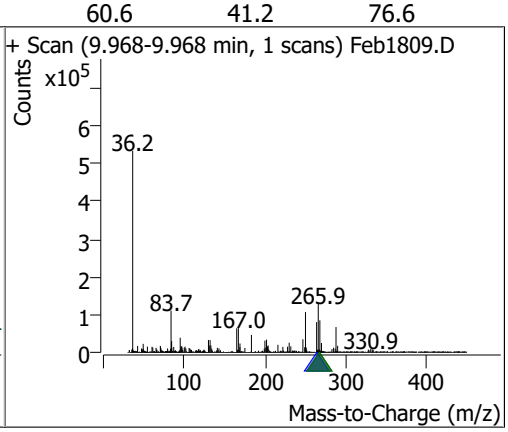

Compound	Conc.	RT	Dev(Min)	Resp.	QIon	QRatio	Lower	Upper
Phenanthrene	75.7953	10.18	0.00	1690096	176.0	19.1	13.0	24.1

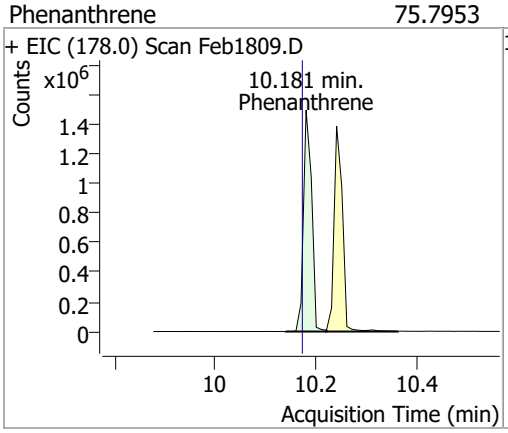

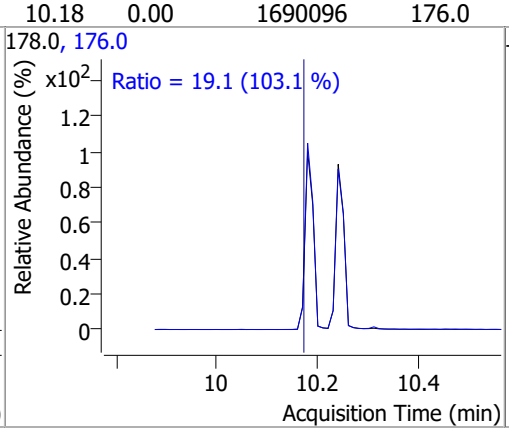

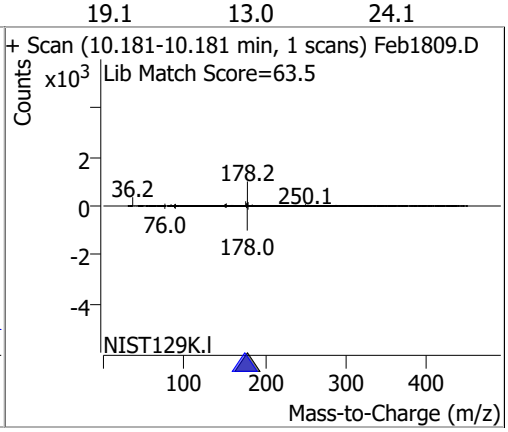

Compound	Conc.	RT	Dev(Min)	Resp.	QIon	QRatio	Lower	Upper
Anthracene	76.1040	10.24	-0.01	1595291	176.0	18.3	12.9	23.9

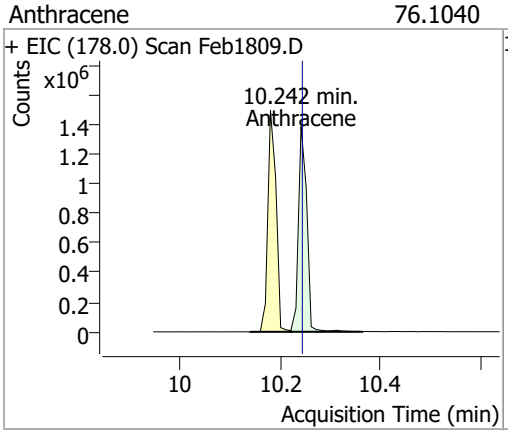

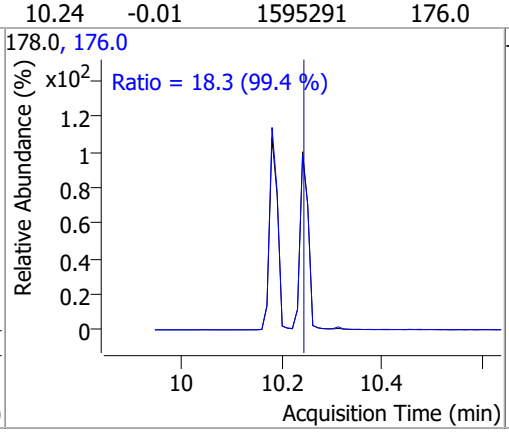

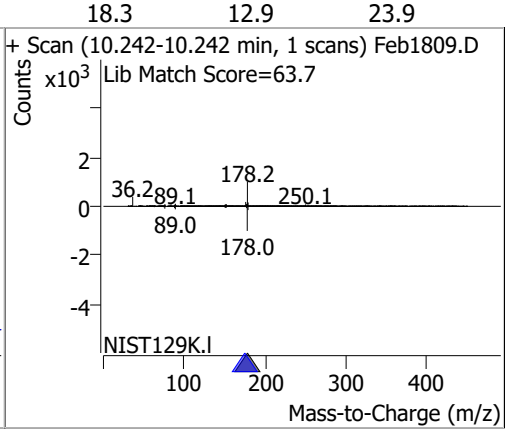

Compound	Conc.	RT	Dev(Min)	Resp.	QIon	QRatio	Lower	Upper
Triallate	78.3979	10.31	0.00	390681	268.0	21.7	16.9	31.4
					143.0	21.4	15.8	29.3

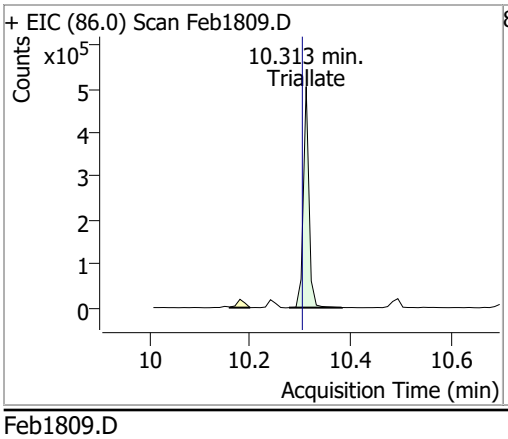

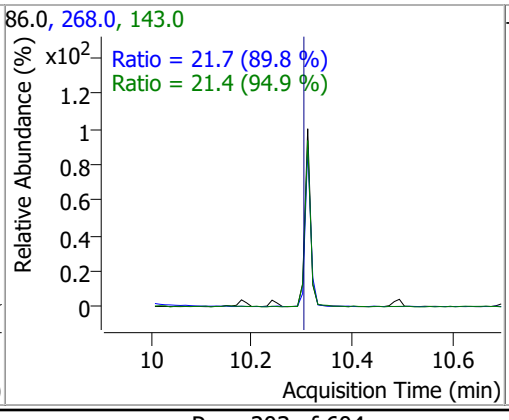

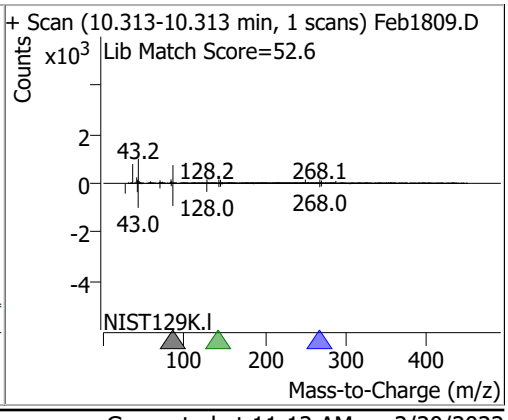

Compound	Conc.	RT	Dev(Min)	Resp.	QIon	QRatio	Lower	Upper
Carbazole	80.7772	10.49	0.00	1718160	139.0	13.2	9.0	16.7

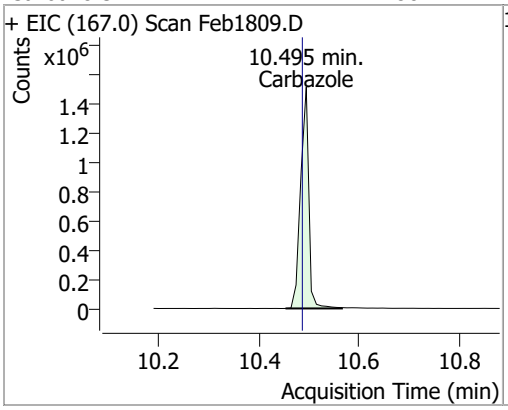

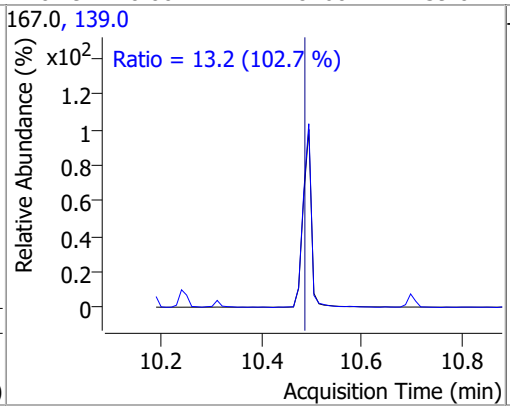

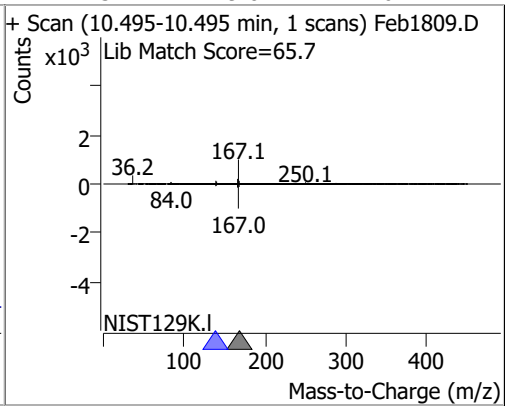

Compound	Conc.	RT	Dev(Min)	Resp.	QIon	QRatio	Lower	Upper
o-Terphenyl	74.5678	10.70	0.00	880627	229.0	64.8	45.4	84.3
					215.0	38.7	25.9	48.1

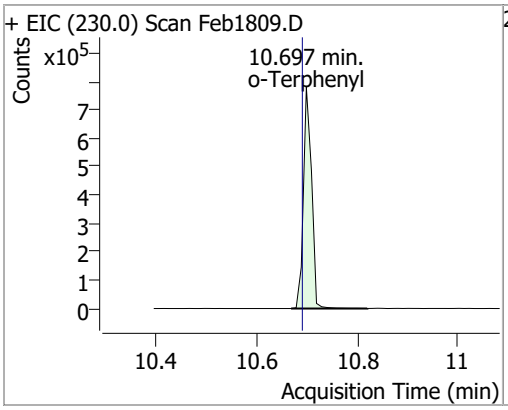

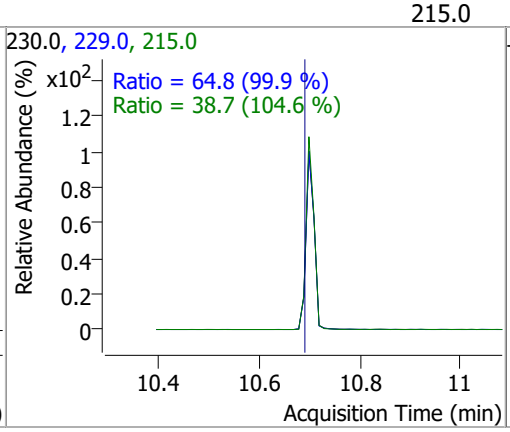

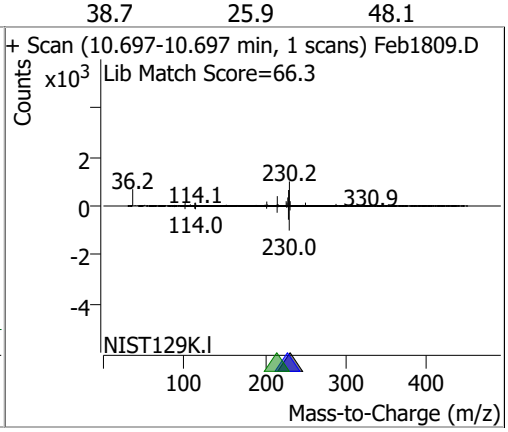

Compound	Conc.	RT	Dev(Min)	Resp.	QIon	QRatio	Lower	Upper
Di-n-Butylphthalate	79.0134	11.08	0.00	1581866	150.0	9.2	6.3	11.8
					104.0	6.4	4.5	8.3

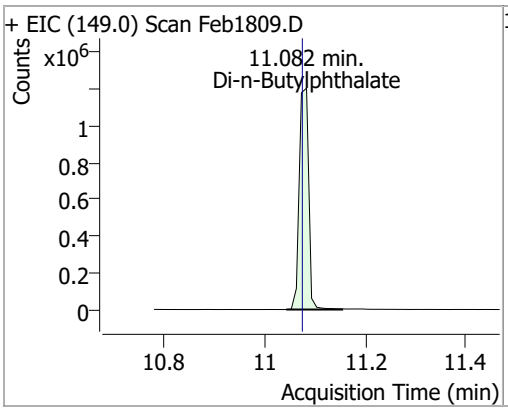

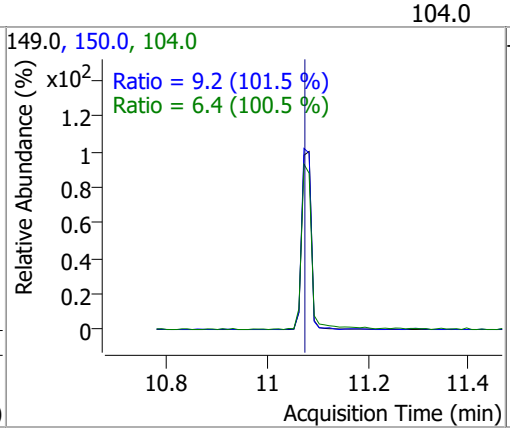

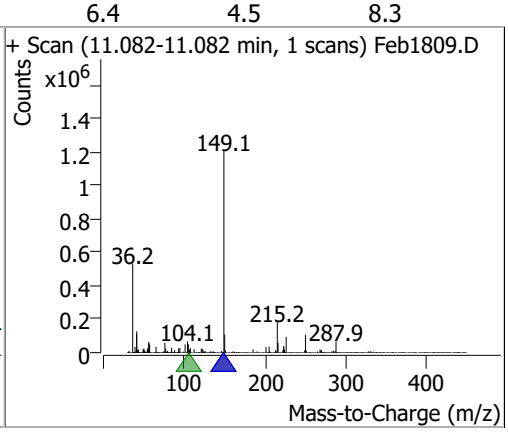

Compound	Conc.	RT	Dev(Min)	Resp.	QIon	QRatio	Lower	Upper
Fluoranthene	77.6312	11.95	0.00	1727903	101.0	14.2	9.4	17.4

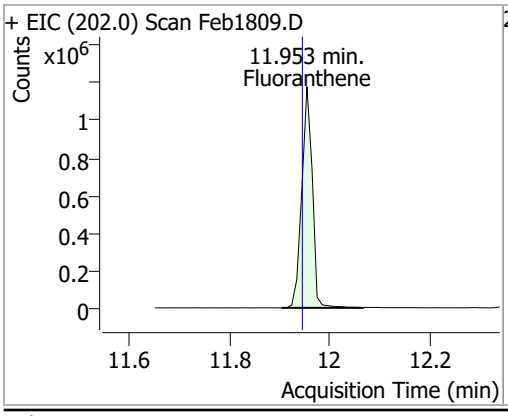

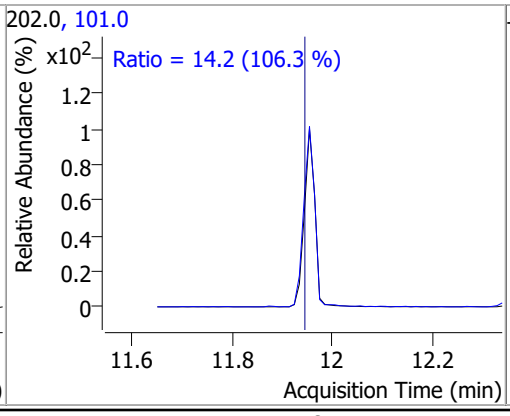

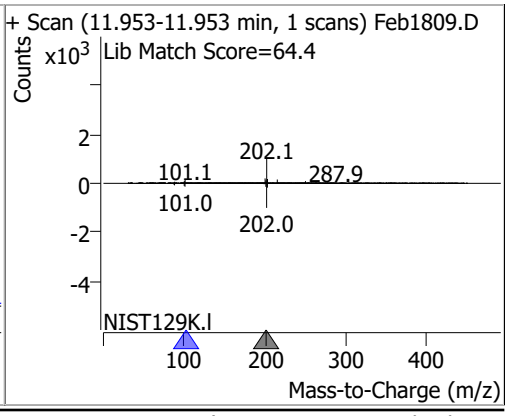

Compound	Conc.	RT	Dev(Min)	Resp.	QIon	QRatio	Lower	Upper
Benzidine	75.0213	12.34	-0.01	590851	183.0	11.9	8.3	15.4
					92.0	9.0	5.8	10.8

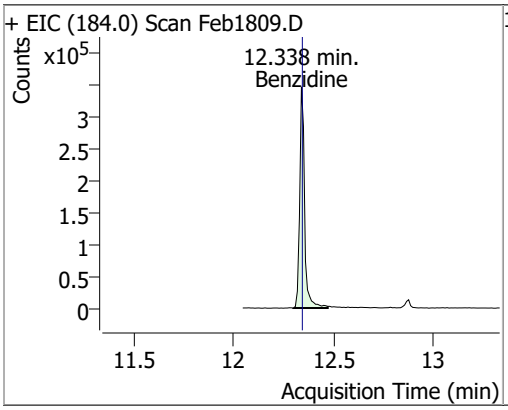

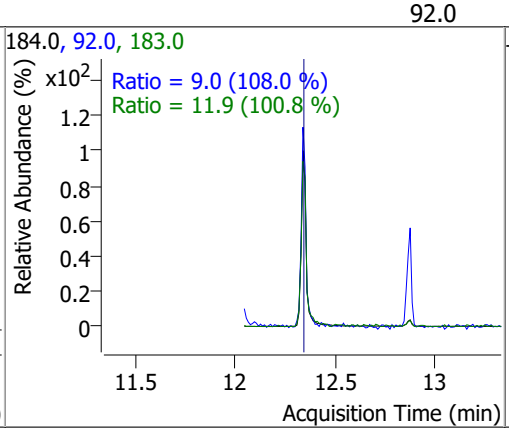

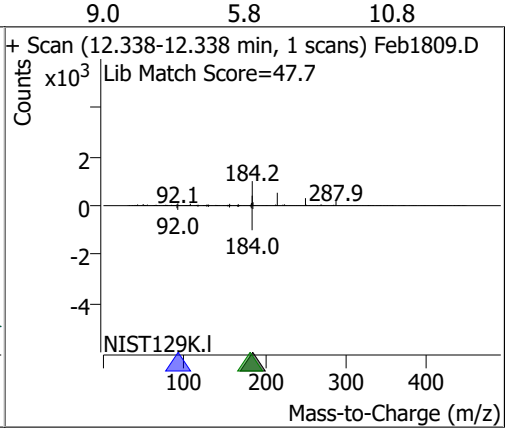

Compound	Conc.	RT	Dev(Min)	Resp.	QIon	QRatio	Lower	Upper
Pyrene	75.7452	12.38	0.00	1840668	101.0	16.9	11.1	20.6

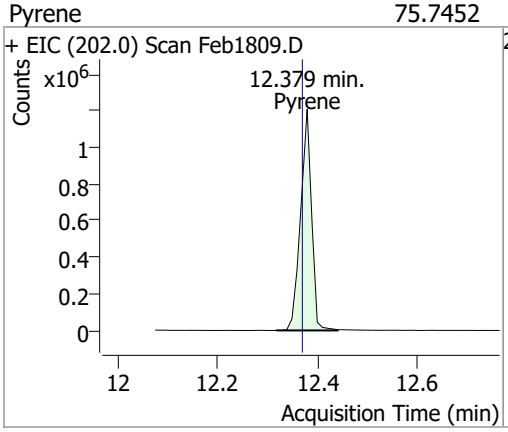

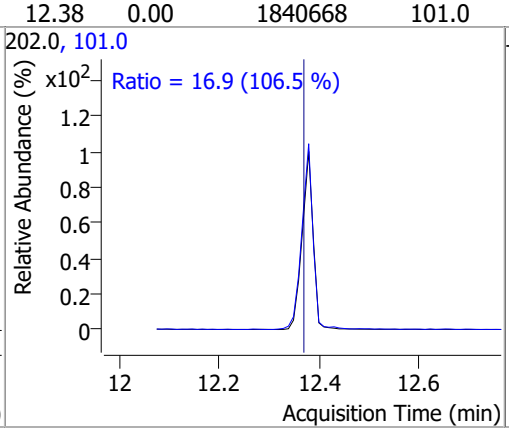

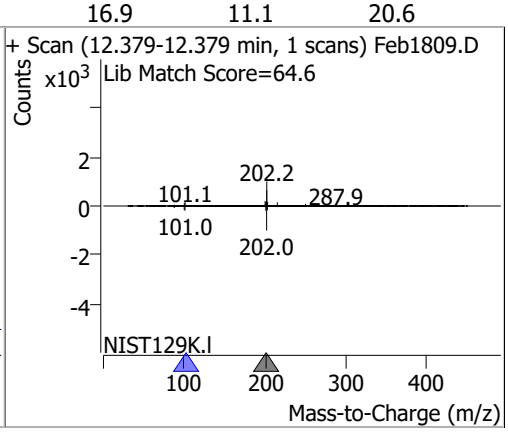

Compound	Conc.	RT	Dev(Min)	Resp.	QIon	QRatio	Lower	Upper
Terphenyl-d14	72.4848	12.88	0.00	1184579	122.0	14.8	10.1	18.7

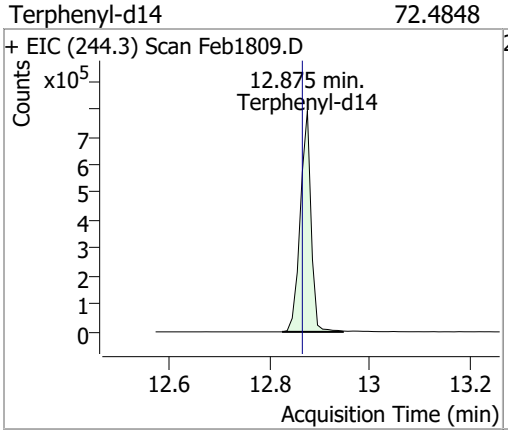

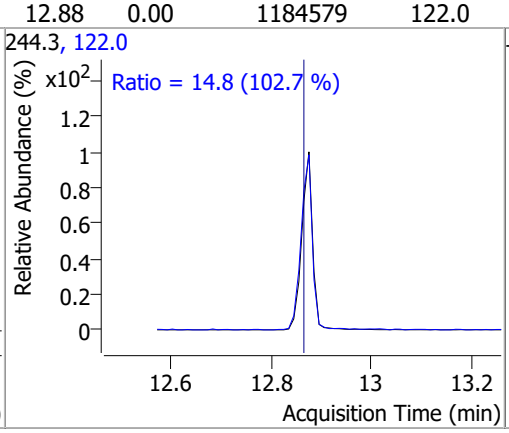

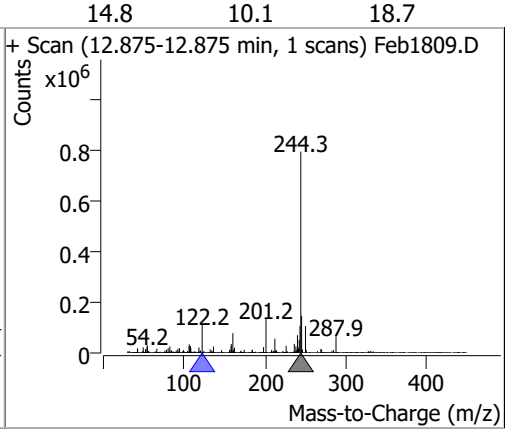

Compound	Conc.	RT	Dev(Min)	Resp.	QIon	QRatio	Lower	Upper
Butylbenzylphthalate	80.5784	14.32	0.00	535896	91.0	89.4	59.6	110.6
					206.0	17.8	12.2	22.7

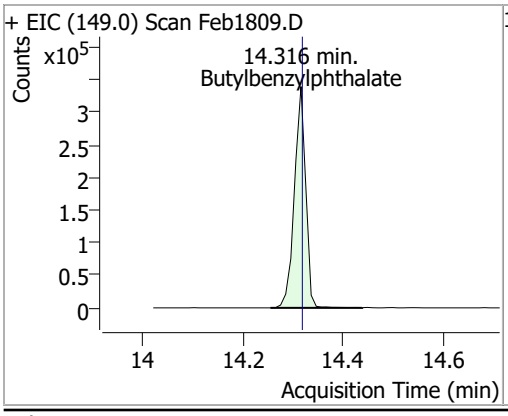

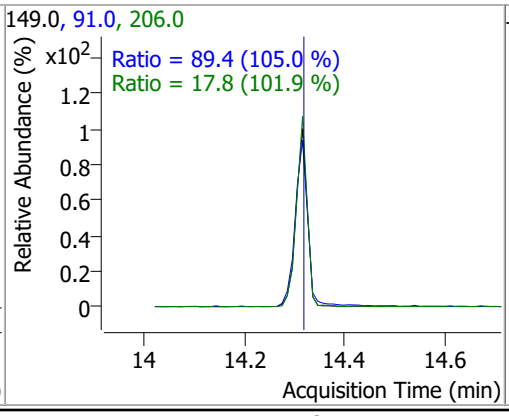

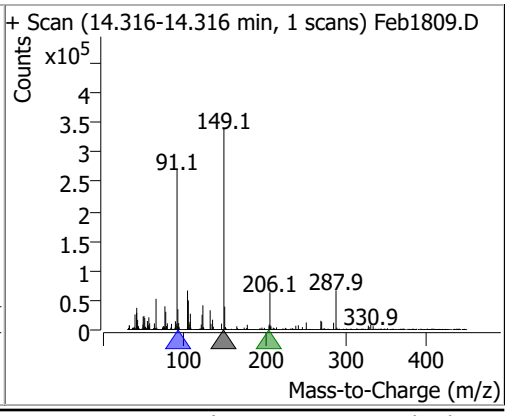

Compound	Conc.	RT	Dev(Min)	Resp.	QIon	QRatio	Lower	Upper
Benzo(a)Anthracene	82.3594	15.51	0.00	1445216	226.0	26.3	18.8	34.9
					229.0	20.8	14.7	27.4

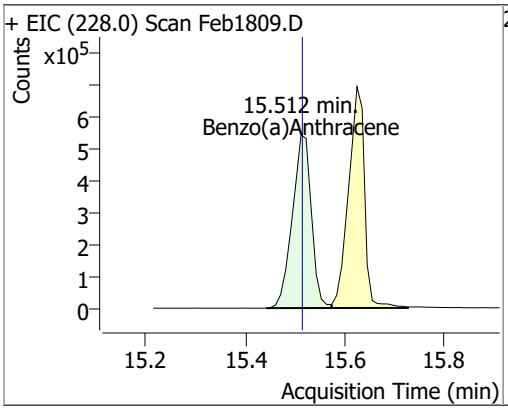

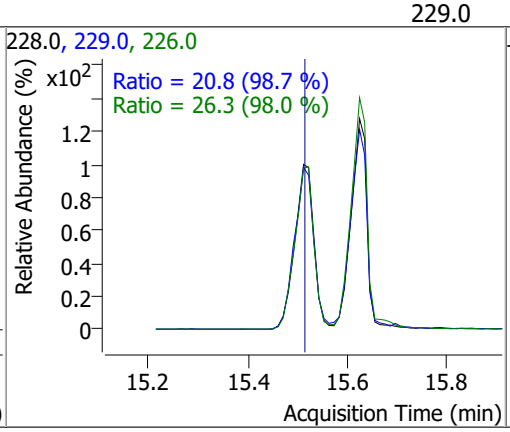

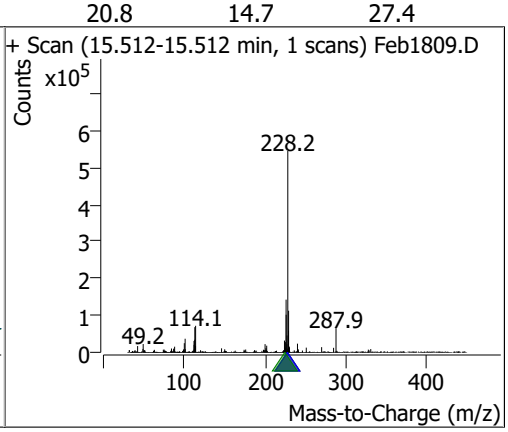

Compound	Conc.	RT	Dev(Min)	Resp.	QIon	QRatio	Lower	Upper
Chrysene	79.3013	15.62	0.00	1558124	226.0	30.1	19.9	36.9
					229.0	20.7	13.8	25.6

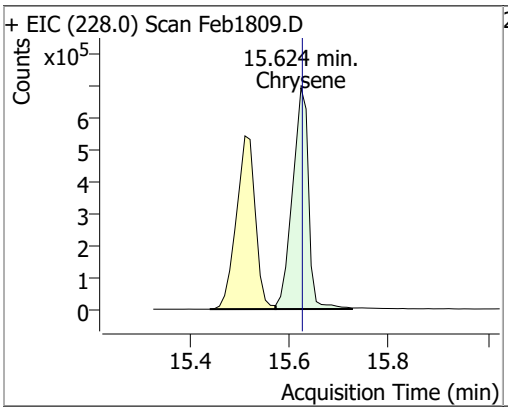

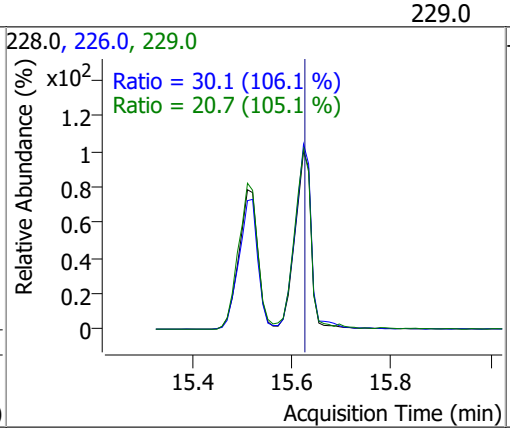

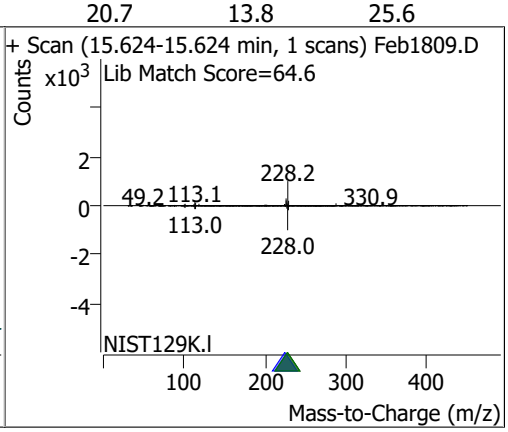

Compound	Conc.	RT	Dev(Min)	Resp.	QIon	QRatio	Lower	Upper
3,3-Dichlorobenzidine	67.7817	15.68	-0.01	412447	254.0	64.6	44.9	83.4

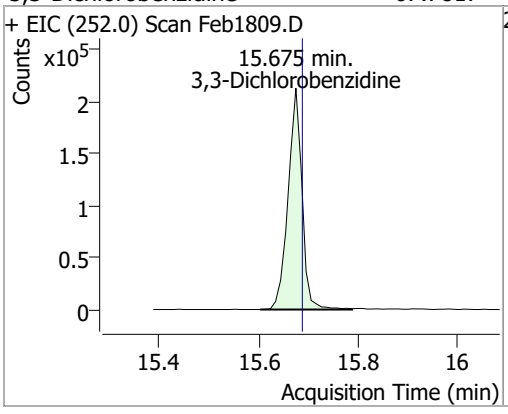

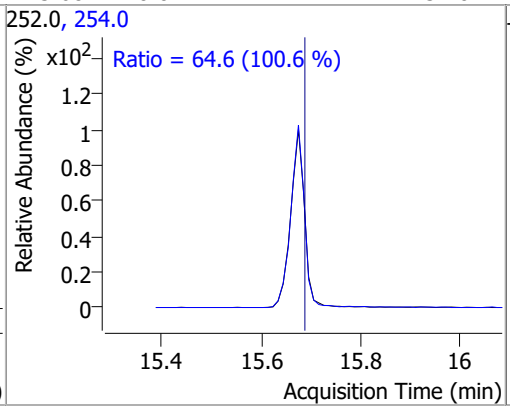

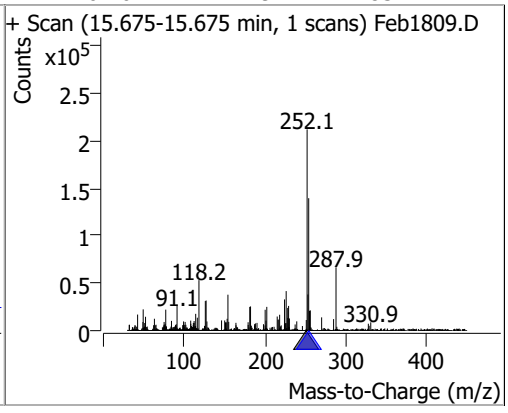

Compound	Conc.	RT	Dev(Min)	Resp.	QIon	QRatio	Lower	Upper
bis(2-ethylhexyl)Phthalate	78.2900	16.37	0.00	177710	149.0	392.9	273.6	508.0
					279.0	14.2	10.5	19.5

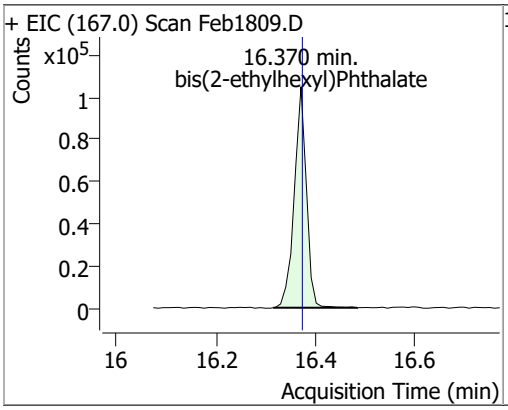

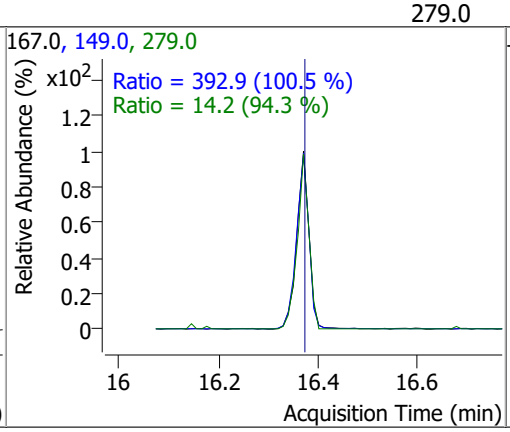

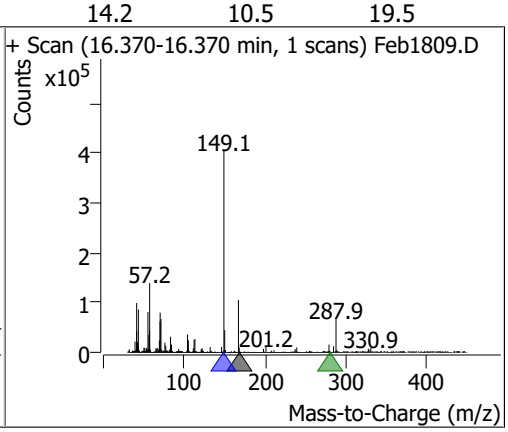

Compound	Conc.	RT	Dev(Min)	Resp.	QIon	QRatio	Lower	Upper
Di-n-octyl Phthalate	78.7517	18.13	0.00	1235233	150.0	9.7	7.0	13.0

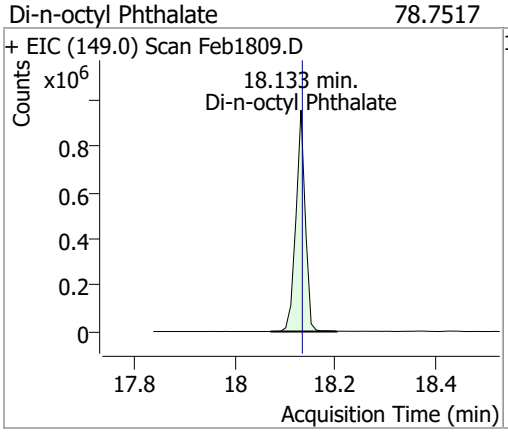

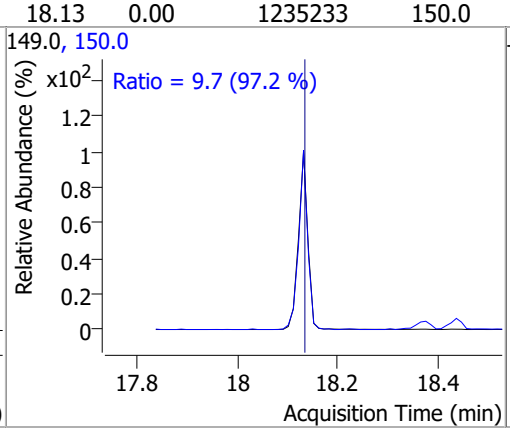

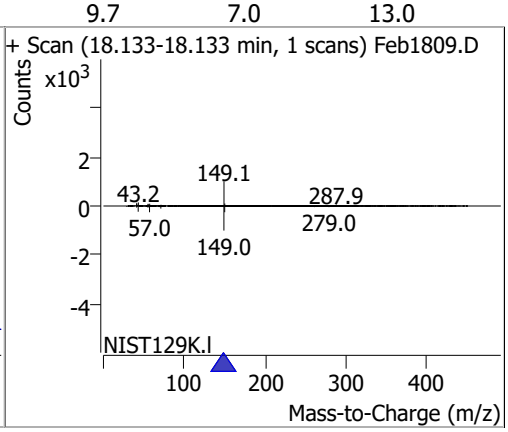

Compound	Conc.	RT	Dev(Min)	Resp.	QIon	QRatio	Lower	Upper
Benzo(b)fluoranthene	77.1232	18.38	0.00	1337400	253.0	22.7	15.6	29.0

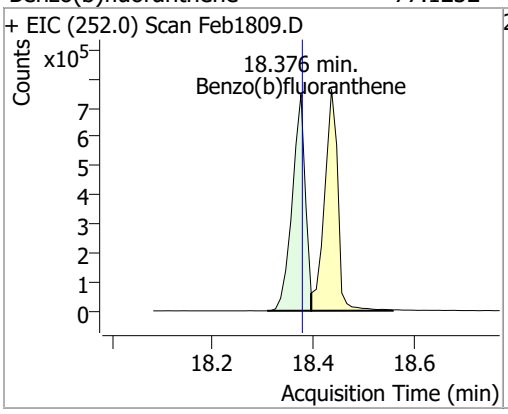

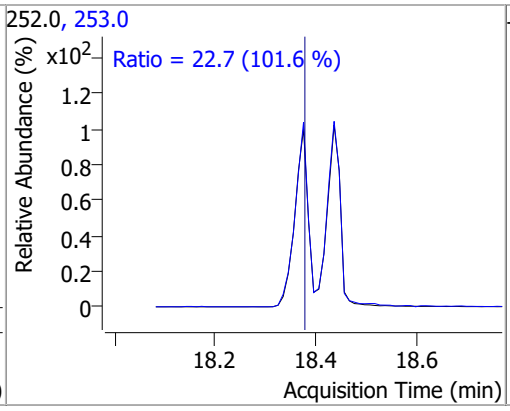

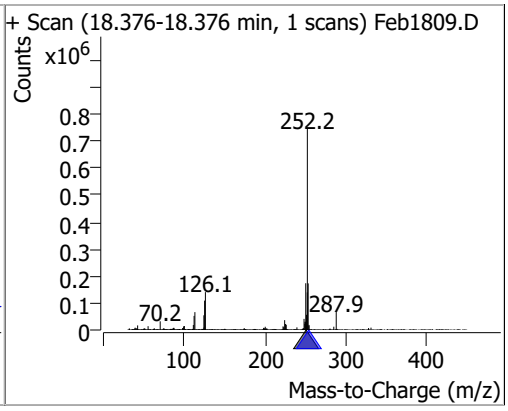

Compound	Conc.	RT	Dev(Min)	Resp.	QIon	QRatio	Lower	Upper
Benzo(k)fluoranthene	76.8826	18.44	-0.01	1401698	253.0	23.0	15.4	28.6

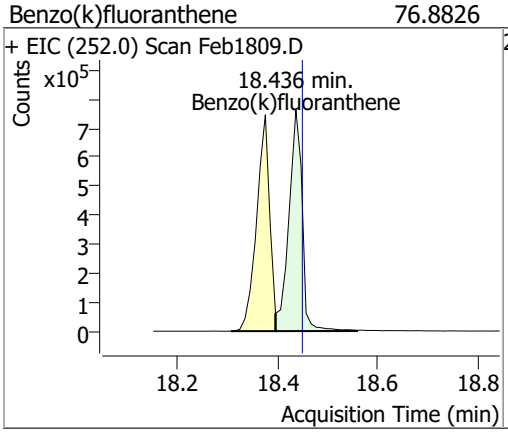

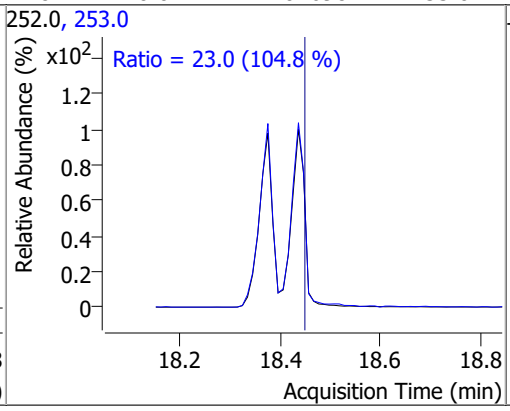

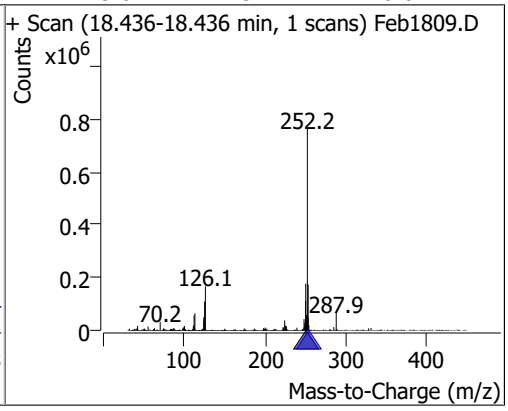

Compound	Conc.	RT	Dev(Min)	Resp.	QIon	QRatio	Lower	Upper
Benzo(a)pyrene	75.6708	18.98	0.00	1242141	253.0	22.1	15.1	28.0

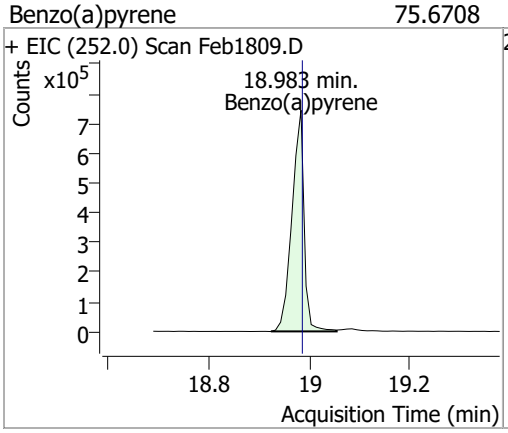

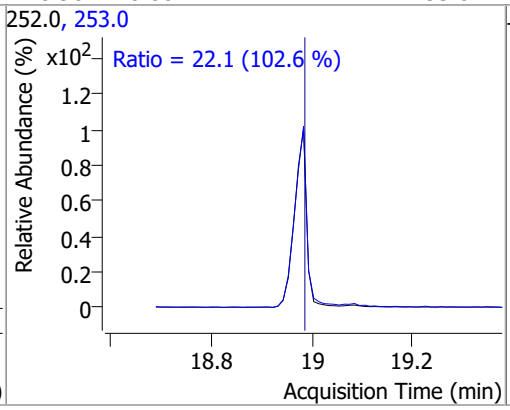

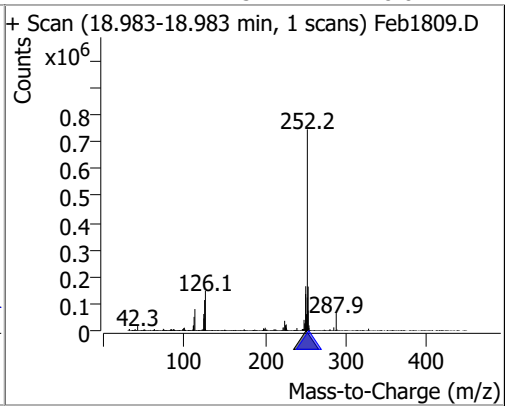

Compound	Conc.	RT	Dev(Min)	Resp.	QIon	QRatio	Lower	Upper
Indeno(1,2,3-c,d)pyrene	76.8896	20.76	0.00	1059011	138.0	31.7	20.7	38.5

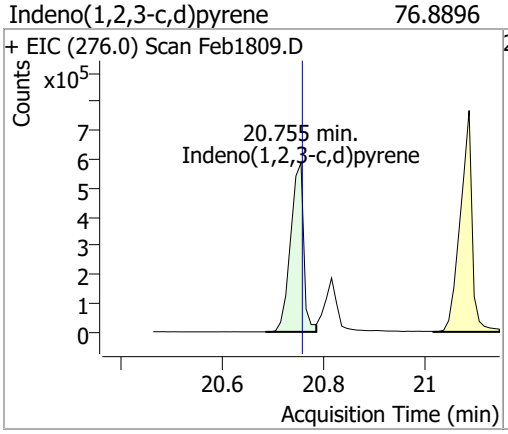

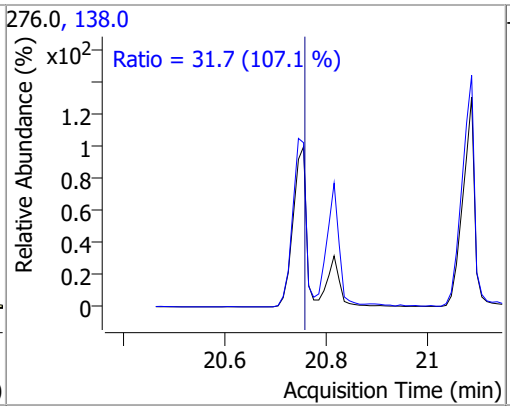

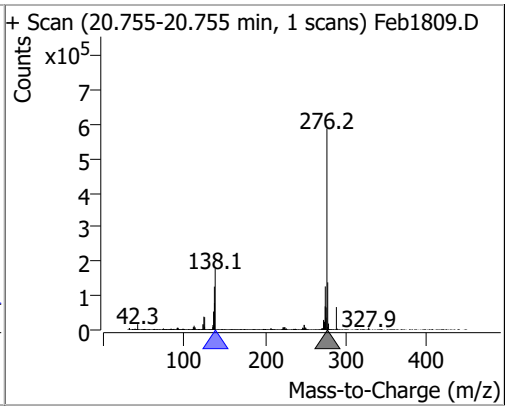

Compound	Conc.	RT	Dev(Min)	Resp.	QIon	QRatio	Lower	Upper
Dibenzo(a,h)anthracene	79.0840	20.82	0.00	1185669	139.0	25.4	17.6	32.7
					279.0	23.8	16.9	31.3

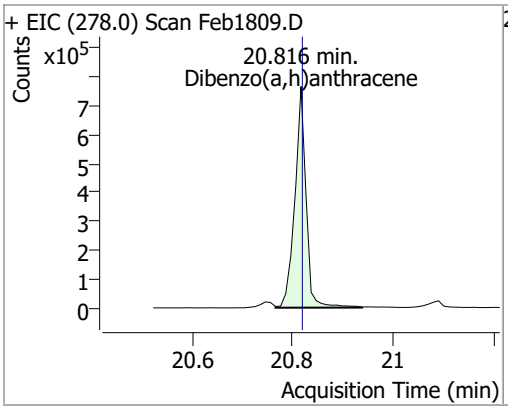

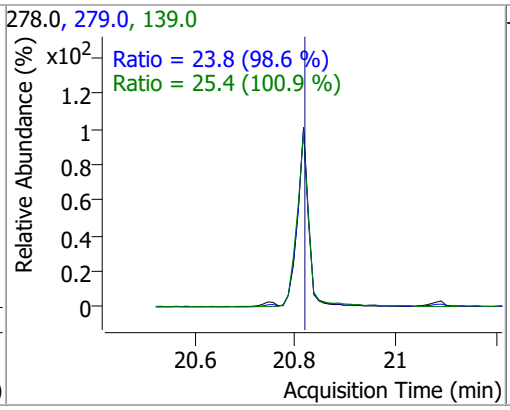

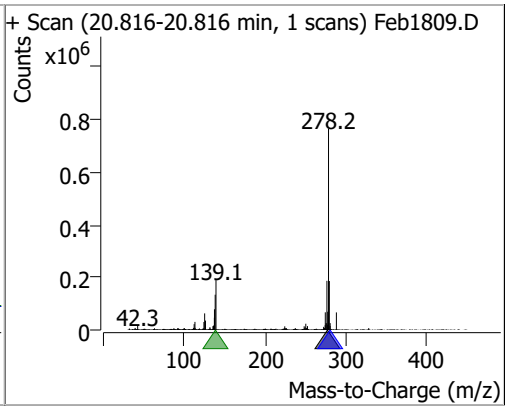

Compound	Conc.	RT	Dev(Min)	Resp.	QIon	QRatio	Lower	Upper
Benzo(g,h,i)perylene	78.8525	21.09	0.00	1251600	138.0	34.8	23.1	42.9
					277.0	23.8	16.3	30.2

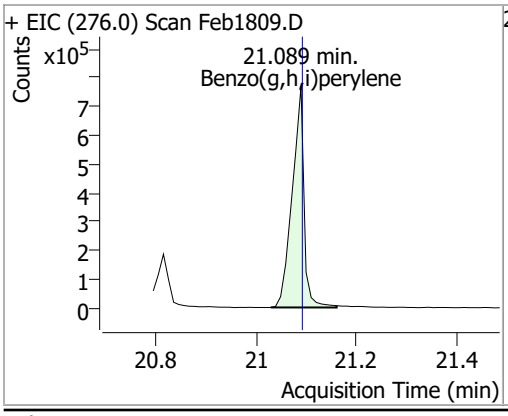

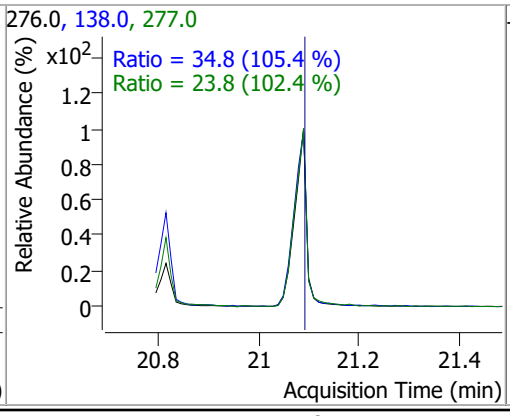

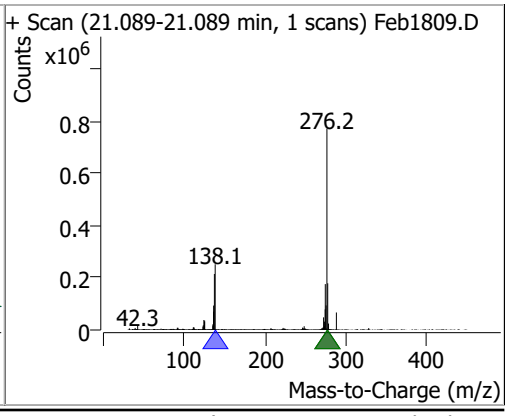

Quantitation Results Report (QT Reviewed)

Data File	Feb1810.D	Operator	LIMS import
Acq. Method	BNA+SIM.M	Acq. Date-Time	2/19/2022 12:52:18 PM
Sample Name	18-Feb-22_CCV_10	Instrument	Instrument #1
Vial	10	Multiplier	1.00
DA Method File		Comment	SVOC-8270-W-LARGO
Tune File	dftppdsm.u	Tune Date	2/18/2022 9:25:00 PM
Batch Name	021822 DoD BNA cal.batch.bin	Last Calib Update	2/19/2022 1:06:17 PM
Ref Library	D:\Org\Library\NIST129K.l		

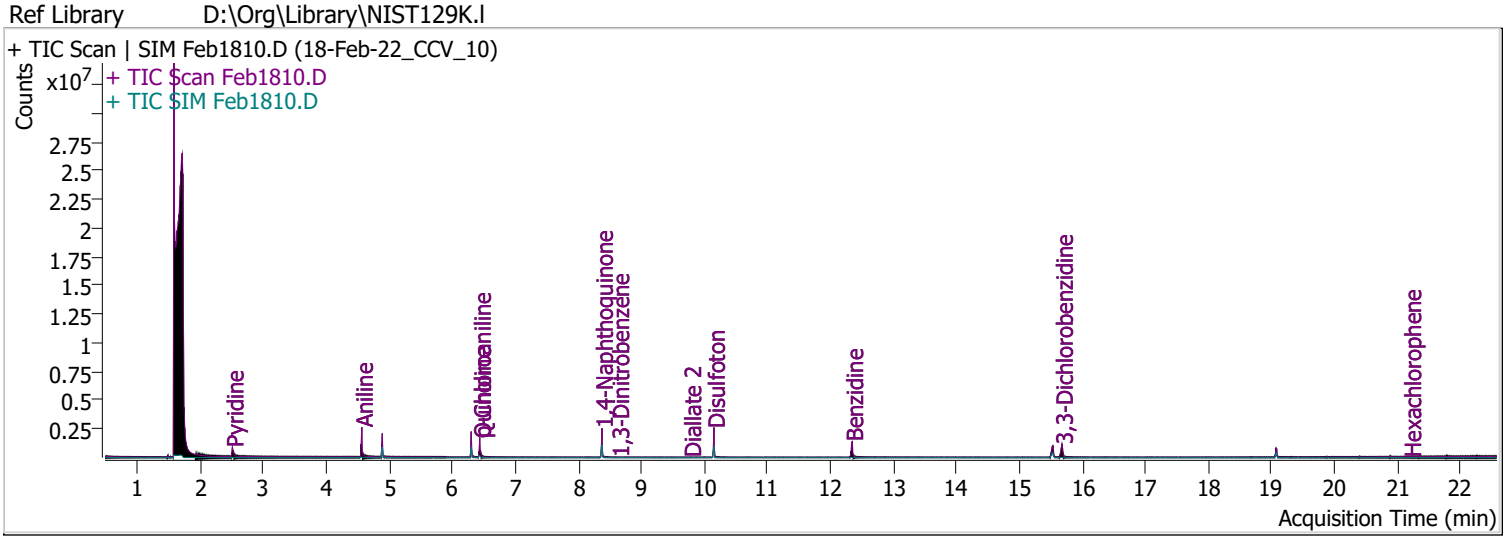

Compound	RT	QIon	Resp.	Conc.	Units		Dev(Min)
Internal Standards							
System Monitoring Compounds							
S 2-Fluorophenol	0.000		0	N.D.			
Spiked Amount: 200.000	Range: 10.0 - 75.0%			Recovery = NA%			
S Phenol-d5	0.000		0	N.D.			
Spiked Amount: 200.000	Range: 10.0 - 65.0%			Recovery = NA%			
S Nitrobenzene-d5	0.000		0	N.D.			
Spiked Amount: 100.000	Range: 32.0 - 94.0%			Recovery = NA%			
S 2-Fluorobiphenyl	0.000		0	N.D.			
Spiked Amount: 100.000	Range: 28.0 - 107.0%			Recovery = NA%			
S 2,4,6-Tribromophenol	0.000		0	N.D.			
Spiked Amount: 200.000	Range: 25.0 - 140.0%			Recovery = NA%			
S Terphenyl-d14	0.000		0	N.D.			
Spiked Amount: 100.000	Range: 32.0 - 122.0%			Recovery = NA%			
Target Compounds							QValue
T N-Nitrosodimethylamine	0.000		0	N.D.			
T Pyridine	2.509	79.0	414809	68.5148	µg/L		99
T Aniline	4.562	93.0	1035695	70.9729	µg/L		98
T Phenol	4.562	94.0	0		µg/L	md	1
T bis(-2-Chloroethyl)Ether	4.562	63.0	0		µg/L	md	1
T 2-Chlorophenol	0.000		0	N.D.			
T 1,3-Dichlorobenzene	0.000		0	N.D.			
T 1,4-Dichlorobenzene	0.000		0	N.D.			
T 1,2-Dichlorobenzene	0.000		0	N.D.			
T Benzyl Alcohol	0.000		0	N.D.			
T bis(2-chloroisopropyl)Ether	0.000		0	N.D.			
T 2-Methylphenol	0.000		0	N.D.			
T N-nitroso-Di-n-propylamine	0.000		0	N.D.			
T 4Methylphenol/3Methylphenol	0.000		0	N.D.			
T Hexachloroethane	0.000		0	N.D.			

Compound	RT	QIon	Resp.	Conc.	Units		Dev(Min)
T Nitrobenzene	0.000		0	N.D.			
T Isophorone	0.000		0	N.D.			
T 2-Nitrophenol	0.000		0	N.D.			
T 2,4-Dimethylphenol	0.000		0	N.D.			
T bis(-2-Chloroethoxy)Methane	6.434	93.0	0		µg/L	md	1
T 2,4-Dichlorophenol	0.000		0	N.D.			
T Benzoic Acid	0.000		0	N.D.			
T 1,2,4-Trichlorobenzene	0.000		0	N.D.			
T Naphthalene	6.434	128.0	0		µg/L	md	1
T 4-Chlorophenol	6.434	130.0	0		µg/L	md	1
T p-Chloroaniline	6.434	127.0	594557	71.3064	µg/L	#	70
T Hexachlorobutadiene	0.000		0	N.D.			
T 4-Chloro-2-Methylphenol	0.000		0	N.D.			
T 4-Chloro-3-Methylphenol	0.000		0	N.D.			
T 2-Methylnaphthalene	0.000		0	N.D.			
T 1-Methylnaphthalene	0.000		0	N.D.			
T Hexachlorocyclopentadiene	0.000		0	N.D.			
T 2,4,6-Trichlorophenol	0.000		0	N.D.			
T 2,4,5-Trichlorophenol	0.000		0	N.D.			
T 2-Chloronaphthalene	0.000		0	N.D.			
T 2-Nitroaniline	0.000		0	N.D.			
T Dimethyl Phthalate	8.374	163.0	0		µg/L	md	1
T 2,6-Dinitrotoluene	8.374	165.0	0		µg/L	md	1
T Acenaphthylene	0.000		0	N.D.			
T 3-Nitroaniline	0.000		0	N.D.			
T Acenaphthene	0.000		0	N.D.			
T 2,4-Dinitrophenol	0.000		0	N.D.			
T Dibenzofuran	0.000		0	N.D.			
T 2,4-Dinitrotoluene	0.000		0	N.D.			
T 4-Nitrophenol	0.000		0	N.D.			
T Diethylphthalate	0.000		0	N.D.			
T Fluorene	0.000		0	N.D.			
T 4-Chlorophenyl-phenylether	0.000		0	N.D.			
T 4-Nitroaniline	0.000		0	N.D.			
T 4,6-Dinitro-2-methylphenol	0.000		0	N.D.			
T N-nitrosodiphenylamine	0.000		0	N.D.			
T Azobenzene	0.000		0	N.D.			
T 4-Bromophenyl-phenylether	0.000		0	N.D.			
T Hexachlorobenzene	0.000		0	N.D.			
T Pentachlorophenol	0.000		0	N.D.			
T Phenanthrene	0.000		0	N.D.			
T Anthracene	0.000		0	N.D.			
T Triallate	0.000		0	N.D.			
T Carbazole	0.000		0	N.D.			
T o-Terphenyl	0.000		0	N.D.			
T Di-n-Butylphthalate	0.000		0	N.D.			
T Fluoranthene	0.000		0	N.D.			
T Benzidine	12.348	184.0	931105	131.4511	µg/L		99
T Pyrene	0.000		0	N.D.			
T Butylbenzylphthalate	0.000		0	N.D.			
T Benzo(a)Anthracene	0.000		0	N.D.			
T Chrysene	0.000		0	N.D.			
T 3,3-Dichlorobenzidine	15.675	252.0	431740	69.9955	µg/L		99
T bis(2-ethylhexyl)Phthalate	0.000		0	N.D.			
T Di-n-octyl Phthalate	0.000		0	N.D.			

Compound	RT	QIon	Resp.	Conc.	Units	Dev(Min)
T Benzo(b)fluoranthene	0.000		0	N.D.		
T Benzo(k)fluoranthene	0.000		0	N.D.		
T Benzo(a)pyrene	0.000		0	N.D.		
T Indeno(1,2,3-c,d)pyrene	0.000		0	N.D.		
T Dibenzo(a,h)anthracene	0.000		0	N.D.		
T Benzo(g,h,i)perylene	0.000		0	N.D.		

(#) = Qualifier Out of Range; (m) = Manual Integration; (+) = Area Summed; (*) = Surrogate Percent Recovery Out of Range; (d): Zeroed Peak

Compound	Conc.	Exp RT	QIon	Exp Ratio
N-Nitrosodimethylamine	N.D.	2.49	42.0	135.8

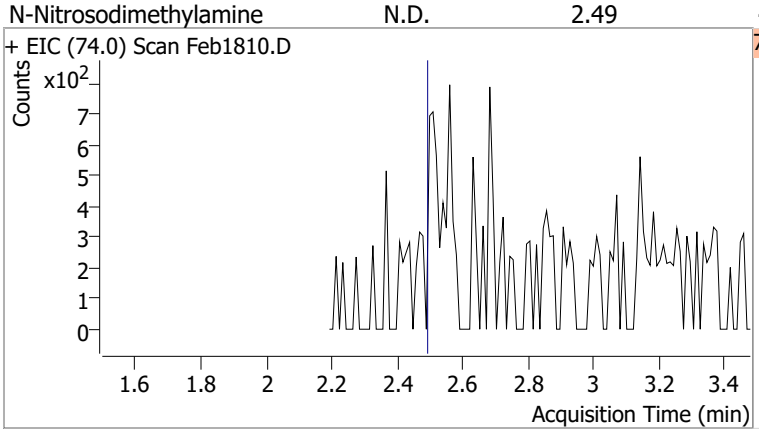

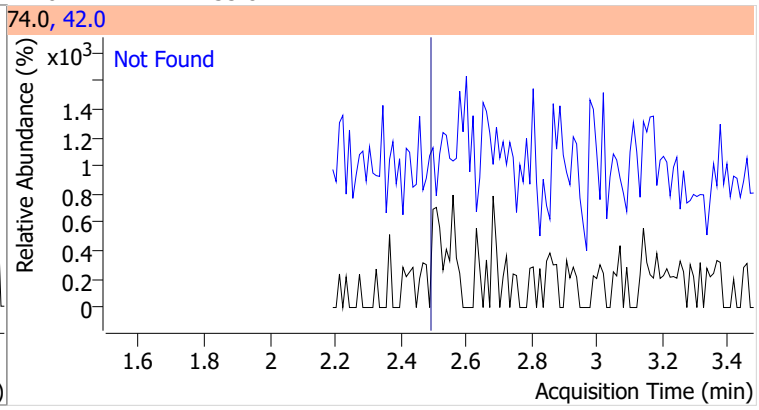

Compound	Conc.	RT	Dev(Min)	Resp.	QIon	QRatio	Lower	Upper
Pyridine	68.5148	2.51	-0.02	414809	52.0	83.3	57.9	107.6

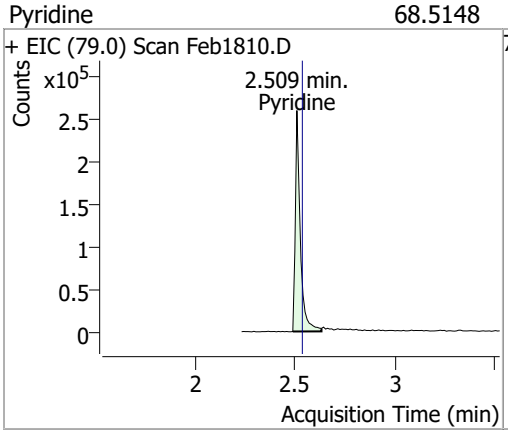

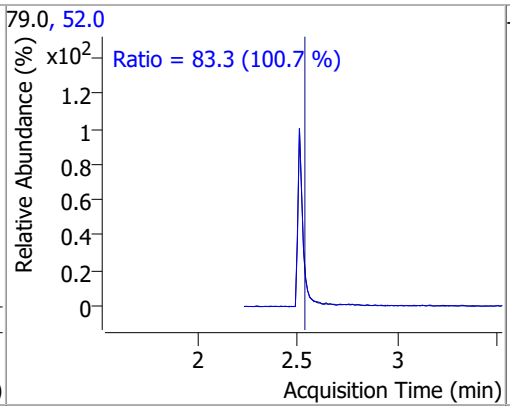

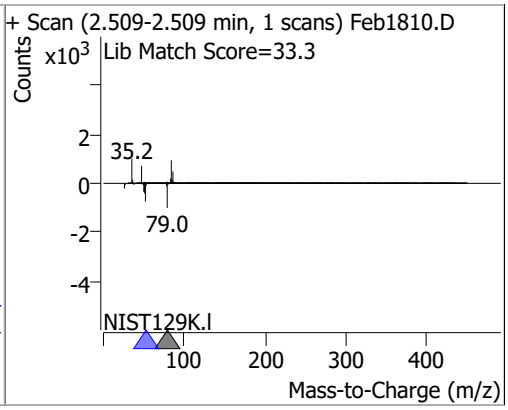

Compound	Conc.	Exp RT	QIon	Exp Ratio	QIon	Exp Ratio
2-Fluorophenol	N.D.	3.65	64.0	49.4	92.0	20.3

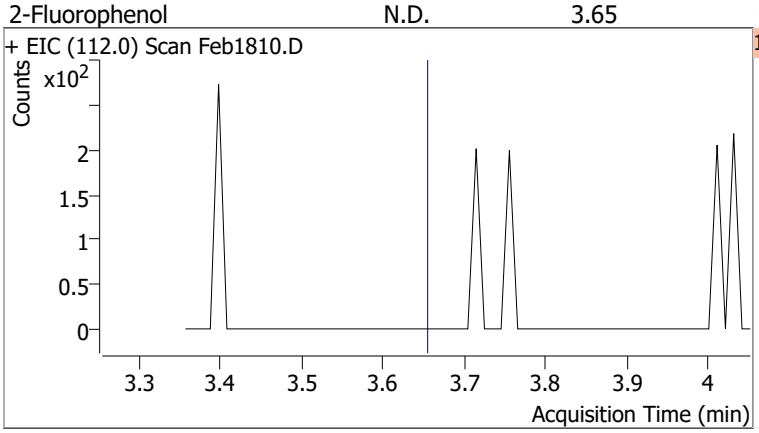

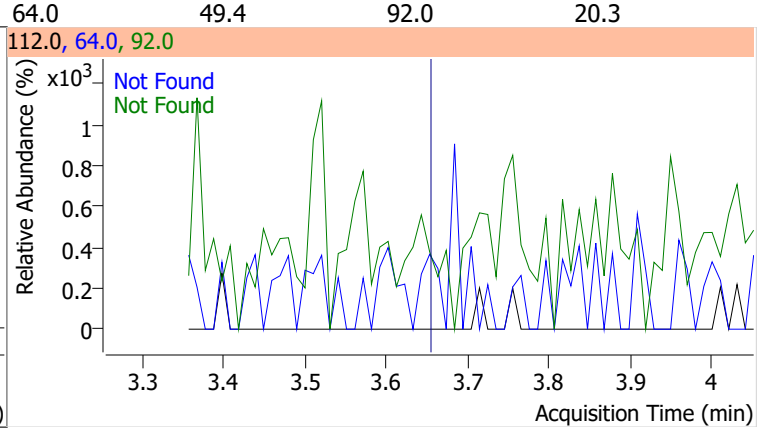

Compound	Conc.	RT	Dev(Min)	Resp.	QIon	QRatio	Lower	Upper
Aniline	70.9729	4.56	0.00	1035695	66.0	35.4	25.7	47.8
					65.0	19.5	13.1	24.4

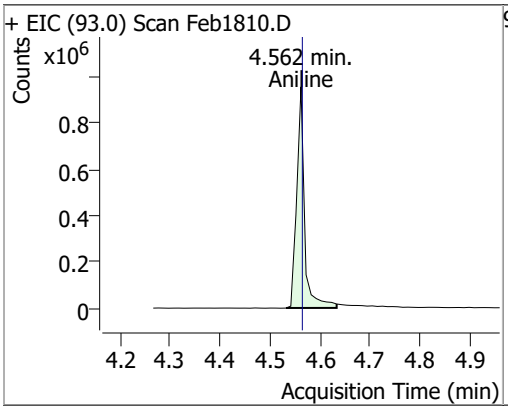

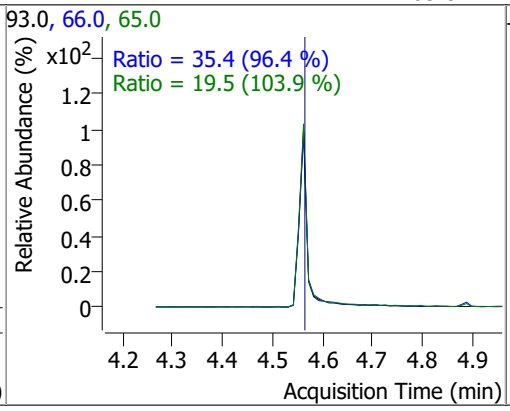

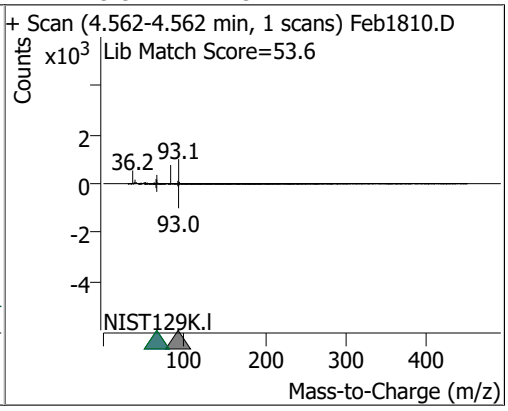

Compound	Conc.	Exp RT	QIon	Exp Ratio
Phenol-d5	N.D.	4.61	71.0	36.8

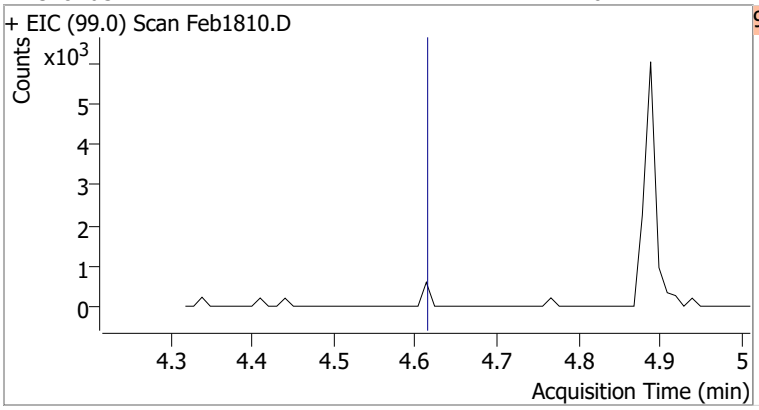

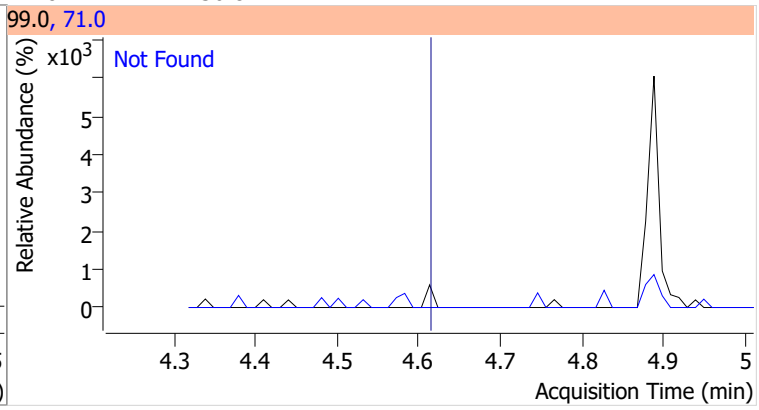

Compound	Conc.	RT	Dev(Min)	Resp.	QIon	QRatio	Lower	Upper
Phenol		0		0	66.0		31.7	58.9

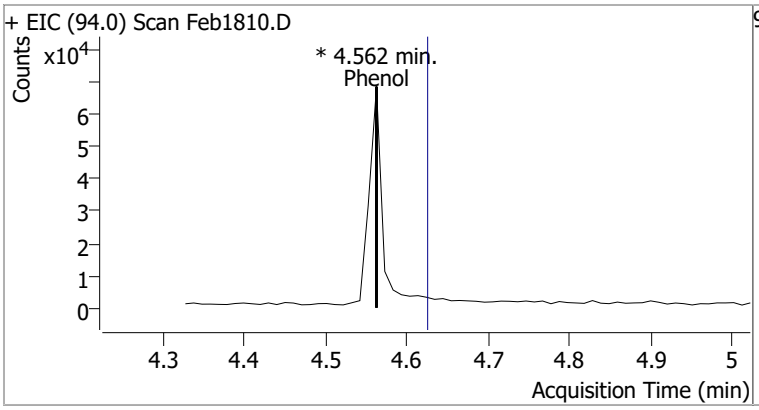

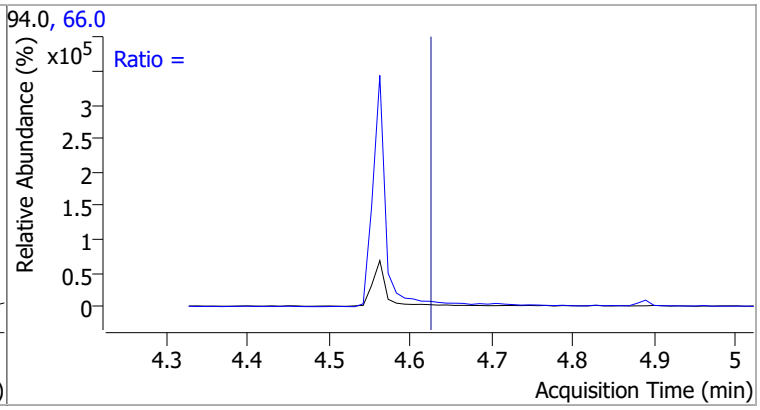

Compound	Conc.	RT	Dev(Min)	Resp.	QIon	QRatio	Lower	Upper
bis(-2-Chloroethyl)Ether		0		0	64.0		7.6	14.1

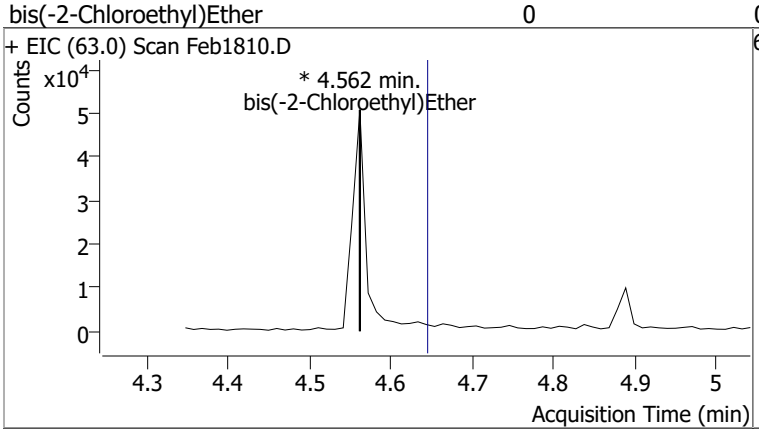

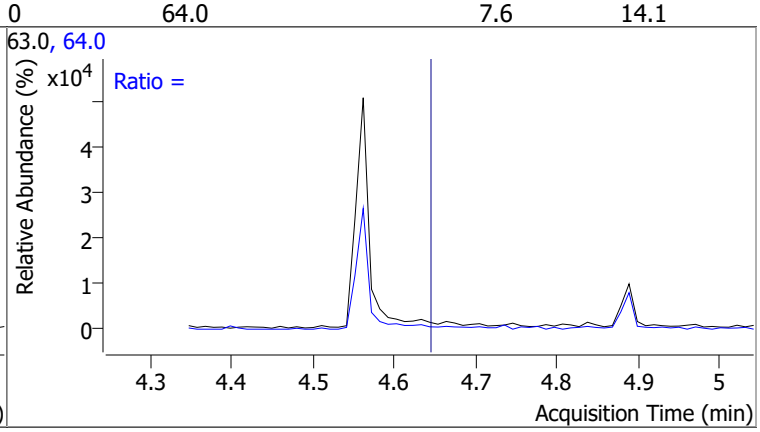

Compound	Conc.	Exp RT	QIon	Exp Ratio
2-Chlorophenol	N.D.	4.69	130.0	32.5

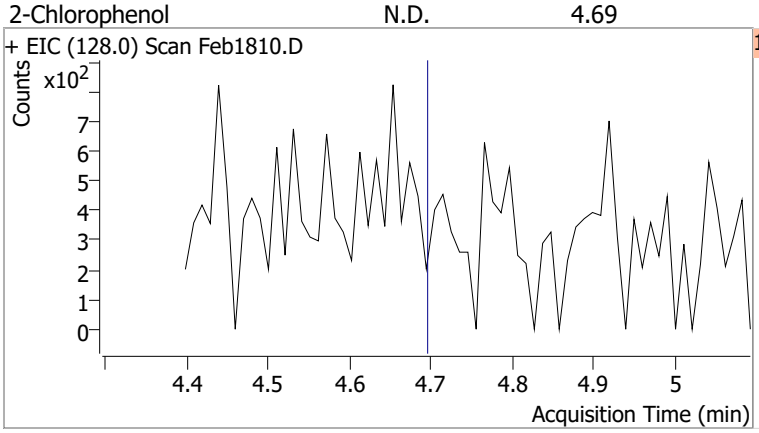

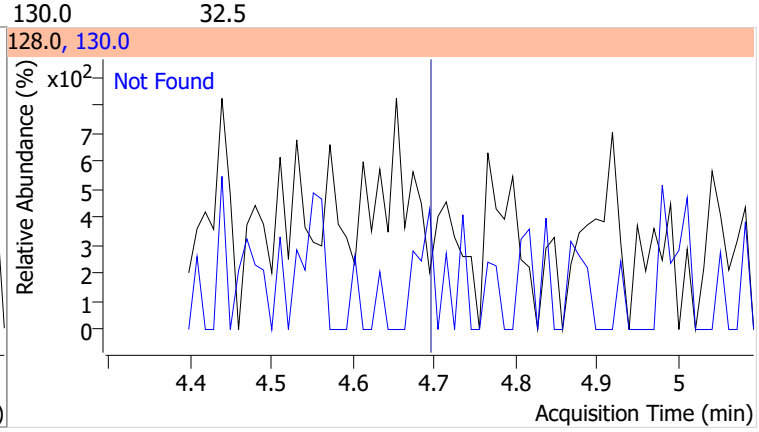

Compound	Conc.	Exp RT	QIon	Exp Ratio	QIon	Exp Ratio
1,3-Dichlorobenzene	N.D.	4.83	148.0	63.7	111.0	36.1

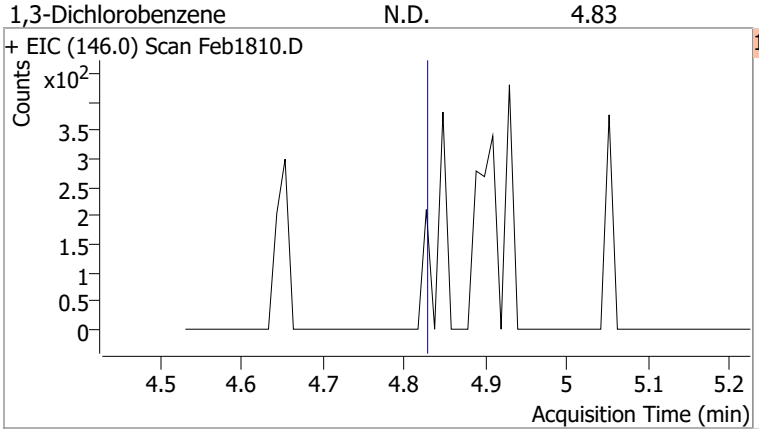

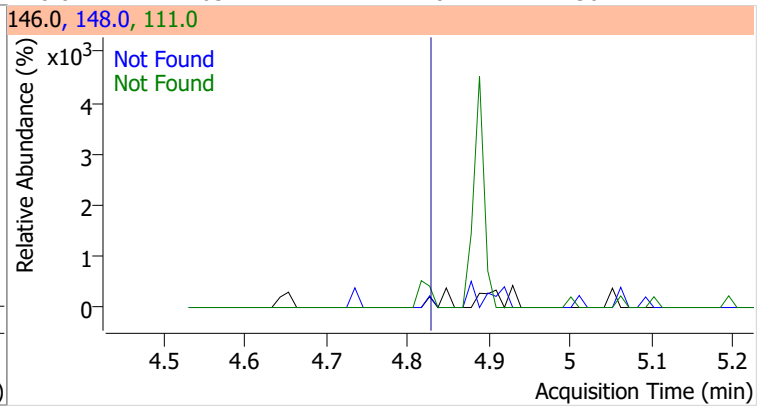

Compound	Conc.	Exp RT	QIon	Exp Ratio	QIon	Exp Ratio
1,4-Dichlorobenzene	N.D.	4.91	148.0	65.2	111.0	36.0

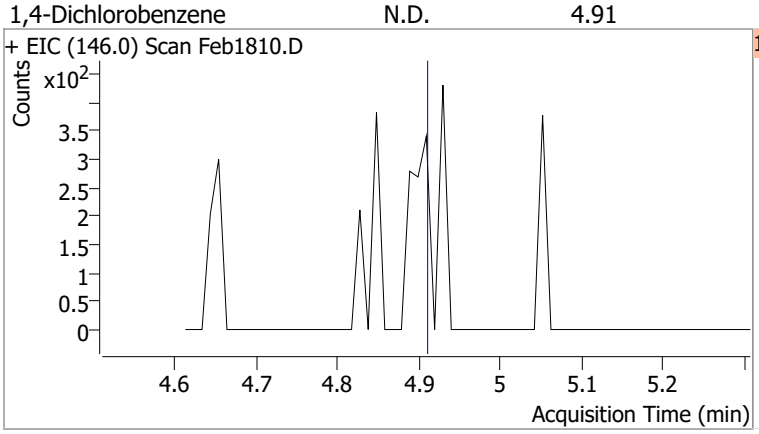

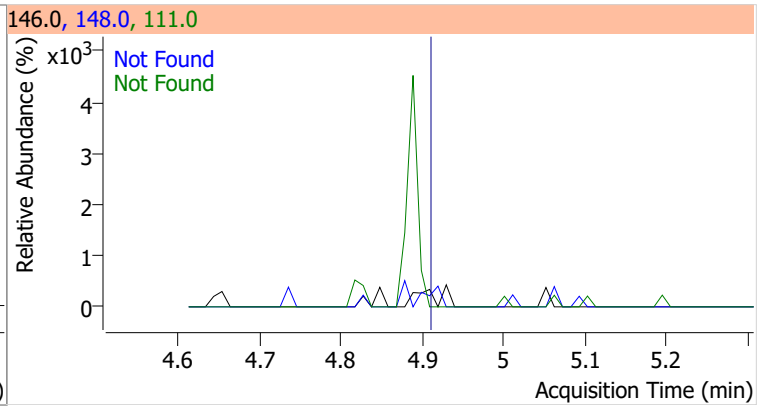

Compound	Conc.	Exp RT	QIon	Exp Ratio	QIon	Exp Ratio
1,2-Dichlorobenzene	N.D.	5.06	148.0	64.4	111.0	37.3

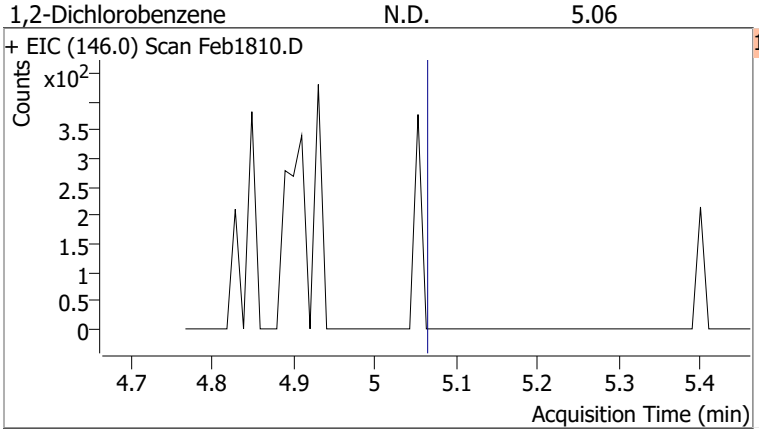

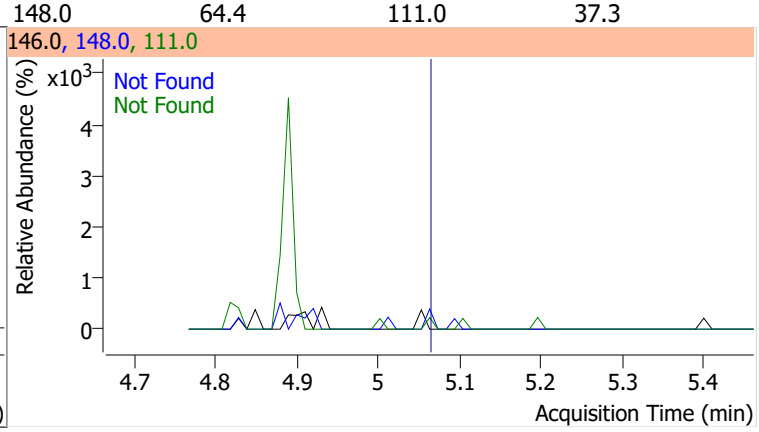

Compound	Conc.	Exp RT	QIon	Exp Ratio	QIon	Exp Ratio
Benzyl Alcohol	N.D.	5.08	79.0	119.3	107.0	70.5

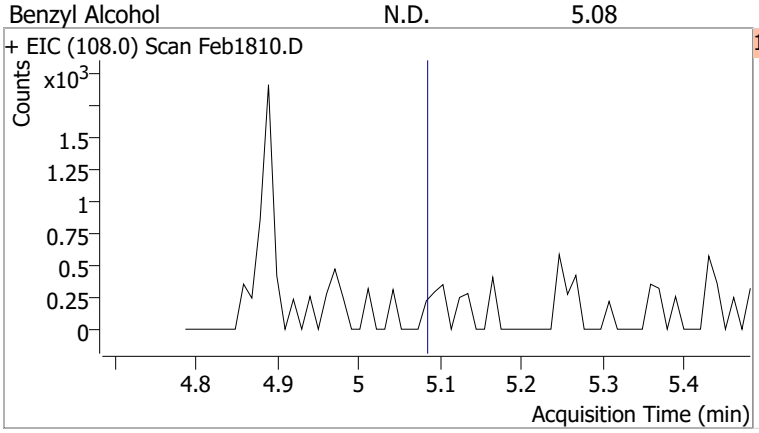

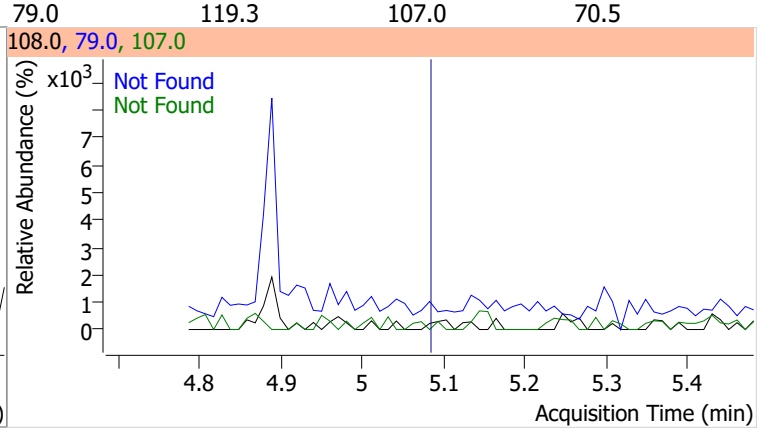

Compound	Conc.	Exp RT	QIon	Exp Ratio
bis(2-chloroisopropyl)Ether	N.D.	5.23	123.0	32.1

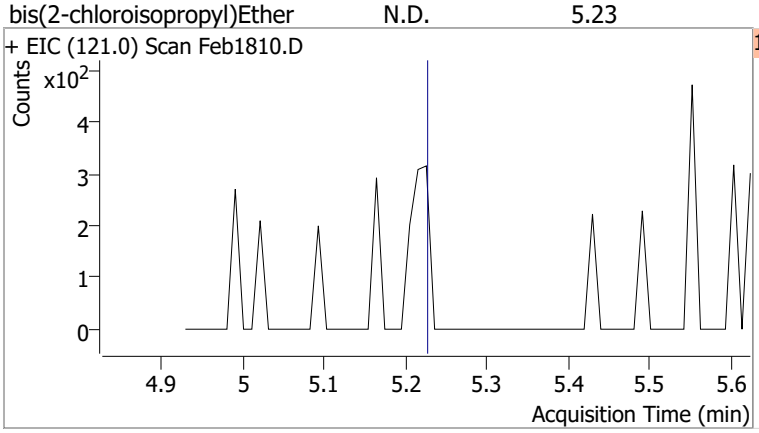

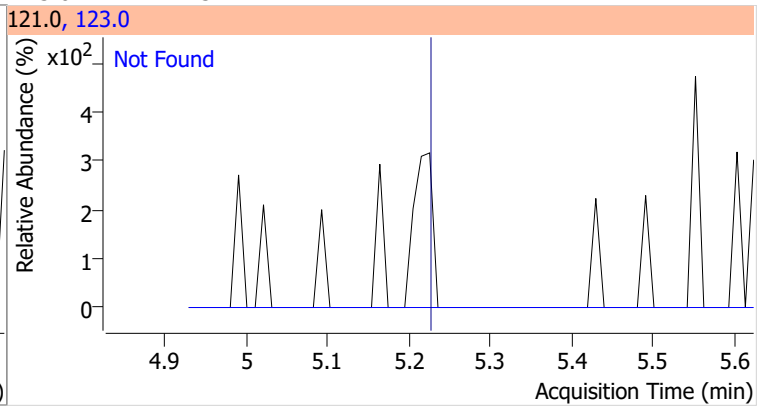

Compound	Conc.	Exp RT	QIon	Exp Ratio
2-Methylphenol	N.D.	5.25	108.0	116.5

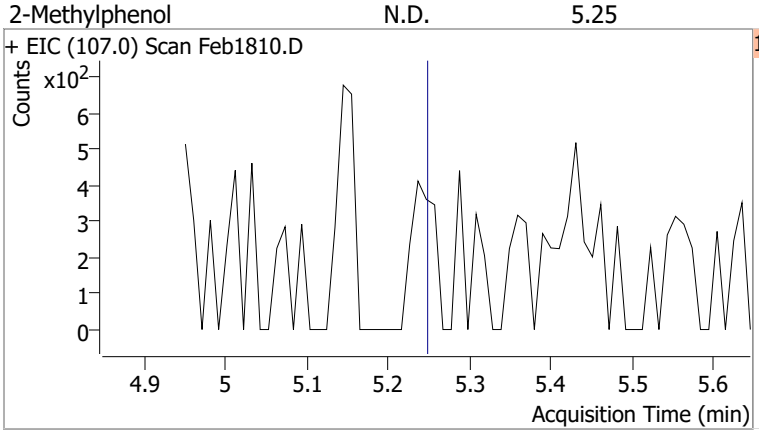

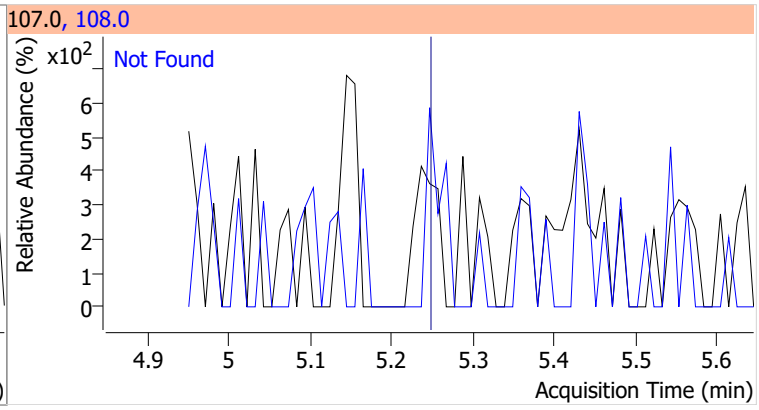

Compound	Conc.	Exp RT	QIon	Exp Ratio
N-nitroso-Di-n-propylamine	N.D.	5.37	130.0	19.4

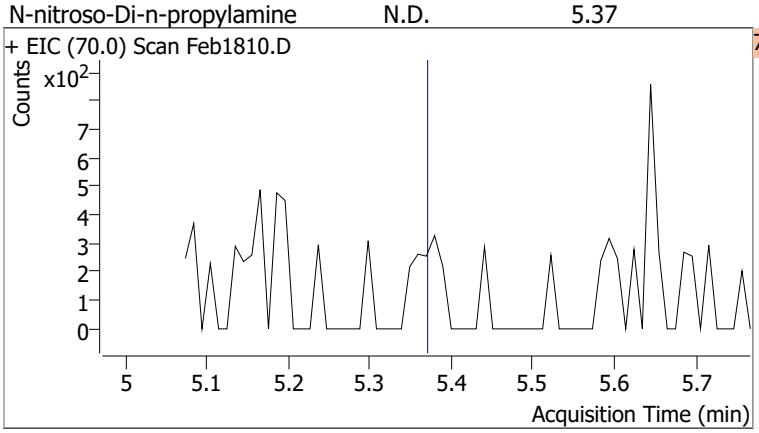

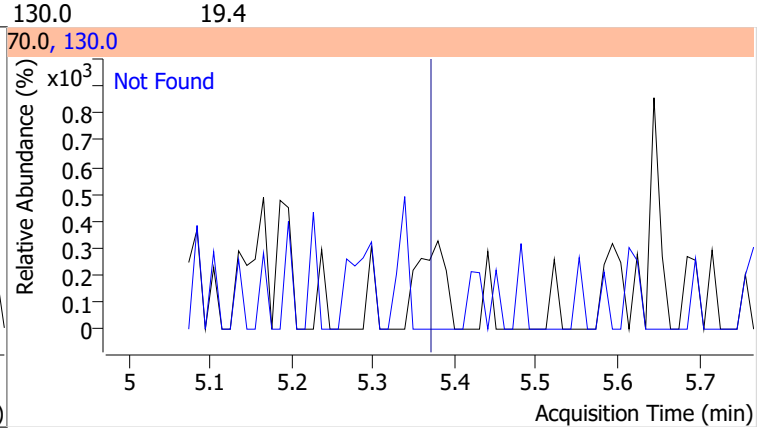

Compound	Conc.	Exp RT	QIon	Exp Ratio
4Methylphenol/3Methylphenol	N.D.	5.43	108.0	83.9

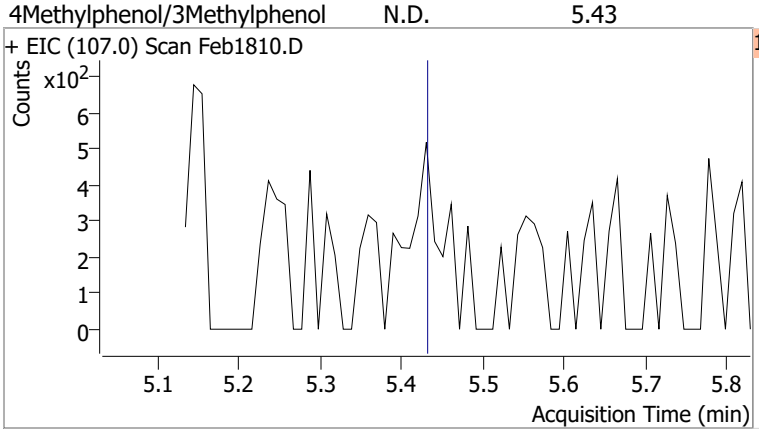

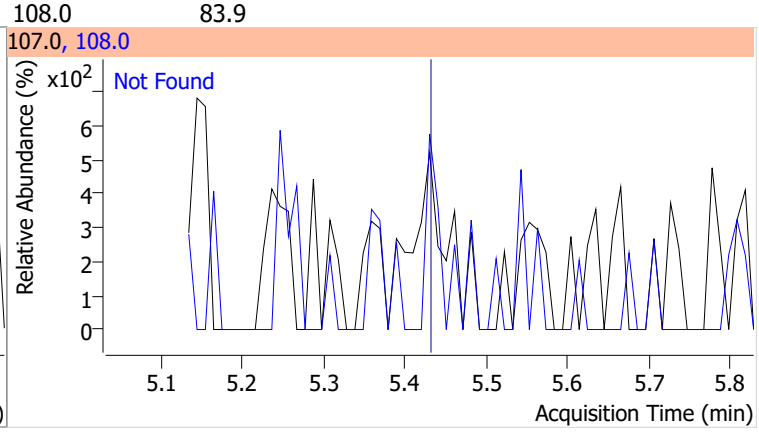

Compound	Conc.	Exp RT	QIon	Exp Ratio	QIon	Exp Ratio
Hexachloroethane	N.D.	5.43	201.0	90.8	199.0	56.9

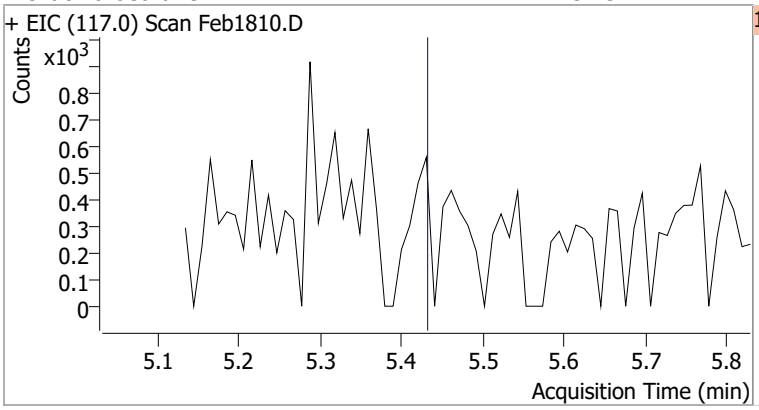

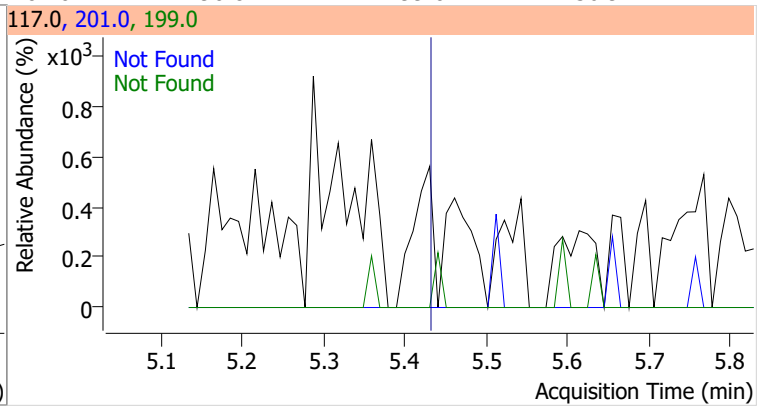

Compound	Conc.	Exp RT	QIon	Exp Ratio	QIon	Exp Ratio
Nitrobenzene-d5	N.D.	5.50	54.0	66.2	128.0	48.7

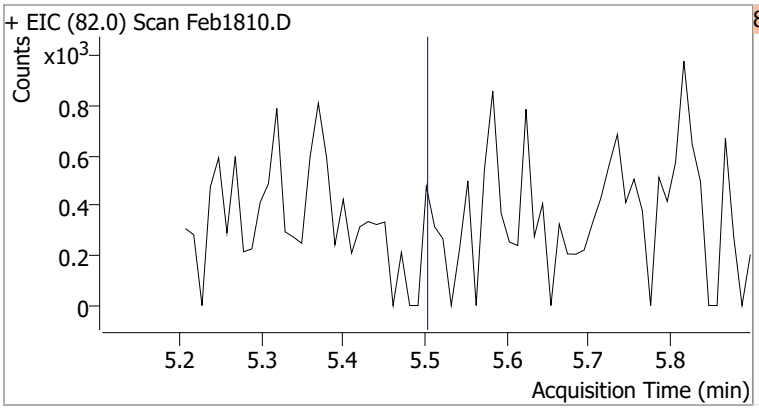

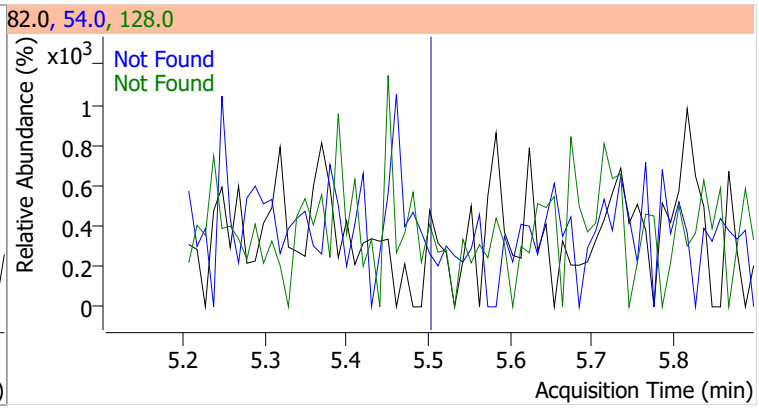

Compound	Conc.	Exp RT	QIon	Exp Ratio	QIon	Exp Ratio
Nitrobenzene	N.D.	5.52	77.0	212.7	51.0	131.0

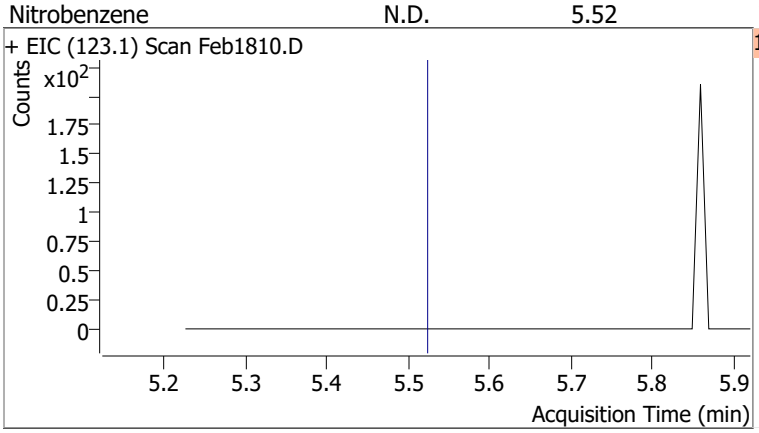

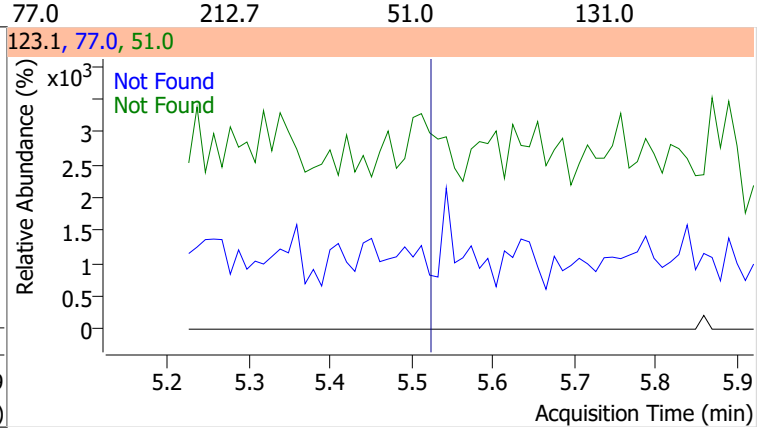

Compound	Conc.	Exp RT	QIon	Exp Ratio
Isophorone	N.D.	5.82	138.0	21.1

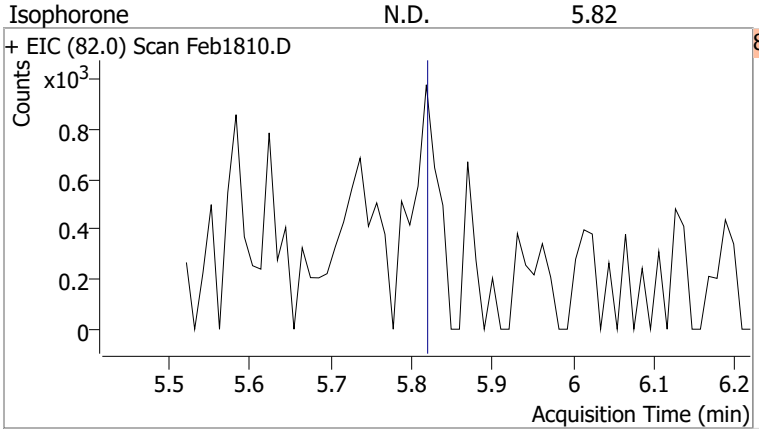

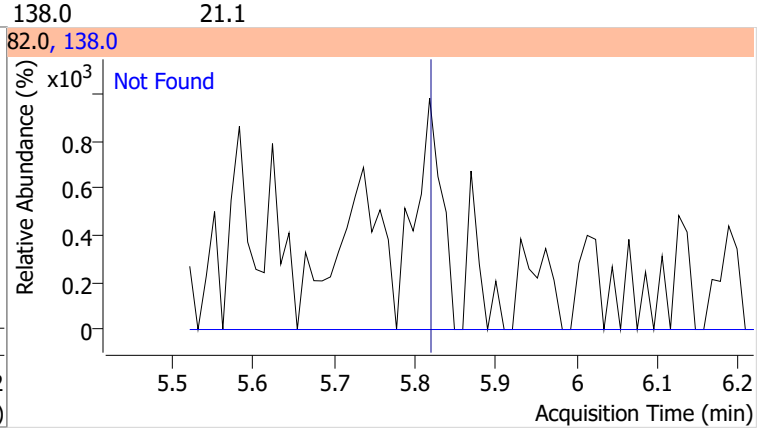

Compound	Conc.	Exp RT	QIon	Exp Ratio	QIon	Exp Ratio
2-Nitrophenol	N.D.	5.88	65.0	48.8	109.0	35.2

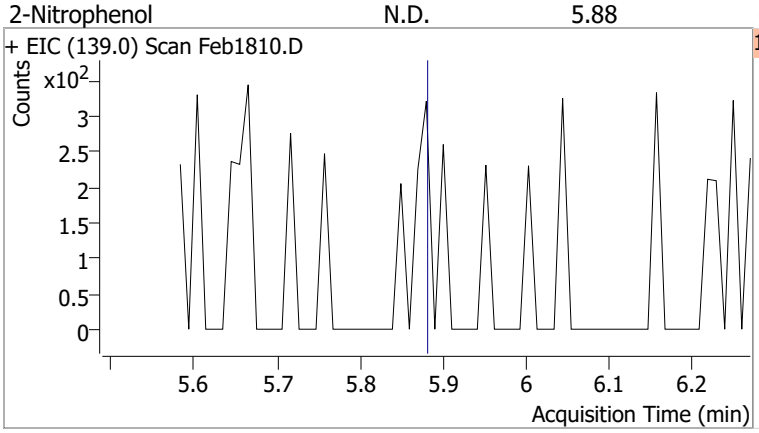

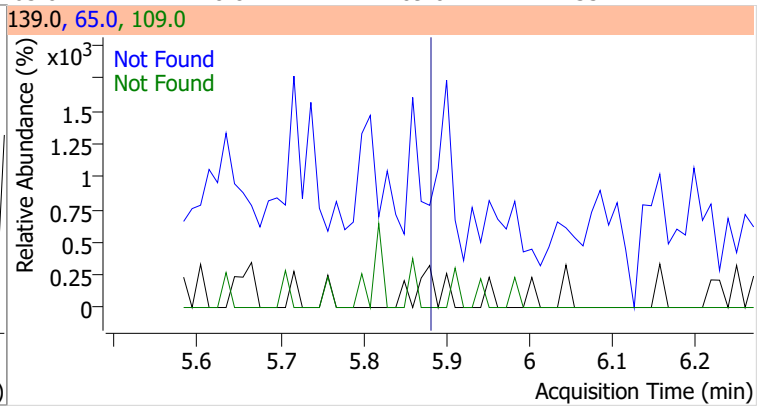

Compound	Conc.	Exp RT	QIon	Exp Ratio	QIon	Exp Ratio
2,4-Dimethylphenol	N.D.	6.00	107.0	109.4	77.0	34.0

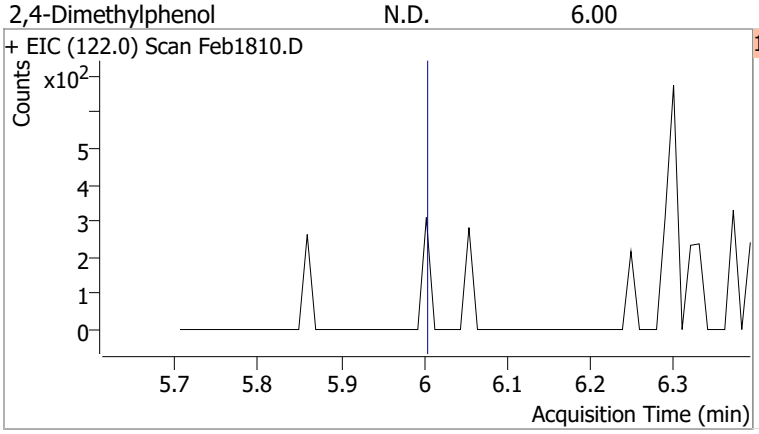

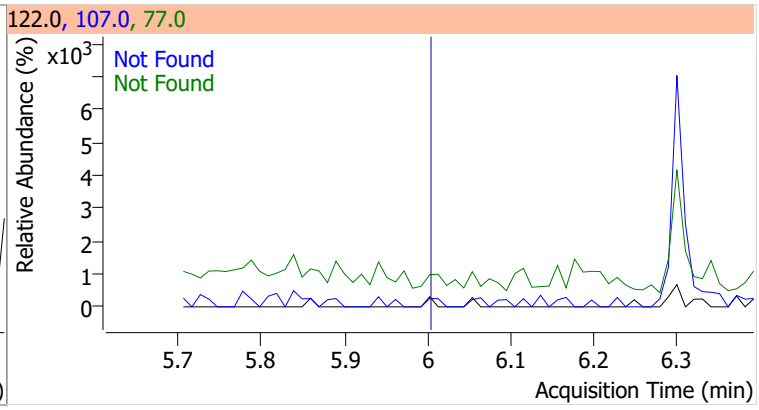

Compound	Conc.	RT	Dev(Min)	Resp.	QIon	QRatio	Lower	Upper
bis(-2-Chloroethoxy)Methane		0		0	63.0		47.7	88.6
					95.0		22.3	41.5

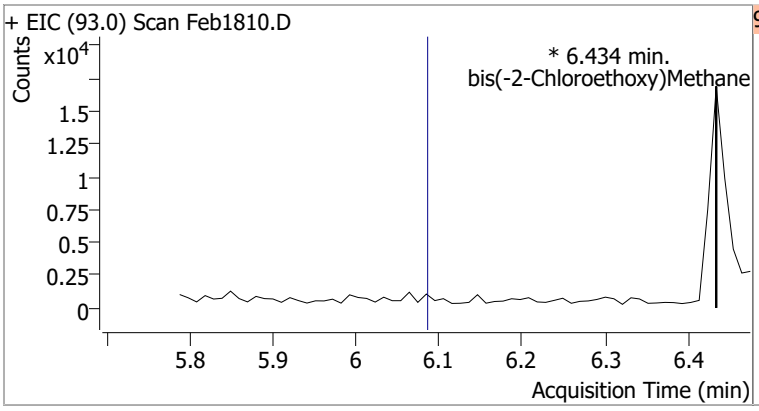

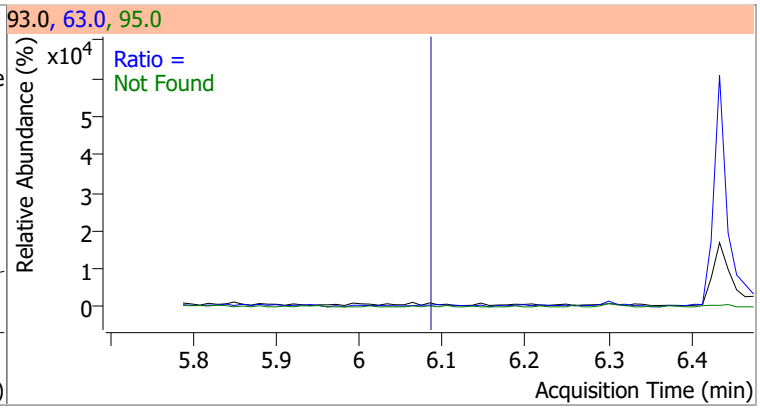

Compound	Conc.	Exp RT	QIon	Exp Ratio	QIon	Exp Ratio
2,4-Dichlorophenol	N.D.	6.19	164.0	65.0	98.0	28.6

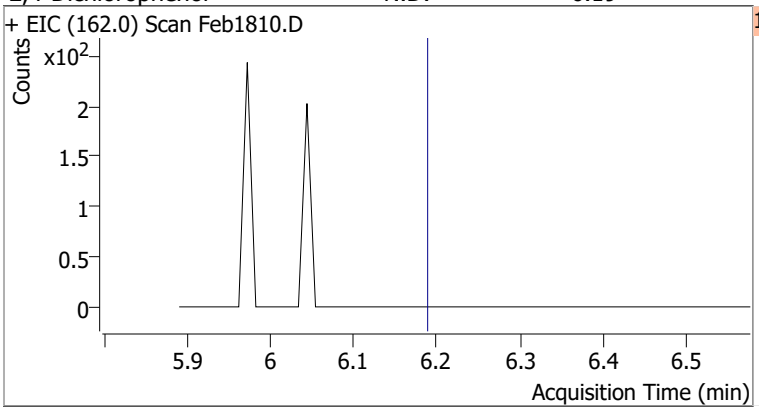

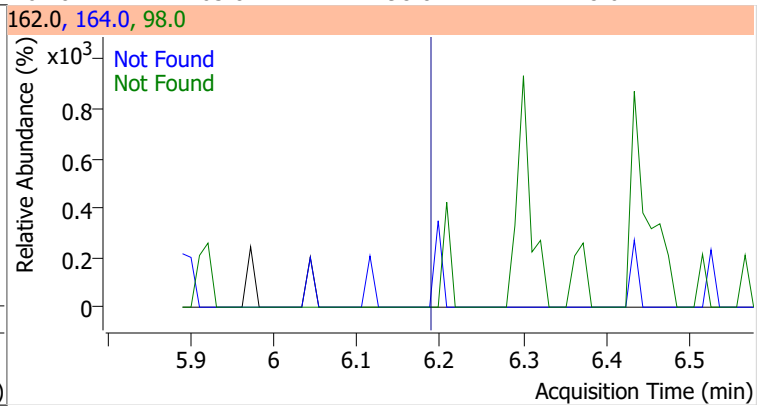

Compound	Conc.	Exp RT	QIon	Exp Ratio	QIon	Exp Ratio
Benzoic Acid	N.D.	6.24	122.0	85.5	77.0	60.4

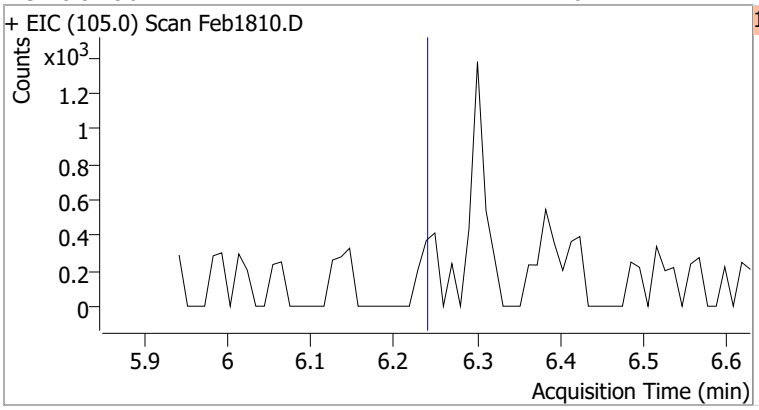

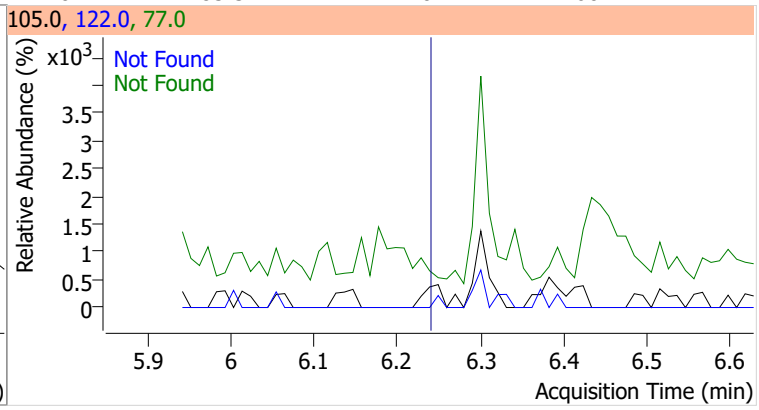

Compound	Conc.	Exp RT	QIon	Exp Ratio	QIon	Exp Ratio
1,2,4-Trichlorobenzene	N.D.	6.25	182.0	94.6	145.0	28.7

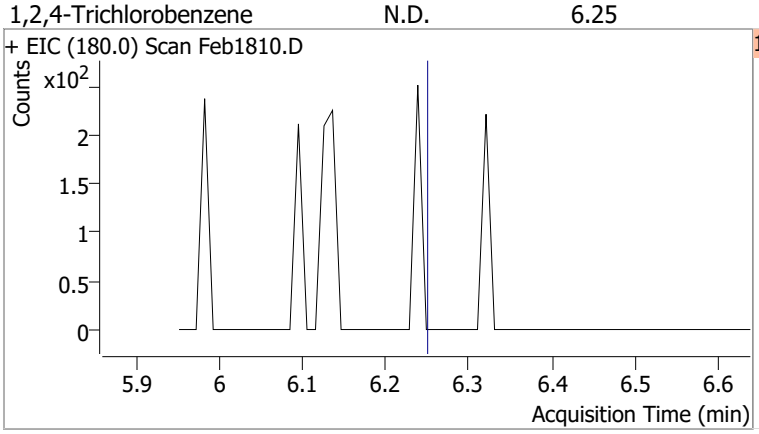

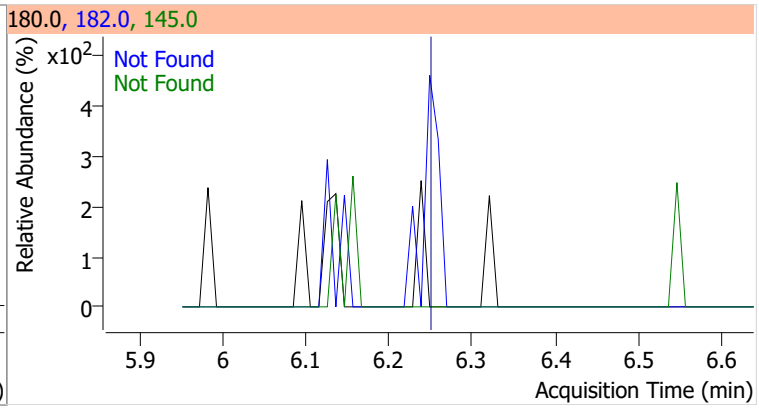

Compound	Conc.	RT	Dev(Min)	Resp.	QIon	QRatio	Lower	Upper
Naphthalene		0		0	129.0		8.0	14.9
					102.0		6.9	12.9

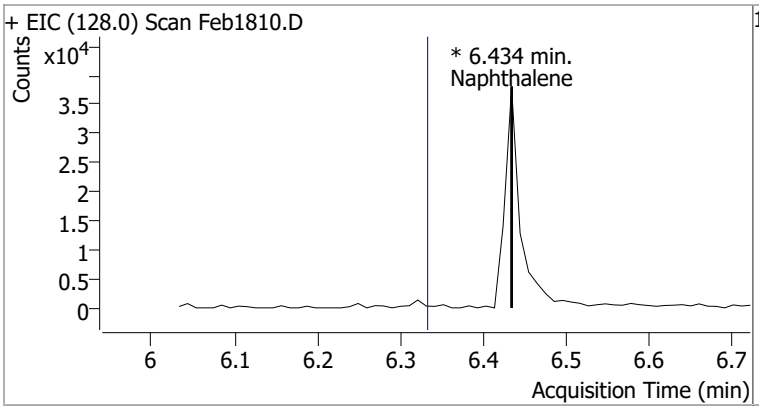

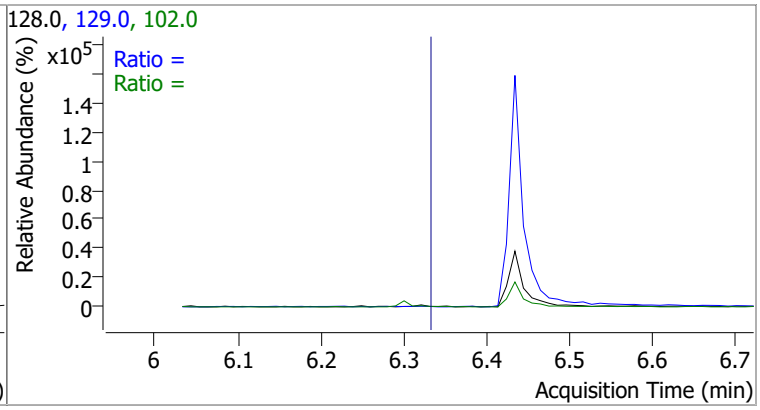

Compound	Conc.	RT	Dev(Min)	Resp.	QIon	QRatio	Lower	Upper
4-Chlorophenol		0		0	128.0		221.4	411.2

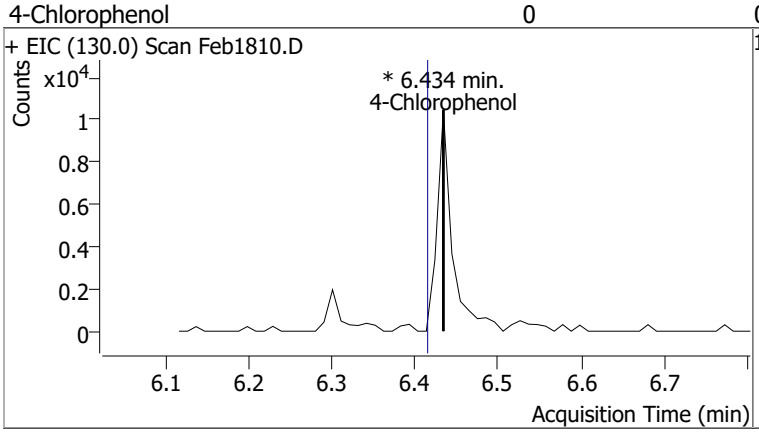

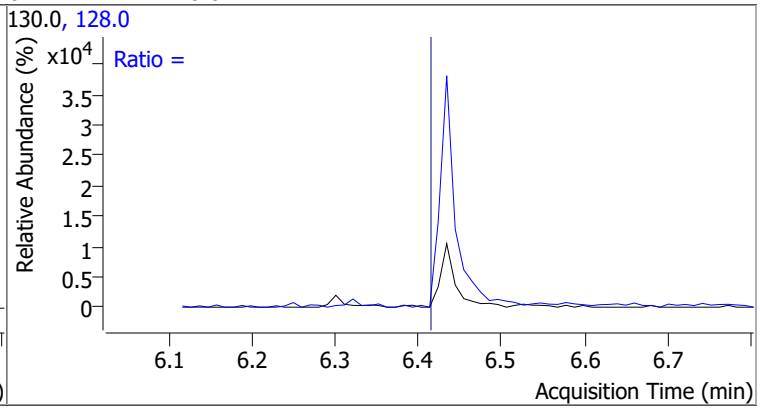

Quantitation Results Report (QT Reviewed)

Compound	Conc.	RT	Dev(Min)	Resp.	QIon	QRatio	Lower	Upper
p-Chloroaniline	71.3064	6.43	0.00	594557	65.0	27.4	42.1	78.2
					129.0	31.8	26.3	48.9

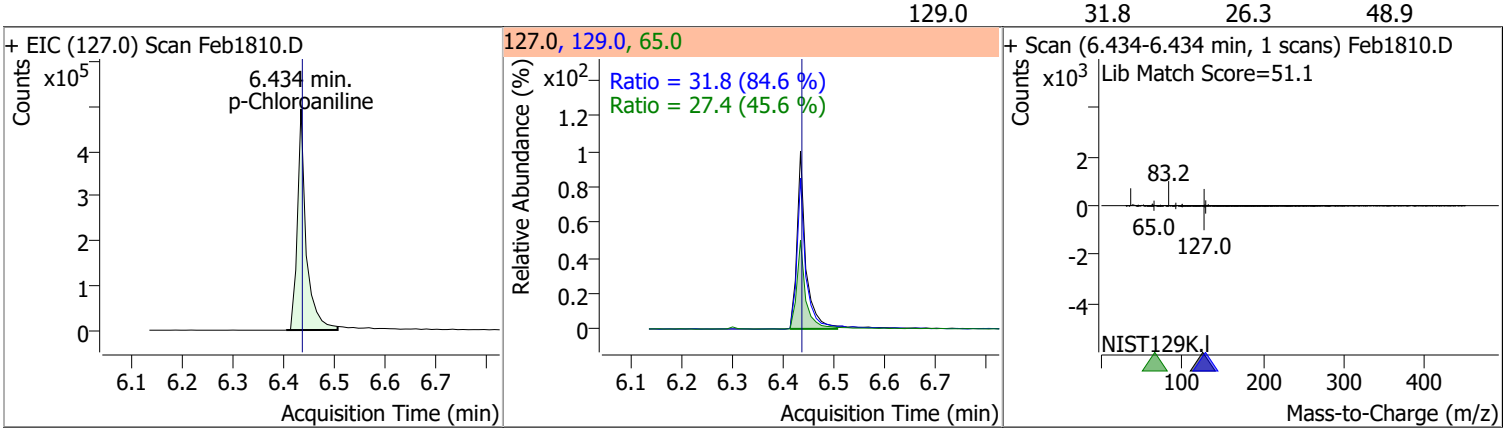

Compound	Conc.	Exp RT	QIon	Exp Ratio	QIon	Exp Ratio
Hexachlorobutadiene	N.D.	6.50	227.0	65.7	223.0	64.3

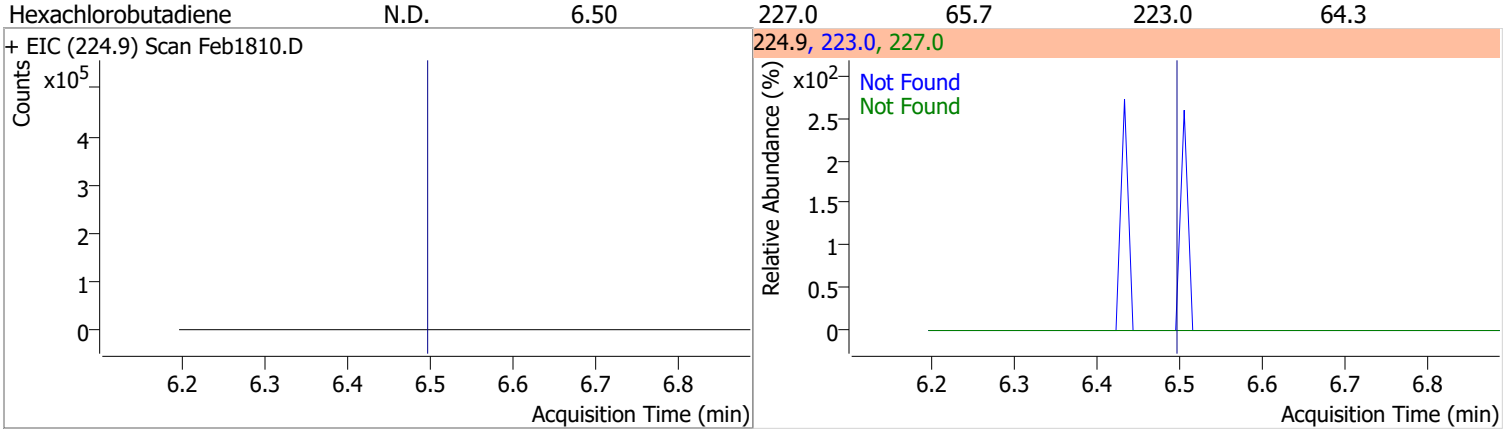

Compound	Conc.	Exp RT	QIon	Exp Ratio
4-Chloro-2-Methylphenol	N.D.	6.94	144.0	27.8

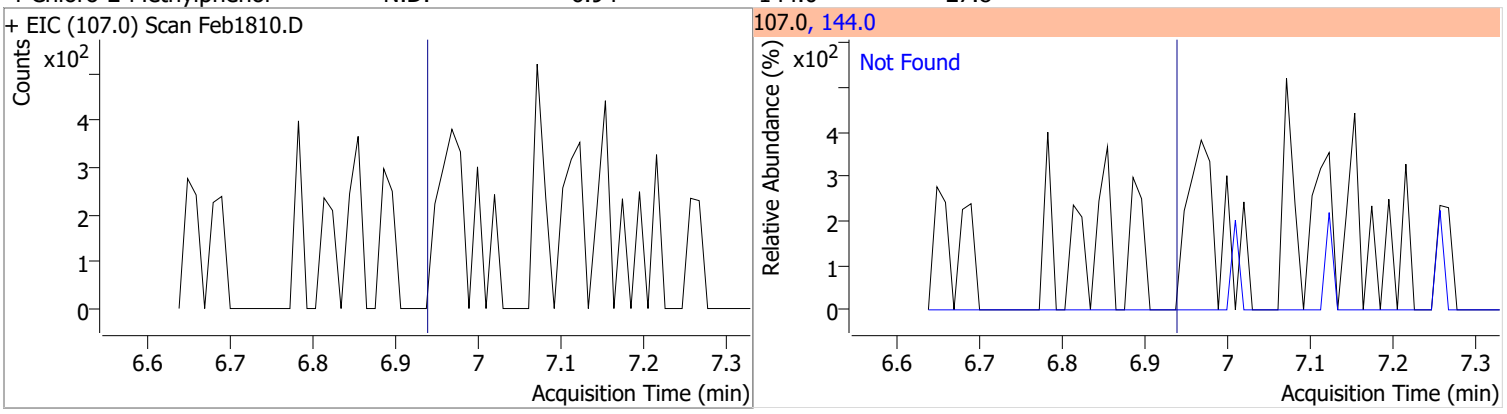

Compound	Conc.	Exp RT	QIon	Exp Ratio
4-Chloro-3-Methylphenol	N.D.	7.07	144.0	27.3

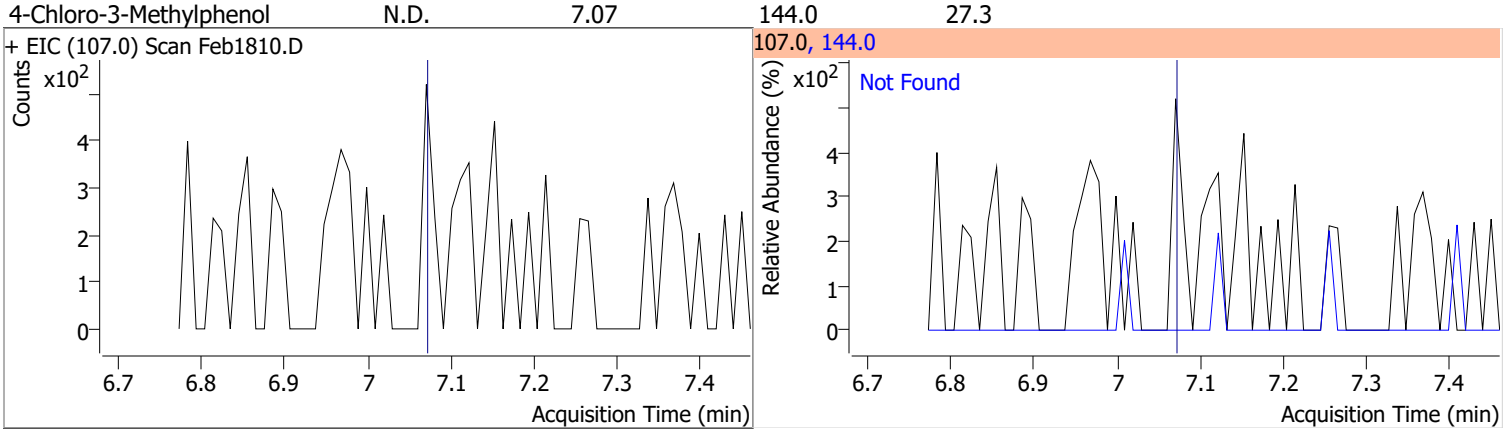

Compound	Conc.	Exp RT	QIon	Exp Ratio	QIon	Exp Ratio
2-Methylnaphthalene	N.D.	7.14	142.0	119.8	115.0	41.7

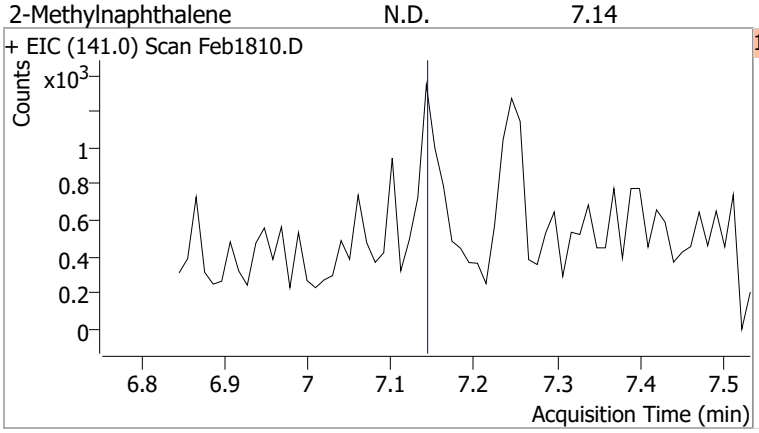

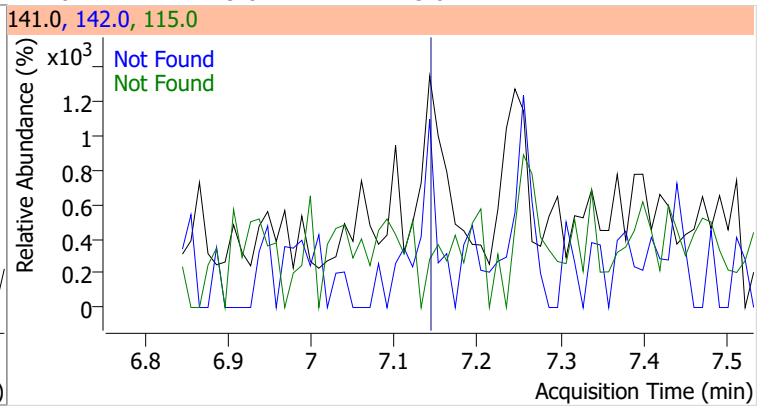

Compound	Conc.	Exp RT	QIon	Exp Ratio	QIon	Exp Ratio
1-Methylnaphthalene	N.D.	7.26	142.0	114.0	115.0	41.3

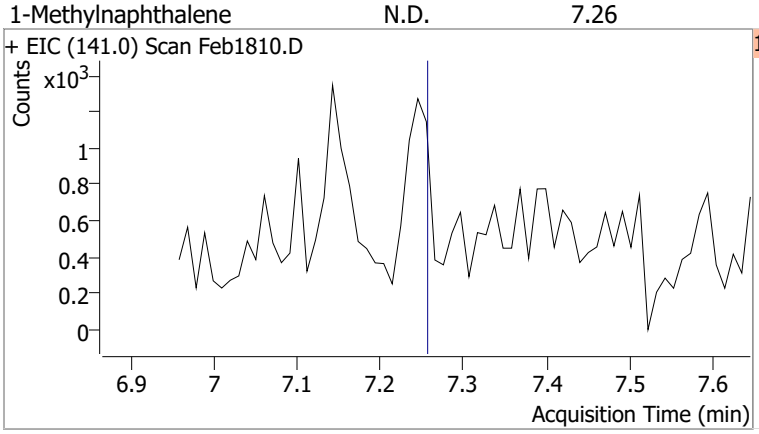

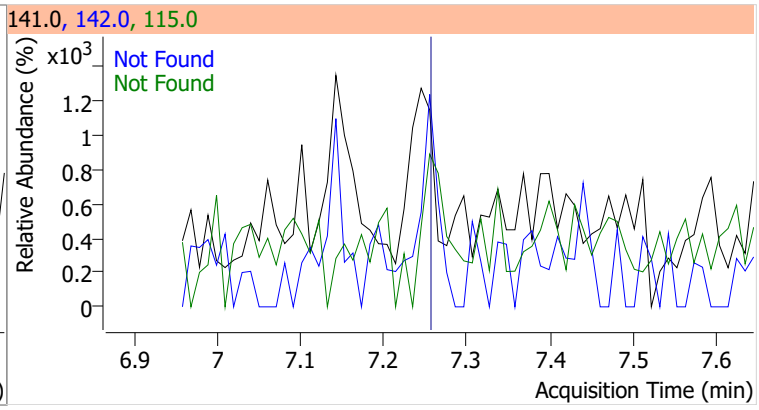

Compound	Conc.	Exp RT	QIon	Exp Ratio	QIon	Exp Ratio
Hexachlorocyclopentadiene	N.D.	7.34	234.9	64.6	238.9	63.8

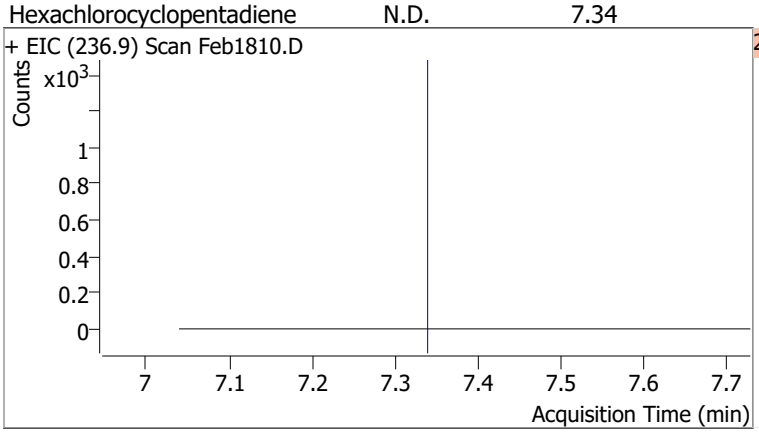

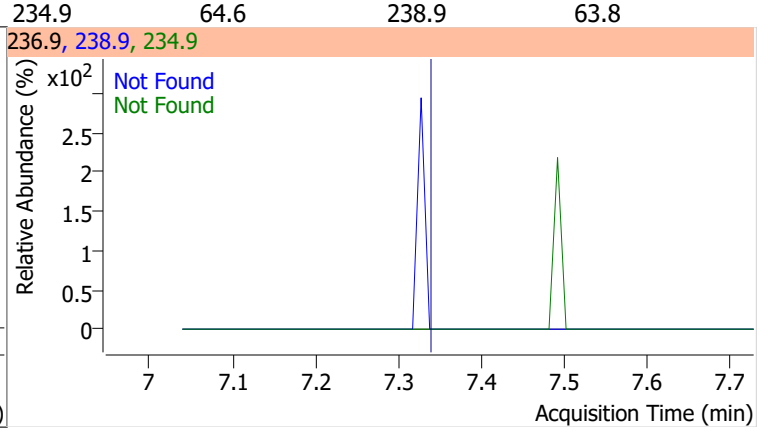

Compound	Conc.	Exp RT	QIon	Exp Ratio
2,4,6-Trichlorophenol	N.D.	7.52	198.0	96.5

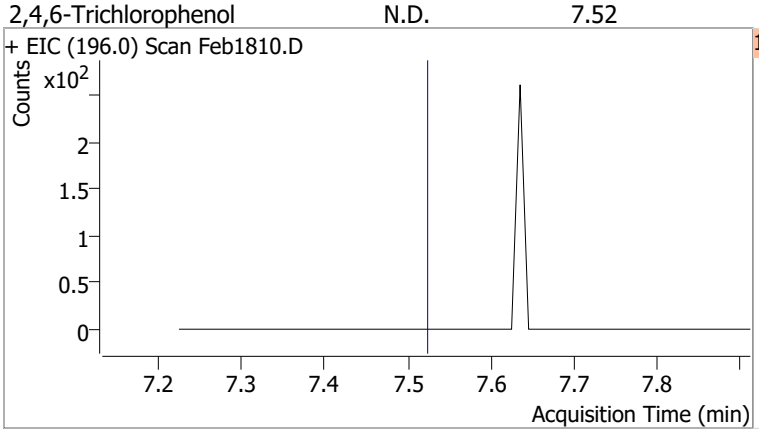

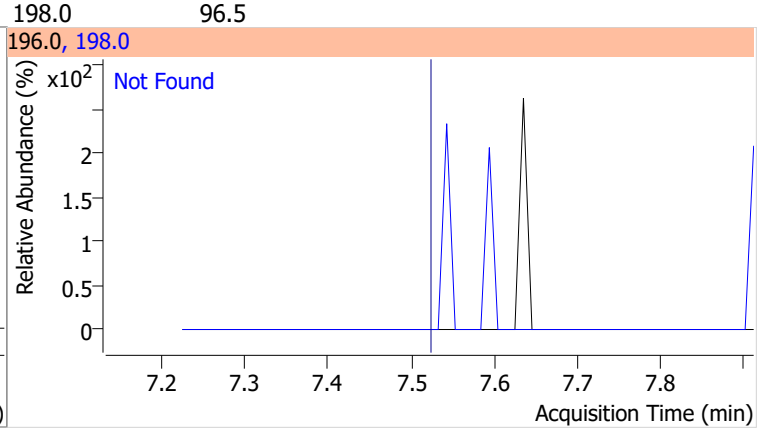

Compound	Conc.	Exp RT	QIon	Exp Ratio
2,4,5-Trichlorophenol	N.D.	7.57	198.0	90.2

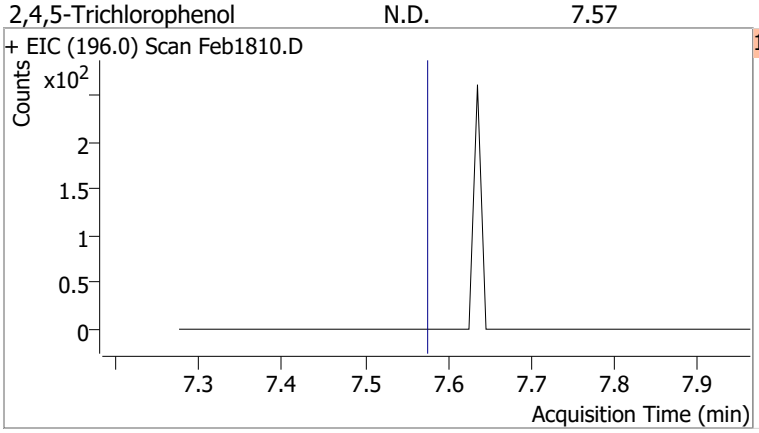

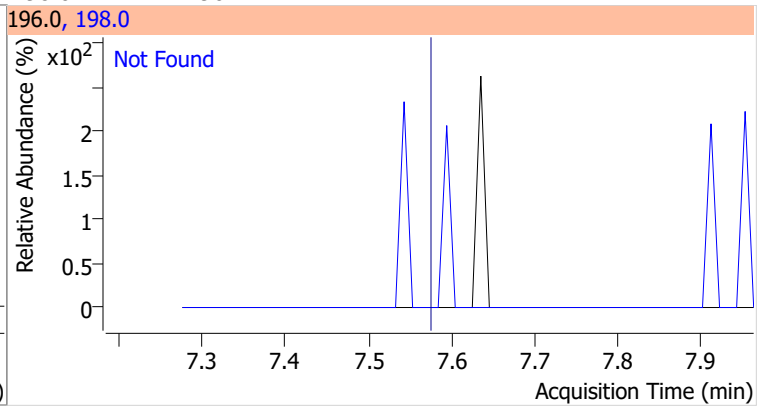

Compound	Conc.	Exp RT	QIon	Exp Ratio
2-Fluorobiphenyl	N.D.	7.60	171.0	34.3

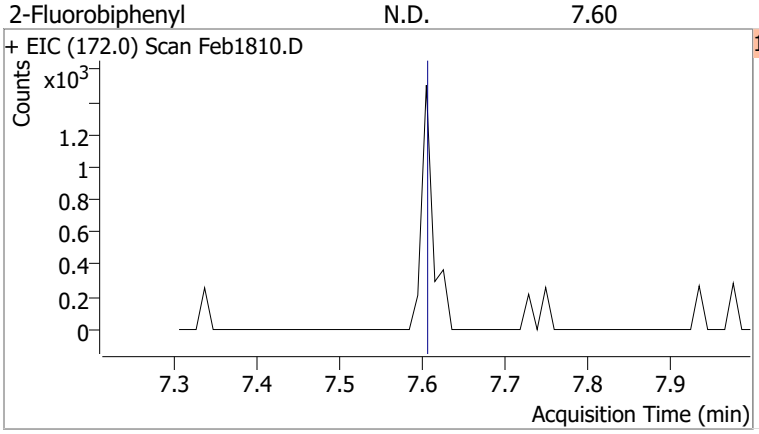

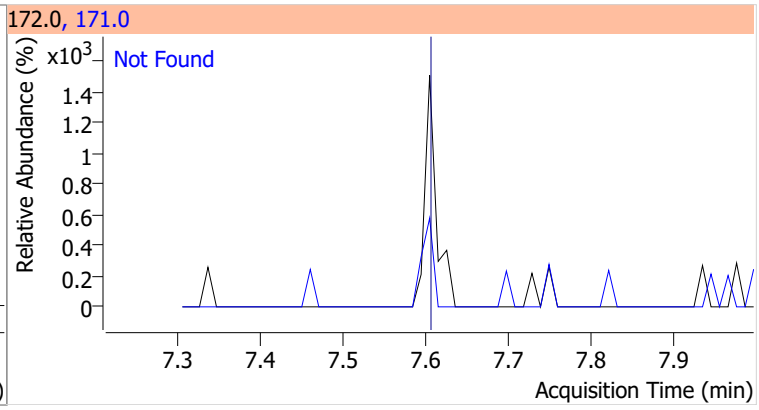

Compound	Conc.	Exp RT	QIon	Exp Ratio	QIon	Exp Ratio
2-Chloronaphthalene	N.D.	7.72	127.0	35.9	164.0	32.1

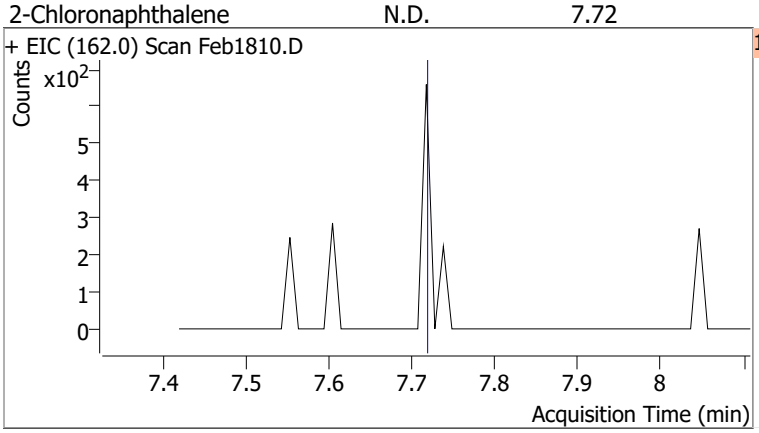

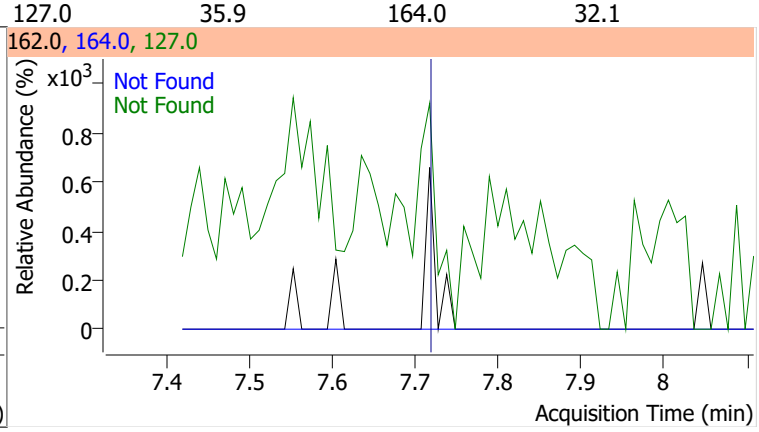

Compound	Conc.	Exp RT	QIon	Exp Ratio
2-Nitroaniline	N.D.	7.88	138.0	110.5

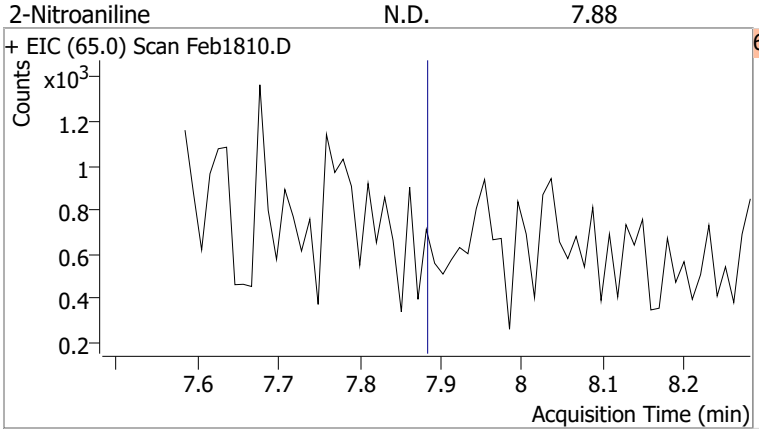

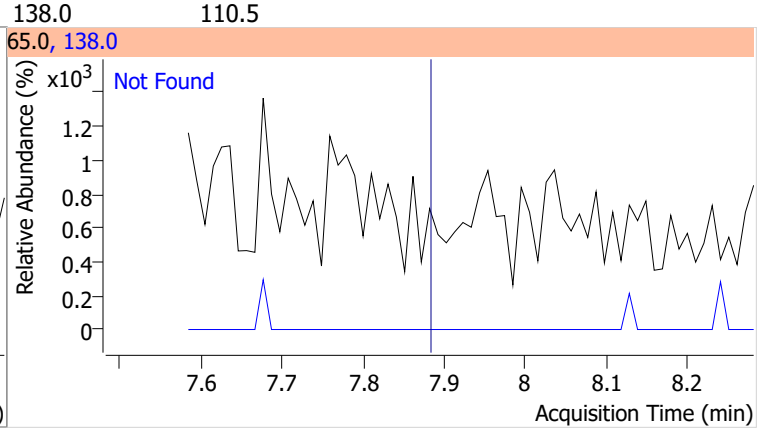

Compound	Conc.	RT	Dev(Min)	Resp.	QIon	QRatio	Lower	Upper
Dimethyl Phthalate		0		0	77.0		13.8	25.7

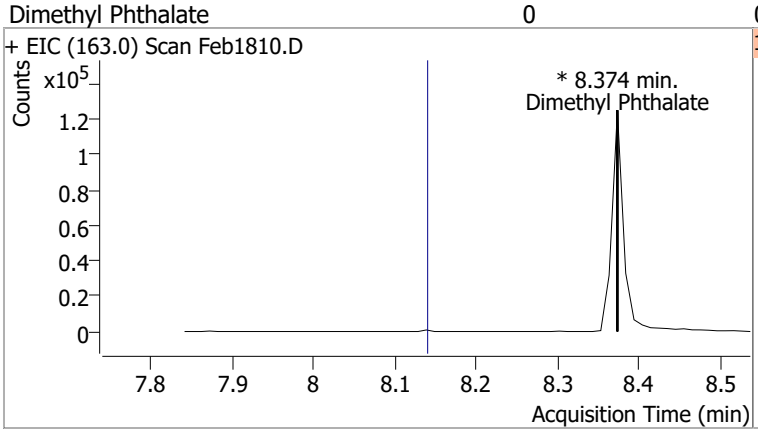

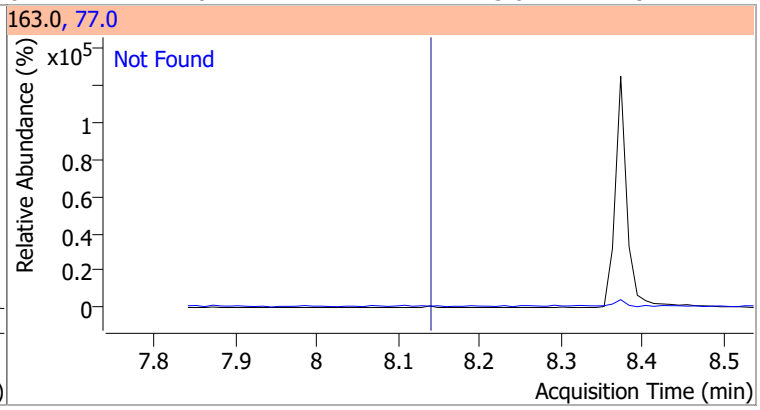

Compound	Conc.	RT	Dev(Min)	Resp.	QIon	QRatio	Lower	Upper
2,6-Dinitrotoluene		0		0	63.0		99.5	184.8
					89.0		43.3	80.3

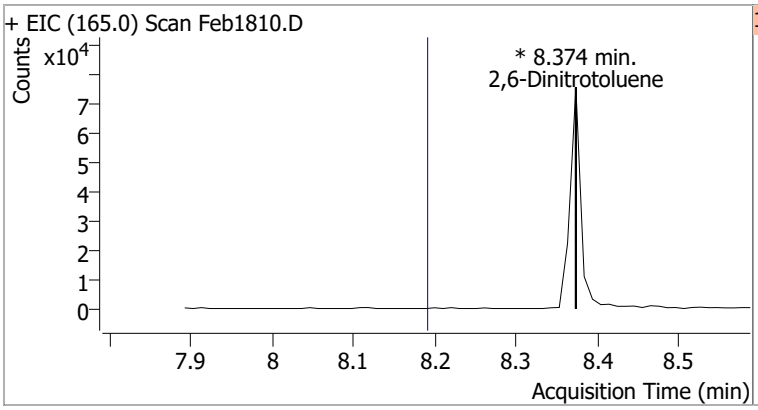

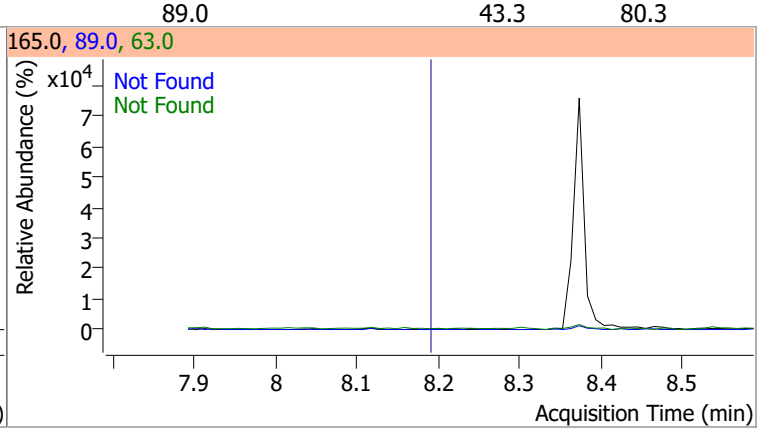

Compound	Conc.	Exp RT	QIon	Exp Ratio
Acenaphthylene	N.D.	8.20	153.1	13.6

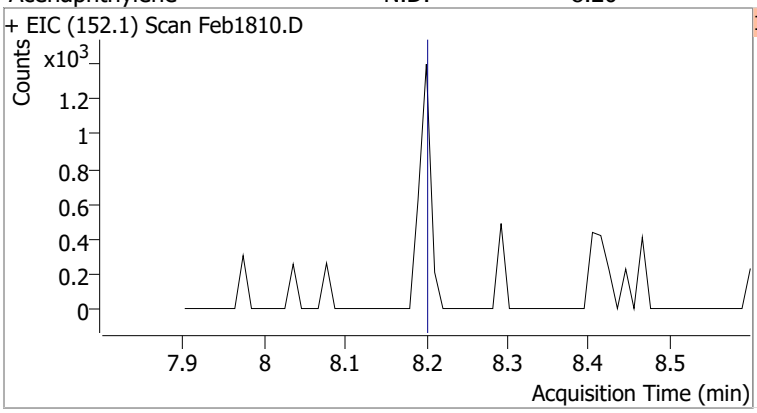

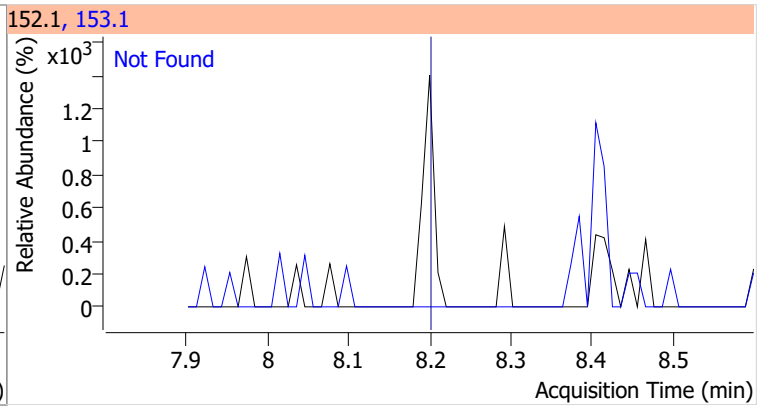

Compound	Conc.	Exp RT	QIon	Exp Ratio	QIon	Exp Ratio
3-Nitroaniline	N.D.	8.39	65.0	129.1	92.0	106.7

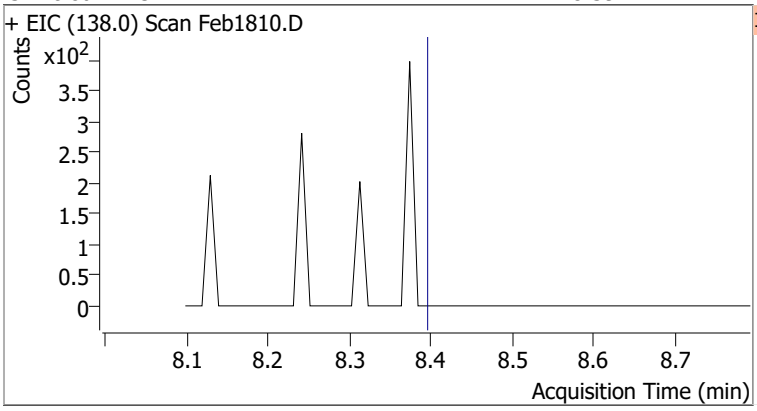

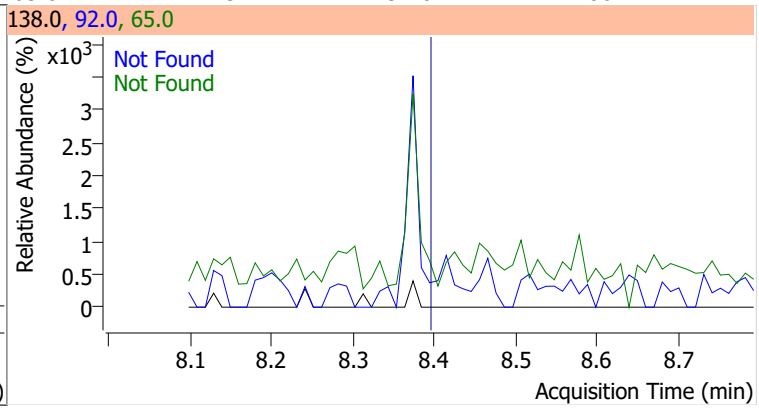

Compound	Conc.	Exp RT	QIon	Exp Ratio	QIon	Exp Ratio
Acenaphthene	N.D.	8.41	153.0	106.5	152.0	51.8

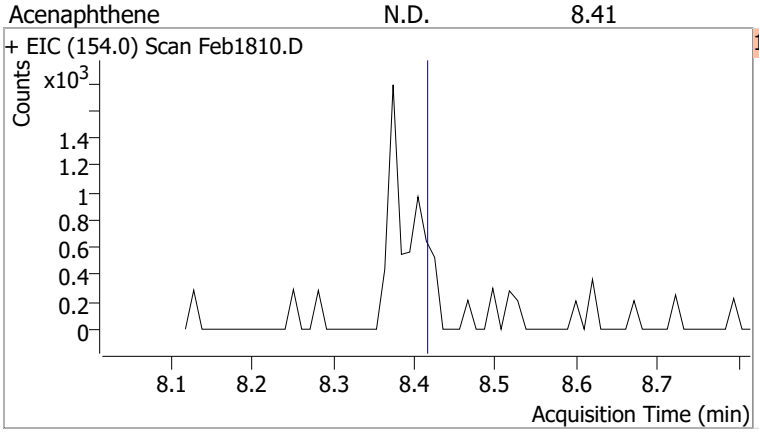

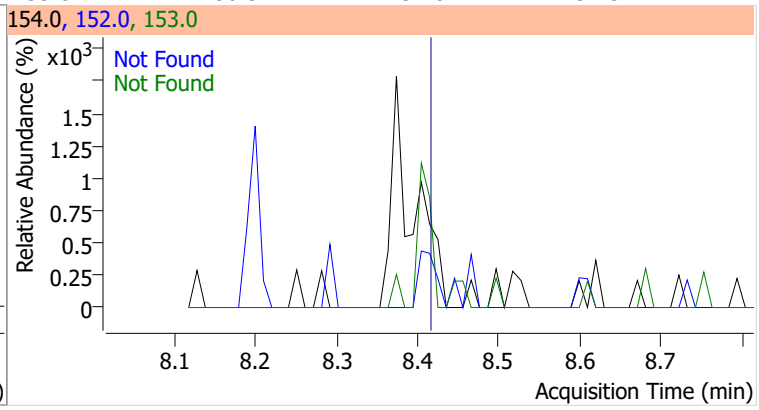

Compound	Conc.	Exp RT	QIon	Exp Ratio
2,4-Dinitrophenol	N.D.	8.52	154.0	62.7

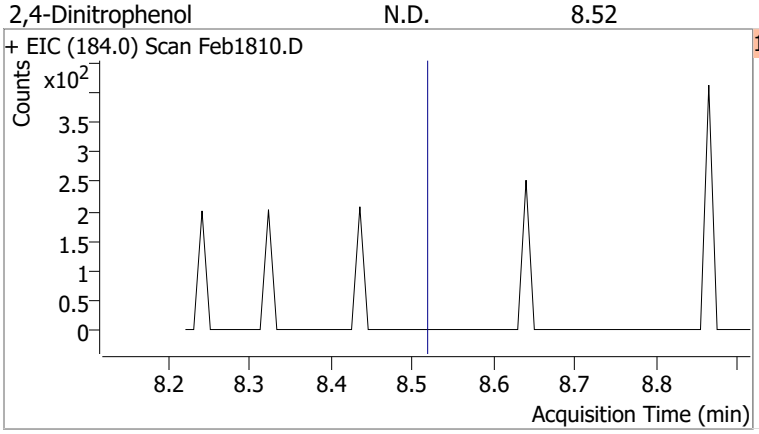

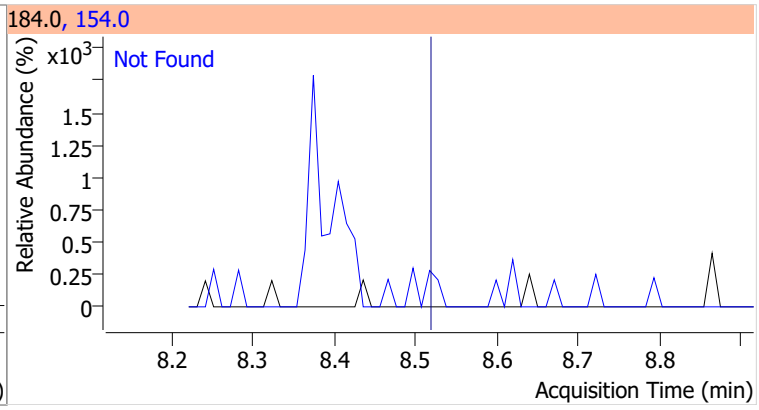

Compound	Conc.	Exp RT	QIon	Exp Ratio
Dibenzofuran	N.D.	8.63	139.0	37.5

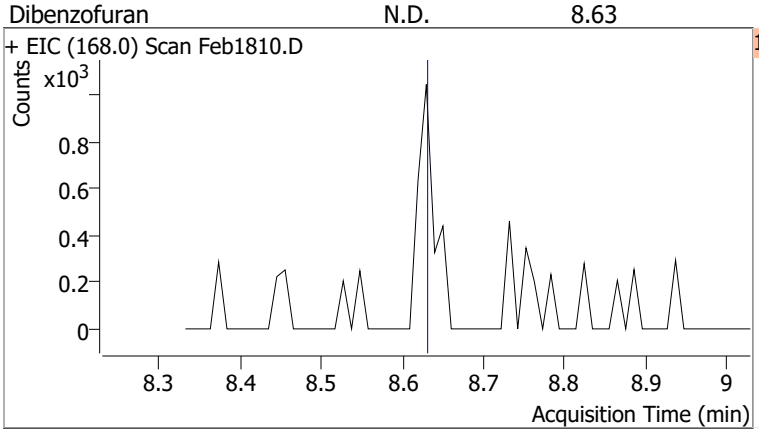

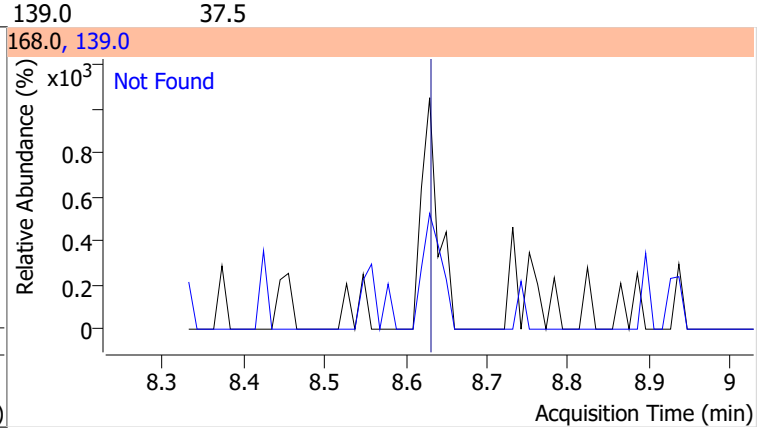

Compound	Conc.	Exp RT	QIon	Exp Ratio	QIon	Exp Ratio
2,4-Dinitrotoluene	N.D.	8.67	89.0	79.2	63.0	48.4

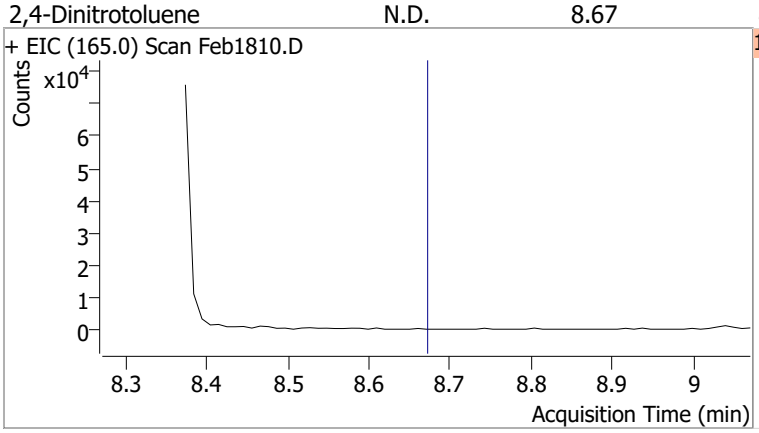

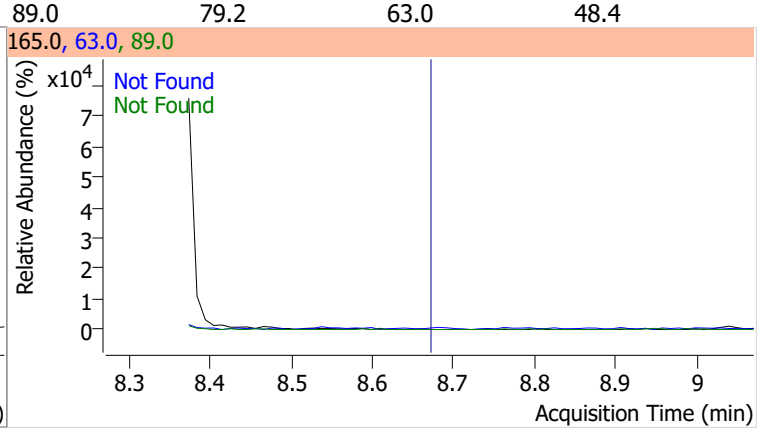

Compound	Conc.	Exp RT	QIon	Exp Ratio	QIon	Exp Ratio
4-Nitrophenol	N.D.	8.70	65.0	72.0	139.0	71.1

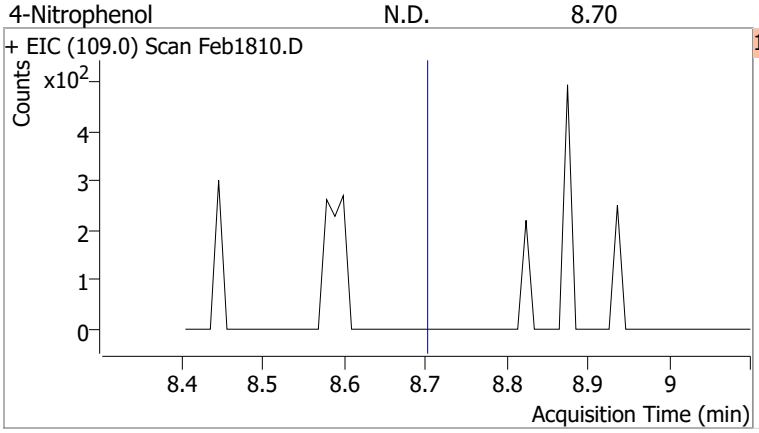

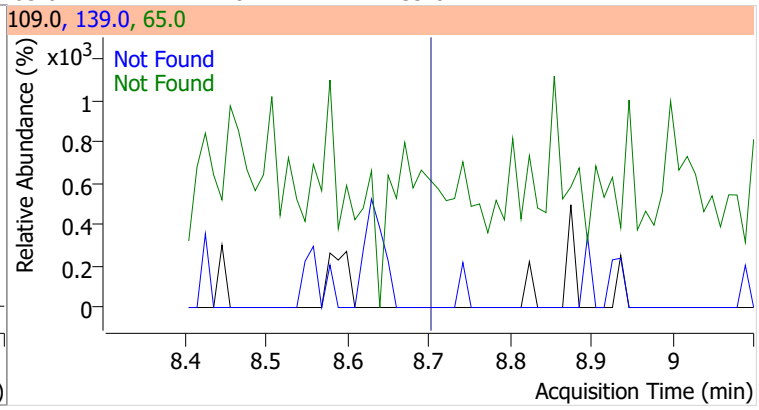

Compound	Conc.	Exp RT	QIon	Exp Ratio	QIon	Exp Ratio
Diethylphthalate	N.D.	9.00	177.0	20.7	150.0	12.5

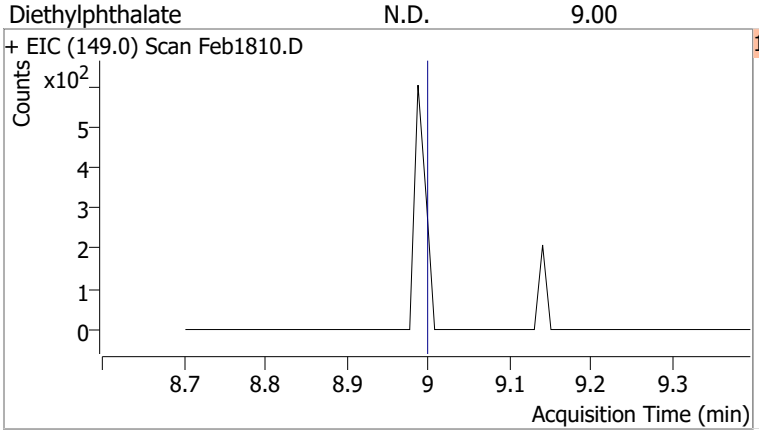

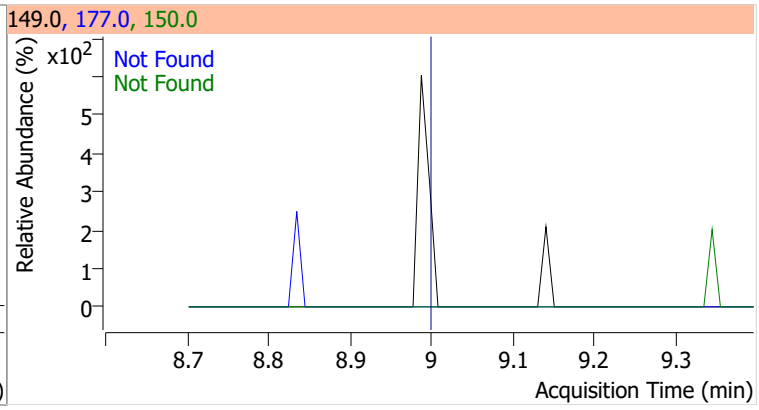

Compound	Conc.	Exp RT	QIon	Exp Ratio	QIon	Exp Ratio
Fluorene	N.D.	9.04	165.0	93.4	167.0	13.7

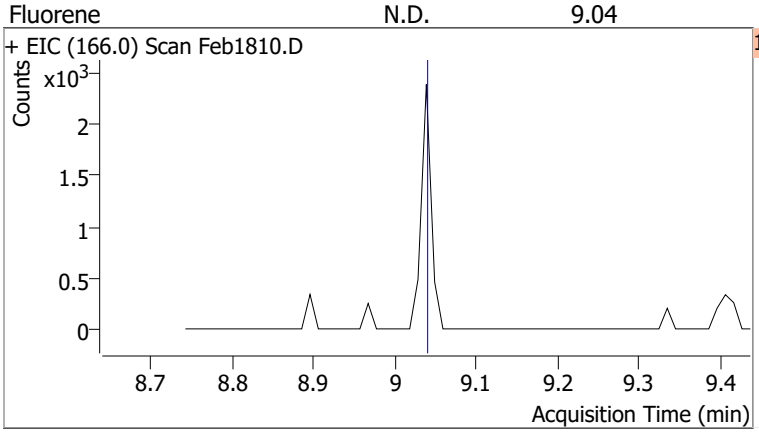

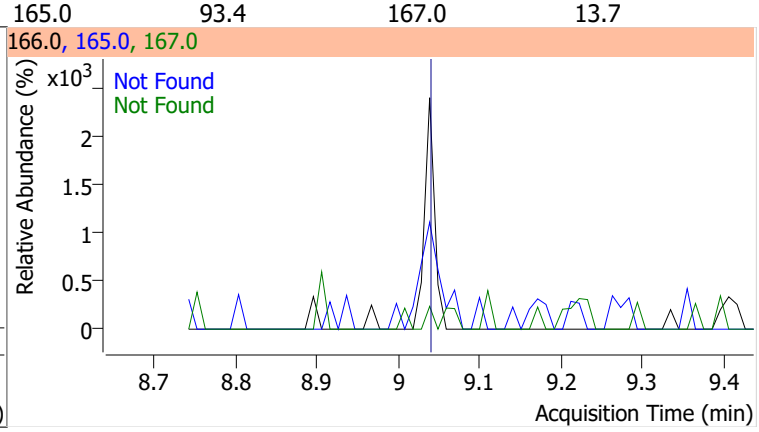

Compound	Conc.	Exp RT	QIon	Exp Ratio	QIon	Exp Ratio
4-Chlorophenyl-phenylether	N.D.	9.07	141.0	61.2	206.0	33.8

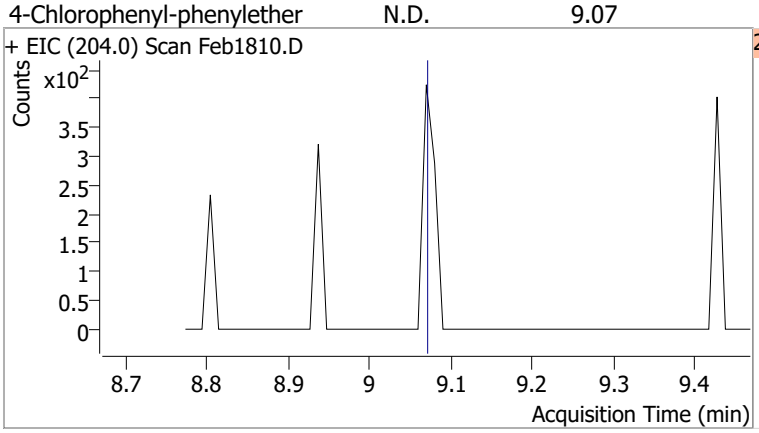

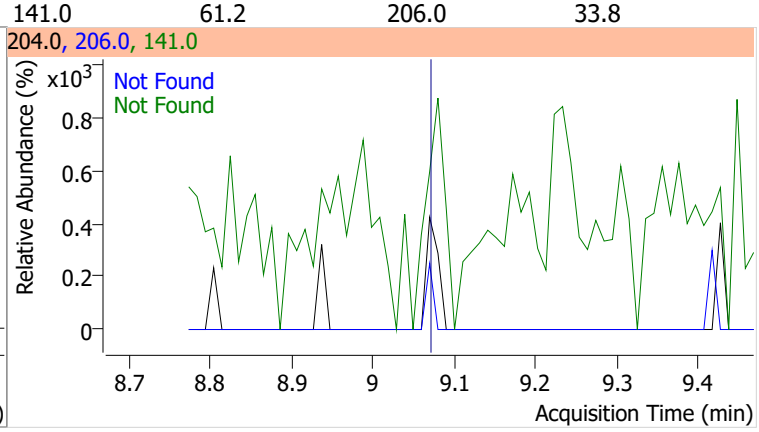

Compound	Conc.	Exp RT	QIon	Exp Ratio	QIon	Exp Ratio
4-Nitroaniline	N.D.	9.14	65.0	112.7	92.0	49.3

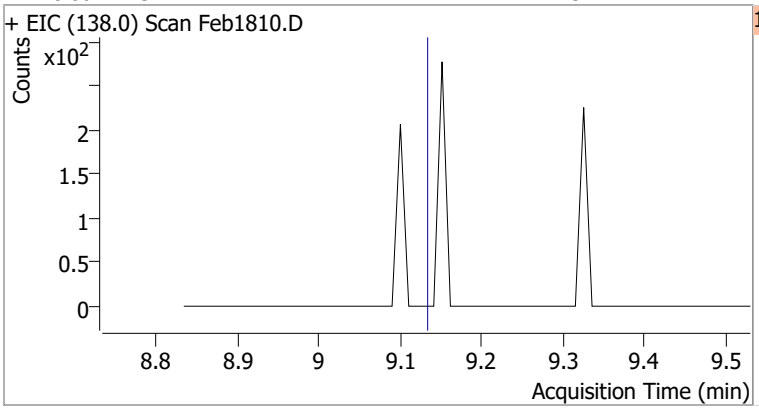

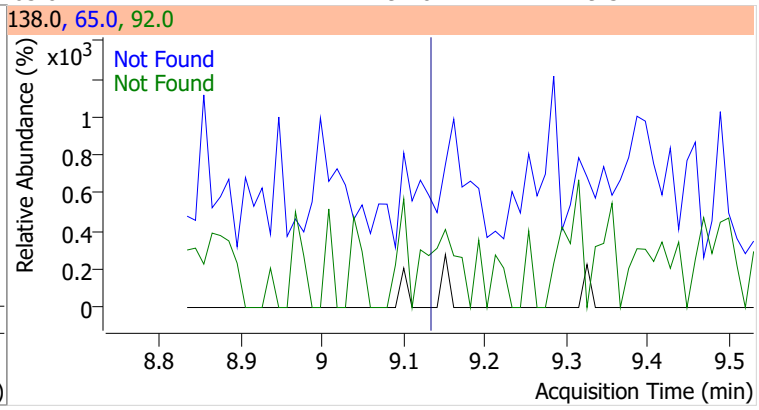

Compound	Conc.	Exp RT	QIon	Exp Ratio
4,6-Dinitro-2-methylphenol	N.D.	9.15	121.0	50.2

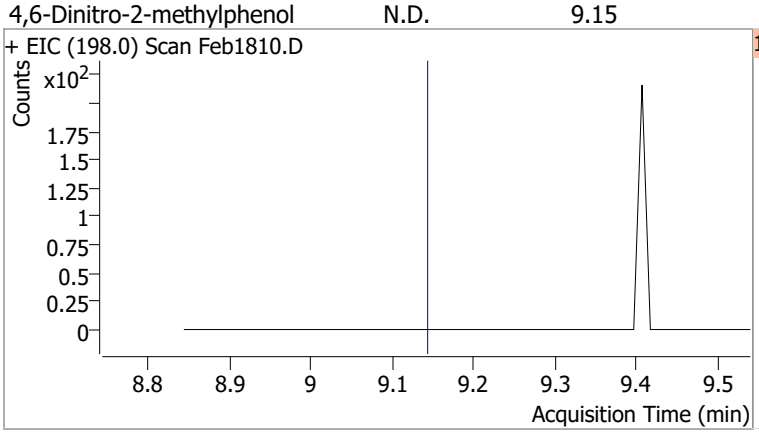

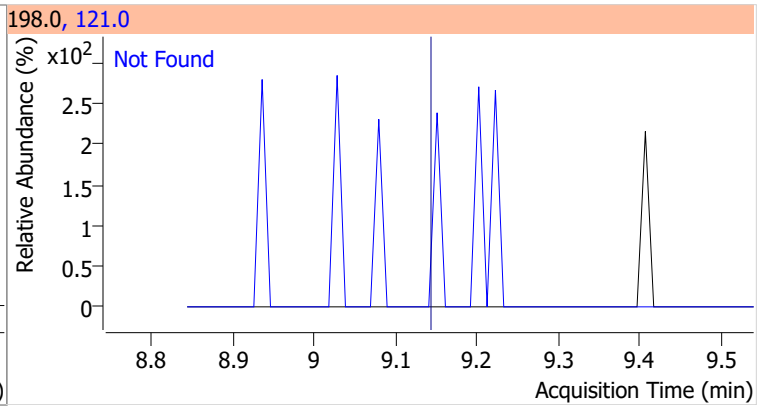

Compound	Conc.	Exp RT	QIon	Exp Ratio	QIon	Exp Ratio
N-nitrosodiphenylamine	N.D.	9.23	168.0	62.8	167.0	34.1

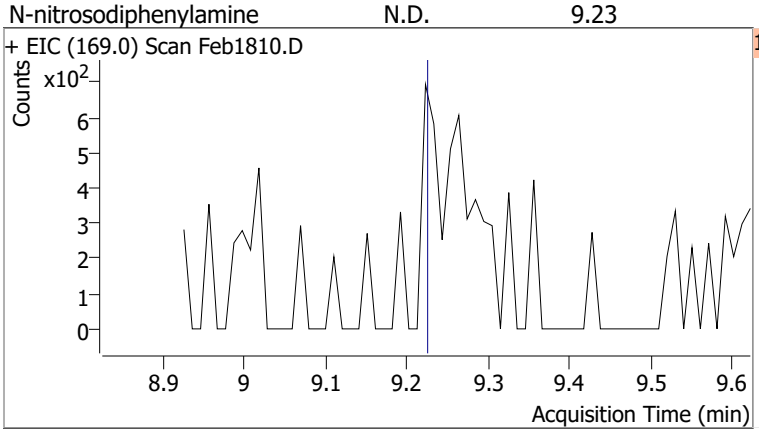

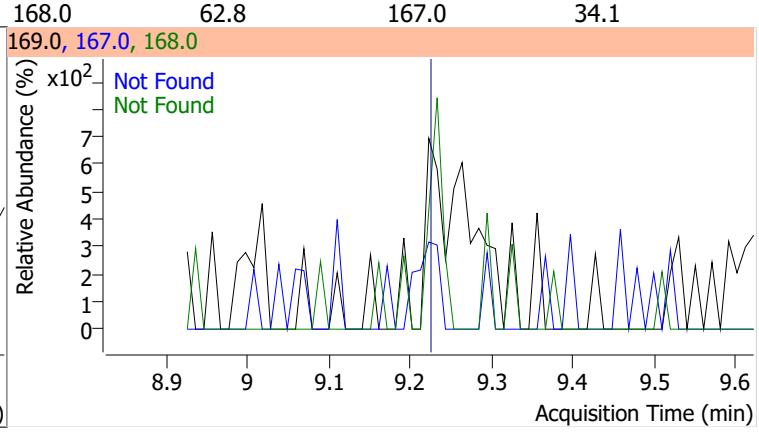

Compound	Conc.	Exp RT	QIon	Exp Ratio	QIon	Exp Ratio
Azobenzene	N.D.	9.26	51.0	45.2	182.0	24.1

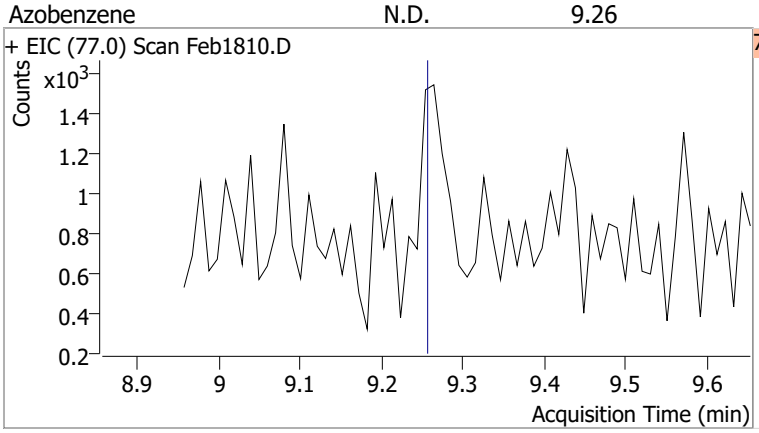

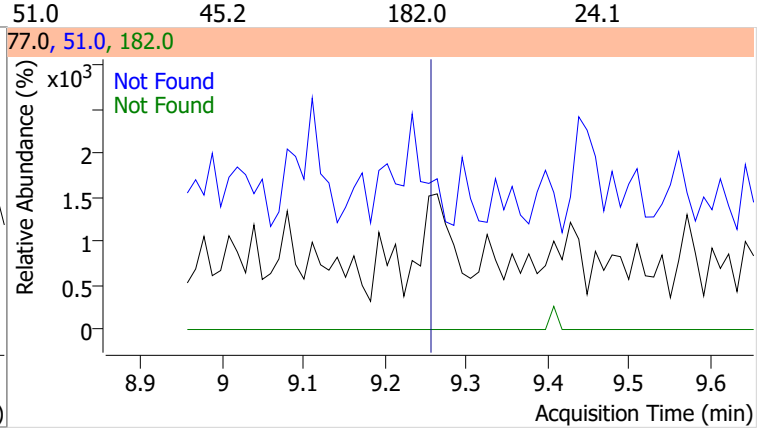

Compound	Conc.	Exp RT	QIon	Exp Ratio
2,4,6-Tribromophenol	N.D.	9.34	331.8	97.9

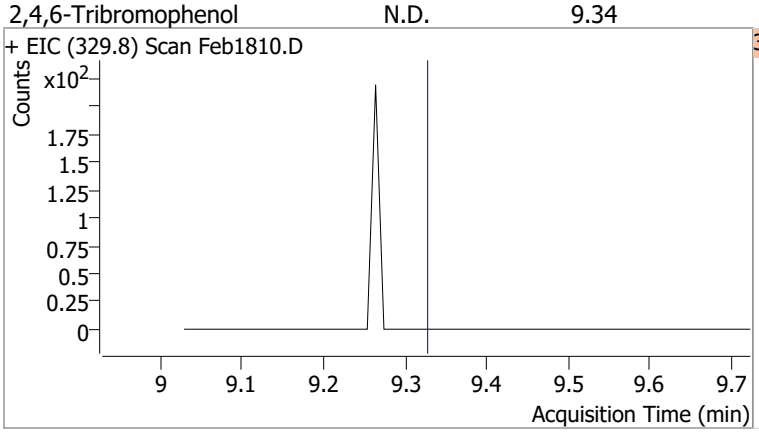

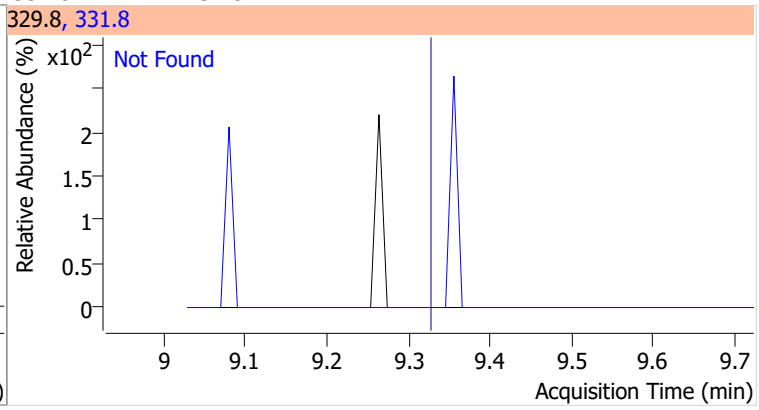

Compound	Conc.	Exp RT	QIon	Exp Ratio	QIon	Exp Ratio
4-Bromophenyl-phenylether	N.D.	9.65	141.0	98.8	250.0	98.2

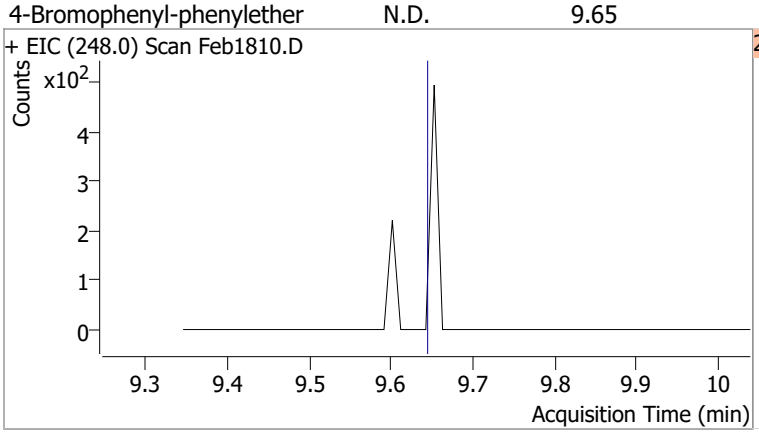

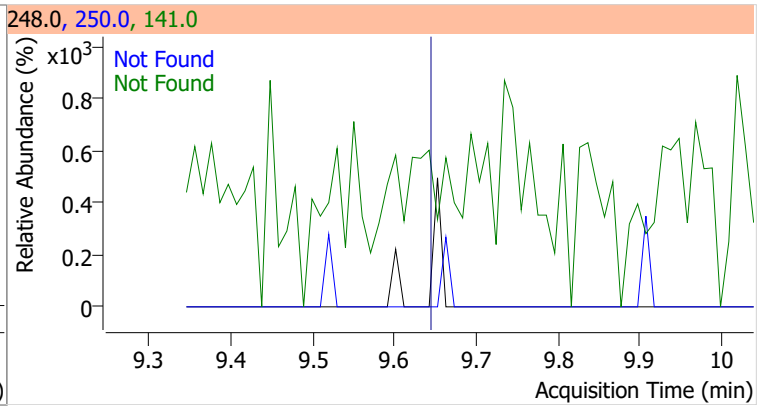

Compound	Conc.	Exp RT	QIon	Exp Ratio
Hexachlorobenzene	N.D.	9.69	142.0	53.8

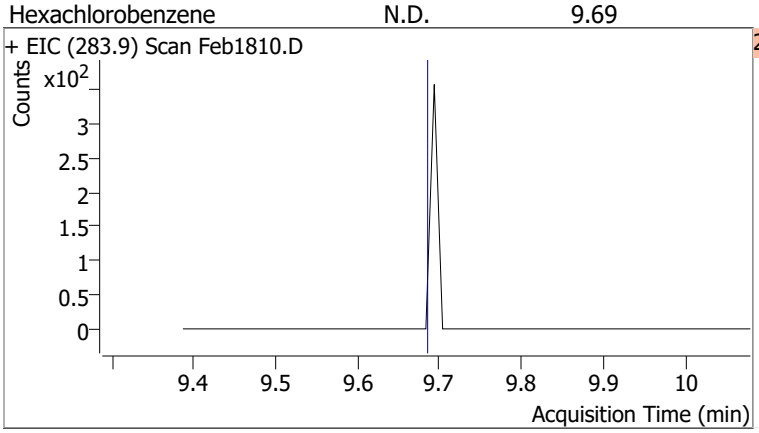

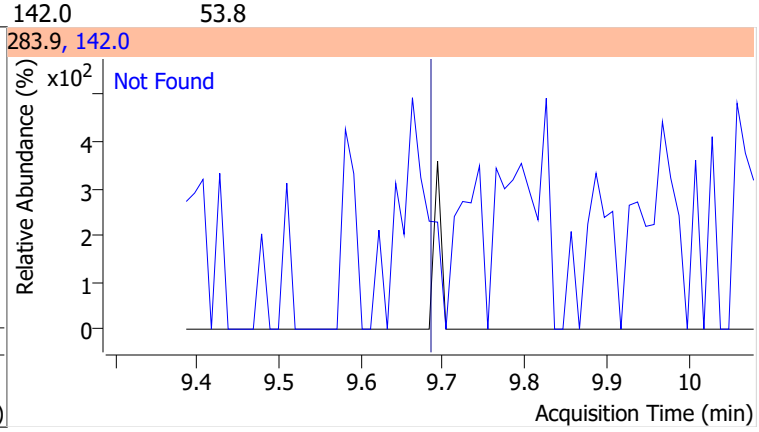

Compound	Conc.	Exp RT	QIon	Exp Ratio	QIon	Exp Ratio
Pentachlorophenol	N.D.	9.97	267.9	59.4	263.9	58.9

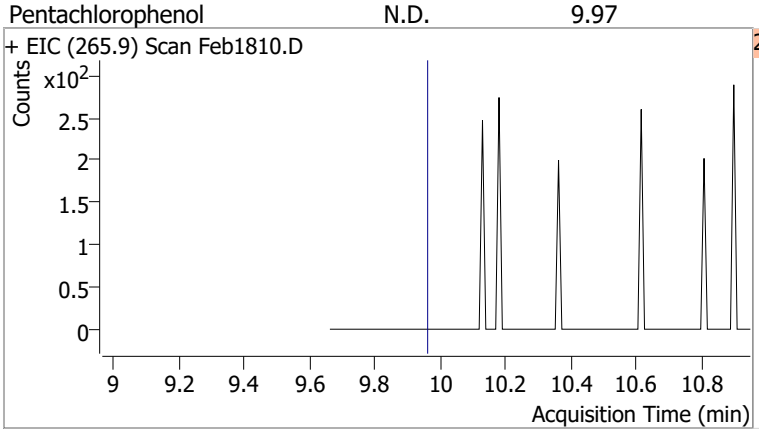

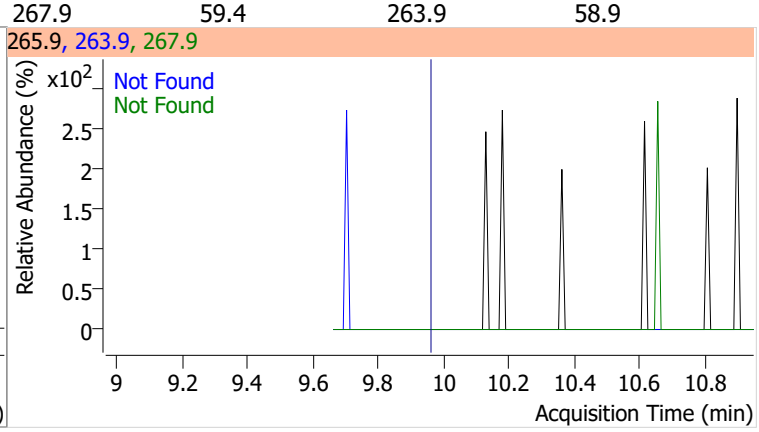

Compound	Conc.	Exp RT	QIon	Exp Ratio
Phenanthrene	N.D.	10.18	176.0	18.5

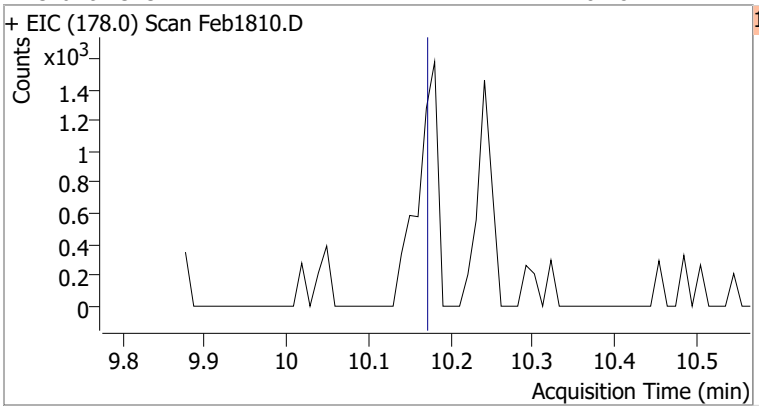

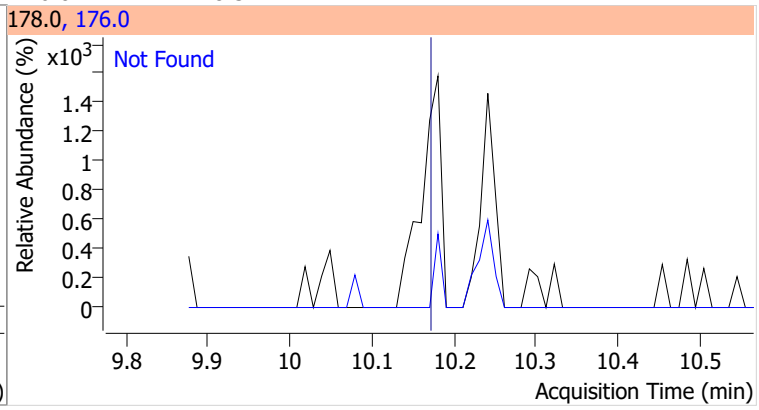

Compound	Conc.	Exp RT	QIon	Exp Ratio
Anthracene	N.D.	10.25	176.0	18.4

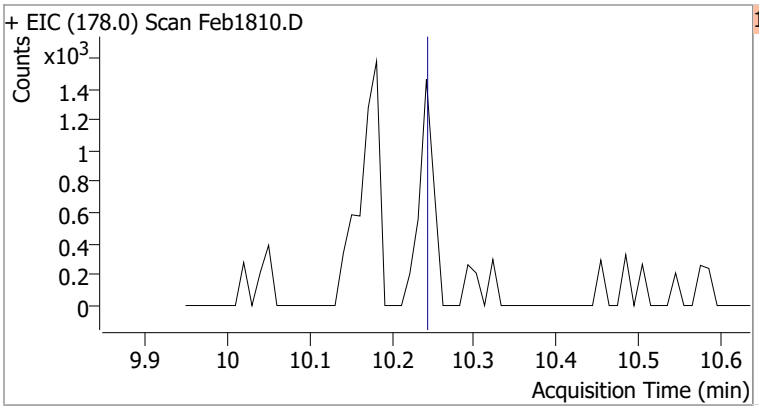

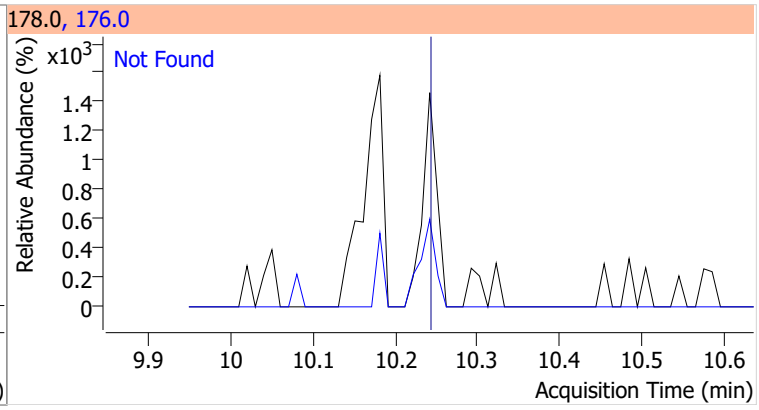

Compound	Conc.	Exp RT	QIon	Exp Ratio	QIon	Exp Ratio
Triallate	N.D.	10.31	268.0	24.1	143.0	22.5

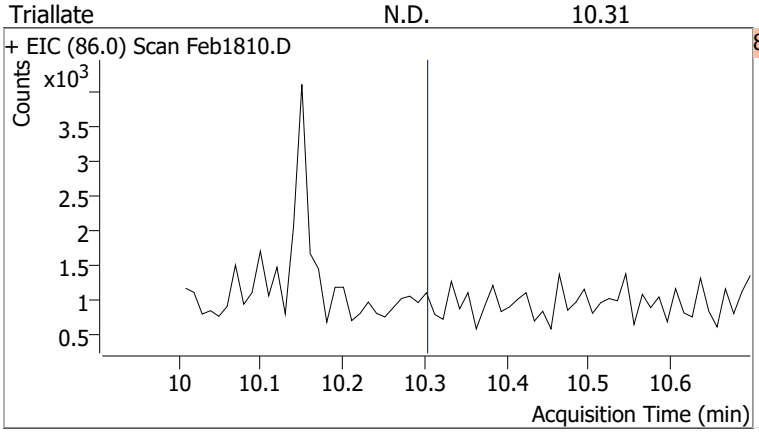

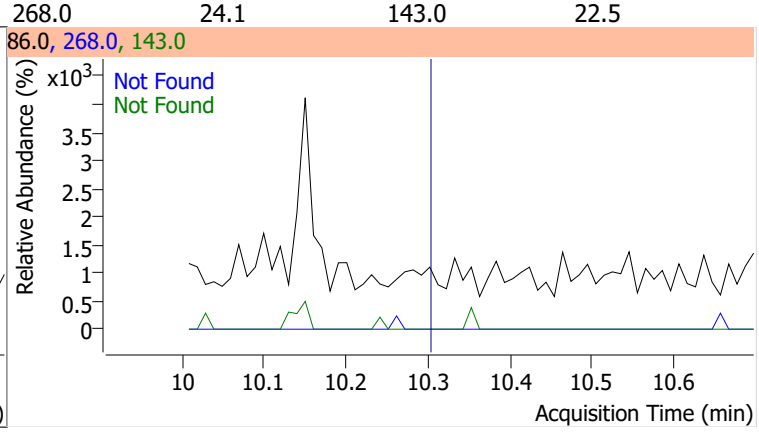

Compound	Conc.	Exp RT	QIon	Exp Ratio
Carbazole	N.D.	10.49	139.0	12.8

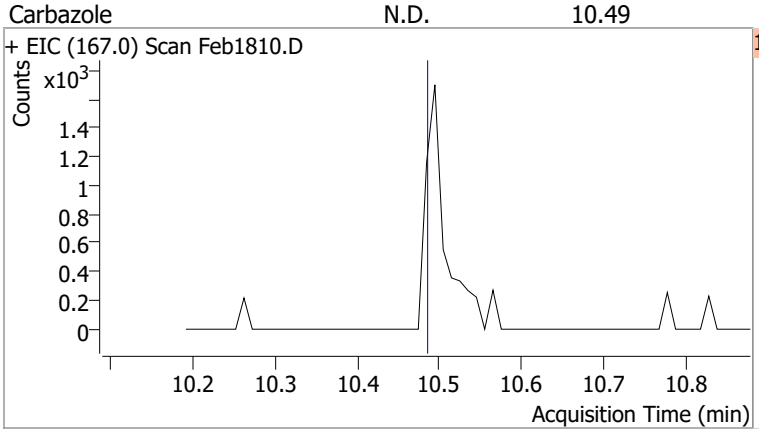

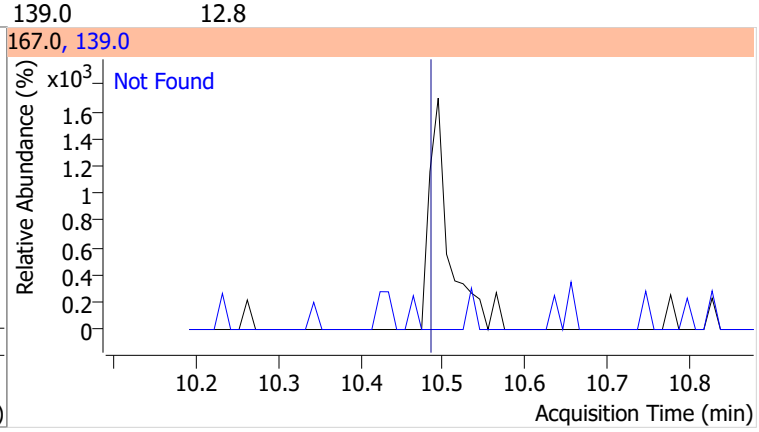

Compound	Conc.	Exp RT	QIon	Exp Ratio	QIon	Exp Ratio
o-Terphenyl	N.D.	10.70	229.0	64.9	215.0	37.0

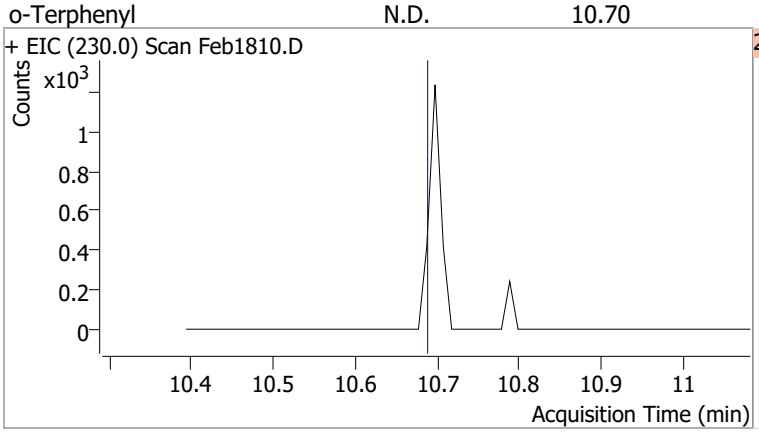

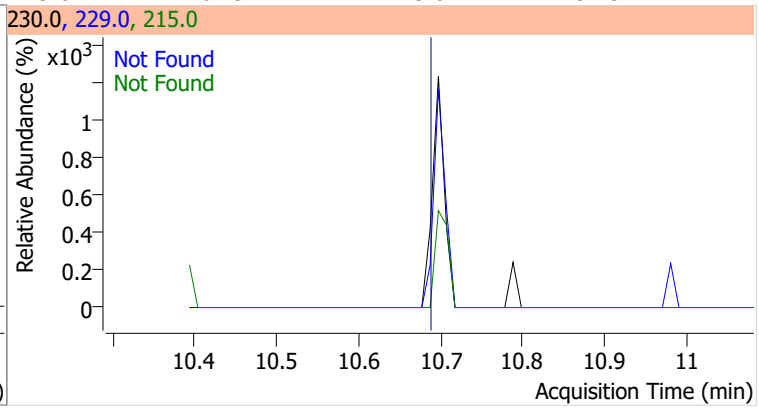

Compound	Conc.	Exp RT	QIon	Exp Ratio	QIon	Exp Ratio
Di-n-Butylphthalate	N.D.	11.08	150.0	9.1	104.0	6.4

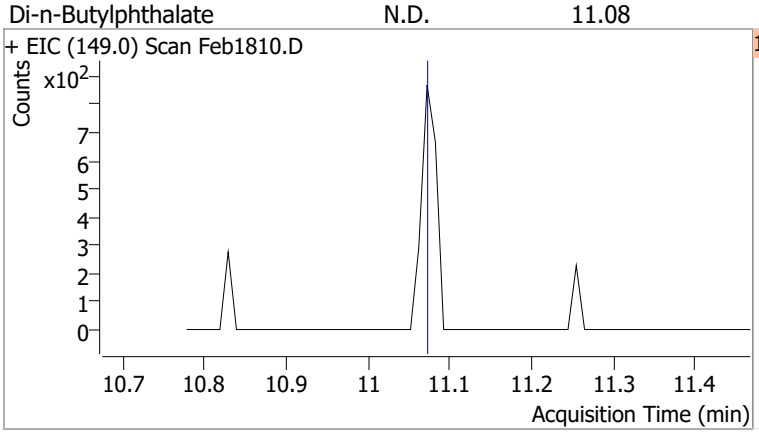

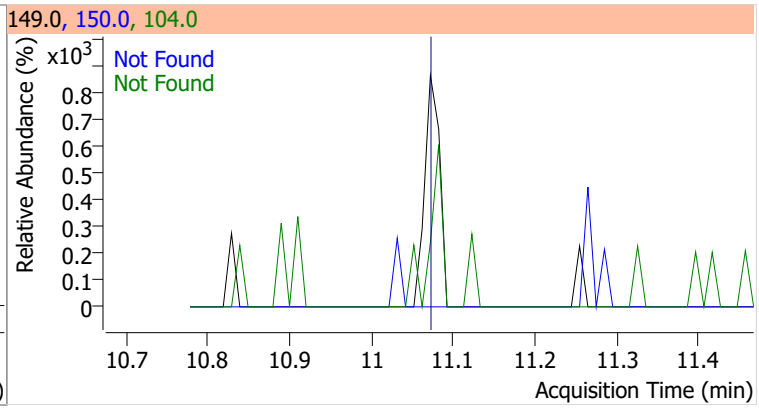

Compound	Conc.	Exp RT	QIon	Exp Ratio
Fluoranthene	N.D.	11.95	101.0	13.4

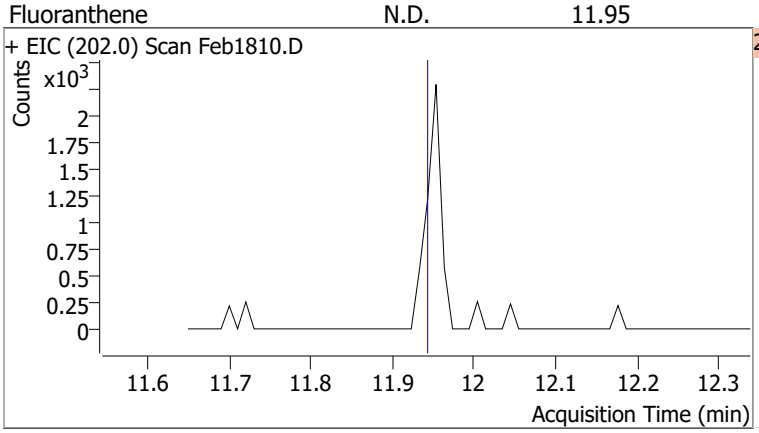

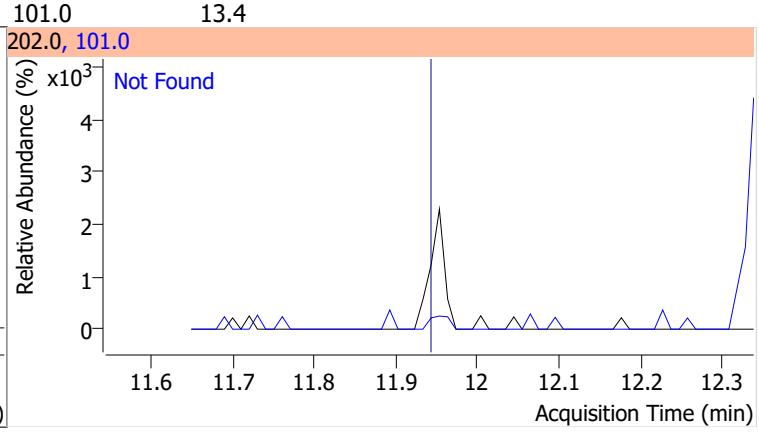

Compound	Conc.	RT	Dev(Min)	Resp.	QIon	QRatio	Lower	Upper
Benzidine	131.4511	12.35	0.00	931105	183.0	11.2	8.3	15.4
					92.0	8.8	5.8	10.8

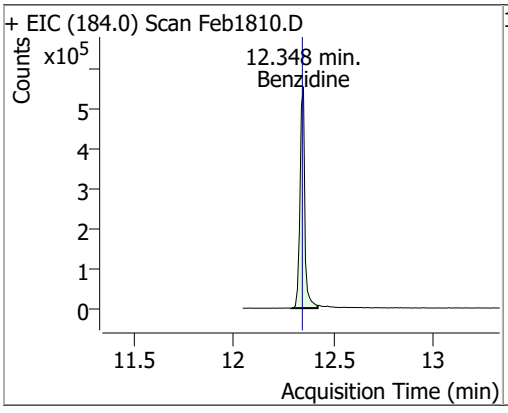

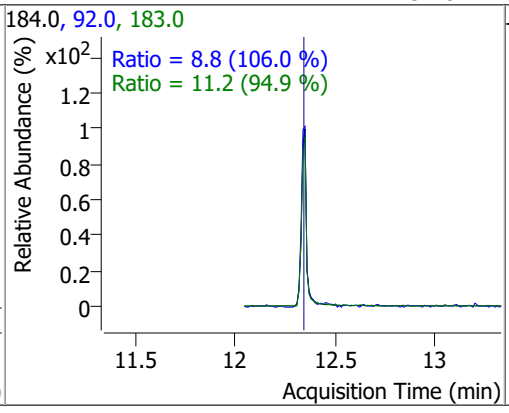

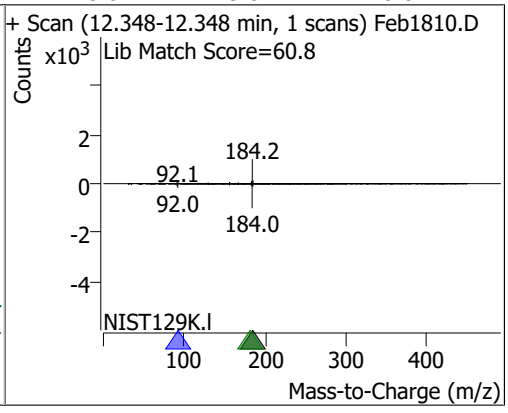

Compound	Conc.	Exp RT	QIon	Exp Ratio
Pyrene	N.D.	12.38	101.0	15.9

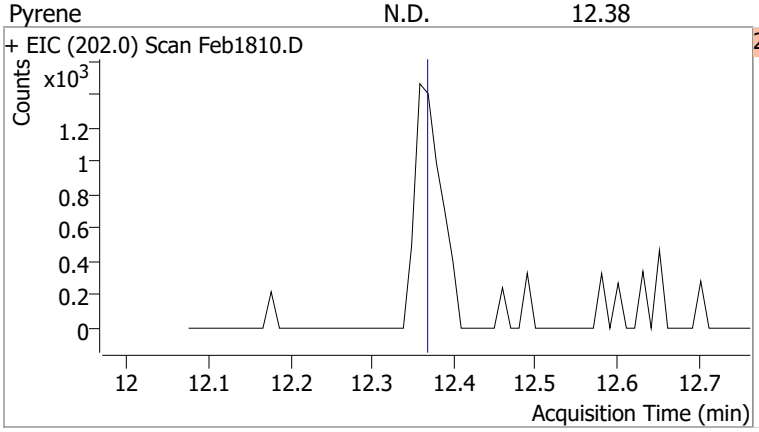

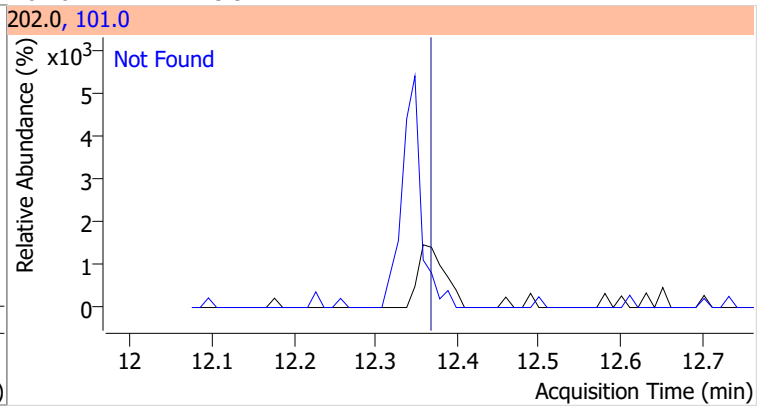

Compound	Conc.	Exp RT	QIon	Exp Ratio
Terphenyl-d14	N.D.	12.88	122.0	14.4

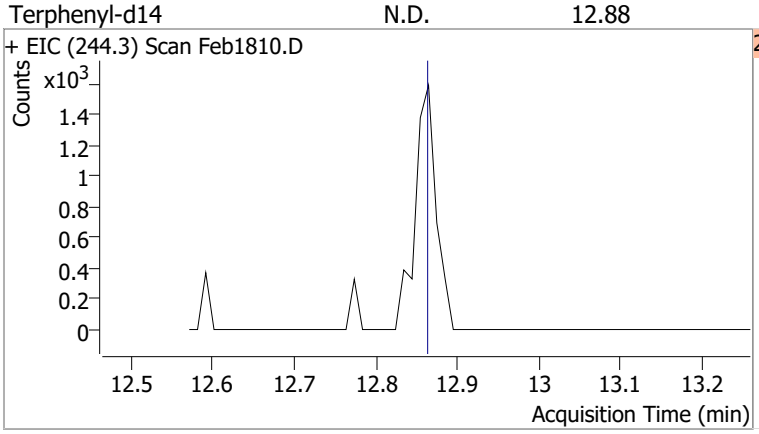

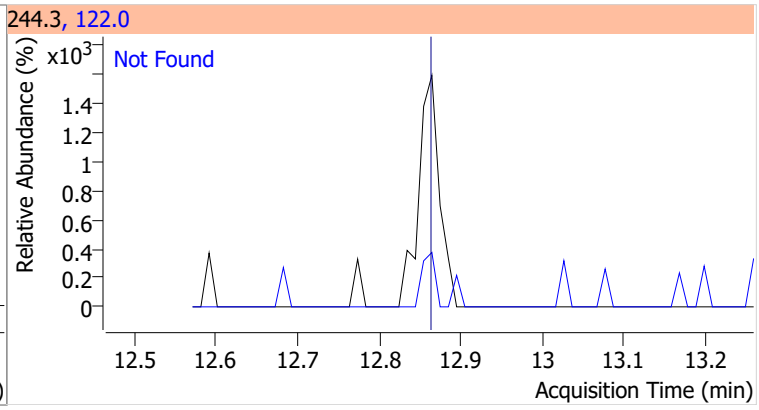

Compound	Conc.	Exp RT	QIon	Exp Ratio	QIon	Exp Ratio
Butylbenzylphthalate	N.D.	14.32	91.0	85.1	206.0	17.5

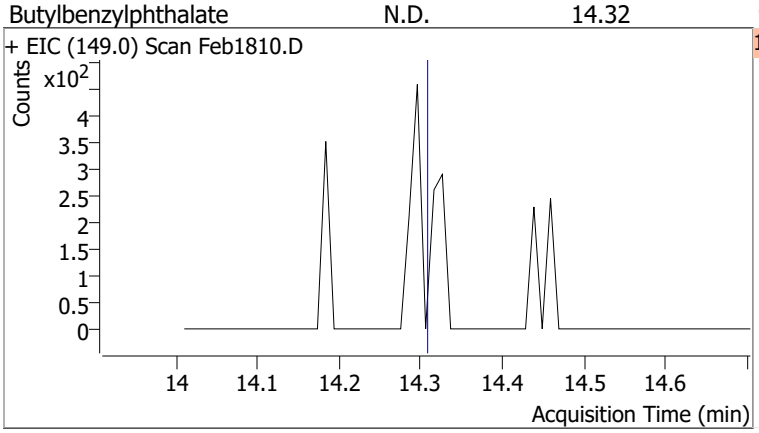

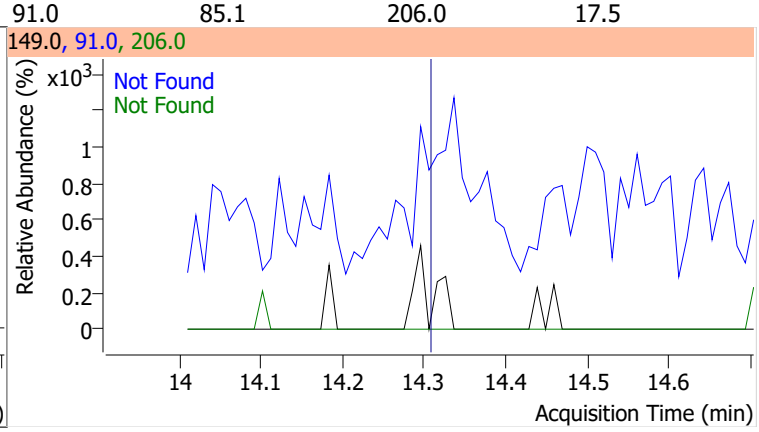

Compound	Conc.	Exp RT	QIon	Exp Ratio	QIon	Exp Ratio
Benzo(a)Anthracene	N.D.	15.51	226.0	26.8	229.0	21.1

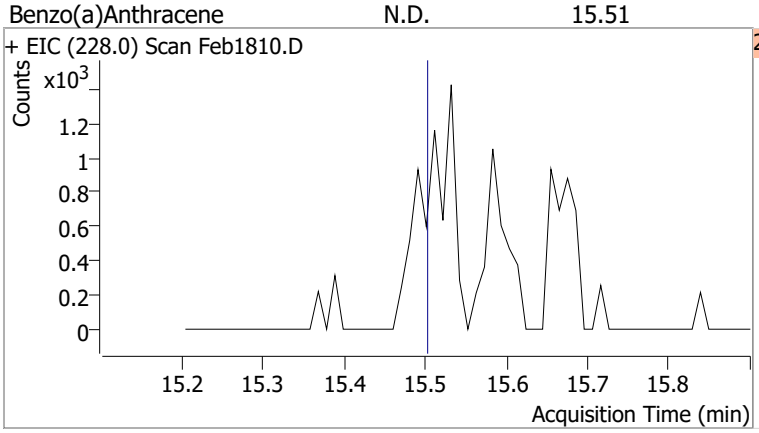

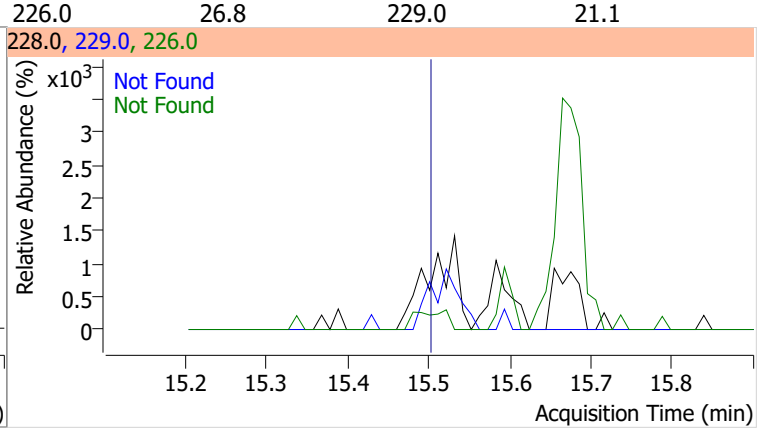

Compound	Conc.	Exp RT	QIon	Exp Ratio	QIon	Exp Ratio
Chrysene	N.D.	15.62	226.0	28.4	229.0	19.7

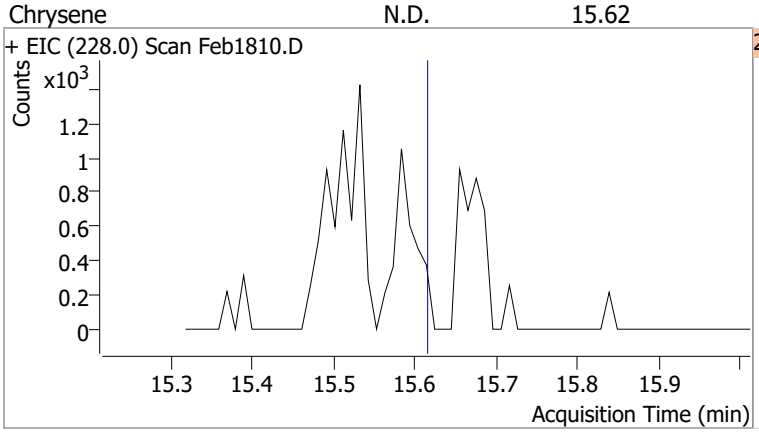

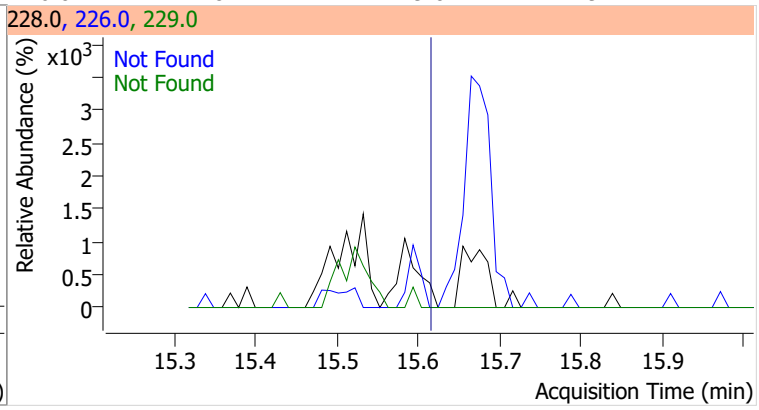

Compound	Conc.	RT	Dev(Min)	Resp.	QIon	QRatio	Lower	Upper
3,3-Dichlorobenzidine	69.9955	15.68	-0.01	431740	254.0	63.8	44.9	83.4

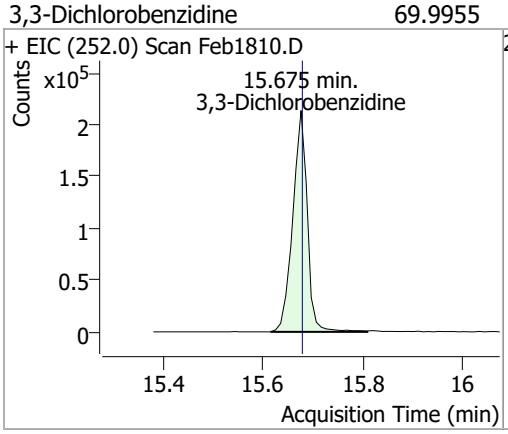

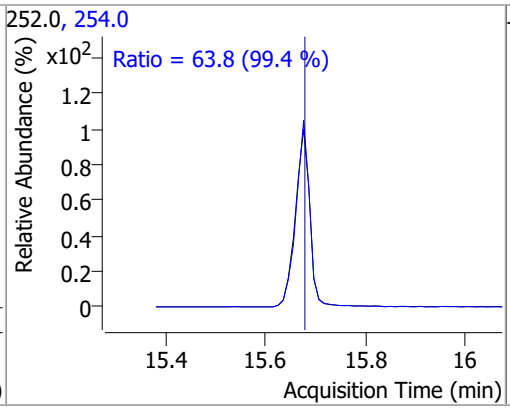

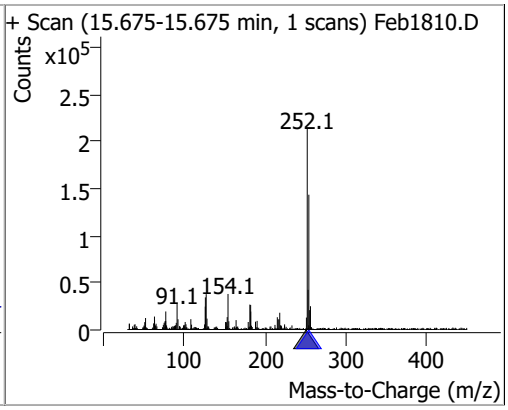

Compound	Conc.	Exp RT	QIon	Exp Ratio	QIon	Exp Ratio
bis(2-ethylhexyl)Phthalate	N.D.	16.37	149.0	390.8	279.0	15.0

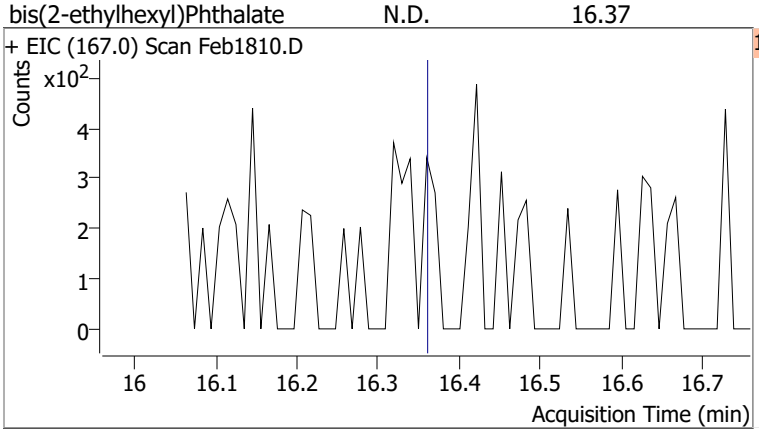

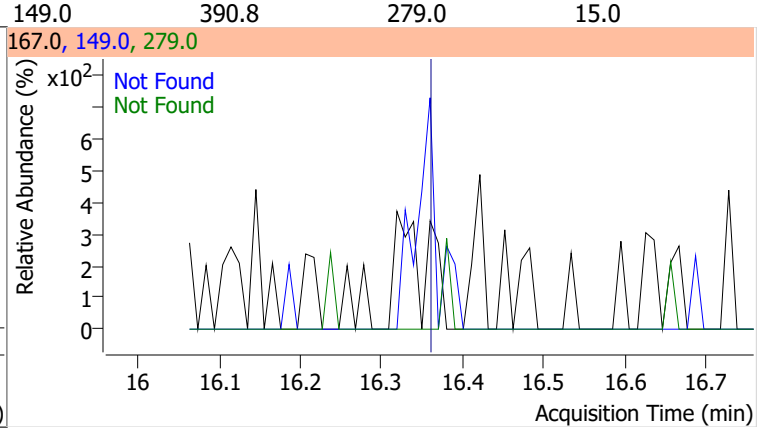

Compound	Conc.	Exp RT	QIon	Exp Ratio
Di-n-octyl Phthalate	N.D.	18.13	150.0	10.0

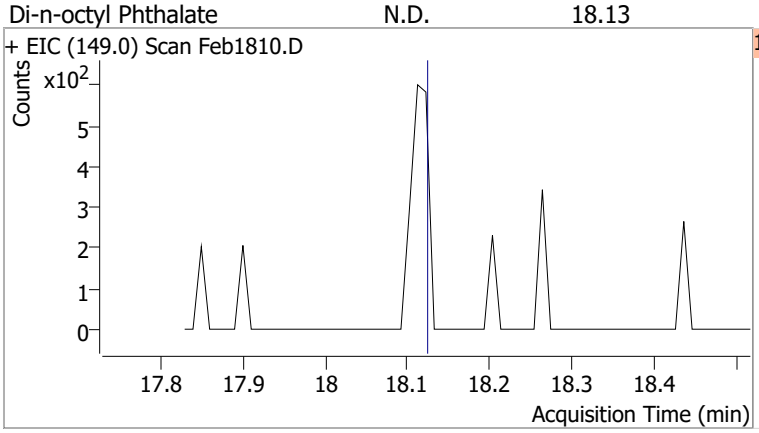

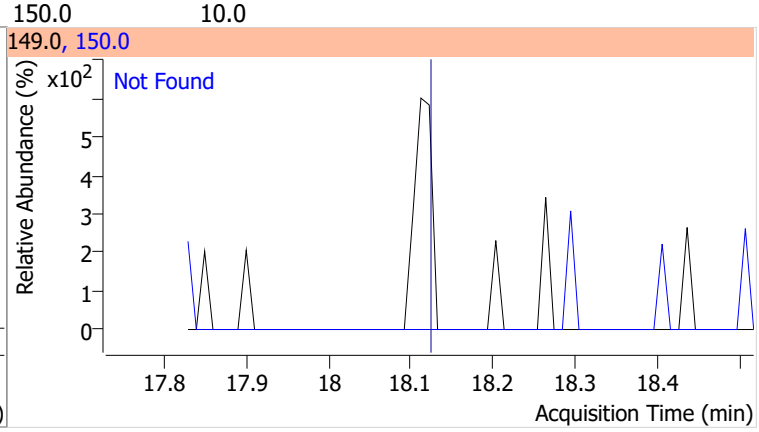

Compound	Conc.	Exp RT	QIon	Exp Ratio
Benzo(b)fluoranthene	N.D.	18.38	253.0	22.3

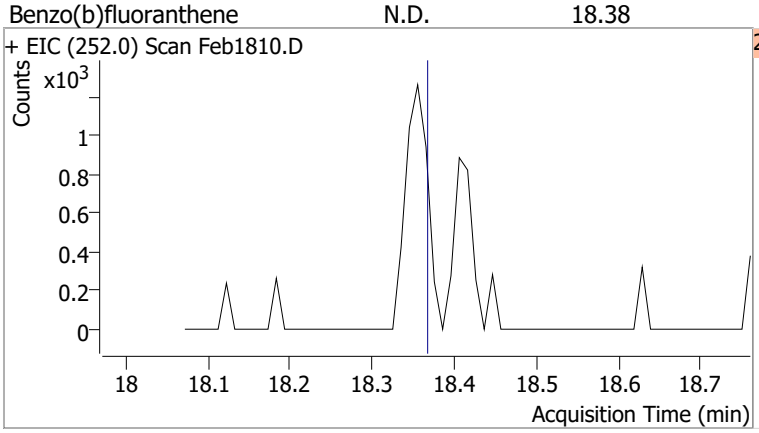

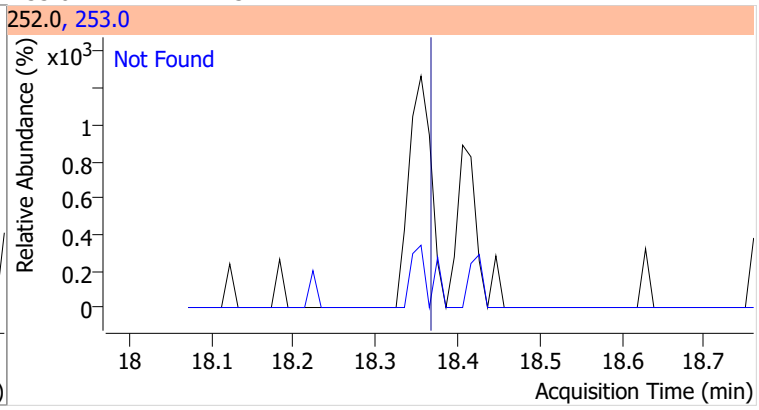

Compound	Conc.	Exp RT	QIon	Exp Ratio
Benzo(k)fluoranthene	N.D.	18.45	253.0	22.0

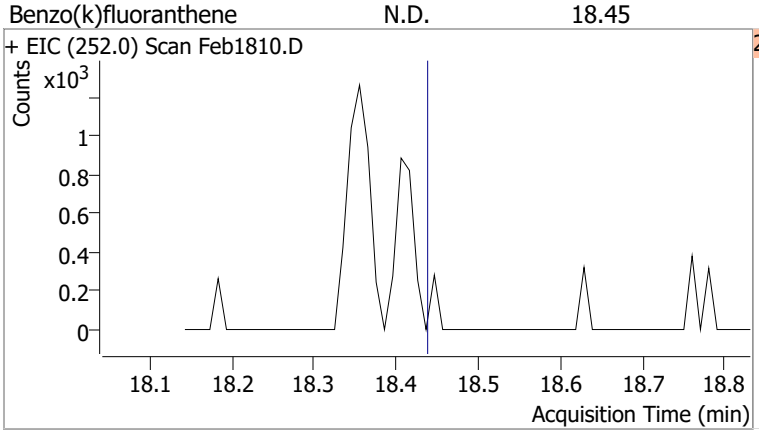

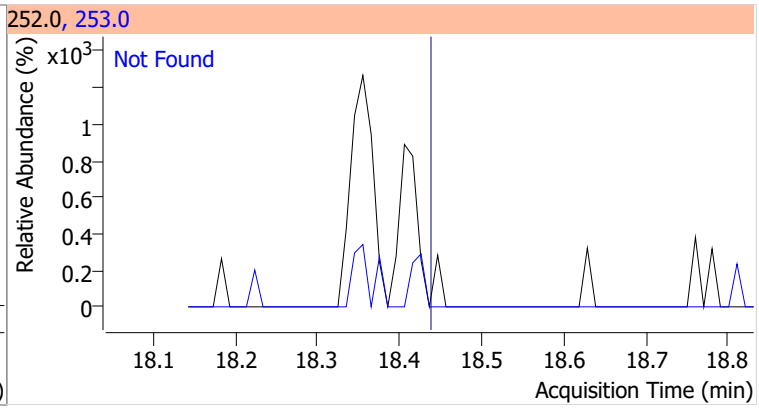

Compound	Conc.	Exp RT	QIon	Exp Ratio
Benzo(a)pyrene	N.D.	18.98	253.0	21.5

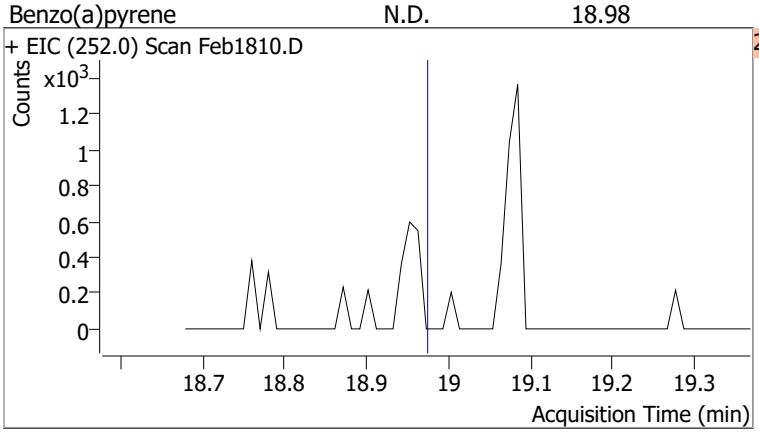

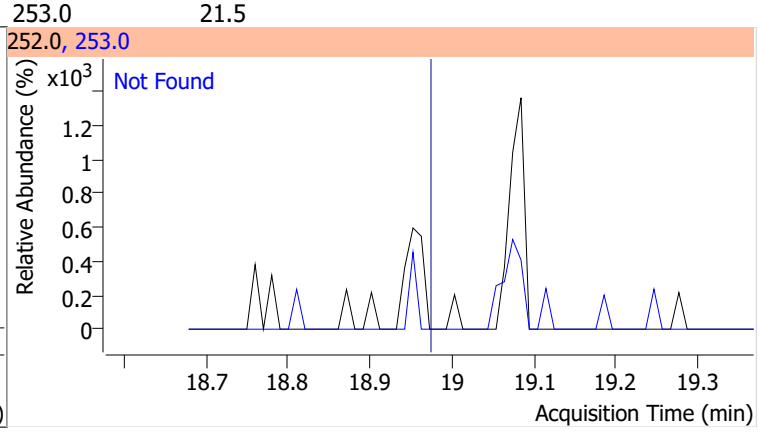

Compound	Conc.	Exp RT	QIon	Exp Ratio
Indeno(1,2,3-c,d)pyrene	N.D.	20.76	138.0	29.6

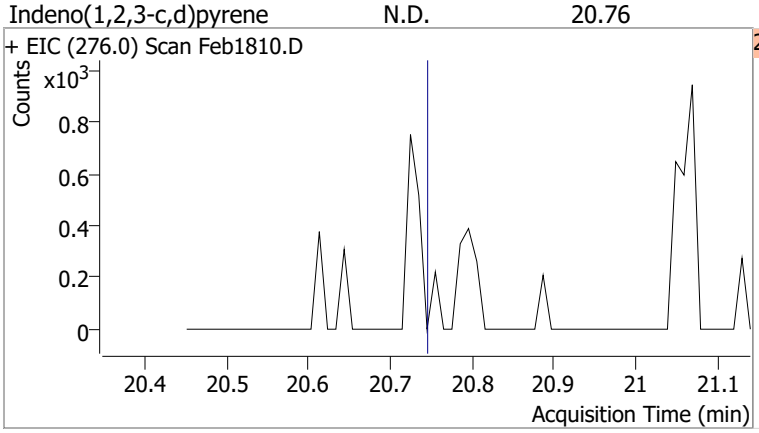

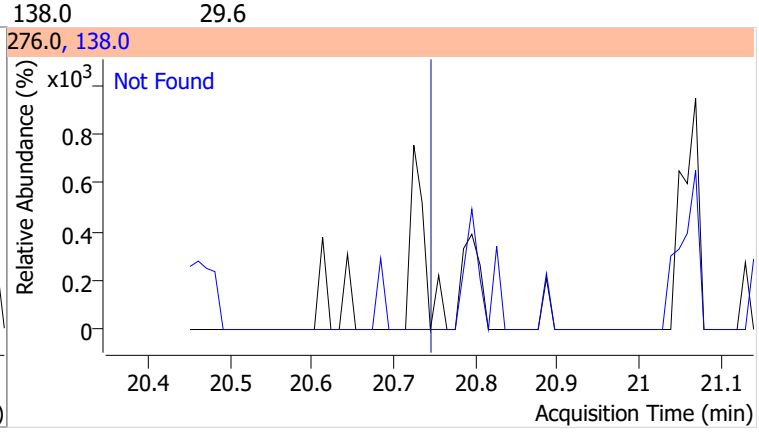

Compound	Conc.	Exp RT	QIon	Exp Ratio	QIon	Exp Ratio
Dibenzo(a,h)anthracene	N.D.	20.82	139.0	25.2	279.0	24.1

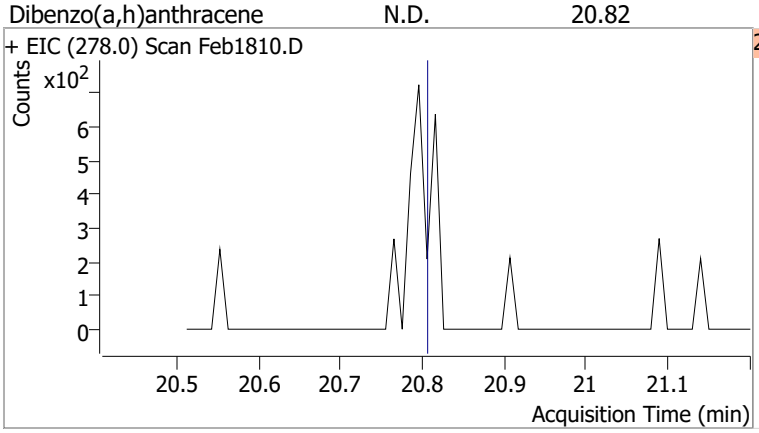

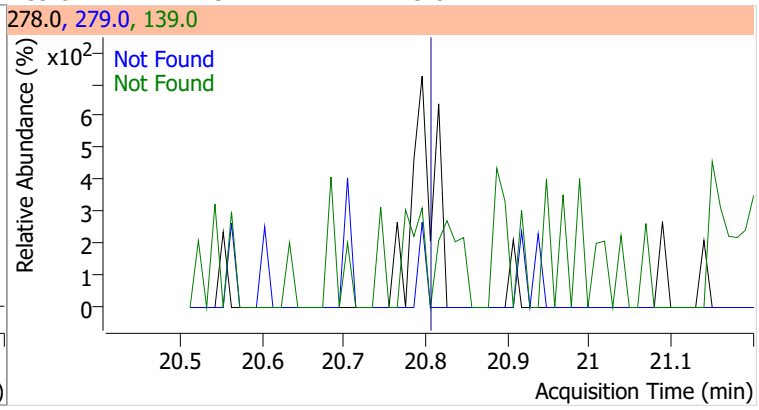

Compound	Conc.	Exp RT	QIon	Exp Ratio	QIon	Exp Ratio
Benzo(g,h,i)perylene	N.D.	21.09	138.0	33.0	277.0	23.2

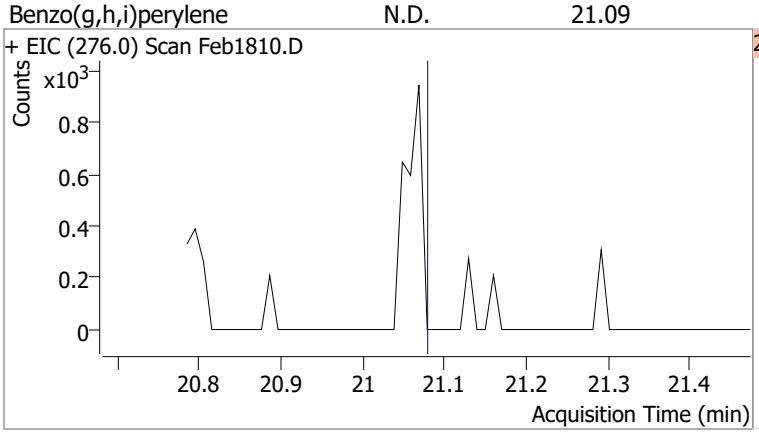

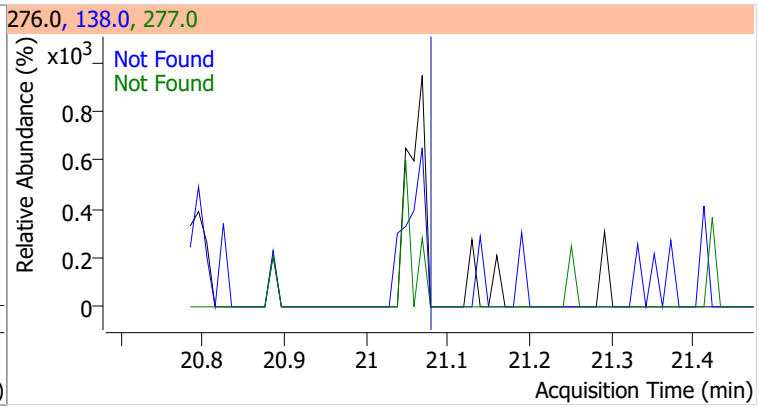

Quantitation Results Report (QT Reviewed)

Data File	Feb1811.D	Operator	LIMS import
Acq. Method	BNA+SIM.M	Acq. Date-Time	2/19/2022 1:24:22 PM
Sample Name	18-Feb-22_ISTBLK_11	Instrument	Instrument #1
Vial	11	Multiplier	1.00
DA Method File		Comment	SVOC-8270-W-LARGO
Tune File	dftppdsm.u	Tune Date	2/18/2022 9:25:00 PM
Batch Name	021822 DoD BNA cal.batch.bin	Last Calib Update	2/19/2022 1:06:17 PM
Ref Library	D:\Org\Library\NIST129K.l		

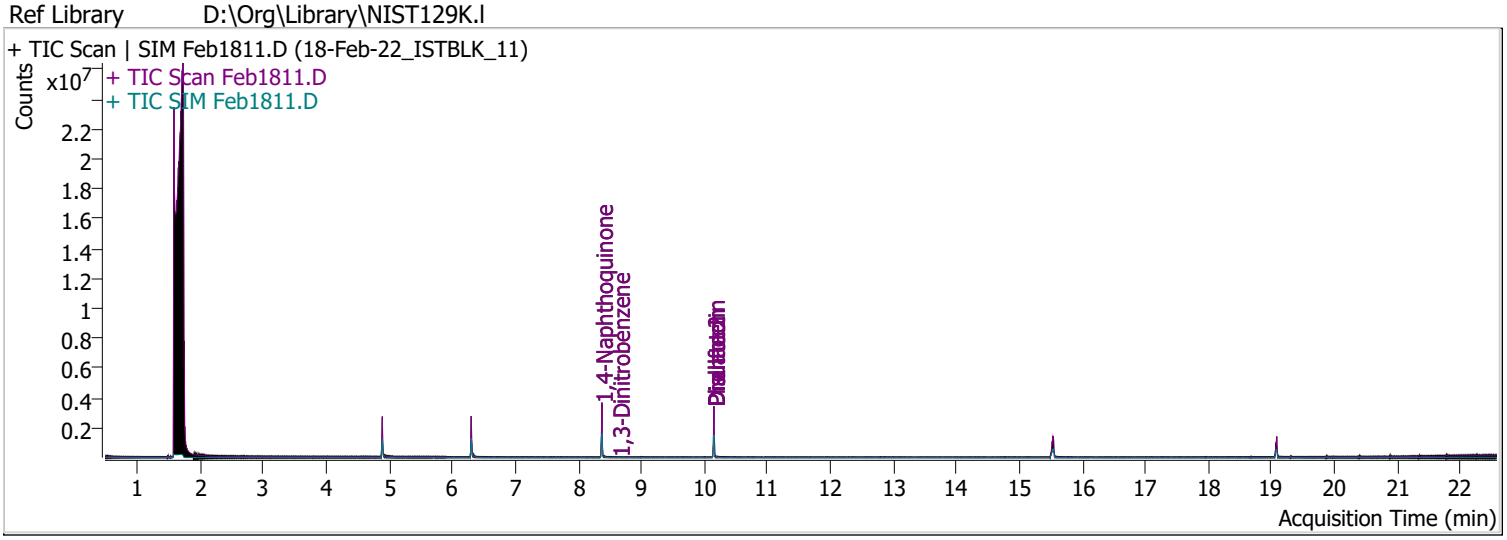

Compound	RT	QIon	Resp.	Conc.	Units	Dev(Min)
Internal Standards						
System Monitoring Compounds						
S 2-Fluorophenol	0.000		0	N.D.		
Spiked Amount: 200.000	Range: 10.0 - 75.0%			Recovery = NA%		
S Phenol-d5	0.000		0	N.D.		
Spiked Amount: 200.000	Range: 10.0 - 65.0%			Recovery = NA%		
S Nitrobenzene-d5	0.000		0	N.D.		
Spiked Amount: 100.000	Range: 32.0 - 94.0%			Recovery = NA%		
S 2-Fluorobiphenyl	0.000		0	N.D.		
Spiked Amount: 100.000	Range: 28.0 - 107.0%			Recovery = NA%		
S 2,4,6-Tribromophenol	0.000		0	N.D.		
Spiked Amount: 200.000	Range: 25.0 - 140.0%			Recovery = NA%		
S Terphenyl-d14	0.000		0	N.D.		
Spiked Amount: 100.000	Range: 32.0 - 122.0%			Recovery = NA%		
Target Compounds						QValue
T N-Nitrosodimethylamine	0.000		0	N.D.		
T Pyridine	0.000		0	N.D.		
T Aniline	0.000		0	N.D.		
T Phenol	0.000		0	N.D.		
T bis(-2-Chloroethyl)Ether	0.000		0	N.D.		
T 2-Chlorophenol	0.000		0	N.D.		
T 1,3-Dichlorobenzene	0.000		0	N.D.		
T 1,4-Dichlorobenzene	0.000		0	N.D.		
T 1,2-Dichlorobenzene	0.000		0	N.D.		
T Benzyl Alcohol	0.000		0	N.D.		
T bis(2-chloroisopropyl)Ether	0.000		0	N.D.		
T 2-Methylphenol	0.000		0	N.D.		
T N-nitroso-Di-n-propylamine	0.000		0	N.D.		
T 4Methylphenol/3Methylphenol	0.000		0	N.D.		
T Hexachloroethane	0.000		0	N.D.		

Compound	RT	QIon	Resp.	Conc.	Units		Dev(Min)
T Nitrobenzene	0.000		0	N.D.			
T Isophorone	0.000		0	N.D.			
T 2-Nitrophenol	0.000		0	N.D.			
T 2,4-Dimethylphenol	0.000		0	N.D.			
T bis(-2-Chloroethoxy)Methane	0.000		0	N.D.			
T 2,4-Dichlorophenol	0.000		0	N.D.			
T Benzoic Acid	0.000		0	N.D.			
T 1,2,4-Trichlorobenzene	0.000		0	N.D.			
T Naphthalene	0.000		0	N.D.			
T 4-Chlorophenol	6.300	130.0	0		µg/L	md	1
T p-Chloroaniline	0.000		0	N.D.			
T Hexachlorobutadiene	0.000		0	N.D.			
T 4-Chloro-2-Methylphenol	0.000		0	N.D.			
T 4-Chloro-3-Methylphenol	0.000		0	N.D.			
T 2-Methylnaphthalene	0.000		0	N.D.			
T 1-Methylnaphthalene	0.000		0	N.D.			
T Hexachlorocyclopentadiene	0.000		0	N.D.			
T 2,4,6-Trichlorophenol	0.000		0	N.D.			
T 2,4,5-Trichlorophenol	0.000		0	N.D.			
T 2-Chloronaphthalene	0.000		0	N.D.			
T 2-Nitroaniline	0.000		0	N.D.			
T Dimethyl Phthalate	8.374	163.0	0		µg/L	md	1
T 2,6-Dinitrotoluene	8.374	165.0	0		µg/L	md	1
T Acenaphthylene	0.000		0	N.D.			
T 3-Nitroaniline	0.000		0	N.D.			
T Acenaphthene	0.000		0	N.D.			
T 2,4-Dinitrophenol	0.000		0	N.D.			
T Dibenzofuran	0.000		0	N.D.			
T 2,4-Dinitrotoluene	0.000		0	N.D.			
T 4-Nitrophenol	0.000		0	N.D.			
T Diethylphthalate	0.000		0	N.D.			
T Fluorene	0.000		0	N.D.			
T 4-Chlorophenyl-phenylether	0.000		0	N.D.			
T 4-Nitroaniline	0.000		0	N.D.			
T 4,6-Dinitro-2-methylphenol	0.000		0	N.D.			
T N-nitrosodiphenylamine	0.000		0	N.D.			
T Azobenzene	0.000		0	N.D.			
T 4-Bromophenyl-phenylether	0.000		0	N.D.			
T Hexachlorobenzene	0.000		0	N.D.			
T Pentachlorophenol	0.000		0	N.D.			
T Phenanthrene	0.000		0	N.D.			
T Anthracene	0.000		0	N.D.			
T Triallate	0.000		0	N.D.			
T Carbazole	0.000		0	N.D.			
T o-Terphenyl	0.000		0	N.D.			
T Di-n-Butylphthalate	0.000		0	N.D.			
T Fluoranthene	0.000		0	N.D.			
T Benzidine	0.000		0	N.D.			
T Pyrene	0.000		0	N.D.			
T Butylbenzylphthalate	0.000		0	N.D.			
T Benzo(a)Anthracene	0.000		0	N.D.			
T Chrysene	0.000		0	N.D.			
T 3,3-Dichlorobenzidine	0.000		0	N.D.			
T bis(2-ethylhexyl)Phthalate	0.000		0	N.D.			
T Di-n-octyl Phthalate	0.000		0	N.D.			

Compound	RT	QIon	Resp.	Conc.	Units	Dev(Min)
T Benzo(b)fluoranthene	0.000		0	N.D.		
T Benzo(k)fluoranthene	0.000		0	N.D.		
T Benzo(a)pyrene	0.000		0	N.D.		
T Indeno(1,2,3-c,d)pyrene	0.000		0	N.D.		
T Dibenzo(a,h)anthracene	0.000		0	N.D.		
T Benzo(g,h,i)perylene	0.000		0	N.D.		

(#) = Qualifier Out of Range; (m) = Manual Integration; (+) = Area Summed; (*) = Surrogate Percent Recovery Out of Range; (d): Zeroed Peak

Compound	Conc.	Exp RT	QIon	Exp Ratio
N-Nitrosodimethylamine	N.D.	2.49	42.0	135.8

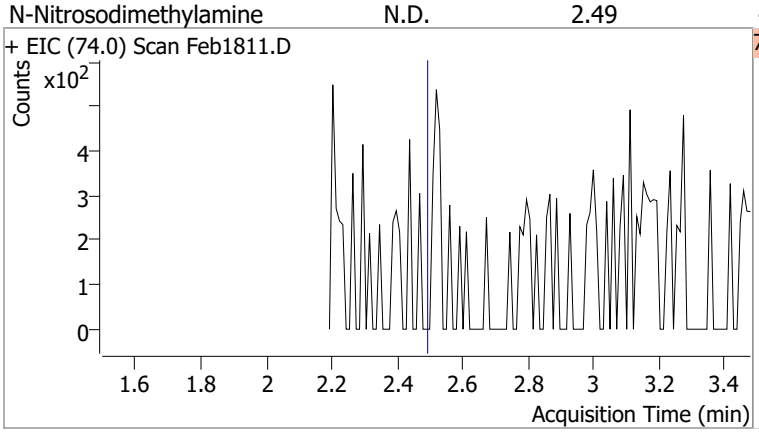

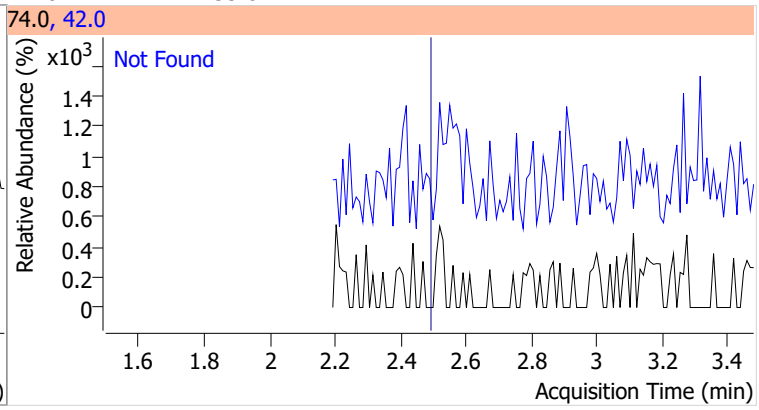

Compound	Conc.	Exp RT	QIon	Exp Ratio
Pyridine	N.D.	2.53	52.0	82.7

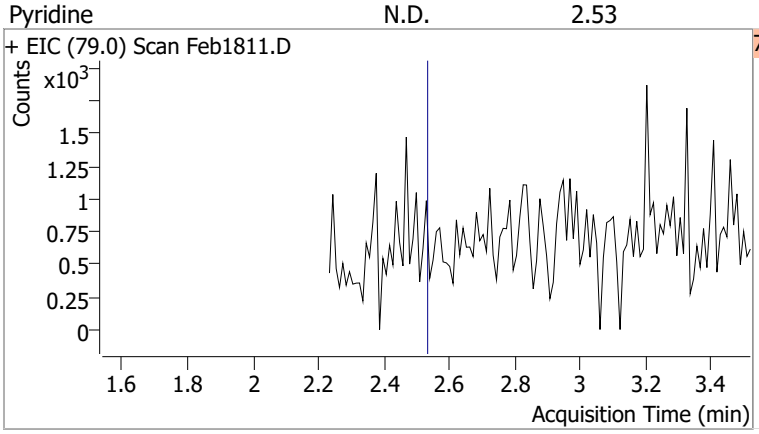

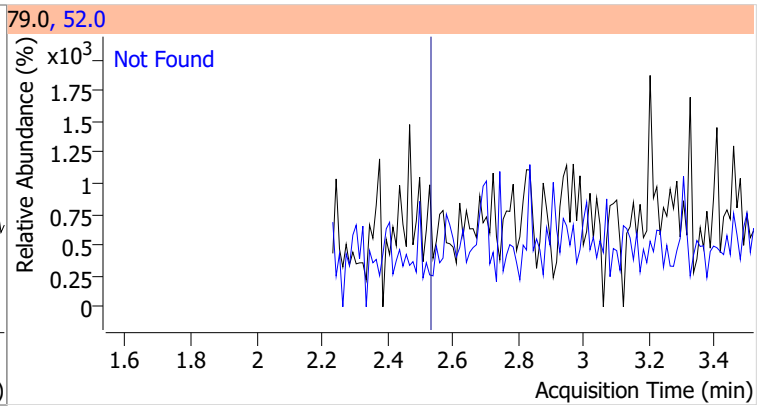

Compound	Conc.	Exp RT	QIon	Exp Ratio	QIon	Exp Ratio
2-Fluorophenol	N.D.	3.65	64.0	49.4	92.0	20.3

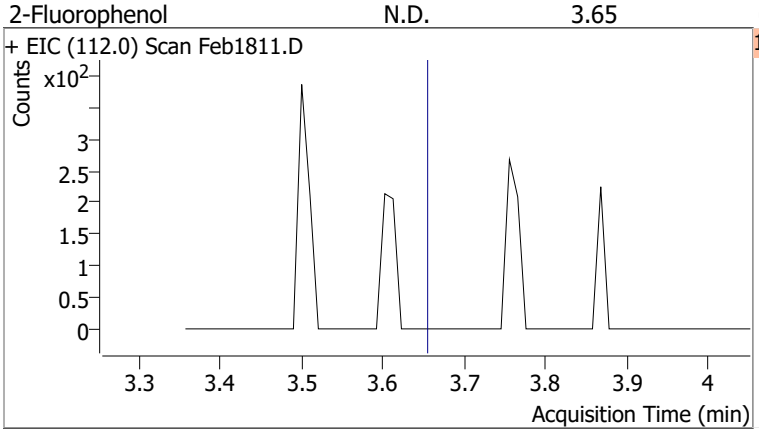

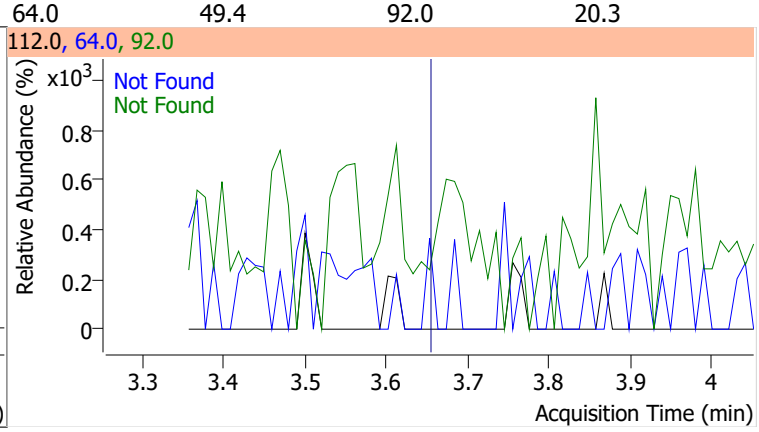

Compound	Conc.	Exp RT	QIon	Exp Ratio	QIon	Exp Ratio
Aniline	N.D.	4.56	66.0	36.7	65.0	18.7

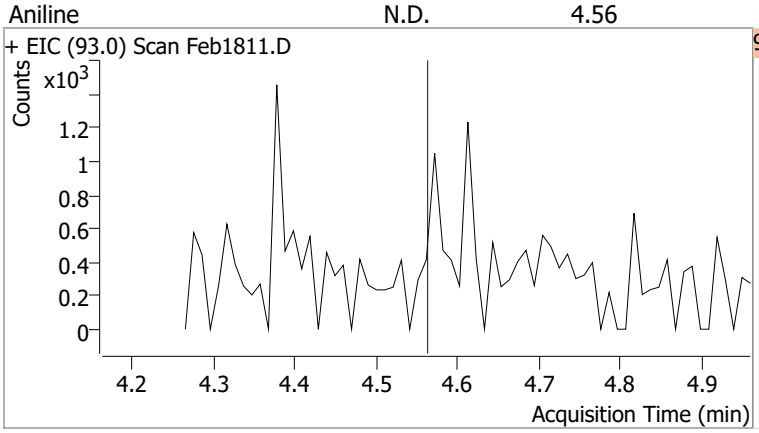

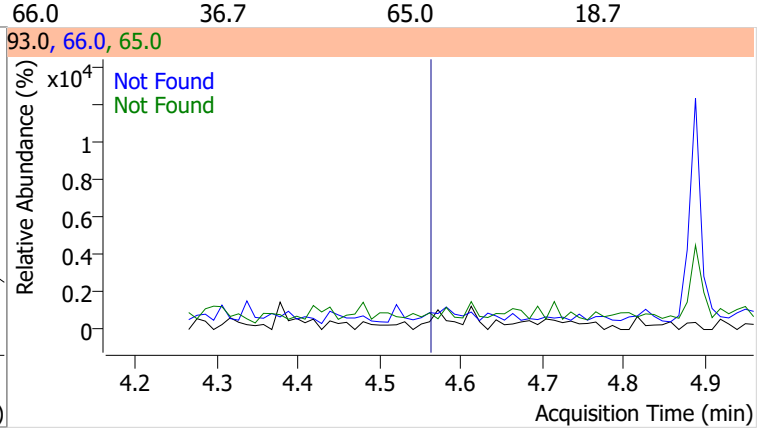

Compound	Conc.	Exp RT	QIon	Exp Ratio
Phenol-d5	N.D.	4.61	71.0	36.8

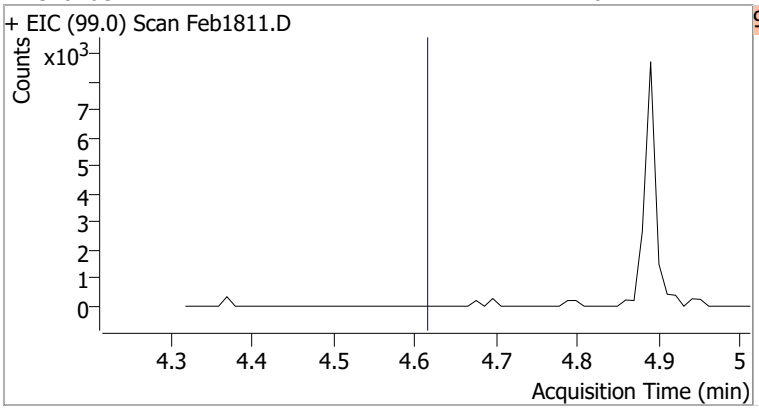

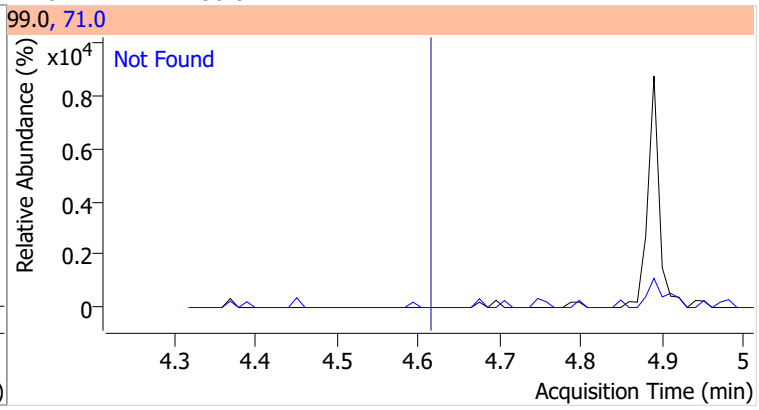

Compound	Conc.	Exp RT	QIon	Exp Ratio
Phenol	N.D.	4.62	66.0	45.3

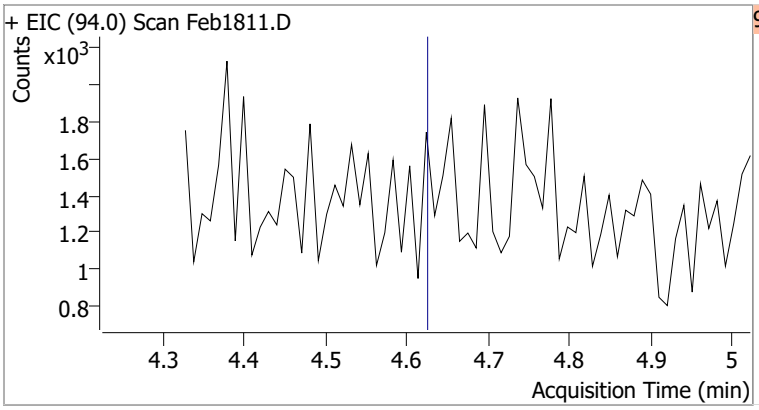

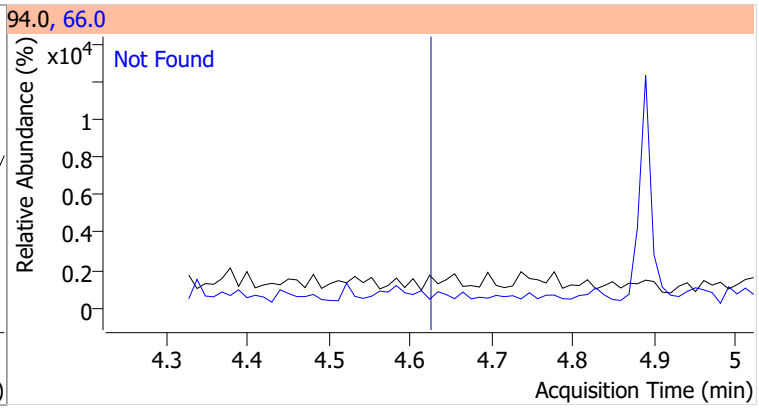

Compound	Conc.	Exp RT	QIon	Exp Ratio
bis(-2-Chloroethyl)Ether	N.D.	4.64	64.0	10.9

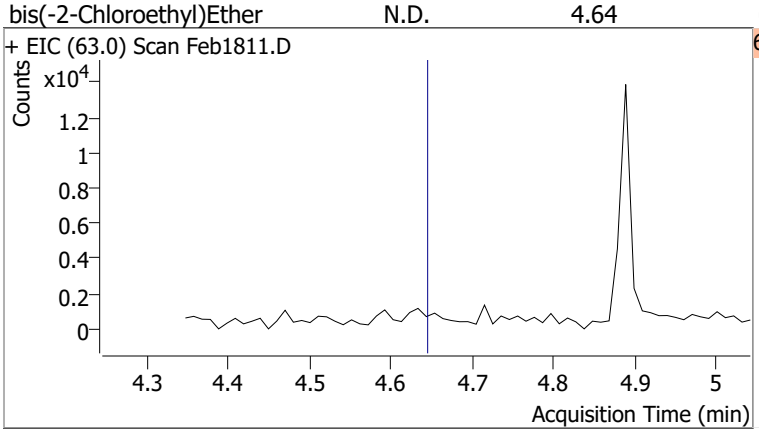

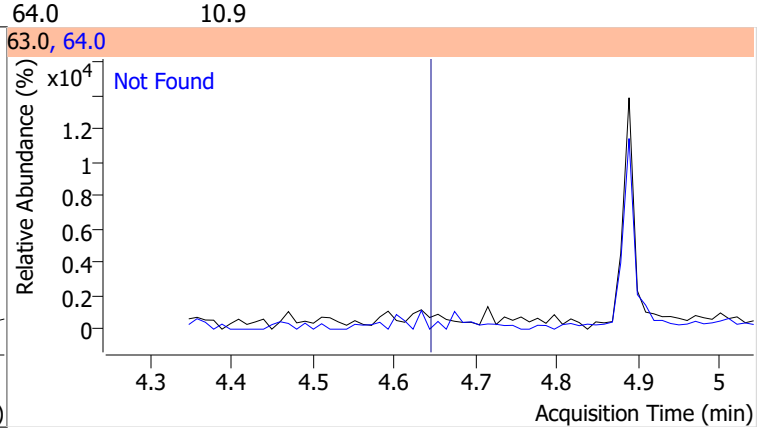

Compound	Conc.	Exp RT	QIon	Exp Ratio
2-Chlorophenol	N.D.	4.69	130.0	32.5

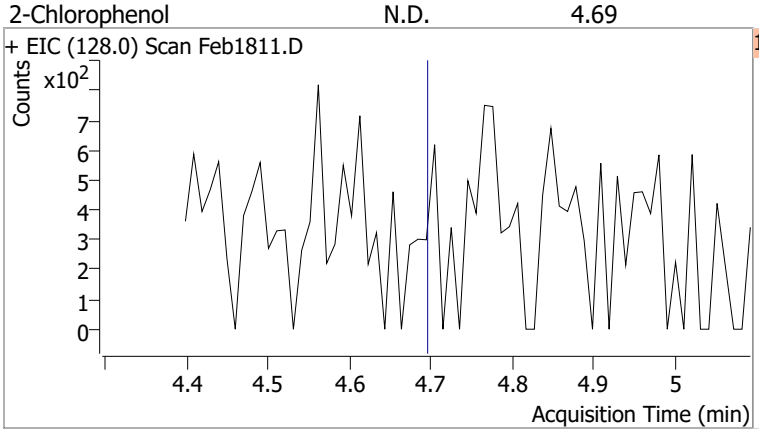

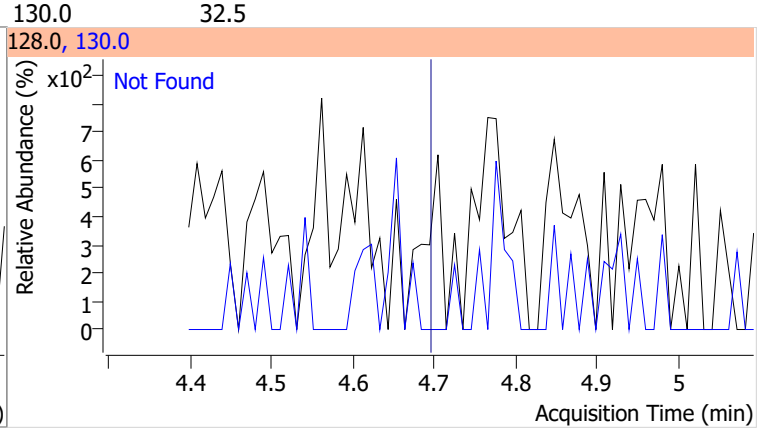

Compound	Conc.	Exp RT	QIon	Exp Ratio	QIon	Exp Ratio
1,3-Dichlorobenzene	N.D.	4.83	148.0	63.7	111.0	36.1

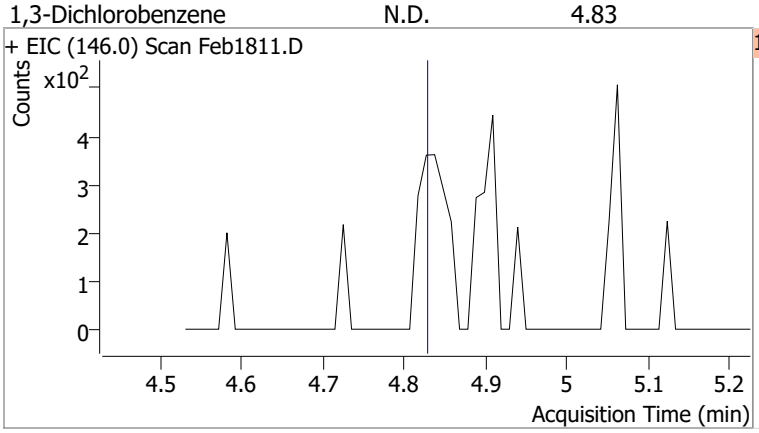

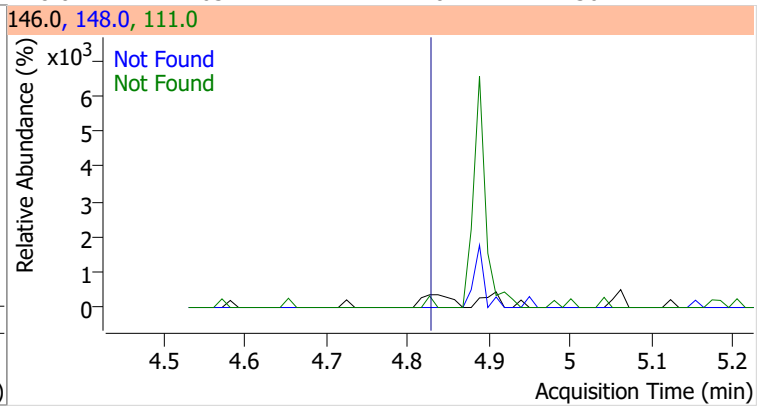

Compound	Conc.	Exp RT	QIon	Exp Ratio	QIon	Exp Ratio
1,4-Dichlorobenzene	N.D.	4.91	148.0	65.2	111.0	36.0

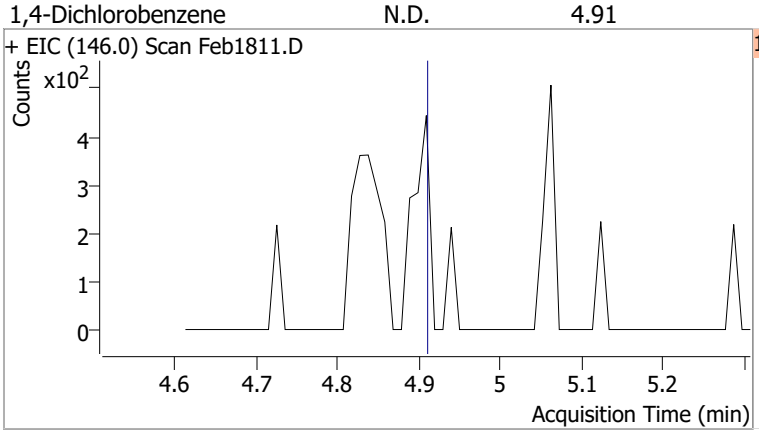

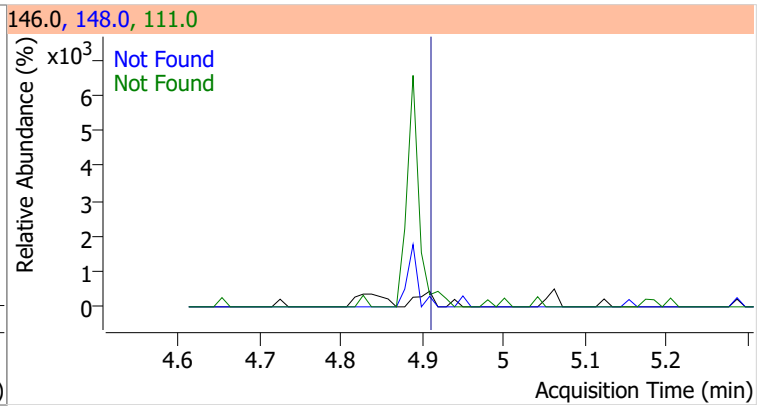

Compound	Conc.	Exp RT	QIon	Exp Ratio	QIon	Exp Ratio
1,2-Dichlorobenzene	N.D.	5.06	148.0	64.4	111.0	37.3

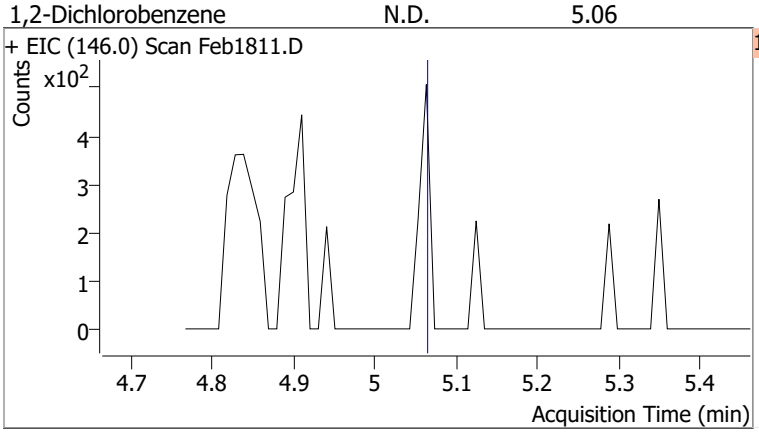

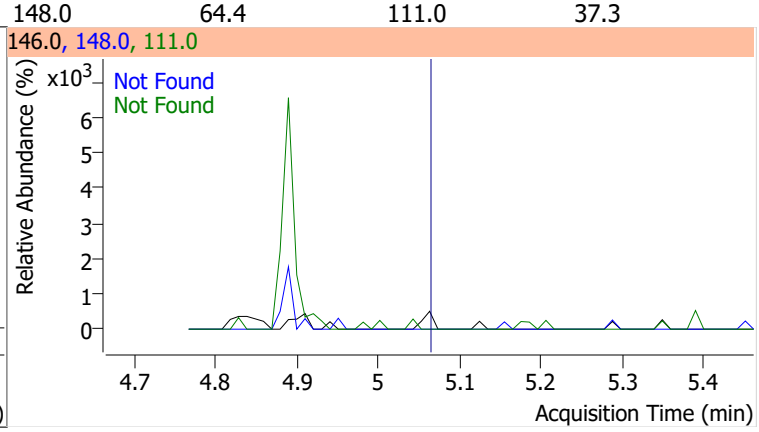

Compound	Conc.	Exp RT	QIon	Exp Ratio	QIon	Exp Ratio
Benzyl Alcohol	N.D.	5.08	79.0	119.3	107.0	70.5

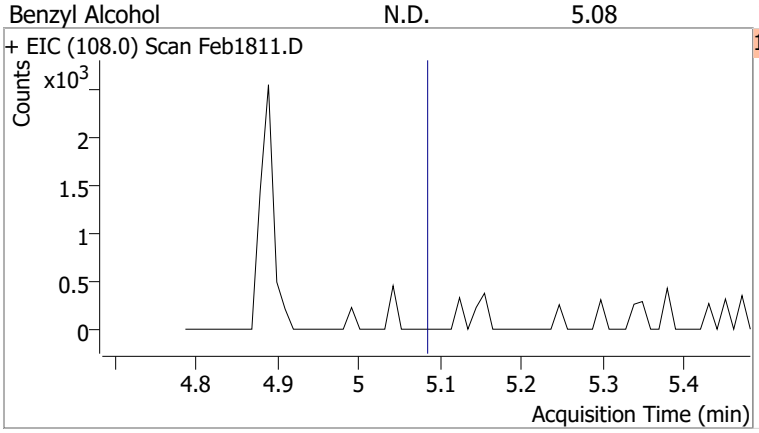

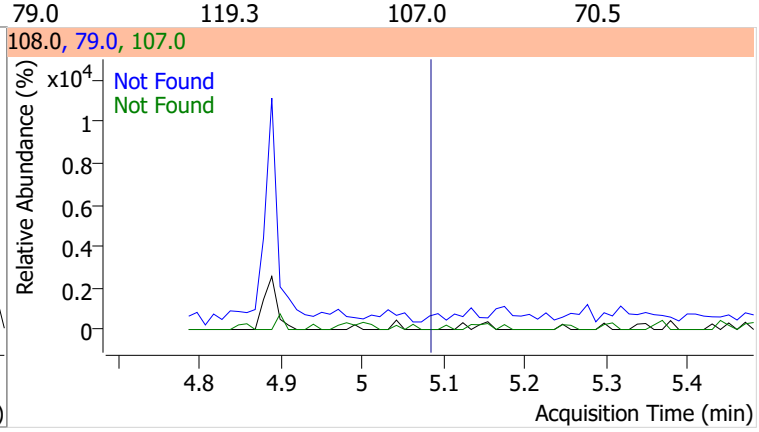

Compound	Conc.	Exp RT	QIon	Exp Ratio
bis(2-chloroisopropyl)Ether	N.D.	5.23	123.0	32.1

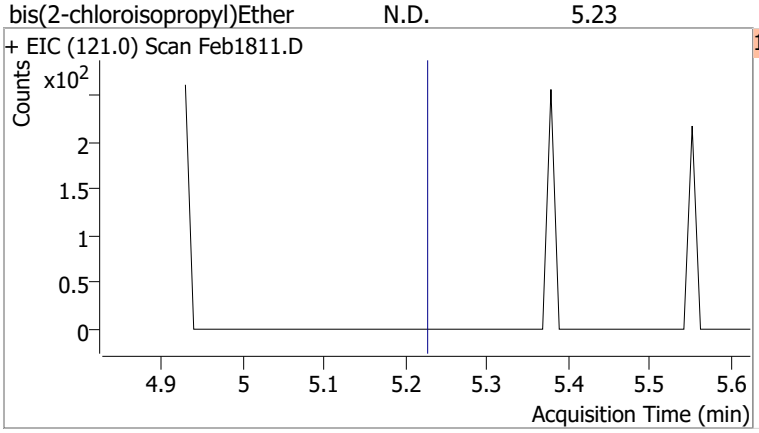

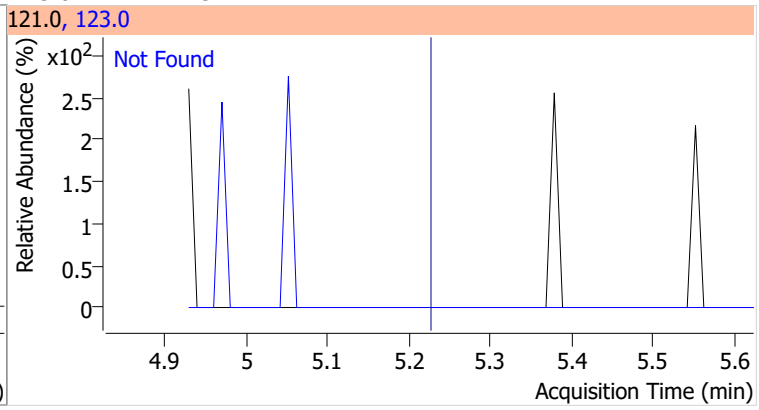

Compound	Conc.	Exp RT	QIon	Exp Ratio
2-Methylphenol	N.D.	5.25	108.0	116.5

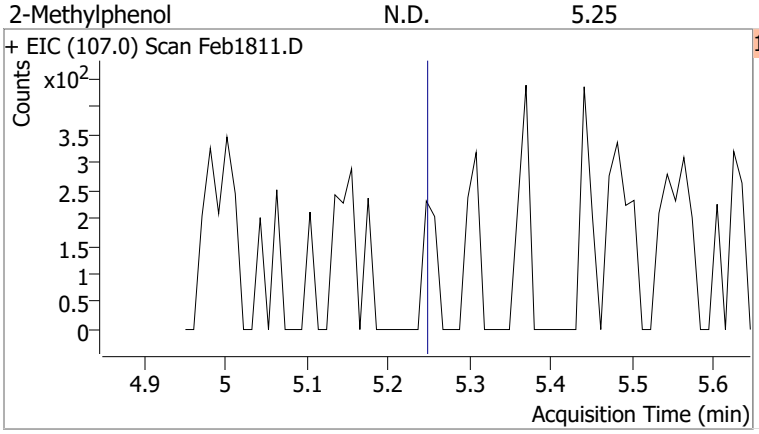

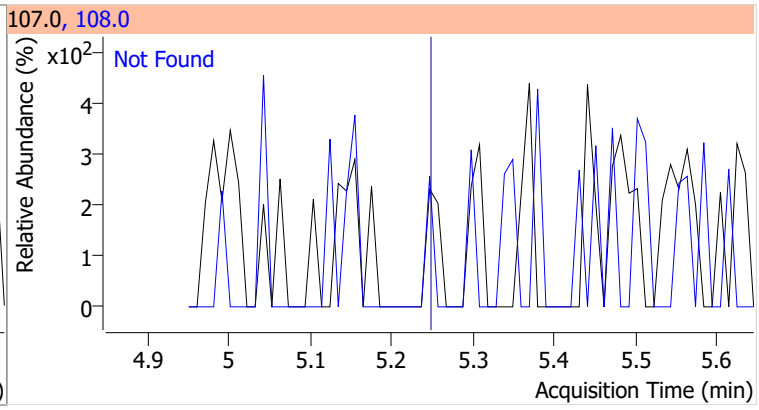

Compound	Conc.	Exp RT	QIon	Exp Ratio
N-nitroso-Di-n-propylamine	N.D.	5.37	130.0	19.4

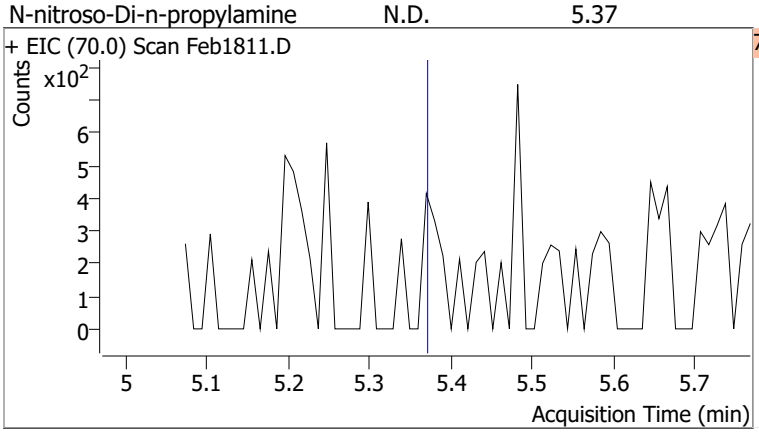

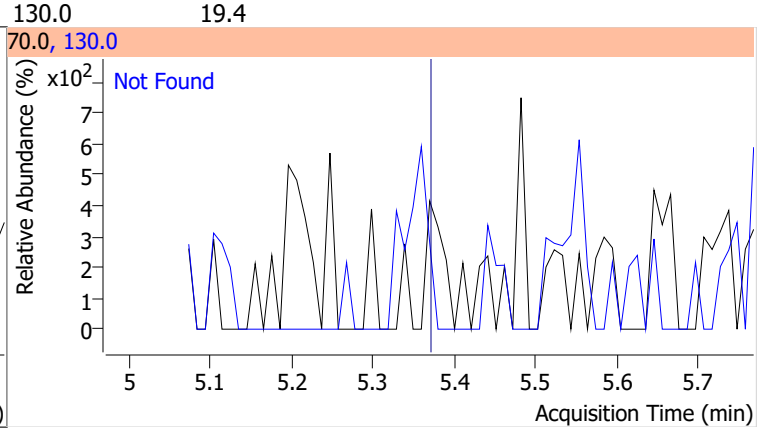

Compound	Conc.	Exp RT	QIon	Exp Ratio
4Methylphenol/3Methylphenol	N.D.	5.43	108.0	83.9

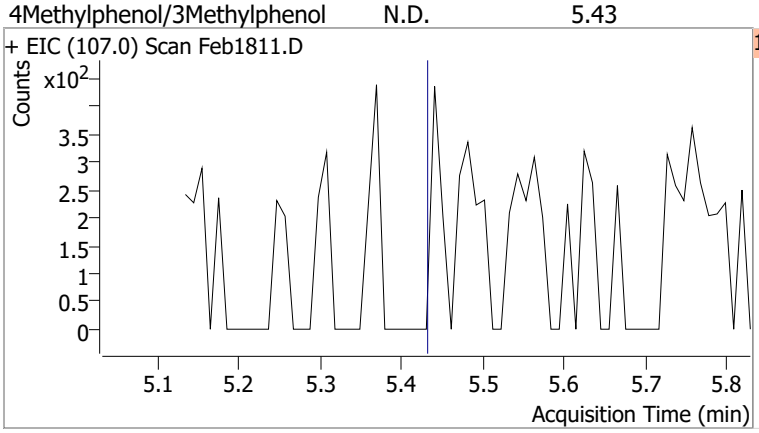

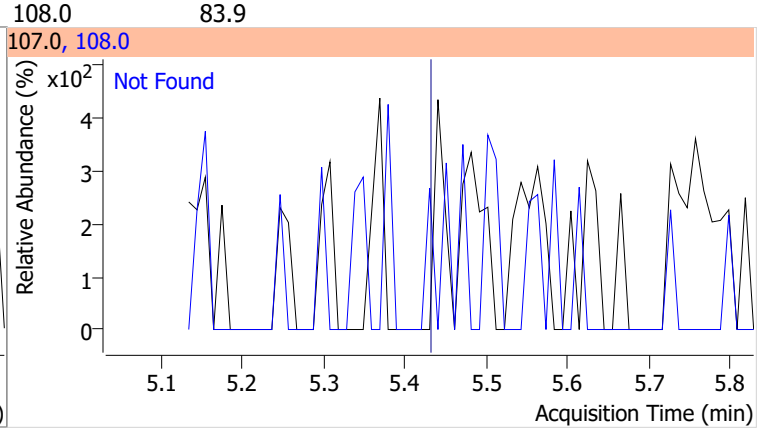

Compound	Conc.	Exp RT	QIon	Exp Ratio	QIon	Exp Ratio
Hexachloroethane	N.D.	5.43	201.0	90.8	199.0	56.9

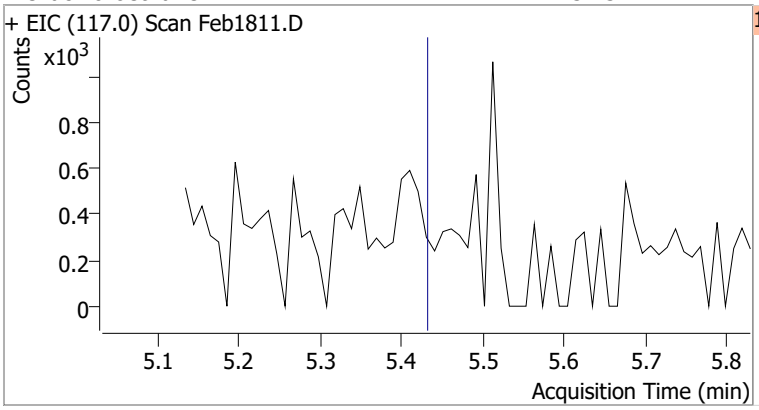

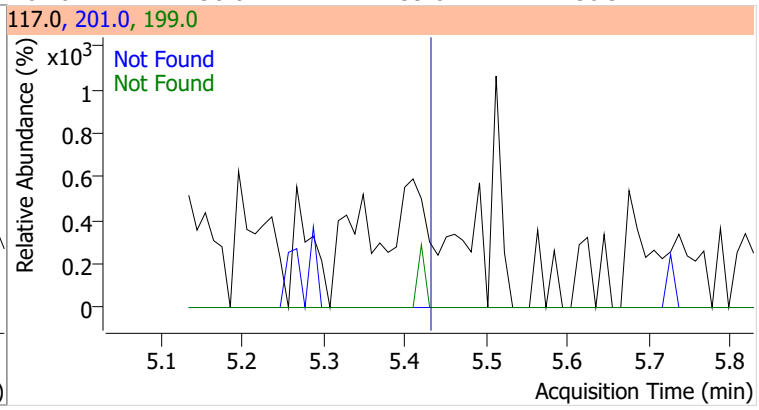

Compound	Conc.	Exp RT	QIon	Exp Ratio	QIon	Exp Ratio
Nitrobenzene-d5	N.D.	5.50	54.0	66.2	128.0	48.7

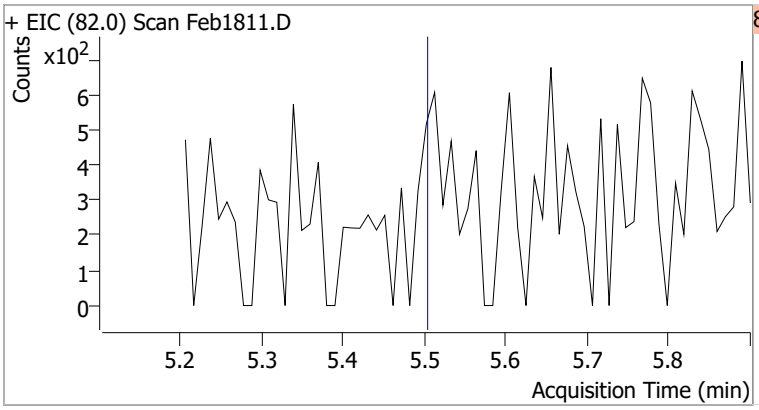

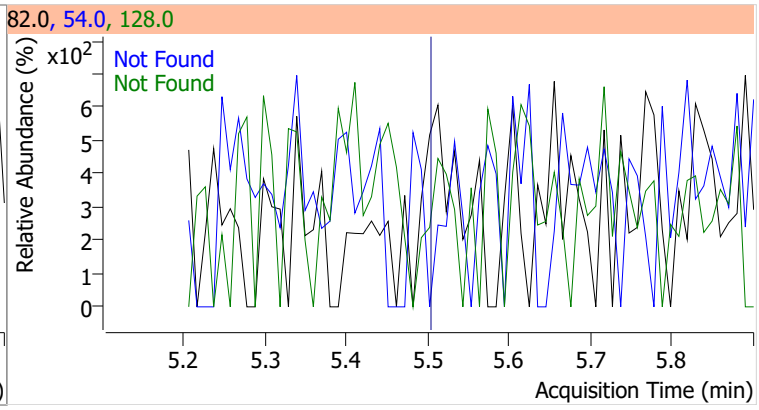

Compound	Conc.	Exp RT	QIon	Exp Ratio	QIon	Exp Ratio
Nitrobenzene	N.D.	5.52	77.0	212.7	51.0	131.0

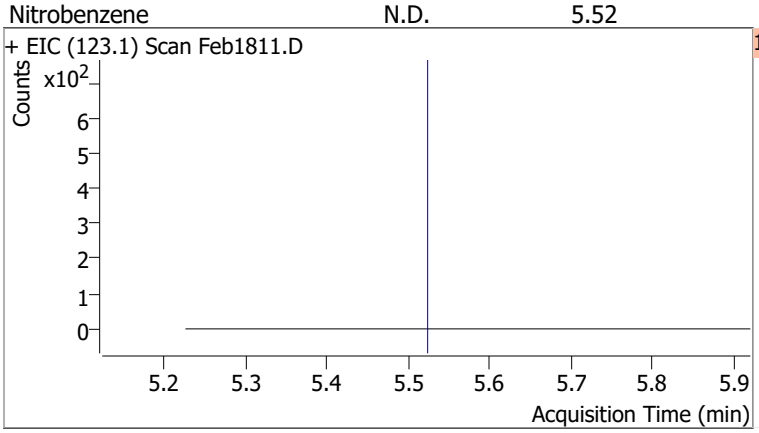

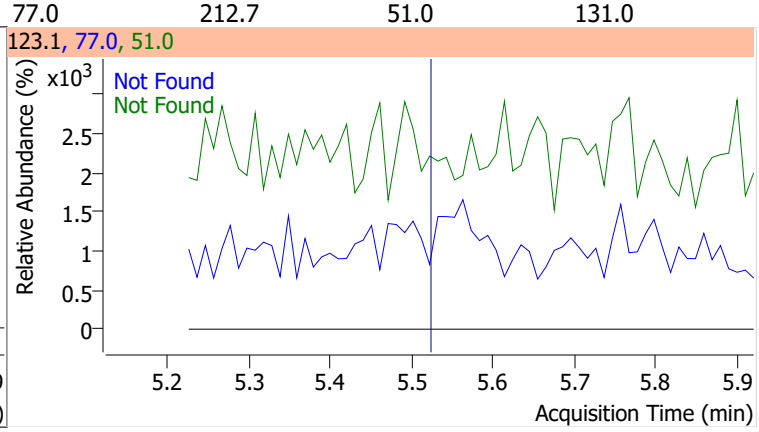

Compound	Conc.	Exp RT	QIon	Exp Ratio
Isophorone	N.D.	5.82	138.0	21.1

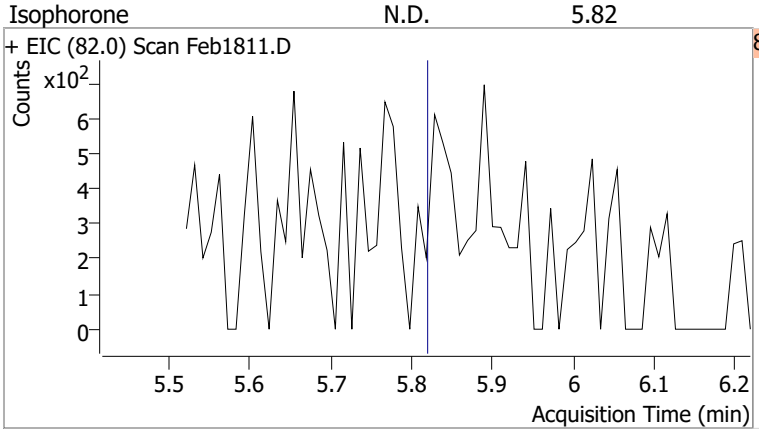

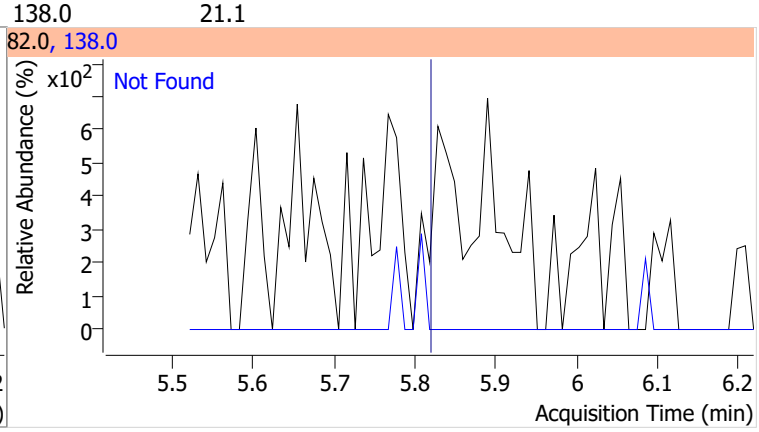

Compound	Conc.	Exp RT	QIon	Exp Ratio	QIon	Exp Ratio
2-Nitrophenol	N.D.	5.88	65.0	48.8	109.0	35.2

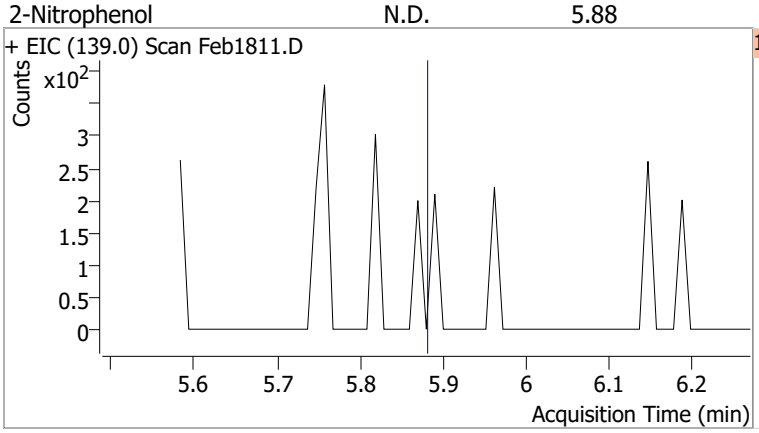

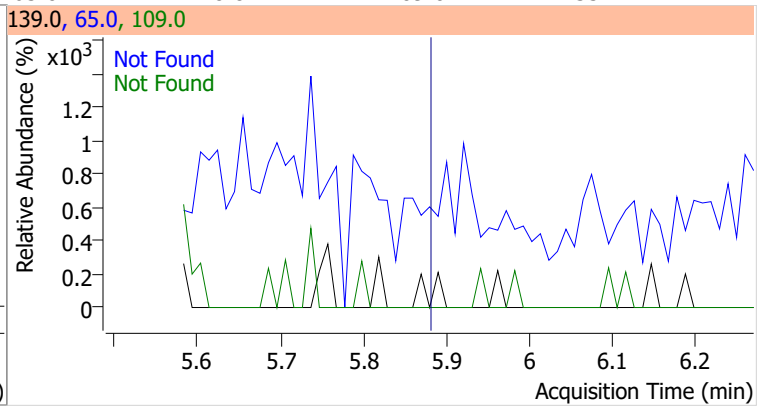

Compound	Conc.	Exp RT	QIon	Exp Ratio	QIon	Exp Ratio
2,4-Dimethylphenol	N.D.	6.00	107.0	109.4	77.0	34.0

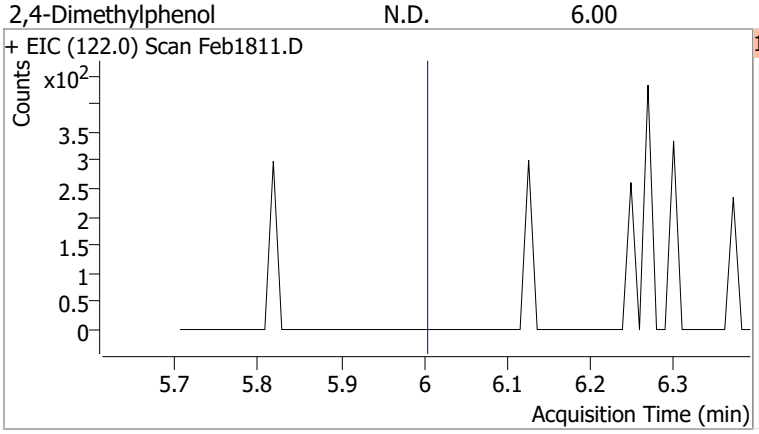

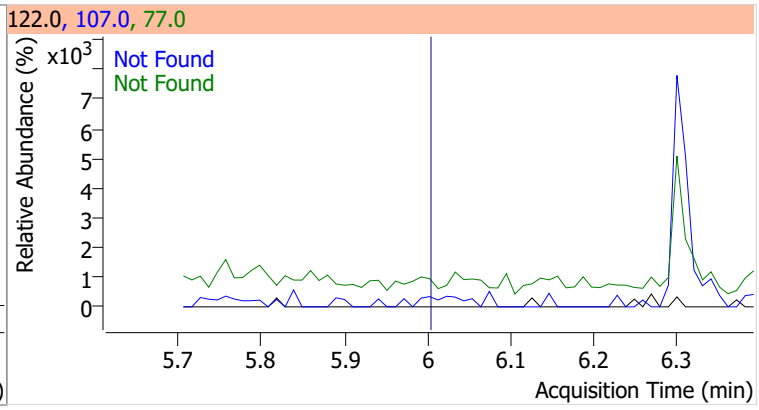

Compound	Conc.	Exp RT	QIon	Exp Ratio	QIon	Exp Ratio
bis(-2-Chloroethoxy)Methane	N.D.	6.08	63.0	68.1	95.0	31.9

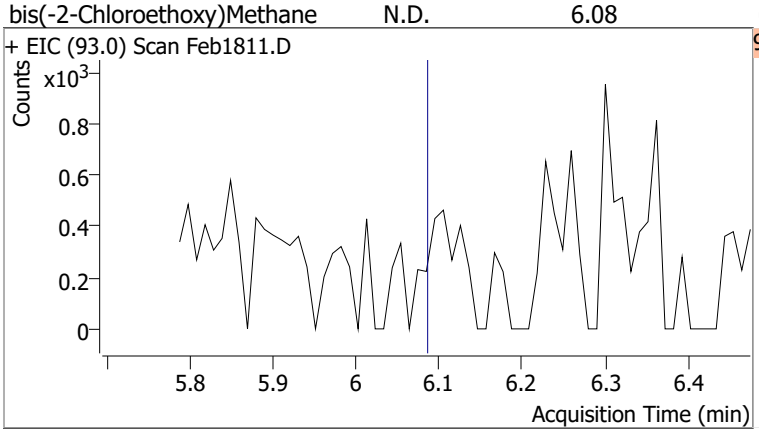

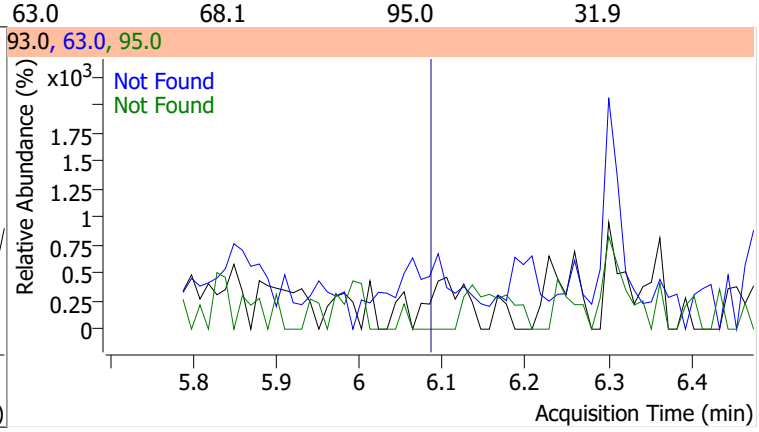

Compound	Conc.	Exp RT	QIon	Exp Ratio	QIon	Exp Ratio
2,4-Dichlorophenol	N.D.	6.19	164.0	65.0	98.0	28.6

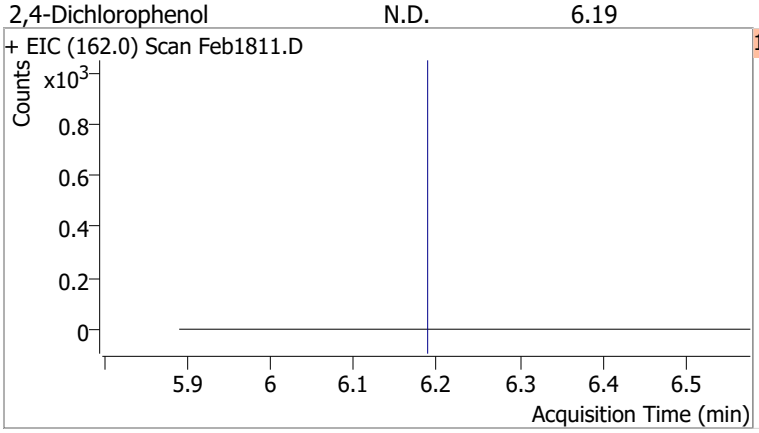

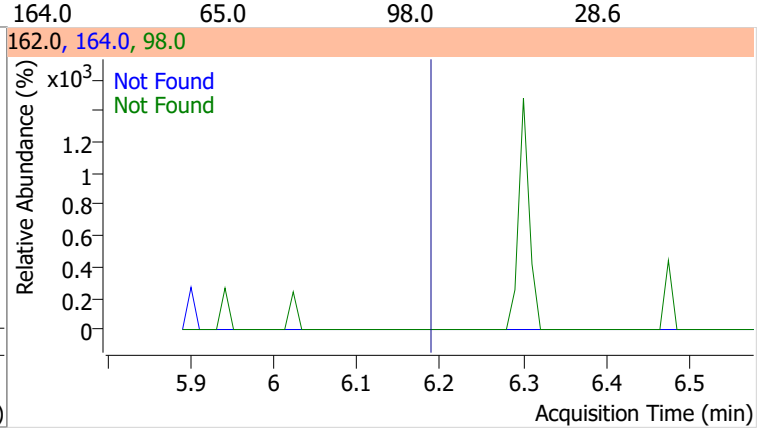

Compound	Conc.	Exp RT	QIon	Exp Ratio	QIon	Exp Ratio
Benzoic Acid	N.D.	6.24	122.0	85.5	77.0	60.4

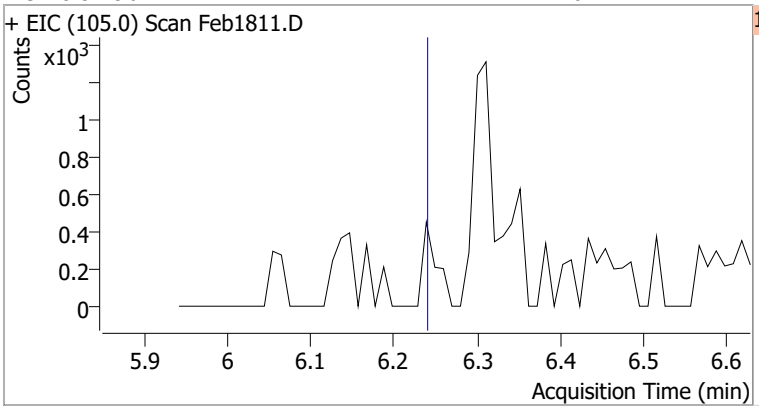

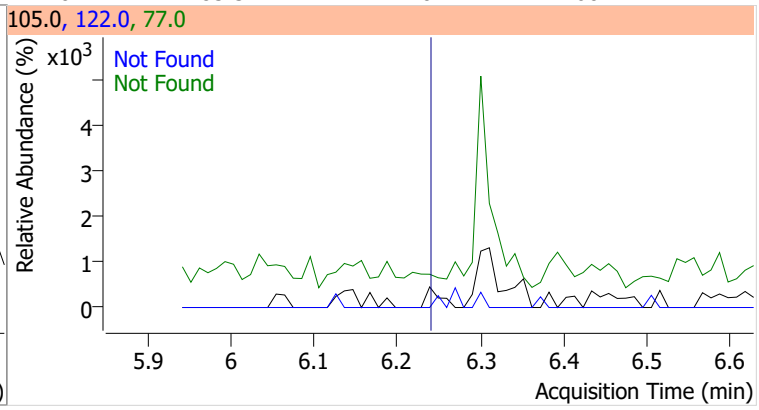

Compound	Conc.	Exp RT	QIon	Exp Ratio	QIon	Exp Ratio
1,2,4-Trichlorobenzene	N.D.	6.25	182.0	94.6	145.0	28.7

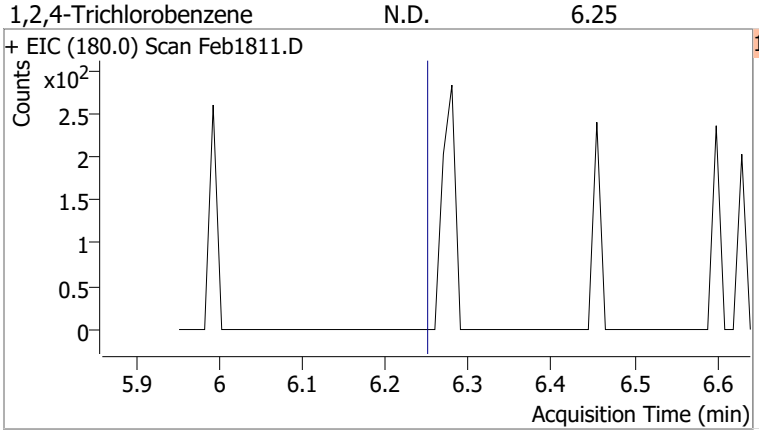

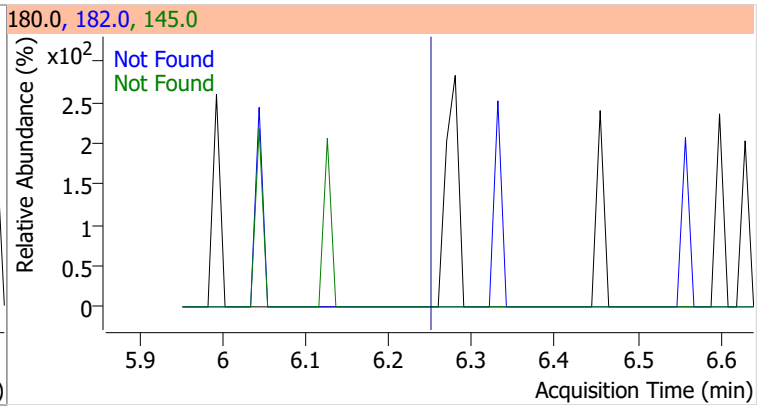

Compound	Conc.	Exp RT	QIon	Exp Ratio	QIon	Exp Ratio
Naphthalene	N.D.	6.33	129.0	11.5	102.0	9.9

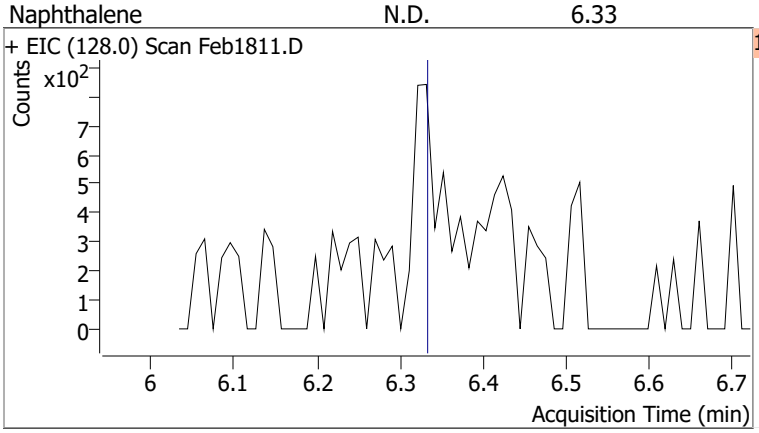

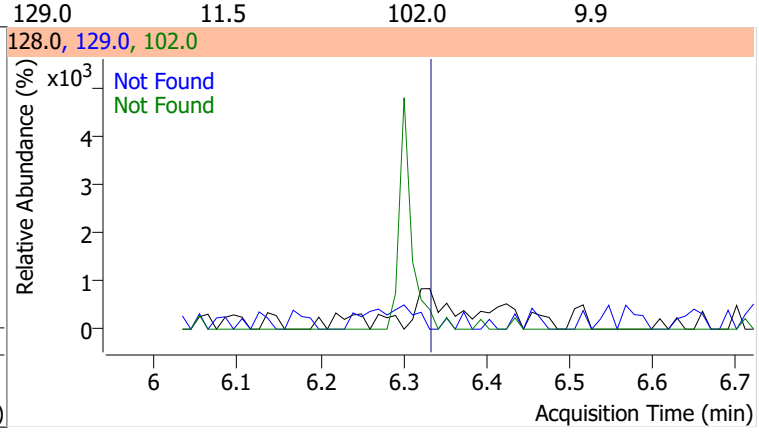

Compound	Conc.	RT	Dev(Min)	Resp.	QIon	QRatio	Lower	Upper
4-Chlorophenol		0		0	128.0		221.4	411.2

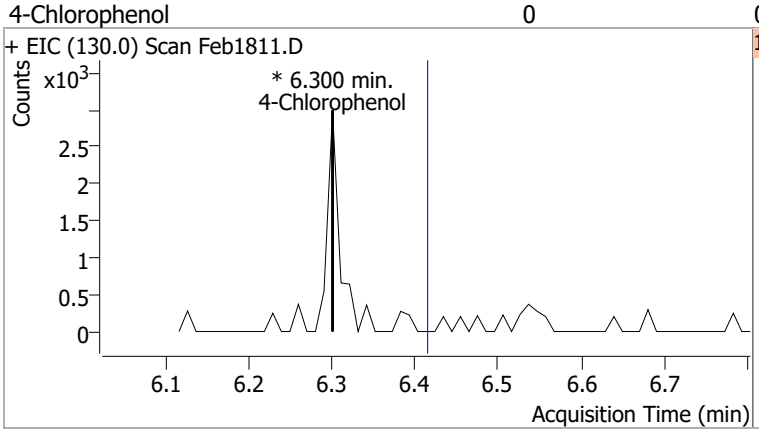

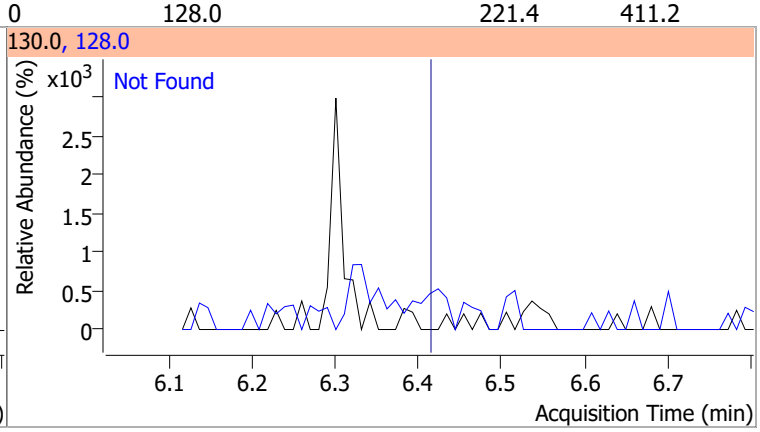

Compound	Conc.	Exp RT	QIon	Exp Ratio	QIon	Exp Ratio
p-Chloroaniline	N.D.	6.43	65.0	60.1	129.0	37.6

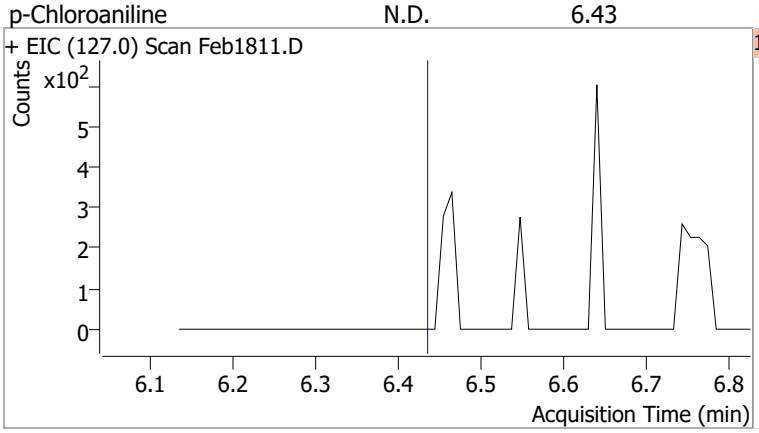

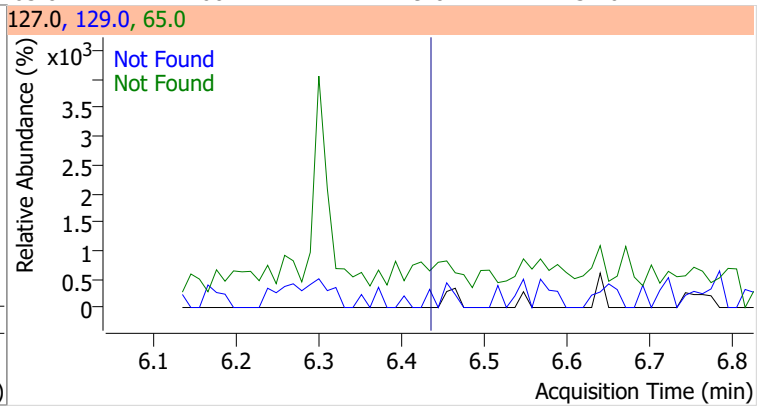

Compound	Conc.	Exp RT	QIon	Exp Ratio	QIon	Exp Ratio
Hexachlorobutadiene	N.D.	6.50	227.0	65.7	223.0	64.3

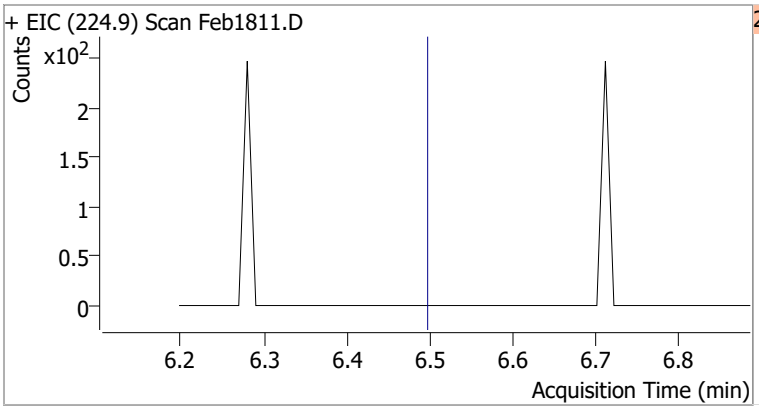

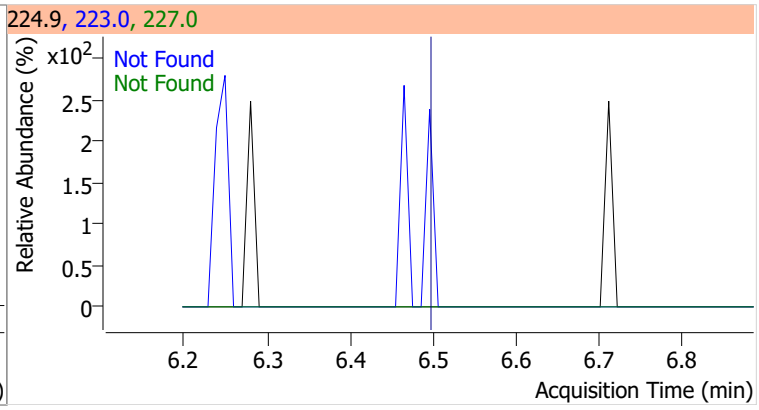

Compound	Conc.	Exp RT	QIon	Exp Ratio
4-Chloro-2-Methylphenol	N.D.	6.94	144.0	27.8

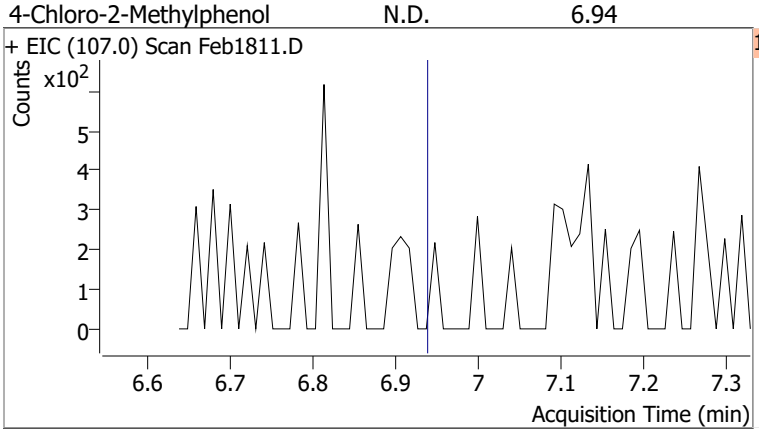

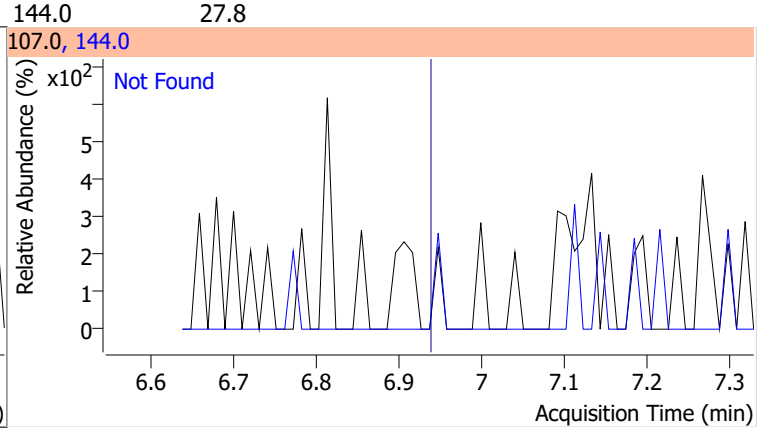

Compound	Conc.	Exp RT	QIon	Exp Ratio
4-Chloro-3-Methylphenol	N.D.	7.07	144.0	27.3

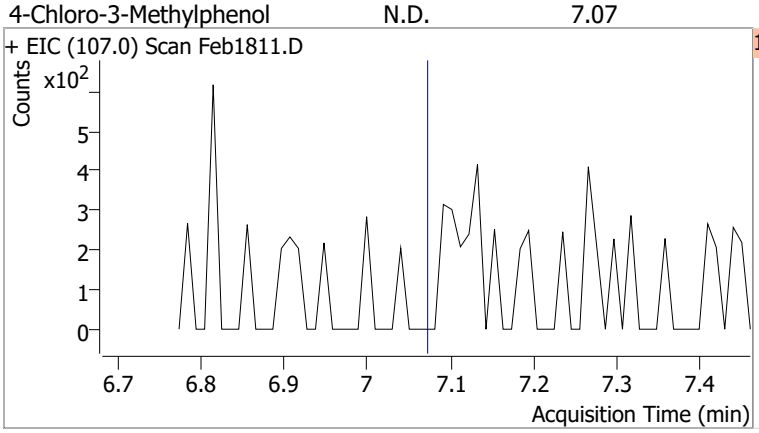

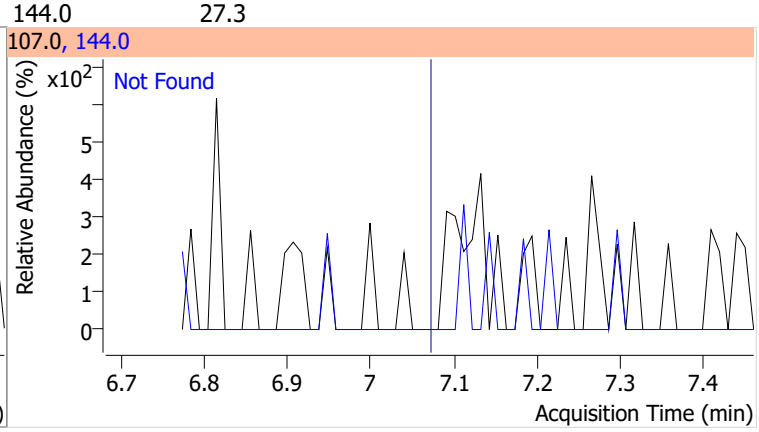

Compound	Conc.	Exp RT	QIon	Exp Ratio	QIon	Exp Ratio
2-Methylnaphthalene	N.D.	7.14	142.0	119.8	115.0	41.7

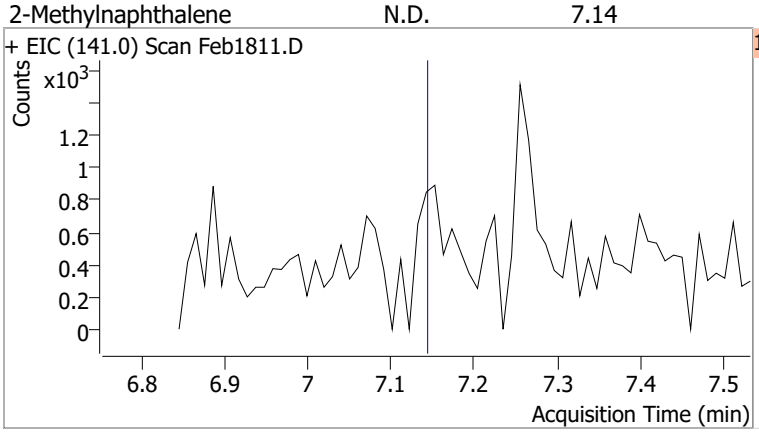

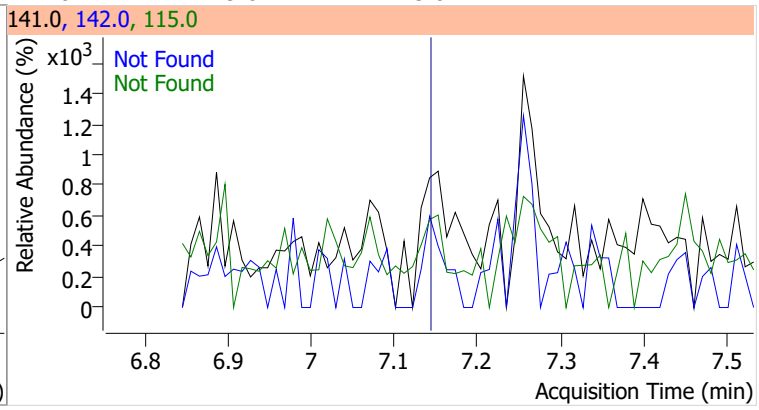

Compound	Conc.	Exp RT	QIon	Exp Ratio	QIon	Exp Ratio
1-Methylnaphthalene	N.D.	7.26	142.0	114.0	115.0	41.3

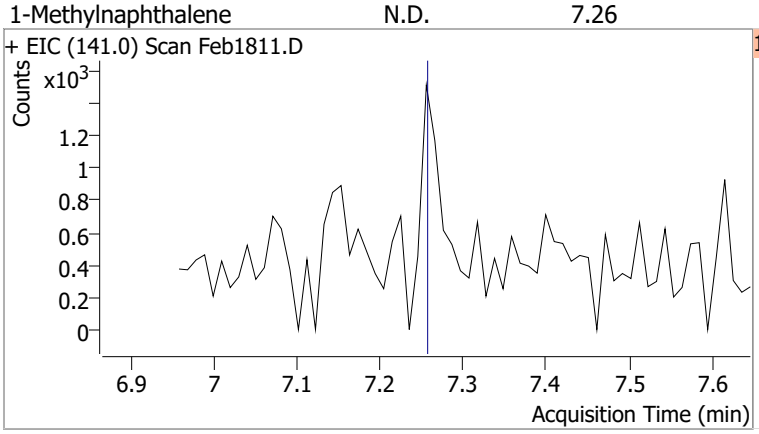

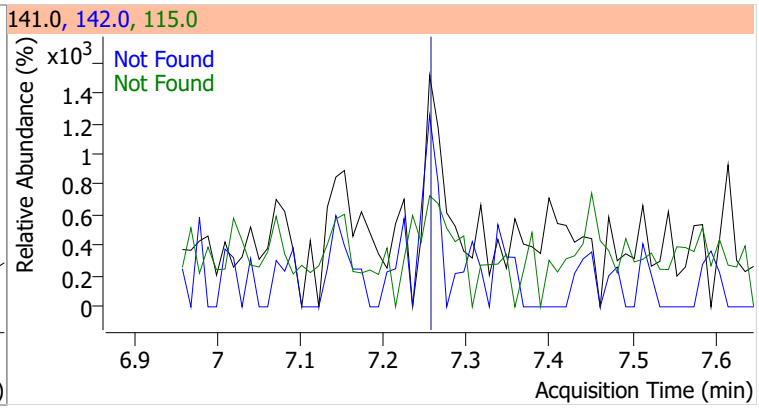

Compound	Conc.	Exp RT	QIon	Exp Ratio	QIon	Exp Ratio
Hexachlorocyclopentadiene	N.D.	7.34	234.9	64.6	238.9	63.8

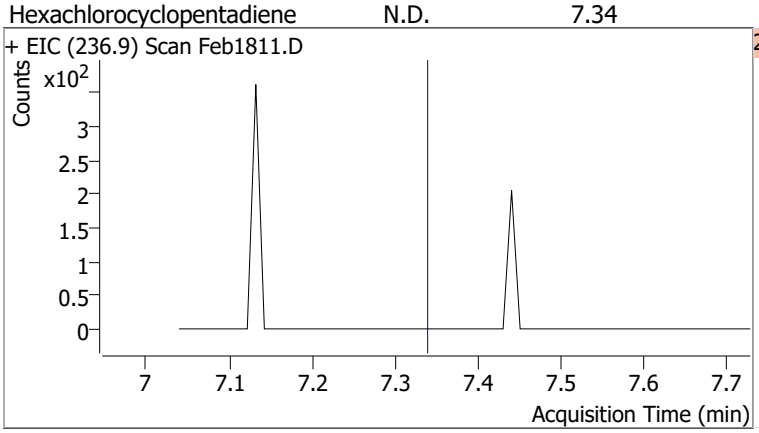

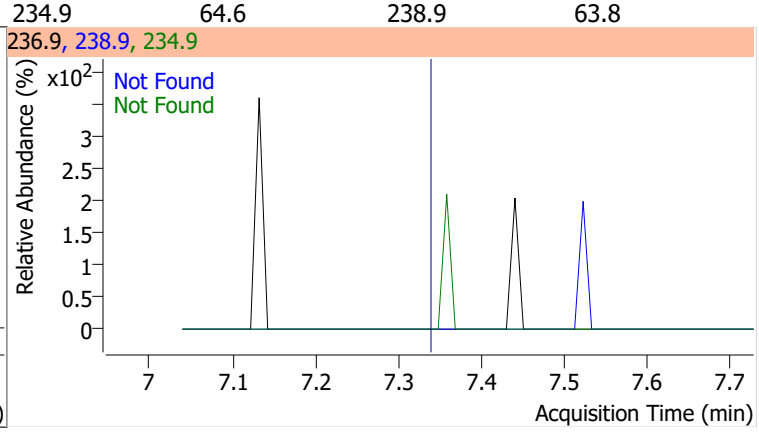

Compound	Conc.	Exp RT	QIon	Exp Ratio
2,4,6-Trichlorophenol	N.D.	7.52	198.0	96.5

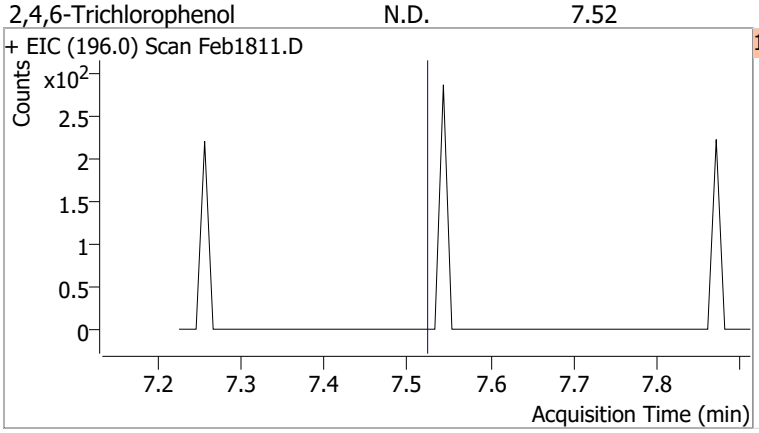

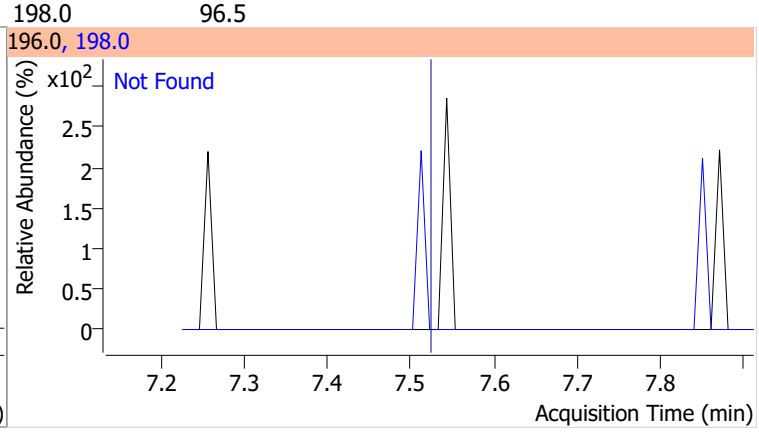

Compound	Conc.	Exp RT	QIon	Exp Ratio
2,4,5-Trichlorophenol	N.D.	7.57	198.0	90.2

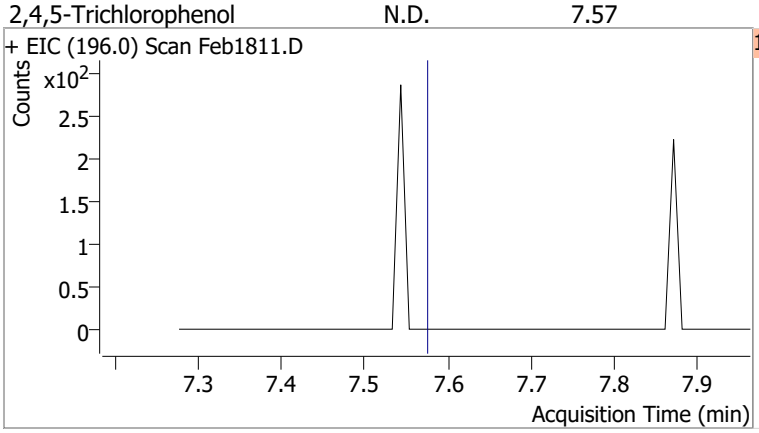

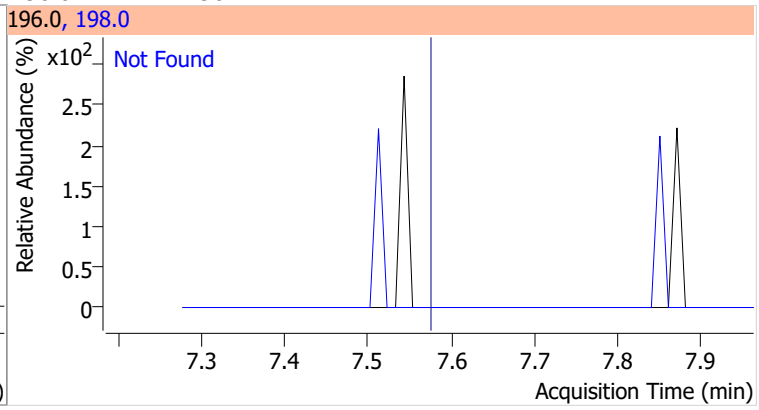

Compound	Conc.	Exp RT	QIon	Exp Ratio
2-Fluorobiphenyl	N.D.	7.60	171.0	34.3

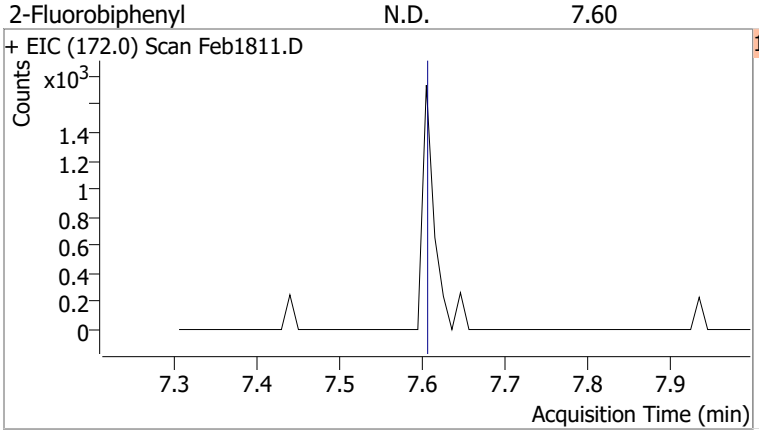

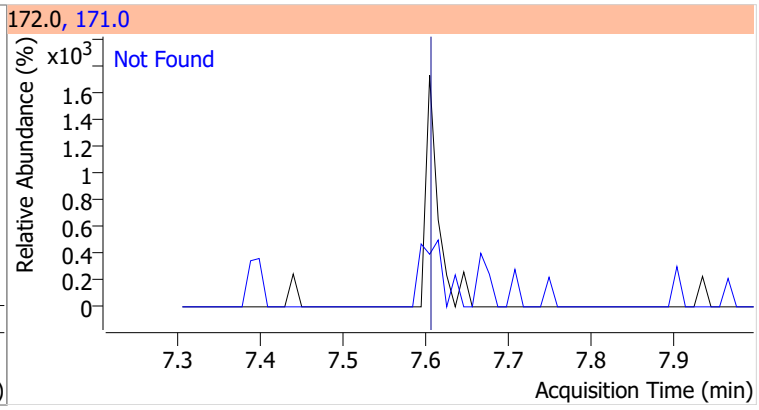

Compound	Conc.	Exp RT	QIon	Exp Ratio	QIon	Exp Ratio
2-Chloronaphthalene	N.D.	7.72	127.0	35.9	164.0	32.1

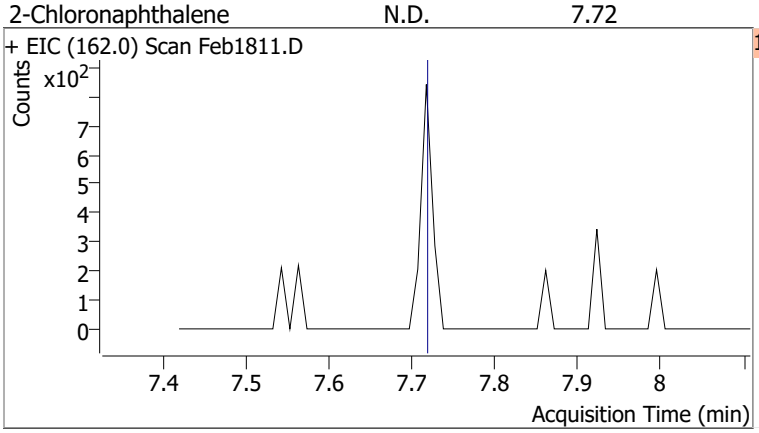

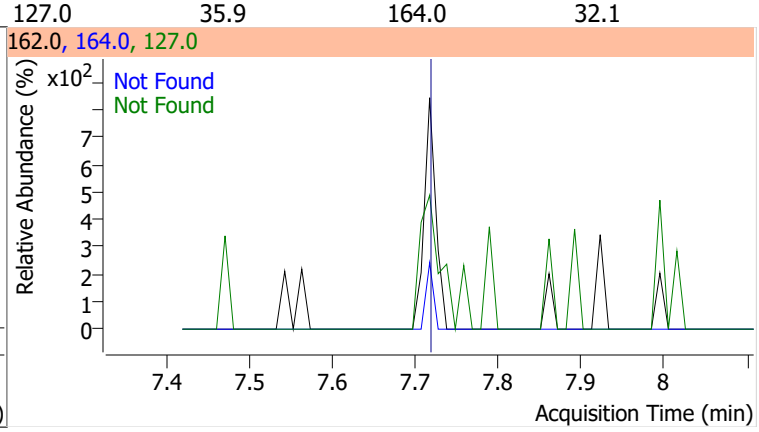

Compound	Conc.	Exp RT	QIon	Exp Ratio
2-Nitroaniline	N.D.	7.88	138.0	110.5

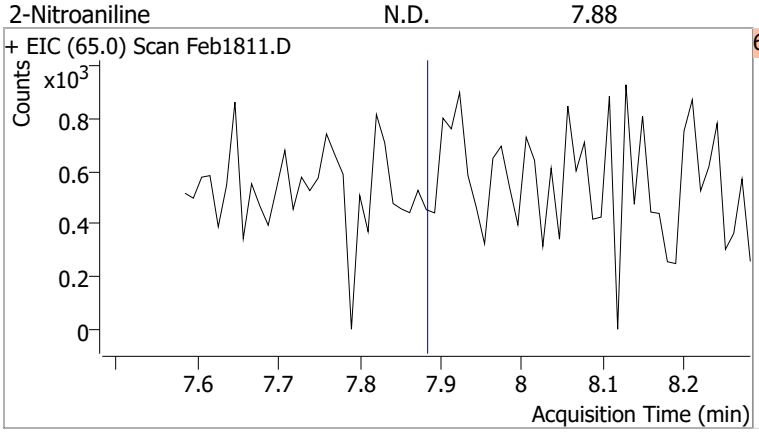

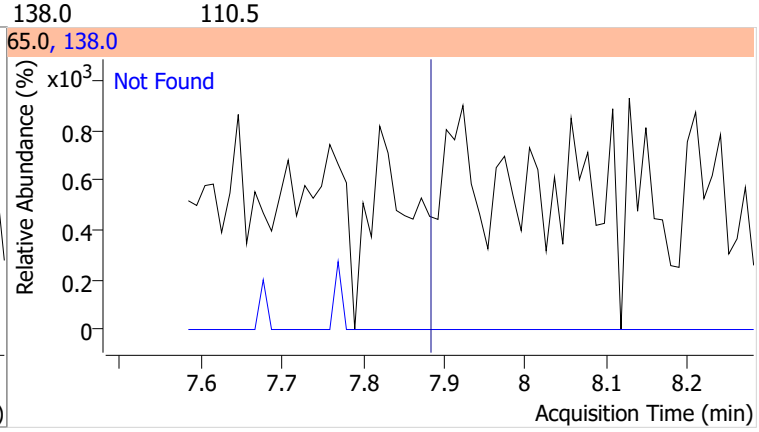

Compound	Conc.	RT	Dev(Min)	Resp.	QIon	QRatio	Lower	Upper
Dimethyl Phthalate		0		0	77.0		13.8	25.7

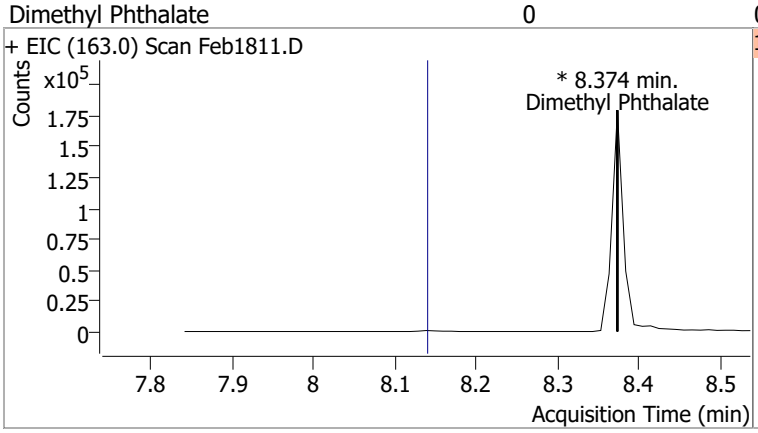

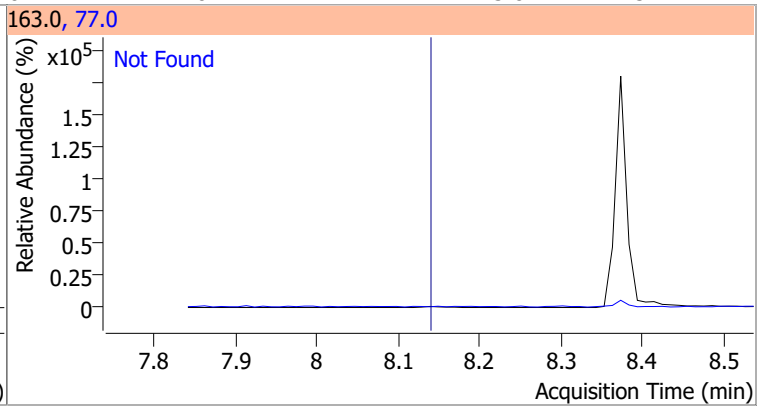

Compound	Conc.	RT	Dev(Min)	Resp.	QIon	QRatio	Lower	Upper
2,6-Dinitrotoluene		0		0	63.0		99.5	184.8
					89.0		43.3	80.3

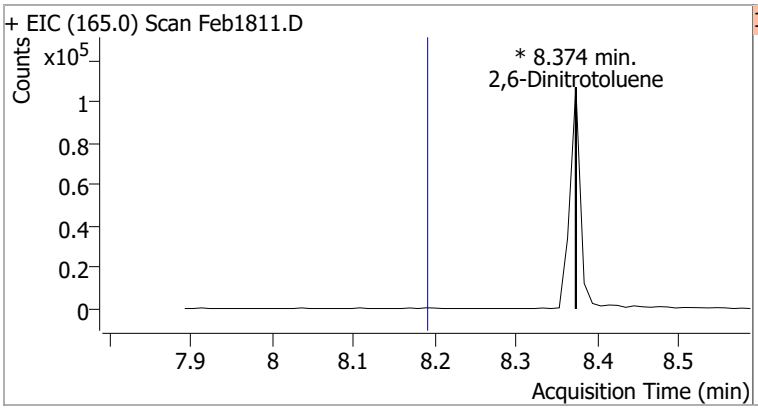

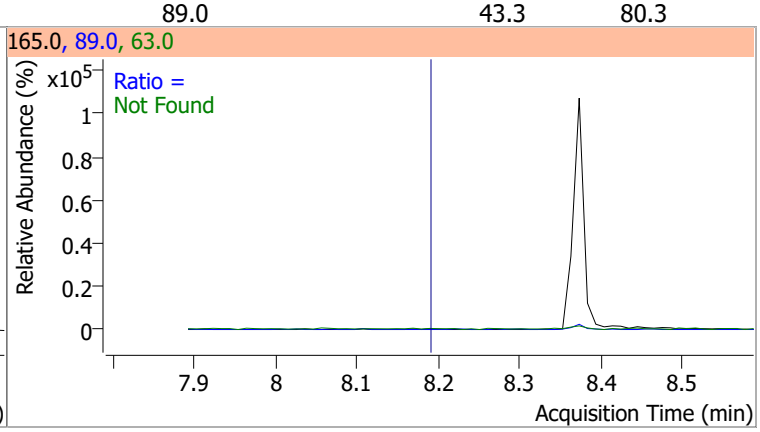

Compound	Conc.	Exp RT	QIon	Exp Ratio
Acenaphthylene	N.D.	8.20	153.1	13.6

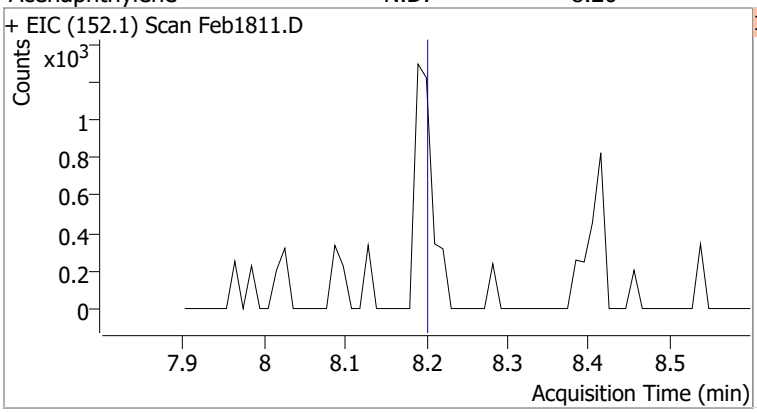

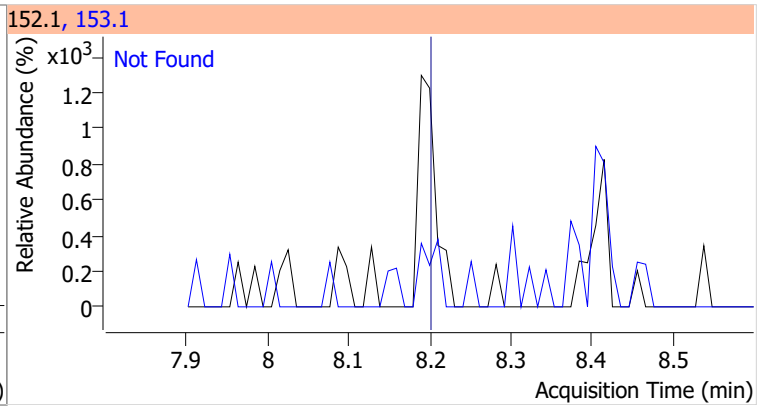

Compound	Conc.	Exp RT	QIon	Exp Ratio	QIon	Exp Ratio
3-Nitroaniline	N.D.	8.39	65.0	129.1	92.0	106.7

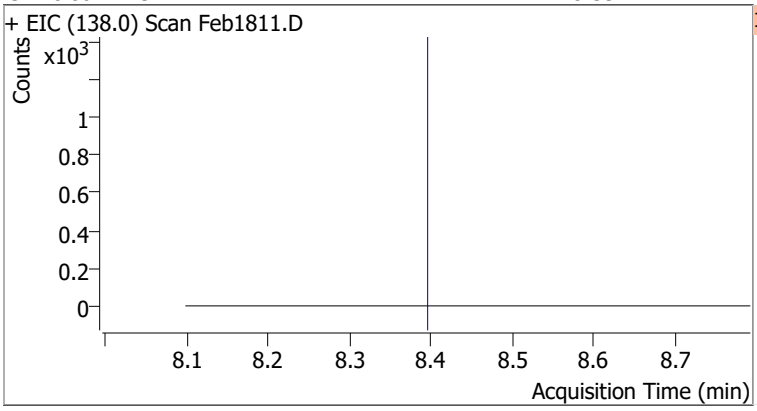

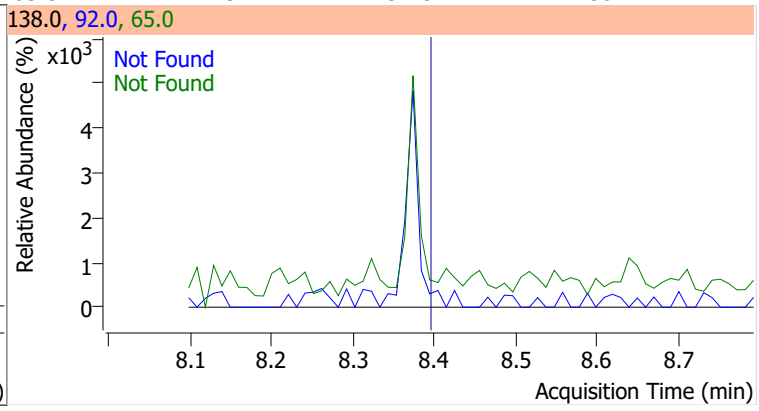

Compound	Conc.	Exp RT	QIon	Exp Ratio	QIon	Exp Ratio
Acenaphthene	N.D.	8.41	153.0	106.5	152.0	51.8

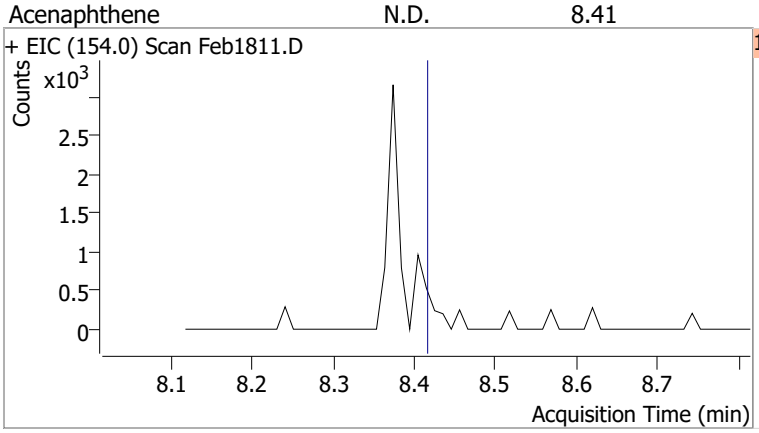

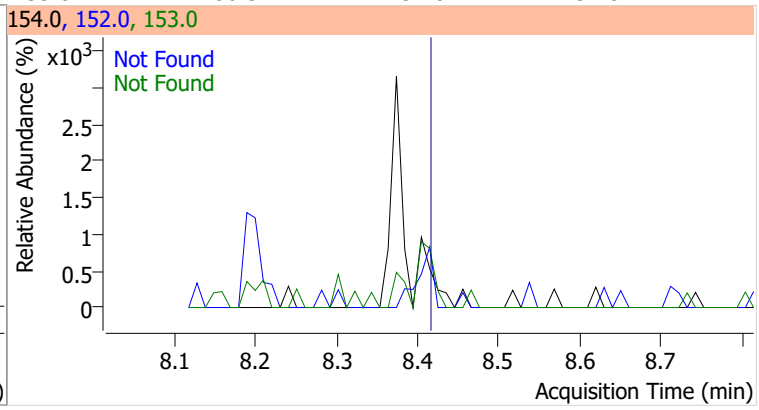

Compound	Conc.	Exp RT	QIon	Exp Ratio
2,4-Dinitrophenol	N.D.	8.52	154.0	62.7

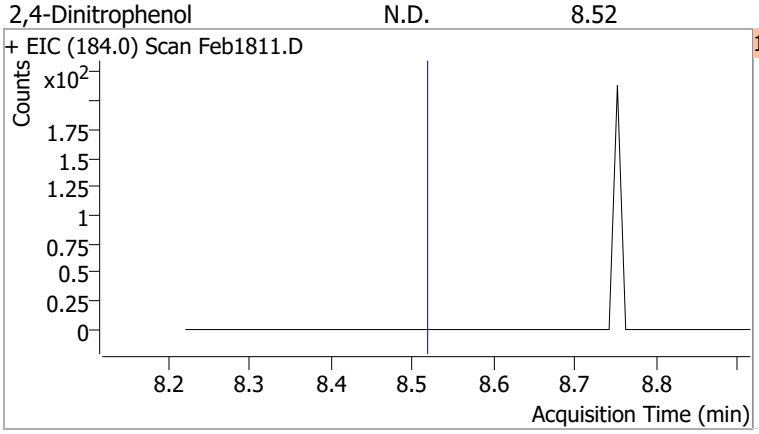

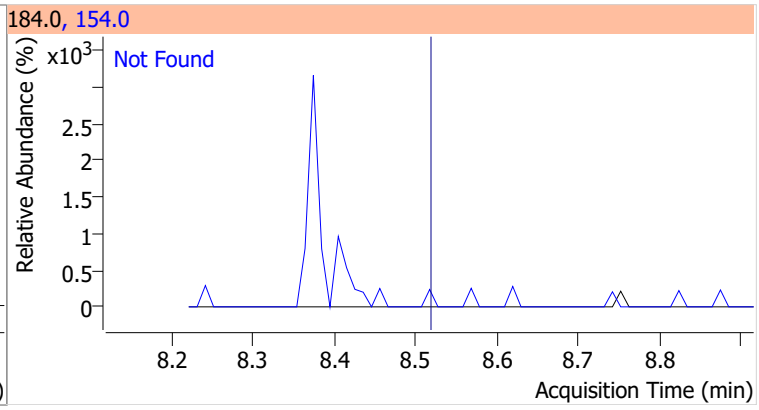

Compound	Conc.	Exp RT	QIon	Exp Ratio
Dibenzofuran	N.D.	8.63	139.0	37.5

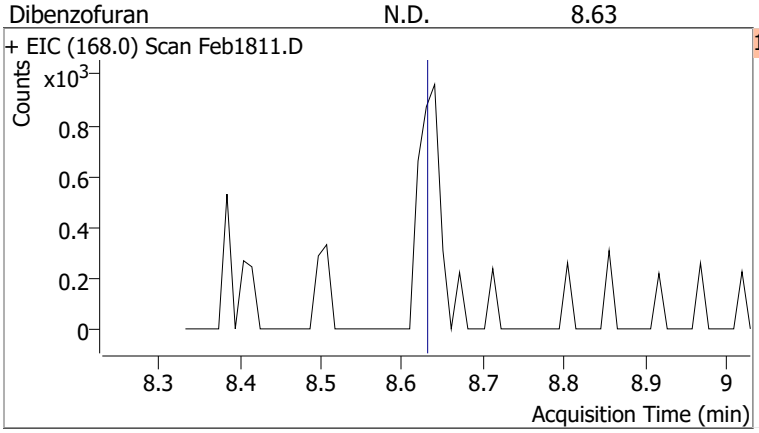

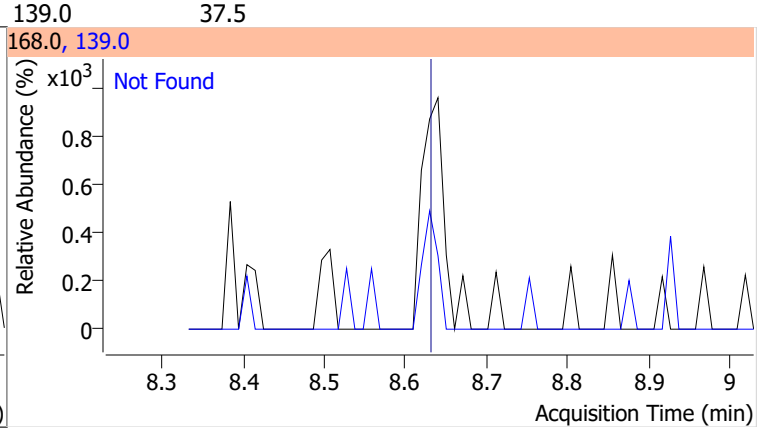

Compound	Conc.	Exp RT	QIon	Exp Ratio	QIon	Exp Ratio
2,4-Dinitrotoluene	N.D.	8.67	89.0	79.2	63.0	48.4

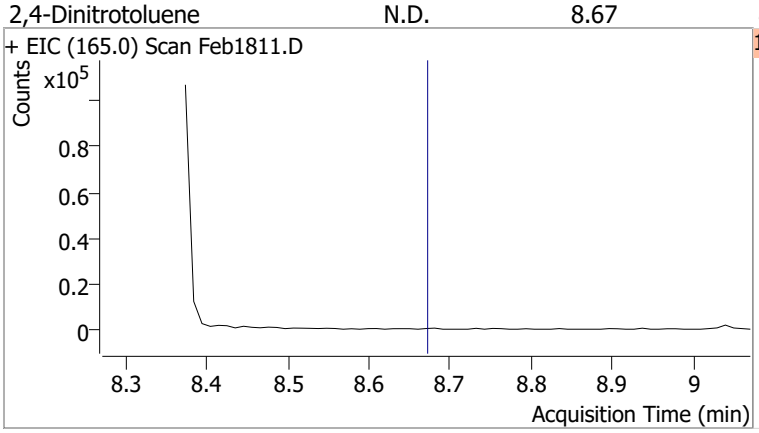

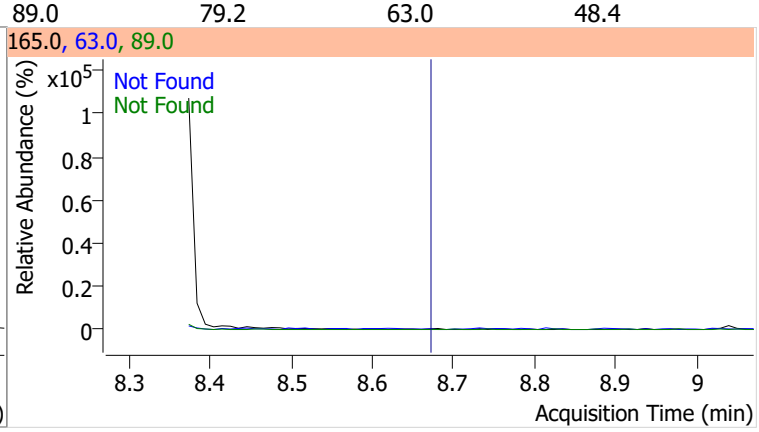

Compound	Conc.	Exp RT	QIon	Exp Ratio	QIon	Exp Ratio
4-Nitrophenol	N.D.	8.70	65.0	72.0	139.0	71.1

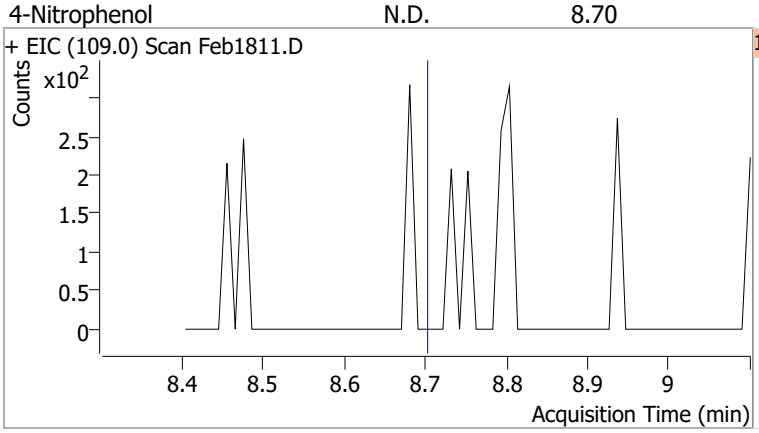

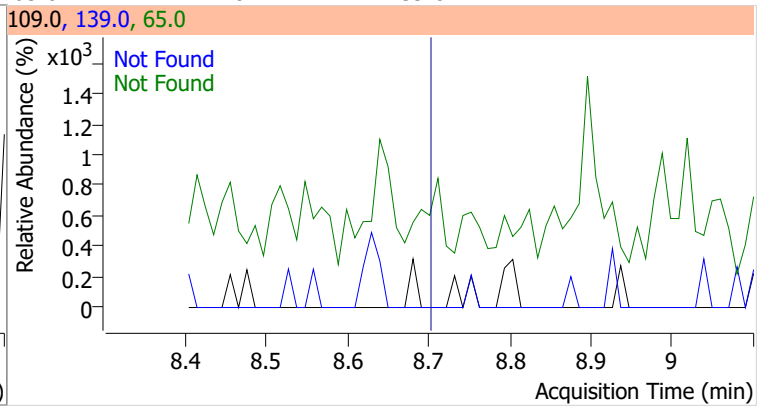

Compound	Conc.	Exp RT	QIon	Exp Ratio	QIon	Exp Ratio
Diethylphthalate	N.D.	9.00	177.0	20.7	150.0	12.5

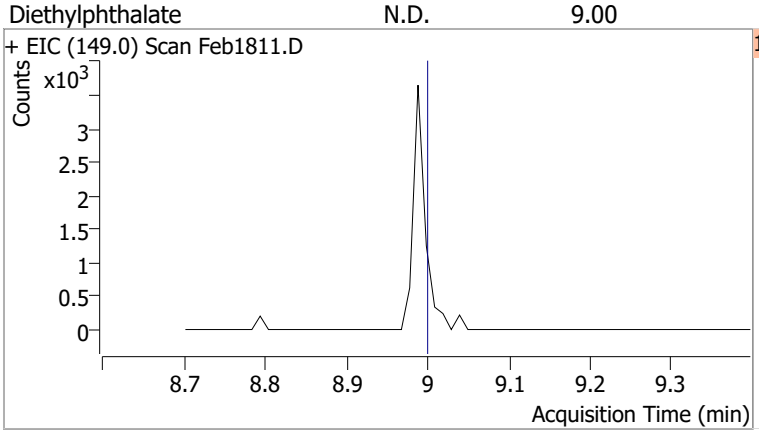

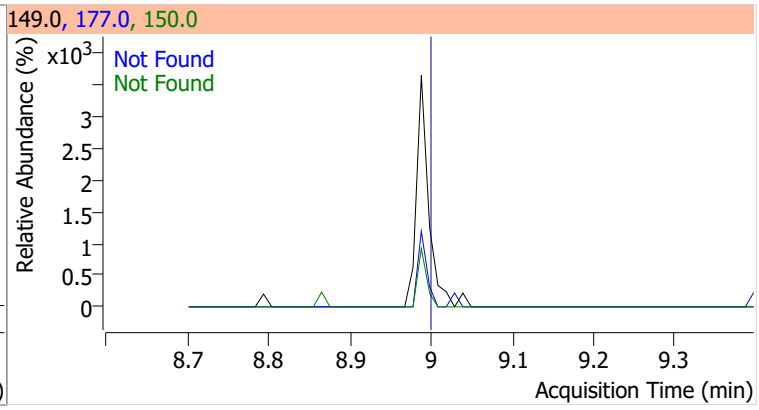

Compound	Conc.	Exp RT	QIon	Exp Ratio	QIon	Exp Ratio
Fluorene	N.D.	9.04	165.0	93.4	167.0	13.7

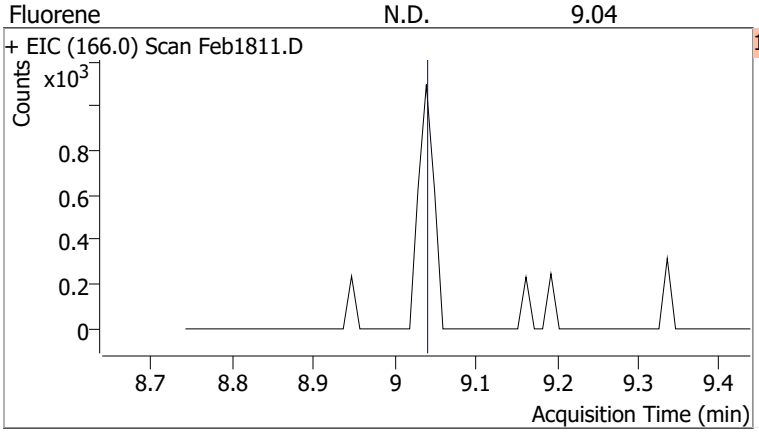

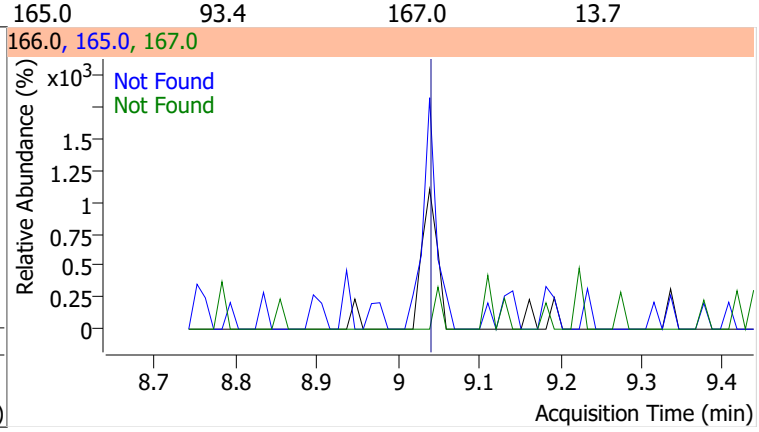

Compound	Conc.	Exp RT	QIon	Exp Ratio	QIon	Exp Ratio
4-Chlorophenyl-phenylether	N.D.	9.07	141.0	61.2	206.0	33.8

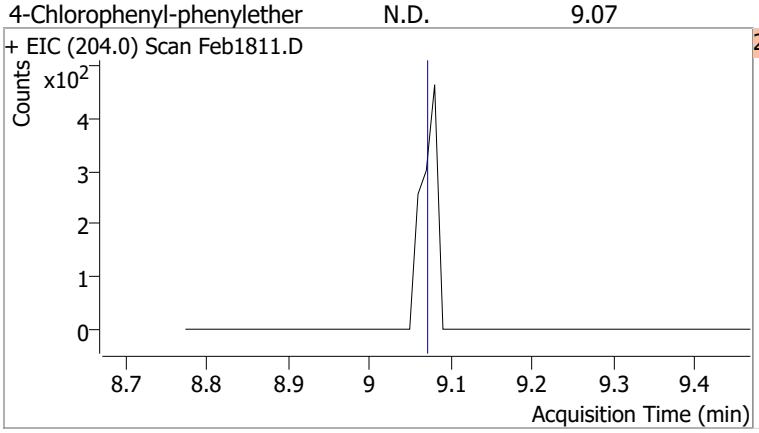

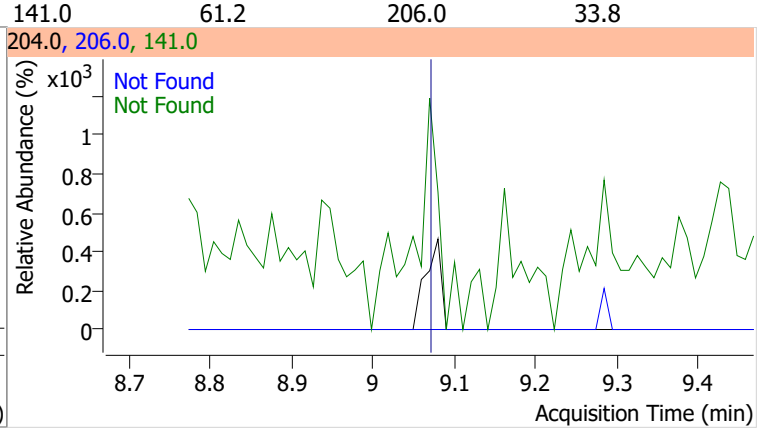

Compound	Conc.	Exp RT	QIon	Exp Ratio	QIon	Exp Ratio
4-Nitroaniline	N.D.	9.14	65.0	112.7	92.0	49.3

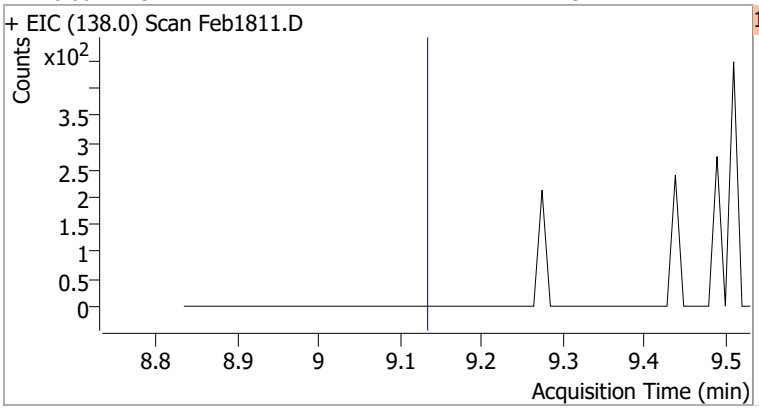

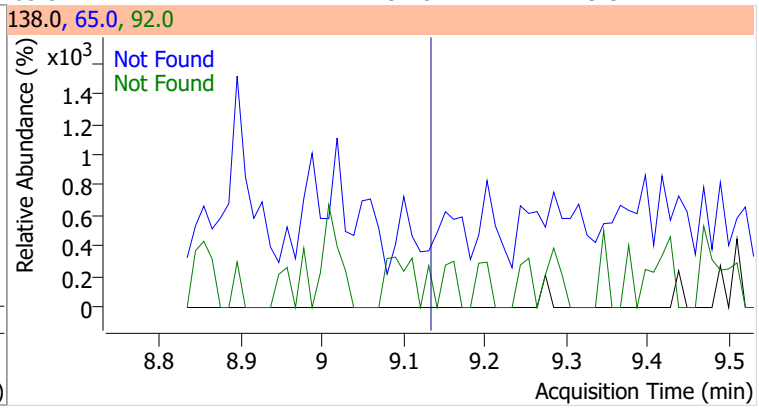

Compound	Conc.	Exp RT	QIon	Exp Ratio
4,6-Dinitro-2-methylphenol	N.D.	9.15	121.0	50.2

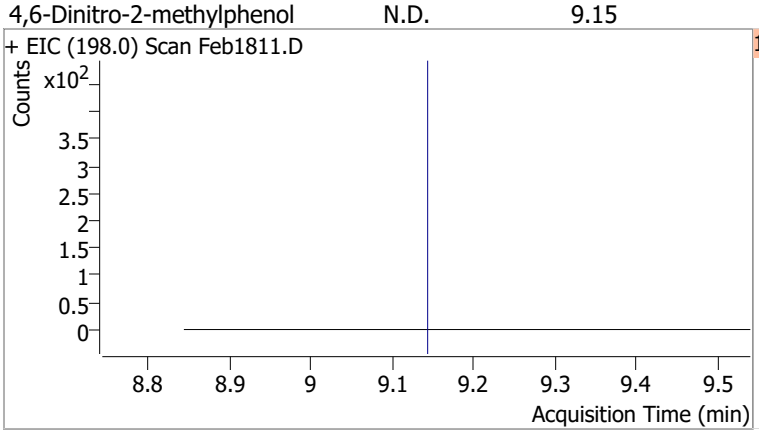

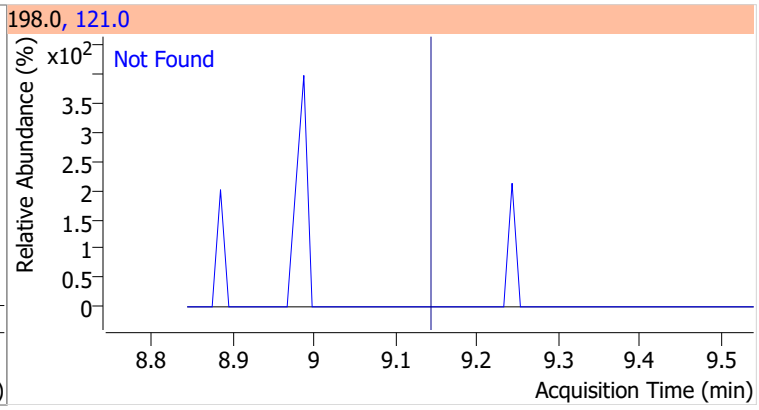

Compound	Conc.	Exp RT	QIon	Exp Ratio	QIon	Exp Ratio
N-nitrosodiphenylamine	N.D.	9.23	168.0	62.8	167.0	34.1

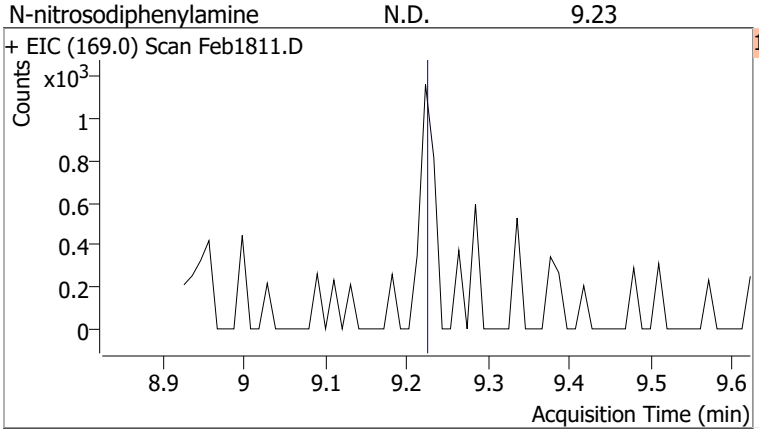

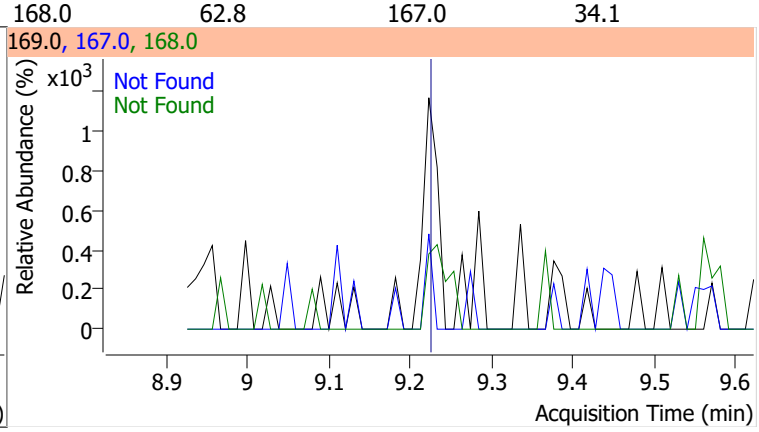

Compound	Conc.	Exp RT	QIon	Exp Ratio	QIon	Exp Ratio
Azobenzene	N.D.	9.26	51.0	45.2	182.0	24.1

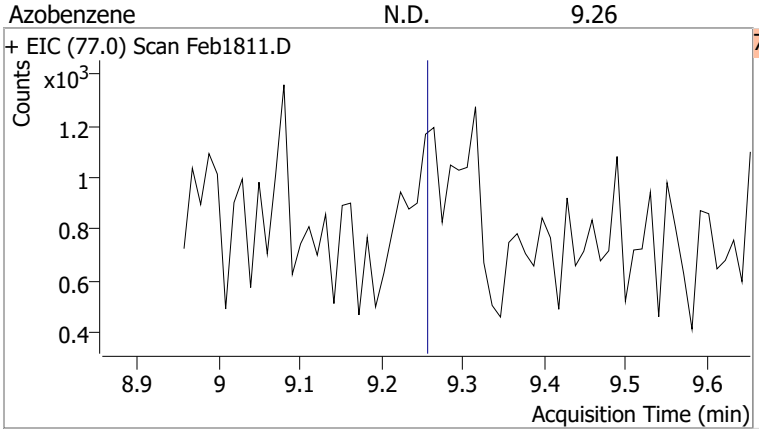

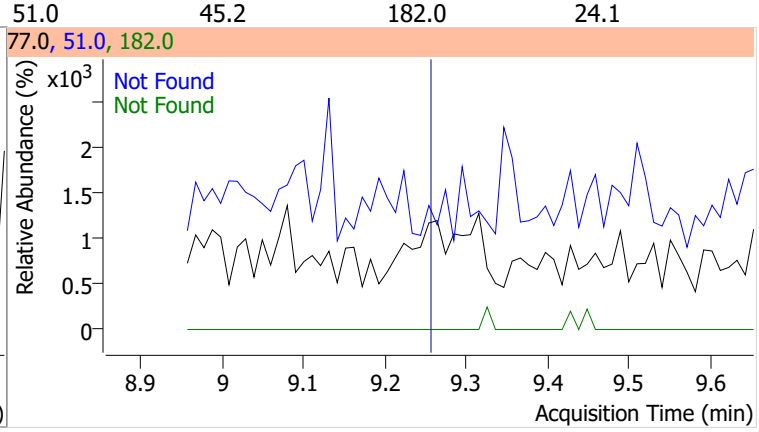

Compound	Conc.	Exp RT	QIon	Exp Ratio
2,4,6-Tribromophenol	N.D.	9.34	331.8	97.9

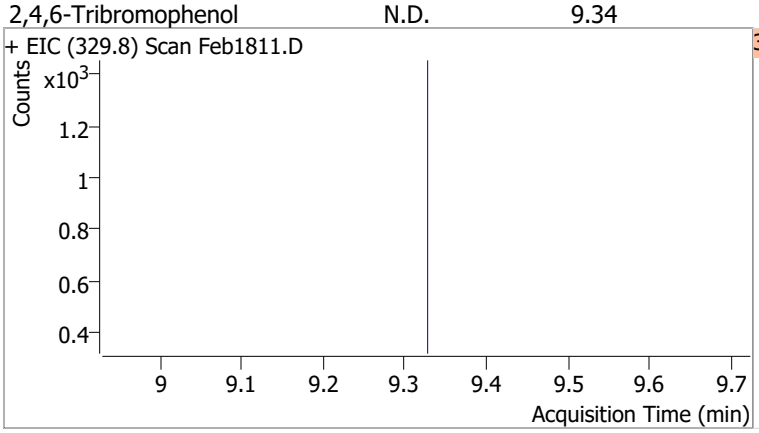

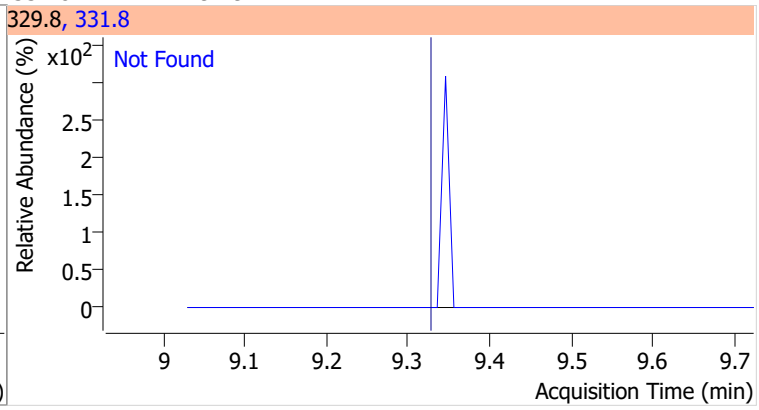

Compound	Conc.	Exp RT	QIon	Exp Ratio	QIon	Exp Ratio
4-Bromophenyl-phenylether	N.D.	9.65	141.0	98.8	250.0	98.2

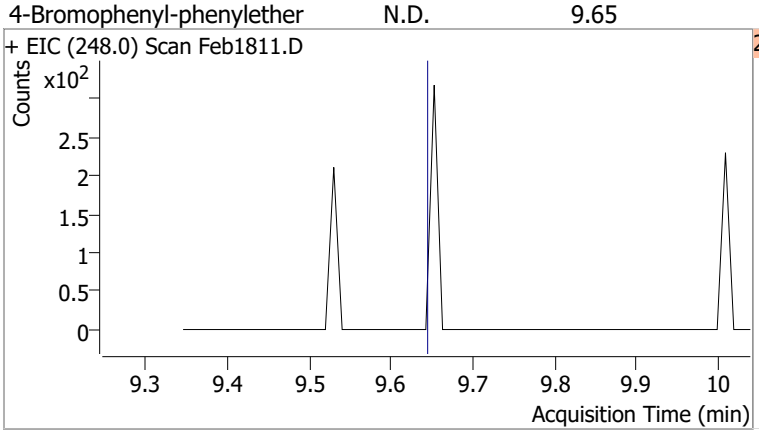

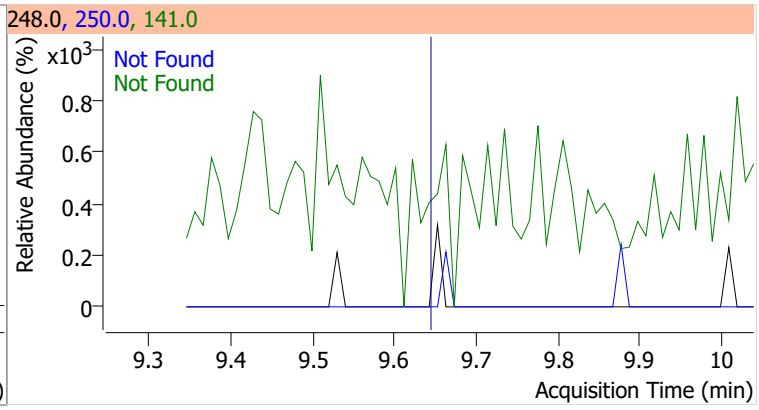

Compound	Conc.	Exp RT	QIon	Exp Ratio
Hexachlorobenzene	N.D.	9.69	142.0	53.8

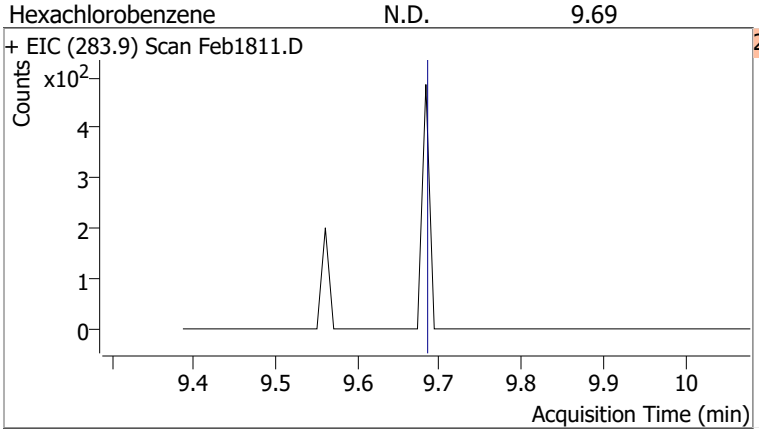

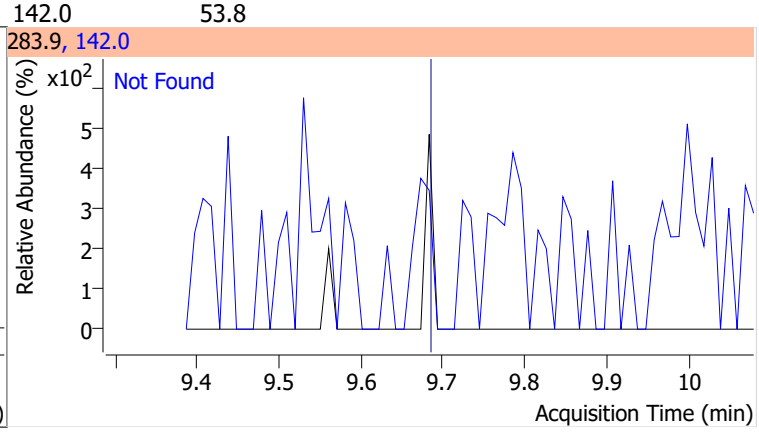

Compound	Conc.	Exp RT	QIon	Exp Ratio	QIon	Exp Ratio
Pentachlorophenol	N.D.	9.97	267.9	59.4	263.9	58.9

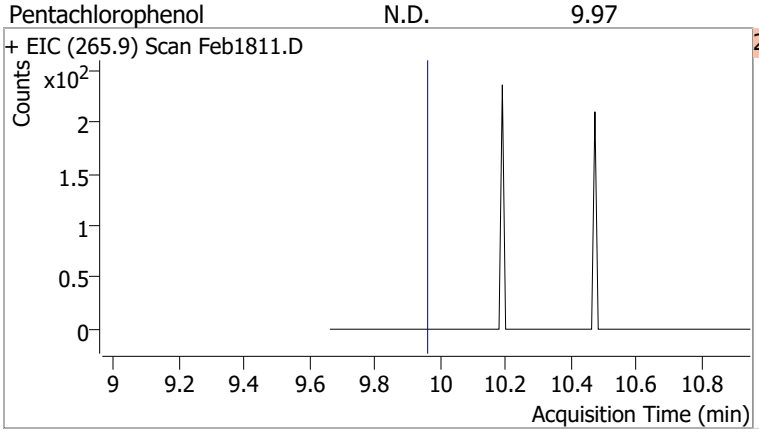

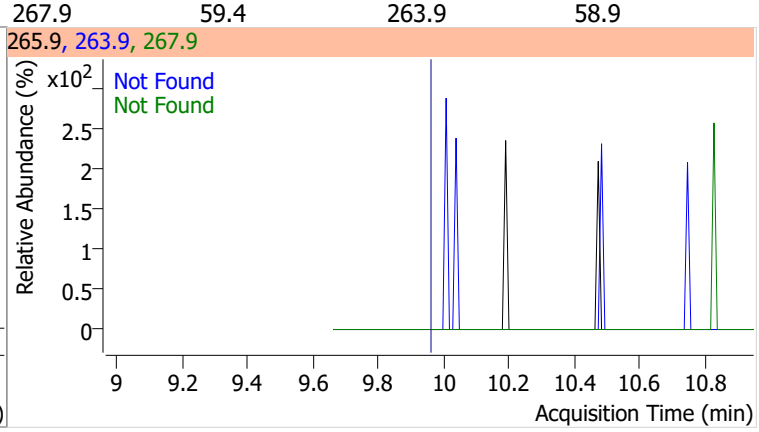

Compound	Conc.	Exp RT	QIon	Exp Ratio
Phenanthrene	N.D.	10.18	176.0	18.5

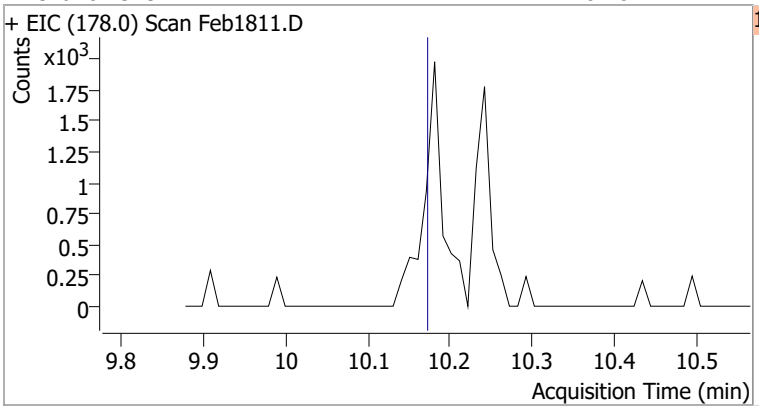

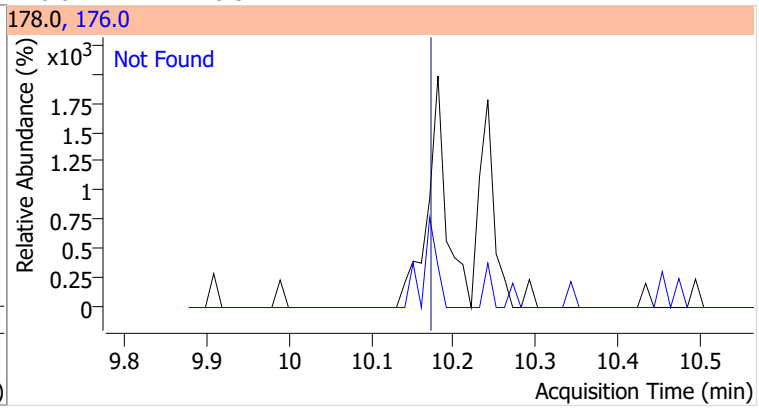

Compound	Conc.	Exp RT	QIon	Exp Ratio
Anthracene	N.D.	10.25	176.0	18.4

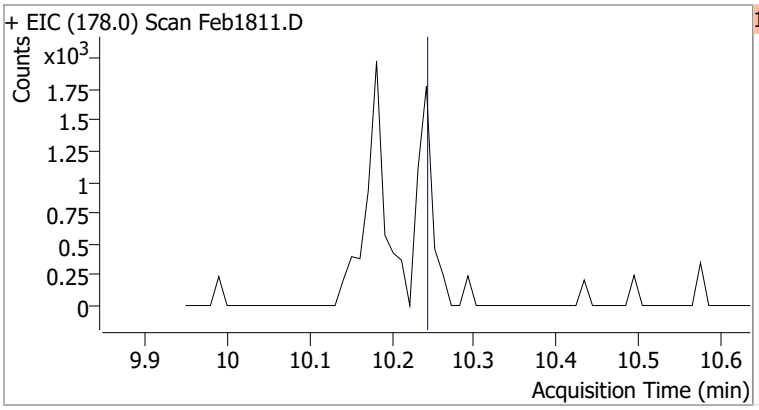

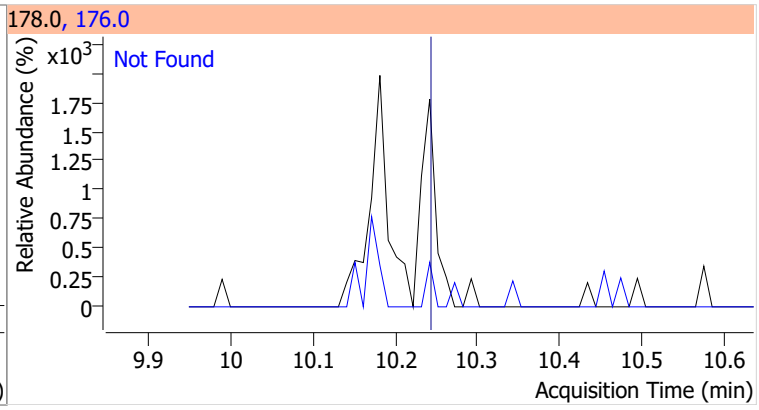

Compound	Conc.	Exp RT	QIon	Exp Ratio	QIon	Exp Ratio
Triallate	N.D.	10.31	268.0	24.1	143.0	22.5

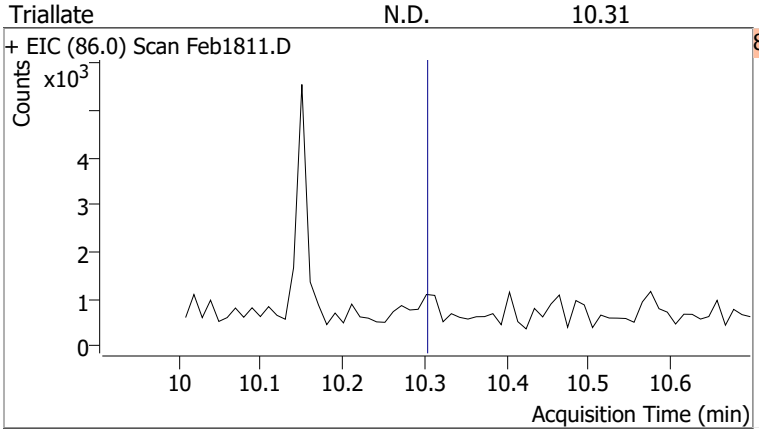

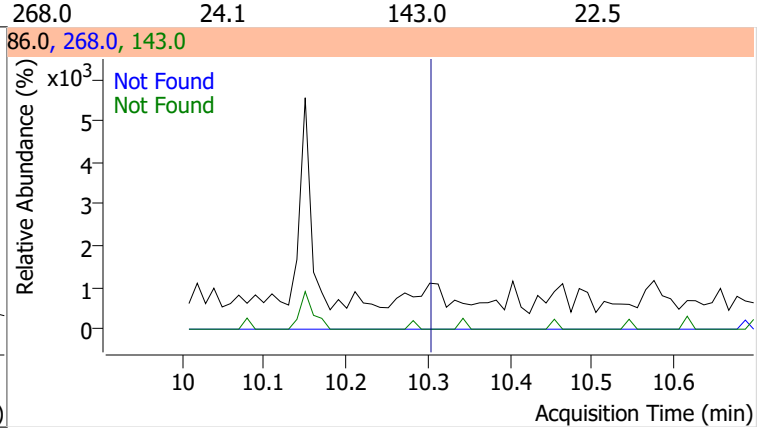

Compound	Conc.	Exp RT	QIon	Exp Ratio
Carbazole	N.D.	10.49	139.0	12.8

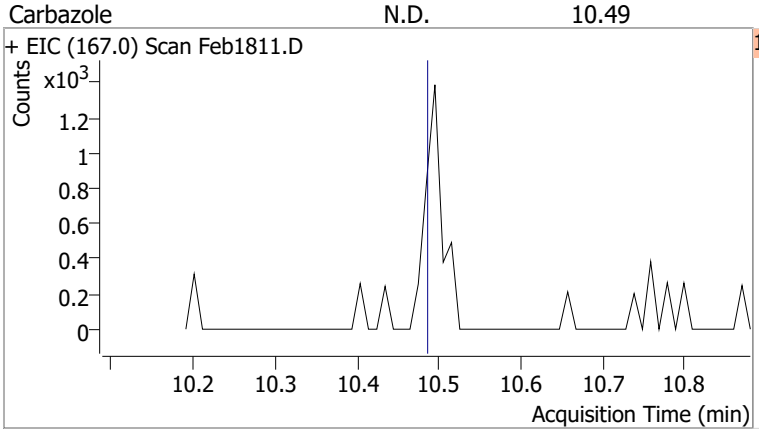

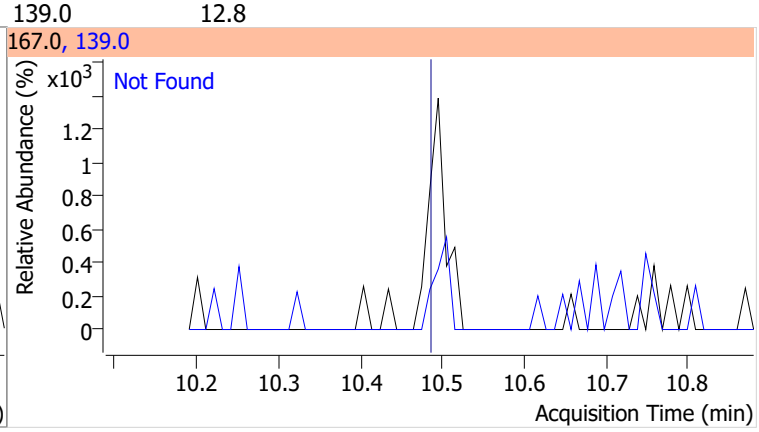

Compound	Conc.	Exp RT	QIon	Exp Ratio	QIon	Exp Ratio
o-Terphenyl	N.D.	10.70	229.0	64.9	215.0	37.0

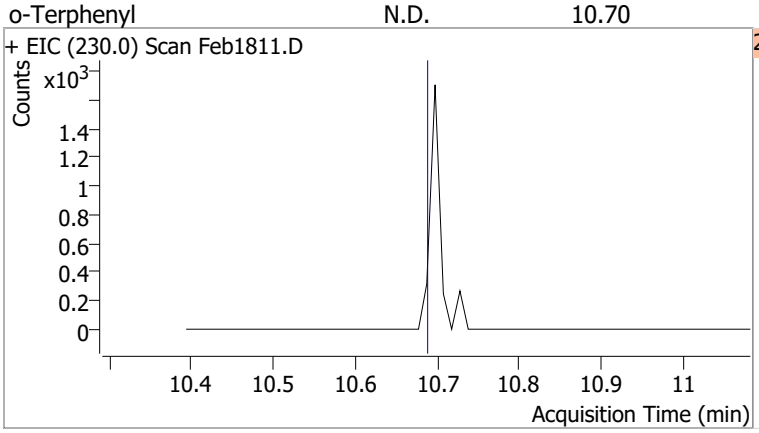

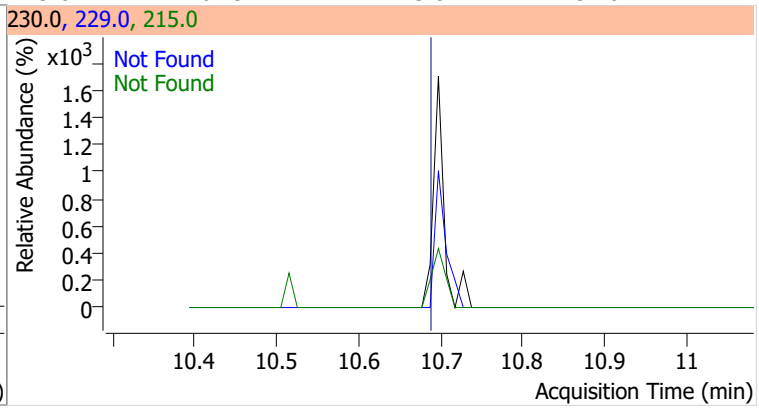

Compound	Conc.	Exp RT	QIon	Exp Ratio	QIon	Exp Ratio
Di-n-Butylphthalate	N.D.	11.08	150.0	9.1	104.0	6.4

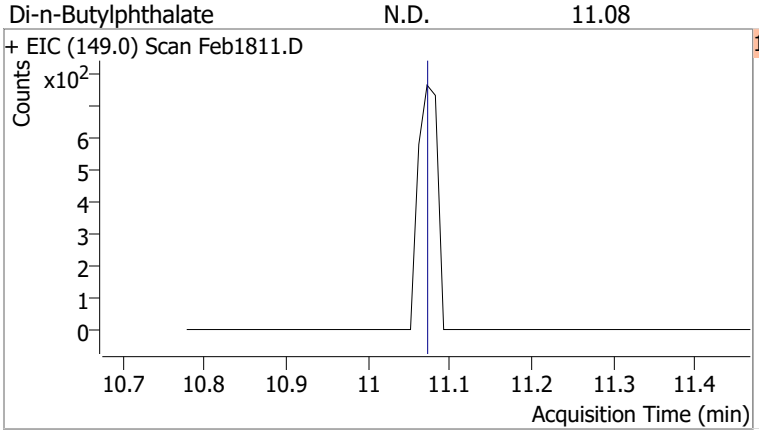

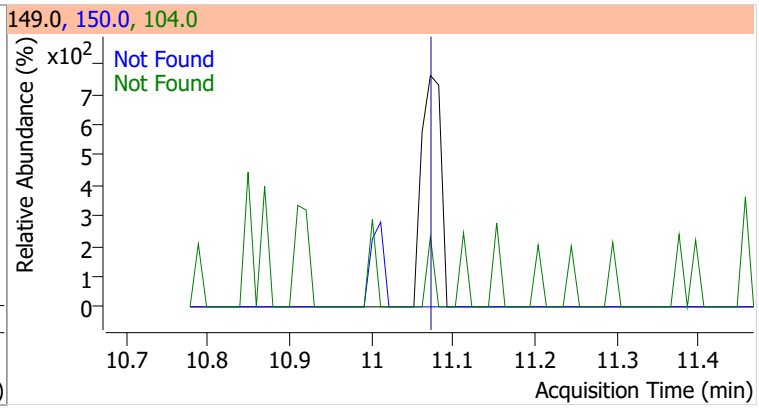

Compound	Conc.	Exp RT	QIon	Exp Ratio
Fluoranthene	N.D.	11.95	101.0	13.4

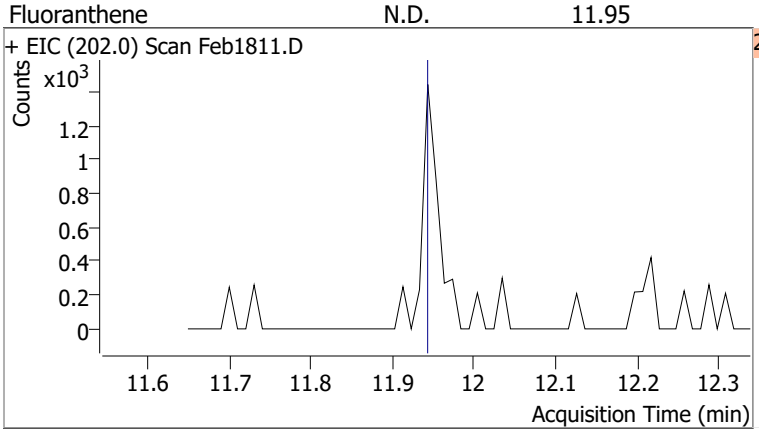

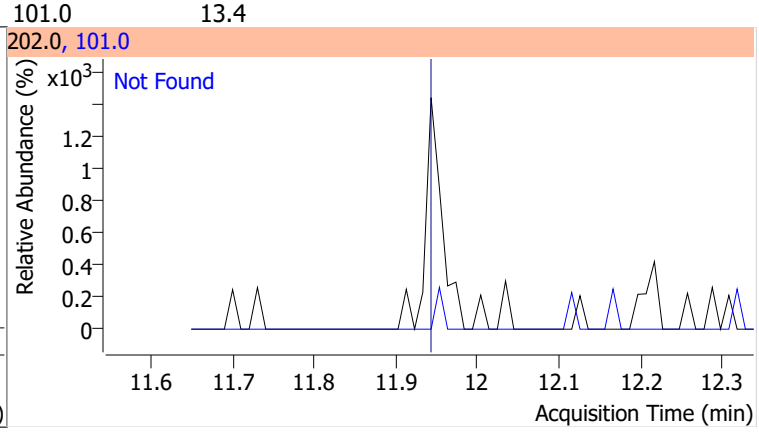

Compound	Conc.	Exp RT	QIon	Exp Ratio	QIon	Exp Ratio
Benzidine	N.D.	12.35	183.0	11.8	92.0	8.3

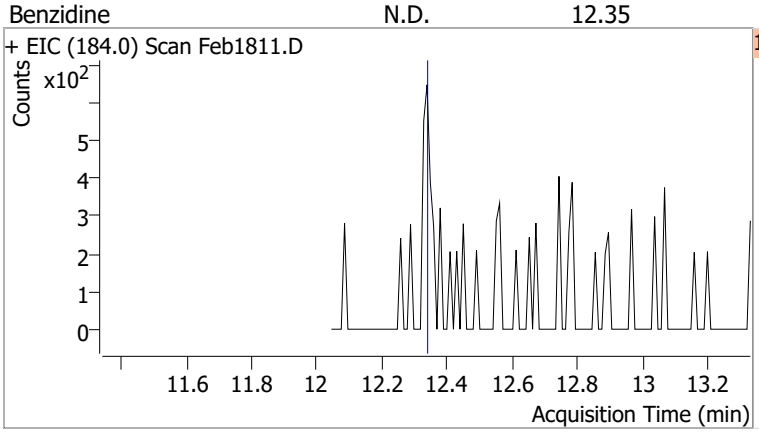

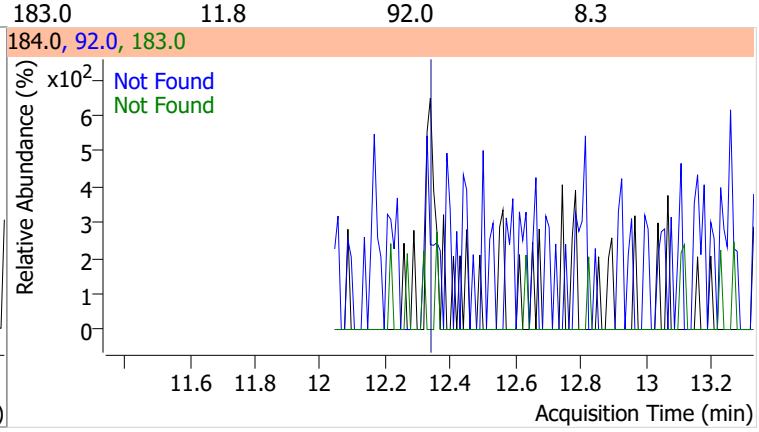

Compound	Conc.	Exp RT	QIon	Exp Ratio
Pyrene	N.D.	12.38	101.0	15.9

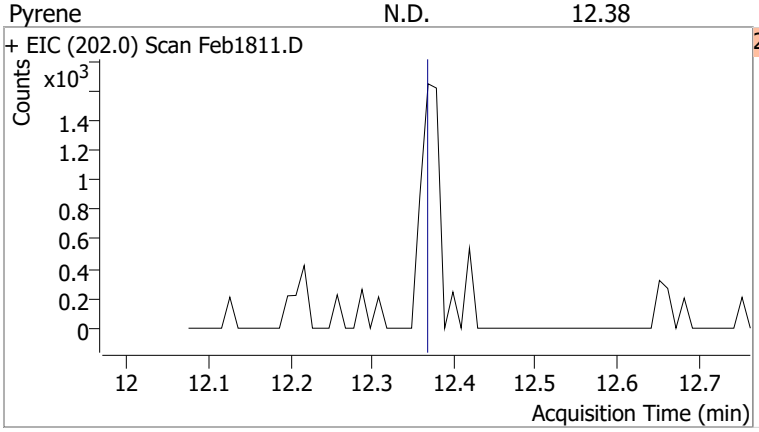

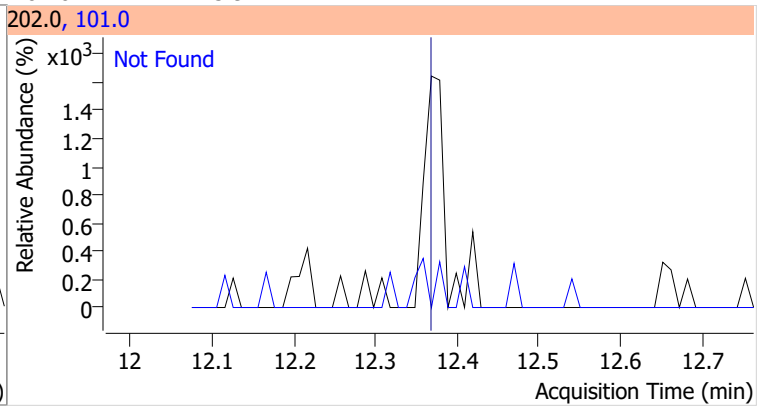

Compound	Conc.	Exp RT	QIon	Exp Ratio
Terphenyl-d14	N.D.	12.88	122.0	14.4

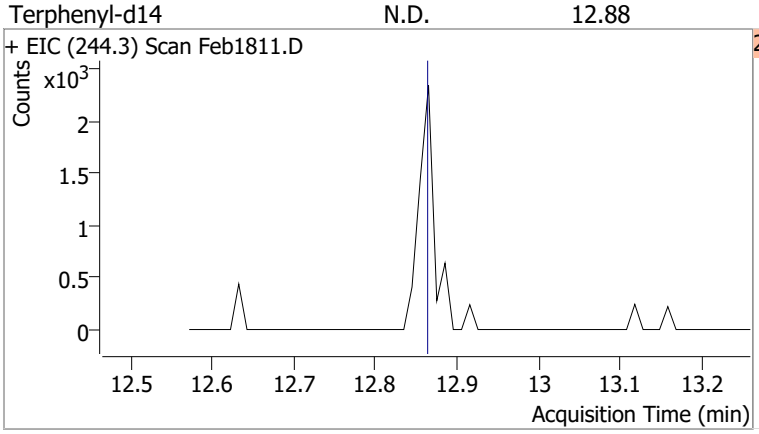

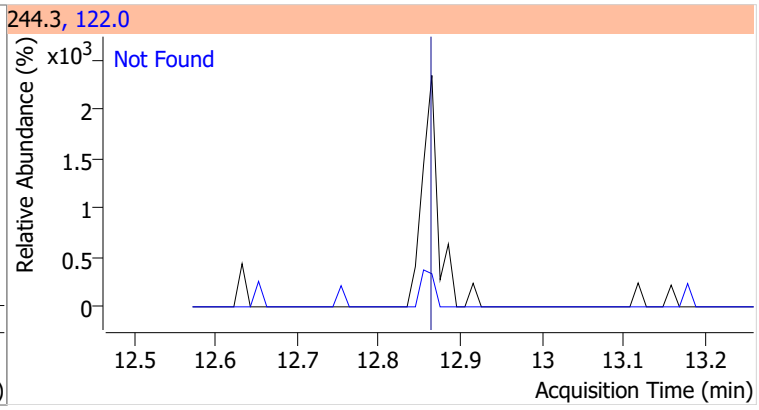

Compound	Conc.	Exp RT	QIon	Exp Ratio	QIon	Exp Ratio
Butylbenzylphthalate	N.D.	14.32	91.0	85.1	206.0	17.5

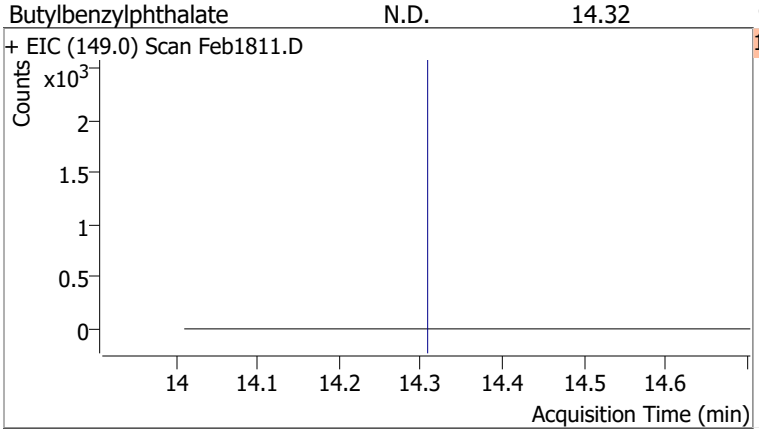

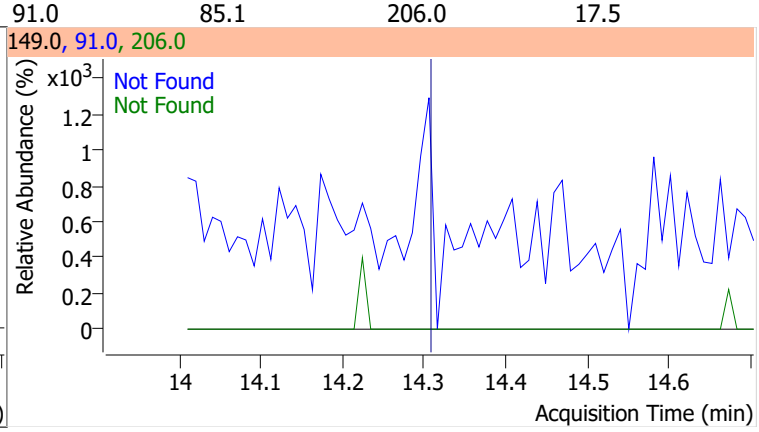

Compound	Conc.	Exp RT	QIon	Exp Ratio	QIon	Exp Ratio
Benzo(a)Anthracene	N.D.	15.51	226.0	26.8	229.0	21.1

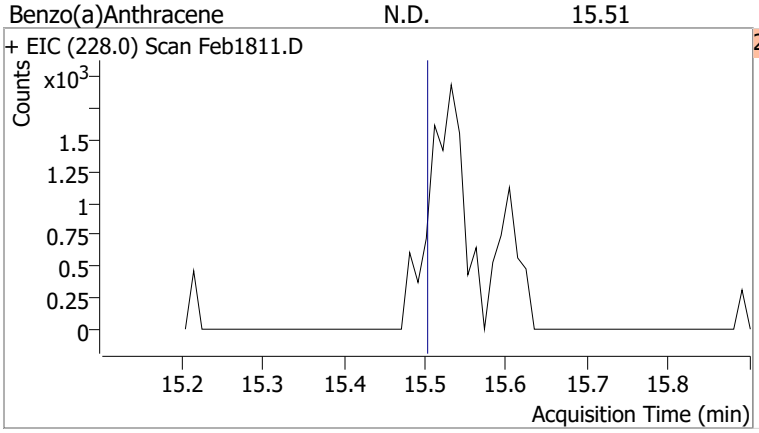

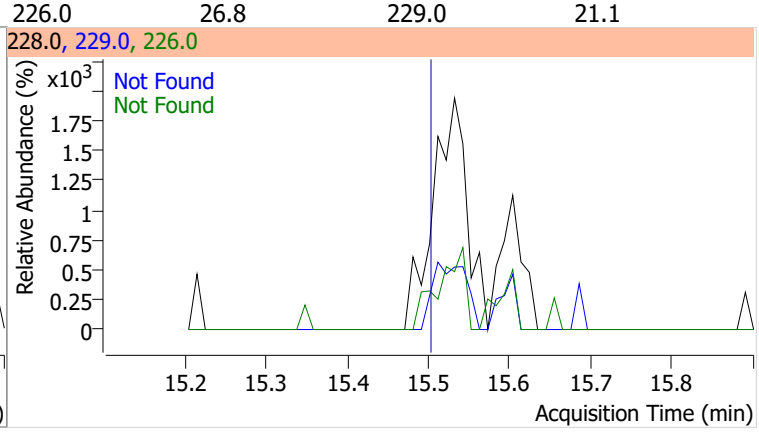

Compound	Conc.	Exp RT	QIon	Exp Ratio	QIon	Exp Ratio
Chrysene	N.D.	15.62	226.0	28.4	229.0	19.7

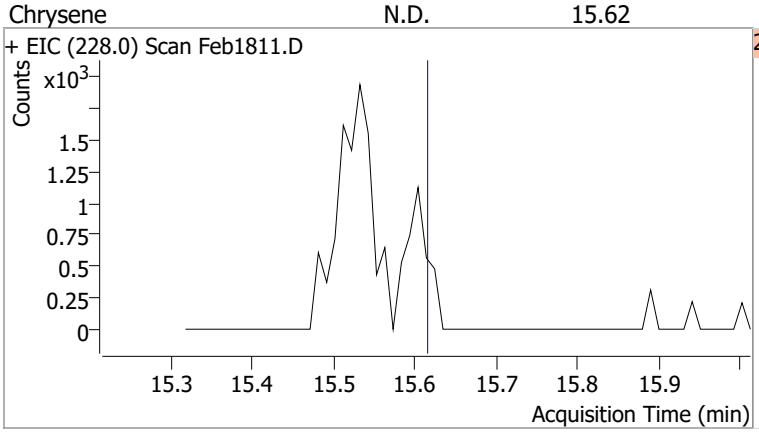

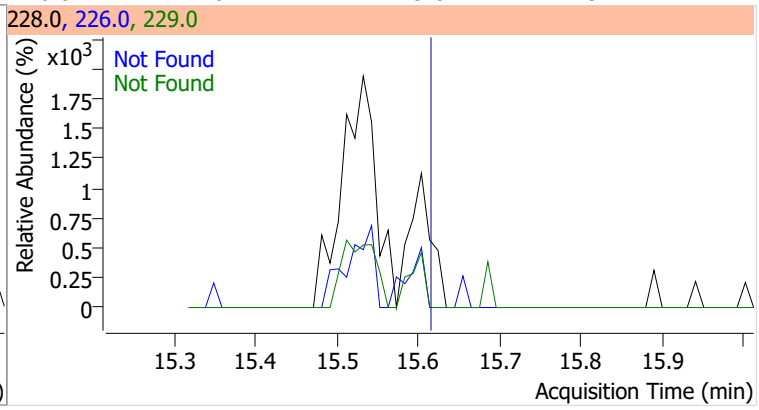

Compound	Conc.	Exp RT	QIon	Exp Ratio
3,3-Dichlorobenzidine	N.D.	15.69	254.0	64.2

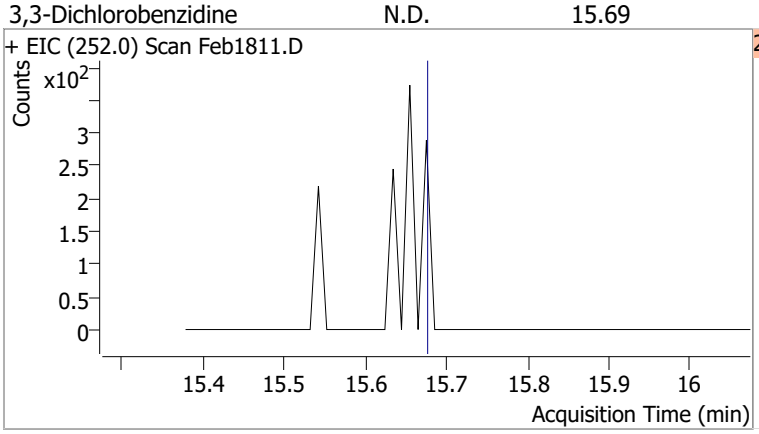

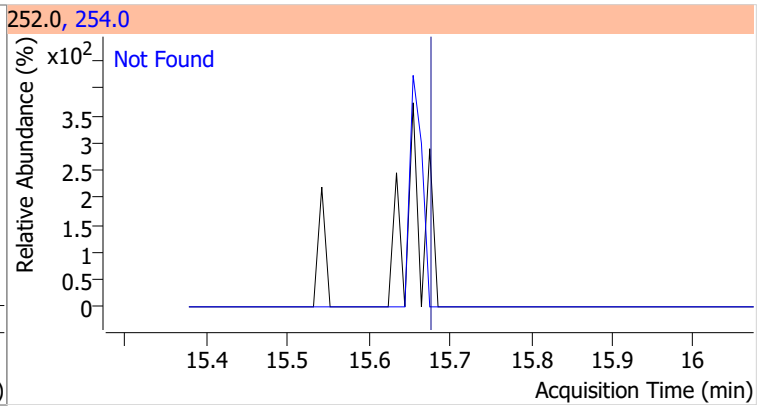

Compound	Conc.	Exp RT	QIon	Exp Ratio	QIon	Exp Ratio
bis(2-ethylhexyl)Phthalate	N.D.	16.37	149.0	390.8	279.0	15.0

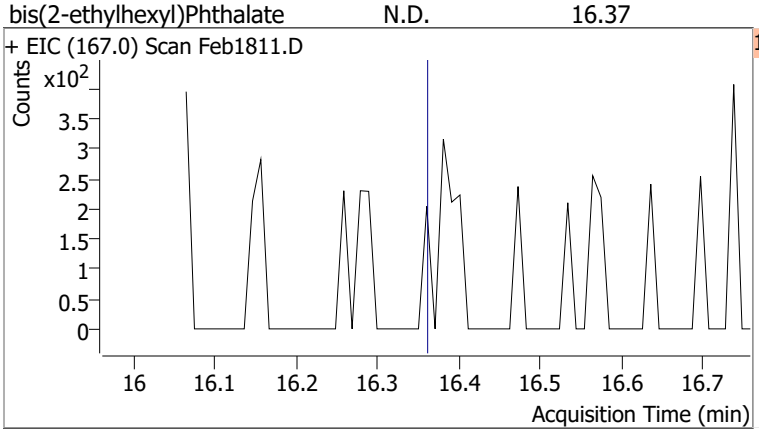

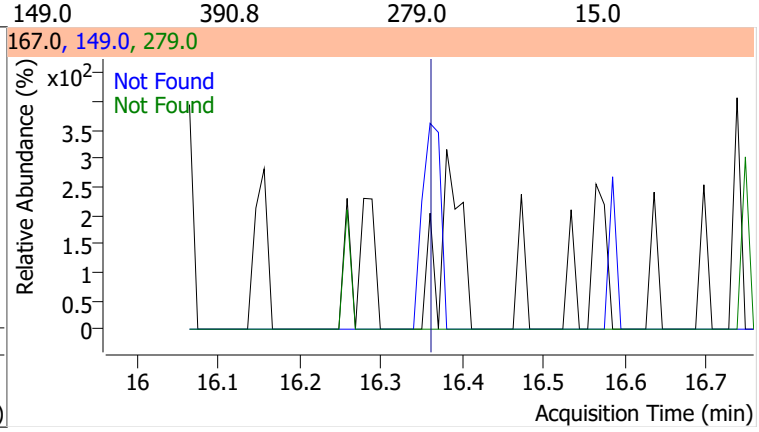

Compound	Conc.	Exp RT	QIon	Exp Ratio
Di-n-octyl Phthalate	N.D.	18.13	150.0	10.0

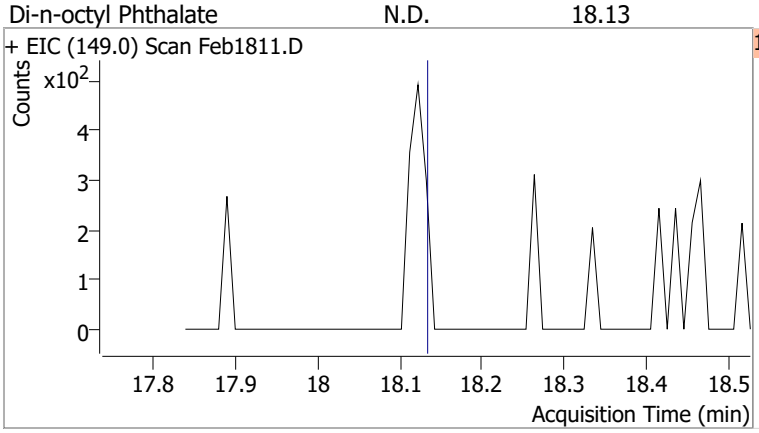

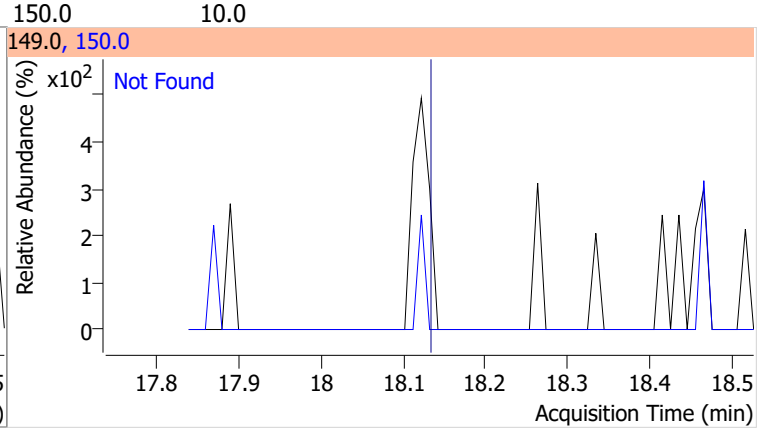

Compound	Conc.	Exp RT	QIon	Exp Ratio
Benzo(b)fluoranthene	N.D.	18.38	253.0	22.3

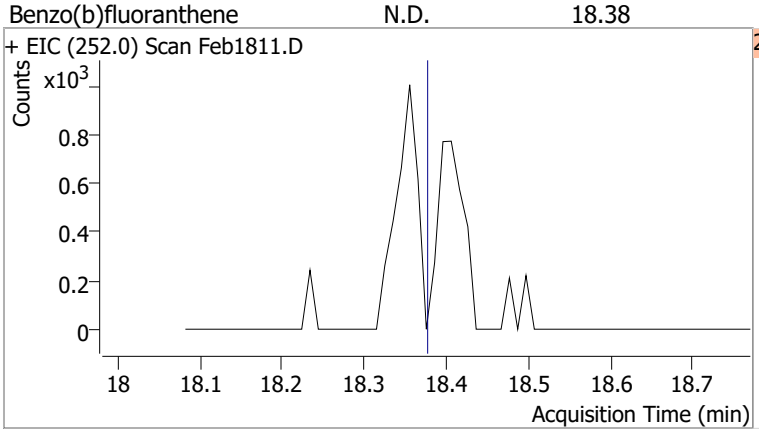

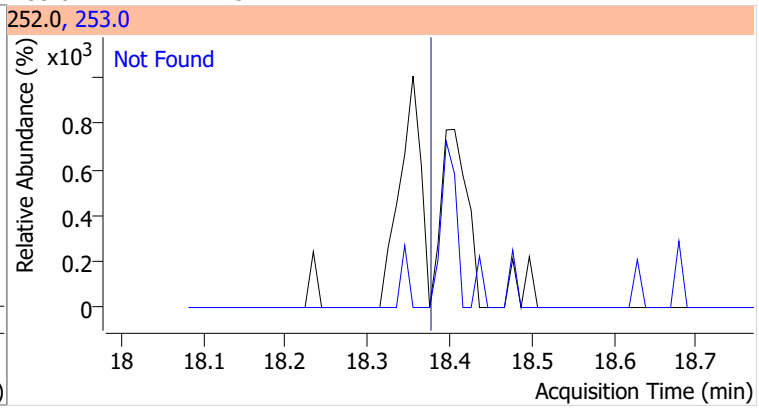

Compound	Conc.	Exp RT	QIon	Exp Ratio
Benzo(k)fluoranthene	N.D.	18.45	253.0	22.0

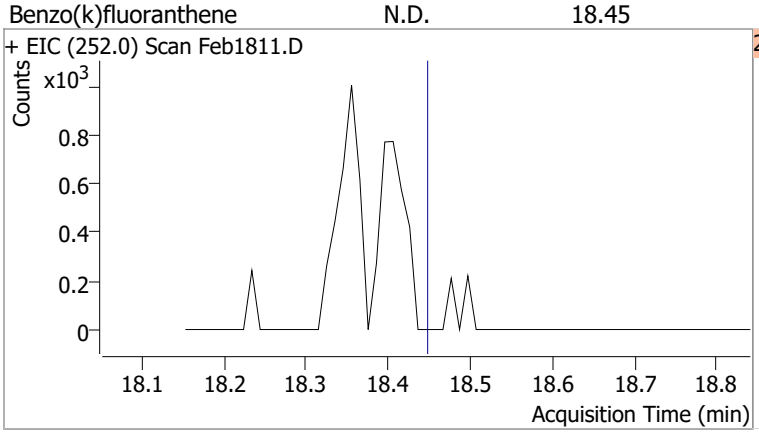

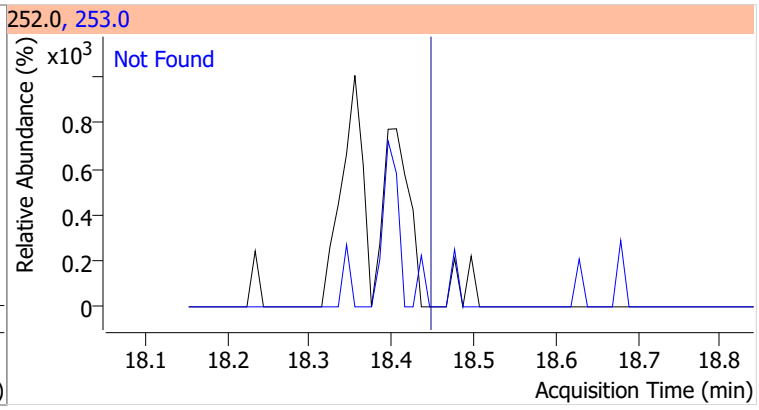

Compound	Conc.	Exp RT	QIon	Exp Ratio
Benzo(a)pyrene	N.D.	18.98	253.0	21.5

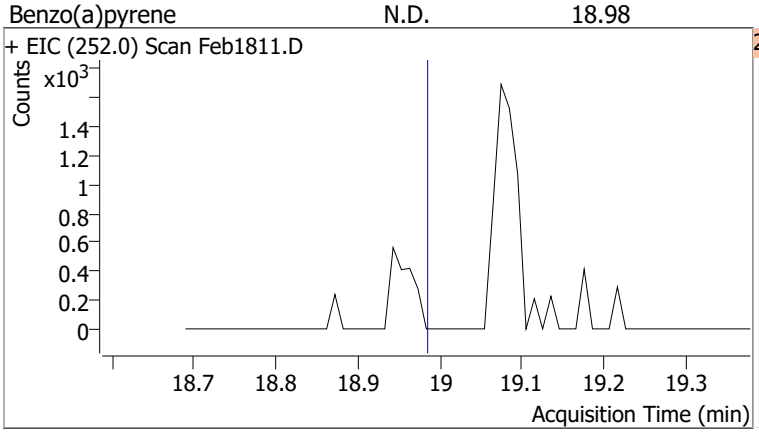

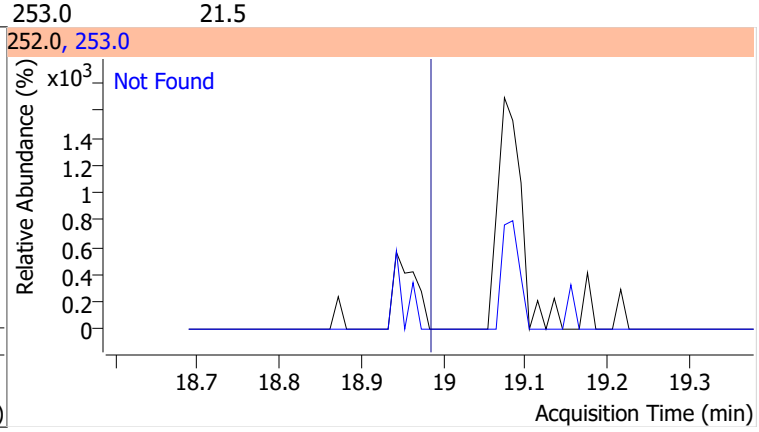

Compound	Conc.	Exp RT	QIon	Exp Ratio
Indeno(1,2,3-c,d)pyrene	N.D.	20.76	138.0	29.6

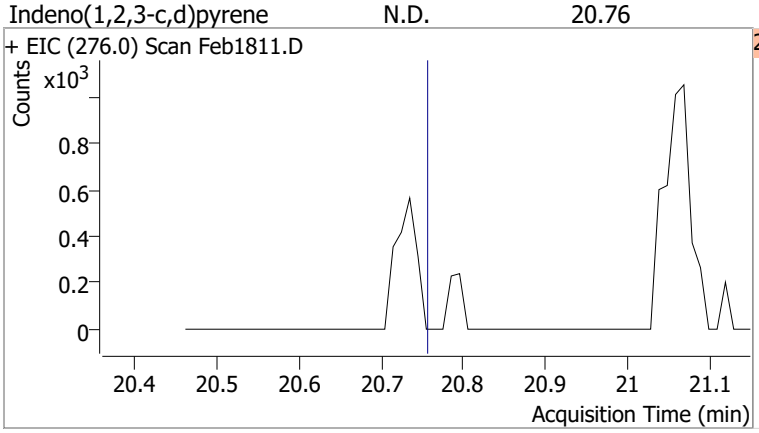

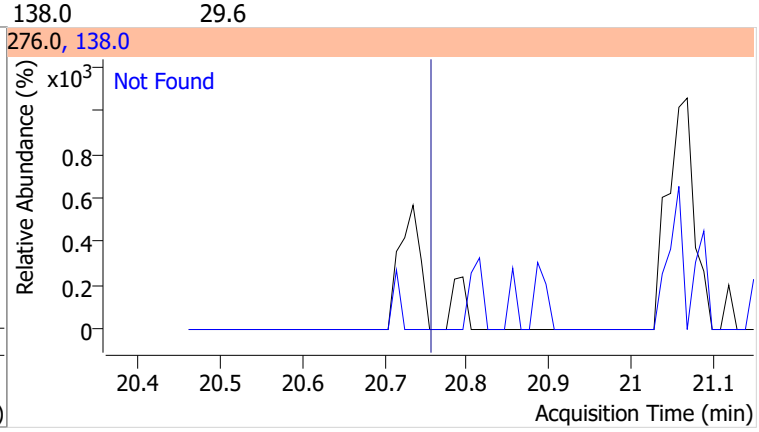

Compound	Conc.	Exp RT	QIon	Exp Ratio	QIon	Exp Ratio
Dibenzo(a,h)anthracene	N.D.	20.82	139.0	25.2	279.0	24.1

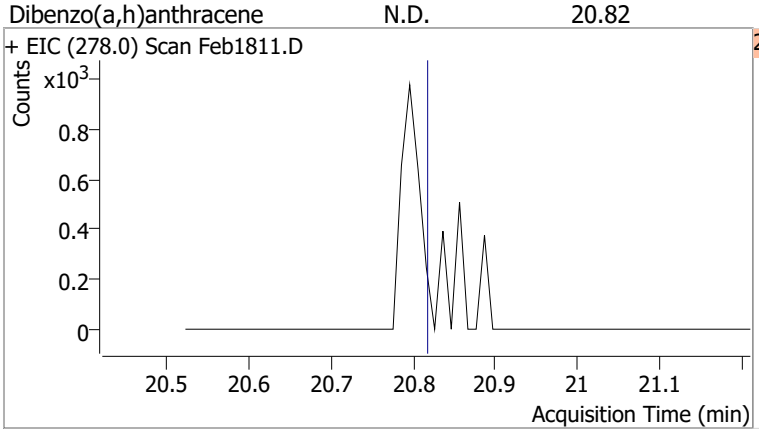

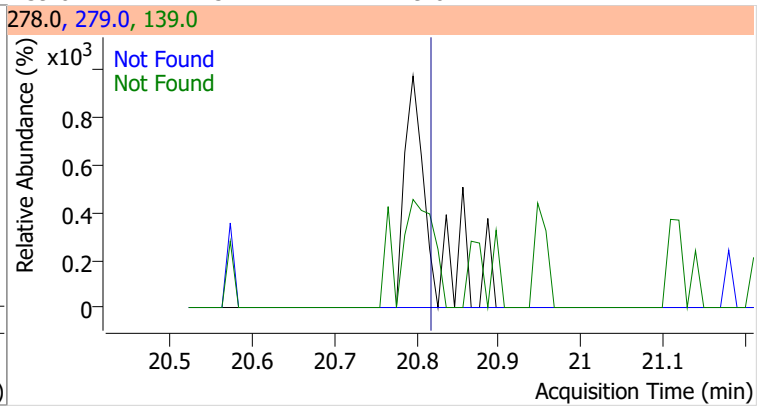

Compound	Conc.	Exp RT	QIon	Exp Ratio	QIon	Exp Ratio
Benzo(g,h,i)perylene	N.D.	21.09	138.0	33.0	277.0	23.2

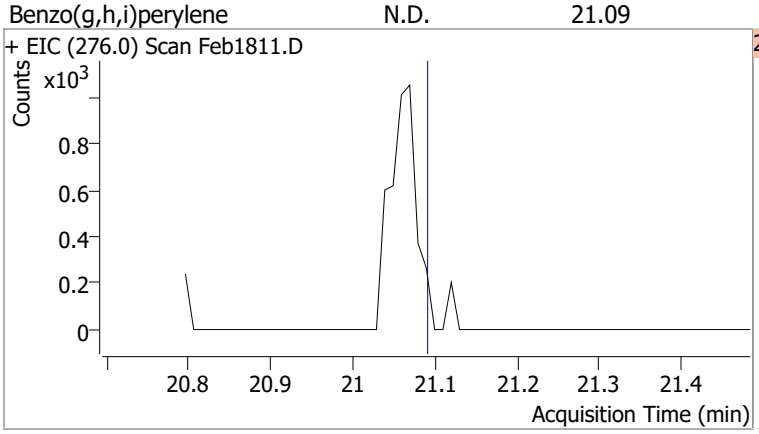

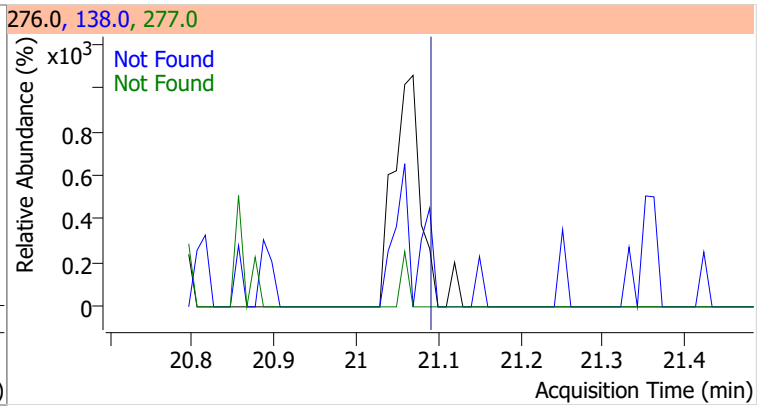

Quantitation Results Report (QT Reviewed)

Data File	Feb1812.D	Operator	LIMS import
Acq. Method	BNA+SIM.M	Acq. Date-Time	2/19/2022 1:56:32 PM
Sample Name	MB-163621	Instrument	Instrument #1
Vial	12	Multiplier	1.00
DA Method File		Comment	SVOC-8270-W-LARGO
Tune File	dftppdsm.u	Tune Date	2/18/2022 9:25:00 PM
Batch Name	021822 DoD BNA cal.batch.bin	Last Calib Update	2/19/2022 1:06:17 PM
Ref Library	D:\Org\Library\NIST129K.l		

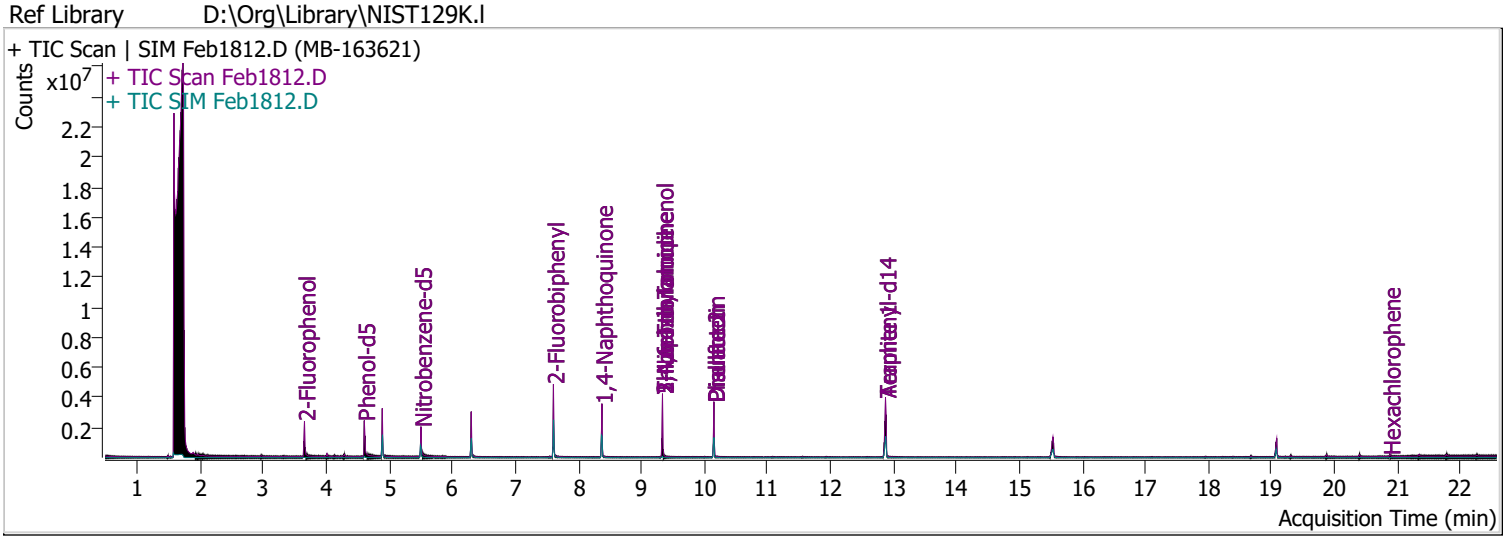

Compound	RT	QIon	Resp.	Conc.	Units		Dev(Min)
Internal Standards							
System Monitoring Compounds							
S 2-Fluorophenol	3.653	112.0	746200	67.9329	µg/L		0.000
Spiked Amount: 200.000	Range: 10.0 - 75.0%			Recovery = 33.97%			
S Phenol-d5	4.603	99.0	951261	66.9083	µg/L		-0.010
Spiked Amount: 200.000	Range: 10.0 - 65.0%			Recovery = 33.45%			
S Nitrobenzene-d5	5.502	82.0	485840	61.7579	µg/L		0.000
Spiked Amount: 100.000	Range: 32.0 - 94.0%			Recovery = 61.76%			
S 2-Fluorobiphenyl	7.605	172.0	1382362	62.2096	µg/L		0.000
Spiked Amount: 100.000	Range: 28.0 - 107.0%			Recovery = 62.21%			
S 2,4,6-Tribromophenol	9.336	329.8	321583	157.2199	µg/L		0.000
Spiked Amount: 200.000	Range: 25.0 - 140.0%			Recovery = 78.61%			
S Terphenyl-d14	12.875	244.3	2209315	102.2438	µg/L		0.000
Spiked Amount: 100.000	Range: 32.0 - 122.0%			Recovery = 102.24%			
Target Compounds							**QValue**
T N-Nitrosodimethylamine	0.000		0	N.D.			
T Pyridine	0.000		0	N.D.			
T Aniline	0.000		0	N.D.			
T Phenol	0.000		0	N.D.			
T bis(-2-Chloroethyl)Ether	4.889	63.0	0		µg/L	md	1
T 2-Chlorophenol	0.000		0	N.D.			
T 1,3-Dichlorobenzene	0.000		0	N.D.			
T 1,4-Dichlorobenzene	0.000		0	N.D.			
T 1,2-Dichlorobenzene	0.000		0	N.D.			
T Benzyl Alcohol	0.000		0	N.D.			
T bis(2-chloroisopropyl)Ether	0.000		0	N.D.			
T 2-Methylphenol	0.000		0	N.D.			
T N-nitroso-Di-n-propylamine	5.502	70.0	0		µg/L	md	1
T 4Methylphenol/3Methylphenol	0.000		0	N.D.			
T Hexachloroethane	0.000		0	N.D.			

Compound	RT	QIon	Resp.	Conc.	Units		Dev(Min)
T Nitrobenzene	0.000		0	N.D.			
T Isophorone	0.000		0	N.D.			
T 2-Nitrophenol	0.000		0	N.D.			
T 2,4-Dimethylphenol	0.000		0	N.D.			
T bis(-2-Chloroethoxy)Methane	0.000		0	N.D.			
T 2,4-Dichlorophenol	0.000		0	N.D.			
T Benzoic Acid	0.000		0	N.D.			
T 1,2,4-Trichlorobenzene	0.000		0	N.D.			
T Naphthalene	0.000		0	N.D.			
T 4-Chlorophenol	6.301	130.0	0		µg/L	md	1
T p-Chloroaniline	0.000		0	N.D.			
T Hexachlorobutadiene	0.000		0	N.D.			
T 4-Chloro-2-Methylphenol	0.000		0	N.D.			
T 4-Chloro-3-Methylphenol	0.000		0	N.D.			
T 2-Methylnaphthalene	0.000		0	N.D.			
T 1-Methylnaphthalene	0.000		0	N.D.			
T Hexachlorocyclopentadiene	0.000		0	N.D.			
T 2,4,6-Trichlorophenol	0.000		0	N.D.			
T 2,4,5-Trichlorophenol	0.000		0	N.D.			
T 2-Chloronaphthalene	0.000		0	N.D.			
T 2-Nitroaniline	0.000		0	N.D.			
T Dimethyl Phthalate	8.374	163.0	0		µg/L	md	1
T 2,6-Dinitrotoluene	8.374	165.0	0		µg/L	md	1
T Acenaphthylene	0.000		0	N.D.			
T 3-Nitroaniline	0.000		0	N.D.			
T Acenaphthene	0.000		0	N.D.			
T 2,4-Dinitrophenol	0.000		0	N.D.			
T Dibenzofuran	0.000		0	N.D.			
T 2,4-Dinitrotoluene	0.000		0	N.D.			
T 4-Nitrophenol	0.000		0	N.D.			
T Diethylphthalate	0.000		0	N.D.			
T Fluorene	0.000		0	N.D.			
T 4-Chlorophenyl-phenylether	0.000		0	N.D.			
T 4-Nitroaniline	0.000		0	N.D.			
T 4,6-Dinitro-2-methylphenol	9.336	198.0	0		µg/L	md	1
T N-nitrosodiphenylamine	0.000		0	N.D.			
T Azobenzene	0.000		0	N.D.			
T 4-Bromophenyl-phenylether	0.000		0	N.D.			
T Hexachlorobenzene	0.000		0	N.D.			
T Pentachlorophenol	0.000		0	N.D.			
T Phenanthrene	0.000		0	N.D.			
T Anthracene	0.000		0	N.D.			
T Triallate	0.000		0	N.D.			
T Carbazole	0.000		0	N.D.			
T o-Terphenyl	0.000		0	N.D.			
T Di-n-Butylphthalate	0.000		0	N.D.			
T Fluoranthene	0.000		0	N.D.			
T Benzidine	12.875	184.0	0		µg/L	md	1
T Pyrene	0.000		0	N.D.			
T Butylbenzylphthalate	0.000		0	N.D.			
T Benzo(a)Anthracene	0.000		0	N.D.			
T Chrysene	0.000		0	N.D.			
T 3,3-Dichlorobenzidine	0.000		0	N.D.			
T bis(2-ethylhexyl)Phthalate	0.000		0	N.D.			
T Di-n-octyl Phthalate	0.000		0	N.D.			

Compound	RT	QIon	Resp.	Conc.	Units	Dev(Min)
T Benzo(b)fluoranthene	0.000		0	N.D.		
T Benzo(k)fluoranthene	0.000		0	N.D.		
T Benzo(a)pyrene	0.000		0	N.D.		
T Indeno(1,2,3-c,d)pyrene	0.000		0	N.D.		
T Dibenzo(a,h)anthracene	0.000		0	N.D.		
T Benzo(g,h,i)perylene	0.000		0	N.D.		

(#) = Qualifier Out of Range; (m) = Manual Integration; (+) = Area Summed; (*) = Surrogate Percent Recovery Out of Range; (d): Zeroed Peak

Compound	Conc.	Exp RT	QIon	Exp Ratio
N-Nitrosodimethylamine	N.D.	2.49	42.0	135.8

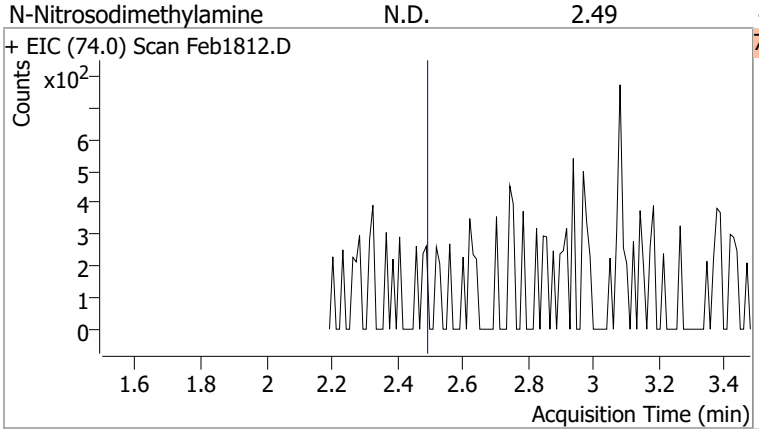

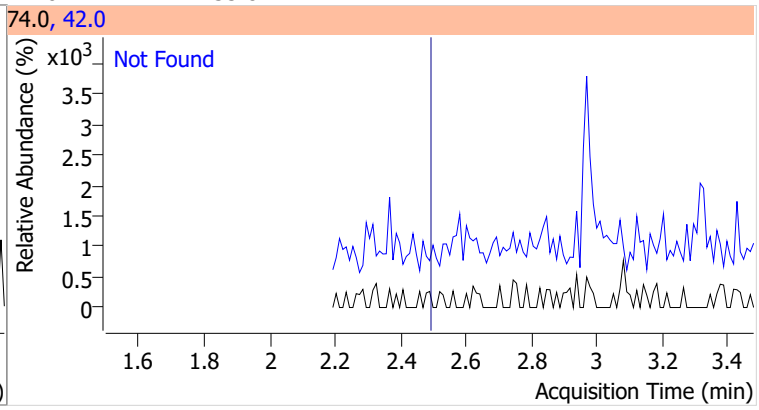

Compound	Conc.	Exp RT	QIon	Exp Ratio
Pyridine	N.D.	2.53	52.0	82.7

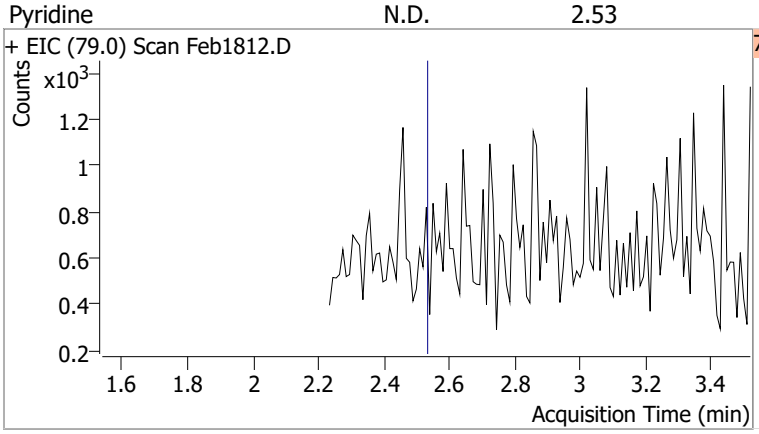

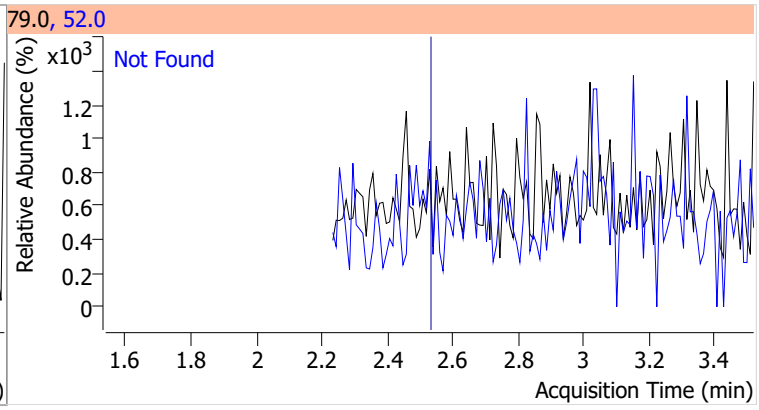

Compound	Conc.	RT	Dev(Min)	Resp.	QIon	QRatio	Lower	Upper
2-Fluorophenol	67.9329	3.65	0.00	746200	64.0	51.9	34.6	64.3
					92.0	21.3	14.2	26.5

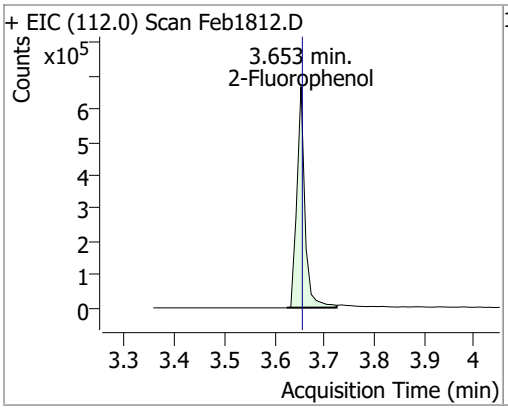

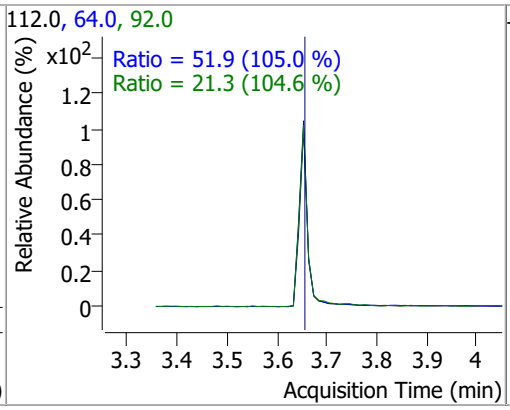

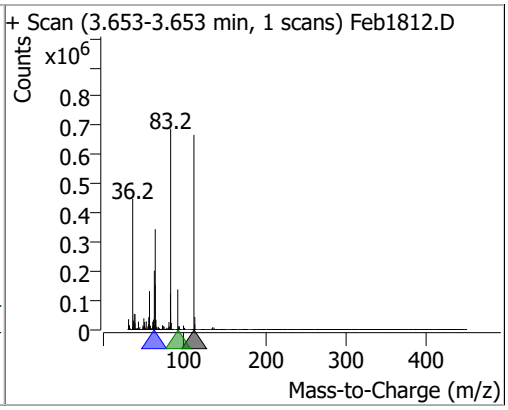

Compound	Conc.	Exp RT	QIon	Exp Ratio	QIon	Exp Ratio
Aniline	N.D.	4.56	66.0	36.7	65.0	18.7

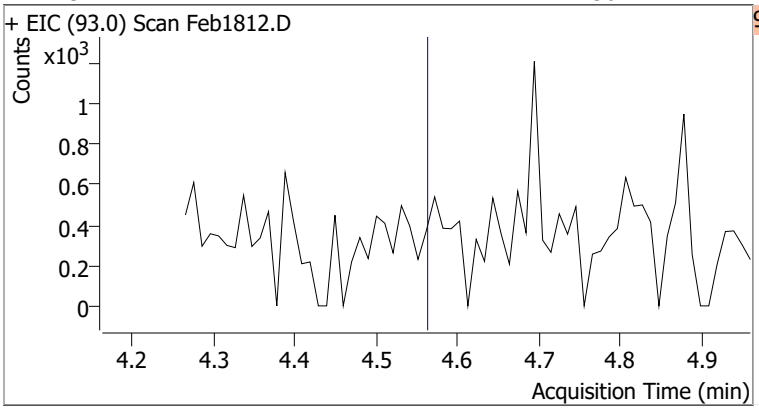

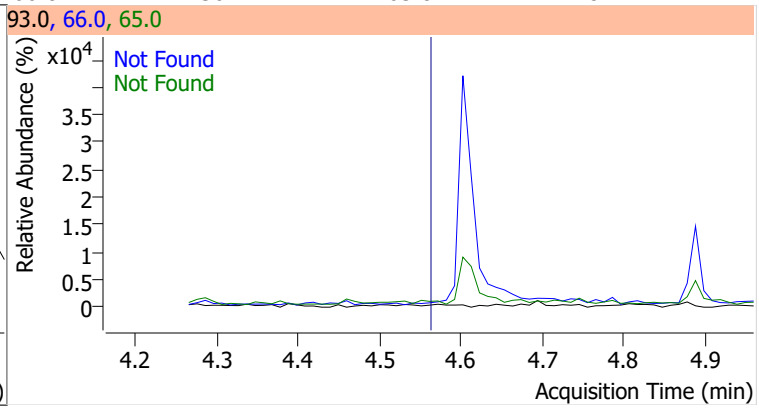

Compound	Conc.	RT	Dev(Min)	Resp.	QIon	QRatio	Lower	Upper
Phenol-d5	66.9083	4.60	-0.01	951261	71.0	34.6	25.8	47.9

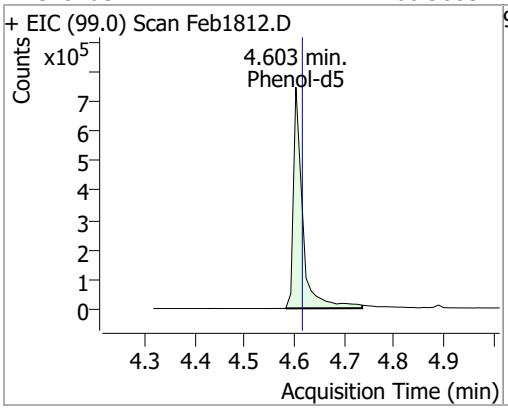

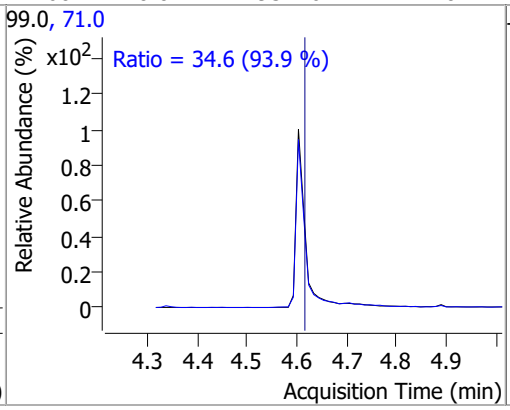

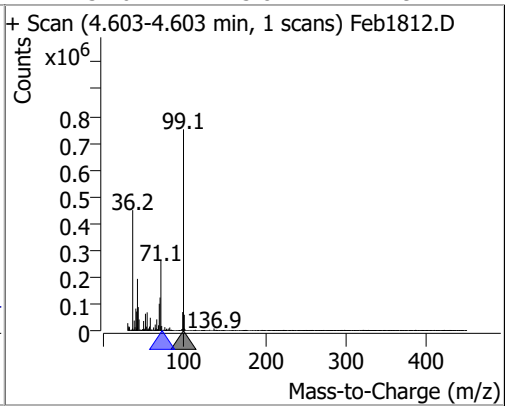

Compound	Conc.	Exp RT	QIon	Exp Ratio
Phenol	N.D.	4.62	66.0	45.3

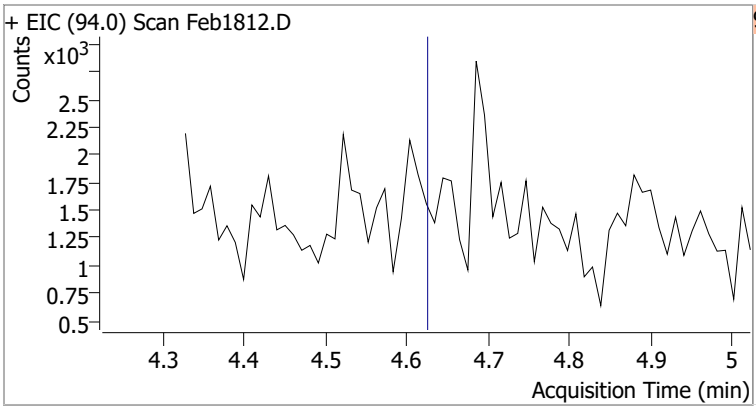

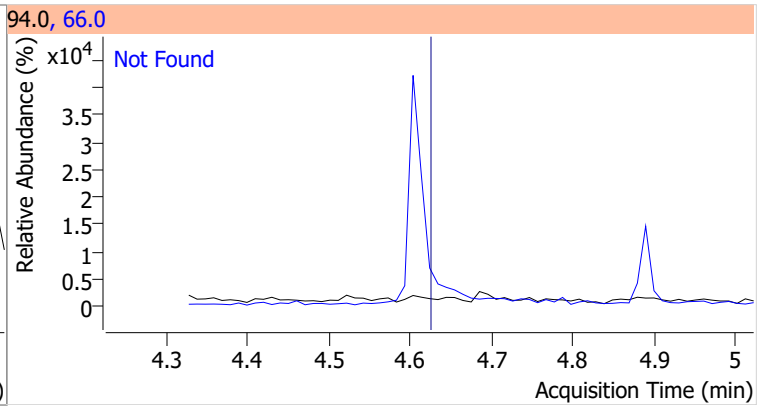

Compound	Conc.	RT	Dev(Min)	Resp.	QIon	QRatio	Lower	Upper
bis(-2-Chloroethyl)Ether		0		0	64.0		7.6	14.1

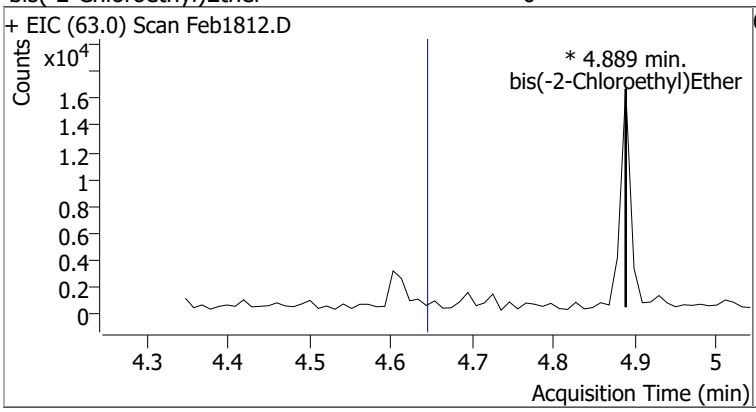

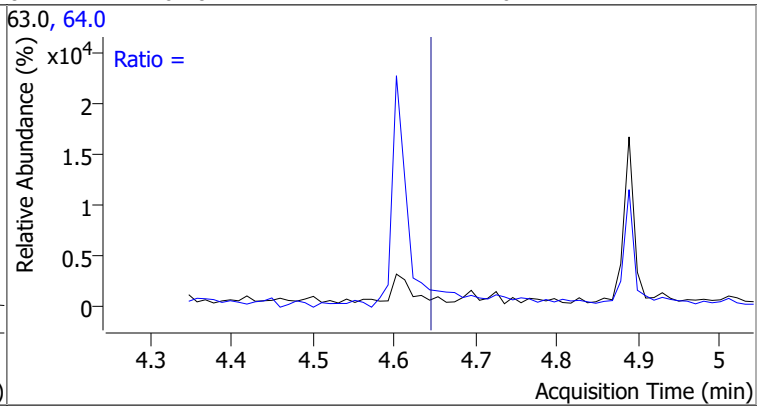

Compound	Conc.	Exp RT	QIon	Exp Ratio
2-Chlorophenol	N.D.	4.69	130.0	32.5

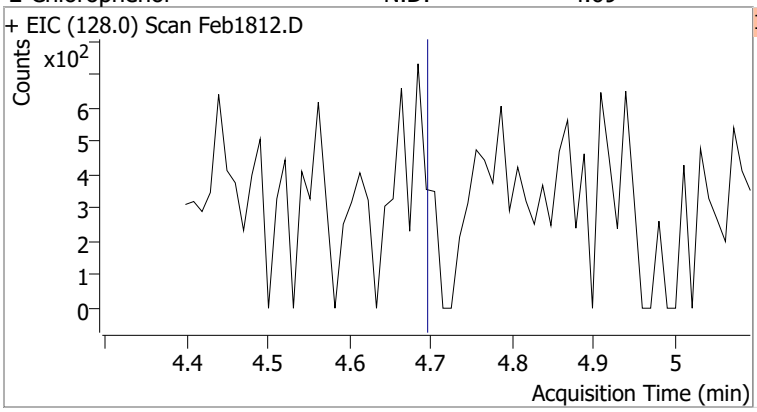

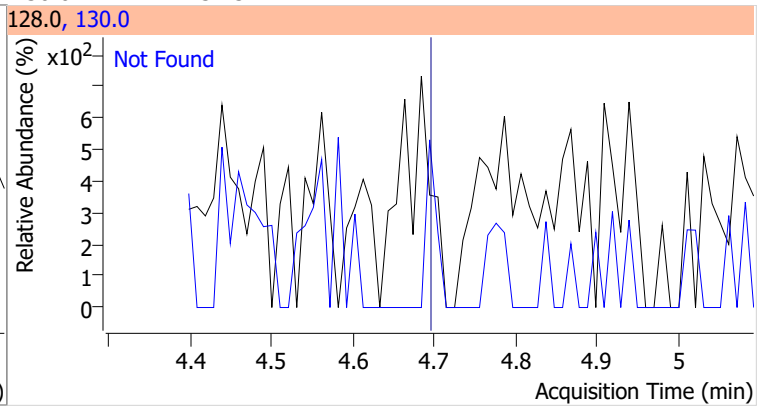

Compound	Conc.	Exp RT	QIon	Exp Ratio	QIon	Exp Ratio
1,3-Dichlorobenzene	N.D.	4.83	148.0	63.7	111.0	36.1

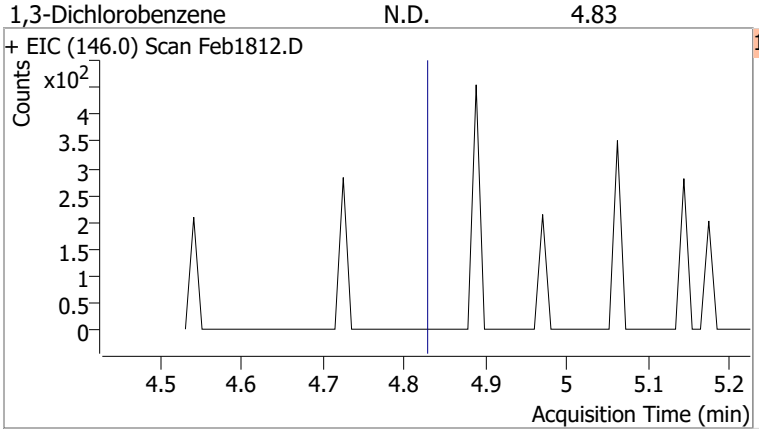

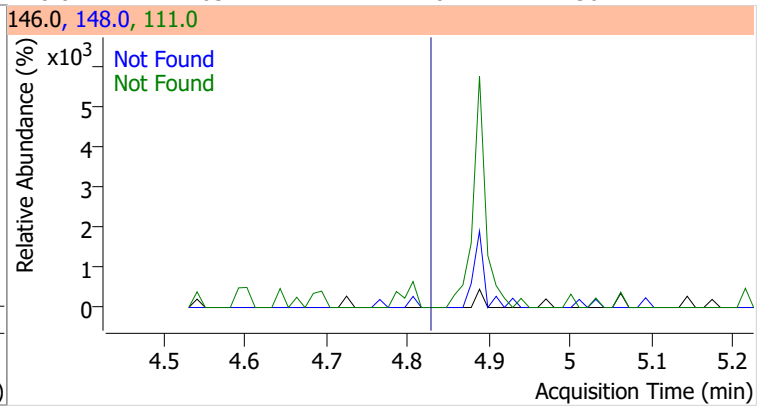

Compound	Conc.	Exp RT	QIon	Exp Ratio	QIon	Exp Ratio
1,4-Dichlorobenzene	N.D.	4.91	148.0	65.2	111.0	36.0

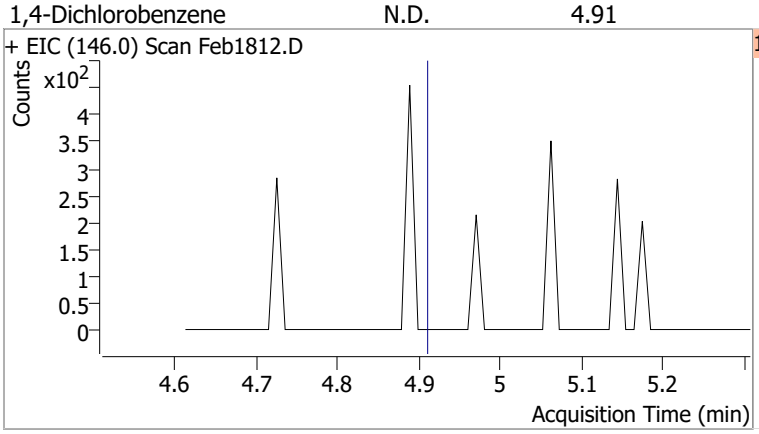

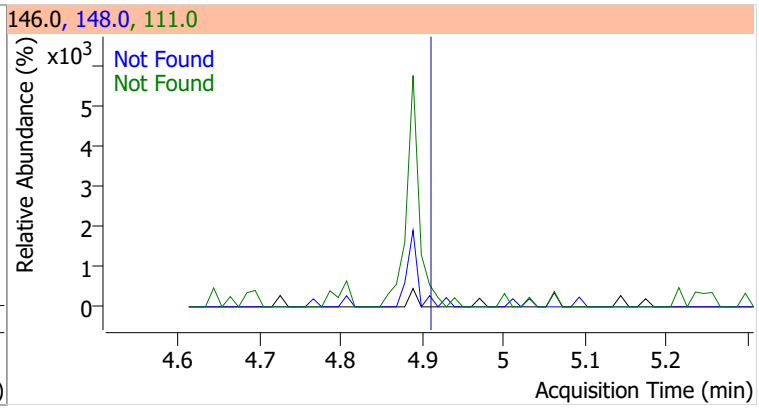

Compound	Conc.	Exp RT	QIon	Exp Ratio	QIon	Exp Ratio
1,2-Dichlorobenzene	N.D.	5.06	148.0	64.4	111.0	37.3

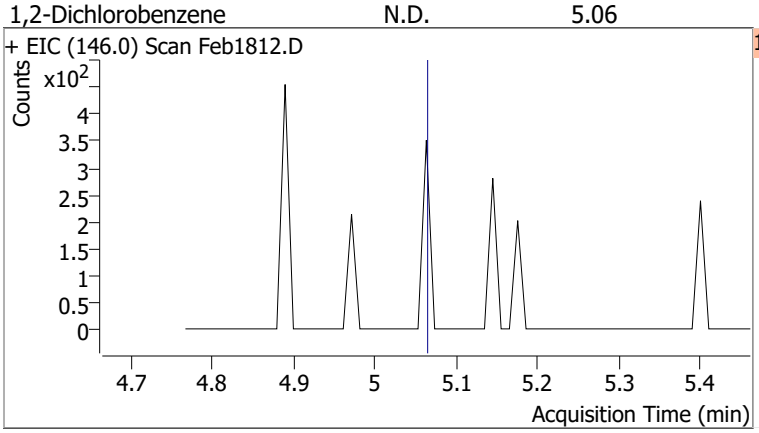

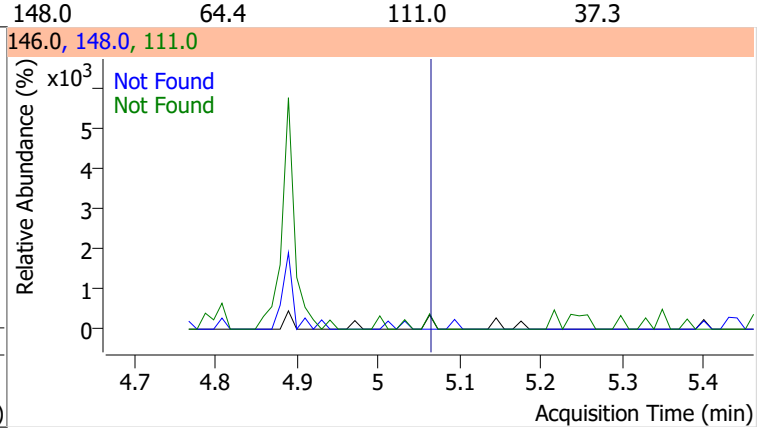

Compound	Conc.	Exp RT	QIon	Exp Ratio	QIon	Exp Ratio
Benzyl Alcohol	N.D.	5.08	79.0	119.3	107.0	70.5

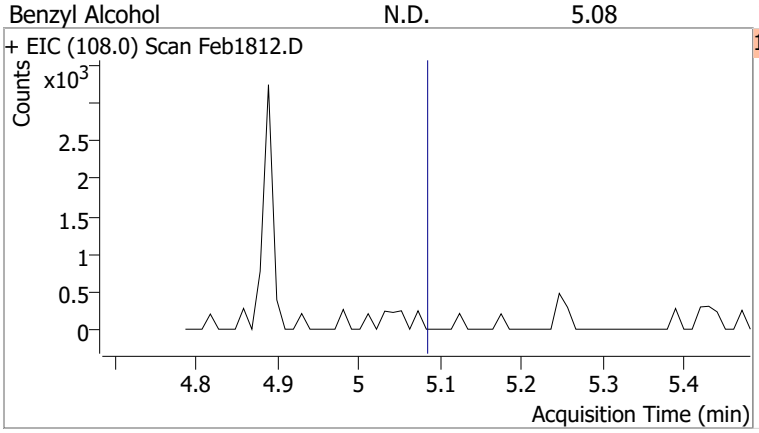

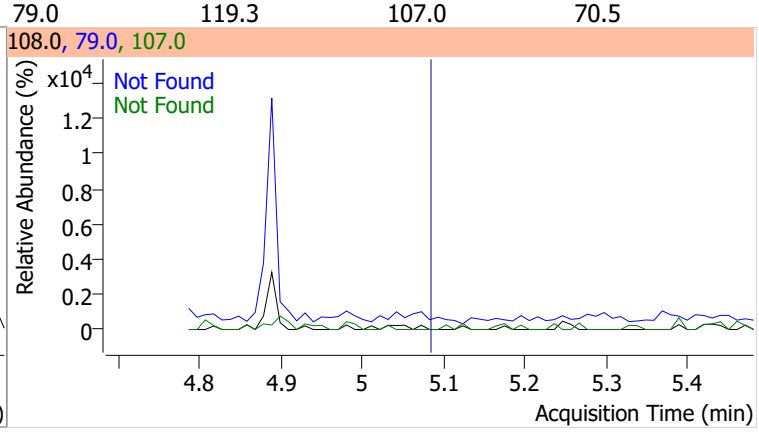

Compound	Conc.	Exp RT	QIon	Exp Ratio
bis(2-chloroisopropyl)Ether	N.D.	5.23	123.0	32.1

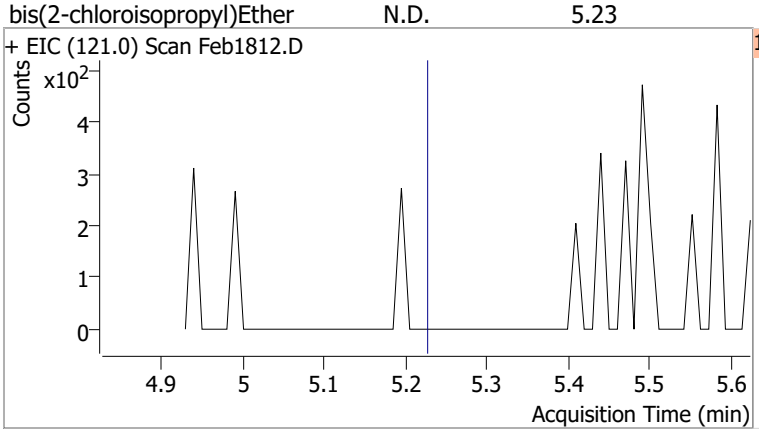

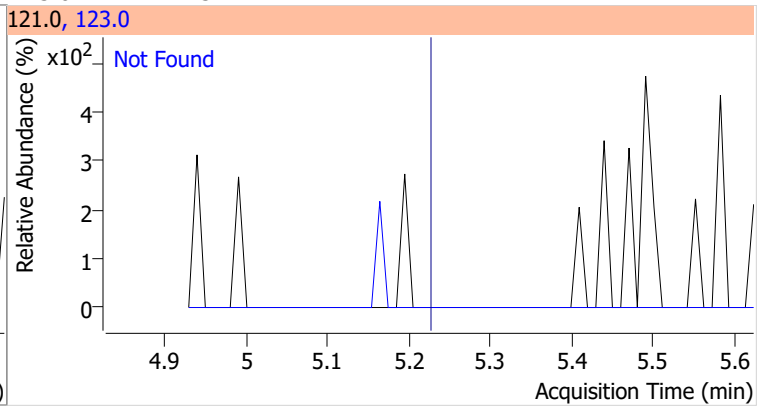

Compound	Conc.	Exp RT	QIon	Exp Ratio
2-Methylphenol	N.D.	5.25	108.0	116.5

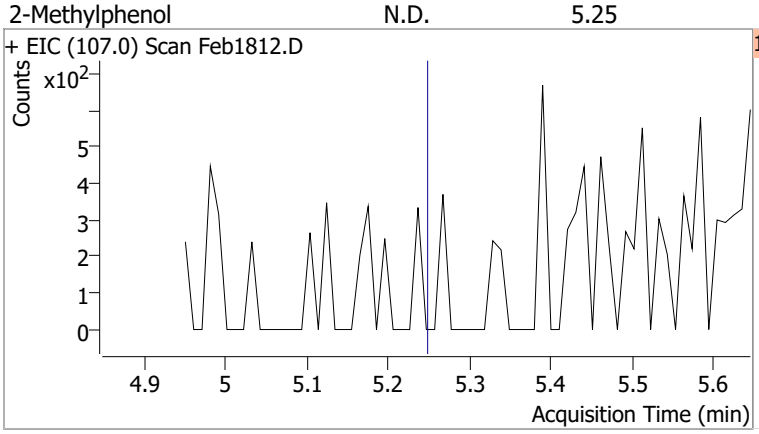

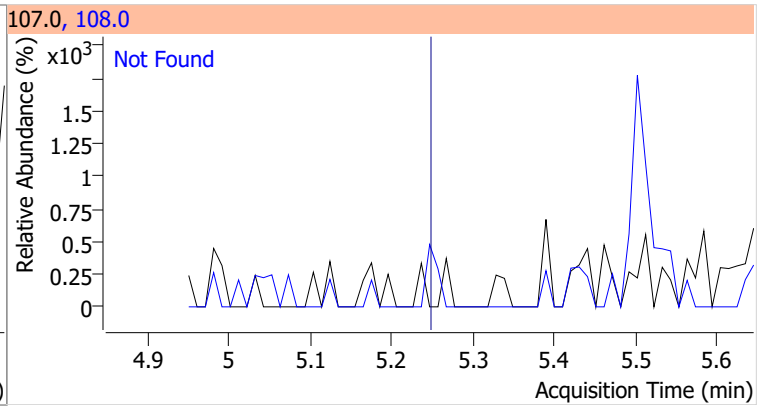

Compound	Conc.	RT	Dev(Min)	Resp.	QIon	QRatio	Lower	Upper
N-nitroso-Di-n-propylamine		0		0	130.0		0.0	38.8

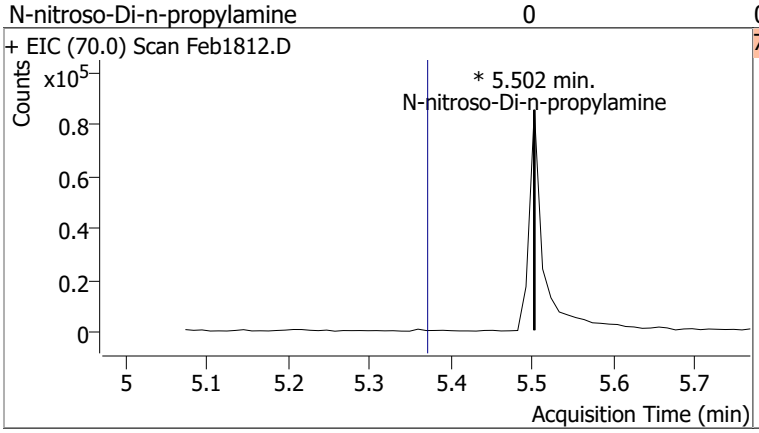

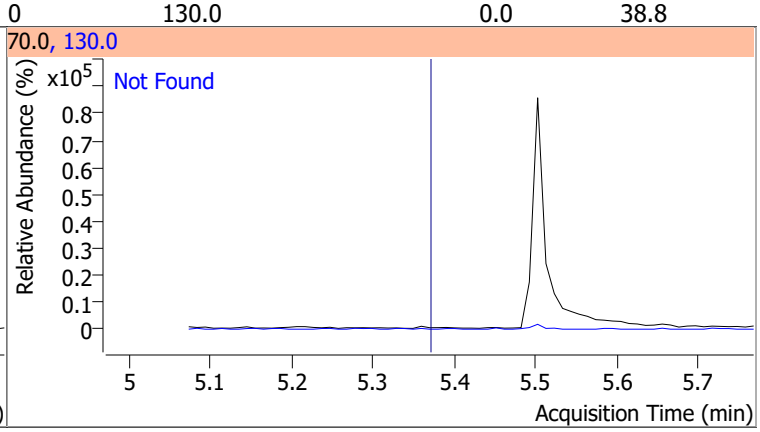

Compound	Conc.	Exp RT	QIon	Exp Ratio
4Methylphenol/3Methylphenol	N.D.	5.43	108.0	83.9

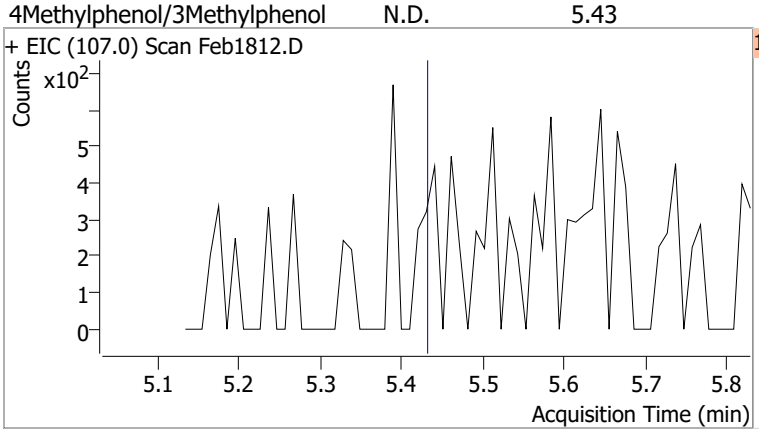

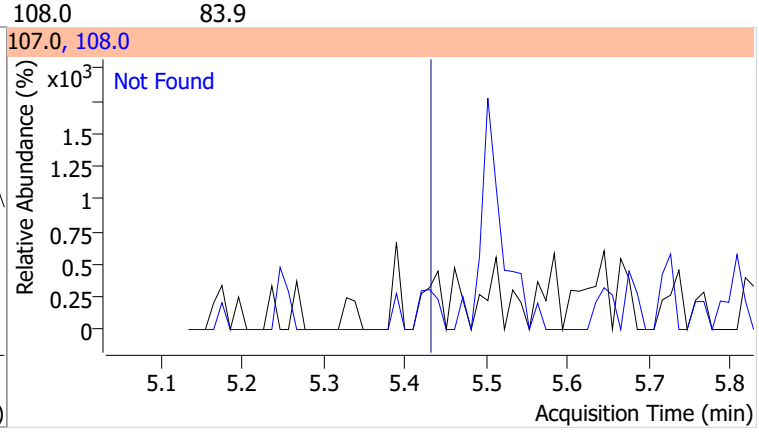

Compound	Conc.	Exp RT	QIon	Exp Ratio	QIon	Exp Ratio
Hexachloroethane	N.D.	5.43	201.0	90.8	199.0	56.9

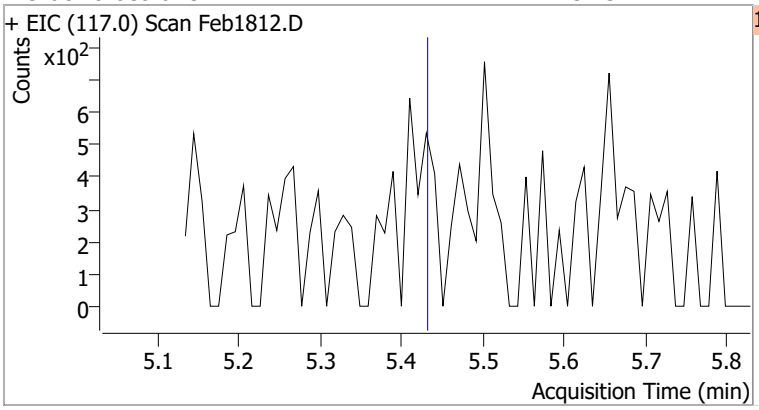

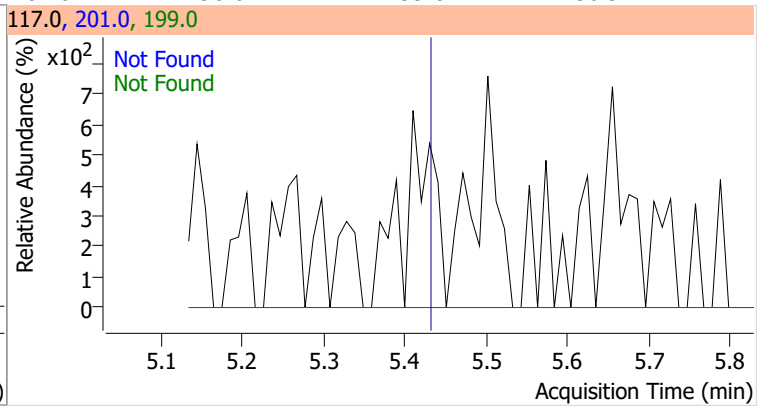

Compound	Conc.	RT	Dev(Min)	Resp.	QIon	QRatio	Lower	Upper
Nitrobenzene-d5	61.7579	5.50	0.00	485840	54.0	62.1	46.3	86.0
					128.0	44.9	34.1	63.3

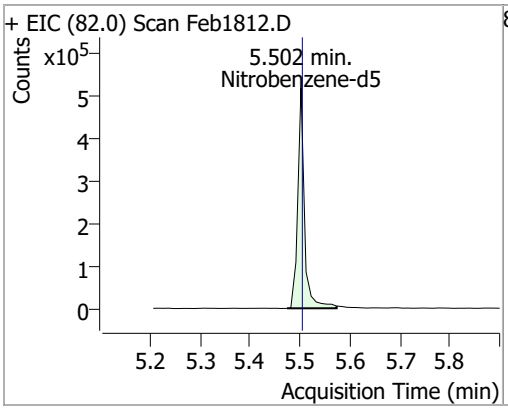

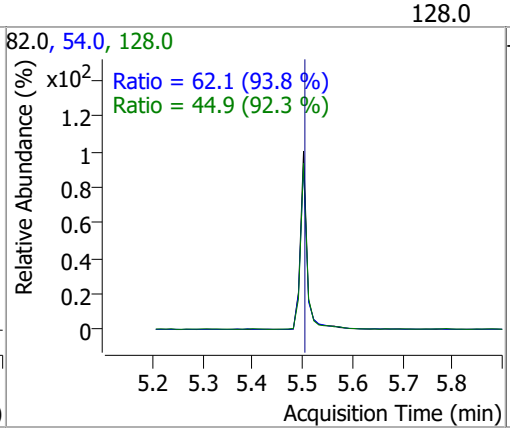

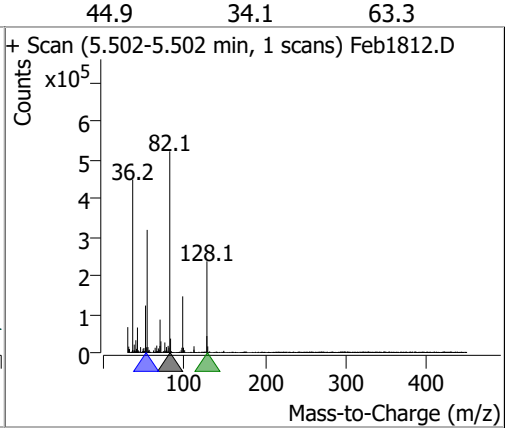

Compound	Conc.	Exp RT	QIon	Exp Ratio	QIon	Exp Ratio
Nitrobenzene	N.D.	5.52	77.0	212.7	51.0	131.0

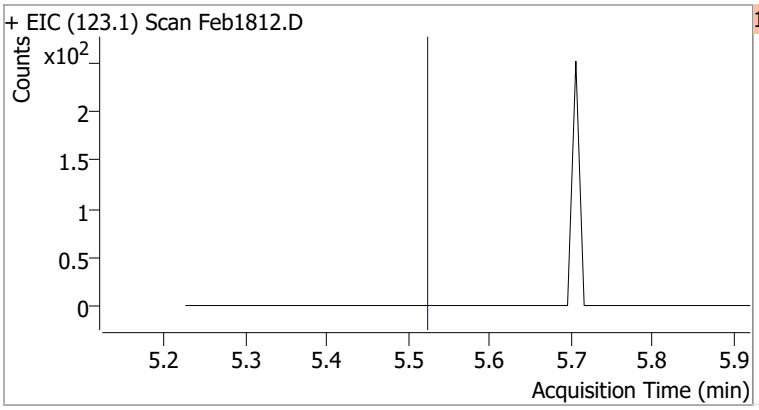

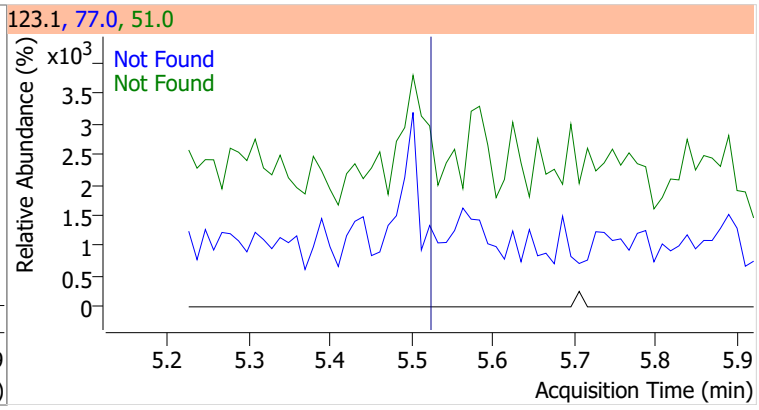

Compound	Conc.	Exp RT	QIon	Exp Ratio
Isophorone	N.D.	5.82	138.0	21.1

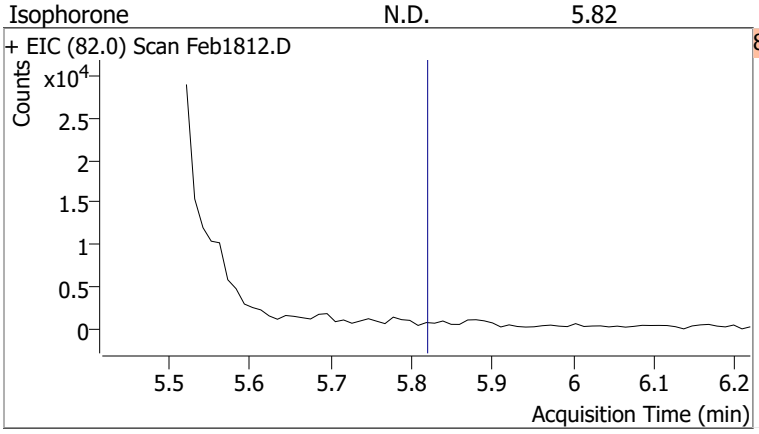

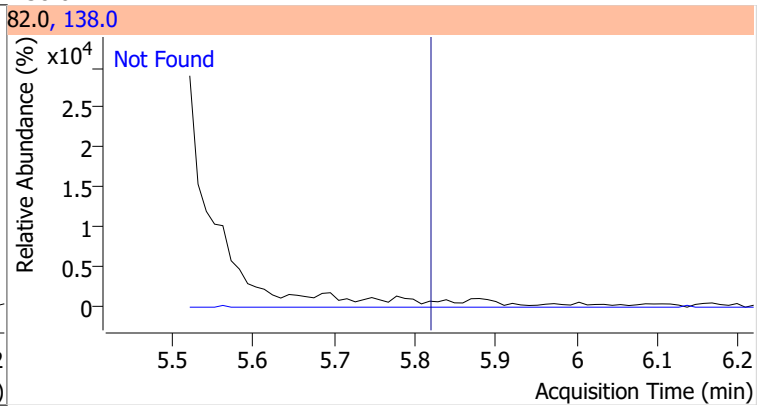

Compound	Conc.	Exp RT	QIon	Exp Ratio	QIon	Exp Ratio
2-Nitrophenol	N.D.	5.88	65.0	48.8	109.0	35.2

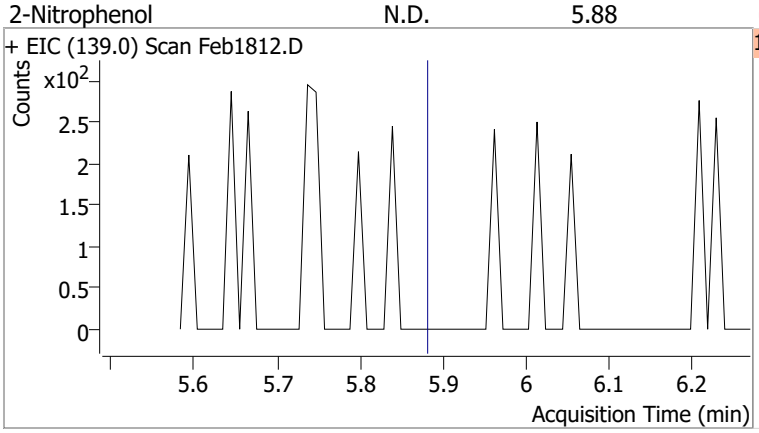

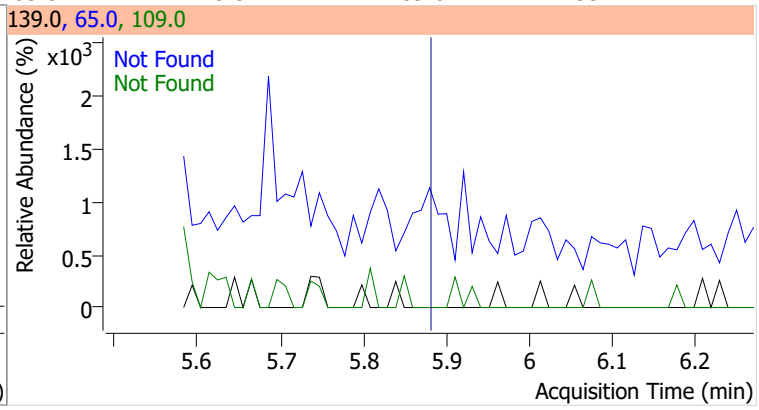

Compound	Conc.	Exp RT	QIon	Exp Ratio	QIon	Exp Ratio
2,4-Dimethylphenol	N.D.	6.00	107.0	109.4	77.0	34.0

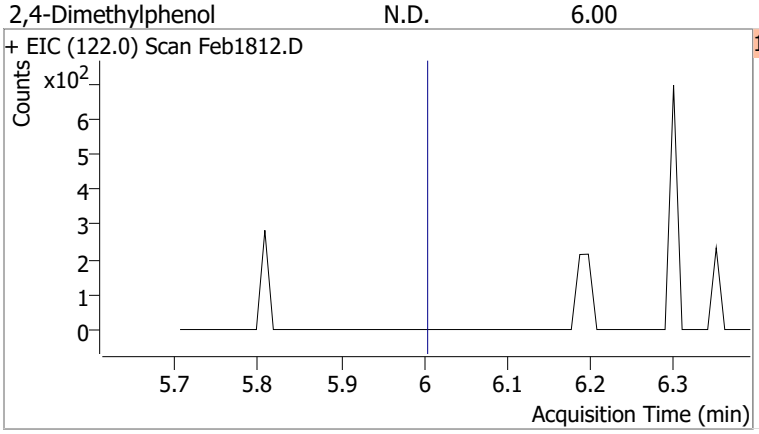

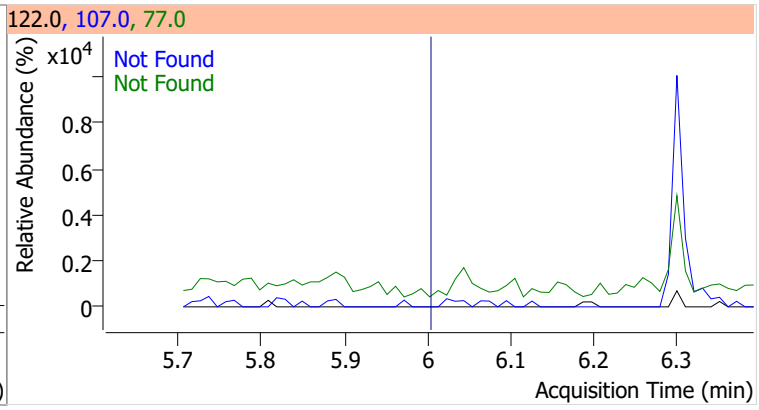

Compound	Conc.	Exp RT	QIon	Exp Ratio	QIon	Exp Ratio
bis(-2-Chloroethoxy)Methane	N.D.	6.08	63.0	68.1	95.0	31.9

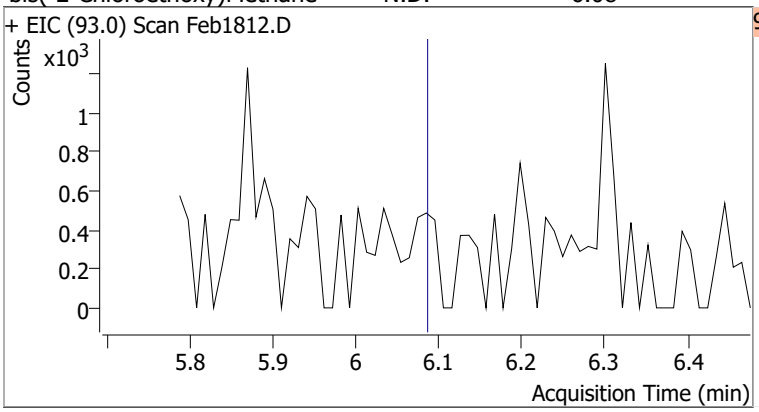

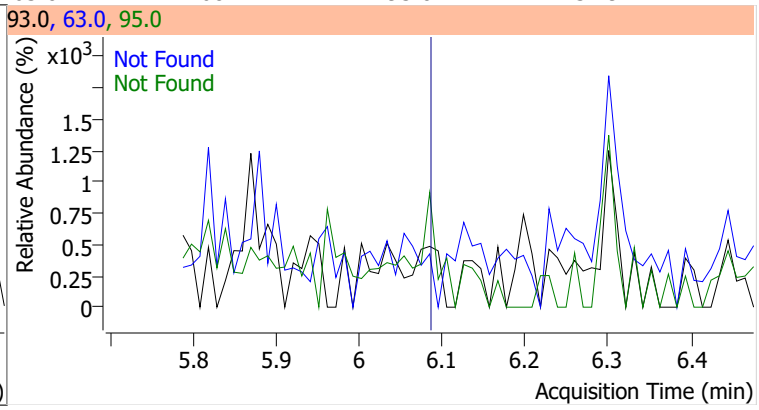

Compound	Conc.	Exp RT	QIon	Exp Ratio	QIon	Exp Ratio
2,4-Dichlorophenol	N.D.	6.19	164.0	65.0	98.0	28.6

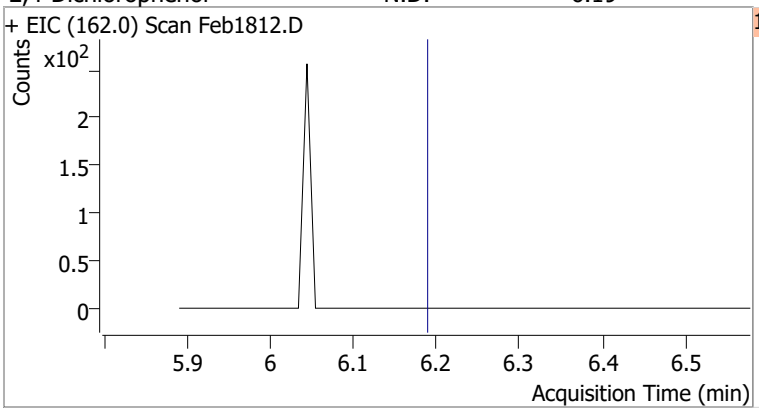

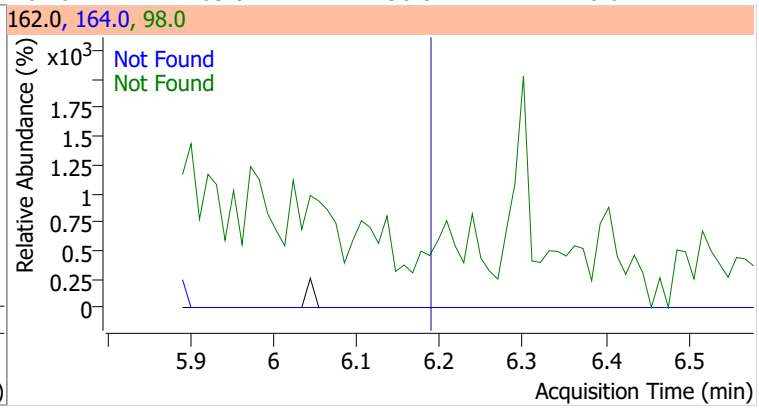

Compound	Conc.	Exp RT	QIon	Exp Ratio	QIon	Exp Ratio
Benzoic Acid	N.D.	6.24	122.0	85.5	77.0	60.4

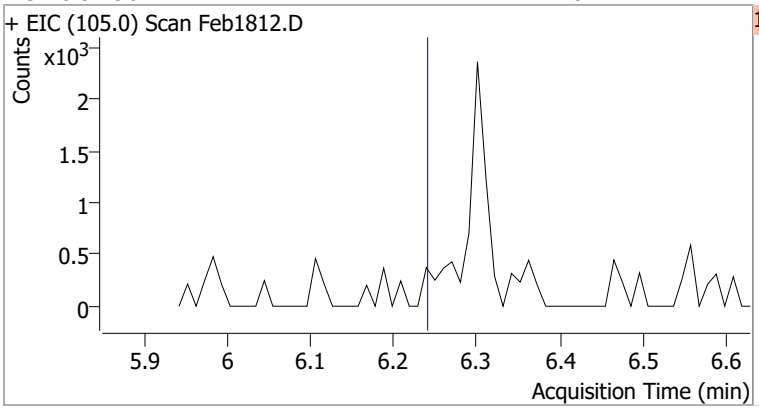

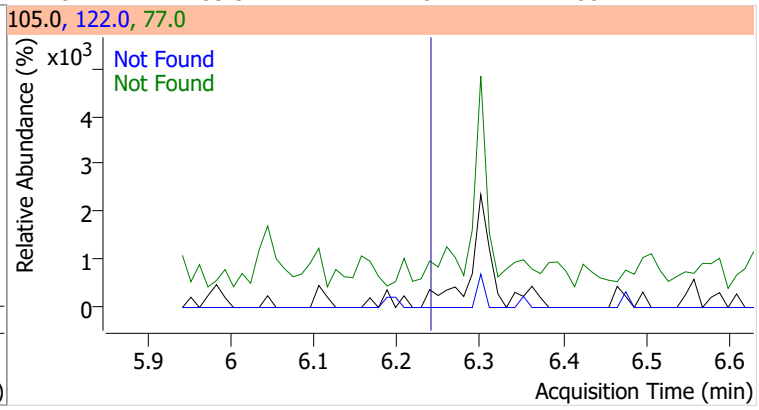

Compound	Conc.	Exp RT	QIon	Exp Ratio	QIon	Exp Ratio
1,2,4-Trichlorobenzene	N.D.	6.25	182.0	94.6	145.0	28.7

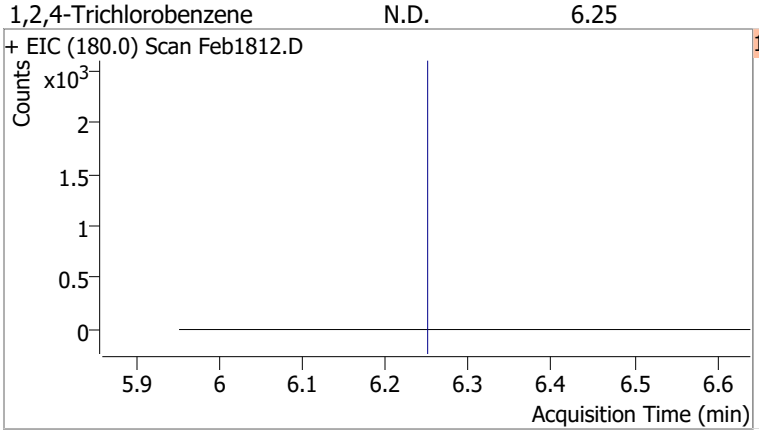

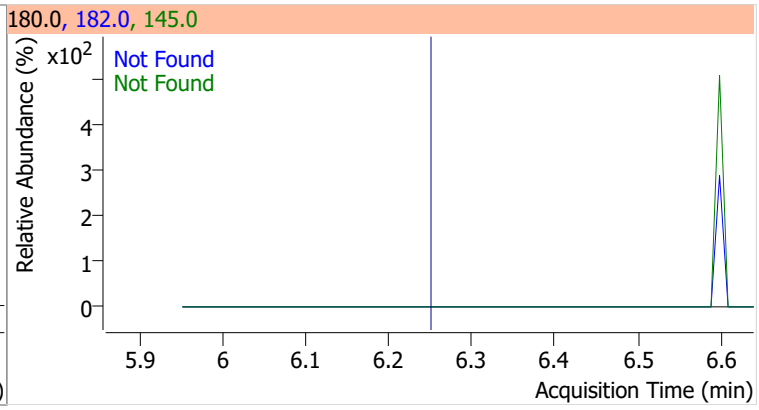

Compound	Conc.	Exp RT	QIon	Exp Ratio	QIon	Exp Ratio
Naphthalene	N.D.	6.33	129.0	11.5	102.0	9.9

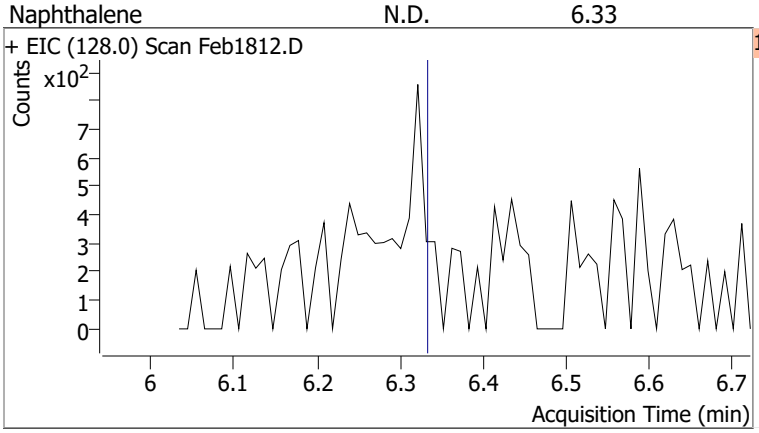

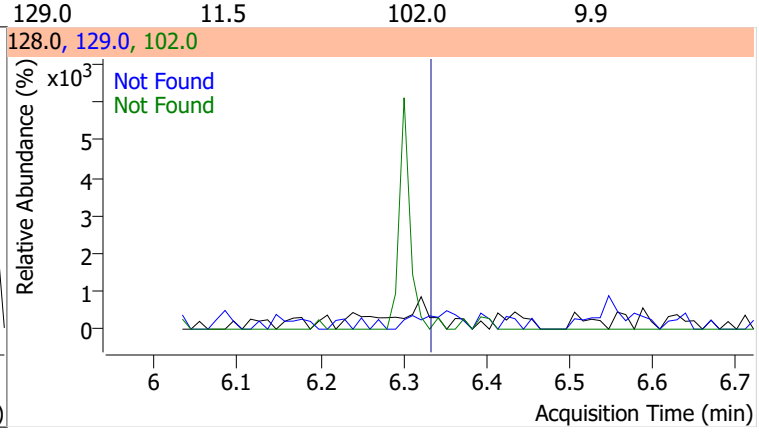

Compound	Conc.	RT	Dev(Min)	Resp.	QIon	QRatio	Lower	Upper
4-Chlorophenol		0		0	128.0		221.4	411.2

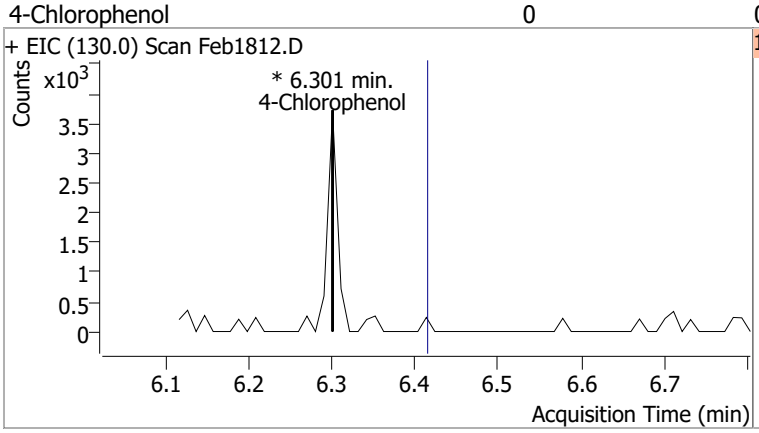

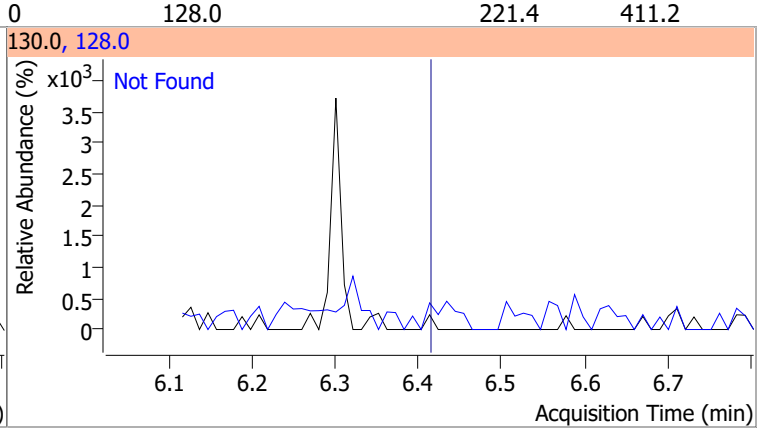

Compound	Conc.	Exp RT	QIon	Exp Ratio	QIon	Exp Ratio
p-Chloroaniline	N.D.	6.43	65.0	60.1	129.0	37.6

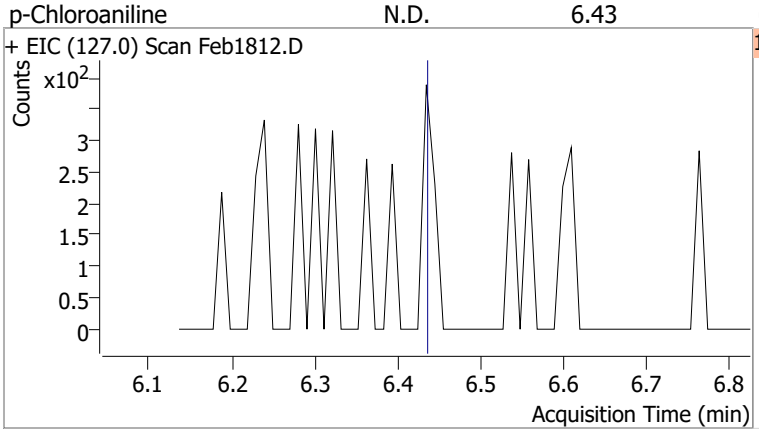

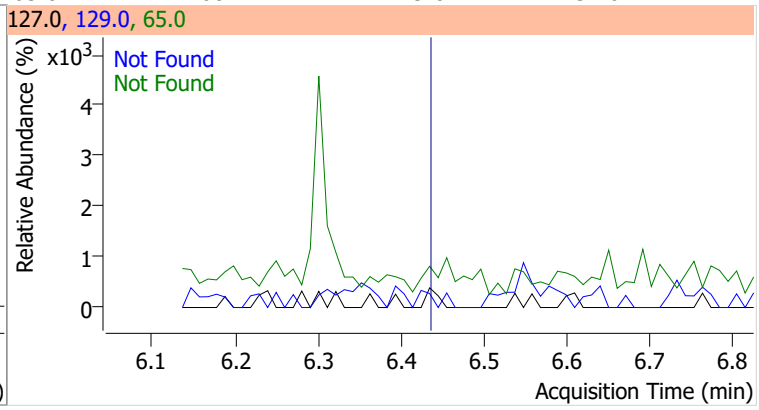

Compound	Conc.	Exp RT	QIon	Exp Ratio	QIon	Exp Ratio
Hexachlorobutadiene	N.D.	6.50	227.0	65.7	223.0	64.3

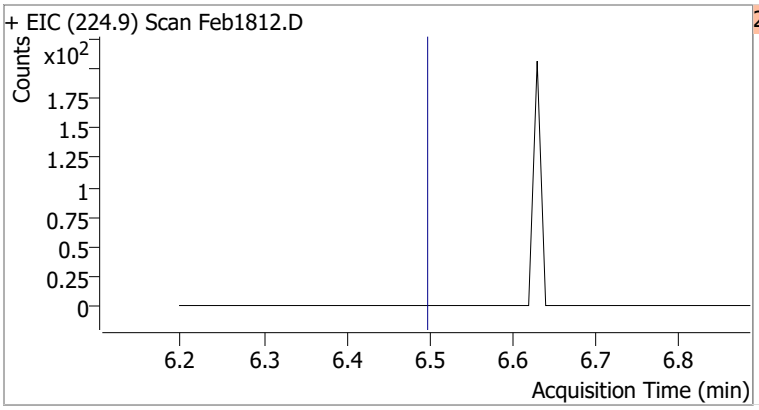

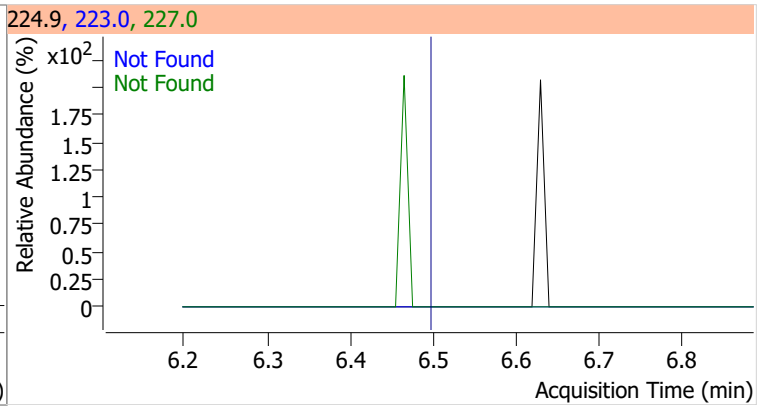

Compound	Conc.	Exp RT	QIon	Exp Ratio
4-Chloro-2-Methylphenol	N.D.	6.94	144.0	27.8

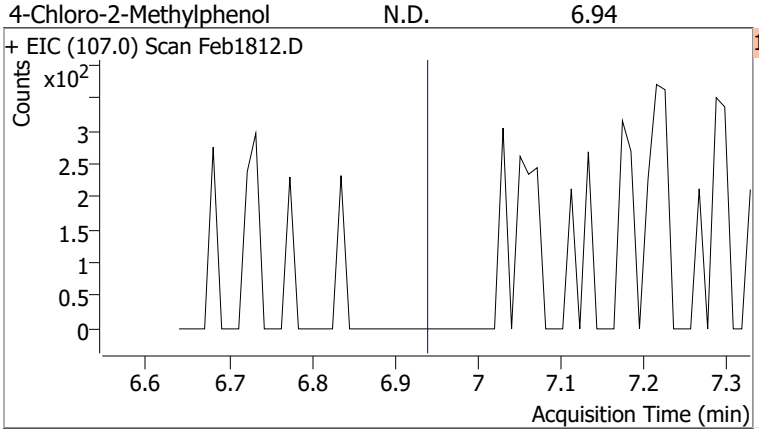

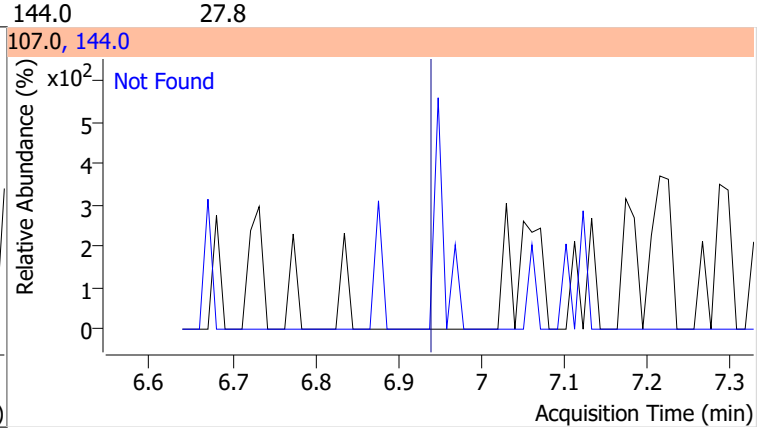

Compound	Conc.	Exp RT	QIon	Exp Ratio
4-Chloro-3-Methylphenol	N.D.	7.07	144.0	27.3

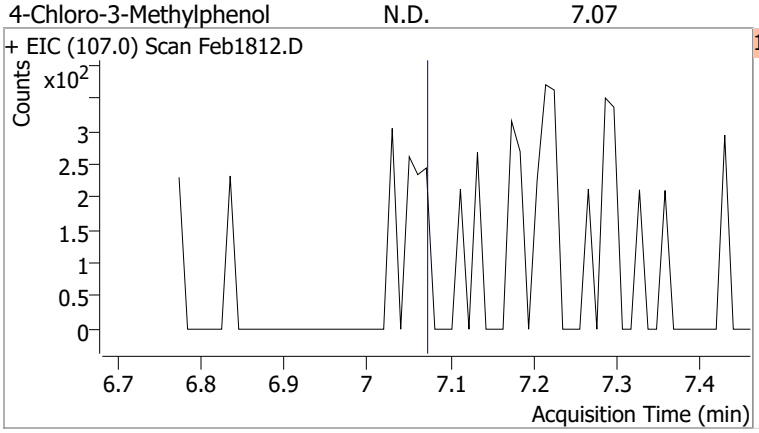

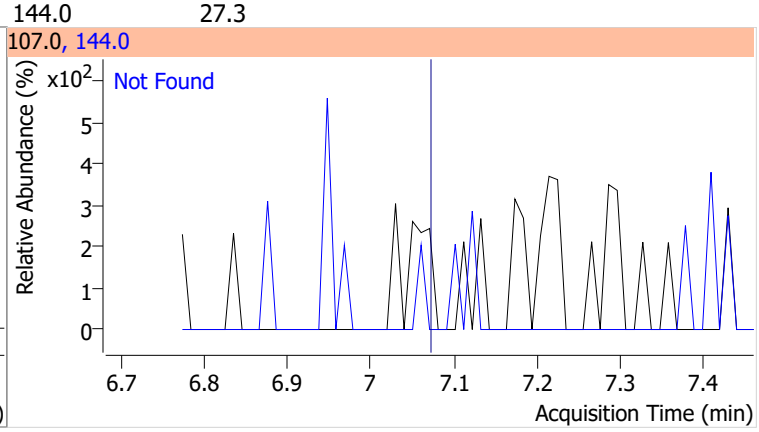

Compound	Conc.	Exp RT	QIon	Exp Ratio	QIon	Exp Ratio
2-Methylnaphthalene	N.D.	7.14	142.0	119.8	115.0	41.7

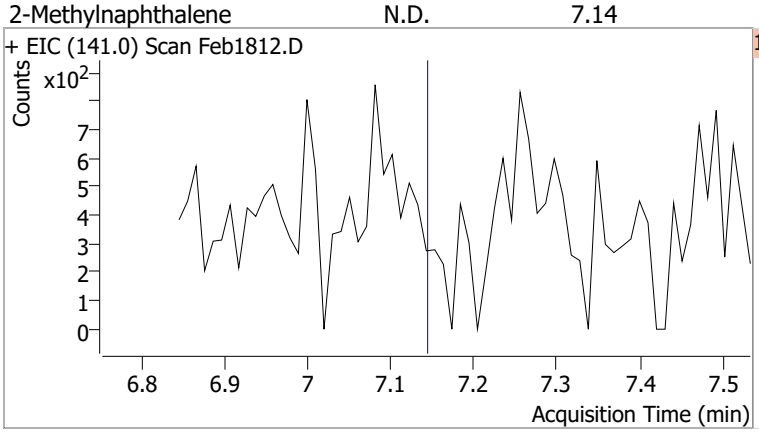

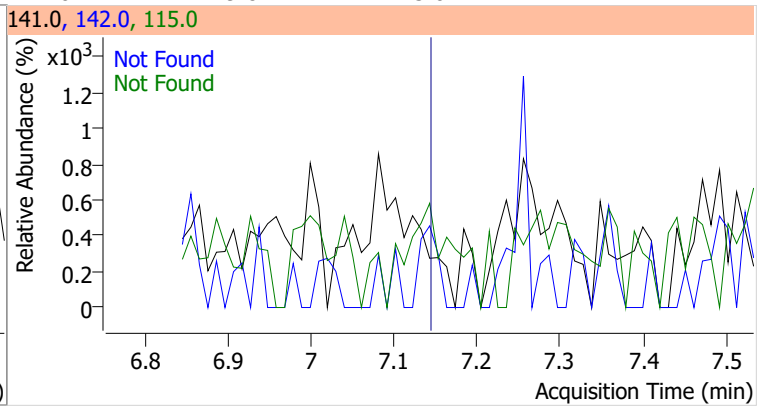

Compound	Conc.	Exp RT	QIon	Exp Ratio	QIon	Exp Ratio
1-Methylnaphthalene	N.D.	7.26	142.0	114.0	115.0	41.3

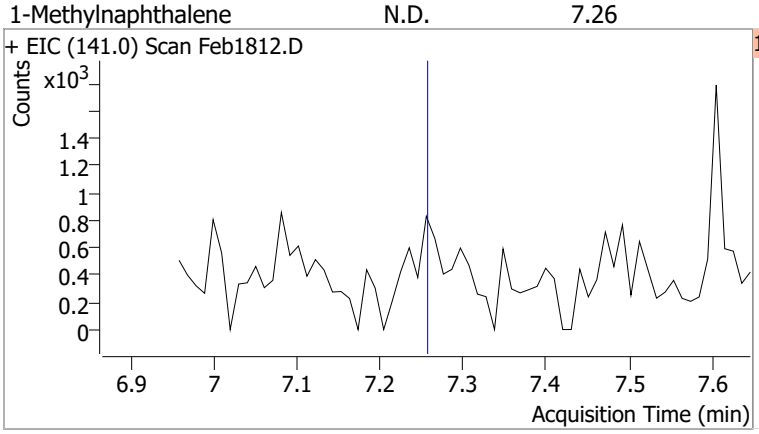

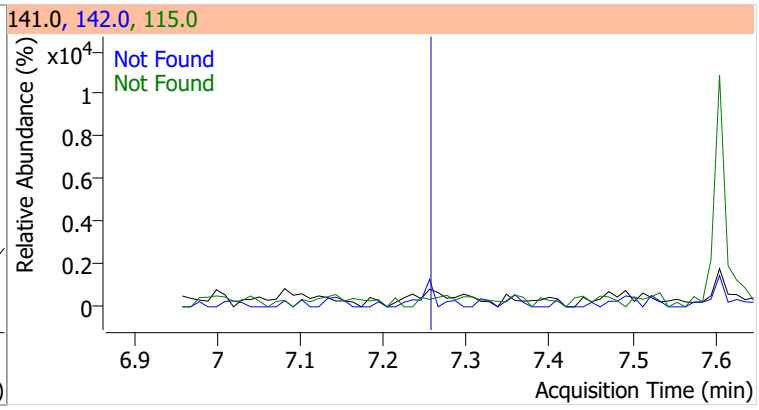

Compound	Conc.	Exp RT	QIon	Exp Ratio	QIon	Exp Ratio
Hexachlorocyclopentadiene	N.D.	7.34	234.9	64.6	238.9	63.8

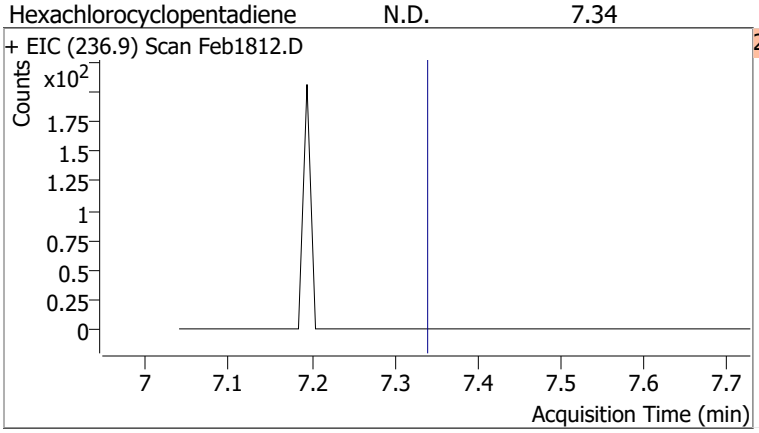

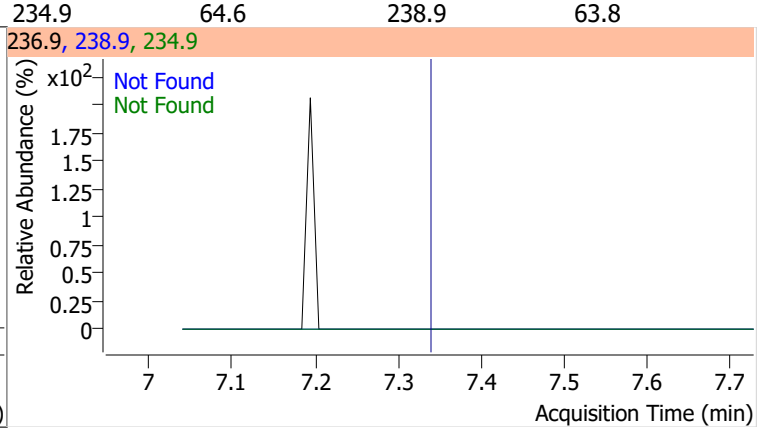

Compound	Conc.	Exp RT	QIon	Exp Ratio
2,4,6-Trichlorophenol	N.D.	7.52	198.0	96.5

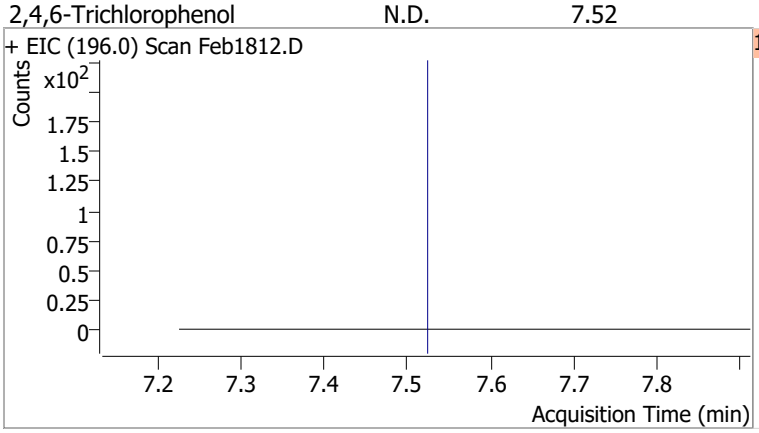

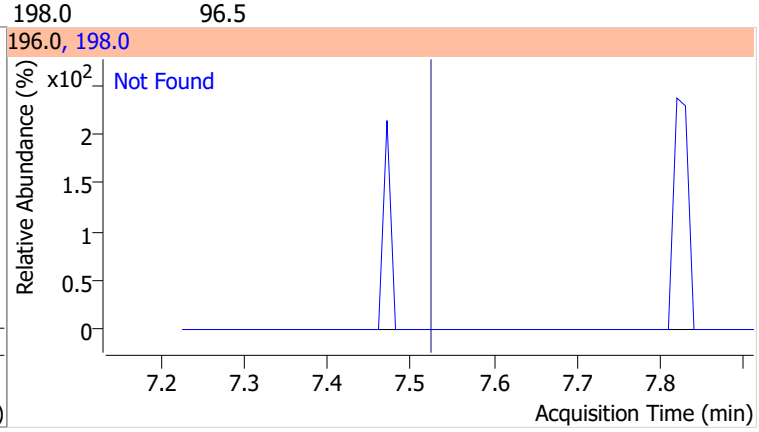

Compound	Conc.	Exp RT	QIon	Exp Ratio
2,4,5-Trichlorophenol	N.D.	7.57	198.0	90.2

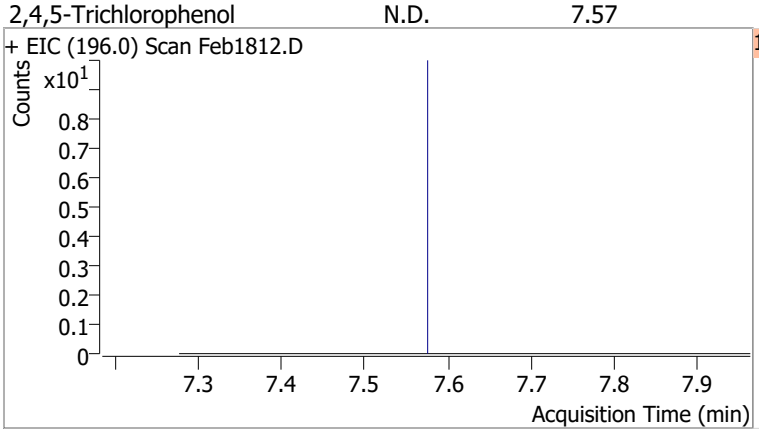

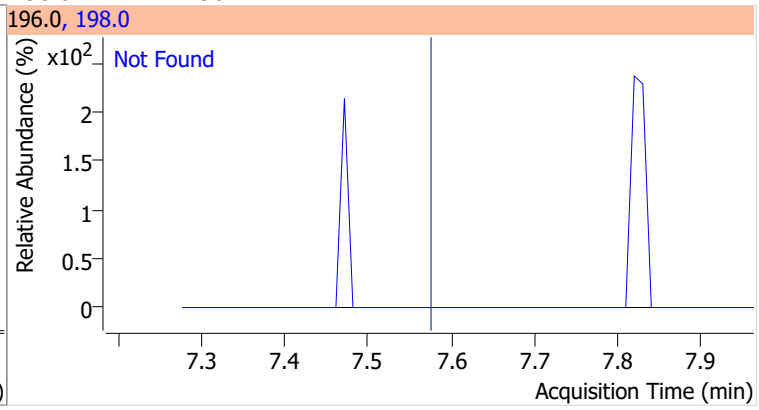

Compound	Conc.	RT	Dev(Min)	Resp.	QIon	QRatio	Lower	Upper
2-Fluorobiphenyl	62.2096	7.60	0.00	1382362	171.0	34.8	24.0	44.5

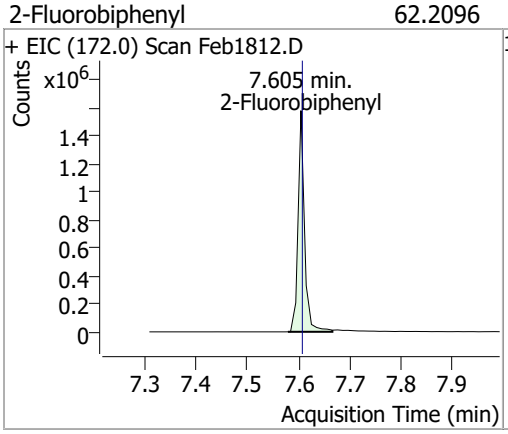

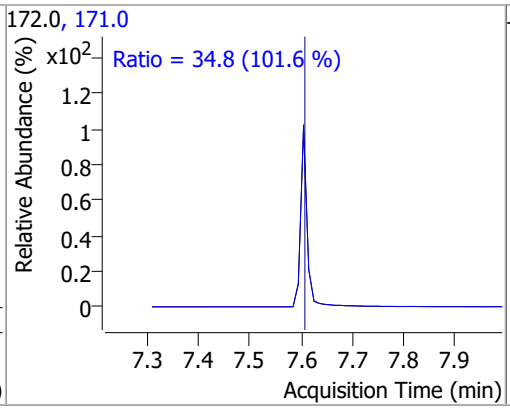

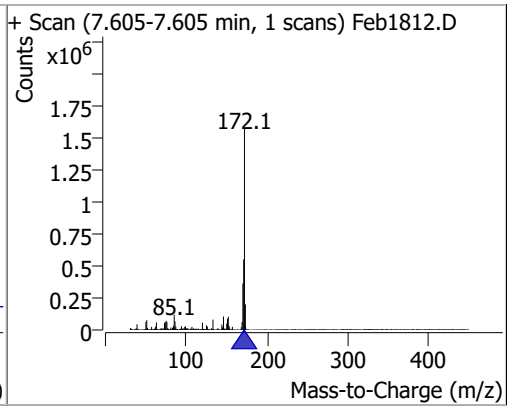

Compound	Conc.	Exp RT	QIon	Exp Ratio	QIon	Exp Ratio
2-Chloronaphthalene	N.D.	7.72	127.0	35.9	164.0	32.1

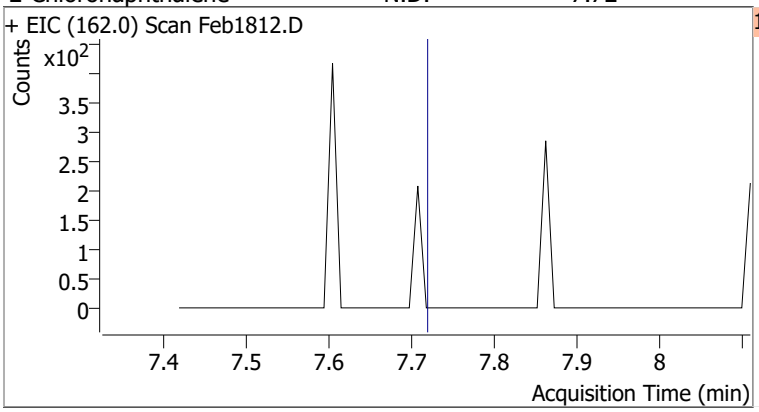

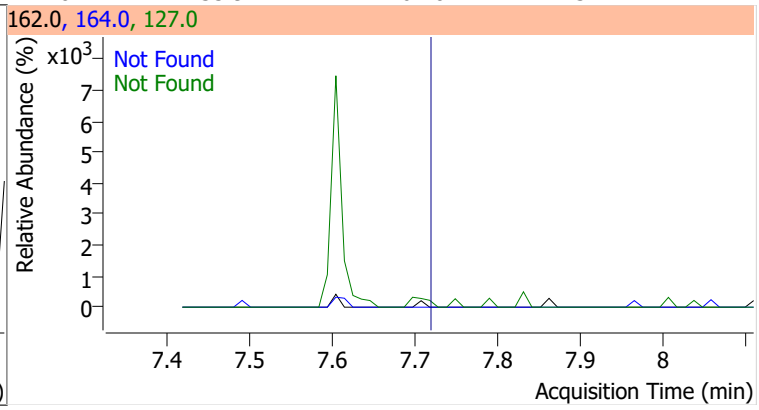

Compound	Conc.	Exp RT	QIon	Exp Ratio
2-Nitroaniline	N.D.	7.88	138.0	110.5

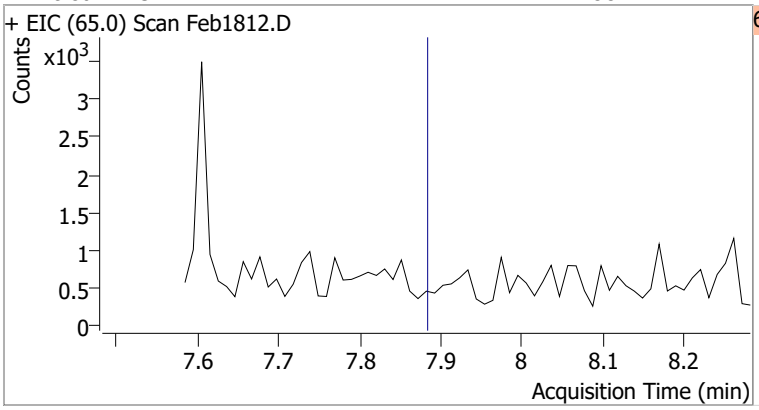

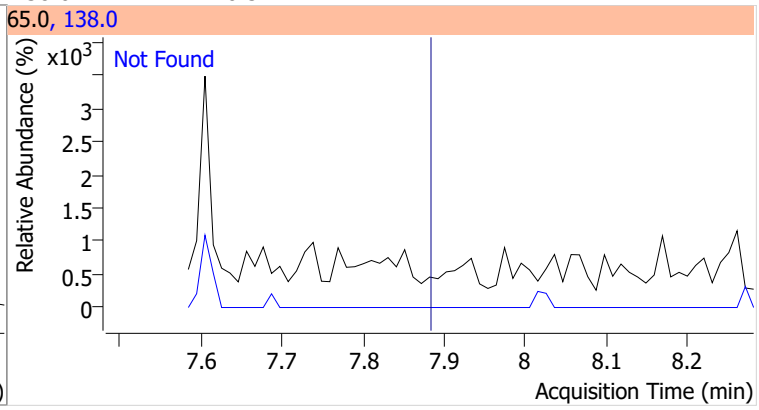

Compound	Conc.	RT	Dev(Min)	Resp.	QIon	QRatio	Lower	Upper
Dimethyl Phthalate		0		0	77.0		13.8	25.7

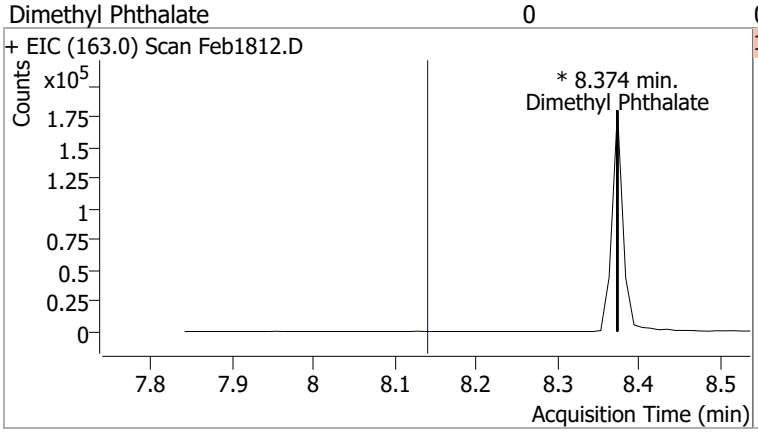

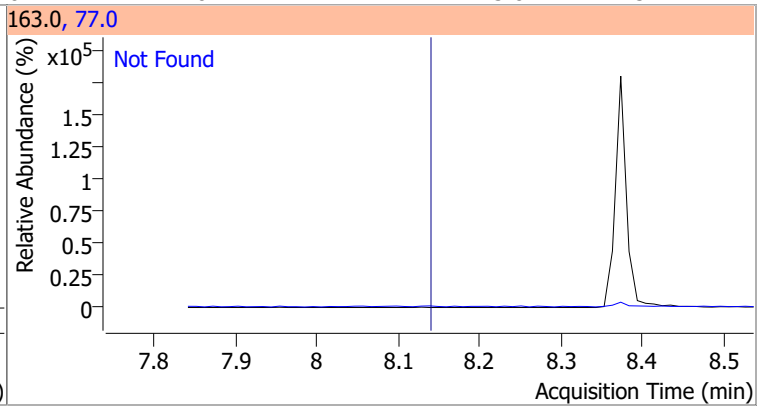

Compound	Conc.	RT	Dev(Min)	Resp.	QIon	QRatio	Lower	Upper
2,6-Dinitrotoluene		0		0	63.0		99.5	184.8
					89.0		43.3	80.3

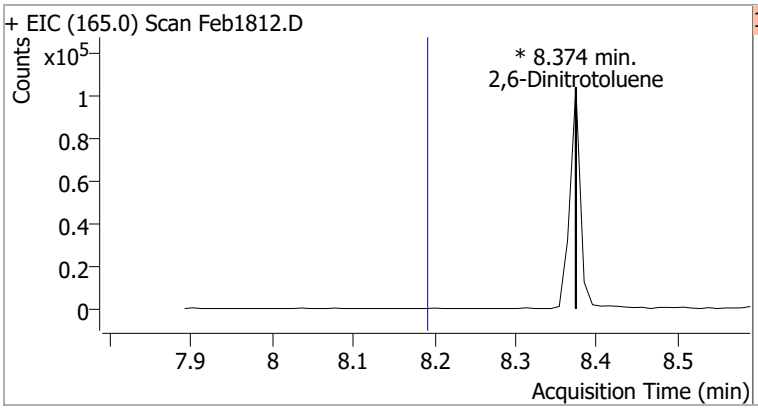

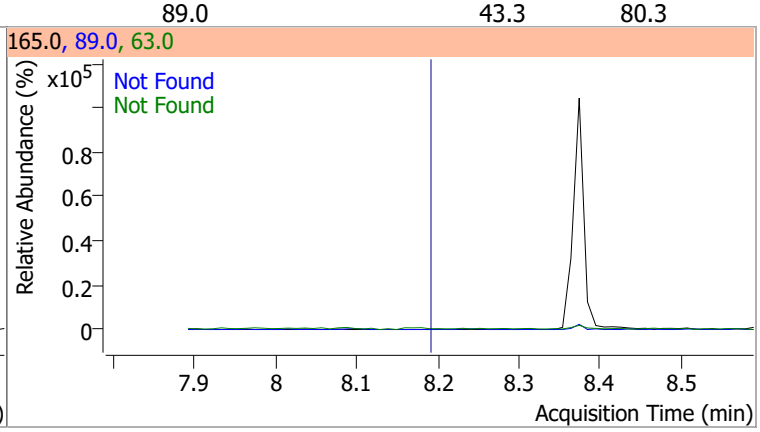

Compound	Conc.	Exp RT	QIon	Exp Ratio
Acenaphthylene	N.D.	8.20	153.1	13.6

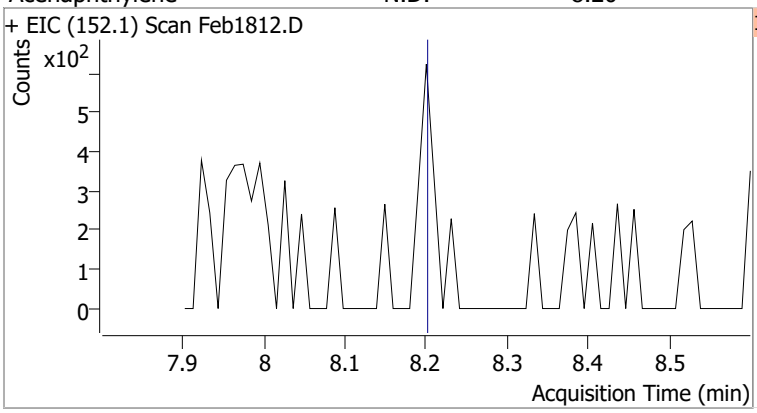

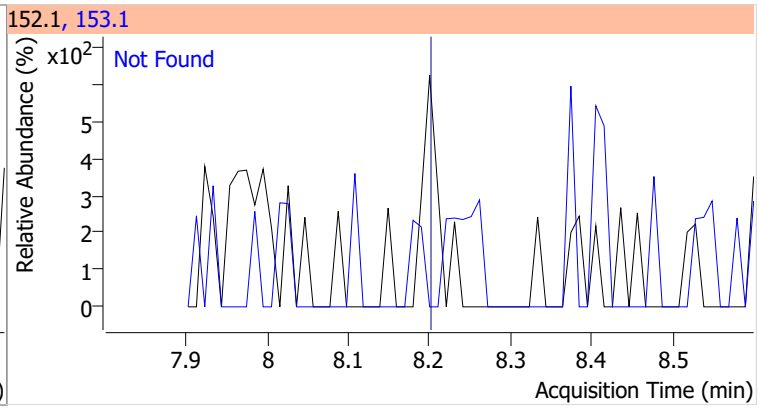

Compound	Conc.	Exp RT	QIon	Exp Ratio	QIon	Exp Ratio
3-Nitroaniline	N.D.	8.39	65.0	129.1	92.0	106.7

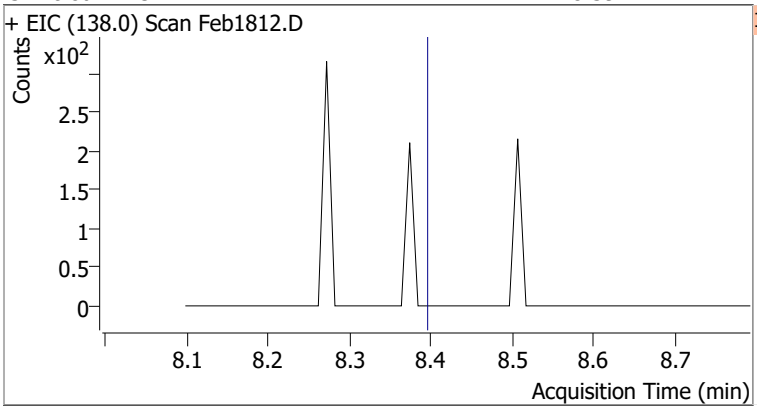

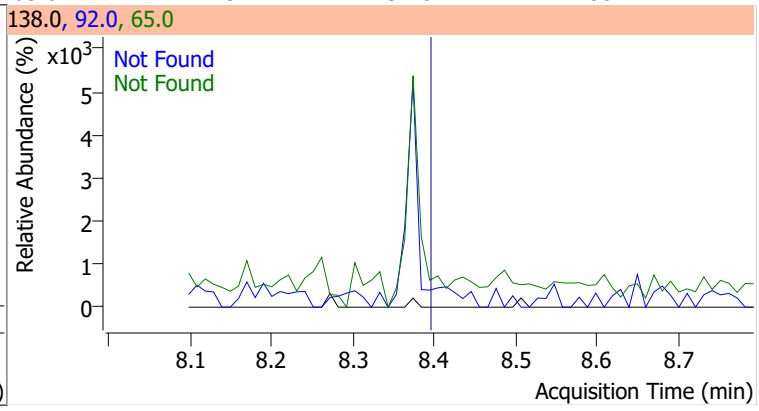

Compound	Conc.	Exp RT	QIon	Exp Ratio	QIon	Exp Ratio
Acenaphthene	N.D.	8.41	153.0	106.5	152.0	51.8

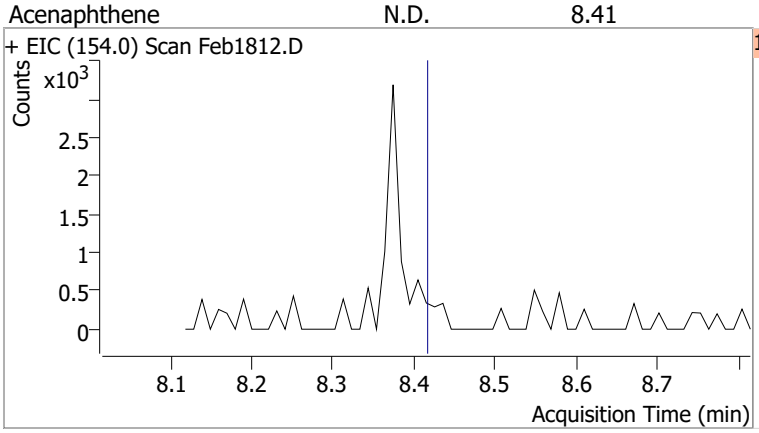

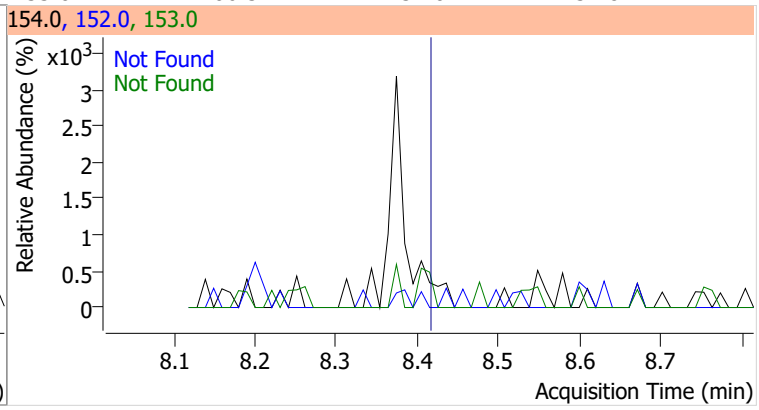

Compound	Conc.	Exp RT	QIon	Exp Ratio
2,4-Dinitrophenol	N.D.	8.52	154.0	62.7

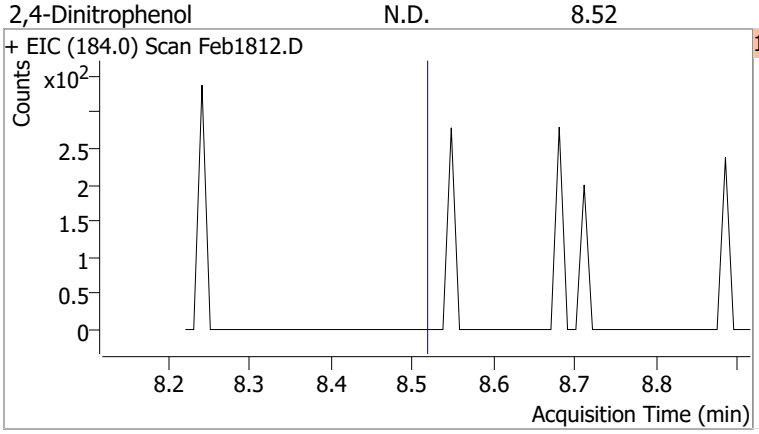

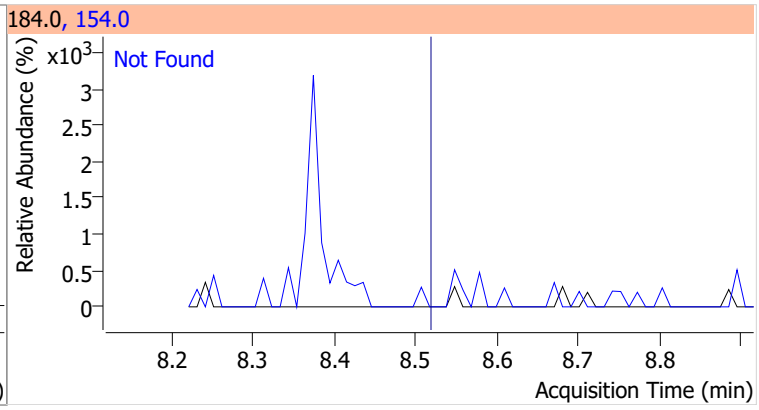

Compound	Conc.	Exp RT	QIon	Exp Ratio
Dibenzofuran	N.D.	8.63	139.0	37.5

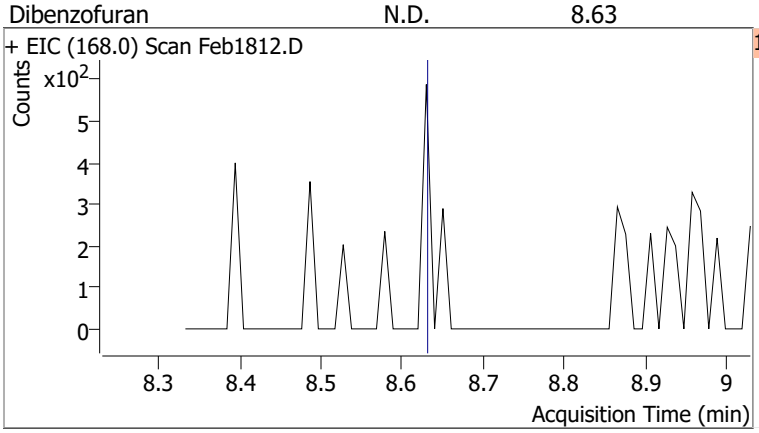

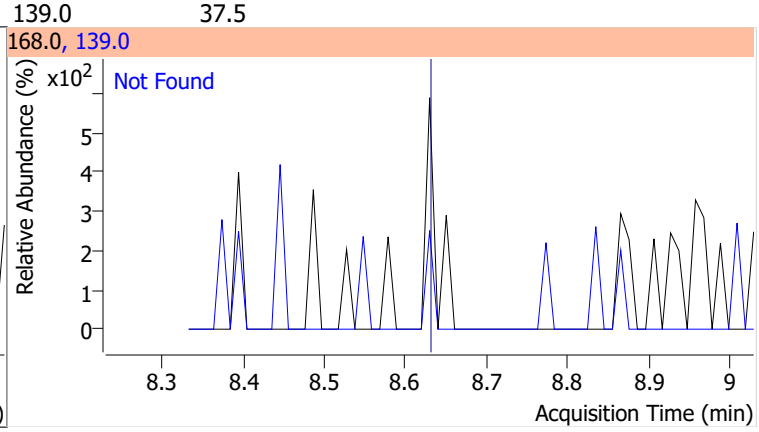

Compound	Conc.	Exp RT	QIon	Exp Ratio	QIon	Exp Ratio
2,4-Dinitrotoluene	N.D.	8.67	89.0	79.2	63.0	48.4

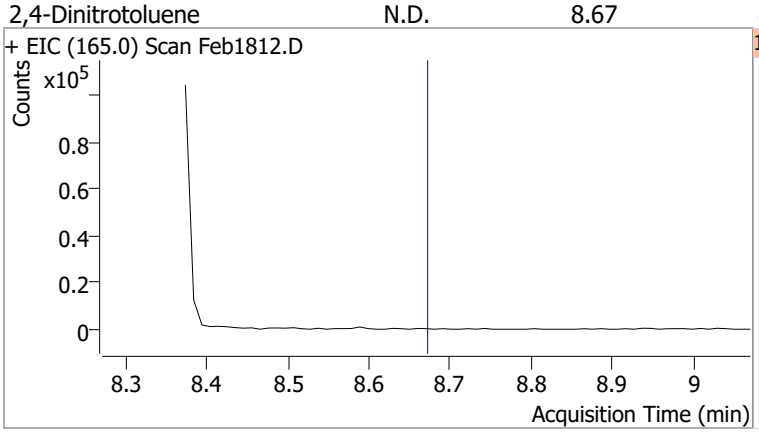

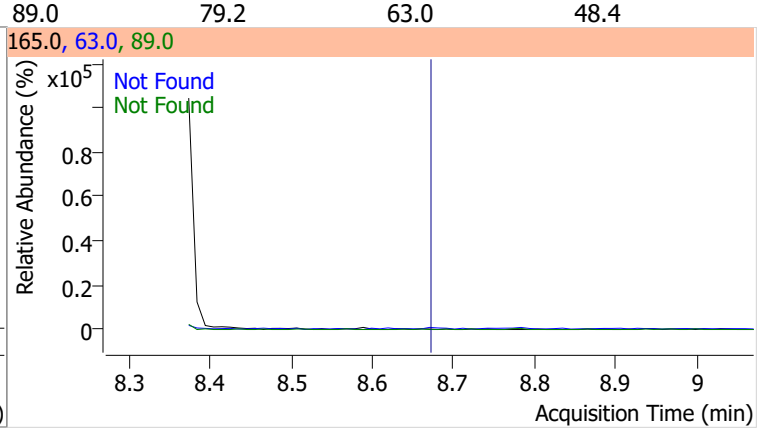

Compound	Conc.	Exp RT	QIon	Exp Ratio	QIon	Exp Ratio
4-Nitrophenol	N.D.	8.70	65.0	72.0	139.0	71.1

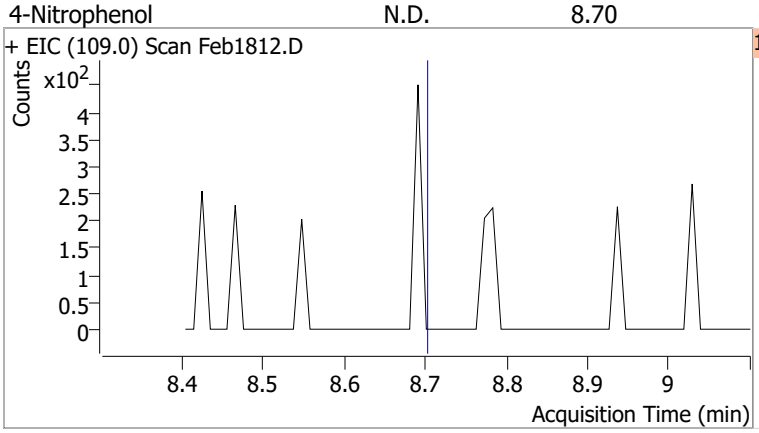

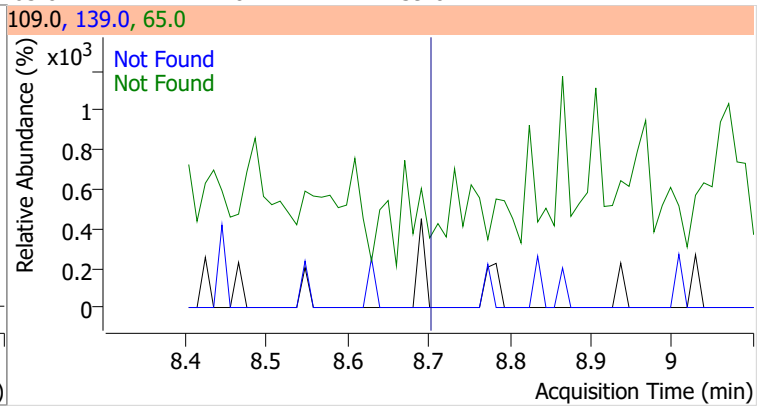

Compound	Conc.	Exp RT	QIon	Exp Ratio	QIon	Exp Ratio
Diethylphthalate	N.D.	9.00	177.0	20.7	150.0	12.5

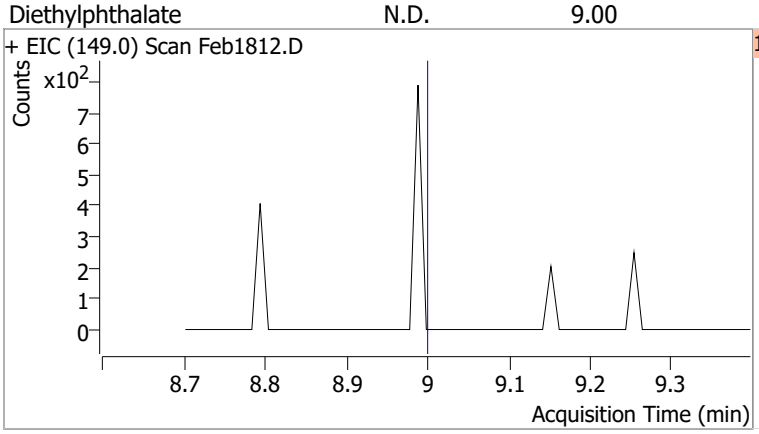

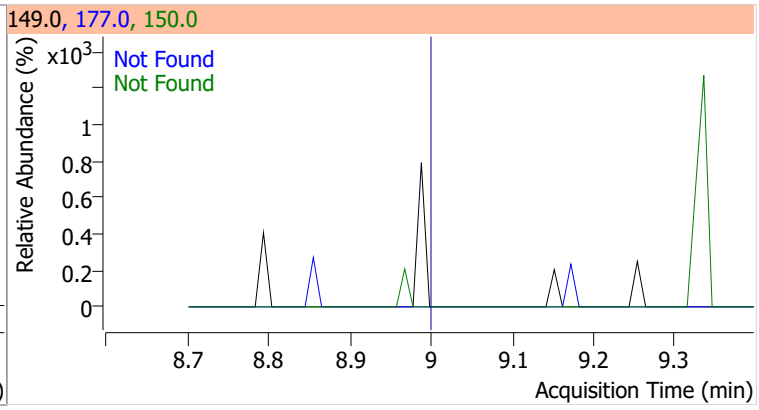

Compound	Conc.	Exp RT	QIon	Exp Ratio	QIon	Exp Ratio
Fluorene	N.D.	9.04	165.0	93.4	167.0	13.7

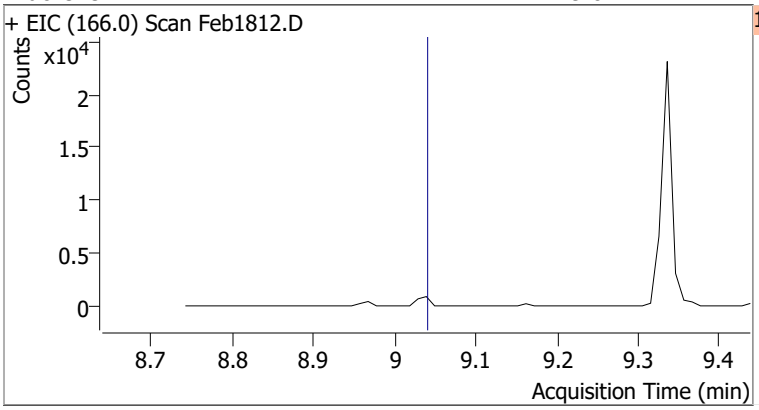

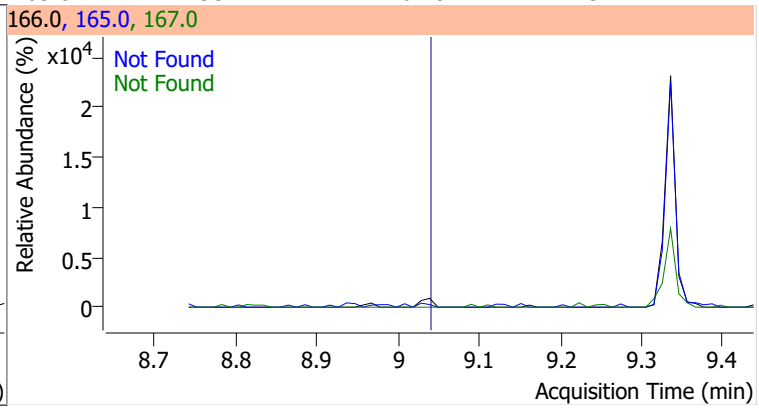

Compound	Conc.	Exp RT	QIon	Exp Ratio	QIon	Exp Ratio
4-Chlorophenyl-phenylether	N.D.	9.07	141.0	61.2	206.0	33.8

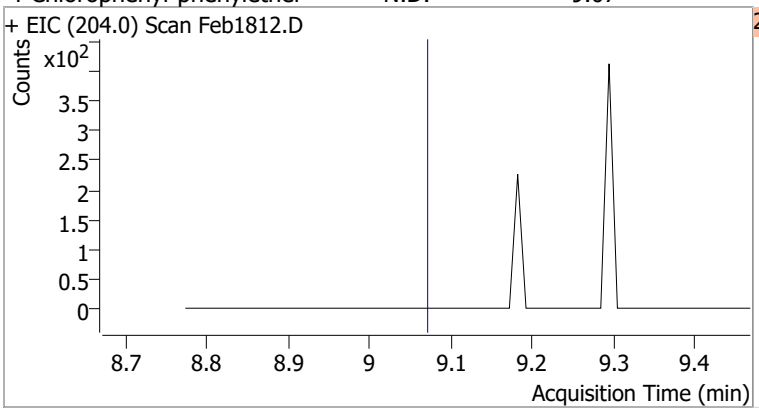

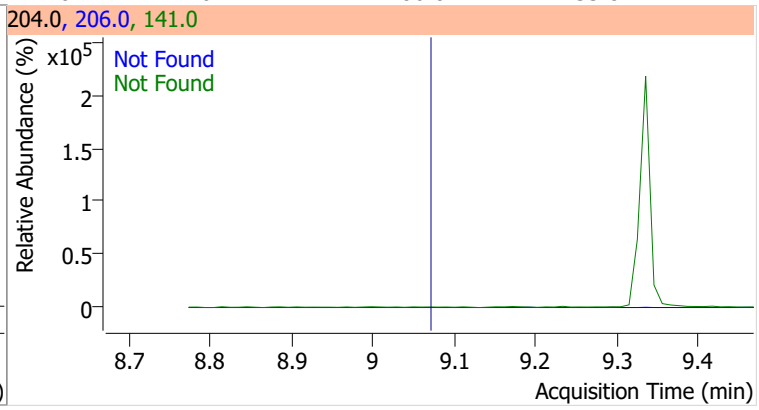

Compound	Conc.	Exp RT	QIon	Exp Ratio	QIon	Exp Ratio
4-Nitroaniline	N.D.	9.14	65.0	112.7	92.0	49.3

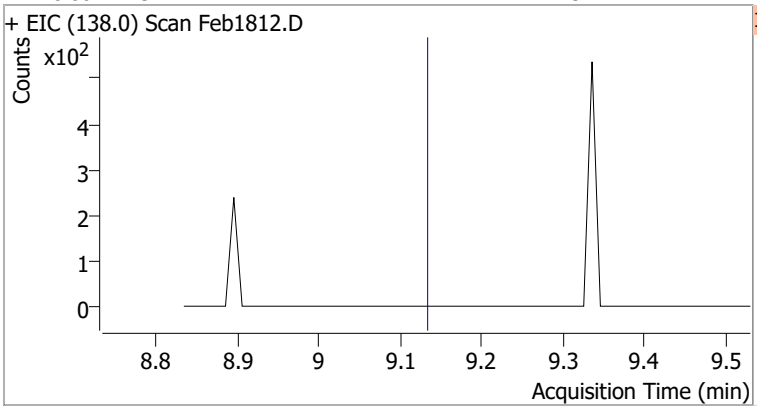

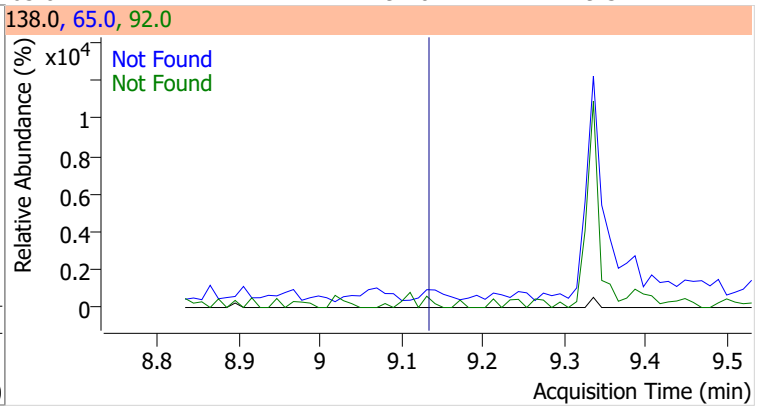

Compound	Conc.	RT	Dev(Min)	Resp.	QIon	QRatio	Lower	Upper
4,6-Dinitro-2-methylphenol		0		0	121.0		35.1	65.3

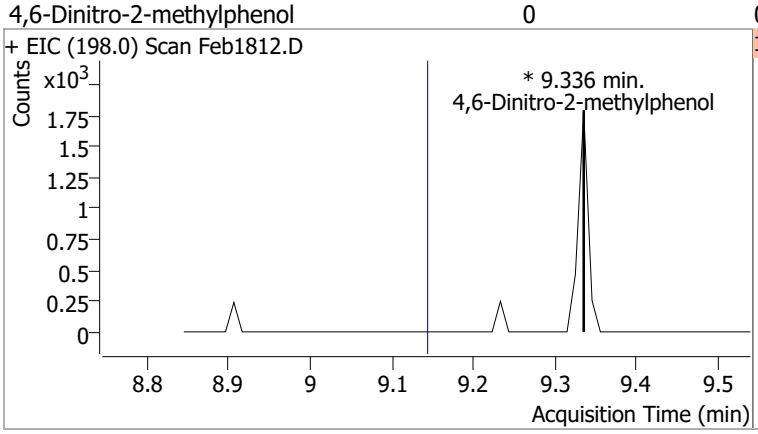

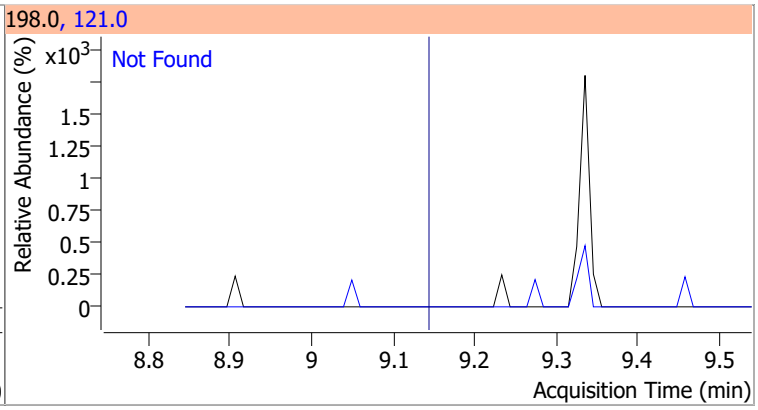

Compound	Conc.	Exp RT	QIon	Exp Ratio	QIon	Exp Ratio
N-nitrosodiphenylamine	N.D.	9.23	168.0	62.8	167.0	34.1

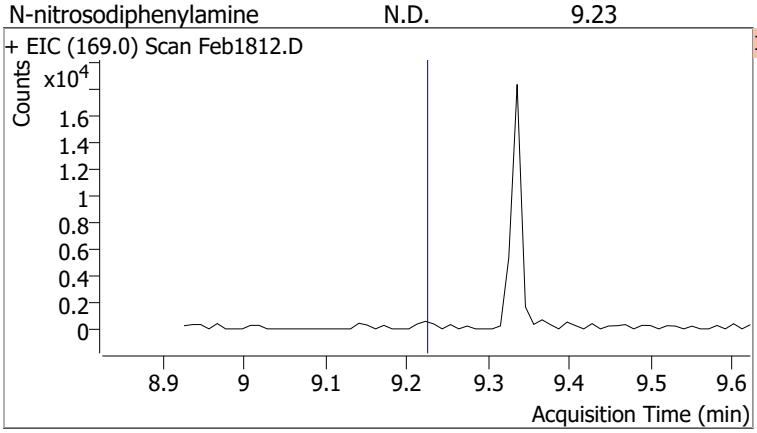

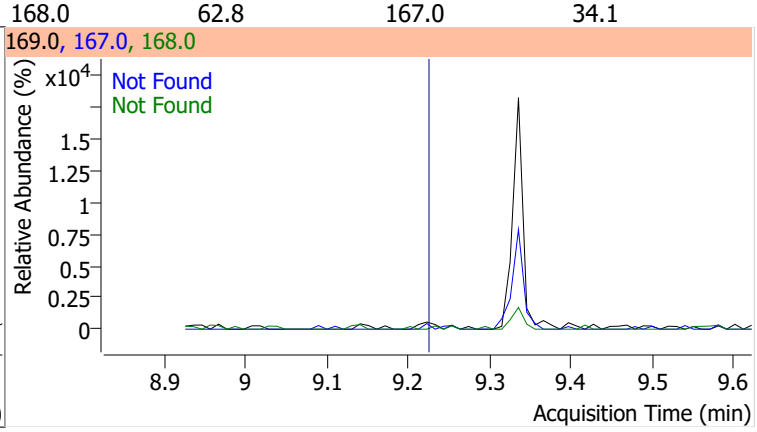

Compound	Conc.	Exp RT	QIon	Exp Ratio	QIon	Exp Ratio
Azobenzene	N.D.	9.26	51.0	45.2	182.0	24.1

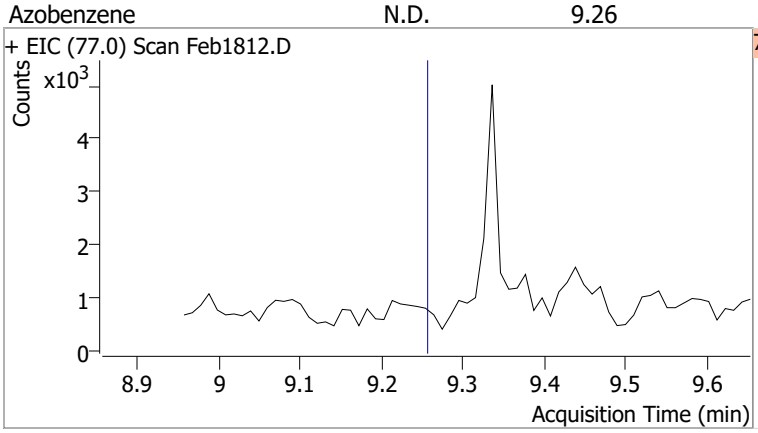

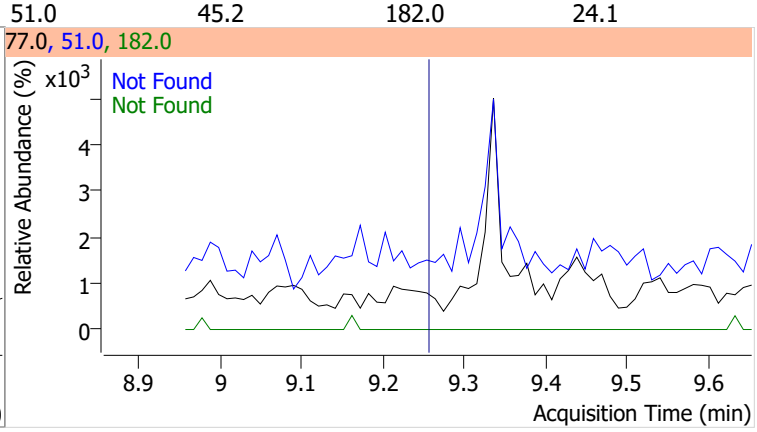

Compound	Conc.	RT	Dev(Min)	Resp.	QIon	QRatio	Lower	Upper
2,4,6-Tribromophenol	157.2199	9.34	0.00	321583	331.8	89.2	68.5	127.2

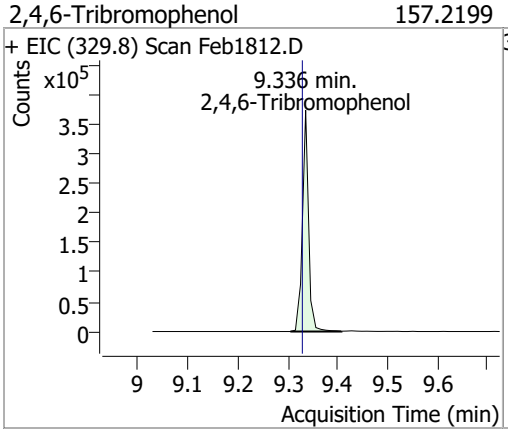

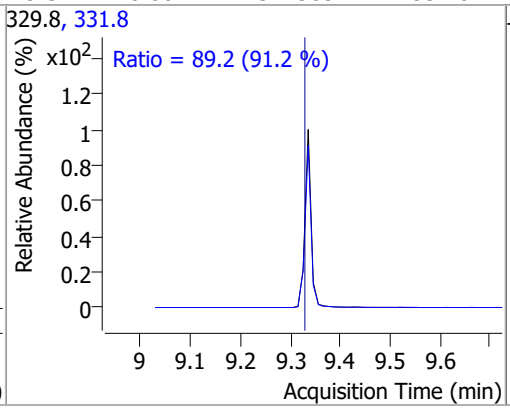

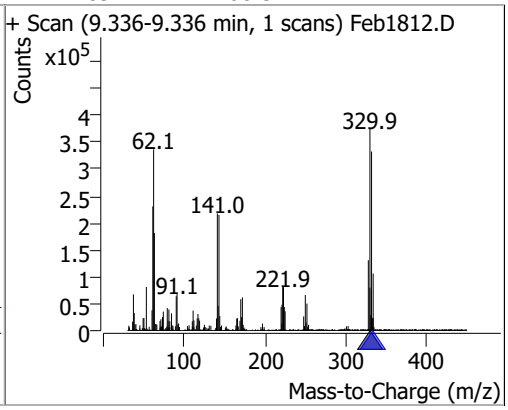

Compound	Conc.	Exp RT	QIon	Exp Ratio	QIon	Exp Ratio
4-Bromophenyl-phenylether	N.D.	9.65	141.0	98.8	250.0	98.2

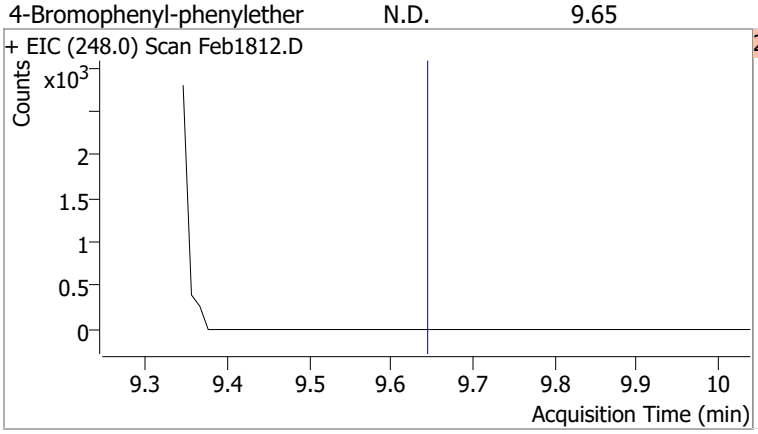

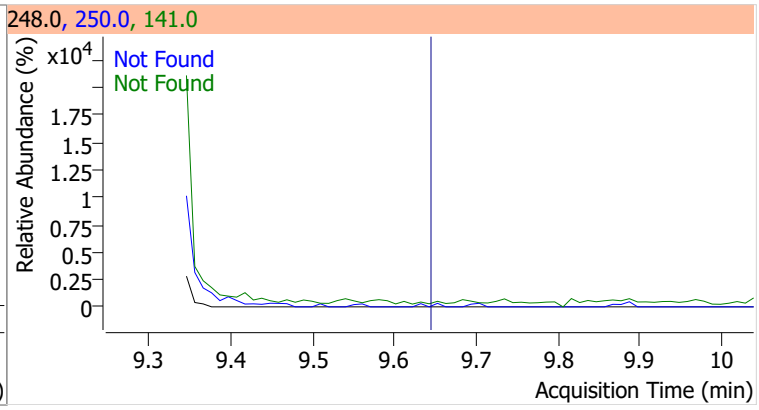

Compound	Conc.	Exp RT	QIon	Exp Ratio
Hexachlorobenzene	N.D.	9.69	142.0	53.8

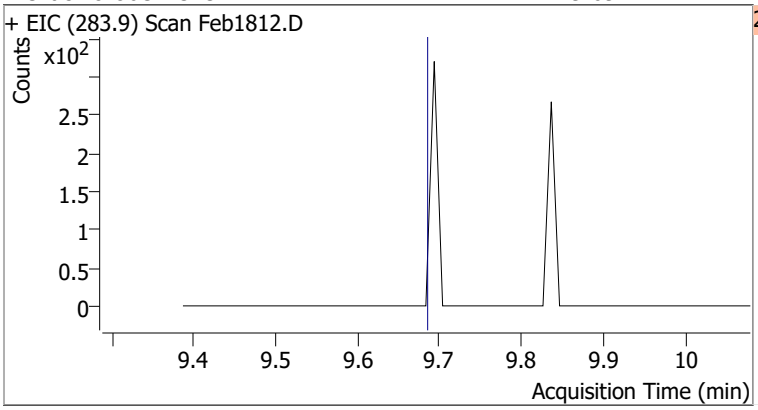

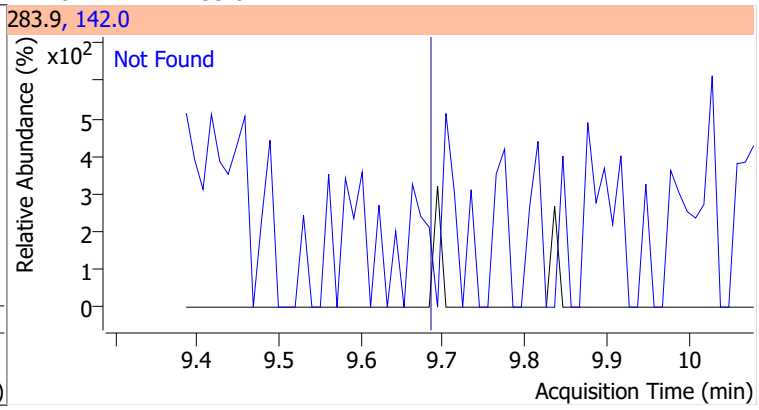

Compound	Conc.	Exp RT	QIon	Exp Ratio	QIon	Exp Ratio
Pentachlorophenol	N.D.	9.97	267.9	59.4	263.9	58.9

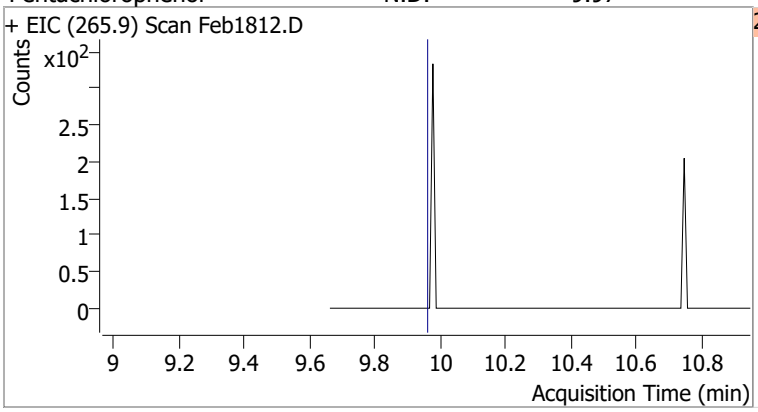

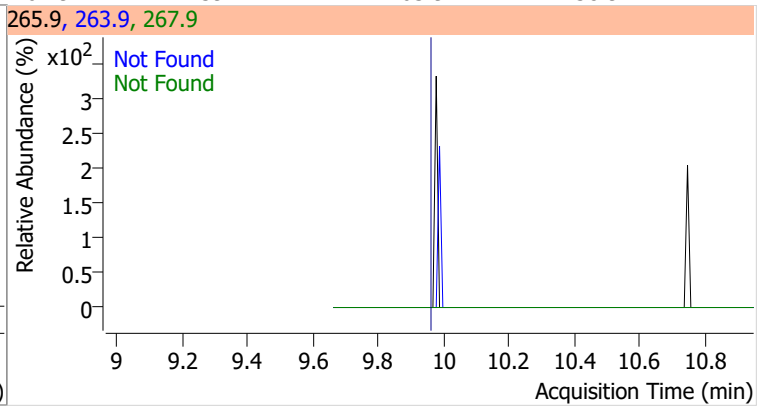

Compound	Conc.	Exp RT	QIon	Exp Ratio
Phenanthrene	N.D.	10.18	176.0	18.5

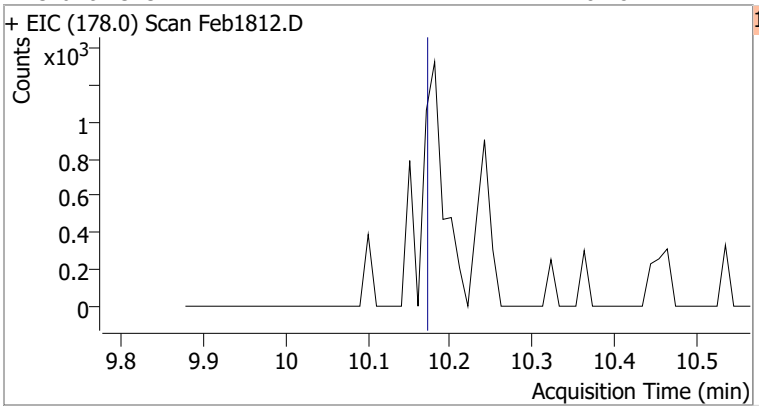

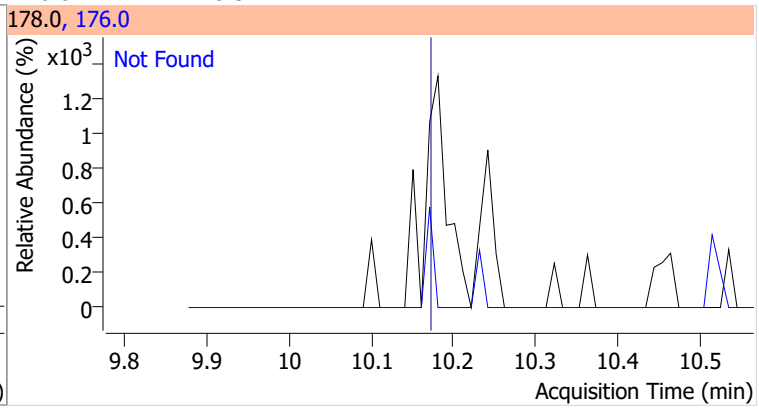

Compound	Conc.	Exp RT	QIon	Exp Ratio
Anthracene	N.D.	10.25	176.0	18.4

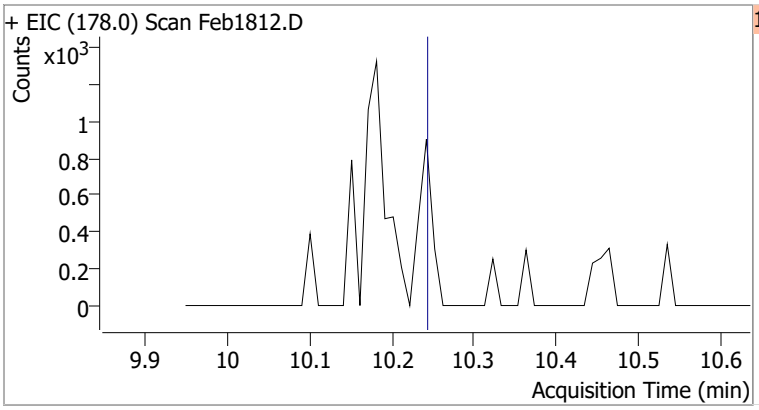

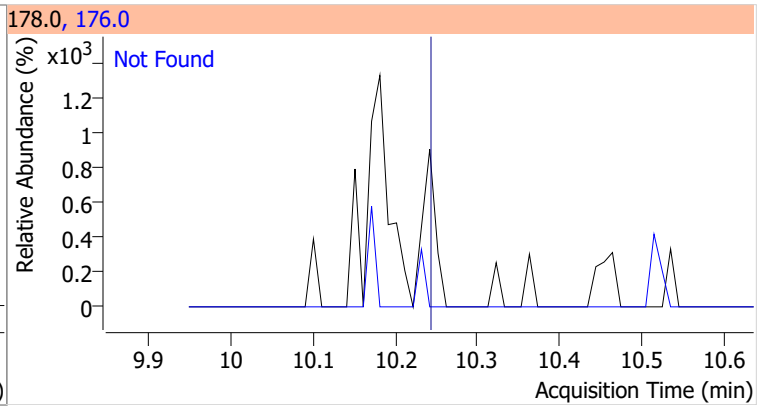

Compound	Conc.	Exp RT	QIon	Exp Ratio	QIon	Exp Ratio
Triallate	N.D.	10.31	268.0	24.1	143.0	22.5

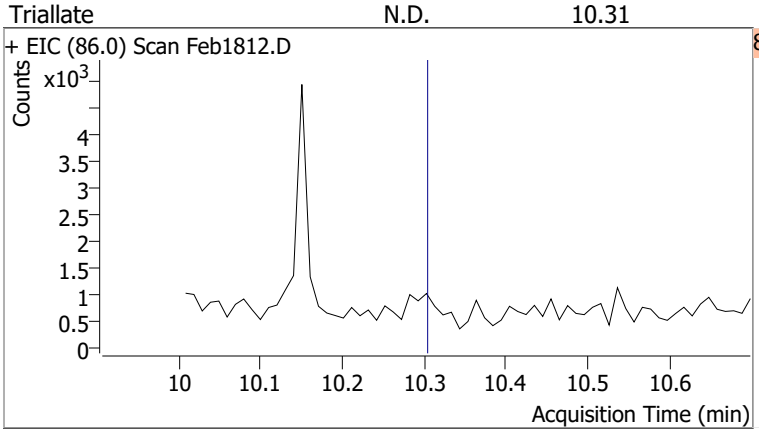

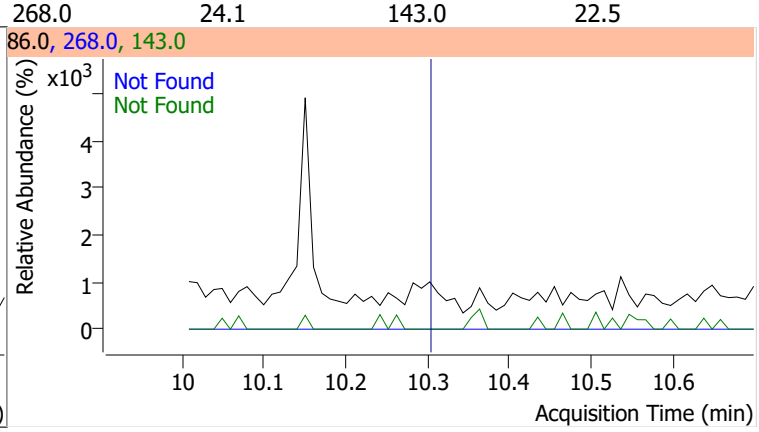

Compound	Conc.	Exp RT	QIon	Exp Ratio
Carbazole	N.D.	10.49	139.0	12.8

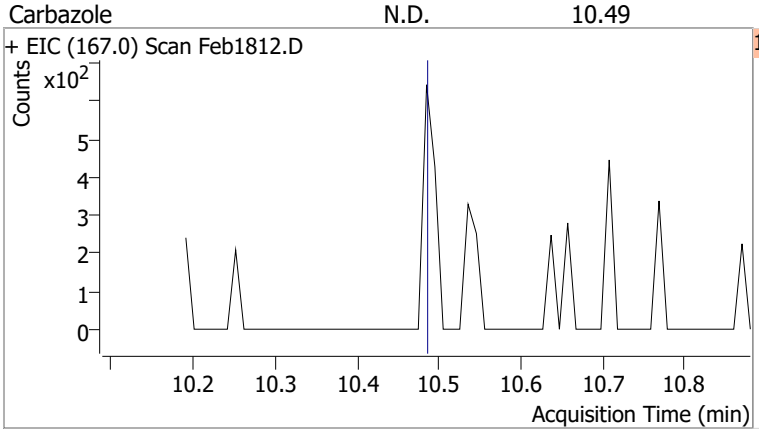

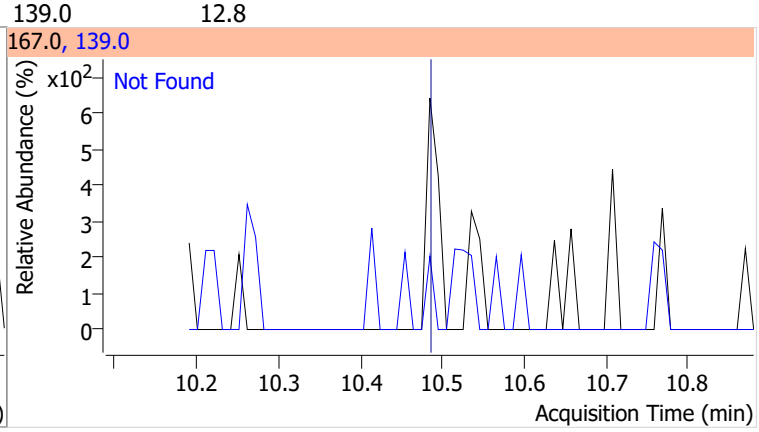

Compound	Conc.	Exp RT	QIon	Exp Ratio	QIon	Exp Ratio
o-Terphenyl	N.D.	10.70	229.0	64.9	215.0	37.0

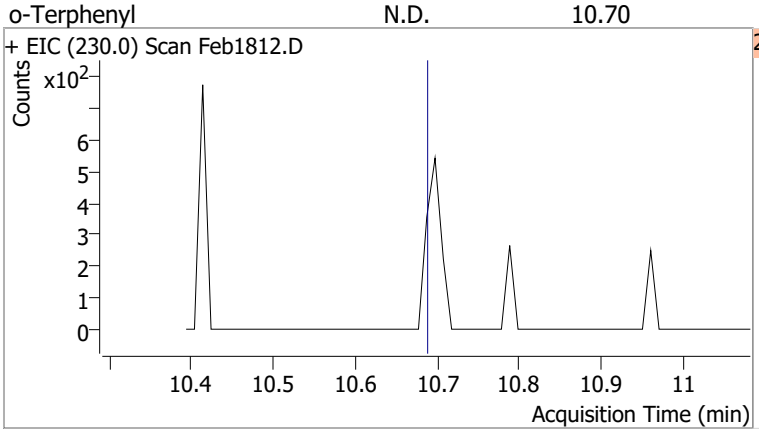

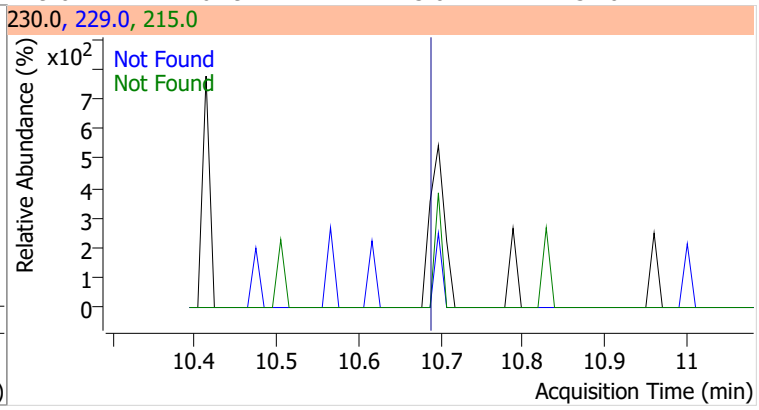

Compound	Conc.	Exp RT	QIon	Exp Ratio	QIon	Exp Ratio
Di-n-Butylphthalate	N.D.	11.08	150.0	9.1	104.0	6.4

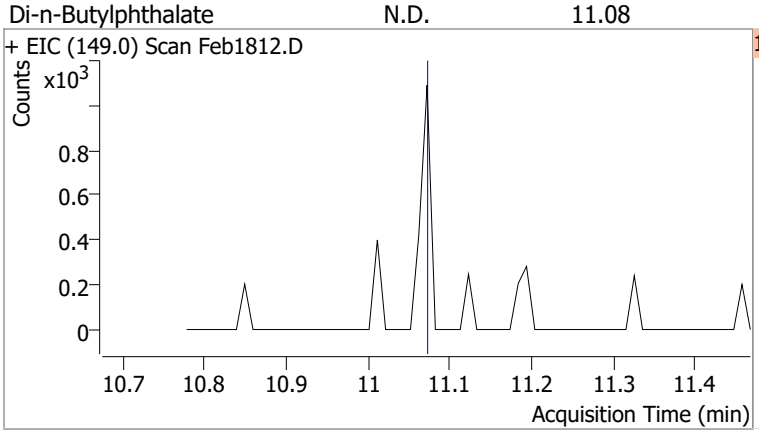

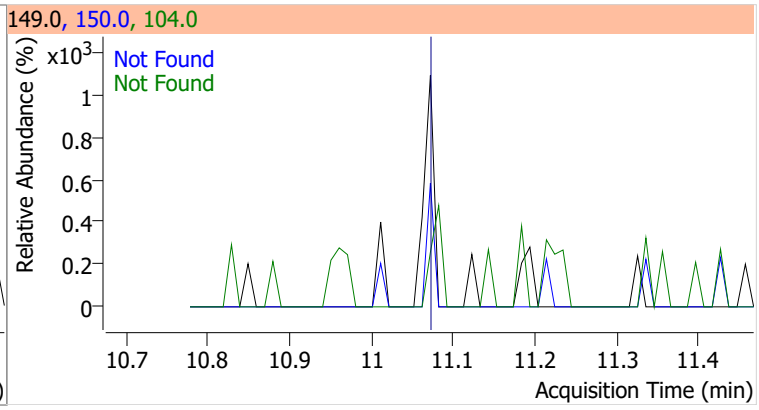

Compound	Conc.	Exp RT	QIon	Exp Ratio
Fluoranthene	N.D.	11.95	101.0	13.4

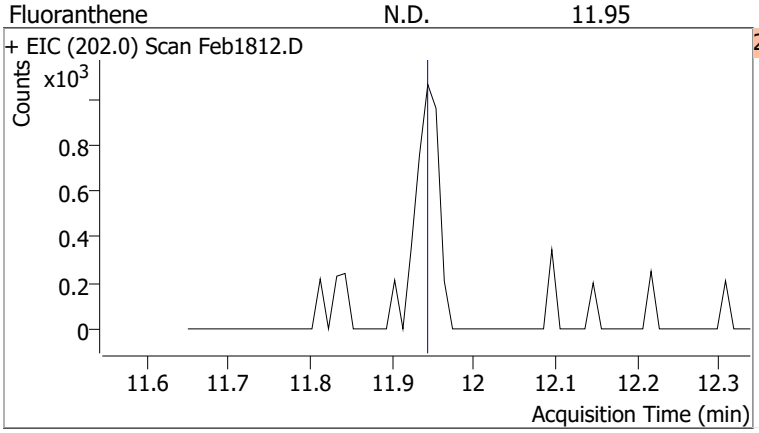

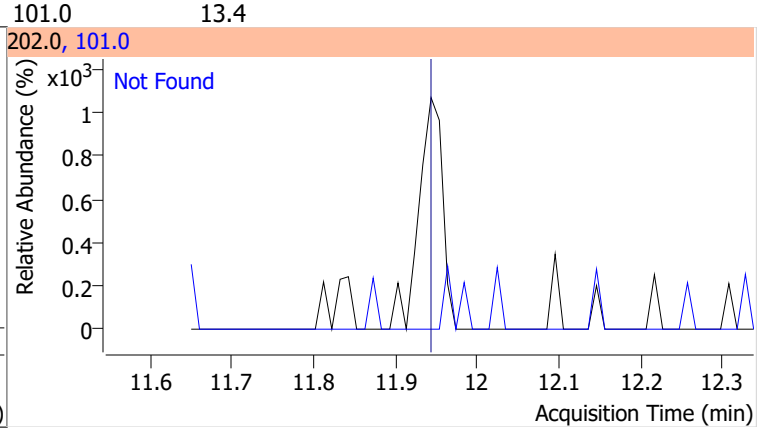

Compound	Conc.	RT	Dev(Min)	Resp.	QIon	QRatio	Lower	Upper
Benzidine		0		0	183.0		8.3	15.4
					92.0		5.8	10.8

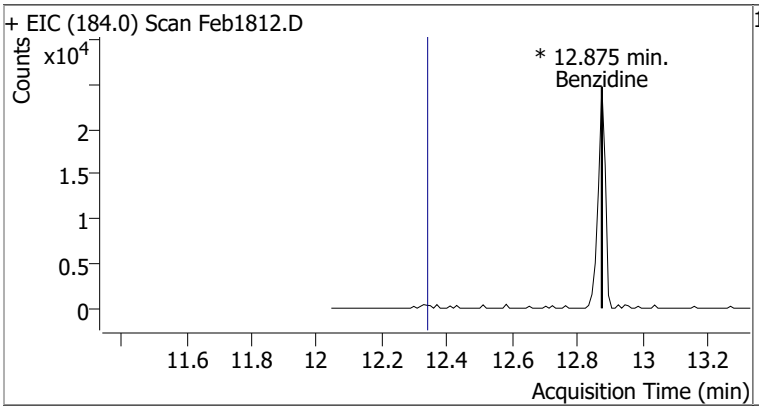

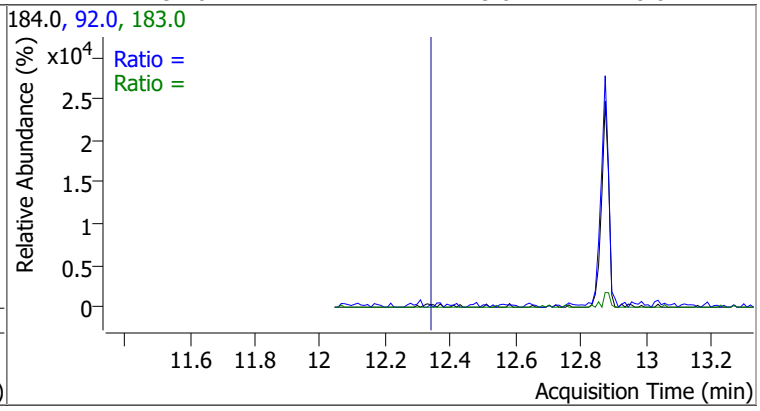

Compound	Conc.	Exp RT	QIon	Exp Ratio
Pyrene	N.D.	12.38	101.0	15.9

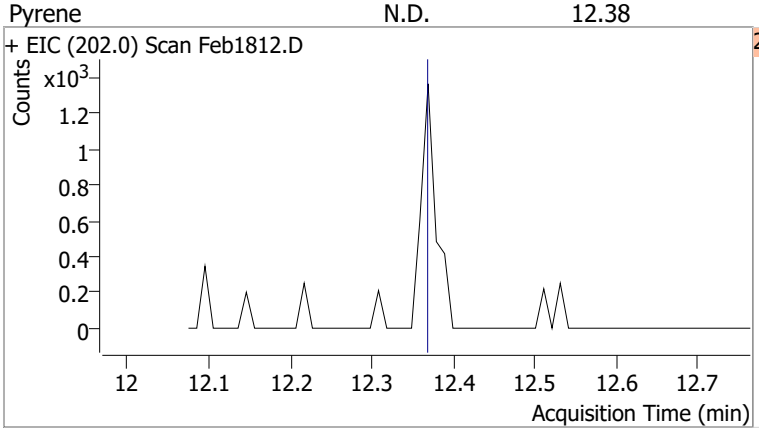

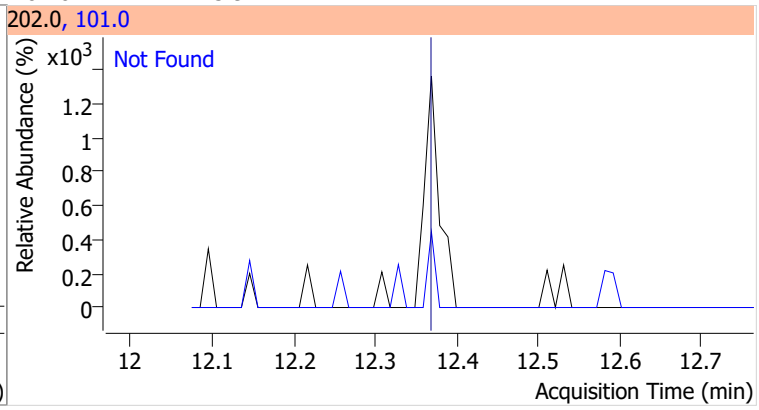

Compound	Conc.	RT	Dev(Min)	Resp.	QIon	QRatio	Lower	Upper
Terphenyl-d14	102.2438	12.88	0.00	2209315	122.0	14.6	10.1	18.7

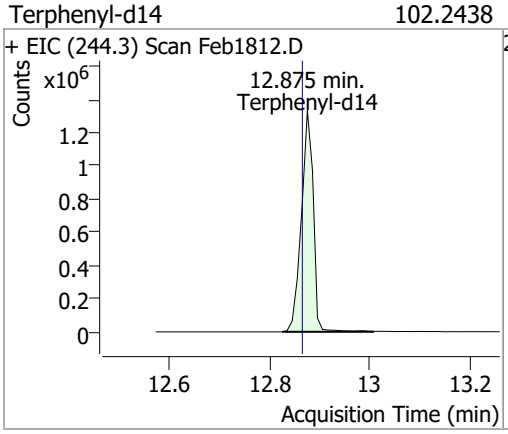

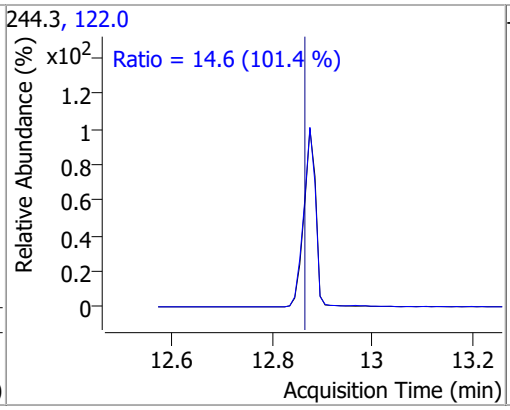

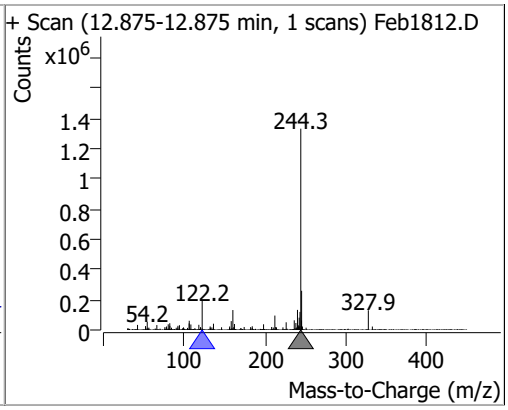

Compound	Conc.	Exp RT	QIon	Exp Ratio	QIon	Exp Ratio
Butylbenzylphthalate	N.D.	14.32	91.0	85.1	206.0	17.5

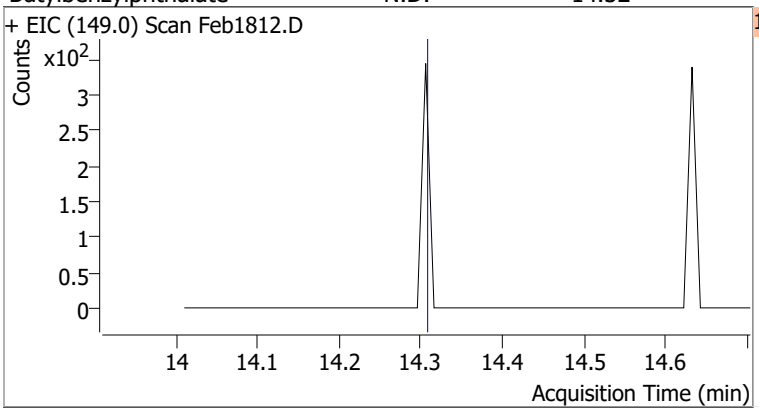

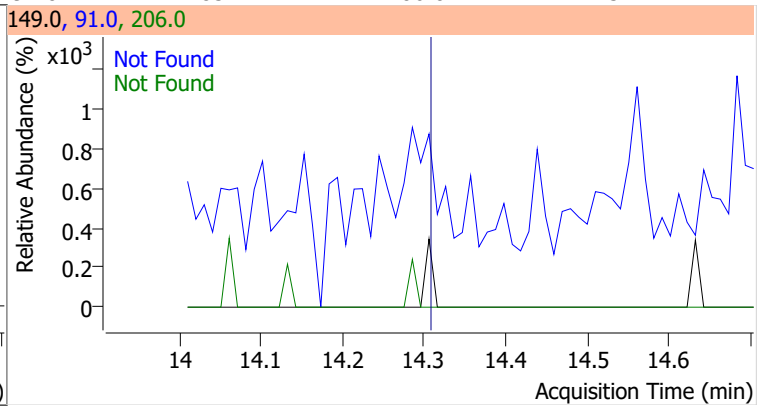

Compound	Conc.	Exp RT	QIon	Exp Ratio	QIon	Exp Ratio
Benzo(a)Anthracene	N.D.	15.51	226.0	26.8	229.0	21.1

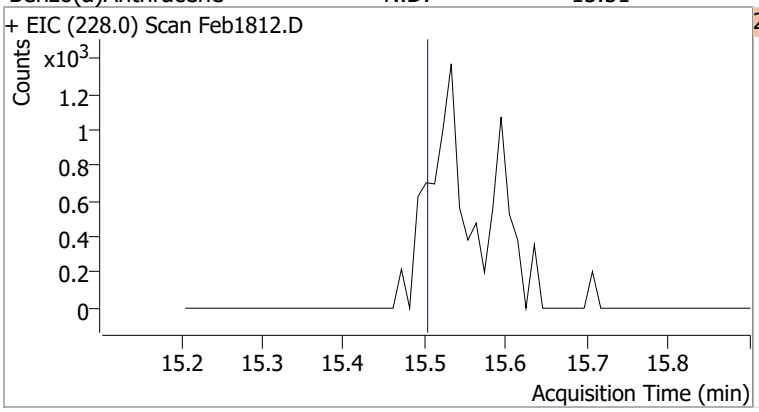

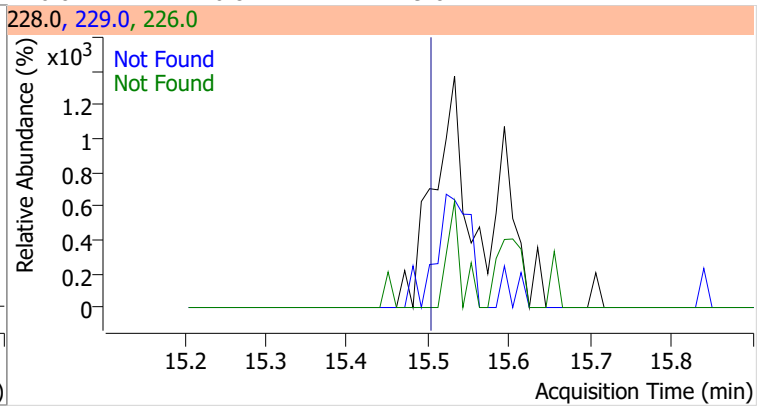

Compound	Conc.	Exp RT	QIon	Exp Ratio	QIon	Exp Ratio
Chrysene	N.D.	15.62	226.0	28.4	229.0	19.7

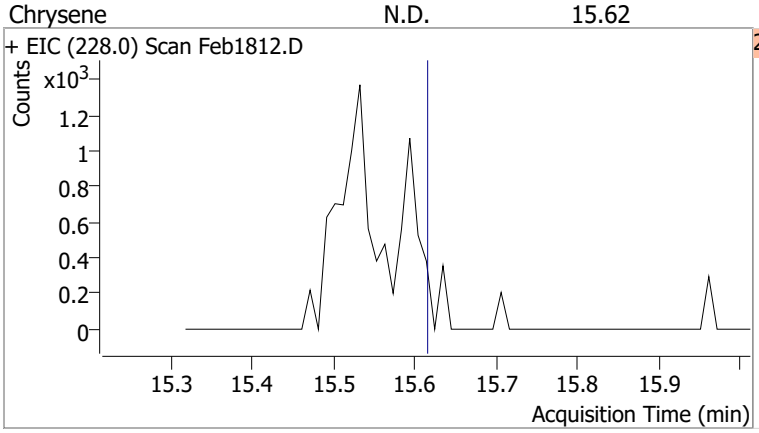

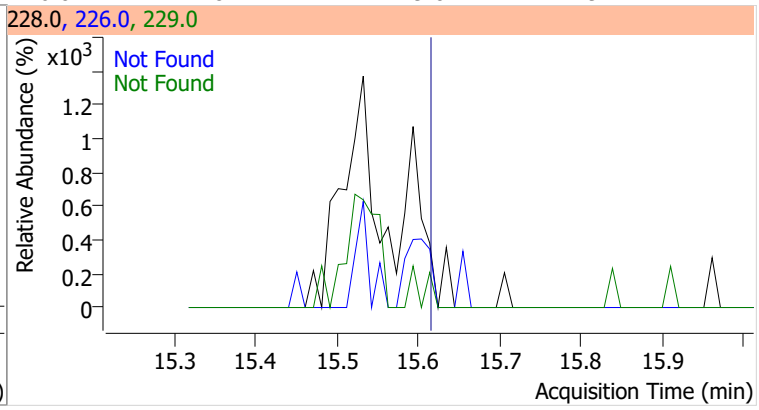

Compound	Conc.	Exp RT	QIon	Exp Ratio
3,3-Dichlorobenzidine	N.D.	15.69	254.0	64.2

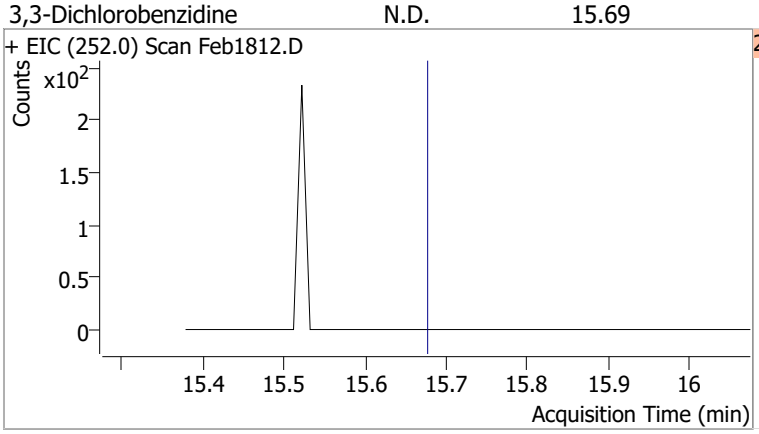

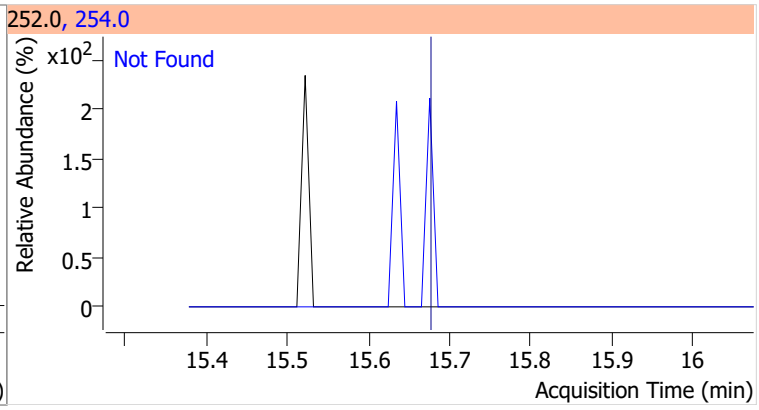

Compound	Conc.	Exp RT	QIon	Exp Ratio	QIon	Exp Ratio
bis(2-ethylhexyl)Phthalate	N.D.	16.37	149.0	390.8	279.0	15.0

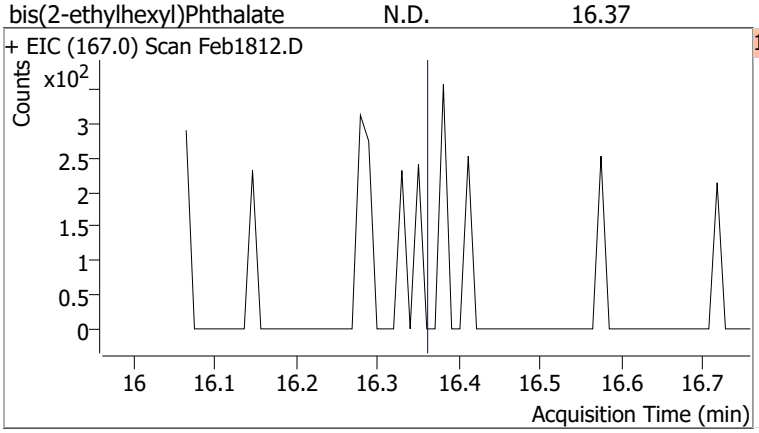

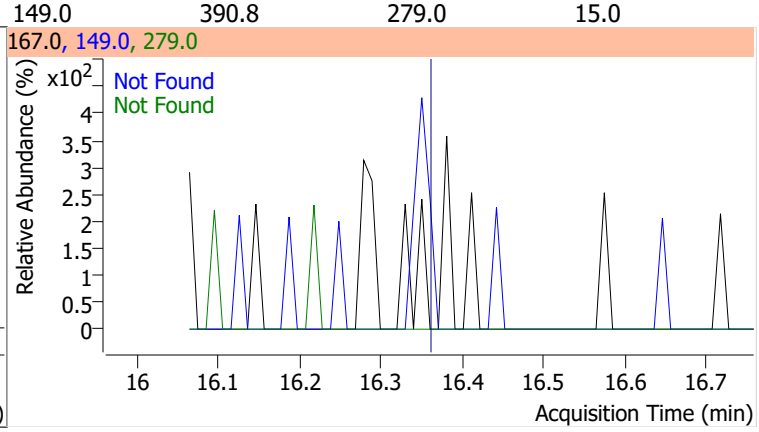

Compound	Conc.	Exp RT	QIon	Exp Ratio
Di-n-octyl Phthalate	N.D.	18.13	150.0	10.0

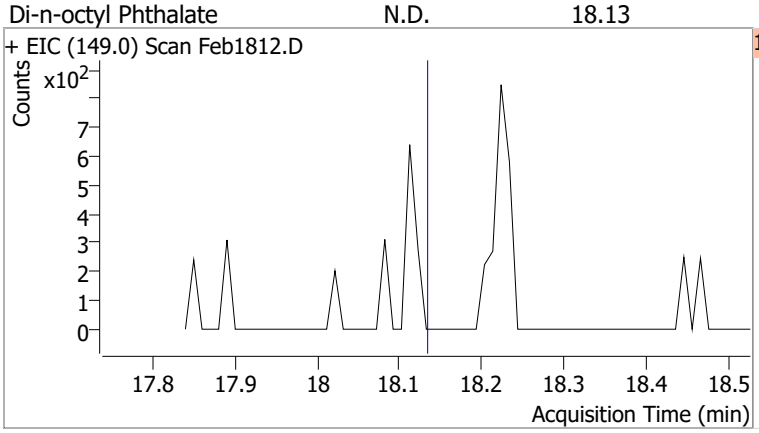

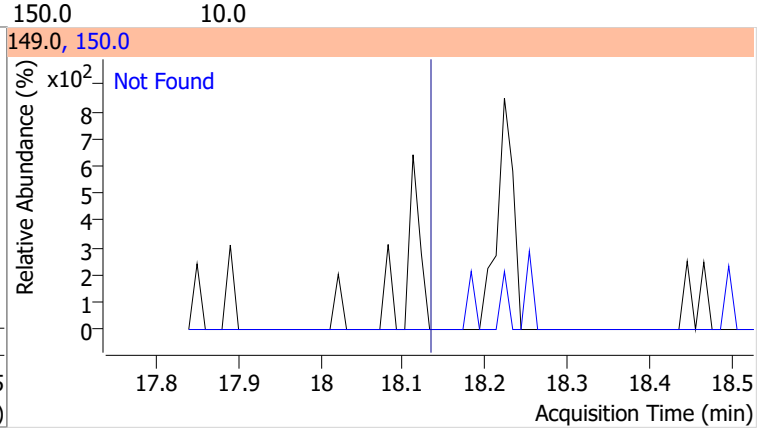

Compound	Conc.	Exp RT	QIon	Exp Ratio
Benzo(b)fluoranthene	N.D.	18.38	253.0	22.3

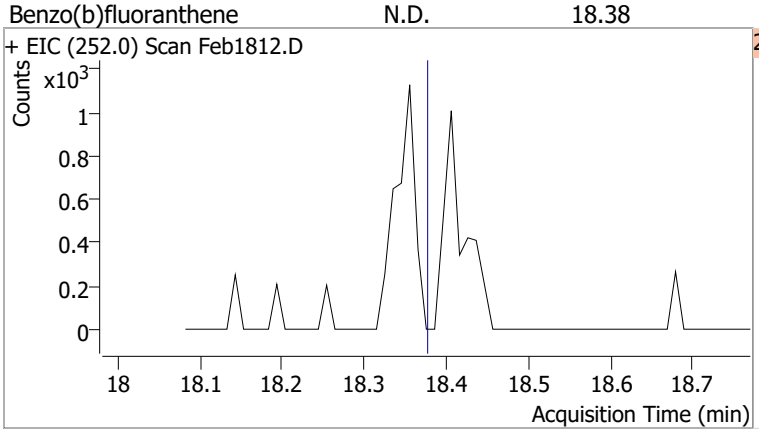

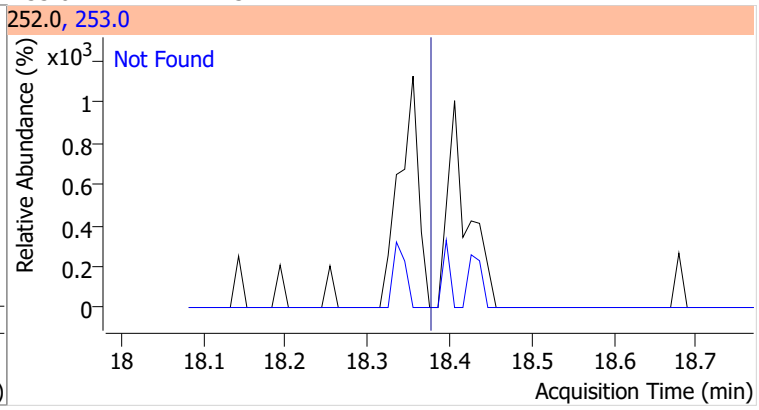

Compound	Conc.	Exp RT	QIon	Exp Ratio
Benzo(k)fluoranthene	N.D.	18.45	253.0	22.0

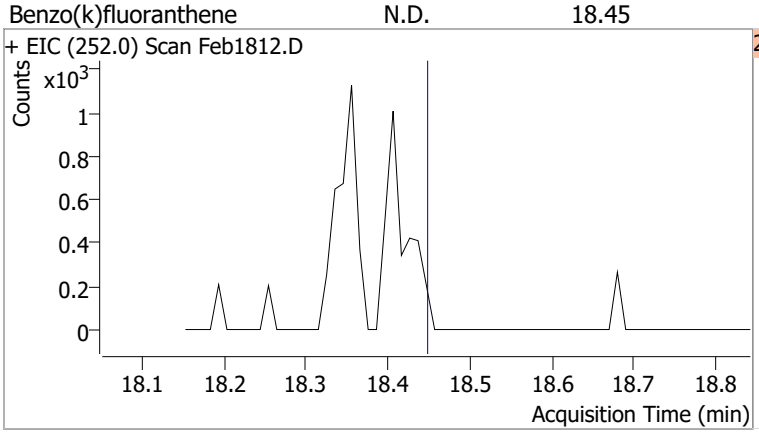

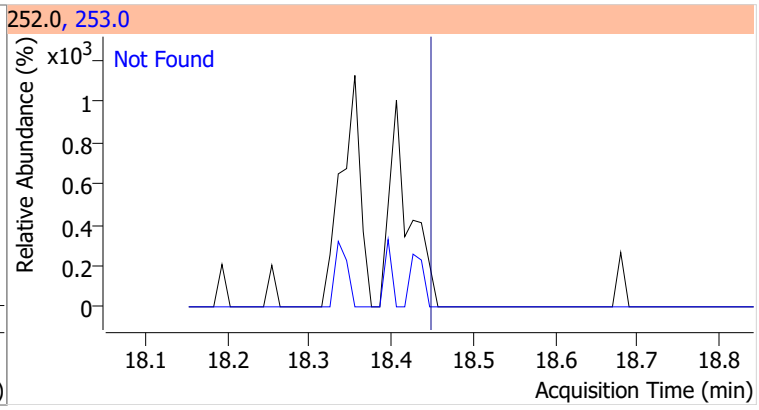

Compound	Conc.	Exp RT	QIon	Exp Ratio
Benzo(a)pyrene	N.D.	18.98	253.0	21.5

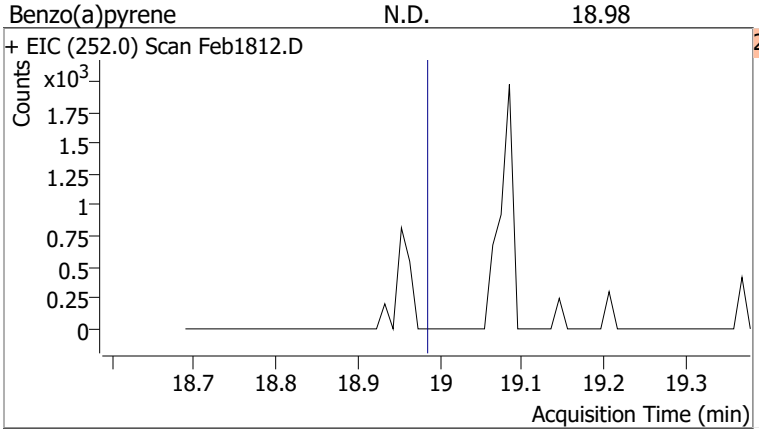

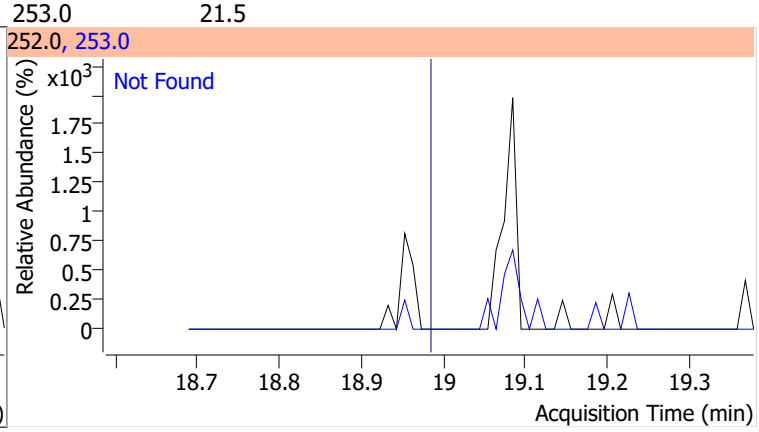

Compound	Conc.	Exp RT	QIon	Exp Ratio
Indeno(1,2,3-c,d)pyrene	N.D.	20.76	138.0	29.6

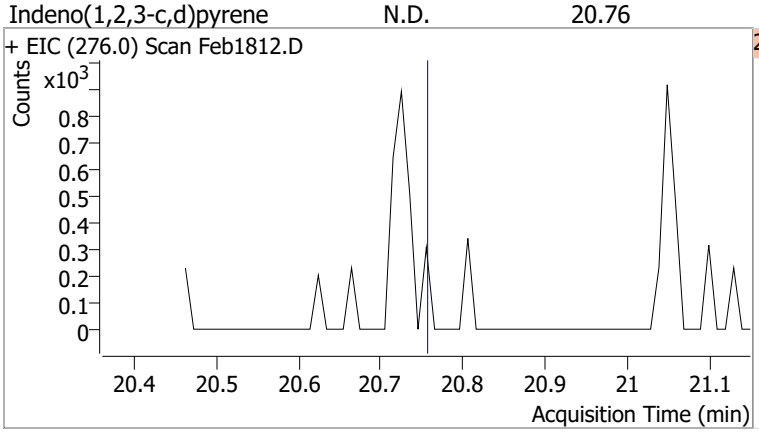

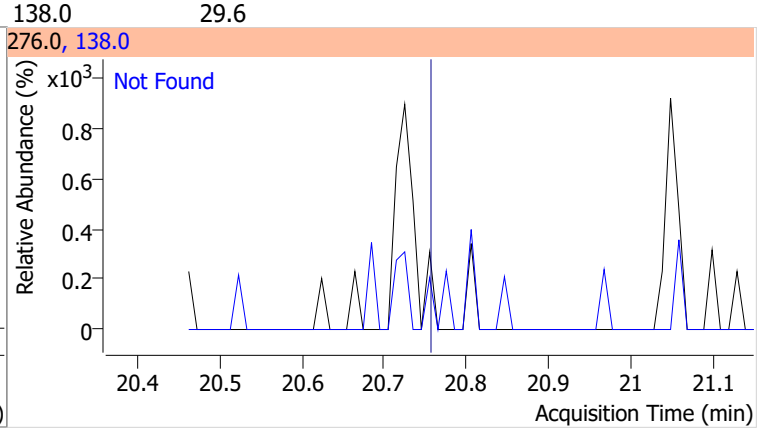

Compound	Conc.	Exp RT	QIon	Exp Ratio	QIon	Exp Ratio
Dibenzo(a,h)anthracene	N.D.	20.82	139.0	25.2	279.0	24.1

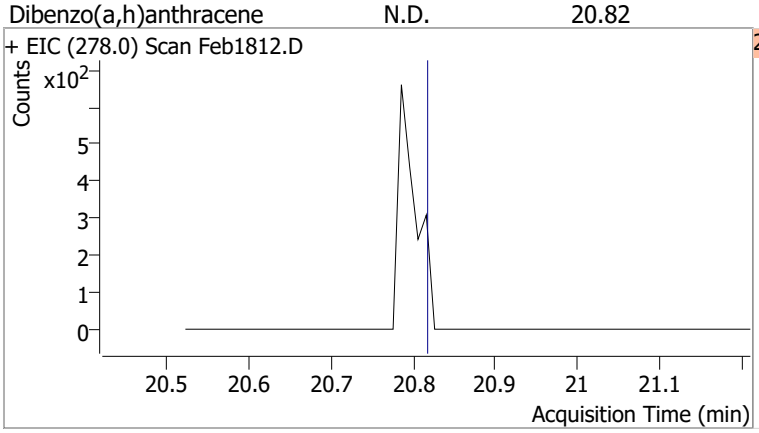

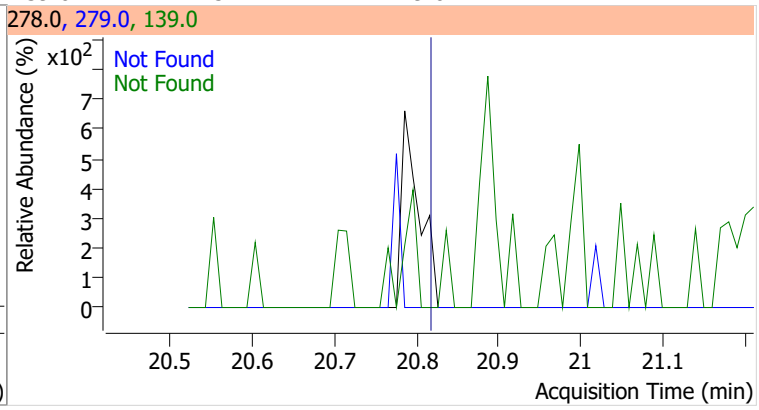

Compound	Conc.	Exp RT	QIon	Exp Ratio	QIon	Exp Ratio
Benzo(g,h,i)perylene	N.D.	21.09	138.0	33.0	277.0	23.2

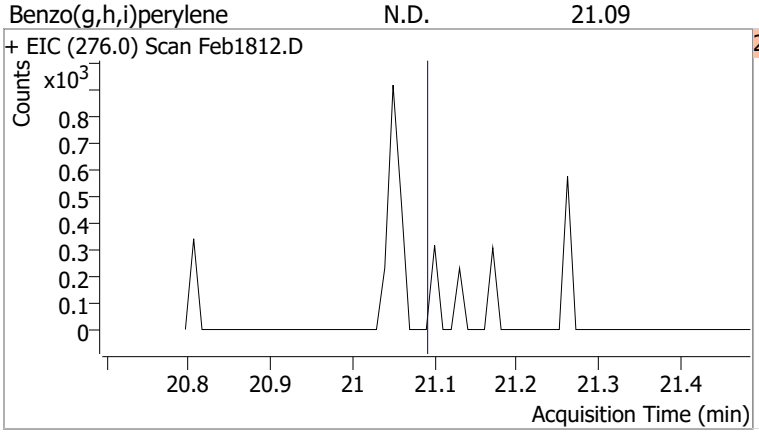

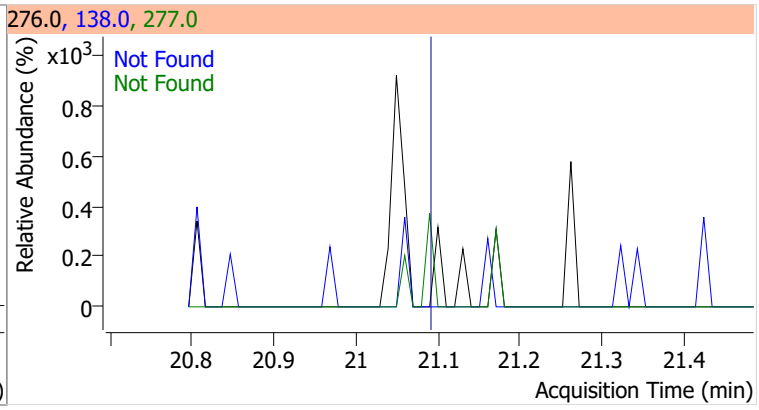

Quantitation Results Report (QT Reviewed)

Data File	Feb1813.D	Operator	LIMS import
Acq. Method	BNA+SIM.M	Acq. Date-Time	2/19/2022 2:28:36 PM
Sample Name	LCS-163621	Instrument	Instrument #1
Vial	13	Multiplier	1.00
DA Method File		Comment	SVOC-8270-W-LARGO
Tune File	dftppdsm.u	Tune Date	2/18/2022 9:25:00 PM
Batch Name	021822 DoD BNA cal.batch.bin	Last Calib Update	2/19/2022 1:06:17 PM
Ref Library	D:\Org\Library\NIST129K.l		

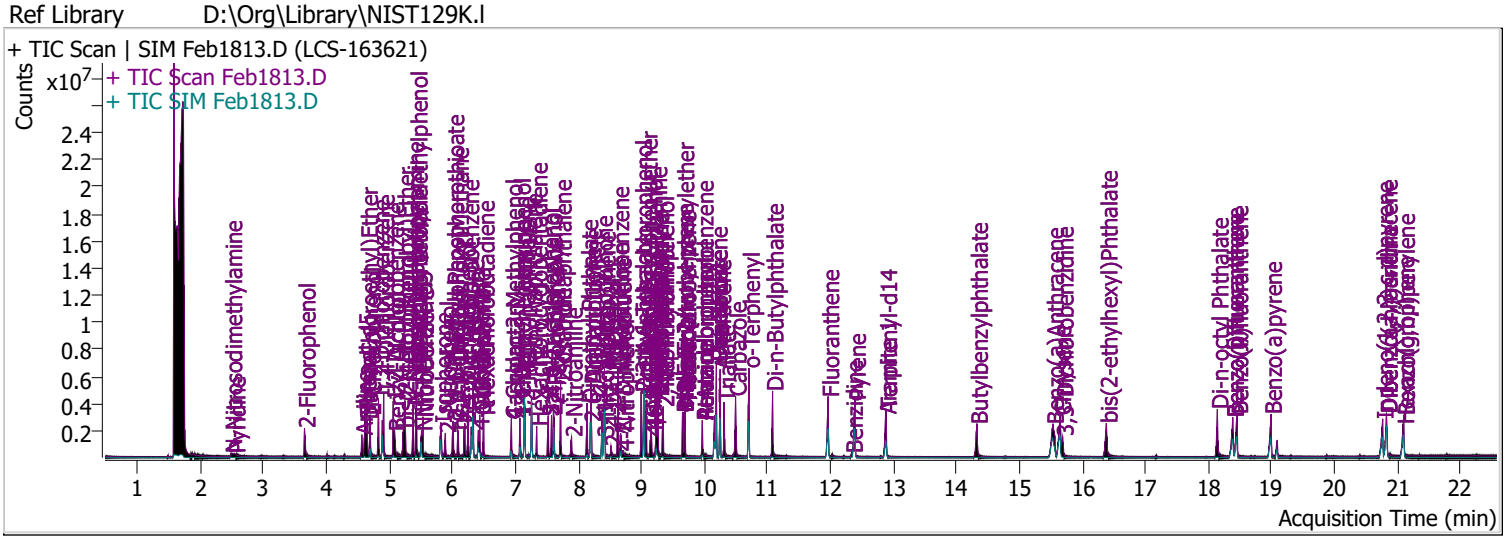

Compound	RT	QIon	Resp.	Conc.	Units		Dev(Min)
Internal Standards							
System Monitoring Compounds							
S 2-Fluorophenol	3.653	112.0	790090	79.1398	µg/L		0.000
Spiked Amount: 200.000	Range: 10.0 - 75.0%			Recovery = 39.57%			
S Phenol-d5	4.613	99.0	1067912	83.3622	µg/L		0.000
Spiked Amount: 200.000	Range: 10.0 - 65.0%			Recovery = 41.68%			
S Nitrobenzene-d5	5.512	82.0	554820	77.5747	µg/L		0.010
Spiked Amount: 100.000	Range: 32.0 - 94.0%			Recovery = 77.57%			
S 2-Fluorobiphenyl	7.605	172.0	1446095	72.7922	µg/L		0.000
Spiked Amount: 100.000	Range: 28.0 - 107.0%			Recovery = 72.79%			
S 2,4,6-Tribromophenol	9.346	329.8	371807	173.9696	µg/L		0.010
Spiked Amount: 200.000	Range: 25.0 - 140.0%			Recovery = 86.98%			
S Terphenyl-d14	12.885	244.3	2059362	94.3116	µg/L		0.010
Spiked Amount: 100.000	Range: 32.0 - 122.0%			Recovery = 94.31%			
Target Compounds							**QValue**
T N-Nitrosodimethylamine	2.489	74.0	144643	50.0214	µg/L		91
T Pyridine	2.540	79.0	264147	35.8730	µg/L		96
T Aniline	4.562	93.0	801104	43.6262	µg/L	m	96
T Phenol	4.623	94.0	693974	48.9273	µg/L		90
T bis(-2-Chloroethyl)Ether	4.644	63.0	724305	75.0357	µg/L	m	95
T 2-Chlorophenol	4.695	128.0	790134	69.0913	µg/L		100
T 1,3-Dichlorobenzene	4.828	146.0	1007455	68.5535	µg/L	m	100
T 1,4-Dichlorobenzene	4.909	146.0	995784	67.0173	µg/L	m	98
T 1,2-Dichlorobenzene	5.063	146.0	968181	67.5402	µg/L	m	99
T Benzyl Alcohol	5.083	108.0	403698	71.2093	µg/L		93
T bis(2-chloroisopropyl)Ether	5.226	121.0	260037	67.4003	µg/L		99
T 2-Methylphenol	5.246	107.0	766017	77.2440	µg/L		95
T N-nitroso-Di-n-propylamine	5.379	70.0	663299	95.4374	µg/L		98
T 4Methylphenol/3Methylphenol	5.430	107.0	1082432	80.2605	µg/L		99
T Hexachloroethane	5.430	117.0	285014	65.5290	µg/L		99

Compound	RT	QIon	Resp.	Conc.	Units		Dev(Min)
T Nitrobenzene	5.532	123.1	317767	88.7032	µg/L		97
T Isophorone	5.818	82.0	1346169	78.3656	µg/L		99
T 2-Nitrophenol	5.890	139.0	332539	85.2121	µg/L		99
T 2,4-Dimethylphenol	6.013	122.0	635814	79.5415	µg/L		99
T bis(-2-Chloroethoxy)Methane	6.085	93.0	817087	81.4176	µg/L		97
T 2,4-Dichlorophenol	6.198	162.0	587103	76.7890	µg/L		96
T Benzoic Acid	6.198	105.0	95620	27.7844	µg/L	#	75
T 1,2,4-Trichlorobenzene	6.249	180.0	663788	72.1113	µg/L		99
T Naphthalene	6.331	128.0	2245379	82.8087	µg/L		100
T 4-Chlorophenol	6.413	130.0	201518	70.3282	µg/L		96
T p-Chloroaniline	6.434	127.0	755095	70.6236	µg/L		97
T Hexachlorobutadiene	6.496	224.9	356289	74.9108	µg/L		97
T 4-Chloro-2-Methylphenol	6.937	107.0	585421	82.7433	µg/L	m	95
T 4-Chloro-3-Methylphenol	7.071	107.0	603491	81.5528	µg/L	m	99
T 2-Methylnaphthalene	7.142	141.0	1326679	85.6861	µg/L		98
T 1-Methylnaphthalene	7.255	141.0	1135357	75.3851	µg/L	m	98
T Hexachlorocyclopentadiene	7.338	236.9	220873	78.7344	µg/L		98
T 2,4,6-Trichlorophenol	7.522	196.0	447151	90.7519	µg/L		100
T 2,4,5-Trichlorophenol	7.574	196.0	467011	85.0706	µg/L		97
T 2-Chloronaphthalene	7.718	162.0	1438268	86.1967	µg/L		98
T 2-Nitroaniline	7.892	65.0	268073	89.5558	µg/L		94
T Dimethyl Phthalate	8.139	163.0	1634258	95.9027	µg/L		97
T 2,6-Dinitrotoluene	8.190	165.0	184533	80.0211	µg/L		98
T Acenaphthylene	8.200	152.1	2154312	80.7552	µg/L		99
T 3-Nitroaniline	8.394	138.0	204584	78.2222	µg/L		94
T Acenaphthene	8.415	154.0	1377071	90.7354	µg/L		99
T 2,4-Dinitrophenol	8.517	184.0	112924	93.1272	µg/L		95
T Dibenzofuran	8.630	168.0	2268050	91.7375	µg/L		96
T 2,4-Dinitrotoluene	8.671	165.0	260018	88.8357	µg/L		98
T 4-Nitrophenol	8.711	109.0	107931	40.6616	µg/L		94
T Diethylphthalate	8.998	149.0	1599342	90.7313	µg/L		99
T Fluorene	9.039	166.0	1770427	88.5141	µg/L		100
T 4-Chlorophenyl-phenylether	9.080	204.0	876155	96.1031	µg/L		99
T 4-Nitroaniline	9.151	138.0	265892	86.9077	µg/L		98
T 4,6-Dinitro-2-methylphenol	9.162	198.0	160008	85.4547	µg/L		99
T N-nitrosodiphenylamine	9.233	169.0	1244447	87.0305	µg/L		99
T Azobenzene	9.264	77.0	1510014	79.9499	µg/L		94
T 4-Bromophenyl-phenylether	9.663	248.0	484616	88.6852	µg/L		97
T Hexachlorobenzene	9.694	283.9	466964	84.9942	µg/L		99
T Pentachlorophenol	9.968	265.9	254951	95.8269	µg/L		94
T Phenanthrene	10.191	178.0	2693403	91.5742	µg/L		100
T Anthracene	10.252	178.0	2437792	87.0390	µg/L	m	99
T Triallate	10.313	86.0	565732	84.1294	µg/L		98
T Carbazole	10.495	167.0	2473107	86.9447	µg/L		99
T o-Terphenyl	10.708	230.0	1364509	86.7773	µg/L		99
T Di-n-Butylphthalate	11.082	149.0	2614560	94.5230	µg/L		99
T Fluoranthene	11.963	202.0	2611915	87.7646	µg/L		99
T Benzidine	12.338	184.0	186195	17.4983	µg/L		98
T Pyrene	12.389	202.0	2770024	85.4318	µg/L		99
T Butylbenzylphthalate	14.326	149.0	894803	95.1521	µg/L		98
T Benzo(a)Anthracene	15.532	228.0	2291235	96.6502	µg/L		99
T Chrysene	15.645	228.0	2454212	93.0468	µg/L		99
T 3,3-Dichlorobenzidine	15.685	252.0	594442	71.7573	µg/L		99
T bis(2-ethylhexyl)Phthalate	16.380	167.0	314217	96.4207	µg/L		96
T Di-n-octyl Phthalate	18.143	149.0	2071905	91.3142	µg/L		99

Compound	RT	QIon	Resp.	Conc.	Units	Dev(Min)
T Benzo(b)fluoranthene	18.386	252.0	2128073	88.5109	µg/L	99
T Benzo(k)fluoranthene	18.456	252.0	2224032	87.5537	µg/L	99
T Benzo(a)pyrene	18.993	252.0	1978488	86.5188	µg/L	98
T Indeno(1,2,3-c,d)pyrene	20.765	276.0	1679669	87.6141	µg/L	96
T Dibenzo(a,h)anthracene	20.826	278.0	1949155	93.2754	µg/L	99
T Benzo(g,h,i)perylene	21.099	276.0	1909358	86.3123	µg/L	98

(#) = Qualifier Out of Range; (m) = Manual Integration; (+) = Area Summed; (*) = Surrogate Percent Recovery Out of Range; (d): Zeroed Peak

Compound	Conc.	RT	Dev(Min)	Resp.	QIon	QRatio	Lower	Upper
N-Nitrosodimethylamine	50.0214	2.49	0.00	144643	42.0	125.1	95.1	176.6

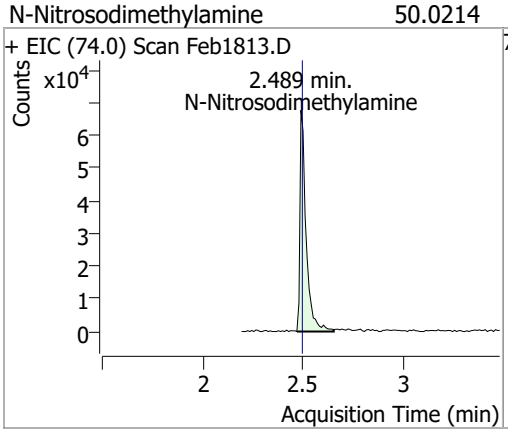

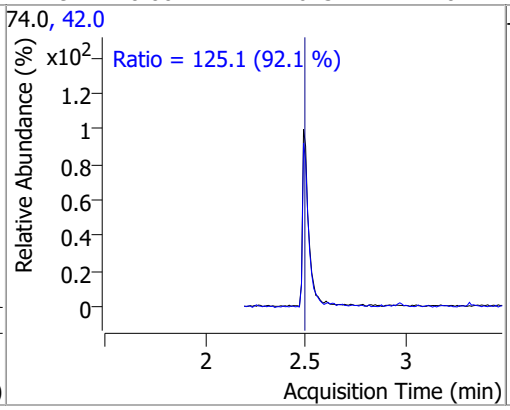

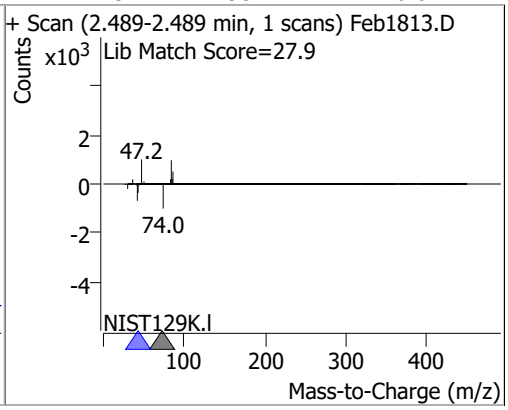

Compound	Conc.	RT	Dev(Min)	Resp.	QIon	QRatio	Lower	Upper
Pyridine	35.8730	2.54	0.01	264147	52.0	79.5	57.9	107.6

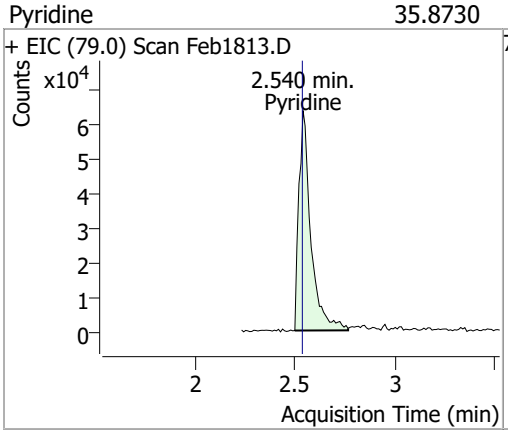

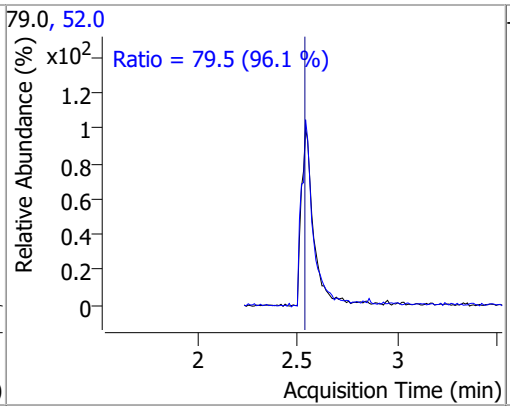

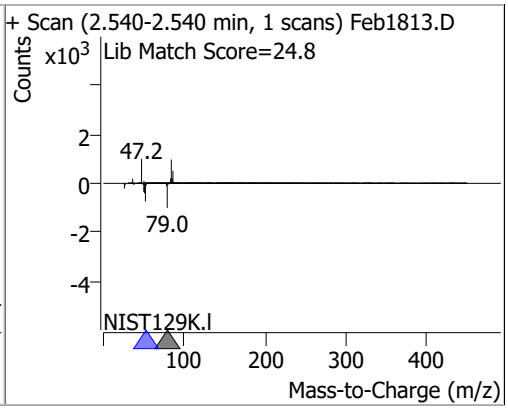

Compound	Conc.	RT	Dev(Min)	Resp.	QIon	QRatio	Lower	Upper
2-Fluorophenol	79.1398	3.65	0.00	790090	64.0	53.4	34.6	64.3
					92.0	21.0	14.2	26.5

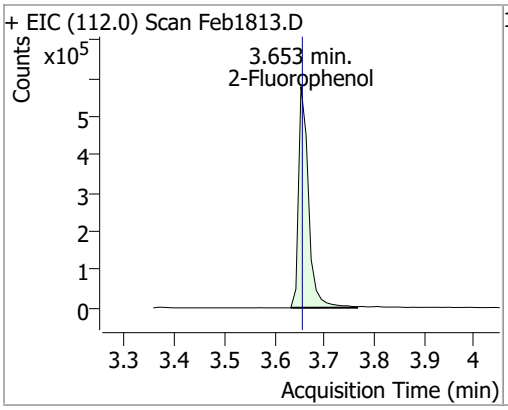

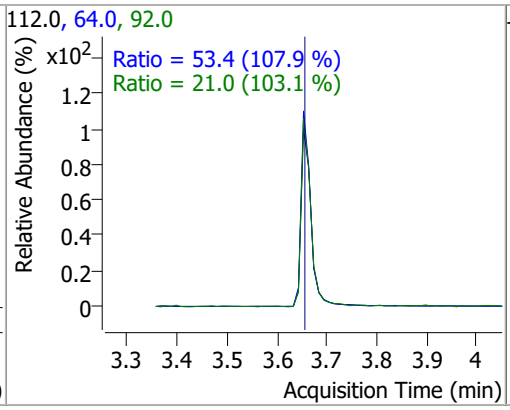

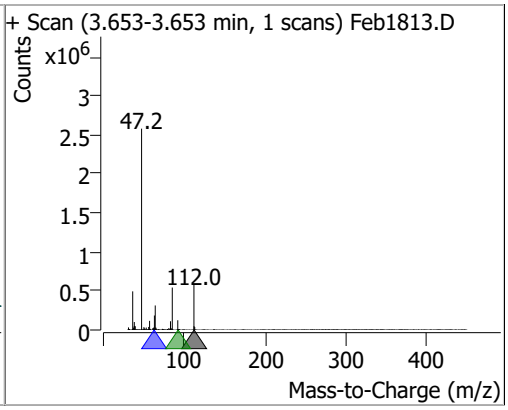

Compound	Conc.	RT	Dev(Min)	Resp.	QIon	QRatio	Lower	Upper
Aniline	43.6262	4.56	0.00	801104 (m)	66.0	34.1	25.7	47.8
					65.0	17.0	13.1	24.4

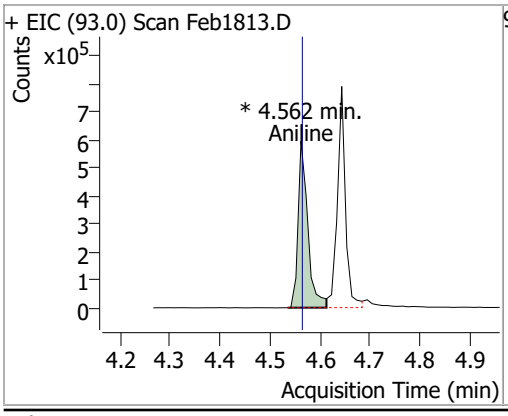

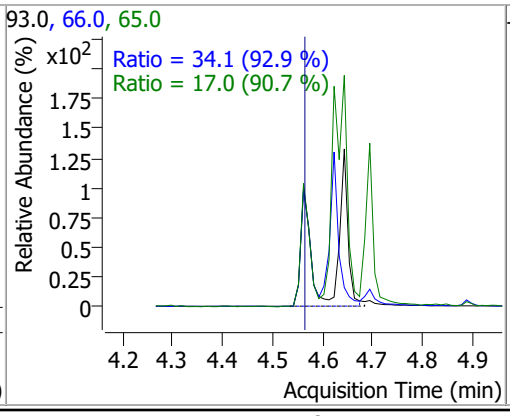

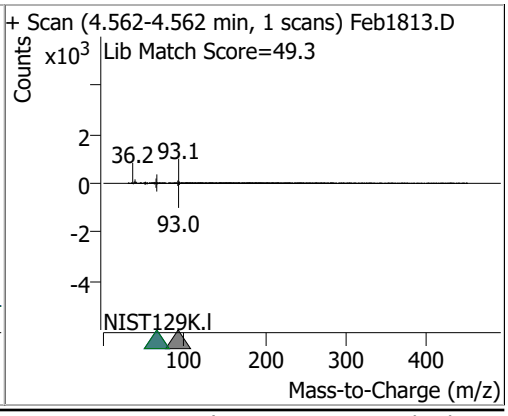

Compound	Conc.	RT	Dev(Min)	Resp.	QIon	QRatio	Lower	Upper
Phenol-d5	83.3622	4.61	0.00	1067912	71.0	35.4	25.8	47.9

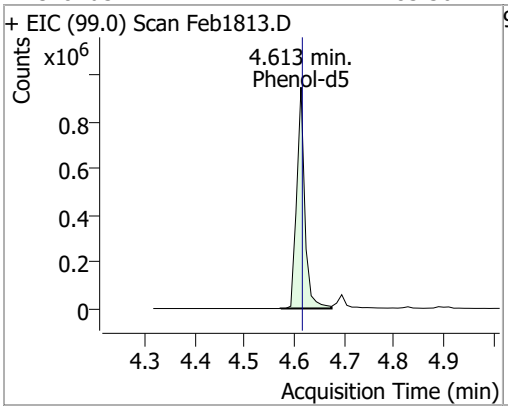

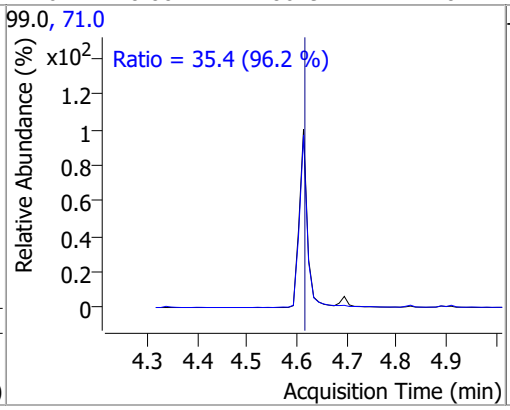

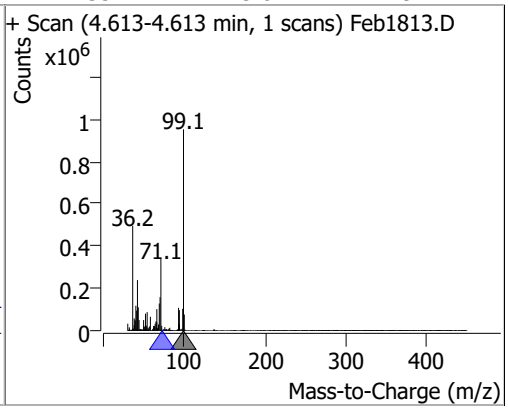

Compound	Conc.	RT	Dev(Min)	Resp.	QIon	QRatio	Lower	Upper
Phenol	48.9273	4.62	0.00	693974	66.0	52.1	31.7	58.9

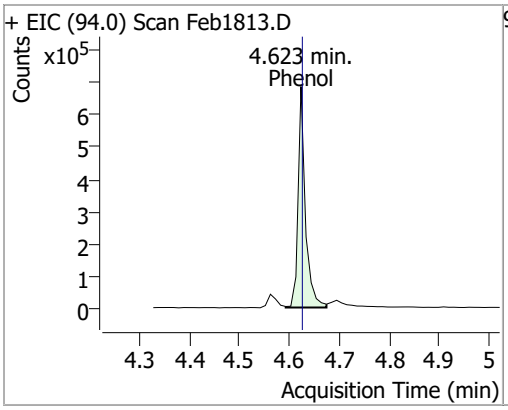

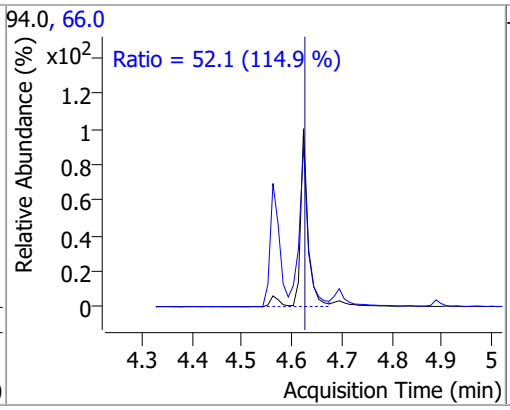

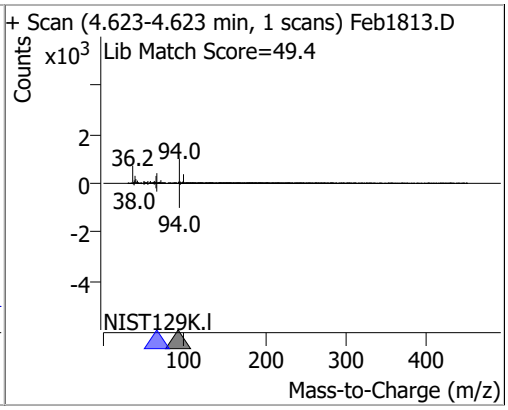

Compound	Conc.	RT	Dev(Min)	Resp.	QIon	QRatio	Lower	Upper
bis(-2-Chloroethyl)Ether	75.0357	4.64	0.00	724305 (m)	64.0	9.2	7.6	14.1

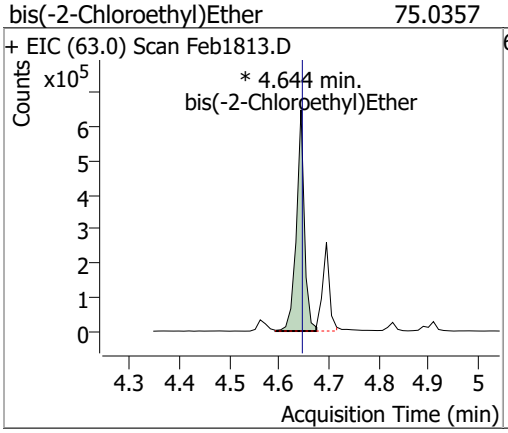

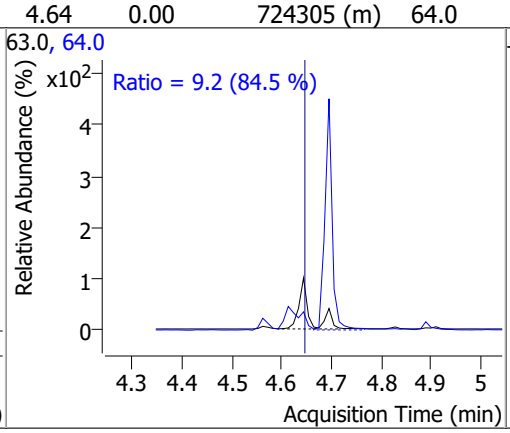

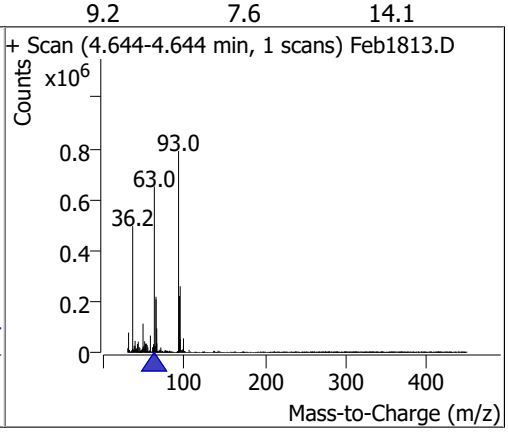

Compound	Conc.	RT	Dev(Min)	Resp.	QIon	QRatio	Lower	Upper
2-Chlorophenol	69.0913	4.69	0.00	790134	130.0	32.5	22.7	42.2

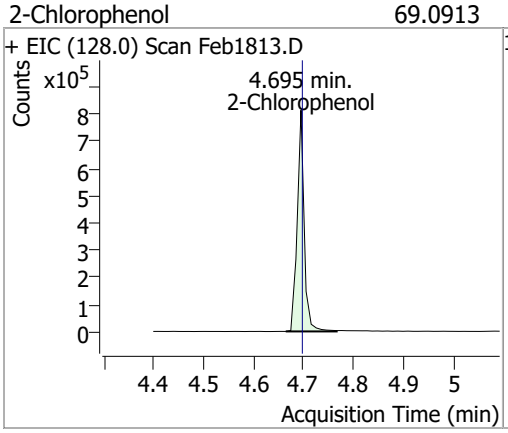

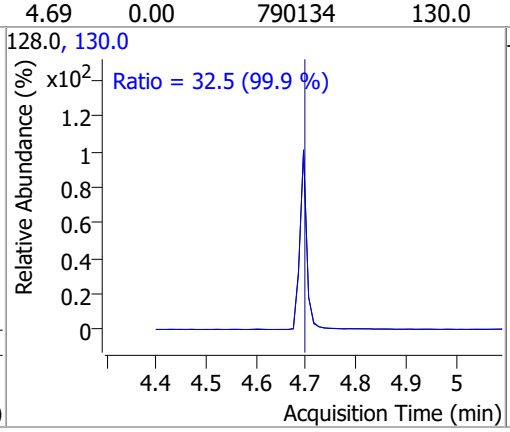

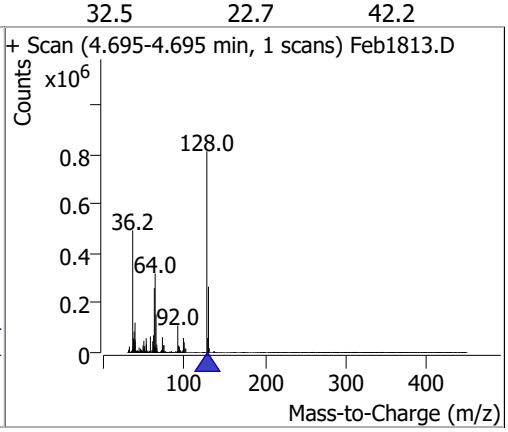

Compound	Conc.	RT	Dev(Min)	Resp.	QIon	QRatio	Lower	Upper
1,3-Dichlorobenzene	68.5535	4.83	0.00	1007455 (m)	148.0	63.4	44.6	82.8
					111.0	36.2	25.3	47.0

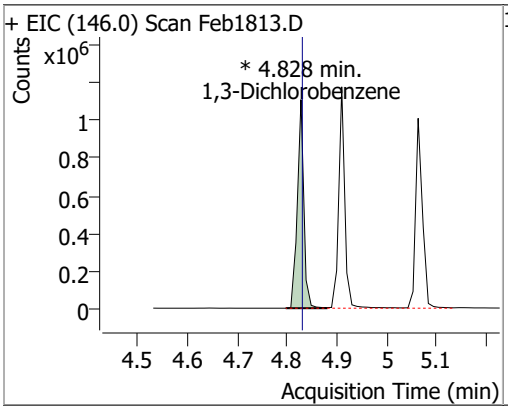

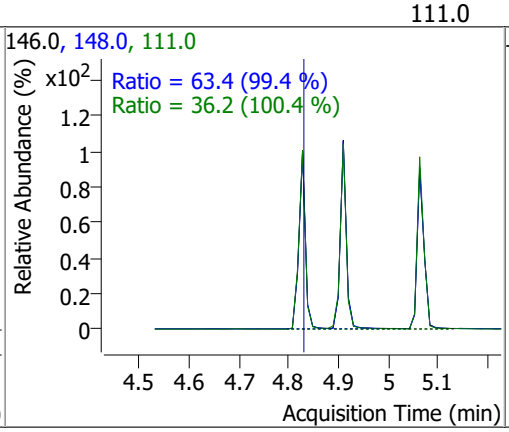

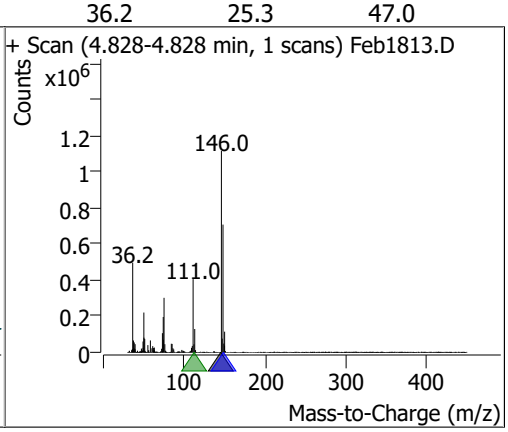

Compound	Conc.	RT	Dev(Min)	Resp.	QIon	QRatio	Lower	Upper
1,4-Dichlorobenzene	67.0173	4.91	0.00	995784 (m)	148.0	63.5	45.6	84.8
					111.0	35.1	25.2	46.8

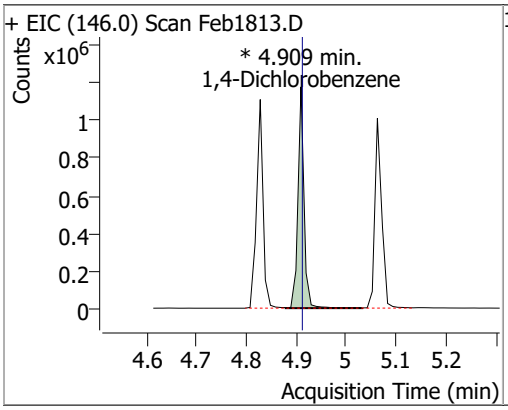

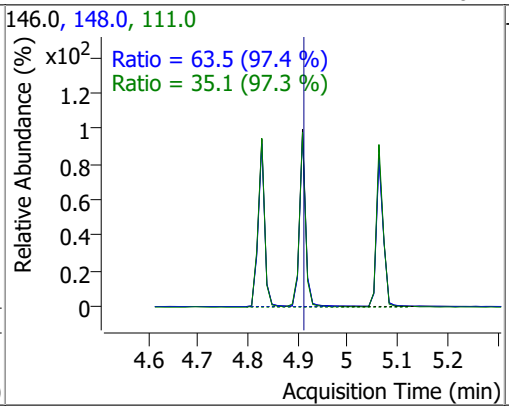

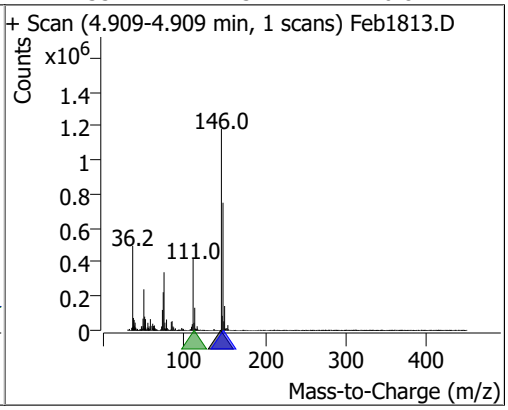

Compound	Conc.	RT	Dev(Min)	Resp.	QIon	QRatio	Lower	Upper
1,2-Dichlorobenzene	67.5402	5.06	0.00	968181 (m)	148.0	63.0	45.1	83.8
					111.0	37.4	26.1	48.5

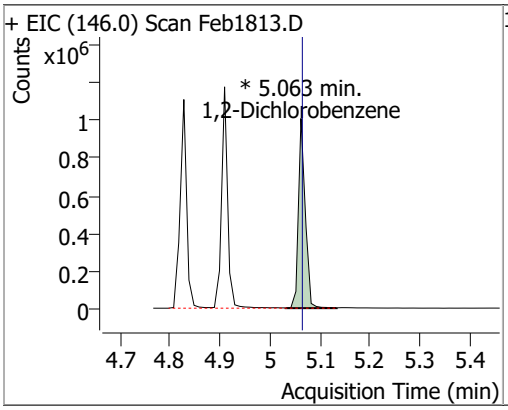

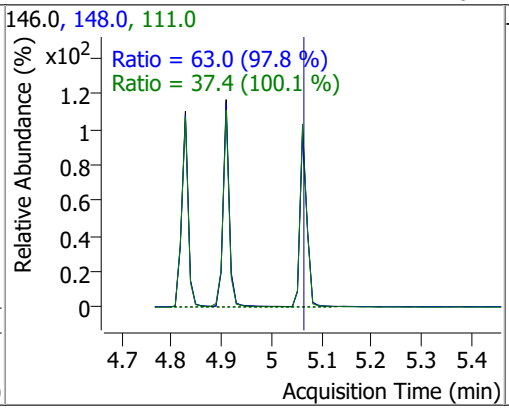

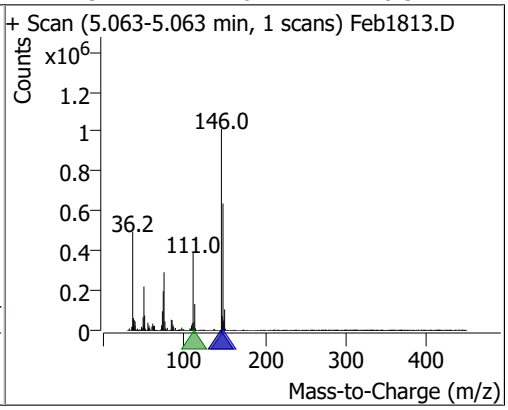

Compound	Conc.	RT	Dev(Min)	Resp.	QIon	QRatio	Lower	Upper
Benzyl Alcohol	71.2093	5.08	0.00	403698	79.0	108.7	83.5	155.1
					107.0	68.0	49.3	91.6

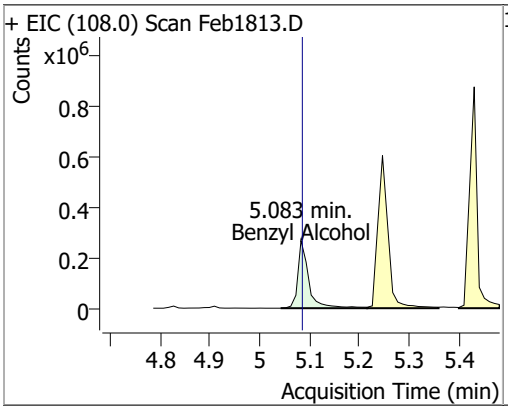

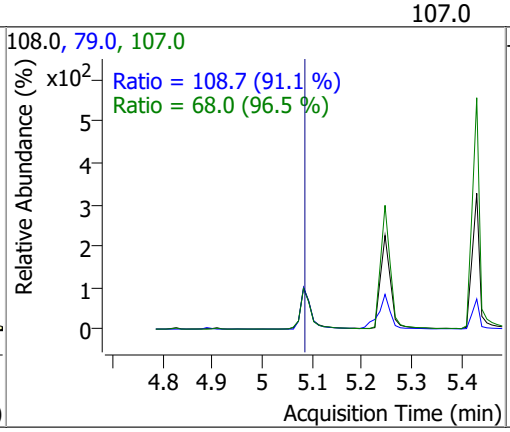

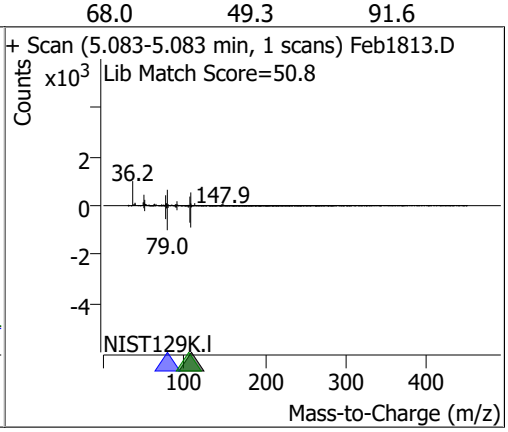

Compound	Conc.	RT	Dev(Min)	Resp.	QIon	QRatio	Lower	Upper
bis(2-chloroisopropyl)Ether	67.4003	5.23	0.00	260037	123.0	31.7	22.5	41.8

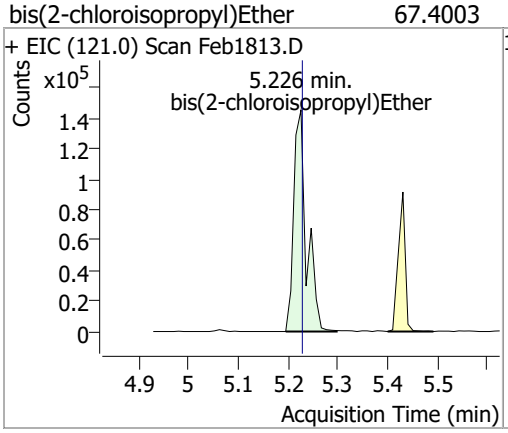

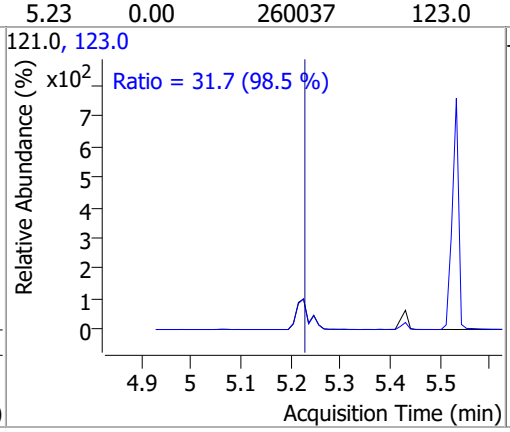

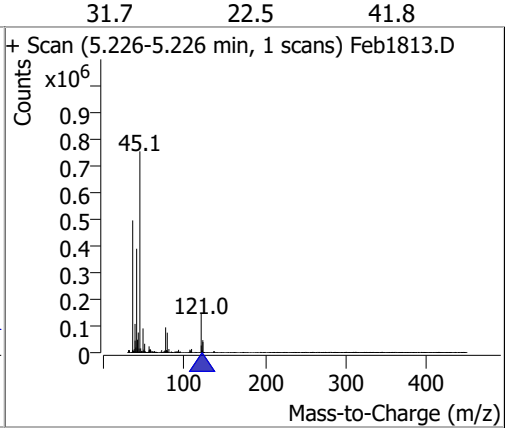

Compound	Conc.	RT	Dev(Min)	Resp.	QIon	QRatio	Lower	Upper
2-Methylphenol	77.2440	5.25	0.00	766017	108.0	110.7	81.5	151.4

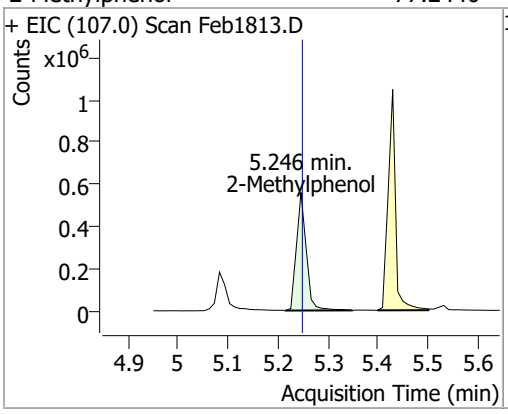

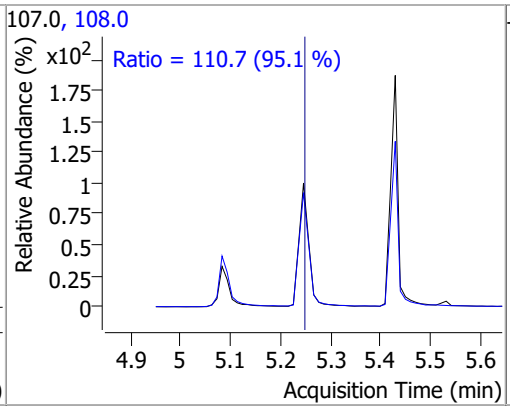

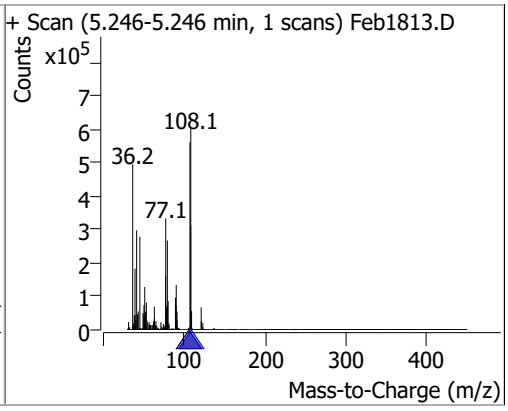

Compound	Conc.	RT	Dev(Min)	Resp.	QIon	QRatio	Lower	Upper
N-nitroso-Di-n-propylamine	95.4374	5.38	0.01	663299	130.0	20.1	0.0	38.8

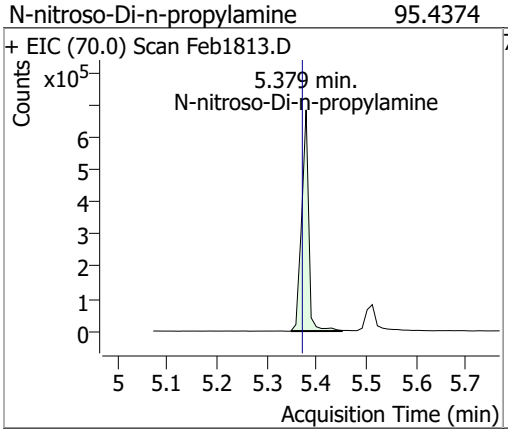

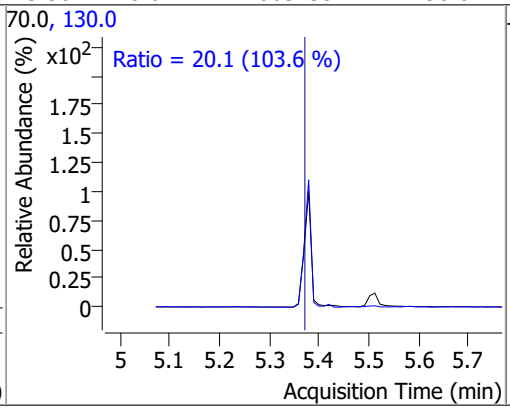

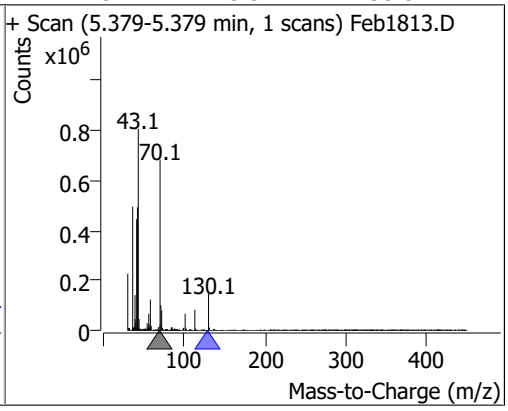

Compound	Conc.	RT	Dev(Min)	Resp.	QIon	QRatio	Lower	Upper
4Methylphenol/3Methylphenol	80.2605	5.43	0.00	1082432	108.0	83.2	58.8	109.1

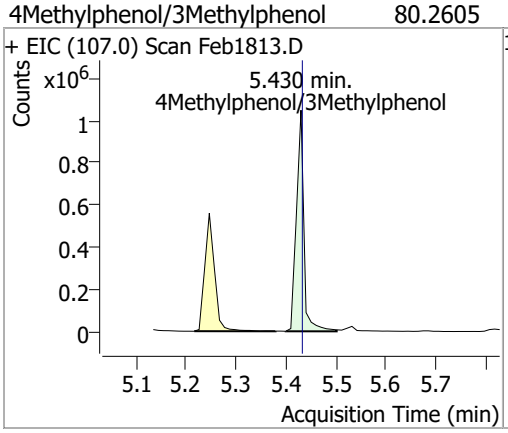

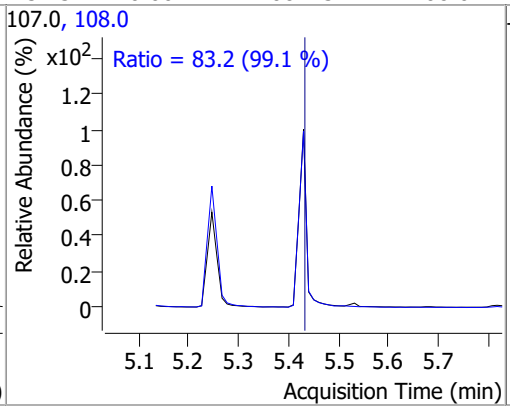

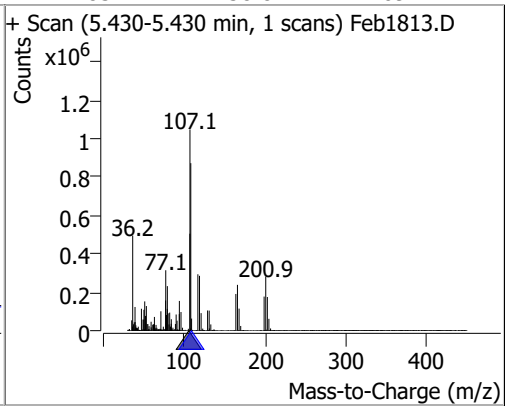

Compound	Conc.	RT	Dev(Min)	Resp.	QIon	QRatio	Lower	Upper
Hexachloroethane	65.5290	5.43	0.00	285014	201.0	90.0	63.5	118.0
					199.0	56.4	39.8	74.0

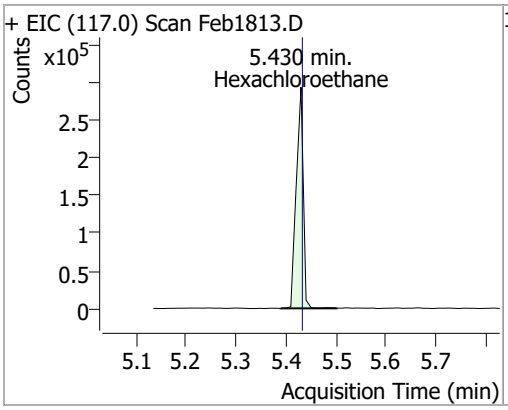

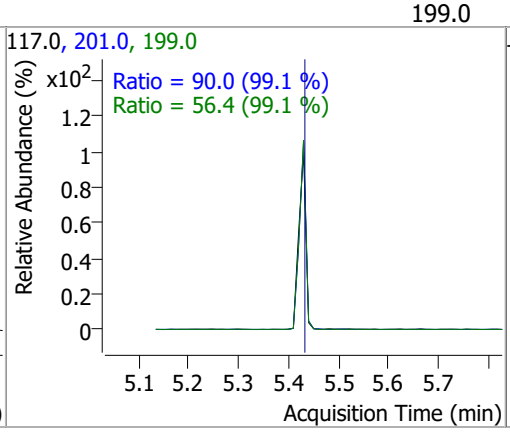

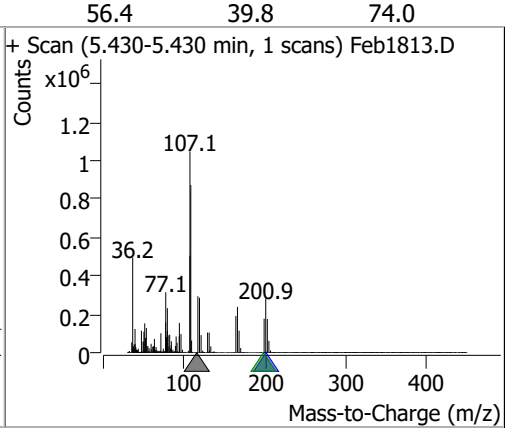

Compound	Conc.	RT	Dev(Min)	Resp.	QIon	QRatio	Lower	Upper
Nitrobenzene-d5	77.5747	5.51	0.01	554820	54.0	62.9	46.3	86.0
					128.0	45.5	34.1	63.3

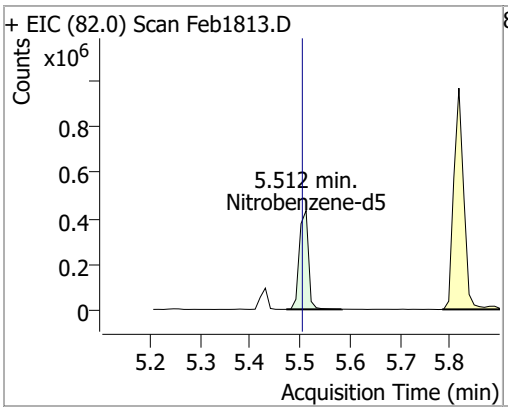

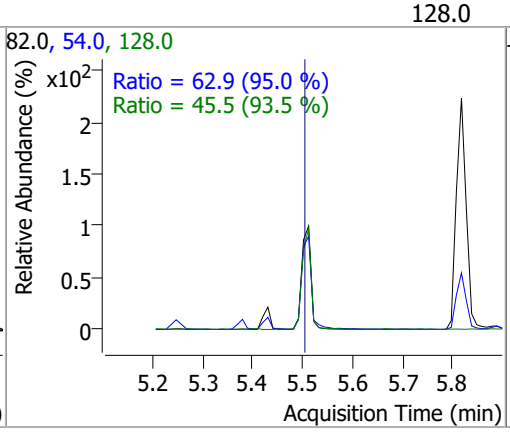

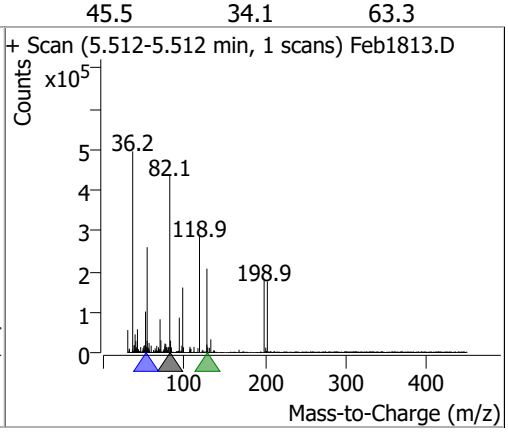

Compound	Conc.	RT	Dev(Min)	Resp.	QIon	QRatio	Lower	Upper
Nitrobenzene	88.7032	5.53	0.01	317767	77.0	209.0	148.9	276.5
					51.0	127.2	91.7	170.3

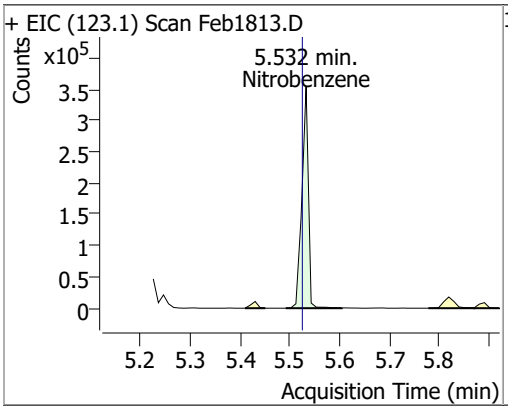

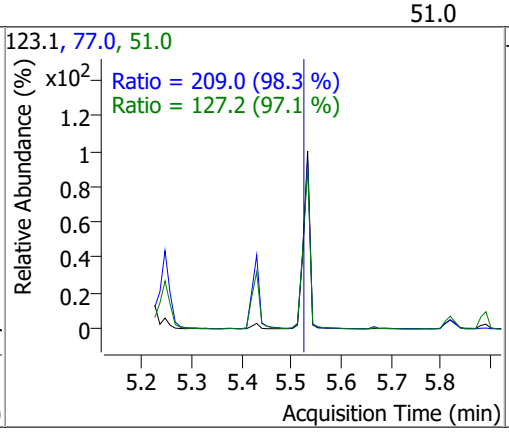

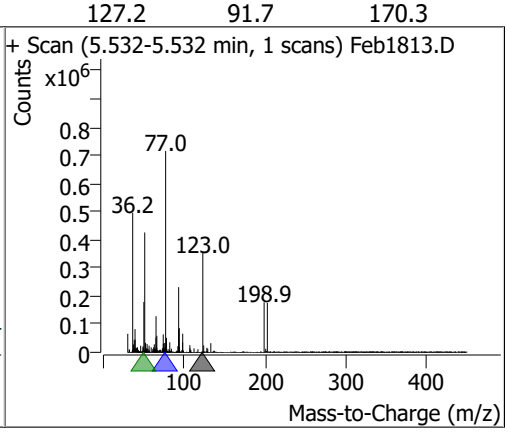

Compound	Conc.	RT	Dev(Min)	Resp.	QIon	QRatio	Lower	Upper
Isophorone	78.3656	5.82	0.00	1346169	138.0	20.8	14.8	27.5

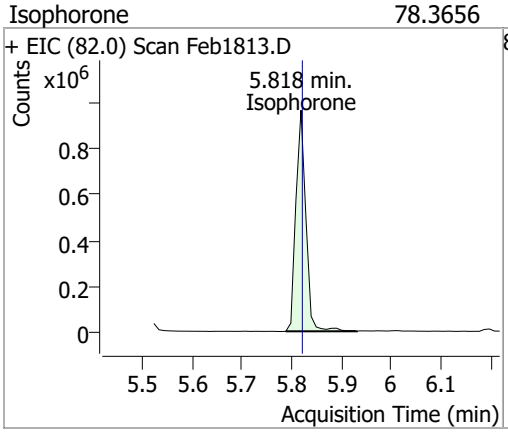

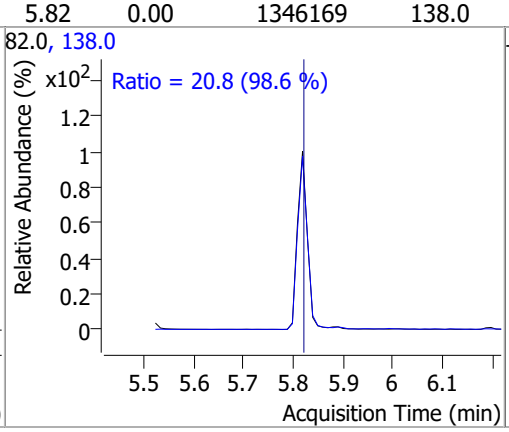

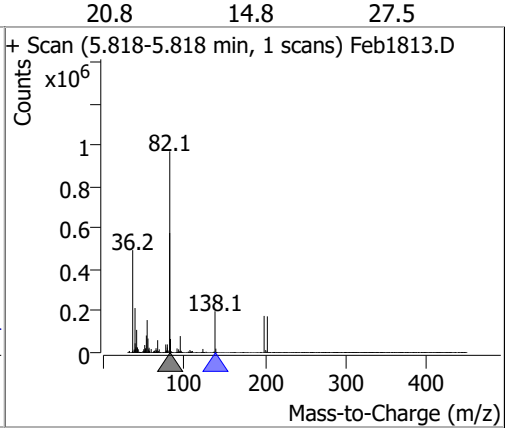

Compound	Conc.	RT	Dev(Min)	Resp.	QIon	QRatio	Lower	Upper
2-Nitrophenol	85.2121	5.89	0.01	332539	65.0	48.0	34.2	63.4
					109.0	34.9	24.6	45.8

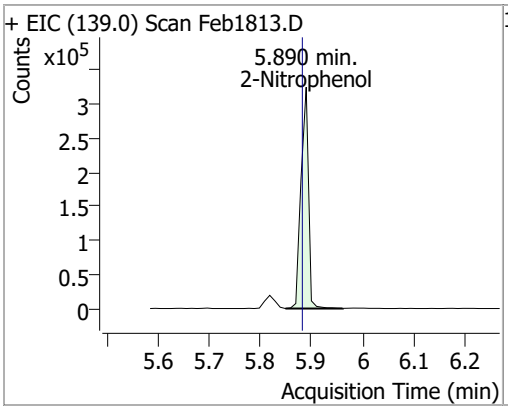

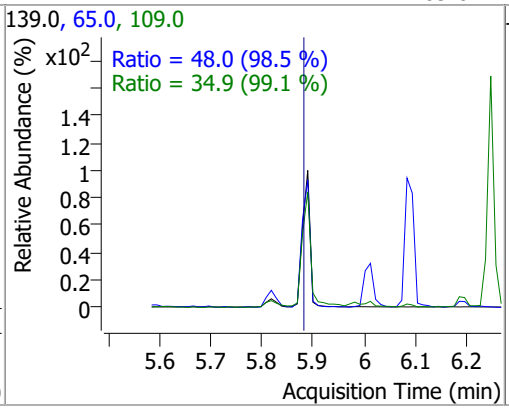

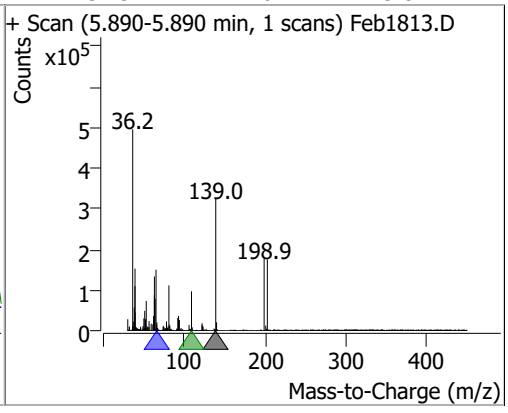

Compound	Conc.	RT	Dev(Min)	Resp.	QIon	QRatio	Lower	Upper
2,4-Dimethylphenol	79.5415	6.01	0.01	635814	107.0	110.1	76.6	142.3
					77.0	32.7	23.8	44.2

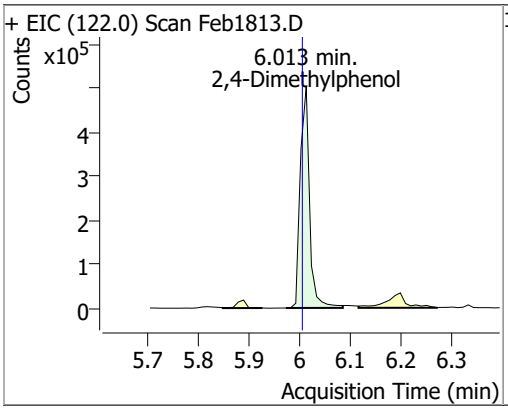

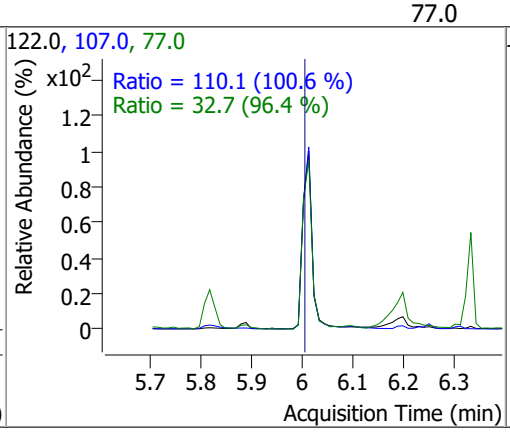

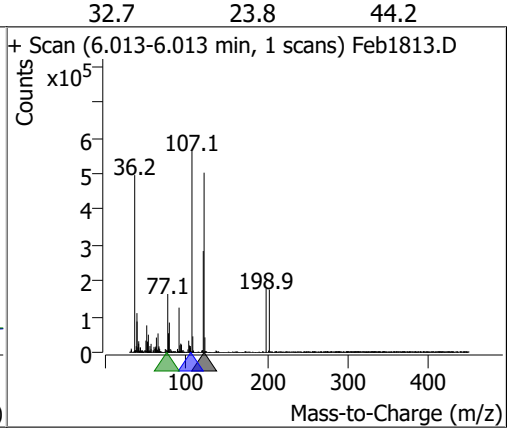

Compound	Conc.	RT	Dev(Min)	Resp.	QIon	QRatio	Lower	Upper
bis(-2-Chloroethoxy)Methane	81.4176	6.08	0.00	817087	63.0	71.3	47.7	88.6
					95.0	32.7	22.3	41.5

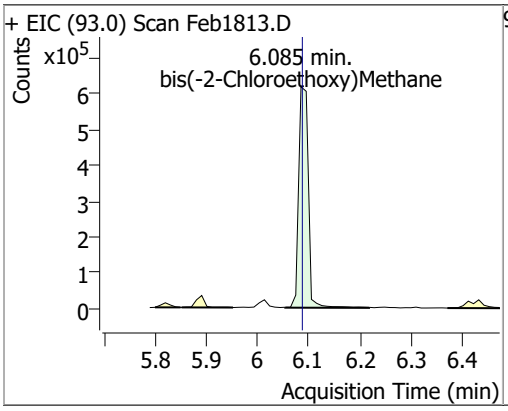

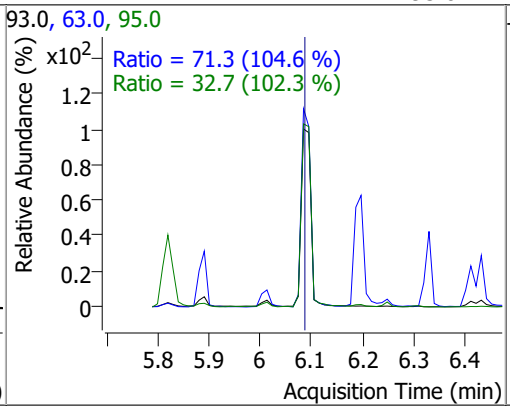

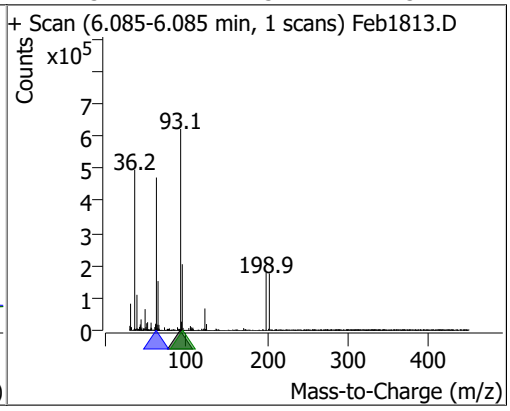

Compound	Conc.	RT	Dev(Min)	Resp.	QIon	QRatio	Lower	Upper
2,4-Dichlorophenol	76.7890	6.20	0.01	587103	164.0	63.4	45.5	84.5
					98.0	32.6	20.0	37.1

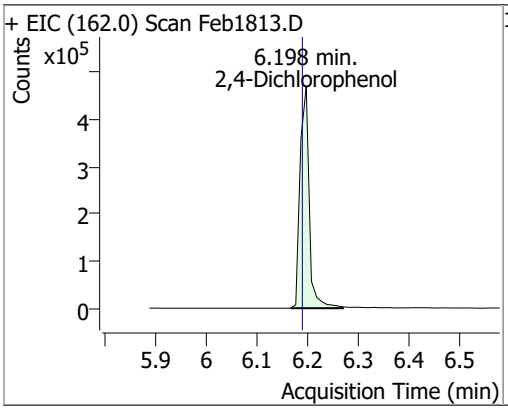

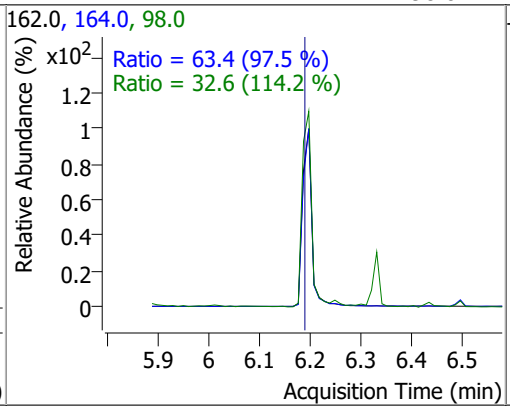

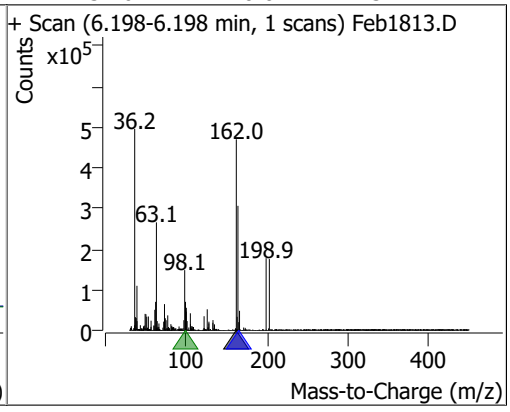

Compound	Conc.	RT	Dev(Min)	Resp.	QIon	QRatio	Lower	Upper
Benzoic Acid	27.7844	6.20	-0.04	95620	122.0	100.2	59.9	111.2
					77.0	89.5	42.3	78.5

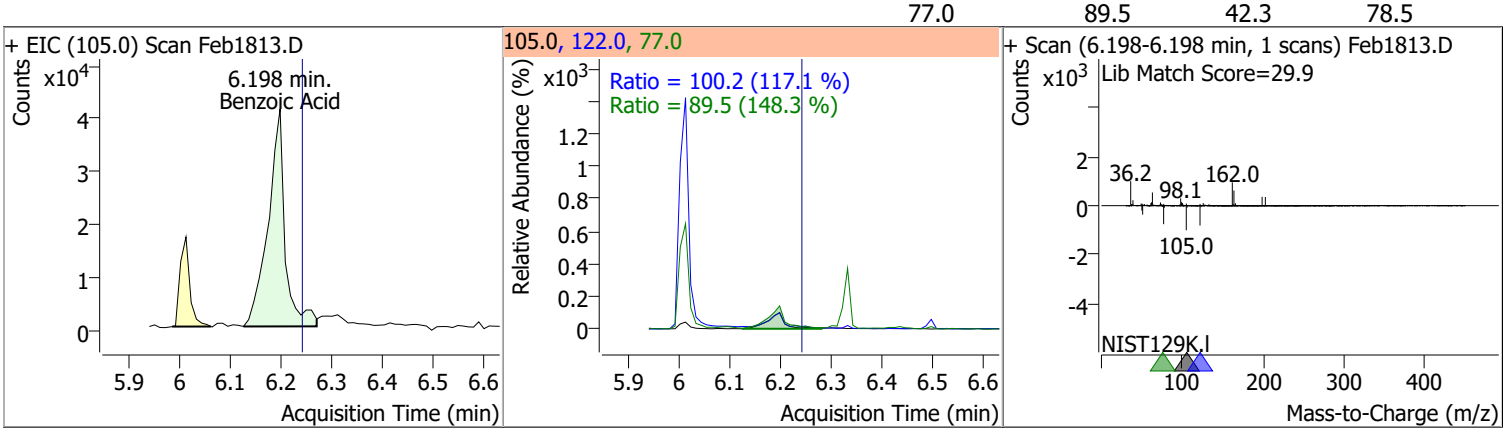

Compound	Conc.	RT	Dev(Min)	Resp.	QIon	QRatio	Lower	Upper
1,2,4-Trichlorobenzene	72.1113	6.25	0.00	663788	182.0	95.2	66.2	122.9
					145.0	28.2	20.1	37.3

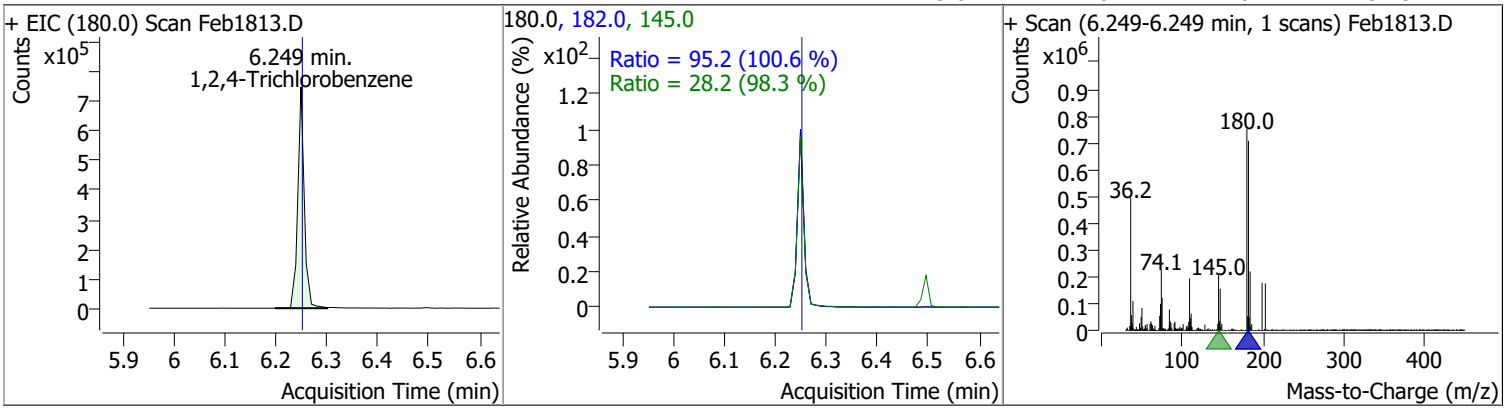

Compound	Conc.	RT	Dev(Min)	Resp.	QIon	QRatio	Lower	Upper
Naphthalene	82.8087	6.33	0.00	2245379	129.0	11.3	8.0	14.9
					102.0	9.9	6.9	12.9

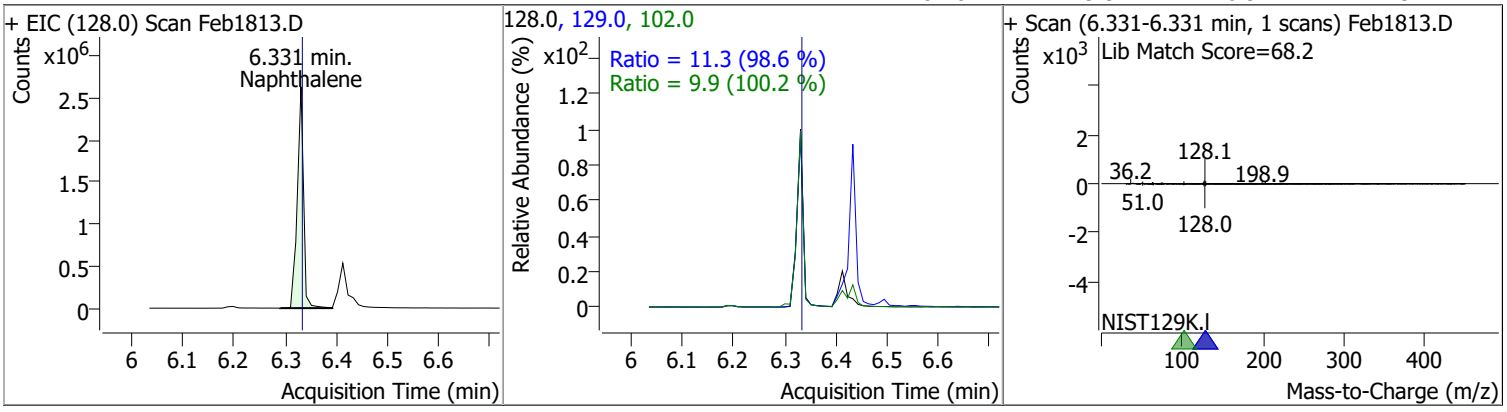

Compound	Conc.	RT	Dev(Min)	Resp.	QIon	QRatio	Lower	Upper
4-Chlorophenol	70.3282	6.41	0.00	201518	128.0	308.4	221.4	411.2

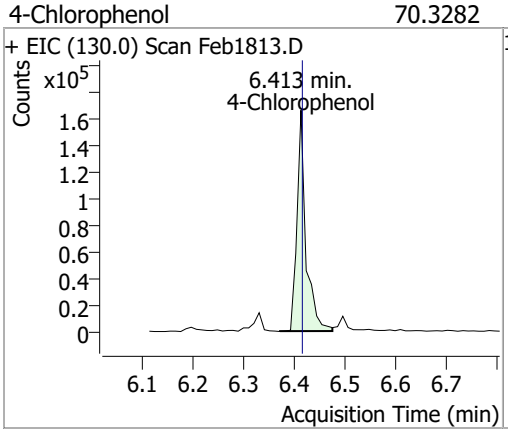

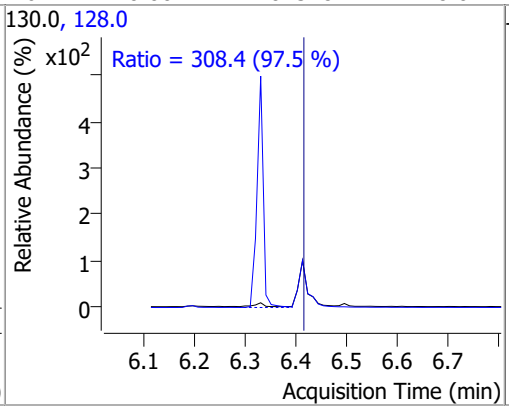

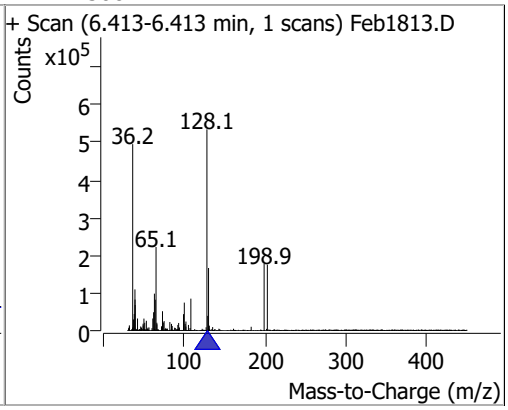

Compound	Conc.	RT	Dev(Min)	Resp.	QIon	QRatio	Lower	Upper
p-Chloroaniline	70.6236	6.43	0.00	755095	65.0	63.5	42.1	78.2
					129.0	38.5	26.3	48.9

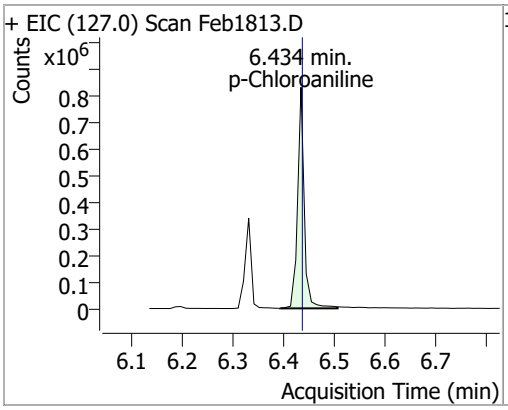

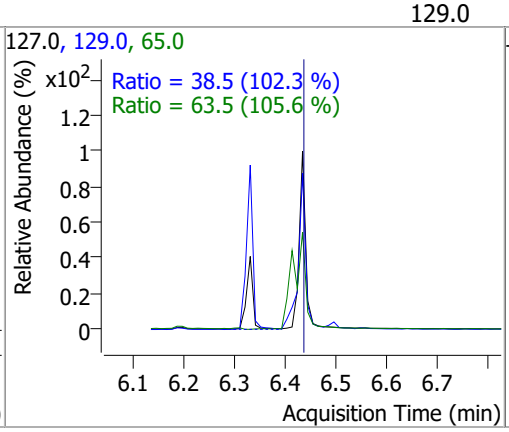

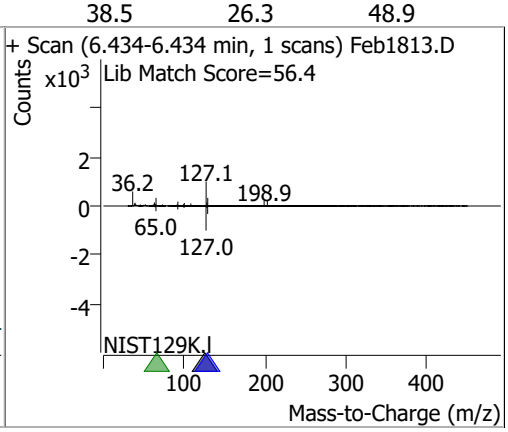

Compound	Conc.	RT	Dev(Min)	Resp.	QIon	QRatio	Lower	Upper
Hexachlorobutadiene	74.9108	6.50	0.00	356289	227.0	62.1	46.0	85.4
					223.0	62.9	45.0	83.6

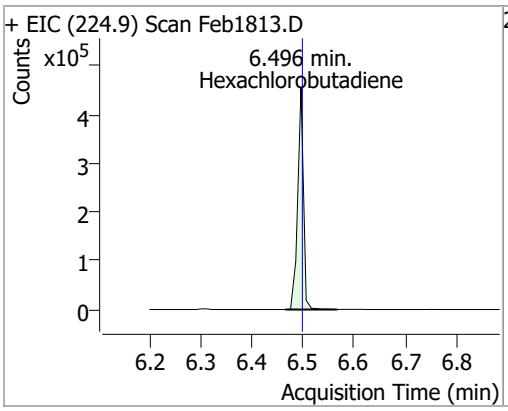

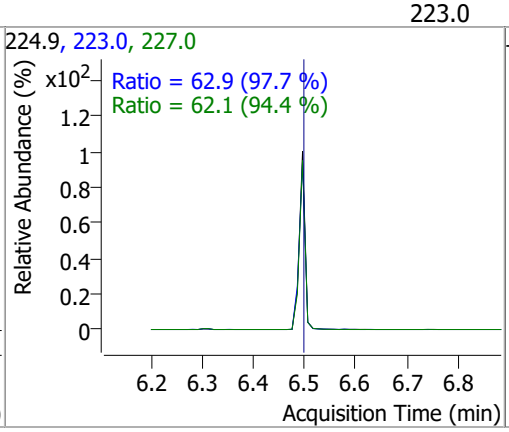

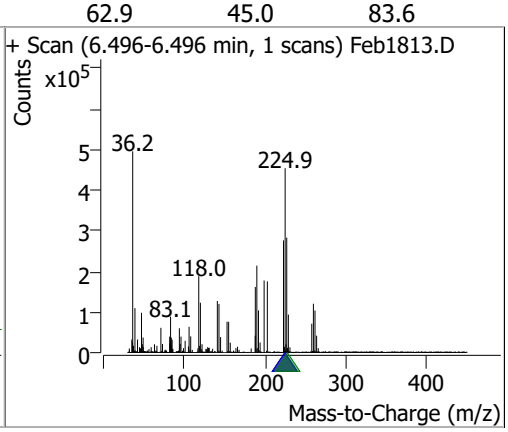

Compound	Conc.	RT	Dev(Min)	Resp.	QIon	QRatio	Lower	Upper
4-Chloro-2-Methylphenol	82.7433	6.94	0.00	585421 (m)	144.0	25.4	19.4	36.1

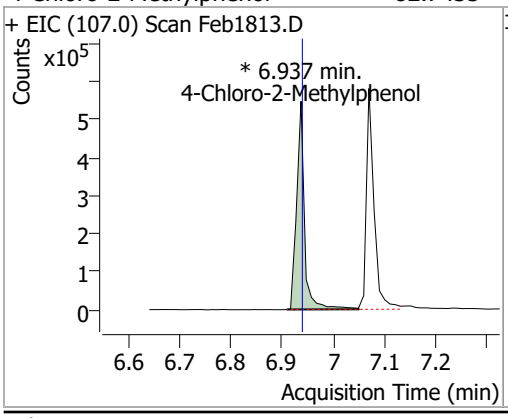

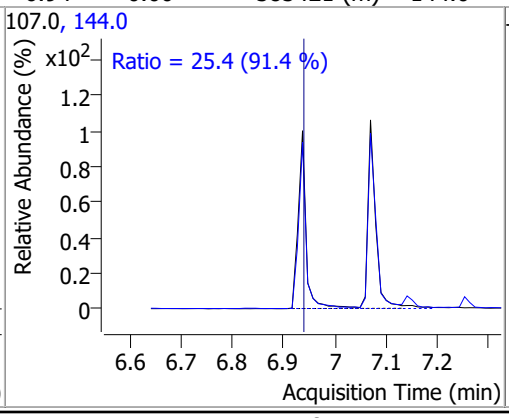

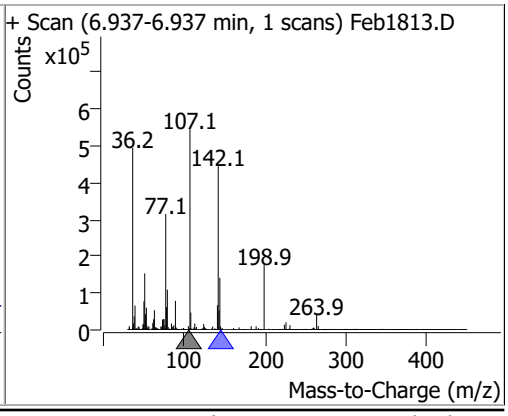

Compound	Conc.	RT	Dev(Min)	Resp.	QIon	QRatio	Lower	Upper
4-Chloro-3-Methylphenol	81.5528	7.07	0.00	603491 (m)	144.0	26.7	19.1	35.5

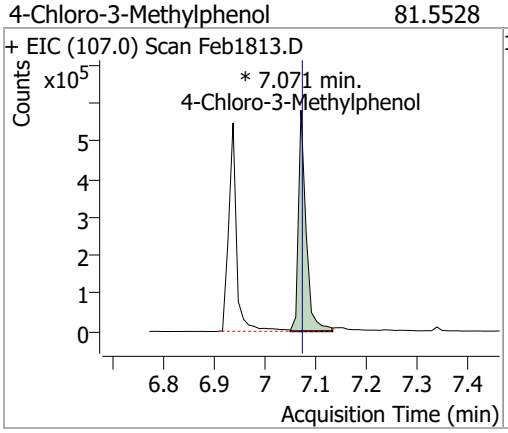

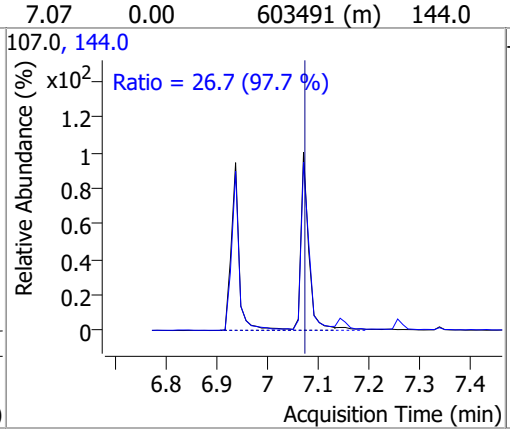

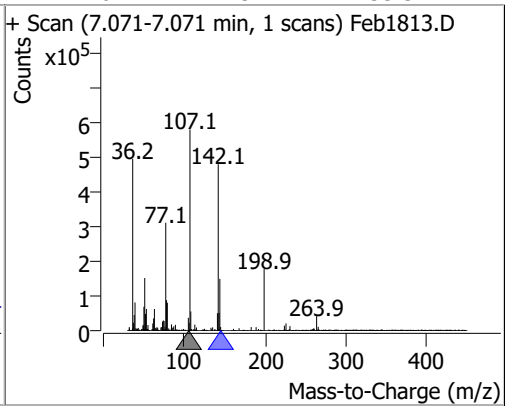

Compound	Conc.	RT	Dev(Min)	Resp.	QIon	QRatio	Lower	Upper
2-Methylnaphthalene	85.6861	7.14	0.00	1326679	142.0	117.9	83.8	155.7
					115.0	40.8	29.2	54.3

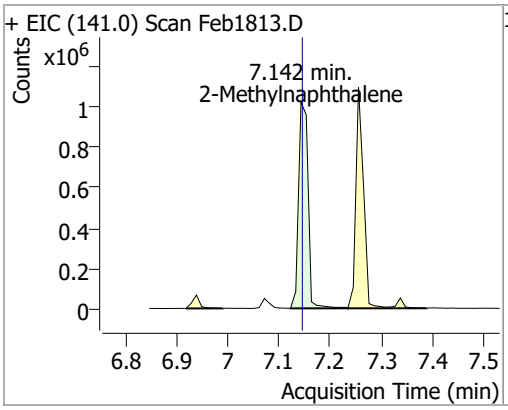

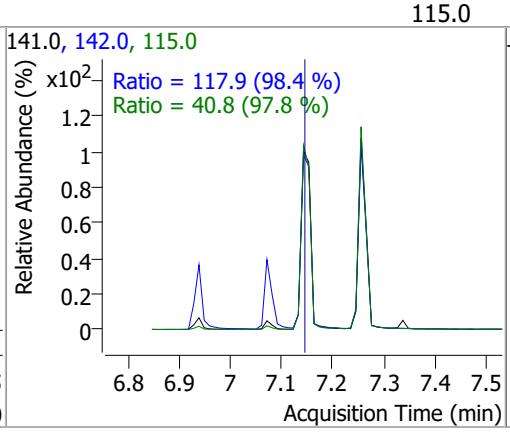

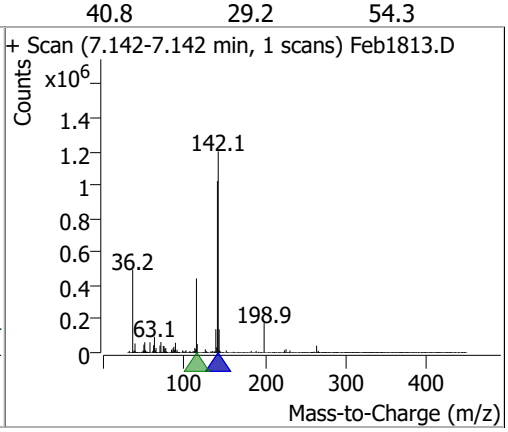

Compound	Conc.	RT	Dev(Min)	Resp.	QIon	QRatio	Lower	Upper
1-Methylnaphthalene	75.3851	7.26	0.00	1135357 (m)	142.0	115.8	79.8	148.2
					115.0	43.4	28.9	53.7

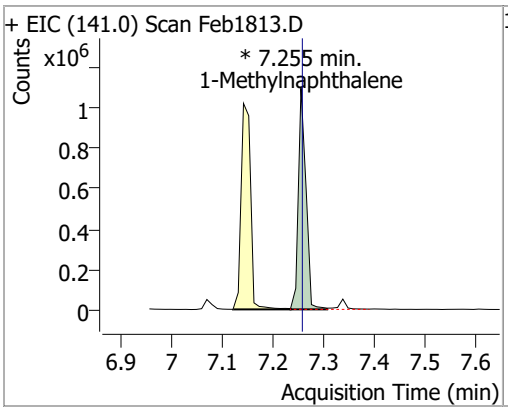

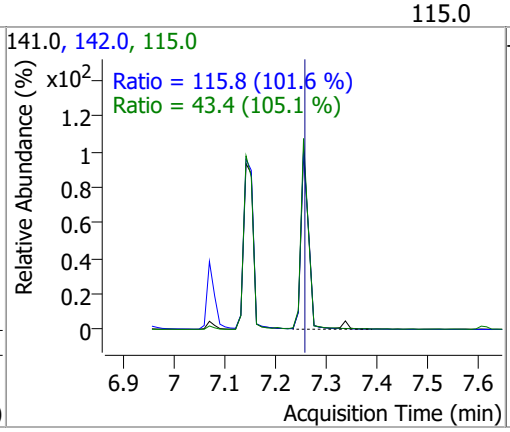

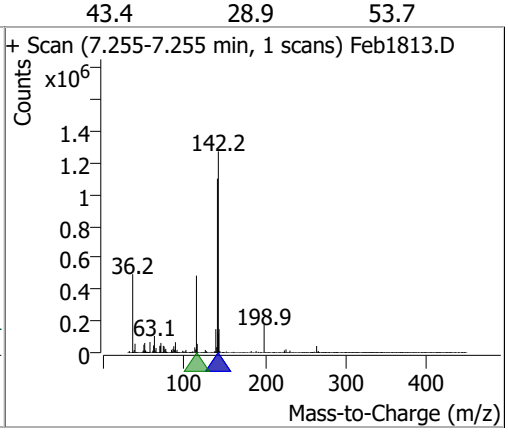

Compound	Conc.	RT	Dev(Min)	Resp.	QIon	QRatio	Lower	Upper
Hexachlorocyclopentadiene	78.7344	7.34	0.00	220873	234.9	62.7	45.2	84.0
					238.9	62.1	44.6	82.9

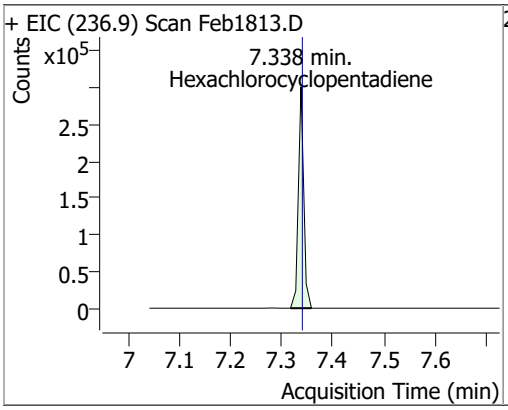

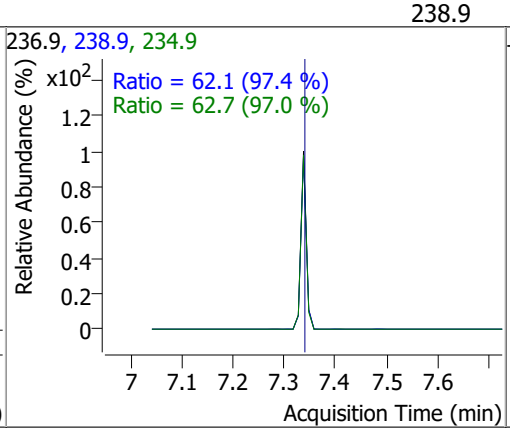

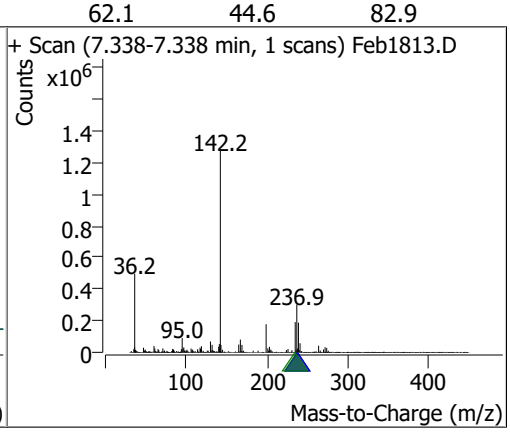

Compound	Conc.	RT	Dev(Min)	Resp.	QIon	QRatio	Lower	Upper
2,4,6-Trichlorophenol	90.7519	7.52	0.00	447151	198.0	96.1	67.6	125.5

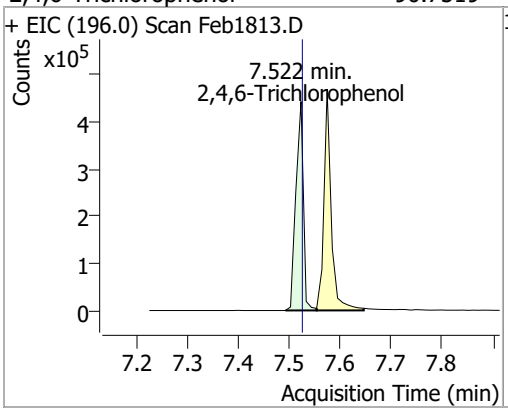

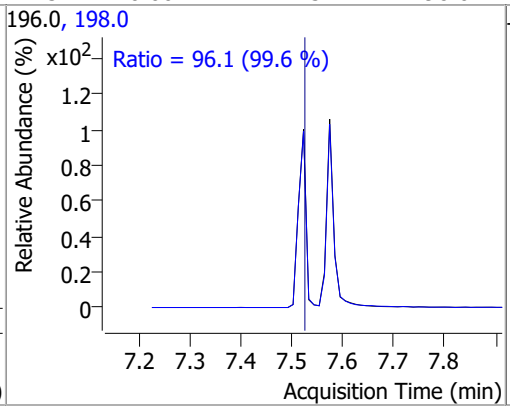

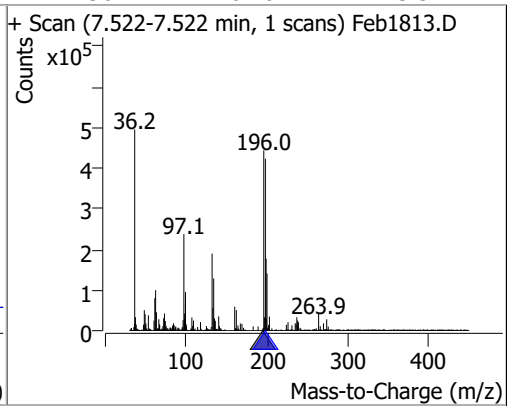

Compound	Conc.	RT	Dev(Min)	Resp.	QIon	QRatio	Lower	Upper
2,4,5-Trichlorophenol	85.0706	7.57	0.00	467011	198.0	93.2	63.2	117.3

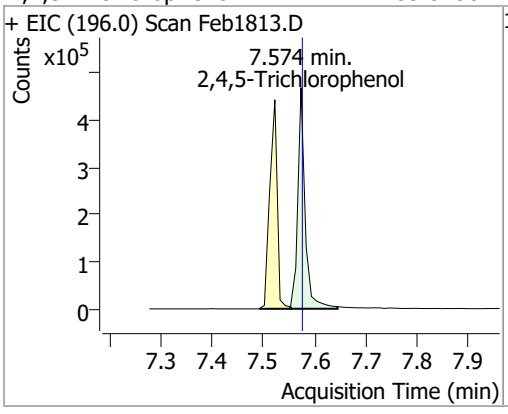

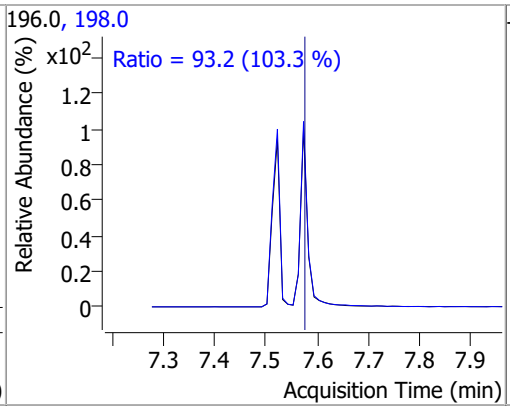

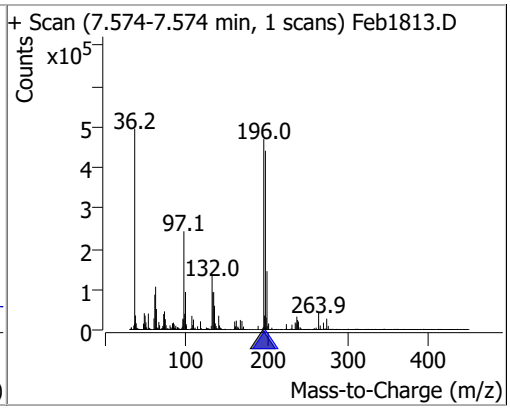

Compound	Conc.	RT	Dev(Min)	Resp.	QIon	QRatio	Lower	Upper
2-Fluorobiphenyl	72.7922	7.60	0.00	1446095	171.0	34.2	24.0	44.5

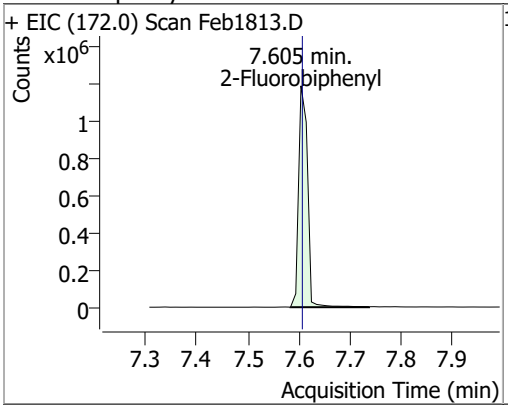

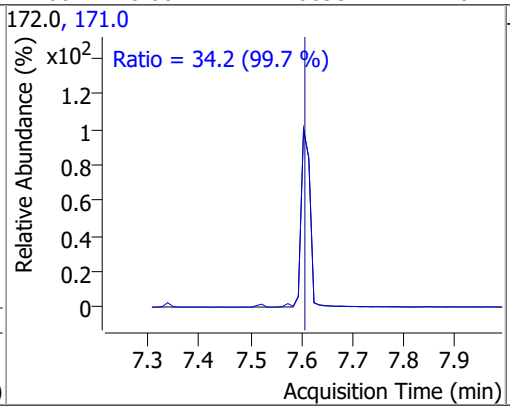

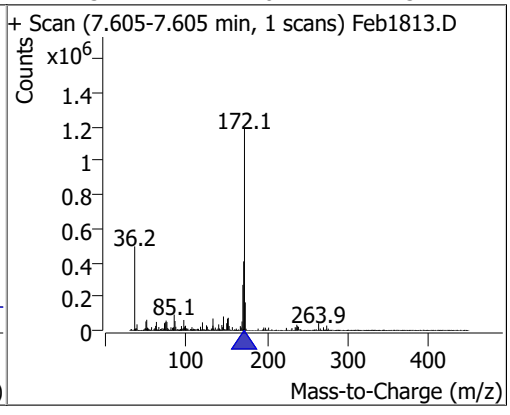

Compound	Conc.	RT	Dev(Min)	Resp.	QIon	QRatio	Lower	Upper
2-Chloronaphthalene	86.1967	7.72	0.00	1438268	127.0	37.8	25.1	46.7
					164.0	32.5	22.5	41.7

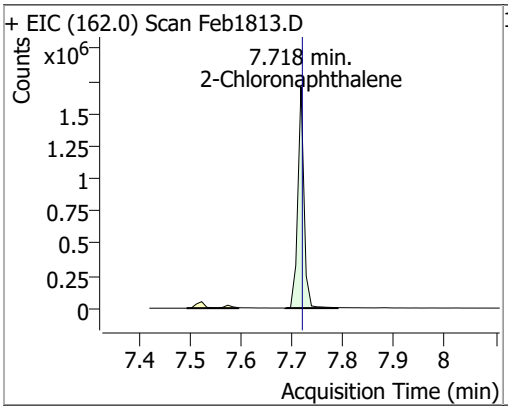

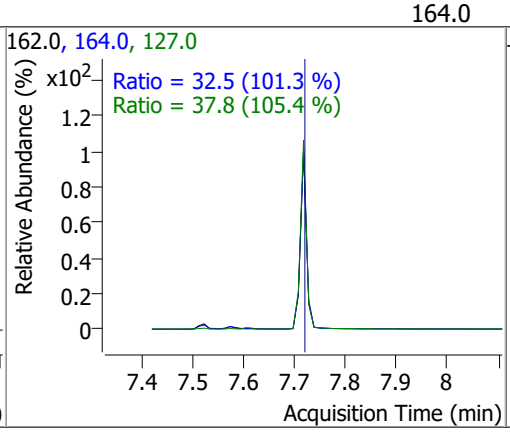

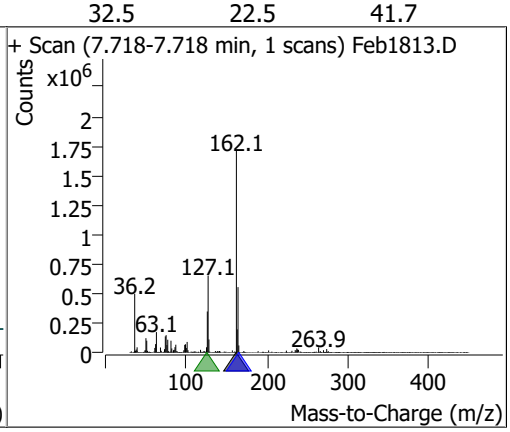

Compound	Conc.	RT	Dev(Min)	Resp.	QIon	QRatio	Lower	Upper
2-Nitroaniline	89.5558	7.89	0.01	268073	138.0	116.5	77.4	143.7

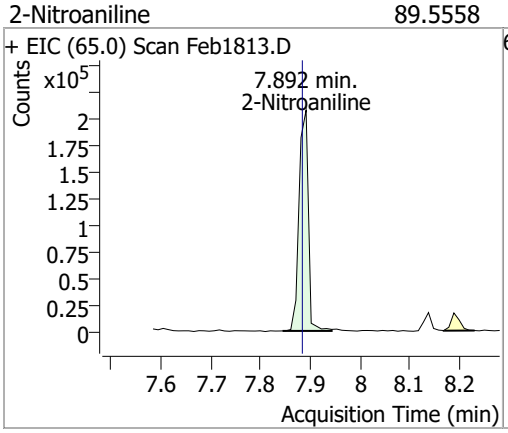

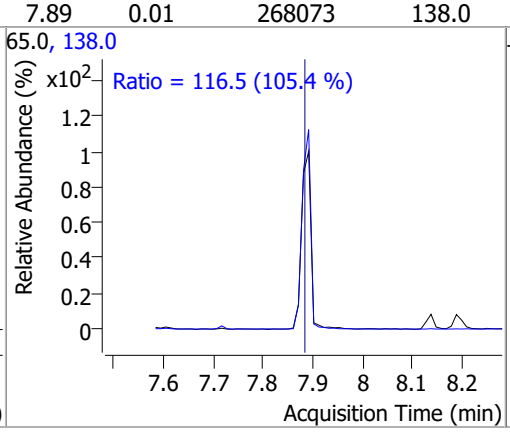

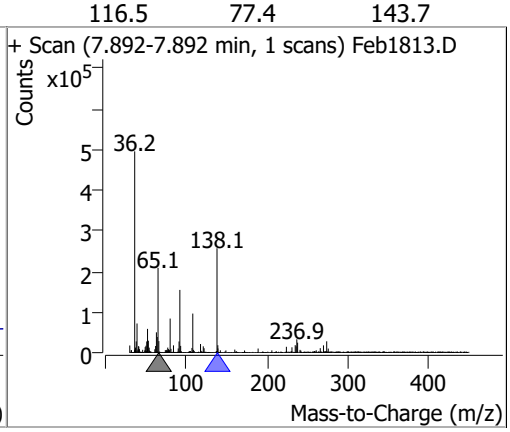

Compound	Conc.	RT	Dev(Min)	Resp.	QIon	QRatio	Lower	Upper
Dimethyl Phthalate	95.9027	8.14	0.00	1634258	77.0	21.0	13.8	25.7

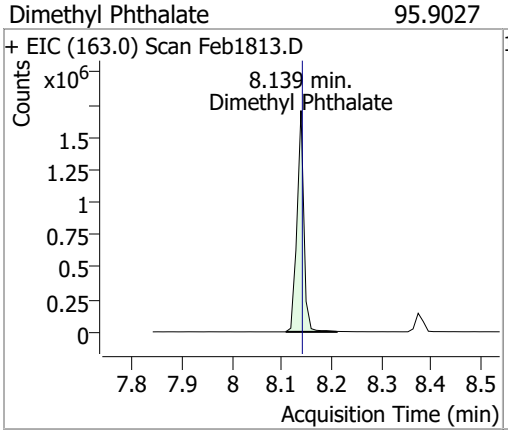

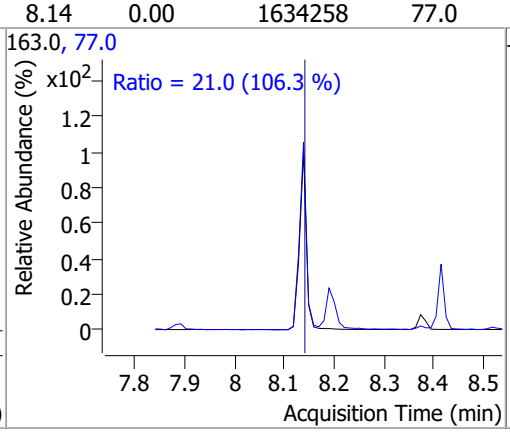

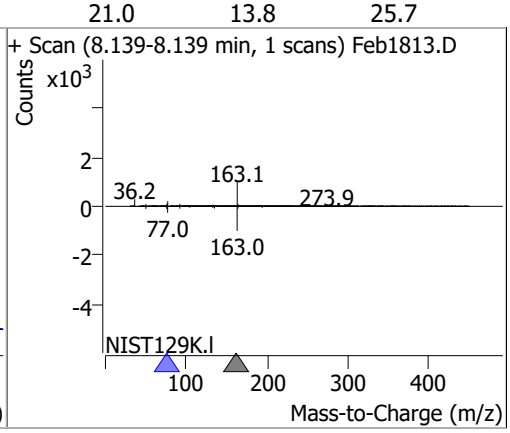

Compound	Conc.	RT	Dev(Min)	Resp.	QIon	QRatio	Lower	Upper
2,6-Dinitrotoluene	80.0211	8.19	0.00	184533	63.0	139.7	99.5	184.8
					89.0	63.6	43.3	80.3

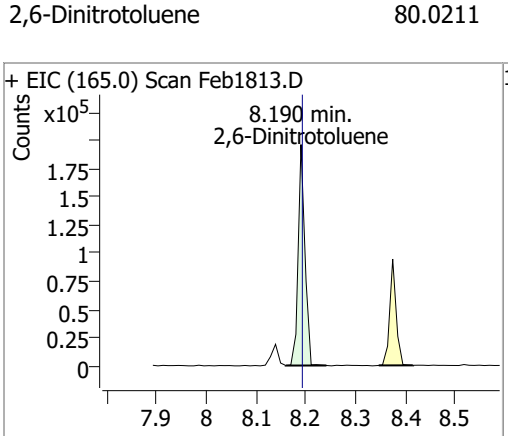

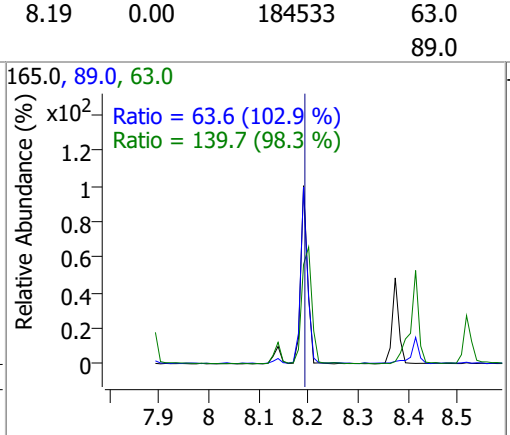

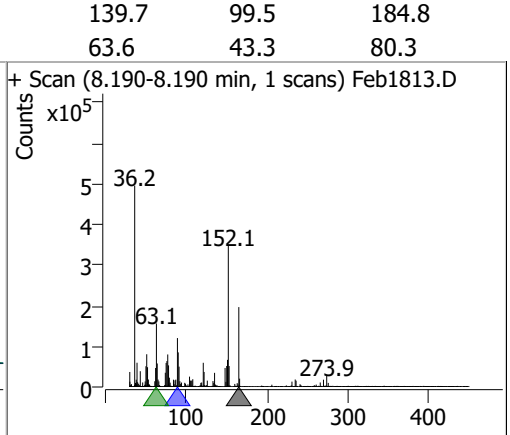

Compound	Conc.	RT	Dev(Min)	Resp.	QIon	QRatio	Lower	Upper
Acenaphthylene	80.7552	8.20	0.00	2154312	153.1	14.0	9.6	17.7

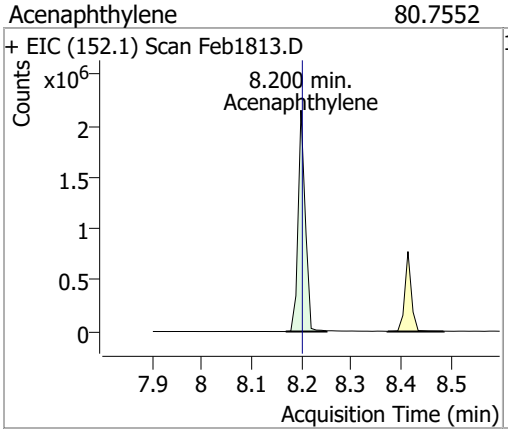

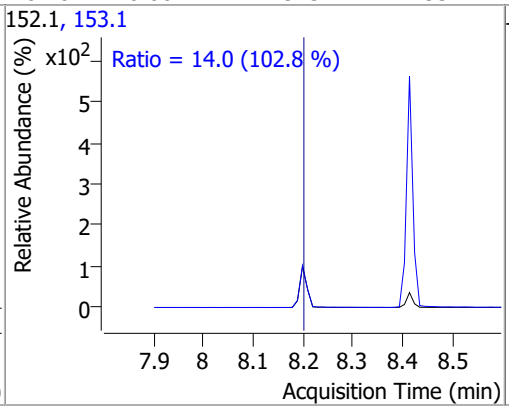

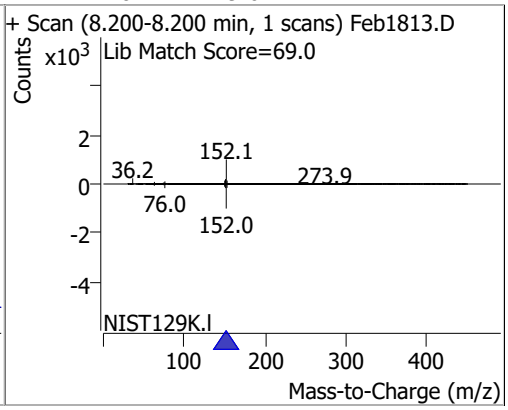

Compound	Conc.	RT	Dev(Min)	Resp.	QIon	QRatio	Lower	Upper
3-Nitroaniline	78.2222	8.39	0.00	204584	65.0	134.6	90.4	167.8
					92.0	115.1	74.7	138.7

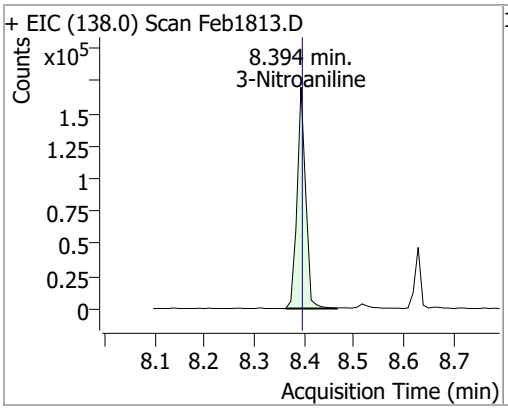

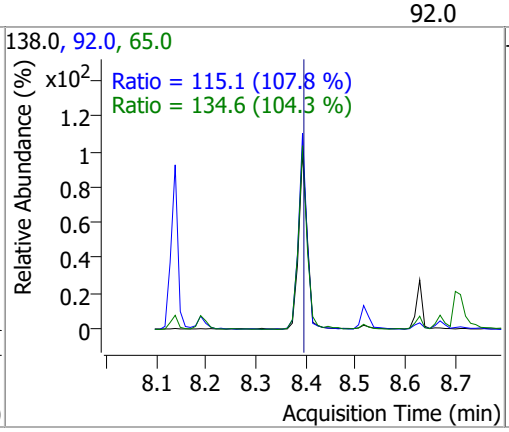

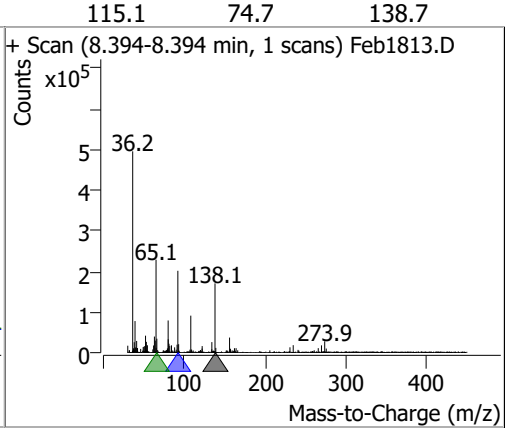

Compound	Conc.	RT	Dev(Min)	Resp.	QIon	QRatio	Lower	Upper
Acenaphthene	90.7354	8.41	0.00	1377071	153.0	107.4	74.5	138.4
					152.0	51.6	36.3	67.4

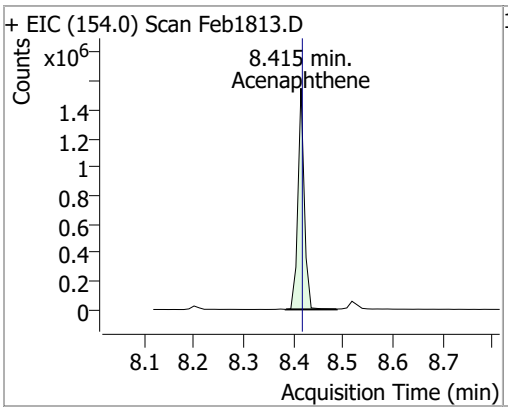

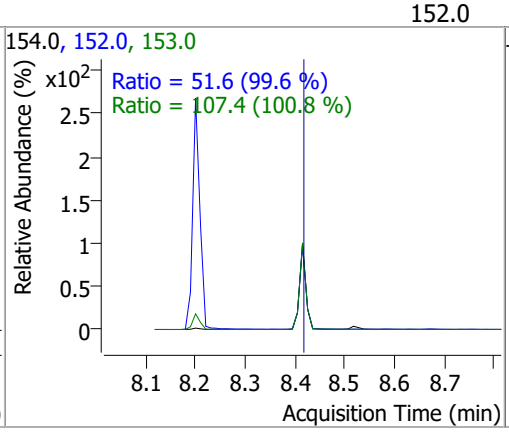

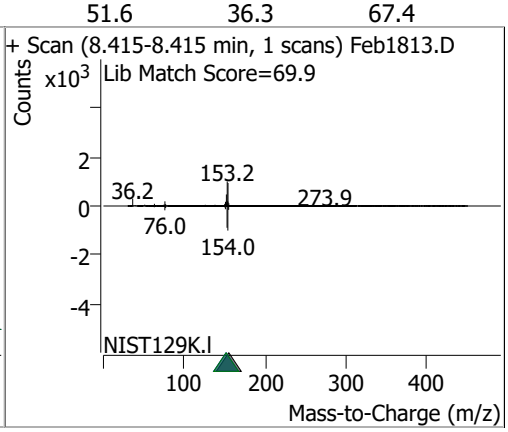

Compound	Conc.	RT	Dev(Min)	Resp.	QIon	QRatio	Lower	Upper
2,4-Dinitrophenol	93.1272	8.52	0.00	112924	154.0	59.1	43.9	81.5

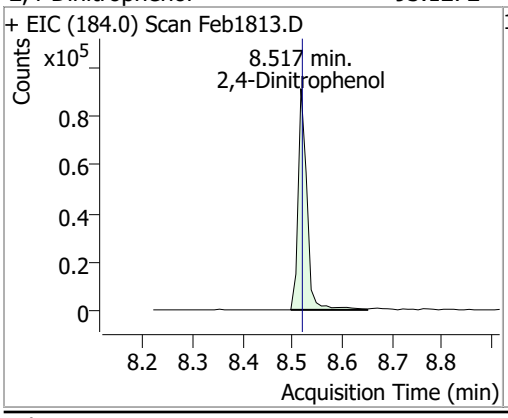

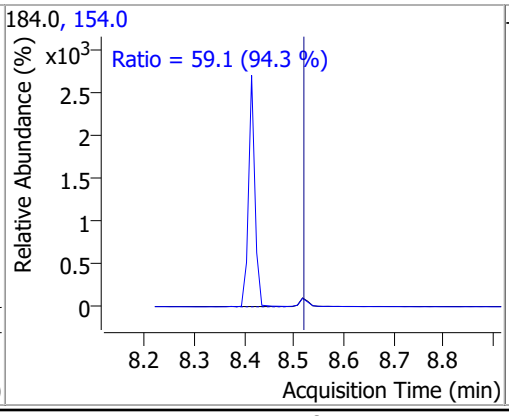

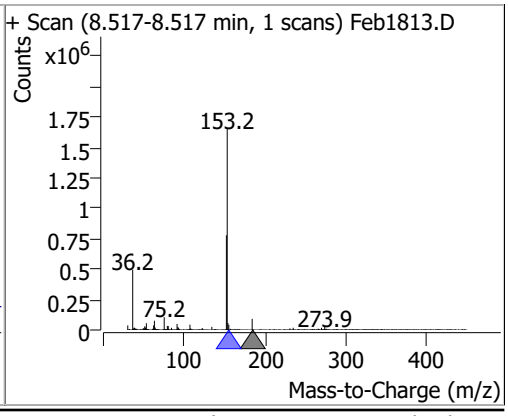

Compound	Conc.	RT	Dev(Min)	Resp.	QIon	QRatio	Lower	Upper
Dibenzofuran	91.7375	8.63	0.00	2268050	139.0	39.6	26.3	48.8

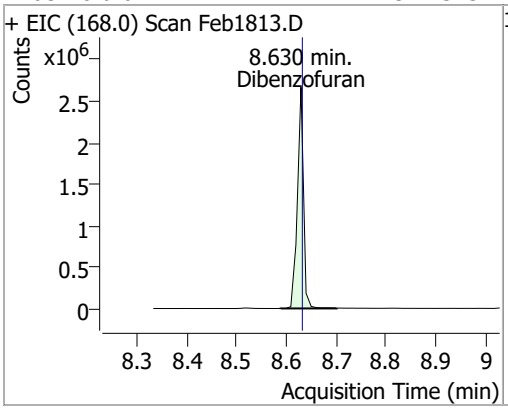

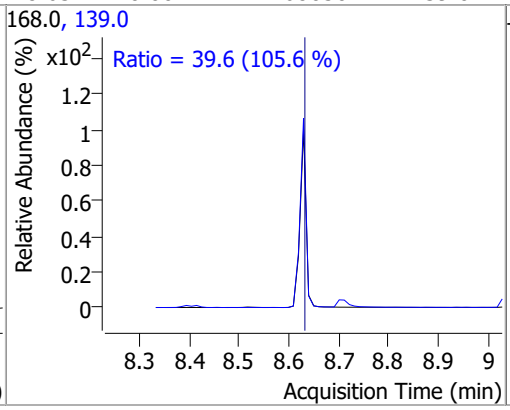

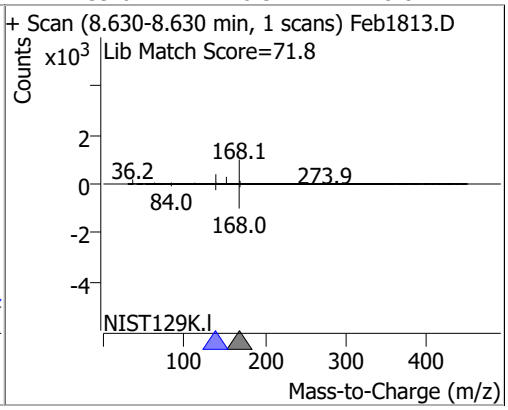

Compound	Conc.	RT	Dev(Min)	Resp.	QIon	QRatio	Lower	Upper
2,4-Dinitrotoluene	88.8357	8.67	0.00	260018	89.0	78.5	55.4	102.9
					63.0	50.3	33.9	62.9

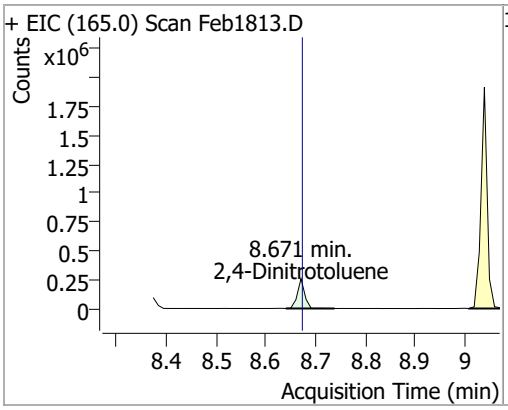

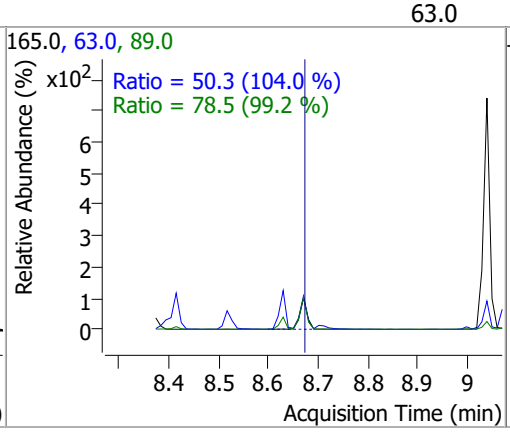

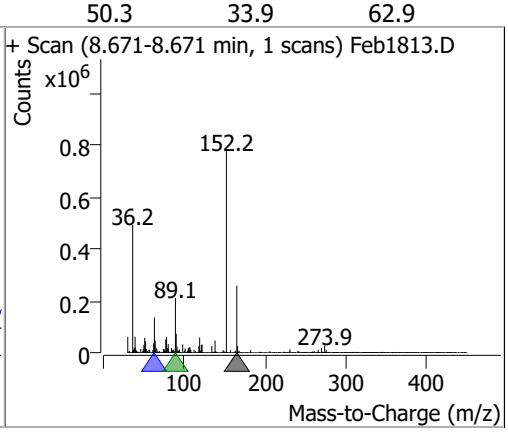

Compound	Conc.	RT	Dev(Min)	Resp.	QIon	QRatio	Lower	Upper
4-Nitrophenol	40.6616	8.71	0.01	107931	65.0	67.9	50.4	93.6
					139.0	65.2	49.8	92.5

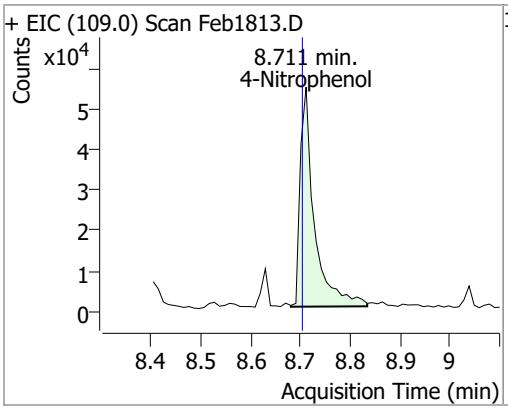

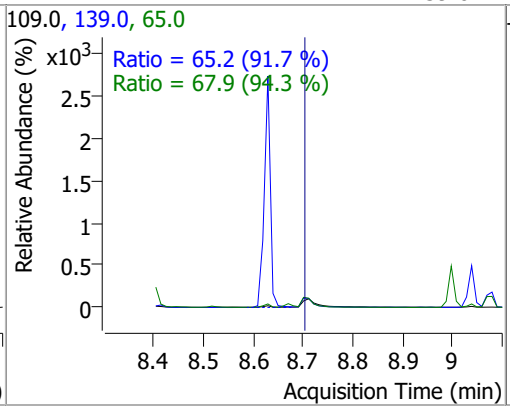

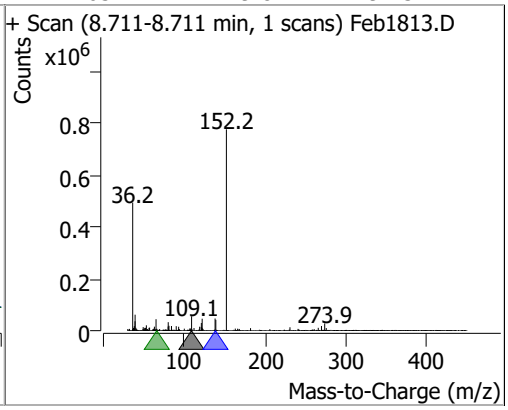

Compound	Conc.	RT	Dev(Min)	Resp.	QIon	QRatio	Lower	Upper
Diethylphthalate	90.7313	9.00	0.00	1599342	177.0	21.0	14.5	27.0
					150.0	12.9	8.7	16.2

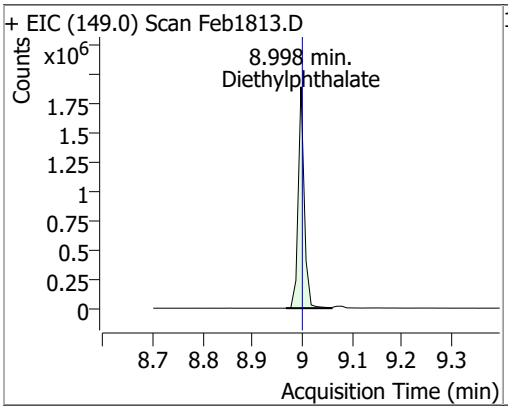

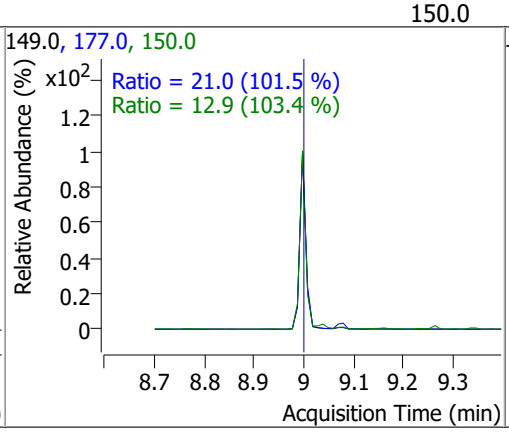

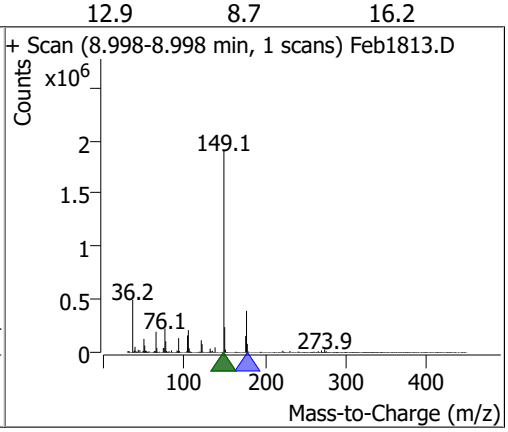

Compound	Conc.	RT	Dev(Min)	Resp.	QIon	QRatio	Lower	Upper
Fluorene	88.5141	9.04	0.00	1770427	165.0	93.8	65.4	121.4
					167.0	13.6	9.6	17.8

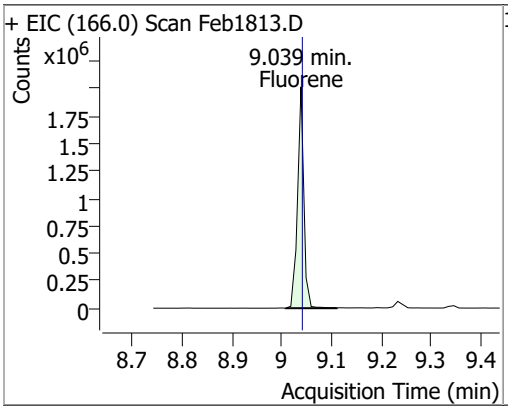

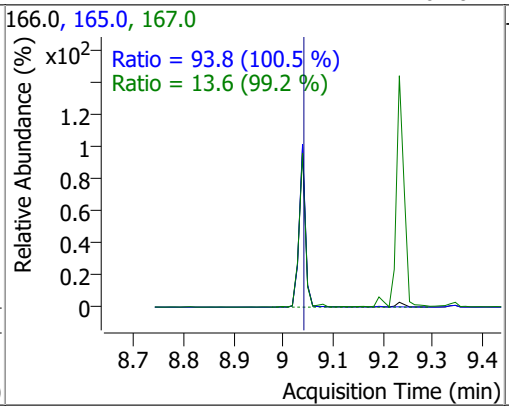

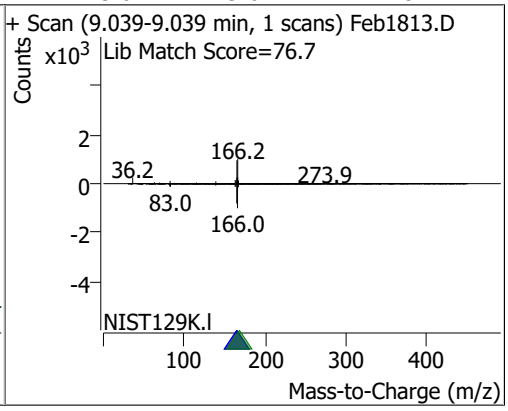

Compound	Conc.	RT	Dev(Min)	Resp.	QIon	QRatio	Lower	Upper
4-Chlorophenyl-phenylether	96.1031	9.08	0.01	876155	141.0	62.5	42.8	79.6
					206.0	33.2	23.6	43.9

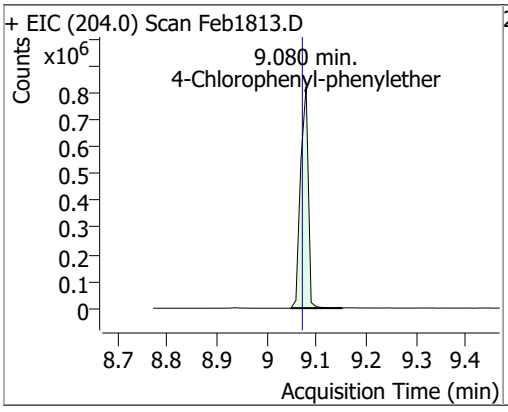

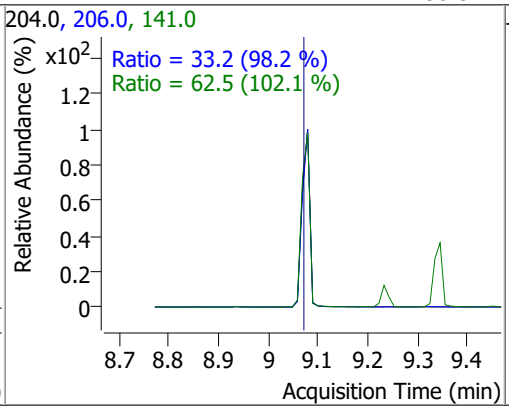

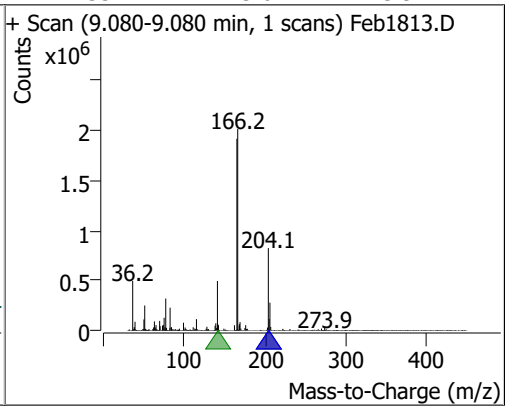

Compound	Conc.	RT	Dev(Min)	Resp.	QIon	QRatio	Lower	Upper
4-Nitroaniline	86.9077	9.15	0.01	265892	65.0	114.0	78.9	146.6
					92.0	51.9	34.5	64.1

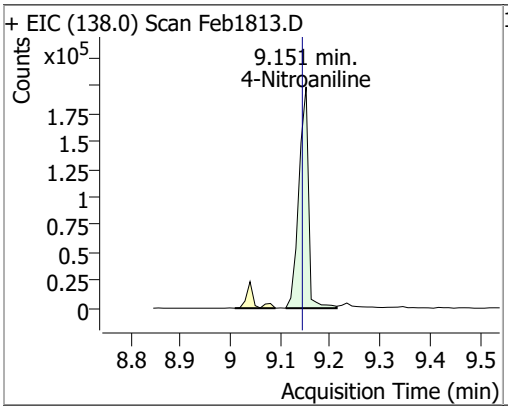

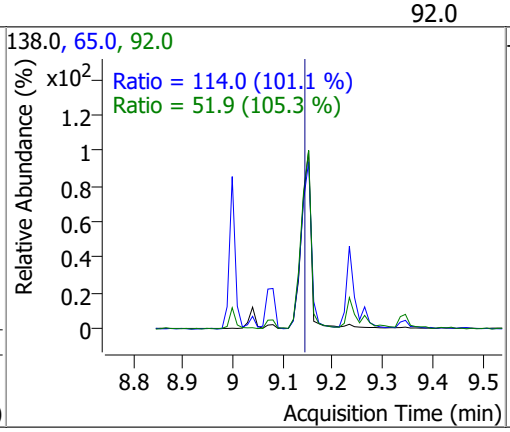

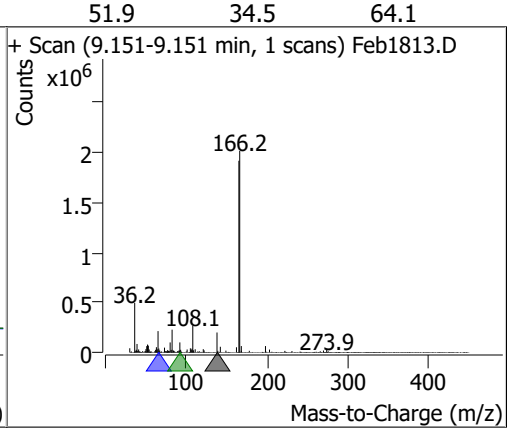

Compound	Conc.	RT	Dev(Min)	Resp.	QIon	QRatio	Lower	Upper
4,6-Dinitro-2-methylphenol	85.4547	9.16	0.01	160008	121.0	49.6	35.1	65.3

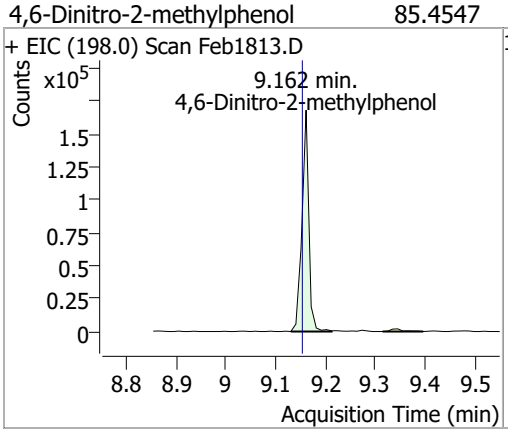

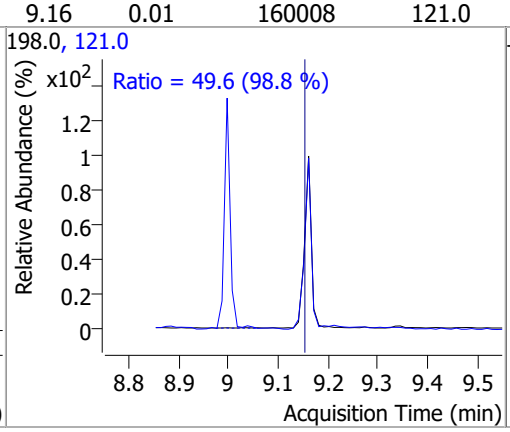

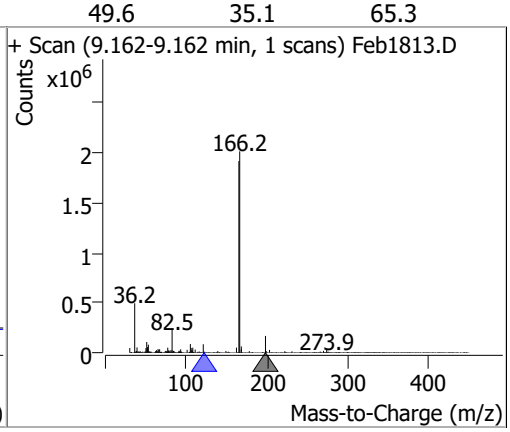

Compound	Conc.	RT	Dev(Min)	Resp.	QIon	QRatio	Lower	Upper
N-nitrosodiphenylamine	87.0305	9.23	0.00	1244447	168.0	62.2	44.0	81.7
					167.0	33.5	23.9	44.3

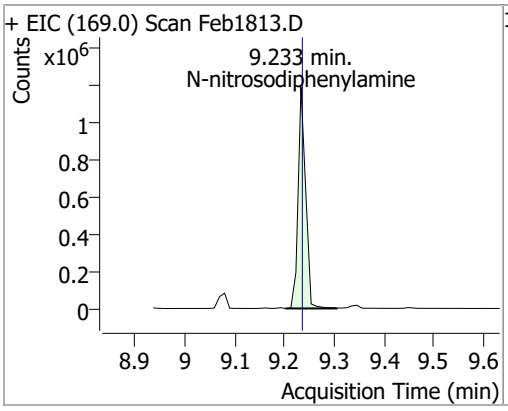

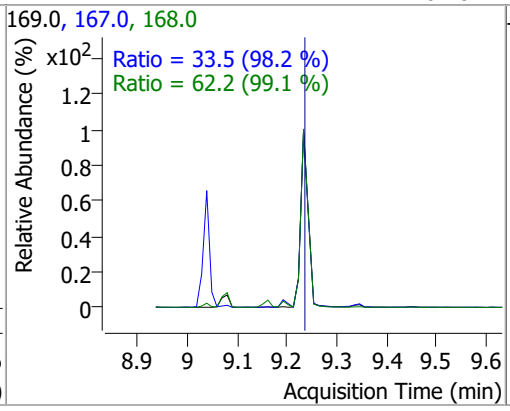

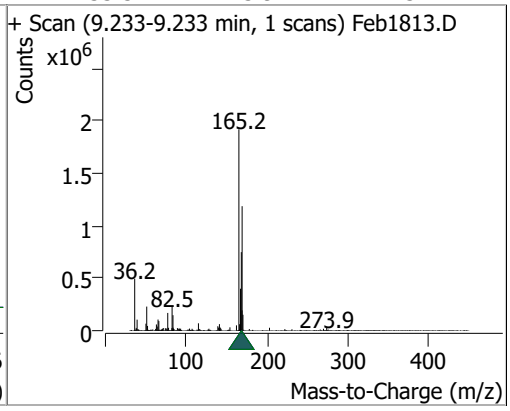

Compound	Conc.	RT	Dev(Min)	Resp.	QIon	QRatio	Lower	Upper
Azobenzene	79.9499	9.26	0.00	1510014	51.0	51.2	31.6	58.7
					182.0	24.6	16.9	31.4

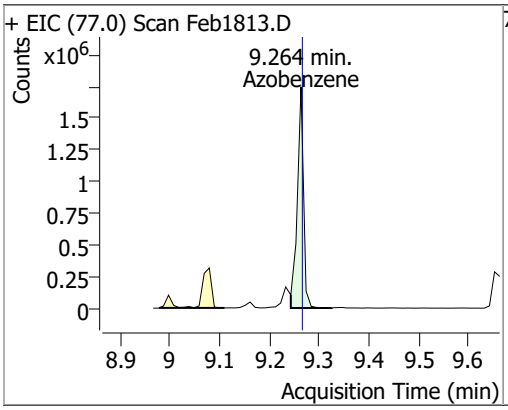

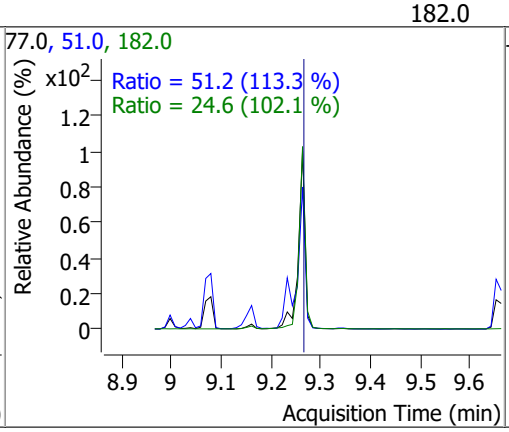

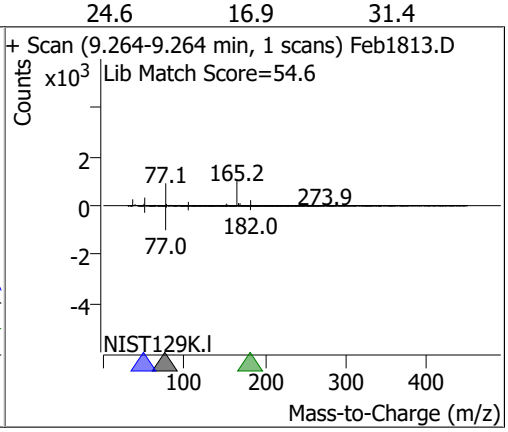

Compound	Conc.	RT	Dev(Min)	Resp.	QIon	QRatio	Lower	Upper
2,4,6-Tribromophenol	173.9696	9.35	0.01	371807	331.8	91.3	68.5	127.2

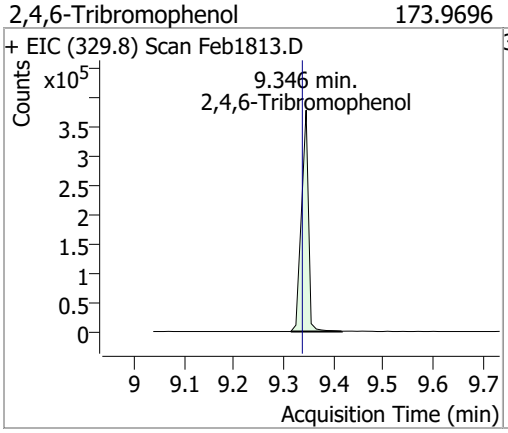

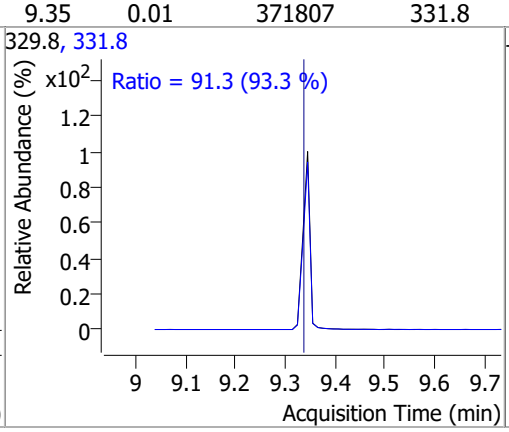

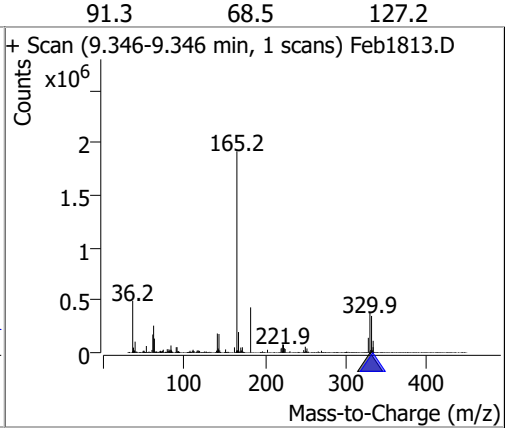

Compound	Conc.	RT	Dev(Min)	Resp.	QIon	QRatio	Lower	Upper
4-Bromophenyl-phenylether	88.6852	9.66	0.01	484616	141.0	102.1	69.1	128.4
					250.0	96.2	68.8	127.7

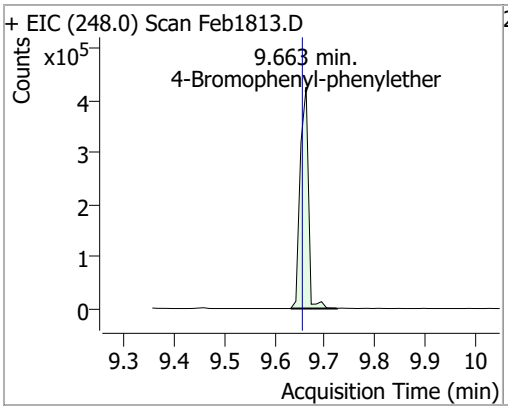

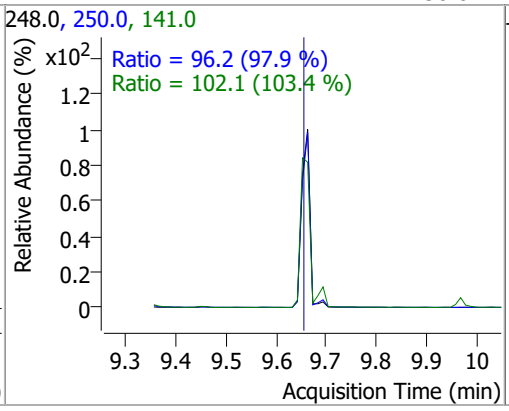

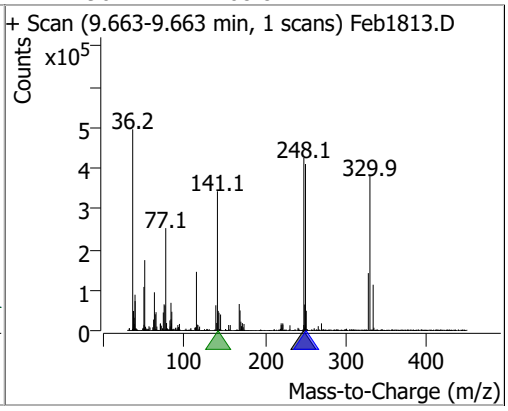

Compound	Conc.	RT	Dev(Min)	Resp.	QIon	QRatio	Lower	Upper
Hexachlorobenzene	84.9942	9.69	0.00	466964	142.0	53.0	37.7	70.0

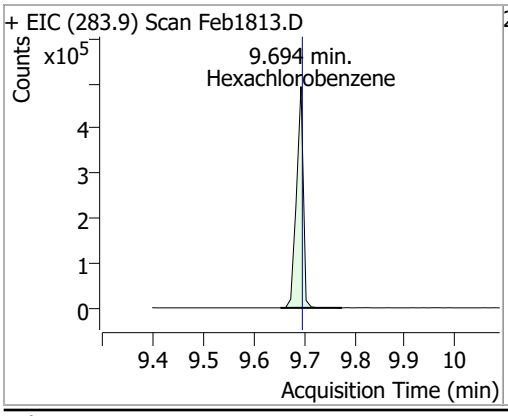

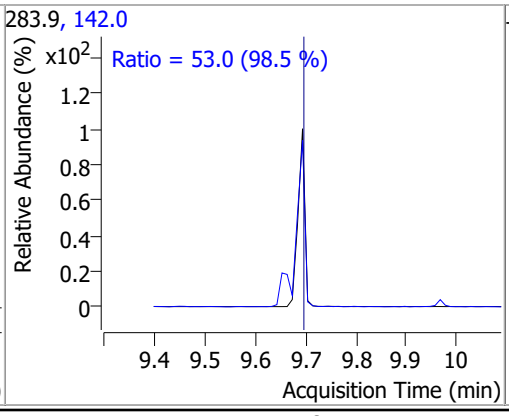

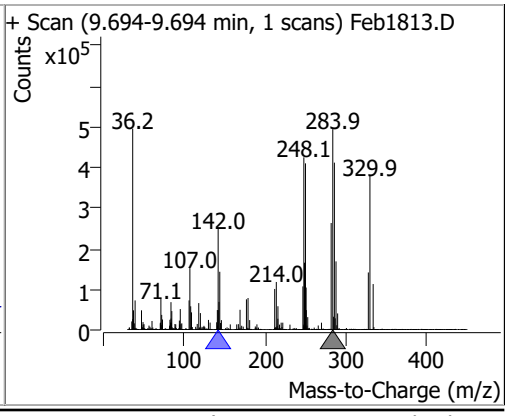

Compound	Conc.	RT	Dev(Min)	Resp.	QIon	QRatio	Lower	Upper
Pentachlorophenol	95.8269	9.97	0.00	254951	267.9	63.7	41.5	77.2
					263.9	63.7	41.2	76.6

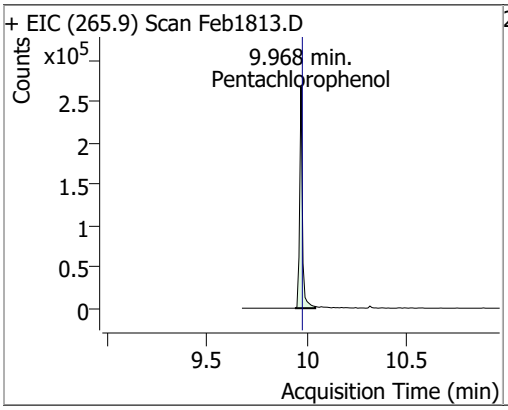

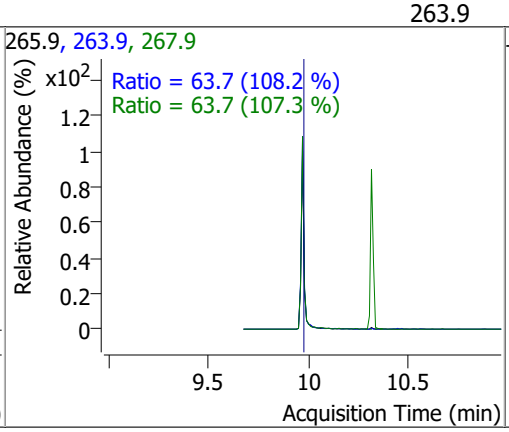

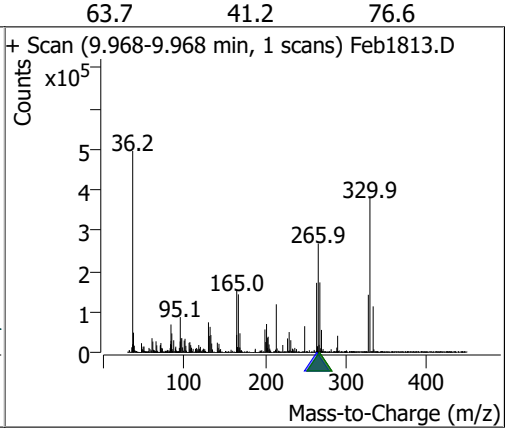

Compound	Conc.	RT	Dev(Min)	Resp.	QIon	QRatio	Lower	Upper
Phenanthrene	91.5742	10.19	0.01	2693403	176.0	18.5	13.0	24.1

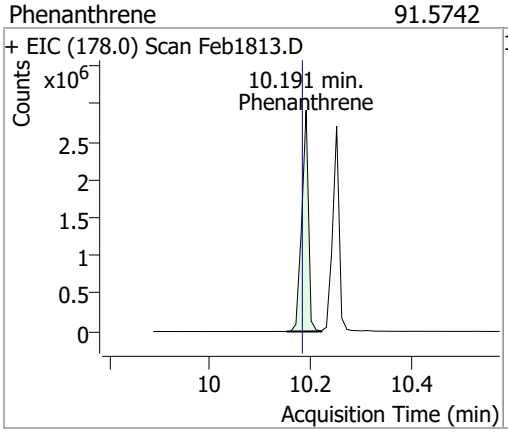

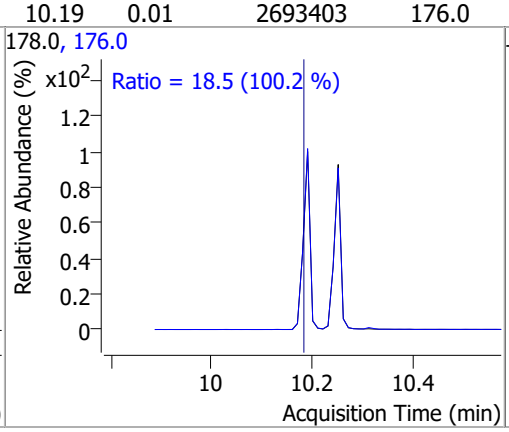

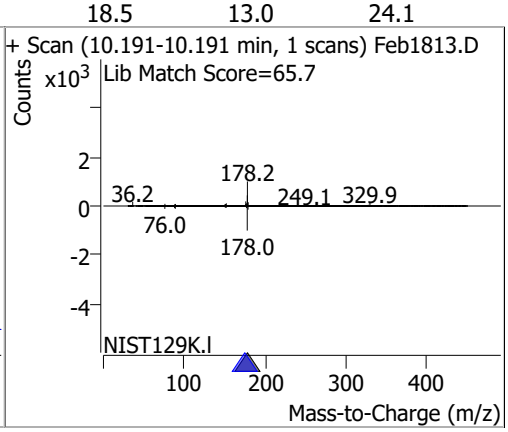

Compound	Conc.	RT	Dev(Min)	Resp.	QIon	QRatio	Lower	Upper
Anthracene	87.0390	10.25	0.00	2437792 (m)	176.0	18.0	12.9	23.9

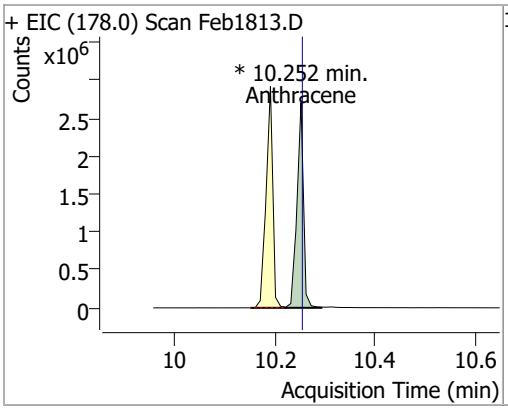

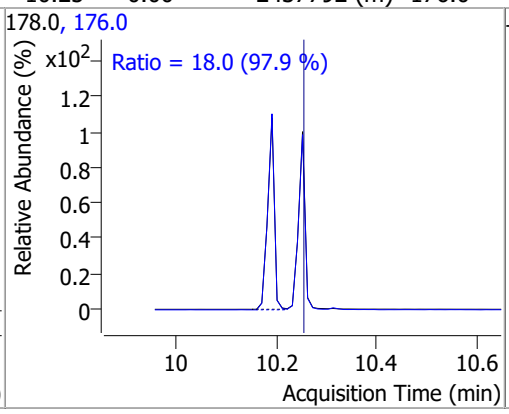

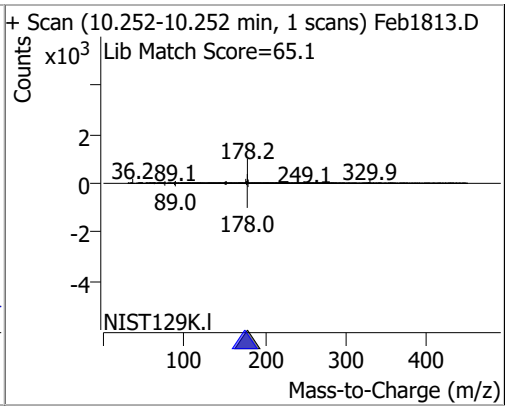

Compound	Conc.	RT	Dev(Min)	Resp.	QIon	QRatio	Lower	Upper
Triallate	84.1294	10.31	0.00	565732	268.0	23.3	16.9	31.4
					143.0	21.5	15.8	29.3

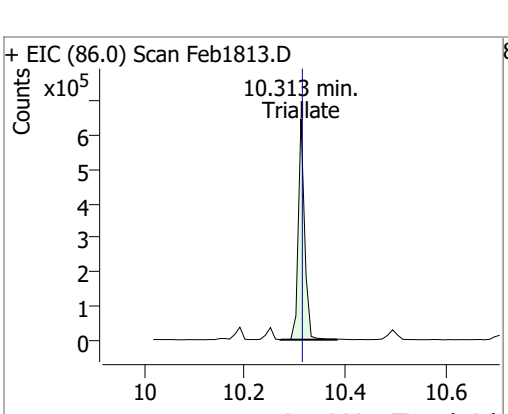

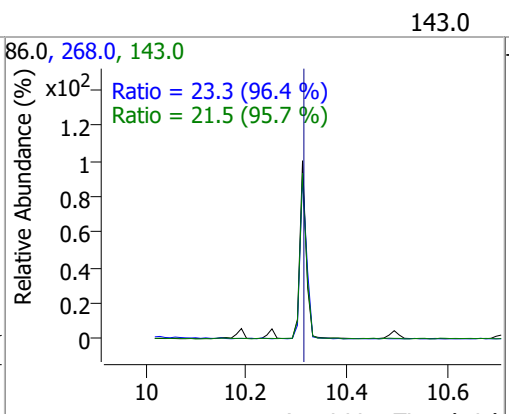

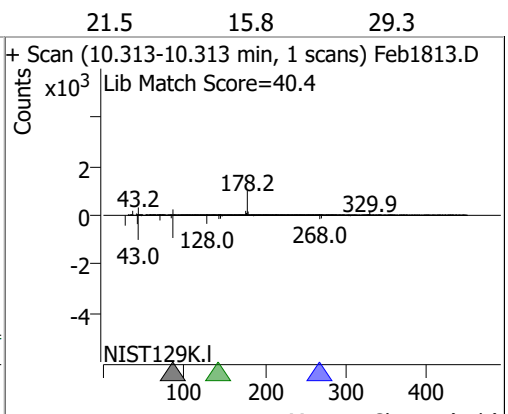

Compound	Conc.	RT	Dev(Min)	Resp.	QIon	QRatio	Lower	Upper
Carbazole	86.9447	10.49	0.00	2473107	139.0	13.2	9.0	16.7

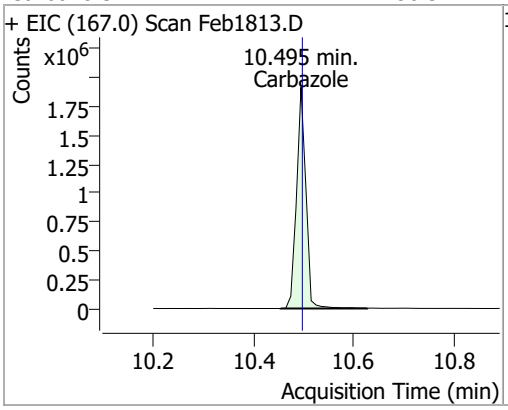

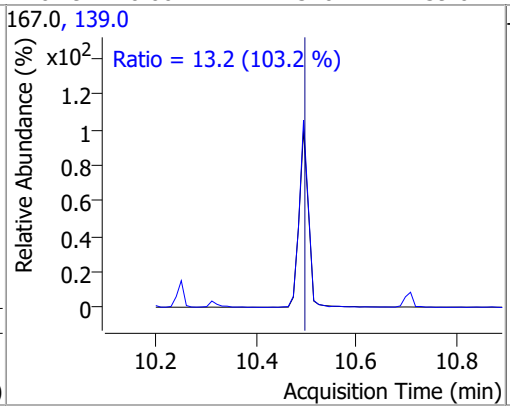

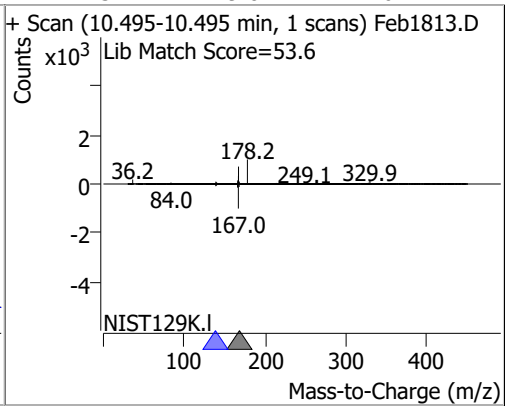

Compound	Conc.	RT	Dev(Min)	Resp.	QIon	QRatio	Lower	Upper
o-Terphenyl	86.7773	10.71	0.01	1364509	229.0	64.8	45.4	84.3
					215.0	39.2	25.9	48.1

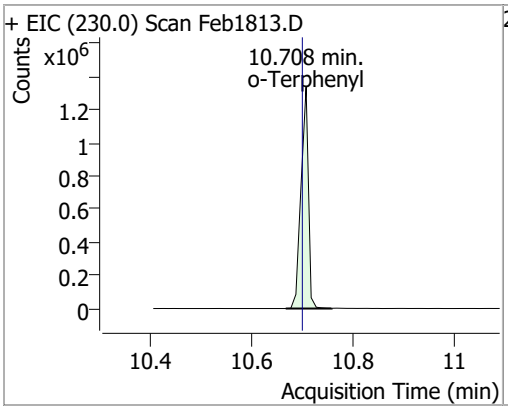

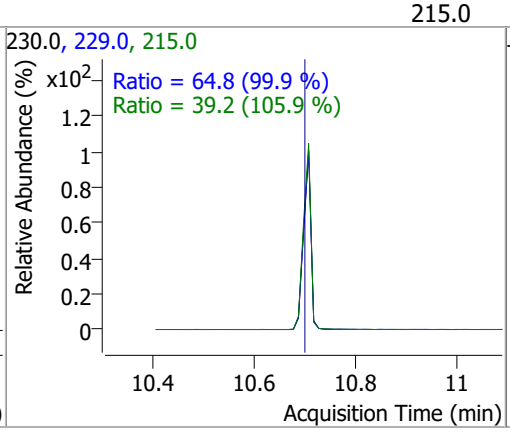

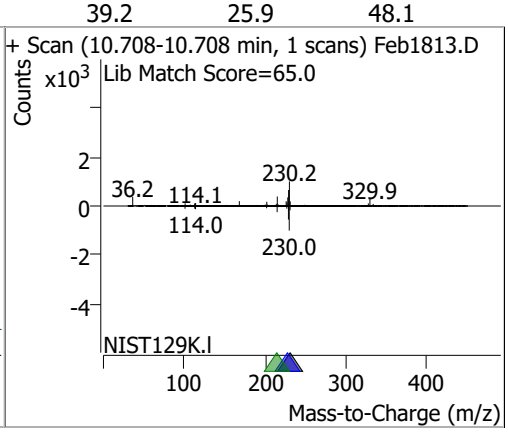

Compound	Conc.	RT	Dev(Min)	Resp.	QIon	QRatio	Lower	Upper
Di-n-Butylphthalate	94.5230	11.08	0.00	2614560	150.0	9.3	6.3	11.8
					104.0	5.9	4.5	8.3

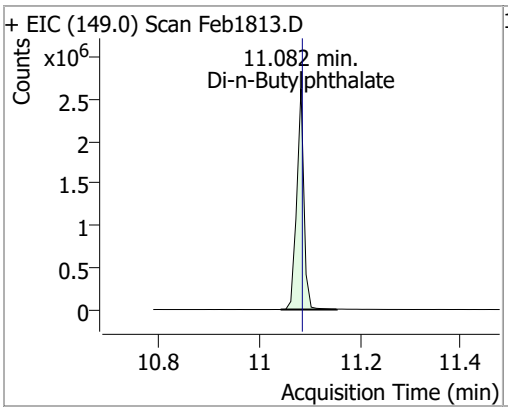

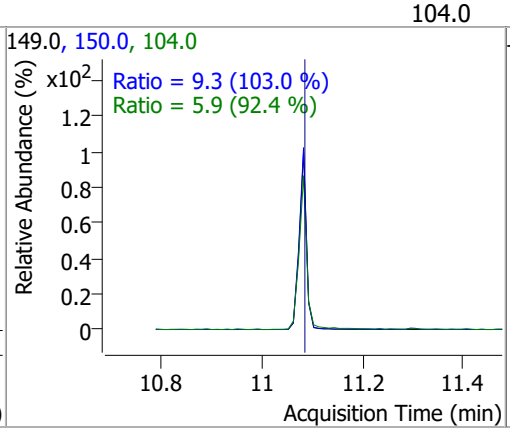

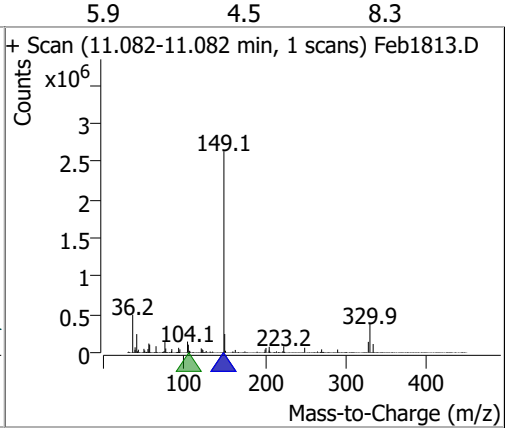

Compound	Conc.	RT	Dev(Min)	Resp.	QIon	QRatio	Lower	Upper
Fluoranthene	87.7646	11.96	0.01	2611915	101.0	13.9	9.4	17.4

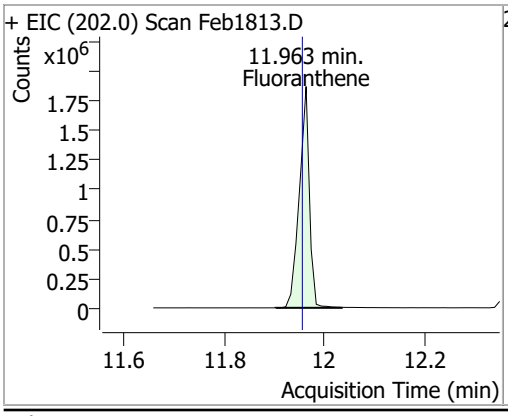

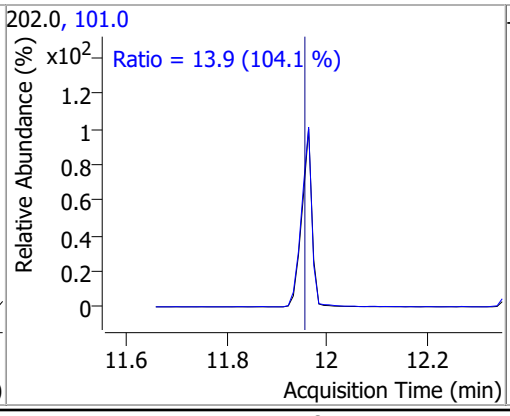

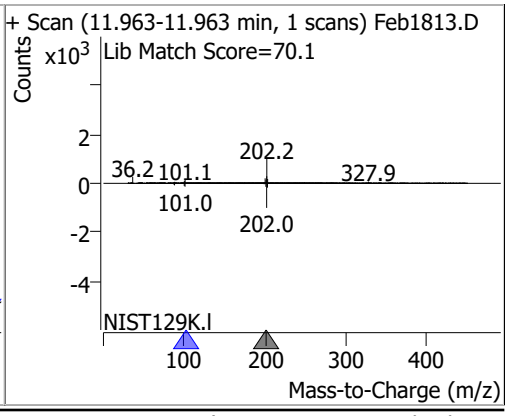

Compound	Conc.	RT	Dev(Min)	Resp.	QIon	QRatio	Lower	Upper
Benzidine	17.4983	12.34	-0.01	186195	183.0	12.6	8.3	15.4
					92.0	8.8	5.8	10.8

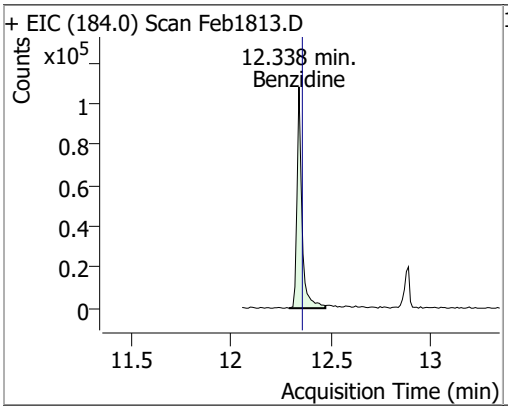

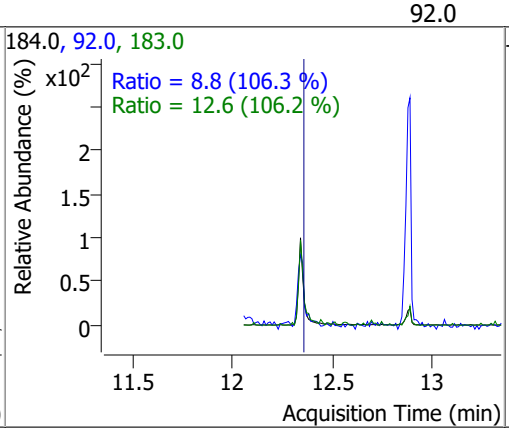

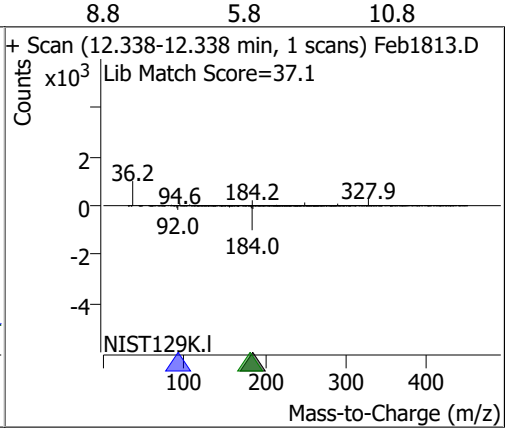

Compound	Conc.	RT	Dev(Min)	Resp.	QIon	QRatio	Lower	Upper
Pyrene	85.4318	12.39	0.01	2770024	101.0	16.5	11.1	20.6

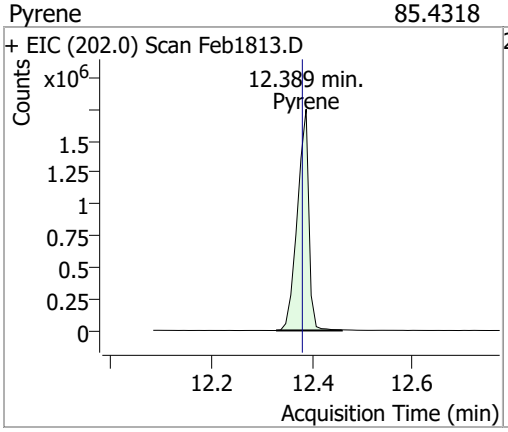

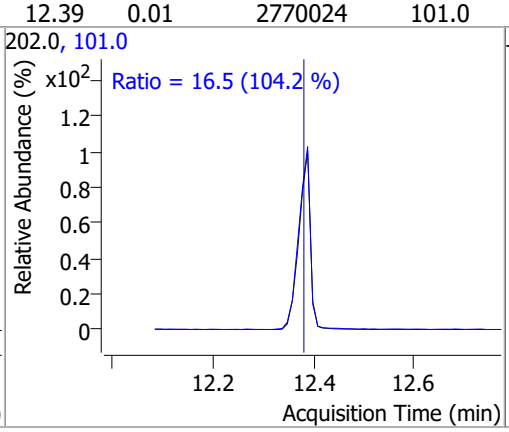

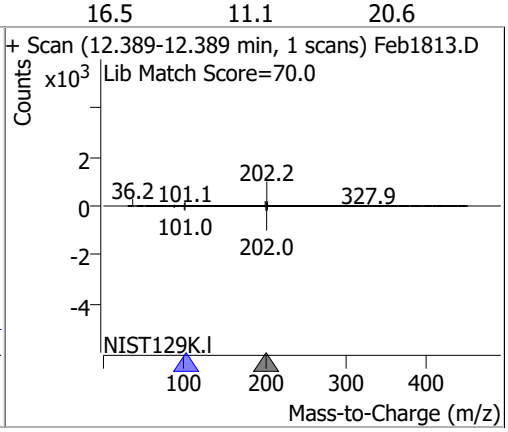

Compound	Conc.	RT	Dev(Min)	Resp.	QIon	QRatio	Lower	Upper
Terphenyl-d14	94.3116	12.89	0.01	2059362	122.0	14.3	10.1	18.7

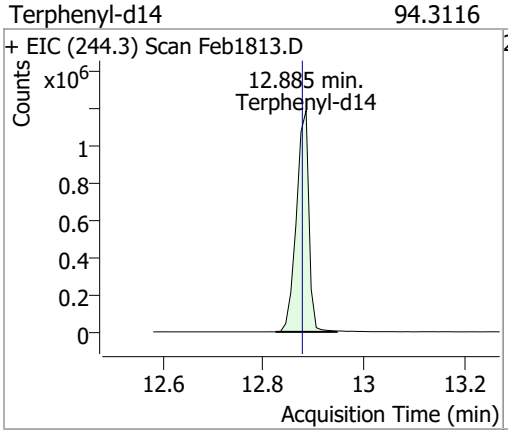

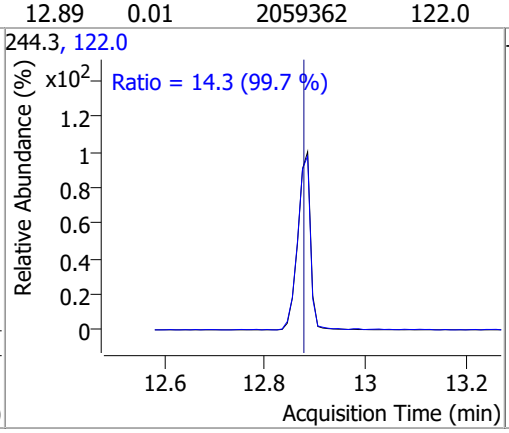

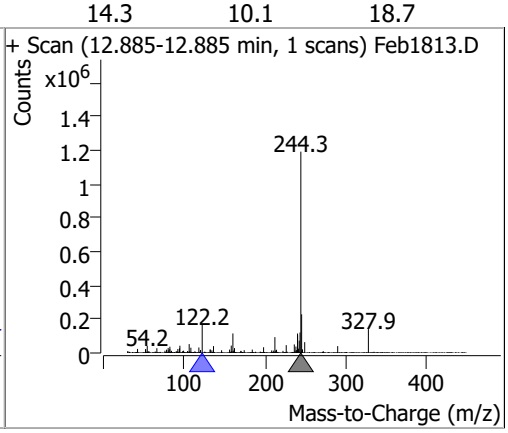

Compound	Conc.	RT	Dev(Min)	Resp.	QIon	QRatio	Lower	Upper
Butylbenzylphthalate	95.1521	14.33	0.01	894803	91.0	83.4	59.6	110.6
					206.0	17.9	12.2	22.7

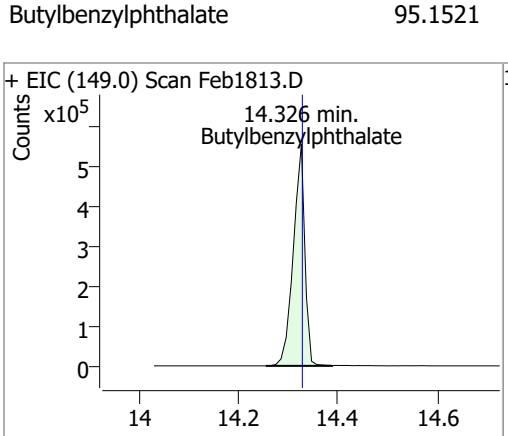

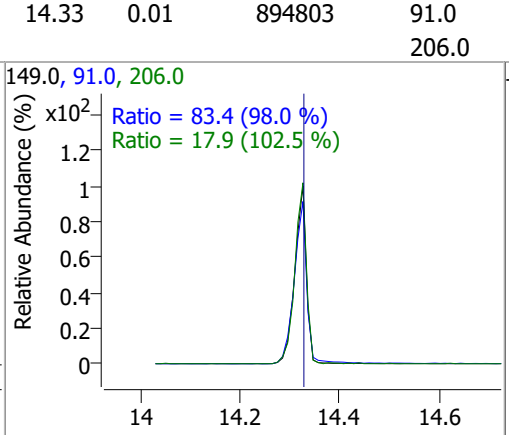

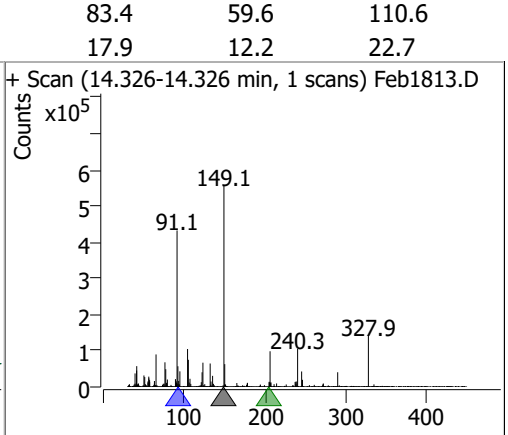

Compound	Conc.	RT	Dev(Min)	Resp.	QIon	QRatio	Lower	Upper
Benzo(a)Anthracene	96.6502	15.53	0.02	2291235	226.0	26.3	18.8	34.9
					229.0	21.1	14.7	27.4

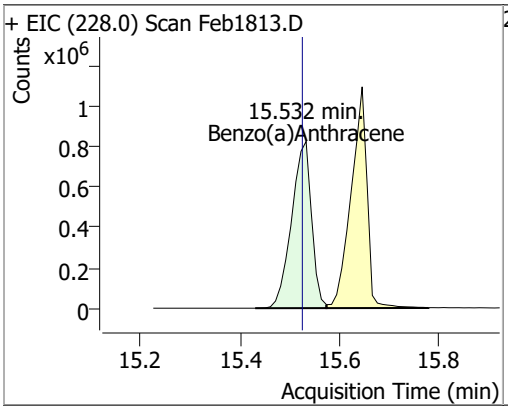

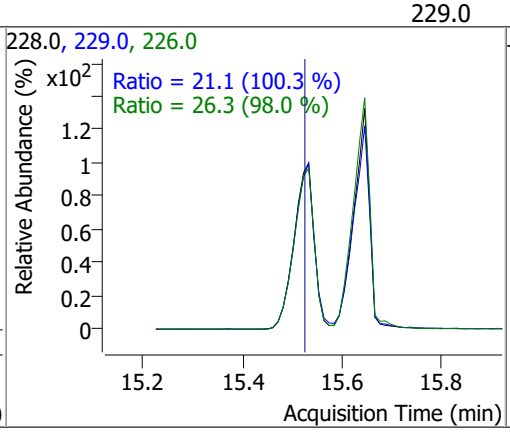

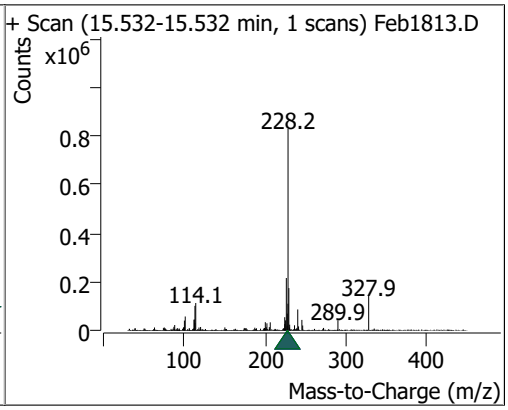

Compound	Conc.	RT	Dev(Min)	Resp.	QIon	QRatio	Lower	Upper
Chrysene	93.0468	15.64	0.02	2454212	226.0	29.3	19.9	36.9
					229.0	19.9	13.8	25.6

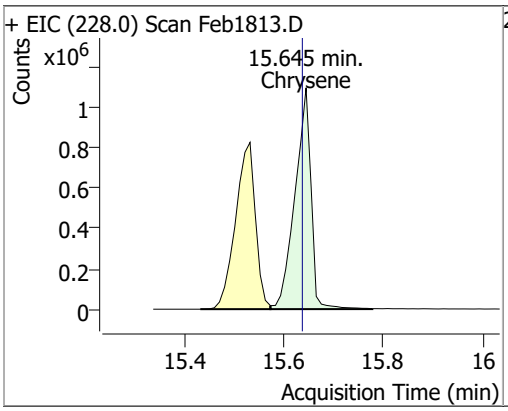

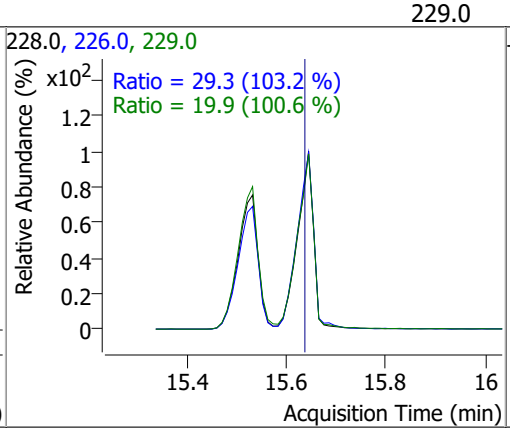

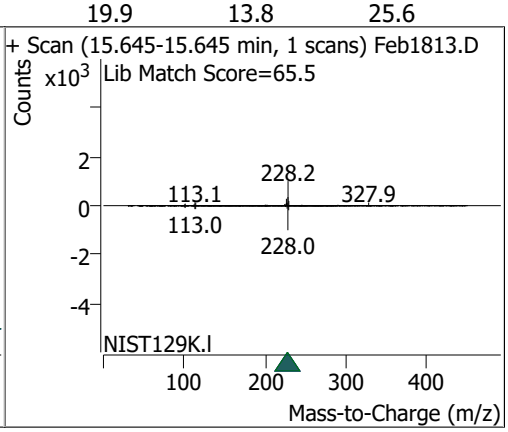

Compound	Conc.	RT	Dev(Min)	Resp.	QIon	QRatio	Lower	Upper
3,3-Dichlorobenzidine	71.7573	15.69	0.00	594442	254.0	65.0	44.9	83.4

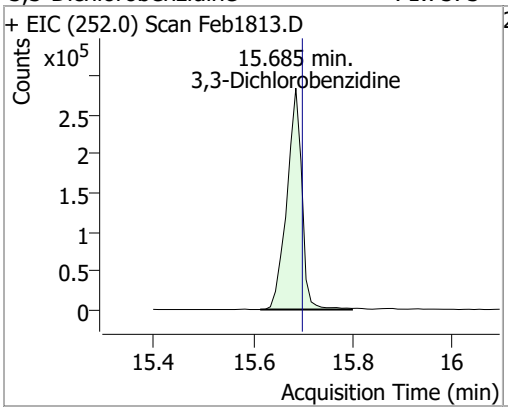

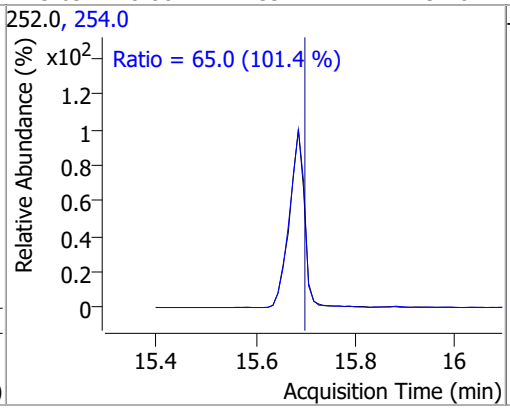

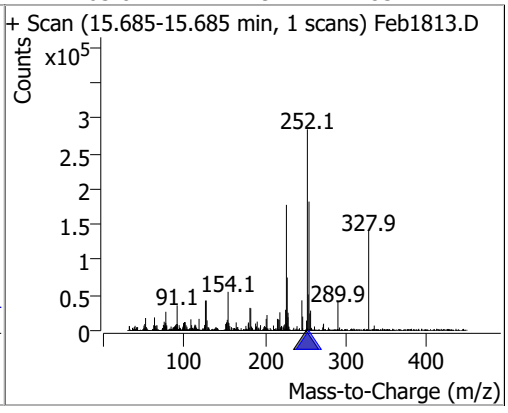

Compound	Conc.	RT	Dev(Min)	Resp.	QIon	QRatio	Lower	Upper
bis(2-ethylhexyl)Phthalate	96.4207	16.38	0.01	314217	149.0	382.3	273.6	508.0
					279.0	14.8	10.5	19.5

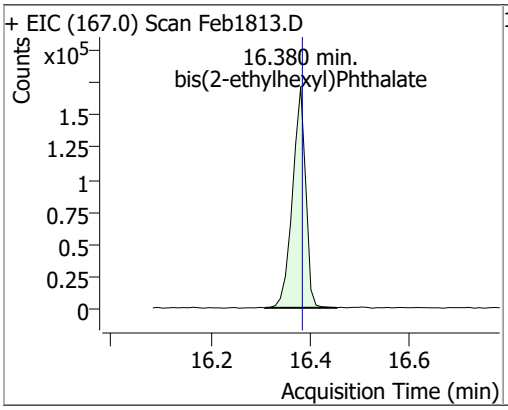

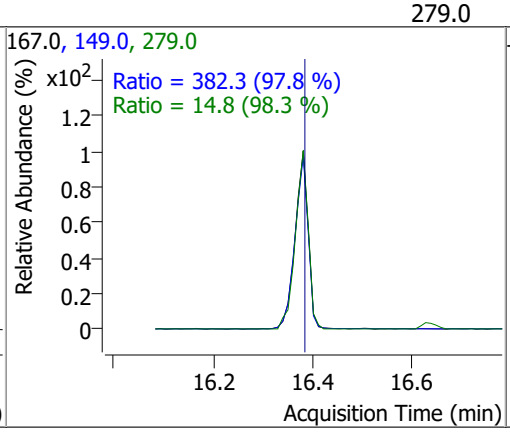

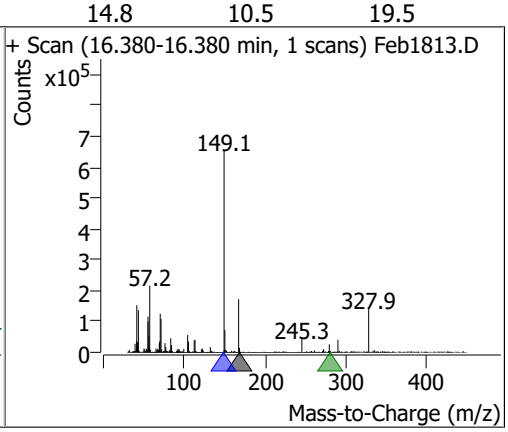

Compound	Conc.	RT	Dev(Min)	Resp.	QIon	QRatio	Lower	Upper
Di-n-octyl Phthalate	91.3142	18.14	0.01	2071905	150.0	9.6	7.0	13.0

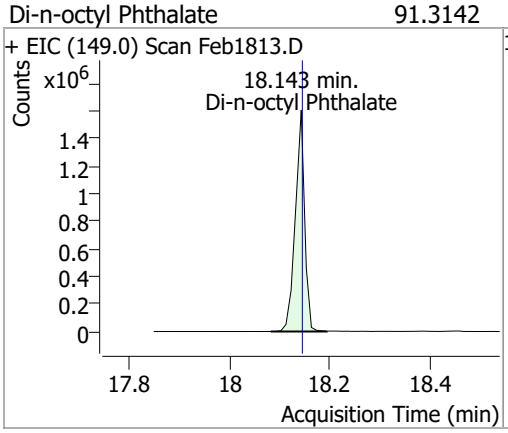

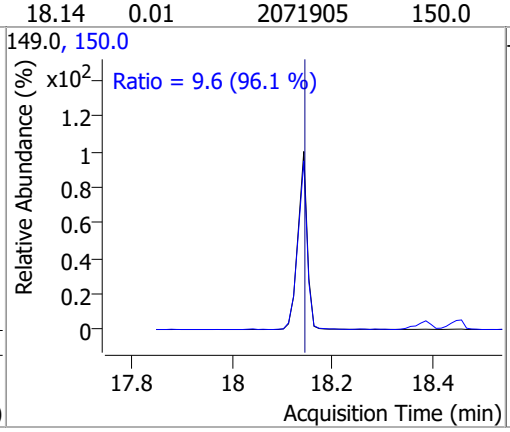

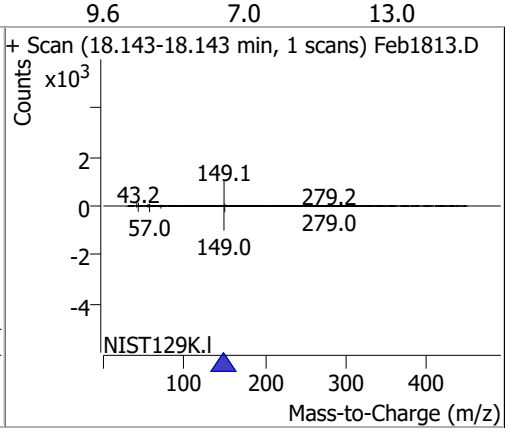

Compound	Conc.	RT	Dev(Min)	Resp.	QIon	QRatio	Lower	Upper
Benzo(b)fluoranthene	88.5109	18.39	0.01	2128073	253.0	22.0	15.6	29.0

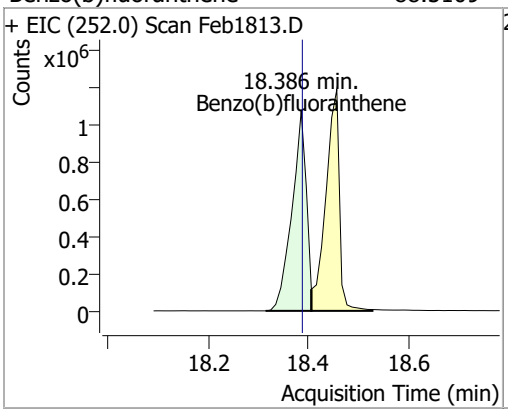

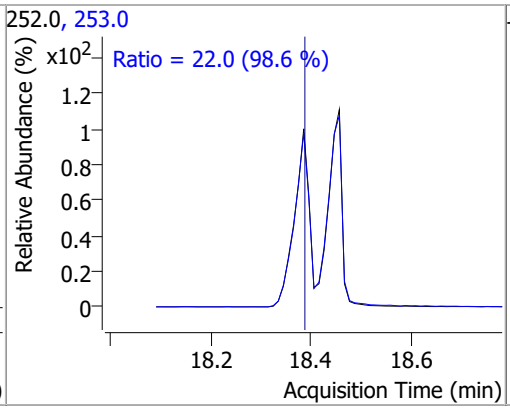

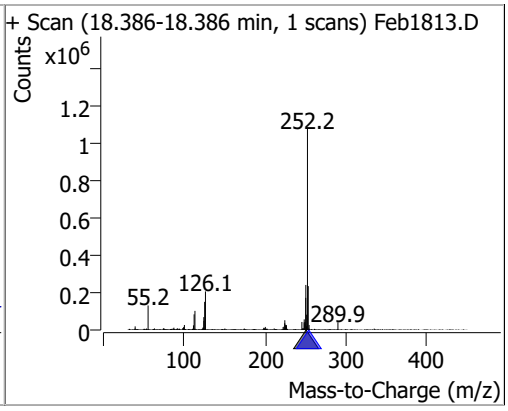

Compound	Conc.	RT	Dev(Min)	Resp.	QIon	QRatio	Lower	Upper
Benzo(k)fluoranthene	87.5537	18.46	0.01	2224032	253.0	22.6	15.4	28.6

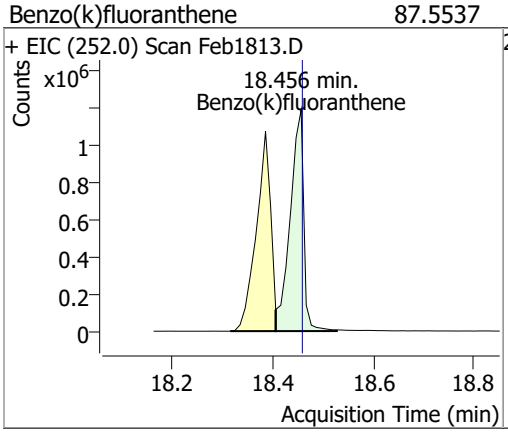

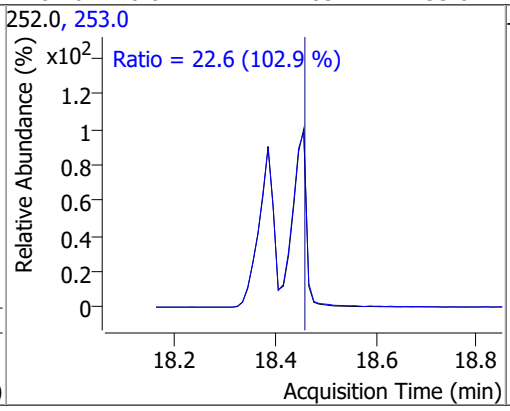

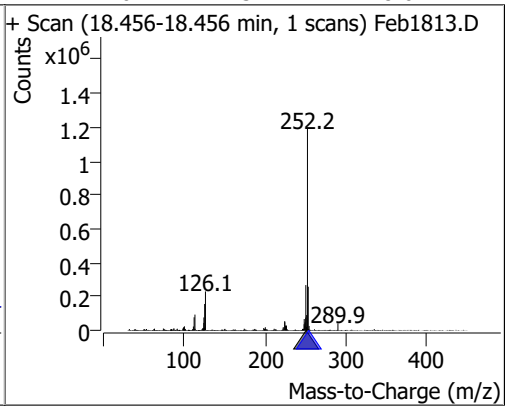

Compound	Conc.	RT	Dev(Min)	Resp.	QIon	QRatio	Lower	Upper
Benzo(a)pyrene	86.5188	18.99	0.01	1978488	253.0	22.5	15.1	28.0

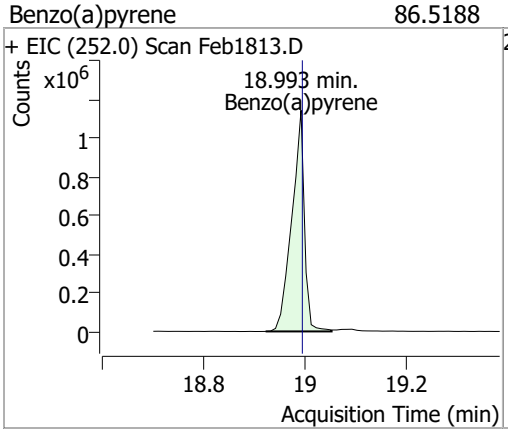

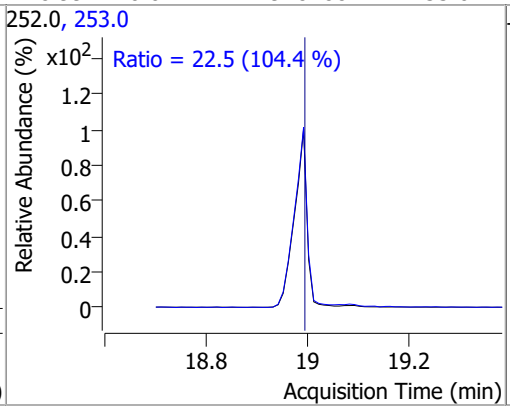

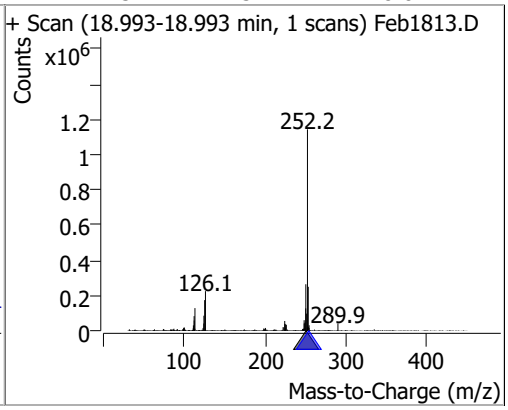

Compound	Conc.	RT	Dev(Min)	Resp.	QIon	QRatio	Lower	Upper
Indeno(1,2,3-c,d)pyrene	87.6141	20.77	0.01	1679669	138.0	31.6	20.7	38.5

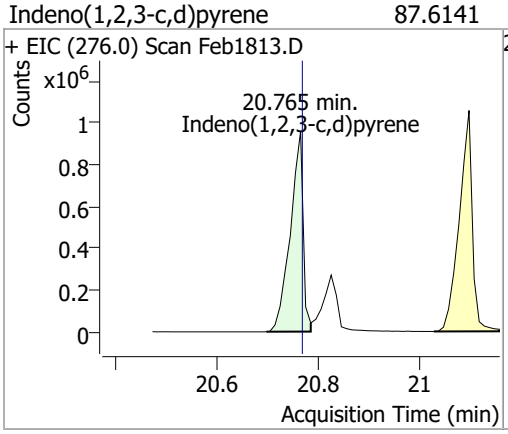

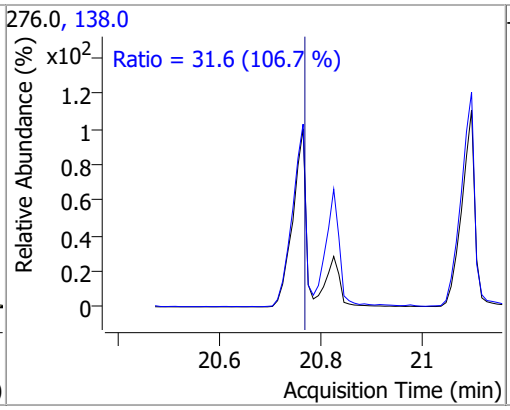

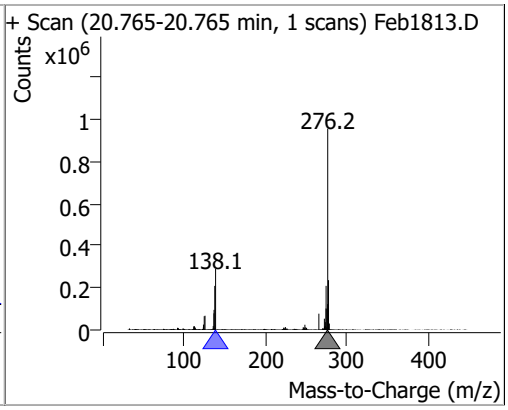

Compound	Conc.	RT	Dev(Min)	Resp.	QIon	QRatio	Lower	Upper
Dibenzo(a,h)anthracene	93.2754	20.83	0.01	1949155	139.0	24.5	17.6	32.7
					279.0	24.4	16.9	31.3

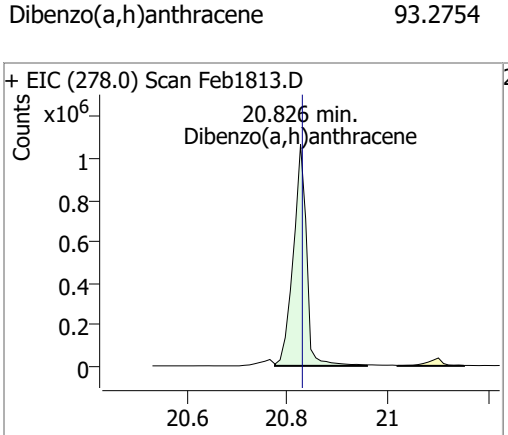

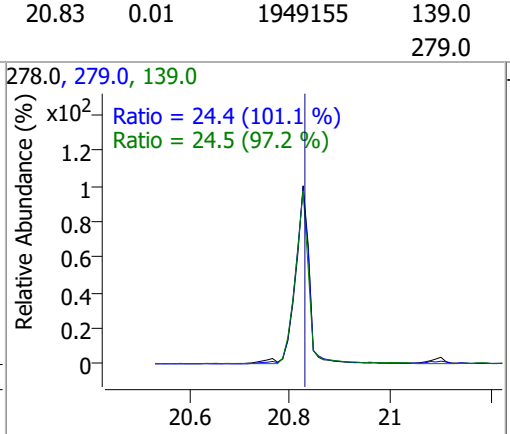

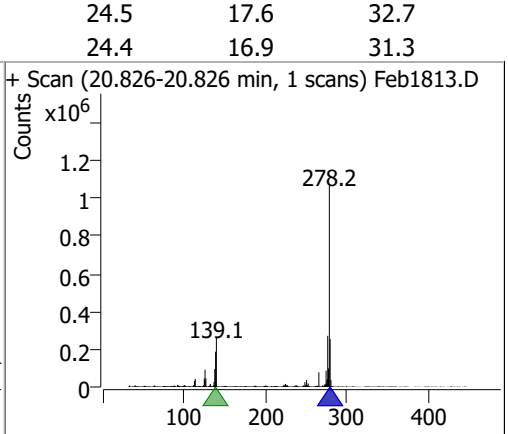

Compound	Conc.	RT	Dev(Min)	Resp.	QIon	QRatio	Lower	Upper
Benzo(g,h,i)perylene	86.3123	21.10	0.01	1909358	138.0	33.8	23.1	42.9
					277.0	24.6	16.3	30.2

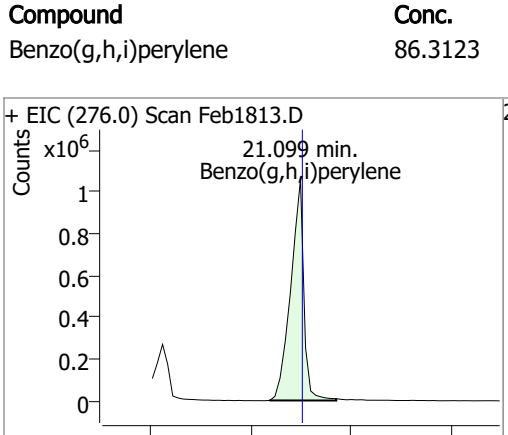

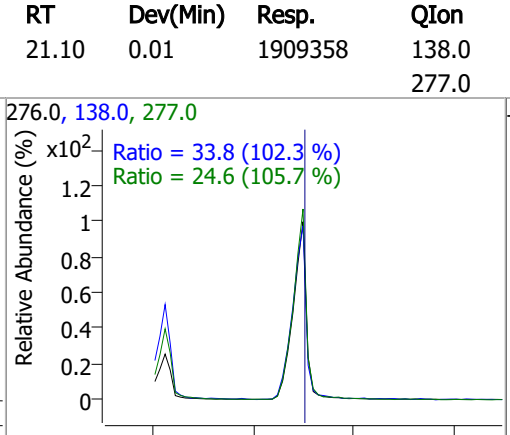

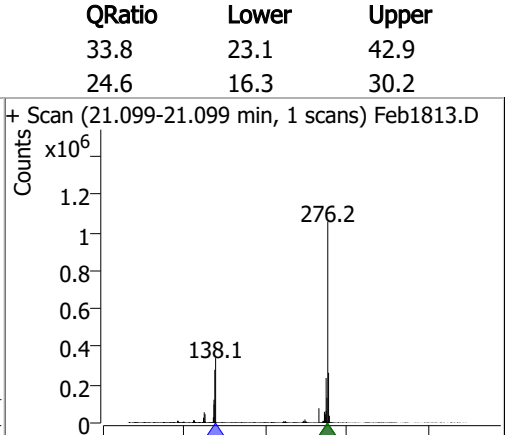

Quantitation Results Report (QT Reviewed)

Data File	Feb1814.D	Operator	LIMS import
Acq. Method	BNA+SIM.M	Acq. Date-Time	2/19/2022 3:01:02 PM
Sample Name	LCSD-163621	Instrument	Instrument #1
Vial	14	Multiplier	1.00
DA Method File		Comment	SVOC-8270-W-LARGO
Tune File	dftppdsm.u	Tune Date	2/18/2022 9:25:00 PM
Batch Name	021822 DoD BNA cal.batch.bin	Last Calib Update	2/19/2022 1:06:17 PM
Ref Library	D:\Org\Library\NIST129K.l		

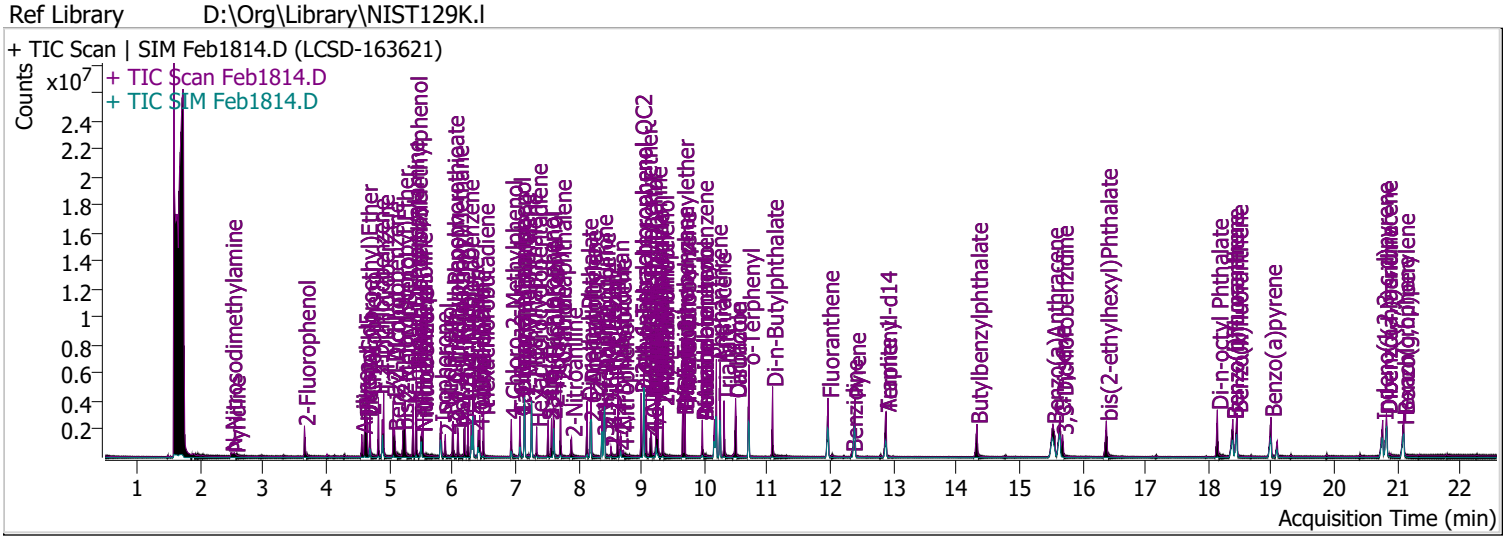

Compound	RT	QIon	Resp.	Conc.	Units		Dev(Min)
Internal Standards							
System Monitoring Compounds							
S 2-Fluorophenol	3.653	112.0	753164	78.7486	µg/L		0.000
Spiked Amount: 200.000	Range: 10.0 - 75.0%			Recovery = 39.37%			
S Phenol-d5	4.613	99.0	1054575	85.9482	µg/L		0.000
Spiked Amount: 200.000	Range: 10.0 - 65.0%			Recovery = 42.97%			
S Nitrobenzene-d5	5.512	82.0	527777	77.0282	µg/L		0.010
Spiked Amount: 100.000	Range: 32.0 - 94.0%			Recovery = 77.03%			
S 2-Fluorobiphenyl	7.605	172.0	1329358	68.8547	µg/L		0.000
Spiked Amount: 100.000	Range: 28.0 - 107.0%			Recovery = 68.85%			
S 2,4,6-Tribromophenol	9.346	329.8	352272	182.9218	µg/L		0.010
Spiked Amount: 200.000	Range: 25.0 - 140.0%			Recovery = 91.46%			
S Terphenyl-d14	12.885	244.3	1952631	100.9791	µg/L		0.010
Spiked Amount: 100.000	Range: 32.0 - 122.0%			Recovery = 100.98%			
Target Compounds							**QValue**
T N-Nitrosodimethylamine	2.489	74.0	145519	52.3132	µg/L		91
T Pyridine	2.540	79.0	262723	37.1836	µg/L		100
T Aniline	4.562	93.0	742767	42.2205	µg/L	m	95
T Phenol	4.623	94.0	689170	50.6682	µg/L		91
T bis(-2-Chloroethyl)Ether	4.644	63.0	716277	77.4757	µg/L	m	96
T 2-Chlorophenol	4.695	128.0	757375	69.1152	µg/L		99
T 1,3-Dichlorobenzene	4.828	146.0	931738	65.9956	µg/L	m	99
T 1,4-Dichlorobenzene	4.909	146.0	942538	66.1149	µg/L	m	95
T 1,2-Dichlorobenzene	5.063	146.0	897260	65.1680	µg/L	m	99
T Benzyl Alcohol	5.083	108.0	368069	68.2201	µg/L		97
T bis(2-chloroisopropyl)Ether	5.216	121.0	253395	68.5908	µg/L		97
T 2-Methylphenol	5.246	107.0	726935	76.4873	µg/L		95
T N-nitroso-Di-n-propylamine	5.379	70.0	668297	99.9187	µg/L		97
T 4Methylphenol/3Methylphenol	5.430	107.0	1024398	79.2241	µg/L		99
T Hexachloroethane	5.430	117.0	265810	63.8181	µg/L		98

Compound	RT	QIon	Resp.	Conc.	Units		Dev(Min)
T Nitrobenzene	5.532	123.1	309899	90.3974	µg/L		97
T Isophorone	5.818	82.0	1313688	79.3881	µg/L		100
T 2-Nitrophenol	5.890	139.0	299552	80.5018	µg/L		98
T 2,4-Dimethylphenol	6.013	122.0	622756	80.9759	µg/L		99
T bis(-2-Chloroethoxy)Methane	6.085	93.0	784700	81.2062	µg/L		96
T 2,4-Dichlorophenol	6.198	162.0	548763	74.5786	µg/L		96
T Benzoic Acid	6.198	105.0	98504	29.4863	µg/L		90
T 1,2,4-Trichlorobenzene	6.249	180.0	642341	72.4878	µg/L		99
T Naphthalene	6.331	128.0	2237227	86.0356	µg/L		99
T 4-Chlorophenol	6.413	130.0	184351	66.8320	µg/L		88
T p-Chloroaniline	6.434	127.0	729582	70.8699	µg/L		99
T Hexachlorobutadiene	6.496	224.9	336450	73.4809	µg/L		97
T 4-Chloro-2-Methylphenol	6.937	107.0	545135	79.8982	µg/L	m	97
T 4-Chloro-3-Methylphenol	7.071	107.0	605670	84.9928	µg/L	m	98
T 2-Methylnaphthalene	7.143	141.0	1288999	86.4306	µg/L		100
T 1-Methylnaphthalene	7.256	141.0	1101778	75.9674	µg/L		98
T Hexachlorocyclopentadiene	7.338	236.9	214251	78.5859	µg/L		97
T 2,4,6-Trichlorophenol	7.523	196.0	405593	84.9210	µg/L		98
T 2,4,5-Trichlorophenol	7.574	196.0	416733	78.2821	µg/L		96
T 2-Chloronaphthalene	7.718	162.0	1418958	87.4924	µg/L		98
T 2-Nitroaniline	7.892	65.0	269584	92.5341	µg/L		98
T Dimethyl Phthalate	8.139	163.0	1602526	96.6834	µg/L		97
T 2,6-Dinitrotoluene	8.190	165.0	187457	83.5532	µg/L		96
T Acenaphthylene	8.200	152.1	2177506	83.9999	µg/L		99
T 3-Nitroaniline	8.394	138.0	205556	80.6483	µg/L		97
T Acenaphthene	8.415	154.0	1359092	92.2475	µg/L		99
T 2,4-Dinitrophenol	8.517	184.0	91113	80.4246	µg/L		92
T Dibenzofuran	8.630	168.0	2202853	91.6616	µg/L		96
T 2,4-Dinitrotoluene	8.671	165.0	258295	90.5214	µg/L		99
T 4-Nitrophenol	8.712	109.0	96914	37.8509	µg/L		92
T Diethylphthalate	8.998	149.0	1545601	90.2565	µg/L		99
T Fluorene	9.039	166.0	1675369	86.0688	µg/L		99
T 4-Chlorophenyl-phenylether	9.080	204.0	840884	94.9428	µg/L		97
T 4-Nitroaniline	9.151	138.0	253680	93.0200	µg/L		99
T 4,6-Dinitro-2-methylphenol	9.162	198.0	156161	92.5096	µg/L		98
T N-nitrosodiphenylamine	9.233	169.0	1261362	99.2895	µg/L		99
T Azobenzene	9.264	77.0	1476102	87.4325	µg/L		93
T 4-Bromophenyl-phenylether	9.663	248.0	467808	95.7030	µg/L		98
T Hexachlorobenzene	9.694	283.9	468646	96.4221	µg/L		84
T Pentachlorophenol	9.968	265.9	246256	102.6887	µg/L		94
T Phenanthrene	10.191	178.0	2571221	99.3417	µg/L		100
T Anthracene	10.252	178.0	2509281	101.1685	µg/L	m	100
T Triallate	10.313	86.0	548502	91.0470	µg/L		99
T Carbazole	10.495	167.0	2522042	99.9442	µg/L		99
T o-Terphenyl	10.708	230.0	1339598	96.4666	µg/L		99
T Di-n-Butylphthalate	11.082	149.0	2563247	102.8703	µg/L		99
T Fluoranthene	11.964	202.0	2547135	96.5770	µg/L		99
T Benzidine	12.338	184.0	234871	24.4583	µg/L		100
T Pyrene	12.389	202.0	2729126	95.1711	µg/L		99
T Butylbenzylphthalate	14.326	149.0	847978	95.5621	µg/L		100
T Benzo(a)Anthracene	15.532	228.0	2194895	98.2422	µg/L		99
T Chrysene	15.645	228.0	2365548	95.2611	µg/L		99
T 3,3-Dichlorobenzidine	15.686	252.0	601724	76.4062	µg/L		99
T bis(2-ethylhexyl)Phthalate	16.381	167.0	302100	97.8966	µg/L		98
T Di-n-octyl Phthalate	18.143	149.0	2055503	97.7716	µg/L		99

Compound	RT	QIon	Resp.	Conc.	Units	Dev(Min)
T Benzo(b)fluoranthene	18.386	252.0	2066351	94.7841	µg/L	99
T Benzo(k)fluoranthene	18.457	252.0	2157428	93.4074	µg/L	99
T Benzo(a)pyrene	18.993	252.0	1905570	91.6517	µg/L	97
T Indeno(1,2,3-c,d)pyrene	20.765	276.0	1582783	90.7933	µg/L	96
T Dibenzo(a,h)anthracene	20.826	278.0	1868827	98.3235	µg/L	100
T Benzo(g,h,i)perylene	21.100	276.0	1894237	94.2176	µg/L	98

(#) = Qualifier Out of Range; (m) = Manual Integration; (+) = Area Summed; (*) = Surrogate Percent Recovery Out of Range; (d): Zeroed Peak

Compound	Conc.	RT	Dev(Min)	Resp.	QIon	QRatio	Lower	Upper
N-Nitrosodimethylamine	52.3132	2.49	0.00	145519	42.0	124.6	95.1	176.6

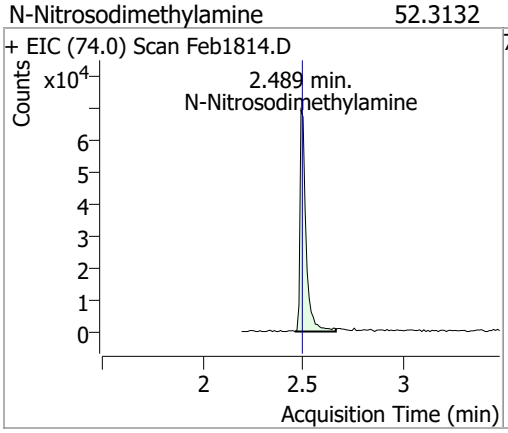

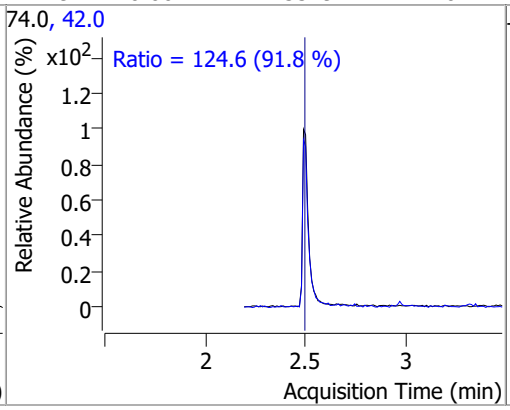

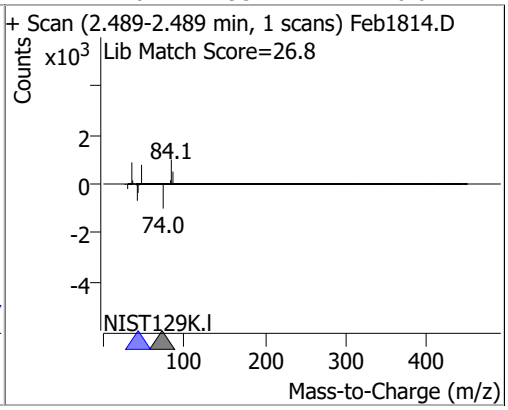

Compound	Conc.	RT	Dev(Min)	Resp.	QIon	QRatio	Lower	Upper
Pyridine	37.1836	2.54	0.01	262723	52.0	82.9	57.9	107.6

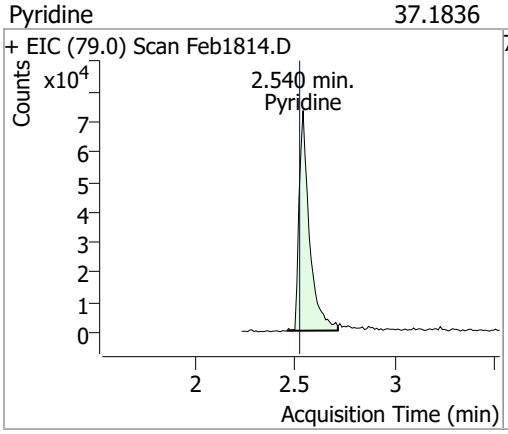

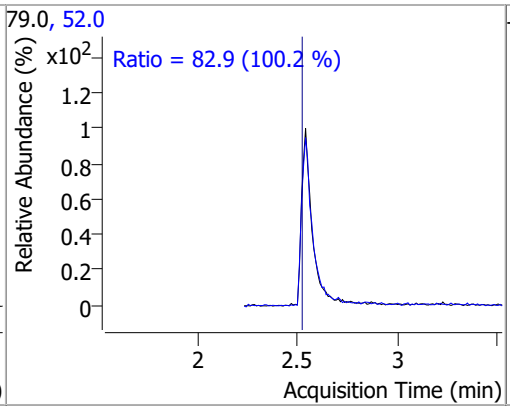

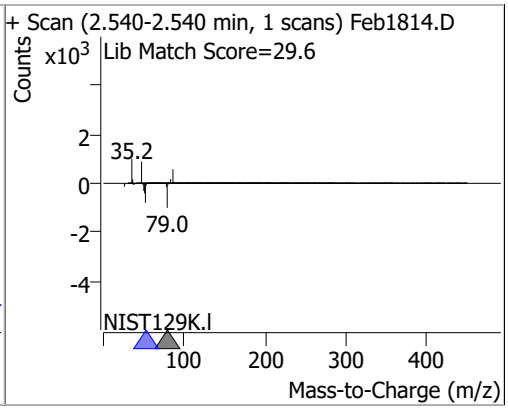

Compound	Conc.	RT	Dev(Min)	Resp.	QIon	QRatio	Lower	Upper
2-Fluorophenol	78.7486	3.65	0.00	753164	64.0	51.8	34.6	64.3
					92.0	20.8	14.2	26.5

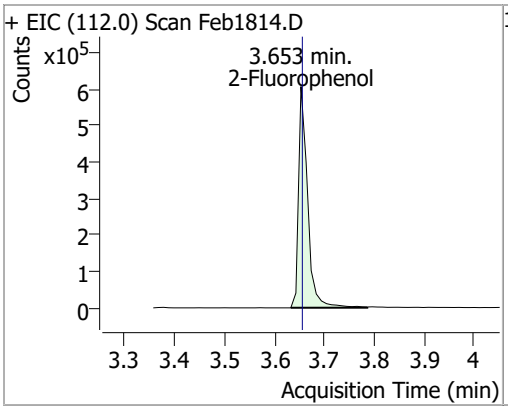

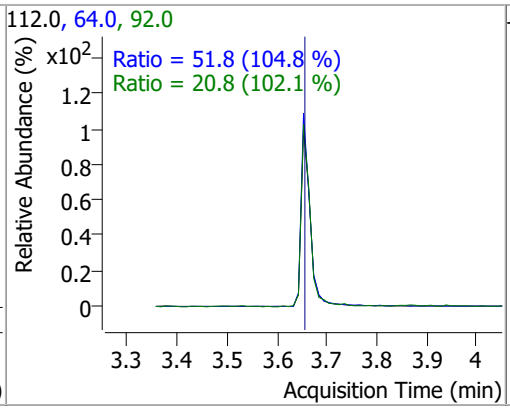

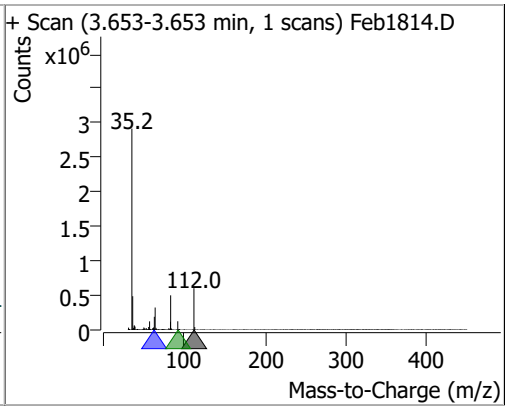

Compound	Conc.	RT	Dev(Min)	Resp.	QIon	QRatio	Lower	Upper
Aniline	42.2205	4.56	0.00	742767 (m)	66.0	33.0	25.7	47.8
					65.0	17.0	13.1	24.4

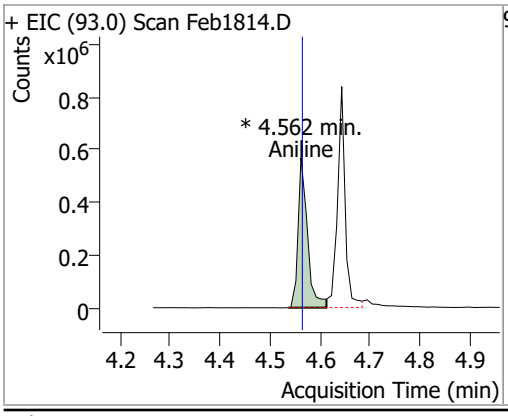

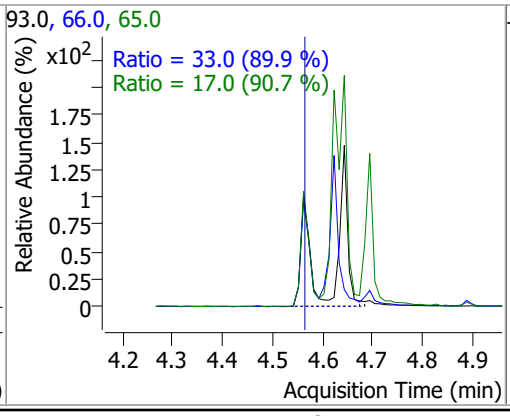

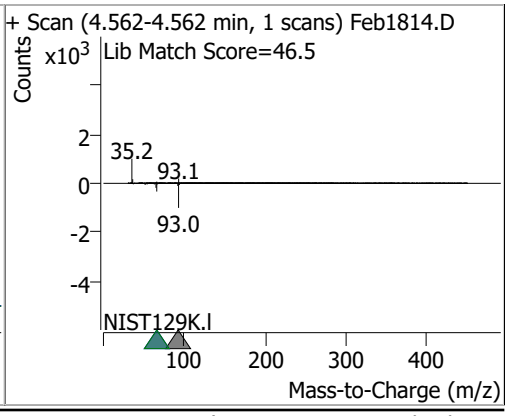

Compound	Conc.	RT	Dev(Min)	Resp.	QIon	QRatio	Lower	Upper
Phenol-d5	85.9482	4.61	0.00	1054575	71.0	34.7	25.8	47.9

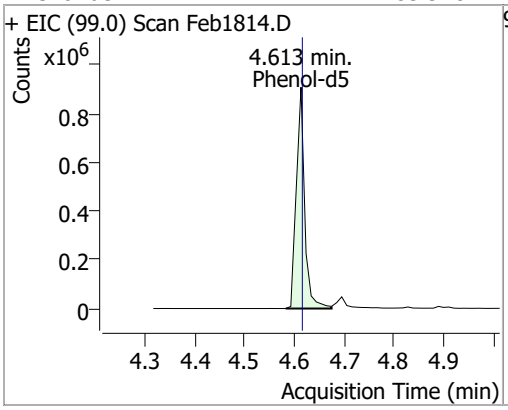

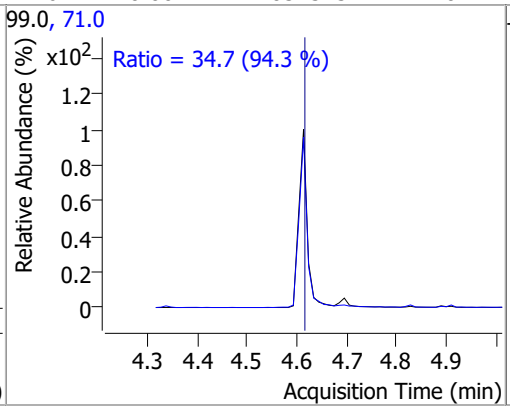

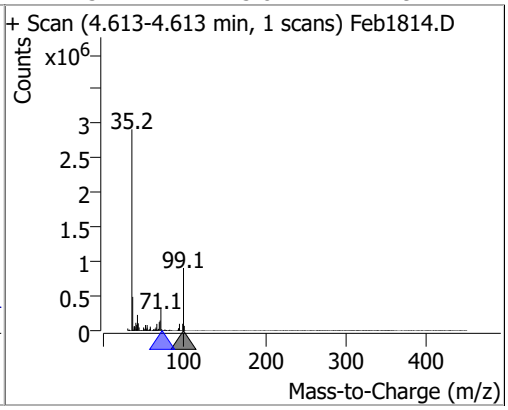

Compound	Conc.	RT	Dev(Min)	Resp.	QIon	QRatio	Lower	Upper
Phenol	50.6682	4.62	0.00	689170	66.0	51.5	31.7	58.9

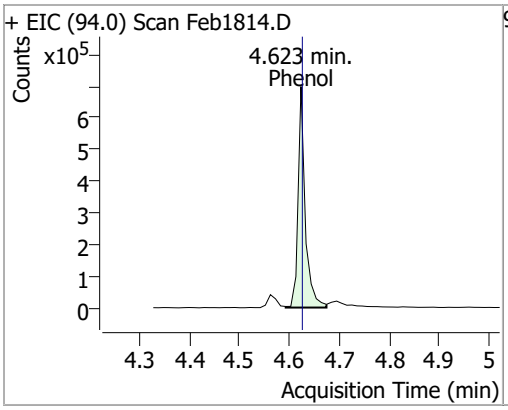

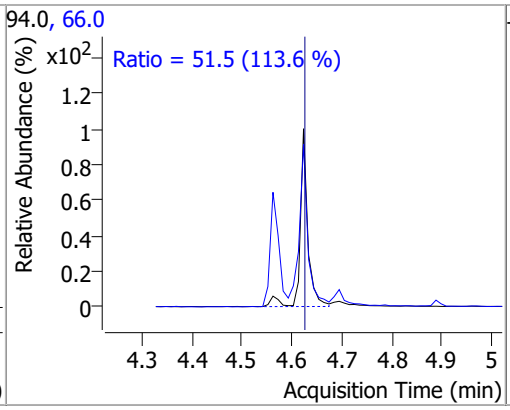

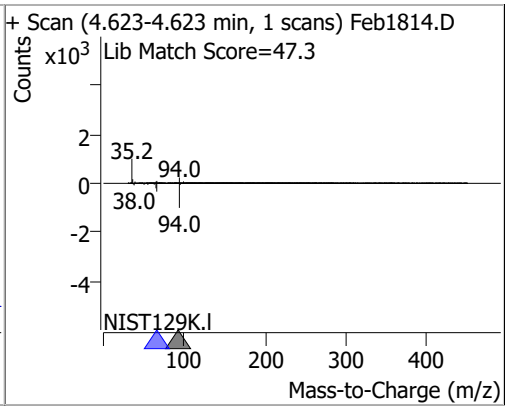

Compound	Conc.	RT	Dev(Min)	Resp.	QIon	QRatio	Lower	Upper
bis(-2-Chloroethyl)Ether	77.4757	4.64	0.00	716277 (m)	64.0	9.4	7.6	14.1

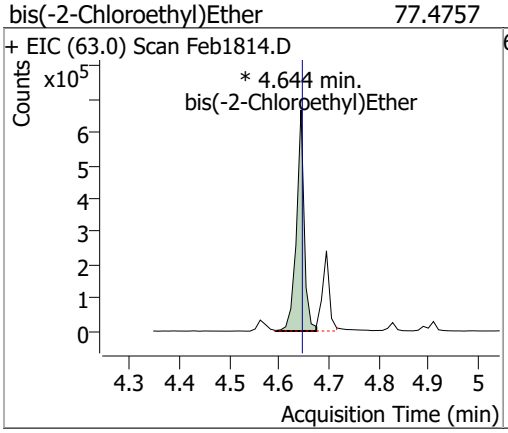

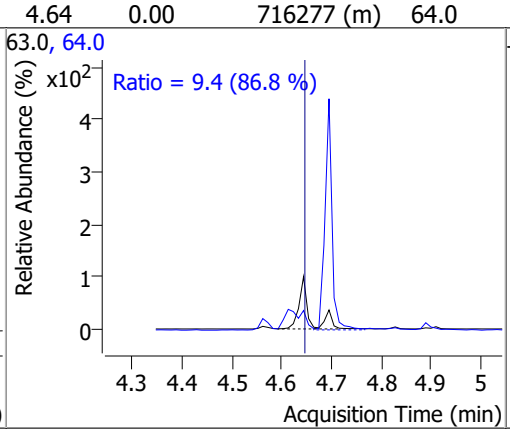

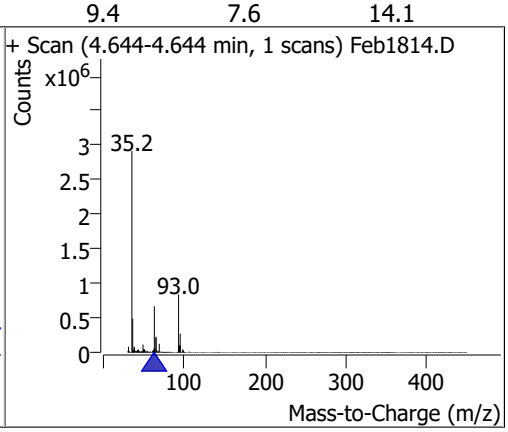

Compound	Conc.	RT	Dev(Min)	Resp.	QIon	QRatio	Lower	Upper
2-Chlorophenol	69.1152	4.69	0.00	757375	130.0	31.8	22.7	42.2

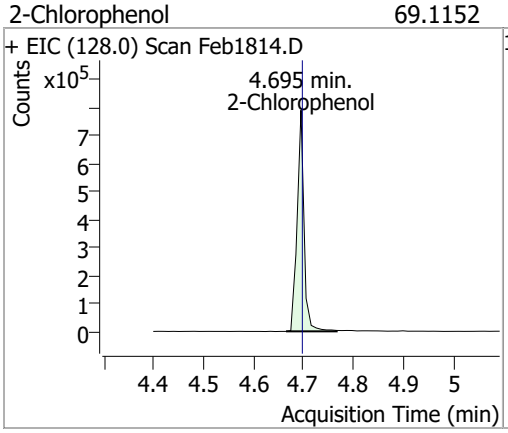

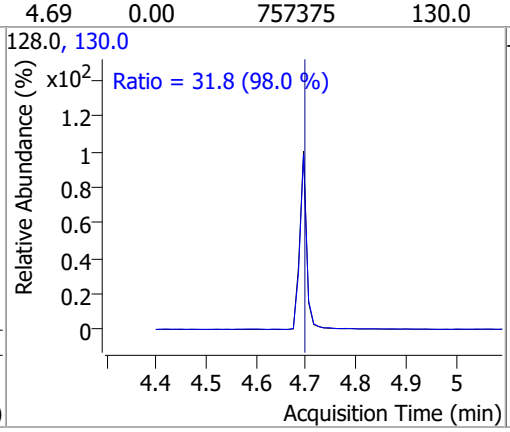

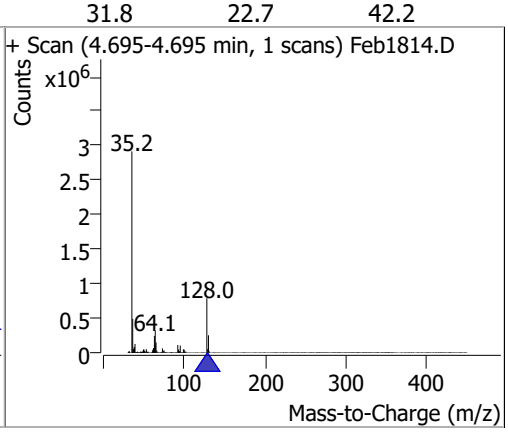

Compound	Conc.	RT	Dev(Min)	Resp.	QIon	QRatio	Lower	Upper
1,3-Dichlorobenzene	65.9956	4.83	0.00	931738 (m)	148.0	62.9	44.6	82.8
					111.0	34.8	25.3	47.0

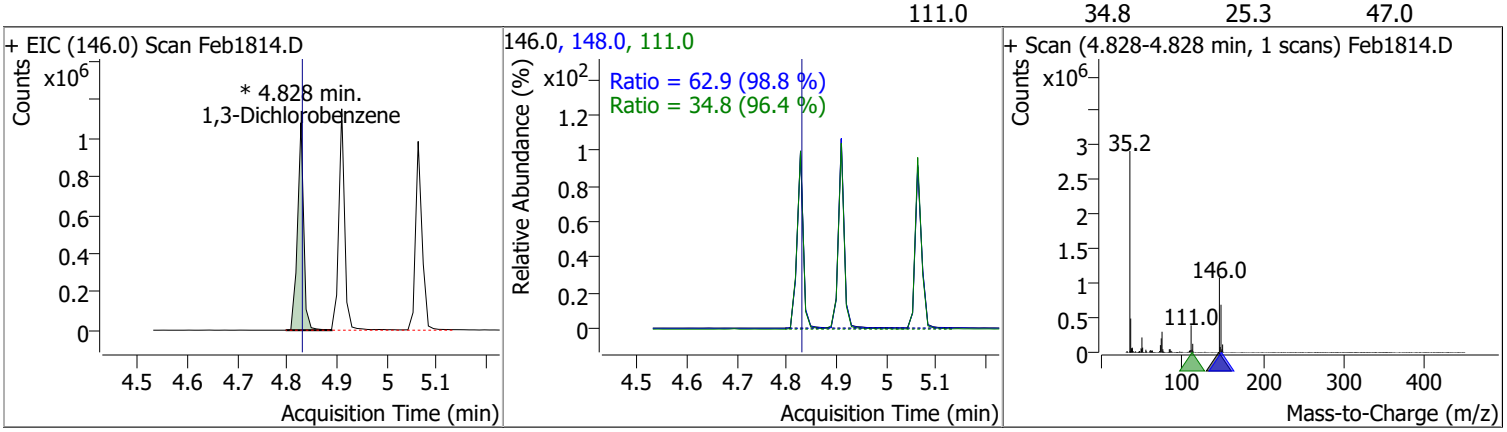

Compound	Conc.	RT	Dev(Min)	Resp.	QIon	QRatio	Lower	Upper
1,4-Dichlorobenzene	66.1149	4.91	0.00	942538 (m)	148.0	61.6	45.6	84.8
					111.0	32.1	25.2	46.8

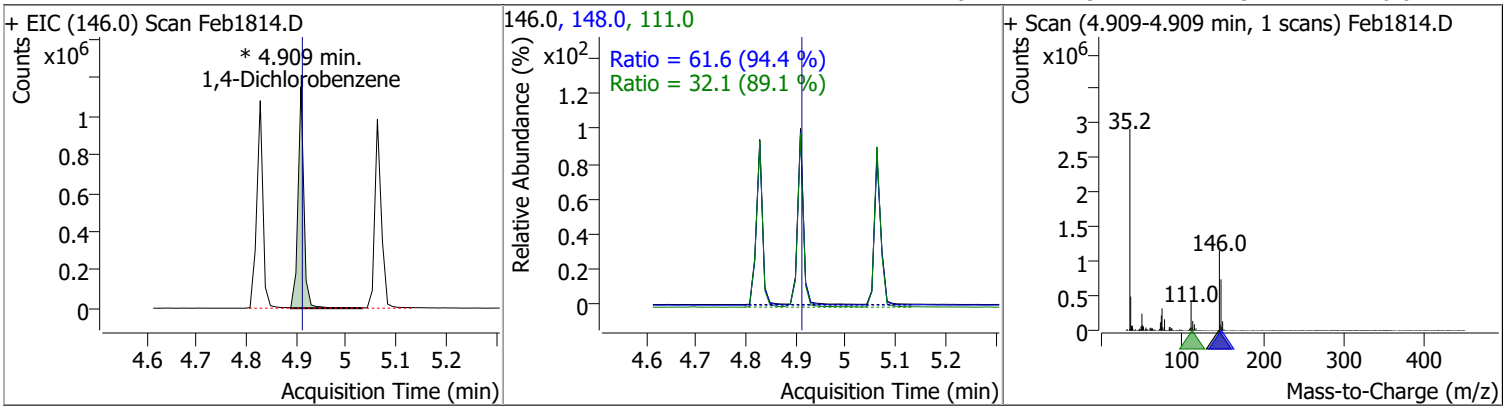

Compound	Conc.	RT	Dev(Min)	Resp.	QIon	QRatio	Lower	Upper
1,2-Dichlorobenzene	65.1680	5.06	0.00	897260 (m)	148.0	63.5	45.1	83.8
					111.0	37.2	26.1	48.5

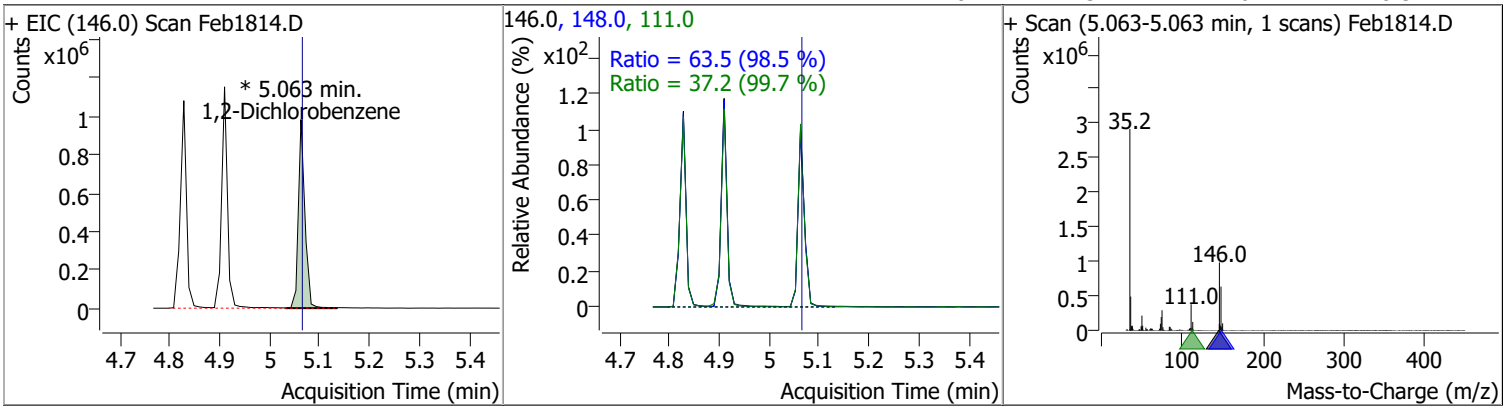

Compound	Conc.	RT	Dev(Min)	Resp.	QIon	QRatio	Lower	Upper
Benzyl Alcohol	68.2201	5.08	0.00	368069	79.0	121.2	83.5	155.1
					107.0	66.6	49.3	91.6

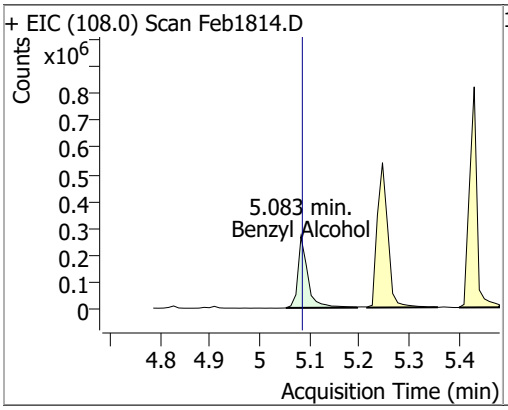

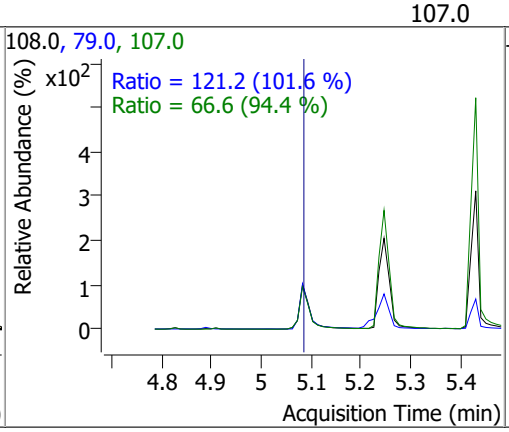

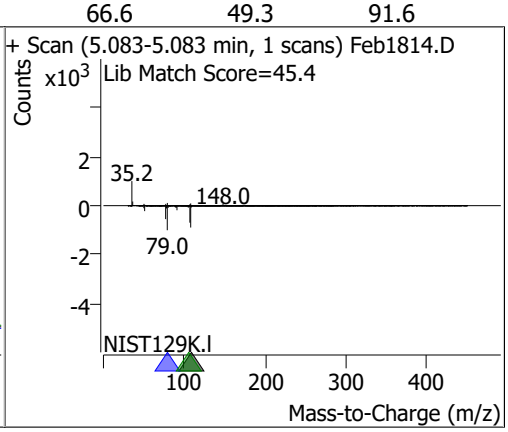

Compound	Conc.	RT	Dev(Min)	Resp.	QIon	QRatio	Lower	Upper
bis(2-chloroisopropyl)Ether	68.5908	5.22	-0.01	253395	123.0	30.7	22.5	41.8

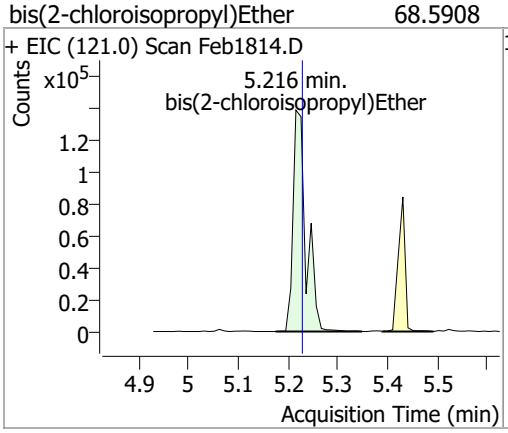

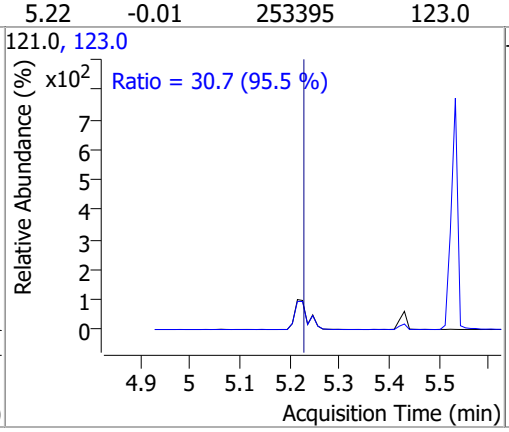

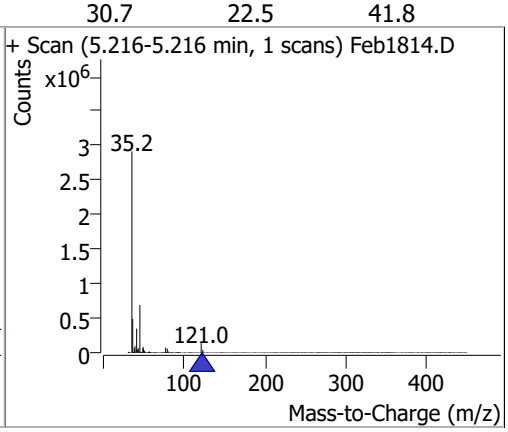

Compound	Conc.	RT	Dev(Min)	Resp.	QIon	QRatio	Lower	Upper
2-Methylphenol	76.4873	5.25	0.00	726935	108.0	111.0	81.5	151.4

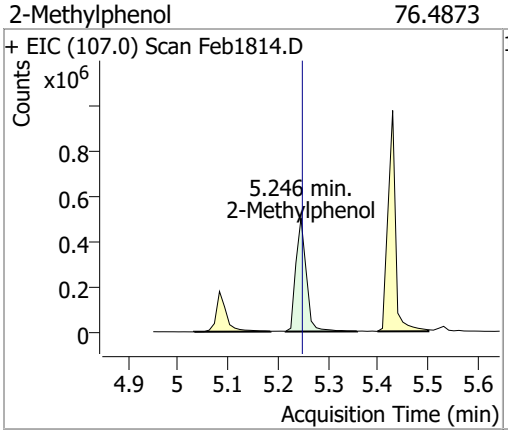

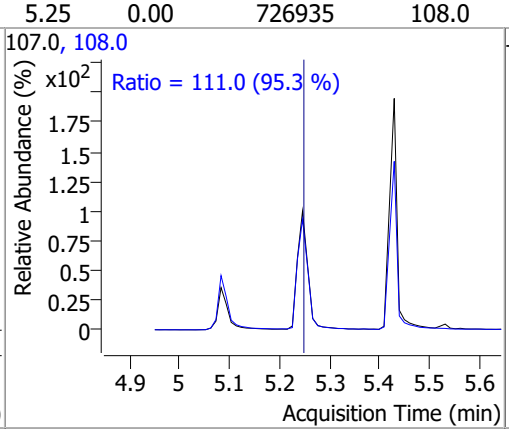

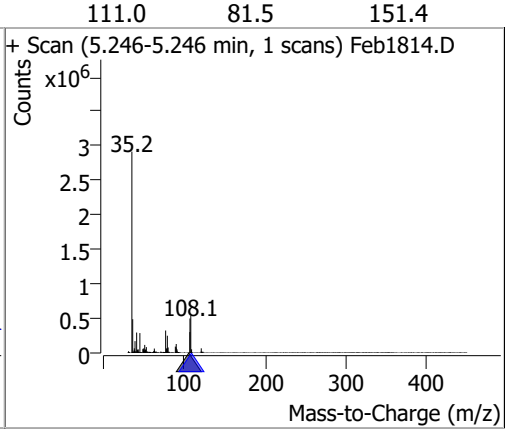

Compound	Conc.	RT	Dev(Min)	Resp.	QIon	QRatio	Lower	Upper
N-nitroso-Di-n-propylamine	99.9187	5.38	0.01	668297	130.0	20.8	0.0	38.8

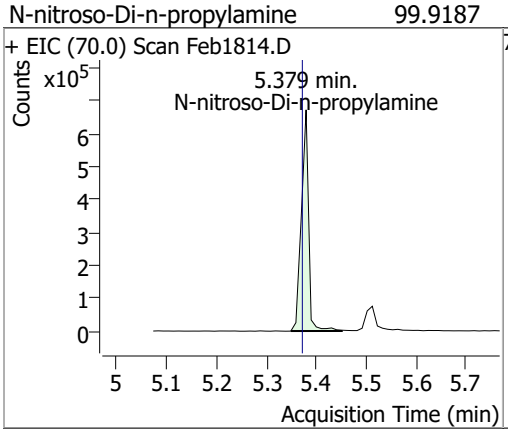

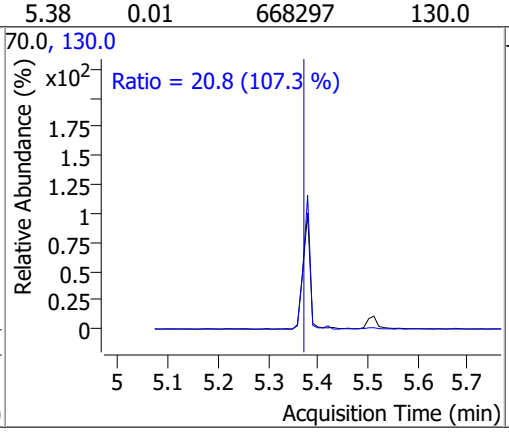

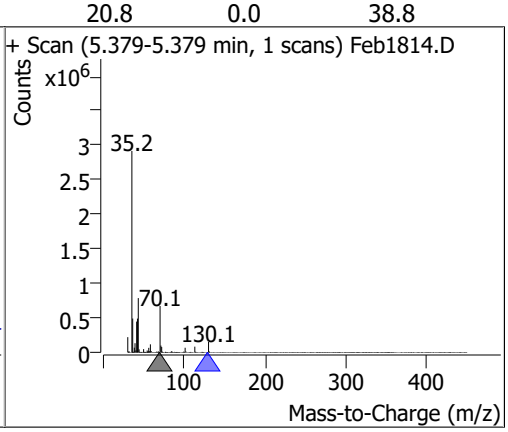

Compound	Conc.	RT	Dev(Min)	Resp.	QIon	QRatio	Lower	Upper
4Methylphenol/3Methylphenol	79.2241	5.43	0.00	1024398	108.0	84.6	58.8	109.1

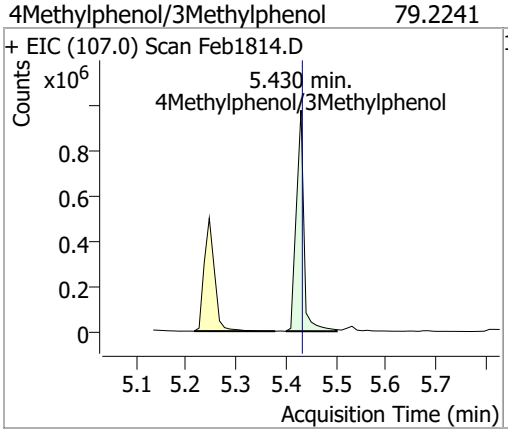

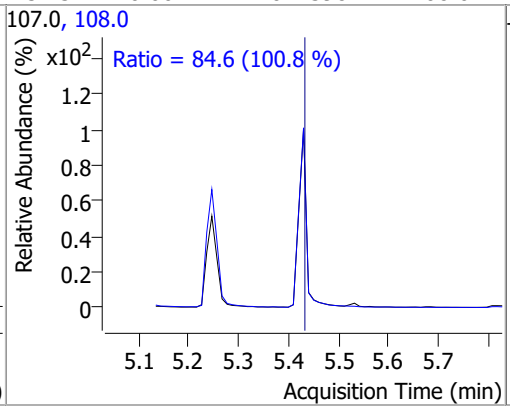

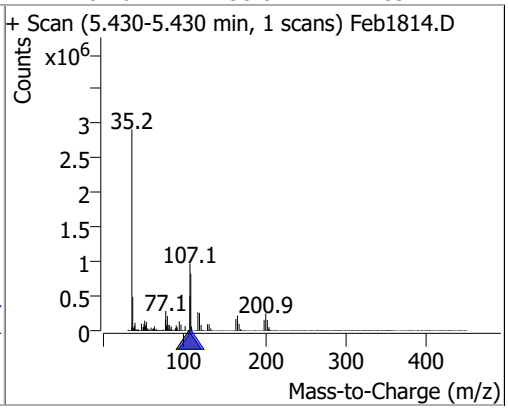

Compound	Conc.	RT	Dev(Min)	Resp.	QIon	QRatio	Lower	Upper
Hexachloroethane	63.8181	5.43	0.00	265810	201.0	87.4	63.5	118.0
					199.0	56.4	39.8	74.0

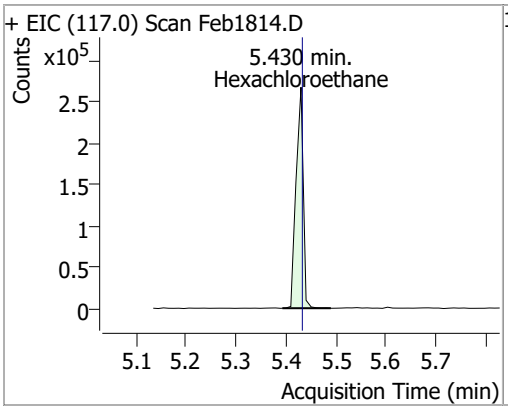

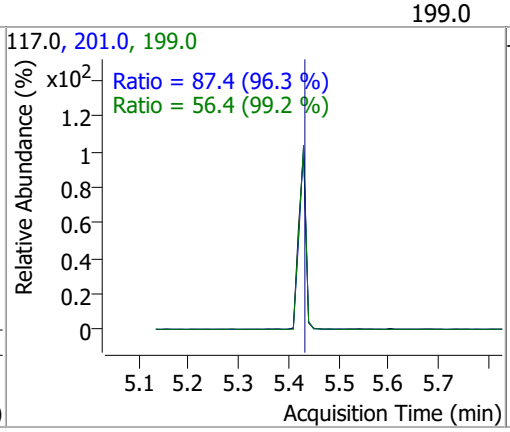

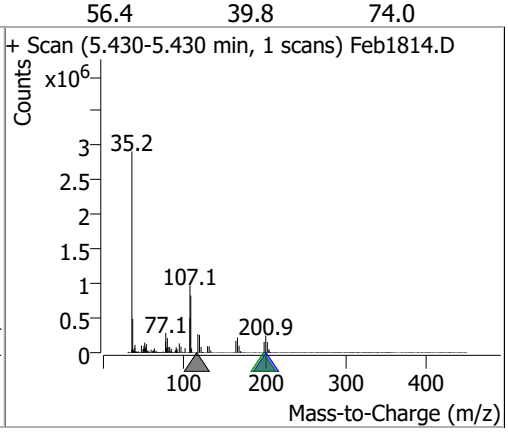

Compound	Conc.	RT	Dev(Min)	Resp.	QIon	QRatio	Lower	Upper
Nitrobenzene-d5	77.0282	5.51	0.01	527777	54.0	62.3	46.3	86.0
					128.0	45.9	34.1	63.3

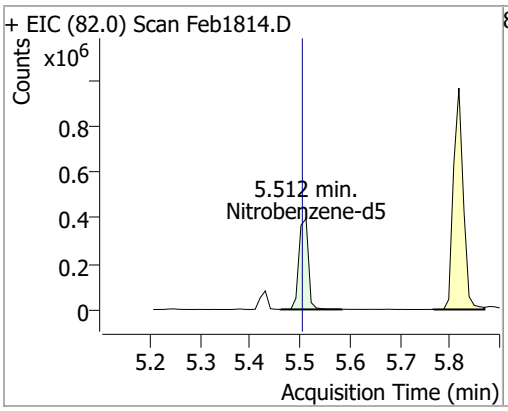

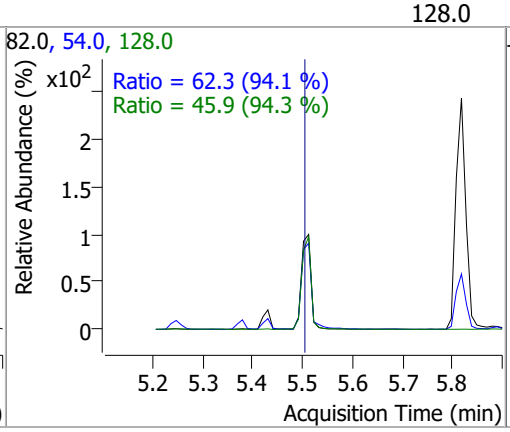

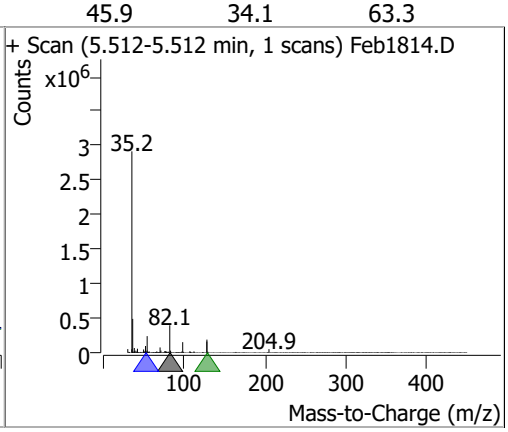

Compound	Conc.	RT	Dev(Min)	Resp.	QIon	QRatio	Lower	Upper
Nitrobenzene	90.3974	5.53	0.01	309899	77.0	207.3	148.9	276.5
					51.0	127.9	91.7	170.3

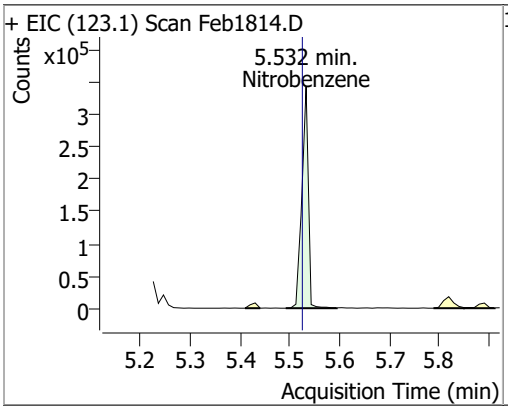

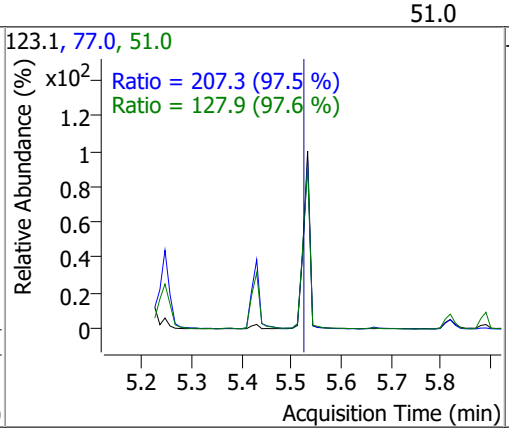

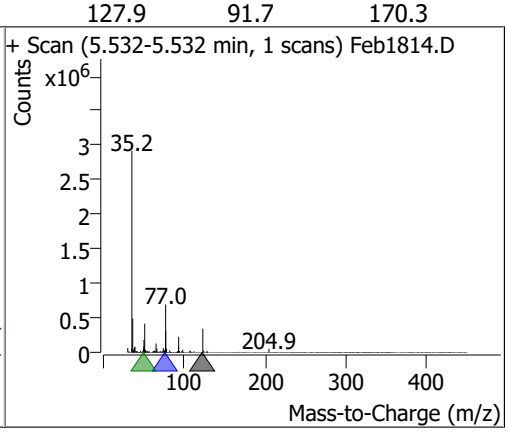

Compound	Conc.	RT	Dev(Min)	Resp.	QIon	QRatio	Lower	Upper
Isophorone	79.3881	5.82	0.00	1313688	138.0	21.3	14.8	27.5

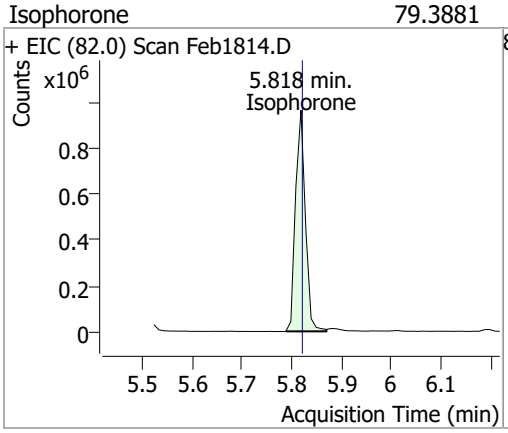

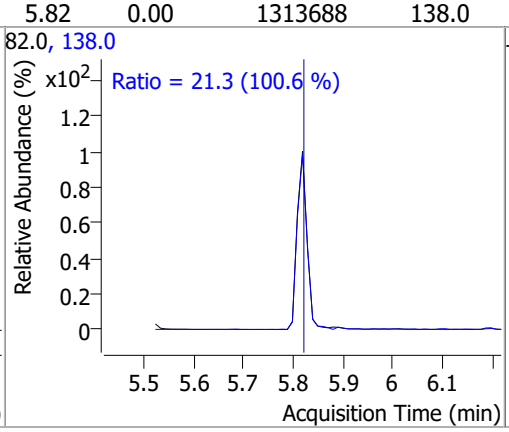

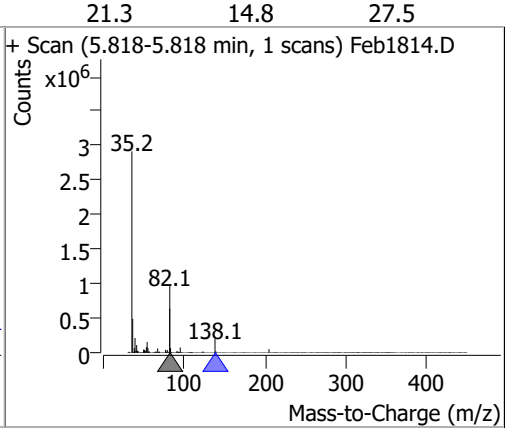

Compound	Conc.	RT	Dev(Min)	Resp.	QIon	QRatio	Lower	Upper
2-Nitrophenol	80.5018	5.89	0.01	299552	65.0	47.2	34.2	63.4
					109.0	35.7	24.6	45.8

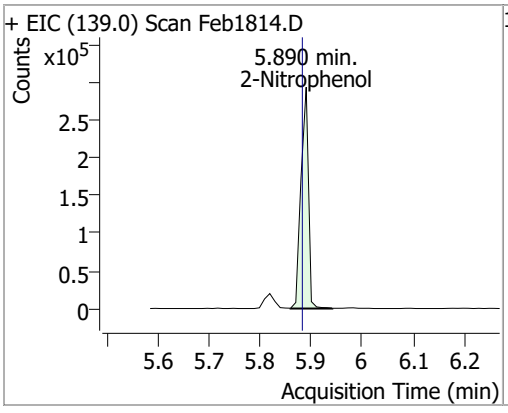

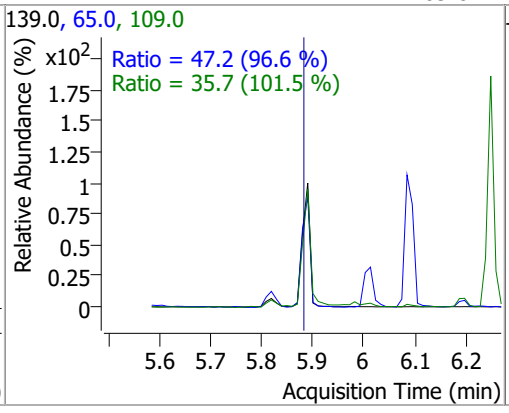

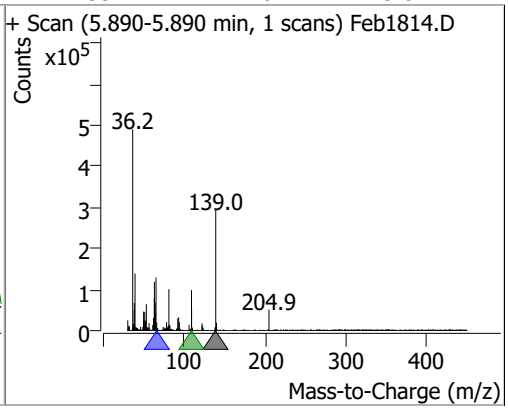

Compound	Conc.	RT	Dev(Min)	Resp.	QIon	QRatio	Lower	Upper
2,4-Dimethylphenol	80.9759	6.01	0.01	622756	107.0	111.0	76.6	142.3
					77.0	33.5	23.8	44.2

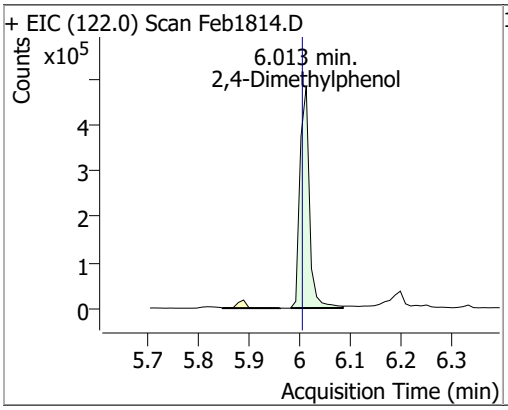

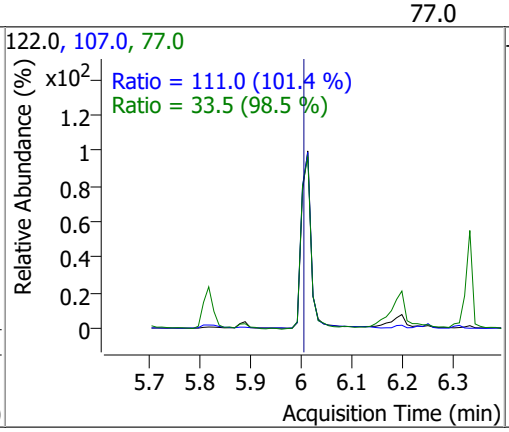

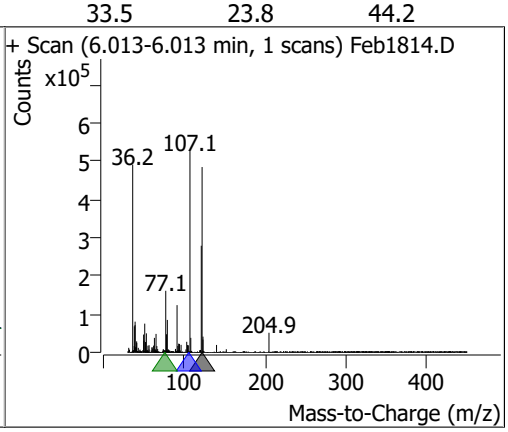

Compound	Conc.	RT	Dev(Min)	Resp.	QIon	QRatio	Lower	Upper
bis(-2-Chloroethoxy)Methane	81.2062	6.08	0.00	784700	63.0	72.8	47.7	88.6
					95.0	31.9	22.3	41.5

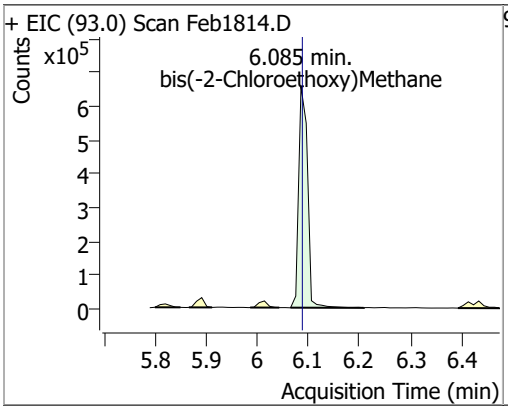

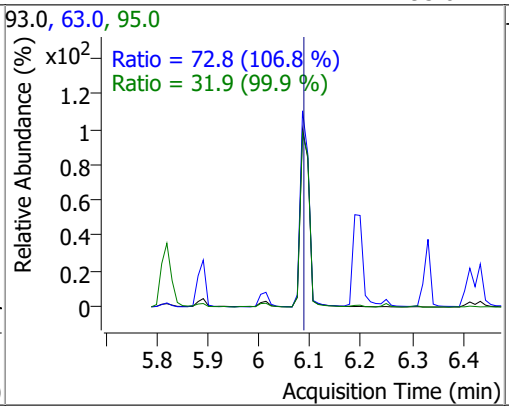

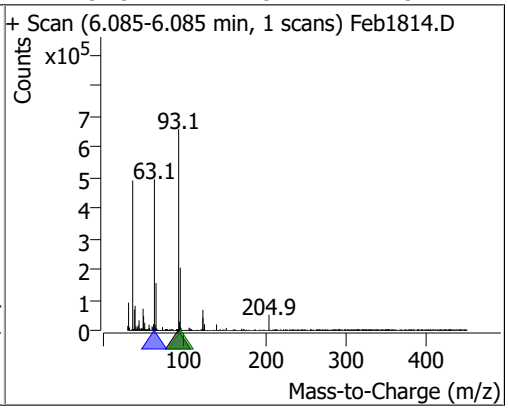

Compound	Conc.	RT	Dev(Min)	Resp.	QIon	QRatio	Lower	Upper
2,4-Dichlorophenol	74.5786	6.20	0.01	548763	164.0	63.3	45.5	84.5
					98.0	32.3	20.0	37.1

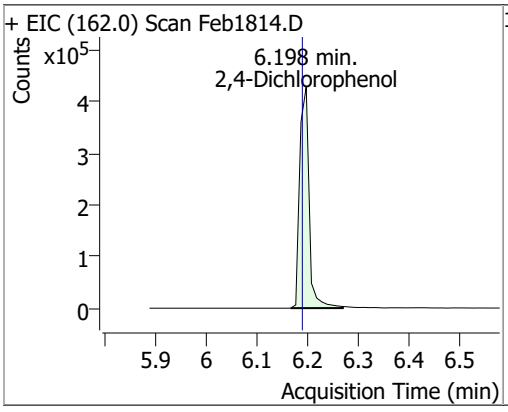

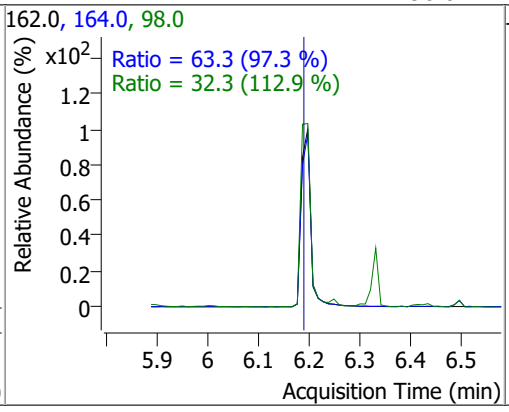

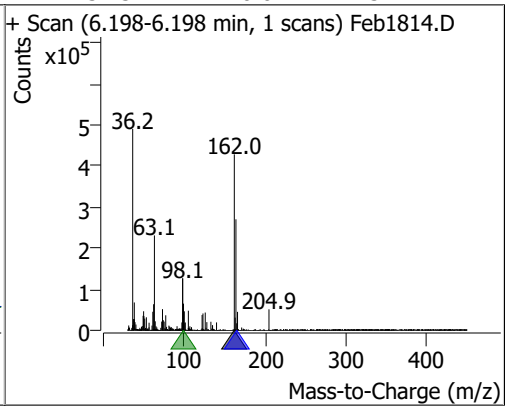

Compound	Conc.	RT	Dev(Min)	Resp.	QIon	QRatio	Lower	Upper
Benzoic Acid	29.4863	6.20	-0.04	98504	122.0	79.0	59.9	111.2
					77.0	70.6	42.3	78.5

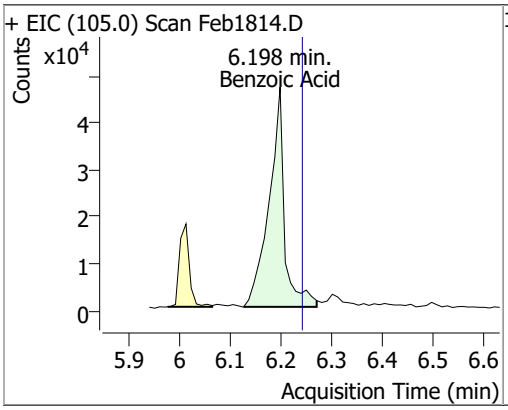

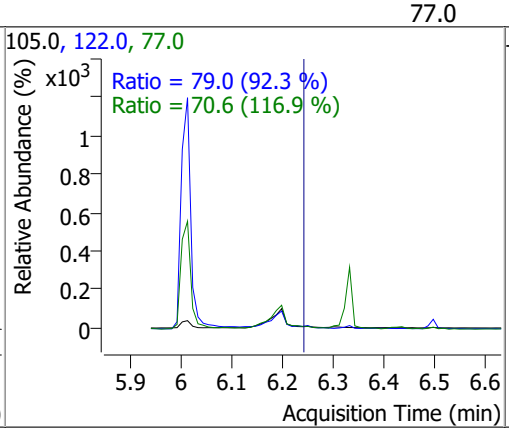

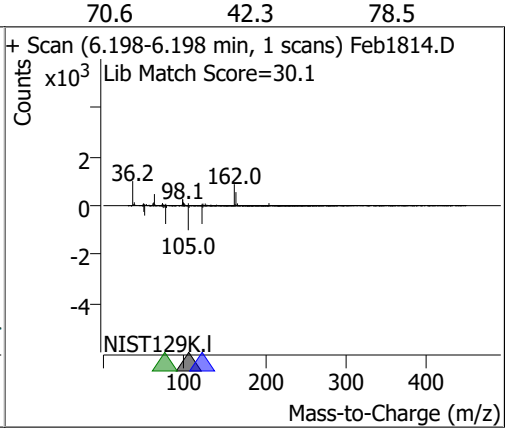

Compound	Conc.	RT	Dev(Min)	Resp.	QIon	QRatio	Lower	Upper
1,2,4-Trichlorobenzene	72.4878	6.25	0.00	642341	182.0	95.6	66.2	122.9
					145.0	29.5	20.1	37.3

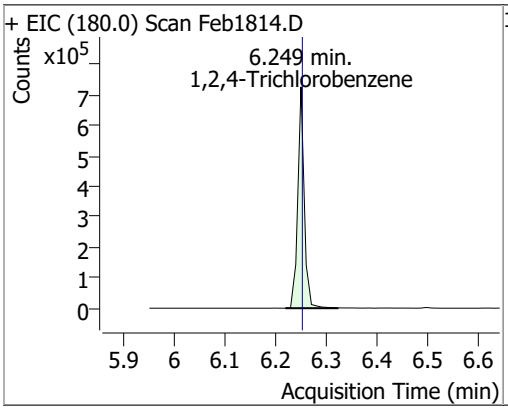

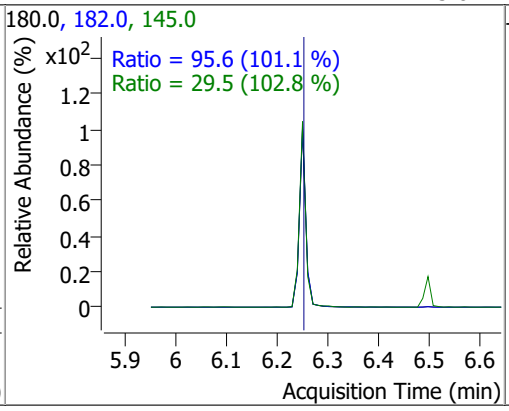

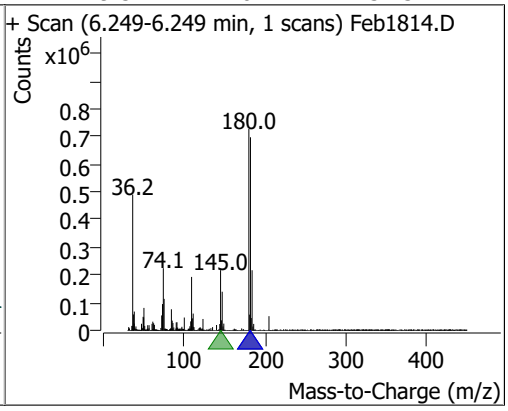

Compound	Conc.	RT	Dev(Min)	Resp.	QIon	QRatio	Lower	Upper
Naphthalene	86.0356	6.33	0.00	2237227	129.0	11.2	8.0	14.9
					102.0	10.0	6.9	12.9

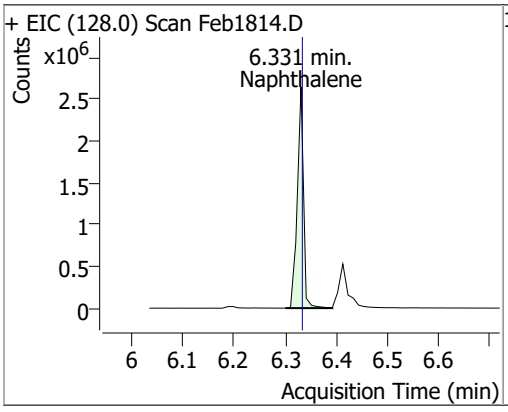

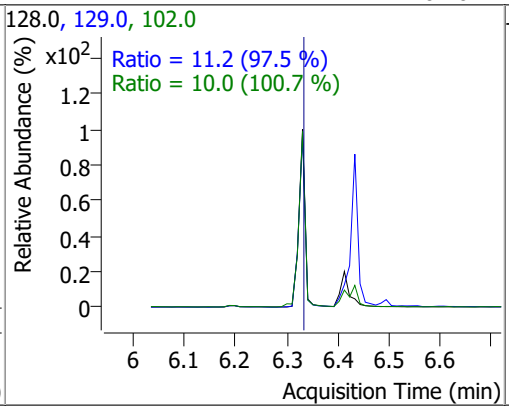

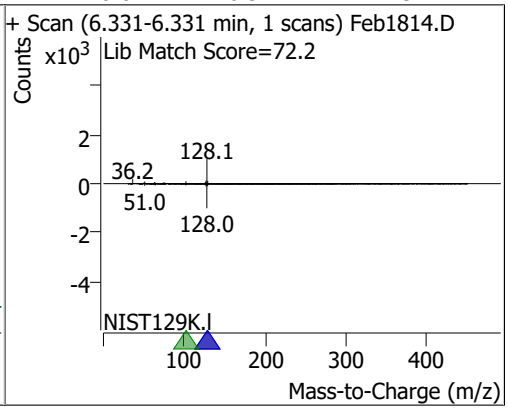

Compound	Conc.	RT	Dev(Min)	Resp.	QIon	QRatio	Lower	Upper
4-Chlorophenol	66.8320	6.41	0.00	184351	128.0	340.5	221.4	411.2

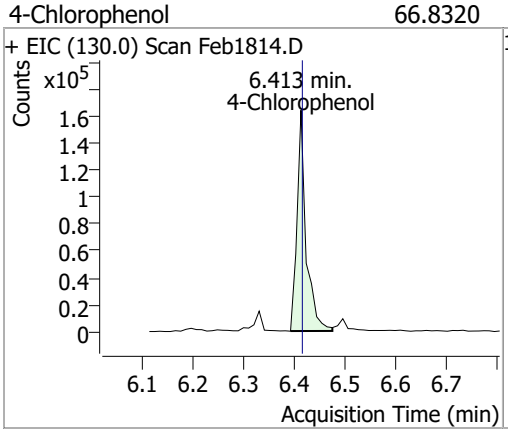

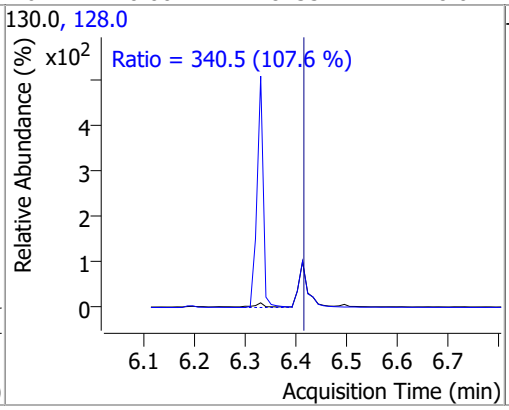

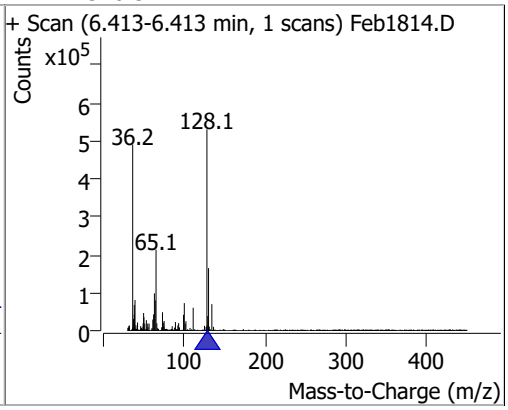

Compound	Conc.	RT	Dev(Min)	Resp.	QIon	QRatio	Lower	Upper
p-Chloroaniline	70.8699	6.43	0.00	729582	65.0	60.6	42.1	78.2
					129.0	38.5	26.3	48.9

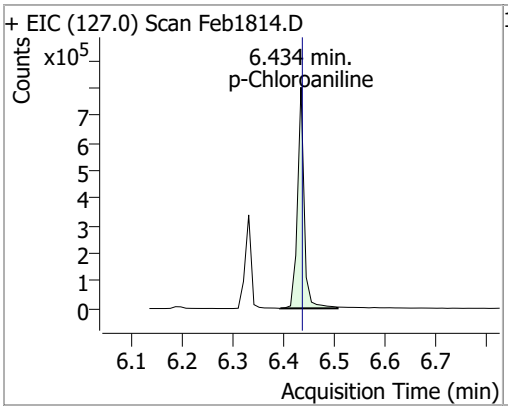

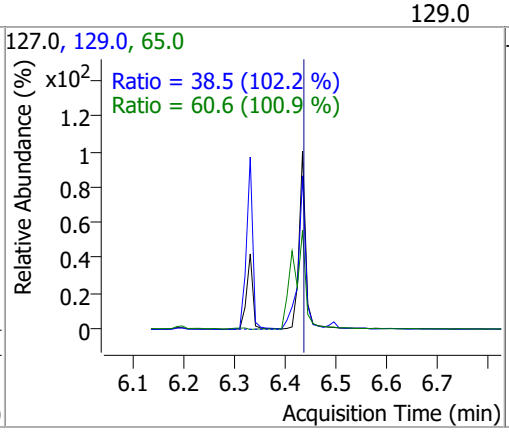

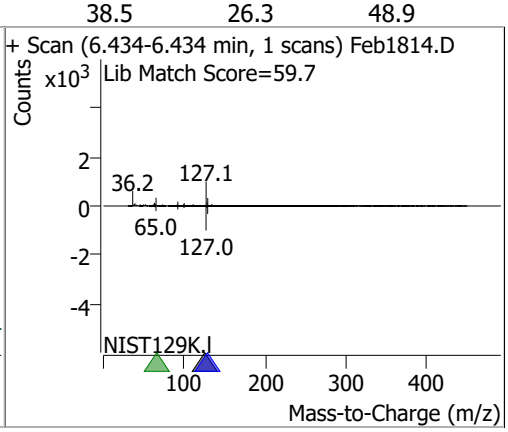

Compound	Conc.	RT	Dev(Min)	Resp.	QIon	QRatio	Lower	Upper
Hexachlorobutadiene	73.4809	6.50	0.00	336450	227.0	62.4	46.0	85.4
					223.0	62.1	45.0	83.6

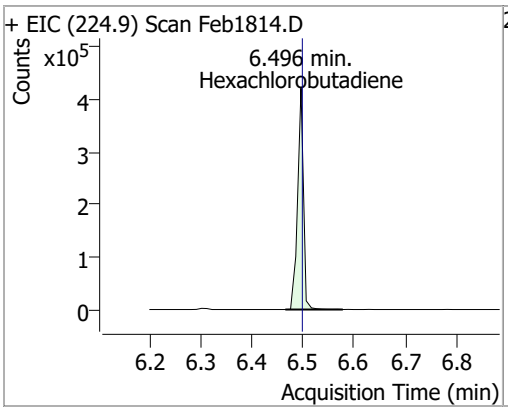

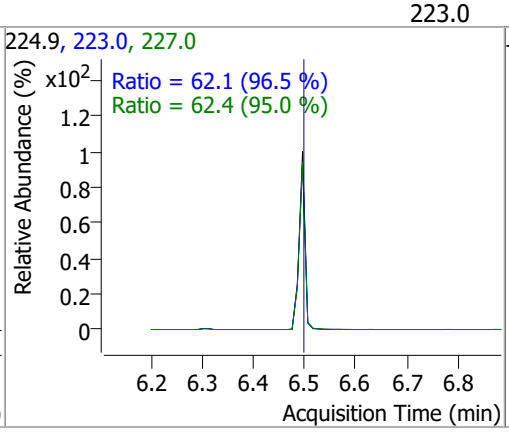

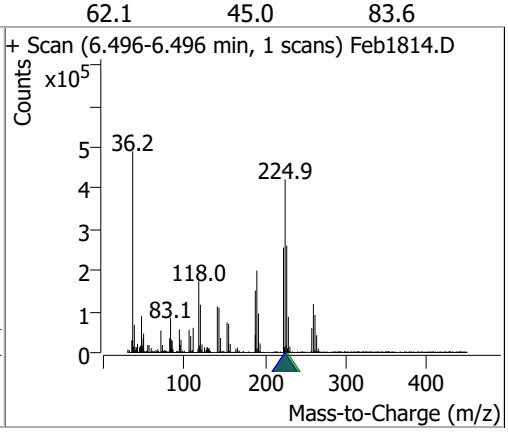

Compound	Conc.	RT	Dev(Min)	Resp.	QIon	QRatio	Lower	Upper
4-Chloro-2-Methylphenol	79.8982	6.94	0.00	545135 (m)	144.0	26.3	19.4	36.1

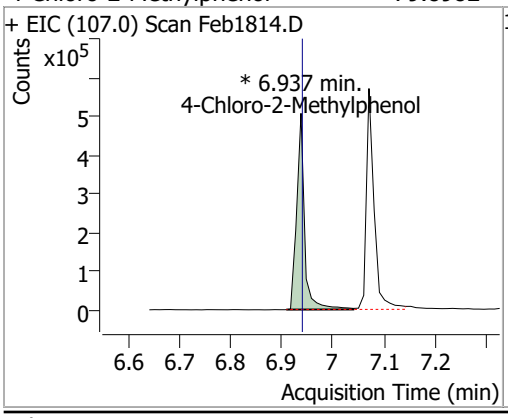

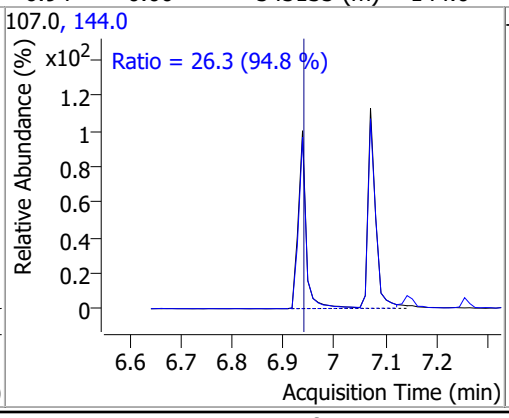

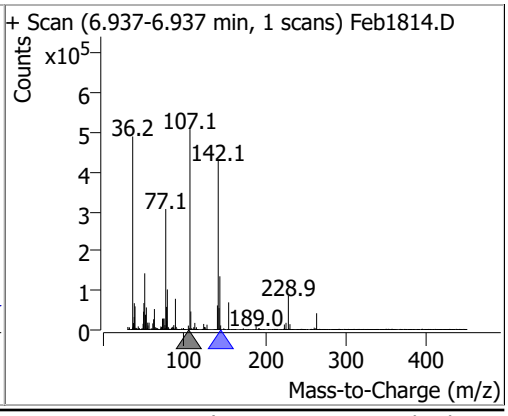

Compound	Conc.	RT	Dev(Min)	Resp.	QIon	QRatio	Lower	Upper
4-Chloro-3-Methylphenol	84.9928	7.07	0.00	605670 (m)	144.0	26.2	19.1	35.5

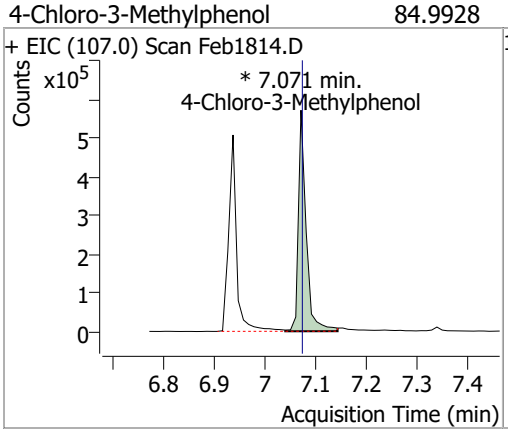

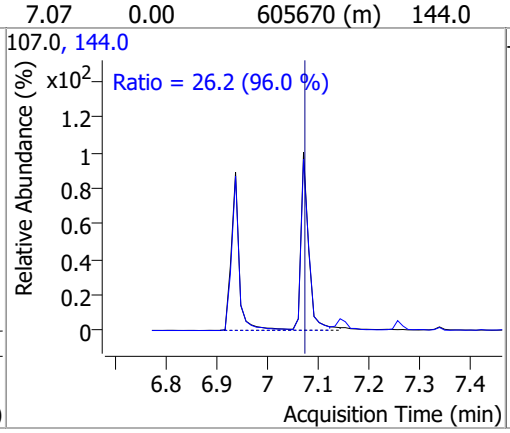

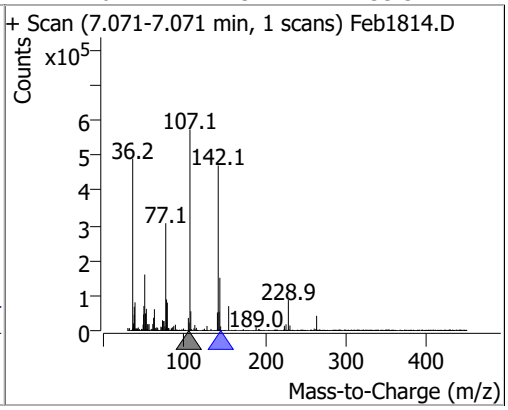

Compound	Conc.	RT	Dev(Min)	Resp.	QIon	QRatio	Lower	Upper
2-Methylnaphthalene	86.4306	7.14	0.00	1288999	142.0	119.8	83.8	155.7
					115.0	42.3	29.2	54.3

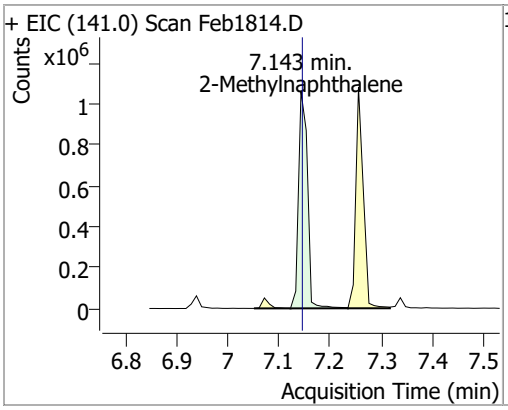

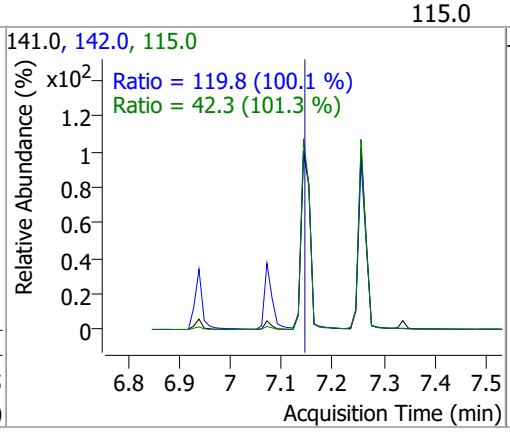

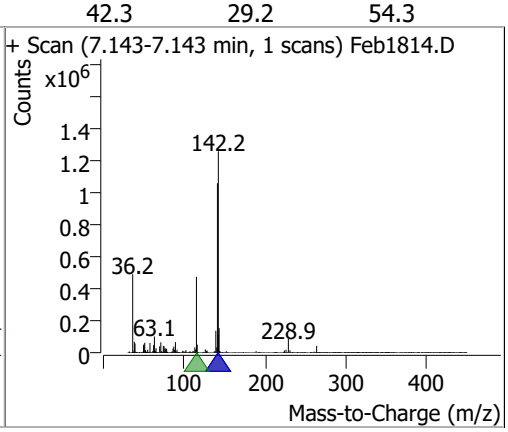

Compound	Conc.	RT	Dev(Min)	Resp.	QIon	QRatio	Lower	Upper
1-Methylnaphthalene	75.9674	7.26	0.00	1101778	142.0	112.5	79.8	148.2
					115.0	42.8	28.9	53.7

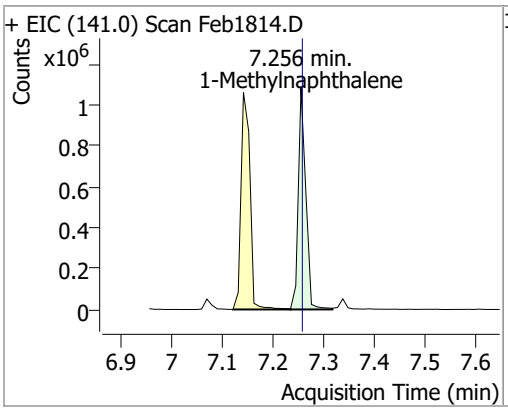

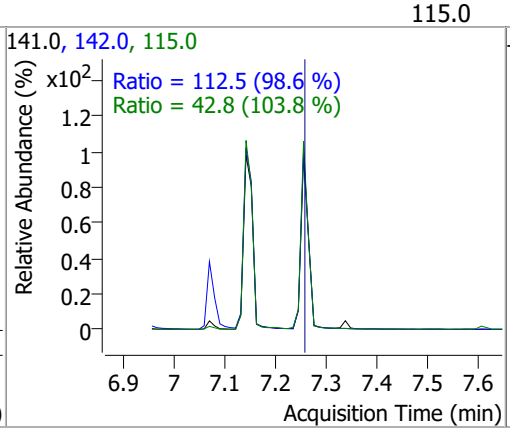

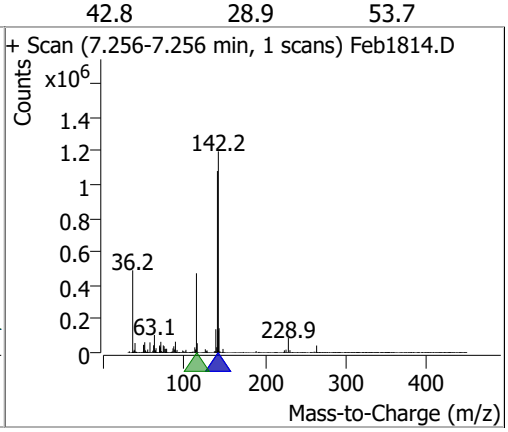

Compound	Conc.	RT	Dev(Min)	Resp.	QIon	QRatio	Lower	Upper
Hexachlorocyclopentadiene	78.5859	7.34	0.00	214251	234.9	61.1	45.2	84.0
					238.9	62.6	44.6	82.9

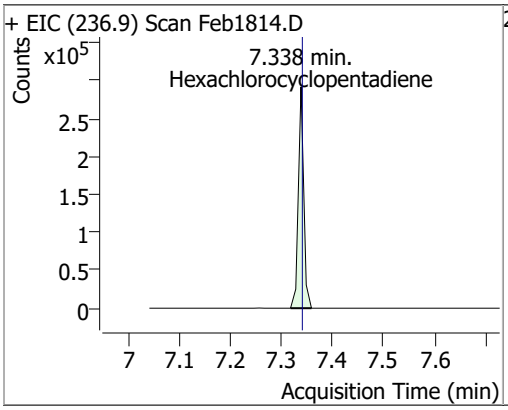

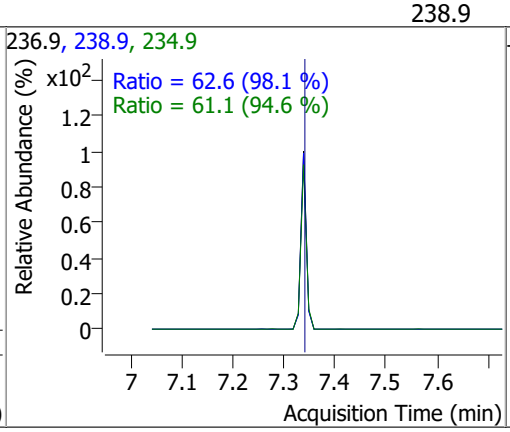

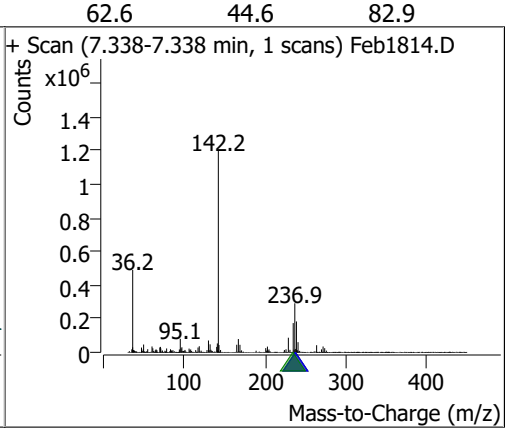

Compound	Conc.	RT	Dev(Min)	Resp.	QIon	QRatio	Lower	Upper
2,4,6-Trichlorophenol	84.9210	7.52	0.00	405593	198.0	95.0	67.6	125.5

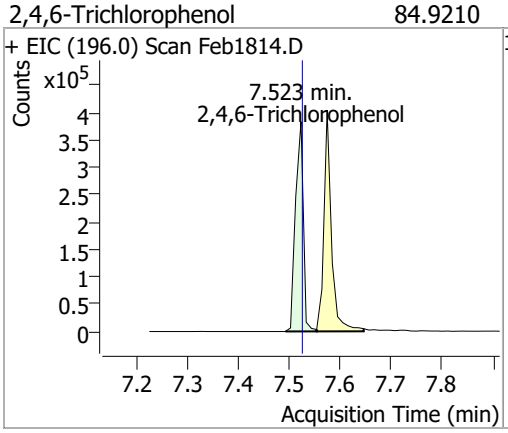

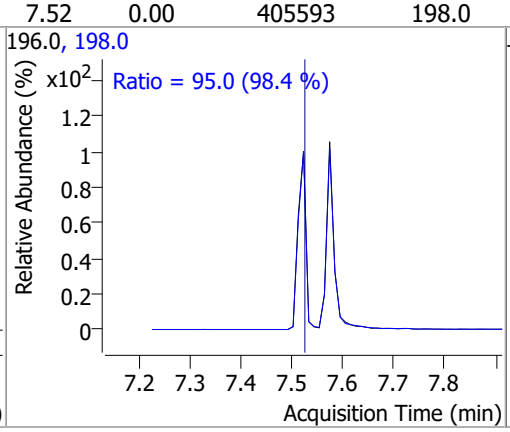

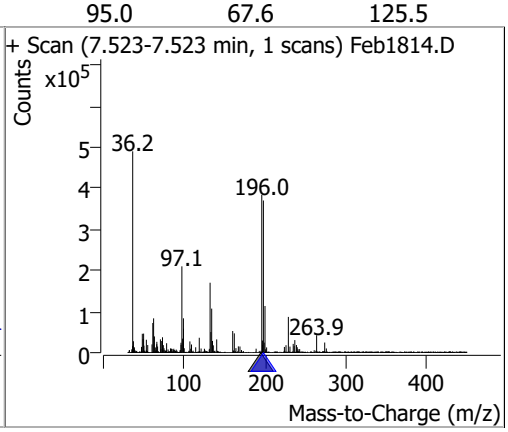

Compound	Conc.	RT	Dev(Min)	Resp.	QIon	QRatio	Lower	Upper
2,4,5-Trichlorophenol	78.2821	7.57	0.00	416733	198.0	94.2	63.2	117.3

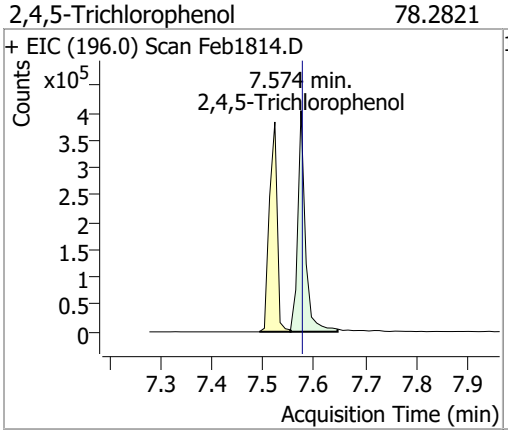

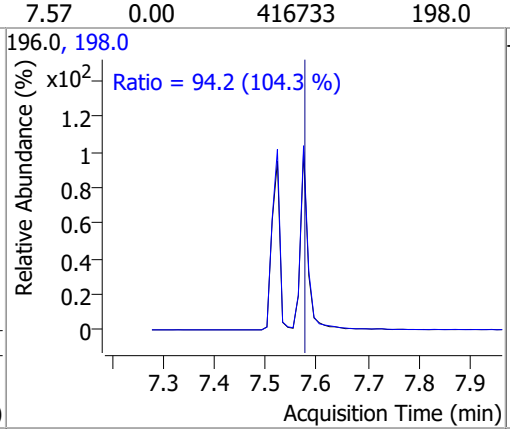

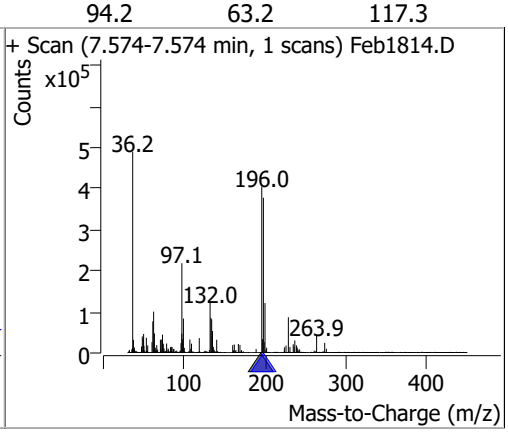

Compound	Conc.	RT	Dev(Min)	Resp.	QIon	QRatio	Lower	Upper
2-Fluorobiphenyl	68.8547	7.60	0.00	1329358	171.0	34.4	24.0	44.5

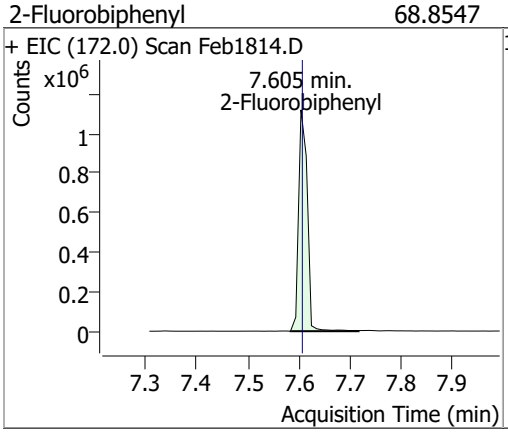

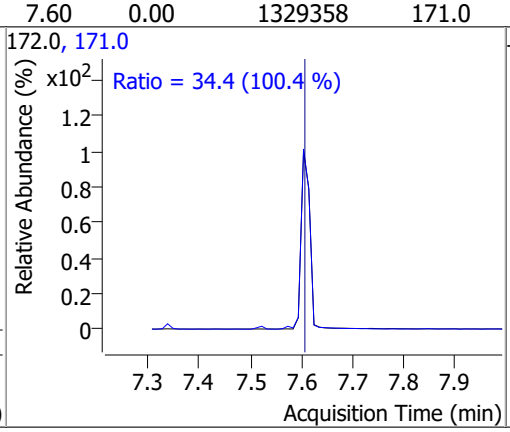

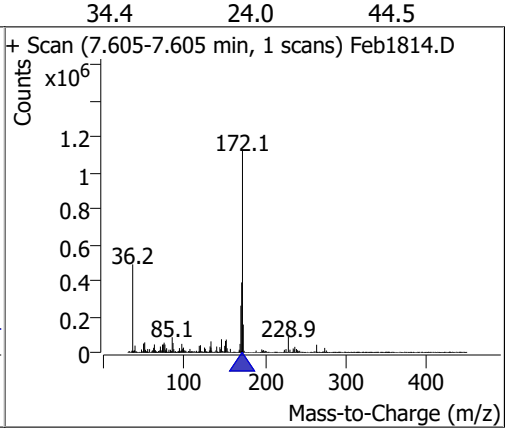

Compound	Conc.	RT	Dev(Min)	Resp.	QIon	QRatio	Lower	Upper
2-Chloronaphthalene	87.4924	7.72	0.00	1418958	127.0	37.9	25.1	46.7
					164.0	32.2	22.5	41.7

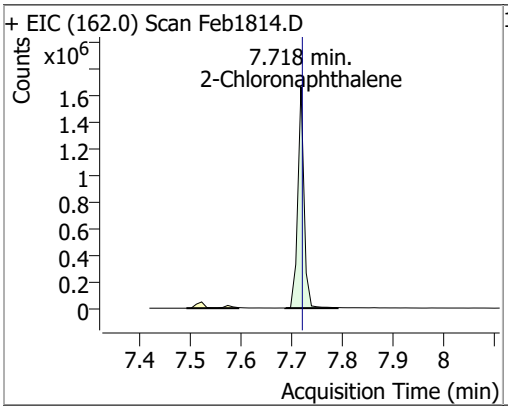

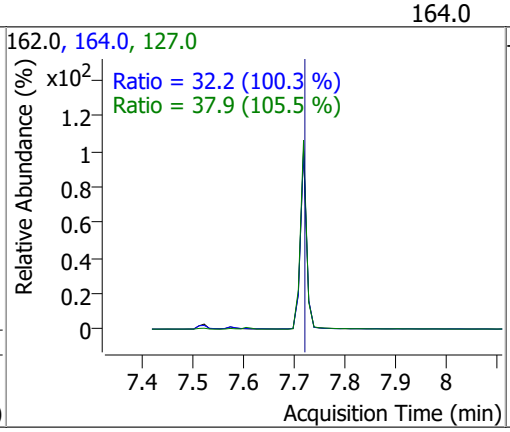

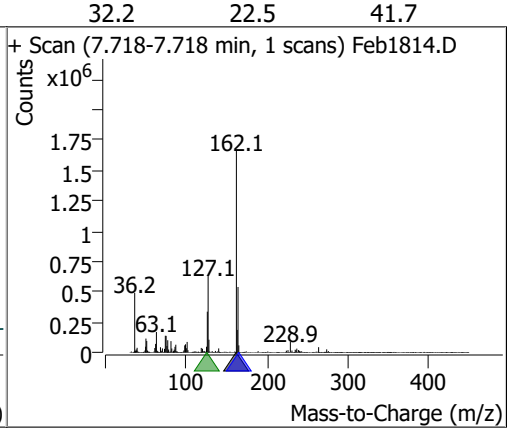

Compound	Conc.	RT	Dev(Min)	Resp.	QIon	QRatio	Lower	Upper
2-Nitroaniline	92.5341	7.89	0.01	269584	138.0	112.7	77.4	143.7

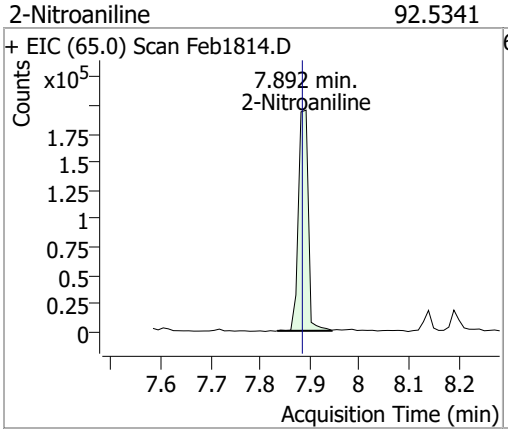

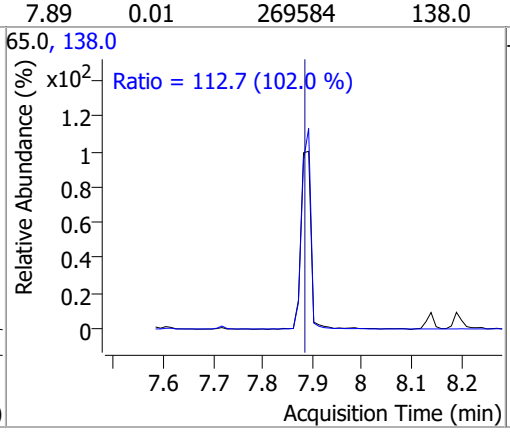

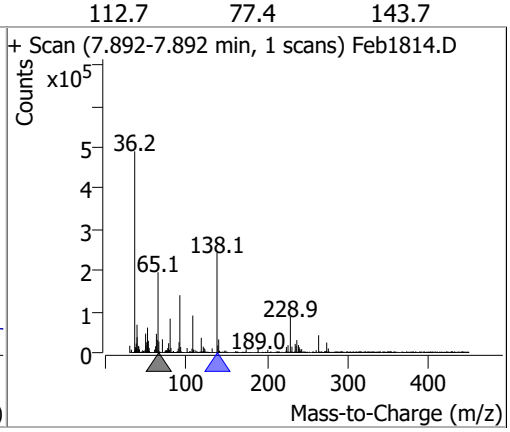

Compound	Conc.	RT	Dev(Min)	Resp.	QIon	QRatio	Lower	Upper
Dimethyl Phthalate	96.6834	8.14	0.00	1602526	77.0	21.2	13.8	25.7

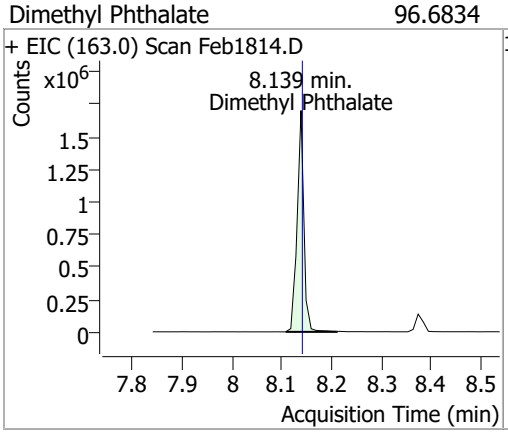

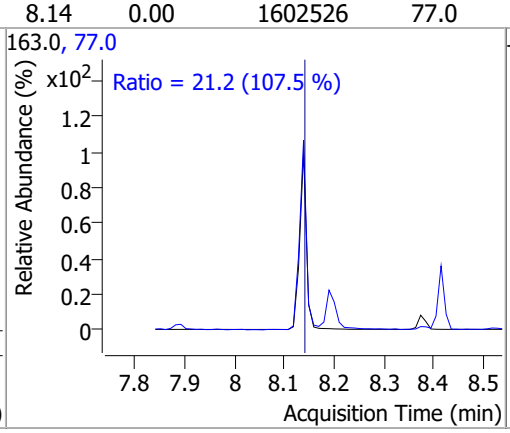

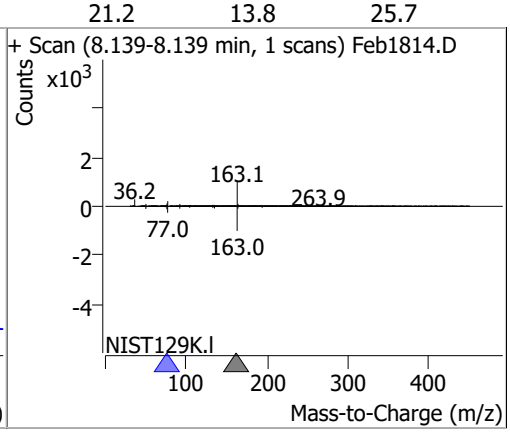

Compound	Conc.	RT	Dev(Min)	Resp.	QIon	QRatio	Lower	Upper
2,6-Dinitrotoluene	83.5532	8.19	0.00	187457	63.0	137.3	99.5	184.8
					89.0	64.4	43.3	80.3

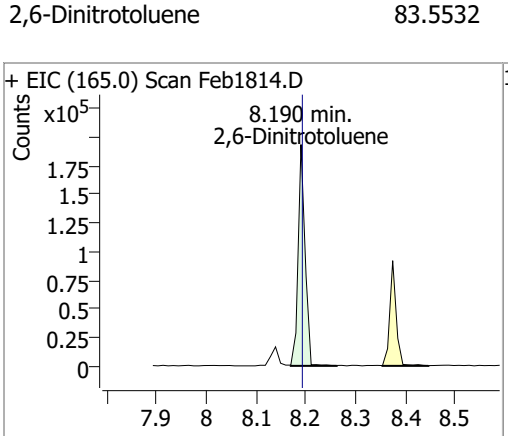

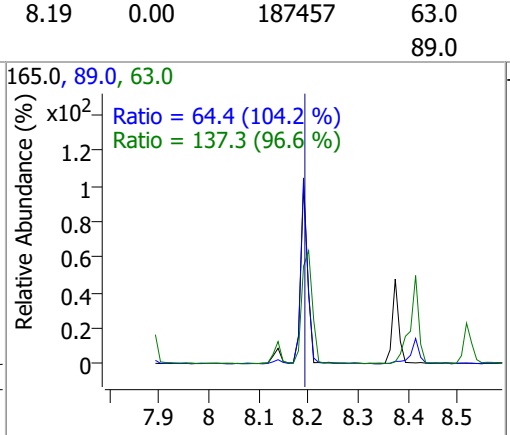

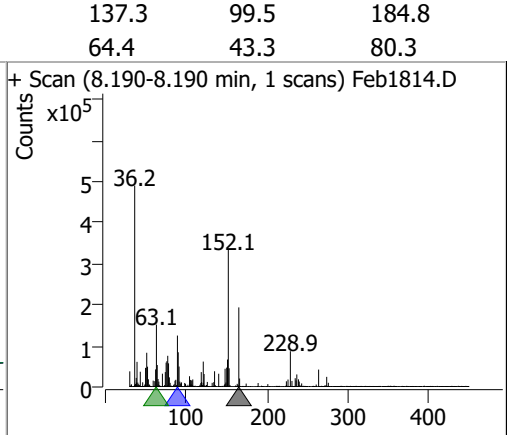

Compound	Conc.	RT	Dev(Min)	Resp.	QIon	QRatio	Lower	Upper
Acenaphthylene	83.9999	8.20	0.00	2177506	153.1	14.0	9.6	17.7

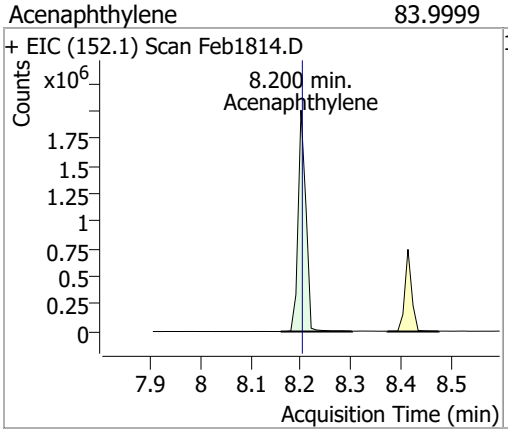

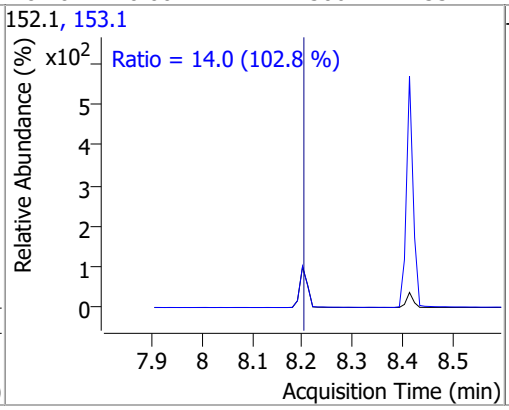

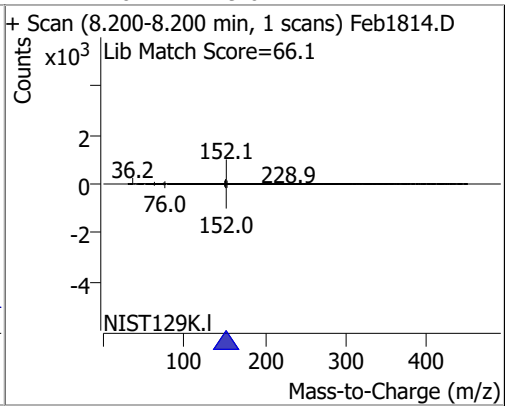

Compound	Conc.	RT	Dev(Min)	Resp.	QIon	QRatio	Lower	Upper
3-Nitroaniline	80.6483	8.39	0.00	205556	65.0	132.4	90.4	167.8
					92.0	109.7	74.7	138.7

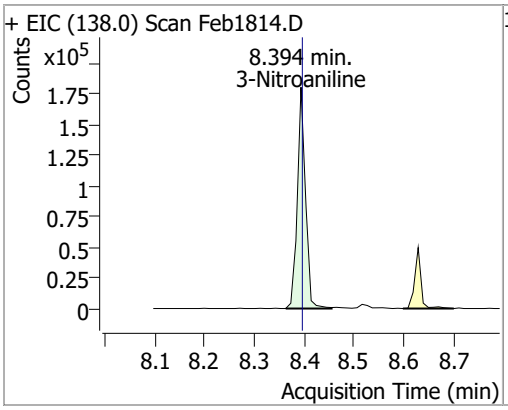

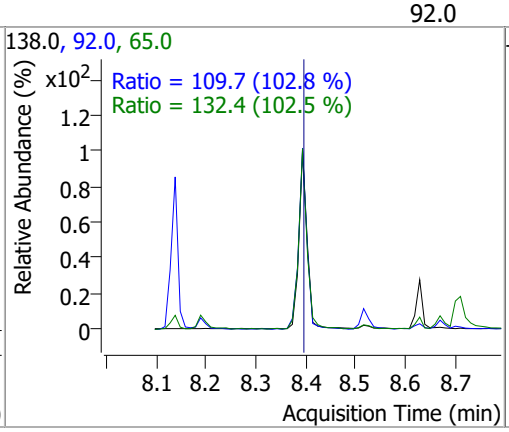

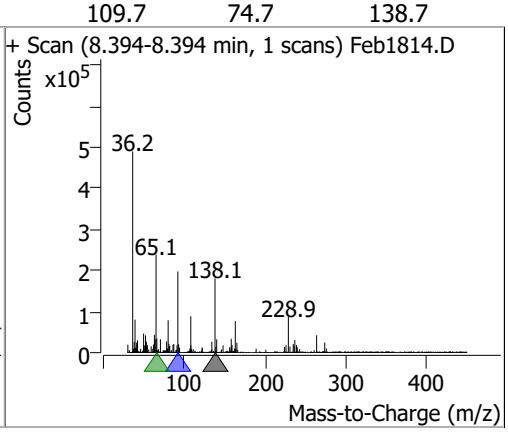

Compound	Conc.	RT	Dev(Min)	Resp.	QIon	QRatio	Lower	Upper
Acenaphthene	92.2475	8.41	0.00	1359092	153.0	107.7	74.5	138.4
					152.0	52.4	36.3	67.4

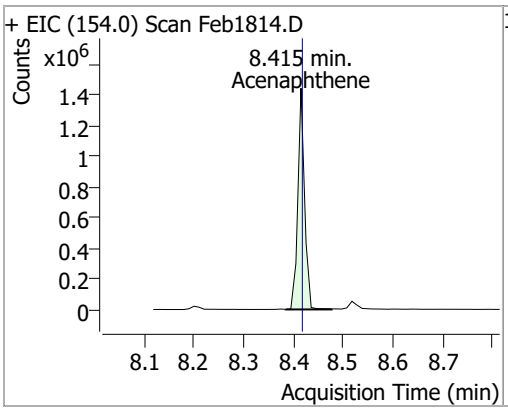

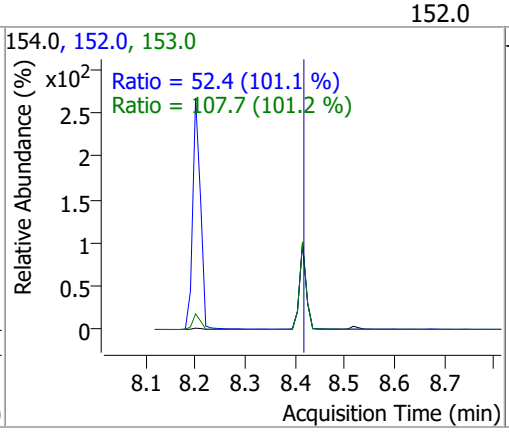

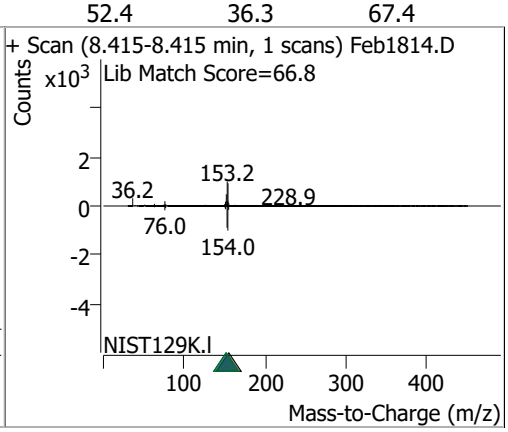

Compound	Conc.	RT	Dev(Min)	Resp.	QIon	QRatio	Lower	Upper
2,4-Dinitrophenol	80.4246	8.52	0.00	91113	154.0	68.7	43.9	81.5

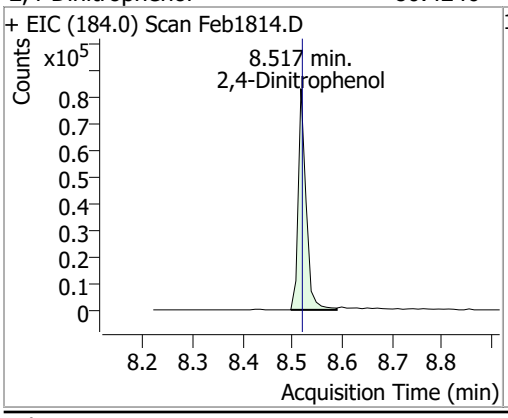

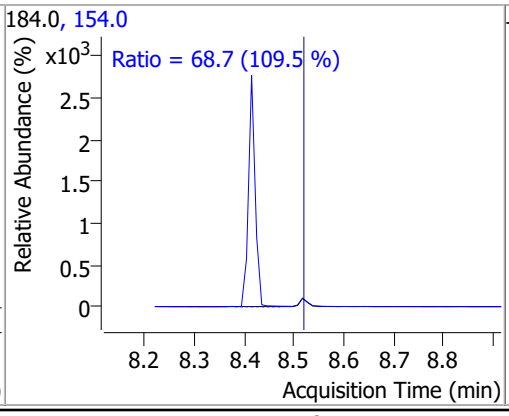

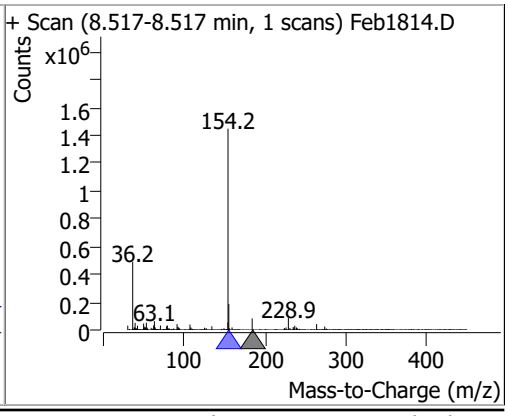

Compound	Conc.	RT	Dev(Min)	Resp.	QIon	QRatio	Lower	Upper
Dibenzofuran	91.6616	8.63	0.00	2202853	139.0	40.0	26.3	48.8

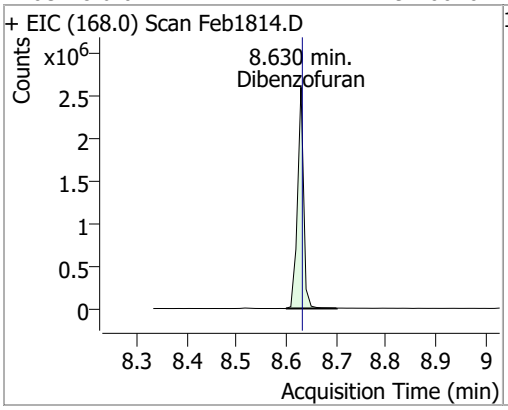

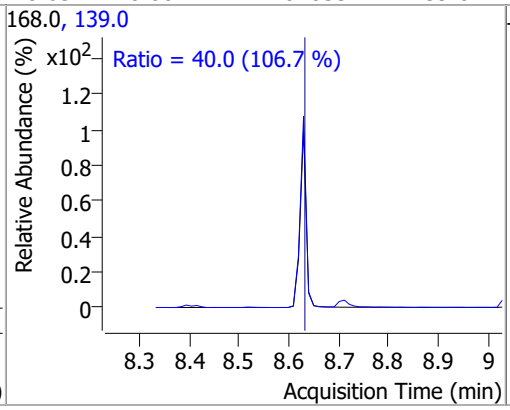

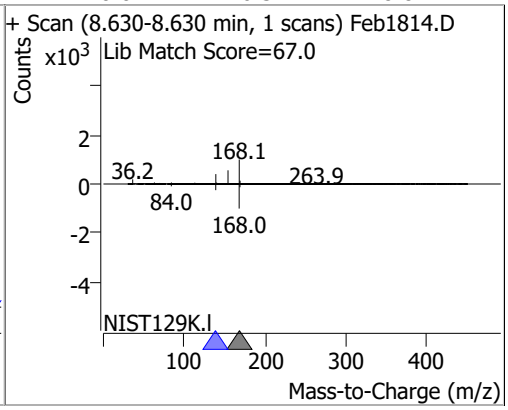

Compound	Conc.	RT	Dev(Min)	Resp.	QIon	QRatio	Lower	Upper
2,4-Dinitrotoluene	90.5214	8.67	0.00	258295	89.0	78.2	55.4	102.9
					63.0	48.1	33.9	62.9

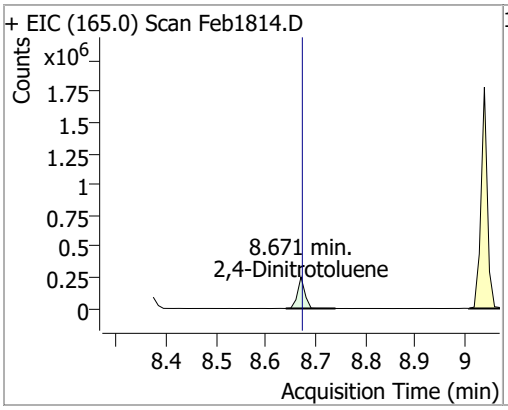

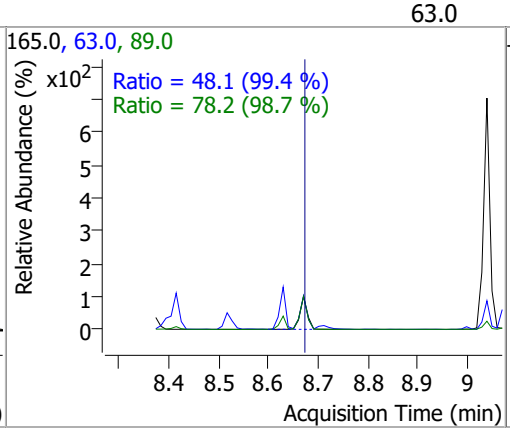

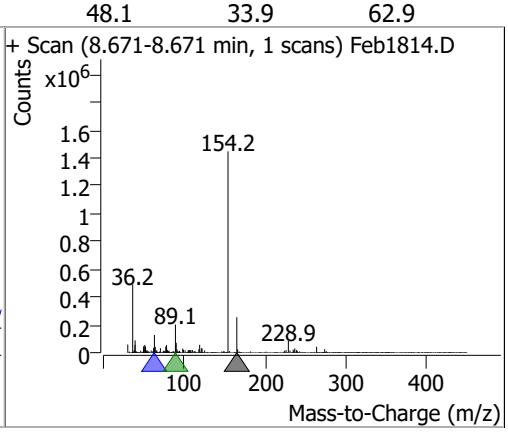

Compound	Conc.	RT	Dev(Min)	Resp.	QIon	QRatio	Lower	Upper
4-Nitrophenol	37.8509	8.71	0.01	96914	65.0	71.2	50.4	93.6
					139.0	59.4	49.8	92.5

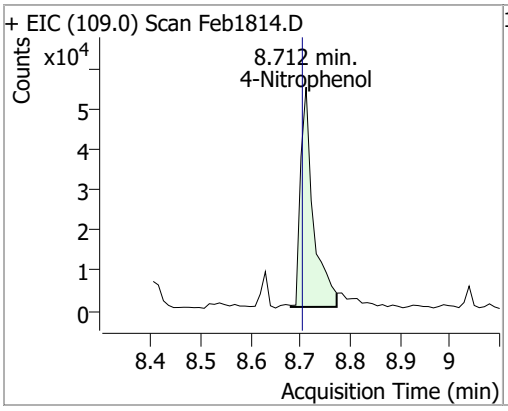

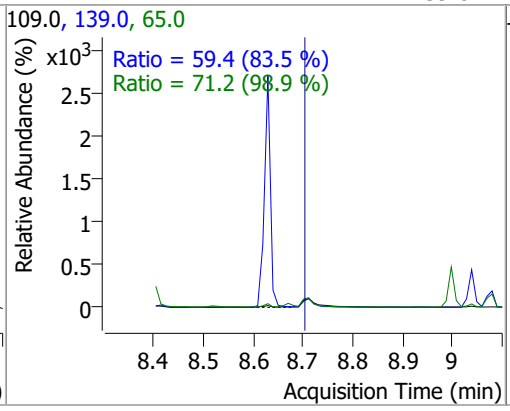

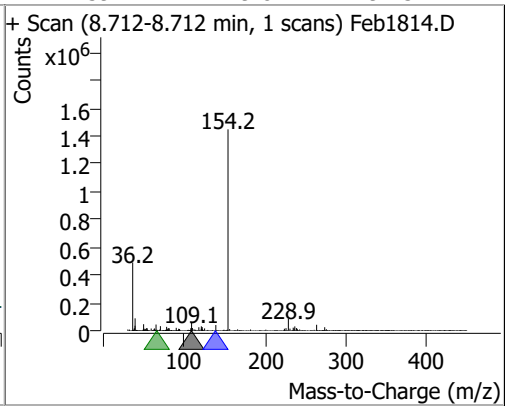

Compound	Conc.	RT	Dev(Min)	Resp.	QIon	QRatio	Lower	Upper
Diethylphthalate	90.2565	9.00	0.00	1545601	177.0	21.3	14.5	27.0
					150.0	12.6	8.7	16.2

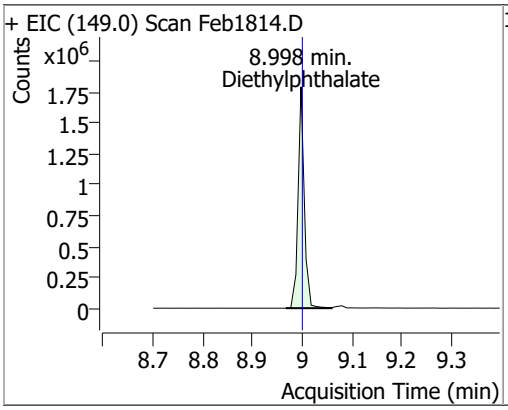

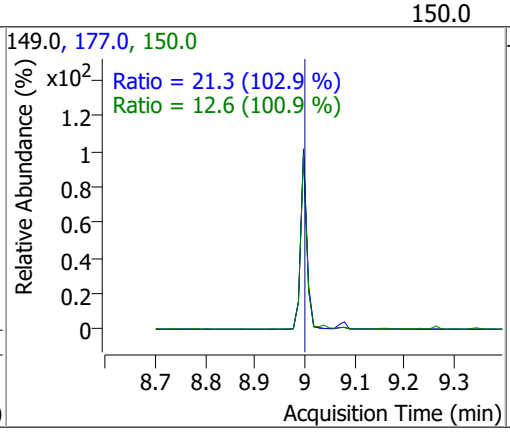

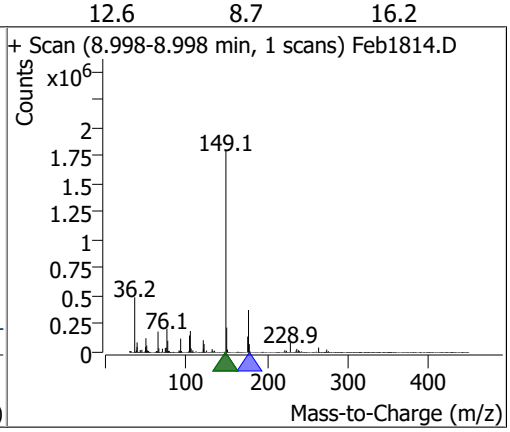

Compound	Conc.	RT	Dev(Min)	Resp.	QIon	QRatio	Lower	Upper
Fluorene	86.0688	9.04	0.00	1675369	165.0	94.2	65.4	121.4
					167.0	13.8	9.6	17.8

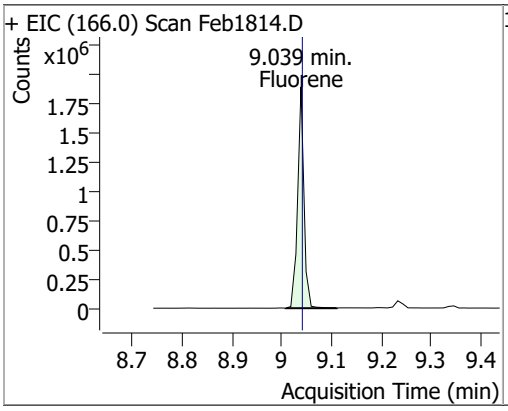

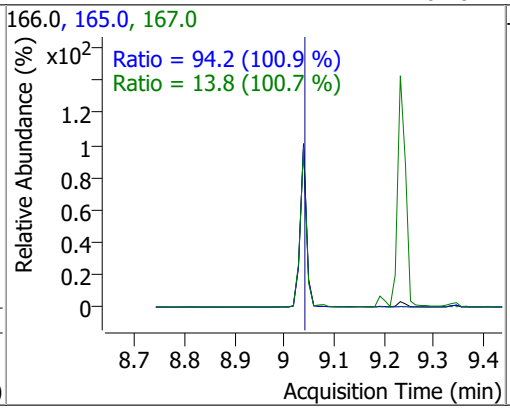

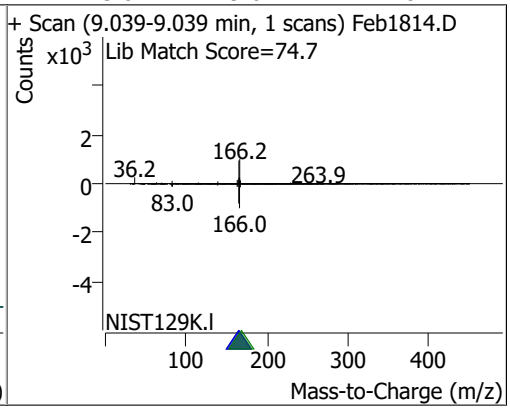

Compound	Conc.	RT	Dev(Min)	Resp.	QIon	QRatio	Lower	Upper
4-Chlorophenyl-phenylether	94.9428	9.08	0.01	840884	141.0	63.4	42.8	79.6
					206.0	35.1	23.6	43.9

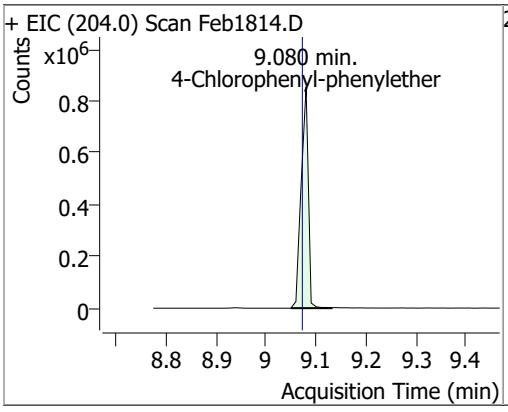

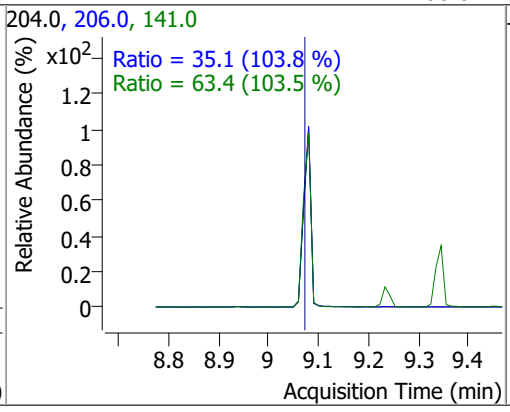

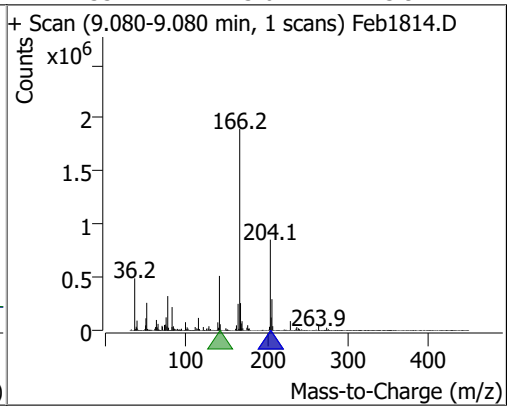

Compound	Conc.	RT	Dev(Min)	Resp.	QIon	QRatio	Lower	Upper
4-Nitroaniline	93.0200	9.15	0.01	253680	65.0	113.8	78.9	146.6
					92.0	49.6	34.5	64.1

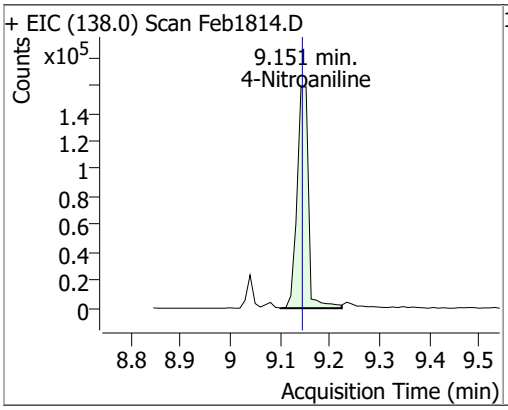

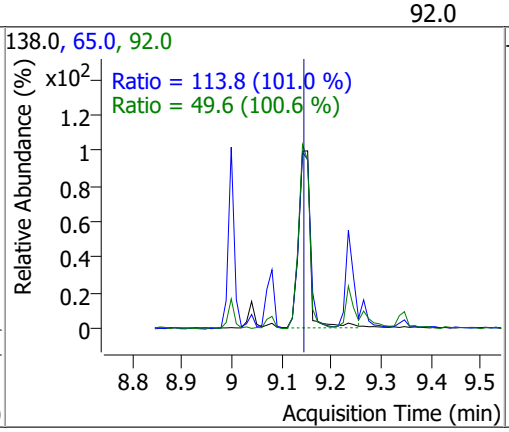

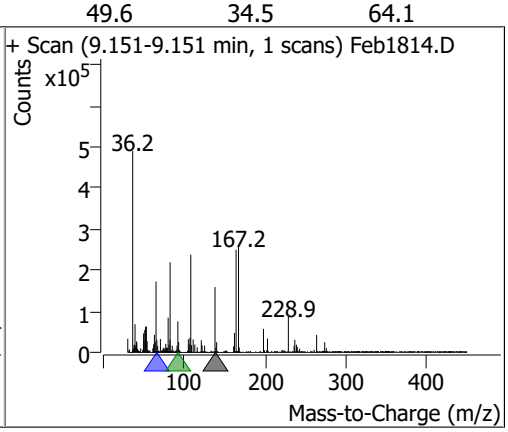

Compound	Conc.	RT	Dev(Min)	Resp.	QIon	QRatio	Lower	Upper
4,6-Dinitro-2-methylphenol	92.5096	9.16	0.01	156161	121.0	49.0	35.1	65.3

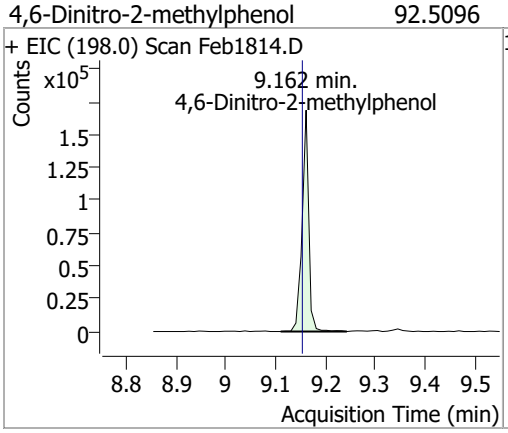

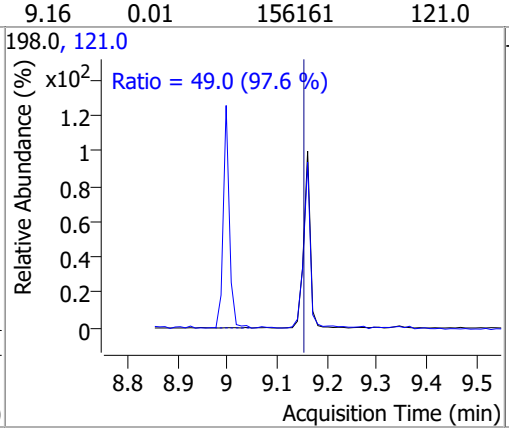

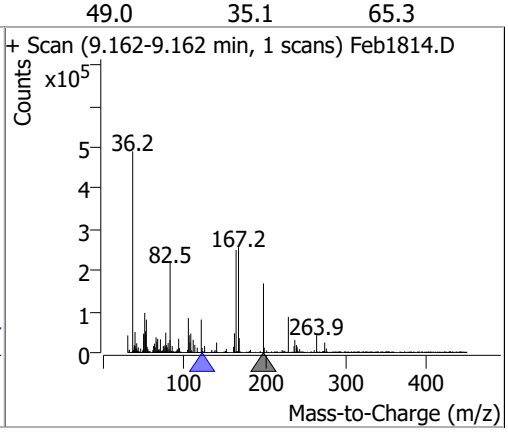

Compound	Conc.	RT	Dev(Min)	Resp.	QIon	QRatio	Lower	Upper
N-nitrosodiphenylamine	99.2895	9.23	0.00	1261362	168.0	62.8	44.0	81.7
					167.0	34.9	23.9	44.3

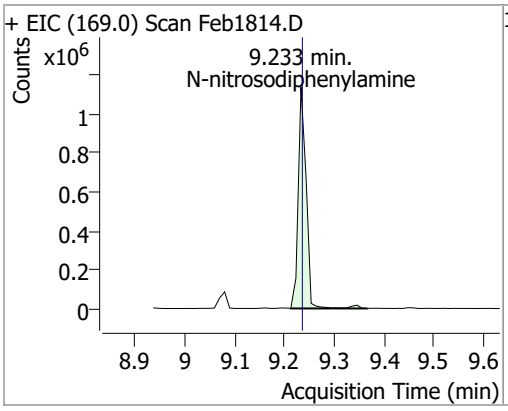

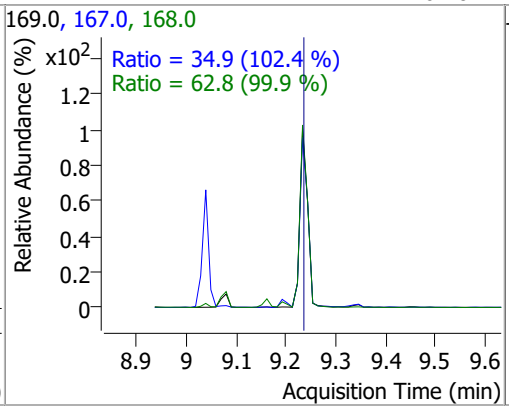

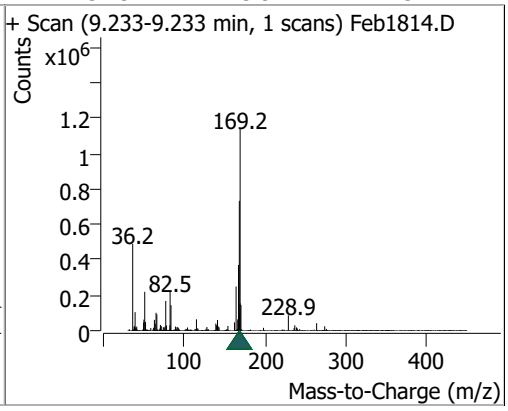

Compound	Conc.	RT	Dev(Min)	Resp.	QIon	QRatio	Lower	Upper
Azobenzene	87.4325	9.26	0.00	1476102	51.0	51.6	31.6	58.7
					182.0	25.0	16.9	31.4

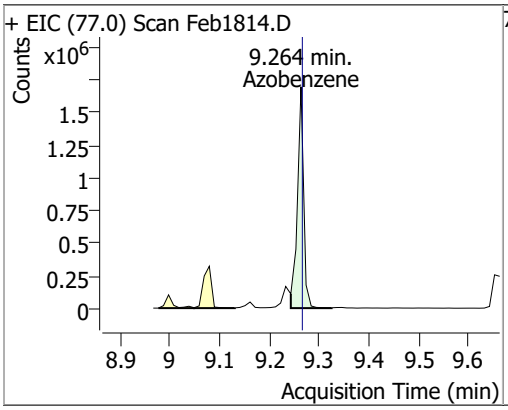

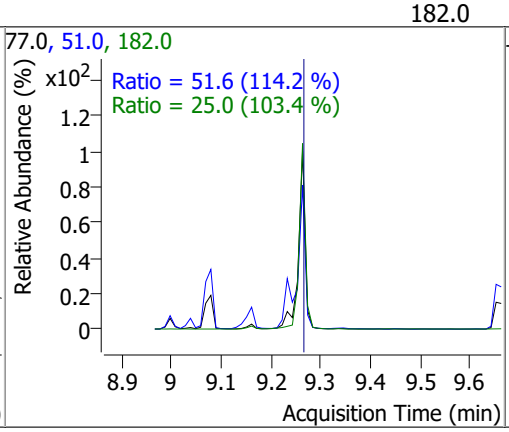

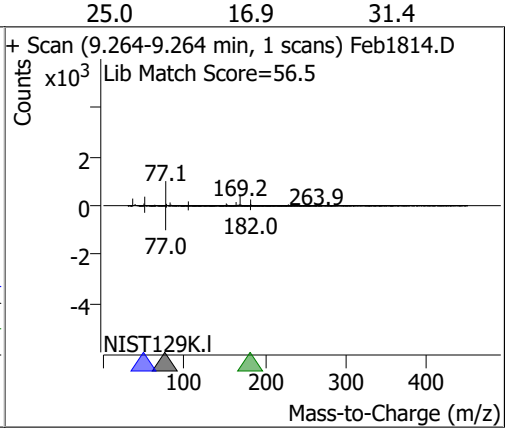

Compound	Conc.	RT	Dev(Min)	Resp.	QIon	QRatio	Lower	Upper
2,4,6-Tribromophenol	182.9218	9.35	0.01	352272	331.8	89.3	68.5	127.2

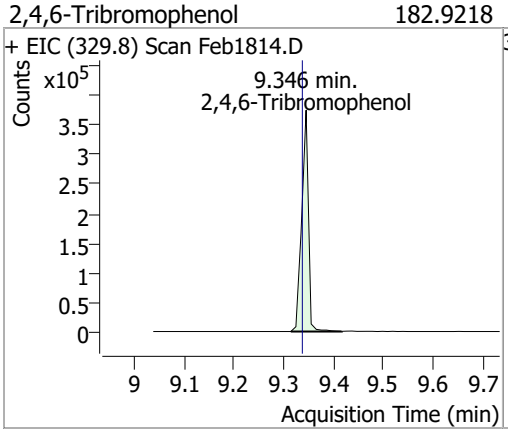

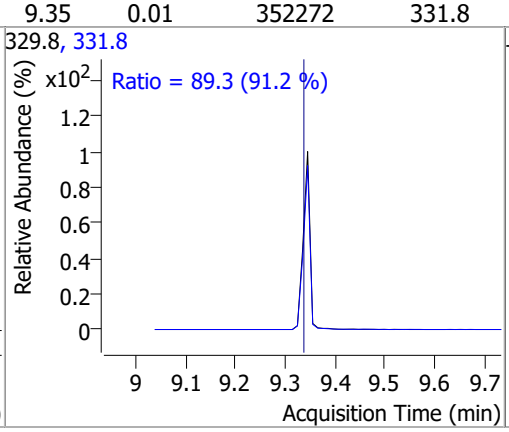

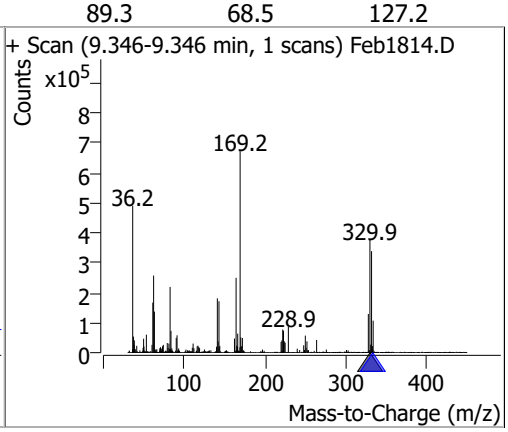

Compound	Conc.	RT	Dev(Min)	Resp.	QIon	QRatio	Lower	Upper
4-Bromophenyl-phenylether	95.7030	9.66	0.01	467808	141.0	99.1	69.1	128.4
					250.0	100.9	68.8	127.7

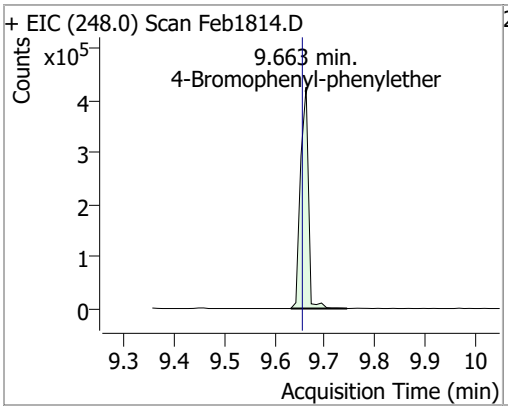

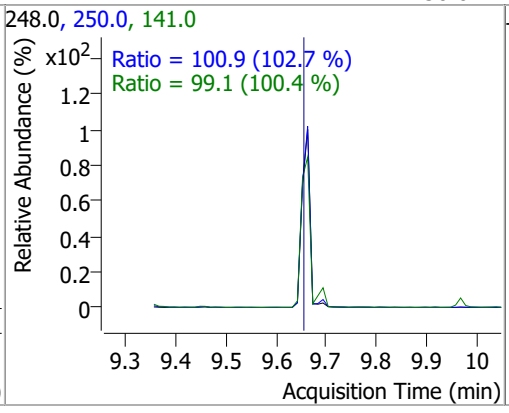

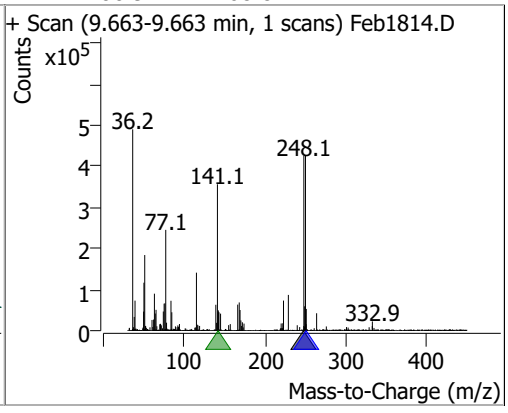

Compound	Conc.	RT	Dev(Min)	Resp.	QIon	QRatio	Lower	Upper
Hexachlorobenzene	96.4221	9.69	0.00	468646	142.0	65.1	37.7	70.0

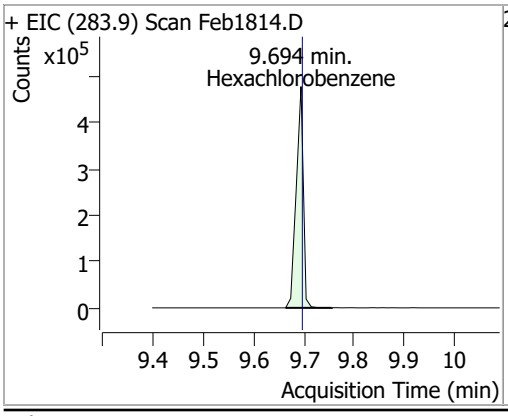

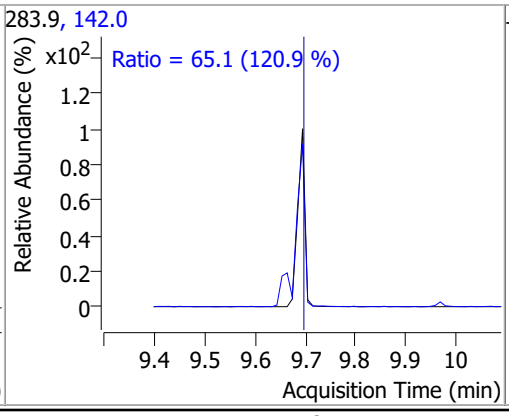

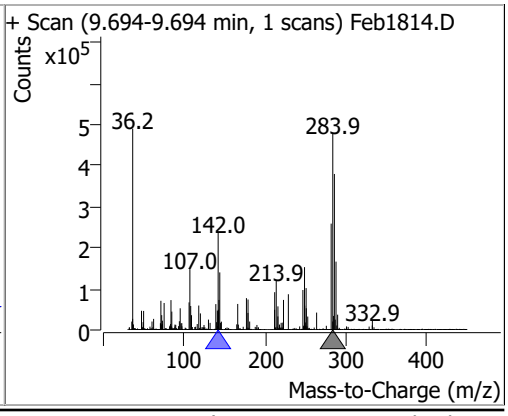

Compound	Conc.	RT	Dev(Min)	Resp.	QIon	QRatio	Lower	Upper
Pentachlorophenol	102.6887	9.97	0.00	246256	267.9	64.2	41.5	77.2
					263.9	62.7	41.2	76.6

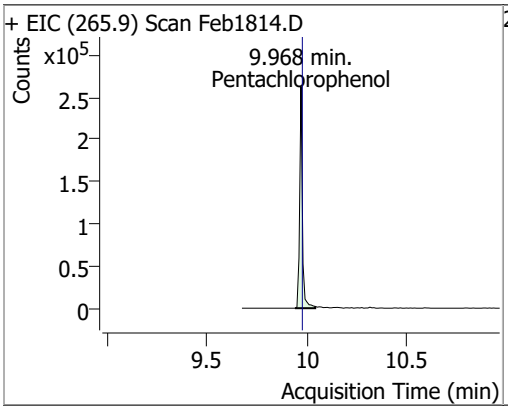

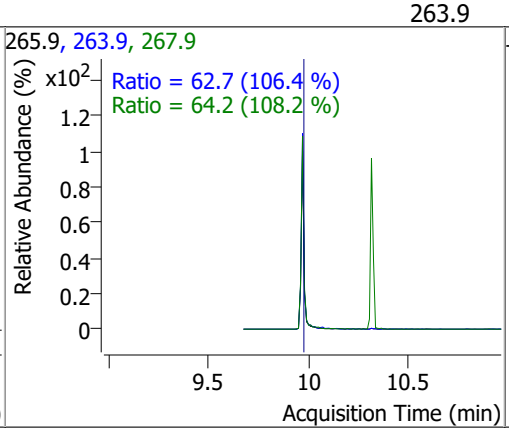

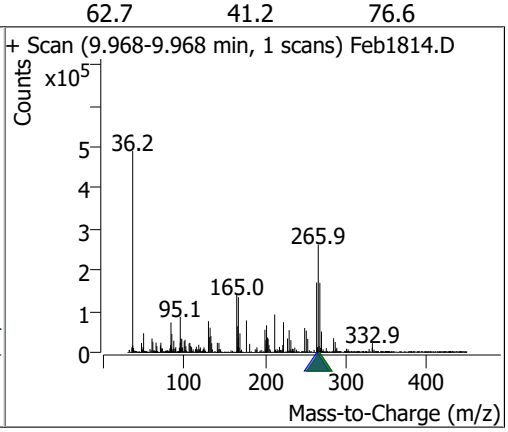

Compound	Conc.	RT	Dev(Min)	Resp.	QIon	QRatio	Lower	Upper
Phenanthrene	99.3417	10.19	0.01	2571221	176.0	18.6	13.0	24.1

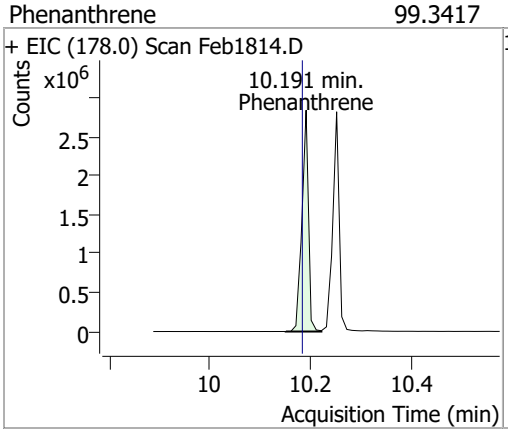

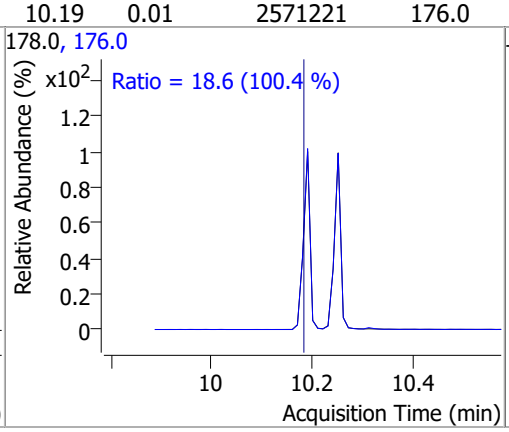

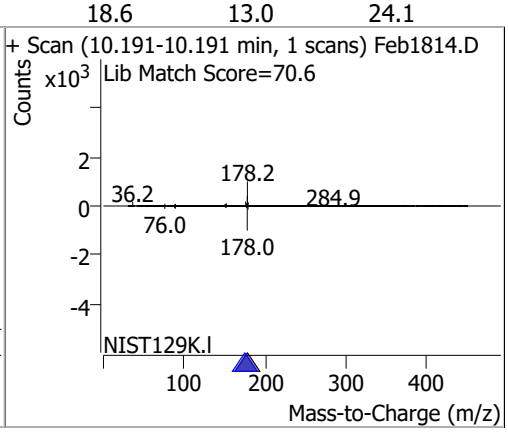

Compound	Conc.	RT	Dev(Min)	Resp.	QIon	QRatio	Lower	Upper
Anthracene	101.1685	10.25	0.00	2509281 (m)	176.0	18.3	12.9	23.9

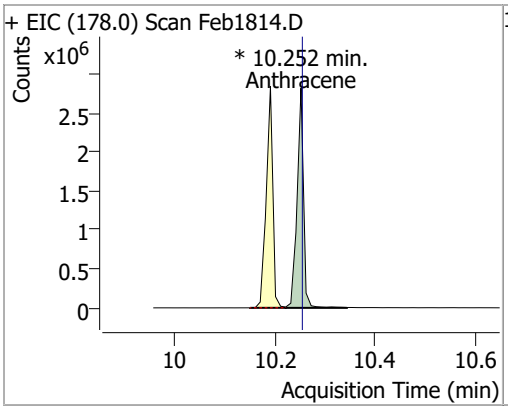

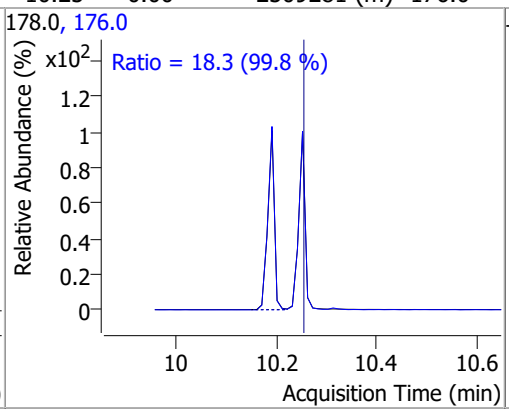

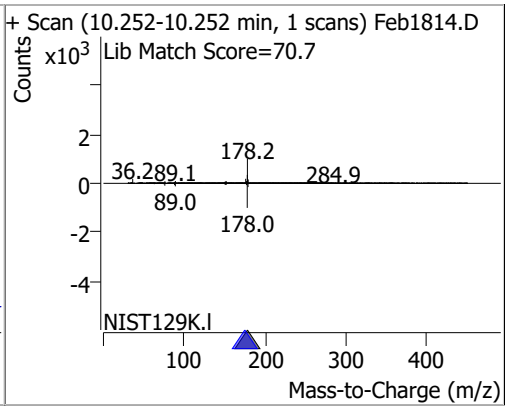

Compound	Conc.	RT	Dev(Min)	Resp.	QIon	QRatio	Lower	Upper
Triallate	91.0470	10.31	0.00	548502	268.0	24.7	16.9	31.4
					143.0	22.0	15.8	29.3

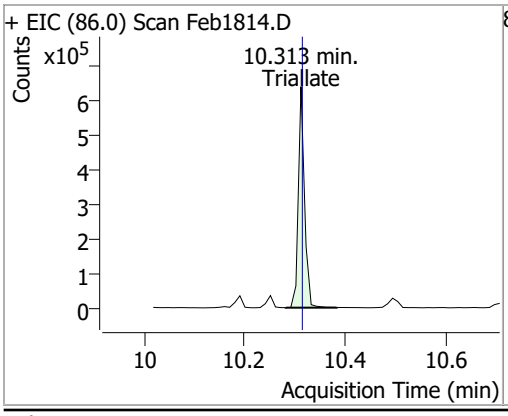

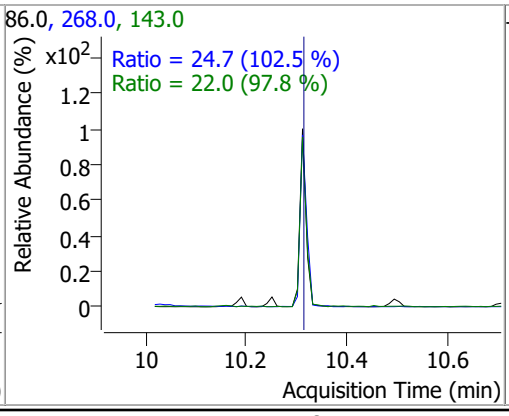

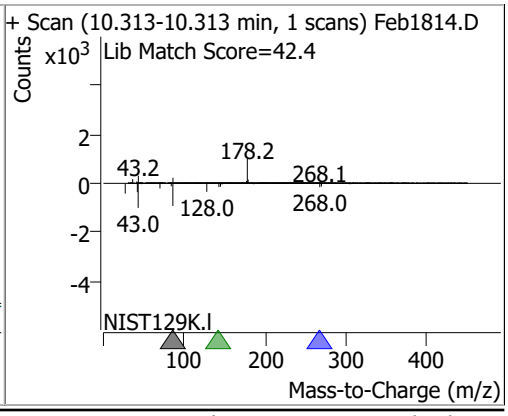

Compound	Conc.	RT	Dev(Min)	Resp.	QIon	QRatio	Lower	Upper
Carbazole	99.9442	10.49	0.00	2522042	139.0	13.2	9.0	16.7

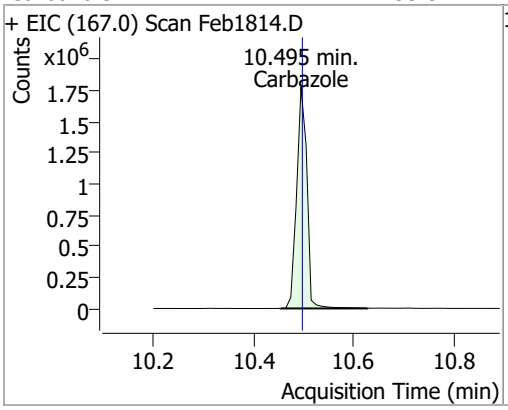

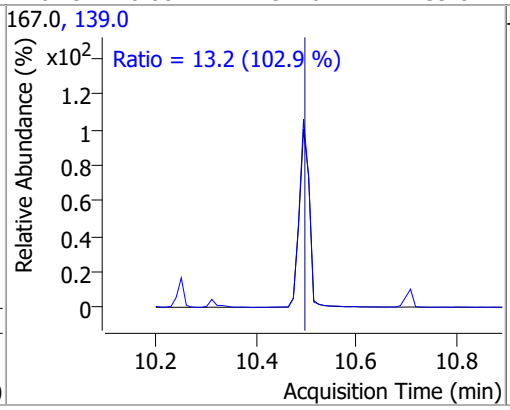

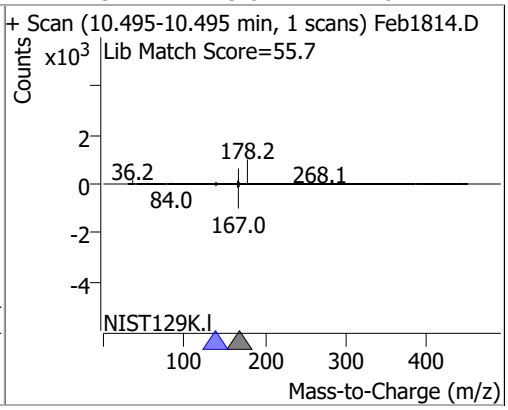

Compound	Conc.	RT	Dev(Min)	Resp.	QIon	QRatio	Lower	Upper
o-Terphenyl	96.4666	10.71	0.01	1339598	229.0	64.9	45.4	84.3
					215.0	38.5	25.9	48.1

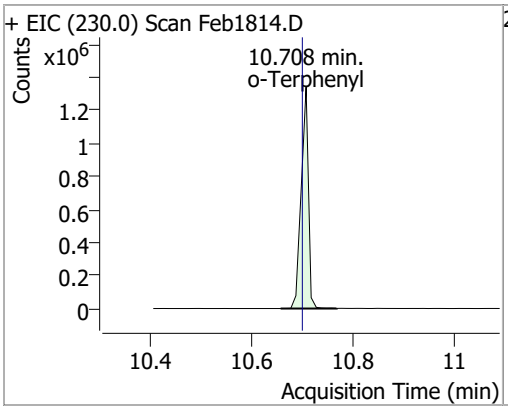

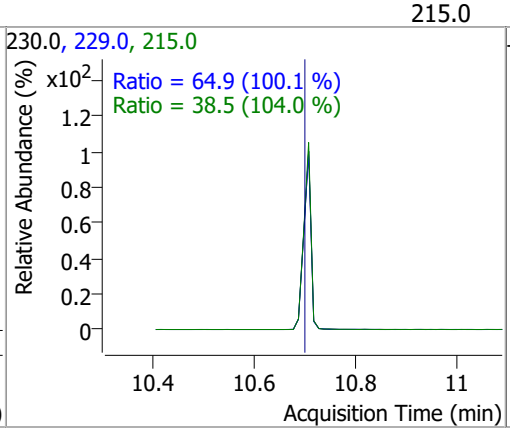

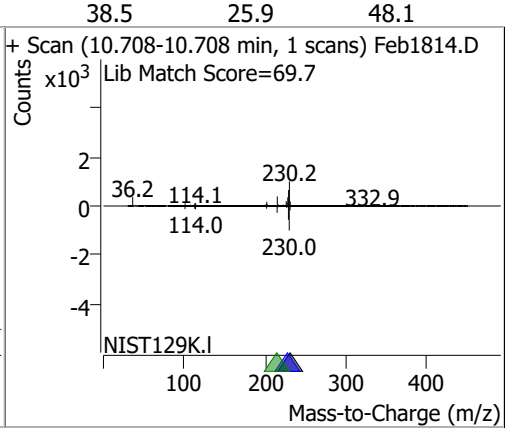

Compound	Conc.	RT	Dev(Min)	Resp.	QIon	QRatio	Lower	Upper
Di-n-Butylphthalate	102.8703	11.08	0.00	2563247	150.0	9.2	6.3	11.8
					104.0	6.1	4.5	8.3

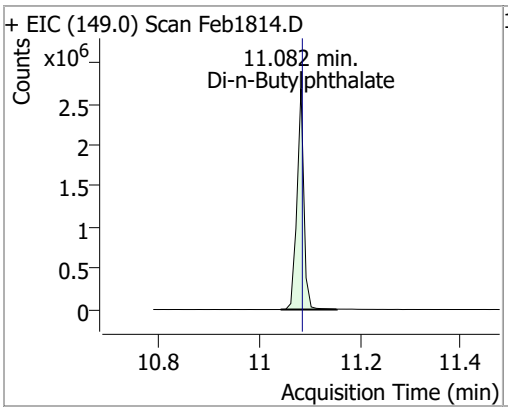

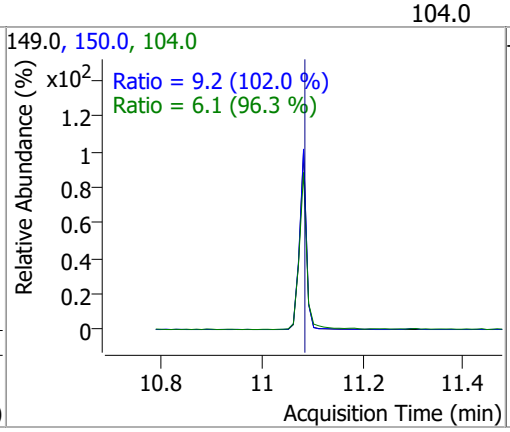

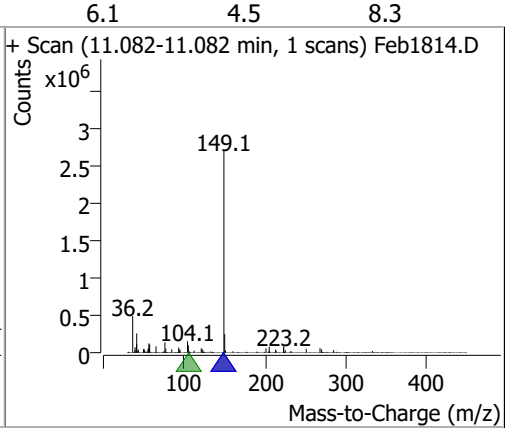

Compound	Conc.	RT	Dev(Min)	Resp.	QIon	QRatio	Lower	Upper
Fluoranthene	96.5770	11.96	0.01	2547135	101.0	13.9	9.4	17.4

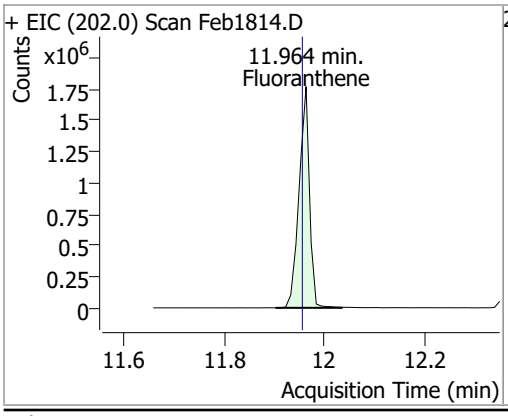

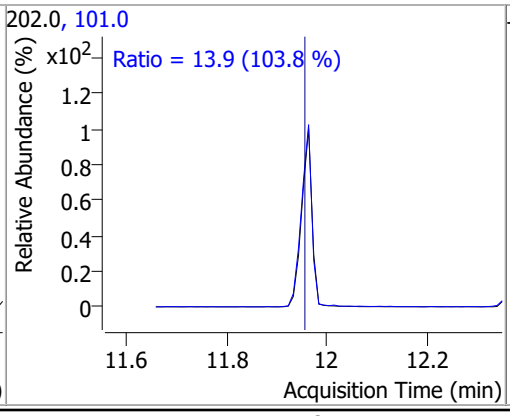

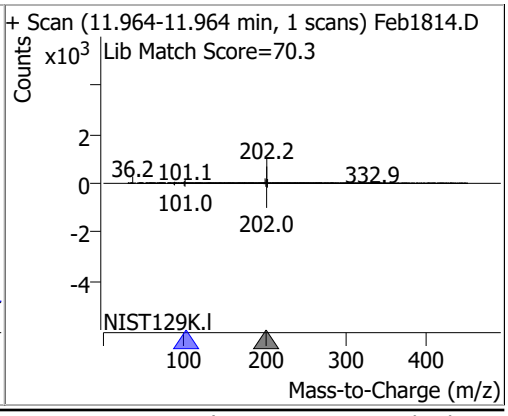

Compound	Conc.	RT	Dev(Min)	Resp.	QIon	QRatio	Lower	Upper
Benzidine	24.4583	12.34	-0.01	234871	183.0	11.9	8.3	15.4
					92.0	8.6	5.8	10.8

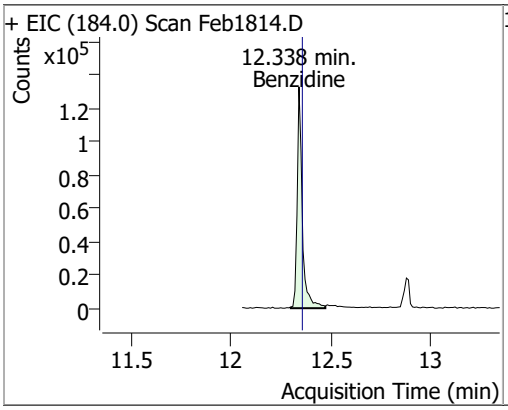

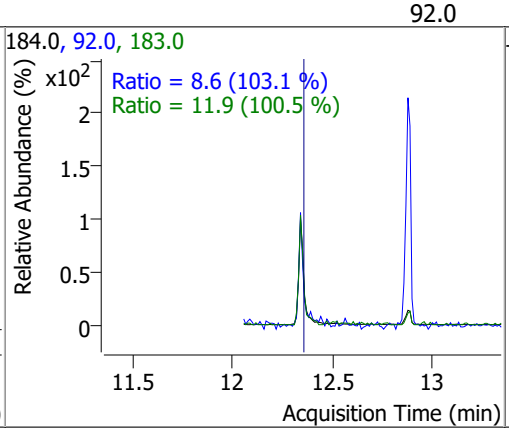

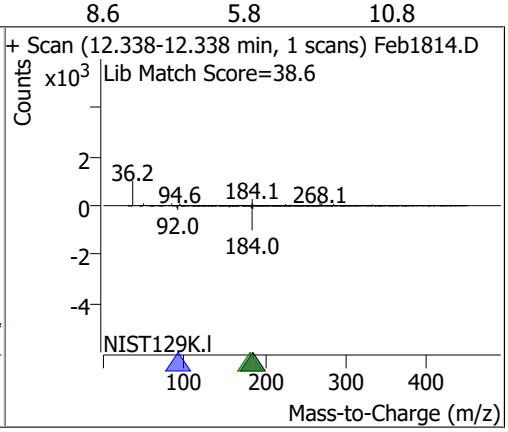

Compound	Conc.	RT	Dev(Min)	Resp.	QIon	QRatio	Lower	Upper
Pyrene	95.1711	12.39	0.01	2729126	101.0	16.3	11.1	20.6

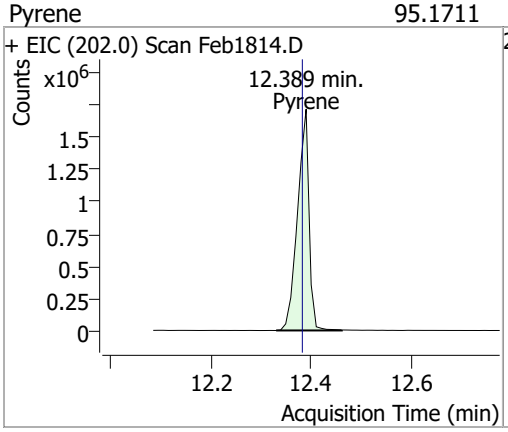

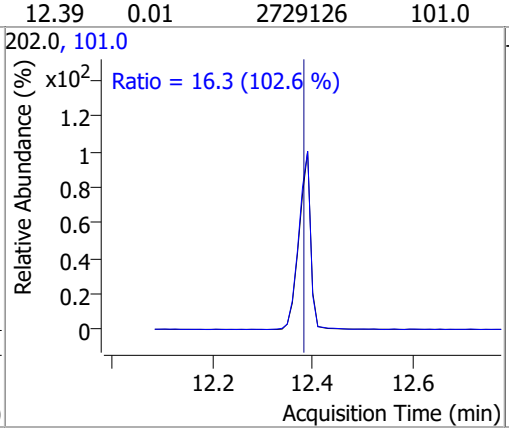

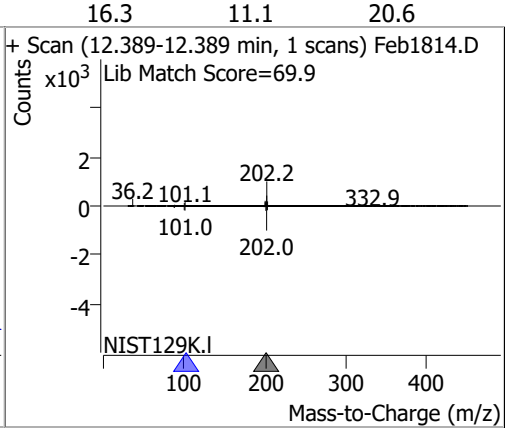

Compound	Conc.	RT	Dev(Min)	Resp.	QIon	QRatio	Lower	Upper
Terphenyl-d14	100.9791	12.89	0.01	1952631	122.0	14.4	10.1	18.7

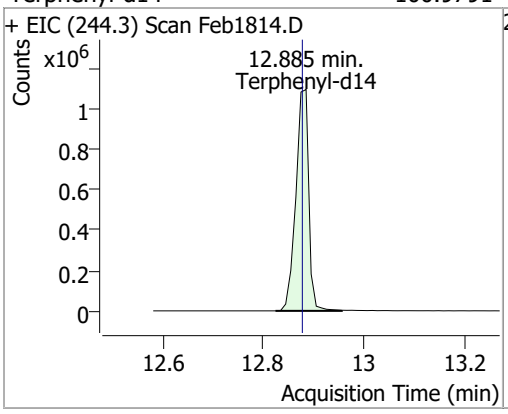

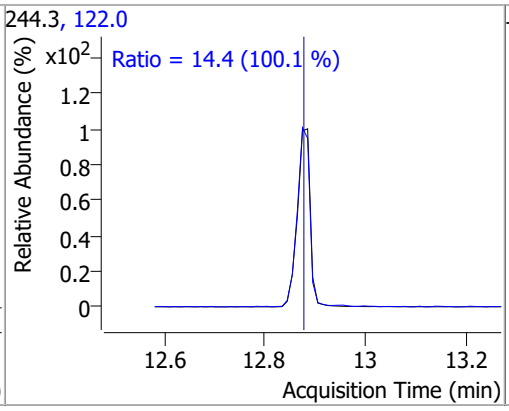

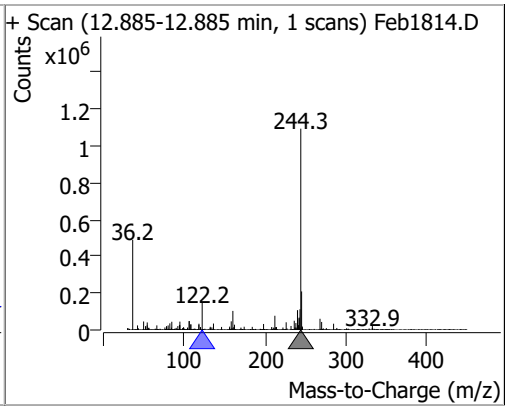

Compound	Conc.	RT	Dev(Min)	Resp.	QIon	QRatio	Lower	Upper
Butylbenzylphthalate	95.5621	14.33	0.01	847978	91.0	85.3	59.6	110.6
					206.0	17.4	12.2	22.7

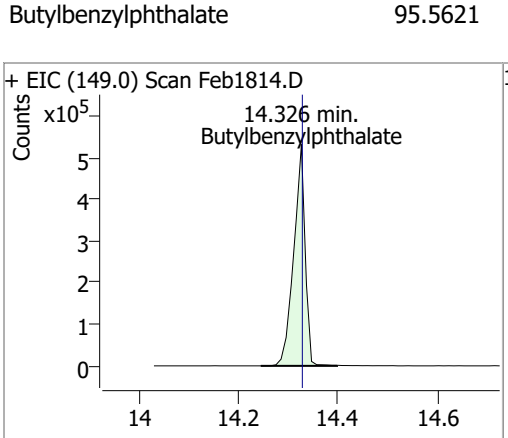

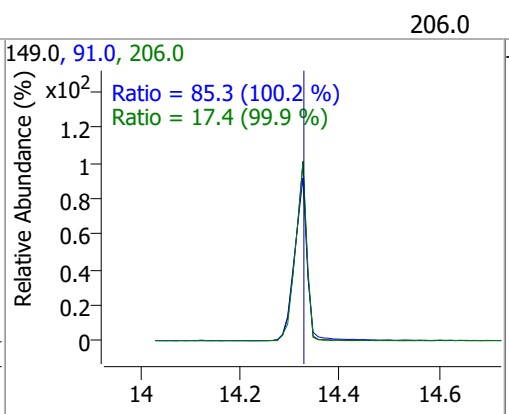

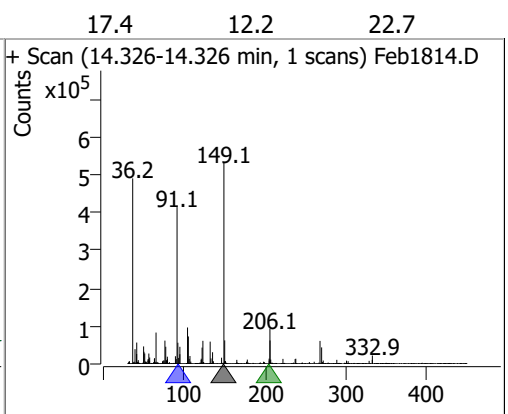

Compound	Conc.	RT	Dev(Min)	Resp.	QIon	QRatio	Lower	Upper
Benzo(a)Anthracene	98.2422	15.53	0.02	2194895	226.0	26.3	18.8	34.9
					229.0	21.1	14.7	27.4

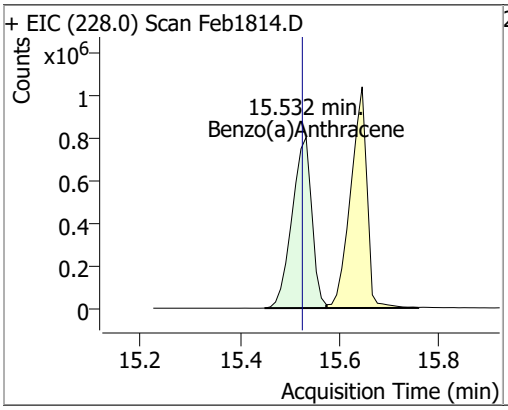

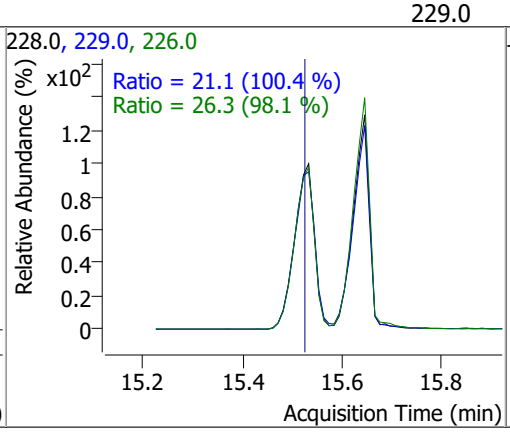

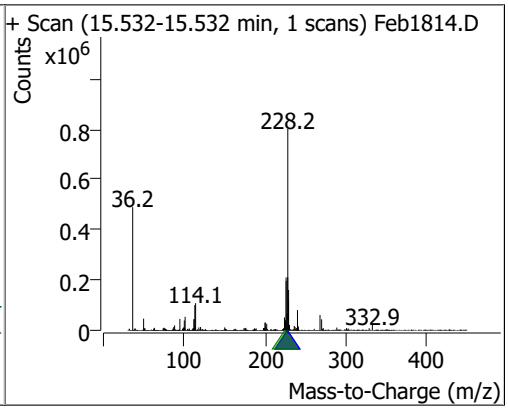

Compound	Conc.	RT	Dev(Min)	Resp.	QIon	QRatio	Lower	Upper
Chrysene	95.2611	15.64	0.02	2365548	226.0	29.1	19.9	36.9
					229.0	20.0	13.8	25.6

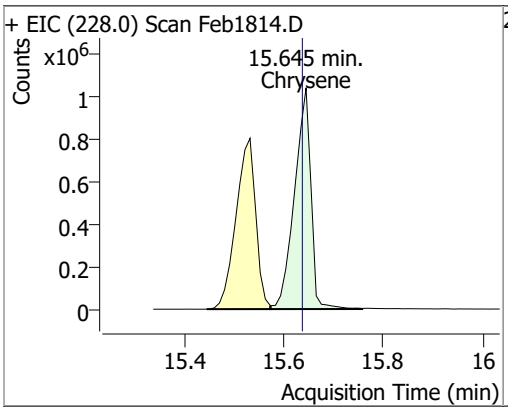

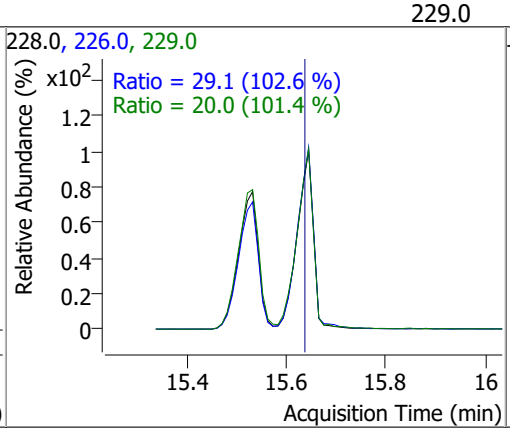

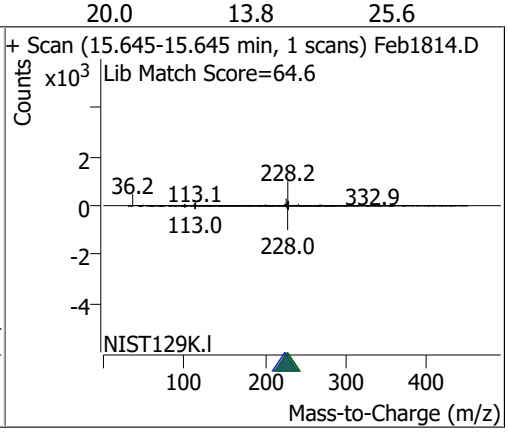

Compound	Conc.	RT	Dev(Min)	Resp.	QIon	QRatio	Lower	Upper
3,3-Dichlorobenzidine	76.4062	15.69	0.00	601724	254.0	63.1	44.9	83.4

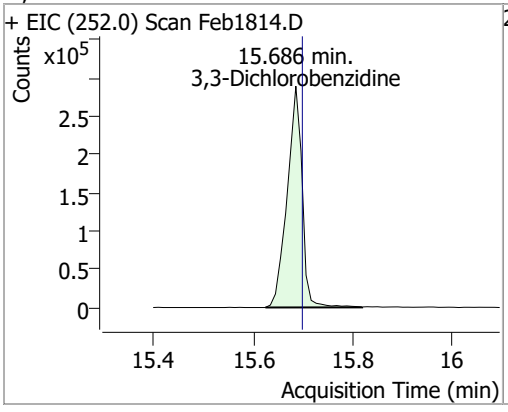

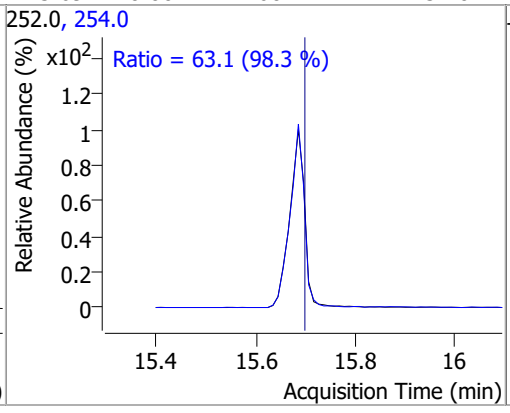

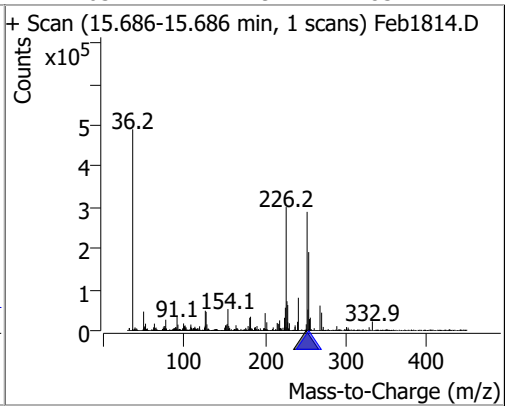

Compound	Conc.	RT	Dev(Min)	Resp.	QIon	QRatio	Lower	Upper
bis(2-ethylhexyl)Phthalate	97.8966	16.38	0.01	302100	149.0	395.7	273.6	508.0
					279.0	14.7	10.5	19.5

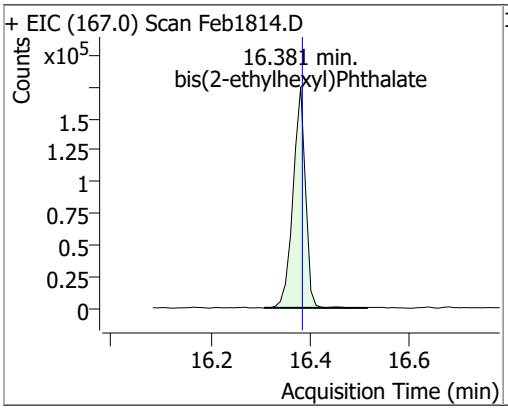

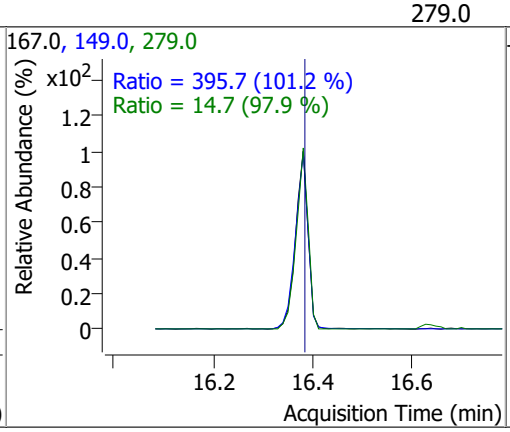

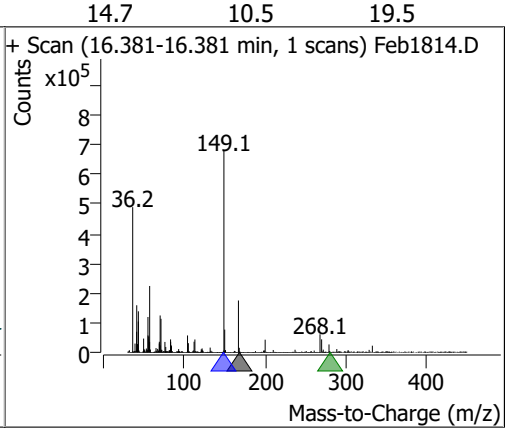

Compound	Conc.	RT	Dev(Min)	Resp.	QIon	QRatio	Lower	Upper
Di-n-octyl Phthalate	97.7716	18.14	0.01	2055503	150.0	9.7	7.0	13.0

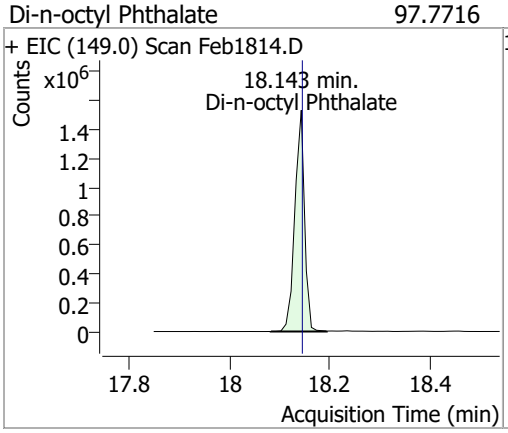

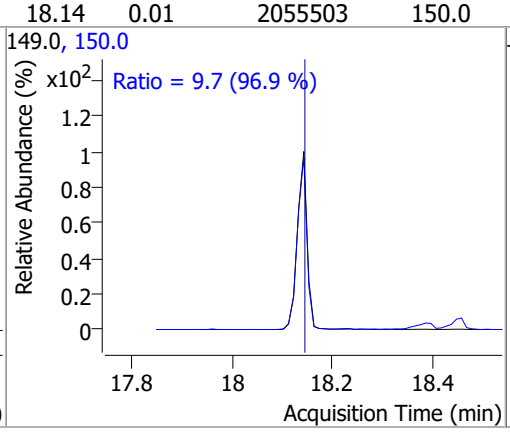

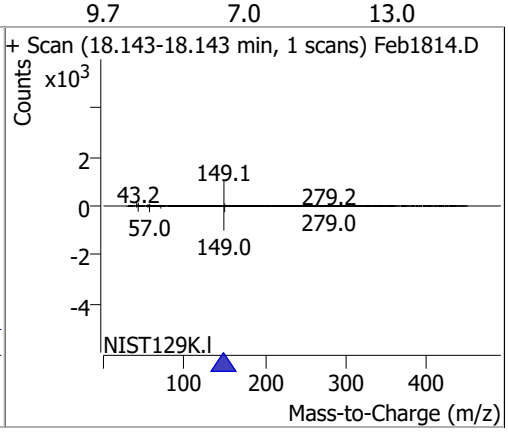

Compound	Conc.	RT	Dev(Min)	Resp.	QIon	QRatio	Lower	Upper
Benzo(b)fluoranthene	94.7841	18.39	0.01	2066351	253.0	21.9	15.6	29.0

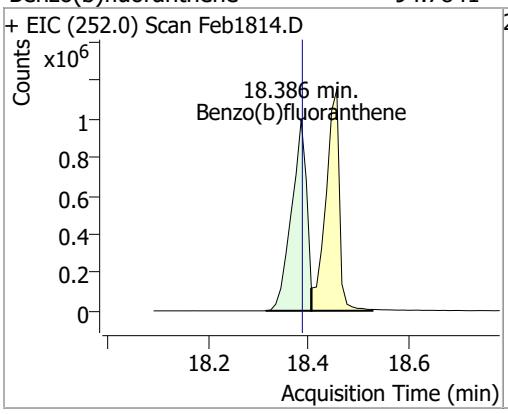

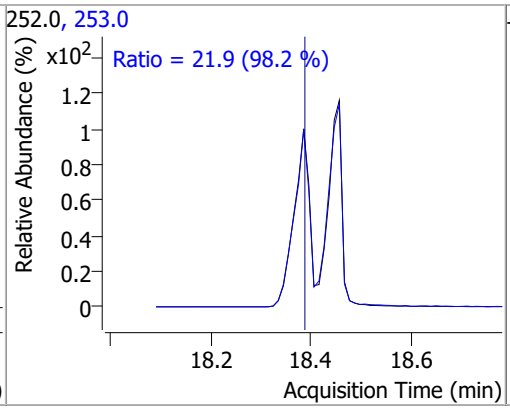

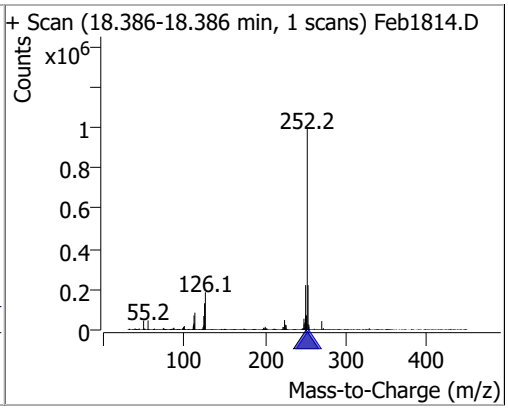

Compound	Conc.	RT	Dev(Min)	Resp.	QIon	QRatio	Lower	Upper
Benzo(k)fluoranthene	93.4074	18.46	0.01	2157428	253.0	22.5	15.4	28.6

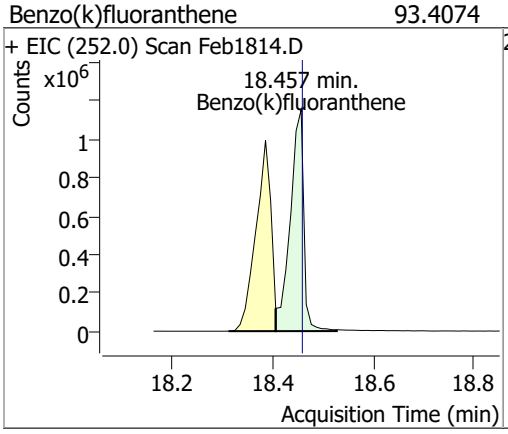

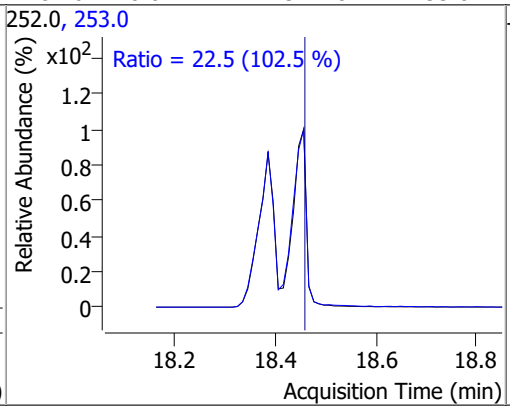

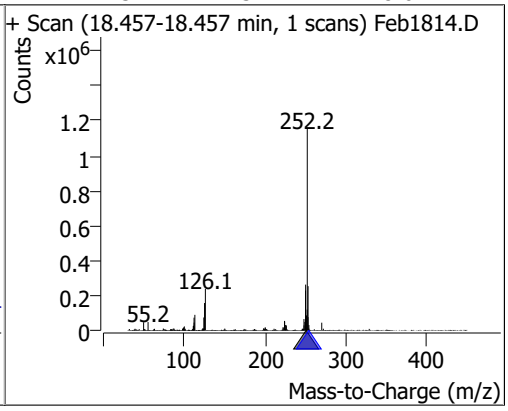

Compound	Conc.	RT	Dev(Min)	Resp.	QIon	QRatio	Lower	Upper
Benzo(a)pyrene	91.6517	18.99	0.01	1905570	253.0	23.1	15.1	28.0

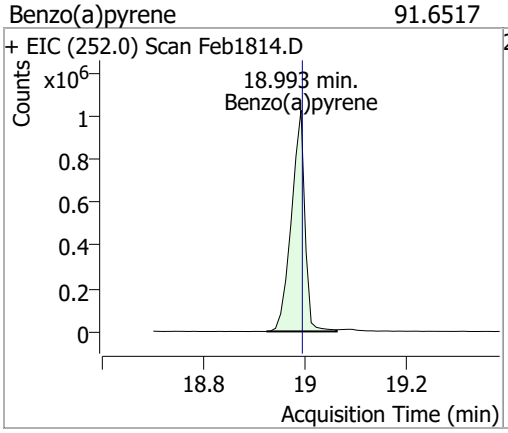

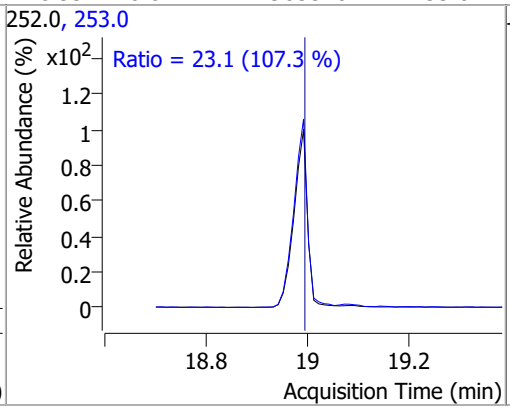

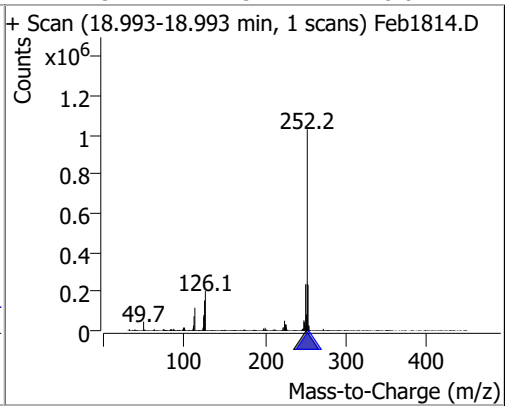

Compound	Conc.	RT	Dev(Min)	Resp.	QIon	QRatio	Lower	Upper
Indeno(1,2,3-c,d)pyrene	90.7933	20.77	0.01	1582783	138.0	31.5	20.7	38.5

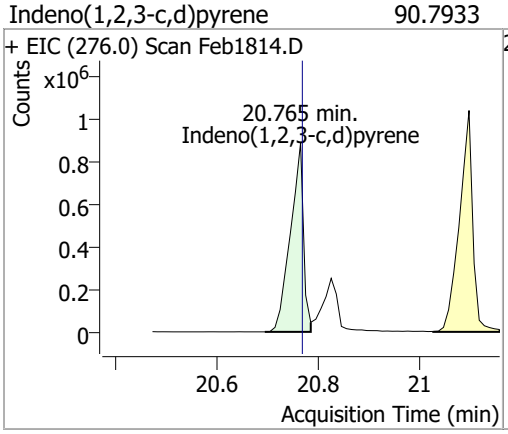

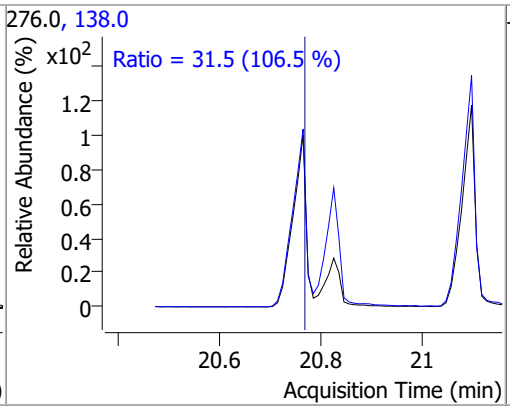

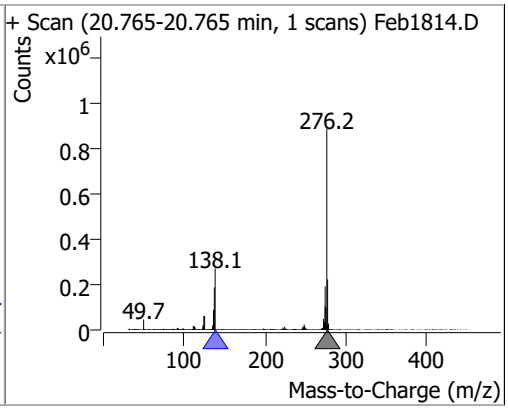

Compound	Conc.	RT	Dev(Min)	Resp.	QIon	QRatio	Lower	Upper
Dibenzo(a,h)anthracene	98.3235	20.83	0.01	1868827	139.0	25.1	17.6	32.7
					279.0	24.5	16.9	31.3

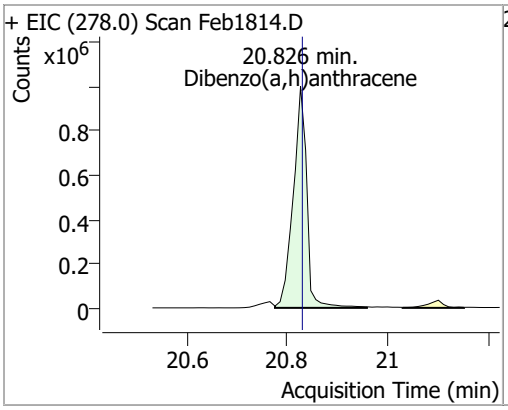

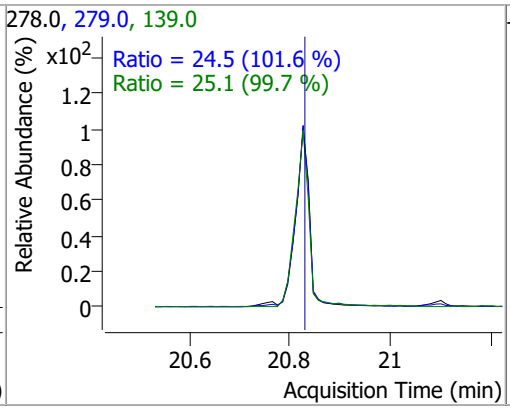

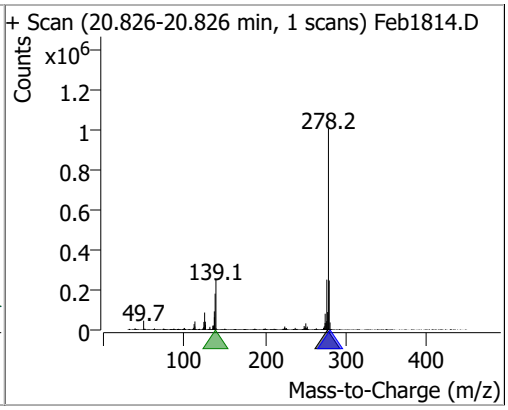

Compound	Conc.	RT	Dev(Min)	Resp.	QIon	QRatio	Lower	Upper
Benzo(g,h,i)perylene	94.2176	21.10	0.01	1894237	138.0	34.1	23.1	42.9
					277.0	23.7	16.3	30.2

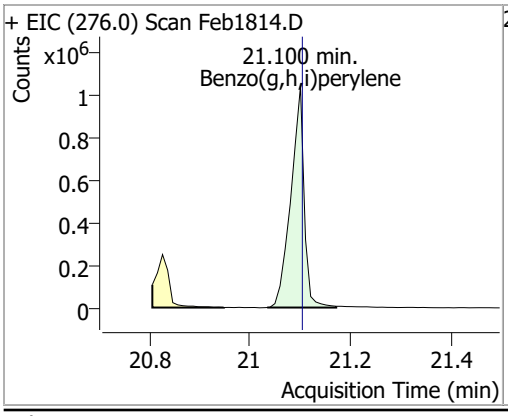

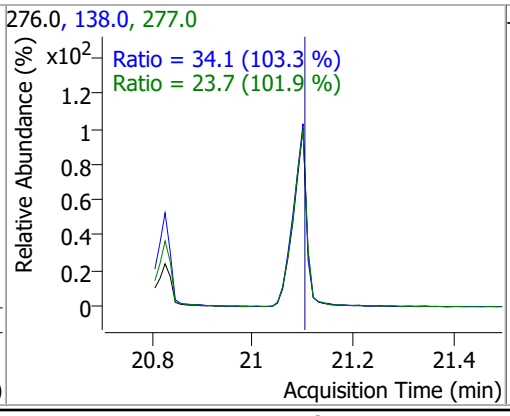

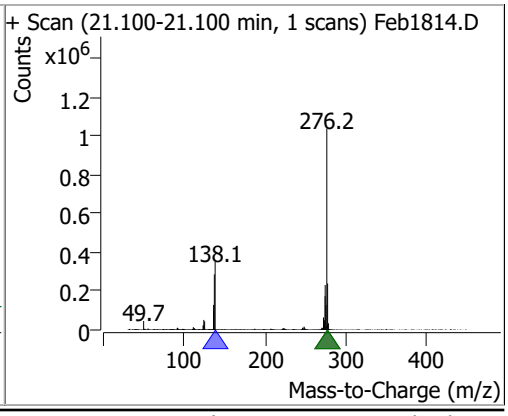

Quantitation Results Report (QT Reviewed)

Data File	Feb1815.D	Operator	LIMS import
Acq. Method	BNA+SIM.M	Acq. Date-Time	2/19/2022 3:33:22 PM
Sample Name	MB-163724	Instrument	Instrument #1
Vial	15	Multiplier	1.00
DA Method File		Comment	SVOC-8270-W-LARGO
Tune File	dftppdsm.u	Tune Date	2/18/2022 9:25:00 PM
Batch Name	021822 DoD BNA cal.batch.bin	Last Calib Update	2/19/2022 1:06:17 PM
Ref Library	D:\Org\Library\NIST129K.l		

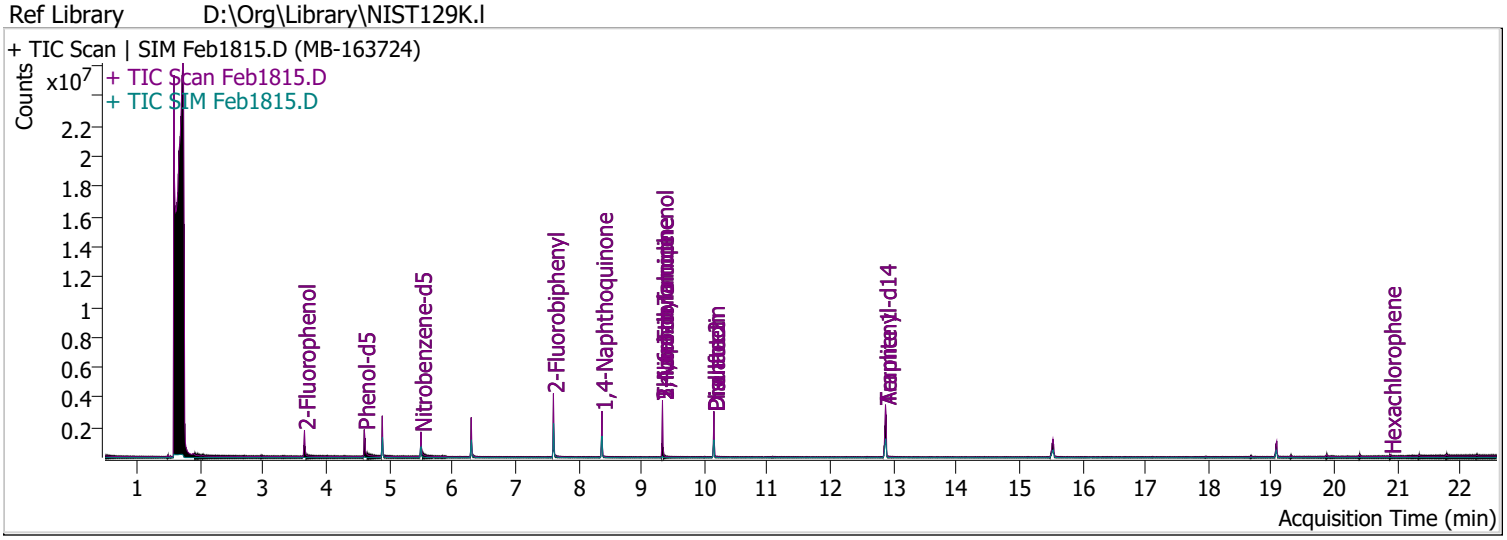

Compound	RT	QIon	Resp.	Conc.	Units		Dev(Min)
Internal Standards							
System Monitoring Compounds							
S 2-Fluorophenol	3.653	112.0	609667	64.6773	µg/L		0.000
Spiked Amount: 200.000	Range: 10.0 - 75.0%			Recovery = 32.34%			
S Phenol-d5	4.603	99.0	778814	63.6930	µg/L		-0.010
Spiked Amount: 200.000	Range: 10.0 - 65.0%			Recovery = 31.85%			
S Nitrobenzene-d5	5.502	82.0	418262	61.8257	µg/L		0.000
Spiked Amount: 100.000	Range: 32.0 - 94.0%			Recovery = 61.83%			
S 2-Fluorobiphenyl	7.605	172.0	1277952	66.7563	µg/L		0.000
Spiked Amount: 100.000	Range: 28.0 - 107.0%			Recovery = 66.76%			
S 2,4,6-Tribromophenol	9.336	329.8	279834	160.5017	µg/L		0.000
Spiked Amount: 200.000	Range: 25.0 - 140.0%			Recovery = 80.25%			
S Terphenyl-d14	12.875	244.3	2007009	109.6928	µg/L		0.000
Spiked Amount: 100.000	Range: 32.0 - 122.0%			Recovery = 109.69%			
Target Compounds							**QValue**
T N-Nitrosodimethylamine	0.000		0	N.D.			
T Pyridine	0.000		0	N.D.			
T Aniline	0.000		0	N.D.			
T Phenol	0.000		0	N.D.			
T bis(-2-Chloroethyl)Ether	0.000		0	N.D.			
T 2-Chlorophenol	0.000		0	N.D.			
T 1,3-Dichlorobenzene	0.000		0	N.D.			
T 1,4-Dichlorobenzene	0.000		0	N.D.			
T 1,2-Dichlorobenzene	0.000		0	N.D.			
T Benzyl Alcohol	0.000		0	N.D.			
T bis(2-chloroisopropyl)Ether	0.000		0	N.D.			
T 2-Methylphenol	0.000		0	N.D.			
T N-nitroso-Di-n-propylamine	5.502	70.0	0		µg/L	md	1
T 4Methylphenol/3Methylphenol	0.000		0	N.D.			
T Hexachloroethane	0.000		0	N.D.			

Compound	RT	QIon	Resp.	Conc.	Units		Dev(Min)
T Nitrobenzene	0.000		0	N.D.			
T Isophorone	0.000		0	N.D.			
T 2-Nitrophenol	0.000		0	N.D.			
T 2,4-Dimethylphenol	0.000		0	N.D.			
T bis(-2-Chloroethoxy)Methane	0.000		0	N.D.			
T 2,4-Dichlorophenol	0.000		0	N.D.			
T Benzoic Acid	0.000		0	N.D.			
T 1,2,4-Trichlorobenzene	0.000		0	N.D.			
T Naphthalene	0.000		0	N.D.			
T 4-Chlorophenol	6.301	130.0	0		µg/L	md	1
T p-Chloroaniline	0.000		0	N.D.			
T Hexachlorobutadiene	0.000		0	N.D.			
T 4-Chloro-2-Methylphenol	0.000		0	N.D.			
T 4-Chloro-3-Methylphenol	0.000		0	N.D.			
T 2-Methylnaphthalene	0.000		0	N.D.			
T 1-Methylnaphthalene	0.000		0	N.D.			
T Hexachlorocyclopentadiene	0.000		0	N.D.			
T 2,4,6-Trichlorophenol	0.000		0	N.D.			
T 2,4,5-Trichlorophenol	0.000		0	N.D.			
T 2-Chloronaphthalene	0.000		0	N.D.			
T 2-Nitroaniline	0.000		0	N.D.			
T Dimethyl Phthalate	8.374	163.0	0		µg/L	md	1
T 2,6-Dinitrotoluene	8.374	165.0	0		µg/L	md	1
T Acenaphthylene	0.000		0	N.D.			
T 3-Nitroaniline	0.000		0	N.D.			
T Acenaphthene	0.000		0	N.D.			
T 2,4-Dinitrophenol	0.000		0	N.D.			
T Dibenzofuran	0.000		0	N.D.			
T 2,4-Dinitrotoluene	0.000		0	N.D.			
T 4-Nitrophenol	0.000		0	N.D.			
T Diethylphthalate	0.000		0	N.D.			
T Fluorene	0.000		0	N.D.			
T 4-Chlorophenyl-phenylether	0.000		0	N.D.			
T 4-Nitroaniline	0.000		0	N.D.			
T 4,6-Dinitro-2-methylphenol	9.336	198.0	0		µg/L	md	1
T N-nitrosodiphenylamine	0.000		0	N.D.			
T Azobenzene	0.000		0	N.D.			
T 4-Bromophenyl-phenylether	0.000		0	N.D.			
T Hexachlorobenzene	0.000		0	N.D.			
T Pentachlorophenol	0.000		0	N.D.			
T Phenanthrene	0.000		0	N.D.			
T Anthracene	0.000		0	N.D.			
T Triallate	0.000		0	N.D.			
T Carbazole	0.000		0	N.D.			
T o-Terphenyl	0.000		0	N.D.			
T Di-n-Butylphthalate	0.000		0	N.D.			
T Fluoranthene	0.000		0	N.D.			
T Benzidine	12.875	184.0	0		µg/L	md	1
T Pyrene	0.000		0	N.D.			
T Butylbenzylphthalate	0.000		0	N.D.			
T Benzo(a)Anthracene	0.000		0	N.D.			
T Chrysene	0.000		0	N.D.			
T 3,3-Dichlorobenzidine	0.000		0	N.D.			
T bis(2-ethylhexyl)Phthalate	0.000		0	N.D.			
T Di-n-octyl Phthalate	0.000		0	N.D.			

Compound	RT	QIon	Resp.	Conc.	Units	Dev(Min)
T Benzo(b)fluoranthene	0.000		0	N.D.		
T Benzo(k)fluoranthene	0.000		0	N.D.		
T Benzo(a)pyrene	0.000		0	N.D.		
T Indeno(1,2,3-c,d)pyrene	0.000		0	N.D.		
T Dibenzo(a,h)anthracene	0.000		0	N.D.		
T Benzo(g,h,i)perylene	0.000		0	N.D.		

(#) = Qualifier Out of Range; (m) = Manual Integration; (+) = Area Summed; (*) = Surrogate Percent Recovery Out of Range; (d): Zeroed Peak

Compound	Conc.	Exp RT	QIon	Exp Ratio
N-Nitrosodimethylamine	N.D.	2.49	42.0	135.8

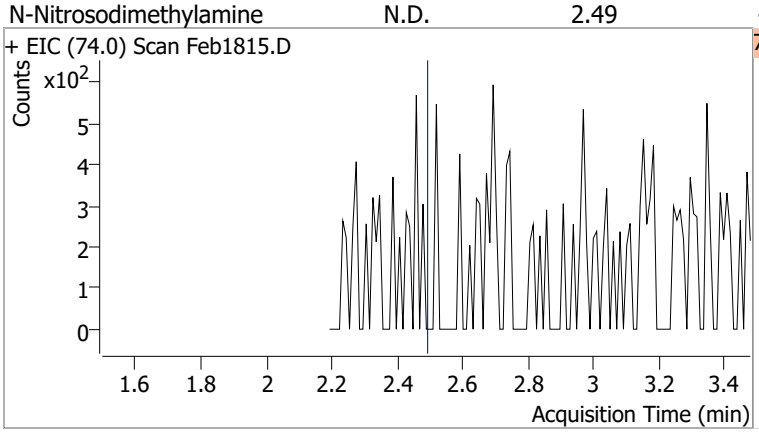

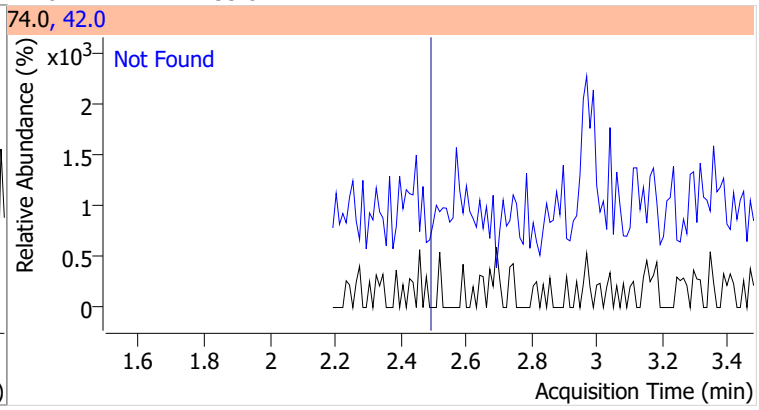

Compound	Conc.	Exp RT	QIon	Exp Ratio
Pyridine	N.D.	2.53	52.0	82.7

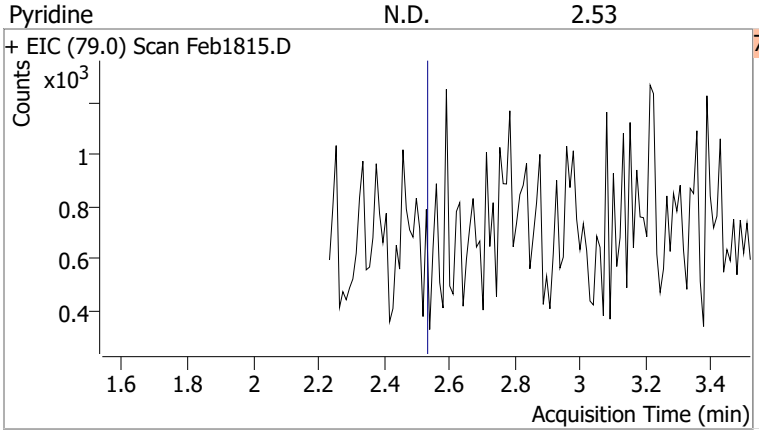

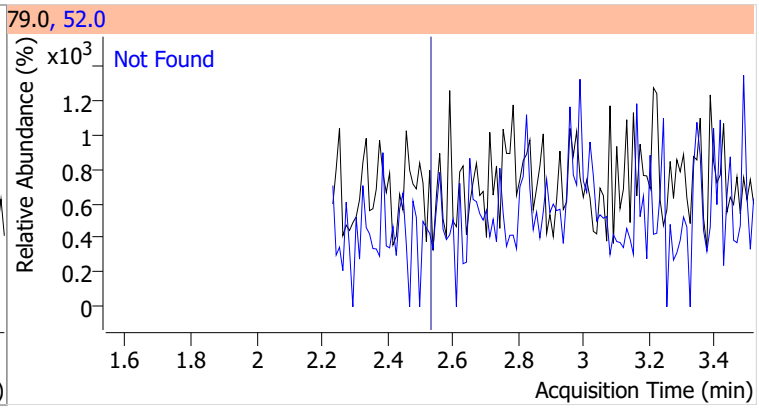

Compound	Conc.	RT	Dev(Min)	Resp.	QIon	QRatio	Lower	Upper
2-Fluorophenol	64.6773	3.65	0.00	609667	64.0	51.1	34.6	64.3
					92.0	20.0	14.2	26.5

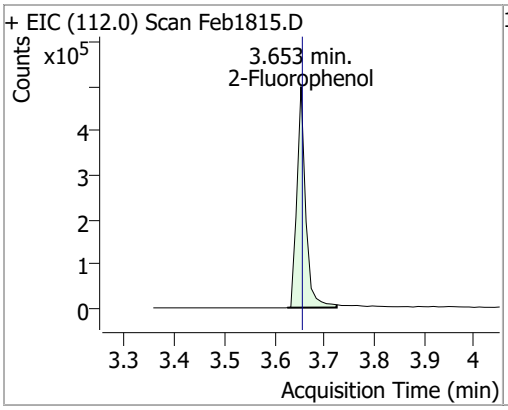

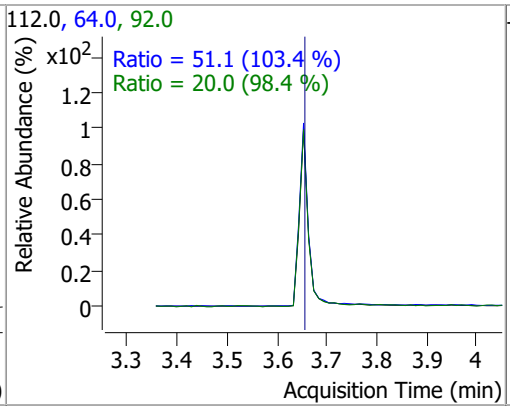

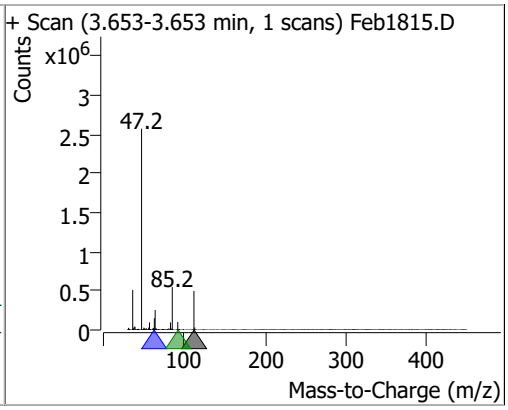

Compound	Conc.	Exp RT	QIon	Exp Ratio	QIon	Exp Ratio
Aniline	N.D.	4.56	66.0	36.7	65.0	18.7

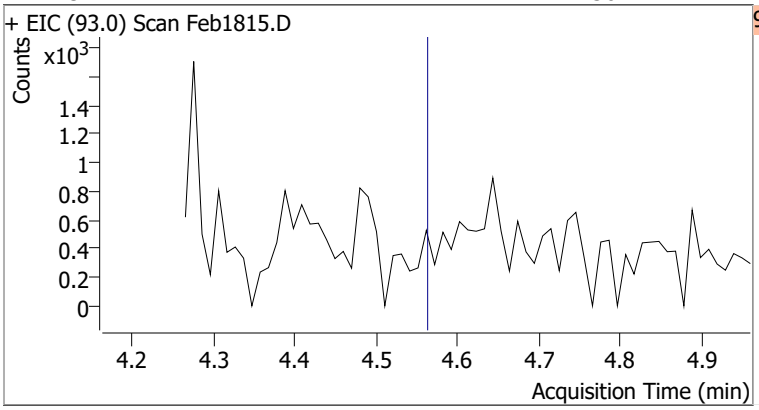

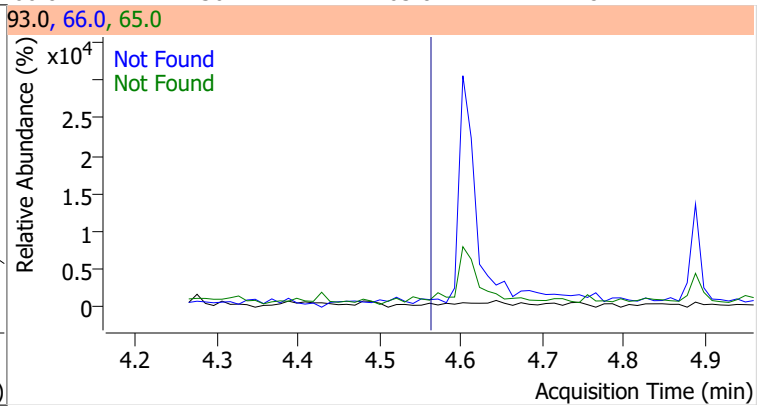

Quantitation Results Report (QT Reviewed)

Compound	Conc.	RT	Dev(Min)	Resp.	QIon	QRatio	Lower	Upper
Phenol-d5	63.6930	4.60	-0.01	778814	71.0	35.8	25.8	47.9

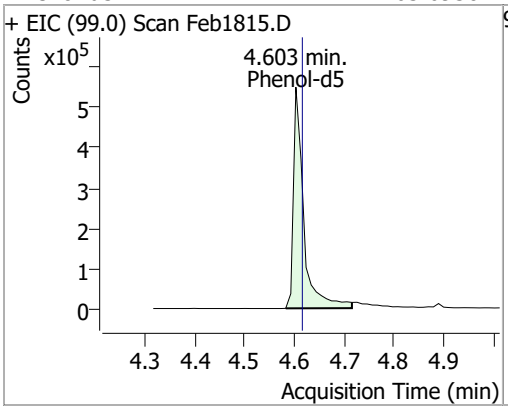

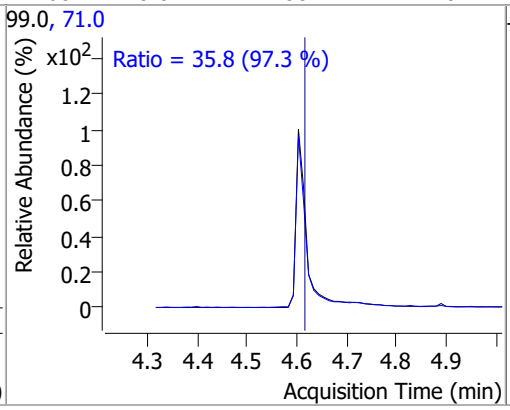

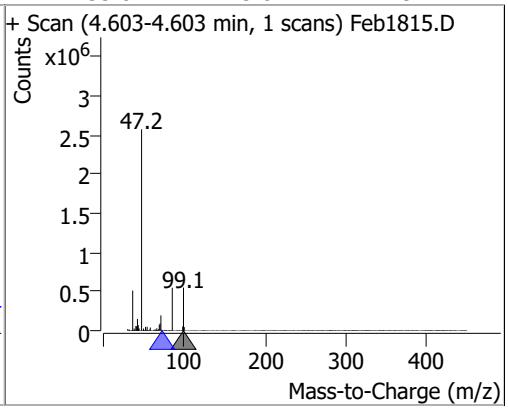

Compound	Conc.	Exp RT	QIon	Exp Ratio
Phenol	N.D.	4.62	66.0	45.3

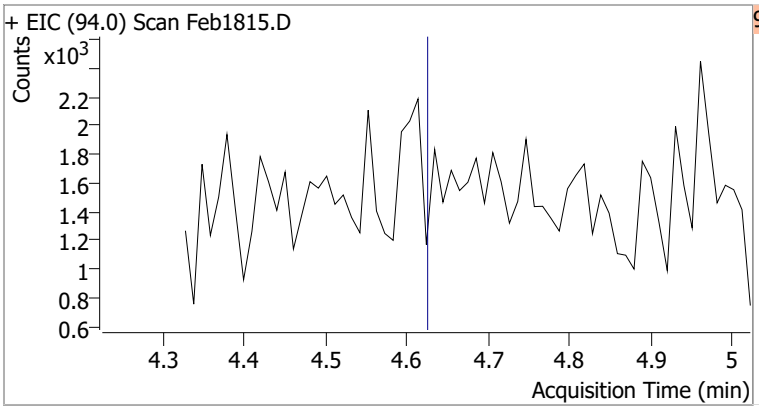

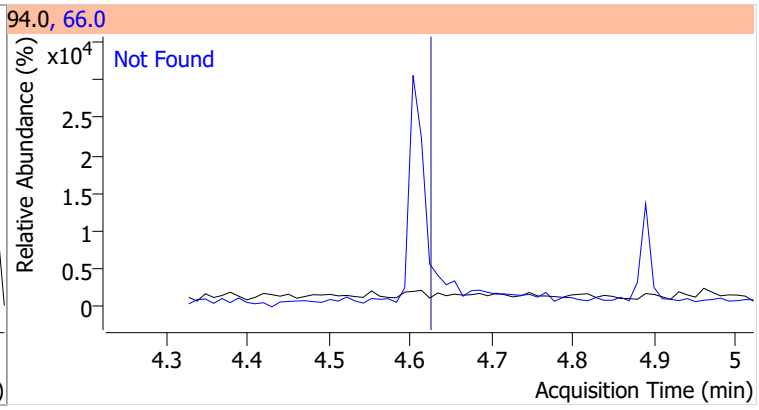

Compound	Conc.	Exp RT	QIon	Exp Ratio
bis(-2-Chloroethyl)Ether	N.D.	4.64	64.0	10.9

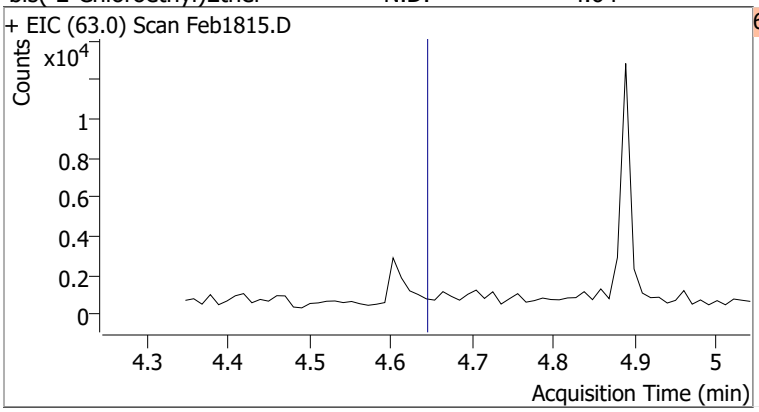

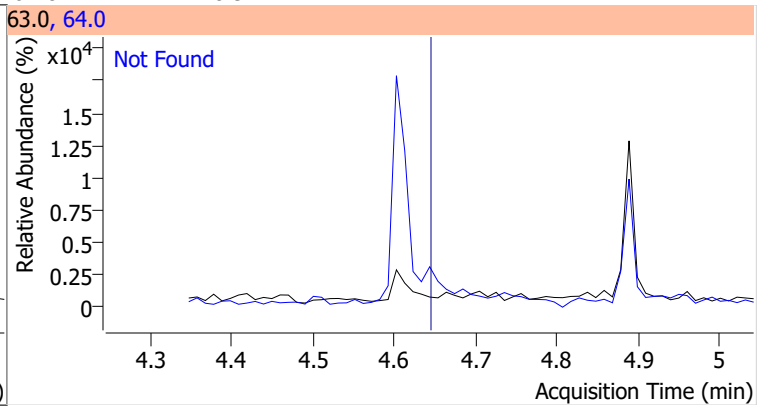

Compound	Conc.	Exp RT	QIon	Exp Ratio
2-Chlorophenol	N.D.	4.69	130.0	32.5

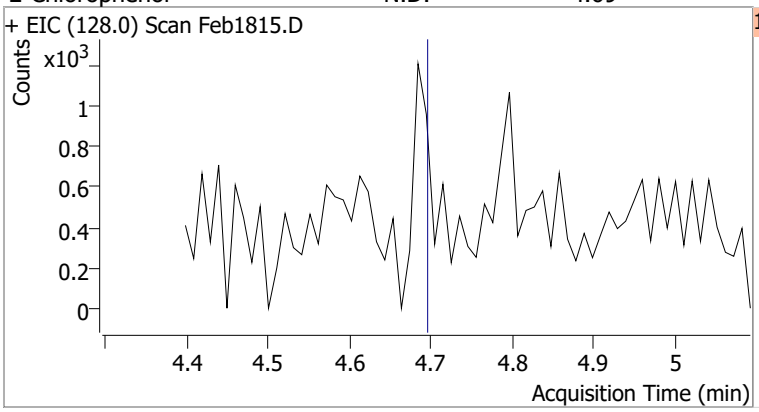

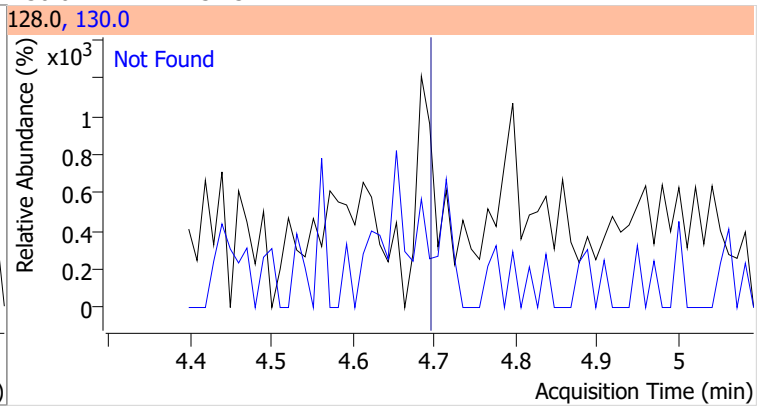

Compound	Conc.	Exp RT	QIon	Exp Ratio	QIon	Exp Ratio
1,3-Dichlorobenzene	N.D.	4.83	148.0	63.7	111.0	36.1

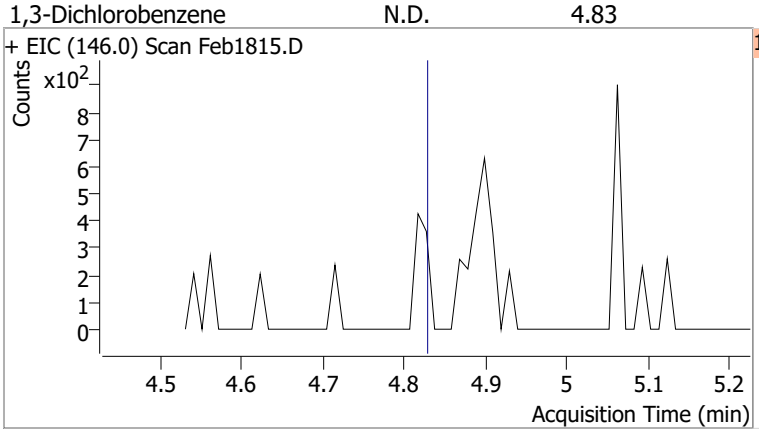

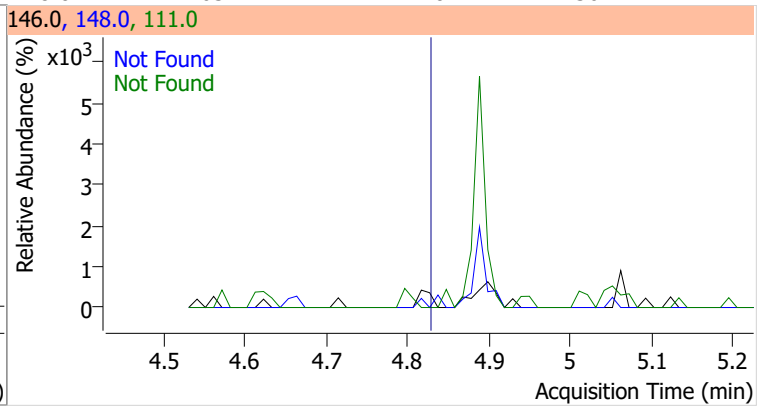

Compound	Conc.	Exp RT	QIon	Exp Ratio	QIon	Exp Ratio
1,4-Dichlorobenzene	N.D.	4.91	148.0	65.2	111.0	36.0

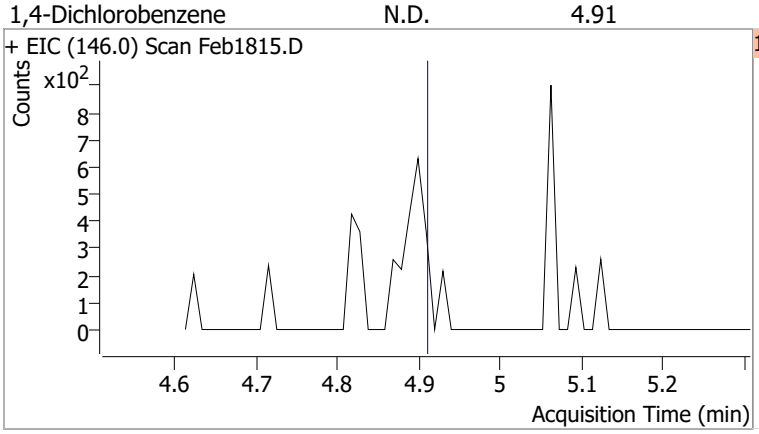

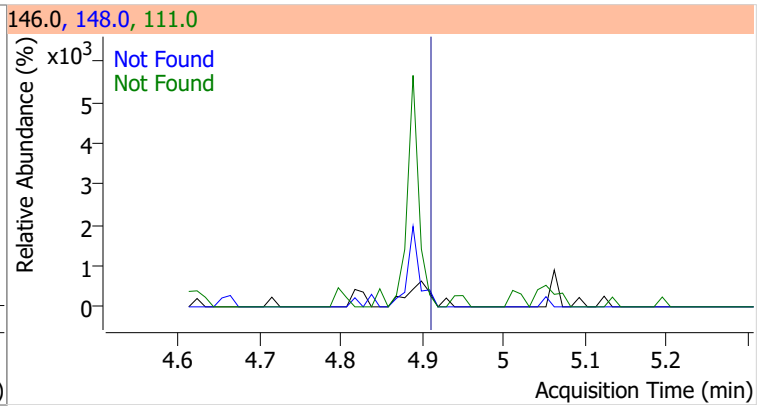

Compound	Conc.	Exp RT	QIon	Exp Ratio	QIon	Exp Ratio
1,2-Dichlorobenzene	N.D.	5.06	148.0	64.4	111.0	37.3

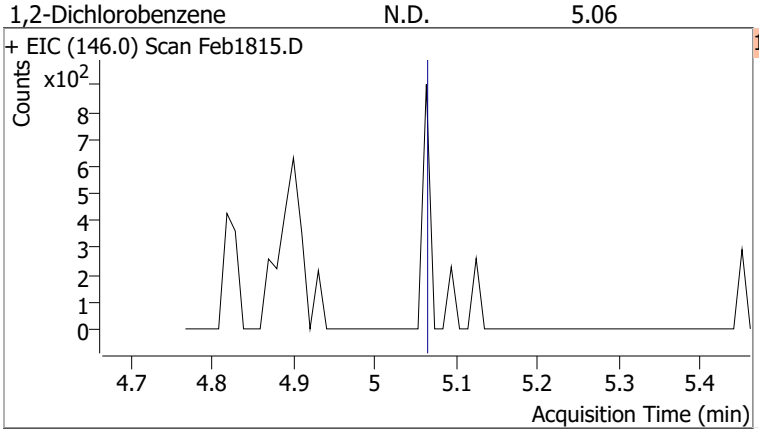

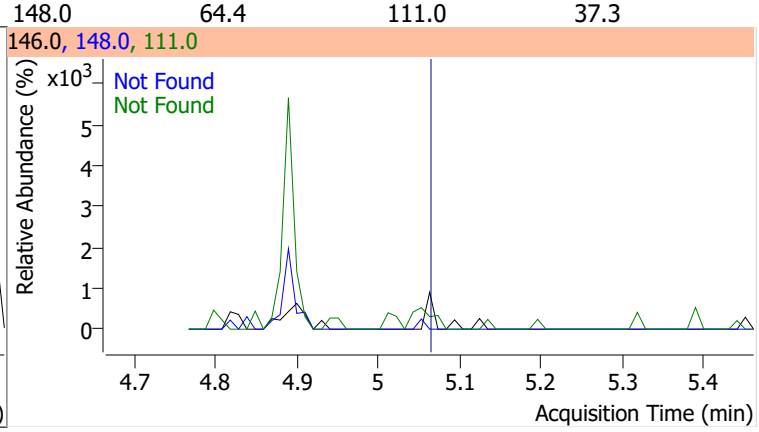

Compound	Conc.	Exp RT	QIon	Exp Ratio	QIon	Exp Ratio
Benzyl Alcohol	N.D.	5.08	79.0	119.3	107.0	70.5

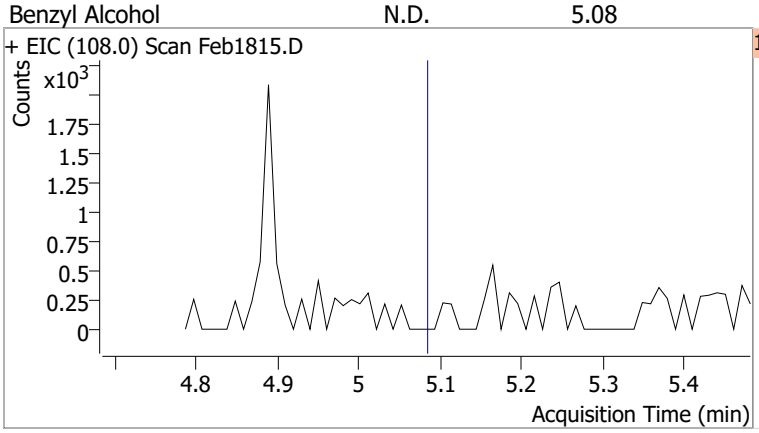

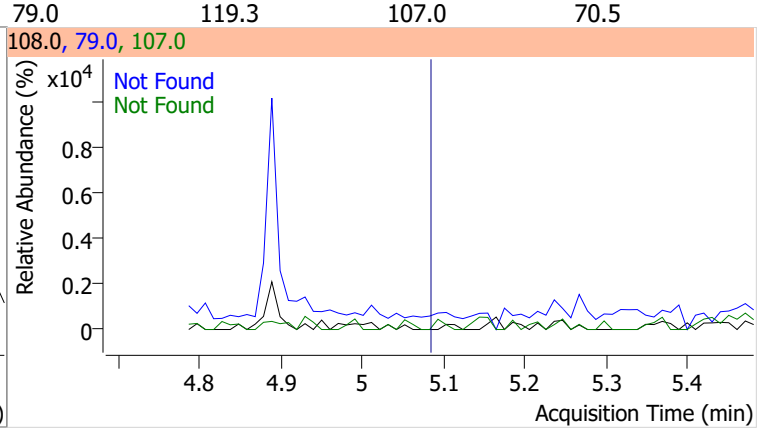

Compound	Conc.	Exp RT	QIon	Exp Ratio
bis(2-chloroisopropyl)Ether	N.D.	5.23	123.0	32.1

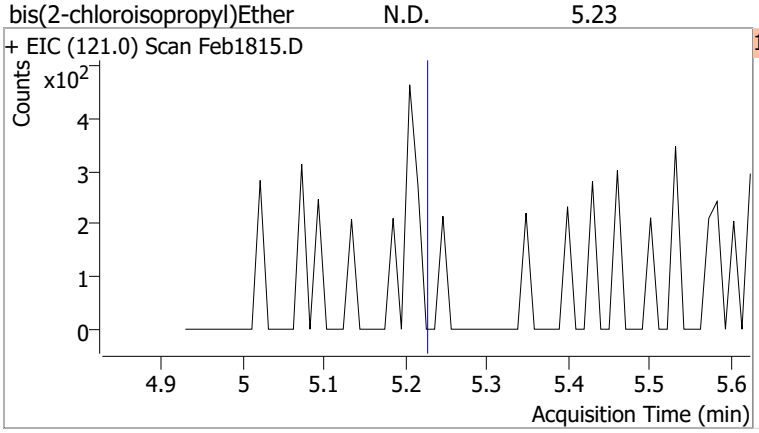

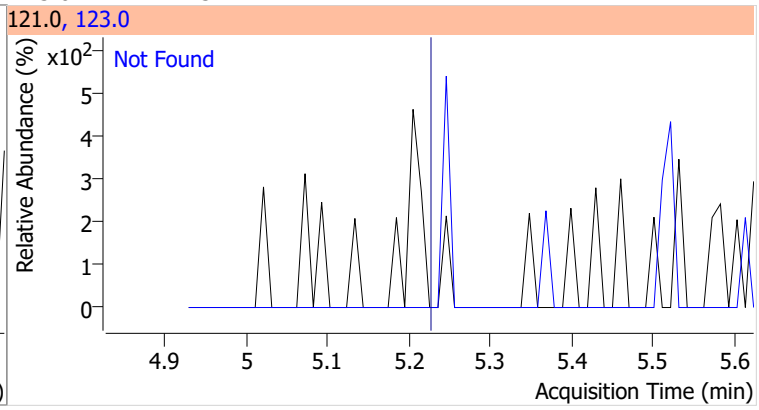

Compound	Conc.	Exp RT	QIon	Exp Ratio
2-Methylphenol	N.D.	5.25	108.0	116.5

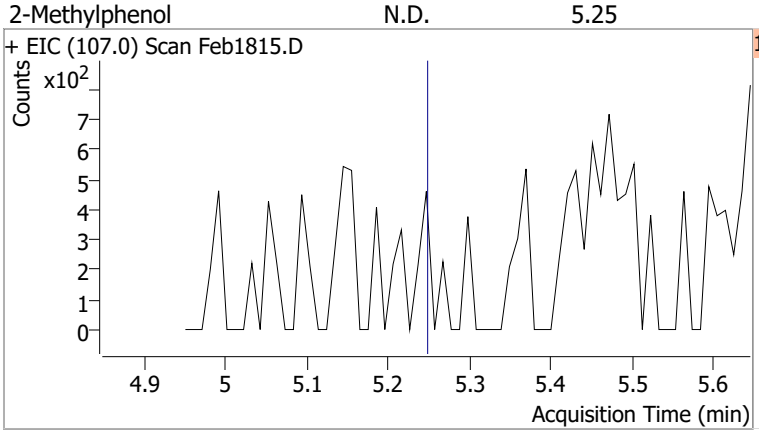

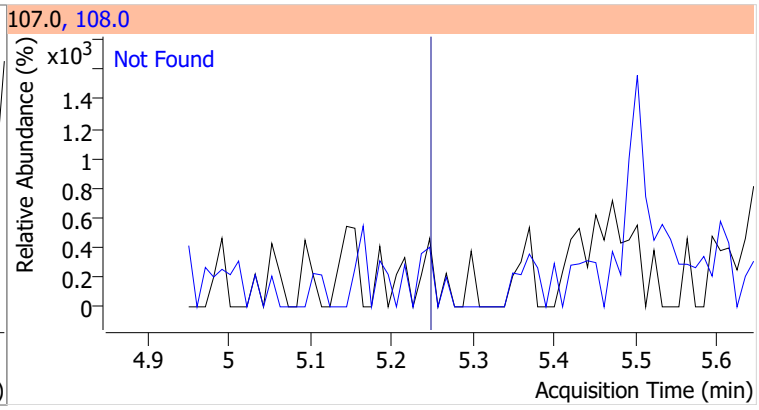

Compound	Conc.	RT	Dev(Min)	Resp.	QIon	QRatio	Lower	Upper
N-nitroso-Di-n-propylamine		0		0	130.0		0.0	38.8

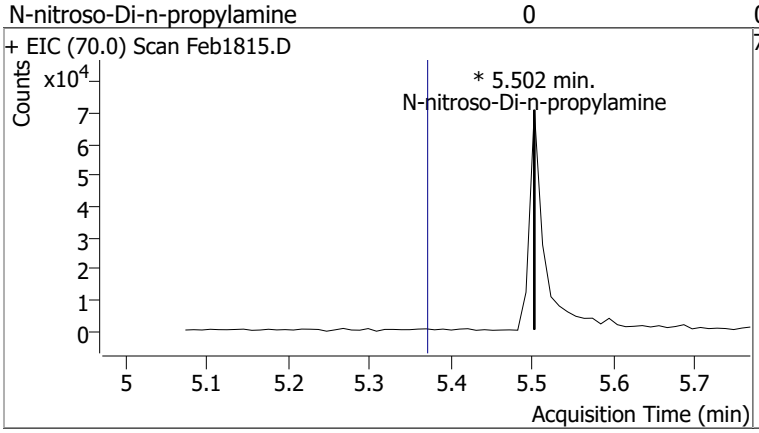

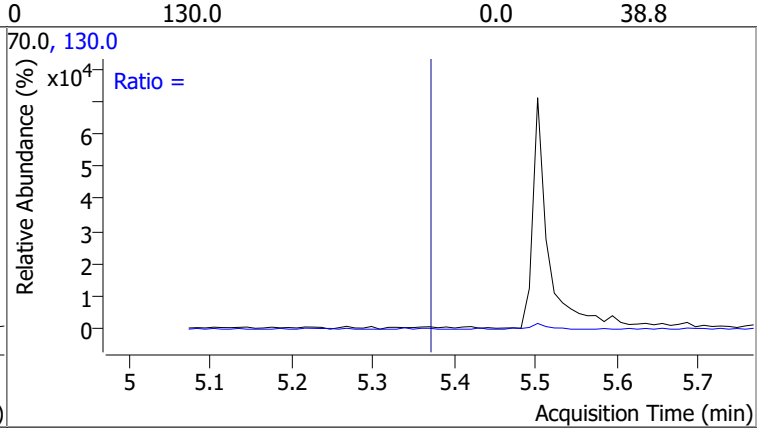

Compound	Conc.	Exp RT	QIon	Exp Ratio
4Methylphenol/3Methylphenol	N.D.	5.43	108.0	83.9

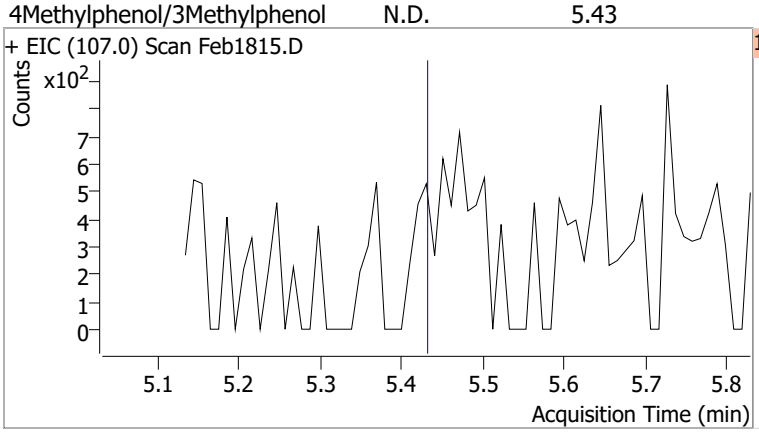

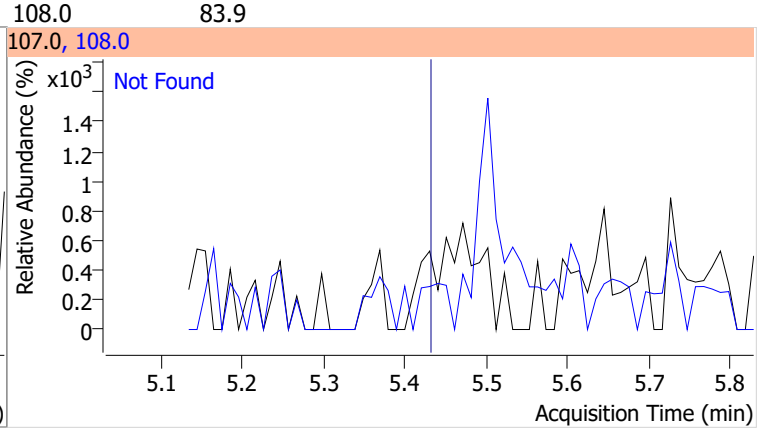

Compound	Conc.	Exp RT	QIon	Exp Ratio	QIon	Exp Ratio
Hexachloroethane	N.D.	5.43	201.0	90.8	199.0	56.9

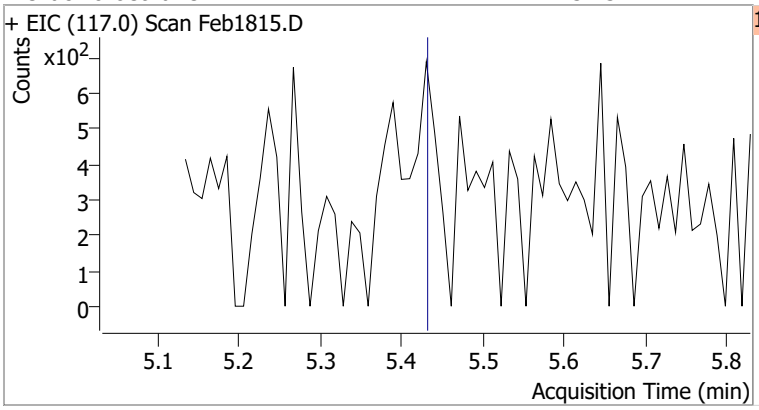

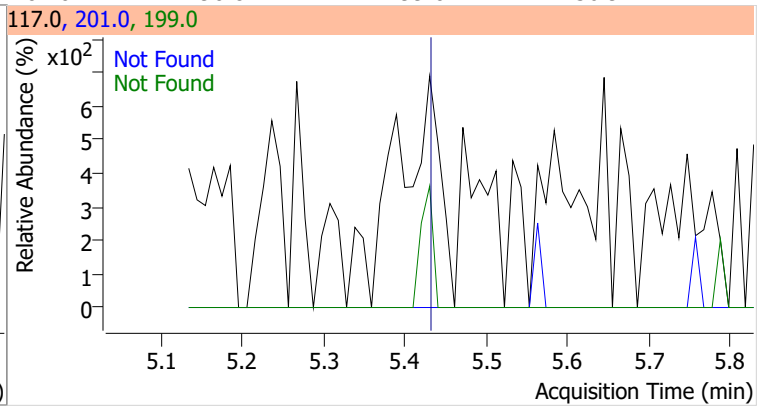

Compound	Conc.	RT	Dev(Min)	Resp.	QIon	QRatio	Lower	Upper
Nitrobenzene-d5	61.8257	5.50	0.00	418262	54.0	63.7	46.3	86.0
					128.0	47.4	34.1	63.3

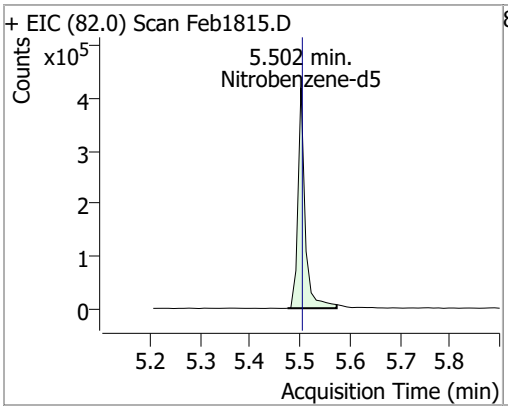

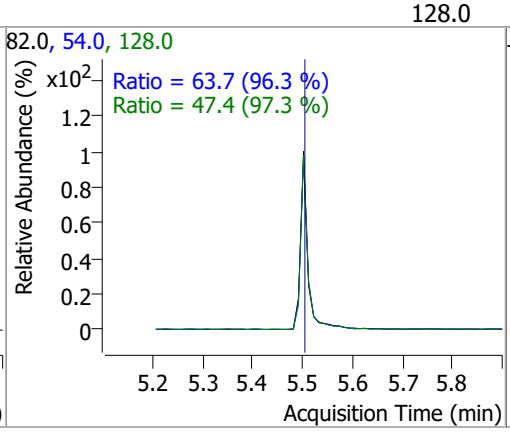

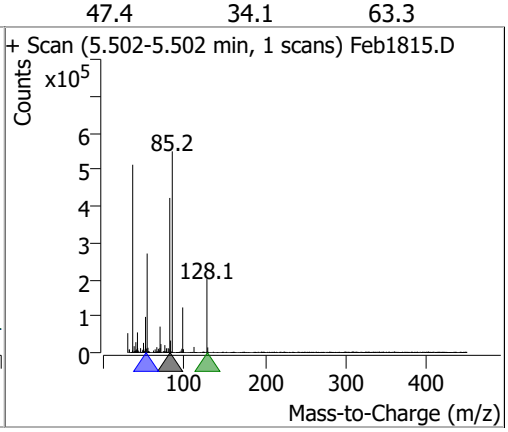

Compound	Conc.	Exp RT	QIon	Exp Ratio	QIon	Exp Ratio
Nitrobenzene	N.D.	5.52	77.0	212.7	51.0	131.0

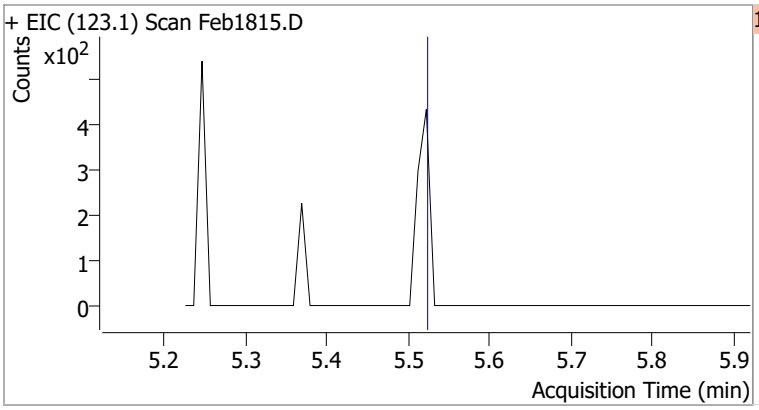

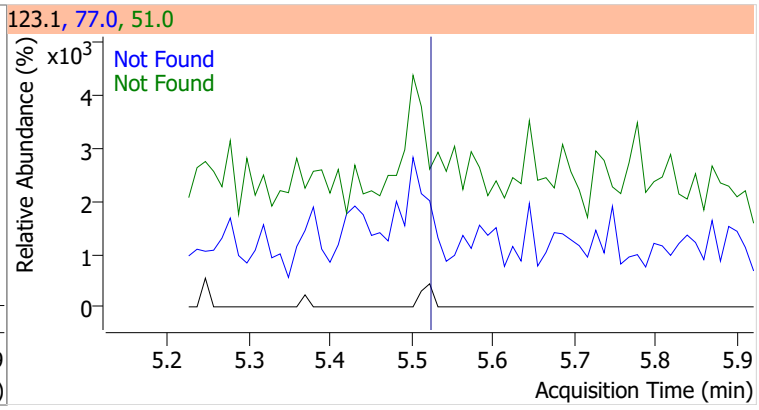

Compound	Conc.	Exp RT	QIon	Exp Ratio
Isophorone	N.D.	5.82	138.0	21.1

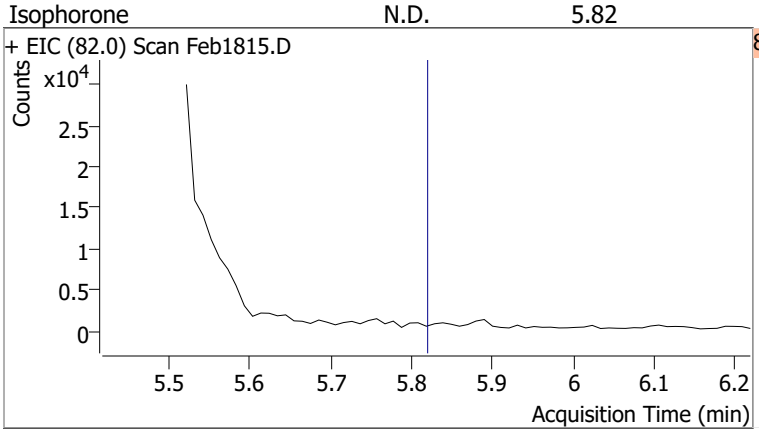

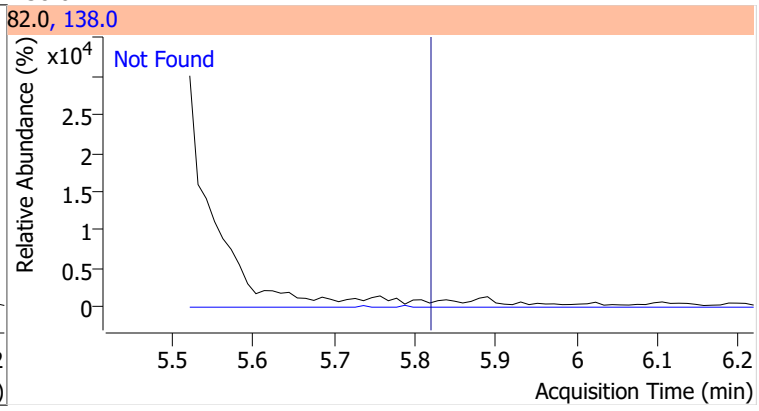

Compound	Conc.	Exp RT	QIon	Exp Ratio	QIon	Exp Ratio
2-Nitrophenol	N.D.	5.88	65.0	48.8	109.0	35.2

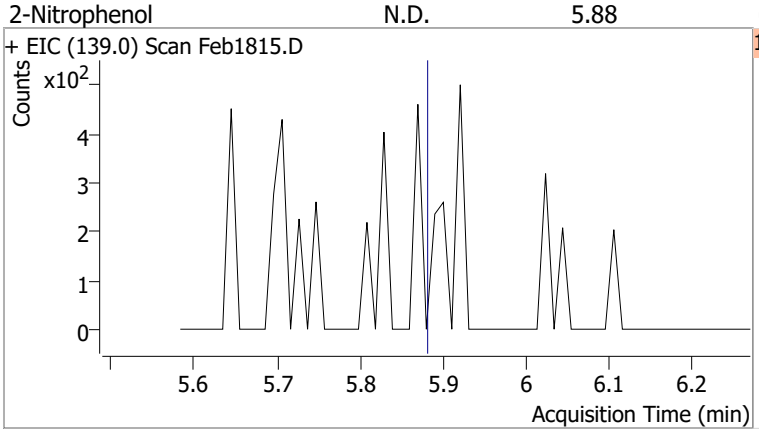

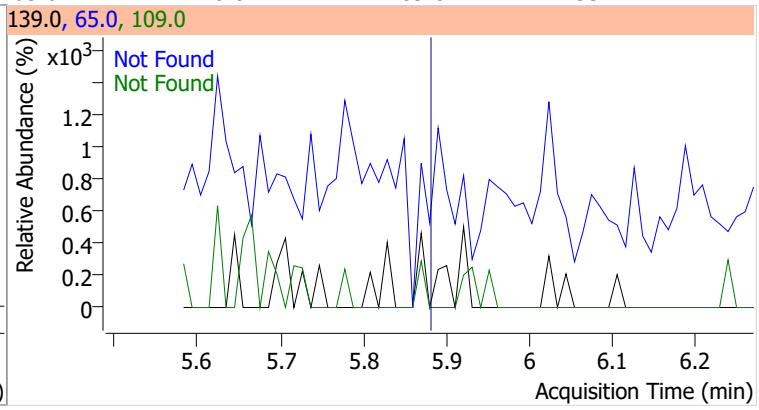

Compound	Conc.	Exp RT	QIon	Exp Ratio	QIon	Exp Ratio
2,4-Dimethylphenol	N.D.	6.00	107.0	109.4	77.0	34.0

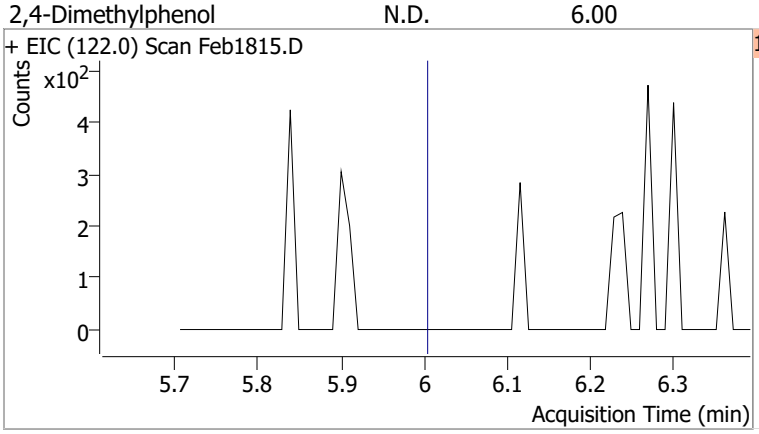

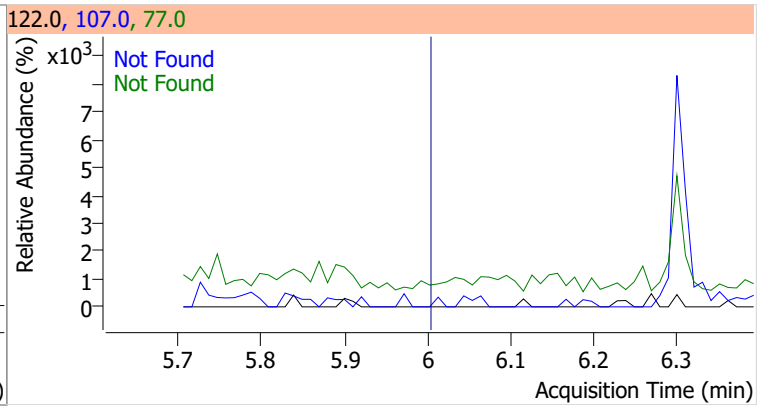

Compound	Conc.	Exp RT	QIon	Exp Ratio	QIon	Exp Ratio
bis(-2-Chloroethoxy)Methane	N.D.	6.08	63.0	68.1	95.0	31.9

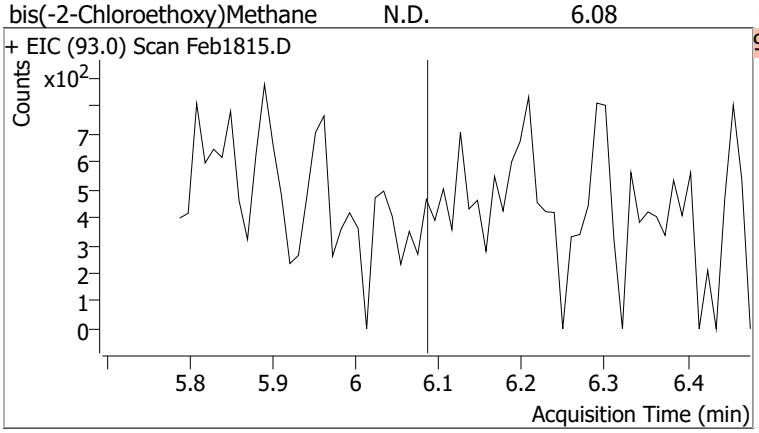

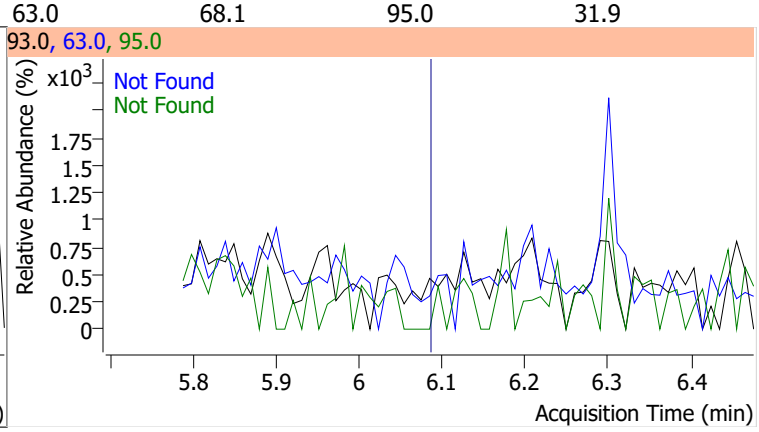

Compound	Conc.	Exp RT	QIon	Exp Ratio	QIon	Exp Ratio
2,4-Dichlorophenol	N.D.	6.19	164.0	65.0	98.0	28.6

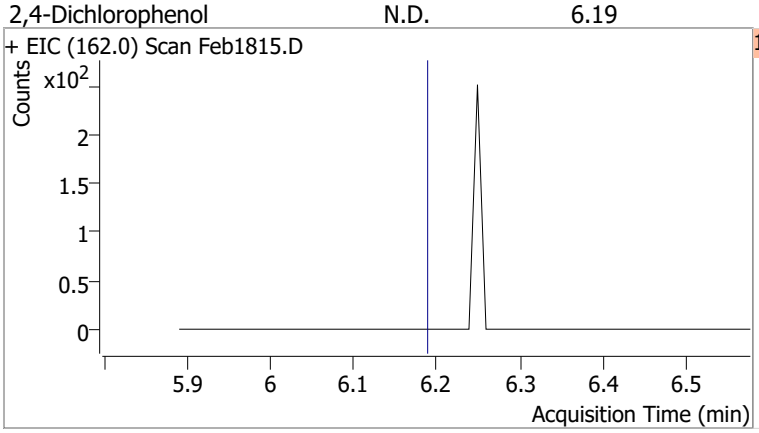

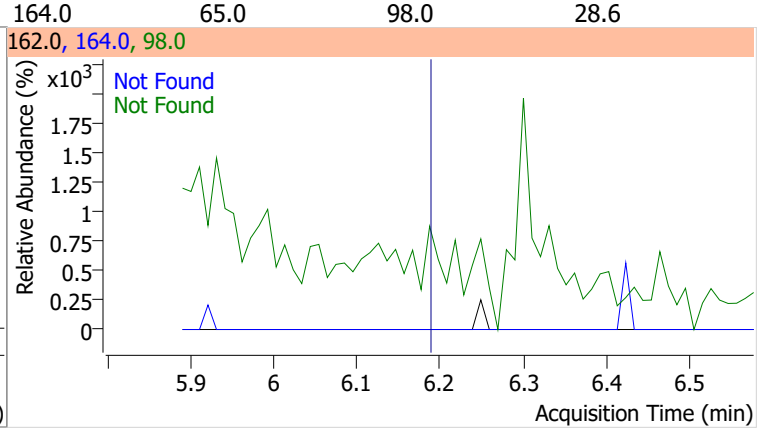

Compound	Conc.	Exp RT	QIon	Exp Ratio	QIon	Exp Ratio
Benzoic Acid	N.D.	6.24	122.0	85.5	77.0	60.4

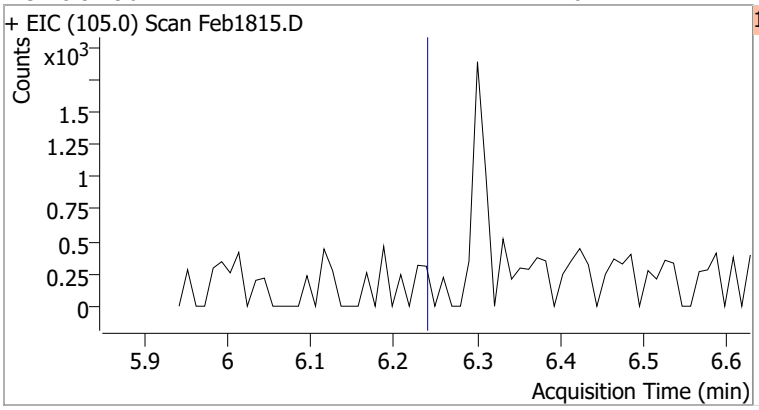

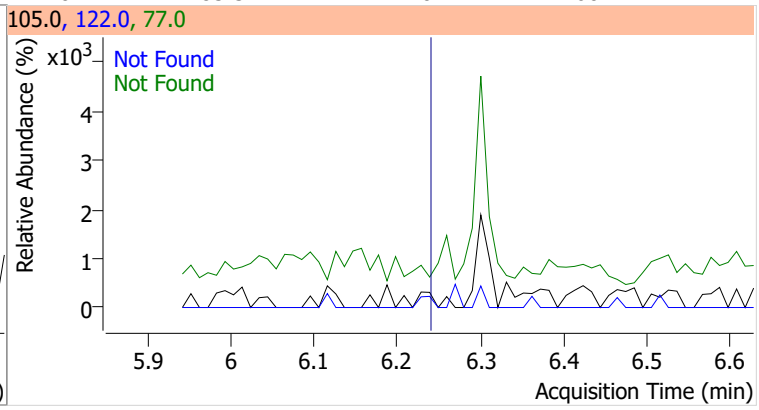

Compound	Conc.	Exp RT	QIon	Exp Ratio	QIon	Exp Ratio
1,2,4-Trichlorobenzene	N.D.	6.25	182.0	94.6	145.0	28.7

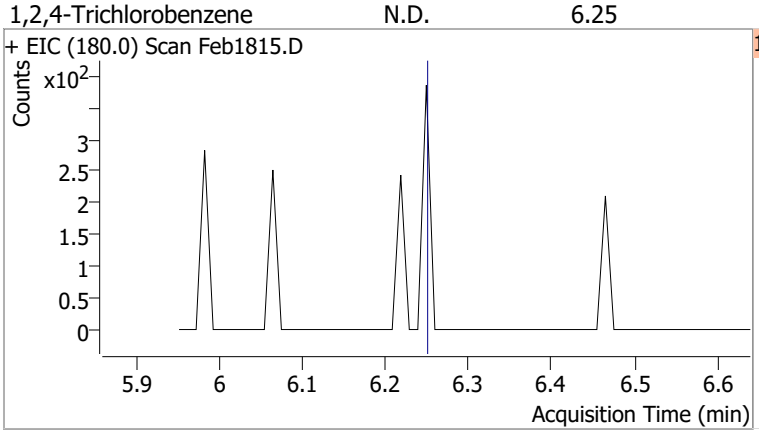

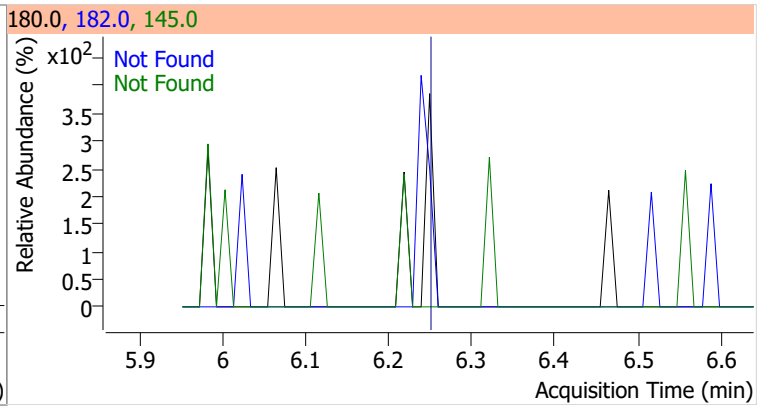

Compound	Conc.	Exp RT	QIon	Exp Ratio	QIon	Exp Ratio
Naphthalene	N.D.	6.33	129.0	11.5	102.0	9.9

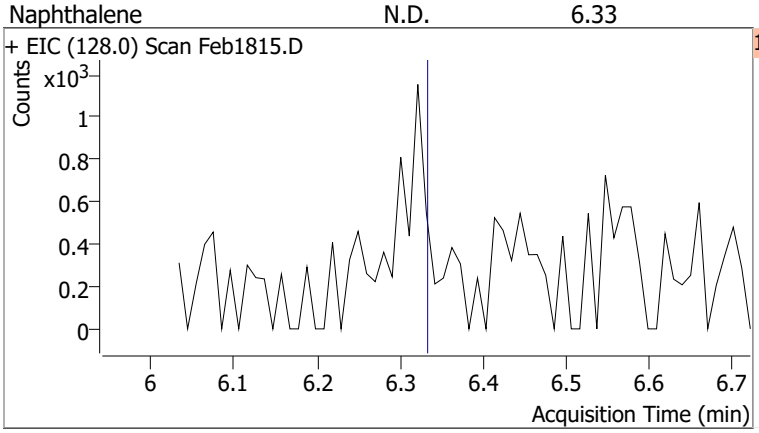

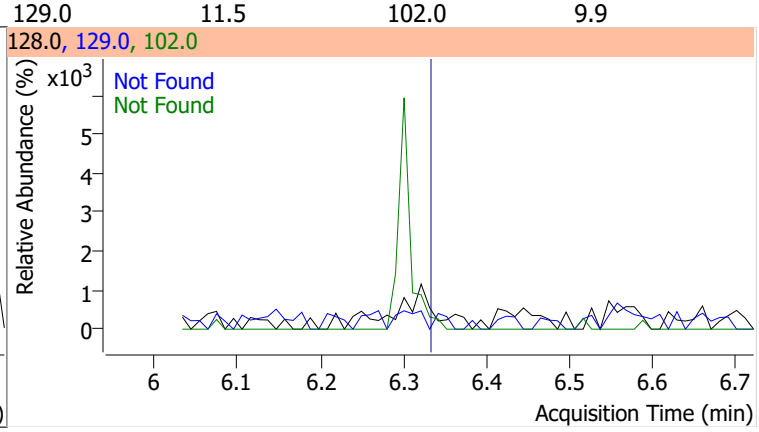

Compound	Conc.	RT	Dev(Min)	Resp.	QIon	QRatio	Lower	Upper
4-Chlorophenol		0		0	128.0		221.4	411.2

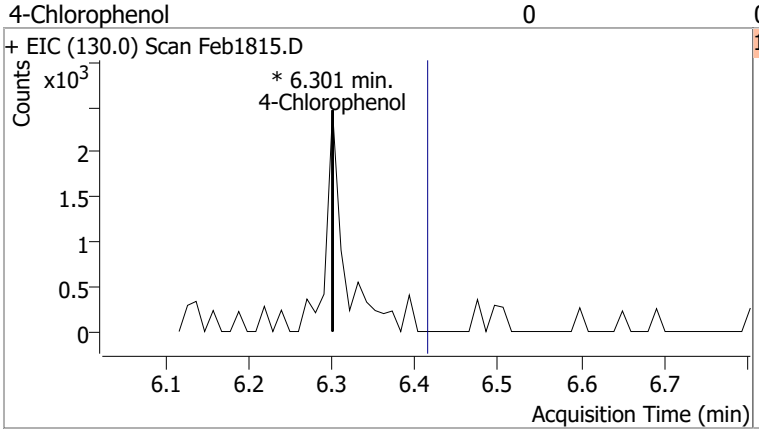

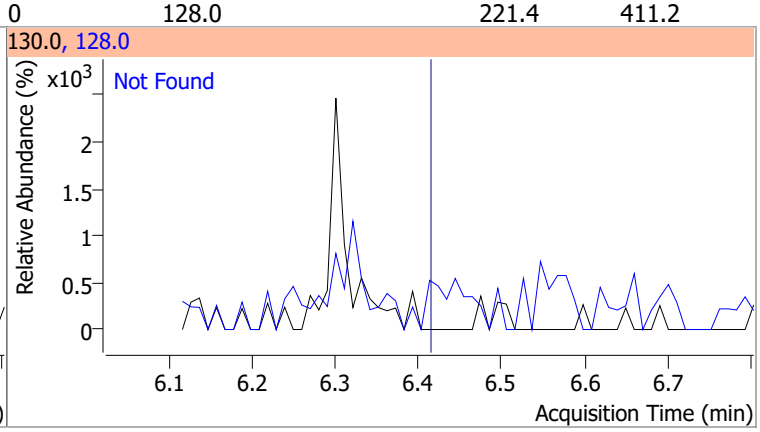

Compound	Conc.	Exp RT	QIon	Exp Ratio	QIon	Exp Ratio
p-Chloroaniline	N.D.	6.43	65.0	60.1	129.0	37.6

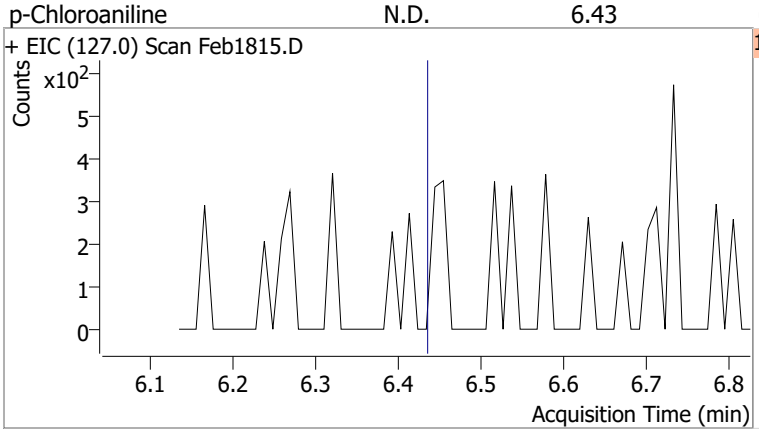

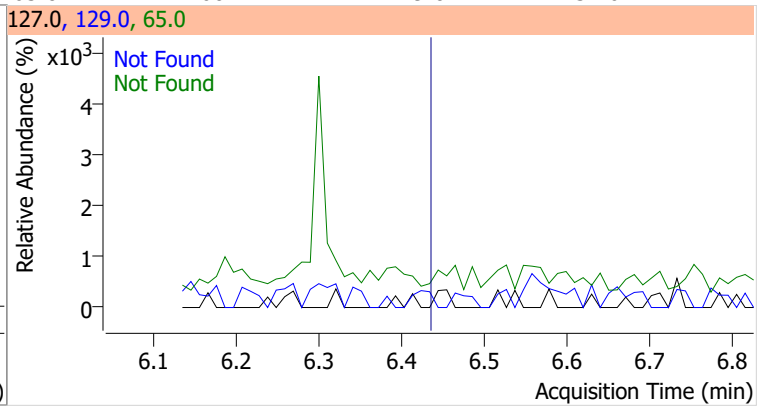

Compound	Conc.	Exp RT	QIon	Exp Ratio	QIon	Exp Ratio
Hexachlorobutadiene	N.D.	6.50	227.0	65.7	223.0	64.3

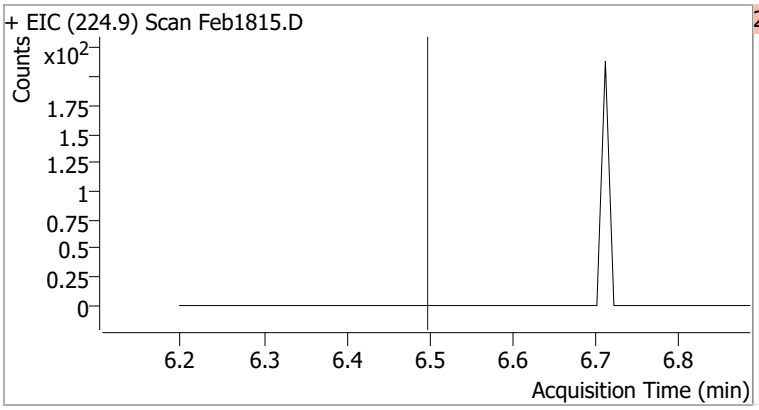

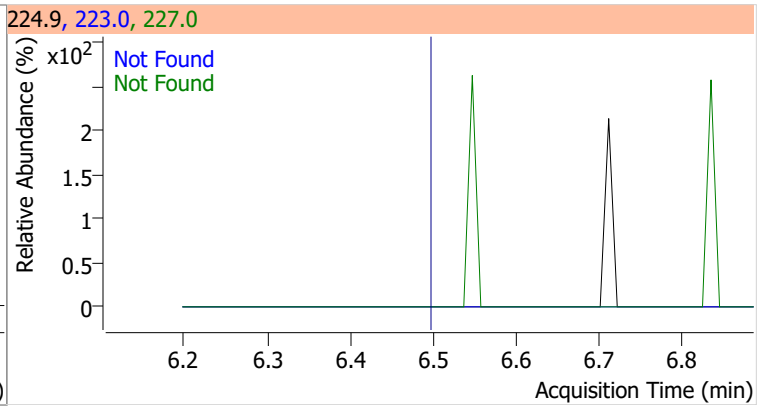

Compound	Conc.	Exp RT	QIon	Exp Ratio
4-Chloro-2-Methylphenol	N.D.	6.94	144.0	27.8

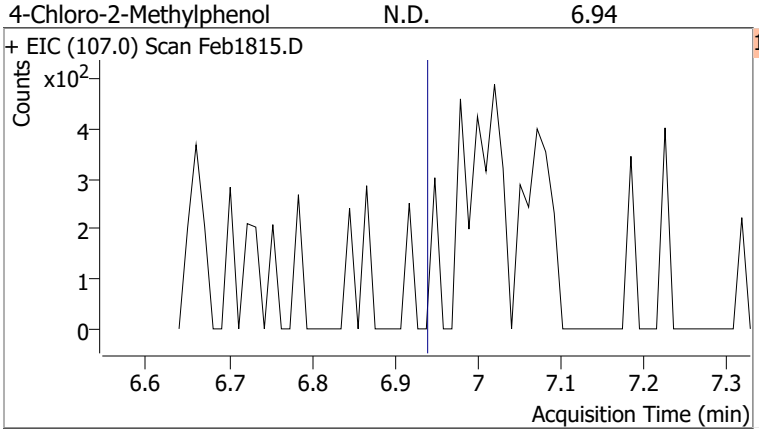

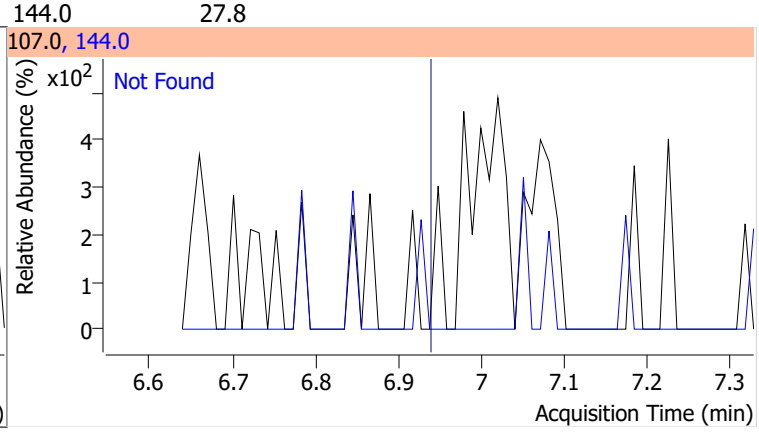

Compound	Conc.	Exp RT	QIon	Exp Ratio
4-Chloro-3-Methylphenol	N.D.	7.07	144.0	27.3

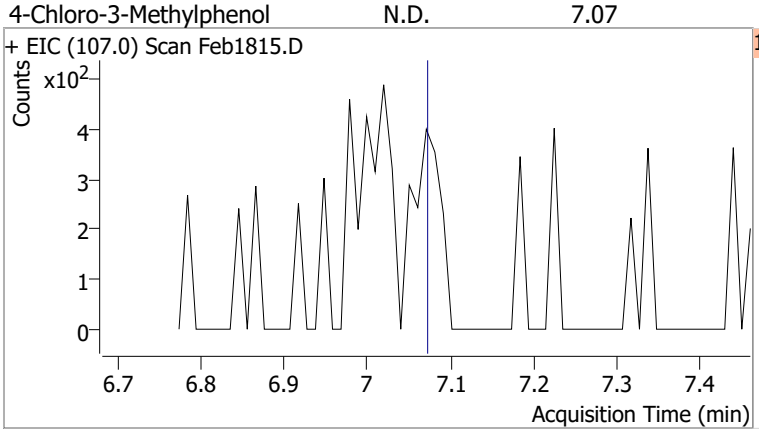

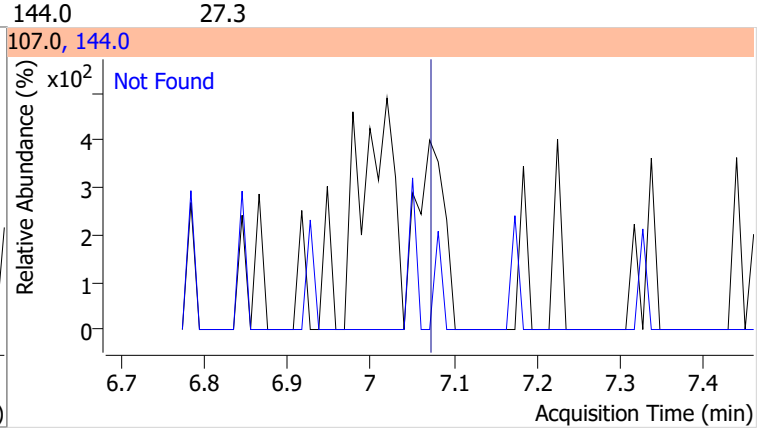

Compound	Conc.	Exp RT	QIon	Exp Ratio	QIon	Exp Ratio
2-Methylnaphthalene	N.D.	7.14	142.0	119.8	115.0	41.7

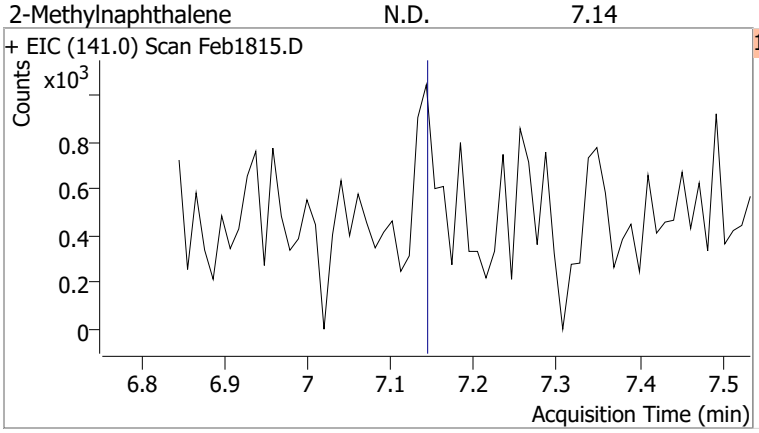

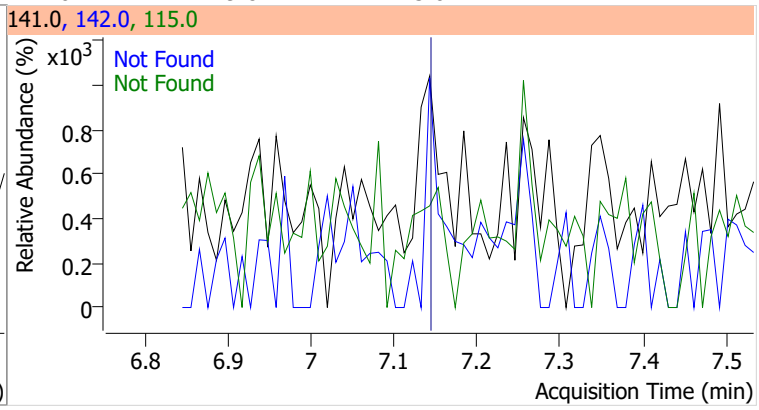

Compound	Conc.	Exp RT	QIon	Exp Ratio	QIon	Exp Ratio
1-Methylnaphthalene	N.D.	7.26	142.0	114.0	115.0	41.3

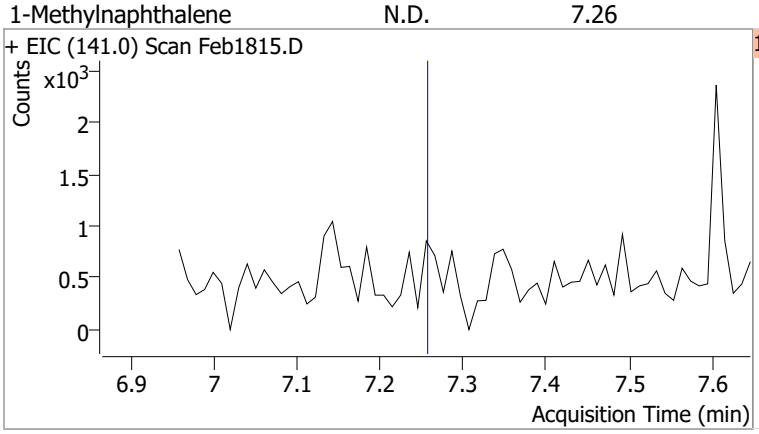

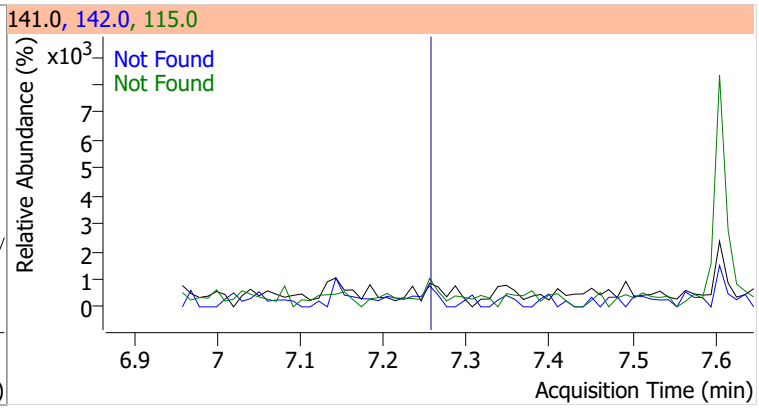

Compound	Conc.	Exp RT	QIon	Exp Ratio	QIon	Exp Ratio
Hexachlorocyclopentadiene	N.D.	7.34	234.9	64.6	238.9	63.8

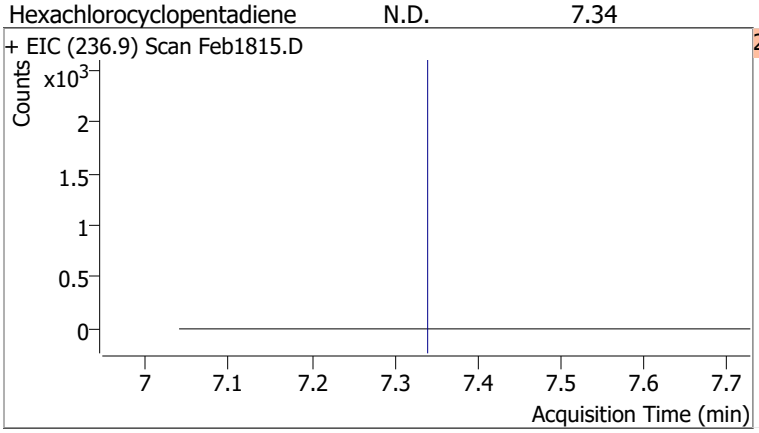

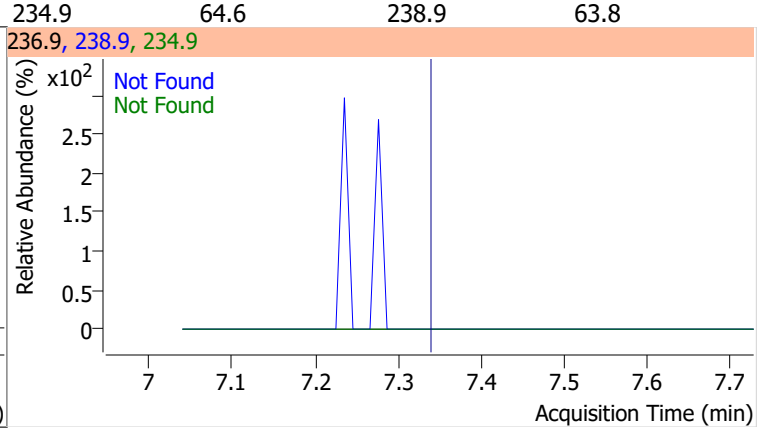

Compound	Conc.	Exp RT	QIon	Exp Ratio
2,4,6-Trichlorophenol	N.D.	7.52	198.0	96.5

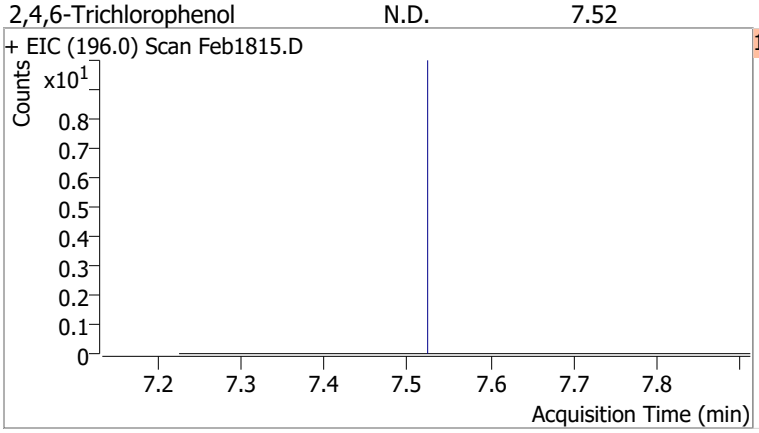

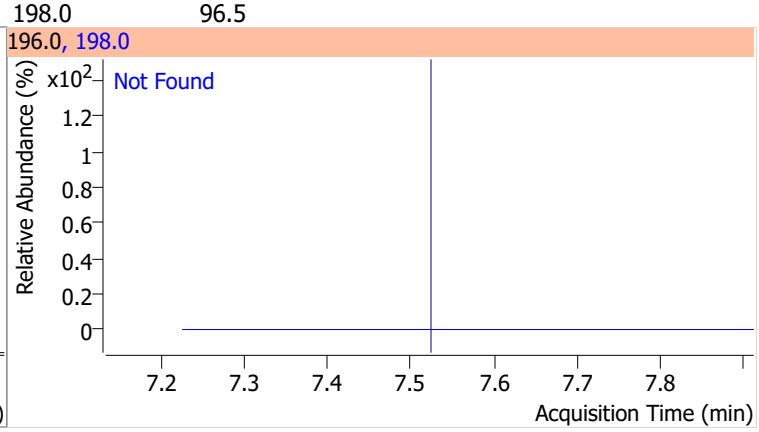

Compound	Conc.	Exp RT	QIon	Exp Ratio
2,4,5-Trichlorophenol	N.D.	7.57	198.0	90.2

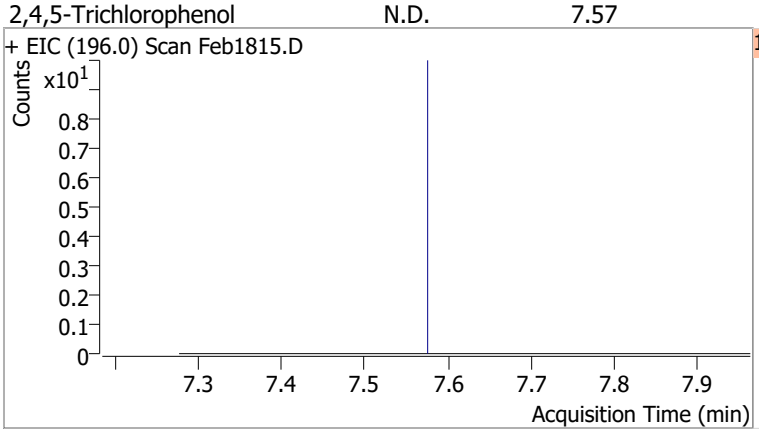

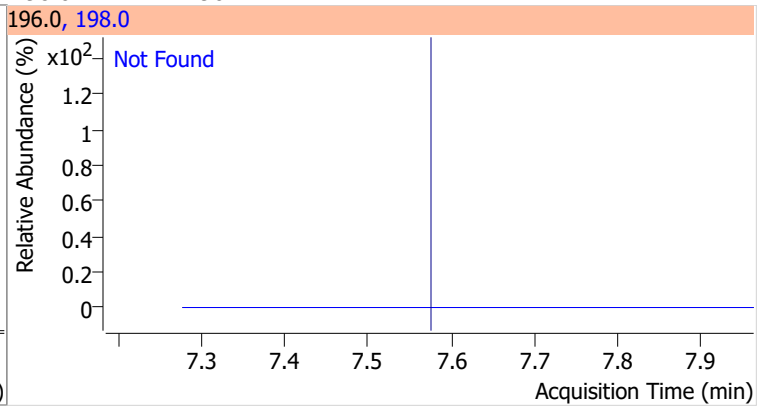

Compound	Conc.	RT	Dev(Min)	Resp.	QIon	QRatio	Lower	Upper
2-Fluorobiphenyl	66.7563	7.60	0.00	1277952	171.0	33.5	24.0	44.5

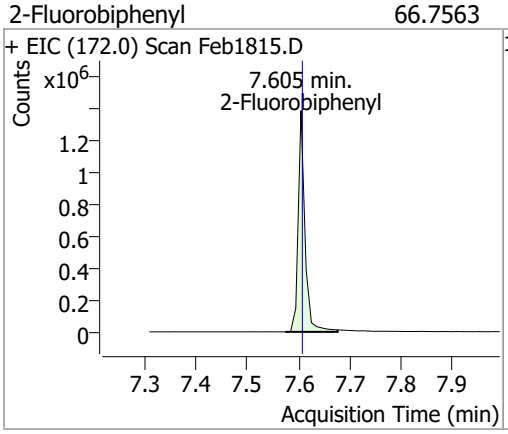

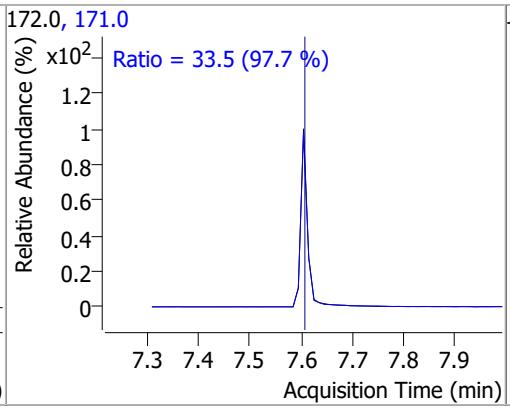

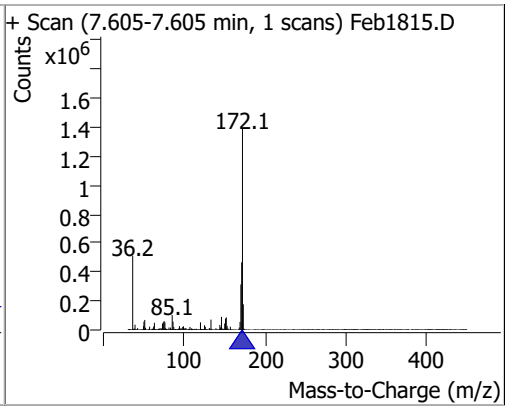

Compound	Conc.	Exp RT	QIon	Exp Ratio	QIon	Exp Ratio
2-Chloronaphthalene	N.D.	7.72	127.0	35.9	164.0	32.1

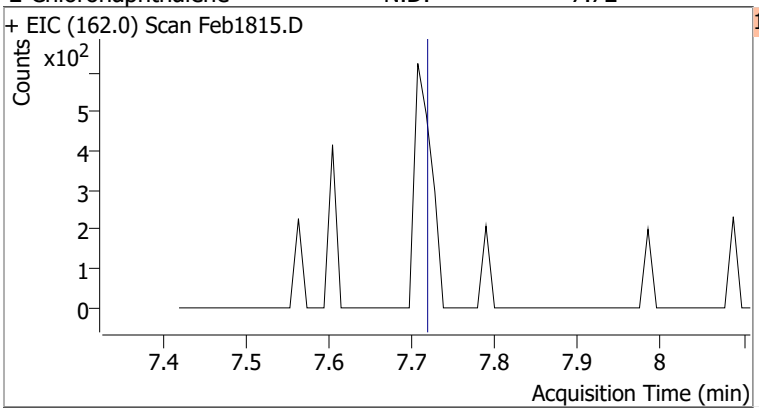

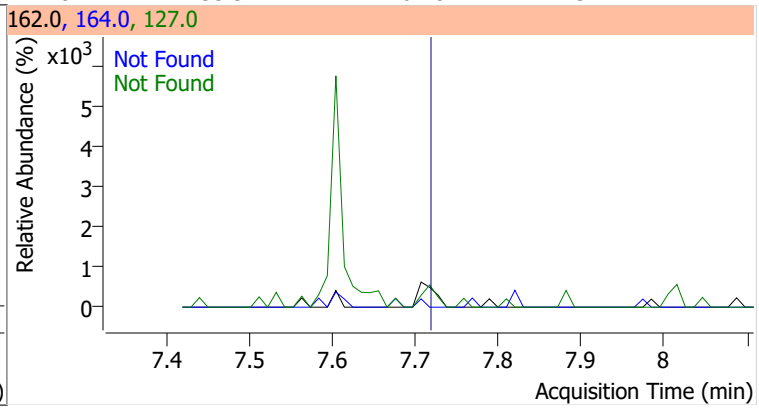

Compound	Conc.	Exp RT	QIon	Exp Ratio
2-Nitroaniline	N.D.	7.88	138.0	110.5

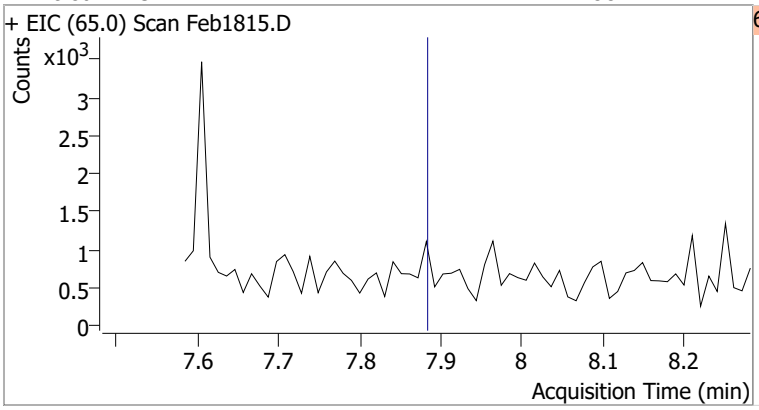

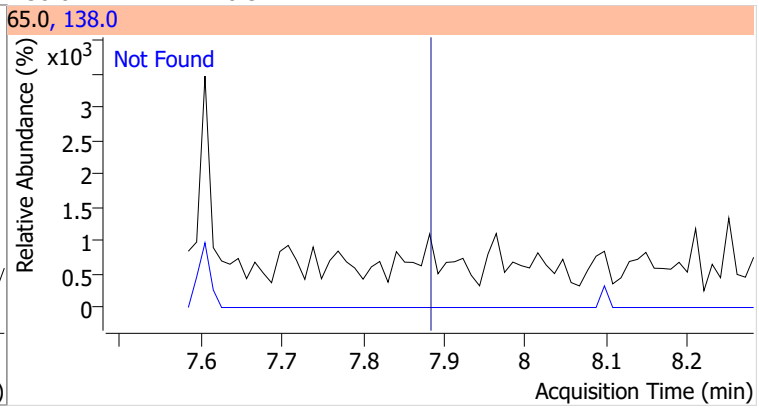

Compound	Conc.	RT	Dev(Min)	Resp.	QIon	QRatio	Lower	Upper
Dimethyl Phthalate		0		0	77.0		13.8	25.7

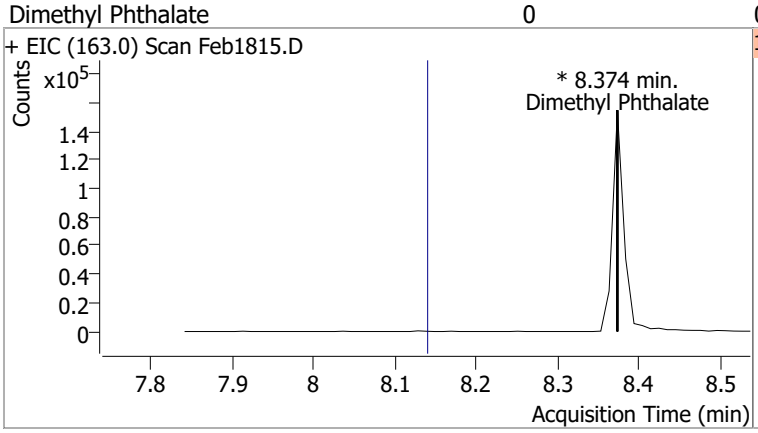

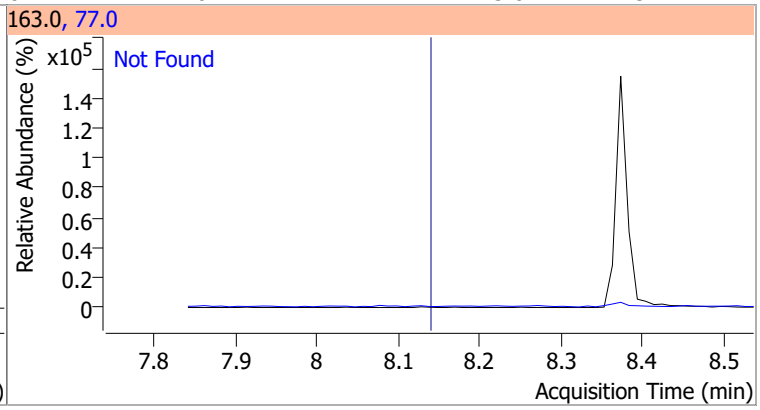

Compound	Conc.	RT	Dev(Min)	Resp.	QIon	QRatio	Lower	Upper
2,6-Dinitrotoluene		0		0	63.0		99.5	184.8
					89.0		43.3	80.3

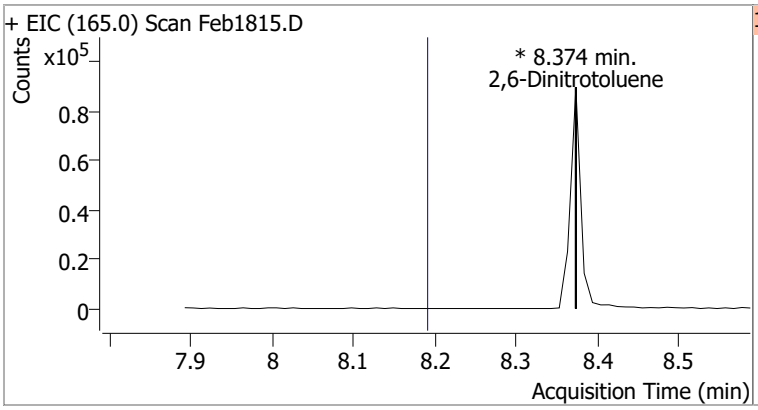

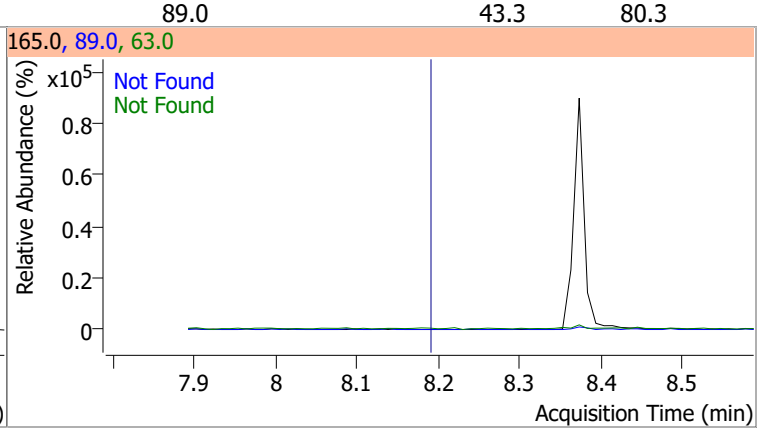

Compound	Conc.	Exp RT	QIon	Exp Ratio
Acenaphthylene	N.D.	8.20	153.1	13.6

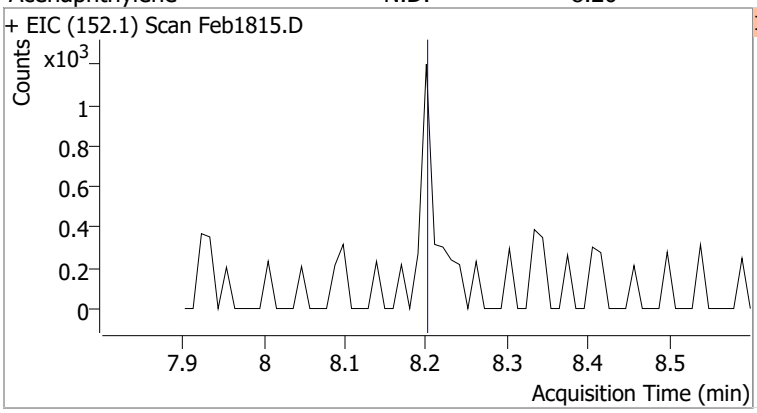

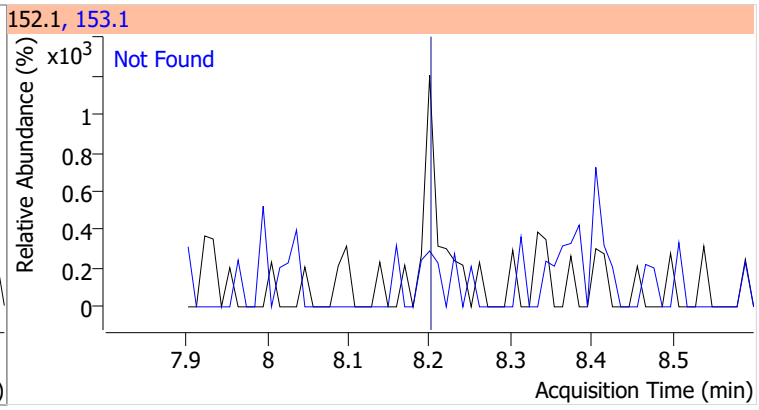

Compound	Conc.	Exp RT	QIon	Exp Ratio	QIon	Exp Ratio
3-Nitroaniline	N.D.	8.39	65.0	129.1	92.0	106.7

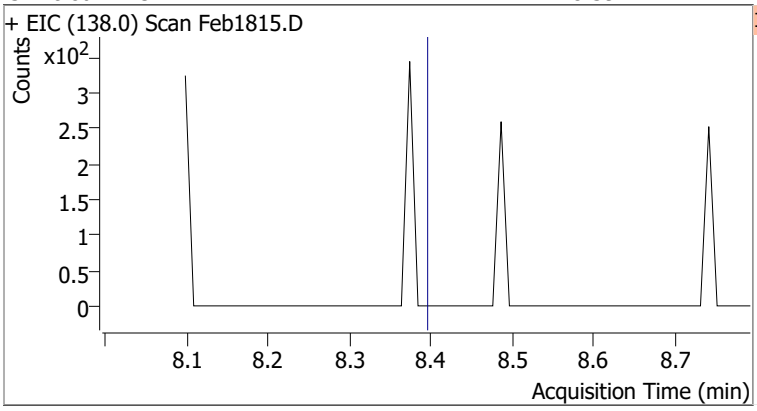

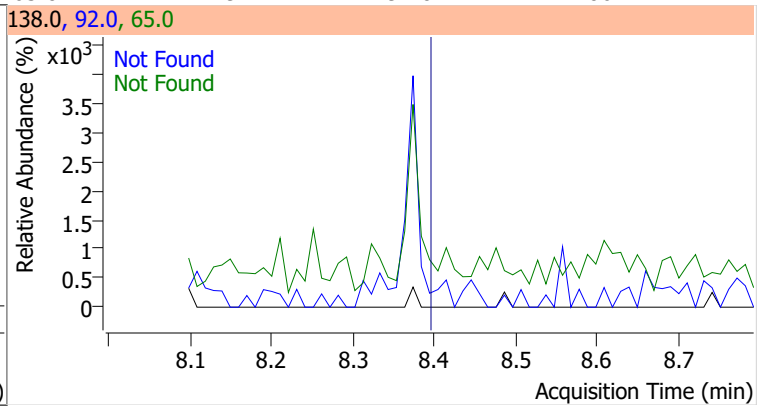

Compound	Conc.	Exp RT	QIon	Exp Ratio	QIon	Exp Ratio
Acenaphthene	N.D.	8.41	153.0	106.5	152.0	51.8

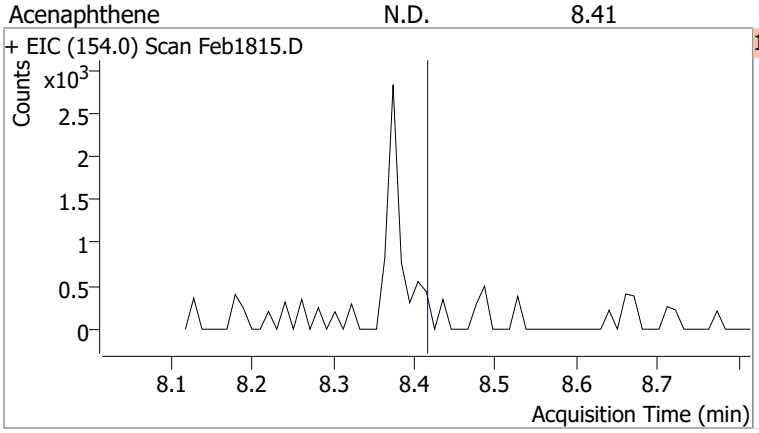

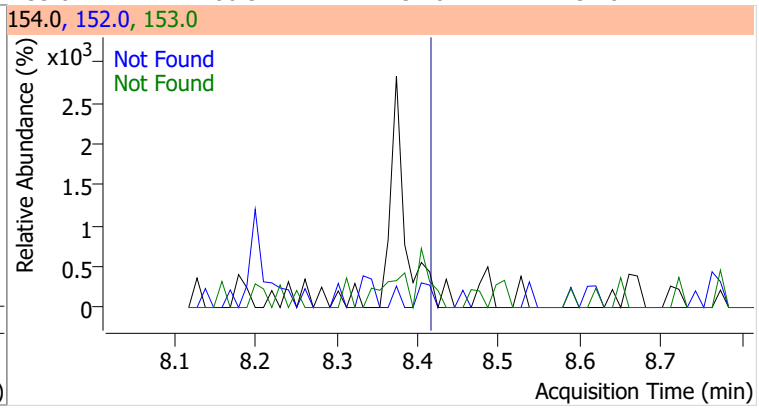

Compound	Conc.	Exp RT	QIon	Exp Ratio
2,4-Dinitrophenol	N.D.	8.52	154.0	62.7

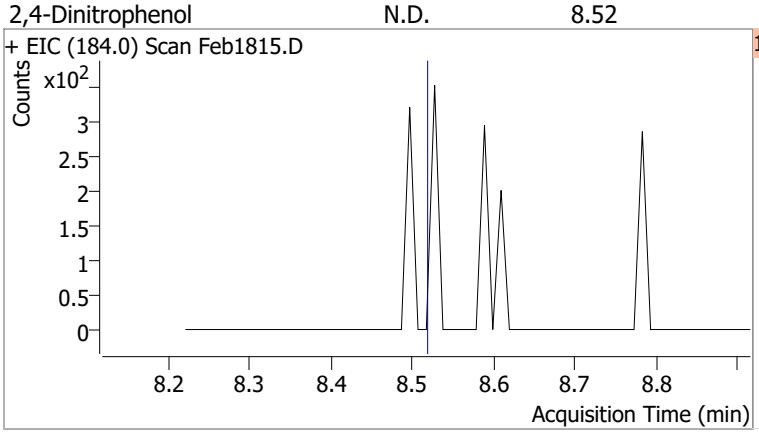

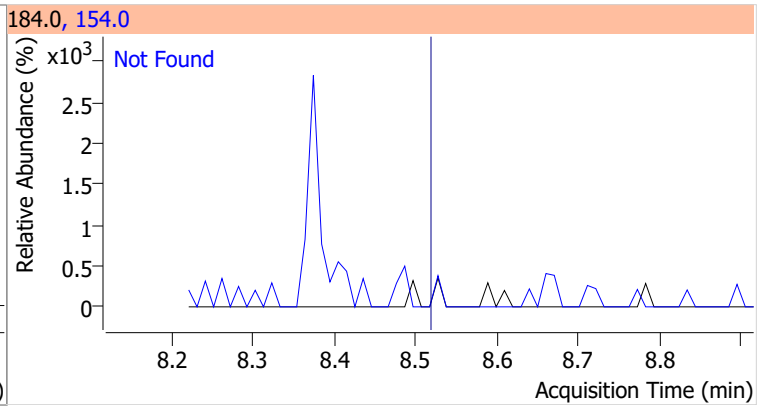

Compound	Conc.	Exp RT	QIon	Exp Ratio
Dibenzofuran	N.D.	8.63	139.0	37.5

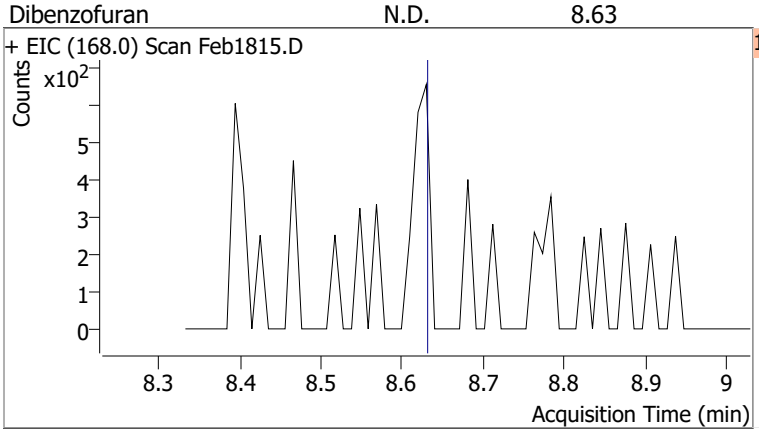

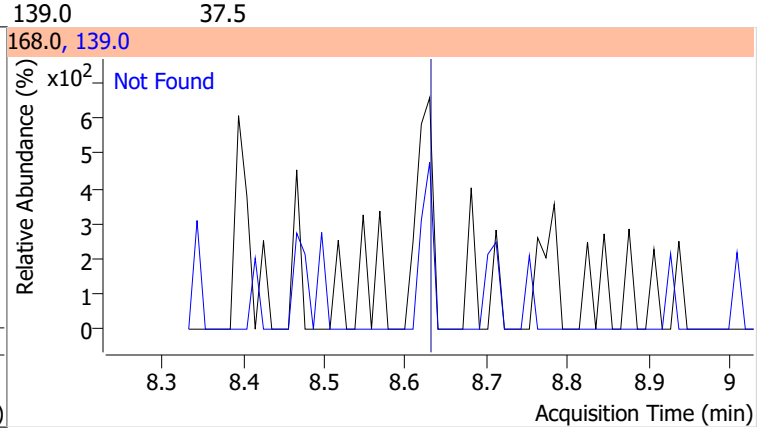

Compound	Conc.	Exp RT	QIon	Exp Ratio	QIon	Exp Ratio
2,4-Dinitrotoluene	N.D.	8.67	89.0	79.2	63.0	48.4

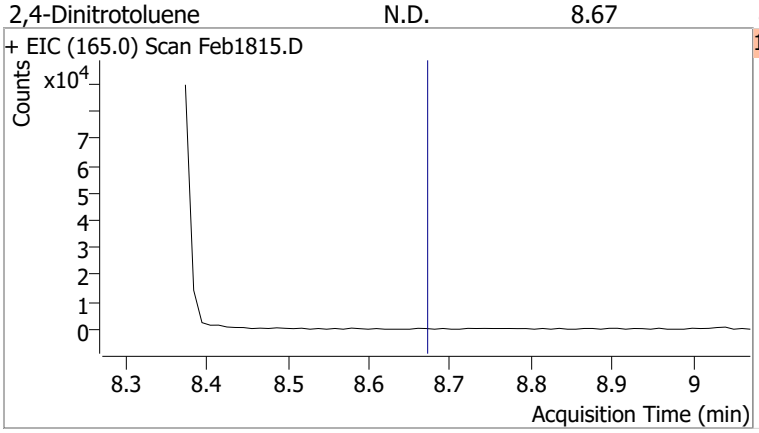

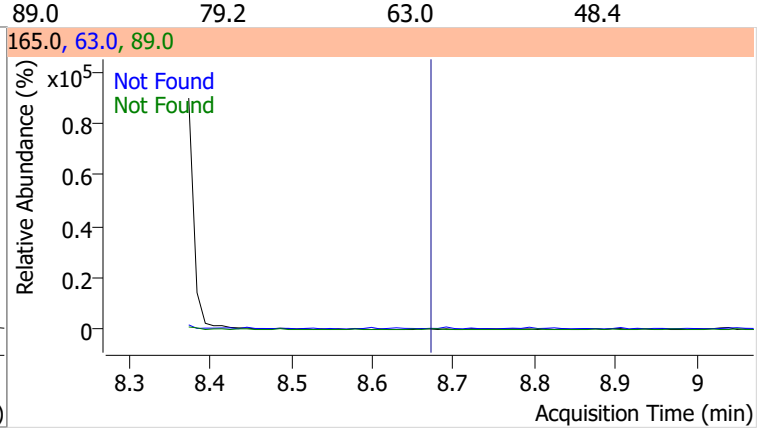

Compound	Conc.	Exp RT	QIon	Exp Ratio	QIon	Exp Ratio
4-Nitrophenol	N.D.	8.70	65.0	72.0	139.0	71.1

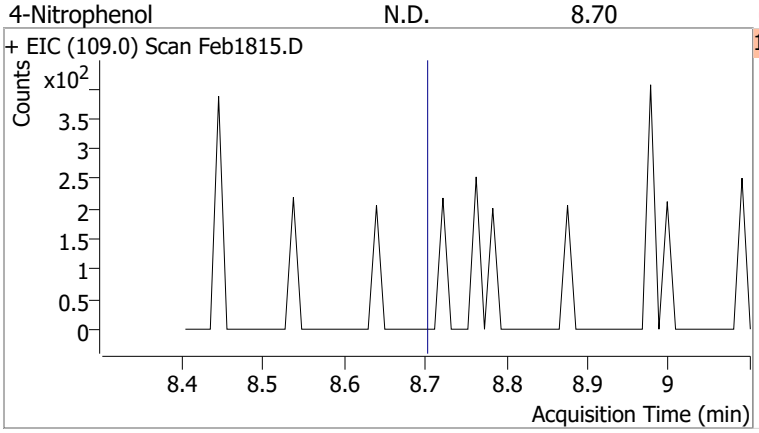

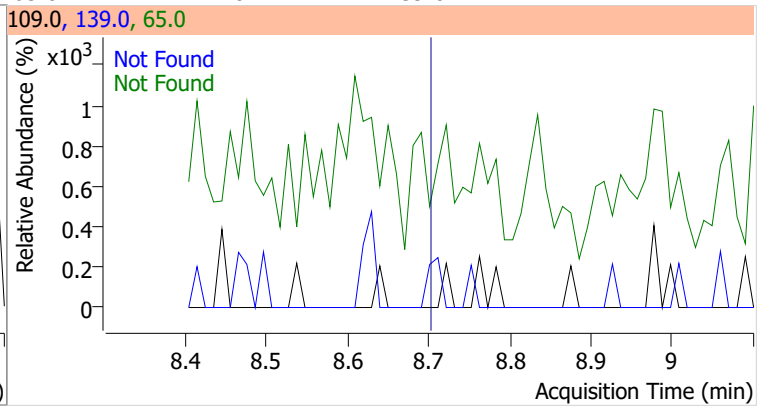

Compound	Conc.	Exp RT	QIon	Exp Ratio	QIon	Exp Ratio
Diethylphthalate	N.D.	9.00	177.0	20.7	150.0	12.5

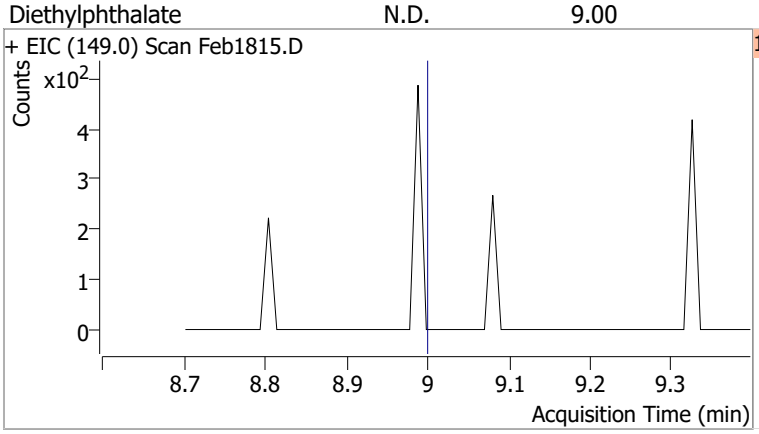

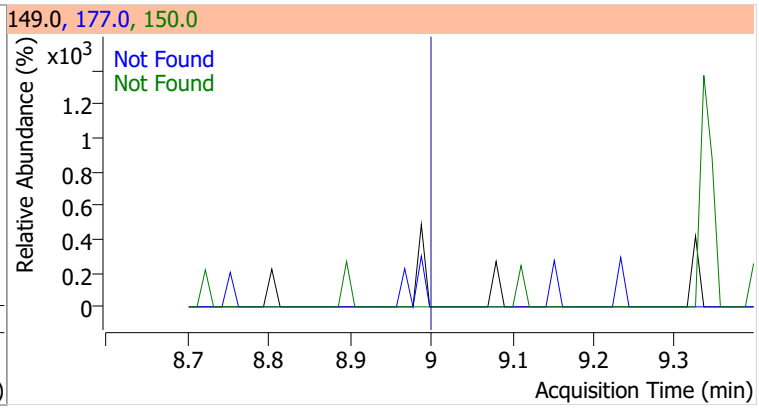

Compound	Conc.	Exp RT	QIon	Exp Ratio	QIon	Exp Ratio
Fluorene	N.D.	9.04	165.0	93.4	167.0	13.7

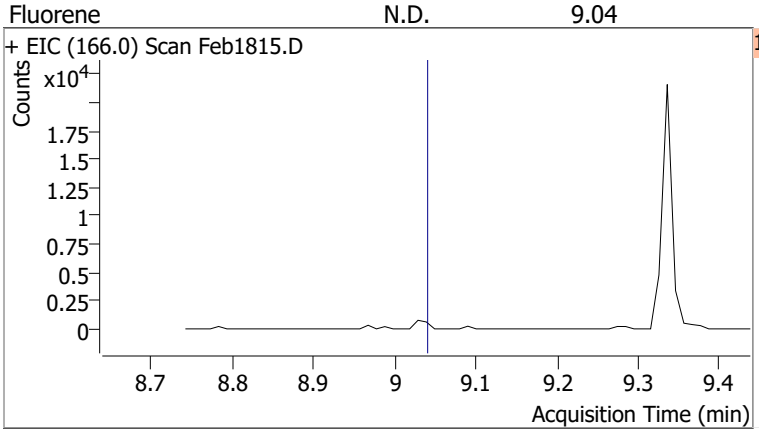

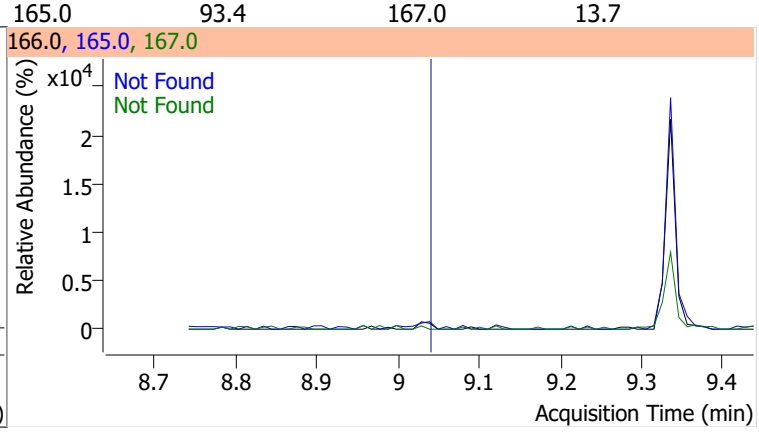

Compound	Conc.	Exp RT	QIon	Exp Ratio	QIon	Exp Ratio
4-Chlorophenyl-phenylether	N.D.	9.07	141.0	61.2	206.0	33.8

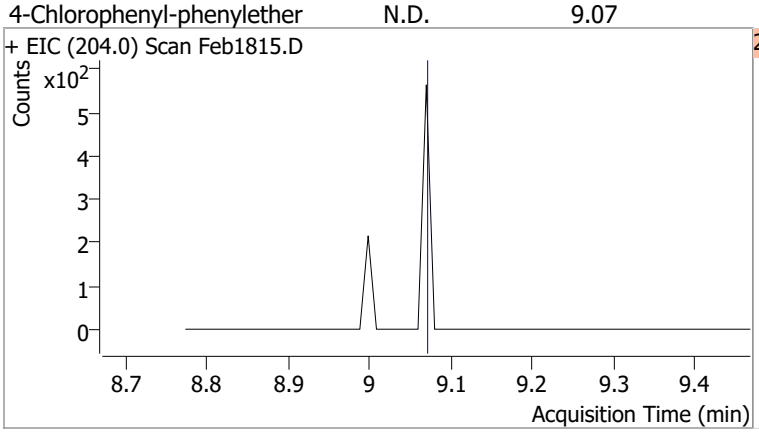

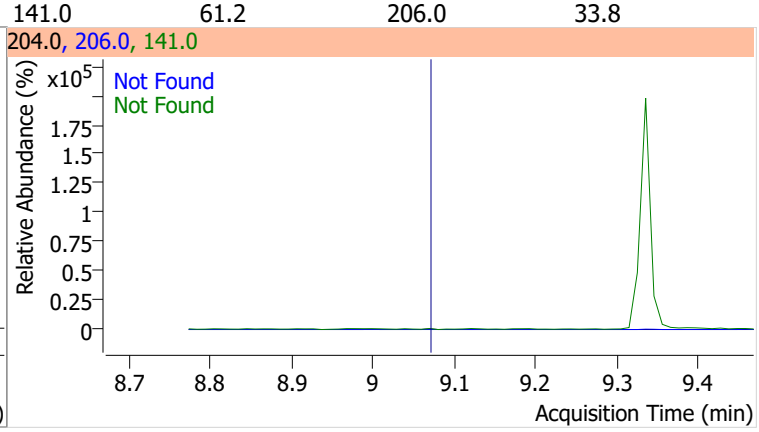

Compound	Conc.	Exp RT	QIon	Exp Ratio	QIon	Exp Ratio
4-Nitroaniline	N.D.	9.14	65.0	112.7	92.0	49.3

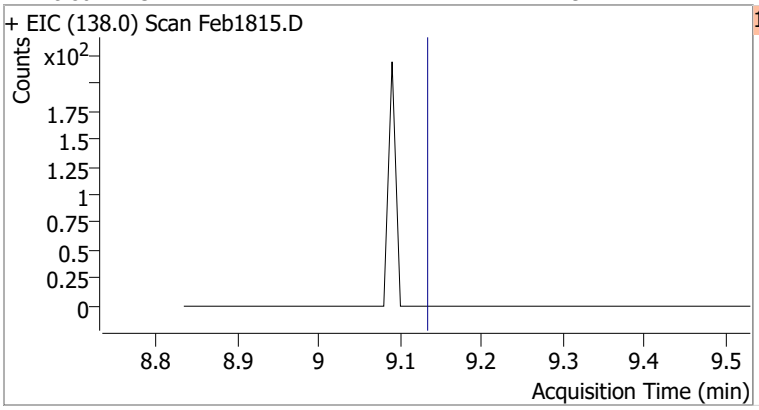

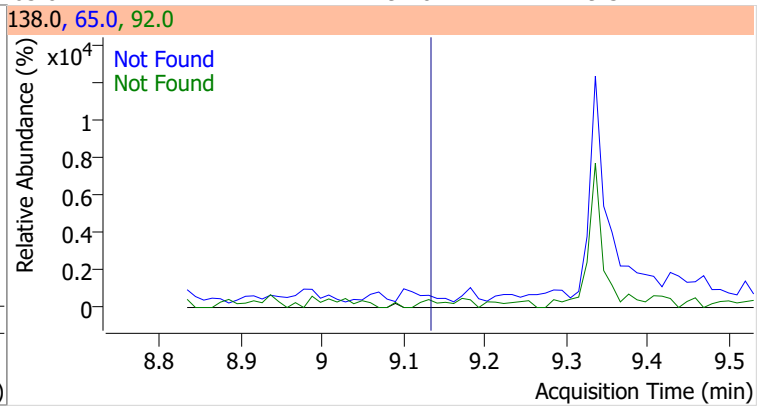

Compound	Conc.	RT	Dev(Min)	Resp.	QIon	QRatio	Lower	Upper
4,6-Dinitro-2-methylphenol		0		0	121.0		35.1	65.3

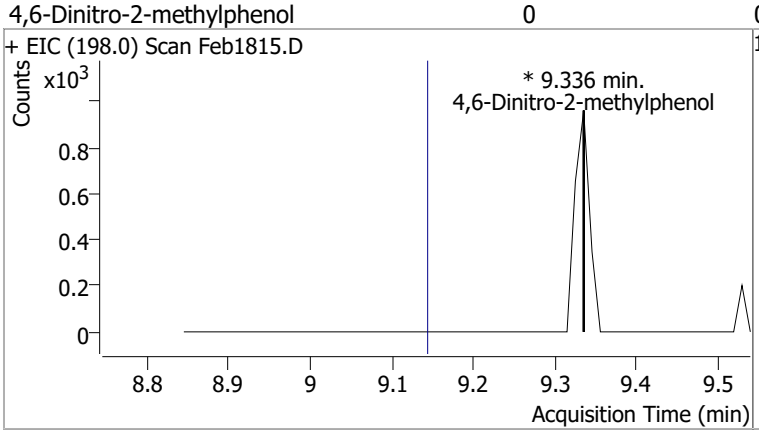

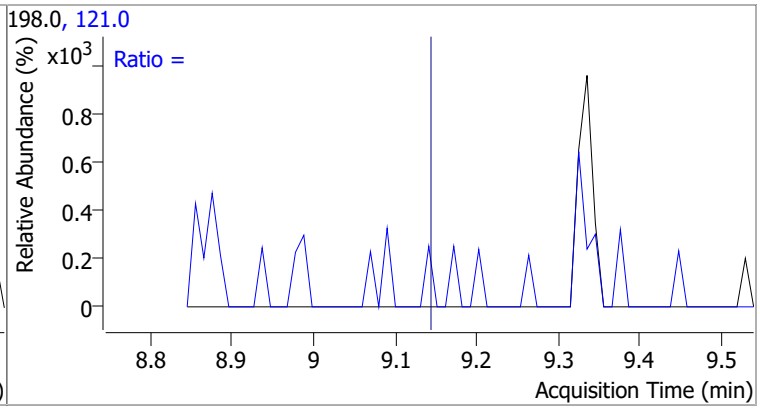

Compound	Conc.	Exp RT	QIon	Exp Ratio	QIon	Exp Ratio
N-nitrosodiphenylamine	N.D.	9.23	168.0	62.8	167.0	34.1

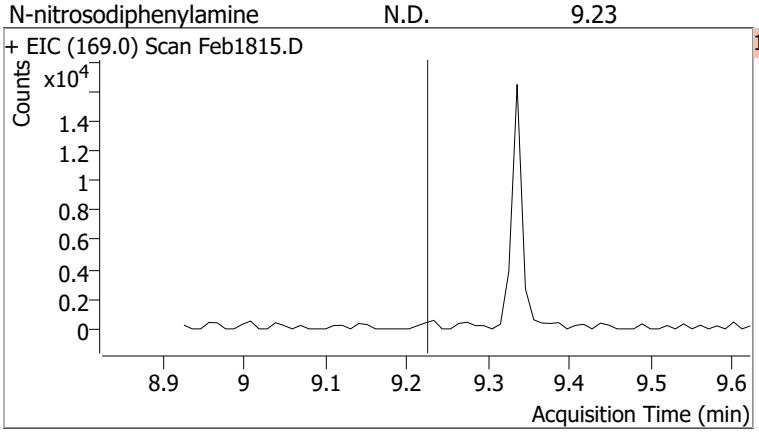

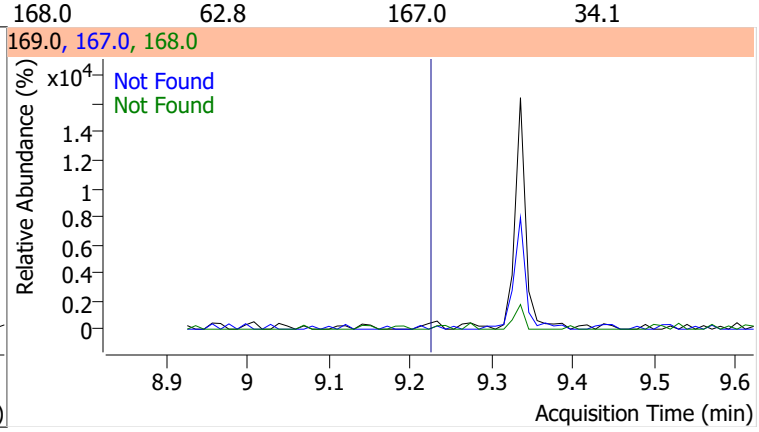

Compound	Conc.	Exp RT	QIon	Exp Ratio	QIon	Exp Ratio
Azobenzene	N.D.	9.26	51.0	45.2	182.0	24.1

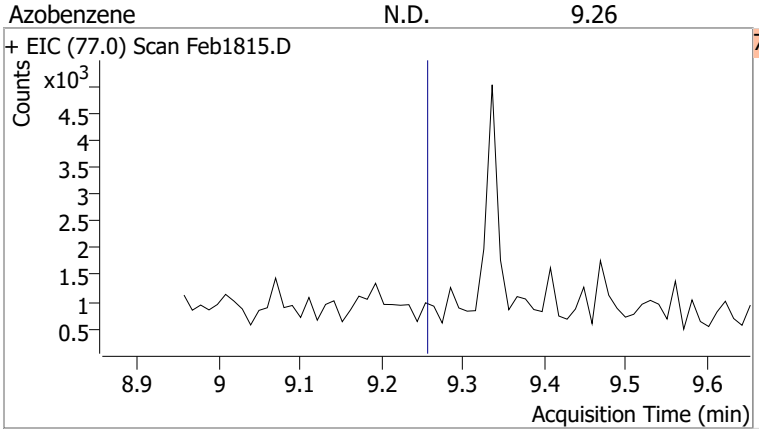

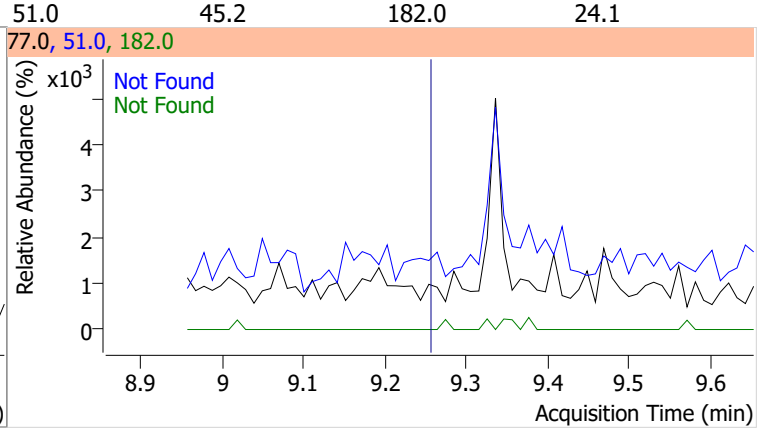

Compound	Conc.	RT	Dev(Min)	Resp.	QIon	QRatio	Lower	Upper
2,4,6-Tribromophenol	160.5017	9.34	0.00	279834	331.8	91.5	68.5	127.2

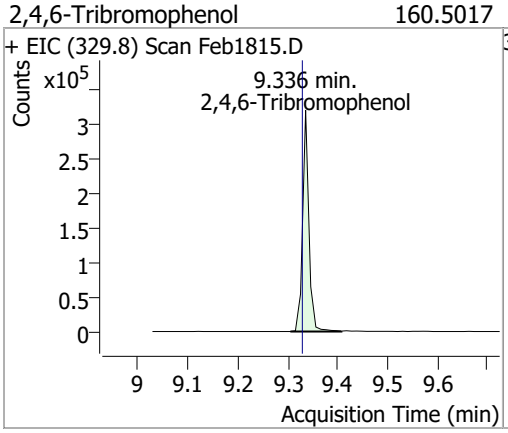

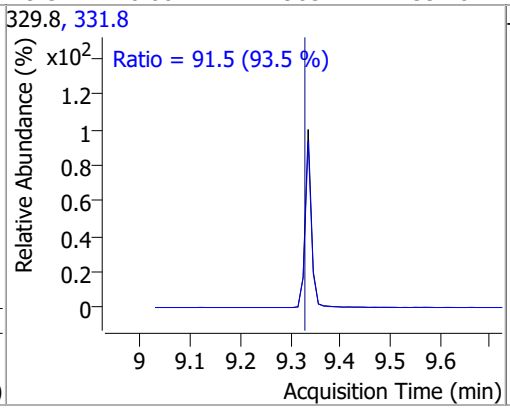

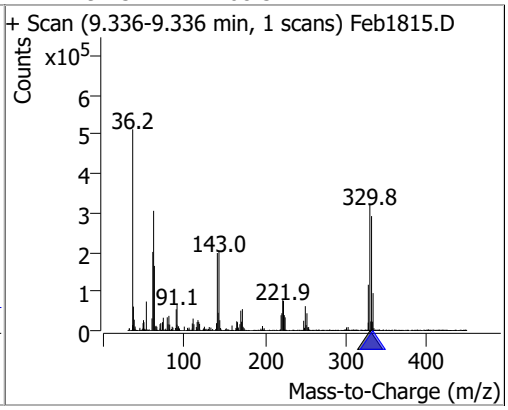

Compound	Conc.	Exp RT	QIon	Exp Ratio	QIon	Exp Ratio
4-Bromophenyl-phenylether	N.D.	9.65	141.0	98.8	250.0	98.2

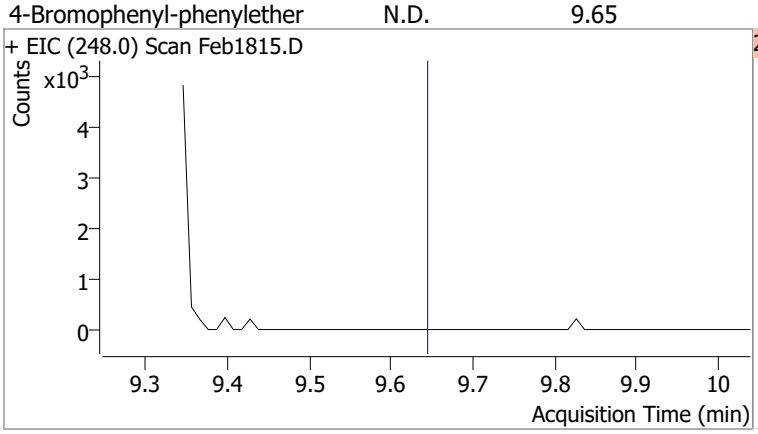

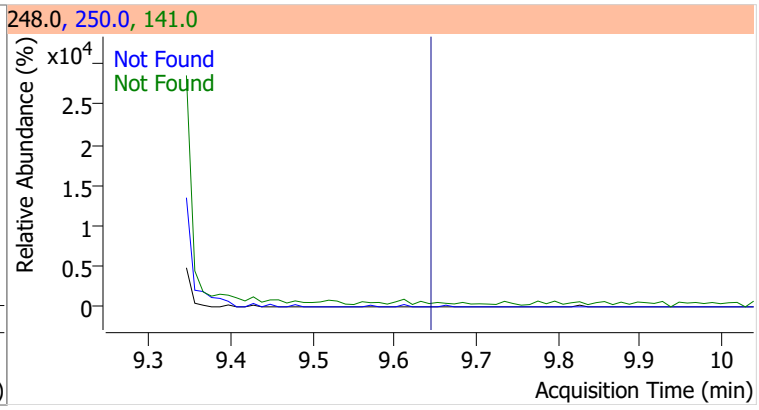

Compound	Conc.	Exp RT	QIon	Exp Ratio
Hexachlorobenzene	N.D.	9.69	142.0	53.8

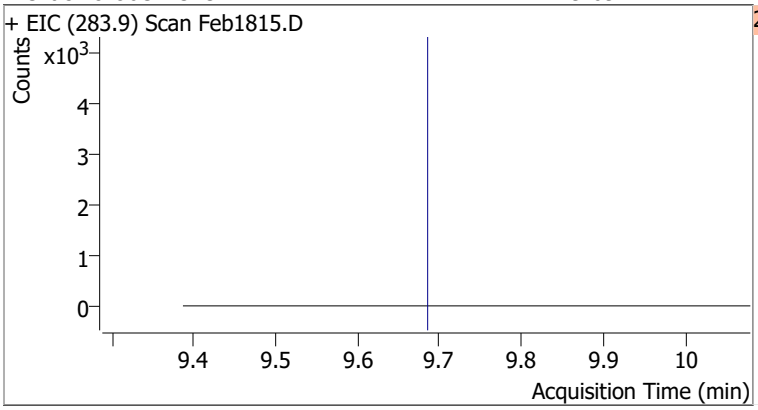

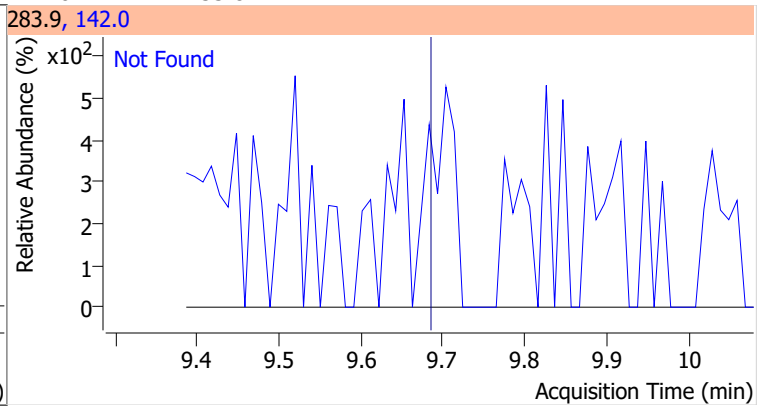

Compound	Conc.	Exp RT	QIon	Exp Ratio	QIon	Exp Ratio
Pentachlorophenol	N.D.	9.97	267.9	59.4	263.9	58.9

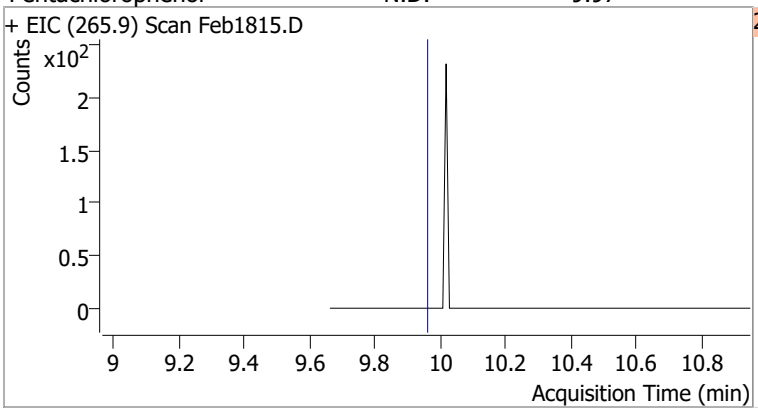

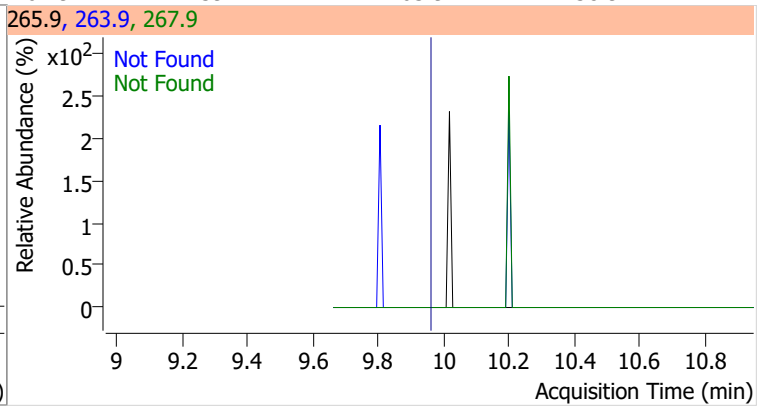

Compound	Conc.	Exp RT	QIon	Exp Ratio
Phenanthrene	N.D.	10.18	176.0	18.5

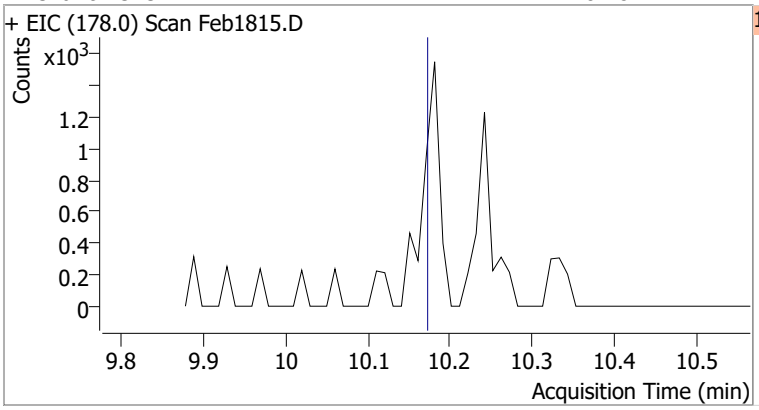

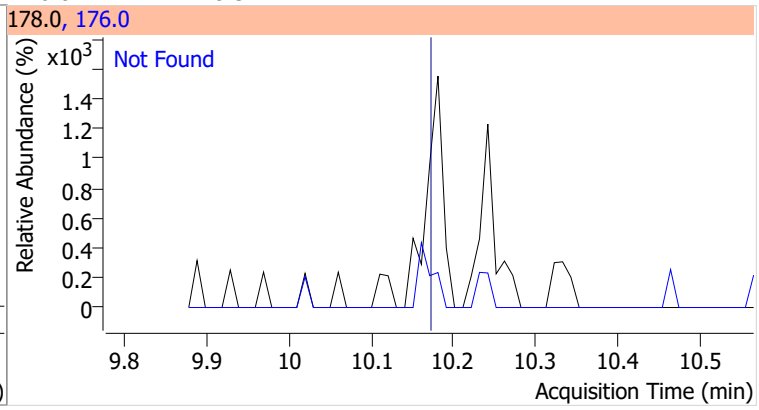

Compound	Conc.	Exp RT	QIon	Exp Ratio
Anthracene	N.D.	10.25	176.0	18.4

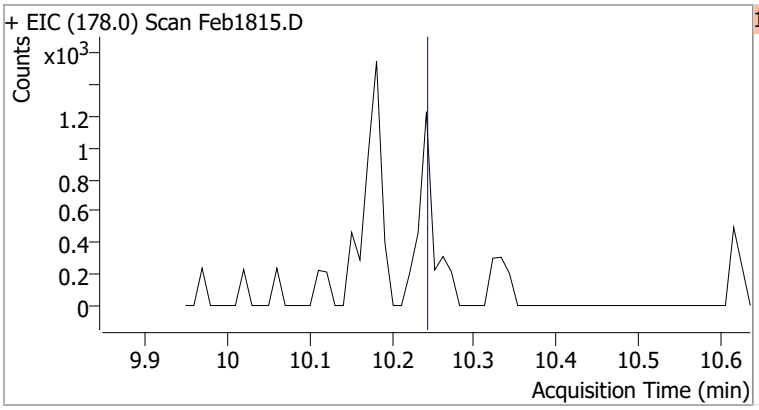

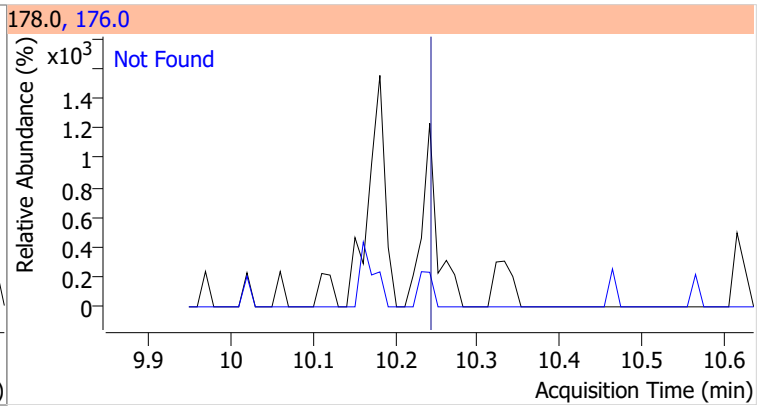

Compound	Conc.	Exp RT	QIon	Exp Ratio	QIon	Exp Ratio
Triallate	N.D.	10.31	268.0	24.1	143.0	22.5

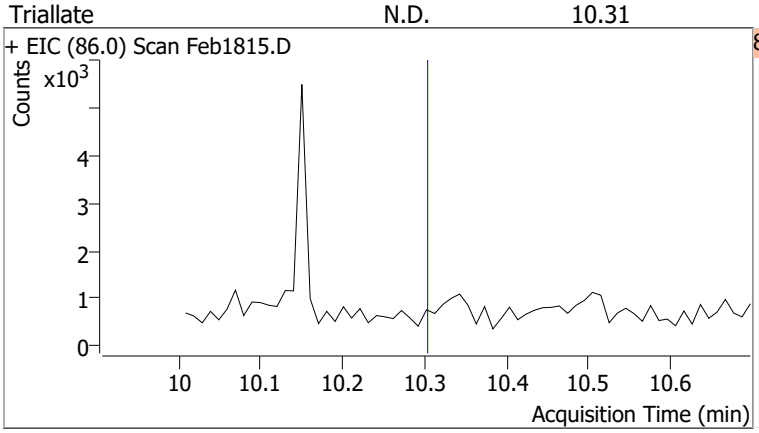

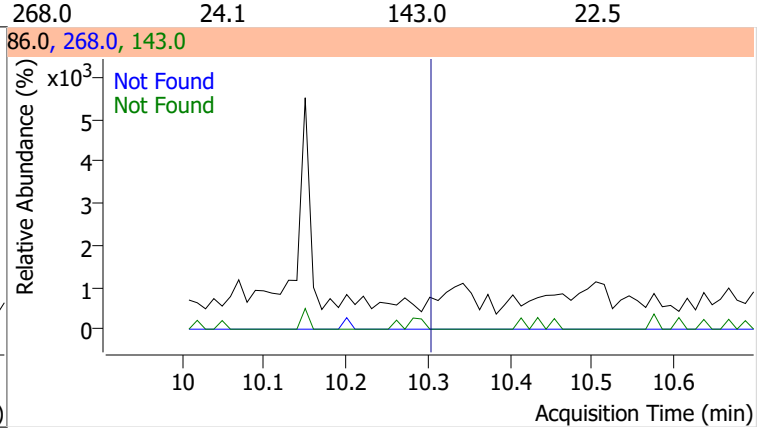

Compound	Conc.	Exp RT	QIon	Exp Ratio
Carbazole	N.D.	10.49	139.0	12.8

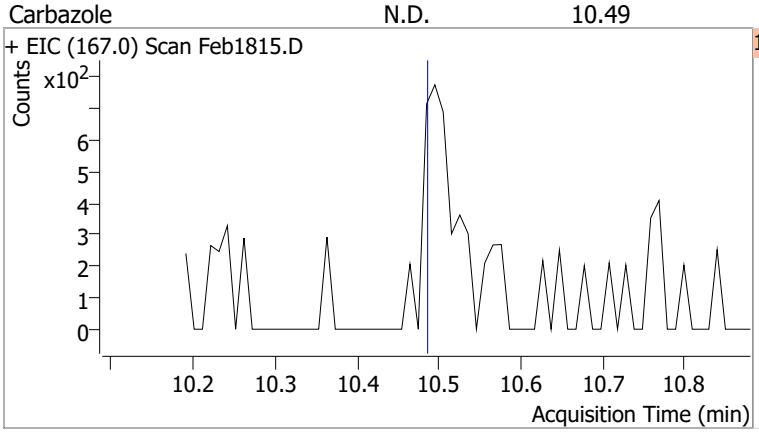

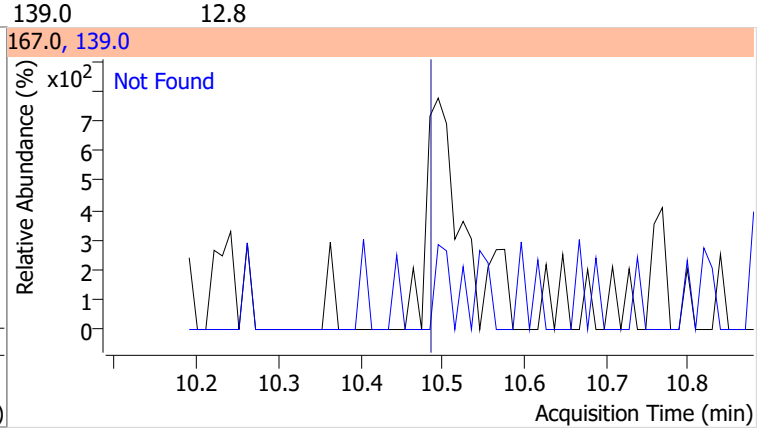

Compound	Conc.	Exp RT	QIon	Exp Ratio	QIon	Exp Ratio
o-Terphenyl	N.D.	10.70	229.0	64.9	215.0	37.0

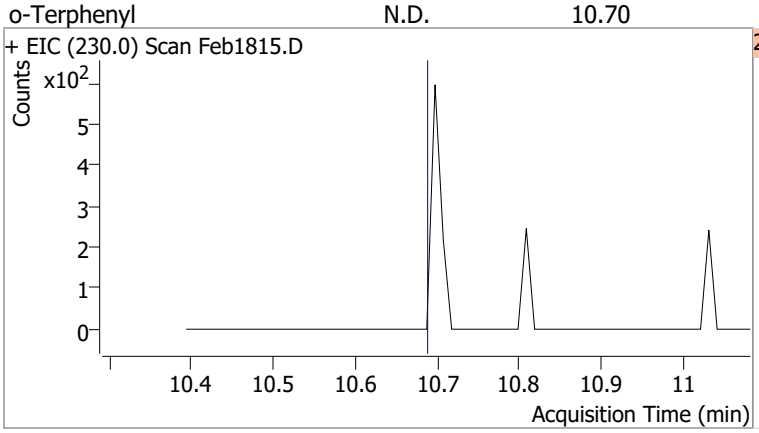

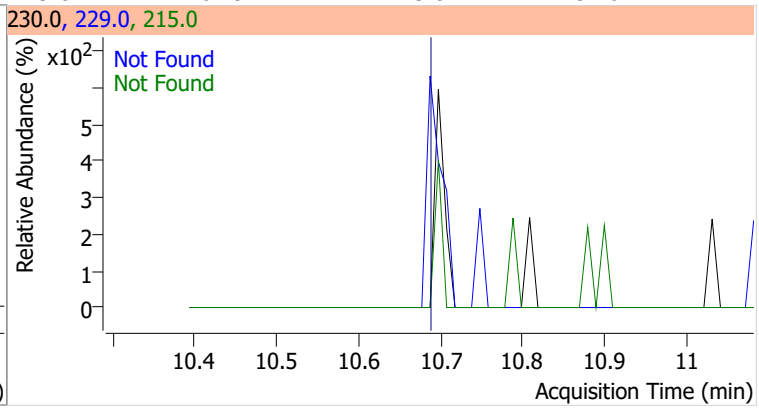

Compound	Conc.	Exp RT	QIon	Exp Ratio	QIon	Exp Ratio
Di-n-Butylphthalate	N.D.	11.08	150.0	9.1	104.0	6.4

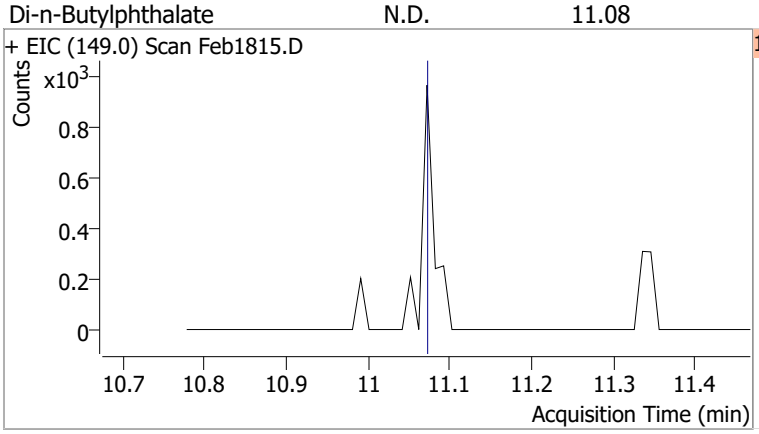

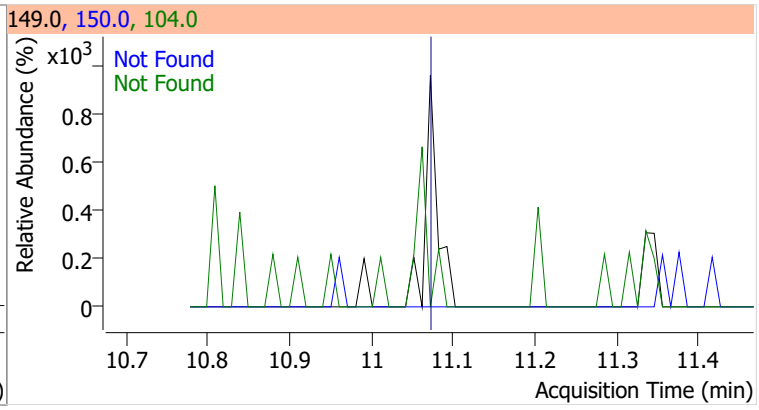

Compound	Conc.	Exp RT	QIon	Exp Ratio
Fluoranthene	N.D.	11.95	101.0	13.4

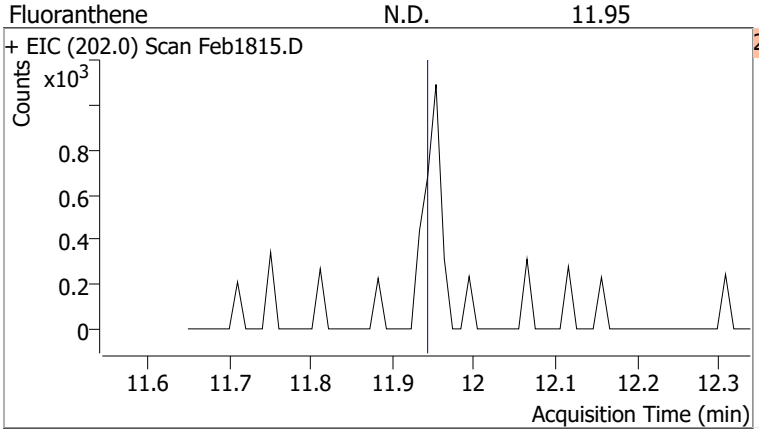

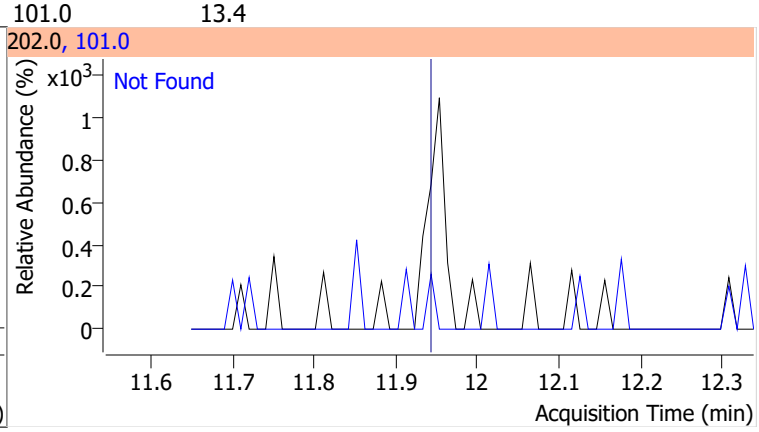

Compound	Conc.	RT	Dev(Min)	Resp.	QIon	QRatio	Lower	Upper
Benzidine		0		0	183.0		8.3	15.4
					92.0		5.8	10.8

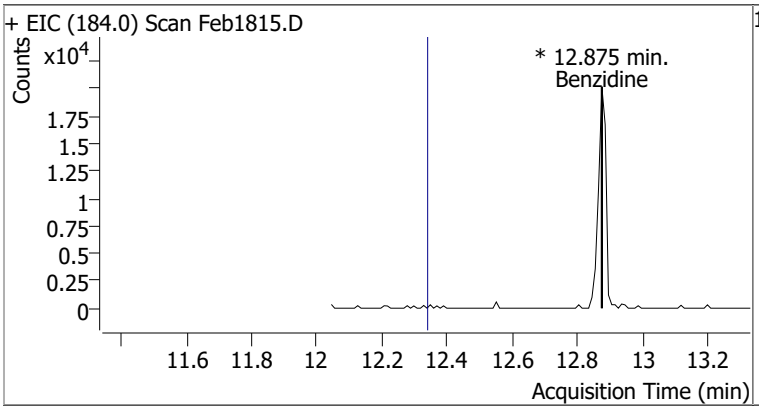

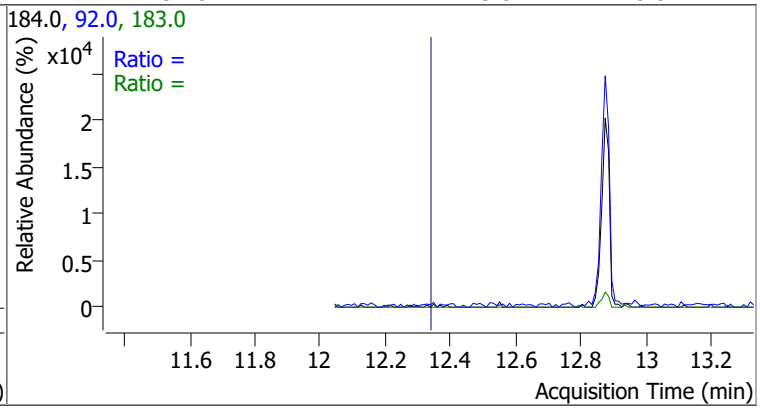

Compound	Conc.	Exp RT	QIon	Exp Ratio
Pyrene	N.D.	12.38	101.0	15.9

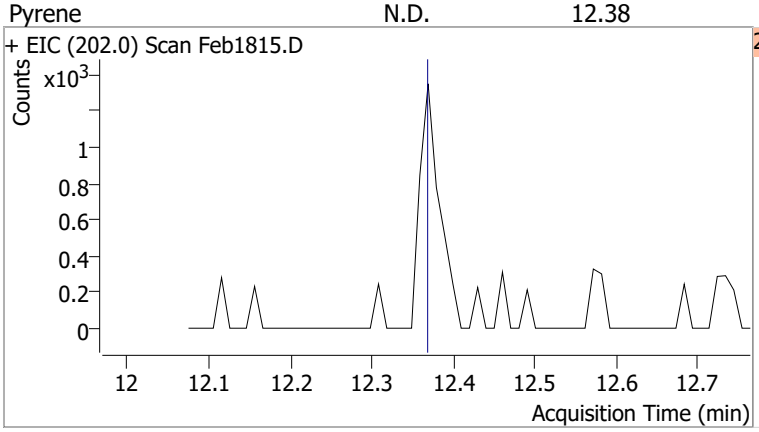

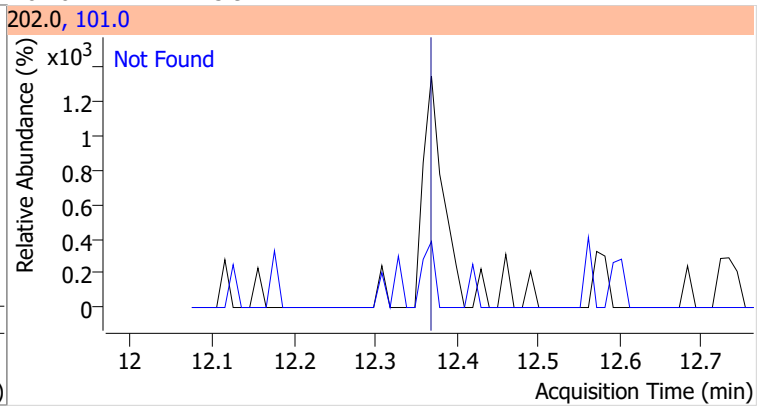

Compound	Conc.	RT	Dev(Min)	Resp.	QIon	QRatio	Lower	Upper
Terphenyl-d14	109.6928	12.88	0.00	2007009	122.0	14.1	10.1	18.7

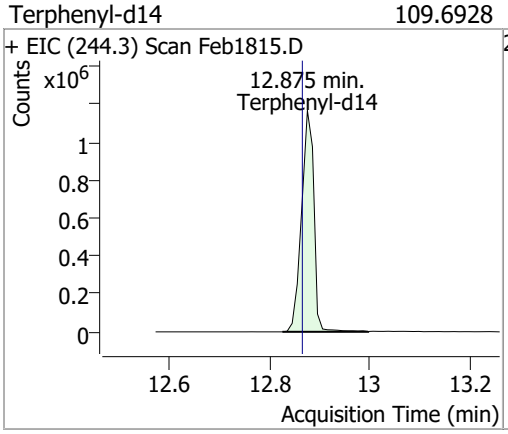

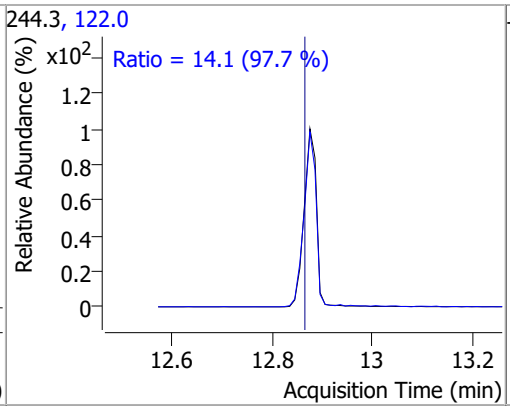

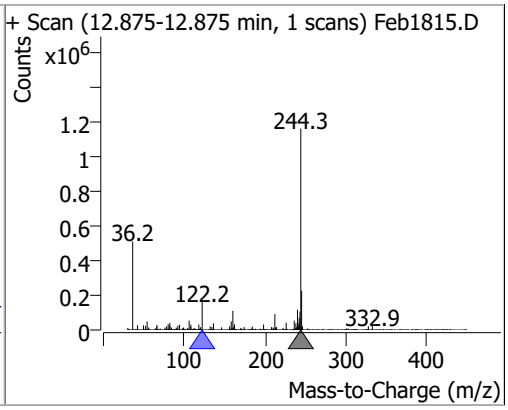

Compound	Conc.	Exp RT	QIon	Exp Ratio	QIon	Exp Ratio
Butylbenzylphthalate	N.D.	14.32	91.0	85.1	206.0	17.5

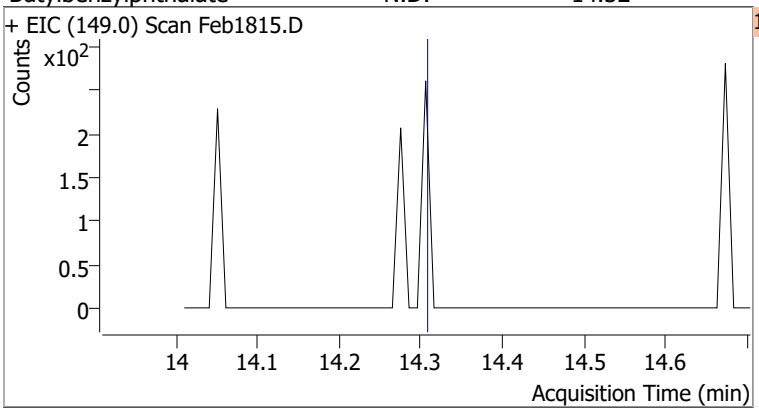

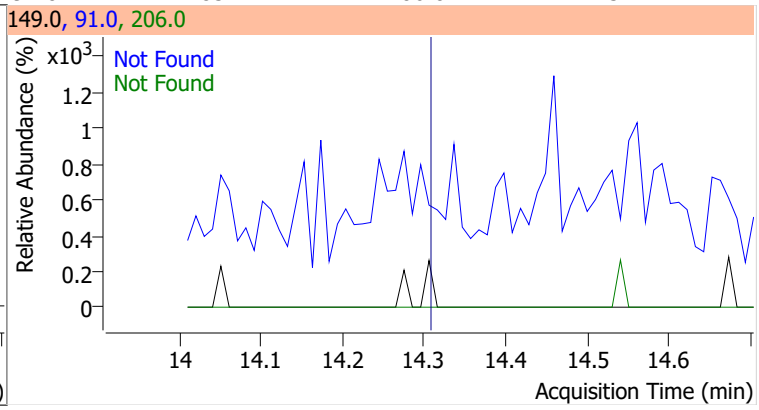

Compound	Conc.	Exp RT	QIon	Exp Ratio	QIon	Exp Ratio
Benzo(a)Anthracene	N.D.	15.51	226.0	26.8	229.0	21.1

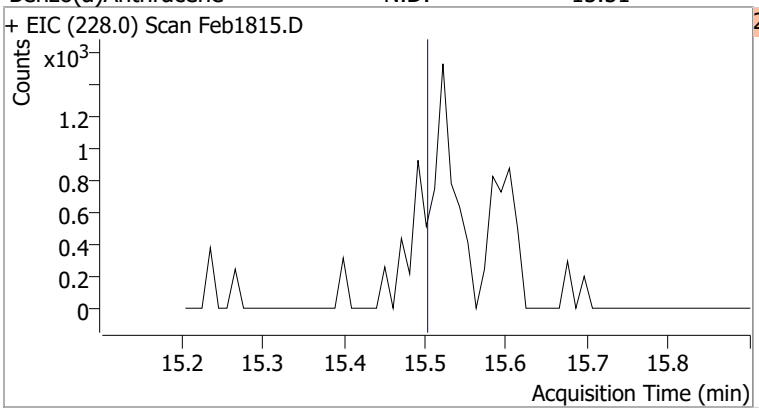

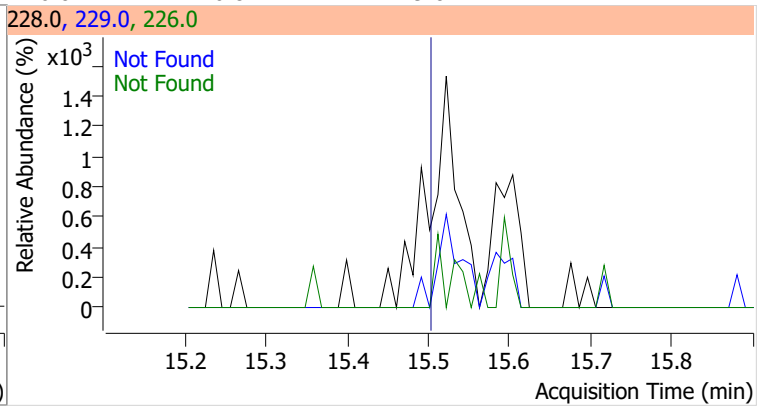

Compound	Conc.	Exp RT	QIon	Exp Ratio	QIon	Exp Ratio
Chrysene	N.D.	15.62	226.0	28.4	229.0	19.7

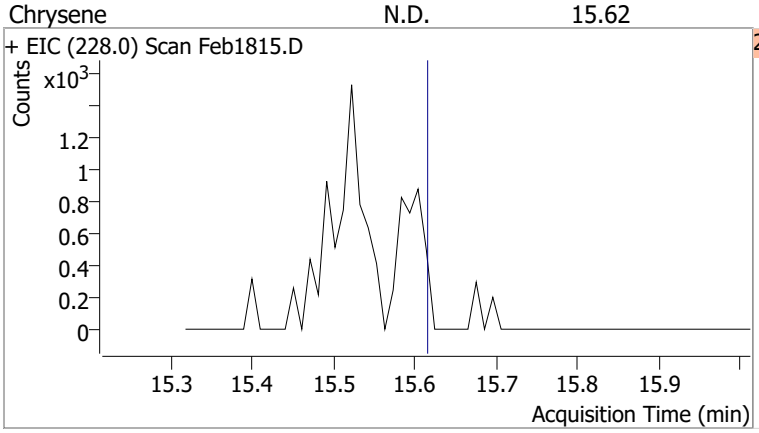

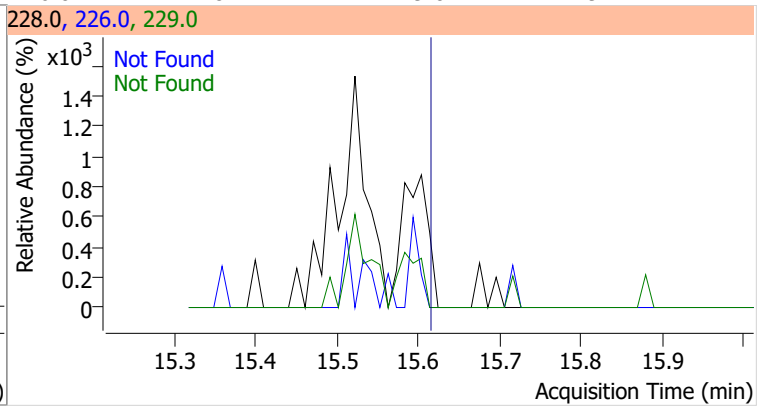

Compound	Conc.	Exp RT	QIon	Exp Ratio
3,3-Dichlorobenzidine	N.D.	15.69	254.0	64.2

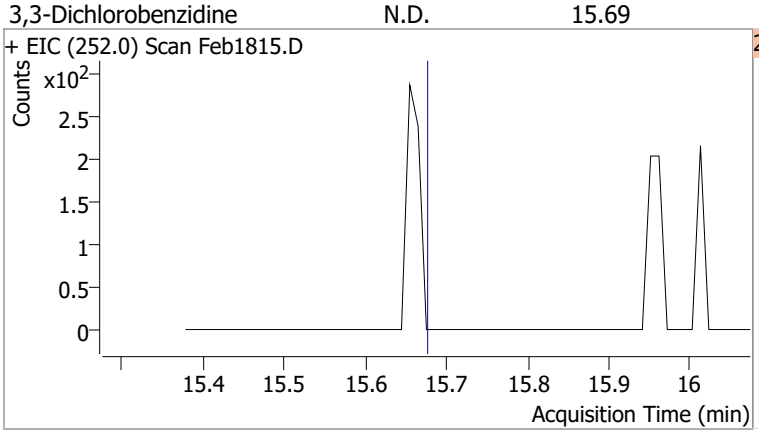

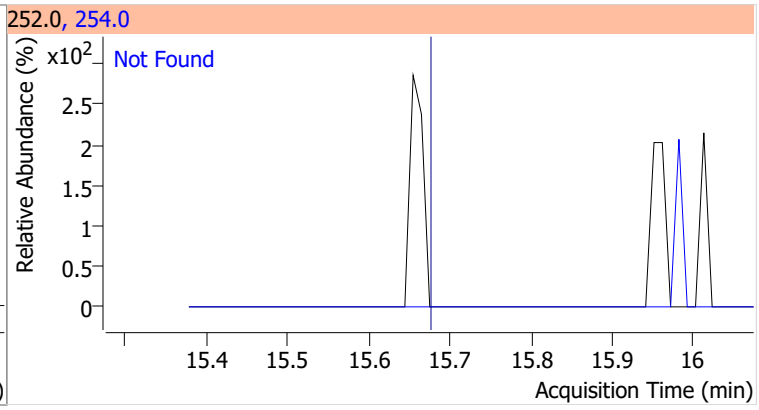

Compound	Conc.	Exp RT	QIon	Exp Ratio	QIon	Exp Ratio
bis(2-ethylhexyl)Phthalate	N.D.	16.37	149.0	390.8	279.0	15.0

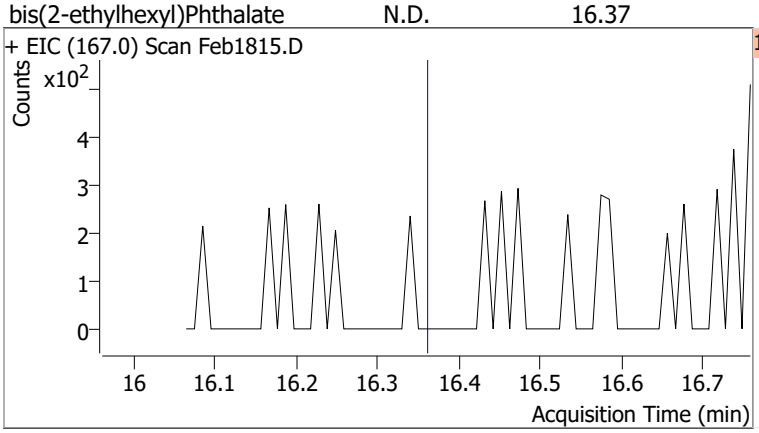

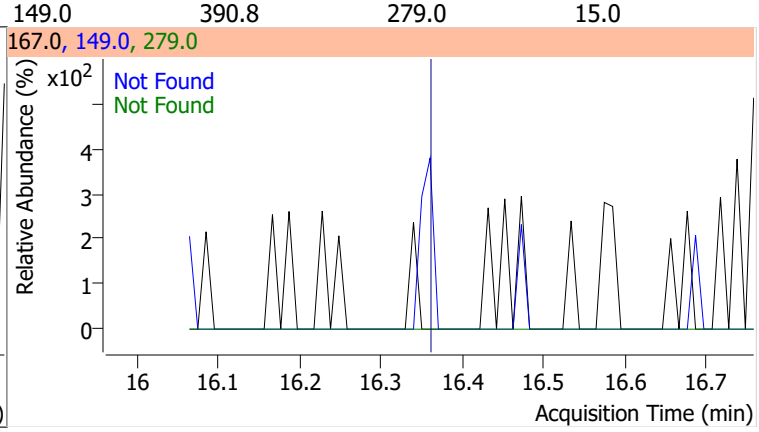

Compound	Conc.	Exp RT	QIon	Exp Ratio
Di-n-octyl Phthalate	N.D.	18.13	150.0	10.0

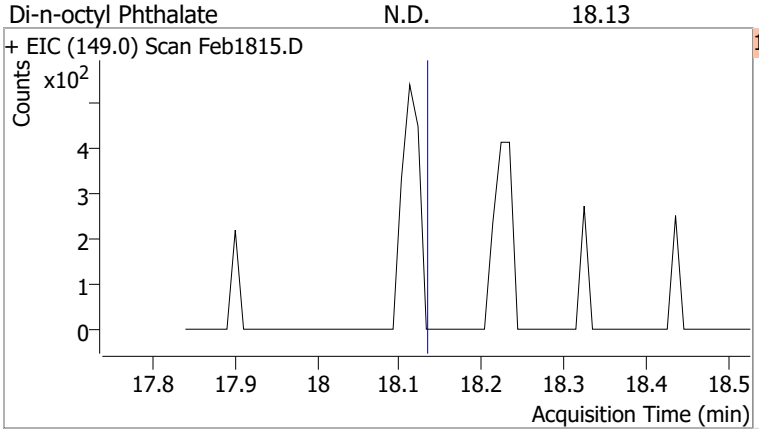

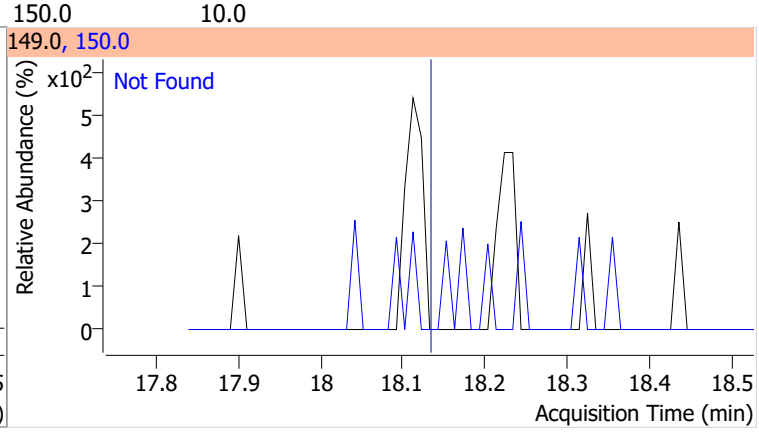

Compound	Conc.	Exp RT	QIon	Exp Ratio
Benzo(b)fluoranthene	N.D.	18.38	253.0	22.3

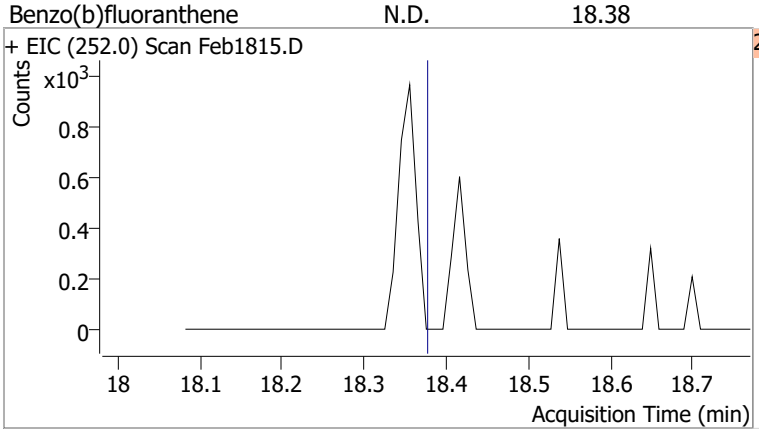

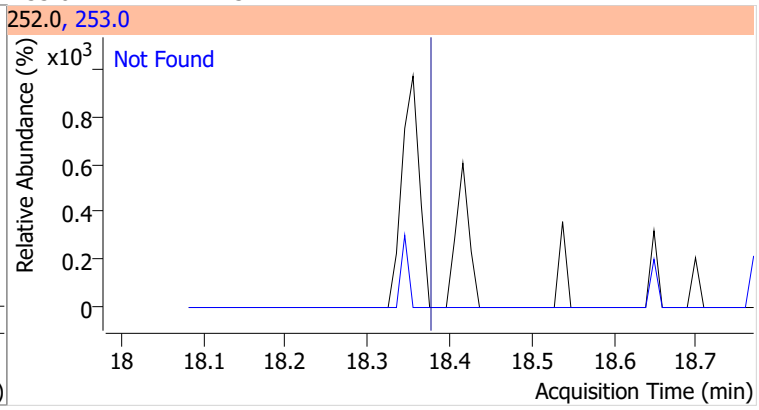

Compound	Conc.	Exp RT	QIon	Exp Ratio
Benzo(k)fluoranthene	N.D.	18.45	253.0	22.0

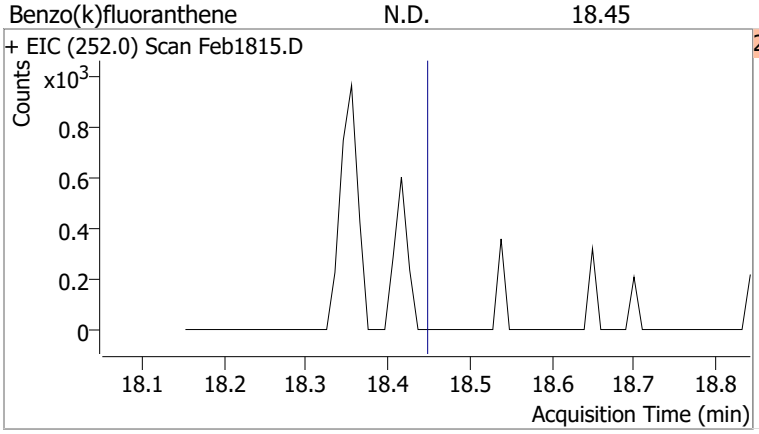

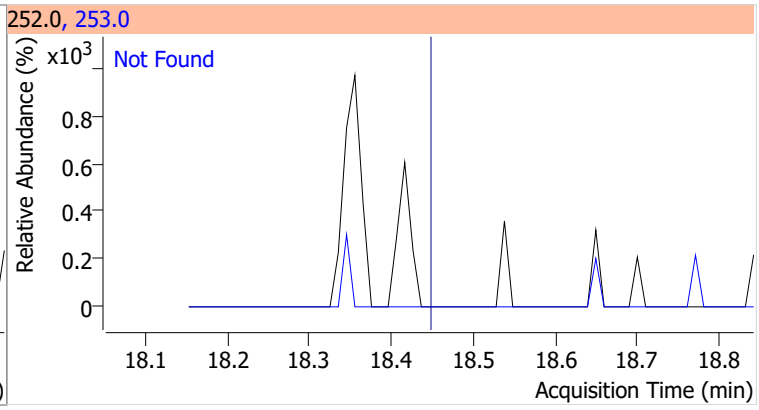

Compound	Conc.	Exp RT	QIon	Exp Ratio
Benzo(a)pyrene	N.D.	18.98	253.0	21.5

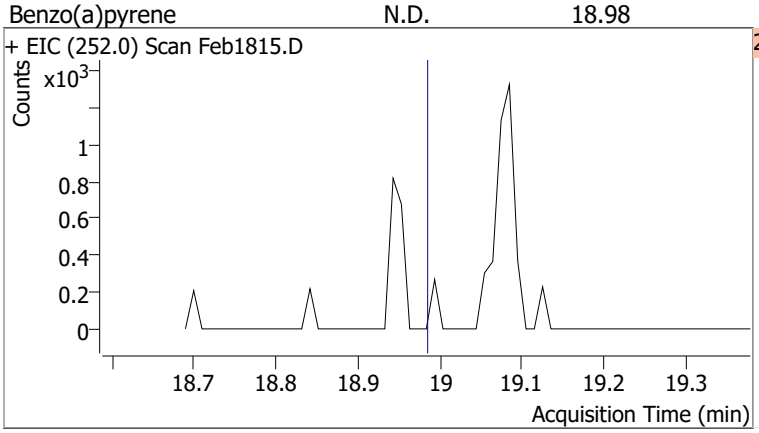

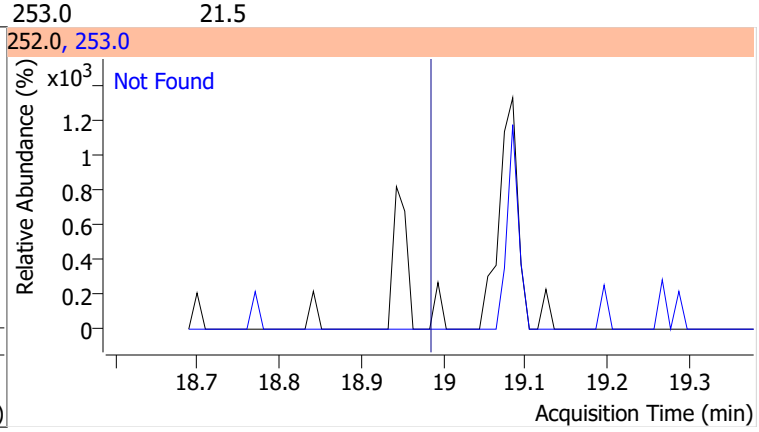

Compound	Conc.	Exp RT	QIon	Exp Ratio
Indeno(1,2,3-c,d)pyrene	N.D.	20.76	138.0	29.6

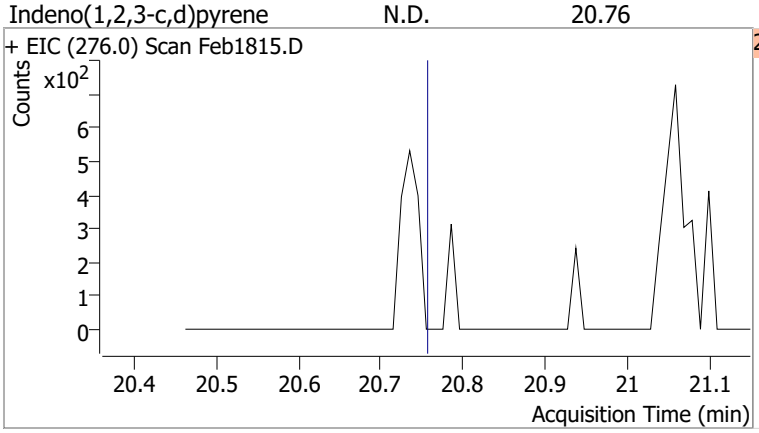

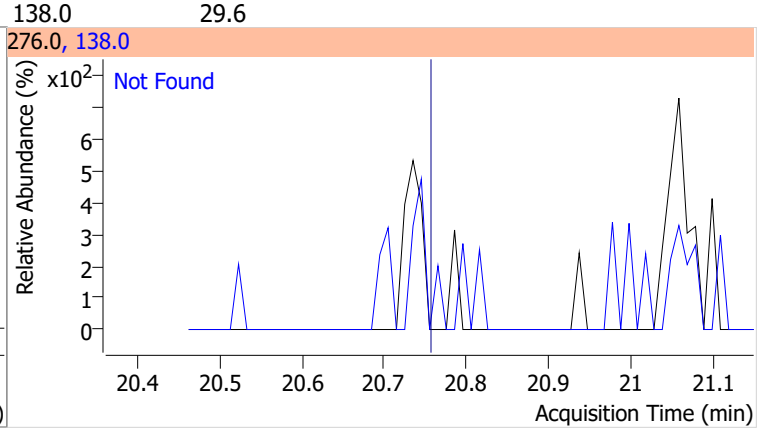

Compound	Conc.	Exp RT	QIon	Exp Ratio	QIon	Exp Ratio
Dibenzo(a,h)anthracene	N.D.	20.82	139.0	25.2	279.0	24.1

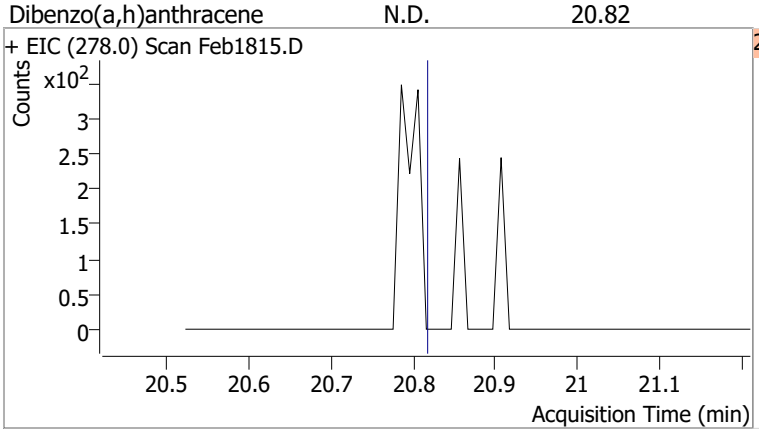

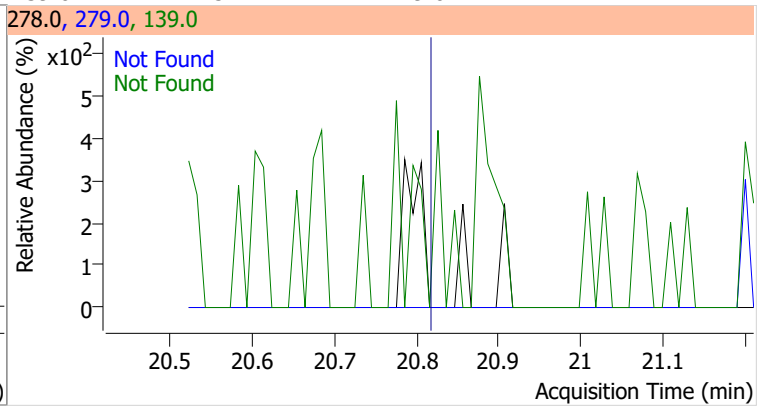

Compound	Conc.	Exp RT	QIon	Exp Ratio	QIon	Exp Ratio
Benzo(g,h,i)perylene	N.D.	21.09	138.0	33.0	277.0	23.2

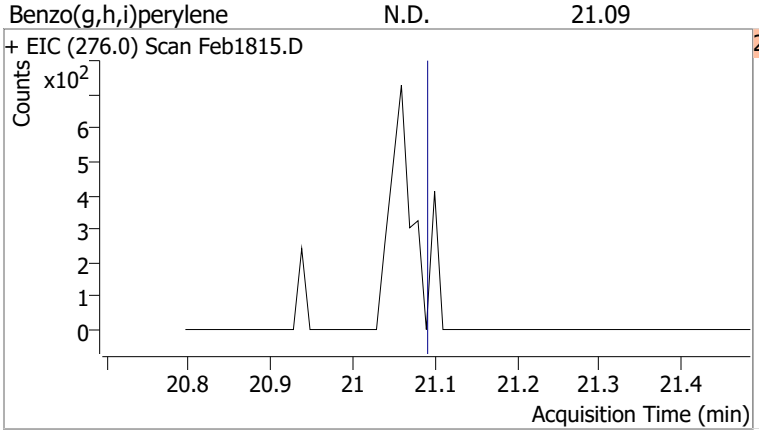

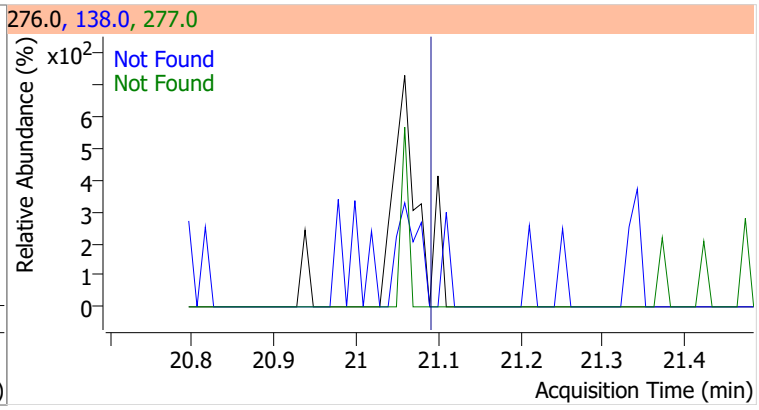

Quantitation Results Report (QT Reviewed)

Data File	Feb1816.D	Operator	LIMS import
Acq. Method	BNA+SIM.M	Acq. Date-Time	2/19/2022 4:05:47 PM
Sample Name	LCS-163724	Instrument	Instrument #1
Vial	16	Multiplier	1.00
DA Method File		Comment	SVOC-8270-W-LARGO
Tune File	dftppdsm.u	Tune Date	2/18/2022 9:25:00 PM
Batch Name	021822 DoD BNA cal.batch.bin	Last Calib Update	2/19/2022 1:06:17 PM
Ref Library	D:\Org\Library\NIST129K.l		

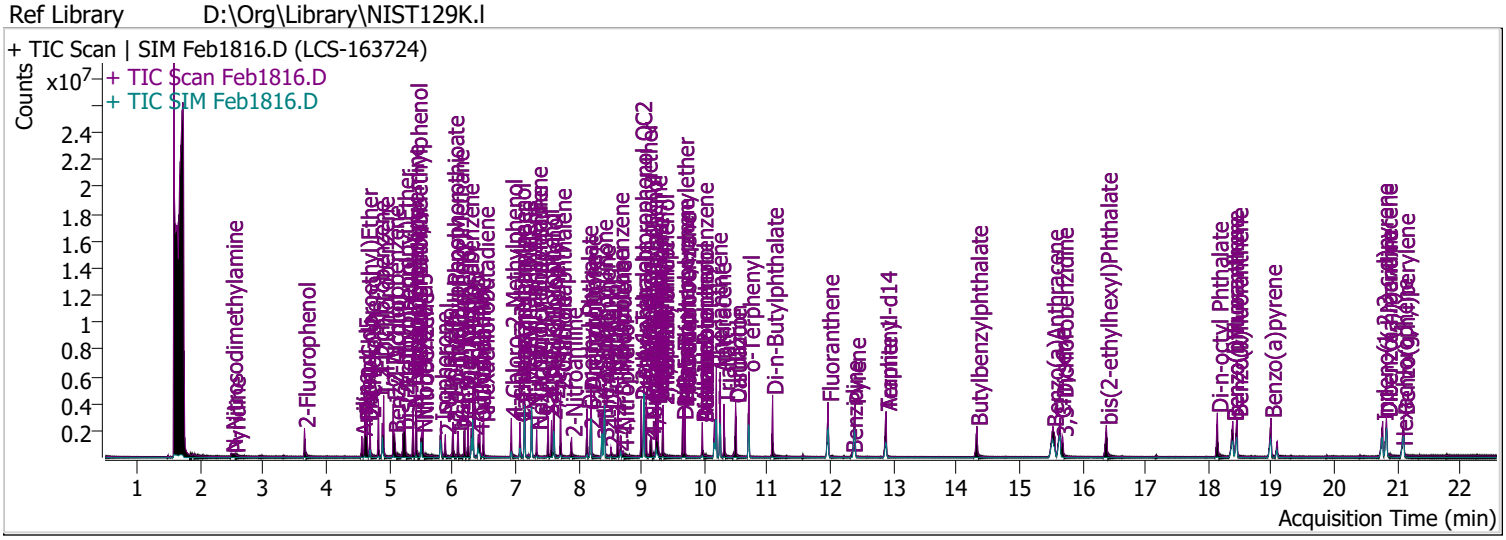

Compound	RT	QIon	Resp.	Conc.	Units		Dev(Min)
Internal Standards							
System Monitoring Compounds							
S 2-Fluorophenol	3.653	112.0	721287	78.2897	µg/L		0.000
Spiked Amount: 200.000	Range: 10.0 - 75.0%			Recovery = 39.14%			
S Phenol-d5	4.613	99.0	959303	81.0766	µg/L		0.000
Spiked Amount: 200.000	Range: 10.0 - 65.0%			Recovery = 40.54%			
S Nitrobenzene-d5	5.512	82.0	496809	75.3044	µg/L		0.010
Spiked Amount: 100.000	Range: 32.0 - 94.0%			Recovery = 75.30%			
S 2-Fluorobiphenyl	7.615	172.0	1606095	86.6113	µg/L		0.010
Spiked Amount: 100.000	Range: 28.0 - 107.0%			Recovery = 86.61%			
S 2,4,6-Tribromophenol	9.346	329.8	344581	182.7258	µg/L		0.010
Spiked Amount: 200.000	Range: 25.0 - 140.0%			Recovery = 91.36%			
S Terphenyl-d14	12.885	244.3	1890224	99.7889	µg/L		0.010
Spiked Amount: 100.000	Range: 32.0 - 122.0%			Recovery = 99.79%			
Target Compounds							**QValue**
T N-Nitrosodimethylamine	2.499	74.0	132233	49.5675	µg/L		97
T Pyridine	2.540	79.0	236191	34.7825	µg/L		98
T Aniline	4.562	93.0	718666	42.3950	µg/L	m	96
T Phenol	4.623	94.0	628400	48.0061	µg/L		91
T bis(-2-Chloroethyl)Ether	4.644	63.0	673446	75.5709	µg/L	m	96
T 2-Chlorophenol	4.695	128.0	710050	67.1948	µg/L		99
T 1,3-Dichlorobenzene	4.828	146.0	950762	70.1869	µg/L	m	98
T 1,4-Dichlorobenzene	4.909	146.0	924293	67.4122	µg/L	m	99
T 1,2-Dichlorobenzene	5.063	146.0	889485	67.1819	µg/L		97
T Benzyl Alcohol	5.083	108.0	334545	64.8569	µg/L		97
T bis(2-chloroisopropyl)Ether	5.226	121.0	230930	64.7289	µg/L		100
T 2-Methylphenol	5.246	107.0	689854	75.3135	µg/L		94
T N-nitroso-Di-n-propylamine	5.379	70.0	648358	100.5449	µg/L		98
T 4Methylphenol/3Methylphenol	5.430	107.0	944879	75.6937	µg/L		98
T Hexachloroethane	5.430	117.0	259597	64.6644	µg/L		98

Compound	RT	QIon	Resp.	Conc.	Units		Dev(Min)
T Nitrobenzene	5.532	123.1	293453	88.7235	µg/L		98
T Isophorone	5.818	82.0	1289009	81.3276	µg/L		99
T 2-Nitrophenol	5.890	139.0	293902	82.2133	µg/L		98
T 2,4-Dimethylphenol	6.013	122.0	589838	80.0755	µg/L		98
T bis(-2-Chloroethoxy)Methane	6.095	93.0	788755	85.0692	µg/L		97
T 2,4-Dichlorophenol	6.198	162.0	528068	74.9634	µg/L		97
T Benzoic Acid	6.198	105.0	91311	28.6632	µg/L		86
T 1,2,4-Trichlorobenzene	6.249	180.0	619571	73.0803	µg/L		100
T Naphthalene	6.331	128.0	2090973	83.7566	µg/L		99
T 4-Chlorophenol	6.413	130.0	175506	66.4694	µg/L		99
T p-Chloroaniline	6.434	127.0	631810	63.8638	µg/L		97
T Hexachlorobutadiene	6.496	224.9	309403	70.6360	µg/L		99
T 4-Chloro-2-Methylphenol	6.937	107.0	541291	83.0057	µg/L	m	96
T 4-Chloro-3-Methylphenol	7.071	107.0	585346	85.8097	µg/L	m	97
T 2-Methylnaphthalene	7.153	141.0	1247204	87.3370	µg/L		98
T 1-Methylnaphthalene	7.256	141.0	1067616	76.9002	µg/L	m	98
T Hexachlorocyclopentadiene	7.338	236.9	203656	77.8774	µg/L		96
T 2,4,6-Trichlorophenol	7.523	196.0	416677	90.6601	µg/L	m	96
T 2,4,5-Trichlorophenol	7.574	196.0	423746	82.8088	µg/L	m	95
T 2-Chloronaphthalene	7.718	162.0	1288800	82.8006	µg/L		97
T 2-Nitroaniline	7.892	65.0	258428	92.4304	µg/L		97
T Dimethyl Phthalate	8.139	163.0	1523524	95.8472	µg/L		96
T 2,6-Dinitrotoluene	8.190	165.0	182491	84.7267	µg/L		94
T Acenaphthylene	8.200	152.1	2135675	85.8553	µg/L		99
T 3-Nitroaniline	8.394	138.0	182072	74.9042	µg/L		98
T Acenaphthene	8.415	154.0	1283172	90.6285	µg/L		100
T 2,4-Dinitrophenol	8.517	184.0	97120	87.3775	µg/L		96
T Dibenzofuran	8.630	168.0	2089603	90.4568	µg/L		97
T 2,4-Dinitrotoluene	8.671	165.0	251542	91.6677	µg/L		97
T 4-Nitrophenol	8.712	109.0	87507	35.8244	µg/L		97
T Diethylphthalate	8.998	149.0	1511372	91.8115	µg/L		99
T Fluorene	9.039	166.0	1614179	86.4198	µg/L		99
T 4-Chlorophenyl-phenylether	9.080	204.0	842337	98.9256	µg/L		96
T 4-Nitroaniline	9.141	138.0	231827	87.3097	µg/L		95
T 4,6-Dinitro-2-methylphenol	9.162	198.0	148340	90.2228	µg/L		99
T N-nitrosodiphenylamine	9.233	169.0	1205943	96.9653	µg/L		99
T Azobenzene	9.264	77.0	1390559	84.3975	µg/L		93
T 4-Bromophenyl-phenylether	9.663	248.0	467477	97.3942	µg/L		99
T Hexachlorobenzene	9.694	283.9	443718	93.1678	µg/L		100
T Pentachlorophenol	9.968	265.9	238505	101.7675	µg/L		94
T Phenanthrene	10.191	178.0	2456282	96.6684	µg/L		100
T Anthracene	10.252	178.0	2343786	96.4654	µg/L	m	98
T Triallate	10.313	86.0	557371	93.9925	µg/L		100
T Carbazole	10.495	167.0	2380539	96.3496	µg/L		99
T o-Terphenyl	10.708	230.0	1265554	92.9410	µg/L		99
T Di-n-Butylphthalate	11.082	149.0	2425933	99.9731	µg/L		100
T Fluoranthene	11.964	202.0	2439462	94.4396	µg/L		100
T Benzidine	12.338	184.0	188674	20.2375	µg/L		98
T Pyrene	12.389	202.0	2592219	92.2453	µg/L		99
T Butylbenzylphthalate	14.326	149.0	822113	95.5304	µg/L		98
T Benzo(a)Anthracene	15.532	228.0	2173145	100.2859	µg/L		99
T Chrysene	15.645	228.0	2297117	95.3801	µg/L		98
T 3,3-Dichlorobenzidine	15.686	252.0	566118	74.3920	µg/L		98
T bis(2-ethylhexyl)Phthalate	16.381	167.0	291197	97.4358	µg/L		99
T Di-n-octyl Phthalate	18.143	149.0	2030132	97.2895	µg/L		99

Compound	RT	QIon	Resp.	Conc.	Units	Dev(Min)
T Benzo(b)fluoranthene	18.386	252.0	1997422	92.0372	µg/L	100
T Benzo(k)fluoranthene	18.457	252.0	2081903	90.6541	µg/L	99
T Benzo(a)pyrene	18.993	252.0	1829561	88.4845	µg/L	98
T Indeno(1,2,3-c,d)pyrene	20.765	276.0	1578527	91.1159	µg/L	97
T Dibenzo(a,h)anthracene	20.826	278.0	1757287	92.9687	µg/L	99
T Benzo(g,h,i)perylene	21.100	276.0	1834971	91.7932	µg/L	97

(#) = Qualifier Out of Range; (m) = Manual Integration; (+) = Area Summed; (*) = Surrogate Percent Recovery Out of Range; (d): Zeroed Peak

Compound	Conc.	RT	Dev(Min)	Resp.	QIon	QRatio	Lower	Upper
N-Nitrosodimethylamine	49.5675	2.50	0.01	132233	42.0	131.8	95.1	176.6

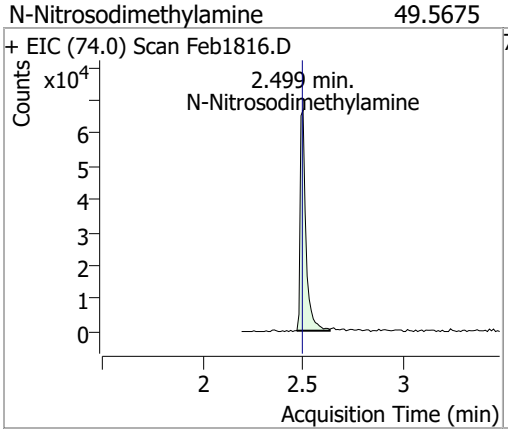

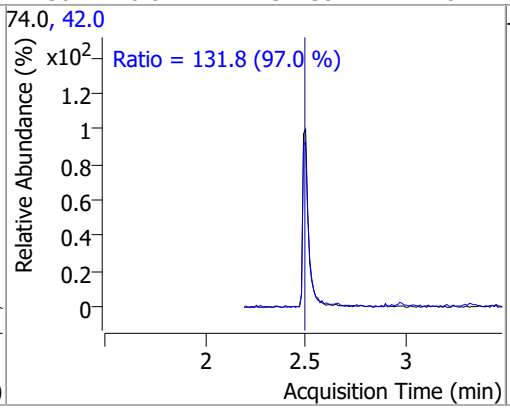

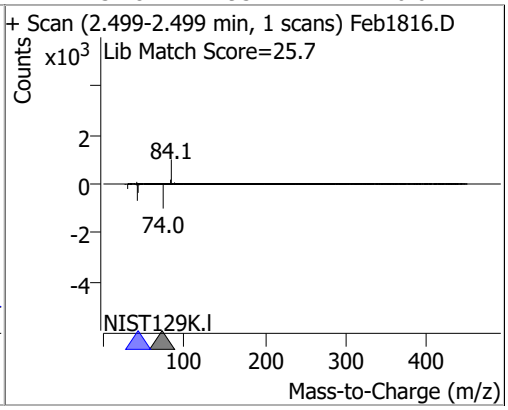

Compound	Conc.	RT	Dev(Min)	Resp.	QIon	QRatio	Lower	Upper
Pyridine	34.7825	2.54	0.01	236191	52.0	81.2	57.9	107.6

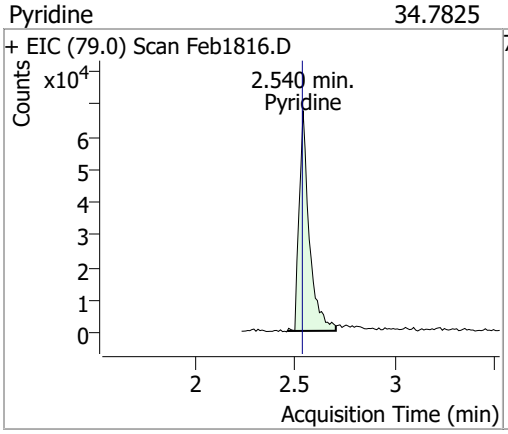

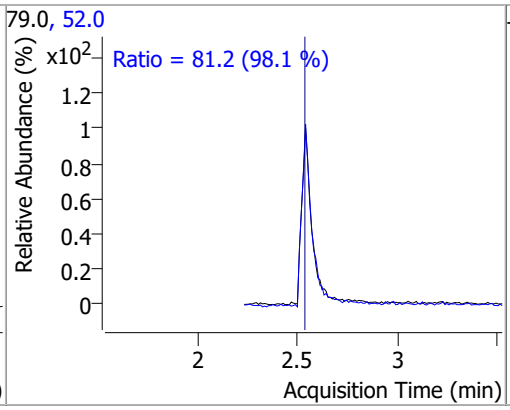

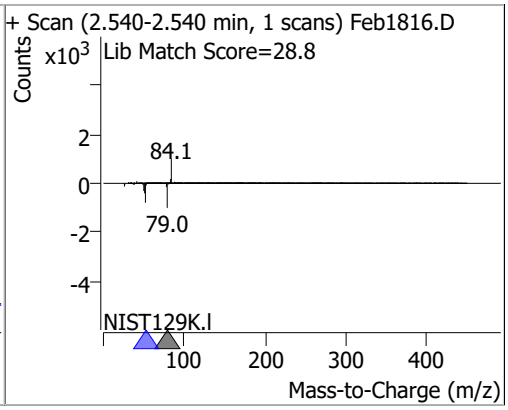

Compound	Conc.	RT	Dev(Min)	Resp.	QIon	QRatio	Lower	Upper
2-Fluorophenol	78.2897	3.65	0.00	721287	64.0	51.7	34.6	64.3
					92.0	20.8	14.2	26.5

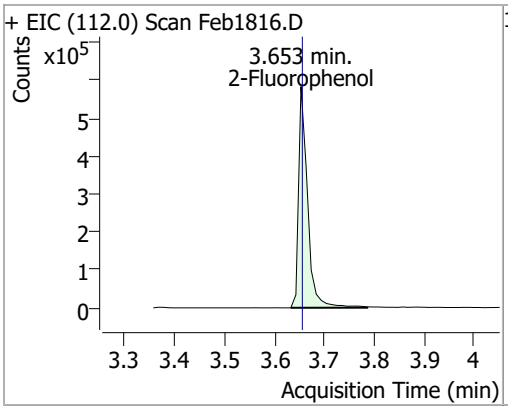

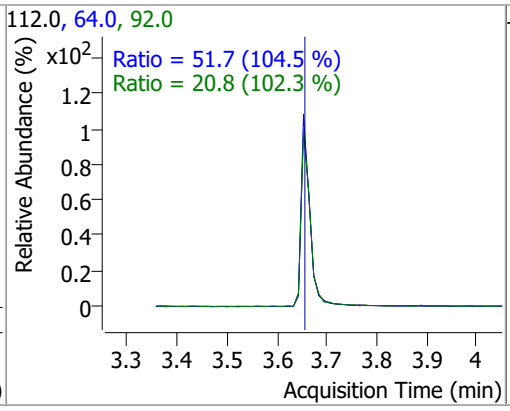

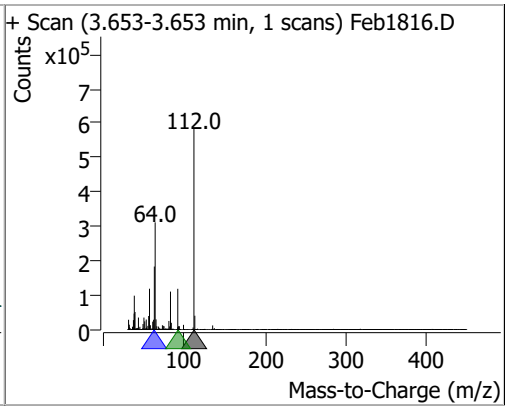

Compound	Conc.	RT	Dev(Min)	Resp.	QIon	QRatio	Lower	Upper
Aniline	42.3950	4.56	0.00	718666 (m)	66.0	33.7	25.7	47.8
					65.0	18.2	13.1	24.4

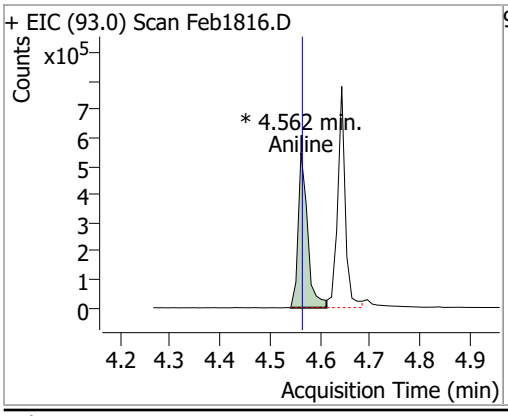

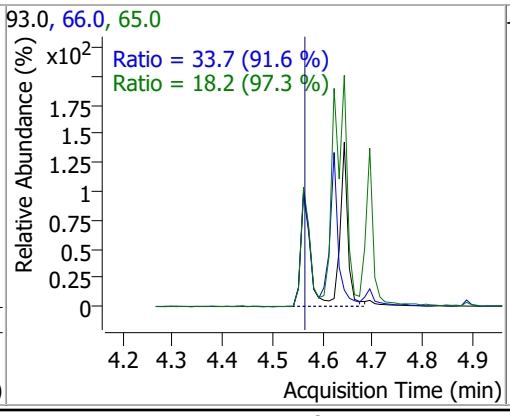

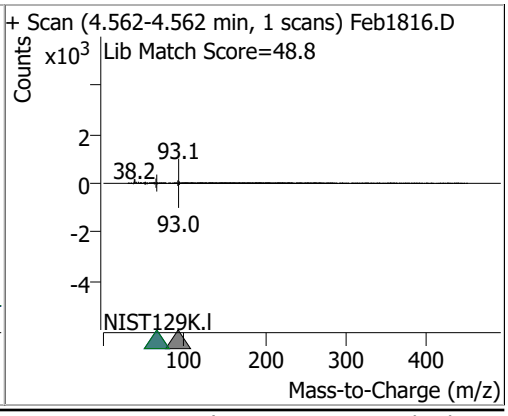

Compound	Conc.	RT	Dev(Min)	Resp.	QIon	QRatio	Lower	Upper
Phenol-d5	81.0766	4.61	0.00	959303	71.0	36.0	25.8	47.9

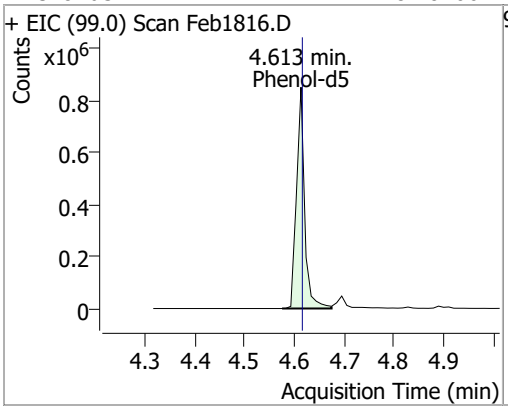

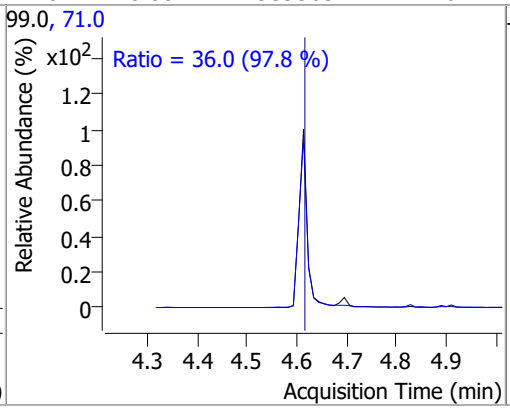

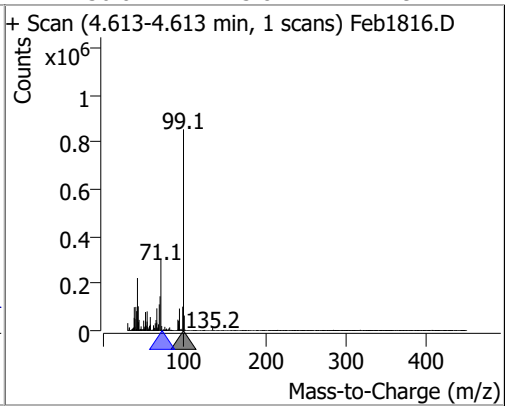

Compound	Conc.	RT	Dev(Min)	Resp.	QIon	QRatio	Lower	Upper
Phenol	48.0061	4.62	0.00	628400	66.0	51.4	31.7	58.9

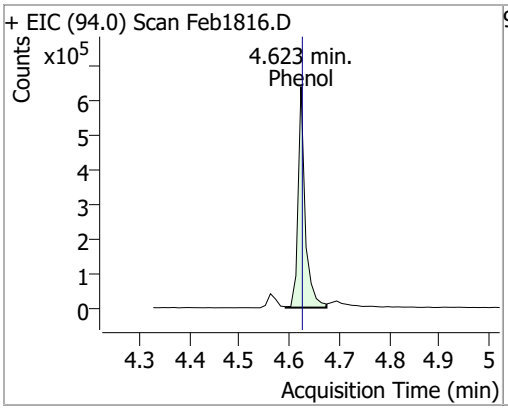

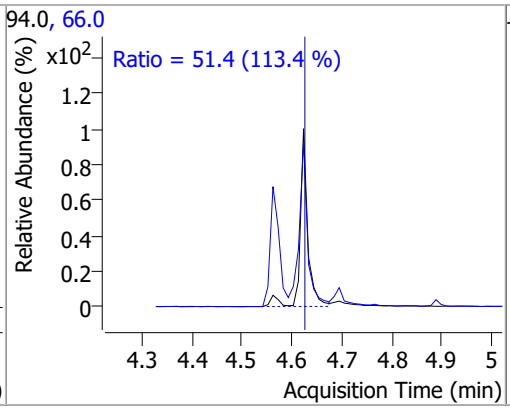

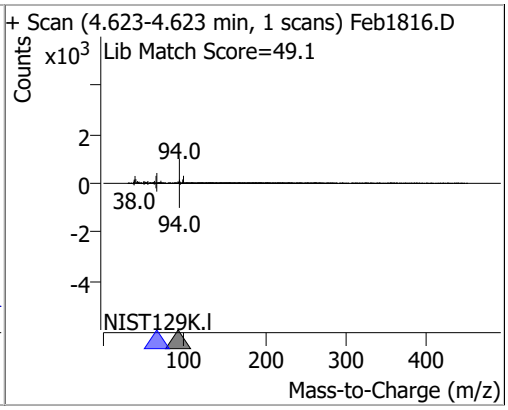

Compound	Conc.	RT	Dev(Min)	Resp.	QIon	QRatio	Lower	Upper
bis(-2-Chloroethyl)Ether	75.5709	4.64	0.00	673446 (m)	64.0	9.4	7.6	14.1

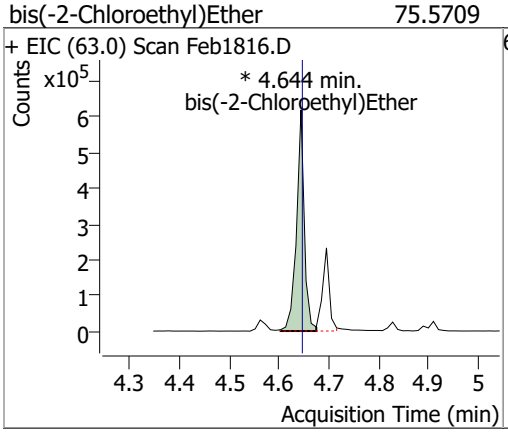

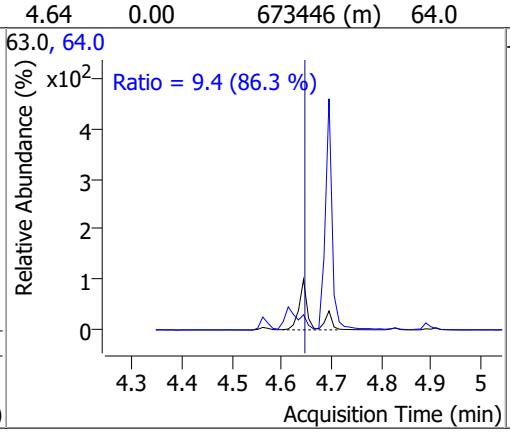

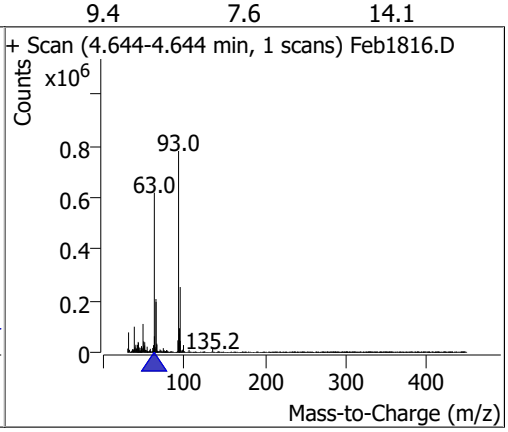

Compound	Conc.	RT	Dev(Min)	Resp.	QIon	QRatio	Lower	Upper
2-Chlorophenol	67.1948	4.69	0.00	710050	130.0	32.0	22.7	42.2

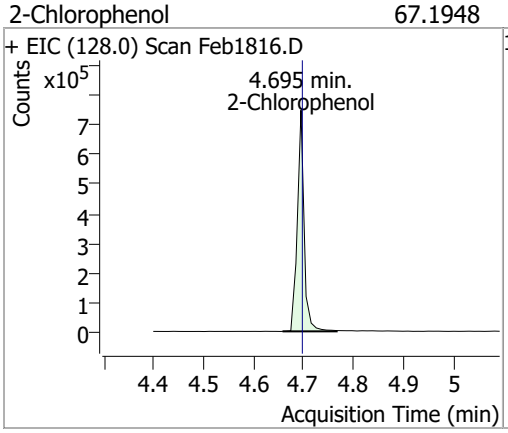

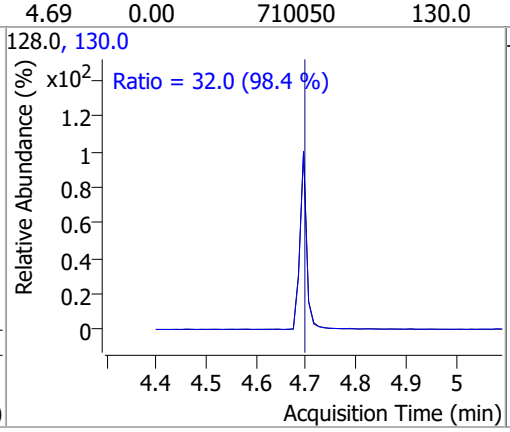

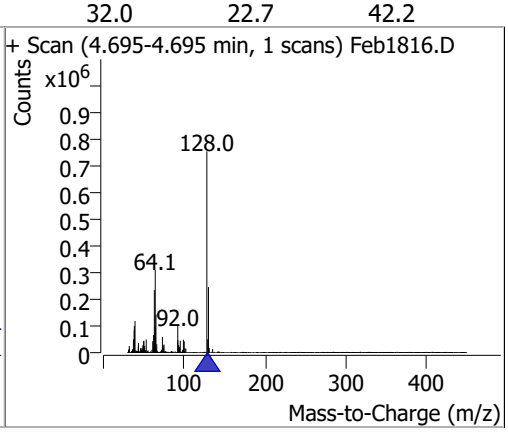

Compound	Conc.	RT	Dev(Min)	Resp.	QIon	QRatio	Lower	Upper
1,3-Dichlorobenzene	70.1869	4.83	0.00	950762 (m)	148.0	62.3	44.6	82.8
					111.0	36.9	25.3	47.0

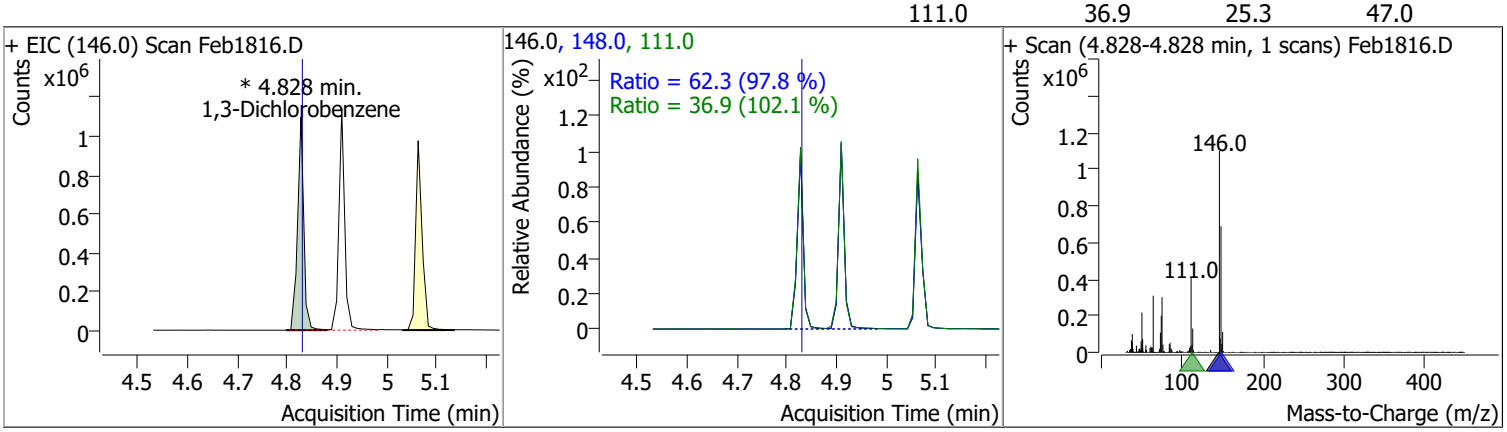

Compound	Conc.	RT	Dev(Min)	Resp.	QIon	QRatio	Lower	Upper
1,4-Dichlorobenzene	67.4122	4.91	0.00	924293 (m)	148.0	63.6	45.6	84.8
					111.0	36.2	25.2	46.8

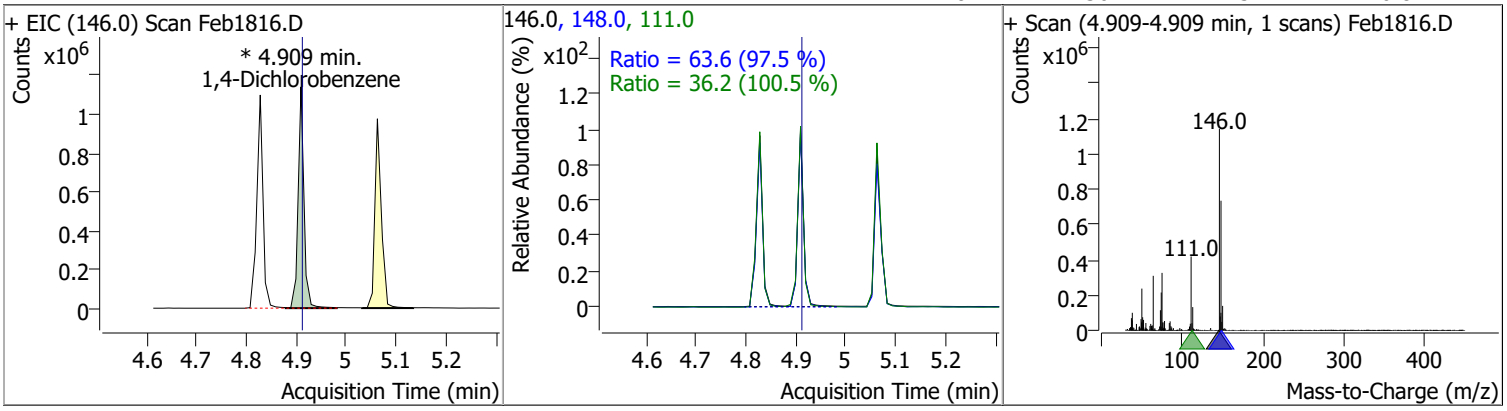

Compound	Conc.	RT	Dev(Min)	Resp.	QIon	QRatio	Lower	Upper
1,2-Dichlorobenzene	67.1819	5.06	0.00	889485	148.0	62.0	45.1	83.8
					111.0	38.6	26.1	48.5

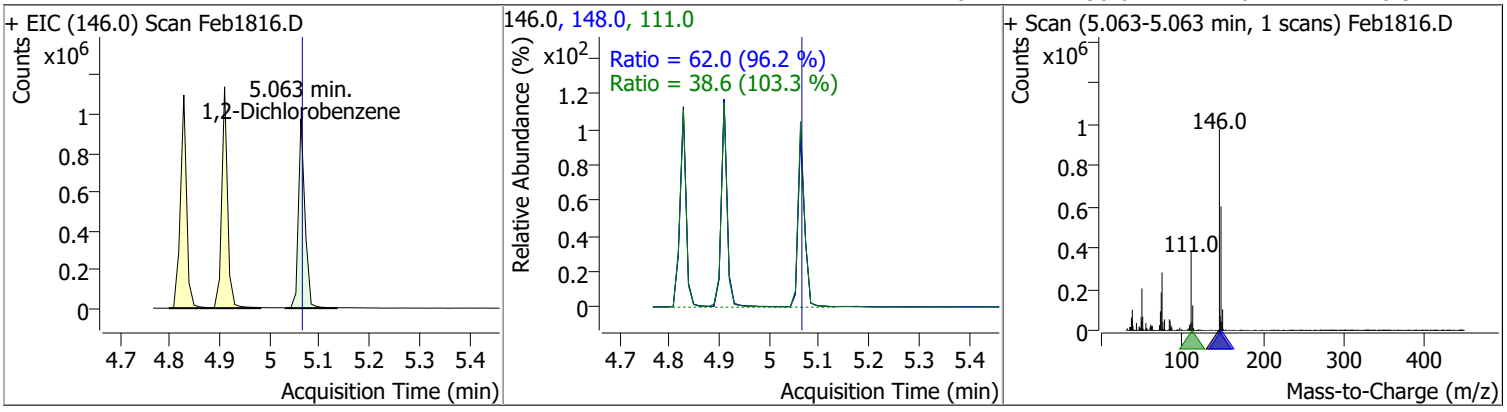

Compound	Conc.	RT	Dev(Min)	Resp.	QIon	QRatio	Lower	Upper
Benzyl Alcohol	64.8569	5.08	0.00	334545	79.0	115.0	83.5	155.1
					107.0	72.3	49.3	91.6

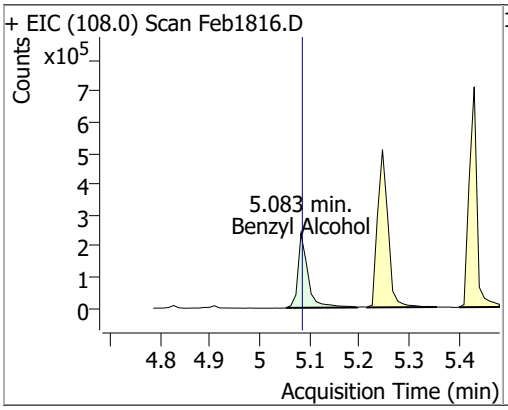

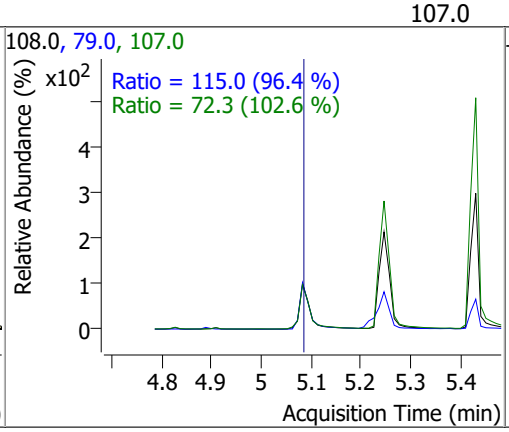

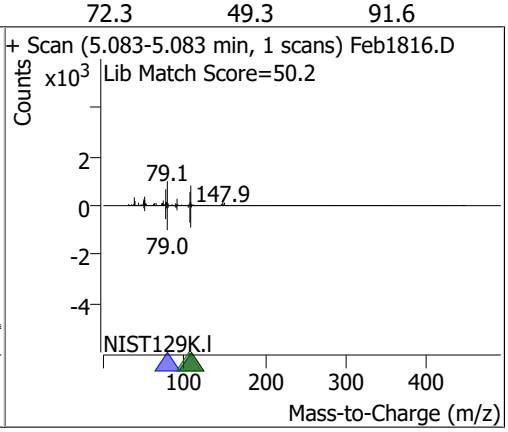

Compound	Conc.	RT	Dev(Min)	Resp.	QIon	QRatio	Lower	Upper
bis(2-chloroisopropyl)Ether	64.7289	5.23	0.00	230930	123.0	32.0	22.5	41.8

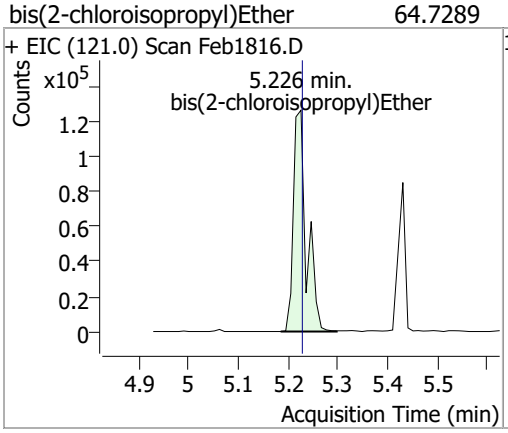

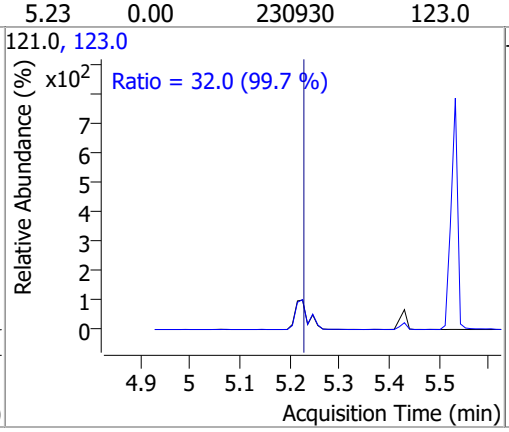

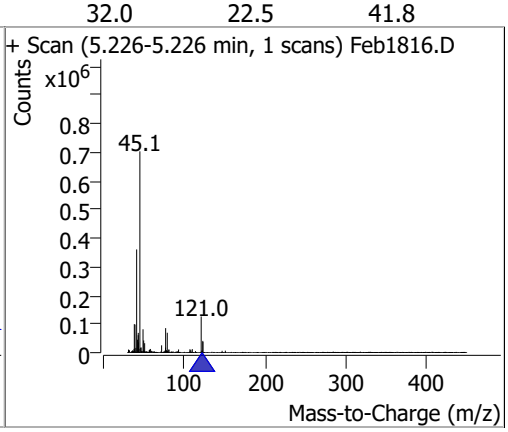

Compound	Conc.	RT	Dev(Min)	Resp.	QIon	QRatio	Lower	Upper
2-Methylphenol	75.3135	5.25	0.00	689854	108.0	109.7	81.5	151.4

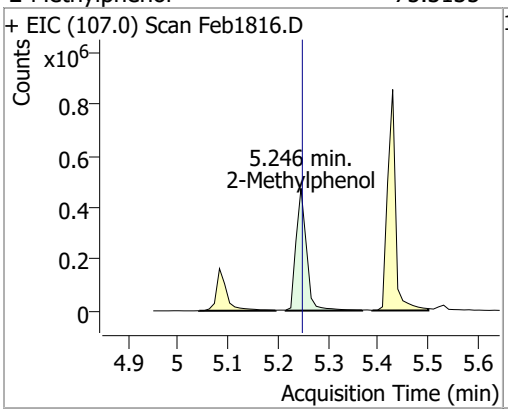

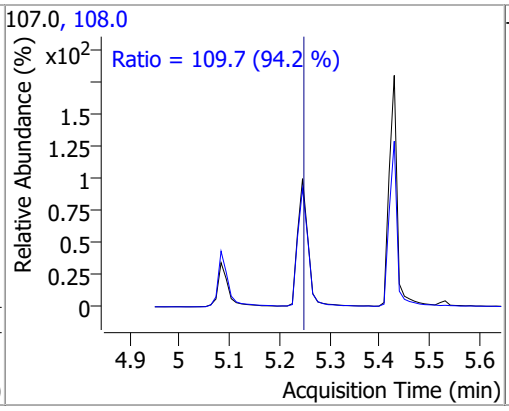

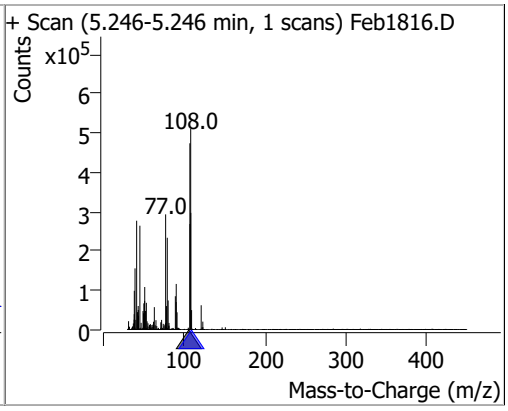

Compound	Conc.	RT	Dev(Min)	Resp.	QIon	QRatio	Lower	Upper
N-nitroso-Di-n-propylamine	100.5449	5.38	0.01	648358	130.0	20.2	0.0	38.8

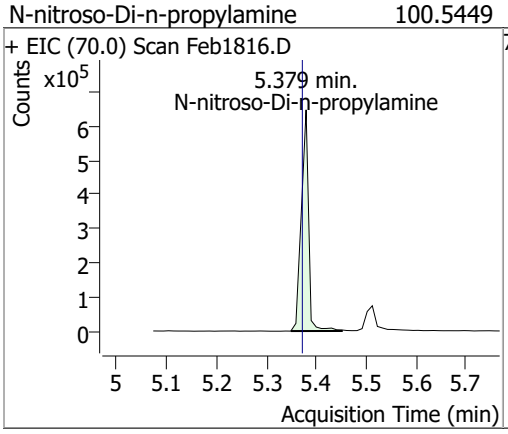

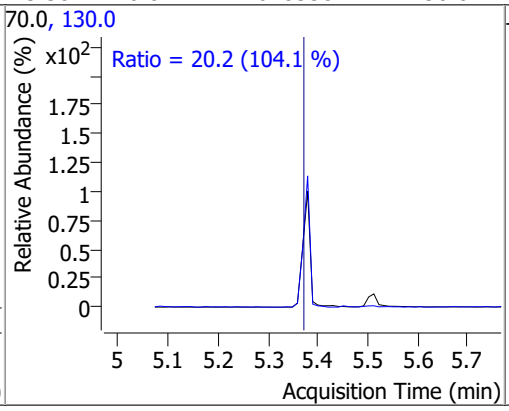

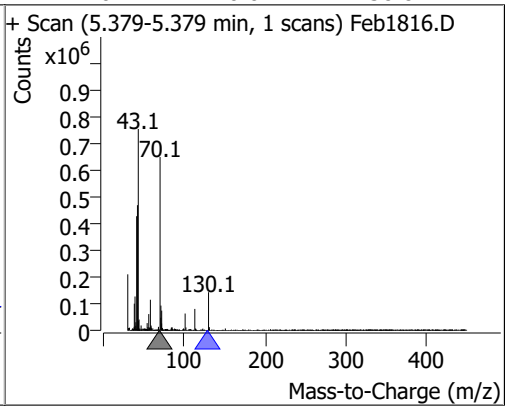

Compound	Conc.	RT	Dev(Min)	Resp.	QIon	QRatio	Lower	Upper
4Methylphenol/3Methylphenol	75.6937	5.43	0.00	944879	108.0	82.4	58.8	109.1

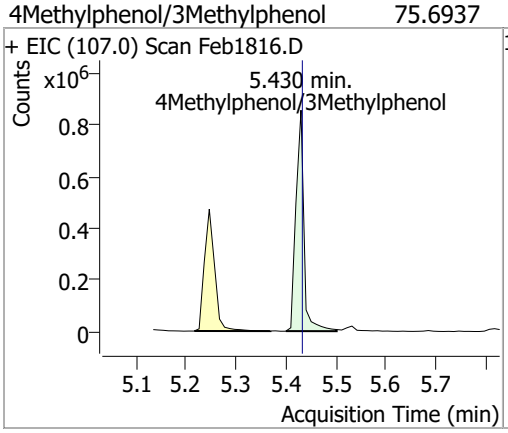

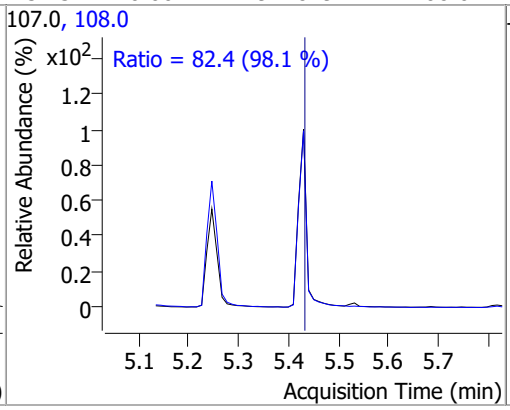

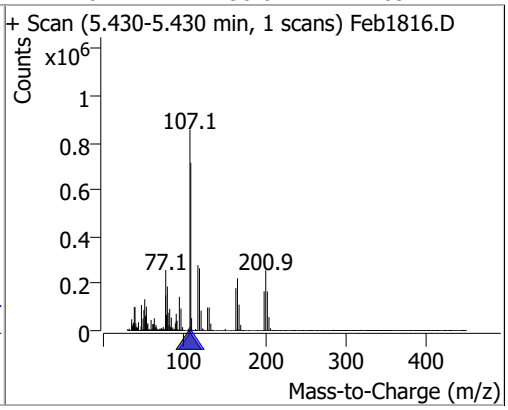

Compound	Conc.	RT	Dev(Min)	Resp.	QIon	QRatio	Lower	Upper
Hexachloroethane	64.6644	5.43	0.00	259597	201.0	88.1	63.5	118.0
					199.0	57.8	39.8	74.0

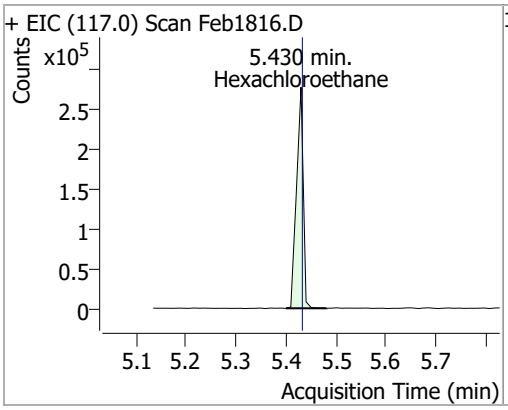

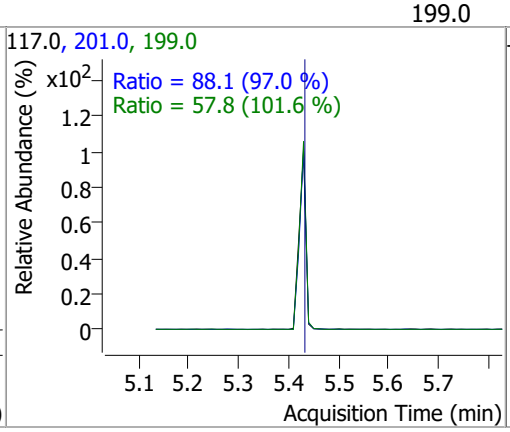

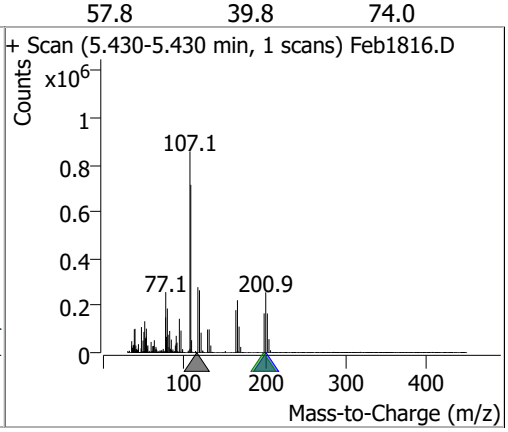

Compound	Conc.	RT	Dev(Min)	Resp.	QIon	QRatio	Lower	Upper
Nitrobenzene-d5	75.3044	5.51	0.01	496809	54.0	65.1	46.3	86.0
					128.0	47.2	34.1	63.3

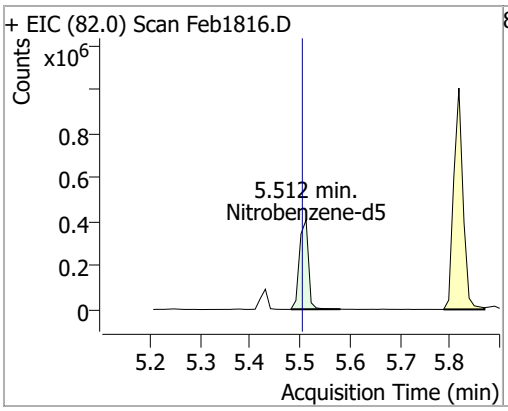

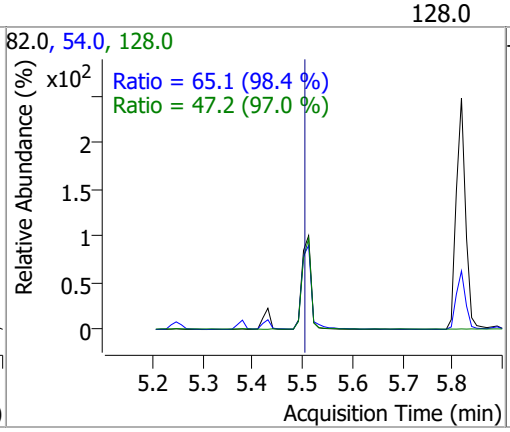

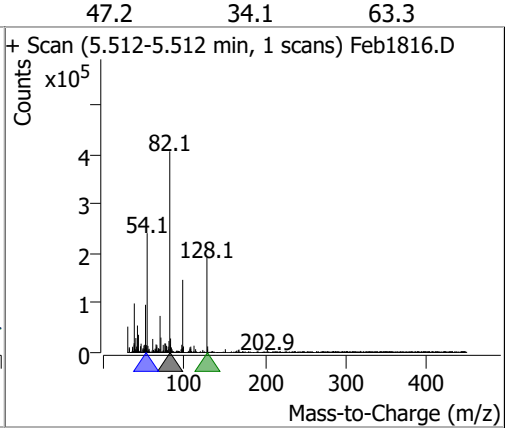

Compound	Conc.	RT	Dev(Min)	Resp.	QIon	QRatio	Lower	Upper
Nitrobenzene	88.7235	5.53	0.01	293453	77.0	209.4	148.9	276.5
					51.0	129.8	91.7	170.3

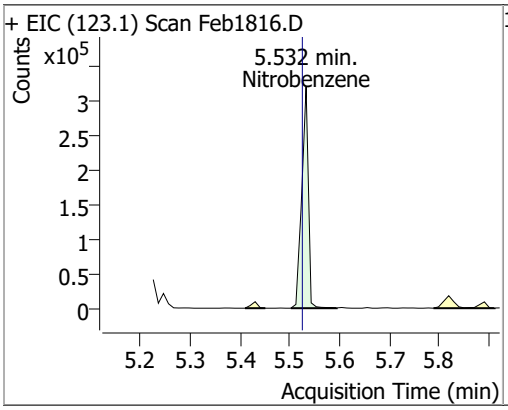

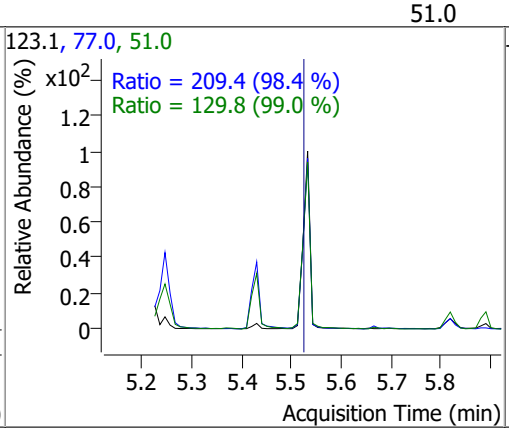

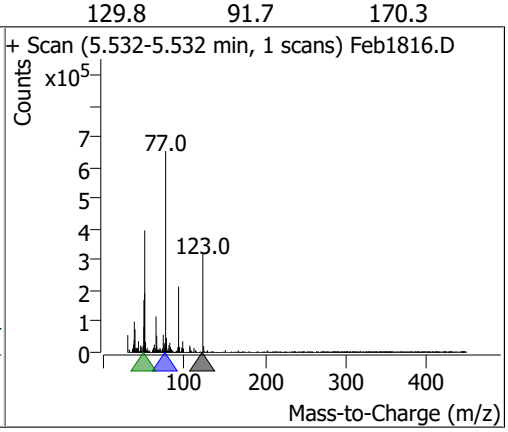

Compound	Conc.	RT	Dev(Min)	Resp.	QIon	QRatio	Lower	Upper
Isophorone	81.3276	5.82	0.00	1289009	138.0	21.5	14.8	27.5

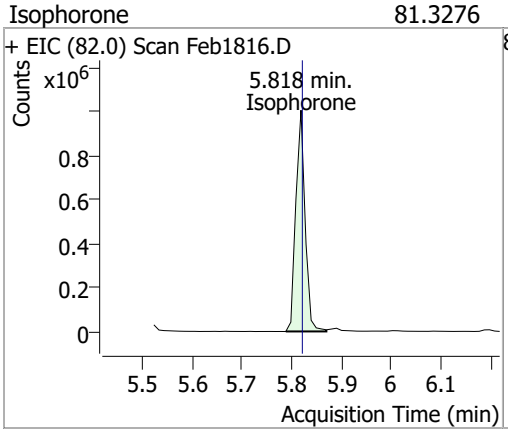

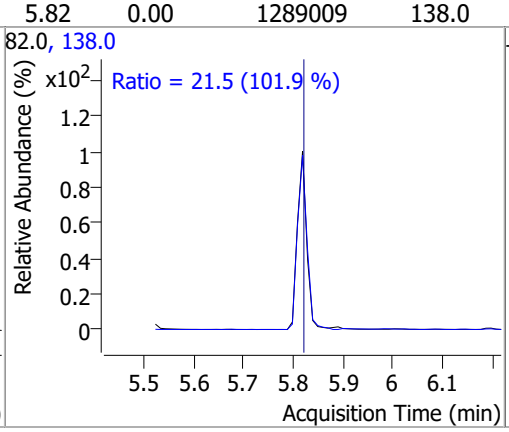

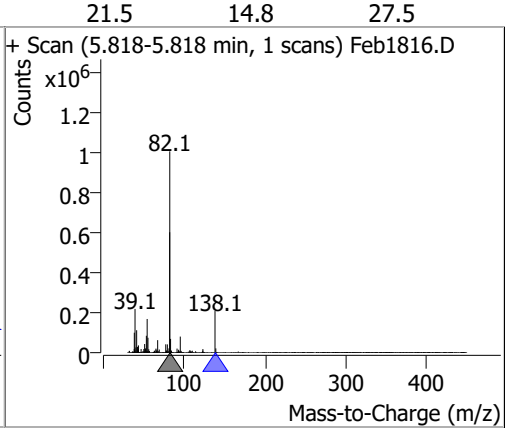

Compound	Conc.	RT	Dev(Min)	Resp.	QIon	QRatio	Lower	Upper
2-Nitrophenol	82.2133	5.89	0.01	293902	65.0	48.3	34.2	63.4
					109.0	37.4	24.6	45.8

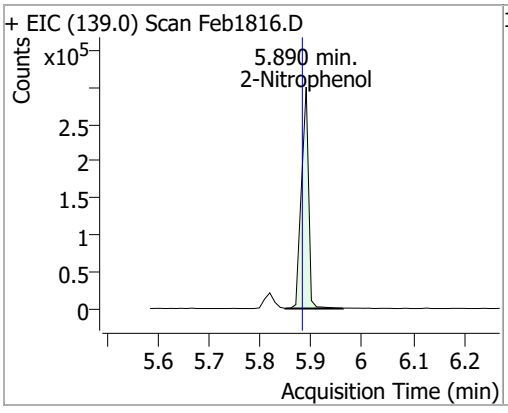

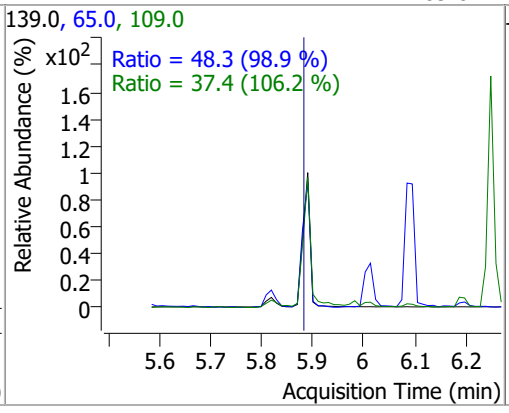

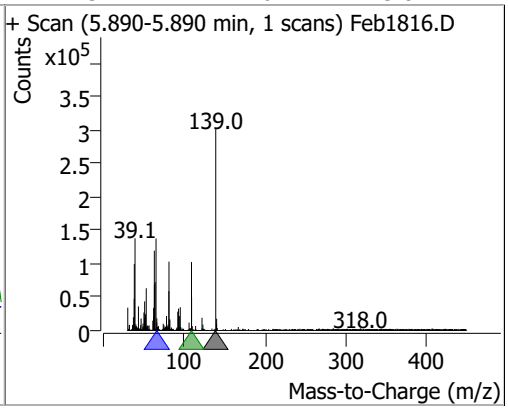

Compound	Conc.	RT	Dev(Min)	Resp.	QIon	QRatio	Lower	Upper
2,4-Dimethylphenol	80.0755	6.01	0.01	589838	107.0	111.7	76.6	142.3
					77.0	32.5	23.8	44.2

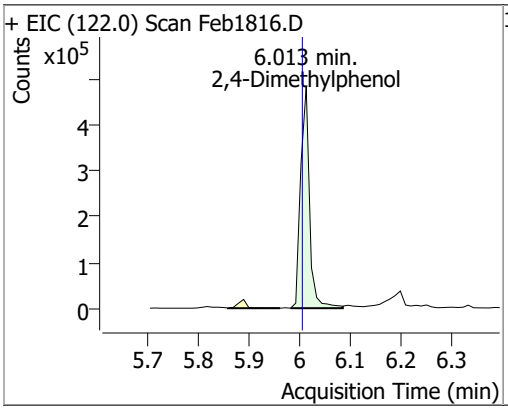

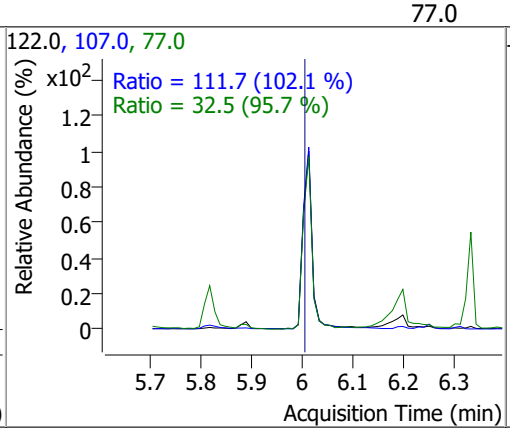

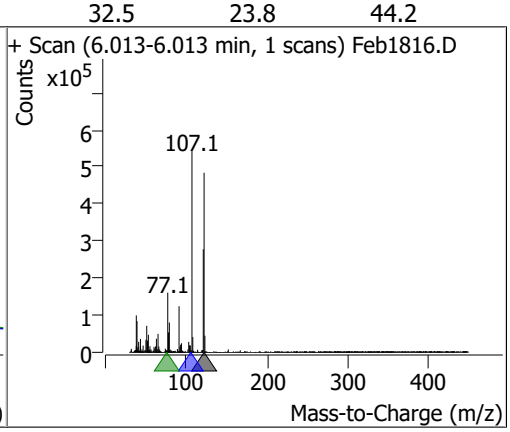

Compound	Conc.	RT	Dev(Min)	Resp.	QIon	QRatio	Lower	Upper
bis(-2-Chloroethoxy)Methane	85.0692	6.10	0.01	788755	63.0	70.9	47.7	88.6
					95.0	32.2	22.3	41.5

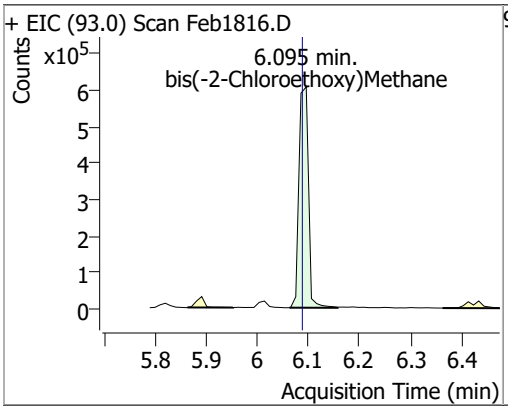

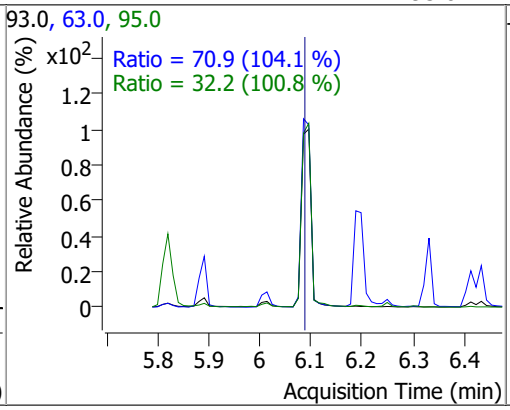

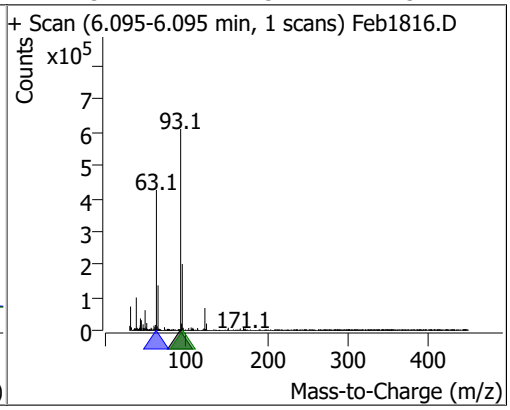

Compound	Conc.	RT	Dev(Min)	Resp.	QIon	QRatio	Lower	Upper
2,4-Dichlorophenol	74.9634	6.20	0.01	528068	164.0	64.3	45.5	84.5
					98.0	32.8	20.0	37.1

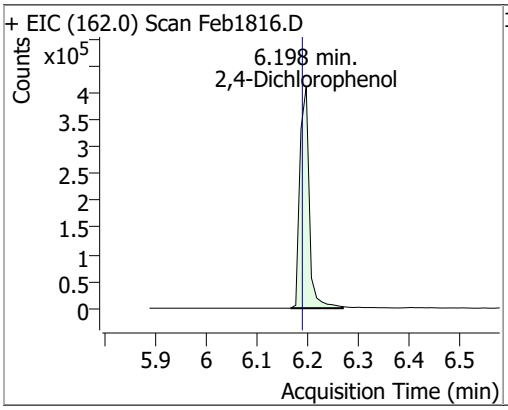

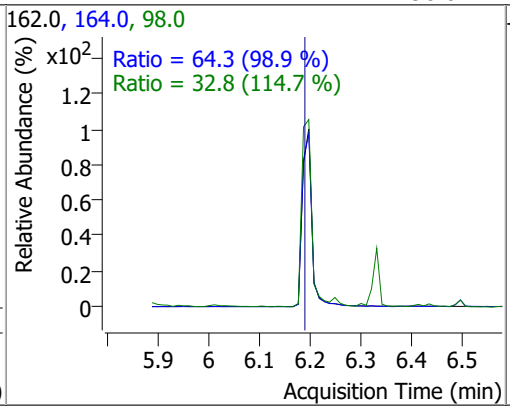

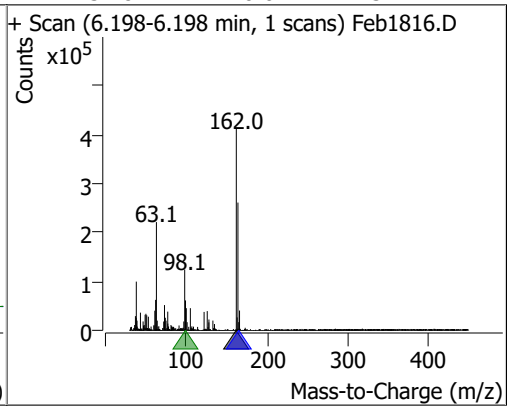

Compound	Conc.	RT	Dev(Min)	Resp.	QIon	QRatio	Lower	Upper
Benzoic Acid	28.6632	6.20	-0.04	91311	122.0	77.1	59.9	111.2
					77.0	76.2	42.3	78.5

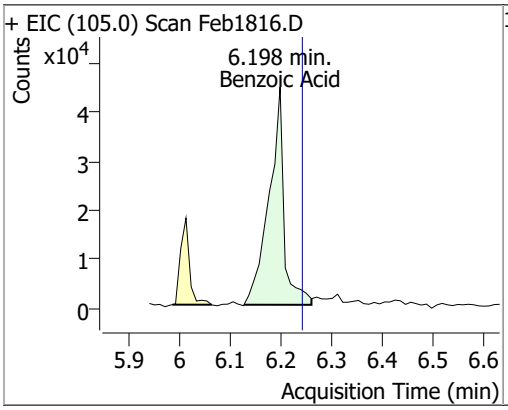

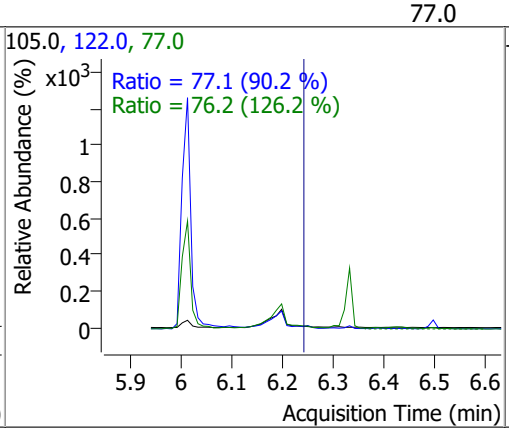

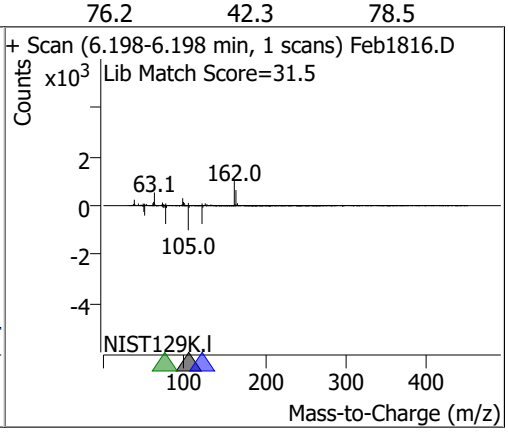

Compound	Conc.	RT	Dev(Min)	Resp.	QIon	QRatio	Lower	Upper
1,2,4-Trichlorobenzene	73.0803	6.25	0.00	619571	182.0	94.9	66.2	122.9
					145.0	28.9	20.1	37.3

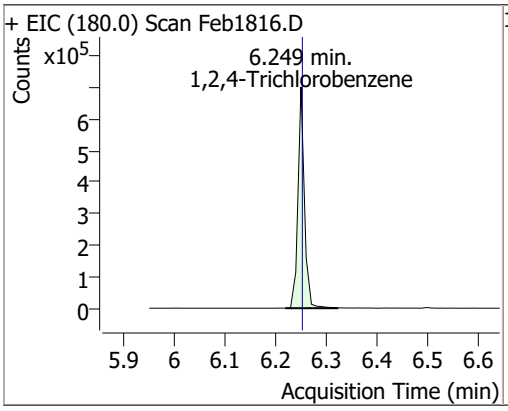

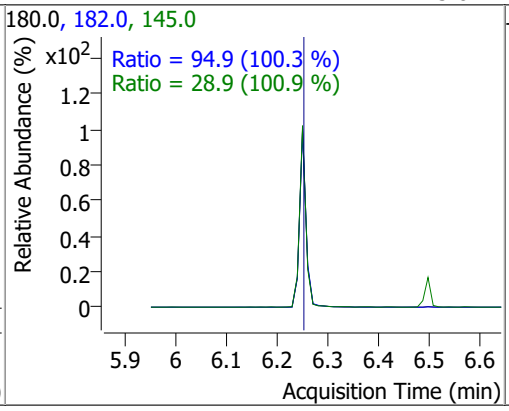

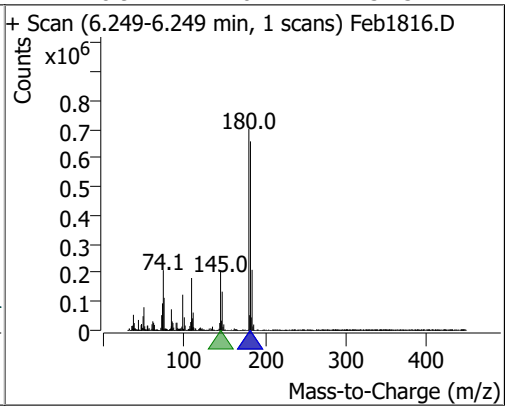

Compound	Conc.	RT	Dev(Min)	Resp.	QIon	QRatio	Lower	Upper
Naphthalene	83.7566	6.33	0.00	2090973	129.0	11.0	8.0	14.9
					102.0	10.2	6.9	12.9

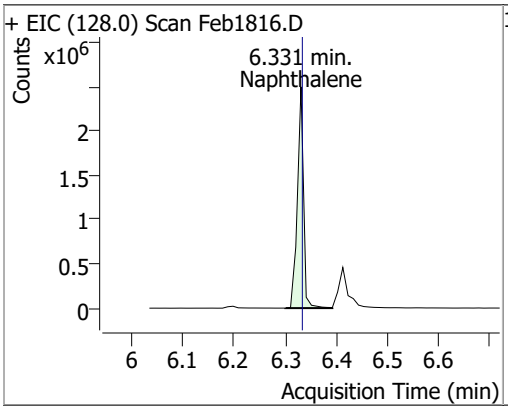

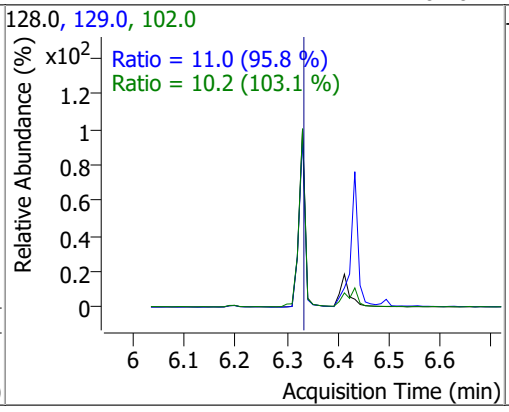

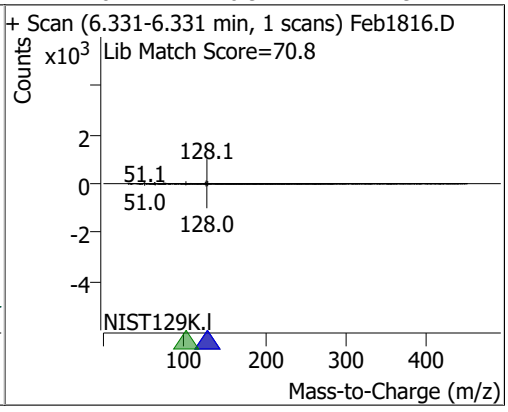

Compound	Conc.	RT	Dev(Min)	Resp.	QIon	QRatio	Lower	Upper
4-Chlorophenol	66.4694	6.41	0.00	175506	128.0	313.8	221.4	411.2

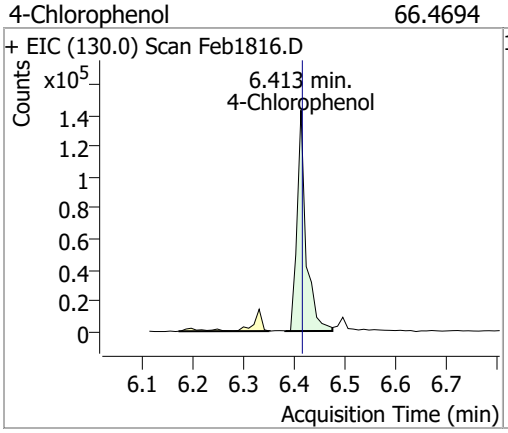

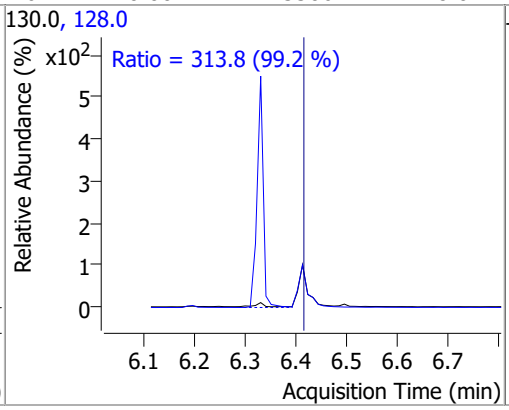

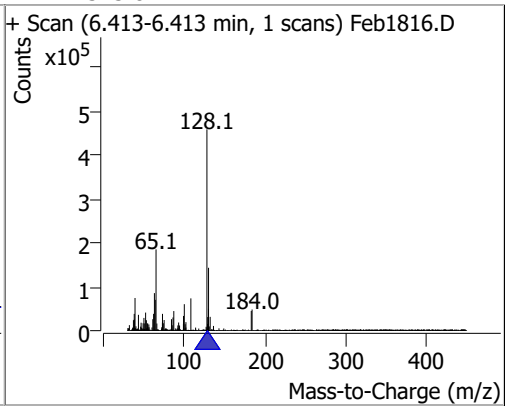

Compound	Conc.	RT	Dev(Min)	Resp.	QIon	QRatio	Lower	Upper
p-Chloroaniline	63.8638	6.43	0.00	631810	65.0	63.8	42.1	78.2
					129.0	37.1	26.3	48.9

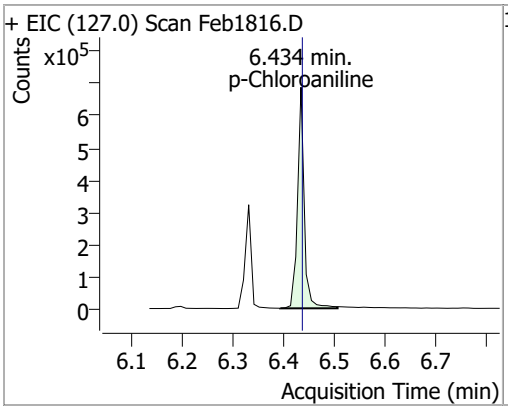

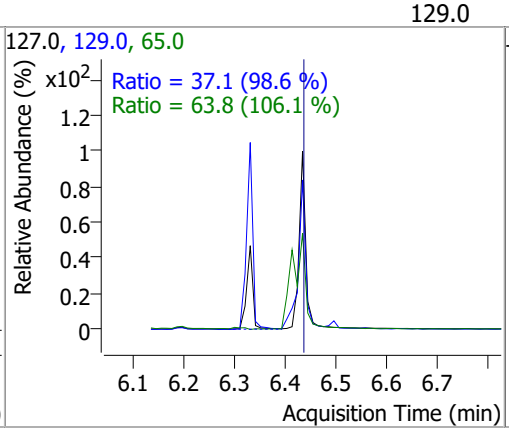

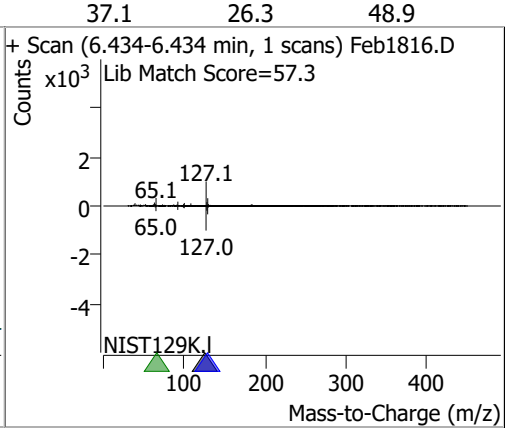

Compound	Conc.	RT	Dev(Min)	Resp.	QIon	QRatio	Lower	Upper
Hexachlorobutadiene	70.6360	6.50	0.00	309403	227.0	64.2	46.0	85.4
					223.0	64.2	45.0	83.6

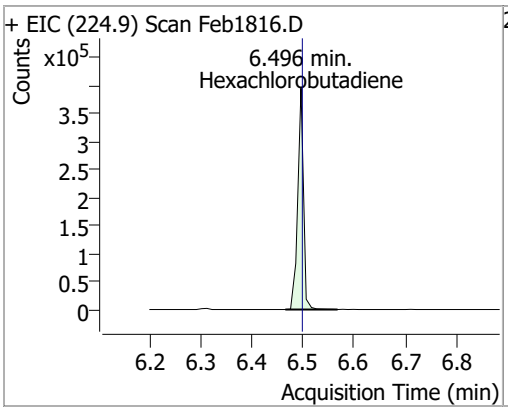

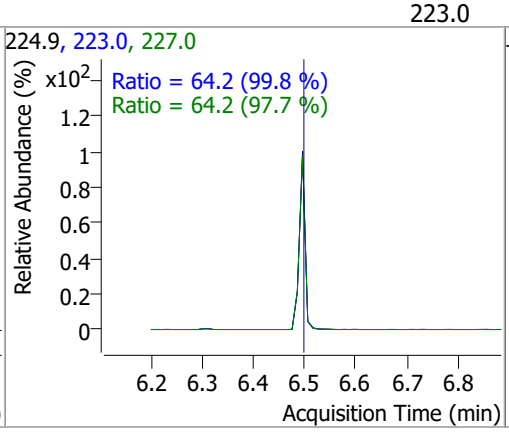

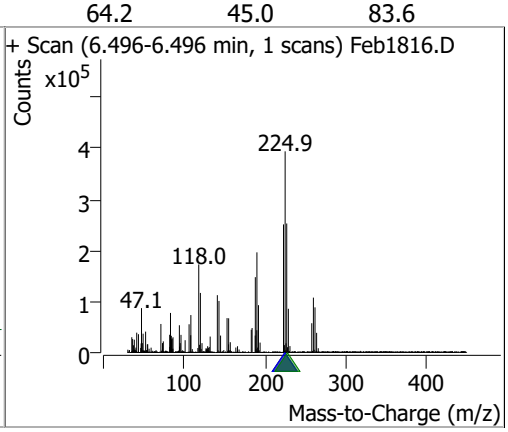

Compound	Conc.	RT	Dev(Min)	Resp.	QIon	QRatio	Lower	Upper
4-Chloro-2-Methylphenol	83.0057	6.94	0.00	541291 (m)	144.0	25.8	19.4	36.1

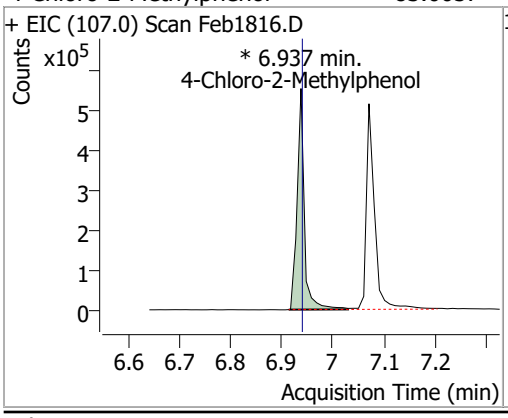

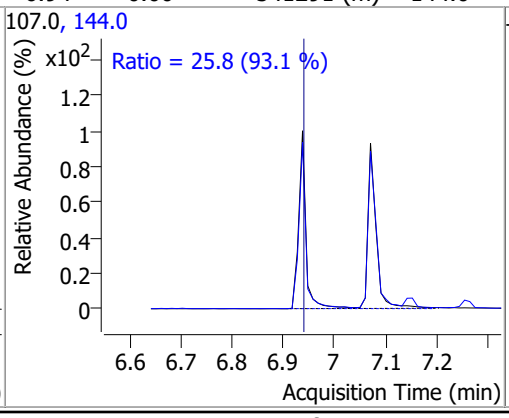

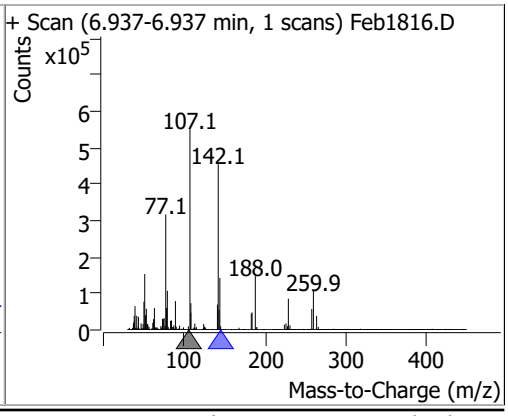

Compound	Conc.	RT	Dev(Min)	Resp.	QIon	QRatio	Lower	Upper
4-Chloro-3-Methylphenol	85.8097	7.07	0.00	585346 (m)	144.0	25.5	19.1	35.5

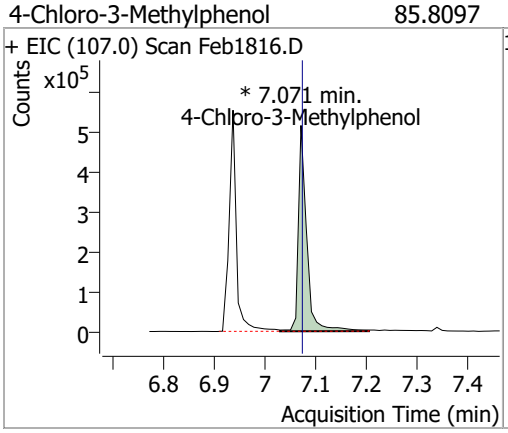

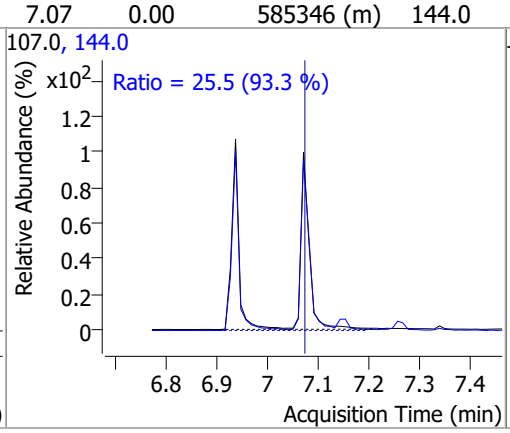

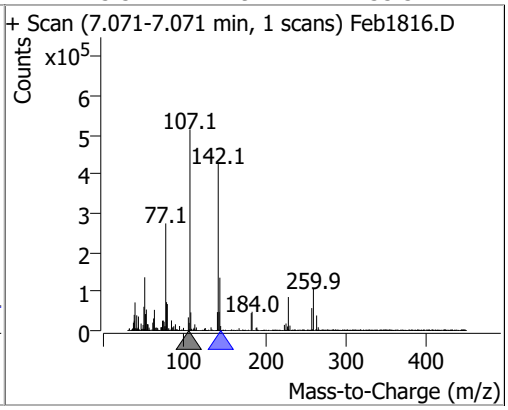

Compound	Conc.	RT	Dev(Min)	Resp.	QIon	QRatio	Lower	Upper
2-Methylnaphthalene	87.3370	7.15	0.01	1247204	142.0	117.8	83.8	155.7
					115.0	43.0	29.2	54.3

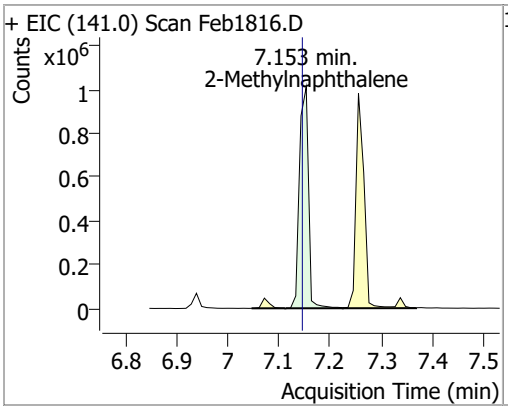

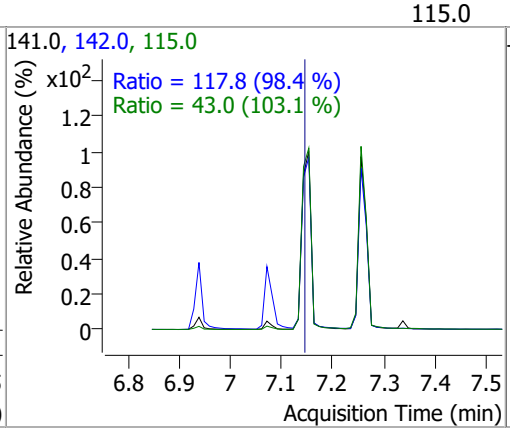

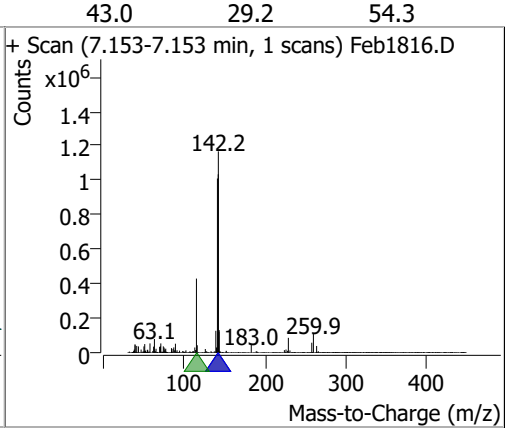

Compound	Conc.	RT	Dev(Min)	Resp.	QIon	QRatio	Lower	Upper
1-Methylnaphthalene	76.9002	7.26	0.00	1067616 (m)	142.0	113.5	79.8	148.2
					115.0	44.7	28.9	53.7

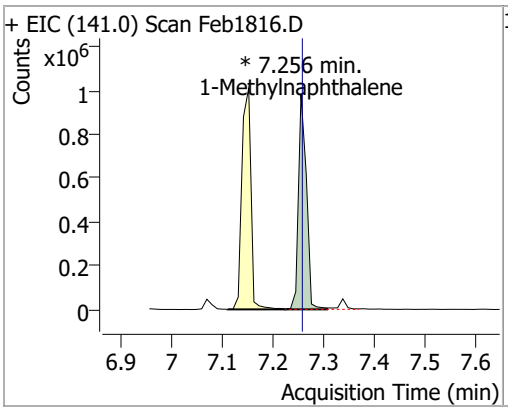

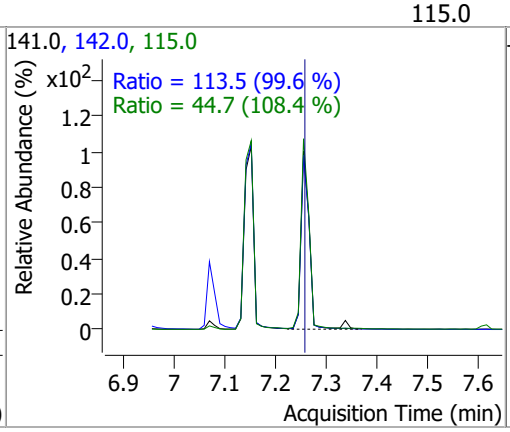

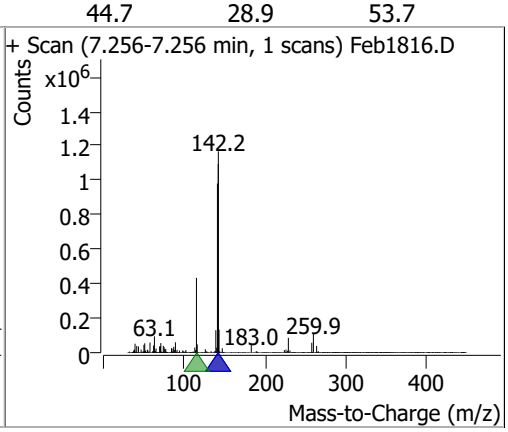

Compound	Conc.	RT	Dev(Min)	Resp.	QIon	QRatio	Lower	Upper
Hexachlorocyclopentadiene	77.8774	7.34	0.00	203656	234.9	62.0	45.2	84.0
					238.9	60.1	44.6	82.9

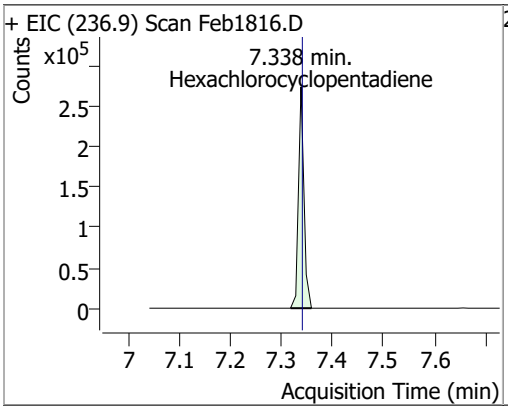

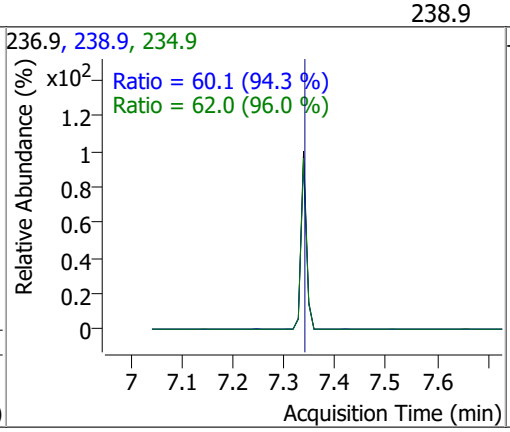

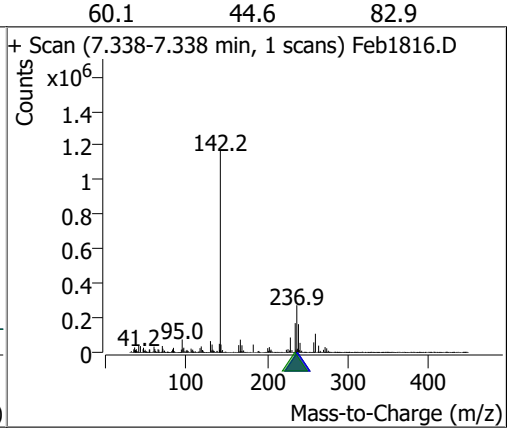

Compound	Conc.	RT	Dev(Min)	Resp.	QIon	QRatio	Lower	Upper
2,4,6-Trichlorophenol	90.6601	7.52	0.00	416677 (m)	198.0	93.0	67.6	125.5

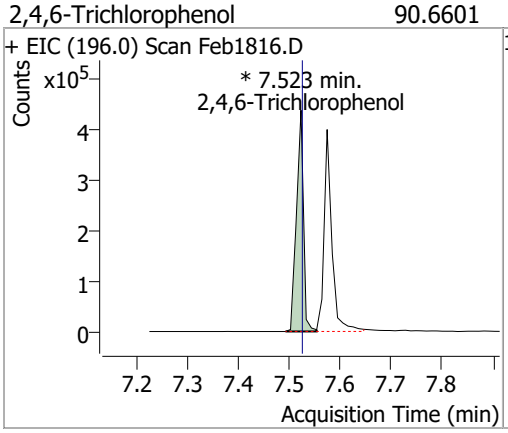

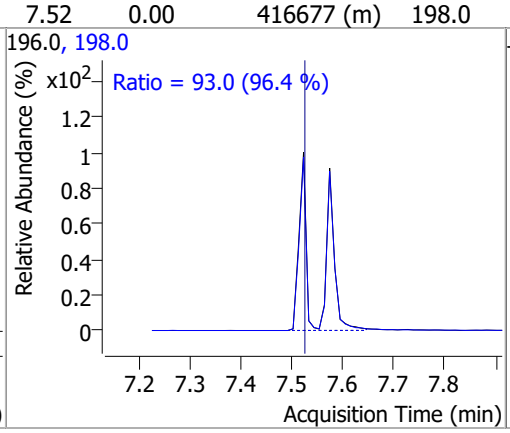

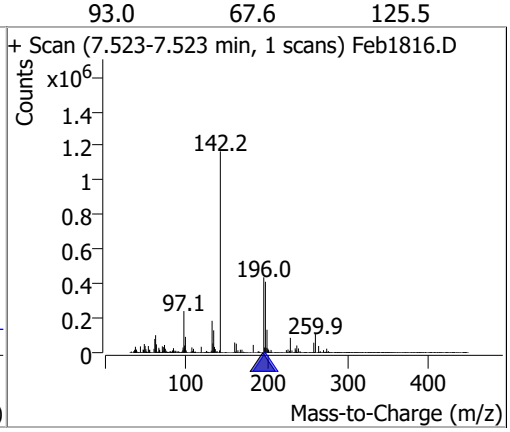

Compound	Conc.	RT	Dev(Min)	Resp.	QIon	QRatio	Lower	Upper
2,4,5-Trichlorophenol	82.8088	7.57	0.00	423746 (m)	198.0	94.6	63.2	117.3

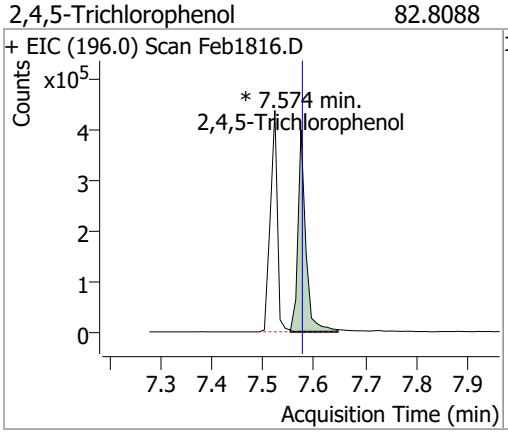

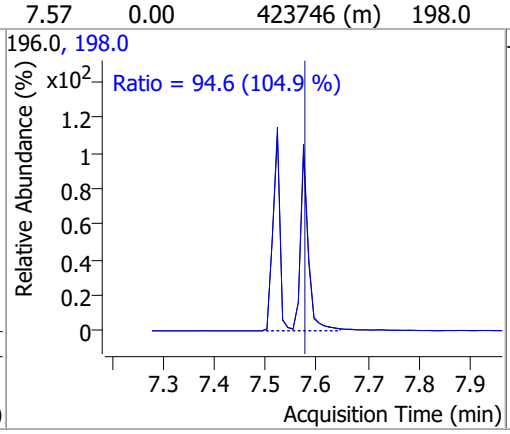

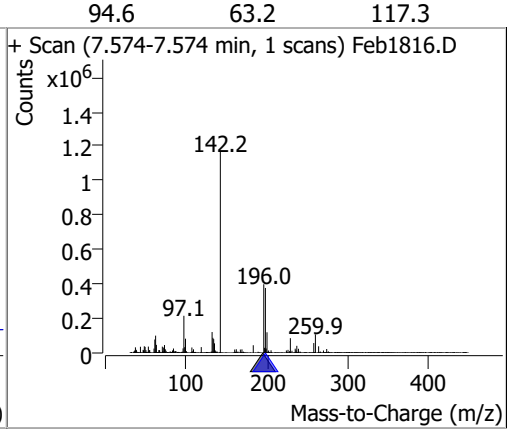

Compound	Conc.	RT	Dev(Min)	Resp.	QIon	QRatio	Lower	Upper
2-Fluorobiphenyl	86.6113	7.62	0.01	1606095	171.0	34.0	24.0	44.5

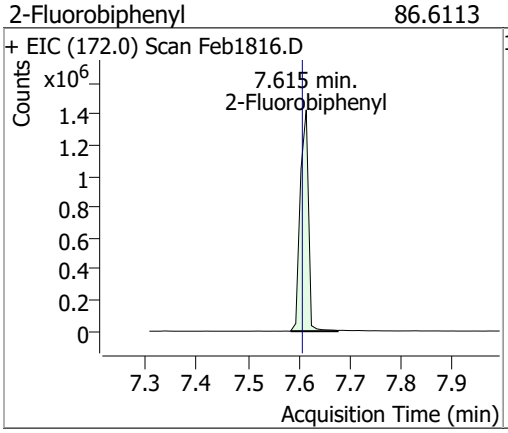

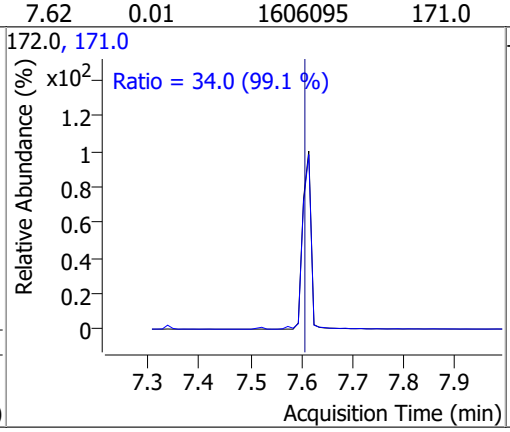

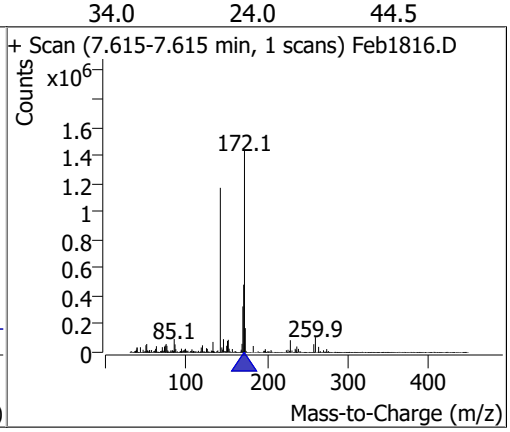

Compound	Conc.	RT	Dev(Min)	Resp.	QIon	QRatio	Lower	Upper
2-Chloronaphthalene	82.8006	7.72	0.00	1288800	127.0	38.2	25.1	46.7
					164.0	33.2	22.5	41.7

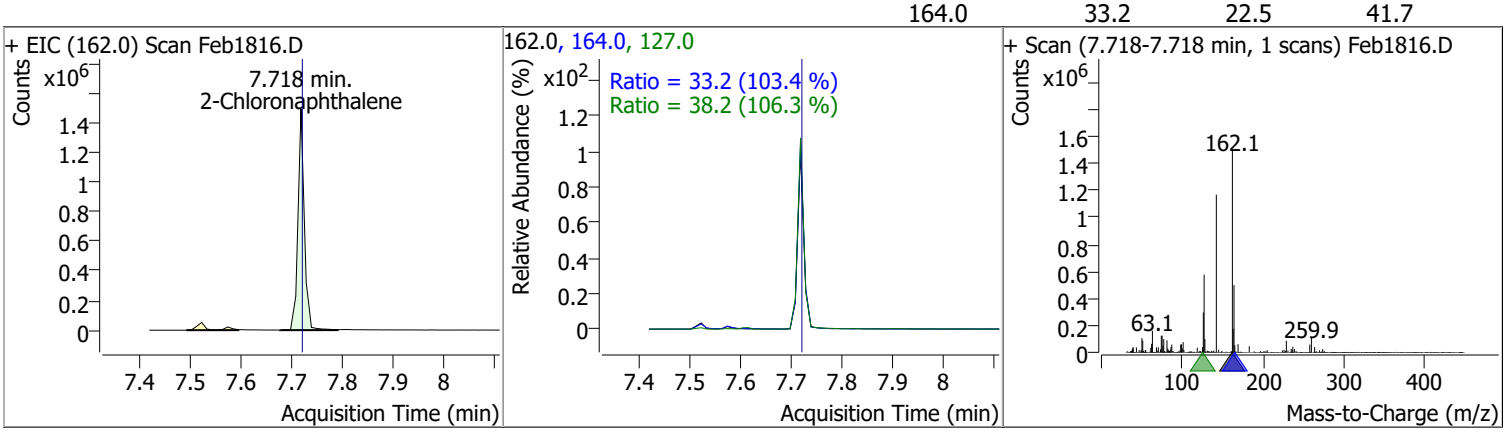

Compound	Conc.	RT	Dev(Min)	Resp.	QIon	QRatio	Lower	Upper
2-Nitroaniline	92.4304	7.89	0.01	258428	138.0	113.7	77.4	143.7

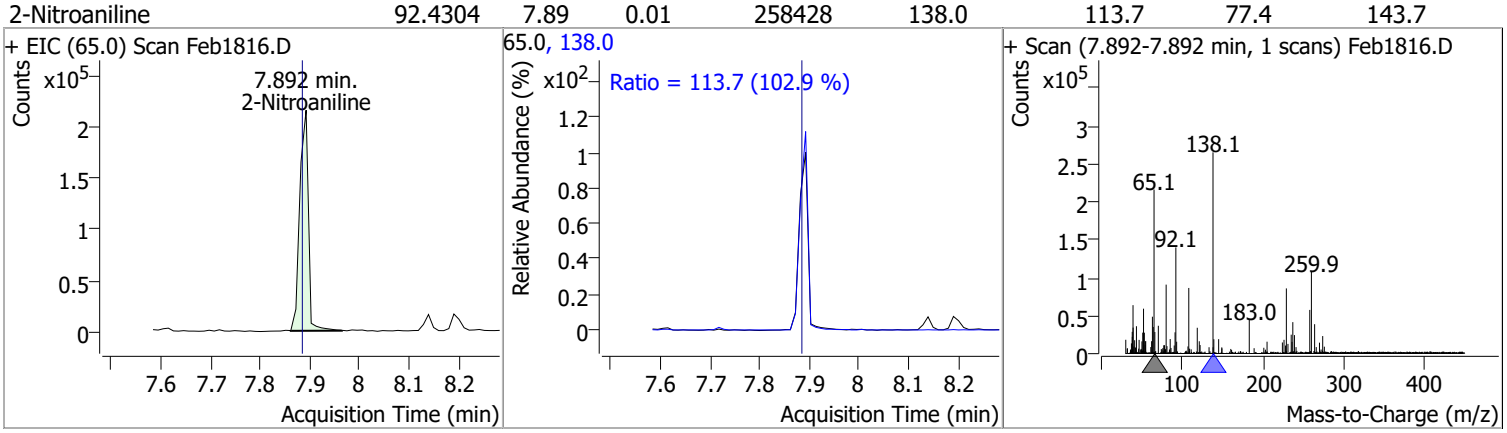

Compound	Conc.	RT	Dev(Min)	Resp.	QIon	QRatio	Lower	Upper
Dimethyl Phthalate	95.8472	8.14	0.00	1523524	77.0	21.6	13.8	25.7

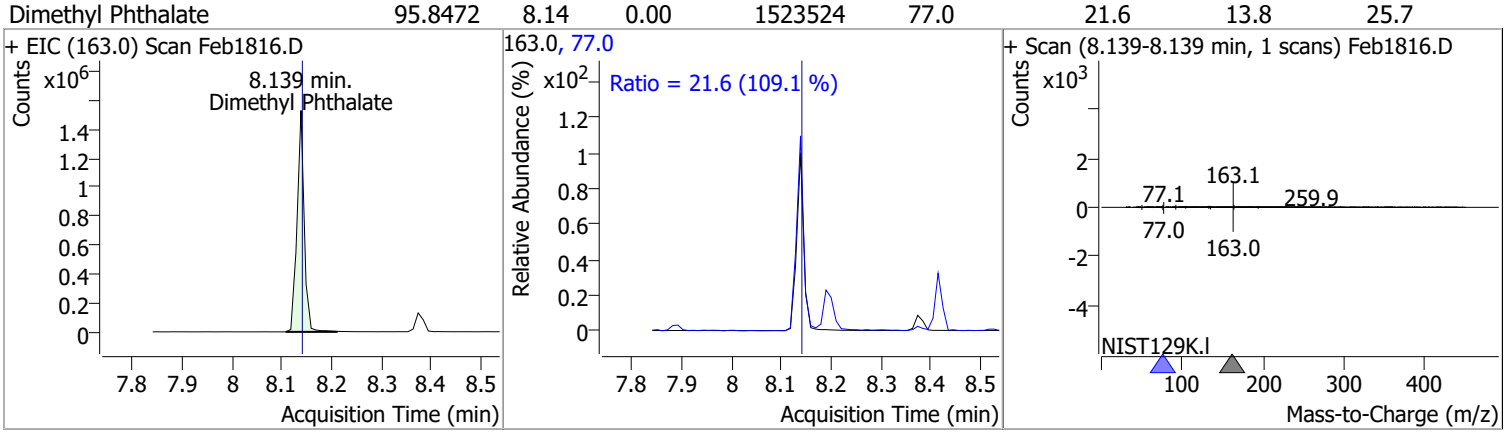

Compound	Conc.	RT	Dev(Min)	Resp.	QIon	QRatio	Lower	Upper
2,6-Dinitrotoluene	84.7267	8.19	0.00	182491	63.0	134.0	99.5	184.8
					89.0	65.4	43.3	80.3

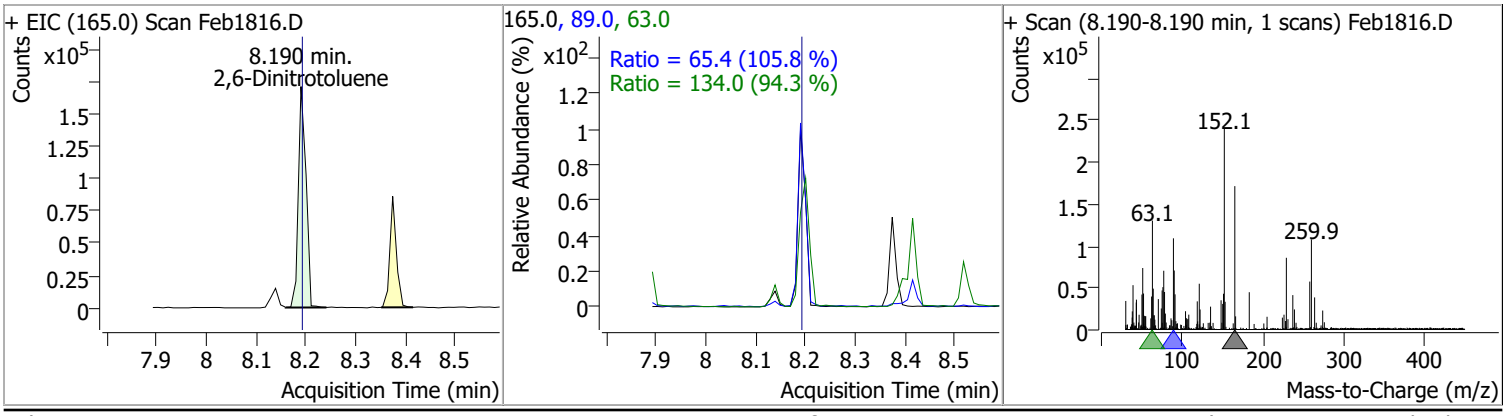

Compound	Conc.	RT	Dev(Min)	Resp.	QIon	QRatio	Lower	Upper
Acenaphthylene	85.8553	8.20	0.00	2135675	153.1	14.0	9.6	17.7

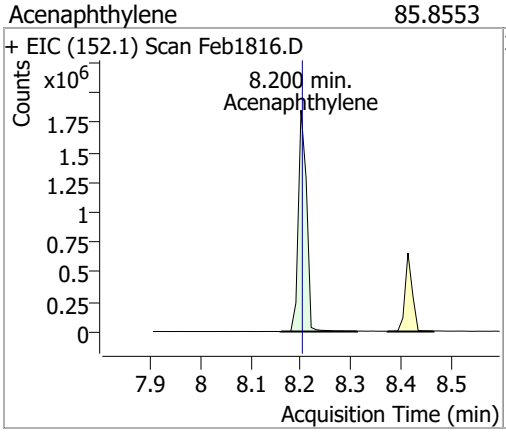

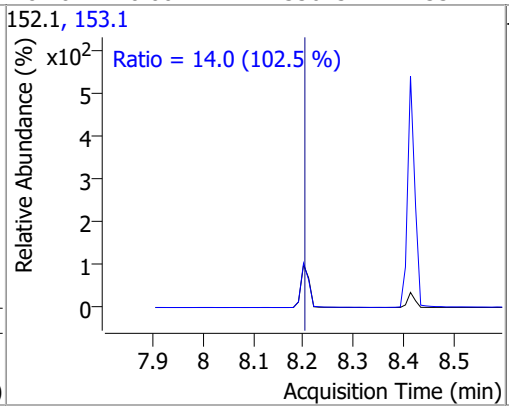

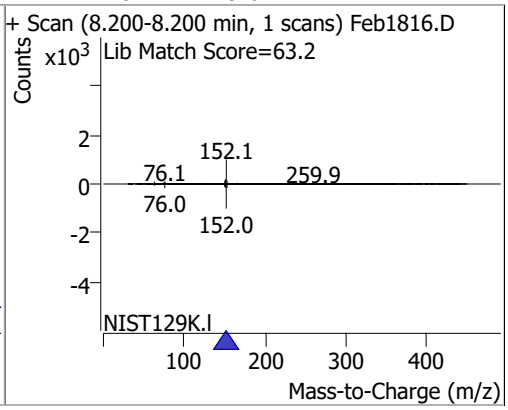

Compound	Conc.	RT	Dev(Min)	Resp.	QIon	QRatio	Lower	Upper
3-Nitroaniline	74.9042	8.39	0.00	182072	65.0	131.3	90.4	167.8
					92.0	107.9	74.7	138.7

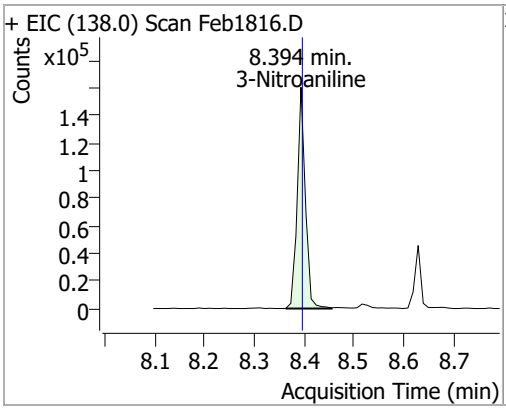

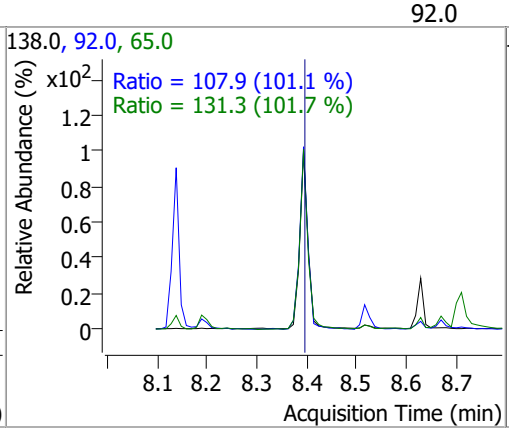

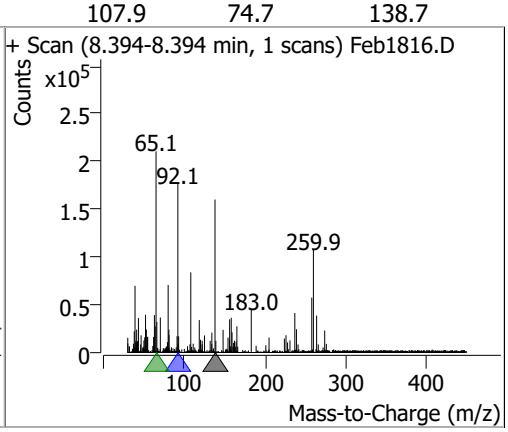

Compound	Conc.	RT	Dev(Min)	Resp.	QIon	QRatio	Lower	Upper
Acenaphthene	90.6285	8.41	0.00	1283172	153.0	107.2	74.5	138.4
					152.0	51.7	36.3	67.4

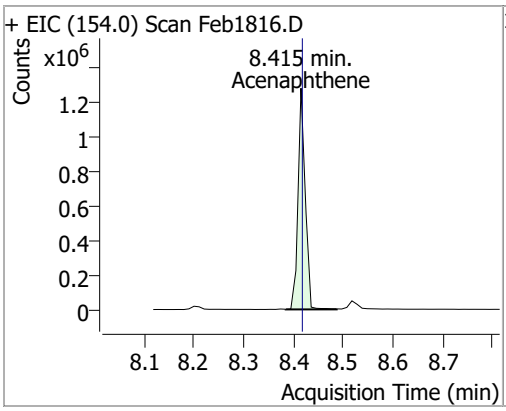

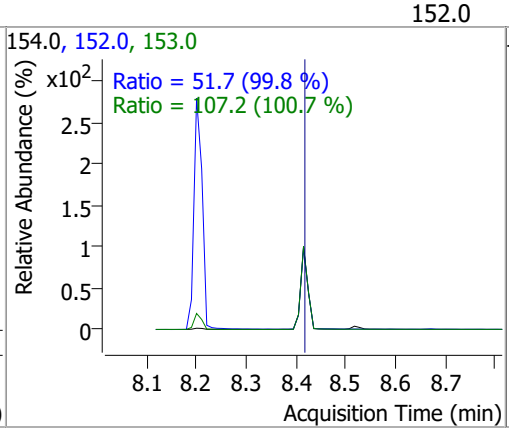

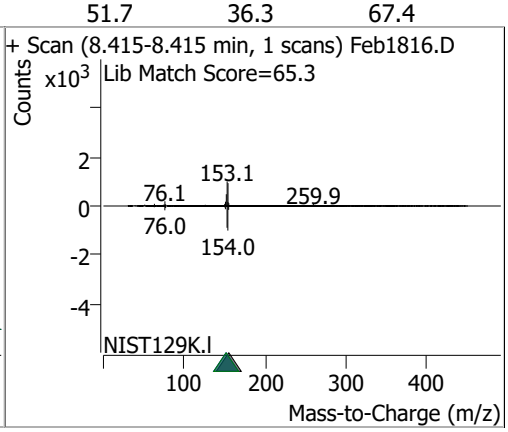

Compound	Conc.	RT	Dev(Min)	Resp.	QIon	QRatio	Lower	Upper
2,4-Dinitrophenol	87.3775	8.52	0.00	97120	154.0	66.2	43.9	81.5

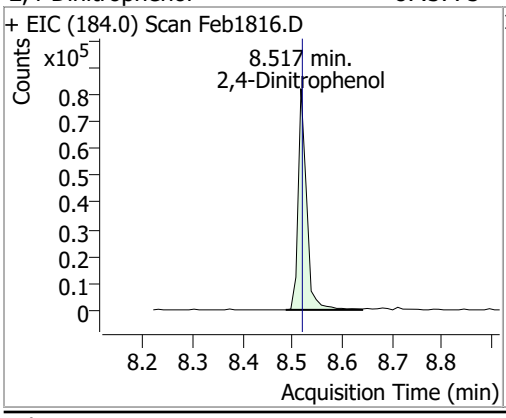

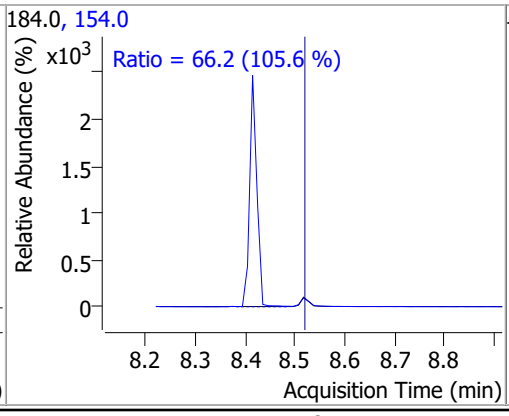

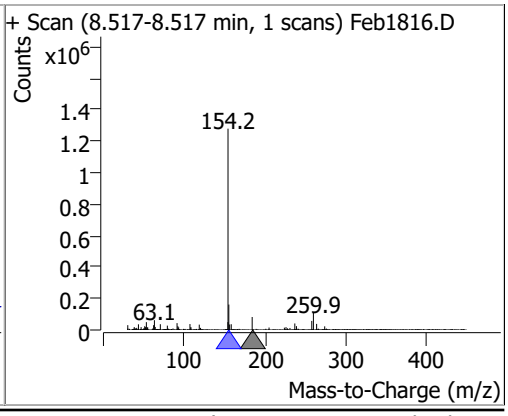

Compound	Conc.	RT	Dev(Min)	Resp.	QIon	QRatio	Lower	Upper
Dibenzofuran	90.4568	8.63	0.00	2089603	139.0	39.6	26.3	48.8

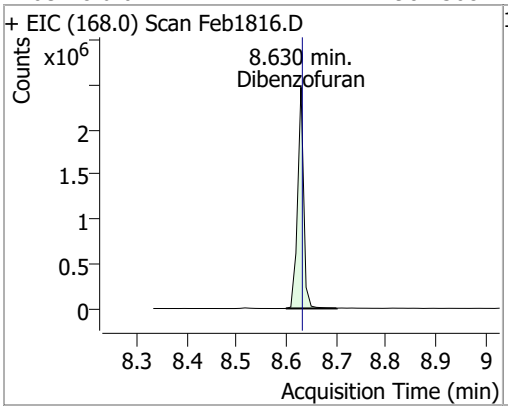

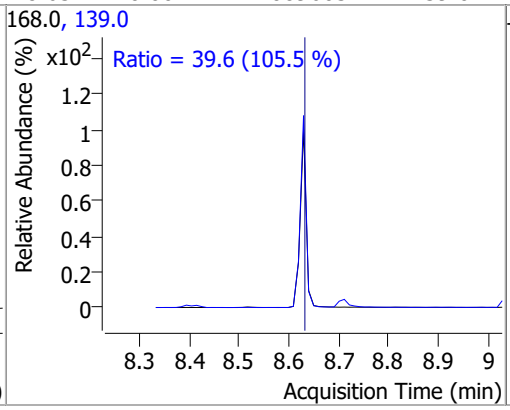

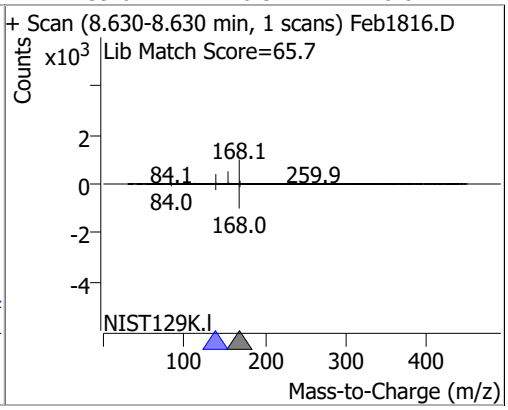

Compound	Conc.	RT	Dev(Min)	Resp.	QIon	QRatio	Lower	Upper
2,4-Dinitrotoluene	91.6677	8.67	0.00	251542	89.0	76.2	55.4	102.9
					63.0	46.1	33.9	62.9

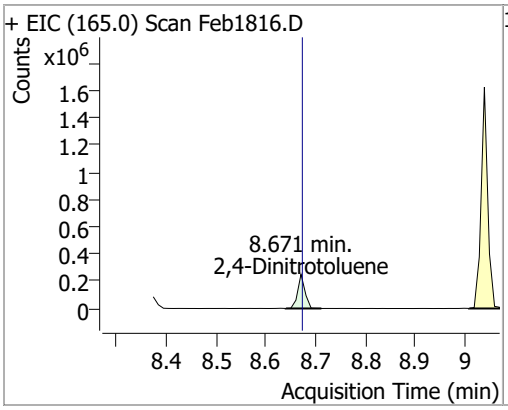

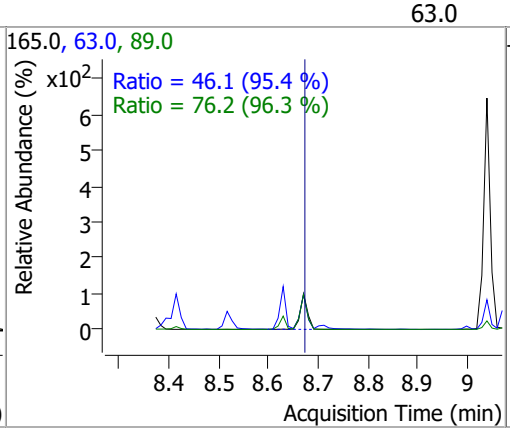

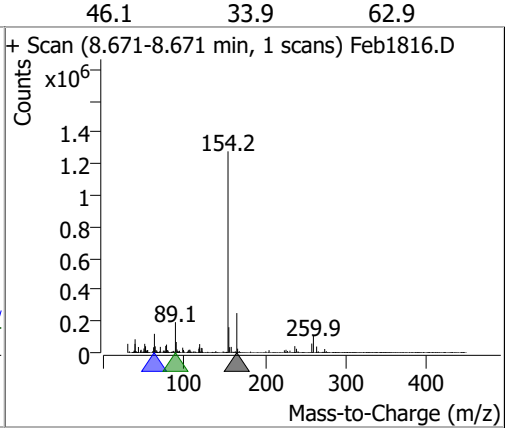

Compound	Conc.	RT	Dev(Min)	Resp.	QIon	QRatio	Lower	Upper
4-Nitrophenol	35.8244	8.71	0.01	87507	65.0	73.6	50.4	93.6
					139.0	68.1	49.8	92.5

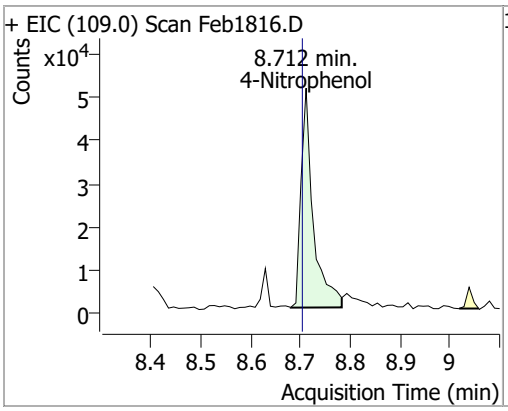

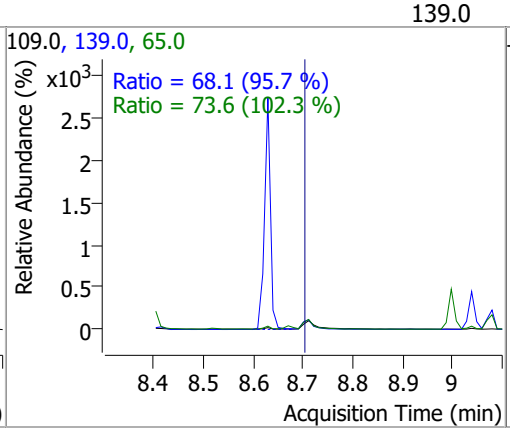

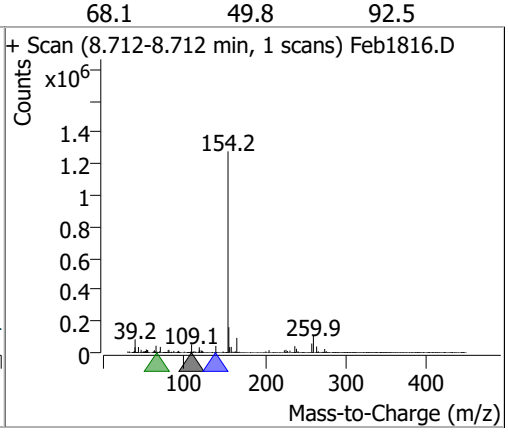

Compound	Conc.	RT	Dev(Min)	Resp.	QIon	QRatio	Lower	Upper
Diethylphthalate	91.8115	9.00	0.00	1511372	177.0	21.1	14.5	27.0
					150.0	13.0	8.7	16.2

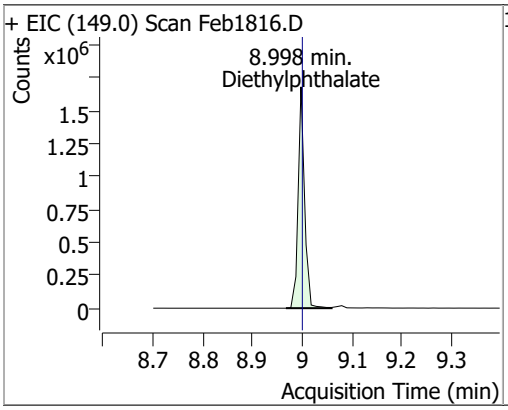

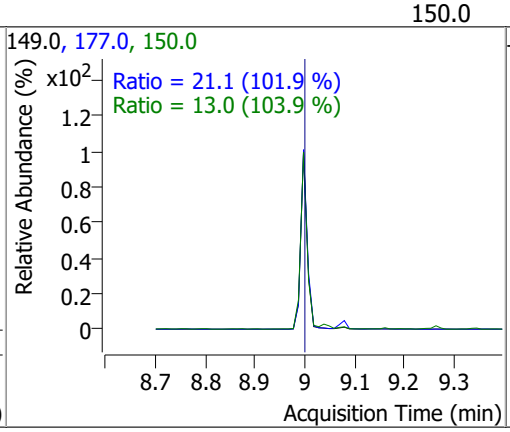

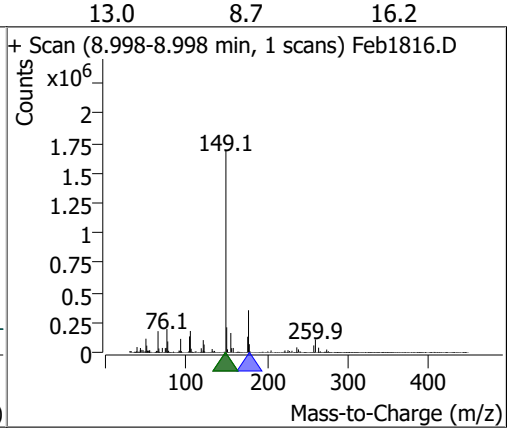

Compound	Conc.	RT	Dev(Min)	Resp.	QIon	QRatio	Lower	Upper
Fluorene	86.4198	9.04	0.00	1614179	165.0	92.9	65.4	121.4
					167.0	13.5	9.6	17.8

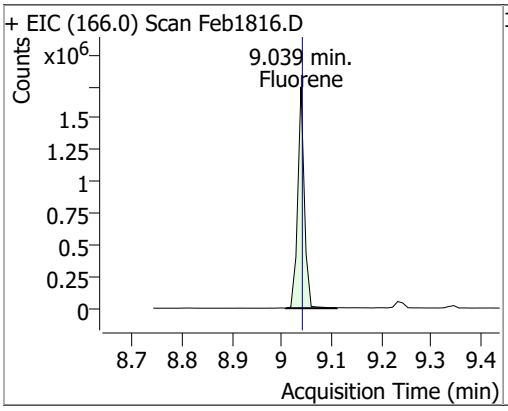

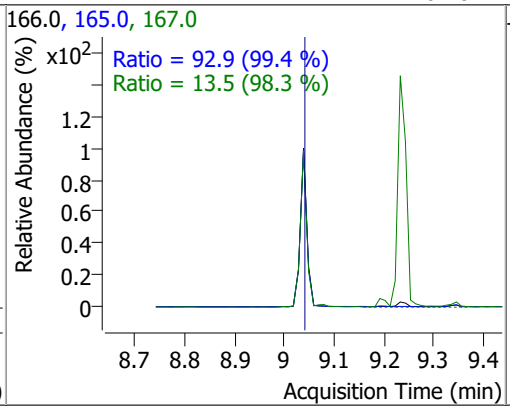

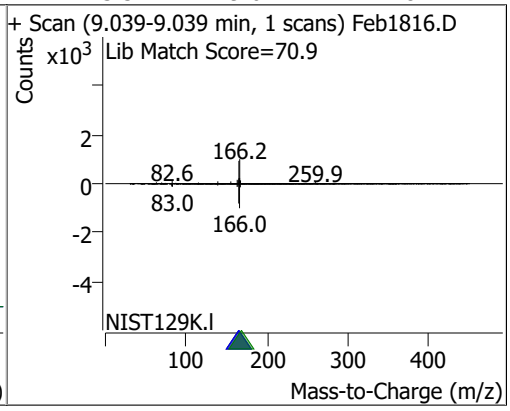

Compound	Conc.	RT	Dev(Min)	Resp.	QIon	QRatio	Lower	Upper
4-Chlorophenyl-phenylether	98.9256	9.08	0.01	842337	141.0	64.5	42.8	79.6
					206.0	35.0	23.6	43.9

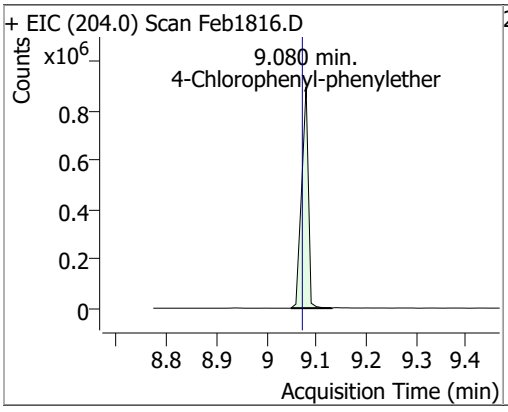

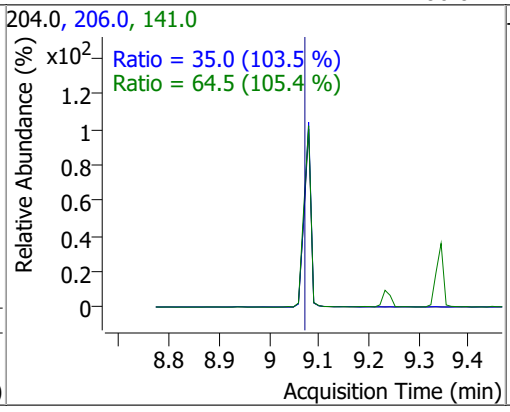

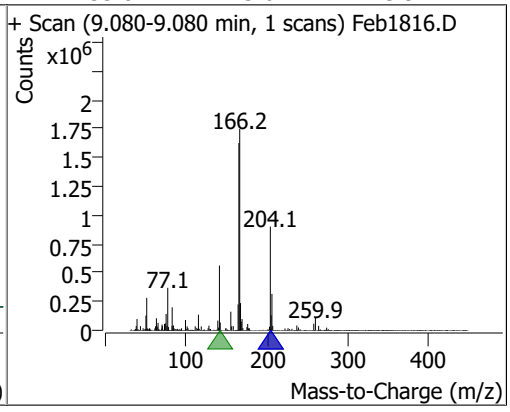

Compound	Conc.	RT	Dev(Min)	Resp.	QIon	QRatio	Lower	Upper
4-Nitroaniline	87.3097	9.14	0.00	231827	65.0	107.2	78.9	146.6
					92.0	46.2	34.5	64.1

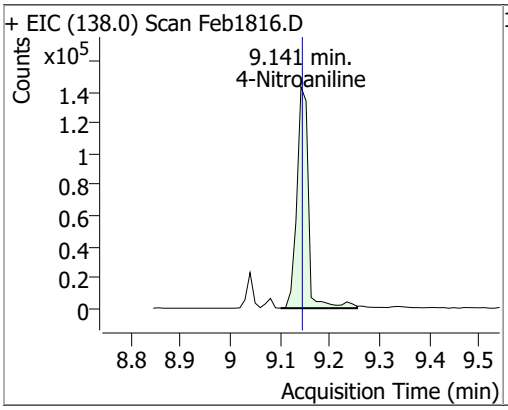

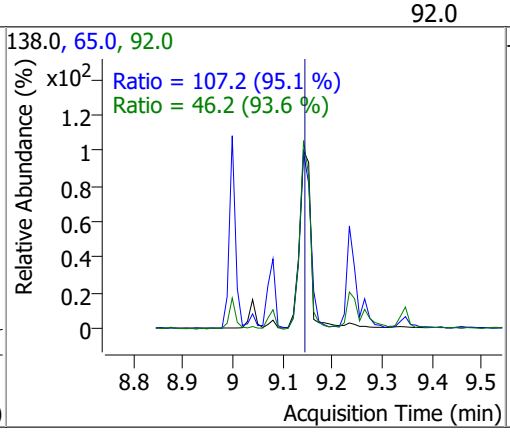

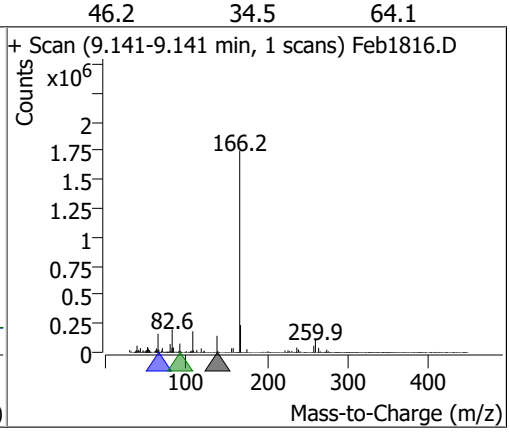

Compound	Conc.	RT	Dev(Min)	Resp.	QIon	QRatio	Lower	Upper
4,6-Dinitro-2-methylphenol	90.2228	9.16	0.01	148340	121.0	50.8	35.1	65.3

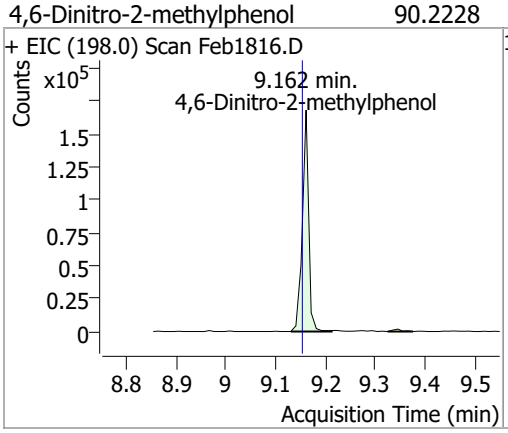

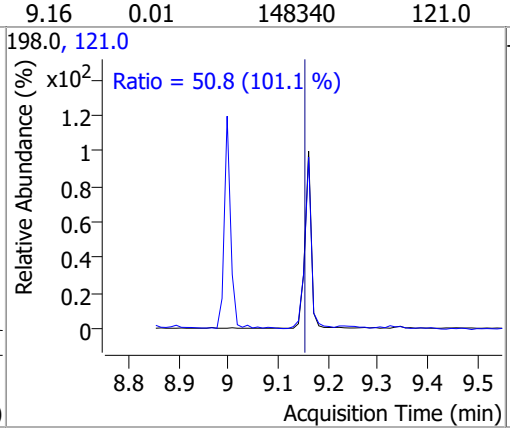

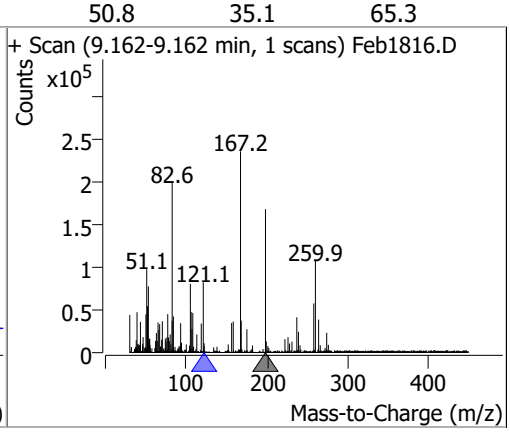

Compound	Conc.	RT	Dev(Min)	Resp.	QIon	QRatio	Lower	Upper
N-nitrosodiphenylamine	96.9653	9.23	0.00	1205943	168.0	62.5	44.0	81.7
					167.0	35.7	23.9	44.3

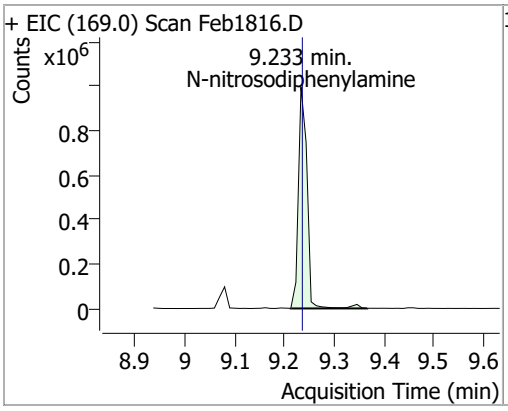

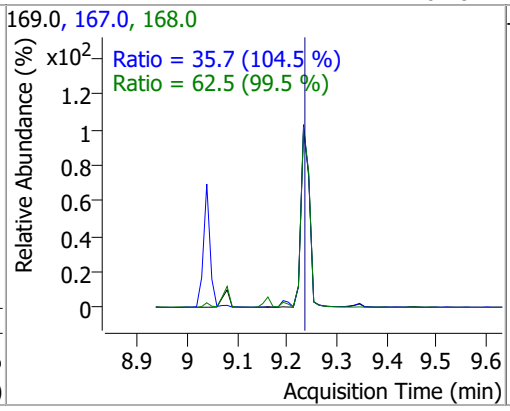

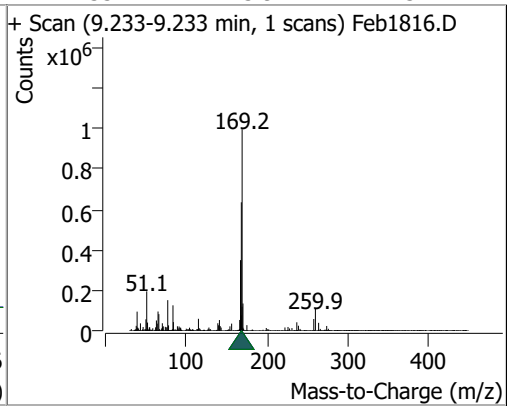

Compound	Conc.	RT	Dev(Min)	Resp.	QIon	QRatio	Lower	Upper
Azobenzene	84.3975	9.26	0.00	1390559	51.0	38.3	31.6	58.7
					182.0	24.6	16.9	31.4

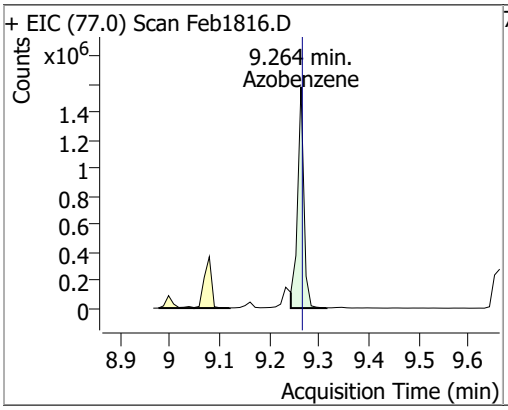

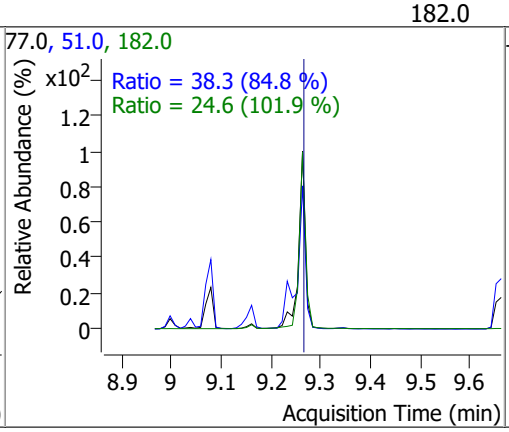

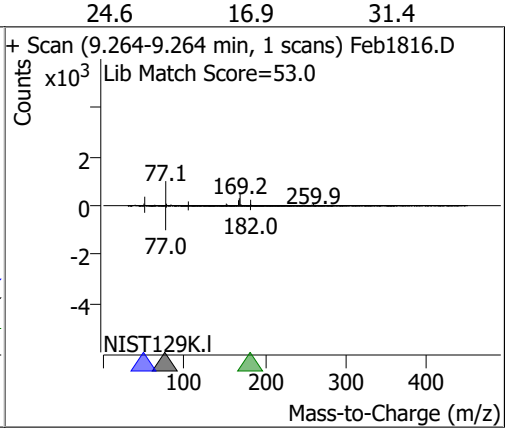

Compound	Conc.	RT	Dev(Min)	Resp.	QIon	QRatio	Lower	Upper
2,4,6-Tribromophenol	182.7258	9.35	0.01	344581	331.8	88.5	68.5	127.2

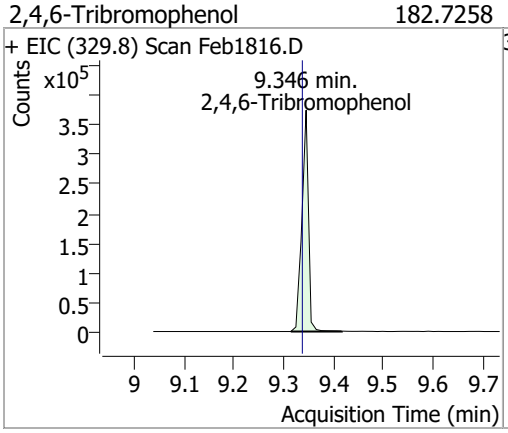

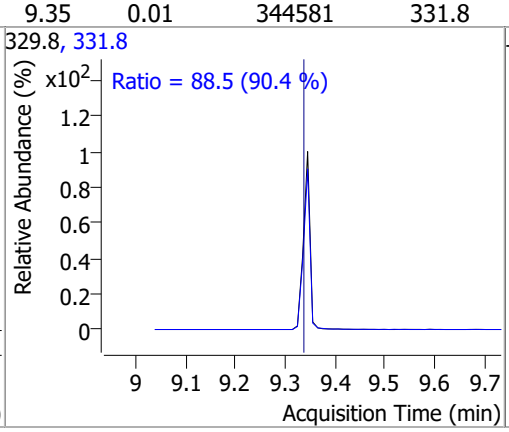

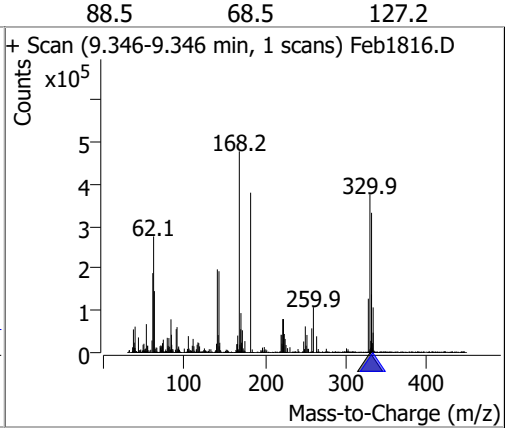

Compound	Conc.	RT	Dev(Min)	Resp.	QIon	QRatio	Lower	Upper
4-Bromophenyl-phenylether	97.3942	9.66	0.01	467477	141.0	101.0	69.1	128.4
					250.0	97.4	68.8	127.7

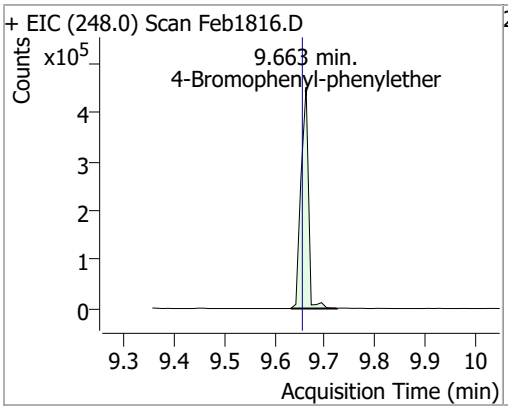

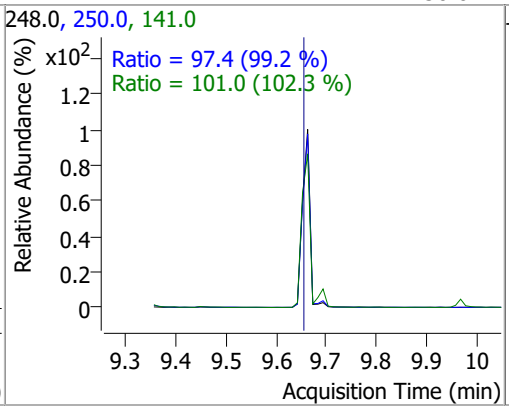

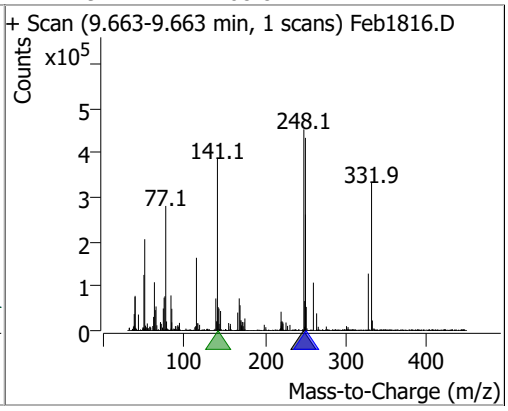

Compound	Conc.	RT	Dev(Min)	Resp.	QIon	QRatio	Lower	Upper
Hexachlorobenzene	93.1678	9.69	0.00	443718	142.0	53.5	37.7	70.0

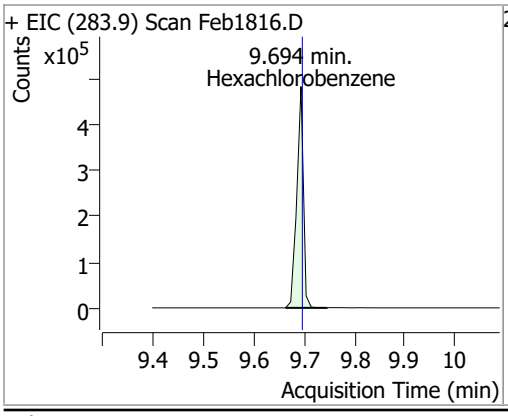

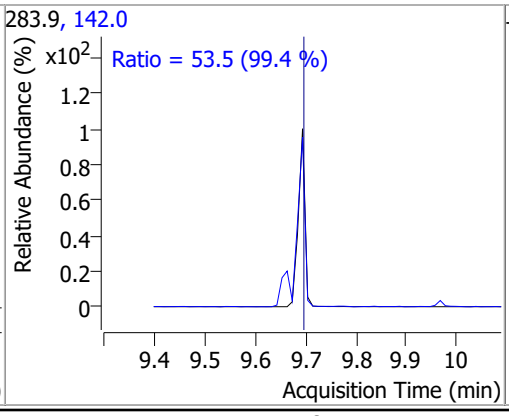

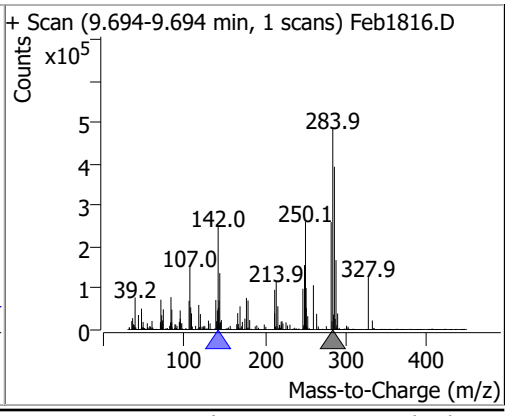

Compound	Conc.	RT	Dev(Min)	Resp.	QIon	QRatio	Lower	Upper
Pentachlorophenol	101.7675	9.97	0.00	238505	267.9	63.6	41.5	77.2
					263.9	63.4	41.2	76.6

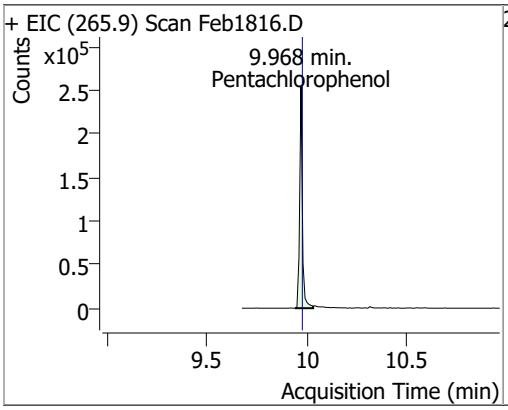

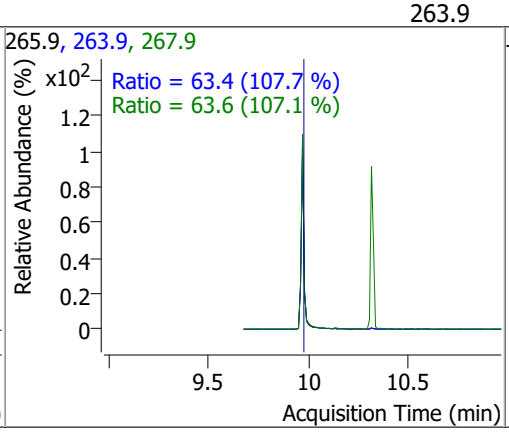

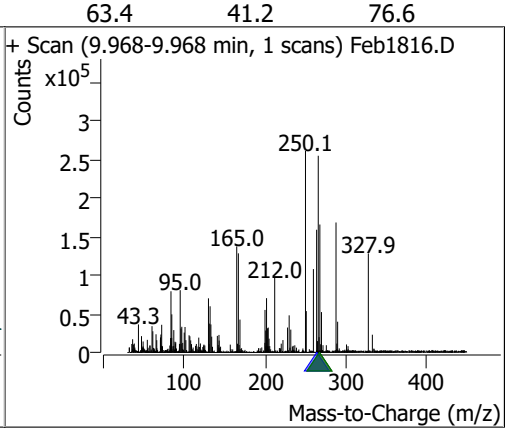

Compound	Conc.	RT	Dev(Min)	Resp.	QIon	QRatio	Lower	Upper
Phenanthrene	96.6684	10.19	0.01	2456282	176.0	18.7	13.0	24.1

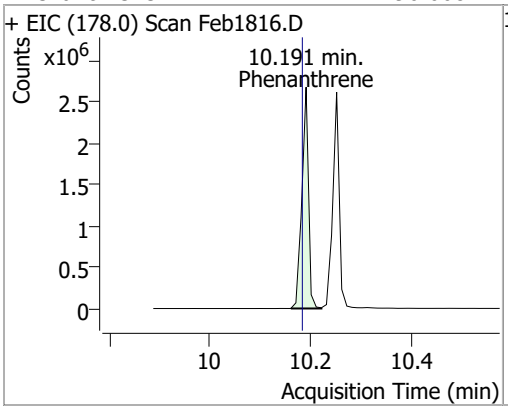

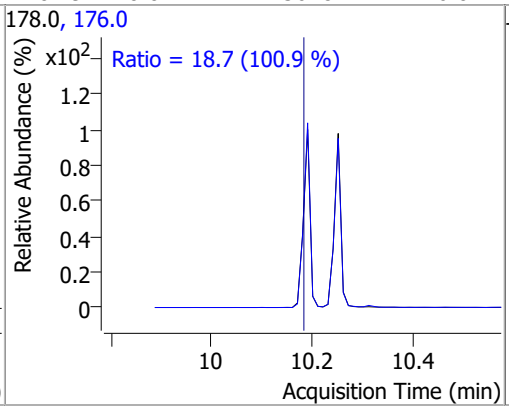

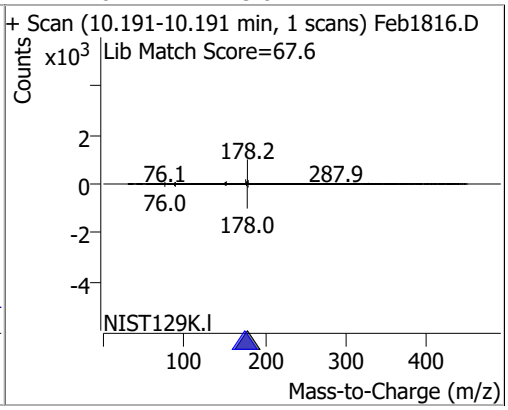

Compound	Conc.	RT	Dev(Min)	Resp.	QIon	QRatio	Lower	Upper
Anthracene	96.4654	10.25	0.00	2343786 (m)	176.0	17.7	12.9	23.9

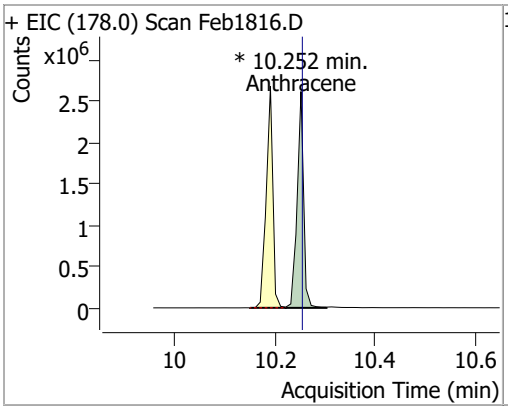

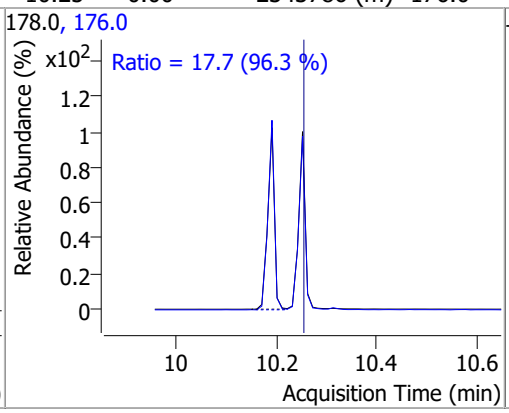

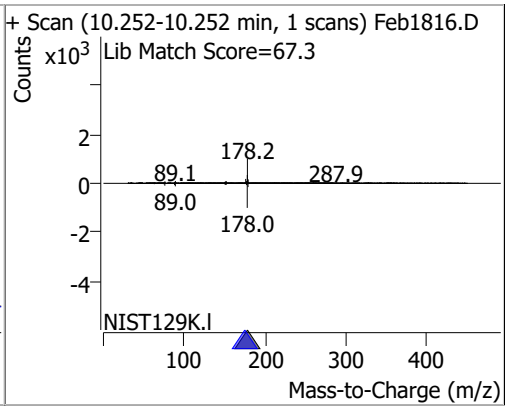

Compound	Conc.	RT	Dev(Min)	Resp.	QIon	QRatio	Lower	Upper
Triallate	93.9925	10.31	0.00	557371	268.0	24.3	16.9	31.4
					143.0	22.2	15.8	29.3

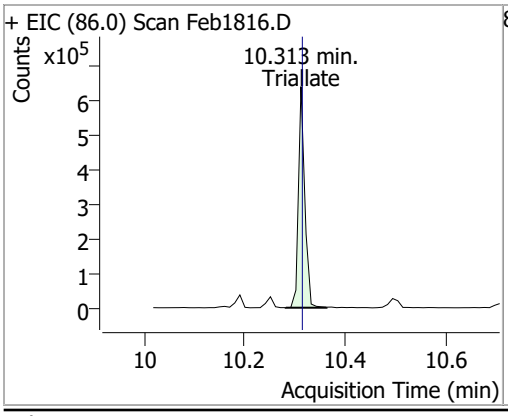

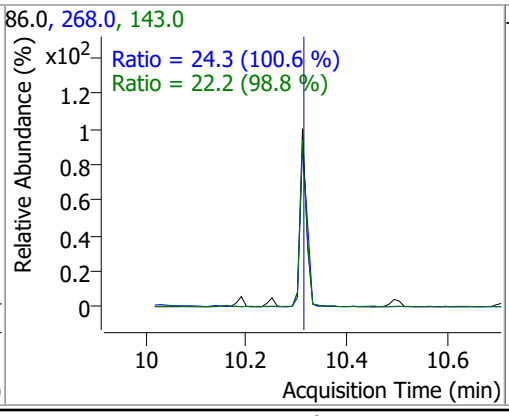

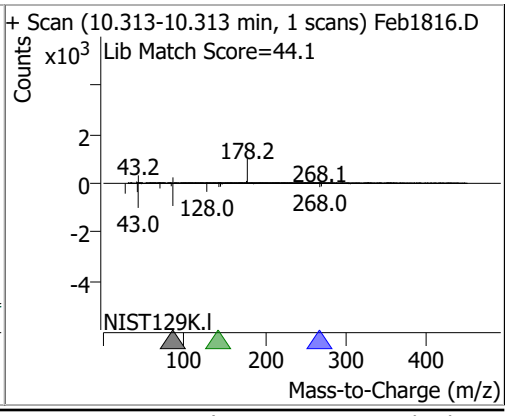

Compound	Conc.	RT	Dev(Min)	Resp.	QIon	QRatio	Lower	Upper
Carbazole	96.3496	10.49	0.00	2380539	139.0	13.3	9.0	16.7

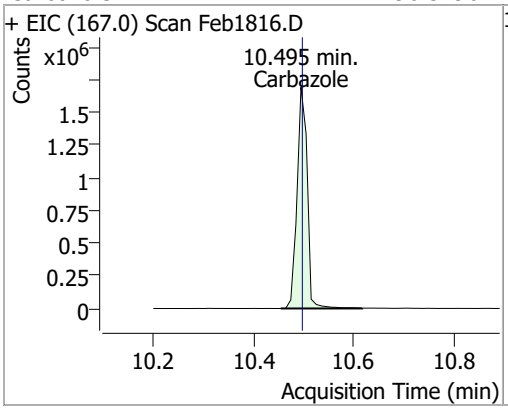

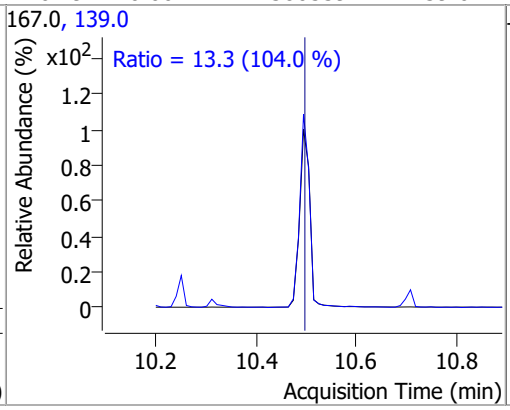

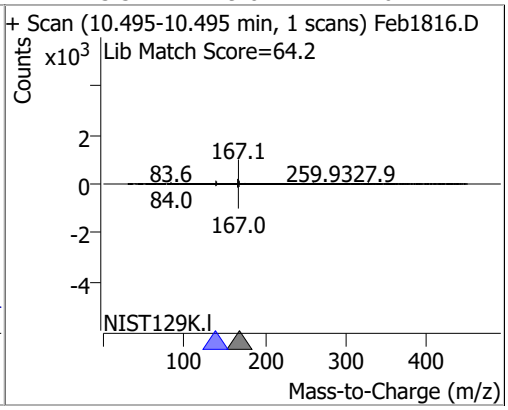

Compound	Conc.	RT	Dev(Min)	Resp.	QIon	QRatio	Lower	Upper
o-Terphenyl	92.9410	10.71	0.01	1265554	229.0	65.1	45.4	84.3
					215.0	38.2	25.9	48.1

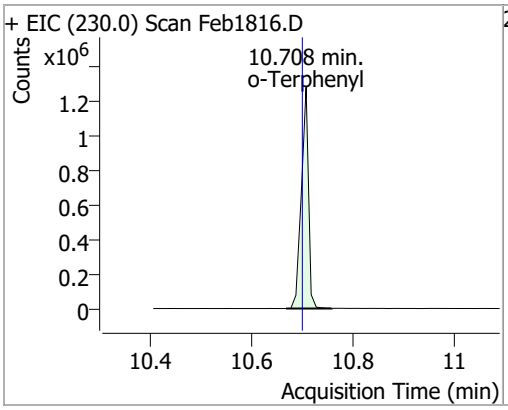

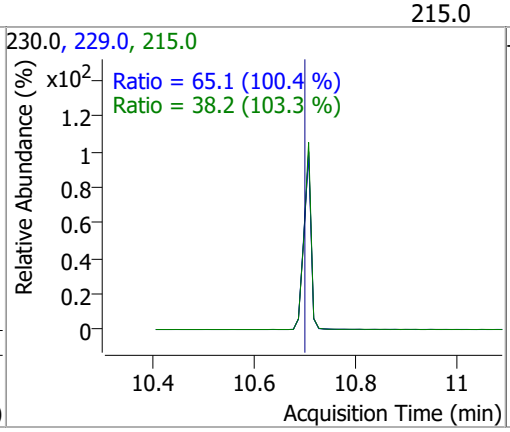

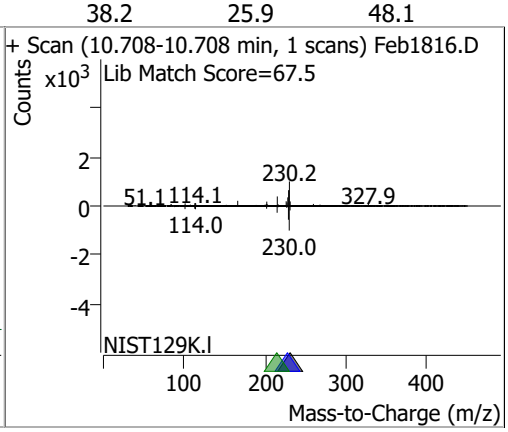

Compound	Conc.	RT	Dev(Min)	Resp.	QIon	QRatio	Lower	Upper
Di-n-Butylphthalate	99.9731	11.08	0.00	2425933	150.0	9.0	6.3	11.8
					104.0	6.1	4.5	8.3

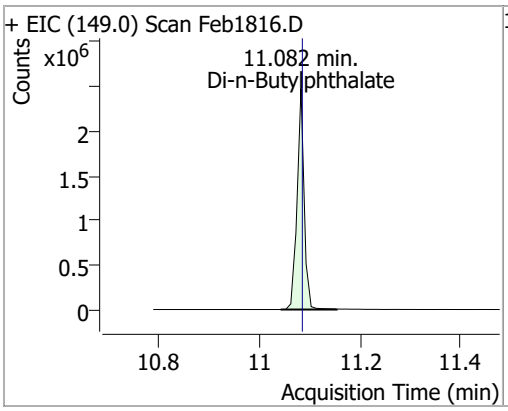

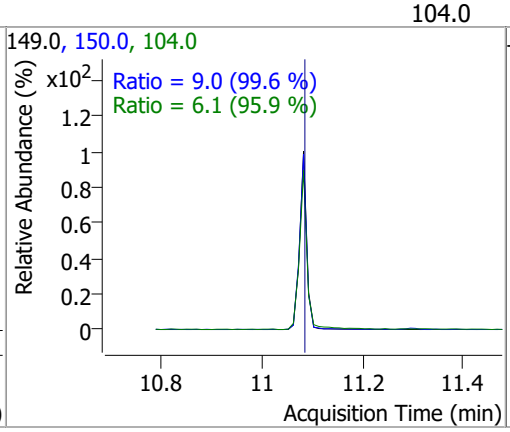

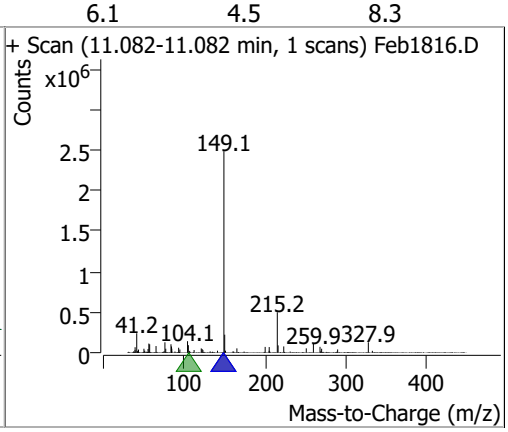

Compound	Conc.	RT	Dev(Min)	Resp.	QIon	QRatio	Lower	Upper
Fluoranthene	94.4396	11.96	0.01	2439462	101.0	13.2	9.4	17.4

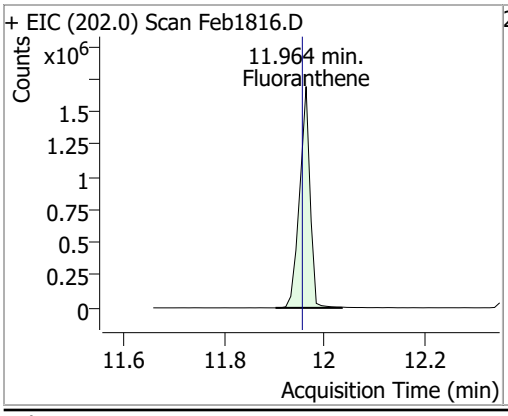

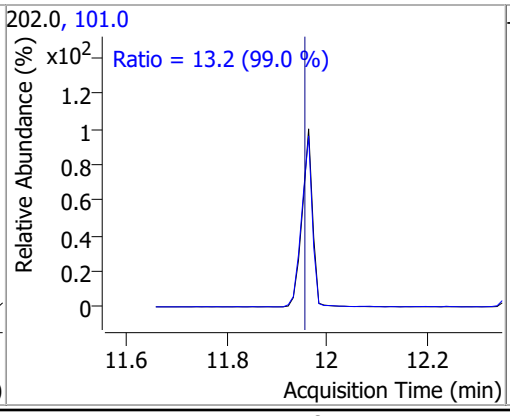

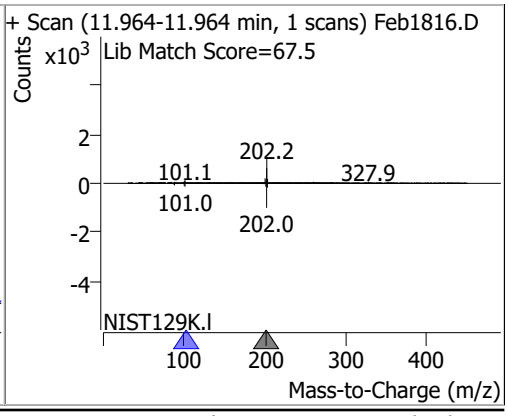

Compound	Conc.	RT	Dev(Min)	Resp.	QIon	QRatio	Lower	Upper
Benzidine	20.2375	12.34	-0.01	188674	183.0	12.4	8.3	15.4
					92.0	9.7	5.8	10.8

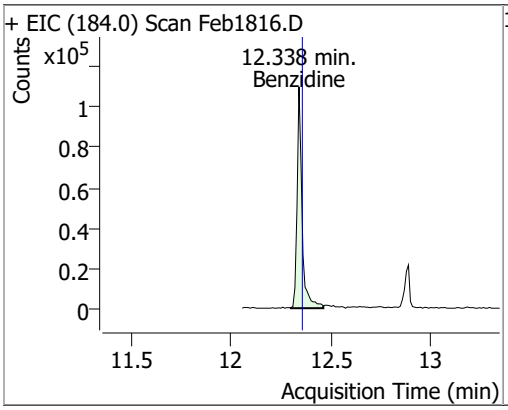

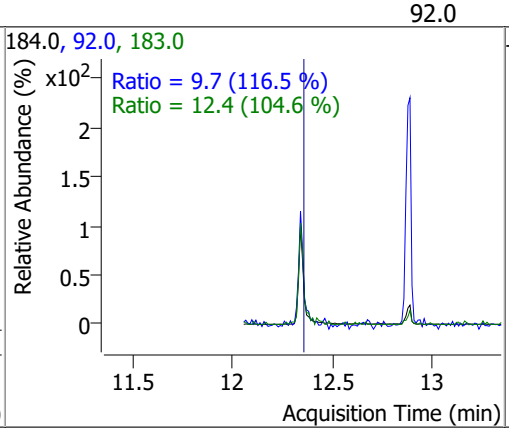

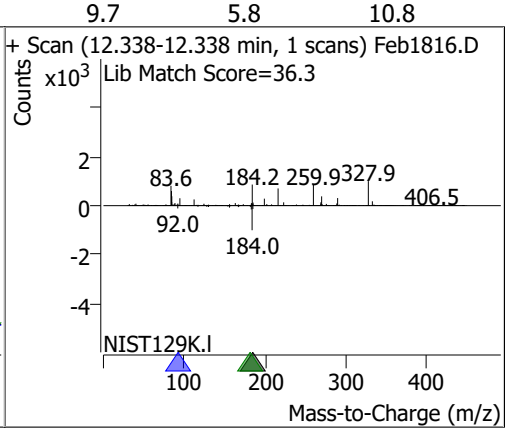

Compound	Conc.	RT	Dev(Min)	Resp.	QIon	QRatio	Lower	Upper
Pyrene	92.2453	12.39	0.01	2592219	101.0	16.2	11.1	20.6

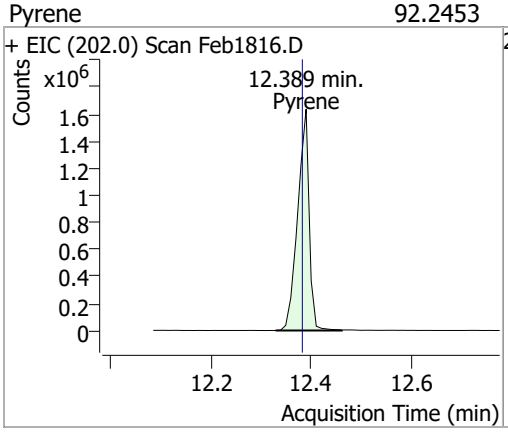

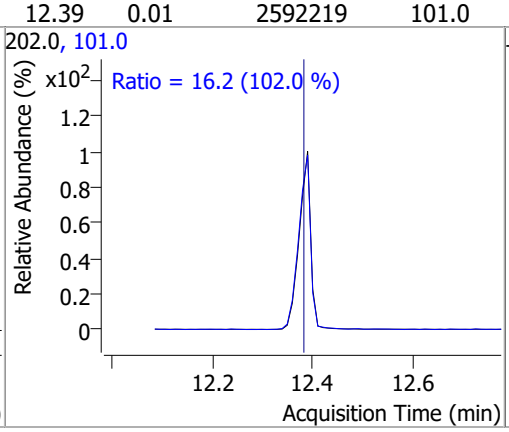

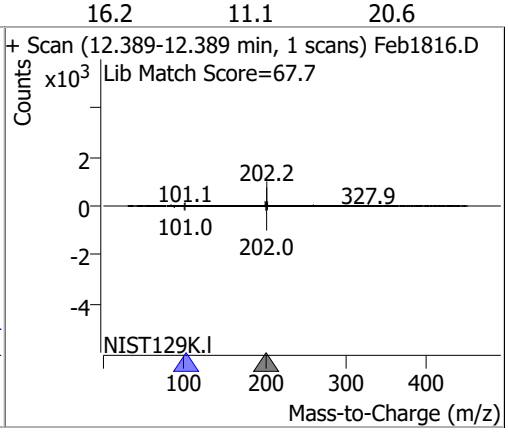

Compound	Conc.	RT	Dev(Min)	Resp.	QIon	QRatio	Lower	Upper
Terphenyl-d14	99.7889	12.89	0.01	1890224	122.0	14.3	10.1	18.7

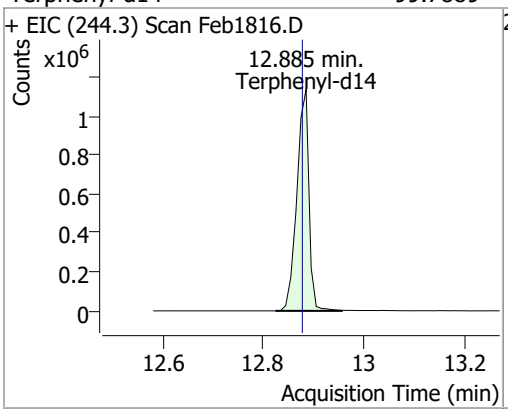

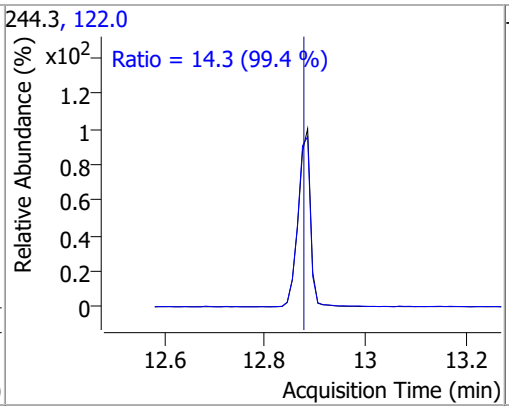

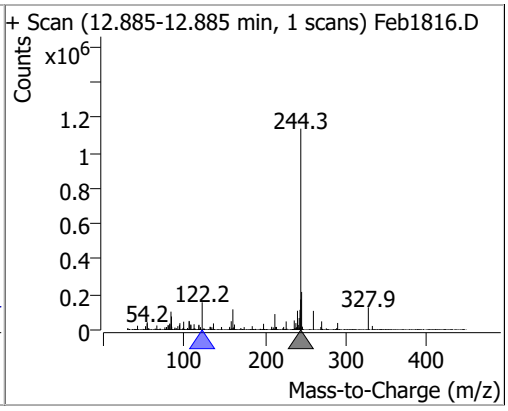

Compound	Conc.	RT	Dev(Min)	Resp.	QIon	QRatio	Lower	Upper
Butylbenzylphthalate	95.5304	14.33	0.01	822113	91.0	83.2	59.6	110.6
					206.0	18.1	12.2	22.7

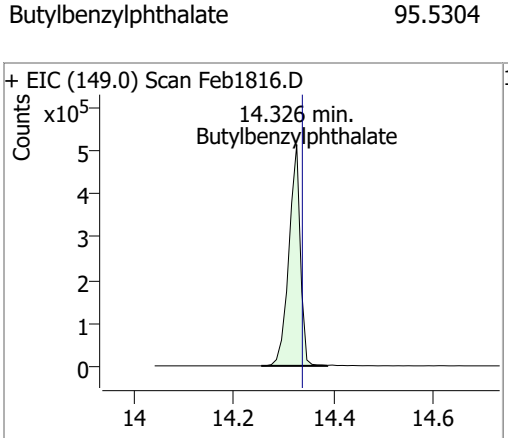

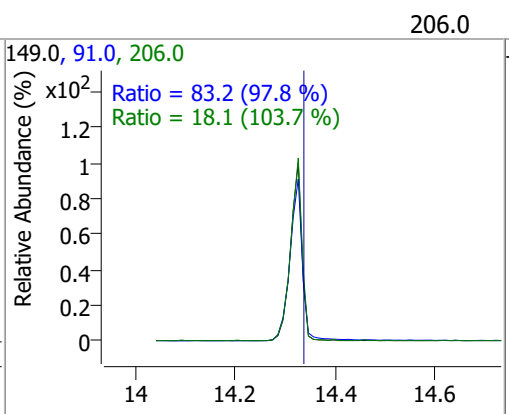

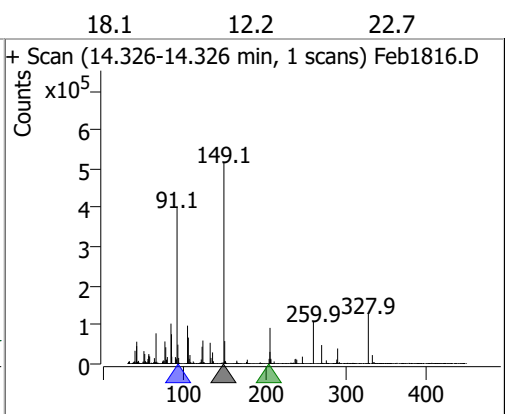

Compound	Conc.	RT	Dev(Min)	Resp.	QIon	QRatio	Lower	Upper
Benzo(a)Anthracene	100.2859	15.53	0.02	2173145	226.0	25.9	18.8	34.9
					229.0	20.6	14.7	27.4

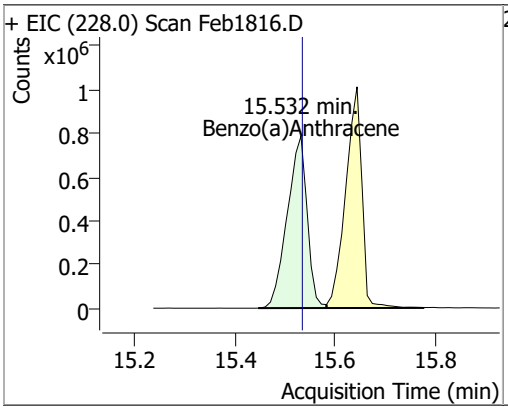

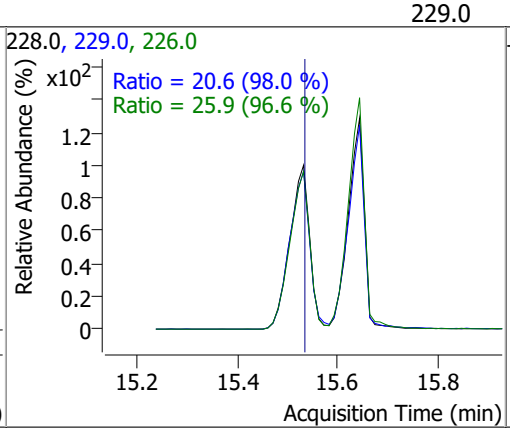

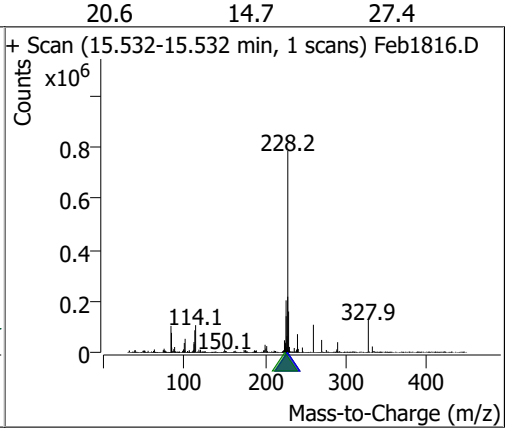

Compound	Conc.	RT	Dev(Min)	Resp.	QIon	QRatio	Lower	Upper
Chrysene	95.3801	15.64	0.02	2297117	226.0	29.5	19.9	36.9
					229.0	20.3	13.8	25.6

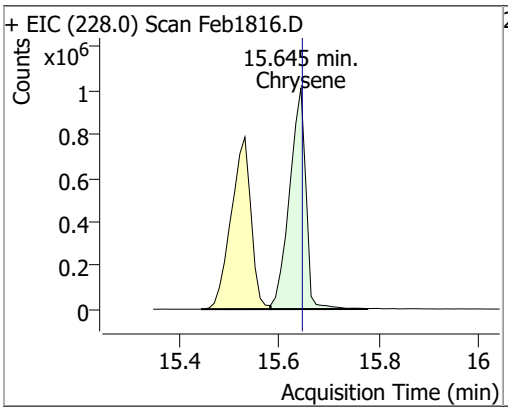

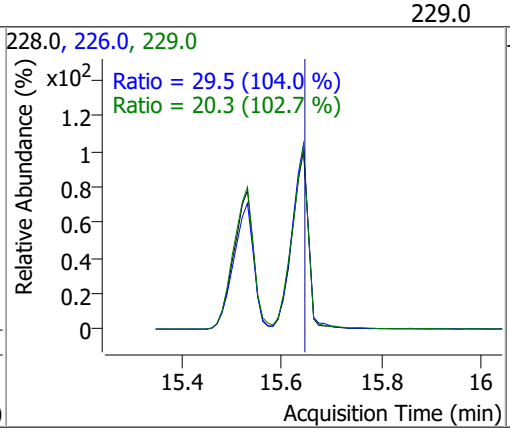

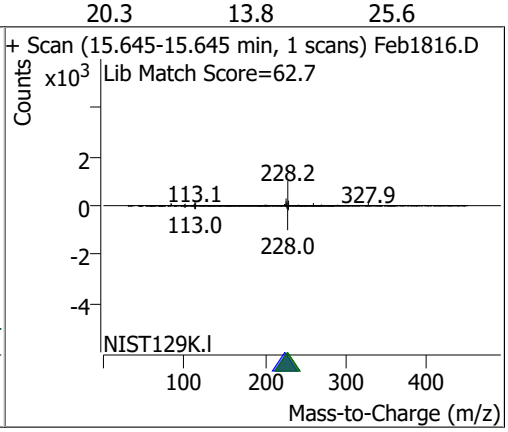

Compound	Conc.	RT	Dev(Min)	Resp.	QIon	QRatio	Lower	Upper
3,3-Dichlorobenzidine	74.3920	15.69	0.00	566118	254.0	62.6	44.9	83.4

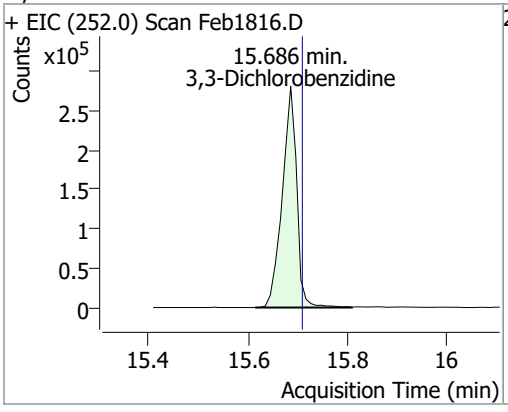

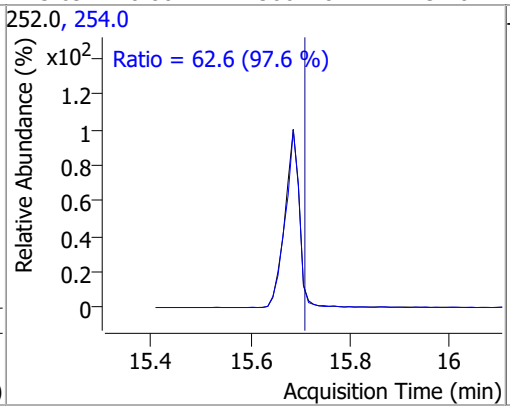

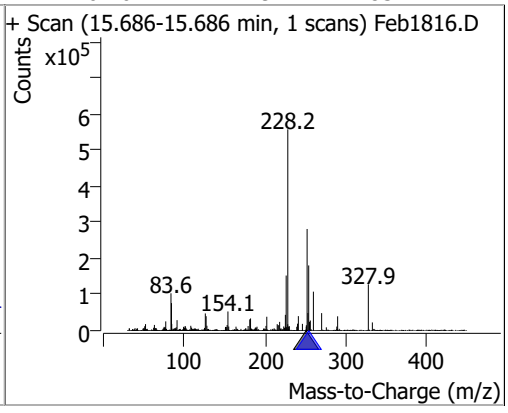

Compound	Conc.	RT	Dev(Min)	Resp.	QIon	QRatio	Lower	Upper
bis(2-ethylhexyl)Phthalate	97.4358	16.38	0.01	291197	149.0	388.8	273.6	508.0
					279.0	13.8	10.5	19.5

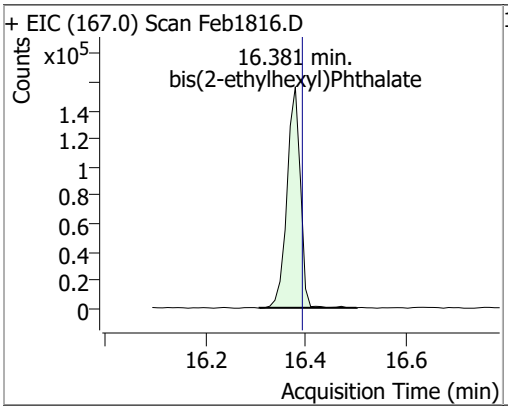

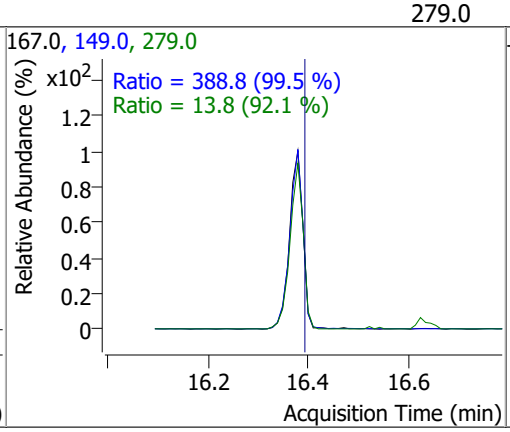

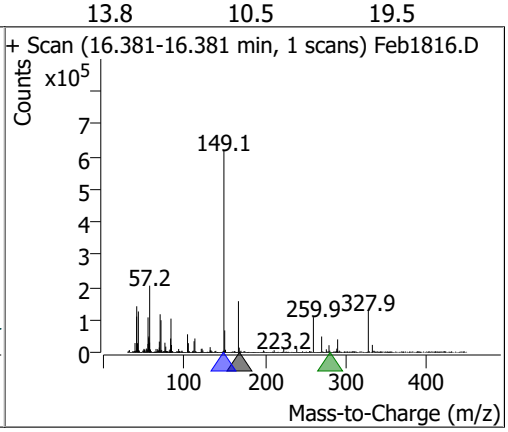

Compound	Conc.	RT	Dev(Min)	Resp.	QIon	QRatio	Lower	Upper
Di-n-octyl Phthalate	97.2895	18.14	0.01	2030132	150.0	9.7	7.0	13.0

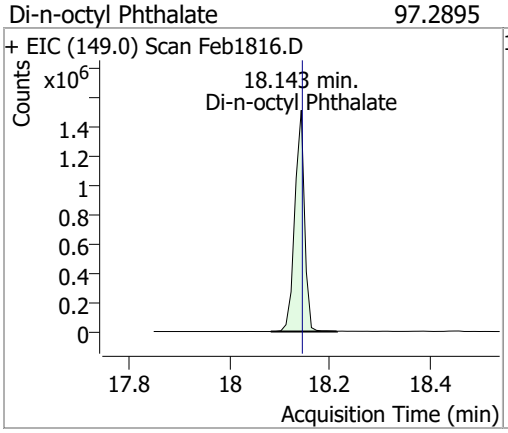

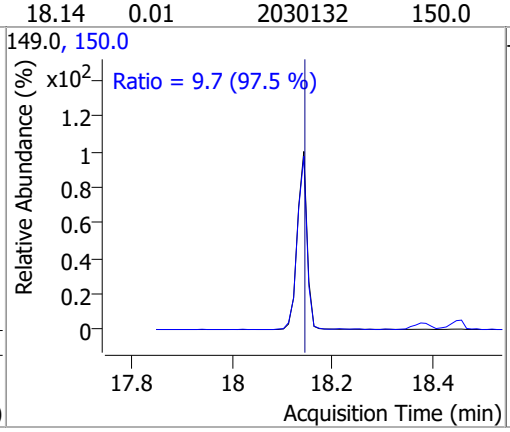

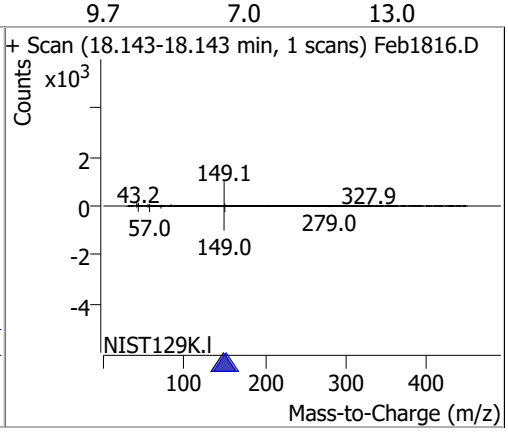

Compound	Conc.	RT	Dev(Min)	Resp.	QIon	QRatio	Lower	Upper
Benzo(b)fluoranthene	92.0372	18.39	0.01	1997422	253.0	22.5	15.6	29.0

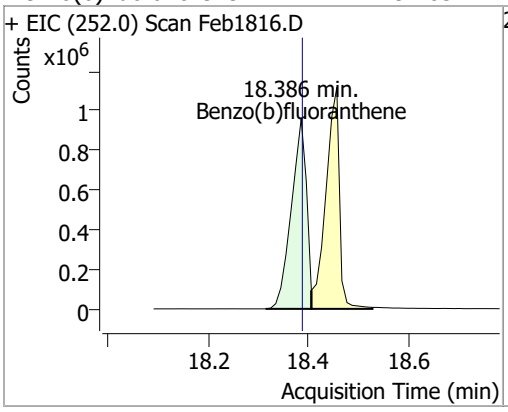

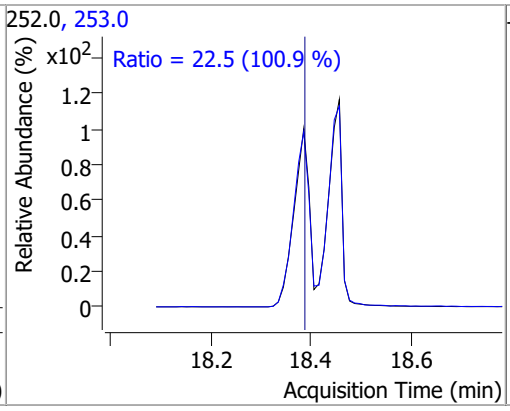

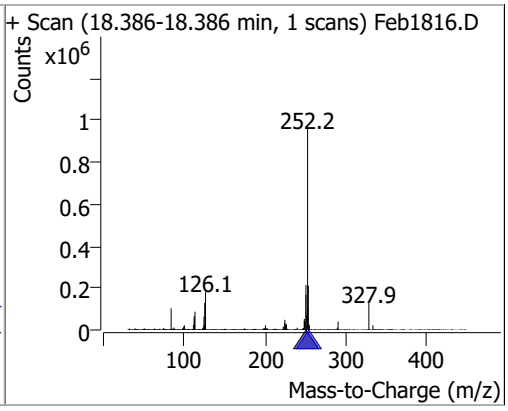

Compound	Conc.	RT	Dev(Min)	Resp.	QIon	QRatio	Lower	Upper
Benzo(k)fluoranthene	90.6541	18.46	0.01	2081903	253.0	22.3	15.4	28.6

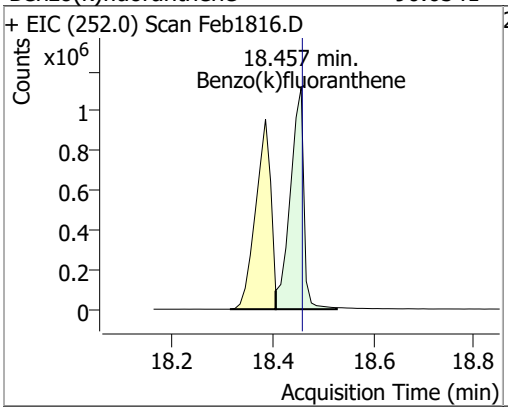

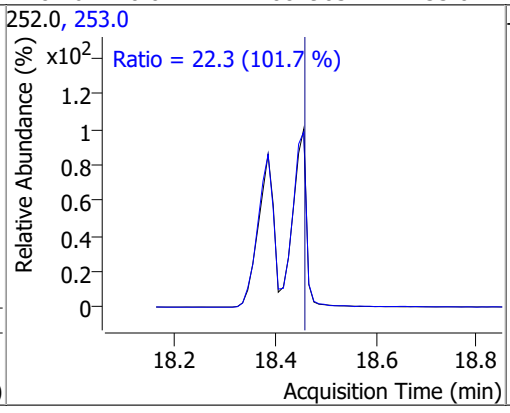

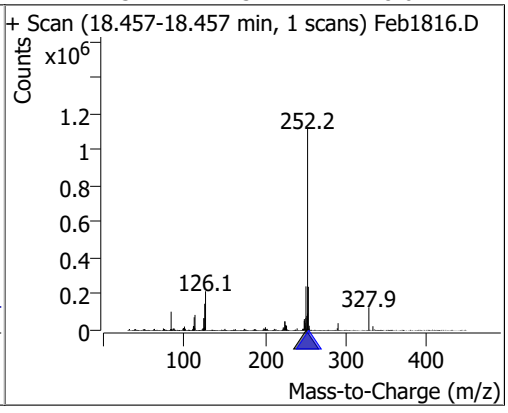

Compound	Conc.	RT	Dev(Min)	Resp.	QIon	QRatio	Lower	Upper
Benzo(a)pyrene	88.4845	18.99	0.01	1829561	253.0	22.5	15.1	28.0

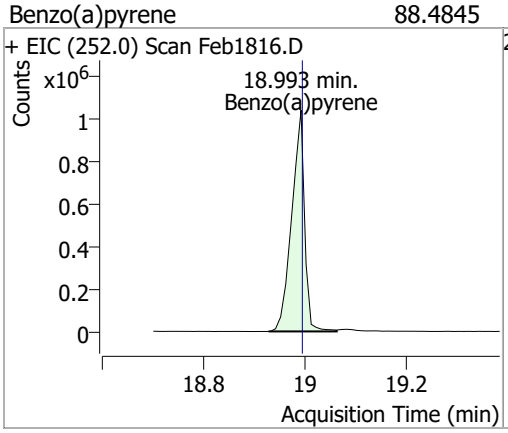

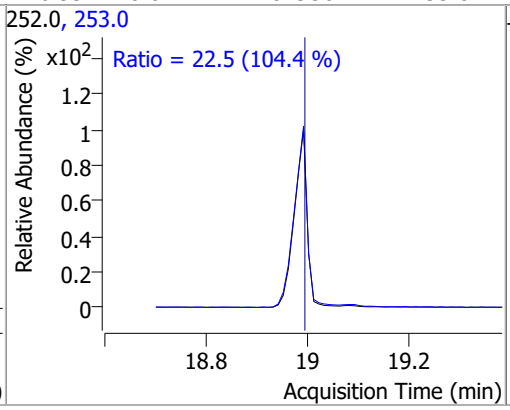

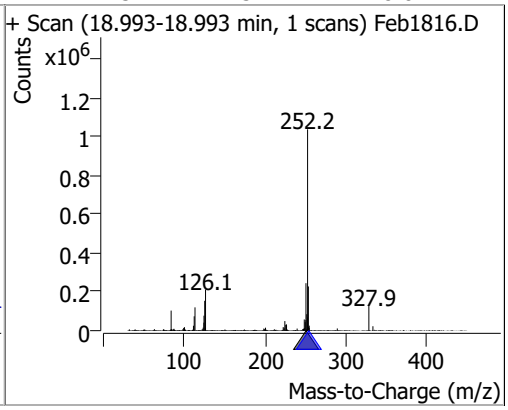

Compound	Conc.	RT	Dev(Min)	Resp.	QIon	QRatio	Lower	Upper
Indeno(1,2,3-c,d)pyrene	91.1159	20.77	0.01	1578527	138.0	31.4	20.7	38.5

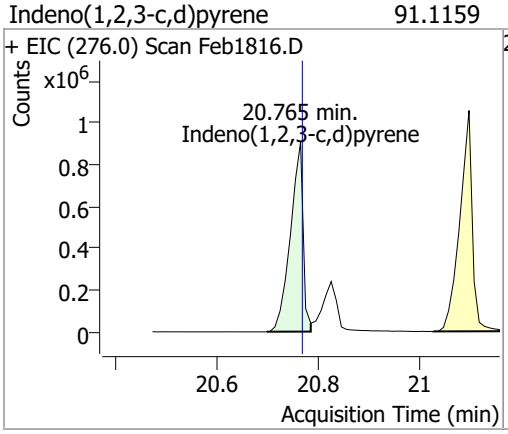

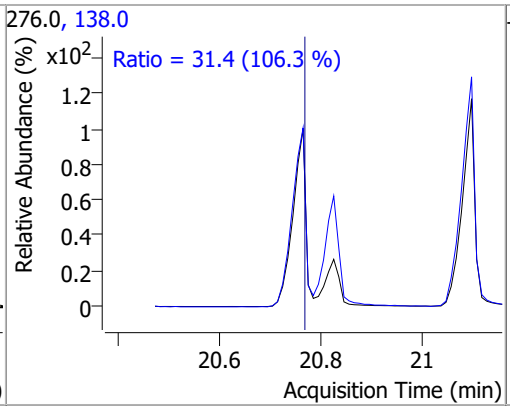

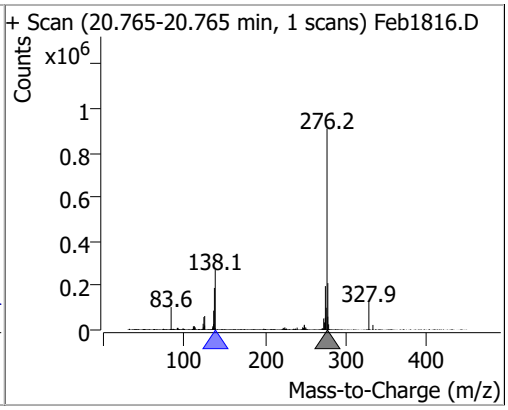

Compound	Conc.	RT	Dev(Min)	Resp.	QIon	QRatio	Lower	Upper
Dibenzo(a,h)anthracene	92.9687	20.83	0.01	1757287	139.0	25.2	17.6	32.7
					279.0	24.9	16.9	31.3

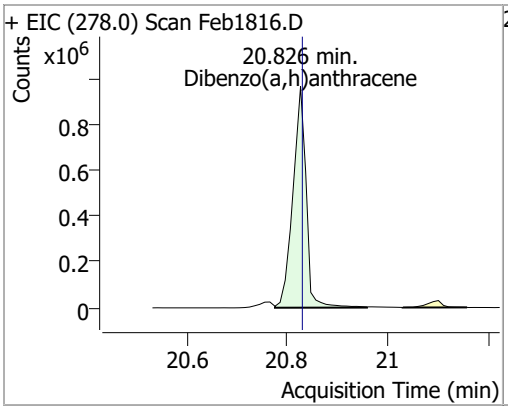

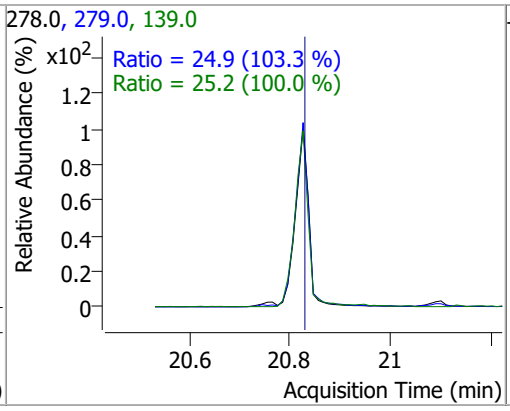

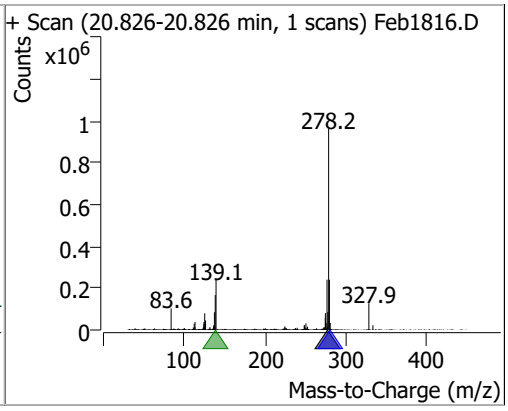

Compound	Conc.	RT	Dev(Min)	Resp.	QIon	QRatio	Lower	Upper
Benzo(g,h,i)perylene	91.7932	21.10	0.01	1834971	138.0	34.6	23.1	42.9
					277.0	24.2	16.3	30.2

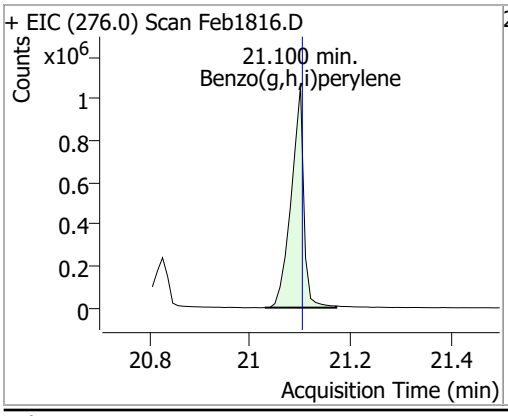

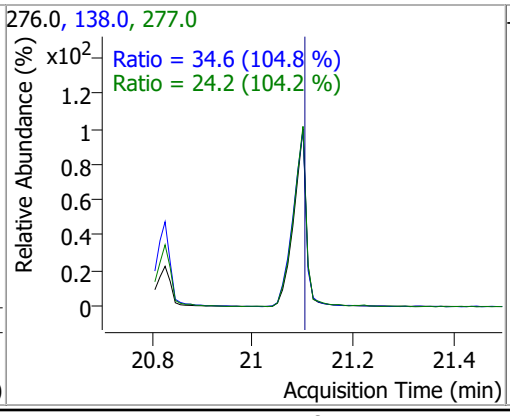

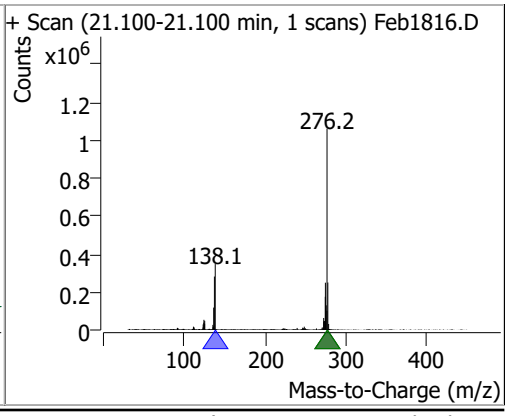

Quantitation Results Report (QT Reviewed)

Data File	Feb1817.D	Operator	LIMS import
Acq. Method	BNA+SIM.M	Acq. Date-Time	2/19/2022 4:38:11 PM
Sample Name	LCSD-163724	Instrument	Instrument #1
Vial	17	Multiplier	1.00
DA Method File		Comment	SVOC-8270-W-LARGO
Tune File	dftppdsm.u	Tune Date	2/18/2022 9:25:00 PM
Batch Name	021822 DoD BNA cal.batch.bin	Last Calib Update	2/19/2022 1:06:17 PM
Ref Library	D:\Org\Library\NIST129K.l		

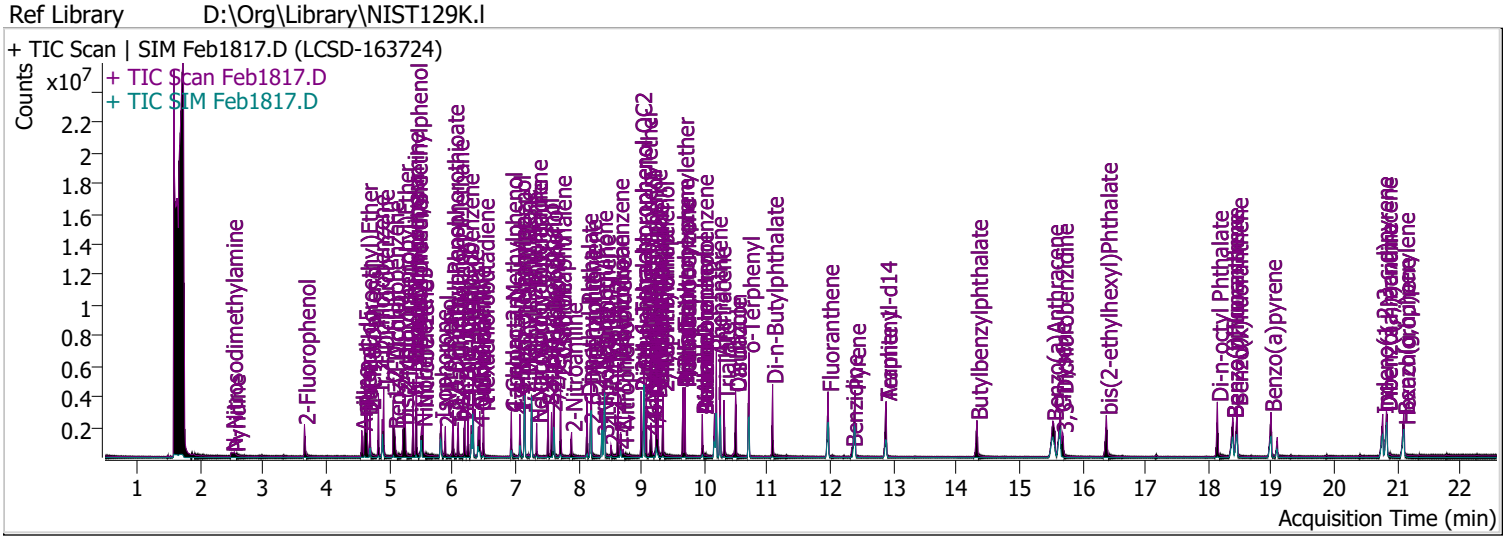

Compound	RT	QIon	Resp.	Conc.	Units		Dev(Min)
Internal Standards							
System Monitoring Compounds							
S 2-Fluorophenol	3.653	112.0	731491	78.3066	µg/L		0.000
Spiked Amount: 200.000	Range: 10.0 - 75.0%			Recovery = 39.15%			
S Phenol-d5	4.613	99.0	1020514	85.1217	µg/L		0.000
Spiked Amount: 200.000	Range: 10.0 - 65.0%			Recovery = 42.56%			
S Nitrobenzene-d5	5.512	82.0	548705	81.8175	µg/L		0.010
Spiked Amount: 100.000	Range: 32.0 - 94.0%			Recovery = 81.82%			
S 2-Fluorobiphenyl	7.615	172.0	1661623	85.7735	µg/L		0.010
Spiked Amount: 100.000	Range: 28.0 - 107.0%			Recovery = 85.77%			
S 2,4,6-Tribromophenol	9.346	329.8	367875	182.5204	µg/L		0.010
Spiked Amount: 200.000	Range: 25.0 - 140.0%			Recovery = 91.26%			
S Terphenyl-d14	12.885	244.3	2067821	102.0971	µg/L		0.010
Spiked Amount: 100.000	Range: 32.0 - 122.0%			Recovery = 102.10%			
Target Compounds							**QValue**
T N-Nitrosodimethylamine	2.499	74.0	146742	53.8536	µg/L		91
T Pyridine	2.540	79.0	266643	38.5727	µg/L		98
T Aniline	4.562	93.0	856490	49.8189	µg/L	m	97
T Phenol	4.623	94.0	663834	49.9716	µg/L		89
T bis(-2-Chloroethyl)Ether	4.644	63.0	706215	78.2003	µg/L	m	97
T 2-Chlorophenol	4.695	128.0	757195	70.7789	µg/L		99
T 1,3-Dichlorobenzene	4.828	146.0	921522	66.8702	µg/L	m	99
T 1,4-Dichlorobenzene	4.909	146.0	931046	66.9263	µg/L	m	99
T 1,2-Dichlorobenzene	5.063	146.0	905959	67.5089	µg/L		99
T Benzyl Alcohol	5.083	108.0	379572	71.4775	µg/L		97
T bis(2-chloroisopropyl)Ether	5.226	121.0	246182	68.1941	µg/L		97
T 2-Methylphenol	5.246	107.0	749921	80.8434	µg/L		95
T N-nitroso-Di-n-propylamine	5.379	70.0	664837	101.5848	µg/L		97
T 4Methylphenol/3Methylphenol	5.430	107.0	1068634	84.8619	µg/L		99
T Hexachloroethane	5.430	117.0	227105	55.9791	µg/L		84

Compound	RT	QIon	Resp.	Conc.	Units		Dev(Min)
T Nitrobenzene	5.532	123.1	320629	96.1775	µg/L		100
T Isophorone	5.818	82.0	1394842	85.8817	µg/L		99
T 2-Nitrophenol	5.890	139.0	329542	88.8447	µg/L		98
T 2,4-Dimethylphenol	6.013	122.0	656449	87.5029	µg/L		100
T bis(-2-Chloroethoxy)Methane	6.095	93.0	864099	90.7592	µg/L		97
T 2,4-Dichlorophenol	6.198	162.0	567267	78.6105	µg/L		97
T Benzoic Acid	6.198	105.0	105225	31.8182	µg/L	#	83
T 1,2,4-Trichlorobenzene	6.249	180.0	639500	73.7524	µg/L		100
T Naphthalene	6.331	128.0	2188991	85.9185	µg/L		99
T 4-Chlorophenol	6.413	130.0	202982	75.0525	µg/L		97
T p-Chloroaniline	6.434	127.0	740594	73.5508	µg/L		99
T Hexachlorobutadiene	6.496	224.9	325291	72.5363	µg/L		99
T 4-Chloro-2-Methylphenol	6.937	107.0	596161	89.6296	µg/L	m	95
T 4-Chloro-3-Methylphenol	7.071	107.0	636364	91.1575	µg/L	m	97
T 2-Methylnaphthalene	7.153	141.0	1348720	92.1358	µg/L		98
T 1-Methylnaphthalene	7.255	141.0	1169318	82.2967	µg/L	m	97
T Hexachlorocyclopentadiene	7.338	236.9	218680	79.9142	µg/L		97
T 2,4,6-Trichlorophenol	7.522	196.0	452699	94.1385	µg/L	m	100
T 2,4,5-Trichlorophenol	7.574	196.0	446352	83.4736	µg/L	m	94
T 2-Chloronaphthalene	7.718	162.0	1420664	87.3647	µg/L		98
T 2-Nitroaniline	7.892	65.0	287797	98.2821	µg/L		99
T Dimethyl Phthalate	8.139	163.0	1658944	99.5583	µg/L		98
T 2,6-Dinitrotoluene	8.190	165.0	213503	94.6751	µg/L		90
T Acenaphthylene	8.200	152.1	2307362	88.8083	µg/L		99
T 3-Nitroaniline	8.394	138.0	220827	85.9335	µg/L		95
T Acenaphthene	8.415	154.0	1443838	98.2159	µg/L		98
T 2,4-Dinitrophenol	8.517	184.0	109510	92.7690	µg/L		91
T Dibenzofuran	8.630	168.0	2194616	90.9985	µg/L		97
T 2,4-Dinitrotoluene	8.671	165.0	272504	94.5728	µg/L		97
T 4-Nitrophenol	8.711	109.0	100807	39.1277	µg/L		99
T Diethylphthalate	8.998	149.0	1643005	95.2040	µg/L		99
T Fluorene	9.039	166.0	1722341	88.3509	µg/L		100
T 4-Chlorophenyl-phenylether	9.080	204.0	933069	104.6332	µg/L		99
T 4-Nitroaniline	9.151	138.0	276941	96.5971	µg/L		99
T 4,6-Dinitro-2-methylphenol	9.162	198.0	153887	88.0254	µg/L		96
T N-nitrosodiphenylamine	9.233	169.0	1323156	99.4366	µg/L		98
T Azobenzene	9.264	77.0	1523922	86.3002	µg/L		94
T 4-Bromophenyl-phenylether	9.663	248.0	518024	100.4969	µg/L		98
T Hexachlorobenzene	9.694	283.9	474881	93.2563	µg/L		100
T Pentachlorophenol	9.968	265.9	261837	103.9201	µg/L		96
T Phenanthrene	10.191	178.0	2554166	93.7934	µg/L		99
T Anthracene	10.252	178.0	2466442	94.9415	µg/L	m	99
T Triallate	10.313	86.0	582930	92.2071	µg/L		99
T Carbazole	10.495	167.0	2612382	98.8542	µg/L		99
T o-Terphenyl	10.708	230.0	1384295	95.1386	µg/L		99
T Di-n-Butylphthalate	11.082	149.0	2648677	101.7237	µg/L		99
T Fluoranthene	11.963	202.0	2654095	96.0829	µg/L		100
T Benzidine	12.338	184.0	399463	39.5313	µg/L		99
T Pyrene	12.389	202.0	2820024	93.8750	µg/L		99
T Butylbenzylphthalate	14.326	149.0	919992	102.1230	µg/L		98
T Benzo(a)Anthracene	15.532	228.0	2336100	105.0410	µg/L		99
T Chrysene	15.645	228.0	2488700	100.9429	µg/L		99
T 3,3-Dichlorobenzidine	15.686	252.0	631463	80.0220	µg/L		100
T bis(2-ethylhexyl)Phthalate	16.380	167.0	335192	106.2539	µg/L		96
T Di-n-octyl Phthalate	18.143	149.0	2225726	102.4781	µg/L		99

Compound	RT	QIon	Resp.	Conc.	Units	Dev(Min)
T Benzo(b)fluoranthene	18.386	252.0	2246056	101.4242	µg/L	100
T Benzo(k)fluoranthene	18.456	252.0	2136394	90.6520	µg/L	99
T Benzo(a)pyrene	18.993	252.0	2046889	96.6283	µg/L	98
T Indeno(1,2,3-c,d)pyrene	20.765	276.0	1660169	93.4428	µg/L	96
T Dibenzo(a,h)anthracene	20.826	278.0	1995247	102.9883	µg/L	98
T Benzo(g,h,i)perylene	21.099	276.0	2064319	100.7959	µg/L	99

(#) = Qualifier Out of Range; (m) = Manual Integration; (+) = Area Summed; (*) = Surrogate Percent Recovery Out of Range; (d): Zeroed Peak

Compound	Conc.	RT	Dev(Min)	Resp.	QIon	QRatio	Lower	Upper
N-Nitrosodimethylamine	53.8536	2.50	0.01	146742	42.0	125.4	95.1	176.6

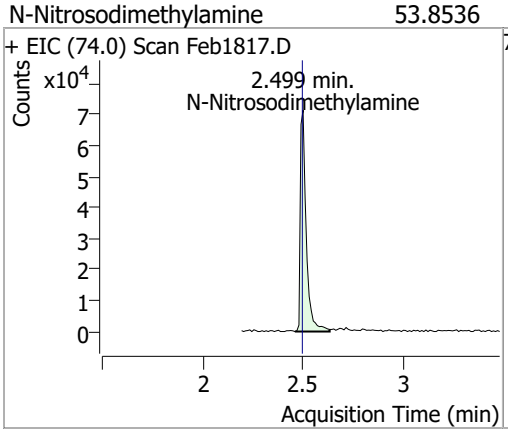

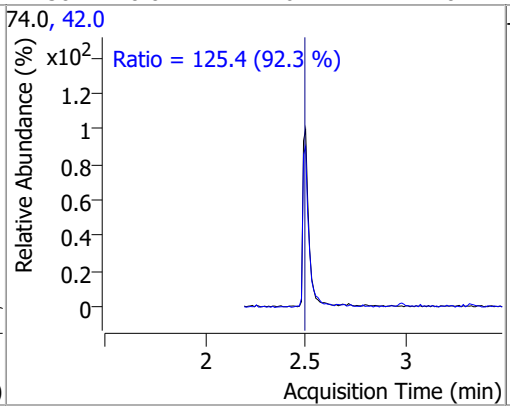

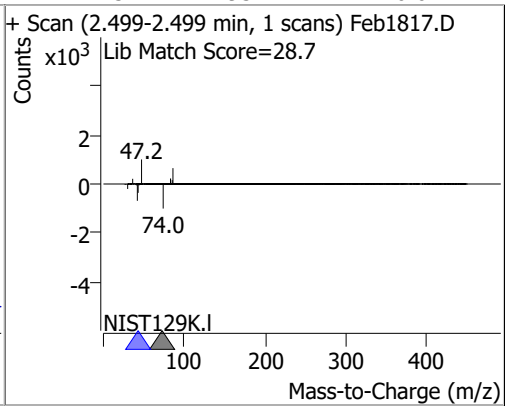

Compound	Conc.	RT	Dev(Min)	Resp.	QIon	QRatio	Lower	Upper
Pyridine	38.5727	2.54	0.01	266643	52.0	80.5	57.9	107.6

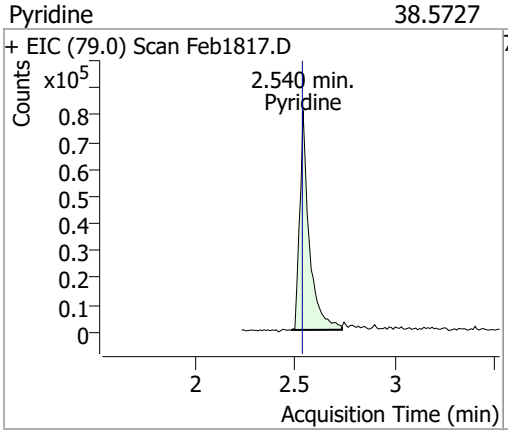

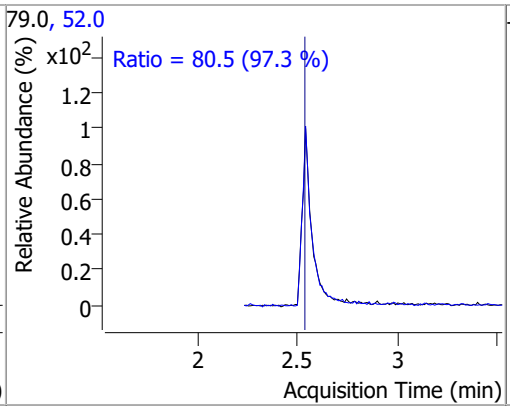

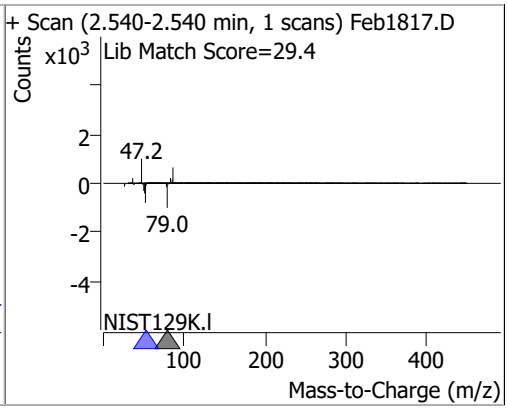

Compound	Conc.	RT	Dev(Min)	Resp.	QIon	QRatio	Lower	Upper
2-Fluorophenol	78.3066	3.65	0.00	731491	64.0	53.4	34.6	64.3
					92.0	21.7	14.2	26.5

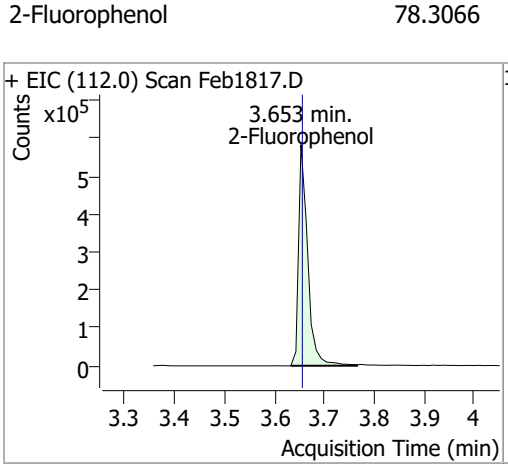

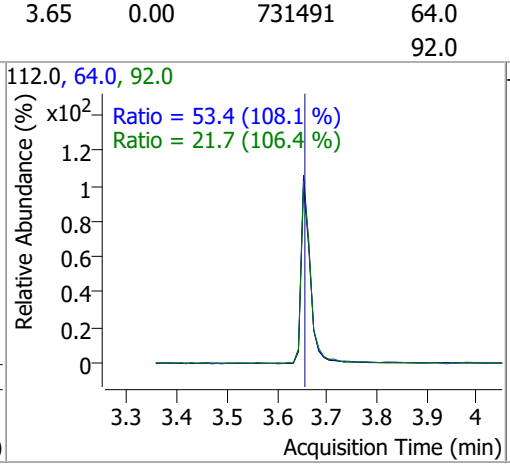

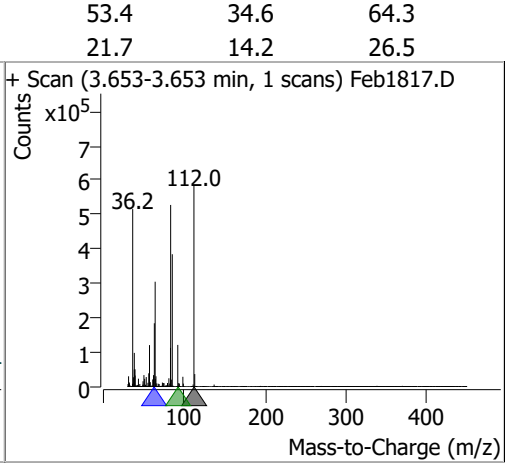

Compound	Conc.	RT	Dev(Min)	Resp.	QIon	QRatio	Lower	Upper
Aniline	49.8189	4.56	0.00	856490 (m)	66.0	34.5	25.7	47.8
					65.0	17.6	13.1	24.4

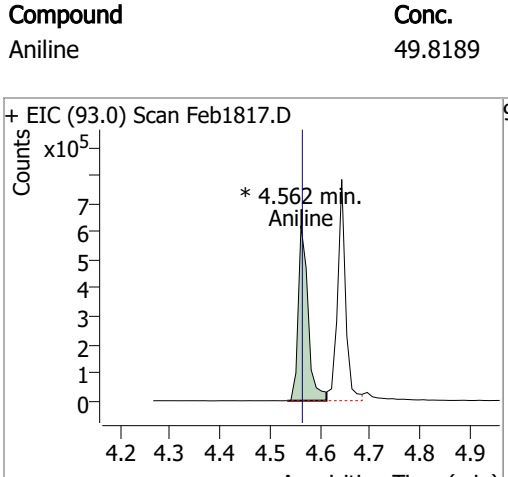

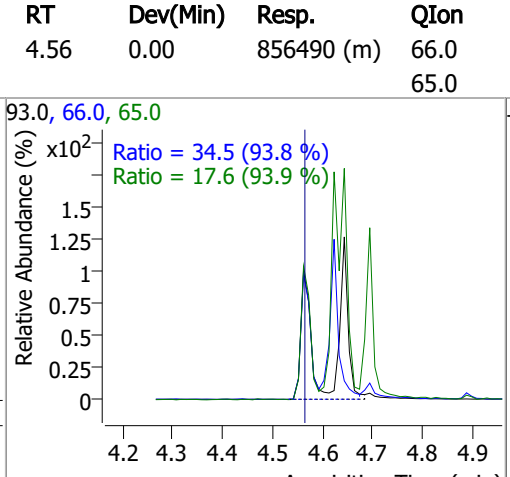

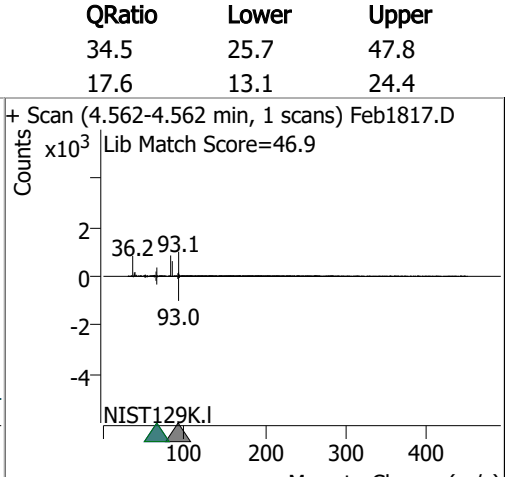

Compound	Conc.	RT	Dev(Min)	Resp.	QIon	QRatio	Lower	Upper
Phenol-d5	85.1217	4.61	0.00	1020514	71.0	35.0	25.8	47.9

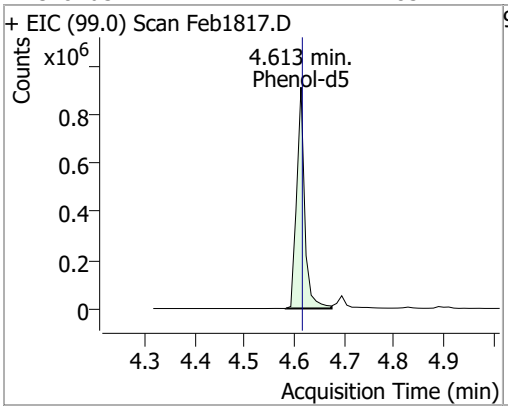

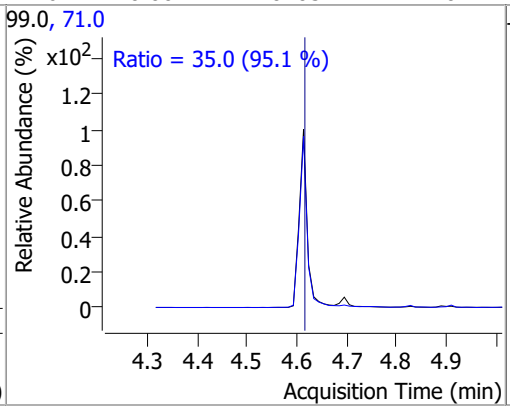

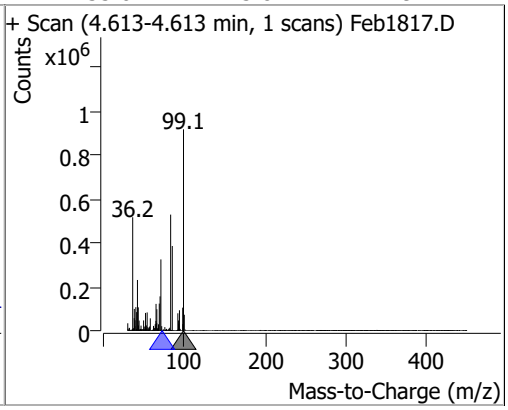

Compound	Conc.	RT	Dev(Min)	Resp.	QIon	QRatio	Lower	Upper
Phenol	49.9716	4.62	0.00	663834	66.0	52.4	31.7	58.9

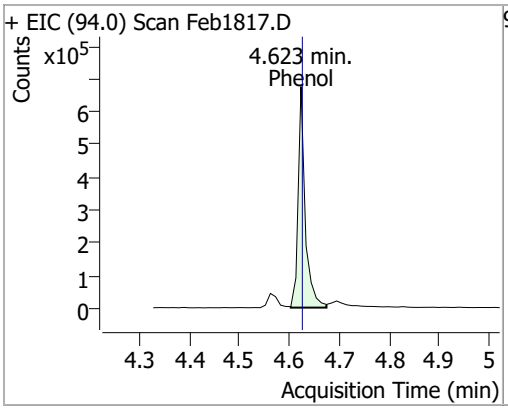

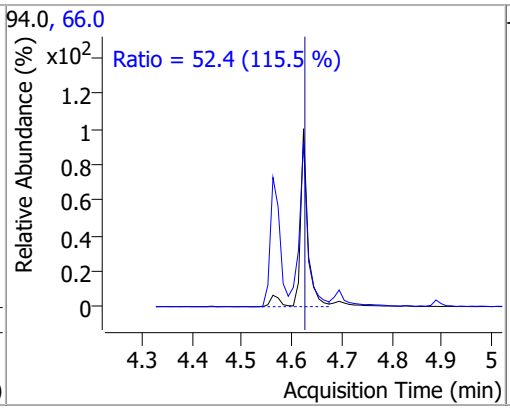

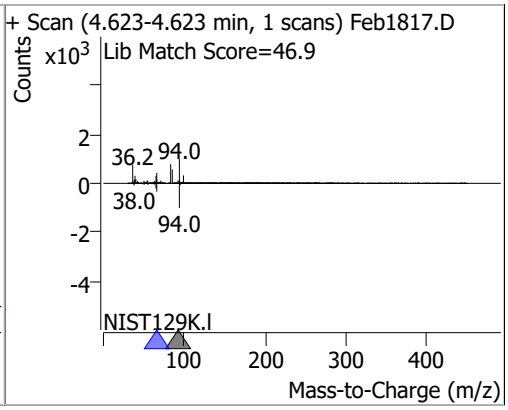

Compound	Conc.	RT	Dev(Min)	Resp.	QIon	QRatio	Lower	Upper
bis(-2-Chloroethyl)Ether	78.2003	4.64	0.00	706215 (m)	64.0	9.8	7.6	14.1

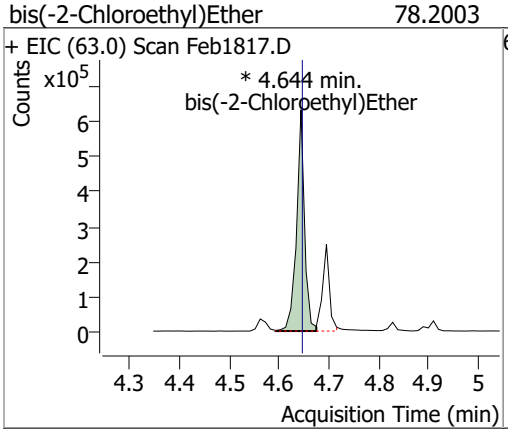

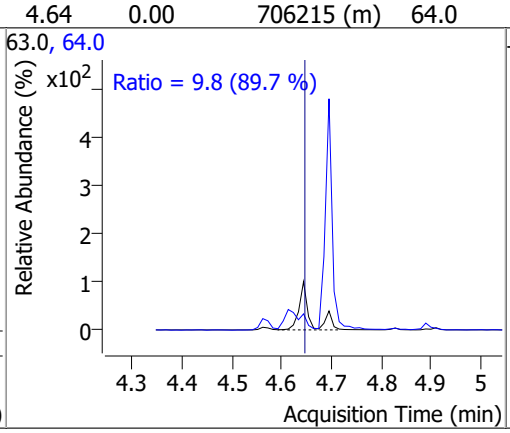

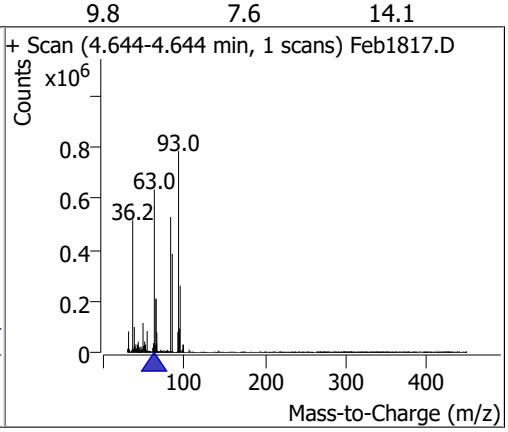

Compound	Conc.	RT	Dev(Min)	Resp.	QIon	QRatio	Lower	Upper
2-Chlorophenol	70.7789	4.69	0.00	757195	130.0	31.9	22.7	42.2

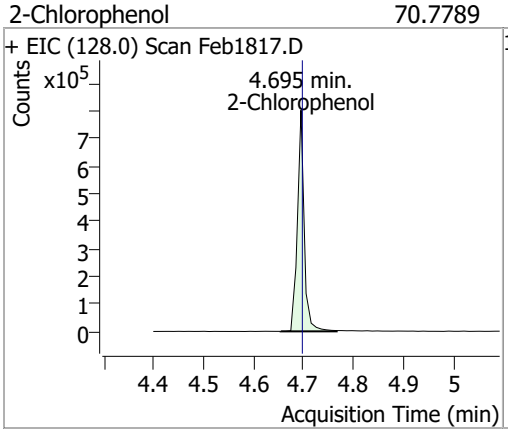

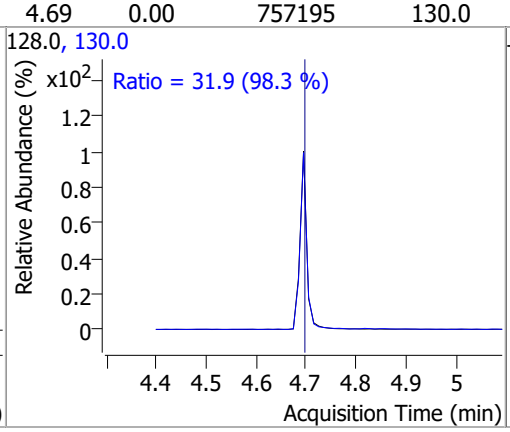

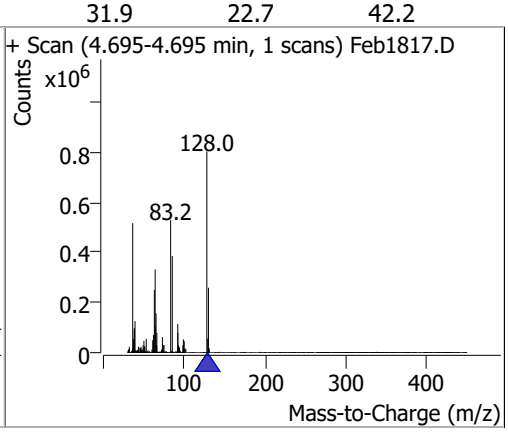

Compound	Conc.	RT	Dev(Min)	Resp.	QIon	QRatio	Lower	Upper
1,3-Dichlorobenzene	66.8702	4.83	0.00	921522 (m)	148.0	64.1	44.6	82.8
					111.0	36.6	25.3	47.0

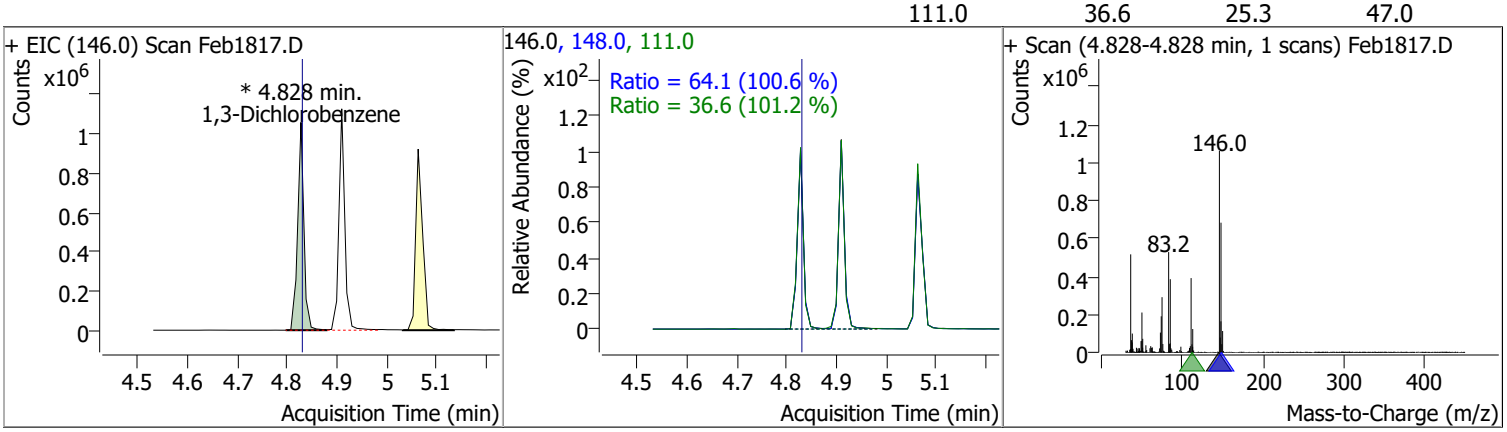

Compound	Conc.	RT	Dev(Min)	Resp.	QIon	QRatio	Lower	Upper
1,4-Dichlorobenzene	66.9263	4.91	0.00	931046 (m)	148.0	63.4	45.6	84.8
					111.0	35.9	25.2	46.8

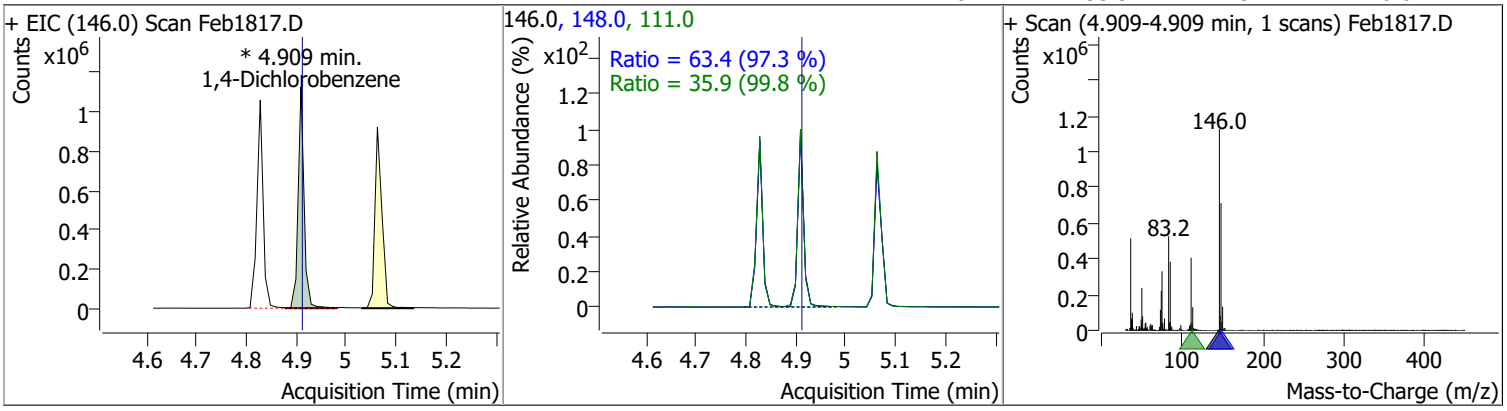

Compound	Conc.	RT	Dev(Min)	Resp.	QIon	QRatio	Lower	Upper
1,2-Dichlorobenzene	67.5089	5.06	0.00	905959	148.0	63.9	45.1	83.8
					111.0	37.6	26.1	48.5

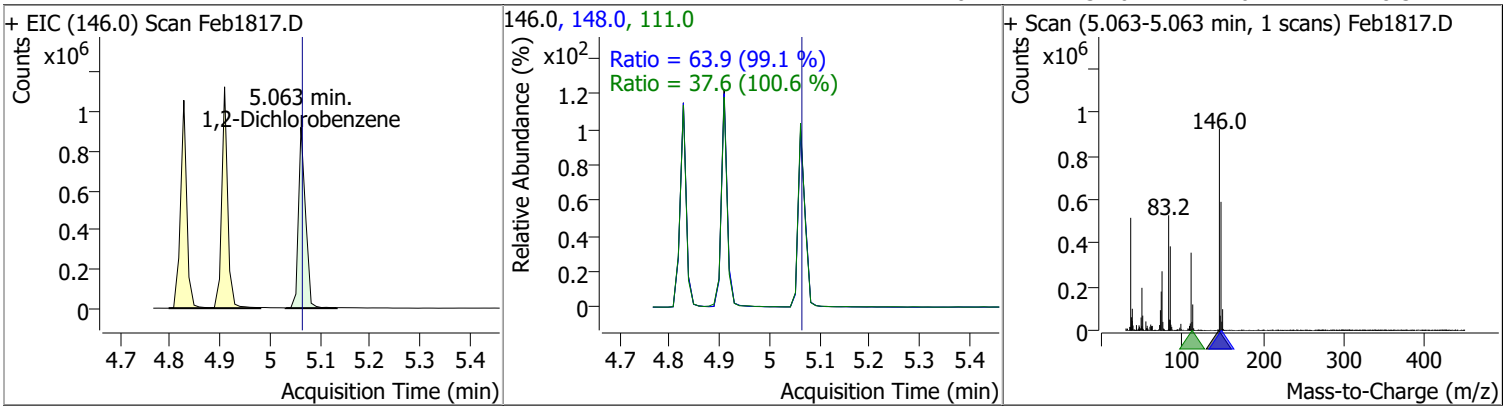

Compound	Conc.	RT	Dev(Min)	Resp.	QIon	QRatio	Lower	Upper
Benzyl Alcohol	71.4775	5.08	0.00	379572	79.0	114.5	83.5	155.1
					107.0	68.9	49.3	91.6

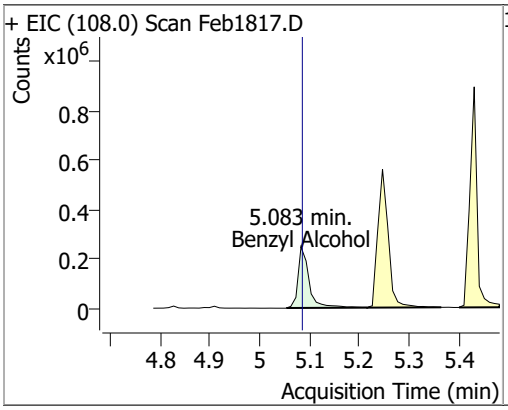

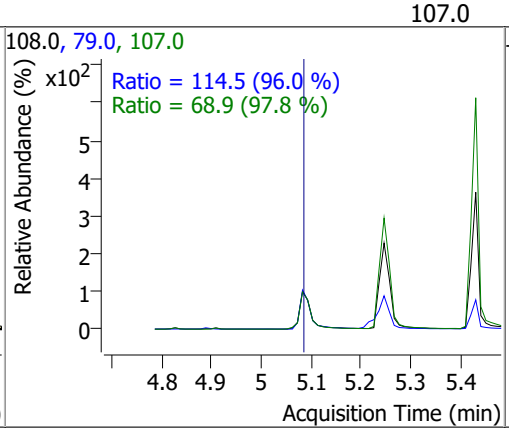

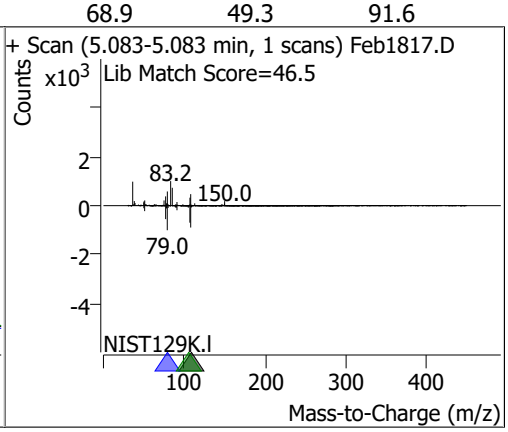

Compound	Conc.	RT	Dev(Min)	Resp.	QIon	QRatio	Lower	Upper
bis(2-chloroisopropyl)Ether	68.1941	5.23	0.00	246182	123.0	30.3	22.5	41.8

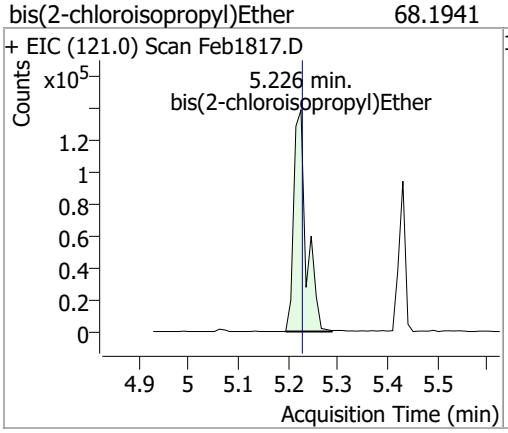

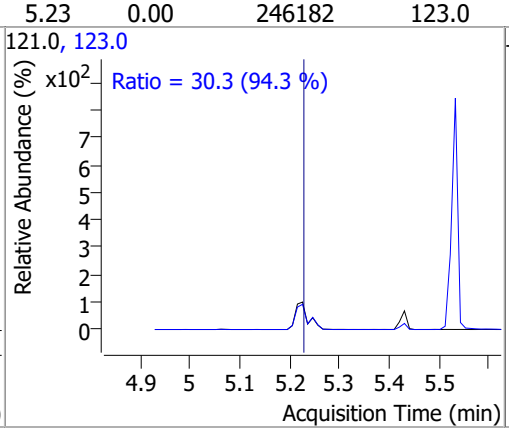

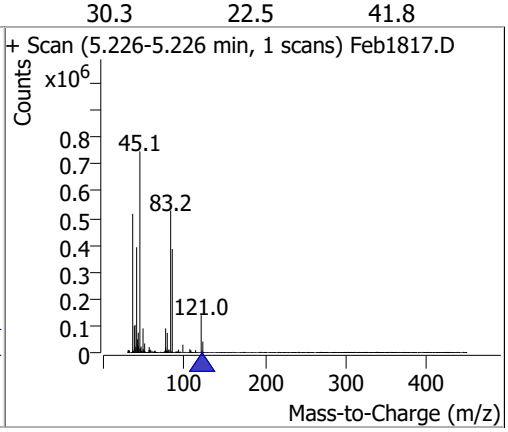

Compound	Conc.	RT	Dev(Min)	Resp.	QIon	QRatio	Lower	Upper
2-Methylphenol	80.8434	5.25	0.00	749921	108.0	110.6	81.5	151.4

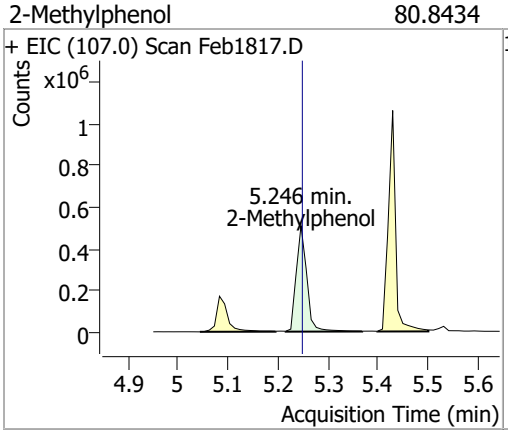

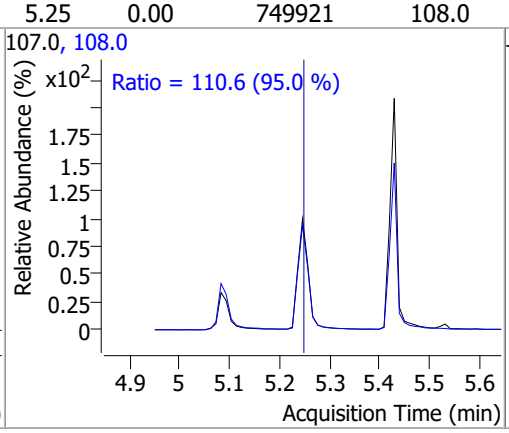

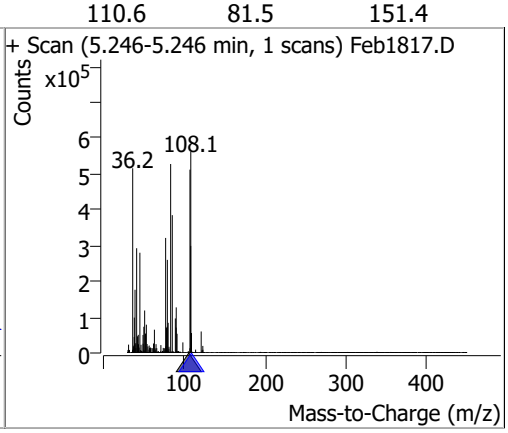

Compound	Conc.	RT	Dev(Min)	Resp.	QIon	QRatio	Lower	Upper
N-nitroso-Di-n-propylamine	101.5848	5.38	0.01	664837	130.0	20.9	0.0	38.8

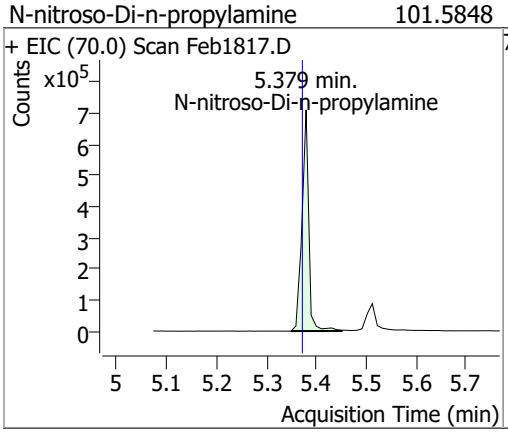

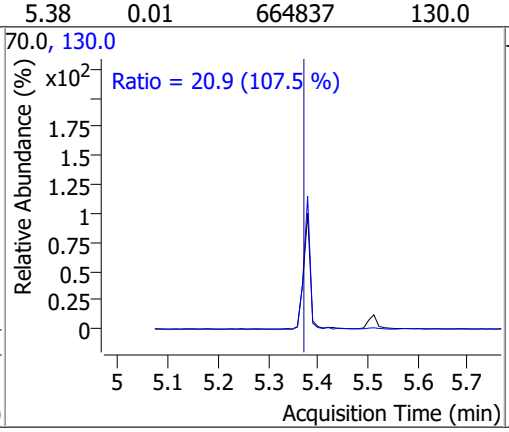

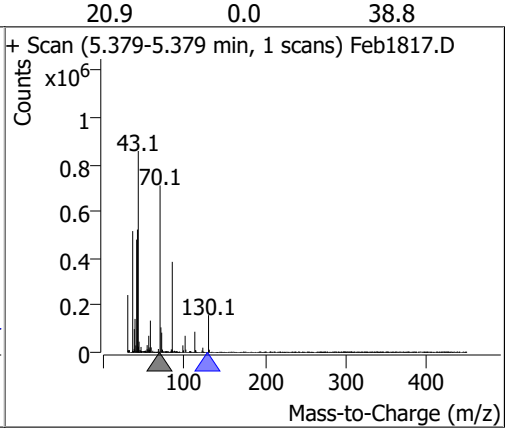

Compound	Conc.	RT	Dev(Min)	Resp.	QIon	QRatio	Lower	Upper
4Methylphenol/3Methylphenol	84.8619	5.43	0.00	1068634	108.0	84.4	58.8	109.1

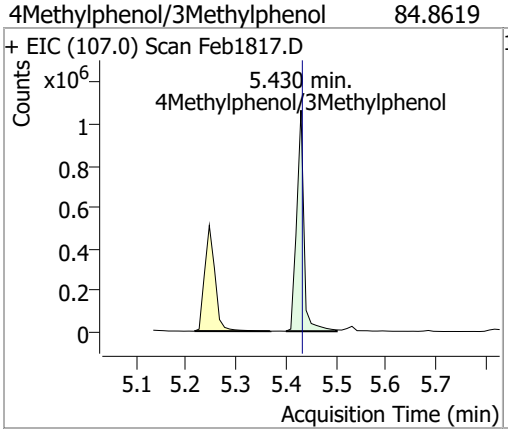

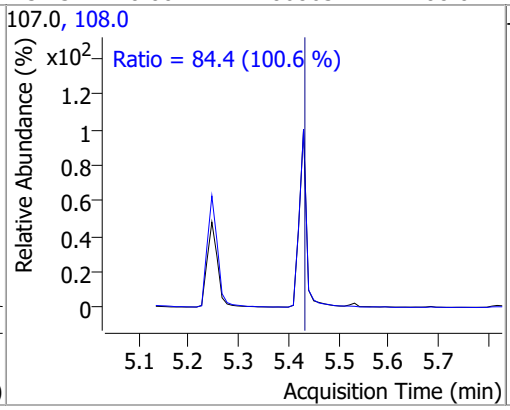

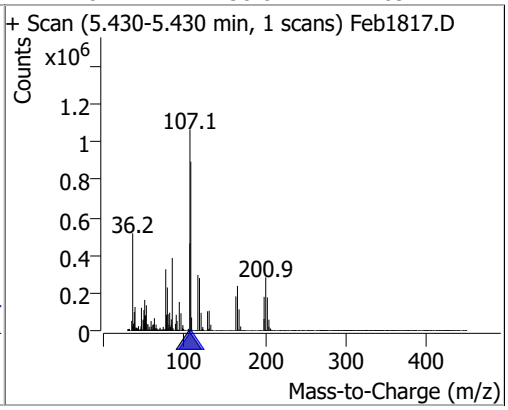

Compound	Conc.	RT	Dev(Min)	Resp.	QIon	QRatio	Lower	Upper
Hexachloroethane	55.9791	5.43	0.00	227105	201.0	106.8	63.5	118.0
					199.0	68.0	39.8	74.0

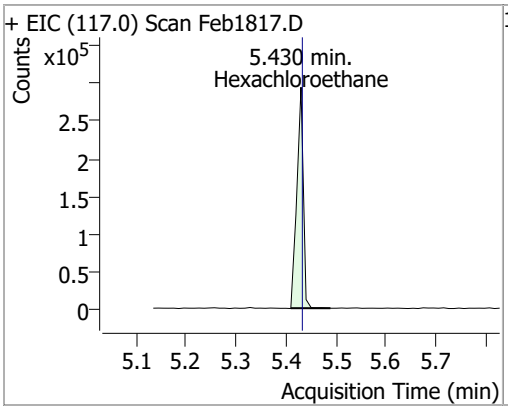

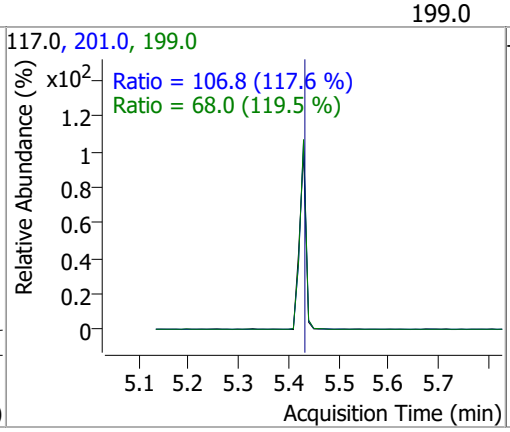

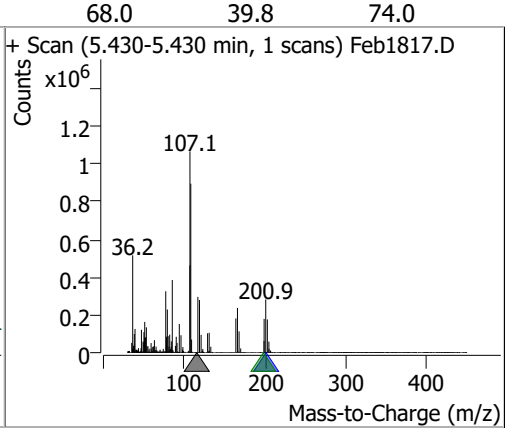

Compound	Conc.	RT	Dev(Min)	Resp.	QIon	QRatio	Lower	Upper
Nitrobenzene-d5	81.8175	5.51	0.01	548705	54.0	64.2	46.3	86.0
					128.0	45.8	34.1	63.3

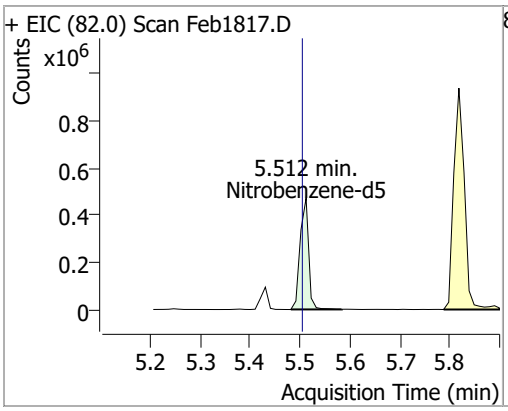

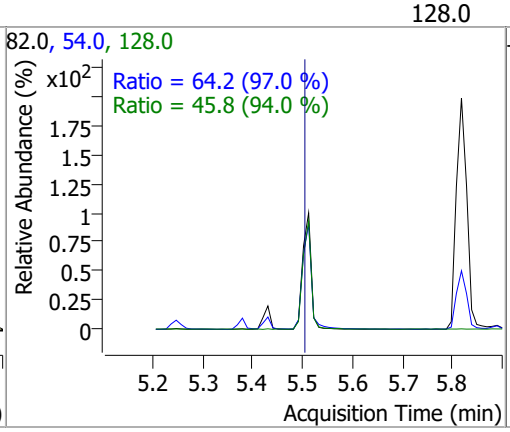

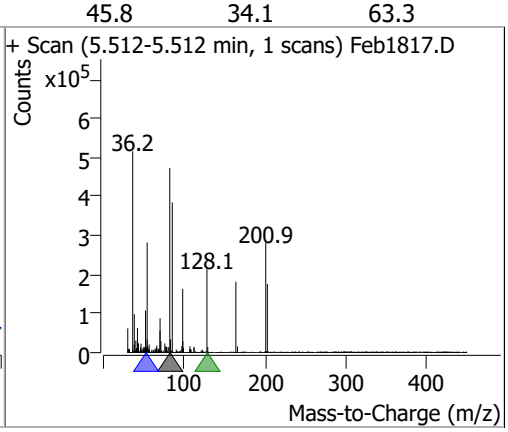

Compound	Conc.	RT	Dev(Min)	Resp.	QIon	QRatio	Lower	Upper
Nitrobenzene	96.1775	5.53	0.01	320629	77.0	212.4	148.9	276.5
					51.0	130.9	91.7	170.3

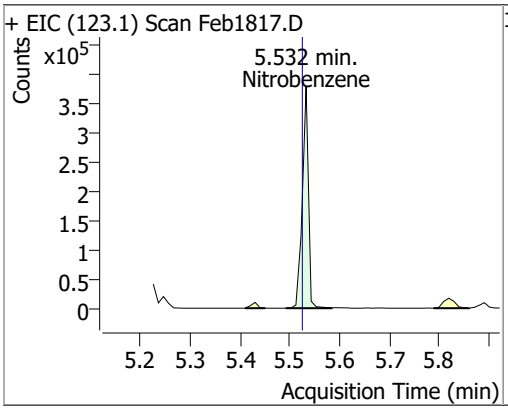

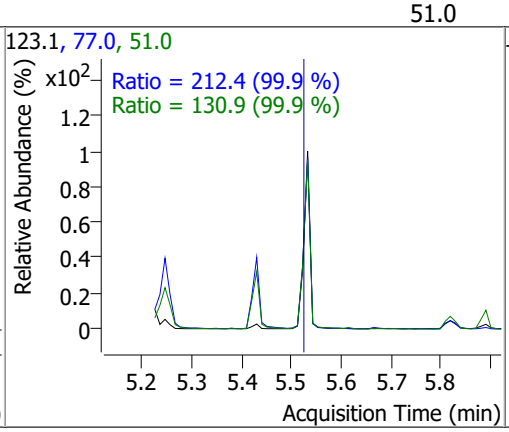

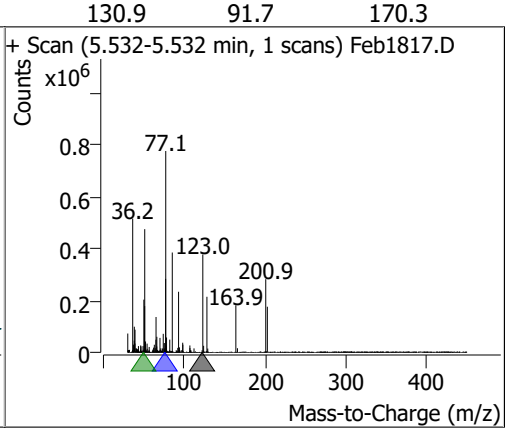

Compound	Conc.	RT	Dev(Min)	Resp.	QIon	QRatio	Lower	Upper
Isophorone	85.8817	5.82	0.00	1394842	138.0	20.8	14.8	27.5

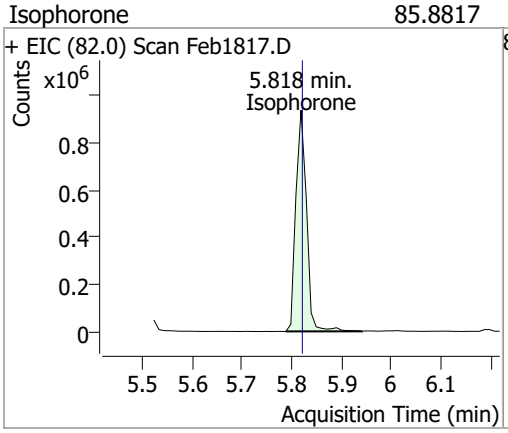

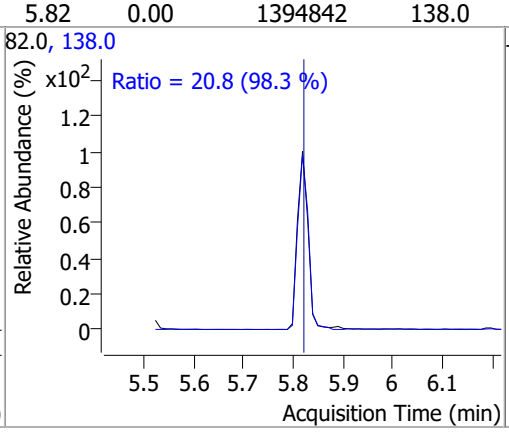

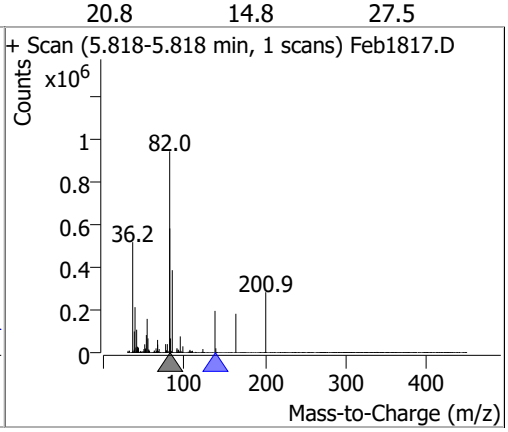

Compound	Conc.	RT	Dev(Min)	Resp.	QIon	QRatio	Lower	Upper
2-Nitrophenol	88.8447	5.89	0.01	329542	65.0	48.6	34.2	63.4
					109.0	37.1	24.6	45.8

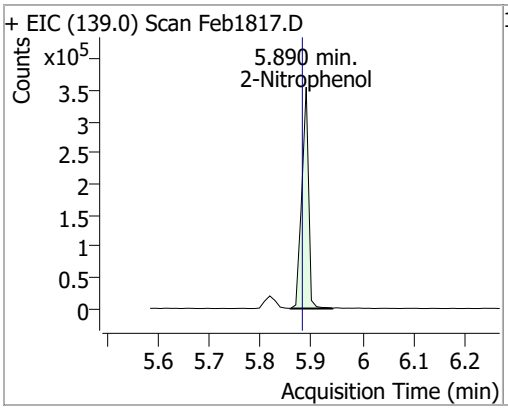

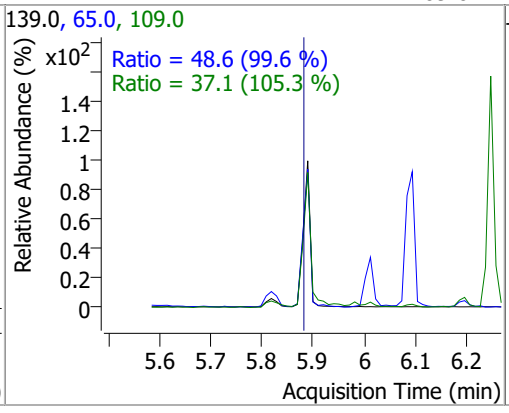

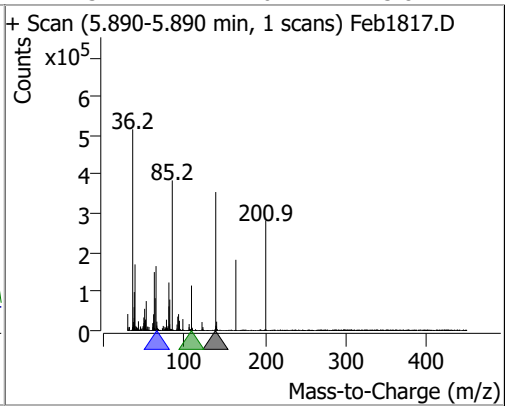

Compound	Conc.	RT	Dev(Min)	Resp.	QIon	QRatio	Lower	Upper
2,4-Dimethylphenol	87.5029	6.01	0.01	656449	107.0	109.5	76.6	142.3
					77.0	34.0	23.8	44.2

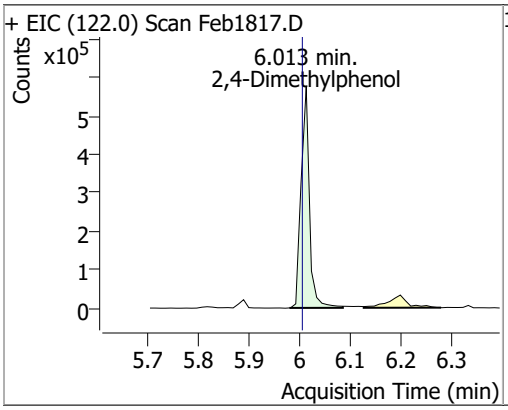

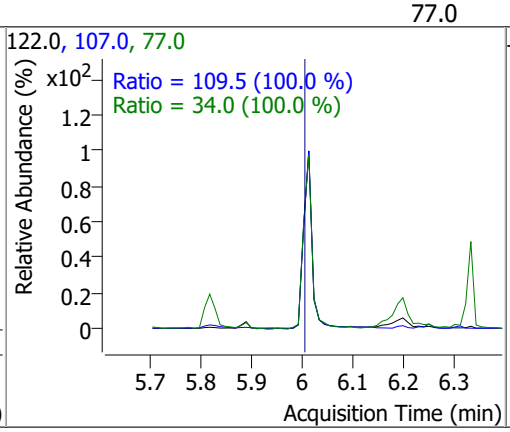

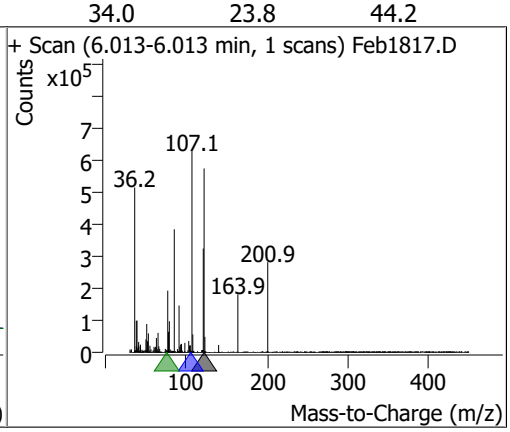

Compound	Conc.	RT	Dev(Min)	Resp.	QIon	QRatio	Lower	Upper
bis(-2-Chloroethoxy)Methane	90.7592	6.10	0.01	864099	63.0	71.3	47.7	88.6
					95.0	32.7	22.3	41.5

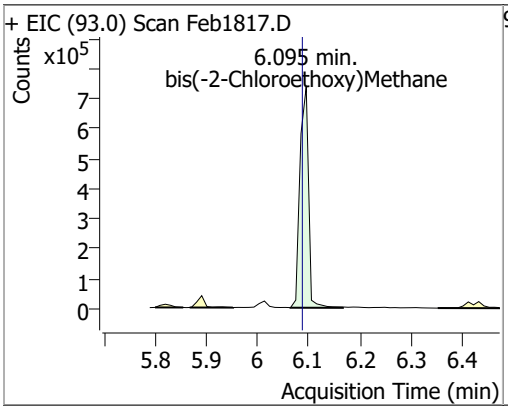

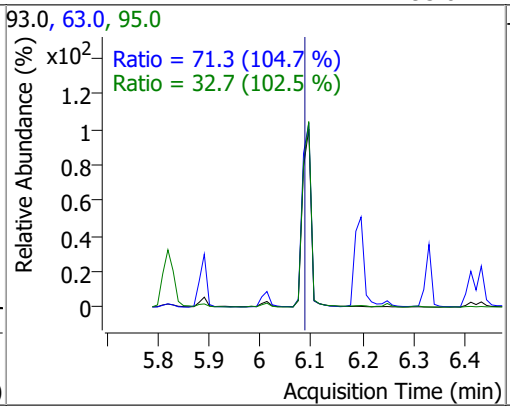

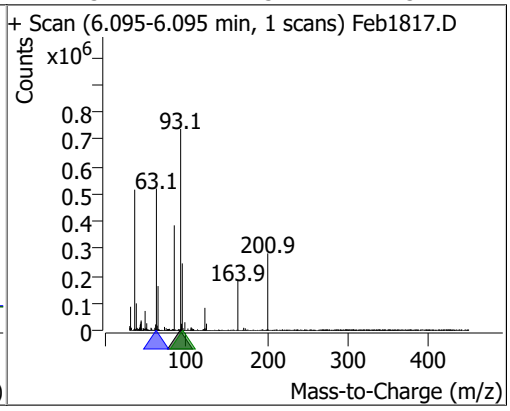

Compound	Conc.	RT	Dev(Min)	Resp.	QIon	QRatio	Lower	Upper
2,4-Dichlorophenol	78.6105	6.20	0.01	567267	164.0	65.1	45.5	84.5
					98.0	33.2	20.0	37.1

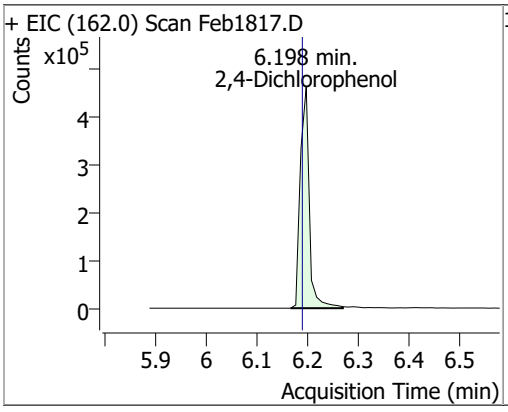

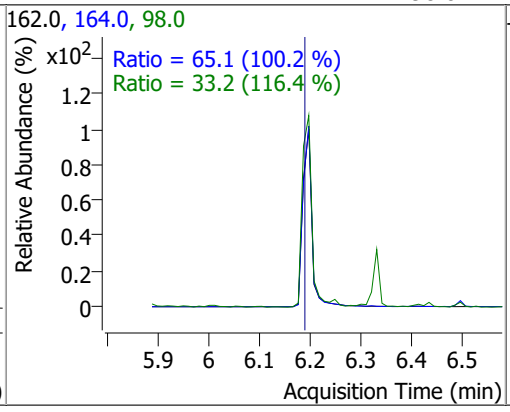

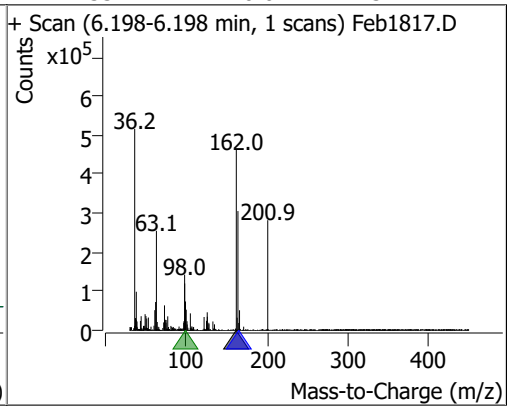

Quantitation Results Report (QT Reviewed)

Compound	Conc.	RT	Dev(Min)	Resp.	QIon	QRatio	Lower	Upper
Benzoic Acid	31.8182	6.20	-0.04	105225	122.0	93.1	59.9	111.2
					77.0	83.1	42.3	78.5

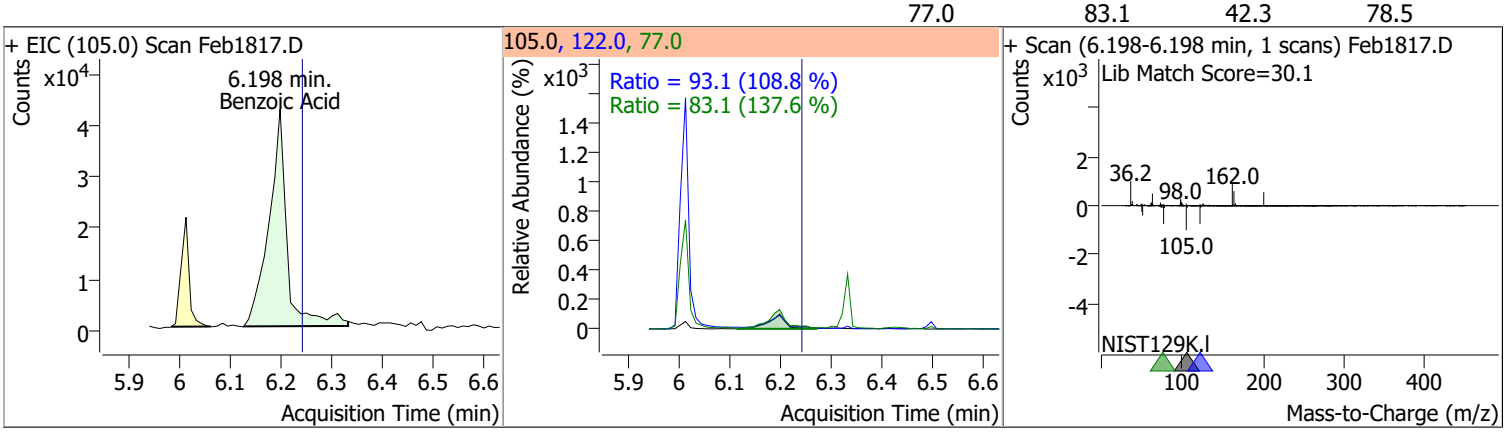

Compound	Conc.	RT	Dev(Min)	Resp.	QIon	QRatio	Lower	Upper
1,2,4-Trichlorobenzene	73.7524	6.25	0.00	639500	182.0	94.8	66.2	122.9
					145.0	29.2	20.1	37.3

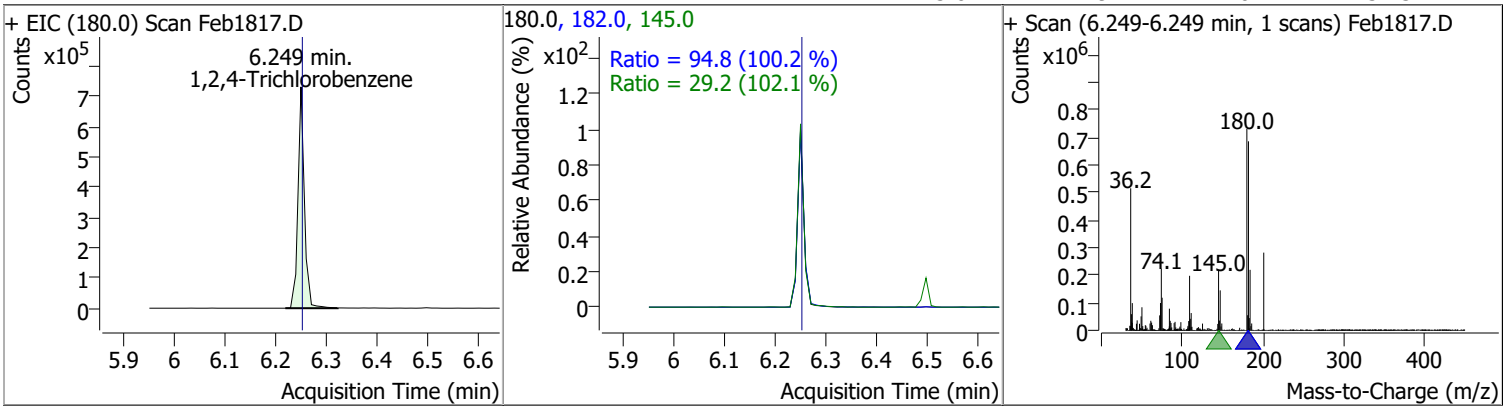

Compound	Conc.	RT	Dev(Min)	Resp.	QIon	QRatio	Lower	Upper
Naphthalene	85.9185	6.33	0.00	2188991	129.0	11.0	8.0	14.9
					102.0	10.2	6.9	12.9

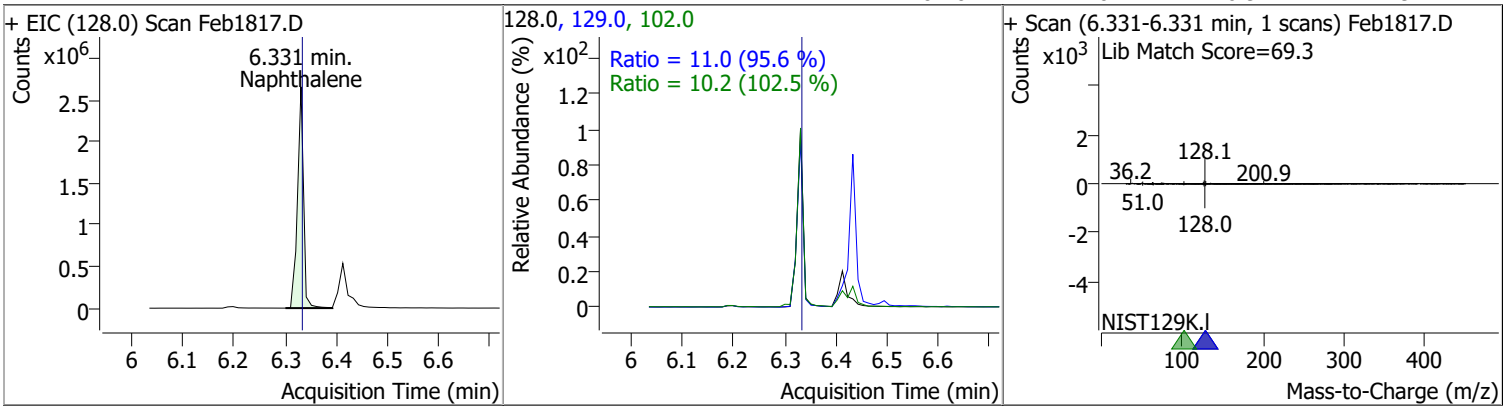

Compound	Conc.	RT	Dev(Min)	Resp.	QIon	QRatio	Lower	Upper
4-Chlorophenol	75.0525	6.41	0.00	202982	128.0	310.6	221.4	411.2

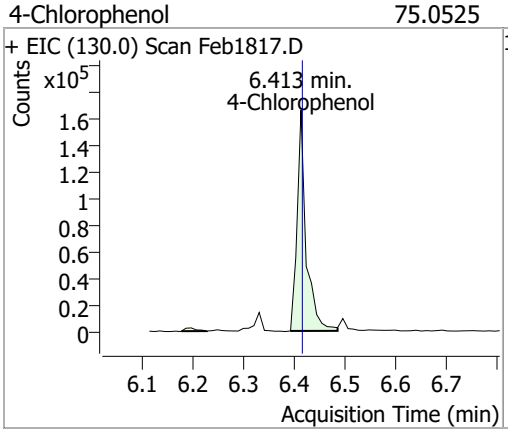

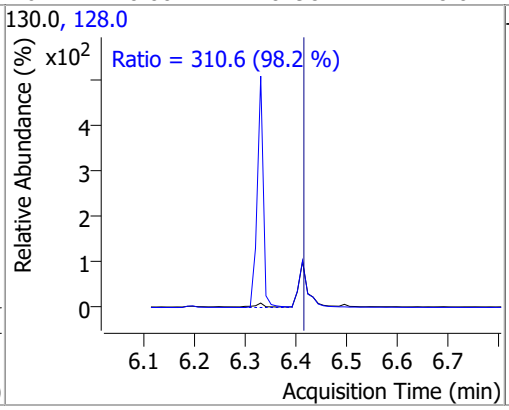

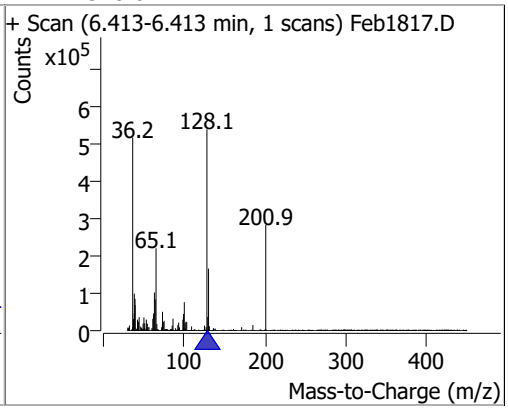

Compound	Conc.	RT	Dev(Min)	Resp.	QIon	QRatio	Lower	Upper
p-Chloroaniline	73.5508	6.43	0.00	740594	65.0	59.6	42.1	78.2
					129.0	37.0	26.3	48.9

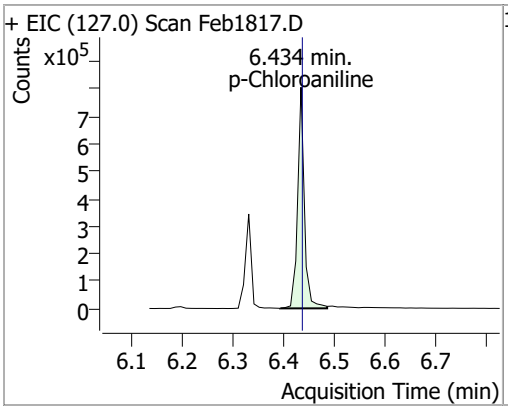

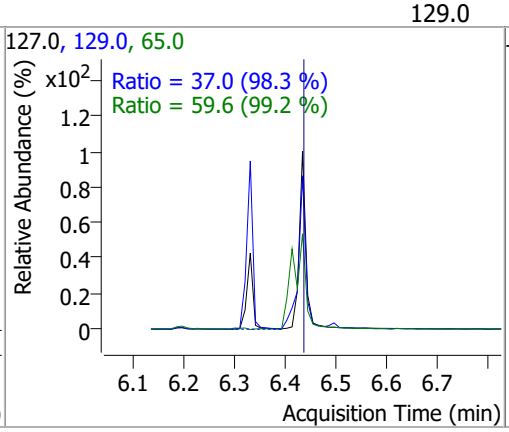

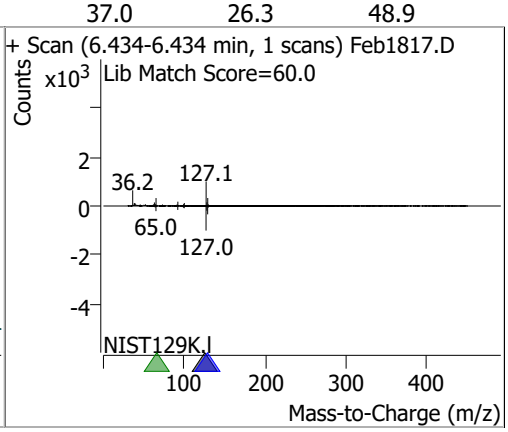

Compound	Conc.	RT	Dev(Min)	Resp.	QIon	QRatio	Lower	Upper
Hexachlorobutadiene	72.5363	6.50	0.00	325291	227.0	64.7	46.0	85.4
					223.0	63.1	45.0	83.6

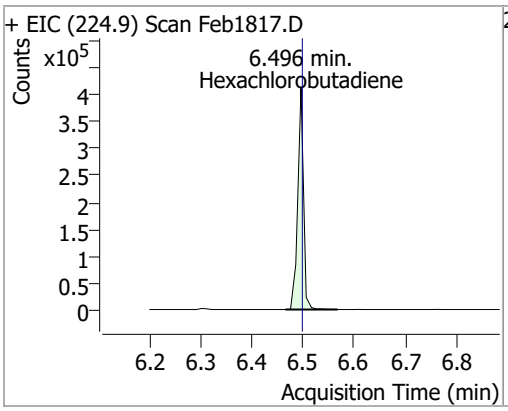

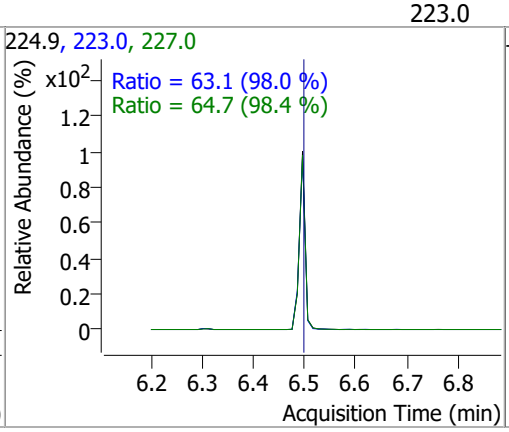

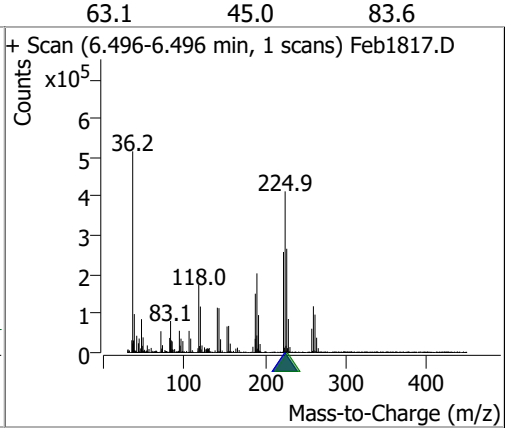

Compound	Conc.	RT	Dev(Min)	Resp.	QIon	QRatio	Lower	Upper
4-Chloro-2-Methylphenol	89.6296	6.94	0.00	596161 (m)	144.0	25.2	19.4	36.1

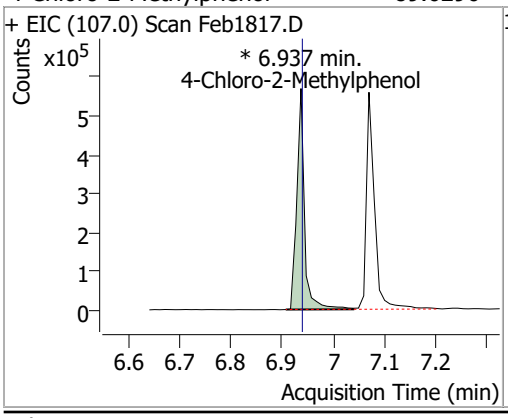

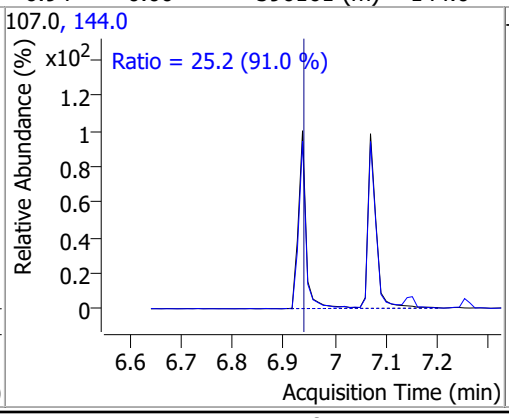

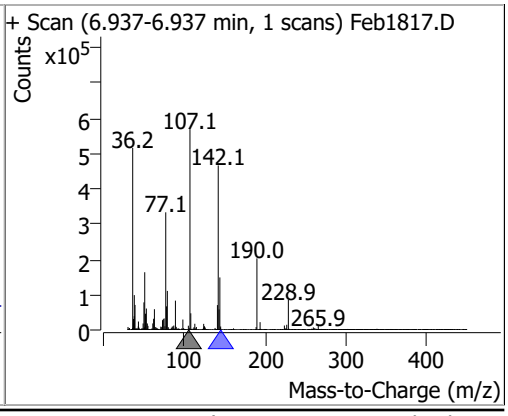

Compound	Conc.	RT	Dev(Min)	Resp.	QIon	QRatio	Lower	Upper
4-Chloro-3-Methylphenol	91.1575	7.07	0.00	636364 (m)	144.0	25.5	19.1	35.5

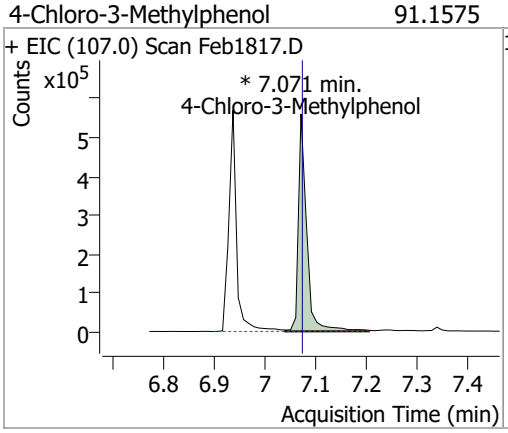

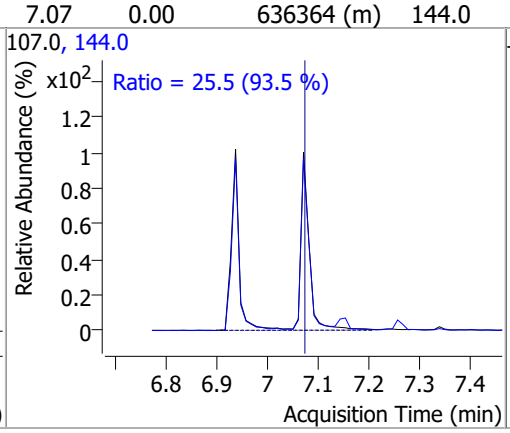

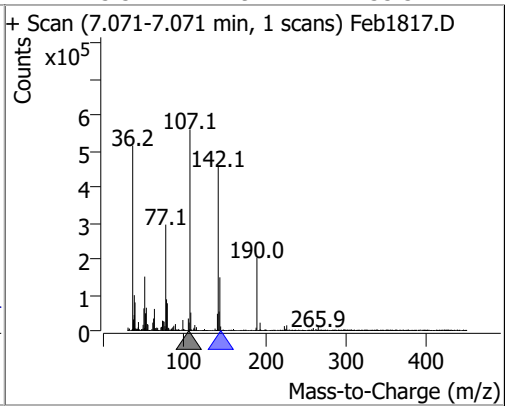

Compound	Conc.	RT	Dev(Min)	Resp.	QIon	QRatio	Lower	Upper
2-Methylnaphthalene	92.1358	7.15	0.01	1348720	142.0	117.1	83.8	155.7
					115.0	42.9	29.2	54.3

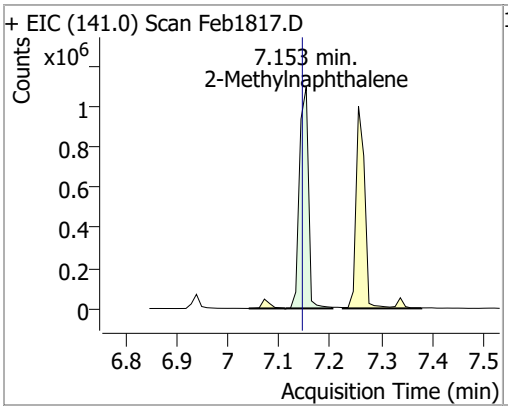

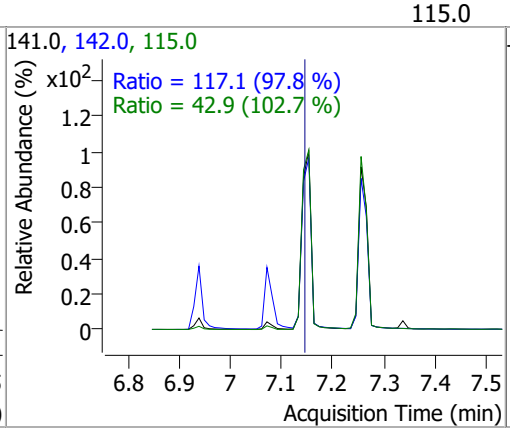

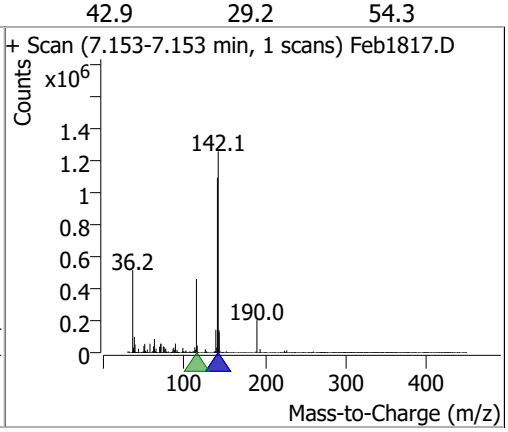

Compound	Conc.	RT	Dev(Min)	Resp.	QIon	QRatio	Lower	Upper
1-Methylnaphthalene	82.2967	7.26	0.00	1169318 (m)	142.0	111.8	79.8	148.2
					115.0	44.0	28.9	53.7

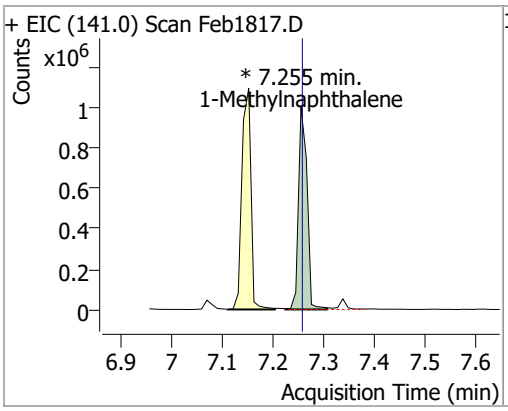

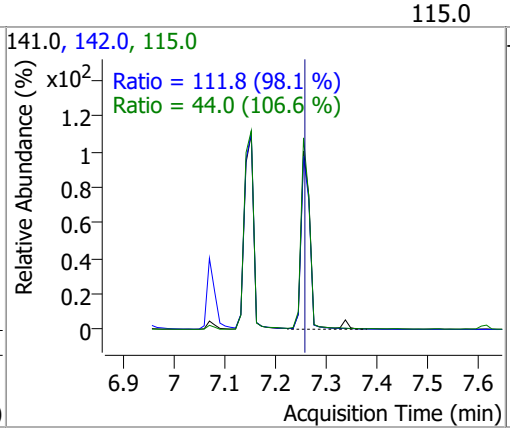

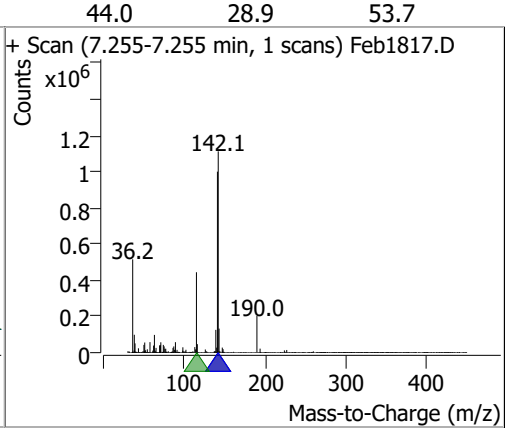

Compound	Conc.	RT	Dev(Min)	Resp.	QIon	QRatio	Lower	Upper
Hexachlorocyclopentadiene	79.9142	7.34	0.00	218680	234.9	60.8	45.2	84.0
					238.9	62.6	44.6	82.9

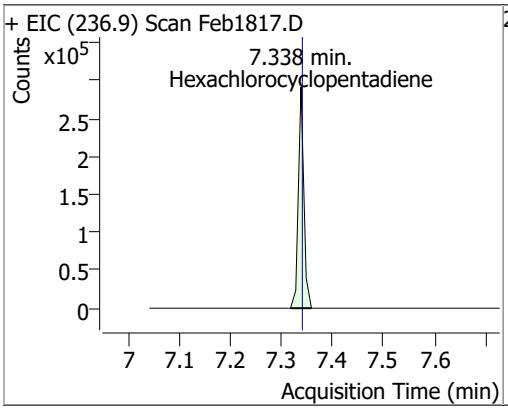

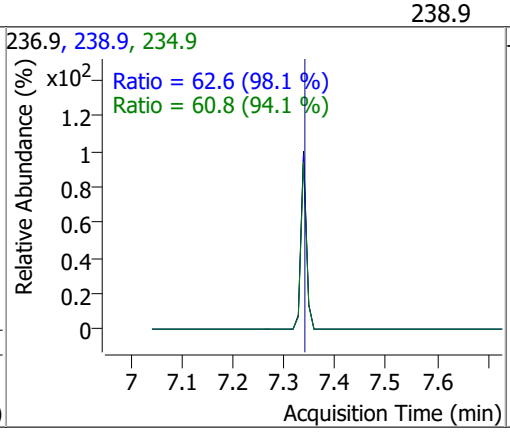

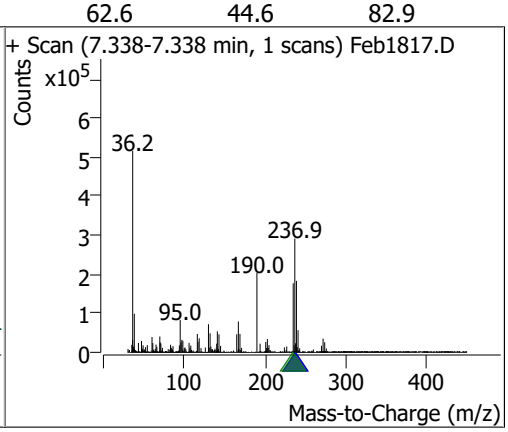

Compound	Conc.	RT	Dev(Min)	Resp.	QIon	QRatio	Lower	Upper
2,4,6-Trichlorophenol	94.1385	7.52	0.00	452699 (m)	198.0	96.4	67.6	125.5

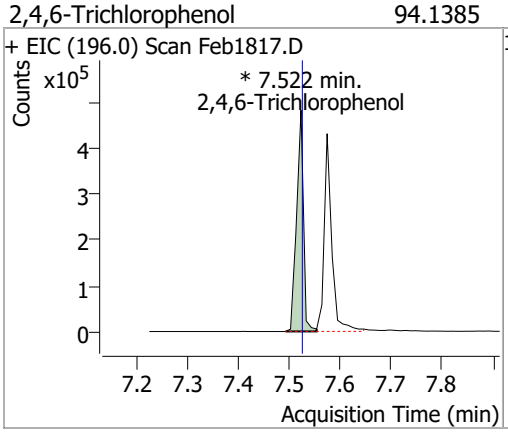

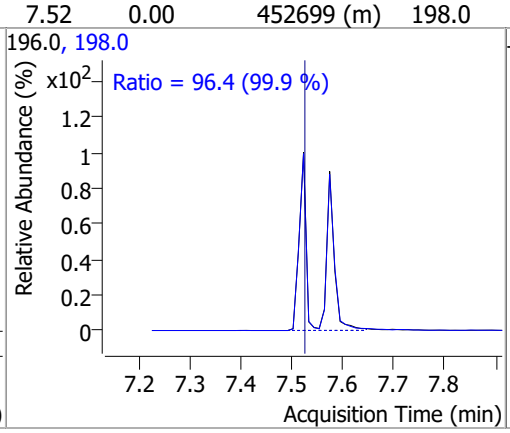

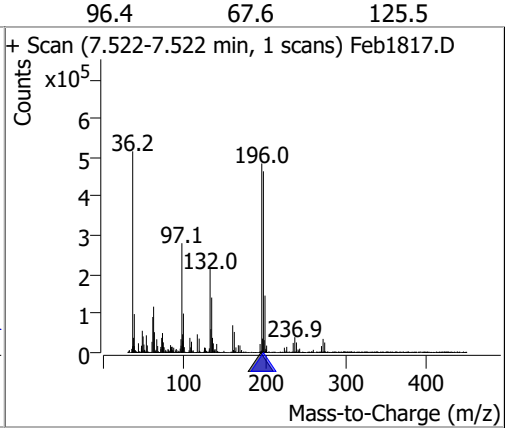

Compound	Conc.	RT	Dev(Min)	Resp.	QIon	QRatio	Lower	Upper
2,4,5-Trichlorophenol	83.4736	7.57	0.00	446352 (m)	198.0	96.1	63.2	117.3

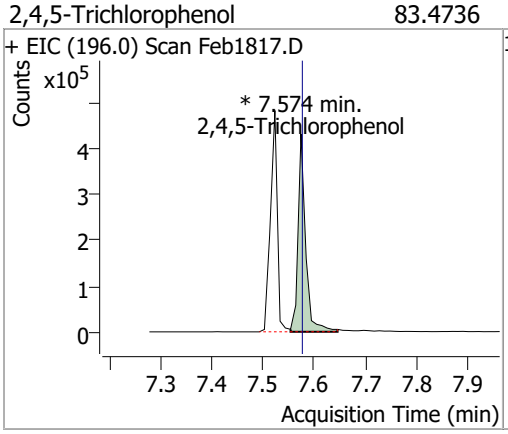

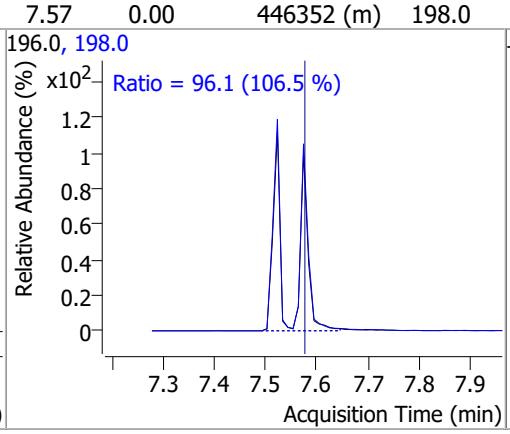

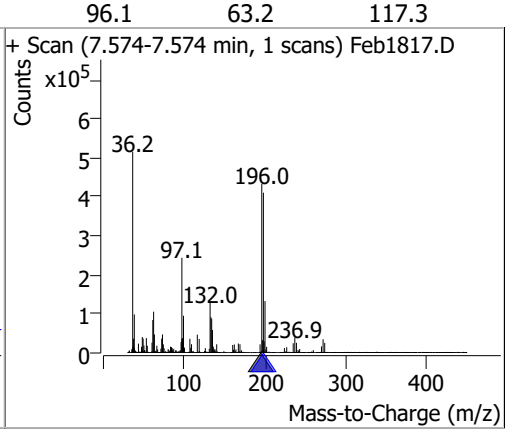

Compound	Conc.	RT	Dev(Min)	Resp.	QIon	QRatio	Lower	Upper
2-Fluorobiphenyl	85.7735	7.61	0.01	1661623	171.0	34.6	24.0	44.5

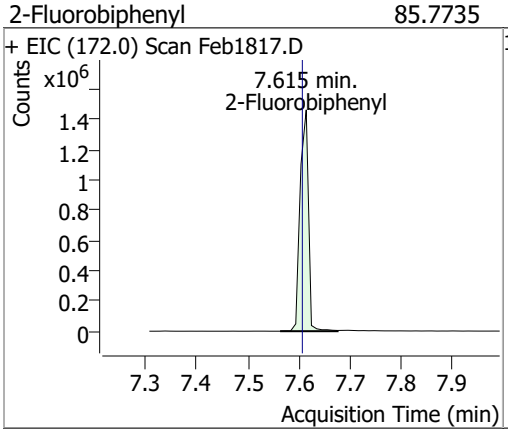

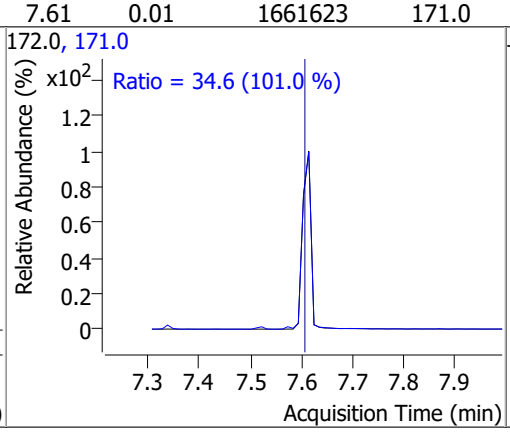

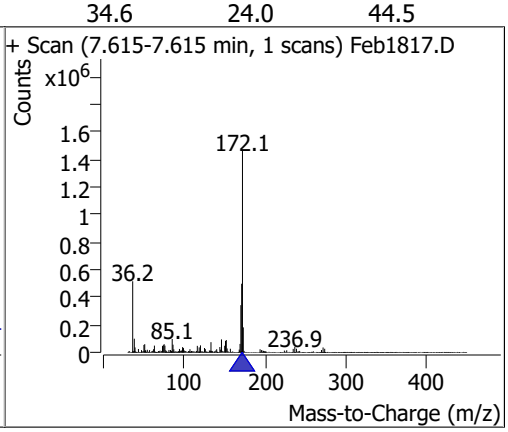

Compound	Conc.	RT	Dev(Min)	Resp.	QIon	QRatio	Lower	Upper
2-Chloronaphthalene	87.3647	7.72	0.00	1420664	127.0	37.8	25.1	46.7
					164.0	33.0	22.5	41.7

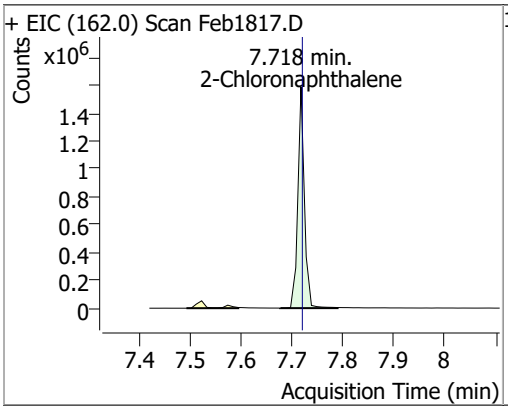

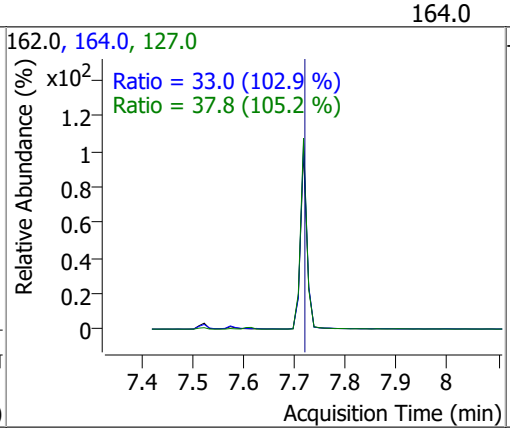

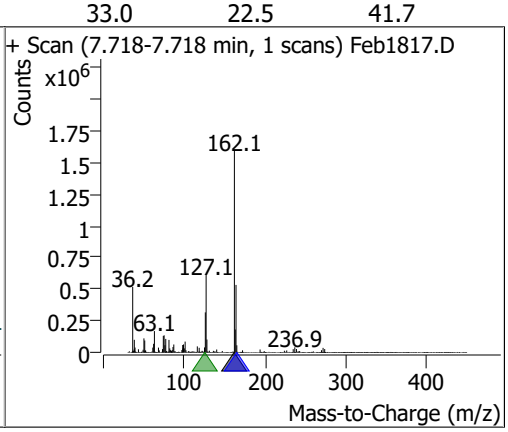

Compound	Conc.	RT	Dev(Min)	Resp.	QIon	QRatio	Lower	Upper
2-Nitroaniline	98.2821	7.89	0.01	287797	138.0	111.6	77.4	143.7

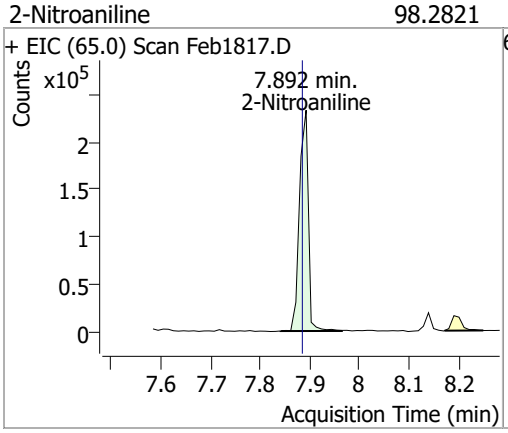

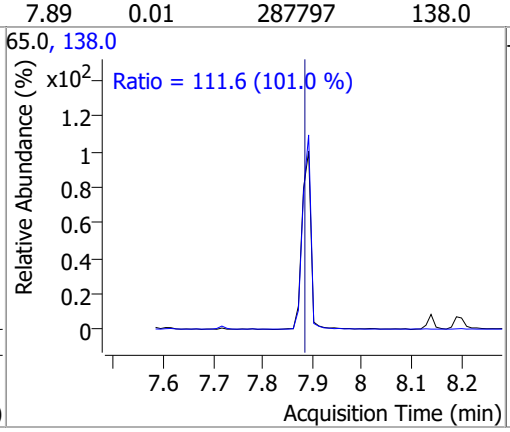

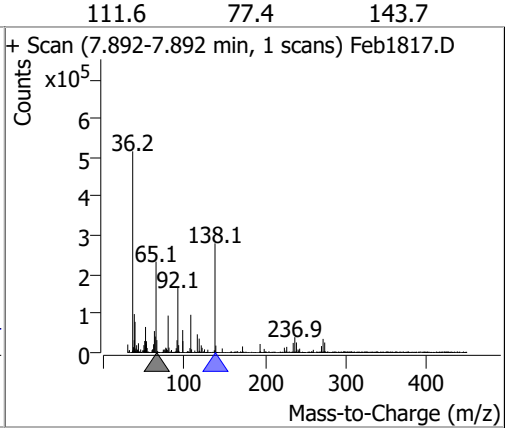

Compound	Conc.	RT	Dev(Min)	Resp.	QIon	QRatio	Lower	Upper
Dimethyl Phthalate	99.5583	8.14	0.00	1658944	77.0	20.8	13.8	25.7

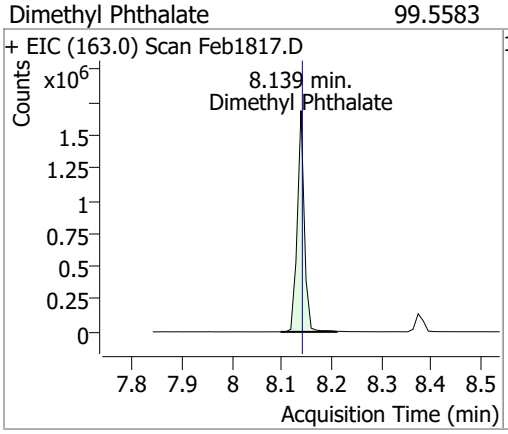

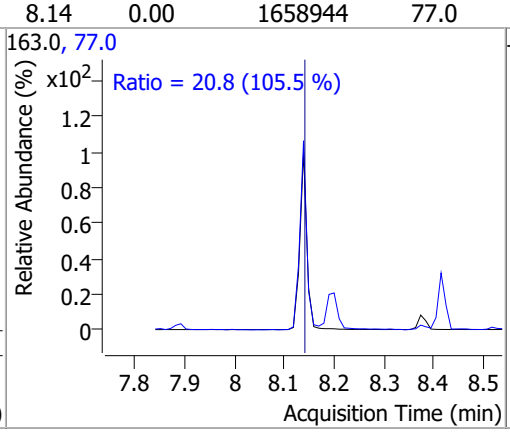

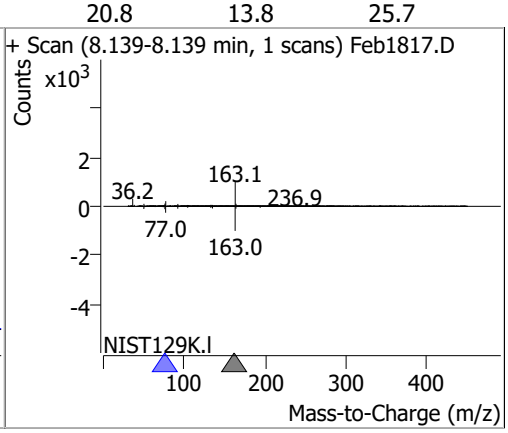

Compound	Conc.	RT	Dev(Min)	Resp.	QIon	QRatio	Lower	Upper
2,6-Dinitrotoluene	94.6751	8.19	0.00	213503	63.0	126.8	99.5	184.8
					89.0	59.2	43.3	80.3

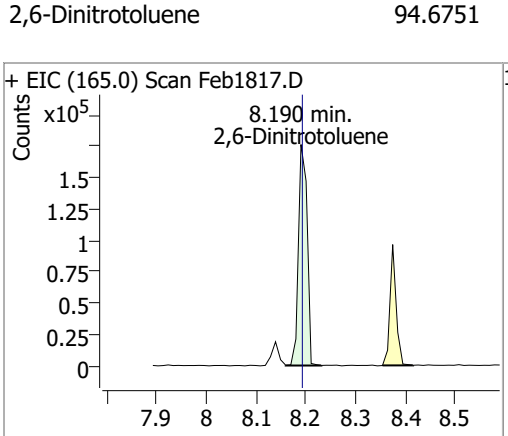

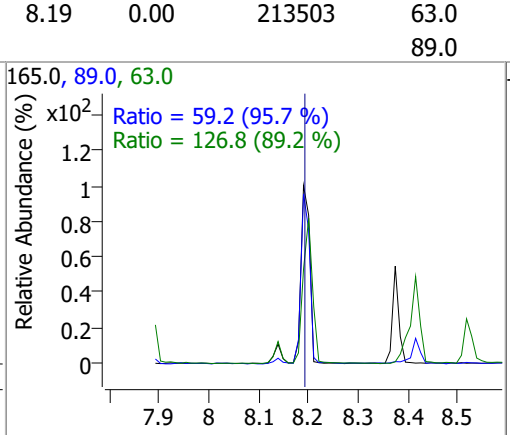

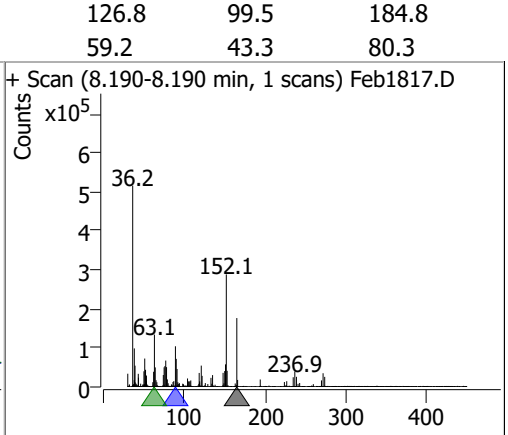

Compound	Conc.	RT	Dev(Min)	Resp.	QIon	QRatio	Lower	Upper
Acenaphthylene	88.8083	8.20	0.00	2307362	153.1	14.1	9.6	17.7

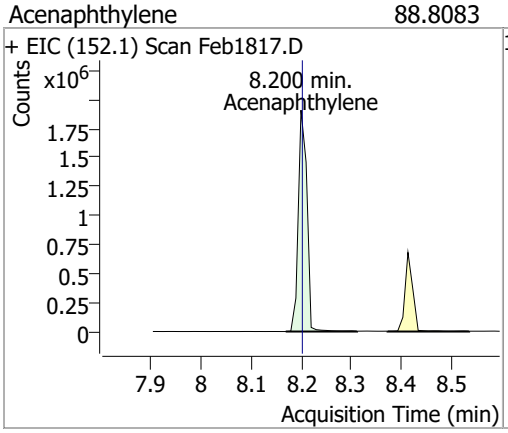

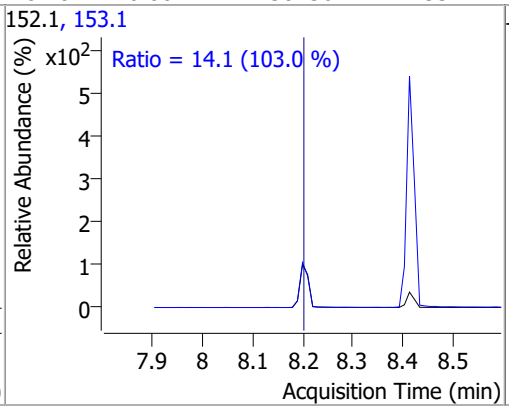

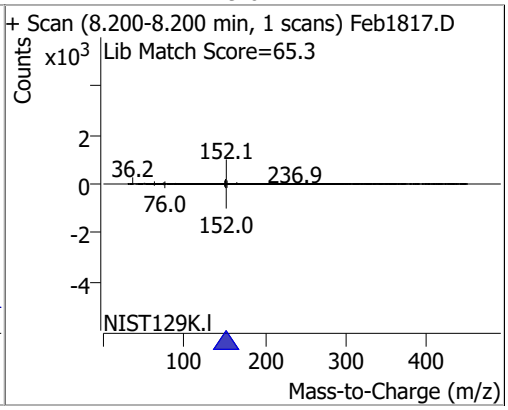

Compound	Conc.	RT	Dev(Min)	Resp.	QIon	QRatio	Lower	Upper
3-Nitroaniline	85.9335	8.39	0.00	220827	65.0	135.0	90.4	167.8
					92.0	112.5	74.7	138.7

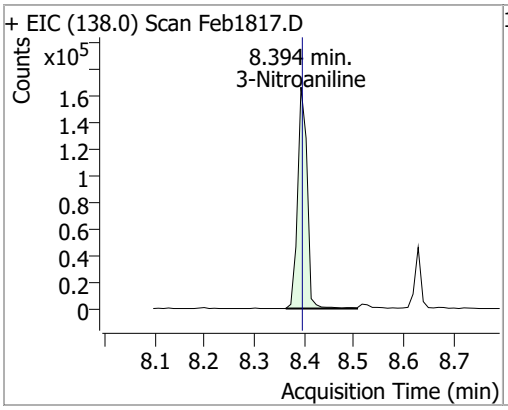

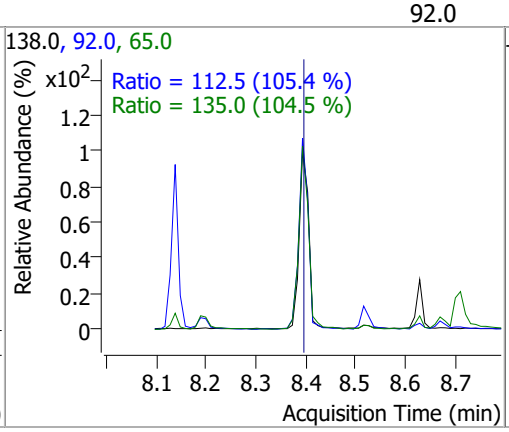

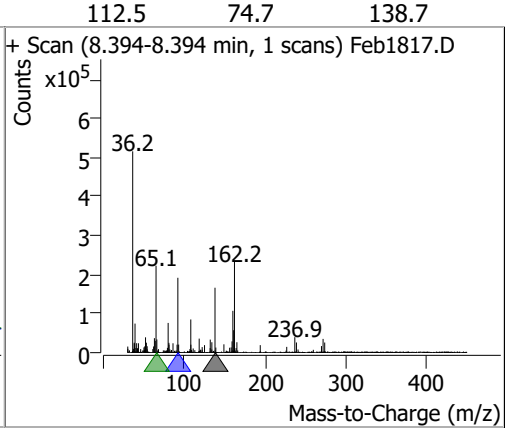

Compound	Conc.	RT	Dev(Min)	Resp.	QIon	QRatio	Lower	Upper
Acenaphthene	98.2159	8.41	0.00	1443838	153.0	103.3	74.5	138.4
					152.0	51.2	36.3	67.4

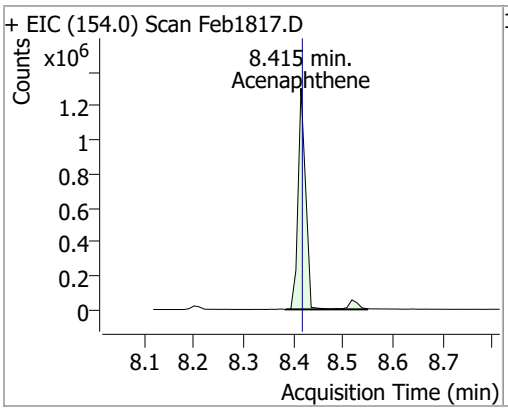

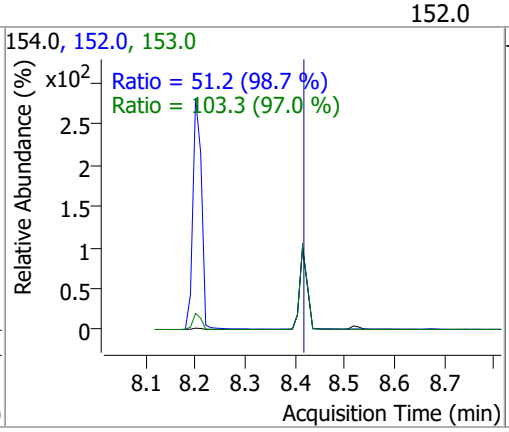

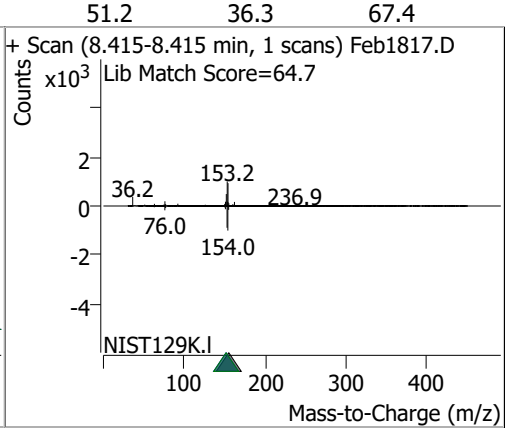

Compound	Conc.	RT	Dev(Min)	Resp.	QIon	QRatio	Lower	Upper
2,4-Dinitrophenol	92.7690	8.52	0.00	109510	154.0	69.6	43.9	81.5

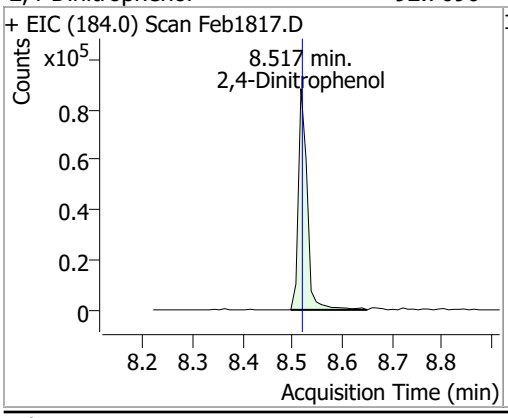

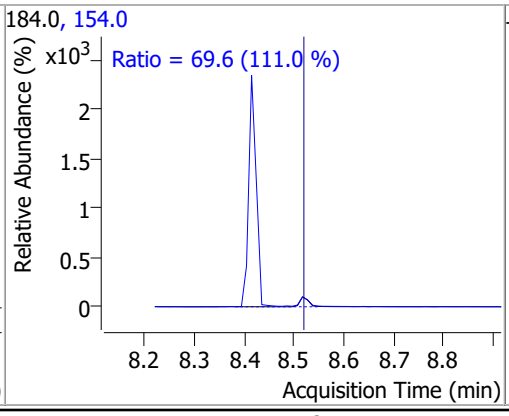

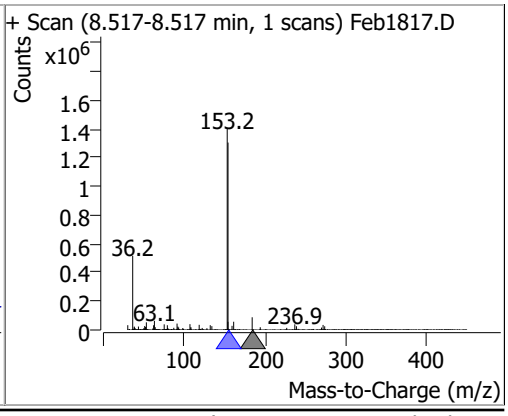

Compound	Conc.	RT	Dev(Min)	Resp.	QIon	QRatio	Lower	Upper
Dibenzofuran	90.9985	8.63	0.00	2194616	139.0	39.5	26.3	48.8

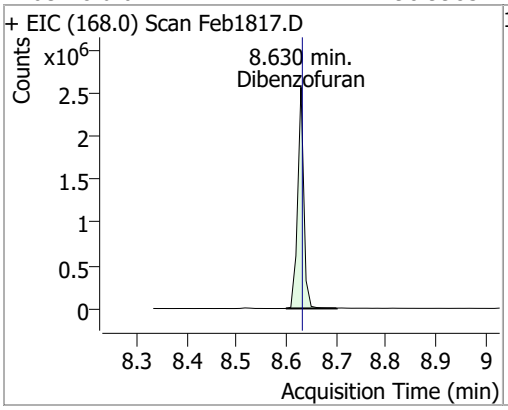

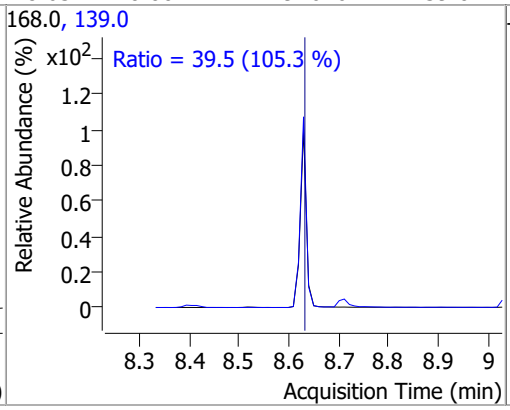

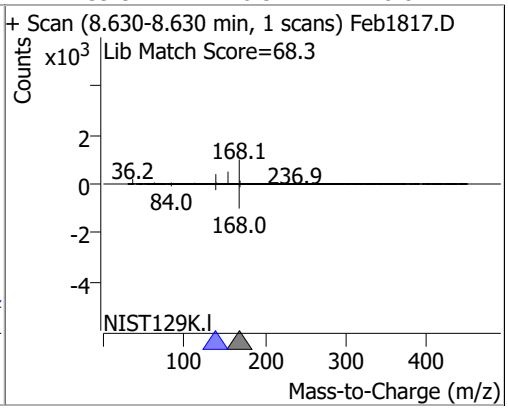

Compound	Conc.	RT	Dev(Min)	Resp.	QIon	QRatio	Lower	Upper
2,4-Dinitrotoluene	94.5728	8.67	0.00	272504	89.0	77.1	55.4	102.9
					63.0	46.3	33.9	62.9

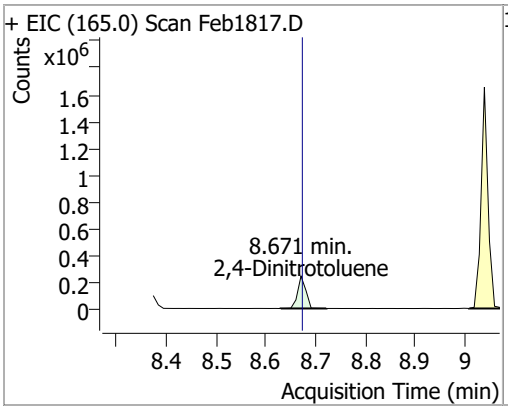

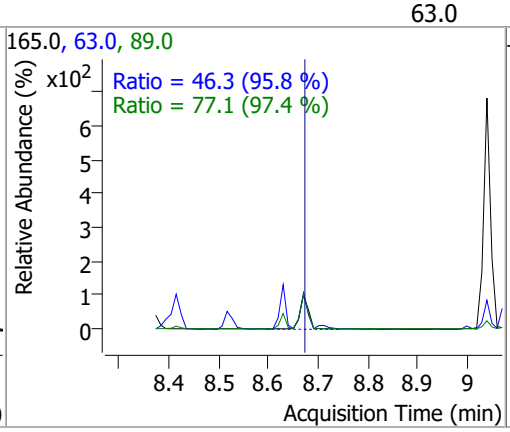

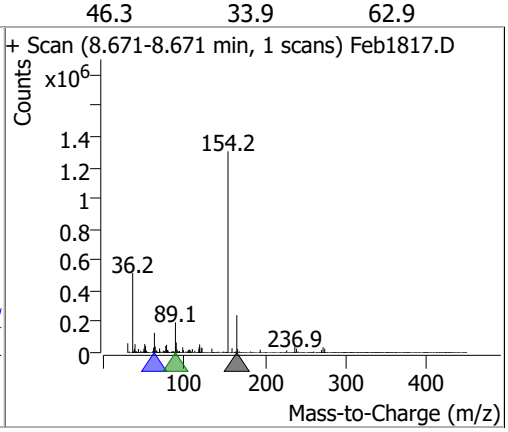

Compound	Conc.	RT	Dev(Min)	Resp.	QIon	QRatio	Lower	Upper
4-Nitrophenol	39.1277	8.71	0.01	100807	65.0	73.2	50.4	93.6
					139.0	70.0	49.8	92.5

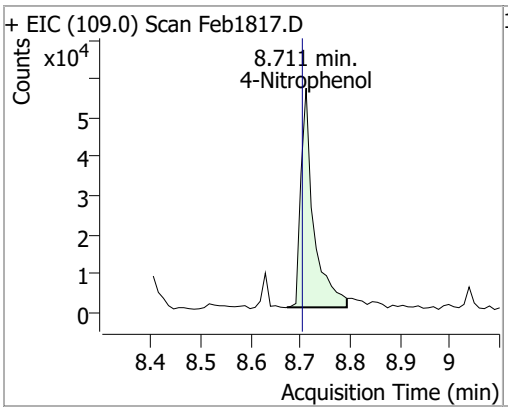

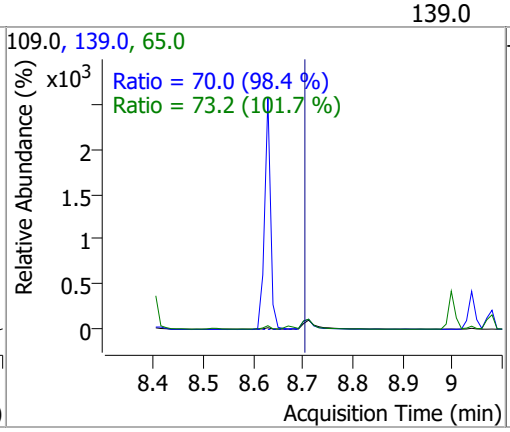

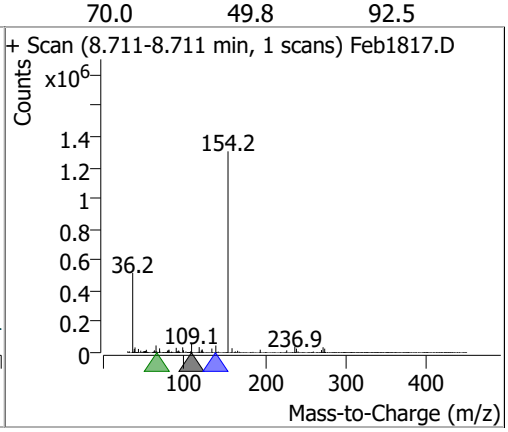

Compound	Conc.	RT	Dev(Min)	Resp.	QIon	QRatio	Lower	Upper
Diethylphthalate	95.2040	9.00	0.00	1643005	177.0	21.2	14.5	27.0
					150.0	12.6	8.7	16.2

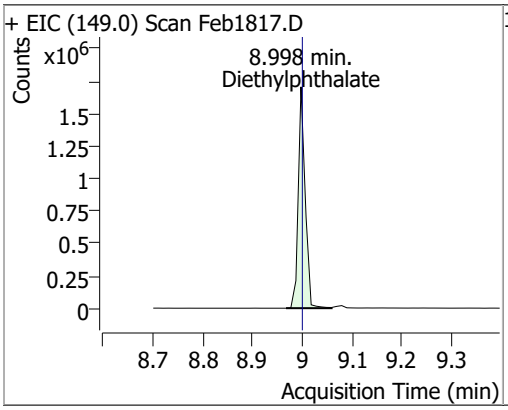

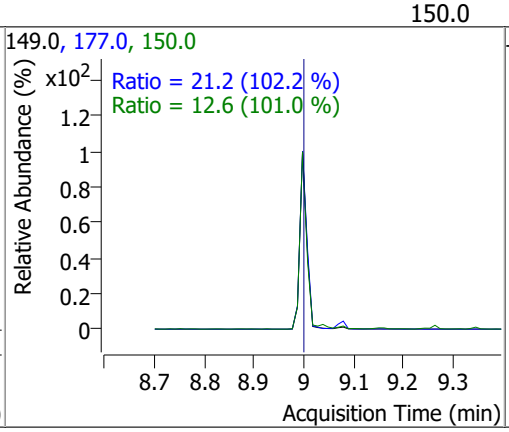

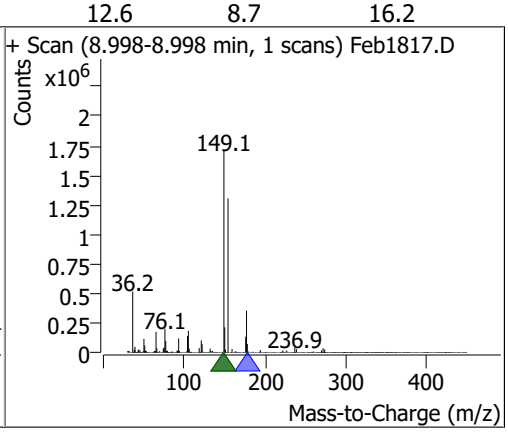

Compound	Conc.	RT	Dev(Min)	Resp.	QIon	QRatio	Lower	Upper
Fluorene	88.3509	9.04	0.00	1722341	165.0	93.1	65.4	121.4
					167.0	13.7	9.6	17.8

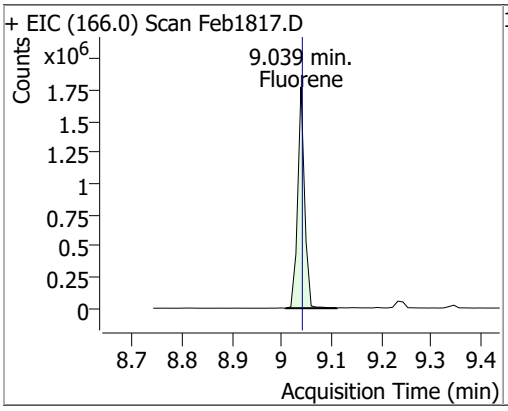

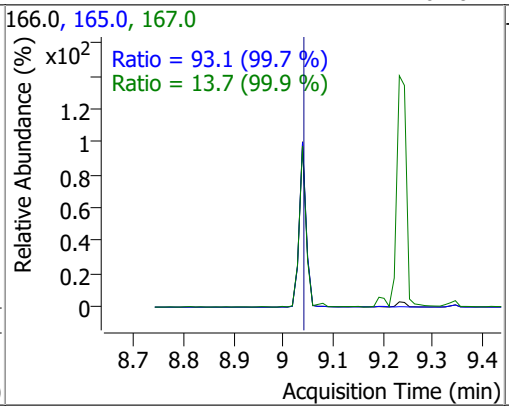

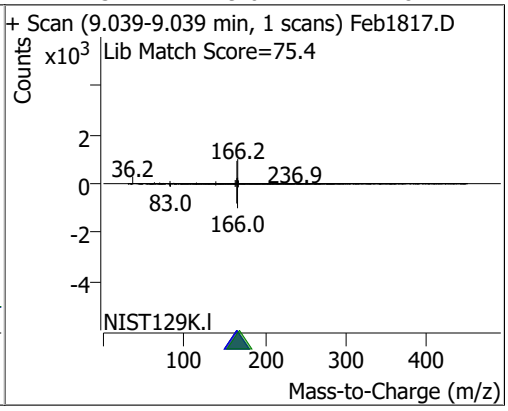

Compound	Conc.	RT	Dev(Min)	Resp.	QIon	QRatio	Lower	Upper
4-Chlorophenyl-phenylether	104.6332	9.08	0.01	933069	141.0	62.9	42.8	79.6
					206.0	33.9	23.6	43.9

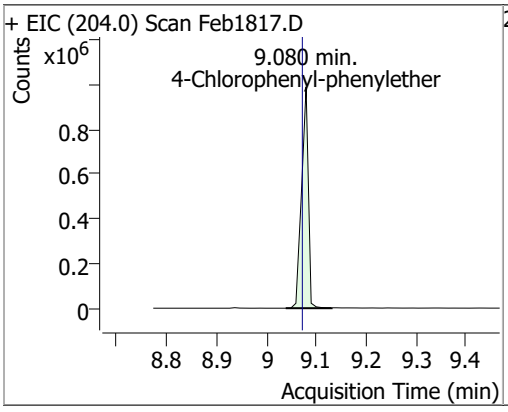

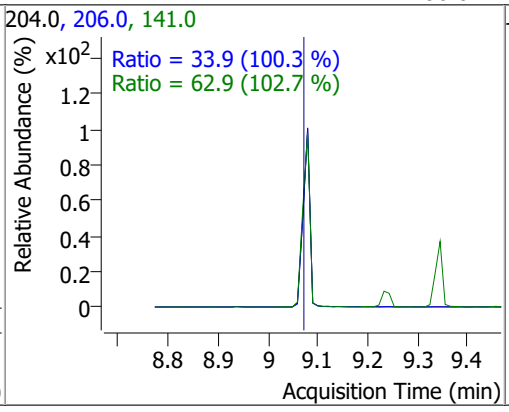

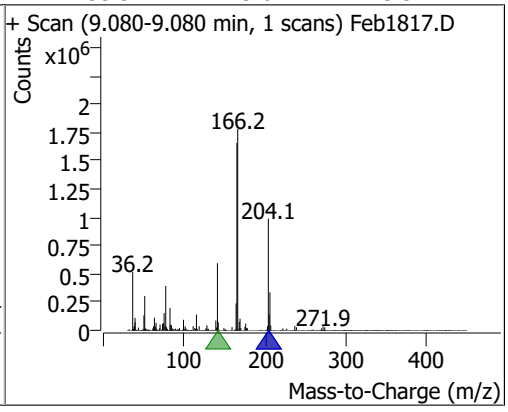

Compound	Conc.	RT	Dev(Min)	Resp.	QIon	QRatio	Lower	Upper
4-Nitroaniline	96.5971	9.15	0.01	276941	65.0	113.8	78.9	146.6
					92.0	49.4	34.5	64.1

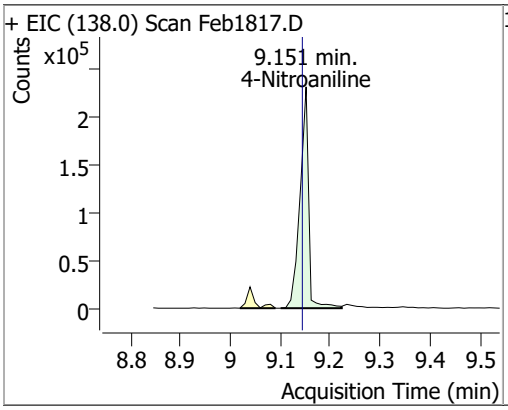

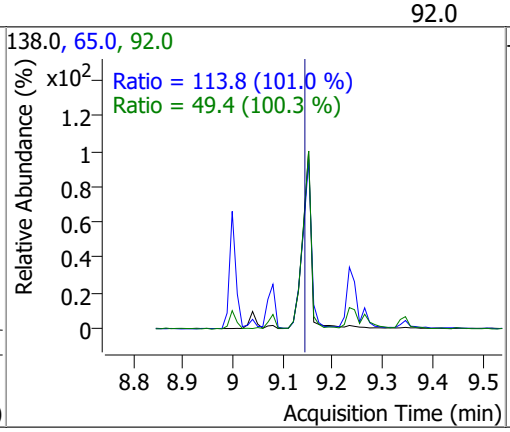

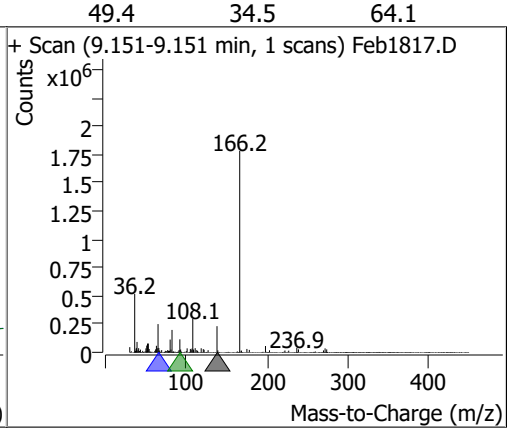

Compound	Conc.	RT	Dev(Min)	Resp.	QIon	QRatio	Lower	Upper
4,6-Dinitro-2-methylphenol	88.0254	9.16	0.01	153887	121.0	47.6	35.1	65.3

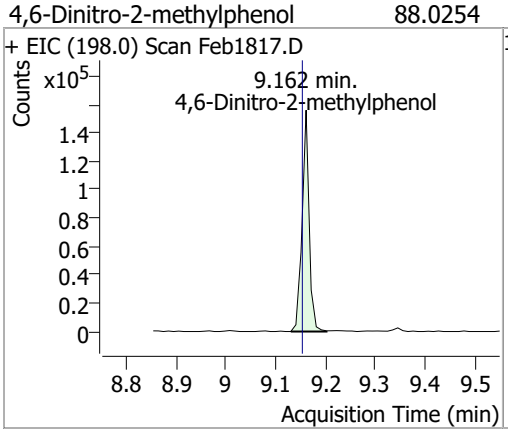

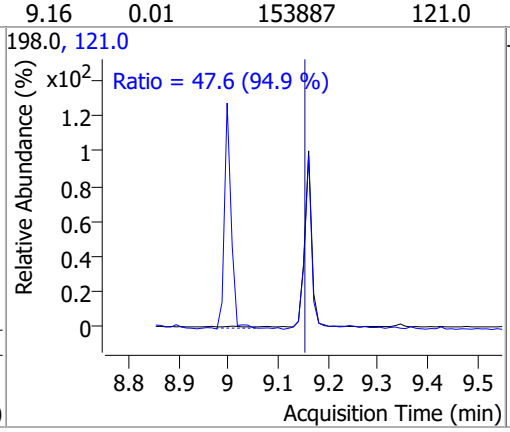

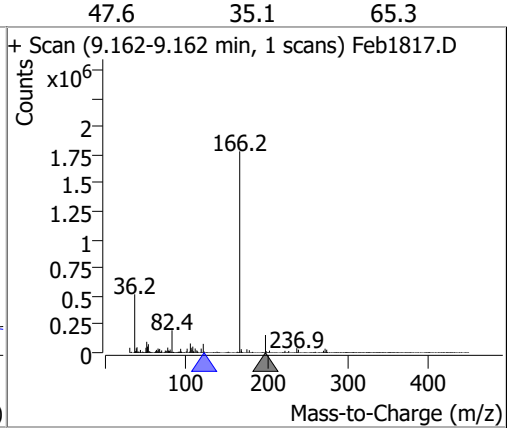

Compound	Conc.	RT	Dev(Min)	Resp.	QIon	QRatio	Lower	Upper
N-nitrosodiphenylamine	99.4366	9.23	0.00	1323156	168.0	61.2	44.0	81.7
					167.0	35.1	23.9	44.3

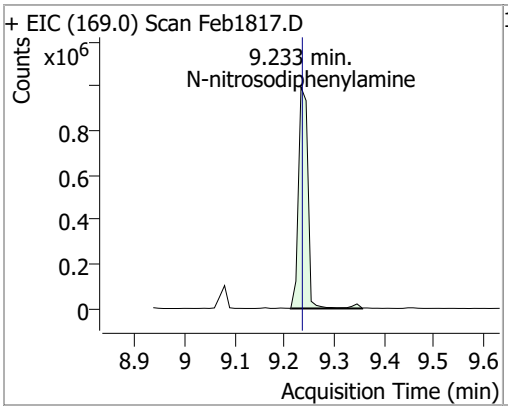

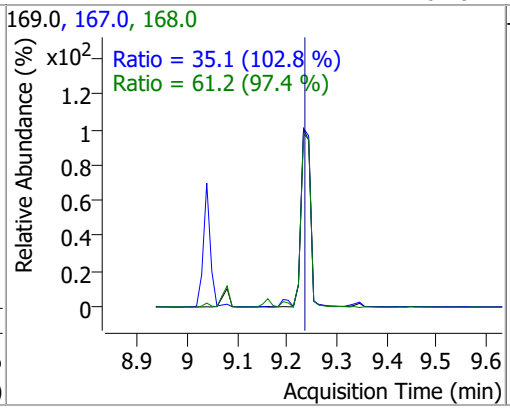

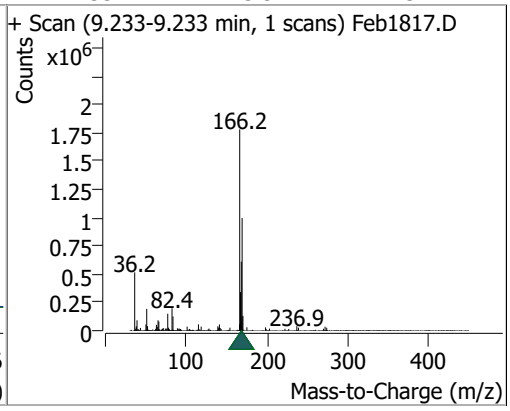

Compound	Conc.	RT	Dev(Min)	Resp.	QIon	QRatio	Lower	Upper
Azobenzene	86.3002	9.26	0.00	1523922	51.0	51.3	31.6	58.7
					182.0	24.4	16.9	31.4

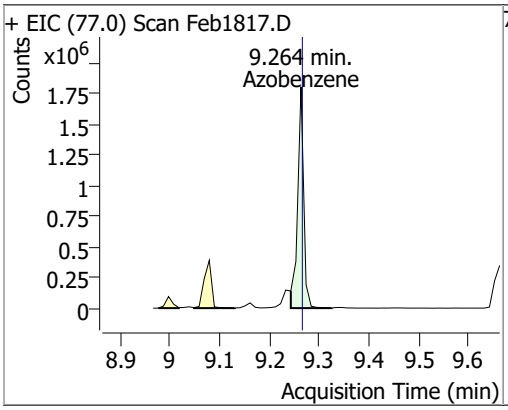

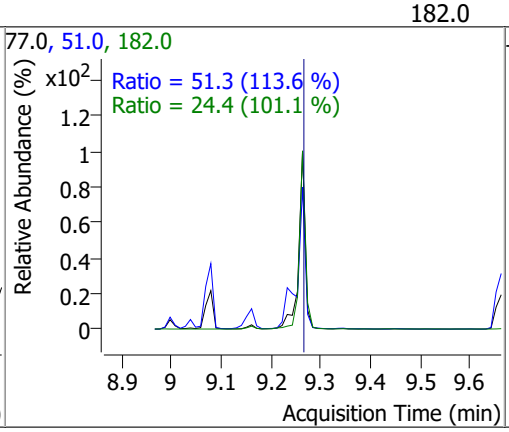

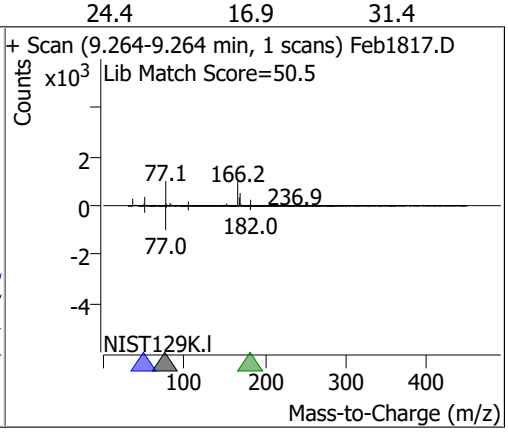

Compound	Conc.	RT	Dev(Min)	Resp.	QIon	QRatio	Lower	Upper
2,4,6-Tribromophenol	182.5204	9.35	0.01	367875	331.8	90.3	68.5	127.2

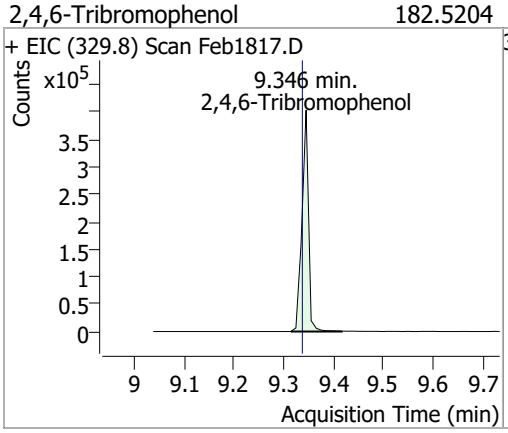

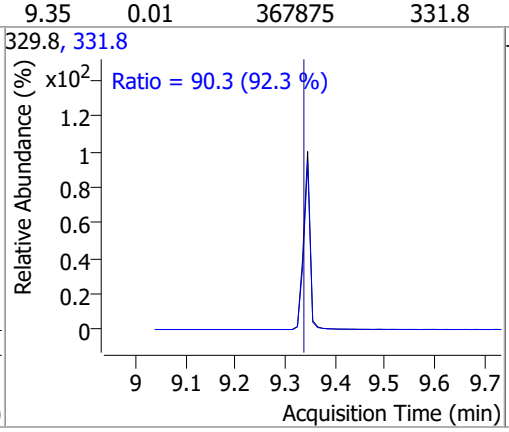

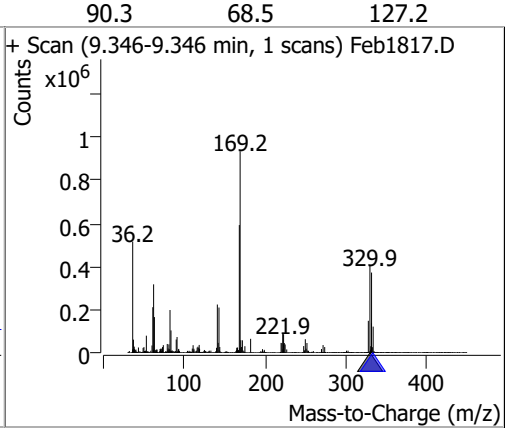

Compound	Conc.	RT	Dev(Min)	Resp.	QIon	QRatio	Lower	Upper
4-Bromophenyl-phenylether	100.4969	9.66	0.01	518024	141.0	101.2	69.1	128.4
					250.0	99.2	68.8	127.7

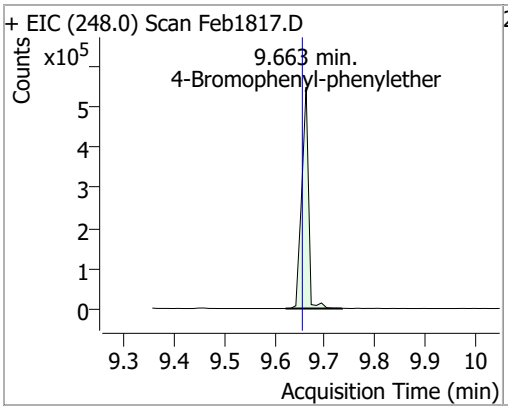

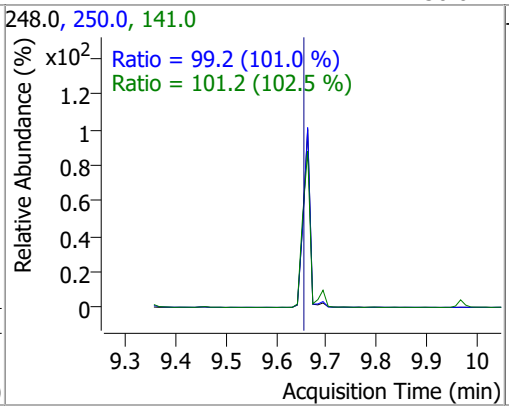

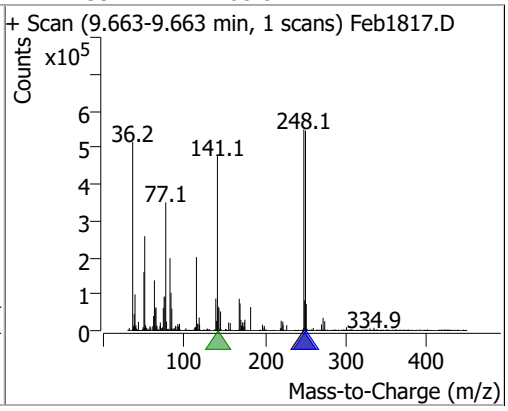

Compound	Conc.	RT	Dev(Min)	Resp.	QIon	QRatio	Lower	Upper
Hexachlorobenzene	93.2563	9.69	0.00	474881	142.0	53.7	37.7	70.0

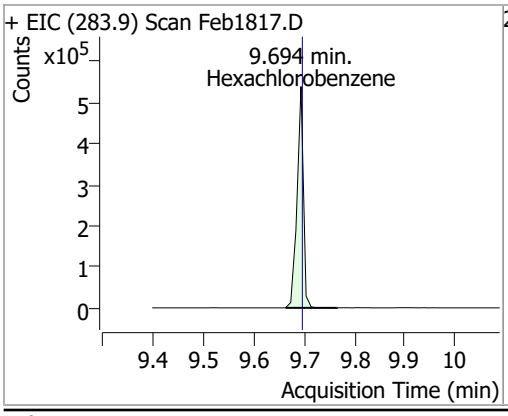

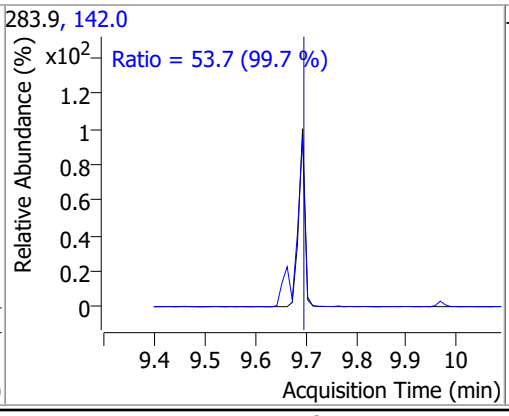

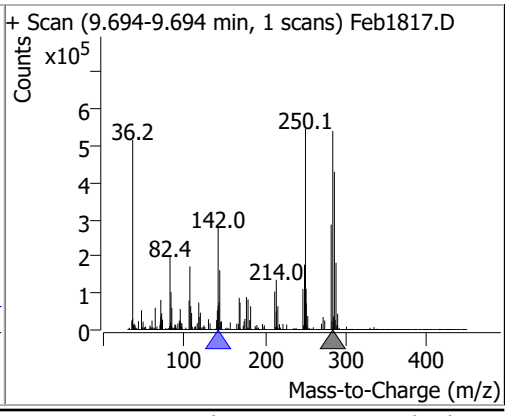

Compound	Conc.	RT	Dev(Min)	Resp.	QIon	QRatio	Lower	Upper
Pentachlorophenol	103.9201	9.97	0.00	261837	267.9	62.0	41.5	77.2
					263.9	62.2	41.2	76.6

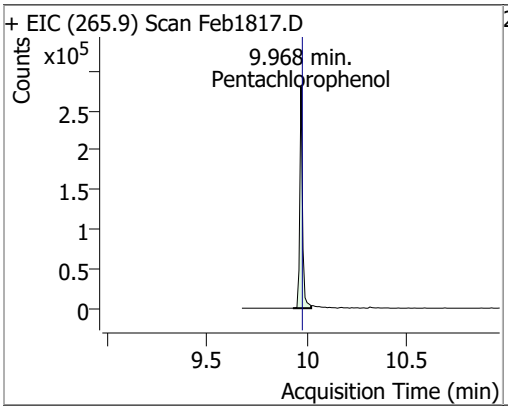

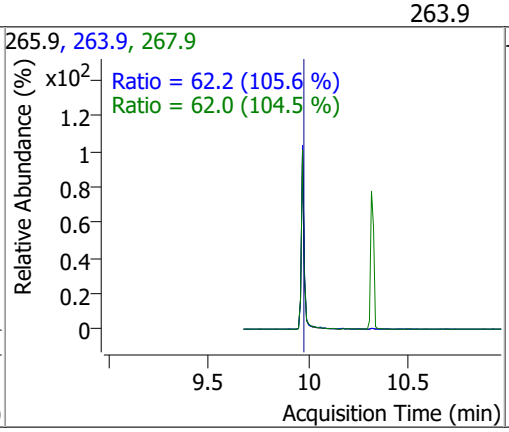

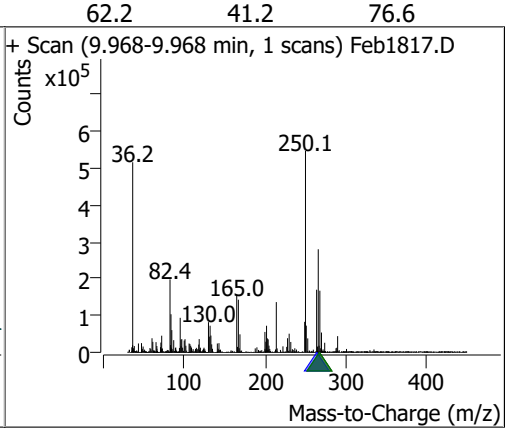

Compound	Conc.	RT	Dev(Min)	Resp.	QIon	QRatio	Lower	Upper
Phenanthrene	93.7934	10.19	0.01	2554166	176.0	19.0	13.0	24.1

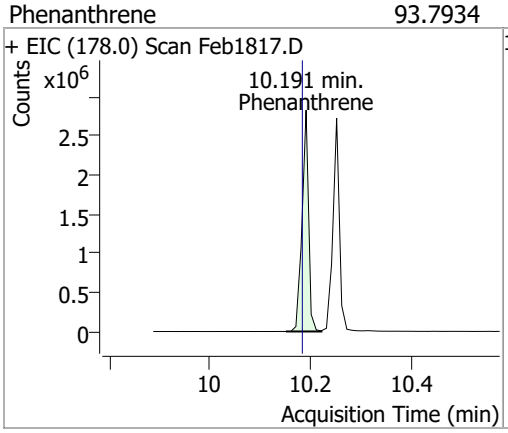

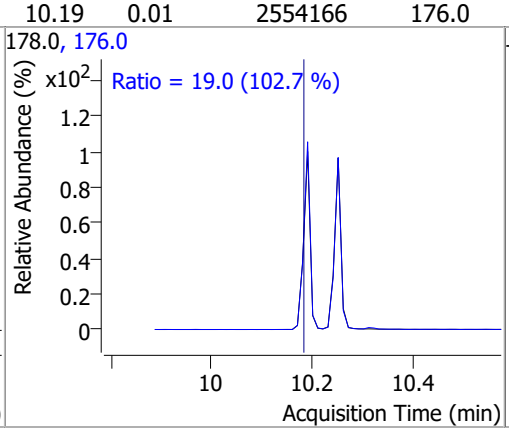

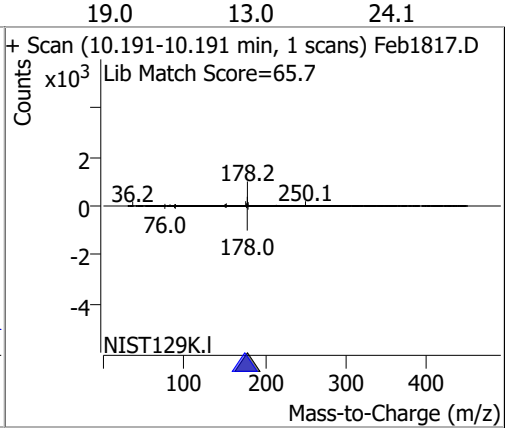

Compound	Conc.	RT	Dev(Min)	Resp.	QIon	QRatio	Lower	Upper
Anthracene	94.9415	10.25	0.00	2466442 (m)	176.0	18.0	12.9	23.9

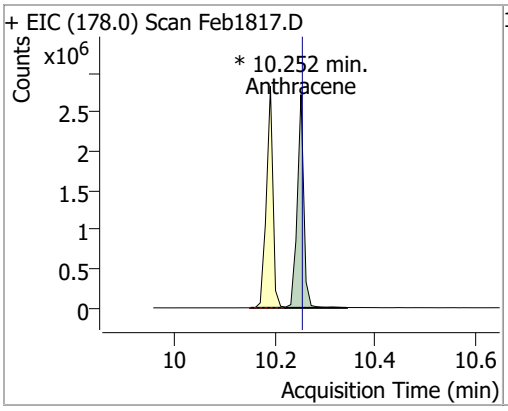

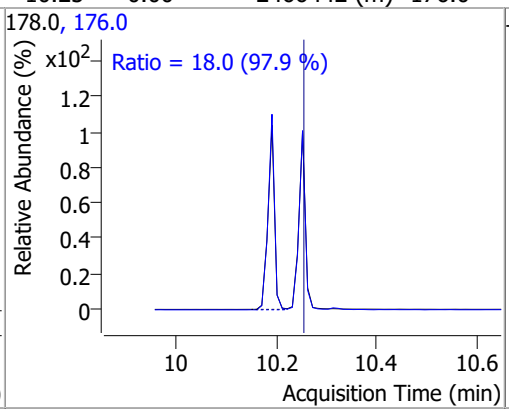

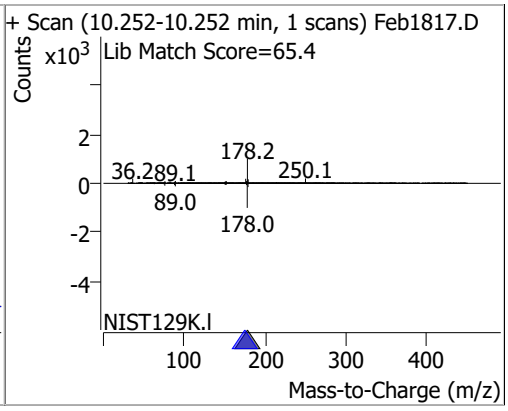

Compound	Conc.	RT	Dev(Min)	Resp.	QIon	QRatio	Lower	Upper
Triallate	92.2071	10.31	0.00	582930	268.0	24.6	16.9	31.4
					143.0	22.9	15.8	29.3

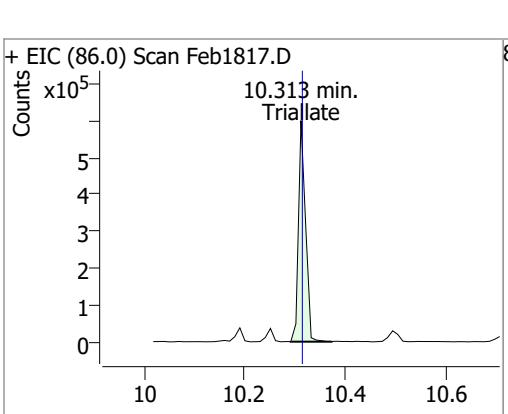

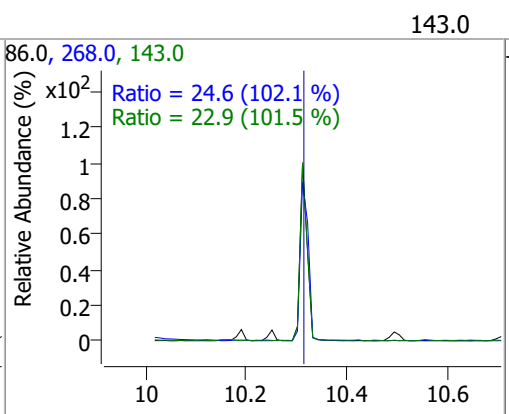

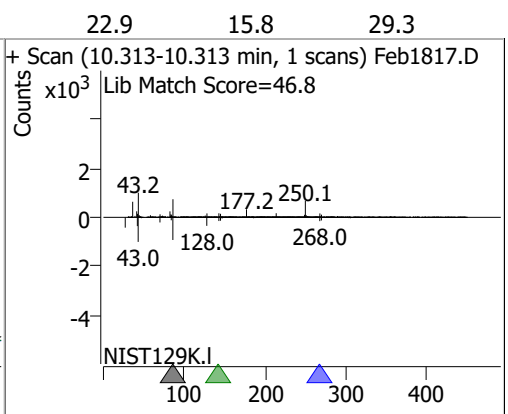

Compound	Conc.	RT	Dev(Min)	Resp.	QIon	QRatio	Lower	Upper
Carbazole	98.8542	10.49	0.00	2612382	139.0	13.2	9.0	16.7

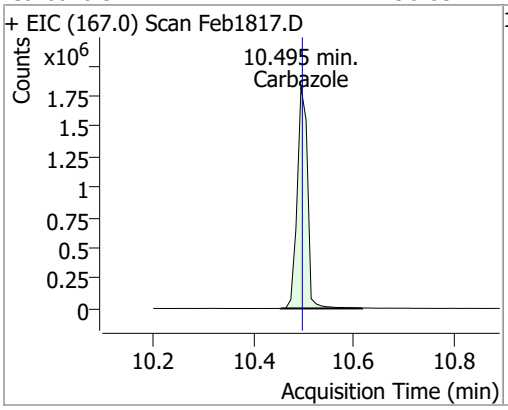

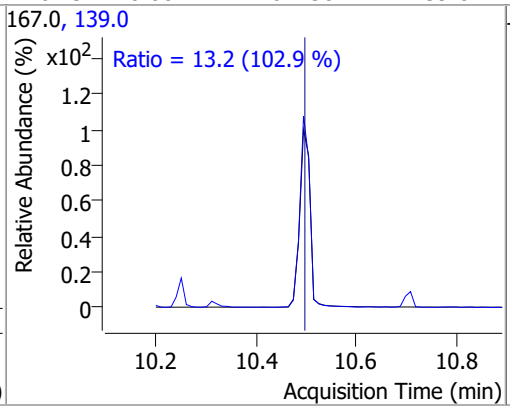

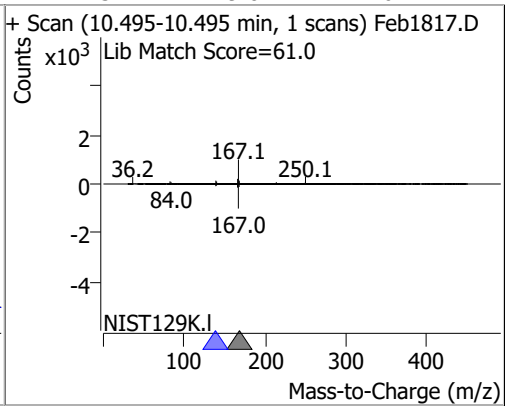

Compound	Conc.	RT	Dev(Min)	Resp.	QIon	QRatio	Lower	Upper
o-Terphenyl	95.1386	10.71	0.01	1384295	229.0	64.6	45.4	84.3
					215.0	38.3	25.9	48.1

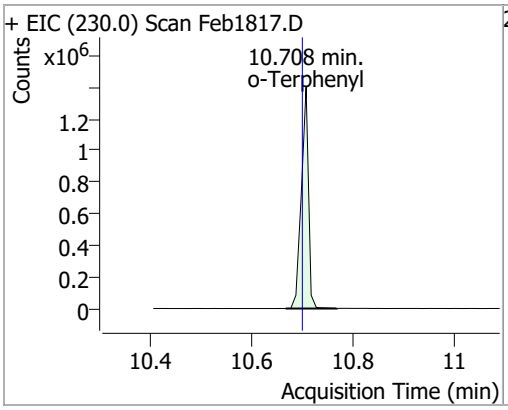

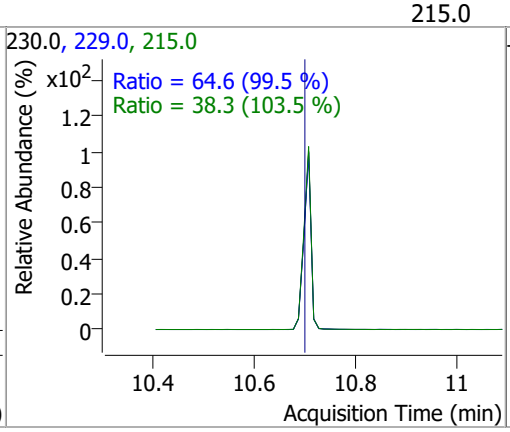

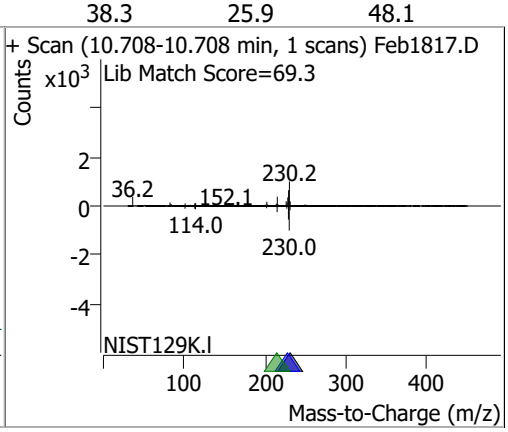

Compound	Conc.	RT	Dev(Min)	Resp.	QIon	QRatio	Lower	Upper
Di-n-Butylphthalate	101.7237	11.08	0.00	2648677	150.0	9.3	6.3	11.8
					104.0	5.8	4.5	8.3

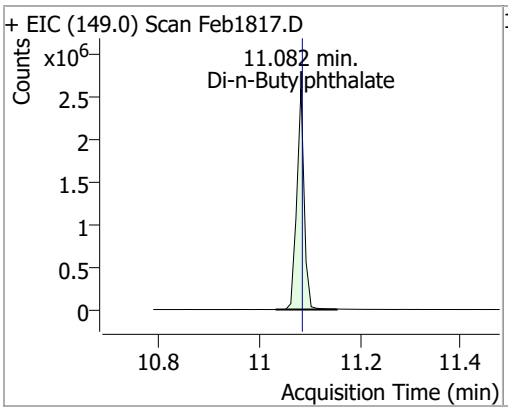

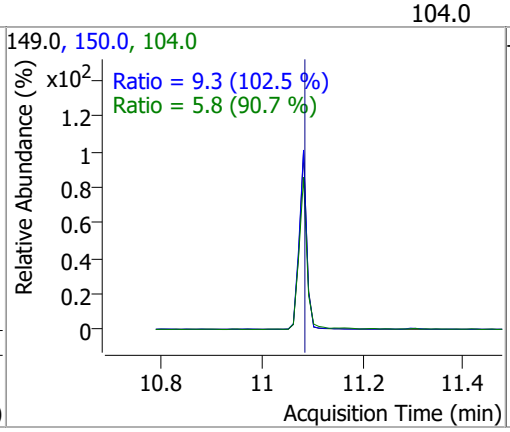

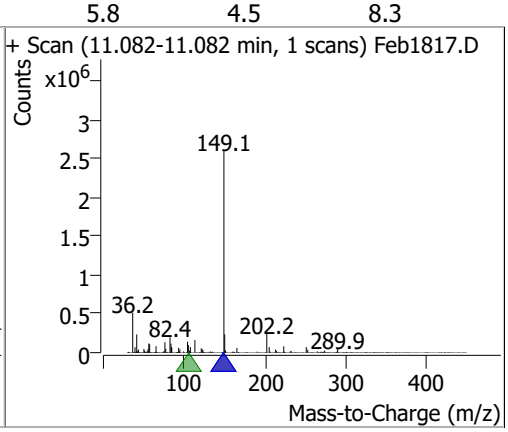

Compound	Conc.	RT	Dev(Min)	Resp.	QIon	QRatio	Lower	Upper
Fluoranthene	96.0829	11.96	0.01	2654095	101.0	13.4	9.4	17.4

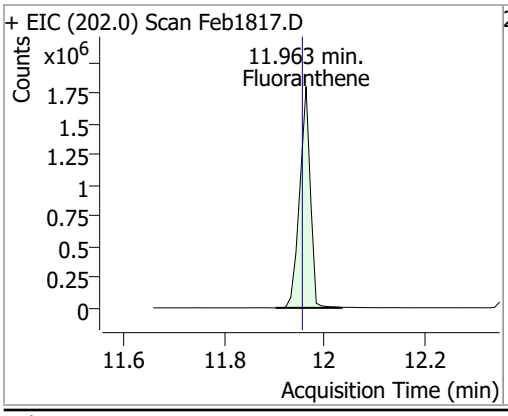

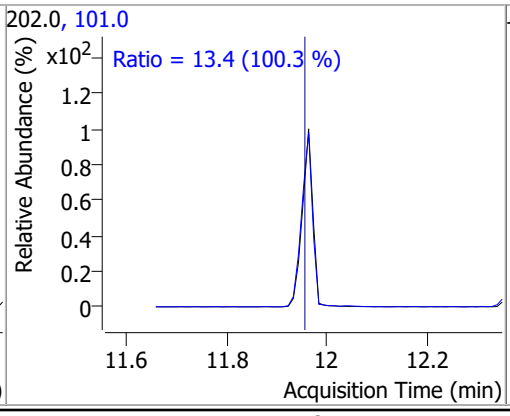

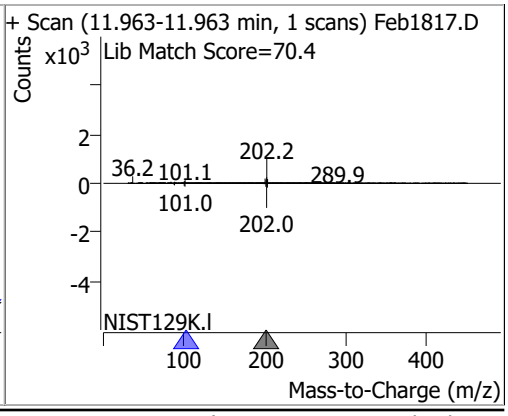

Compound	Conc.	RT	Dev(Min)	Resp.	QIon	QRatio	Lower	Upper
Benzidine	39.5313	12.34	-0.01	399463	183.0	12.1	8.3	15.4
					92.0	9.1	5.8	10.8

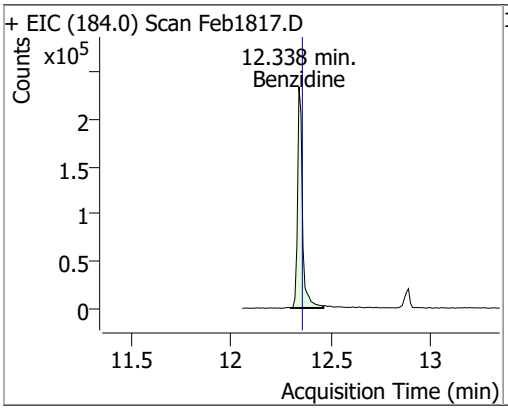

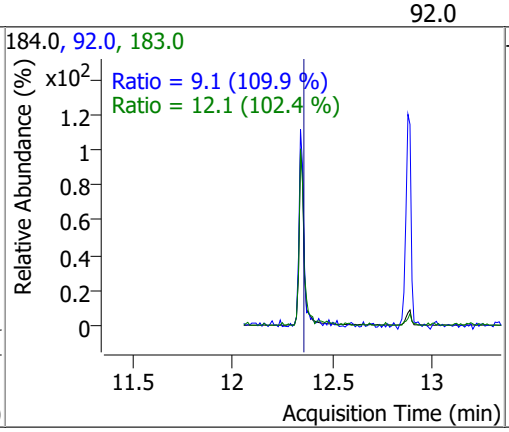

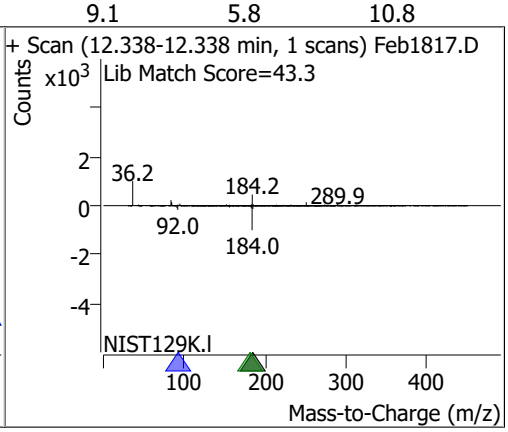

Compound	Conc.	RT	Dev(Min)	Resp.	QIon	QRatio	Lower	Upper
Pyrene	93.8750	12.39	0.01	2820024	101.0	16.3	11.1	20.6

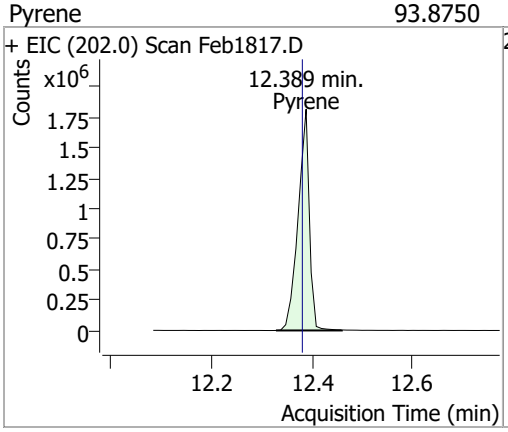

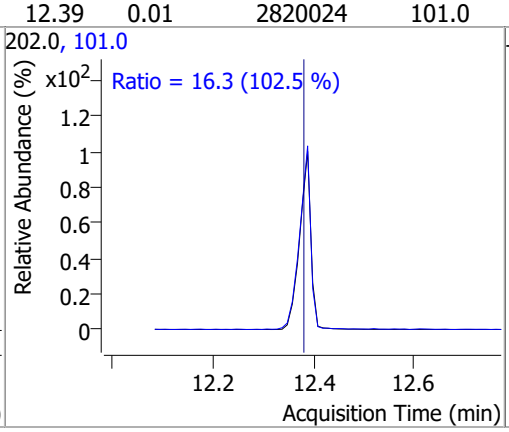

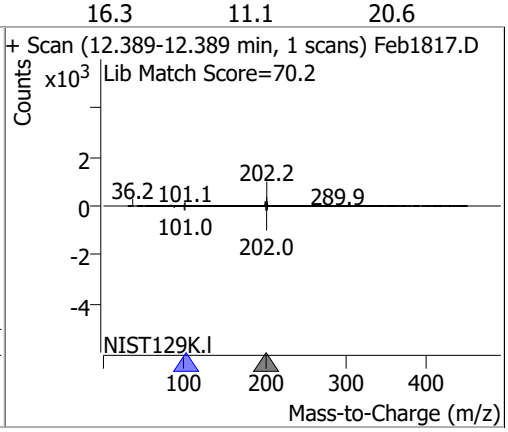

Compound	Conc.	RT	Dev(Min)	Resp.	QIon	QRatio	Lower	Upper
Terphenyl-d14	102.0971	12.89	0.01	2067821	122.0	14.0	10.1	18.7

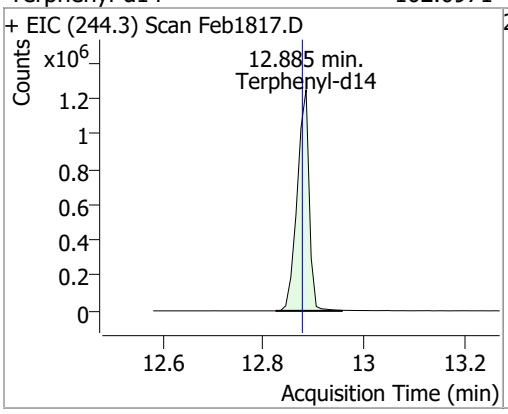

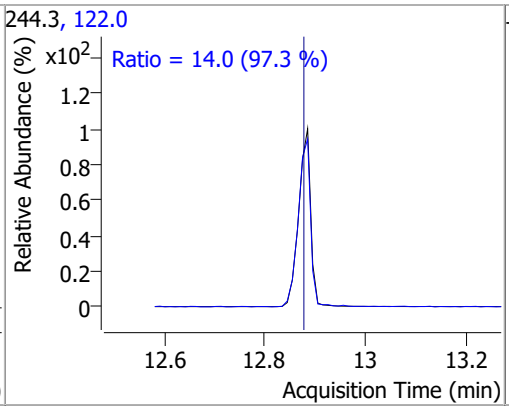

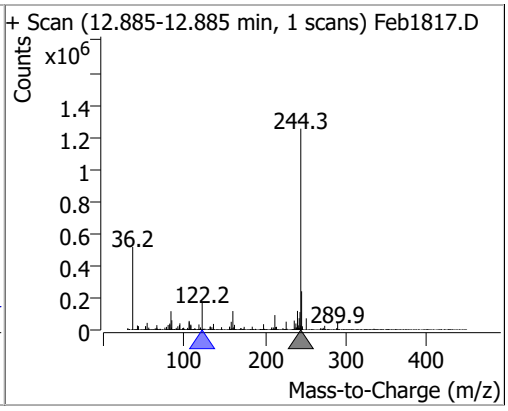

Compound	Conc.	RT	Dev(Min)	Resp.	QIon	QRatio	Lower	Upper
Butylbenzylphthalate	102.1230	14.33	0.01	919992	91.0	83.5	59.6	110.6
					206.0	18.1	12.2	22.7

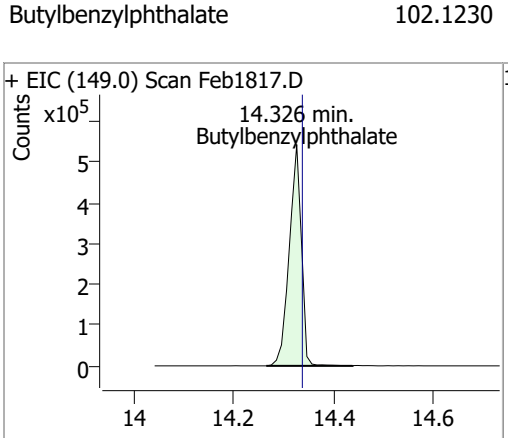

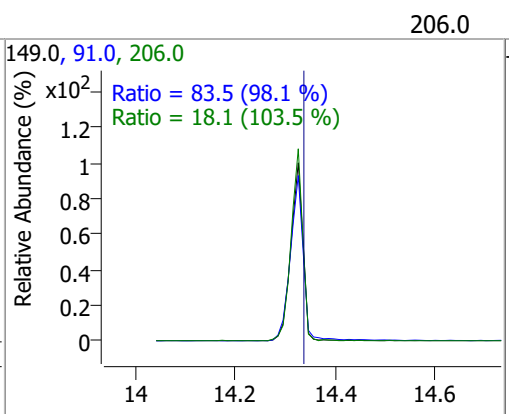

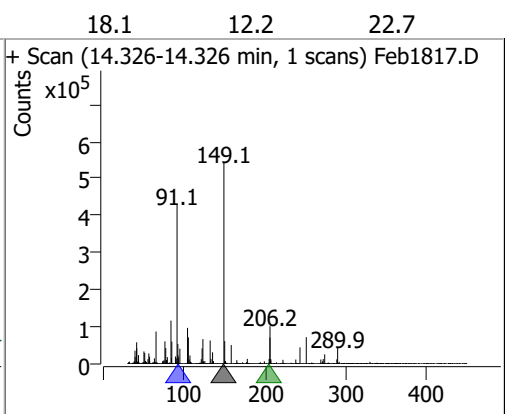

Compound	Conc.	RT	Dev(Min)	Resp.	QIon	QRatio	Lower	Upper
Benzo(a)Anthracene	105.0410	15.53	0.02	2336100	226.0	26.6	18.8	34.9
					229.0	20.7	14.7	27.4

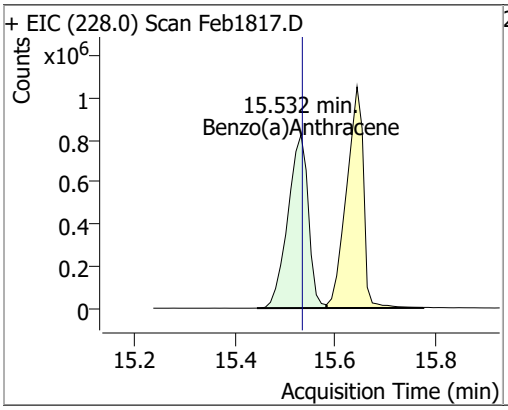

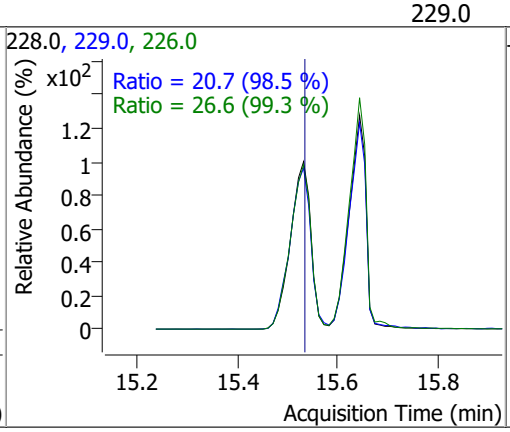

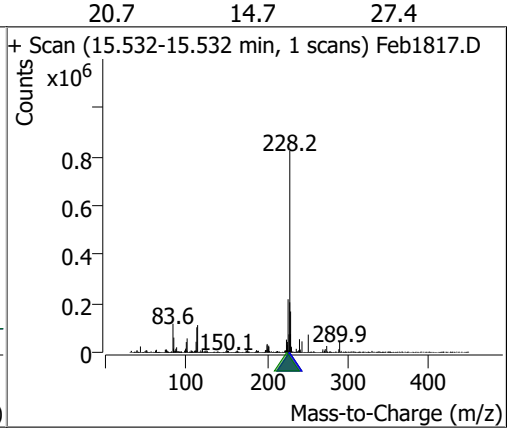

Compound	Conc.	RT	Dev(Min)	Resp.	QIon	QRatio	Lower	Upper
Chrysene	100.9429	15.64	0.02	2488700	226.0	29.0	19.9	36.9
					229.0	20.5	13.8	25.6

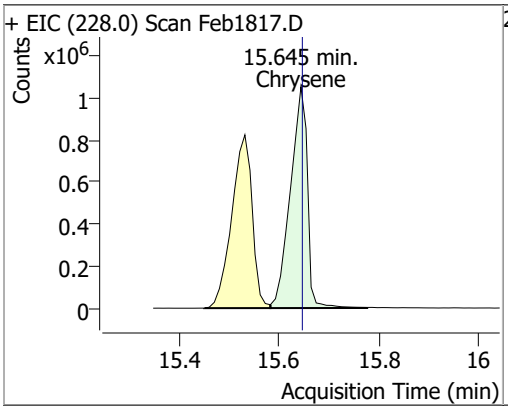

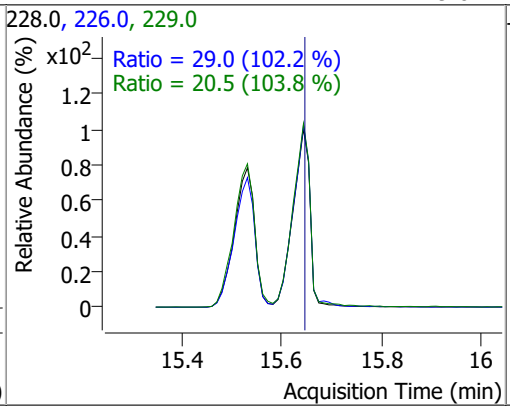

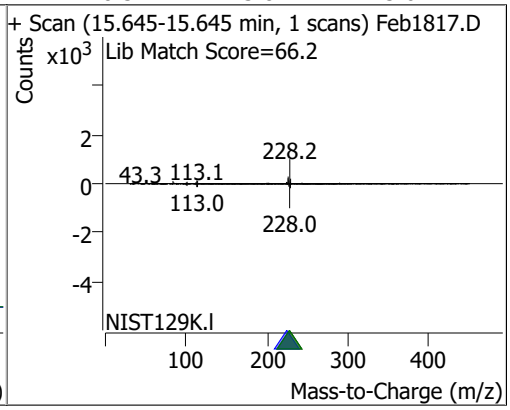

Compound	Conc.	RT	Dev(Min)	Resp.	QIon	QRatio	Lower	Upper
3,3-Dichlorobenzidine	80.0220	15.69	0.00	631463	254.0	64.0	44.9	83.4

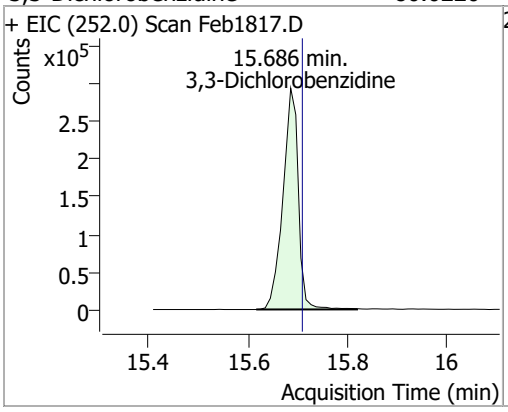

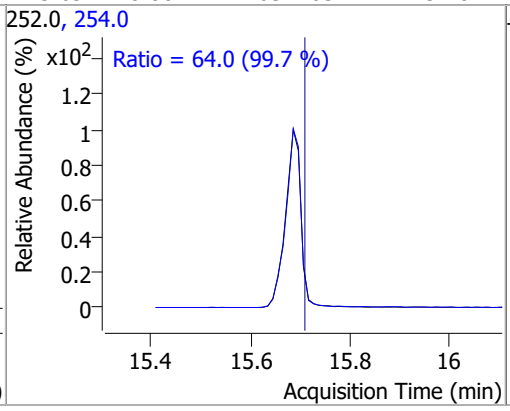

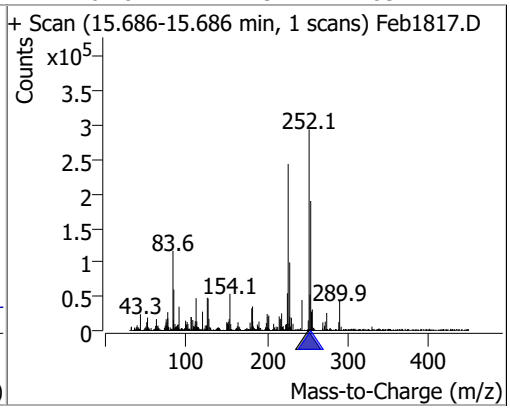

Compound	Conc.	RT	Dev(Min)	Resp.	QIon	QRatio	Lower	Upper
bis(2-ethylhexyl)Phthalate	106.2539	16.38	0.01	335192	149.0	382.2	273.6	508.0
					279.0	14.9	10.5	19.5

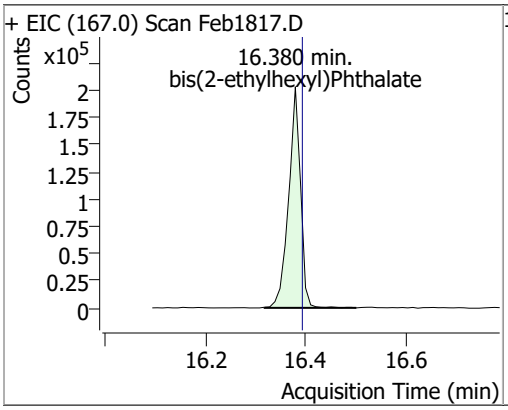

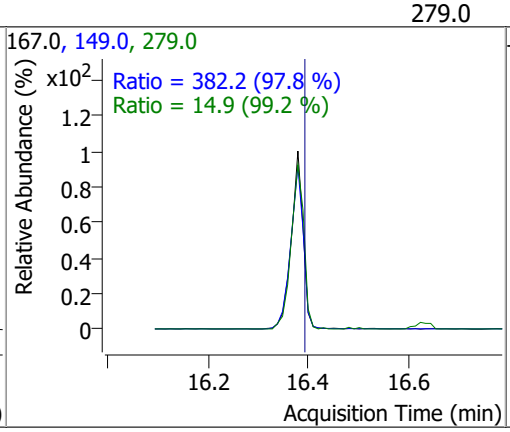

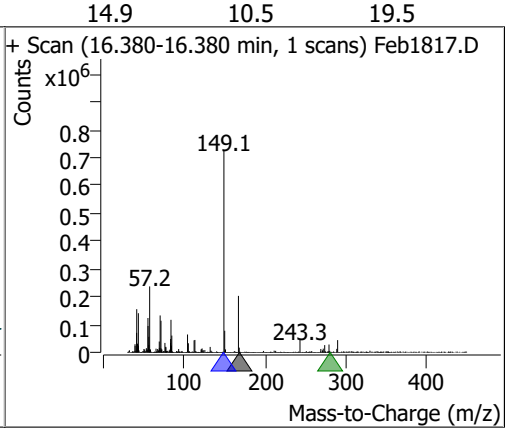

Compound	Conc.	RT	Dev(Min)	Resp.	QIon	QRatio	Lower	Upper
Di-n-octyl Phthalate	102.4781	18.14	0.01	2225726	150.0	9.7	7.0	13.0

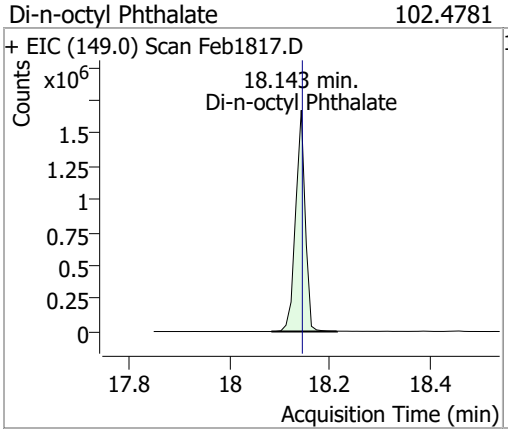

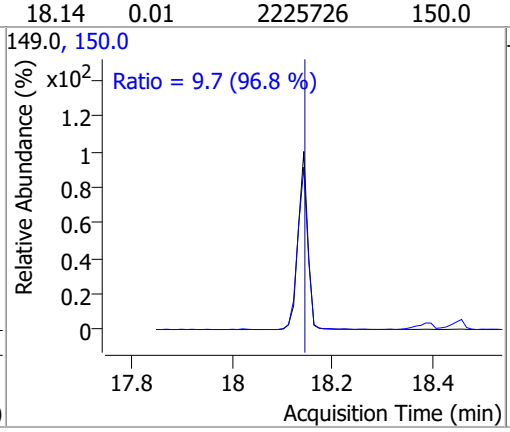

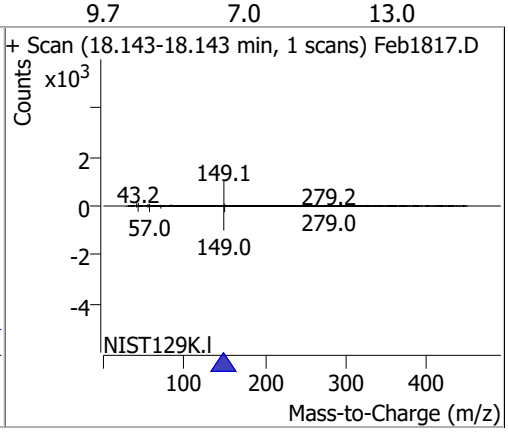

Compound	Conc.	RT	Dev(Min)	Resp.	QIon	QRatio	Lower	Upper
Benzo(b)fluoranthene	101.4242	18.39	0.01	2246056	253.0	22.3	15.6	29.0

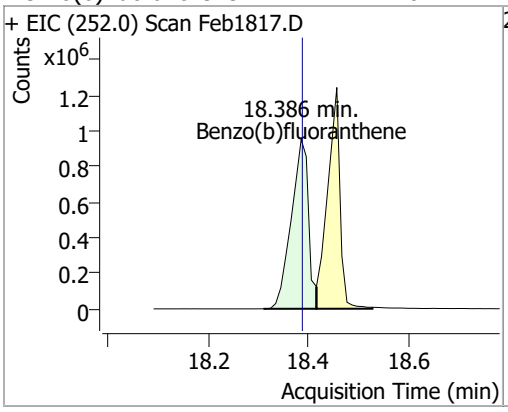

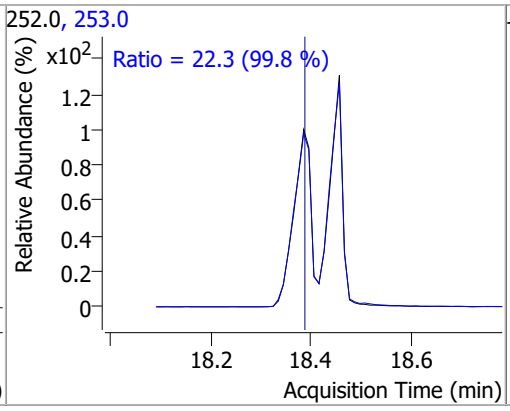

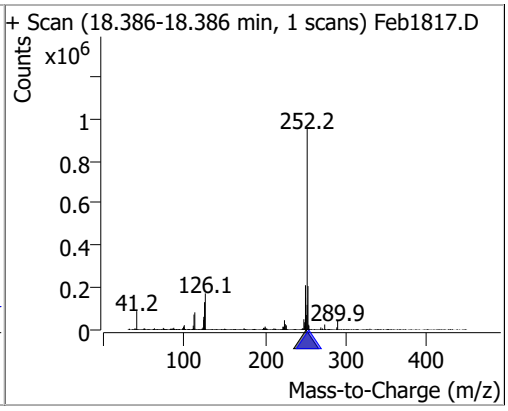

Compound	Conc.	RT	Dev(Min)	Resp.	QIon	QRatio	Lower	Upper
Benzo(k)fluoranthene	90.6520	18.46	0.01	2136394	253.0	22.5	15.4	28.6

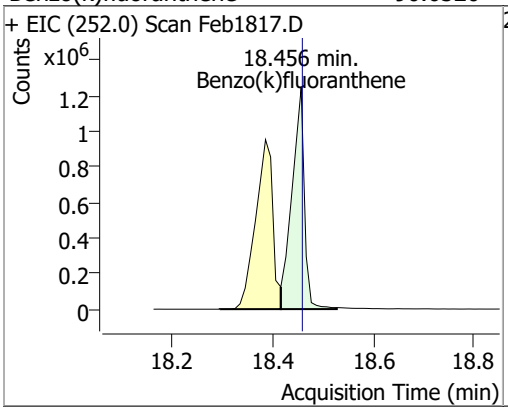

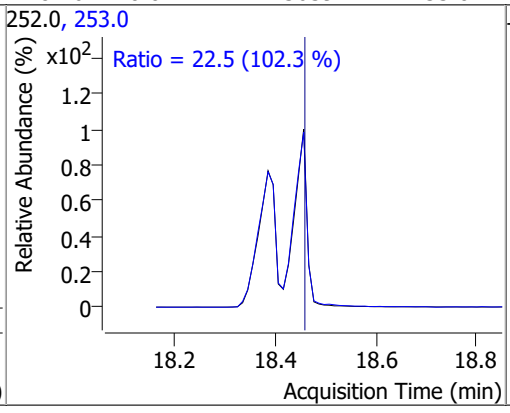

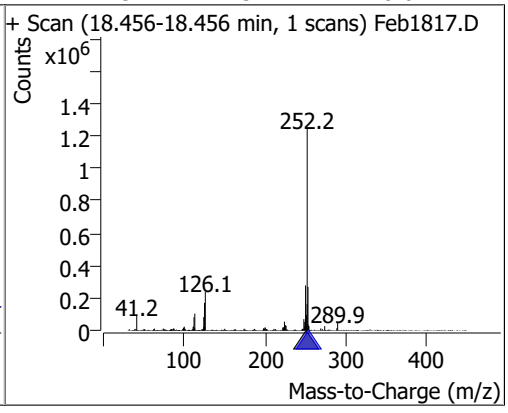

Compound	Conc.	RT	Dev(Min)	Resp.	QIon	QRatio	Lower	Upper
Benzo(a)pyrene	96.6283	18.99	0.01	2046889	253.0	22.3	15.1	28.0

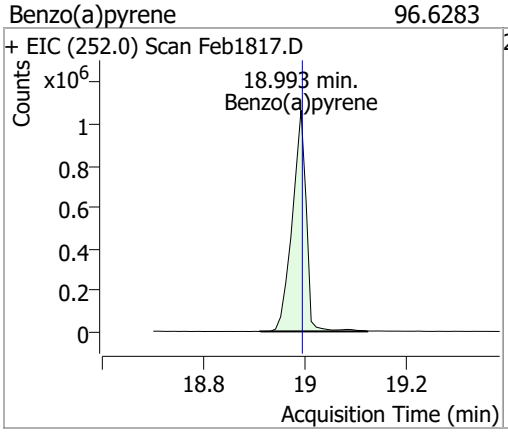

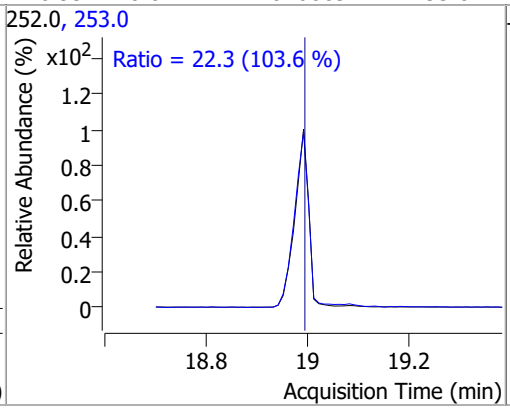

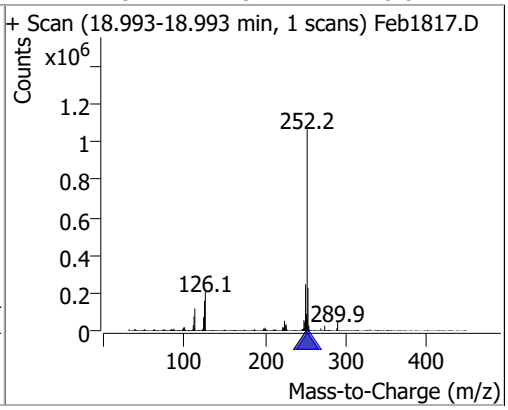

Compound	Conc.	RT	Dev(Min)	Resp.	QIon	QRatio	Lower	Upper
Indeno(1,2,3-c,d)pyrene	93.4428	20.77	0.01	1660169	138.0	31.6	20.7	38.5

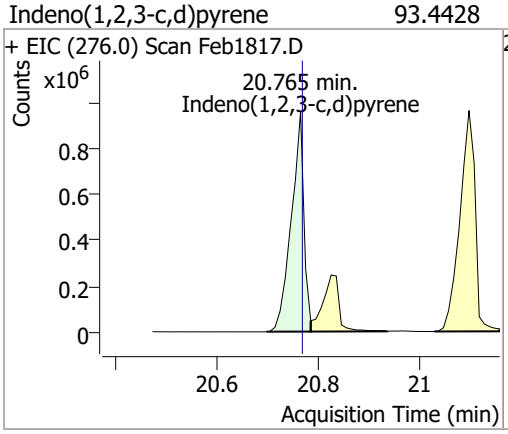

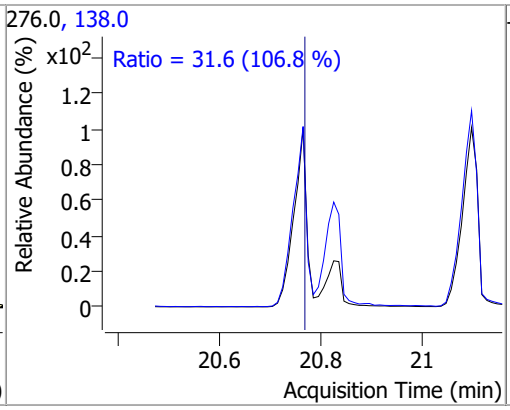

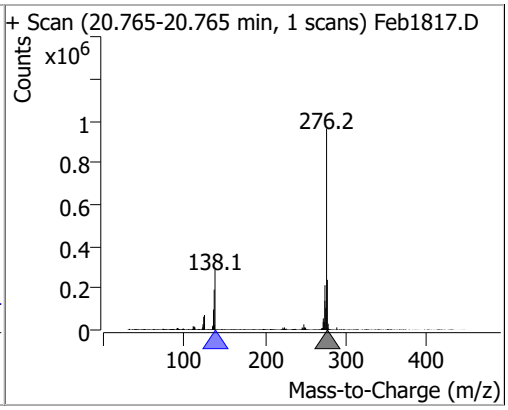

Compound	Conc.	RT	Dev(Min)	Resp.	QIon	QRatio	Lower	Upper
Dibenzo(a,h)anthracene	102.9883	20.83	0.01	1995247	139.0	24.4	17.6	32.7
					279.0	25.1	16.9	31.3

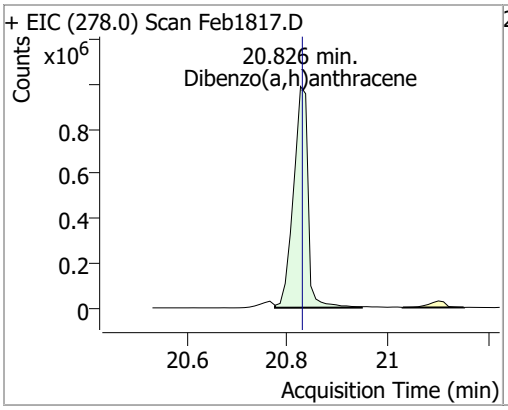

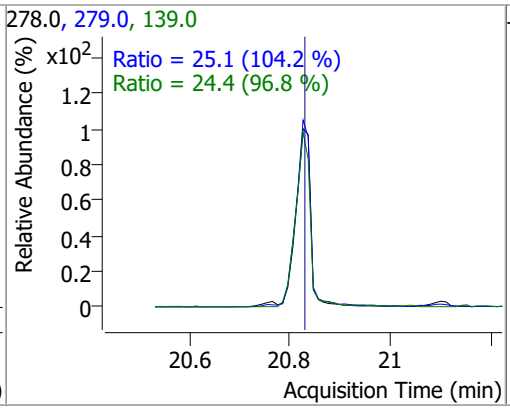

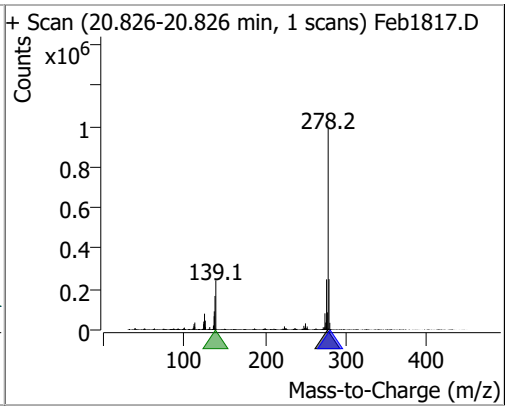

Compound	Conc.	RT	Dev(Min)	Resp.	QIon	QRatio	Lower	Upper
Benzo(g,h,i)perylene	100.7959	21.10	0.01	2064319	138.0	32.4	23.1	42.9
					277.0	23.4	16.3	30.2

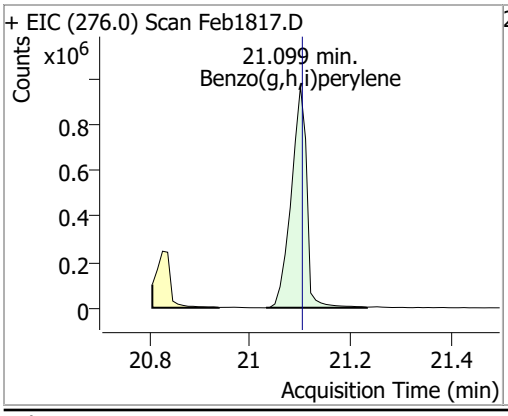

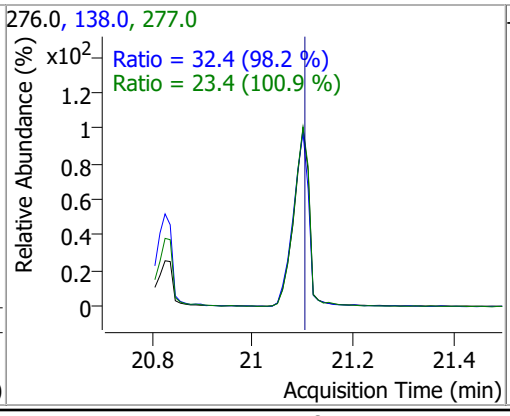

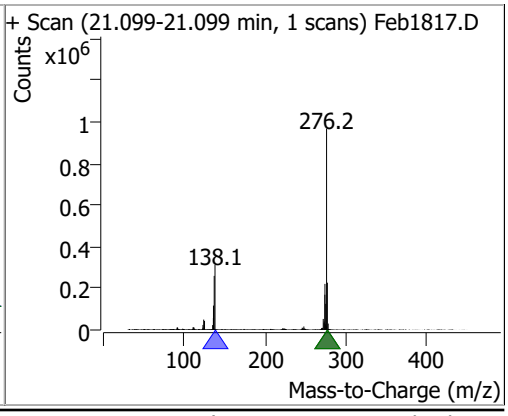

Quantitation Results Report (QT Reviewed)

Data File	Feb1818.D	Operator	LIMS import
Acq. Method	BNA+SIM.M	Acq. Date-Time	2/19/2022 5:10:38 PM
Sample Name	B22020415-001C	Instrument	Instrument #1
Vial	18	Multiplier	1.00
DA Method File		Comment	SVOC-8270-W-LARGO
Tune File	dftppdsm.u	Tune Date	2/18/2022 9:25:00 PM
Batch Name	021822 DoD BNA cal.batch.bin	Last Calib Update	2/19/2022 1:06:17 PM
Ref Library	D:\Org\Library\NIST129K.l		

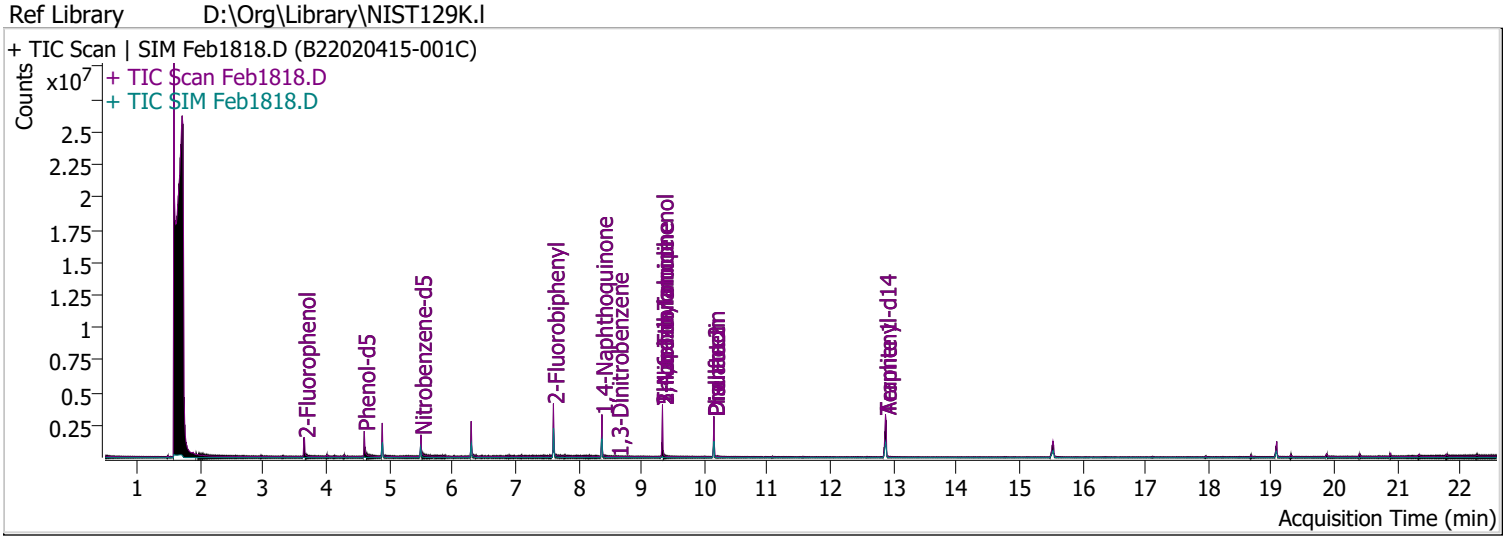

Compound	RT	QIon	Resp.	Conc.	Units		Dev(Min)
Internal Standards							
System Monitoring Compounds							
S 2-Fluorophenol	3.653	112.0	595917	65.2404	µg/L		0.000
Spiked Amount: 200.000	Range: 10.0 - 75.0%			Recovery = 32.62%			
S Phenol-d5	4.603	99.0	678511	57.2893	µg/L		-0.010
Spiked Amount: 200.000	Range: 10.0 - 65.0%			Recovery = 28.64%			
S Nitrobenzene-d5	5.502	82.0	430965	65.6428	µg/L		0.000
Spiked Amount: 100.000	Range: 32.0 - 94.0%			Recovery = 65.64%			
S 2-Fluorobiphenyl	7.605	172.0	1234757	62.8314	µg/L		0.000
Spiked Amount: 100.000	Range: 28.0 - 107.0%			Recovery = 62.83%			
S 2,4,6-Tribromophenol	9.336	329.8	304704	167.4576	µg/L		0.000
Spiked Amount: 200.000	Range: 25.0 - 140.0%			Recovery = 83.73%			
S Terphenyl-d14	12.875	244.3	1945113	103.2925	µg/L		0.000
Spiked Amount: 100.000	Range: 32.0 - 122.0%			Recovery = 103.29%			
Target Compounds							**QValue**
T N-Nitrosodimethylamine	0.000		0	N.D.			
T Pyridine	0.000		0	N.D.			
T Aniline	0.000		0	N.D.			
T Phenol	0.000		0	N.D.			
T bis(-2-Chloroethyl)Ether	4.889	63.0	0		µg/L	md	1
T 2-Chlorophenol	0.000		0	N.D.			
T 1,3-Dichlorobenzene	0.000		0	N.D.			
T 1,4-Dichlorobenzene	0.000		0	N.D.			
T 1,2-Dichlorobenzene	0.000		0	N.D.			
T Benzyl Alcohol	0.000		0	N.D.			
T bis(2-chloroisopropyl)Ether	0.000		0	N.D.			
T 2-Methylphenol	0.000		0	N.D.			
T N-nitroso-Di-n-propylamine	5.502	70.0	0		µg/L	md	1
T 4Methylphenol/3Methylphenol	0.000		0	N.D.			
T Hexachloroethane	0.000		0	N.D.			

Compound	RT	QIon	Resp.	Conc.	Units		Dev(Min)
T Nitrobenzene	0.000		0	N.D.			
T Isophorone	0.000		0	N.D.			
T 2-Nitrophenol	0.000		0	N.D.			
T 2,4-Dimethylphenol	0.000		0	N.D.			
T bis(-2-Chloroethoxy)Methane	0.000		0	N.D.			
T 2,4-Dichlorophenol	0.000		0	N.D.			
T Benzoic Acid	0.000		0	N.D.			
T 1,2,4-Trichlorobenzene	0.000		0	N.D.			
T Naphthalene	0.000		0	N.D.			
T 4-Chlorophenol	6.300	130.0	0		µg/L	md	1
T p-Chloroaniline	0.000		0	N.D.			
T Hexachlorobutadiene	0.000		0	N.D.			
T 4-Chloro-2-Methylphenol	0.000		0	N.D.			
T 4-Chloro-3-Methylphenol	0.000		0	N.D.			
T 2-Methylnaphthalene	0.000		0	N.D.			
T 1-Methylnaphthalene	0.000		0	N.D.			
T Hexachlorocyclopentadiene	0.000		0	N.D.			
T 2,4,6-Trichlorophenol	0.000		0	N.D.			
T 2,4,5-Trichlorophenol	0.000		0	N.D.			
T 2-Chloronaphthalene	0.000		0	N.D.			
T 2-Nitroaniline	7.605	65.0	0		µg/L	md	1
T Dimethyl Phthalate	8.374	163.0	0		µg/L	md	1
T 2,6-Dinitrotoluene	8.374	165.0	0		µg/L	md	1
T Acenaphthylene	0.000		0	N.D.			
T 3-Nitroaniline	0.000		0	N.D.			
T Acenaphthene	0.000		0	N.D.			
T 2,4-Dinitrophenol	8.527	184.0	0		µg/L	md	1
T Dibenzofuran	0.000		0	N.D.			
T 2,4-Dinitrotoluene	0.000		0	N.D.			
T 4-Nitrophenol	0.000		0	N.D.			
T Diethylphthalate	0.000		0	N.D.			
T Fluorene	0.000		0	N.D.			
T 4-Chlorophenyl-phenylether	0.000		0	N.D.			
T 4-Nitroaniline	0.000		0	N.D.			
T 4,6-Dinitro-2-methylphenol	9.336	198.0	0		µg/L	md	1
T N-nitrosodiphenylamine	0.000		0	N.D.			
T Azobenzene	0.000		0	N.D.			
T 4-Bromophenyl-phenylether	0.000		0	N.D.			
T Hexachlorobenzene	0.000		0	N.D.			
T Pentachlorophenol	0.000		0	N.D.			
T Phenanthrene	0.000		0	N.D.			
T Anthracene	0.000		0	N.D.			
T Triallate	0.000		0	N.D.			
T Carbazole	0.000		0	N.D.			
T o-Terphenyl	0.000		0	N.D.			
T Di-n-Butylphthalate	0.000		0	N.D.			
T Fluoranthene	0.000		0	N.D.			
T Benzidine	12.875	184.0	0		µg/L	md	1
T Pyrene	0.000		0	N.D.			
T Butylbenzylphthalate	0.000		0	N.D.			
T Benzo(a)Anthracene	0.000		0	N.D.			
T Chrysene	0.000		0	N.D.			
T 3,3-Dichlorobenzidine	0.000		0	N.D.			
T bis(2-ethylhexyl)Phthalate	0.000		0	N.D.			
T Di-n-octyl Phthalate	0.000		0	N.D.			

Compound	RT	QIon	Resp.	Conc.	Units	Dev(Min)
T Benzo(b)fluoranthene	0.000		0	N.D.		
T Benzo(k)fluoranthene	0.000		0	N.D.		
T Benzo(a)pyrene	0.000		0	N.D.		
T Indeno(1,2,3-c,d)pyrene	0.000		0	N.D.		
T Dibenzo(a,h)anthracene	0.000		0	N.D.		
T Benzo(g,h,i)perylene	0.000		0	N.D.		

(#) = Qualifier Out of Range; (m) = Manual Integration; (+) = Area Summed; (*) = Surrogate Percent Recovery Out of Range; (d): Zeroed Peak

Compound	Conc.	Exp RT	QIon	Exp Ratio
N-Nitrosodimethylamine	N.D.	2.49	42.0	135.8

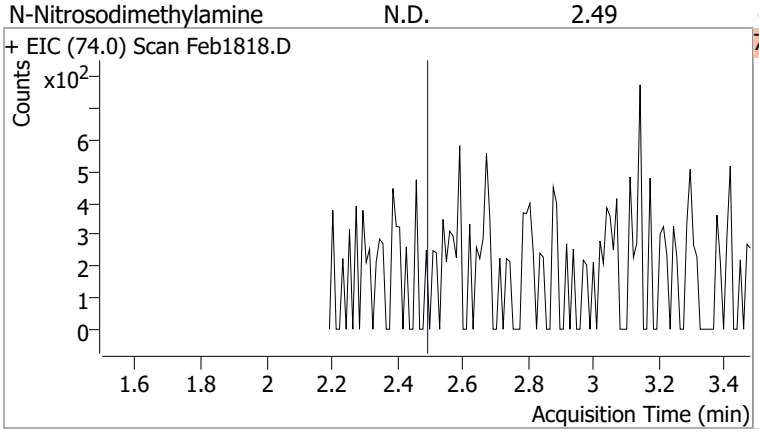

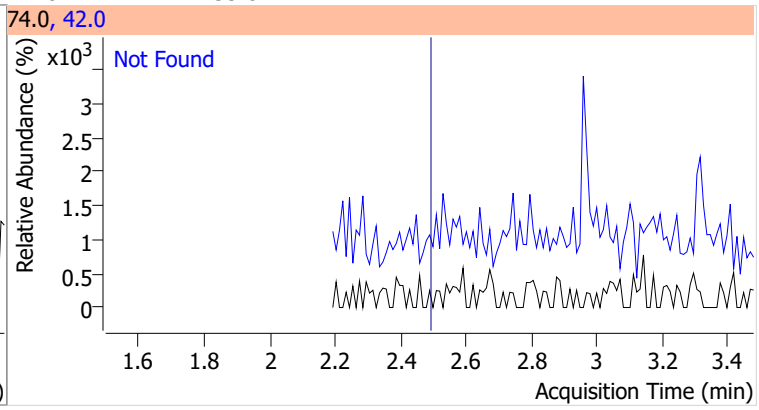

Compound	Conc.	Exp RT	QIon	Exp Ratio
Pyridine	N.D.	2.53	52.0	82.7

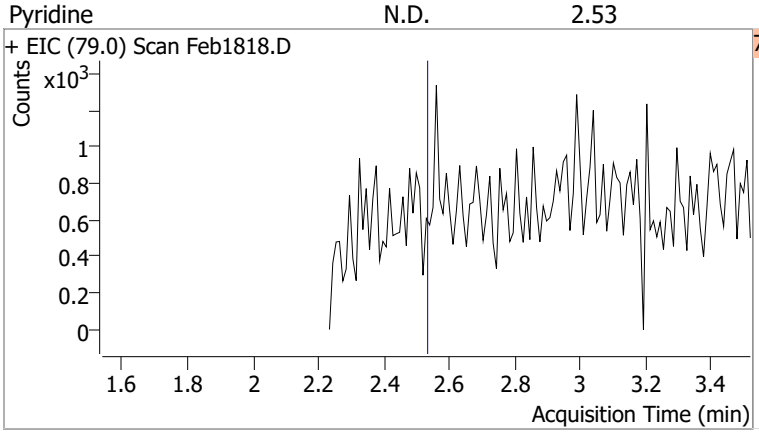

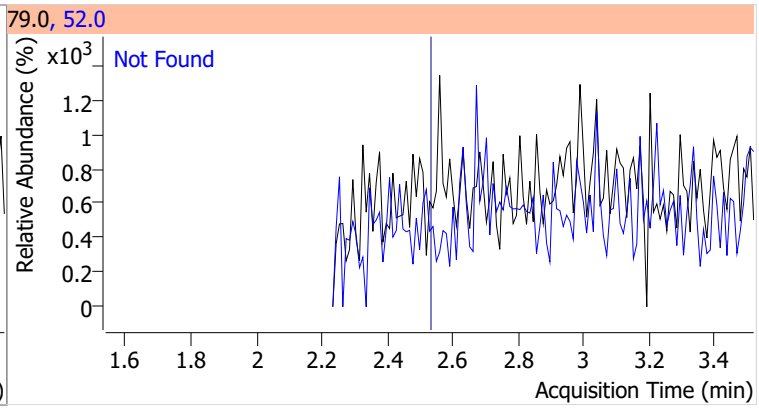

Compound	Conc.	RT	Dev(Min)	Resp.	QIon	QRatio	Lower	Upper
2-Fluorophenol	65.2404	3.65	0.00	595917	64.0	54.2	34.6	64.3
					92.0	21.4	14.2	26.5

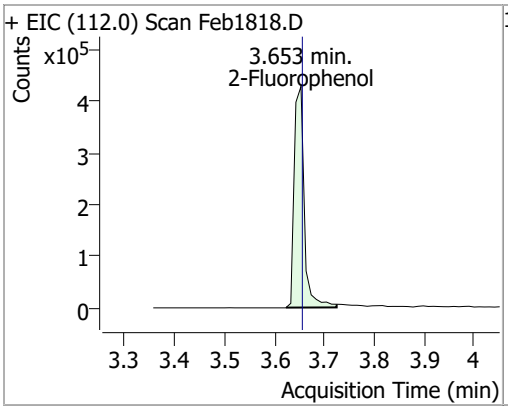

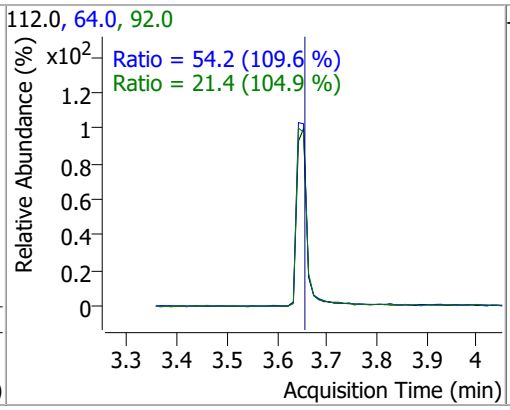

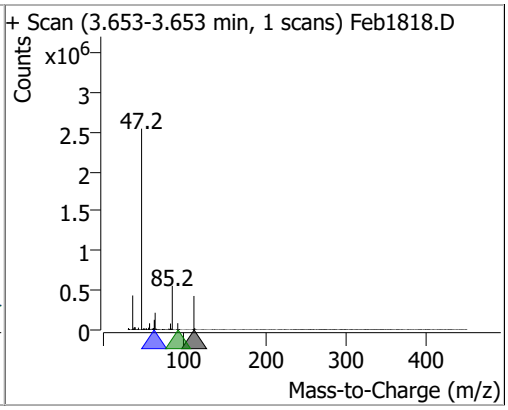

Compound	Conc.	Exp RT	QIon	Exp Ratio	QIon	Exp Ratio
Aniline	N.D.	4.56	66.0	36.7	65.0	18.7

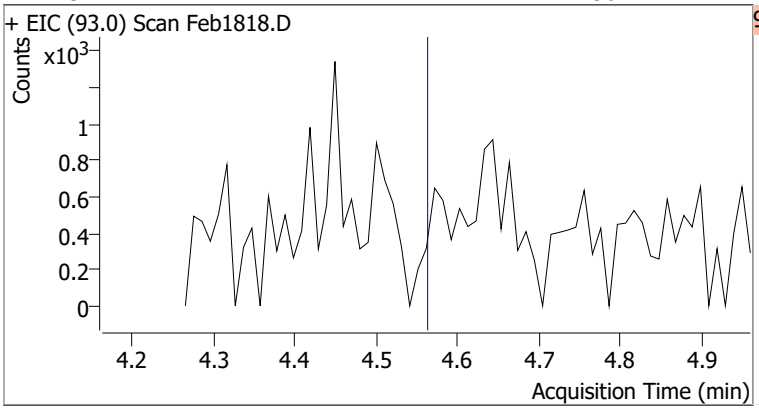

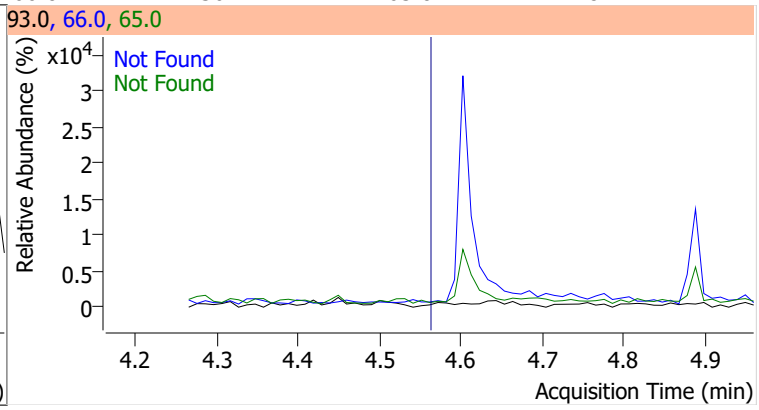

Compound	Conc.	RT	Dev(Min)	Resp.	QIon	QRatio	Lower	Upper
Phenol-d5	57.2893	4.60	-0.01	678511	71.0	36.2	25.8	47.9

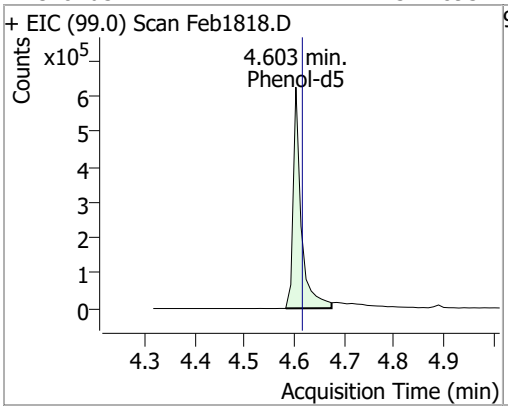

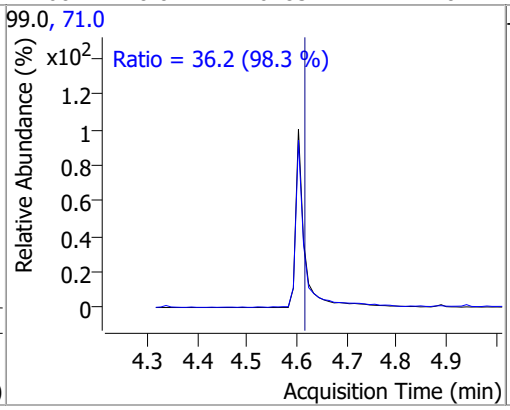

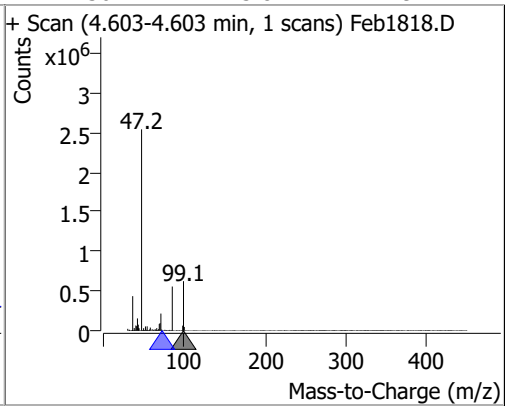

Compound	Conc.	Exp RT	QIon	Exp Ratio
Phenol	N.D.	4.62	66.0	45.3

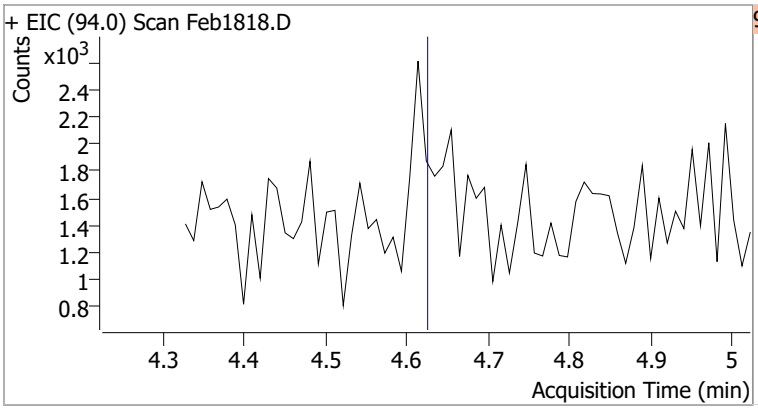

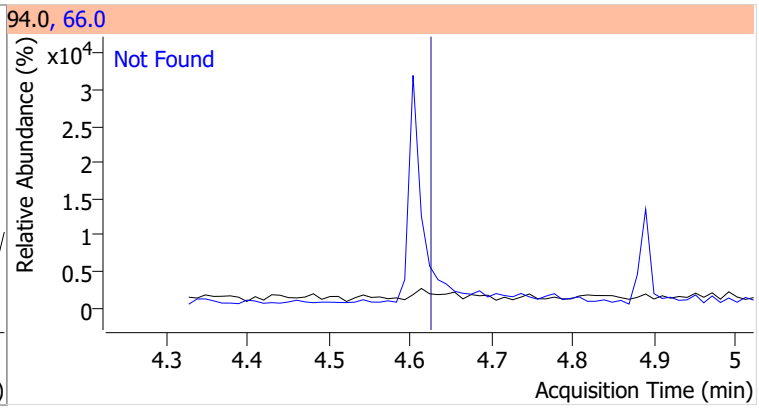

Compound	Conc.	RT	Dev(Min)	Resp.	QIon	QRatio	Lower	Upper
bis(-2-Chloroethyl)Ether		0		0	64.0		7.6	14.1

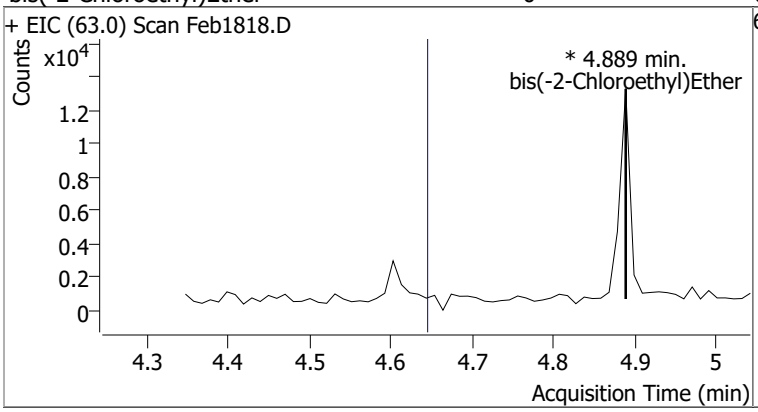

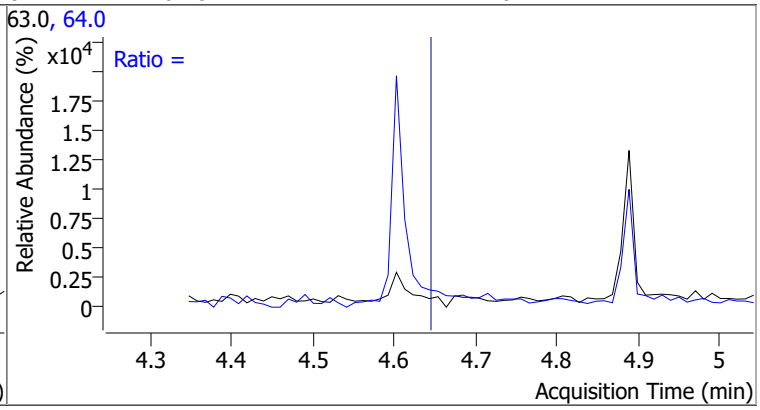

Compound	Conc.	Exp RT	QIon	Exp Ratio
2-Chlorophenol	N.D.	4.69	130.0	32.5

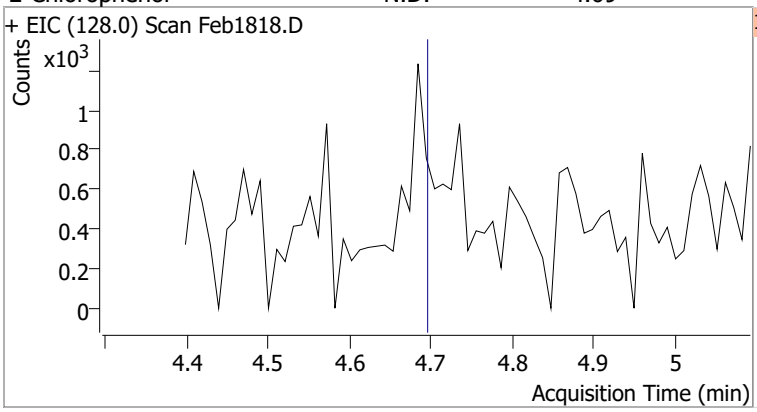

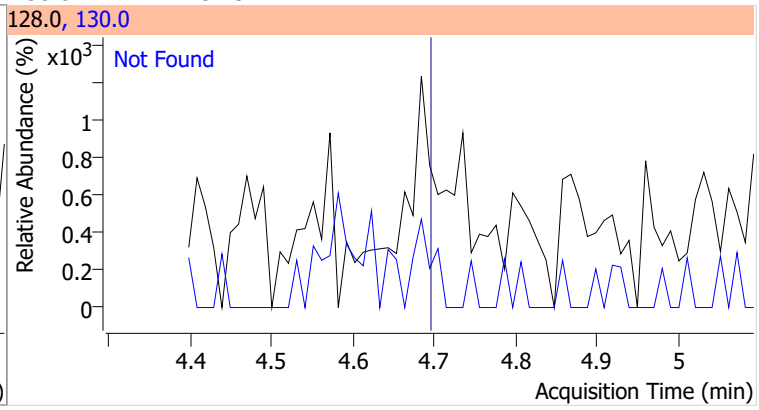

Compound	Conc.	Exp RT	QIon	Exp Ratio	QIon	Exp Ratio
1,3-Dichlorobenzene	N.D.	4.83	148.0	63.7	111.0	36.1

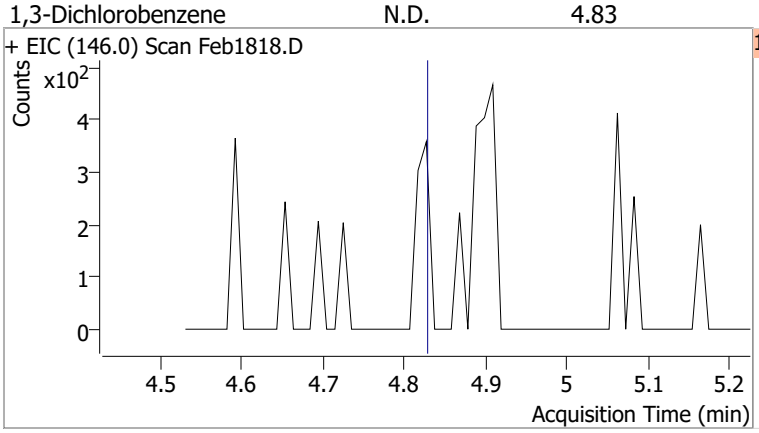

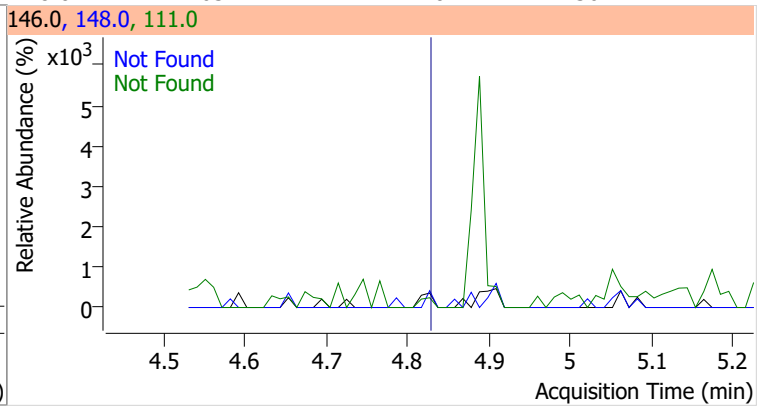

Compound	Conc.	Exp RT	QIon	Exp Ratio	QIon	Exp Ratio
1,4-Dichlorobenzene	N.D.	4.91	148.0	65.2	111.0	36.0

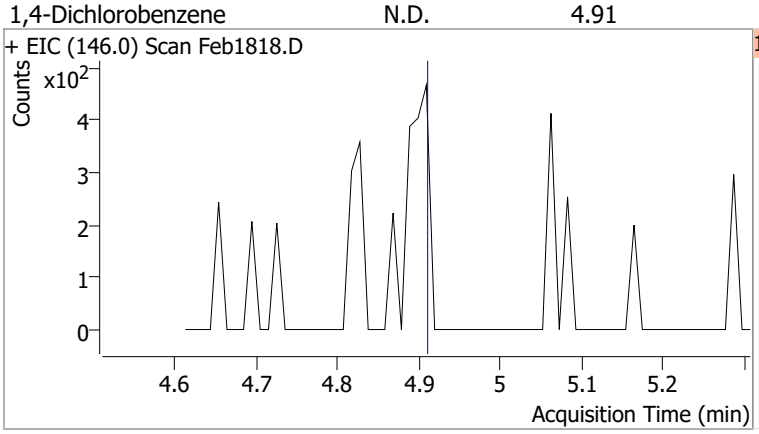

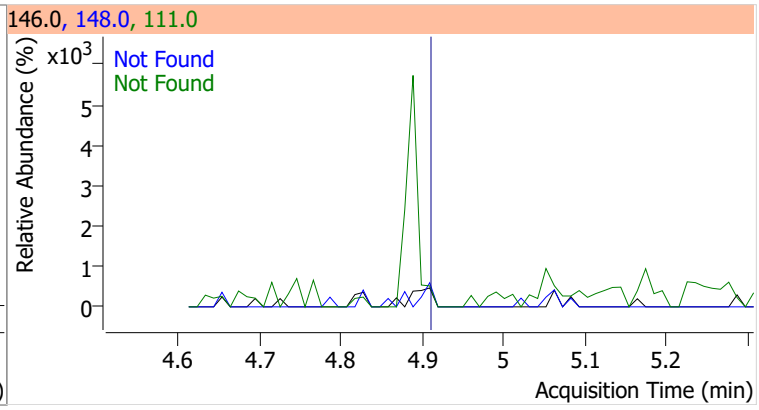

Compound	Conc.	Exp RT	QIon	Exp Ratio	QIon	Exp Ratio
1,2-Dichlorobenzene	N.D.	5.06	148.0	64.4	111.0	37.3

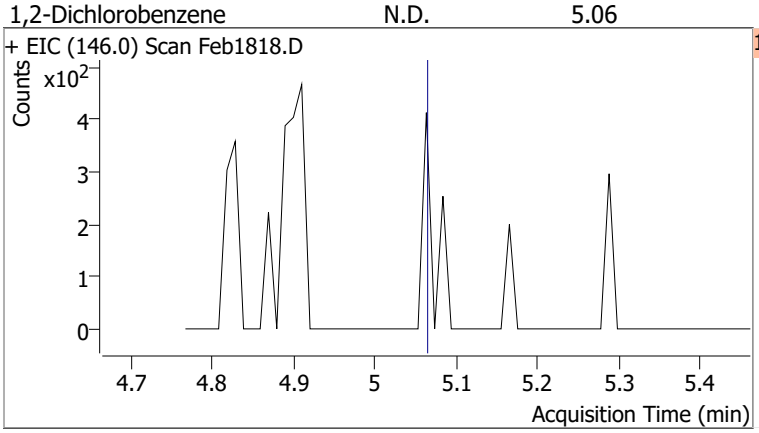

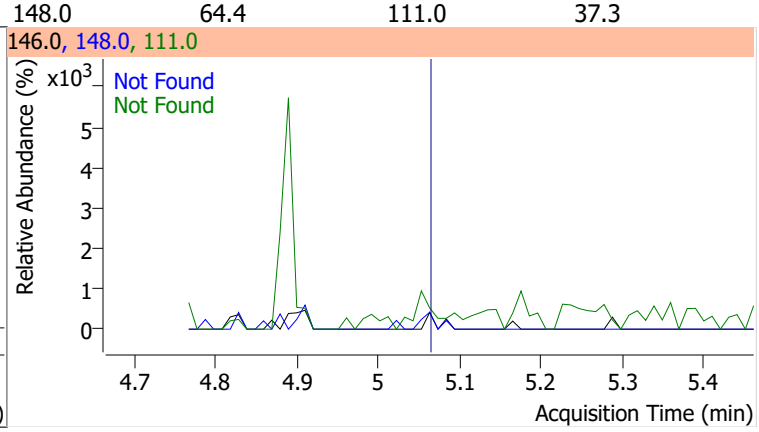

Compound	Conc.	Exp RT	QIon	Exp Ratio	QIon	Exp Ratio
Benzyl Alcohol	N.D.	5.08	79.0	119.3	107.0	70.5

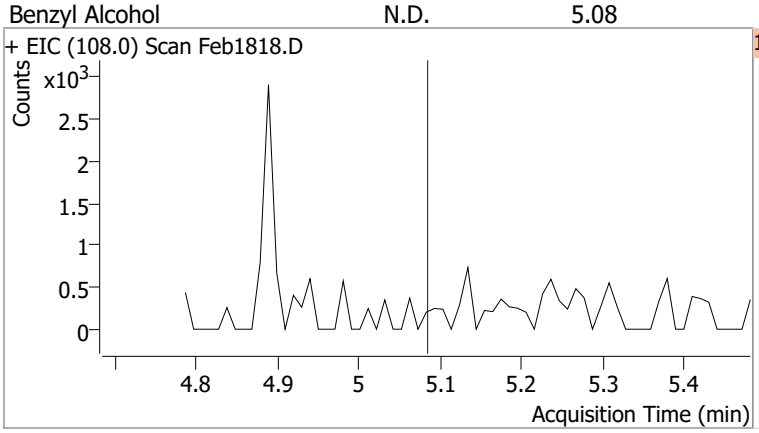

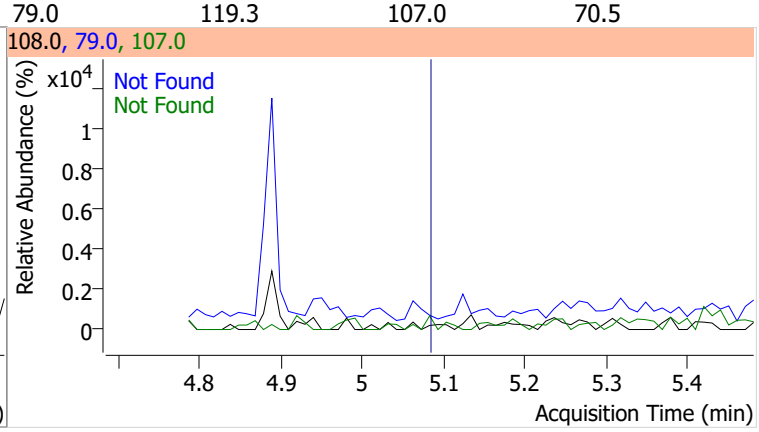

Compound	Conc.	Exp RT	QIon	Exp Ratio
bis(2-chloroisopropyl)Ether	N.D.	5.23	123.0	32.1

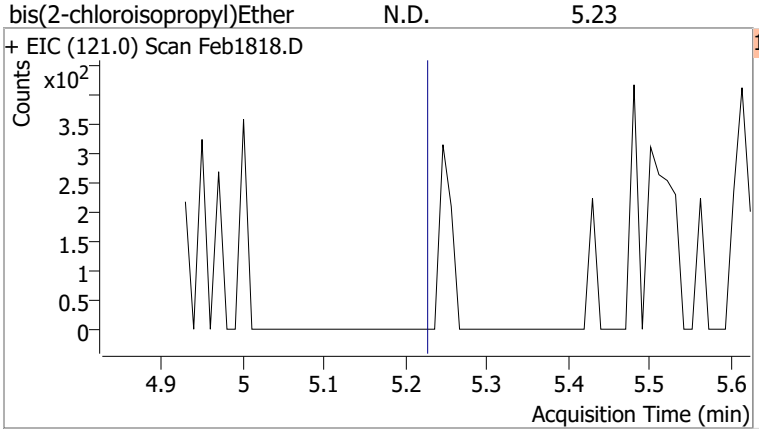

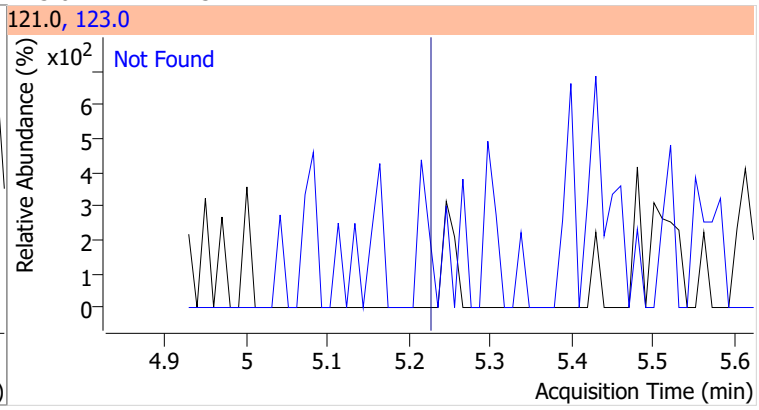

Compound	Conc.	Exp RT	QIon	Exp Ratio
2-Methylphenol	N.D.	5.25	108.0	116.5

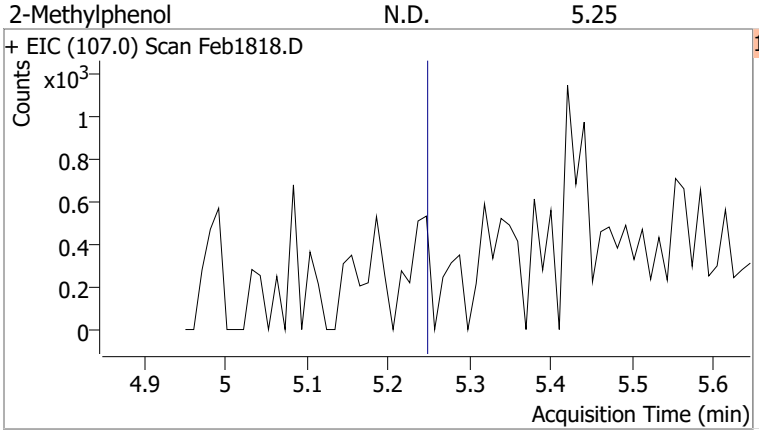

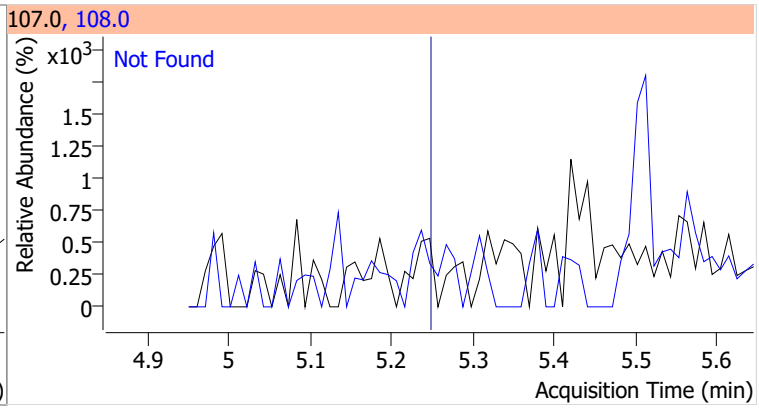

Compound	Conc.	RT	Dev(Min)	Resp.	QIon	QRatio	Lower	Upper
N-nitroso-Di-n-propylamine		0		0	130.0		0.0	38.8

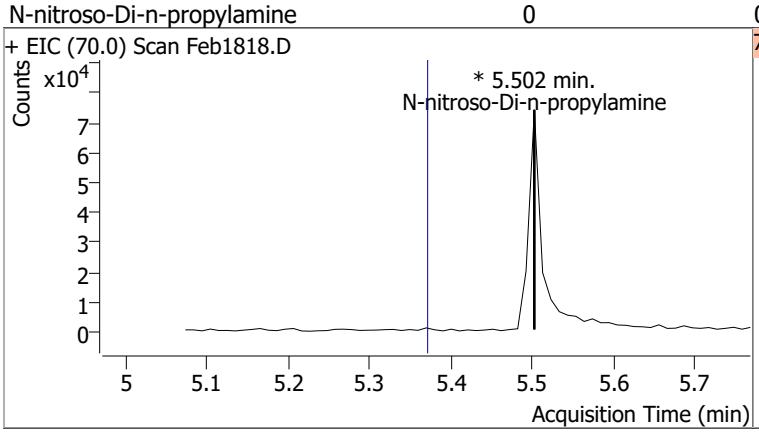

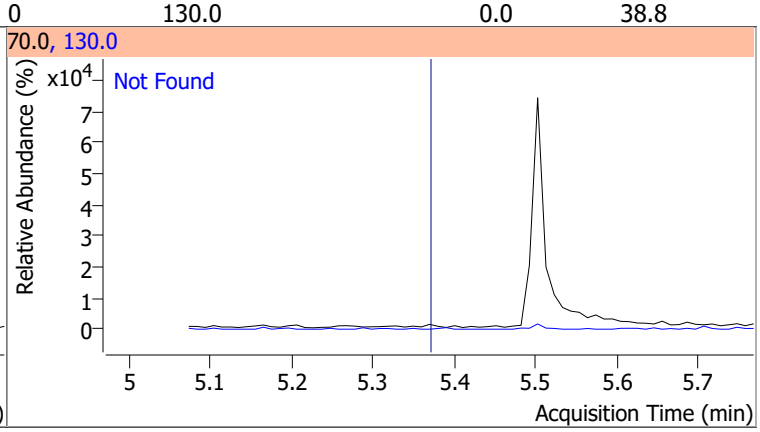

Compound	Conc.	Exp RT	QIon	Exp Ratio
4Methylphenol/3Methylphenol	N.D.	5.43	108.0	83.9

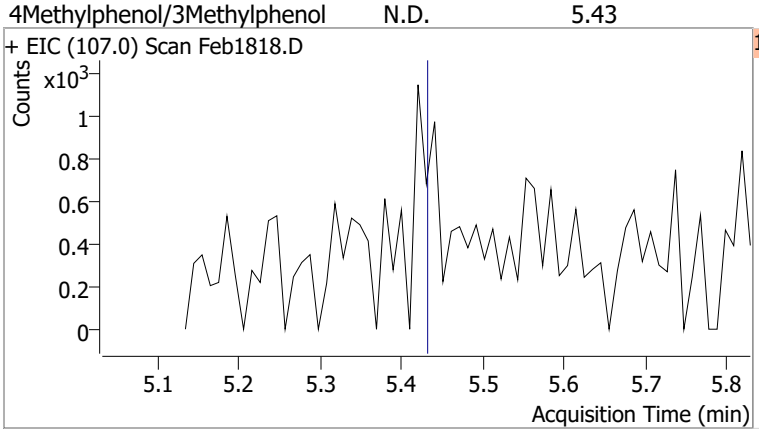

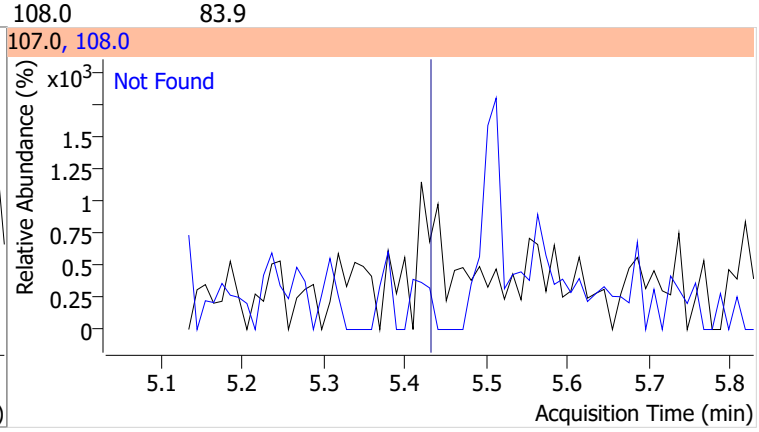

Compound	Conc.	Exp RT	QIon	Exp Ratio	QIon	Exp Ratio
Hexachloroethane	N.D.	5.43	201.0	90.8	199.0	56.9

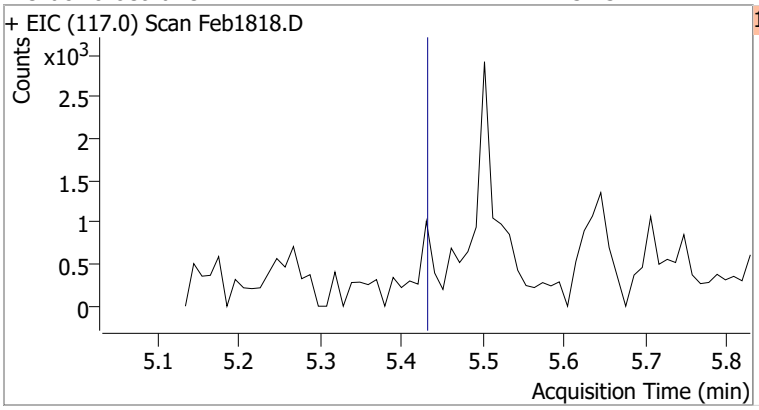

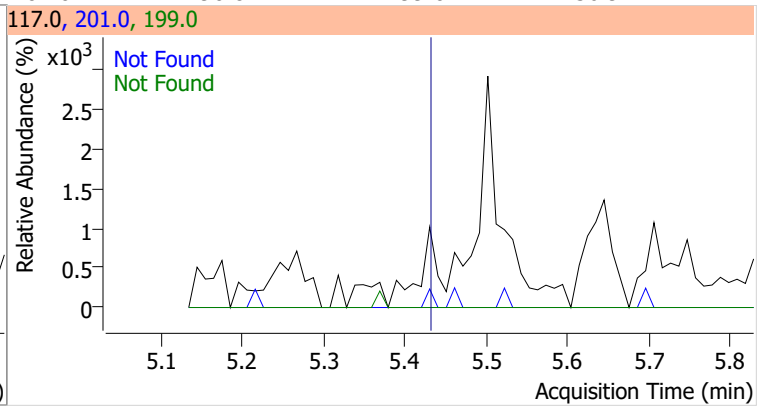

Compound	Conc.	RT	Dev(Min)	Resp.	QIon	QRatio	Lower	Upper
Nitrobenzene-d5	65.6428	5.50	0.00	430965	54.0	62.1	46.3	86.0
					128.0	46.1	34.1	63.3

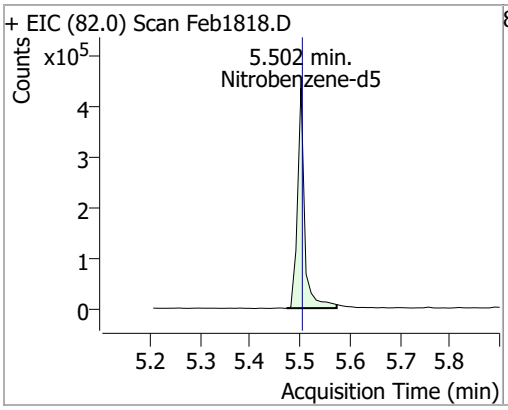

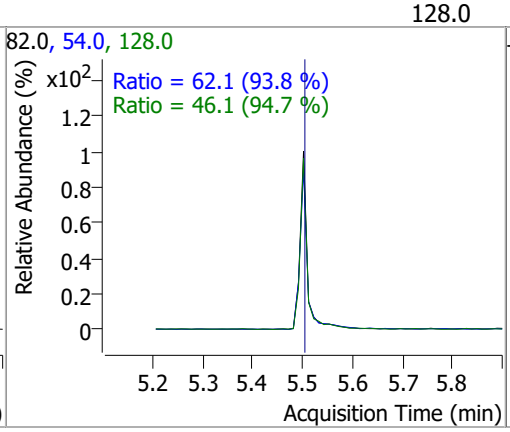

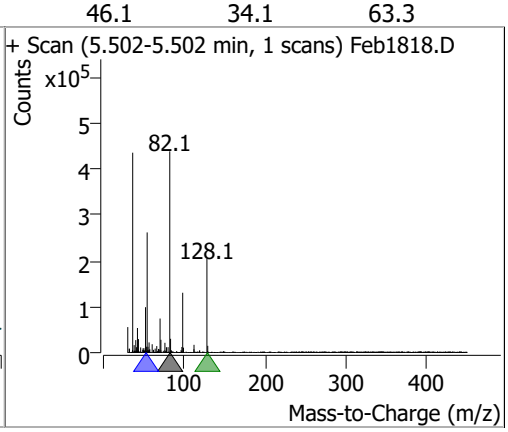

Compound	Conc.	Exp RT	QIon	Exp Ratio	QIon	Exp Ratio
Nitrobenzene	N.D.	5.52	77.0	212.7	51.0	131.0

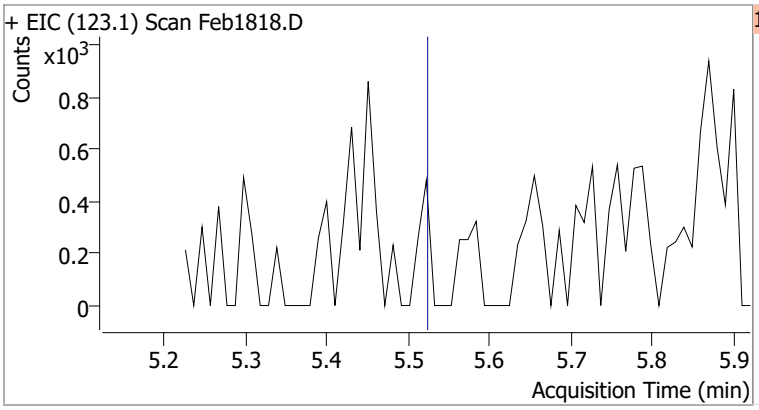

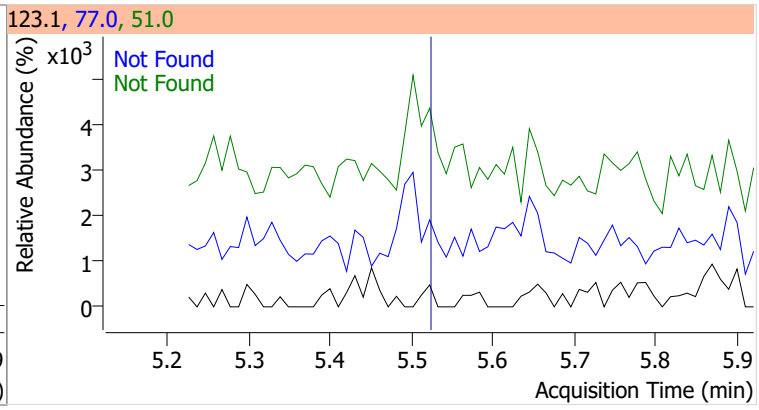

Compound	Conc.	Exp RT	QIon	Exp Ratio
Isophorone	N.D.	5.82	138.0	21.1

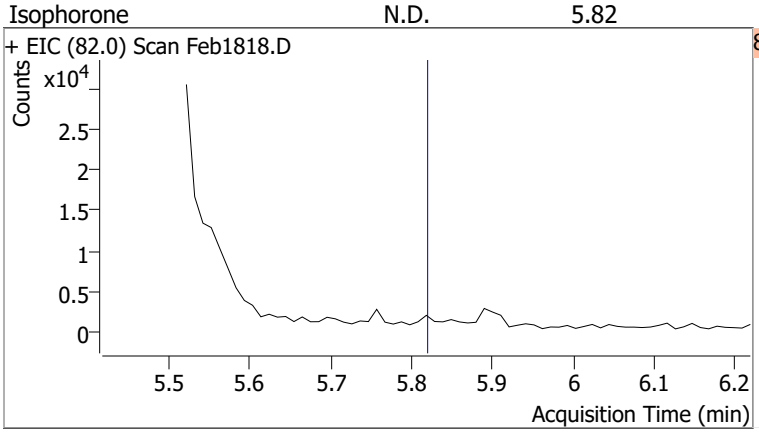

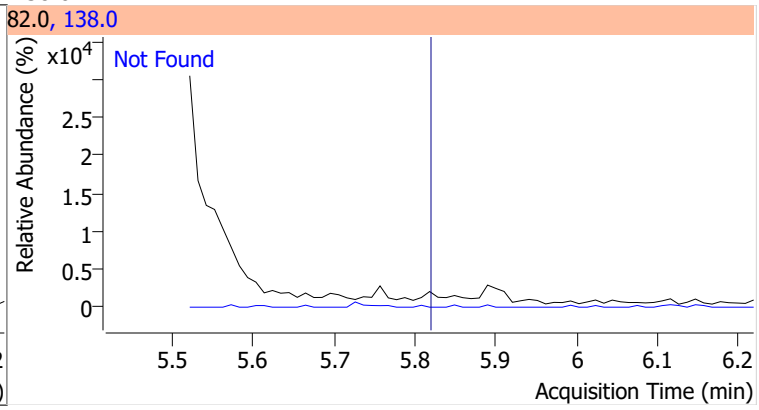

Compound	Conc.	Exp RT	QIon	Exp Ratio	QIon	Exp Ratio
2-Nitrophenol	N.D.	5.88	65.0	48.8	109.0	35.2

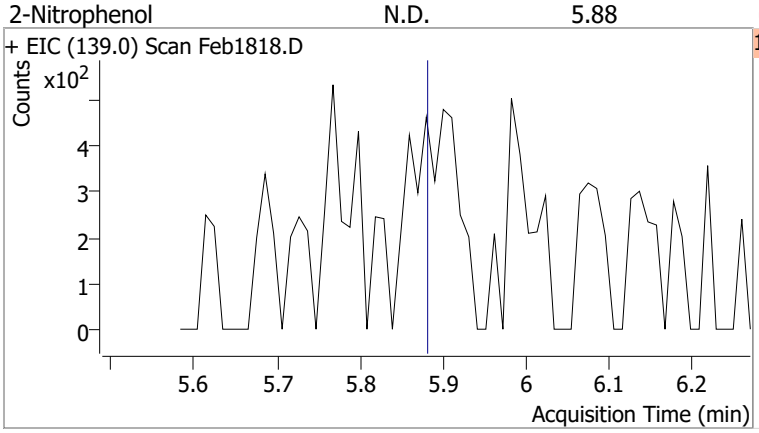

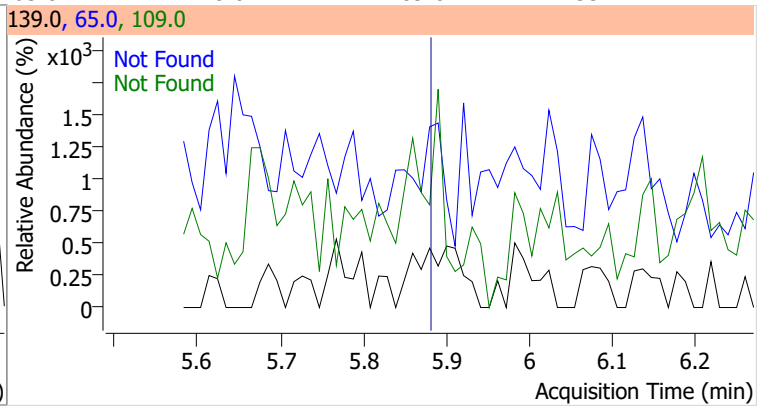

Compound	Conc.	Exp RT	QIon	Exp Ratio	QIon	Exp Ratio
2,4-Dimethylphenol	N.D.	6.00	107.0	109.4	77.0	34.0

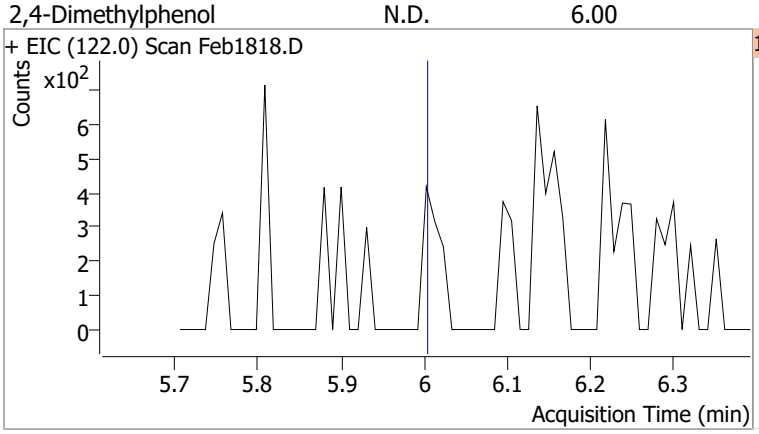

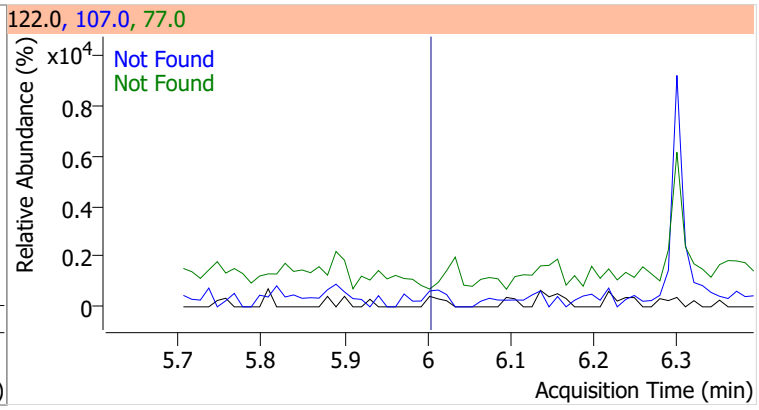

Compound	Conc.	Exp RT	QIon	Exp Ratio	QIon	Exp Ratio
bis(-2-Chloroethoxy)Methane	N.D.	6.08	63.0	68.1	95.0	31.9

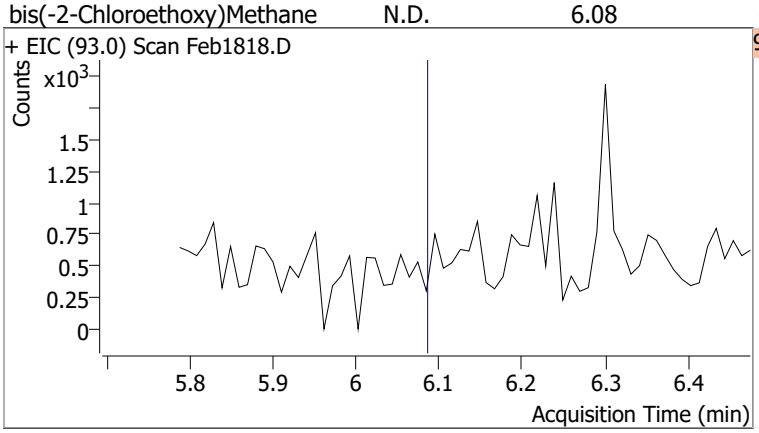

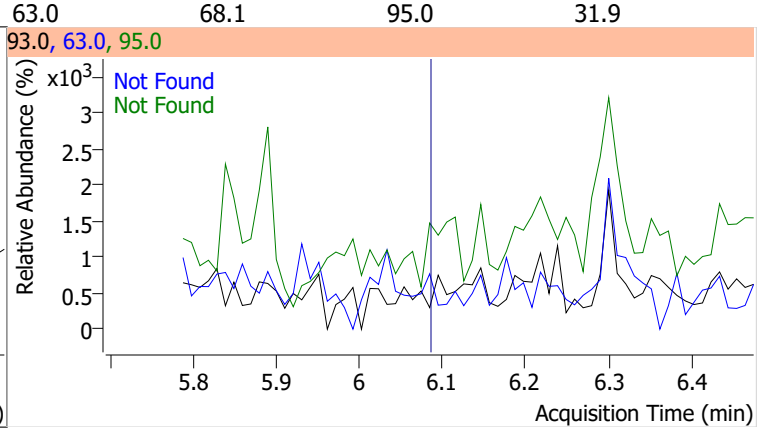

Compound	Conc.	Exp RT	QIon	Exp Ratio	QIon	Exp Ratio
2,4-Dichlorophenol	N.D.	6.19	164.0	65.0	98.0	28.6

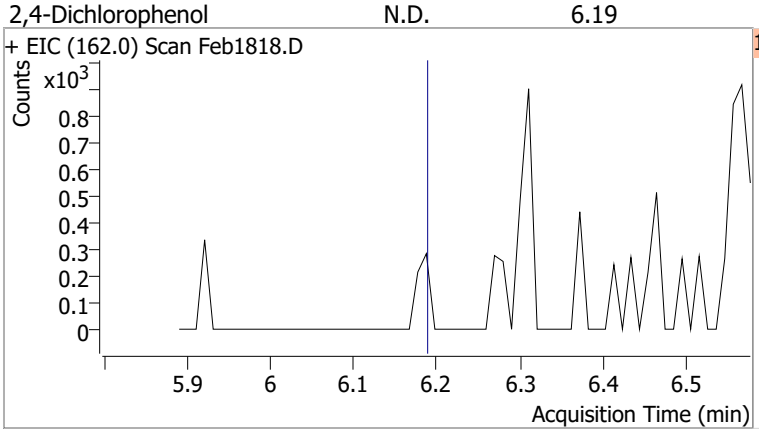

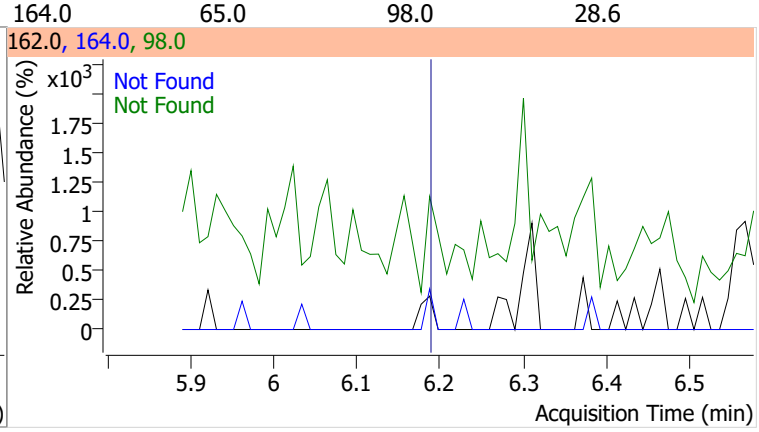

Compound	Conc.	Exp RT	QIon	Exp Ratio	QIon	Exp Ratio
Benzoic Acid	N.D.	6.24	122.0	85.5	77.0	60.4

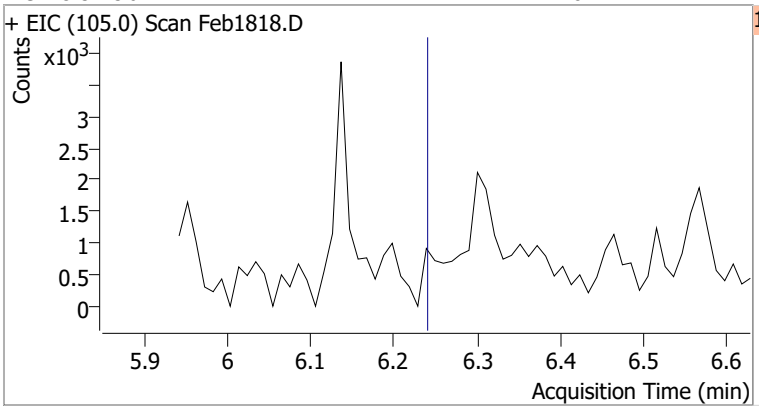

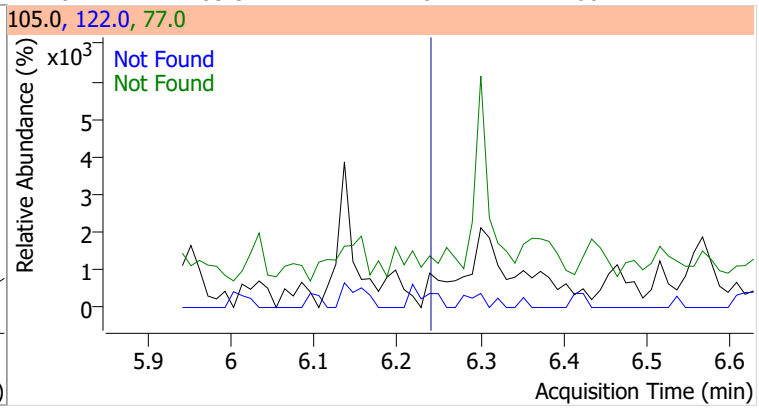

Compound	Conc.	Exp RT	QIon	Exp Ratio	QIon	Exp Ratio
1,2,4-Trichlorobenzene	N.D.	6.25	182.0	94.6	145.0	28.7

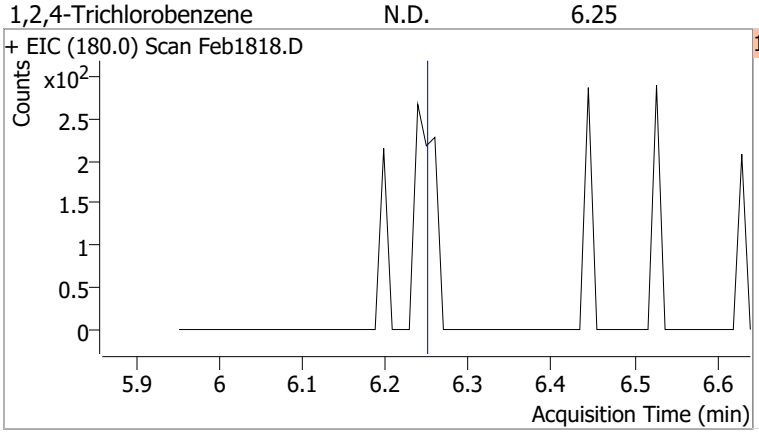

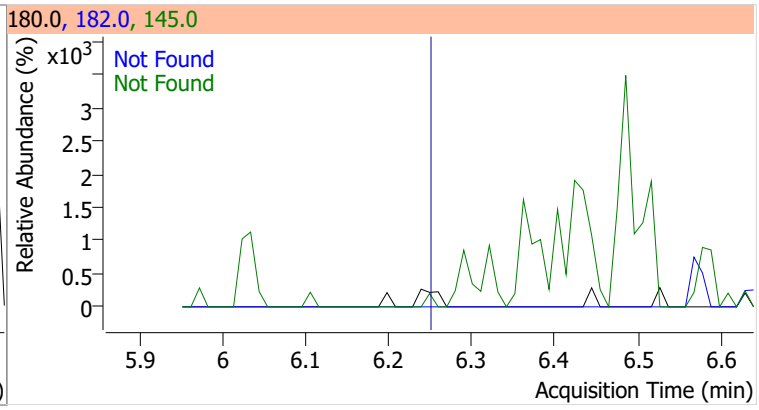

Compound	Conc.	Exp RT	QIon	Exp Ratio	QIon	Exp Ratio
Naphthalene	N.D.	6.33	129.0	11.5	102.0	9.9

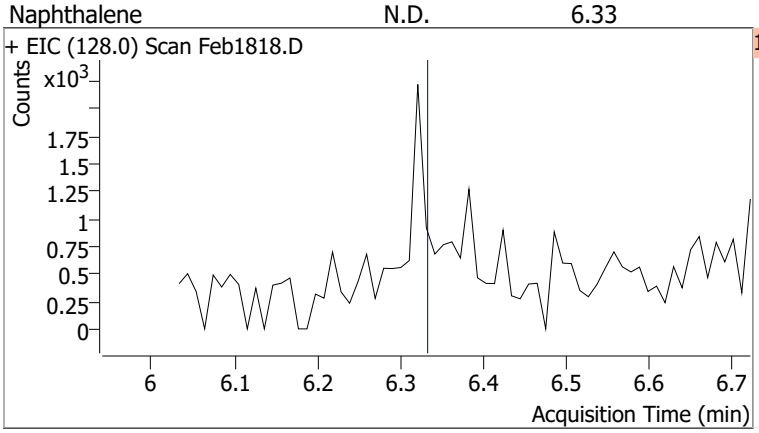

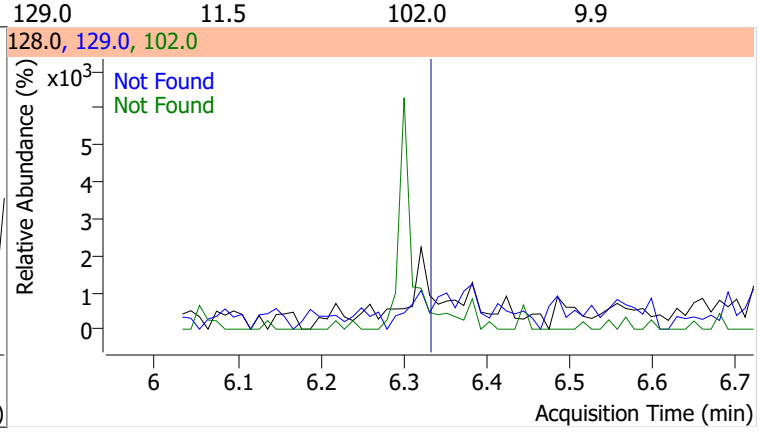

Compound	Conc.	RT	Dev(Min)	Resp.	QIon	QRatio	Lower	Upper
4-Chlorophenol		0		0	128.0		221.4	411.2

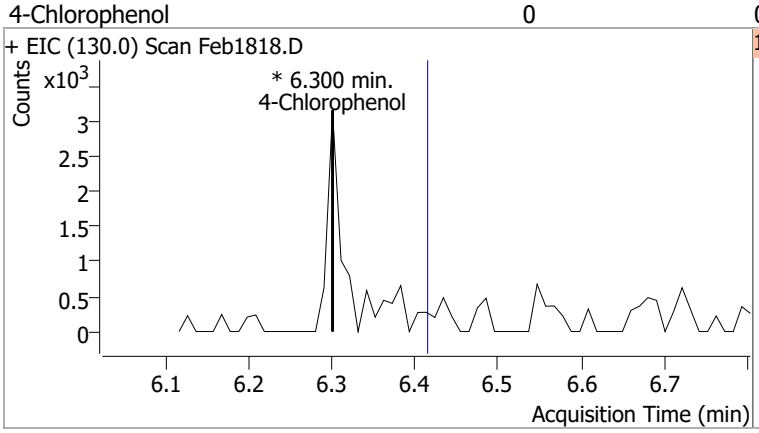

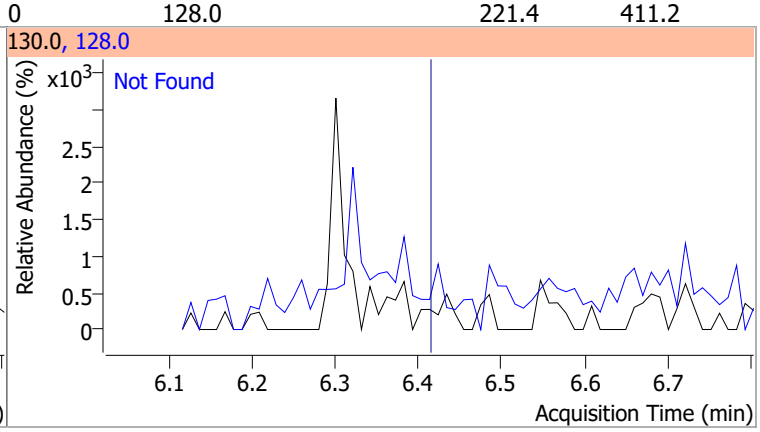

Compound	Conc.	Exp RT	QIon	Exp Ratio	QIon	Exp Ratio
p-Chloroaniline	N.D.	6.43	65.0	60.1	129.0	37.6

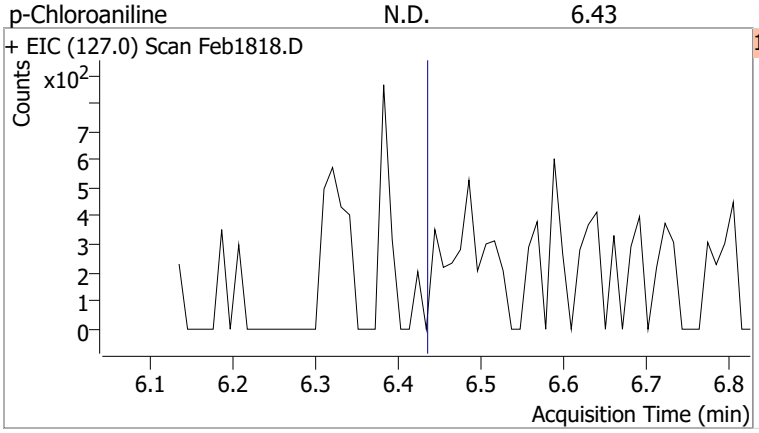

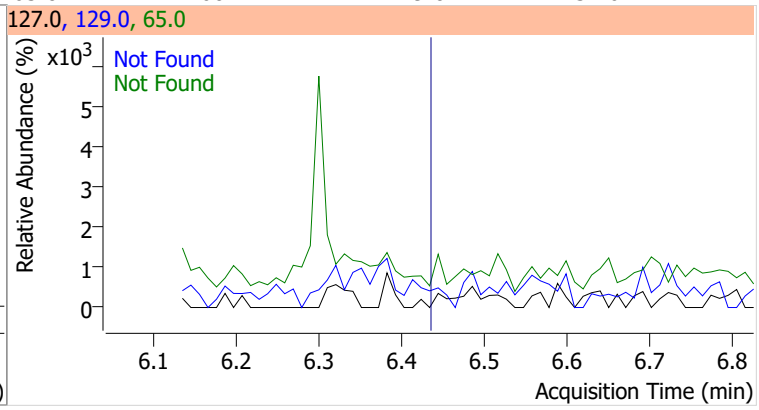

Compound	Conc.	Exp RT	QIon	Exp Ratio	QIon	Exp Ratio
Hexachlorobutadiene	N.D.	6.50	227.0	65.7	223.0	64.3

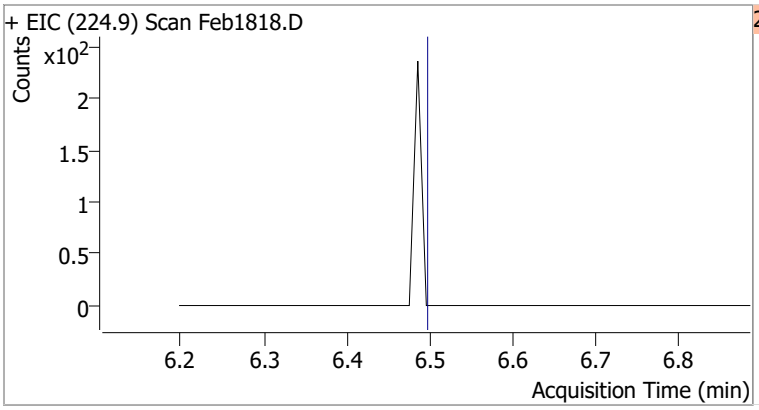

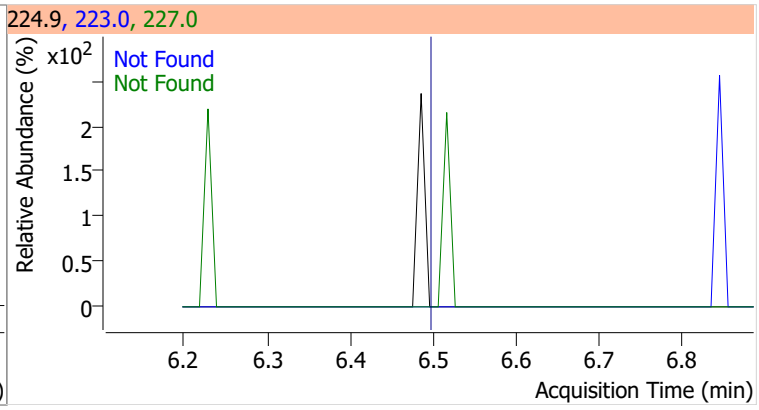

Compound	Conc.	Exp RT	QIon	Exp Ratio
4-Chloro-2-Methylphenol	N.D.	6.94	144.0	27.8

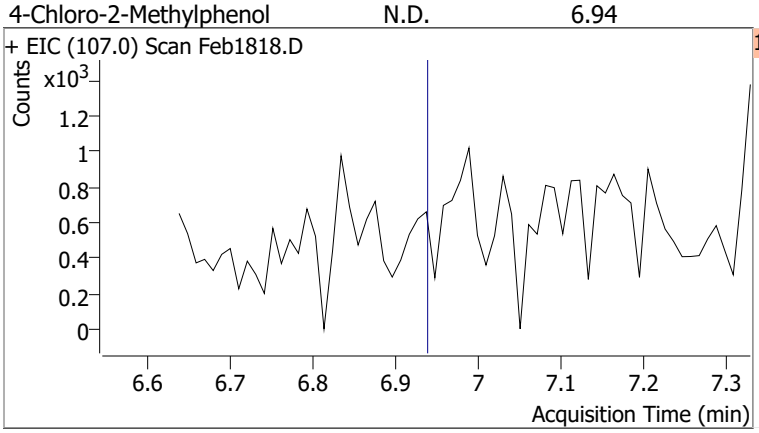

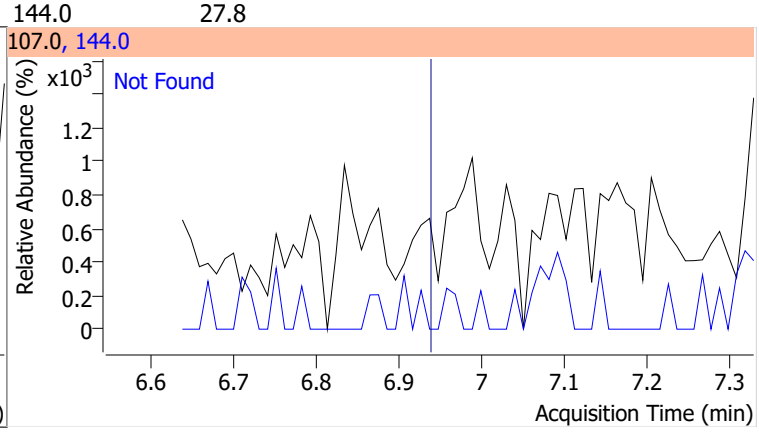

Compound	Conc.	Exp RT	QIon	Exp Ratio
4-Chloro-3-Methylphenol	N.D.	7.07	144.0	27.3

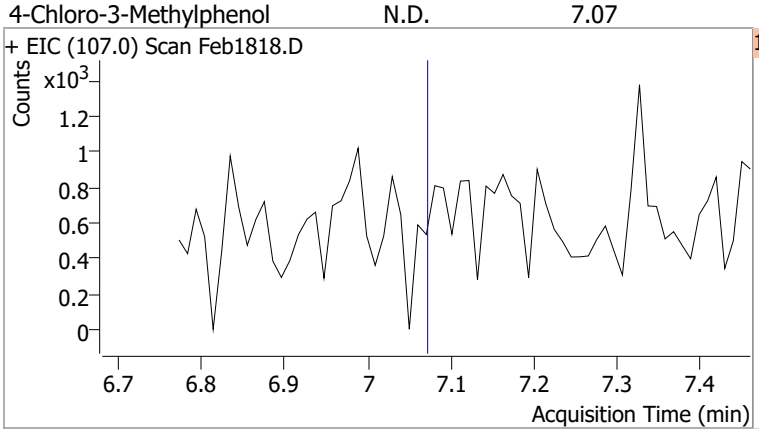

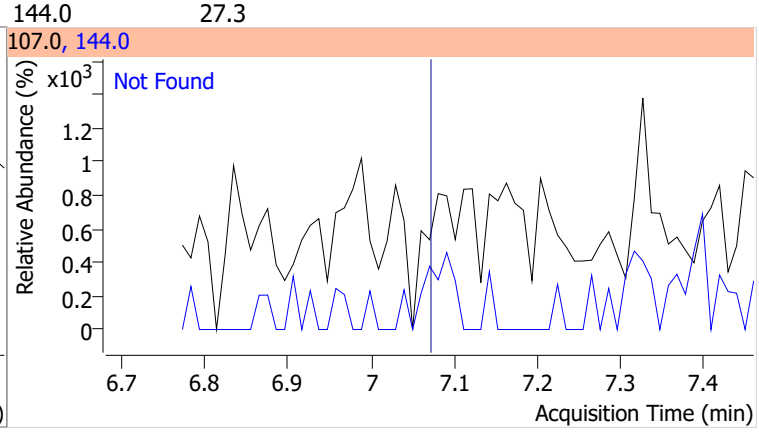

Compound	Conc.	Exp RT	QIon	Exp Ratio	QIon	Exp Ratio
2-Methylnaphthalene	N.D.	7.14	142.0	119.8	115.0	41.7

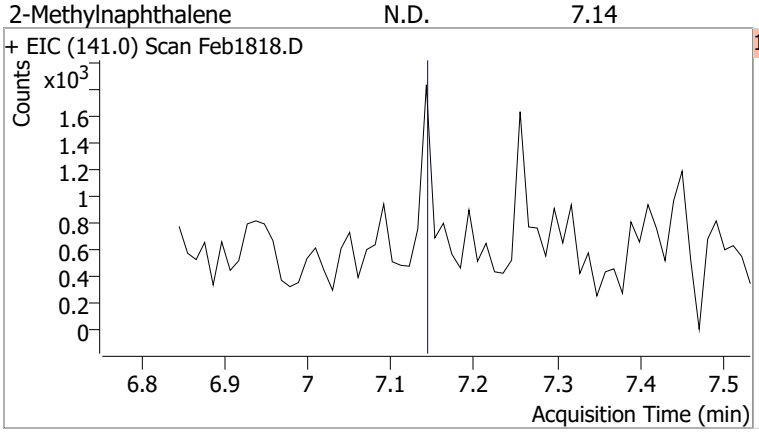

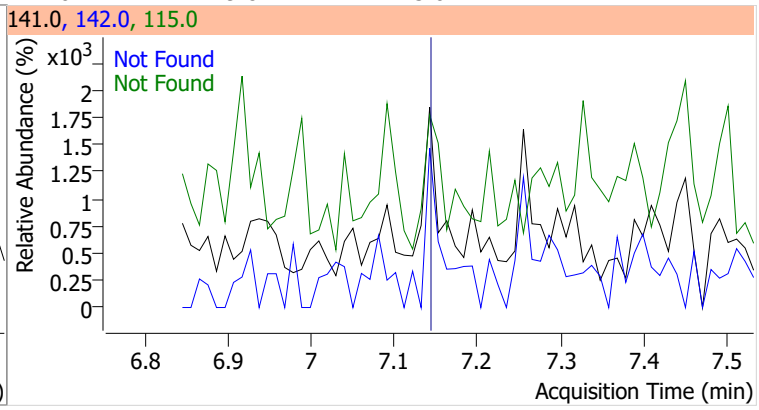

Compound	Conc.	Exp RT	QIon	Exp Ratio	QIon	Exp Ratio
1-Methylnaphthalene	N.D.	7.26	142.0	114.0	115.0	41.3

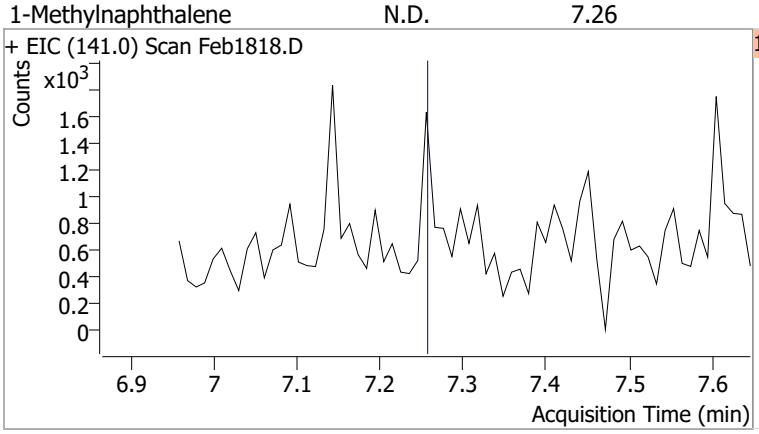

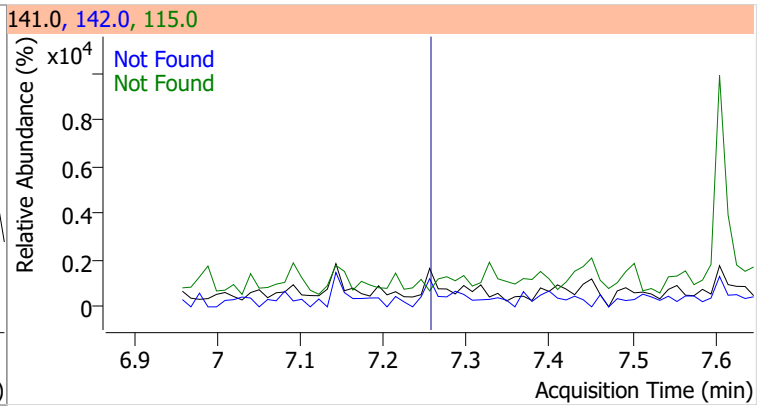

Compound	Conc.	Exp RT	QIon	Exp Ratio	QIon	Exp Ratio
Hexachlorocyclopentadiene	N.D.	7.34	234.9	64.6	238.9	63.8

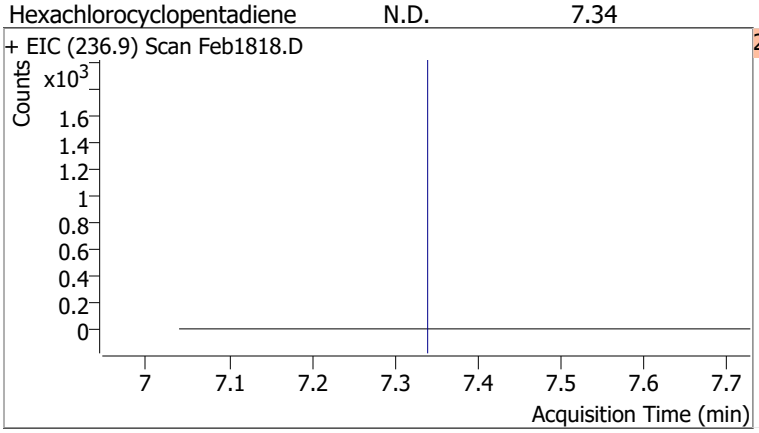

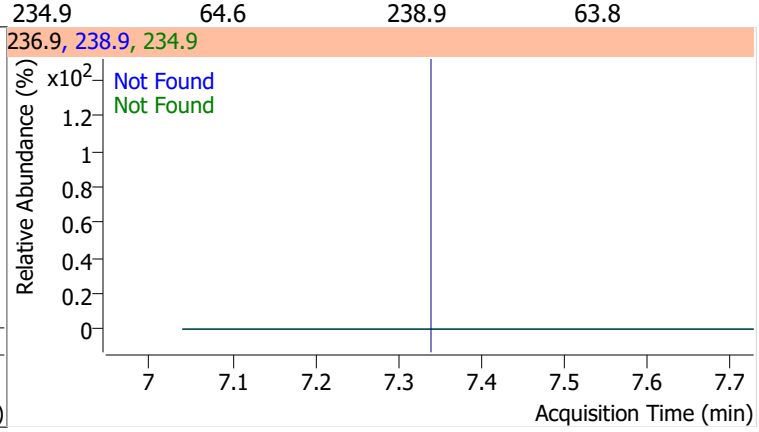

Compound	Conc.	Exp RT	QIon	Exp Ratio
2,4,6-Trichlorophenol	N.D.	7.52	198.0	96.5

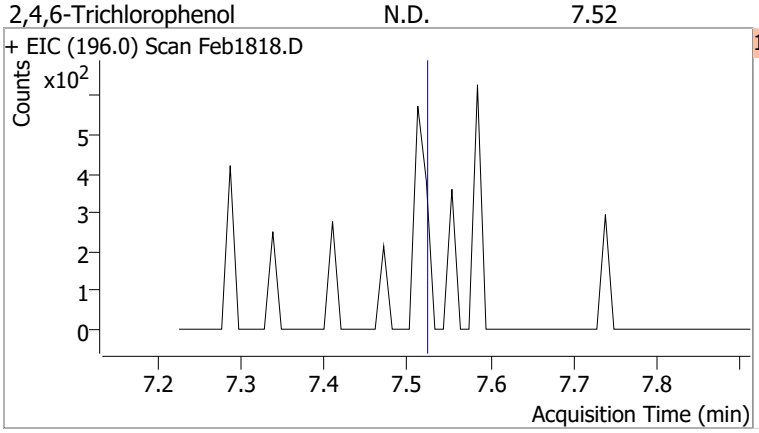

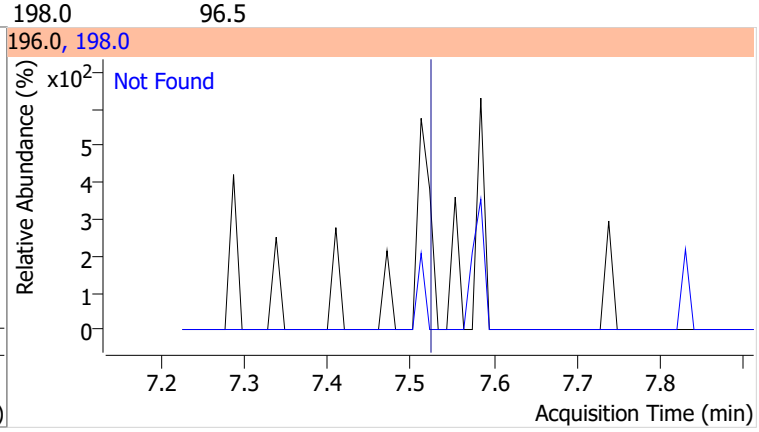

Compound	Conc.	Exp RT	QIon	Exp Ratio
2,4,5-Trichlorophenol	N.D.	7.57	198.0	90.2

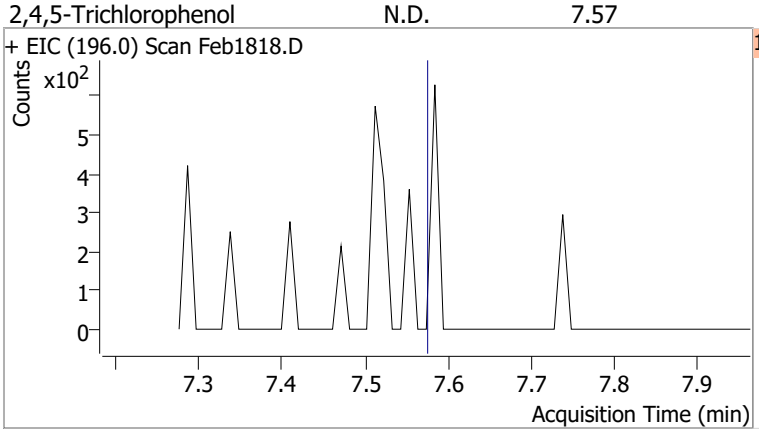

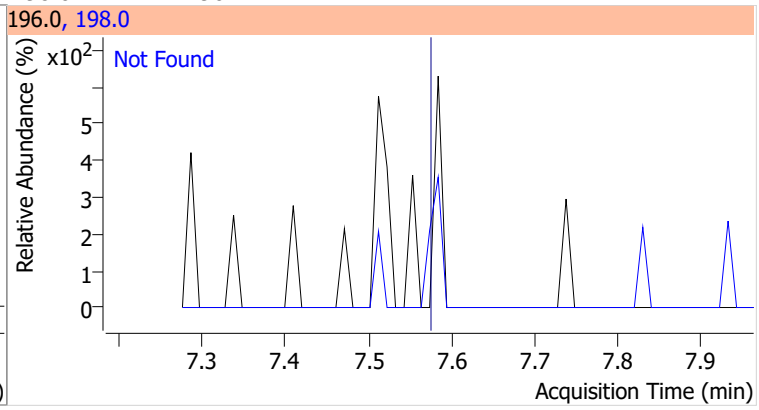

Compound	Conc.	RT	Dev(Min)	Resp.	QIon	QRatio	Lower	Upper
2-Fluorobiphenyl	62.8314	7.60	0.00	1234757	171.0	33.9	24.0	44.5

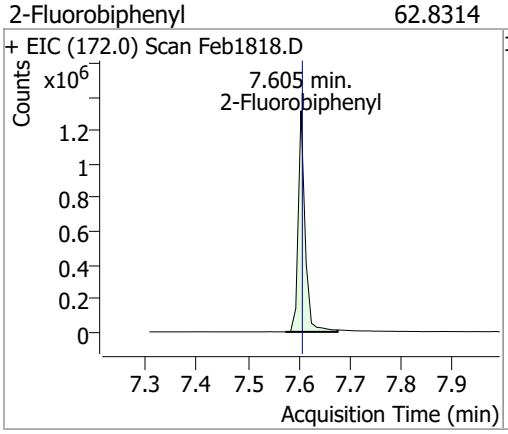

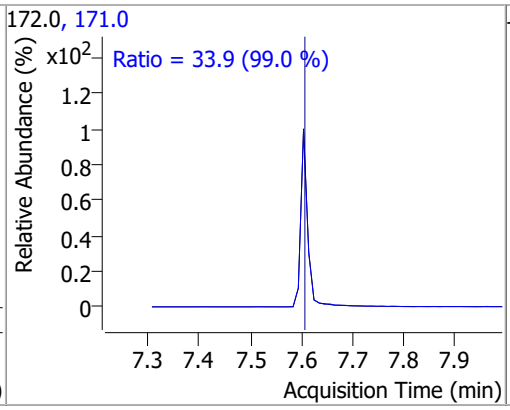

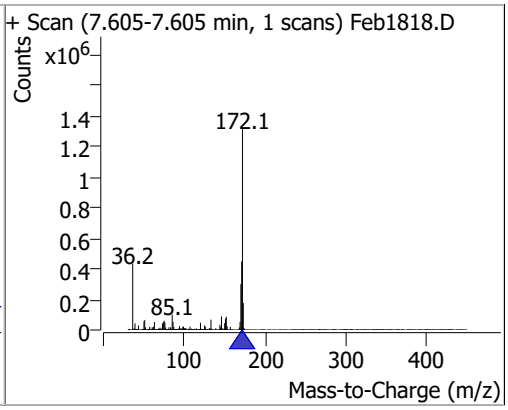

Compound	Conc.	Exp RT	QIon	Exp Ratio	QIon	Exp Ratio
2-Chloronaphthalene	N.D.	7.72	127.0	35.9	164.0	32.1

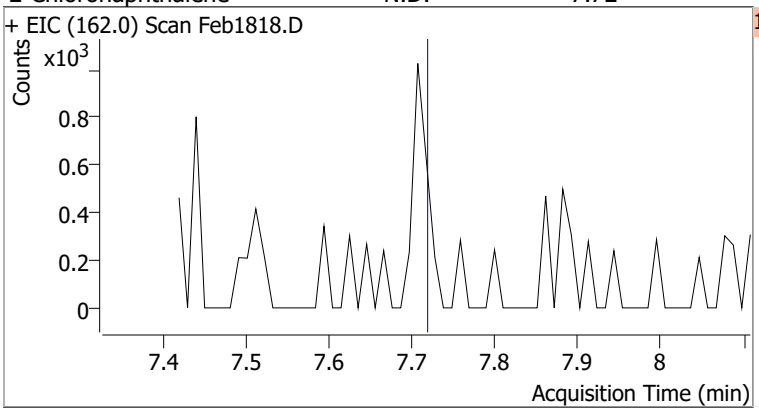

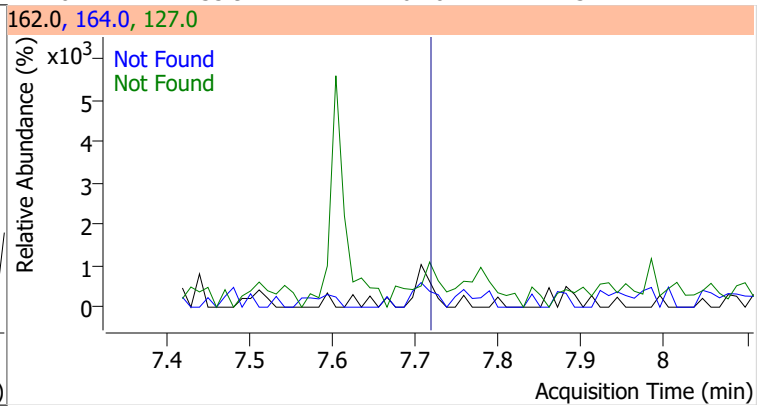

Compound	Conc.	RT	Dev(Min)	Resp.	QIon	QRatio	Lower	Upper
2-Nitroaniline		0		0	138.0		77.4	143.7

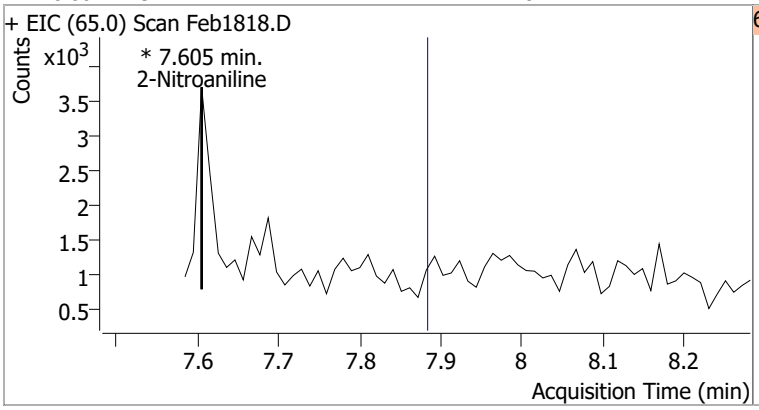

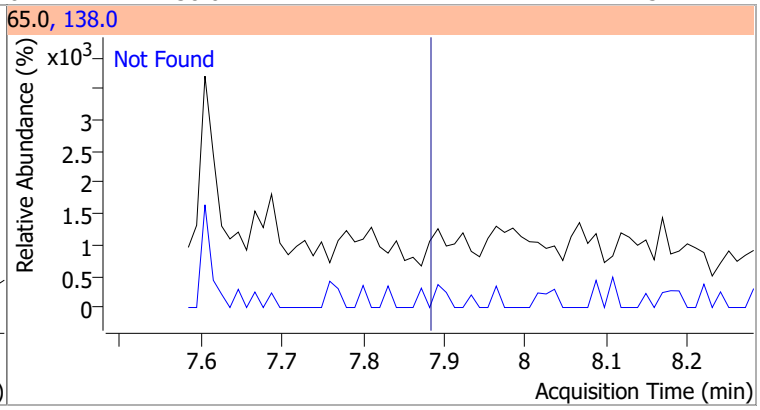

Compound	Conc.	RT	Dev(Min)	Resp.	QIon	QRatio	Lower	Upper
Dimethyl Phthalate		0		0	77.0		13.8	25.7

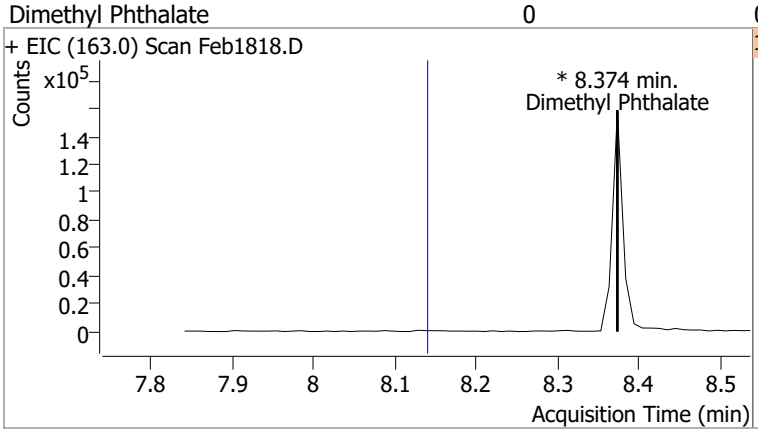

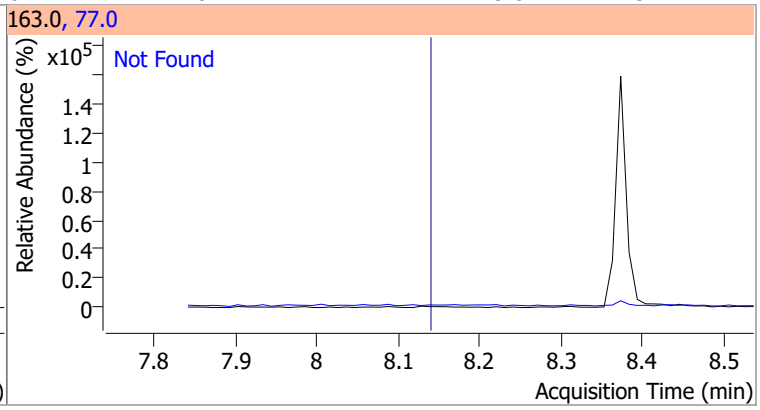

Compound	Conc.	RT	Dev(Min)	Resp.	QIon	QRatio	Lower	Upper
2,6-Dinitrotoluene		0		0	63.0		99.5	184.8
					89.0		43.3	80.3

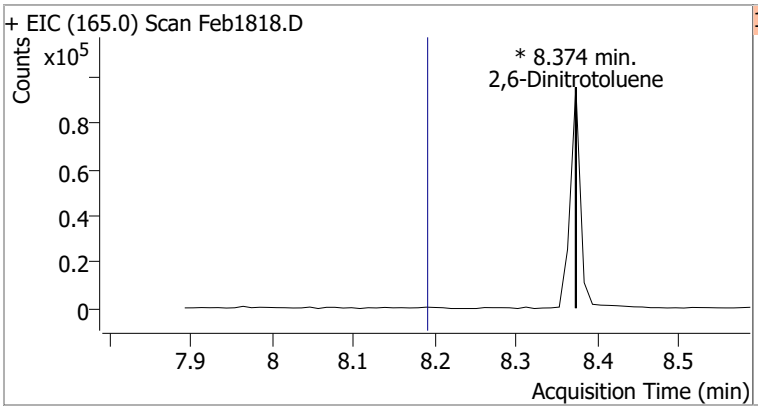

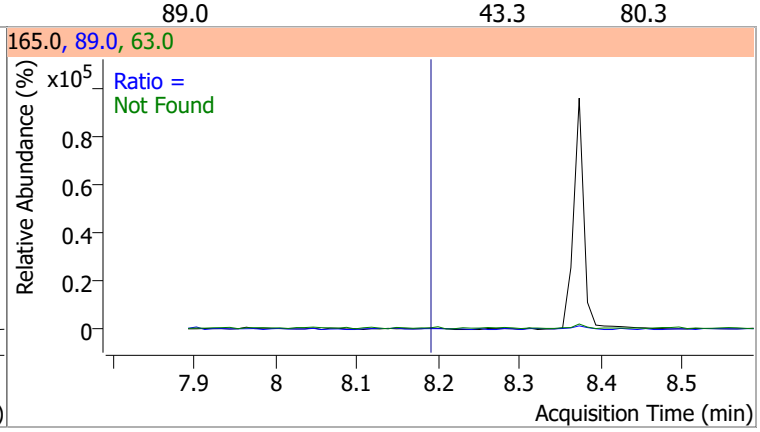

Compound	Conc.	Exp RT	QIon	Exp Ratio
Acenaphthylene	N.D.	8.20	153.1	13.6

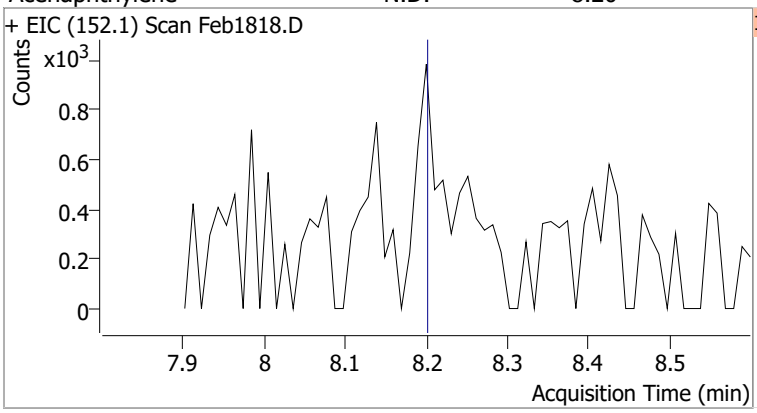

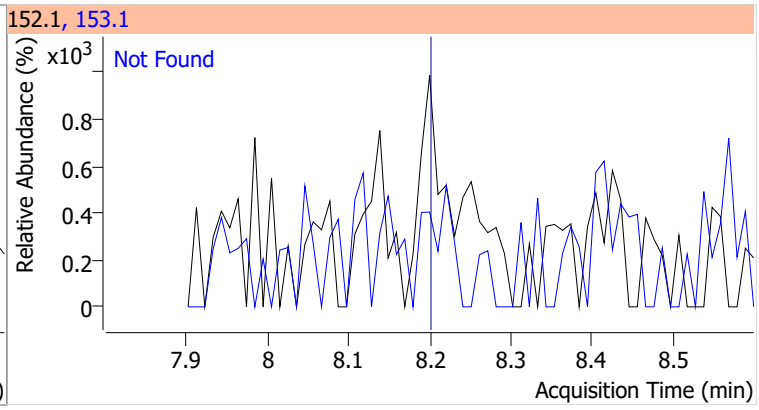

Compound	Conc.	Exp RT	QIon	Exp Ratio	QIon	Exp Ratio
3-Nitroaniline	N.D.	8.39	65.0	129.1	92.0	106.7

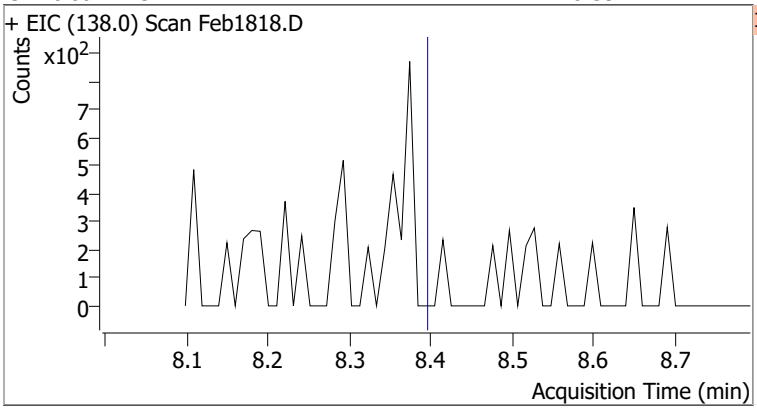

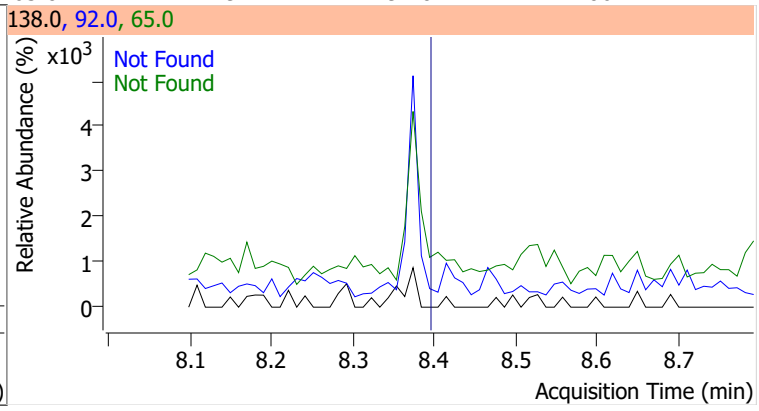

Compound	Conc.	Exp RT	QIon	Exp Ratio	QIon	Exp Ratio
Acenaphthene	N.D.	8.41	153.0	106.5	152.0	51.8

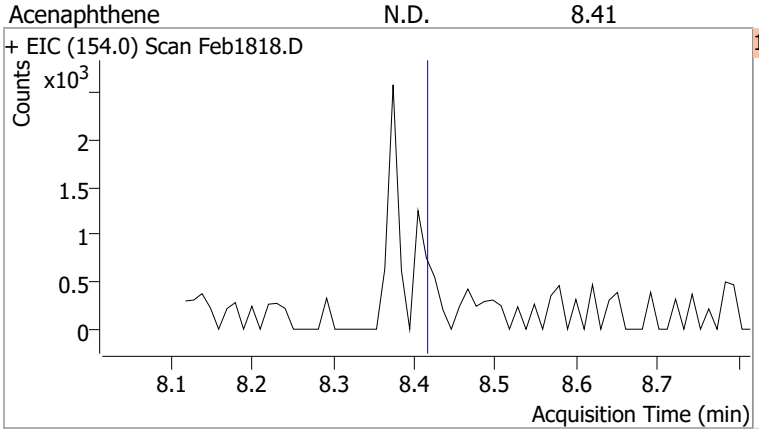

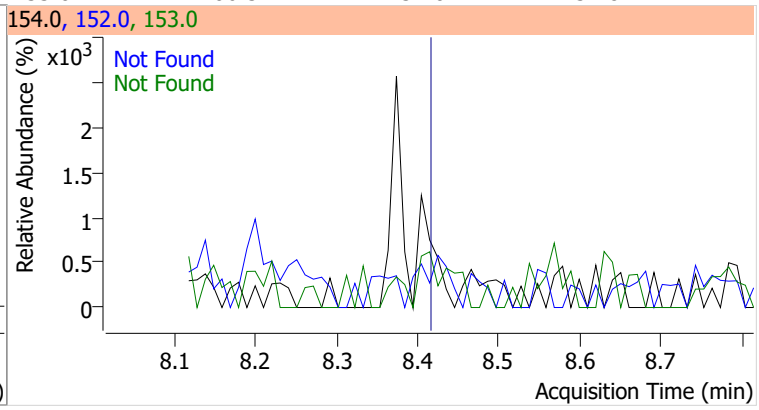

Compound	Conc.	RT	Dev(Min)	Resp.	QIon	QRatio	Lower	Upper
2,4-Dinitrophenol		0		0	154.0		43.9	81.5

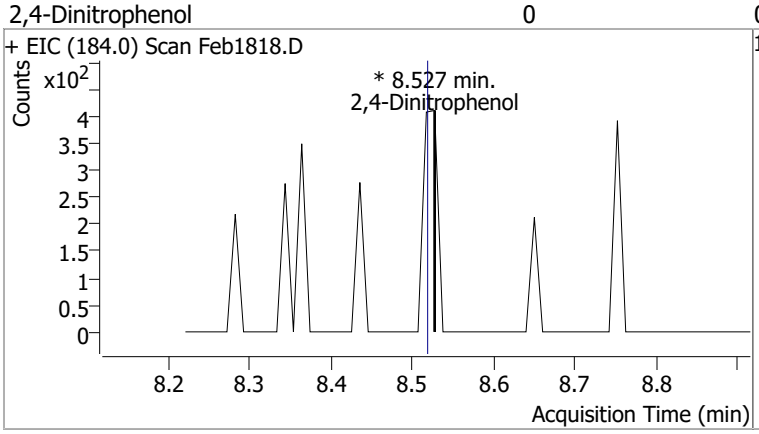

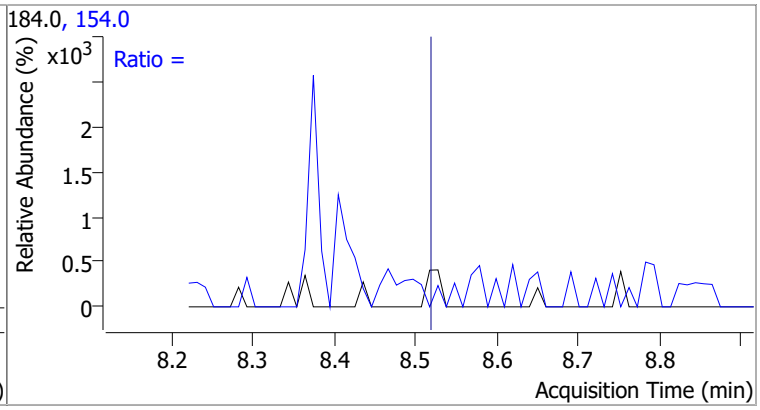

Compound	Conc.	Exp RT	QIon	Exp Ratio
Dibenzofuran	N.D.	8.63	139.0	37.5

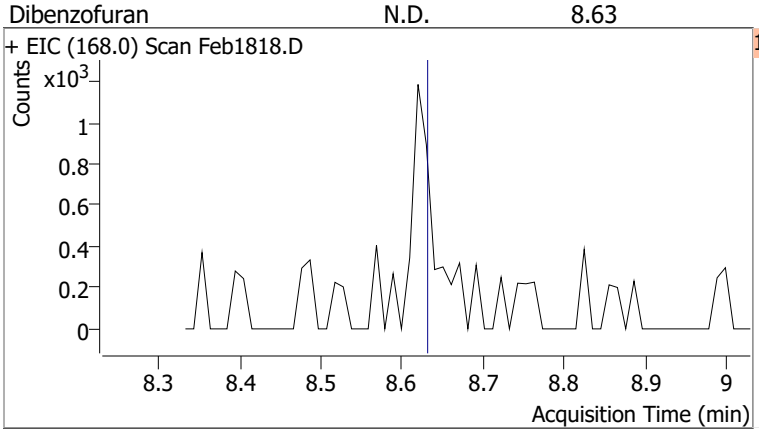

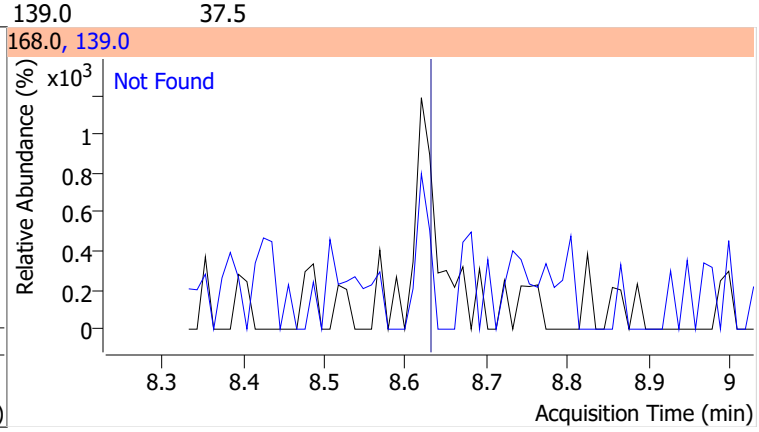

Compound	Conc.	Exp RT	QIon	Exp Ratio	QIon	Exp Ratio
2,4-Dinitrotoluene	N.D.	8.67	89.0	79.2	63.0	48.4

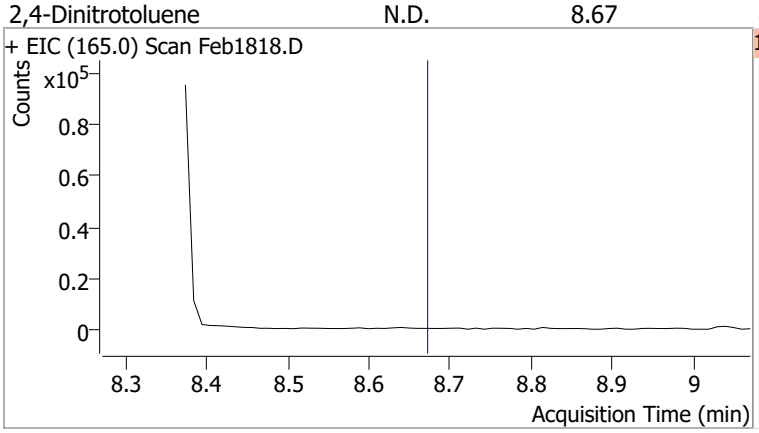

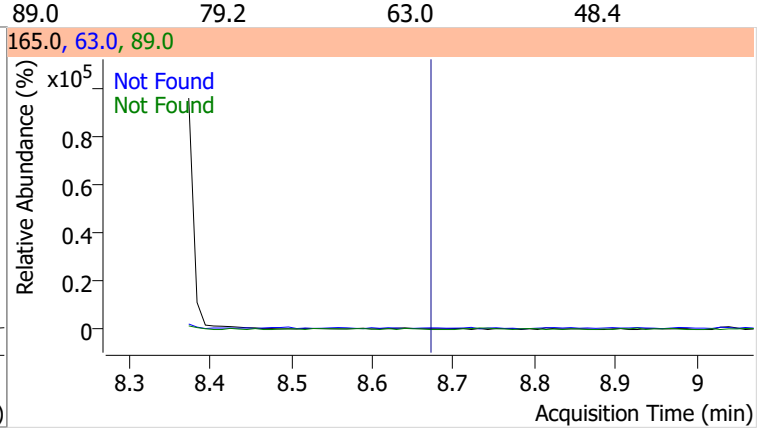

Compound	Conc.	Exp RT	QIon	Exp Ratio	QIon	Exp Ratio
4-Nitrophenol	N.D.	8.70	65.0	72.0	139.0	71.1

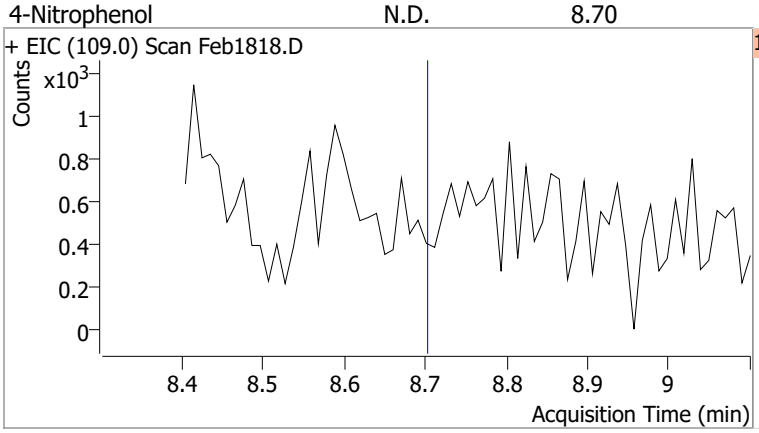

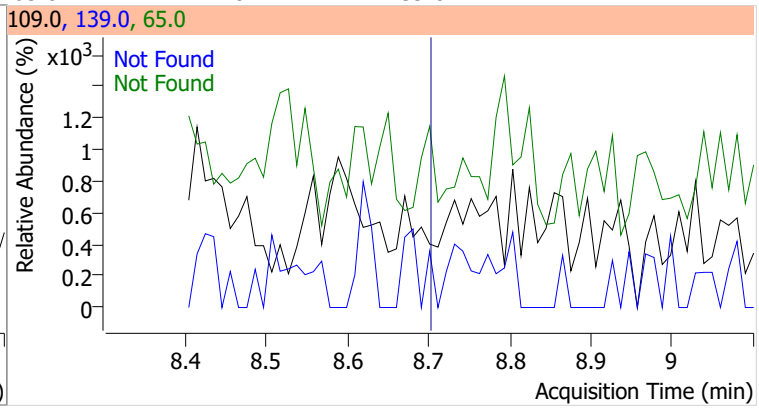

Compound	Conc.	Exp RT	QIon	Exp Ratio	QIon	Exp Ratio
Diethylphthalate	N.D.	9.00	177.0	20.7	150.0	12.5

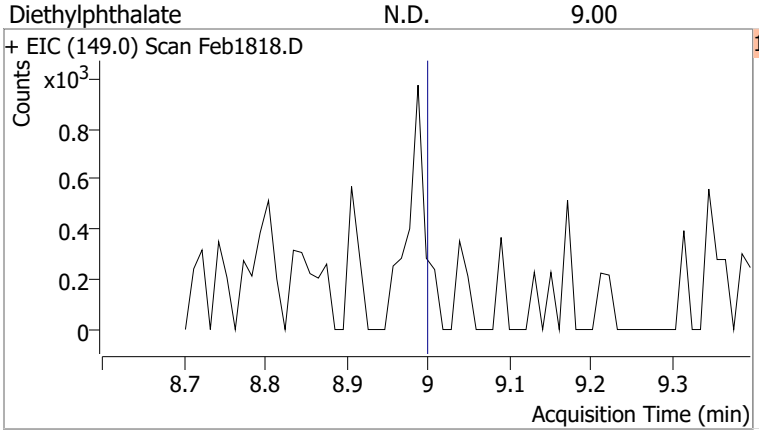

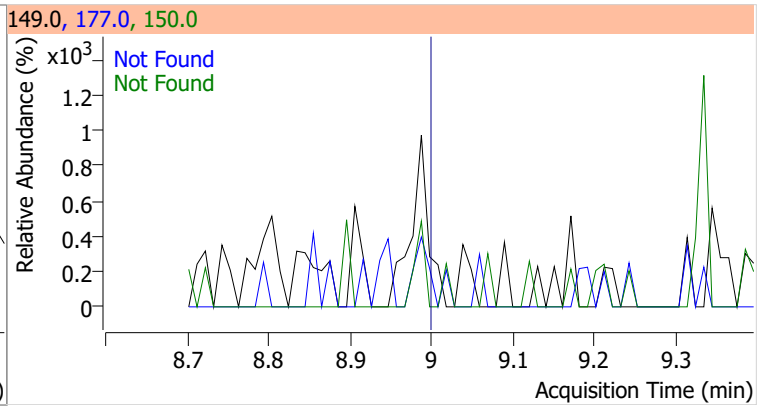

Compound	Conc.	Exp RT	QIon	Exp Ratio	QIon	Exp Ratio
Fluorene	N.D.	9.04	165.0	93.4	167.0	13.7

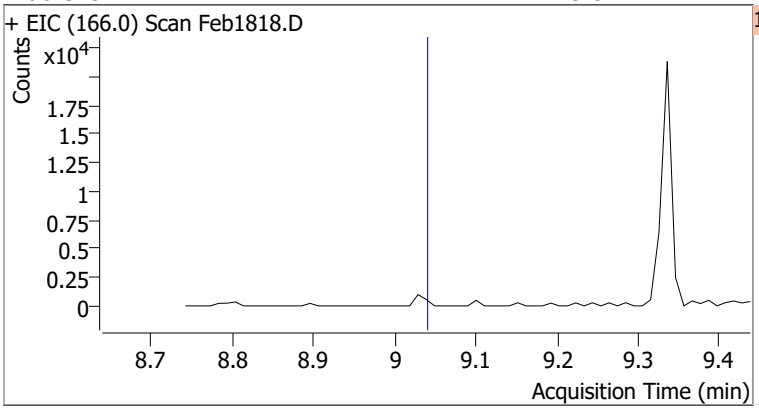

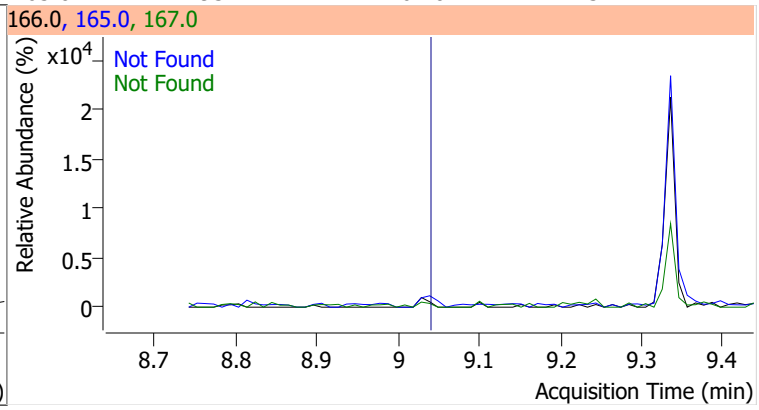

Compound	Conc.	Exp RT	QIon	Exp Ratio	QIon	Exp Ratio
4-Chlorophenyl-phenylether	N.D.	9.07	141.0	61.2	206.0	33.8

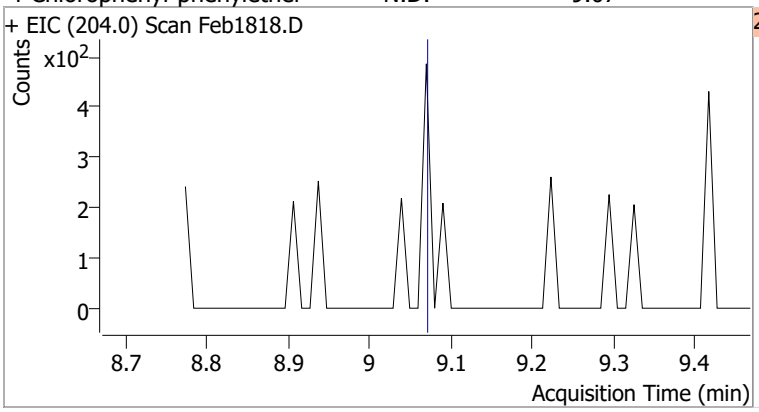

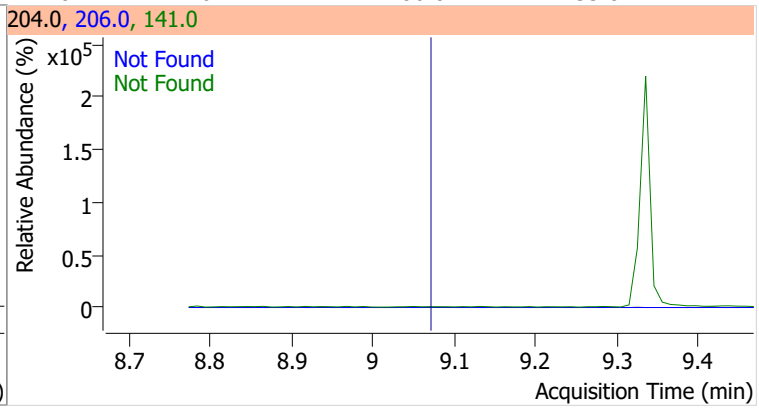

Compound	Conc.	Exp RT	QIon	Exp Ratio	QIon	Exp Ratio
4-Nitroaniline	N.D.	9.14	65.0	112.7	92.0	49.3

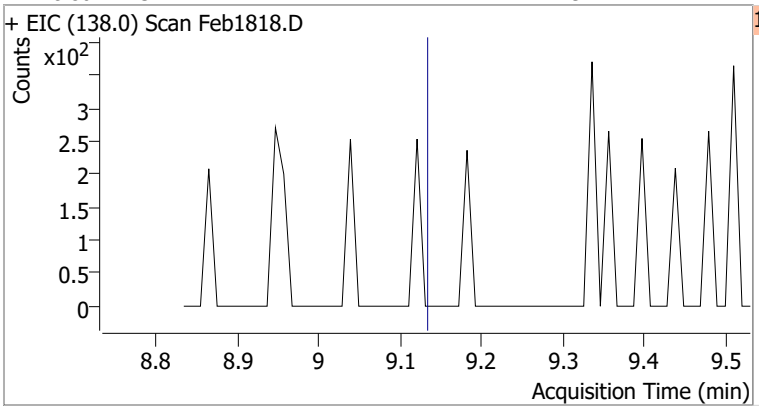

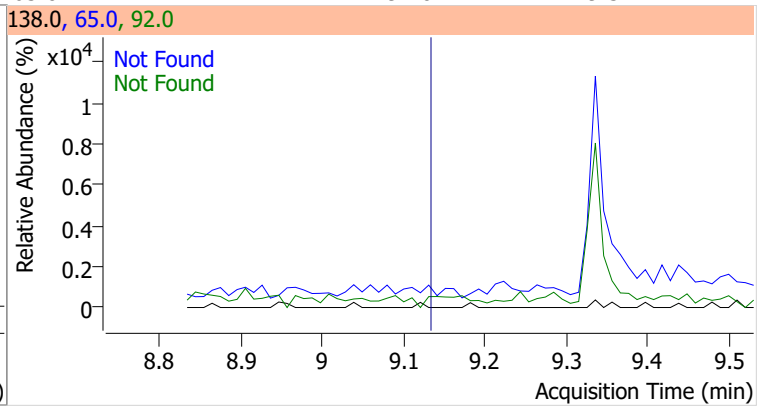

Compound	Conc.	RT	Dev(Min)	Resp.	QIon	QRatio	Lower	Upper
4,6-Dinitro-2-methylphenol		0		0	121.0		35.1	65.3

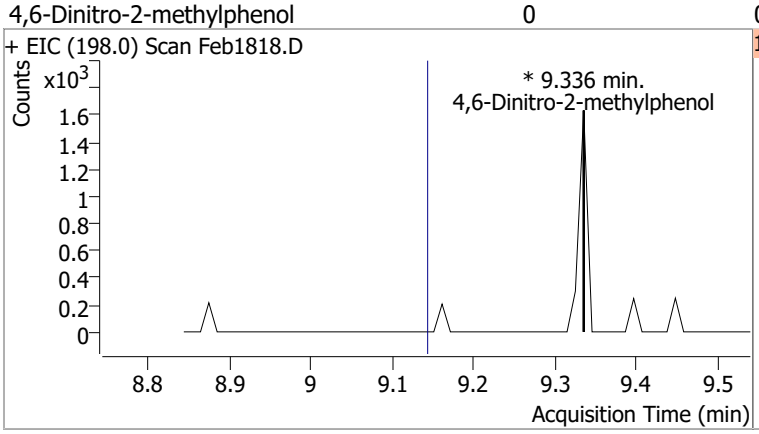

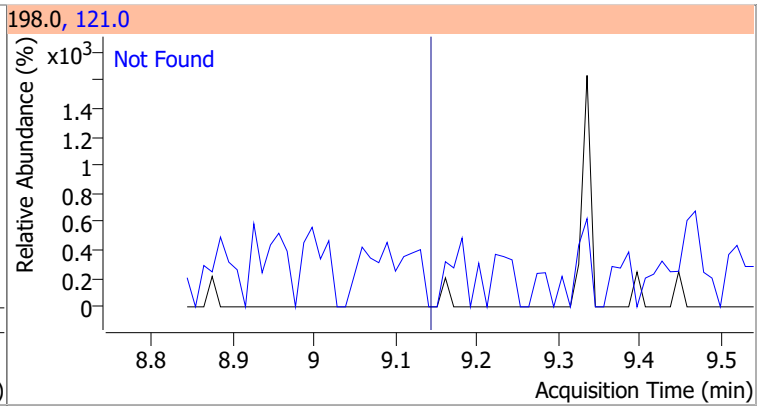

Compound	Conc.	Exp RT	QIon	Exp Ratio	QIon	Exp Ratio
N-nitrosodiphenylamine	N.D.	9.23	168.0	62.8	167.0	34.1

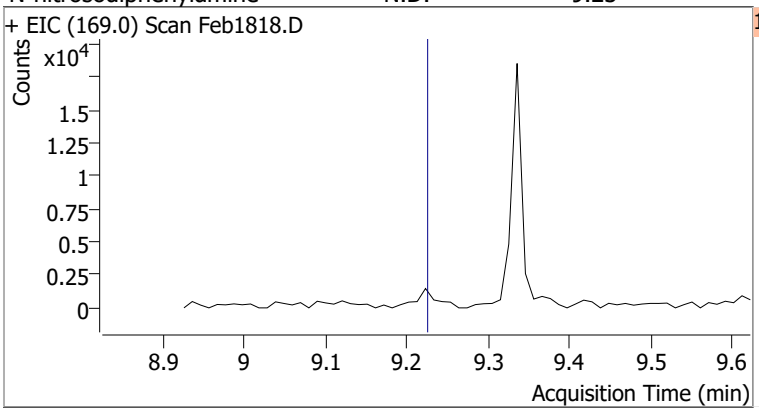

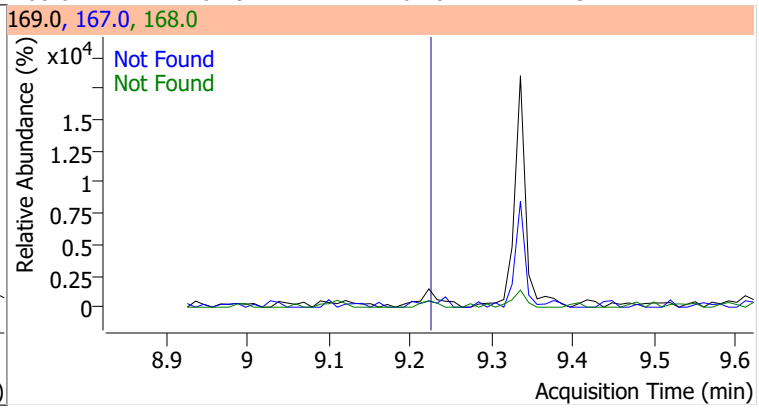

Compound	Conc.	Exp RT	QIon	Exp Ratio	QIon	Exp Ratio
Azobenzene	N.D.	9.26	51.0	45.2	182.0	24.1

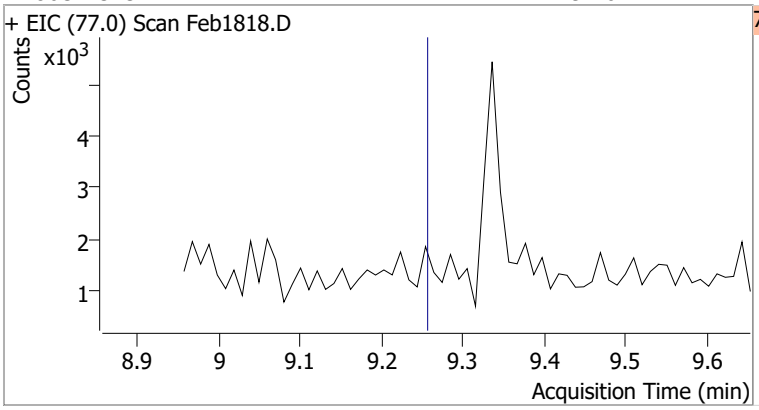

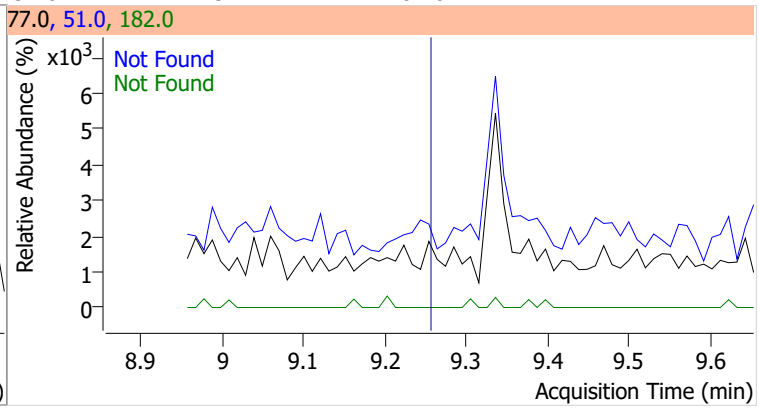

Compound	Conc.	RT	Dev(Min)	Resp.	QIon	QRatio	Lower	Upper
2,4,6-Tribromophenol	167.4576	9.34	0.00	304704	331.8	87.2	68.5	127.2

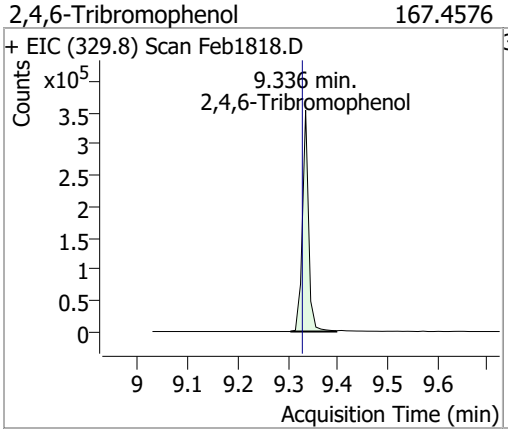

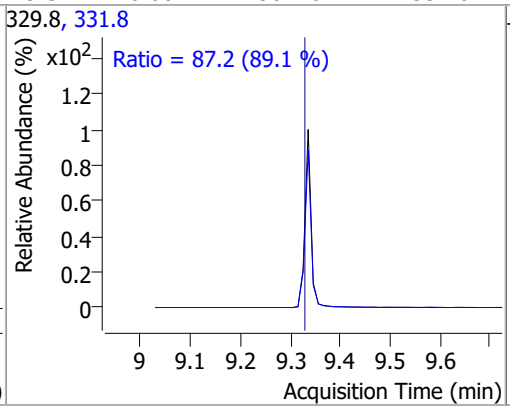

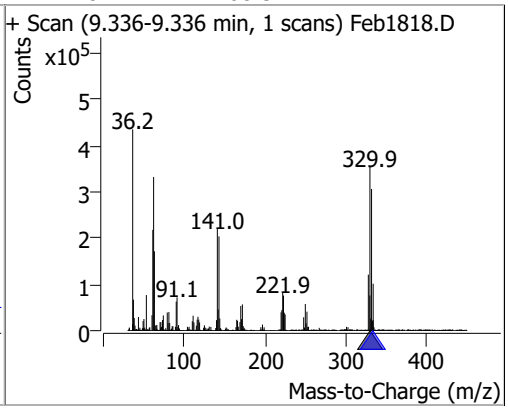

Compound	Conc.	Exp RT	QIon	Exp Ratio	QIon	Exp Ratio
4-Bromophenyl-phenylether	N.D.	9.65	141.0	98.8	250.0	98.2

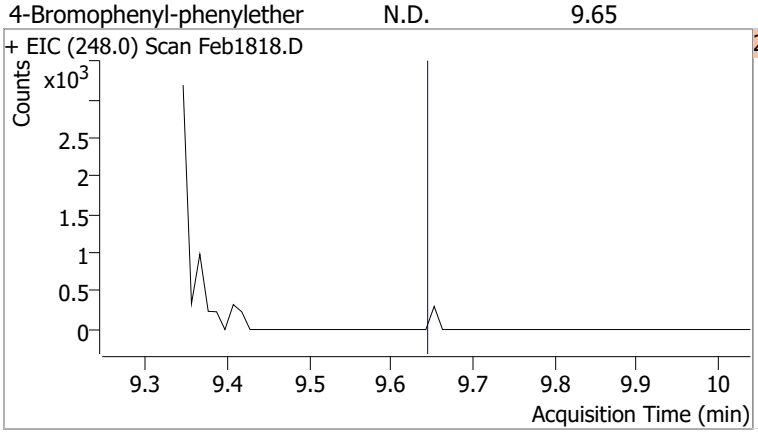

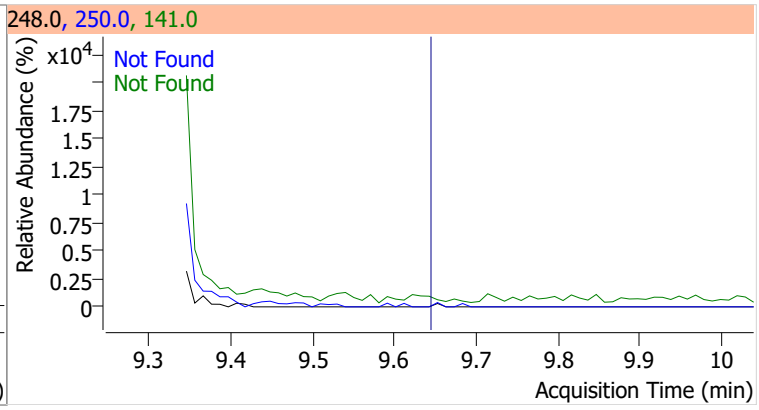

Compound	Conc.	Exp RT	QIon	Exp Ratio
Hexachlorobenzene	N.D.	9.69	142.0	53.8

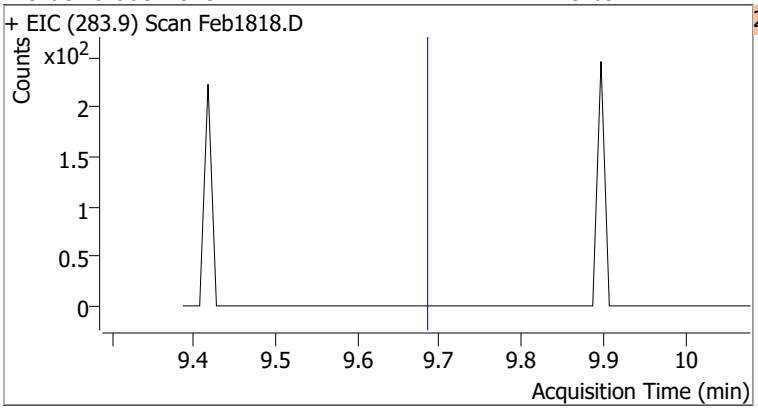

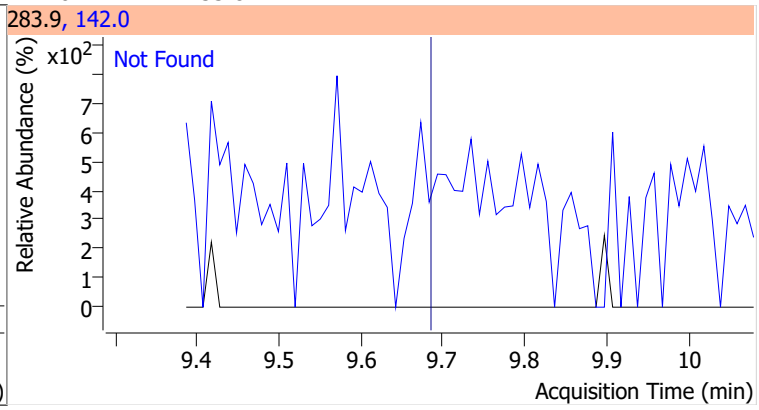

Compound	Conc.	Exp RT	QIon	Exp Ratio	QIon	Exp Ratio
Pentachlorophenol	N.D.	9.97	267.9	59.4	263.9	58.9

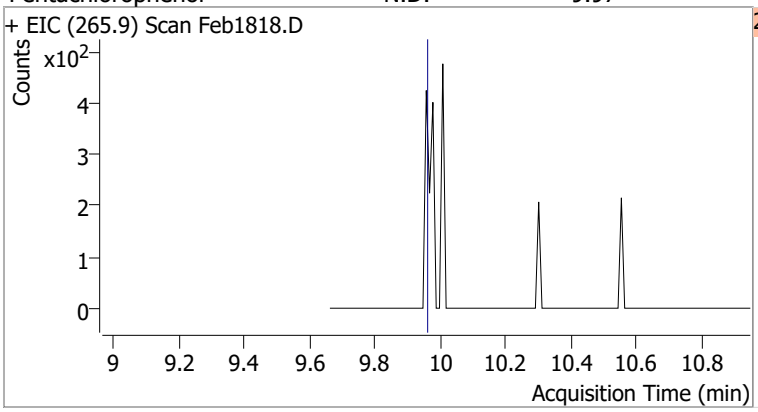

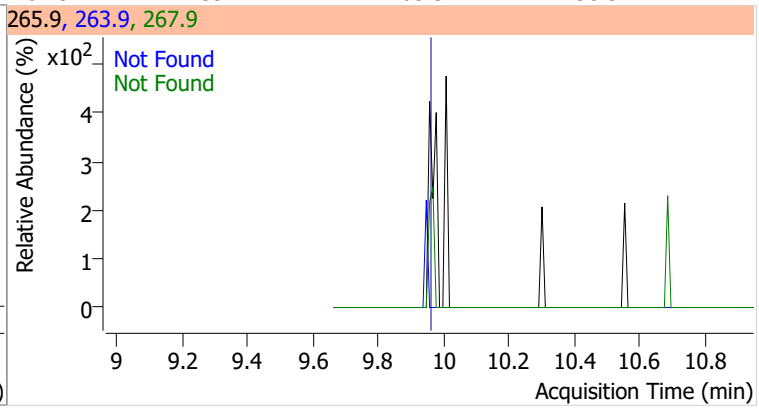

Compound	Conc.	Exp RT	QIon	Exp Ratio
Phenanthrene	N.D.	10.18	176.0	18.5

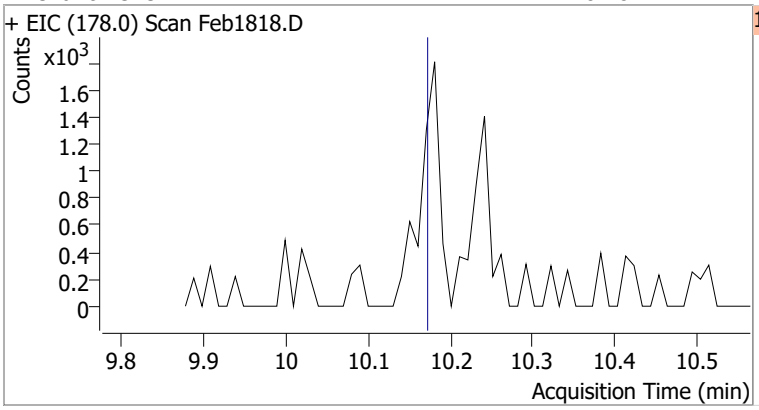

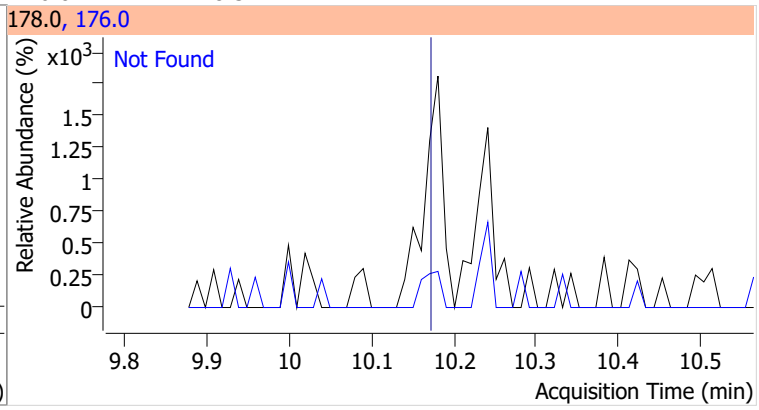

Compound	Conc.	Exp RT	QIon	Exp Ratio
Anthracene	N.D.	10.25	176.0	18.4

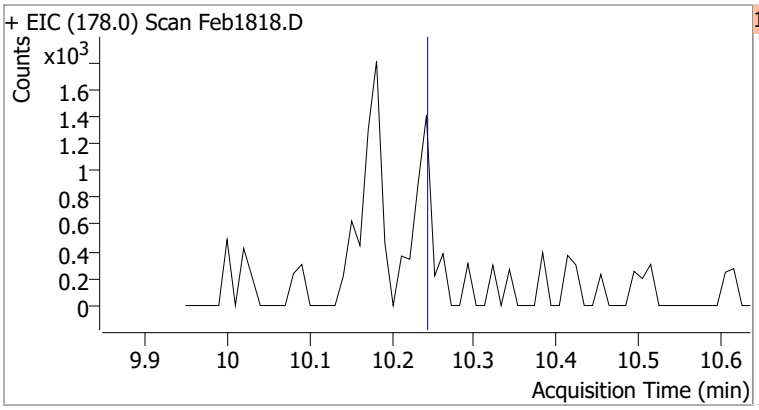

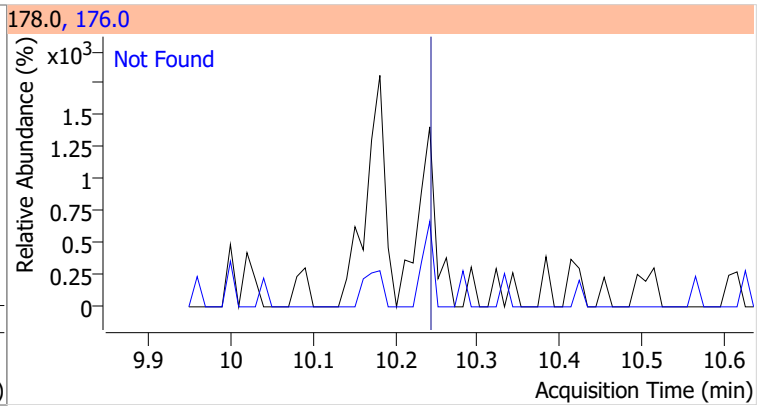

Compound	Conc.	Exp RT	QIon	Exp Ratio	QIon	Exp Ratio
Triallate	N.D.	10.31	268.0	24.1	143.0	22.5

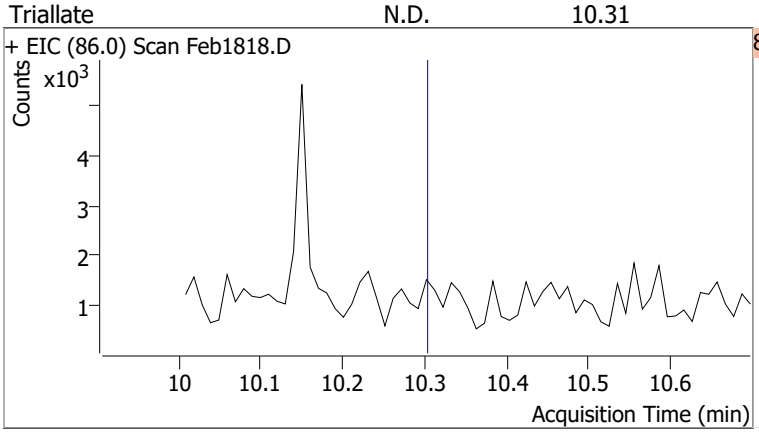

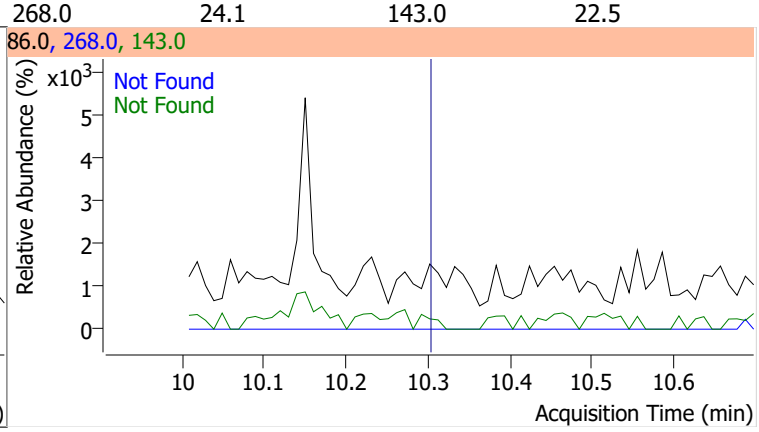

Compound	Conc.	Exp RT	QIon	Exp Ratio
Carbazole	N.D.	10.49	139.0	12.8

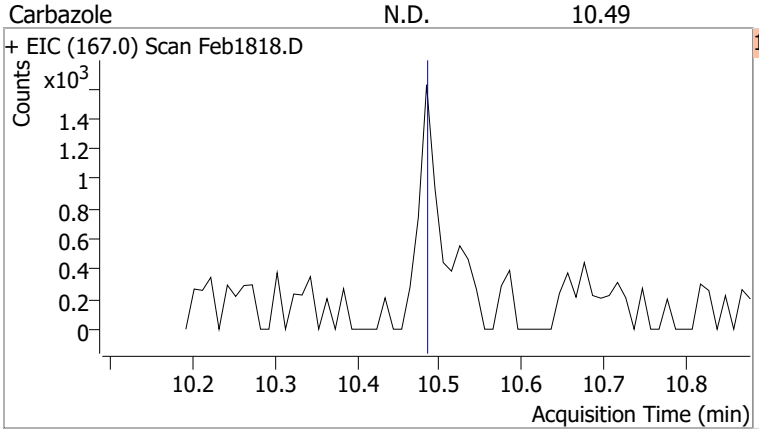

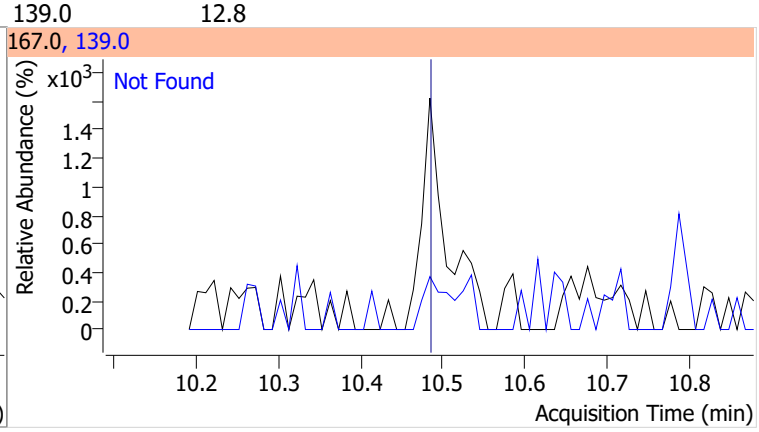

Compound	Conc.	Exp RT	QIon	Exp Ratio	QIon	Exp Ratio
o-Terphenyl	N.D.	10.70	229.0	64.9	215.0	37.0

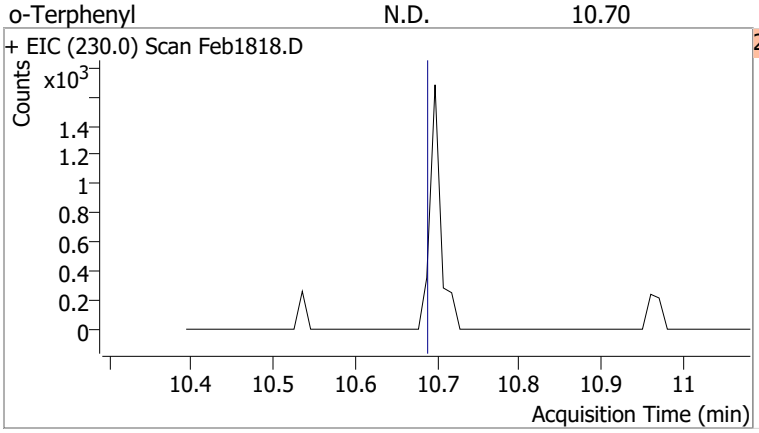

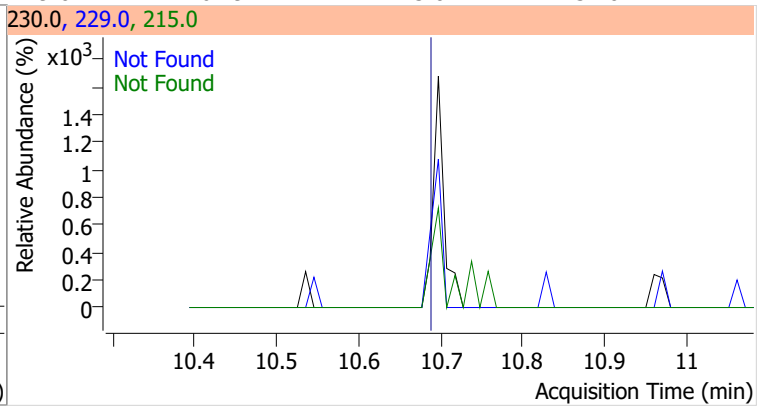

Compound	Conc.	Exp RT	QIon	Exp Ratio	QIon	Exp Ratio
Di-n-Butylphthalate	N.D.	11.08	150.0	9.1	104.0	6.4

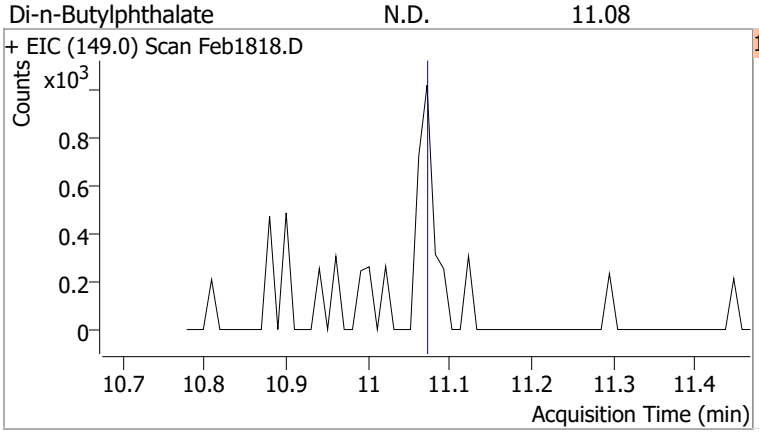

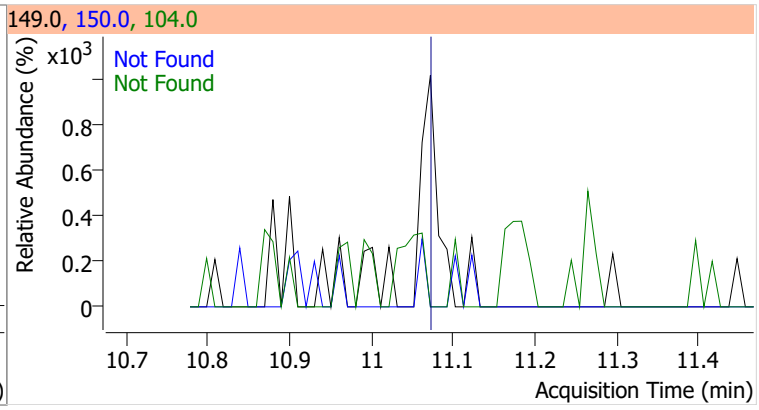

Compound	Conc.	Exp RT	QIon	Exp Ratio
Fluoranthene	N.D.	11.95	101.0	13.4

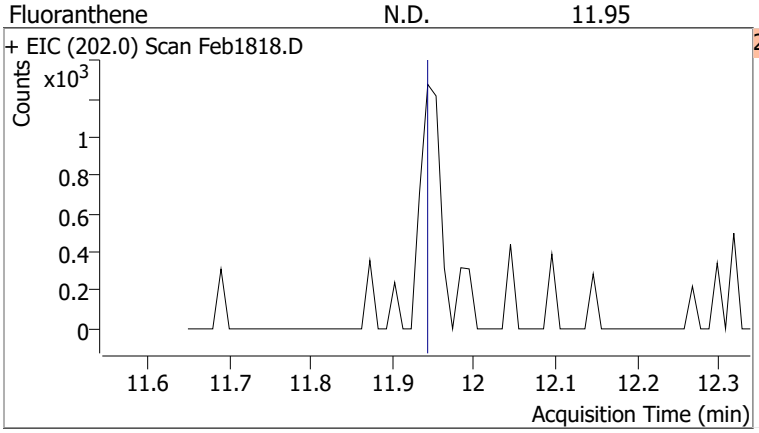

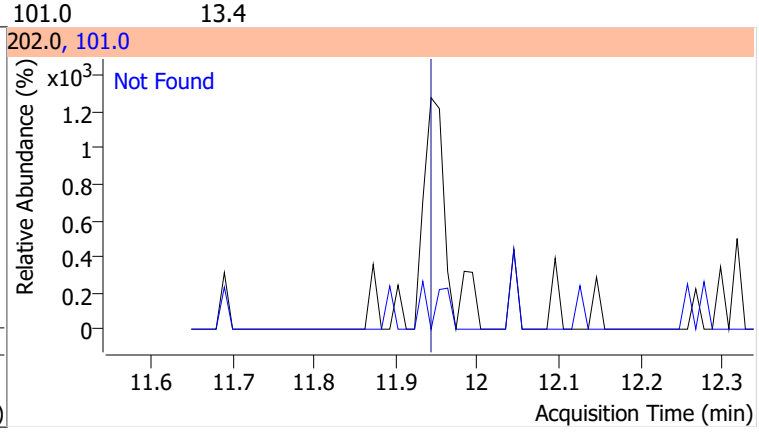

Compound	Conc.	RT	Dev(Min)	Resp.	QIon	QRatio	Lower	Upper
Benzidine		0		0	183.0		8.3	15.4
					92.0		5.8	10.8

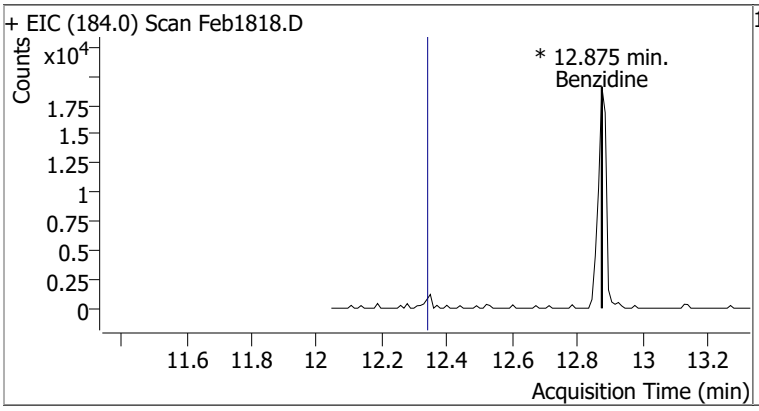

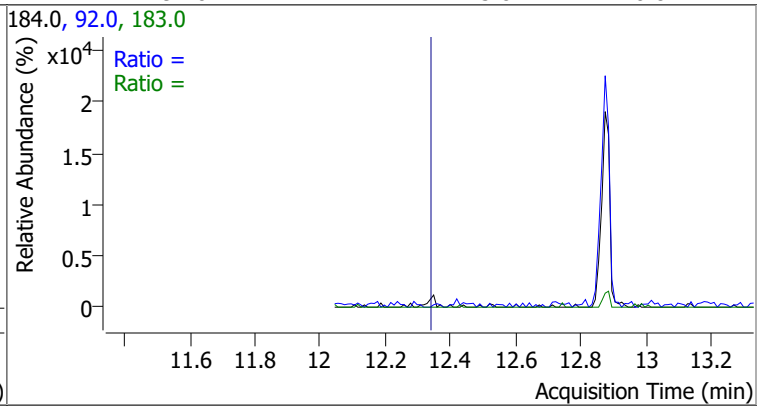

Compound	Conc.	Exp RT	QIon	Exp Ratio
Pyrene	N.D.	12.38	101.0	15.9

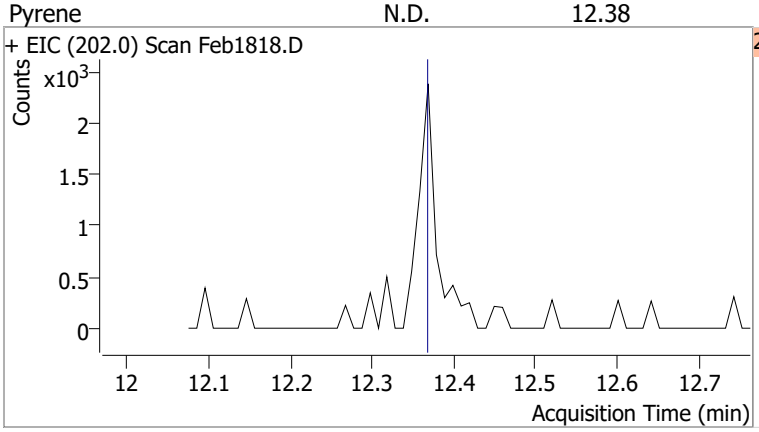

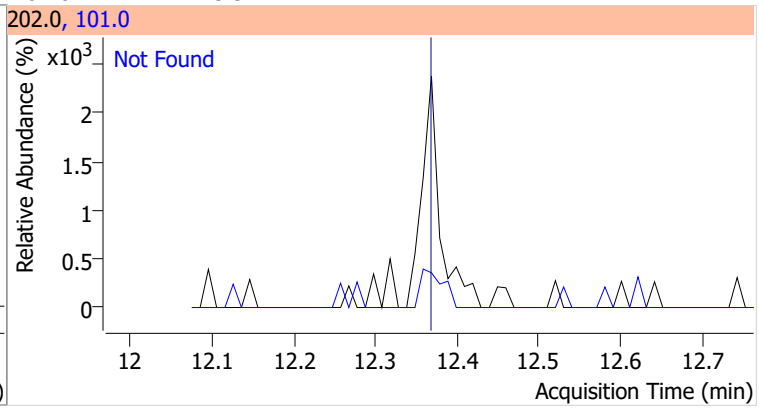

Compound	Conc.	RT	Dev(Min)	Resp.	QIon	QRatio	Lower	Upper
Terphenyl-d14	103.2925	12.88	0.00	1945113	122.0	14.4	10.1	18.7

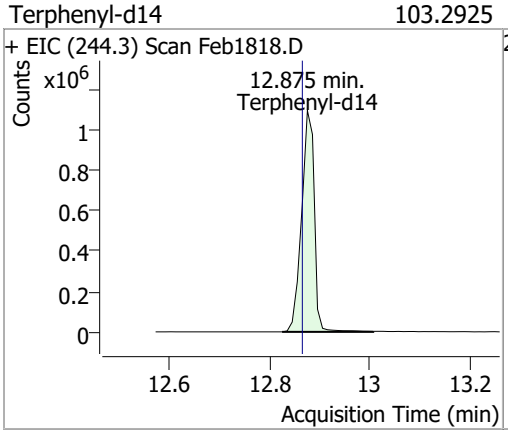

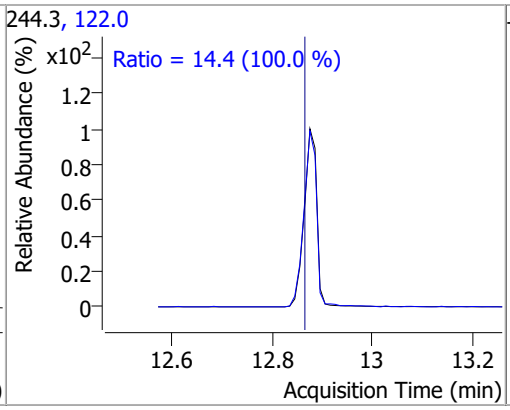

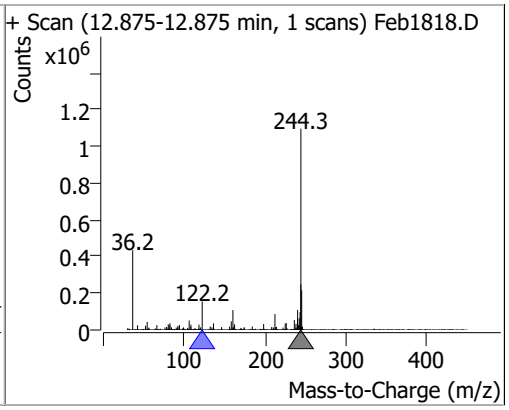

Compound	Conc.	Exp RT	QIon	Exp Ratio	QIon	Exp Ratio
Butylbenzylphthalate	N.D.	14.32	91.0	85.1	206.0	17.5

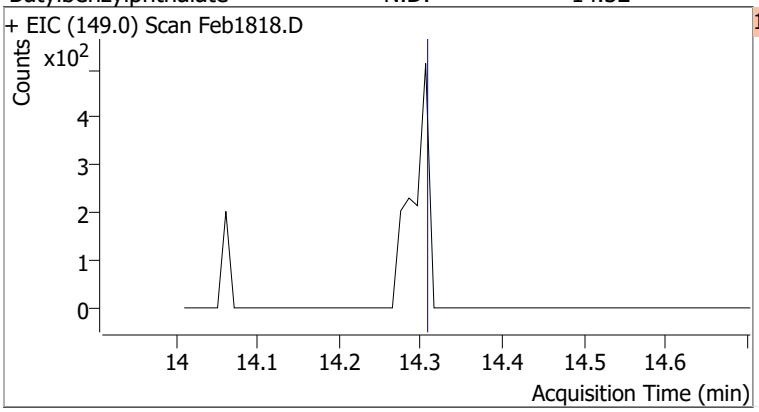

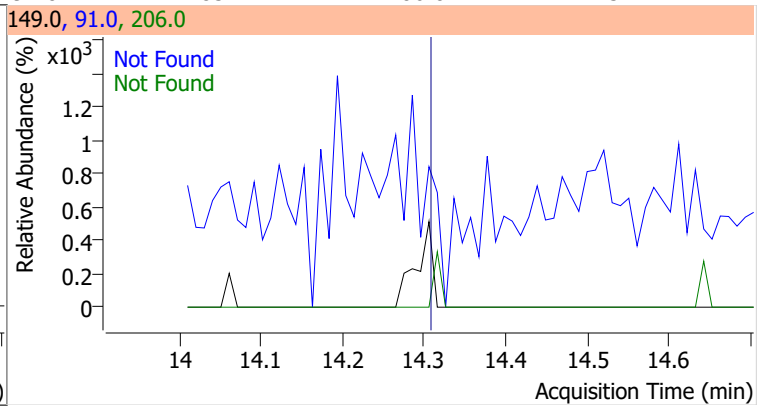

Compound	Conc.	Exp RT	QIon	Exp Ratio	QIon	Exp Ratio
Benzo(a)Anthracene	N.D.	15.51	226.0	26.8	229.0	21.1

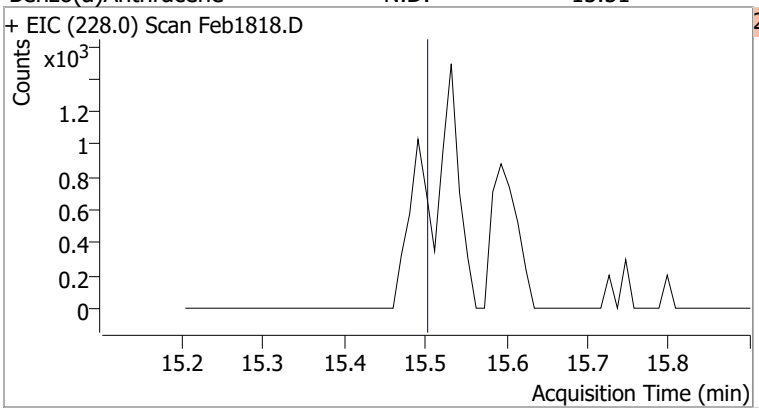

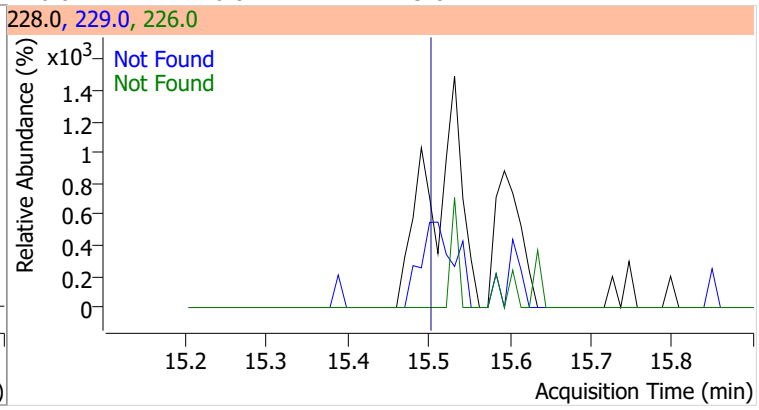

Compound	Conc.	Exp RT	QIon	Exp Ratio	QIon	Exp Ratio
Chrysene	N.D.	15.62	226.0	28.4	229.0	19.7

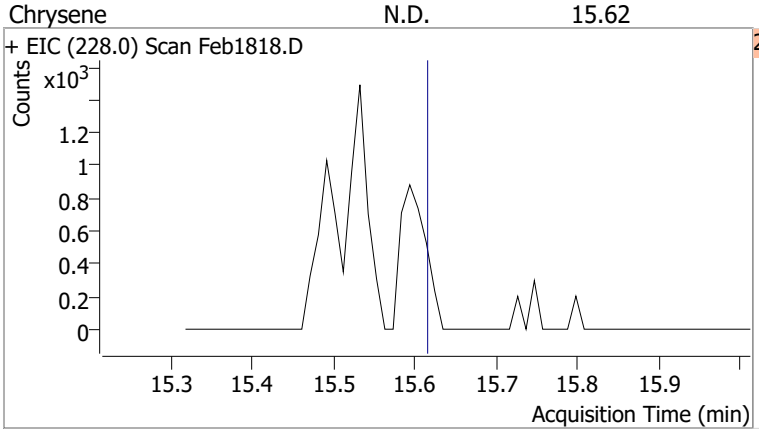

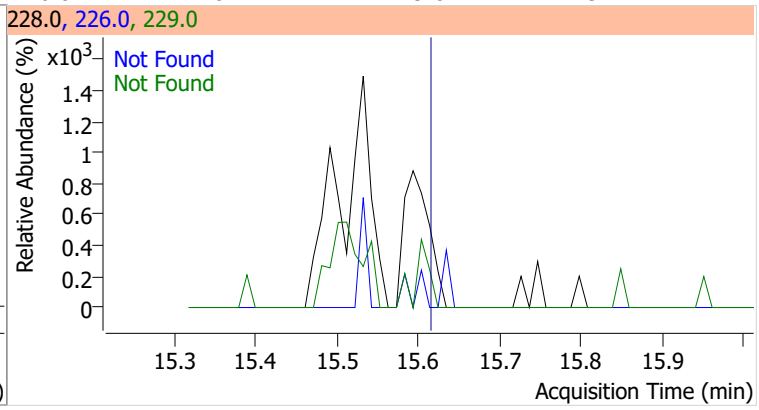

Compound	Conc.	Exp RT	QIon	Exp Ratio
3,3-Dichlorobenzidine	N.D.	15.69	254.0	64.2

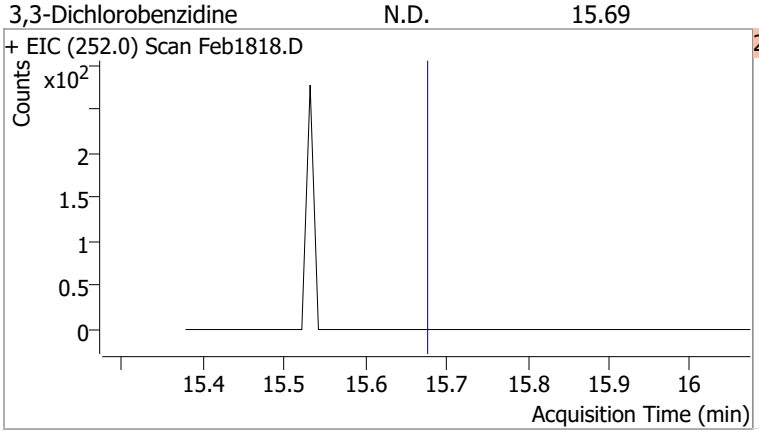

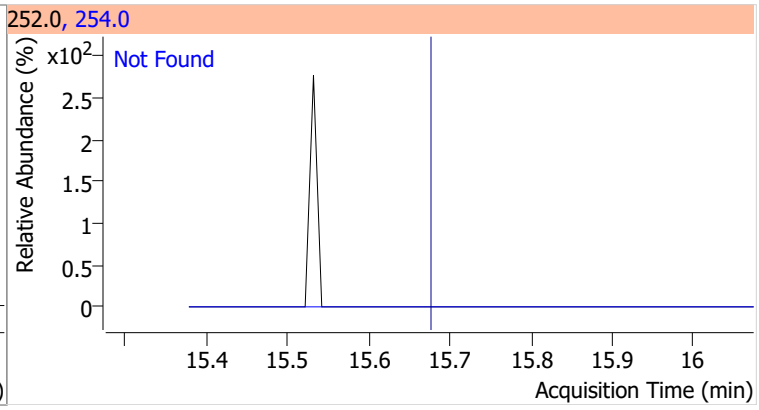

Compound	Conc.	Exp RT	QIon	Exp Ratio	QIon	Exp Ratio
bis(2-ethylhexyl)Phthalate	N.D.	16.37	149.0	390.8	279.0	15.0

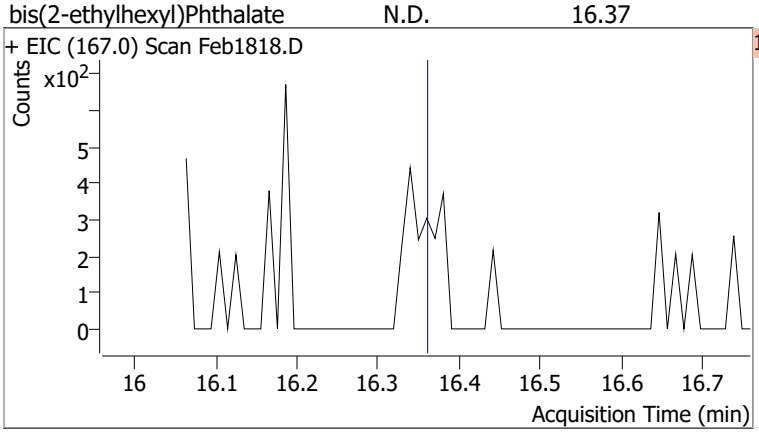

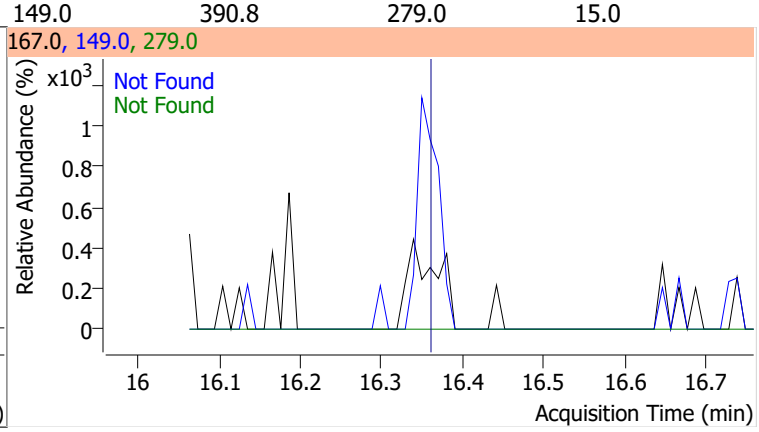

Compound	Conc.	Exp RT	QIon	Exp Ratio
Di-n-octyl Phthalate	N.D.	18.13	150.0	10.0

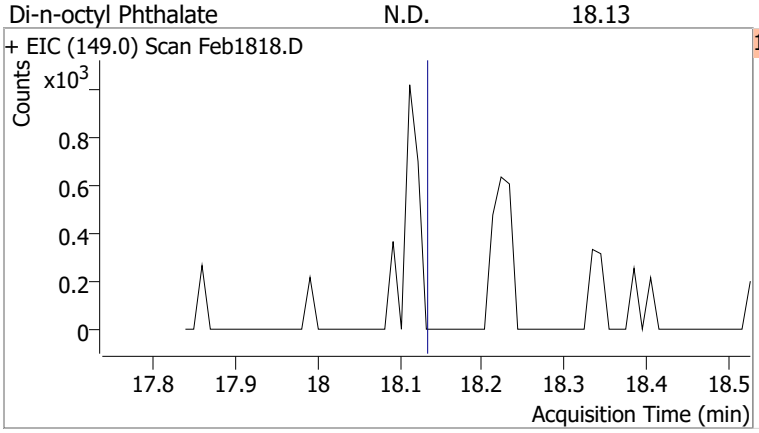

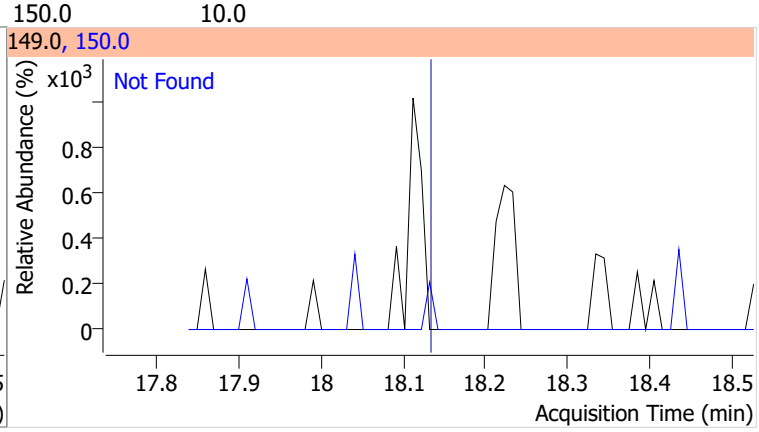

Compound	Conc.	Exp RT	QIon	Exp Ratio
Benzo(b)fluoranthene	N.D.	18.38	253.0	22.3

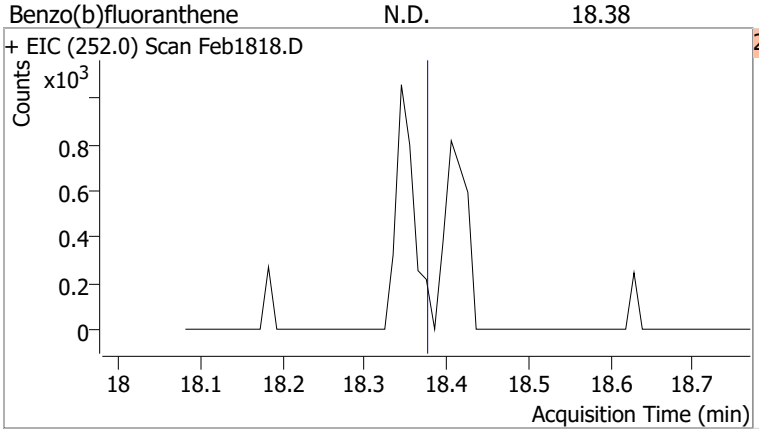

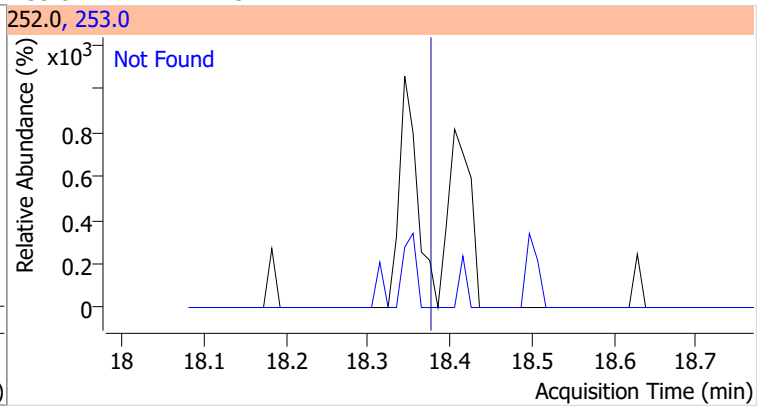

Compound	Conc.	Exp RT	QIon	Exp Ratio
Benzo(k)fluoranthene	N.D.	18.45	253.0	22.0

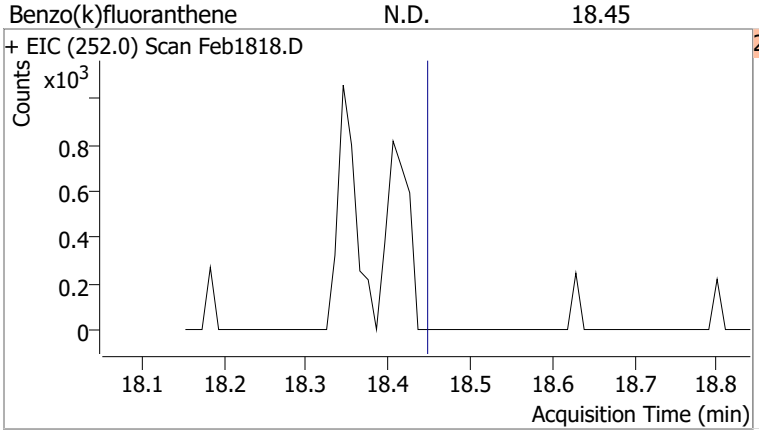

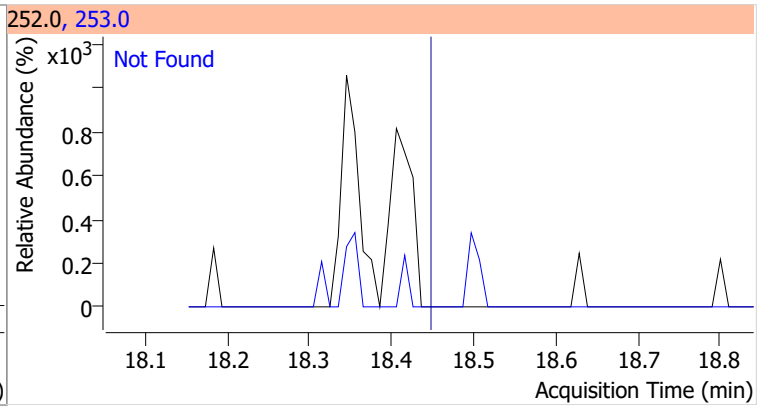

Compound	Conc.	Exp RT	QIon	Exp Ratio
Benzo(a)pyrene	N.D.	18.98	253.0	21.5

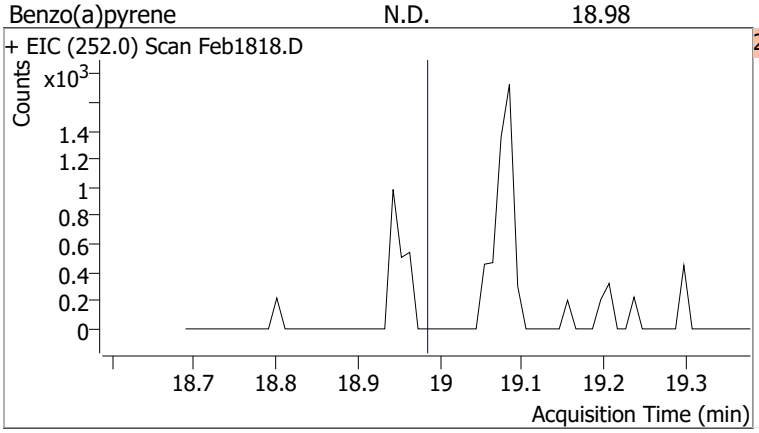

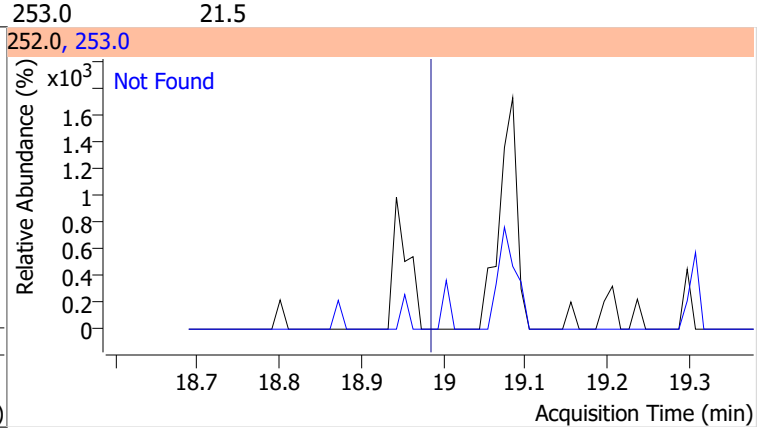

Compound	Conc.	Exp RT	QIon	Exp Ratio
Indeno(1,2,3-c,d)pyrene	N.D.	20.76	138.0	29.6

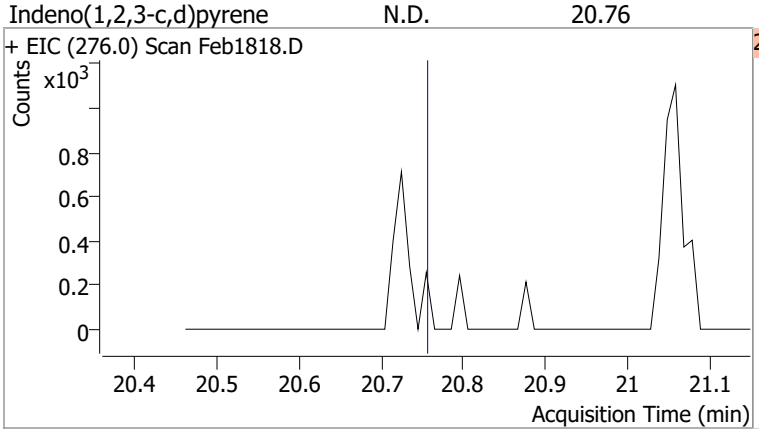

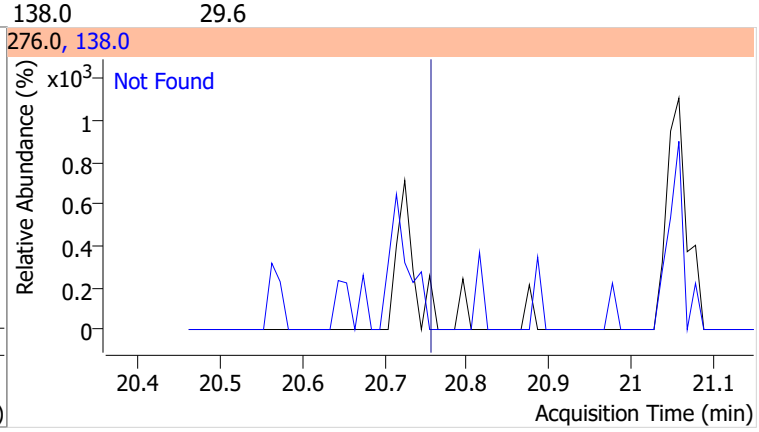

Compound	Conc.	Exp RT	QIon	Exp Ratio	QIon	Exp Ratio
Dibenzo(a,h)anthracene	N.D.	20.82	139.0	25.2	279.0	24.1

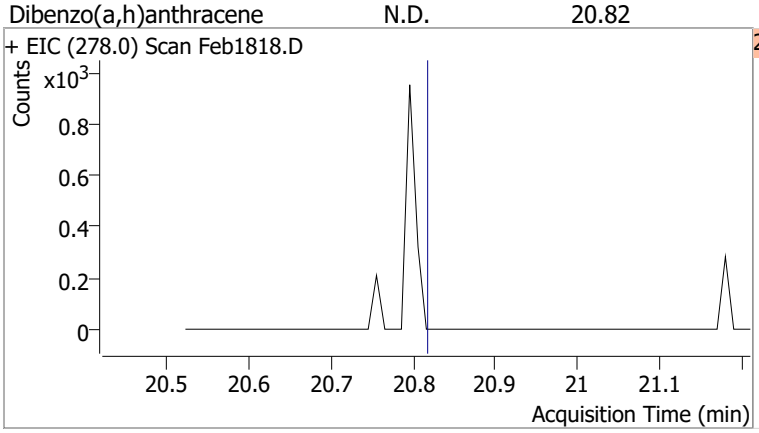

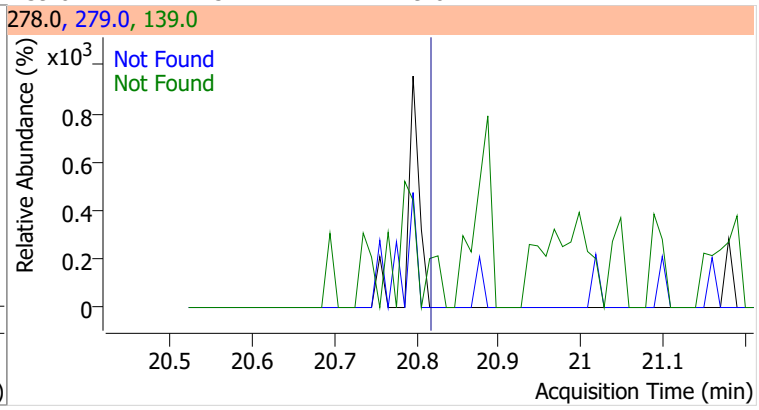

Compound	Conc.	Exp RT	QIon	Exp Ratio	QIon	Exp Ratio
Benzo(g,h,i)perylene	N.D.	21.09	138.0	33.0	277.0	23.2

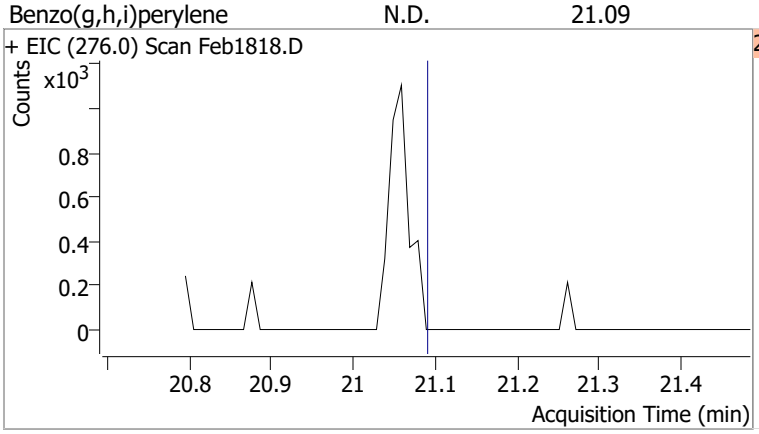

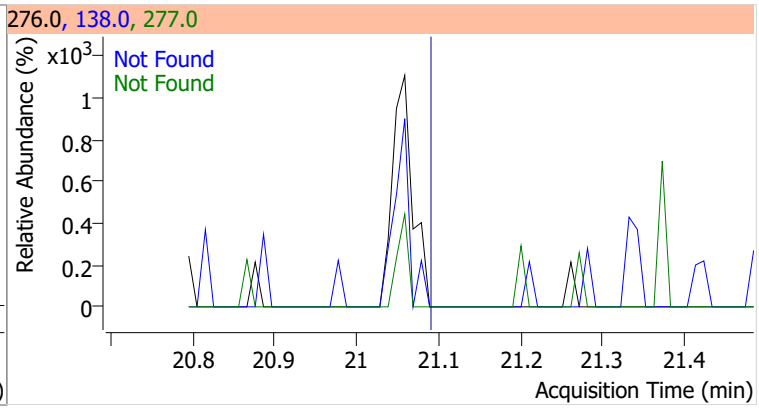

Quantitation Results Report (QT Reviewed)

Data File	Feb1819.D	Operator	LIMS import
Acq. Method	BNA+SIM.M	Acq. Date-Time	2/19/2022 5:42:55 PM
Sample Name	B22020415-006C	Instrument	Instrument #1
Vial	19	Multiplier	1.00
DA Method File		Comment	SVOC-8270-W-LARGO
Tune File	dftppdsm.u	Tune Date	2/18/2022 9:25:00 PM
Batch Name	021822 DoD BNA cal.batch.bin	Last Calib Update	2/19/2022 1:06:17 PM
Ref Library	D:\Org\Library\NIST129K.l		

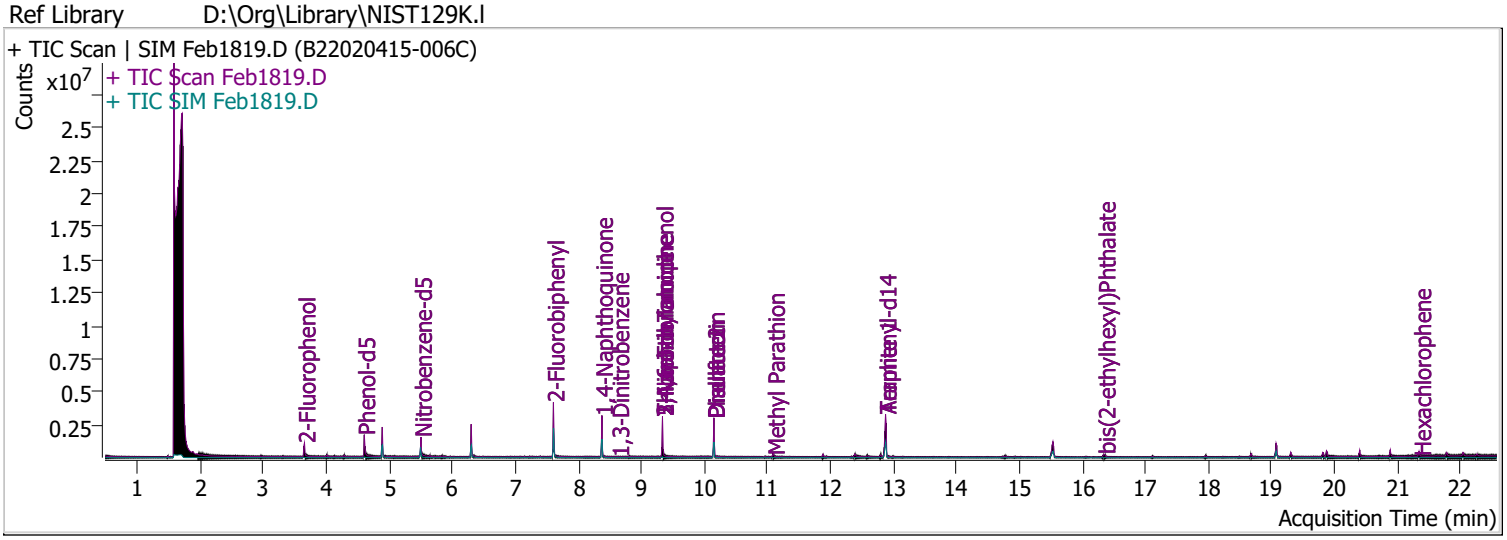

Compound	RT	QIon	Resp.	Conc.	Units		Dev(Min)
Internal Standards							
System Monitoring Compounds							
S 2-Fluorophenol	3.653	112.0	403711	48.3128	µg/L		0.000
Spiked Amount: 200.000	Range: 10.0 - 75.0%			Recovery = 24.16%			
S Phenol-d5	4.603	99.0	603318	55.0310	µg/L		-0.010
Spiked Amount: 200.000	Range: 10.0 - 65.0%			Recovery = 27.52%			
S Nitrobenzene-d5	5.502	82.0	377384	62.1913	µg/L		0.000
Spiked Amount: 100.000	Range: 32.0 - 94.0%			Recovery = 62.19%			
S 2-Fluorobiphenyl	7.605	172.0	1263545	68.5601	µg/L		0.000
Spiked Amount: 100.000	Range: 28.0 - 107.0%			Recovery = 68.56%			
S 2,4,6-Tribromophenol	9.336	329.8	238751	141.9139	µg/L		0.000
Spiked Amount: 200.000	Range: 25.0 - 140.0%			Recovery = 70.96%			
S Terphenyl-d14	12.875	244.3	1862114	101.5098	µg/L		0.000
Spiked Amount: 100.000	Range: 32.0 - 122.0%			Recovery = 101.51%			
Target Compounds							**QValue**
T N-Nitrosodimethylamine	0.000		0	N.D.			
T Pyridine	0.000		0	N.D.			
T Aniline	0.000		0	N.D.			
T Phenol	0.000		0	N.D.			
T bis(-2-Chloroethyl)Ether	0.000		0	N.D.			
T 2-Chlorophenol	0.000		0	N.D.			
T 1,3-Dichlorobenzene	0.000		0	N.D.			
T 1,4-Dichlorobenzene	0.000		0	N.D.			
T 1,2-Dichlorobenzene	0.000		0	N.D.			
T Benzyl Alcohol	0.000		0	N.D.			
T bis(2-chloroisopropyl)Ether	0.000		0	N.D.			
T 2-Methylphenol	0.000		0	N.D.			
T N-nitroso-Di-n-propylamine	5.502	70.0	0		µg/L	md	1
T 4Methylphenol/3Methylphenol	0.000		0	N.D.			
T Hexachloroethane	0.000		0	N.D.			

Compound	RT	QIon	Resp.	Conc.	Units		Dev(Min)
T Nitrobenzene	0.000		0	N.D.			
T Isophorone	0.000		0	N.D.			
T 2-Nitrophenol	0.000		0	N.D.			
T 2,4-Dimethylphenol	0.000		0	N.D.			
T bis(-2-Chloroethoxy)Methane	0.000		0	N.D.			
T 2,4-Dichlorophenol	0.000		0	N.D.			
T Benzoic Acid	0.000		0	N.D.			
T 1,2,4-Trichlorobenzene	0.000		0	N.D.			
T Naphthalene	0.000		0	N.D.			
T 4-Chlorophenol	6.301	130.0	0		µg/L	md	1
T p-Chloroaniline	0.000		0	N.D.			
T Hexachlorobutadiene	0.000		0	N.D.			
T 4-Chloro-2-Methylphenol	0.000		0	N.D.			
T 4-Chloro-3-Methylphenol	0.000		0	N.D.			
T 2-Methylnaphthalene	0.000		0	N.D.			
T 1-Methylnaphthalene	0.000		0	N.D.			
T Hexachlorocyclopentadiene	0.000		0	N.D.			
T 2,4,6-Trichlorophenol	0.000		0	N.D.			
T 2,4,5-Trichlorophenol	0.000		0	N.D.			
T 2-Chloronaphthalene	0.000		0	N.D.			
T 2-Nitroaniline	0.000		0	N.D.			
T Dimethyl Phthalate	8.374	163.0	0		µg/L	md	1
T 2,6-Dinitrotoluene	8.374	165.0	0		µg/L	md	1
T Acenaphthylene	0.000		0	N.D.			
T 3-Nitroaniline	0.000		0	N.D.			
T Acenaphthene	0.000		0	N.D.			
T 2,4-Dinitrophenol	0.000		0	N.D.			
T Dibenzofuran	0.000		0	N.D.			
T 2,4-Dinitrotoluene	9.029	165.0	0		µg/L	md	1
T 4-Nitrophenol	0.000		0	N.D.			
T Diethylphthalate	0.000		0	N.D.			
T Fluorene	0.000		0	N.D.			
T 4-Chlorophenyl-phenylether	0.000		0	N.D.			
T 4-Nitroaniline	0.000		0	N.D.			
T 4,6-Dinitro-2-methylphenol	9.336	198.0	0		µg/L	md	1
T N-nitrosodiphenylamine	0.000		0	N.D.			
T Azobenzene	0.000		0	N.D.			
T 4-Bromophenyl-phenylether	0.000		0	N.D.			
T Hexachlorobenzene	0.000		0	N.D.			
T Pentachlorophenol	0.000		0	N.D.			
T Phenanthrene	0.000		0	N.D.			
T Anthracene	0.000		0	N.D.			
T Triallate	0.000		0	N.D.			
T Carbazole	0.000		0	N.D.			
T o-Terphenyl	0.000		0	N.D.			
T Di-n-Butylphthalate	0.000		0	N.D.			
T Fluoranthene	0.000		0	N.D.			
T Benzidine	12.875	184.0	0		µg/L	md	1
T Pyrene	0.000		0	N.D.			
T Butylbenzylphthalate	0.000		0	N.D.			
T Benzo(a)Anthracene	0.000		0	N.D.			
T Chrysene	0.000		0	N.D.			
T 3,3-Dichlorobenzidine	0.000		0	N.D.			
T bis(2-ethylhexyl)Phthalate	16.350	167.0	5389	3.2424	µg/L	#	84
T Di-n-octyl Phthalate	0.000		0	N.D.			

Compound	RT	QIon	Resp.	Conc.	Units	Dev(Min)
T Benzo(b)fluoranthene	0.000		0	N.D.		
T Benzo(k)fluoranthene	0.000		0	N.D.		
T Benzo(a)pyrene	0.000		0	N.D.		
T Indeno(1,2,3-c,d)pyrene	0.000		0	N.D.		
T Dibenzo(a,h)anthracene	0.000		0	N.D.		
T Benzo(g,h,i)perylene	0.000		0	N.D.		

(#) = Qualifier Out of Range; (m) = Manual Integration; (+) = Area Summed; (*) = Surrogate Percent Recovery Out of Range; (d): Zeroed Peak

Compound	Conc.	Exp RT	QIon	Exp Ratio
N-Nitrosodimethylamine	N.D.	2.49	42.0	135.8

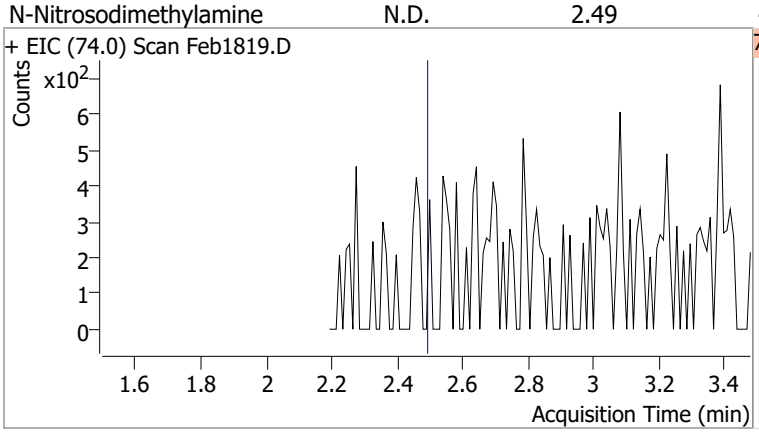

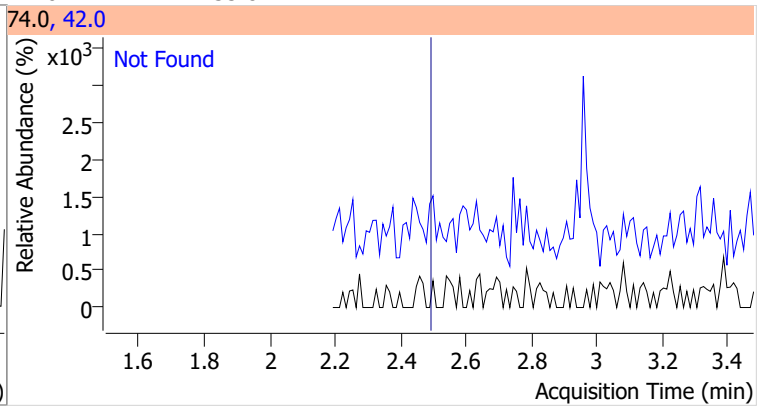

Compound	Conc.	Exp RT	QIon	Exp Ratio
Pyridine	N.D.	2.53	52.0	82.7

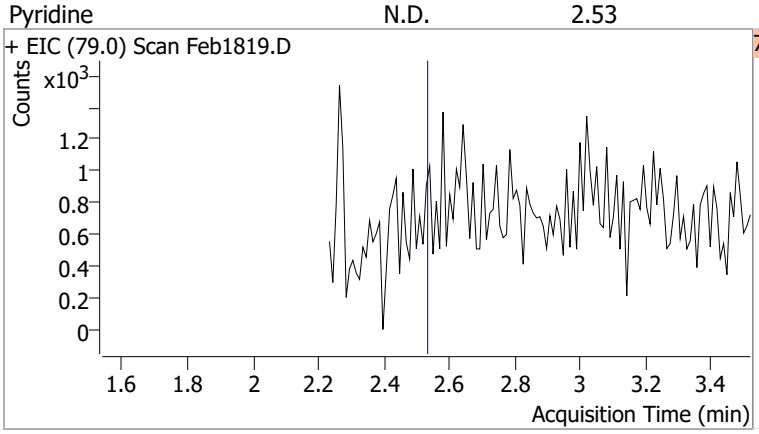

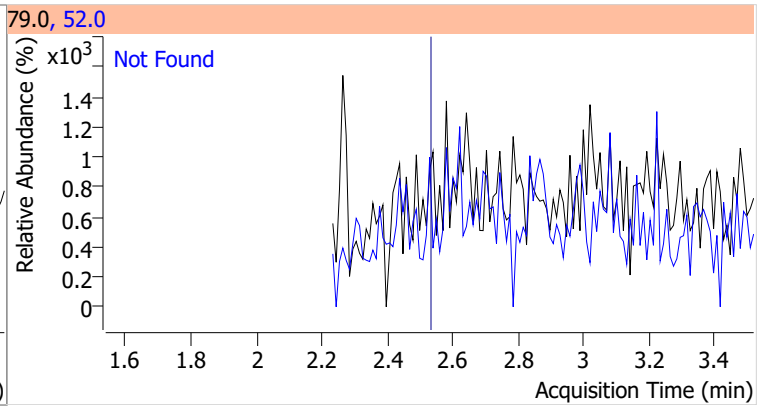

Compound	Conc.	RT	Dev(Min)	Resp.	QIon	QRatio	Lower	Upper
2-Fluorophenol	48.3128	3.65	0.00	403711	64.0	49.8	34.6	64.3
					92.0	20.4	14.2	26.5

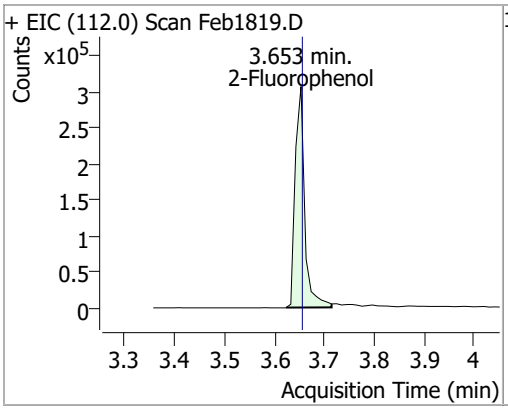

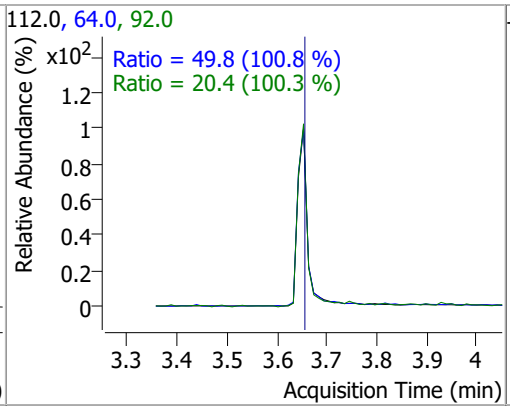

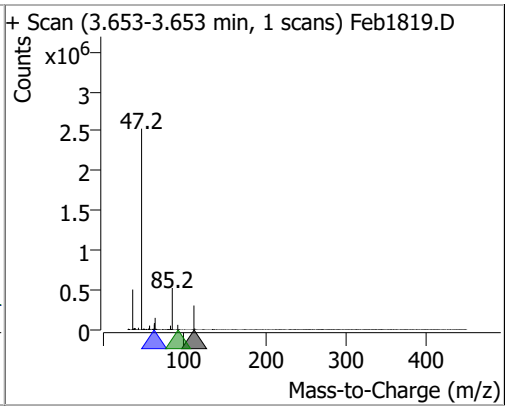

Compound	Conc.	Exp RT	QIon	Exp Ratio	QIon	Exp Ratio
Aniline	N.D.	4.56	66.0	36.7	65.0	18.7

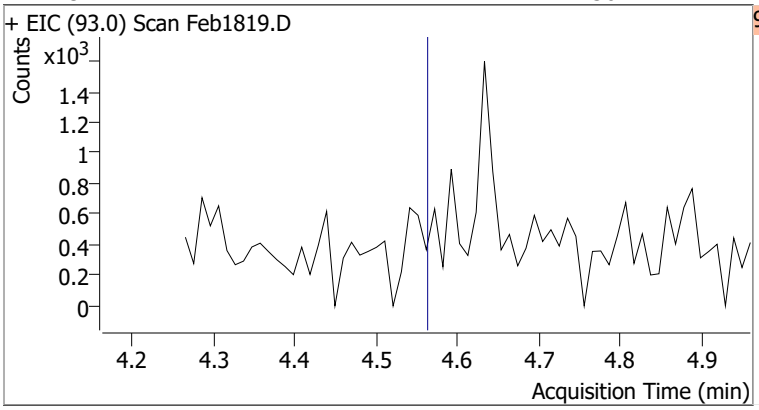

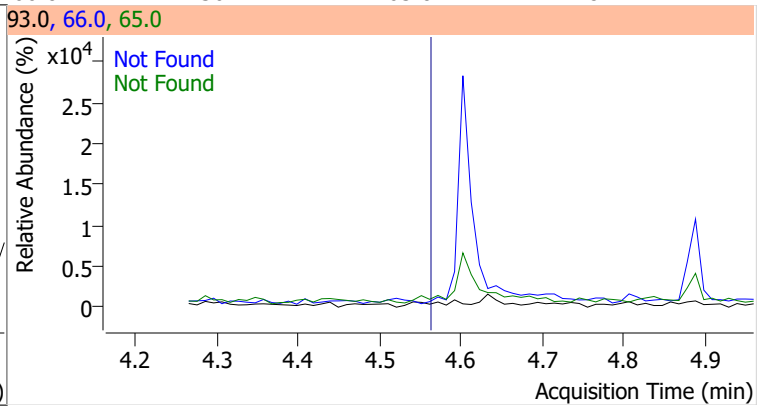

Quantitation Results Report (QT Reviewed)

Compound	Conc.	RT	Dev(Min)	Resp.	QIon	QRatio	Lower	Upper
Phenol-d5	55.0310	4.60	-0.01	603318	71.0	36.0	25.8	47.9

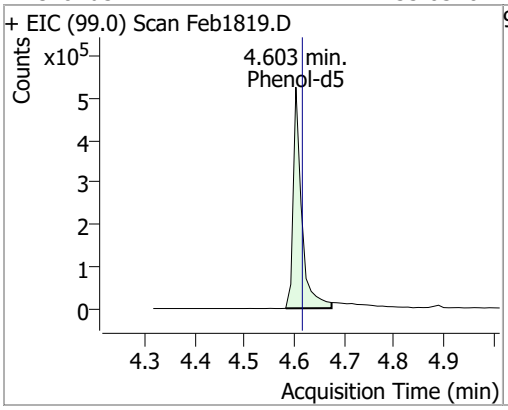

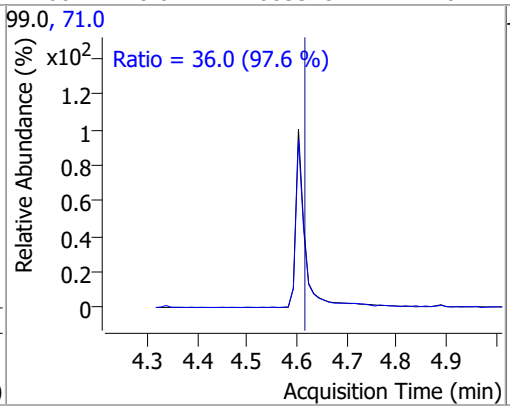

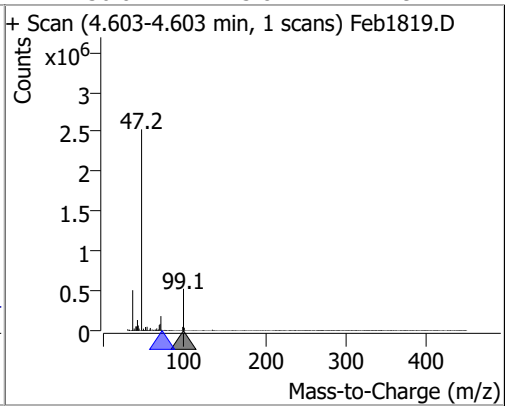

Compound	Conc.	Exp RT	QIon	Exp Ratio
Phenol	N.D.	4.62	66.0	45.3

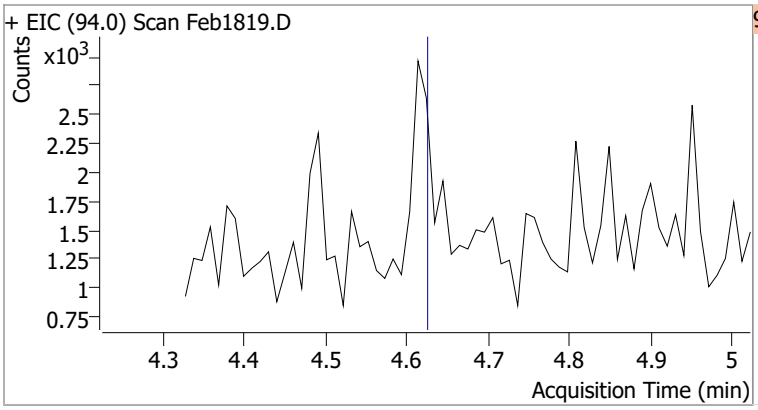

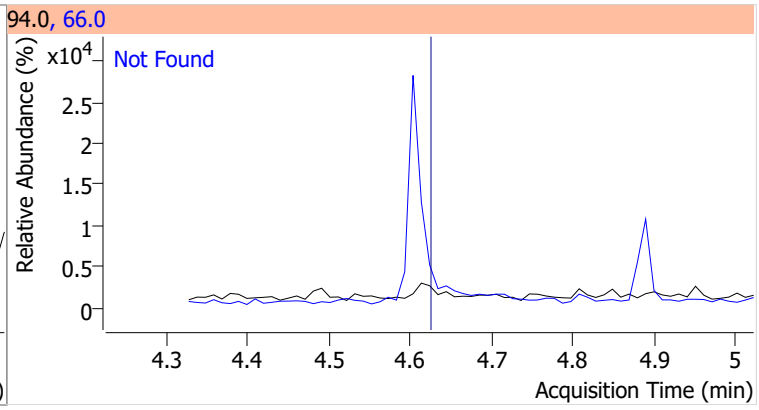

Compound	Conc.	Exp RT	QIon	Exp Ratio
bis(-2-Chloroethyl)Ether	N.D.	4.64	64.0	10.9

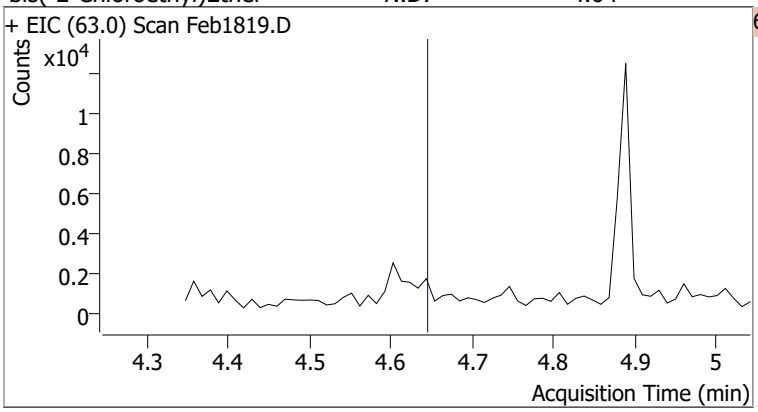

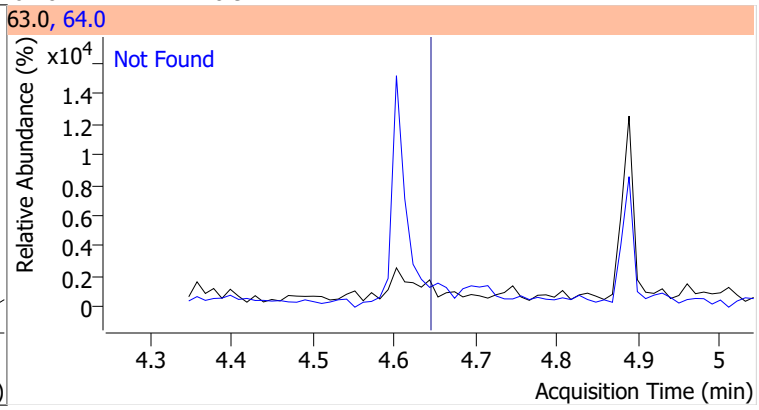

Compound	Conc.	Exp RT	QIon	Exp Ratio
2-Chlorophenol	N.D.	4.69	130.0	32.5

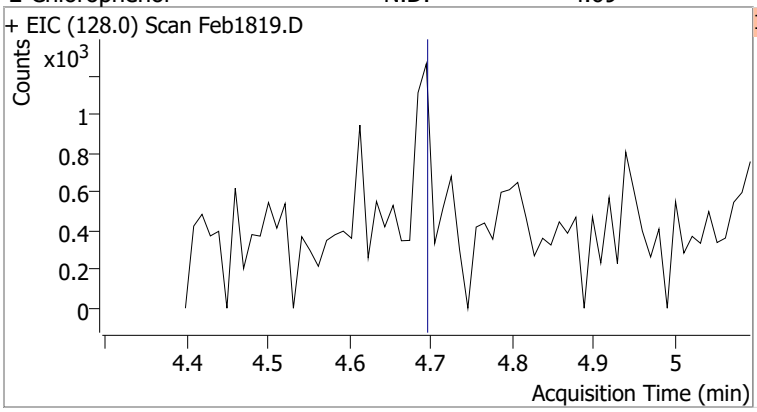

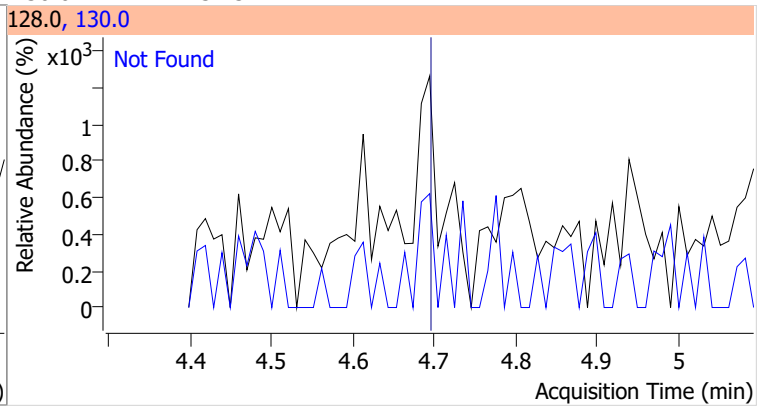

Compound	Conc.	Exp RT	QIon	Exp Ratio	QIon	Exp Ratio
1,3-Dichlorobenzene	N.D.	4.83	148.0	63.7	111.0	36.1

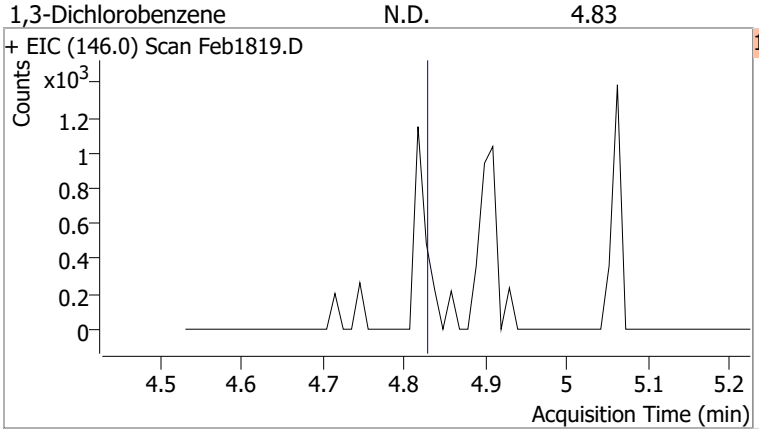

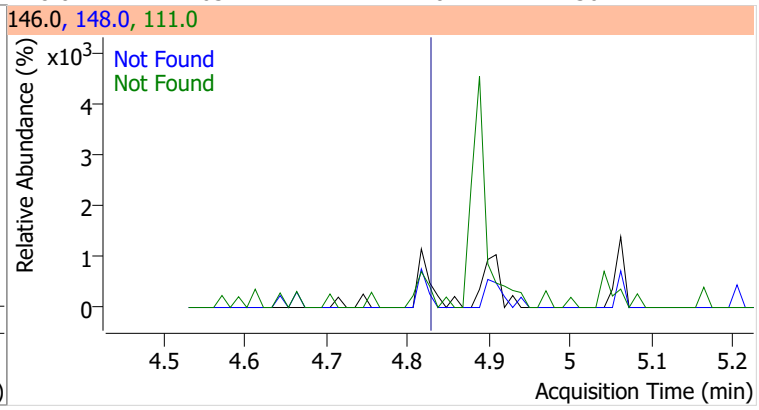

Compound	Conc.	Exp RT	QIon	Exp Ratio	QIon	Exp Ratio
1,4-Dichlorobenzene	N.D.	4.91	148.0	65.2	111.0	36.0

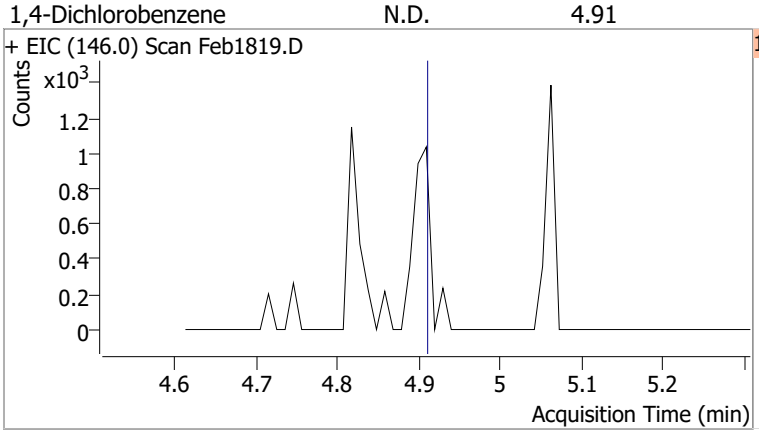

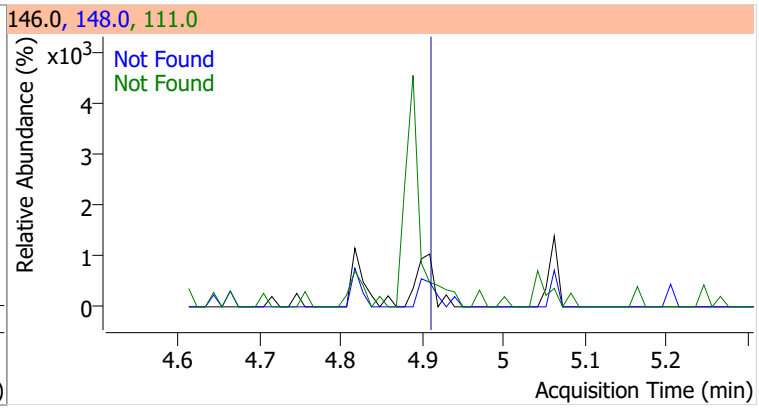

Compound	Conc.	Exp RT	QIon	Exp Ratio	QIon	Exp Ratio
1,2-Dichlorobenzene	N.D.	5.06	148.0	64.4	111.0	37.3

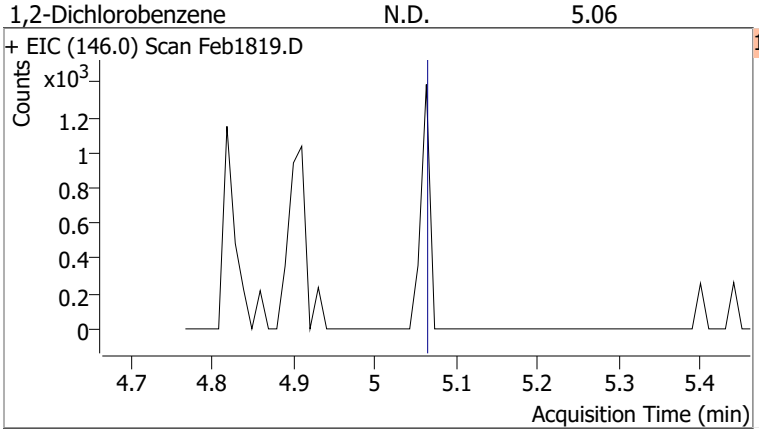

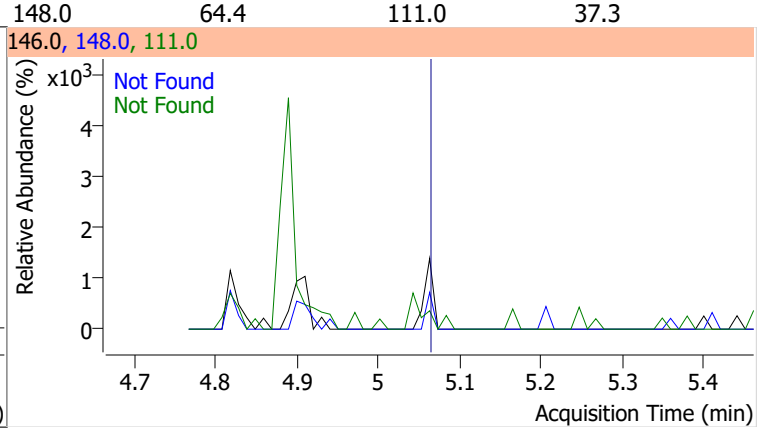

Compound	Conc.	Exp RT	QIon	Exp Ratio	QIon	Exp Ratio
Benzyl Alcohol	N.D.	5.08	79.0	119.3	107.0	70.5

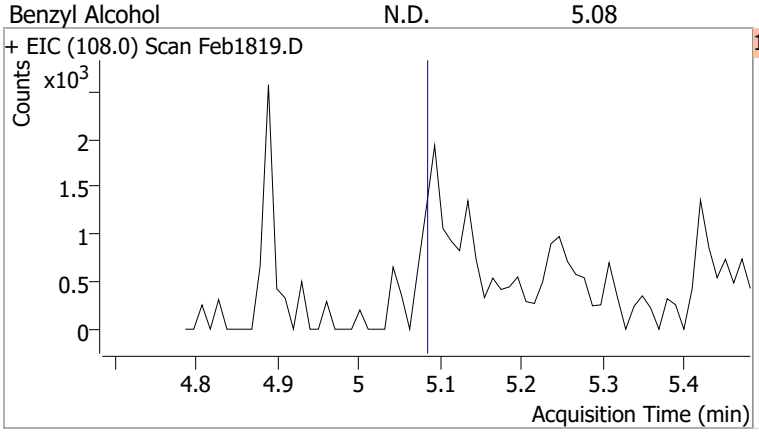

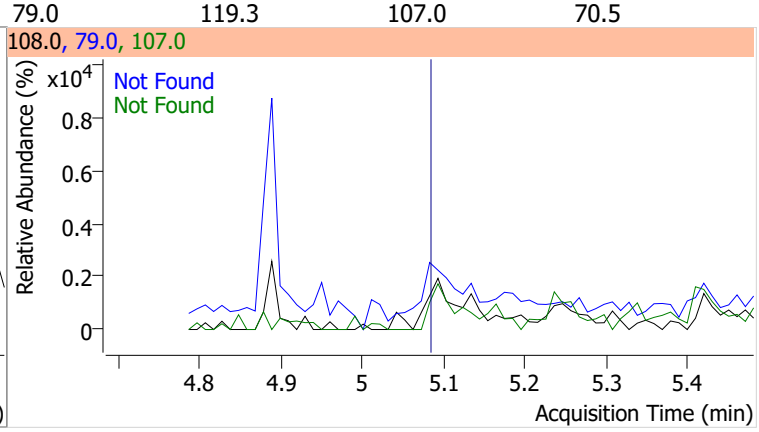

Compound	Conc.	Exp RT	QIon	Exp Ratio
bis(2-chloroisopropyl)Ether	N.D.	5.23	123.0	32.1

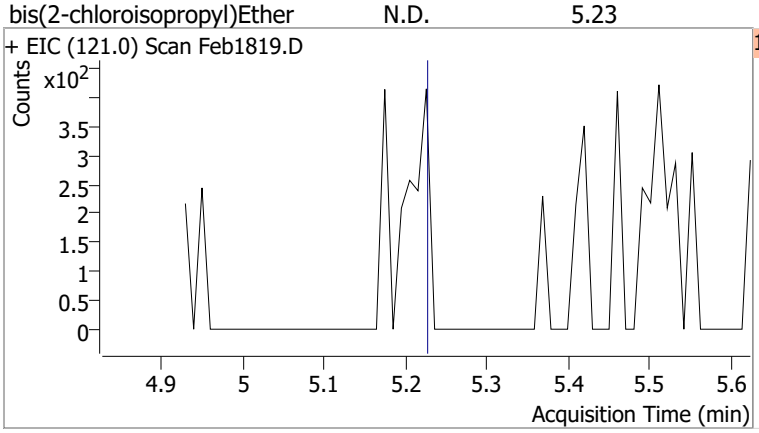

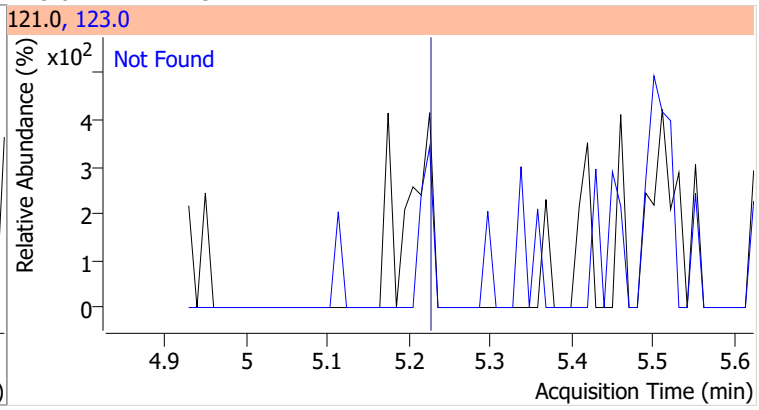

Compound	Conc.	Exp RT	QIon	Exp Ratio
2-Methylphenol	N.D.	5.25	108.0	116.5

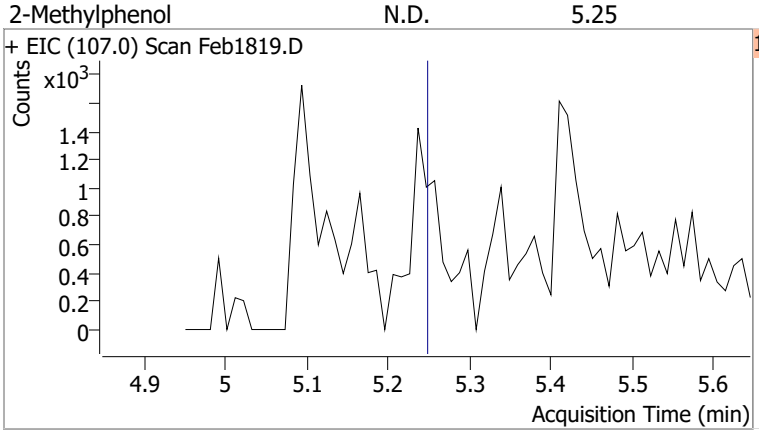

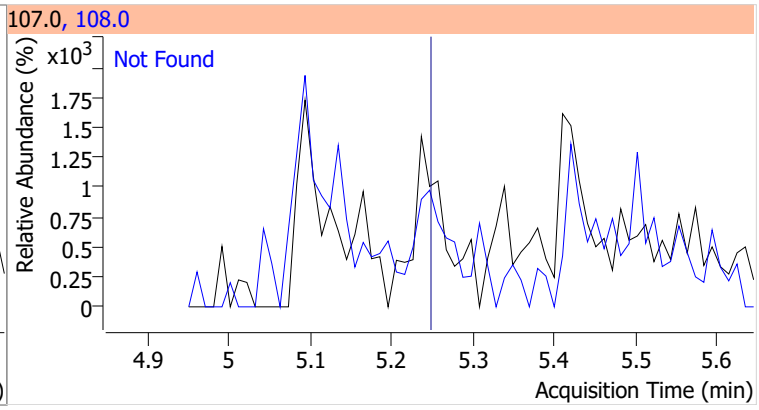

Compound	Conc.	RT	Dev(Min)	Resp.	QIon	QRatio	Lower	Upper
N-nitroso-Di-n-propylamine		0		0	130.0		0.0	38.8

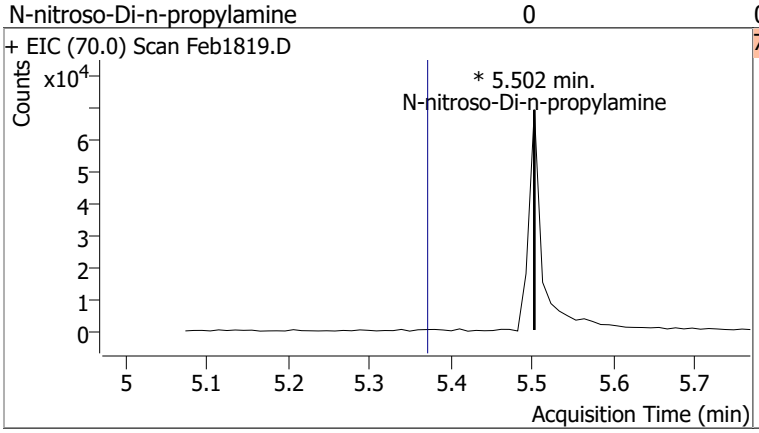

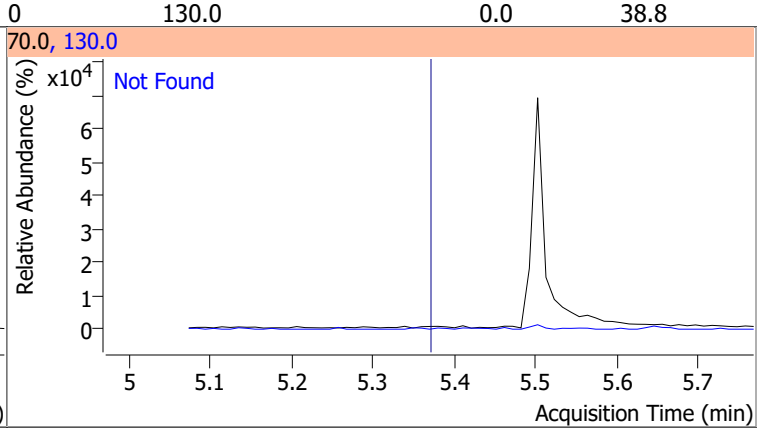

Compound	Conc.	Exp RT	QIon	Exp Ratio
4Methylphenol/3Methylphenol	N.D.	5.43	108.0	83.9

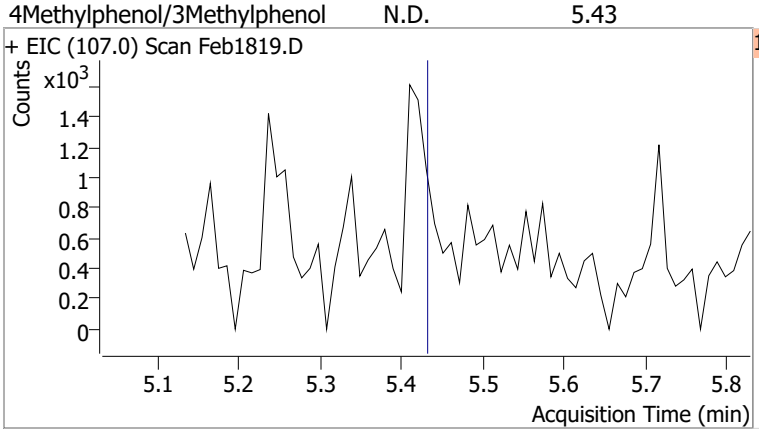

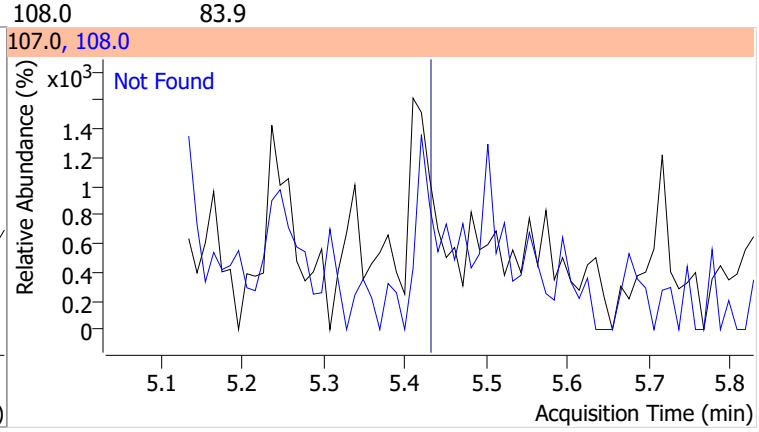

Compound	Conc.	Exp RT	QIon	Exp Ratio	QIon	Exp Ratio
Hexachloroethane	N.D.	5.43	201.0	90.8	199.0	56.9

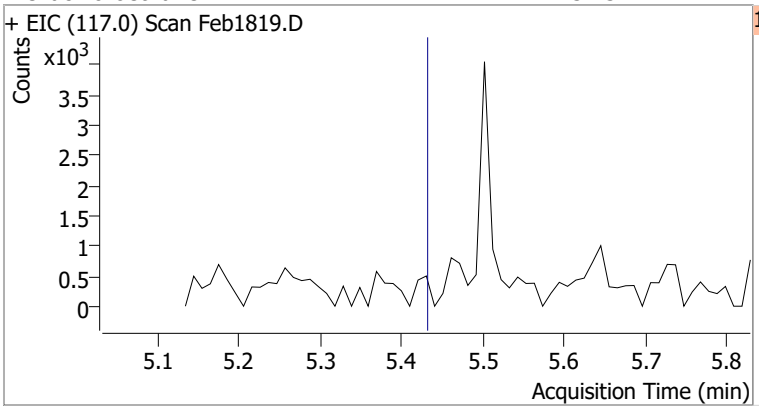

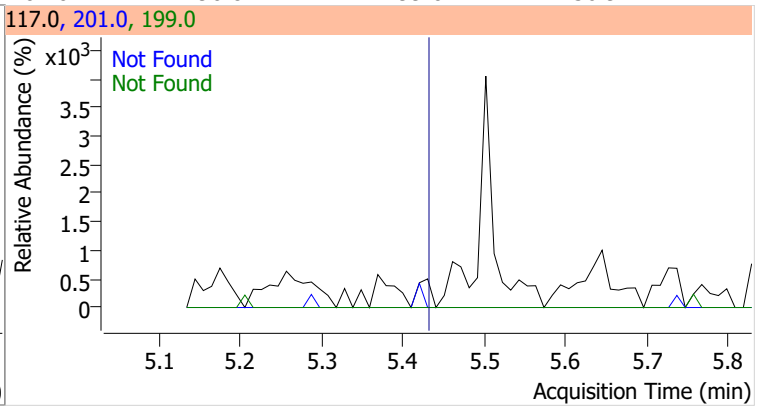

Compound	Conc.	RT	Dev(Min)	Resp.	QIon	QRatio	Lower	Upper
Nitrobenzene-d5	62.1913	5.50	0.00	377384	54.0	62.7	46.3	86.0
					128.0	45.5	34.1	63.3

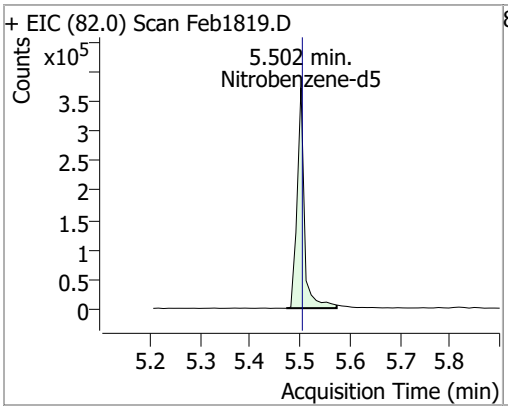

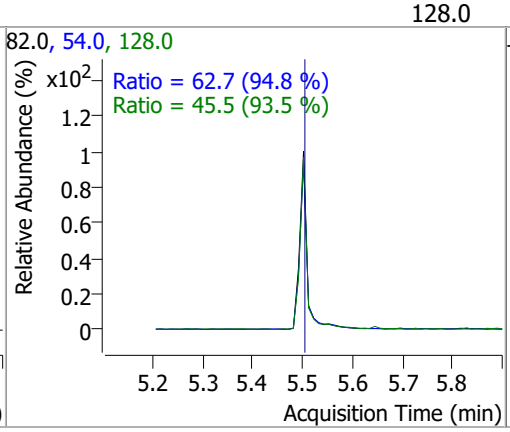

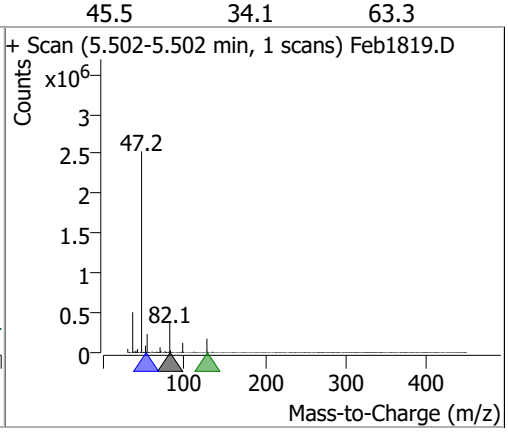

Compound	Conc.	Exp RT	QIon	Exp Ratio	QIon	Exp Ratio
Nitrobenzene	N.D.	5.52	77.0	212.7	51.0	131.0

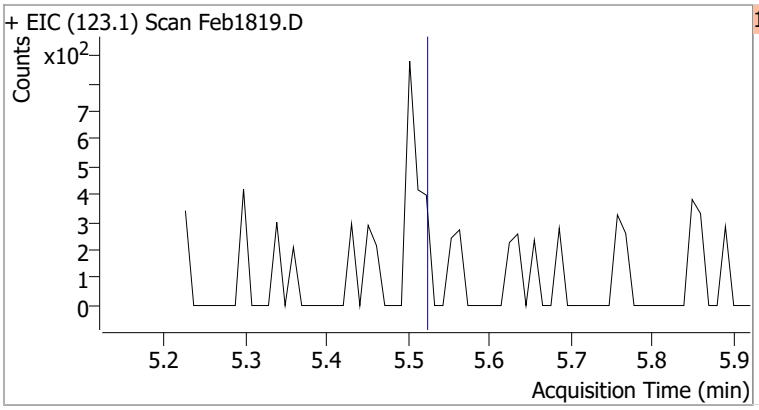

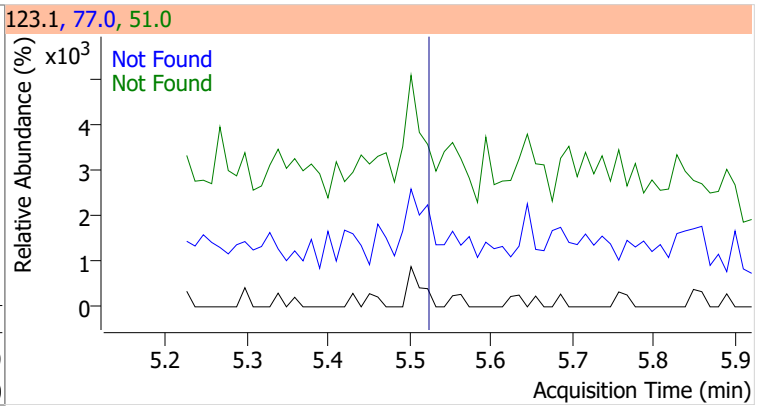

Compound	Conc.	Exp RT	QIon	Exp Ratio
Isophorone	N.D.	5.82	138.0	21.1

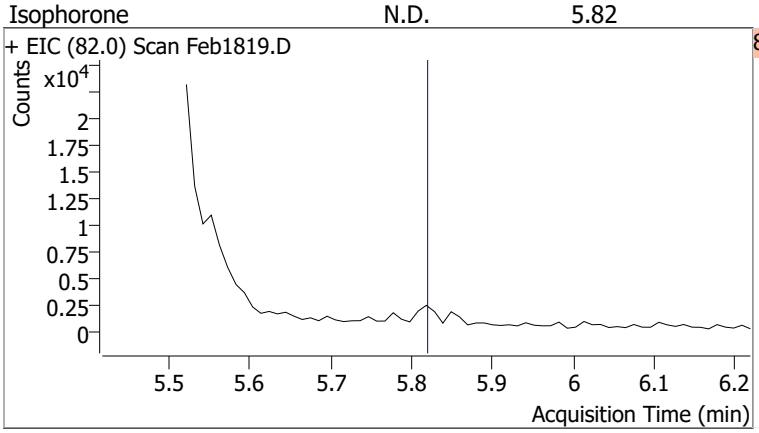

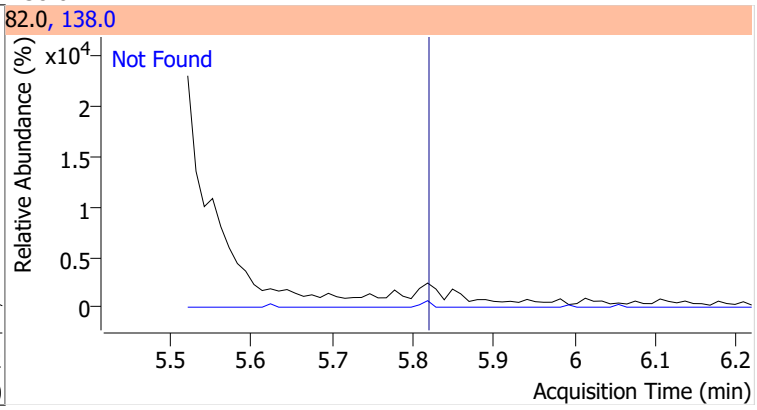

Compound	Conc.	Exp RT	QIon	Exp Ratio	QIon	Exp Ratio
2-Nitrophenol	N.D.	5.88	65.0	48.8	109.0	35.2

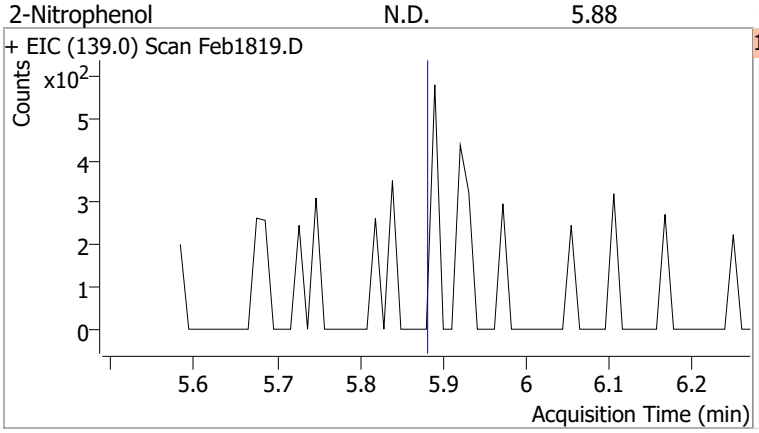

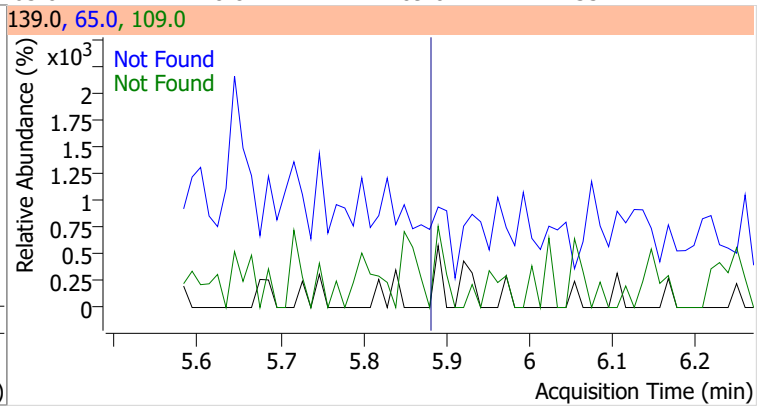

Compound	Conc.	Exp RT	QIon	Exp Ratio	QIon	Exp Ratio
2,4-Dimethylphenol	N.D.	6.00	107.0	109.4	77.0	34.0

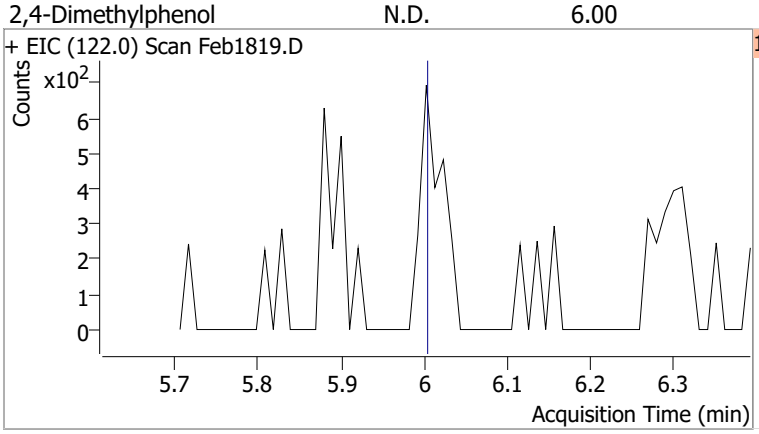

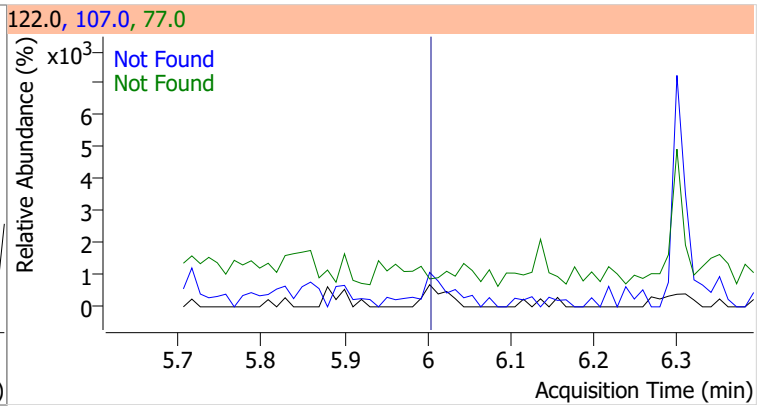

Compound	Conc.	Exp RT	QIon	Exp Ratio	QIon	Exp Ratio
bis(-2-Chloroethoxy)Methane	N.D.	6.08	63.0	68.1	95.0	31.9

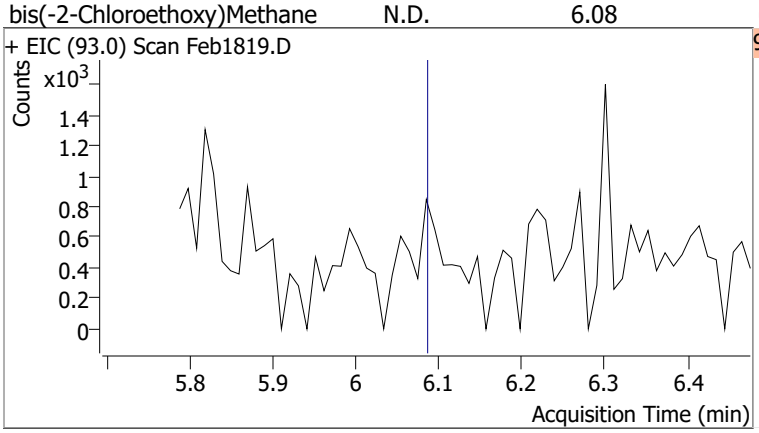

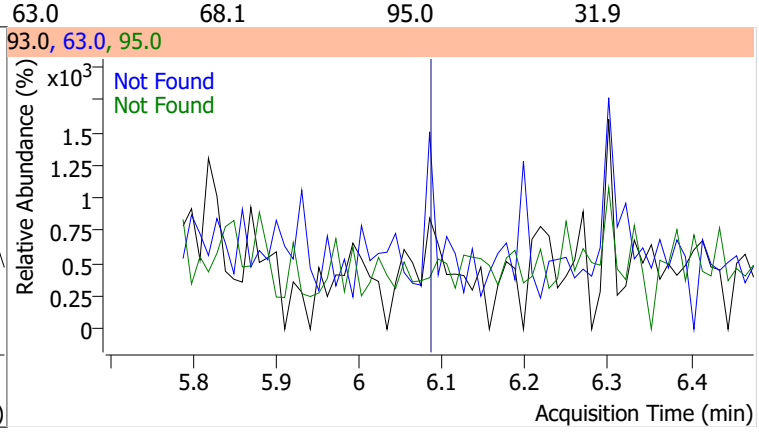

Compound	Conc.	Exp RT	QIon	Exp Ratio	QIon	Exp Ratio
2,4-Dichlorophenol	N.D.	6.19	164.0	65.0	98.0	28.6

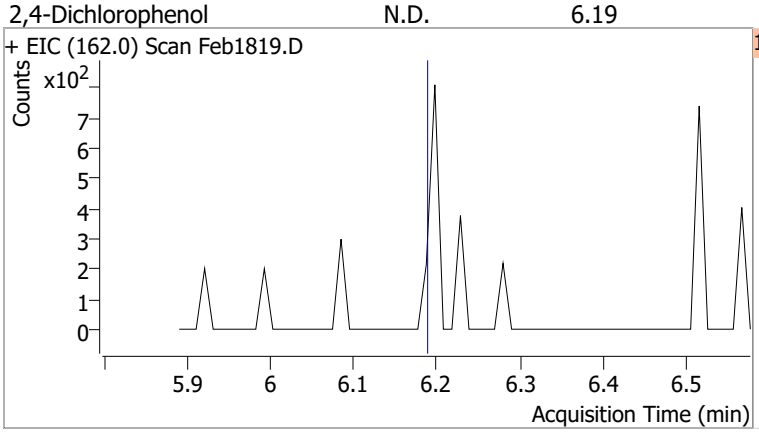

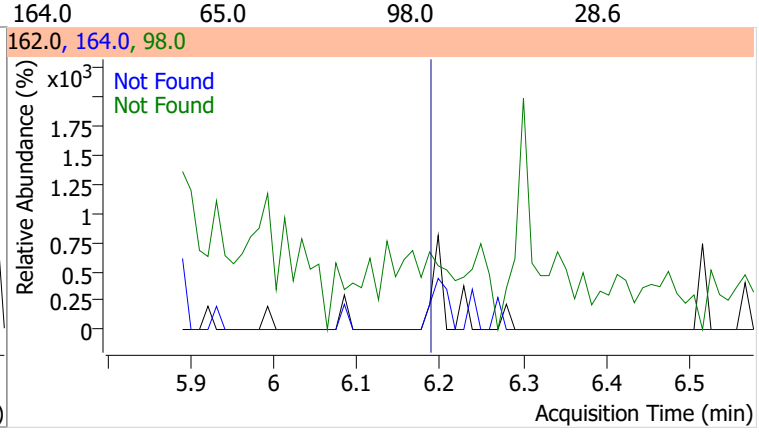

Compound	Conc.	Exp RT	QIon	Exp Ratio	QIon	Exp Ratio
Benzoic Acid	N.D.	6.24	122.0	85.5	77.0	60.4

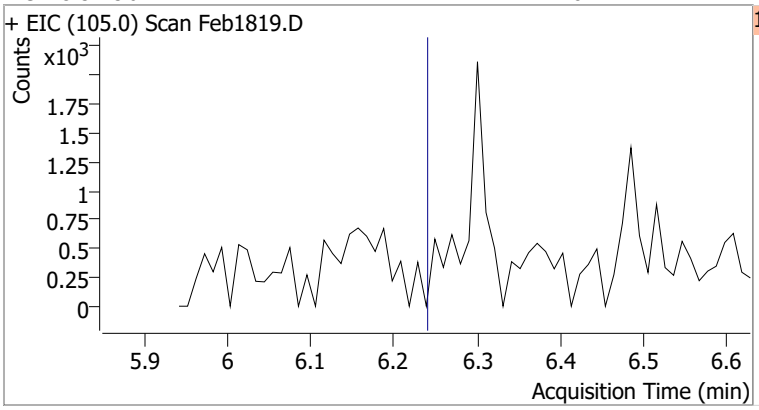

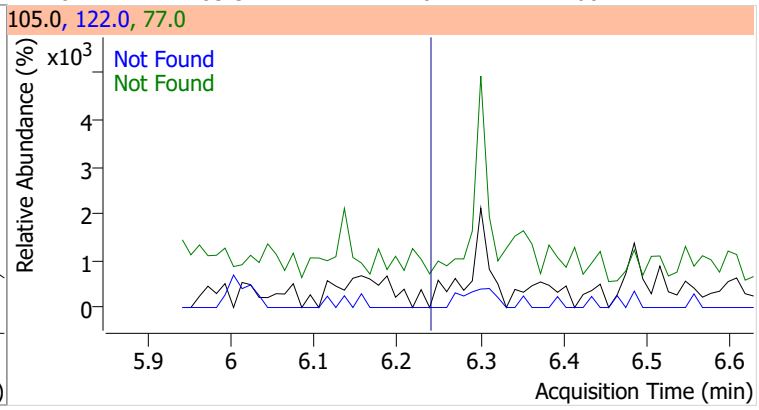

Compound	Conc.	Exp RT	QIon	Exp Ratio	QIon	Exp Ratio
1,2,4-Trichlorobenzene	N.D.	6.25	182.0	94.6	145.0	28.7

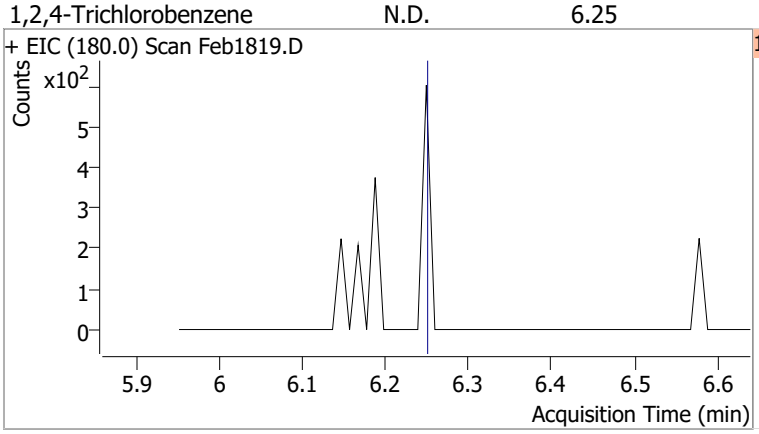

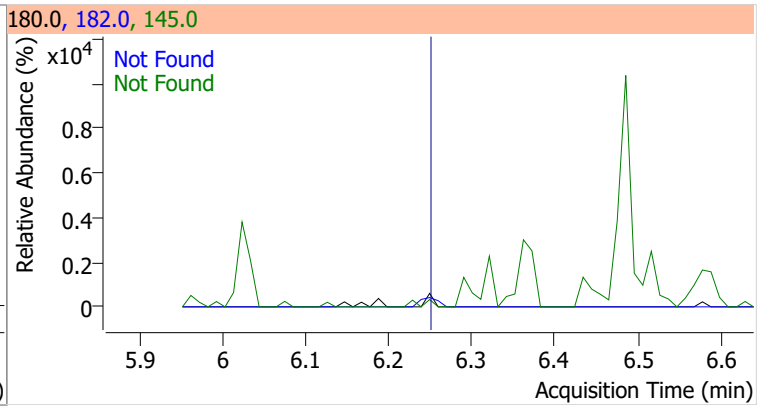

Compound	Conc.	Exp RT	QIon	Exp Ratio	QIon	Exp Ratio
Naphthalene	N.D.	6.33	129.0	11.5	102.0	9.9

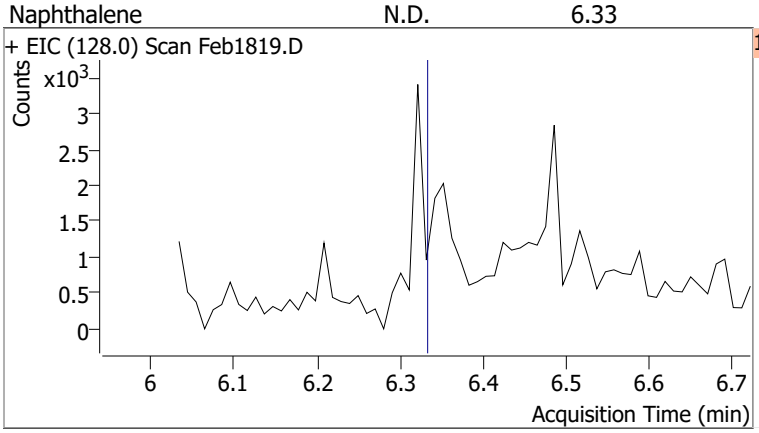

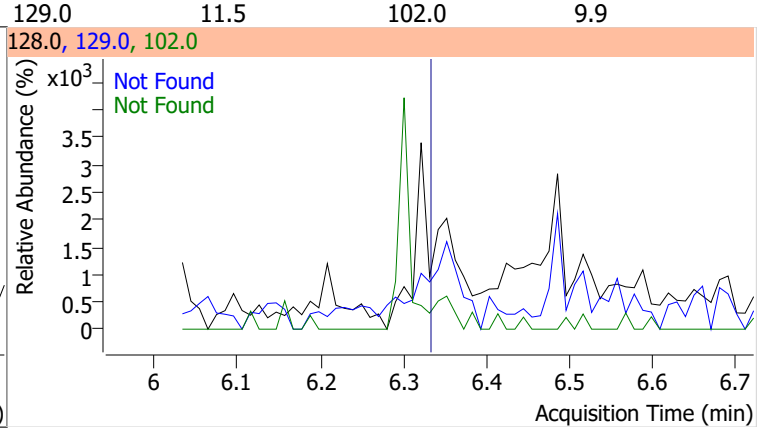

Compound	Conc.	RT	Dev(Min)	Resp.	QIon	QRatio	Lower	Upper
4-Chlorophenol		0		0	128.0		221.4	411.2

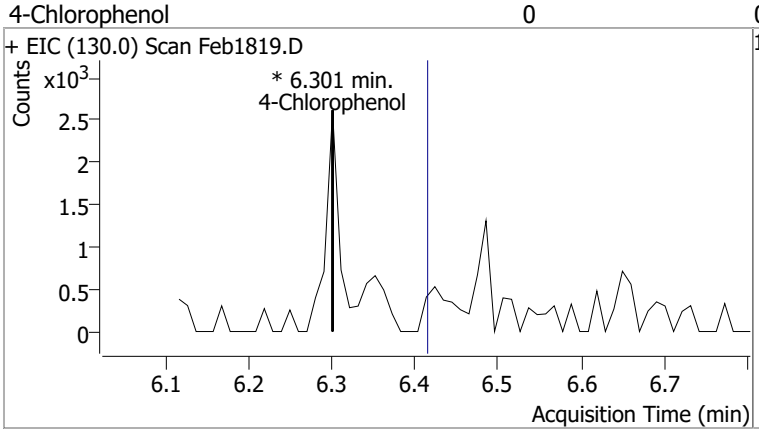

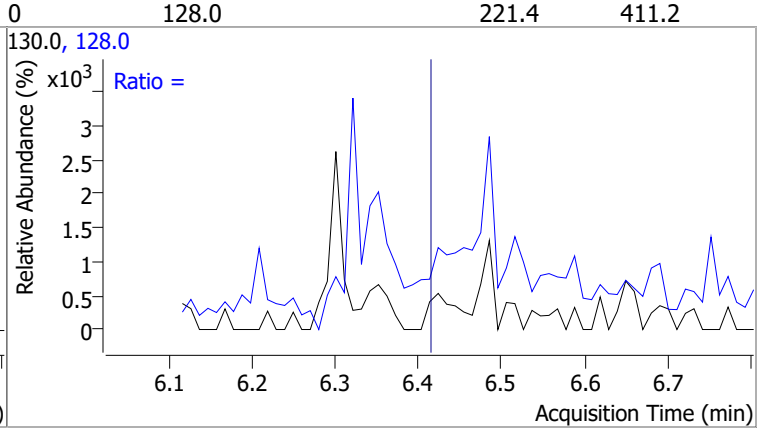

Compound	Conc.	Exp RT	QIon	Exp Ratio	QIon	Exp Ratio
p-Chloroaniline	N.D.	6.43	65.0	60.1	129.0	37.6

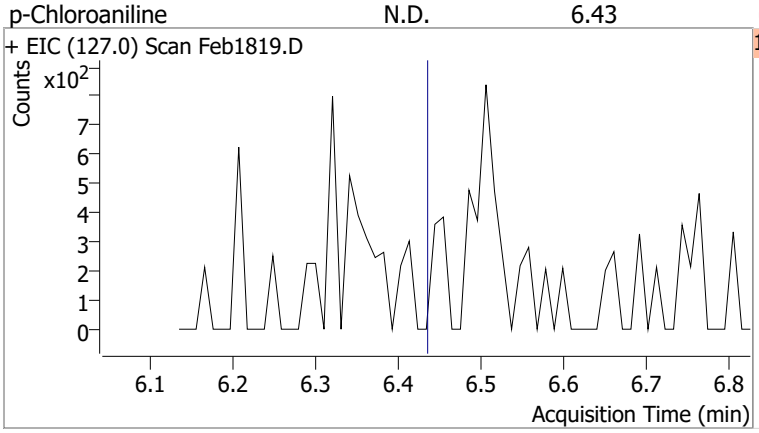

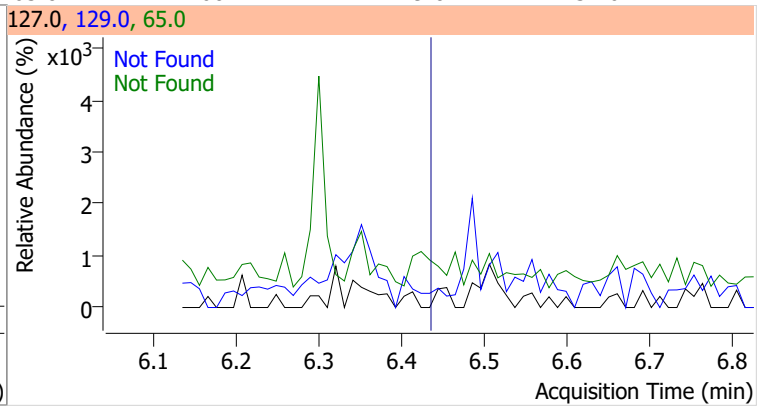

Compound	Conc.	Exp RT	QIon	Exp Ratio	QIon	Exp Ratio
Hexachlorobutadiene	N.D.	6.50	227.0	65.7	223.0	64.3

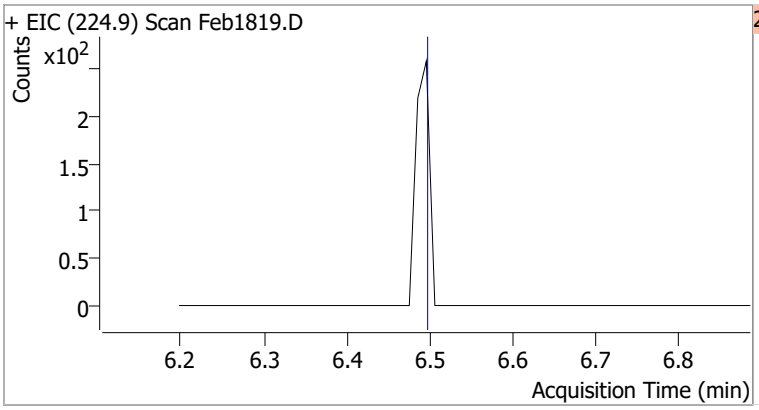

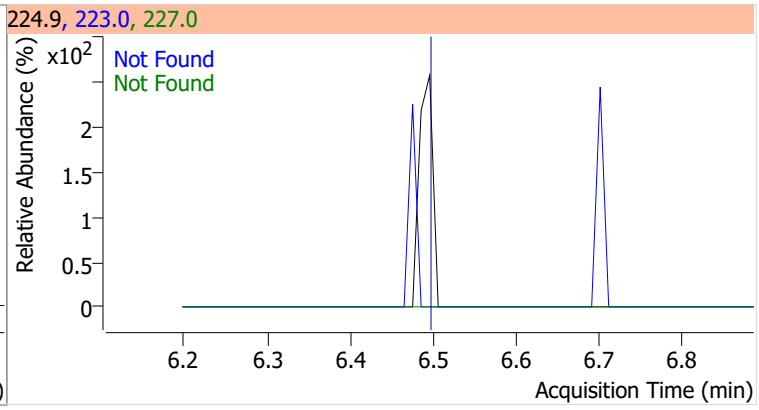

Compound	Conc.	Exp RT	QIon	Exp Ratio
4-Chloro-2-Methylphenol	N.D.	6.94	144.0	27.8

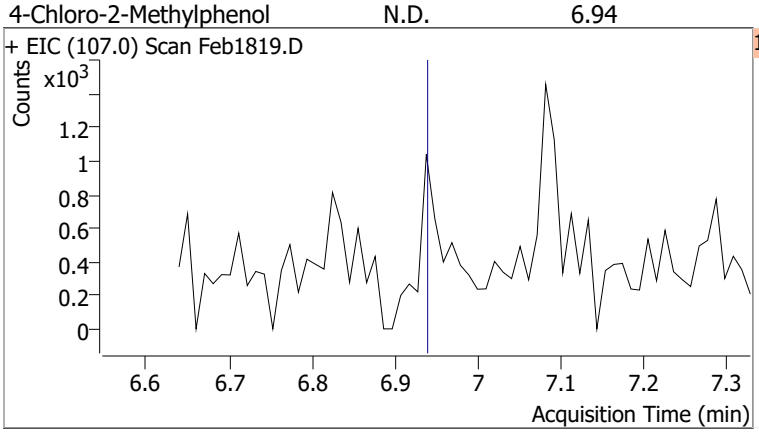

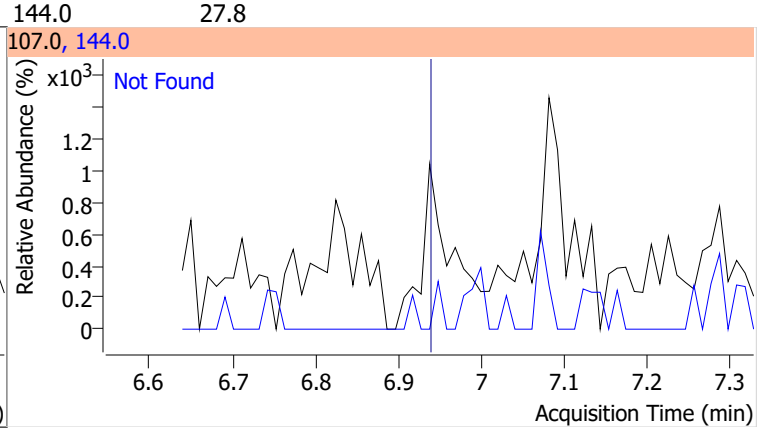

Compound	Conc.	Exp RT	QIon	Exp Ratio
4-Chloro-3-Methylphenol	N.D.	7.07	144.0	27.3

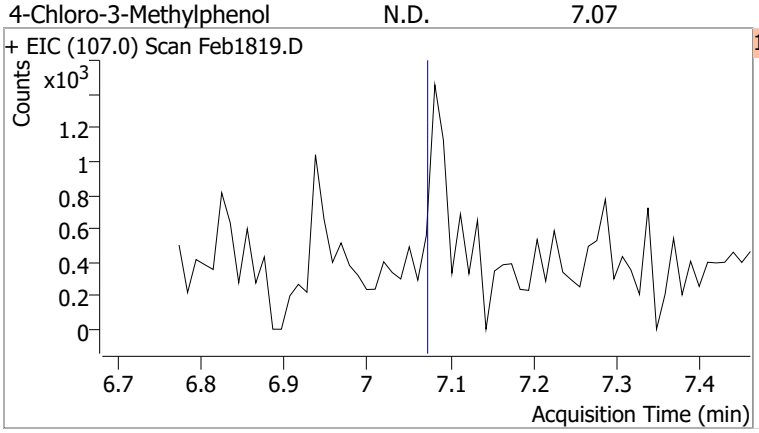

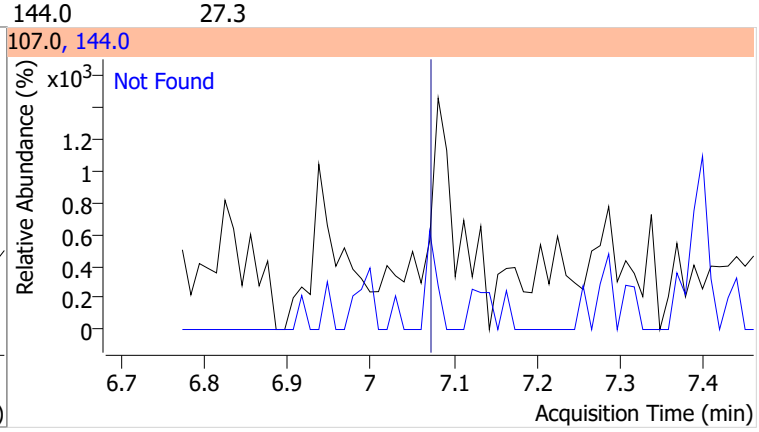

Compound	Conc.	Exp RT	QIon	Exp Ratio	QIon	Exp Ratio
2-Methylnaphthalene	N.D.	7.14	142.0	119.8	115.0	41.7

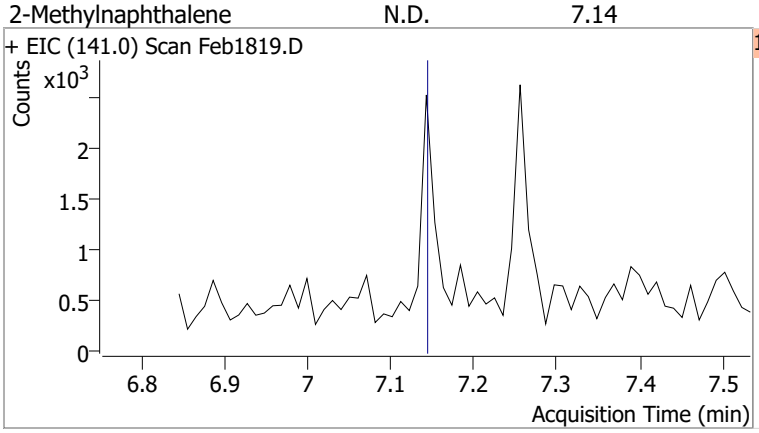

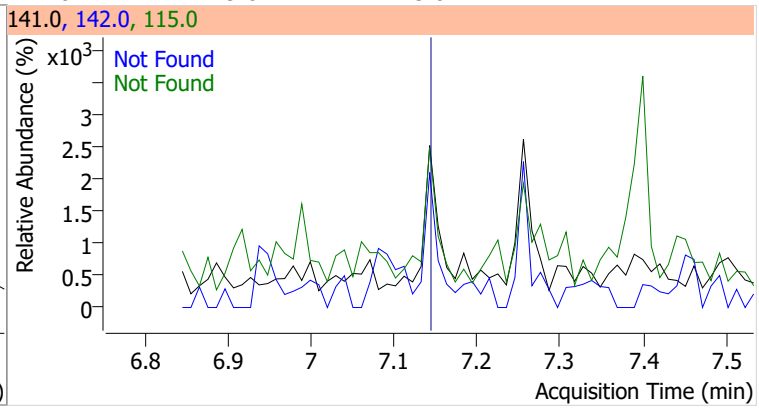

Compound	Conc.	Exp RT	QIon	Exp Ratio	QIon	Exp Ratio
1-Methylnaphthalene	N.D.	7.26	142.0	114.0	115.0	41.3

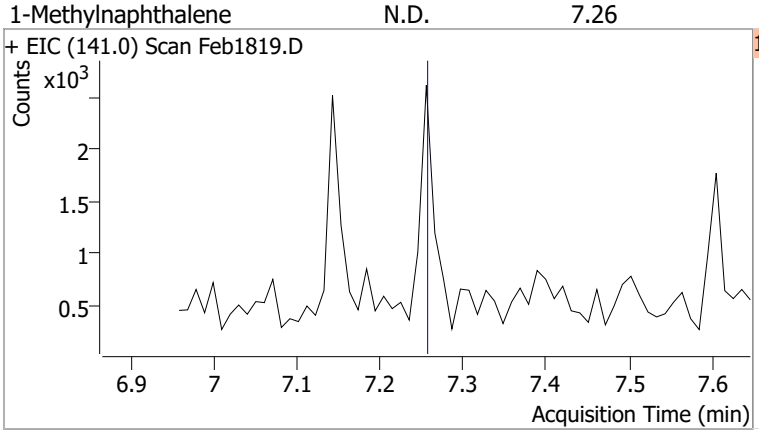

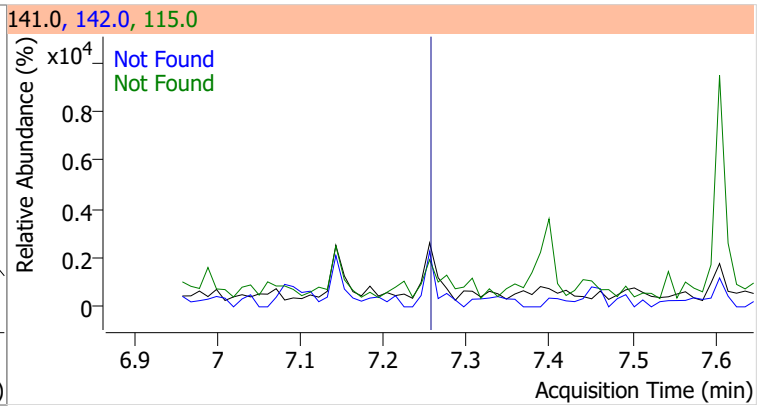

Compound	Conc.	Exp RT	QIon	Exp Ratio	QIon	Exp Ratio
Hexachlorocyclopentadiene	N.D.	7.34	234.9	64.6	238.9	63.8

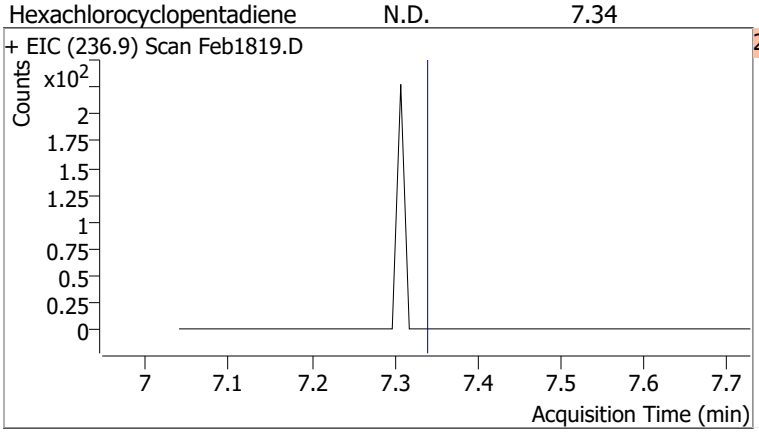

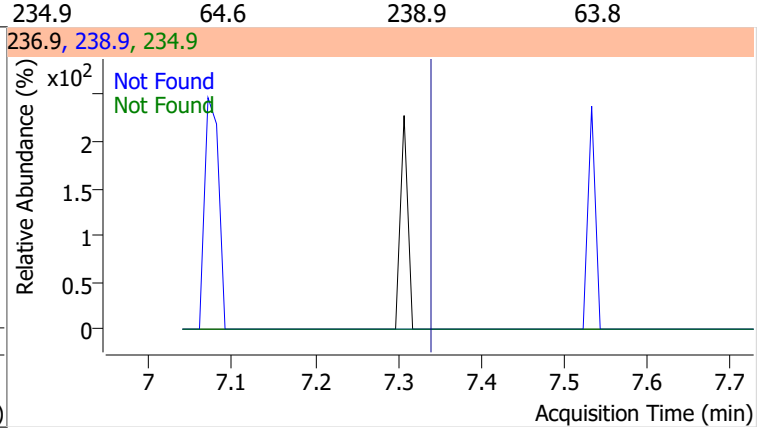

Compound	Conc.	Exp RT	QIon	Exp Ratio
2,4,6-Trichlorophenol	N.D.	7.52	198.0	96.5

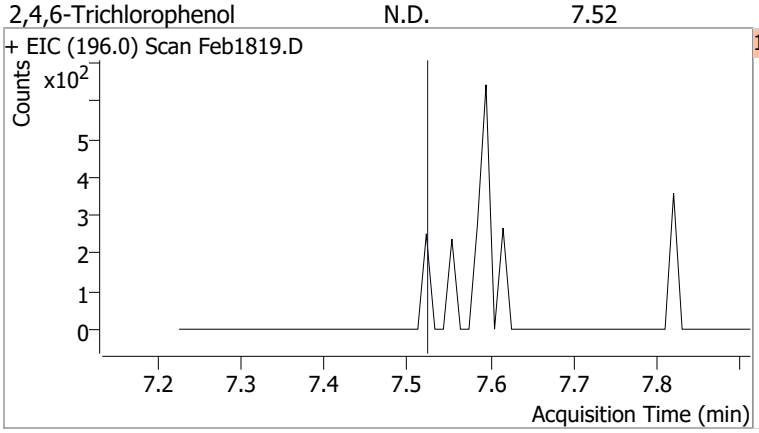

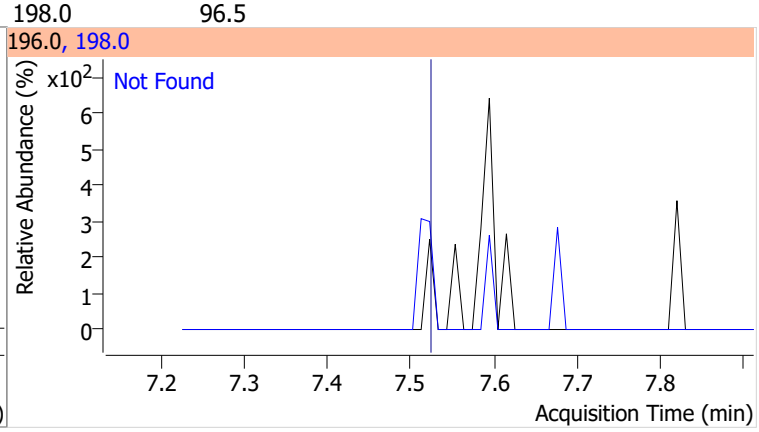

Compound	Conc.	Exp RT	QIon	Exp Ratio
2,4,5-Trichlorophenol	N.D.	7.57	198.0	90.2

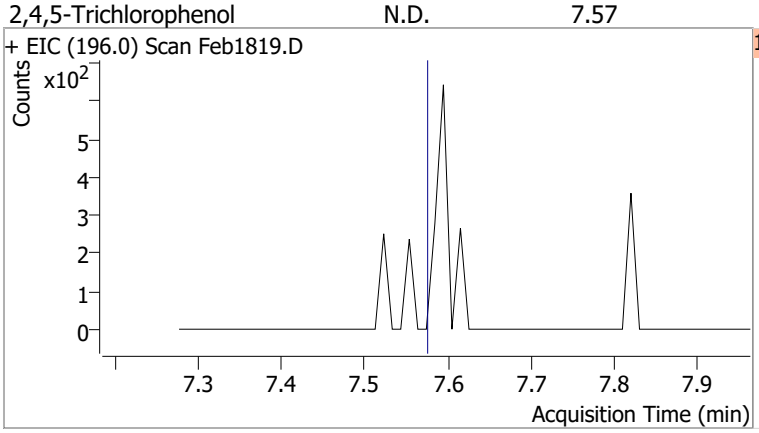

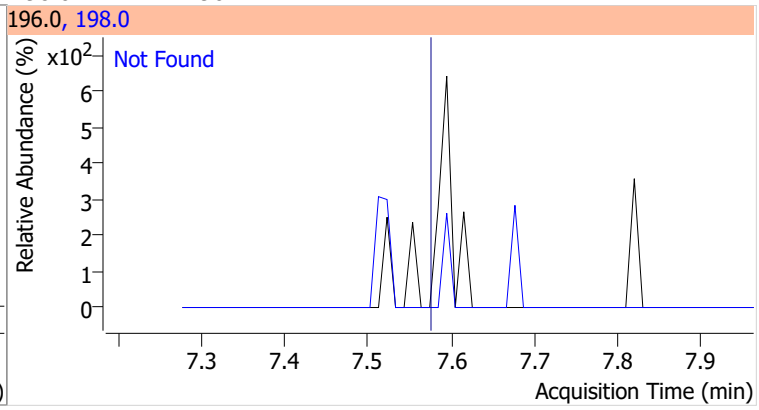

Compound	Conc.	RT	Dev(Min)	Resp.	QIon	QRatio	Lower	Upper
2-Fluorobiphenyl	68.5601	7.60	0.00	1263545	171.0	32.3	24.0	44.5

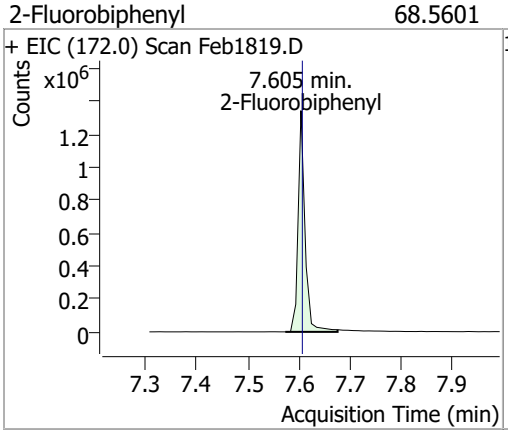

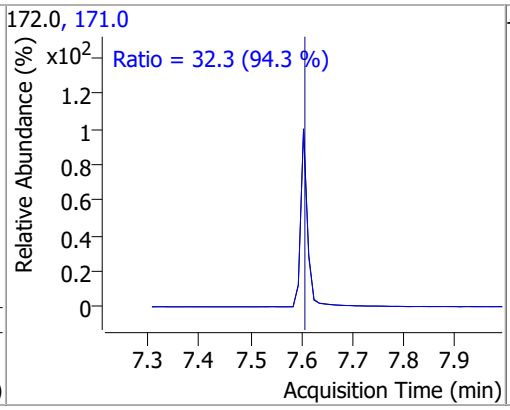

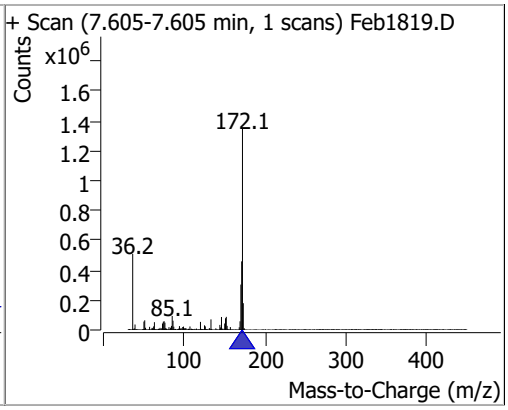

Compound	Conc.	Exp RT	QIon	Exp Ratio	QIon	Exp Ratio
2-Chloronaphthalene	N.D.	7.72	127.0	35.9	164.0	32.1

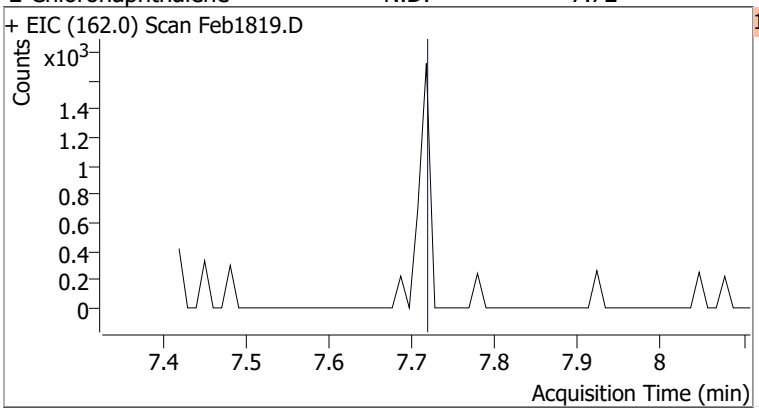

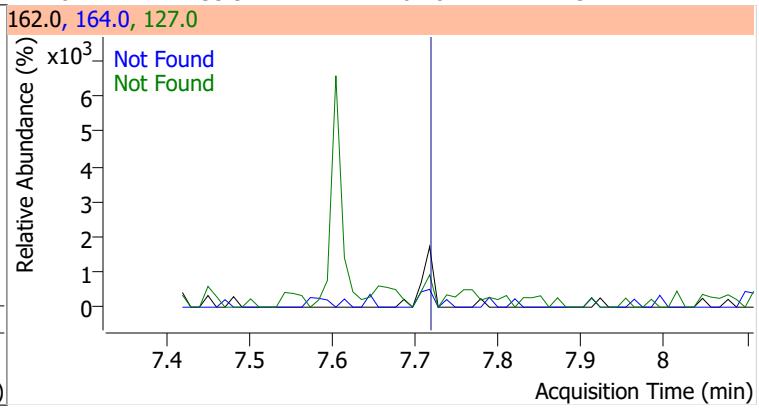

Compound	Conc.	Exp RT	QIon	Exp Ratio
2-Nitroaniline	N.D.	7.88	138.0	110.5

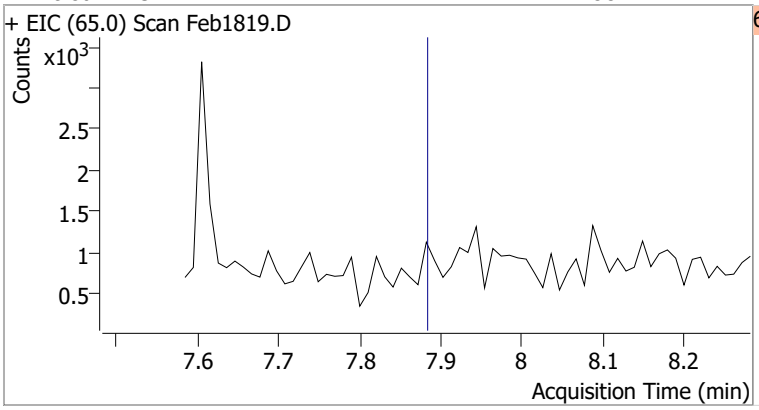

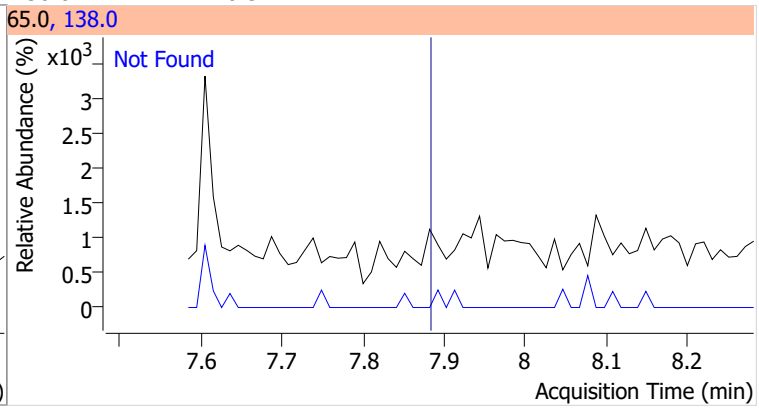

Compound	Conc.	RT	Dev(Min)	Resp.	QIon	QRatio	Lower	Upper
Dimethyl Phthalate		0		0	77.0		13.8	25.7

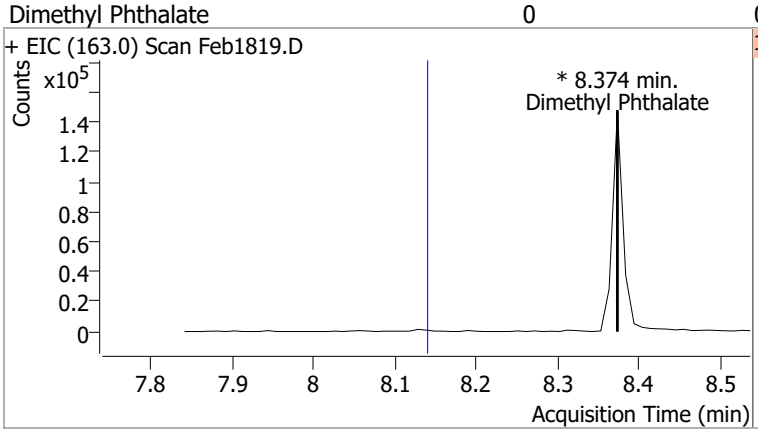

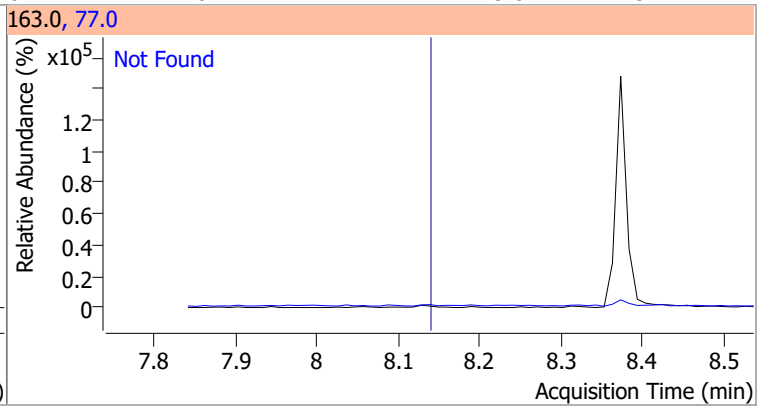

Compound	Conc.	RT	Dev(Min)	Resp.	QIon	QRatio	Lower	Upper
2,6-Dinitrotoluene		0		0	63.0		99.5	184.8
					89.0		43.3	80.3

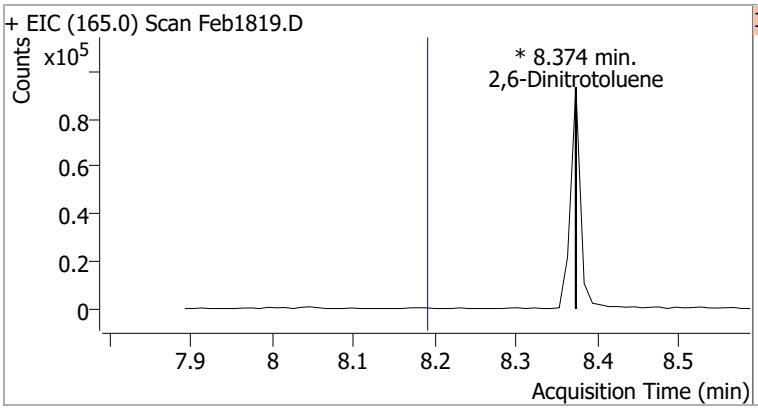

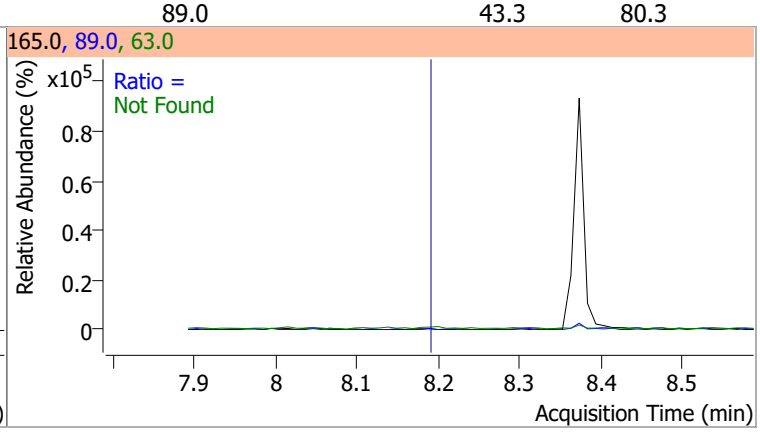

Compound	Conc.	Exp RT	QIon	Exp Ratio
Acenaphthylene	N.D.	8.20	153.1	13.6

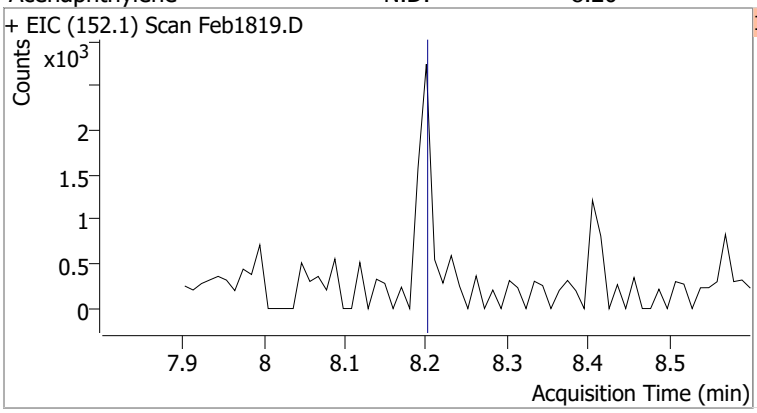

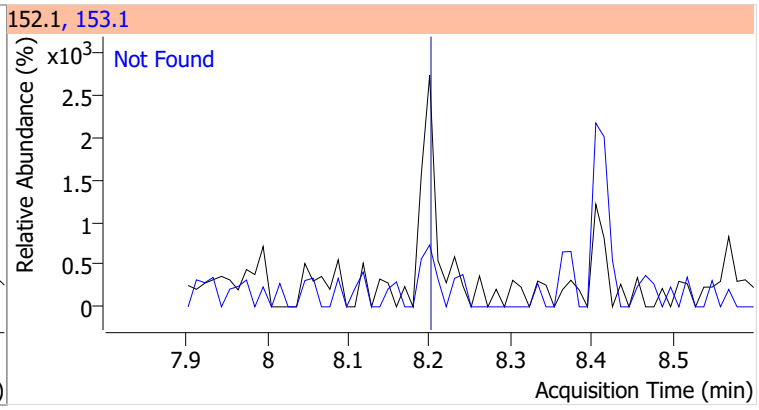

Compound	Conc.	Exp RT	QIon	Exp Ratio	QIon	Exp Ratio
3-Nitroaniline	N.D.	8.39	65.0	129.1	92.0	106.7

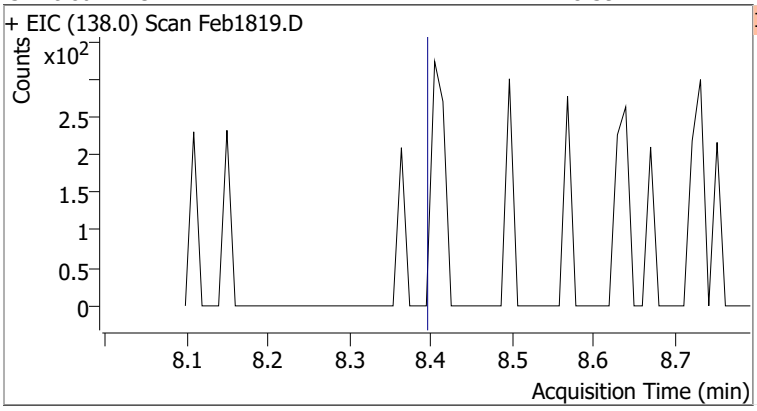

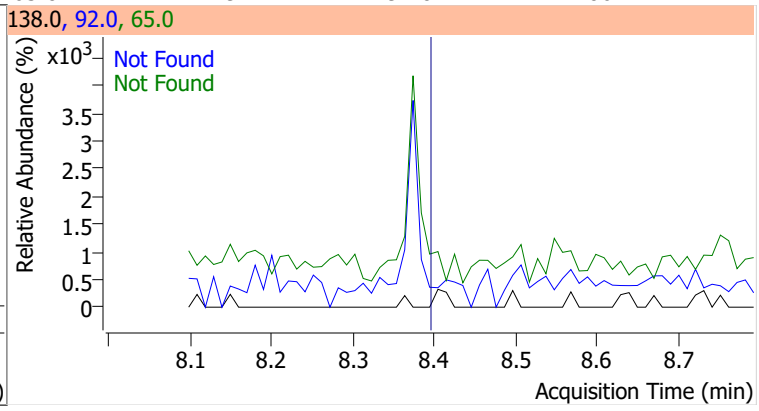

Compound	Conc.	Exp RT	QIon	Exp Ratio	QIon	Exp Ratio
Acenaphthene	N.D.	8.41	153.0	106.5	152.0	51.8

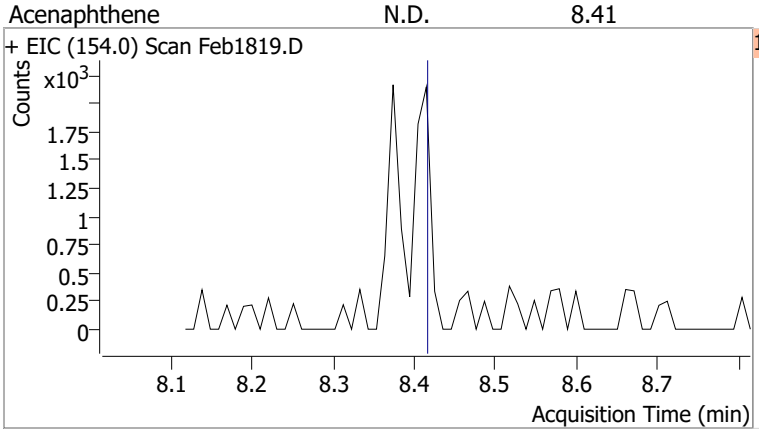

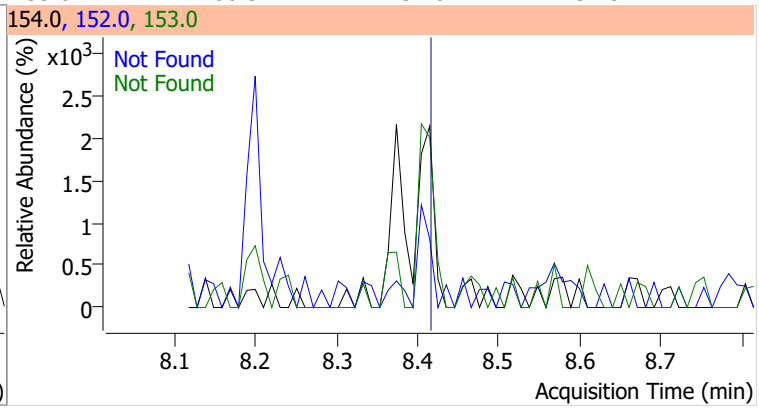

Compound	Conc.	Exp RT	QIon	Exp Ratio
2,4-Dinitrophenol	N.D.	8.52	154.0	62.7

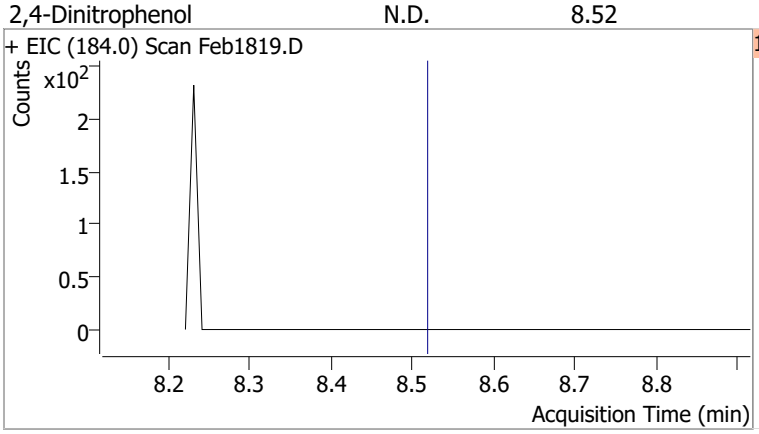

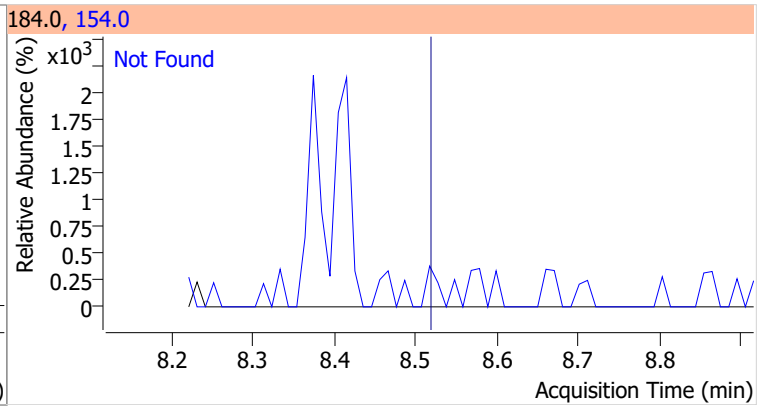

Compound	Conc.	Exp RT	QIon	Exp Ratio
Dibenzofuran	N.D.	8.63	139.0	37.5

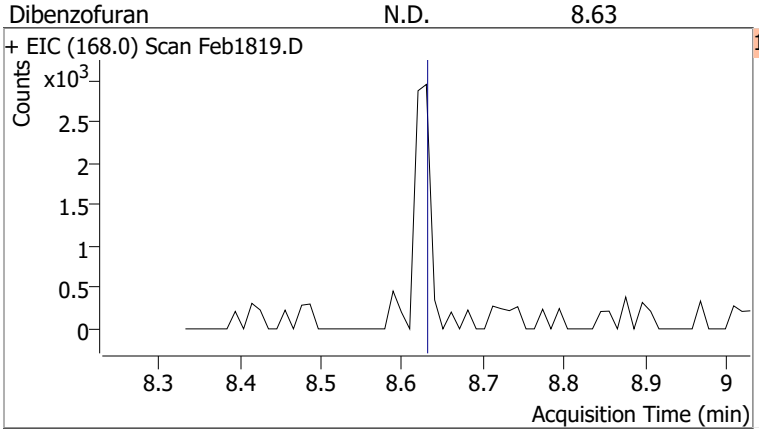

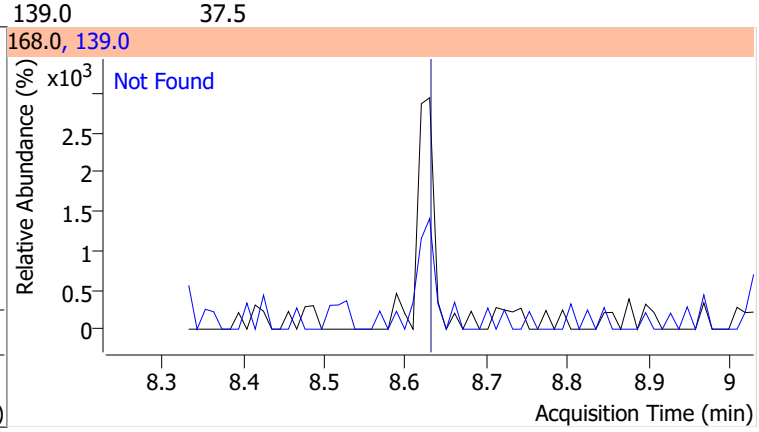

Compound	Conc.	RT	Dev(Min)	Resp.	QIon	QRatio	Lower	Upper
2,4-Dinitrotoluene		0		0	89.0		55.4	102.9
					63.0		33.9	62.9

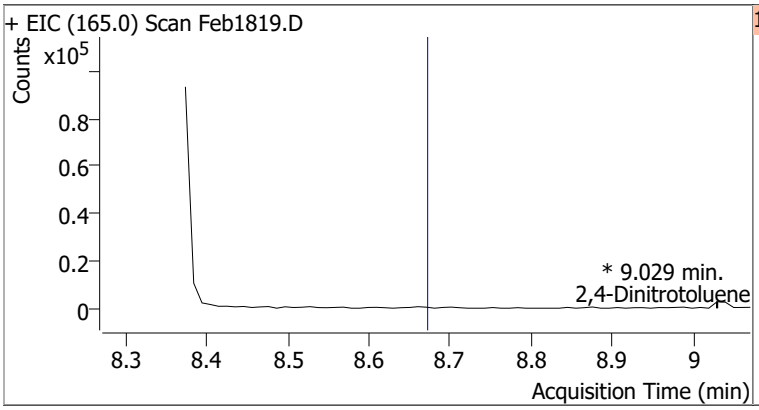

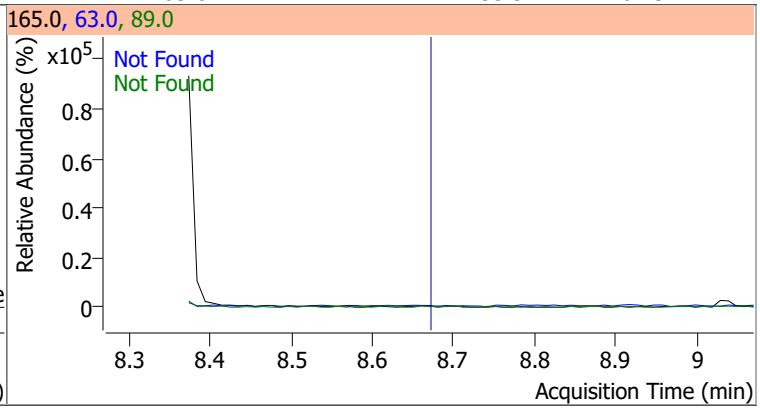

Compound	Conc.	Exp RT	QIon	Exp Ratio	QIon	Exp Ratio
4-Nitrophenol	N.D.	8.70	65.0	72.0	139.0	71.1

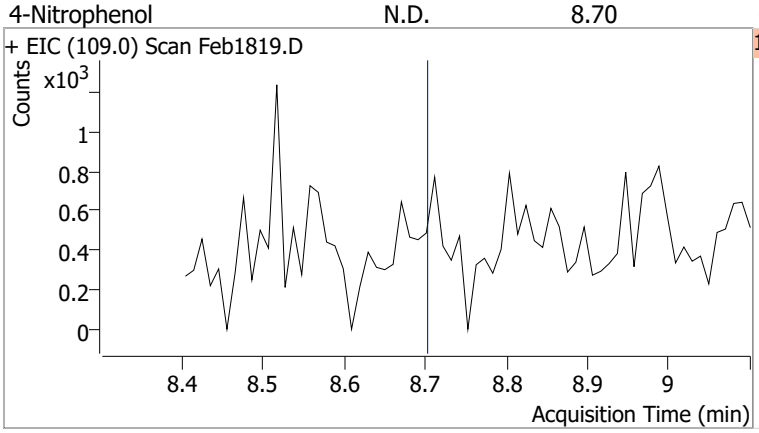

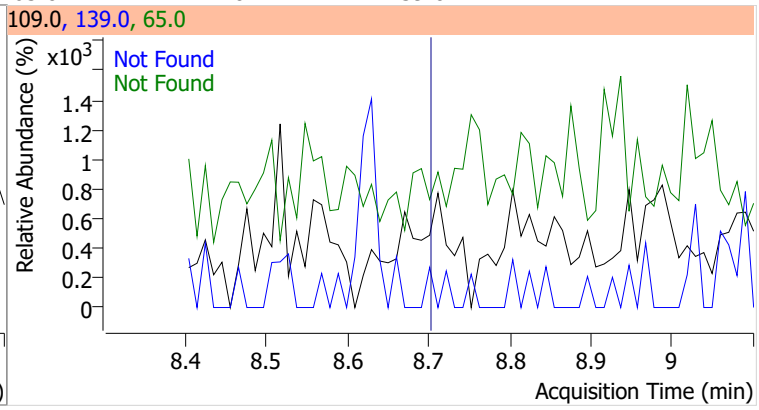

Compound	Conc.	Exp RT	QIon	Exp Ratio	QIon	Exp Ratio
Diethylphthalate	N.D.	9.00	177.0	20.7	150.0	12.5

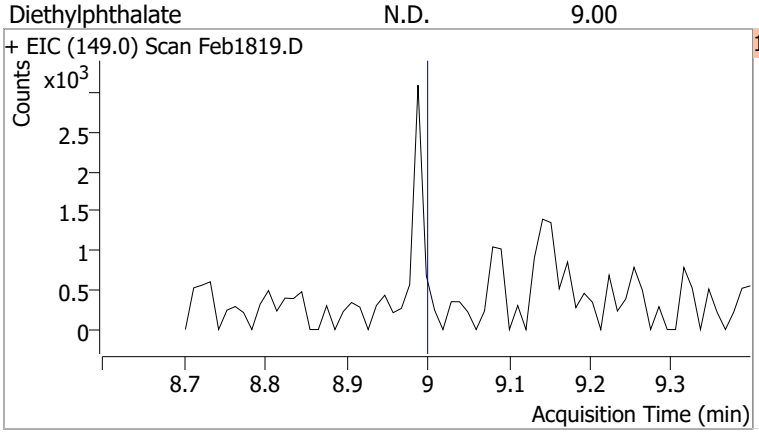

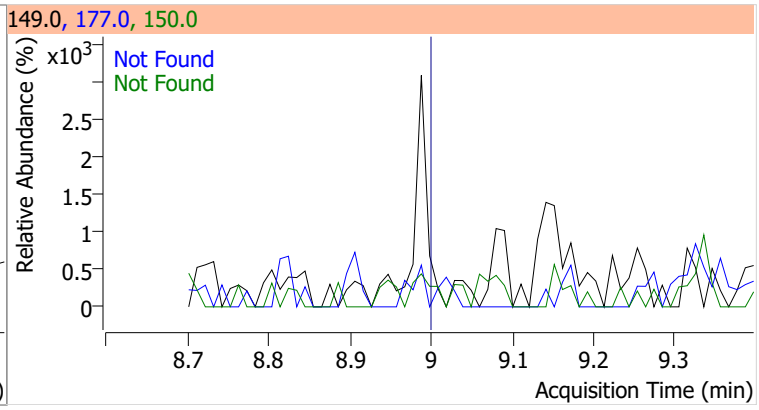

Compound	Conc.	Exp RT	QIon	Exp Ratio	QIon	Exp Ratio
Fluorene	N.D.	9.04	165.0	93.4	167.0	13.7

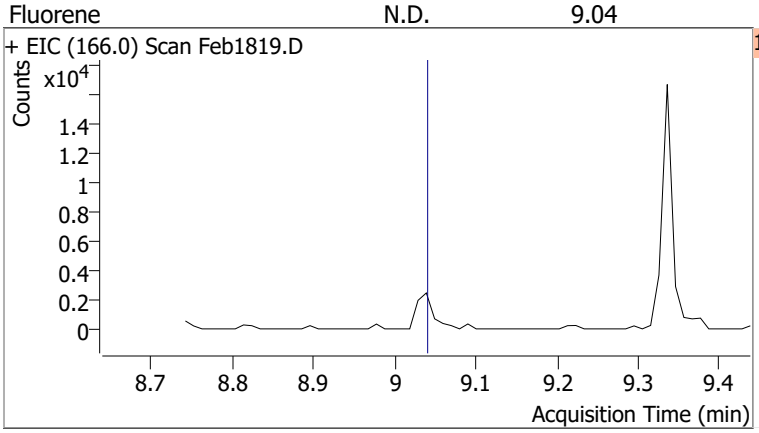

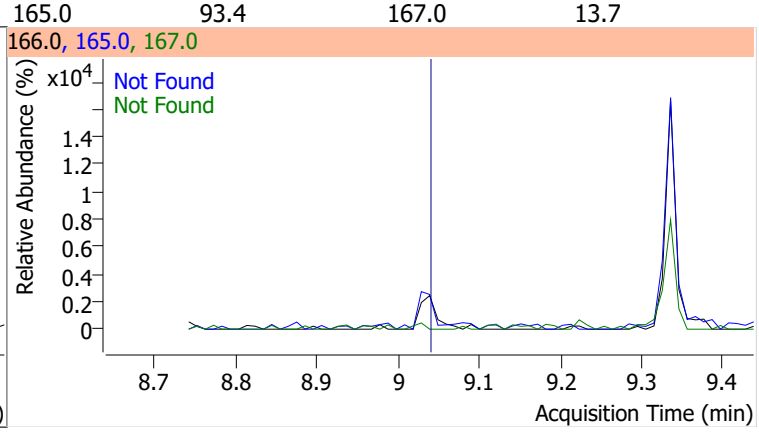

Compound	Conc.	Exp RT	QIon	Exp Ratio	QIon	Exp Ratio
4-Chlorophenyl-phenylether	N.D.	9.07	141.0	61.2	206.0	33.8

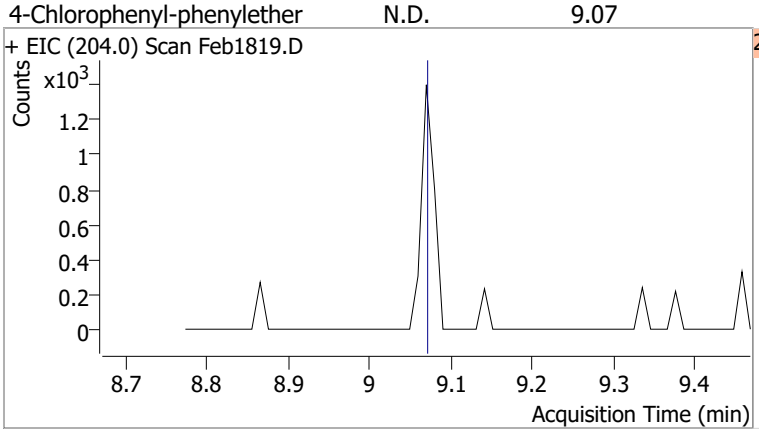

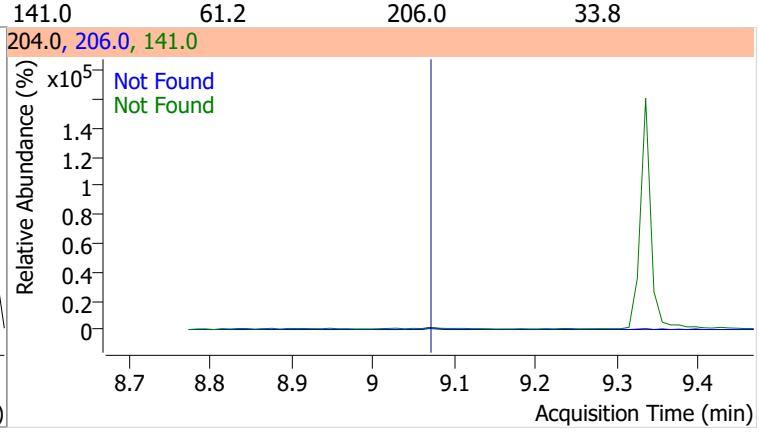

Compound	Conc.	Exp RT	QIon	Exp Ratio	QIon	Exp Ratio
4-Nitroaniline	N.D.	9.14	65.0	112.7	92.0	49.3

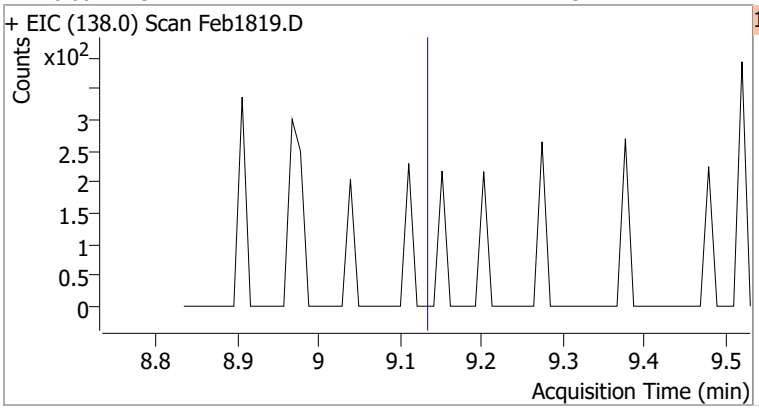

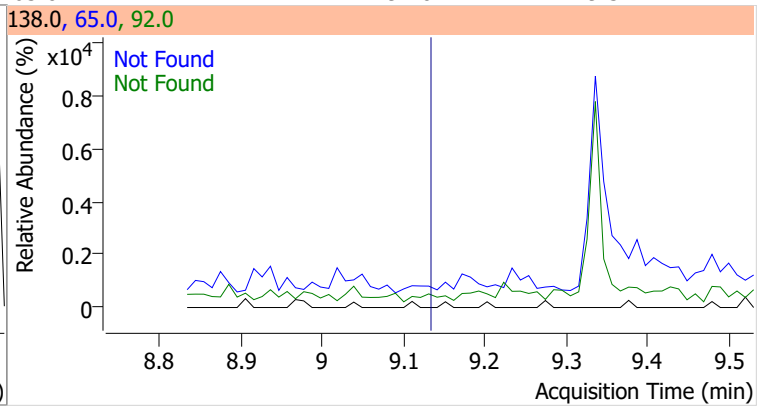

Compound	Conc.	RT	Dev(Min)	Resp.	QIon	QRatio	Lower	Upper
4,6-Dinitro-2-methylphenol		0		0	121.0		35.1	65.3

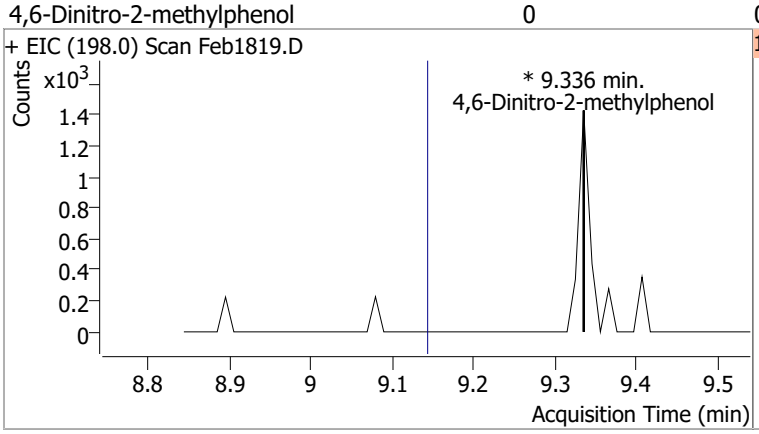

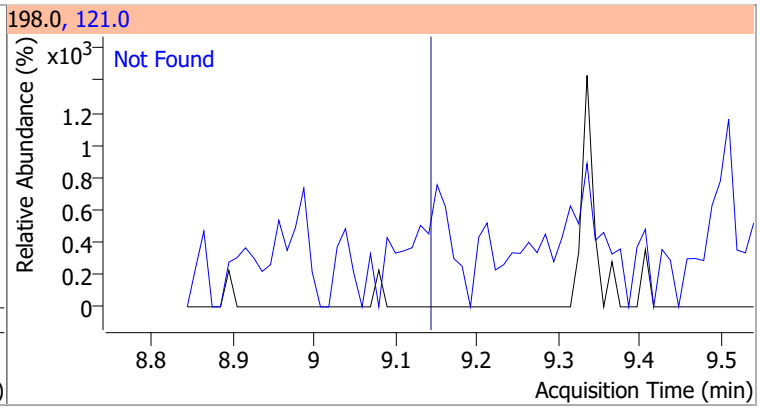

Compound	Conc.	Exp RT	QIon	Exp Ratio	QIon	Exp Ratio
N-nitrosodiphenylamine	N.D.	9.23	168.0	62.8	167.0	34.1

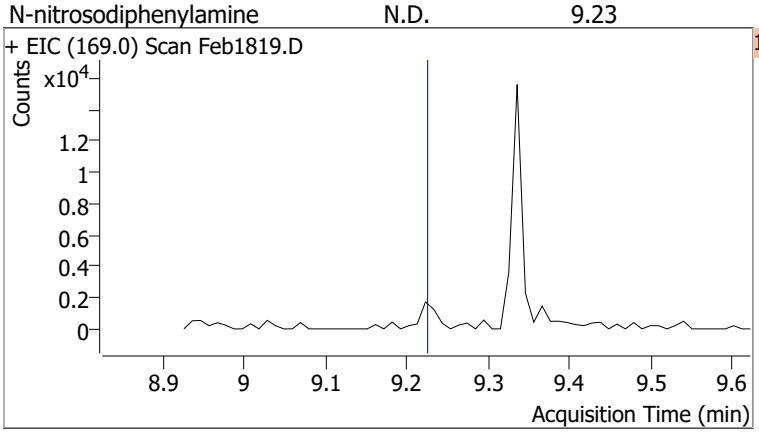

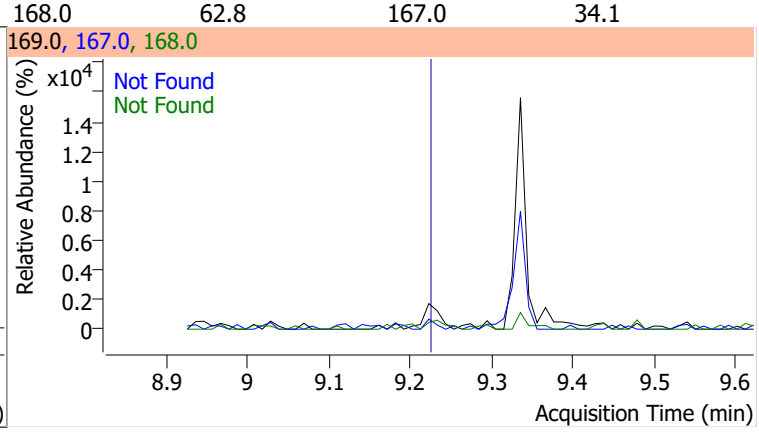

Compound	Conc.	Exp RT	QIon	Exp Ratio	QIon	Exp Ratio
Azobenzene	N.D.	9.26	51.0	45.2	182.0	24.1

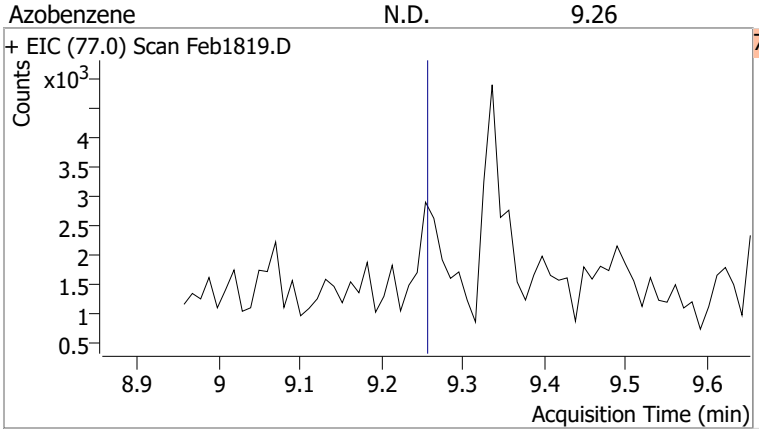

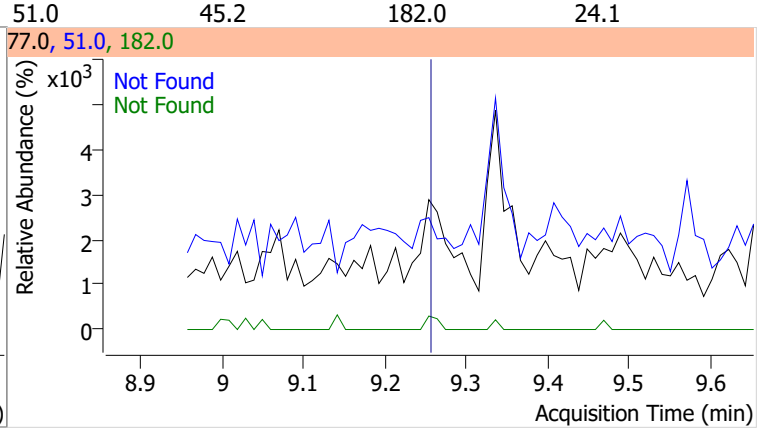

Compound	Conc.	RT	Dev(Min)	Resp.	QIon	QRatio	Lower	Upper
2,4,6-Tribromophenol	141.9139	9.34	0.00	238751	331.8	90.5	68.5	127.2

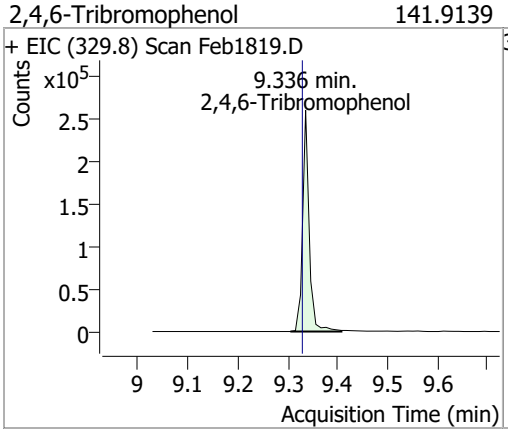

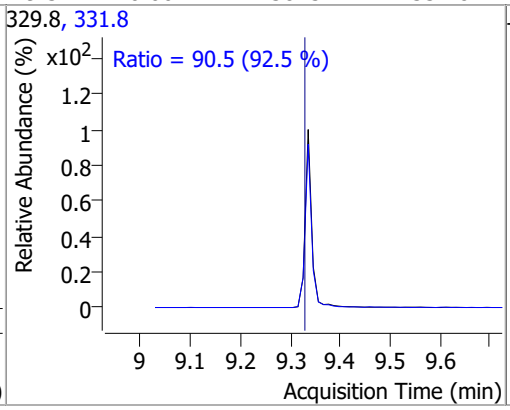

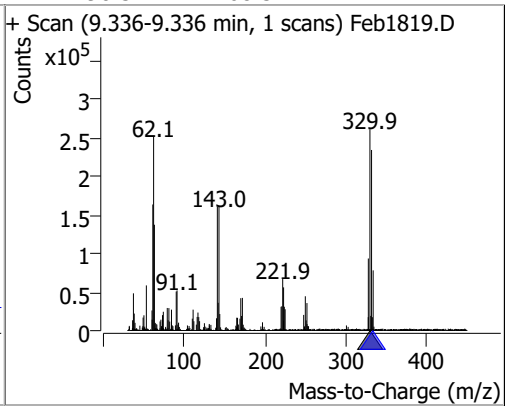

Compound	Conc.	Exp RT	QIon	Exp Ratio	QIon	Exp Ratio
4-Bromophenyl-phenylether	N.D.	9.65	141.0	98.8	250.0	98.2

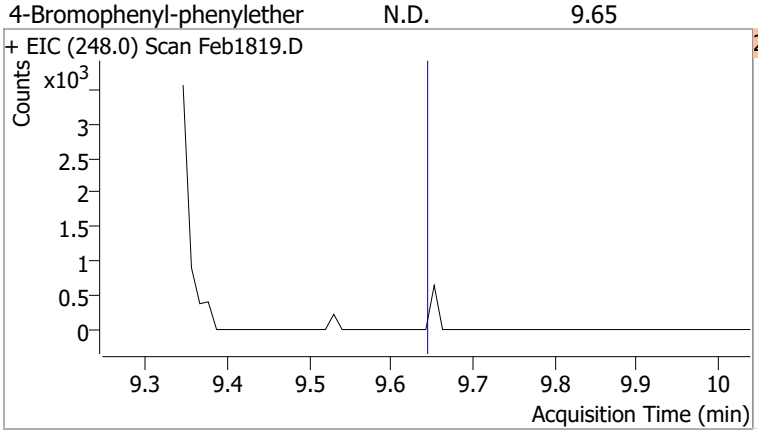

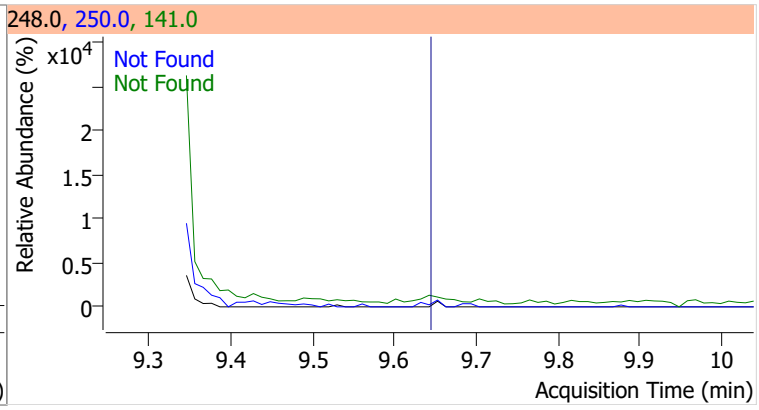

Compound	Conc.	Exp RT	QIon	Exp Ratio
Hexachlorobenzene	N.D.	9.69	142.0	53.8

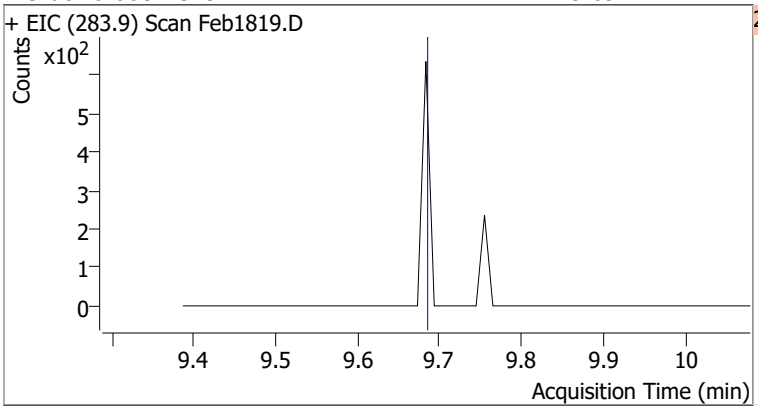

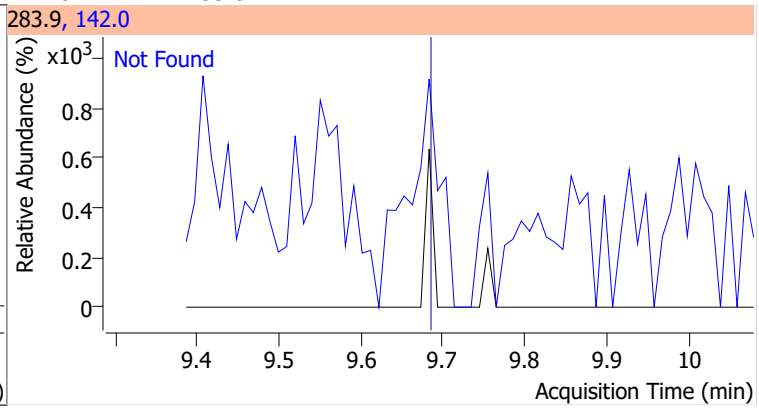

Compound	Conc.	Exp RT	QIon	Exp Ratio	QIon	Exp Ratio
Pentachlorophenol	N.D.	9.97	267.9	59.4	263.9	58.9

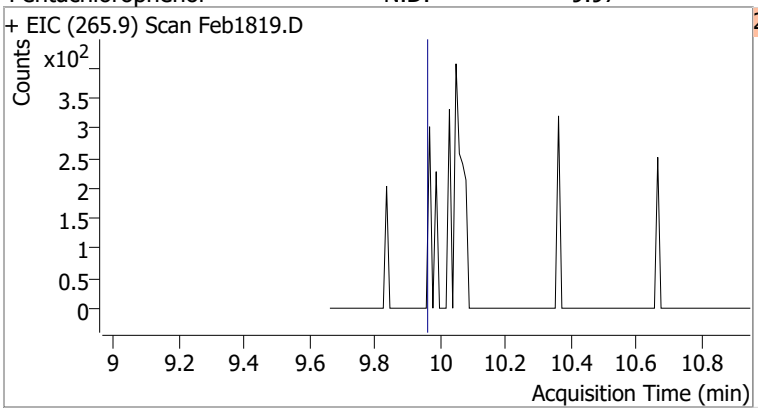

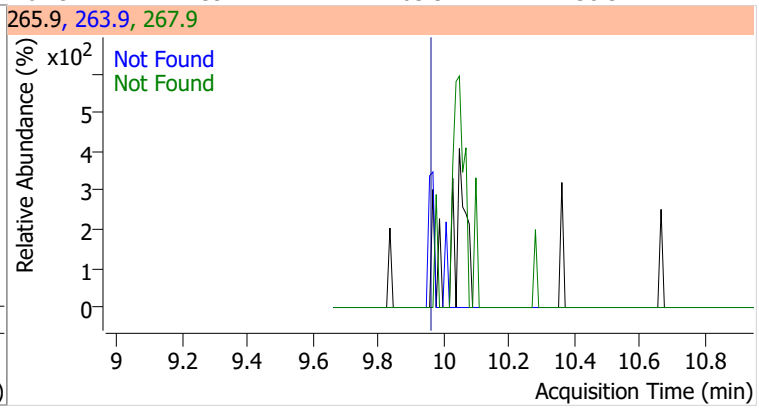

Compound	Conc.	Exp RT	QIon	Exp Ratio
Phenanthrene	N.D.	10.18	176.0	18.5

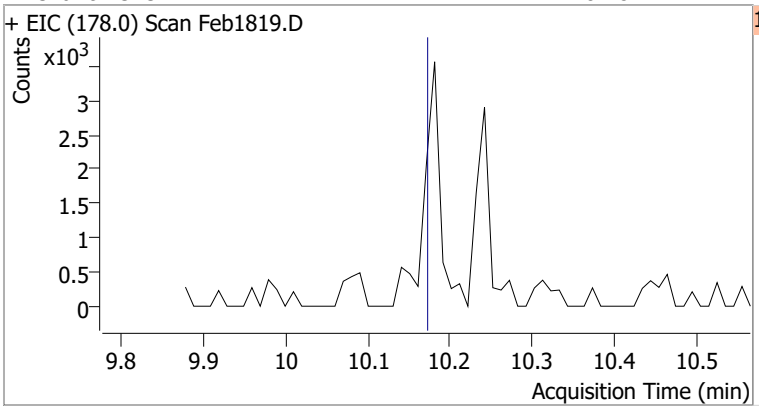

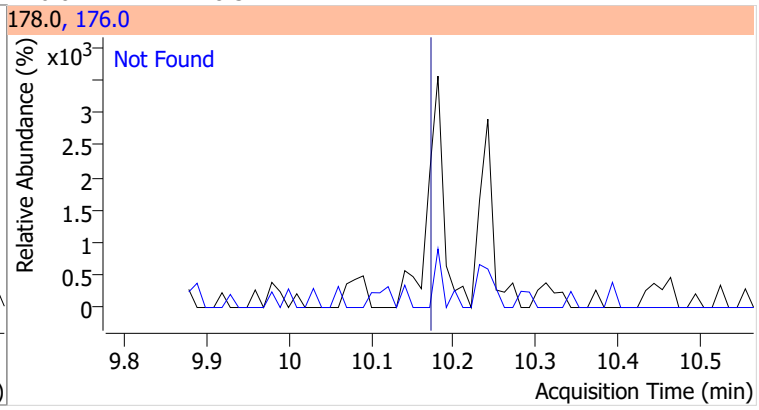

Compound	Conc.	Exp RT	QIon	Exp Ratio
Anthracene	N.D.	10.25	176.0	18.4

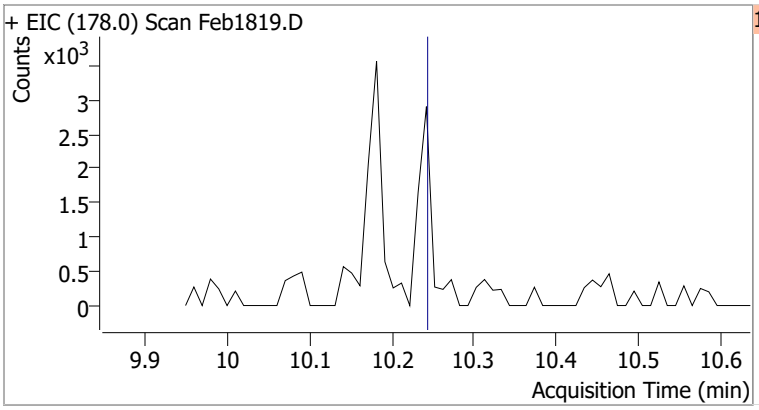

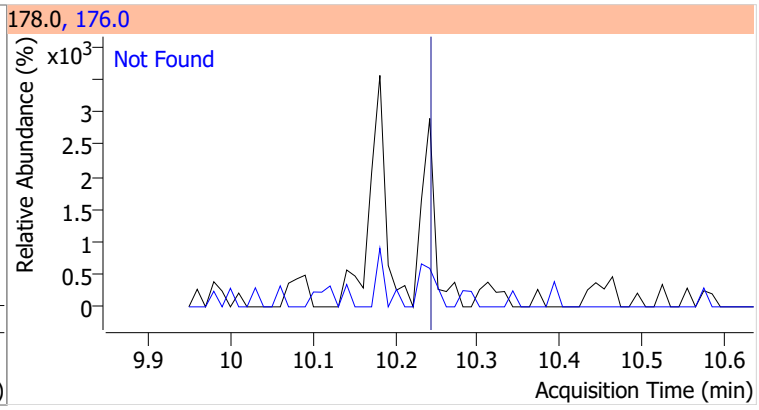

Compound	Conc.	Exp RT	QIon	Exp Ratio	QIon	Exp Ratio
Triallate	N.D.	10.31	268.0	24.1	143.0	22.5

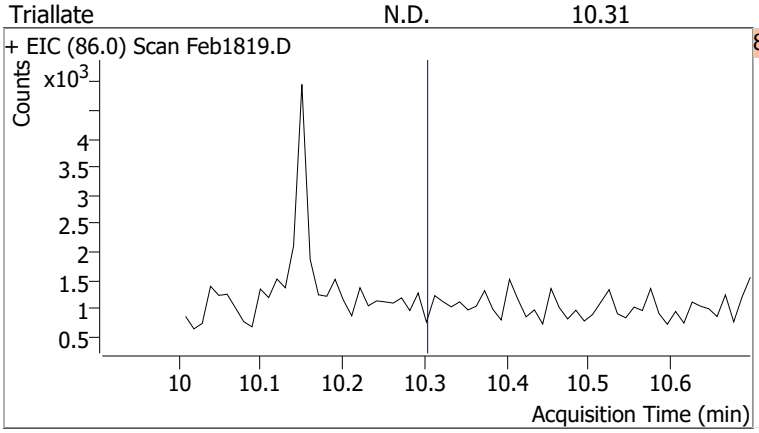

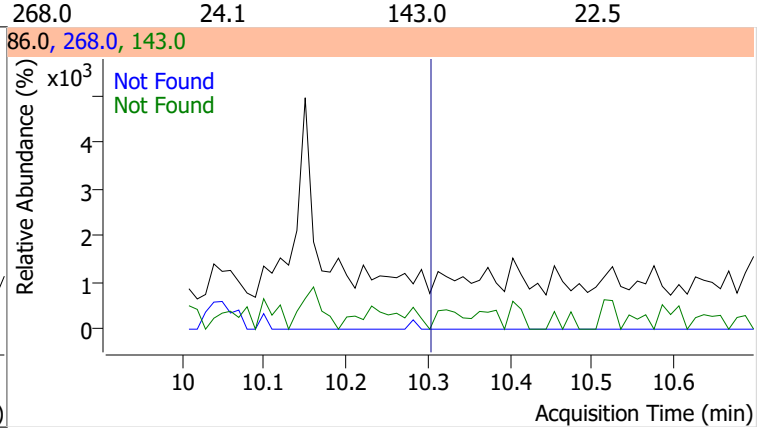

Compound	Conc.	Exp RT	QIon	Exp Ratio
Carbazole	N.D.	10.49	139.0	12.8

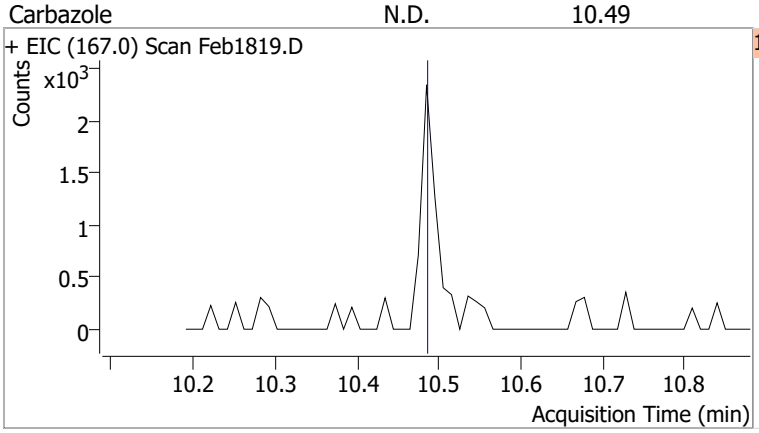

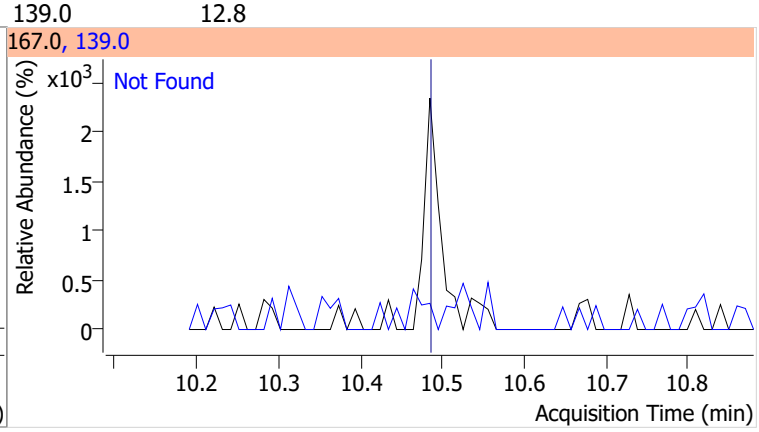

Compound	Conc.	Exp RT	QIon	Exp Ratio	QIon	Exp Ratio
o-Terphenyl	N.D.	10.70	229.0	64.9	215.0	37.0

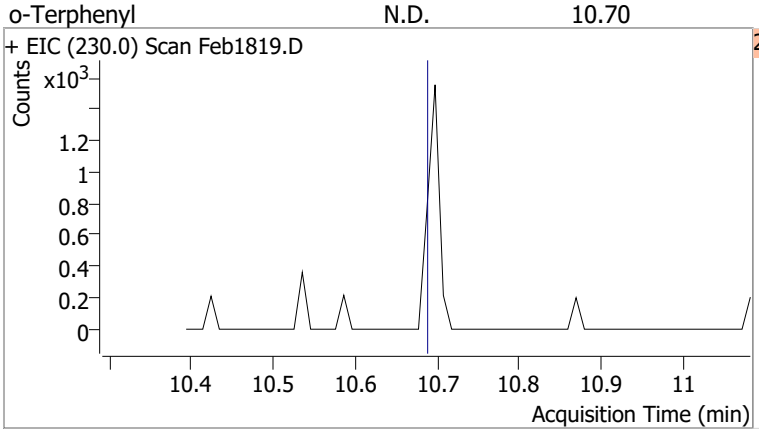

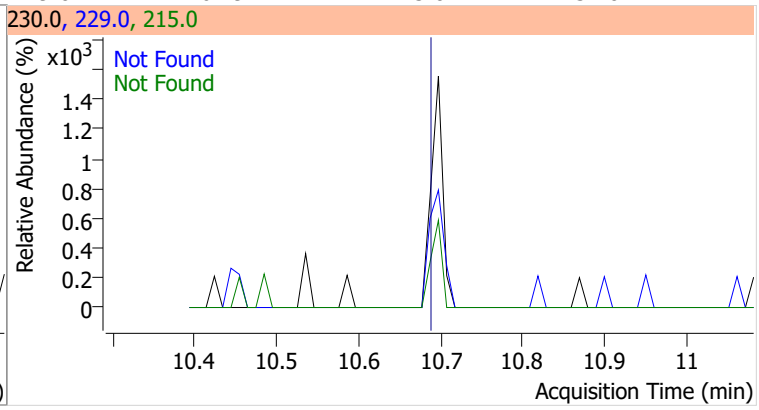

Compound	Conc.	Exp RT	QIon	Exp Ratio	QIon	Exp Ratio
Di-n-Butylphthalate	N.D.	11.08	150.0	9.1	104.0	6.4

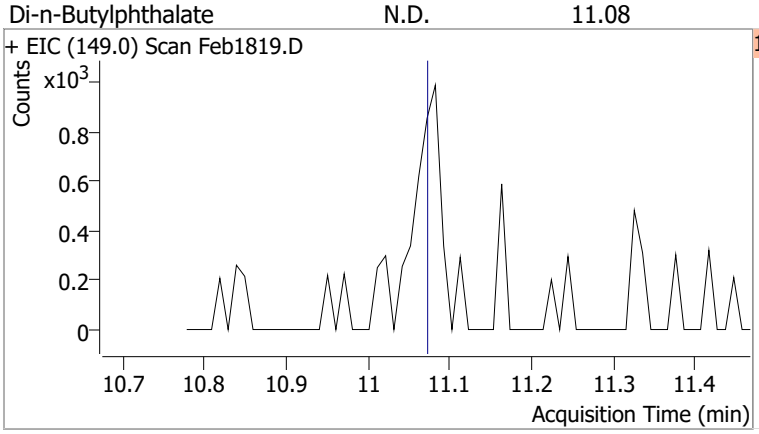

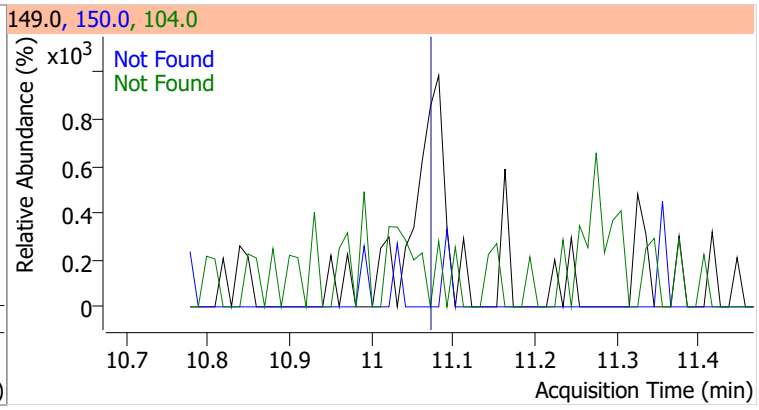

Compound	Conc.	Exp RT	QIon	Exp Ratio
Fluoranthene	N.D.	11.95	101.0	13.4

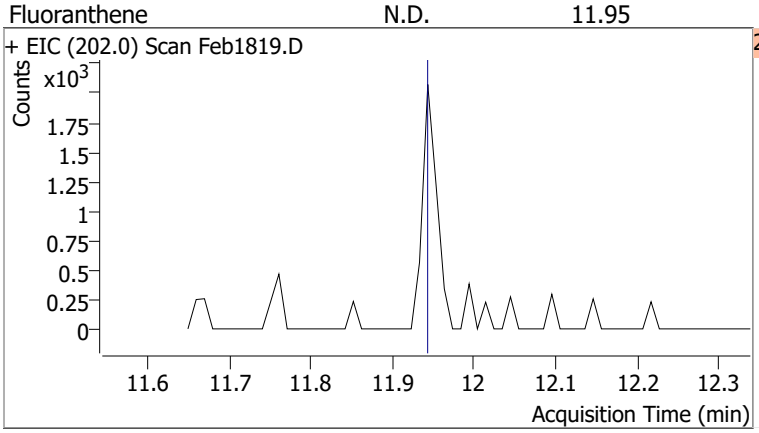

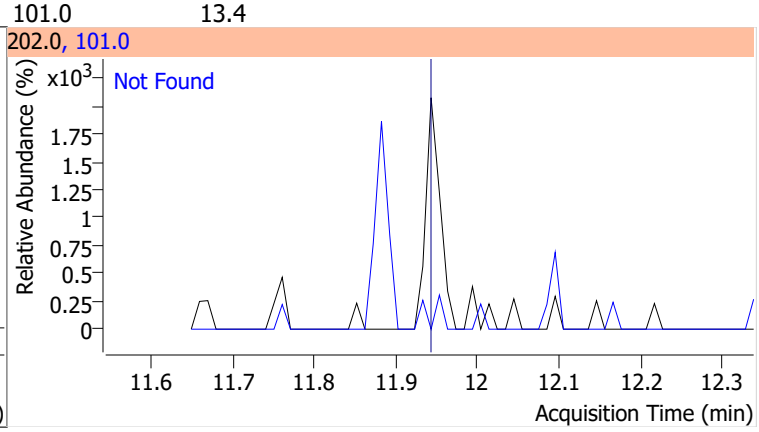

Compound	Conc.	RT	Dev(Min)	Resp.	QIon	QRatio	Lower	Upper
Benzidine		0		0	183.0		8.3	15.4
					92.0		5.8	10.8

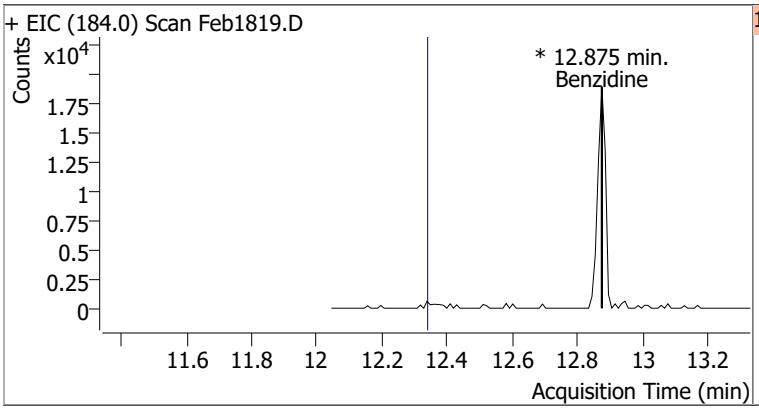

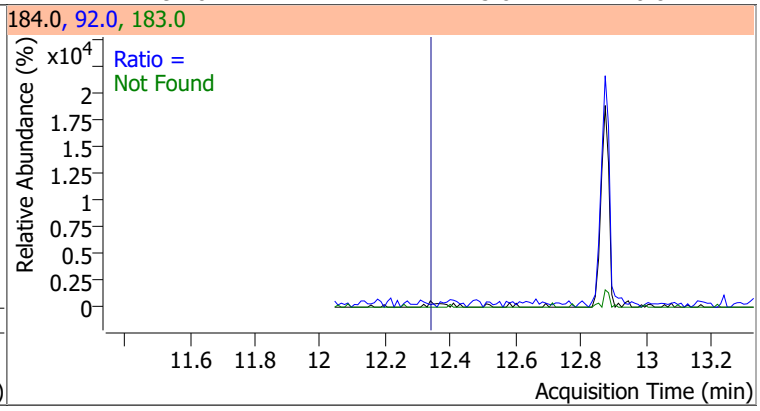

Compound	Conc.	Exp RT	QIon	Exp Ratio
Pyrene	N.D.	12.38	101.0	15.9

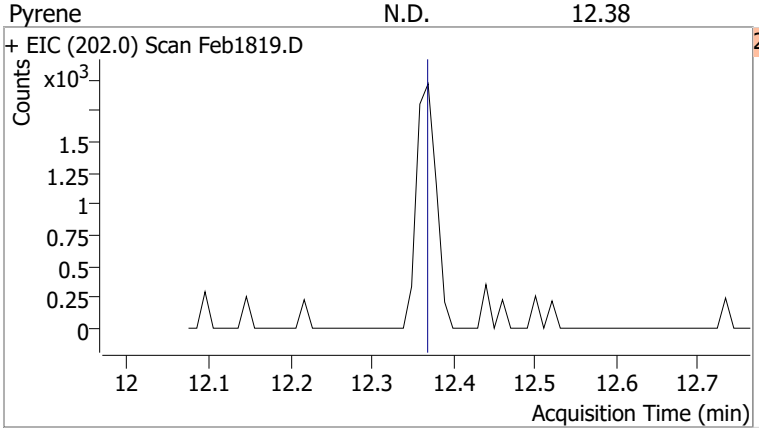

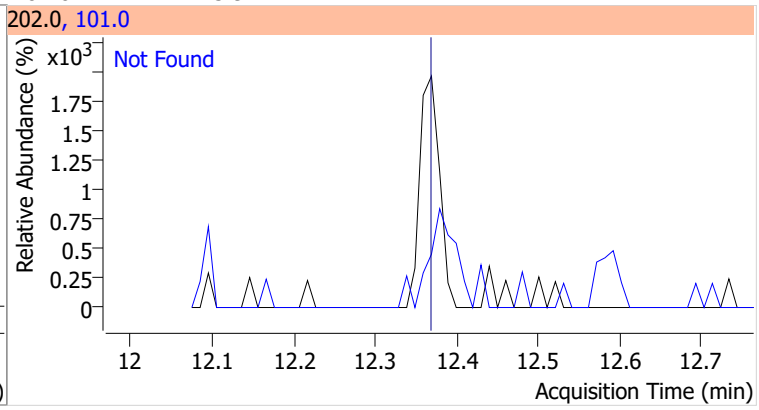

Compound	Conc.	RT	Dev(Min)	Resp.	QIon	QRatio	Lower	Upper
Terphenyl-d14	101.5098	12.88	0.00	1862114	122.0	14.5	10.1	18.7

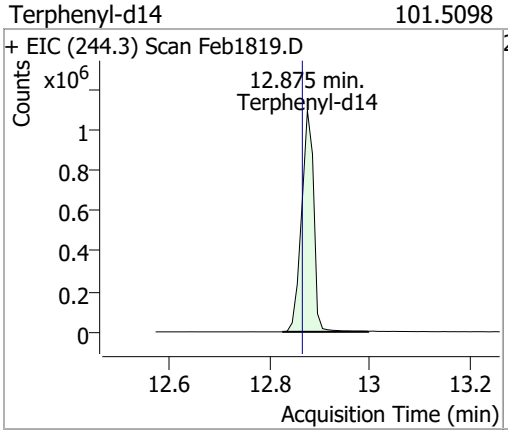

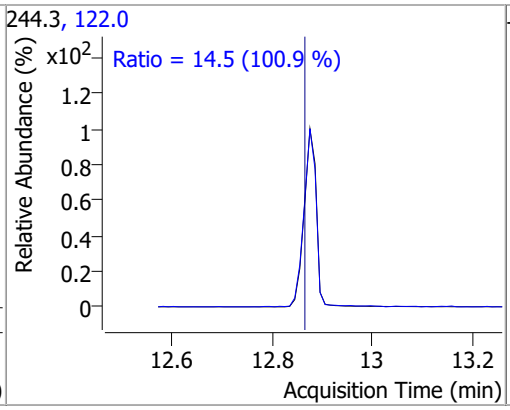

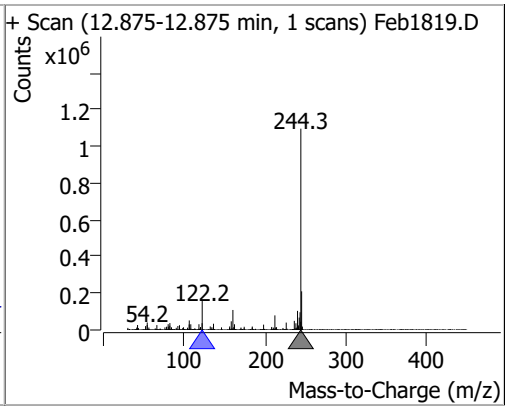

Compound	Conc.	Exp RT	QIon	Exp Ratio	QIon	Exp Ratio
Butylbenzylphthalate	N.D.	14.32	91.0	85.1	206.0	17.5

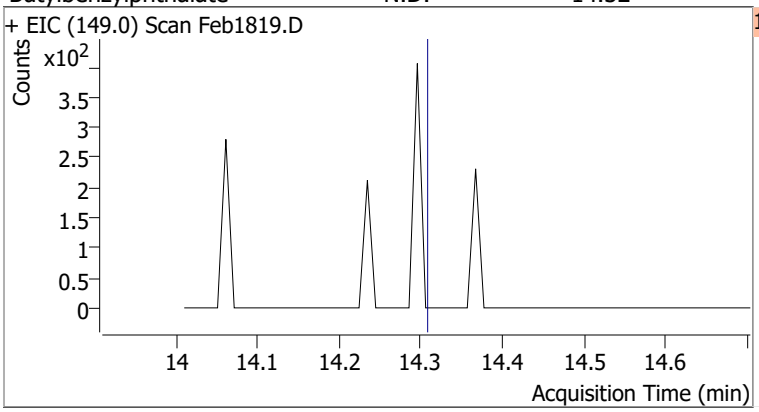

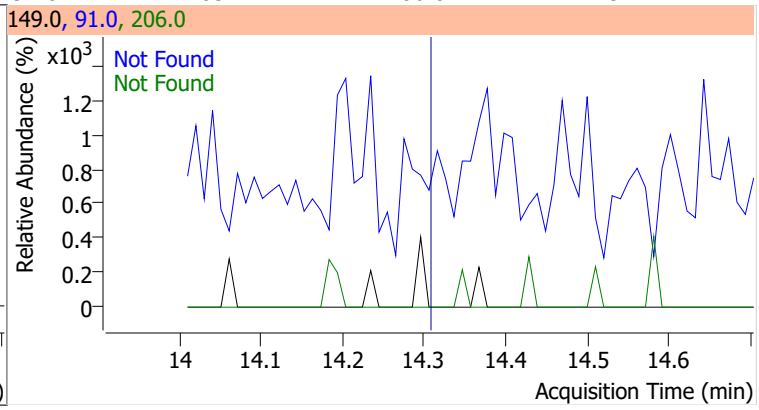

Compound	Conc.	Exp RT	QIon	Exp Ratio	QIon	Exp Ratio
Benzo(a)Anthracene	N.D.	15.51	226.0	26.8	229.0	21.1

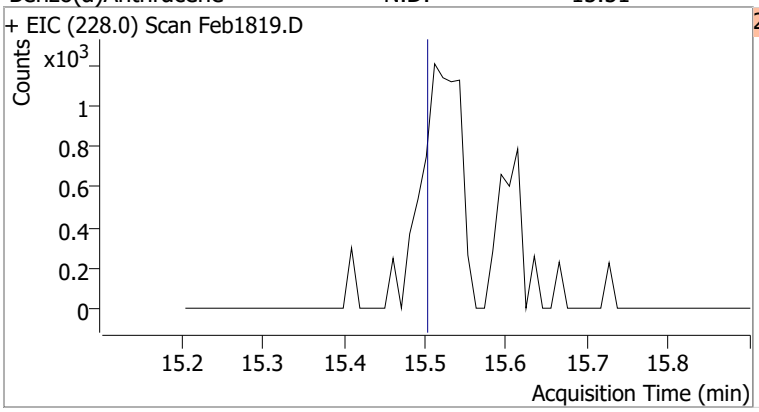

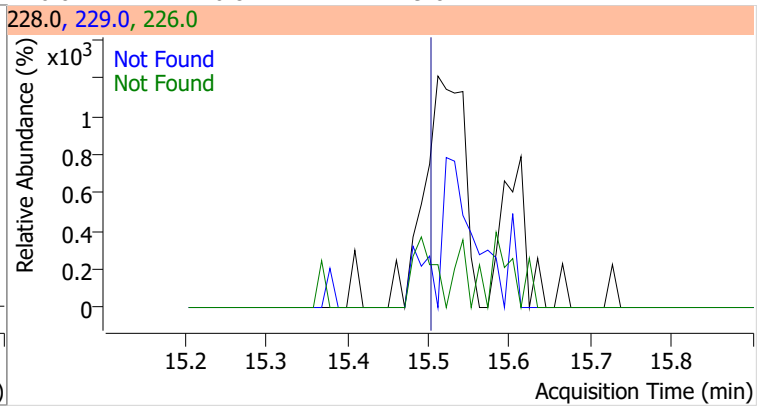

Compound	Conc.	Exp RT	QIon	Exp Ratio	QIon	Exp Ratio
Chrysene	N.D.	15.62	226.0	28.4	229.0	19.7

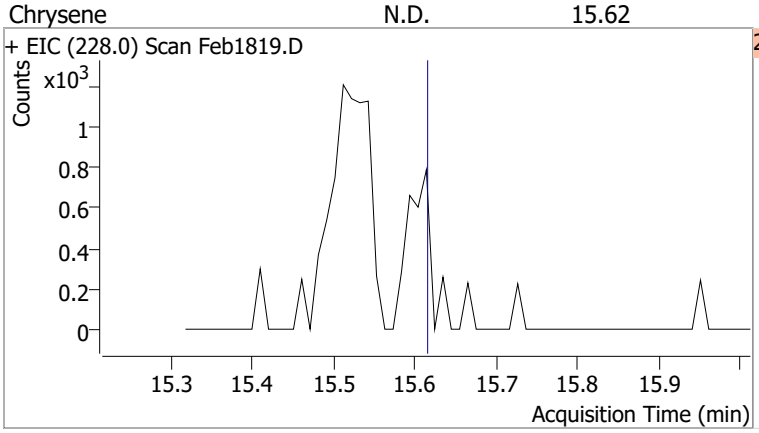

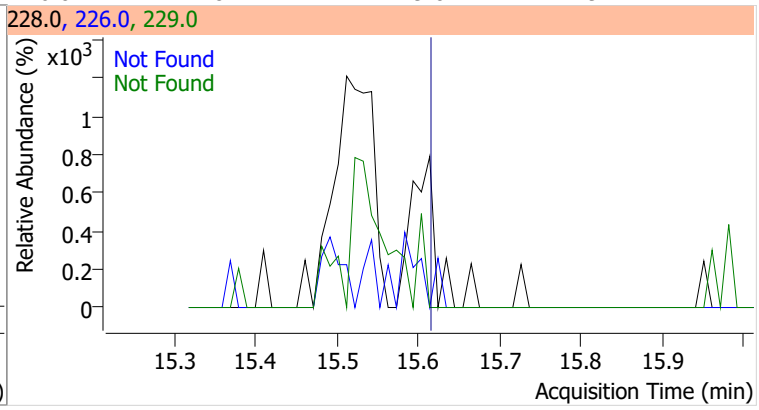

Compound	Conc.	Exp RT	QIon	Exp Ratio
3,3-Dichlorobenzidine	N.D.	15.69	254.0	64.2

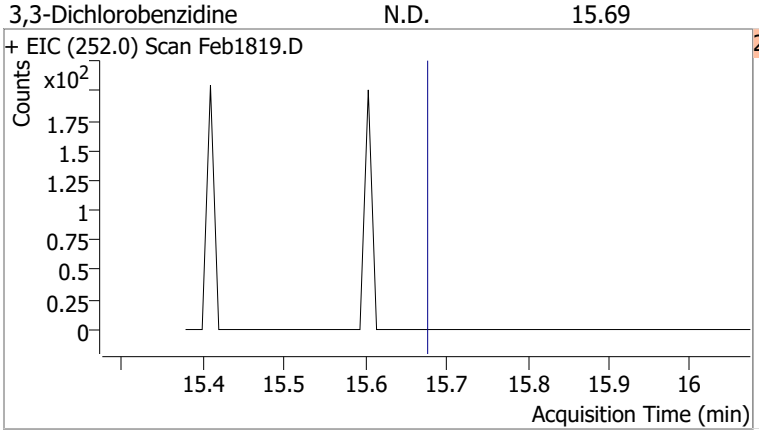

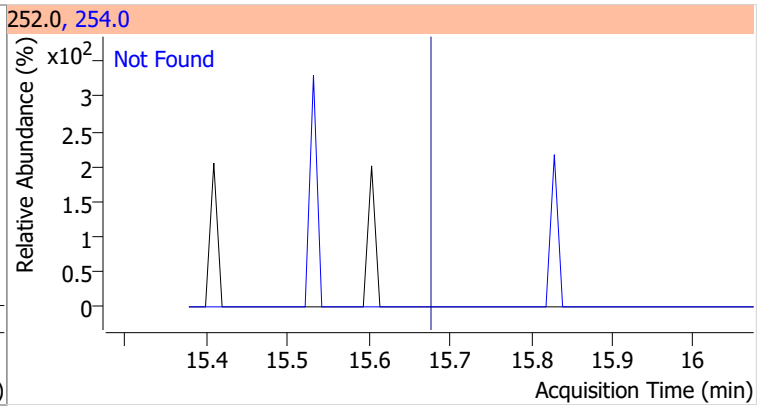

Compound	Conc.	RT	Dev(Min)	Resp.	QIon	QRatio	Lower	Upper
bis(2-ethylhexyl)Phthalate	3.2424	16.35	-0.02	5389	149.0	352.8	273.6	508.0
					279.0	9.7	10.5	19.5

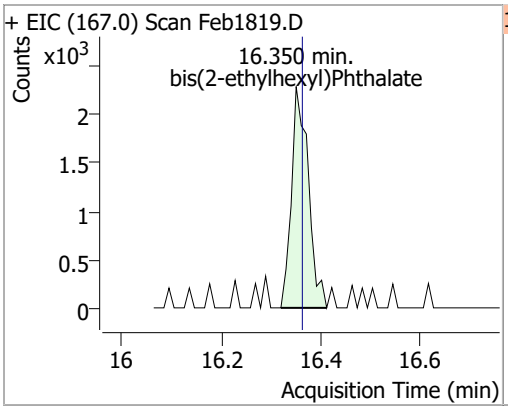

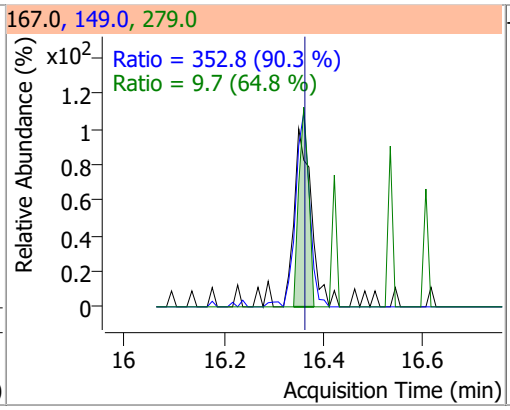

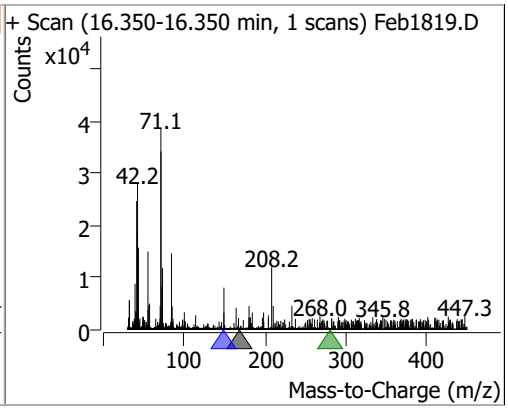

Compound	Conc.	Exp RT	QIon	Exp Ratio
Di-n-octyl Phthalate	N.D.	18.13	150.0	10.0

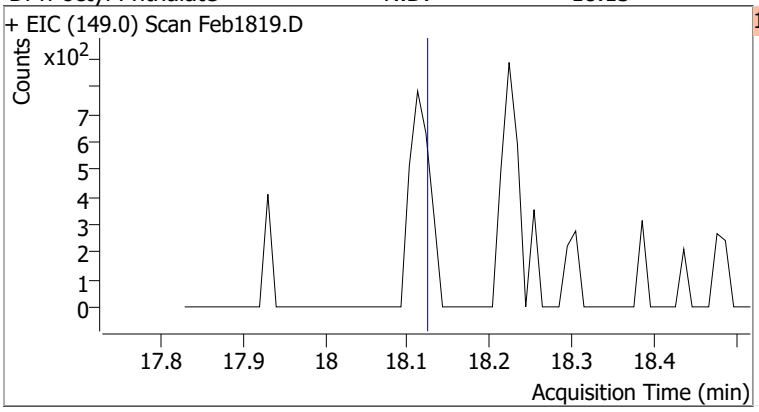

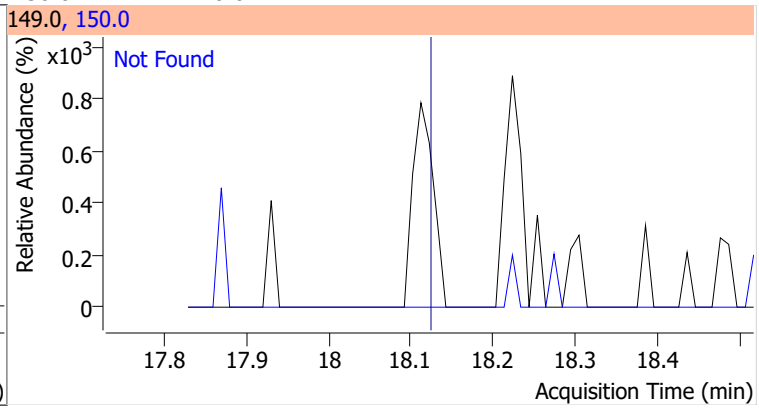

Compound	Conc.	Exp RT	QIon	Exp Ratio
Benzo(b)fluoranthene	N.D.	18.38	253.0	22.3

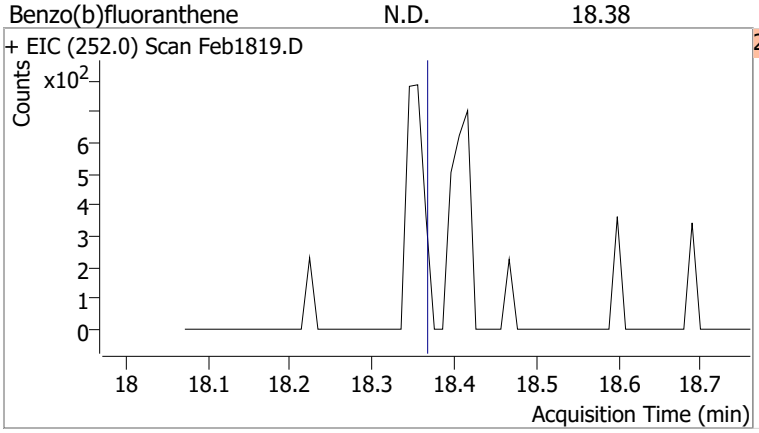

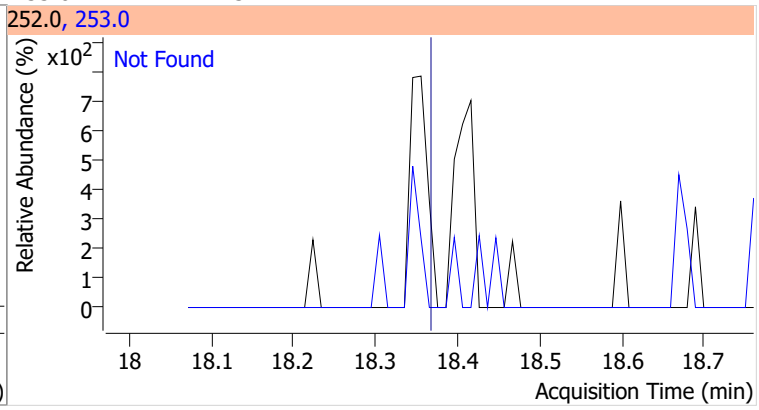

Compound	Conc.	Exp RT	QIon	Exp Ratio
Benzo(k)fluoranthene	N.D.	18.45	253.0	22.0

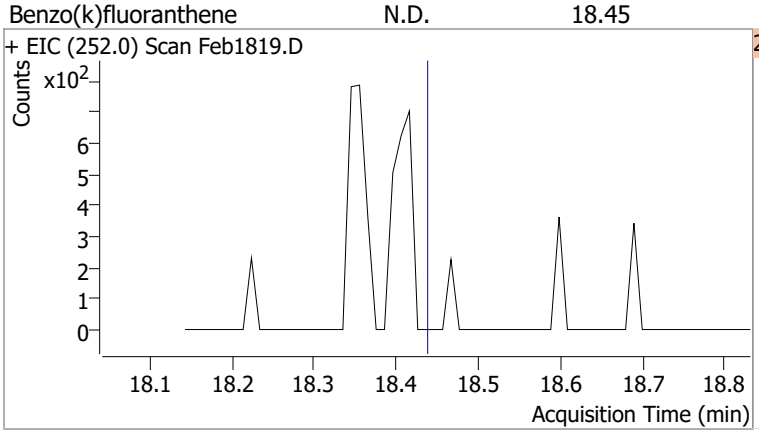

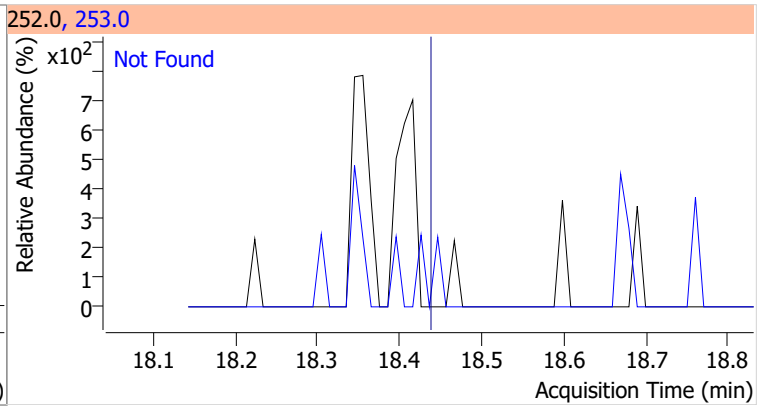

Compound	Conc.	Exp RT	QIon	Exp Ratio
Benzo(a)pyrene	N.D.	18.98	253.0	21.5

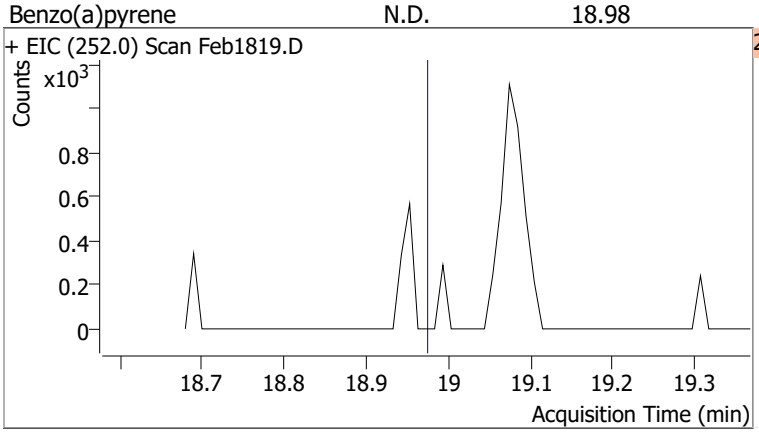

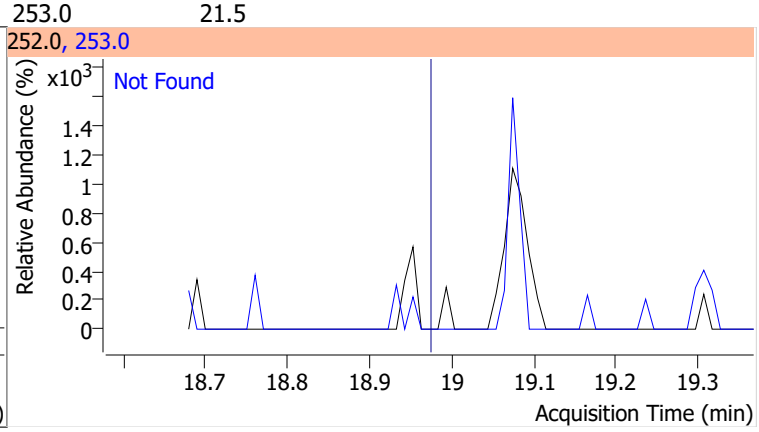

Compound	Conc.	Exp RT	QIon	Exp Ratio
Indeno(1,2,3-c,d)pyrene	N.D.	20.76	138.0	29.6

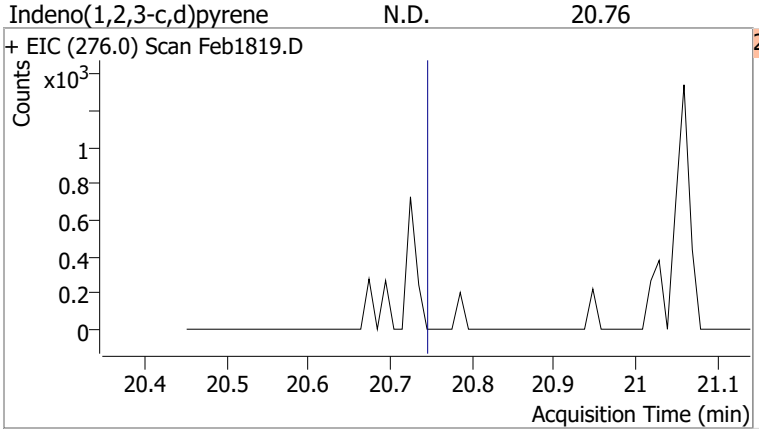

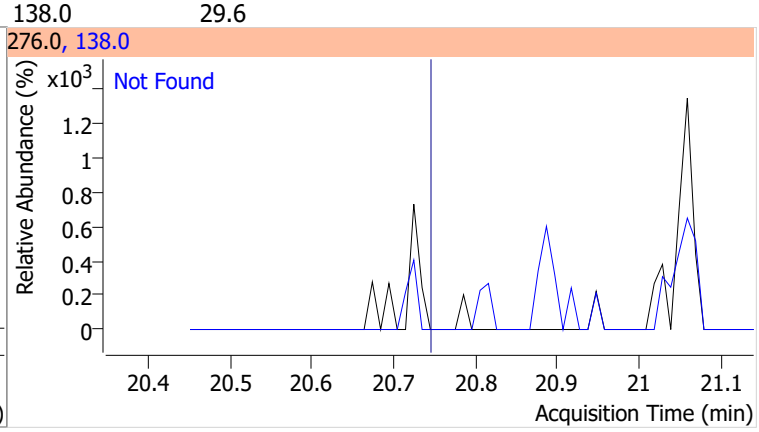

Compound	Conc.	Exp RT	QIon	Exp Ratio	QIon	Exp Ratio
Dibenzo(a,h)anthracene	N.D.	20.82	139.0	25.2	279.0	24.1

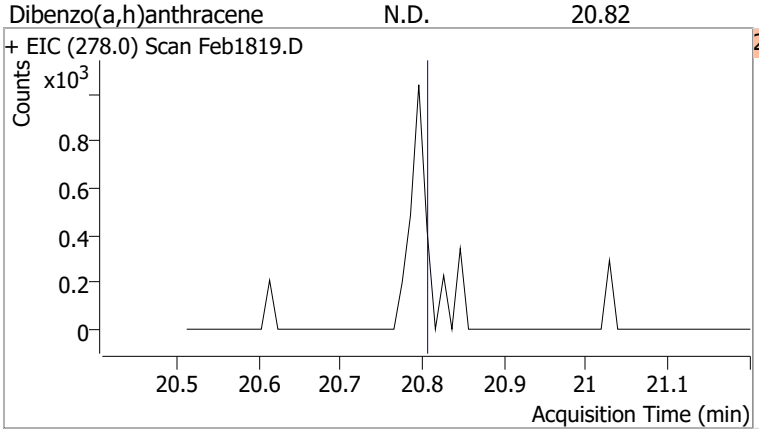

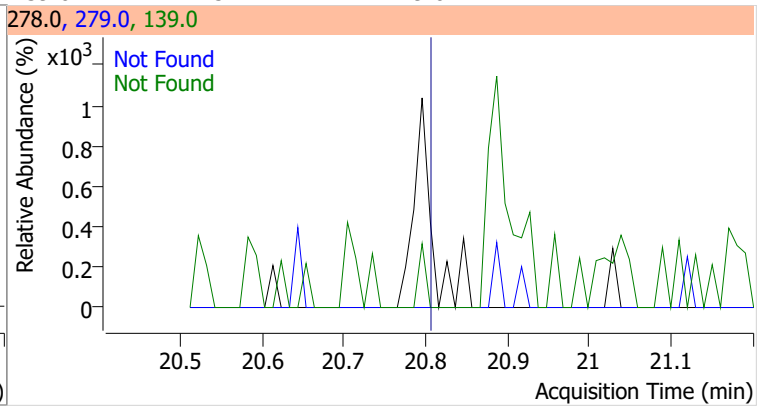

Compound	Conc.	Exp RT	QIon	Exp Ratio	QIon	Exp Ratio
Benzo(g,h,i)perylene	N.D.	21.09	138.0	33.0	277.0	23.2

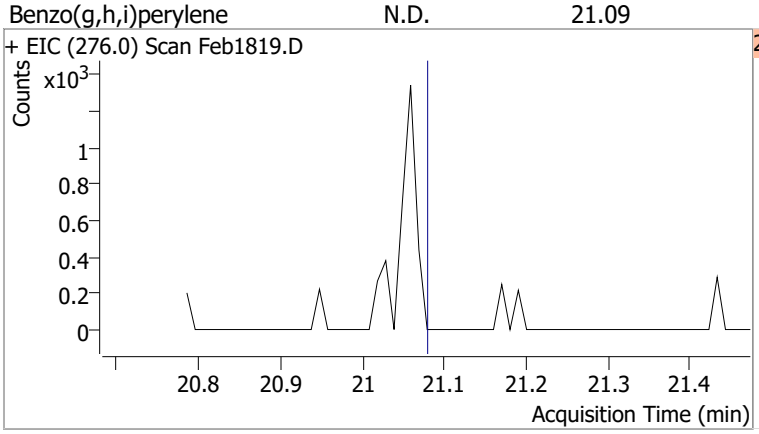

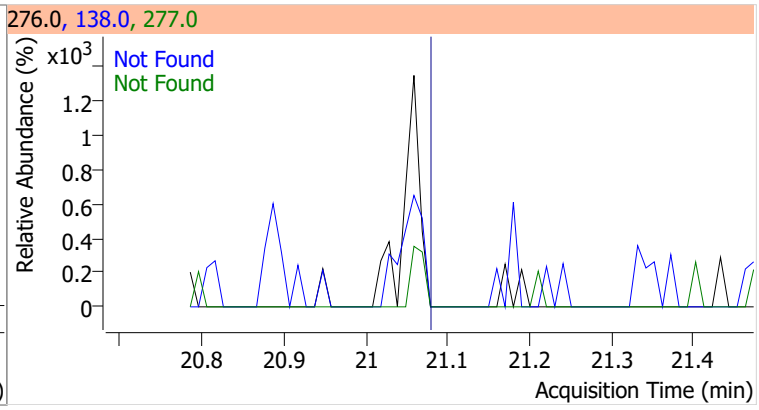

Quantitation Results Report (QT Reviewed)

Data File	Feb1820.D	Operator	LIMS import
Acq. Method	BNA+SIM.M	Acq. Date-Time	2/19/2022 6:15:23 PM
Sample Name	B22020415-011C	Instrument	Instrument #1
Vial	20	Multiplier	1.00
DA Method File		Comment	SVOC-8270-W-LARGO
Tune File	dftppdsm.u	Tune Date	2/18/2022 9:25:00 PM
Batch Name	021822 DoD BNA cal.batch.bin	Last Calib Update	2/19/2022 1:06:17 PM
Ref Library	D:\Org\Library\NIST129K.l		

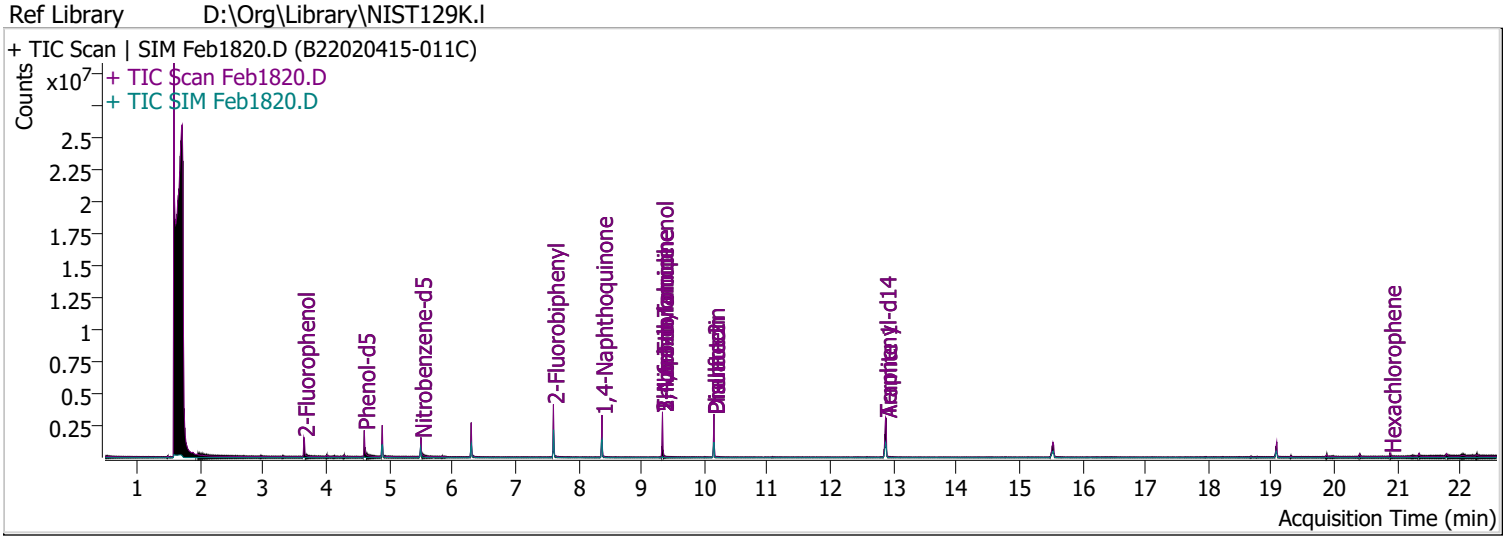

Compound	RT	QIon	Resp.	Conc.	Units		Dev(Min)
Internal Standards							
System Monitoring Compounds							
S 2-Fluorophenol	3.643	112.0	575814	61.7869	µg/L		-0.010
Spiked Amount: 200.000	Range: 10.0 - 75.0%			Recovery = 30.89%			
S Phenol-d5	4.603	99.0	708556	58.5025	µg/L		-0.010
Spiked Amount: 200.000	Range: 10.0 - 65.0%			Recovery = 29.25%			
S Nitrobenzene-d5	5.502	82.0	399430	59.6724	µg/L		0.000
Spiked Amount: 100.000	Range: 32.0 - 94.0%			Recovery = 59.67%			
S 2-Fluorobiphenyl	7.605	172.0	1165516	58.8061	µg/L		0.000
Spiked Amount: 100.000	Range: 28.0 - 107.0%			Recovery = 58.81%			
S 2,4,6-Tribromophenol	9.336	329.8	265856	147.8680	µg/L		0.000
Spiked Amount: 200.000	Range: 25.0 - 140.0%			Recovery = 73.93%			
S Terphenyl-d14	12.875	244.3	1939019	100.1463	µg/L		0.000
Spiked Amount: 100.000	Range: 32.0 - 122.0%			Recovery = 100.15%			
Target Compounds							**QValue**
T N-Nitrosodimethylamine	0.000		0	N.D.			
T Pyridine	0.000		0	N.D.			
T Aniline	0.000		0	N.D.			
T Phenol	0.000		0	N.D.			
T bis(-2-Chloroethyl)Ether	4.889	63.0	0		µg/L	md	1
T 2-Chlorophenol	0.000		0	N.D.			
T 1,3-Dichlorobenzene	0.000		0	N.D.			
T 1,4-Dichlorobenzene	0.000		0	N.D.			
T 1,2-Dichlorobenzene	0.000		0	N.D.			
T Benzyl Alcohol	0.000		0	N.D.			
T bis(2-chloroisopropyl)Ether	0.000		0	N.D.			
T 2-Methylphenol	0.000		0	N.D.			
T N-nitroso-Di-n-propylamine	5.502	70.0	0		µg/L	md	1
T 4Methylphenol/3Methylphenol	0.000		0	N.D.			
T Hexachloroethane	0.000		0	N.D.			

Compound	RT	QIon	Resp.	Conc.	Units		Dev(Min)
T Nitrobenzene	0.000		0	N.D.			
T Isophorone	0.000		0	N.D.			
T 2-Nitrophenol	0.000		0	N.D.			
T 2,4-Dimethylphenol	0.000		0	N.D.			
T bis(-2-Chloroethoxy)Methane	0.000		0	N.D.			
T 2,4-Dichlorophenol	0.000		0	N.D.			
T Benzoic Acid	0.000		0	N.D.			
T 1,2,4-Trichlorobenzene	0.000		0	N.D.			
T Naphthalene	0.000		0	N.D.			
T 4-Chlorophenol	6.301	130.0	0		µg/L	md	1
T p-Chloroaniline	0.000		0	N.D.			
T Hexachlorobutadiene	0.000		0	N.D.			
T 4-Chloro-2-Methylphenol	0.000		0	N.D.			
T 4-Chloro-3-Methylphenol	0.000		0	N.D.			
T 2-Methylnaphthalene	0.000		0	N.D.			
T 1-Methylnaphthalene	0.000		0	N.D.			
T Hexachlorocyclopentadiene	0.000		0	N.D.			
T 2,4,6-Trichlorophenol	0.000		0	N.D.			
T 2,4,5-Trichlorophenol	0.000		0	N.D.			
T 2-Chloronaphthalene	0.000		0	N.D.			
T 2-Nitroaniline	0.000		0	N.D.			
T Dimethyl Phthalate	8.374	163.0	0		µg/L	md	1
T 2,6-Dinitrotoluene	8.374	165.0	0		µg/L	md	1
T Acenaphthylene	0.000		0	N.D.			
T 3-Nitroaniline	0.000		0	N.D.			
T Acenaphthene	0.000		0	N.D.			
T 2,4-Dinitrophenol	0.000		0	N.D.			
T Dibenzofuran	0.000		0	N.D.			
T 2,4-Dinitrotoluene	0.000		0	N.D.			
T 4-Nitrophenol	0.000		0	N.D.			
T Diethylphthalate	0.000		0	N.D.			
T Fluorene	0.000		0	N.D.			
T 4-Chlorophenyl-phenylether	0.000		0	N.D.			
T 4-Nitroaniline	0.000		0	N.D.			
T 4,6-Dinitro-2-methylphenol	9.336	198.0	0		µg/L	md	1
T N-nitrosodiphenylamine	0.000		0	N.D.			
T Azobenzene	0.000		0	N.D.			
T 4-Bromophenyl-phenylether	0.000		0	N.D.			
T Hexachlorobenzene	0.000		0	N.D.			
T Pentachlorophenol	0.000		0	N.D.			
T Phenanthrene	0.000		0	N.D.			
T Anthracene	0.000		0	N.D.			
T Triallate	0.000		0	N.D.			
T Carbazole	0.000		0	N.D.			
T o-Terphenyl	0.000		0	N.D.			
T Di-n-Butylphthalate	0.000		0	N.D.			
T Fluoranthene	0.000		0	N.D.			
T Benzidine	12.885	184.0	0		µg/L	md	1
T Pyrene	0.000		0	N.D.			
T Butylbenzylphthalate	0.000		0	N.D.			
T Benzo(a)Anthracene	0.000		0	N.D.			
T Chrysene	0.000		0	N.D.			
T 3,3-Dichlorobenzidine	0.000		0	N.D.			
T bis(2-ethylhexyl)Phthalate	0.000		0	N.D.			
T Di-n-octyl Phthalate	0.000		0	N.D.			

Compound	RT	QIon	Resp.	Conc.	Units	Dev(Min)
T Benzo(b)fluoranthene	0.000		0	N.D.		
T Benzo(k)fluoranthene	0.000		0	N.D.		
T Benzo(a)pyrene	0.000		0	N.D.		
T Indeno(1,2,3-c,d)pyrene	0.000		0	N.D.		
T Dibenzo(a,h)anthracene	0.000		0	N.D.		
T Benzo(g,h,i)perylene	0.000		0	N.D.		

(#) = Qualifier Out of Range; (m) = Manual Integration; (+) = Area Summed; (*) = Surrogate Percent Recovery Out of Range; (d): Zeroed Peak

Compound	Conc.	Exp RT	QIon	Exp Ratio
N-Nitrosodimethylamine	N.D.	2.49	42.0	135.8

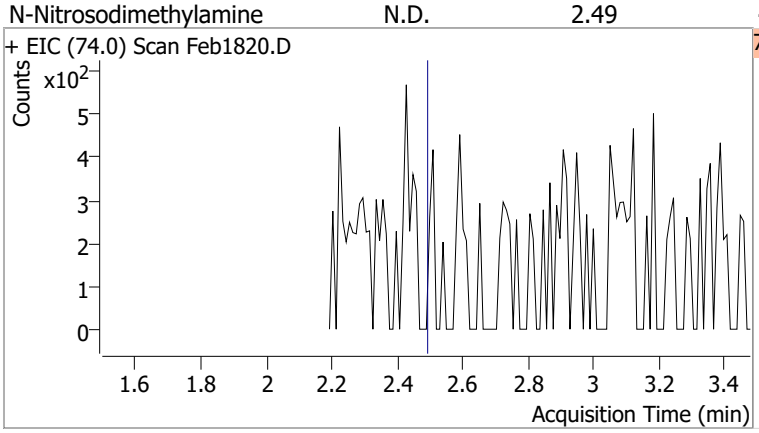

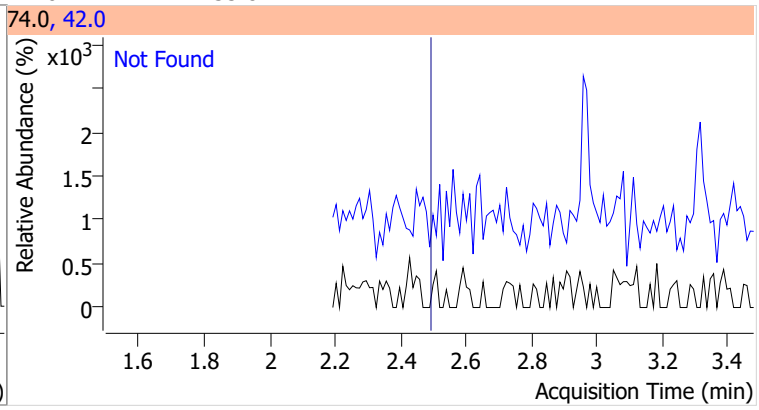

Compound	Conc.	Exp RT	QIon	Exp Ratio
Pyridine	N.D.	2.53	52.0	82.7

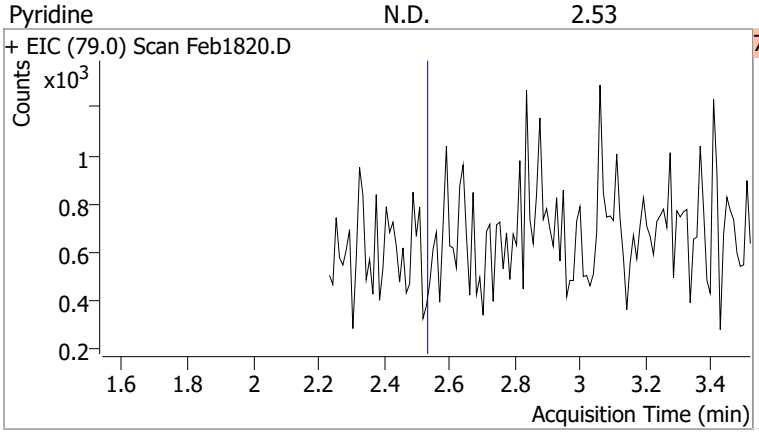

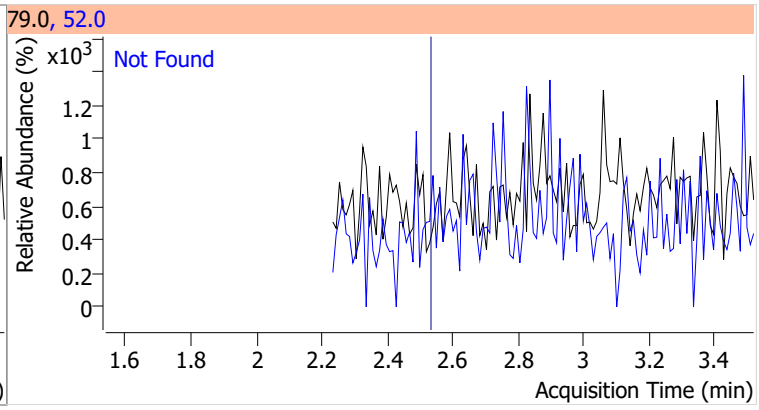

Compound	Conc.	RT	Dev(Min)	Resp.	QIon	QRatio	Lower	Upper
2-Fluorophenol	61.7869	3.64	-0.01	575814	64.0	52.1	34.6	64.3
					92.0	21.4	14.2	26.5

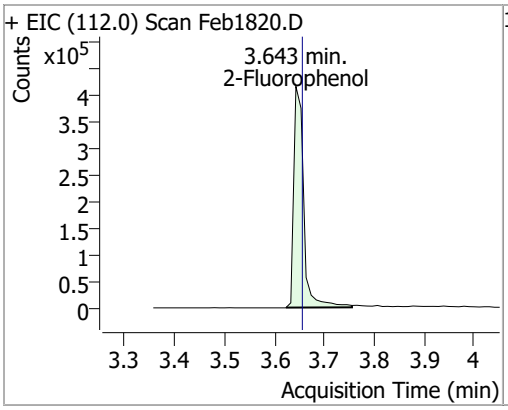

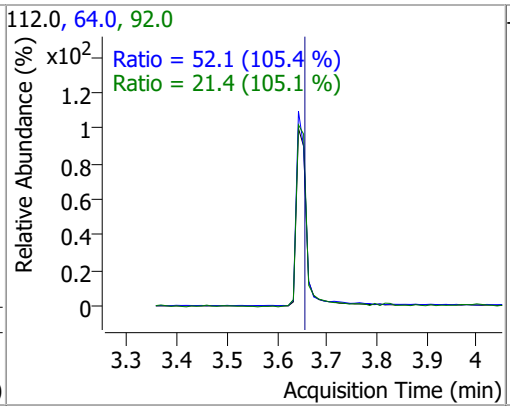

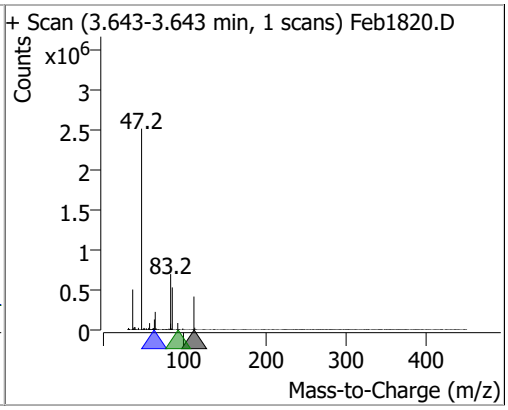

Compound	Conc.	Exp RT	QIon	Exp Ratio	QIon	Exp Ratio
Aniline	N.D.	4.56	66.0	36.7	65.0	18.7

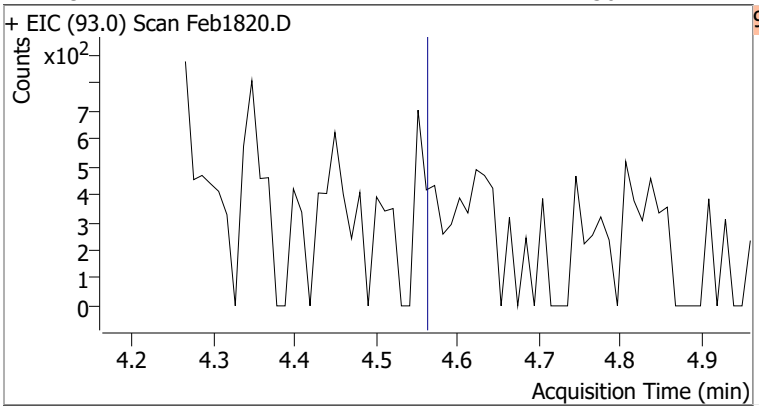

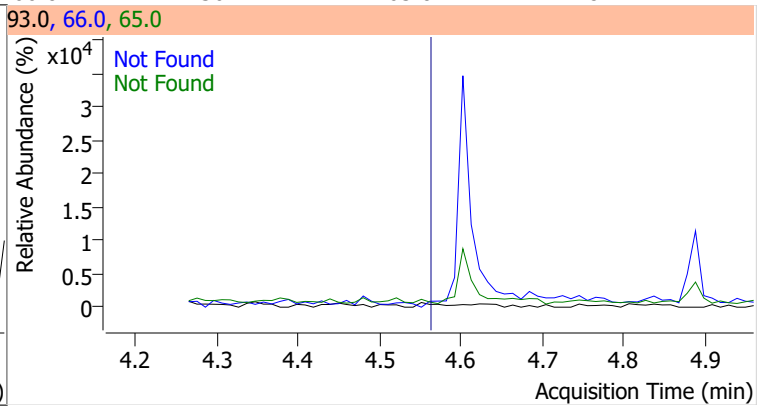

Compound	Conc.	RT	Dev(Min)	Resp.	QIon	QRatio	Lower	Upper
Phenol-d5	58.5025	4.60	-0.01	708556	71.0	35.8	25.8	47.9

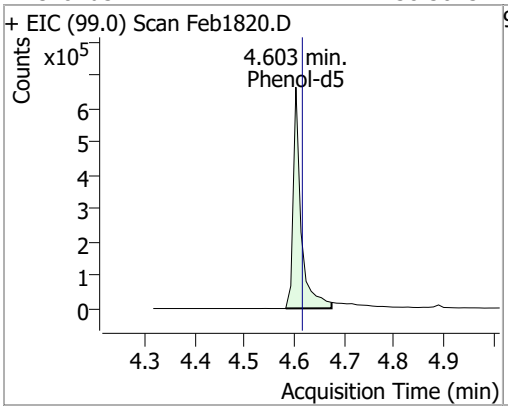

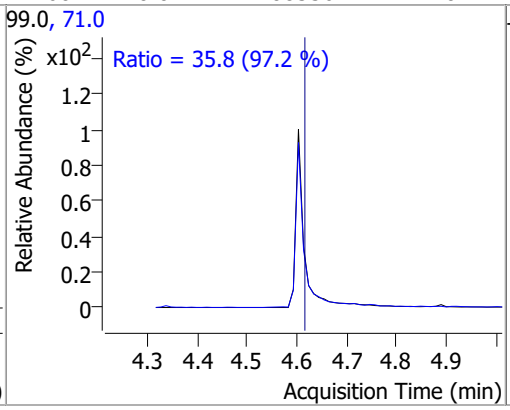

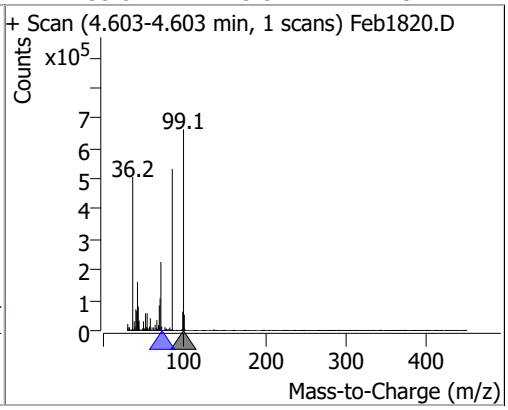

Compound	Conc.	Exp RT	QIon	Exp Ratio
Phenol	N.D.	4.62	66.0	45.3

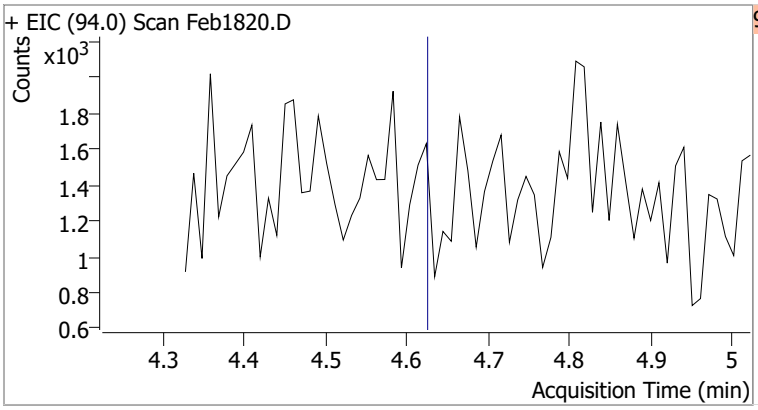

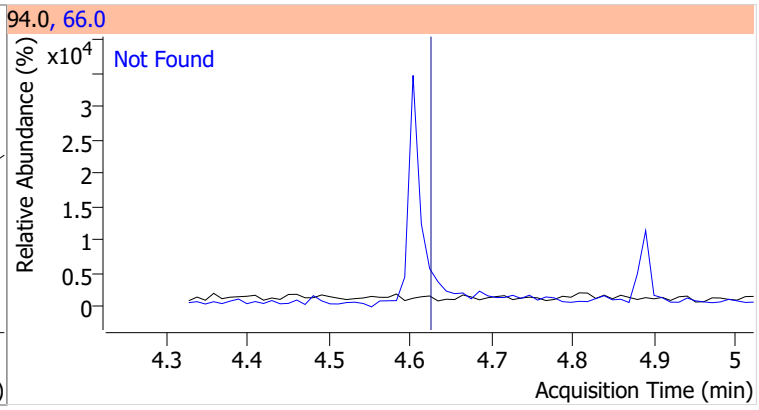

Compound	Conc.	RT	Dev(Min)	Resp.	QIon	QRatio	Lower	Upper
bis(-2-Chloroethyl)Ether		0		0	64.0		7.6	14.1

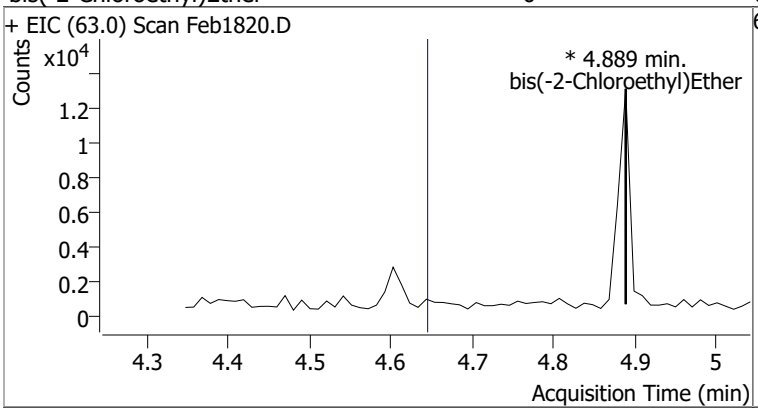

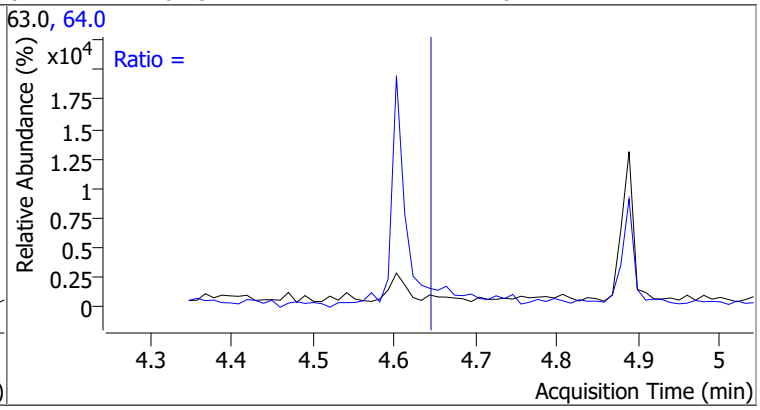

Compound	Conc.	Exp RT	QIon	Exp Ratio
2-Chlorophenol	N.D.	4.69	130.0	32.5

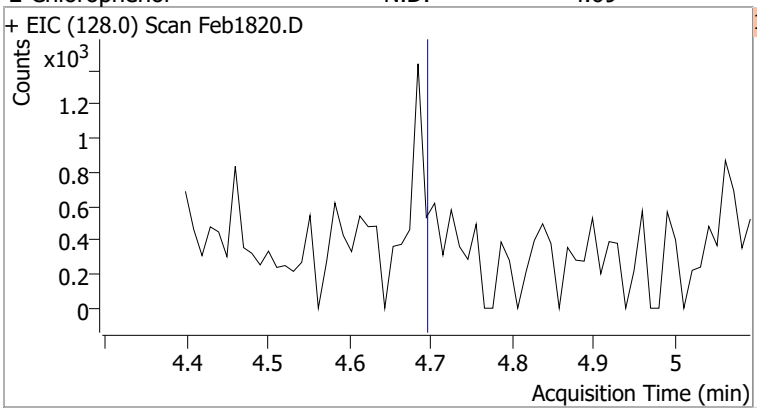

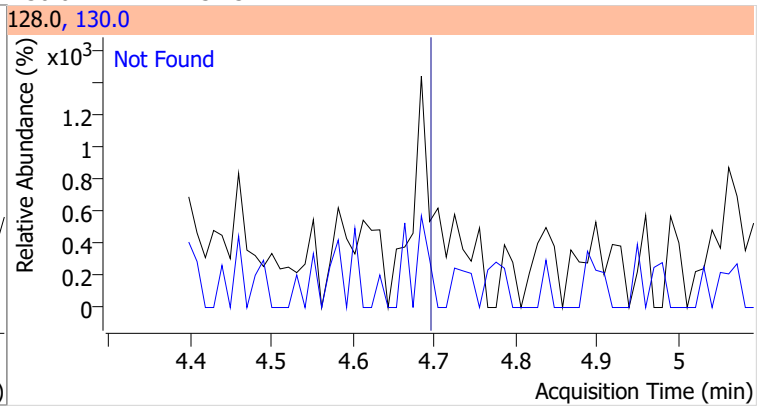

Compound	Conc.	Exp RT	QIon	Exp Ratio	QIon	Exp Ratio
1,3-Dichlorobenzene	N.D.	4.83	148.0	63.7	111.0	36.1

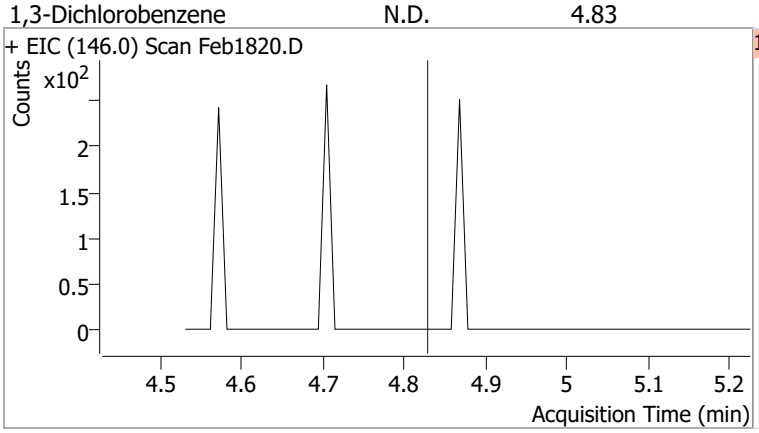

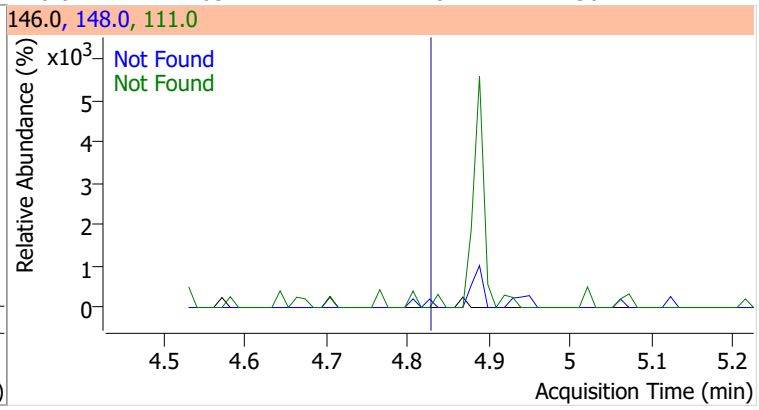

Compound	Conc.	Exp RT	QIon	Exp Ratio	QIon	Exp Ratio
1,4-Dichlorobenzene	N.D.	4.91	148.0	65.2	111.0	36.0

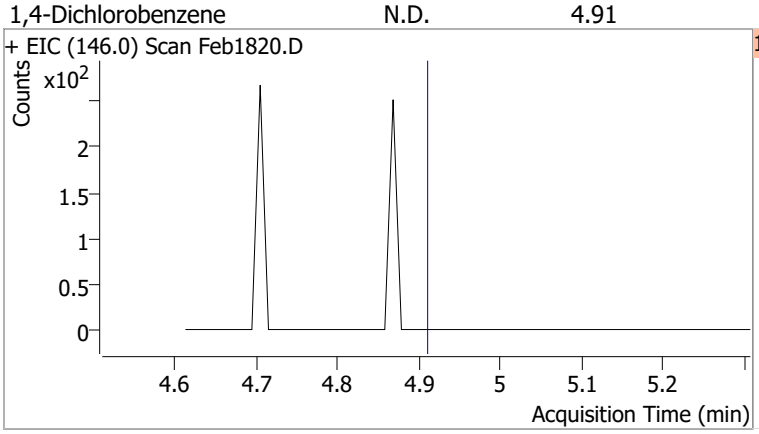

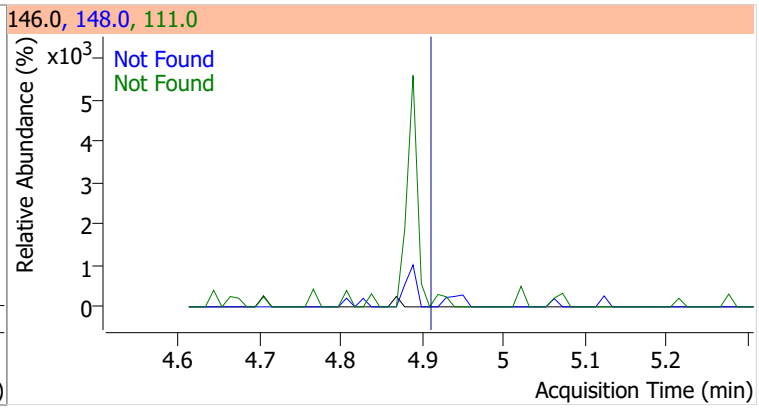

Compound	Conc.	Exp RT	QIon	Exp Ratio	QIon	Exp Ratio
1,2-Dichlorobenzene	N.D.	5.06	148.0	64.4	111.0	37.3

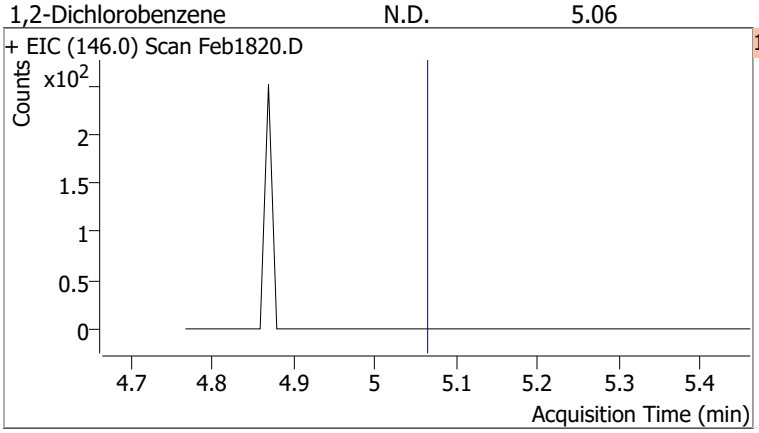

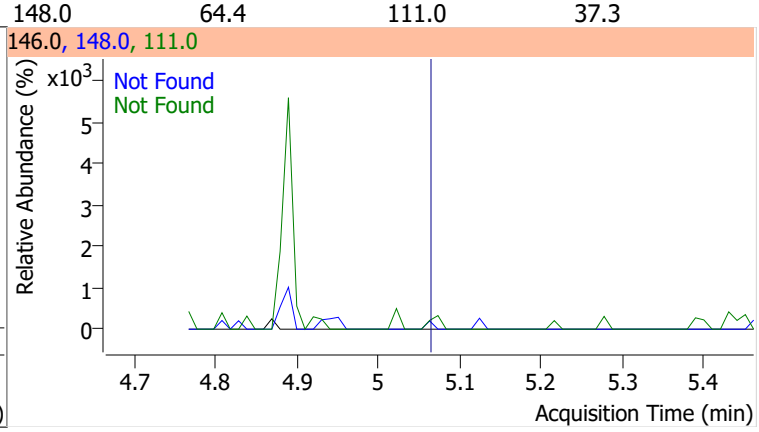

Compound	Conc.	Exp RT	QIon	Exp Ratio	QIon	Exp Ratio
Benzyl Alcohol	N.D.	5.08	79.0	119.3	107.0	70.5

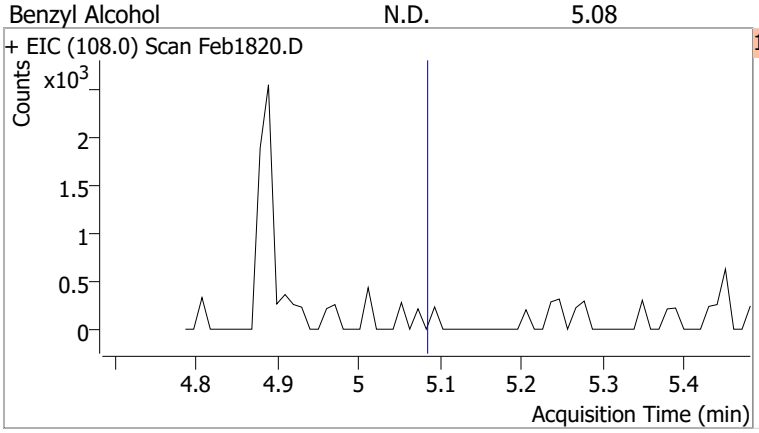

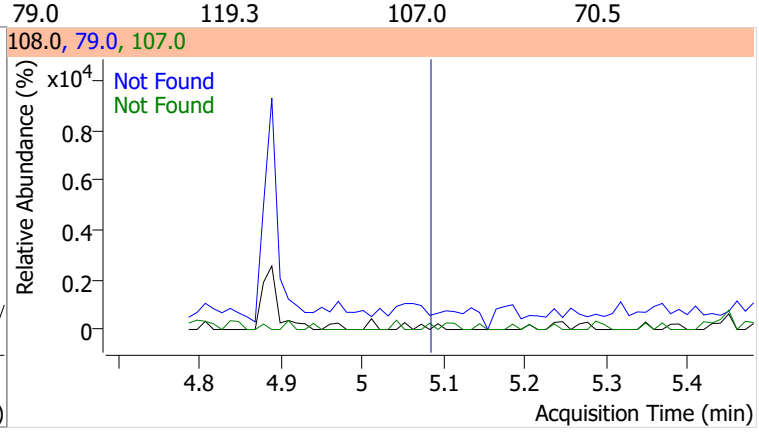

Compound	Conc.	Exp RT	QIon	Exp Ratio
bis(2-chloroisopropyl)Ether	N.D.	5.23	123.0	32.1

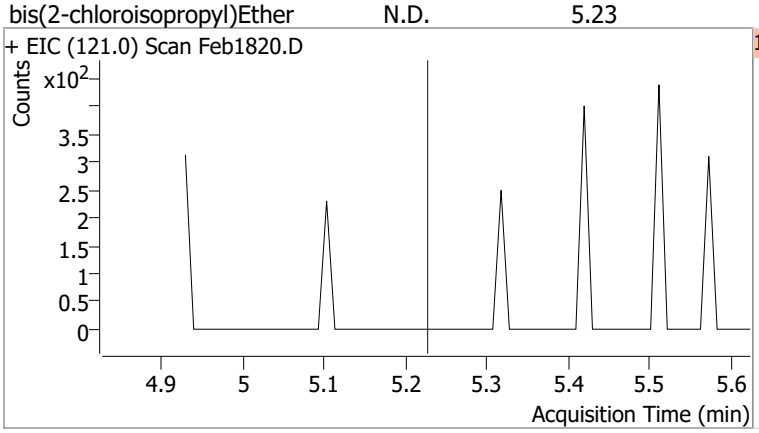

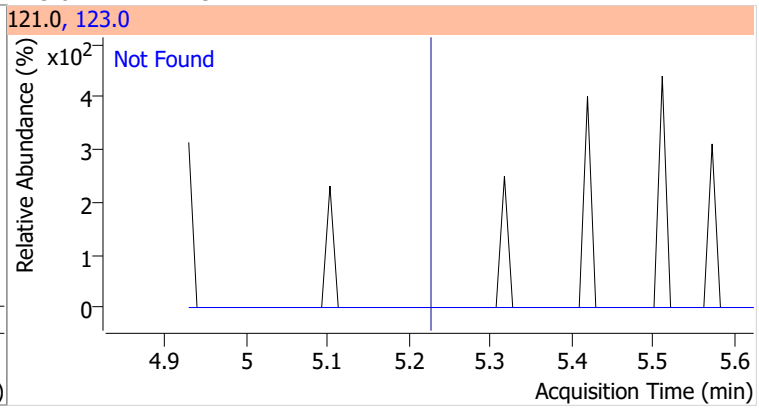

Compound	Conc.	Exp RT	QIon	Exp Ratio
2-Methylphenol	N.D.	5.25	108.0	116.5

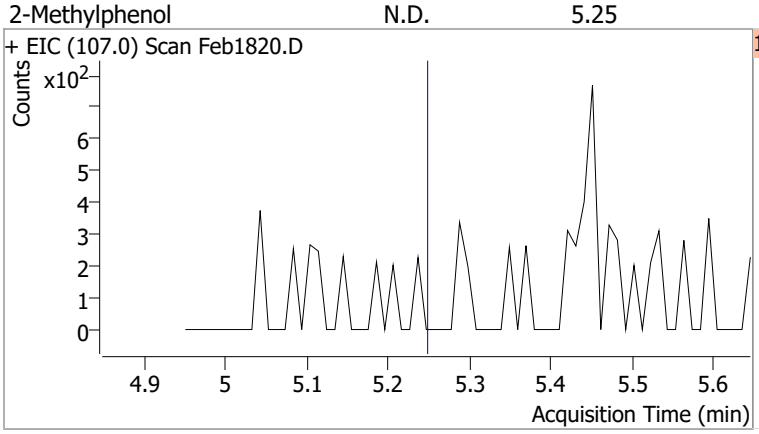

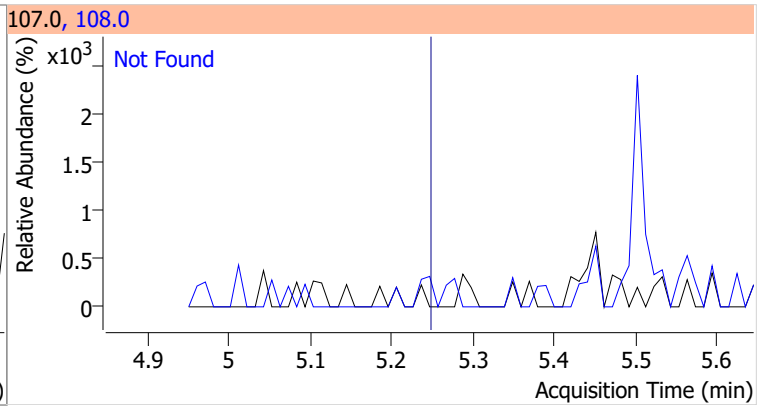

Compound	Conc.	RT	Dev(Min)	Resp.	QIon	QRatio	Lower	Upper
N-nitroso-Di-n-propylamine		0		0	130.0		0.0	38.8

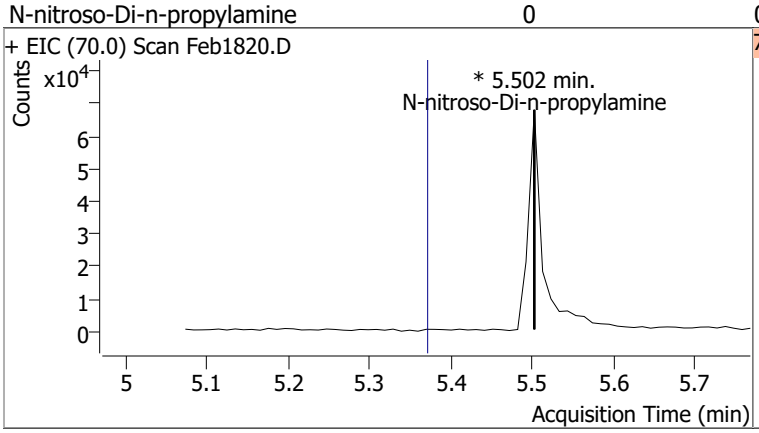

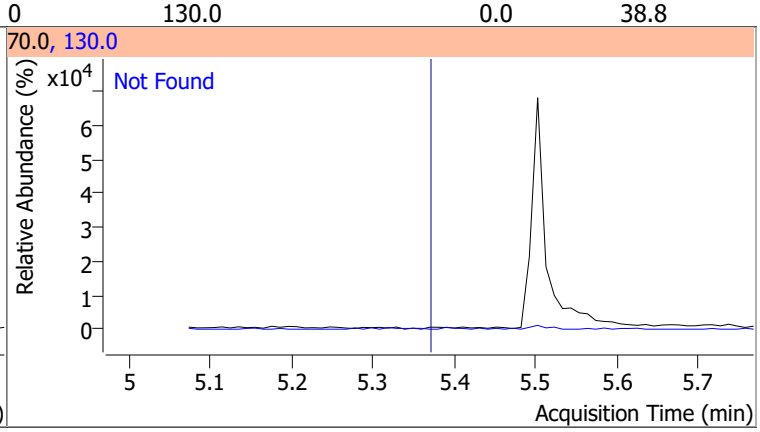

Compound	Conc.	Exp RT	QIon	Exp Ratio
4Methylphenol/3Methylphenol	N.D.	5.43	108.0	83.9

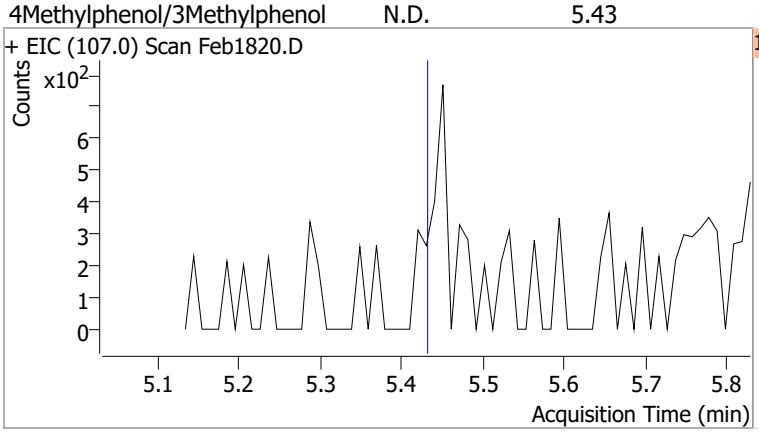

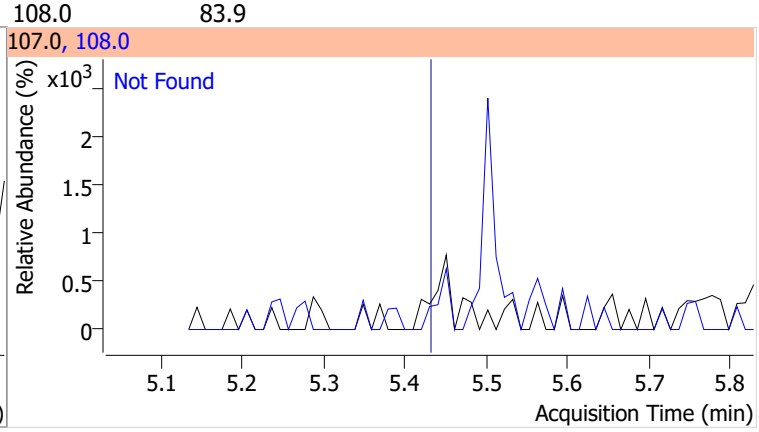

Compound	Conc.	Exp RT	QIon	Exp Ratio	QIon	Exp Ratio
Hexachloroethane	N.D.	5.43	201.0	90.8	199.0	56.9

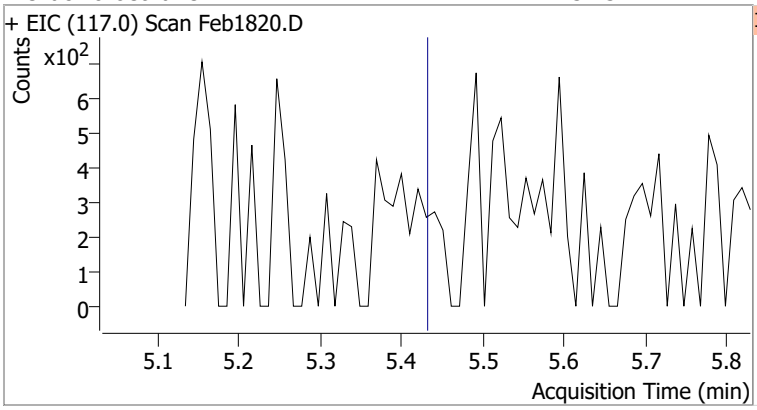

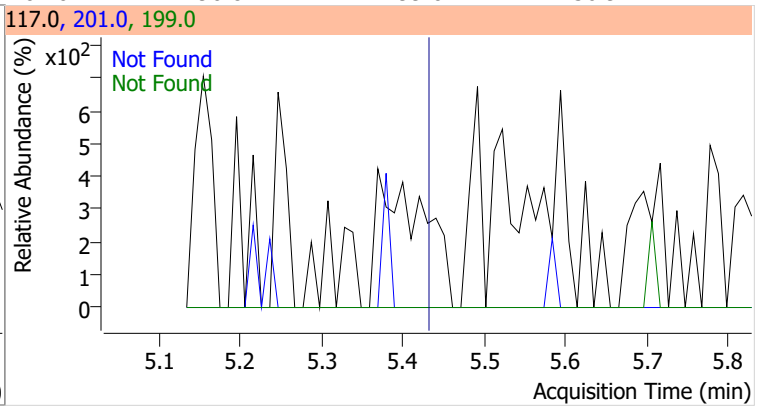

Compound	Conc.	RT	Dev(Min)	Resp.	QIon	QRatio	Lower	Upper
Nitrobenzene-d5	59.6724	5.50	0.00	399430	54.0	63.6	46.3	86.0
					128.0	45.6	34.1	63.3

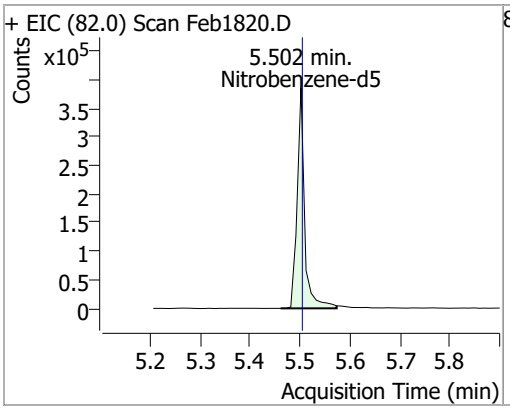

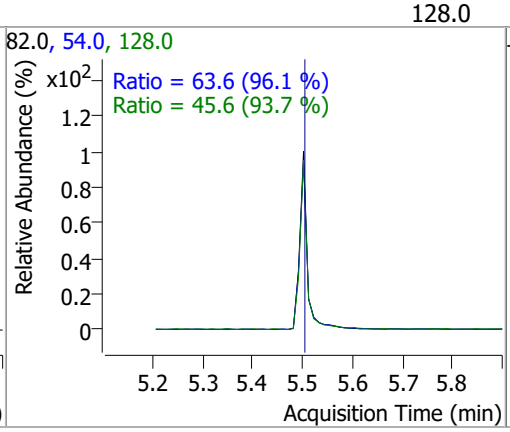

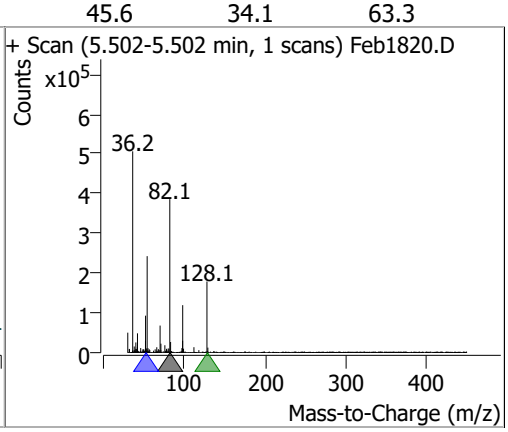

Compound	Conc.	Exp RT	QIon	Exp Ratio	QIon	Exp Ratio
Nitrobenzene	N.D.	5.52	77.0	212.7	51.0	131.0

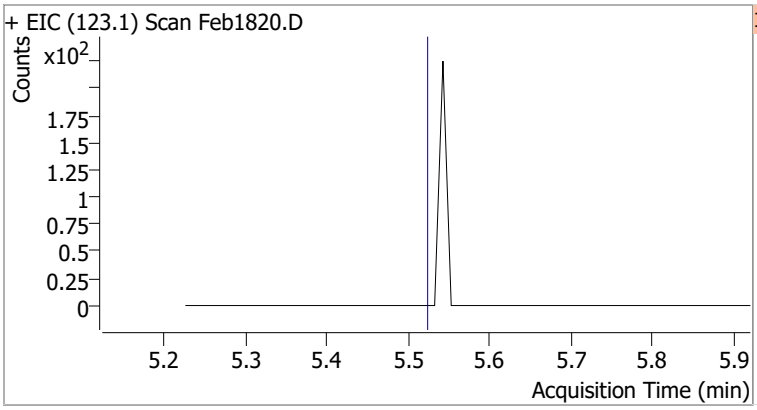

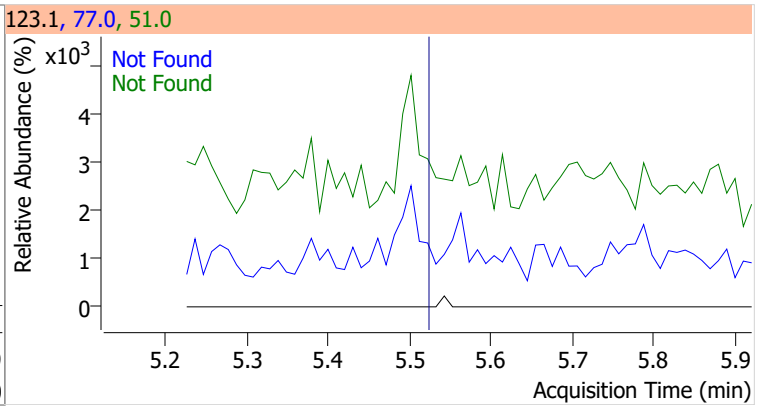

Compound	Conc.	Exp RT	QIon	Exp Ratio
Isophorone	N.D.	5.82	138.0	21.1

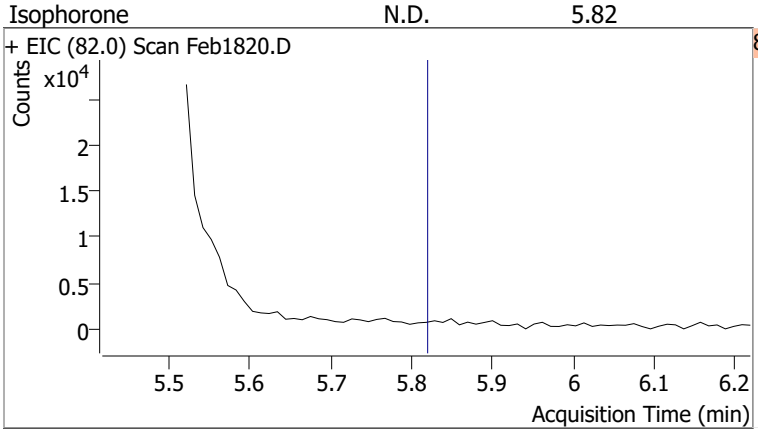

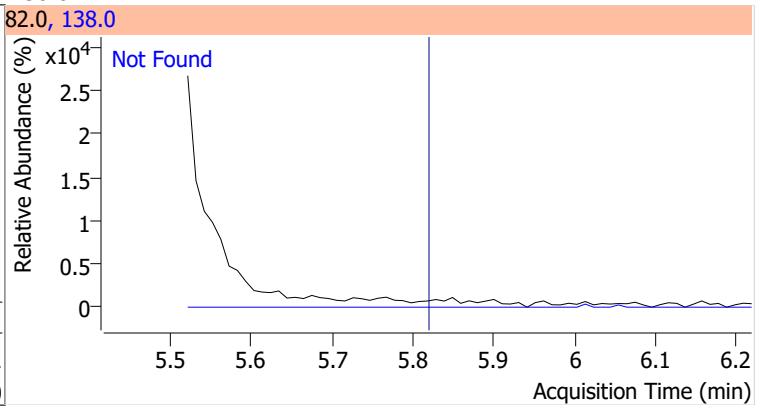

Compound	Conc.	Exp RT	QIon	Exp Ratio	QIon	Exp Ratio
2-Nitrophenol	N.D.	5.88	65.0	48.8	109.0	35.2

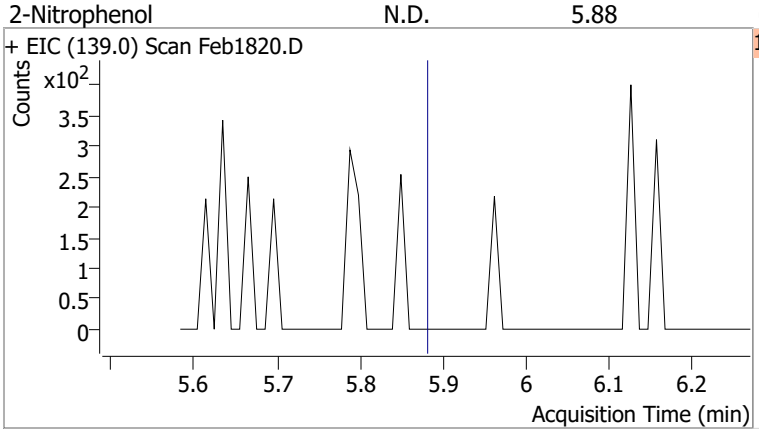

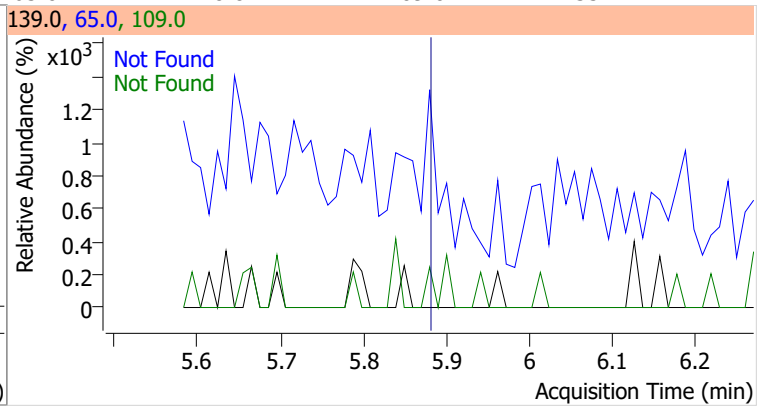

Compound	Conc.	Exp RT	QIon	Exp Ratio	QIon	Exp Ratio
2,4-Dimethylphenol	N.D.	6.00	107.0	109.4	77.0	34.0

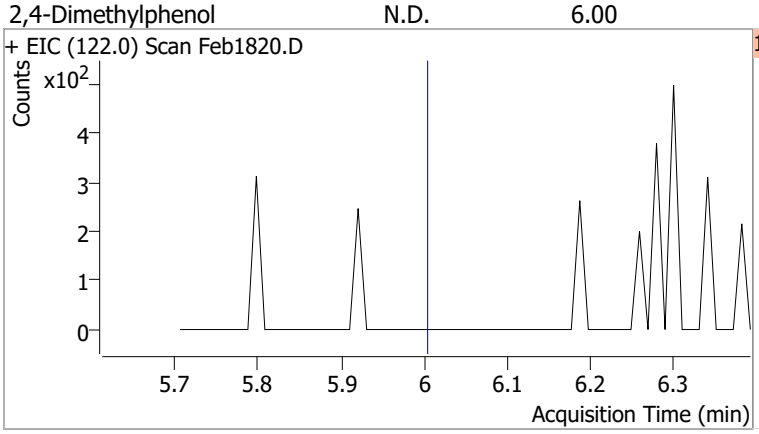

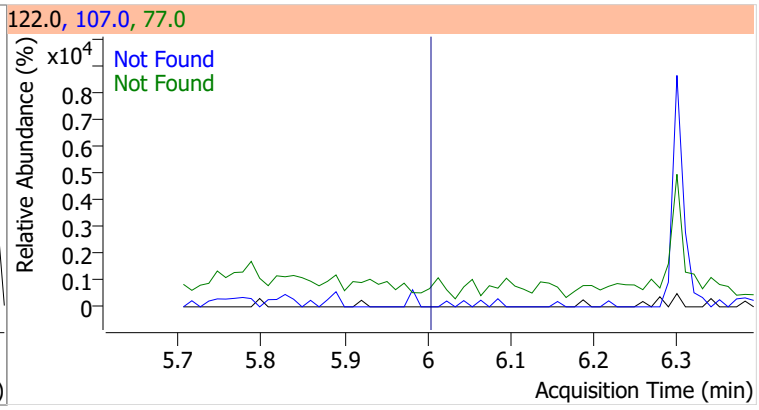

Compound	Conc.	Exp RT	QIon	Exp Ratio	QIon	Exp Ratio
bis(-2-Chloroethoxy)Methane	N.D.	6.08	63.0	68.1	95.0	31.9

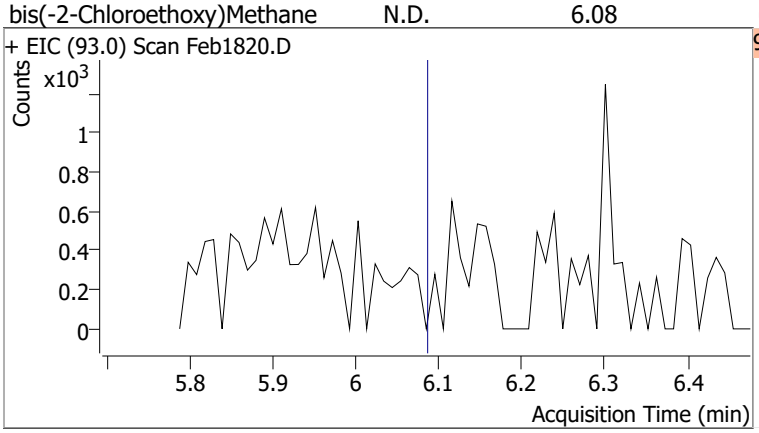

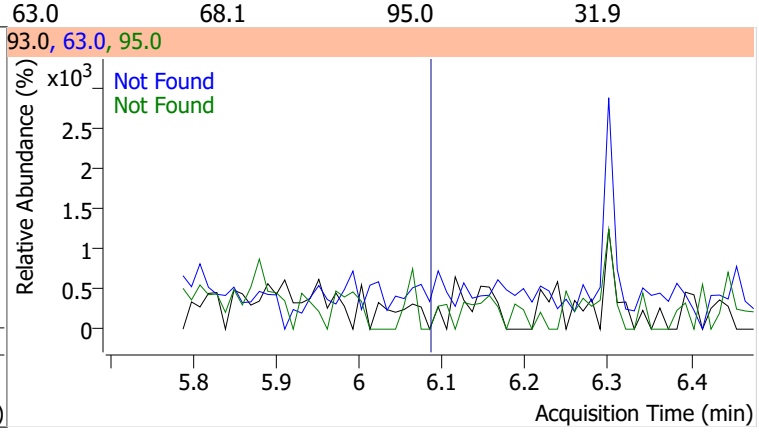

Compound	Conc.	Exp RT	QIon	Exp Ratio	QIon	Exp Ratio
2,4-Dichlorophenol	N.D.	6.19	164.0	65.0	98.0	28.6

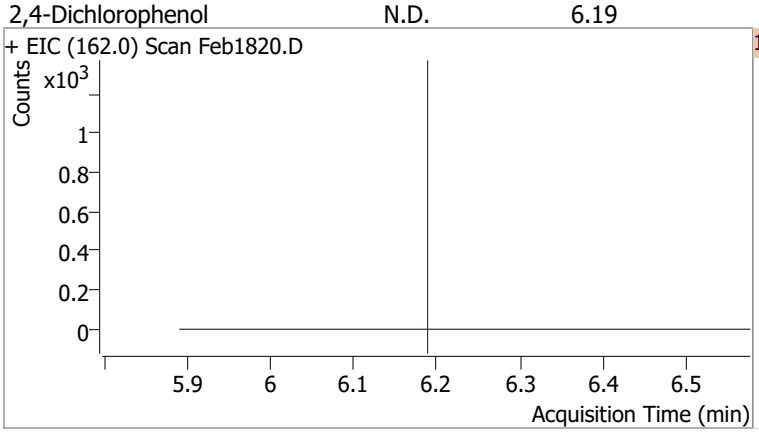

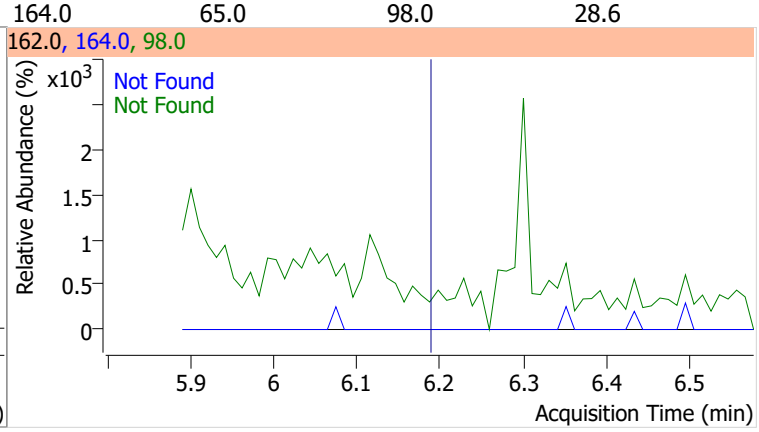

Compound	Conc.	Exp RT	QIon	Exp Ratio	QIon	Exp Ratio
Benzoic Acid	N.D.	6.24	122.0	85.5	77.0	60.4

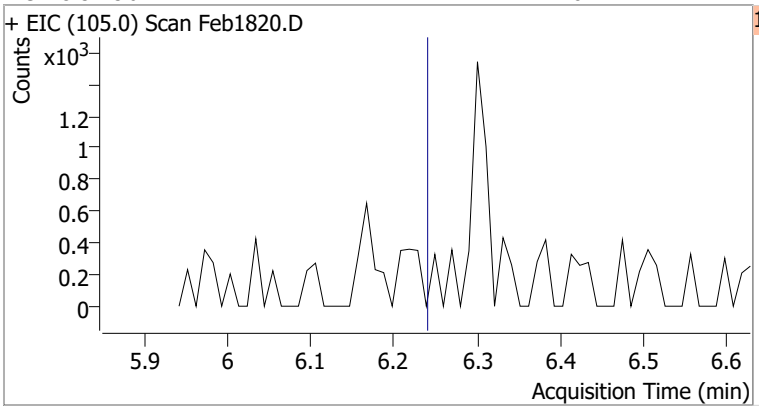

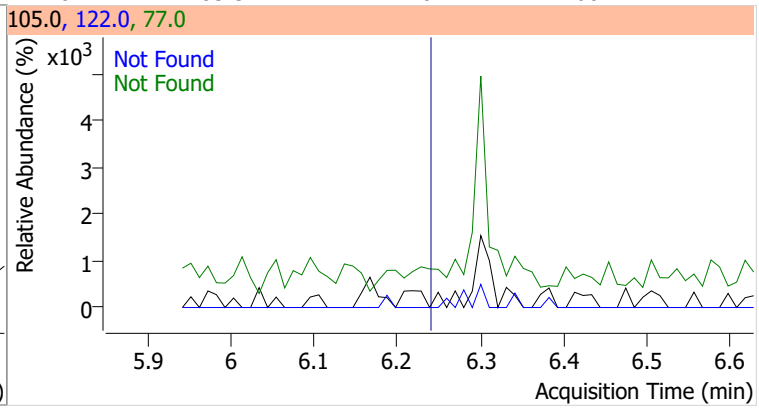

Compound	Conc.	Exp RT	QIon	Exp Ratio	QIon	Exp Ratio
1,2,4-Trichlorobenzene	N.D.	6.25	182.0	94.6	145.0	28.7

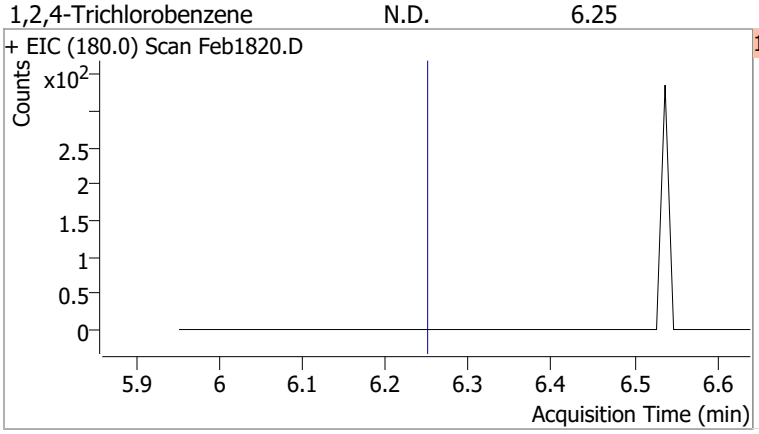

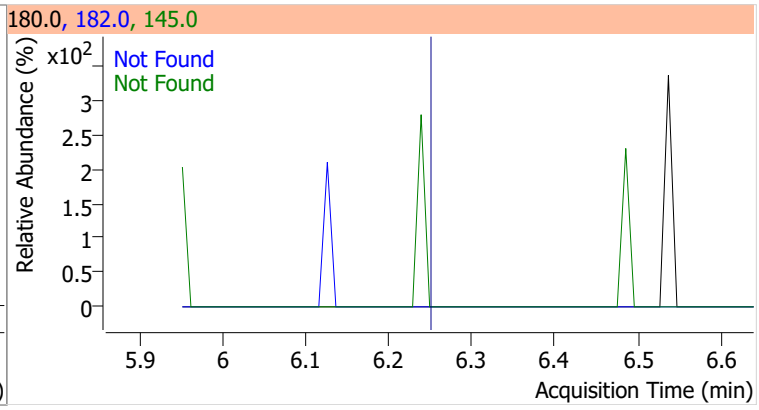

Compound	Conc.	Exp RT	QIon	Exp Ratio	QIon	Exp Ratio
Naphthalene	N.D.	6.33	129.0	11.5	102.0	9.9

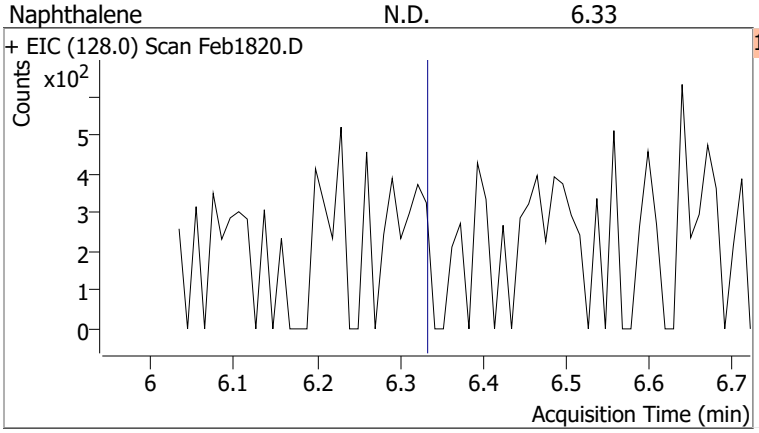

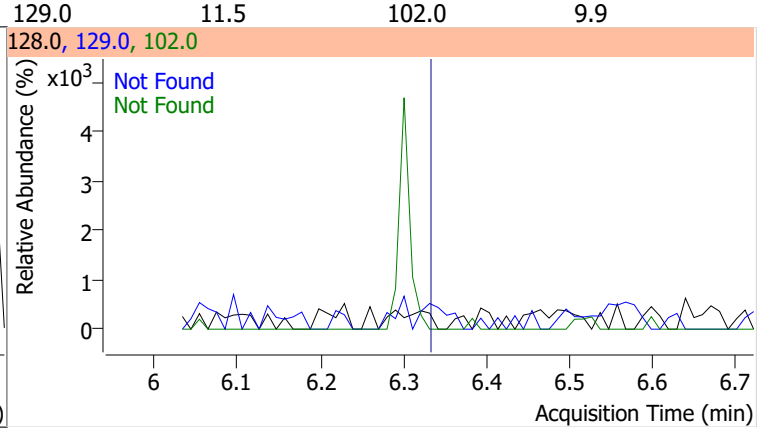

Compound	Conc.	RT	Dev(Min)	Resp.	QIon	QRatio	Lower	Upper
4-Chlorophenol		0		0	128.0		221.4	411.2

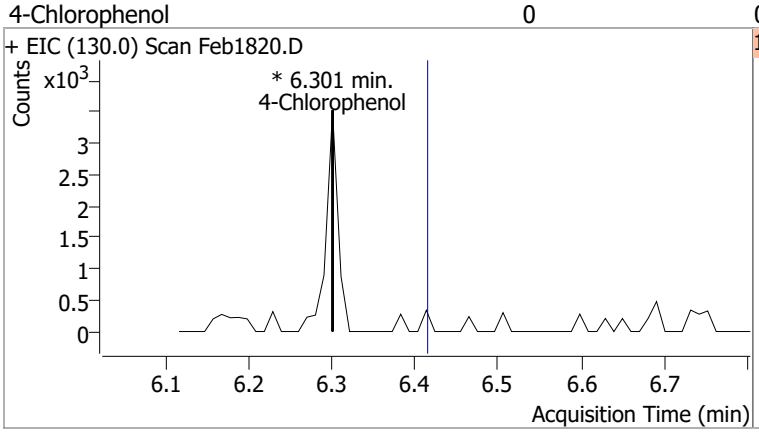

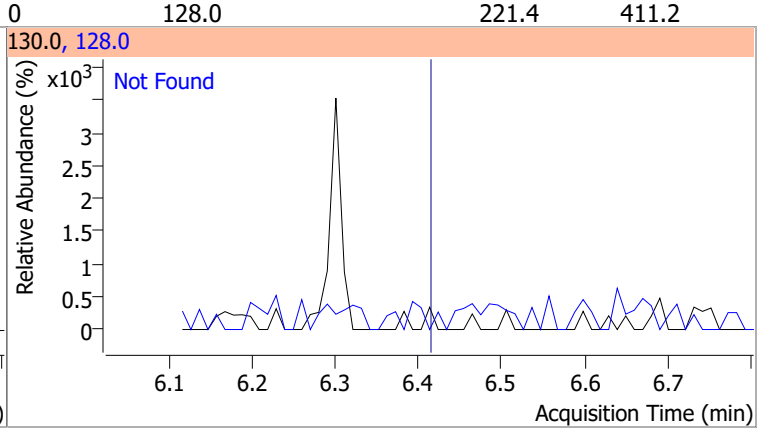

Compound	Conc.	Exp RT	QIon	Exp Ratio	QIon	Exp Ratio
p-Chloroaniline	N.D.	6.43	65.0	60.1	129.0	37.6

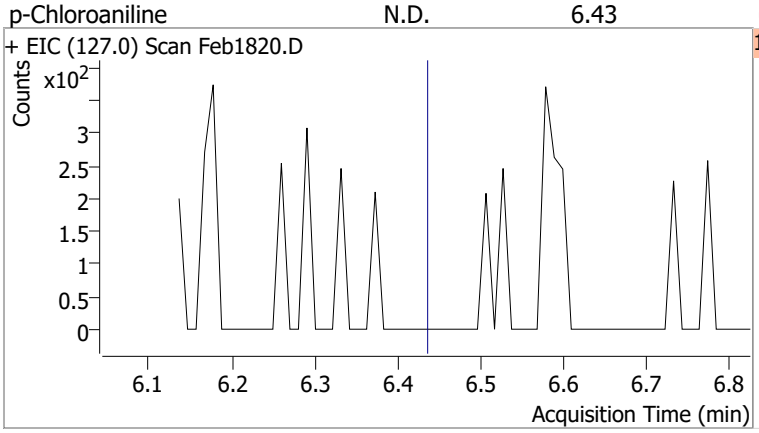

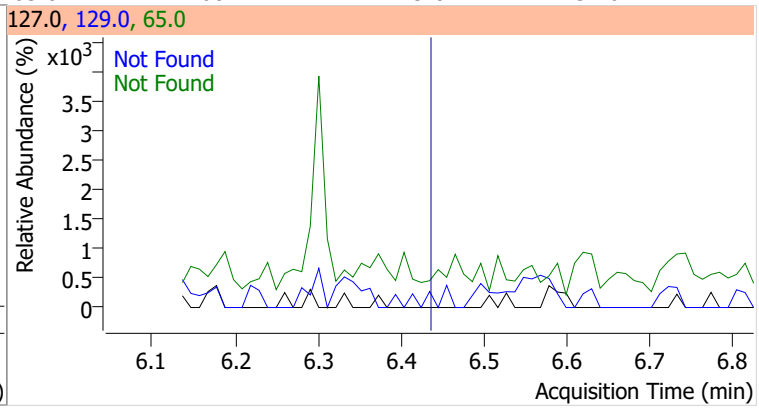

Compound	Conc.	Exp RT	QIon	Exp Ratio	QIon	Exp Ratio
Hexachlorobutadiene	N.D.	6.50	227.0	65.7	223.0	64.3

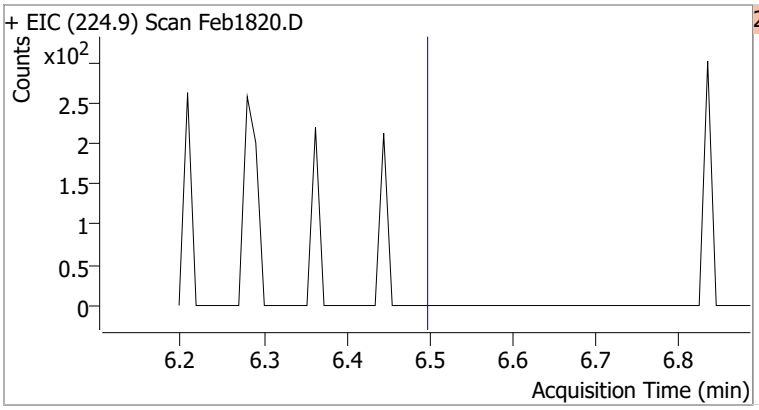

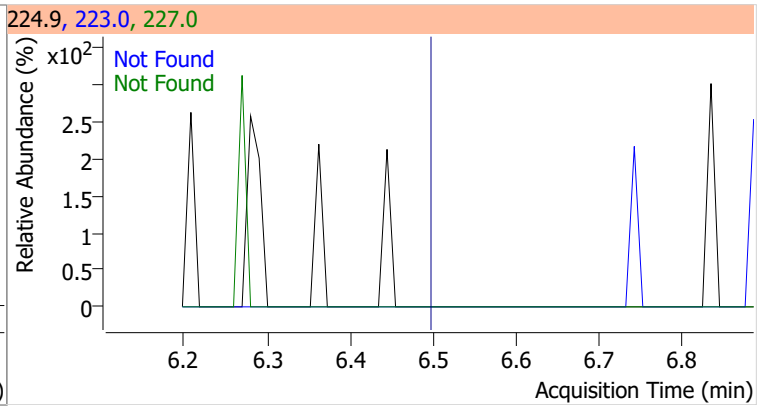

Compound	Conc.	Exp RT	QIon	Exp Ratio
4-Chloro-2-Methylphenol	N.D.	6.94	144.0	27.8

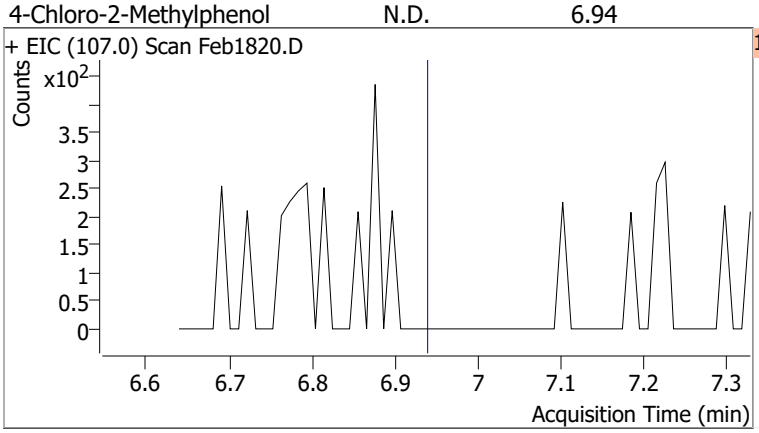

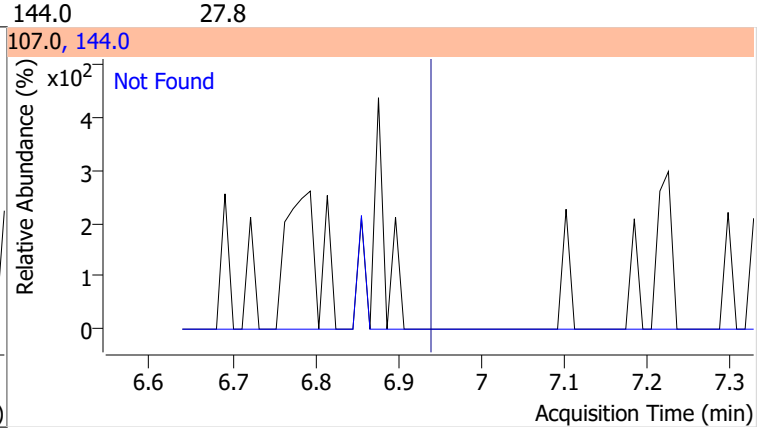

Compound	Conc.	Exp RT	QIon	Exp Ratio
4-Chloro-3-Methylphenol	N.D.	7.07	144.0	27.3

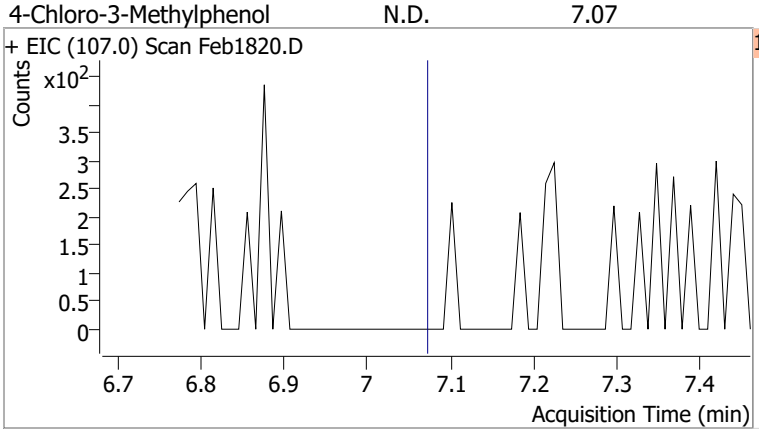

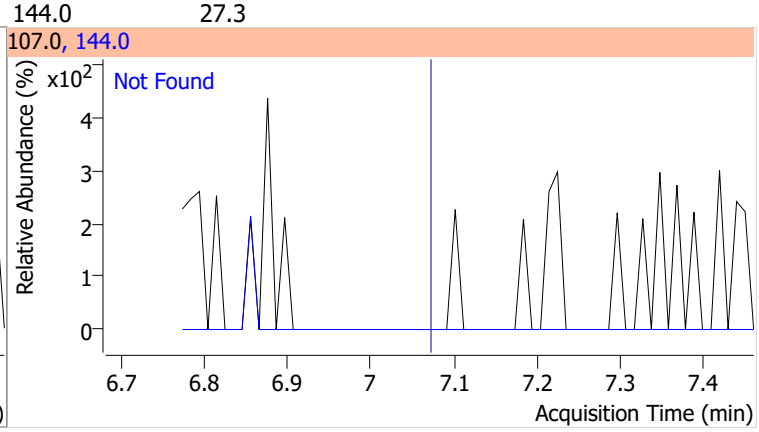

Compound	Conc.	Exp RT	QIon	Exp Ratio	QIon	Exp Ratio
2-Methylnaphthalene	N.D.	7.14	142.0	119.8	115.0	41.7

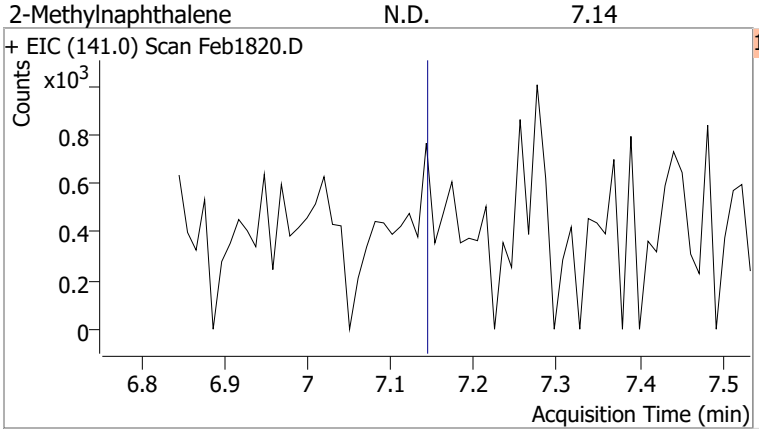

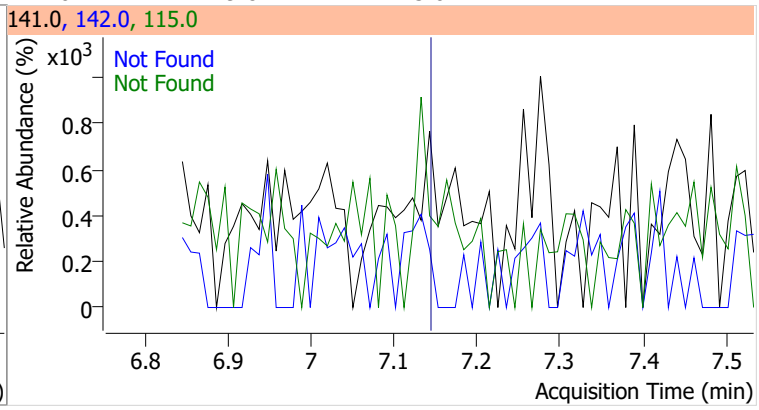

Compound	Conc.	Exp RT	QIon	Exp Ratio	QIon	Exp Ratio
1-Methylnaphthalene	N.D.	7.26	142.0	114.0	115.0	41.3

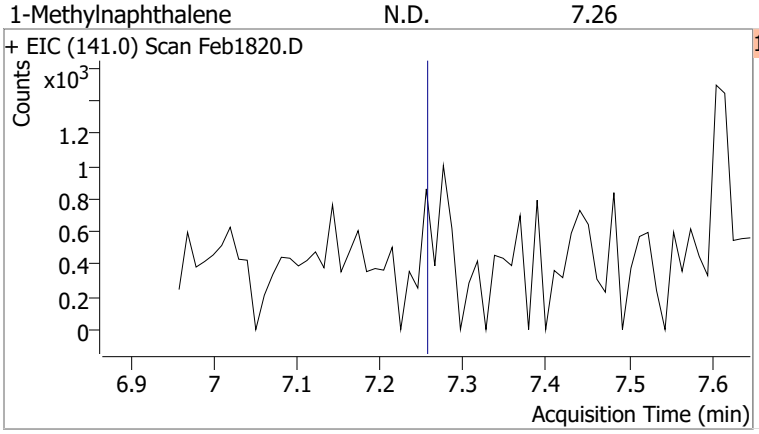

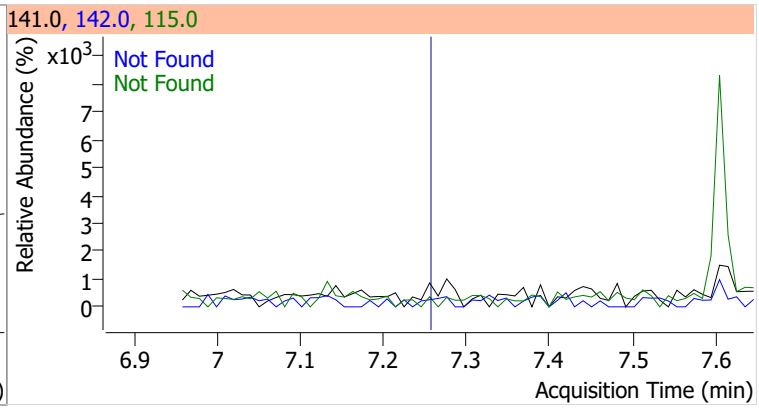

Compound	Conc.	Exp RT	QIon	Exp Ratio	QIon	Exp Ratio
Hexachlorocyclopentadiene	N.D.	7.34	234.9	64.6	238.9	63.8

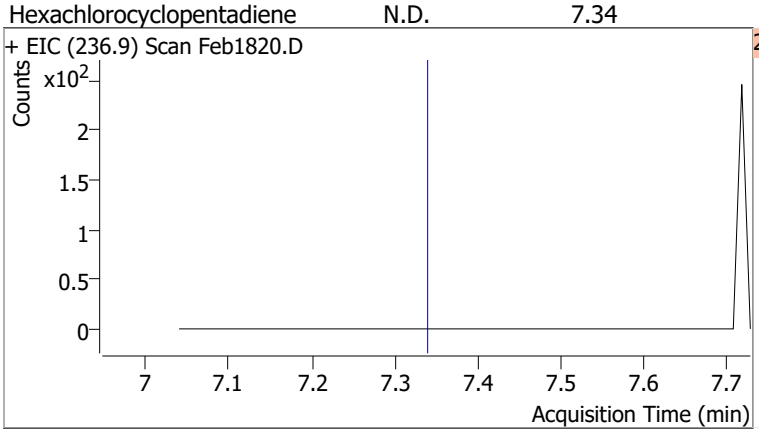

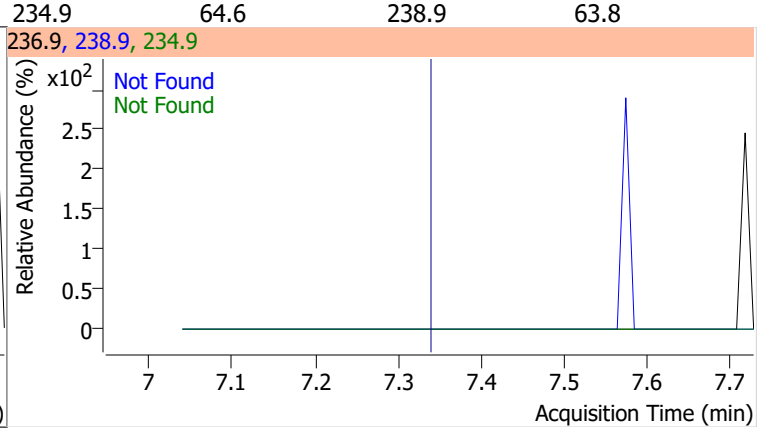

Compound	Conc.	Exp RT	QIon	Exp Ratio
2,4,6-Trichlorophenol	N.D.	7.52	198.0	96.5

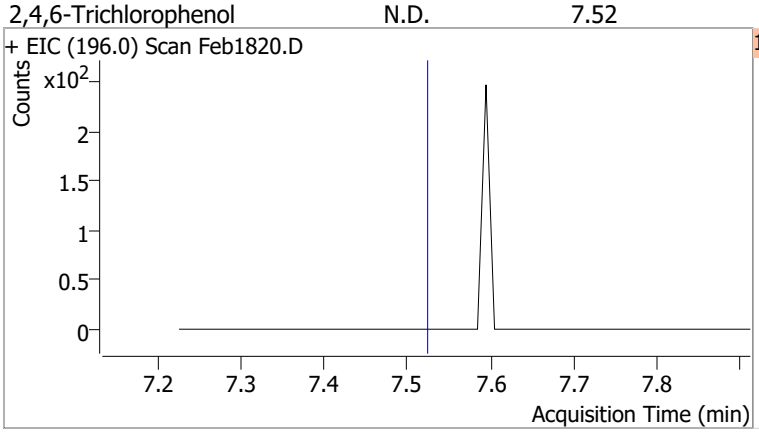

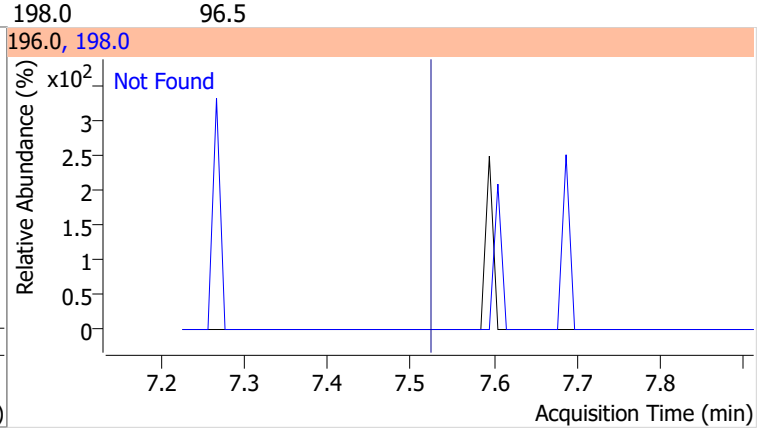

Compound	Conc.	Exp RT	QIon	Exp Ratio
2,4,5-Trichlorophenol	N.D.	7.57	198.0	90.2

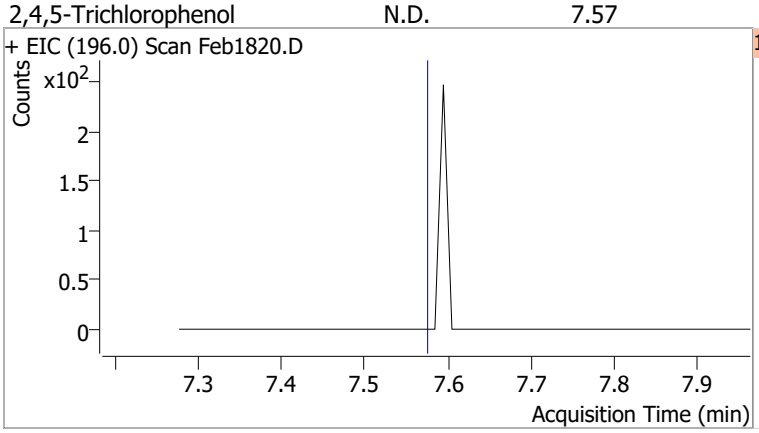

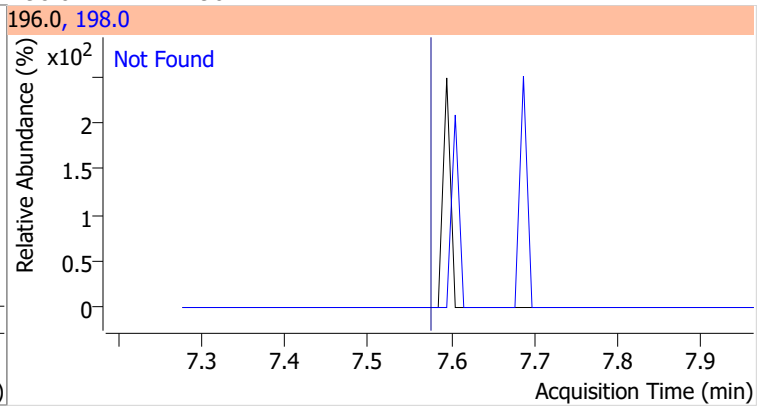

Compound	Conc.	RT	Dev(Min)	Resp.	QIon	QRatio	Lower	Upper
2-Fluorobiphenyl	58.8061	7.60	0.00	1165516	171.0	33.9	24.0	44.5

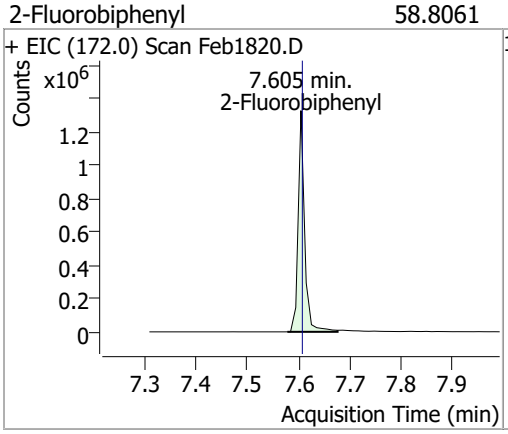

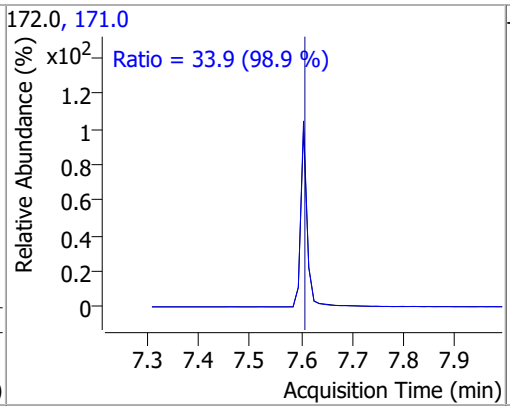

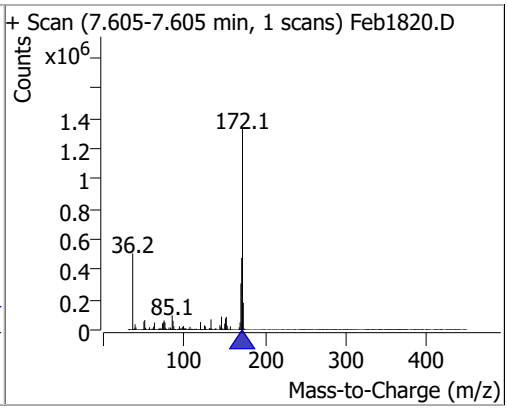

Compound	Conc.	Exp RT	QIon	Exp Ratio	QIon	Exp Ratio
2-Chloronaphthalene	N.D.	7.72	127.0	35.9	164.0	32.1

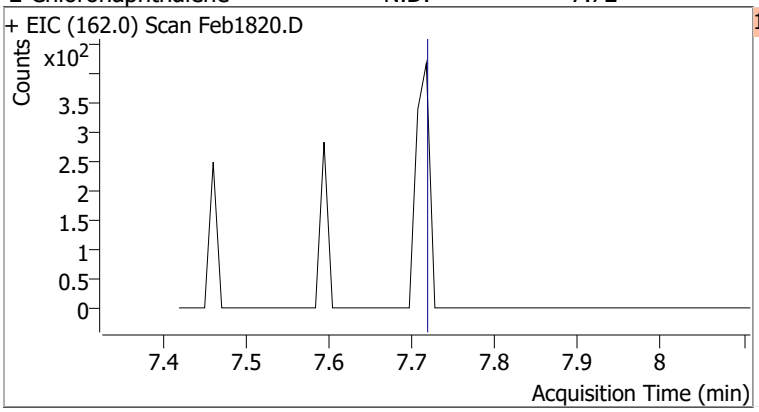

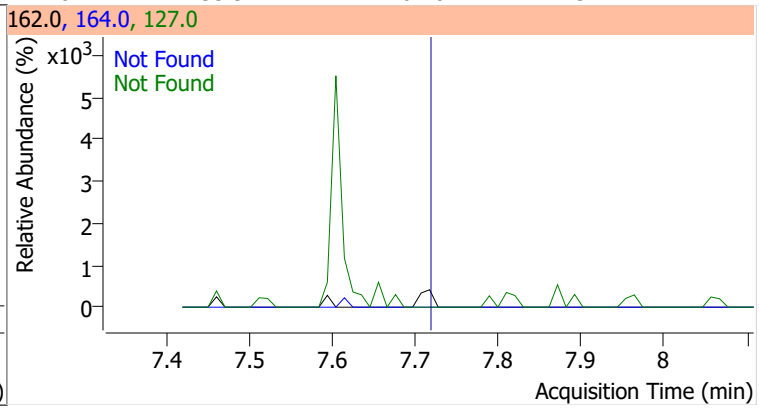

Compound	Conc.	Exp RT	QIon	Exp Ratio
2-Nitroaniline	N.D.	7.88	138.0	110.5

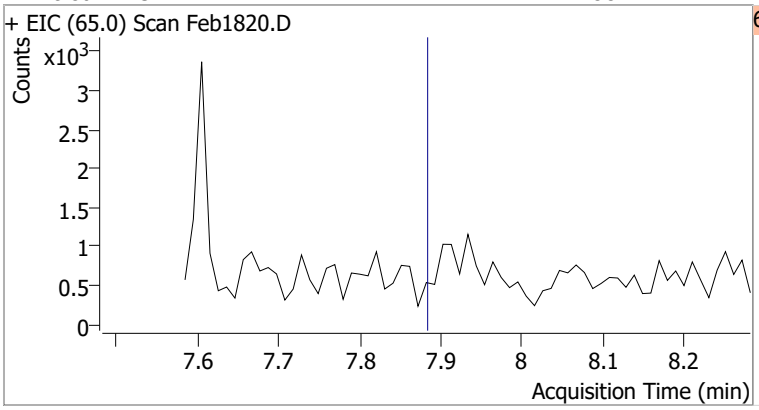

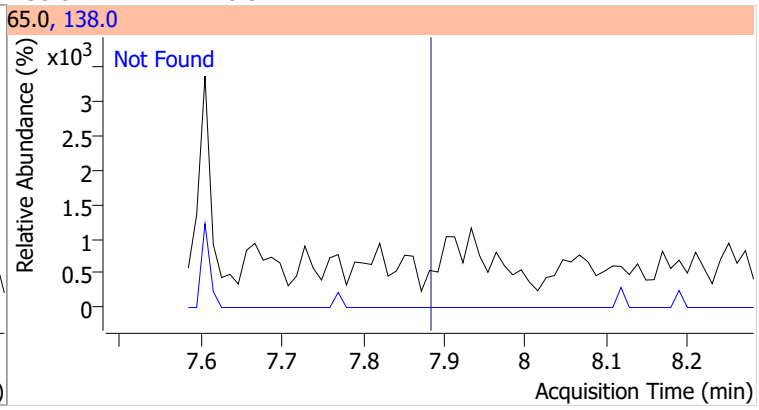

Compound	Conc.	RT	Dev(Min)	Resp.	QIon	QRatio	Lower	Upper
Dimethyl Phthalate		0		0	77.0		13.8	25.7

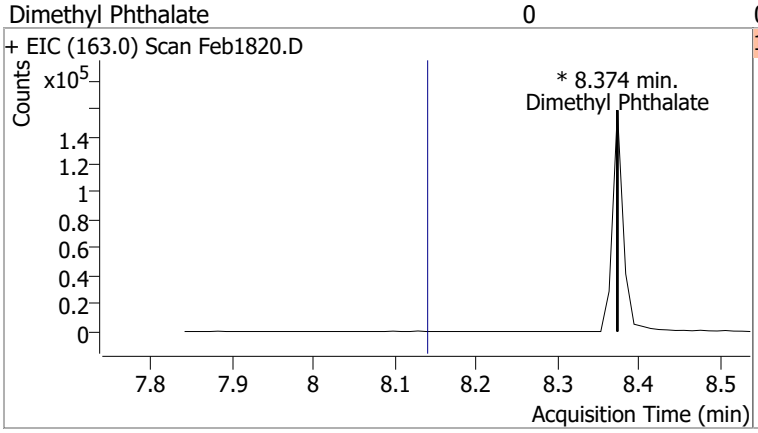

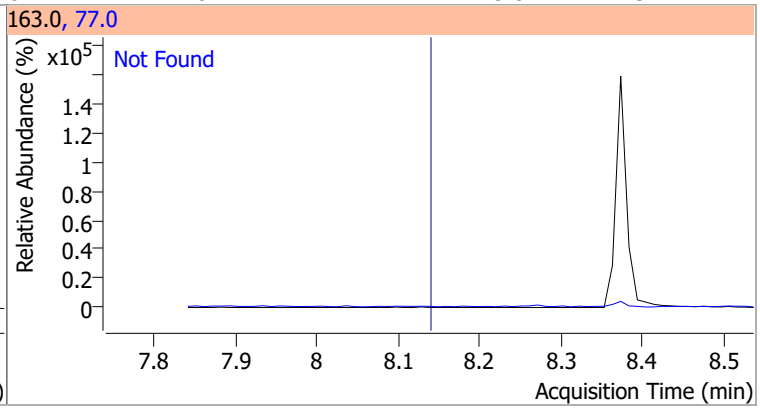

Compound	Conc.	RT	Dev(Min)	Resp.	QIon	QRatio	Lower	Upper
2,6-Dinitrotoluene		0		0	63.0		99.5	184.8
					89.0		43.3	80.3

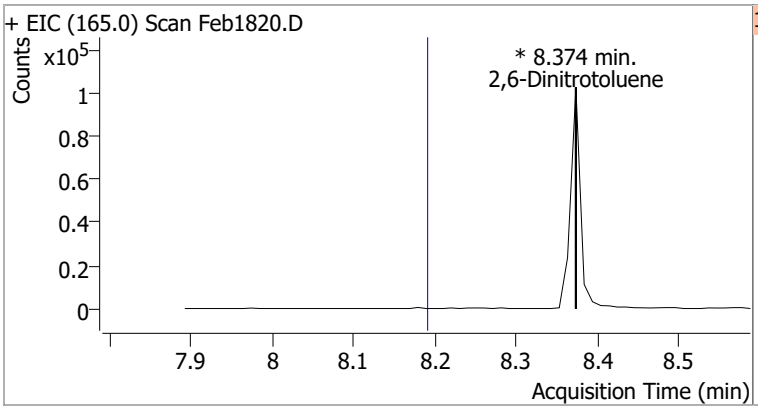

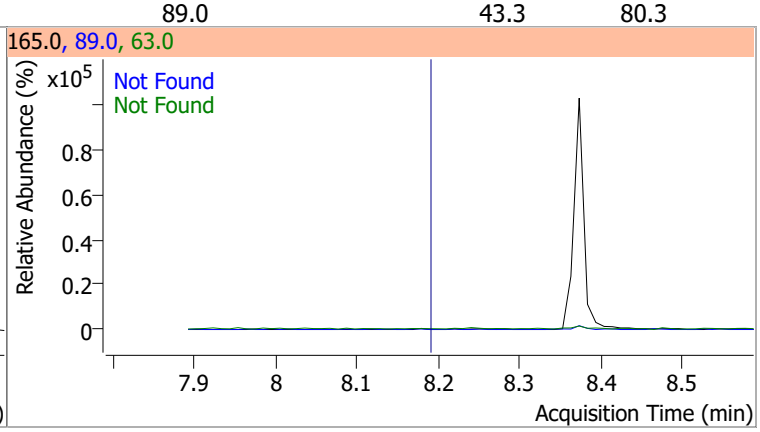

Compound	Conc.	Exp RT	QIon	Exp Ratio
Acenaphthylene	N.D.	8.20	153.1	13.6

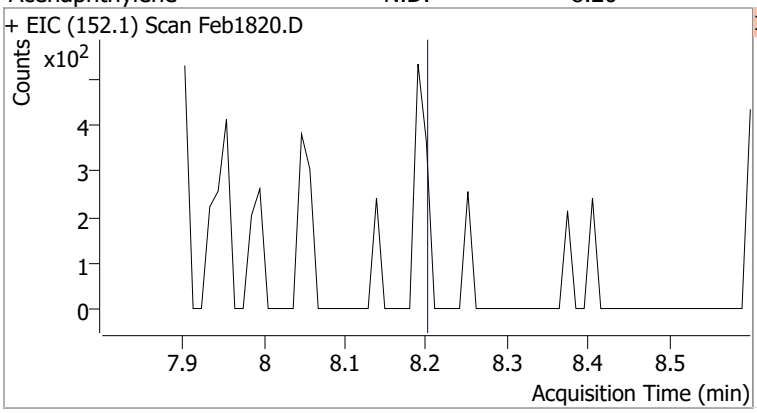

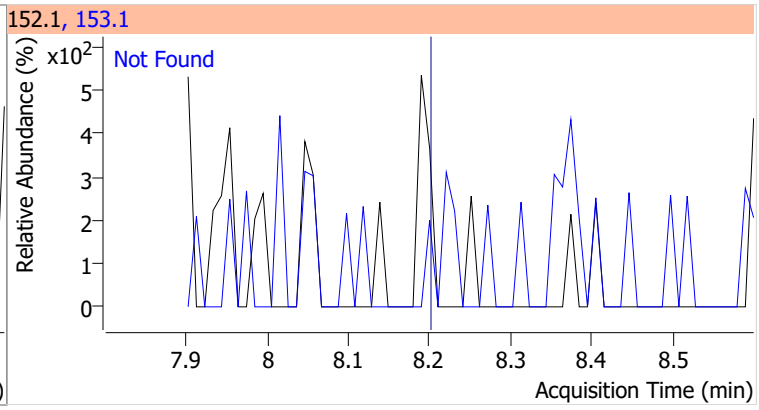

Compound	Conc.	Exp RT	QIon	Exp Ratio	QIon	Exp Ratio
3-Nitroaniline	N.D.	8.39	65.0	129.1	92.0	106.7

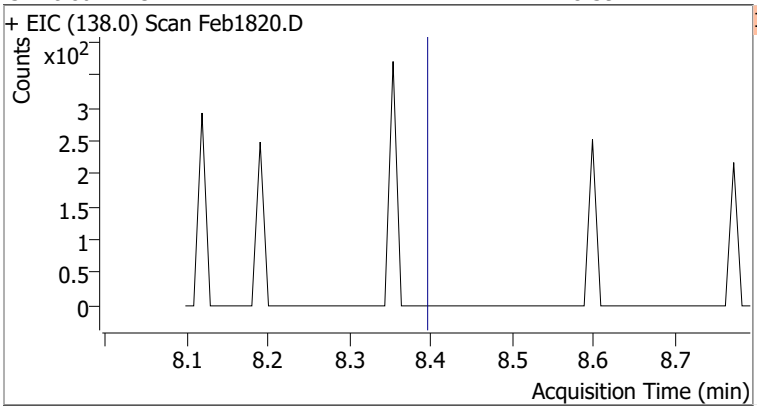

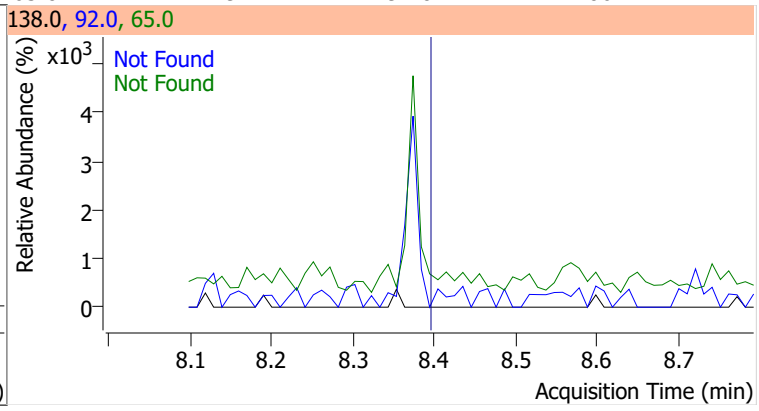

Compound	Conc.	Exp RT	QIon	Exp Ratio	QIon	Exp Ratio
Acenaphthene	N.D.	8.41	153.0	106.5	152.0	51.8

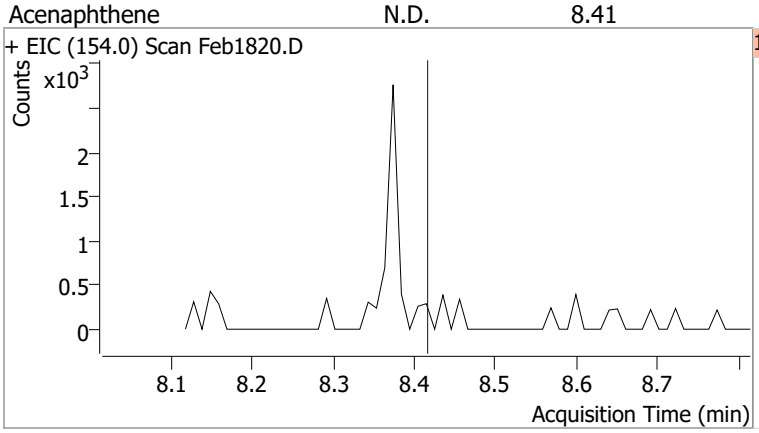

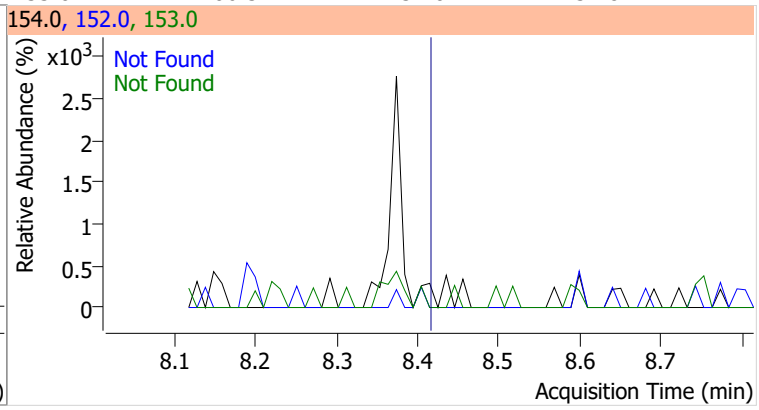

Compound	Conc.	Exp RT	QIon	Exp Ratio
2,4-Dinitrophenol	N.D.	8.52	154.0	62.7

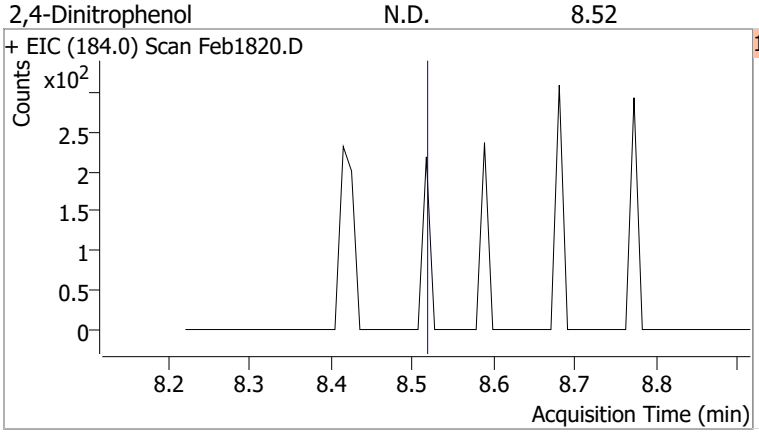

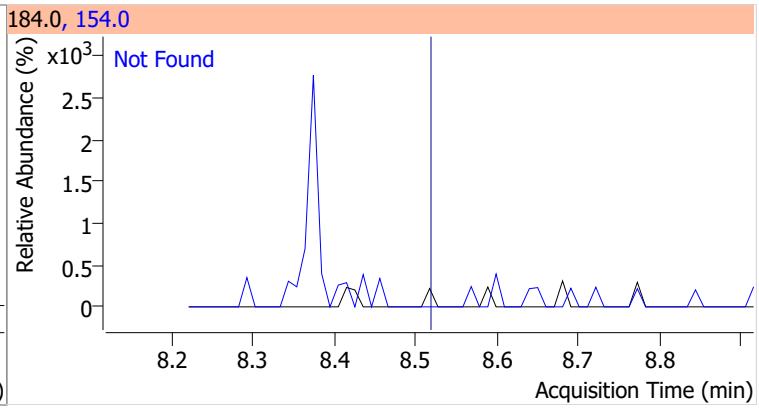

Compound	Conc.	Exp RT	QIon	Exp Ratio
Dibenzofuran	N.D.	8.63	139.0	37.5

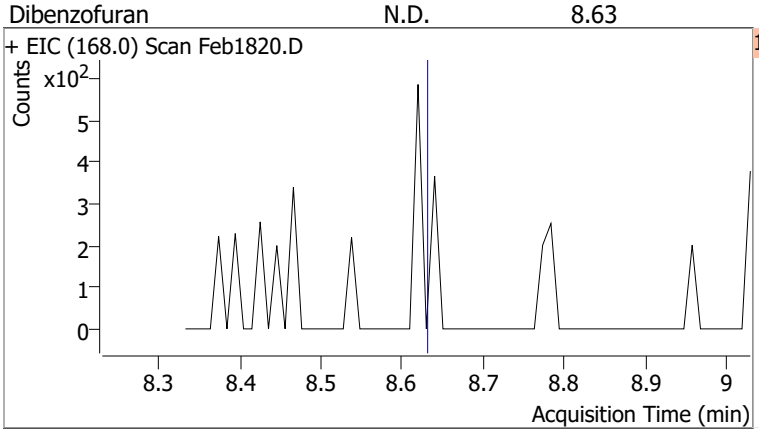

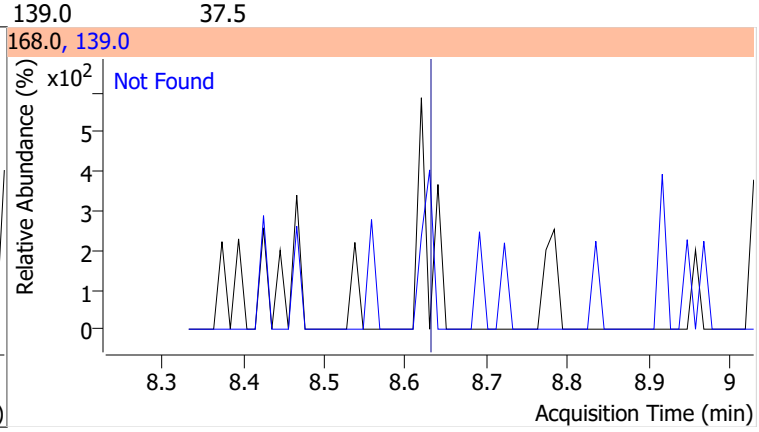

Compound	Conc.	Exp RT	QIon	Exp Ratio	QIon	Exp Ratio
2,4-Dinitrotoluene	N.D.	8.67	89.0	79.2	63.0	48.4

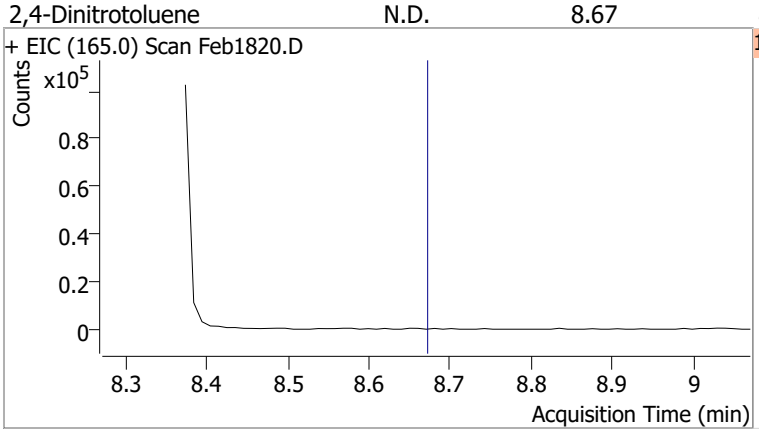

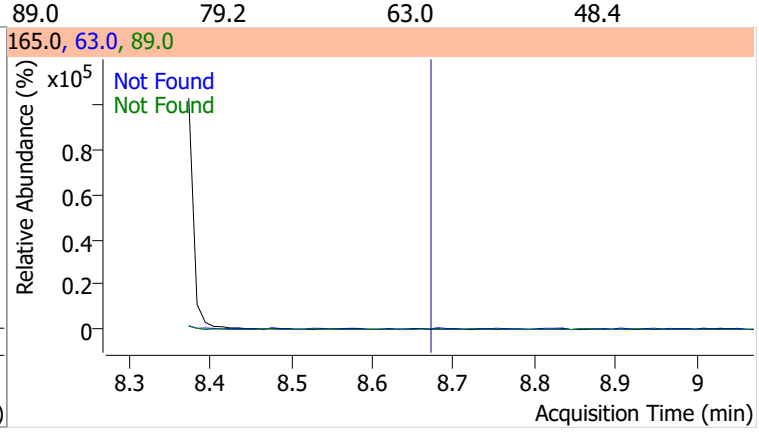

Compound	Conc.	Exp RT	QIon	Exp Ratio	QIon	Exp Ratio
4-Nitrophenol	N.D.	8.70	65.0	72.0	139.0	71.1

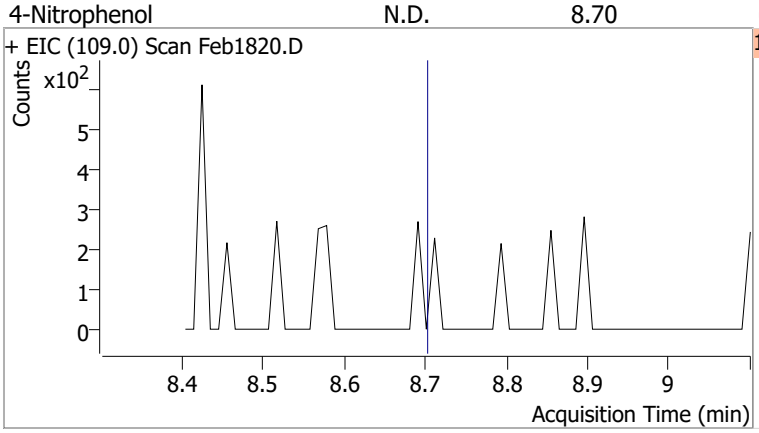

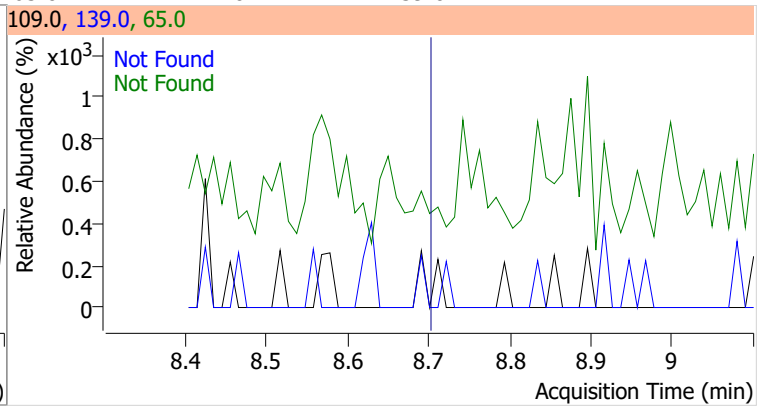

Compound	Conc.	Exp RT	QIon	Exp Ratio	QIon	Exp Ratio
Diethylphthalate	N.D.	9.00	177.0	20.7	150.0	12.5

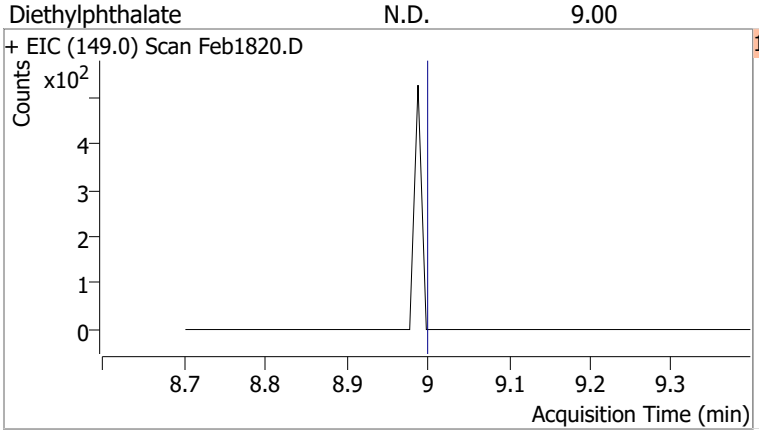

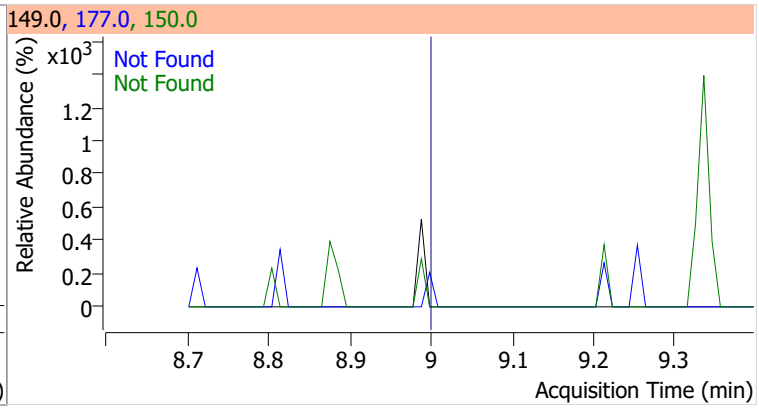

Compound	Conc.	Exp RT	QIon	Exp Ratio	QIon	Exp Ratio
Fluorene	N.D.	9.04	165.0	93.4	167.0	13.7

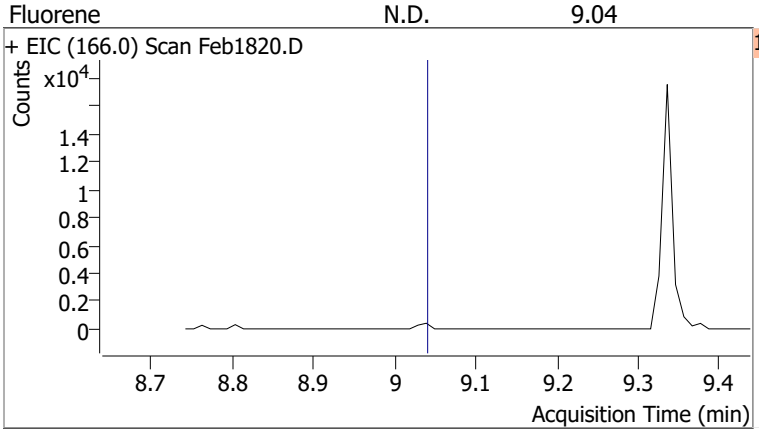

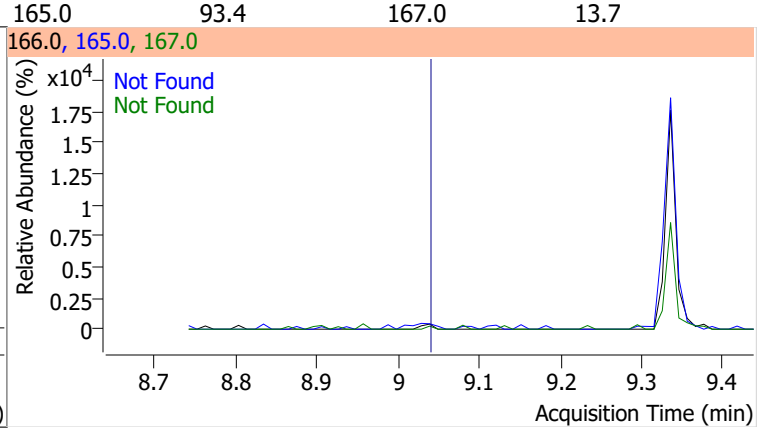

Compound	Conc.	Exp RT	QIon	Exp Ratio	QIon	Exp Ratio
4-Chlorophenyl-phenylether	N.D.	9.07	141.0	61.2	206.0	33.8

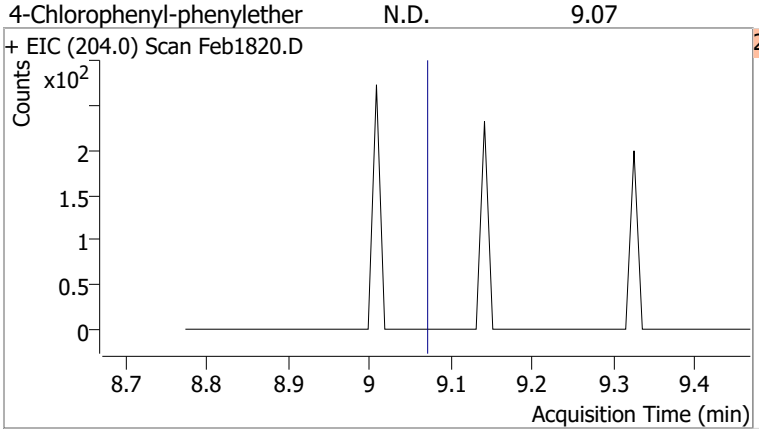

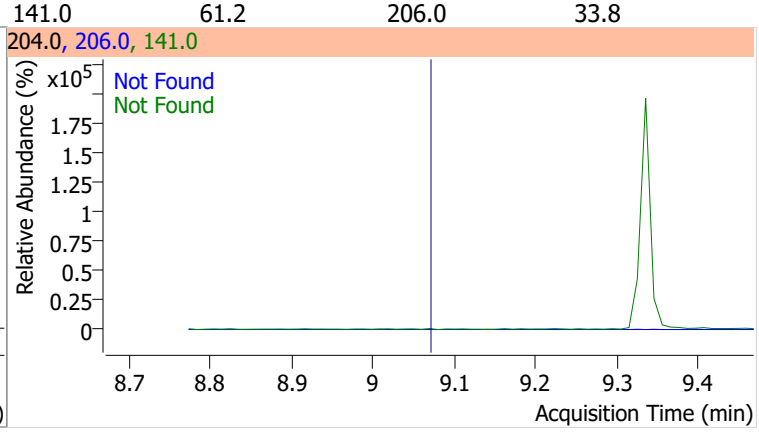

Compound	Conc.	Exp RT	QIon	Exp Ratio	QIon	Exp Ratio
4-Nitroaniline	N.D.	9.14	65.0	112.7	92.0	49.3

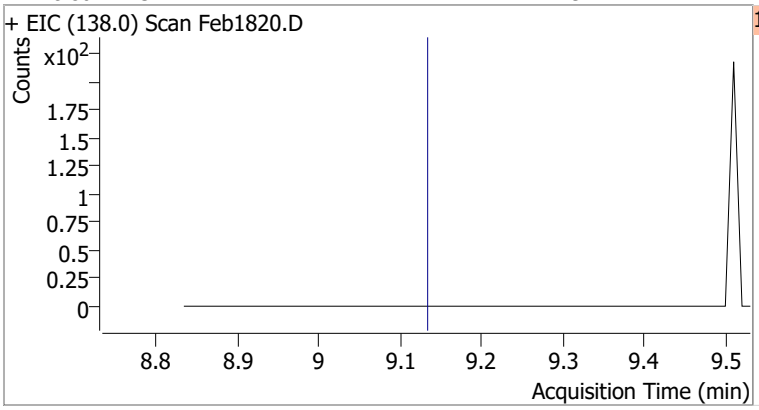

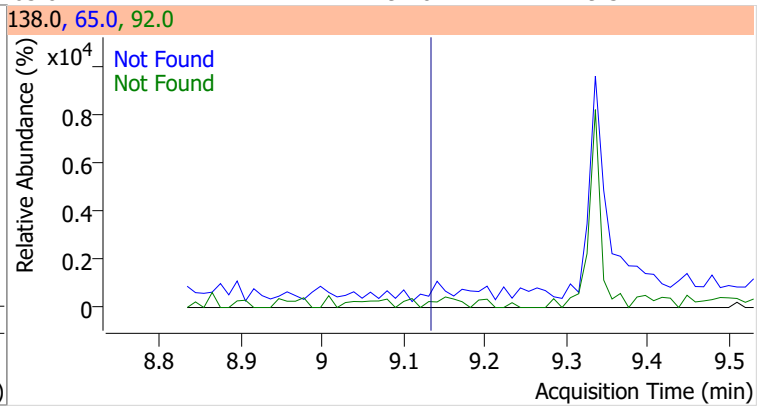

Compound	Conc.	RT	Dev(Min)	Resp.	QIon	QRatio	Lower	Upper
4,6-Dinitro-2-methylphenol		0		0	121.0		35.1	65.3

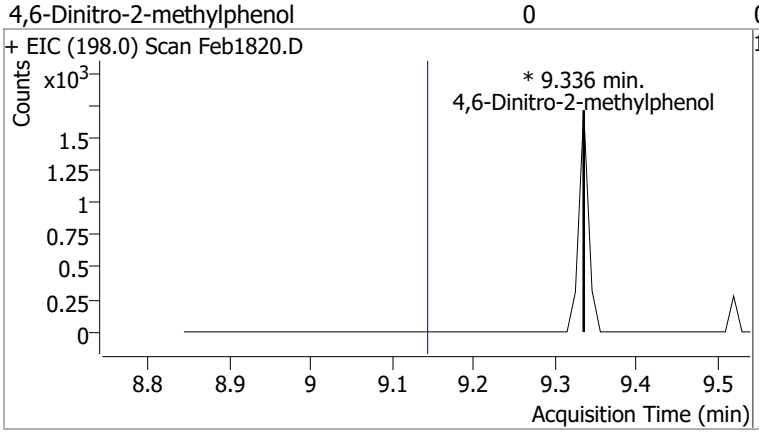

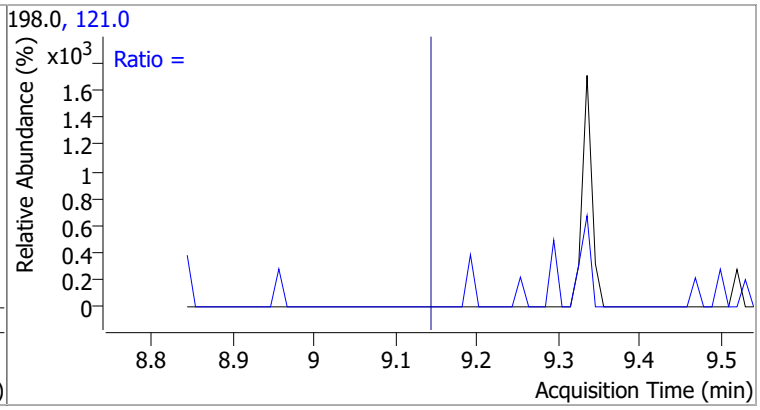

Compound	Conc.	Exp RT	QIon	Exp Ratio	QIon	Exp Ratio
N-nitrosodiphenylamine	N.D.	9.23	168.0	62.8	167.0	34.1

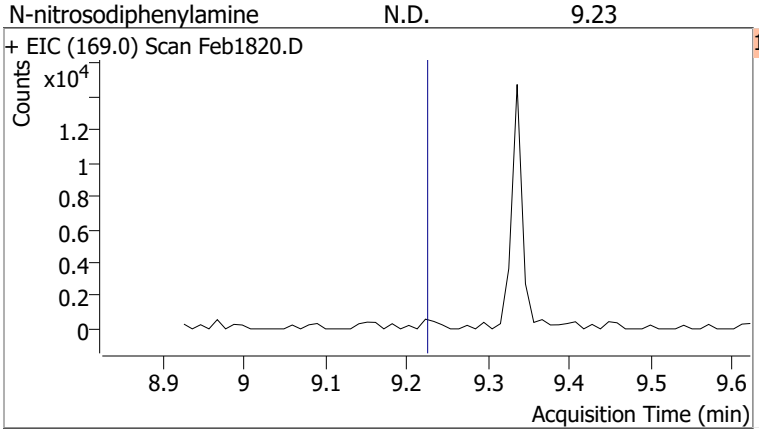

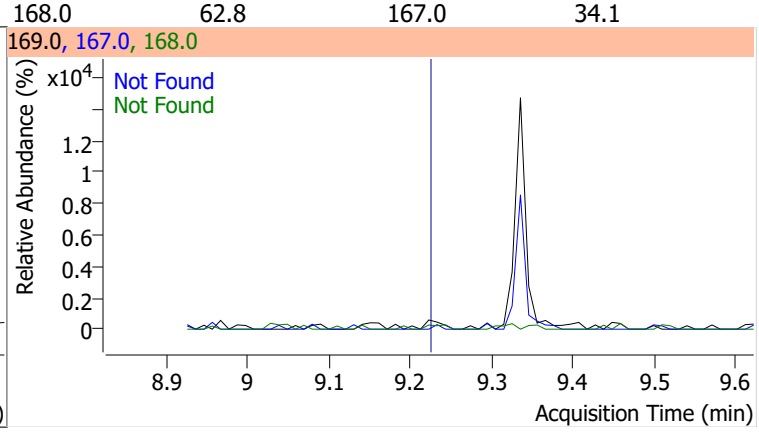

Compound	Conc.	Exp RT	QIon	Exp Ratio	QIon	Exp Ratio
Azobenzene	N.D.	9.26	51.0	45.2	182.0	24.1

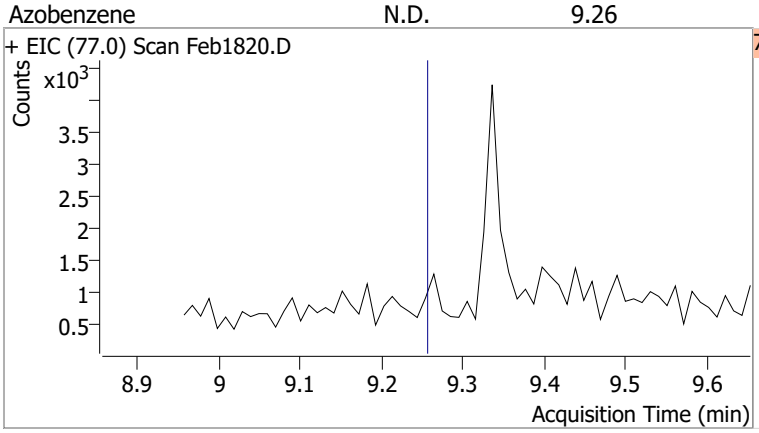

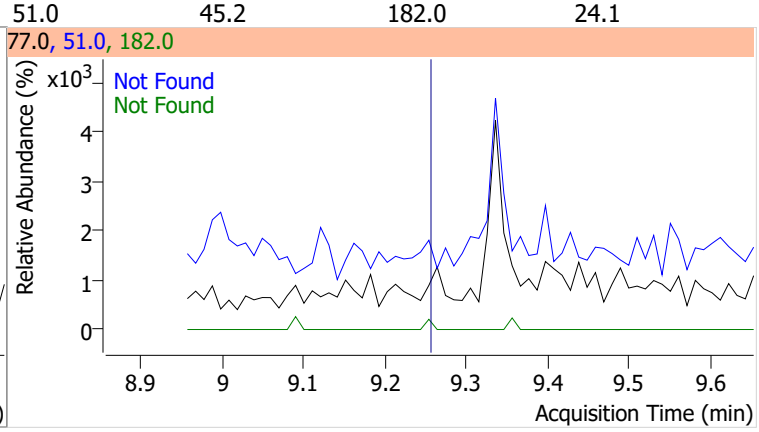

Quantitation Results Report (QT Reviewed)

Compound	Conc.	RT	Dev(Min)	Resp.	QIon	QRatio	Lower	Upper
2,4,6-Tribromophenol	147.8680	9.34	0.00	265856	331.8	91.2	68.5	127.2

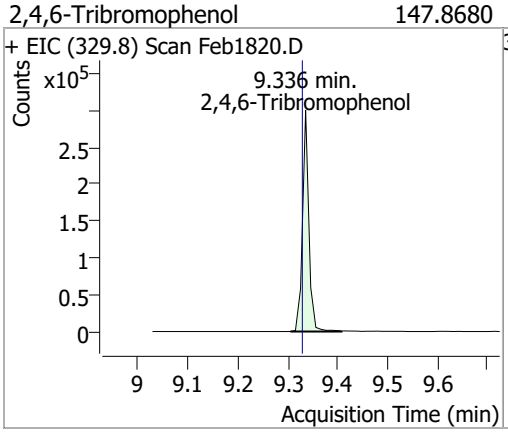

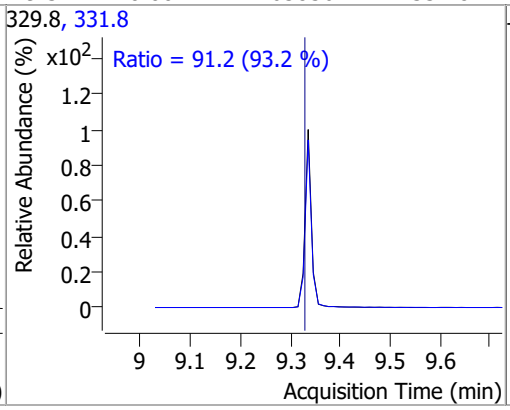

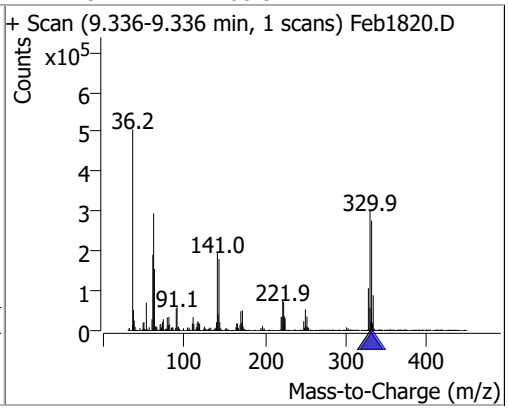

Compound	Conc.	Exp RT	QIon	Exp Ratio	QIon	Exp Ratio
4-Bromophenyl-phenylether	N.D.	9.65	141.0	98.8	250.0	98.2

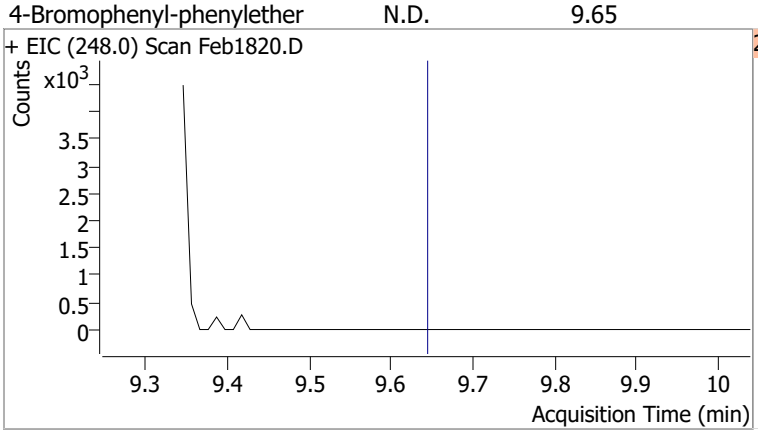

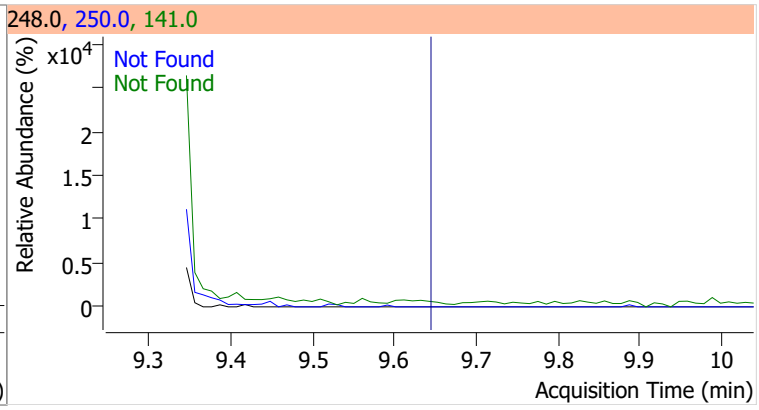

Compound	Conc.	Exp RT	QIon	Exp Ratio
Hexachlorobenzene	N.D.	9.69	142.0	53.8

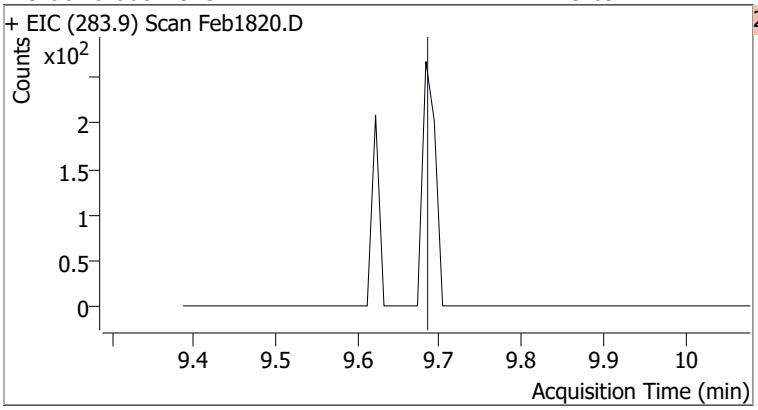

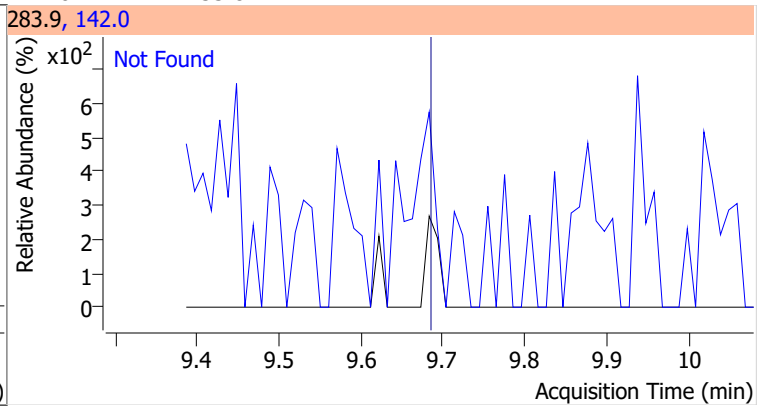

Compound	Conc.	Exp RT	QIon	Exp Ratio	QIon	Exp Ratio
Pentachlorophenol	N.D.	9.97	267.9	59.4	263.9	58.9

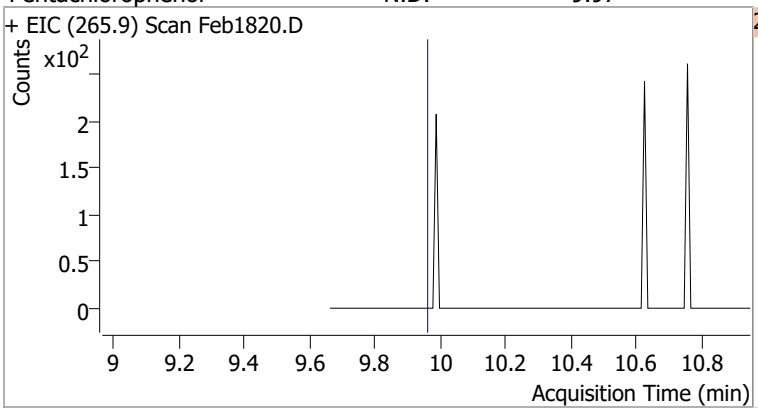

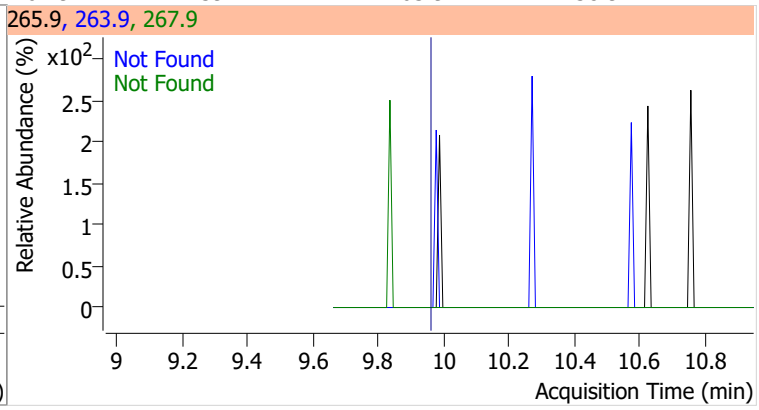

Compound	Conc.	Exp RT	QIon	Exp Ratio
Phenanthrene	N.D.	10.18	176.0	18.5

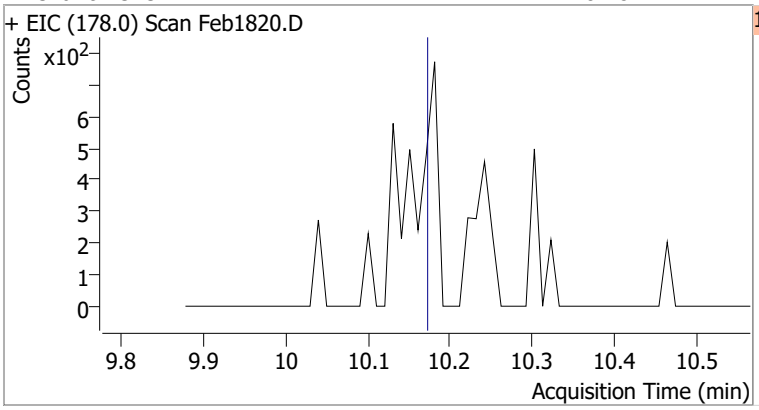

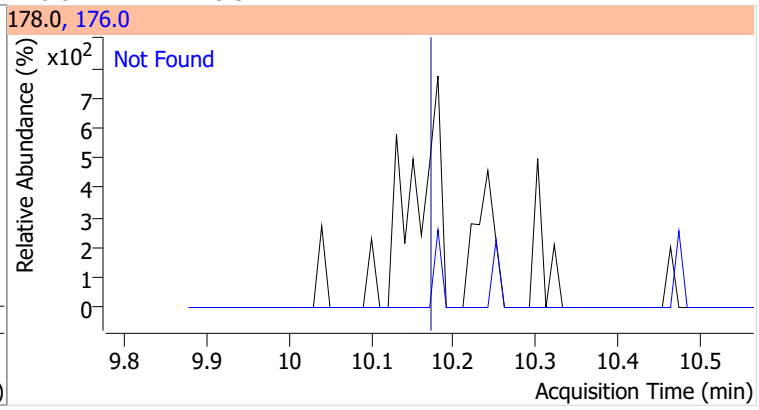

Compound	Conc.	Exp RT	QIon	Exp Ratio
Anthracene	N.D.	10.25	176.0	18.4

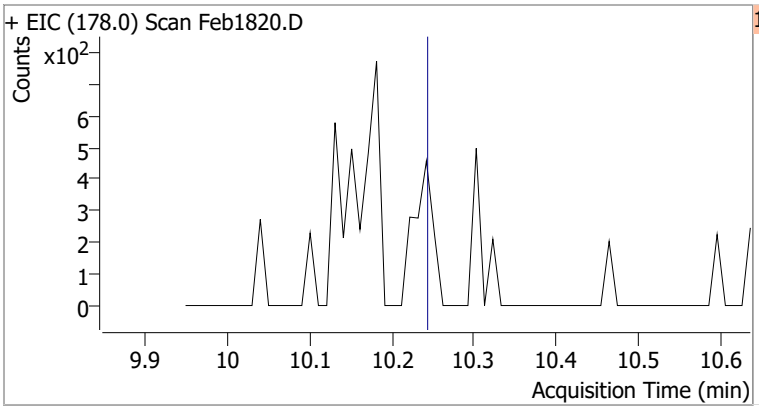

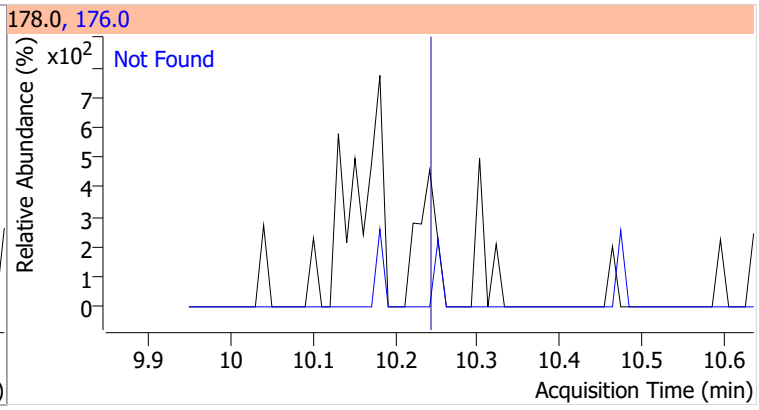

Compound	Conc.	Exp RT	QIon	Exp Ratio	QIon	Exp Ratio
Triallate	N.D.	10.31	268.0	24.1	143.0	22.5

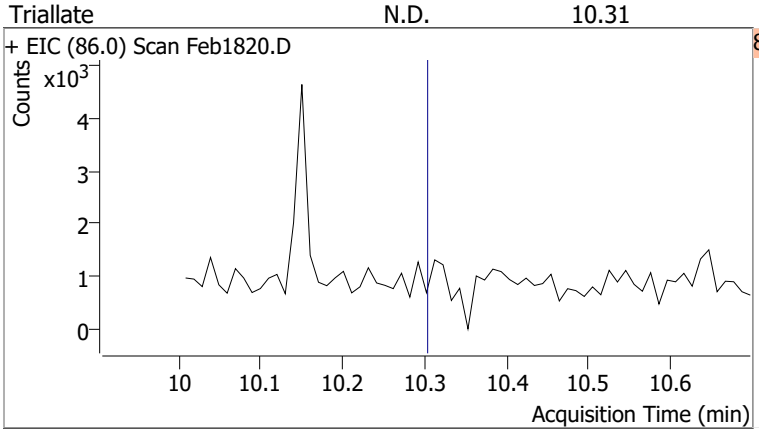

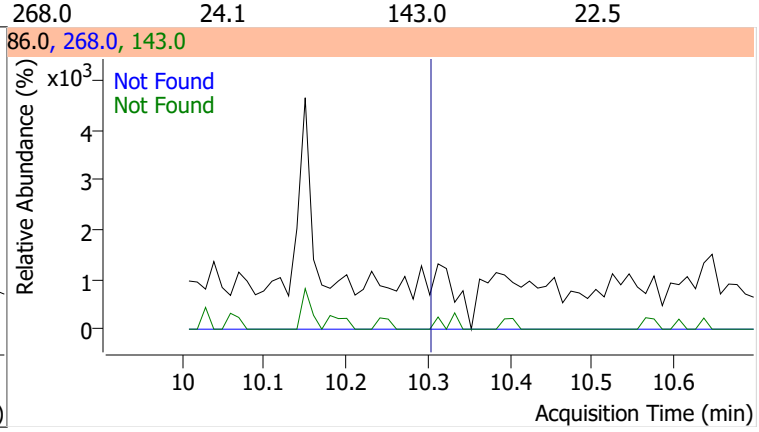

Compound	Conc.	Exp RT	QIon	Exp Ratio
Carbazole	N.D.	10.49	139.0	12.8

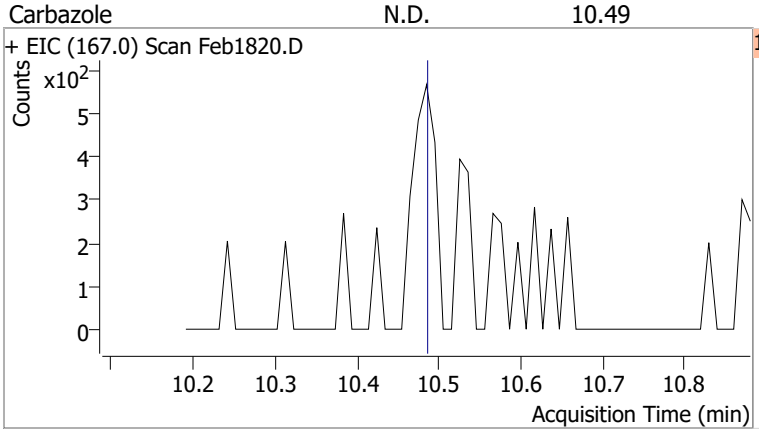

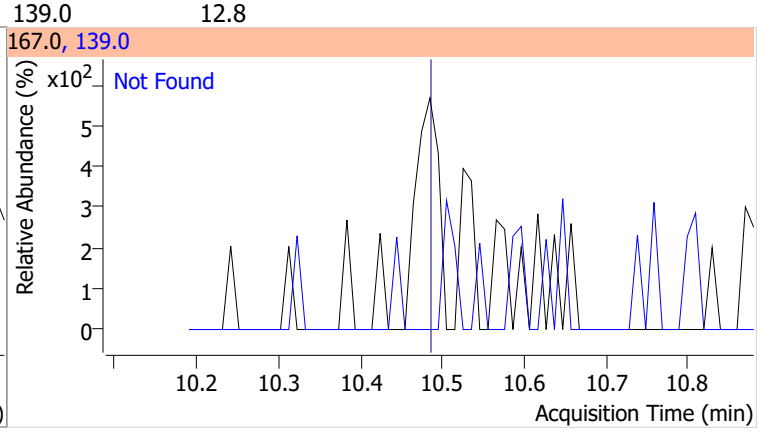

Compound	Conc.	Exp RT	QIon	Exp Ratio	QIon	Exp Ratio
o-Terphenyl	N.D.	10.70	229.0	64.9	215.0	37.0

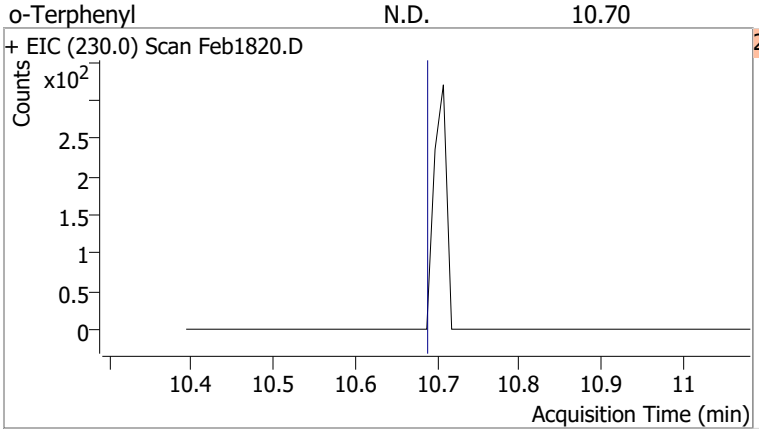

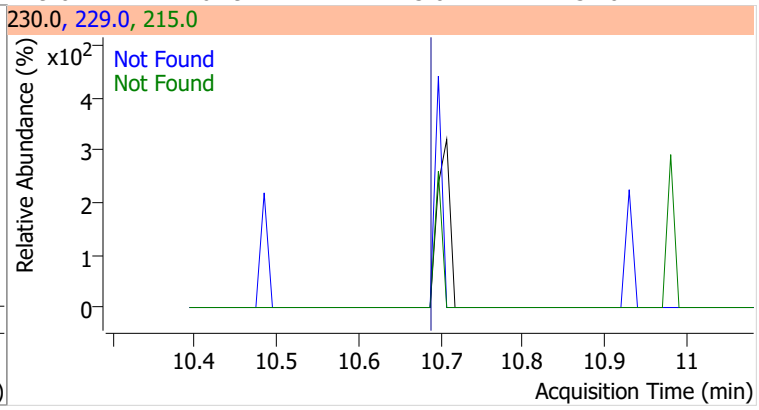

Compound	Conc.	Exp RT	QIon	Exp Ratio	QIon	Exp Ratio
Di-n-Butylphthalate	N.D.	11.08	150.0	9.1	104.0	6.4

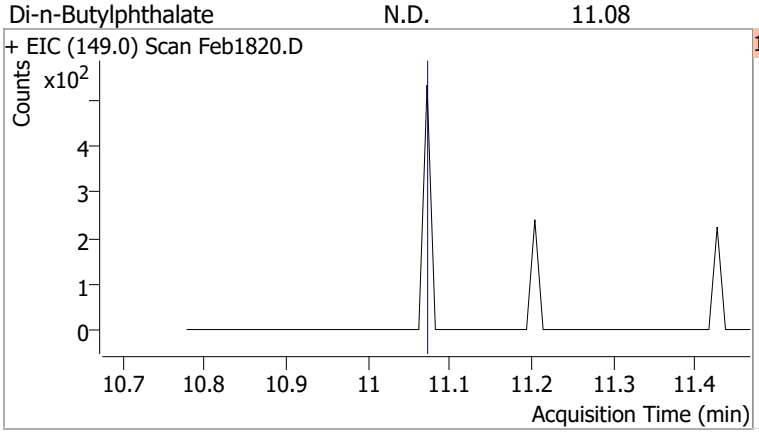

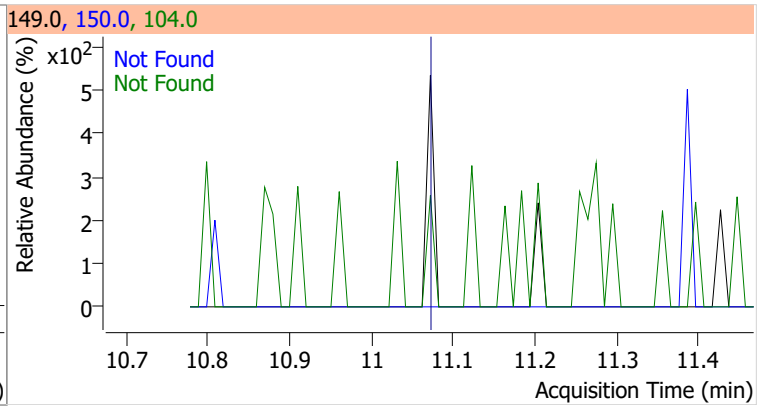

Compound	Conc.	Exp RT	QIon	Exp Ratio
Fluoranthene	N.D.	11.95	101.0	13.4

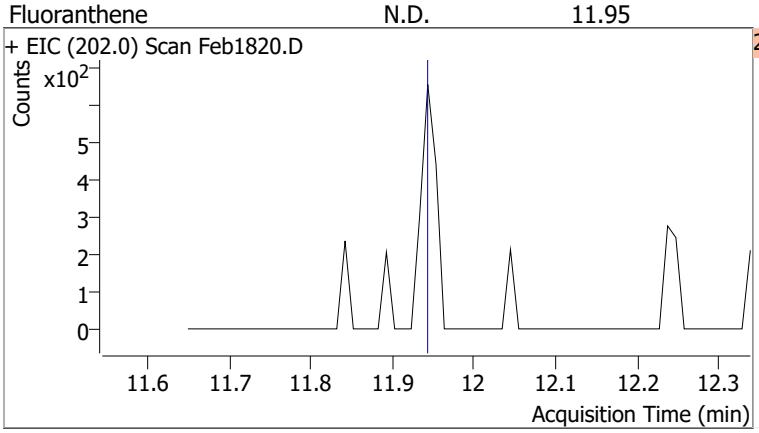

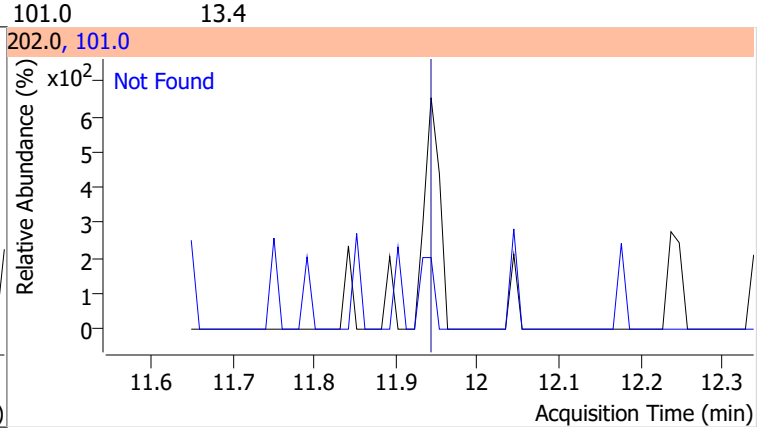

Compound	Conc.	RT	Dev(Min)	Resp.	QIon	QRatio	Lower	Upper
Benzidine		0		0	183.0		8.3	15.4
					92.0		5.8	10.8

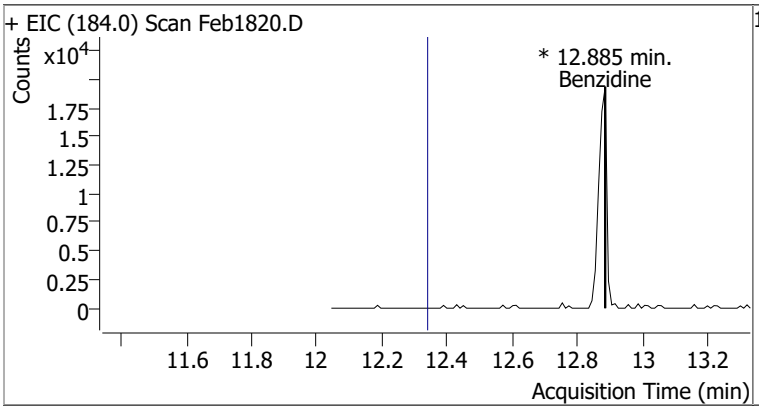

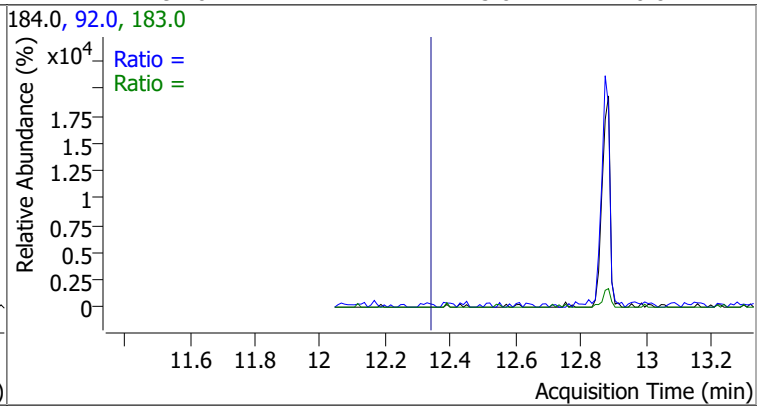

Compound	Conc.	Exp RT	QIon	Exp Ratio
Pyrene	N.D.	12.38	101.0	15.9

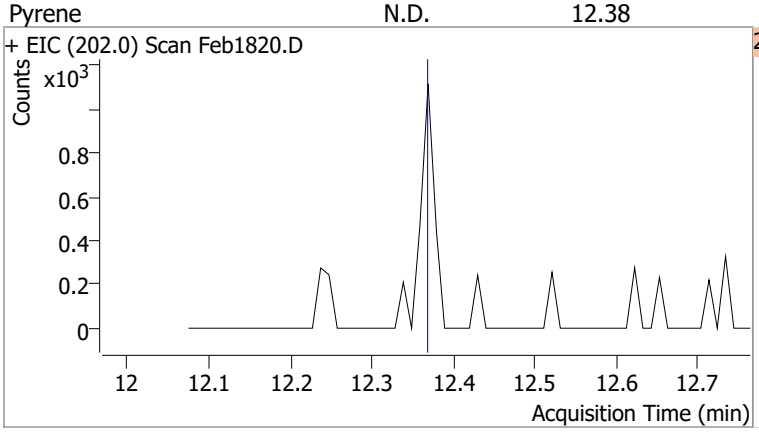

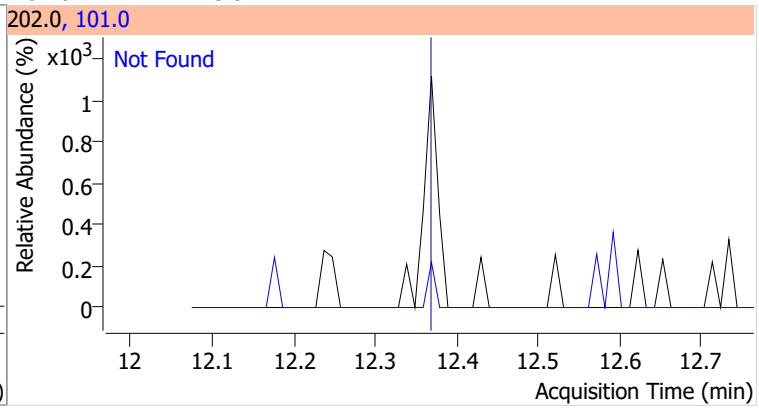

Compound	Conc.	RT	Dev(Min)	Resp.	QIon	QRatio	Lower	Upper
Terphenyl-d14	100.1463	12.88	0.00	1939019	122.0	14.3	10.1	18.7

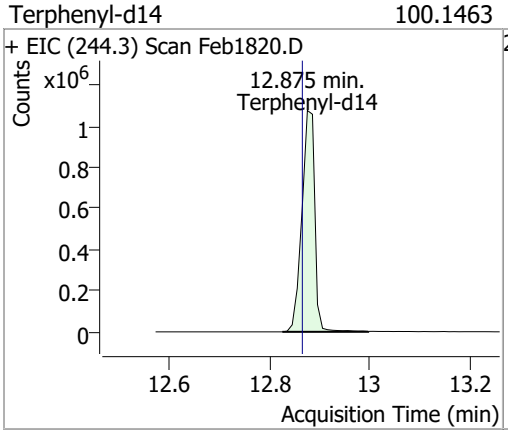

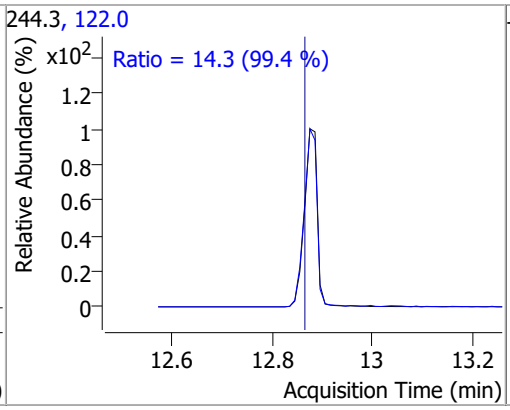

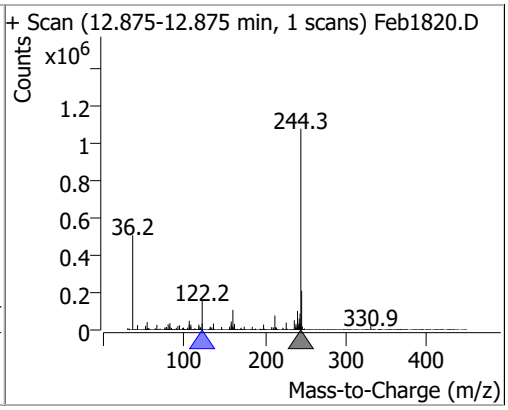

Compound	Conc.	Exp RT	QIon	Exp Ratio	QIon	Exp Ratio
Butylbenzylphthalate	N.D.	14.32	91.0	85.1	206.0	17.5

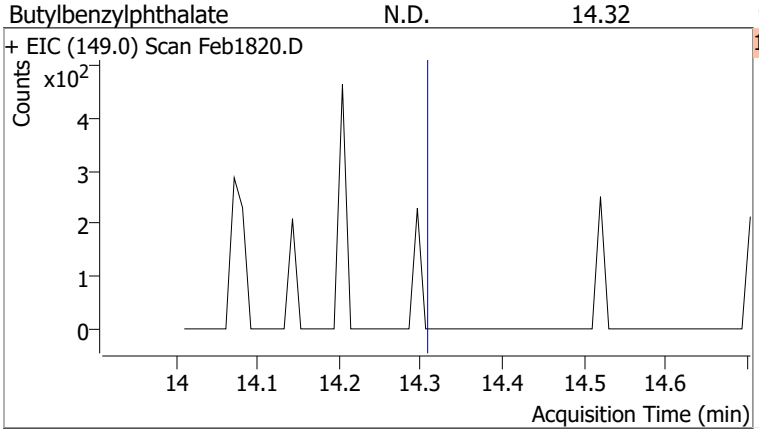

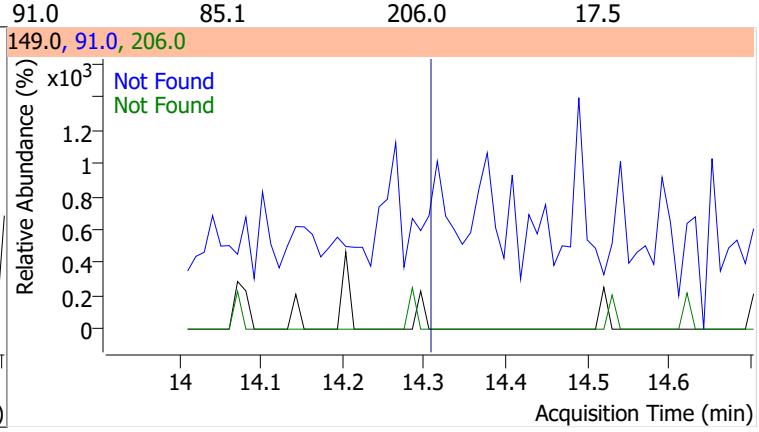

Compound	Conc.	Exp RT	QIon	Exp Ratio	QIon	Exp Ratio
Benzo(a)Anthracene	N.D.	15.51	226.0	26.8	229.0	21.1

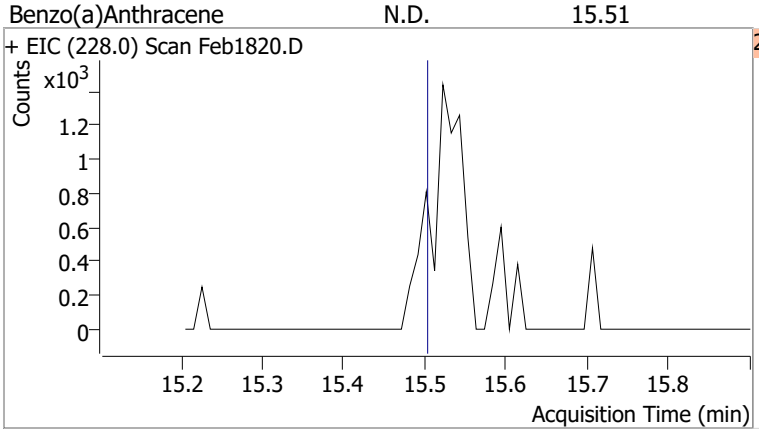

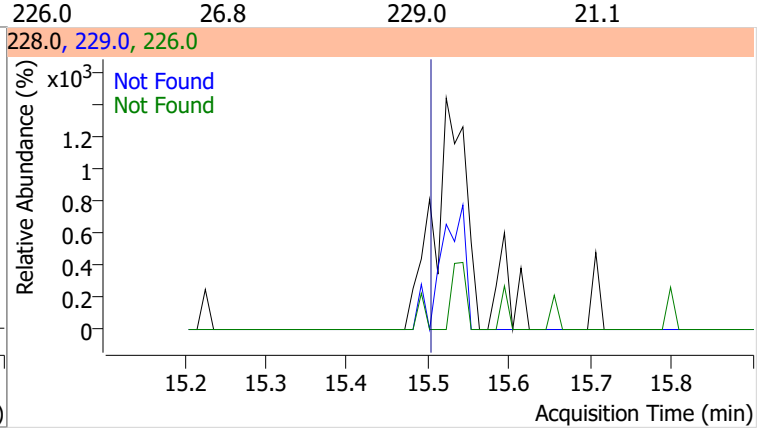

Compound	Conc.	Exp RT	QIon	Exp Ratio	QIon	Exp Ratio
Chrysene	N.D.	15.62	226.0	28.4	229.0	19.7

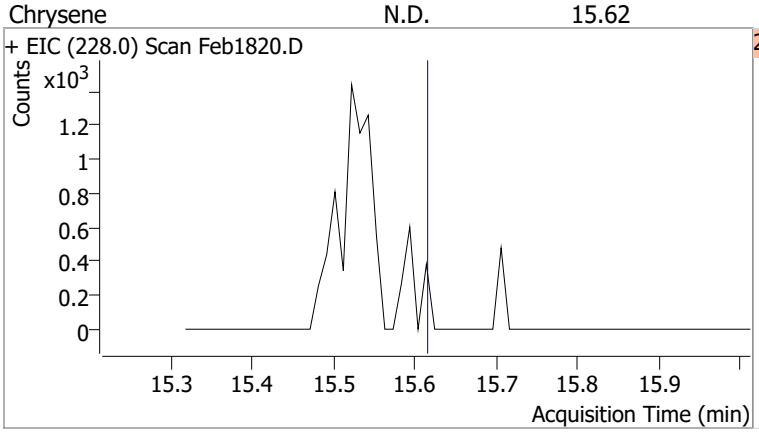

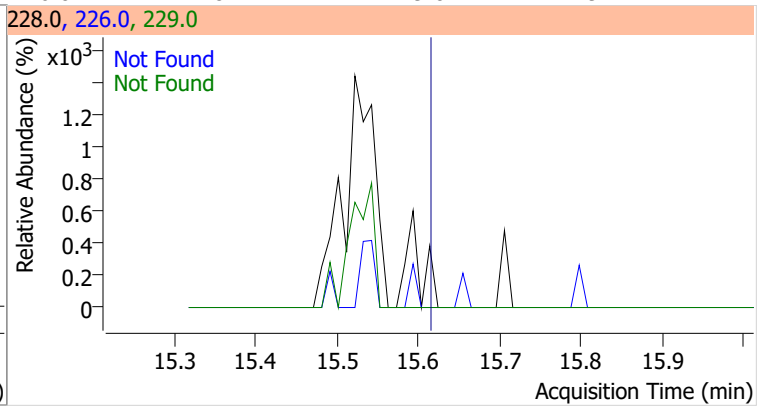

Compound	Conc.	Exp RT	QIon	Exp Ratio
3,3-Dichlorobenzidine	N.D.	15.69	254.0	64.2

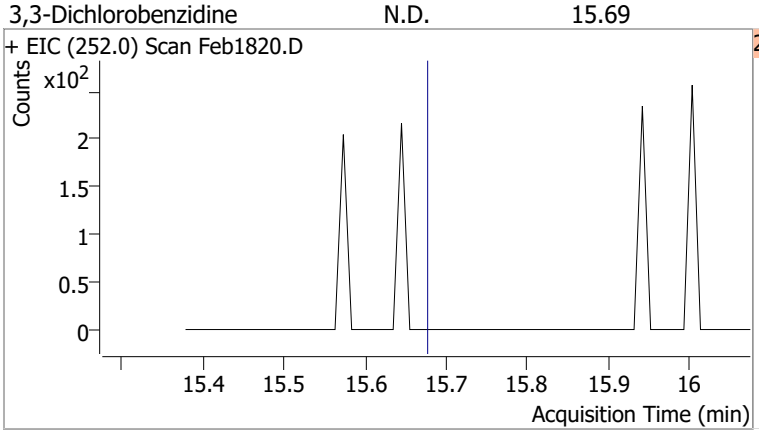

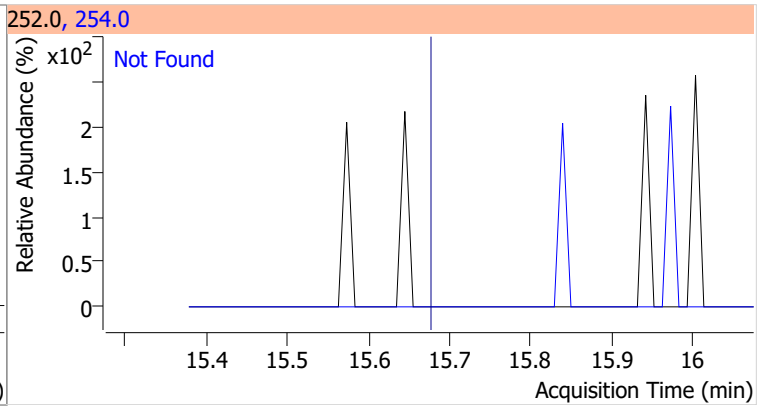

Compound	Conc.	Exp RT	QIon	Exp Ratio	QIon	Exp Ratio
bis(2-ethylhexyl)Phthalate	N.D.	16.37	149.0	390.8	279.0	15.0

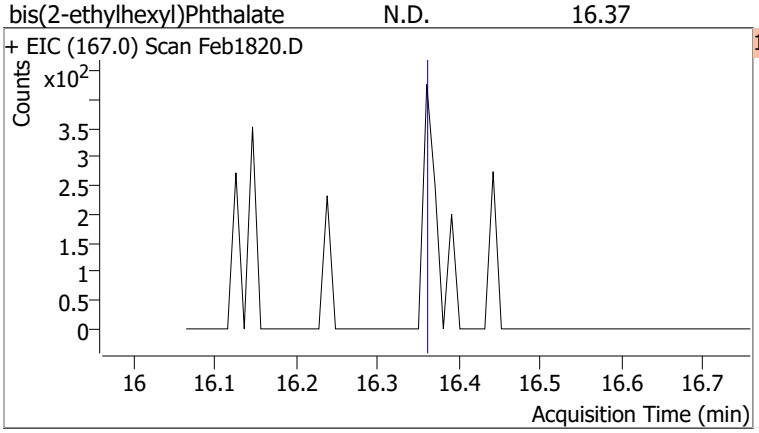

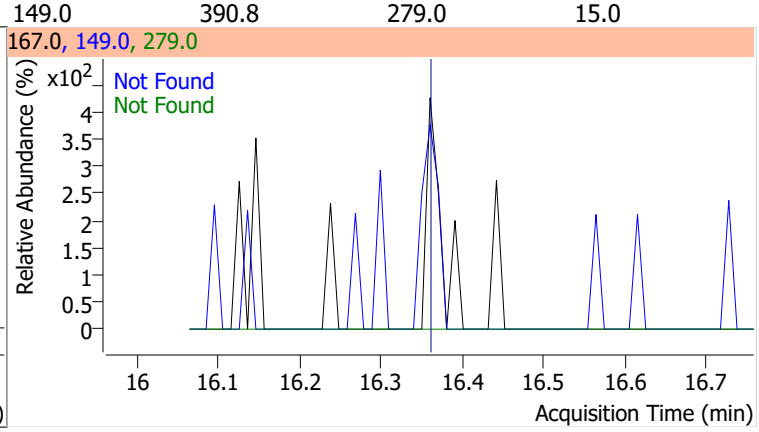

Compound	Conc.	Exp RT	QIon	Exp Ratio
Di-n-octyl Phthalate	N.D.	18.13	150.0	10.0

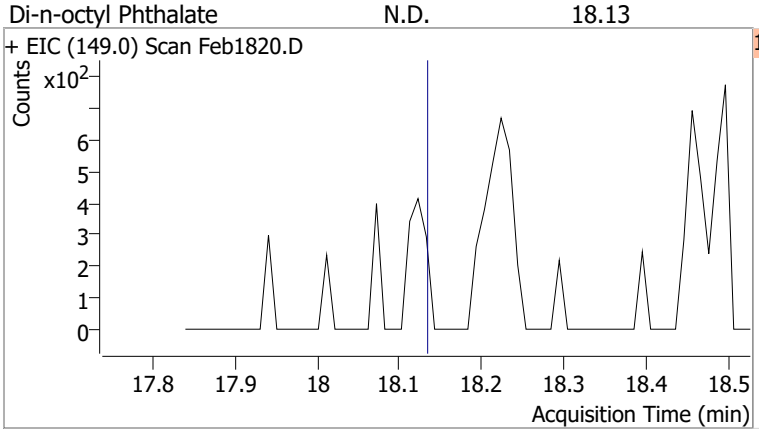

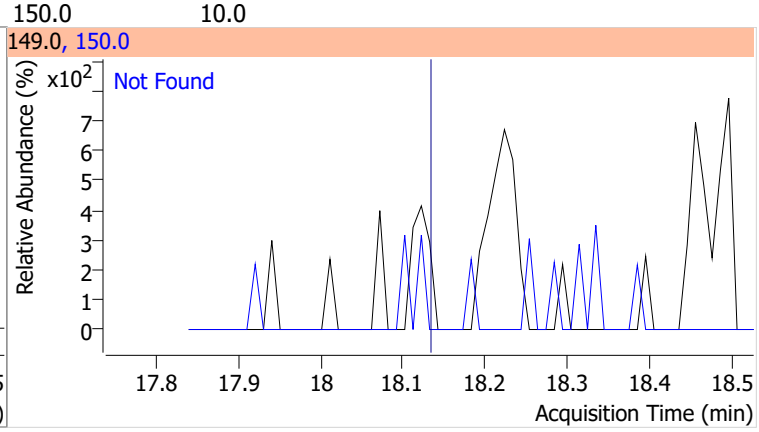

Compound	Conc.	Exp RT	QIon	Exp Ratio
Benzo(b)fluoranthene	N.D.	18.38	253.0	22.3

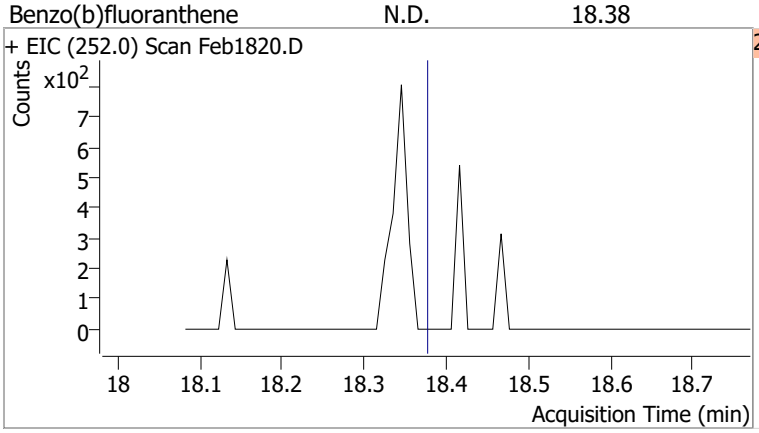

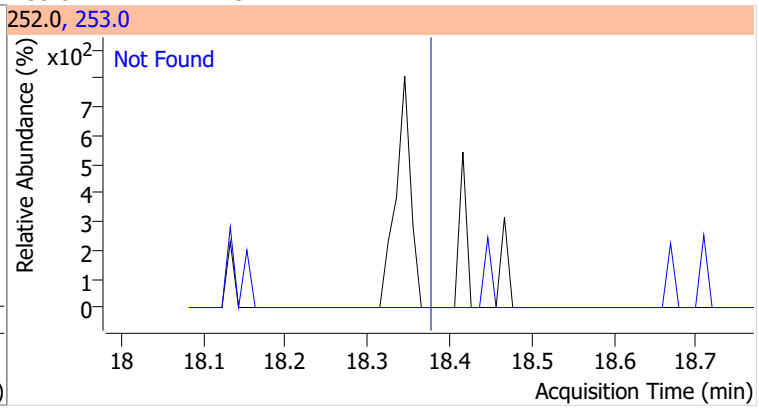

Compound	Conc.	Exp RT	QIon	Exp Ratio
Benzo(k)fluoranthene	N.D.	18.45	253.0	22.0

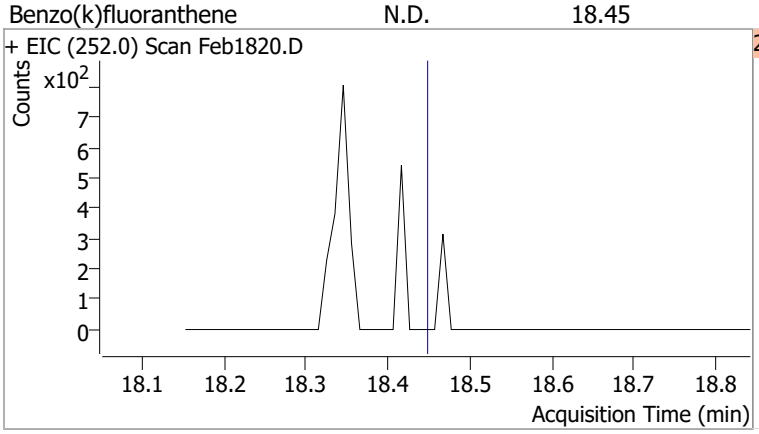

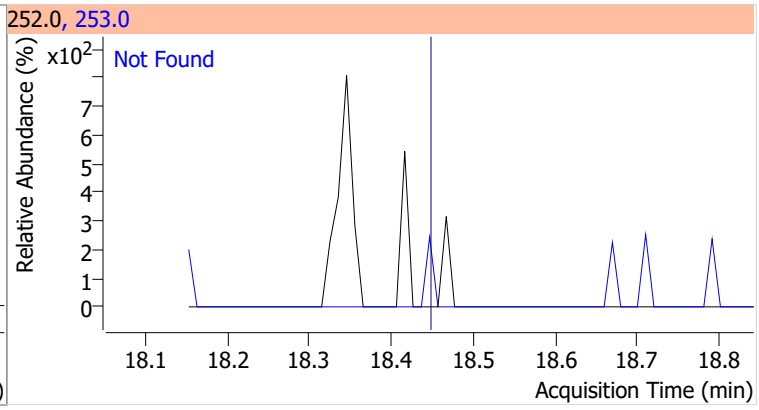

Compound	Conc.	Exp RT	QIon	Exp Ratio
Benzo(a)pyrene	N.D.	18.98	253.0	21.5

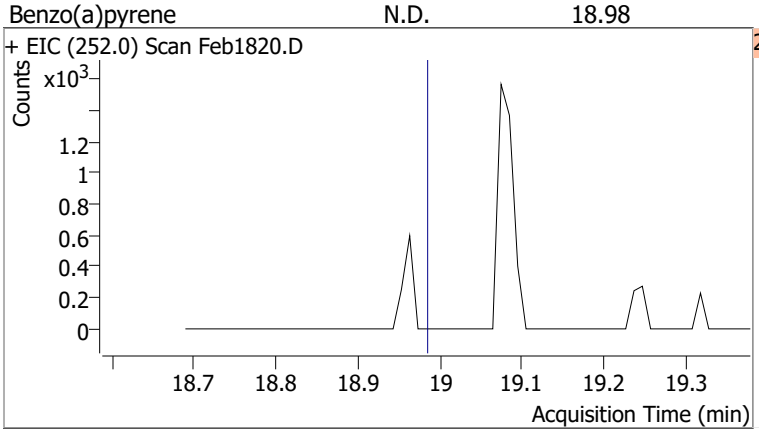

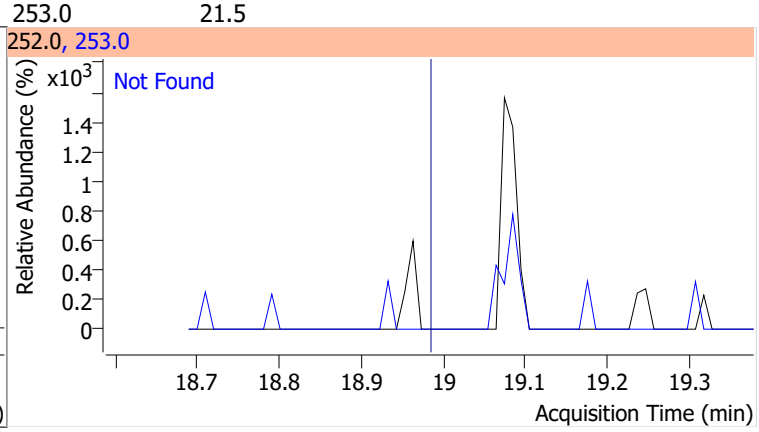

Compound	Conc.	Exp RT	QIon	Exp Ratio
Indeno(1,2,3-c,d)pyrene	N.D.	20.76	138.0	29.6

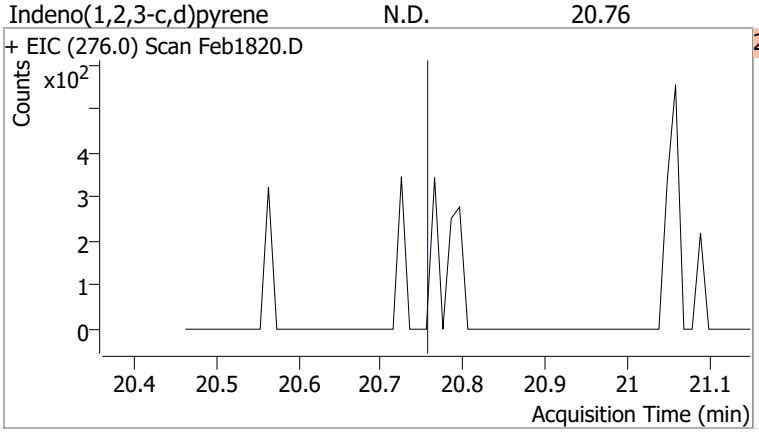

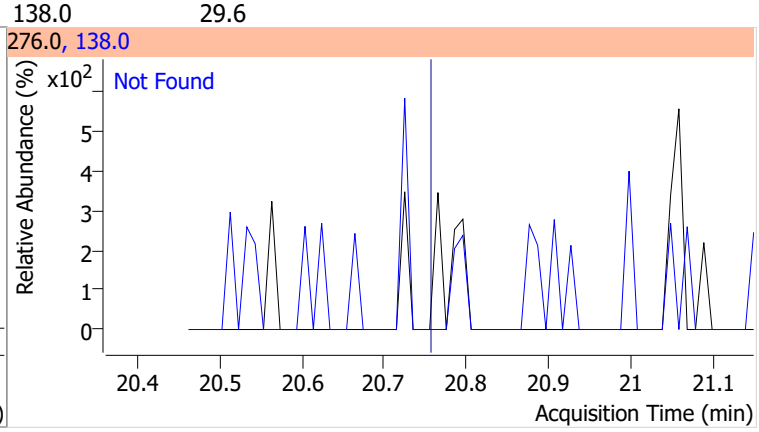

Compound	Conc.	Exp RT	QIon	Exp Ratio	QIon	Exp Ratio
Dibenzo(a,h)anthracene	N.D.	20.82	139.0	25.2	279.0	24.1

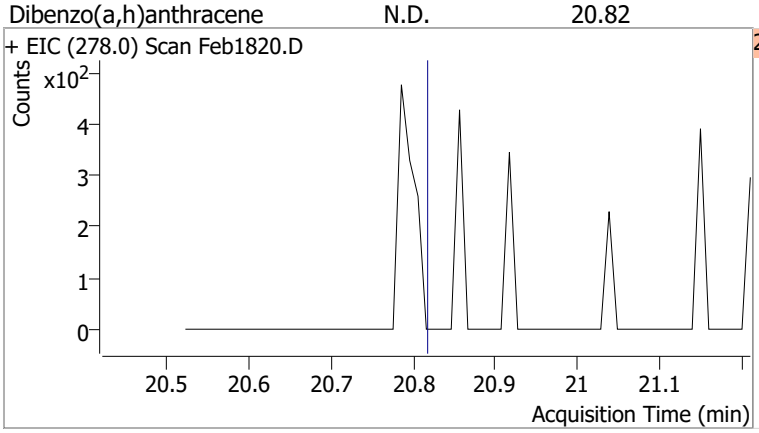

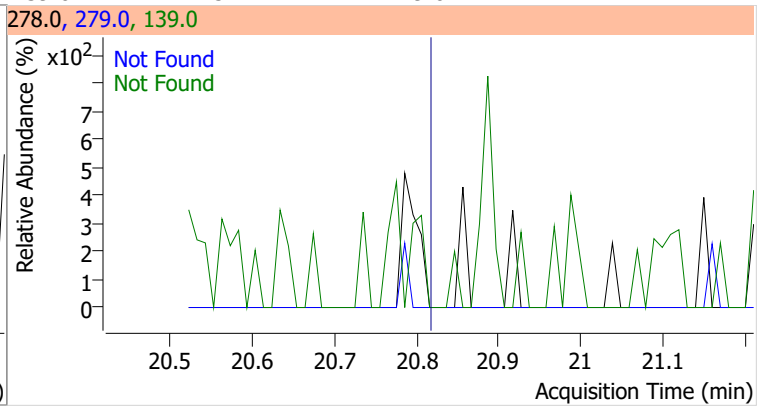

Compound	Conc.	Exp RT	QIon	Exp Ratio	QIon	Exp Ratio
Benzo(g,h,i)perylene	N.D.	21.09	138.0	33.0	277.0	23.2

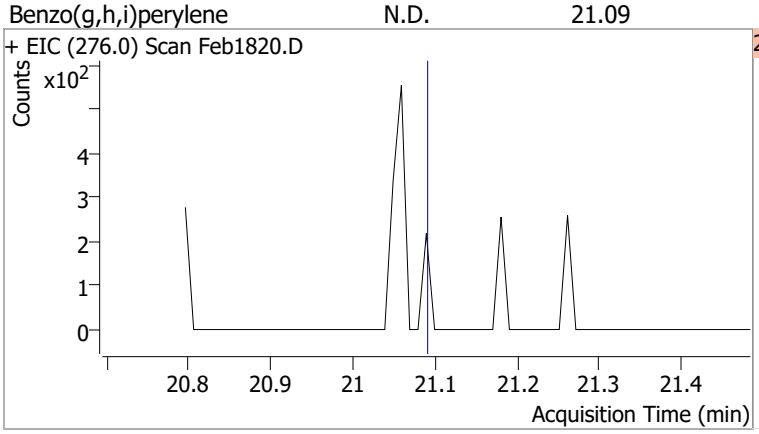

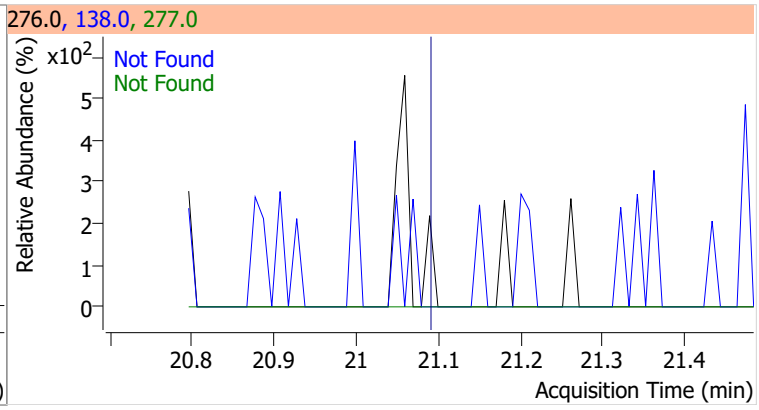

Quantitation Results Report (QT Reviewed)

Data File	Feb1821.D	Operator	LIMS import
Acq. Method	BNA+SIM.M	Acq. Date-Time	2/19/2022 6:47:44 PM
Sample Name	B22020415-016A	Instrument	Instrument #1
Vial	21	Multiplier	1.00
DA Method File		Comment	SVOC-8270-W-LARGO
Tune File	dftppdsm.u	Tune Date	2/18/2022 9:25:00 PM
Batch Name	021822 DoD BNA cal.batch.bin	Last Calib Update	2/19/2022 1:06:17 PM
Ref Library	D:\Org\Library\NIST129K.l		

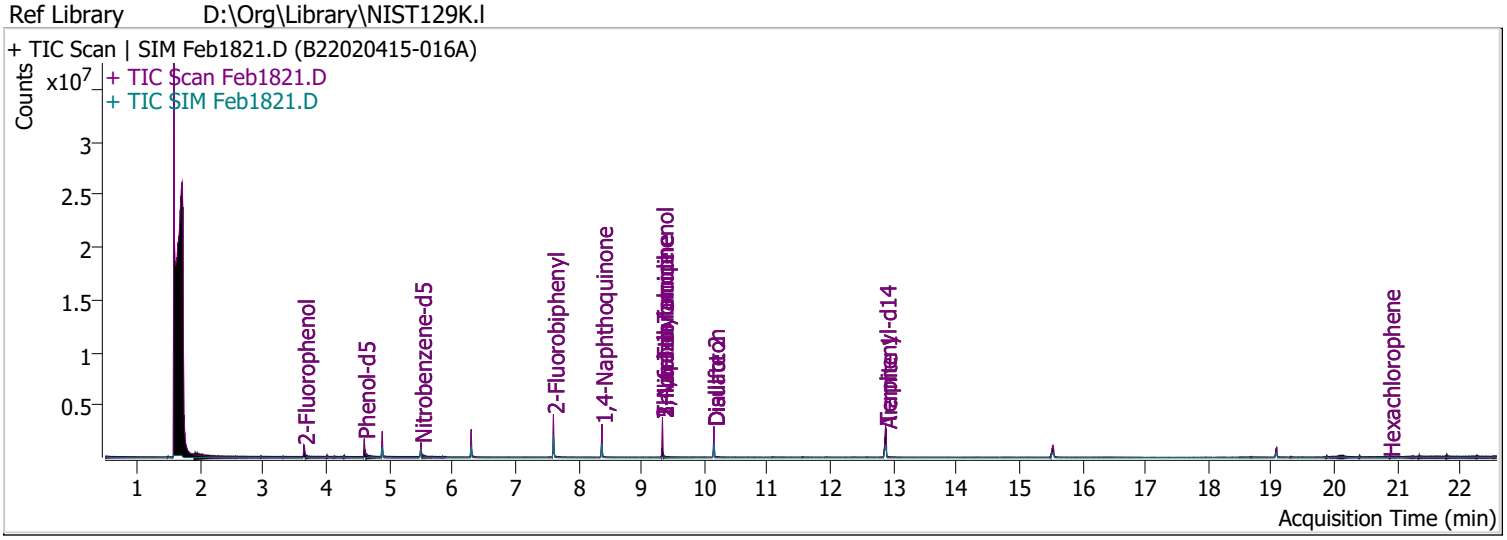

Compound	RT	QIon	Resp.	Conc.	Units		Dev(Min)
Internal Standards							
System Monitoring Compounds							
S 2-Fluorophenol	3.643	112.0	470810	51.4928	µg/L		-0.010
Spiked Amount: 200.000	Range: 10.0 - 75.0%			Recovery = 25.75%			
S Phenol-d5	4.603	99.0	621352	51.9424	µg/L		-0.010
Spiked Amount: 200.000	Range: 10.0 - 65.0%			Recovery = 25.97%			
S Nitrobenzene-d5	5.502	82.0	367102	55.6184	µg/L		0.000
Spiked Amount: 100.000	Range: 32.0 - 94.0%			Recovery = 55.62%			
S 2-Fluorobiphenyl	7.605	172.0	1196424	62.0074	µg/L		0.000
Spiked Amount: 100.000	Range: 28.0 - 107.0%			Recovery = 62.01%			
S 2,4,6-Tribromophenol	9.336	329.8	280413	162.6494	µg/L		0.000
Spiked Amount: 200.000	Range: 25.0 - 140.0%			Recovery = 81.32%			
S Terphenyl-d14	12.875	244.3	1865090	103.5335	µg/L		0.000
Spiked Amount: 100.000	Range: 32.0 - 122.0%			Recovery = 103.53%			
Target Compounds							**QValue**
T N-Nitrosodimethylamine	0.000		0	N.D.			
T Pyridine	0.000		0	N.D.			
T Aniline	0.000		0	N.D.			
T Phenol	0.000		0	N.D.			
T bis(-2-Chloroethyl)Ether	0.000		0	N.D.			
T 2-Chlorophenol	0.000		0	N.D.			
T 1,3-Dichlorobenzene	0.000		0	N.D.			
T 1,4-Dichlorobenzene	0.000		0	N.D.			
T 1,2-Dichlorobenzene	0.000		0	N.D.			
T Benzyl Alcohol	0.000		0	N.D.			
T bis(2-chloroisopropyl)Ether	0.000		0	N.D.			
T 2-Methylphenol	0.000		0	N.D.			
T N-nitroso-Di-n-propylamine	5.502	70.0	0		µg/L	md	1
T 4Methylphenol/3Methylphenol	0.000		0	N.D.			
T Hexachloroethane	0.000		0	N.D.			

Compound	RT	QIon	Resp.	Conc.	Units		Dev(Min)
T Nitrobenzene	0.000		0	N.D.			
T Isophorone	0.000		0	N.D.			
T 2-Nitrophenol	0.000		0	N.D.			
T 2,4-Dimethylphenol	0.000		0	N.D.			
T bis(-2-Chloroethoxy)Methane	0.000		0	N.D.			
T 2,4-Dichlorophenol	0.000		0	N.D.			
T Benzoic Acid	0.000		0	N.D.			
T 1,2,4-Trichlorobenzene	0.000		0	N.D.			
T Naphthalene	0.000		0	N.D.			
T 4-Chlorophenol	6.300	130.0	0		µg/L	md	1
T p-Chloroaniline	0.000		0	N.D.			
T Hexachlorobutadiene	0.000		0	N.D.			
T 4-Chloro-2-Methylphenol	0.000		0	N.D.			
T 4-Chloro-3-Methylphenol	0.000		0	N.D.			
T 2-Methylnaphthalene	0.000		0	N.D.			
T 1-Methylnaphthalene	0.000		0	N.D.			
T Hexachlorocyclopentadiene	0.000		0	N.D.			
T 2,4,6-Trichlorophenol	0.000		0	N.D.			
T 2,4,5-Trichlorophenol	0.000		0	N.D.			
T 2-Chloronaphthalene	0.000		0	N.D.			
T 2-Nitroaniline	0.000		0	N.D.			
T Dimethyl Phthalate	8.374	163.0	0		µg/L	md	1
T 2,6-Dinitrotoluene	8.374	165.0	0		µg/L	md	1
T Acenaphthylene	0.000		0	N.D.			
T 3-Nitroaniline	0.000		0	N.D.			
T Acenaphthene	0.000		0	N.D.			
T 2,4-Dinitrophenol	0.000		0	N.D.			
T Dibenzofuran	0.000		0	N.D.			
T 2,4-Dinitrotoluene	0.000		0	N.D.			
T 4-Nitrophenol	0.000		0	N.D.			
T Diethylphthalate	0.000		0	N.D.			
T Fluorene	0.000		0	N.D.			
T 4-Chlorophenyl-phenylether	0.000		0	N.D.			
T 4-Nitroaniline	0.000		0	N.D.			
T 4,6-Dinitro-2-methylphenol	9.336	198.0	0		µg/L	md	1
T N-nitrosodiphenylamine	0.000		0	N.D.			
T Azobenzene	0.000		0	N.D.			
T 4-Bromophenyl-phenylether	0.000		0	N.D.			
T Hexachlorobenzene	0.000		0	N.D.			
T Pentachlorophenol	0.000		0	N.D.			
T Phenanthrene	0.000		0	N.D.			
T Anthracene	0.000		0	N.D.			
T Triallate	0.000		0	N.D.			
T Carbazole	0.000		0	N.D.			
T o-Terphenyl	0.000		0	N.D.			
T Di-n-Butylphthalate	0.000		0	N.D.			
T Fluoranthene	0.000		0	N.D.			
T Benzidine	12.875	184.0	0		µg/L	md	1
T Pyrene	0.000		0	N.D.			
T Butylbenzylphthalate	0.000		0	N.D.			
T Benzo(a)Anthracene	0.000		0	N.D.			
T Chrysene	0.000		0	N.D.			
T 3,3-Dichlorobenzidine	0.000		0	N.D.			
T bis(2-ethylhexyl)Phthalate	0.000		0	N.D.			
T Di-n-octyl Phthalate	0.000		0	N.D.			

Compound	RT	QIon	Resp.	Conc.	Units	Dev(Min)
T Benzo(b)fluoranthene	0.000		0	N.D.		
T Benzo(k)fluoranthene	0.000		0	N.D.		
T Benzo(a)pyrene	0.000		0	N.D.		
T Indeno(1,2,3-c,d)pyrene	0.000		0	N.D.		
T Dibenzo(a,h)anthracene	0.000		0	N.D.		
T Benzo(g,h,i)perylene	0.000		0	N.D.		

(#) = Qualifier Out of Range; (m) = Manual Integration; (+) = Area Summed; (*) = Surrogate Percent Recovery Out of Range; (d): Zeroed Peak

Compound	Conc.	Exp RT	QIon	Exp Ratio
N-Nitrosodimethylamine	N.D.	2.49	42.0	135.8

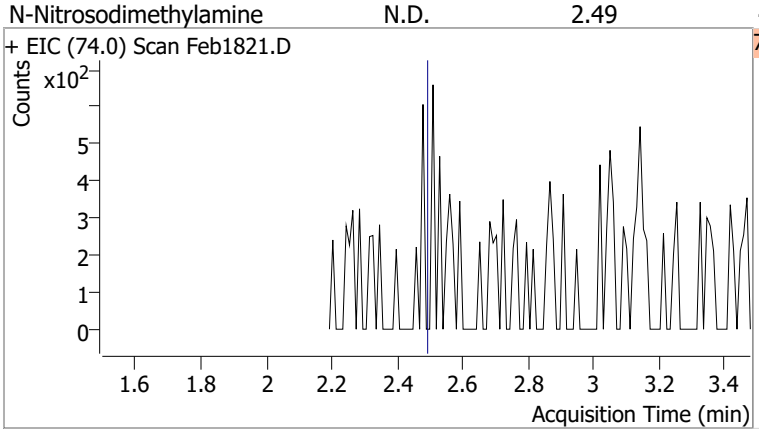

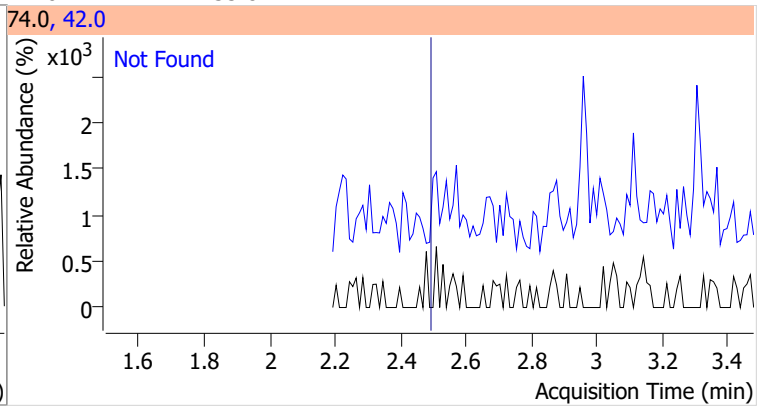

Compound	Conc.	Exp RT	QIon	Exp Ratio
Pyridine	N.D.	2.53	52.0	82.7

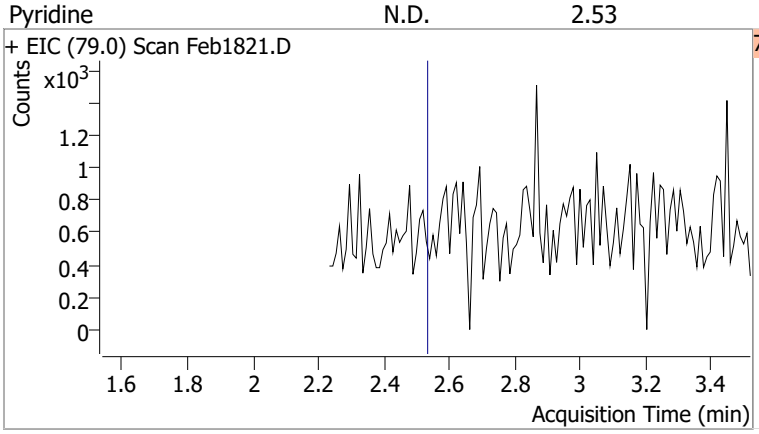

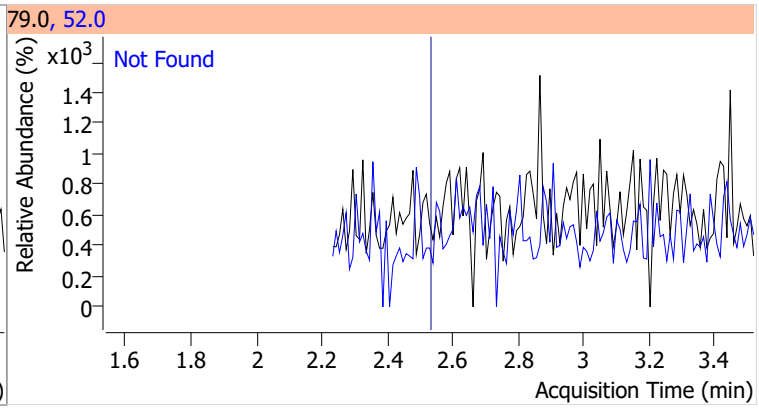

Compound	Conc.	RT	Dev(Min)	Resp.	QIon	QRatio	Lower	Upper
2-Fluorophenol	51.4928	3.64	-0.01	470810	64.0	51.4	34.6	64.3
					92.0	20.4	14.2	26.5

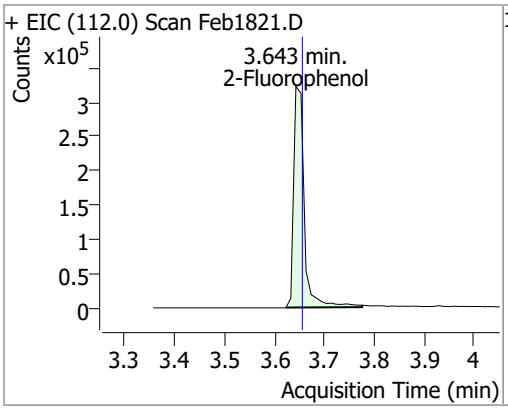

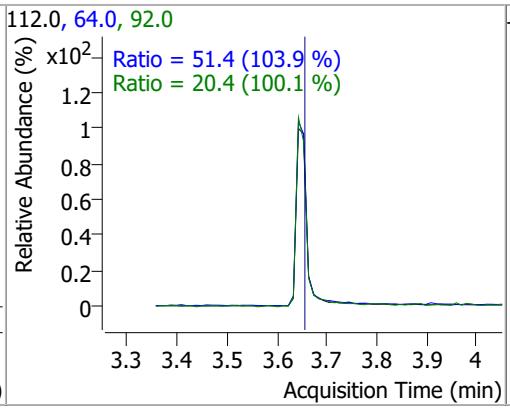

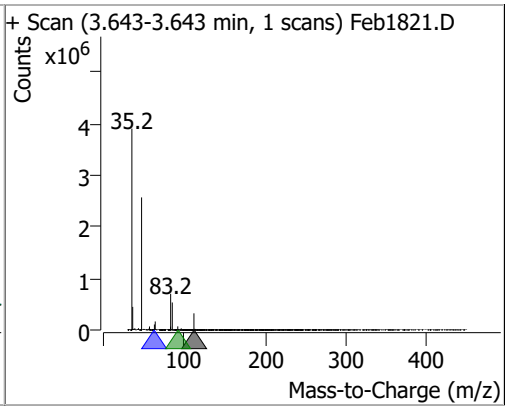

Compound	Conc.	Exp RT	QIon	Exp Ratio	QIon	Exp Ratio
Aniline	N.D.	4.56	66.0	36.7	65.0	18.7

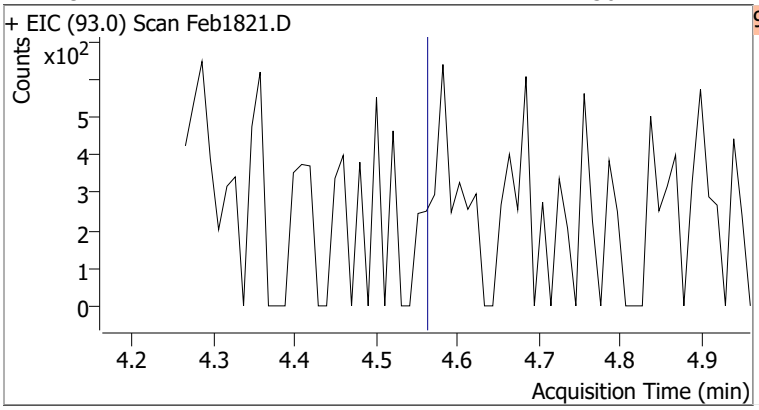

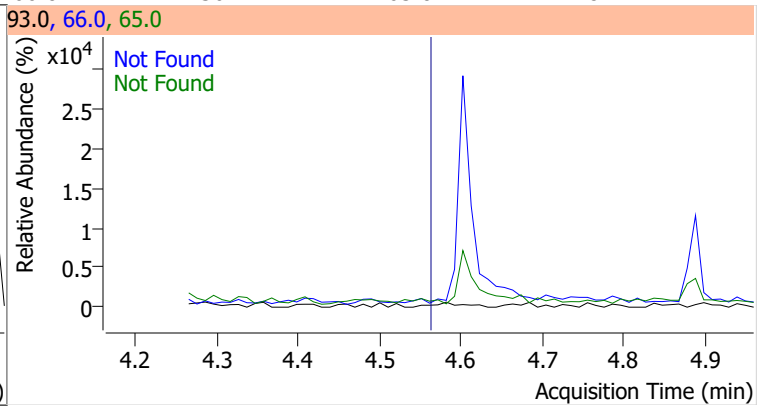

Compound	Conc.	RT	Dev(Min)	Resp.	QIon	QRatio	Lower	Upper
Phenol-d5	51.9424	4.60	-0.01	621352	71.0	36.0	25.8	47.9

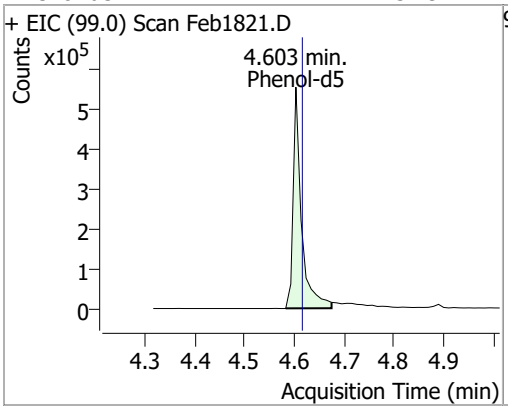

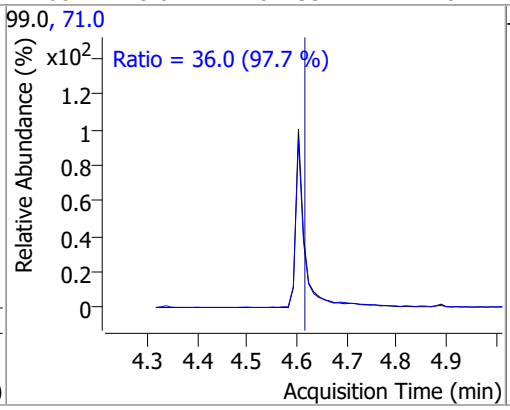

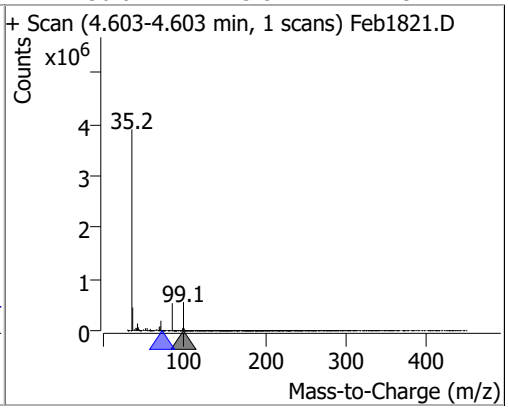

Compound	Conc.	Exp RT	QIon	Exp Ratio
Phenol	N.D.	4.62	66.0	45.3

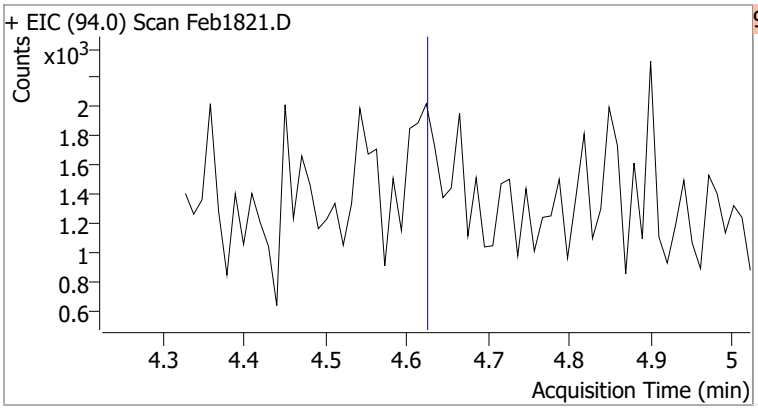

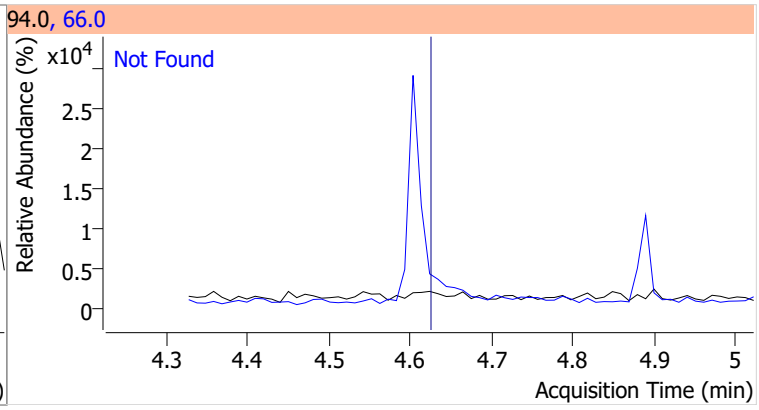

Compound	Conc.	Exp RT	QIon	Exp Ratio
bis(-2-Chloroethyl)Ether	N.D.	4.64	64.0	10.9

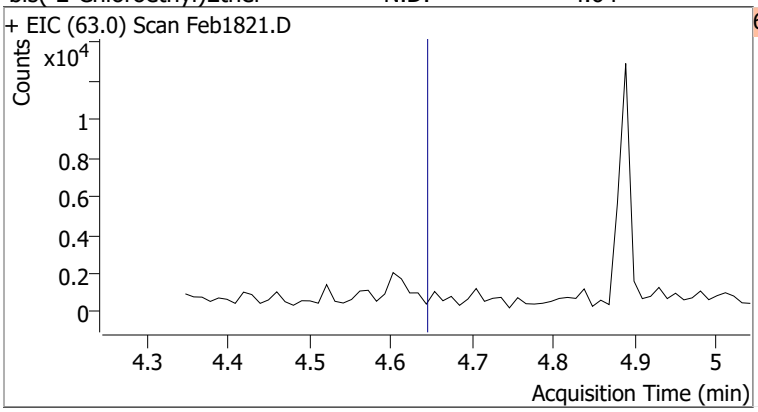

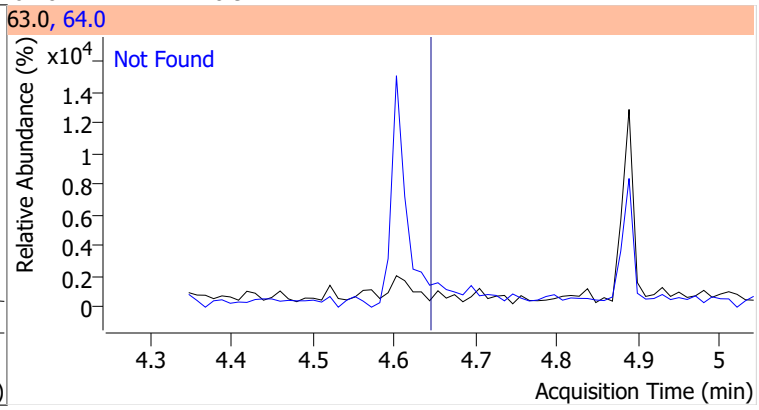

Compound	Conc.	Exp RT	QIon	Exp Ratio
2-Chlorophenol	N.D.	4.69	130.0	32.5

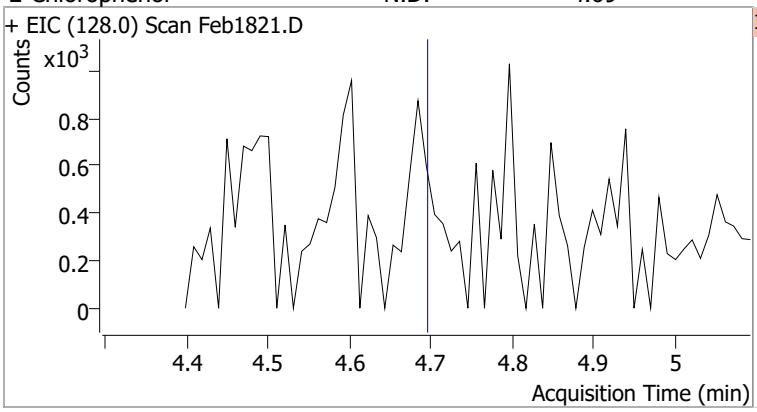

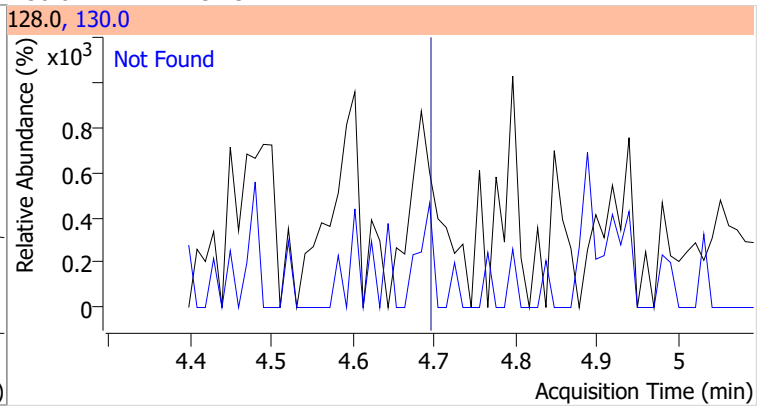

Compound	Conc.	Exp RT	QIon	Exp Ratio	QIon	Exp Ratio
1,3-Dichlorobenzene	N.D.	4.83	148.0	63.7	111.0	36.1

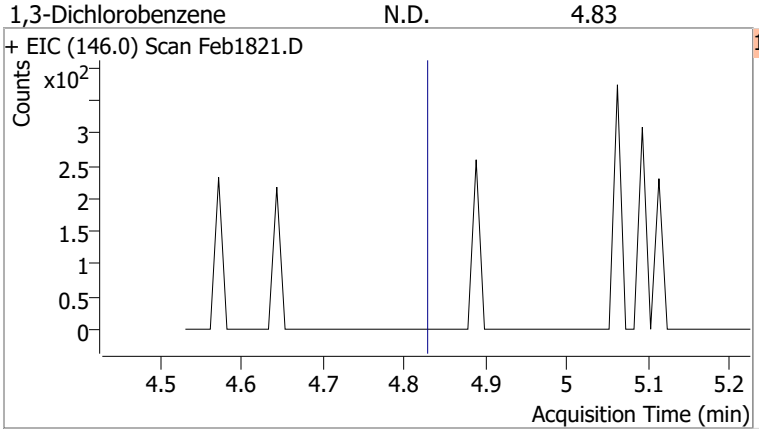

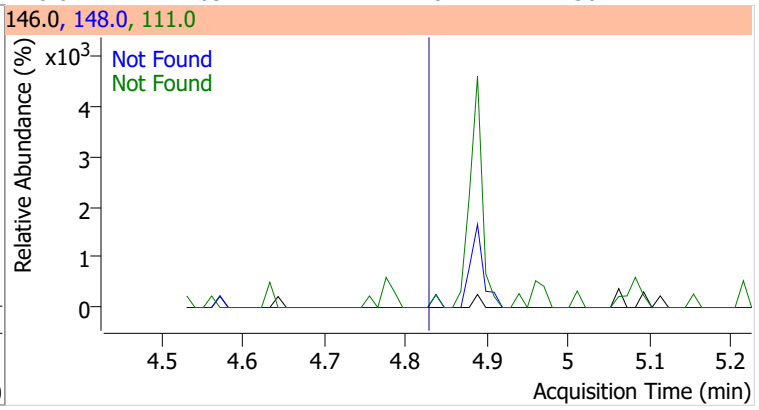

Compound	Conc.	Exp RT	QIon	Exp Ratio	QIon	Exp Ratio
1,4-Dichlorobenzene	N.D.	4.91	148.0	65.2	111.0	36.0

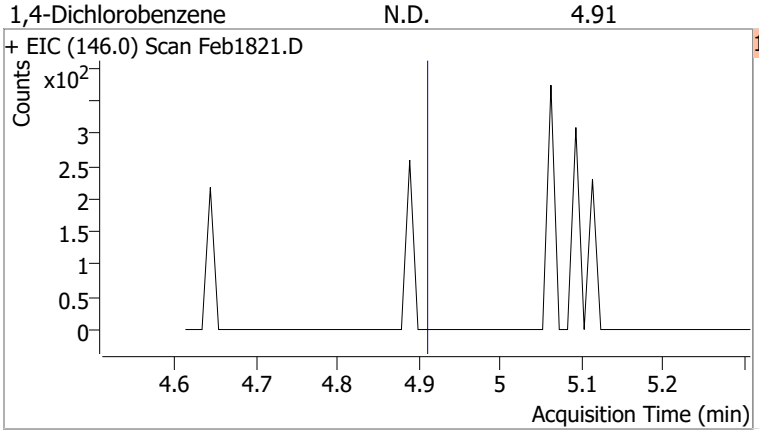

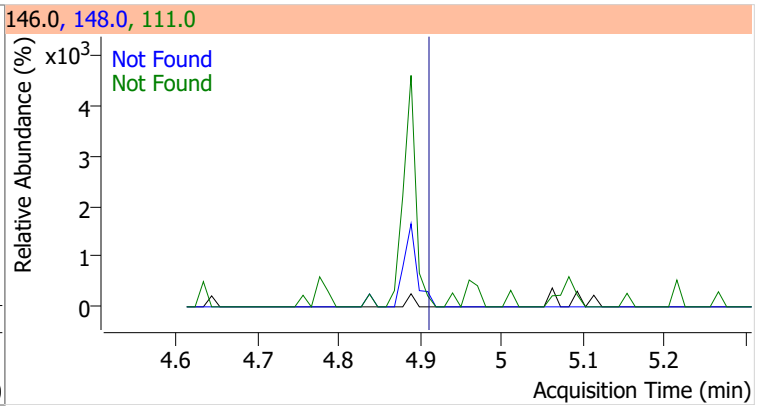

Compound	Conc.	Exp RT	QIon	Exp Ratio	QIon	Exp Ratio
1,2-Dichlorobenzene	N.D.	5.06	148.0	64.4	111.0	37.3

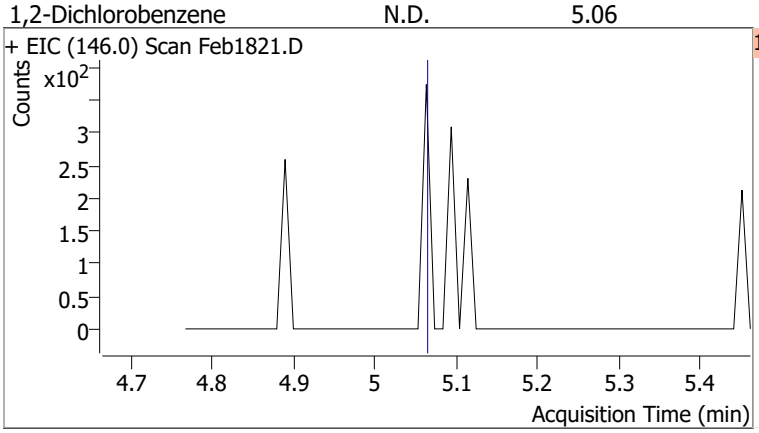

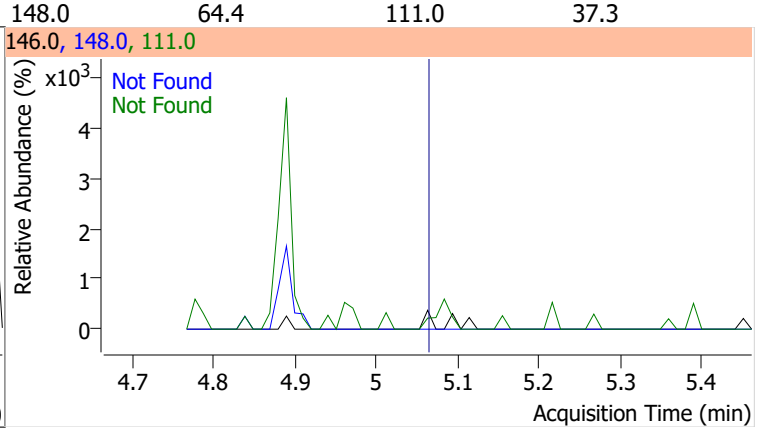

Compound	Conc.	Exp RT	QIon	Exp Ratio	QIon	Exp Ratio
Benzyl Alcohol	N.D.	5.08	79.0	119.3	107.0	70.5

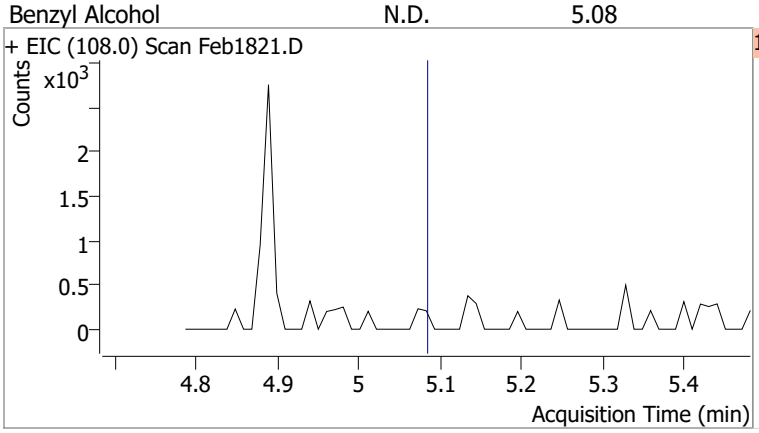

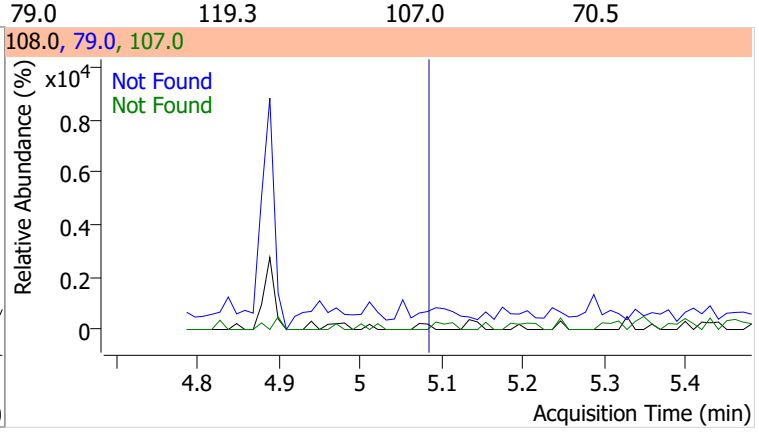

Compound	Conc.	Exp RT	QIon	Exp Ratio
bis(2-chloroisopropyl)Ether	N.D.	5.23	123.0	32.1

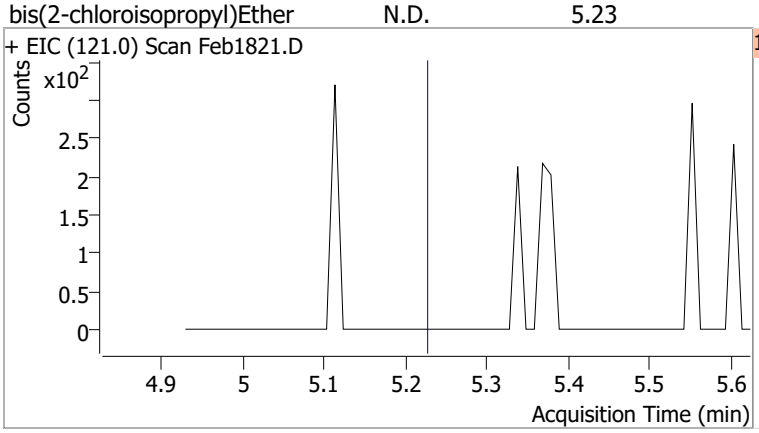

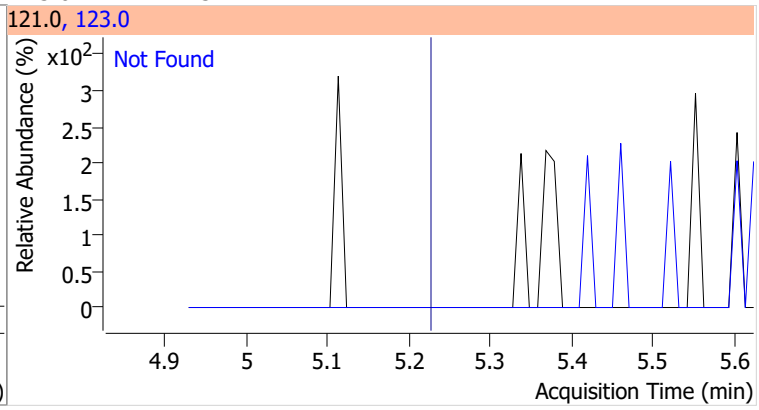

Compound	Conc.	Exp RT	QIon	Exp Ratio
2-Methylphenol	N.D.	5.25	108.0	116.5

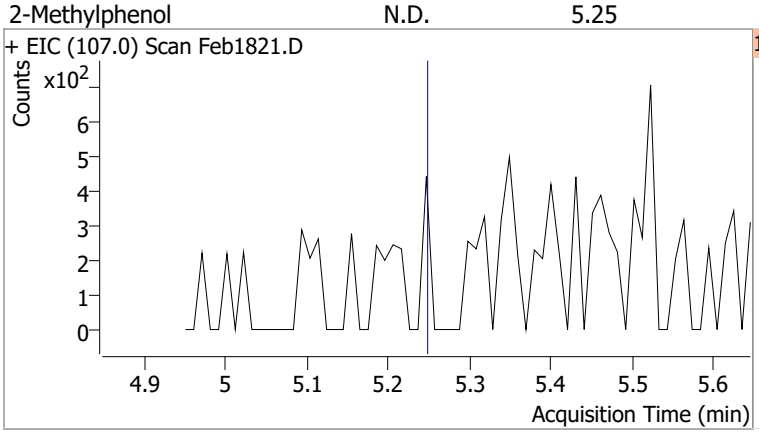

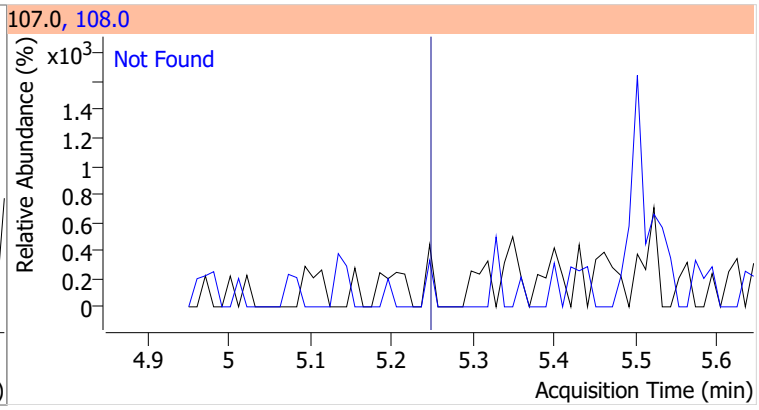

Compound	Conc.	RT	Dev(Min)	Resp.	QIon	QRatio	Lower	Upper
N-nitroso-Di-n-propylamine		0		0	130.0		0.0	38.8

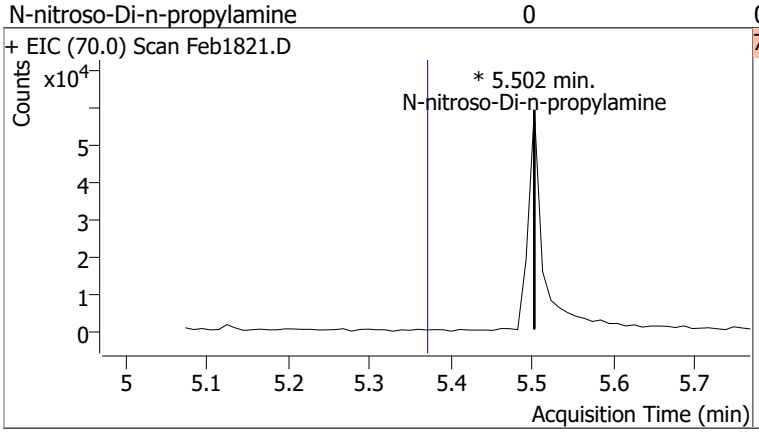

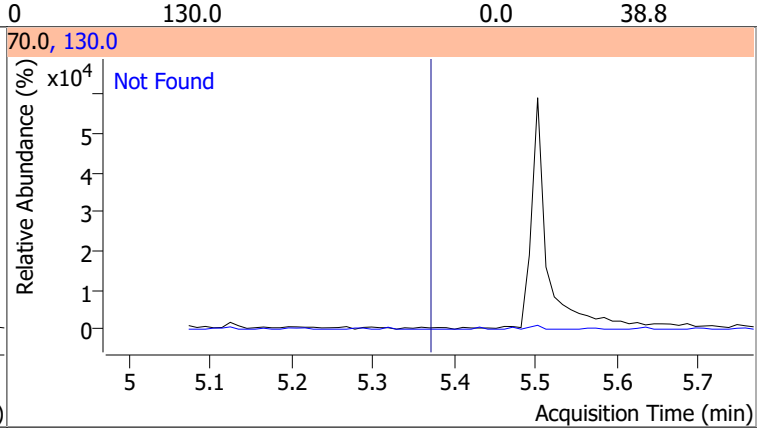

Compound	Conc.	Exp RT	QIon	Exp Ratio
4Methylphenol/3Methylphenol	N.D.	5.43	108.0	83.9

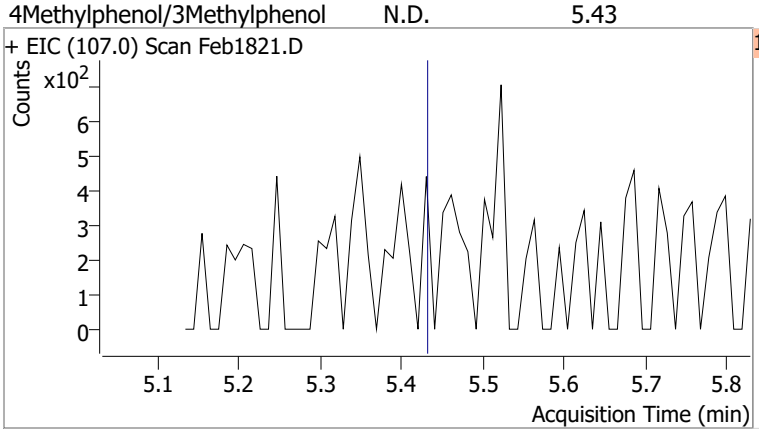

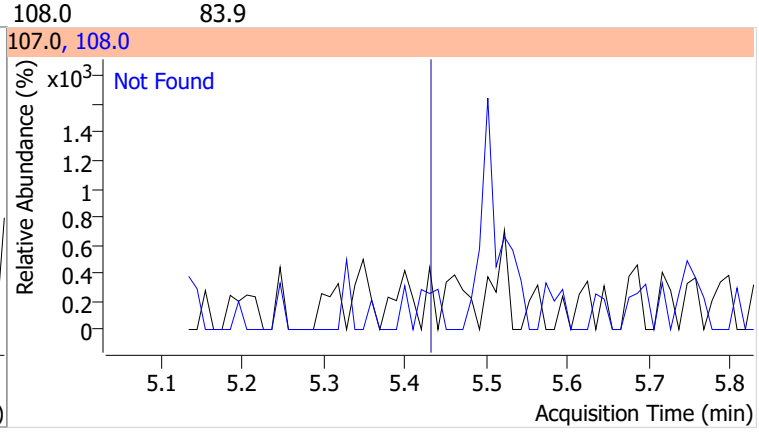

Compound	Conc.	Exp RT	QIon	Exp Ratio	QIon	Exp Ratio
Hexachloroethane	N.D.	5.43	201.0	90.8	199.0	56.9

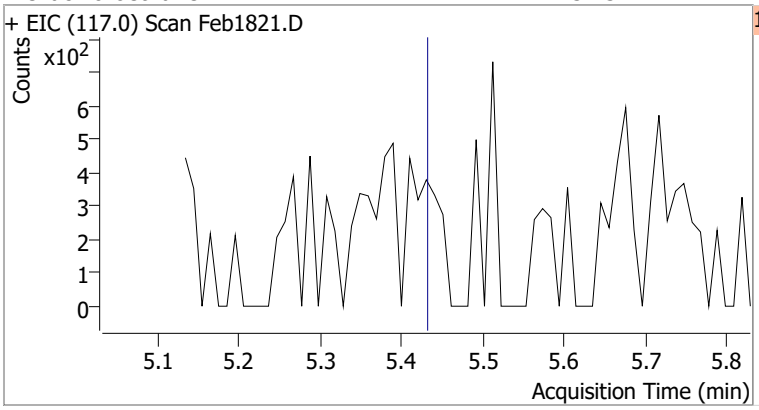

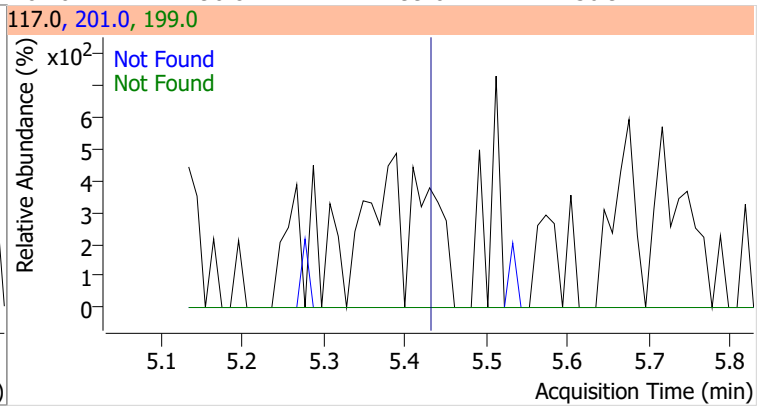

Compound	Conc.	RT	Dev(Min)	Resp.	QIon	QRatio	Lower	Upper
Nitrobenzene-d5	55.6184	5.50	0.00	367102	54.0	62.2	46.3	86.0
					128.0	44.8	34.1	63.3

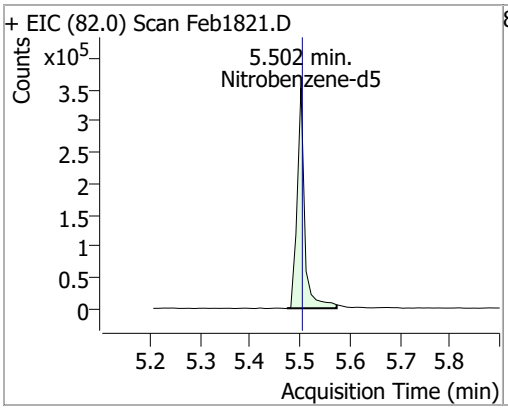

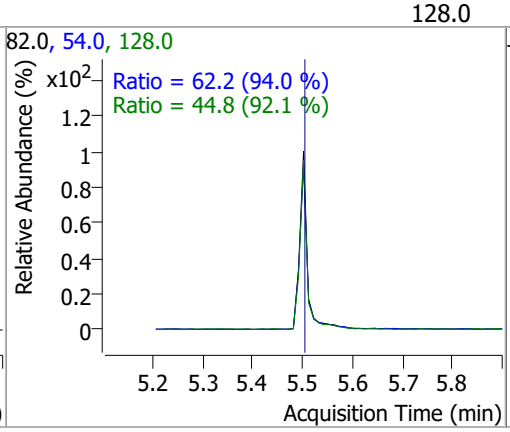

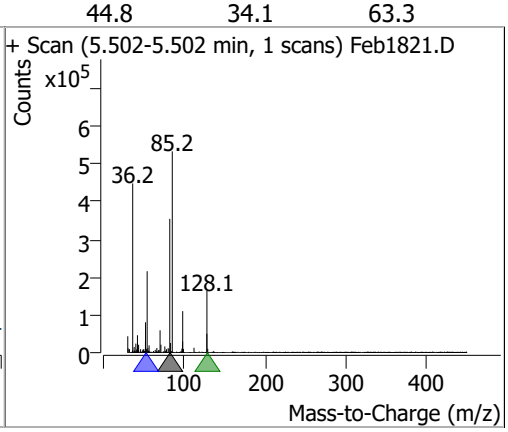

Compound	Conc.	Exp RT	QIon	Exp Ratio	QIon	Exp Ratio
Nitrobenzene	N.D.	5.52	77.0	212.7	51.0	131.0

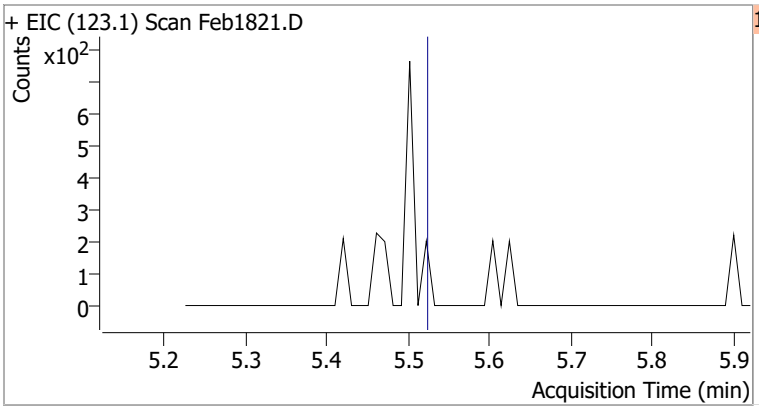

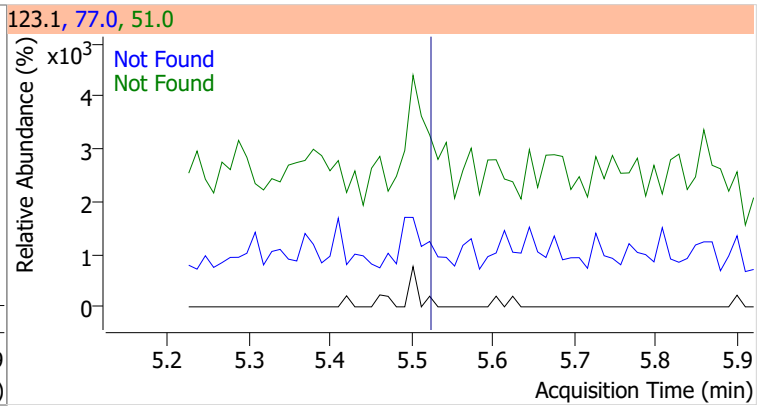

Compound	Conc.	Exp RT	QIon	Exp Ratio
Isophorone	N.D.	5.82	138.0	21.1

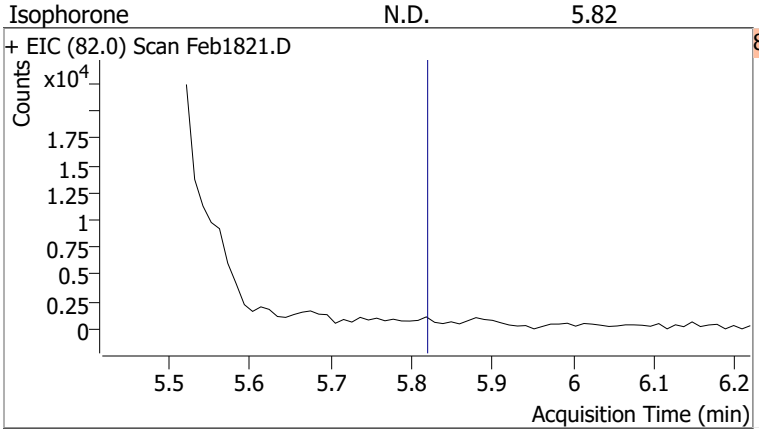

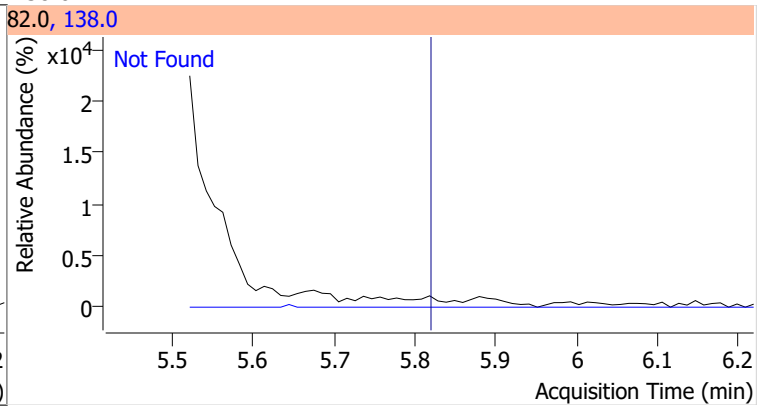

Compound	Conc.	Exp RT	QIon	Exp Ratio	QIon	Exp Ratio
2-Nitrophenol	N.D.	5.88	65.0	48.8	109.0	35.2

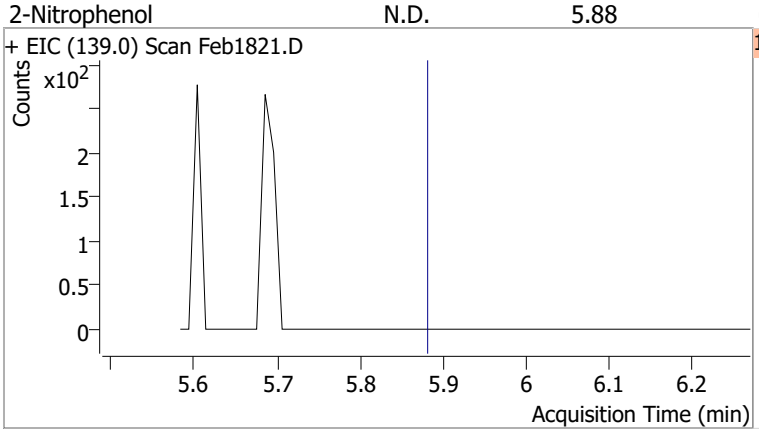

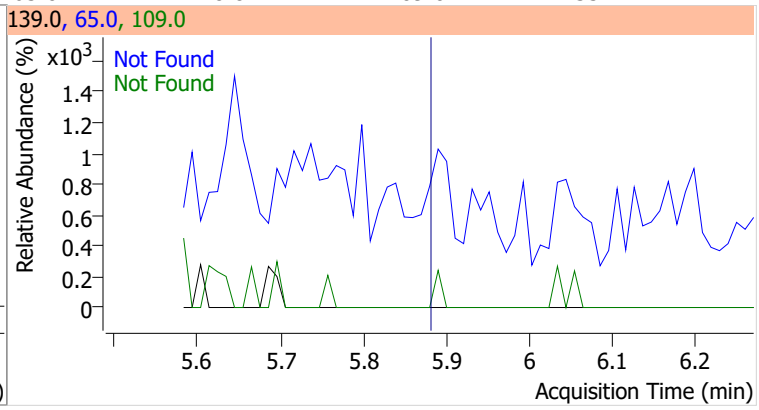

Compound	Conc.	Exp RT	QIon	Exp Ratio	QIon	Exp Ratio
2,4-Dimethylphenol	N.D.	6.00	107.0	109.4	77.0	34.0

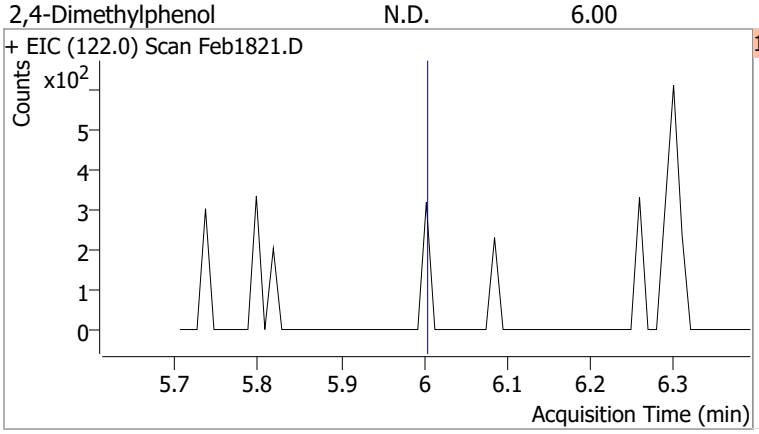

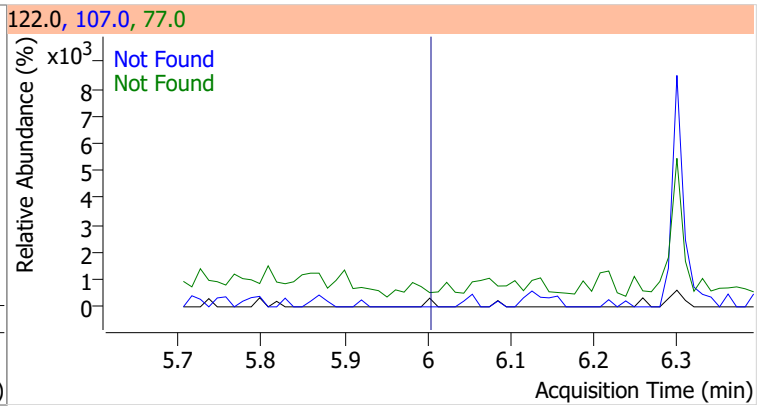

Compound	Conc.	Exp RT	QIon	Exp Ratio	QIon	Exp Ratio
bis(-2-Chloroethoxy)Methane	N.D.	6.08	63.0	68.1	95.0	31.9

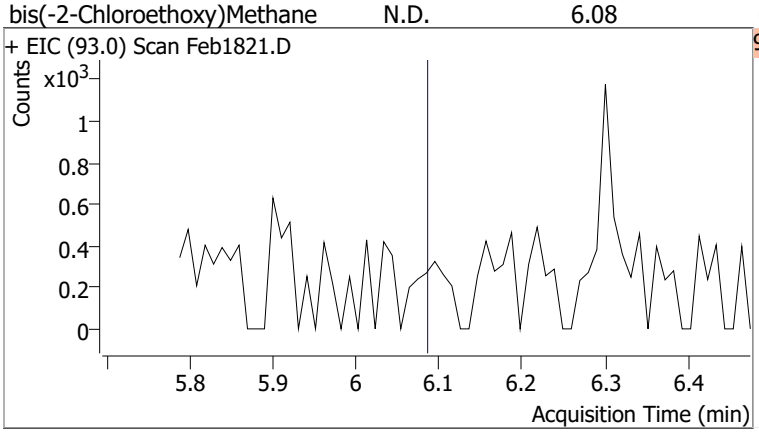

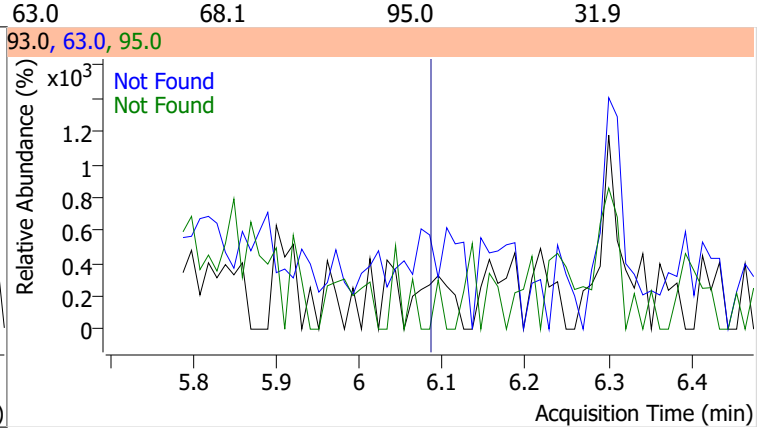

Compound	Conc.	Exp RT	QIon	Exp Ratio	QIon	Exp Ratio
2,4-Dichlorophenol	N.D.	6.19	164.0	65.0	98.0	28.6

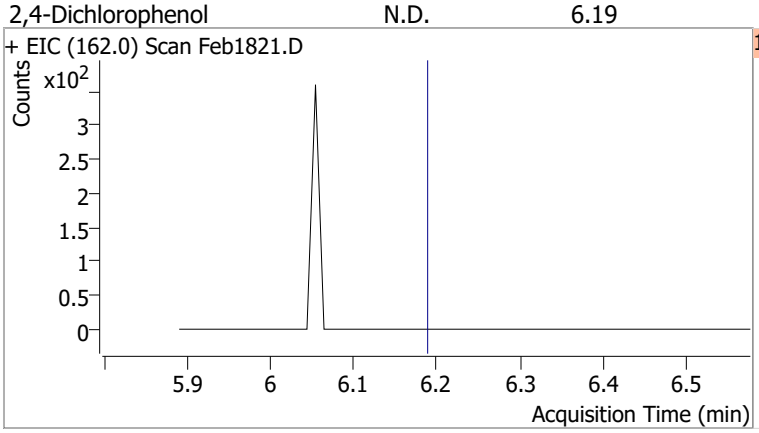

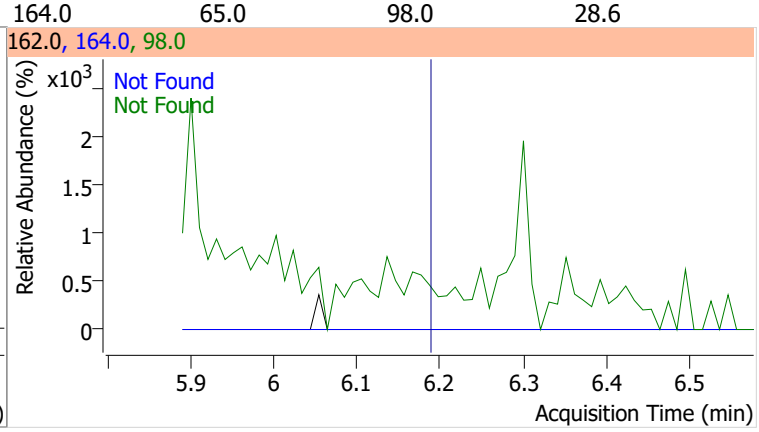

Compound	Conc.	Exp RT	QIon	Exp Ratio	QIon	Exp Ratio
Benzoic Acid	N.D.	6.24	122.0	85.5	77.0	60.4

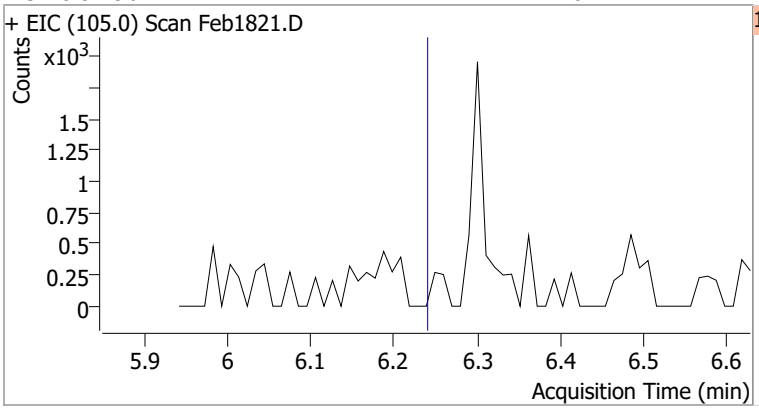

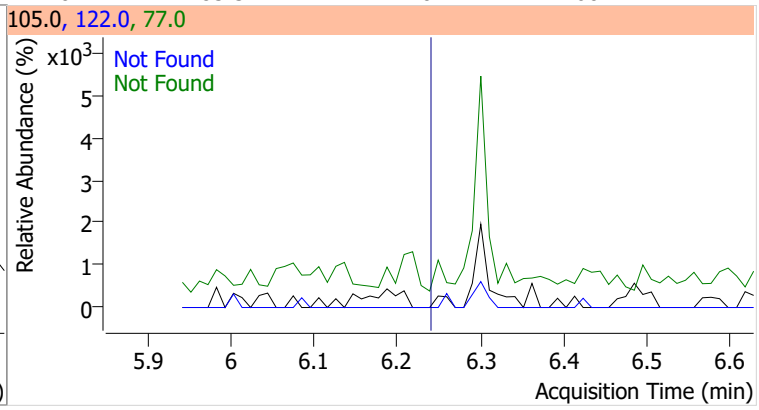

Compound	Conc.	Exp RT	QIon	Exp Ratio	QIon	Exp Ratio
1,2,4-Trichlorobenzene	N.D.	6.25	182.0	94.6	145.0	28.7

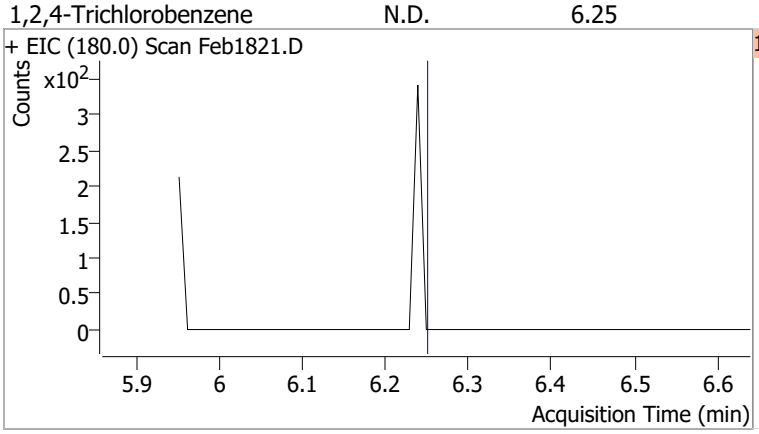

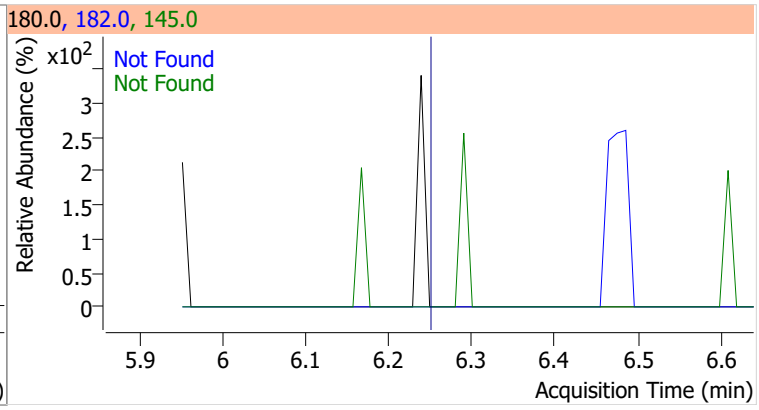

Compound	Conc.	Exp RT	QIon	Exp Ratio	QIon	Exp Ratio
Naphthalene	N.D.	6.33	129.0	11.5	102.0	9.9

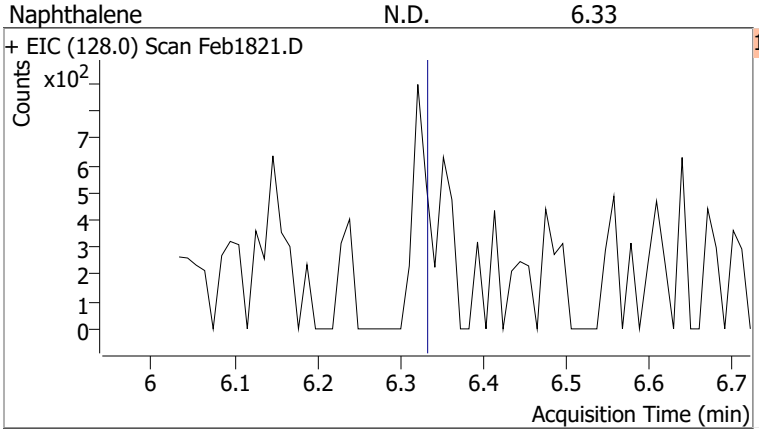

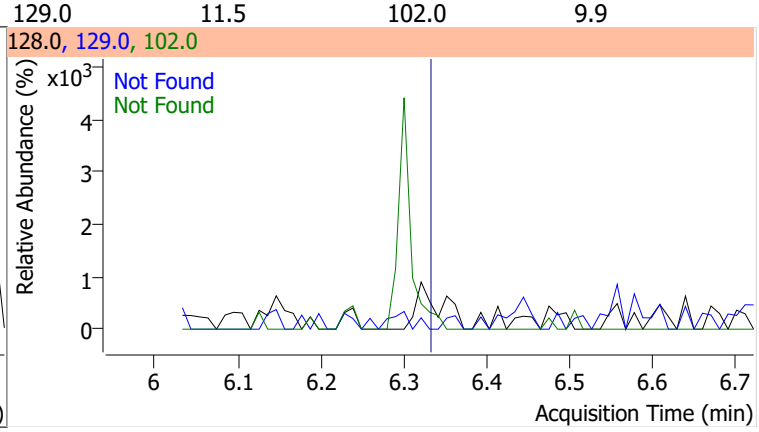

Compound	Conc.	RT	Dev(Min)	Resp.	QIon	QRatio	Lower	Upper
4-Chlorophenol		0		0	128.0		221.4	411.2

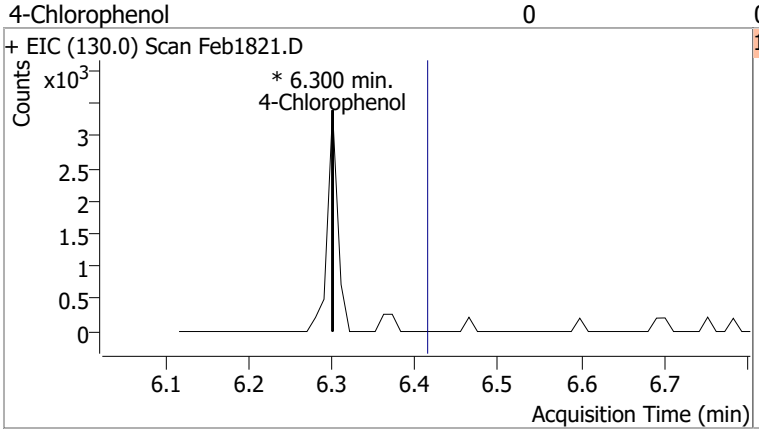

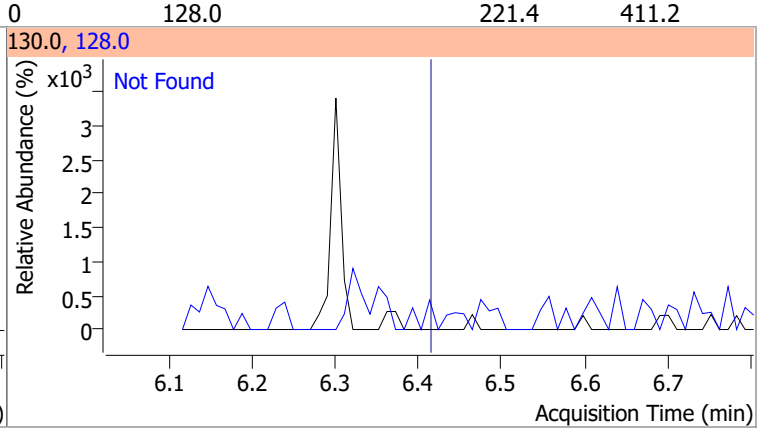

Compound	Conc.	Exp RT	QIon	Exp Ratio	QIon	Exp Ratio
p-Chloroaniline	N.D.	6.43	65.0	60.1	129.0	37.6

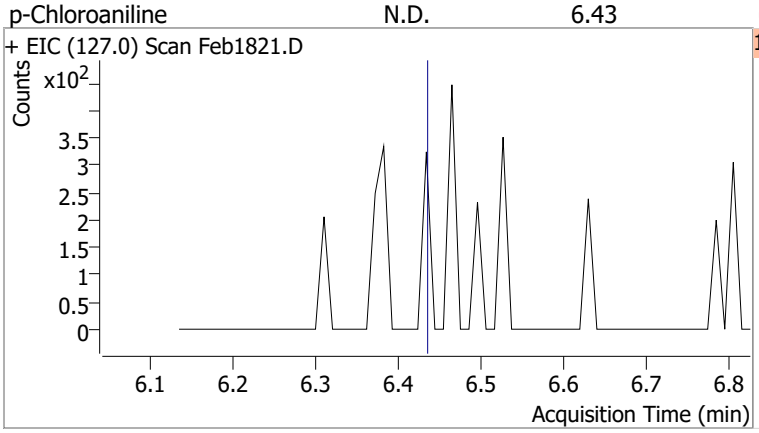

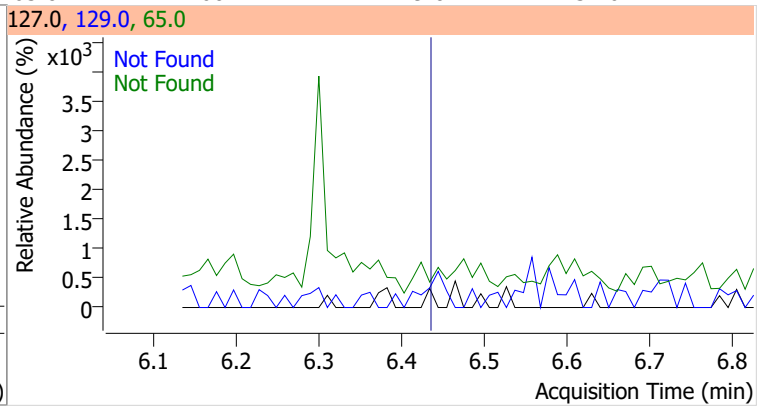

Compound	Conc.	Exp RT	QIon	Exp Ratio	QIon	Exp Ratio
Hexachlorobutadiene	N.D.	6.50	227.0	65.7	223.0	64.3

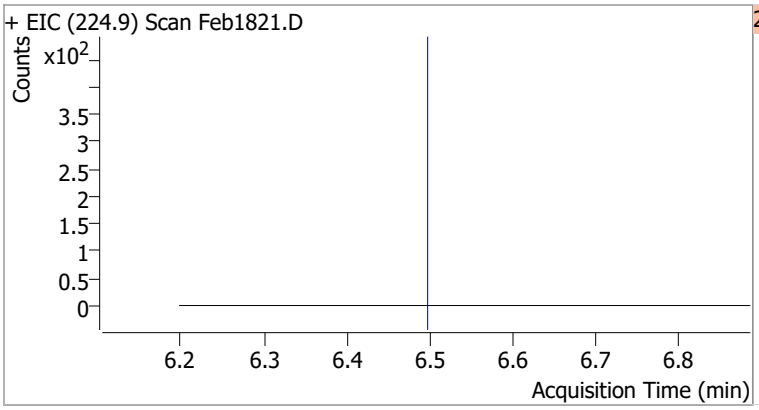

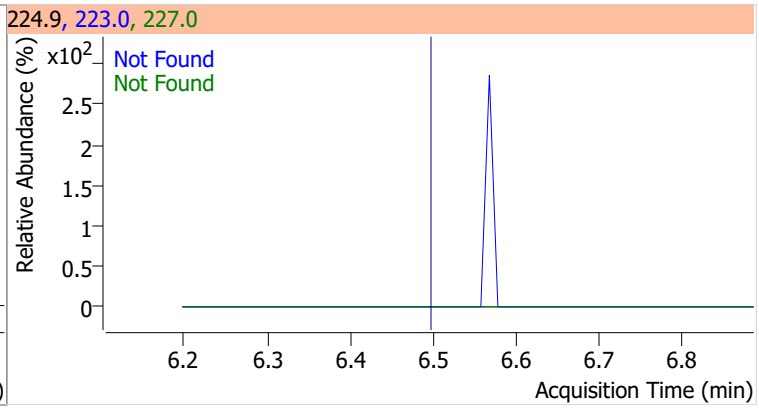

Compound	Conc.	Exp RT	QIon	Exp Ratio
4-Chloro-2-Methylphenol	N.D.	6.94	144.0	27.8

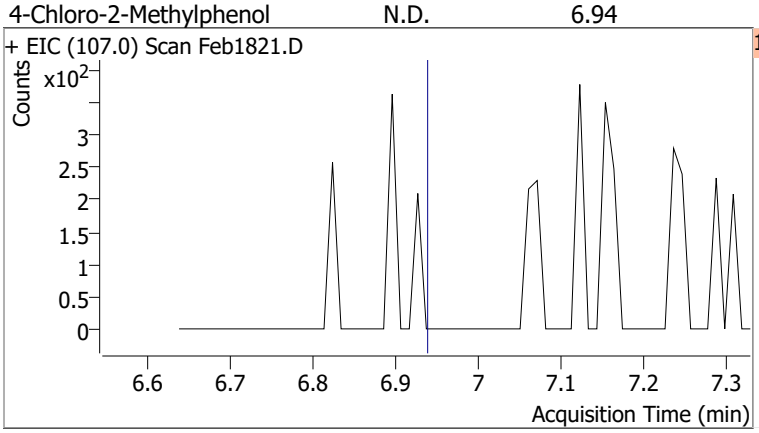

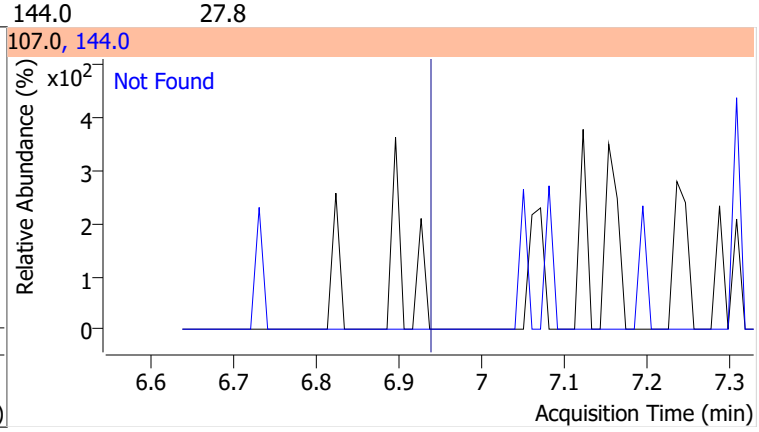

Compound	Conc.	Exp RT	QIon	Exp Ratio
4-Chloro-3-Methylphenol	N.D.	7.07	144.0	27.3

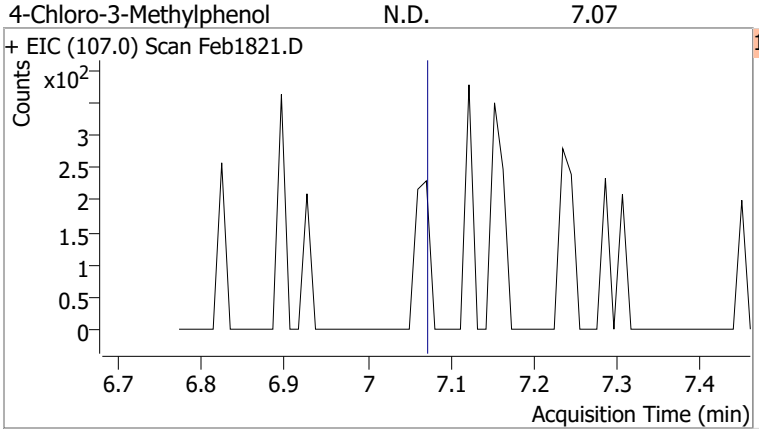

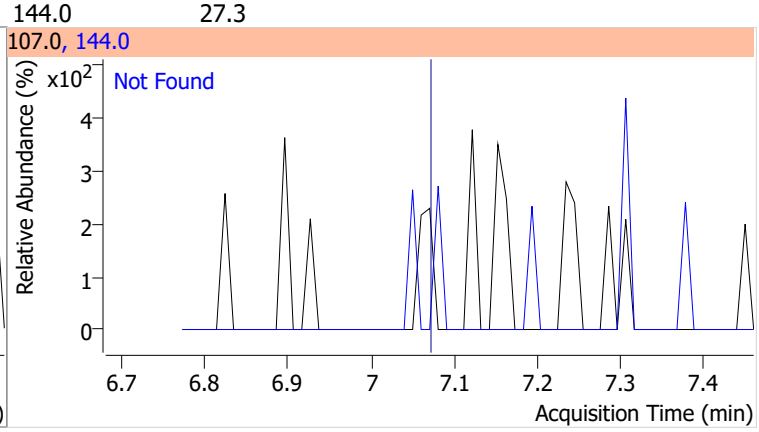

Compound	Conc.	Exp RT	QIon	Exp Ratio	QIon	Exp Ratio
2-Methylnaphthalene	N.D.	7.14	142.0	119.8	115.0	41.7

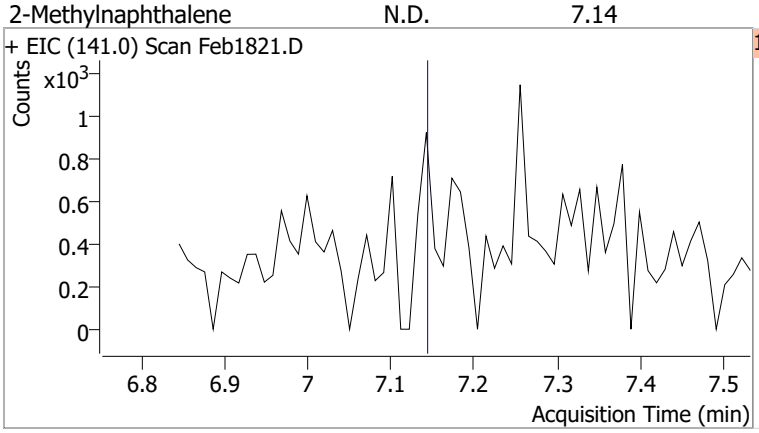

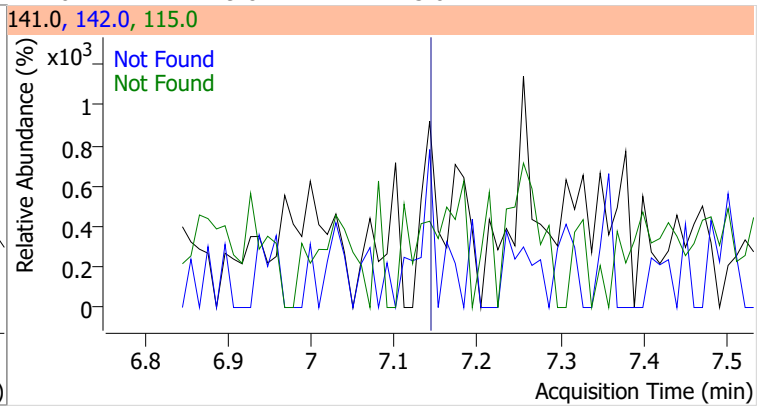

Compound	Conc.	Exp RT	QIon	Exp Ratio	QIon	Exp Ratio
1-Methylnaphthalene	N.D.	7.26	142.0	114.0	115.0	41.3

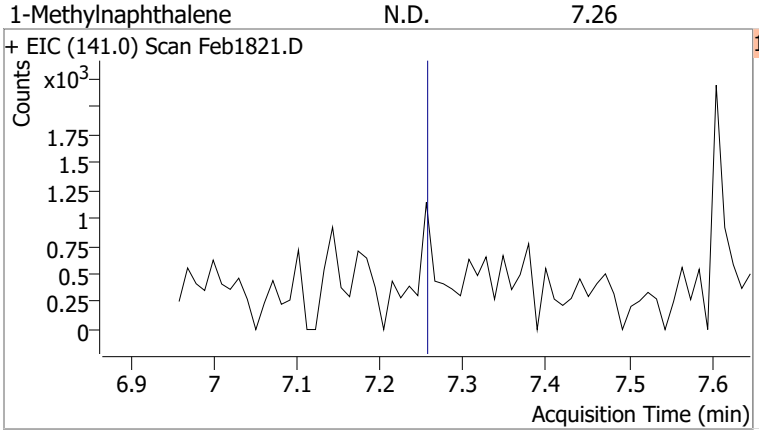

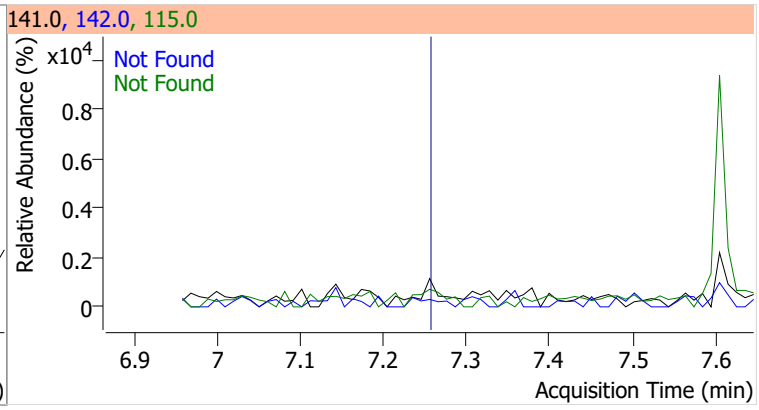

Compound	Conc.	Exp RT	QIon	Exp Ratio	QIon	Exp Ratio
Hexachlorocyclopentadiene	N.D.	7.34	234.9	64.6	238.9	63.8

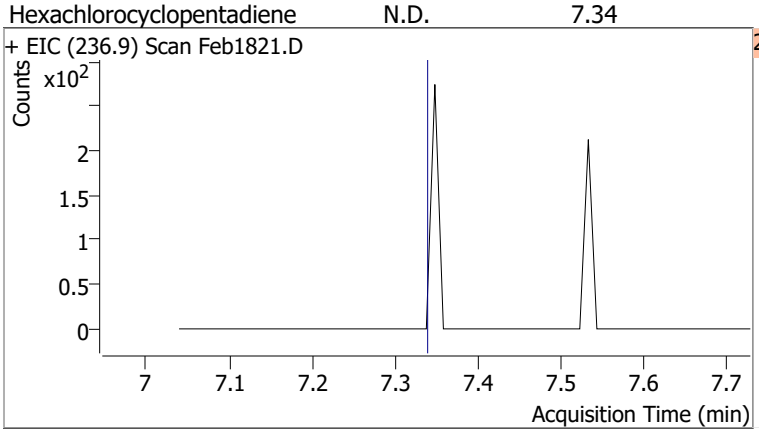

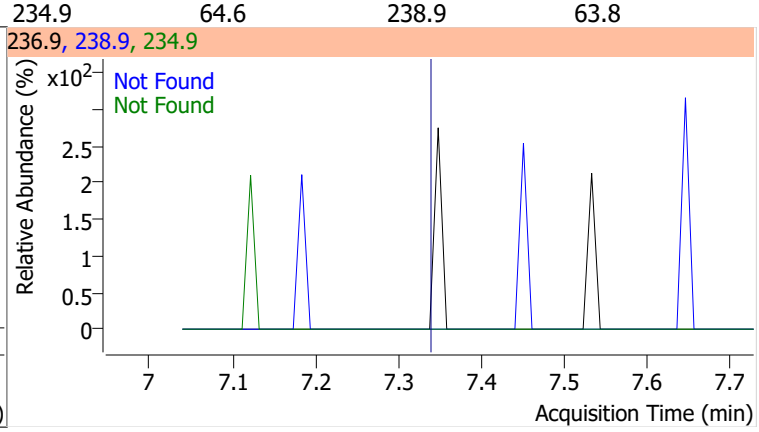

Compound	Conc.	Exp RT	QIon	Exp Ratio
2,4,6-Trichlorophenol	N.D.	7.52	198.0	96.5

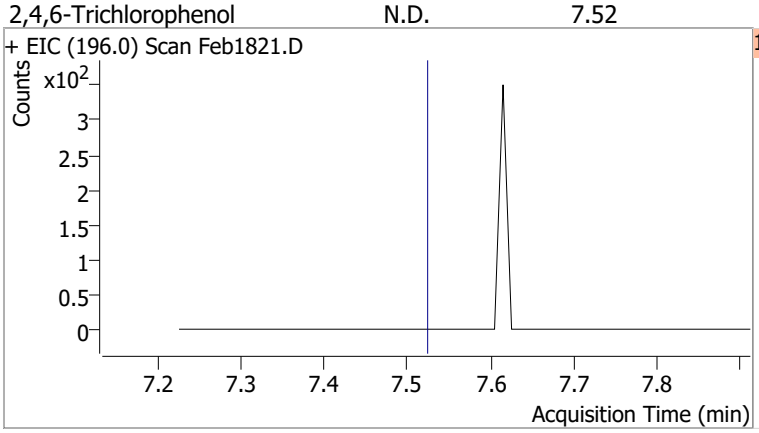

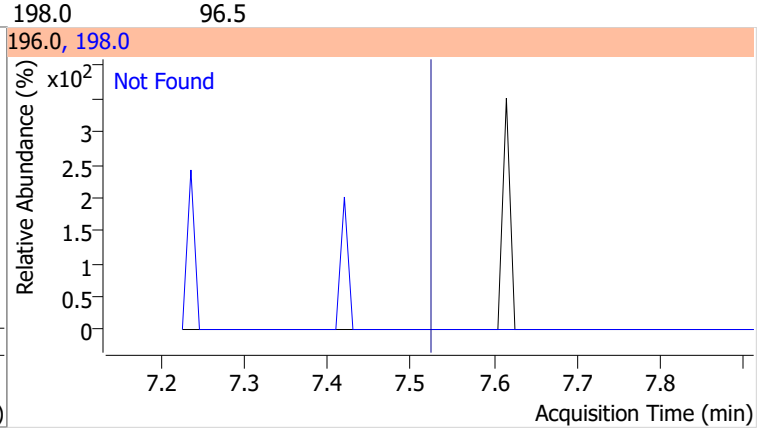

Compound	Conc.	Exp RT	QIon	Exp Ratio
2,4,5-Trichlorophenol	N.D.	7.57	198.0	90.2

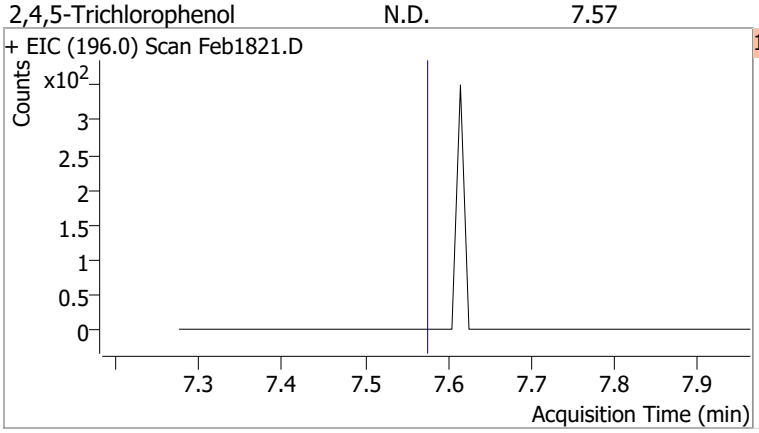

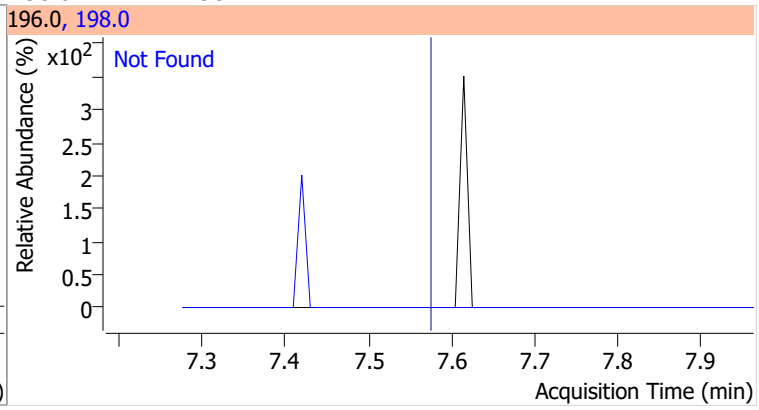

Compound	Conc.	RT	Dev(Min)	Resp.	QIon	QRatio	Lower	Upper
2-Fluorobiphenyl	62.0074	7.60	0.00	1196424	171.0	34.2	24.0	44.5

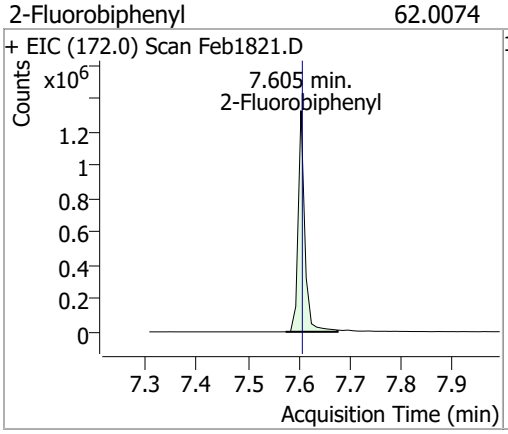

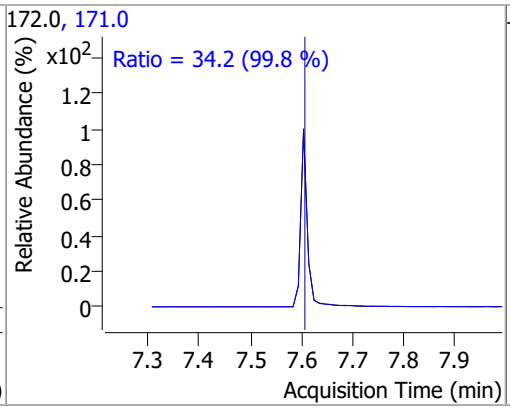

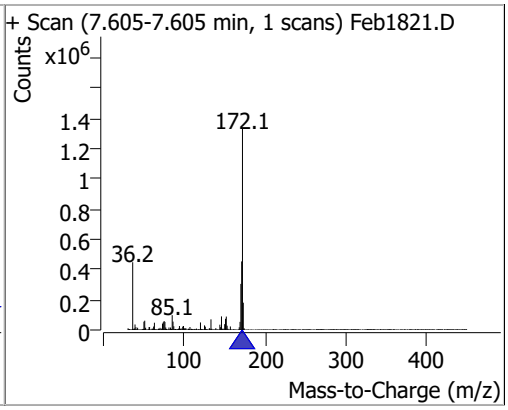

Compound	Conc.	Exp RT	QIon	Exp Ratio	QIon	Exp Ratio
2-Chloronaphthalene	N.D.	7.72	127.0	35.9	164.0	32.1

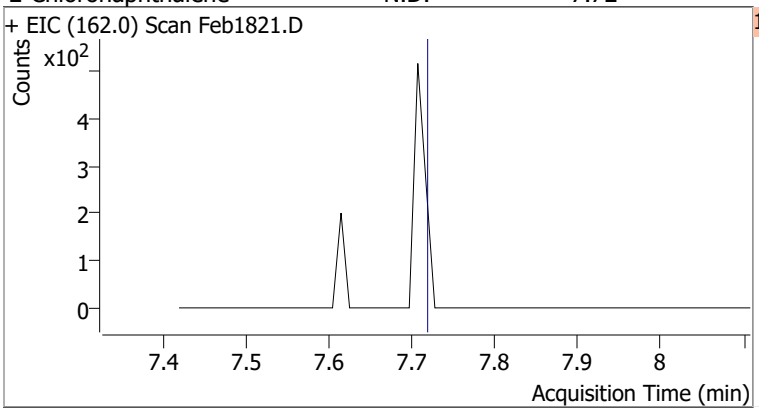

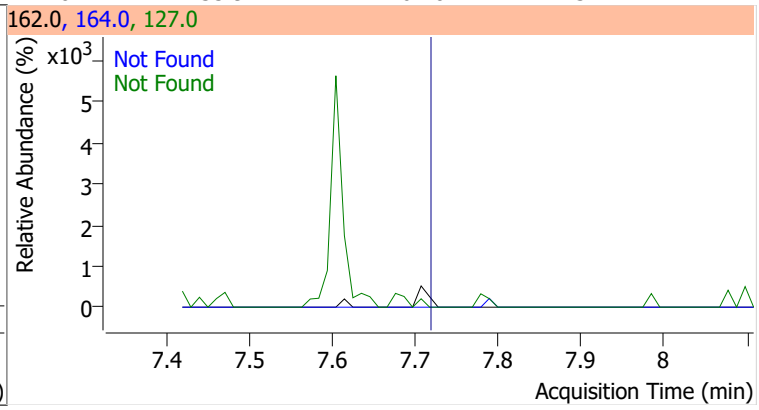

Compound	Conc.	Exp RT	QIon	Exp Ratio
2-Nitroaniline	N.D.	7.88	138.0	110.5

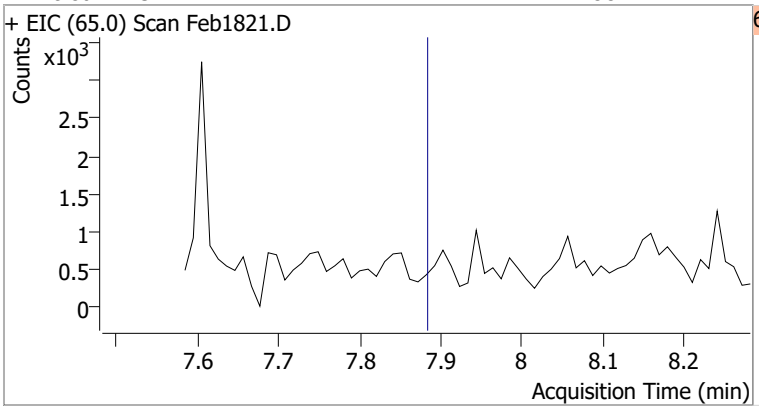

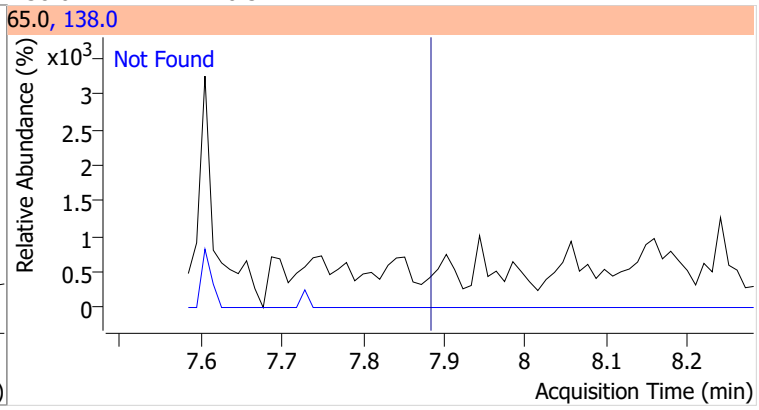

Compound	Conc.	RT	Dev(Min)	Resp.	QIon	QRatio	Lower	Upper
Dimethyl Phthalate		0		0	77.0		13.8	25.7

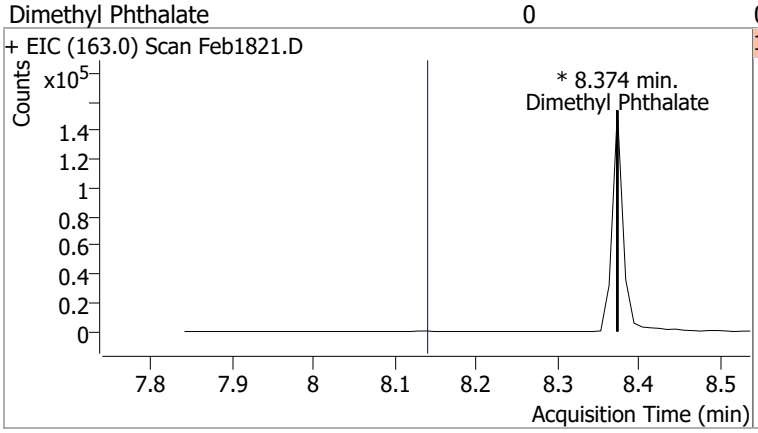

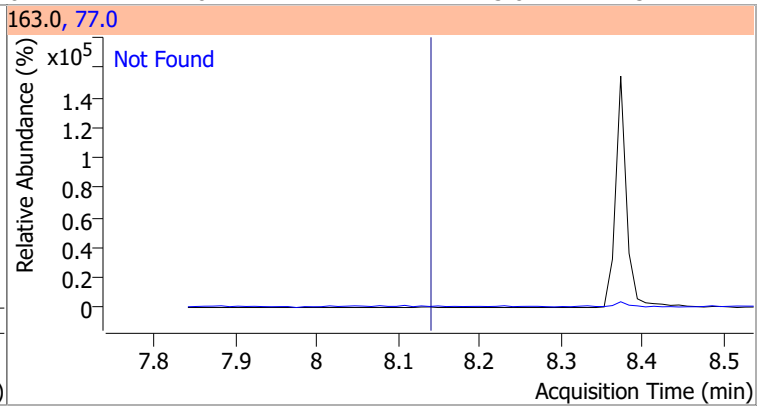

Compound	Conc.	RT	Dev(Min)	Resp.	QIon	QRatio	Lower	Upper
2,6-Dinitrotoluene		0		0	63.0		99.5	184.8
					89.0		43.3	80.3

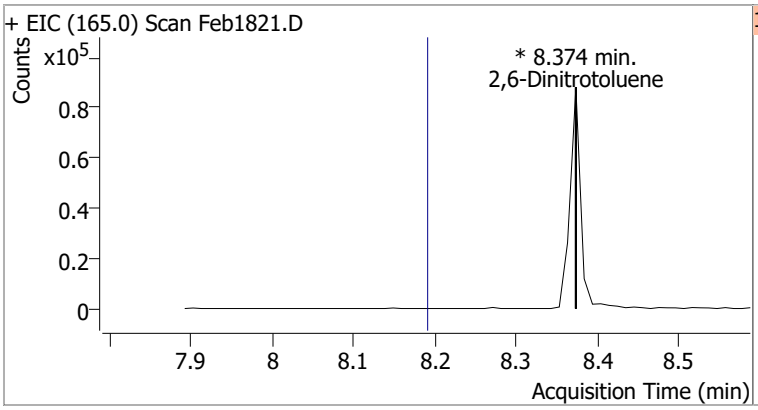

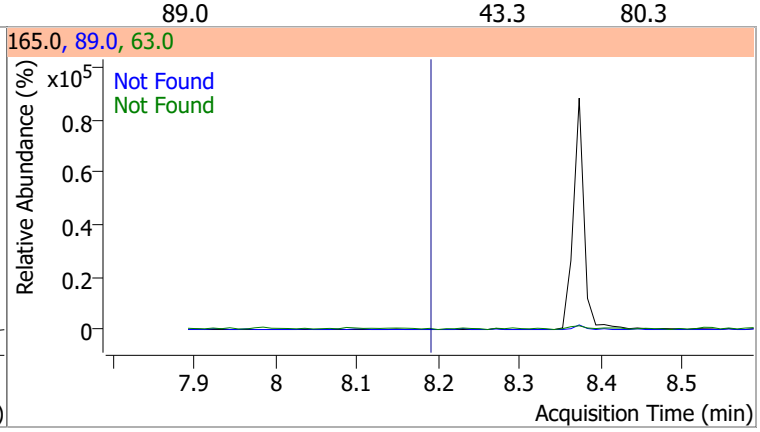

Compound	Conc.	Exp RT	QIon	Exp Ratio
Acenaphthylene	N.D.	8.20	153.1	13.6

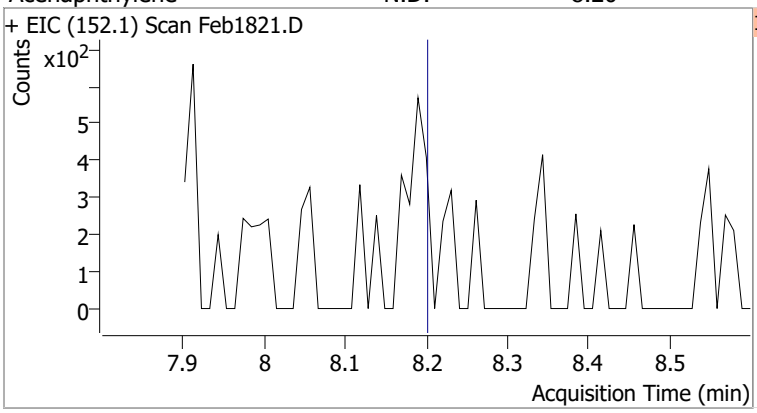

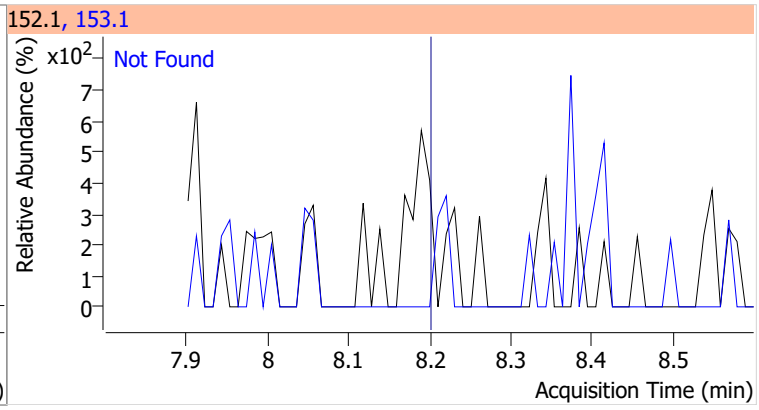

Compound	Conc.	Exp RT	QIon	Exp Ratio	QIon	Exp Ratio
3-Nitroaniline	N.D.	8.39	65.0	129.1	92.0	106.7

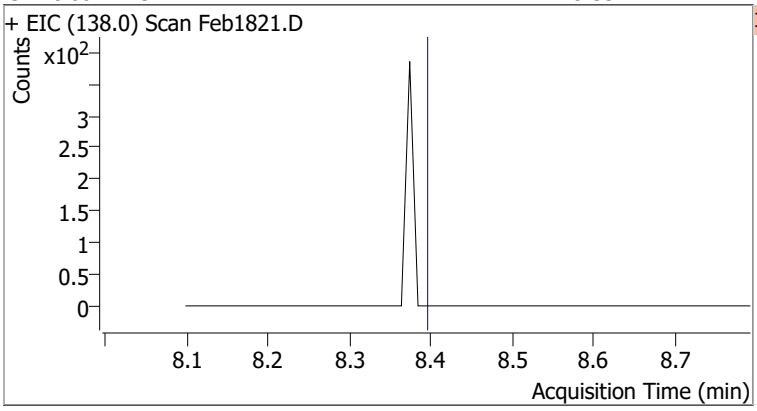

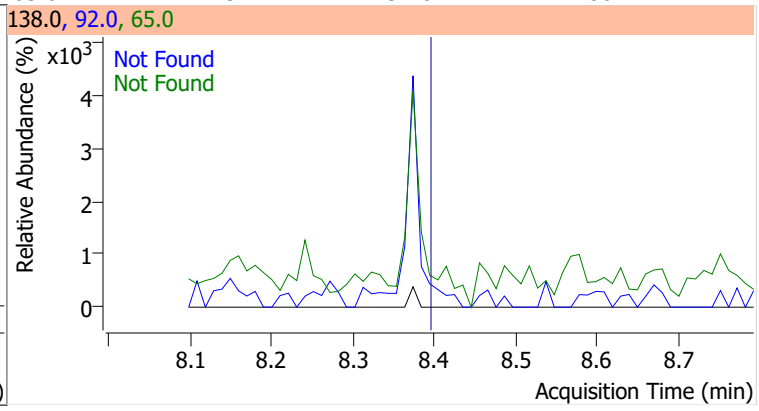

Compound	Conc.	Exp RT	QIon	Exp Ratio	QIon	Exp Ratio
Acenaphthene	N.D.	8.41	153.0	106.5	152.0	51.8

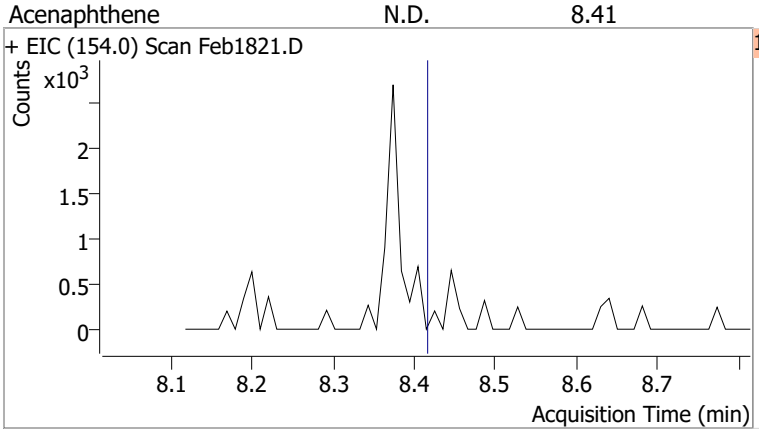

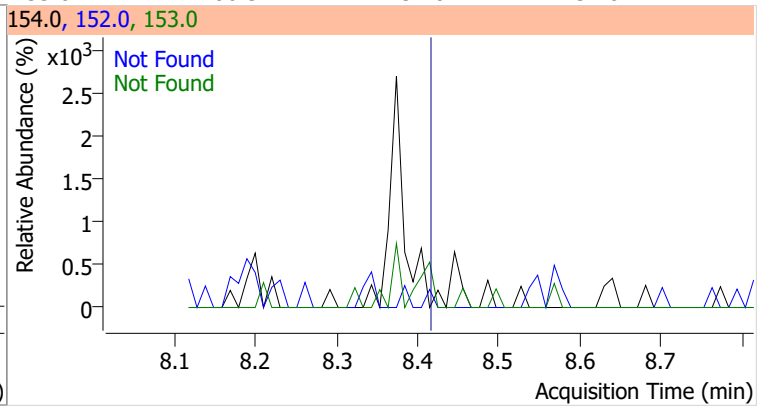

Compound	Conc.	Exp RT	QIon	Exp Ratio
2,4-Dinitrophenol	N.D.	8.52	154.0	62.7

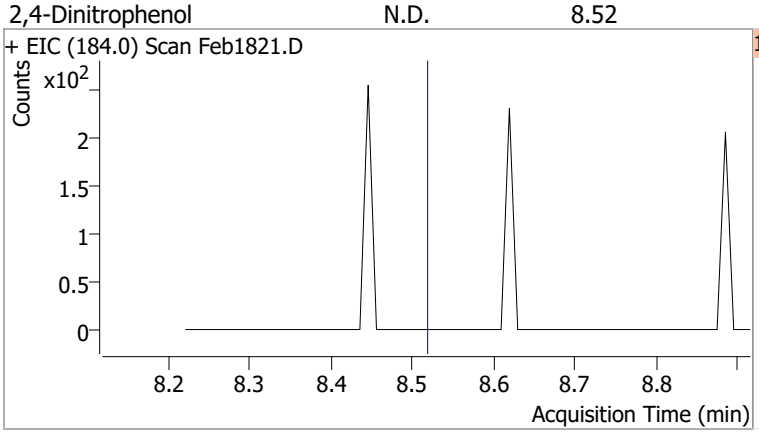

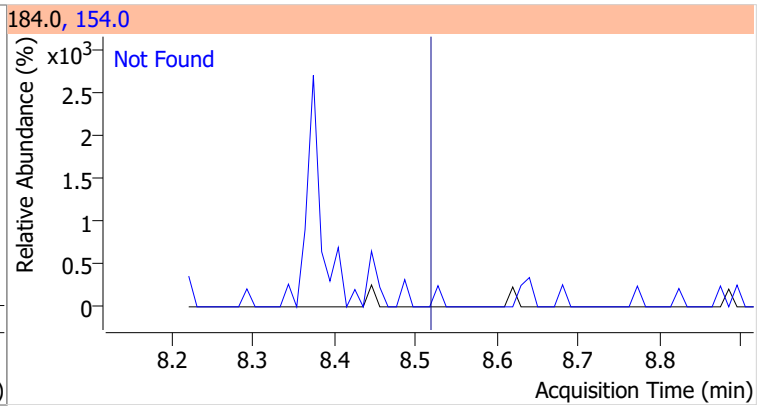

Compound	Conc.	Exp RT	QIon	Exp Ratio
Dibenzofuran	N.D.	8.63	139.0	37.5

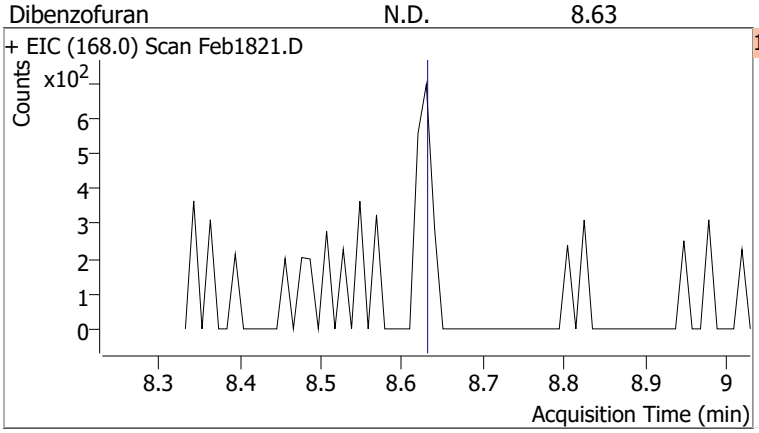

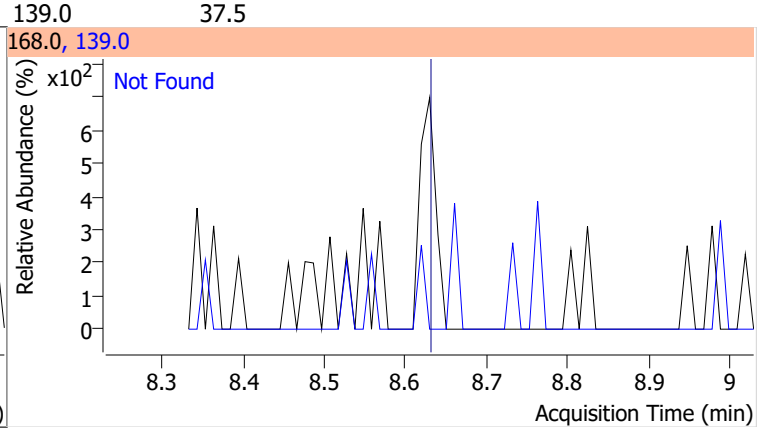

Compound	Conc.	Exp RT	QIon	Exp Ratio	QIon	Exp Ratio
2,4-Dinitrotoluene	N.D.	8.67	89.0	79.2	63.0	48.4

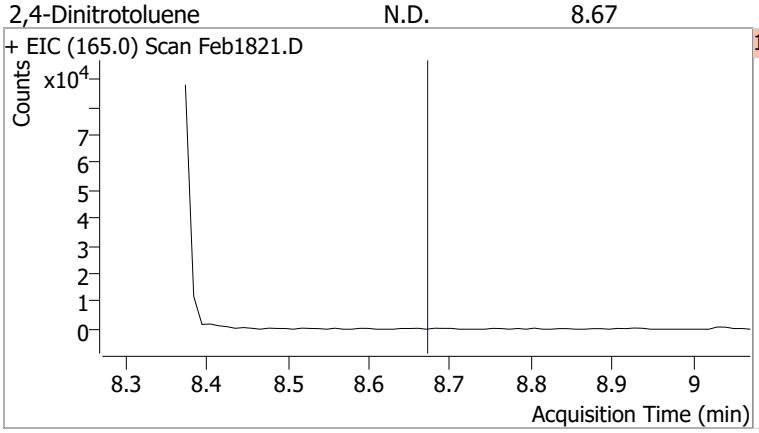

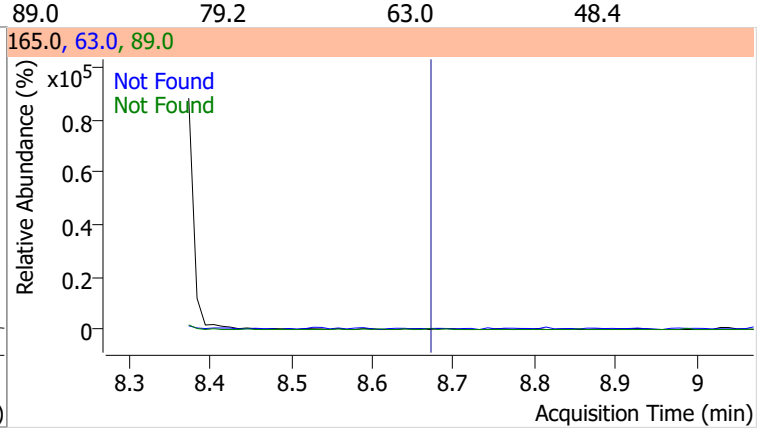

Compound	Conc.	Exp RT	QIon	Exp Ratio	QIon	Exp Ratio
4-Nitrophenol	N.D.	8.70	65.0	72.0	139.0	71.1

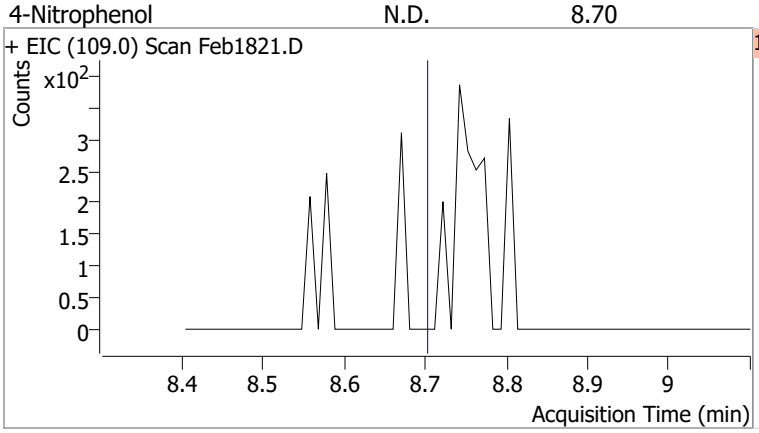

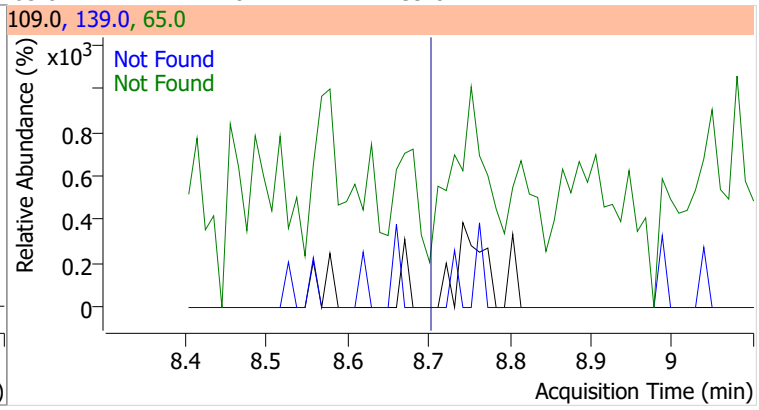

Compound	Conc.	Exp RT	QIon	Exp Ratio	QIon	Exp Ratio
Diethylphthalate	N.D.	9.00	177.0	20.7	150.0	12.5

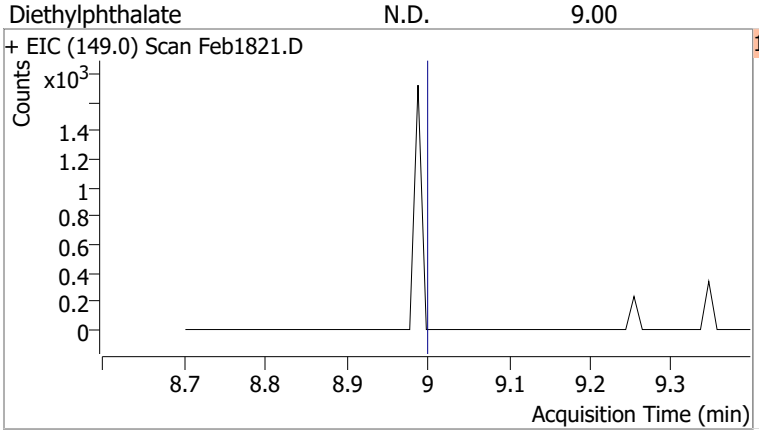

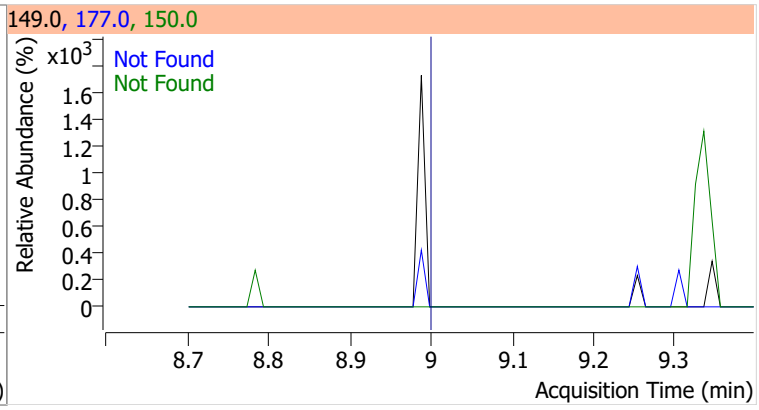

Compound	Conc.	Exp RT	QIon	Exp Ratio	QIon	Exp Ratio
Fluorene	N.D.	9.04	165.0	93.4	167.0	13.7

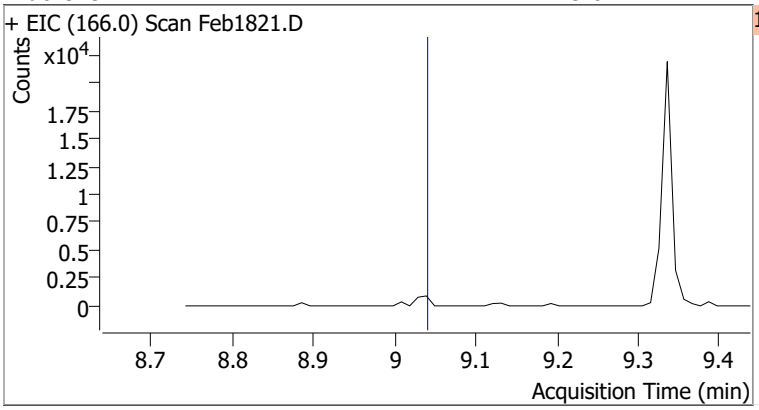

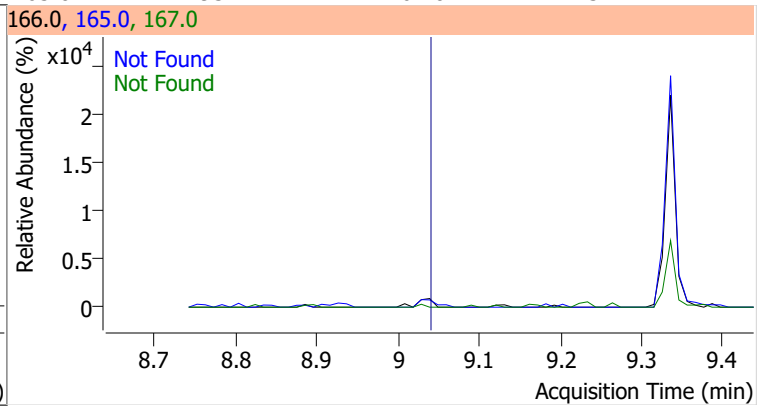

Compound	Conc.	Exp RT	QIon	Exp Ratio	QIon	Exp Ratio
4-Chlorophenyl-phenylether	N.D.	9.07	141.0	61.2	206.0	33.8

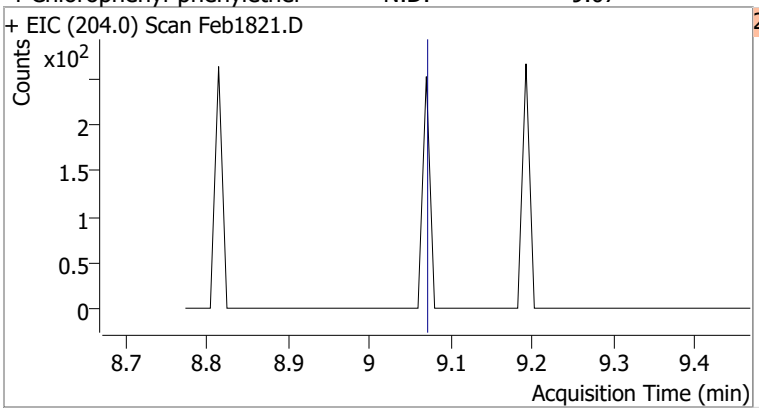

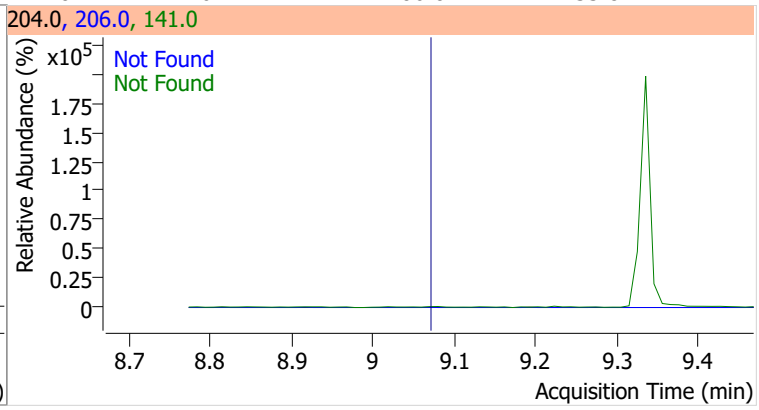

Compound	Conc.	Exp RT	QIon	Exp Ratio	QIon	Exp Ratio
4-Nitroaniline	N.D.	9.14	65.0	112.7	92.0	49.3

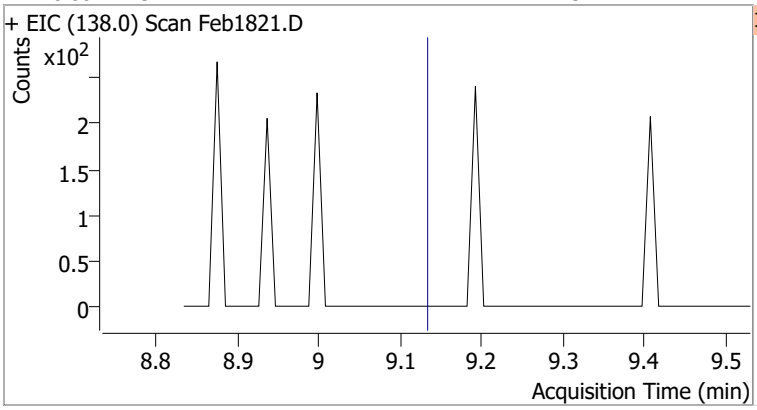

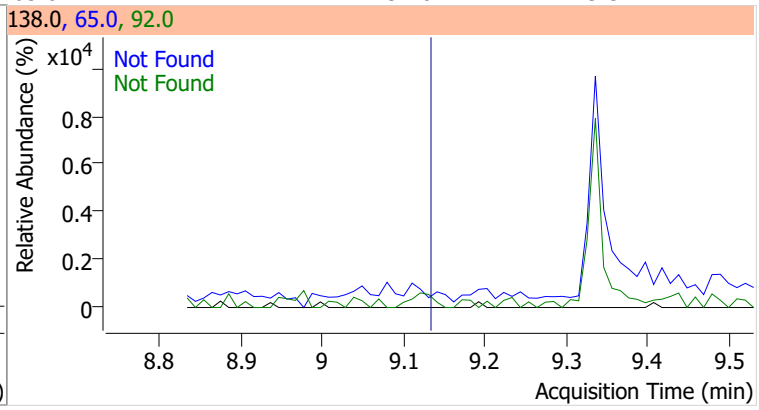

Compound	Conc.	RT	Dev(Min)	Resp.	QIon	QRatio	Lower	Upper
4,6-Dinitro-2-methylphenol		0		0	121.0		35.1	65.3

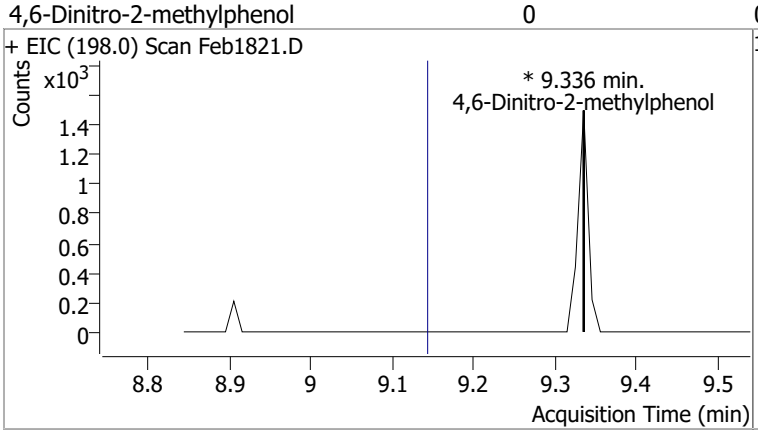

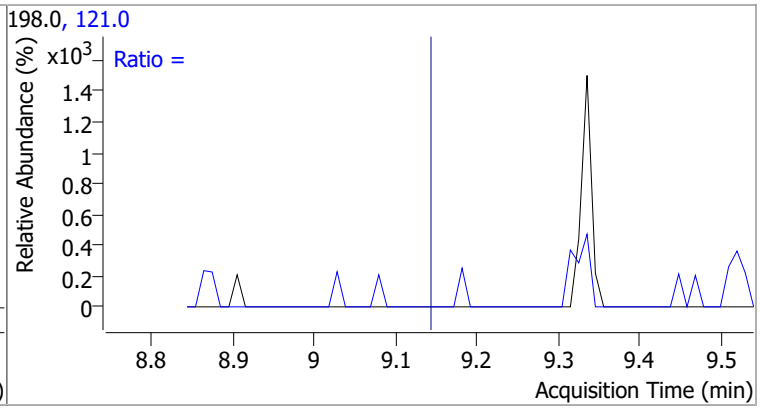

Compound	Conc.	Exp RT	QIon	Exp Ratio	QIon	Exp Ratio
N-nitrosodiphenylamine	N.D.	9.23	168.0	62.8	167.0	34.1

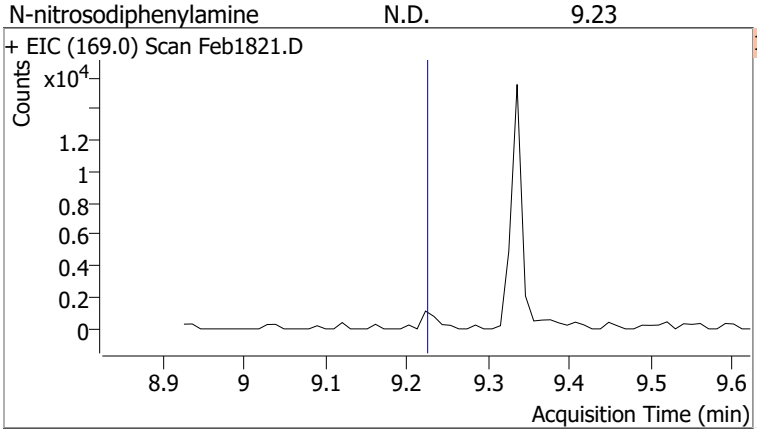

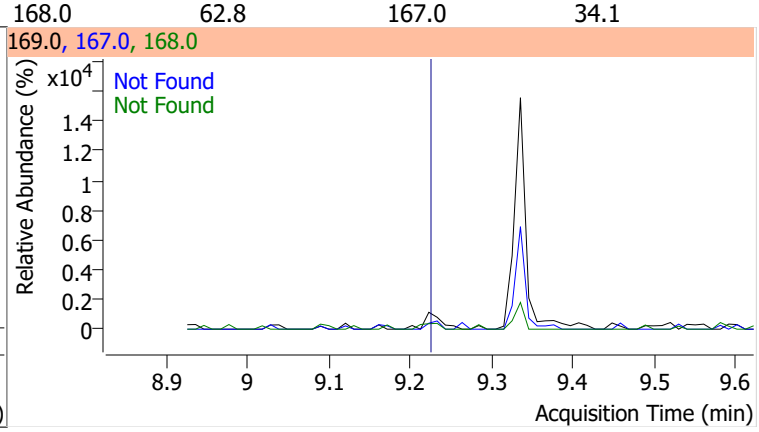

Compound	Conc.	Exp RT	QIon	Exp Ratio	QIon	Exp Ratio
Azobenzene	N.D.	9.26	51.0	45.2	182.0	24.1

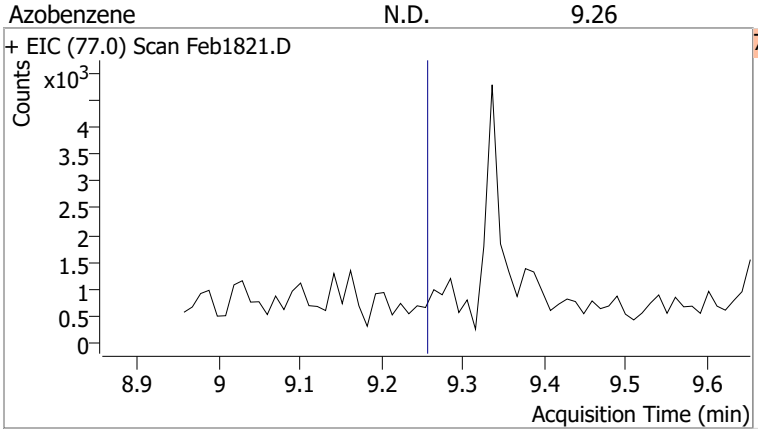

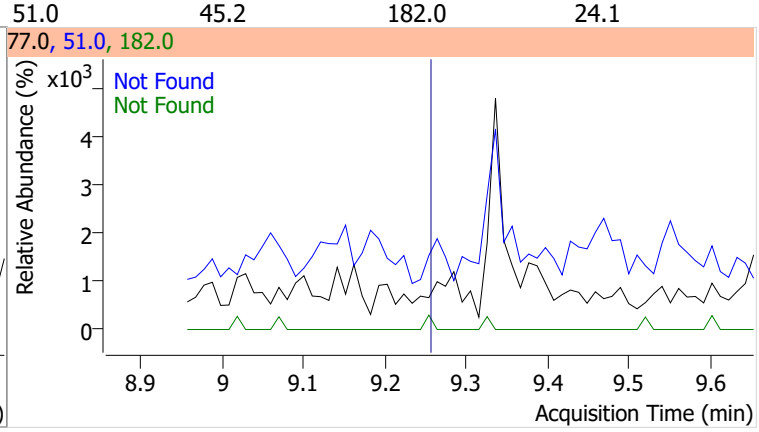

Compound	Conc.	RT	Dev(Min)	Resp.	QIon	QRatio	Lower	Upper
2,4,6-Tribromophenol	162.6494	9.34	0.00	280413	331.8	91.1	68.5	127.2

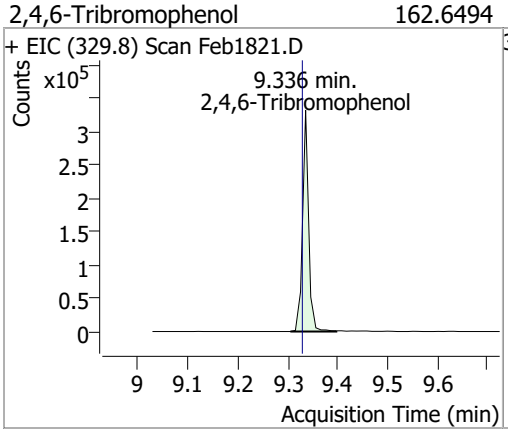

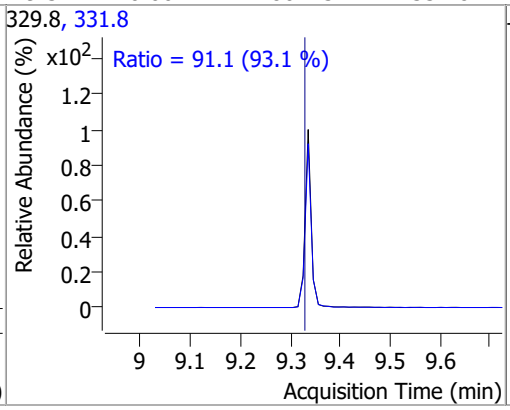

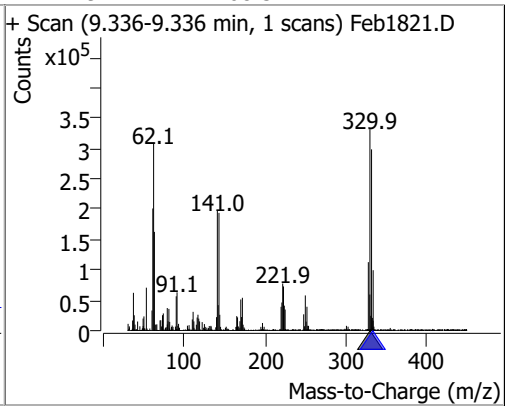

Compound	Conc.	Exp RT	QIon	Exp Ratio	QIon	Exp Ratio
4-Bromophenyl-phenylether	N.D.	9.65	141.0	98.8	250.0	98.2

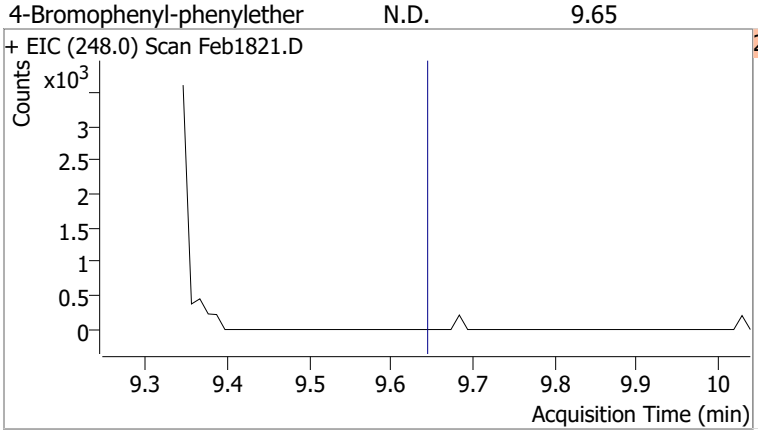

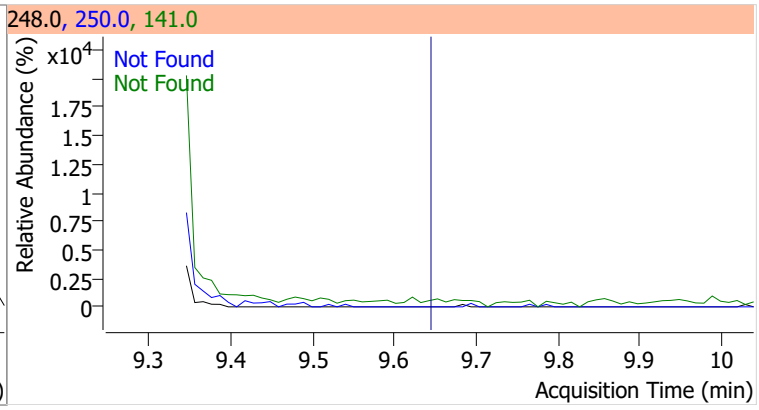

Compound	Conc.	Exp RT	QIon	Exp Ratio
Hexachlorobenzene	N.D.	9.69	142.0	53.8

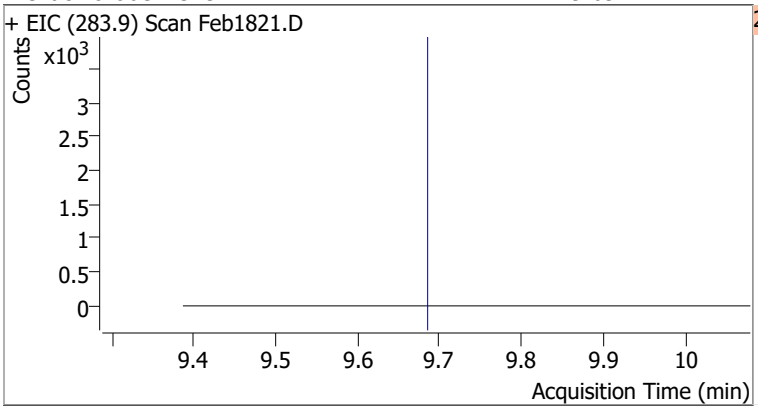

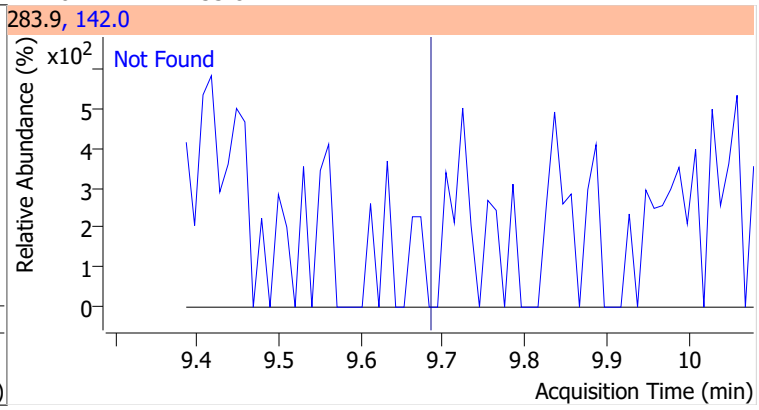

Compound	Conc.	Exp RT	QIon	Exp Ratio	QIon	Exp Ratio
Pentachlorophenol	N.D.	9.97	267.9	59.4	263.9	58.9

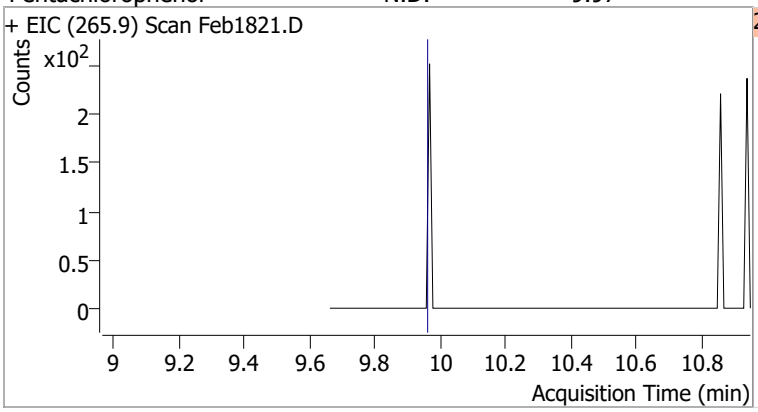

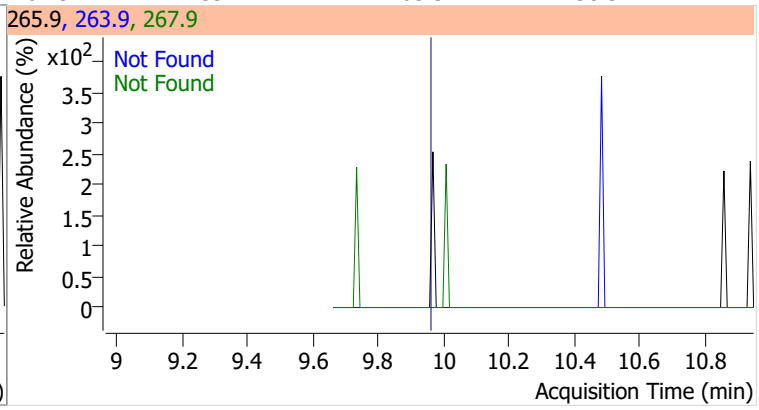

Compound	Conc.	Exp RT	QIon	Exp Ratio
Phenanthrene	N.D.	10.18	176.0	18.5

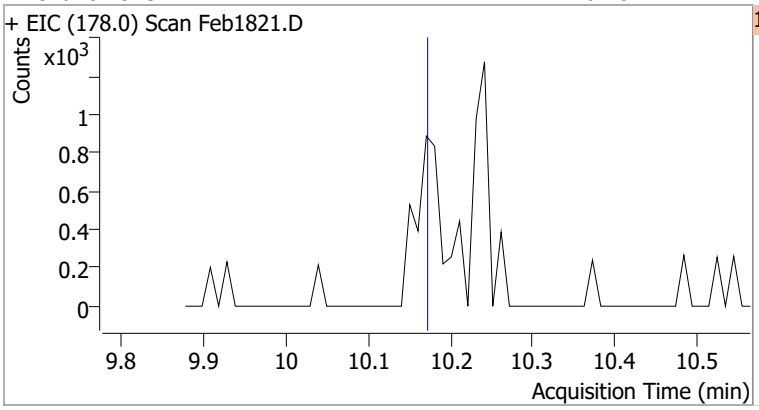

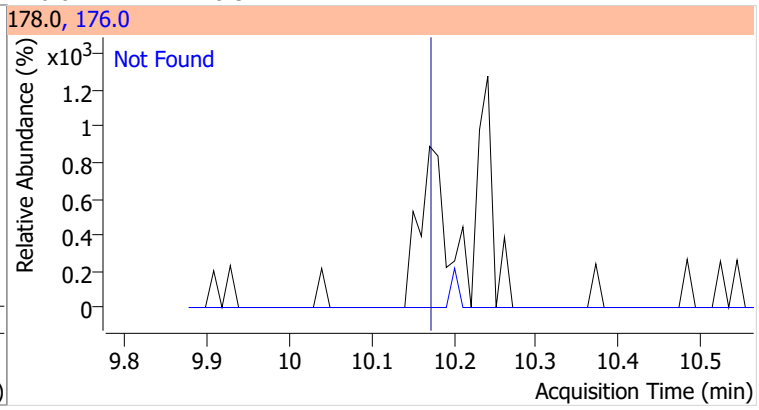

Compound	Conc.	Exp RT	QIon	Exp Ratio
Anthracene	N.D.	10.25	176.0	18.4

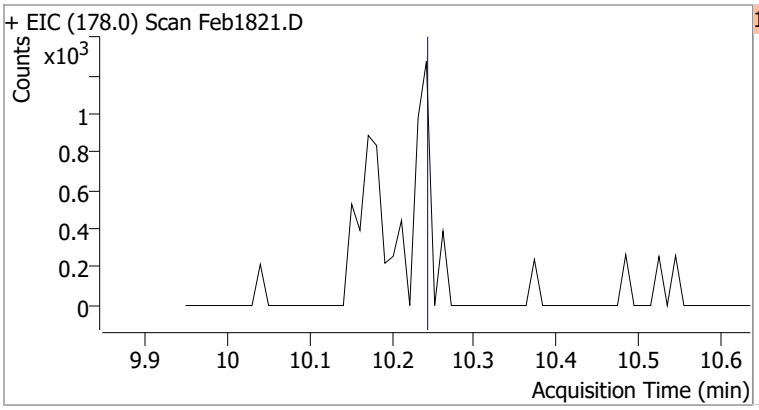

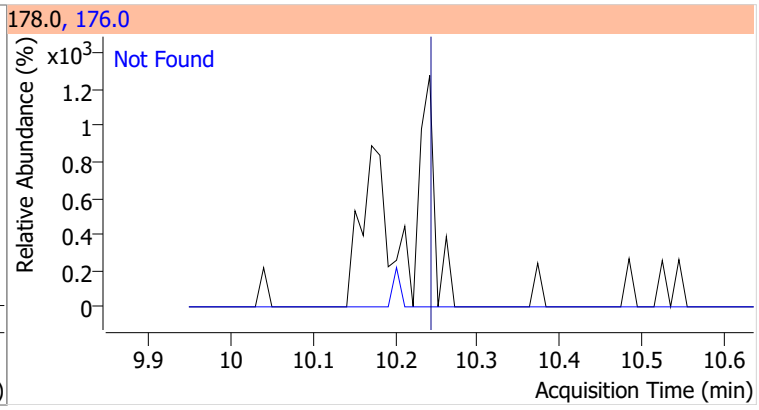

Compound	Conc.	Exp RT	QIon	Exp Ratio	QIon	Exp Ratio
Triallate	N.D.	10.31	268.0	24.1	143.0	22.5

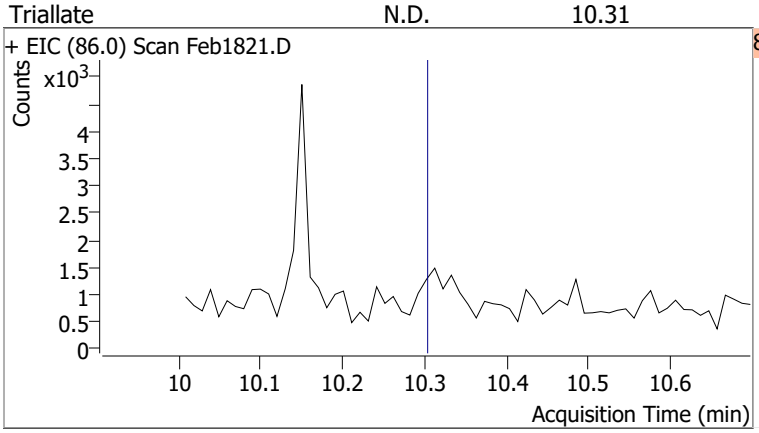

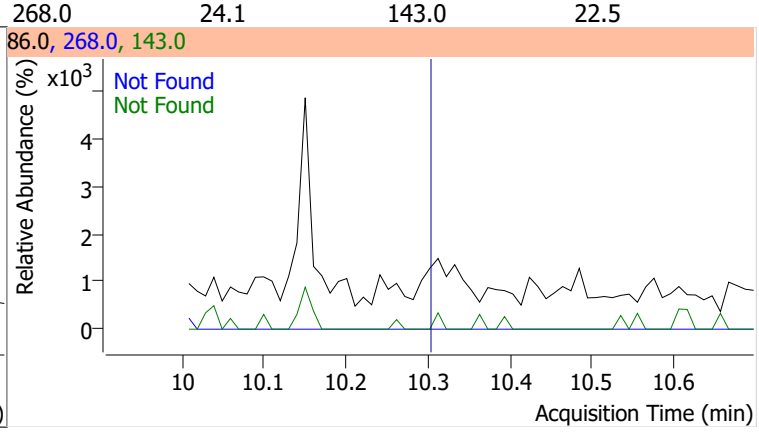

Compound	Conc.	Exp RT	QIon	Exp Ratio
Carbazole	N.D.	10.49	139.0	12.8

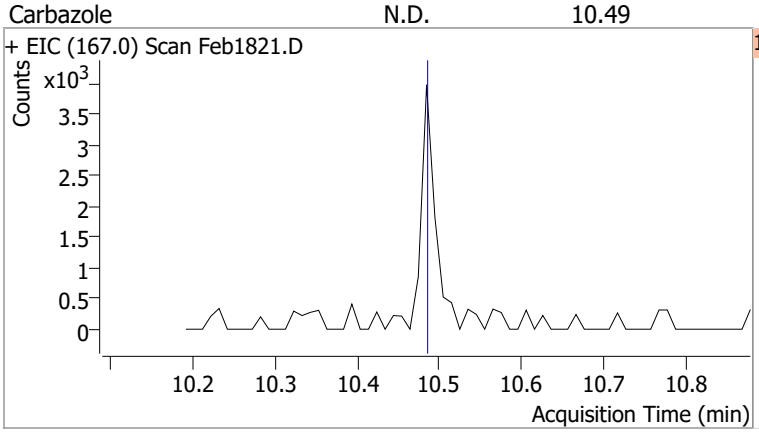

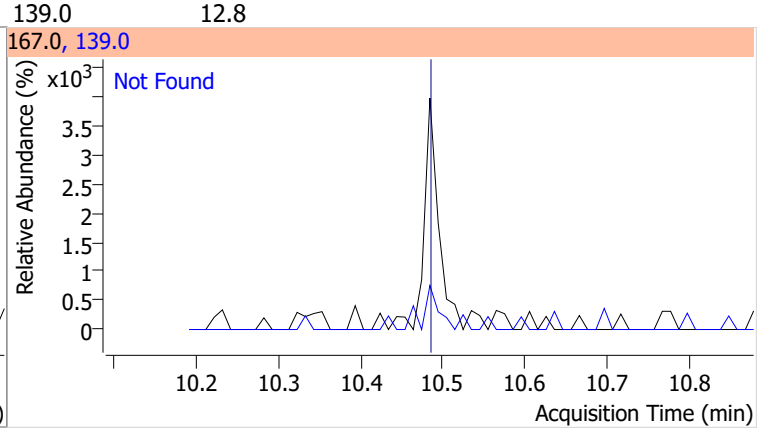

Compound	Conc.	Exp RT	QIon	Exp Ratio	QIon	Exp Ratio
o-Terphenyl	N.D.	10.70	229.0	64.9	215.0	37.0

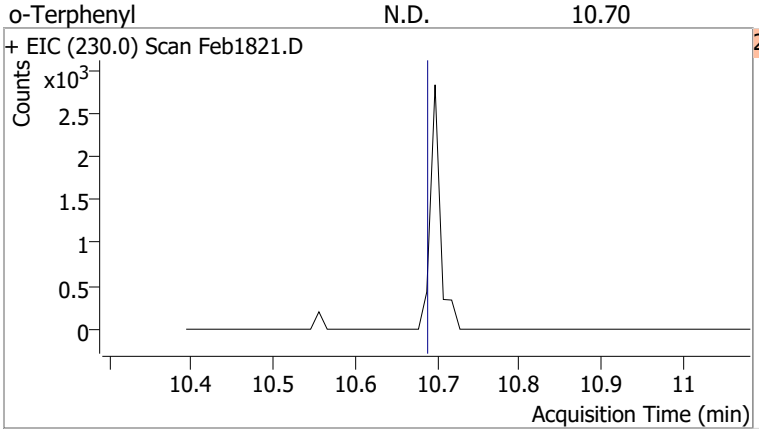

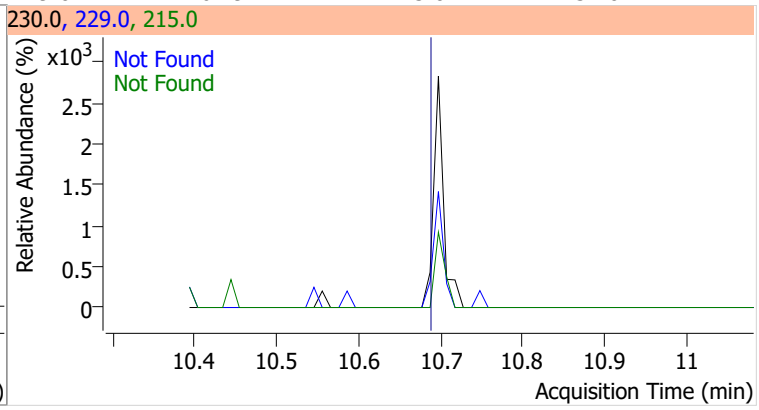

Compound	Conc.	Exp RT	QIon	Exp Ratio	QIon	Exp Ratio
Di-n-Butylphthalate	N.D.	11.08	150.0	9.1	104.0	6.4

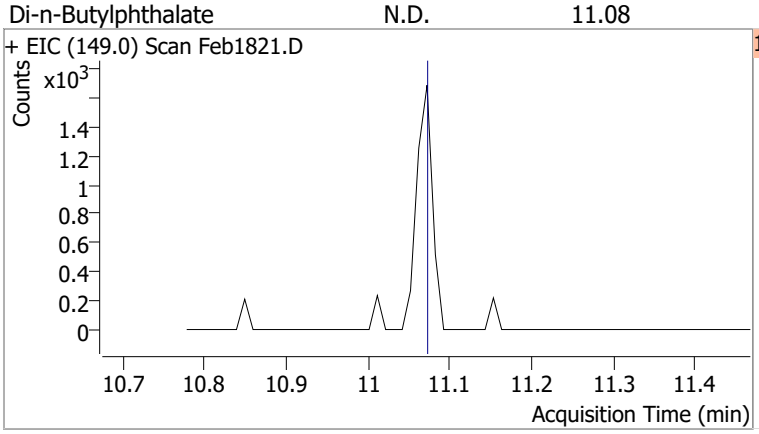

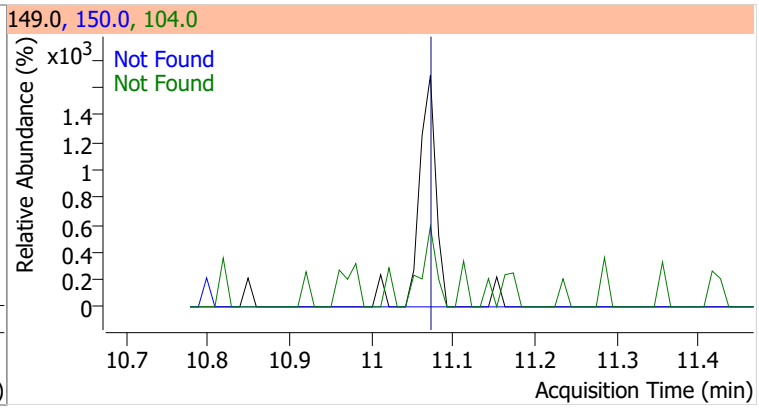

Compound	Conc.	Exp RT	QIon	Exp Ratio
Fluoranthene	N.D.	11.95	101.0	13.4

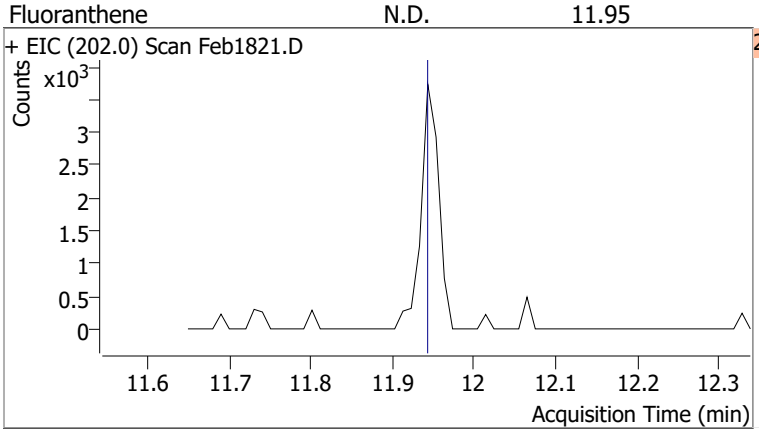

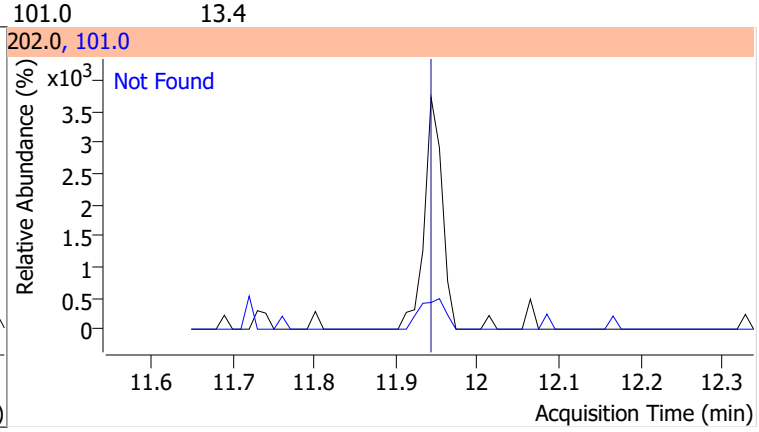

Compound	Conc.	RT	Dev(Min)	Resp.	QIon	QRatio	Lower	Upper
Benzidine		0		0	183.0		8.3	15.4
					92.0		5.8	10.8

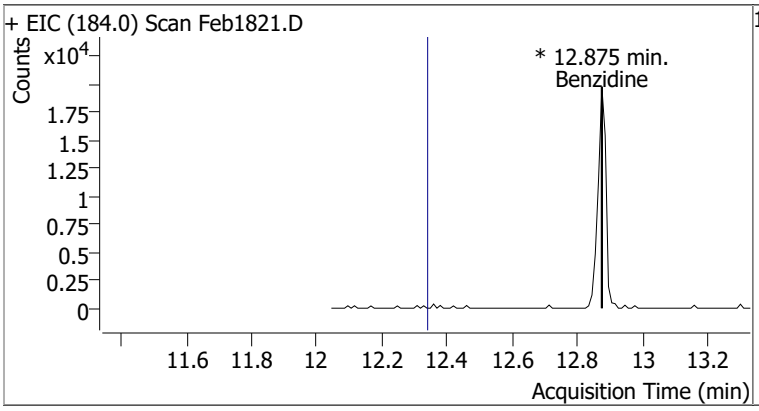

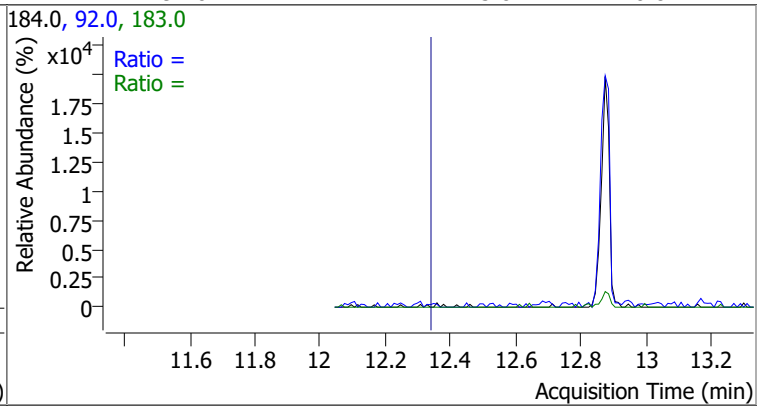

Compound	Conc.	Exp RT	QIon	Exp Ratio
Pyrene	N.D.	12.38	101.0	15.9

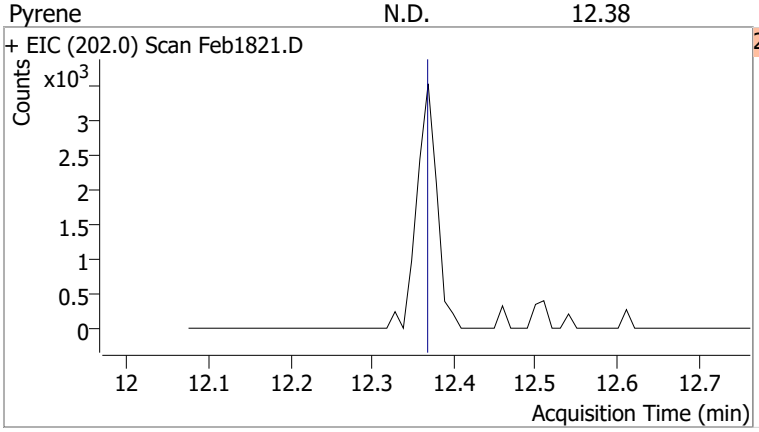

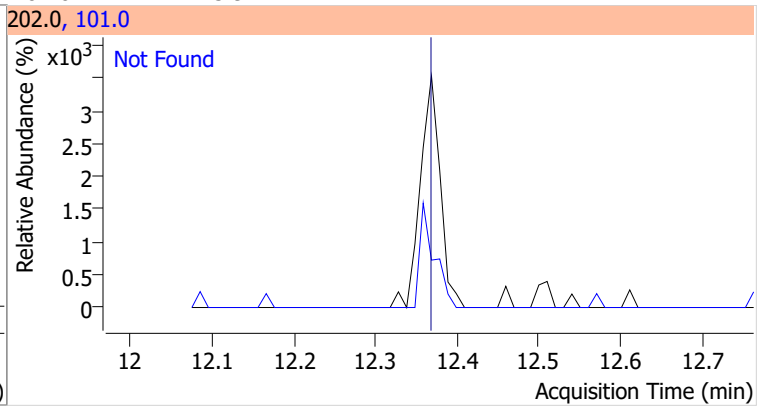

Compound	Conc.	RT	Dev(Min)	Resp.	QIon	QRatio	Lower	Upper
Terphenyl-d14	103.5335	12.88	0.00	1865090	122.0	14.2	10.1	18.7

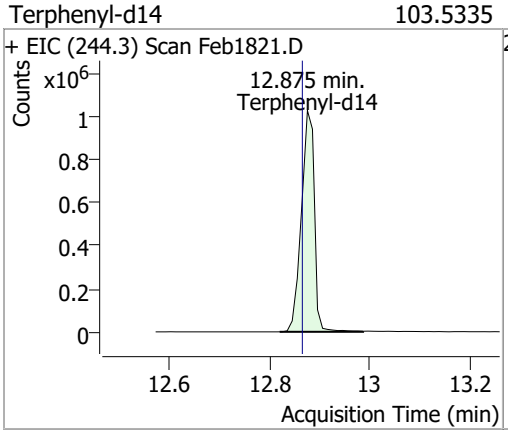

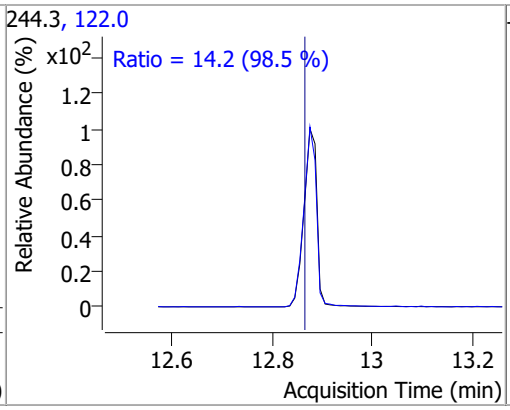

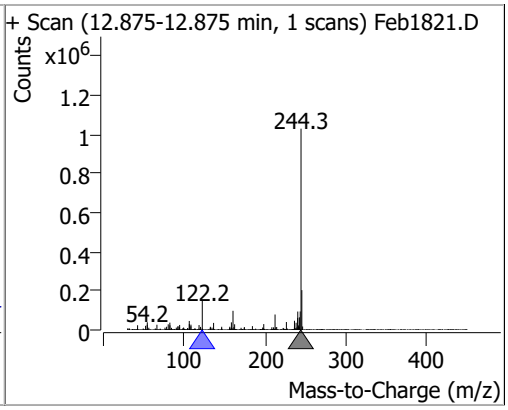

Compound	Conc.	Exp RT	QIon	Exp Ratio	QIon	Exp Ratio
Butylbenzylphthalate	N.D.	14.32	91.0	85.1	206.0	17.5

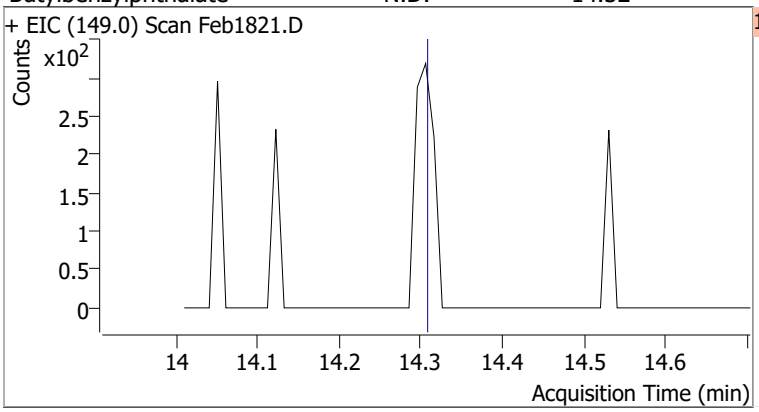

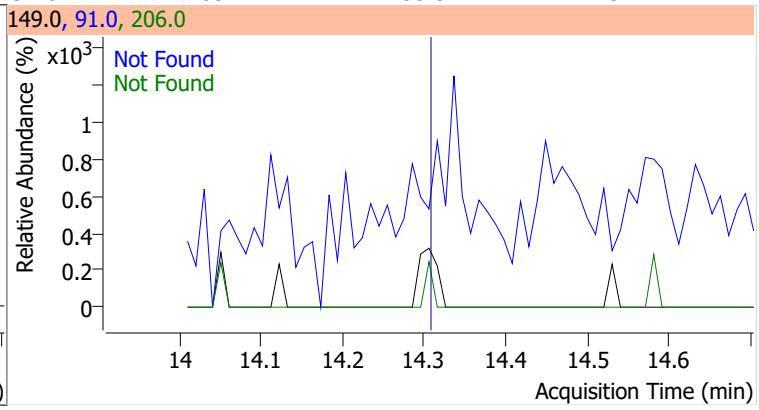

Compound	Conc.	Exp RT	QIon	Exp Ratio	QIon	Exp Ratio
Benzo(a)Anthracene	N.D.	15.51	226.0	26.8	229.0	21.1

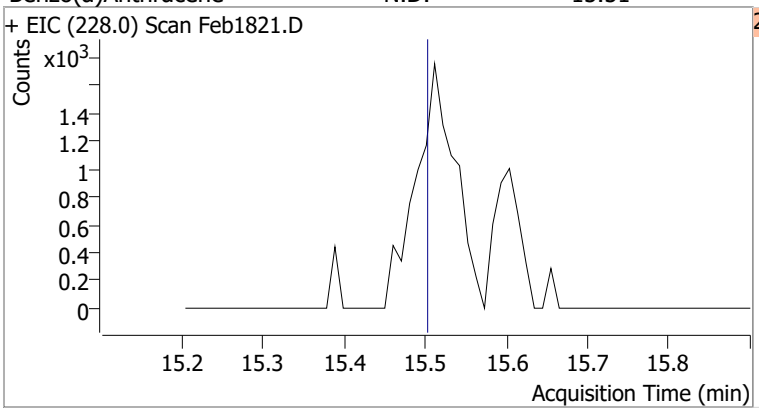

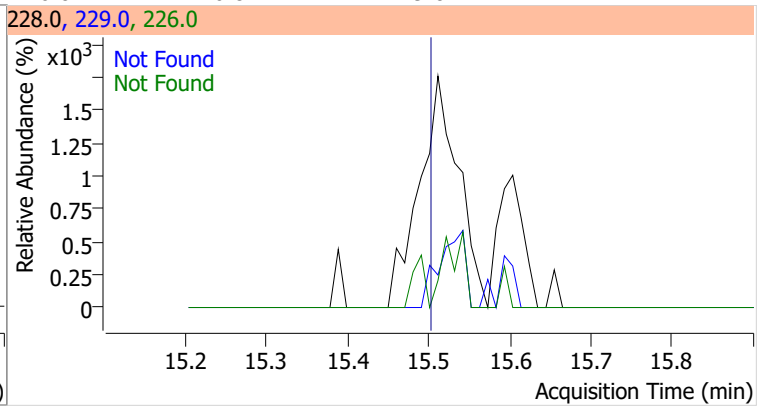

Compound	Conc.	Exp RT	QIon	Exp Ratio	QIon	Exp Ratio
Chrysene	N.D.	15.62	226.0	28.4	229.0	19.7

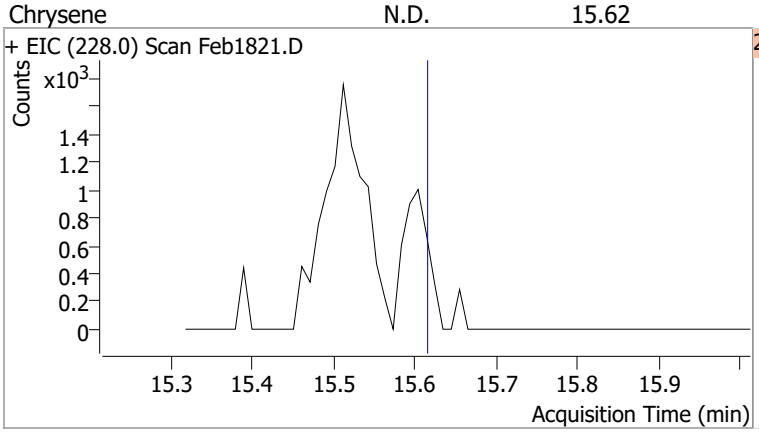

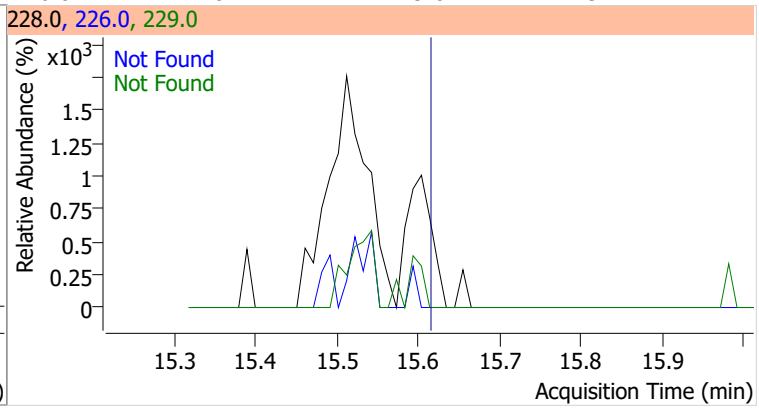

Compound	Conc.	Exp RT	QIon	Exp Ratio
3,3-Dichlorobenzidine	N.D.	15.69	254.0	64.2

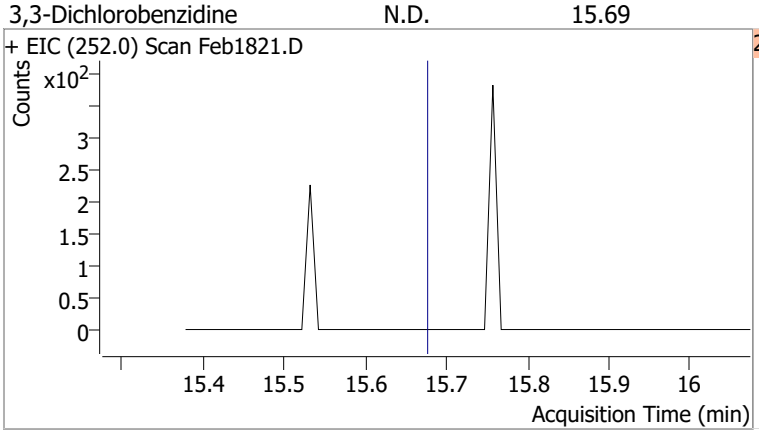

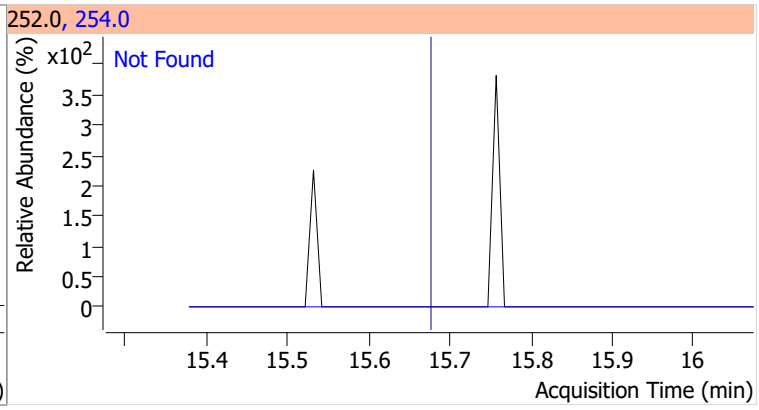

Compound	Conc.	Exp RT	QIon	Exp Ratio	QIon	Exp Ratio
bis(2-ethylhexyl)Phthalate	N.D.	16.37	149.0	390.8	279.0	15.0

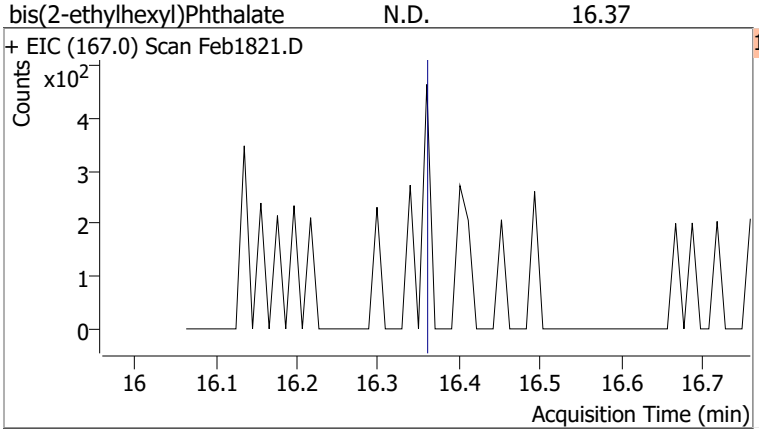

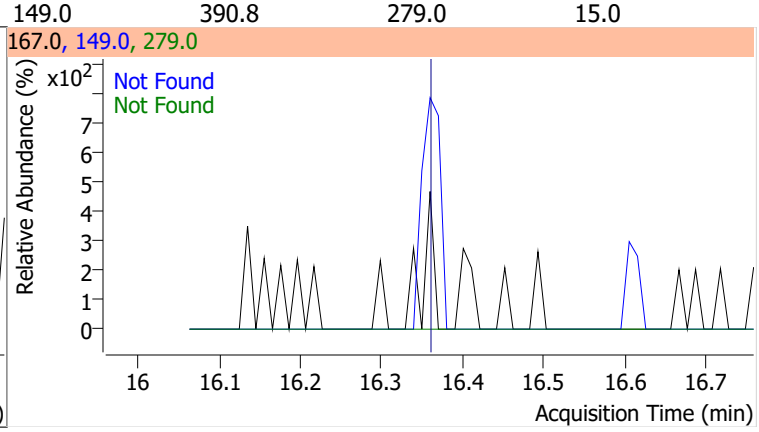

Compound	Conc.	Exp RT	QIon	Exp Ratio
Di-n-octyl Phthalate	N.D.	18.13	150.0	10.0

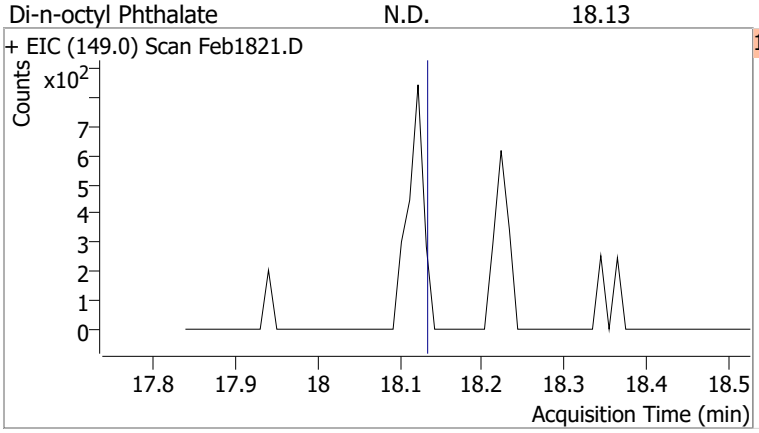

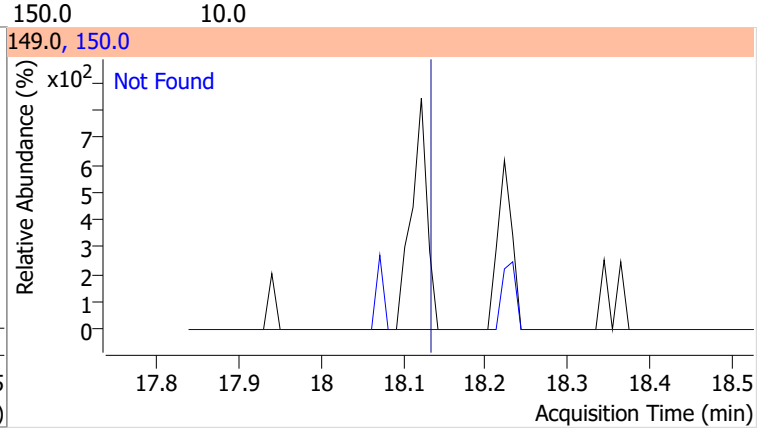

Compound	Conc.	Exp RT	QIon	Exp Ratio
Benzo(b)fluoranthene	N.D.	18.38	253.0	22.3

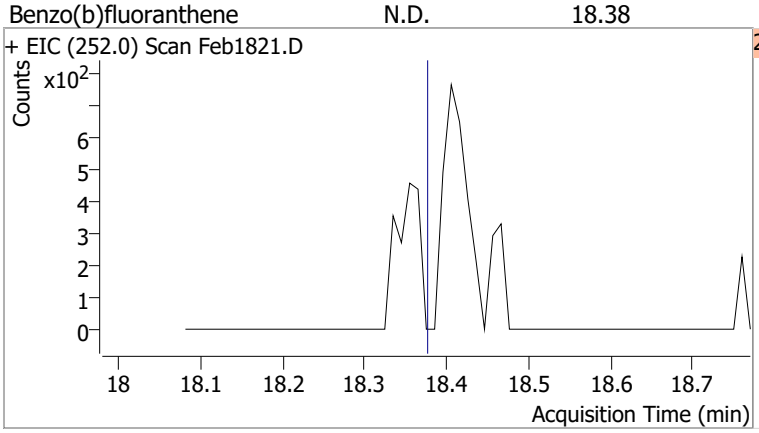

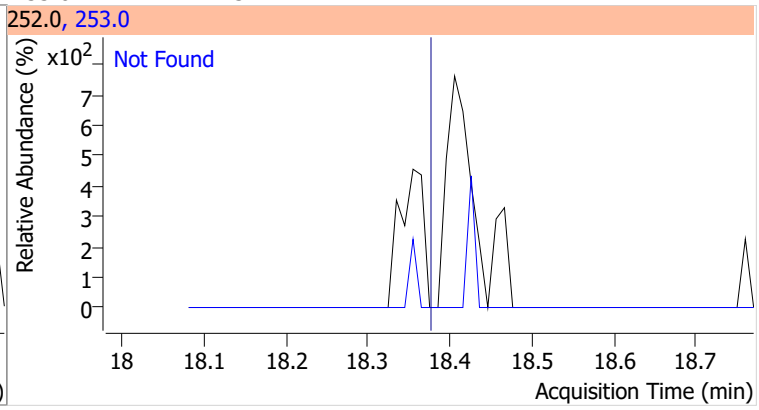

Compound	Conc.	Exp RT	QIon	Exp Ratio
Benzo(k)fluoranthene	N.D.	18.45	253.0	22.0

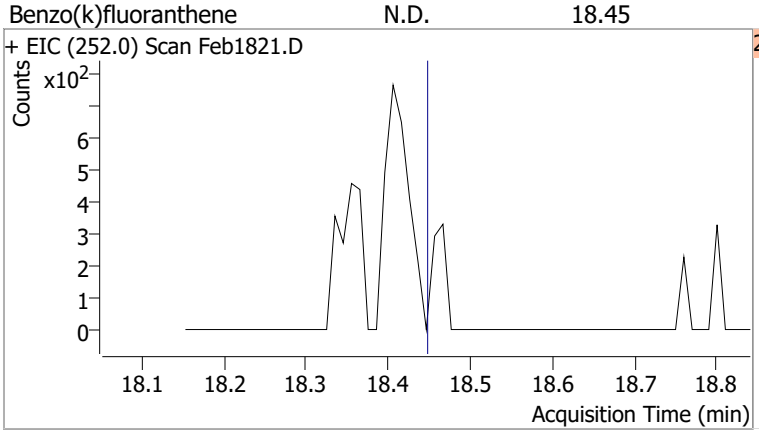

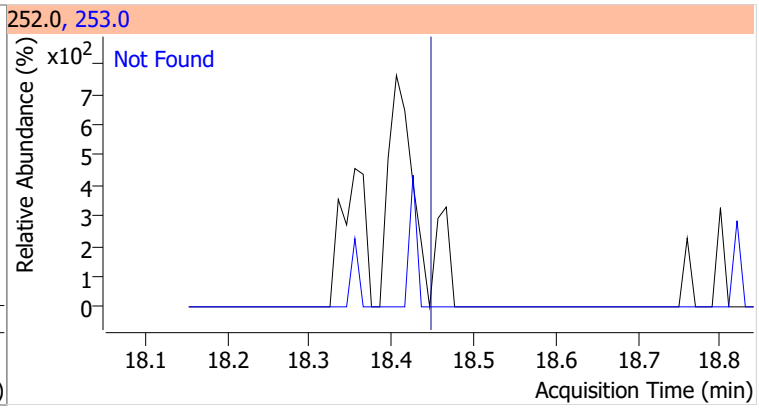

Compound	Conc.	Exp RT	QIon	Exp Ratio
Benzo(a)pyrene	N.D.	18.98	253.0	21.5

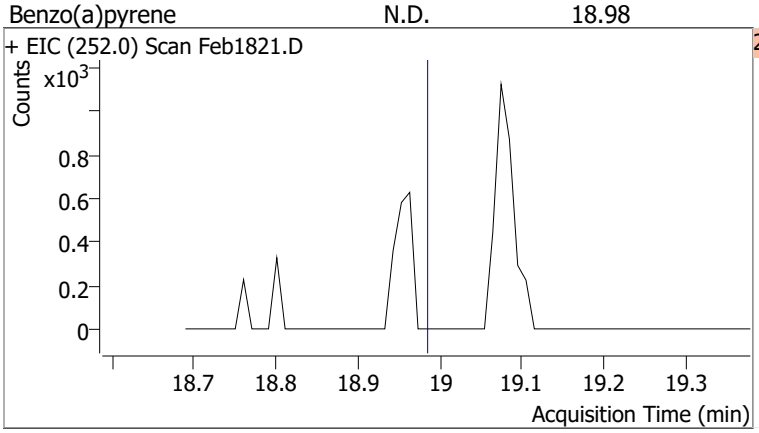

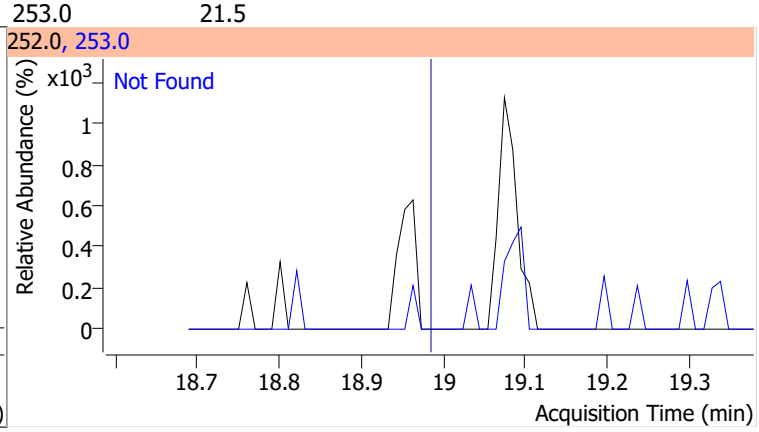

Compound	Conc.	Exp RT	QIon	Exp Ratio
Indeno(1,2,3-c,d)pyrene	N.D.	20.76	138.0	29.6

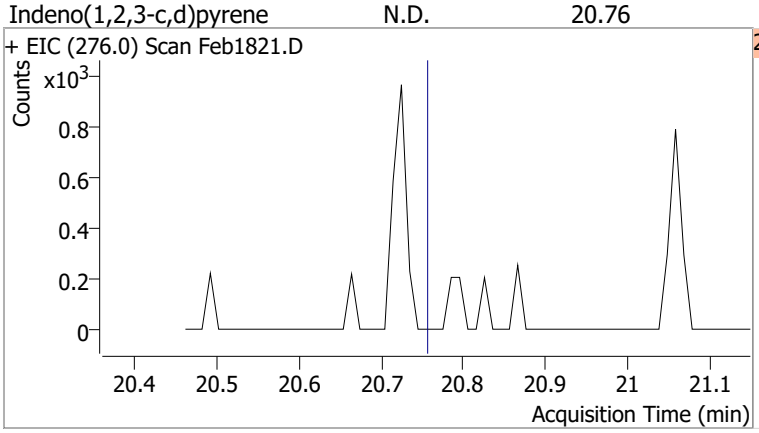

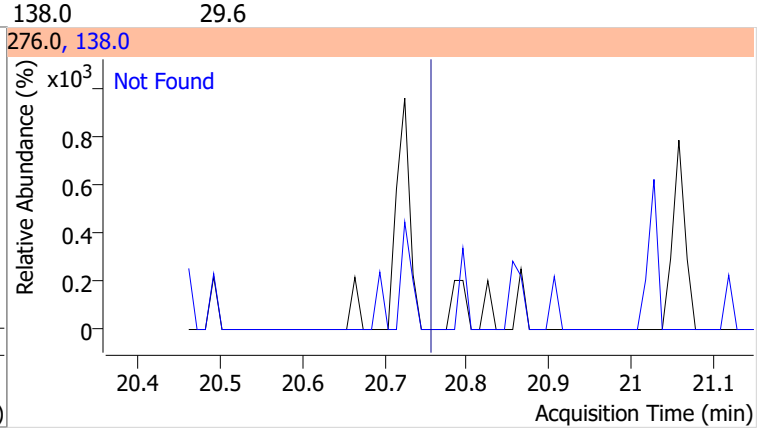

Compound	Conc.	Exp RT	QIon	Exp Ratio	QIon	Exp Ratio
Dibenzo(a,h)anthracene	N.D.	20.82	139.0	25.2	279.0	24.1

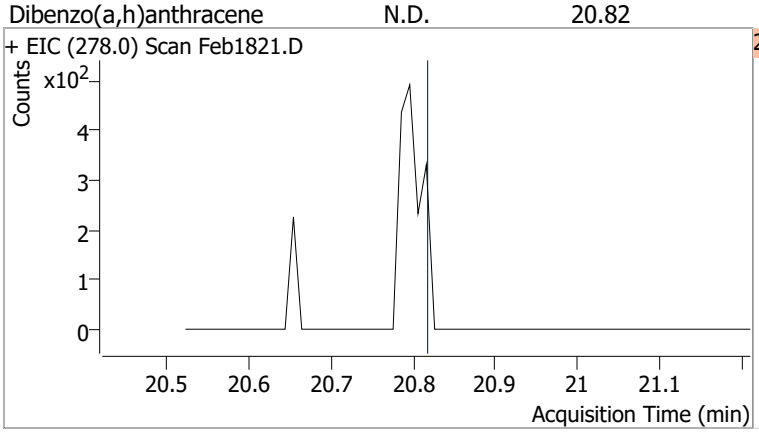

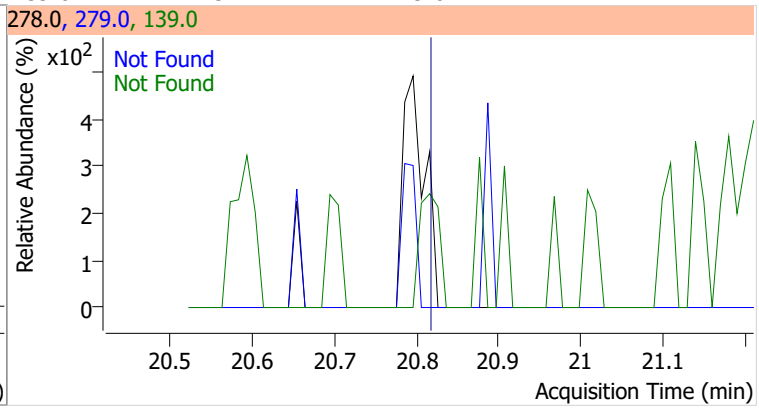

Compound	Conc.	Exp RT	QIon	Exp Ratio	QIon	Exp Ratio
Benzo(g,h,i)perylene	N.D.	21.09	138.0	33.0	277.0	23.2

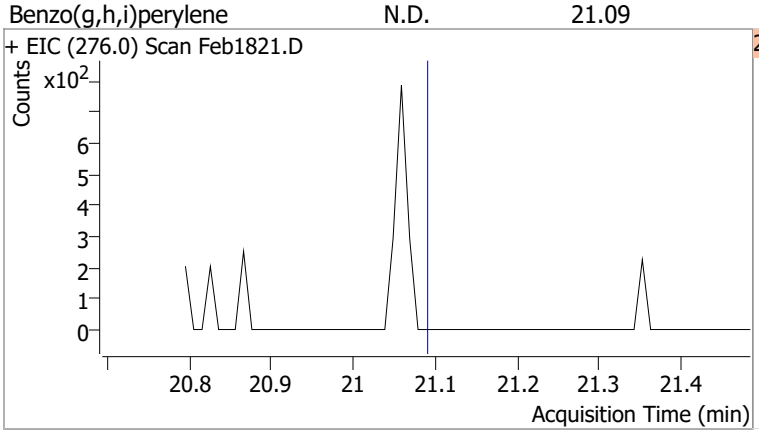

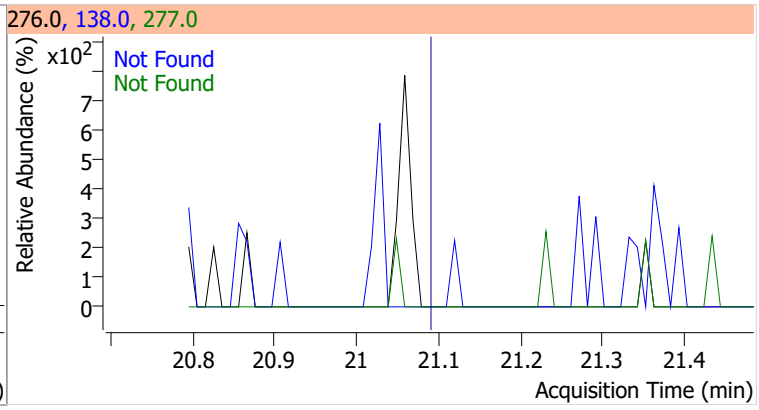

Quantitation Results Report (QT Reviewed)

Data File	Feb1822.D	Operator	LIMS import
Acq. Method	BNA+SIM.M	Acq. Date-Time	2/19/2022 7:20:06 PM
Sample Name	B22020415-017C	Instrument	Instrument #1
Vial	22	Multiplier	1.00
DA Method File		Comment	SVOC-8270-W-LARGO
Tune File	dftppdsm.u	Tune Date	2/18/2022 9:25:00 PM
Batch Name	021822 DoD BNA cal.batch.bin	Last Calib Update	2/19/2022 1:06:17 PM
Ref Library	D:\Org\Library\NIST129K.l		

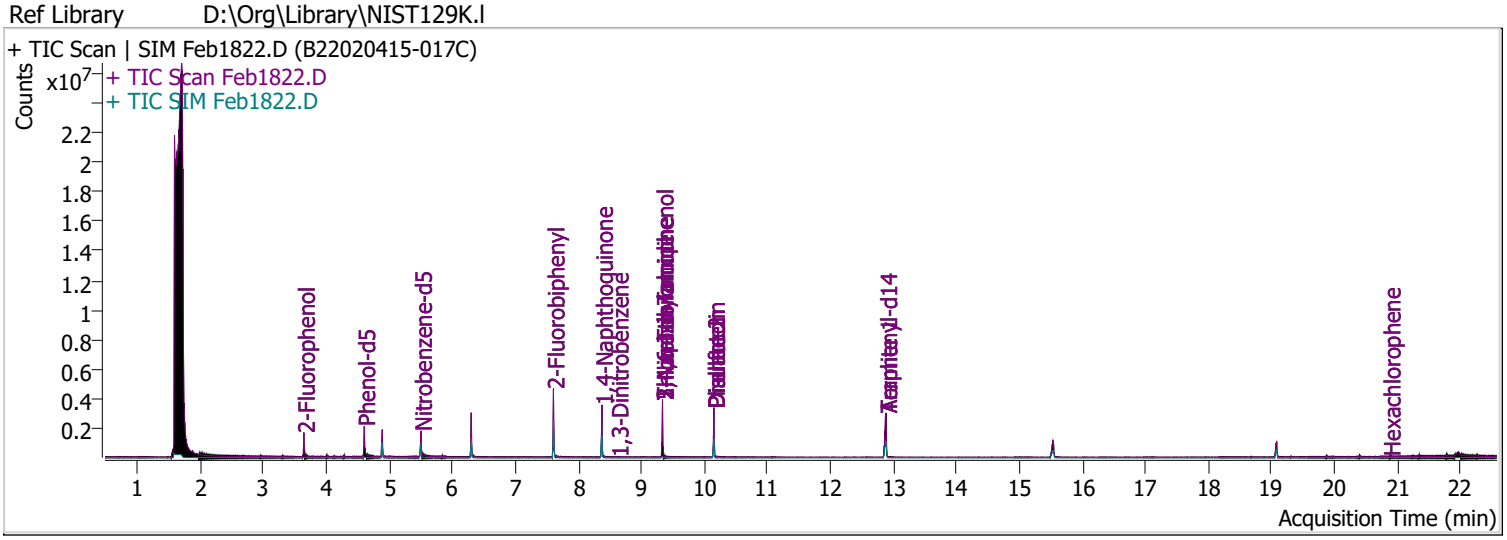

Compound	RT	QIon	Resp.	Conc.	Units		Dev(Min)
Internal Standards							
System Monitoring Compounds							
S 2-Fluorophenol	3.643	112.0	460221	57.7143	µg/L		-0.010
Spiked Amount: 200.000	Range: 10.0 - 75.0%			Recovery = 28.86%			
S Phenol-d5	4.603	99.0	714942	68.8146	µg/L		-0.010
Spiked Amount: 200.000	Range: 10.0 - 65.0%			Recovery = 34.41%			
S Nitrobenzene-d5	5.502	82.0	459272	79.2676	µg/L		0.000
Spiked Amount: 100.000	Range: 32.0 - 94.0%			Recovery = 79.27%			
S 2-Fluorobiphenyl	7.605	172.0	1380011	64.2001	µg/L		0.000
Spiked Amount: 100.000	Range: 28.0 - 107.0%			Recovery = 64.20%			
S 2,4,6-Tribromophenol	9.336	329.8	304757	156.3387	µg/L		0.000
Spiked Amount: 200.000	Range: 25.0 - 140.0%			Recovery = 78.17%			
S Terphenyl-d14	12.885	244.3	1945517	94.3049	µg/L		0.010
Spiked Amount: 100.000	Range: 32.0 - 122.0%			Recovery = 94.30%			
Target Compounds							**QValue**
T N-Nitrosodimethylamine	0.000		0	N.D.			
T Pyridine	0.000		0	N.D.			
T Aniline	0.000		0	N.D.			
T Phenol	0.000		0	N.D.			
T bis(-2-Chloroethyl)Ether	0.000		0	N.D.			
T 2-Chlorophenol	0.000		0	N.D.			
T 1,3-Dichlorobenzene	0.000		0	N.D.			
T 1,4-Dichlorobenzene	0.000		0	N.D.			
T 1,2-Dichlorobenzene	0.000		0	N.D.			
T Benzyl Alcohol	0.000		0	N.D.			
T bis(2-chloroisopropyl)Ether	0.000		0	N.D.			
T 2-Methylphenol	0.000		0	N.D.			
T N-nitroso-Di-n-propylamine	5.502	70.0	0		µg/L	md	1
T 4Methylphenol/3Methylphenol	0.000		0	N.D.			
T Hexachloroethane	0.000		0	N.D.			

Compound	RT	QIon	Resp.	Conc.	Units		Dev(Min)
T Nitrobenzene	0.000		0	N.D.			
T Isophorone	0.000		0	N.D.			
T 2-Nitrophenol	0.000		0	N.D.			
T 2,4-Dimethylphenol	0.000		0	N.D.			
T bis(-2-Chloroethoxy)Methane	0.000		0	N.D.			
T 2,4-Dichlorophenol	0.000		0	N.D.			
T Benzoic Acid	0.000		0	N.D.			
T 1,2,4-Trichlorobenzene	0.000		0	N.D.			
T Naphthalene	0.000		0	N.D.			
T 4-Chlorophenol	6.301	130.0	0		µg/L	md	1
T p-Chloroaniline	0.000		0	N.D.			
T Hexachlorobutadiene	0.000		0	N.D.			
T 4-Chloro-2-Methylphenol	0.000		0	N.D.			
T 4-Chloro-3-Methylphenol	0.000		0	N.D.			
T 2-Methylnaphthalene	0.000		0	N.D.			
T 1-Methylnaphthalene	0.000		0	N.D.			
T Hexachlorocyclopentadiene	0.000		0	N.D.			
T 2,4,6-Trichlorophenol	0.000		0	N.D.			
T 2,4,5-Trichlorophenol	0.000		0	N.D.			
T 2-Chloronaphthalene	0.000		0	N.D.			
T 2-Nitroaniline	0.000		0	N.D.			
T Dimethyl Phthalate	8.374	163.0	0		µg/L	md	1
T 2,6-Dinitrotoluene	8.374	165.0	0		µg/L	md	1
T Acenaphthylene	0.000		0	N.D.			
T 3-Nitroaniline	0.000		0	N.D.			
T Acenaphthene	0.000		0	N.D.			
T 2,4-Dinitrophenol	0.000		0	N.D.			
T Dibenzofuran	0.000		0	N.D.			
T 2,4-Dinitrotoluene	9.039	165.0	0		µg/L	md	1
T 4-Nitrophenol	0.000		0	N.D.			
T Diethylphthalate	0.000		0	N.D.			
T Fluorene	0.000		0	N.D.			
T 4-Chlorophenyl-phenylether	0.000		0	N.D.			
T 4-Nitroaniline	0.000		0	N.D.			
T 4,6-Dinitro-2-methylphenol	9.336	198.0	0		µg/L	md	1
T N-nitrosodiphenylamine	0.000		0	N.D.			
T Azobenzene	0.000		0	N.D.			
T 4-Bromophenyl-phenylether	0.000		0	N.D.			
T Hexachlorobenzene	0.000		0	N.D.			
T Pentachlorophenol	0.000		0	N.D.			
T Phenanthrene	0.000		0	N.D.			
T Anthracene	0.000		0	N.D.			
T Triallate	0.000		0	N.D.			
T Carbazole	0.000		0	N.D.			
T o-Terphenyl	0.000		0	N.D.			
T Di-n-Butylphthalate	0.000		0	N.D.			
T Fluoranthene	0.000		0	N.D.			
T Benzidine	12.885	184.0	0		µg/L	md	1
T Pyrene	0.000		0	N.D.			
T Butylbenzylphthalate	0.000		0	N.D.			
T Benzo(a)Anthracene	0.000		0	N.D.			
T Chrysene	0.000		0	N.D.			
T 3,3-Dichlorobenzidine	0.000		0	N.D.			
T bis(2-ethylhexyl)Phthalate	0.000		0	N.D.			
T Di-n-octyl Phthalate	0.000		0	N.D.			

Compound	RT	QIon	Resp.	Conc.	Units	Dev(Min)
T Benzo(b)fluoranthene	0.000		0	N.D.		
T Benzo(k)fluoranthene	0.000		0	N.D.		
T Benzo(a)pyrene	0.000		0	N.D.		
T Indeno(1,2,3-c,d)pyrene	0.000		0	N.D.		
T Dibenzo(a,h)anthracene	0.000		0	N.D.		
T Benzo(g,h,i)perylene	0.000		0	N.D.		

(#) = Qualifier Out of Range; (m) = Manual Integration; (+) = Area Summed; (*) = Surrogate Percent Recovery Out of Range; (d): Zeroed Peak

Compound	Conc.	Exp RT	QIon	Exp Ratio
N-Nitrosodimethylamine	N.D.	2.49	42.0	135.8

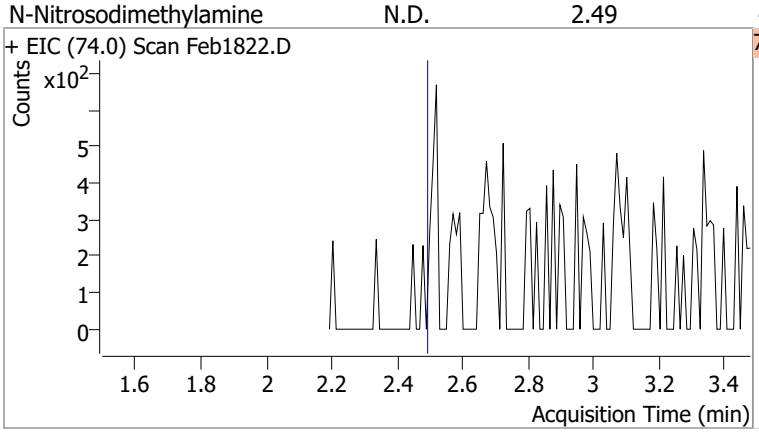

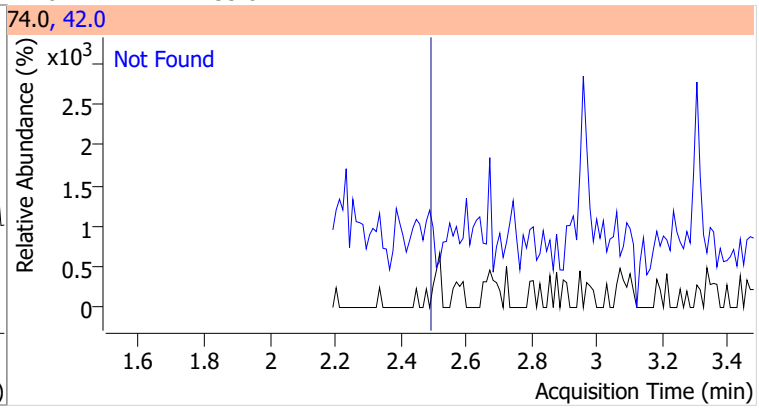

Compound	Conc.	Exp RT	QIon	Exp Ratio
Pyridine	N.D.	2.53	52.0	82.7

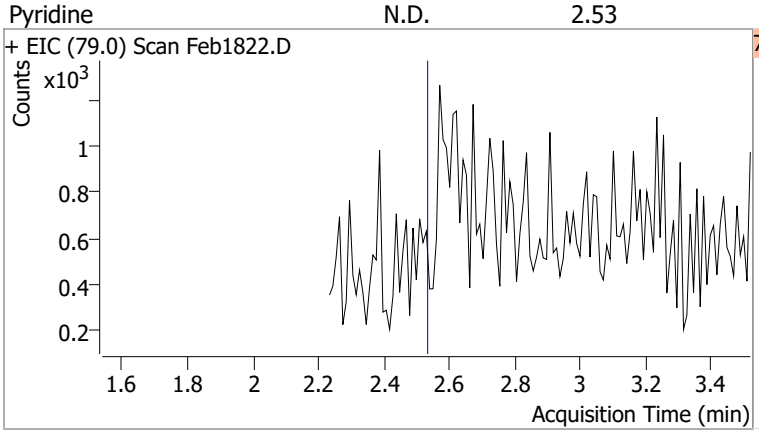

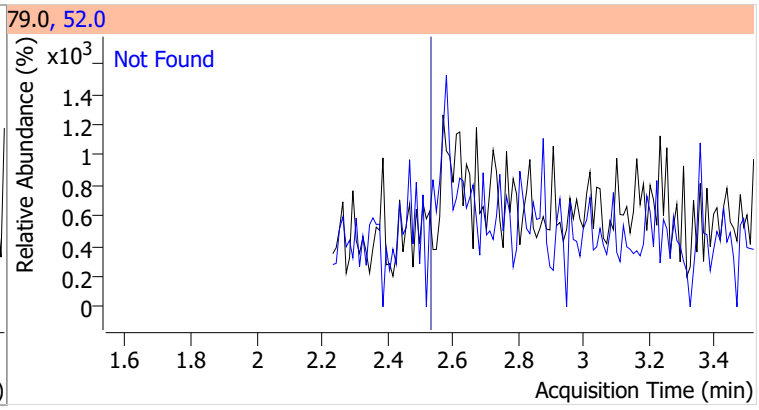

Compound	Conc.	RT	Dev(Min)	Resp.	QIon	QRatio	Lower	Upper
2-Fluorophenol	57.7143	3.64	-0.01	460221	64.0	52.2	34.6	64.3
					92.0	22.5	14.2	26.5

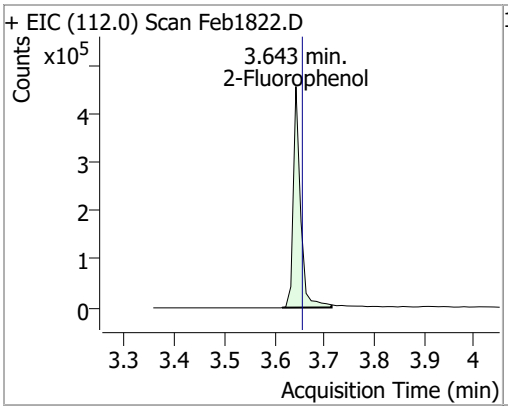

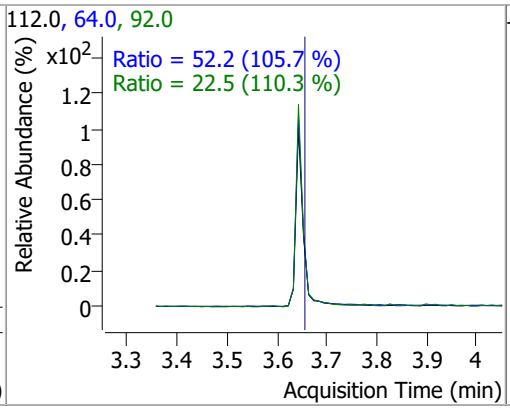

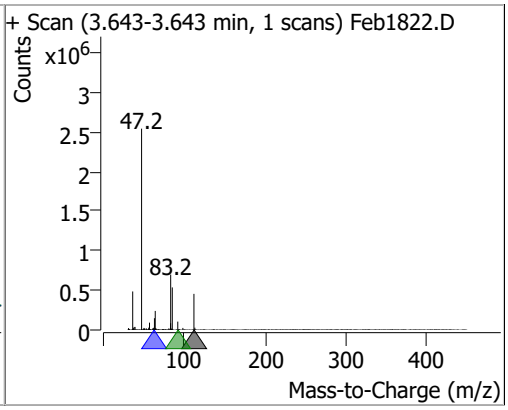

Compound	Conc.	Exp RT	QIon	Exp Ratio	QIon	Exp Ratio
Aniline	N.D.	4.56	66.0	36.7	65.0	18.7

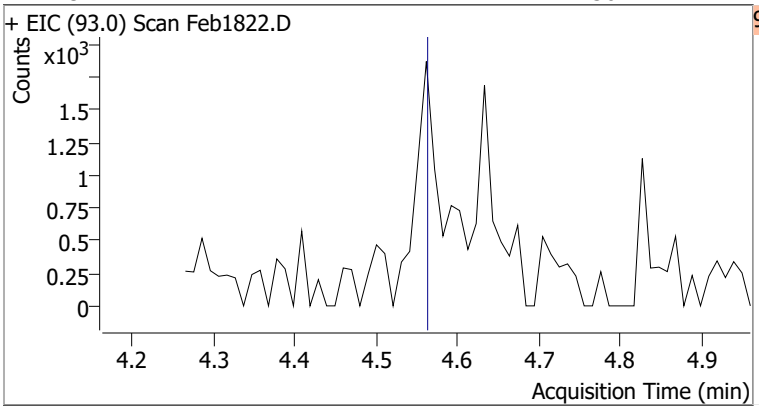

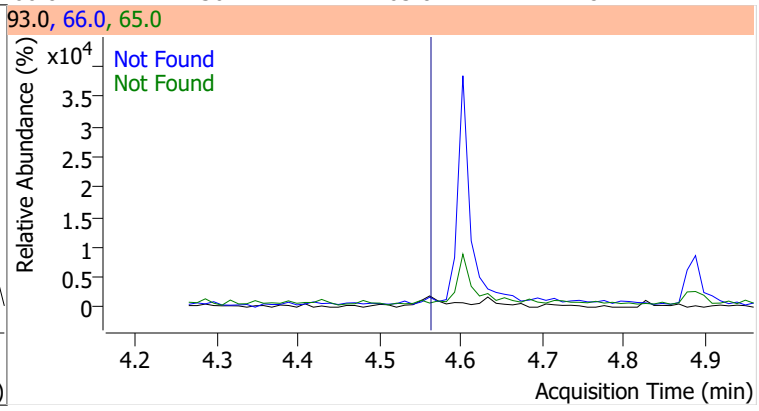

Compound	Conc.	RT	Dev(Min)	Resp.	QIon	QRatio	Lower	Upper
Phenol-d5	68.8146	4.60	-0.01	714942	71.0	35.9	25.8	47.9

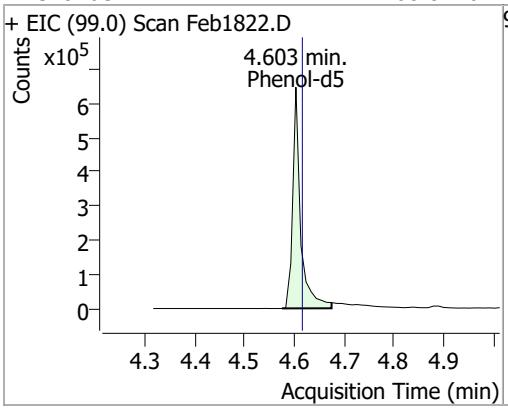

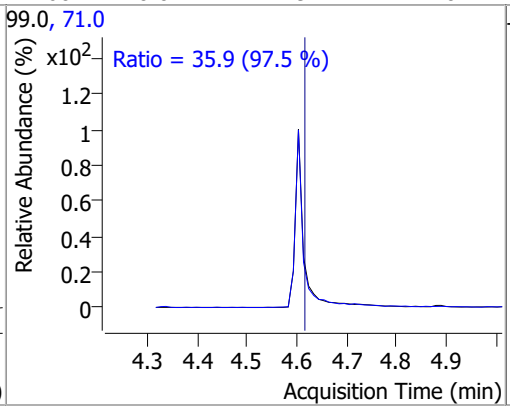

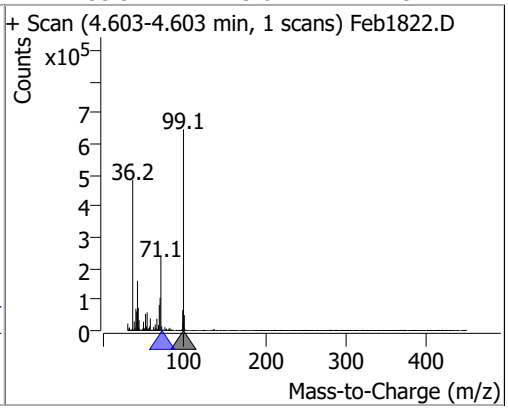

Compound	Conc.	Exp RT	QIon	Exp Ratio
Phenol	N.D.	4.62	66.0	45.3

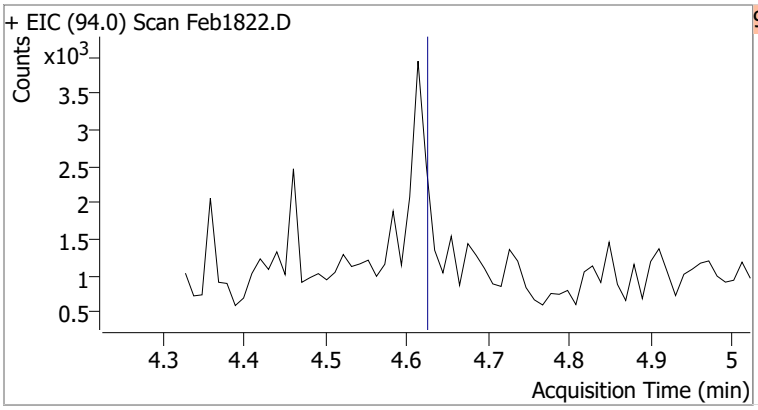

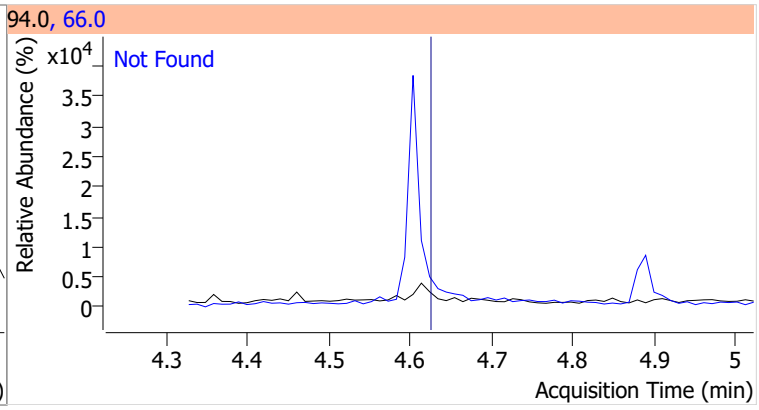

Compound	Conc.	Exp RT	QIon	Exp Ratio
bis(-2-Chloroethyl)Ether	N.D.	4.64	64.0	10.9

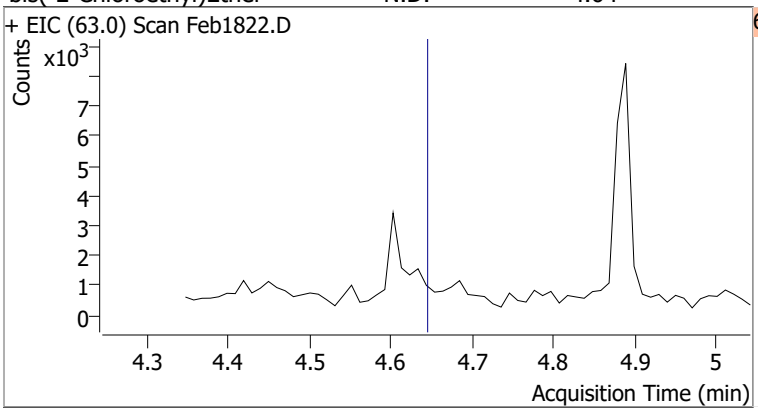

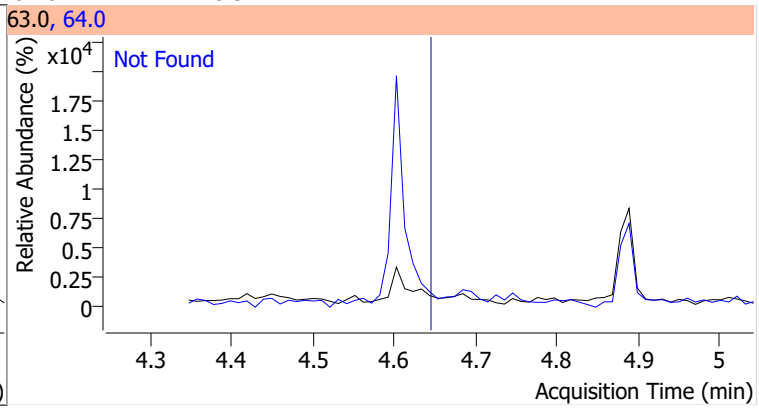

Compound	Conc.	Exp RT	QIon	Exp Ratio
2-Chlorophenol	N.D.	4.69	130.0	32.5

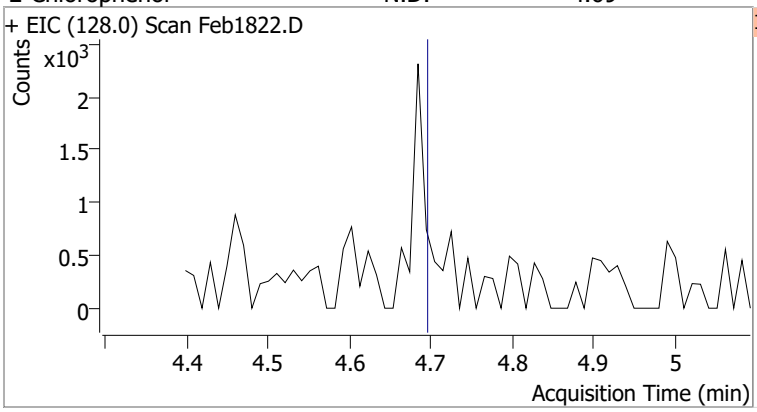

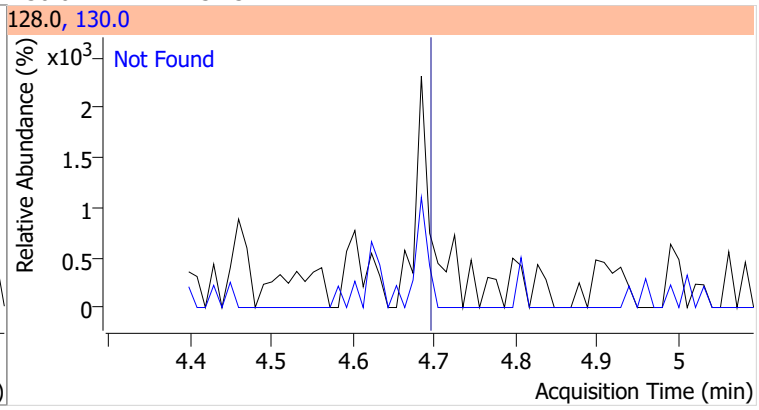

Compound	Conc.	Exp RT	QIon	Exp Ratio	QIon	Exp Ratio
1,3-Dichlorobenzene	N.D.	4.83	148.0	63.7	111.0	36.1

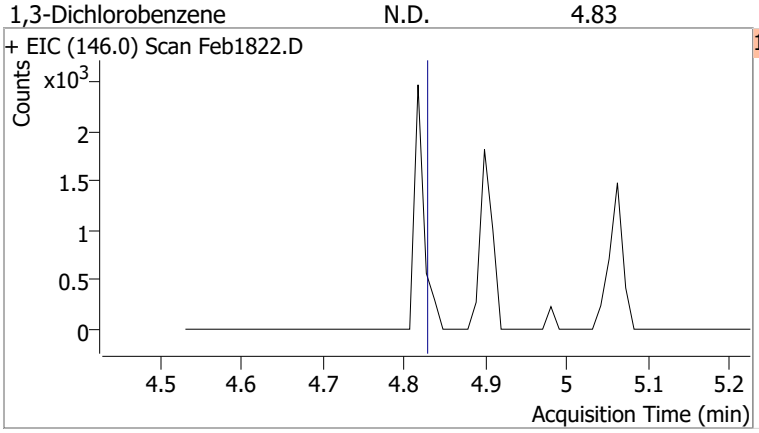

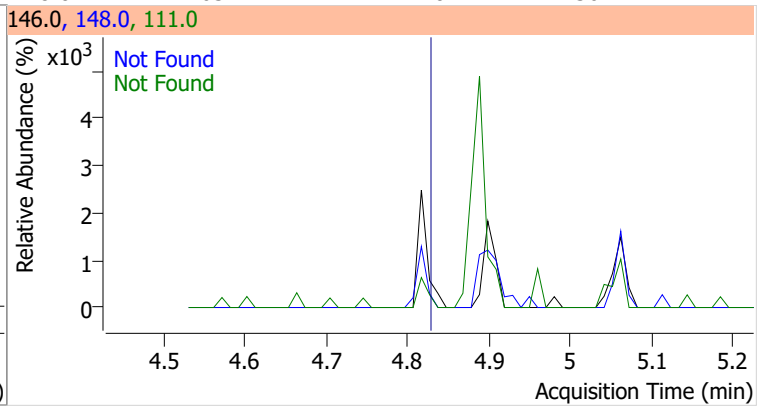

Compound	Conc.	Exp RT	QIon	Exp Ratio	QIon	Exp Ratio
1,4-Dichlorobenzene	N.D.	4.91	148.0	65.2	111.0	36.0

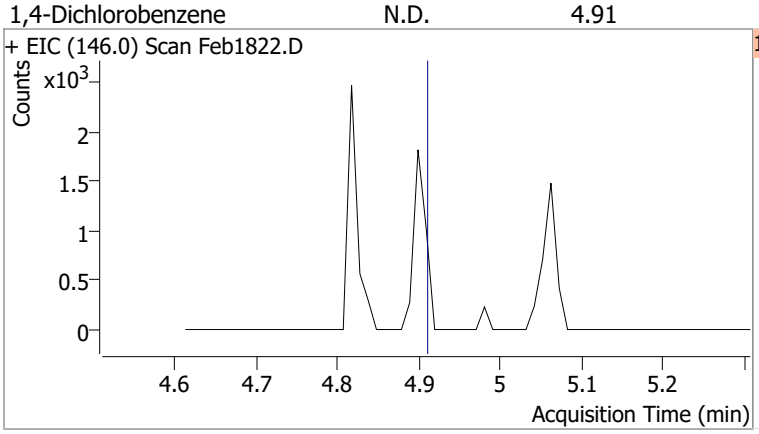

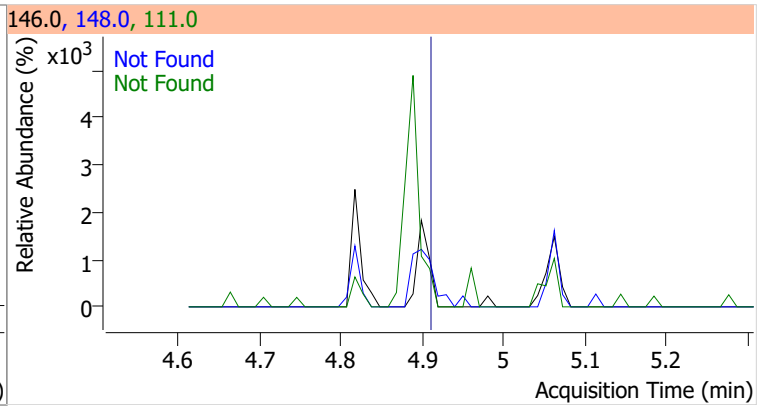

Compound	Conc.	Exp RT	QIon	Exp Ratio	QIon	Exp Ratio
1,2-Dichlorobenzene	N.D.	5.06	148.0	64.4	111.0	37.3

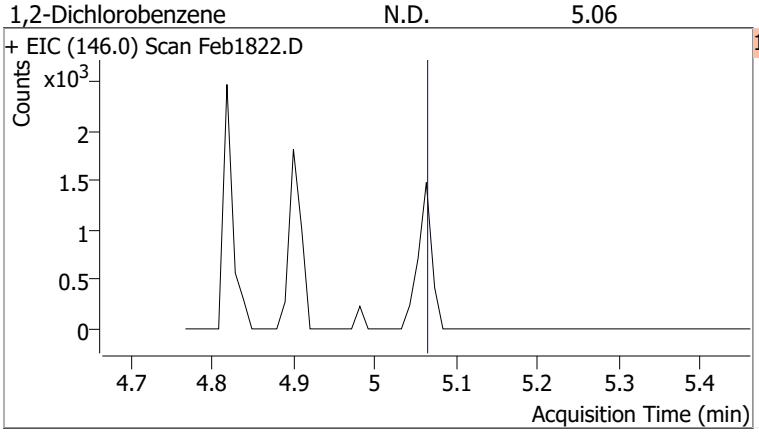

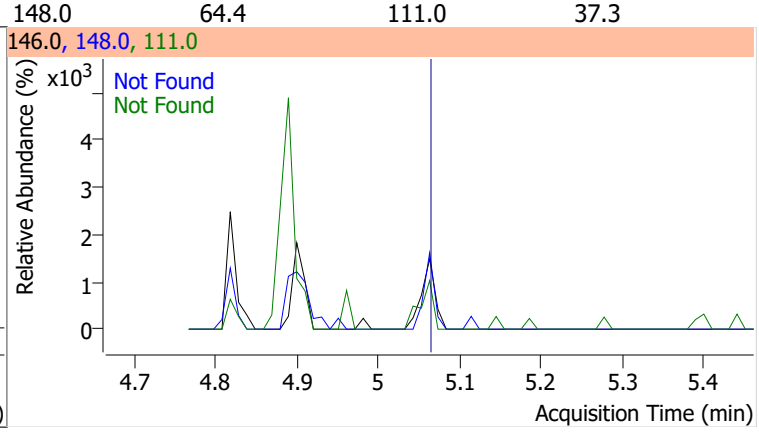

Compound	Conc.	Exp RT	QIon	Exp Ratio	QIon	Exp Ratio
Benzyl Alcohol	N.D.	5.08	79.0	119.3	107.0	70.5

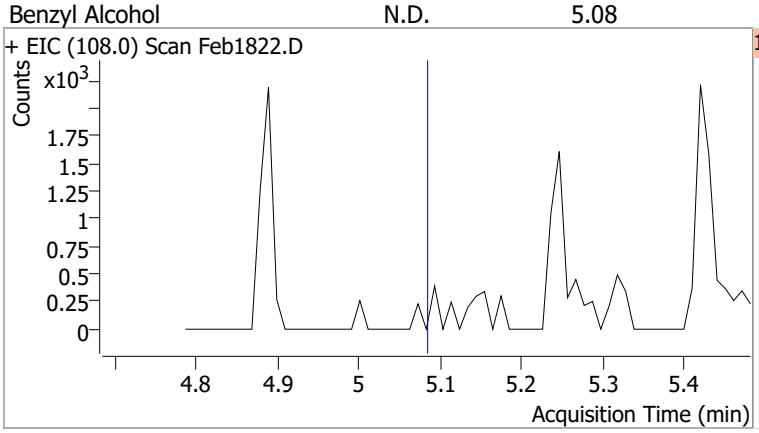

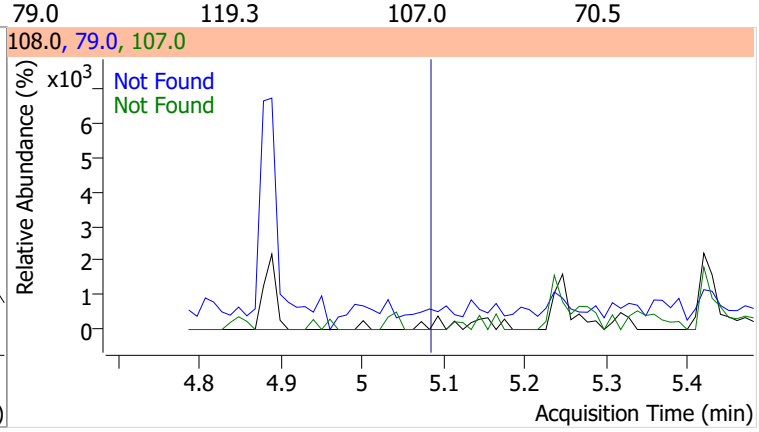

Compound	Conc.	Exp RT	QIon	Exp Ratio
bis(2-chloroisopropyl)Ether	N.D.	5.23	123.0	32.1

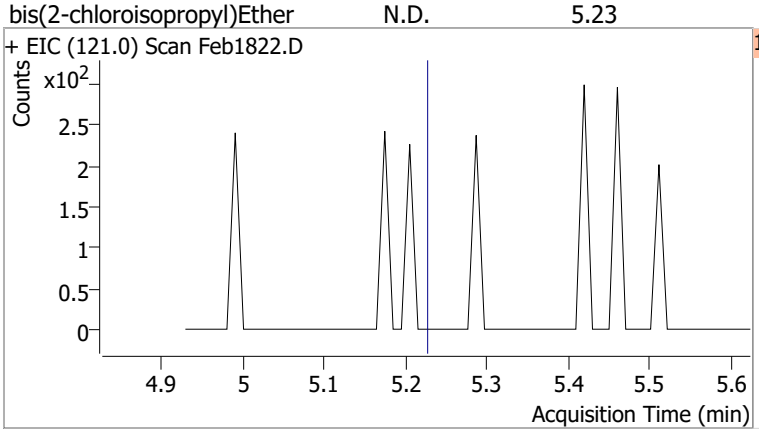

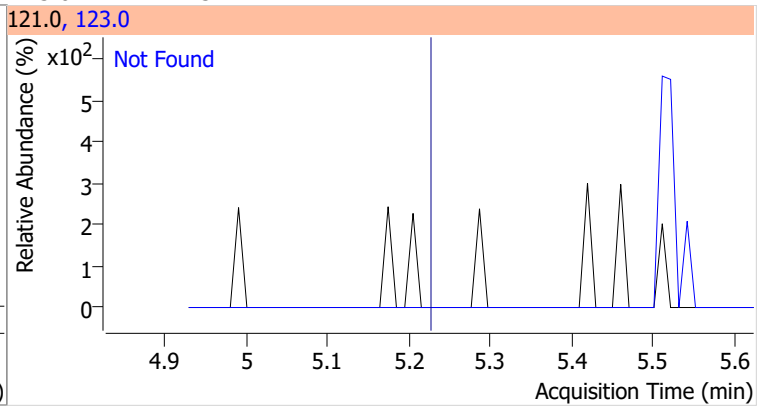

Compound	Conc.	Exp RT	QIon	Exp Ratio
2-Methylphenol	N.D.	5.25	108.0	116.5

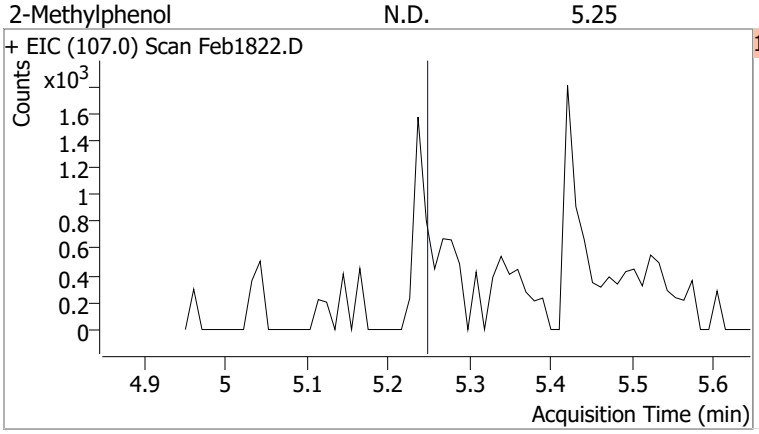

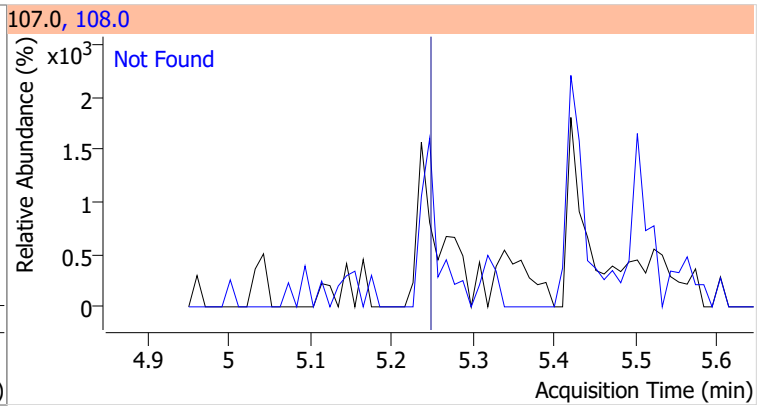

Compound	Conc.	RT	Dev(Min)	Resp.	QIon	QRatio	Lower	Upper
N-nitroso-Di-n-propylamine		0		0	130.0		0.0	38.8

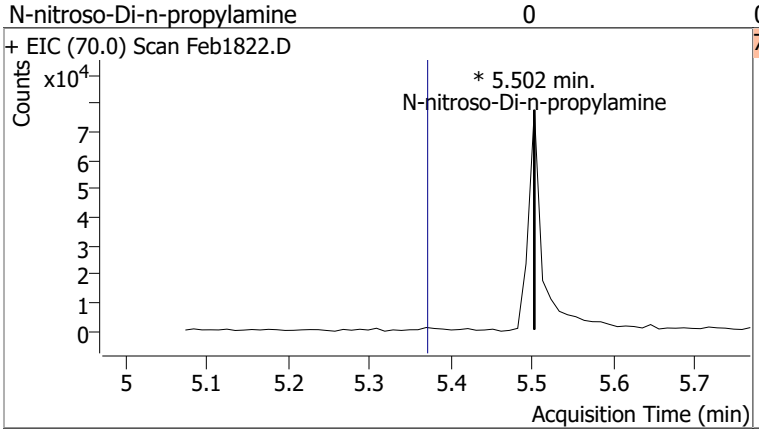

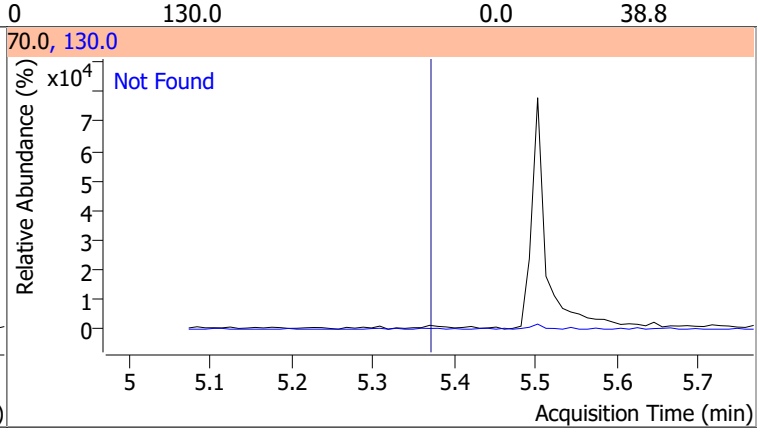

Compound	Conc.	Exp RT	QIon	Exp Ratio
4Methylphenol/3Methylphenol	N.D.	5.43	108.0	83.9

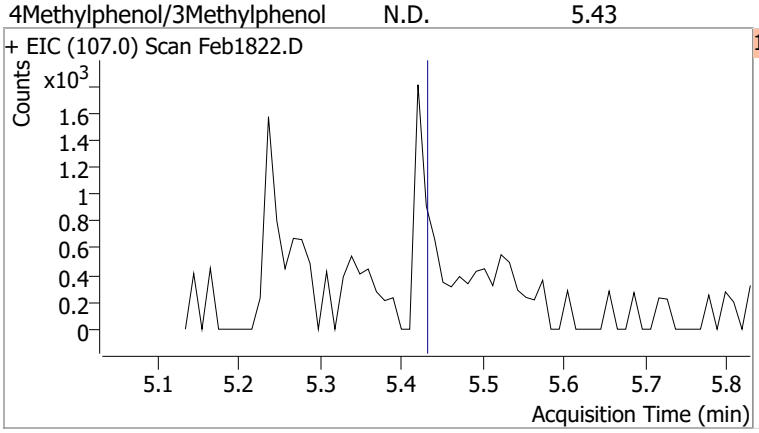

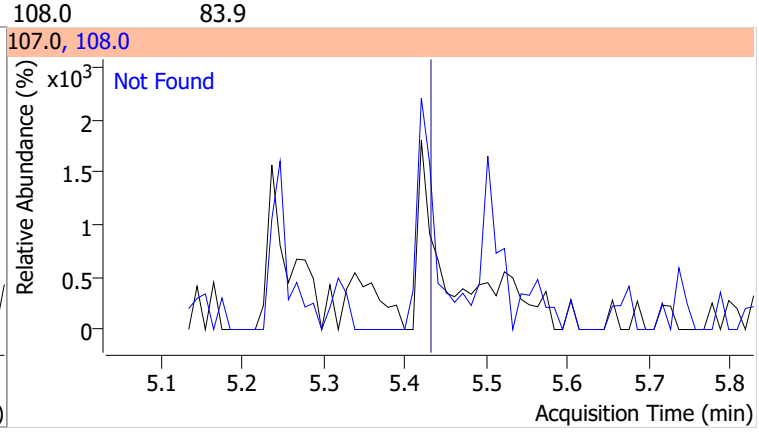

Compound	Conc.	Exp RT	QIon	Exp Ratio	QIon	Exp Ratio
Hexachloroethane	N.D.	5.43	201.0	90.8	199.0	56.9

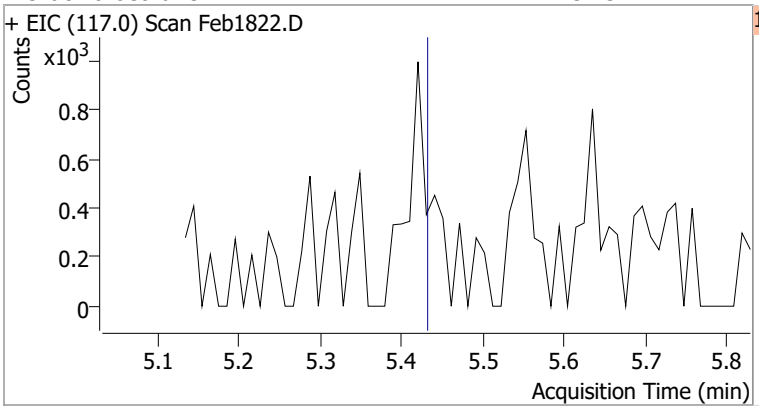

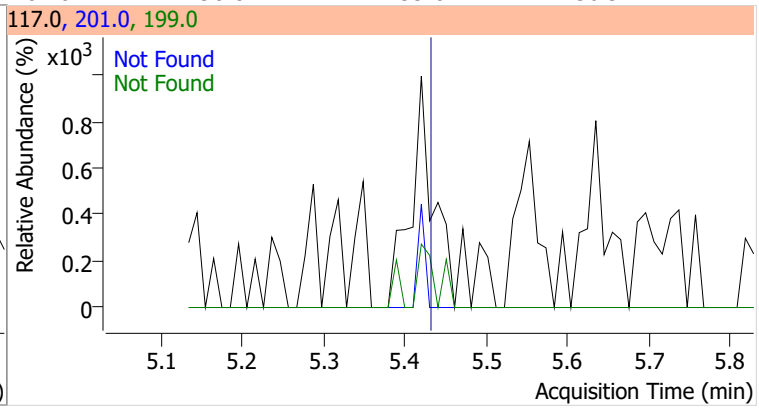

Compound	Conc.	RT	Dev(Min)	Resp.	QIon	QRatio	Lower	Upper
Nitrobenzene-d5	79.2676	5.50	0.00	459272	54.0	60.0	46.3	86.0
					128.0	47.3	34.1	63.3

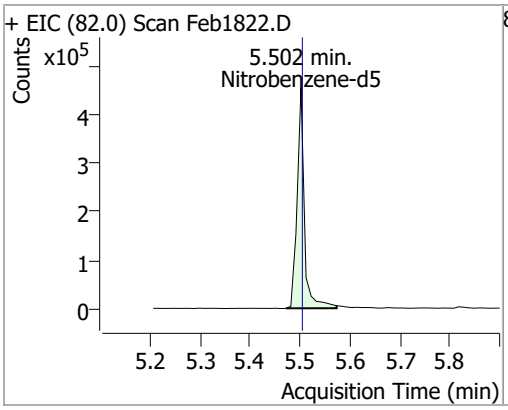

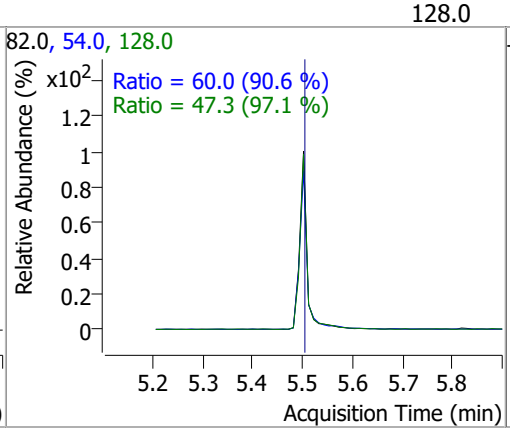

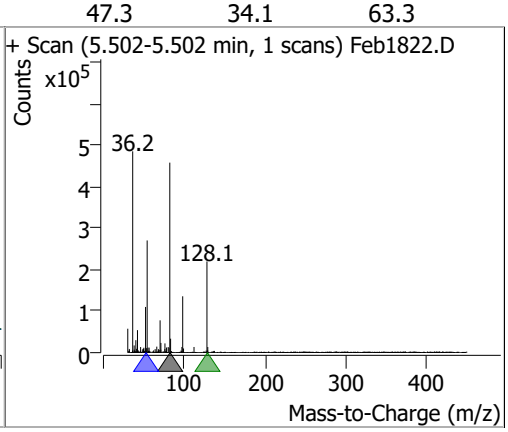

Compound	Conc.	Exp RT	QIon	Exp Ratio	QIon	Exp Ratio
Nitrobenzene	N.D.	5.52	77.0	212.7	51.0	131.0

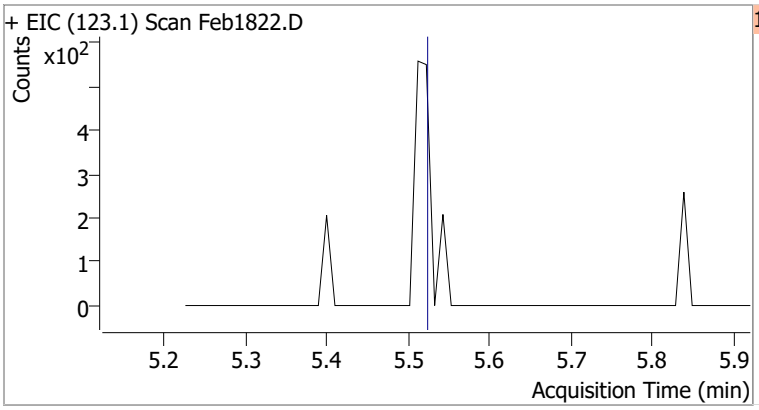

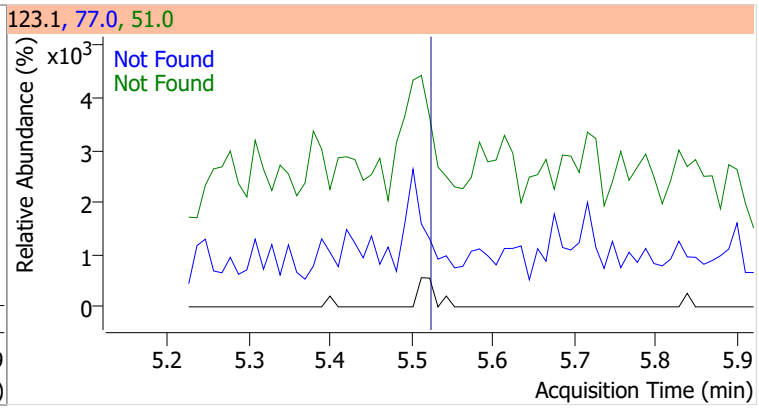

Compound	Conc.	Exp RT	QIon	Exp Ratio
Isophorone	N.D.	5.82	138.0	21.1

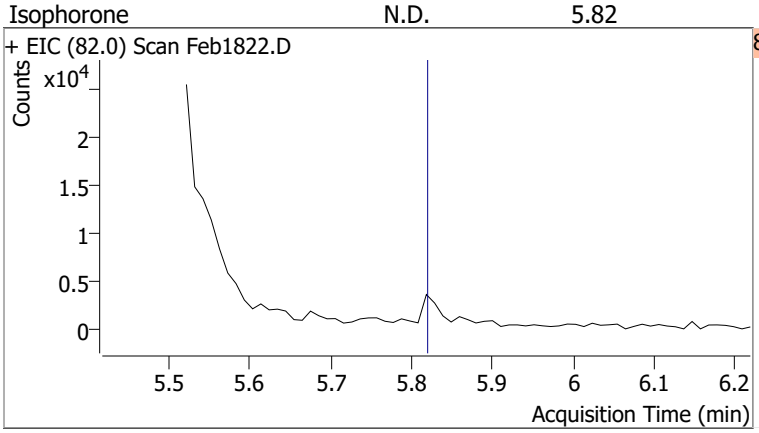

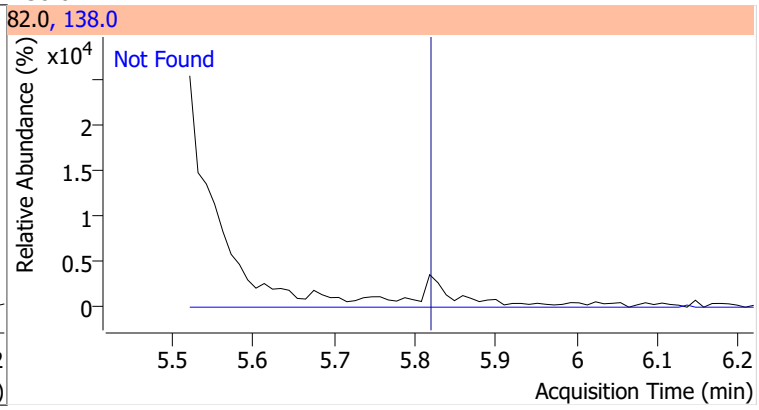

Compound	Conc.	Exp RT	QIon	Exp Ratio	QIon	Exp Ratio
2-Nitrophenol	N.D.	5.88	65.0	48.8	109.0	35.2

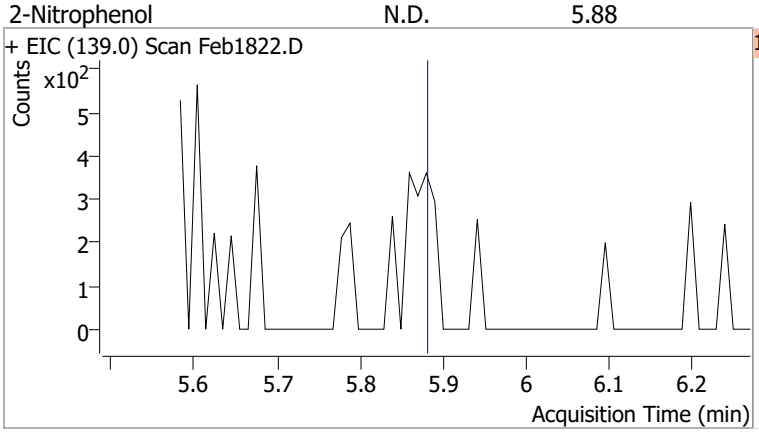

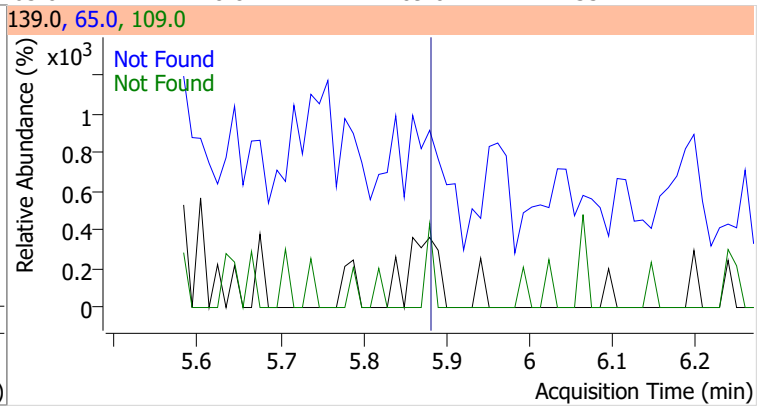

Compound	Conc.	Exp RT	QIon	Exp Ratio	QIon	Exp Ratio
2,4-Dimethylphenol	N.D.	6.00	107.0	109.4	77.0	34.0

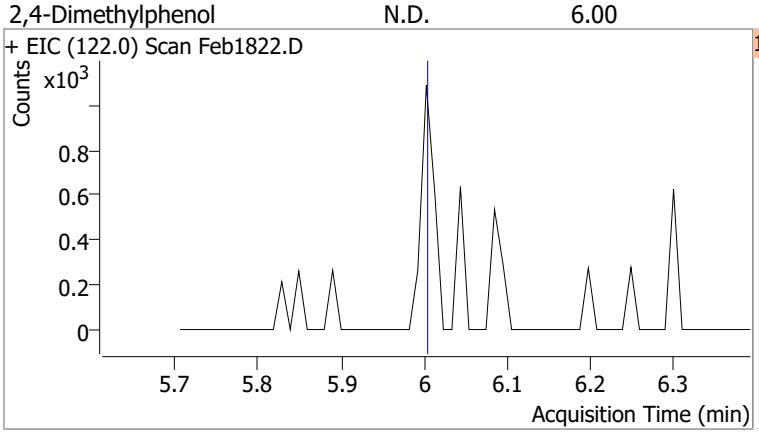

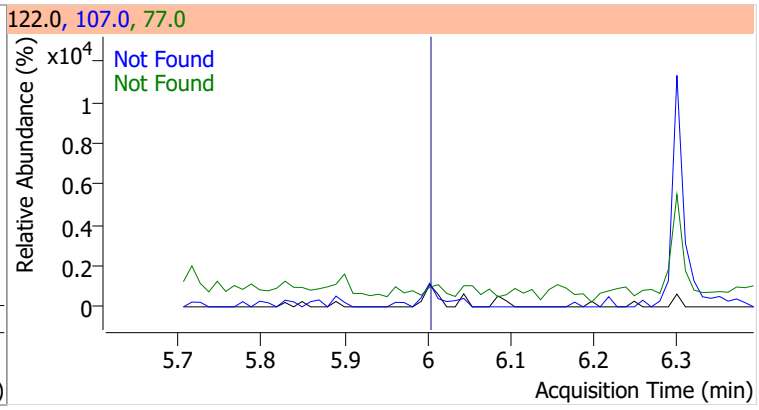

Compound	Conc.	Exp RT	QIon	Exp Ratio	QIon	Exp Ratio
bis(-2-Chloroethoxy)Methane	N.D.	6.08	63.0	68.1	95.0	31.9

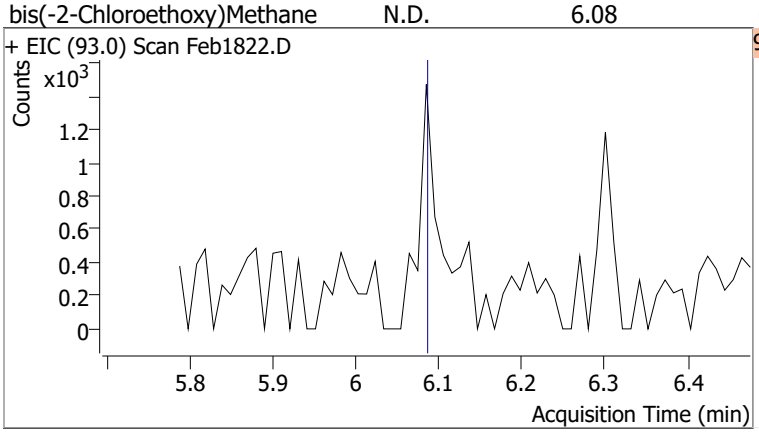

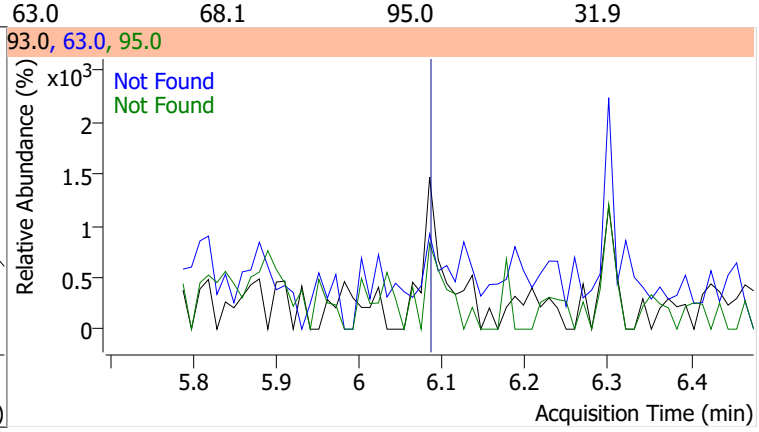

Compound	Conc.	Exp RT	QIon	Exp Ratio	QIon	Exp Ratio
2,4-Dichlorophenol	N.D.	6.19	164.0	65.0	98.0	28.6

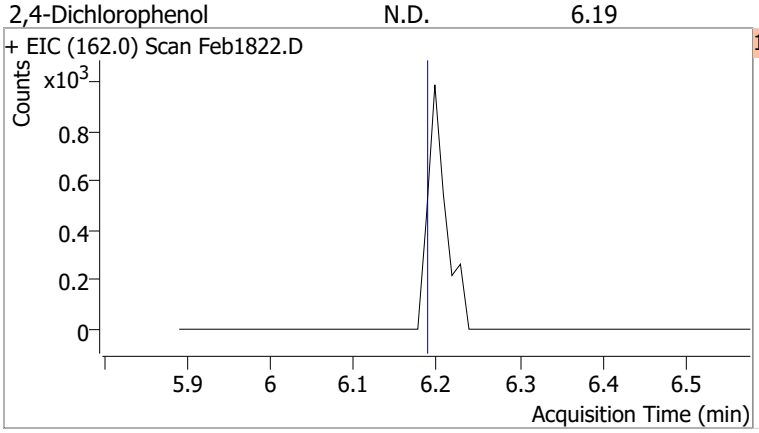

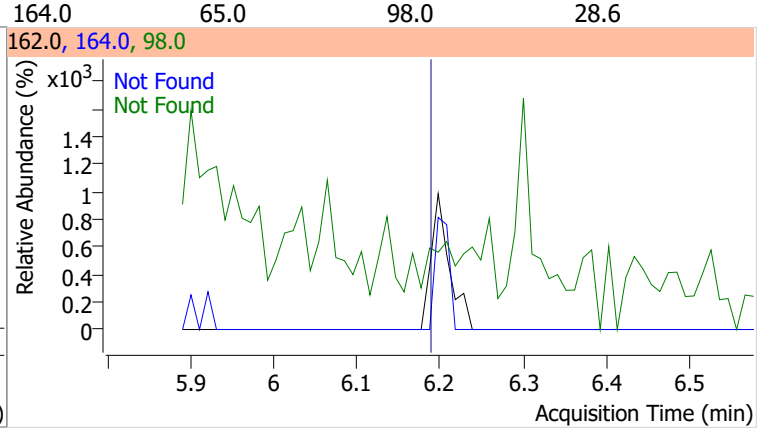

Compound	Conc.	Exp RT	QIon	Exp Ratio	QIon	Exp Ratio
Benzoic Acid	N.D.	6.24	122.0	85.5	77.0	60.4

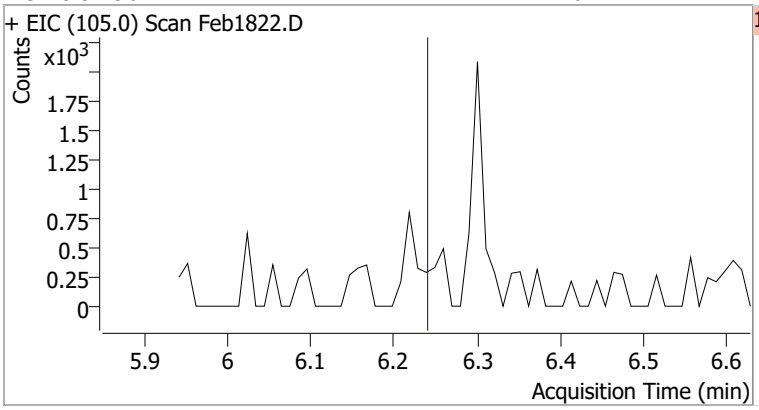

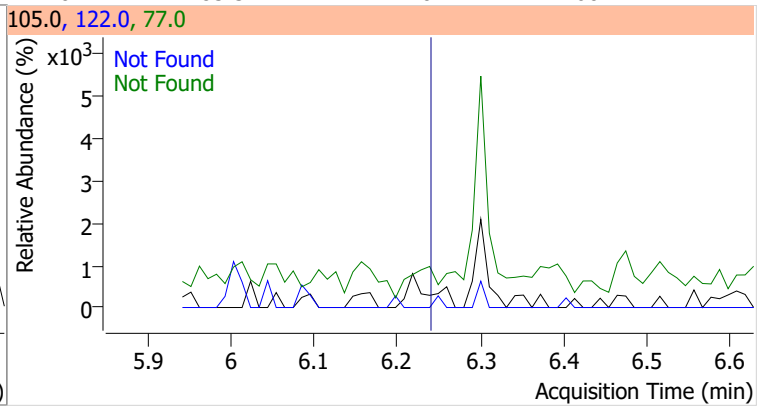

Compound	Conc.	Exp RT	QIon	Exp Ratio	QIon	Exp Ratio
1,2,4-Trichlorobenzene	N.D.	6.25	182.0	94.6	145.0	28.7

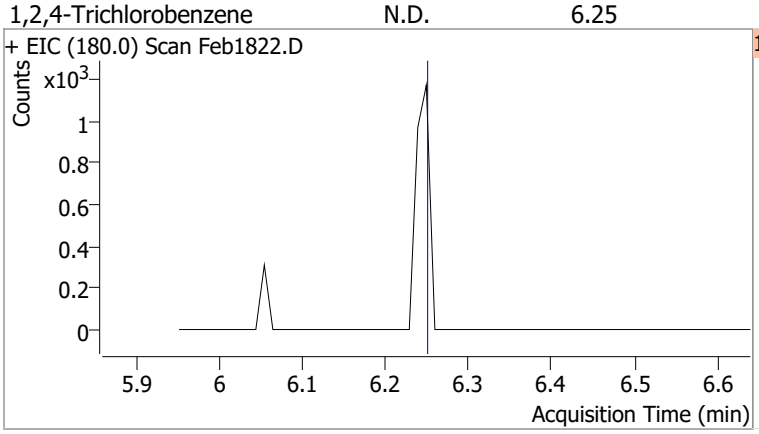

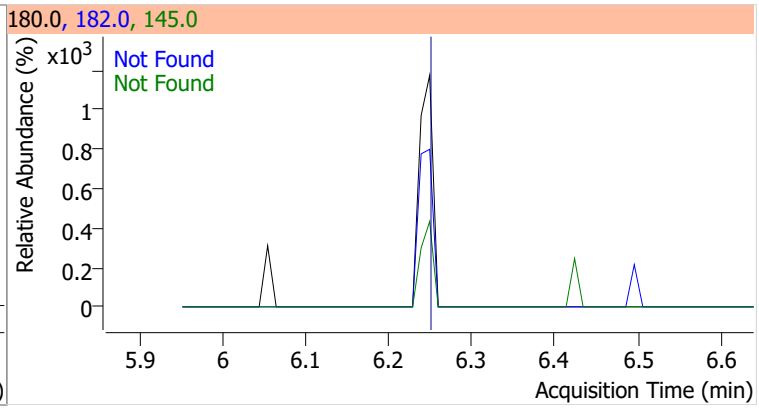

Compound	Conc.	Exp RT	QIon	Exp Ratio	QIon	Exp Ratio
Naphthalene	N.D.	6.33	129.0	11.5	102.0	9.9

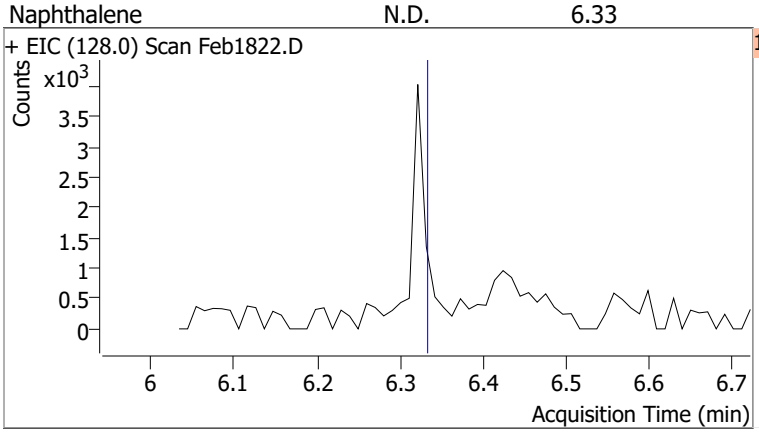

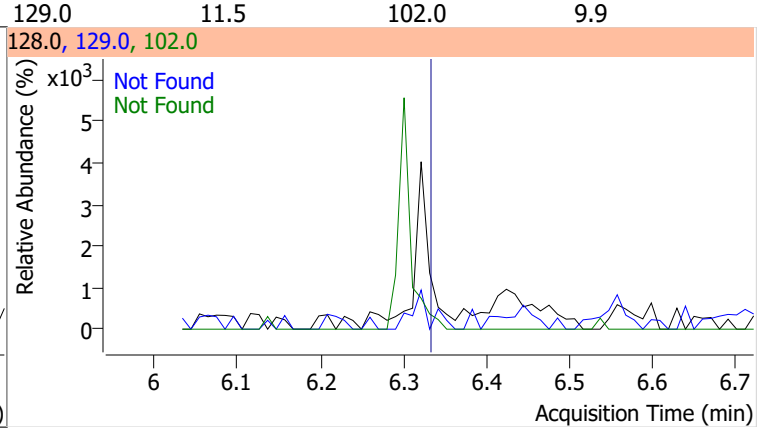

Compound	Conc.	RT	Dev(Min)	Resp.	QIon	QRatio	Lower	Upper
4-Chlorophenol		0		0	128.0		221.4	411.2

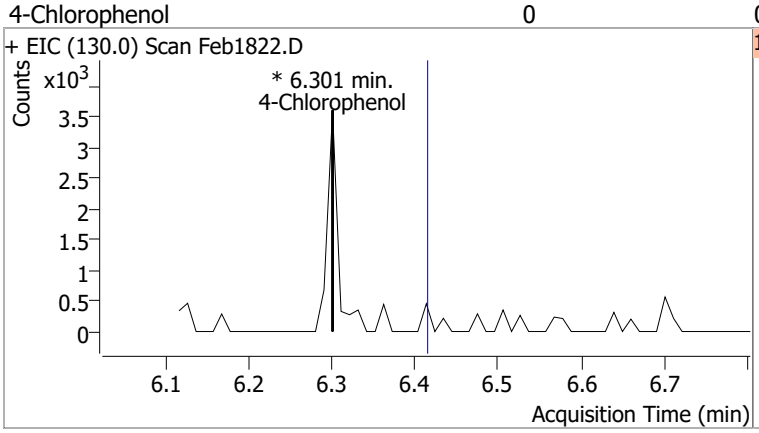

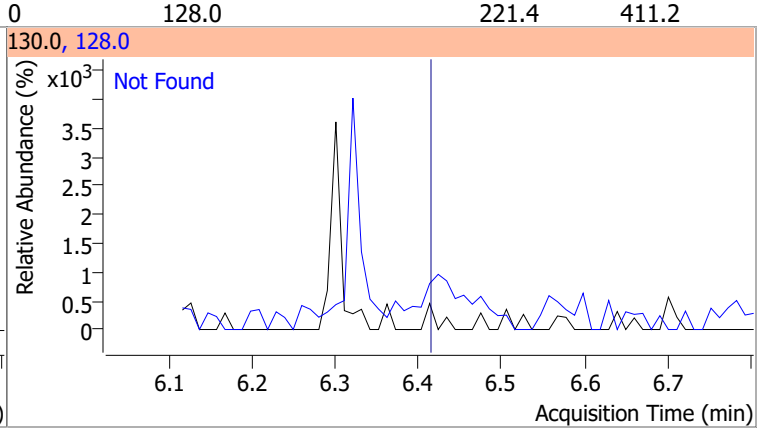

Compound	Conc.	Exp RT	QIon	Exp Ratio	QIon	Exp Ratio
p-Chloroaniline	N.D.	6.43	65.0	60.1	129.0	37.6

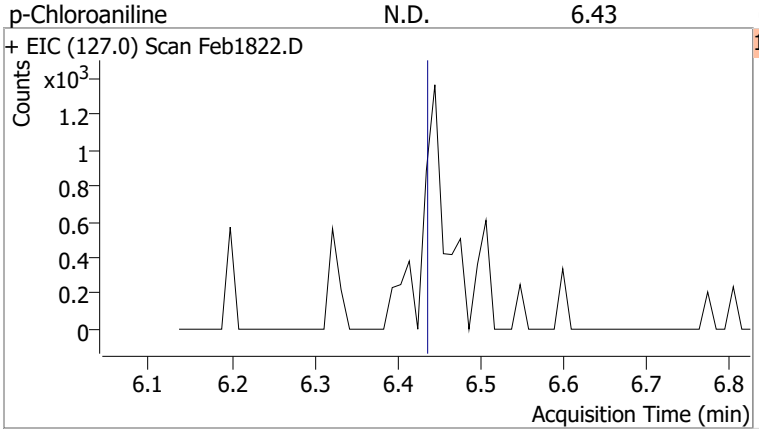

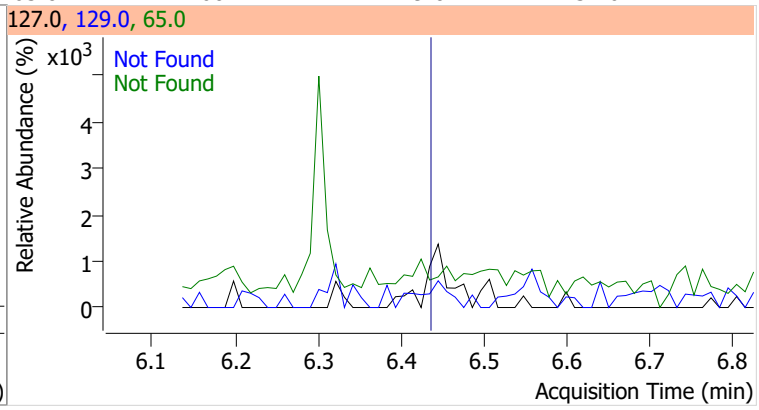

Compound	Conc.	Exp RT	QIon	Exp Ratio	QIon	Exp Ratio
Hexachlorobutadiene	N.D.	6.50	227.0	65.7	223.0	64.3

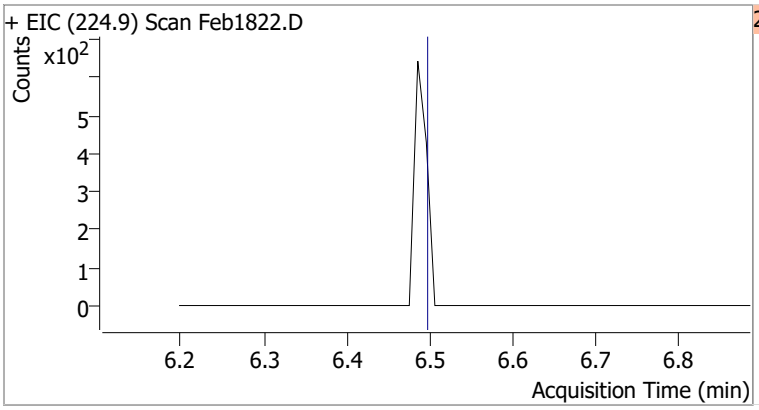

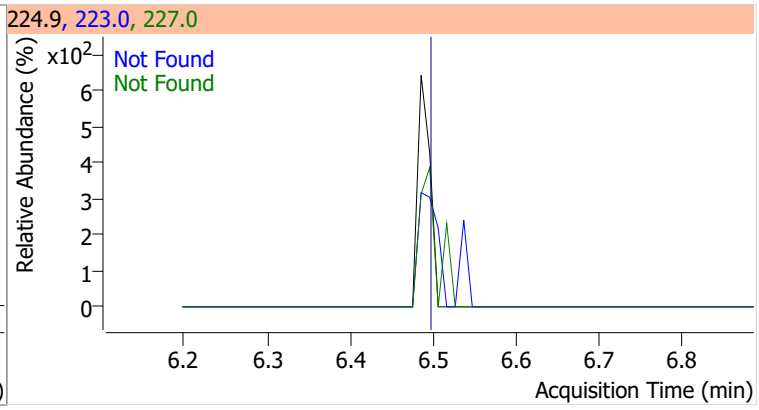

Compound	Conc.	Exp RT	QIon	Exp Ratio
4-Chloro-2-Methylphenol	N.D.	6.94	144.0	27.8

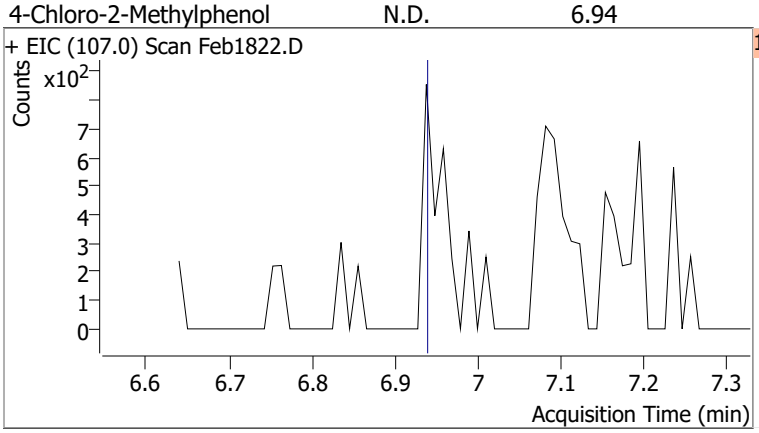

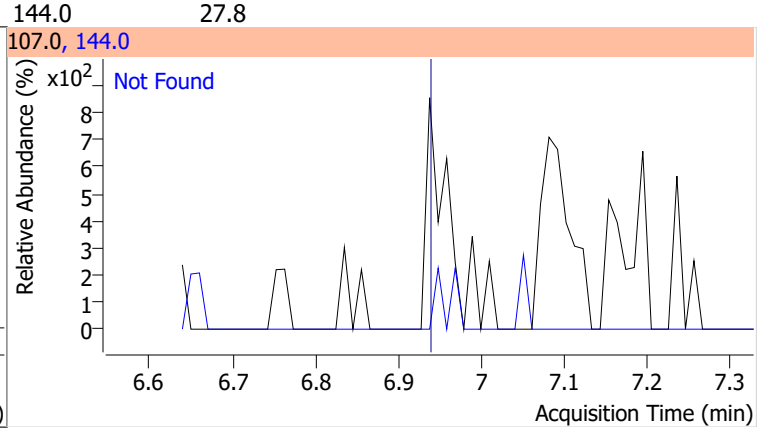

Compound	Conc.	Exp RT	QIon	Exp Ratio
4-Chloro-3-Methylphenol	N.D.	7.07	144.0	27.3

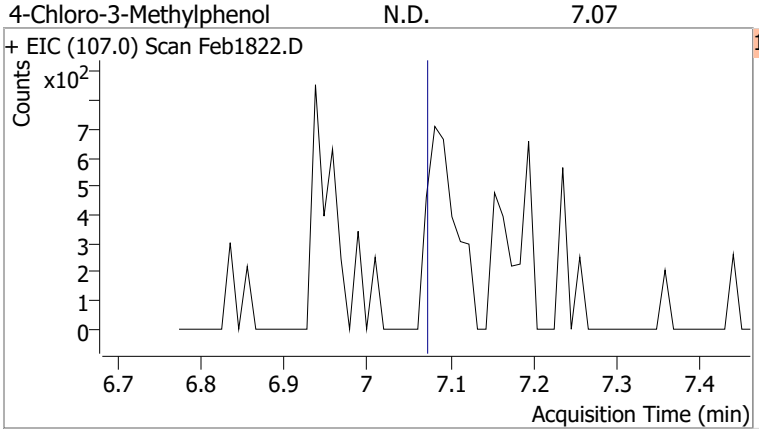

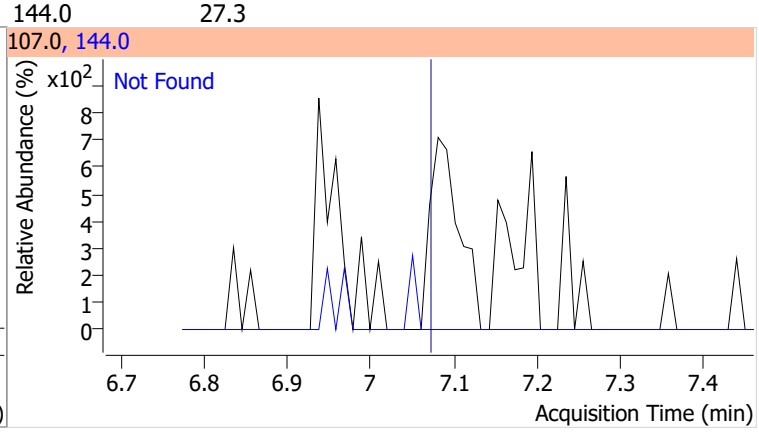

Compound	Conc.	Exp RT	QIon	Exp Ratio	QIon	Exp Ratio
2-Methylnaphthalene	N.D.	7.14	142.0	119.8	115.0	41.7

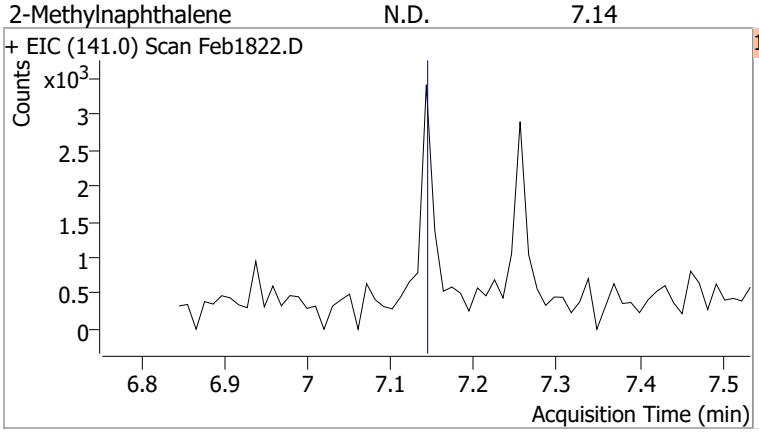

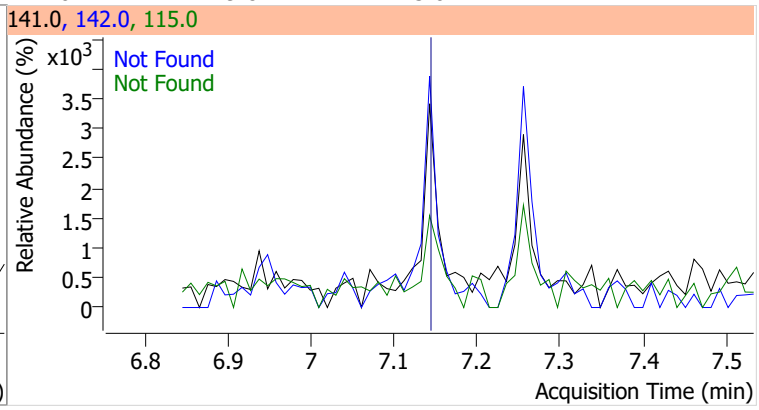

Compound	Conc.	Exp RT	QIon	Exp Ratio	QIon	Exp Ratio
1-Methylnaphthalene	N.D.	7.26	142.0	114.0	115.0	41.3

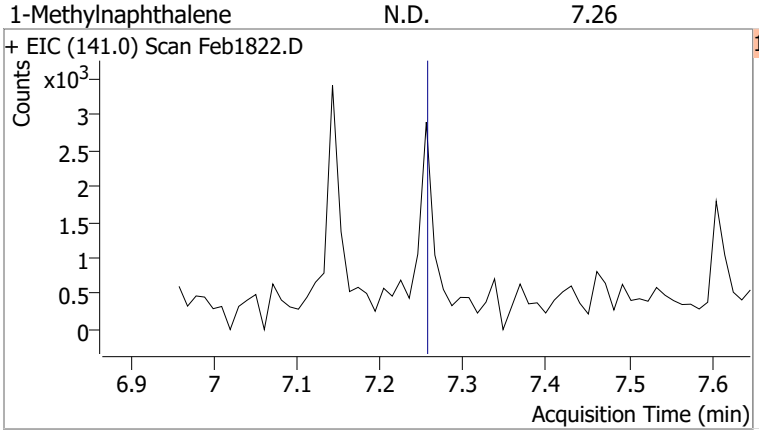

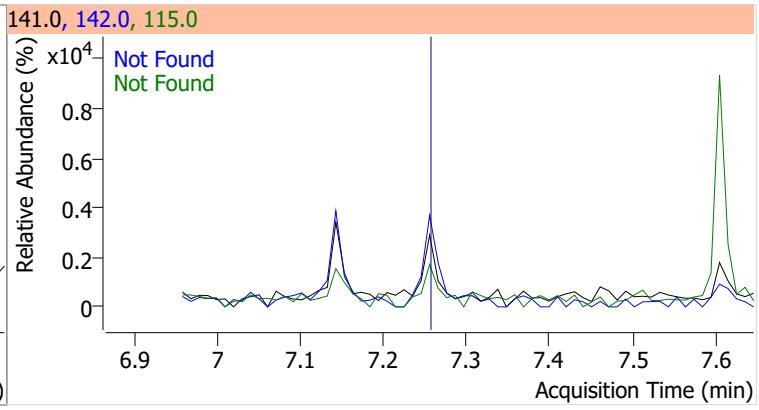

Compound	Conc.	Exp RT	QIon	Exp Ratio	QIon	Exp Ratio
Hexachlorocyclopentadiene	N.D.	7.34	234.9	64.6	238.9	63.8

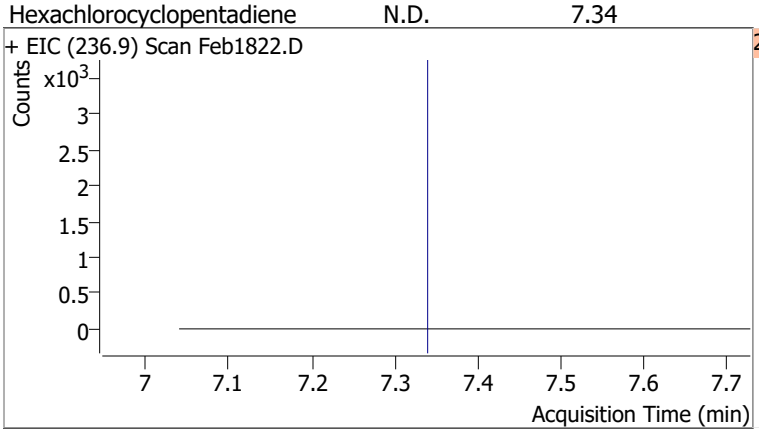

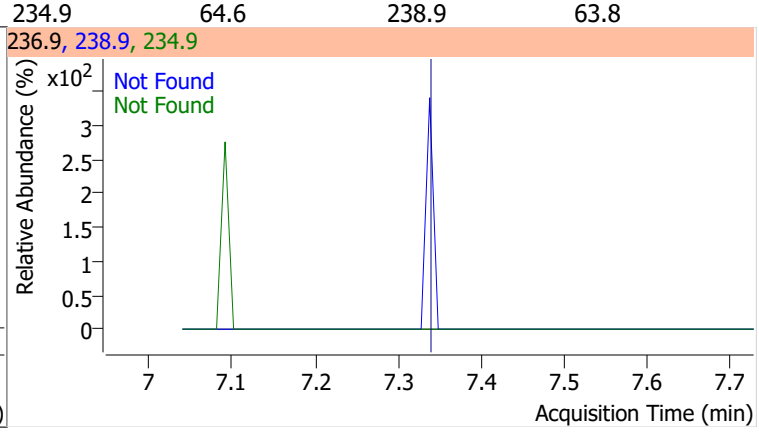

Compound	Conc.	Exp RT	QIon	Exp Ratio
2,4,6-Trichlorophenol	N.D.	7.52	198.0	96.5

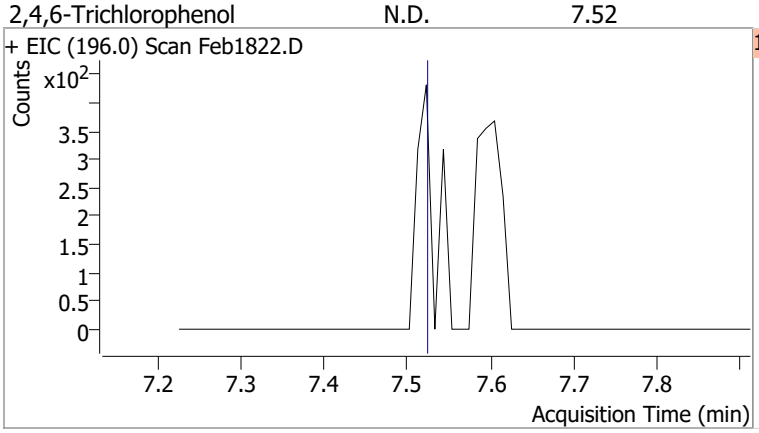

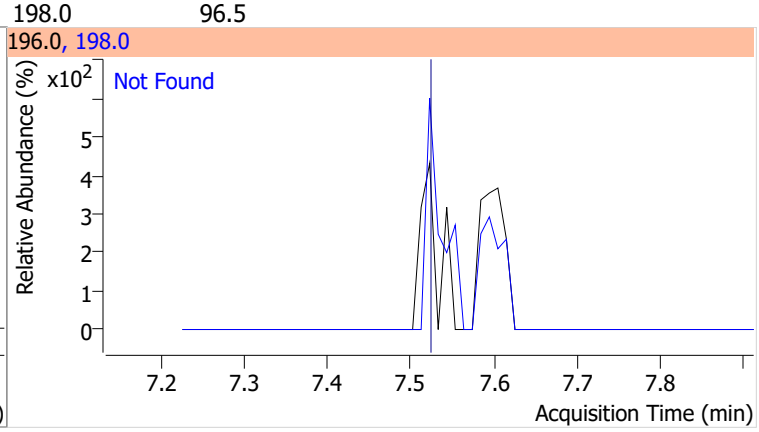

Compound	Conc.	Exp RT	QIon	Exp Ratio
2,4,5-Trichlorophenol	N.D.	7.57	198.0	90.2

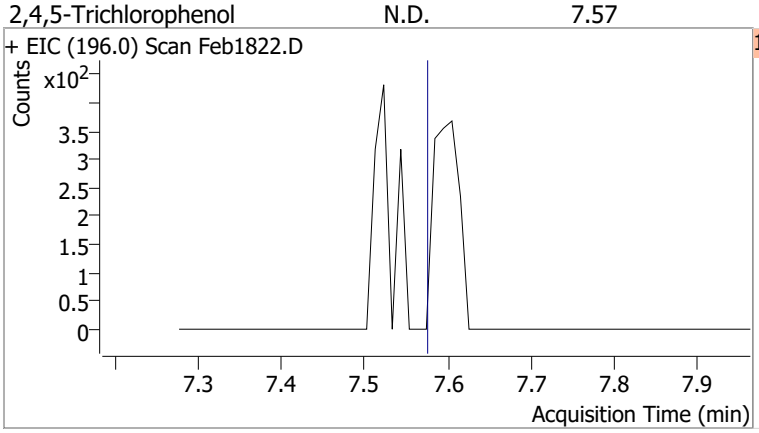

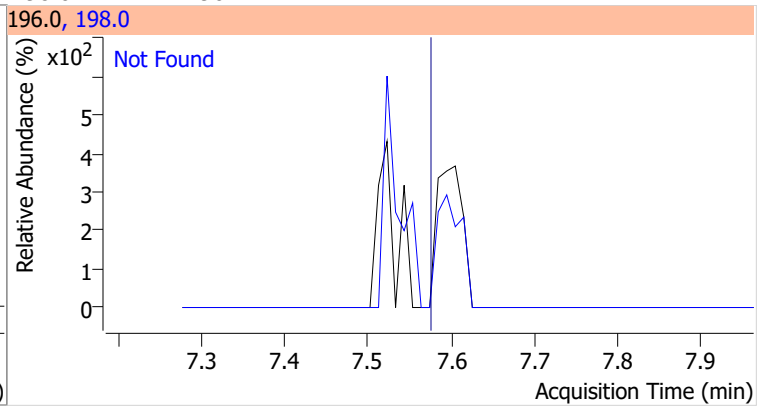

Compound	Conc.	RT	Dev(Min)	Resp.	QIon	QRatio	Lower	Upper
2-Fluorobiphenyl	64.2001	7.60	0.00	1380011	171.0	33.3	24.0	44.5

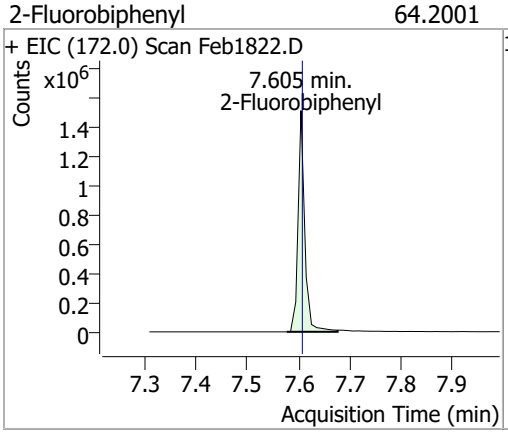

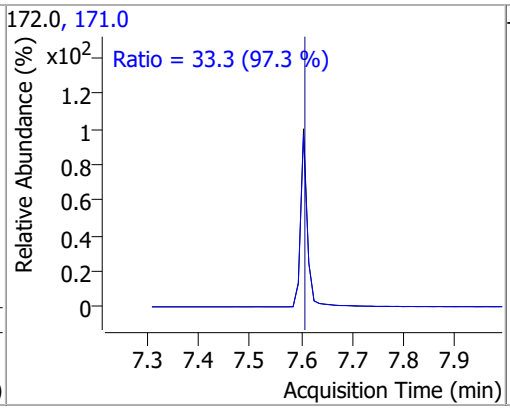

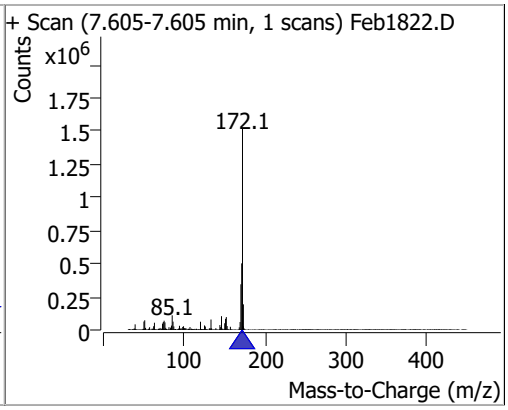

Compound	Conc.	Exp RT	QIon	Exp Ratio	QIon	Exp Ratio
2-Chloronaphthalene	N.D.	7.72	127.0	35.9	164.0	32.1

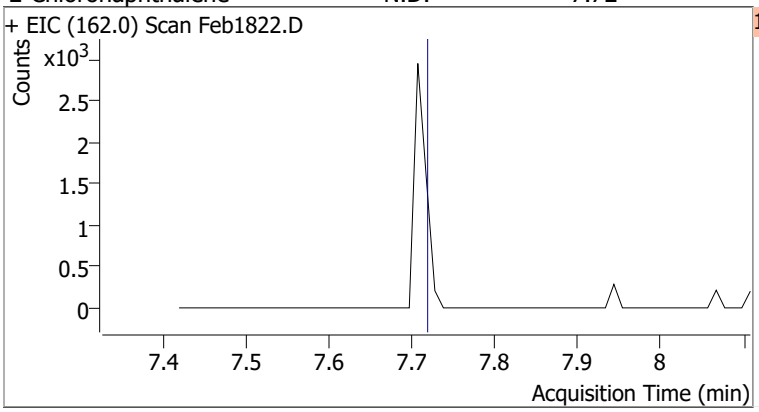

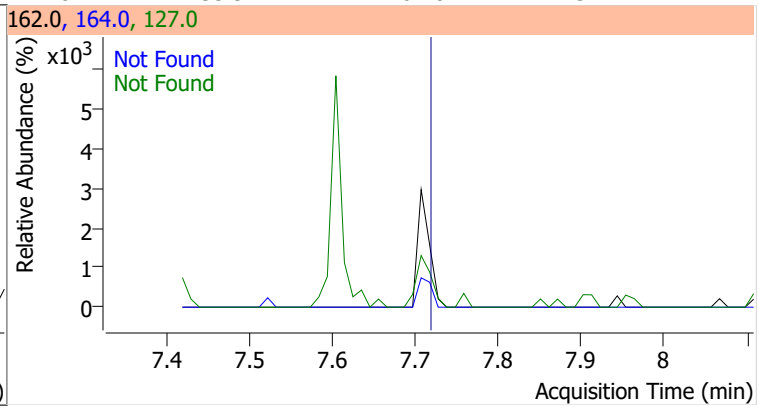

Compound	Conc.	Exp RT	QIon	Exp Ratio
2-Nitroaniline	N.D.	7.88	138.0	110.5

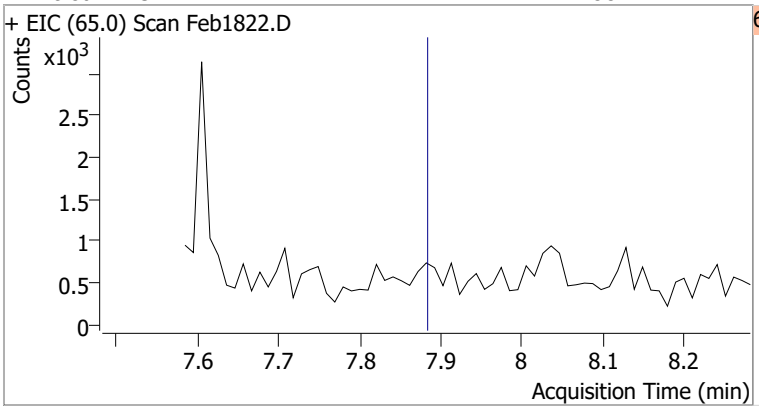

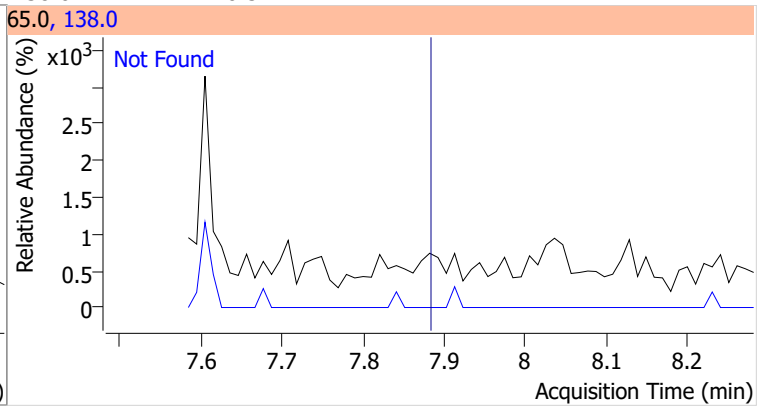

Compound	Conc.	RT	Dev(Min)	Resp.	QIon	QRatio	Lower	Upper
Dimethyl Phthalate		0		0	77.0		13.8	25.7

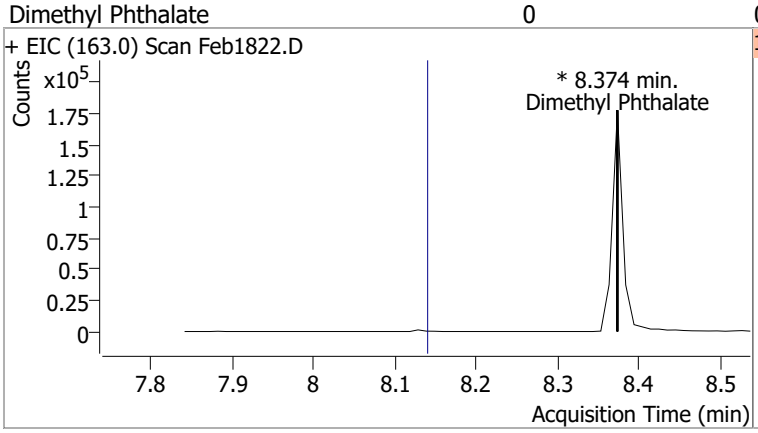

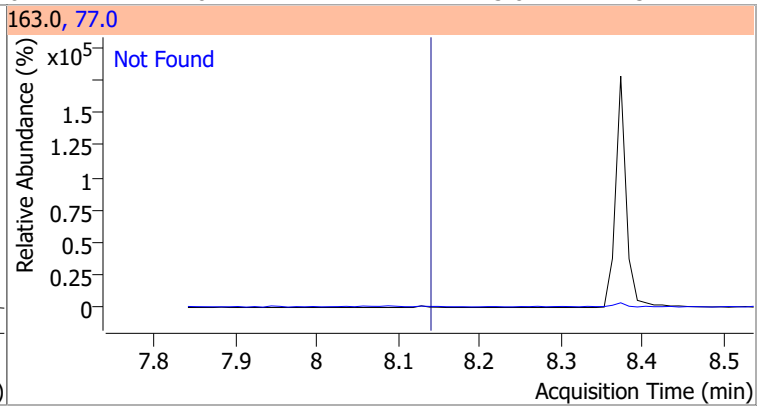

Compound	Conc.	RT	Dev(Min)	Resp.	QIon	QRatio	Lower	Upper
2,6-Dinitrotoluene		0		0	63.0		99.5	184.8
					89.0		43.3	80.3

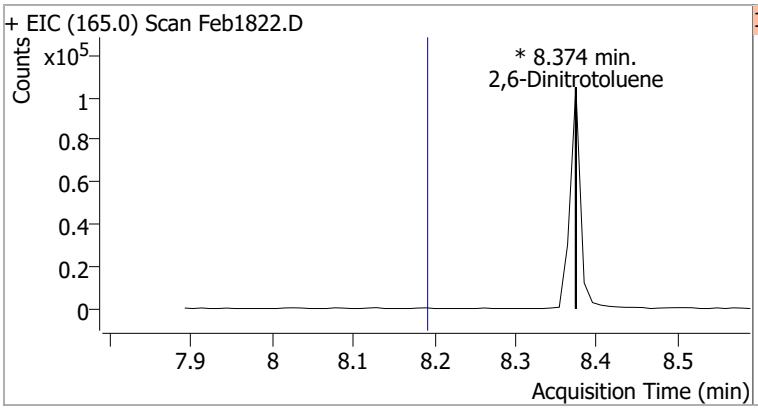

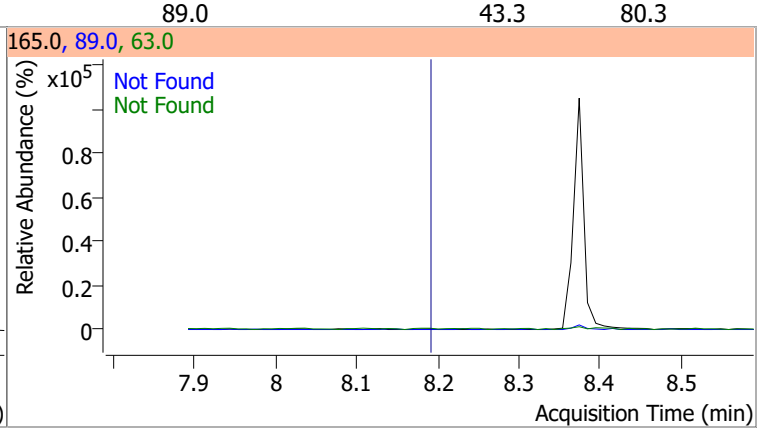

Compound	Conc.	Exp RT	QIon	Exp Ratio
Acenaphthylene	N.D.	8.20	153.1	13.6

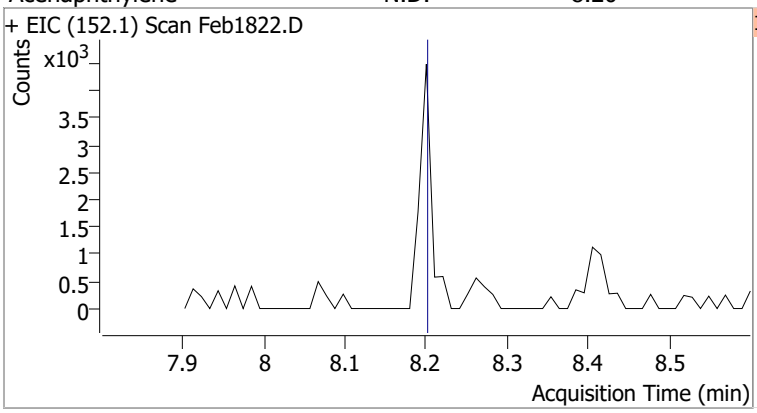

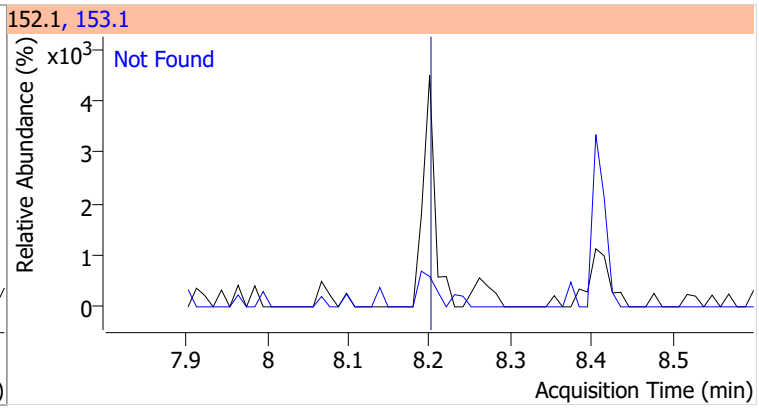

Compound	Conc.	Exp RT	QIon	Exp Ratio	QIon	Exp Ratio
3-Nitroaniline	N.D.	8.39	65.0	129.1	92.0	106.7

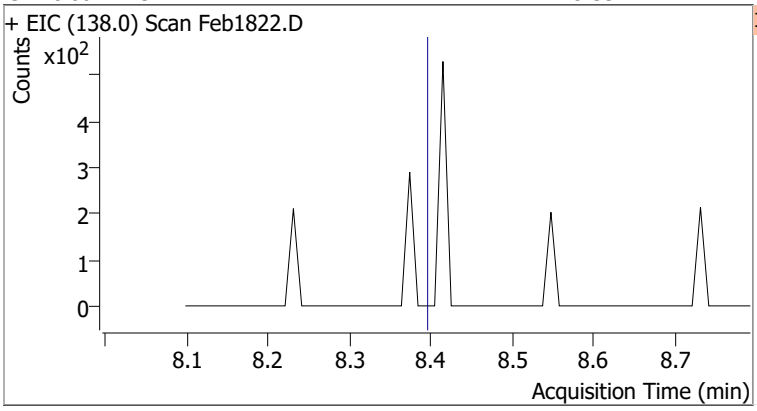

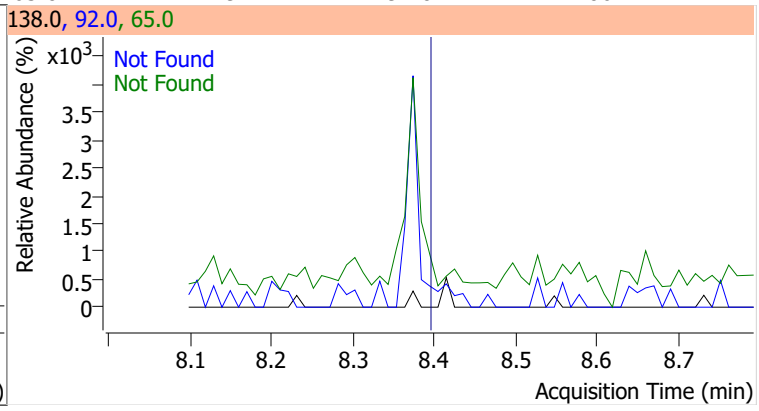

Compound	Conc.	Exp RT	QIon	Exp Ratio	QIon	Exp Ratio
Acenaphthene	N.D.	8.41	153.0	106.5	152.0	51.8

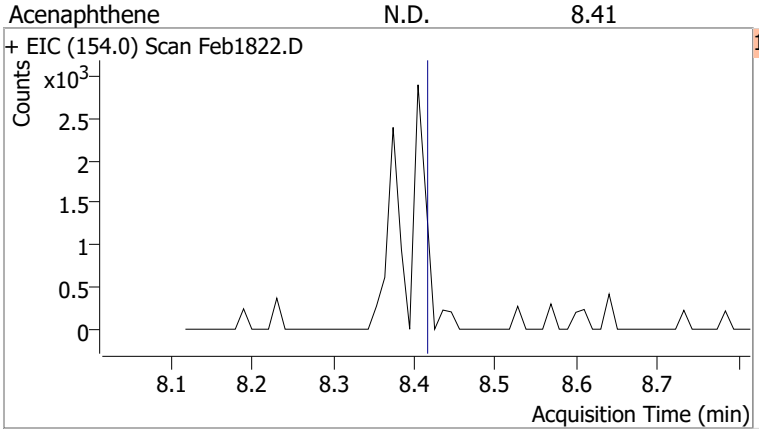

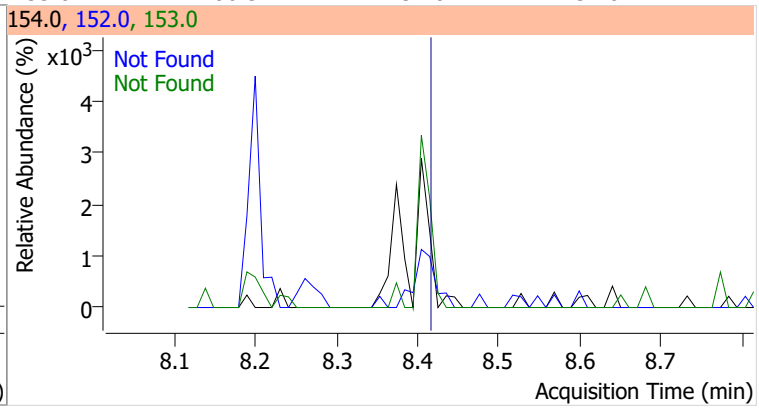

Compound	Conc.	Exp RT	QIon	Exp Ratio
2,4-Dinitrophenol	N.D.	8.52	154.0	62.7

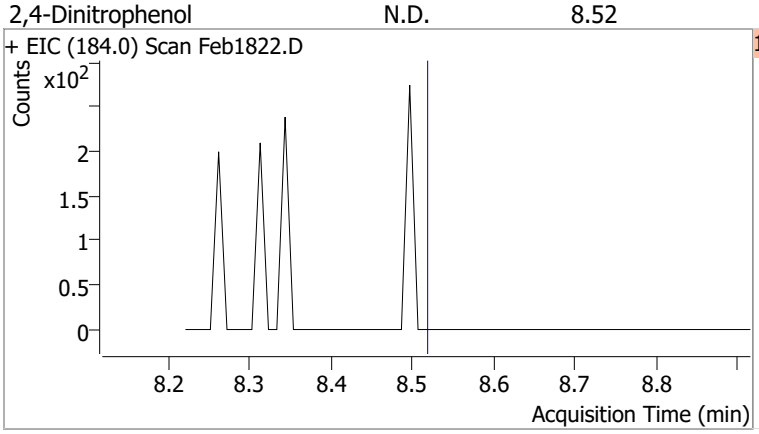

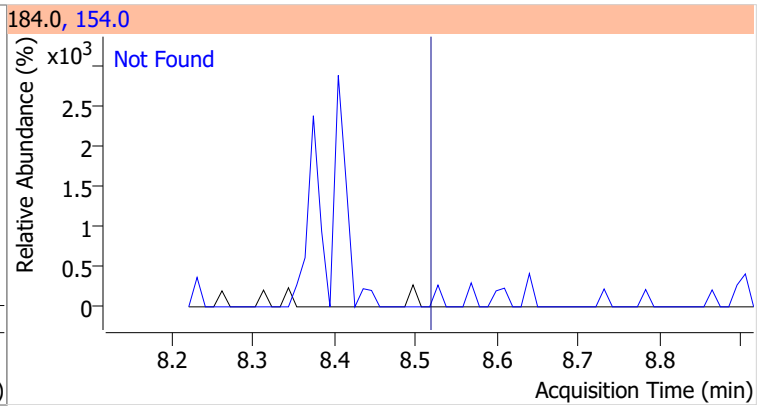

Compound	Conc.	Exp RT	QIon	Exp Ratio
Dibenzofuran	N.D.	8.63	139.0	37.5

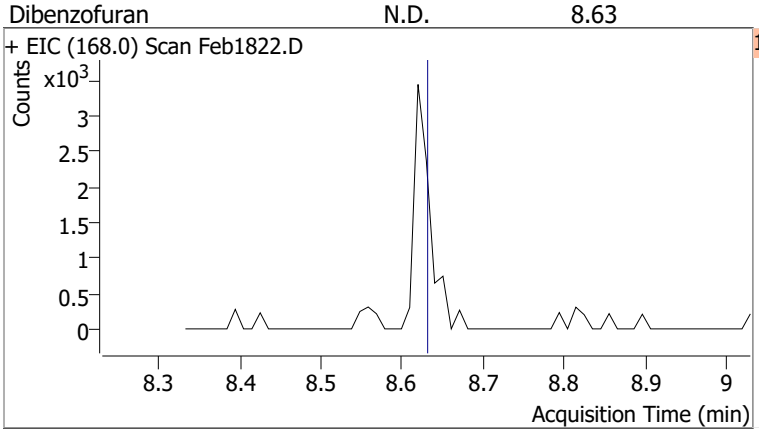

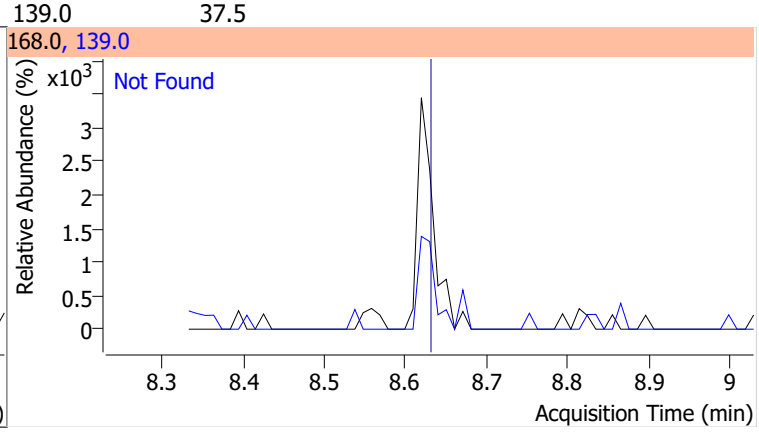

Compound	Conc.	RT	Dev(Min)	Resp.	QIon	QRatio	Lower	Upper
2,4-Dinitrotoluene		0		0	89.0		55.4	102.9
					63.0		33.9	62.9

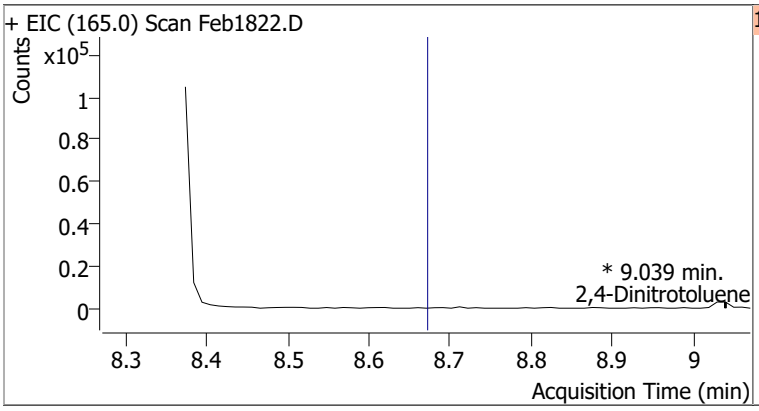

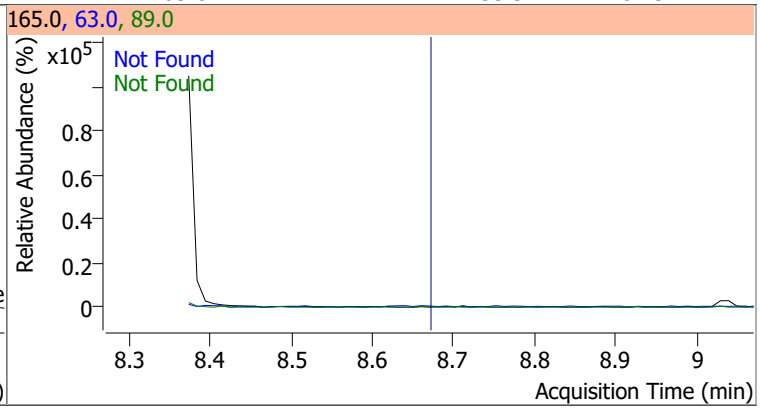

Compound	Conc.	Exp RT	QIon	Exp Ratio	QIon	Exp Ratio
4-Nitrophenol	N.D.	8.70	65.0	72.0	139.0	71.1

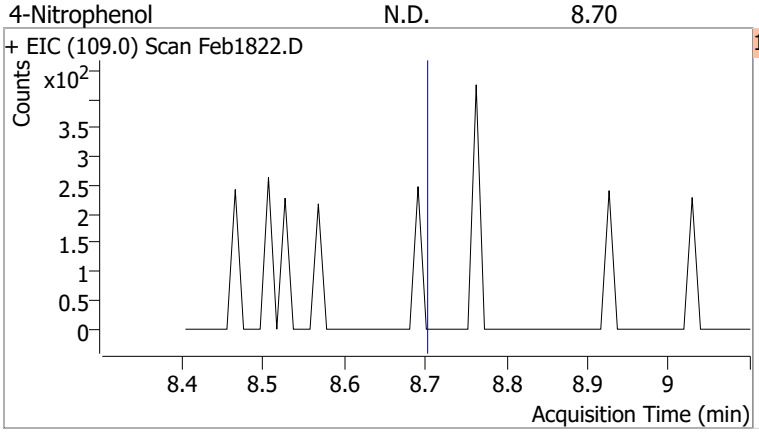

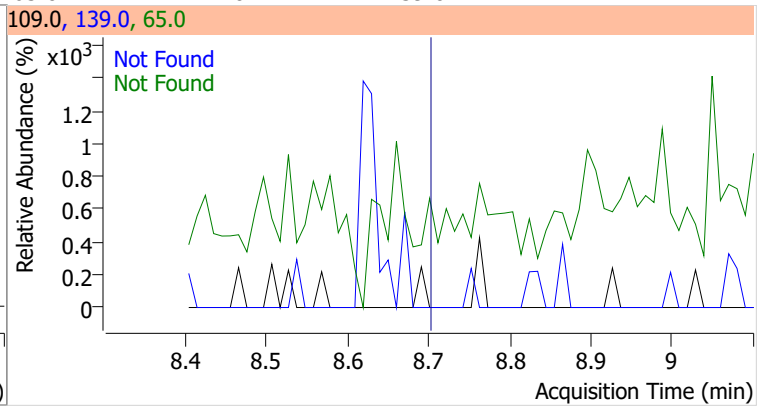

Compound	Conc.	Exp RT	QIon	Exp Ratio	QIon	Exp Ratio
Diethylphthalate	N.D.	9.00	177.0	20.7	150.0	12.5

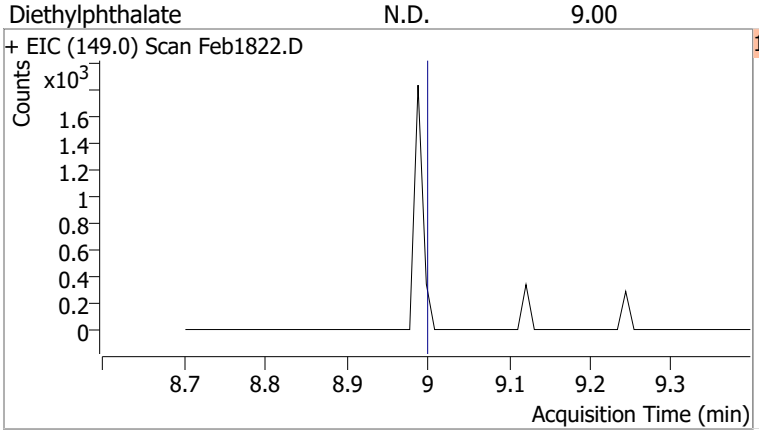

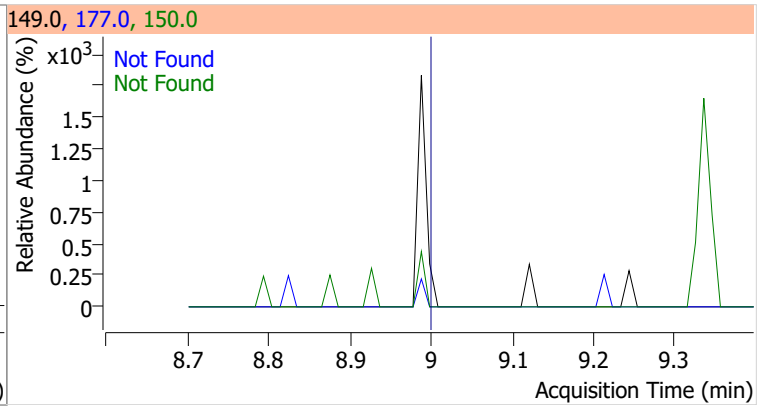

Compound	Conc.	Exp RT	QIon	Exp Ratio	QIon	Exp Ratio
Fluorene	N.D.	9.04	165.0	93.4	167.0	13.7

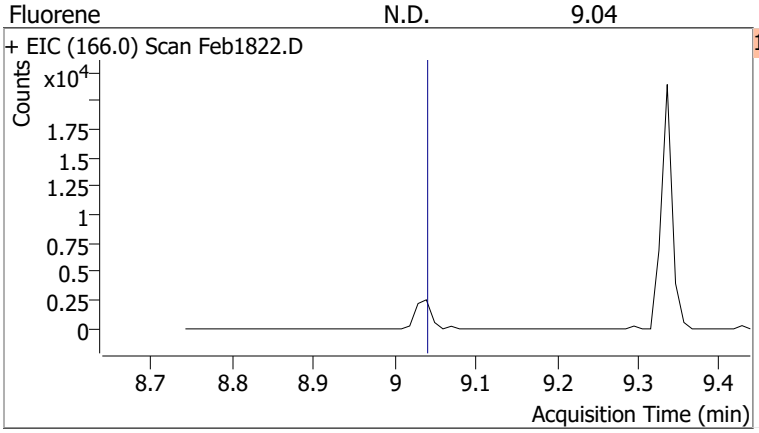

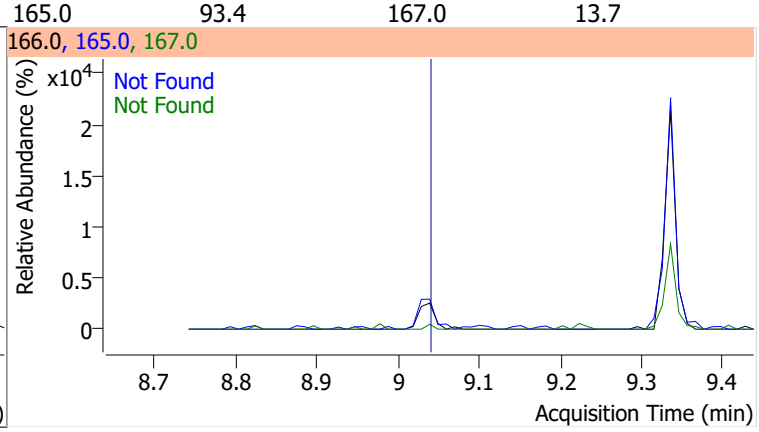

Compound	Conc.	Exp RT	QIon	Exp Ratio	QIon	Exp Ratio
4-Chlorophenyl-phenylether	N.D.	9.07	141.0	61.2	206.0	33.8

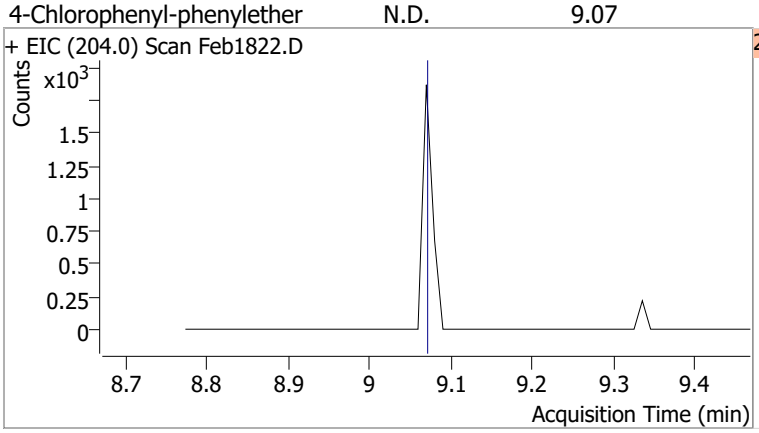

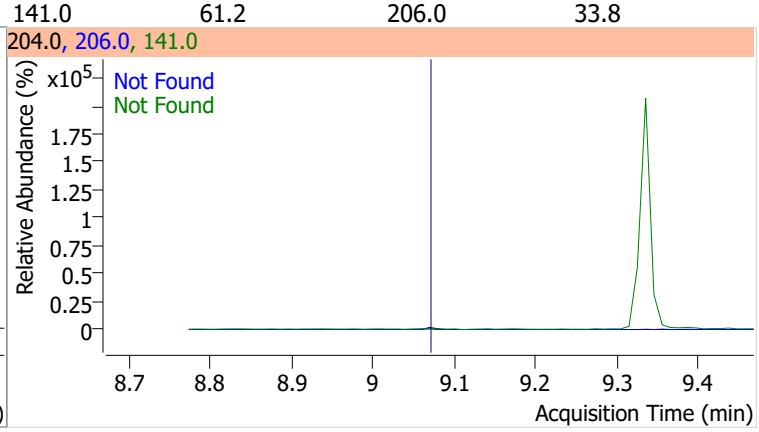

Compound	Conc.	Exp RT	QIon	Exp Ratio	QIon	Exp Ratio
4-Nitroaniline	N.D.	9.14	65.0	112.7	92.0	49.3

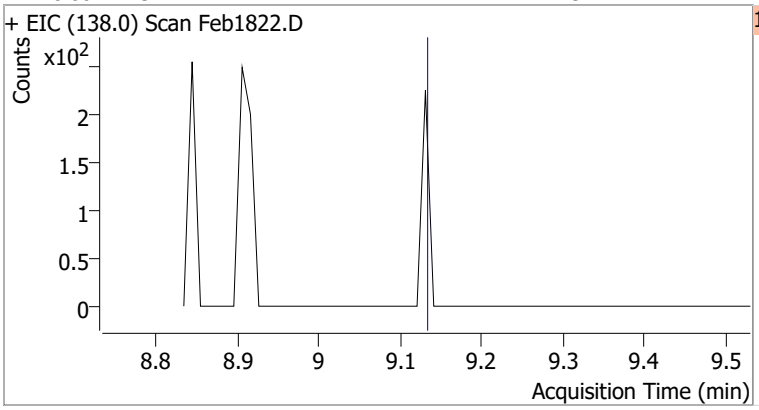

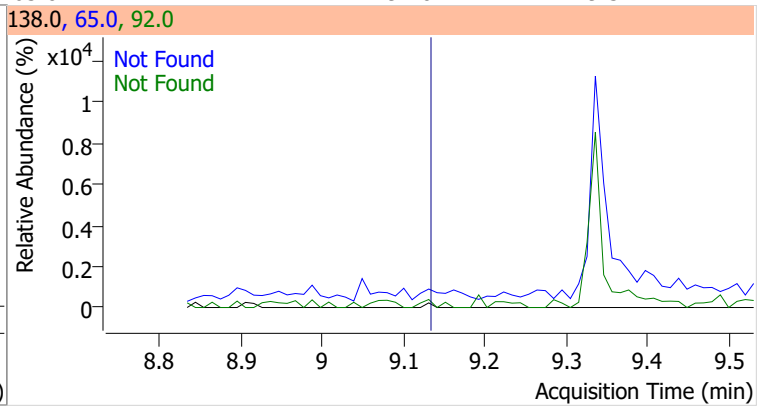

Compound	Conc.	RT	Dev(Min)	Resp.	QIon	QRatio	Lower	Upper
4,6-Dinitro-2-methylphenol		0		0	121.0		35.1	65.3

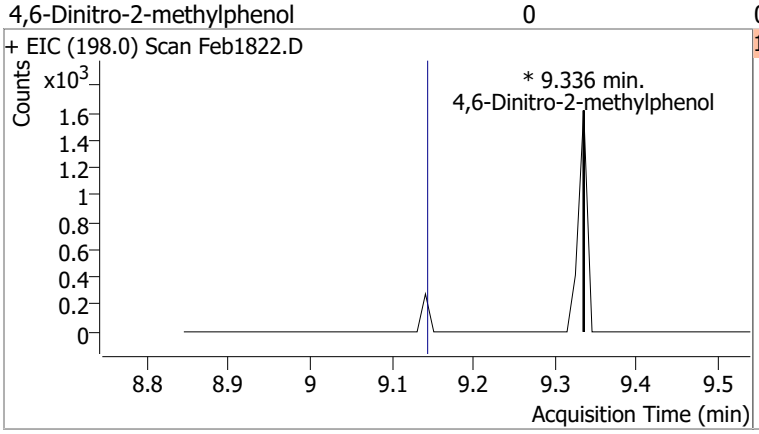

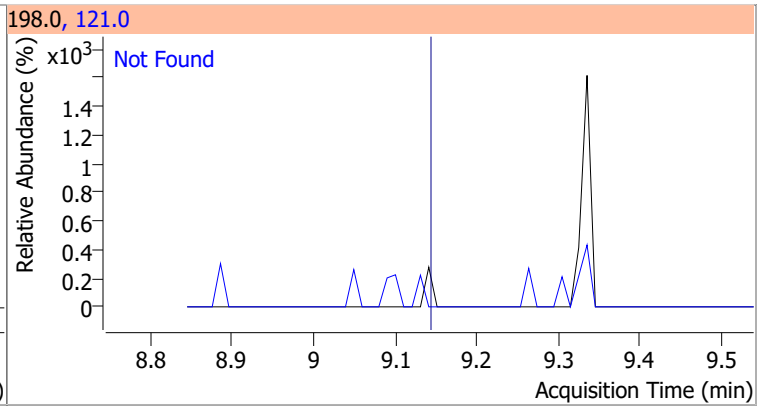

Compound	Conc.	Exp RT	QIon	Exp Ratio	QIon	Exp Ratio
N-nitrosodiphenylamine	N.D.	9.23	168.0	62.8	167.0	34.1

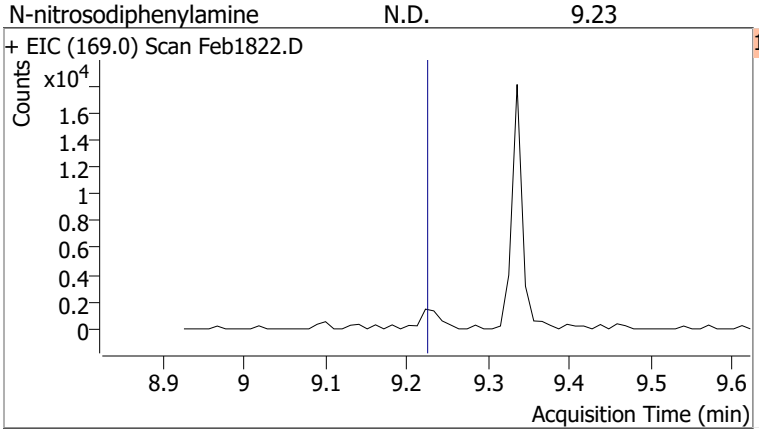

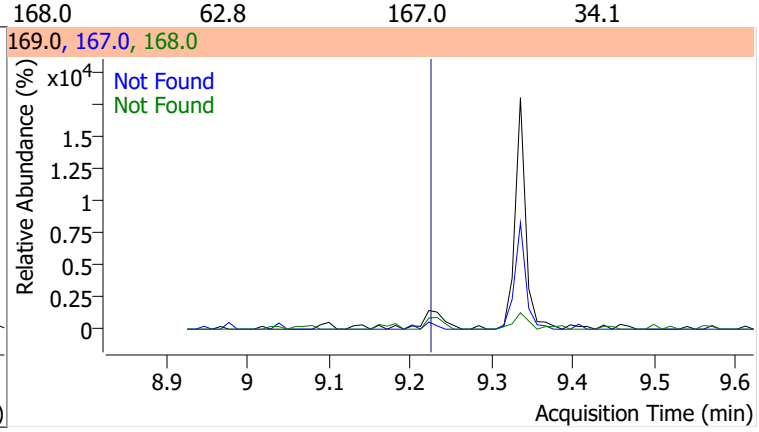

Compound	Conc.	Exp RT	QIon	Exp Ratio	QIon	Exp Ratio
Azobenzene	N.D.	9.26	51.0	45.2	182.0	24.1

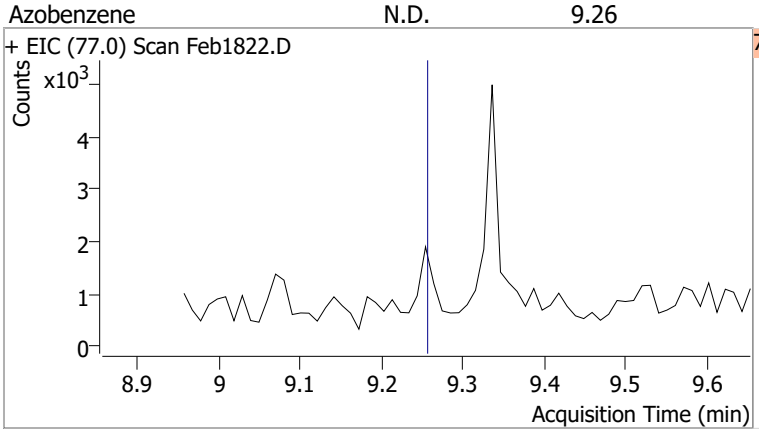

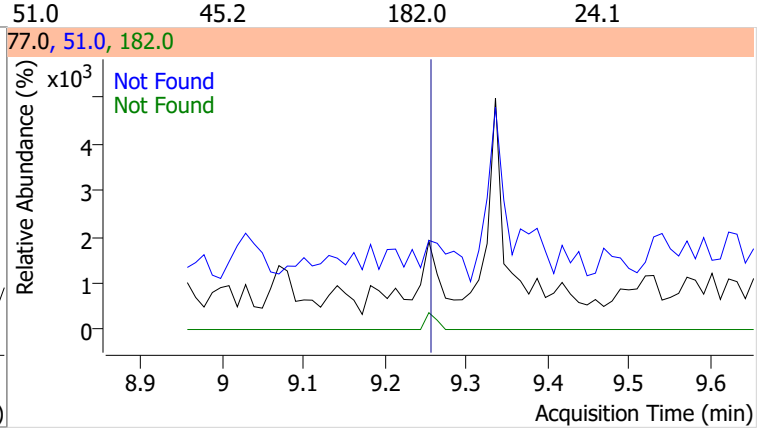

Compound	Conc.	RT	Dev(Min)	Resp.	QIon	QRatio	Lower	Upper
2,4,6-Tribromophenol	156.3387	9.34	0.00	304757	331.8	90.5	68.5	127.2

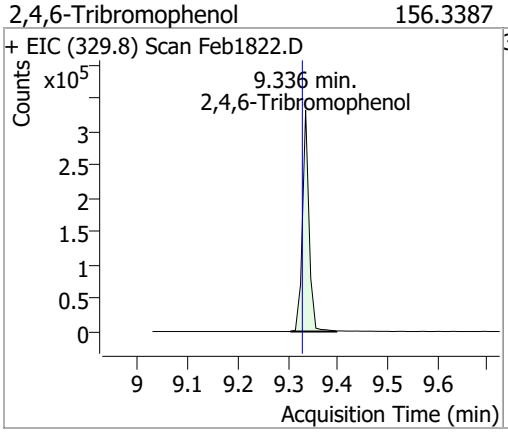

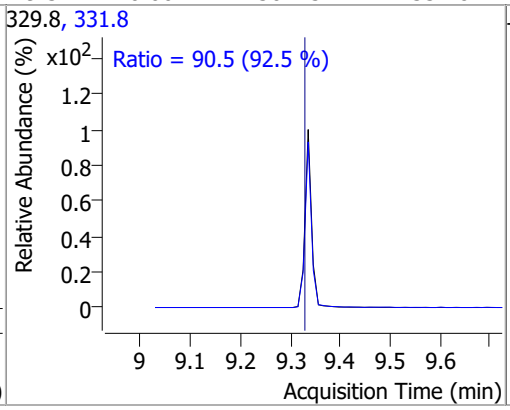

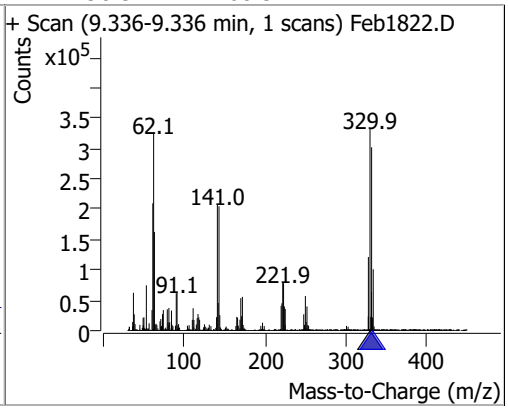

Compound	Conc.	Exp RT	QIon	Exp Ratio	QIon	Exp Ratio
4-Bromophenyl-phenylether	N.D.	9.65	141.0	98.8	250.0	98.2

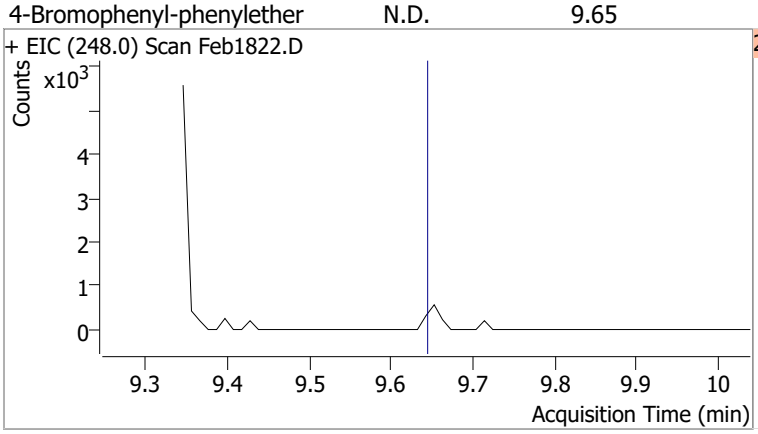

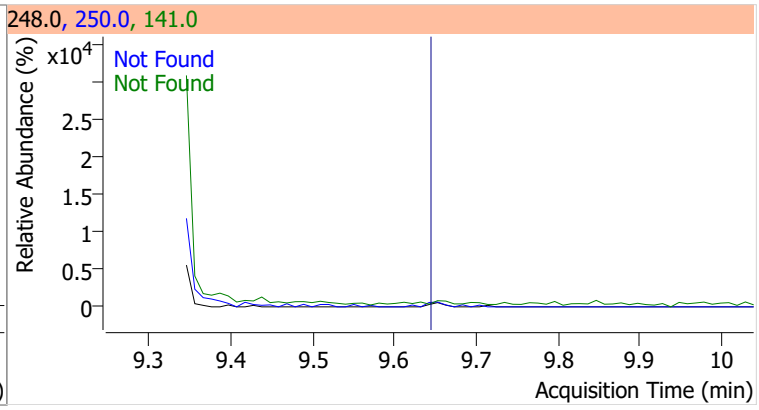

Compound	Conc.	Exp RT	QIon	Exp Ratio
Hexachlorobenzene	N.D.	9.69	142.0	53.8

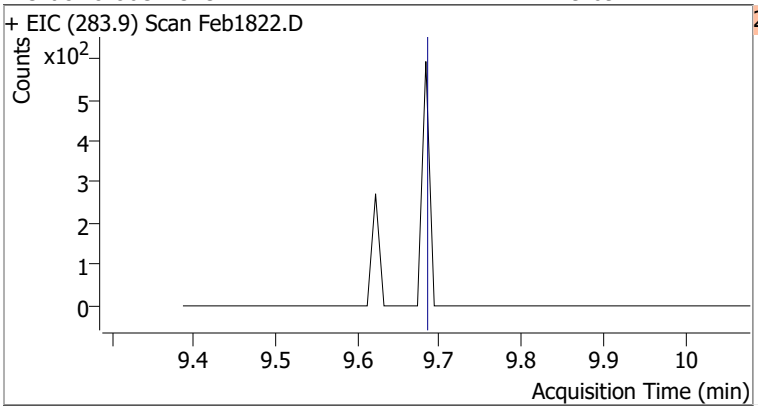

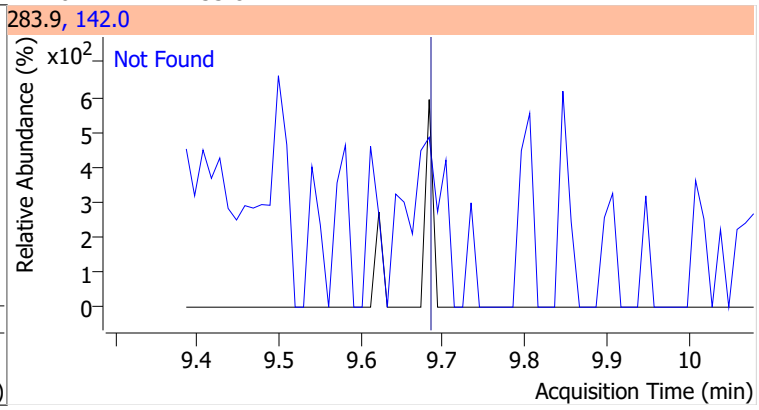

Compound	Conc.	Exp RT	QIon	Exp Ratio	QIon	Exp Ratio
Pentachlorophenol	N.D.	9.97	267.9	59.4	263.9	58.9

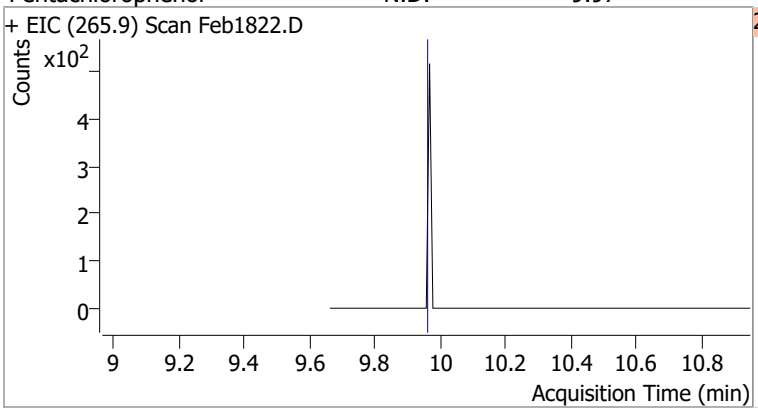

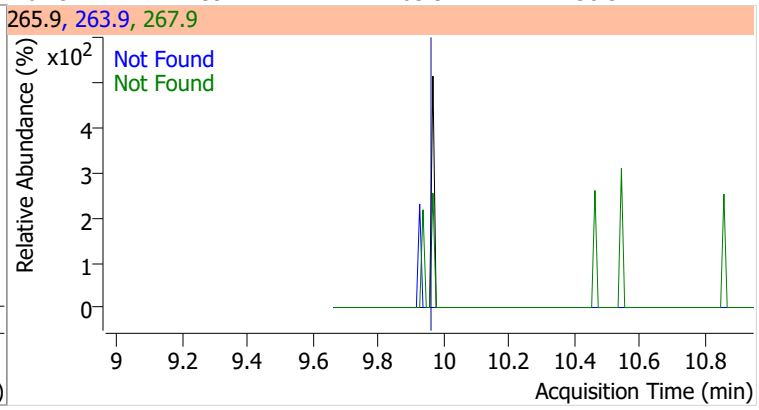

Compound	Conc.	Exp RT	QIon	Exp Ratio
Phenanthrene	N.D.	10.18	176.0	18.5

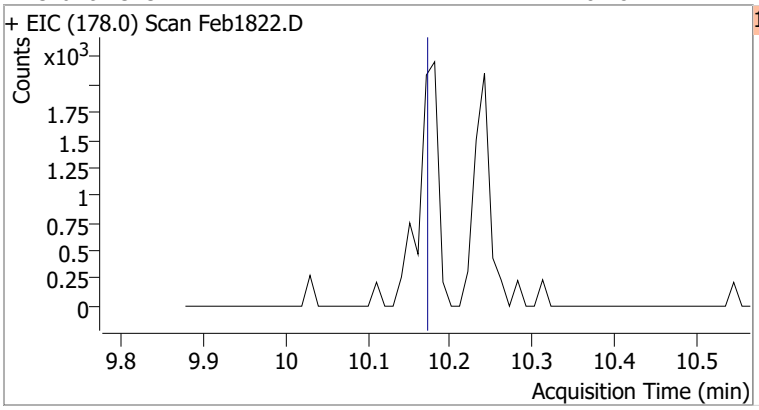

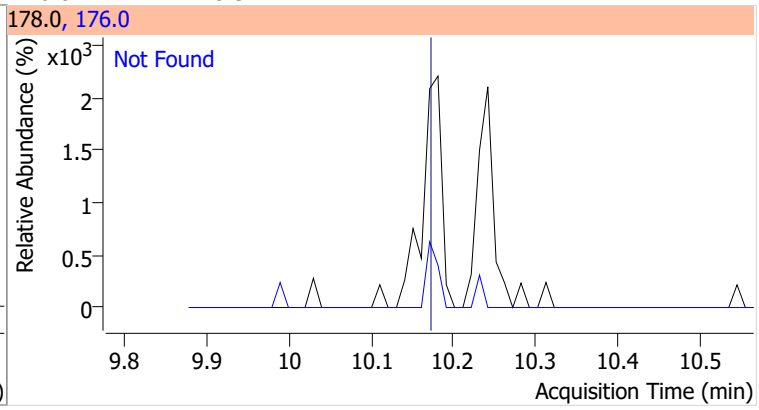

Compound	Conc.	Exp RT	QIon	Exp Ratio
Anthracene	N.D.	10.25	176.0	18.4

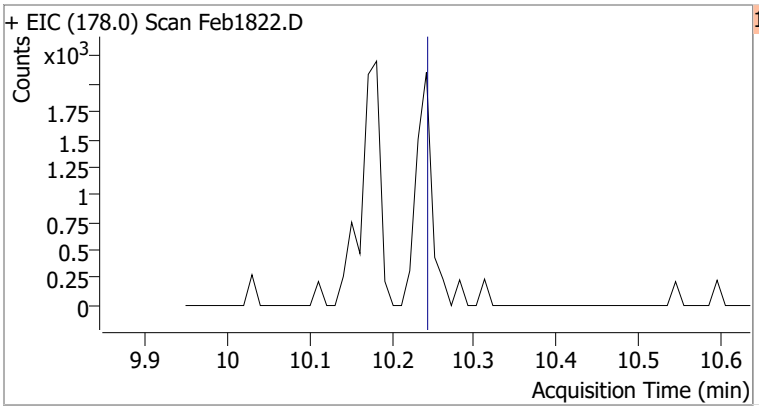

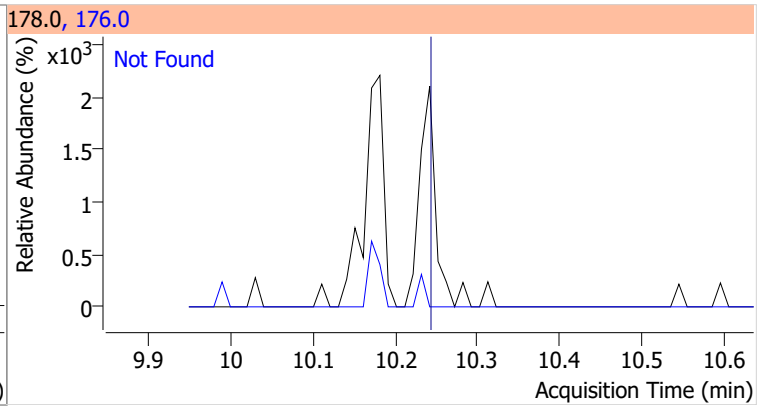

Compound	Conc.	Exp RT	QIon	Exp Ratio	QIon	Exp Ratio
Triallate	N.D.	10.31	268.0	24.1	143.0	22.5

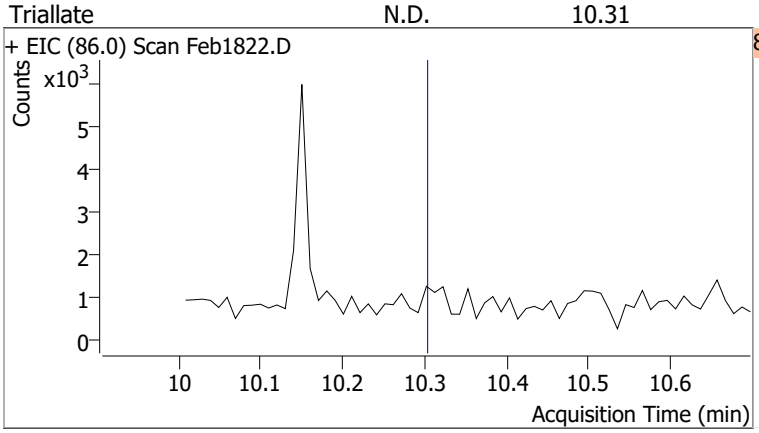

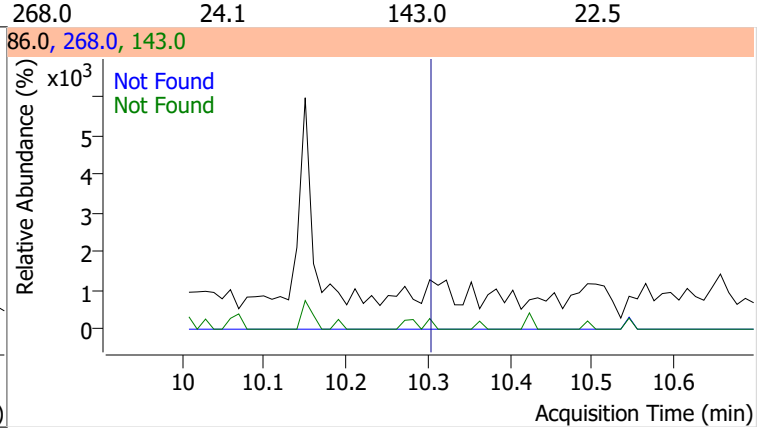

Compound	Conc.	Exp RT	QIon	Exp Ratio
Carbazole	N.D.	10.49	139.0	12.8

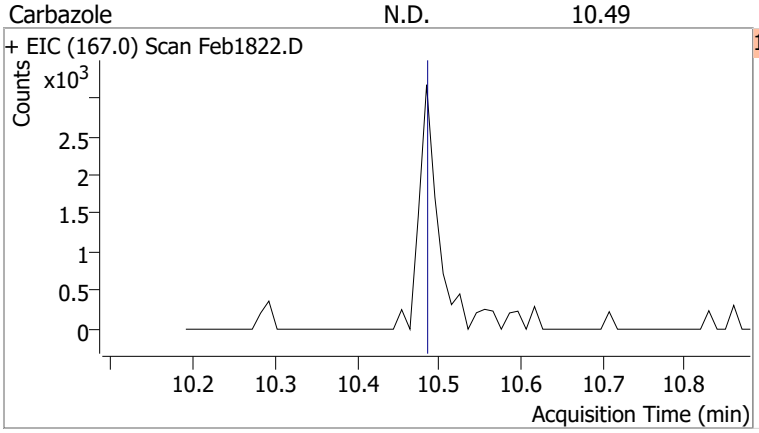

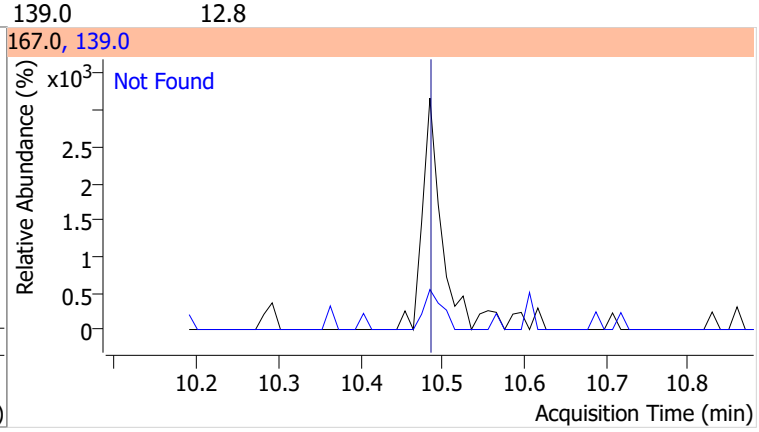

Compound	Conc.	Exp RT	QIon	Exp Ratio	QIon	Exp Ratio
o-Terphenyl	N.D.	10.70	229.0	64.9	215.0	37.0

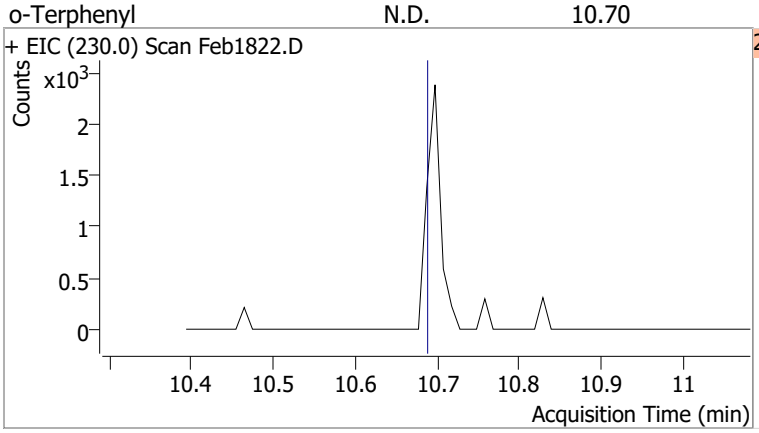

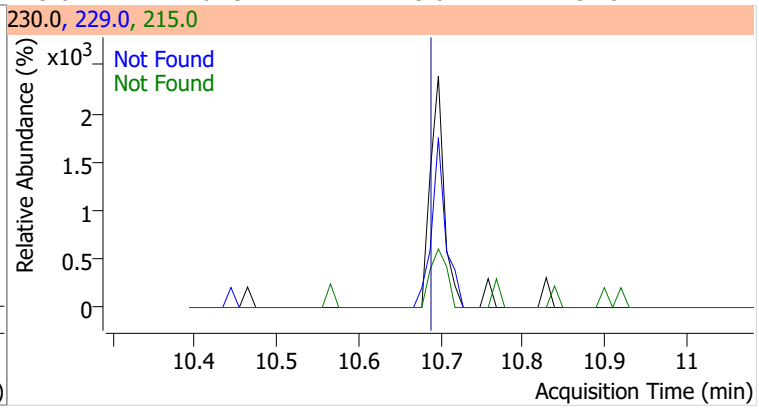

Compound	Conc.	Exp RT	QIon	Exp Ratio	QIon	Exp Ratio
Di-n-Butylphthalate	N.D.	11.08	150.0	9.1	104.0	6.4

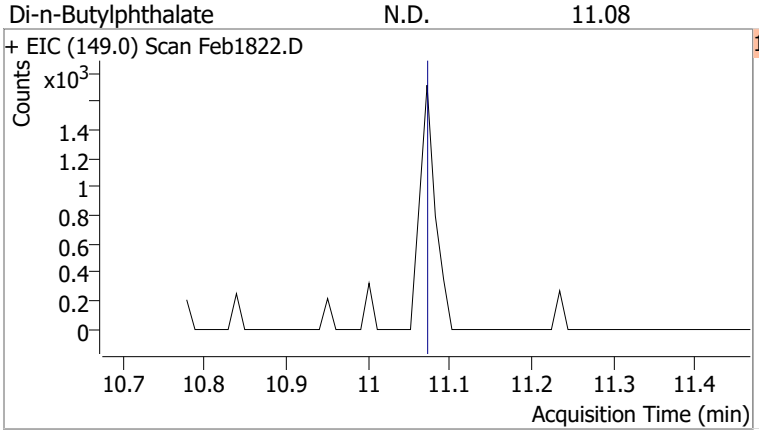

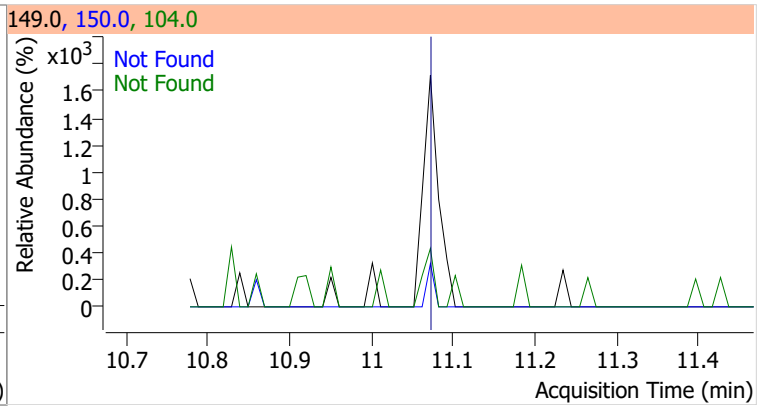

Compound	Conc.	Exp RT	QIon	Exp Ratio
Fluoranthene	N.D.	11.95	101.0	13.4

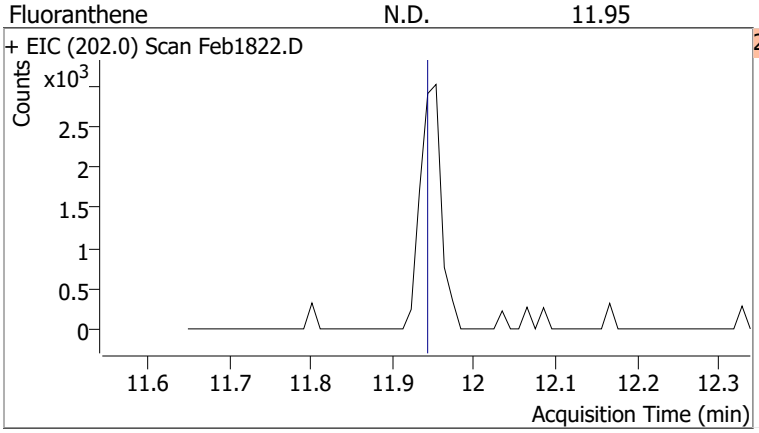

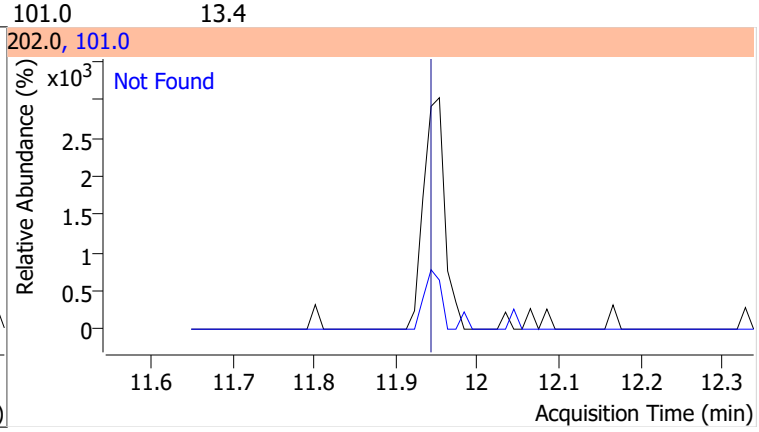

Compound	Conc.	RT	Dev(Min)	Resp.	QIon	QRatio	Lower	Upper
Benzidine		0		0	183.0		8.3	15.4
					92.0		5.8	10.8

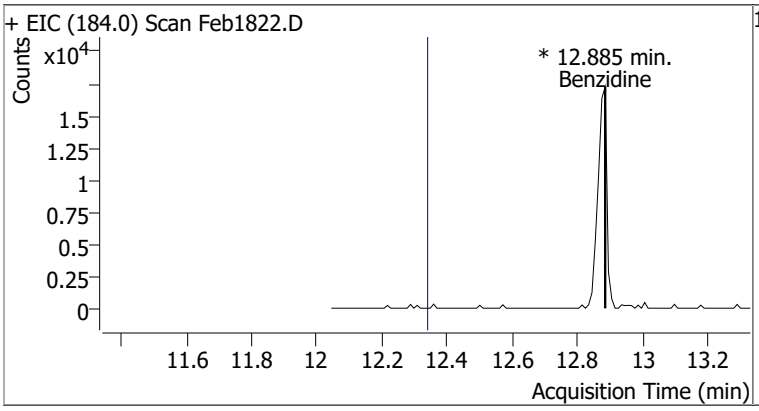

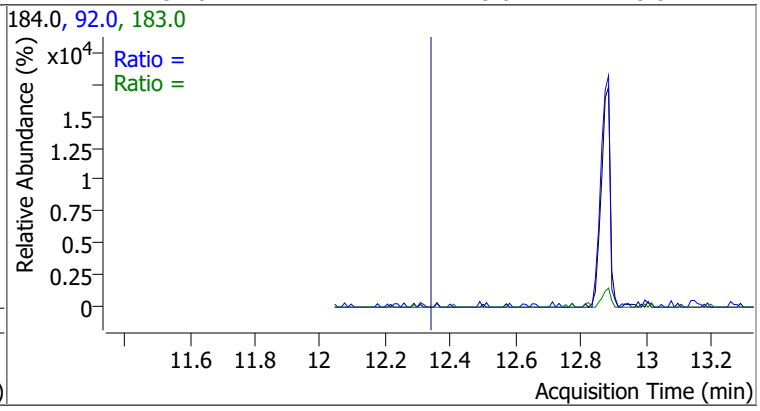

Compound	Conc.	Exp RT	QIon	Exp Ratio
Pyrene	N.D.	12.38	101.0	15.9

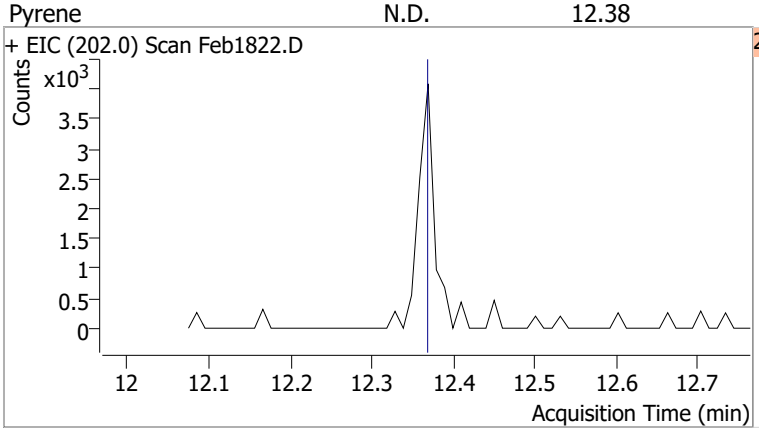

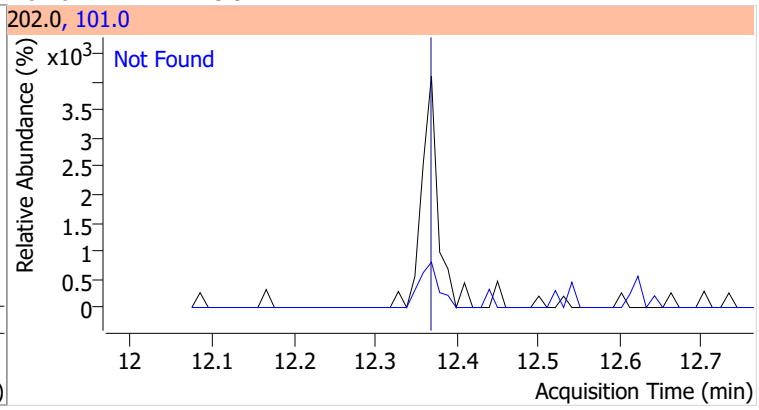

Compound	Conc.	RT	Dev(Min)	Resp.	QIon	QRatio	Lower	Upper
Terphenyl-d14	94.3049	12.89	0.01	1945517	122.0	12.9	10.1	18.7

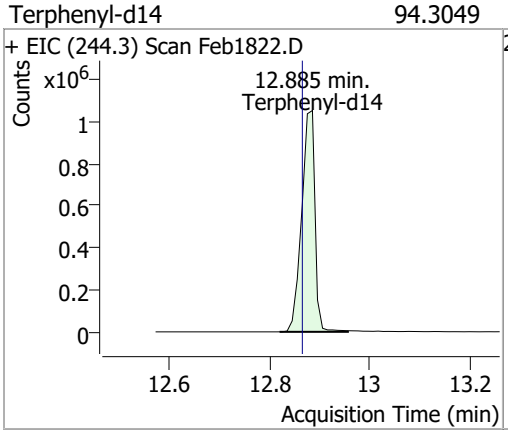

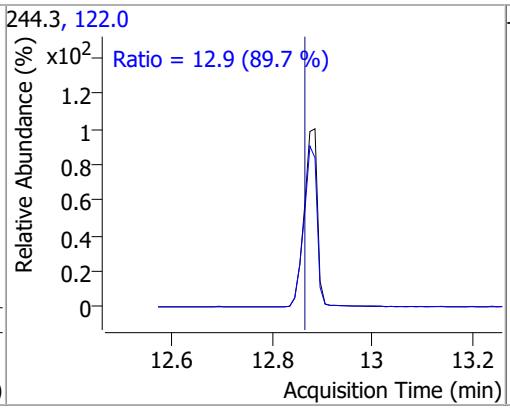

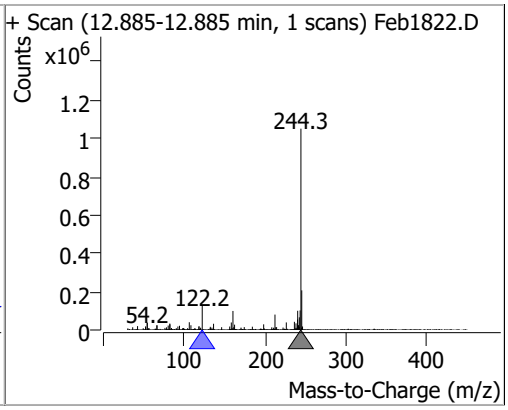

Compound	Conc.	Exp RT	QIon	Exp Ratio	QIon	Exp Ratio
Butylbenzylphthalate	N.D.	14.32	91.0	85.1	206.0	17.5

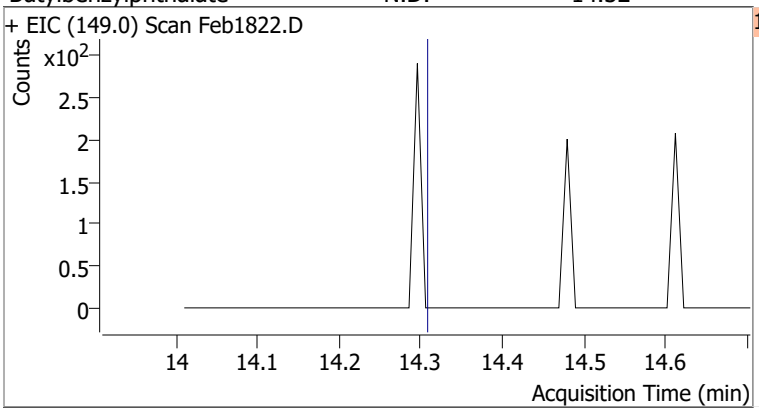

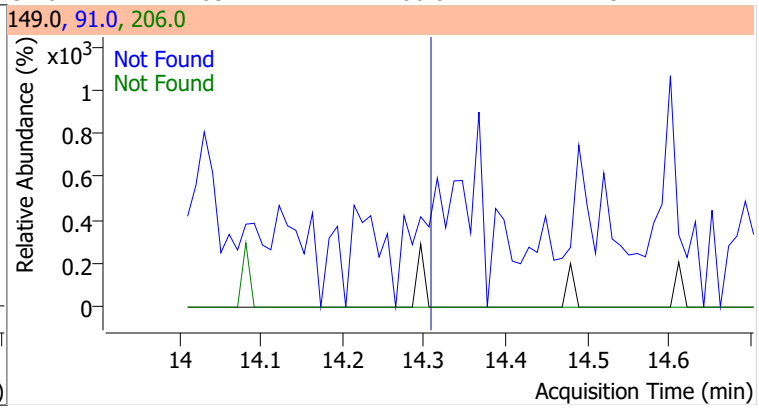

Compound	Conc.	Exp RT	QIon	Exp Ratio	QIon	Exp Ratio
Benzo(a)Anthracene	N.D.	15.51	226.0	26.8	229.0	21.1

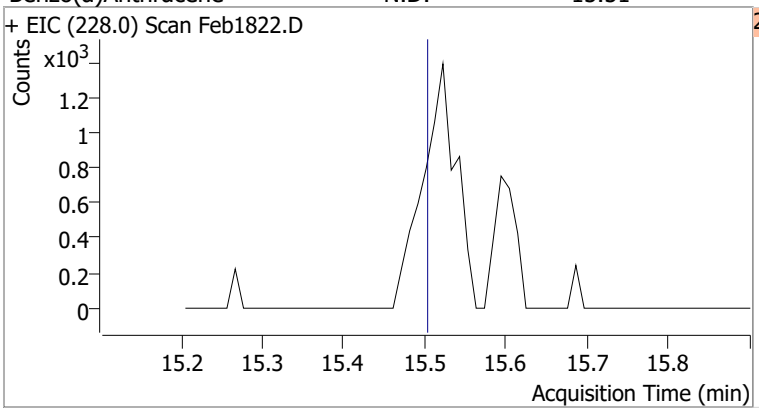

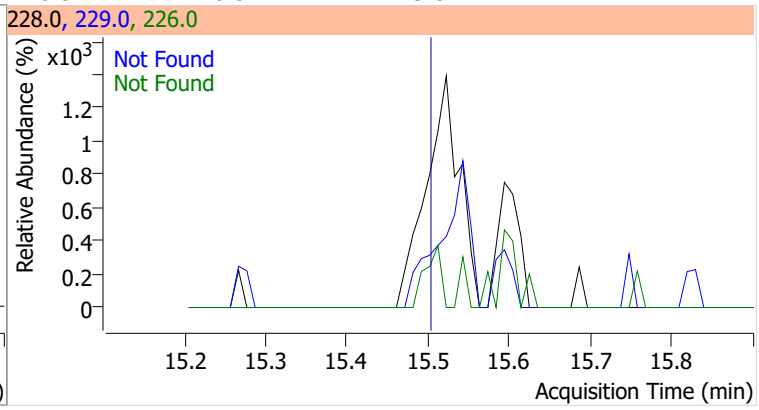

Compound	Conc.	Exp RT	QIon	Exp Ratio	QIon	Exp Ratio
Chrysene	N.D.	15.62	226.0	28.4	229.0	19.7

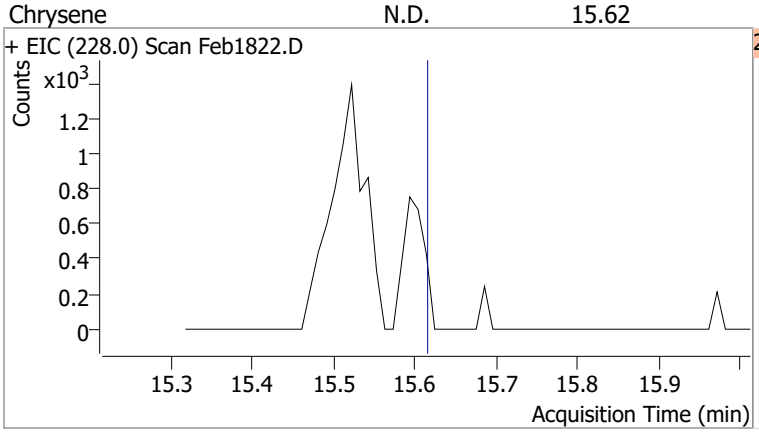

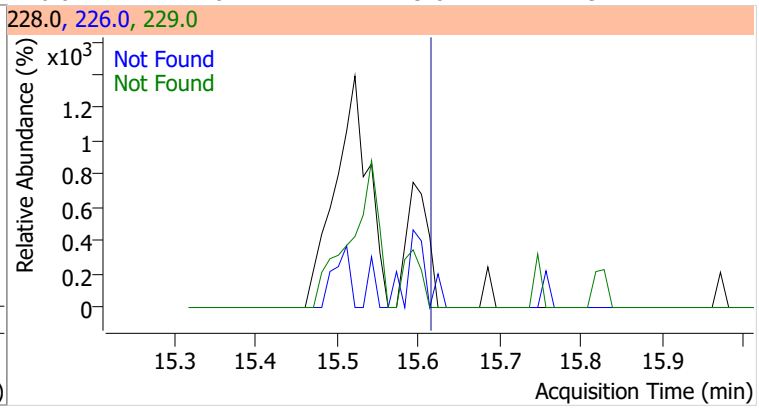

Compound	Conc.	Exp RT	QIon	Exp Ratio
3,3-Dichlorobenzidine	N.D.	15.69	254.0	64.2

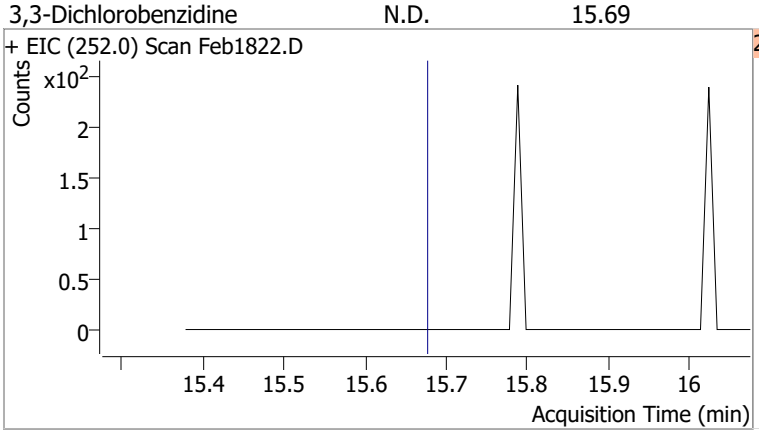

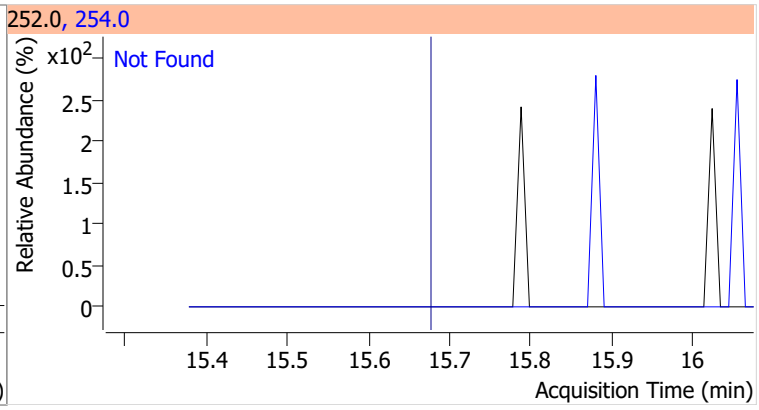

Compound	Conc.	Exp RT	QIon	Exp Ratio	QIon	Exp Ratio
bis(2-ethylhexyl)Phthalate	N.D.	16.37	149.0	390.8	279.0	15.0

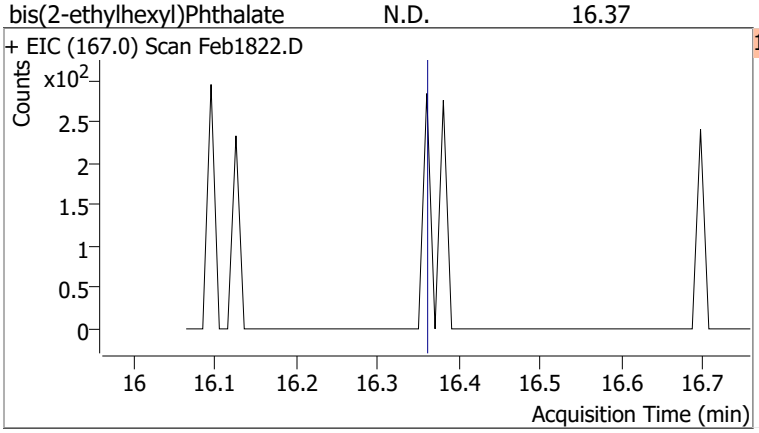

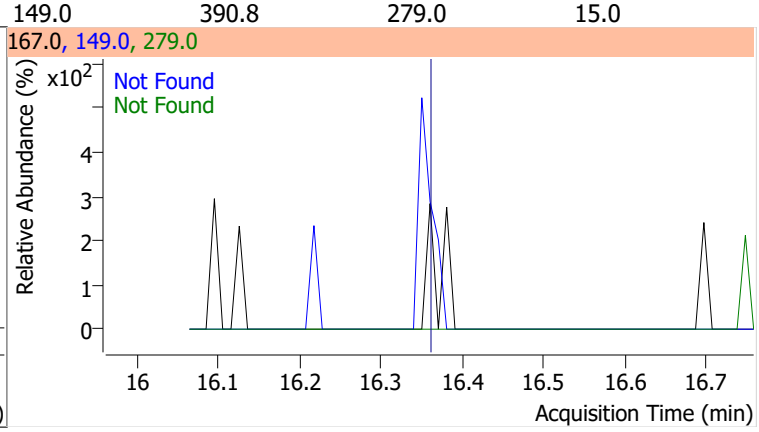

Compound	Conc.	Exp RT	QIon	Exp Ratio
Di-n-octyl Phthalate	N.D.	18.13	150.0	10.0

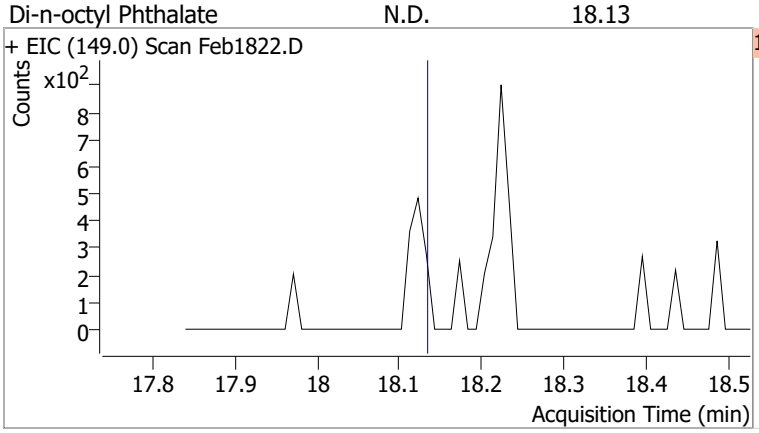

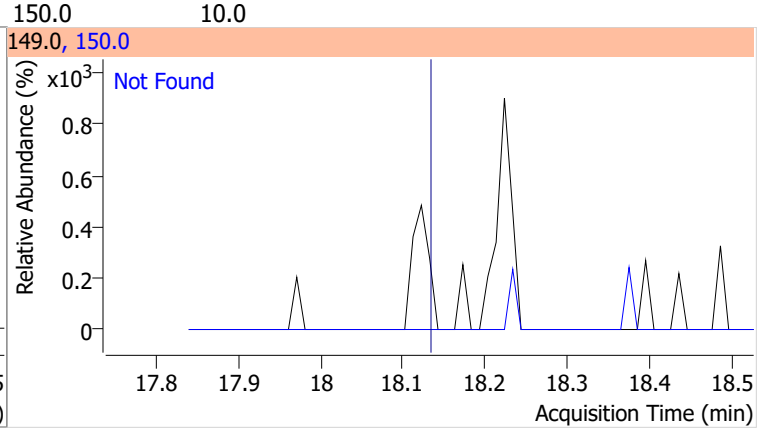

Compound	Conc.	Exp RT	QIon	Exp Ratio
Benzo(b)fluoranthene	N.D.	18.38	253.0	22.3

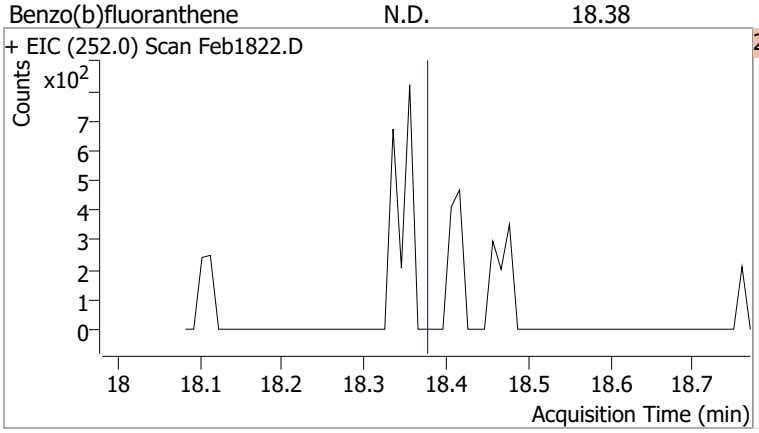

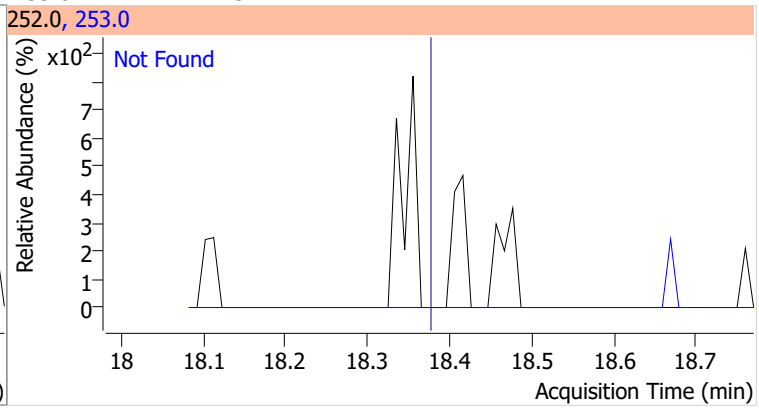

Compound	Conc.	Exp RT	QIon	Exp Ratio
Benzo(k)fluoranthene	N.D.	18.45	253.0	22.0

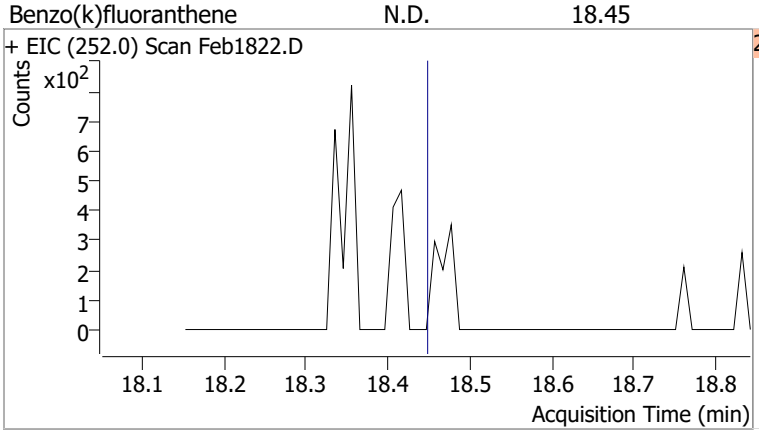

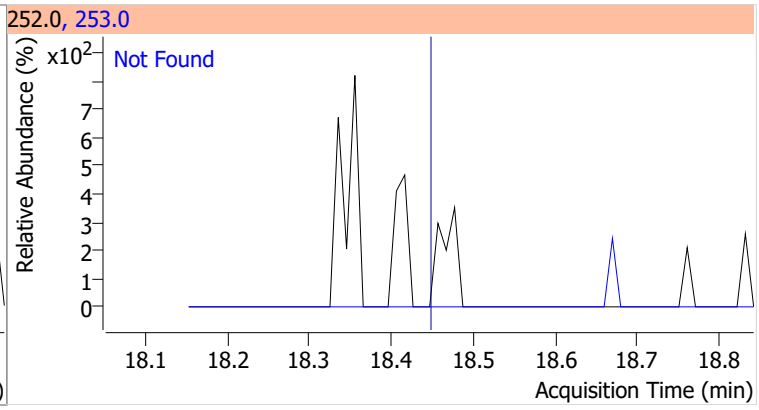

Compound	Conc.	Exp RT	QIon	Exp Ratio
Benzo(a)pyrene	N.D.	18.98	253.0	21.5

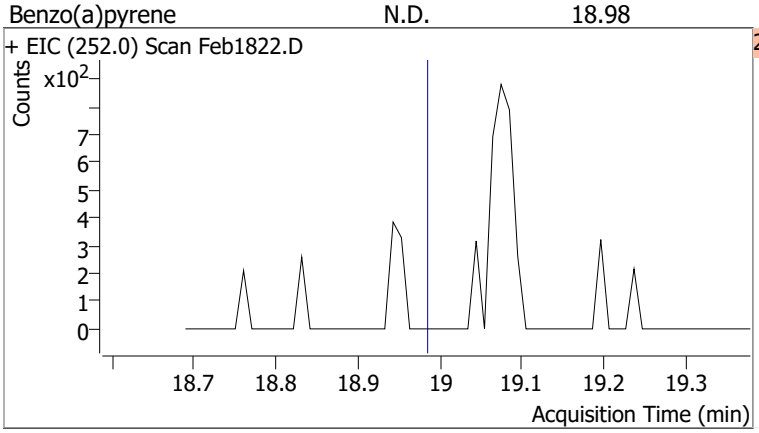

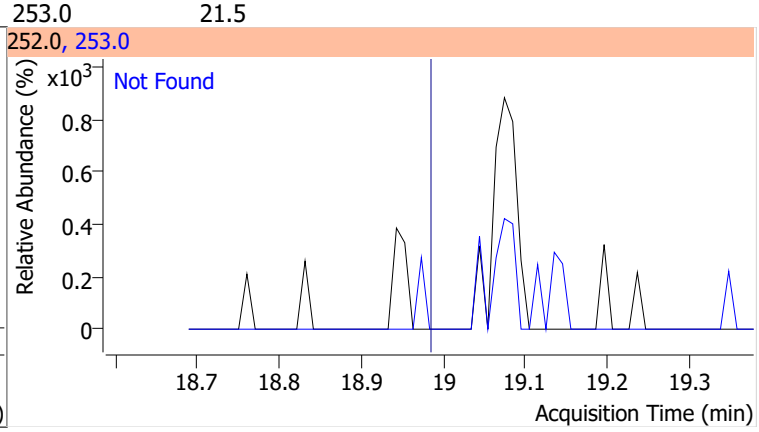

Compound	Conc.	Exp RT	QIon	Exp Ratio
Indeno(1,2,3-c,d)pyrene	N.D.	20.76	138.0	29.6

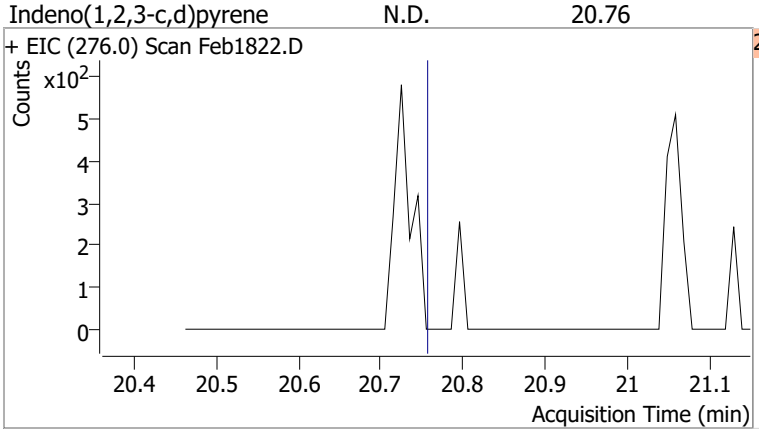

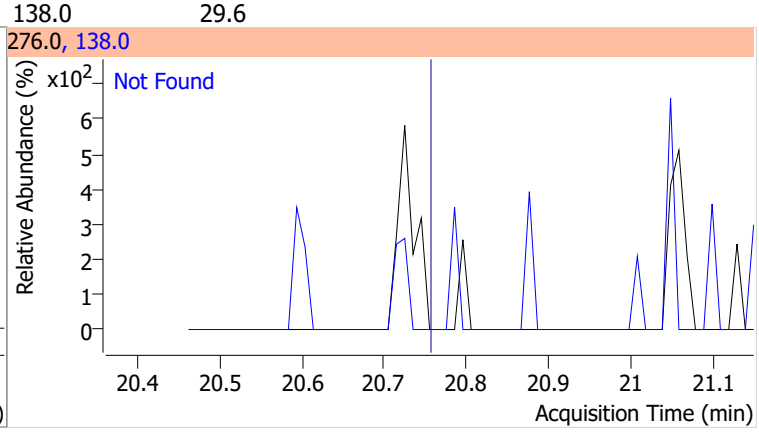

Compound	Conc.	Exp RT	QIon	Exp Ratio	QIon	Exp Ratio
Dibenzo(a,h)anthracene	N.D.	20.82	139.0	25.2	279.0	24.1

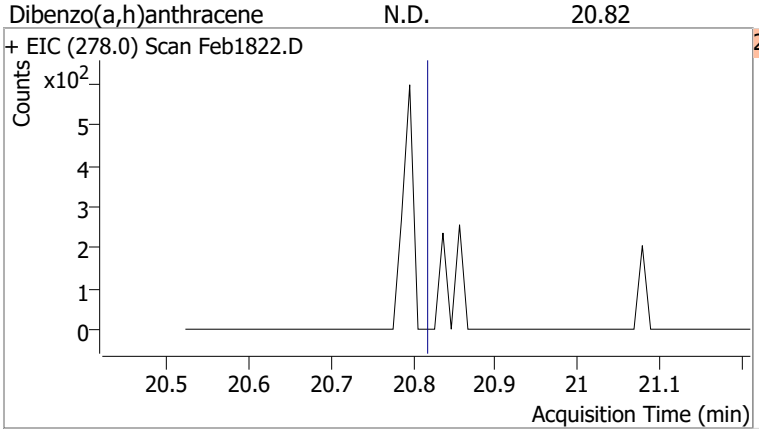

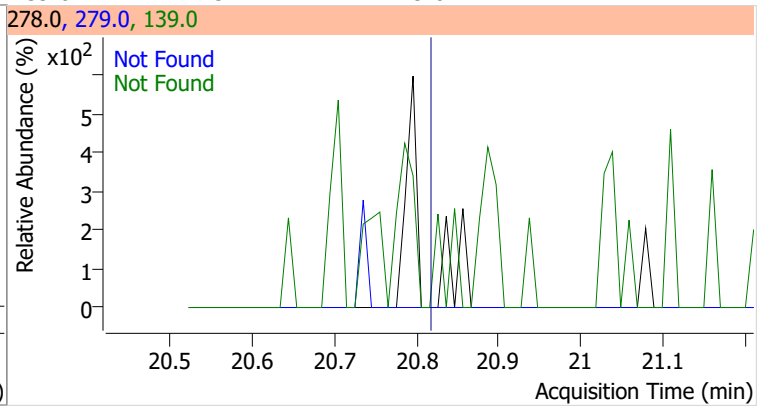

Compound	Conc.	Exp RT	QIon	Exp Ratio	QIon	Exp Ratio
Benzo(g,h,i)perylene	N.D.	21.09	138.0	33.0	277.0	23.2

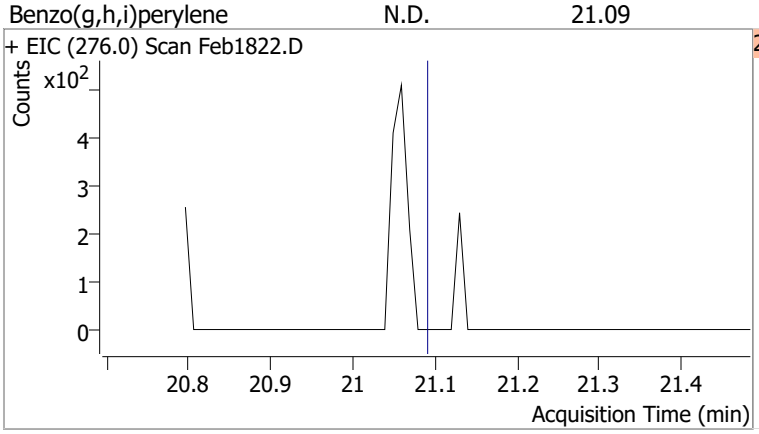

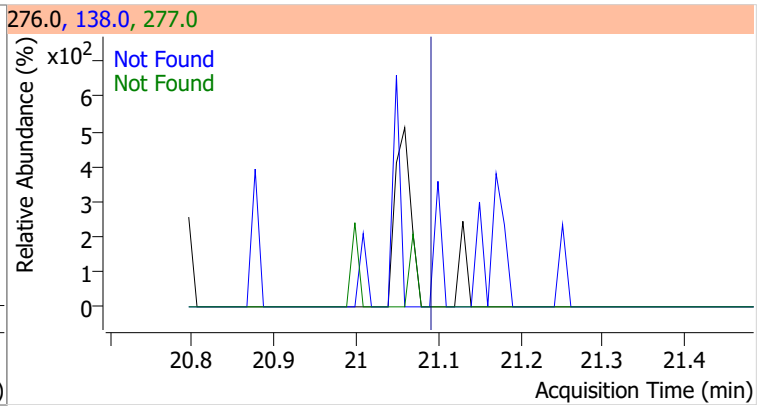

Quantitation Results Report (QT Reviewed)

Data File	Feb1823.D	Operator	LIMS import
Acq. Method	BNA+SIM.M	Acq. Date-Time	2/19/2022 7:52:27 PM
Sample Name	B22020415-017CMS	Instrument	Instrument #1
Vial	23	Multiplier	1.00
DA Method File		Comment	SVOC-8270-W-LARGO
Tune File	dftppdsm.u	Tune Date	2/18/2022 9:25:00 PM
Batch Name	021822 DoD BNA cal.batch.bin	Last Calib Update	2/19/2022 1:06:17 PM
Ref Library	D:\Org\Library\NIST129K.l		

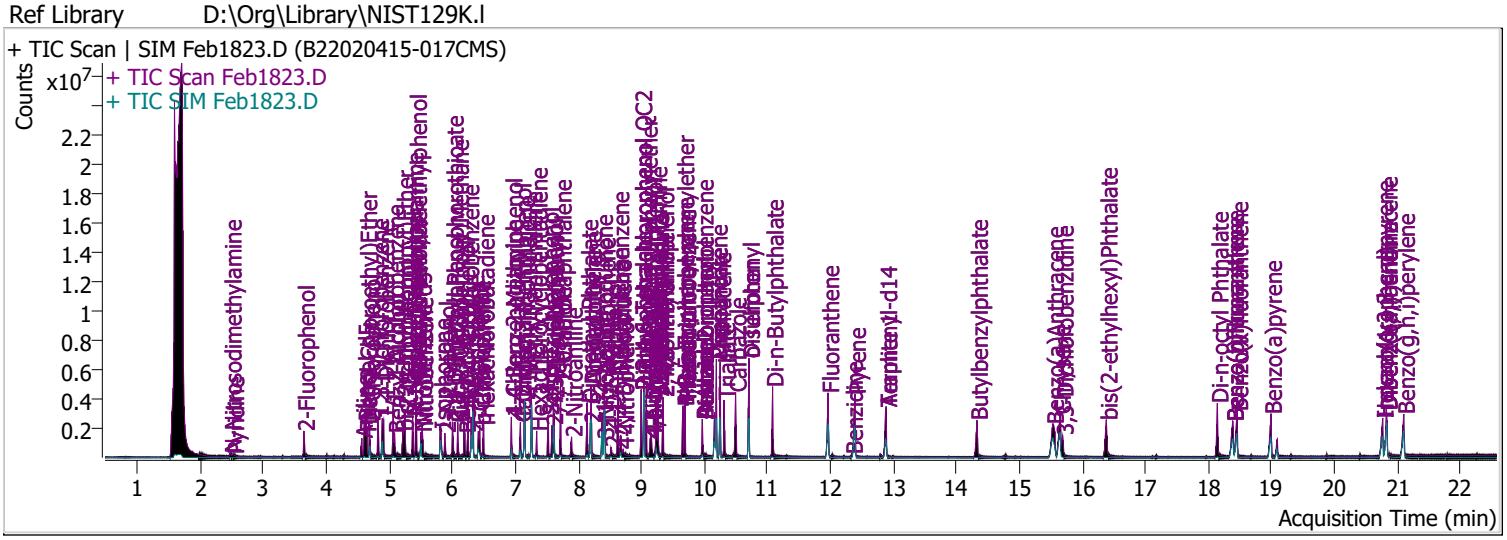

Compound	RT	QIon	Resp.	Conc.	Units		Dev(Min)
Internal Standards							
System Monitoring Compounds							
S 2-Fluorophenol	3.643	112.0	620174	65.2707	µg/L		-0.010
Spiked Amount: 200.000	Range: 10.0 - 75.0%			Recovery = 32.64%			
S Phenol-d5	4.603	99.0	928300	75.4135	µg/L		-0.010
Spiked Amount: 200.000	Range: 10.0 - 65.0%			Recovery = 37.71%			
S Nitrobenzene-d5	5.502	82.0	457918	67.0098	µg/L		0.000
Spiked Amount: 100.000	Range: 32.0 - 94.0%			Recovery = 67.01%			
S 2-Fluorobiphenyl	7.605	172.0	1433935	74.6130	µg/L		0.000
Spiked Amount: 100.000	Range: 28.0 - 107.0%			Recovery = 74.61%			
S 2,4,6-Tribromophenol	9.346	329.8	365804	180.4475	µg/L		0.010
Spiked Amount: 200.000	Range: 25.0 - 140.0%			Recovery = 90.22%			
S Terphenyl-d14	12.885	244.3	2024497	98.9855	µg/L		0.010
Spiked Amount: 100.000	Range: 32.0 - 122.0%			Recovery = 98.99%			
Target Compounds							**QValue**
T N-Nitrosodimethylamine	2.479	74.0	112984	41.3000	µg/L		92
T Pyridine	2.520	79.0	137739	19.9132	µg/L		99
T Aniline	4.562	93.0	557222	31.7511	µg/L		97
T Phenol	4.623	94.0	537937	39.7329	µg/L		90
T bis(-2-Chloroethyl)Ether	4.634	63.0	626271	67.5152	µg/L		97
T 2-Chlorophenol	4.685	128.0	661033	60.0214	µg/L		99
T 1,3-Dichlorobenzene	4.817	146.0	778082	54.3915	µg/L		99
T 1,4-Dichlorobenzene	4.909	146.0	807431	55.7256	µg/L		98
T 1,2-Dichlorobenzene	5.063	146.0	799581	57.5480	µg/L	m	100
T Benzyl Alcohol	5.083	108.0	317983	59.9899	µg/L	m	98
T bis(2-chloroisopropyl)Ether	5.216	121.0	230223	61.9803	µg/L		99
T 2-Methylphenol	5.246	107.0	640512	67.1669	µg/L		95
T N-nitroso-Di-n-propylamine	5.369	70.0	578887	87.4632	µg/L		98
T 4Methylphenol/3Methylphenol	5.420	107.0	831924	63.7239	µg/L		97
T Hexachloroethane	5.420	117.0	225074	54.1510	µg/L		98

Compound	RT	QIon	Resp.	Conc.	Units		Dev(Min)
T Nitrobenzene	5.522	123.1	239057	68.6000	µg/L		98
T Isophorone	5.808	82.0	1248345	77.3431	µg/L		99
T 2-Nitrophenol	5.880	139.0	295471	81.2303	µg/L		97
T 2,4-Dimethylphenol	6.003	122.0	529818	70.1150	µg/L		99
T bis(-2-Chloroethoxy)Methane	6.085	93.0	694597	73.9926	µg/L		98
T 2,4-Dichlorophenol	6.187	162.0	526530	73.3411	µg/L		96
T Benzoic Acid	6.198	105.0	104440	31.7123	µg/L	#	86
T 1,2,4-Trichlorobenzene	6.249	180.0	580133	66.7328	µg/L		100
T Naphthalene	6.331	128.0	1954869	76.0449	µg/L		99
T 4-Chlorophenol	6.413	130.0	169807	63.0899	µg/L		86
T p-Chloroaniline	6.434	127.0	569012	56.1898	µg/L		90
T Hexachlorobutadiene	6.496	224.9	279479	62.6887	µg/L		98
T 4-Chloro-2-Methylphenol	6.937	107.0	474156	70.8958	µg/L		98
T 4-Chloro-3-Methylphenol	7.081	107.0	582254	83.7140	µg/L		99
T 2-Methylnaphthalene	7.143	141.0	1153139	79.3988	µg/L		99
T 1-Methylnaphthalene	7.256	141.0	1022455	72.2254	µg/L		98
T Hexachlorocyclopentadiene	7.338	236.9	166661	62.3380	µg/L		97
T 2,4,6-Trichlorophenol	7.523	196.0	418844	87.9881	µg/L		98
T 2,4,5-Trichlorophenol	7.584	196.0	437278	82.4166	µg/L	m	99
T 2-Chloronaphthalene	7.718	162.0	1345867	83.3833	µg/L		98
T 2-Nitroaniline	7.892	65.0	256217	88.5282	µg/L		94
T Dimethyl Phthalate	8.139	163.0	1697417	102.3679	µg/L		100
T 2,6-Dinitrotoluene	8.190	165.0	187583	84.0003	µg/L		92
T Acenaphthylene	8.200	152.1	2021184	78.3103	µg/L		99
T 3-Nitroaniline	8.394	138.0	183504	72.9638	µg/L		93
T Acenaphthene	8.415	154.0	1246477	84.4732	µg/L		99
T 2,4-Dinitrophenol	8.517	184.0	110981	94.2882	µg/L		99
T Dibenzofuran	8.630	168.0	2054456	85.1894	µg/L		96
T 2,4-Dinitrotoluene	8.671	165.0	280137	97.4598	µg/L		94
T 4-Nitrophenol	8.711	109.0	107273	41.6721	µg/L		93
T Diethylphthalate	8.998	149.0	1683338	97.9952	µg/L		100
T Fluorene	9.039	166.0	1612148	83.0893	µg/L		98
T 4-Chlorophenyl-phenylether	9.080	204.0	864840	97.9860	µg/L		99
T 4-Nitroaniline	9.141	138.0	256794	89.3712	µg/L		97
T 4,6-Dinitro-2-methylphenol	9.162	198.0	162211	91.1597	µg/L		100
T N-nitrosodiphenylamine	9.233	169.0	1258314	93.7845	µg/L		99
T Azobenzene	9.264	77.0	1394027	78.9061	µg/L		92
T 4-Bromophenyl-phenylether	9.663	248.0	465172	90.6294	µg/L		100
T Hexachlorobenzene	9.694	283.9	445774	86.6372	µg/L		84
T Pentachlorophenol	9.968	265.9	258808	102.1712	µg/L		91
T Phenanthrene	10.191	178.0	2476787	89.7730	µg/L		100
T Anthracene	10.252	178.0	2424090	92.4033	µg/L	m	98
T Triallate	10.313	86.0	594337	92.9791	µg/L		99
T Carbazole	10.495	167.0	2440073	91.5270	µg/L		98
T o-Terphenyl	10.708	230.0	1341460	91.1958	µg/L		99
T Di-n-Butylphthalate	11.082	149.0	2672327	101.6488	µg/L		99
T Fluoranthene	11.964	202.0	2620857	93.9736	µg/L		99
T Benzidine	12.338	184.0	145874	14.8544	µg/L		99
T Pyrene	12.389	202.0	2790299	91.9585	µg/L		99
T Butylbenzylphthalate	14.326	149.0	958563	104.3801	µg/L		97
T Benzo(a)Anthracene	15.532	228.0	2309881	102.5673	µg/L		99
T Chrysene	15.645	228.0	2416068	96.5811	µg/L		98
T 3,3-Dichlorobenzidine	15.686	252.0	606689	76.4222	µg/L		99
T bis(2-ethylhexyl)Phthalate	16.380	167.0	347027	108.0315	µg/L		94
T Di-n-octyl Phthalate	18.143	149.0	2259698	100.6404	µg/L		99

Compound	RT	QIon	Resp.	Conc.	Units	Dev(Min)
T Benzo(b)fluoranthene	18.386	252.0	2187967	94.7083	µg/L	100
T Benzo(k)fluoranthene	18.457	252.0	2091061	85.3313	µg/L	98
T Benzo(a)pyrene	18.993	252.0	1928088	87.4435	µg/L	97
T Indeno(1,2,3-c,d)pyrene	20.765	276.0	1636496	88.5361	µg/L	97
T Dibenzo(a,h)anthracene	20.826	278.0	1980219	98.3189	µg/L	98
T Benzo(g,h,i)perylene	21.099	276.0	1946027	91.2970	µg/L	98

(#) = Qualifier Out of Range; (m) = Manual Integration; (+) = Area Summed; (*) = Surrogate Percent Recovery Out of Range; (d): Zeroed Peak

Compound	Conc.	RT	Dev(Min)	Resp.	QIon	QRatio	Lower	Upper
N-Nitrosodimethylamine	41.3000	2.48	-0.01	112984	42.0	126.6	95.1	176.6

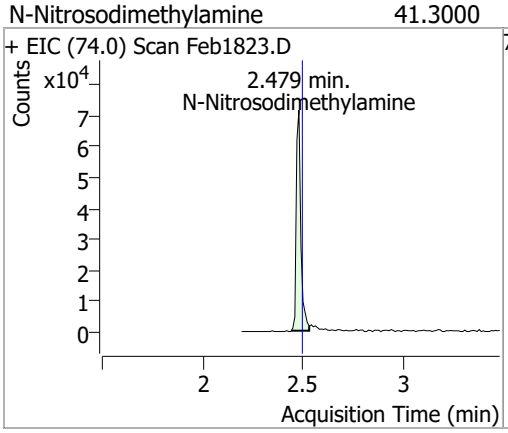

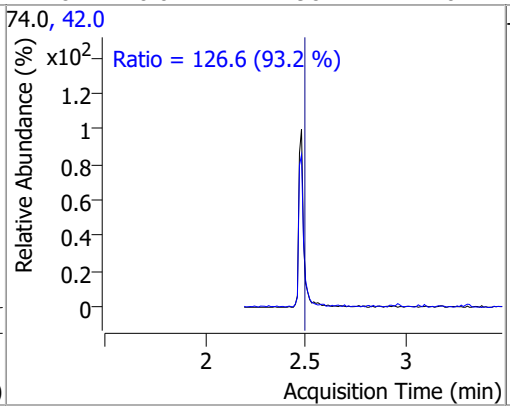

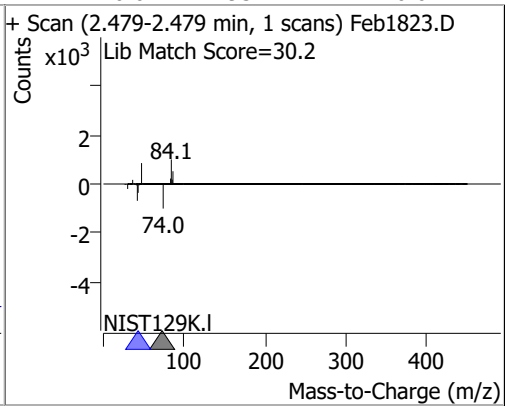

Compound	Conc.	RT	Dev(Min)	Resp.	QIon	QRatio	Lower	Upper
Pyridine	19.9132	2.52	-0.01	137739	52.0	82.2	57.9	107.6

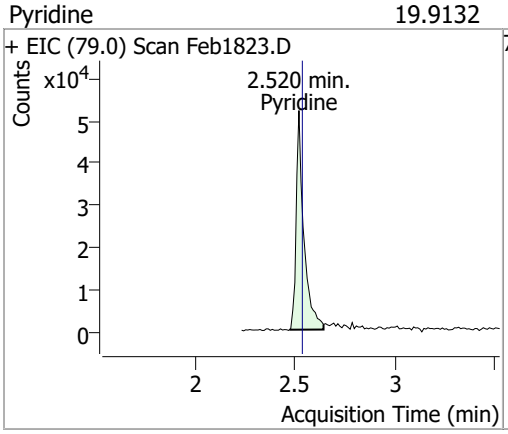

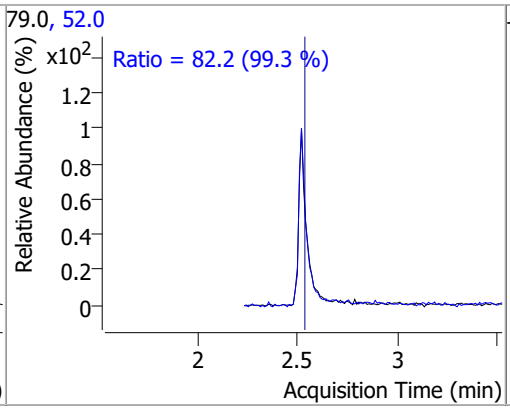

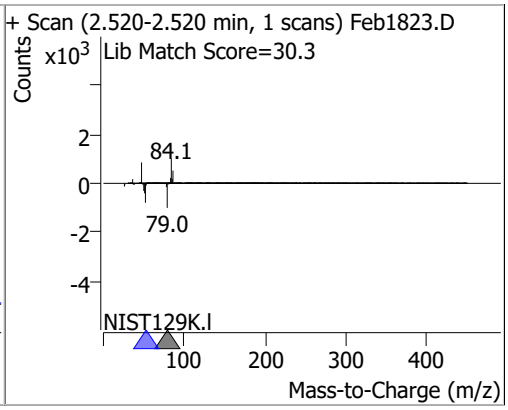

Compound	Conc.	RT	Dev(Min)	Resp.	QIon	QRatio	Lower	Upper
2-Fluorophenol	65.2707	3.64	-0.01	620174	64.0	51.5	34.6	64.3
					92.0	21.8	14.2	26.5

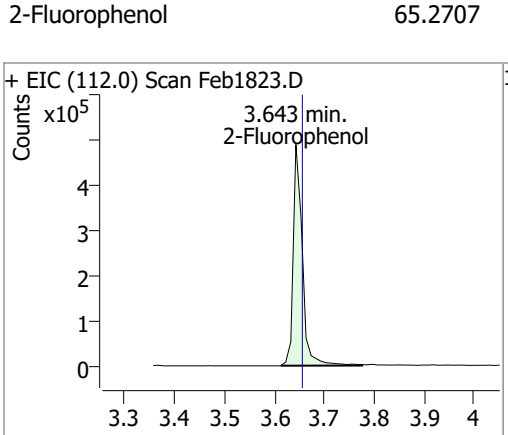

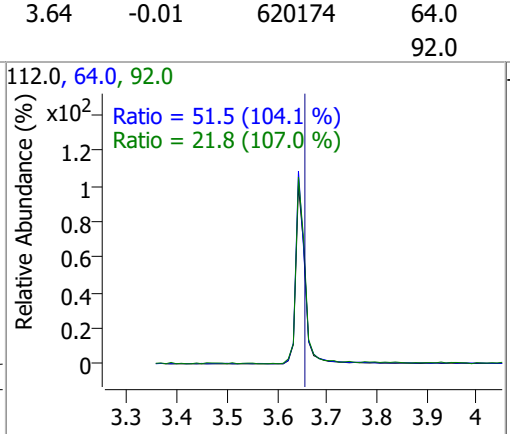

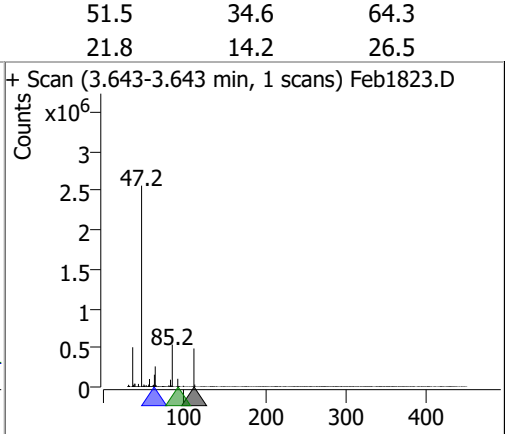

Compound	Conc.	RT	Dev(Min)	Resp.	QIon	QRatio	Lower	Upper
Aniline	31.7511	4.56	0.00	557222	66.0	34.6	25.7	47.8
					65.0	18.0	13.1	24.4

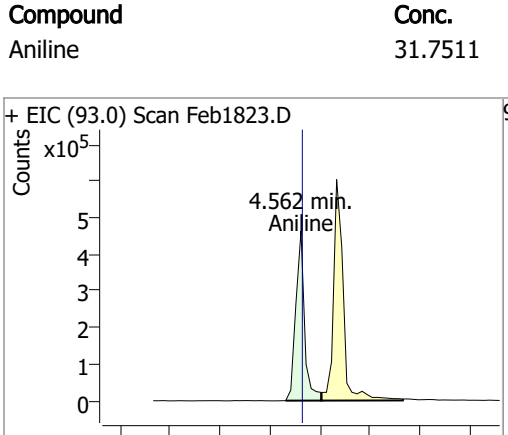

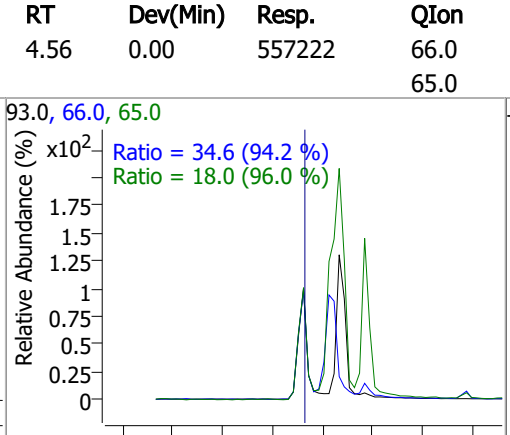



Compound	Conc.	RT	Dev(Min)	Resp.	QIon	QRatio	Lower	Upper
Phenol-d5	75.4135	4.60	-0.01	928300	71.0	33.8	25.8	47.9

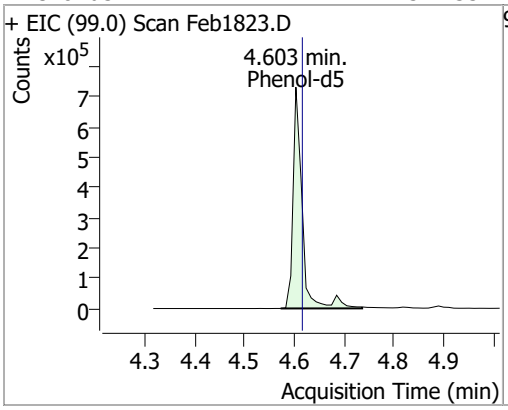

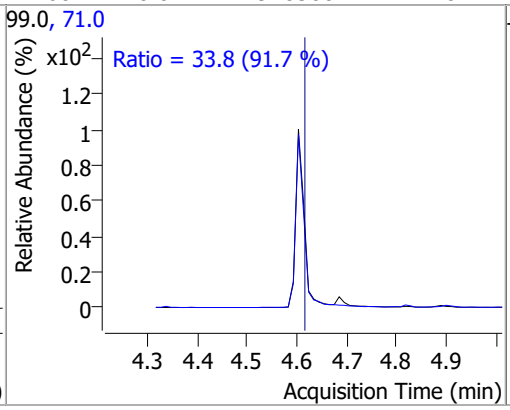

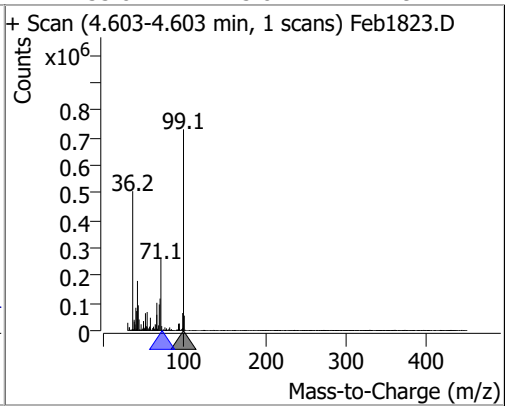

Compound	Conc.	RT	Dev(Min)	Resp.	QIon	QRatio	Lower	Upper
Phenol	39.7329	4.62	0.00	537937	66.0	52.0	31.7	58.9

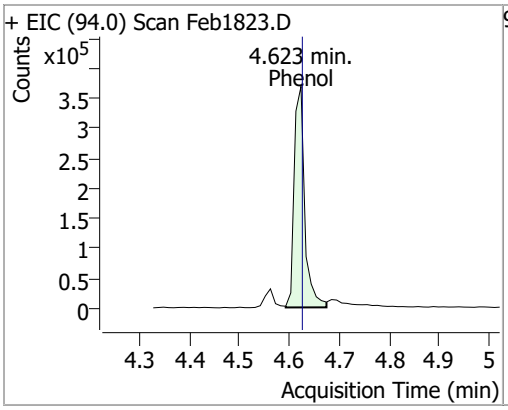

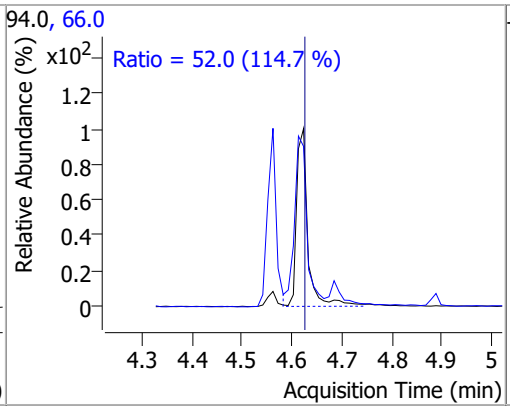

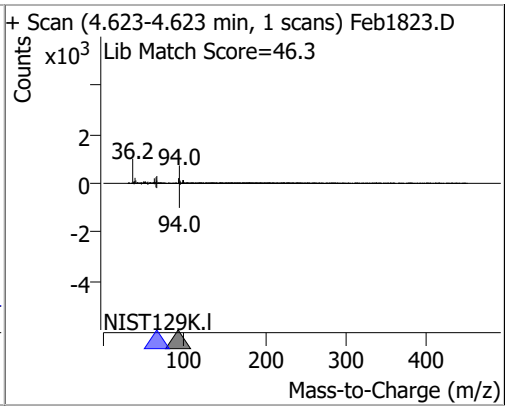

Compound	Conc.	RT	Dev(Min)	Resp.	QIon	QRatio	Lower	Upper
bis(-2-Chloroethyl)Ether	67.5152	4.63	-0.01	626271	64.0	9.7	7.6	14.1

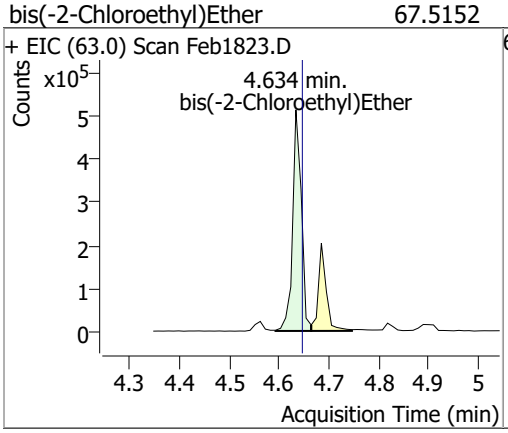

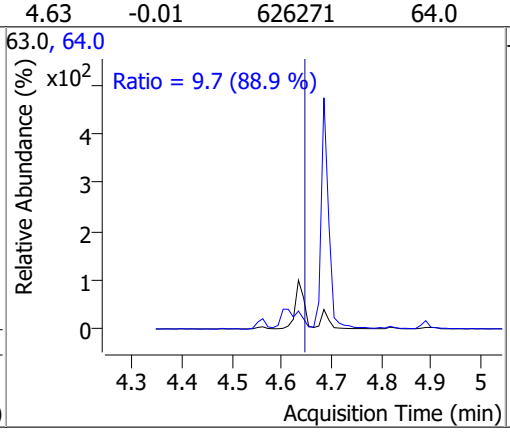

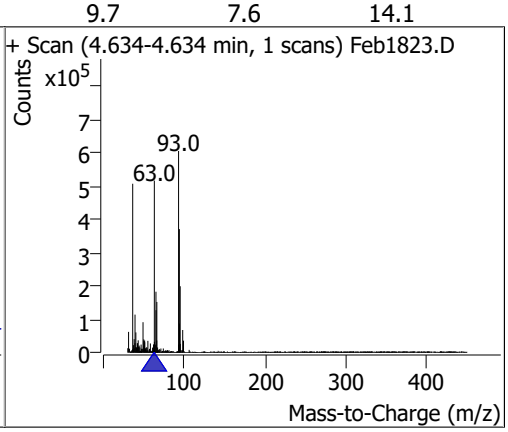

Compound	Conc.	RT	Dev(Min)	Resp.	QIon	QRatio	Lower	Upper
2-Chlorophenol	60.0214	4.68	-0.01	661033	130.0	33.0	22.7	42.2

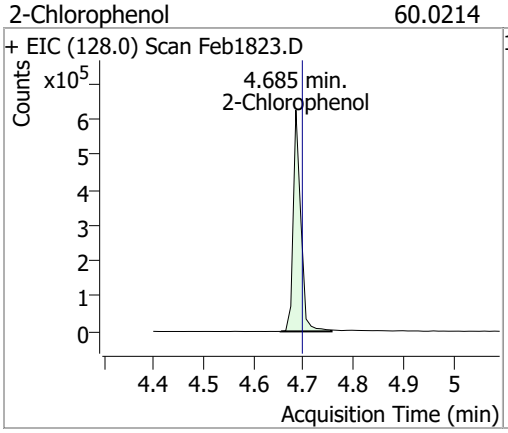

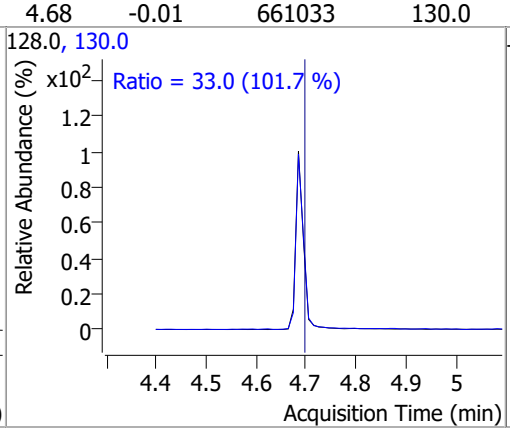

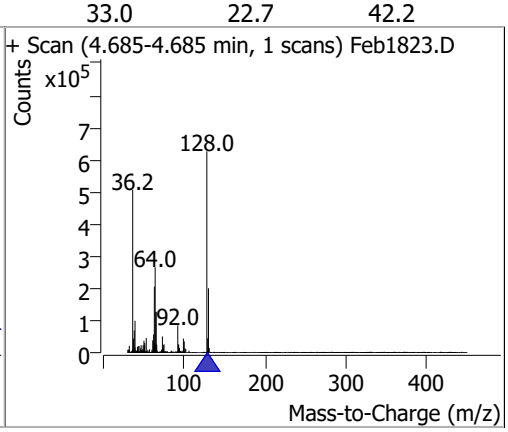

Compound	Conc.	RT	Dev(Min)	Resp.	QIon	QRatio	Lower	Upper
1,3-Dichlorobenzene	54.3915	4.82	-0.01	778082	148.0	64.8	44.6	82.8
					111.0	35.3	25.3	47.0

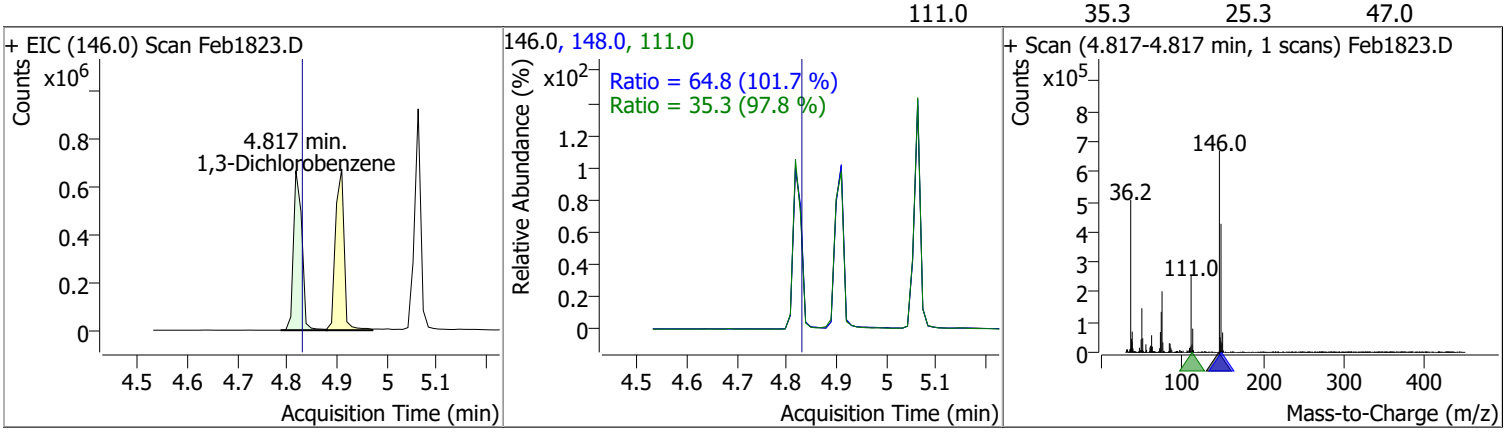

Compound	Conc.	RT	Dev(Min)	Resp.	QIon	QRatio	Lower	Upper
1,4-Dichlorobenzene	55.7256	4.91	0.00	807431	148.0	63.1	45.6	84.8
					111.0	36.1	25.2	46.8

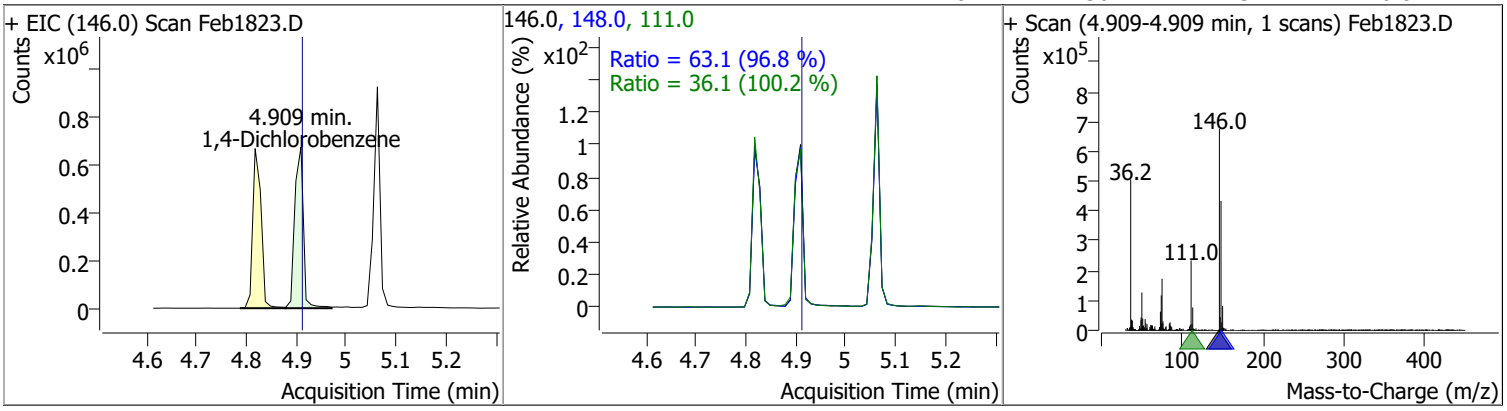

Compound	Conc.	RT	Dev(Min)	Resp.	QIon	QRatio	Lower	Upper
1,2-Dichlorobenzene	57.5480	5.06	0.00	799581 (m)	148.0	64.1	45.1	83.8
					111.0	36.9	26.1	48.5

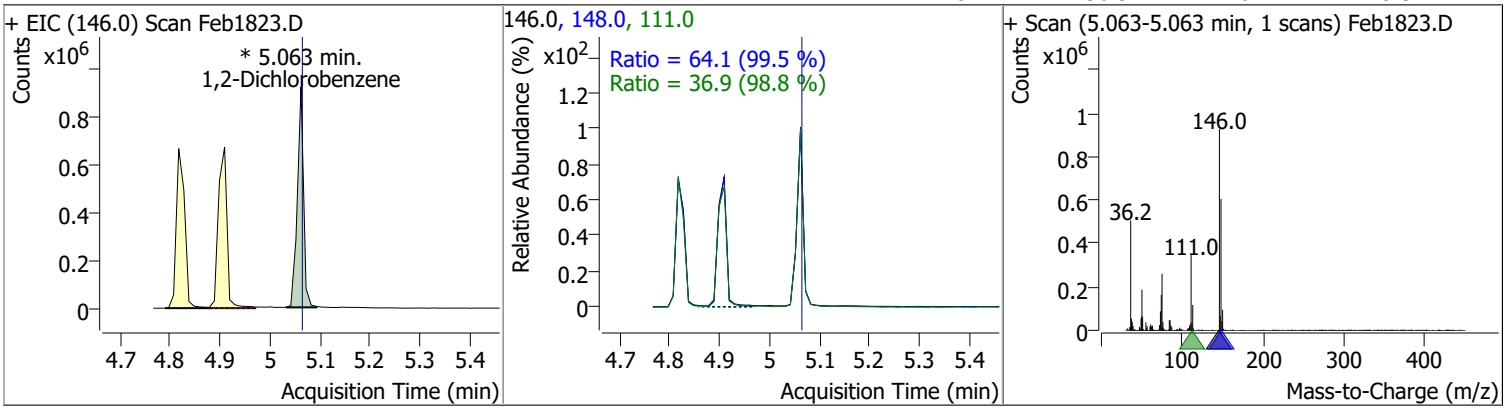

Compound	Conc.	RT	Dev(Min)	Resp.	QIon	QRatio	Lower	Upper
Benzyl Alcohol	59.9899	5.08	0.00	317983 (m)	79.0	116.8	83.5	155.1
					107.0	71.0	49.3	91.6

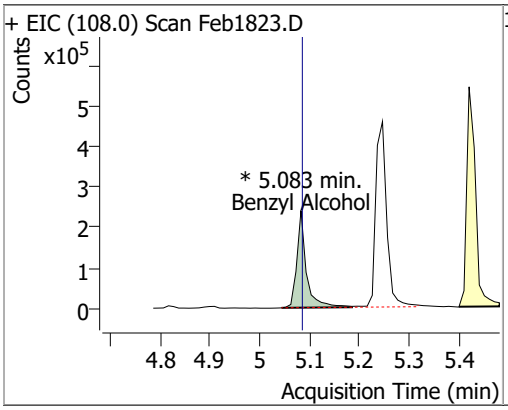

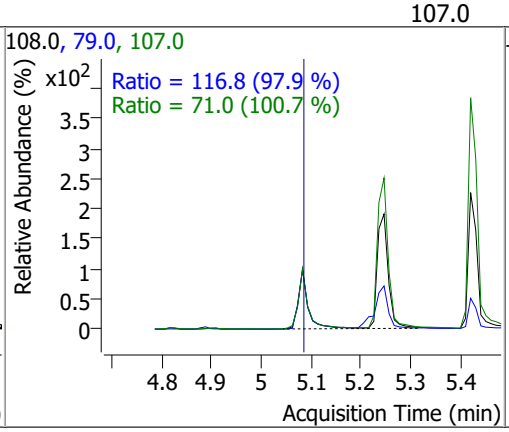

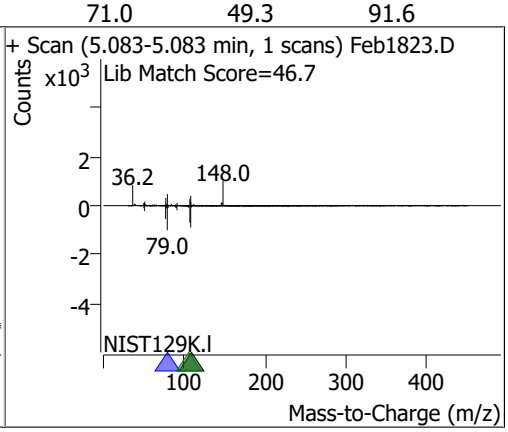

Compound	Conc.	RT	Dev(Min)	Resp.	QIon	QRatio	Lower	Upper
bis(2-chloroisopropyl)Ether	61.9803	5.22	-0.01	230223	123.0	31.4	22.5	41.8

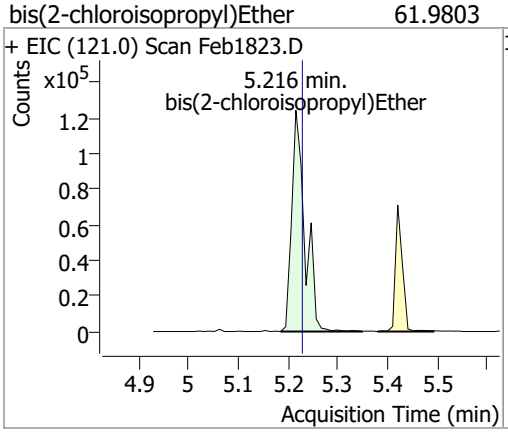

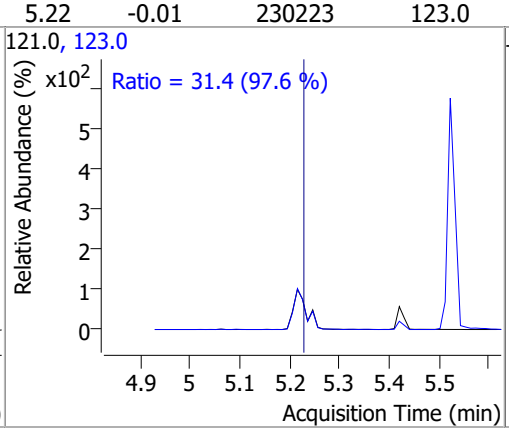

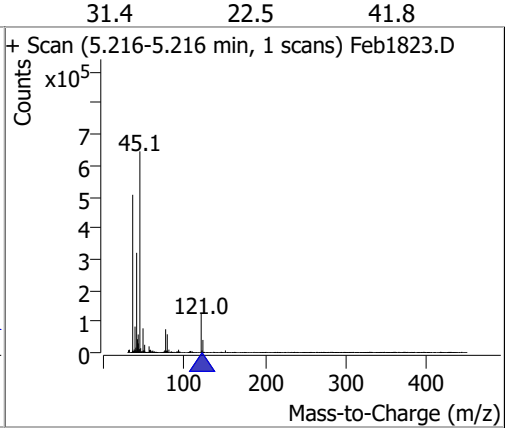

Compound	Conc.	RT	Dev(Min)	Resp.	QIon	QRatio	Lower	Upper
2-Methylphenol	67.1669	5.25	0.00	640512	108.0	111.2	81.5	151.4

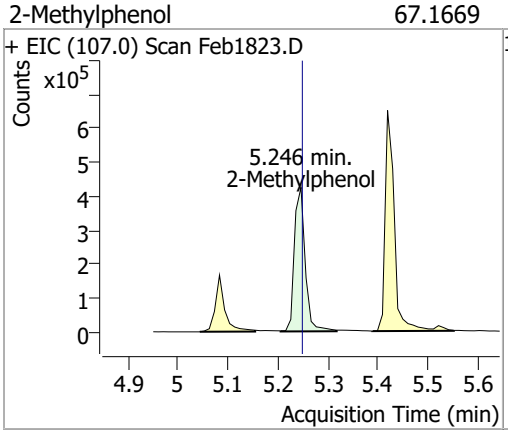

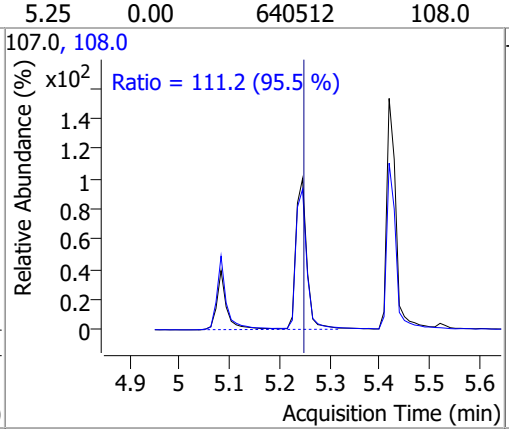

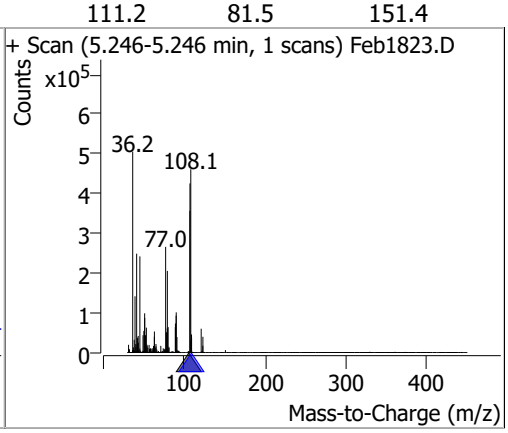

Compound	Conc.	RT	Dev(Min)	Resp.	QIon	QRatio	Lower	Upper
N-nitroso-Di-n-propylamine	87.4632	5.37	0.00	578887	130.0	20.1	0.0	38.8

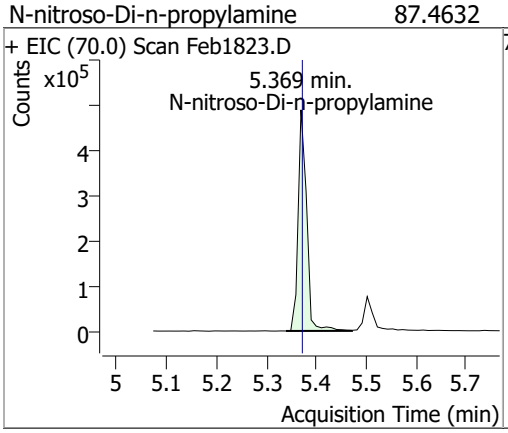

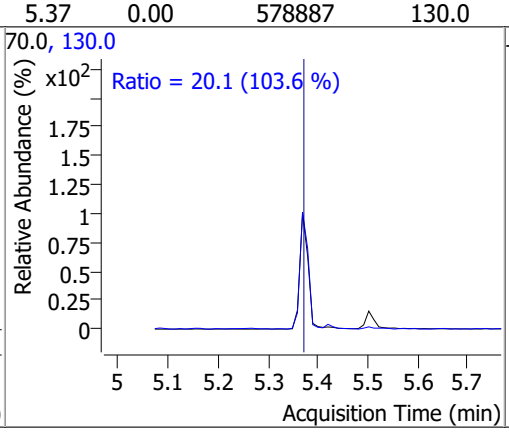

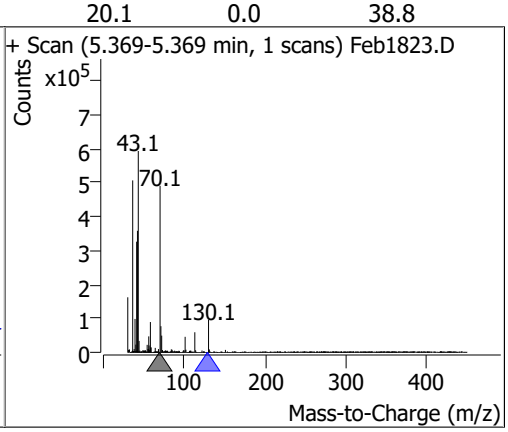

Compound	Conc.	RT	Dev(Min)	Resp.	QIon	QRatio	Lower	Upper
4Methylphenol/3Methylphenol	63.7239	5.42	-0.01	831924	108.0	81.3	58.8	109.1

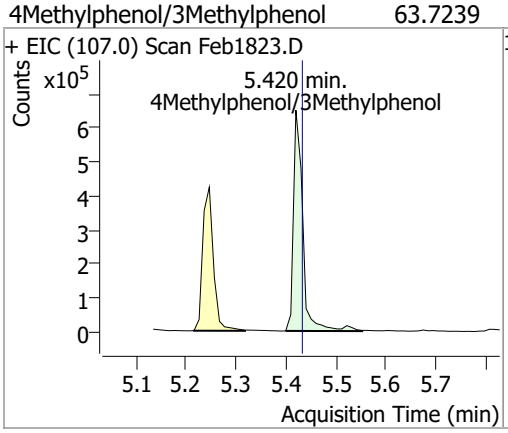

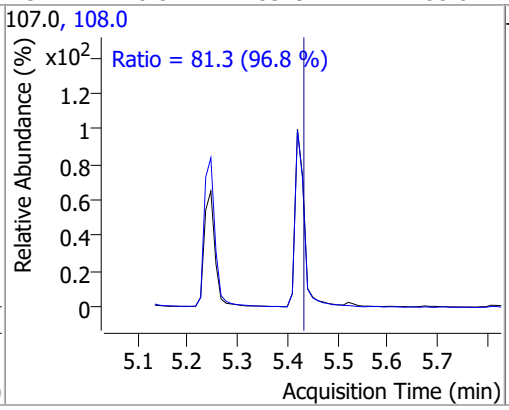

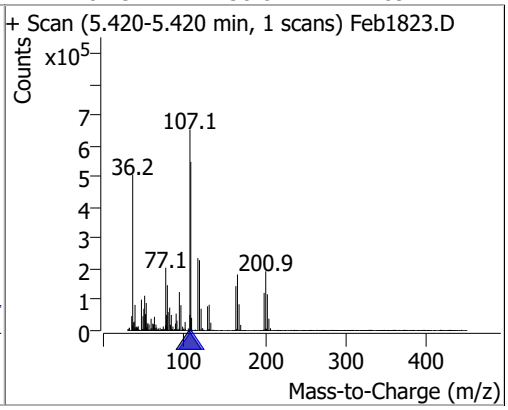

Compound	Conc.	RT	Dev(Min)	Resp.	QIon	QRatio	Lower	Upper
Hexachloroethane	54.1510	5.42	-0.01	225074	201.0	88.1	63.5	118.0
					199.0	55.7	39.8	74.0

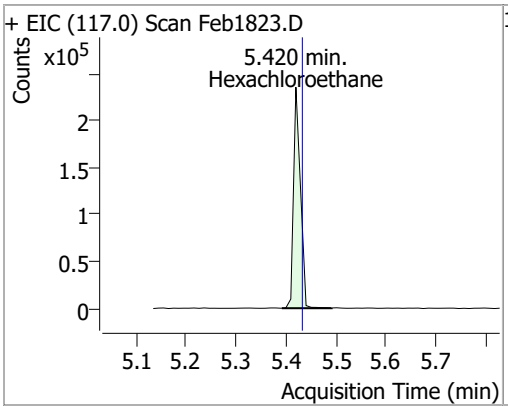

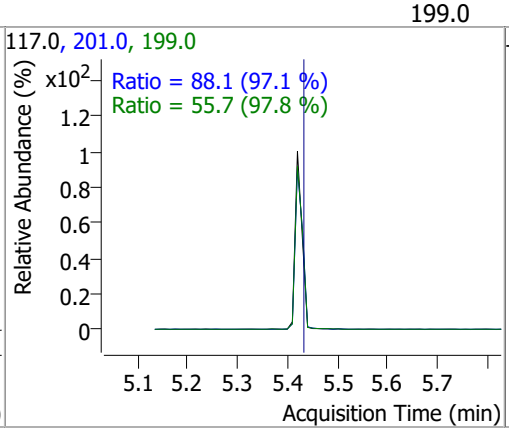

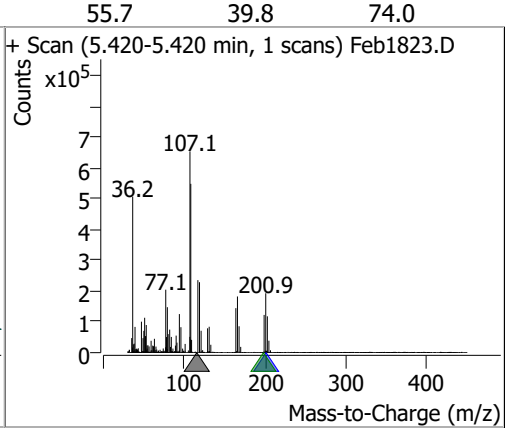

Compound	Conc.	RT	Dev(Min)	Resp.	QIon	QRatio	Lower	Upper
Nitrobenzene-d5	67.0098	5.50	0.00	457918	54.0	63.3	46.3	86.0
					128.0	47.2	34.1	63.3

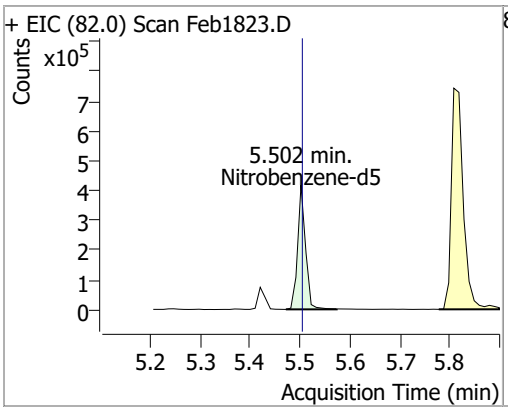

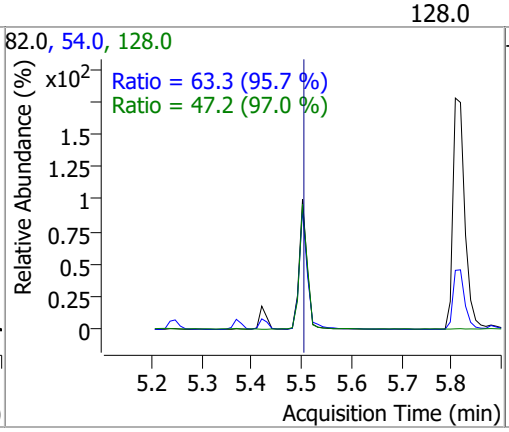

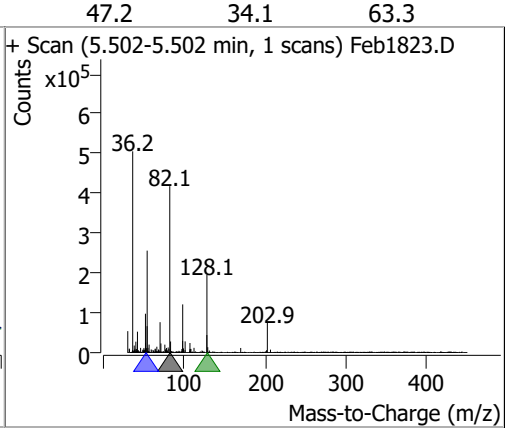

Compound	Conc.	RT	Dev(Min)	Resp.	QIon	QRatio	Lower	Upper
Nitrobenzene	68.6000	5.52	0.00	239057	77.0	207.6	148.9	276.5
					51.0	131.5	91.7	170.3

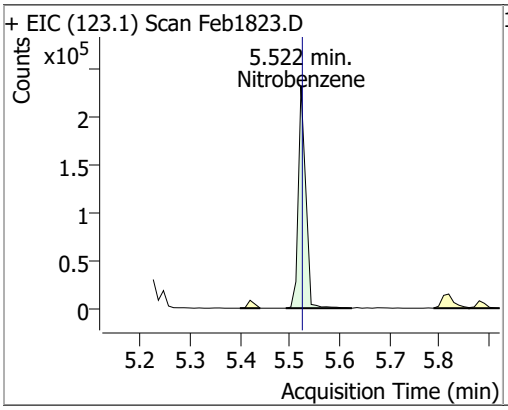

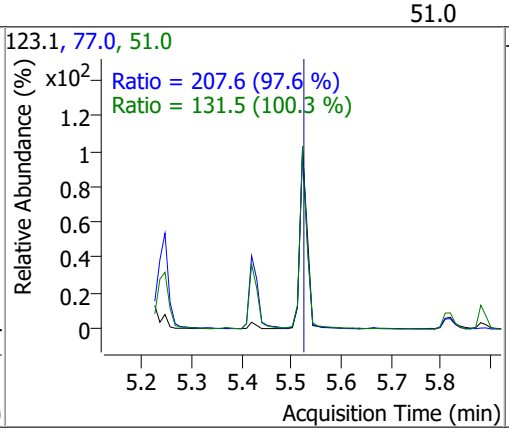

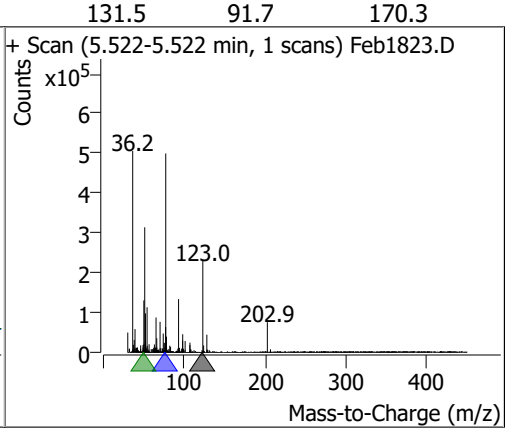

Compound	Conc.	RT	Dev(Min)	Resp.	QIon	QRatio	Lower	Upper
Isophorone	77.3431	5.81	-0.01	1248345	138.0	20.8	14.8	27.5

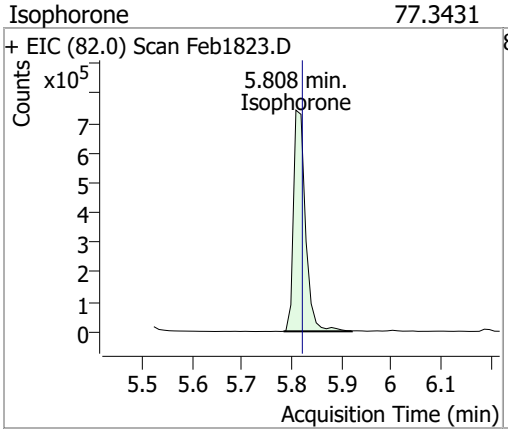

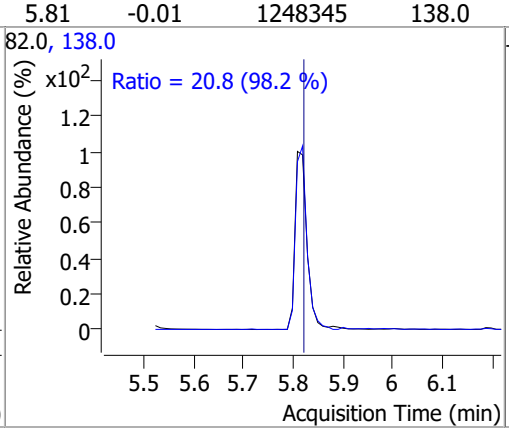

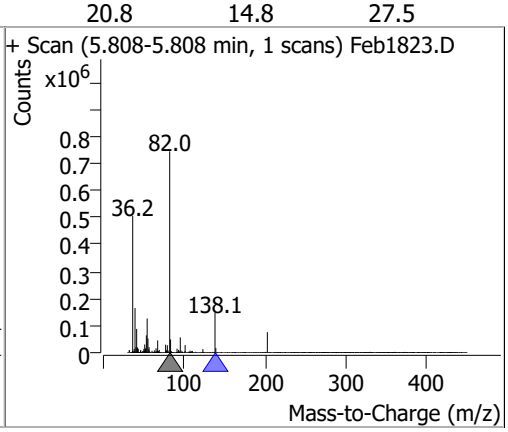

Compound	Conc.	RT	Dev(Min)	Resp.	QIon	QRatio	Lower	Upper
2-Nitrophenol	81.2303	5.88	0.00	295471	65.0	48.0	34.2	63.4
					109.0	39.0	24.6	45.8

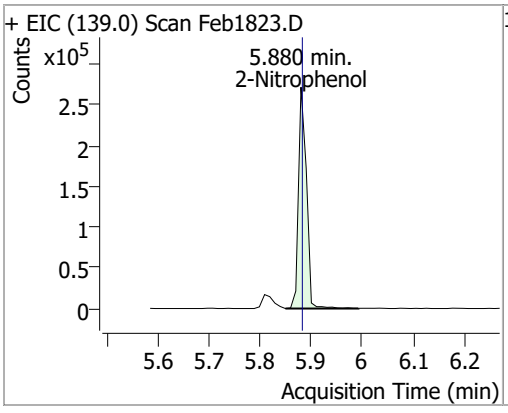

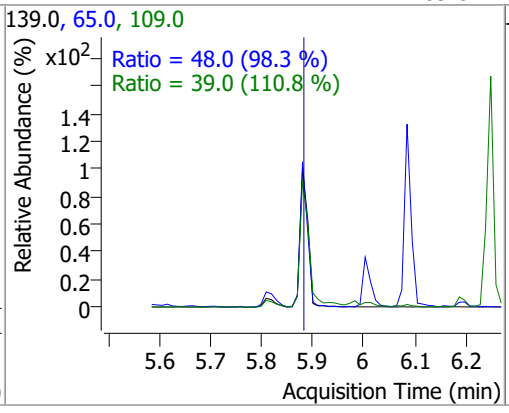

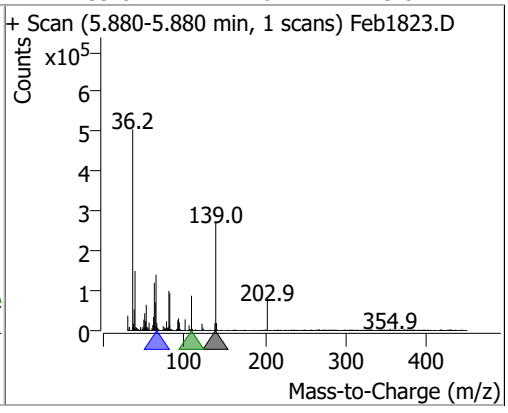

Compound	Conc.	RT	Dev(Min)	Resp.	QIon	QRatio	Lower	Upper
2,4-Dimethylphenol	70.1150	6.00	0.00	529818	107.0	110.8	76.6	142.3
					77.0	32.9	23.8	44.2

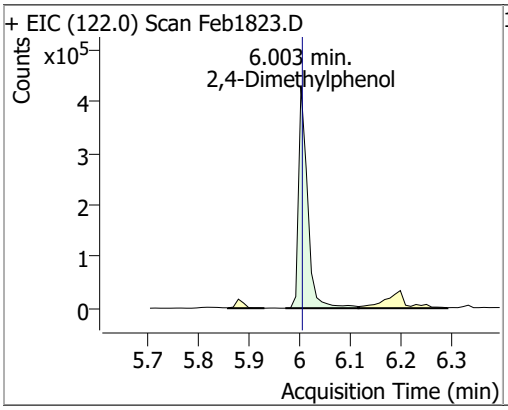

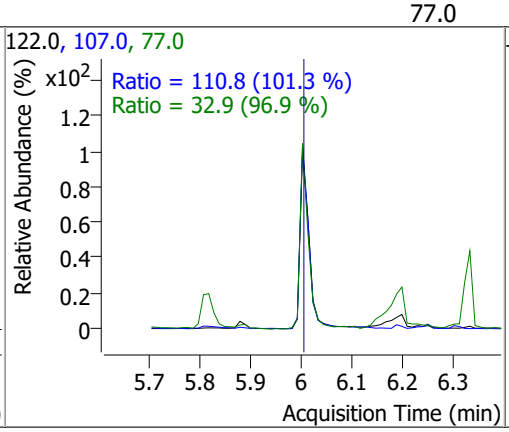

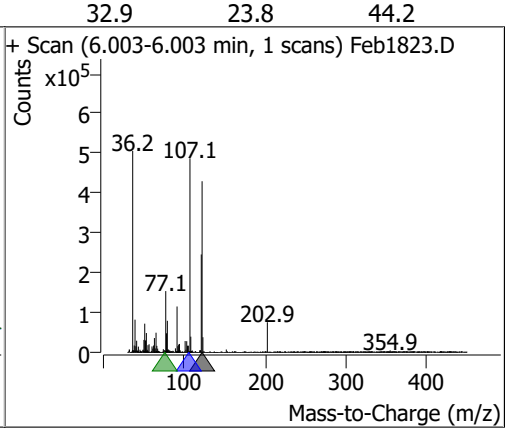

Compound	Conc.	RT	Dev(Min)	Resp.	QIon	QRatio	Lower	Upper
bis(-2-Chloroethoxy)Methane	73.9926	6.08	0.00	694597	63.0	69.3	47.7	88.6
					95.0	33.3	22.3	41.5

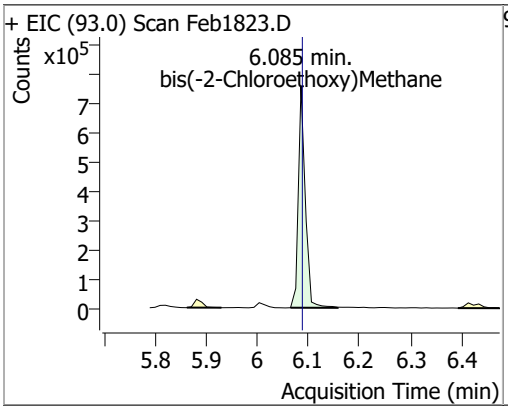

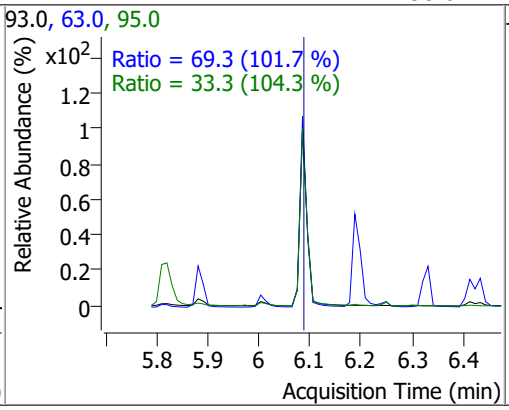

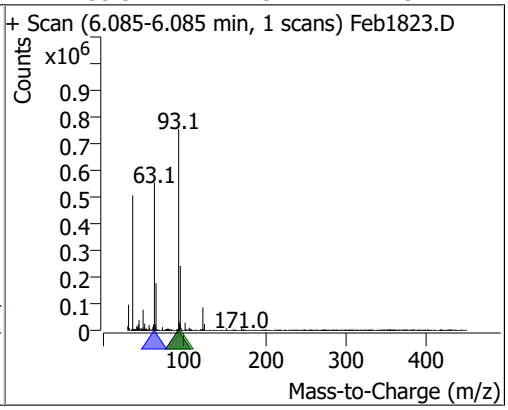

Compound	Conc.	RT	Dev(Min)	Resp.	QIon	QRatio	Lower	Upper
2,4-Dichlorophenol	73.3411	6.19	0.00	526530	164.0	63.0	45.5	84.5
					98.0	32.3	20.0	37.1

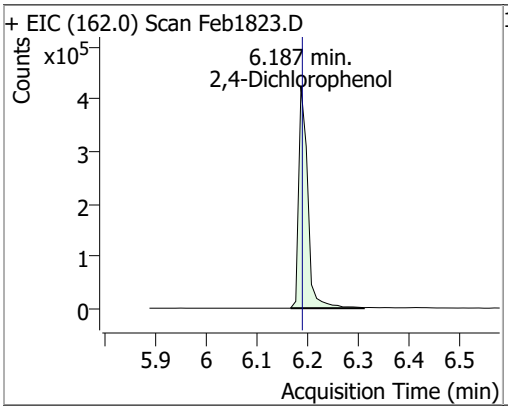

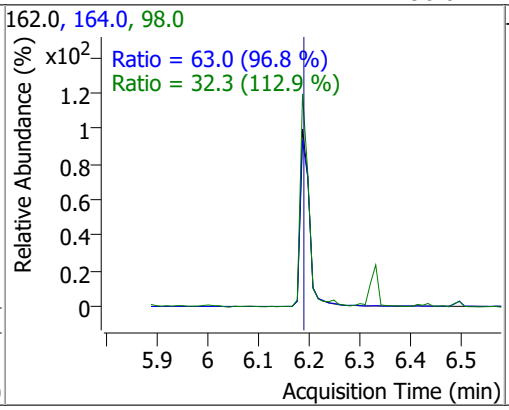

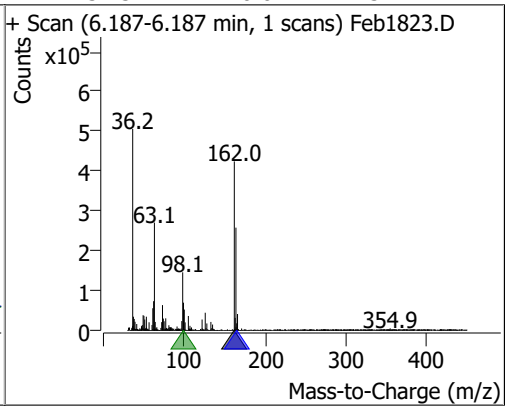

Compound	Conc.	RT	Dev(Min)	Resp.	QIon	QRatio	Lower	Upper
Benzoic Acid	31.7123	6.20	-0.04	104440	122.0	91.4	59.9	111.2
					77.0	79.9	42.3	78.5

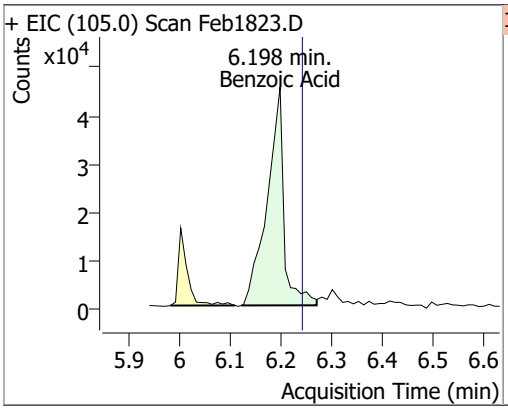

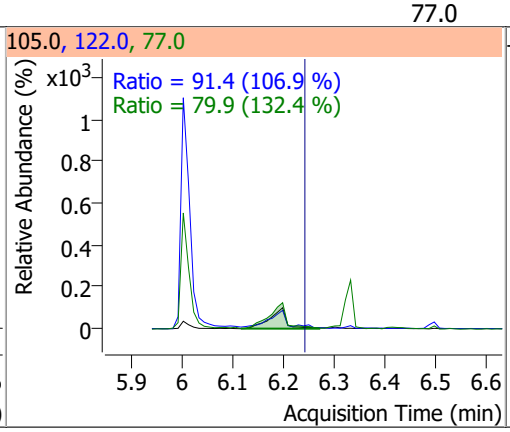

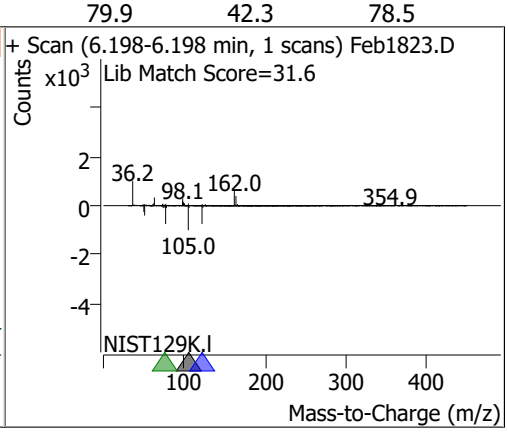

Compound	Conc.	RT	Dev(Min)	Resp.	QIon	QRatio	Lower	Upper
1,2,4-Trichlorobenzene	66.7328	6.25	0.00	580133	182.0	94.7	66.2	122.9
					145.0	28.5	20.1	37.3

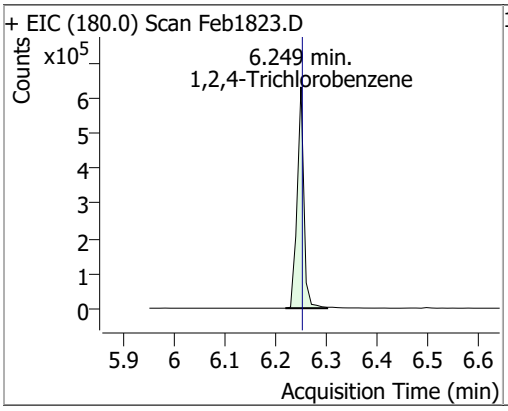

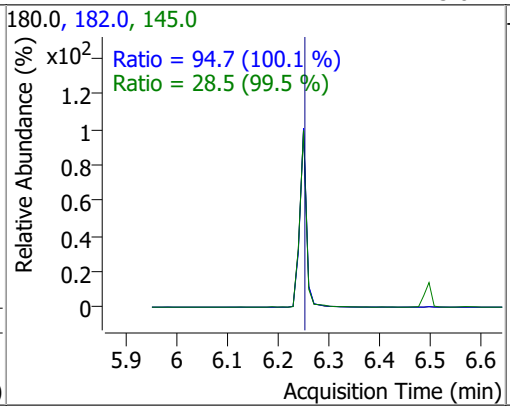

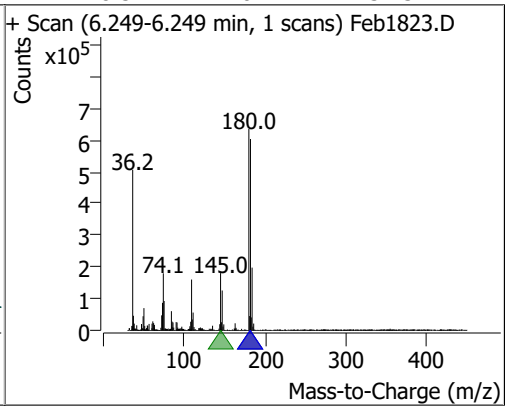

Compound	Conc.	RT	Dev(Min)	Resp.	QIon	QRatio	Lower	Upper
Naphthalene	76.0449	6.33	0.00	1954869	129.0	11.1	8.0	14.9
					102.0	9.9	6.9	12.9

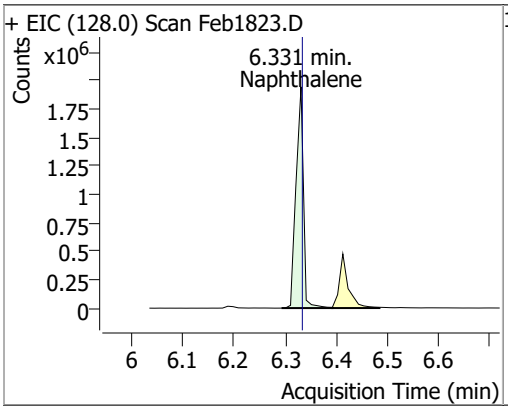

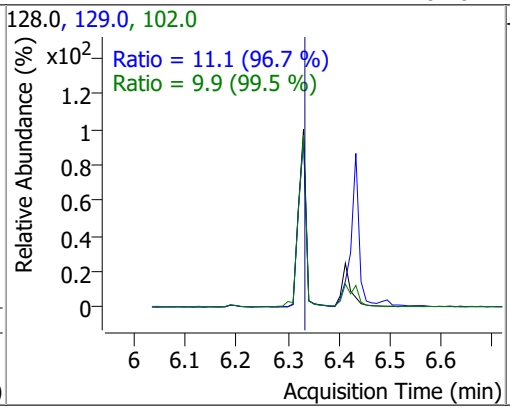

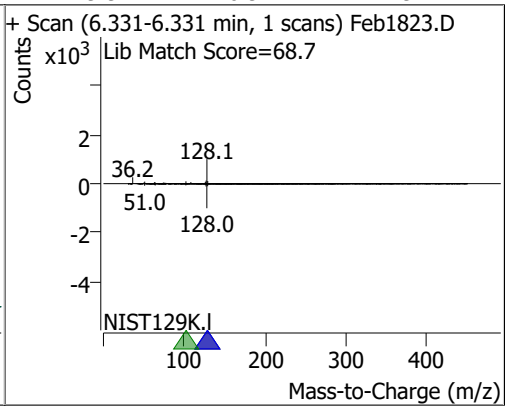

Compound	Conc.	RT	Dev(Min)	Resp.	QIon	QRatio	Lower	Upper
4-Chlorophenol	63.0899	6.41	0.00	169807	128.0	344.2	221.4	411.2

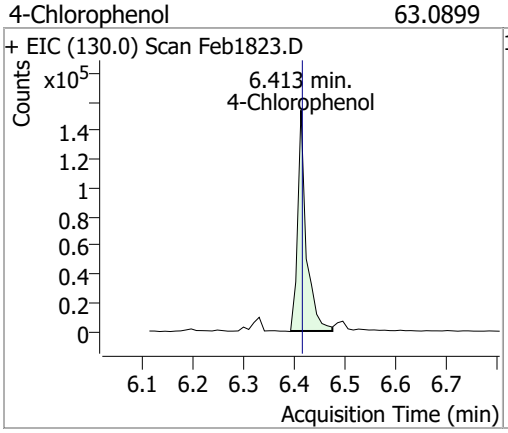

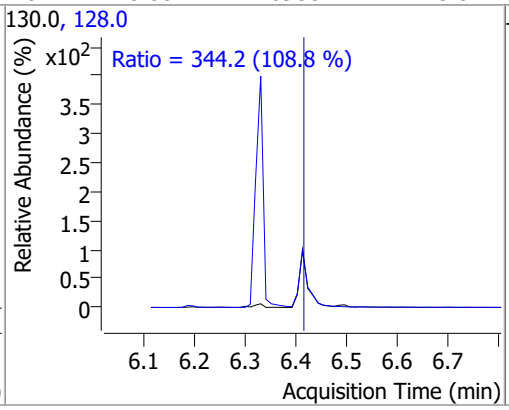

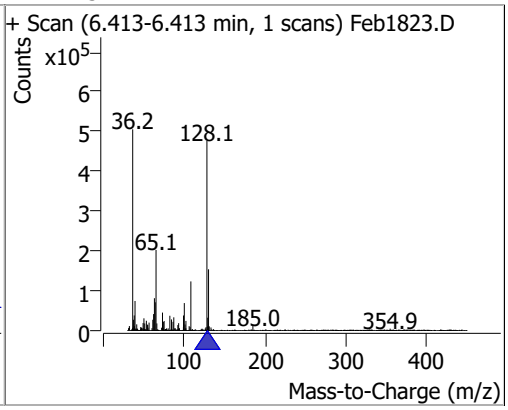

Compound	Conc.	RT	Dev(Min)	Resp.	QIon	QRatio	Lower	Upper
p-Chloroaniline	56.1898	6.43	0.00	569012	65.0	70.7	42.1	78.2
					129.0	39.3	26.3	48.9

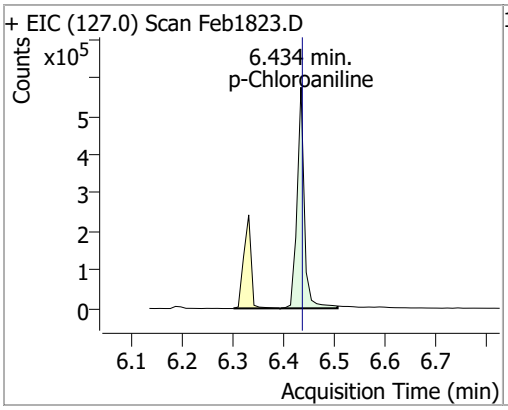

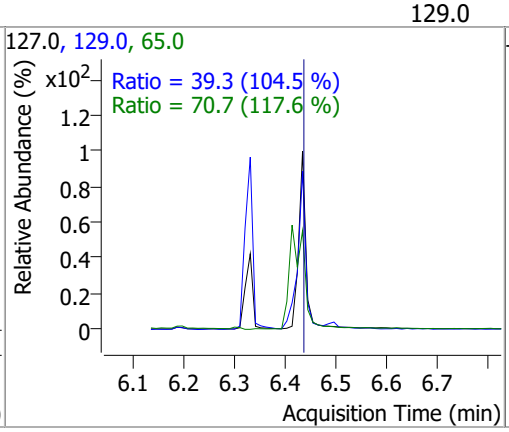

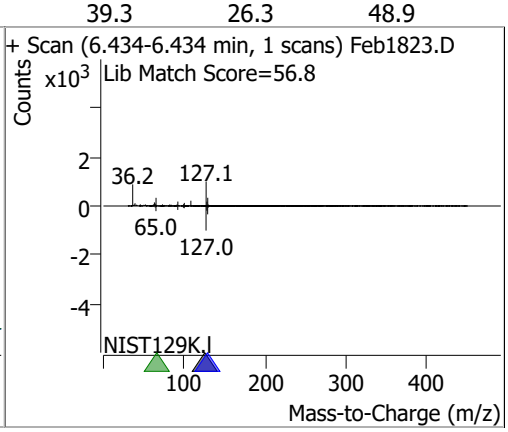

Compound	Conc.	RT	Dev(Min)	Resp.	QIon	QRatio	Lower	Upper
Hexachlorobutadiene	62.6887	6.50	0.00	279479	227.0	64.0	46.0	85.4
					223.0	62.5	45.0	83.6

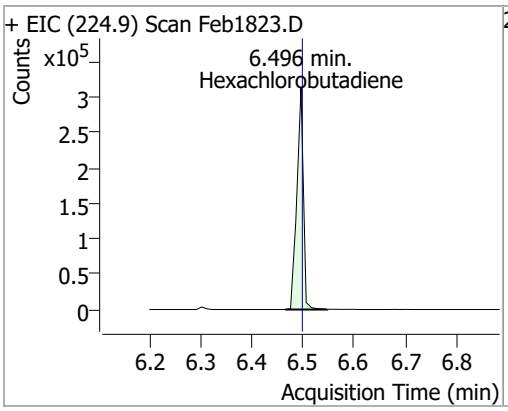

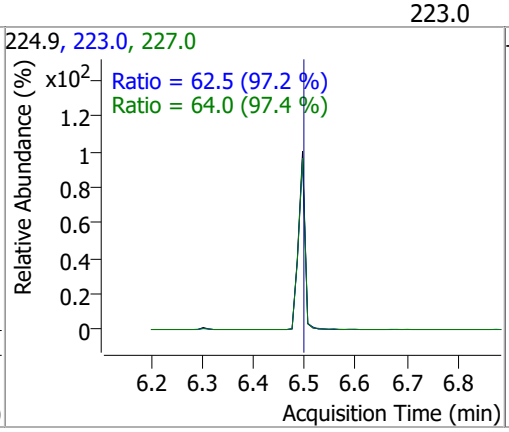

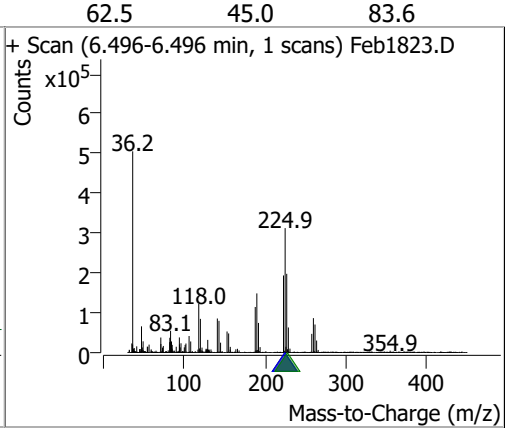

Compound	Conc.	RT	Dev(Min)	Resp.	QIon	QRatio	Lower	Upper
4-Chloro-2-Methylphenol	70.8958	6.94	0.00	474156	144.0	27.0	19.4	36.1

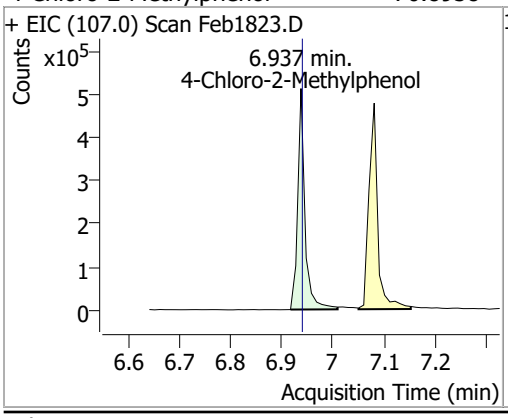

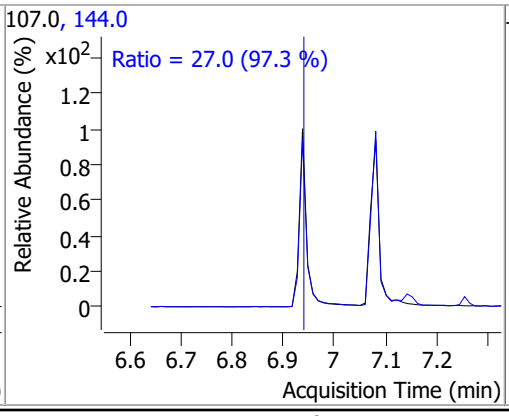

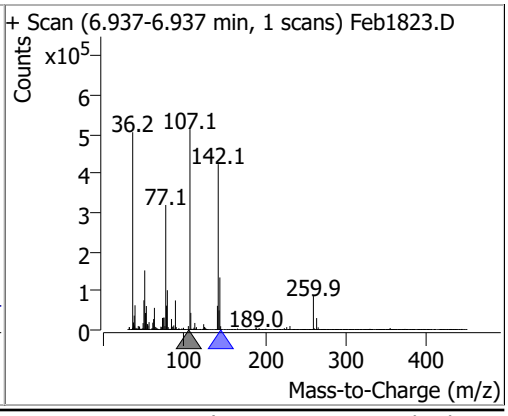

Compound	Conc.	RT	Dev(Min)	Resp.	QIon	QRatio	Lower	Upper
4-Chloro-3-Methylphenol	83.7140	7.08	0.01	582254	144.0	26.8	19.1	35.5

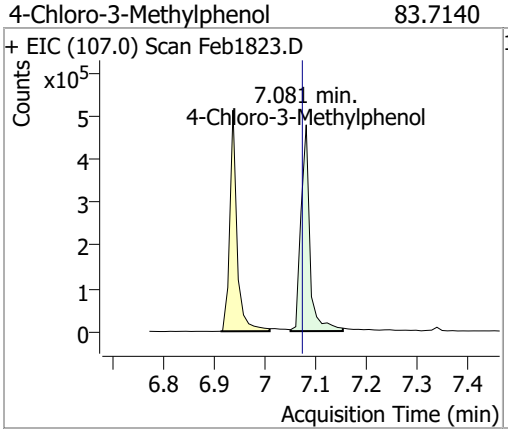

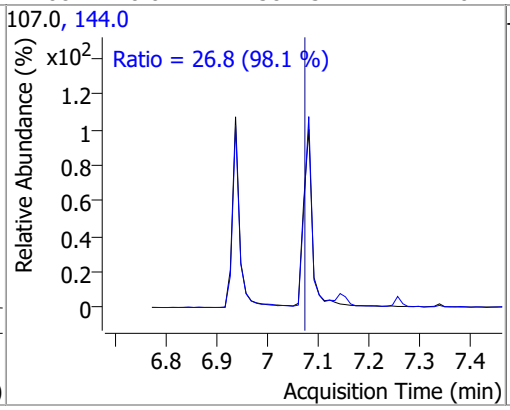

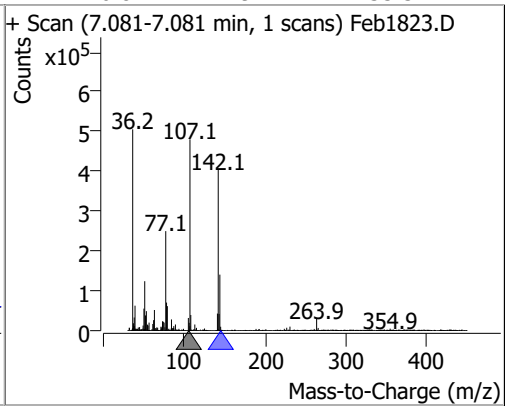

Compound	Conc.	RT	Dev(Min)	Resp.	QIon	QRatio	Lower	Upper
2-Methylnaphthalene	79.3988	7.14	0.00	1153139	142.0	118.4	83.8	155.7
					115.0	41.5	29.2	54.3

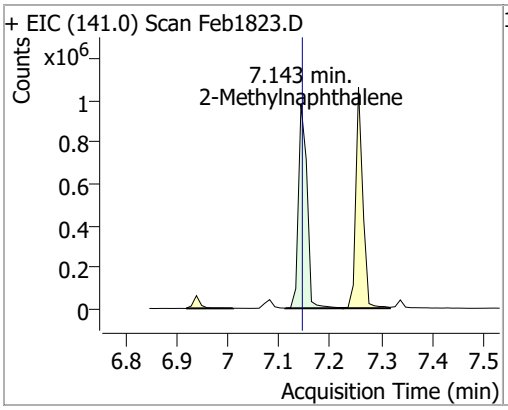

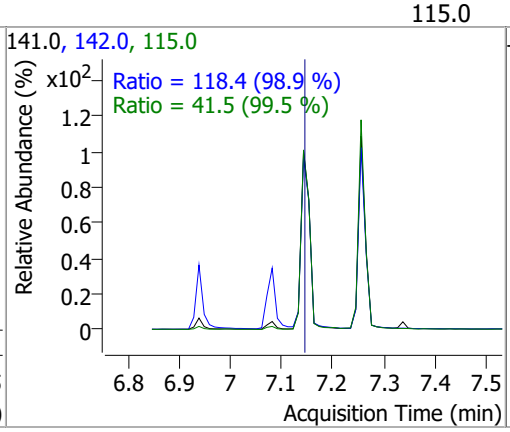

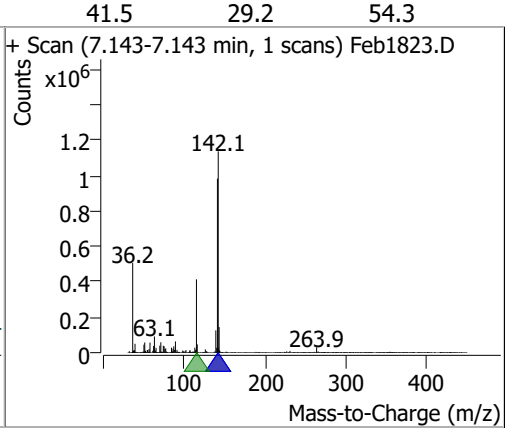

Compound	Conc.	RT	Dev(Min)	Resp.	QIon	QRatio	Lower	Upper
1-Methylnaphthalene	72.2254	7.26	0.00	1022455	142.0	112.8	79.8	148.2
					115.0	44.2	28.9	53.7

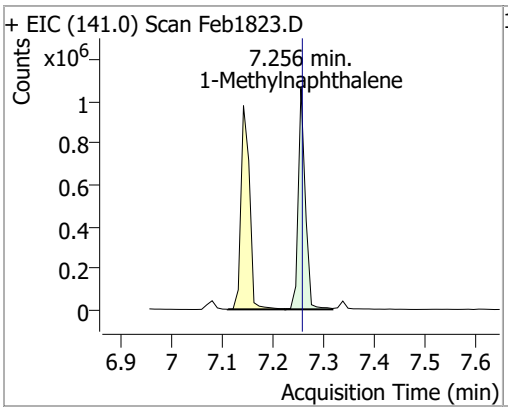

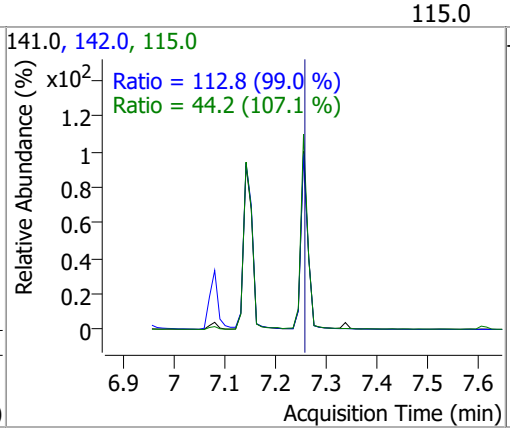

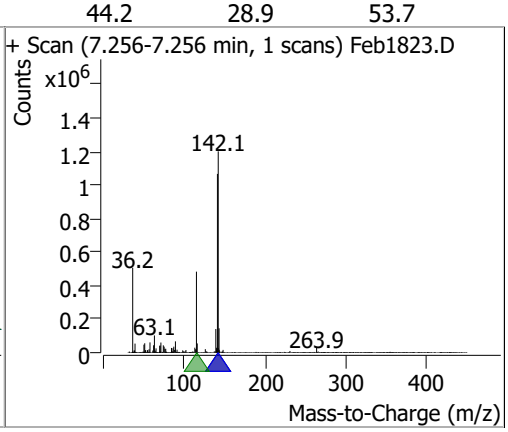

Compound	Conc.	RT	Dev(Min)	Resp.	QIon	QRatio	Lower	Upper
Hexachlorocyclopentadiene	62.3380	7.34	0.00	166661	234.9	65.6	45.2	84.0
					238.9	67.3	44.6	82.9

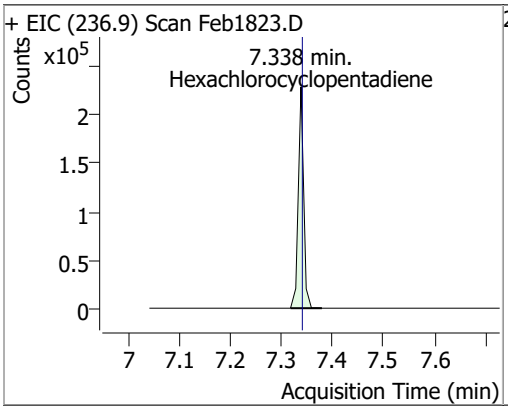

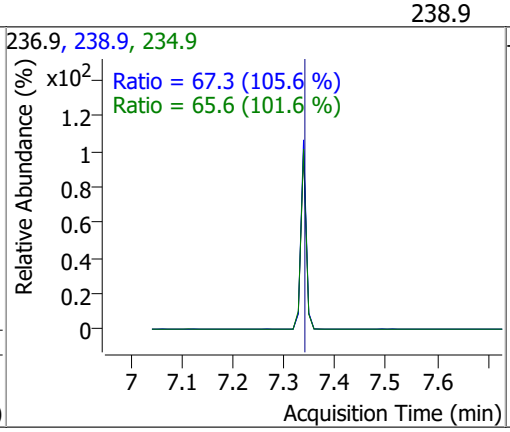

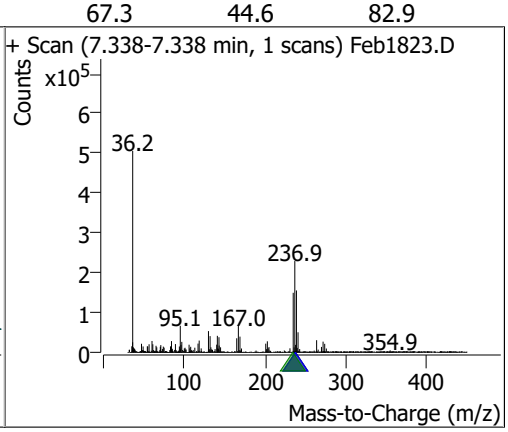

Compound	Conc.	RT	Dev(Min)	Resp.	QIon	QRatio	Lower	Upper
2,4,6-Trichlorophenol	87.9881	7.52	0.00	418844	198.0	94.4	67.6	125.5

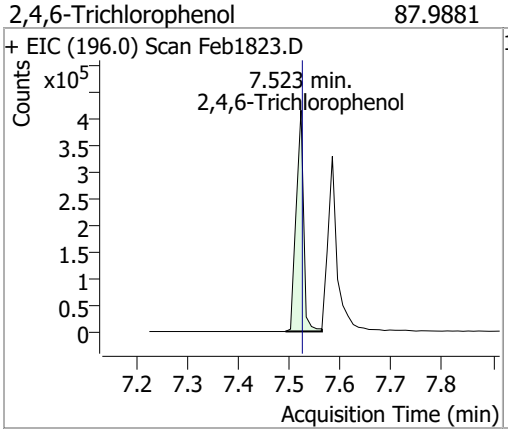

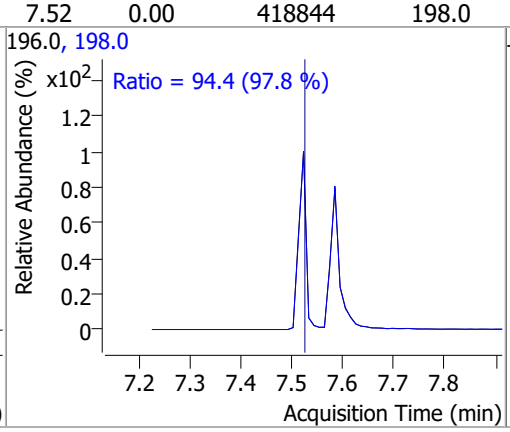

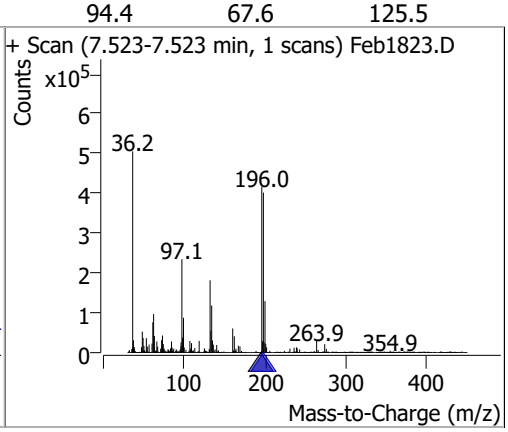

Compound	Conc.	RT	Dev(Min)	Resp.	QIon	QRatio	Lower	Upper
2,4,5-Trichlorophenol	82.4166	7.58	0.01	437278 (m)	198.0	91.0	63.2	117.3

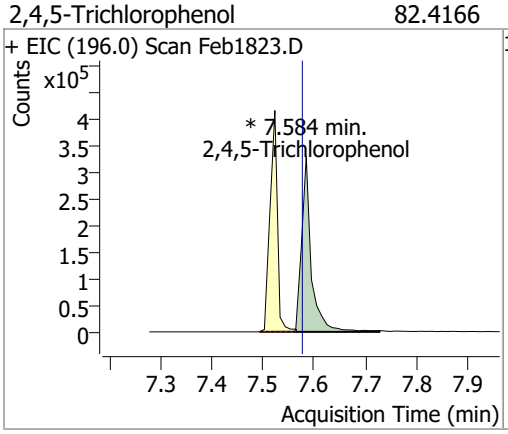

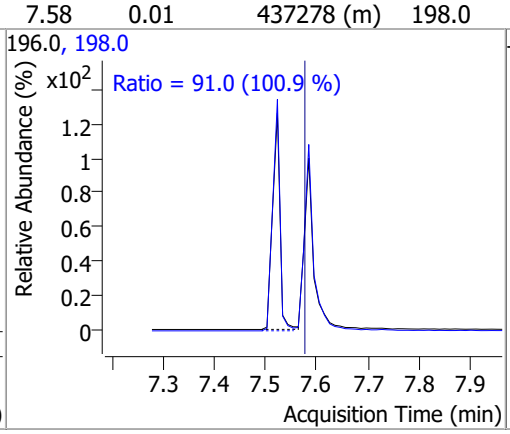

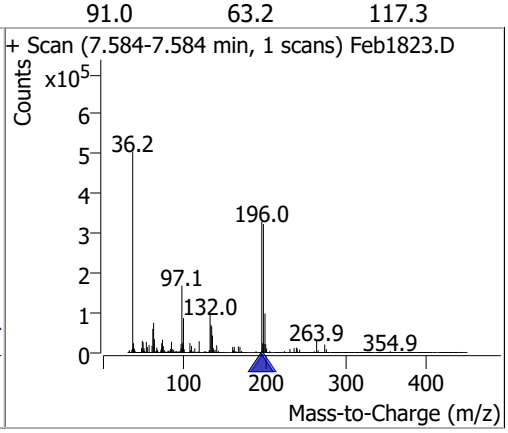

Compound	Conc.	RT	Dev(Min)	Resp.	QIon	QRatio	Lower	Upper
2-Fluorobiphenyl	74.6130	7.60	0.00	1433935	171.0	34.6	24.0	44.5

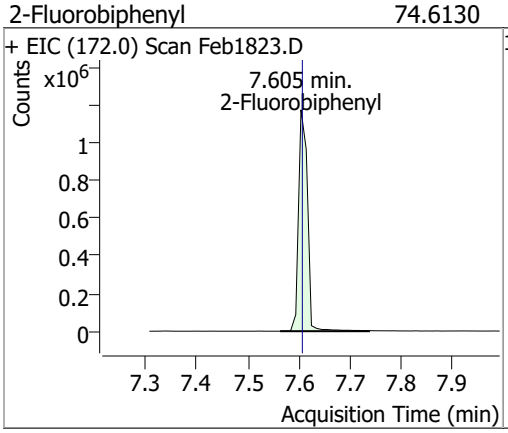

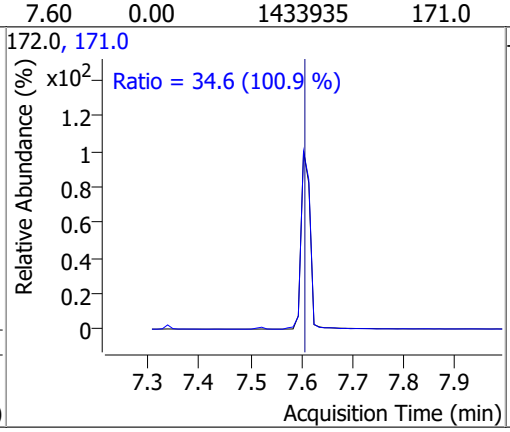

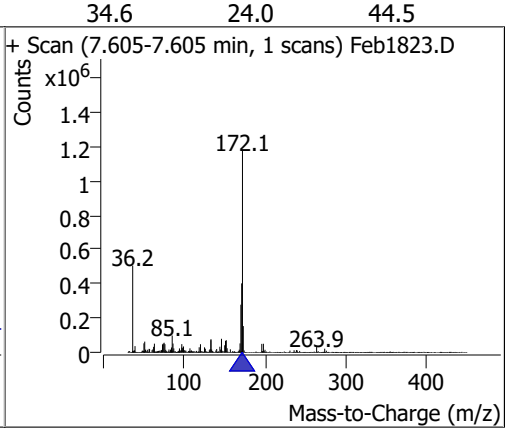

Compound	Conc.	RT	Dev(Min)	Resp.	QIon	QRatio	Lower	Upper
2-Chloronaphthalene	83.3833	7.72	0.00	1345867	127.0	37.9	25.1	46.7
					164.0	32.6	22.5	41.7

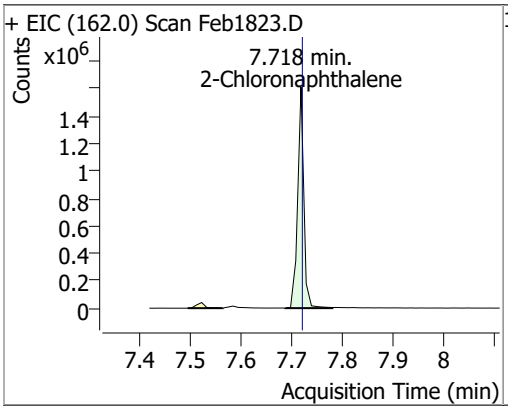

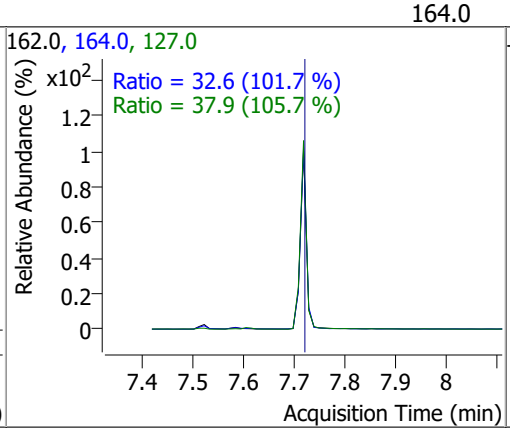

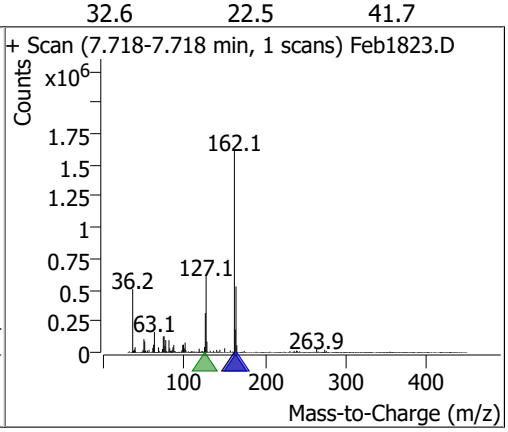

Compound	Conc.	RT	Dev(Min)	Resp.	QIon	QRatio	Lower	Upper
2-Nitroaniline	88.5282	7.89	0.01	256217	138.0	116.7	77.4	143.7

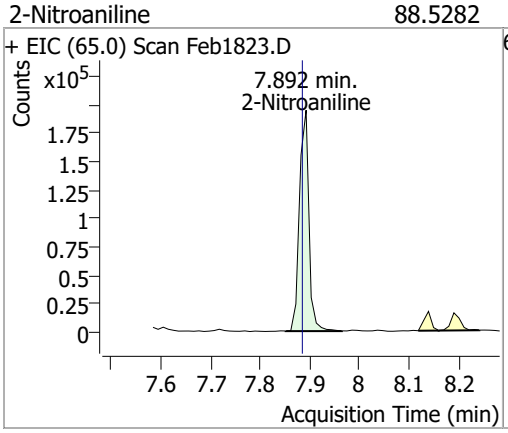

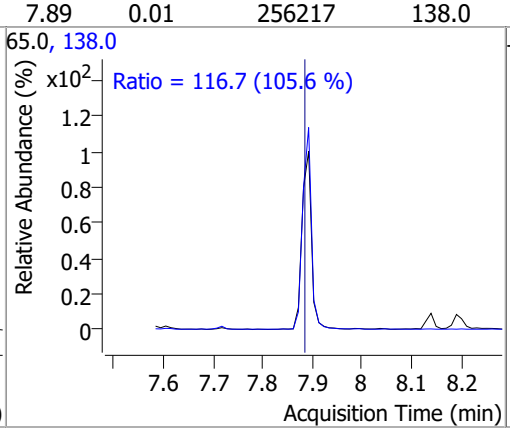

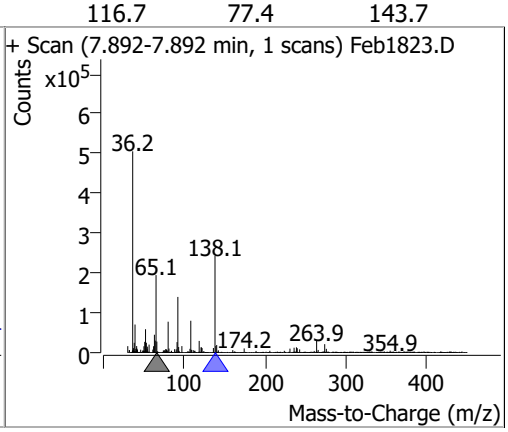

Compound	Conc.	RT	Dev(Min)	Resp.	QIon	QRatio	Lower	Upper
Dimethyl Phthalate	102.3679	8.14	0.00	1697417	77.0	19.9	13.8	25.7

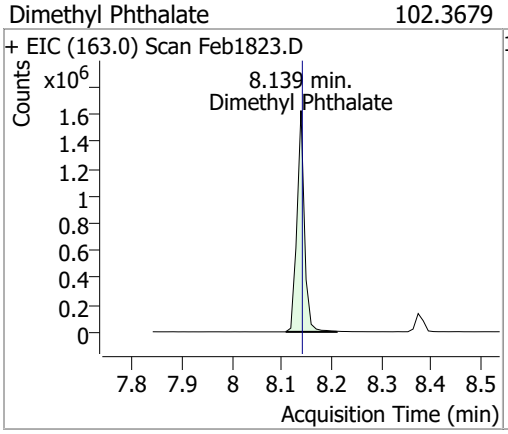

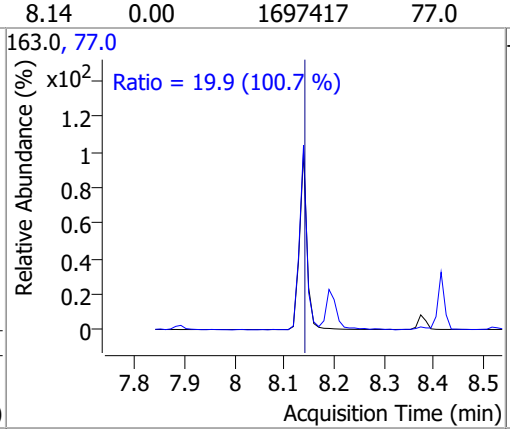

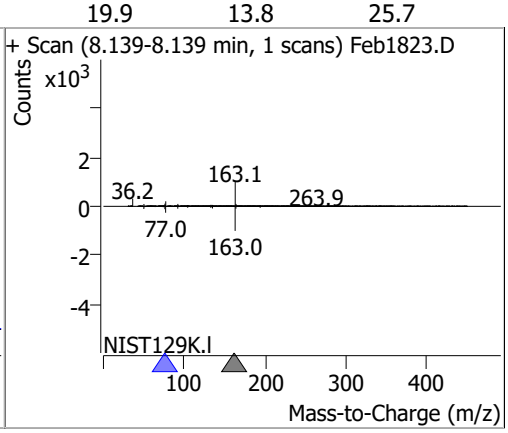

Compound	Conc.	RT	Dev(Min)	Resp.	QIon	QRatio	Lower	Upper
2,6-Dinitrotoluene	84.0003	8.19	0.00	187583	63.0	132.2	99.5	184.8
					89.0	67.2	43.3	80.3

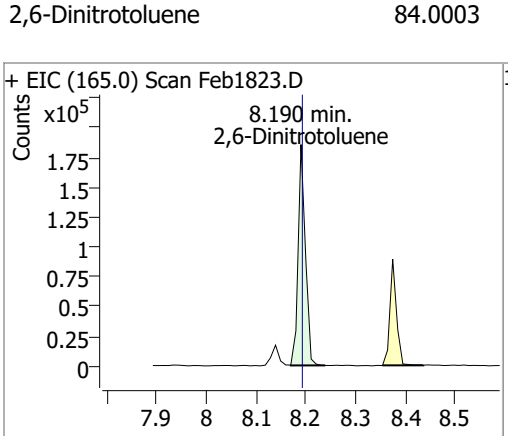

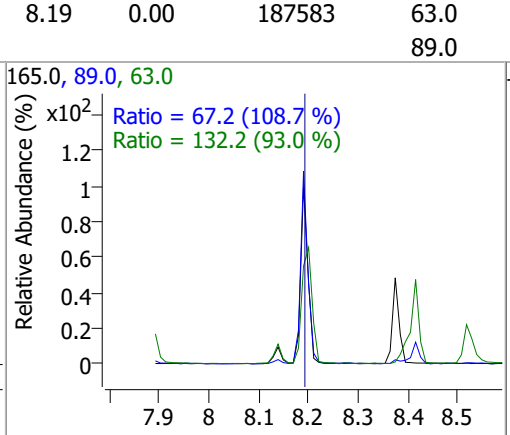

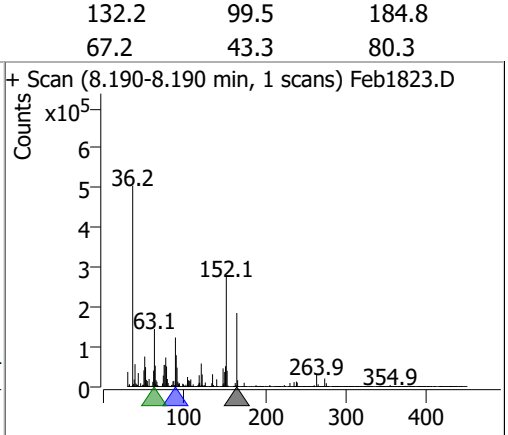

Compound	Conc.	RT	Dev(Min)	Resp.	QIon	QRatio	Lower	Upper
Acenaphthylene	78.3103	8.20	0.00	2021184	153.1	13.9	9.6	17.7

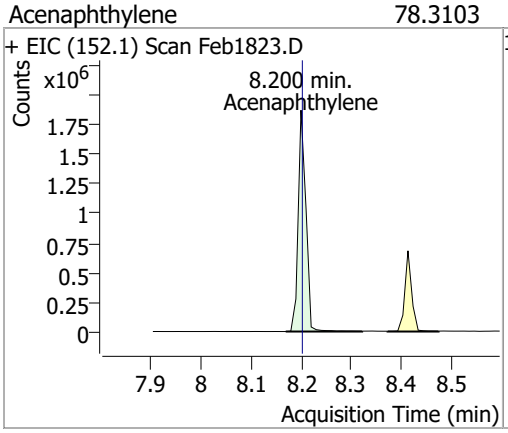

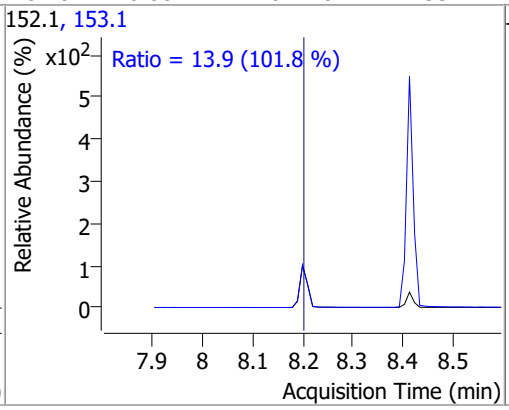

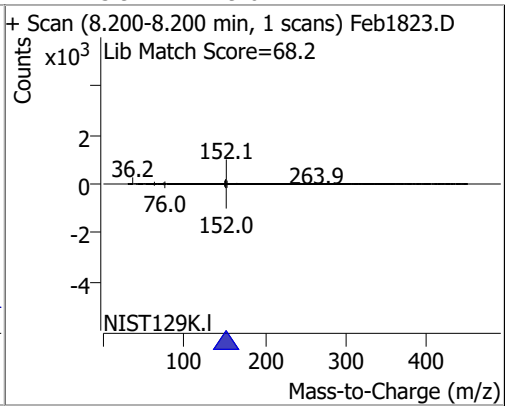

Compound	Conc.	RT	Dev(Min)	Resp.	QIon	QRatio	Lower	Upper
3-Nitroaniline	72.9638	8.39	0.00	183504	65.0	137.2	90.4	167.8
					92.0	114.0	74.7	138.7

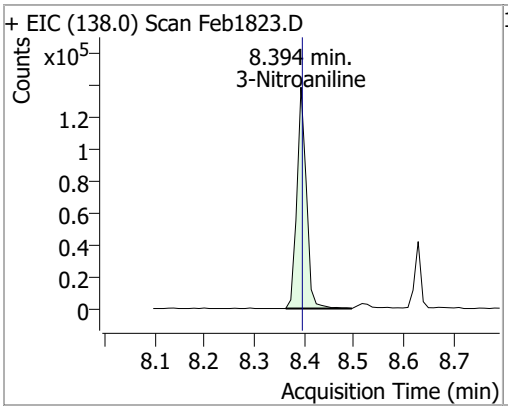

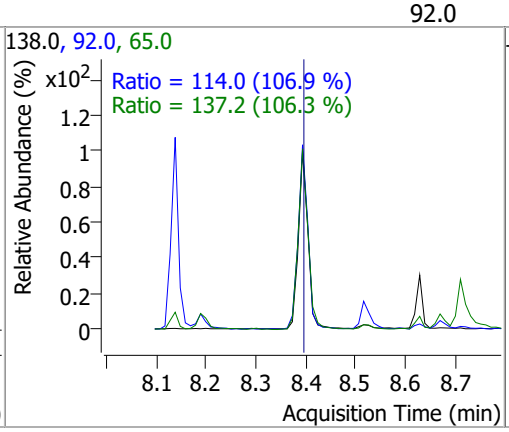

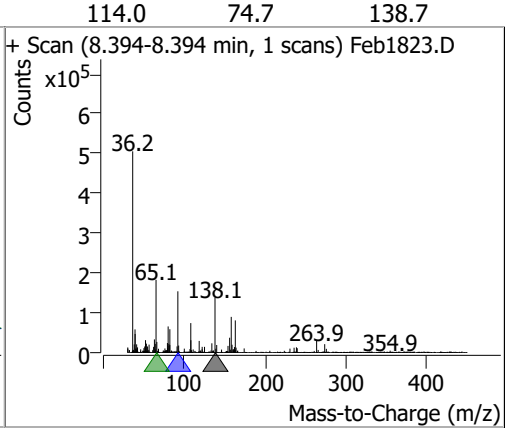

Compound	Conc.	RT	Dev(Min)	Resp.	QIon	QRatio	Lower	Upper
Acenaphthene	84.4732	8.41	0.00	1246477	153.0	107.3	74.5	138.4
					152.0	52.6	36.3	67.4

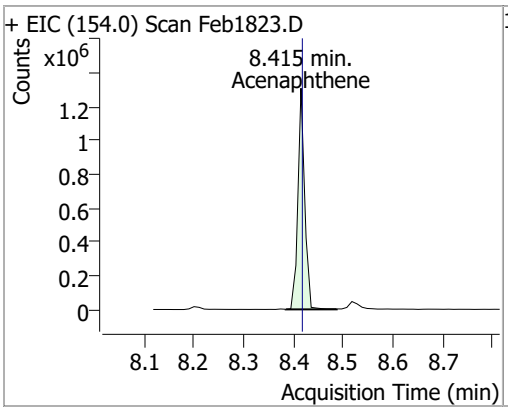

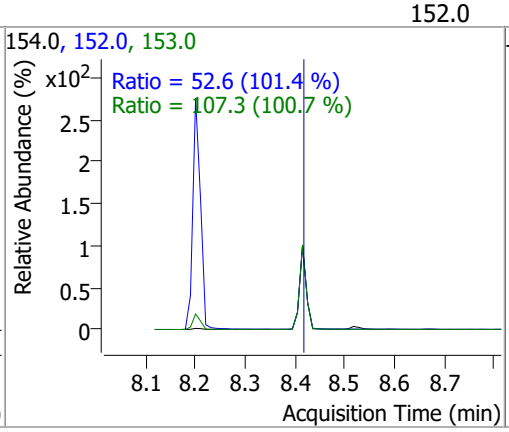

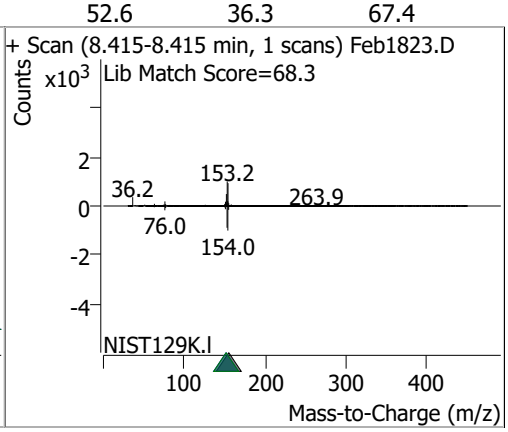

Compound	Conc.	RT	Dev(Min)	Resp.	QIon	QRatio	Lower	Upper
2,4-Dinitrophenol	94.2882	8.52	0.00	110981	154.0	61.9	43.9	81.5

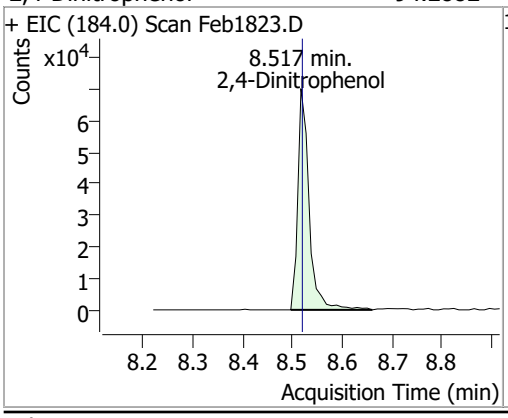

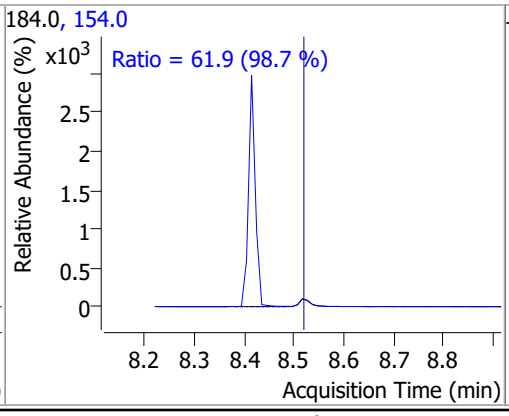

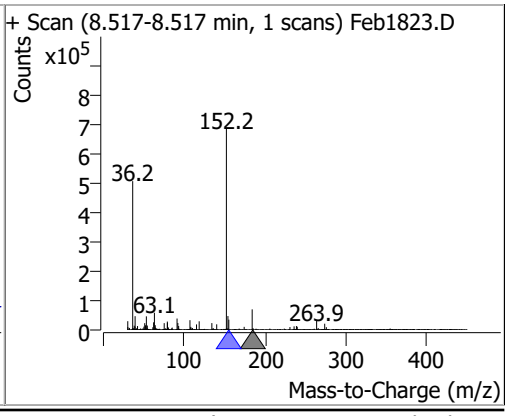

Compound	Conc.	RT	Dev(Min)	Resp.	QIon	QRatio	Lower	Upper
Dibenzofuran	85.1894	8.63	0.00	2054456	139.0	39.9	26.3	48.8

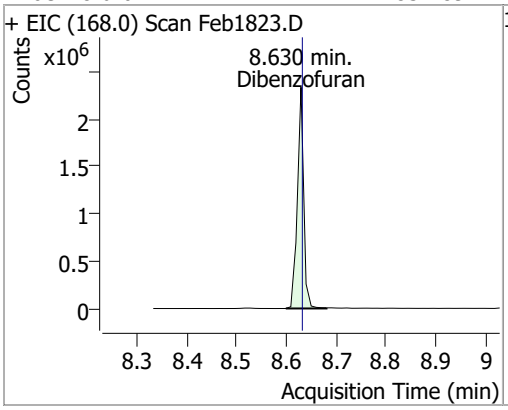

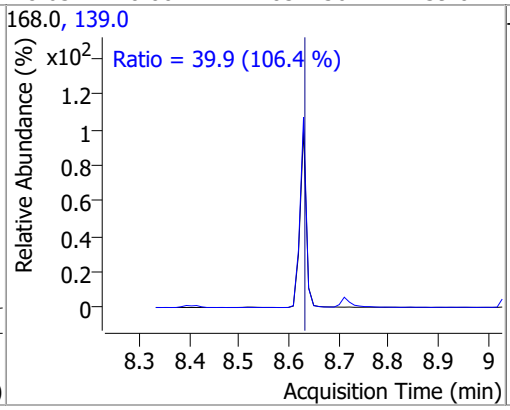

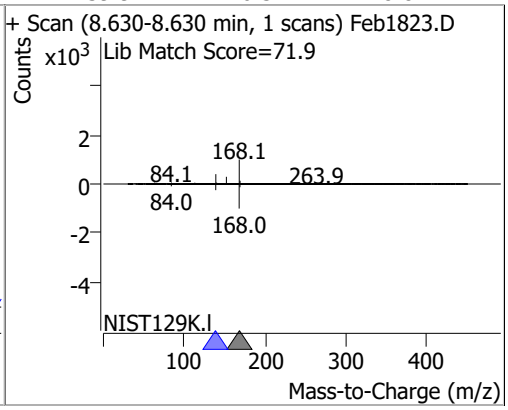

Compound	Conc.	RT	Dev(Min)	Resp.	QIon	QRatio	Lower	Upper
2,4-Dinitrotoluene	97.4598	8.67	0.00	280137	89.0	75.7	55.4	102.9
					63.0	42.0	33.9	62.9

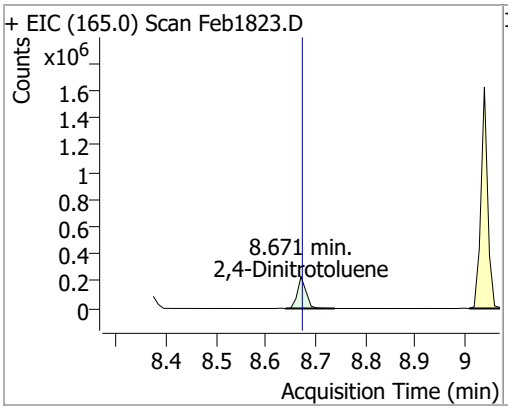

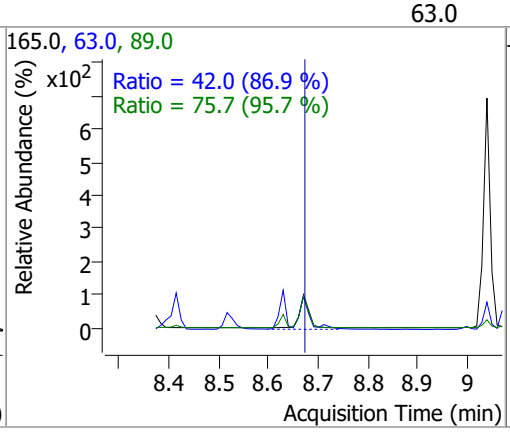

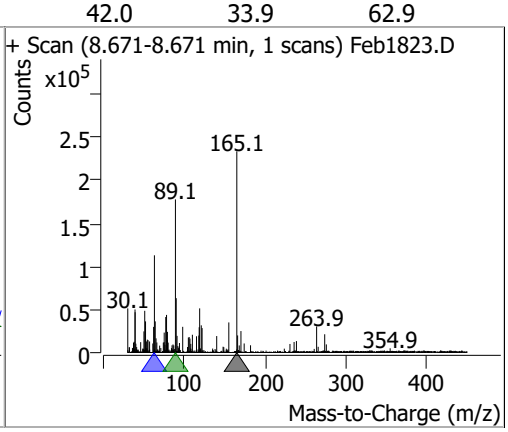

Compound	Conc.	RT	Dev(Min)	Resp.	QIon	QRatio	Lower	Upper
4-Nitrophenol	41.6721	8.71	0.01	107273	65.0	67.6	50.4	93.6
					139.0	64.4	49.8	92.5

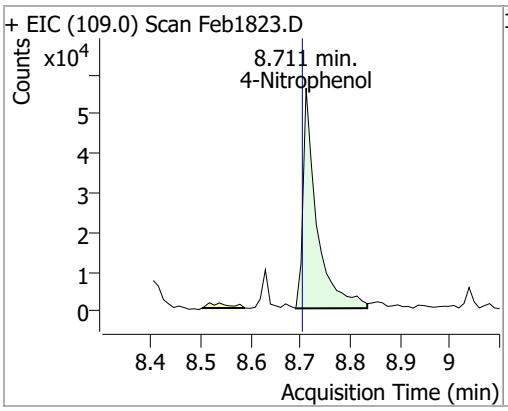

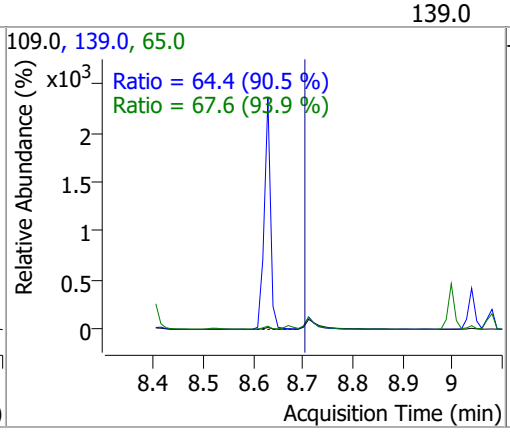

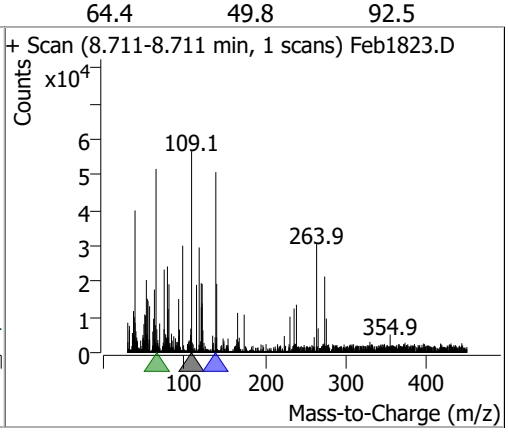

Compound	Conc.	RT	Dev(Min)	Resp.	QIon	QRatio	Lower	Upper
Diethylphthalate	97.9952	9.00	0.00	1683338	177.0	20.9	14.5	27.0
					150.0	12.3	8.7	16.2

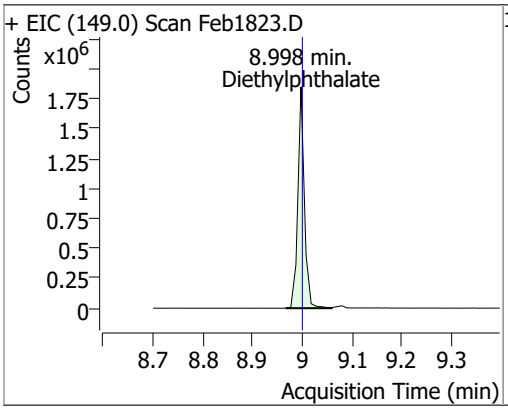

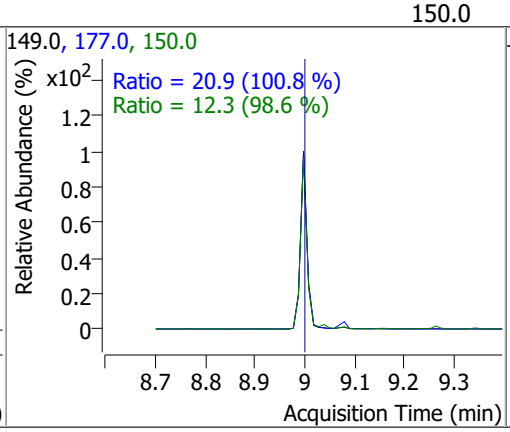

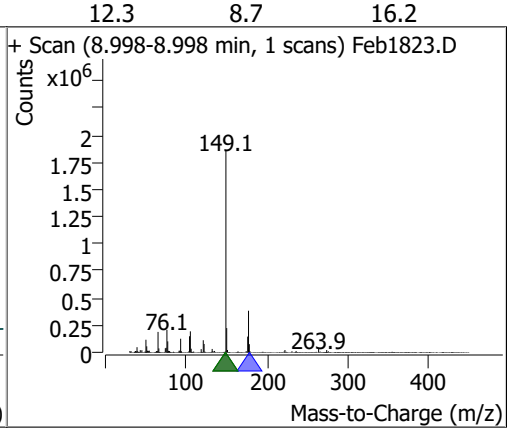

Compound	Conc.	RT	Dev(Min)	Resp.	QIon	QRatio	Lower	Upper
Fluorene	83.0893	9.04	0.00	1612148	165.0	95.0	65.4	121.4
					167.0	13.7	9.6	17.8

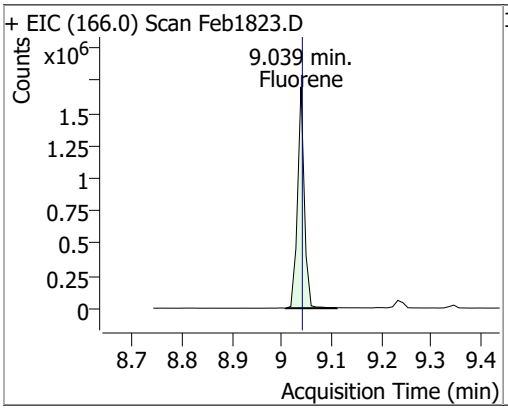

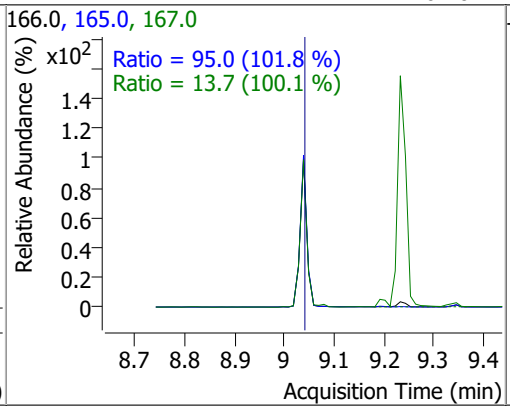

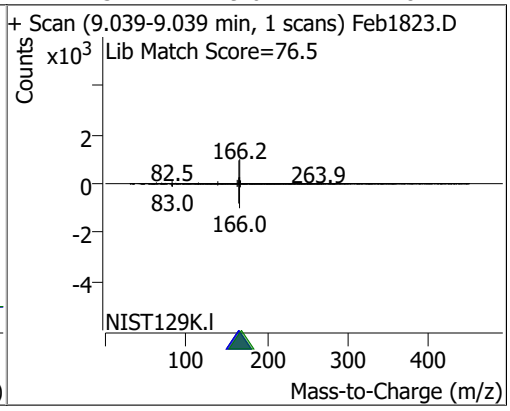

Compound	Conc.	RT	Dev(Min)	Resp.	QIon	QRatio	Lower	Upper
4-Chlorophenyl-phenylether	97.9860	9.08	0.01	864840	141.0	62.0	42.8	79.6
					206.0	33.6	23.6	43.9

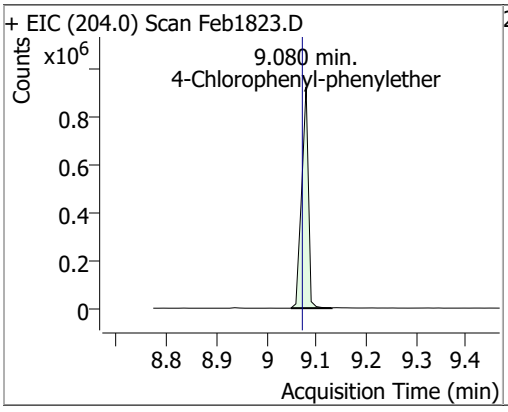

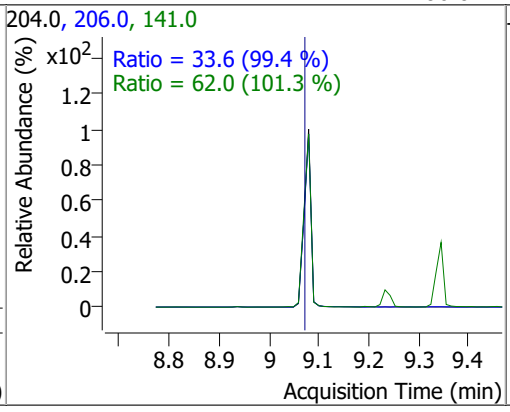

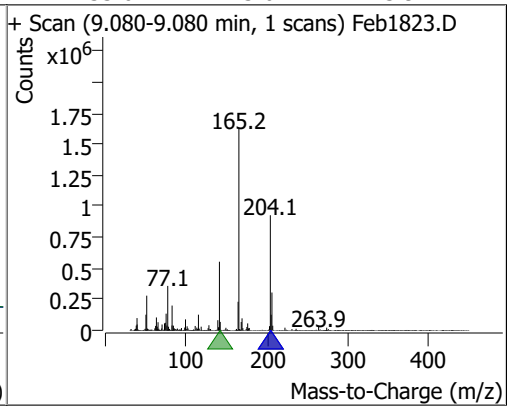

Compound	Conc.	RT	Dev(Min)	Resp.	QIon	QRatio	Lower	Upper
4-Nitroaniline	89.3712	9.14	0.00	256794	65.0	109.3	78.9	146.6
					92.0	47.6	34.5	64.1

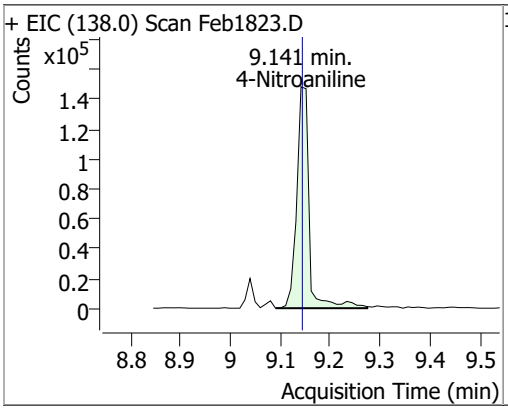

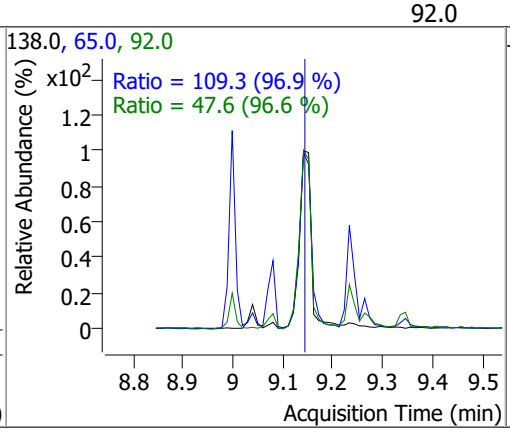

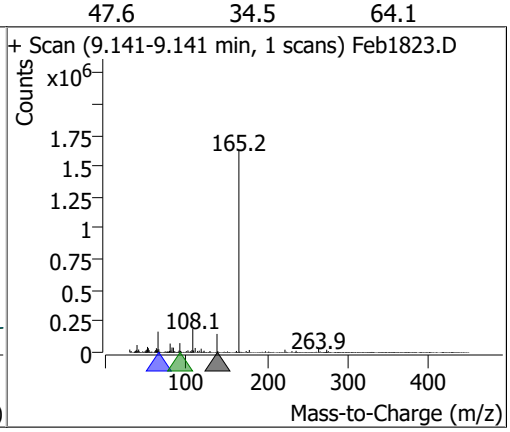

Compound	Conc.	RT	Dev(Min)	Resp.	QIon	QRatio	Lower	Upper
4,6-Dinitro-2-methylphenol	91.1597	9.16	0.01	162211	121.0	50.0	35.1	65.3

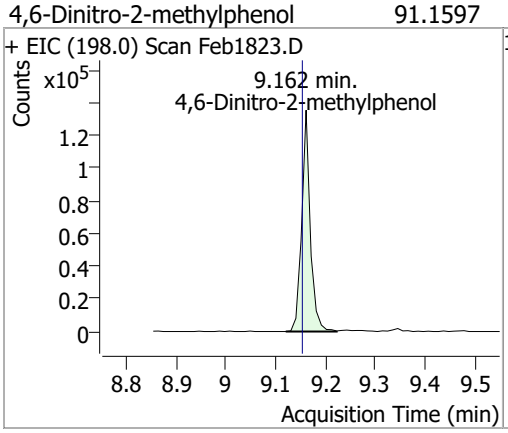

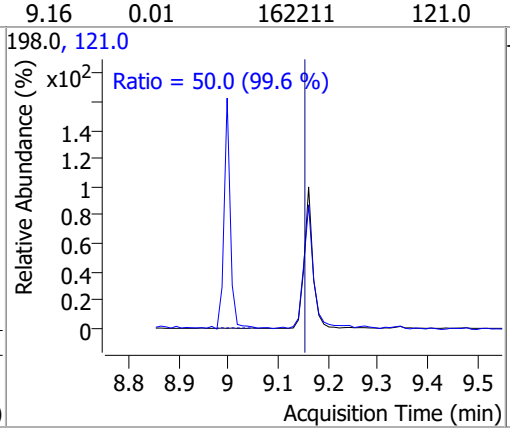

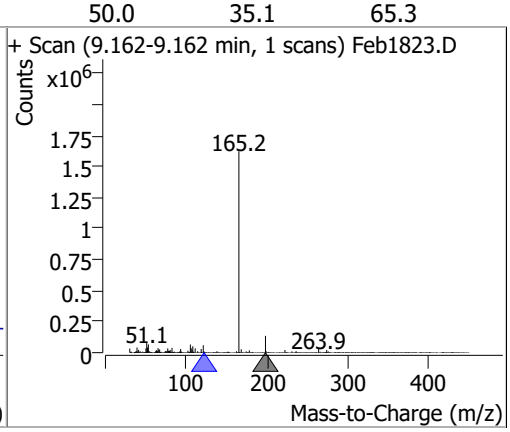

Compound	Conc.	RT	Dev(Min)	Resp.	QIon	QRatio	Lower	Upper
N-nitrosodiphenylamine	93.7845	9.23	0.00	1258314	168.0	61.9	44.0	81.7
					167.0	33.8	23.9	44.3

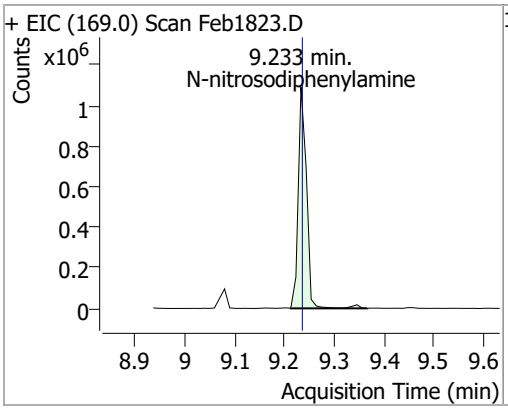

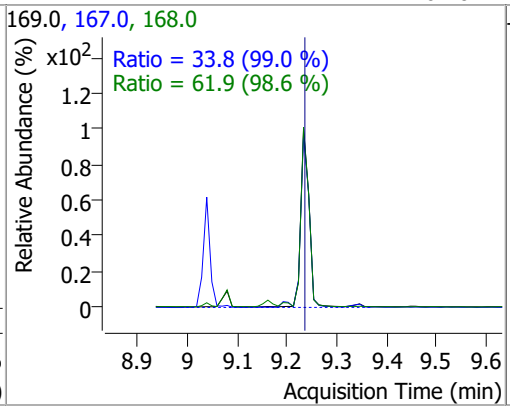

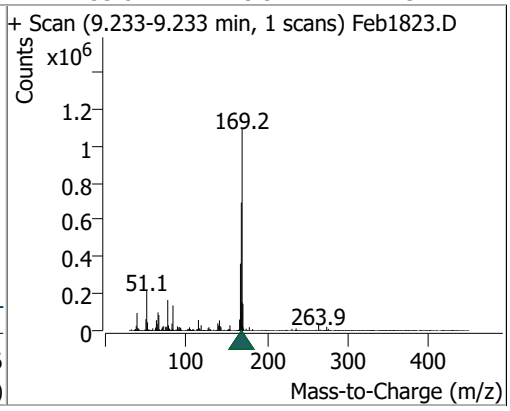

Compound	Conc.	RT	Dev(Min)	Resp.	QIon	QRatio	Lower	Upper
Azobenzene	78.9061	9.26	0.00	1394027	51.0	38.1	31.6	58.7
					182.0	24.9	16.9	31.4

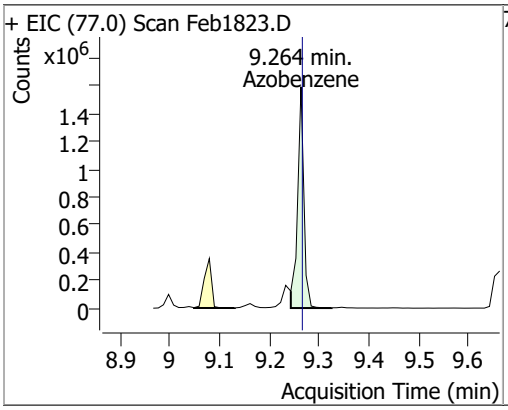

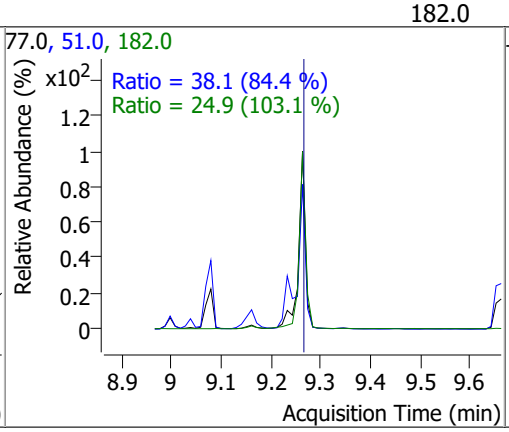

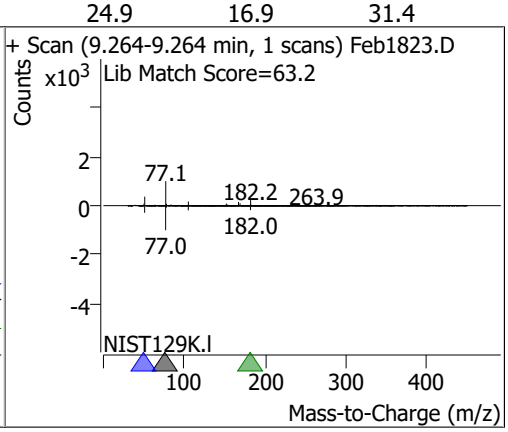

Compound	Conc.	RT	Dev(Min)	Resp.	QIon	QRatio	Lower	Upper
2,4,6-Tribromophenol	180.4475	9.35	0.01	365804	331.8	92.0	68.5	127.2

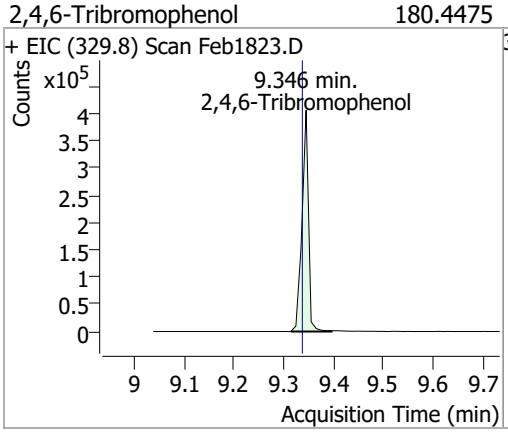

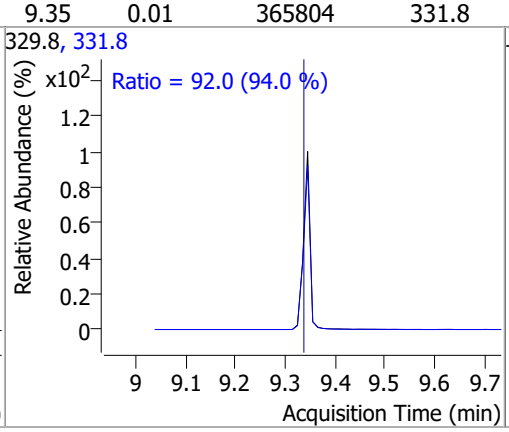

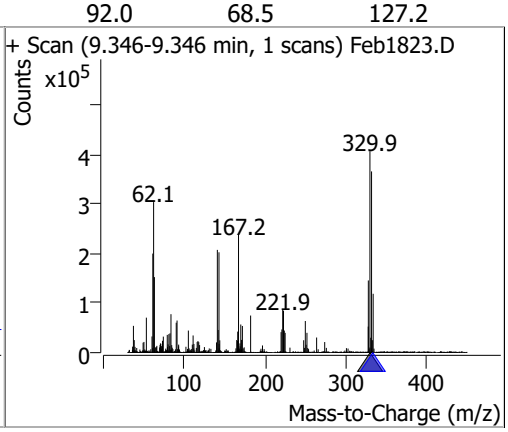

Compound	Conc.	RT	Dev(Min)	Resp.	QIon	QRatio	Lower	Upper
4-Bromophenyl-phenylether	90.6294	9.66	0.01	465172	141.0	98.5	69.1	128.4
					250.0	97.5	68.8	127.7

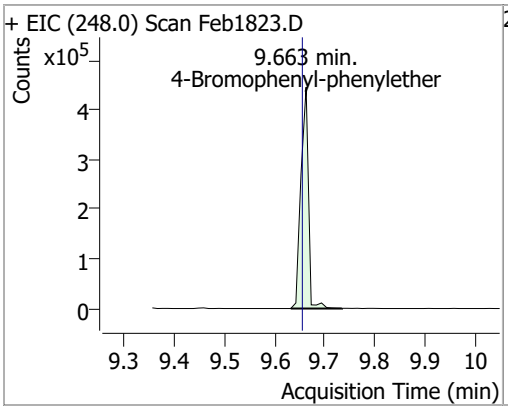

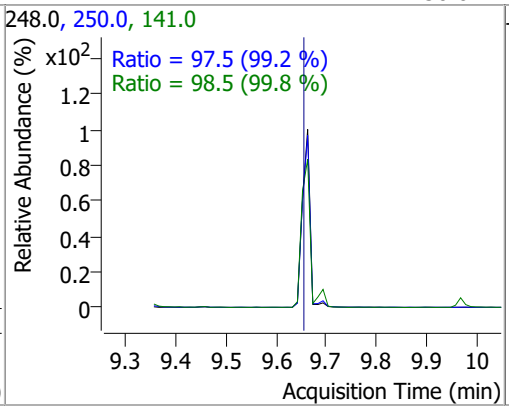

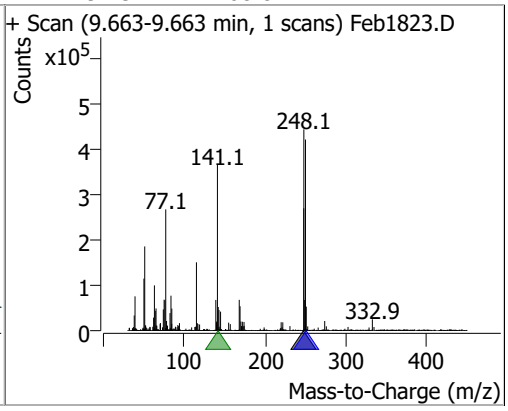

Compound	Conc.	RT	Dev(Min)	Resp.	QIon	QRatio	Lower	Upper
Hexachlorobenzene	86.6372	9.69	0.00	445774	142.0	65.6	37.7	70.0

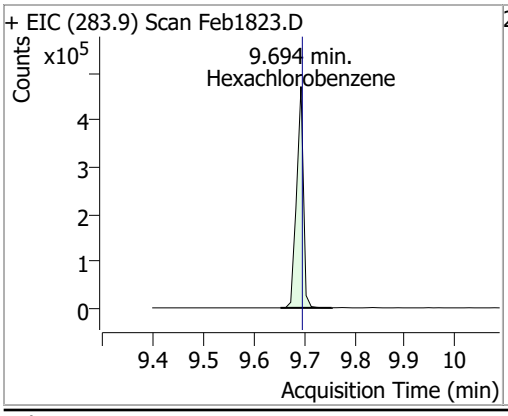

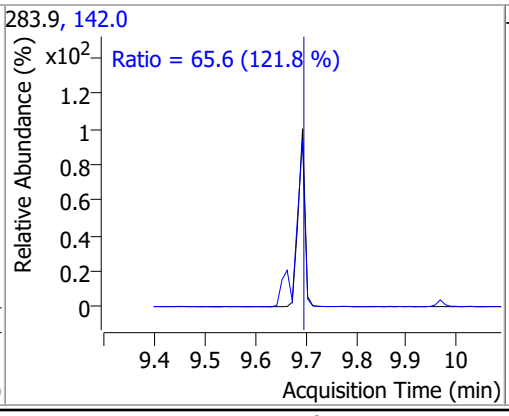

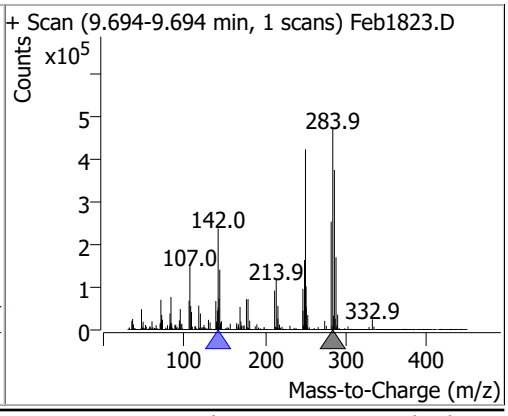

Compound	Conc.	RT	Dev(Min)	Resp.	QIon	QRatio	Lower	Upper
Pentachlorophenol	102.1712	9.97	0.00	258808	267.9	65.7	41.5	77.2
					263.9	65.7	41.2	76.6

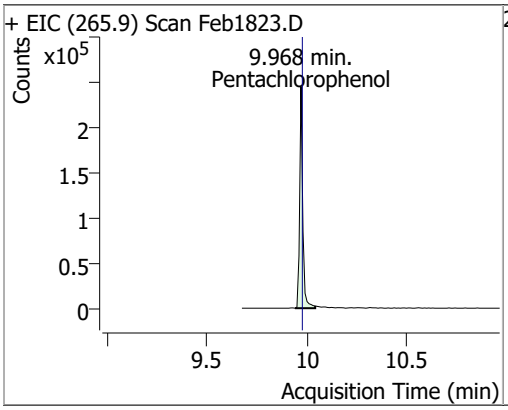

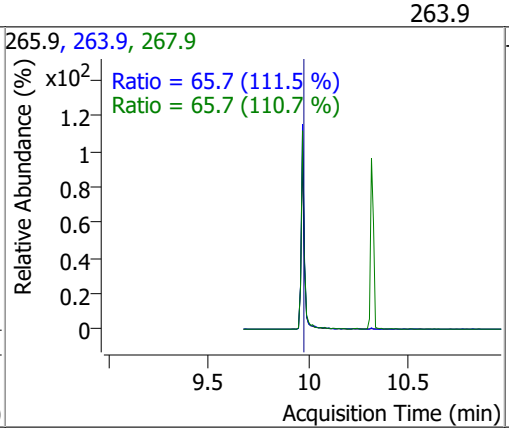

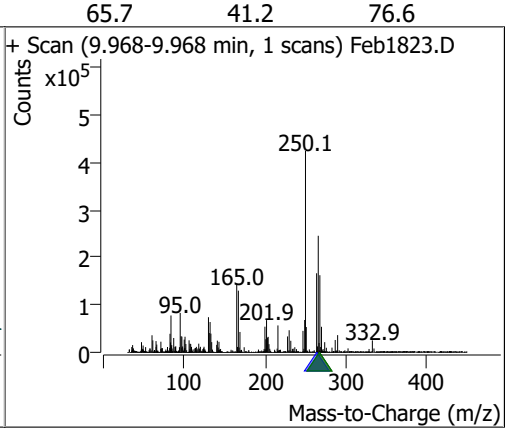

Compound	Conc.	RT	Dev(Min)	Resp.	QIon	QRatio	Lower	Upper
Phenanthrene	89.7730	10.19	0.01	2476787	176.0	18.5	13.0	24.1

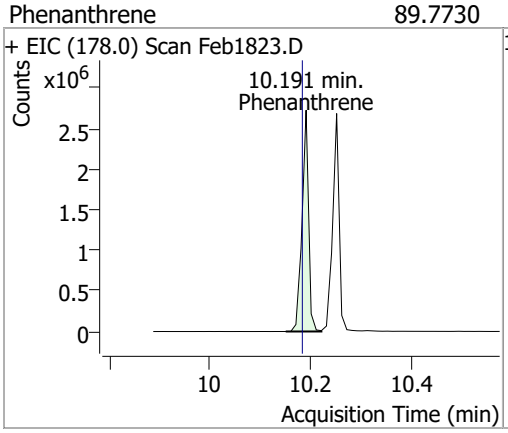

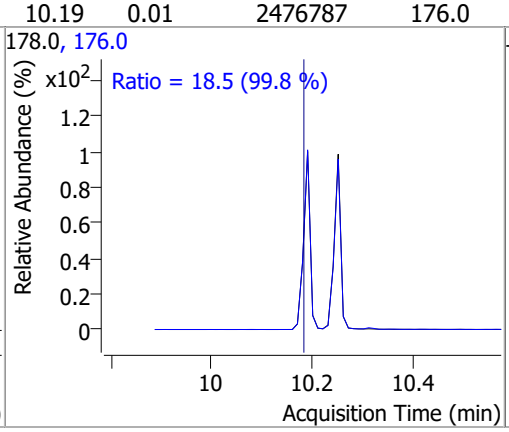

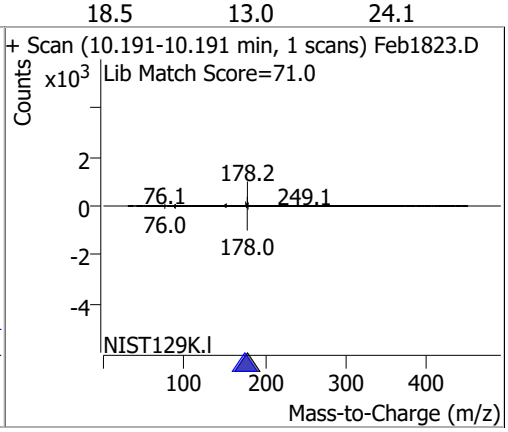

Compound	Conc.	RT	Dev(Min)	Resp.	QIon	QRatio	Lower	Upper
Anthracene	92.4033	10.25	0.00	2424090 (m)	176.0	17.6	12.9	23.9

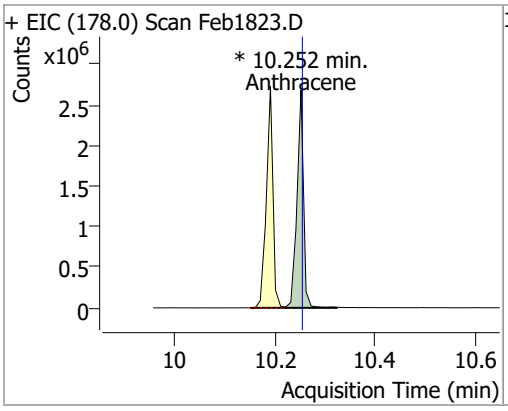

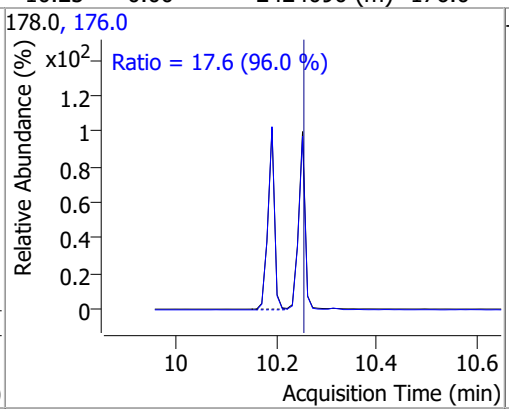

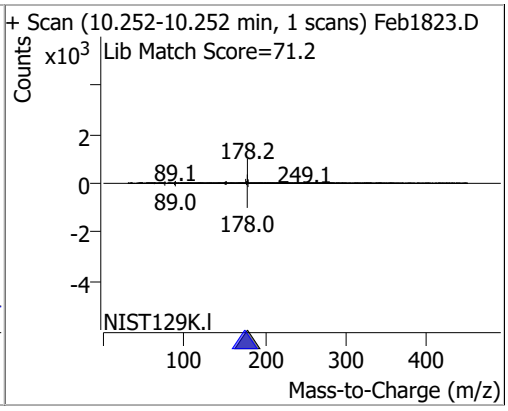

Compound	Conc.	RT	Dev(Min)	Resp.	QIon	QRatio	Lower	Upper
Triallate	92.9791	10.31	0.00	594337	268.0	24.4	16.9	31.4
					143.0	21.5	15.8	29.3

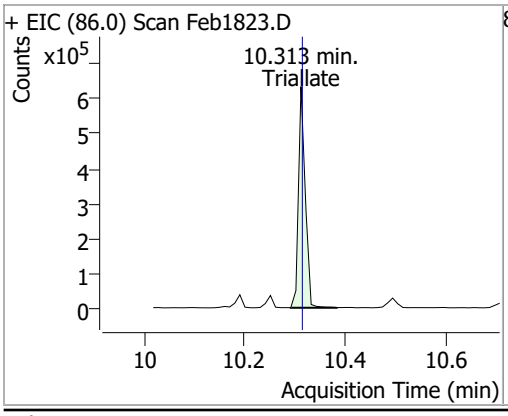

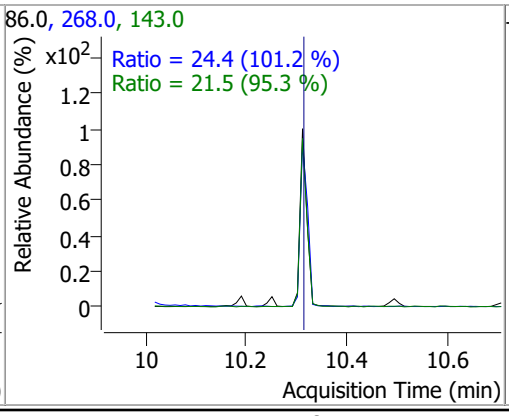

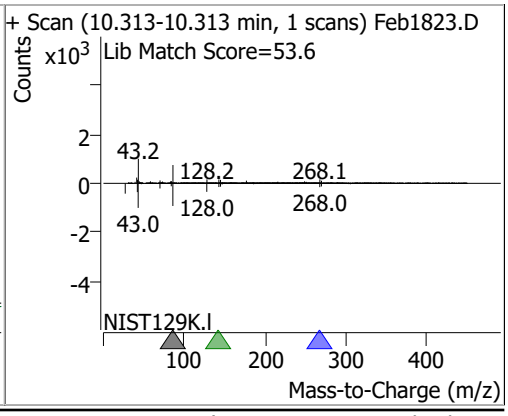

Compound	Conc.	RT	Dev(Min)	Resp.	QIon	QRatio	Lower	Upper
Carbazole	91.5270	10.49	0.00	2440073	139.0	13.5	9.0	16.7

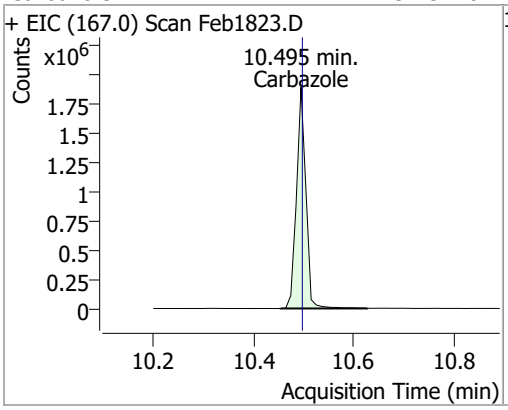

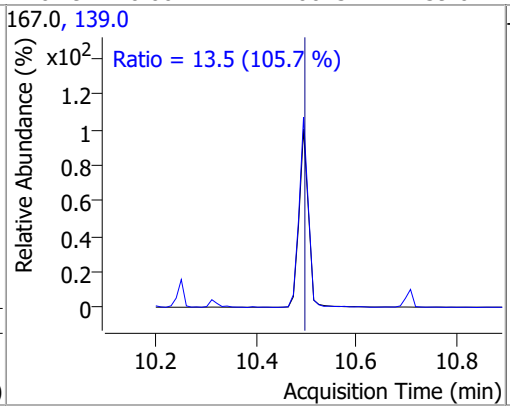

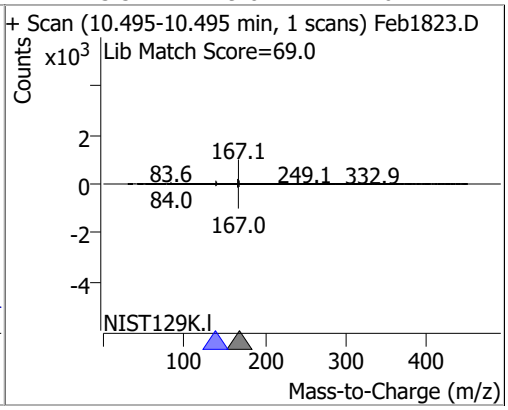

Compound	Conc.	RT	Dev(Min)	Resp.	QIon	QRatio	Lower	Upper
o-Terphenyl	91.1958	10.71	0.01	1341460	229.0	64.0	45.4	84.3
					215.0	38.0	25.9	48.1

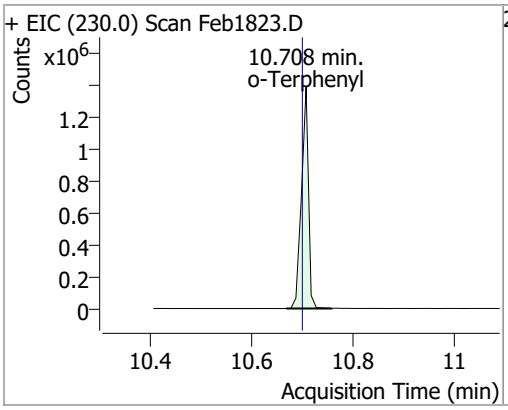

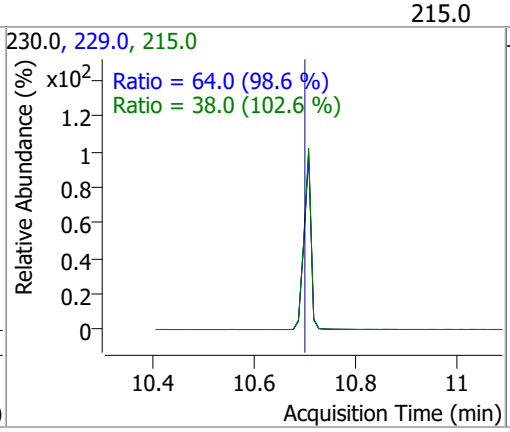

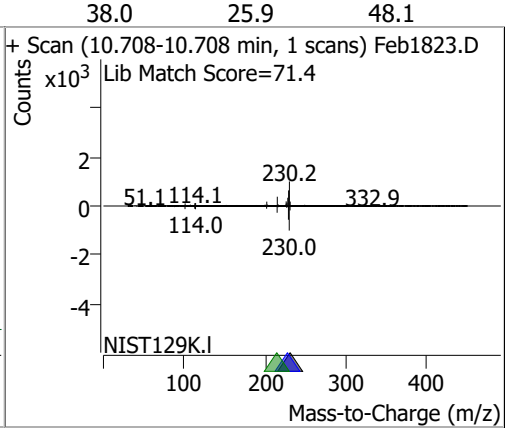

Compound	Conc.	RT	Dev(Min)	Resp.	QIon	QRatio	Lower	Upper
Di-n-Butylphthalate	101.6488	11.08	0.00	2672327	150.0	9.2	6.3	11.8
					104.0	5.9	4.5	8.3

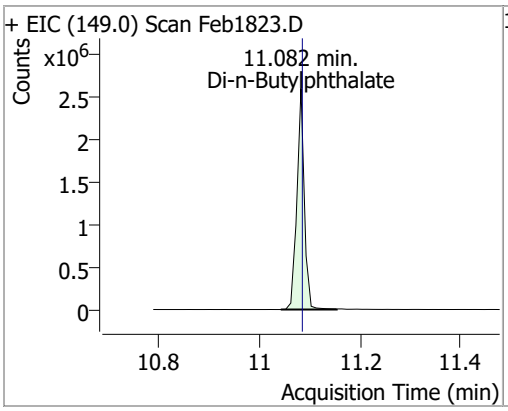

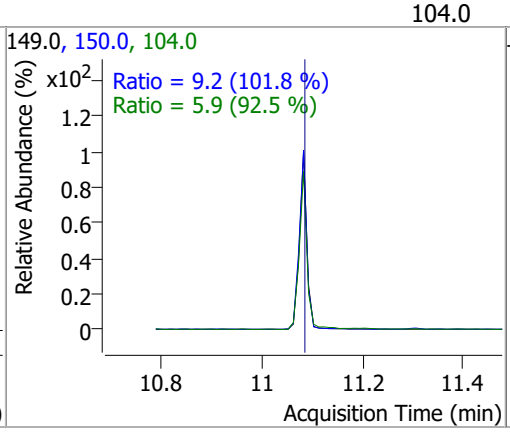

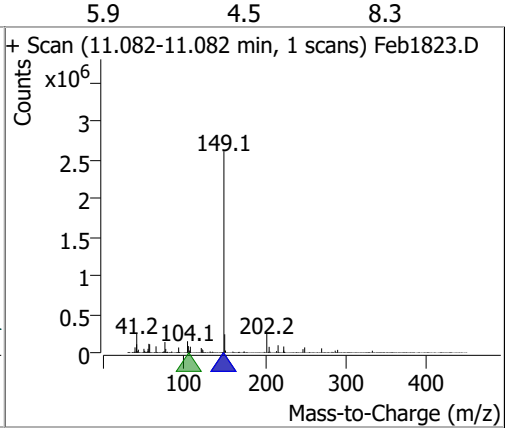

Compound	Conc.	RT	Dev(Min)	Resp.	QIon	QRatio	Lower	Upper
Fluoranthene	93.9736	11.96	0.01	2620857	101.0	13.6	9.4	17.4

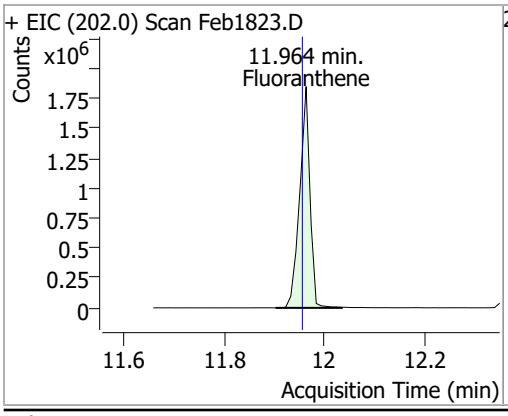

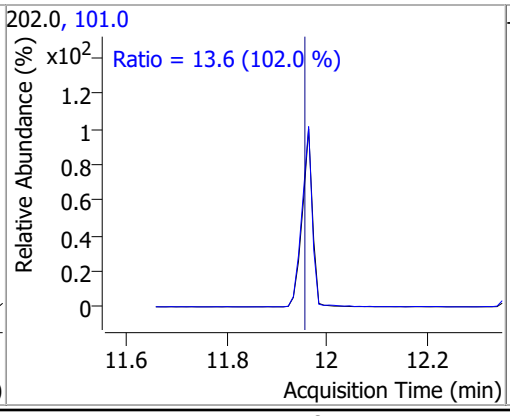

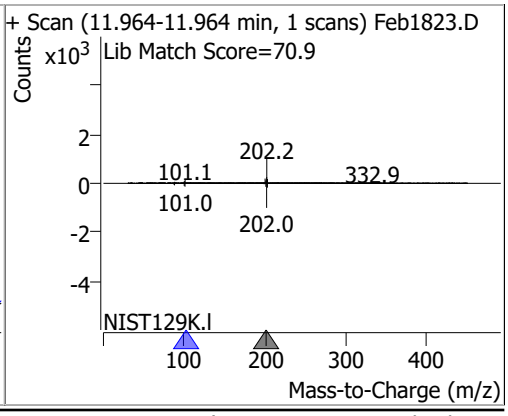

Compound	Conc.	RT	Dev(Min)	Resp.	QIon	QRatio	Lower	Upper
Benzidine	14.8544	12.34	-0.01	145874	183.0	12.3	8.3	15.4
					92.0	9.0	5.8	10.8

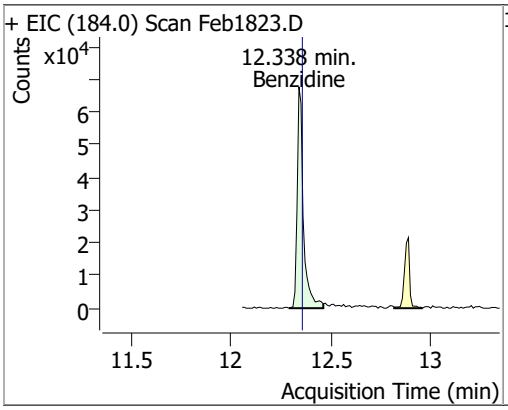

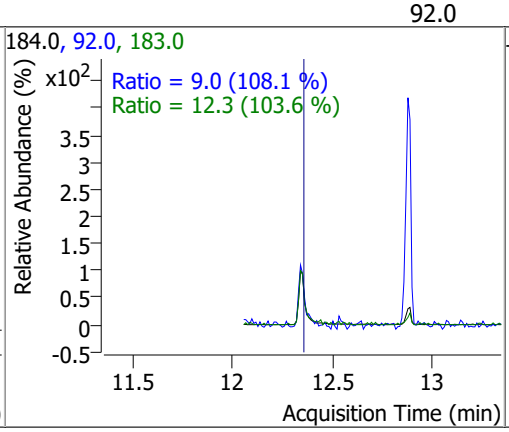

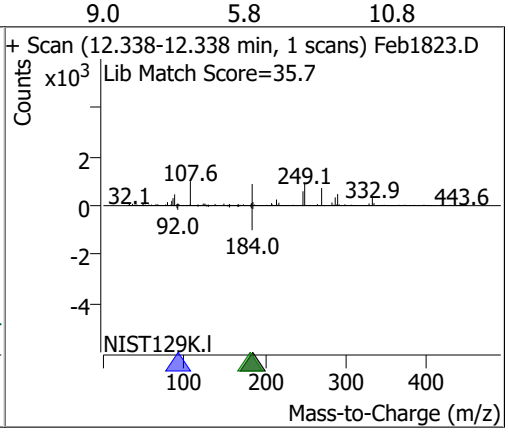

Compound	Conc.	RT	Dev(Min)	Resp.	QIon	QRatio	Lower	Upper
Pyrene	91.9585	12.39	0.01	2790299	101.0	16.3	11.1	20.6

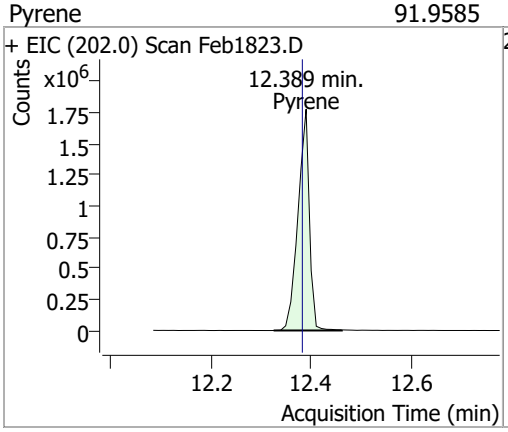

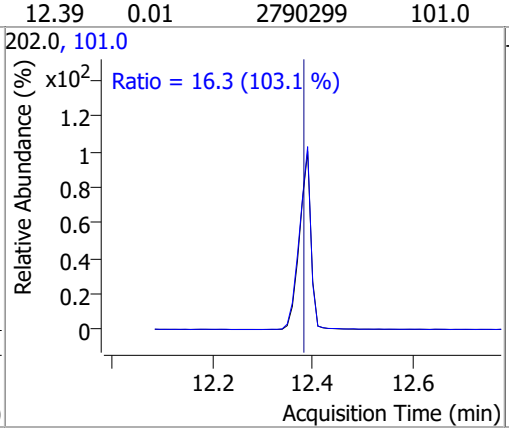

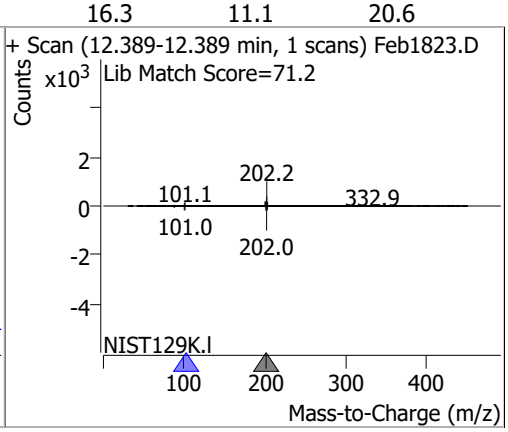

Compound	Conc.	RT	Dev(Min)	Resp.	QIon	QRatio	Lower	Upper
Terphenyl-d14	98.9855	12.89	0.01	2024497	122.0	14.3	10.1	18.7

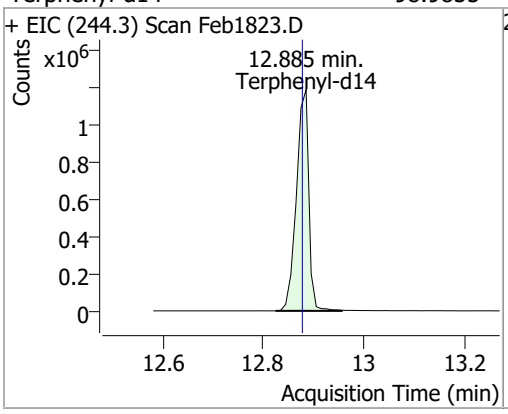

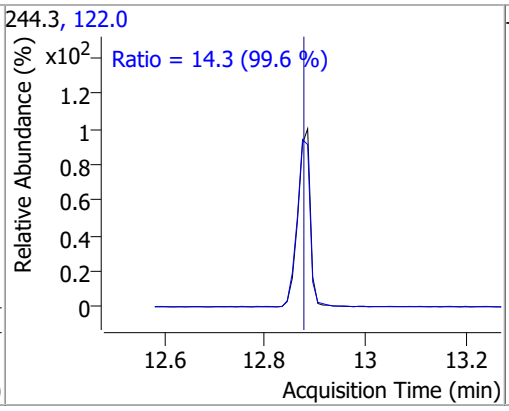

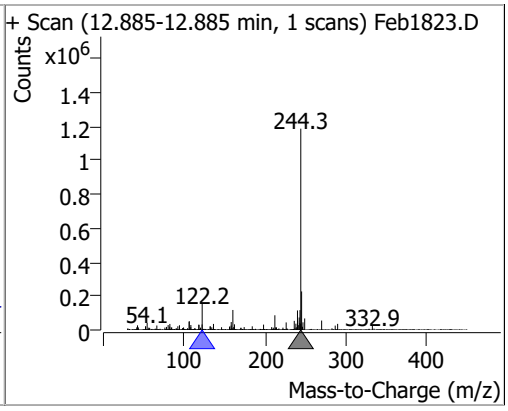

Compound	Conc.	RT	Dev(Min)	Resp.	QIon	QRatio	Lower	Upper
Butylbenzylphthalate	104.3801	14.33	0.01	958563	91.0	81.4	59.6	110.6
					206.0	17.4	12.2	22.7

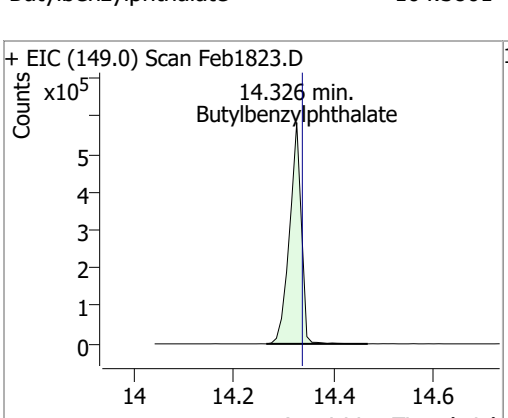

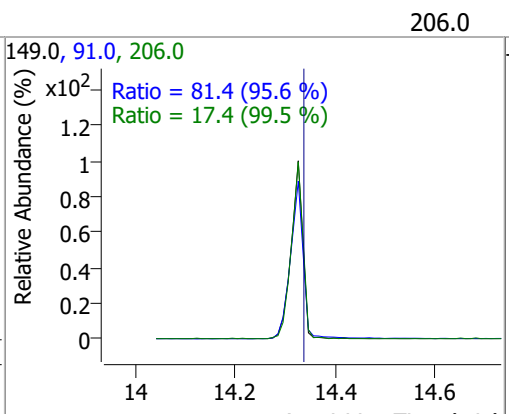

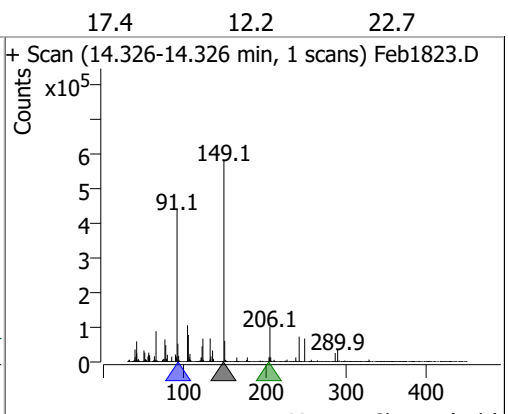

Compound	Conc.	RT	Dev(Min)	Resp.	QIon	QRatio	Lower	Upper
Benzo(a)Anthracene	102.5673	15.53	0.02	2309881	226.0	26.3	18.8	34.9
					229.0	20.5	14.7	27.4

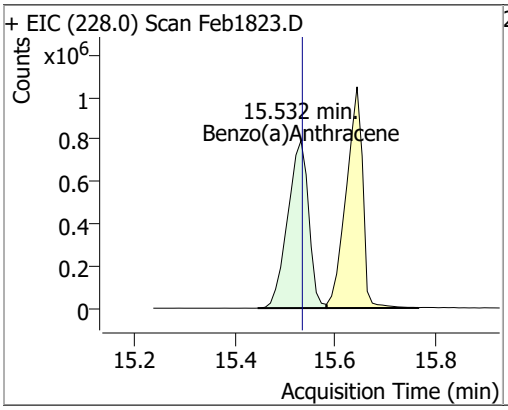

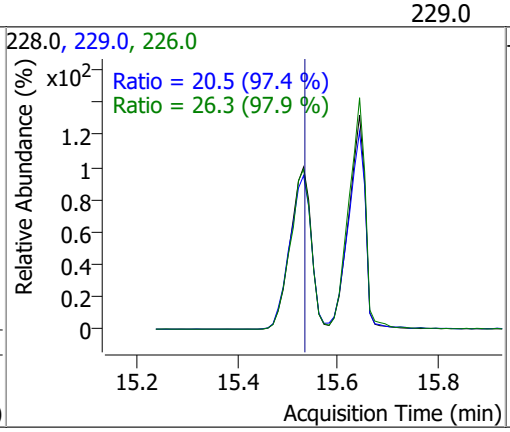

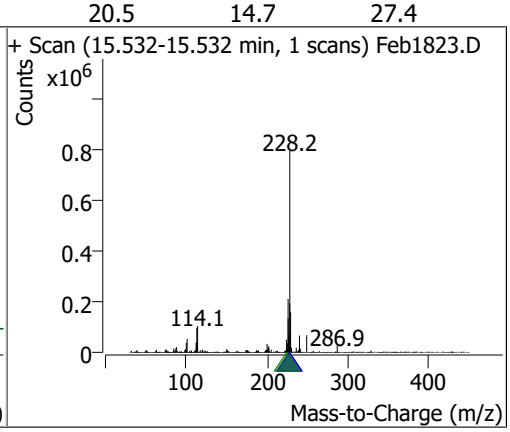

Compound	Conc.	RT	Dev(Min)	Resp.	QIon	QRatio	Lower	Upper
Chrysene	96.5811	15.64	0.02	2416068	226.0	29.3	19.9	36.9
					229.0	20.4	13.8	25.6

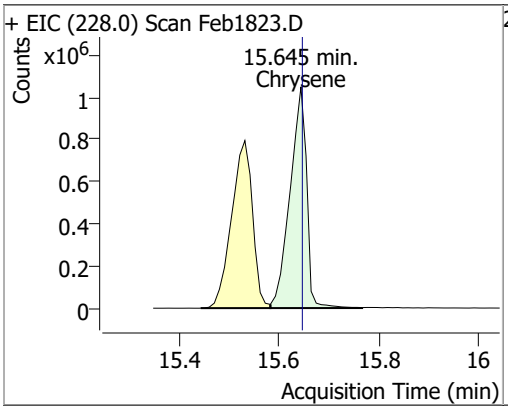

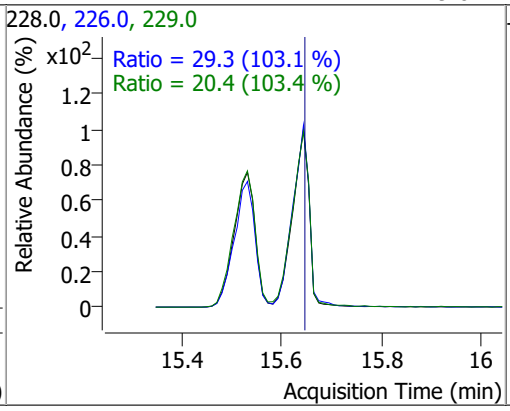

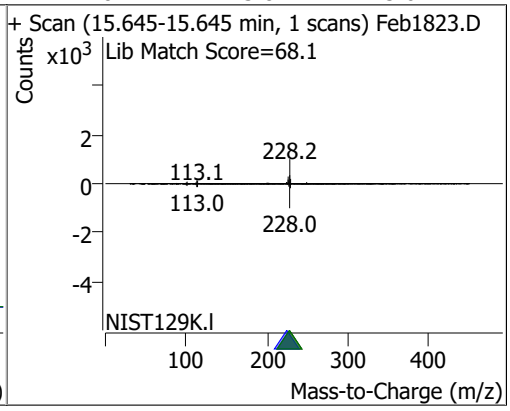

Compound	Conc.	RT	Dev(Min)	Resp.	QIon	QRatio	Lower	Upper
3,3-Dichlorobenzidine	76.4222	15.69	0.00	606689	254.0	65.3	44.9	83.4

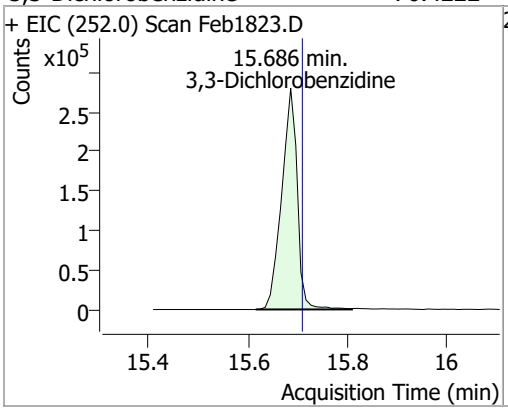

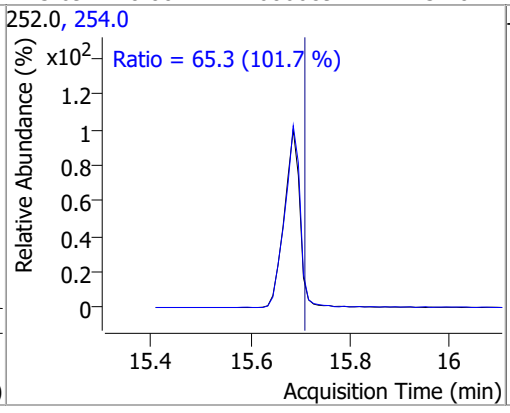

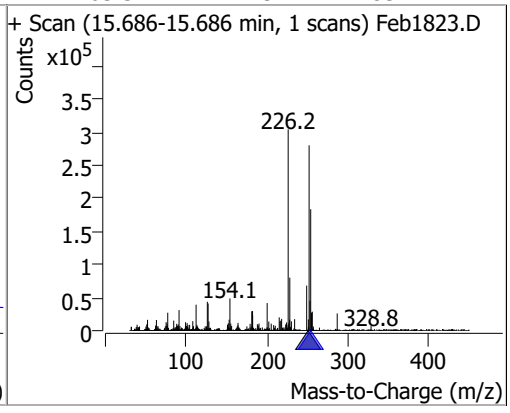

Compound	Conc.	RT	Dev(Min)	Resp.	QIon	QRatio	Lower	Upper
bis(2-ethylhexyl)Phthalate	108.0315	16.38	0.01	347027	149.0	376.6	273.6	508.0
					279.0	13.9	10.5	19.5

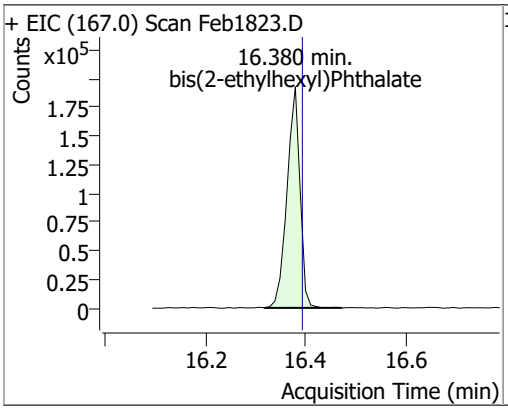

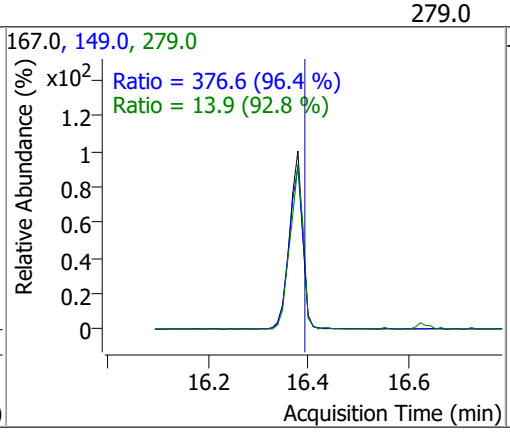

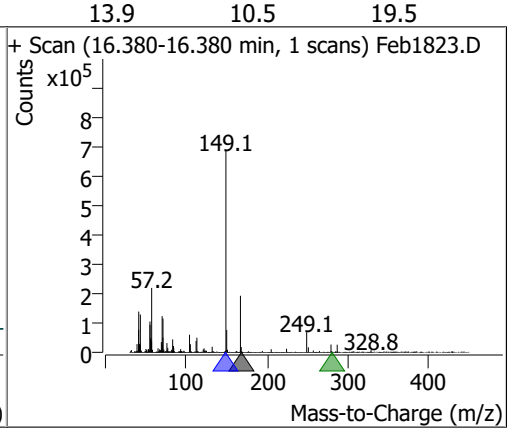

Compound	Conc.	RT	Dev(Min)	Resp.	QIon	QRatio	Lower	Upper
Di-n-octyl Phthalate	100.6404	18.14	0.01	2259698	150.0	9.7	7.0	13.0

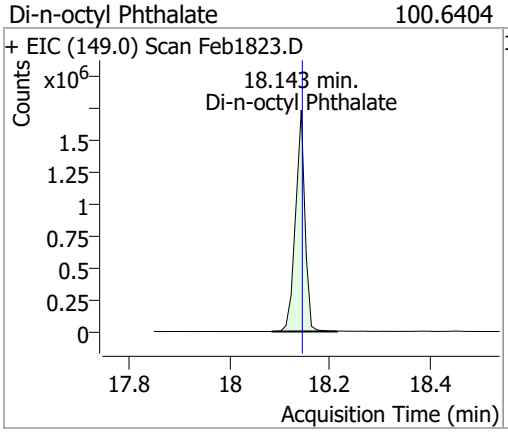

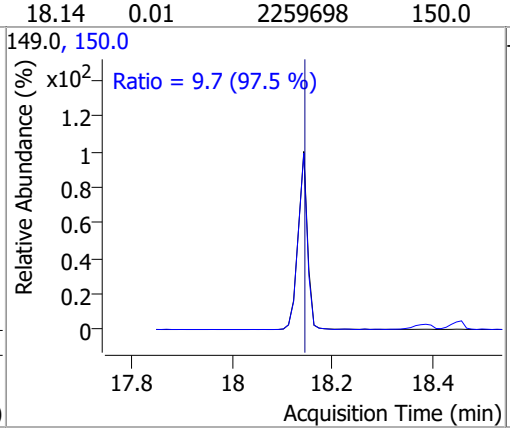

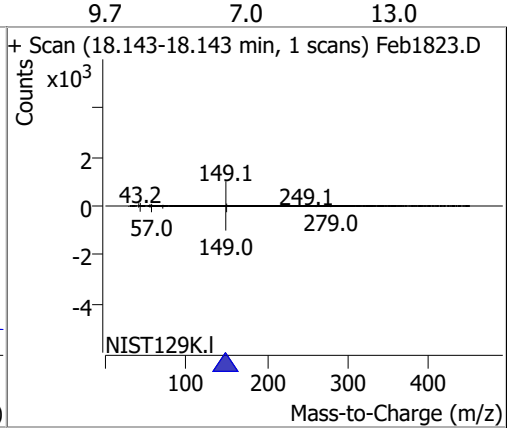

Compound	Conc.	RT	Dev(Min)	Resp.	QIon	QRatio	Lower	Upper
Benzo(b)fluoranthene	94.7083	18.39	0.01	2187967	253.0	22.4	15.6	29.0

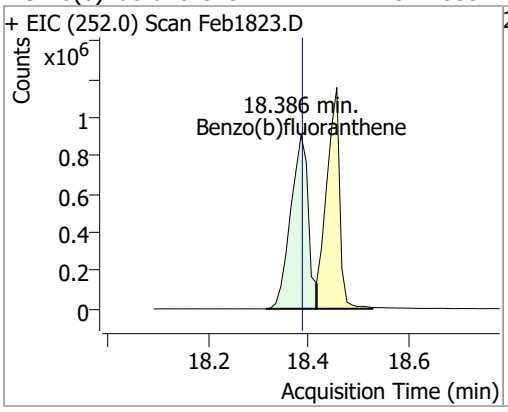

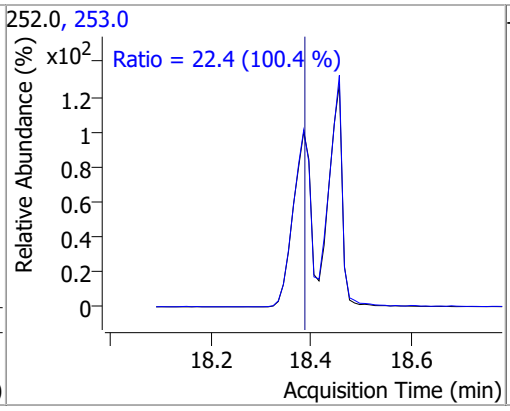

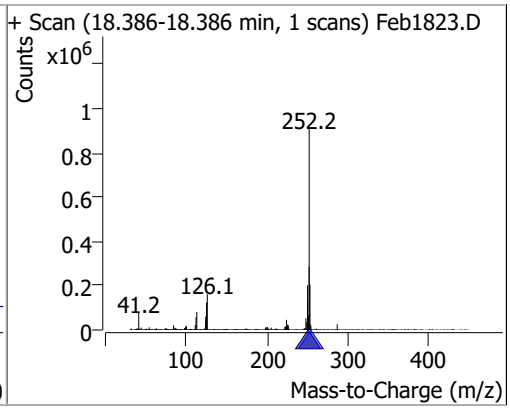

Compound	Conc.	RT	Dev(Min)	Resp.	QIon	QRatio	Lower	Upper
Benzo(k)fluoranthene	85.3313	18.46	0.01	2091061	253.0	23.0	15.4	28.6

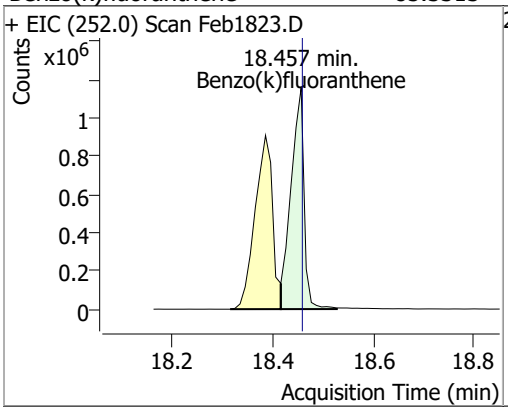

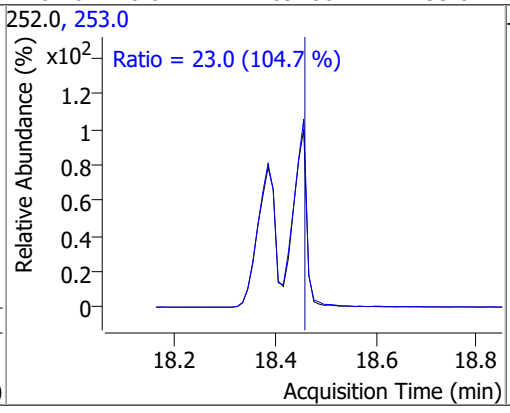

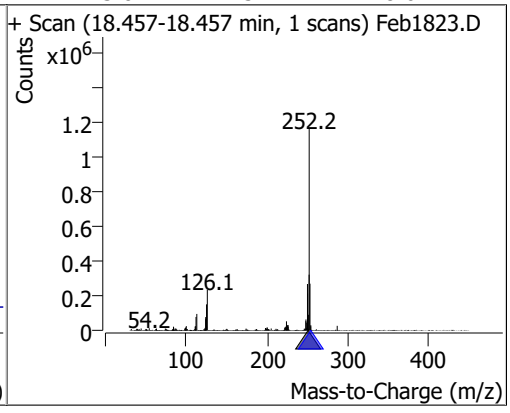

Compound	Conc.	RT	Dev(Min)	Resp.	QIon	QRatio	Lower	Upper
Benzo(a)pyrene	87.4435	18.99	0.01	1928088	253.0	22.8	15.1	28.0

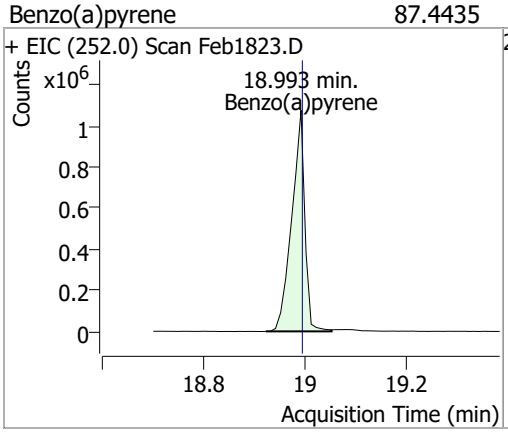

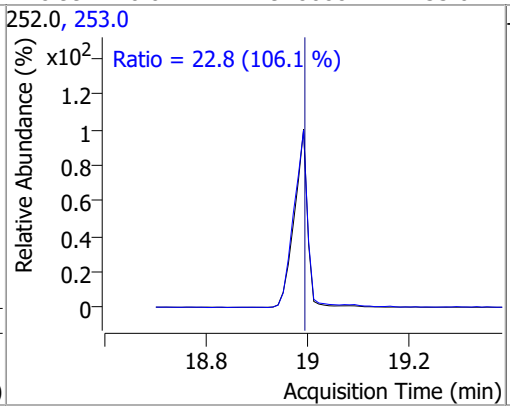

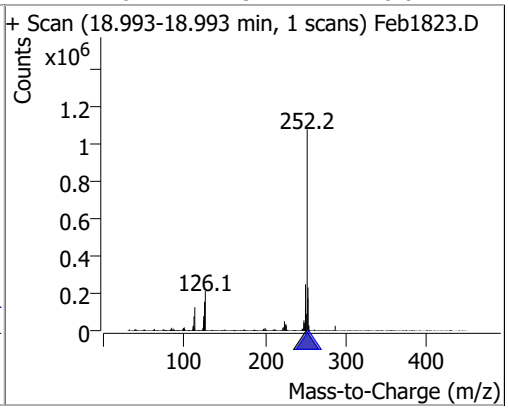

Compound	Conc.	RT	Dev(Min)	Resp.	QIon	QRatio	Lower	Upper
Indeno(1,2,3-c,d)pyrene	88.5361	20.77	0.01	1636496	138.0	31.1	20.7	38.5

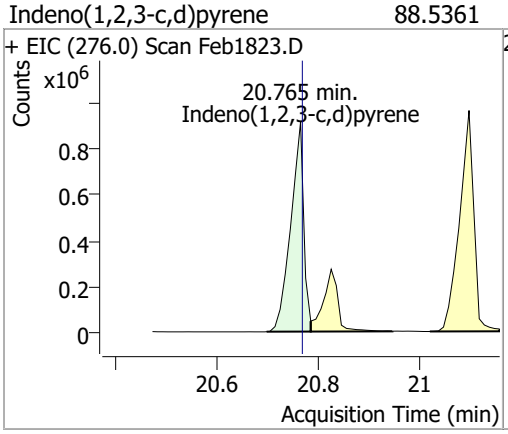

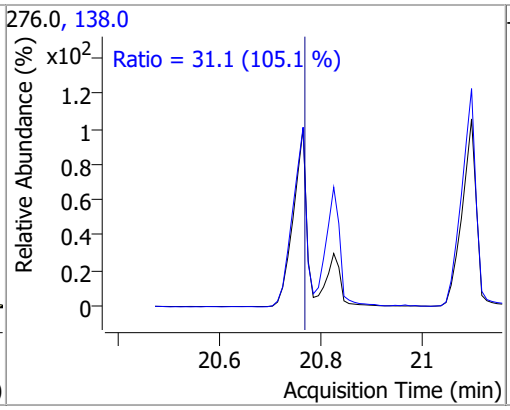

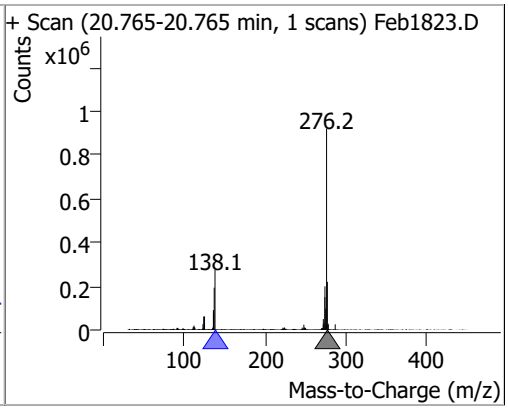

Compound	Conc.	RT	Dev(Min)	Resp.	QIon	QRatio	Lower	Upper
Dibenzo(a,h)anthracene	98.3189	20.83	0.01	1980219	139.0	24.2	17.6	32.7
					279.0	24.6	16.9	31.3

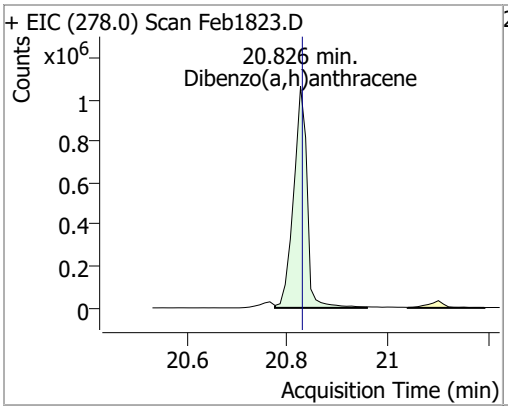

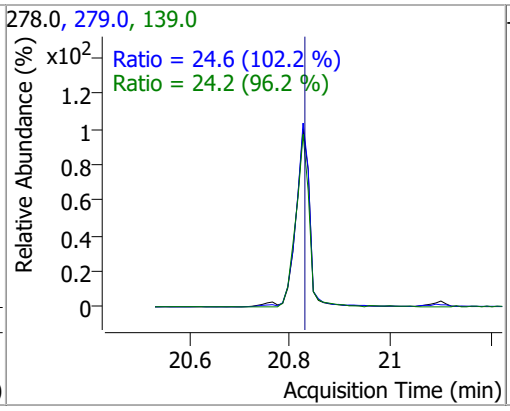

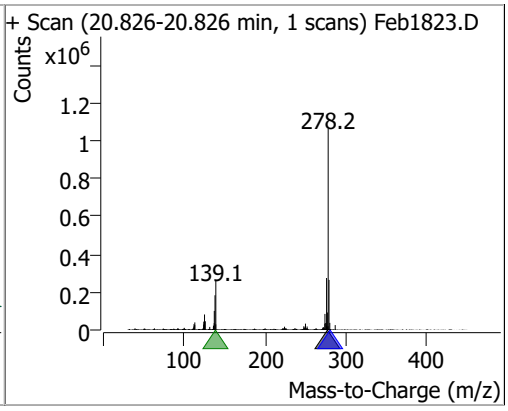

Compound	Conc.	RT	Dev(Min)	Resp.	QIon	QRatio	Lower	Upper
Benzo(g,h,i)perylene	91.2970	21.10	0.01	1946027	138.0	34.3	23.1	42.9
					277.0	24.0	16.3	30.2

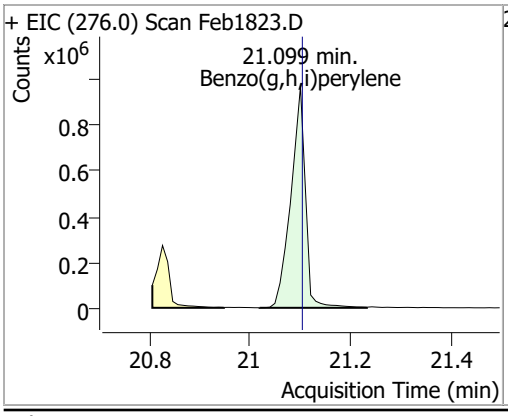

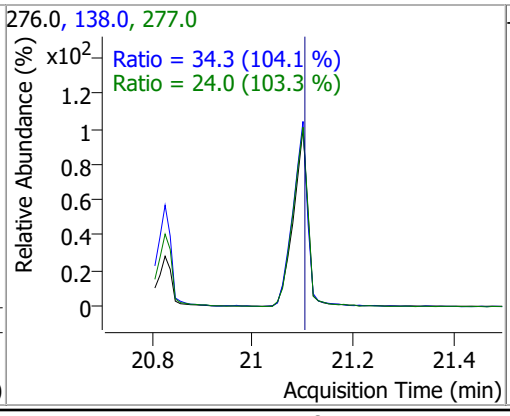

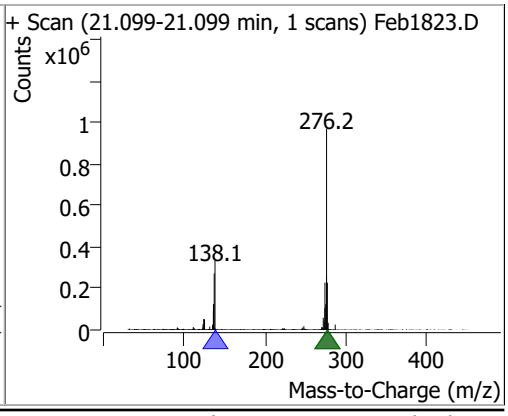

Quantitation Results Report (QT Reviewed)

Data File	Feb1824.D	Operator	LIMS import
Acq. Method	BNA+SIM.M	Acq. Date-Time	2/19/2022 8:24:47 PM
Sample Name	B22020415-022C	Instrument	Instrument #1
Vial	24	Multiplier	1.00
DA Method File		Comment	SVOC-8270-W-LARGO
Tune File	dftppdsm.u	Tune Date	2/18/2022 9:25:00 PM
Batch Name	021822 DoD BNA cal.batch.bin	Last Calib Update	2/19/2022 1:06:17 PM
Ref Library	D:\Org\Library\NIST129K.l		

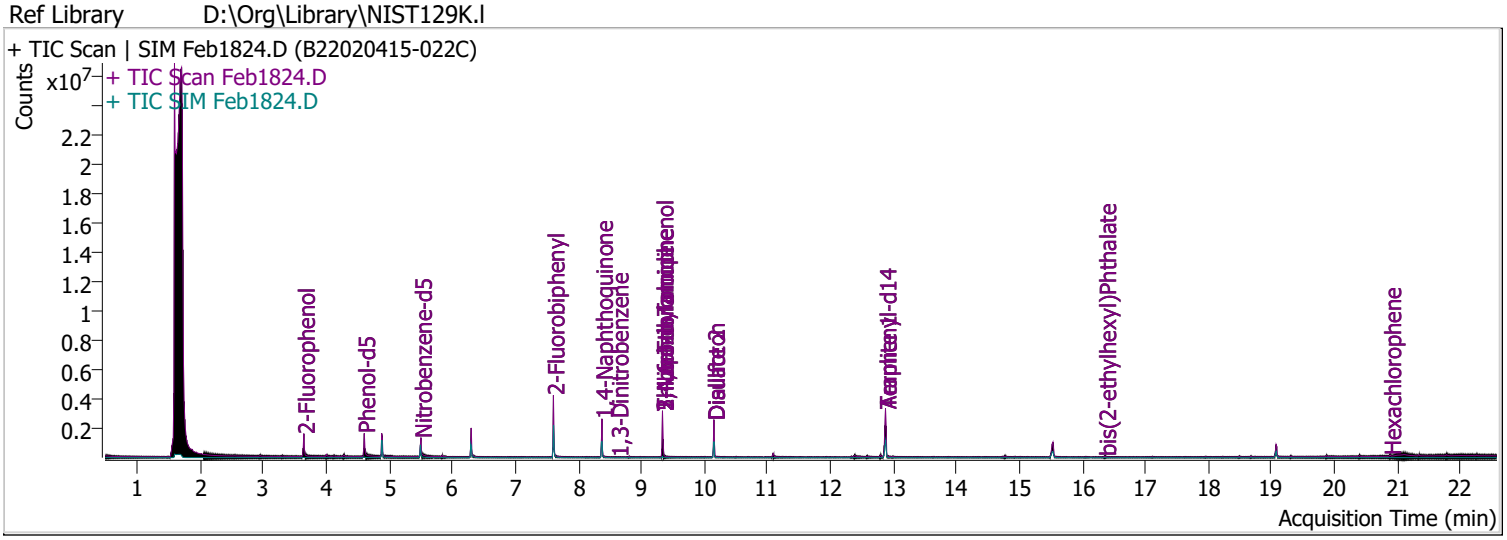

Compound	RT	QIon	Resp.	Conc.	Units		Dev(Min)
Internal Standards							
System Monitoring Compounds							
S 2-Fluorophenol	3.643	112.0	522000	65.9730	µg/L		-0.010
Spiked Amount: 200.000	Range: 10.0 - 75.0%			Recovery = 32.99%			
S Phenol-d5	4.603	99.0	624285	60.8729	µg/L		-0.010
Spiked Amount: 200.000	Range: 10.0 - 65.0%			Recovery = 30.44%			
S Nitrobenzene-d5	5.502	82.0	399403	70.1198	µg/L		0.000
Spiked Amount: 100.000	Range: 32.0 - 94.0%			Recovery = 70.12%			
S 2-Fluorobiphenyl	7.605	172.0	1295160	77.0531	µg/L		0.000
Spiked Amount: 100.000	Range: 28.0 - 107.0%			Recovery = 77.05%			
S 2,4,6-Tribromophenol	9.336	329.8	276292	172.6317	µg/L		0.000
Spiked Amount: 200.000	Range: 25.0 - 140.0%			Recovery = 86.32%			
S Terphenyl-d14	12.875	244.3	1817841	110.8779	µg/L		0.000
Spiked Amount: 100.000	Range: 32.0 - 122.0%			Recovery = 110.88%			
Target Compounds							**QValue**
T N-Nitrosodimethylamine	0.000		0	N.D.			
T Pyridine	0.000		0	N.D.			
T Aniline	0.000		0	N.D.			
T Phenol	0.000		0	N.D.			
T bis(-2-Chloroethyl)Ether	0.000		0	N.D.			
T 2-Chlorophenol	0.000		0	N.D.			
T 1,3-Dichlorobenzene	0.000		0	N.D.			
T 1,4-Dichlorobenzene	0.000		0	N.D.			
T 1,2-Dichlorobenzene	0.000		0	N.D.			
T Benzyl Alcohol	0.000		0	N.D.			
T bis(2-chloroisopropyl)Ether	0.000		0	N.D.			
T 2-Methylphenol	0.000		0	N.D.			
T N-nitroso-Di-n-propylamine	5.502	70.0	0		µg/L	md	1
T 4Methylphenol/3Methylphenol	0.000		0	N.D.			
T Hexachloroethane	0.000		0	N.D.			

Compound	RT	QIon	Resp.	Conc.	Units		Dev(Min)
T Nitrobenzene	0.000		0	N.D.			
T Isophorone	0.000		0	N.D.			
T 2-Nitrophenol	0.000		0	N.D.			
T 2,4-Dimethylphenol	0.000		0	N.D.			
T bis(-2-Chloroethoxy)Methane	0.000		0	N.D.			
T 2,4-Dichlorophenol	0.000		0	N.D.			
T Benzoic Acid	0.000		0	N.D.			
T 1,2,4-Trichlorobenzene	0.000		0	N.D.			
T Naphthalene	0.000		0	N.D.			
T 4-Chlorophenol	0.000		0	N.D.			
T p-Chloroaniline	0.000		0	N.D.			
T Hexachlorobutadiene	0.000		0	N.D.			
T 4-Chloro-2-Methylphenol	0.000		0	N.D.			
T 4-Chloro-3-Methylphenol	0.000		0	N.D.			
T 2-Methylnaphthalene	0.000		0	N.D.			
T 1-Methylnaphthalene	0.000		0	N.D.			
T Hexachlorocyclopentadiene	0.000		0	N.D.			
T 2,4,6-Trichlorophenol	0.000		0	N.D.			
T 2,4,5-Trichlorophenol	0.000		0	N.D.			
T 2-Chloronaphthalene	0.000		0	N.D.			
T 2-Nitroaniline	0.000		0	N.D.			
T Dimethyl Phthalate	8.374	163.0	0		µg/L	md	1
T 2,6-Dinitrotoluene	8.374	165.0	0		µg/L	md	1
T Acenaphthylene	0.000		0	N.D.			
T 3-Nitroaniline	0.000		0	N.D.			
T Acenaphthene	0.000		0	N.D.			
T 2,4-Dinitrophenol	0.000		0	N.D.			
T Dibenzofuran	0.000		0	N.D.			
T 2,4-Dinitrotoluene	0.000		0	N.D.			
T 4-Nitrophenol	0.000		0	N.D.			
T Diethylphthalate	0.000		0	N.D.			
T Fluorene	0.000		0	N.D.			
T 4-Chlorophenyl-phenylether	0.000		0	N.D.			
T 4-Nitroaniline	0.000		0	N.D.			
T 4,6-Dinitro-2-methylphenol	9.336	198.0	0		µg/L	md	1
T N-nitrosodiphenylamine	0.000		0	N.D.			
T Azobenzene	0.000		0	N.D.			
T 4-Bromophenyl-phenylether	0.000		0	N.D.			
T Hexachlorobenzene	0.000		0	N.D.			
T Pentachlorophenol	0.000		0	N.D.			
T Phenanthrene	0.000		0	N.D.			
T Anthracene	0.000		0	N.D.			
T Triallate	0.000		0	N.D.			
T Carbazole	0.000		0	N.D.			
T o-Terphenyl	0.000		0	N.D.			
T Di-n-Butylphthalate	0.000		0	N.D.			
T Fluoranthene	0.000		0	N.D.			
T Benzidine	12.875	184.0	0		µg/L	md	1
T Pyrene	0.000		0	N.D.			
T Butylbenzylphthalate	0.000		0	N.D.			
T Benzo(a)Anthracene	0.000		0	N.D.			
T Chrysene	0.000		0	N.D.			
T 3,3-Dichlorobenzidine	0.000		0	N.D.			
T bis(2-ethylhexyl)Phthalate	16.360	167.0	5177	3.5303	µg/L		98
T Di-n-octyl Phthalate	0.000		0	N.D.			

Compound	RT	QIon	Resp.	Conc.	Units	Dev(Min)
T Benzo(b)fluoranthene	0.000		0	N.D.		
T Benzo(k)fluoranthene	0.000		0	N.D.		
T Benzo(a)pyrene	0.000		0	N.D.		
T Indeno(1,2,3-c,d)pyrene	0.000		0	N.D.		
T Dibenzo(a,h)anthracene	0.000		0	N.D.		
T Benzo(g,h,i)perylene	0.000		0	N.D.		

(#) = Qualifier Out of Range; (m) = Manual Integration; (+) = Area Summed; (*) = Surrogate Percent Recovery Out of Range; (d): Zeroed Peak

Compound	Conc.	Exp RT	QIon	Exp Ratio
N-Nitrosodimethylamine	N.D.	2.49	42.0	135.8

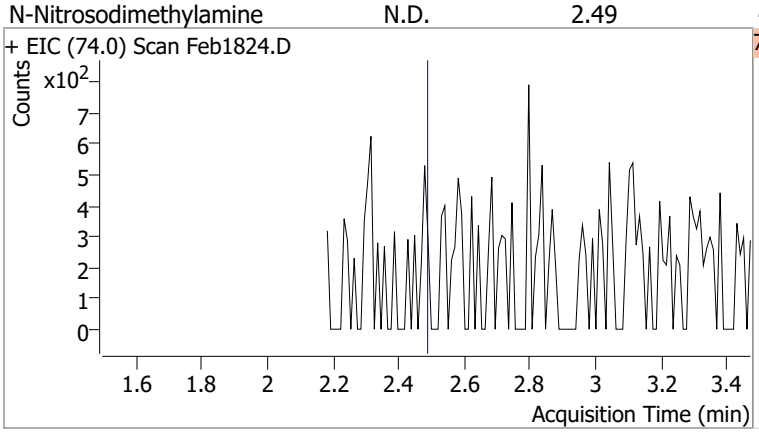

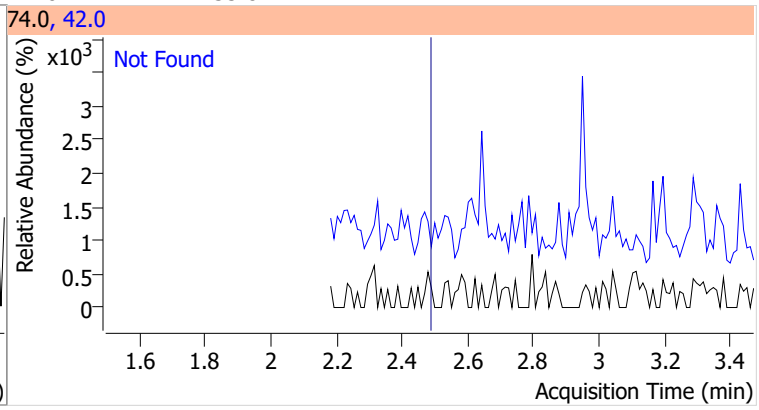

Compound	Conc.	Exp RT	QIon	Exp Ratio
Pyridine	N.D.	2.53	52.0	82.7

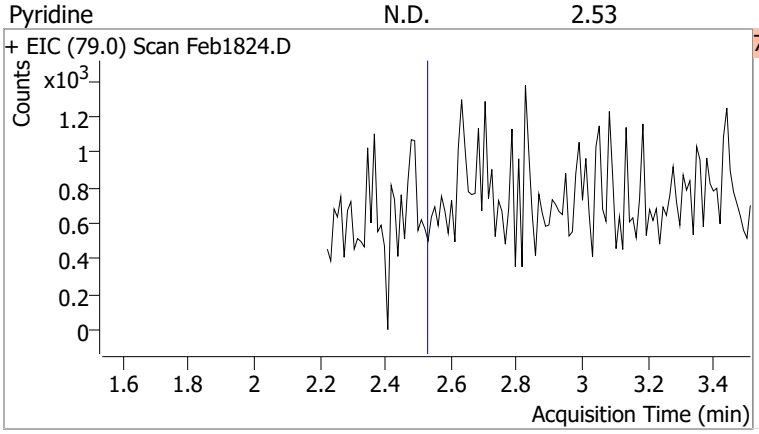

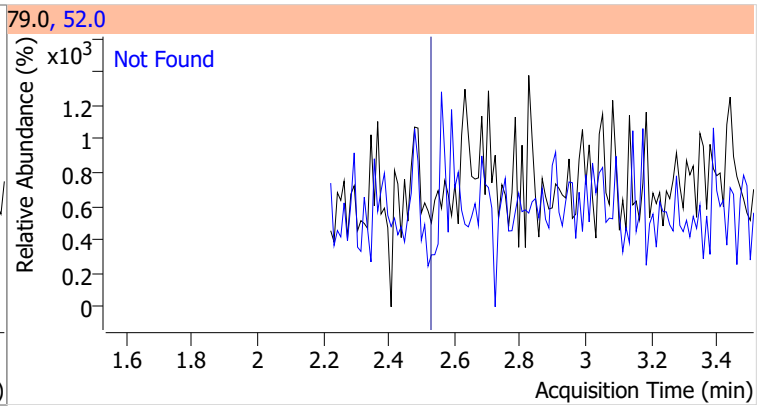

Compound	Conc.	RT	Dev(Min)	Resp.	QIon	QRatio	Lower	Upper
2-Fluorophenol	65.9730	3.64	-0.01	522000	64.0	51.0	34.6	64.3
					92.0	20.2	14.2	26.5

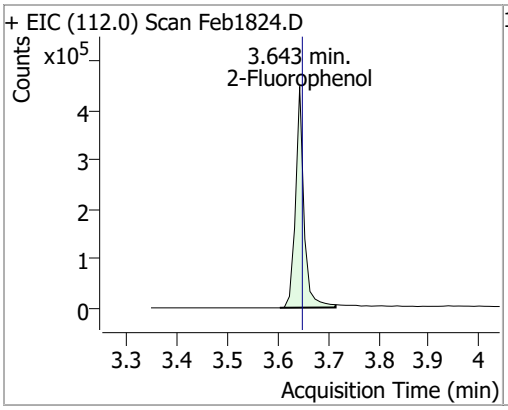

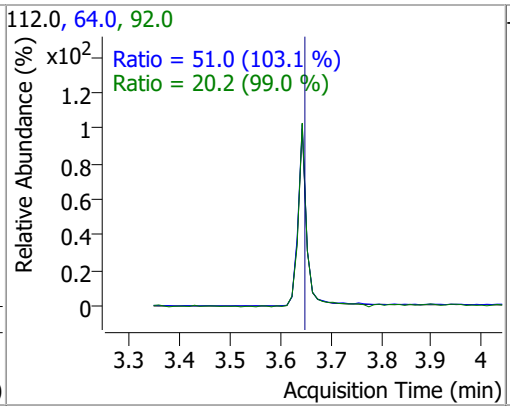

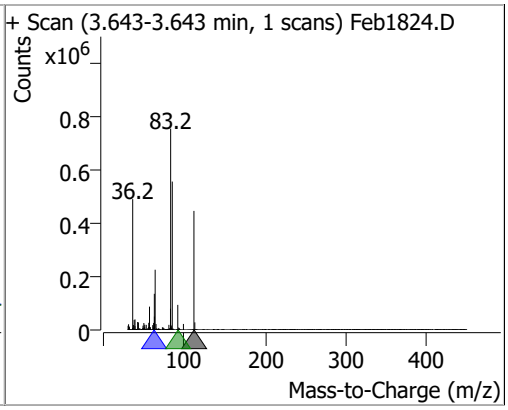

Compound	Conc.	Exp RT	QIon	Exp Ratio	QIon	Exp Ratio
Aniline	N.D.	4.56	66.0	36.7	65.0	18.7

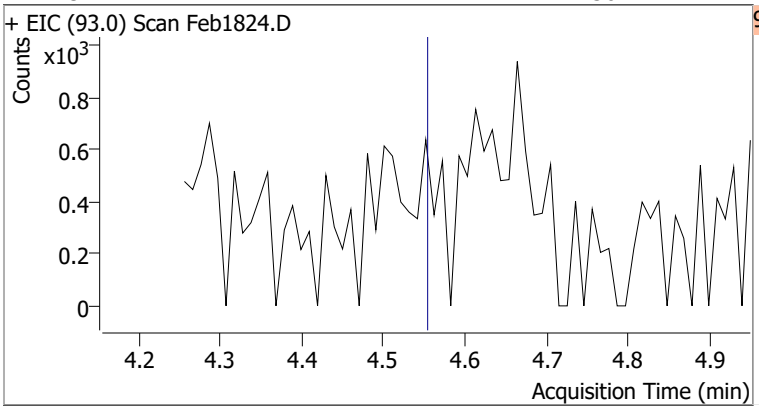

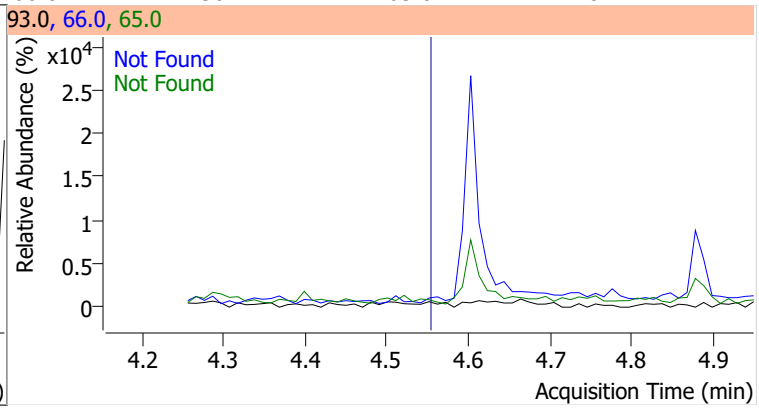

Compound	Conc.	RT	Dev(Min)	Resp.	QIon	QRatio	Lower	Upper
Phenol-d5	60.8729	4.60	-0.01	624285	71.0	35.1	25.8	47.9

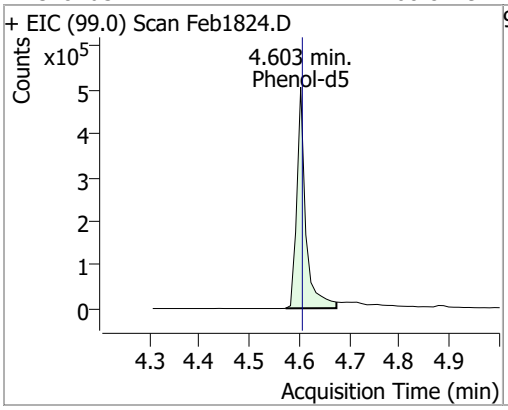

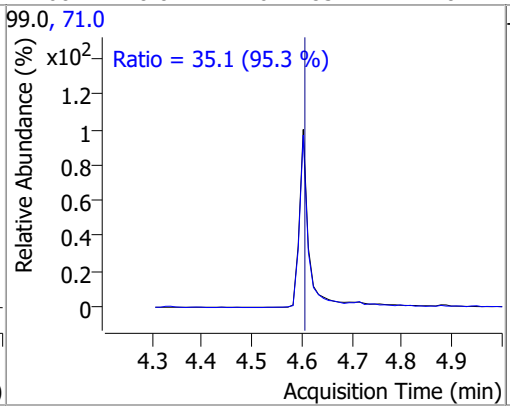

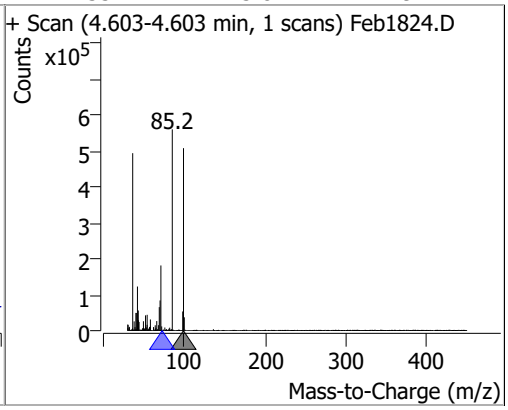

Compound	Conc.	Exp RT	QIon	Exp Ratio
Phenol	N.D.	4.62	66.0	45.3

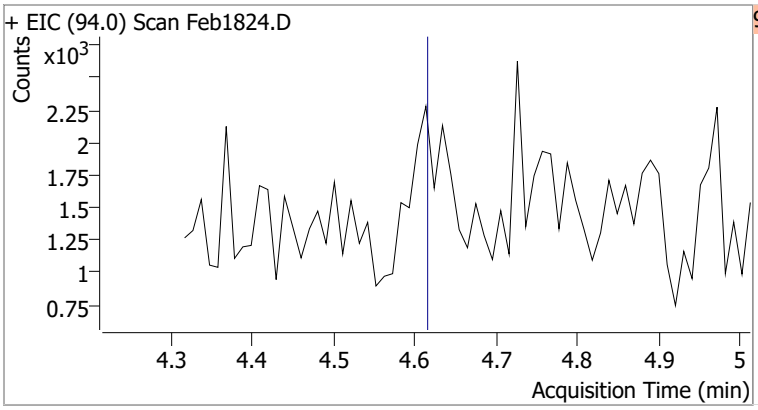

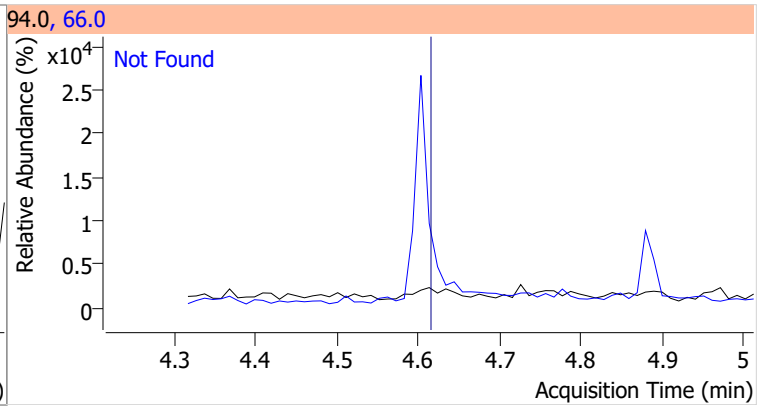

Compound	Conc.	Exp RT	QIon	Exp Ratio
bis(-2-Chloroethyl)Ether	N.D.	4.64	64.0	10.9

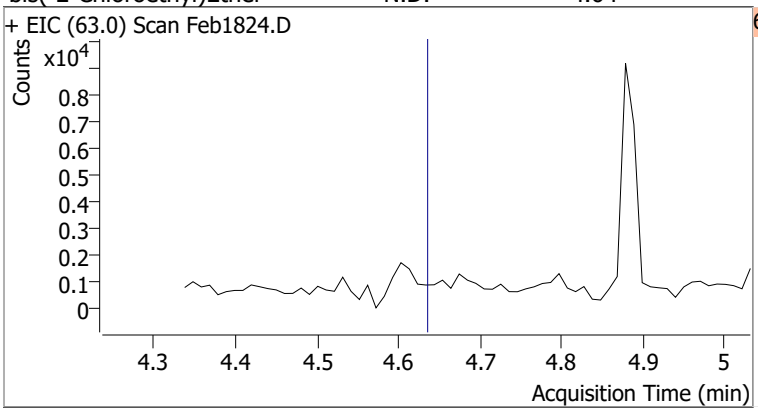

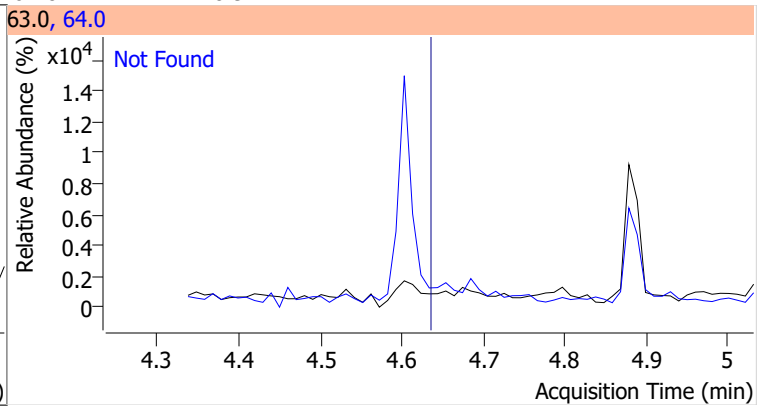

Compound	Conc.	Exp RT	QIon	Exp Ratio
2-Chlorophenol	N.D.	4.69	130.0	32.5

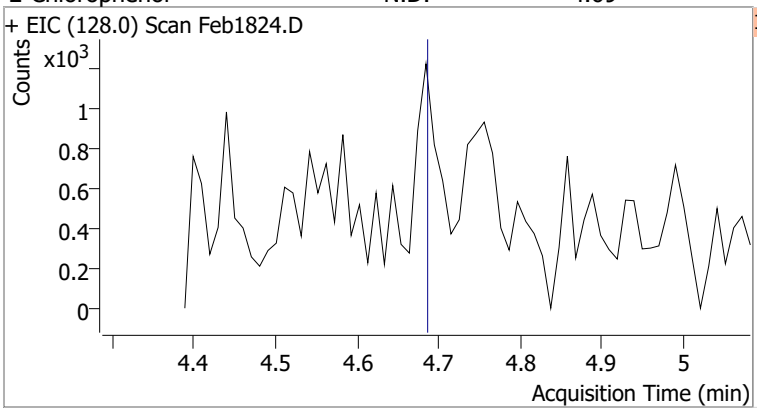

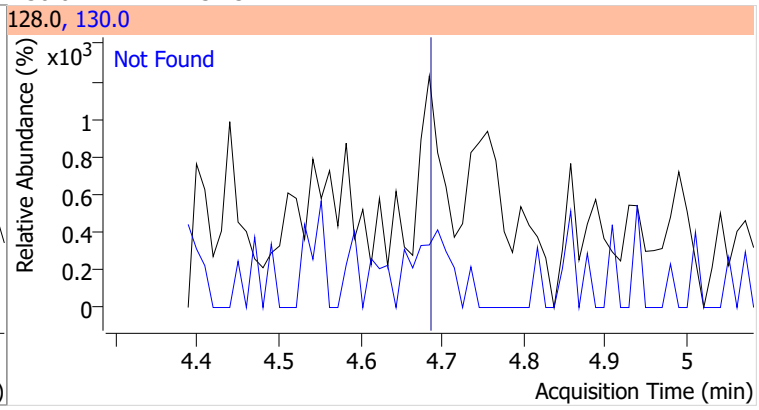

Compound	Conc.	Exp RT	QIon	Exp Ratio	QIon	Exp Ratio
1,3-Dichlorobenzene	N.D.	4.83	148.0	63.7	111.0	36.1

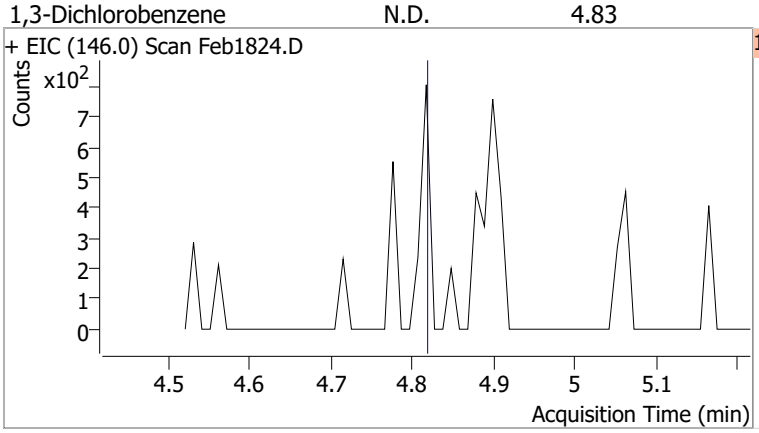

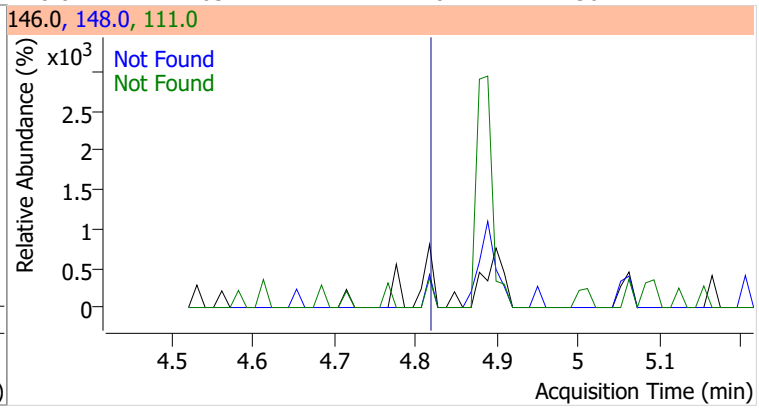

Compound	Conc.	Exp RT	QIon	Exp Ratio	QIon	Exp Ratio
1,4-Dichlorobenzene	N.D.	4.91	148.0	65.2	111.0	36.0

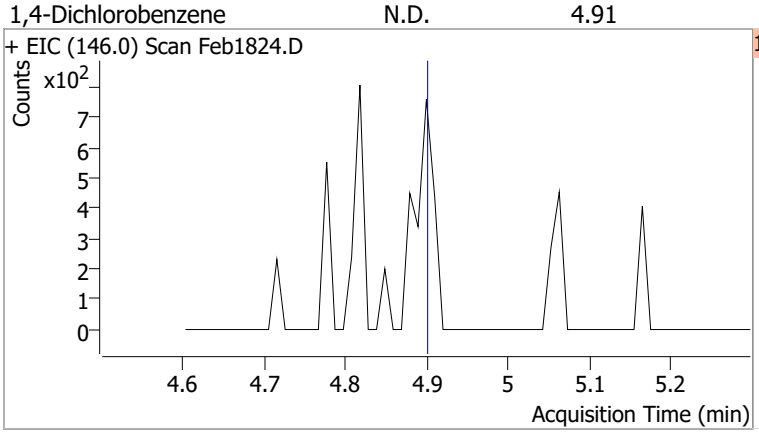

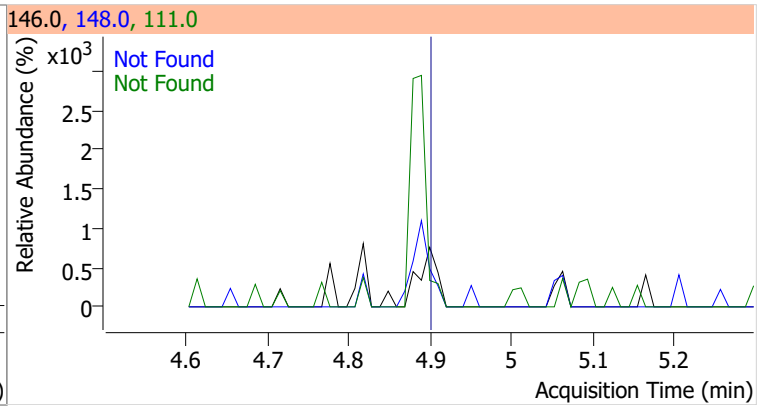

Compound	Conc.	Exp RT	QIon	Exp Ratio	QIon	Exp Ratio
1,2-Dichlorobenzene	N.D.	5.06	148.0	64.4	111.0	37.3

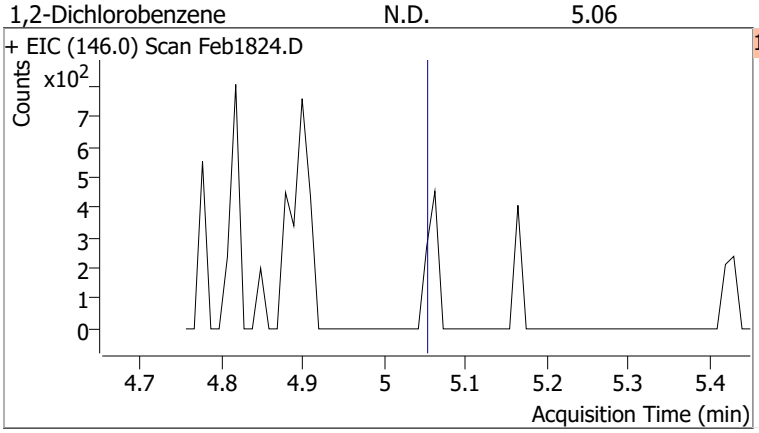

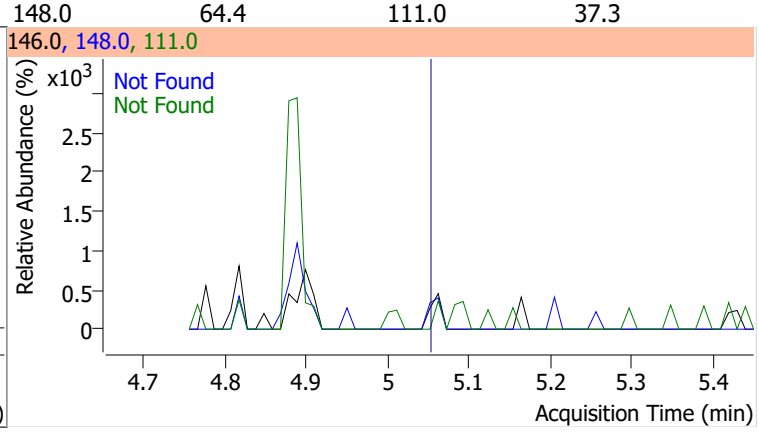

Compound	Conc.	Exp RT	QIon	Exp Ratio	QIon	Exp Ratio
Benzyl Alcohol	N.D.	5.08	79.0	119.3	107.0	70.5

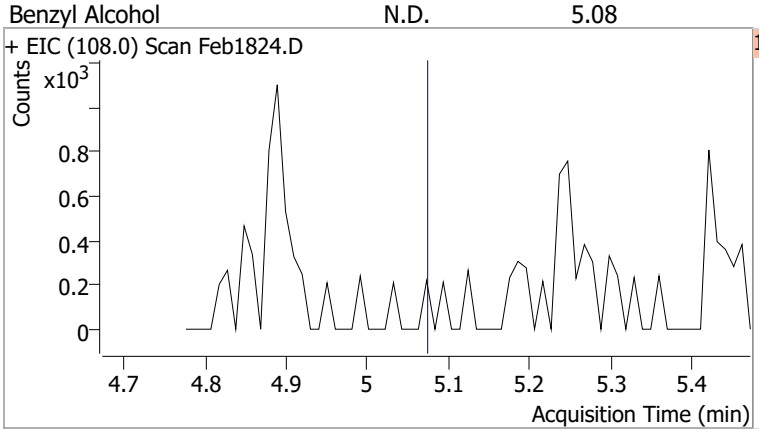

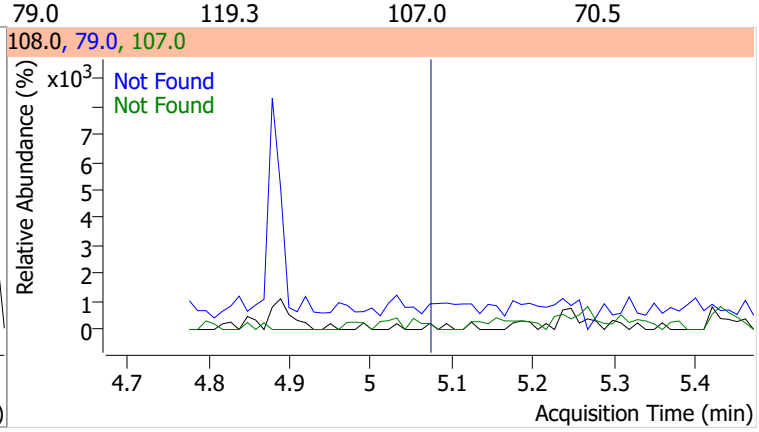

Compound	Conc.	Exp RT	QIon	Exp Ratio
bis(2-chloroisopropyl)Ether	N.D.	5.23	123.0	32.1

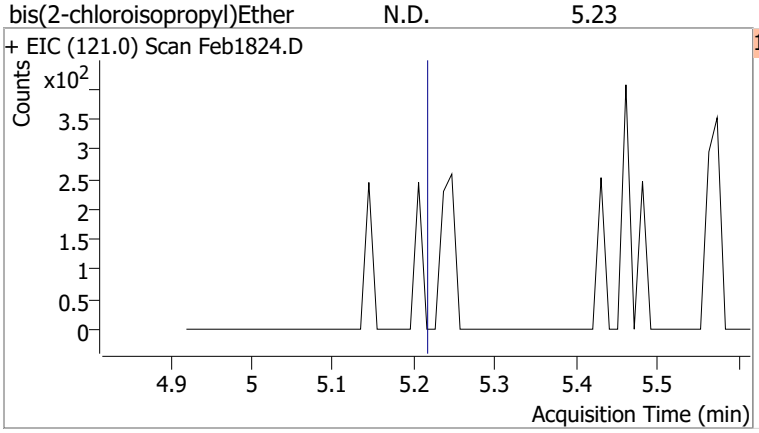

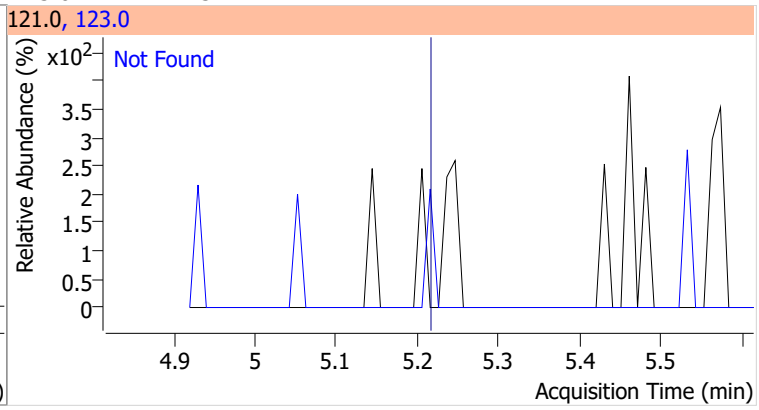

Compound	Conc.	Exp RT	QIon	Exp Ratio
2-Methylphenol	N.D.	5.25	108.0	116.5

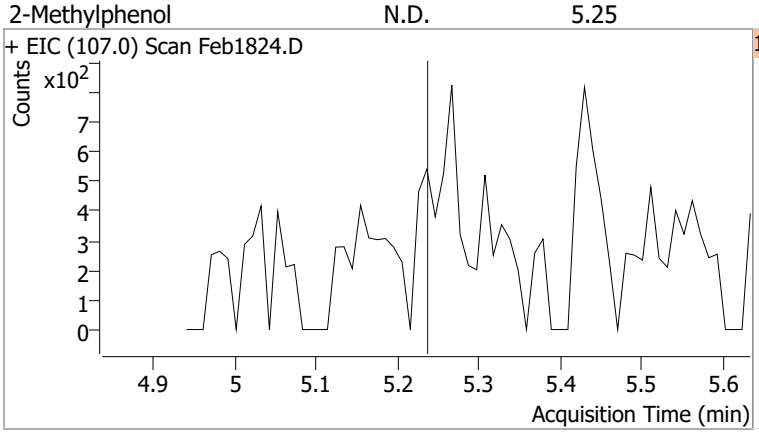

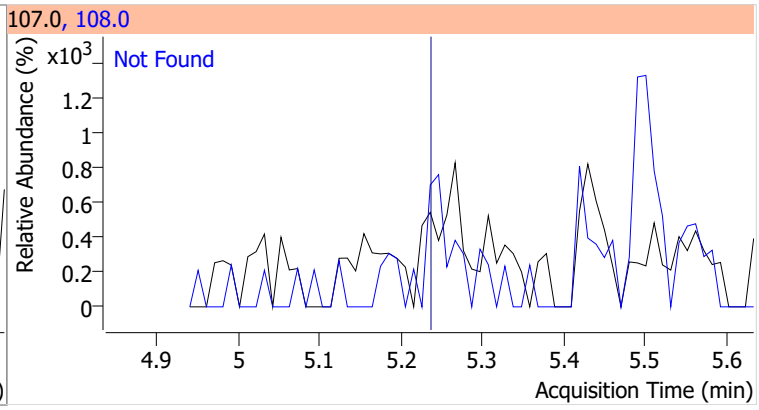

Compound	Conc.	RT	Dev(Min)	Resp.	QIon	QRatio	Lower	Upper
N-nitroso-Di-n-propylamine		0		0	130.0		0.0	38.8

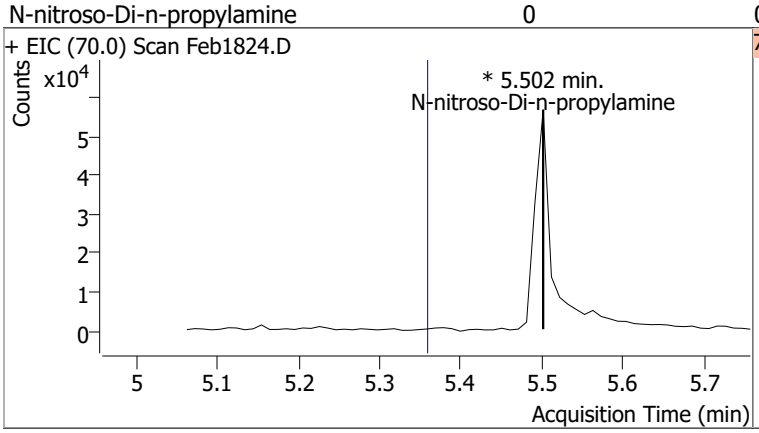

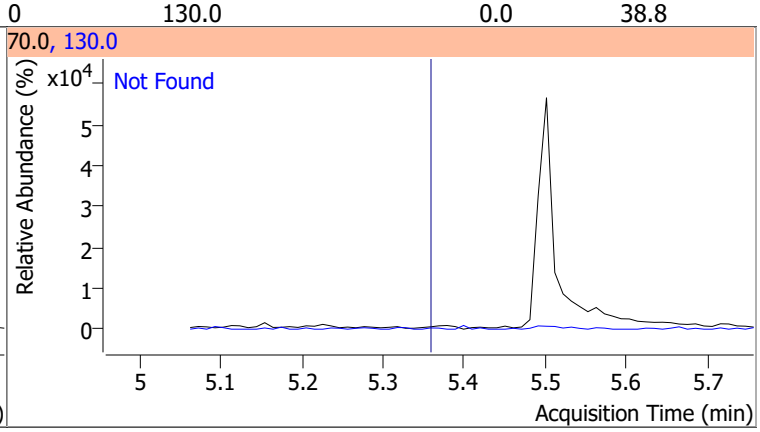

Compound	Conc.	Exp RT	QIon	Exp Ratio
4Methylphenol/3Methylphenol	N.D.	5.43	108.0	83.9

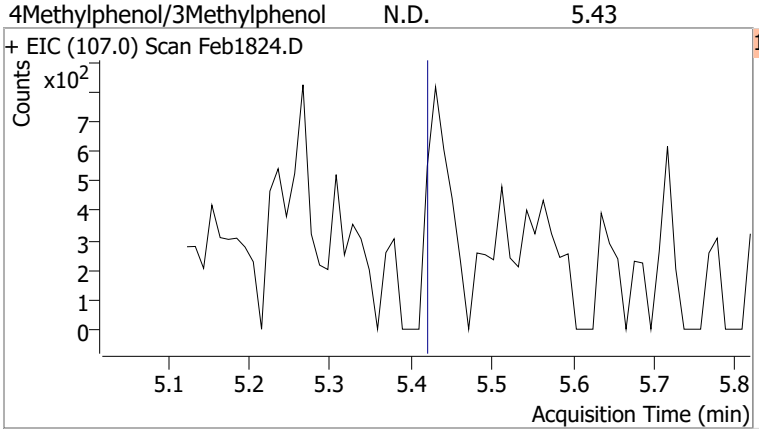

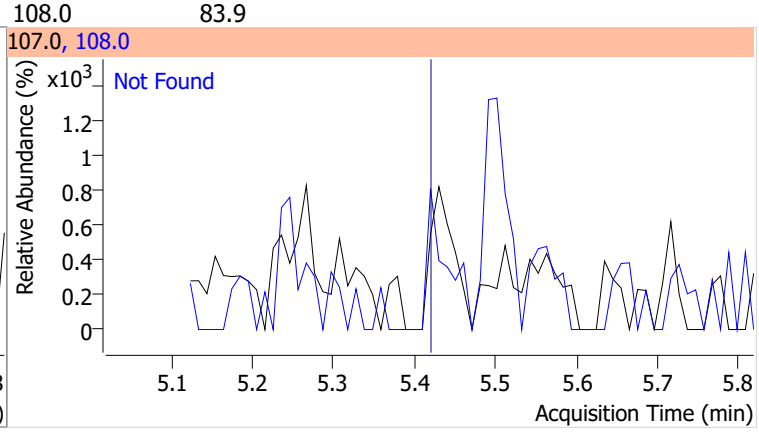

Compound	Conc.	Exp RT	QIon	Exp Ratio	QIon	Exp Ratio
Hexachloroethane	N.D.	5.43	201.0	90.8	199.0	56.9

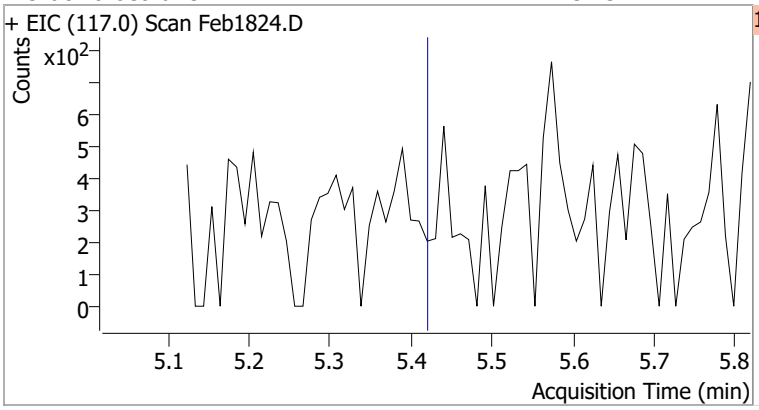

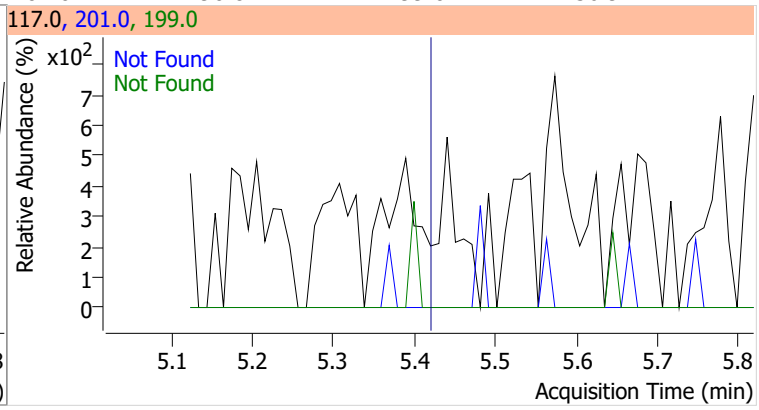

Compound	Conc.	RT	Dev(Min)	Resp.	QIon	QRatio	Lower	Upper
Nitrobenzene-d5	70.1198	5.50	0.00	399403	54.0	61.9	46.3	86.0
					128.0	45.1	34.1	63.3

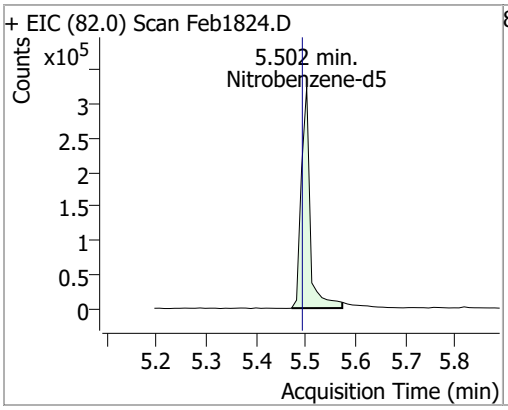

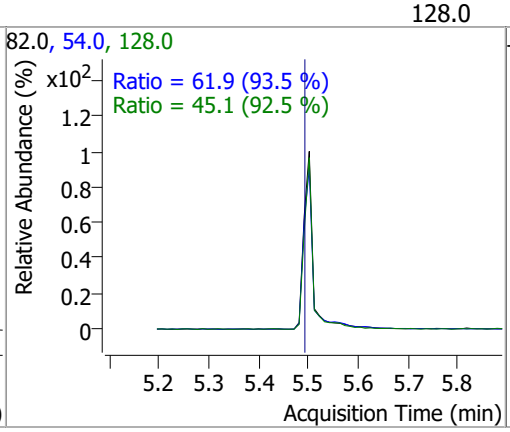

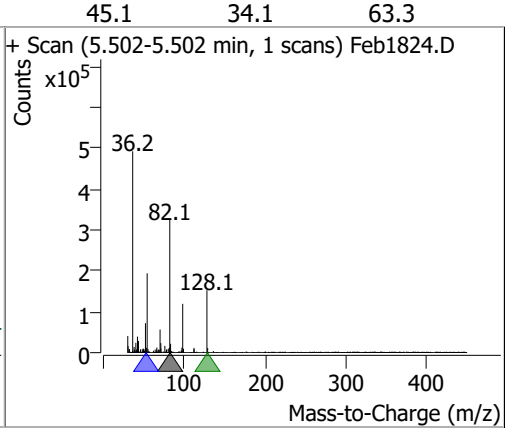

Compound	Conc.	Exp RT	QIon	Exp Ratio	QIon	Exp Ratio
Nitrobenzene	N.D.	5.52	77.0	212.7	51.0	131.0

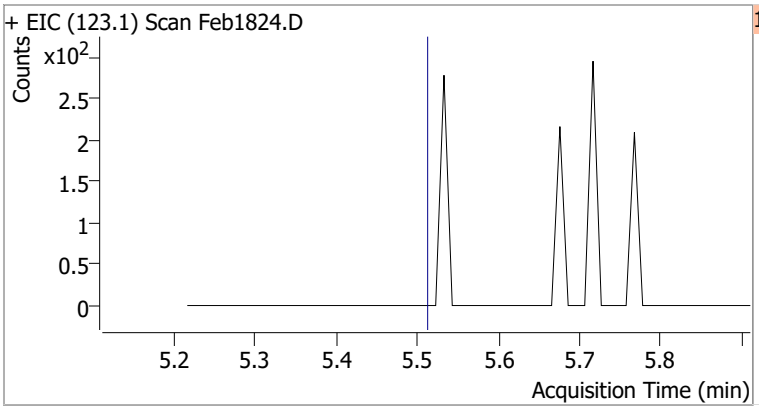

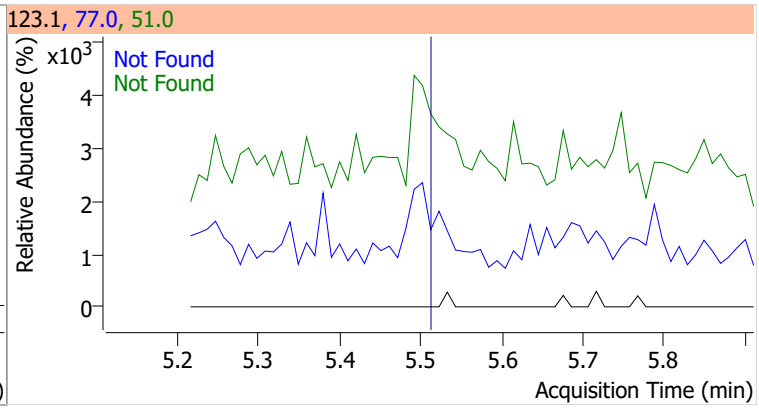

Compound	Conc.	Exp RT	QIon	Exp Ratio
Isophorone	N.D.	5.82	138.0	21.1

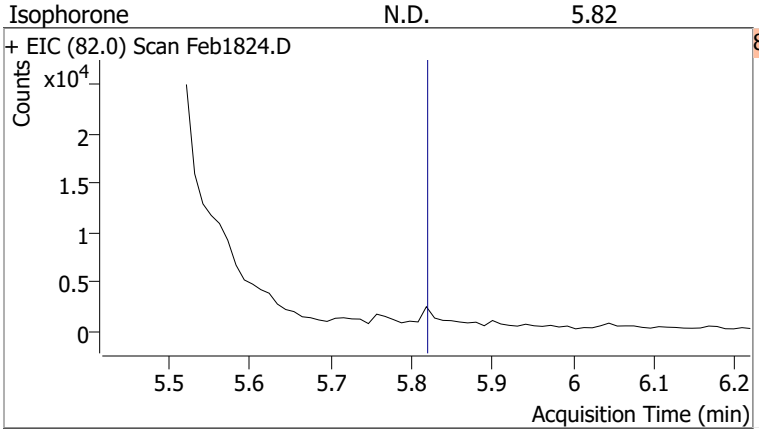

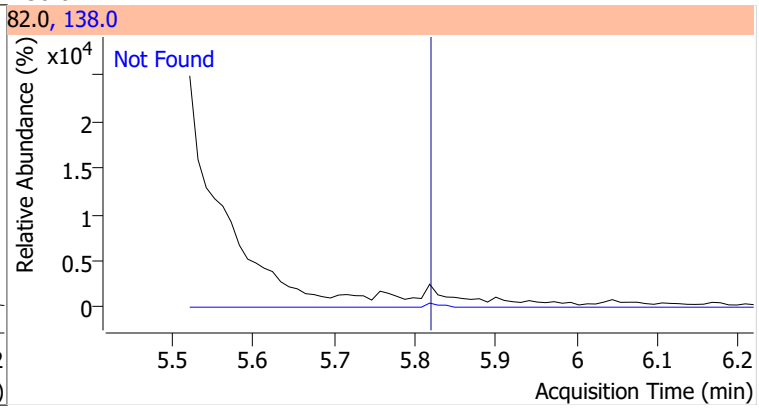

Compound	Conc.	Exp RT	QIon	Exp Ratio	QIon	Exp Ratio
2-Nitrophenol	N.D.	5.88	65.0	48.8	109.0	35.2

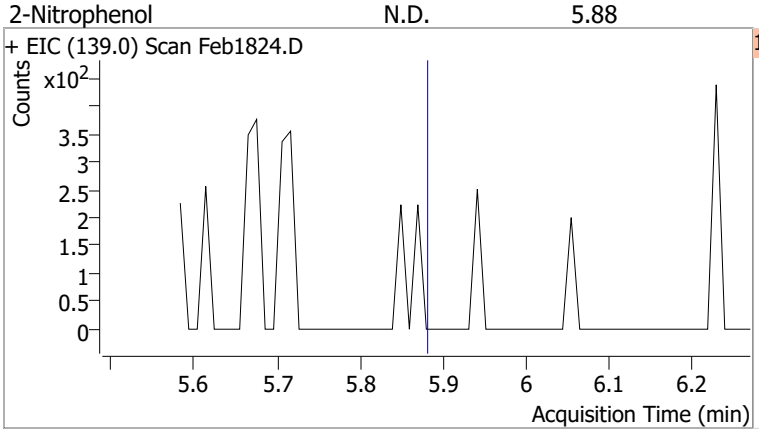

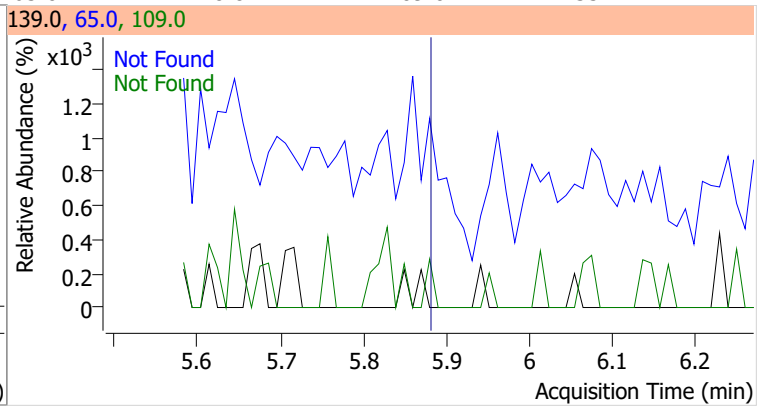

Compound	Conc.	Exp RT	QIon	Exp Ratio	QIon	Exp Ratio
2,4-Dimethylphenol	N.D.	6.00	107.0	109.4	77.0	34.0

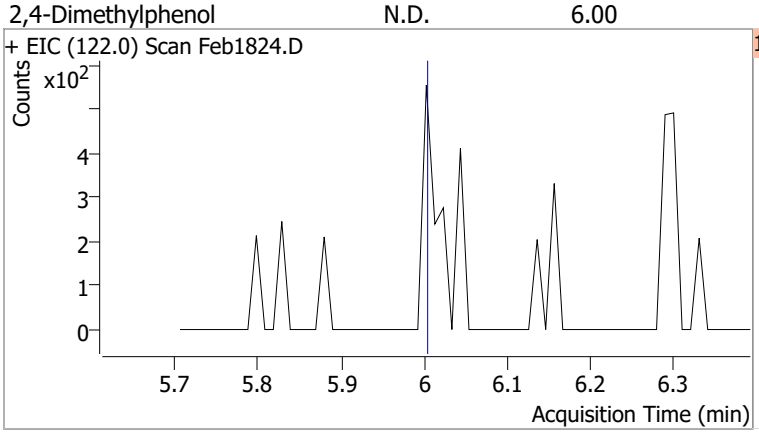

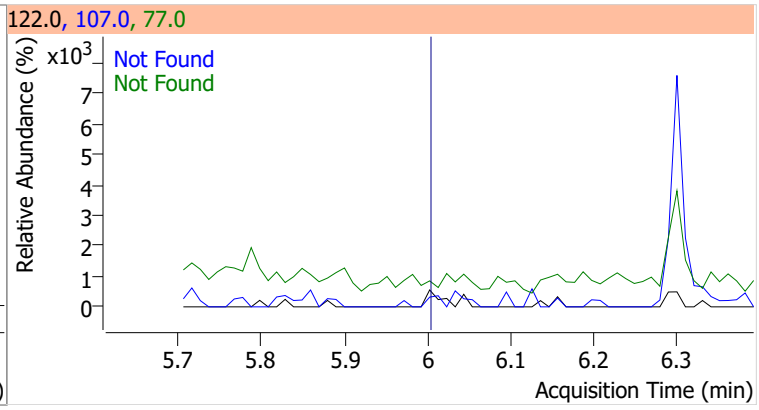

Compound	Conc.	Exp RT	QIon	Exp Ratio	QIon	Exp Ratio
bis(-2-Chloroethoxy)Methane	N.D.	6.08	63.0	68.1	95.0	31.9

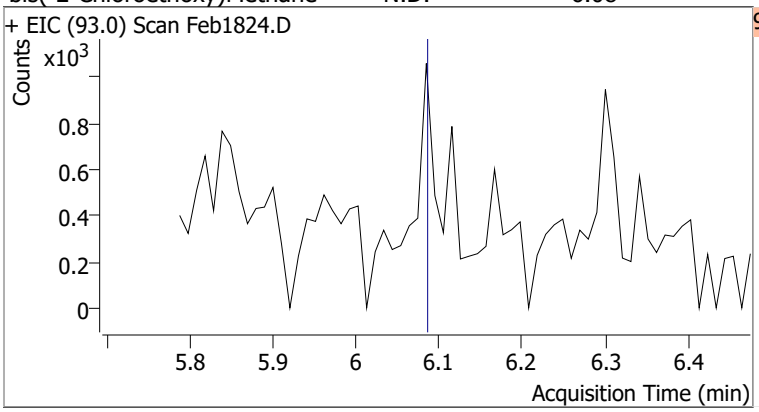

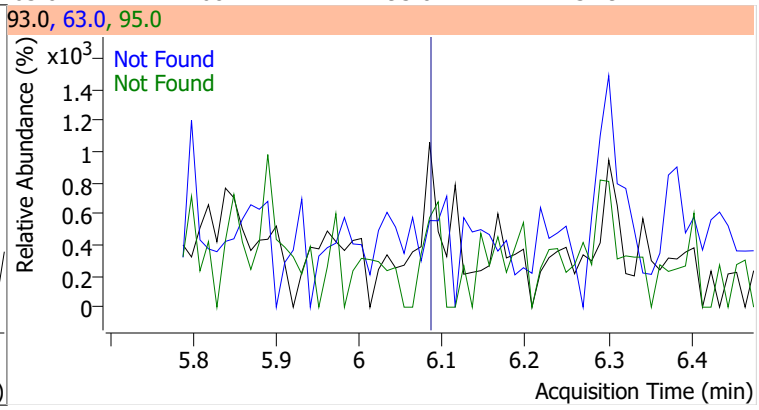

Compound	Conc.	Exp RT	QIon	Exp Ratio	QIon	Exp Ratio
2,4-Dichlorophenol	N.D.	6.19	164.0	65.0	98.0	28.6

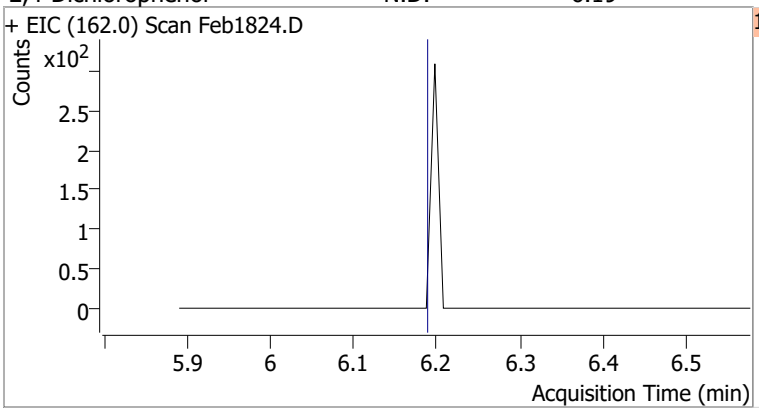

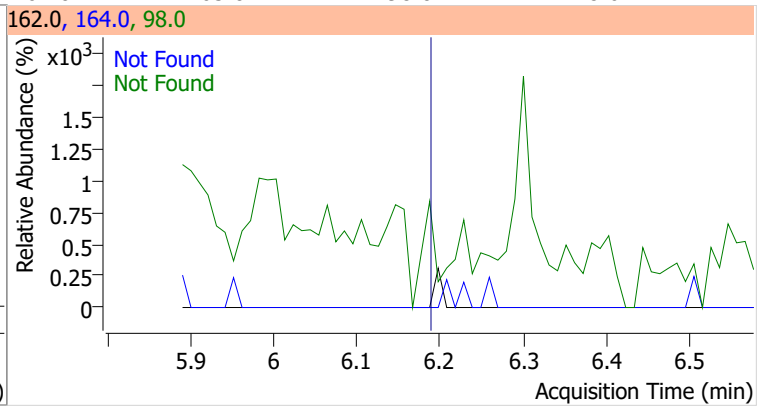

Compound	Conc.	Exp RT	QIon	Exp Ratio	QIon	Exp Ratio
Benzoic Acid	N.D.	6.24	122.0	85.5	77.0	60.4

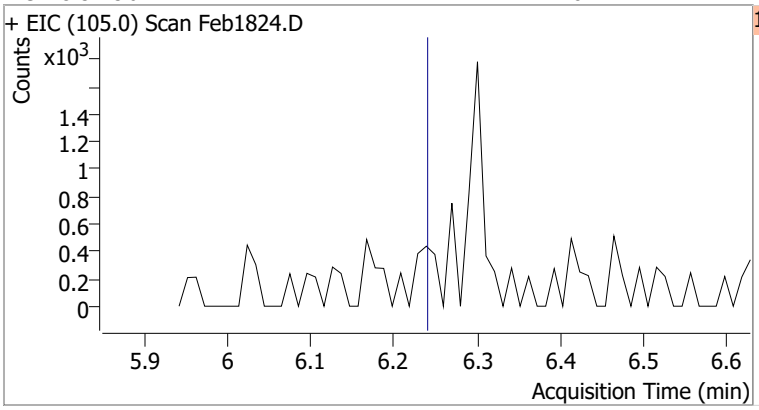

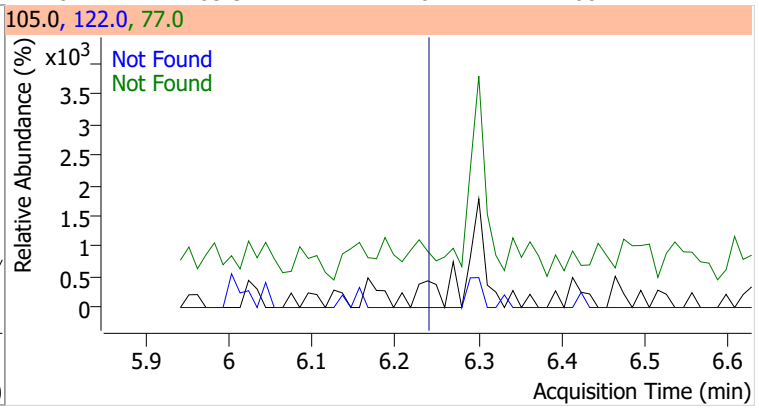

Compound	Conc.	Exp RT	QIon	Exp Ratio	QIon	Exp Ratio
1,2,4-Trichlorobenzene	N.D.	6.25	182.0	94.6	145.0	28.7

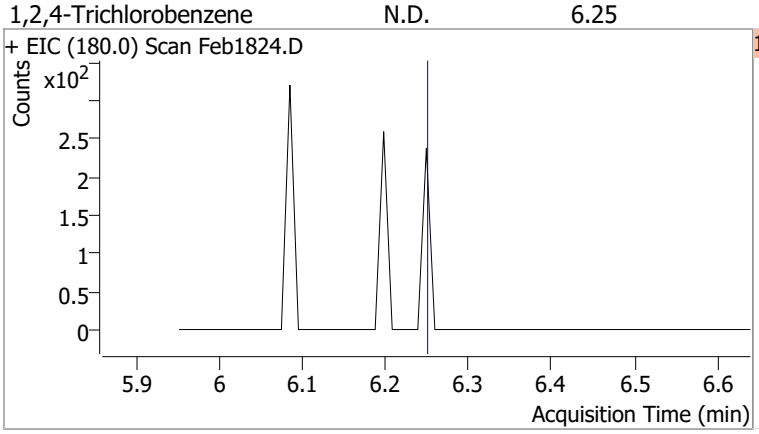

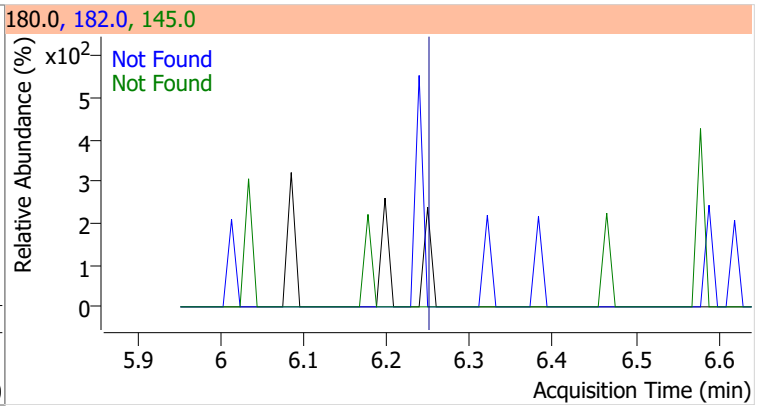

Compound	Conc.	Exp RT	QIon	Exp Ratio	QIon	Exp Ratio
Naphthalene	N.D.	6.33	129.0	11.5	102.0	9.9

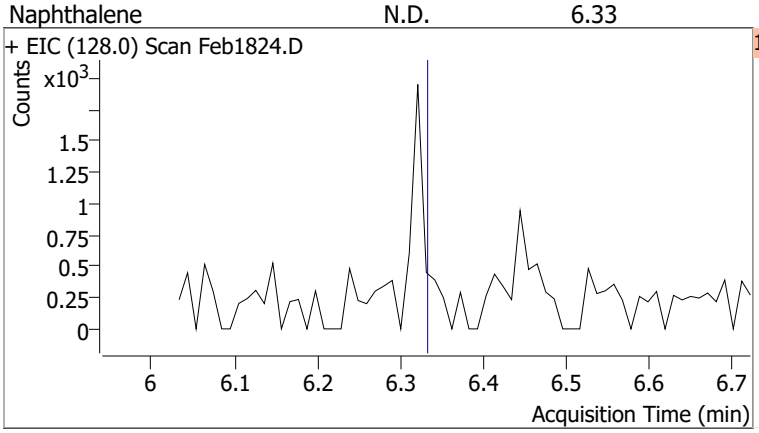

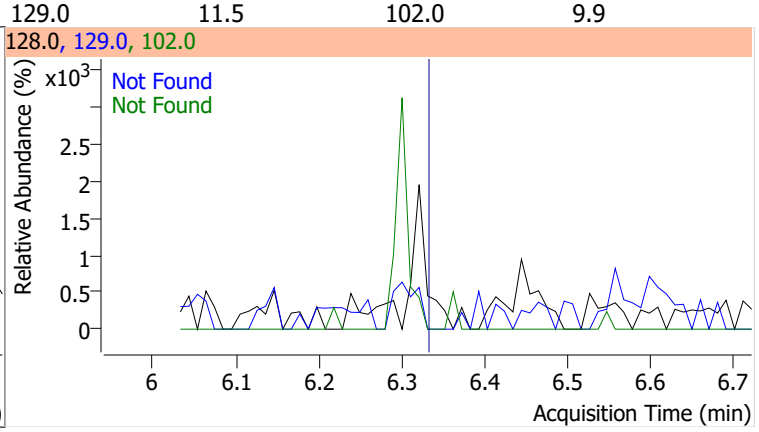

Compound	Conc.	Exp RT	QIon	Exp Ratio
4-Chlorophenol	N.D.	6.41	128.0	316.3

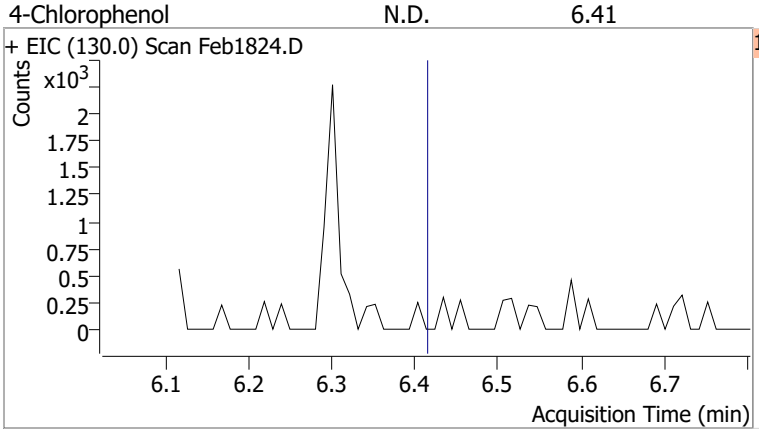

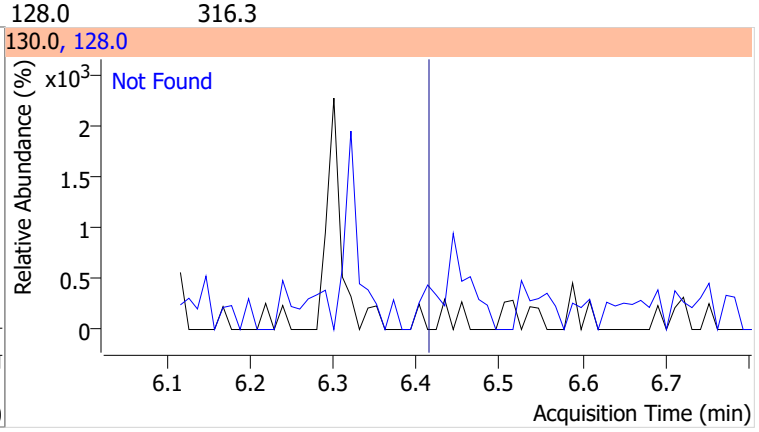

Compound	Conc.	Exp RT	QIon	Exp Ratio	QIon	Exp Ratio
p-Chloroaniline	N.D.	6.43	65.0	60.1	129.0	37.6

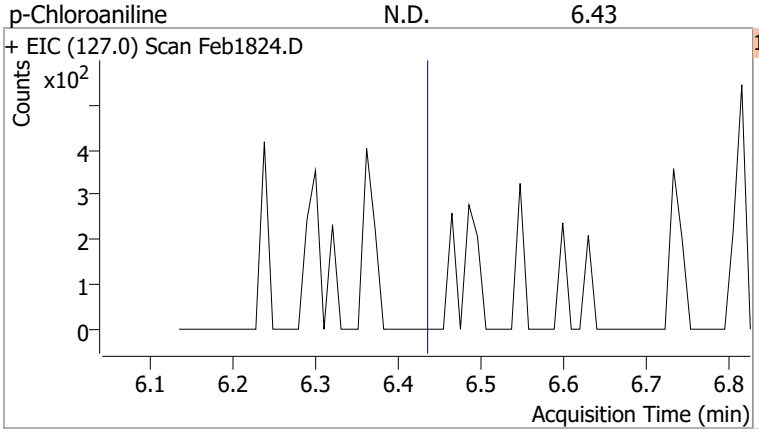

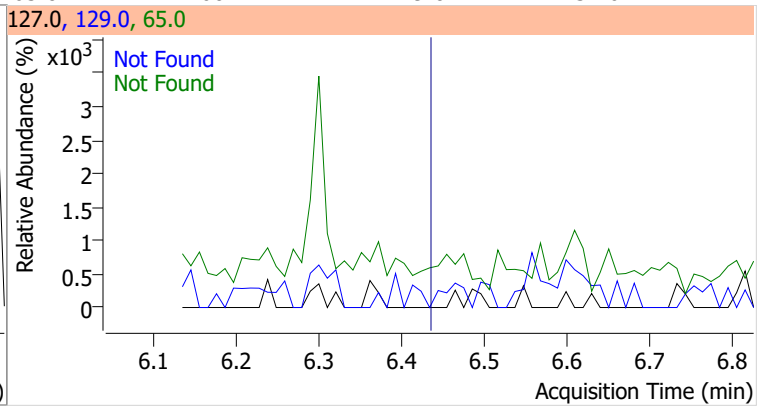

Compound	Conc.	Exp RT	QIon	Exp Ratio	QIon	Exp Ratio
Hexachlorobutadiene	N.D.	6.50	227.0	65.7	223.0	64.3

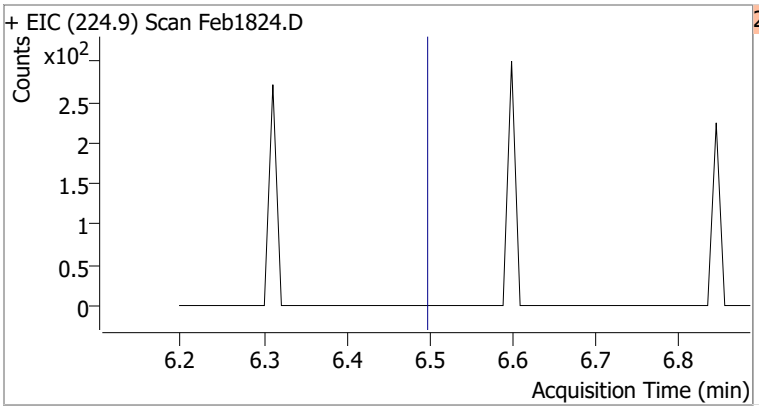

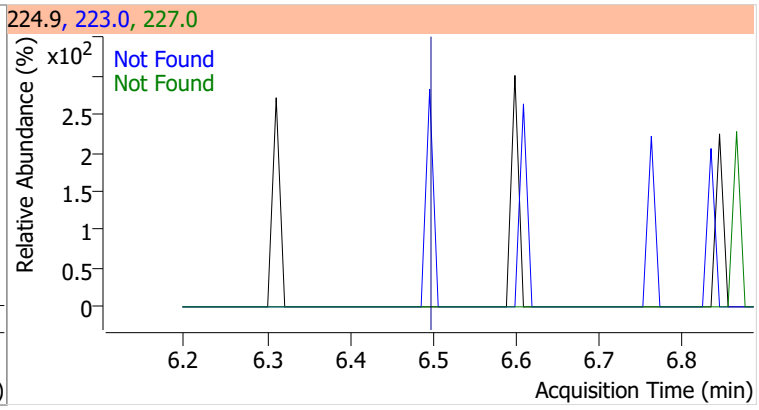

Compound	Conc.	Exp RT	QIon	Exp Ratio
4-Chloro-2-Methylphenol	N.D.	6.94	144.0	27.8

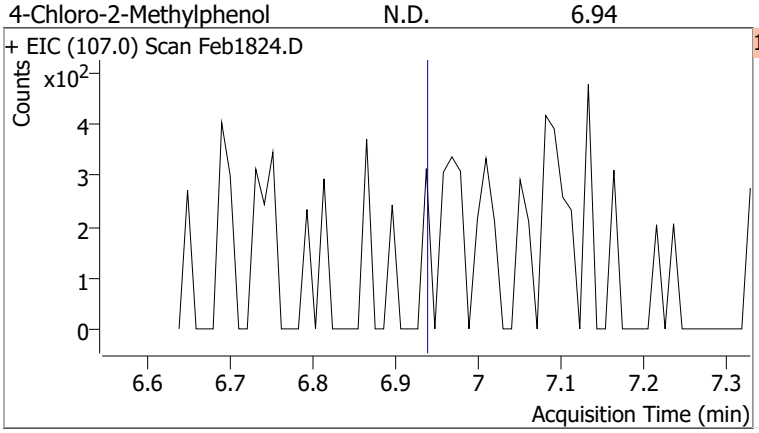

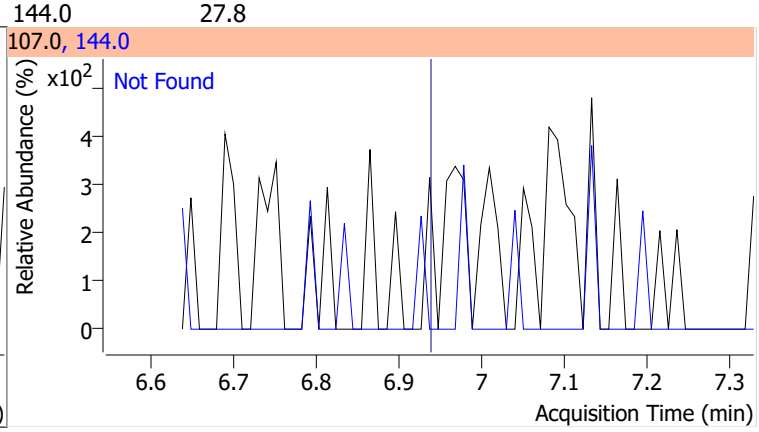

Compound	Conc.	Exp RT	QIon	Exp Ratio
4-Chloro-3-Methylphenol	N.D.	7.07	144.0	27.3

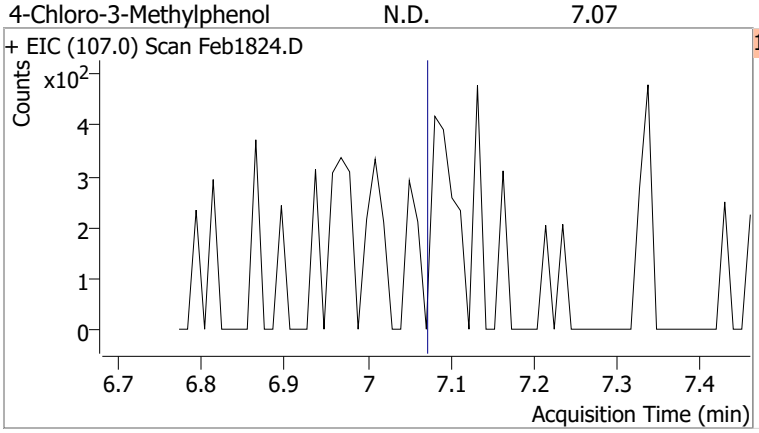

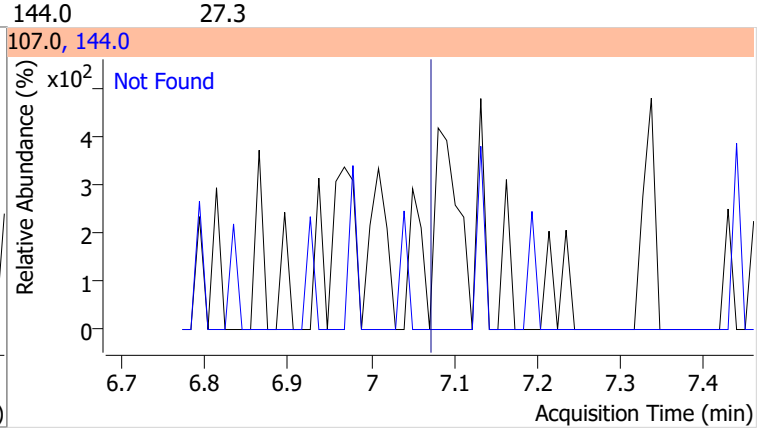

Compound	Conc.	Exp RT	QIon	Exp Ratio	QIon	Exp Ratio
2-Methylnaphthalene	N.D.	7.14	142.0	119.8	115.0	41.7

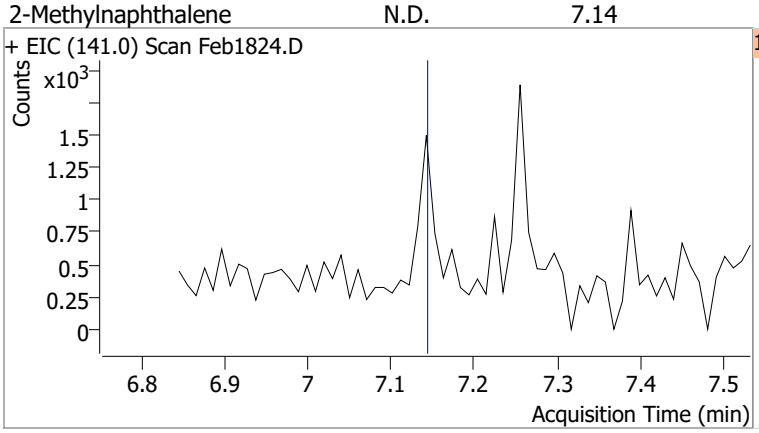

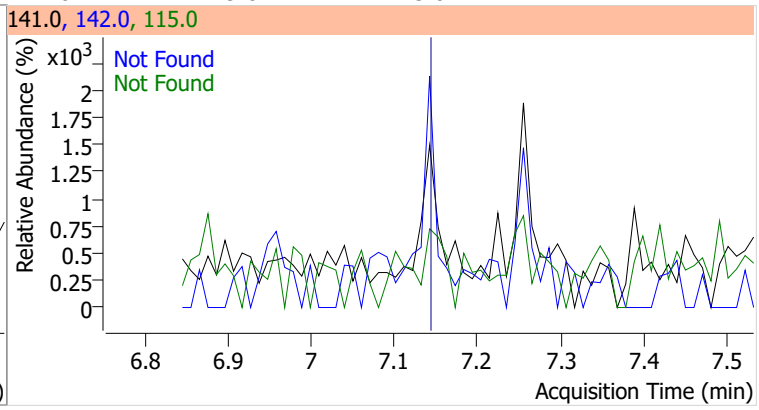

Compound	Conc.	Exp RT	QIon	Exp Ratio	QIon	Exp Ratio
1-Methylnaphthalene	N.D.	7.26	142.0	114.0	115.0	41.3

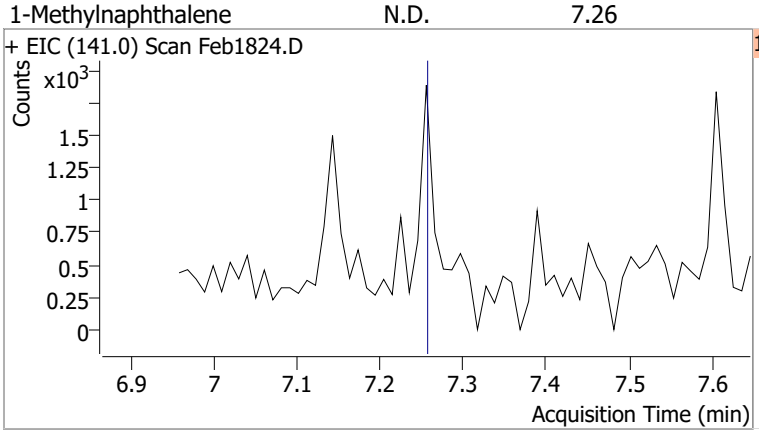

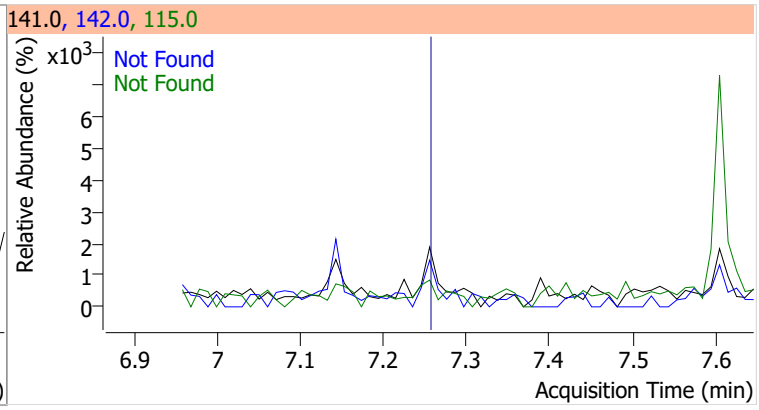

Compound	Conc.	Exp RT	QIon	Exp Ratio	QIon	Exp Ratio
Hexachlorocyclopentadiene	N.D.	7.34	234.9	64.6	238.9	63.8

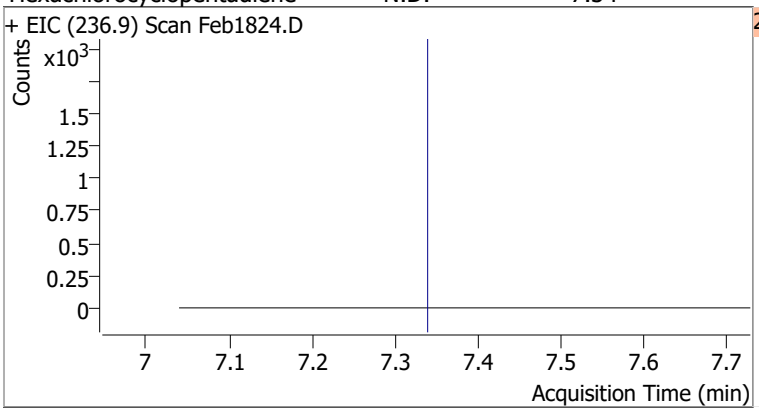

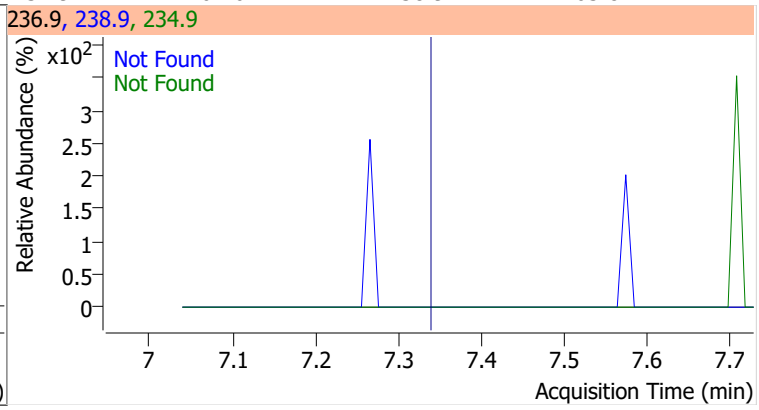

Compound	Conc.	Exp RT	QIon	Exp Ratio
2,4,6-Trichlorophenol	N.D.	7.52	198.0	96.5

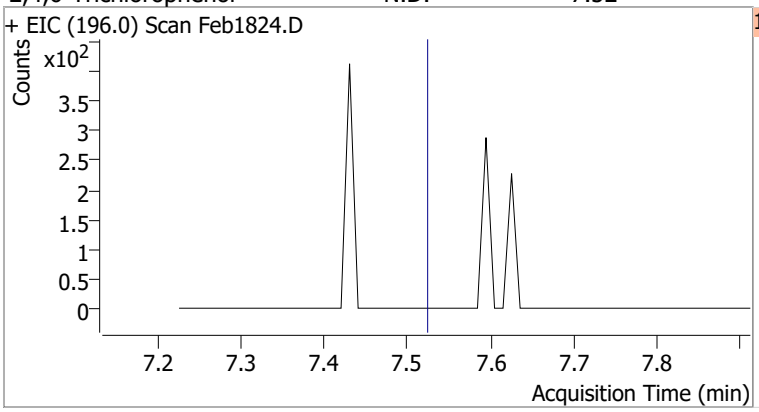

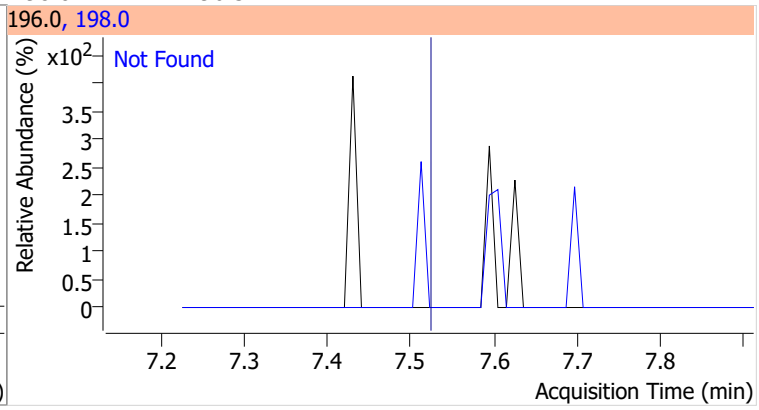

Compound	Conc.	Exp RT	QIon	Exp Ratio
2,4,5-Trichlorophenol	N.D.	7.57	198.0	90.2

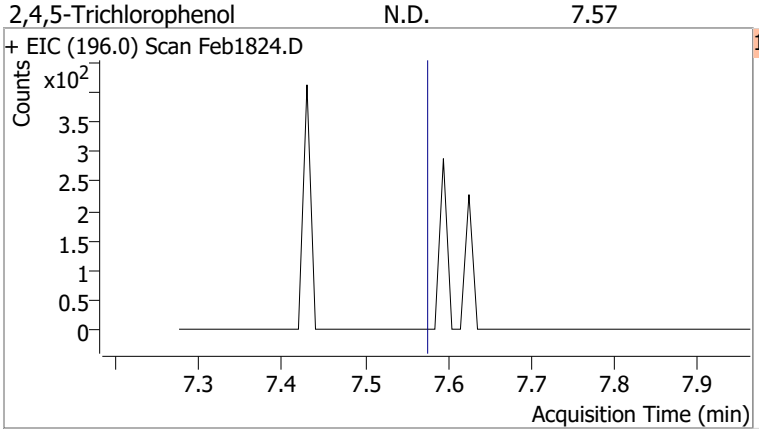

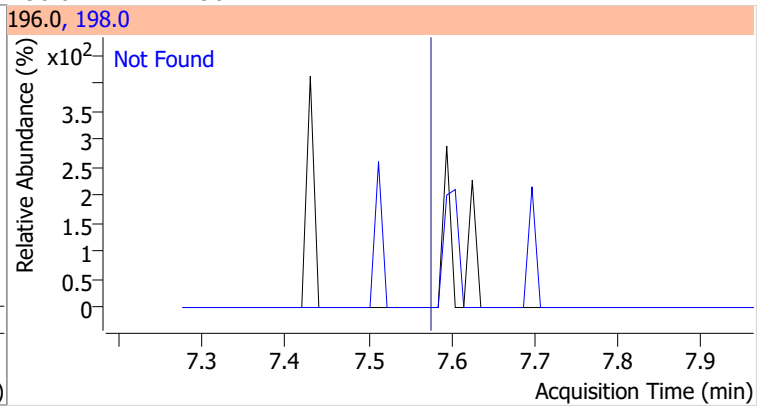

Compound	Conc.	RT	Dev(Min)	Resp.	QIon	QRatio	Lower	Upper
2-Fluorobiphenyl	77.0531	7.60	0.00	1295160	171.0	33.5	24.0	44.5

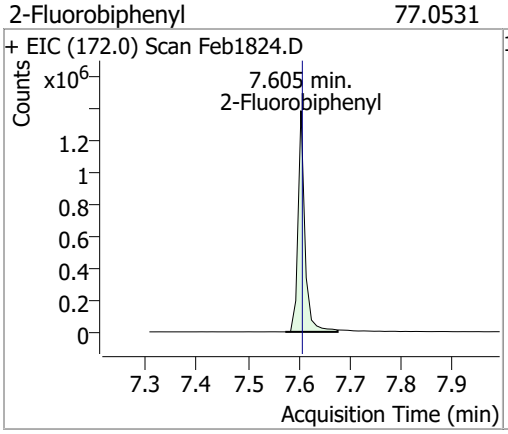

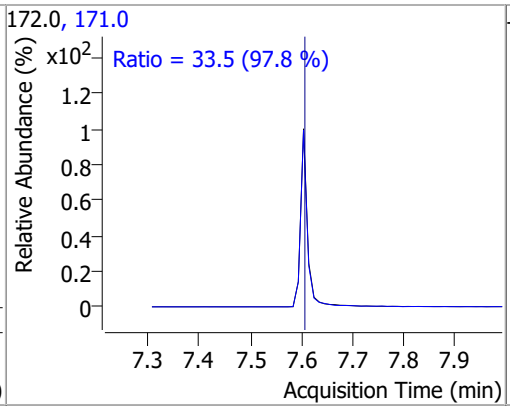

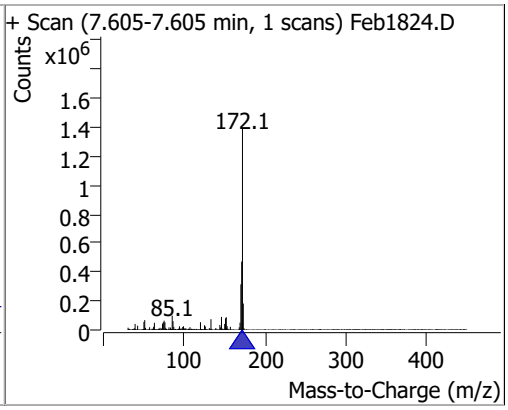

Compound	Conc.	Exp RT	QIon	Exp Ratio	QIon	Exp Ratio
2-Chloronaphthalene	N.D.	7.72	127.0	35.9	164.0	32.1

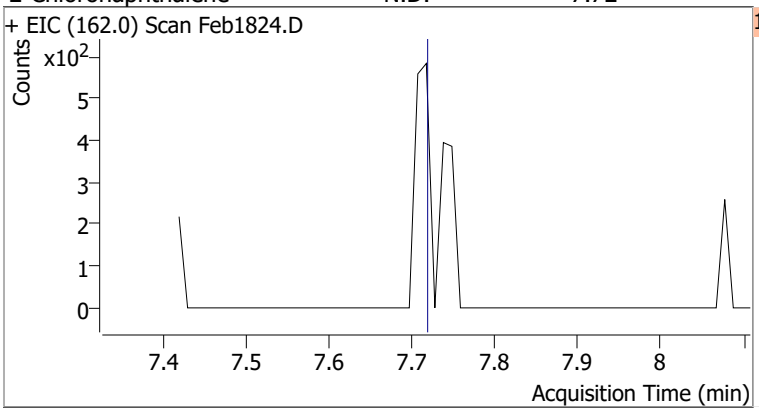

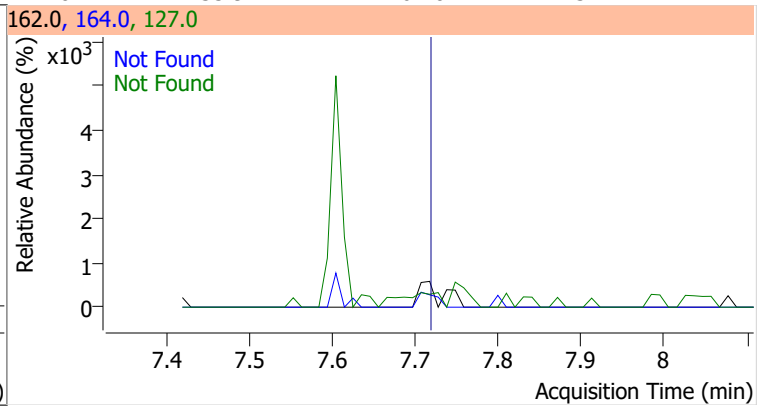

Compound	Conc.	Exp RT	QIon	Exp Ratio
2-Nitroaniline	N.D.	7.88	138.0	110.5

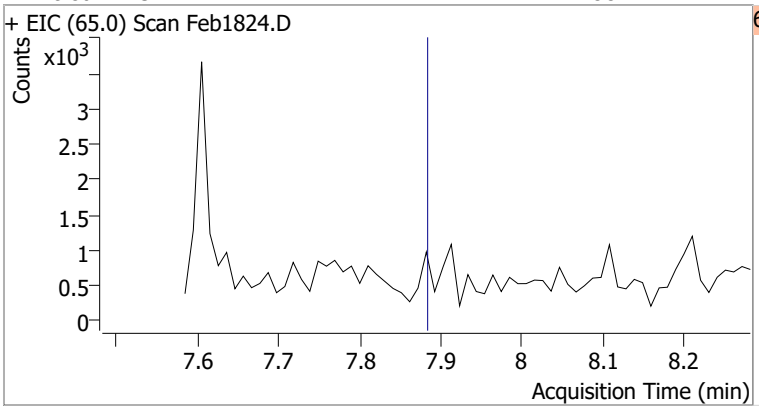

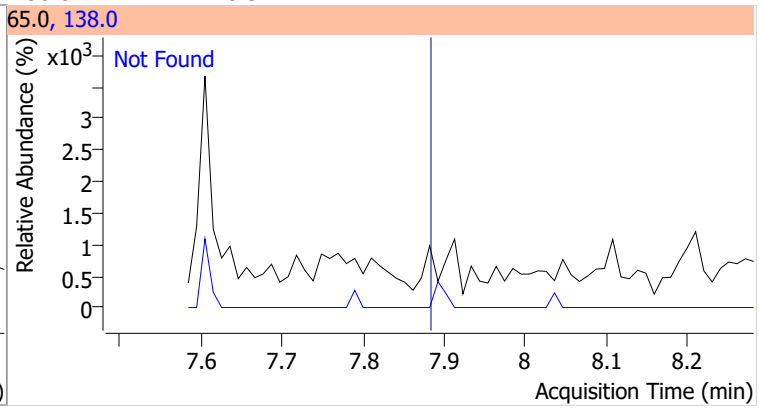

Compound	Conc.	RT	Dev(Min)	Resp.	QIon	QRatio	Lower	Upper
Dimethyl Phthalate		0		0	77.0		13.8	25.7

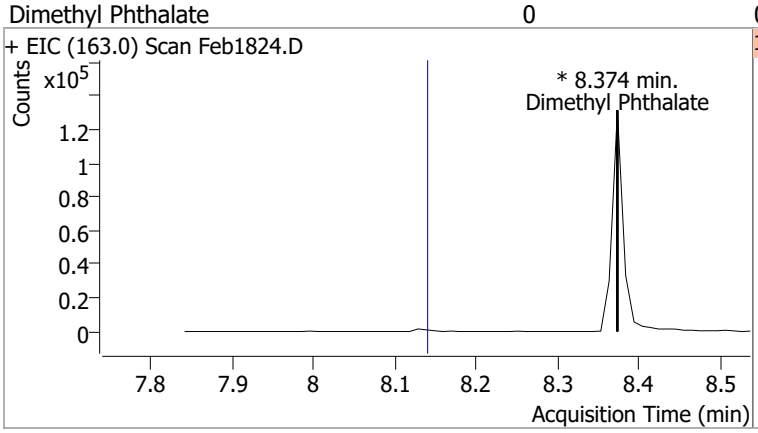

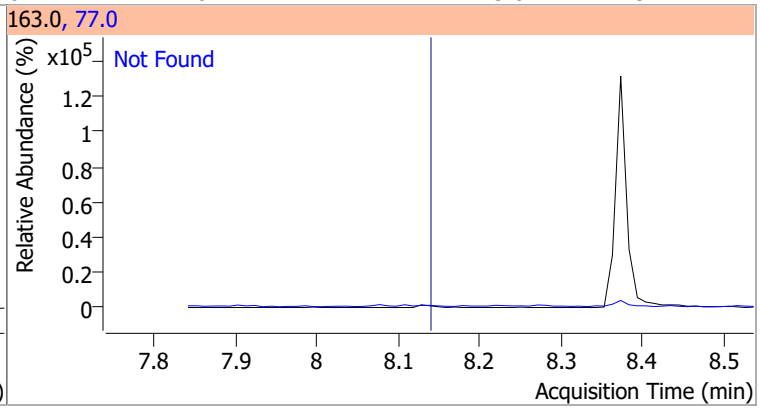

Compound	Conc.	RT	Dev(Min)	Resp.	QIon	QRatio	Lower	Upper
2,6-Dinitrotoluene		0		0	63.0		99.5	184.8
					89.0		43.3	80.3

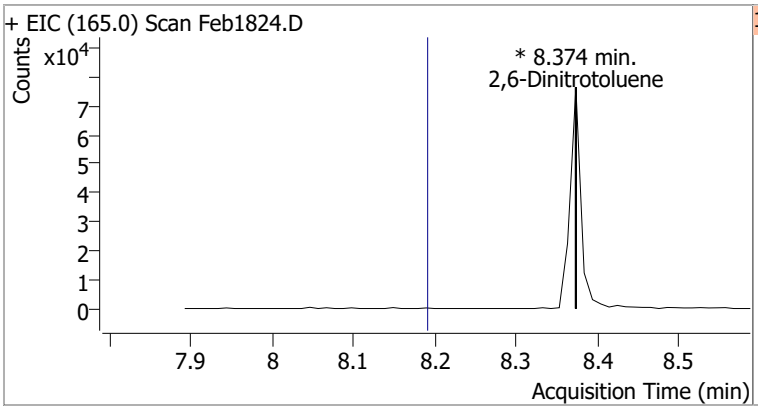

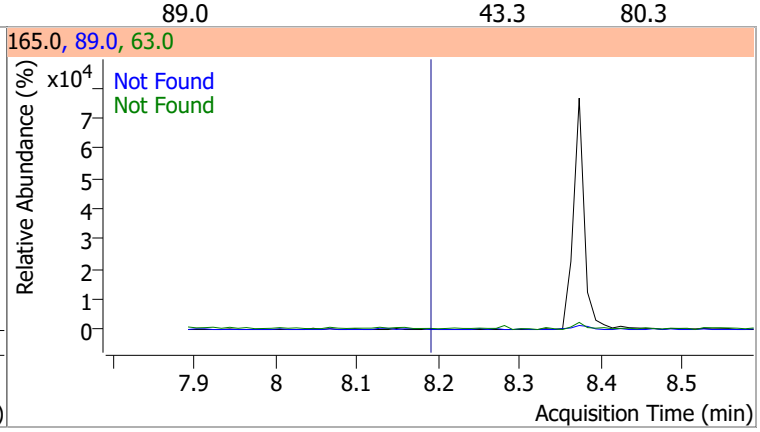

Compound	Conc.	Exp RT	QIon	Exp Ratio
Acenaphthylene	N.D.	8.20	153.1	13.6

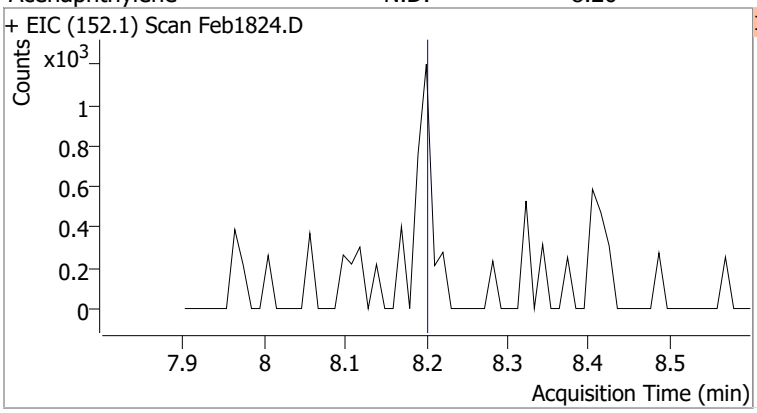

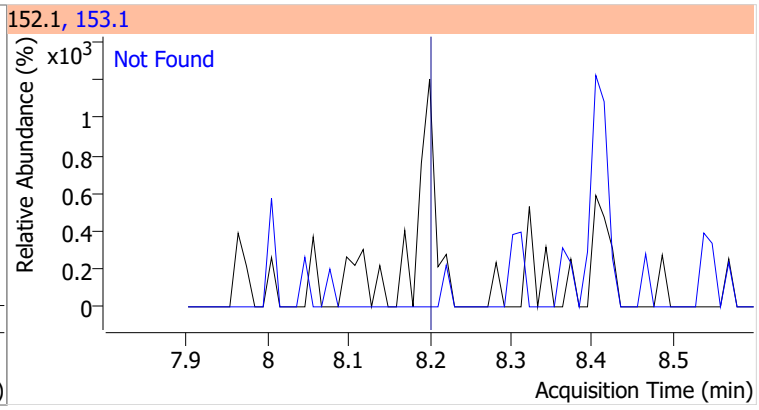

Compound	Conc.	Exp RT	QIon	Exp Ratio	QIon	Exp Ratio
3-Nitroaniline	N.D.	8.39	65.0	129.1	92.0	106.7

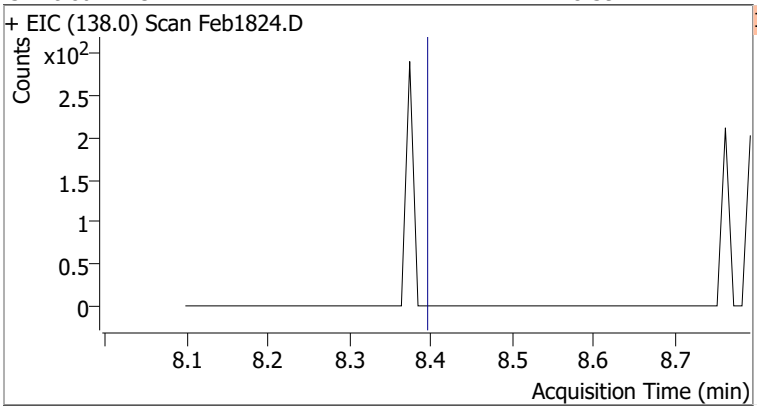

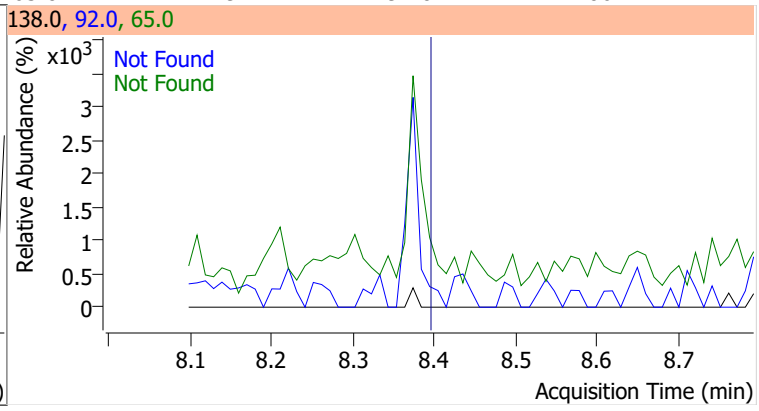

Compound	Conc.	Exp RT	QIon	Exp Ratio	QIon	Exp Ratio
Acenaphthene	N.D.	8.41	153.0	106.5	152.0	51.8

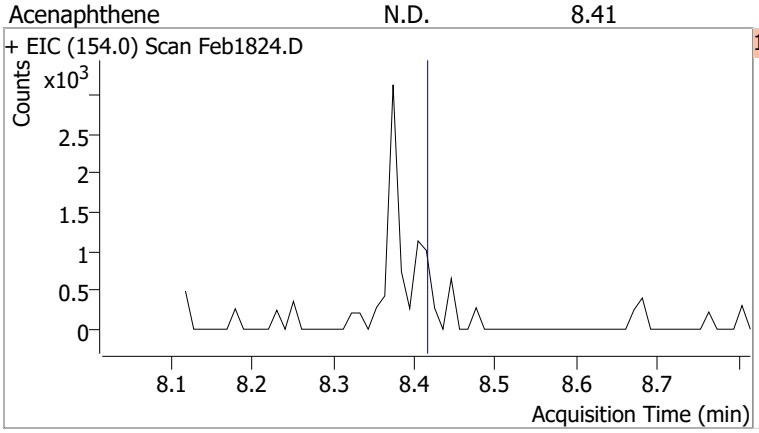

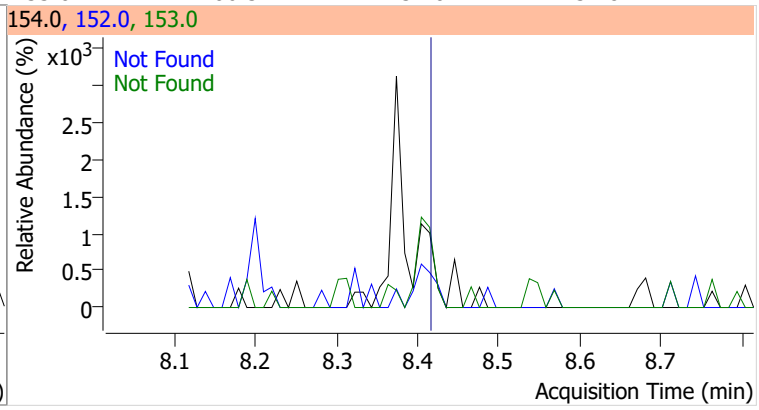

Compound	Conc.	Exp RT	QIon	Exp Ratio
2,4-Dinitrophenol	N.D.	8.52	154.0	62.7

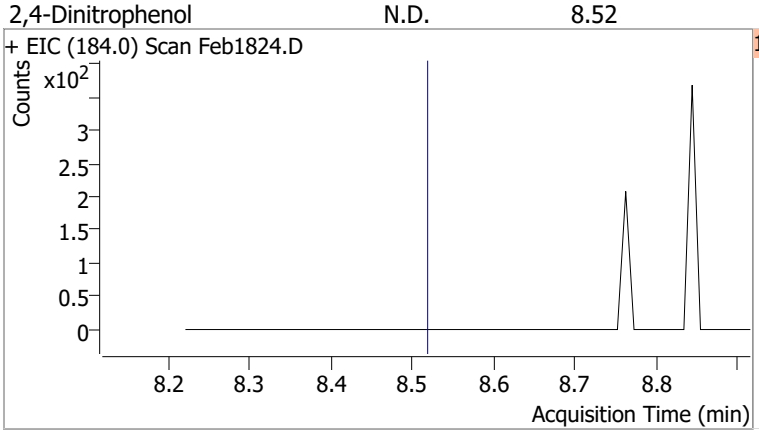

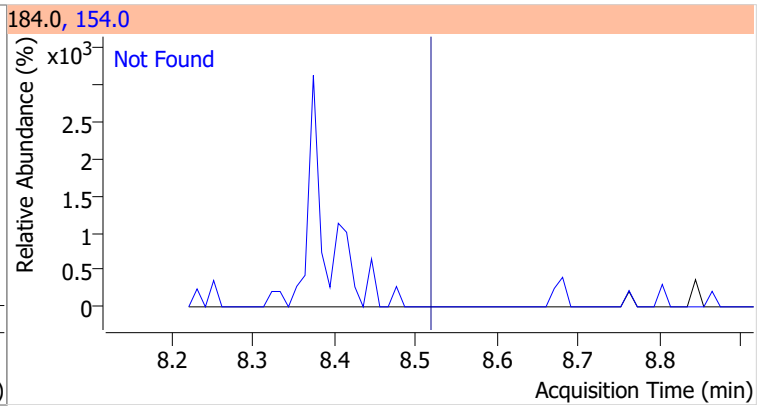

Compound	Conc.	Exp RT	QIon	Exp Ratio
Dibenzofuran	N.D.	8.63	139.0	37.5

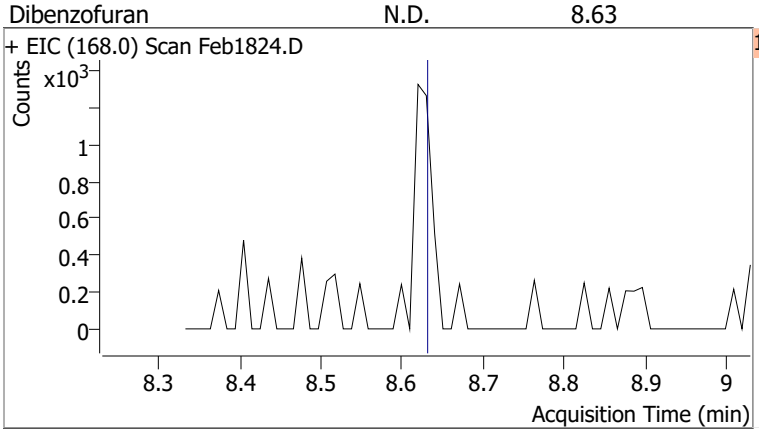

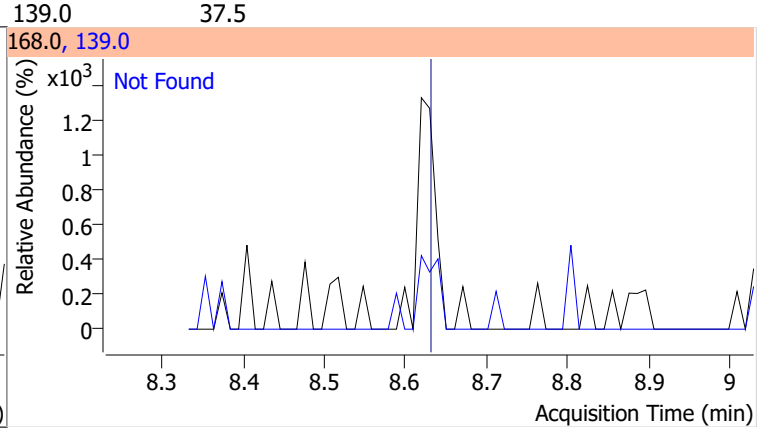

Compound	Conc.	Exp RT	QIon	Exp Ratio	QIon	Exp Ratio
2,4-Dinitrotoluene	N.D.	8.67	89.0	79.2	63.0	48.4

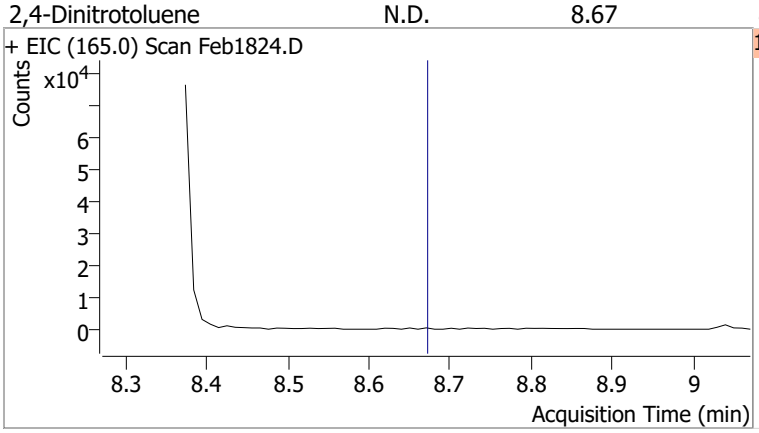

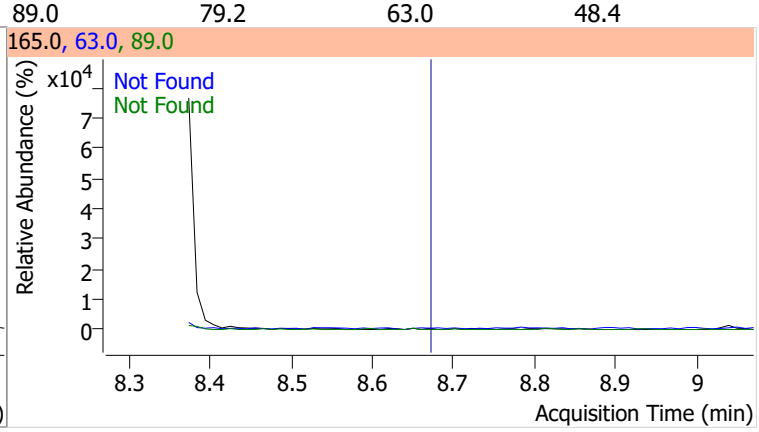

Compound	Conc.	Exp RT	QIon	Exp Ratio	QIon	Exp Ratio
4-Nitrophenol	N.D.	8.70	65.0	72.0	139.0	71.1

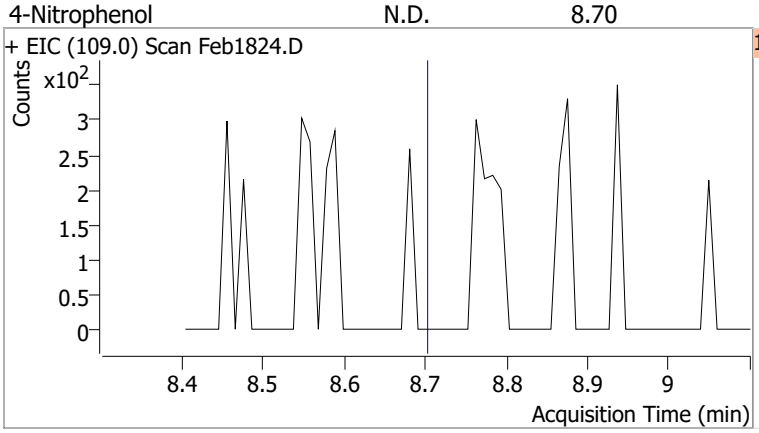

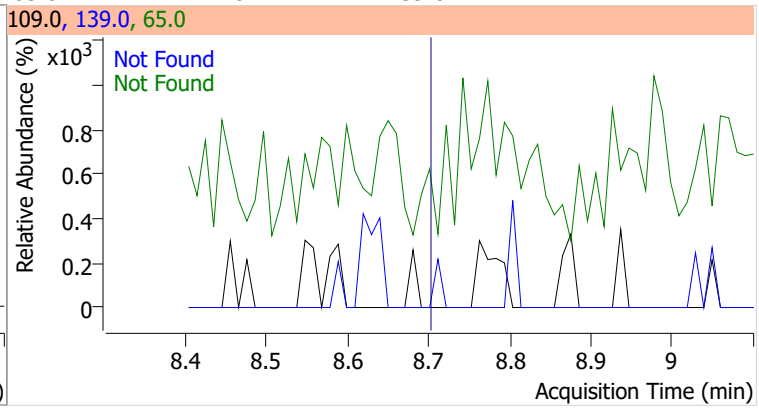

Compound	Conc.	Exp RT	QIon	Exp Ratio	QIon	Exp Ratio
Diethylphthalate	N.D.	9.00	177.0	20.7	150.0	12.5

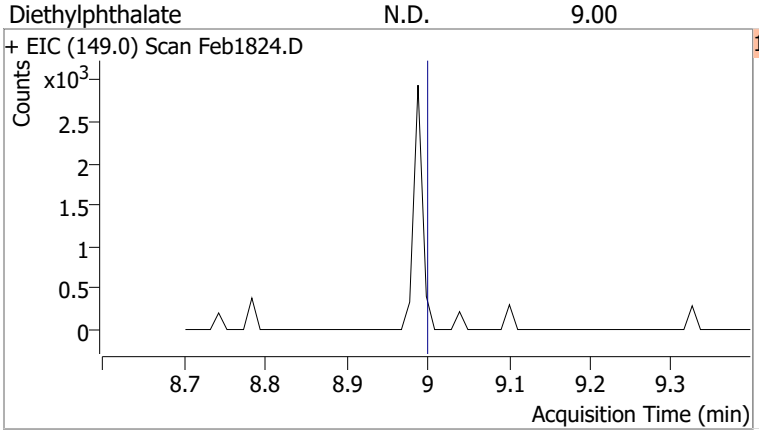

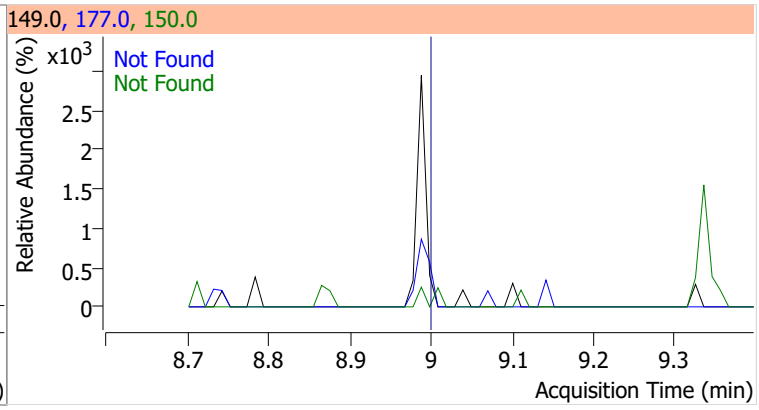

Compound	Conc.	Exp RT	QIon	Exp Ratio	QIon	Exp Ratio
Fluorene	N.D.	9.04	165.0	93.4	167.0	13.7

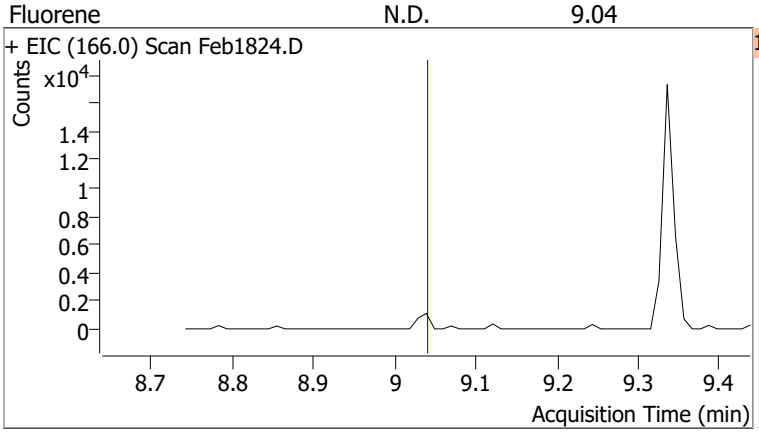

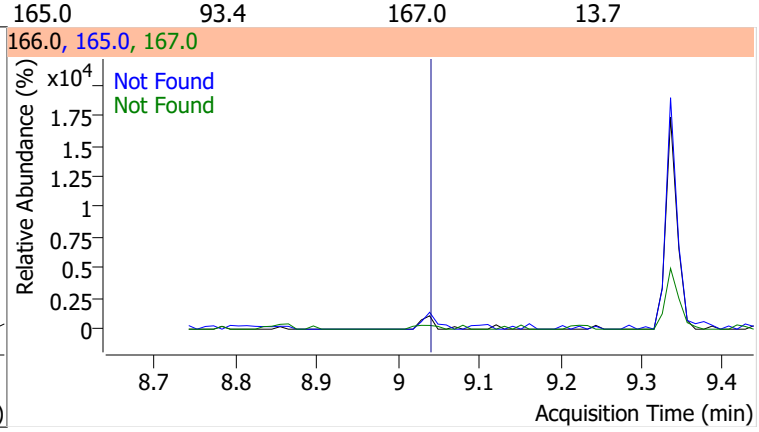

Compound	Conc.	Exp RT	QIon	Exp Ratio	QIon	Exp Ratio
4-Chlorophenyl-phenylether	N.D.	9.07	141.0	61.2	206.0	33.8

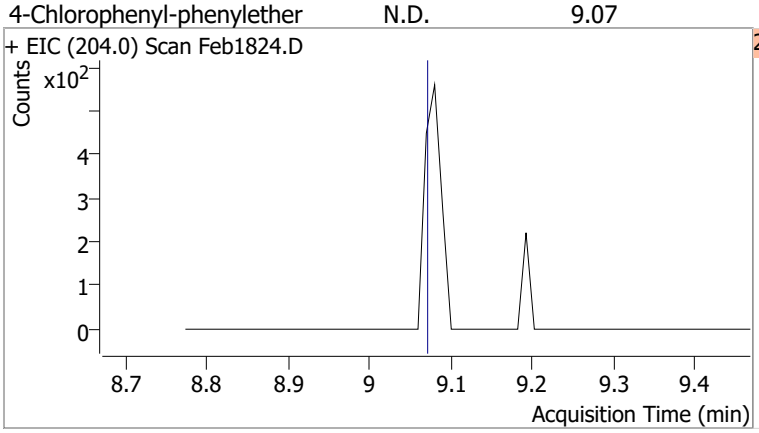

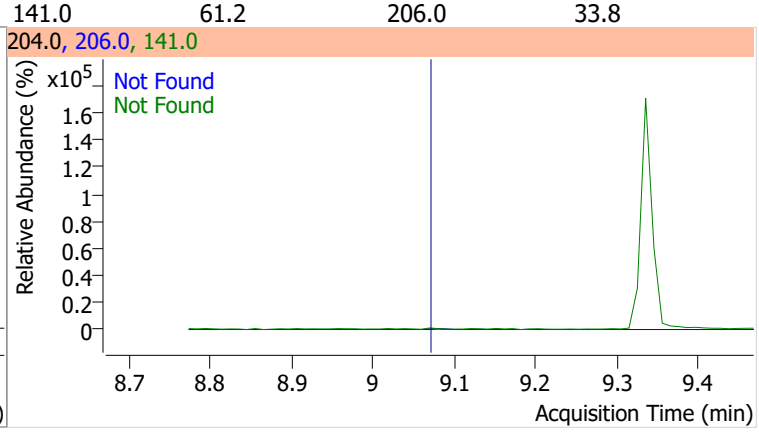

Compound	Conc.	Exp RT	QIon	Exp Ratio	QIon	Exp Ratio
4-Nitroaniline	N.D.	9.14	65.0	112.7	92.0	49.3

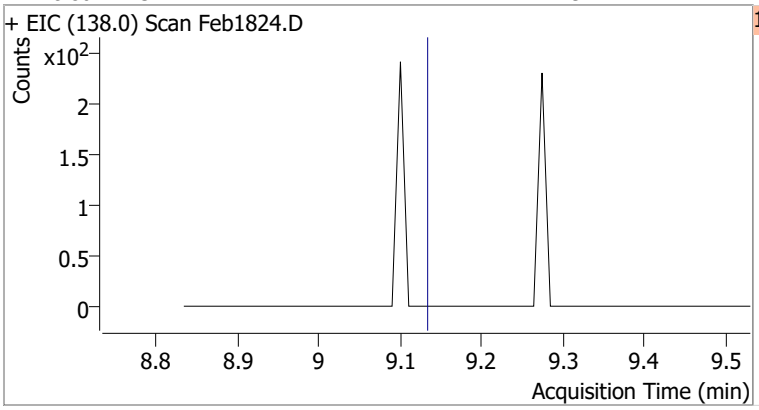

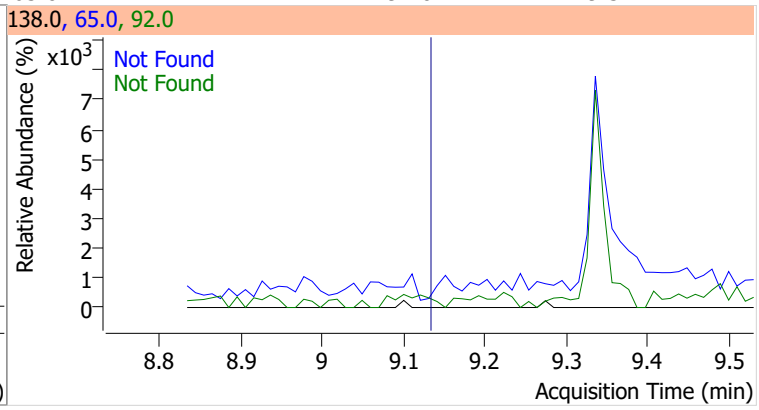

Compound	Conc.	RT	Dev(Min)	Resp.	QIon	QRatio	Lower	Upper
4,6-Dinitro-2-methylphenol		0		0	121.0		35.1	65.3

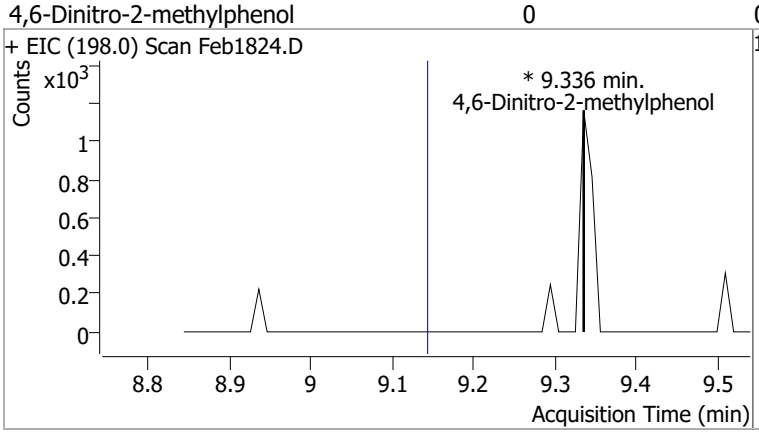

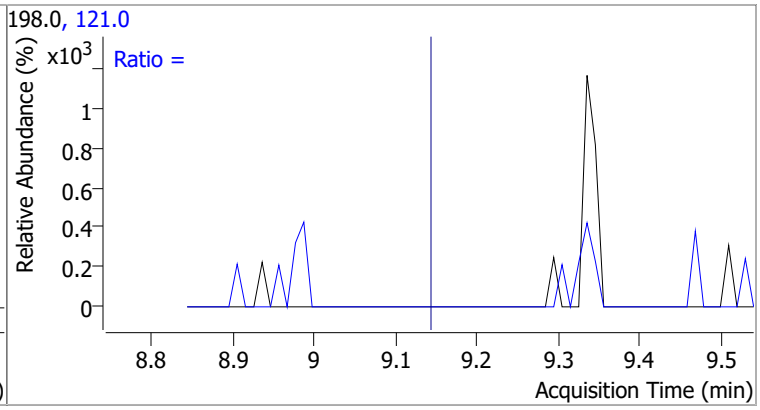

Compound	Conc.	Exp RT	QIon	Exp Ratio	QIon	Exp Ratio
N-nitrosodiphenylamine	N.D.	9.23	168.0	62.8	167.0	34.1

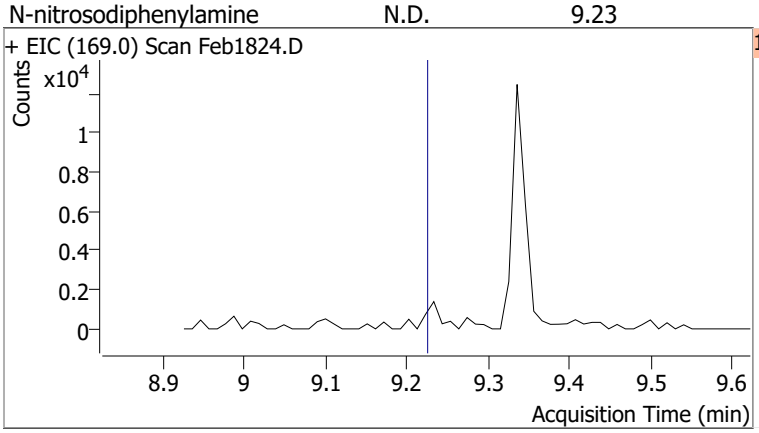

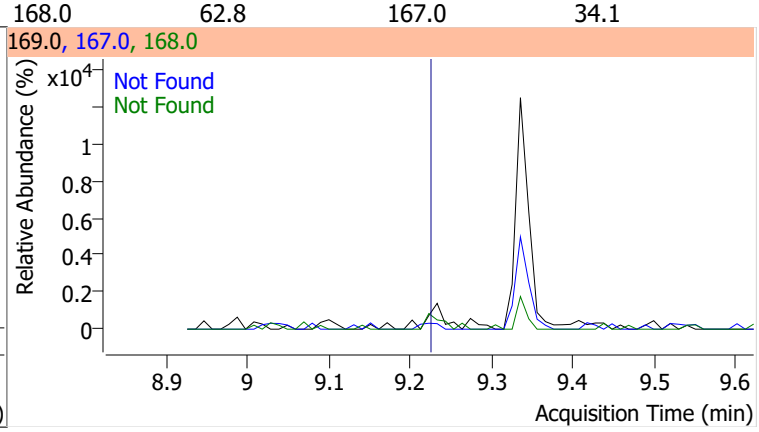

Compound	Conc.	Exp RT	QIon	Exp Ratio	QIon	Exp Ratio
Azobenzene	N.D.	9.26	51.0	45.2	182.0	24.1

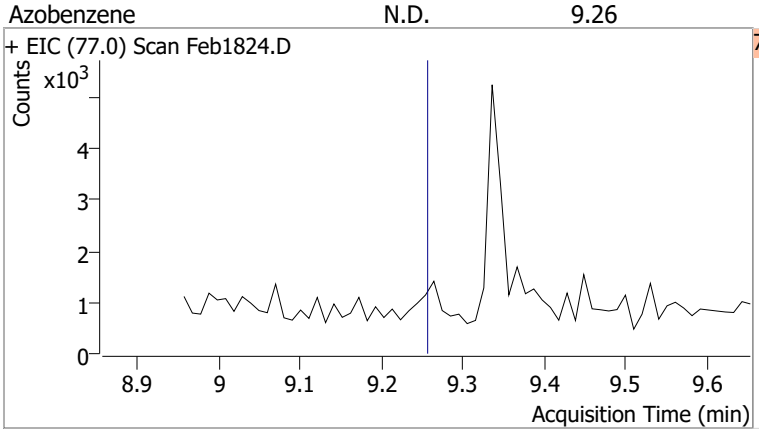

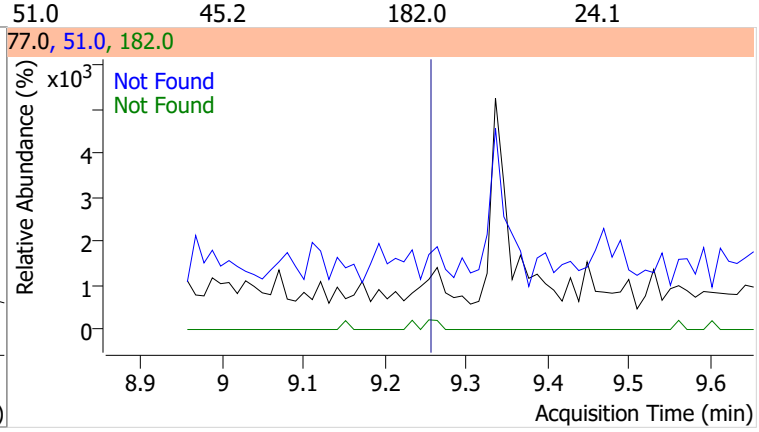

Compound	Conc.	RT	Dev(Min)	Resp.	QIon	QRatio	Lower	Upper
2,4,6-Tribromophenol	172.6317	9.34	0.00	276292	331.8	91.9	68.5	127.2

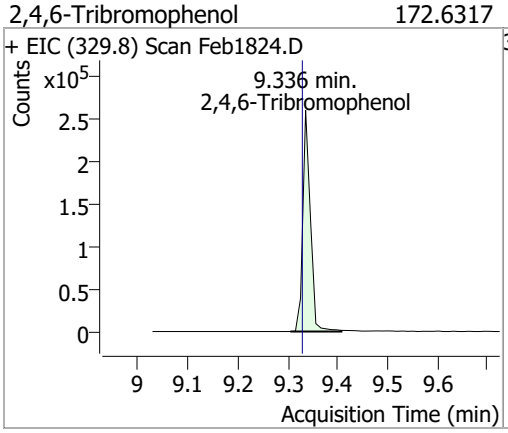

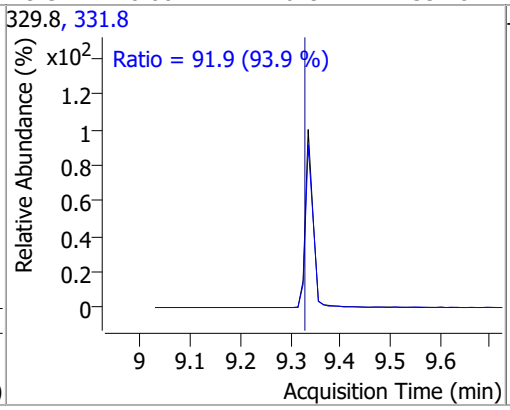

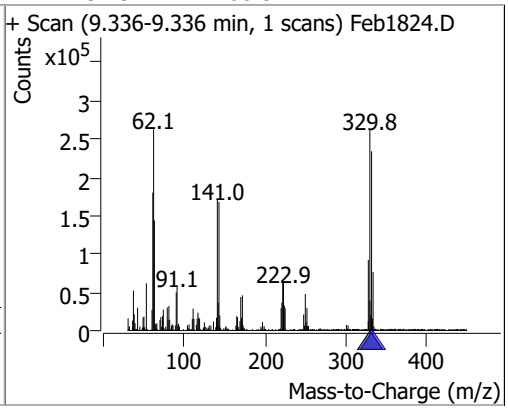

Compound	Conc.	Exp RT	QIon	Exp Ratio	QIon	Exp Ratio
4-Bromophenyl-phenylether	N.D.	9.65	141.0	98.8	250.0	98.2

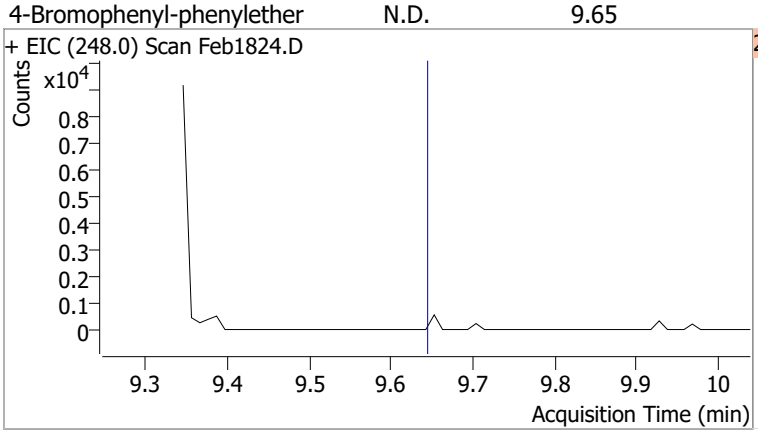

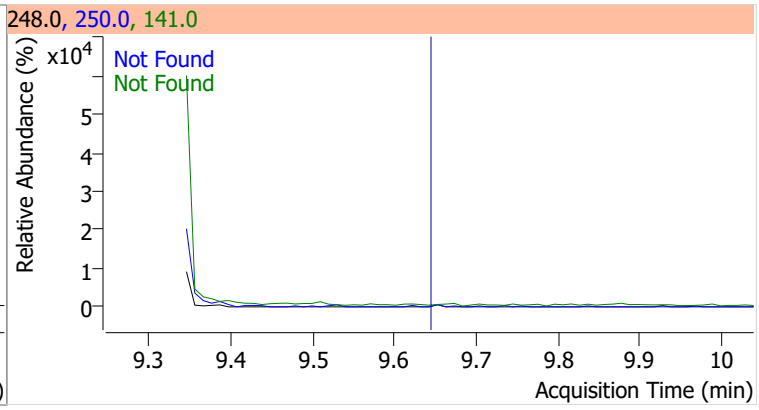

Compound	Conc.	Exp RT	QIon	Exp Ratio
Hexachlorobenzene	N.D.	9.69	142.0	53.8

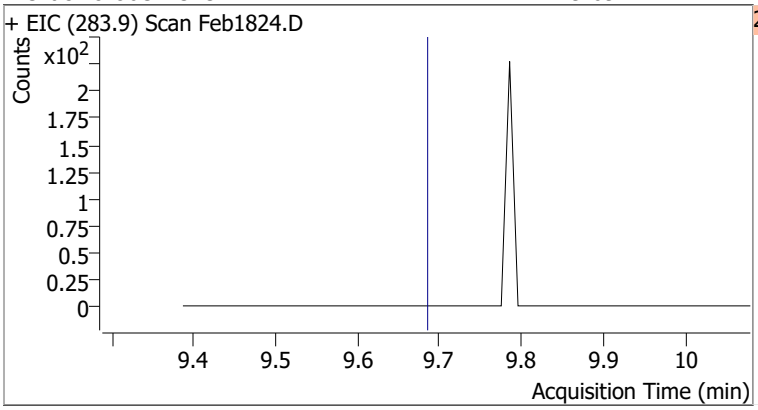

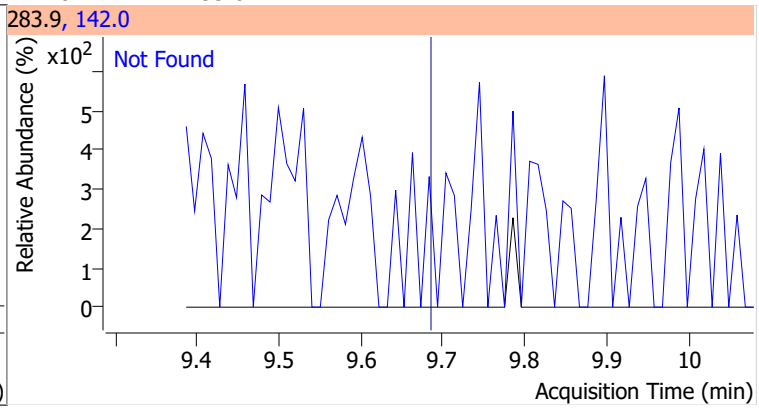

Compound	Conc.	Exp RT	QIon	Exp Ratio	QIon	Exp Ratio
Pentachlorophenol	N.D.	9.97	267.9	59.4	263.9	58.9

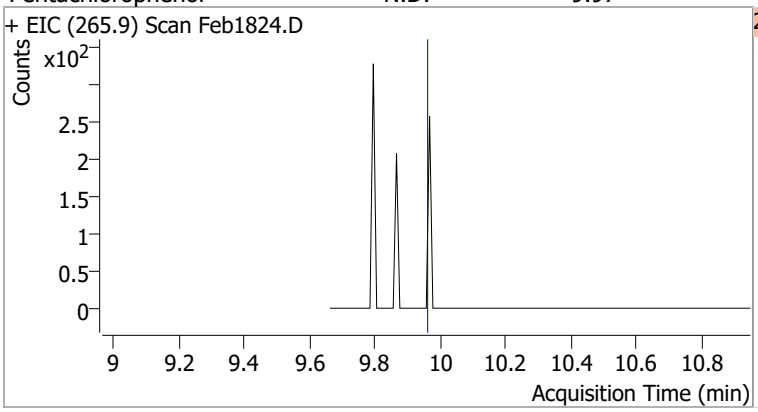

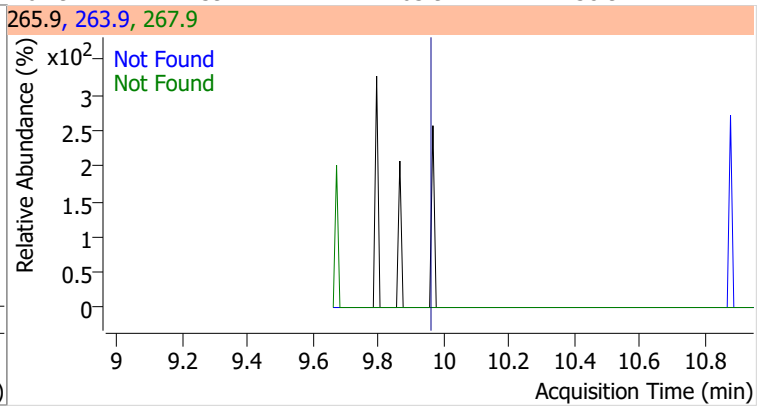

Compound	Conc.	Exp RT	QIon	Exp Ratio
Phenanthrene	N.D.	10.18	176.0	18.5

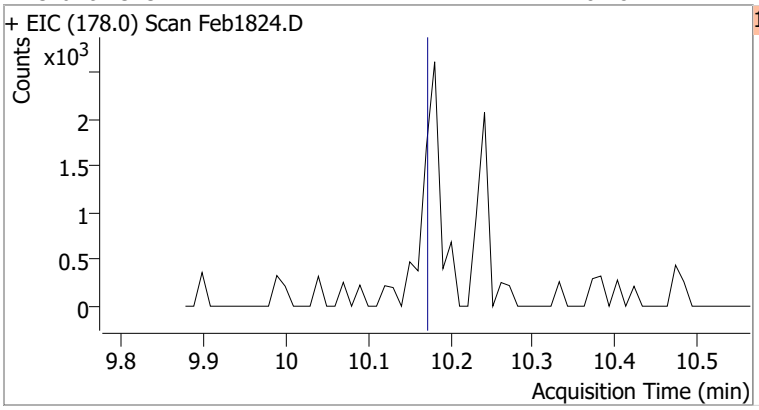

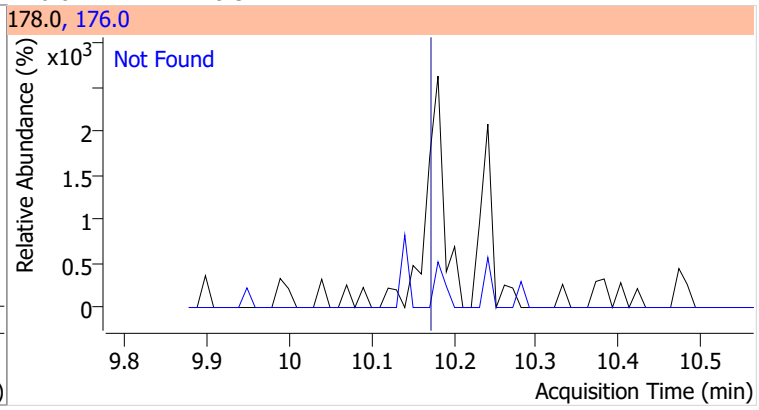

Compound	Conc.	Exp RT	QIon	Exp Ratio
Anthracene	N.D.	10.25	176.0	18.4

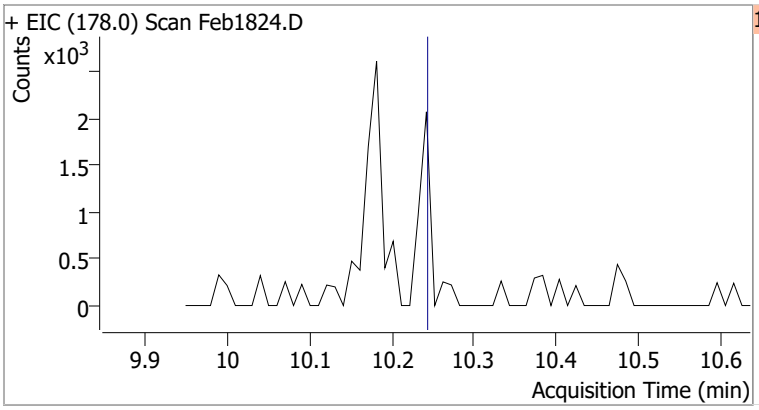

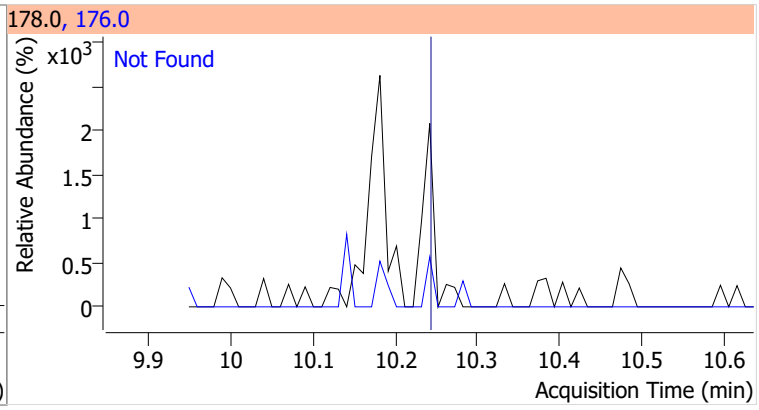

Compound	Conc.	Exp RT	QIon	Exp Ratio	QIon	Exp Ratio
Triallate	N.D.	10.31	268.0	24.1	143.0	22.5

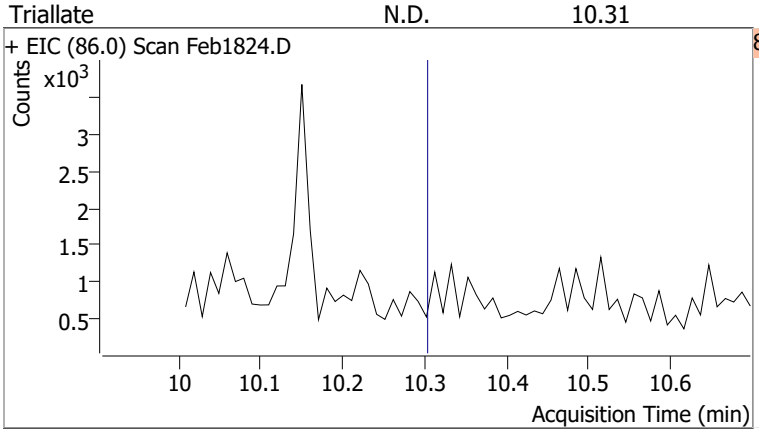

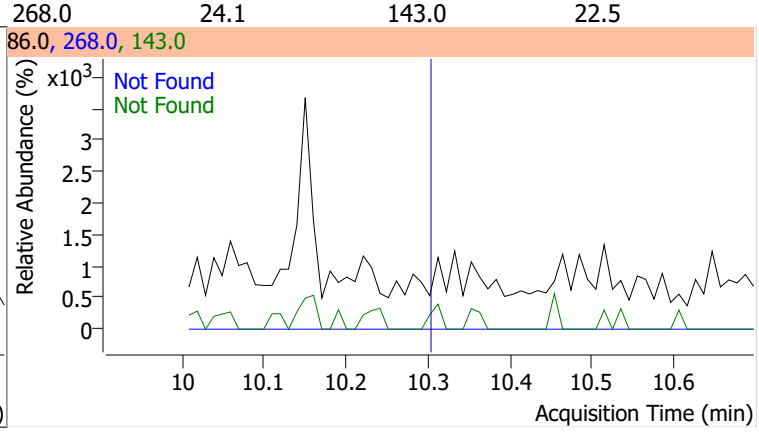

Compound	Conc.	Exp RT	QIon	Exp Ratio
Carbazole	N.D.	10.49	139.0	12.8

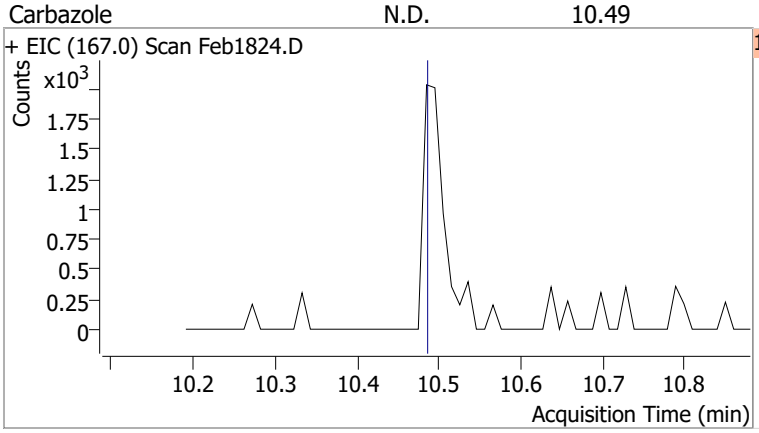

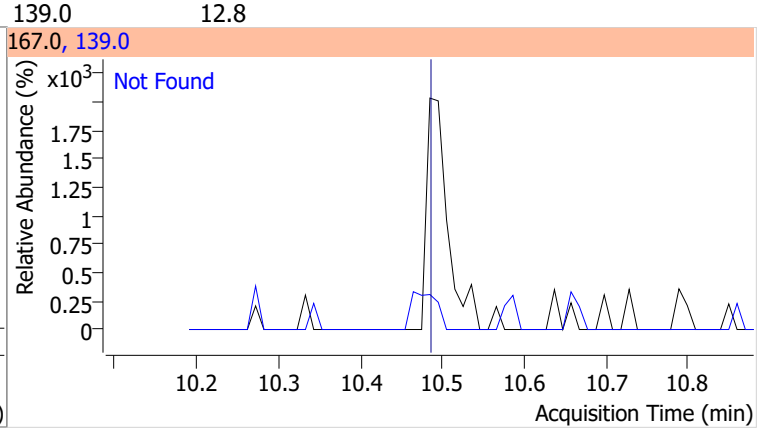

Compound	Conc.	Exp RT	QIon	Exp Ratio	QIon	Exp Ratio
o-Terphenyl	N.D.	10.70	229.0	64.9	215.0	37.0

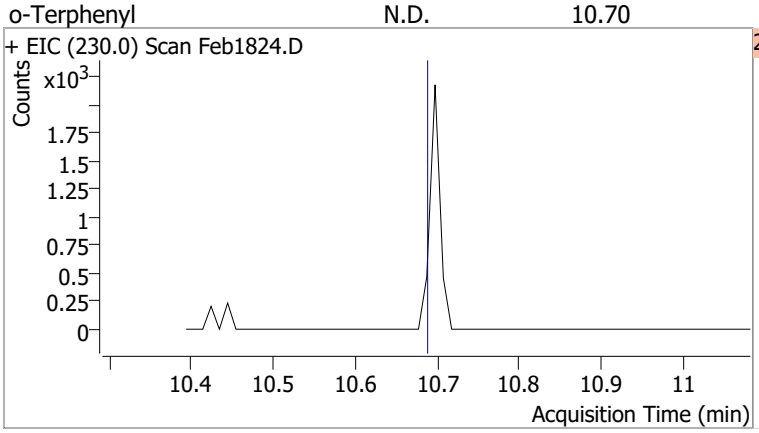

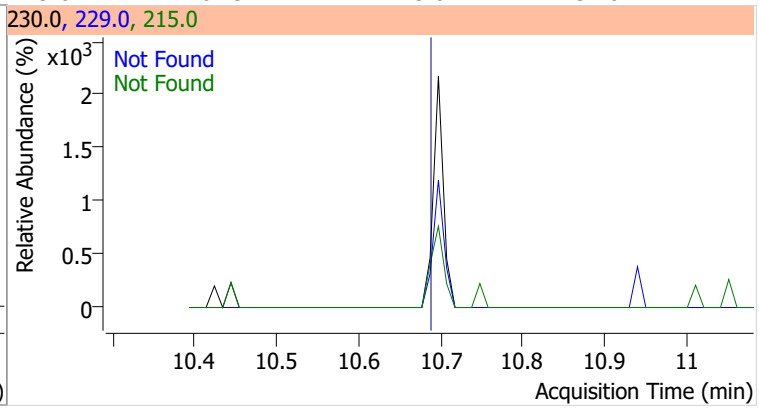

Compound	Conc.	Exp RT	QIon	Exp Ratio	QIon	Exp Ratio
Di-n-Butylphthalate	N.D.	11.08	150.0	9.1	104.0	6.4

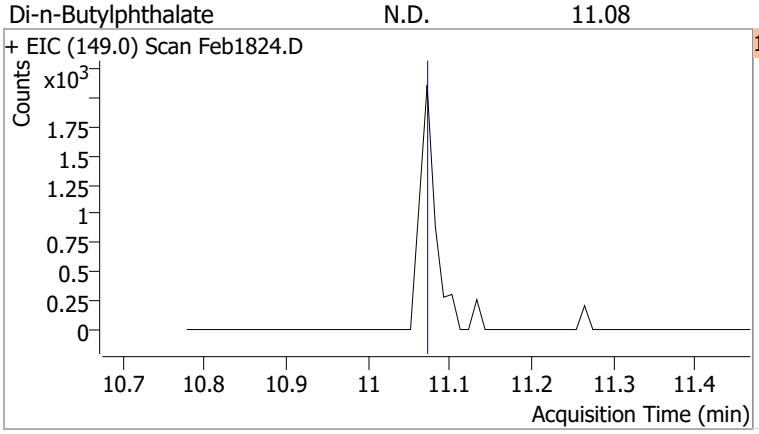

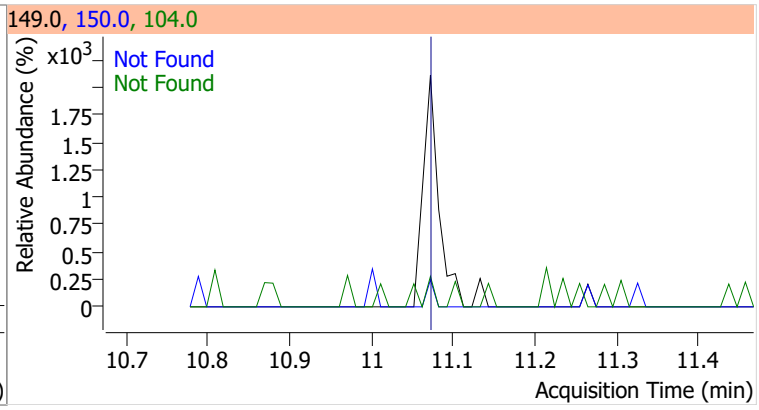

Compound	Conc.	Exp RT	QIon	Exp Ratio
Fluoranthene	N.D.	11.95	101.0	13.4

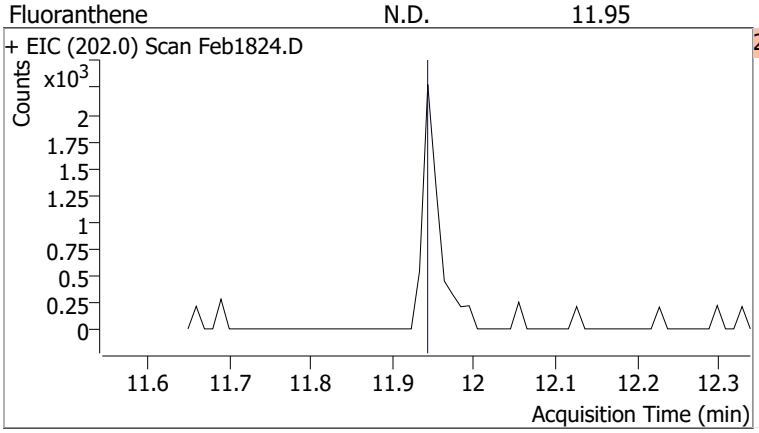

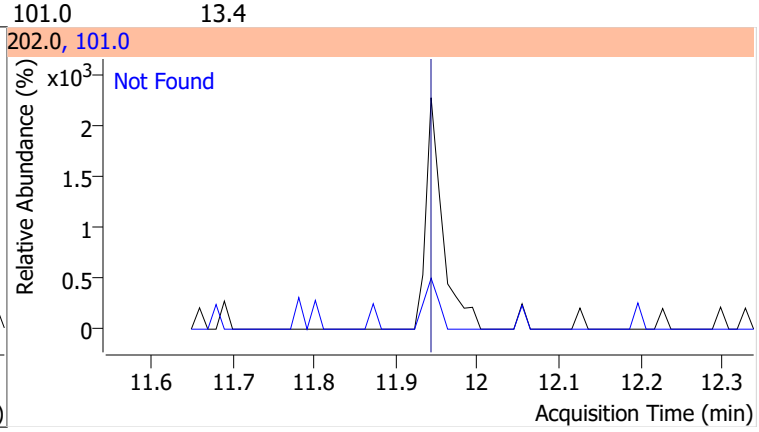

Compound	Conc.	RT	Dev(Min)	Resp.	QIon	QRatio	Lower	Upper
Benzidine		0		0	183.0		8.3	15.4
					92.0		5.8	10.8

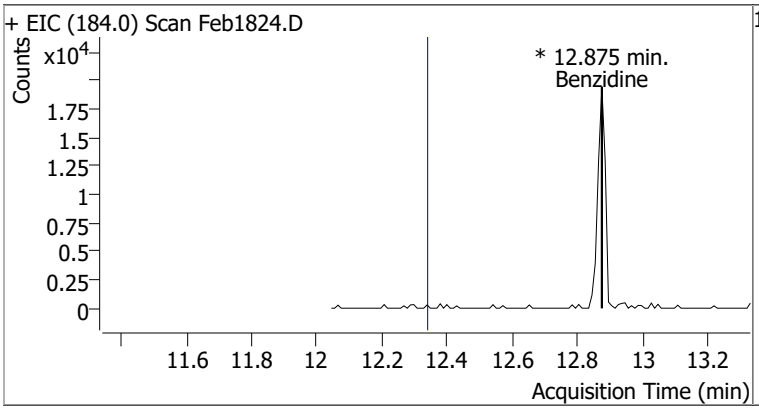

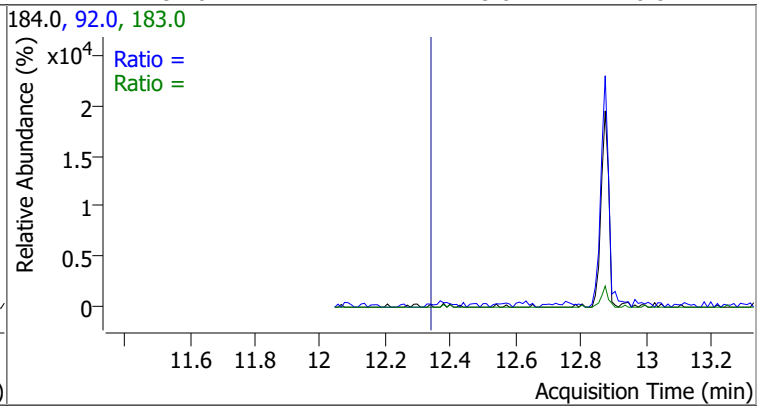

Compound	Conc.	Exp RT	QIon	Exp Ratio
Pyrene	N.D.	12.38	101.0	15.9

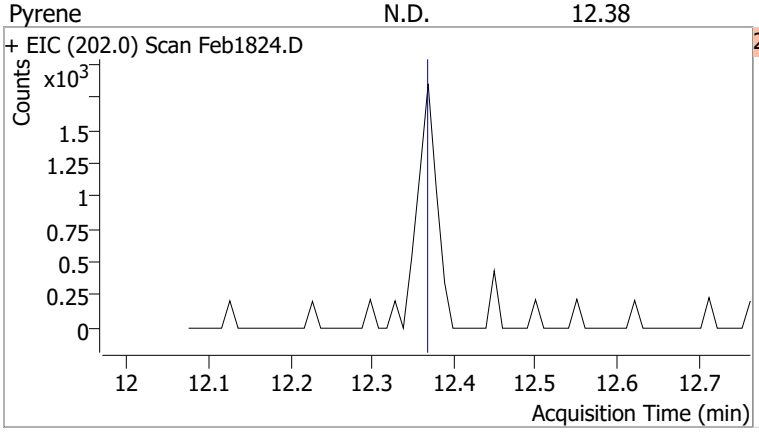

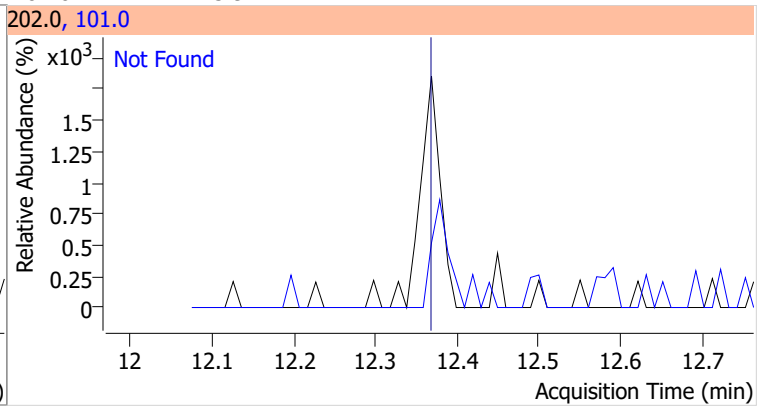

Compound	Conc.	RT	Dev(Min)	Resp.	QIon	QRatio	Lower	Upper
Terphenyl-d14	110.8779	12.88	0.00	1817841	122.0	14.5	10.1	18.7

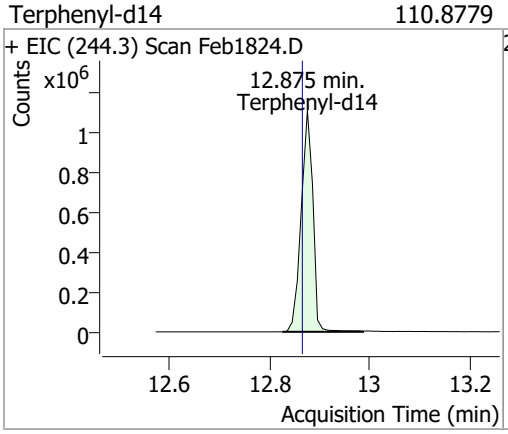

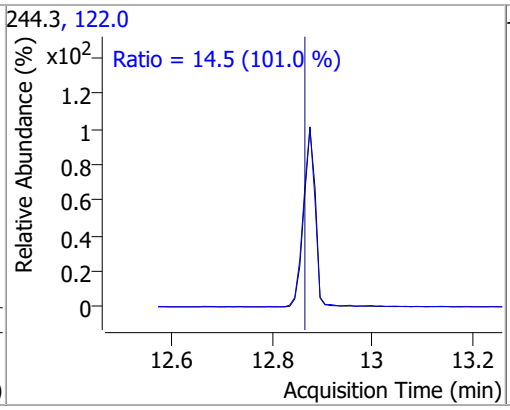

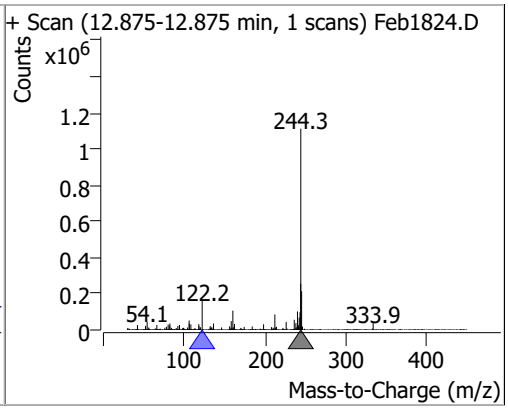

Compound	Conc.	Exp RT	QIon	Exp Ratio	QIon	Exp Ratio
Butylbenzylphthalate	N.D.	14.32	91.0	85.1	206.0	17.5

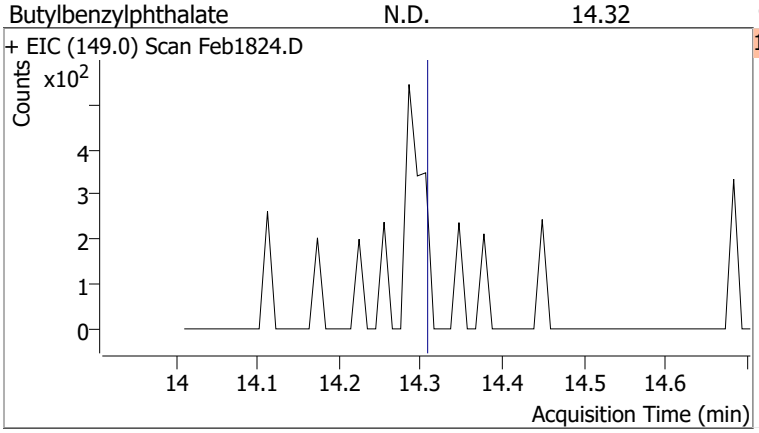

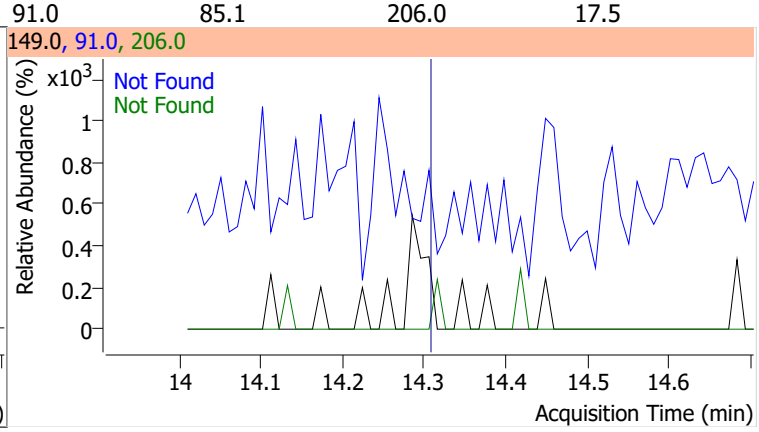

Compound	Conc.	Exp RT	QIon	Exp Ratio	QIon	Exp Ratio
Benzo(a)Anthracene	N.D.	15.51	226.0	26.8	229.0	21.1

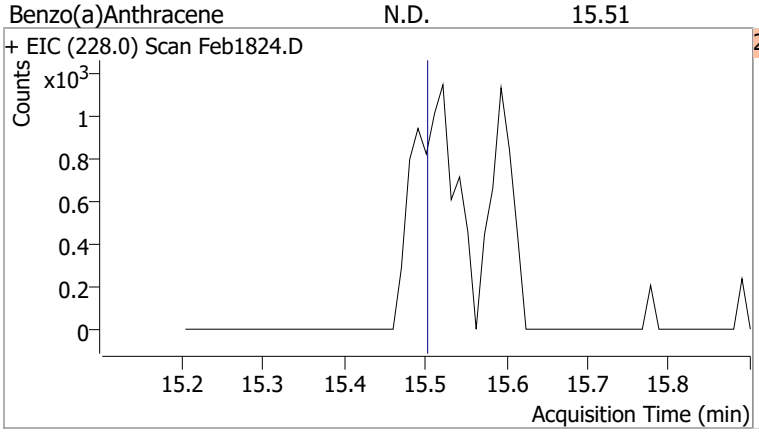

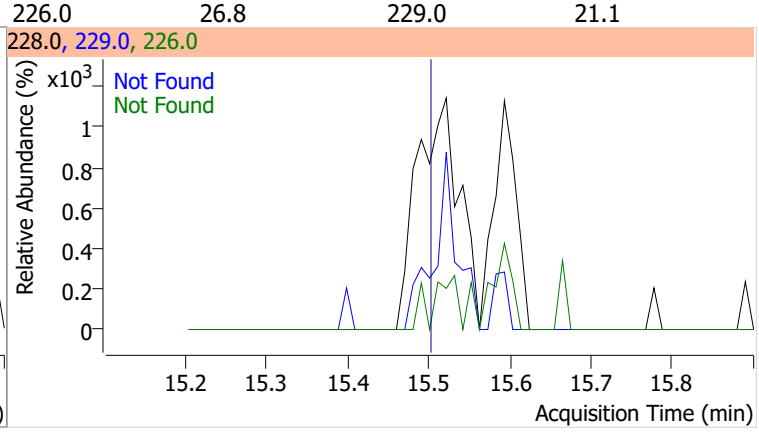

Compound	Conc.	Exp RT	QIon	Exp Ratio	QIon	Exp Ratio
Chrysene	N.D.	15.62	226.0	28.4	229.0	19.7

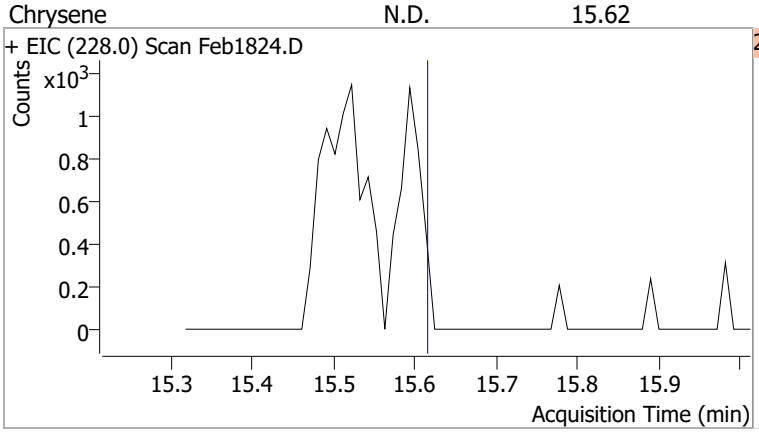

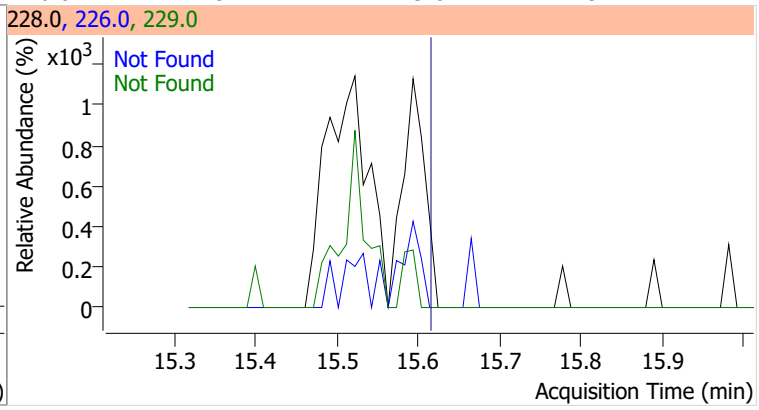

Compound	Conc.	Exp RT	QIon	Exp Ratio
3,3-Dichlorobenzidine	N.D.	15.69	254.0	64.2

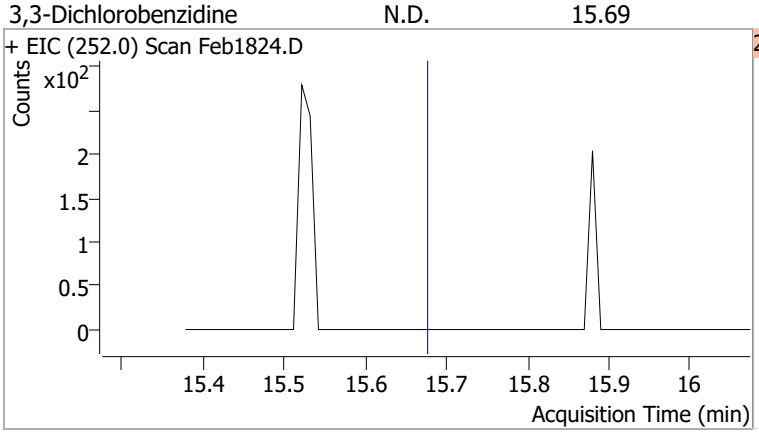

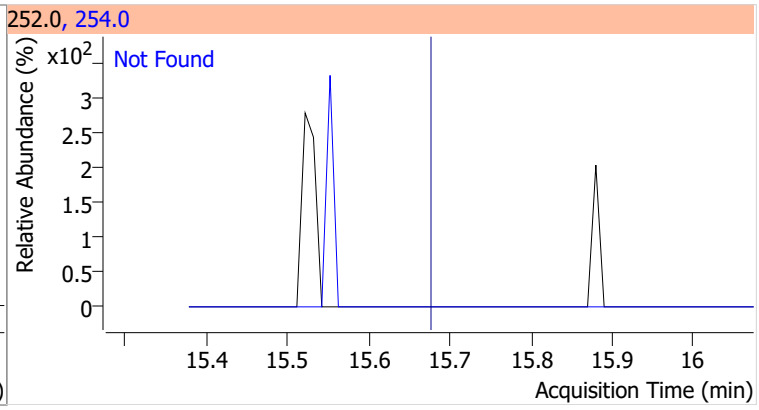

Compound	Conc.	RT	Dev(Min)	Resp.	QIon	QRatio	Lower	Upper
bis(2-ethylhexyl)Phthalate	3.5303	16.36	-0.01	5177	149.0	385.6	273.6	508.0
					279.0	15.8	10.5	19.5

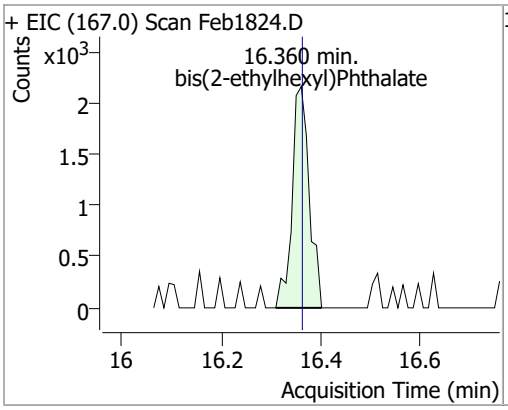

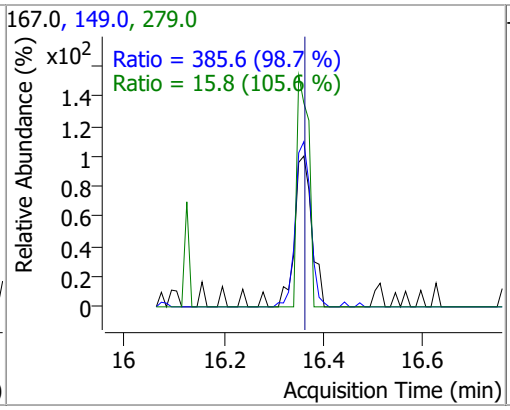

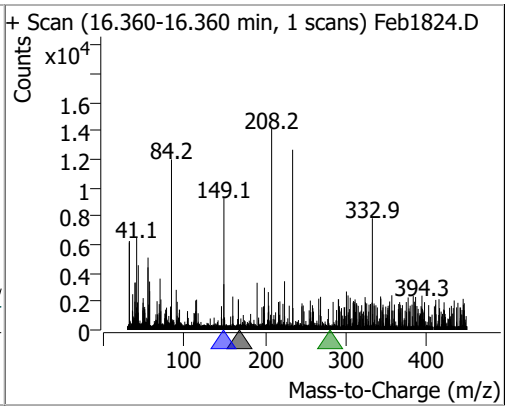

Compound	Conc.	Exp RT	QIon	Exp Ratio
Di-n-octyl Phthalate	N.D.	18.13	150.0	10.0

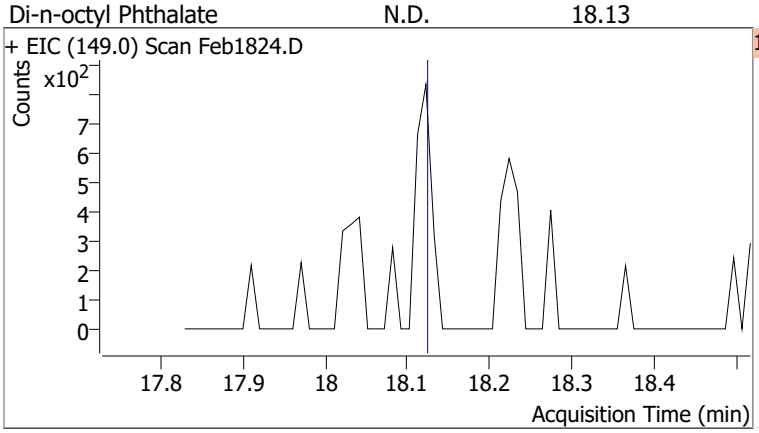

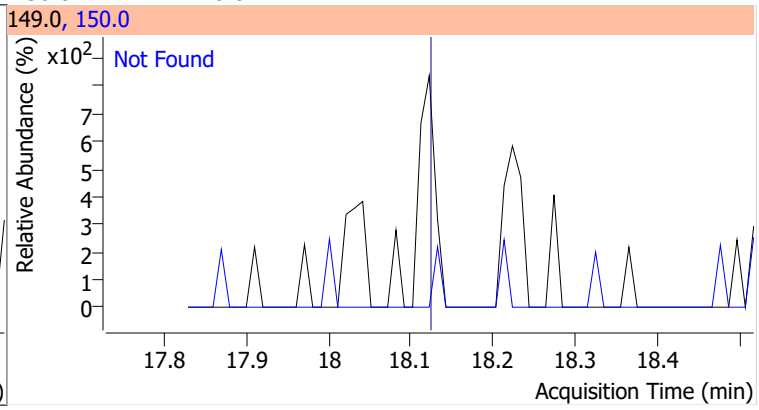

Compound	Conc.	Exp RT	QIon	Exp Ratio
Benzo(b)fluoranthene	N.D.	18.38	253.0	22.3

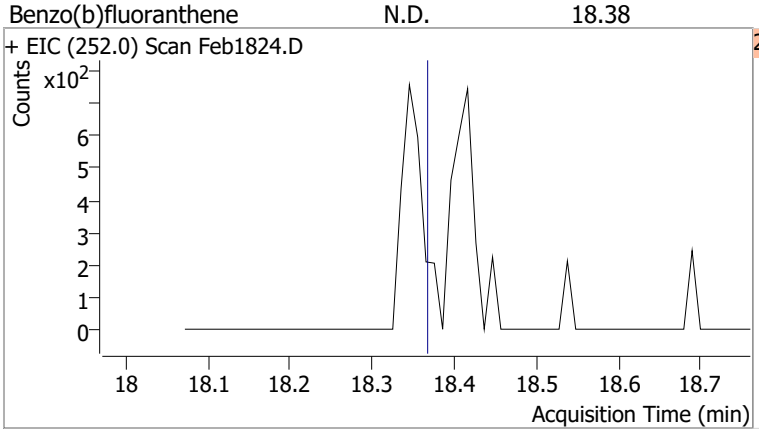

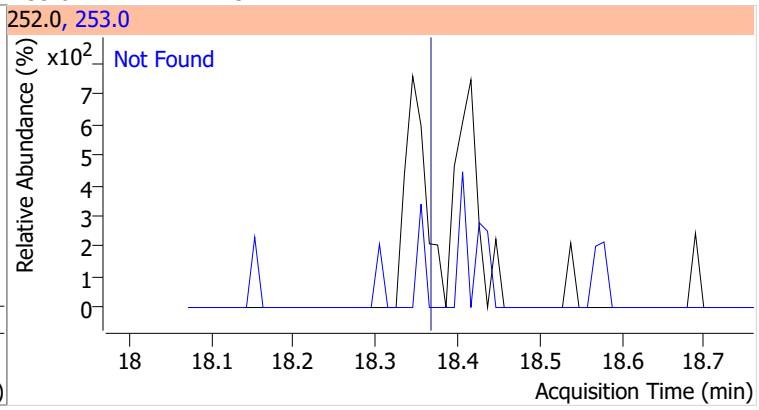

Compound	Conc.	Exp RT	QIon	Exp Ratio
Benzo(k)fluoranthene	N.D.	18.45	253.0	22.0

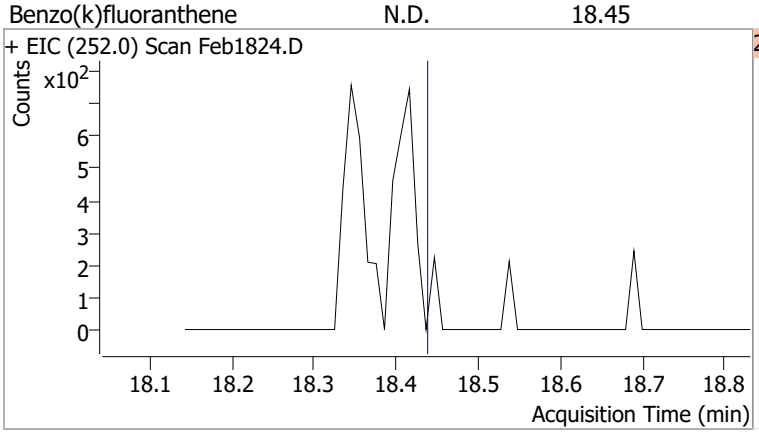

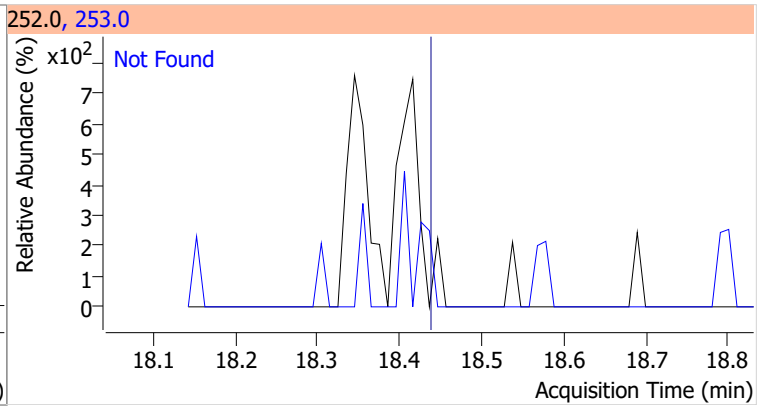

Compound	Conc.	Exp RT	QIon	Exp Ratio
Benzo(a)pyrene	N.D.	18.98	253.0	21.5

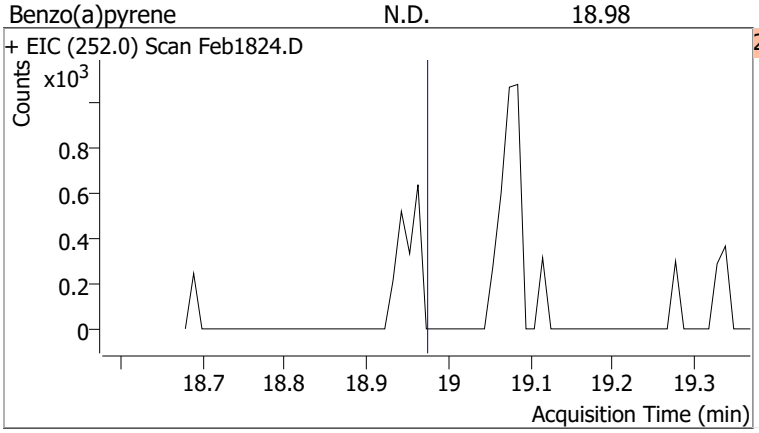

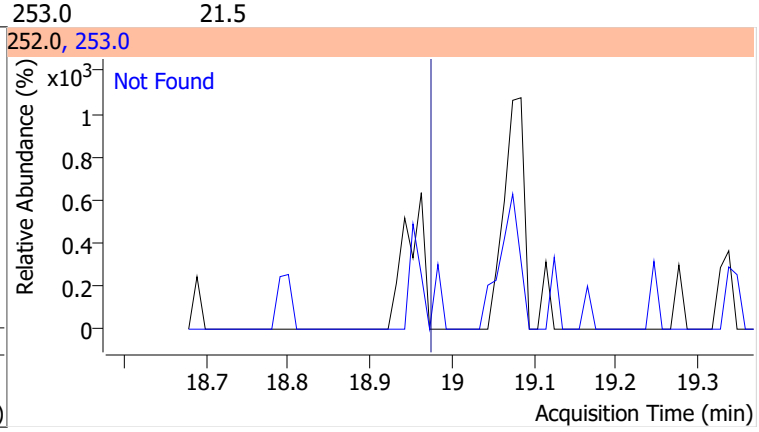

Compound	Conc.	Exp RT	QIon	Exp Ratio
Indeno(1,2,3-c,d)pyrene	N.D.	20.76	138.0	29.6

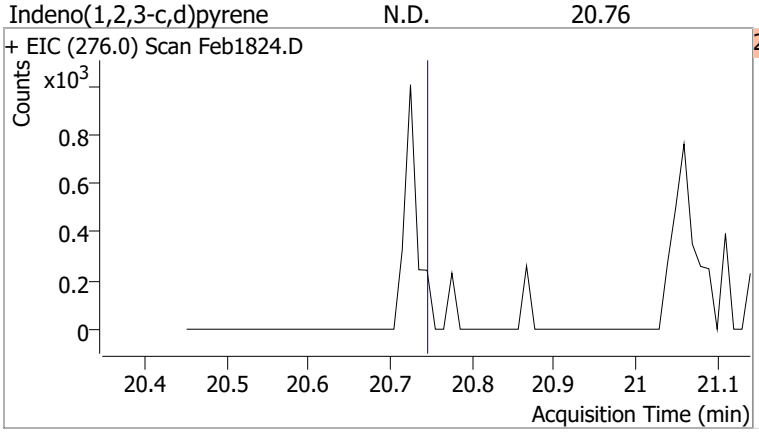

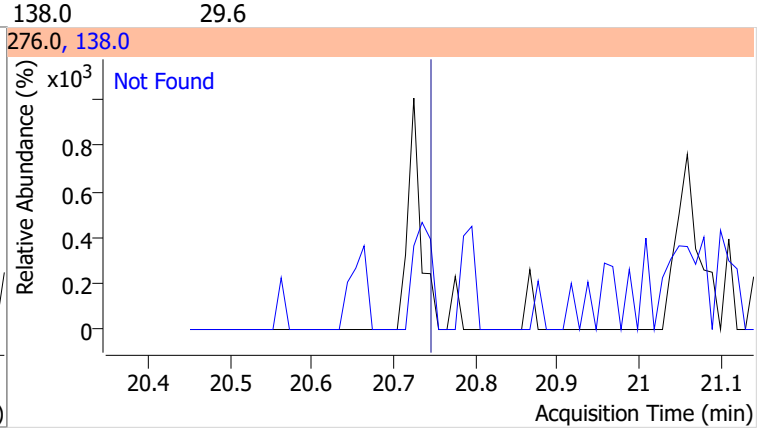

Compound	Conc.	Exp RT	QIon	Exp Ratio	QIon	Exp Ratio
Dibenzo(a,h)anthracene	N.D.	20.82	139.0	25.2	279.0	24.1

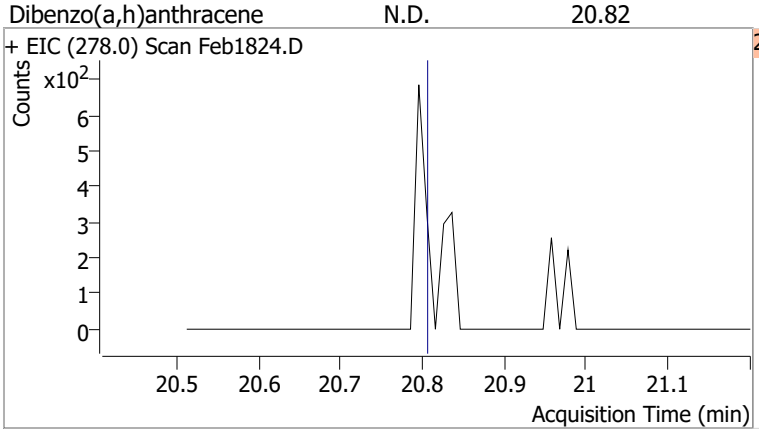

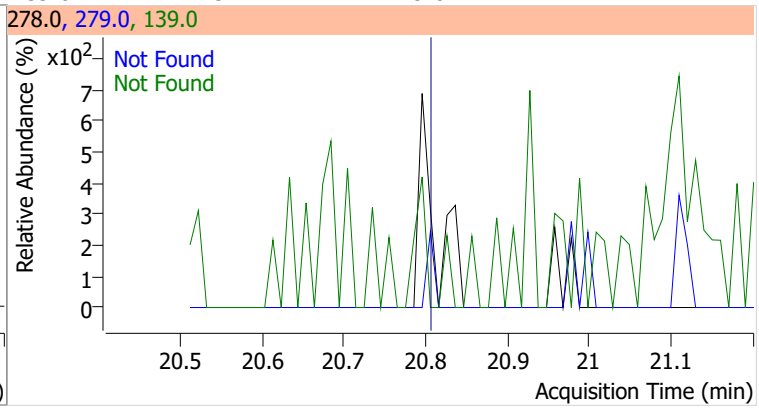

Compound	Conc.	Exp RT	QIon	Exp Ratio	QIon	Exp Ratio
Benzo(g,h,i)perylene	N.D.	21.09	138.0	33.0	277.0	23.2

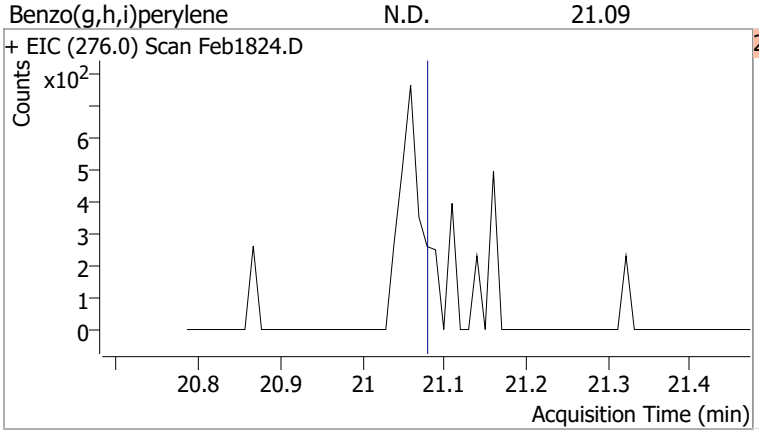

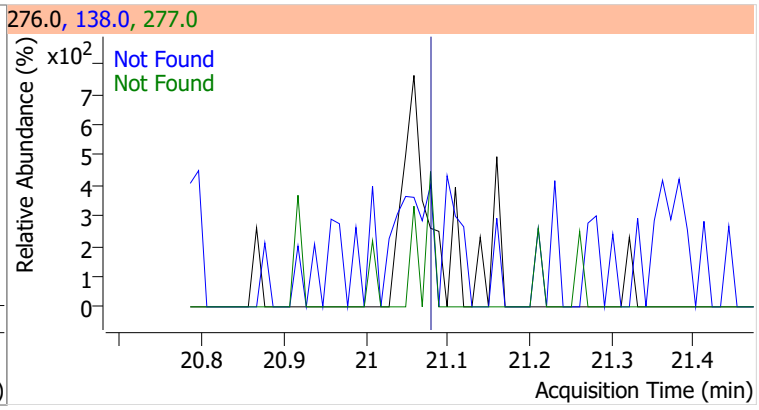

Quantitation Results Report (QT Reviewed)

Data File	Feb1825.D	Operator	LIMS import
Acq. Method	BNA+SIM.M	Acq. Date-Time	2/19/2022 8:57:03 PM
Sample Name	18-Feb-22_CCV_25	Instrument	Instrument #1
Vial	25	Multiplier	1.00
DA Method File		Comment	SVOC-8270-W-LARGO
Tune File	dftppdsm.u	Tune Date	2/18/2022 9:25:00 PM
Batch Name	021822 DoD BNA cal.batch.bin	Last Calib Update	2/19/2022 1:06:17 PM
Ref Library	D:\Org\Library\NIST129K.l		

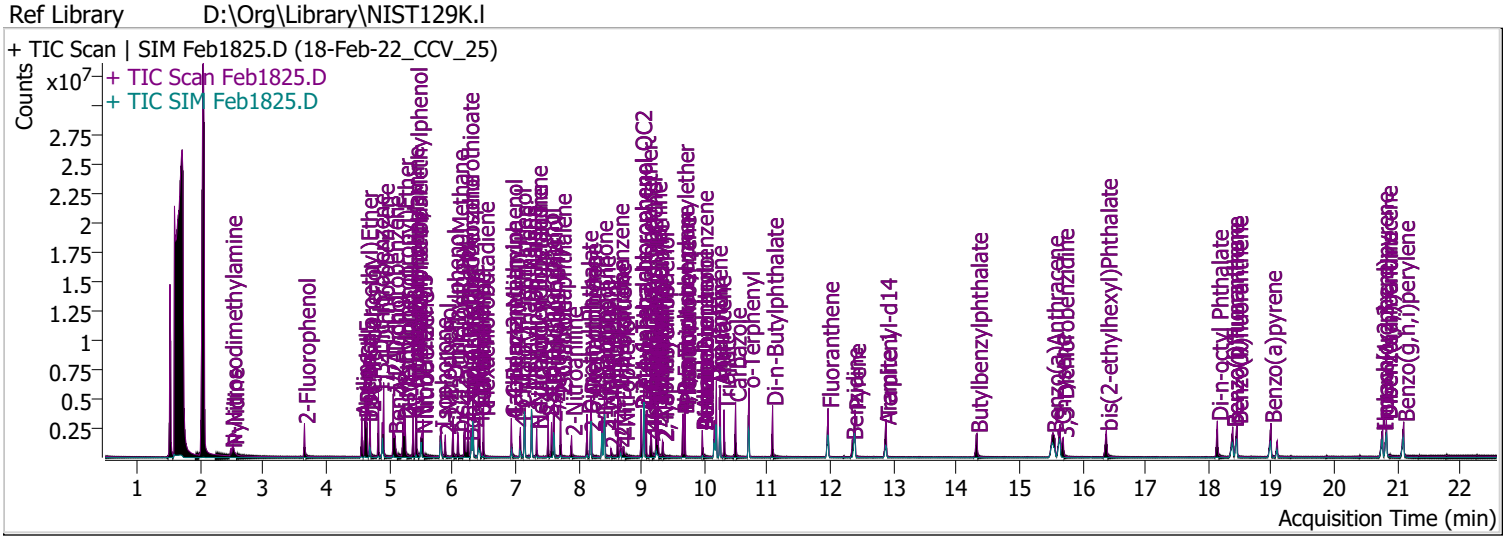

Compound	RT	QIon	Resp.	Conc.	Units		Dev(Min)
Internal Standards							
System Monitoring Compounds							
S 2-Fluorophenol	3.653	112.0	832539	79.3295	µg/L		0.000
Spiked Amount: 200.000	Range: 10.0 - 75.0%			Recovery = 39.66%			
S Phenol-d5	4.613	99.0	1072668	79.6174	µg/L		0.000
Spiked Amount: 200.000	Range: 10.0 - 65.0%			Recovery = 39.81%			
S Nitrobenzene-d5	5.512	82.0	601600	79.9515	µg/L		0.010
Spiked Amount: 100.000	Range: 32.0 - 94.0%			Recovery = 79.95%			
S 2-Fluorobiphenyl	7.615	172.0	1752432	81.8452	µg/L		0.010
Spiked Amount: 100.000	Range: 28.0 - 107.0%			Recovery = 81.85%			
S 2,4,6-Tribromophenol	9.346	329.8	148179	83.7831	µg/L		0.010
Spiked Amount: 200.000	Range: 25.0 - 140.0%			Recovery = 41.89%			
S Terphenyl-d14	12.885	244.3	1739964	79.0420	µg/L		0.010
Spiked Amount: 100.000	Range: 32.0 - 122.0%			Recovery = 79.04%			
Target Compounds							**QValue**
T N-Nitrosodimethylamine	2.489	74.0	246152	77.2010	µg/L		97
T Pyridine	2.520	79.0	589943	73.6896	µg/L		90
T Aniline	4.562	93.0	1472122	76.7624	µg/L	m	98
T Phenol	4.623	94.0	1166562	77.6949	µg/L		99
T bis(-2-Chloroethyl)Ether	4.644	63.0	816449	80.5584	µg/L	m	99
T 2-Chlorophenol	4.695	128.0	987937	82.7223	µg/L		100
T 1,3-Dichlorobenzene	4.828	146.0	1261148	82.8469	µg/L	m	99
T 1,4-Dichlorobenzene	4.909	146.0	1299176	85.4357	µg/L	m	96
T 1,2-Dichlorobenzene	5.063	146.0	1172868	78.7329	µg/L	m	98
T Benzyl Alcohol	5.083	108.0	496876	81.4994	µg/L		99
T bis(2-chloroisopropyl)Ether	5.226	121.0	327895	81.5776	µg/L		99
T 2-Methylphenol	5.246	107.0	827847	79.4592	µg/L		100
T N-nitroso-Di-n-propylamine	5.379	70.0	648310	89.2829	µg/L		97
T 4Methylphenol/3Methylphenol	5.430	107.0	1238108	87.7106	µg/L		99
T Hexachloroethane	5.430	117.0	360483	78.5036	µg/L		100

Compound	RT	QIon	Resp.	Conc.	Units		Dev(Min)
T Nitrobenzene	5.532	123.1	340999	90.7017	µg/L		97
T Isophorone	5.818	82.0	1495335	83.1256	µg/L		99
T 2-Nitrophenol	5.890	139.0	351253	85.9449	µg/L		99
T 2,4-Dimethylphenol	6.013	122.0	648663	77.5048	µg/L		96
T bis(-2-Chloroethoxy)Methane	6.085	93.0	827058	78.9347	µg/L		94
T 2,4-Dichlorophenol	6.198	162.0	639351	79.9044	µg/L		97
T Benzoic Acid	6.259	105.0	409805	91.3224	µg/L		89
T 1,2,4-Trichlorobenzene	6.249	180.0	744212	77.7109	µg/L		98
T Naphthalene	6.331	128.0	2351615	82.9533	µg/L		99
T 4-Chlorophenol	6.413	130.0	254446	84.7668	µg/L		96
T p-Chloroaniline	6.434	127.0	872484	78.3988	µg/L		96
T Hexachlorobutadiene	6.496	224.9	411019	82.5099	µg/L		99
T 4-Chloro-2-Methylphenol	6.937	107.0	571111	76.9764	µg/L		100
T 4-Chloro-3-Methylphenol	7.081	107.0	639378	82.6279	µg/L		99
T 2-Methylnaphthalene	7.153	141.0	1317607	81.4928	µg/L		98
T 1-Methylnaphthalene	7.256	141.0	1236329	78.5037	µg/L	m	98
T Hexachlorocyclopentadiene	7.338	236.9	236779	78.3658	µg/L		99
T 2,4,6-Trichlorophenol	7.523	196.0	443943	83.8983	µg/L	m	97
T 2,4,5-Trichlorophenol	7.574	196.0	482884	81.7351	µg/L	m	95
T 2-Chloronaphthalene	7.718	162.0	1415405	78.7346	µg/L		98
T 2-Nitroaniline	7.892	65.0	281563	87.3957	µg/L		98
T Dimethyl Phthalate	8.139	163.0	1486935	82.0814	µg/L		99
T 2,6-Dinitrotoluene	8.190	165.0	186137	75.0361	µg/L		95
T Acenaphthylene	8.200	152.1	2246215	78.1389	µg/L		99
T 3-Nitroaniline	8.405	138.0	236751	83.5436	µg/L		99
T Acenaphthene	8.415	154.0	1221307	73.6642	µg/L		99
T 2,4-Dinitrophenol	8.517	184.0	107509	84.5041	µg/L		91
T Dibenzofuran	8.630	168.0	2113432	77.9726	µg/L		97
T 2,4-Dinitrotoluene	8.671	165.0	246962	79.6333	µg/L		98
T 4-Nitrophenol	8.722	109.0	245597	80.2049	µg/L		96
T Diethylphthalate	8.998	149.0	1474023	78.6490	µg/L		99
T Fluorene	9.039	166.0	1619598	74.6154	µg/L		99
T 4-Chlorophenyl-phenylether	9.080	204.0	801375	82.0944	µg/L		99
T 4-Nitroaniline	9.151	138.0	268516	87.0446	µg/L		98
T 4,6-Dinitro-2-methylphenol	9.162	198.0	160172	84.9611	µg/L		97
T N-nitrosodiphenylamine	9.233	169.0	1183253	82.1880	µg/L		99
T Azobenzene	9.264	77.0	1474038	77.6459	µg/L		95
T 4-Bromophenyl-phenylether	9.663	248.0	459431	83.9737	µg/L		98
T Hexachlorobenzene	9.694	283.9	476701	86.0750	µg/L		97
T Pentachlorophenol	9.968	265.9	223802	85.7198	µg/L		93
T Phenanthrene	10.191	178.0	2396277	80.0606	µg/L		99
T Anthracene	10.252	178.0	2307793	81.7333	µg/L	m	100
T Triallate	10.313	86.0	544590	80.7935	µg/L		100
T Carbazole	10.495	167.0	2167797	75.7167	µg/L		100
T o-Terphenyl	10.708	230.0	1261539	79.4148	µg/L		99
T Di-n-Butylphthalate	11.082	149.0	2375148	86.6145	µg/L		100
T Fluoranthene	11.964	202.0	2395113	79.8760	µg/L		99
T Benzidine	12.348	184.0	792292	74.6477	µg/L		99
T Pyrene	12.389	202.0	2594483	79.3038	µg/L		99
T Butylbenzylphthalate	14.326	149.0	818810	84.6100	µg/L		98
T Benzo(a)Anthracene	15.532	228.0	2024476	80.3136	µg/L		98
T Chrysene	15.645	228.0	2152138	76.1388	µg/L		99
T 3,3-Dichlorobenzidine	15.696	252.0	706232	79.0940	µg/L		99
T bis(2-ethylhexyl)Phthalate	16.381	167.0	287757	85.9649	µg/L		98
T Di-n-octyl Phthalate	18.143	149.0	1972760	82.4284	µg/L		99

Compound	RT	QIon	Resp.	Conc.	Units	Dev(Min)
T Benzo(b)fluoranthene	18.386	252.0	1865269	71.0289	µg/L	99
T Benzo(k)fluoranthene	18.457	252.0	2052306	74.5492	µg/L	99
T Benzo(a)pyrene	18.993	252.0	1838842	74.1962	µg/L	98
T Indeno(1,2,3-c,d)pyrene	20.765	276.0	1549497	74.4928	µg/L	96
T Dibenzo(a,h)anthracene	20.826	278.0	1627250	71.8896	µg/L	98
T Benzo(g,h,i)perylene	21.100	276.0	1802572	75.1899	µg/L	98

(#) = Qualifier Out of Range; (m) = Manual Integration; (+) = Area Summed; (*) = Surrogate Percent Recovery Out of Range; (d): Zeroed Peak

Compound	Conc.	RT	Dev(Min)	Resp.	QIon	QRatio	Lower	Upper
N-Nitrosodimethylamine	77.2010	2.49	0.00	246152	42.0	139.8	95.1	176.6

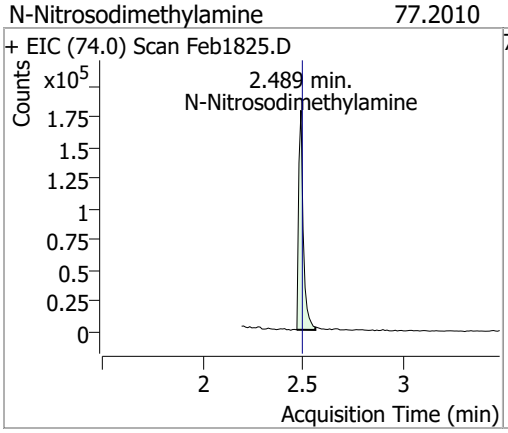

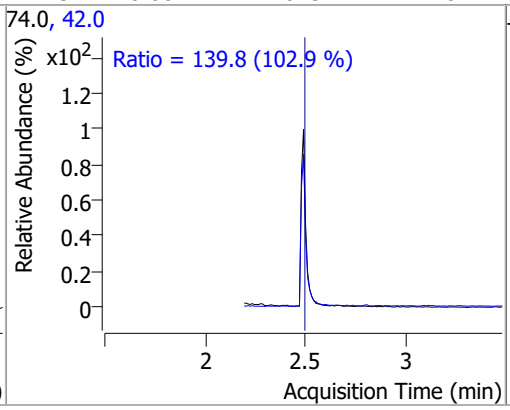

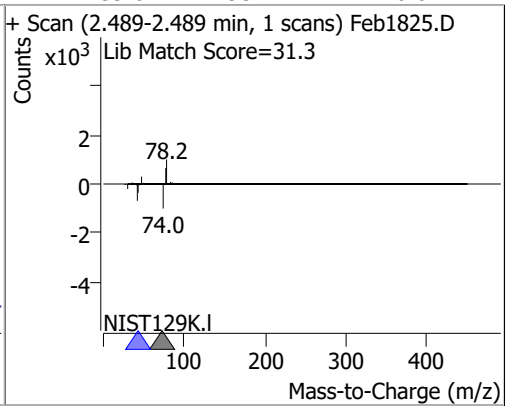

Compound	Conc.	RT	Dev(Min)	Resp.	QIon	QRatio	Lower	Upper
Pyridine	73.6896	2.52	-0.01	589943	52.0	91.8	57.9	107.6

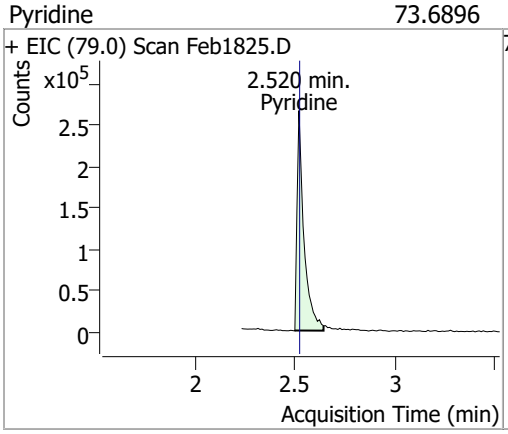

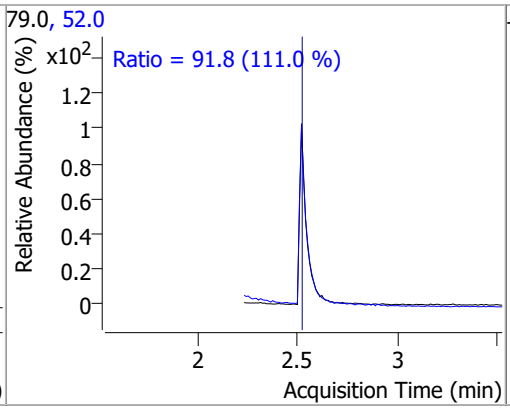

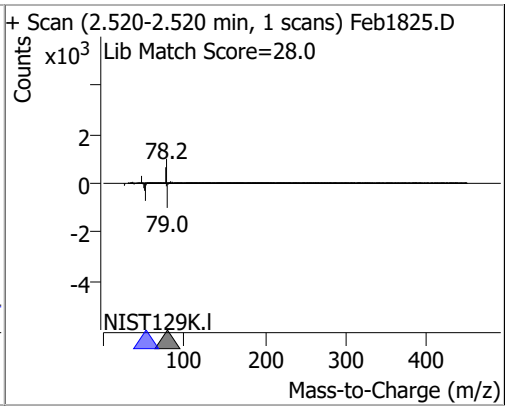

Compound	Conc.	RT	Dev(Min)	Resp.	QIon	QRatio	Lower	Upper
2-Fluorophenol	79.3295	3.65	0.00	832539	64.0	53.0	34.6	64.3
					92.0	21.3	14.2	26.5

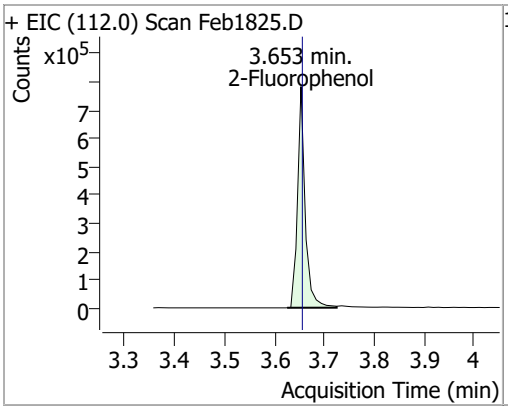

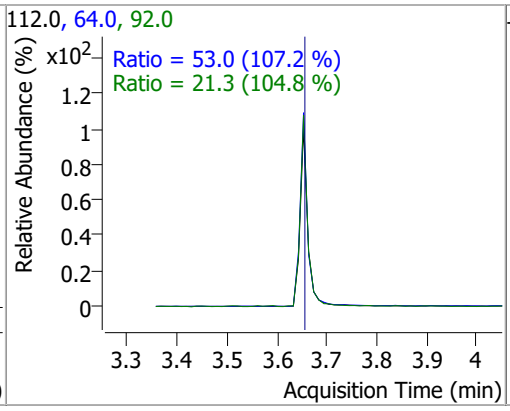

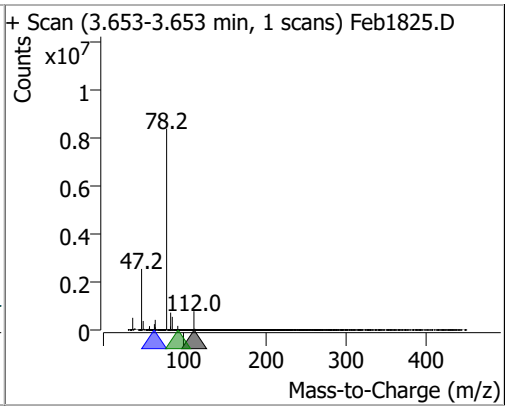

Compound	Conc.	RT	Dev(Min)	Resp.	QIon	QRatio	Lower	Upper
Aniline	76.7624	4.56	0.00	1472122 (m)	66.0	35.1	25.7	47.8
					65.0	19.0	13.1	24.4

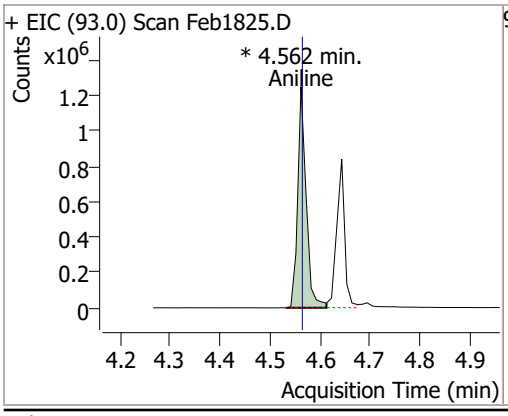

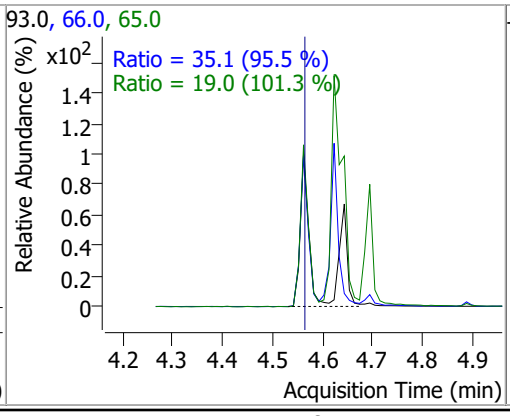

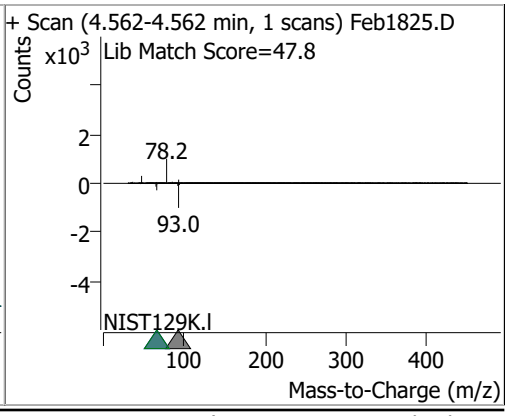

Compound	Conc.	RT	Dev(Min)	Resp.	QIon	QRatio	Lower	Upper
Phenol-d5	79.6174	4.61	0.00	1072668	71.0	34.8	25.8	47.9

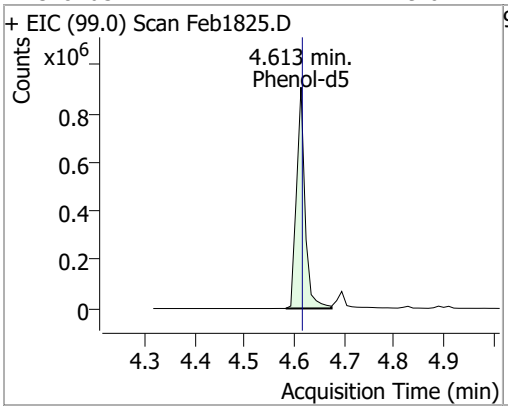

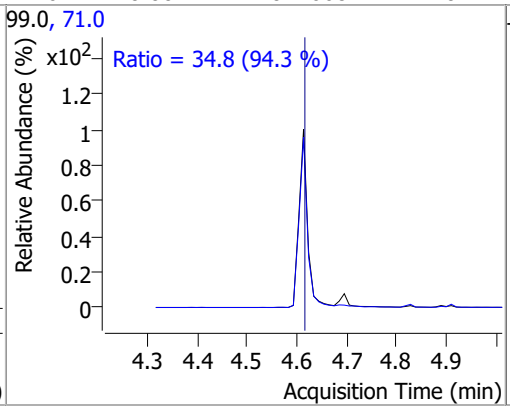

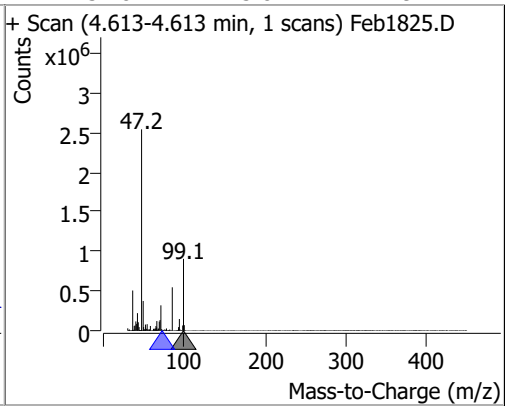

Compound	Conc.	RT	Dev(Min)	Resp.	QIon	QRatio	Lower	Upper
Phenol	77.6949	4.62	0.00	1166562	66.0	46.1	31.7	58.9

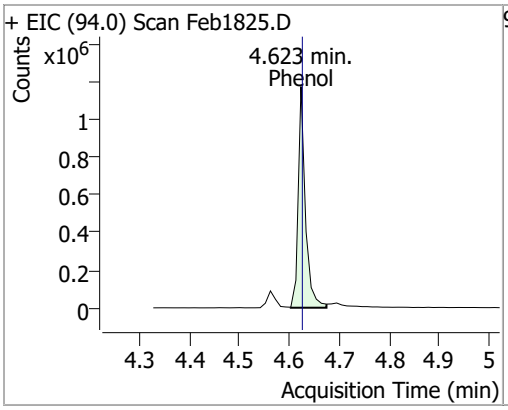

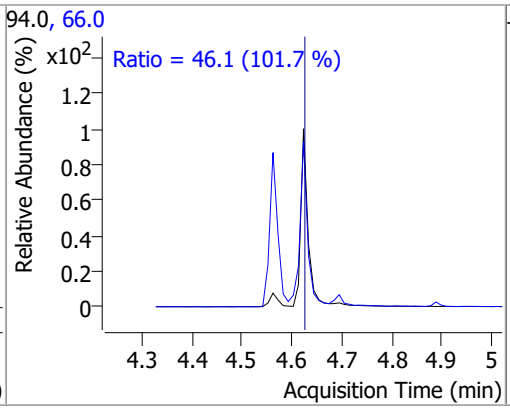

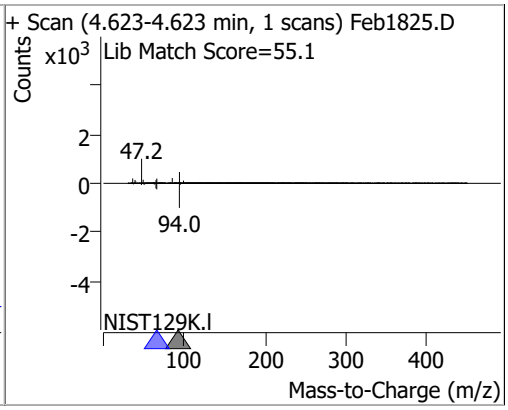

Compound	Conc.	RT	Dev(Min)	Resp.	QIon	QRatio	Lower	Upper
bis(-2-Chloroethyl)Ether	80.5584	4.64	0.00	816449 (m)	64.0	10.4	7.6	14.1

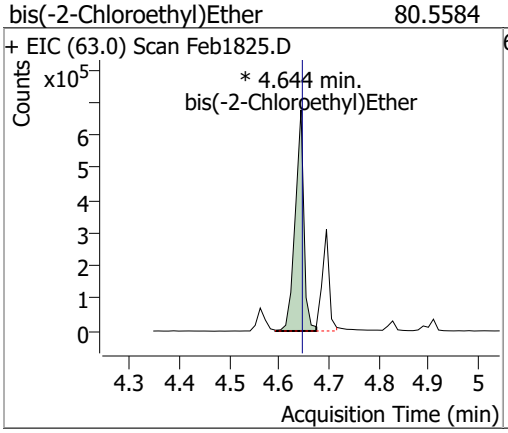

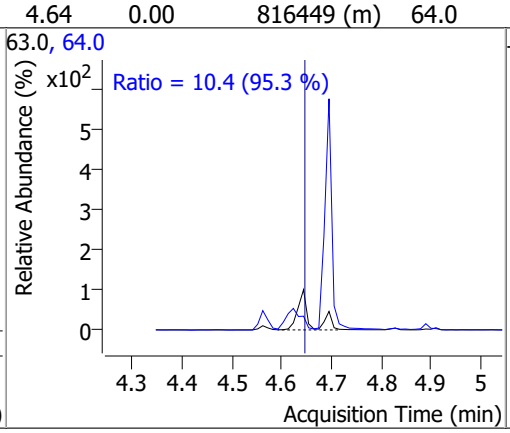

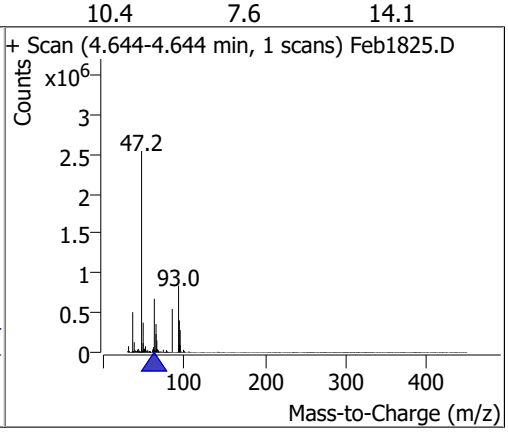

Compound	Conc.	RT	Dev(Min)	Resp.	QIon	QRatio	Lower	Upper
2-Chlorophenol	82.7223	4.69	0.00	987937	130.0	32.3	22.7	42.2

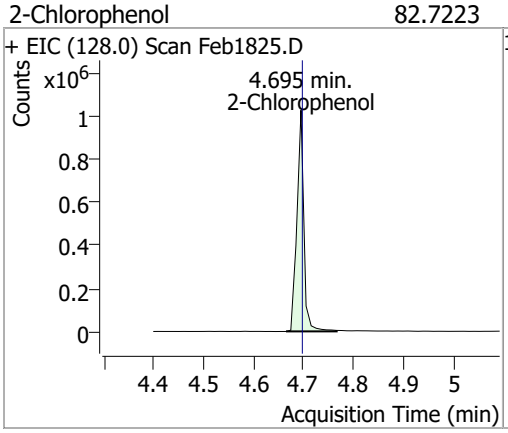

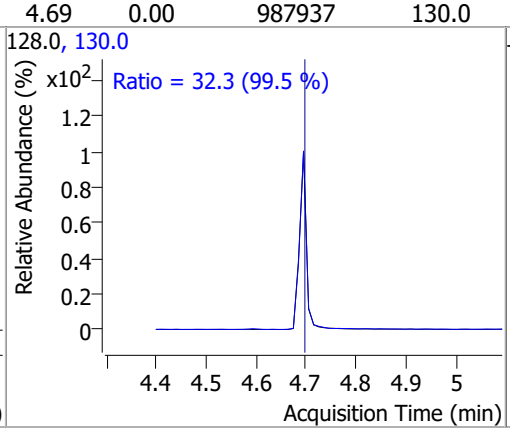

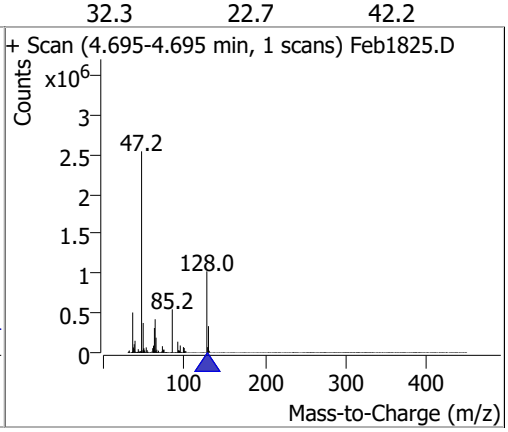

Compound	Conc.	RT	Dev(Min)	Resp.	QIon	QRatio	Lower	Upper
1,3-Dichlorobenzene	82.8469	4.83	0.00	1261148 (m)	148.0	62.8	44.6	82.8
					111.0	36.1	25.3	47.0

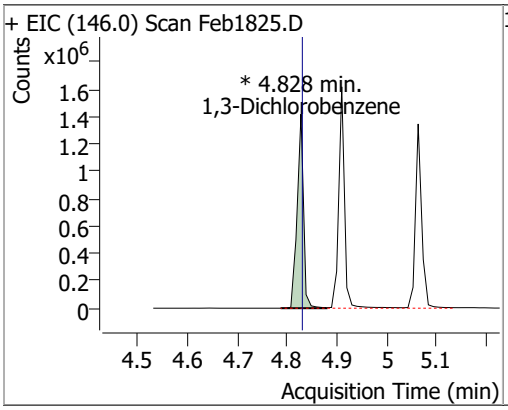

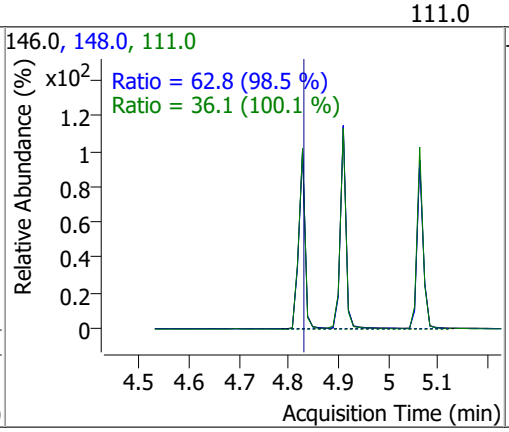

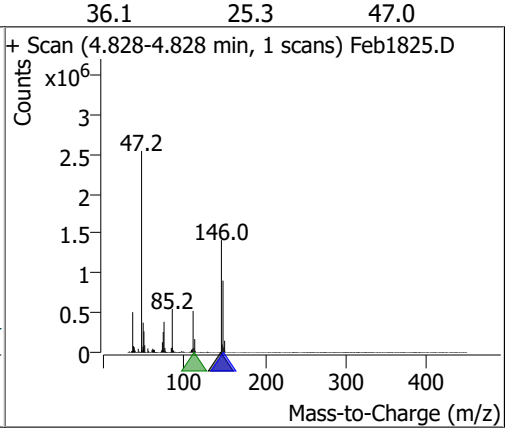

Compound	Conc.	RT	Dev(Min)	Resp.	QIon	QRatio	Lower	Upper
1,4-Dichlorobenzene	85.4357	4.91	0.00	1299176 (m)	148.0	61.8	45.6	84.8
					111.0	34.6	25.2	46.8

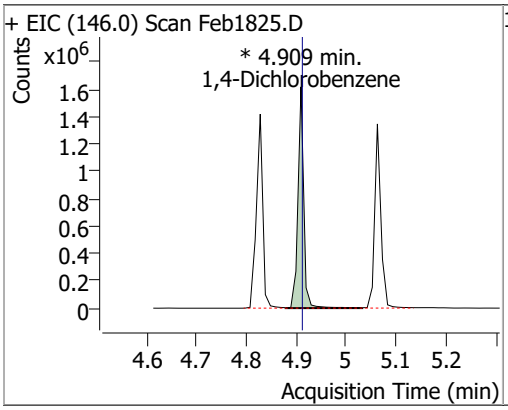

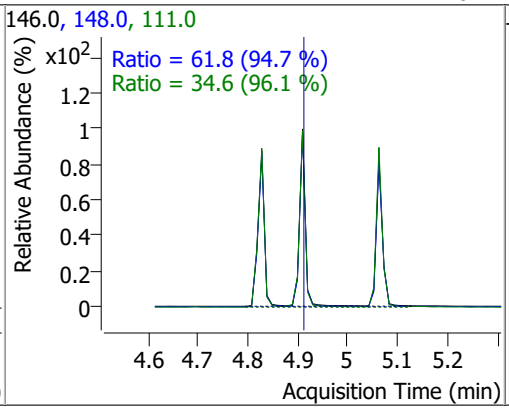

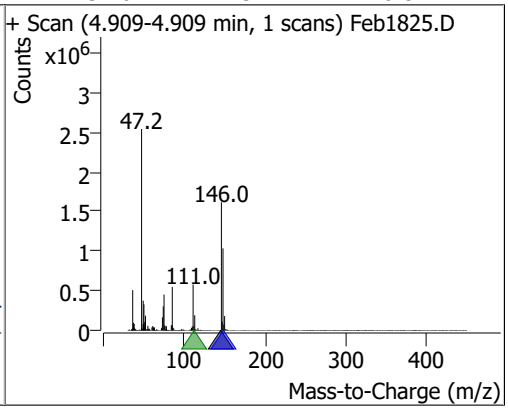

Compound	Conc.	RT	Dev(Min)	Resp.	QIon	QRatio	Lower	Upper
1,2-Dichlorobenzene	78.7329	5.06	0.00	1172868 (m)	148.0	62.3	45.1	83.8
					111.0	38.4	26.1	48.5

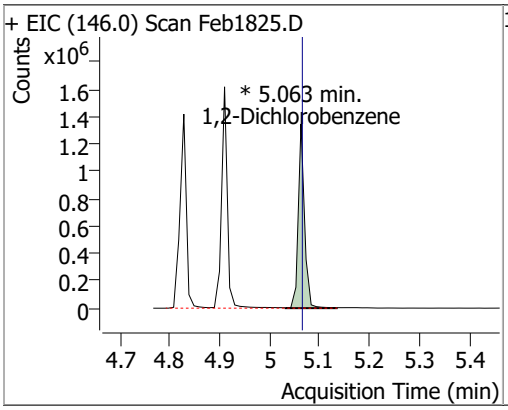

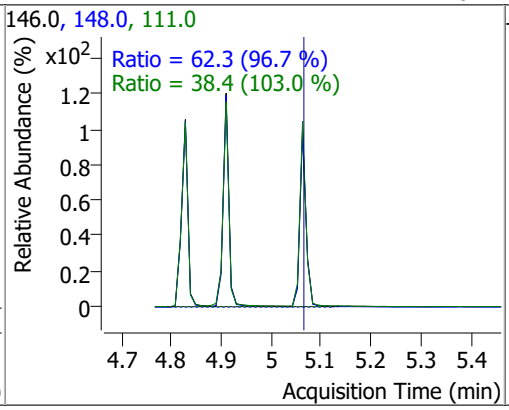

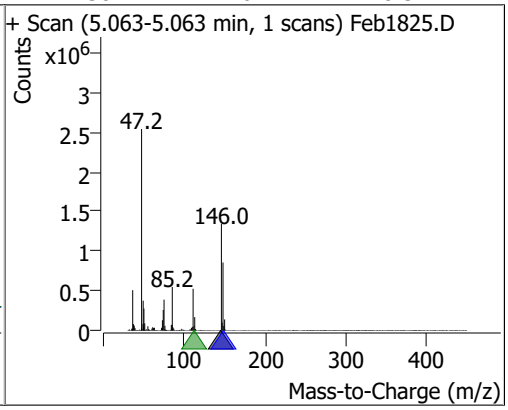

Compound	Conc.	RT	Dev(Min)	Resp.	QIon	QRatio	Lower	Upper
Benzyl Alcohol	81.4994	5.08	0.00	496876	79.0	117.2	83.5	155.1
					107.0	70.9	49.3	91.6

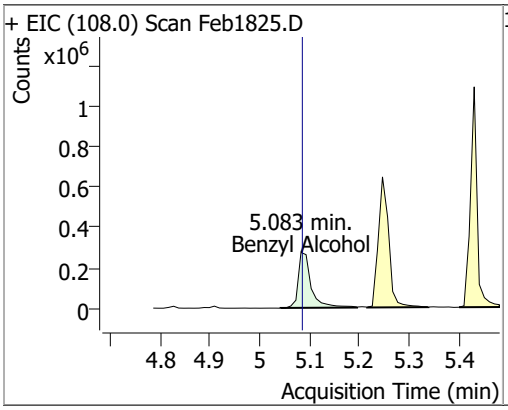

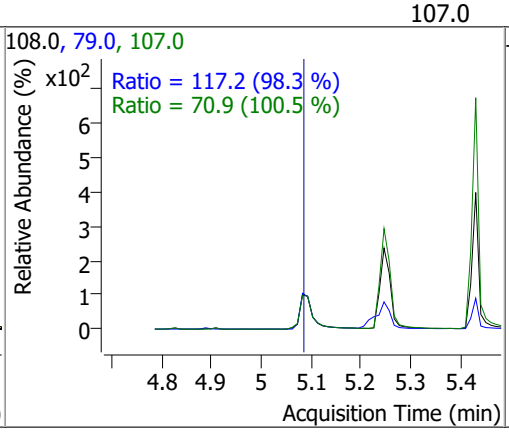

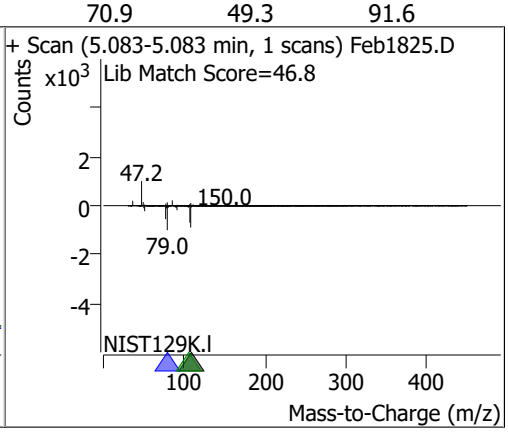

Compound	Conc.	RT	Dev(Min)	Resp.	QIon	QRatio	Lower	Upper
bis(2-chloroisopropyl)Ether	81.5776	5.23	0.00	327895	123.0	31.5	22.5	41.8

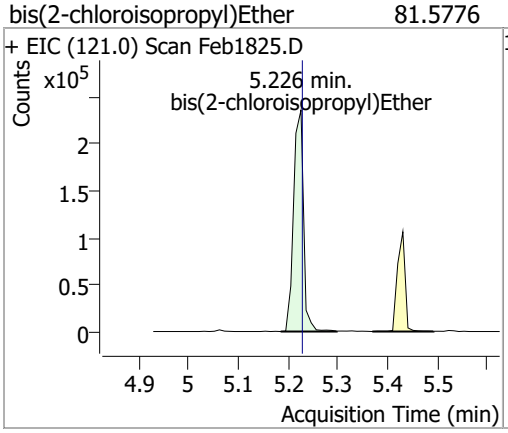

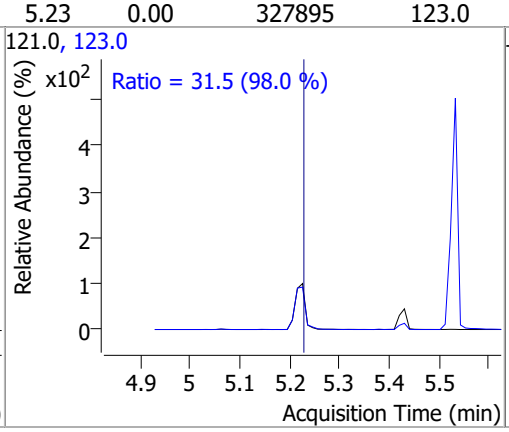

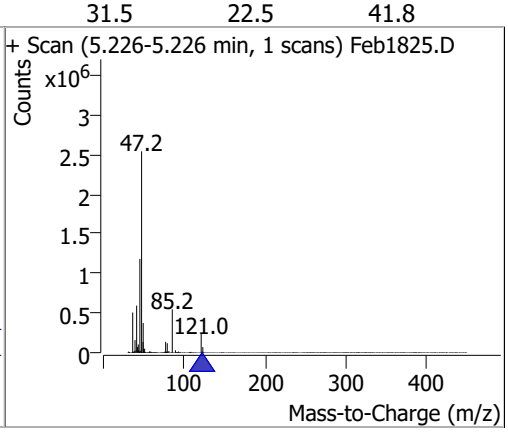

Compound	Conc.	RT	Dev(Min)	Resp.	QIon	QRatio	Lower	Upper
2-Methylphenol	79.4592	5.25	0.00	827847	108.0	116.0	81.5	151.4

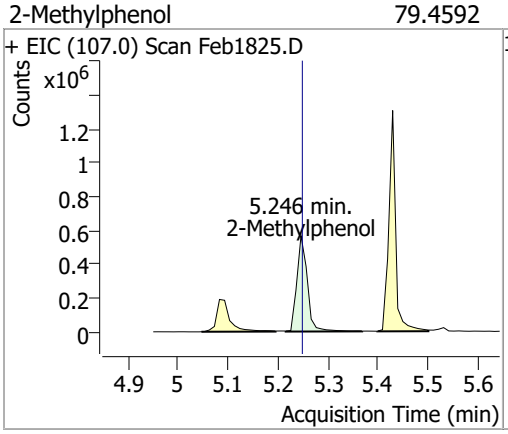

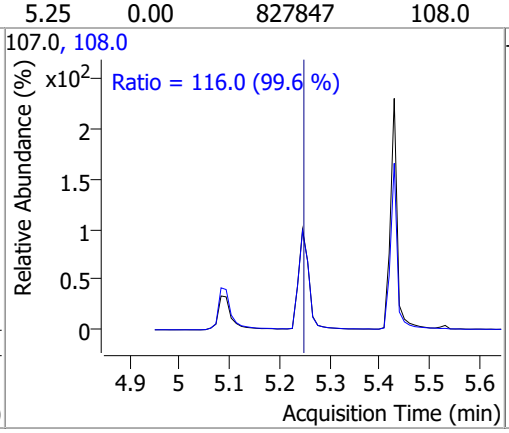

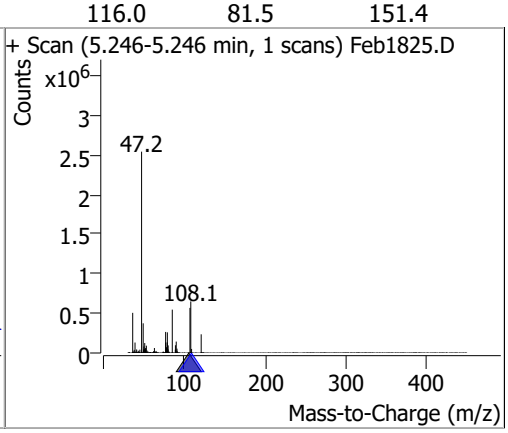

Compound	Conc.	RT	Dev(Min)	Resp.	QIon	QRatio	Lower	Upper
N-nitroso-Di-n-propylamine	89.2829	5.38	0.01	648310	130.0	20.6	0.0	38.8

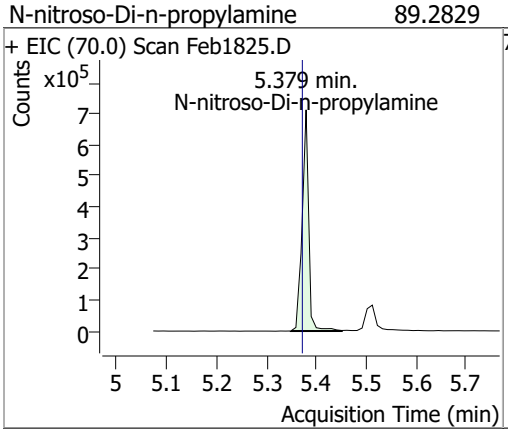

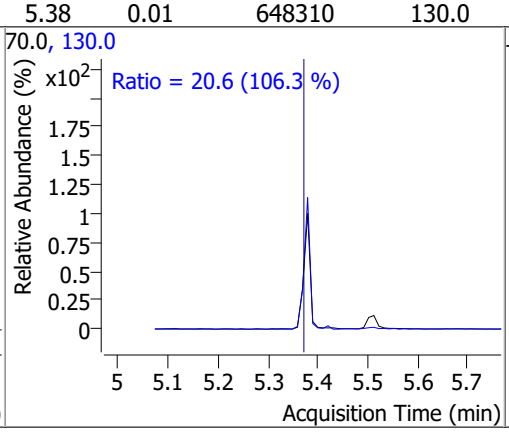

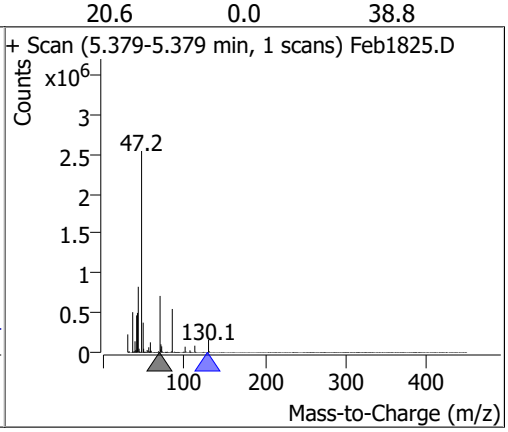

Compound	Conc.	RT	Dev(Min)	Resp.	QIon	QRatio	Lower	Upper
4Methylphenol/3Methylphenol	87.7106	5.43	0.00	1238108	108.0	83.2	58.8	109.1

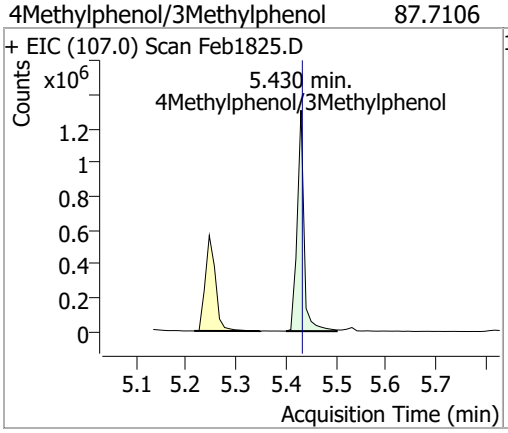

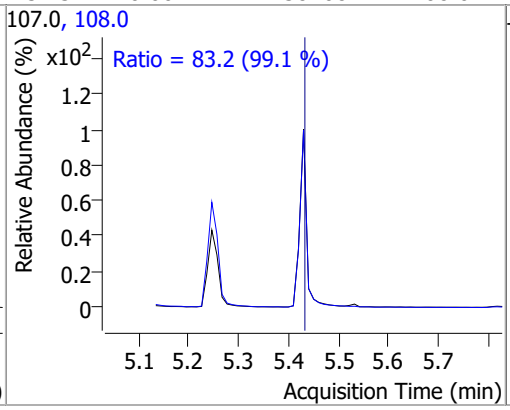

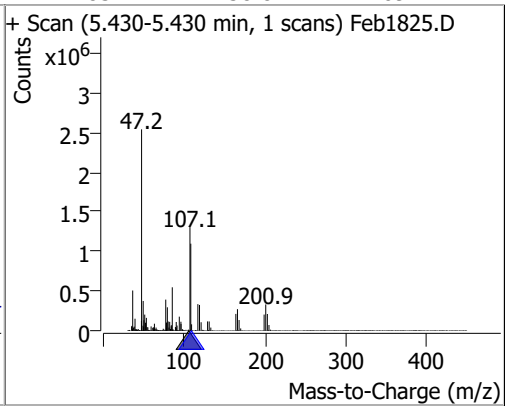

Compound	Conc.	RT	Dev(Min)	Resp.	QIon	QRatio	Lower	Upper
Hexachloroethane	78.5036	5.43	0.00	360483	201.0	91.3	63.5	118.0
					199.0	57.1	39.8	74.0

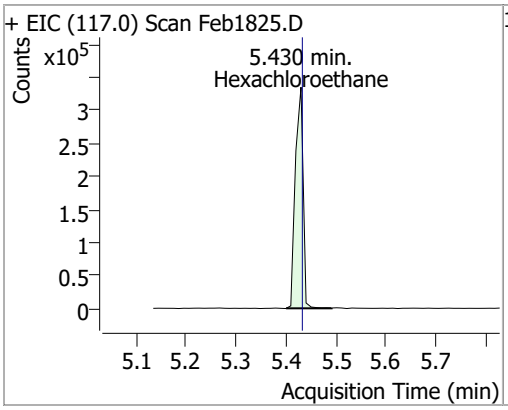

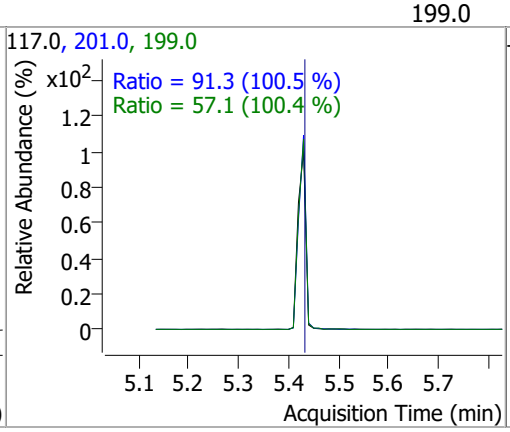

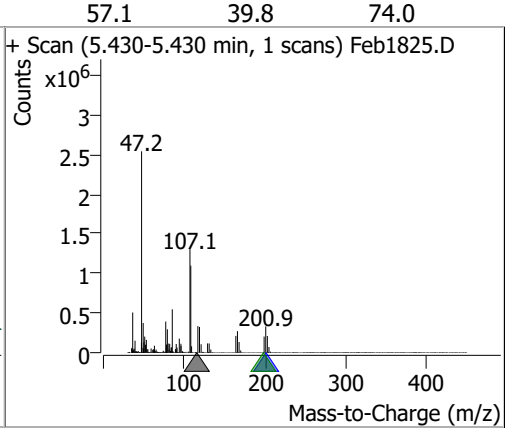

Compound	Conc.	RT	Dev(Min)	Resp.	QIon	QRatio	Lower	Upper
Nitrobenzene-d5	79.9515	5.51	0.01	601600	54.0	63.5	46.3	86.0
					128.0	46.7	34.1	63.3

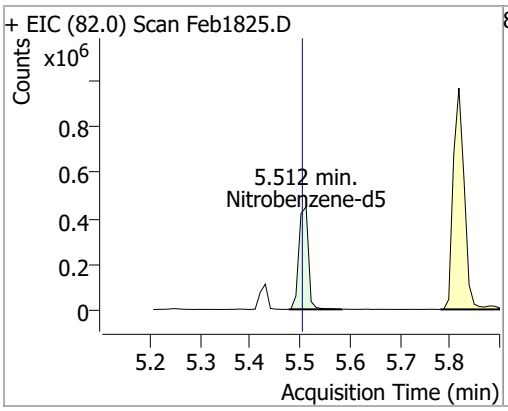

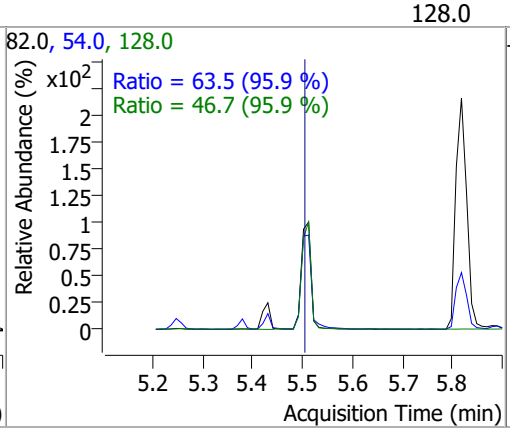

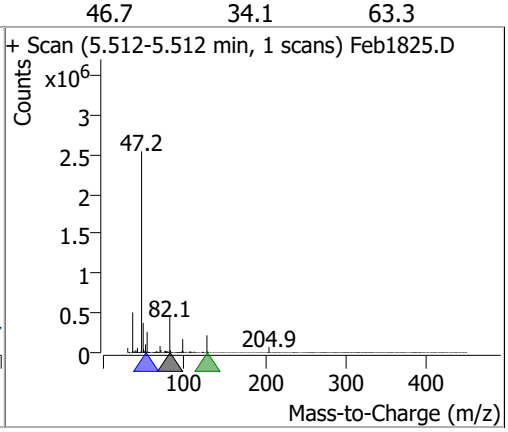

Compound	Conc.	RT	Dev(Min)	Resp.	QIon	QRatio	Lower	Upper
Nitrobenzene	90.7017	5.53	0.01	340999	77.0	208.7	148.9	276.5
					51.0	126.7	91.7	170.3

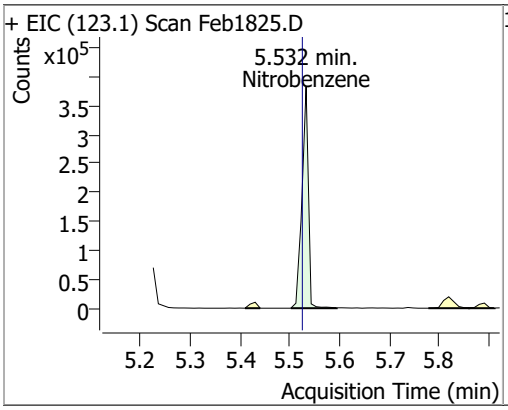

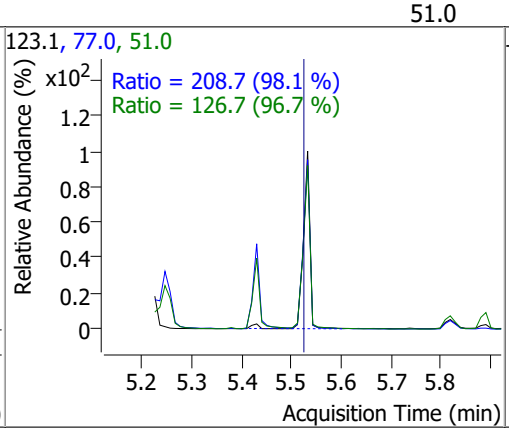

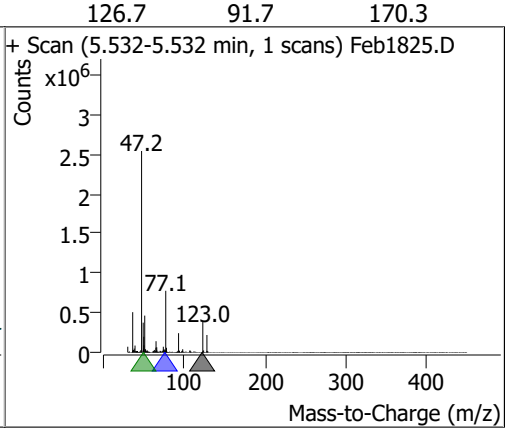

Compound	Conc.	RT	Dev(Min)	Resp.	QIon	QRatio	Lower	Upper
Isophorone	83.1256	5.82	0.00	1495335	138.0	20.6	14.8	27.5

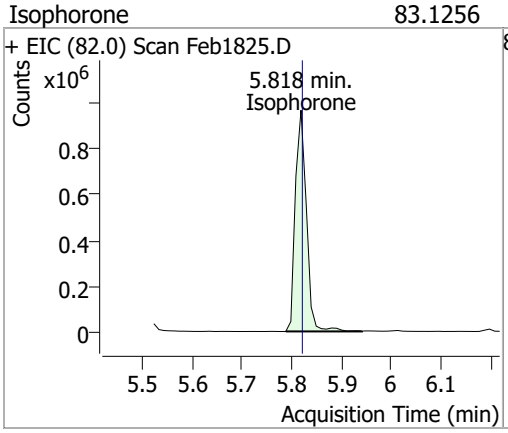

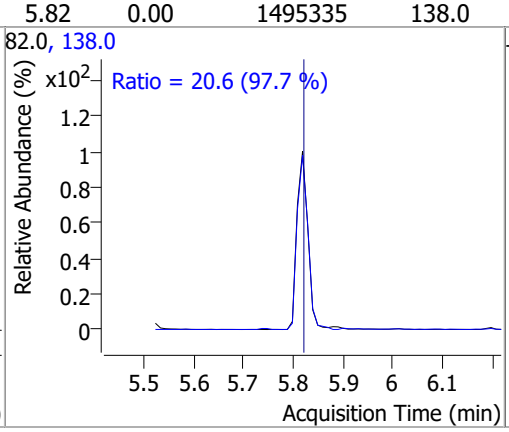

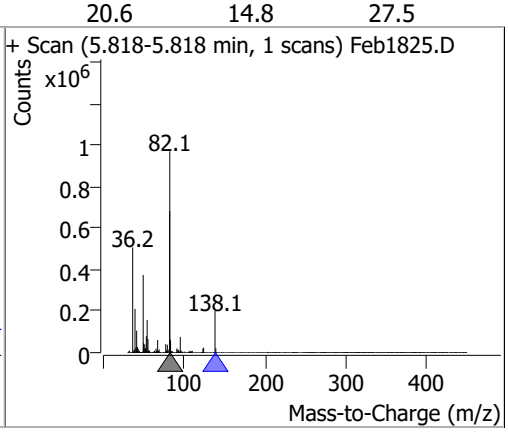

Compound	Conc.	RT	Dev(Min)	Resp.	QIon	QRatio	Lower	Upper
2-Nitrophenol	85.9449	5.89	0.01	351253	65.0	48.8	34.2	63.4
					109.0	36.5	24.6	45.8

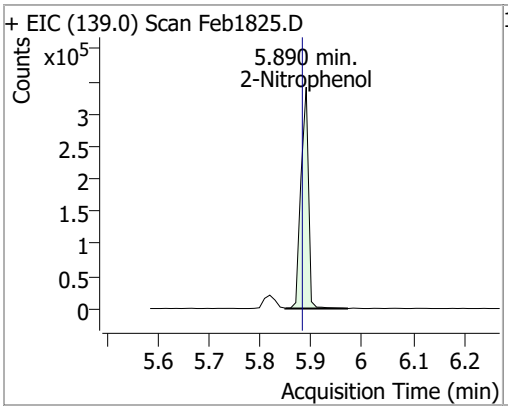

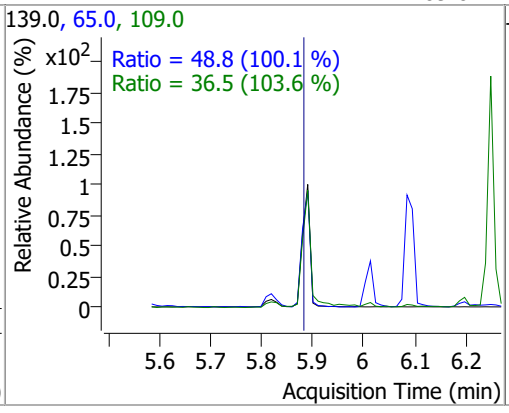

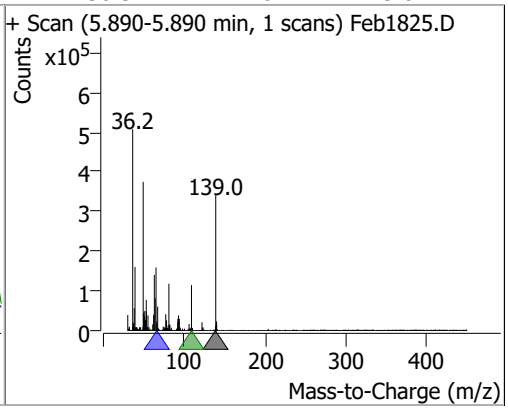

Compound	Conc.	RT	Dev(Min)	Resp.	QIon	QRatio	Lower	Upper
2,4-Dimethylphenol	77.5048	6.01	0.01	648663	107.0	114.6	76.6	142.3
					77.0	34.5	23.8	44.2

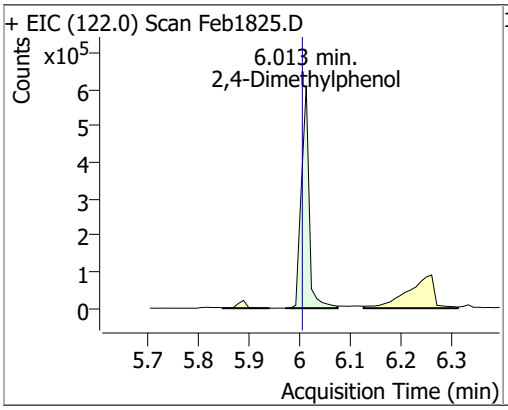

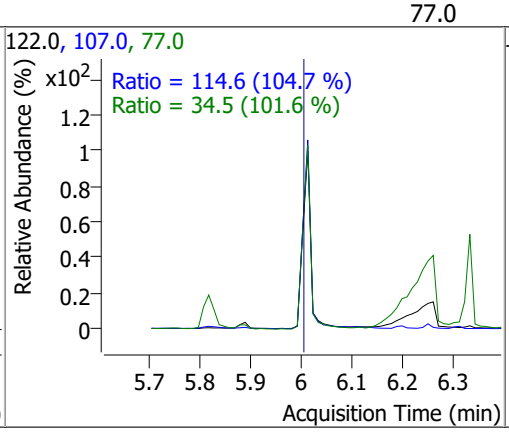

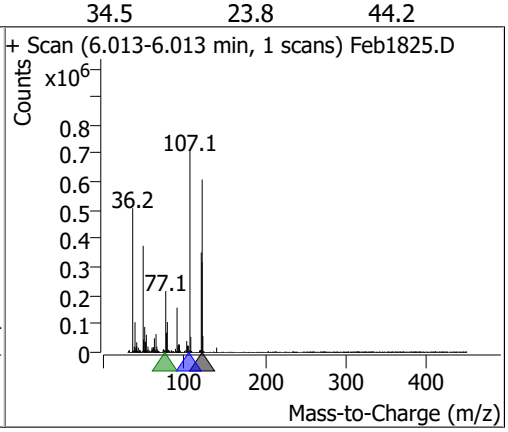

Compound	Conc.	RT	Dev(Min)	Resp.	QIon	QRatio	Lower	Upper
bis(-2-Chloroethoxy)Methane	78.9347	6.08	0.00	827058	63.0	74.9	47.7	88.6
					95.0	32.1	22.3	41.5

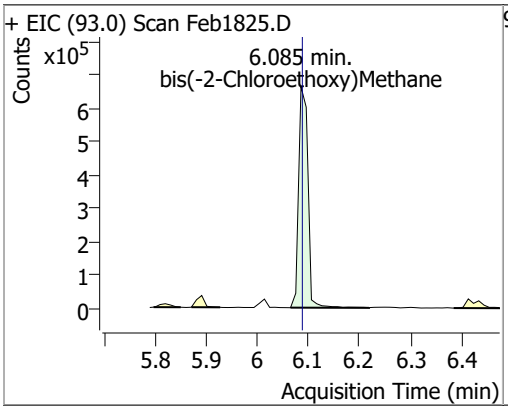

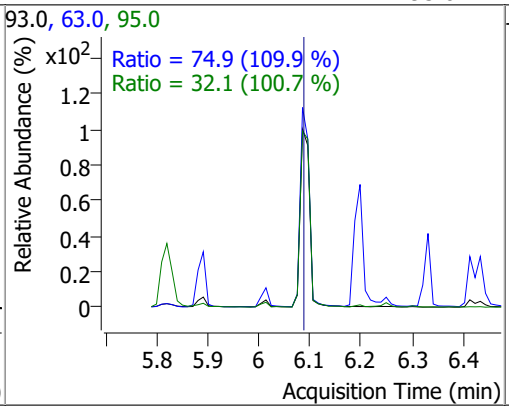

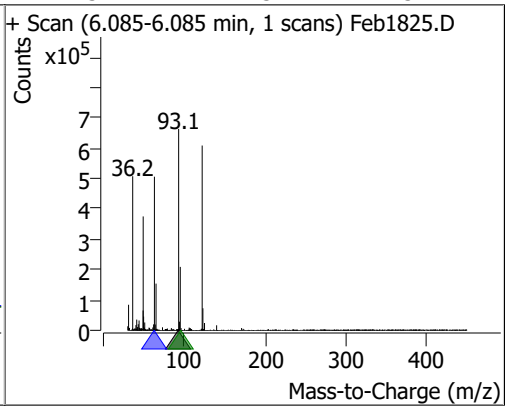

Compound	Conc.	RT	Dev(Min)	Resp.	QIon	QRatio	Lower	Upper
2,4-Dichlorophenol	79.9044	6.20	0.01	639351	164.0	65.5	45.5	84.5
					98.0	33.3	20.0	37.1

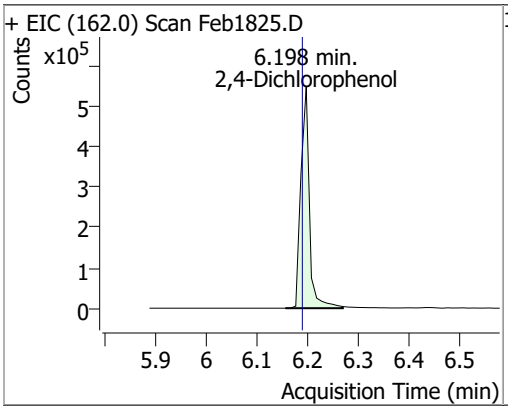

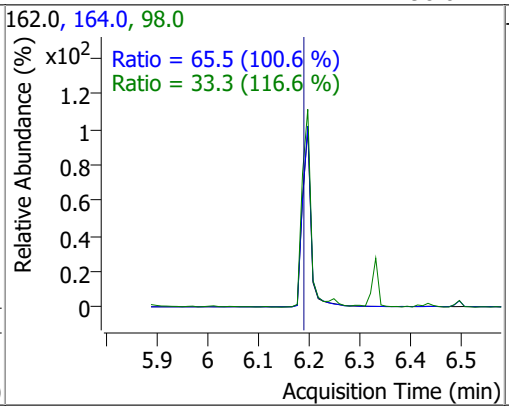

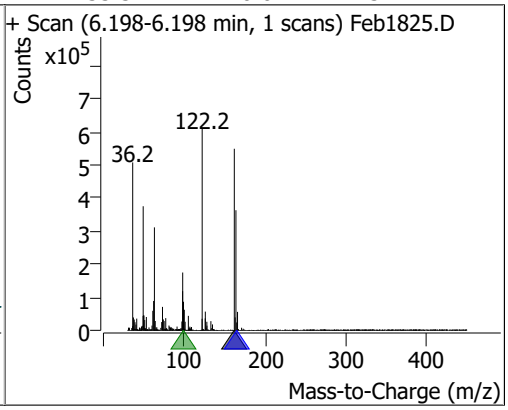

Compound	Conc.	RT	Dev(Min)	Resp.	QIon	QRatio	Lower	Upper
Benzoic Acid	91.3224	6.26	0.02	409805	122.0	80.6	59.9	111.2
					77.0	74.0	42.3	78.5

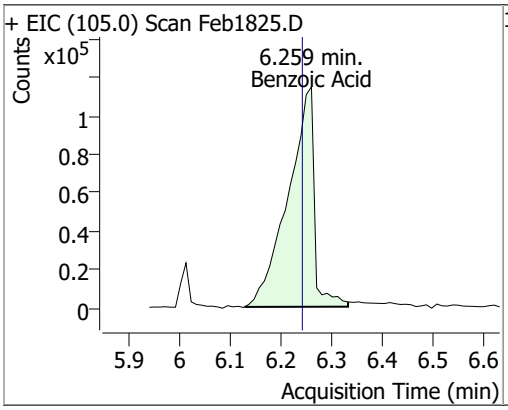

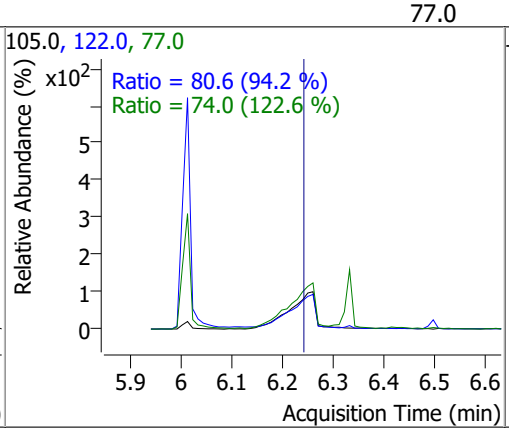

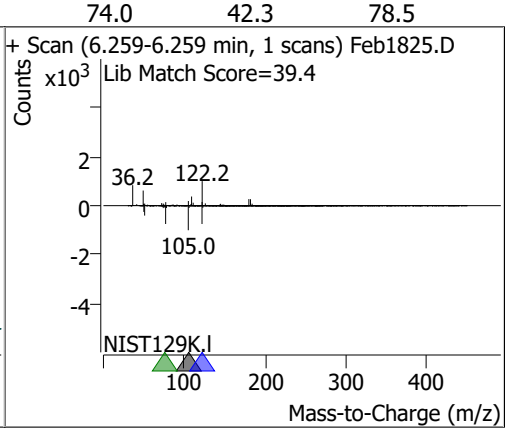

Compound	Conc.	RT	Dev(Min)	Resp.	QIon	QRatio	Lower	Upper
1,2,4-Trichlorobenzene	77.7109	6.25	0.00	744212	182.0	96.5	66.2	122.9
					145.0	28.9	20.1	37.3

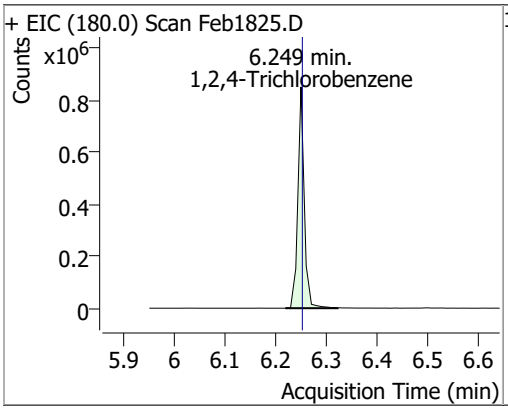

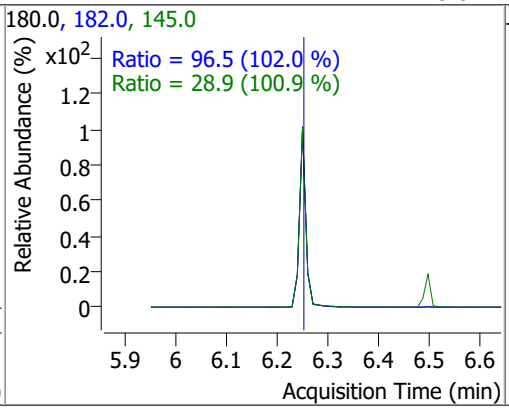

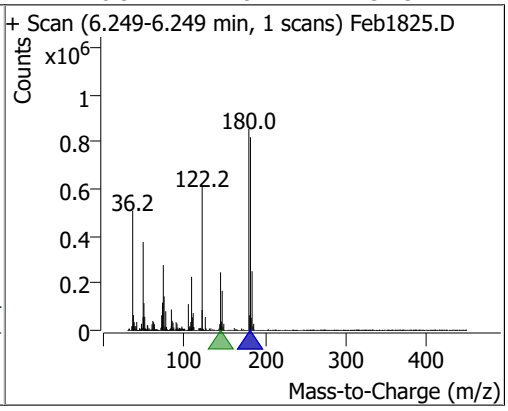

Compound	Conc.	RT	Dev(Min)	Resp.	QIon	QRatio	Lower	Upper
Naphthalene	82.9533	6.33	0.00	2351615	129.0	10.9	8.0	14.9
					102.0	10.2	6.9	12.9

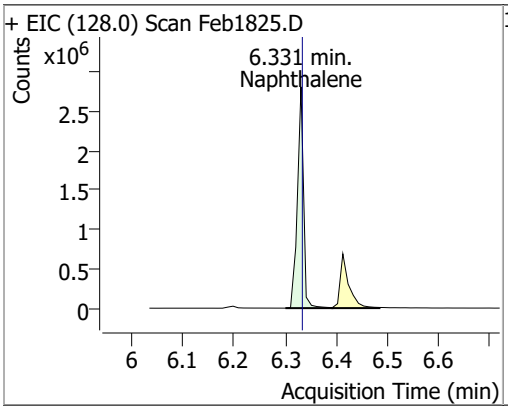

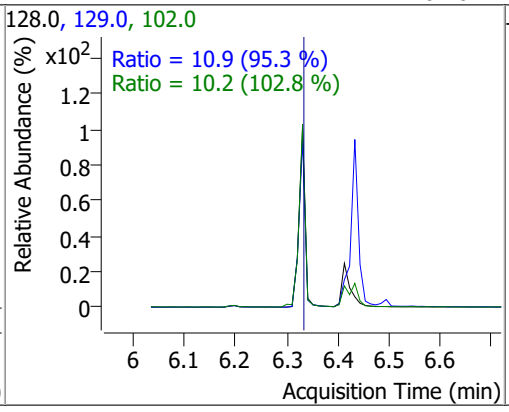

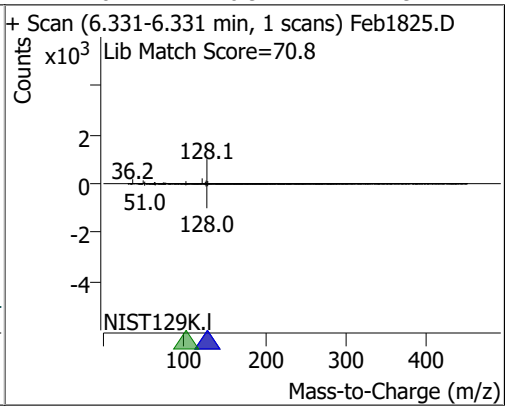

Compound	Conc.	RT	Dev(Min)	Resp.	QIon	QRatio	Lower	Upper
4-Chlorophenol	84.7668	6.41	0.00	254446	128.0	324.8	221.4	411.2

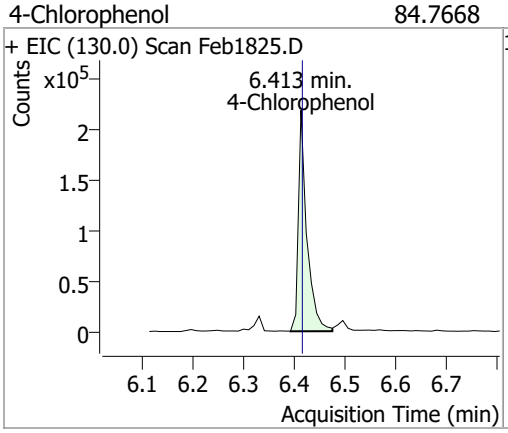

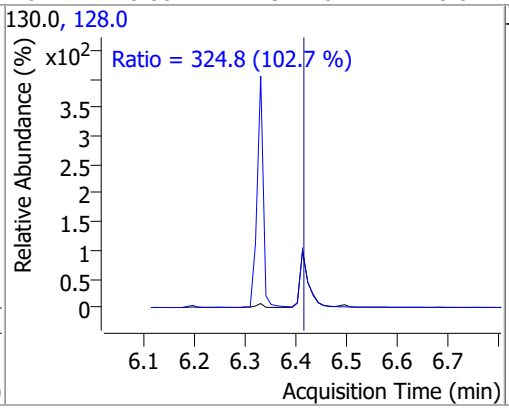

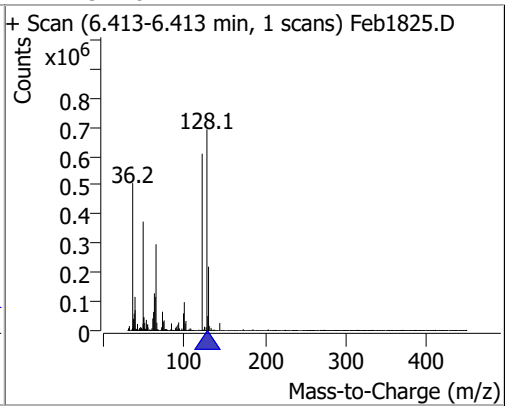

Compound	Conc.	RT	Dev(Min)	Resp.	QIon	QRatio	Lower	Upper
p-Chloroaniline	78.3988	6.43	0.00	872484	65.0	64.9	42.1	78.2
					129.0	37.4	26.3	48.9

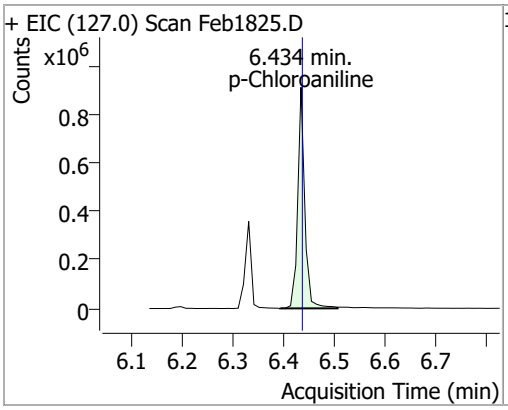

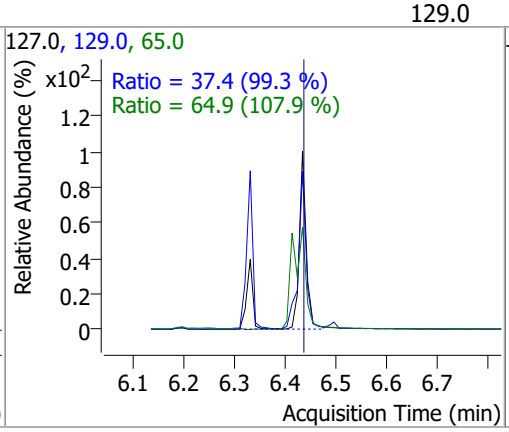

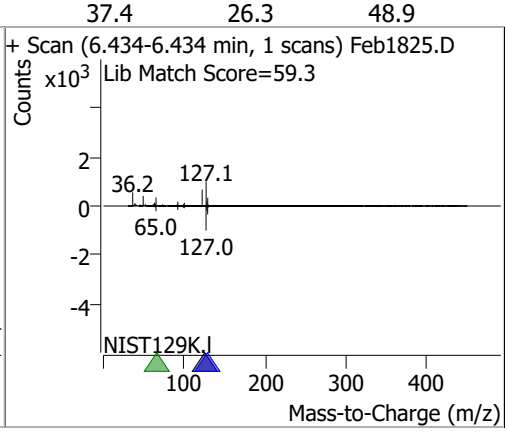

Compound	Conc.	RT	Dev(Min)	Resp.	QIon	QRatio	Lower	Upper
Hexachlorobutadiene	82.5099	6.50	0.00	411019	227.0	63.8	46.0	85.4
					223.0	64.2	45.0	83.6

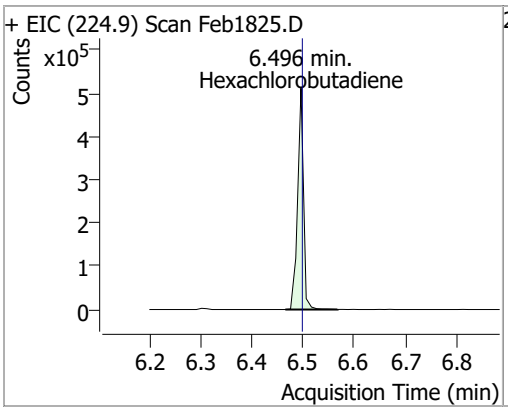

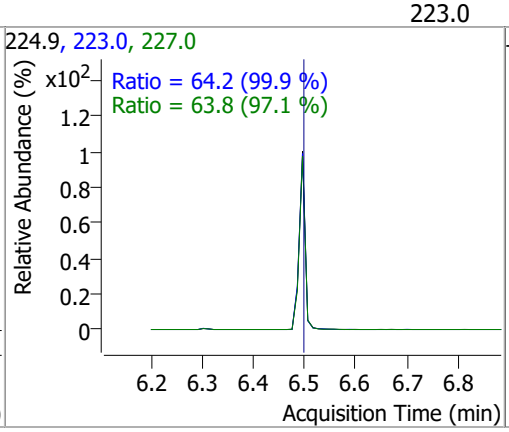

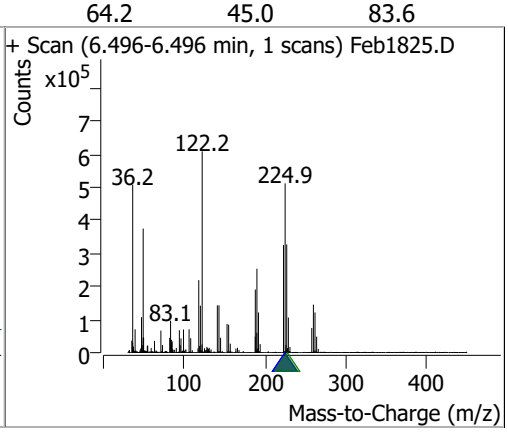

Compound	Conc.	RT	Dev(Min)	Resp.	QIon	QRatio	Lower	Upper
4-Chloro-2-Methylphenol	76.9764	6.94	0.00	571111	144.0	27.6	19.4	36.1

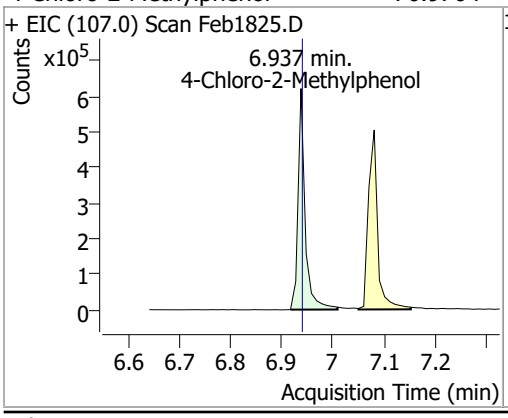

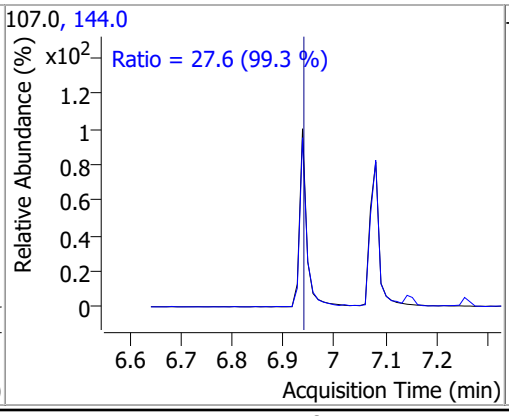

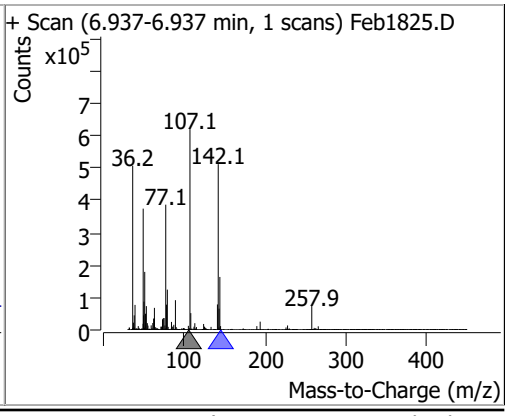

Compound	Conc.	RT	Dev(Min)	Resp.	QIon	QRatio	Lower	Upper
4-Chloro-3-Methylphenol	82.6279	7.08	0.01	639378	144.0	26.7	19.1	35.5

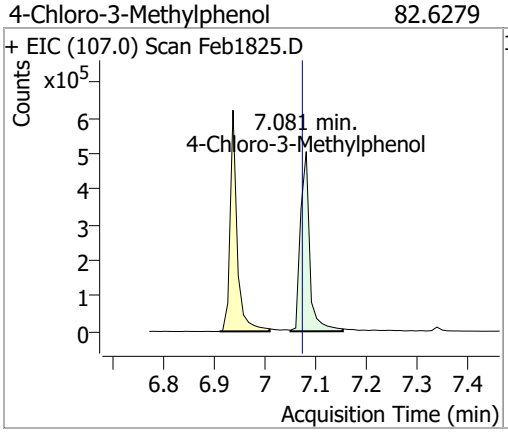

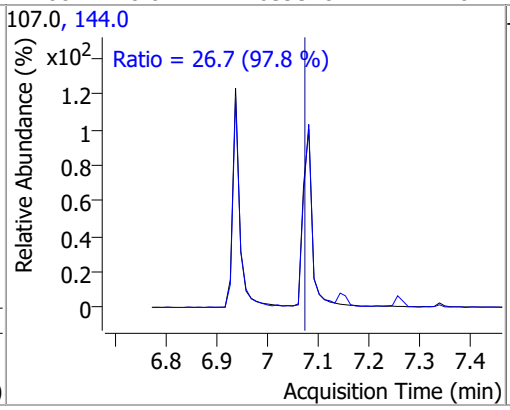

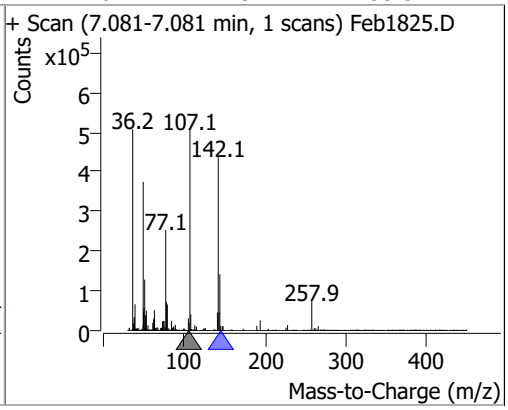

Compound	Conc.	RT	Dev(Min)	Resp.	QIon	QRatio	Lower	Upper
2-Methylnaphthalene	81.4928	7.15	0.01	1317607	142.0	118.0	83.8	155.7
					115.0	42.5	29.2	54.3

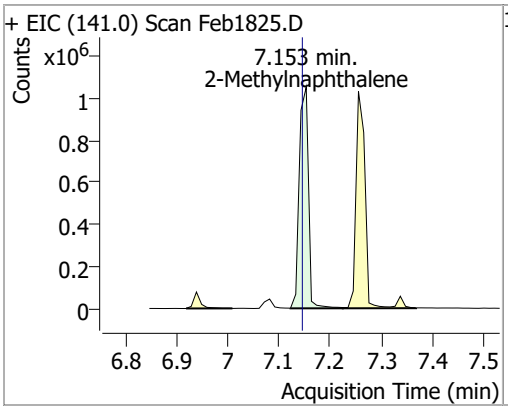

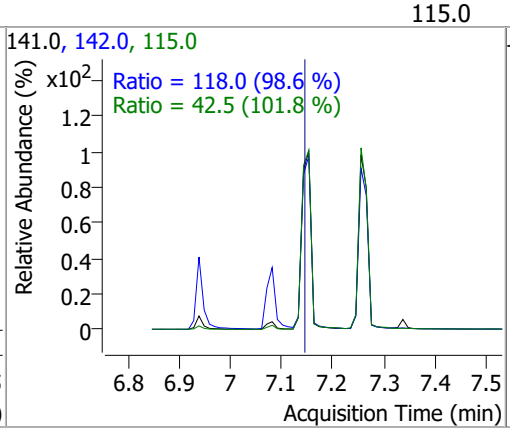

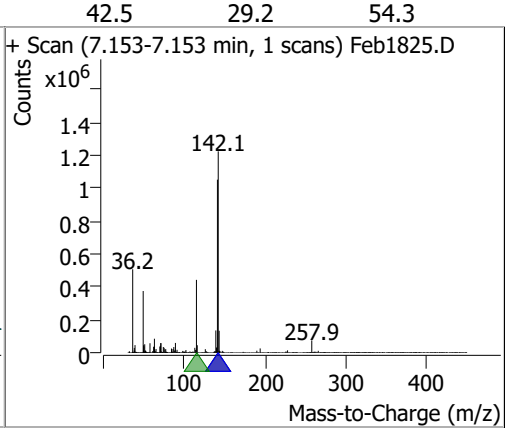

Compound	Conc.	RT	Dev(Min)	Resp.	QIon	QRatio	Lower	Upper
1-Methylnaphthalene	78.5037	7.26	0.00	1236329 (m)	142.0	112.9	79.8	148.2
					115.0	43.6	28.9	53.7

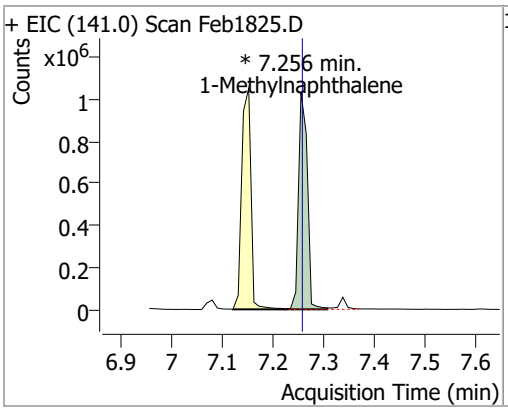

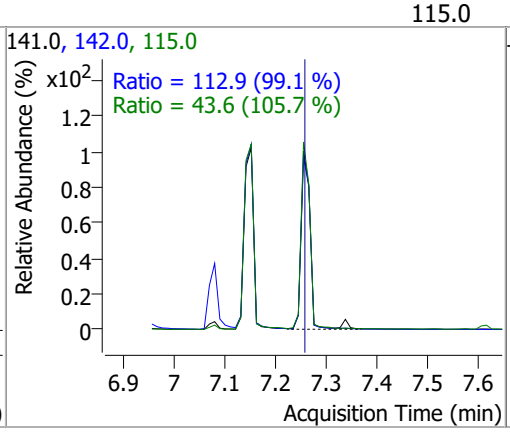

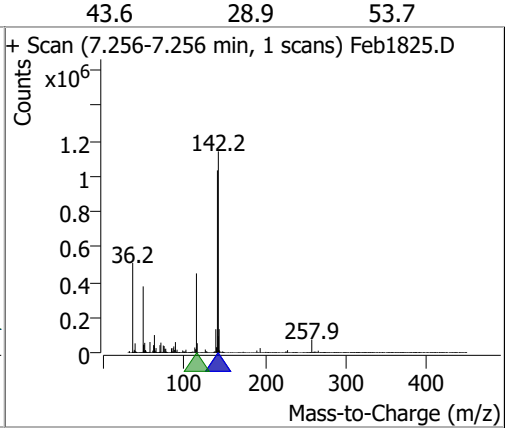

Compound	Conc.	RT	Dev(Min)	Resp.	QIon	QRatio	Lower	Upper
Hexachlorocyclopentadiene	78.3658	7.34	0.00	236779	234.9	63.4	45.2	84.0
					238.9	63.6	44.6	82.9

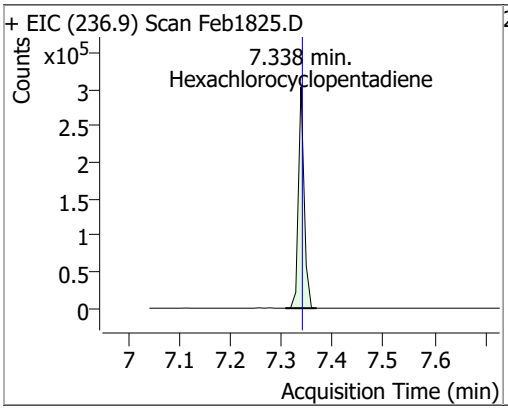

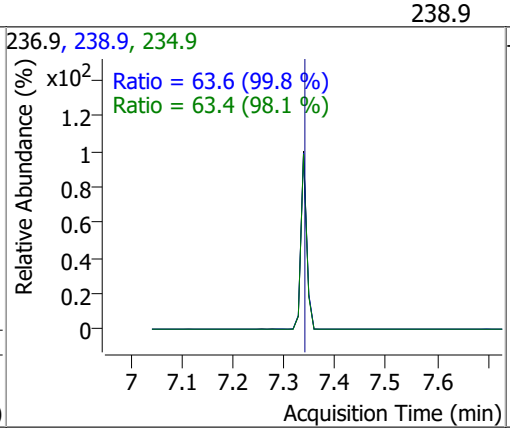

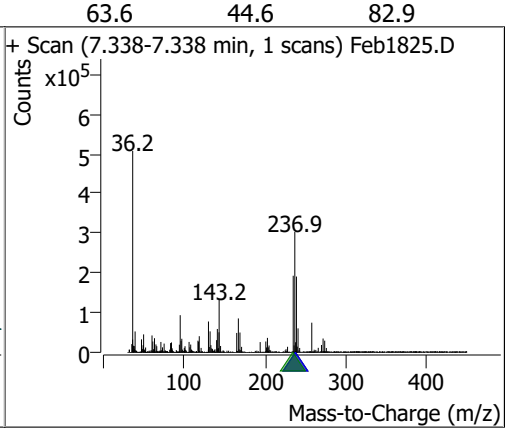

Compound	Conc.	RT	Dev(Min)	Resp.	QIon	QRatio	Lower	Upper
2,4,6-Trichlorophenol	83.8983	7.52	0.00	443943 (m)	198.0	94.0	67.6	125.5

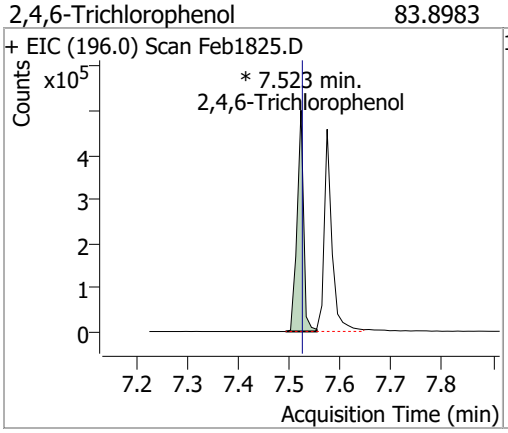

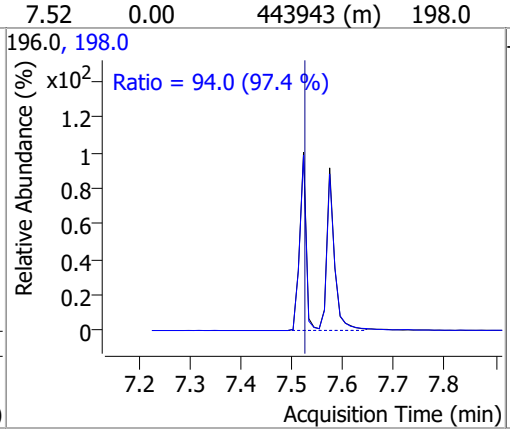

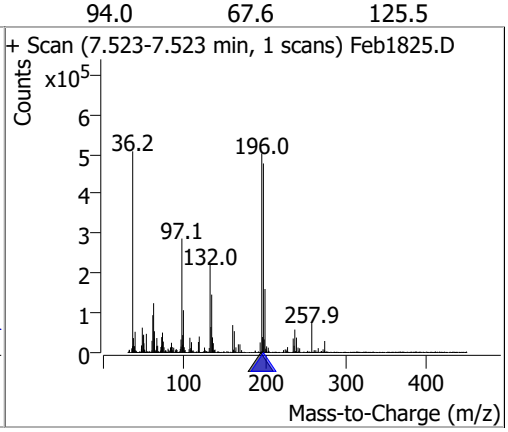

Compound	Conc.	RT	Dev(Min)	Resp.	QIon	QRatio	Lower	Upper
2,4,5-Trichlorophenol	81.7351	7.57	0.00	482884 (m)	198.0	94.7	63.2	117.3

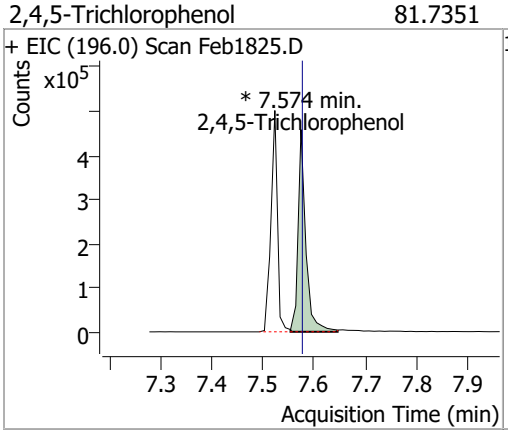

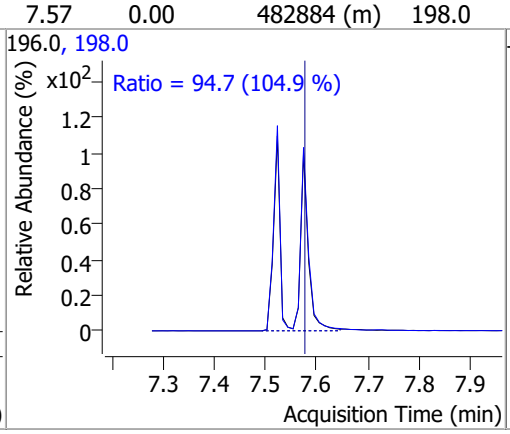

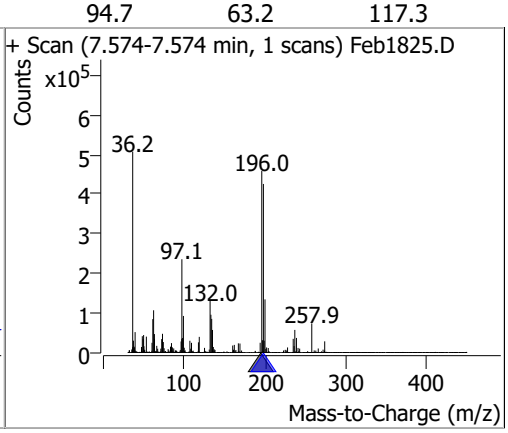

Compound	Conc.	RT	Dev(Min)	Resp.	QIon	QRatio	Lower	Upper
2-Fluorobiphenyl	81.8452	7.62	0.01	1752432	171.0	33.8	24.0	44.5

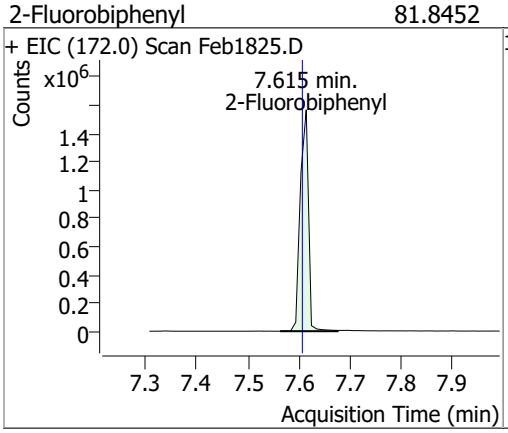

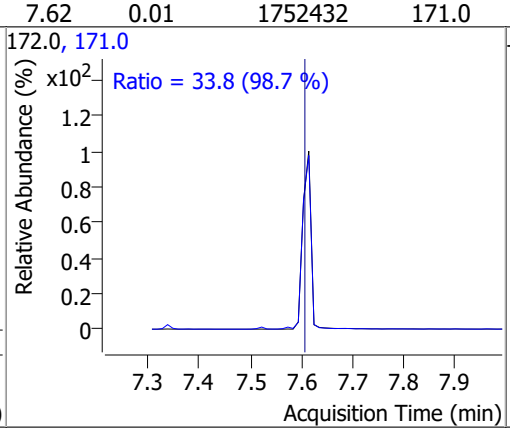

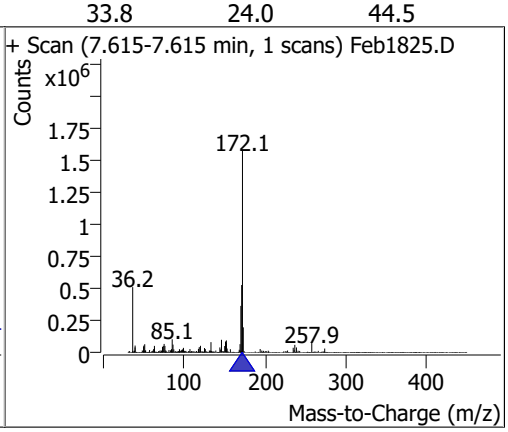

Compound	Conc.	RT	Dev(Min)	Resp.	QIon	QRatio	Lower	Upper
2-Chloronaphthalene	78.7346	7.72	0.00	1415405	127.0	38.1	25.1	46.7
					164.0	32.3	22.5	41.7

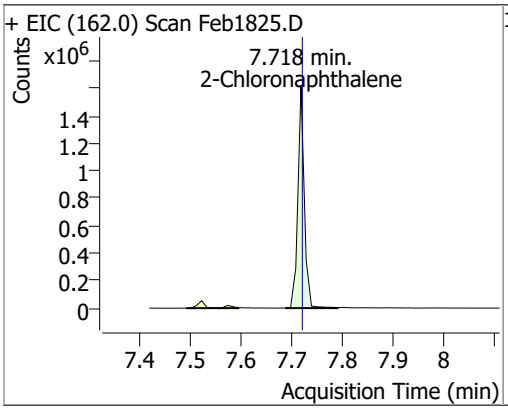

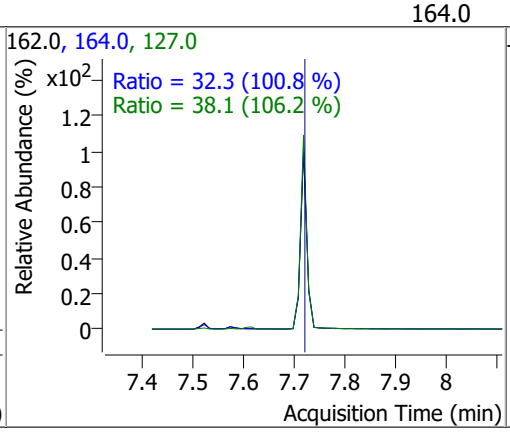

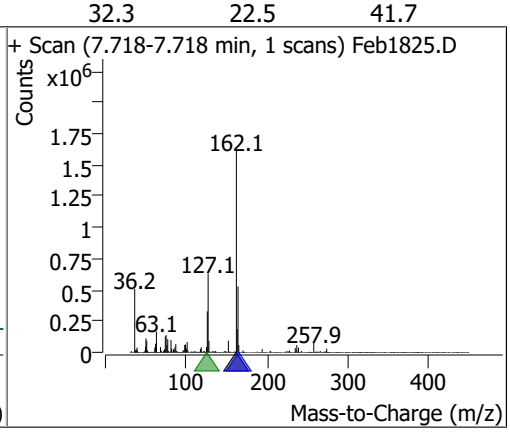

Compound	Conc.	RT	Dev(Min)	Resp.	QIon	QRatio	Lower	Upper
2-Nitroaniline	87.3957	7.89	0.01	281563	138.0	112.1	77.4	143.7

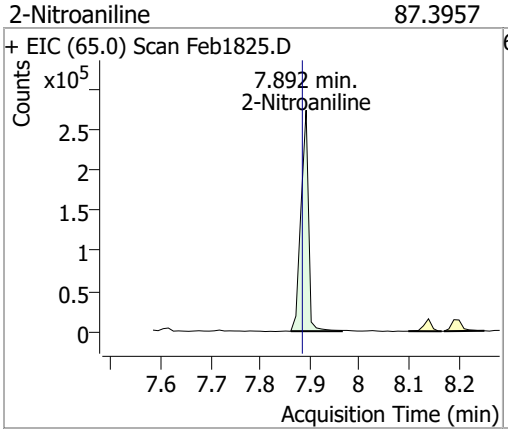

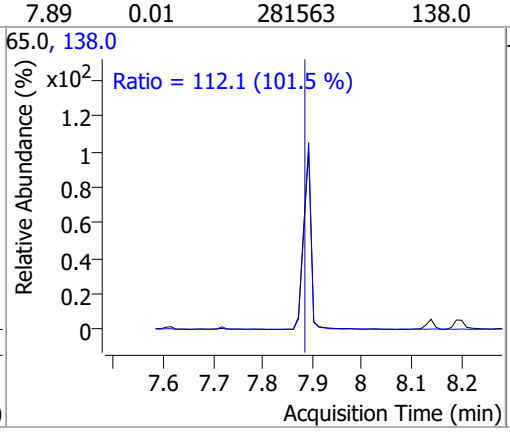

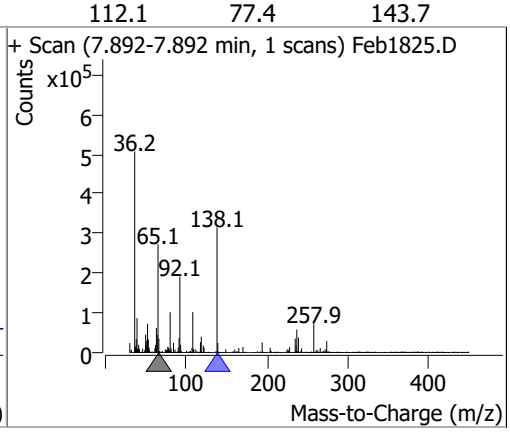

Compound	Conc.	RT	Dev(Min)	Resp.	QIon	QRatio	Lower	Upper
Dimethyl Phthalate	82.0814	8.14	0.00	1486935	77.0	20.4	13.8	25.7

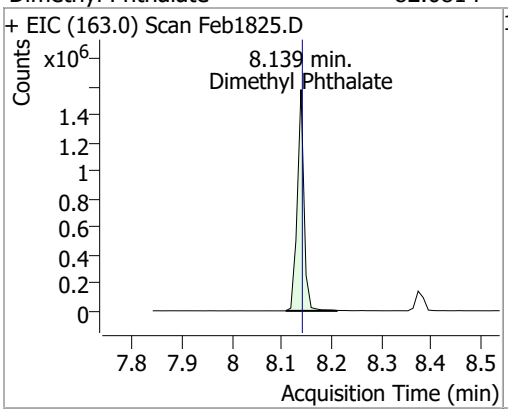

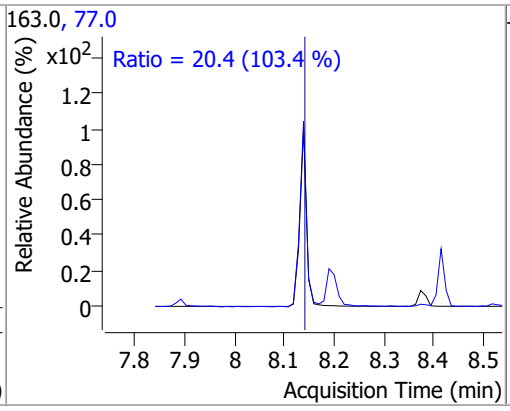

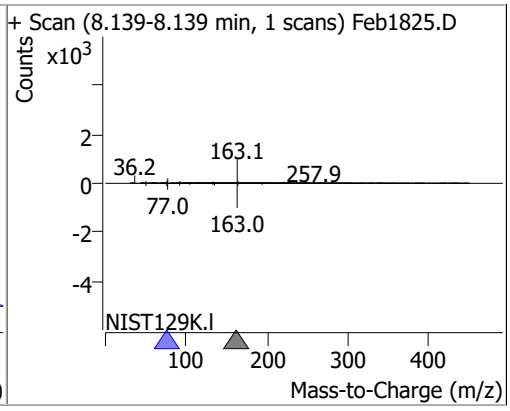

Compound	Conc.	RT	Dev(Min)	Resp.	QIon	QRatio	Lower	Upper
2,6-Dinitrotoluene	75.0361	8.19	0.00	186137	63.0	135.3	99.5	184.8
					89.0	64.2	43.3	80.3

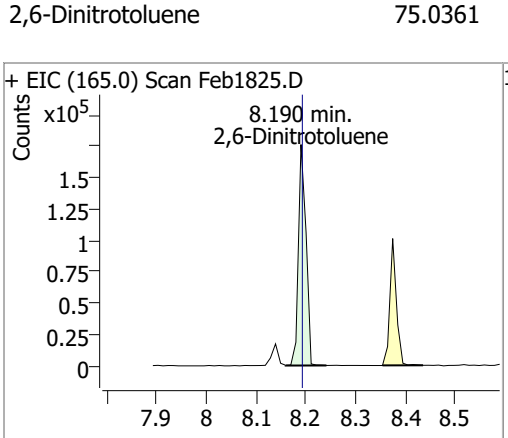

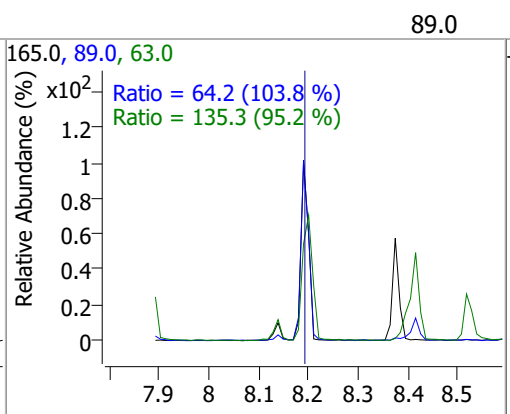

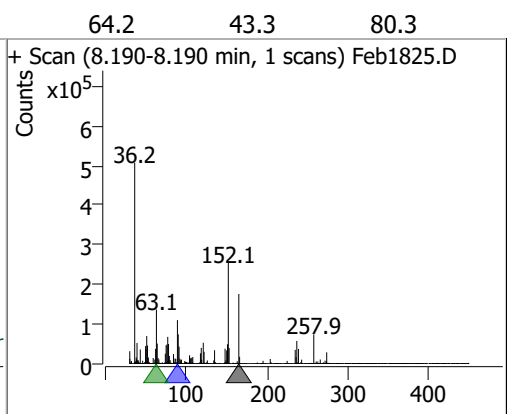

Compound	Conc.	RT	Dev(Min)	Resp.	QIon	QRatio	Lower	Upper
Acenaphthylene	78.1389	8.20	0.00	2246215	153.1	14.0	9.6	17.7

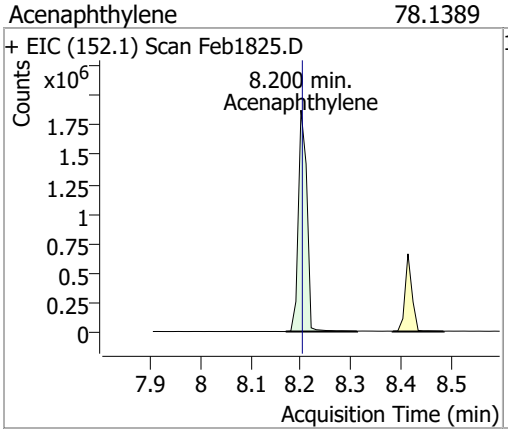

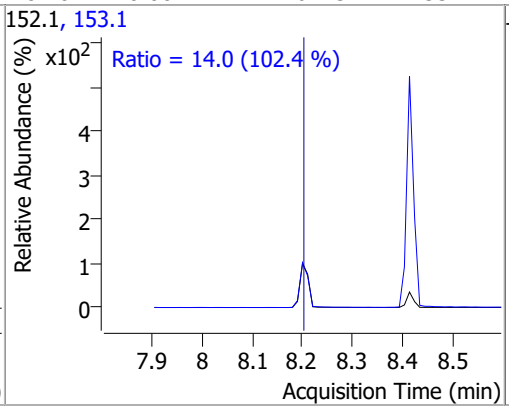

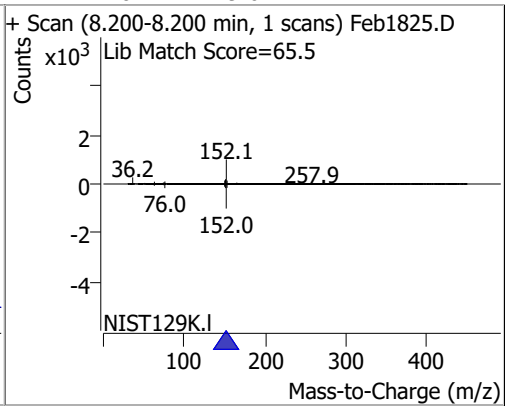

Compound	Conc.	RT	Dev(Min)	Resp.	QIon	QRatio	Lower	Upper
3-Nitroaniline	83.5436	8.40	0.01	236751	65.0	129.5	90.4	167.8
					92.0	108.4	74.7	138.7

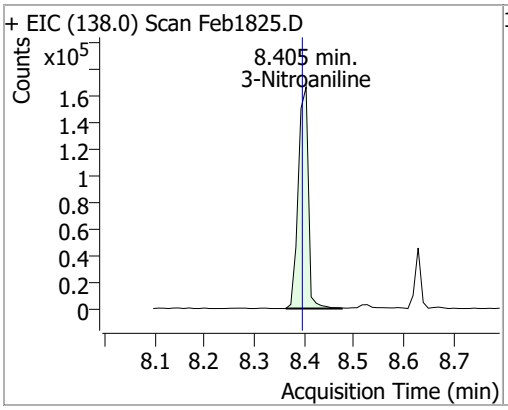

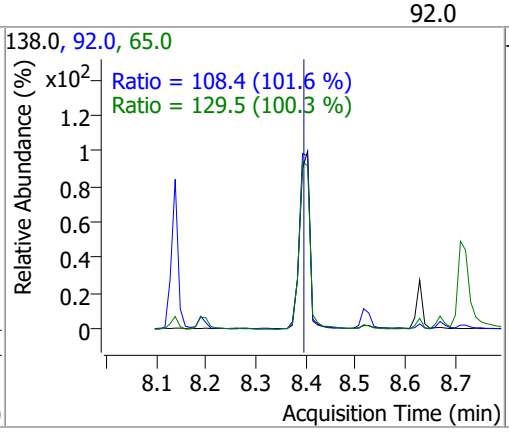

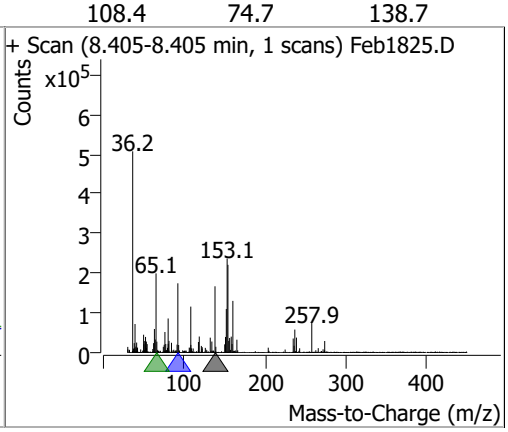

Compound	Conc.	RT	Dev(Min)	Resp.	QIon	QRatio	Lower	Upper
Acenaphthene	73.6642	8.41	0.00	1221307	153.0	107.7	74.5	138.4
					152.0	52.7	36.3	67.4

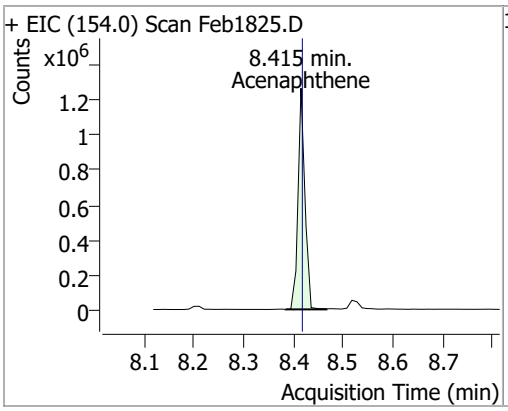

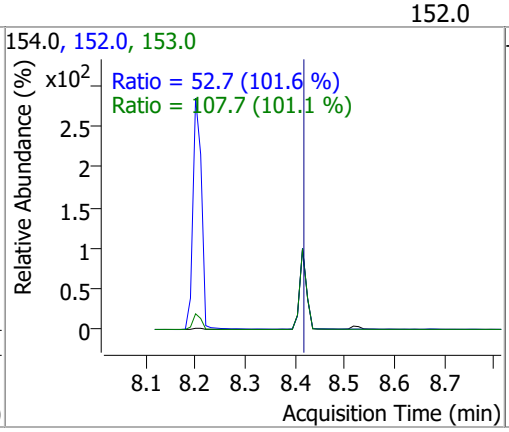

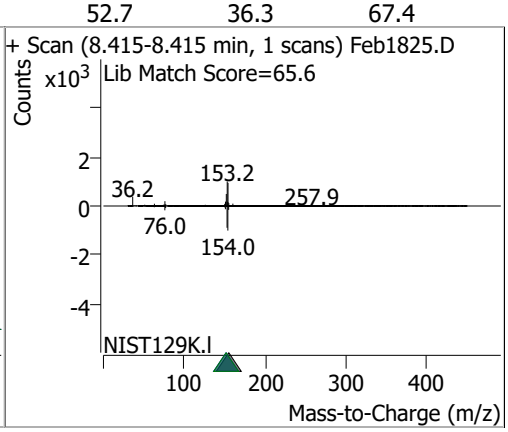

Compound	Conc.	RT	Dev(Min)	Resp.	QIon	QRatio	Lower	Upper
2,4-Dinitrophenol	84.5041	8.52	0.00	107509	154.0	69.5	43.9	81.5

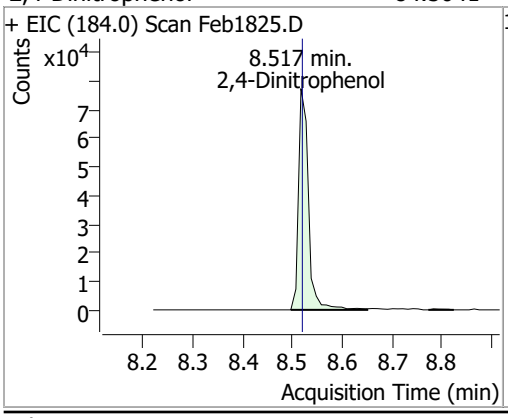

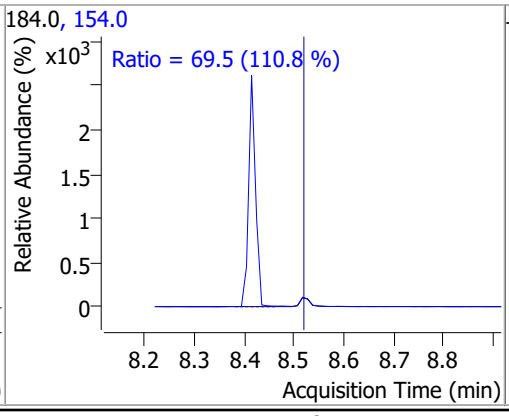

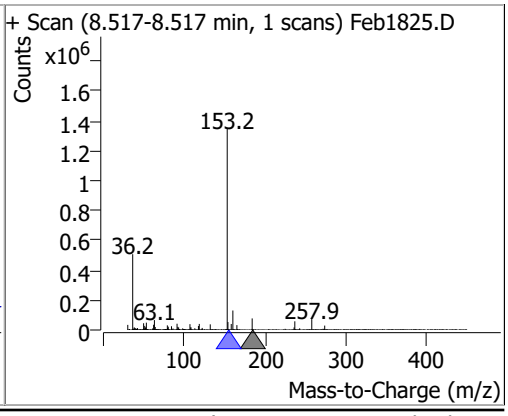

Compound	Conc.	RT	Dev(Min)	Resp.	QIon	QRatio	Lower	Upper
Dibenzofuran	77.9726	8.63	0.00	2113432	139.0	39.0	26.3	48.8

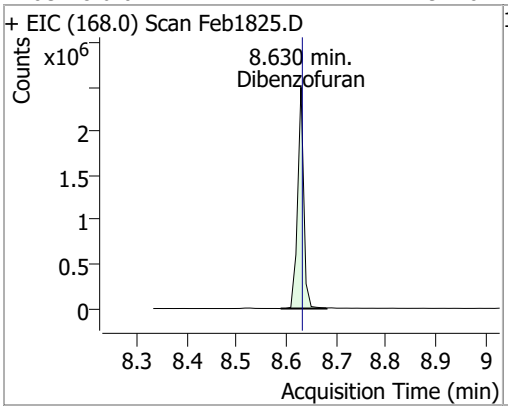

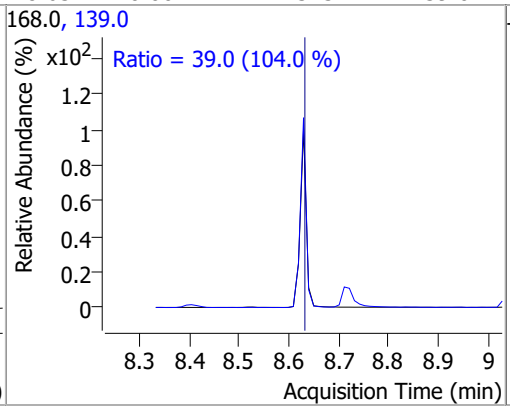

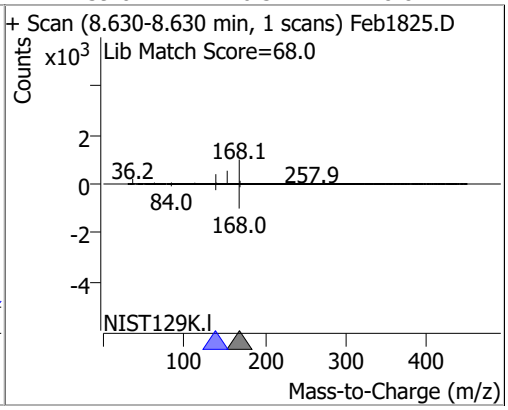

Compound	Conc.	RT	Dev(Min)	Resp.	QIon	QRatio	Lower	Upper
2,4-Dinitrotoluene	79.6333	8.67	0.00	246962	89.0	77.6	55.4	102.9
					63.0	47.2	33.9	62.9

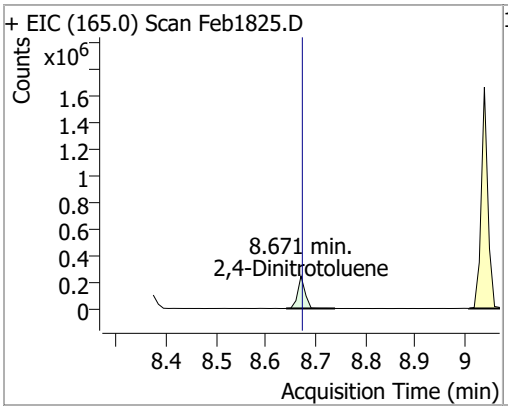

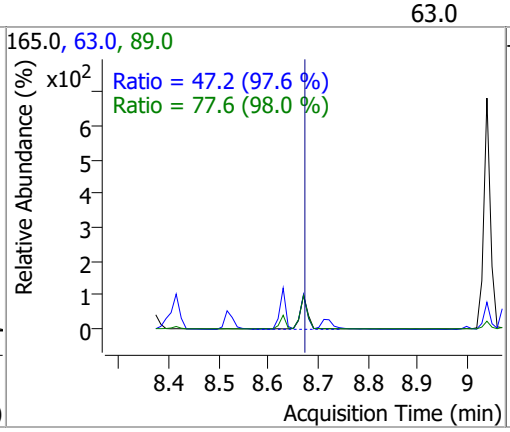

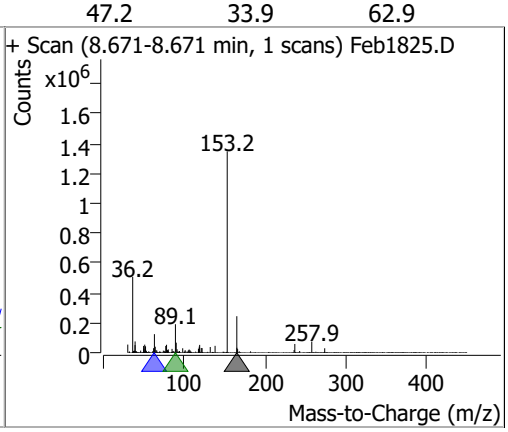

Compound	Conc.	RT	Dev(Min)	Resp.	QIon	QRatio	Lower	Upper
4-Nitrophenol	80.2049	8.72	0.02	245597	65.0	73.0	50.4	93.6
					139.0	76.1	49.8	92.5

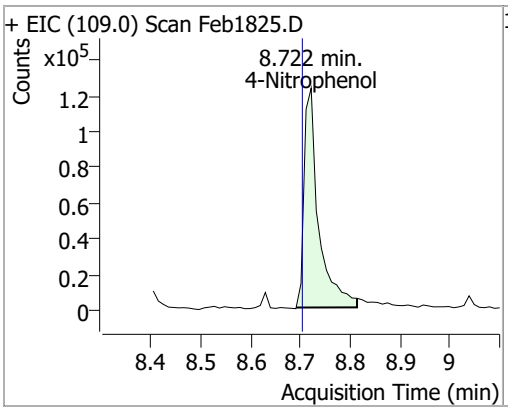

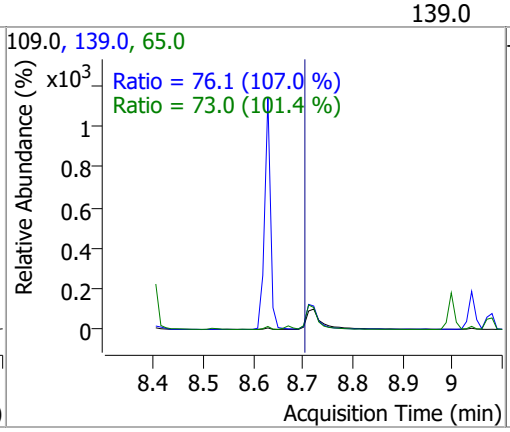

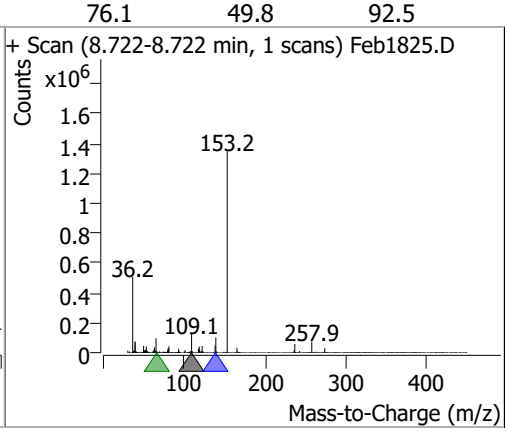

Compound	Conc.	RT	Dev(Min)	Resp.	QIon	QRatio	Lower	Upper
Diethylphthalate	78.6490	9.00	0.00	1474023	177.0	21.2	14.5	27.0
					150.0	12.7	8.7	16.2

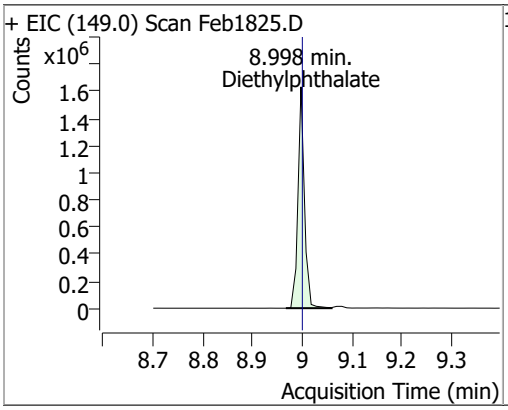

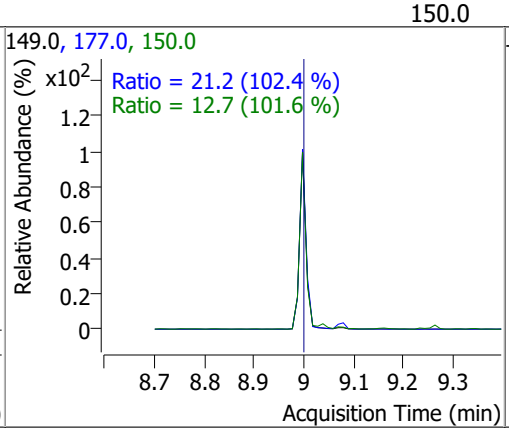

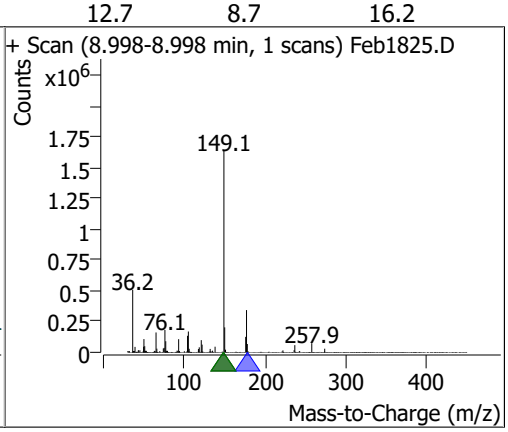

Compound	Conc.	RT	Dev(Min)	Resp.	QIon	QRatio	Lower	Upper
Fluorene	74.6154	9.04	0.00	1619598	165.0	94.7	65.4	121.4
					167.0	13.7	9.6	17.8

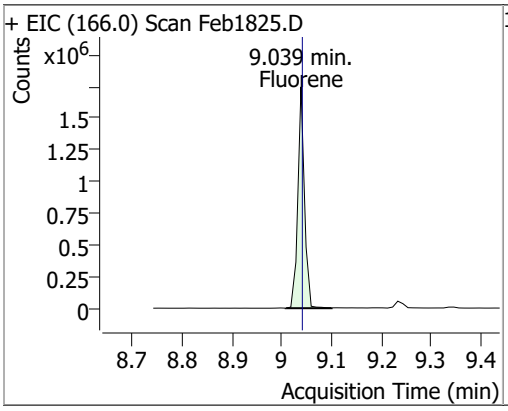

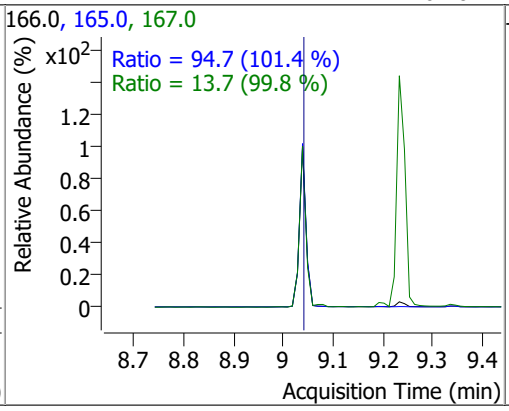

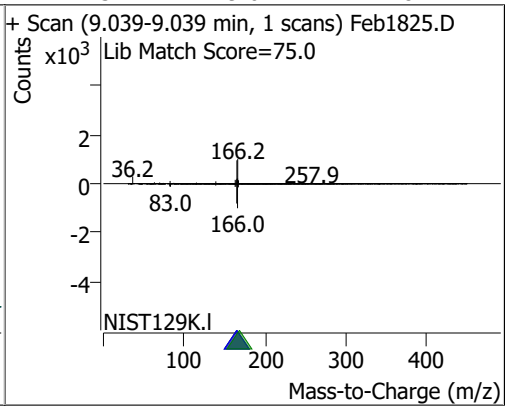

Compound	Conc.	RT	Dev(Min)	Resp.	QIon	QRatio	Lower	Upper
4-Chlorophenyl-phenylether	82.0944	9.08	0.01	801375	141.0	61.7	42.8	79.6
					206.0	33.2	23.6	43.9

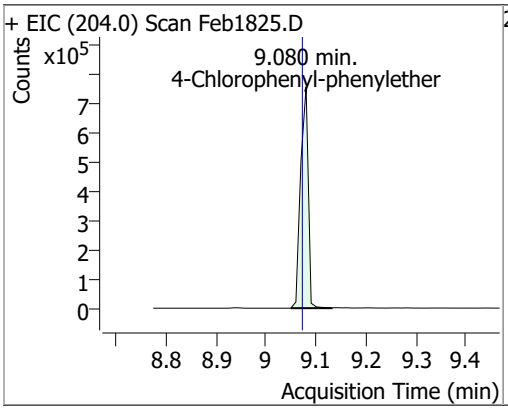

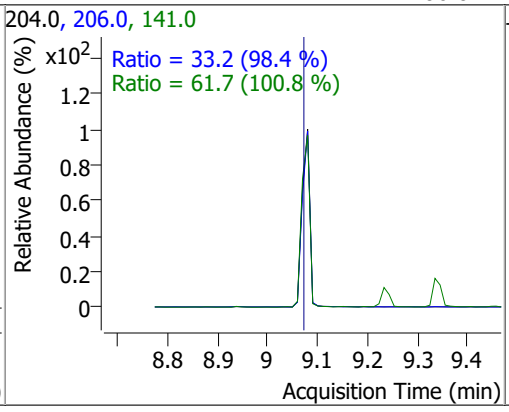

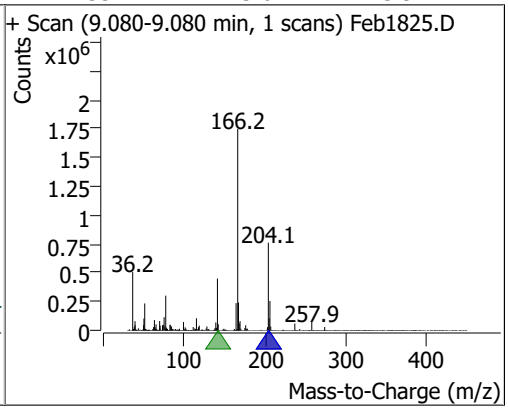

Compound	Conc.	RT	Dev(Min)	Resp.	QIon	QRatio	Lower	Upper
4-Nitroaniline	87.0446	9.15	0.01	268516	65.0	110.4	78.9	146.6
					92.0	49.8	34.5	64.1

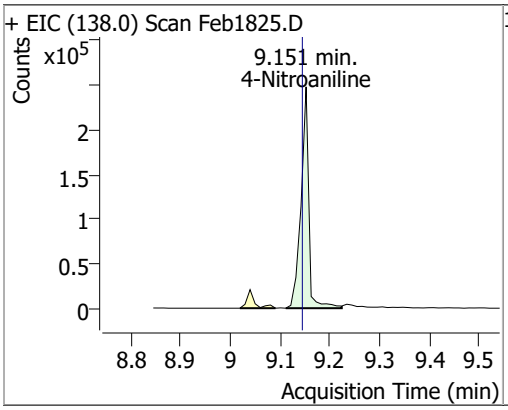

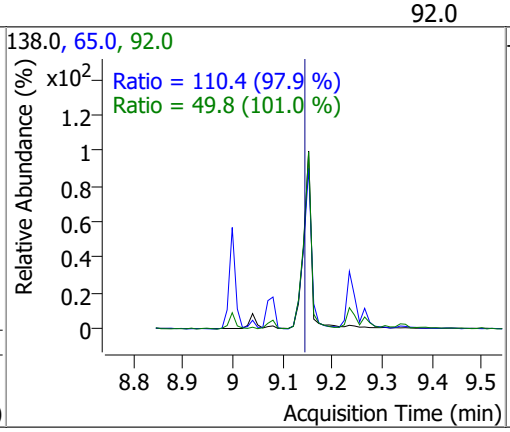

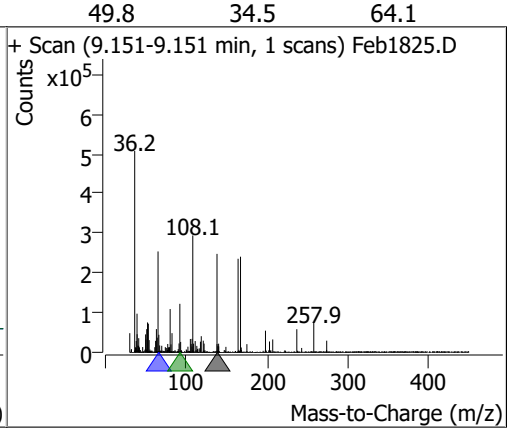

Compound	Conc.	RT	Dev(Min)	Resp.	QIon	QRatio	Lower	Upper
4,6-Dinitro-2-methylphenol	84.9611	9.16	0.01	160172	121.0	47.9	35.1	65.3

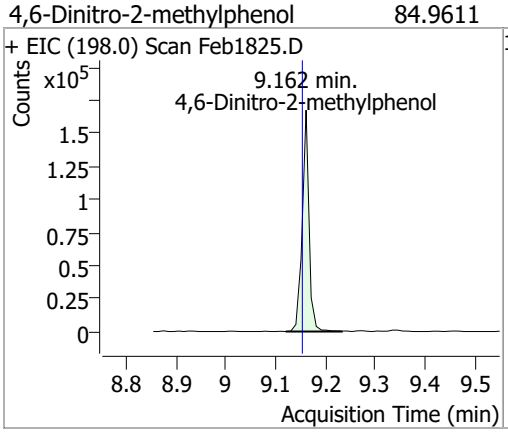

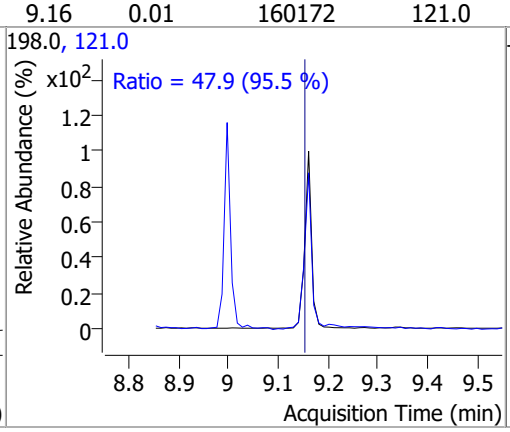

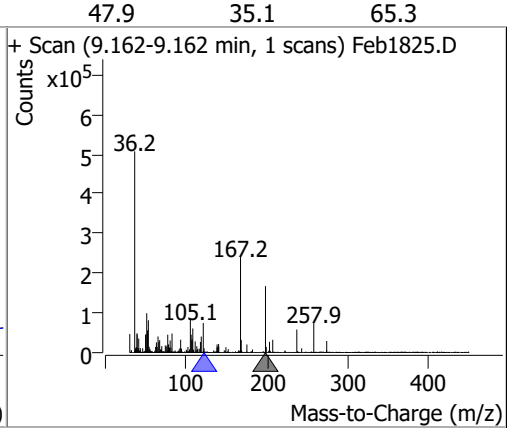

Compound	Conc.	RT	Dev(Min)	Resp.	QIon	QRatio	Lower	Upper
N-nitrosodiphenylamine	82.1880	9.23	0.00	1183253	168.0	63.3	44.0	81.7
					167.0	34.4	23.9	44.3

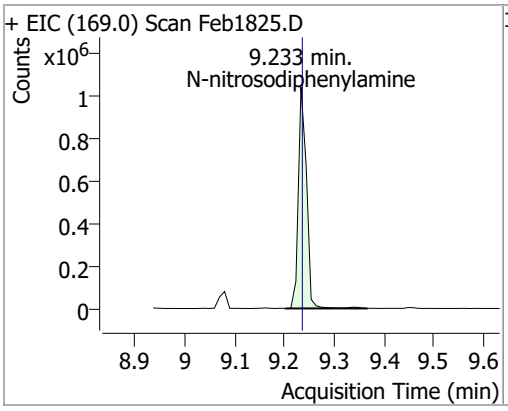

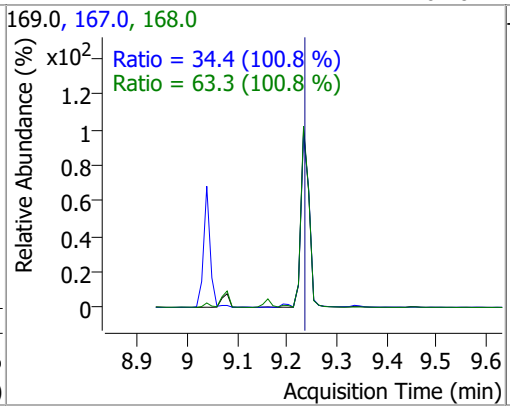

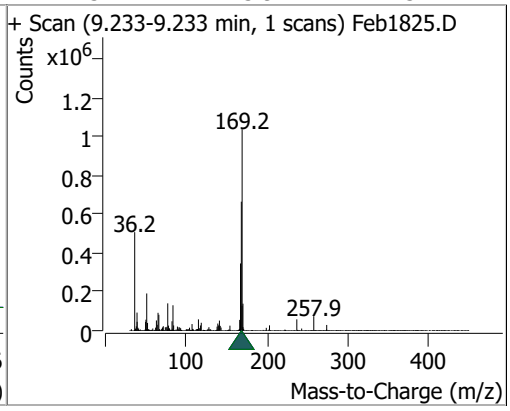

Compound	Conc.	RT	Dev(Min)	Resp.	QIon	QRatio	Lower	Upper
Azobenzene	77.6459	9.26	0.00	1474038	51.0	49.8	31.6	58.7
					182.0	24.8	16.9	31.4

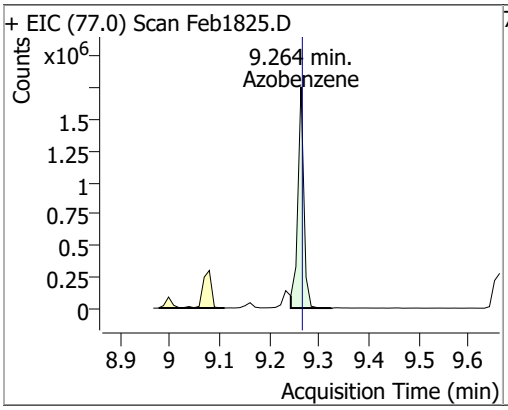

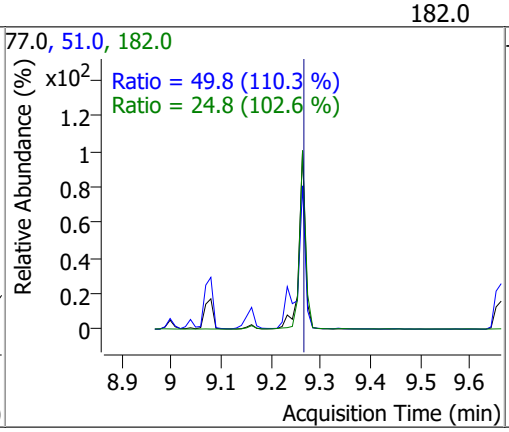

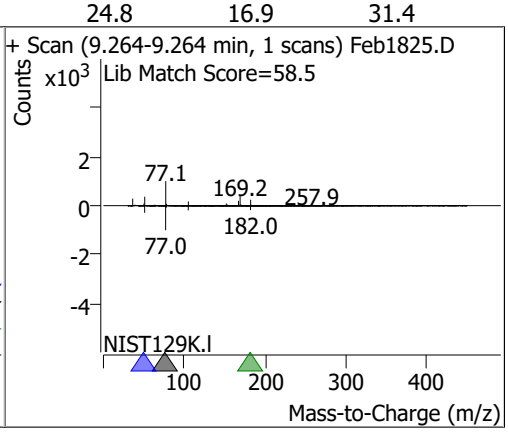

Compound	Conc.	RT	Dev(Min)	Resp.	QIon	QRatio	Lower	Upper
2,4,6-Tribromophenol	83.7831	9.35	0.01	148179	331.8	91.3	68.5	127.2

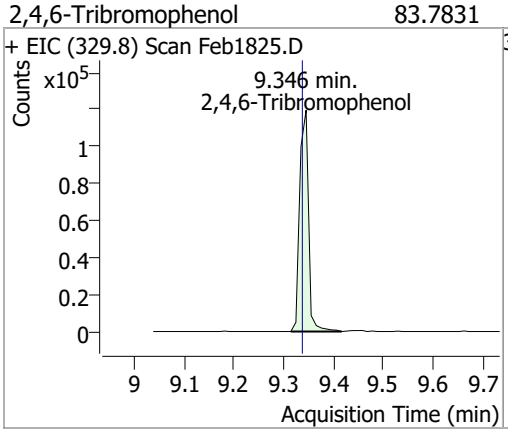

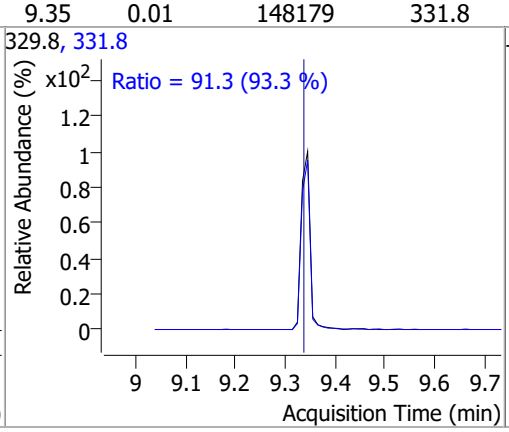

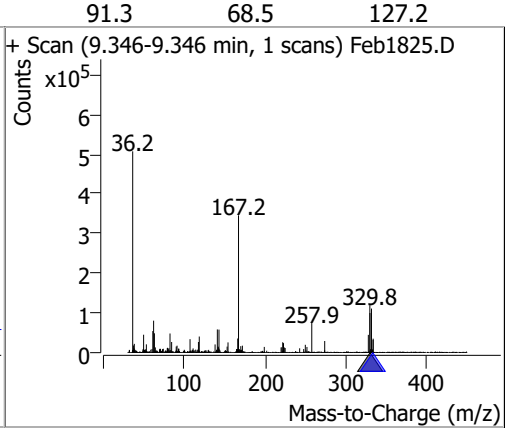

Compound	Conc.	RT	Dev(Min)	Resp.	QIon	QRatio	Lower	Upper
4-Bromophenyl-phenylether	83.9737	9.66	0.01	459431	141.0	101.2	69.1	128.4
					250.0	97.4	68.8	127.7

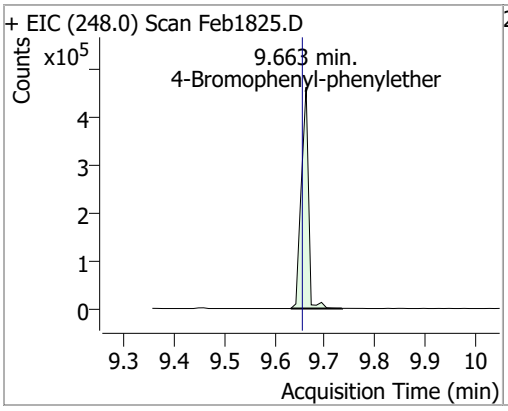

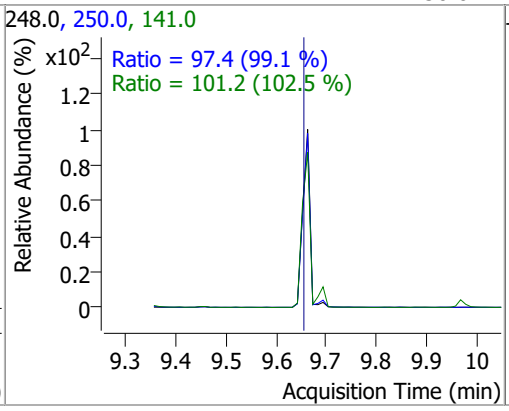

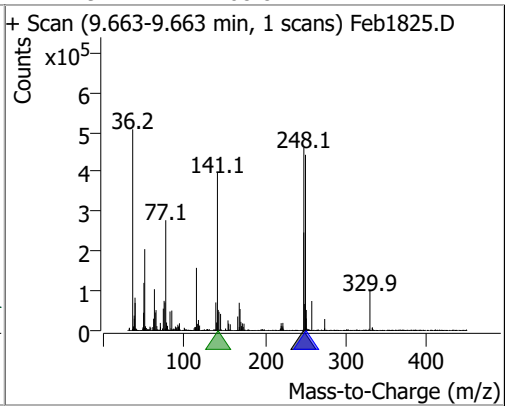

Compound	Conc.	RT	Dev(Min)	Resp.	QIon	QRatio	Lower	Upper
Hexachlorobenzene	86.0750	9.69	0.00	476701	142.0	51.6	37.7	70.0

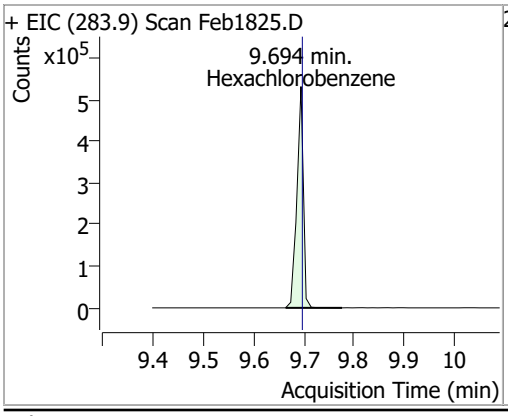

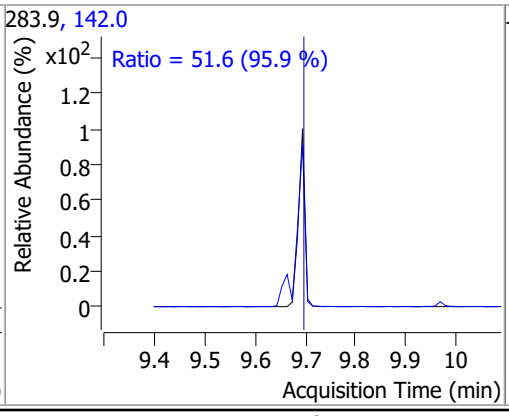

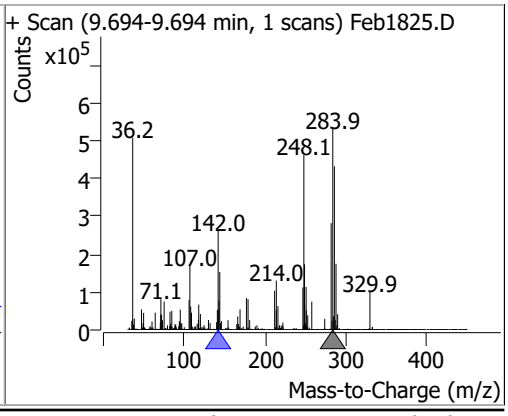

Compound	Conc.	RT	Dev(Min)	Resp.	QIon	QRatio	Lower	Upper
Pentachlorophenol	85.7198	9.97	0.00	223802	267.9	62.9	41.5	77.2
					263.9	65.3	41.2	76.6

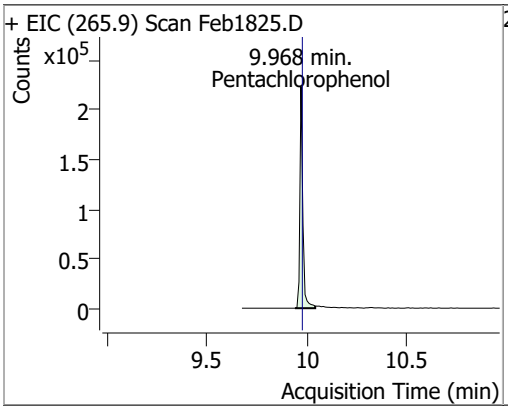

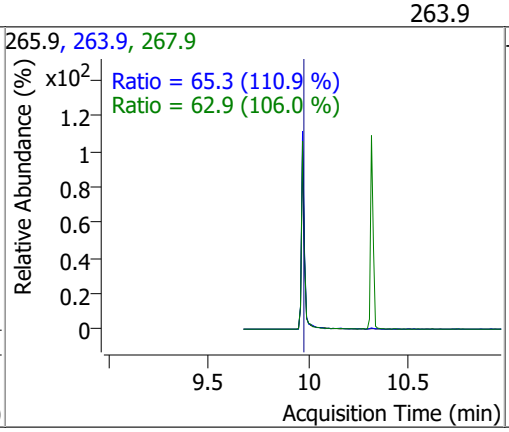

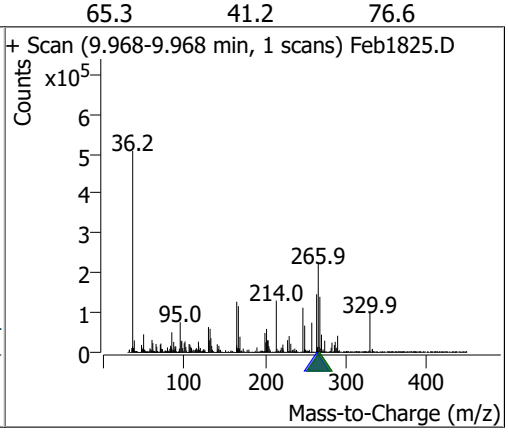

Compound	Conc.	RT	Dev(Min)	Resp.	QIon	QRatio	Lower	Upper
Phenanthrene	80.0606	10.19	0.01	2396277	176.0	19.2	13.0	24.1

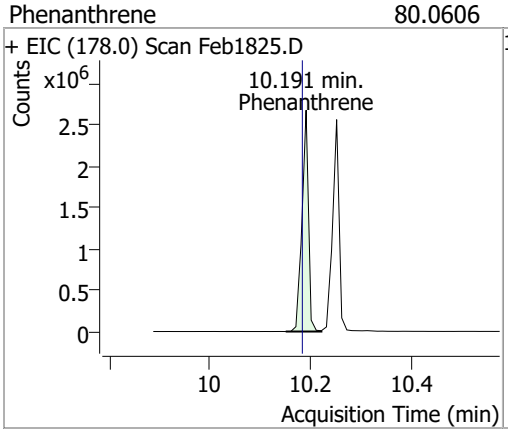

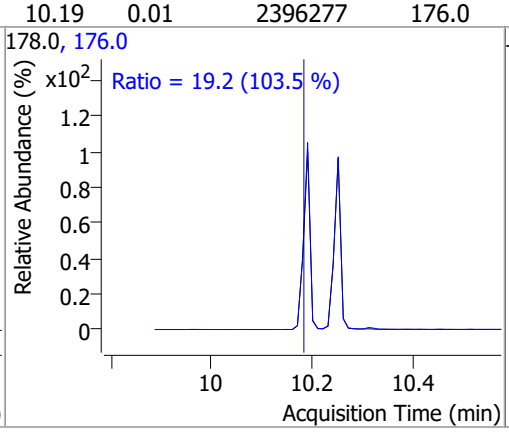

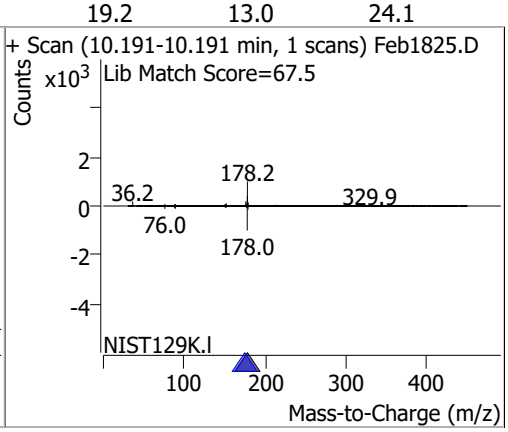

Compound	Conc.	RT	Dev(Min)	Resp.	QIon	QRatio	Lower	Upper
Anthracene	81.7333	10.25	0.00	2307793 (m)	176.0	18.3	12.9	23.9

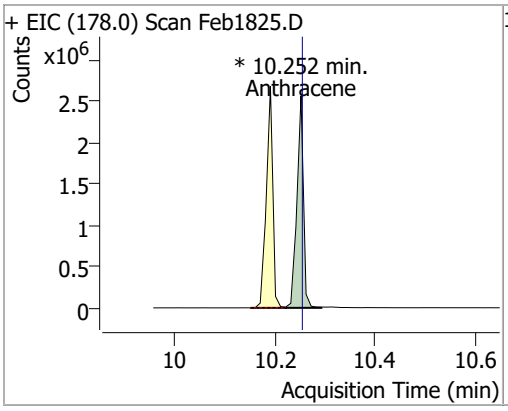

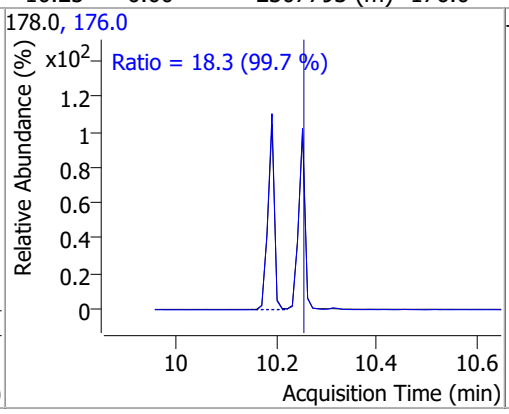

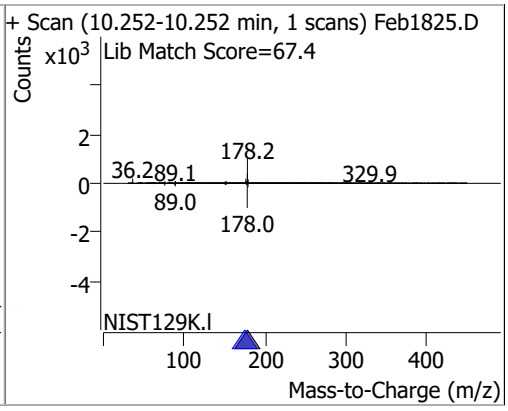

Compound	Conc.	RT	Dev(Min)	Resp.	QIon	QRatio	Lower	Upper
Triallate	80.7935	10.31	0.00	544590	268.0	24.0	16.9	31.4
					143.0	22.7	15.8	29.3

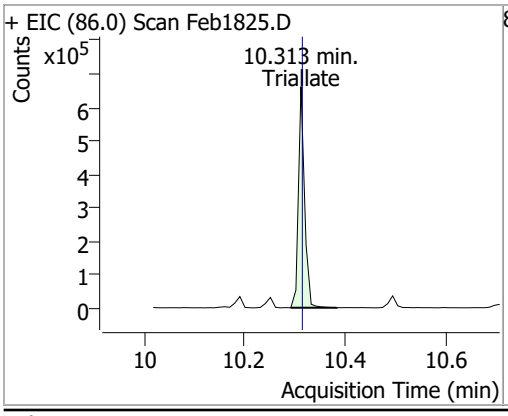

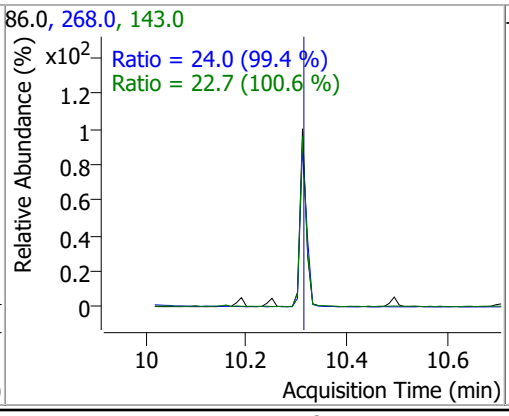

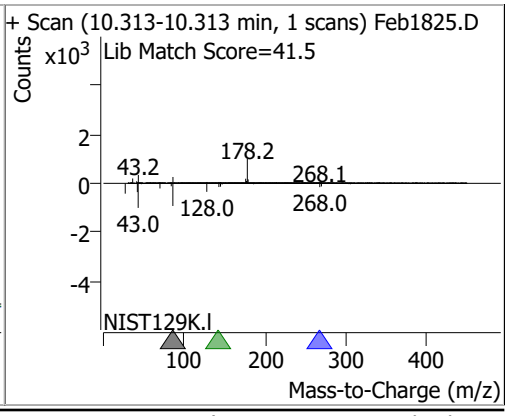

Compound	Conc.	RT	Dev(Min)	Resp.	QIon	QRatio	Lower	Upper
Carbazole	75.7167	10.49	0.00	2167797	139.0	13.0	9.0	16.7

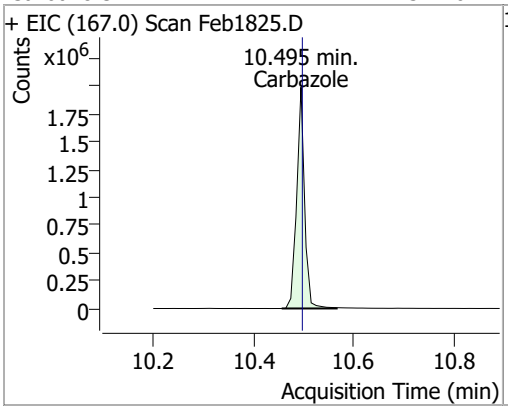

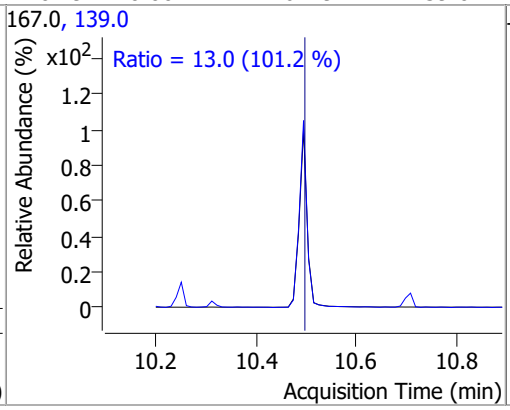

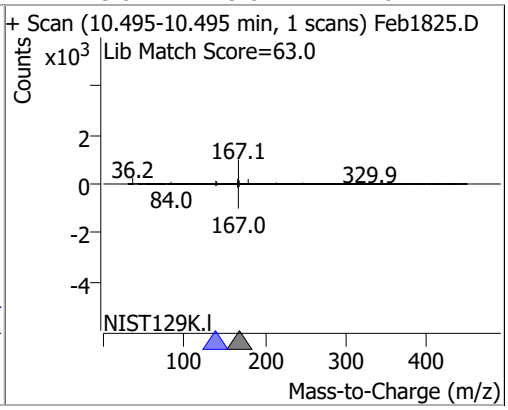

Compound	Conc.	RT	Dev(Min)	Resp.	QIon	QRatio	Lower	Upper
o-Terphenyl	79.4148	10.71	0.01	1261539	229.0	64.2	45.4	84.3
					215.0	38.0	25.9	48.1

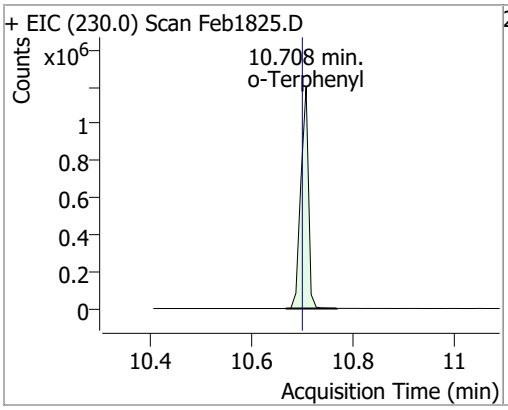

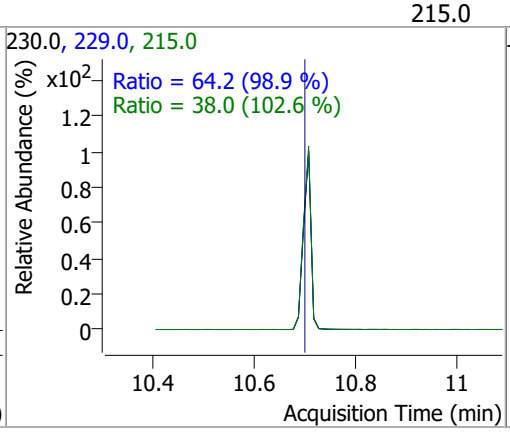

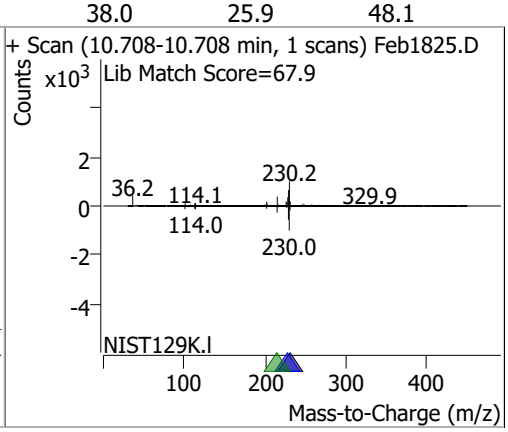

Compound	Conc.	RT	Dev(Min)	Resp.	QIon	QRatio	Lower	Upper
Di-n-Butylphthalate	86.6145	11.08	0.00	2375148	150.0	9.1	6.3	11.8
					104.0	6.0	4.5	8.3

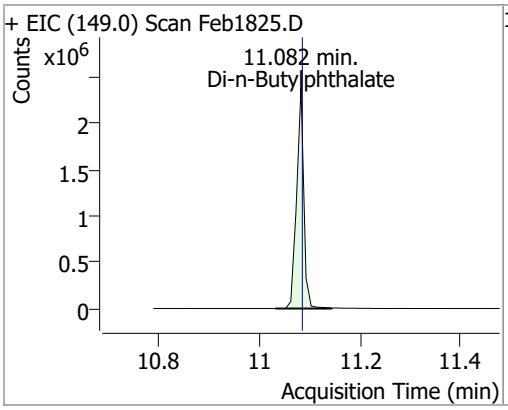

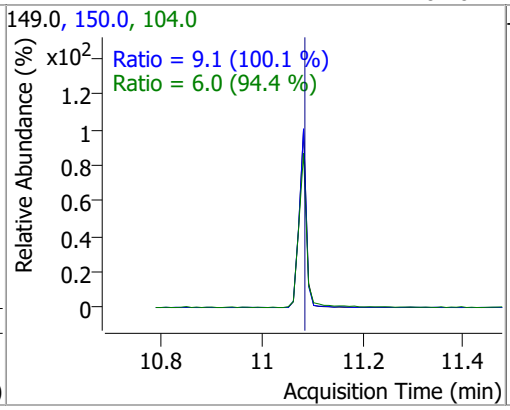

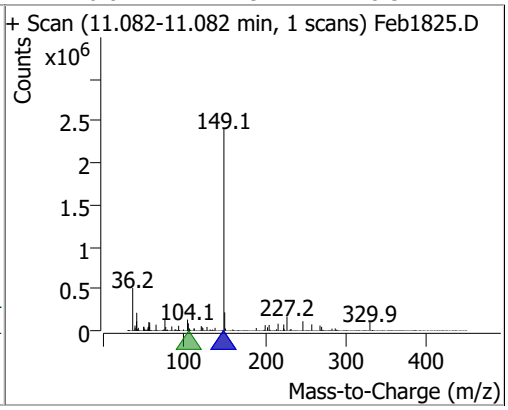

Compound	Conc.	RT	Dev(Min)	Resp.	QIon	QRatio	Lower	Upper
Fluoranthene	79.8760	11.96	0.01	2395113	101.0	13.7	9.4	17.4

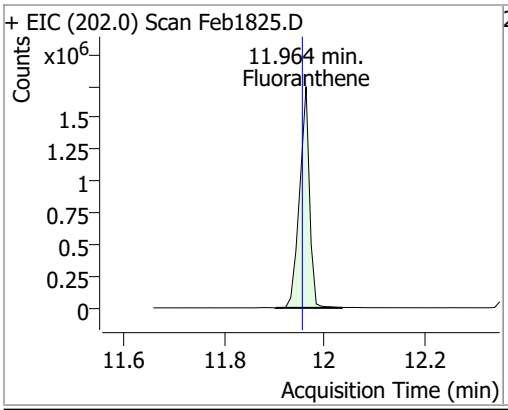

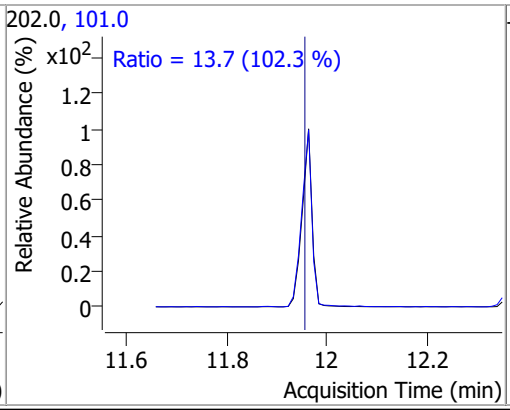

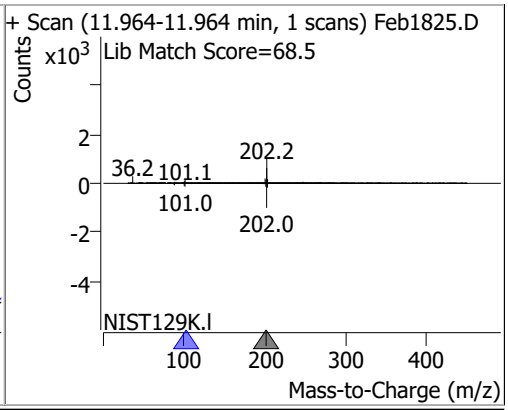

Compound	Conc.	RT	Dev(Min)	Resp.	QIon	QRatio	Lower	Upper
Benzidine	74.6477	12.35	0.00	792292	183.0	11.0	8.3	15.4
					92.0	8.4	5.8	10.8

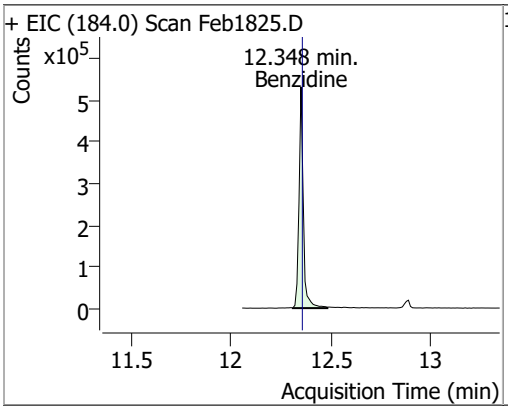

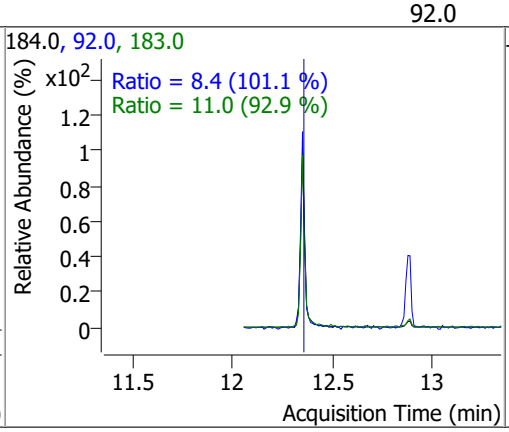

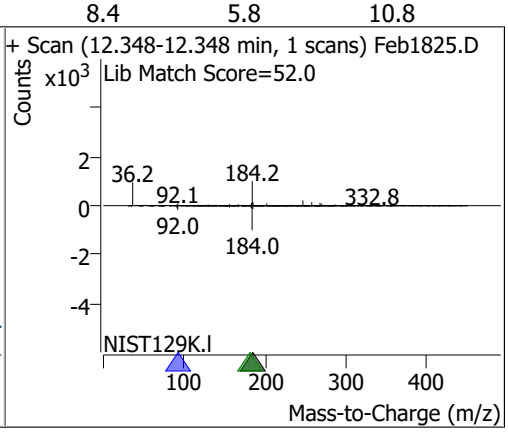

Compound	Conc.	RT	Dev(Min)	Resp.	QIon	QRatio	Lower	Upper
Pyrene	79.3038	12.39	0.01	2594483	101.0	16.3	11.1	20.6

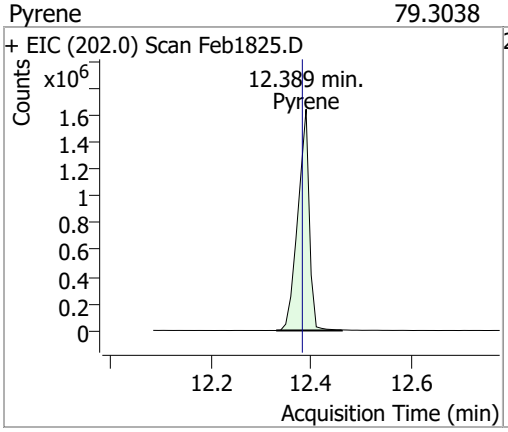

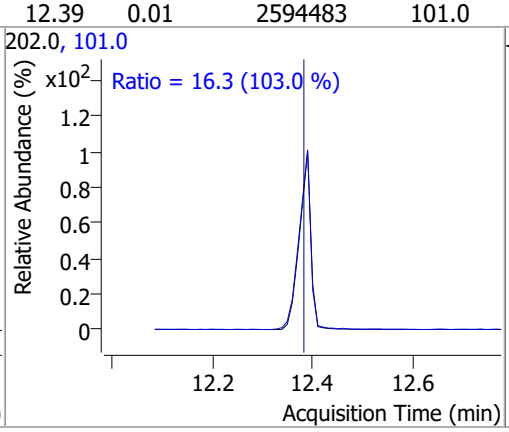

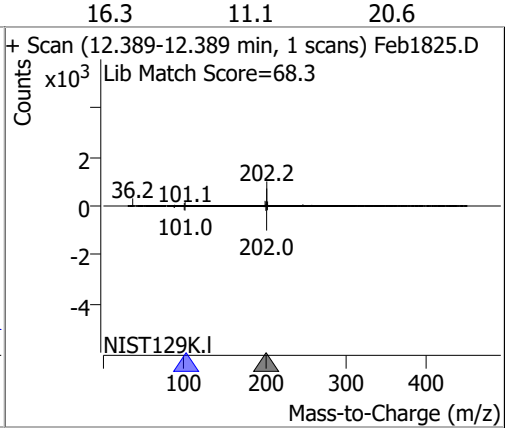

Compound	Conc.	RT	Dev(Min)	Resp.	QIon	QRatio	Lower	Upper
Terphenyl-d14	79.0420	12.89	0.01	1739964	122.0	14.3	10.1	18.7

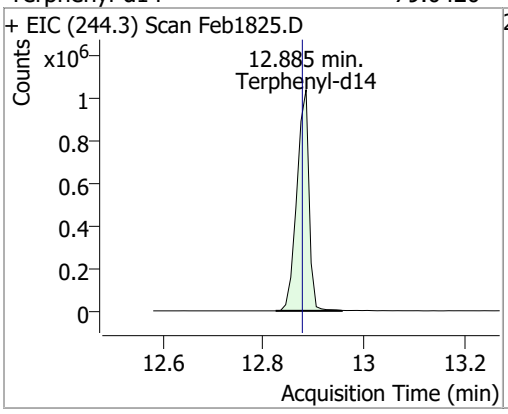

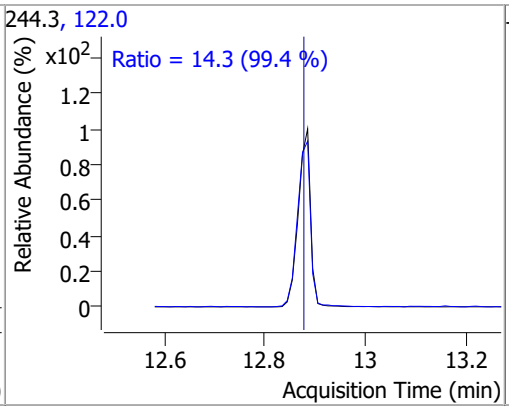

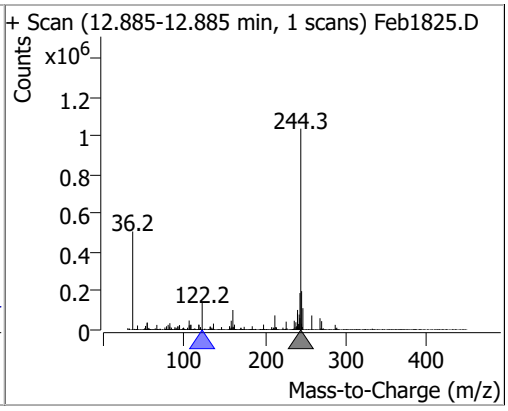

Compound	Conc.	RT	Dev(Min)	Resp.	QIon	QRatio	Lower	Upper
Butylbenzylphthalate	84.6100	14.33	0.01	818810	91.0	83.0	59.6	110.6
					206.0	17.5	12.2	22.7

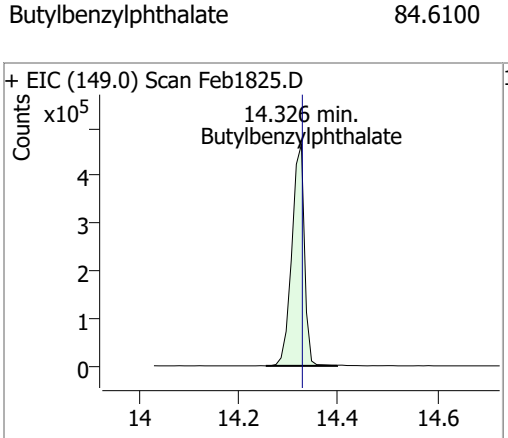

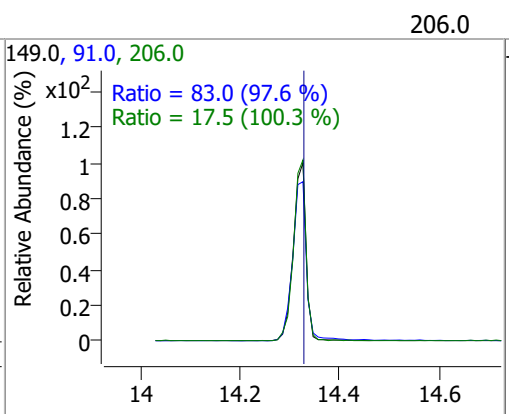

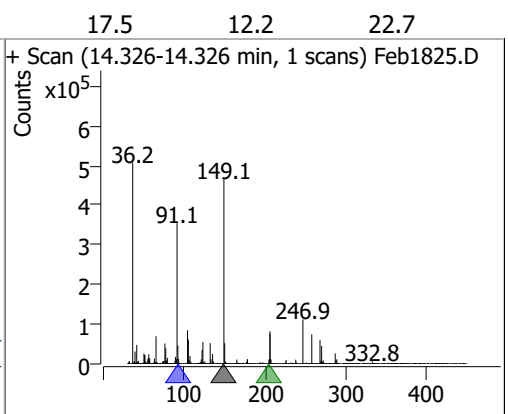

Compound	Conc.	RT	Dev(Min)	Resp.	QIon	QRatio	Lower	Upper
Benzo(a)Anthracene	80.3136	15.53	0.02	2024476	226.0	25.7	18.8	34.9
					229.0	20.5	14.7	27.4

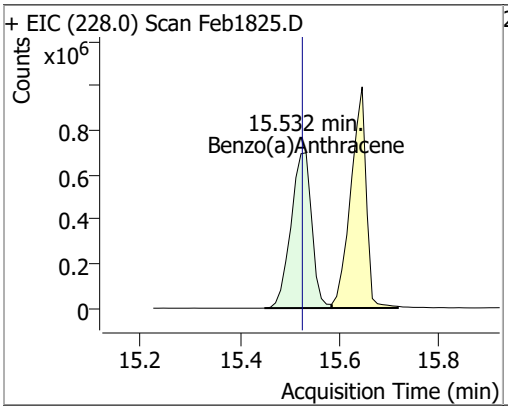

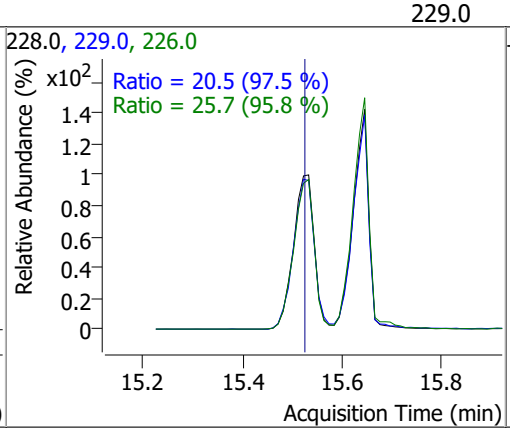

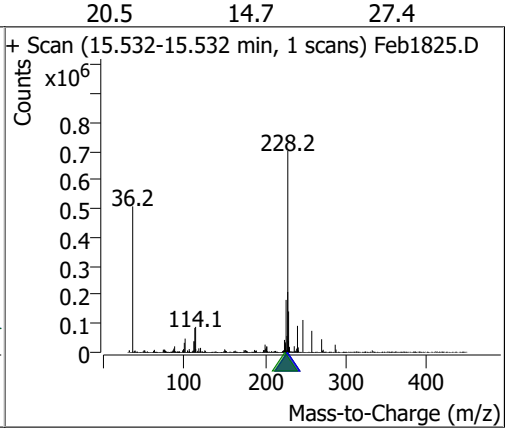

Compound	Conc.	RT	Dev(Min)	Resp.	QIon	QRatio	Lower	Upper
Chrysene	76.1388	15.64	0.02	2152138	226.0	29.1	19.9	36.9
					229.0	20.3	13.8	25.6

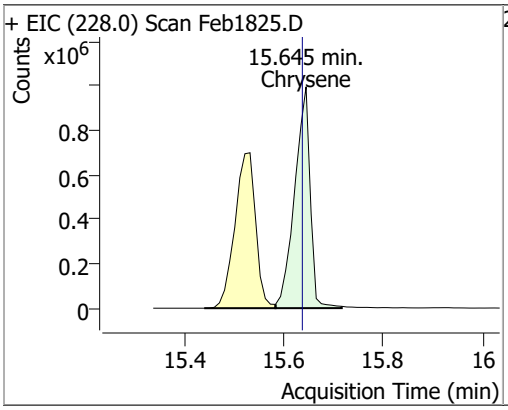

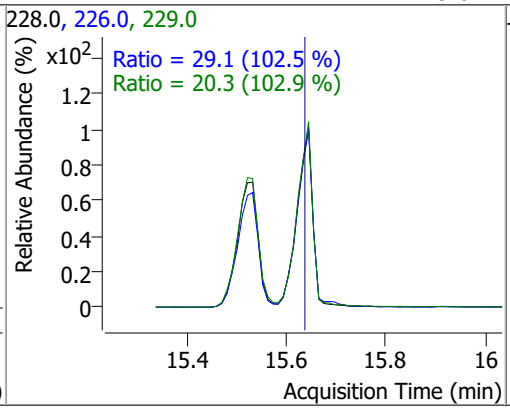

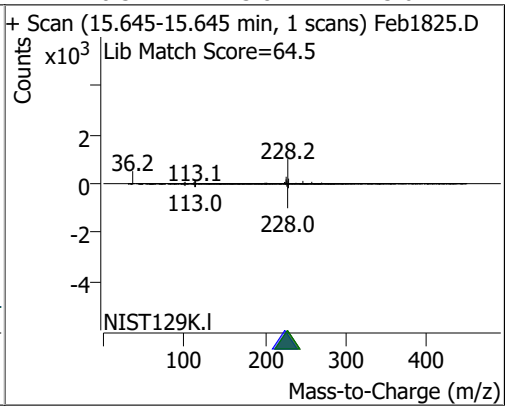

Compound	Conc.	RT	Dev(Min)	Resp.	QIon	QRatio	Lower	Upper
3,3-Dichlorobenzidine	79.0940	15.70	0.01	706232	254.0	64.6	44.9	83.4

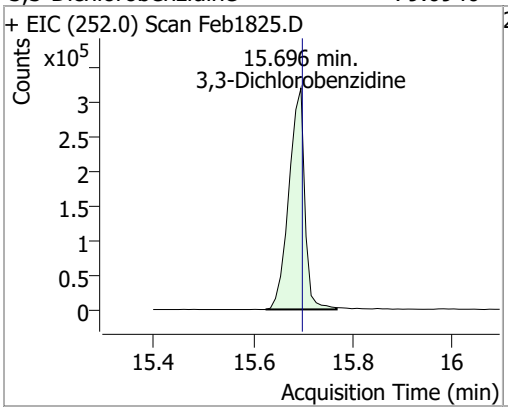

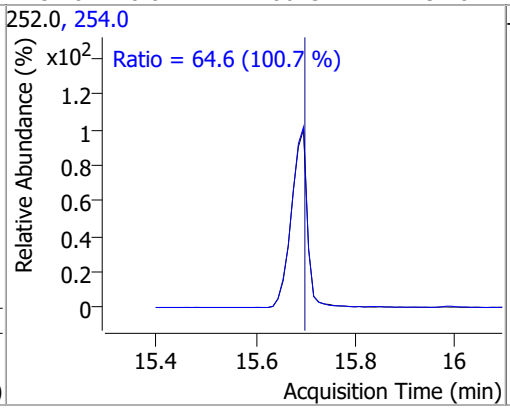

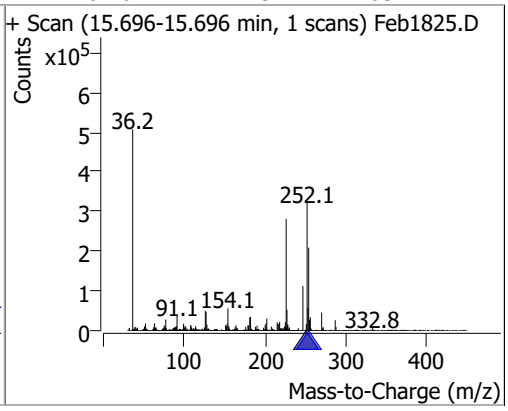

Compound	Conc.	RT	Dev(Min)	Resp.	QIon	QRatio	Lower	Upper
bis(2-ethylhexyl)Phthalate	85.9649	16.38	0.01	287757	149.0	386.7	273.6	508.0
					279.0	14.0	10.5	19.5

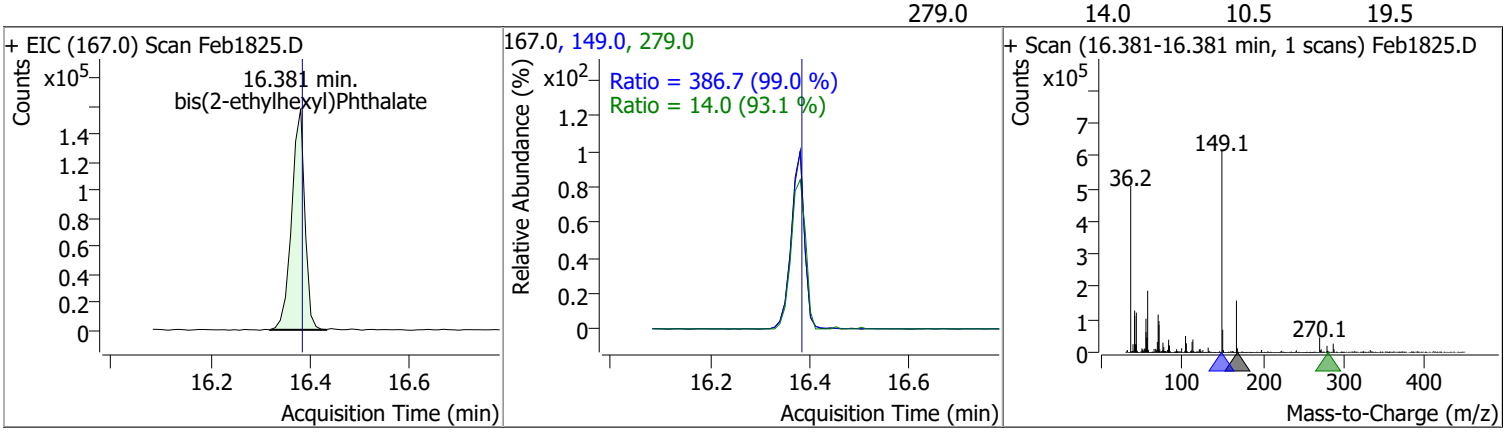

Compound	Conc.	RT	Dev(Min)	Resp.	QIon	QRatio	Lower	Upper
Di-n-octyl Phthalate	82.4284	18.14	0.01	1972760	150.0	9.5	7.0	13.0

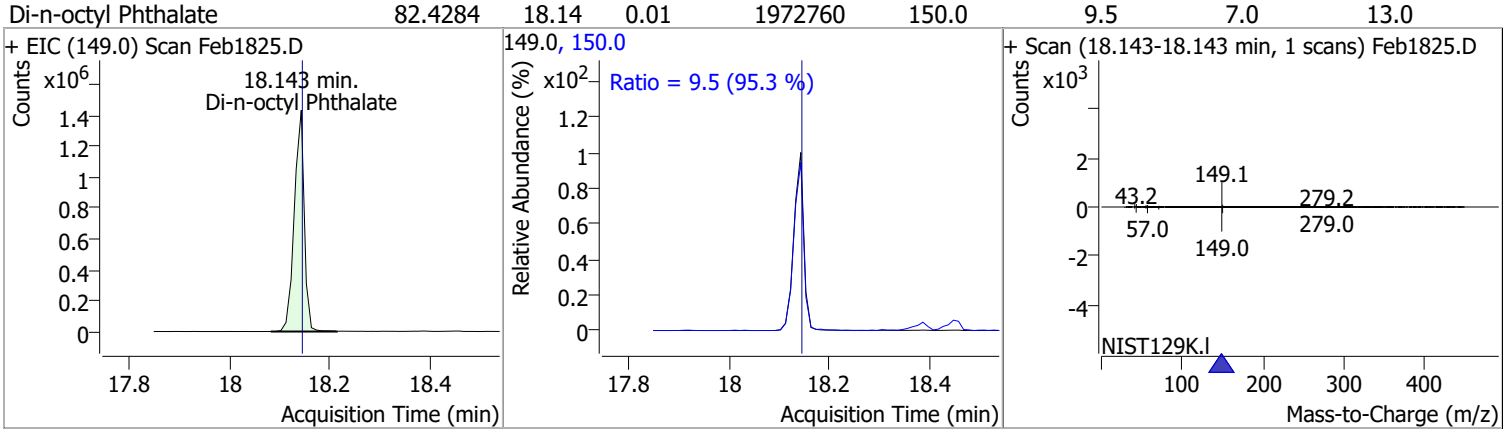

Compound	Conc.	RT	Dev(Min)	Resp.	QIon	QRatio	Lower	Upper
Benzo(b)fluoranthene	71.0289	18.39	0.01	1865269	253.0	22.0	15.6	29.0

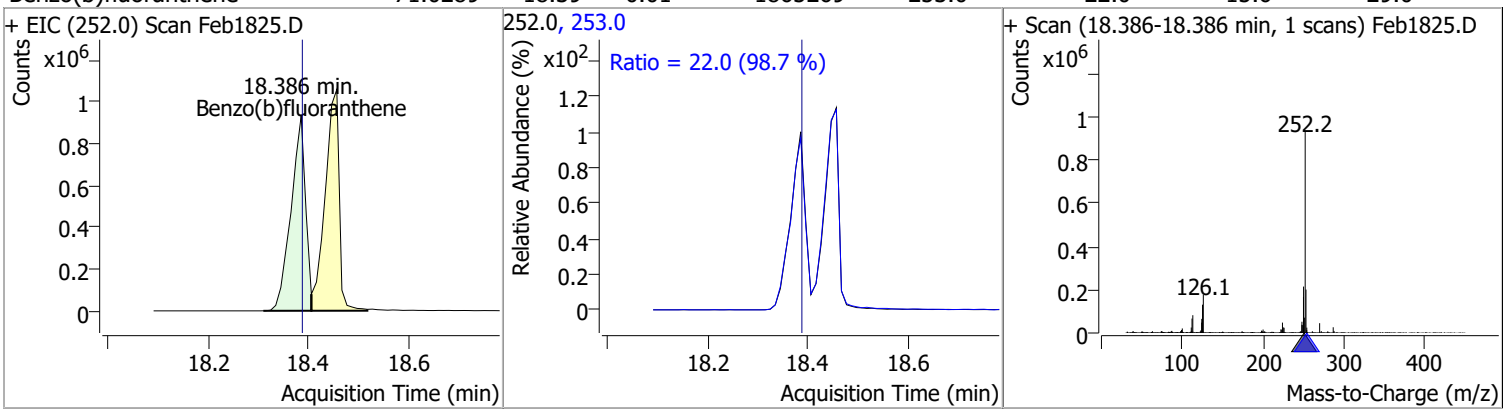

Compound	Conc.	RT	Dev(Min)	Resp.	QIon	QRatio	Lower	Upper
Benzo(k)fluoranthene	74.5492	18.46	0.01	2052306	253.0	22.6	15.4	28.6

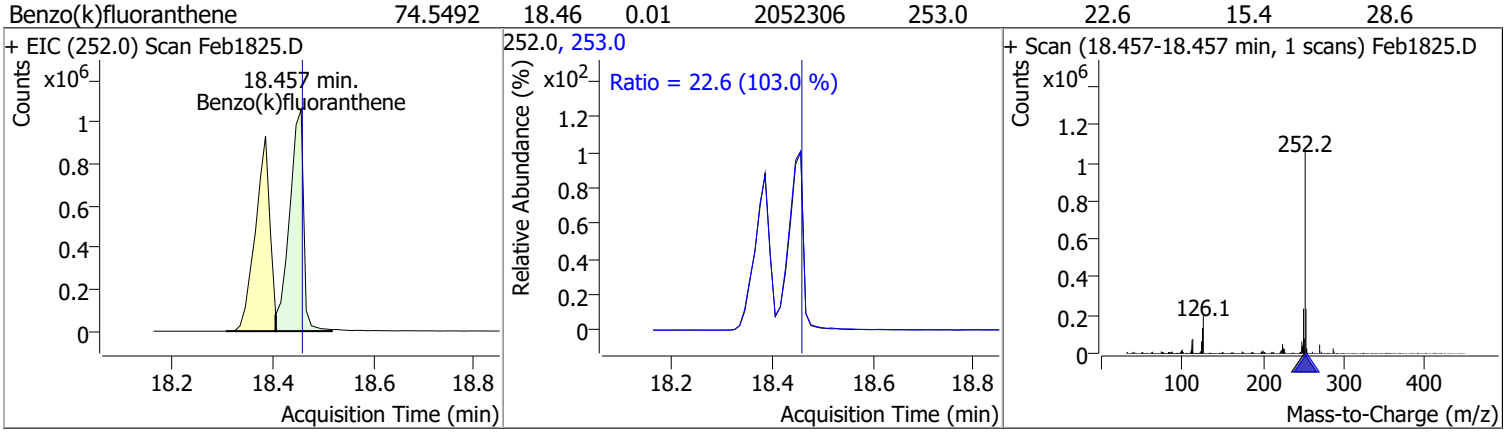

Compound	Conc.	RT	Dev(Min)	Resp.	QIon	QRatio	Lower	Upper
Benzo(a)pyrene	74.1962	18.99	0.01	1838842	253.0	22.5	15.1	28.0

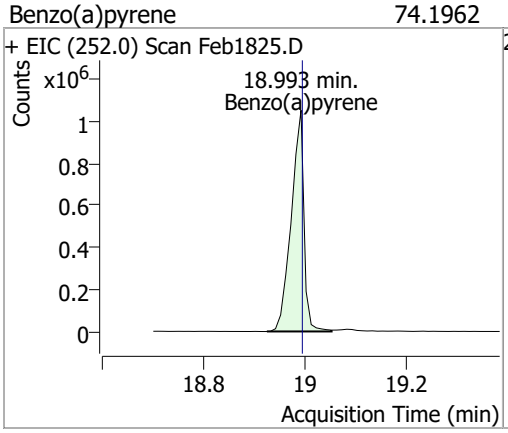

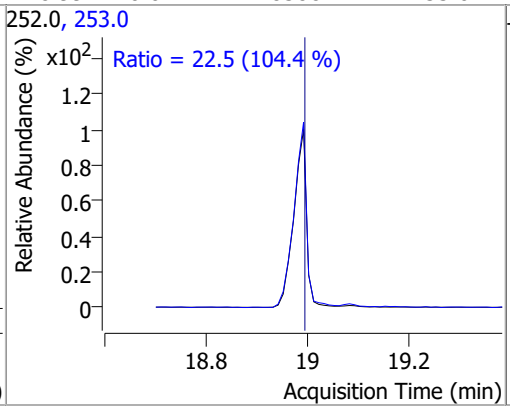

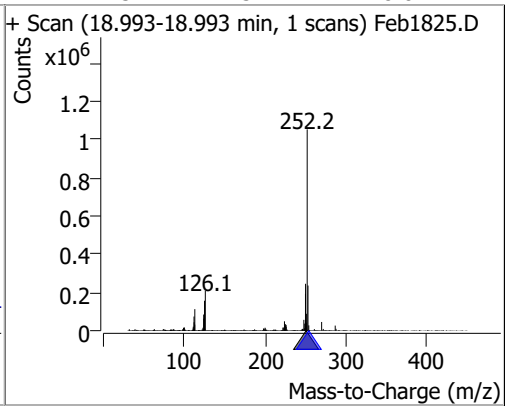

Compound	Conc.	RT	Dev(Min)	Resp.	QIon	QRatio	Lower	Upper
Indeno(1,2,3-c,d)pyrene	74.4928	20.77	0.01	1549497	138.0	31.7	20.7	38.5

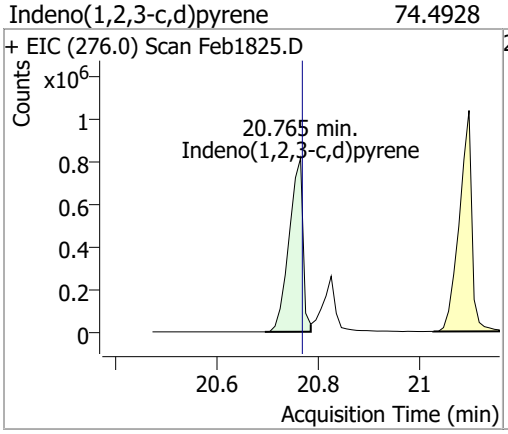

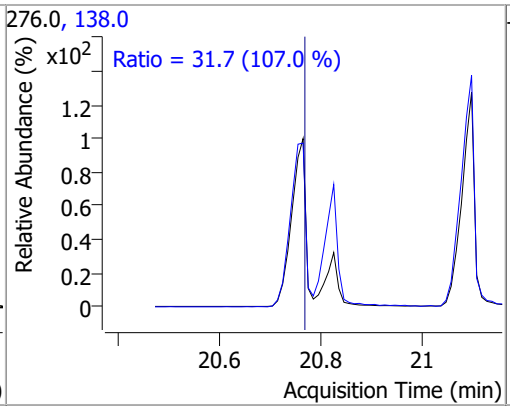

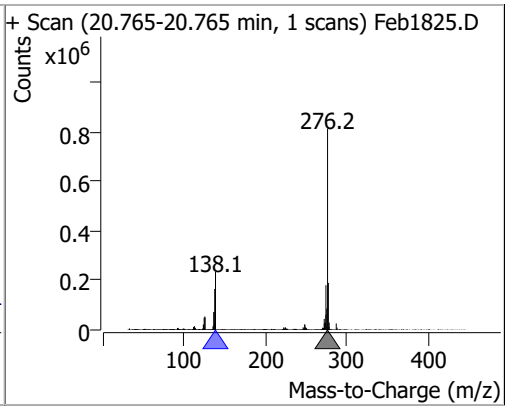

Compound	Conc.	RT	Dev(Min)	Resp.	QIon	QRatio	Lower	Upper
Dibenzo(a,h)anthracene	71.8896	20.83	0.01	1627250	139.0	25.5	17.6	32.7
					279.0	25.5	16.9	31.3

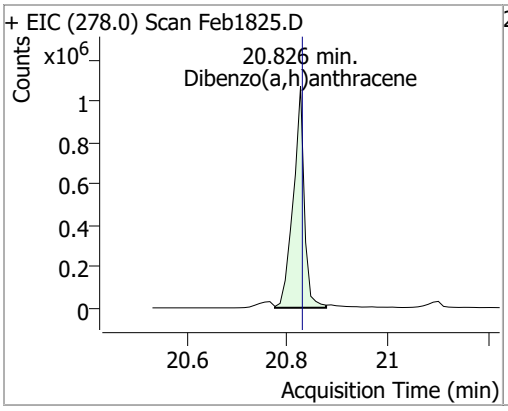

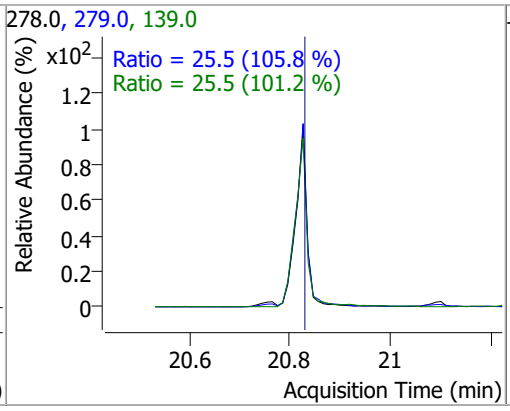

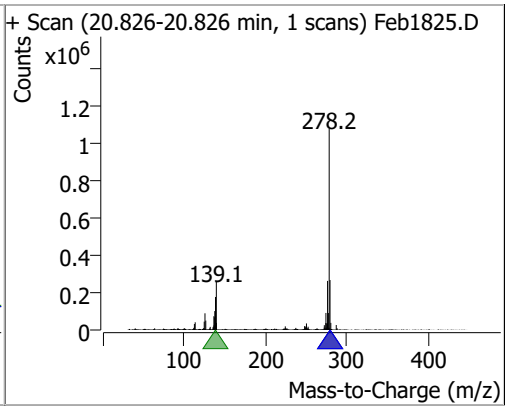

Compound	Conc.	RT	Dev(Min)	Resp.	QIon	QRatio	Lower	Upper
Benzo(g,h,i)perylene	75.1899	21.10	0.01	1802572	138.0	34.1	23.1	42.9
					277.0	23.8	16.3	30.2

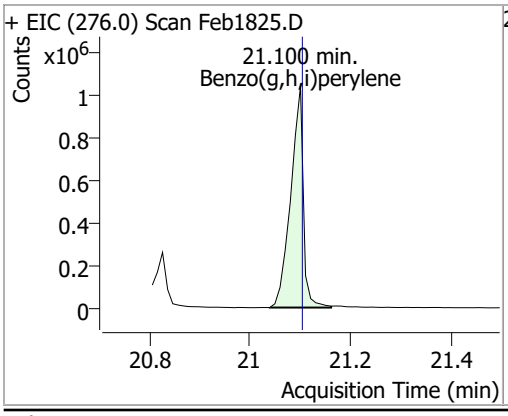

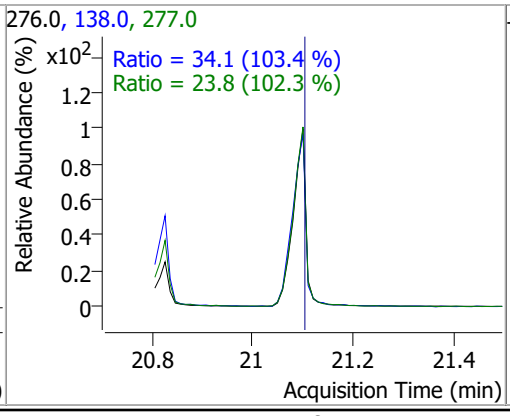

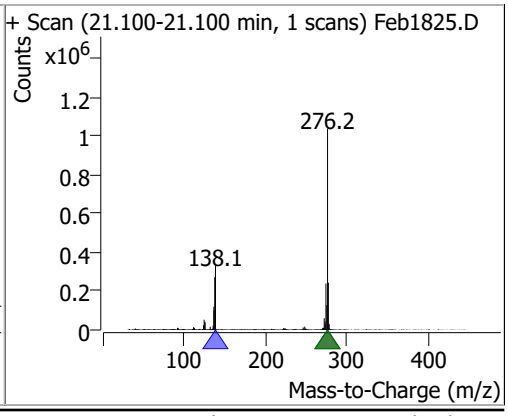

Audit Trail report

Batch name and path: D:\Org\Data\SV5973N.I\sd021822\DoD BNA cal 1\QuantResults\021822 DoD BNA cal.batch.bin
Quant batch version: 10.0
Quant reporting version: 10.0

Name	User	Time	Action	Reason	Comment	Succeed	Exception
CmdNewBatchTable	BL2000\sean	2/19/2022 8:17:39 AM	Create new batch \\MASSHUNTER\Org\Data\SV5973N.I\sd021822\DoD BNA cal 1\021822 DoD BNA cal.batch.bin			✓	
CmdImportSamplesFromWorklist	BL2000\sean	2/19/2022 8:17:54 AM	Add samples from worklist: \\MASSHUNTER\Org\Data\SV5973N.I\sd021822\DoD BNA cal 1\Feb1801.D			✓	
CmdSetSampleAttribute	BL2000\sean	2/19/2022 8:18:06 AM	Set SampleType = TuneCheck for sample Feb1801.D; previous value = Sample			✓	
CmdSaveBatchTable	BL2000\sean	2/19/2022 8:19:13 AM	Save batch \\MASSHUNTER\Org\Data\SV5973N.I\sd021822\DoD BNA cal 1\QuantResults\021822 DoD BNA cal.batch.bin			✓	
CmdSaveBatchTable	BL2000\sean	2/19/2022 8:36:46 AM	Save batch \\MASSHUNTER\Org\Data\SV5973N.I\sd021822\DoD BNA cal 1\QuantResults\021822 DoD BNA cal.batch.bin			✓	
CmdImportSamplesFromWorklist	BL2000\sean	2/19/2022 9:30:13 AM	Add samples from worklist: \\MASSHUNTER\Org\Data\SV5973N.I\sd021822\DoD BNA cal 1\Feb1803.D, \\MASSHUNTER\Org\Data\SV5973N.I\sd021822\DoD BNA cal 1\Feb1802.D			✓	
CmdOpenAndApplyMethodFromBatch	BL2000\sean	2/19/2022 9:30:41 AM	Open and apply method from batch: \\MASSHUNTER\Org\Data\SV5973N.I\sd021722\DoD BNA cal 1\021722 DoD BNA cal.batch.bin			✓	
CmdSetSampleAttribute	BL2000\sean	2/19/2022 9:30:47 AM	Set SampleType = Calibration for sample Feb1802.D; previous value = Sample			✓	
CmdSetSampleAttribute	BL2000\sean	2/19/2022 9:30:50 AM	Set LevelName = 7 for sample Feb1802.D; previous value =			✓	
CmdSetSampleAttribute	BL2000\sean	2/19/2022 9:30:52 AM	Set SampleType = Calibration for sample Feb1803.D; previous value = Sample			✓	
CmdSetSampleAttribute	BL2000\sean	2/19/2022 9:30:55 AM	Set LevelName = 6 for sample Feb1803.D; previous value =			✓	
CmdQuantitate	BL2000\sean	2/19/2022 9:31:03 AM	Quantitate all compounds in all samples			✓	
CmdQuantitate	BL2000\sean	2/19/2022 9:33:13 AM	Quantitate all compounds in all samples			✓	
CmdSelectPeak	BL2000\sean	2/19/2022 9:33:22 AM	Select peak for compound N-Nitrosodimethylamine in sample Feb1802.D			✓	

Name	User	Time	Action	Reason	Comment	Succeed	Exception
CmdManuallyIntegrateSplit	BL2000\sean	2/19/2022 9:33:30 AM	Split qualifier 77.0 of compound Benzoic Acid in sample Feb1802.D and keep left peak, new integration is from x, y = 6.116, 2524.60962701942 to 6.311, 2597.82704650697 and new response = 432826, previous integration is from x, y = 6.116, 2525 to 6.383, 2625 and previous response = 551103.			✓	
CmdManuallyIntegrateApplyTargetRtToQualifier	BL2000\sean	2/19/2022 9:33:39 AM	Apply target integration range 4.603-4.675 to qualifier 66.0 for compound Phenol in sample Feb1802.D, new integration is from x, y = 4.603, 32776 to 4.675, 11906 and new response = 743667; previous integration is from x, y = 4.532, 888 to 4.603, 991 and previous response = 782346.			✓	
CmdManuallyIntegrateDropBaseline	BL2000\sean	2/19/2022 9:33:40 AM	Drop baseline for qualifier 66.0 of compound Phenol in sample Feb1802.D to y = 11906, new integration is from x, y = 4.603, 11906 to 4.675, 11906 and new response = 788434; previous integration is from x, y = 4.603, 32776 to 4.675, 11906 and previous response = 743667.			✓	
CmdManuallyIntegrateSplit	BL2000\sean	2/19/2022 9:33:53 AM	Split peak for compound Benzyl Alcohol in sample Feb1802.D and keep left peak, new integration is from x, y = 5.045, 479.3010087414 to 5.216, 2705.17792970199 and new response = 796543, previous integration is from x, y = 5.045, 479 to 5.349, 4437 and previous response = 2153143.			✓	
CmdManuallyIntegrateDropBaseline	BL2000\sean	2/19/2022 9:33:55 AM	Drop baseline for compound Benzyl Alcohol in sample Feb1802.D to y = 479, new integration is from x, y = 5.045, 479 to 5.216, 479 and new response = 807931; previous integration is from x, y = 5.045, 479 to 5.216, 2705 and previous response = 796543.			✓	
CmdManuallyIntegrateApplyTargetRtToQualifier	BL2000\sean	2/19/2022 9:33:57 AM	Apply target integration range 5.045-5.216 to qualifier 107.0 for compound Benzyl Alcohol in sample Feb1802.D, new integration is from x, y = 5.045, 514 to 5.216, 4869 and new response = 534868; previously no peak.			✓	
CmdManuallyIntegrateDropBaseline	BL2000\sean	2/19/2022 9:33:58 AM	Drop baseline for qualifier 107.0 of compound Benzyl Alcohol in sample Feb1802.D to y = 514, new integration is from x, y = 5.045, 514 to 5.216, 514 and new response = 557149; previous integration is from x, y = 5.045, 514 to 5.216, 4869 and previous response = 534868.			✓	

Name	User	Time	Action	Reason	Comment	Succeed	Exception
CmdManuallyIntegrateSplit	BL2000\sean	2/19/2022 9:34:03 AM	Split qualifier 108.0 of compound 2-Methylphenol in sample Feb1802.D and keep right peak, new integration is from x, y = 5.216, 1472.42768532551 to 5.349, 2230.74196016335 and new response = 1370400, previous integration is from x, y = 5.046, 499 to 5.349, 2231 and previous response = 2173052.			✓	
CmdManuallyIntegrateApplyTargetRtToQualifier	BL2000\sean	2/19/2022 9:34:21 AM	Apply target integration range 6.301-6.393 to qualifier 129.0 for compound Naphthalene in sample Feb1802.D, new integration is from x, y = 6.301, 606 to 6.393, 1662 and new response = 323872; previously no peak.			✓	
CmdManuallyIntegrateDropBaseline	BL2000\sean	2/19/2022 9:34:22 AM	Drop baseline for qualifier 129.0 of compound Naphthalene in sample Feb1802.D to y = 606, new integration is from x, y = 6.301, 606 to 6.393, 606 and new response = 326785; previous integration is from x, y = 6.301, 606 to 6.393, 1662 and previous response = 323872.			✓	
CmdManuallyIntegrateSplit	BL2000\sean	2/19/2022 9:34:28 AM	Split qualifier 129.0 of compound p-Chloroaniline in sample Feb1802.D and keep right peak, new integration is from x, y = 6.393, 174.364641877929 to 6.547, 188.988005483419 and new response = 499539, previous integration is from x, y = 6.218, 158 to 6.547, 189 and previous response = 830757.			✓	
CmdManuallyIntegrateSplit	BL2000\sean	2/19/2022 9:34:30 AM	Split qualifier 129.0 of compound p-Chloroaniline in sample Feb1802.D and keep left peak, new integration is from x, y = 6.393, 174.364641877929 to 6.465, 181.188983712 and new response = 468881, previous integration is from x, y = 6.393, 174 to 6.547, 189 and previous response = 499539.			✓	
CmdManuallyIntegratePeak	BL2000\sean	2/19/2022 9:34:41 AM	Manually integrate compound 4-Chloro-3-Methylphenol in sample Feb1802.D, from x, y = 7.040, 299978 to 7.184, 346408, result = -1875289; previous integration is from x, y = 6.900, 712 to 7.009, 918 and previous response = 813393.			✓	
CmdManuallyIntegrateSnapBaseline	BL2000\sean	2/19/2022 9:34:42 AM	Snap baseline for compound 4-Chloro-3-Methylphenol in sample Feb1802.D, from x = 7.040 to x = 7.184, new integration is from x, y = 7.040, 5191 to 7.184, 5033 and new response = 868477; previous integration is from x, y = 7.040, 299978 to 7.184, 346408 and previous response = -1875289.			✓	

Name	User	Time	Action	Reason	Comment	Succeed	Exception
CmdManuallyIntegrate DropBaseline	BL2000\sean	2/19/2022 9:34:43 AM	Drop baseline for compound 4-Chloro-3-Methylphenol in sample Feb1802.D to y = 5033, new integration is from x, y = 7.040, 5033 to 7.184, 5033 and new response = 869158; previous integration is from x, y = 7.040, 5191 to 7.184, 5033 and previous response = 868477.			✓	
CmdSetTargetCompoundAttribute	BL2000\sean	2/19/2022 9:34:47 AM	Set UserAnnotation = CO for compound 4-Chloro-3-Methylphenol in sample Feb1802.D; previous value =			✓	
CmdManuallyIntegrateApplyTargetRtToQualifier	BL2000\sean	2/19/2022 9:34:49 AM	Apply target integration range 7.040-7.184 to qualifier 144.0 for compound 4-Chloro-3-Methylphenol in sample Feb1802.D, new integration is from x, y = 7.040, 1130 to 7.184, 1465 and new response = 242902; previous integration is from x, y = 7.235, 367 to 7.317, 442 and previous response = 15166.			✓	
CmdManuallyIntegrateSplit	BL2000\sean	2/19/2022 9:34:50 AM	Split qualifier 144.0 of compound 4-Chloro-3-Methylphenol in sample Feb1802.D and keep left peak, new integration is from x, y = 7.040, 1130 to 7.122, 1321.42302341757 and new response = 223880, previous integration is from x, y = 7.040, 1130 to 7.184, 1465 and previous response = 242902.			✓	
CmdManuallyIntegrateApplyTargetRtToQualifier	BL2000\sean	2/19/2022 9:34:58 AM	Apply target integration range 7.235-7.317 to qualifier 115.0 for compound 1-Methylnaphthalene in sample Feb1802.D, new integration is from x, y = 7.235, 5554 to 7.317, 4228 and new response = 806955; previously no peak.			✓	
CmdManuallyIntegrate DropBaseline	BL2000\sean	2/19/2022 9:34:59 AM	Drop baseline for qualifier 115.0 of compound 1-Methylnaphthalene in sample Feb1802.D to y = 4228, new integration is from x, y = 7.235, 4228 to 7.317, 4228 and new response = 810223; previous integration is from x, y = 7.235, 5554 to 7.317, 4228 and previous response = 806955.			✓	
CmdManuallyIntegrateSplit	BL2000\sean	2/19/2022 9:35:09 AM	Split peak for compound 2,4,6-Trichlorophenol in sample Feb1802.D and keep left peak, new integration is from x, y = 7.493, 221.798260292395 to 7.554, 312.495353176613 and new response = 593283, previous integration is from x, y = 7.493, 222 to 7.656, 466 and previous response = 1277163.			✓	
CmdSetTargetCompoundAttribute	BL2000\sean	2/19/2022 9:35:10 AM	Set UserAnnotation = CO for compound 2,4,6-Trichlorophenol in sample Feb1802.D; previous value =			✓	

Name	User	Time	Action	Reason	Comment	Succeed	Exception
CmdManuallyIntegrateSplit	BL2000\sean	2/19/2022 9:35:12 AM	Split qualifier 198.0 of compound 2,4,6-Trichlorophenol in sample Feb1802.D and keep left peak, new integration is from x, y = 7.492, 0 to 7.554, 0 and new response = 567862, previous integration is from x, y = 7.492, 0 to 7.656, 0 and previous response = 1227652.			✓	
CmdManuallyIntegrateSplit	BL2000\sean	2/19/2022 9:35:15 AM	Split peak for compound 2,4,5-Trichlorophenol in sample Feb1802.D and keep right peak, new integration is from x, y = 7.554, 216.399265256548 to 7.656, 344.75946995671 and new response = 685262, previous integration is from x, y = 7.492, 140 to 7.656, 345 and previous response = 1278109.			✓	
CmdSetTargetCompoundAttribute	BL2000\sean	2/19/2022 9:35:16 AM	Set UserAnnotation = CO for compound 2,4,5-Trichlorophenol in sample Feb1802.D; previous value =			✓	
CmdManuallyIntegrateSplit	BL2000\sean	2/19/2022 9:35:18 AM	Split qualifier 198.0 of compound 2,4,5-Trichlorophenol in sample Feb1802.D and keep right peak, new integration is from x, y = 7.554, 0 to 7.656, 0 and new response = 659790, previous integration is from x, y = 7.492, 0 to 7.656, 0 and previous response = 1227652.			✓	
CmdManuallyIntegrateSplit	BL2000\sean	2/19/2022 9:35:24 AM	Split qualifier 77.0 of compound Dimethyl Phthalate in sample Feb1802.D and keep left peak, new integration is from x, y = 8.109, 1878.17185551185 to 8.180, 1999.65480571954 and new response = 457675, previous integration is from x, y = 8.109, 1878 to 8.272, 2158 and previous response = 604104.			✓	
CmdManuallyIntegrateApplyTargetRtToQualifier	BL2000\sean	2/19/2022 9:35:36 AM	Apply target integration range 8.497-8.599 to qualifier 154.0 for compound 2,4-Dinitrophenol in sample Feb1802.D, new integration is from x, y = 8.497, 4139 to 8.599, 3163 and new response = 100153; previous integration is from x, y = 8.385, 1147 to 8.476, 1199 and previous response = 1841188.			✓	
CmdManuallyIntegrateDropBaseline	BL2000\sean	2/19/2022 9:35:37 AM	Drop baseline for qualifier 154.0 of compound 2,4-Dinitrophenol in sample Feb1802.D to y = 3163, new integration is from x, y = 8.497, 3163 to 8.599, 3163 and new response = 103148; previous integration is from x, y = 8.497, 4139 to 8.599, 3163 and previous response = 100153.			✓	

Name	User	Time	Action	Reason	Comment	Succeed	Exception
CmdManuallyIntegrateSplit	BL2000\sean	2/19/2022 9:35:41 AM	Split qualifier 139.0 of compound Dibenzofuran in sample Feb1802.D and keep left peak, new integration is from x, y = 8.589, 397.883022093214 to 8.691, 601.239401313307 and new response = 1109842, previous integration is from x, y = 8.589, 398 to 8.763, 744 and previous response = 1382227.			✓	
CmdManuallyIntegrateSplit	BL2000\sean	2/19/2022 9:35:46 AM	Split qualifier 139.0 of compound 4-Nitrophenol in sample Feb1802.D and keep right peak, new integration is from x, y = 8.691, 424.9894512041 to 8.763, 603.252474185385 and new response = 273065, previous integration is from x, y = 8.592, 178 to 8.763, 603 and previous response = 1384076.			✓	
CmdManuallyIntegrateSplit	BL2000\sean	2/19/2022 9:35:58 AM	Split qualifier 65.0 of compound 4-Nitroaniline in sample Feb1802.D and keep right peak, new integration is from x, y = 9.111, 1814.19794619212 to 9.213, 1803.6223283918 and new response = 417398, previous integration is from x, y = 8.973, 1828 to 9.213, 1804 and previous response = 739870.			✓	
CmdSaveBatchTable	BL2000\sean	2/19/2022 9:36:38 AM	Save batch \\MASSHUNTER\Org\Data\SV5973N.I\sd021822\DoD BNA cal 1\QuantResults\021822 DoD BNA cal.batch.bin			✓	

Name	User	Time	Action	Reason	Comment	Succeed	Exception
CmdUpdateRetentionTimes	BL2000\sean	2/19/2022 9:37:05 AM	Update retention time for compound Perylene-d12; Chrysene-d12; Phenanthrene-d10; Acenaphthene-d10; Naphthalene-d8; Terphenyl-d14; 2,4,6-Tribromophenol; 2-Fluorobiphenyl; Nitrobenzene-d5; Phenol-d5; 2-Fluorophenol; Benzo(g,h,i)perylene; Dibenzo(a,h)anthracene; Indeno(1,2,3-c,d)pyrene; Benzo(a)pyrene; Benzo(k)fluoranthene; Benzo(b)fluoranthene; Di-n-octyl Phthalate; bis(2-ethylhexyl)Phthalate; 3,3-Dichlorobenzidine; Chrysene; Benzo(a)Anthracene; Butylbenzylphthalate; Pyrene; Benzidine; Fluoranthene; Di-n-Butylphthalate; Triallate; Anthracene; Phenanthrene; Pentachlorophenol; Hexachlorobenzene; 4-Bromophenyl-phenylether; Azobenzene; N-nitrosodiphenylamine; 4,6-Dinitro-2-methylphenol; 4-Nitroaniline; Diethylphthalate; 4-Chlorophenyl-phenylether; Fluorene; 2,4-Dinitrotoluene; 4-Nitrophenol; Dibenzofuran; 2,4-Dinitrophenol; 3-Nitroaniline; Acenaphthene; 2,6-Dinitrotoluene; Acenaphthylene; Dimethyl Phthalate; 2-Nitroaniline; 2-Chloronaphthalene; 2,4,5-Trichlorophenol; 2,4,6-Trichlorophenol; Hexachlorocyclopentadiene; 4-Chloro-2-Methylphenol; 1-Methylnaphthalene; 2-Methylnaphthalene; 4-Chloro-3-Methylphenol; Hexachlorobutadiene; p-Chloroaniline; 4-Chlorophenol; Naphthalene; 1,2,4-Trichlorobenzene; 2,4-Dichlorophenol; bis(-2-Chloroethoxy)Methane; 2,4-Dimethylphenol; 2-Nitrophenol; Isophorone; Nitrobenzene; N-nitroso-Di-n-propylamine; Hexachloroethane; 4Methylphenol/3Methylphenol; 2-Methylphenol; bis(2-chloroisopropyl)Ether; Benzyl Alcohol; 1,2-Dichlorobenzene; 1,4-Dichlorobenzene; 1,3-Dichlorobenzene; 2-Chlorophenol; bis(-2-Chloroethyl)Ether; Phenol; Aniline; Pyridine; Carbazole; Benzoic Acid; o-Terphenyl; N-Nitrosodimethylamine; 1,4-Dichlorobenzene-d4;			✓	
CmdQuantitate	BL2000\sean	2/19/2022 9:37:13 AM	Quantitate all compounds in all samples			✓	

Name	User	Time	Action	Reason	Comment	Succeed	Exception
CmdManuallyIntegrateSplit	BL2000\sean	2/19/2022 9:38:37 AM	Split qualifier 77.0 of compound Benzoic Acid in sample Feb1803.D and keep left peak, new integration is from x, y = 6.140, 3689.90962302243 to 6.311, 3123.58842127441 and new response = 367686, previous integration is from x, y = 6.140, 3690 to 6.383, 2885 and previous response = 475679.			✓	
CmdSelectPeak	BL2000\sean	2/19/2022 9:38:44 AM	Select peak for compound Pyridine in sample Feb1803.D			✓	
CmdUpdateRetentionTimes	BL2000\sean	2/19/2022 9:38:53 AM	Update retention time for compound Pyridine;			✓	
CmdQuantitate	BL2000\sean	2/19/2022 9:39:04 AM	Quantitate all compounds in all samples			✓	
CmdManuallyIntegrateApplyTargetRtToQualifier	BL2000\sean	2/19/2022 9:39:18 AM	Apply target integration range 4.787-4.889 to qualifier 111.0 for compound 1,3-Dichlorobenzene in sample Feb1803.D, new integration is from x, y = 4.787, 249 to 4.889, 5324 and new response = 548356; previously no peak.			✓	
CmdManuallyIntegrateDropBaseline	BL2000\sean	2/19/2022 9:39:18 AM	Drop baseline for qualifier 111.0 of compound 1,3-Dichlorobenzene in sample Feb1803.D to y = 249, new integration is from x, y = 4.787, 249 to 4.889, 249 and new response = 563906; previous integration is from x, y = 4.787, 249 to 4.889, 5324 and previous response = 548356.			✓	
CmdManuallyIntegrateSplit	BL2000\sean	2/19/2022 9:39:23 AM	Split qualifier 111.0 of compound 1,4-Dichlorobenzene in sample Feb1803.D and keep right peak, new integration is from x, y = 4.879, 0 to 4.981, 0 and new response = 526725, previous integration is from x, y = 4.797, 0 to 4.981, 0 and previous response = 1089932.			✓	
CmdManuallyIntegratePeak	BL2000\sean	2/19/2022 9:39:30 AM	Manually integrate compound Benzyl Alcohol in sample Feb1803.D, from x, y = 5.022, 786632 to 5.206, 975101, result = -9026710; previous integration is from x, y = 5.216, 3390 to 5.349, 5138 and previous response = 1211519.			✓	
CmdManuallyIntegrateSnapBaseline	BL2000\sean	2/19/2022 9:39:31 AM	Snap baseline for compound Benzyl Alcohol in sample Feb1803.D, from x = 5.022 to x = 5.206, new integration is from x, y = 5.022, 440 to 5.206, 6608 and new response = 650373; previous integration is from x, y = 5.022, 786632 to 5.206, 975101 and previous response = -9026710.			✓	

Name	User	Time	Action	Reason	Comment	Succeed	Exception
CmdManuallyIntegrateDropBaseline	BL2000\sean	2/19/2022 9:39:32 AM	Drop baseline for compound Benzyl Alcohol in sample Feb1803.D to y = 440, new integration is from x, y = 5.022, 440 to 5.206, 440 and new response = 684389; previous integration is from x, y = 5.022, 440 to 5.206, 6608 and previous response = 650373.			✓	
CmdSetTargetCompoundAttribute	BL2000\sean	2/19/2022 9:39:33 AM	Set UserAnnotation = CO for compound Benzyl Alcohol in sample Feb1803.D; previous value =			✓	
CmdManuallyIntegrateApplyTargetRtToQualifier	BL2000\sean	2/19/2022 9:39:34 AM	Apply target integration range 5.022-5.206 to qualifier 107.0 for compound Benzyl Alcohol in sample Feb1803.D, new integration is from x, y = 5.022, 431 to 5.206, 4595 and new response = 461611; previously no peak.			✓	
CmdManuallyIntegrateDropBaseline	BL2000\sean	2/19/2022 9:39:35 AM	Drop baseline for qualifier 107.0 of compound Benzyl Alcohol in sample Feb1803.D to y = 431, new integration is from x, y = 5.022, 431 to 5.206, 431 and new response = 484575; previous integration is from x, y = 5.022, 431 to 5.206, 4595 and previous response = 461611.			✓	
CmdManuallyIntegrateApplyTargetRtToQualifier	BL2000\sean	2/19/2022 9:39:46 AM	Apply target integration range 5.859-5.962 to qualifier 65.0 for compound 2-Nitrophenol in sample Feb1803.D, new integration is from x, y = 5.859, 2346 to 5.962, 2082 and new response = 224684; previous integration is from x, y = 5.974, 2043 to 6.155, 2354 and previous response = 343094.			✓	
CmdManuallyIntegrateDropBaseline	BL2000\sean	2/19/2022 9:39:46 AM	Drop baseline for qualifier 65.0 of compound 2-Nitrophenol in sample Feb1803.D to y = 2082, new integration is from x, y = 5.859, 2082 to 5.962, 2082 and new response = 225495; previous integration is from x, y = 5.859, 2346 to 5.962, 2082 and previous response = 224684.			✓	
CmdManuallyIntegrateApplyTargetRtToQualifier	BL2000\sean	2/19/2022 9:39:54 AM	Apply target integration range 6.292-6.393 to qualifier 129.0 for compound Naphthalene in sample Feb1803.D, new integration is from x, y = 6.292, 292 to 6.393, 794 and new response = 305338; previously no peak.			✓	
CmdManuallyIntegrateDropBaseline	BL2000\sean	2/19/2022 9:39:55 AM	Drop baseline for qualifier 129.0 of compound Naphthalene in sample Feb1803.D to y = 292, new integration is from x, y = 6.292, 292 to 6.393, 292 and new response = 306864; previous integration is from x, y = 6.292, 292 to 6.393, 794 and previous response = 305338.			✓	

Name	User	Time	Action	Reason	Comment	Succeed	Exception
CmdManuallyIntegrateSplit	BL2000\sean	2/19/2022 9:40:00 AM	Split qualifier 129.0 of compound p-Chloroaniline in sample Feb1803.D and keep right peak, new integration is from x, y = 6.393, 488.129841819697 to 6.557, 529.136728729636 and new response = 412908, previous integration is from x, y = 6.296, 464 to 6.557, 529 and previous response = 718652.			✓	
CmdManuallyIntegrateSplit	BL2000\sean	2/19/2022 9:40:01 AM	Split qualifier 129.0 of compound p-Chloroaniline in sample Feb1803.D and keep left peak, new integration is from x, y = 6.393, 488.129841819697 to 6.475, 508.631205607007 and new response = 389273, previous integration is from x, y = 6.393, 488 to 6.557, 529 and previous response = 412908.			✓	
CmdStartMethodEditing	BL2000\sean	2/19/2022 9:40:05 AM	Start method editing			✓	
CmdImportMethodFromSample	BL2000\sean	2/19/2022 9:40:05 AM	Import method from sample Feb1803.D			✓	
CmdSetMethodTargetCompoundAttribute	BL2000\sean	2/19/2022 9:40:12 AM	Set RightRetentionTimeDelta = 0.4 for compound p-Chloroaniline; previous value = 1			✓	
CmdApplyMethodToAllSamples	BL2000\sean	2/19/2022 9:40:30 AM	Apply method to all samples			✓	
CmdMethodClear	BL2000\sean	2/19/2022 9:40:30 AM	Clear method			✓	
CmdEndMethodEditing	BL2000\sean	2/19/2022 9:40:31 AM	End method editing			✓	
CmdQuantitate	BL2000\sean	2/19/2022 9:40:41 AM	Quantitate all compounds in all samples			✓	
CmdManuallyIntegratePeak	BL2000\sean	2/19/2022 9:41:23 AM	Manually integrate compound 4-Chloro-3-Methylphenol in sample Feb1803.D, from x, y = 7.050, 510073 to 7.184, 573374, result = -3530465; previous integration is from x, y = 6.911, 762 to 7.009, 1029 and previous response = 742718.			✓	
CmdManuallyIntegrateSnapBaseline	BL2000\sean	2/19/2022 9:41:24 AM	Snap baseline for compound 4-Chloro-3-Methylphenol in sample Feb1803.D, from x = 7.050 to x = 7.184, new integration is from x, y = 7.050, 3405 to 7.184, 6174 and new response = 770915; previous integration is from x, y = 7.050, 510073 to 7.184, 573374 and previous response = -3530465.			✓	
CmdManuallyIntegrateDropBaseline	BL2000\sean	2/19/2022 9:41:24 AM	Drop baseline for compound 4-Chloro-3-Methylphenol in sample Feb1803.D to y = 3405, new integration is from x, y = 7.050, 3405 to 7.184, 3405 and new response = 782006; previous integration is from x, y = 7.050, 3405 to 7.184, 6174 and previous response = 770915.			✓	

Name	User	Time	Action	Reason	Comment	Succeed	Exception
CmdSetTargetCompoundAttribute	BL2000\sean	2/19/2022 9:41:26 AM	Set UserAnnotation = CO for compound 4-Chloro-3-Methylphenol in sample Feb1803.D; previous value =			✓	
CmdManuallyIntegrateApplyTargetRtToQualifier	BL2000\sean	2/19/2022 9:41:28 AM	Apply target integration range 7.050-7.184 to qualifier 144.0 for compound 4-Chloro-3-Methylphenol in sample Feb1803.D, new integration is from x, y = 7.050, 713 to 7.184, 1448 and new response = 217086; previously no peak.			✓	
CmdManuallyIntegrateSplit	BL2000\sean	2/19/2022 9:41:29 AM	Split qualifier 144.0 of compound 4-Chloro-3-Methylphenol in sample Feb1803.D and keep left peak, new integration is from x, y = 7.050, 713 to 7.122, 1108.80451878667 and new response = 200128, previous integration is from x, y = 7.050, 713 to 7.184, 1448 and previous response = 217086.			✓	
CmdManuallyIntegrateSplit	BL2000\sean	2/19/2022 9:41:41 AM	Split peak for compound 2,4,6-Trichlorophenol in sample Feb1803.D and keep left peak, new integration is from x, y = 7.492, 170.743044385374 to 7.553, 242.655503850916 and new response = 545615, previous integration is from x, y = 7.492, 171 to 7.697, 410 and previous response = 1132628.			✓	
CmdSetTargetCompoundAttribute	BL2000\sean	2/19/2022 9:41:42 AM	Set UserAnnotation = CO for compound 2,4,6-Trichlorophenol in sample Feb1803.D; previous value =			✓	
CmdManuallyIntegrateSplit	BL2000\sean	2/19/2022 9:41:43 AM	Split qualifier 198.0 of compound 2,4,6-Trichlorophenol in sample Feb1803.D and keep left peak, new integration is from x, y = 7.492, 130.054654208066 to 7.553, 194.794787814617 and new response = 515679, previous integration is from x, y = 7.492, 130 to 7.687, 336 and previous response = 1072091.			✓	
CmdManuallyIntegrateSplit	BL2000\sean	2/19/2022 9:41:46 AM	Split peak for compound 2,4,5-Trichlorophenol in sample Feb1803.D and keep right peak, new integration is from x, y = 7.553, 191.954761221889 to 7.697, 340.650171302478 and new response = 587533, previous integration is from x, y = 7.477, 113 to 7.697, 341 and previous response = 1133380.			✓	
CmdSetTargetCompoundAttribute	BL2000\sean	2/19/2022 9:41:48 AM	Set UserAnnotation = CO for compound 2,4,5-Trichlorophenol in sample Feb1803.D; previous value =			✓	

Name	User	Time	Action	Reason	Comment	Succeed	Exception
CmdManuallyIntegrateSplit	BL2000\sean	2/19/2022 9:41:49 AM	Split qualifier 198.0 of compound 2,4,5-Trichlorophenol in sample Feb1803.D and keep right peak, new integration is from x, y = 7.553, 134.055400057014 to 7.687, 238.512272938869 and new response = 558312, previous integration is from x, y = 7.492, 86 to 7.687, 239 and previous response = 1072889.			✓	
CmdManuallyIntegrateApplyTargetRtToQualifier	BL2000\sean	2/19/2022 9:42:04 AM	Apply target integration range 8.497-8.568 to qualifier 154.0 for compound 2,4-Dinitrophenol in sample Feb1803.D, new integration is from x, y = 8.497, 2858 to 8.568, 4228 and new response = 84389; previous integration is from x, y = 8.384, 793 to 8.487, 871 and previous response = 1502587.			✓	
CmdManuallyIntegrateDropBaseline	BL2000\sean	2/19/2022 9:42:05 AM	Drop baseline for qualifier 154.0 of compound 2,4-Dinitrophenol in sample Feb1803.D to y = 2858, new integration is from x, y = 8.497, 2858 to 8.568, 2858 and new response = 87332; previous integration is from x, y = 8.497, 2858 to 8.568, 4228 and previous response = 84389.			✓	
CmdManuallyIntegrateSplit	BL2000\sean	2/19/2022 9:42:12 AM	Split qualifier 63.0 of compound 2,4-Dinitrotoluene in sample Feb1803.D and keep right peak, new integration is from x, y = 8.650, 1949.34618217012 to 8.691, 1909.2458869976 and new response = 158612, previous integration is from x, y = 8.601, 1998 to 8.691, 1909 and previous response = 298617.			✓	
CmdManuallyIntegratePeak	BL2000\sean	2/19/2022 9:42:59 AM	Manually integrate compound Anthracene in sample Feb1803.D, from x, y = 10.151, 1753768 to 10.394, 2008118, result = -21921309; previous integration is from x, y = 10.151, 453 to 10.222, 598 and previous response = 2790032.			✓	
CmdManuallyIntegrateSnapBaseline	BL2000\sean	2/19/2022 9:43:00 AM	Snap baseline for compound Anthracene in sample Feb1803.D, from x = 10.151 to x = 10.394, new integration is from x, y = 10.151, 679 to 10.394, 2975 and new response = 5485603; previous integration is from x, y = 10.151, 1753768 to 10.394, 2008118 and previous response = -21921309.			✓	

Name	User	Time	Action	Reason	Comment	Succeed	Exception
CmdManuallyIntegrateDropBaseline	BL2000\sean	2/19/2022 9:43:00 AM	Drop baseline for compound Anthracene in sample Feb1803.D to y = 679, new integration is from x, y = 10.151, 679 to 10.394, 679 and new response = 5502346; previous integration is from x, y = 10.151, 679 to 10.394, 2975 and previous response = 5485603.			✓	
CmdManuallyIntegrateSplit	BL2000\sean	2/19/2022 9:43:01 AM	Split peak for compound Anthracene in sample Feb1803.D and keep right peak, new integration is from x, y = 10.222, 679 to 10.394, 679 and new response = 2712966, previous integration is from x, y = 10.151, 679 to 10.394, 679 and previous response = 5502346.			✓	
CmdManuallyIntegrateApplyTargetRtToQualifier	BL2000\sean	2/19/2022 9:43:03 AM	Apply target integration range 10.222-10.394 to qualifier 176.0 for compound Anthracene in sample Feb1803.D, new integration is from x, y = 10.222, 2178 to 10.394, 518 and new response = 490504; previously no peak.			✓	
CmdManuallyIntegrateDropBaseline	BL2000\sean	2/19/2022 9:43:03 AM	Drop baseline for qualifier 176.0 of compound Anthracene in sample Feb1803.D to y = 518, new integration is from x, y = 10.222, 518 to 10.394, 518 and new response = 499079; previous integration is from x, y = 10.222, 2178 to 10.394, 518 and previous response = 490504.			✓	
CmdManuallyIntegrateSplit	BL2000\sean	2/19/2022 9:43:04 AM	Split qualifier 176.0 of compound Anthracene in sample Feb1803.D and keep left peak, new integration is from x, y = 10.222, 518 to 10.292, 518 and new response = 490589, previous integration is from x, y = 10.222, 518 to 10.394, 518 and previous response = 499079.			✓	
CmdManuallyIntegrateSplit	BL2000\sean	2/19/2022 9:43:32 AM	Split peak for compound Phenol-d5 in sample Feb1803.D and keep left peak, new integration is from x, y = 4.583, 113.898319158132 to 4.675, 173.489758179 and new response = 1344284, previous integration is from x, y = 4.583, 114 to 4.736, 214 and previous response = 1429615.			✓	
CmdSetTargetCompoundAttribute	BL2000\sean	2/19/2022 9:43:33 AM	Set UserAnnotation = CO for compound Phenol-d5 in sample Feb1803.D; previous value =			✓	
CmdSaveBatchTable	BL2000\sean	2/19/2022 9:43:40 AM	Save batch \\MASSHUNTER\Org\Data\SV5973N.I\sd021822\DoD BNA cal 1\QuantResults\021822 DoD BNA cal.batch.bin			✓	

Name	User	Time	Action	Reason	Comment	Succeed	Exception
CmdCalibrate	BL2000\sean	2/19/2022 9:43:56 AM	Replace level 6 with Calibration sample Feb1803.D for compounds {Terphenyl-d14, 2,4,6-Tribromophenol, 2-Fluorobiphenyl, Nitrobenzene-d5, Phenol-d5, 2-Fluorophenol, Benzo(g,h,i)perylene, Dibenzo(a,h)anthracene, Indeno(1,2,3-c,d)pyrene, Benzo(a)pyrene, Benzo(k)fluoranthene, Benzo(b)fluoranthene, Di-n-octyl Phthalate, bis(2-ethylhexyl)Phthalate, 3,3-Dichlorobenzidine, Chrysene, Benzo(a)Anthracene, Butylbenzylphthalate, Pyrene, Benzidine, Fluoranthene, Di-n-Butylphthalate, Triallate, Anthracene, Phenanthrene, Pentachlorophenol, Hexachlorobenzene, 4-Bromophenyl-phenylether, Azobenzene, N-nitrosodiphenylamine, 4,6-Dinitro-2-methylphenol, 4-Nitroaniline, Diethylphthalate, 4-Chlorophenyl-phenylether, Fluorene, 2,4-Dinitrotoluene, 4-Nitrophenol, Dibenzofuran, 2,4-Dinitrophenol, 3-Nitroaniline, Acenaphthene, 2,6-Dinitrotoluene, Acenaphthylene, Dimethyl Phthalate, 2-Nitroaniline, 2-Chloronaphthalene, 2,4,5-Trichlorophenol, 2,4,6-Trichlorophenol, Hexachlorocyclopentadiene, 4-Chloro-2-Methylphenol, 1-Methylnaphthalene, 2-Methylnaphthalene, 4-Chloro-3-Methylphenol, Hexachlorobutadiene, p-Chloroaniline, 4-Chlorophenol, Naphthalene, 1,2,4-Trichlorobenzene, 2,4-Dichlorophenol, bis(-2-Chloroethoxy)Methane, 2,4-Dimethylphenol, 2-Nitrophenol, Isophorone, Nitrobenzene, N-nitroso-Di-n-propylamine, Hexachloroethane, 4Methylphenol/3Methylphenol, 2-Methylphenol, bis(2-chloroisopropyl)Ether, Benzyl Alcohol, 1,2-Dichlorobenzene, 1,4-Dichlorobenzene, 1,3-Dichlorobenzene, 2-Chlorophenol, bis(-2-Chloroethyl)Ether, Phenol, Aniline, Pyridine, Carbazole, Benzoic Acid, o-Terphenyl, N-Nitrosodimethylamine}; Replace level 7 with Calibration sample Feb1802.D for compounds {Terphenyl-d14, 2,4,6-Tribromophenol, 2-Fluorobiphenyl, Nitrobenzene-d5, Phenol-d5, 2-Fluorophenol, Benzo(g,h,i)perylene, Dibenzo(a,h)anthracene, Indeno(1,2,3-c,d)pyrene,			✓	

Name	User	Time	Action	Reason	Comment	Succeed	Exception
			Benzo(a)pyrene, Benzo(k)fluoranthene, Benzo(b)fluoranthene, Di-n-octyl Phthalate, bis(2-ethylhexyl)Phthalate, 3,3-Dichlorobenzidine, Chrysene, Benzo(a)Anthracene, Butylbenzylphthalate, Pyrene, Benzidine, Fluoranthene, Di-n-Butylphthalate, Triallate, Anthracene, Phenanthrene, Pentachlorophenol, Hexachlorobenzene, 4-Bromophenyl-phenylether, Azobenzene, N-nitrosodiphenylamine, 4,6-Dinitro-2-methylphenol, 4-Nitroaniline, Diethylphthalate, 4-Chlorophenyl-phenylether, Fluorene, 2,4-Dinitrotoluene, 4-Nitrophenol, Dibenzofuran, 2,4-Dinitrophenol, 3-Nitroaniline, Acenaphthene, 2,6-Dinitrotoluene, Acenaphthylene, Dimethyl Phthalate, 2-Nitroaniline, 2-Chloronaphthalene, 2,4,5-Trichlorophenol, 2,4,6-Trichlorophenol, Hexachlorocyclopentadiene, 4-Chloro-2-Methylphenol, 1-Methylnaphthalene, 2-Methylnaphthalene, 4-Chloro-3-Methylphenol, Hexachlorobutadiene, p-Chloroaniline, 4-Chlorophenol, Naphthalene, 1,2,4-Trichlorobenzene, 2,4-Dichlorophenol, bis(-2-Chloroethoxy)Methane, 2,4-Dimethylphenol, 2-Nitrophenol, Isophorone, Nitrobenzene, N-nitroso-Di-n-propylamine, Hexachloroethane, 4Methylphenol/3Methylphenol, 2-Methylphenol, bis(2-chloroisopropyl)Ether, Benzyl Alcohol, 1,2-Dichlorobenzene, 1,4-Dichlorobenzene, 1,3-Dichlorobenzene, 2-Chlorophenol, bis(-2-Chloroethyl)Ether, Phenol, Aniline, Pyridine, Carbazole, Benzoic Acid, o-Terphenyl, N-Nitrosodimethylamine};				
CmdQuantitate	BL2000\sean	2/19/2022 9:44:02 AM	Quantitate all compounds in all samples			✓	
CmdSaveBatchTable	BL2000\sean	2/19/2022 9:44:04 AM	Save batch \\MASSHUNTER\Org\Data\SV5973N.I\sd021822\DoD BNA cal 1\QuantResults\021822 DoD BNA cal.batch.bin			✓	
CmdSetLevelEnable	BL2000\sean	2/19/2022 9:44:18 AM	Set LevelEnable = True for calibration level 7, levelId = 423 of compound 2,4,6-Tribromophenol in sample Feb1803.D; previous value = False			✓	

Name	User	Time	Action	Reason	Comment	Succeed	Exception
CmdSetLevelEnable	BL2000\sean	2/19/2022 9:44:30 AM	Set LevelEnable = True for calibration level 7, levelId = 423 of compound Indeno(1,2,3-c,d)pyrene in sample Feb1803.D; previous value = False			✓	
CmdSetLevelEnable	BL2000\sean	2/19/2022 9:44:43 AM	Set LevelEnable = True for calibration level 7, levelId = 423 of compound Butylbenzylphthalate in sample Feb1803.D; previous value = False			✓	
CmdSetLevelEnable	BL2000\sean	2/19/2022 9:44:46 AM	Set LevelEnable = True for calibration level 7, levelId = 423 of compound Pyrene in sample Feb1803.D; previous value = False			✓	
CmdSetLevelEnable	BL2000\sean	2/19/2022 9:44:54 AM	Set LevelEnable = True for calibration level 7, levelId = 423 of compound Di-n-Butylphthalate in sample Feb1803.D; previous value = False			✓	
CmdSetLevelEnable	BL2000\sean	2/19/2022 9:45:05 AM	Set LevelEnable = True for calibration level 7, levelId = 423 of compound Hexachlorobenzene in sample Feb1803.D; previous value = False			✓	
CmdSetLevelEnable	BL2000\sean	2/19/2022 9:45:08 AM	Set LevelEnable = True for calibration level 7, levelId = 423 of compound 4-Bromophenyl-phenylether in sample Feb1803.D; previous value = False			✓	
CmdSetLevelEnable	BL2000\sean	2/19/2022 9:45:16 AM	Set LevelEnable = True for calibration level 7, levelId = 423 of compound 4,6-Dinitro-2-methylphenol in sample Feb1803.D; previous value = False			✓	
CmdSetLevelEnable	BL2000\sean	2/19/2022 9:45:18 AM	Set LevelEnable = True for calibration level 7, levelId = 423 of compound 4-Nitroaniline in sample Feb1803.D; previous value = False			✓	
CmdSetLevelEnable	BL2000\sean	2/19/2022 9:45:22 AM	Set LevelEnable = True for calibration level 7, levelId = 423 of compound Diethylphthalate in sample Feb1803.D; previous value = False			✓	
CmdSetLevelEnable	BL2000\sean	2/19/2022 9:45:27 AM	Set LevelEnable = True for calibration level 7, levelId = 423 of compound Fluorene in sample Feb1803.D; previous value = False			✓	
CmdSetLevelEnable	BL2000\sean	2/19/2022 9:45:31 AM	Set LevelEnable = True for calibration level 7, levelId = 423 of compound 2,4-Dinitrotoluene in sample Feb1803.D; previous value = False			✓	
CmdSetLevelEnable	BL2000\sean	2/19/2022 9:45:37 AM	Set LevelEnable = True for calibration level 7, levelId = 423 of compound Dibenzofuran in sample Feb1803.D; previous value = False			✓	
CmdSetLevelEnable	BL2000\sean	2/19/2022 9:45:41 AM	Set LevelEnable = True for calibration level 7, levelId = 423 of compound 2,4-Dinitrophenol in sample Feb1803.D; previous value = False			✓	

Name	User	Time	Action	Reason	Comment	Succeed	Exception
CmdSetLevelEnable	BL2000\sean	2/19/2022 9:45:46 AM	Set LevelEnable = True for calibration level 7, levelId = 423 of compound Acenaphthene in sample Feb1803.D; previous value = False			✓	
CmdSetLevelEnable	BL2000\sean	2/19/2022 9:45:50 AM	Set LevelEnable = True for calibration level 7, levelId = 423 of compound 2,6-Dinitrotoluene in sample Feb1803.D; previous value = False			✓	
CmdSetLevelEnable	BL2000\sean	2/19/2022 9:45:56 AM	Set LevelEnable = True for calibration level 7, levelId = 423 of compound Dimethyl Phthalate in sample Feb1803.D; previous value = False			✓	
CmdSetLevelEnable	BL2000\sean	2/19/2022 9:46:00 AM	Set LevelEnable = True for calibration level 7, levelId = 423 of compound 2-Nitroaniline in sample Feb1803.D; previous value = False			✓	
CmdSetLevelEnable	BL2000\sean	2/19/2022 9:46:04 AM	Set LevelEnable = True for calibration level 7, levelId = 423 of compound 2-Chloronaphthalene in sample Feb1803.D; previous value = False			✓	
CmdSetLevelEnable	BL2000\sean	2/19/2022 9:46:07 AM	Set LevelEnable = True for calibration level 7, levelId = 423 of compound 2,4,5-Trichlorophenol in sample Feb1803.D; previous value = False			✓	
CmdSetLevelEnable	BL2000\sean	2/19/2022 9:46:12 AM	Set LevelEnable = True for calibration level 7, levelId = 423 of compound 2,4,6-Trichlorophenol in sample Feb1803.D; previous value = False			✓	
CmdSetLevelEnable	BL2000\sean	2/19/2022 9:46:15 AM	Set LevelEnable = True for calibration level 7, levelId = 423 of compound Hexachlorocyclopentadiene in sample Feb1803.D; previous value = False			✓	
CmdSetLevelEnable	BL2000\sean	2/19/2022 9:46:42 AM	Set LevelEnable = True for calibration level 7, levelId = 423 of compound Nitrobenzene in sample Feb1803.D; previous value = False			✓	
CmdSaveBatchTable	BL2000\sean	2/19/2022 9:47:11 AM	Save batch \\MASSHUNTER\Org\Data\SV5973N.I\sd021822\DoD BNA cal 1\QuantResults\021822 DoD BNA cal.batch.bin			✓	
CmdImportSamplesFromWorklist	BL2000\sean	2/19/2022 9:49:05 AM	Add samples from worklist: \\MASSHUNTER\Org\Data\SV5973N.I\sd021822\DoD BNA cal 1\Feb1804.D			✓	
CmdSetSampleAttribute	BL2000\sean	2/19/2022 9:49:11 AM	Set SampleType = Calibration for sample Feb1804.D; previous value = Sample			✓	
CmdSetSampleAttribute	BL2000\sean	2/19/2022 9:49:16 AM	Set LevelName = 5 for sample Feb1804.D; previous value =			✓	
CmdQuantitate	BL2000\sean	2/19/2022 9:49:27 AM	Quantitate all compounds in all samples			✓	

Name	User	Time	Action	Reason	Comment	Succeed	Exception
CmdManuallyIntegrateSplit	BL2000\sean	2/19/2022 9:49:42 AM	Split peak for compound 1,3-Dichlorobenzene in sample Feb1804.D and keep left peak, new integration is from x, y = 4.787, 0 to 4.879, 0 and new response = 1267074, previous integration is from x, y = 4.787, 0 to 4.981, 0 and previous response = 2537294.			✓	
CmdSetTargetCompoundAttribute	BL2000\sean	2/19/2022 9:49:43 AM	Set UserAnnotation = CO for compound 1,3-Dichlorobenzene in sample Feb1804.D; previous value =			✓	
CmdManuallyIntegrateSplit	BL2000\sean	2/19/2022 9:49:45 AM	Split qualifier 148.0 of compound 1,3-Dichlorobenzene in sample Feb1804.D and keep left peak, new integration is from x, y = 4.798, 275.778362579782 to 4.879, 427.794867689872 and new response = 804183, previous integration is from x, y = 4.798, 276 to 4.961, 582 and previous response = 1608501.			✓	
CmdManuallyIntegrateSplit	BL2000\sean	2/19/2022 9:49:46 AM	Split qualifier 111.0 of compound 1,3-Dichlorobenzene in sample Feb1804.D and keep left peak, new integration is from x, y = 4.797, 0 to 4.869, 0 and new response = 469281, previous integration is from x, y = 4.797, 0 to 4.981, 0 and previous response = 929544.			✓	
CmdManuallyIntegrateSplit	BL2000\sean	2/19/2022 9:49:51 AM	Split peak for compound 1,4-Dichlorobenzene in sample Feb1804.D and keep right peak, new integration is from x, y = 4.879, 0 to 4.981, 0 and new response = 1270219, previous integration is from x, y = 4.787, 0 to 4.981, 0 and previous response = 2537294.			✓	
CmdSetTargetCompoundAttribute	BL2000\sean	2/19/2022 9:49:52 AM	Set UserAnnotation = CO for compound 1,4-Dichlorobenzene in sample Feb1804.D; previous value =			✓	
CmdManuallyIntegrateSplit	BL2000\sean	2/19/2022 9:49:54 AM	Split qualifier 148.0 of compound 1,4-Dichlorobenzene in sample Feb1804.D and keep right peak, new integration is from x, y = 4.879, 187.466466976189 to 4.961, 269.971519538803 and new response = 806251, previous integration is from x, y = 4.798, 105 to 4.961, 270 and previous response = 1610751.			✓	
CmdManuallyIntegrateSplit	BL2000\sean	2/19/2022 9:49:55 AM	Split qualifier 111.0 of compound 1,4-Dichlorobenzene in sample Feb1804.D and keep right peak, new integration is from x, y = 4.869, 0 to 4.981, 0 and new response = 460263, previous integration is from x, y = 4.797, 0 to 4.981, 0 and previous response = 929544.			✓	

Name	User	Time	Action	Reason	Comment	Succeed	Exception
CmdManuallyIntegratePeak	BL2000\sean	2/19/2022 9:50:01 AM	Manually integrate compound Benzyl Alcohol in sample Feb1804.D, from x, y = 5.053, 662943 to 5.196, 756730, result = -5531798; previous integration is from x, y = 4.866, 189 to 4.953, 212 and previous response = 11113.			✓	
CmdManuallyIntegrateSnapBaseline	BL2000\sean	2/19/2022 9:50:04 AM	Snap baseline for compound Benzyl Alcohol in sample Feb1804.D, from x = 5.053 to x = 5.196, new integration is from x, y = 5.053, 1015 to 5.196, 5822 and new response = 528562; previous integration is from x, y = 5.053, 662943 to 5.196, 756730 and previous response = -5531798.			✓	
CmdManuallyIntegrate DropBaseline	BL2000\sean	2/19/2022 9:50:05 AM	Drop baseline for compound Benzyl Alcohol in sample Feb1804.D to y = 1015, new integration is from x, y = 5.053, 1015 to 5.196, 1015 and new response = 549182; previous integration is from x, y = 5.053, 1015 to 5.196, 5822 and previous response = 528562.			✓	
CmdSetTargetCompoundAttribute	BL2000\sean	2/19/2022 9:50:06 AM	Set UserAnnotation = CO for compound Benzyl Alcohol in sample Feb1804.D; previous value =			✓	
CmdManuallyIntegrateApplyTargetRtToQualifier	BL2000\sean	2/19/2022 9:50:08 AM	Apply target integration range 5.053-5.196 to qualifier 107.0 for compound Benzyl Alcohol in sample Feb1804.D, new integration is from x, y = 5.053, 856 to 5.196, 4204 and new response = 370390; previously no peak.			✓	
CmdManuallyIntegrate DropBaseline	BL2000\sean	2/19/2022 9:50:08 AM	Drop baseline for qualifier 107.0 of compound Benzyl Alcohol in sample Feb1804.D to y = 856, new integration is from x, y = 5.053, 856 to 5.196, 856 and new response = 384752; previous integration is from x, y = 5.053, 856 to 5.196, 4204 and previous response = 370390.			✓	
CmdManuallyIntegrateApplyTargetRtToQualifier	BL2000\sean	2/19/2022 9:50:16 AM	Apply target integration range 5.402-5.502 to qualifier 108.0 for compound 4Methylphenol/3Methylphenol in sample Feb1804.D, new integration is from x, y = 5.402, 3968 to 5.502, 9494 and new response = 987546; previously no peak.			✓	
CmdManuallyIntegrate DropBaseline	BL2000\sean	2/19/2022 9:50:17 AM	Drop baseline for qualifier 108.0 of compound 4Methylphenol/3Methylphenol in sample Feb1804.D to y = 3968, new integration is from x, y = 5.402, 3968 to 5.502, 3968 and new response = 1004073; previous integration is from x, y = 5.402, 3968 to 5.502, 9494 and previous response = 987546.			✓	

Name	User	Time	Action	Reason	Comment	Succeed	Exception
CmdManuallyIntegrateApplyTargetRtToQualifier	BL2000\sean	2/19/2022 9:50:27 AM	Apply target integration range 5.859-5.951 to qualifier 65.0 for compound 2-Nitrophenol in sample Feb1804.D, new integration is from x, y = 5.859, 2546 to 5.951, 2456 and new response = 173572; previous integration is from x, y = 6.065, 2467 to 6.143, 2551 and previous response = 198543.			✓	
CmdManuallyIntegrateDropBaseline	BL2000\sean	2/19/2022 9:50:28 AM	Drop baseline for qualifier 65.0 of compound 2-Nitrophenol in sample Feb1804.D to y = 2456, new integration is from x, y = 5.859, 2456 to 5.951, 2456 and new response = 173821; previous integration is from x, y = 5.859, 2546 to 5.951, 2456 and previous response = 173572.			✓	
CmdManuallyIntegrateApplyTargetRtToQualifier	BL2000\sean	2/19/2022 9:50:36 AM	Apply target integration range 6.301-6.393 to qualifier 129.0 for compound Naphthalene in sample Feb1804.D, new integration is from x, y = 6.301, 643 to 6.393, 1105 and new response = 263268; previously no peak.			✓	
CmdManuallyIntegrateDropBaseline	BL2000\sean	2/19/2022 9:50:36 AM	Drop baseline for qualifier 129.0 of compound Naphthalene in sample Feb1804.D to y = 643, new integration is from x, y = 6.301, 643 to 6.393, 643 and new response = 264544; previous integration is from x, y = 6.301, 643 to 6.393, 1105 and previous response = 263268.			✓	
CmdManuallyIntegrateSplit	BL2000\sean	2/19/2022 9:50:43 AM	Split qualifier 129.0 of compound p-Chloroaniline in sample Feb1804.D and keep right peak, new integration is from x, y = 6.393, 619.88809057818 to 6.465, 672.53611765944 and new response = 341510, previous integration is from x, y = 6.298, 550 to 6.465, 673 and previous response = 606321.			✓	
CmdManuallyIntegrateSplit	BL2000\sean	2/19/2022 9:50:49 AM	Split peak for compound 4-Chloro-3-Methylphenol in sample Feb1804.D and keep right peak, new integration is from x, y = 7.050, 865.359635737729 to 7.153, 1017.71030060311 and new response = 646645, previous integration is from x, y = 6.907, 653 to 7.153, 1018 and previous response = 1285509.			✓	
CmdSetTargetCompoundAttribute	BL2000\sean	2/19/2022 9:50:50 AM	Set UserAnnotation = CO for compound 4-Chloro-3-Methylphenol in sample Feb1804.D; previous value =			✓	

Name	User	Time	Action	Reason	Comment	Succeed	Exception
CmdManuallyIntegrateSplit	BL2000\sean	2/19/2022 9:50:52 AM	Split qualifier 144.0 of compound 4-Chloro-3-Methylphenol in sample Feb1804.D and keep right peak, new integration is from x, y = 7.050, 0 to 7.122, 0 and new response = 170458, previous integration is from x, y = 6.917, 0 to 7.122, 0 and previous response = 334282.			✓	
CmdManuallyIntegrateSplit	BL2000\sean	2/19/2022 9:50:59 AM	Split peak for compound 1-Methylnaphthalene in sample Feb1804.D and keep left peak, new integration is from x, y = 7.235, 1388.57631811832 to 7.317, 1438.13249566859 and new response = 1279557, previous integration is from x, y = 7.235, 1389 to 7.389, 1482 and previous response = 1339883.			✓	
CmdSetTargetCompoundAttribute	BL2000\sean	2/19/2022 9:51:00 AM	Set UserAnnotation = CO for compound 1-Methylnaphthalene in sample Feb1804.D; previous value =			✓	
CmdManuallyIntegrateSplit	BL2000\sean	2/19/2022 9:51:06 AM	Split peak for compound 4-Chloro-2-Methylphenol in sample Feb1804.D and keep left peak, new integration is from x, y = 6.913, 930.74197447722 to 7.050, 1547.31727011812 and new response = 635015, previous integration is from x, y = 6.913, 931 to 7.153, 2009 and previous response = 1276504.			✓	
CmdSetTargetCompoundAttribute	BL2000\sean	2/19/2022 9:51:08 AM	Set UserAnnotation = CO for compound 4-Chloro-2-Methylphenol in sample Feb1804.D; previous value =			✓	
CmdManuallyIntegrateSplit	BL2000\sean	2/19/2022 9:51:09 AM	Split qualifier 144.0 of compound 4-Chloro-2-Methylphenol in sample Feb1804.D and keep left peak, new integration is from x, y = 6.917, 0 to 7.050, 0 and new response = 163824, previous integration is from x, y = 6.917, 0 to 7.122, 0 and previous response = 334282.			✓	
CmdManuallyIntegrateSplit	BL2000\sean	2/19/2022 9:51:15 AM	Split peak for compound 2,4,6-Trichlorophenol in sample Feb1804.D and keep left peak, new integration is from x, y = 7.492, 147.616935798609 to 7.553, 241.780483233491 and new response = 467130, previous integration is from x, y = 7.492, 148 to 7.646, 384 and previous response = 947280.			✓	
CmdSetTargetCompoundAttribute	BL2000\sean	2/19/2022 9:51:16 AM	Set UserAnnotation = CO for compound 2,4,6-Trichlorophenol in sample Feb1804.D; previous value =			✓	

Name	User	Time	Action	Reason	Comment	Succeed	Exception
CmdManuallyIntegrateSplit	BL2000\sean	2/19/2022 9:51:17 AM	Split qualifier 198.0 of compound 2,4,6-Trichlorophenol in sample Feb1804.D and keep left peak, new integration is from x, y = 7.492, 130.900434313686 to 7.553, 183.172825324478 and new response = 434135, previous integration is from x, y = 7.492, 131 to 7.646, 262 and previous response = 891094.			✓	
CmdManuallyIntegratePeak	BL2000\sean	2/19/2022 9:51:18 AM	Manually integrate compound 2,4,6-Trichlorophenol in sample Feb1804.D, from x, y = 7.759, 507205 to 7.779, 501652, result = -620179; previous integration is from x, y = 7.492, 148 to 7.553, 242 and previous response = 467130.			✓	
CmdManuallyIntegrateSplit	BL2000\sean	2/19/2022 9:51:21 AM	Split peak for compound 2,4,5-Trichlorophenol in sample Feb1804.D and keep right peak, new integration is from x, y = 7.553, 195.34337104153 to 7.646, 300.702598915578 and new response = 481776, previous integration is from x, y = 7.492, 125 to 7.646, 301 and previous response = 947751.			✓	
CmdSetTargetCompoundAttribute	BL2000\sean	2/19/2022 9:51:23 AM	Set UserAnnotation = CO for compound 2,4,5-Trichlorophenol in sample Feb1804.D; previous value =			✓	
CmdManuallyIntegrateSplit	BL2000\sean	2/19/2022 9:51:24 AM	Split qualifier 198.0 of compound 2,4,5-Trichlorophenol in sample Feb1804.D and keep right peak, new integration is from x, y = 7.553, 154.189101207344 to 7.646, 227.320704181375 and new response = 458154, previous integration is from x, y = 7.492, 106 to 7.646, 227 and previous response = 891355.			✓	
CmdClearManualIntegration	BL2000\sean	2/19/2022 9:51:28 AM	Clear manual integration of qualifier 198.0 for compound 2,4,6-Trichlorophenol in sample Feb1804.D			✓	
CmdManuallyIntegrateSplit	BL2000\sean	2/19/2022 9:51:29 AM	Split qualifier 0 of compound 77 in sample 3, keep left peak.			✓	
CmdClearManualIntegration	BL2000\sean	2/19/2022 9:51:32 AM	Clear manual integration of target signal for compound 2,4,6-Trichlorophenol in sample Feb1804.D			✓	
CmdSetTargetCompoundAttribute	BL2000\sean	2/19/2022 9:51:32 AM	Set UserAnnotation = for compound 2,4,6-Trichlorophenol in sample Feb1804.D; previous value = CO			✓	

Name	User	Time	Action	Reason	Comment	Succeed	Exception
CmdManuallyIntegrateSplit	BL2000\sean	2/19/2022 9:51:33 AM	Split peak for compound 2,4,6-Trichlorophenol in sample Feb1804.D and keep left peak, new integration is from x, y = 7.492, 147.616935798609 to 7.553, 241.780483233491 and new response = 467130, previous integration is from x, y = 7.492, 148 to 7.646, 384 and previous response = 947280.			✓	
CmdSetTargetCompoundAttribute	BL2000\sean	2/19/2022 9:51:35 AM	Set UserAnnotation = CO for compound 2,4,6-Trichlorophenol in sample Feb1804.D; previous value =			✓	
CmdManuallyIntegrateSplit	BL2000\sean	2/19/2022 9:51:36 AM	Split qualifier 198.0 of compound 2,4,6-Trichlorophenol in sample Feb1804.D and keep left peak, new integration is from x, y = 7.492, 130.900434313686 to 7.553, 183.172825324478 and new response = 434135, previous integration is from x, y = 7.492, 131 to 7.646, 262 and previous response = 891094.			✓	
CmdManuallyIntegrateApplyTargetRtToQualifier	BL2000\sean	2/19/2022 9:51:46 AM	Apply target integration range 8.169-8.313 to qualifier 153.1 for compound Acenaphthylene in sample Feb1804.D, new integration is from x, y = 8.169, 0 to 8.313, 1261 and new response = 319370; previously no peak.			✓	
CmdManuallyIntegrateDropBaseline	BL2000\sean	2/19/2022 9:51:47 AM	Drop baseline for qualifier 153.1 of compound Acenaphthylene in sample Feb1804.D to y = 0, new integration is from x, y = 8.169, 0 to 8.313, 0 and new response = 324788; previous integration is from x, y = 8.169, 0 to 8.313, 1261 and previous response = 319370.			✓	
CmdManuallyIntegrateApplyTargetRtToQualifier	BL2000\sean	2/19/2022 9:51:54 AM	Apply target integration range 8.497-8.640 to qualifier 154.0 for compound 2,4-Dinitrophenol in sample Feb1804.D, new integration is from x, y = 8.497, 3474 to 8.640, 1940 and new response = 67019; previous integration is from x, y = 8.384, 805 to 8.487, 887 and previous response = 1278661.			✓	
CmdManuallyIntegrateDropBaseline	BL2000\sean	2/19/2022 9:51:55 AM	Drop baseline for qualifier 154.0 of compound 2,4-Dinitrophenol in sample Feb1804.D to y = 1940, new integration is from x, y = 8.497, 1940 to 8.640, 1940 and new response = 73611; previous integration is from x, y = 8.497, 3474 to 8.640, 1940 and previous response = 67019.			✓	

Name	User	Time	Action	Reason	Comment	Succeed	Exception
CmdManuallyIntegrateApplyTargetRtToQualifier	BL2000\sean	2/19/2022 9:52:01 AM	Apply target integration range 8.681-8.783 to qualifier 139.0 for compound 4-Nitrophenol in sample Feb1804.D, new integration is from x, y = 8.681, 2670 to 8.783, 3517 and new response = 181047; previous integration is from x, y = 8.600, 334 to 8.681, 483 and previous response = 856445.			✓	
CmdManuallyIntegrateDropBaseline	BL2000\sean	2/19/2022 9:52:02 AM	Drop baseline for qualifier 139.0 of compound 4-Nitrophenol in sample Feb1804.D to y = 2670, new integration is from x, y = 8.681, 2670 to 8.783, 2670 and new response = 183647; previous integration is from x, y = 8.681, 2670 to 8.783, 3517 and previous response = 181047.			✓	
CmdManuallyIntegrateSplit	BL2000\sean	2/19/2022 9:52:07 AM	Split qualifier 63.0 of compound 2,4-Dinitrotoluene in sample Feb1804.D and keep right peak, new integration is from x, y = 8.650, 1766.9562761602 to 8.691, 1719.46118770451 and new response = 128093, previous integration is from x, y = 8.589, 1838 to 8.691, 1719 and previous response = 253803.			✓	
CmdManuallyIntegrateApplyTargetRtToQualifier	BL2000\sean	2/19/2022 9:52:11 AM	Apply target integration range 9.008-9.111 to qualifier 167.0 for compound Fluorene in sample Feb1804.D, new integration is from x, y = 9.008, 603 to 9.111, 536 and new response = 231381; previous integration is from x, y = 9.131, 456 to 9.356, 641 and previous response = 415674.			✓	
CmdManuallyIntegrateDropBaseline	BL2000\sean	2/19/2022 9:52:12 AM	Drop baseline for qualifier 167.0 of compound Fluorene in sample Feb1804.D to y = 536, new integration is from x, y = 9.008, 536 to 9.111, 536 and new response = 231586; previous integration is from x, y = 9.008, 603 to 9.111, 536 and previous response = 231381.			✓	
CmdManuallyIntegrateApplyTargetRtToQualifier	BL2000\sean	2/19/2022 9:52:24 AM	Apply target integration range 9.203-9.366 to qualifier 167.0 for compound N-nitrosodiphenylamine in sample Feb1804.D, new integration is from x, y = 9.203, 4959 to 9.366, 1124 and new response = 384649; previous integration is from x, y = 9.131, 465 to 9.356, 515 and previous response = 416466.			✓	

Name	User	Time	Action	Reason	Comment	Succeed	Exception
CmdManuallyIntegrateDropBaseline	BL2000\sean	2/19/2022 9:52:25 AM	Drop baseline for qualifier 167.0 of compound N-nitrosodiphenylamine in sample Feb1804.D to y = 1124, new integration is from x, y = 9.203, 1124 to 9.366, 1124 and new response = 403481; previous integration is from x, y = 9.203, 4959 to 9.366, 1124 and previous response = 384649.			✓	
CmdManuallyIntegratePeak	BL2000\sean	2/19/2022 9:52:38 AM	Manually integrate compound Anthracene in sample Feb1804.D, from x, y = 10.130, 2075573 to 10.333, 2131350, result = -20506321; previous integration is from x, y = 10.151, 384 to 10.222, 543 and previous response = 2583019.			✓	
CmdManuallyIntegrateSnapBaseline	BL2000\sean	2/19/2022 9:52:39 AM	Snap baseline for compound Anthracene in sample Feb1804.D, from x = 10.130 to x = 10.333, new integration is from x, y = 10.130, 314 to 10.333, 4758 and new response = 5028325; previous integration is from x, y = 10.130, 2075573 to 10.333, 2131350 and previous response = -20506321.			✓	
CmdManuallyIntegrateDropBaseline	BL2000\sean	2/19/2022 9:52:40 AM	Drop baseline for compound Anthracene in sample Feb1804.D to y = 314, new integration is from x, y = 10.130, 314 to 10.333, 314 and new response = 5055331; previous integration is from x, y = 10.130, 314 to 10.333, 4758 and previous response = 5028325.			✓	
CmdManuallyIntegrateSplit	BL2000\sean	2/19/2022 9:52:41 AM	Split peak for compound Anthracene in sample Feb1804.D and keep right peak, new integration is from x, y = 10.222, 314 to 10.333, 314 and new response = 2471452, previous integration is from x, y = 10.130, 314 to 10.333, 314 and previous response = 5055331.			✓	
CmdSetTargetCompoundAttribute	BL2000\sean	2/19/2022 9:52:42 AM	Set UserAnnotation = CO for compound Anthracene in sample Feb1804.D; previous value =			✓	
CmdManuallyIntegrateApplyTargetRtToQualifier	BL2000\sean	2/19/2022 9:52:43 AM	Apply target integration range 10.222-10.333 to qualifier 176.0 for compound Anthracene in sample Feb1804.D, new integration is from x, y = 10.222, 1526 to 10.333, 705 and new response = 455520; previously no peak.			✓	

Name	User	Time	Action	Reason	Comment	Succeed	Exception
CmdManuallyIntegrateDropBaseline	BL2000\sean	2/19/2022 9:52:44 AM	Drop baseline for qualifier 176.0 of compound Anthracene in sample Feb1804.D to y = 705, new integration is from x, y = 10.222, 705 to 10.333, 705 and new response = 458264; previous integration is from x, y = 10.222, 1526 to 10.333, 705 and previous response = 455520.			✓	
CmdManuallyIntegrateSnapBaseline	BL2000\sean	2/19/2022 9:52:45 AM	Snap baseline for qualifier 176.0 of compound Anthracene in sample Feb1804.D from x = 10.222 to x = 10.333, new integration is from x, y = 10.222, 1526 to 10.333, 705 and new response = 455520; previous integration is from x, y = 10.222, 705 to 10.333, 705 and previous response = 458264.			✓	
CmdManuallyIntegrateSplit	BL2000\sean	2/19/2022 9:53:13 AM	Split peak for compound Phenol-d5 in sample Feb1804.D and keep left peak, new integration is from x, y = 4.583, 71.8751648053908 to 4.675, 123.700174534308 and new response = 1136511, previous integration is from x, y = 4.583, 72 to 4.746, 164 and previous response = 1216806.			✓	
CmdSetTargetCompoundAttribute	BL2000\sean	2/19/2022 9:53:14 AM	Set UserAnnotation = CO for compound Phenol-d5 in sample Feb1804.D; previous value =			✓	
CmdSaveBatchTable	BL2000\sean	2/19/2022 9:53:25 AM	Save batch \\MASSHUNTER\Org\Data\SV5973N.I\sd021822\DoD BNA cal 1\QuantResults\021822 DoD BNA cal.batch.bin			✓	
CmdStartMethodEditing	BL2000\sean	2/19/2022 9:53:29 AM	Start method editing			✓	
CmdImportMethodFromSample	BL2000\sean	2/19/2022 9:53:29 AM	Import method from sample Feb1804.D			✓	
CmdSetMethodTargetCompoundAttribute	BL2000\sean	2/19/2022 9:53:53 AM	Set RightRetentionTimeDelta = 0.4 for compound 2-Fluorophenol; previous value = 1			✓	
CmdSetMethodTargetCompoundAttribute	BL2000\sean	2/19/2022 9:53:55 AM	Set RightRetentionTimeDelta = 0.4 for compound Phenol-d5; previous value = 1			✓	
CmdApplyMethodToAllSamples	BL2000\sean	2/19/2022 9:54:01 AM	Apply method to all samples			✓	
CmdMethodClear	BL2000\sean	2/19/2022 9:54:01 AM	Clear method			✓	
CmdEndMethodEditing	BL2000\sean	2/19/2022 9:54:02 AM	End method editing			✓	
CmdQuantitate	BL2000\sean	2/19/2022 9:54:15 AM	Quantitate all compounds in all samples			✓	

Name	User	Time	Action	Reason	Comment	Succeed	Exception
CmdCalibrate	BL2000\sean	2/19/2022 9:54:44 AM	Replace level 5 with Calibration sample Feb1804.D for compounds {Terphenyl-d14, 2,4,6-Tribromophenol, 2-Fluorobiphenyl, Nitrobenzene-d5, Phenol-d5, 2-Fluorophenol, Benzo(g,h,i)perylene, Dibenzo(a,h)anthracene, Indeno(1,2,3-c,d)pyrene, Benzo(a)pyrene, Benzo(k)fluoranthene, Benzo(b)fluoranthene, Di-n-octyl Phthalate, bis(2-ethylhexyl)Phthalate, 3,3-Dichlorobenzidine, Chrysene, Benzo(a)Anthracene, Butylbenzylphthalate, Pyrene, Benzidine, Fluoranthene, Di-n-Butylphthalate, Triallate, Anthracene, Phenanthrene, Pentachlorophenol, Hexachlorobenzene, 4-Bromophenyl-phenylether, Azobenzene, N-nitrosodiphenylamine, 4,6-Dinitro-2-methylphenol, 4-Nitroaniline, Diethylphthalate, 4-Chlorophenyl-phenylether, Fluorene, 2,4-Dinitrotoluene, 4-Nitrophenol, Dibenzofuran, 2,4-Dinitrophenol, 3-Nitroaniline, Acenaphthene, 2,6-Dinitrotoluene, Acenaphthylene, Dimethyl Phthalate, 2-Nitroaniline, 2-Chloronaphthalene, 2,4,5-Trichlorophenol, 2,4,6-Trichlorophenol, Hexachlorocyclopentadiene, 4-Chloro-2-Methylphenol, 1-Methylnaphthalene, 2-Methylnaphthalene, 4-Chloro-3-Methylphenol, Hexachlorobutadiene, p-Chloroaniline, 4-Chlorophenol, Naphthalene, 1,2,4-Trichlorobenzene, 2,4-Dichlorophenol, bis(-2-Chloroethoxy)Methane, 2,4-Dimethylphenol, 2-Nitrophenol, Isophorone, Nitrobenzene, N-nitroso-Di-n-propylamine, Hexachloroethane, 4Methylphenol/3Methylphenol, 2-Methylphenol, bis(2-chloroisopropyl)Ether, Benzyl Alcohol, 1,2-Dichlorobenzene, 1,4-Dichlorobenzene, 1,3-Dichlorobenzene, 2-Chlorophenol, bis(-2-Chloroethyl)Ether, Phenol, Aniline, Pyridine, Carbazole, Benzoic Acid, o-Terphenyl, N-Nitrosodimethylamine}; Replace level 6 with Calibration sample Feb1803.D for compounds {Terphenyl-d14, 2,4,6-Tribromophenol, 2-Fluorobiphenyl, Nitrobenzene-d5, Phenol-d5, 2-Fluorophenol, Benzo(g,h,i)perylene, Dibenzo(a,h)anthracene, Indeno(1,2,3-c,d)pyrene,			✓	

Name	User	Time	Action	Reason	Comment	Succeed	Exception
			Benzo(a)pyrene, Benzo(k)fluoranthene, Benzo(b)fluoranthene, Di-n-octyl Phthalate, bis(2-ethylhexyl)Phthalate, 3,3-Dichlorobenzidine, Chrysene, Benzo(a)Anthracene, Butylbenzylphthalate, Pyrene, Benzidine, Fluoranthene, Di-n-Butylphthalate, Triallate, Anthracene, Phenanthrene, Pentachlorophenol, Hexachlorobenzene, 4-Bromophenyl-phenylether, Azobenzene, N-nitrosodiphenylamine, 4,6-Dinitro-2-methylphenol, 4-Nitroaniline, Diethylphthalate, 4-Chlorophenyl-phenylether, Fluorene, 2,4-Dinitrotoluene, 4-Nitrophenol, Dibenzofuran, 2,4-Dinitrophenol, 3-Nitroaniline, Acenaphthene, 2,6-Dinitrotoluene, Acenaphthylene, Dimethyl Phthalate, 2-Nitroaniline, 2-Chloronaphthalene, 2,4,5-Trichlorophenol, 2,4,6-Trichlorophenol, Hexachlorocyclopentadiene, 4-Chloro-2-Methylphenol, 1-Methylnaphthalene, 2-Methylnaphthalene, 4-Chloro-3-Methylphenol, Hexachlorobutadiene, p-Chloroaniline, 4-Chlorophenol, Naphthalene, 1,2,4-Trichlorobenzene, 2,4-Dichlorophenol, bis(-2-Chloroethoxy)Methane, 2,4-Dimethylphenol, 2-Nitrophenol, Isophorone, Nitrobenzene, N-nitroso-Di-n-propylamine, Hexachloroethane, 4Methylphenol/3Methylphenol, 2-Methylphenol, bis(2-chloroisopropyl)Ether, Benzyl Alcohol, 1,2-Dichlorobenzene, 1,4-Dichlorobenzene, 1,3-Dichlorobenzene, 2-Chlorophenol, bis(-2-Chloroethyl)Ether, Phenol, Aniline, Pyridine, Carbazole, Benzoic Acid, o-Terphenyl, N-Nitrosodimethylamine}; Replace level 7 with Calibration sample Feb1802.D for compounds {Terphenyl-d14, 2,4,6-Tribromophenol, 2-Fluorobiphenyl, Nitrobenzene-d5, Phenol-d5, 2-Fluorophenol, Benzo(g,h,i)perylene, Dibenzo(a,h)anthracene, Indeno(1,2,3-c,d)pyrene, Benzo(a)pyrene, Benzo(k)fluoranthene, Benzo(b)fluoranthene, Di-n-octyl Phthalate, bis(2-ethylhexyl)Phthalate, 3,3-Dichlorobenzidine, Chrysene, Benzo(a)Anthracene, Butylbenzylphthalate, Pyrene, Benzidine, Fluoranthene, Di-n-				

Name	User	Time	Action	Reason	Comment	Succeed	Exception
			Butylphthalate, Triallate, Anthracene, Phenanthrene, Pentachlorophenol, Hexachlorobenzene, 4-Bromophenyl-phenylether, Azobenzene, N-nitrosodiphenylamine, 4,6-Dinitro-2-methylphenol, 4-Nitroaniline, Diethylphthalate, 4-Chlorophenyl-phenylether, Fluorene, 2,4-Dinitrotoluene, 4-Nitrophenol, Dibenzofuran, 2,4-Dinitrophenol, 3-Nitroaniline, Acenaphthene, 2,6-Dinitrotoluene, Acenaphthylene, Dimethyl Phthalate, 2-Nitroaniline, 2-Chloronaphthalene, 2,4,5-Trichlorophenol, 2,4,6-Trichlorophenol, Hexachlorocyclopentadiene, 4-Chloro-2-Methylphenol, 1-Methylnaphthalene, 2-Methylnaphthalene, 4-Chloro-3-Methylphenol, Hexachlorobutadiene, p-Chloroaniline, 4-Chlorophenol, Naphthalene, 1,2,4-Trichlorobenzene, 2,4-Dichlorophenol, bis(-2-Chloroethoxy)Methane, 2,4-Dimethylphenol, 2-Nitrophenol, Isophorone, Nitrobenzene, N-nitroso-Di-n-propylamine, Hexachloroethane, 4Methylphenol/3Methylphenol, 2-Methylphenol, bis(2-chloroisopropyl)Ether, Benzyl Alcohol, 1,2-Dichlorobenzene, 1,4-Dichlorobenzene, 1,3-Dichlorobenzene, 2-Chlorophenol, bis(-2-Chloroethyl)Ether, Phenol, Aniline, Pyridine, Carbazole, Benzoic Acid, o-Terphenyl, N-Nitrosodimethylamine};				
CmdQuantitate	BL2000\sean	2/19/2022 9:54:53 AM	Quantitate all compounds in all samples			✓	
CmdSaveBatchTable	BL2000\sean	2/19/2022 9:54:58 AM	Save batch \\MASSHUNTER\Org\Data\SV5973N.I\sd021822\DoD BNA cal 1\QuantResults\021822 DoD BNA cal.batch.bin			✓	
CmdSaveBatchTable	BL2000\sean	2/19/2022 9:55:46 AM	Save batch \\MASSHUNTER\Org\Data\SV5973N.I\sd021822\DoD BNA cal 1\QuantResults\021822 DoD BNA cal.batch.bin			✓	
CmdImportSamplesFromWorklist	BL2000\sean	2/19/2022 10:30:29 AM	Add samples from worklist: \\MASSHUNTER\Org\Data\SV5973N.I\sd021822\DoD BNA cal 1\Feb1805.D			✓	
CmdSetSampleAttribute	BL2000\sean	2/19/2022 10:30:40 AM	Set SampleType = Calibration for sample Feb1805.D; previous value = Sample			✓	
CmdSetSampleAttribute	BL2000\sean	2/19/2022 10:30:44 AM	Set LevelName = 4 for sample Feb1805.D; previous value =			✓	

Name	User	Time	Action	Reason	Comment	Succeed	Exception
CmdQuantitate	BL2000\sean	2/19/2022 10:30:58 AM	Quantitate all compounds in all samples			✓	
CmdManuallyIntegrateSplit	BL2000\sean	2/19/2022 10:33:41 AM	Split peak for compound Aniline in sample Feb1805.D and keep left peak, new integration is from x, y = 4.533, 594.920040545006 to 4.613, 696.178973724675 and new response = 1113327, previous integration is from x, y = 4.533, 595 to 4.674, 773 and previous response = 1816940.			✓	
CmdManuallyIntegrateSplit	BL2000\sean	2/19/2022 10:33:46 AM	Split peak for compound bis(-2-Chloroethyl)Ether in sample Feb1805.D and keep left peak, new integration is from x, y = 4.593, 694.571679468118 to 4.674, 743.685420572998 and new response = 606109, previous integration is from x, y = 4.593, 695 to 4.715, 768 and previous response = 823209.			✓	
CmdSetTargetCompoundAttribute	BL2000\sean	2/19/2022 10:33:47 AM	Set UserAnnotation = CO for compound bis(-2-Chloroethyl)Ether in sample Feb1805.D; previous value =			✓	
CmdManuallyIntegrateSplit	BL2000\sean	2/19/2022 10:33:54 AM	Split peak for compound 1,3-Dichlorobenzene in sample Feb1805.D and keep left peak, new integration is from x, y = 4.797, 0 to 5.032, 0 and new response = 1845264, previous integration is from x, y = 4.797, 0 to 5.134, 0 and previous response = 2736247.			✓	
CmdSetTargetCompoundAttribute	BL2000\sean	2/19/2022 10:33:56 AM	Set UserAnnotation = CO for compound 1,3-Dichlorobenzene in sample Feb1805.D; previous value =			✓	
CmdManuallyIntegrateSplit	BL2000\sean	2/19/2022 10:33:57 AM	Split qualifier 148.0 of compound 1,3-Dichlorobenzene in sample Feb1805.D and keep left peak, new integration is from x, y = 4.798, 215.864058254305 to 5.022, 558.867736538114 and new response = 1173269, previous integration is from x, y = 4.798, 216 to 5.134, 731 and previous response = 1741287.			✓	
CmdManuallyIntegrateSplit	BL2000\sean	2/19/2022 10:34:00 AM	Split peak for compound 1,3-Dichlorobenzene in sample Feb1805.D and keep left peak, new integration is from x, y = 4.797, 0 to 4.879, 0 and new response = 915843, previous integration is from x, y = 4.797, 0 to 5.032, 0 and previous response = 1845264.			✓	
CmdSetTargetCompoundAttribute	BL2000\sean	2/19/2022 10:34:00 AM	Set UserAnnotation = CO for compound 1,3-Dichlorobenzene in sample Feb1805.D; previous value = CO			✓	

Name	User	Time	Action	Reason	Comment	Succeed	Exception
CmdManuallyIntegrateApplyTargetRtToQualifier	BL2000\sean	2/19/2022 10:34:04 AM	Apply target integration range 4.797-4.879 to qualifier 148.0 for compound 1,3-Dichlorobenzene in sample Feb1805.D, new integration is from x, y = 4.797, 0 to 4.879, 2267 and new response = 580907; previous integration is from x, y = 4.798, 216 to 5.022, 559 and previous response = 1173269.			✓	
CmdManuallyIntegrateApplyTargetRtToQualifier	BL2000\sean	2/19/2022 10:34:05 AM	Apply target integration range 4.797-4.879 to qualifier 111.0 for compound 1,3-Dichlorobenzene in sample Feb1805.D, new integration is from x, y = 4.797, 0 to 4.879, 1777 and new response = 340280; previous integration is from x, y = 4.797, 0 to 5.134, 0 and previous response = 1017683.			✓	
CmdManuallyIntegrateSplit	BL2000\sean	2/19/2022 10:34:10 AM	Split peak for compound 1,4-Dichlorobenzene in sample Feb1805.D and keep left peak, new integration is from x, y = 4.797, 0 to 5.032, 0 and new response = 1845264, previous integration is from x, y = 4.797, 0 to 5.134, 0 and previous response = 2736247.			✓	
CmdManuallyIntegrateSplit	BL2000\sean	2/19/2022 10:34:12 AM	Split peak for compound 1,4-Dichlorobenzene in sample Feb1805.D and keep right peak, new integration is from x, y = 4.879, 0 to 5.032, 0 and new response = 929421, previous integration is from x, y = 4.797, 0 to 5.032, 0 and previous response = 1845264.			✓	
CmdSetTargetCompoundAttribute	BL2000\sean	2/19/2022 10:34:14 AM	Set UserAnnotation = CO for compound 1,4-Dichlorobenzene in sample Feb1805.D; previous value =			✓	
CmdManuallyIntegrateApplyTargetRtToQualifier	BL2000\sean	2/19/2022 10:34:15 AM	Apply target integration range 4.879-5.032 to qualifier 148.0 for compound 1,4-Dichlorobenzene in sample Feb1805.D, new integration is from x, y = 4.879, 2267 to 5.032, 1180 and new response = 576897; previous integration is from x, y = 4.797, 80 to 5.134, 350 and previous response = 1746427.			✓	
CmdManuallyIntegrateApplyTargetRtToQualifier	BL2000\sean	2/19/2022 10:34:17 AM	Apply target integration range 4.879-5.032 to qualifier 111.0 for compound 1,4-Dichlorobenzene in sample Feb1805.D, new integration is from x, y = 4.879, 1777 to 5.032, 1183 and new response = 321690; previous integration is from x, y = 4.797, 0 to 5.134, 0 and previous response = 1017683.			✓	

Name	User	Time	Action	Reason	Comment	Succeed	Exception
CmdManuallyIntegrateSplit	BL2000\sean	2/19/2022 10:34:22 AM	Split peak for compound 1,2-Dichlorobenzene in sample Feb1805.D and keep right peak, new integration is from x, y = 5.032, 352.047619047619 to 5.134, 352.047619047619 and new response = 888825, previous integration is from x, y = 4.798, 352 to 5.134, 352 and previous response = 2727860.			✓	
CmdSetTargetCompoundAttribute	BL2000\sean	2/19/2022 10:34:23 AM	Set UserAnnotation = CO for compound 1,2-Dichlorobenzene in sample Feb1805.D; previous value =			✓	
CmdManuallyIntegrateApplyTargetRtToQualifier	BL2000\sean	2/19/2022 10:34:25 AM	Apply target integration range 5.032-5.134 to qualifier 148.0 for compound 1,2-Dichlorobenzene in sample Feb1805.D, new integration is from x, y = 5.032, 1180 to 5.134, 1450 and new response = 564307; previous integration is from x, y = 4.797, 52 to 5.134, 215 and previous response = 1748047.			✓	
CmdManuallyIntegrateApplyTargetRtToQualifier	BL2000\sean	2/19/2022 10:34:51 AM	Apply target integration range 6.393-6.506 to qualifier 129.0 for compound p-Chloroaniline in sample Feb1805.D, new integration is from x, y = 6.393, 1460 to 6.506, 2099 and new response = 249660; previously no peak.			✓	
CmdManuallyIntegrateDropBaseline	BL2000\sean	2/19/2022 10:34:51 AM	Drop baseline for qualifier 129.0 of compound p-Chloroaniline in sample Feb1805.D to y = 1460, new integration is from x, y = 6.393, 1460 to 6.506, 1460 and new response = 251826; previous integration is from x, y = 6.393, 1460 to 6.506, 2099 and previous response = 249660.			✓	
CmdManuallyIntegrateSplit	BL2000\sean	2/19/2022 10:34:54 AM	Split qualifier 129.0 of compound p-Chloroaniline in sample Feb1805.D and keep left peak, new integration is from x, y = 6.393, 1460 to 6.475, 1460 and new response = 242393, previous integration is from x, y = 6.393, 1460 to 6.506, 1460 and previous response = 251826.			✓	
CmdManuallyIntegrateSplit	BL2000\sean	2/19/2022 10:35:00 AM	Split peak for compound 4-Chloro-3-Methylphenol in sample Feb1805.D and keep right peak, new integration is from x, y = 7.050, 782.387392196336 to 7.194, 1022.52073022074 and new response = 450778, previous integration is from x, y = 6.908, 546 to 7.194, 1023 and previous response = 897963.			✓	
CmdSetTargetCompoundAttribute	BL2000\sean	2/19/2022 10:35:01 AM	Set UserAnnotation = CO for compound 4-Chloro-3-Methylphenol in sample Feb1805.D; previous value =			✓	

Name	User	Time	Action	Reason	Comment	Succeed	Exception
CmdManuallyIntegrateApplyTargetRtToQualifier	BL2000\sean	2/19/2022 10:35:04 AM	Apply target integration range 7.050-7.194 to qualifier 144.0 for compound 4-Chloro-3-Methylphenol in sample Feb1805.D, new integration is from x, y = 7.050, 1012 to 7.194, 509 and new response = 128130; previous integration is from x, y = 6.900, 94 to 7.194, 309 and previous response = 251968.			✓	
CmdManuallyIntegrate DropBaseline	BL2000\sean	2/19/2022 10:35:04 AM	Drop baseline for qualifier 144.0 of compound 4-Chloro-3-Methylphenol in sample Feb1805.D to y = 509, new integration is from x, y = 7.050, 509 to 7.194, 509 and new response = 130300; previous integration is from x, y = 7.050, 1012 to 7.194, 509 and previous response = 128130.			✓	
CmdManuallyIntegrateSplit	BL2000\sean	2/19/2022 10:35:06 AM	Split qualifier 144.0 of compound 4-Chloro-3-Methylphenol in sample Feb1805.D and keep left peak, new integration is from x, y = 7.050, 509 to 7.122, 509 and new response = 118472, previous integration is from x, y = 7.050, 509 to 7.194, 509 and previous response = 130300.			✓	
CmdManuallyIntegrateSplit	BL2000\sean	2/19/2022 10:35:14 AM	Split peak for compound 4-Chloro-2-Methylphenol in sample Feb1805.D and keep left peak, new integration is from x, y = 6.913, 767.91958573565 to 7.050, 1091.73027428085 and new response = 445081, previous integration is from x, y = 6.913, 768 to 7.194, 1432 and previous response = 892705.			✓	
CmdSetTargetCompoundAttribute	BL2000\sean	2/19/2022 10:35:15 AM	Set UserAnnotation = CO for compound 4-Chloro-2-Methylphenol in sample Feb1805.D; previous value =			✓	
CmdManuallyIntegrateSplit	BL2000\sean	2/19/2022 10:35:17 AM	Split qualifier 144.0 of compound 4-Chloro-2-Methylphenol in sample Feb1805.D and keep left peak, new integration is from x, y = 6.917, 157.151961209722 to 7.030, 260.691213332602 and new response = 118049, previous integration is from x, y = 6.917, 157 to 7.194, 411 and previous response = 250603.			✓	
CmdManuallyIntegrateSplit	BL2000\sean	2/19/2022 10:35:23 AM	Split peak for compound 2,4,6-Trichlorophenol in sample Feb1805.D and keep left peak, new integration is from x, y = 7.492, 90.6977489503652 to 7.553, 130.42469528648 and new response = 298561, previous integration is from x, y = 7.492, 91 to 7.594, 157 and previous response = 611950.			✓	

Name	User	Time	Action	Reason	Comment	Succeed	Exception
CmdSetTargetCompoundAttribute	BL2000\sean	2/19/2022 10:35:24 AM	Set UserAnnotation = CO for compound 2,4,6-Trichlorophenol in sample Feb1805.D; previous value =			✓	
CmdManuallyIntegrateApplyTargetRtToQualifier	BL2000\sean	2/19/2022 10:35:26 AM	Apply target integration range 7.492-7.553 to qualifier 198.0 for compound 2,4,6-Trichlorophenol in sample Feb1805.D, new integration is from x, y = 7.492, 0 to 7.553, 3195 and new response = 278217; previous integration is from x, y = 7.492, 76 to 7.594, 131 and previous response = 582852.			✓	
CmdManuallyIntegrateDropBaseline	BL2000\sean	2/19/2022 10:35:26 AM	Drop baseline for qualifier 198.0 of compound 2,4,6-Trichlorophenol in sample Feb1805.D to y = 0, new integration is from x, y = 7.492, 0 to 7.553, 0 and new response = 284107; previous integration is from x, y = 7.492, 0 to 7.553, 3195 and previous response = 278217.			✓	
CmdManuallyIntegratePeak	BL2000\sean	2/19/2022 10:35:31 AM	Manually integrate compound 2,4,5-Trichlorophenol in sample Feb1805.D, from x, y = 7.451, 266473 to 7.748, 266473, result = -4111437; previous integration is from x, y = 7.492, 77 to 7.594, 150 and previous response = 612006.			✓	
CmdManuallyIntegrateSnapBaseline	BL2000\sean	2/19/2022 10:35:32 AM	Snap baseline for compound 2,4,5-Trichlorophenol in sample Feb1805.D, from x = 7.451 to x = 7.748, new integration is from x, y = 7.451, 0 to 7.748, 812 and new response = 642919; previous integration is from x, y = 7.451, 266473 to 7.748, 266473 and previous response = -4111437.			✓	
CmdManuallyIntegrateDropBaseline	BL2000\sean	2/19/2022 10:35:32 AM	Drop baseline for compound 2,4,5-Trichlorophenol in sample Feb1805.D to y = 0, new integration is from x, y = 7.451, 0 to 7.748, 0 and new response = 650174; previous integration is from x, y = 7.451, 0 to 7.748, 812 and previous response = 642919.			✓	
CmdManuallyIntegrateSplit	BL2000\sean	2/19/2022 10:35:34 AM	Split peak for compound 2,4,5-Trichlorophenol in sample Feb1805.D and keep right peak, new integration is from x, y = 7.553, 0 to 7.748, 0 and new response = 351204, previous integration is from x, y = 7.451, 0 to 7.748, 0 and previous response = 650174.			✓	
CmdSetTargetCompoundAttribute	BL2000\sean	2/19/2022 10:35:36 AM	Set UserAnnotation = CO for compound 2,4,5-Trichlorophenol in sample Feb1805.D; previous value =			✓	

Name	User	Time	Action	Reason	Comment	Succeed	Exception
CmdManuallyIntegrateApplyTargetRtToQualifier	BL2000\sean	2/19/2022 10:35:37 AM	Apply target integration range 7.553-7.748 to qualifier 198.0 for compound 2,4,5-Trichlorophenol in sample Feb1805.D, new integration is from x, y = 7.553, 3195 to 7.748, 715 and new response = 311753; previous integration is from x, y = 7.492, 68 to 7.594, 135 and previous response = 582862.			✓	
CmdManuallyIntegrateDropBaseline	BL2000\sean	2/19/2022 10:35:38 AM	Drop baseline for qualifier 198.0 of compound 2,4,5-Trichlorophenol in sample Feb1805.D to y = 715, new integration is from x, y = 7.553, 715 to 7.748, 715 and new response = 326270; previous integration is from x, y = 7.553, 3195 to 7.748, 715 and previous response = 311753.			✓	
CmdManuallyIntegrateApplyTargetRtToQualifier	BL2000\sean	2/19/2022 10:35:50 AM	Apply target integration range 8.384-8.486 to qualifier 152.0 for compound Acenaphthene in sample Feb1805.D, new integration is from x, y = 8.384, 1795 to 8.486, 3099 and new response = 512255; previously no peak.			✓	
CmdManuallyIntegrateDropBaseline	BL2000\sean	2/19/2022 10:35:51 AM	Drop baseline for qualifier 152.0 of compound Acenaphthene in sample Feb1805.D to y = 1795, new integration is from x, y = 8.384, 1795 to 8.486, 1795 and new response = 516257; previous integration is from x, y = 8.384, 1795 to 8.486, 3099 and previous response = 512255.			✓	
CmdManuallyIntegrateApplyTargetRtToQualifier	BL2000\sean	2/19/2022 10:35:58 AM	Apply target integration range 8.486-8.578 to qualifier 154.0 for compound 2,4-Dinitrophenol in sample Feb1805.D, new integration is from x, y = 8.486, 3031 to 8.578, 2107 and new response = 40420; previous integration is from x, y = 8.384, 582 to 8.486, 652 and previous response = 971683.			✓	
CmdManuallyIntegrateDropBaseline	BL2000\sean	2/19/2022 10:35:59 AM	Drop baseline for qualifier 154.0 of compound 2,4-Dinitrophenol in sample Feb1805.D to y = 2107, new integration is from x, y = 8.486, 2107 to 8.578, 2107 and new response = 42972; previous integration is from x, y = 8.486, 3031 to 8.578, 2107 and previous response = 40420.			✓	

Name	User	Time	Action	Reason	Comment	Succeed	Exception
CmdManuallyIntegrateApplyTargetRtToQualifier	BL2000\sean	2/19/2022 10:36:04 AM	Apply target integration range 8.671-8.834 to qualifier 139.0 for compound 4-Nitrophenol in sample Feb1805.D, new integration is from x, y = 8.671, 1930 to 8.834, 1299 and new response = 114587; previous integration is from x, y = 8.599, 332 to 8.671, 382 and previous response = 649705.			✓	
CmdManuallyIntegrateDropBaseline	BL2000\sean	2/19/2022 10:36:05 AM	Drop baseline for qualifier 139.0 of compound 4-Nitrophenol in sample Feb1805.D to y = 1299, new integration is from x, y = 8.671, 1299 to 8.834, 1299 and new response = 117685; previous integration is from x, y = 8.671, 1930 to 8.834, 1299 and previous response = 114587.			✓	
CmdManuallyIntegrateApplyTargetRtToQualifier	BL2000\sean	2/19/2022 10:36:12 AM	Apply target integration range 9.008-9.100 to qualifier 167.0 for compound Fluorene in sample Feb1805.D, new integration is from x, y = 9.008, 245 to 9.100, 687 and new response = 171997; previous integration is from x, y = 9.182, 730 to 9.295, 910 and previous response = 289013.			✓	
CmdManuallyIntegrateDropBaseline	BL2000\sean	2/19/2022 10:36:13 AM	Drop baseline for qualifier 167.0 of compound Fluorene in sample Feb1805.D to y = 245, new integration is from x, y = 9.008, 245 to 9.100, 245 and new response = 173217; previous integration is from x, y = 9.008, 245 to 9.100, 687 and previous response = 171997.			✓	
CmdSaveBatchTable	BL2000\sean	2/19/2022 10:37:09 AM	Save batch \\MASSHUNTER\Org\Data\SV5973N.I\sd021822\DoD BNA cal 1\QuantResults\021822 DoD BNA cal.batch.bin			✓	

Name	User	Time	Action	Reason	Comment	Succeed	Exception
CmdUpdateRetentionTimes	BL2000\sean	2/19/2022 10:37:32 AM	Update retention time for compound Perylene-d12; Chrysene-d12; Phenanthrene-d10; Acenaphthene-d10; Naphthalene-d8; Terphenyl-d14; 2,4,6-Tribromophenol; 2-Fluorobiphenyl; Nitrobenzene-d5; Phenol-d5; 2-Fluorophenol; Benzo(g,h,i)perylene; Dibenzo(a,h)anthracene; Indeno(1,2,3-c,d)pyrene; Benzo(a)pyrene; Benzo(k)fluoranthene; Benzo(b)fluoranthene; Di-n-octyl Phthalate; bis(2-ethylhexyl)Phthalate; 3,3-Dichlorobenzidine; Chrysene; Benzo(a)Anthracene; Butylbenzylphthalate; Pyrene; Benzidine; Fluoranthene; Di-n-Butylphthalate; Triallate; Anthracene; Phenanthrene; Pentachlorophenol; Hexachlorobenzene; 4-Bromophenyl-phenylether; Azobenzene; N-nitrosodiphenylamine; 4,6-Dinitro-2-methylphenol; 4-Nitroaniline; Diethylphthalate; 4-Chlorophenyl-phenylether; Fluorene; 2,4-Dinitrotoluene; 4-Nitrophenol; Dibenzofuran; 2,4-Dinitrophenol; 3-Nitroaniline; Acenaphthene; 2,6-Dinitrotoluene; Acenaphthylene; Dimethyl Phthalate; 2-Nitroaniline; 2-Chloronaphthalene; 2,4,5-Trichlorophenol; 2,4,6-Trichlorophenol; Hexachlorocyclopentadiene; 4-Chloro-2-Methylphenol; 1-Methylnaphthalene; 2-Methylnaphthalene; 4-Chloro-3-Methylphenol; Hexachlorobutadiene; p-Chloroaniline; 4-Chlorophenol; Naphthalene; 1,2,4-Trichlorobenzene; 2,4-Dichlorophenol; bis(-2-Chloroethoxy)Methane; 2,4-Dimethylphenol; 2-Nitrophenol; Isophorone; Nitrobenzene; N-nitroso-Di-n-propylamine; Hexachloroethane; 4Methylphenol/3Methylphenol; 2-Methylphenol; bis(2-chloroisopropyl)Ether; Benzyl Alcohol; 1,2-Dichlorobenzene; 1,4-Dichlorobenzene; 1,3-Dichlorobenzene; 2-Chlorophenol; bis(-2-Chloroethyl)Ether; Phenol; Aniline; Pyridine; Carbazole; Benzoic Acid; o-Terphenyl; N-Nitrosodimethylamine; 1,4-Dichlorobenzene-d4;			✓	
CmdQuantitate	BL2000\sean	2/19/2022 10:37:45 AM	Quantitate all compounds in all samples			✓	
CmdQuantitate	BL2000\sean	2/19/2022 10:38:06 AM	Quantitate all compounds in all samples			✓	

Name	User	Time	Action	Reason	Comment	Succeed	Exception
CmdManuallyIntegratePeak	BL2000\sean	2/19/2022 10:40:13 AM	Manually integrate compound 1,4-Dichlorobenzene-d4 in sample Feb1805.D, from x, y = 4.838, -999 to 5.246, -584, result = 368799; previous integration is from x, y = 4.848, 0 to 4.950, 0 and previous response = 340609.			✓	
CmdManuallyIntegrateSnapBaseline	BL2000\sean	2/19/2022 10:40:15 AM	Snap baseline for compound 1,4-Dichlorobenzene-d4 in sample Feb1805.D, from x = 4.838 to x = 5.246, new integration is from x, y = 4.838, 0 to 5.246, 0 and new response = 349403; previous integration is from x, y = 4.838, -999 to 5.246, -584 and previous response = 368799.			✓	
CmdManuallyIntegrateDropBaseline	BL2000\sean	2/19/2022 10:40:17 AM	Drop baseline for compound 1,4-Dichlorobenzene-d4 in sample Feb1805.D to y = 0, new integration is from x, y = 4.838, 0 to 5.246, 0 and new response = 349403; previous integration is from x, y = 4.838, 0 to 5.246, 0 and previous response = 349403.			✓	

Name	User	Time	Action	Reason	Comment	Succeed	Exception
CmdCalibrate	BL2000\sean	2/19/2022 10:40:42 AM	Replace level 4 with Calibration sample Feb1805.D for compounds {Terphenyl-d14, 2,4,6-Tribromophenol, 2-Fluorobiphenyl, Nitrobenzene-d5, Phenol-d5, 2-Fluorophenol, Benzo(g,h,i)perylene, Dibenzo(a,h)anthracene, Indeno(1,2,3-c,d)pyrene, Benzo(a)pyrene, Benzo(k)fluoranthene, Benzo(b)fluoranthene, Di-n-octyl Phthalate, bis(2-ethylhexyl)Phthalate, 3,3-Dichlorobenzidine, Chrysene, Benzo(a)Anthracene, Butylbenzylphthalate, Pyrene, Benzidine, Fluoranthene, Di-n-Butylphthalate, Triallate, Anthracene, Phenanthrene, Pentachlorophenol, Hexachlorobenzene, 4-Bromophenyl-phenylether, Azobenzene, N-nitrosodiphenylamine, 4,6-Dinitro-2-methylphenol, 4-Nitroaniline, Diethylphthalate, 4-Chlorophenyl-phenylether, Fluorene, 2,4-Dinitrotoluene, 4-Nitrophenol, Dibenzofuran, 2,4-Dinitrophenol, 3-Nitroaniline, Acenaphthene, 2,6-Dinitrotoluene, Acenaphthylene, Dimethyl Phthalate, 2-Nitroaniline, 2-Chloronaphthalene, 2,4,5-Trichlorophenol, 2,4,6-Trichlorophenol, Hexachlorocyclopentadiene, 4-Chloro-2-Methylphenol, 1-Methylnaphthalene, 2-Methylnaphthalene, 4-Chloro-3-Methylphenol, Hexachlorobutadiene, p-Chloroaniline, 4-Chlorophenol, Naphthalene, 1,2,4-Trichlorobenzene, 2,4-Dichlorophenol, bis(-2-Chloroethoxy)Methane, 2,4-Dimethylphenol, 2-Nitrophenol, Isophorone, Nitrobenzene, N-nitroso-Di-n-propylamine, Hexachloroethane, 4Methylphenol/3Methylphenol, 2-Methylphenol, bis(2-chloroisopropyl)Ether, Benzyl Alcohol, 1,2-Dichlorobenzene, 1,4-Dichlorobenzene, 1,3-Dichlorobenzene, 2-Chlorophenol, bis(-2-Chloroethyl)Ether, Phenol, Aniline, Pyridine, Carbazole, Benzoic Acid, o-Terphenyl, N-Nitrosodimethylamine}; Replace level 5 with Calibration sample Feb1804.D for compounds {Terphenyl-d14, 2,4,6-Tribromophenol, 2-Fluorobiphenyl, Nitrobenzene-d5, Phenol-d5, 2-Fluorophenol, Benzo(g,h,i)perylene, Dibenzo(a,h)anthracene, Indeno(1,2,3-c,d)pyrene,			✓	

Name	User	Time	Action	Reason	Comment	Succeed	Exception
			Benzo(a)pyrene, Benzo(k)fluoranthene, Benzo(b)fluoranthene, Di-n-octyl Phthalate, bis(2-ethylhexyl)Phthalate, 3,3-Dichlorobenzidine, Chrysene, Benzo(a)Anthracene, Butylbenzylphthalate, Pyrene, Benzidine, Fluoranthene, Di-n-Butylphthalate, Triallate, Anthracene, Phenanthrene, Pentachlorophenol, Hexachlorobenzene, 4-Bromophenyl-phenylether, Azobenzene, N-nitrosodiphenylamine, 4,6-Dinitro-2-methylphenol, 4-Nitroaniline, Diethylphthalate, 4-Chlorophenyl-phenylether, Fluorene, 2,4-Dinitrotoluene, 4-Nitrophenol, Dibenzofuran, 2,4-Dinitrophenol, 3-Nitroaniline, Acenaphthene, 2,6-Dinitrotoluene, Acenaphthylene, Dimethyl Phthalate, 2-Nitroaniline, 2-Chloronaphthalene, 2,4,5-Trichlorophenol, 2,4,6-Trichlorophenol, Hexachlorocyclopentadiene, 4-Chloro-2-Methylphenol, 1-Methylnaphthalene, 2-Methylnaphthalene, 4-Chloro-3-Methylphenol, Hexachlorobutadiene, p-Chloroaniline, 4-Chlorophenol, Naphthalene, 1,2,4-Trichlorobenzene, 2,4-Dichlorophenol, bis(-2-Chloroethoxy)Methane, 2,4-Dimethylphenol, 2-Nitrophenol, Isophorone, Nitrobenzene, N-nitroso-Di-n-propylamine, Hexachloroethane, 4Methylphenol/3Methylphenol, 2-Methylphenol, bis(2-chloroisopropyl)Ether, Benzyl Alcohol, 1,2-Dichlorobenzene, 1,4-Dichlorobenzene, 1,3-Dichlorobenzene, 2-Chlorophenol, bis(-2-Chloroethyl)Ether, Phenol, Aniline, Pyridine, Carbazole, Benzoic Acid, o-Terphenyl, N-Nitrosodimethylamine}; Replace level 6 with Calibration sample Feb1803.D for compounds {Terphenyl-d14, 2,4,6-Tribromophenol, 2-Fluorobiphenyl, Nitrobenzene-d5, Phenol-d5, 2-Fluorophenol, Benzo(g,h,i)perylene, Dibenzo(a,h)anthracene, Indeno(1,2,3-c,d)pyrene, Benzo(a)pyrene, Benzo(k)fluoranthene, Benzo(b)fluoranthene, Di-n-octyl Phthalate, bis(2-ethylhexyl)Phthalate, 3,3-Dichlorobenzidine, Chrysene, Benzo(a)Anthracene, Butylbenzylphthalate, Pyrene, Benzidine, Fluoranthene, Di-n-				

Name	User	Time	Action	Reason	Comment	Succeed	Exception
			Butylphthalate, Triallate, Anthracene, Phenanthrene, Pentachlorophenol, Hexachlorobenzene, 4-Bromophenyl-phenylether, Azobenzene, N-nitrosodiphenylamine, 4,6-Dinitro-2-methylphenol, 4-Nitroaniline, Diethylphthalate, 4-Chlorophenyl-phenylether, Fluorene, 2,4-Dinitrotoluene, 4-Nitrophenol, Dibenzofuran, 2,4-Dinitrophenol, 3-Nitroaniline, Acenaphthene, 2,6-Dinitrotoluene, Acenaphthylene, Dimethyl Phthalate, 2-Nitroaniline, 2-Chloronaphthalene, 2,4,5-Trichlorophenol, 2,4,6-Trichlorophenol, Hexachlorocyclopentadiene, 4-Chloro-2-Methylphenol, 1-Methylnaphthalene, 2-Methylnaphthalene, 4-Chloro-3-Methylphenol, Hexachlorobutadiene, p-Chloroaniline, 4-Chlorophenol, Naphthalene, 1,2,4-Trichlorobenzene, 2,4-Dichlorophenol, bis(-2-Chloroethoxy)Methane, 2,4-Dimethylphenol, 2-Nitrophenol, Isophorone, Nitrobenzene, N-nitroso-Di-n-propylamine, Hexachloroethane, 4Methylphenol/3Methylphenol, 2-Methylphenol, bis(2-chloroisopropyl)Ether, Benzyl Alcohol, 1,2-Dichlorobenzene, 1,4-Dichlorobenzene, 1,3-Dichlorobenzene, 2-Chlorophenol, bis(-2-Chloroethyl)Ether, Phenol, Aniline, Pyridine, Carbazole, Benzoic Acid, o-Terphenyl, N-Nitrosodimethylamine}; Replace level 7 with Calibration sample Feb1802.D for compounds {Terphenyl-d14, 2,4,6-Tribromophenol, 2-Fluorobiphenyl, Nitrobenzene-d5, Phenol-d5, 2-Fluorophenol, Benzo(g,h,i)perylene, Dibenzo(a,h)anthracene, Indeno(1,2,3-c,d)pyrene, Benzo(a)pyrene, Benzo(k)fluoranthene, Benzo(b)fluoranthene, Di-n-octyl Phthalate, bis(2-ethylhexyl)Phthalate, 3,3-Dichlorobenzidine, Chrysene, Benzo(a)Anthracene, Butylbenzylphthalate, Pyrene, Benzidine, Fluoranthene, Di-n-Butylphthalate, Triallate, Anthracene, Phenanthrene, Pentachlorophenol, Hexachlorobenzene, 4-Bromophenyl-phenylether, Azobenzene, N-nitrosodiphenylamine, 4,6-Dinitro-2-methylphenol, 4-Nitroaniline, Diethylphthalate, 4-Chlorophenyl-phenylether, Fluorene, 2,4-				

Name	User	Time	Action	Reason	Comment	Succeed	Exception
			Dinitrotoluene, 4-Nitrophenol, Dibenzofuran, 2,4-Dinitrophenol, 3-Nitroaniline, Acenaphthene, 2,6-Dinitrotoluene, Acenaphthylene, Dimethyl Phthalate, 2-Nitroaniline, 2-Chloronaphthalene, 2,4,5-Trichlorophenol, 2,4,6-Trichlorophenol, Hexachlorocyclopentadiene, 4-Chloro-2-Methylphenol, 1-Methylnaphthalene, 2-Methylnaphthalene, 4-Chloro-3-Methylphenol, Hexachlorobutadiene, p-Chloroaniline, 4-Chlorophenol, Naphthalene, 1,2,4-Trichlorobenzene, 2,4-Dichlorophenol, bis(-2-Chloroethoxy)Methane, 2,4-Dimethylphenol, 2-Nitrophenol, Isophorone, Nitrobenzene, N-nitroso-Di-n-propylamine, Hexachloroethane, 4Methylphenol/3Methylphenol, 2-Methylphenol, bis(2-chloroisopropyl)Ether, Benzyl Alcohol, 1,2-Dichlorobenzene, 1,4-Dichlorobenzene, 1,3-Dichlorobenzene, 2-Chlorophenol, bis(-2-Chloroethyl)Ether, Phenol, Aniline, Pyridine, Carbazole, Benzoic Acid, o-Terphenyl, N-Nitrosodimethylamine};				
CmdQuantitate	BL2000\sean	2/19/2022 10:40:51 AM	Quantitate all compounds in all samples			✓	
CmdQuantitate	BL2000\sean	2/19/2022 10:41:07 AM	Quantitate all compounds in all samples			✓	
CmdSetTargetCompoundAttribute	BL2000\sean	2/19/2022 10:41:21 AM	Set UserAnnotation = BA for compound 1,4-Dichlorobenzene-d4 in sample Feb1805.D; previous value =			✓	
CmdSaveBatchTable	BL2000\sean	2/19/2022 10:41:24 AM	Save batch \\MASSHUNTER\Org\Data\SV5973N.I\sd021822\DoD BNA cal 1\QuantResults\021822 DoD BNA cal.batch.bin			✓	
CmdImportSamplesFromWorklist	BL2000\sean	2/19/2022 12:27:39 PM	Add samples from worklist: \\MASSHUNTER\Org\Data\SV5973N.I\sd021822\DoD BNA cal 1\Feb1808.D, \\MASSHUNTER\Org\Data\SV5973N.I\sd021822\DoD BNA cal 1\Feb1807.D, \\MASSHUNTER\Org\Data\SV5973N.I\sd021822\DoD BNA cal 1\Feb1806.D			✓	
CmdSetSampleAttribute	BL2000\sean	2/19/2022 12:31:15 PM	Set SampleType = Calibration for sample Feb1806.D; previous value = Sample			✓	
CmdSetSampleAttribute	BL2000\sean	2/19/2022 12:31:19 PM	Set SampleType = Calibration for sample Feb1807.D; previous value = Sample			✓	
CmdSetSampleAttribute	BL2000\sean	2/19/2022 12:31:25 PM	Set SampleType = Calibration for sample Feb1808.D; previous value = Sample			✓	

Name	User	Time	Action	Reason	Comment	Succeed	Exception
CmdSetSampleAttribute	BL2000\sean	2/19/2022 12:31:30 PM	Set LevelName = 1 for sample Feb1808.D; previous value =			✓	
CmdSetSampleAttribute	BL2000\sean	2/19/2022 12:31:37 PM	Set LevelName = 2 for sample Feb1807.D; previous value =			✓	
CmdSetSampleAttribute	BL2000\sean	2/19/2022 12:31:43 PM	Set LevelName = 3 for sample Feb1806.D; previous value =			✓	
CmdQuantitate	BL2000\sean	2/19/2022 12:32:08 PM	Quantitate all compounds in all samples			✓	
CmdSelectPeak	BL2000\sean	2/19/2022 12:33:06 PM	Select peak for qualifier 66.0 of compound Aniline in sample Feb1806.D				Agilent.MassSpectrometry.DataAnalysis.Quantitative.ApplicationCommandException: Manual peak selection failed ---> System.ApplicationException: Cannot find qualifier peak with id=0 in target qualifier : QualifierIon[batchId = 0, sampleId = 5, compoundId = 35, qualifierId = 0, MZ = 66] at Agilent.MassSpectrometry.DataAnalysis.Quantitative.Analysis.QualifierIon.SelectPeak(Int16 peakId) at Agilent.MassSpectrometry.DataAnalysis.Quantitative.CmdSelectPeak.Do() --- End of inner exception stack trace --- at Agilent.MassSpectrometry.DataAnalysis.Quantitative.CmdSelectPeak.Do() at Agilent.MassSpectrometry.CommandModel.CommandHistory.Invoke(ICommand cmd) at Agilent.MassSpectrometry.DataAnalysis.Quantitative.AppCommandContext._Invoke(ICommand cmd)
CmdManuallyIntegrateApplyTargetRtToQualifier	BL2000\sean	2/19/2022 12:33:09 PM	Apply target integration range 4.532-4.603 to qualifier 66.0 for compound Aniline in sample Feb1806.D, new integration is from x, y = 4.532, 580 to 4.603, 30368 and new response = 215315; previously no peak.			✓	
CmdManuallyIntegrateApplyTargetRtToQualifier	BL2000\sean	2/19/2022 12:33:10 PM	Apply target integration range 4.532-4.603 to qualifier 65.0 for compound Aniline in sample Feb1806.D, new integration is from x, y = 4.532, 1020 to 4.603, 11290 and new response = 122946; previously no peak.			✓	
CmdManuallyIntegrateDropBaseline	BL2000\sean	2/19/2022 12:33:12 PM	Drop baseline for qualifier 65.0 of compound Aniline in sample Feb1806.D to y = 1020, new integration is from x, y = 4.532, 1020 to 4.603, 1020 and new response = 144780; previous integration is from x, y = 4.532, 1020 to 4.603, 11290 and previous response = 122946.			✓	

Name	User	Time	Action	Reason	Comment	Succeed	Exception
CmdManuallyIntegrateDropBaseline	BL2000\sean	2/19/2022 12:33:13 PM	Drop baseline for qualifier 66.0 of compound Aniline in sample Feb1806.D to y = 580, new integration is from x, y = 4.532, 580 to 4.603, 580 and new response = 278644; previous integration is from x, y = 4.532, 580 to 4.603, 30368 and previous response = 215315.			✓	
CmdManuallyIntegrateSplit	BL2000\sean	2/19/2022 12:33:17 PM	Split qualifier 66.0 of compound Phenol in sample Feb1806.D and keep right peak, new integration is from x, y = 4.593, 939.841640939988 to 4.675, 1021.9749100942 and new response = 268965, previous integration is from x, y = 4.533, 880 to 4.675, 1022 and previous response = 533976.			✓	
CmdManuallyIntegrateSplit	BL2000\sean	2/19/2022 12:33:21 PM	Split qualifier 64.0 of compound bis(-2-Chloroethyl)Ether in sample Feb1806.D and keep right peak, new integration is from x, y = 4.593, 338.278279970326 to 4.664, 367.815472674779 and new response = 42389, previous integration is from x, y = 4.533, 313 to 4.664, 368 and previous response = 60943.			✓	
CmdManuallyIntegratePeak	BL2000\sean	2/19/2022 12:33:30 PM	Manually integrate compound 1,2-Dichlorobenzene in sample Feb1806.D, from x, y = 5.022, 234427 to 5.124, 299513, result = -1015907; previous integration is from x, y = 4.879, 80 to 4.981, 147 and previous response = 621178.			✓	
CmdManuallyIntegrateSnapBaseline	BL2000\sean	2/19/2022 12:33:31 PM	Snap baseline for compound 1,2-Dichlorobenzene in sample Feb1806.D, from x = 5.022 to x = 5.124, new integration is from x, y = 5.022, 865 to 5.124, 1891 and new response = 611643; previous integration is from x, y = 5.022, 234427 to 5.124, 299513 and previous response = -1015907.			✓	
CmdSetTargetCompoundAttribute	BL2000\sean	2/19/2022 12:33:33 PM	Set UserAnnotation = CO for compound 1,2-Dichlorobenzene in sample Feb1806.D; previous value =			✓	
CmdManuallyIntegrateApplyTargetRtToQualifier	BL2000\sean	2/19/2022 12:33:35 PM	Apply target integration range 5.022-5.124 to qualifier 148.0 for compound 1,2-Dichlorobenzene in sample Feb1806.D, new integration is from x, y = 5.022, 883 to 5.124, 1064 and new response = 387367; previously no peak.			✓	

Name	User	Time	Action	Reason	Comment	Succeed	Exception
CmdManuallyIntegrateApplyTargetRtToQualifier	BL2000\sean	2/19/2022 12:33:36 PM	Apply target integration range 5.022-5.124 to qualifier 111.0 for compound 1,2-Dichlorobenzene in sample Feb1806.D, new integration is from x, y = 5.022, 0 to 5.124, 698 and new response = 231016; previously no peak.			✓	
CmdManuallyIntegrateApplyTargetRtToQualifier	BL2000\sean	2/19/2022 12:33:47 PM	Apply target integration range 5.492-5.604 to qualifier 77.0 for compound Nitrobenzene in sample Feb1806.D, new integration is from x, y = 5.492, 4787 to 5.604, 3446 and new response = 318119; previously no peak.			✓	
CmdManuallyIntegrateApplyTargetRtToQualifier	BL2000\sean	2/19/2022 12:33:48 PM	Apply target integration range 5.492-5.604 to qualifier 51.0 for compound Nitrobenzene in sample Feb1806.D, new integration is from x, y = 5.492, 4324 to 5.604, 3498 and new response = 200043; previously no peak.			✓	
CmdManuallyIntegrateApplyTargetRtToQualifier	BL2000\sean	2/19/2022 12:33:55 PM	Apply target integration range 6.054-6.157 to qualifier 63.0 for compound bis(-2-Chloroethoxy)Methane in sample Feb1806.D, new integration is from x, y = 6.054, 972 to 6.157, 1996 and new response = 309380; previous integration is from x, y = 5.982, 1018 to 6.033, 1051 and previous response = 23296.			✓	
CmdManuallyIntegrateDropBaseline	BL2000\sean	2/19/2022 12:33:55 PM	Drop baseline for qualifier 63.0 of compound bis(-2-Chloroethoxy)Methane in sample Feb1806.D to y = 972, new integration is from x, y = 6.054, 972 to 6.157, 972 and new response = 312535; previous integration is from x, y = 6.054, 972 to 6.157, 1996 and previous response = 309380.			✓	
CmdManuallyIntegrateApplyTargetRtToQualifier	BL2000\sean	2/19/2022 12:34:03 PM	Apply target integration range 6.384-6.465 to qualifier 128.0 for compound 4-Chlorophenol in sample Feb1806.D, new integration is from x, y = 6.384, 5100 to 6.465, 8666 and new response = 348612; previously no peak.			✓	
CmdManuallyIntegrateDropBaseline	BL2000\sean	2/19/2022 12:34:03 PM	Drop baseline for qualifier 128.0 of compound 4-Chlorophenol in sample Feb1806.D to y = 5100, new integration is from x, y = 6.384, 5100 to 6.465, 5100 and new response = 357269; previous integration is from x, y = 6.384, 5100 to 6.465, 8666 and previous response = 348612.			✓	

Name	User	Time	Action	Reason	Comment	Succeed	Exception
CmdManuallyIntegrateSplit	BL2000\sean	2/19/2022 12:34:43 PM	Split peak for compound 2-Methylnaphthalene in sample Feb1806.D and keep left peak, new integration is from x, y = 7.052, 763.158923066174 to 7.225, 1045.32911871815 and new response = 694481, previous integration is from x, y = 7.052, 763 to 7.307, 1179 and previous response = 1366454.			✓	
CmdManuallyIntegrateSplit	BL2000\sean	2/19/2022 12:34:44 PM	Split peak for compound 2-Methylnaphthalene in sample Feb1806.D and keep right peak, new integration is from x, y = 7.112, 861.179721571893 to 7.225, 1045.32911871815 and new response = 670695, previous integration is from x, y = 7.052, 763 to 7.225, 1045 and previous response = 694481.			✓	
CmdSetTargetCompoundAttribute	BL2000\sean	2/19/2022 12:34:45 PM	Set UserAnnotation = CO for compound 2-Methylnaphthalene in sample Feb1806.D; previous value =			✓	
CmdManuallyIntegrateApplyTargetRtToQualifier	BL2000\sean	2/19/2022 12:34:47 PM	Apply target integration range 7.112-7.225 to qualifier 142.0 for compound 2-Methylnaphthalene in sample Feb1806.D, new integration is from x, y = 7.112, 8010 to 7.225, 4166 and new response = 774242; previous integration is from x, y = 7.040, 532 to 7.122, 717 and previous response = 250772.			✓	
CmdManuallyIntegrateDropBaseline	BL2000\sean	2/19/2022 12:34:48 PM	Drop baseline for qualifier 142.0 of compound 2-Methylnaphthalene in sample Feb1806.D to y = 4166, new integration is from x, y = 7.112, 4166 to 7.225, 4166 and new response = 787269; previous integration is from x, y = 7.112, 8010 to 7.225, 4166 and previous response = 774242.			✓	
CmdManuallyIntegrateApplyTargetRtToQualifier	BL2000\sean	2/19/2022 12:34:50 PM	Apply target integration range 7.112-7.225 to qualifier 115.0 for compound 2-Methylnaphthalene in sample Feb1806.D, new integration is from x, y = 7.112, 671 to 7.225, 1422 and new response = 284004; previously no peak.			✓	
CmdManuallyIntegrateDropBaseline	BL2000\sean	2/19/2022 12:34:51 PM	Drop baseline for qualifier 115.0 of compound 2-Methylnaphthalene in sample Feb1806.D to y = 671, new integration is from x, y = 7.112, 671 to 7.225, 671 and new response = 286549; previous integration is from x, y = 7.112, 671 to 7.225, 1422 and previous response = 284004.			✓	

Name	User	Time	Action	Reason	Comment	Succeed	Exception
CmdManuallyIntegrateSplit	BL2000\sean	2/19/2022 12:34:57 PM	Split peak for compound 1-Methylnaphthalene in sample Feb1806.D and keep right peak, new integration is from x, y = 7.225, 1148.67897900874 to 7.307, 1180.84795391575 and new response = 672135, previous integration is from x, y = 7.053, 1082 to 7.307, 1181 and previous response = 1364174.			✓	
CmdManuallyIntegrateSplit	BL2000\sean	2/19/2022 12:35:01 PM	Split qualifier 115.0 of compound 1-Methylnaphthalene in sample Feb1806.D and keep right peak, new integration is from x, y = 7.225, 739.646942764334 to 7.328, 813.820086337136 and new response = 285940, previous integration is from x, y = 7.122, 665 to 7.328, 814 and previous response = 555169.			✓	
CmdManuallyIntegrateApplyTargetRtToQualifier	BL2000\sean	2/19/2022 12:35:13 PM	Apply target integration range 7.543-7.646 to qualifier 198.0 for compound 2,4,5-Trichlorophenol in sample Feb1806.D, new integration is from x, y = 7.543, 2851 to 7.646, 2415 and new response = 196233; previously no peak.			✓	
CmdManuallyIntegrateDropBaseline	BL2000\sean	2/19/2022 12:35:14 PM	Drop baseline for qualifier 198.0 of compound 2,4,5-Trichlorophenol in sample Feb1806.D to y = 2415, new integration is from x, y = 7.543, 2415 to 7.646, 2415 and new response = 197577; previous integration is from x, y = 7.543, 2851 to 7.646, 2415 and previous response = 196233.			✓	
CmdManuallyIntegrateApplyTargetRtToQualifier	BL2000\sean	2/19/2022 12:35:24 PM	Apply target integration range 8.169-8.272 to qualifier 153.1 for compound Acenaphthylene in sample Feb1806.D, new integration is from x, y = 8.169, 0 to 8.272, 1146 and new response = 170863; previously no peak.			✓	
CmdManuallyIntegrateDropBaseline	BL2000\sean	2/19/2022 12:35:25 PM	Drop baseline for qualifier 153.1 of compound Acenaphthylene in sample Feb1806.D to y = 0, new integration is from x, y = 8.169, 0 to 8.272, 0 and new response = 174380; previous integration is from x, y = 8.169, 0 to 8.272, 1146 and previous response = 170863.			✓	
CmdManuallyIntegrateApplyTargetRtToQualifier	BL2000\sean	2/19/2022 12:35:36 PM	Apply target integration range 8.487-8.599 to qualifier 154.0 for compound 2,4-Dinitrophenol in sample Feb1806.D, new integration is from x, y = 8.487, 1753 to 8.599, 1084 and new response = 24409; previous integration is from x, y = 8.384, 587 to 8.487, 593 and previous response = 693298.			✓	

Name	User	Time	Action	Reason	Comment	Succeed	Exception
CmdManuallyIntegrateDropBaseline	BL2000\sean	2/19/2022 12:35:36 PM	Drop baseline for qualifier 154.0 of compound 2,4-Dinitrophenol in sample Feb1806.D to y = 1084, new integration is from x, y = 8.487, 1084 to 8.599, 1084 and new response = 26667; previous integration is from x, y = 8.487, 1753 to 8.599, 1084 and previous response = 24409.			✓	
CmdManuallyIntegrateSplit	BL2000\sean	2/19/2022 12:35:40 PM	Split qualifier 139.0 of compound Dibenzofuran in sample Feb1806.D and keep left peak, new integration is from x, y = 8.599, 99.205938159128 to 8.681, 189.24676988196 and new response = 393663, previous integration is from x, y = 8.599, 99 to 8.753, 268 and previous response = 460292.			✓	
CmdManuallyIntegrateSplit	BL2000\sean	2/19/2022 12:35:45 PM	Split qualifier 139.0 of compound 4-Nitrophenol in sample Feb1806.D and keep right peak, new integration is from x, y = 8.681, 189.24676988196 to 8.753, 268.078361958777 and new response = 72202, previous integration is from x, y = 8.599, 99 to 8.753, 268 and previous response = 460292.			✓	
CmdManuallyIntegrateSplit	BL2000\sean	2/19/2022 12:35:51 PM	Split qualifier 63.0 of compound 2,4-Dinitrotoluene in sample Feb1806.D and keep left peak, new integration is from x, y = 8.640, 1283.28809779216 to 8.681, 1249.20730724621 and new response = 59132, previous integration is from x, y = 8.640, 1283 to 8.732, 1207 and previous response = 82680.			✓	
CmdManuallyIntegrateSplit	BL2000\sean	2/19/2022 12:36:40 PM	Split peak for compound Phenol-d5 in sample Feb1806.D and keep left peak, new integration is from x, y = 4.583, 0 to 4.675, 0 and new response = 540696, previous integration is from x, y = 4.583, 0 to 4.736, 0 and previous response = 582542.			✓	
CmdSetTargetCompoundAttribute	BL2000\sean	2/19/2022 12:36:41 PM	Set UserAnnotation = CO for compound Phenol-d5 in sample Feb1806.D; previous value =			✓	
CmdSaveBatchTable	BL2000\sean	2/19/2022 12:36:56 PM	Save batch \\MASSHUNTER\Org\Data\SV5973N.I\sd021822\DoD BNA cal 1\QuantResults\021822 DoD BNA cal.batch.bin			✓	

Name	User	Time	Action	Reason	Comment	Succeed	Exception
CmdManuallyIntegratePeak	BL2000\sean	2/19/2022 12:37:02 PM	Manually integrate compound N-Nitrosodimethylamine in sample Feb1807.D, from x, y = 2.469, -50 to 2.622, -20, result = 21913; previous integration is from x, y = 2.479, 367 to 2.622, 313 and previous response = 15309.			✓	
CmdManuallyIntegrateDropBaseline	BL2000\sean	2/19/2022 12:37:05 PM	Drop baseline for compound N-Nitrosodimethylamine in sample Feb1807.D to y = -50, new integration is from x, y = 2.469, -50 to 2.622, -50 and new response = 22053; previous integration is from x, y = 2.469, -50 to 2.622, -20 and previous response = 21913.			✓	
CmdSetTargetCompoundAttribute	BL2000\sean	2/19/2022 12:37:06 PM	Set UserAnnotation = BA for compound N-Nitrosodimethylamine in sample Feb1807.D; previous value =			✓	
CmdManuallyIntegratePeak	BL2000\sean	2/19/2022 12:37:15 PM	Manually integrate compound Benzoic Acid in sample Feb1807.D, from x, y = 6.075, 0 to 6.270, 65, result = 18285; previous integration is from x, y = 6.120, 379 to 6.270, 322 and previous response = 14691.			✓	
CmdManuallyIntegrateDropBaseline	BL2000\sean	2/19/2022 12:37:16 PM	Drop baseline for compound Benzoic Acid in sample Feb1807.D to y = 0, new integration is from x, y = 6.075, 0 to 6.270, 0 and new response = 18665; previous integration is from x, y = 6.075, 0 to 6.270, 65 and previous response = 18285.			✓	
CmdSetTargetCompoundAttribute	BL2000\sean	2/19/2022 12:37:17 PM	Set UserAnnotation = BA for compound Benzoic Acid in sample Feb1807.D; previous value =			✓	
CmdManuallyIntegrateApplyTargetRtToQualifier	BL2000\sean	2/19/2022 12:37:18 PM	Apply target integration range 6.075-6.270 to qualifier 122.0 for compound Benzoic Acid in sample Feb1807.D, new integration is from x, y = 6.075, 1381 to 6.270, 503 and new response = 6096; previous integration is from x, y = 5.982, 0 to 6.054, 0 and previous response = 52824.			✓	
CmdManuallyIntegrateDropBaseline	BL2000\sean	2/19/2022 12:37:19 PM	Drop baseline for qualifier 122.0 of compound Benzoic Acid in sample Feb1807.D to y = 503, new integration is from x, y = 6.075, 503 to 6.270, 503 and new response = 11236; previous integration is from x, y = 6.075, 1381 to 6.270, 503 and previous response = 6096.			✓	

Name	User	Time	Action	Reason	Comment	Succeed	Exception
CmdManuallyIntegrate QualifierPeak	BL2000\sean	2/19/2022 12:37:20 PM	Manually integrate qualifier 77.0 of compound Benzoic Acid in sample Feb1807.D, from x, y = 5.941, 17198 to 5.941, 17198, result = 13581; previous integration is from x, y = 6.280, 1049 to 6.373, 1033 and previous response = 13581.			✓	
CmdManuallyIntegrateApplyTargetRtToQualifier	BL2000\sean	2/19/2022 12:37:20 PM	Apply target integration range 6.075-6.270 to qualifier 77.0 for compound Benzoic Acid in sample Feb1807.D, new integration is from x, y = 6.075, 767 to 6.270, 1689 and new response = 12318; previous integration is from x, y = 6.280, 1049 to 6.373, 1033 and previous response = 13581.			✓	
CmdManuallyIntegrate DropBaseline	BL2000\sean	2/19/2022 12:37:21 PM	Drop baseline for qualifier 77.0 of compound Benzoic Acid in sample Feb1807.D to y = 767, new integration is from x, y = 6.075, 767 to 6.270, 767 and new response = 17715; previous integration is from x, y = 6.075, 767 to 6.270, 1689 and previous response = 12318.			✓	
CmdManuallyIntegrate QualifierPeak	BL2000\sean	2/19/2022 12:37:26 PM	Manually integrate qualifier 77.0 of compound Benzoic Acid in sample Feb1807.D, from x, y = 6.116, 1079 to 6.229, 1373, result = 10680; previous integration is from x, y = 6.075, 767 to 6.270, 767 and previous response = 17715.			✓	
CmdManuallyIntegrateApplyTargetRtToQualifier	BL2000\sean	2/19/2022 12:37:34 PM	Apply target integration range 4.542-4.613 to qualifier 65.0 for compound Aniline in sample Feb1807.D, new integration is from x, y = 4.542, 772 to 4.613, 13160 and new response = 1332; previously no peak.			✓	
CmdManuallyIntegrate DropBaseline	BL2000\sean	2/19/2022 12:37:35 PM	Drop baseline for qualifier 65.0 of compound Aniline in sample Feb1807.D to y = 772, new integration is from x, y = 4.542, 772 to 4.613, 772 and new response = 27885; previous integration is from x, y = 4.542, 772 to 4.613, 13160 and previous response = 1332.			✓	
CmdManuallyIntegrateSplit	BL2000\sean	2/19/2022 12:37:41 PM	Split qualifier 64.0 of compound bis(-2-Chloroethyl)Ether in sample Feb1807.D and keep right peak, new integration is from x, y = 4.583, 0 to 4.654, 0 and new response = 7321, previous integration is from x, y = 4.542, 0 to 4.654, 0 and previous response = 11135.			✓	

Name	User	Time	Action	Reason	Comment	Succeed	Exception
CmdManuallyIntegratePeak	BL2000\sean	2/19/2022 12:37:49 PM	Manually integrate compound 1,2-Dichlorobenzene in sample Feb1807.D, from x, y = 5.022, 44478 to 5.144, 50372, result = -234187; previous integration is from x, y = 4.879, 0 to 4.981, 0 and previous response = 113963.			✓	
CmdManuallyIntegrateSnapBaseline	BL2000\sean	2/19/2022 12:37:51 PM	Snap baseline for compound 1,2-Dichlorobenzene in sample Feb1807.D, from x = 5.022 to x = 5.144, new integration is from x, y = 5.022, 556 to 5.144, 976 and new response = 108899; previous integration is from x, y = 5.022, 44478 to 5.144, 50372 and previous response = -234187.			✓	
CmdManuallyIntegrate DropBaseline	BL2000\sean	2/19/2022 12:37:51 PM	Drop baseline for compound 1,2-Dichlorobenzene in sample Feb1807.D to y = 556, new integration is from x, y = 5.022, 556 to 5.144, 556 and new response = 110443; previous integration is from x, y = 5.022, 556 to 5.144, 976 and previous response = 108899.			✓	
CmdManuallyIntegrateApplyTargetRtToQualifier	BL2000\sean	2/19/2022 12:37:52 PM	Apply target integration range 5.022-5.144 to qualifier 148.0 for compound 1,2-Dichlorobenzene in sample Feb1807.D, new integration is from x, y = 5.022, 1048 to 5.144, 600 and new response = 66829; previously no peak.			✓	
CmdManuallyIntegrateApplyTargetRtToQualifier	BL2000\sean	2/19/2022 12:37:54 PM	Apply target integration range 5.022-5.144 to qualifier 111.0 for compound 1,2-Dichlorobenzene in sample Feb1807.D, new integration is from x, y = 5.022, 0 to 5.144, 462 and new response = 41554; previously no peak.			✓	
CmdManuallyIntegratePeak	BL2000\sean	2/19/2022 12:38:00 PM	Manually integrate compound Benzyl Alcohol in sample Feb1807.D, from x, y = 5.032, 53236 to 5.196, 71009, result = -578425; previous integration is from x, y = 5.216, 0 to 5.349, 0 and previous response = 88224.			✓	
CmdManuallyIntegrateSnapBaseline	BL2000\sean	2/19/2022 12:38:01 PM	Snap baseline for compound Benzyl Alcohol in sample Feb1807.D, from x = 5.032 to x = 5.196, new integration is from x, y = 5.032, 315 to 5.196, 987 and new response = 24301; previous integration is from x, y = 5.032, 53236 to 5.196, 71009 and previous response = -578425.			✓	

Name	User	Time	Action	Reason	Comment	Succeed	Exception
CmdManuallyIntegrateDropBaseline	BL2000\sean	2/19/2022 12:38:01 PM	Drop baseline for compound Benzyl Alcohol in sample Feb1807.D to y = 315, new integration is from x, y = 5.032, 315 to 5.196, 315 and new response = 27595; previous integration is from x, y = 5.032, 315 to 5.196, 987 and previous response = 24301.			✓	
CmdSetTargetCompoundAttribute	BL2000\sean	2/19/2022 12:38:05 PM	Set UserAnnotation = CO for compound Benzyl Alcohol in sample Feb1807.D; previous value =			✓	
CmdManuallyIntegratePeak	BL2000\sean	2/19/2022 12:38:11 PM	Manually integrate compound Benzyl Alcohol in sample Feb1807.D, from x, y = 4.991, 0 to 5.196, 129, result = 30362; previous integration is from x, y = 5.032, 315 to 5.196, 315 and previous response = 27595.			✓	
CmdManuallyIntegrateDropBaseline	BL2000\sean	2/19/2022 12:38:13 PM	Drop baseline for compound Benzyl Alcohol in sample Feb1807.D to y = 0, new integration is from x, y = 4.991, 0 to 5.196, 0 and new response = 31154; previous integration is from x, y = 4.991, 0 to 5.196, 129 and previous response = 30362.			✓	
CmdSetTargetCompoundAttribute	BL2000\sean	2/19/2022 12:38:14 PM	Set UserAnnotation = CO for compound Benzyl Alcohol in sample Feb1807.D; previous value = CO			✓	
CmdManuallyIntegrateDropBaseline	BL2000\sean	2/19/2022 12:38:16 PM	Drop baseline for qualifier 79.0 of compound Benzyl Alcohol in sample Feb1807.D to y = 1007, new integration is from x, y = 5.064, 1007 to 5.185, 1007 and new response = 28788; previous integration is from x, y = 5.064, 1007 to 5.185, 1281 and previous response = 27043.			✓	
CmdManuallyIntegrateQualifierPeak	BL2000\sean	2/19/2022 12:38:33 PM	Manually integrate qualifier 109.0 of compound 2-Nitrophenol in sample Feb1807.D, from x, y = 5.859, 149 to 5.910, 149, result = 6954; previous integration is from x, y = 5.839, 0 to 5.951, 0 and previous response = 8891.			✓	
CmdManuallyIntegrateApplyTargetRtToQualifier	BL2000\sean	2/19/2022 12:38:42 PM	Apply target integration range 6.393-6.547 to qualifier 128.0 for compound 4-Chlorophenol in sample Feb1807.D, new integration is from x, y = 6.393, 1902 to 6.547, 826 and new response = 63062; previously no peak.			✓	

Name	User	Time	Action	Reason	Comment	Succeed	Exception
CmdManuallyIntegrateDropBaseline	BL2000\sean	2/19/2022 12:38:43 PM	Drop baseline for qualifier 128.0 of compound 4-Chlorophenol in sample Feb1807.D to y = 826, new integration is from x, y = 6.393, 826 to 6.547, 826 and new response = 68034; previous integration is from x, y = 6.393, 1902 to 6.547, 826 and previous response = 63062.			✓	
CmdManuallyIntegratePeak	BL2000\sean	2/19/2022 12:38:44 PM	Manually integrate compound 4-Chlorophenol in sample Feb1807.D, from x, y = 6.629, 13623 to 6.722, 13550, result = -74221; previous integration is from x, y = 6.393, 0 to 6.547, 0 and previous response = 23297.			✓	
CmdClearManualIntegration	BL2000\sean	2/19/2022 12:38:47 PM	Clear manual integration of target signal for compound 4-Chlorophenol in sample Feb1807.D			✓	
CmdManuallyIntegrateApplyTargetRtToQualifier	BL2000\sean	2/19/2022 12:38:52 PM	Apply target integration range 6.414-6.496 to qualifier 129.0 for compound p-Chloroaniline in sample Feb1807.D, new integration is from x, y = 6.414, 3218 to 6.496, 1214 and new response = 16903; previously no peak.			✓	
CmdManuallyIntegrateDropBaseline	BL2000\sean	2/19/2022 12:38:53 PM	Drop baseline for qualifier 129.0 of compound p-Chloroaniline in sample Feb1807.D to y = 1214, new integration is from x, y = 6.414, 1214 to 6.496, 1214 and new response = 21842; previous integration is from x, y = 6.414, 3218 to 6.496, 1214 and previous response = 16903.			✓	
CmdManuallyIntegrateQualifierPeak	BL2000\sean	2/19/2022 12:39:04 PM	Manually integrate qualifier 129.0 of compound p-Chloroaniline in sample Feb1807.D, from x, y = 6.393, 135 to 6.527, 96, result = 29752; previous integration is from x, y = 6.414, 1214 to 6.496, 1214 and previous response = 21842.			✓	
CmdManuallyIntegrateSplit	BL2000\sean	2/19/2022 12:39:20 PM	Split peak for compound 4-Chloro-3-Methylphenol in sample Feb1807.D and keep right peak, new integration is from x, y = 7.030, 240.551420300009 to 7.143, 304.641092938784 and new response = 51113, previous integration is from x, y = 6.903, 169 to 7.143, 305 and previous response = 103721.			✓	

Name	User	Time	Action	Reason	Comment	Succeed	Exception
CmdManuallyIntegrateSplit	BL2000\sean	2/19/2022 12:39:24 PM	Split peak for compound 2-Methylnaphthalene in sample Feb1807.D and keep left peak, new integration is from x, y = 7.120, 659.364195008434 to 7.225, 706.959429757238 and new response = 129837, previous integration is from x, y = 7.120, 659 to 7.297, 740 and previous response = 255737.			✓	
CmdSetTargetCompoundAttribute	BL2000\sean	2/19/2022 12:39:26 PM	Set UserAnnotation = CO for compound 2-Methylnaphthalene in sample Feb1807.D; previous value =			✓	
CmdManuallyIntegrateSplit	BL2000\sean	2/19/2022 12:39:29 PM	Split qualifier 142.0 of compound 2-Methylnaphthalene in sample Feb1807.D and keep right peak, new integration is from x, y = 7.122, 456.400349377071 to 7.204, 543.011240470171 and new response = 150089, previous integration is from x, y = 7.040, 370 to 7.204, 543 and previous response = 187698.			✓	
CmdManuallyIntegrateApplyTargetRtToQualifier	BL2000\sean	2/19/2022 12:39:30 PM	Apply target integration range 7.120-7.225 to qualifier 115.0 for compound 2-Methylnaphthalene in sample Feb1807.D, new integration is from x, y = 7.120, 577 to 7.225, 802 and new response = 51321; previously no peak.			✓	
CmdManuallyIntegrateDropBaseline	BL2000\sean	2/19/2022 12:39:31 PM	Drop baseline for qualifier 115.0 of compound 2-Methylnaphthalene in sample Feb1807.D to y = 577, new integration is from x, y = 7.120, 577 to 7.225, 577 and new response = 52027; previous integration is from x, y = 7.120, 577 to 7.225, 802 and previous response = 51321.			✓	
CmdManuallyIntegrateSplit	BL2000\sean	2/19/2022 12:39:35 PM	Split peak for compound 1-Methylnaphthalene in sample Feb1807.D and keep right peak, new integration is from x, y = 7.225, 531.581340710045 to 7.297, 548.37216164789 and new response = 126738, previous integration is from x, y = 7.114, 506 to 7.297, 548 and previous response = 257587.			✓	
CmdManuallyIntegrateSplit	BL2000\sean	2/19/2022 12:39:37 PM	Split qualifier 115.0 of compound 1-Methylnaphthalene in sample Feb1807.D and keep right peak, new integration is from x, y = 7.215, 405.26930951501 to 7.307, 416.137621017525 and new response = 54691, previous integration is from x, y = 7.111, 393 to 7.307, 416 and previous response = 107597.			✓	

Name	User	Time	Action	Reason	Comment	Succeed	Exception
CmdManuallyIntegrateSplit	BL2000\sean	2/19/2022 12:39:42 PM	Split peak for compound 4-Chloro-2-Methylphenol in sample Feb1807.D and keep left peak, new integration is from x, y = 6.917, 225.779777609558 to 7.030, 371.669477477859 and new response = 51949, previous integration is from x, y = 6.917, 226 to 7.143, 518 and previous response = 101897.			✓	
CmdManuallyIntegrateSnapBaseline	BL2000\sean	2/19/2022 12:39:45 PM	Snap baseline for compound 4-Chloro-2-Methylphenol in sample Feb1807.D, from x = 6.917 to x = 7.030, new integration is from x, y = 6.917, 322 to 7.030, 784 and new response = 50226; previous integration is from x, y = 6.917, 226 to 7.030, 372 and previous response = 51949.			✓	
CmdManuallyIntegrateDropBaseline	BL2000\sean	2/19/2022 12:39:46 PM	Drop baseline for compound 4-Chloro-2-Methylphenol in sample Feb1807.D to y = 322, new integration is from x, y = 6.917, 322 to 7.030, 322 and new response = 51791; previous integration is from x, y = 6.917, 322 to 7.030, 784 and previous response = 50226.			✓	
CmdManuallyIntegrateSplit	BL2000\sean	2/19/2022 12:39:57 PM	Split qualifier 77.0 of compound Dimethyl Phthalate in sample Feb1807.D and keep left peak, new integration is from x, y = 8.108, 1044.07808654677 to 8.190, 1034.76630980899 and new response = 26706, previous integration is from x, y = 8.108, 1044 to 8.190, 1035 and previous response = 26706.			✓	
CmdManuallyIntegrateSplit	BL2000\sean	2/19/2022 12:40:02 PM	Split qualifier 77.0 of compound Dimethyl Phthalate in sample Feb1807.D and keep left peak, new integration is from x, y = 8.108, 1044.07808654677 to 8.190, 1034.76630980899 and new response = 26706, previous integration is from x, y = 8.108, 1044 to 8.190, 1035 and previous response = 26706.			✓	
CmdManuallyIntegrateApplyTargetRtToQualifier	BL2000\sean	2/19/2022 12:40:05 PM	Apply target integration range 8.098-8.190 to qualifier 77.0 for compound Dimethyl Phthalate in sample Feb1807.D, new integration is from x, y = 8.098, 822 to 8.190, 3233 and new response = 22878; previous integration is from x, y = 8.108, 1044 to 8.190, 1035 and previous response = 26706.			✓	

Name	User	Time	Action	Reason	Comment	Succeed	Exception
CmdManuallyIntegrateDropBaseline	BL2000\sean	2/19/2022 12:40:07 PM	Drop baseline for qualifier 77.0 of compound Dimethyl Phthalate in sample Feb1807.D to y = 822, new integration is from x, y = 8.098, 822 to 8.190, 822 and new response = 29541; previous integration is from x, y = 8.098, 822 to 8.190, 3233 and previous response = 22878.			✓	
CmdManuallyIntegrateSplit	BL2000\sean	2/19/2022 12:40:09 PM	Split qualifier 77.0 of compound Dimethyl Phthalate in sample Feb1807.D and keep left peak, new integration is from x, y = 8.098, 822 to 8.190, 822 and new response = 29541, previous integration is from x, y = 8.098, 822 to 8.190, 822 and previous response = 29541.			✓	
CmdManuallyIntegrateQualifierPeak	BL2000\sean	2/19/2022 12:40:11 PM	Manually integrate qualifier 77.0 of compound Dimethyl Phthalate in sample Feb1807.D, from x, y = 8.098, 822 to 8.149, 988, result = 22254; previous integration is from x, y = 8.098, 822 to 8.190, 822 and previous response = 29541.			✓	
CmdManuallyIntegrateDropBaseline	BL2000\sean	2/19/2022 12:40:13 PM	Drop baseline for qualifier 77.0 of compound Dimethyl Phthalate in sample Feb1807.D to y = 822, new integration is from x, y = 8.098, 822 to 8.149, 822 and new response = 22509; previous integration is from x, y = 8.098, 822 to 8.149, 988 and previous response = 22254.			✓	
CmdManuallyIntegrateQualifierPeak	BL2000\sean	2/19/2022 12:40:23 PM	Manually integrate qualifier 77.0 of compound Dimethyl Phthalate in sample Feb1807.D, from x, y = 8.108, 1293 to 8.149, 1517, result = 21013; previous integration is from x, y = 8.098, 822 to 8.149, 822 and previous response = 22509.			✓	
CmdManuallyIntegrateApplyTargetRtToQualifier	BL2000\sean	2/19/2022 12:40:29 PM	Apply target integration range 8.164-8.272 to qualifier 153.1 for compound Acenaphthylene in sample Feb1807.D, new integration is from x, y = 8.164, 0 to 8.272, 542 and new response = 30721; previously no peak.			✓	
CmdManuallyIntegrateDropBaseline	BL2000\sean	2/19/2022 12:40:30 PM	Drop baseline for qualifier 153.1 of compound Acenaphthylene in sample Feb1807.D to y = 0, new integration is from x, y = 8.164, 0 to 8.272, 0 and new response = 32472; previous integration is from x, y = 8.164, 0 to 8.272, 542 and previous response = 30721.			✓	

Name	User	Time	Action	Reason	Comment	Succeed	Exception
CmdManuallyIntegrate QualifierPeak	BL2000\sean	2/19/2022 12:40:41 PM	Manually integrate qualifier 89.0 of compound 2,6-Dinitrotoluene in sample Feb1807.D, from x, y = 8.159, 208 to 8.200, 208, result = 9710; previous integration is from x, y = 8.159, 0 to 8.231, 0 and previous response = 10773.			✓	
CmdManuallyIntegrate QualifierPeak	BL2000\sean	2/19/2022 12:40:55 PM	Manually integrate qualifier 65.0 of compound 3-Nitroaniline in sample Feb1807.D, from x, y = 8.364, 835 to 8.405, 1166, result = 19626; previous integration is from x, y = 8.348, 755 to 8.435, 768 and previous response = 21791.			✓	
CmdManuallyIntegrateA pplyTargetRtToQualifier	BL2000\sean	2/19/2022 12:41:00 PM	Apply target integration range 8.497-8.589 to qualifier 154.0 for compound 2,4-Dinitrophenol in sample Feb1807.D, new integration is from x, y = 8.497, 918 to 8.589, 646 and new response = -9; previous integration is from x, y = 8.384, 0 to 8.466, 0 and previous response = 125792.			✓	
CmdManuallyIntegrate DropBaseline	BL2000\sean	2/19/2022 12:41:01 PM	Drop baseline for qualifier 154.0 of compound 2,4-Dinitrophenol in sample Feb1807.D to y = 646, new integration is from x, y = 8.497, 646 to 8.589, 646 and new response = 742; previous integration is from x, y = 8.497, 918 to 8.589, 646 and previous response = -9.			✓	
CmdManuallyIntegrate QualifierPeak	BL2000\sean	2/19/2022 12:41:07 PM	Manually integrate qualifier 154.0 of compound 2,4-Dinitrophenol in sample Feb1807.D, from x, y = 8.487, 381 to 8.558, 348, result = 2420; previous integration is from x, y = 8.497, 646 to 8.589, 646 and previous response = 742.			✓	
CmdManuallyIntegrateA pplyTargetRtToQualifier	BL2000\sean	2/19/2022 12:41:15 PM	Apply target integration range 8.671-8.896 to qualifier 139.0 for compound 4-Nitrophenol in sample Feb1807.D, new integration is from x, y = 8.671, 905 to 8.896, 356 and new response = 4399; previous integration is from x, y = 8.599, 0 to 8.671, 0 and previous response = 74327.			✓	
CmdManuallyIntegrate DropBaseline	BL2000\sean	2/19/2022 12:41:16 PM	Drop baseline for qualifier 139.0 of compound 4-Nitrophenol in sample Feb1807.D to y = 356, new integration is from x, y = 8.671, 356 to 8.896, 356 and new response = 8106; previous integration is from x, y = 8.671, 905 to 8.896, 356 and previous response = 4399.			✓	

Name	User	Time	Action	Reason	Comment	Succeed	Exception
CmdManuallyIntegrateSplit	BL2000\sean	2/19/2022 12:41:22 PM	Split qualifier 63.0 of compound 2,4-Dinitrotoluene in sample Feb1807.D and keep right peak, new integration is from x, y = 8.640, 660.423055530988 to 8.680, 654.270978805062 and new response = 7723, previous integration is from x, y = 8.602, 666 to 8.680, 654 and previous response = 18767.			✓	
CmdManuallyIntegrateSplit	BL2000\sean	2/19/2022 12:41:25 PM	Split qualifier 89.0 of compound 2,4-Dinitrotoluene in sample Feb1807.D and keep right peak, new integration is from x, y = 8.681, 0 to 8.742, 0 and new response = 1212, previous integration is from x, y = 8.579, 0 to 8.742, 0 and previous response = 20685.			✓	
CmdManuallyIntegrateQualifierPeak	BL2000\sean	2/19/2022 12:41:31 PM	Manually integrate qualifier 89.0 of compound 2,4-Dinitrotoluene in sample Feb1807.D, from x, y = 8.640, 300 to 8.681, 206, result = 11953; previous integration is from x, y = 8.681, 0 to 8.742, 0 and previous response = 1212.			✓	
CmdManuallyIntegrateQualifierPeak	BL2000\sean	2/19/2022 12:41:47 PM	Manually integrate qualifier 142.0 of compound Hexachlorobenzene in sample Feb1807.D, from x, y = 9.663, 672 to 9.755, 0, result = 18886; previous integration is from x, y = 9.632, 0 to 9.755, 0 and previous response = 27831.			✓	
CmdManuallyIntegrateDropBaseline	BL2000\sean	2/19/2022 12:41:48 PM	Drop baseline for qualifier 142.0 of compound Hexachlorobenzene in sample Feb1807.D to y = 0, new integration is from x, y = 9.663, 0 to 9.755, 0 and new response = 20742; previous integration is from x, y = 9.663, 672 to 9.755, 0 and previous response = 18886.			✓	
CmdManuallyIntegrateQualifierPeak	BL2000\sean	2/19/2022 12:42:00 PM	Manually integrate qualifier 104.0 of compound Di-n-Butylphthalate in sample Feb1807.D, from x, y = 11.052, 56 to 11.093, -56, result = 7969; previous integration is from x, y = 11.032, 0 to 11.143, 0 and previous response = 9665.			✓	
CmdManuallyIntegratePeak	BL2000\sean	2/19/2022 12:42:08 PM	Manually integrate compound Benzidine in sample Feb1807.D, from x, y = 12.227, 9583 to 12.592, 8209, result = -129564; previous integration is from x, y = 12.298, 0 to 12.399, 0 and previous response = 55853.			✓	

Name	User	Time	Action	Reason	Comment	Succeed	Exception
CmdManuallyIntegrateSnapBaseline	BL2000\sean	2/19/2022 12:42:09 PM	Snap baseline for compound Benzidine in sample Feb1807.D, from x = 12.227 to x = 12.592, new integration is from x, y = 12.227, 0 to 12.592, 329 and new response = 61446; previous integration is from x, y = 12.227, 9583 to 12.592, 8209 and previous response = -129564.			✓	
CmdManuallyIntegrateDropBaseline	BL2000\sean	2/19/2022 12:42:10 PM	Drop baseline for compound Benzidine in sample Feb1807.D to y = 0, new integration is from x, y = 12.227, 0 to 12.592, 0 and new response = 65045; previous integration is from x, y = 12.227, 0 to 12.592, 329 and previous response = 61446.			✓	
CmdManuallyIntegrateSplit	BL2000\sean	2/19/2022 12:42:34 PM	Split peak for compound Indeno(1,2,3-c,d)pyrene in sample Feb1807.D and keep left peak, new integration is from x, y = 20.687, 114.976309598369 to 20.765, 183.929041879002 and new response = 105841, previous integration is from x, y = 20.687, 115 to 20.847, 256 and previous response = 139461.			✓	
CmdManuallyIntegrateSplit	BL2000\sean	2/19/2022 12:42:44 PM	Split peak for compound Phenol-d5 in sample Feb1807.D and keep left peak, new integration is from x, y = 4.583, 113.722549140515 to 4.664, 176.671025680574 and new response = 82773, previous integration is from x, y = 4.583, 114 to 4.726, 224 and previous response = 93779.			✓	
CmdSetTargetCompoundAttribute	BL2000\sean	2/19/2022 12:42:45 PM	Set UserAnnotation = CO for compound Phenol-d5 in sample Feb1807.D; previous value =			✓	
CmdSaveBatchTable	BL2000\sean	2/19/2022 12:43:17 PM	Save batch \\MASSHUNTER\Org\Data\SV5973N.I\sd021822\DoD BNA cal 1\QuantResults\021822 DoD BNA cal.batch.bin			✓	
CmdManuallyIntegratePeak	BL2000\sean	2/19/2022 12:43:28 PM	Manually integrate compound Benzoic Acid in sample Feb1808.D, from x, y = 6.085, 0 to 6.280, 332, result = 7162; previous integration is from x, y = 6.085, 0 to 6.444, 0 and previous response = 14190.			✓	
CmdManuallyIntegrateDropBaseline	BL2000\sean	2/19/2022 12:43:29 PM	Drop baseline for compound Benzoic Acid in sample Feb1808.D to y = 0, new integration is from x, y = 6.085, 0 to 6.280, 0 and new response = 9103; previous integration is from x, y = 6.085, 0 to 6.280, 332 and previous response = 7162.			✓	

Name	User	Time	Action	Reason	Comment	Succeed	Exception
CmdManuallyIntegrateApplyTargetRtToQualifier	BL2000\sean	2/19/2022 12:43:34 PM	Apply target integration range 6.085-6.280 to qualifier 122.0 for compound Benzoic Acid in sample Feb1808.D, new integration is from x, y = 6.085, 799 to 6.280, 295 and new response = 2471; previous integration is from x, y = 5.982, 0 to 6.126, 0 and previous response = 23276.			✓	
CmdManuallyIntegrateDropBaseline	BL2000\sean	2/19/2022 12:43:35 PM	Drop baseline for qualifier 122.0 of compound Benzoic Acid in sample Feb1808.D to y = 295, new integration is from x, y = 6.085, 295 to 6.280, 295 and new response = 5421; previous integration is from x, y = 6.085, 799 to 6.280, 295 and previous response = 2471.			✓	
CmdManuallyIntegrateQualifierPeak	BL2000\sean	2/19/2022 12:43:41 PM	Manually integrate qualifier 122.0 of compound Benzoic Acid in sample Feb1808.D, from x, y = 6.085, 79 to 6.290, -22, result = 8729; previous integration is from x, y = 6.085, 295 to 6.280, 295 and previous response = 5421.			✓	
CmdManuallyIntegrateQualifierPeak	BL2000\sean	2/19/2022 12:43:45 PM	Manually integrate qualifier 122.0 of compound Benzoic Acid in sample Feb1808.D, from x, y = 6.085, 79 to 6.290, 97, result = 7990; previous integration is from x, y = 6.085, 79 to 6.290, -22 and previous response = 8729.			✓	
CmdManuallyIntegrateQualifierPeak	BL2000\sean	2/19/2022 12:43:48 PM	Manually integrate qualifier 77.0 of compound Benzoic Acid in sample Feb1808.D, from x, y = 6.116, 716 to 6.270, 687, result = 7794; previous integration is from x, y = 5.988, 964 to 6.071, 953 and previous response = 6766.			✓	
CmdManuallyIntegrateQualifierPeak	BL2000\sean	2/19/2022 12:43:51 PM	Manually integrate qualifier 77.0 of compound Benzoic Acid in sample Feb1808.D, from x, y = 6.116, 716 to 6.239, 831, result = 5360; previous integration is from x, y = 6.116, 716 to 6.270, 687 and previous response = 7794.			✓	
CmdManuallyIntegratePeak	BL2000\sean	2/19/2022 12:44:05 PM	Manually integrate compound Pyridine in sample Feb1808.D, from x, y = 2.520, 461 to 2.765, 516, result = 22103; previous integration is from x, y = 2.522, 687 to 2.744, 701 and previous response = 18297.			✓	

Name	User	Time	Action	Reason	Comment	Succeed	Exception
CmdManuallyIntegrateDropBaseline	BL2000\sean	2/19/2022 12:44:06 PM	Drop baseline for compound Pyridine in sample Feb1808.D to y = 461, new integration is from x, y = 2.520, 461 to 2.765, 461 and new response = 22506; previous integration is from x, y = 2.520, 461 to 2.765, 516 and previous response = 22103.			✓	
CmdManuallyIntegrateQualifierPeak	BL2000\sean	2/19/2022 12:44:09 PM	Manually integrate qualifier52.0 of compound Pyridine in sample Feb1808.D from x, y = 2.499, 452 to 2.734, 462; result = 16513			✓	
CmdManuallyIntegrateSplit	BL2000\sean	2/19/2022 12:44:15 PM	Split peak for compound Phenol in sample Feb1808.D and keep left peak, new integration is from x, y = 4.583, 1373.46975544814 to 4.664, 1402.11510453535 and new response = 31700, previous integration is from x, y = 4.583, 1373 to 4.756, 1434 and previous response = 45014.			✓	
CmdManuallyIntegrateSplit	BL2000\sean	2/19/2022 12:44:18 PM	Split qualifier 66.0 of compound Phenol in sample Feb1808.D and keep left peak, new integration is from x, y = 4.593, 822.247686567304 to 4.664, 865.244660474035 and new response = 17415, previous integration is from x, y = 4.593, 822 to 4.726, 902 and previous response = 23254.			✓	
CmdManuallyIntegrateQualifierPeak	BL2000\sean	2/19/2022 12:44:30 PM	Manually integrate qualifier64.0 of compound bis(-2-Chloroethyl)Ether in sample Feb1808.D from x, y = 4.613, 380 to 4.654, 664; result = 1146			✓	
CmdManuallyIntegrateQualifierPeak	BL2000\sean	2/19/2022 12:44:35 PM	Manually integrate qualifier 64.0 of compound bis(-2-Chloroethyl)Ether in sample Feb1808.D, from x, y = 4.603, -33 to 4.664, -125, result = 3556; previous integration is from x, y = 4.613, 380 to 4.654, 664 and previous response = 1146.			✓	
CmdManuallyIntegrateQualifierPeak	BL2000\sean	2/19/2022 12:44:43 PM	Manually integrate qualifier 64.0 of compound bis(-2-Chloroethyl)Ether in sample Feb1808.D, from x, y = 4.613, 197 to 4.664, 167, result = 2230; previous integration is from x, y = 4.603, -33 to 4.664, -125 and previous response = 3556.			✓	
CmdManuallyIntegratePeak	BL2000\sean	2/19/2022 12:44:51 PM	Manually integrate compound 1,2-Dichlorobenzene in sample Feb1808.D, from x, y = 5.032, 12090 to 5.134, 16358, result = -41127; previous integration is from x, y = 4.879, 0 to 4.971, 0 and previous response = 50173.			✓	

Name	User	Time	Action	Reason	Comment	Succeed	Exception
CmdManuallyIntegrateSnapBaseline	BL2000\sean	2/19/2022 12:44:52 PM	Snap baseline for compound 1,2-Dichlorobenzene in sample Feb1808.D, from x = 5.032 to x = 5.134, new integration is from x, y = 5.032, 465 to 5.134, 643 and new response = 42629; previous integration is from x, y = 5.032, 12090 to 5.134, 16358 and previous response = -41127.			✓	
CmdManuallyIntegrateDropBaseline	BL2000\sean	2/19/2022 12:44:53 PM	Drop baseline for compound 1,2-Dichlorobenzene in sample Feb1808.D to y = 465, new integration is from x, y = 5.032, 465 to 5.134, 465 and new response = 43175; previous integration is from x, y = 5.032, 465 to 5.134, 643 and previous response = 42629.			✓	
CmdSetTargetCompoundAttribute	BL2000\sean	2/19/2022 12:44:53 PM	Set UserAnnotation = CO for compound 1,2-Dichlorobenzene in sample Feb1808.D; previous value =			✓	
CmdManuallyIntegrateApplyTargetRtToQualifier	BL2000\sean	2/19/2022 12:44:55 PM	Apply target integration range 5.032-5.134 to qualifier 148.0 for compound 1,2-Dichlorobenzene in sample Feb1808.D, new integration is from x, y = 5.032, 201 to 5.134, 533 and new response = 28268; previously no peak.			✓	
CmdManuallyIntegratePeak	BL2000\sean	2/19/2022 12:45:02 PM	Manually integrate compound Benzyl Alcohol in sample Feb1808.D, from x, y = 5.012, 0 to 5.216, 69, result = 12101; previous integration is from x, y = 5.216, 0 to 5.318, 0 and previous response = 32730.			✓	
CmdManuallyIntegrateDropBaseline	BL2000\sean	2/19/2022 12:45:03 PM	Drop baseline for compound Benzyl Alcohol in sample Feb1808.D to y = 0, new integration is from x, y = 5.012, 0 to 5.216, 0 and new response = 12526; previous integration is from x, y = 5.012, 0 to 5.216, 69 and previous response = 12101.			✓	
CmdSetTargetCompoundAttribute	BL2000\sean	2/19/2022 12:45:05 PM	Set UserAnnotation = CO for compound Benzyl Alcohol in sample Feb1808.D; previous value =			✓	
CmdManuallyIntegrateApplyTargetRtToQualifier	BL2000\sean	2/19/2022 12:45:06 PM	Apply target integration range 5.012-5.216 to qualifier 79.0 for compound Benzyl Alcohol in sample Feb1808.D, new integration is from x, y = 5.012, 365 to 5.216, 3543 and new response = -2922; previously no peak.			✓	
CmdManuallyIntegrateDropBaseline	BL2000\sean	2/19/2022 12:45:07 PM	Drop baseline for qualifier 79.0 of compound Benzyl Alcohol in sample Feb1808.D to y = 365, new integration is from x, y = 5.012, 365 to 5.216, 365 and new response = 16553; previous integration is from x, y = 5.012, 365 to 5.216, 3543 and previous response = -2922.			✓	

Name	User	Time	Action	Reason	Comment	Succeed	Exception
CmdManuallyIntegrateSplit	BL2000\sean	2/19/2022 12:45:11 PM	Split qualifier 79.0 of compound Benzyl Alcohol in sample Feb1808.D and keep left peak, new integration is from x, y = 5.012, 365 to 5.134, 365 and new response = 10027, previous integration is from x, y = 5.012, 365 to 5.216, 365 and previous response = 16553.			✓	
CmdManuallyIntegrateQualifierPeak	BL2000\sean	2/19/2022 12:45:16 PM	Manually integrate qualifier 79.0 of compound Benzyl Alcohol in sample Feb1808.D, from x, y = 5.012, 365 to 5.185, 580, result = 12396; previous integration is from x, y = 5.012, 365 to 5.134, 365 and previous response = 10027.			✓	
CmdManuallyIntegrateDropBaseline	BL2000\sean	2/19/2022 12:45:17 PM	Drop baseline for qualifier 79.0 of compound Benzyl Alcohol in sample Feb1808.D to y = 365, new integration is from x, y = 5.012, 365 to 5.185, 365 and new response = 13517; previous integration is from x, y = 5.012, 365 to 5.185, 580 and previous response = 12396.			✓	
CmdManuallyIntegrateApplyTargetRtToQualifier	BL2000\sean	2/19/2022 12:45:19 PM	Apply target integration range 5.012-5.216 to qualifier 107.0 for compound Benzyl Alcohol in sample Feb1808.D, new integration is from x, y = 5.012, 0 to 5.216, 575 and new response = 6334; previously no peak.			✓	
CmdManuallyIntegrateDropBaseline	BL2000\sean	2/19/2022 12:45:20 PM	Drop baseline for qualifier 107.0 of compound Benzyl Alcohol in sample Feb1808.D to y = 0, new integration is from x, y = 5.012, 0 to 5.216, 0 and new response = 9858; previous integration is from x, y = 5.012, 0 to 5.216, 575 and previous response = 6334.			✓	
CmdManuallyIntegrateQualifierPeak	BL2000\sean	2/19/2022 12:45:40 PM	Manually integrate qualifier 109.0 of compound 2-Nitrophenol in sample Feb1808.D, from x, y = 5.849, 38 to 5.910, 0, result = 3444; previous integration is from x, y = 5.798, 0 to 5.910, 0 and previous response = 4824.			✓	
CmdManuallyIntegrateDropBaseline	BL2000\sean	2/19/2022 12:45:41 PM	Drop baseline for qualifier 109.0 of compound 2-Nitrophenol in sample Feb1808.D to y = 0, new integration is from x, y = 5.849, 0 to 5.910, 0 and new response = 3515; previous integration is from x, y = 5.849, 38 to 5.910, 0 and previous response = 3444.			✓	

Name	User	Time	Action	Reason	Comment	Succeed	Exception
CmdManuallyIntegrate QualifierPeak	BL2000\sean	2/19/2022 12:45:49 PM	Manually integrate qualifier 77.0 of compound 2,4-Dimethylphenol in sample Feb1808.D, from x, y = 5.982, 627 to 6.075, 683, result = 8476; previous integration is from x, y = 6.270, 1010 to 6.342, 951 and previous response = 6463.			✓	
CmdManuallyIntegrate DropBaseline	BL2000\sean	2/19/2022 12:45:50 PM	Drop baseline for qualifier 77.0 of compound 2,4-Dimethylphenol in sample Feb1808.D to y = 627, new integration is from x, y = 5.982, 627 to 6.075, 627 and new response = 8631; previous integration is from x, y = 5.982, 627 to 6.075, 683 and previous response = 8476.			✓	
CmdManuallyIntegrateP eak	BL2000\sean	2/19/2022 12:46:07 PM	Manually integrate compound 4-Chlorophenol in sample Feb1808.D, from x, y = 6.393, 0 to 6.516, 0, result = 9877; previous integration is from x, y = 6.393, 0 to 6.475, 0 and previous response = 8291.			✓	
CmdManuallyIntegrateA pplyTargetRtToQualifier	BL2000\sean	2/19/2022 12:46:09 PM	Apply target integration range 6.393-6.516 to qualifier 128.0 for compound 4-Chlorophenol in sample Feb1808.D, new integration is from x, y = 6.393, 1338 to 6.516, 765 and new response = 23060; previous integration is from x, y = 6.301, 361 to 6.393, 383 and previous response = 93621.			✓	
CmdManuallyIntegrate DropBaseline	BL2000\sean	2/19/2022 12:46:09 PM	Drop baseline for qualifier 128.0 of compound 4-Chlorophenol in sample Feb1808.D to y = 765, new integration is from x, y = 6.393, 765 to 6.516, 765 and new response = 25179; previous integration is from x, y = 6.393, 1338 to 6.516, 765 and previous response = 23060.			✓	
CmdManuallyIntegrateP eak	BL2000\sean	2/19/2022 12:46:20 PM	Manually integrate compound 1-Methylnaphthalene in sample Feb1808.D, from x, y = 7.235, 13105 to 7.266, 16288, result = 23220; previous integration is from x, y = 7.122, 499 to 7.194, 488 and previous response = 55956.			✓	
CmdManuallyIntegrateP eak	BL2000\sean	2/19/2022 12:46:21 PM	Manually integrate compound 1-Methylnaphthalene in sample Feb1808.D, from x, y = 7.225, 8033 to 7.389, 17559, result = -61491; previous integration is from x, y = 7.235, 13105 to 7.266, 16288 and previous response = 23220.			✓	

Name	User	Time	Action	Reason	Comment	Succeed	Exception
CmdManuallyIntegrateSnapBaseline	BL2000\sean	2/19/2022 12:46:23 PM	Snap baseline for compound 1-Methylnaphthalene in sample Feb1808.D, from x = 7.225 to x = 7.389, new integration is from x, y = 7.225, 924 to 7.389, 858 and new response = 55880; previous integration is from x, y = 7.225, 8033 to 7.389, 17559 and previous response = -61491.			✓	
CmdManuallyIntegrateDropBaseline	BL2000\sean	2/19/2022 12:46:23 PM	Drop baseline for compound 1-Methylnaphthalene in sample Feb1808.D to y = 858, new integration is from x, y = 7.225, 858 to 7.389, 858 and new response = 56205; previous integration is from x, y = 7.225, 924 to 7.389, 858 and previous response = 55880.			✓	
CmdSetTargetCompoundAttribute	BL2000\sean	2/19/2022 12:46:25 PM	Set UserAnnotation = CO for compound 1-Methylnaphthalene in sample Feb1808.D; previous value =			✓	
CmdManuallyIntegrateApplyTargetRtToQualifier	BL2000\sean	2/19/2022 12:46:26 PM	Apply target integration range 7.225-7.389 to qualifier 142.0 for compound 1-Methylnaphthalene in sample Feb1808.D, new integration is from x, y = 7.225, 1176 to 7.389, 989 and new response = 60201; previously no peak.			✓	
CmdManuallyIntegrateDropBaseline	BL2000\sean	2/19/2022 12:46:27 PM	Drop baseline for qualifier 142.0 of compound 1-Methylnaphthalene in sample Feb1808.D to y = 989, new integration is from x, y = 7.225, 989 to 7.389, 989 and new response = 61122; previous integration is from x, y = 7.225, 1176 to 7.389, 989 and previous response = 60201.			✓	
CmdManuallyIntegrateApplyTargetRtToQualifier	BL2000\sean	2/19/2022 12:46:29 PM	Apply target integration range 7.225-7.389 to qualifier 115.0 for compound 1-Methylnaphthalene in sample Feb1808.D, new integration is from x, y = 7.225, 659 to 7.389, 814 and new response = 19885; previously no peak.			✓	
CmdManuallyIntegrateDropBaseline	BL2000\sean	2/19/2022 12:46:30 PM	Drop baseline for qualifier 115.0 of compound 1-Methylnaphthalene in sample Feb1808.D to y = 659, new integration is from x, y = 7.225, 659 to 7.389, 659 and new response = 20649; previous integration is from x, y = 7.225, 659 to 7.389, 814 and previous response = 19885.			✓	

Name	User	Time	Action	Reason	Comment	Succeed	Exception
CmdManuallyIntegrateDropBaseline	BL2000\sean	2/19/2022 12:46:31 PM	Drop baseline for qualifier 115.0 of compound 1-Methylnaphthalene in sample Feb1808.D to y = 659, new integration is from x, y = 7.225, 659 to 7.389, 659 and new response = 20649; previous integration is from x, y = 7.225, 659 to 7.389, 659 and previous response = 20649.			✓	
CmdManuallyIntegratePeak	BL2000\sean	2/19/2022 12:46:45 PM	Manually integrate compound 2,4,6-Trichlorophenol in sample Feb1808.D, from x, y = 7.482, 1901 to 7.759, 1805, result = -7706; previous integration is from x, y = 7.554, 0 to 7.718, 0 and previous response = 13593.			✓	
CmdManuallyIntegrateSnapBaseline	BL2000\sean	2/19/2022 12:46:46 PM	Snap baseline for compound 2,4,6-Trichlorophenol in sample Feb1808.D, from x = 7.482 to x = 7.759, new integration is from x, y = 7.482, 0 to 7.759, 0 and new response = 23115; previous integration is from x, y = 7.482, 1901 to 7.759, 1805 and previous response = -7706.			✓	
CmdManuallyIntegrateDropBaseline	BL2000\sean	2/19/2022 12:46:47 PM	Drop baseline for compound 2,4,6-Trichlorophenol in sample Feb1808.D to y = 0, new integration is from x, y = 7.482, 0 to 7.759, 0 and new response = 23115; previous integration is from x, y = 7.482, 0 to 7.759, 0 and previous response = 23115.			✓	
CmdManuallyIntegrateSplit	BL2000\sean	2/19/2022 12:46:48 PM	Split peak for compound 2,4,6-Trichlorophenol in sample Feb1808.D and keep left peak, new integration is from x, y = 7.482, 0 to 7.554, 0 and new response = 9233, previous integration is from x, y = 7.482, 0 to 7.759, 0 and previous response = 23115.			✓	
CmdSetTargetCompoundAttribute	BL2000\sean	2/19/2022 12:46:50 PM	Set UserAnnotation = CO for compound 2,4,6-Trichlorophenol in sample Feb1808.D; previous value =			✓	
CmdManuallyIntegrateApplyTargetRtToQualifier	BL2000\sean	2/19/2022 12:46:51 PM	Apply target integration range 7.482-7.554 to qualifier 198.0 for compound 2,4,6-Trichlorophenol in sample Feb1808.D, new integration is from x, y = 7.482, 0 to 7.554, 579 and new response = 8105; previously no peak.			✓	
CmdManuallyIntegrateDropBaseline	BL2000\sean	2/19/2022 12:46:52 PM	Drop baseline for qualifier 198.0 of compound 2,4,6-Trichlorophenol in sample Feb1808.D to y = 0, new integration is from x, y = 7.482, 0 to 7.554, 0 and new response = 9354; previous integration is from x, y = 7.482, 0 to 7.554, 579 and previous response = 8105.			✓	

Name	User	Time	Action	Reason	Comment	Succeed	Exception
CmdManuallyIntegrateSplit	BL2000\sean	2/19/2022 12:47:01 PM	Split qualifier 77.0 of compound Dimethyl Phthalate in sample Feb1808.D and keep left peak, new integration is from x, y = 8.108, 779.877526682585 to 8.190, 770.77923020108 and new response = 11428, previous integration is from x, y = 8.108, 780 to 8.190, 771 and previous response = 11428.			✓	
CmdManuallyIntegrate QualifierPeak	BL2000\sean	2/19/2022 12:47:05 PM	Manually integrate qualifier 77.0 of compound Dimethyl Phthalate in sample Feb1808.D, from x, y = 8.108, 780 to 8.159, 1100, result = 8687; previous integration is from x, y = 8.108, 780 to 8.190, 771 and previous response = 11428.			✓	
CmdManuallyIntegrate DropBaseline	BL2000\sean	2/19/2022 12:47:06 PM	Drop baseline for qualifier 77.0 of compound Dimethyl Phthalate in sample Feb1808.D to y = 780, new integration is from x, y = 8.108, 780 to 8.159, 780 and new response = 9178; previous integration is from x, y = 8.108, 780 to 8.159, 1100 and previous response = 8687.			✓	
CmdManuallyIntegratePeak	BL2000\sean	2/19/2022 12:47:18 PM	Manually integrate compound 2,4-Dinitrophenol in sample Feb1808.D, from x, y = 8.507, 0 to 8.568, 0, result = 616; previous integration is from x, y = 8.630, 0 to 8.661, 0 and previous response = 370.			✓	
CmdManuallyIntegrateApplyTargetRtToQualifier	BL2000\sean	2/19/2022 12:47:21 PM	Apply target integration range 8.507-8.568 to qualifier 154.0 for compound 2,4-Dinitrophenol in sample Feb1808.D, new integration is from x, y = 8.507, 707 to 8.568, 512 and new response = -485; previous integration is from x, y = 8.384, 0 to 8.517, 0 and previous response = 55213.			✓	
CmdManuallyIntegrate DropBaseline	BL2000\sean	2/19/2022 12:47:21 PM	Drop baseline for qualifier 154.0 of compound 2,4-Dinitrophenol in sample Feb1808.D to y = 512, new integration is from x, y = 8.507, 512 to 8.568, 512 and new response = -125; previous integration is from x, y = 8.507, 707 to 8.568, 512 and previous response = -485.			✓	
CmdManuallyIntegrate QualifierPeak	BL2000\sean	2/19/2022 12:47:26 PM	Manually integrate qualifier 154.0 of compound 2,4-Dinitrophenol in sample Feb1808.D, from x, y = 8.497, 226 to 8.579, 242, result = 1169; previous integration is from x, y = 8.507, 512 to 8.568, 512 and previous response = -125.			✓	

Name	User	Time	Action	Reason	Comment	Succeed	Exception
CmdManuallyIntegrateSplit	BL2000\sean	2/19/2022 12:47:32 PM	Split qualifier 139.0 of compound 4-Nitrophenol in sample Feb1808.D and keep right peak, new integration is from x, y = 8.691, 0 to 8.753, 0 and new response = 3060, previous integration is from x, y = 8.599, 0 to 8.753, 0 and previous response = 37216.			✓	
CmdManuallyIntegrateQualifierPeak	BL2000\sean	2/19/2022 12:47:34 PM	Manually integrate qualifier 65.0 of compound 4-Nitrophenol in sample Feb1808.D, from x, y = 8.691, 334 to 8.763, 439, result = 3968; previous integration is from x, y = 9.011, 517 to 9.089, 522 and previous response = 4292.			✓	
CmdManuallyIntegratePeak	BL2000\sean	2/19/2022 12:47:38 PM	Manually integrate compound 4-Nitrophenol in sample Feb1808.D, from x, y = 8.681, 0 to 8.783, 43, result = 3794; previous integration is from x, y = 8.681, 0 to 8.855, 0 and previous response = 5273.			✓	
CmdManuallyIntegrateDropBaseline	BL2000\sean	2/19/2022 12:47:39 PM	Drop baseline for compound 4-Nitrophenol in sample Feb1808.D to y = 0, new integration is from x, y = 8.681, 0 to 8.783, 0 and new response = 3924; previous integration is from x, y = 8.681, 0 to 8.783, 43 and previous response = 3794.			✓	
CmdManuallyIntegrateSplit	BL2000\sean	2/19/2022 12:47:44 PM	Split qualifier 63.0 of compound 2,4-Dinitrotoluene in sample Feb1808.D and keep right peak, new integration is from x, y = 8.600, 533.195714178798 to 8.682, 521.125139161125 and new response = 6502, previous integration is from x, y = 8.600, 533 to 8.682, 521 and previous response = 6502.			✓	
CmdManuallyIntegrateQualifierPeak	BL2000\sean	2/19/2022 12:47:45 PM	Manually integrate qualifier 89.0 of compound 2,4-Dinitrotoluene in sample Feb1808.D, from x, y = 8.384, 4113 to 8.405, 4082, result = 8357; previous integration is from x, y = 8.609, 0 to 8.701, 0 and previous response = 8357.			✓	
CmdManuallyIntegrateSplit	BL2000\sean	2/19/2022 12:47:46 PM	Split qualifier 89.0 of compound 2,4-Dinitrotoluene in sample Feb1808.D and keep right peak, new integration is from x, y = 8.640, 0 to 8.701, 0 and new response = 5529, previous integration is from x, y = 8.609, 0 to 8.701, 0 and previous response = 8357.			✓	

Name	User	Time	Action	Reason	Comment	Succeed	Exception
CmdManuallyIntegrate QualifierPeak	BL2000\sean	2/19/2022 12:47:48 PM	Manually integrate qualifier 63.0 of compound 2,4-Dinitrotoluene in sample Feb1808.D, from x, y = 8.640, 648 to 8.682, 521, result = 2595; previous integration is from x, y = 8.600, 533 to 8.682, 521 and previous response = 6502.			✓	
CmdManuallyIntegrate DropBaseline	BL2000\sean	2/19/2022 12:47:49 PM	Drop baseline for qualifier 63.0 of compound 2,4-Dinitrotoluene in sample Feb1808.D to y = 521, new integration is from x, y = 8.640, 521 to 8.682, 521 and new response = 2756; previous integration is from x, y = 8.640, 648 to 8.682, 521 and previous response = 2595.			✓	
CmdManuallyIntegrate QualifierPeak	BL2000\sean	2/19/2022 12:48:00 PM	Manually integrate qualifier 65.0 of compound 4-Nitroaniline in sample Feb1808.D, from x, y = 9.090, 364 to 9.162, 362, result = 6042; previous integration is from x, y = 9.100, 663 to 9.191, 663 and previous response = 5417.			✓	
CmdManuallyIntegrate QualifierPeak	BL2000\sean	2/19/2022 12:48:06 PM	Manually integrate qualifier 121.0 of compound 4,6-Dinitro-2-methylphenol in sample Feb1808.D, from x, y = 9.121, 0 to 9.182, 0, result = 1205; previous integration is from x, y = 8.967, 0 to 8.998, 0 and previous response = 1868.			✓	
CmdManuallyIntegrate QualifierPeak	BL2000\sean	2/19/2022 12:48:24 PM	Manually integrate qualifier 92.0 of compound Benzidine in sample Feb1808.D, from x, y = 12.268, 0 to 12.399, 12, result = 3622; previous integration is from x, y = 12.834, 244 to 12.886, 244 and previous response = 1694.			✓	
CmdManuallyIntegrate DropBaseline	BL2000\sean	2/19/2022 12:48:25 PM	Drop baseline for qualifier 92.0 of compound Benzidine in sample Feb1808.D to y = 0, new integration is from x, y = 12.268, 0 to 12.399, 0 and new response = 3668; previous integration is from x, y = 12.268, 0 to 12.399, 12 and previous response = 3622.			✓	
CmdManuallyIntegrateA pplyTargetRtToQualifier	BL2000\sean	2/19/2022 12:48:35 PM	Apply target integration range 16.309-16.411 to qualifier 279.0 for compound bis(2-ethylhexyl)Phthalate in sample Feb1808.D, new integration is from x, y = 16.309, 0 to 16.411, 0 and new response = 750; previously no peak.			✓	

Name	User	Time	Action	Reason	Comment	Succeed	Exception
CmdManuallyIntegrate DropBaseline	BL2000\sean	2/19/2022 12:48:36 PM	Drop baseline for qualifier 279.0 of compound bis(2-ethylhexyl)Phthalate in sample Feb1808.D to y = 0, new integration is from x, y = 16.309, 0 to 16.411, 0 and new response = 750; previous integration is from x, y = 16.309, 0 to 16.411, 0 and previous response = 750.			✓	
CmdSaveBatchTable	BL2000\sean	2/19/2022 12:48:53 PM	Save batch \\MASSHUNTER\Org\Data\SV5973N.I\sd021822\DoD BNA cal 1\QuantResults\021822 DoD BNA cal.batch.bin			✓	

Name	User	Time	Action	Reason	Comment	Succeed	Exception
CmdCalibrate	BL2000\sean	2/19/2022 12:49:15 PM	Replace level 1 with Calibration sample Feb1808.D for compounds {Terphenyl-d14, 2,4,6-Tribromophenol, 2-Fluorobiphenyl, Nitrobenzene-d5, Phenol-d5, 2-Fluorophenol, Benzo(g,h,i)perylene, Dibenzo(a,h)anthracene, Indeno(1,2,3-c,d)pyrene, Benzo(a)pyrene, Benzo(k)fluoranthene, Benzo(b)fluoranthene, Di-n-octyl Phthalate, bis(2-ethylhexyl)Phthalate, 3,3-Dichlorobenzidine, Chrysene, Benzo(a)Anthracene, Butylbenzylphthalate, Pyrene, Benzidine, Fluoranthene, Di-n-Butylphthalate, Triallate, Anthracene, Phenanthrene, Pentachlorophenol, Hexachlorobenzene, 4-Bromophenyl-phenylether, Azobenzene, N-nitrosodiphenylamine, 4,6-Dinitro-2-methylphenol, 4-Nitroaniline, Diethylphthalate, 4-Chlorophenyl-phenylether, Fluorene, 2,4-Dinitrotoluene, 4-Nitrophenol, Dibenzofuran, 2,4-Dinitrophenol, 3-Nitroaniline, Acenaphthene, 2,6-Dinitrotoluene, Acenaphthylene, Dimethyl Phthalate, 2-Nitroaniline, 2-Chloronaphthalene, 2,4,5-Trichlorophenol, 2,4,6-Trichlorophenol, Hexachlorocyclopentadiene, 4-Chloro-2-Methylphenol, 1-Methylnaphthalene, 2-Methylnaphthalene, 4-Chloro-3-Methylphenol, Hexachlorobutadiene, p-Chloroaniline, 4-Chlorophenol, Naphthalene, 1,2,4-Trichlorobenzene, 2,4-Dichlorophenol, bis(-2-Chloroethoxy)Methane, 2,4-Dimethylphenol, 2-Nitrophenol, Isophorone, Nitrobenzene, N-nitroso-Di-n-propylamine, Hexachloroethane, 4Methylphenol/3Methylphenol, 2-Methylphenol, bis(2-chloroisopropyl)Ether, Benzyl Alcohol, 1,2-Dichlorobenzene, 1,4-Dichlorobenzene, 1,3-Dichlorobenzene, 2-Chlorophenol, bis(-2-Chloroethyl)Ether, Phenol, Aniline, Pyridine, Carbazole, Benzoic Acid, o-Terphenyl, N-Nitrosodimethylamine}; Replace level 2 with Calibration sample Feb1807.D for compounds {Terphenyl-d14, 2,4,6-Tribromophenol, 2-Fluorobiphenyl, Nitrobenzene-d5, Phenol-d5, 2-Fluorophenol, Benzo(g,h,i)perylene, Dibenzo(a,h)anthracene, Indeno(1,2,3-c,d)pyrene,			✓	

Name	User	Time	Action	Reason	Comment	Succeed	Exception
			Benzo(a)pyrene, Benzo(k)fluoranthene, Benzo(b)fluoranthene, Di-n-octyl Phthalate, bis(2-ethylhexyl)Phthalate, 3,3-Dichlorobenzidine, Chrysene, Benzo(a)Anthracene, Butylbenzylphthalate, Pyrene, Benzidine, Fluoranthene, Di-n-Butylphthalate, Triallate, Anthracene, Phenanthrene, Pentachlorophenol, Hexachlorobenzene, 4-Bromophenyl-phenylether, Azobenzene, N-nitrosodiphenylamine, 4,6-Dinitro-2-methylphenol, 4-Nitroaniline, Diethylphthalate, 4-Chlorophenyl-phenylether, Fluorene, 2,4-Dinitrotoluene, 4-Nitrophenol, Dibenzofuran, 2,4-Dinitrophenol, 3-Nitroaniline, Acenaphthene, 2,6-Dinitrotoluene, Acenaphthylene, Dimethyl Phthalate, 2-Nitroaniline, 2-Chloronaphthalene, 2,4,5-Trichlorophenol, 2,4,6-Trichlorophenol, Hexachlorocyclopentadiene, 4-Chloro-2-Methylphenol, 1-Methylnaphthalene, 2-Methylnaphthalene, 4-Chloro-3-Methylphenol, Hexachlorobutadiene, p-Chloroaniline, 4-Chlorophenol, Naphthalene, 1,2,4-Trichlorobenzene, 2,4-Dichlorophenol, bis(-2-Chloroethoxy)Methane, 2,4-Dimethylphenol, 2-Nitrophenol, Isophorone, Nitrobenzene, N-nitroso-Di-n-propylamine, Hexachloroethane, 4Methylphenol/3Methylphenol, 2-Methylphenol, bis(2-chloroisopropyl)Ether, Benzyl Alcohol, 1,2-Dichlorobenzene, 1,4-Dichlorobenzene, 1,3-Dichlorobenzene, 2-Chlorophenol, bis(-2-Chloroethyl)Ether, Phenol, Aniline, Pyridine, Carbazole, Benzoic Acid, o-Terphenyl, N-Nitrosodimethylamine}; Replace level 3 with Calibration sample Feb1806.D for compounds {Terphenyl-d14, 2,4,6-Tribromophenol, 2-Fluorobiphenyl, Nitrobenzene-d5, Phenol-d5, 2-Fluorophenol, Benzo(g,h,i)perylene, Dibenzo(a,h)anthracene, Indeno(1,2,3-c,d)pyrene, Benzo(a)pyrene, Benzo(k)fluoranthene, Benzo(b)fluoranthene, Di-n-octyl Phthalate, bis(2-ethylhexyl)Phthalate, 3,3-Dichlorobenzidine, Chrysene, Benzo(a)Anthracene, Butylbenzylphthalate, Pyrene, Benzidine, Fluoranthene, Di-n-				

Name	User	Time	Action	Reason	Comment	Succeed	Exception
			Butylphthalate, Triallate, Anthracene, Phenanthrene, Pentachlorophenol, Hexachlorobenzene, 4-Bromophenyl-phenylether, Azobenzene, N-nitrosodiphenylamine, 4,6-Dinitro-2-methylphenol, 4-Nitroaniline, Diethylphthalate, 4-Chlorophenyl-phenylether, Fluorene, 2,4-Dinitrotoluene, 4-Nitrophenol, Dibenzofuran, 2,4-Dinitrophenol, 3-Nitroaniline, Acenaphthene, 2,6-Dinitrotoluene, Acenaphthylene, Dimethyl Phthalate, 2-Nitroaniline, 2-Chloronaphthalene, 2,4,5-Trichlorophenol, 2,4,6-Trichlorophenol, Hexachlorocyclopentadiene, 4-Chloro-2-Methylphenol, 1-Methylnaphthalene, 2-Methylnaphthalene, 4-Chloro-3-Methylphenol, Hexachlorobutadiene, p-Chloroaniline, 4-Chlorophenol, Naphthalene, 1,2,4-Trichlorobenzene, 2,4-Dichlorophenol, bis(-2-Chloroethoxy)Methane, 2,4-Dimethylphenol, 2-Nitrophenol, Isophorone, Nitrobenzene, N-nitroso-Di-n-propylamine, Hexachloroethane, 4Methylphenol/3Methylphenol, 2-Methylphenol, bis(2-chloroisopropyl)Ether, Benzyl Alcohol, 1,2-Dichlorobenzene, 1,4-Dichlorobenzene, 1,3-Dichlorobenzene, 2-Chlorophenol, bis(-2-Chloroethyl)Ether, Phenol, Aniline, Pyridine, Carbazole, Benzoic Acid, o-Terphenyl, N-Nitrosodimethylamine}; Replace level 4 with Calibration sample Feb1805.D for compounds {Terphenyl-d14, 2,4,6-Tribromophenol, 2-Fluorobiphenyl, Nitrobenzene-d5, Phenol-d5, 2-Fluorophenol, Benzo(g,h,i)perylene, Dibenzo(a,h)anthracene, Indeno(1,2,3-c,d)pyrene, Benzo(a)pyrene, Benzo(k)fluoranthene, Benzo(b)fluoranthene, Di-n-octyl Phthalate, bis(2-ethylhexyl)Phthalate, 3,3-Dichlorobenzidine, Chrysene, Benzo(a)Anthracene, Butylbenzylphthalate, Pyrene, Benzidine, Fluoranthene, Di-n-Butylphthalate, Triallate, Anthracene, Phenanthrene, Pentachlorophenol, Hexachlorobenzene, 4-Bromophenyl-phenylether, Azobenzene, N-nitrosodiphenylamine, 4,6-Dinitro-2-methylphenol, 4-Nitroaniline, Diethylphthalate, 4-Chlorophenyl-phenylether, Fluorene, 2,4-				

Name	User	Time	Action	Reason	Comment	Succeed	Exception
			Dinitrotoluene, 4-Nitrophenol, Dibenzofuran, 2,4-Dinitrophenol, 3-Nitroaniline, Acenaphthene, 2,6-Dinitrotoluene, Acenaphthylene, Dimethyl Phthalate, 2-Nitroaniline, 2-Chloronaphthalene, 2,4,5-Trichlorophenol, 2,4,6-Trichlorophenol, Hexachlorocyclopentadiene, 4-Chloro-2-Methylphenol, 1-Methylnaphthalene, 2-Methylnaphthalene, 4-Chloro-3-Methylphenol, Hexachlorobutadiene, p-Chloroaniline, 4-Chlorophenol, Naphthalene, 1,2,4-Trichlorobenzene, 2,4-Dichlorophenol, bis(-2-Chloroethoxy)Methane, 2,4-Dimethylphenol, 2-Nitrophenol, Isophorone, Nitrobenzene, N-nitroso-Di-n-propylamine, Hexachloroethane, 4Methylphenol/3Methylphenol, 2-Methylphenol, bis(2-chloroisopropyl)Ether, Benzyl Alcohol, 1,2-Dichlorobenzene, 1,4-Dichlorobenzene, 1,3-Dichlorobenzene, 2-Chlorophenol, bis(-2-Chloroethyl)Ether, Phenol, Aniline, Pyridine, Carbazole, Benzoic Acid, o-Terphenyl, N-Nitrosodimethylamine}; Replace level 5 with Calibration sample Feb1804.D for compounds {Terphenyl-d14, 2,4,6-Tribromophenol, 2-Fluorobiphenyl, Nitrobenzene-d5, Phenol-d5, 2-Fluorophenol, Benzo(g,h,i)perylene, Dibenzo(a,h)anthracene, Indeno(1,2,3-c,d)pyrene, Benzo(a)pyrene, Benzo(k)fluoranthene, Benzo(b)fluoranthene, Di-n-octyl Phthalate, bis(2-ethylhexyl)Phthalate, 3,3-Dichlorobenzidine, Chrysene, Benzo(a)Anthracene, Butylbenzylphthalate, Pyrene, Benzidine, Fluoranthene, Di-n-Butylphthalate, Triallate, Anthracene, Phenanthrene, Pentachlorophenol, Hexachlorobenzene, 4-Bromophenyl-phenylether, Azobenzene, N-nitrosodiphenylamine, 4,6-Dinitro-2-methylphenol, 4-Nitroaniline, Diethylphthalate, 4-Chlorophenyl-phenylether, Fluorene, 2,4-Dinitrotoluene, 4-Nitrophenol, Dibenzofuran, 2,4-Dinitrophenol, 3-Nitroaniline, Acenaphthene, 2,6-Dinitrotoluene, Acenaphthylene, Dimethyl Phthalate, 2-Nitroaniline, 2-Chloronaphthalene, 2,4,5-Trichlorophenol, 2,4,6-Trichlorophenol, Hexachlorocyclopentadiene, 4-Chloro-				

Name	User	Time	Action	Reason	Comment	Succeed	Exception
			2-Methylphenol, 1-Methylnaphthalene, 2-Methylnaphthalene, 4-Chloro-3-Methylphenol, Hexachlorobutadiene, p-Chloroaniline, 4-Chlorophenol, Naphthalene, 1,2,4-Trichlorobenzene, 2,4-Dichlorophenol, bis(-2-Chloroethoxy)Methane, 2,4-Dimethylphenol, 2-Nitrophenol, Isophorone, Nitrobenzene, N-nitroso-Di-n-propylamine, Hexachloroethane, 4Methylphenol/3Methylphenol, 2-Methylphenol, bis(2-chloroisopropyl)Ether, Benzyl Alcohol, 1,2-Dichlorobenzene, 1,4-Dichlorobenzene, 1,3-Dichlorobenzene, 2-Chlorophenol, bis(-2-Chloroethyl)Ether, Phenol, Aniline, Pyridine, Carbazole, Benzoic Acid, o-Terphenyl, N-Nitrosodimethylamine}; Replace level 6 with Calibration sample Feb1803.D for compounds {Terphenyl-d14, 2,4,6-Tribromophenol, 2-Fluorobiphenyl, Nitrobenzene-d5, Phenol-d5, 2-Fluorophenol, Benzo(g,h,i)perylene, Dibenzo(a,h)anthracene, Indeno(1,2,3-c,d)pyrene, Benzo(a)pyrene, Benzo(k)fluoranthene, Benzo(b)fluoranthene, Di-n-octyl Phthalate, bis(2-ethylhexyl)Phthalate, 3,3-Dichlorobenzidine, Chrysene, Benzo(a)Anthracene, Butylbenzylphthalate, Pyrene, Benzidine, Fluoranthene, Di-n-Butylphthalate, Triallate, Anthracene, Phenanthrene, Pentachlorophenol, Hexachlorobenzene, 4-Bromophenyl-phenylether, Azobenzene, N-nitrosodiphenylamine, 4,6-Dinitro-2-methylphenol, 4-Nitroaniline, Diethylphthalate, 4-Chlorophenyl-phenylether, Fluorene, 2,4-Dinitrotoluene, 4-Nitrophenol, Dibenzofuran, 2,4-Dinitrophenol, 3-Nitroaniline, Acenaphthene, 2,6-Dinitrotoluene, Acenaphthylene, Dimethyl Phthalate, 2-Nitroaniline, 2-Chloronaphthalene, 2,4,5-Trichlorophenol, 2,4,6-Trichlorophenol, Hexachlorocyclopentadiene, 4-Chloro-2-Methylphenol, 1-Methylnaphthalene, 2-Methylnaphthalene, 4-Chloro-3-Methylphenol, Hexachlorobutadiene, p-Chloroaniline, 4-Chlorophenol, Naphthalene, 1,2,4-Trichlorobenzene, 2,4-Dichlorophenol, bis(-2-Chloroethoxy)Methane, 2,4-Dimethylphenol, 2-Nitrophenol,				

Name	User	Time	Action	Reason	Comment	Succeed	Exception
			Isophorone, Nitrobenzene, N-nitroso-Di-n-propylamine, Hexachloroethane, 4Methylphenol/3Methylphenol, 2-Methylphenol, bis(2-chloroisopropyl)Ether, Benzyl Alcohol, 1,2-Dichlorobenzene, 1,4-Dichlorobenzene, 1,3-Dichlorobenzene, 2-Chlorophenol, bis(-2-Chloroethyl)Ether, Phenol, Aniline, Pyridine, Carbazole, Benzoic Acid, o-Terphenyl, N-Nitrosodimethylamine}; Replace level 7 with Calibration sample Feb1802.D for compounds {Terphenyl-d14, 2,4,6-Tribromophenol, 2-Fluorobiphenyl, Nitrobenzene-d5, Phenol-d5, 2-Fluorophenol, Benzo(g,h,i)perylene, Dibenzo(a,h)anthracene, Indeno(1,2,3-c,d)pyrene, Benzo(a)pyrene, Benzo(k)fluoranthene, Benzo(b)fluoranthene, Di-n-octyl Phthalate, bis(2-ethylhexyl)Phthalate, 3,3-Dichlorobenzidine, Chrysene, Benzo(a)Anthracene, Butylbenzylphthalate, Pyrene, Benzidine, Fluoranthene, Di-n-Butylphthalate, Triallate, Anthracene, Phenanthrene, Pentachlorophenol, Hexachlorobenzene, 4-Bromophenyl-phenylether, Azobenzene, N-nitrosodiphenylamine, 4,6-Dinitro-2-methylphenol, 4-Nitroaniline, Diethylphthalate, 4-Chlorophenyl-phenylether, Fluorene, 2,4-Dinitrotoluene, 4-Nitrophenol, Dibenzofuran, 2,4-Dinitrophenol, 3-Nitroaniline, Acenaphthene, 2,6-Dinitrotoluene, Acenaphthylene, Dimethyl Phthalate, 2-Nitroaniline, 2-Chloronaphthalene, 2,4,5-Trichlorophenol, 2,4,6-Trichlorophenol, Hexachlorocyclopentadiene, 4-Chloro-2-Methylphenol, 1-Methylnaphthalene, 2-Methylnaphthalene, 4-Chloro-3-Methylphenol, Hexachlorobutadiene, p-Chloroaniline, 4-Chlorophenol, Naphthalene, 1,2,4-Trichlorobenzene, 2,4-Dichlorophenol, bis(-2-Chloroethoxy)Methane, 2,4-Dimethylphenol, 2-Nitrophenol, Isophorone, Nitrobenzene, N-nitroso-Di-n-propylamine, Hexachloroethane, 4Methylphenol/3Methylphenol, 2-Methylphenol, bis(2-chloroisopropyl)Ether, Benzyl Alcohol, 1,2-Dichlorobenzene, 1,4-Dichlorobenzene, 1,3-Dichlorobenzene, 2-Chlorophenol, bis(-2-				

Name	User	Time	Action	Reason	Comment	Succeed	Exception
			Chloroethyl)Ether, Phenol, Aniline, Pyridine, Carbazole, Benzoic Acid, o-Terphenyl, N-Nitrosodimethylamine};				
CmdQuantitate	BL2000\sean	2/19/2022 12:49:31 PM	Quantitate all compounds in all samples			✓	
CmdSaveBatchTable	BL2000\sean	2/19/2022 12:49:37 PM	Save batch \\MASSHUNTER\Org\Data\SV5973N.I\sd021822\DoD BNA cal 1\QuantResults\021822 DoD BNA cal.batch.bin			✓	
CmdSetTargetCompoundAttribute	BL2000\sean	2/19/2022 12:50:32 PM	Set CurveFit = fitQuadratic for compound N-Nitrosodimethylamine in all samples; previous value = fitAverageOfResponseFactors			✓	
CmdSetTargetCompoundAttribute	BL2000\sean	2/19/2022 12:50:34 PM	Set CurveFitOrigin = originInclude for compound N-Nitrosodimethylamine in all samples; previous value = originIgnore			✓	
CmdSetTargetCompoundAttribute	BL2000\sean	2/19/2022 12:50:36 PM	Set CurveFitWeight = weightOneOverX for compound N-Nitrosodimethylamine in all samples; previous value = weightEqual			✓	
CmdSetTargetCompoundAttribute	BL2000\sean	2/19/2022 12:50:43 PM	Set CurveFit = fitQuadratic for compound Pyridine in all samples; previous value = fitAverageOfResponseFactors			✓	
CmdSetTargetCompoundAttribute	BL2000\sean	2/19/2022 12:50:44 PM	Set CurveFitOrigin = originInclude for compound Pyridine in all samples; previous value = originIgnore			✓	
CmdSetTargetCompoundAttribute	BL2000\sean	2/19/2022 12:50:47 PM	Set CurveFitWeight = weightOneOverX for compound Pyridine in all samples; previous value = weightEqual			✓	
CmdQuantitate	BL2000\sean	2/19/2022 12:51:06 PM	Quantitate all compounds in all samples			✓	
CmdSetTargetCompoundAttribute	BL2000\sean	2/19/2022 12:53:05 PM	Set CurveFit = fitQuadratic for compound Aniline in all samples; previous value = fitAverageOfResponseFactors			✓	
CmdSetTargetCompoundAttribute	BL2000\sean	2/19/2022 12:53:07 PM	Set CurveFitOrigin = originInclude for compound Aniline in all samples; previous value = originIgnore			✓	
CmdSetTargetCompoundAttribute	BL2000\sean	2/19/2022 12:53:11 PM	Set CurveFitWeight = weightOneOverX for compound Aniline in all samples; previous value = weightEqual			✓	
CmdSetTargetCompoundAttribute	BL2000\sean	2/19/2022 12:53:27 PM	Set CurveFitWeight = weightOneOverX for compound Phenol-d5 in all samples; previous value = weightEqual			✓	
CmdSetTargetCompoundAttribute	BL2000\sean	2/19/2022 12:53:37 PM	Set CurveFit = fitQuadratic for compound bis(-2-Chloroethyl)Ether in all samples; previous value = fitAverageOfResponseFactors			✓	

Name	User	Time	Action	Reason	Comment	Succeed	Exception
CmdSetTargetCompoundAttribute	BL2000\sean	2/19/2022 12:53:39 PM	Set CurveFitOrigin = originInclude for compound bis(-2-Chloroethyl)Ether in all samples; previous value = originIgnore			✓	
CmdSetTargetCompoundAttribute	BL2000\sean	2/19/2022 12:53:41 PM	Set CurveFitWeight = weightOneOverX for compound bis(-2-Chloroethyl)Ether in all samples; previous value = weightEqual			✓	
CmdSetTargetCompoundAttribute	BL2000\sean	2/19/2022 12:53:45 PM	Set CurveFit = fitQuadratic for compound 2-Chlorophenol in all samples; previous value = fitAverageOfResponseFactors			✓	
CmdSetTargetCompoundAttribute	BL2000\sean	2/19/2022 12:53:47 PM	Set CurveFitOrigin = originForce for compound 2-Chlorophenol in all samples; previous value = originIgnore			✓	
CmdSetTargetCompoundAttribute	BL2000\sean	2/19/2022 12:53:48 PM	Set CurveFitWeight = weightOneOverX for compound 2-Chlorophenol in all samples; previous value = weightEqual			✓	
CmdQuantitate	BL2000\sean	2/19/2022 12:54:07 PM	Quantitate all compounds in all samples			✓	
CmdSetTargetCompoundAttribute	BL2000\sean	2/19/2022 12:54:35 PM	Set CurveFitOrigin = originInclude for compound 2-Chlorophenol in all samples; previous value = originIgnore			✓	
CmdQuantitate	BL2000\sean	2/19/2022 12:54:53 PM	Quantitate all compounds in all samples			✓	
CmdSetTargetCompoundAttribute	BL2000\sean	2/19/2022 12:55:09 PM	Set CurveFit = fitQuadratic for compound 1,3-Dichlorobenzene in all samples; previous value = fitAverageOfResponseFactors			✓	
CmdSetTargetCompoundAttribute	BL2000\sean	2/19/2022 12:55:10 PM	Set CurveFitOrigin = originInclude for compound 1,3-Dichlorobenzene in all samples; previous value = originIgnore			✓	
CmdSetTargetCompoundAttribute	BL2000\sean	2/19/2022 12:55:13 PM	Set CurveFitWeight = weightOneOverX for compound 1,3-Dichlorobenzene in all samples; previous value = weightEqual			✓	
CmdSetTargetCompoundAttribute	BL2000\sean	2/19/2022 12:55:27 PM	Set CurveFit = fitAverageOfResponseFactors for compound 1,2-Dichlorobenzene in all samples; previous value = fitQuadratic			✓	
CmdSetTargetCompoundAttribute	BL2000\sean	2/19/2022 12:55:28 PM	Set CurveFitOrigin = originIgnore for compound 1,2-Dichlorobenzene in all samples; previous value = originInclude			✓	
CmdSetTargetCompoundAttribute	BL2000\sean	2/19/2022 12:55:30 PM	Set CurveFitWeight = weightEqual for compound 1,2-Dichlorobenzene in all samples; previous value = weightOneOverX			✓	

Name	User	Time	Action	Reason	Comment	Succeed	Exception
CmdSetTargetCompoundAttribute	BL2000\sean	2/19/2022 12:55:33 PM	Set CurveFit = fitQuadratic for compound 1,2-Dichlorobenzene in all samples; previous value = fitQuadratic			✓	
CmdSetTargetCompoundAttribute	BL2000\sean	2/19/2022 12:55:35 PM	Set CurveFitOrigin = originInclude for compound 1,2-Dichlorobenzene in all samples; previous value = originInclude			✓	
CmdSetTargetCompoundAttribute	BL2000\sean	2/19/2022 12:55:36 PM	Set CurveFitWeight = weightOneOverX for compound 1,2-Dichlorobenzene in all samples; previous value = weightOneOverX			✓	
CmdSetTargetCompoundAttribute	BL2000\sean	2/19/2022 12:55:47 PM	Set CurveFit = fitQuadratic for compound 2-Methylphenol in all samples; previous value = fitAverageOfResponseFactors			✓	
CmdSetTargetCompoundAttribute	BL2000\sean	2/19/2022 12:55:49 PM	Set CurveFitOrigin = originInclude for compound 2-Methylphenol in all samples; previous value = originIgnore			✓	
CmdSetTargetCompoundAttribute	BL2000\sean	2/19/2022 12:55:53 PM	Set CurveFitWeight = weightOneOverX for compound 2-Methylphenol in all samples; previous value = weightEqual			✓	
CmdSetTargetCompoundAttribute	BL2000\sean	2/19/2022 12:56:05 PM	Set CurveFit = fitQuadratic for compound Hexachloroethane in all samples; previous value = fitAverageOfResponseFactors			✓	
CmdSetTargetCompoundAttribute	BL2000\sean	2/19/2022 12:56:07 PM	Set CurveFitOrigin = originInclude for compound Hexachloroethane in all samples; previous value = originIgnore			✓	
CmdSetTargetCompoundAttribute	BL2000\sean	2/19/2022 12:56:10 PM	Set CurveFitWeight = weightOneOverX for compound Hexachloroethane in all samples; previous value = weightEqual			✓	
CmdSetTargetCompoundAttribute	BL2000\sean	2/19/2022 12:56:14 PM	Set CurveFit = fitQuadratic for compound Nitrobenzene-d5 in all samples; previous value = fitAverageOfResponseFactors			✓	
CmdSetTargetCompoundAttribute	BL2000\sean	2/19/2022 12:56:16 PM	Set CurveFitOrigin = originInclude for compound Nitrobenzene-d5 in all samples; previous value = originIgnore			✓	
CmdSetTargetCompoundAttribute	BL2000\sean	2/19/2022 12:56:18 PM	Set CurveFitWeight = weightOneOverX for compound Nitrobenzene-d5 in all samples; previous value = weightEqual			✓	
CmdSetTargetCompoundAttribute	BL2000\sean	2/19/2022 12:56:31 PM	Set CurveFit = fitQuadratic for compound 2,4-Dimethylphenol in all samples; previous value = fitAverageOfResponseFactors			✓	

Name	User	Time	Action	Reason	Comment	Succeed	Exception
CmdSetTargetCompoundAttribute	BL2000\sean	2/19/2022 12:56:32 PM	Set CurveFitOrigin = originInclude for compound 2,4-Dimethylphenol in all samples; previous value = originIgnore			✓	
CmdSetTargetCompoundAttribute	BL2000\sean	2/19/2022 12:56:34 PM	Set CurveFitWeight = weightOneOverX for compound 2,4-Dimethylphenol in all samples; previous value = weightEqual			✓	
CmdQuantitate	BL2000\sean	2/19/2022 12:56:51 PM	Quantitate all compounds in all samples			✓	
CmdSetTargetCompoundAttribute	BL2000\sean	2/19/2022 12:57:00 PM	Set CurveFit = fitQuadratic for compound 2,4-Dichlorophenol in all samples; previous value = fitAverageOfResponseFactors			✓	
CmdSetTargetCompoundAttribute	BL2000\sean	2/19/2022 12:57:01 PM	Set CurveFitOrigin = originInclude for compound 2,4-Dichlorophenol in all samples; previous value = originIgnore			✓	
CmdSetTargetCompoundAttribute	BL2000\sean	2/19/2022 12:57:03 PM	Set CurveFitWeight = weightOneOverX for compound 2,4-Dichlorophenol in all samples; previous value = weightEqual			✓	
CmdQuantitate	BL2000\sean	2/19/2022 12:57:20 PM	Quantitate all compounds in all samples			✓	
CmdSetTargetCompoundAttribute	BL2000\sean	2/19/2022 12:57:55 PM	Set CurveFit = fitQuadratic for compound p-Chloroaniline in all samples; previous value = fitAverageOfResponseFactors			✓	
CmdSetTargetCompoundAttribute	BL2000\sean	2/19/2022 12:57:57 PM	Set CurveFitOrigin = originInclude for compound p-Chloroaniline in all samples; previous value = originIgnore			✓	
CmdSetTargetCompoundAttribute	BL2000\sean	2/19/2022 12:57:58 PM	Set CurveFitWeight = weightOneOverX for compound p-Chloroaniline in all samples; previous value = weightEqual			✓	
CmdSetTargetCompoundAttribute	BL2000\sean	2/19/2022 12:58:12 PM	Set CurveFit = fitQuadratic for compound 2-Methylnaphthalene in all samples; previous value = fitAverageOfResponseFactors			✓	
CmdSetTargetCompoundAttribute	BL2000\sean	2/19/2022 12:58:13 PM	Set CurveFitOrigin = originInclude for compound 2-Methylnaphthalene in all samples; previous value = originIgnore			✓	
CmdSetTargetCompoundAttribute	BL2000\sean	2/19/2022 12:58:15 PM	Set CurveFitWeight = weightOneOverX for compound 2-Methylnaphthalene in all samples; previous value = weightEqual			✓	
CmdSetTargetCompoundAttribute	BL2000\sean	2/19/2022 12:58:19 PM	Set CurveFit = fitQuadratic for compound 1-Methylnaphthalene in all samples; previous value = fitAverageOfResponseFactors			✓	

Name	User	Time	Action	Reason	Comment	Succeed	Exception
CmdSetTargetCompoundAttribute	BL2000\sean	2/19/2022 12:58:21 PM	Set CurveFitOrigin = originInclude for compound 1-Methylnaphthalene in all samples; previous value = originIgnore			✓	
CmdSetTargetCompoundAttribute	BL2000\sean	2/19/2022 12:58:22 PM	Set CurveFitWeight = weightOneOverX for compound 1-Methylnaphthalene in all samples; previous value = weightEqual			✓	
CmdSetTargetCompoundAttribute	BL2000\sean	2/19/2022 12:58:34 PM	Set CurveFit = fitAverageOfResponseFactors for compound 2-Chloronaphthalene in all samples; previous value = fitQuadratic			✓	
CmdSetTargetCompoundAttribute	BL2000\sean	2/19/2022 12:58:35 PM	Set CurveFitOrigin = originIgnore for compound 2-Chloronaphthalene in all samples; previous value = originInclude			✓	
CmdSetTargetCompoundAttribute	BL2000\sean	2/19/2022 12:58:37 PM	Set CurveFitWeight = weightEqual for compound 2-Chloronaphthalene in all samples; previous value = weightOneOverX			✓	
CmdSaveBatchTable	BL2000\sean	2/19/2022 1:00:18 PM	Save batch \\MASSHUNTER\Org\Data\SV5973N.I\sd021822\DoD BNA cal 1\QuantResults\021822 DoD BNA cal.batch.bin			✓	
CmdImportSamplesFromWorklist	BL2000\sean	2/19/2022 1:00:40 PM	Add samples from worklist: \\MASSHUNTER\Org\Data\SV5973N.I\sd021822\DoD BNA cal 1\Feb1809.D			✓	
CmdSetSampleAttribute	BL2000\sean	2/19/2022 1:00:57 PM	Set SampleType = QC for sample Feb1809.D; previous value = Sample			✓	
CmdSetSampleAttribute	BL2000\sean	2/19/2022 1:01:04 PM	Set LevelName = ICV for sample Feb1809.D; previous value =			✓	
CmdQuantitate	BL2000\sean	2/19/2022 1:01:34 PM	Quantitate all compounds in all samples			✓	
CmdManuallyIntegratePeak	BL2000\sean	2/19/2022 1:02:27 PM	Manually integrate compound 2-Methylphenol in sample Feb1809.D, from x, y = 5.206, 238052 to 5.349, 359944, result = -1925634; previous integration is from x, y = 5.043, 504 to 5.206, 1463 and previous response = 235098.			✓	
CmdManuallyIntegrateSnapBaseline	BL2000\sean	2/19/2022 1:02:28 PM	Snap baseline for compound 2-Methylphenol in sample Feb1809.D, from x = 5.206 to x = 5.349, new integration is from x, y = 5.206, 3189 to 5.349, 3583 and new response = 610425; previous integration is from x, y = 5.206, 238052 to 5.349, 359944 and previous response = -1925634.			✓	

Name	User	Time	Action	Reason	Comment	Succeed	Exception
CmdManuallyIntegrateDropBaseline	BL2000\sean	2/19/2022 1:02:28 PM	Drop baseline for compound 2-Methylphenol in sample Feb1809.D to y = 3189, new integration is from x, y = 5.206, 3189 to 5.349, 3189 and new response = 612115; previous integration is from x, y = 5.206, 3189 to 5.349, 3583 and previous response = 610425.			✓	
CmdSetTargetCompoundAttribute	BL2000\sean	2/19/2022 1:02:33 PM	Set UserAnnotation = CO for compound 2-Methylphenol in sample Feb1809.D; previous value =			✓	
CmdManuallyIntegrateApplyTargetRtToQualifier	BL2000\sean	2/19/2022 1:02:35 PM	Apply target integration range 5.206-5.349 to qualifier 108.0 for compound 2-Methylphenol in sample Feb1809.D, new integration is from x, y = 5.206, 4224 to 5.349, 4943 and new response = 677486; previously no peak.			✓	
CmdManuallyIntegrateDropBaseline	BL2000\sean	2/19/2022 1:02:35 PM	Drop baseline for qualifier 108.0 of compound 2-Methylphenol in sample Feb1809.D to y = 4224, new integration is from x, y = 5.206, 4224 to 5.349, 4224 and new response = 680570; previous integration is from x, y = 5.206, 4224 to 5.349, 4943 and previous response = 677486.			✓	
CmdManuallyIntegrateApplyTargetRtToQualifier	BL2000\sean	2/19/2022 1:03:03 PM	Apply target integration range 8.486-8.579 to qualifier 154.0 for compound 2,4-Dinitrophenol in sample Feb1809.D, new integration is from x, y = 8.486, 3877 to 8.579, 1872 and new response = 36107; previous integration is from x, y = 8.384, 751 to 8.476, 775 and previous response = 1010181.			✓	
CmdManuallyIntegrateDropBaseline	BL2000\sean	2/19/2022 1:03:04 PM	Drop baseline for qualifier 154.0 of compound 2,4-Dinitrophenol in sample Feb1809.D to y = 1872, new integration is from x, y = 8.486, 1872 to 8.579, 1872 and new response = 41645; previous integration is from x, y = 8.486, 3877 to 8.579, 1872 and previous response = 36107.			✓	
CmdManuallyIntegrateApplyTargetRtToQualifier	BL2000\sean	2/19/2022 1:03:13 PM	Apply target integration range 6.393-6.506 to qualifier 129.0 for compound p-Chloroaniline in sample Feb1809.D, new integration is from x, y = 6.393, 955 to 6.506, 2471 and new response = 222435; previously no peak.			✓	

Name	User	Time	Action	Reason	Comment	Succeed	Exception
CmdManuallyIntegrateDropBaseline	BL2000\sean	2/19/2022 1:03:14 PM	Drop baseline for qualifier 129.0 of compound p-Chloroaniline in sample Feb1809.D to y = 955, new integration is from x, y = 6.393, 955 to 6.506, 955 and new response = 227573; previous integration is from x, y = 6.393, 955 to 6.506, 2471 and previous response = 222435.			✓	
CmdManuallyIntegrateSplit	BL2000\sean	2/19/2022 1:03:15 PM	Split qualifier 129.0 of compound p-Chloroaniline in sample Feb1809.D and keep left peak, new integration is from x, y = 6.393, 955 to 6.475, 955 and new response = 217002, previous integration is from x, y = 6.393, 955 to 6.506, 955 and previous response = 227573.			✓	
CmdManuallyIntegrateSplit	BL2000\sean	2/19/2022 1:03:39 PM	Split qualifier 167.0 of compound Fluorene in sample Feb1809.D and keep left peak, new integration is from x, y = 8.967, 0 to 9.141, 0 and new response = 177695, previous integration is from x, y = 8.967, 0 to 9.295, 0 and previous response = 490451.			✓	
CmdManuallyIntegrateApplyTargetRtToQualifier	BL2000\sean	2/19/2022 1:03:49 PM	Apply target integration range 8.681-8.834 to qualifier 139.0 for compound 4-Nitrophenol in sample Feb1809.D, new integration is from x, y = 8.681, 2782 to 8.834, 1466 and new response = 118139; previous integration is from x, y = 8.599, 262 to 8.671, 351 and previous response = 636011.			✓	
CmdManuallyIntegrateDropBaseline	BL2000\sean	2/19/2022 1:03:50 PM	Drop baseline for qualifier 139.0 of compound 4-Nitrophenol in sample Feb1809.D to y = 1466, new integration is from x, y = 8.681, 1466 to 8.834, 1466 and new response = 124218; previous integration is from x, y = 8.681, 2782 to 8.834, 1466 and previous response = 118139.			✓	
CmdManuallyIntegrateApplyTargetRtToQualifier	BL2000\sean	2/19/2022 1:04:30 PM	Apply target integration range 8.384-8.476 to qualifier 152.0 for compound Acenaphthene in sample Feb1809.D, new integration is from x, y = 8.384, 1674 to 8.476, 2454 and new response = 521181; previously no peak.			✓	
CmdManuallyIntegrateDropBaseline	BL2000\sean	2/19/2022 1:04:31 PM	Drop baseline for qualifier 152.0 of compound Acenaphthene in sample Feb1809.D to y = 1674, new integration is from x, y = 8.384, 1674 to 8.476, 1674 and new response = 523336; previous integration is from x, y = 8.384, 1674 to 8.476, 2454 and previous response = 521181.			✓	

Name	User	Time	Action	Reason	Comment	Succeed	Exception
CmdManuallyIntegratePeak	BL2000\sean	2/19/2022 1:04:40 PM	Manually integrate compound 1,4-Dichlorobenzene in sample Feb1809.D, from x, y = 4.879, 545744 to 4.971, 645791, result = -2362378; previous integration is from x, y = 4.797, 0 to 4.879, 0 and previous response = 912914.			✓	
CmdManuallyIntegrateSnapBaseline	BL2000\sean	2/19/2022 1:04:41 PM	Snap baseline for compound 1,4-Dichlorobenzene in sample Feb1809.D, from x = 4.879 to x = 4.971, new integration is from x, y = 4.879, 2332 to 4.971, 3474 and new response = 907269; previous integration is from x, y = 4.879, 545744 to 4.971, 645791 and previous response = -2362378.			✓	
CmdManuallyIntegrate DropBaseline	BL2000\sean	2/19/2022 1:04:42 PM	Drop baseline for compound 1,4-Dichlorobenzene in sample Feb1809.D to y = 2332, new integration is from x, y = 4.879, 2332 to 4.971, 2332 and new response = 910418; previous integration is from x, y = 4.879, 2332 to 4.971, 3474 and previous response = 907269.			✓	
CmdSetTargetCompoundAttribute	BL2000\sean	2/19/2022 1:04:44 PM	Set UserAnnotation = CO for compound 1,4-Dichlorobenzene in sample Feb1809.D; previous value =			✓	
CmdManuallyIntegrateApplyTargetRtToQualifier	BL2000\sean	2/19/2022 1:04:46 PM	Apply target integration range 4.879-4.971 to qualifier 148.0 for compound 1,4-Dichlorobenzene in sample Feb1809.D, new integration is from x, y = 4.879, 1400 to 4.971, 2081 and new response = 576513; previously no peak.			✓	
CmdManuallyIntegrateApplyTargetRtToQualifier	BL2000\sean	2/19/2022 1:04:47 PM	Apply target integration range 4.879-4.971 to qualifier 111.0 for compound 1,4-Dichlorobenzene in sample Feb1809.D, new integration is from x, y = 4.879, 2110 to 4.971, 1580 and new response = 318039; previously no peak.			✓	
CmdManuallyIntegratePeak	BL2000\sean	2/19/2022 1:05:19 PM	Manually integrate compound 2,4,5-Trichlorophenol in sample Feb1809.D, from x, y = 7.451, 242620 to 7.748, 267926, result = -3946208; previous integration is from x, y = 7.492, 73 to 7.594, 139 and previous response = 577196.			✓	
CmdManuallyIntegrateSnapBaseline	BL2000\sean	2/19/2022 1:05:20 PM	Snap baseline for compound 2,4,5-Trichlorophenol in sample Feb1809.D, from x = 7.451 to x = 7.748, new integration is from x, y = 7.451, 0 to 7.748, 761 and new response = 608466; previous integration is from x, y = 7.451, 242620 to 7.748, 267926 and previous response = -3946208.			✓	

Name	User	Time	Action	Reason	Comment	Succeed	Exception
CmdManuallyIntegrateDropBaseline	BL2000\sean	2/19/2022 1:05:20 PM	Drop baseline for compound 2,4,5-Trichlorophenol in sample Feb1809.D to y = 0, new integration is from x, y = 7.451, 0 to 7.748, 0 and new response = 615265; previous integration is from x, y = 7.451, 0 to 7.748, 761 and previous response = 608466.			✓	
CmdManuallyIntegrateSplit	BL2000\sean	2/19/2022 1:05:21 PM	Split peak for compound 2,4,5-Trichlorophenol in sample Feb1809.D and keep right peak, new integration is from x, y = 7.553, 0 to 7.748, 0 and new response = 325852, previous integration is from x, y = 7.451, 0 to 7.748, 0 and previous response = 615265.			✓	
CmdSetTargetCompoundAttribute	BL2000\sean	2/19/2022 1:05:22 PM	Set UserAnnotation = CO for compound 2,4,5-Trichlorophenol in sample Feb1809.D; previous value =			✓	
CmdManuallyIntegrateApplyTargetRtToQualifier	BL2000\sean	2/19/2022 1:05:24 PM	Apply target integration range 7.553-7.748 to qualifier 198.0 for compound 2,4,5-Trichlorophenol in sample Feb1809.D, new integration is from x, y = 7.553, 3430 to 7.748, 891 and new response = 289520; previous integration is from x, y = 7.492, 87 to 7.594, 165 and previous response = 560211.			✓	
CmdManuallyIntegrateDropBaseline	BL2000\sean	2/19/2022 1:05:25 PM	Drop baseline for qualifier 198.0 of compound 2,4,5-Trichlorophenol in sample Feb1809.D to y = 891, new integration is from x, y = 7.553, 891 to 7.748, 891 and new response = 304382; previous integration is from x, y = 7.553, 3430 to 7.748, 891 and previous response = 289520.			✓	
CmdManuallyIntegrateSplit	BL2000\sean	2/19/2022 1:05:29 PM	Split peak for compound 2,4,6-Trichlorophenol in sample Feb1809.D and keep left peak, new integration is from x, y = 7.492, 76.7208949890382 to 7.553, 110.414519853646 and new response = 289067, previous integration is from x, y = 7.492, 77 to 7.594, 133 and previous response = 577207.			✓	
CmdSetTargetCompoundAttribute	BL2000\sean	2/19/2022 1:05:30 PM	Set UserAnnotation = CO for compound 2,4,6-Trichlorophenol in sample Feb1809.D; previous value =			✓	

Name	User	Time	Action	Reason	Comment	Succeed	Exception
CmdManuallyIntegrateSplit	BL2000\sean	2/19/2022 1:05:32 PM	Split qualifier 198.0 of compound 2,4,6-Trichlorophenol in sample Feb1809.D and keep left peak, new integration is from x, y = 7.492, 99.0090642709793 to 7.553, 148.220955086586 and new response = 281328, previous integration is from x, y = 7.492, 99 to 7.594, 181 and previous response = 560133.			✓	
CmdManuallyIntegrateSplit	BL2000\sean	2/19/2022 1:05:36 PM	Split peak for compound 4-Chloro-3-Methylphenol in sample Feb1809.D and keep right peak, new integration is from x, y = 7.030, 691.395300142629 to 7.143, 840.270460467867 and new response = 449625, previous integration is from x, y = 6.908, 531 to 7.143, 840 and previous response = 853862.			✓	
CmdSetTargetCompoundAttribute	BL2000\sean	2/19/2022 1:05:37 PM	Set UserAnnotation = CO for compound 4-Chloro-3-Methylphenol in sample Feb1809.D; previous value =			✓	
CmdManuallyIntegrateSplit	BL2000\sean	2/19/2022 1:05:39 PM	Split qualifier 144.0 of compound 4-Chloro-3-Methylphenol in sample Feb1809.D and keep right peak, new integration is from x, y = 7.050, 120.975524586593 to 7.194, 196.662619641078 and new response = 133299, previous integration is from x, y = 6.917, 51 to 7.194, 197 and previous response = 229723.			✓	
CmdManuallyIntegrateSplit	BL2000\sean	2/19/2022 1:05:40 PM	Split qualifier 144.0 of compound 4-Chloro-3-Methylphenol in sample Feb1809.D and keep left peak, new integration is from x, y = 7.050, 120.975524586593 to 7.122, 158.814685473343 and new response = 119448, previous integration is from x, y = 7.050, 121 to 7.194, 197 and previous response = 133299.			✓	
CmdManuallyIntegrateSplit	BL2000\sean	2/19/2022 1:05:45 PM	Split peak for compound 4-Chloro-2-Methylphenol in sample Feb1809.D and keep left peak, new integration is from x, y = 6.914, 728.963501121918 to 7.030, 1121.19926199785 and new response = 402121, previous integration is from x, y = 6.914, 729 to 7.143, 1505 and previous response = 847986.			✓	
CmdSetTargetCompoundAttribute	BL2000\sean	2/19/2022 1:05:46 PM	Set UserAnnotation = CO for compound 4-Chloro-2-Methylphenol in sample Feb1809.D; previous value =			✓	

Name	User	Time	Action	Reason	Comment	Succeed	Exception
CmdManuallyIntegrateSplit	BL2000\sean	2/19/2022 1:05:47 PM	Split qualifier 144.0 of compound 4-Chloro-2-Methylphenol in sample Feb1809.D and keep left peak, new integration is from x, y = 6.917, 117.142370848144 to 7.050, 224.26002736048 and new response = 104091, previous integration is from x, y = 6.917, 117 to 7.194, 340 and previous response = 228022.			✓	
CmdSaveBatchTable	BL2000\sean	2/19/2022 1:05:51 PM	Save batch \\MASSHUNTER\Org\Data\SV5973N.I\sd021822\DoD BNA cal 1\QuantResults\021822 DoD BNA cal.batch.bin			✓	

Name	User	Time	Action	Reason	Comment	Succeed	Exception
CmdCalibrate	BL2000\sean	2/19/2022 1:06:18 PM	Replace level ICV with QC sample Feb1809.D for compounds {Terphenyl-d14, 2,4,6-Tribromophenol, 2-Fluorobiphenyl, Nitrobenzene-d5, Phenol-d5, 2-Fluorophenol, Benzo(g,h,i)perylene, Dibenzo(a,h)anthracene, Indeno(1,2,3-c,d)pyrene, Benzo(a)pyrene, Benzo(k)fluoranthene, Benzo(b)fluoranthene, Di-n-octyl Phthalate, bis(2-ethylhexyl)Phthalate, 3,3-Dichlorobenzidine, Chrysene, Benzo(a)Anthracene, Butylbenzylphthalate, Pyrene, Benzidine, Fluoranthene, Di-n-Butylphthalate, Triallate, Anthracene, Phenanthrene, Pentachlorophenol, Hexachlorobenzene, 4-Bromophenyl-phenylether, Azobenzene, N-nitrosodiphenylamine, 4,6-Dinitro-2-methylphenol, 4-Nitroaniline, Diethylphthalate, 4-Chlorophenyl-phenylether, Fluorene, 2,4-Dinitrotoluene, 4-Nitrophenol, Dibenzofuran, 2,4-Dinitrophenol, 3-Nitroaniline, Acenaphthene, 2,6-Dinitrotoluene, Acenaphthylene, Dimethyl Phthalate, 2-Nitroaniline, 2-Chloronaphthalene, 2,4,5-Trichlorophenol, 2,4,6-Trichlorophenol, Hexachlorocyclopentadiene, 4-Chloro-2-Methylphenol, 1-Methylnaphthalene, 2-Methylnaphthalene, 4-Chloro-3-Methylphenol, Hexachlorobutadiene, p-Chloroaniline, 4-Chlorophenol, Naphthalene, 1,2,4-Trichlorobenzene, 2,4-Dichlorophenol, bis(-2-Chloroethoxy)Methane, 2,4-Dimethylphenol, 2-Nitrophenol, Isophorone, Nitrobenzene, N-nitroso-Di-n-propylamine, Hexachloroethane, 4Methylphenol/3Methylphenol, 2-Methylphenol, bis(2-chloroisopropyl)Ether, Benzyl Alcohol, 1,2-Dichlorobenzene, 1,4-Dichlorobenzene, 1,3-Dichlorobenzene, 2-Chlorophenol, bis(-2-Chloroethyl)Ether, Phenol, Aniline, Pyridine, Carbazole, Benzoic Acid, o-Terphenyl, N-Nitrosodimethylamine}; Replace level 1 with Calibration sample Feb1808.D for compounds {Terphenyl-d14, 2,4,6-Tribromophenol, 2-Fluorobiphenyl, Nitrobenzene-d5, Phenol-d5, 2-Fluorophenol, Benzo(g,h,i)perylene, Dibenzo(a,h)anthracene, Indeno(1,2,3-c,d)pyrene,			✓	

Name	User	Time	Action	Reason	Comment	Succeed	Exception
			Benzo(a)pyrene, Benzo(k)fluoranthene, Benzo(b)fluoranthene, Di-n-octyl Phthalate, bis(2-ethylhexyl)Phthalate, 3,3-Dichlorobenzidine, Chrysene, Benzo(a)Anthracene, Butylbenzylphthalate, Pyrene, Benzidine, Fluoranthene, Di-n-Butylphthalate, Triallate, Anthracene, Phenanthrene, Pentachlorophenol, Hexachlorobenzene, 4-Bromophenyl-phenylether, Azobenzene, N-nitrosodiphenylamine, 4,6-Dinitro-2-methylphenol, 4-Nitroaniline, Diethylphthalate, 4-Chlorophenyl-phenylether, Fluorene, 2,4-Dinitrotoluene, 4-Nitrophenol, Dibenzofuran, 2,4-Dinitrophenol, 3-Nitroaniline, Acenaphthene, 2,6-Dinitrotoluene, Acenaphthylene, Dimethyl Phthalate, 2-Nitroaniline, 2-Chloronaphthalene, 2,4,5-Trichlorophenol, 2,4,6-Trichlorophenol, Hexachlorocyclopentadiene, 4-Chloro-2-Methylphenol, 1-Methylnaphthalene, 2-Methylnaphthalene, 4-Chloro-3-Methylphenol, Hexachlorobutadiene, p-Chloroaniline, 4-Chlorophenol, Naphthalene, 1,2,4-Trichlorobenzene, 2,4-Dichlorophenol, bis(-2-Chloroethoxy)Methane, 2,4-Dimethylphenol, 2-Nitrophenol, Isophorone, Nitrobenzene, N-nitroso-Di-n-propylamine, Hexachloroethane, 4Methylphenol/3Methylphenol, 2-Methylphenol, bis(2-chloroisopropyl)Ether, Benzyl Alcohol, 1,2-Dichlorobenzene, 1,4-Dichlorobenzene, 1,3-Dichlorobenzene, 2-Chlorophenol, bis(-2-Chloroethyl)Ether, Phenol, Aniline, Pyridine, Carbazole, Benzoic Acid, o-Terphenyl, N-Nitrosodimethylamine}; Replace level 2 with Calibration sample Feb1807.D for compounds {Terphenyl-d14, 2,4,6-Tribromophenol, 2-Fluorobiphenyl, Nitrobenzene-d5, Phenol-d5, 2-Fluorophenol, Benzo(g,h,i)perylene, Dibenzo(a,h)anthracene, Indeno(1,2,3-c,d)pyrene, Benzo(a)pyrene, Benzo(k)fluoranthene, Benzo(b)fluoranthene, Di-n-octyl Phthalate, bis(2-ethylhexyl)Phthalate, 3,3-Dichlorobenzidine, Chrysene, Benzo(a)Anthracene, Butylbenzylphthalate, Pyrene, Benzidine, Fluoranthene, Di-n-				

Name	User	Time	Action	Reason	Comment	Succeed	Exception
			Butylphthalate, Triallate, Anthracene, Phenanthrene, Pentachlorophenol, Hexachlorobenzene, 4-Bromophenyl-phenylether, Azobenzene, N-nitrosodiphenylamine, 4,6-Dinitro-2-methylphenol, 4-Nitroaniline, Diethylphthalate, 4-Chlorophenyl-phenylether, Fluorene, 2,4-Dinitrotoluene, 4-Nitrophenol, Dibenzofuran, 2,4-Dinitrophenol, 3-Nitroaniline, Acenaphthene, 2,6-Dinitrotoluene, Acenaphthylene, Dimethyl Phthalate, 2-Nitroaniline, 2-Chloronaphthalene, 2,4,5-Trichlorophenol, 2,4,6-Trichlorophenol, Hexachlorocyclopentadiene, 4-Chloro-2-Methylphenol, 1-Methylnaphthalene, 2-Methylnaphthalene, 4-Chloro-3-Methylphenol, Hexachlorobutadiene, p-Chloroaniline, 4-Chlorophenol, Naphthalene, 1,2,4-Trichlorobenzene, 2,4-Dichlorophenol, bis(-2-Chloroethoxy)Methane, 2,4-Dimethylphenol, 2-Nitrophenol, Isophorone, Nitrobenzene, N-nitroso-Di-n-propylamine, Hexachloroethane, 4Methylphenol/3Methylphenol, 2-Methylphenol, bis(2-chloroisopropyl)Ether, Benzyl Alcohol, 1,2-Dichlorobenzene, 1,4-Dichlorobenzene, 1,3-Dichlorobenzene, 2-Chlorophenol, bis(-2-Chloroethyl)Ether, Phenol, Aniline, Pyridine, Carbazole, Benzoic Acid, o-Terphenyl, N-Nitrosodimethylamine}; Replace level 3 with Calibration sample Feb1806.D for compounds {Terphenyl-d14, 2,4,6-Tribromophenol, 2-Fluorobiphenyl, Nitrobenzene-d5, Phenol-d5, 2-Fluorophenol, Benzo(g,h,i)perylene, Dibenzo(a,h)anthracene, Indeno(1,2,3-c,d)pyrene, Benzo(a)pyrene, Benzo(k)fluoranthene, Benzo(b)fluoranthene, Di-n-octyl Phthalate, bis(2-ethylhexyl)Phthalate, 3,3-Dichlorobenzidine, Chrysene, Benzo(a)Anthracene, Butylbenzylphthalate, Pyrene, Benzidine, Fluoranthene, Di-n-Butylphthalate, Triallate, Anthracene, Phenanthrene, Pentachlorophenol, Hexachlorobenzene, 4-Bromophenyl-phenylether, Azobenzene, N-nitrosodiphenylamine, 4,6-Dinitro-2-methylphenol, 4-Nitroaniline, Diethylphthalate, 4-Chlorophenyl-phenylether, Fluorene, 2,4-				

Name	User	Time	Action	Reason	Comment	Succeed	Exception
			Dinitrotoluene, 4-Nitrophenol, Dibenzofuran, 2,4-Dinitrophenol, 3-Nitroaniline, Acenaphthene, 2,6-Dinitrotoluene, Acenaphthylene, Dimethyl Phthalate, 2-Nitroaniline, 2-Chloronaphthalene, 2,4,5-Trichlorophenol, 2,4,6-Trichlorophenol, Hexachlorocyclopentadiene, 4-Chloro-2-Methylphenol, 1-Methylnaphthalene, 2-Methylnaphthalene, 4-Chloro-3-Methylphenol, Hexachlorobutadiene, p-Chloroaniline, 4-Chlorophenol, Naphthalene, 1,2,4-Trichlorobenzene, 2,4-Dichlorophenol, bis(-2-Chloroethoxy)Methane, 2,4-Dimethylphenol, 2-Nitrophenol, Isophorone, Nitrobenzene, N-nitroso-Di-n-propylamine, Hexachloroethane, 4Methylphenol/3Methylphenol, 2-Methylphenol, bis(2-chloroisopropyl)Ether, Benzyl Alcohol, 1,2-Dichlorobenzene, 1,4-Dichlorobenzene, 1,3-Dichlorobenzene, 2-Chlorophenol, bis(-2-Chloroethyl)Ether, Phenol, Aniline, Pyridine, Carbazole, Benzoic Acid, o-Terphenyl, N-Nitrosodimethylamine}; Replace level 4 with Calibration sample Feb1805.D for compounds {Terphenyl-d14, 2,4,6-Tribromophenol, 2-Fluorobiphenyl, Nitrobenzene-d5, Phenol-d5, 2-Fluorophenol, Benzo(g,h,i)perylene, Dibenzo(a,h)anthracene, Indeno(1,2,3-c,d)pyrene, Benzo(a)pyrene, Benzo(k)fluoranthene, Benzo(b)fluoranthene, Di-n-octyl Phthalate, bis(2-ethylhexyl)Phthalate, 3,3-Dichlorobenzidine, Chrysene, Benzo(a)Anthracene, Butylbenzylphthalate, Pyrene, Benzidine, Fluoranthene, Di-n-Butylphthalate, Triallate, Anthracene, Phenanthrene, Pentachlorophenol, Hexachlorobenzene, 4-Bromophenyl-phenylether, Azobenzene, N-nitrosodiphenylamine, 4,6-Dinitro-2-methylphenol, 4-Nitroaniline, Diethylphthalate, 4-Chlorophenyl-phenylether, Fluorene, 2,4-Dinitrotoluene, 4-Nitrophenol, Dibenzofuran, 2,4-Dinitrophenol, 3-Nitroaniline, Acenaphthene, 2,6-Dinitrotoluene, Acenaphthylene, Dimethyl Phthalate, 2-Nitroaniline, 2-Chloronaphthalene, 2,4,5-Trichlorophenol, 2,4,6-Trichlorophenol, Hexachlorocyclopentadiene, 4-Chloro-				

Name	User	Time	Action	Reason	Comment	Succeed	Exception
			2-Methylphenol, 1-Methylnaphthalene, 2-Methylnaphthalene, 4-Chloro-3-Methylphenol, Hexachlorobutadiene, p-Chloroaniline, 4-Chlorophenol, Naphthalene, 1,2,4-Trichlorobenzene, 2,4-Dichlorophenol, bis(-2-Chloroethoxy)Methane, 2,4-Dimethylphenol, 2-Nitrophenol, Isophorone, Nitrobenzene, N-nitroso-Di-n-propylamine, Hexachloroethane, 4Methylphenol/3Methylphenol, 2-Methylphenol, bis(2-chloroisopropyl)Ether, Benzyl Alcohol, 1,2-Dichlorobenzene, 1,4-Dichlorobenzene, 1,3-Dichlorobenzene, 2-Chlorophenol, bis(-2-Chloroethyl)Ether, Phenol, Aniline, Pyridine, Carbazole, Benzoic Acid, o-Terphenyl, N-Nitrosodimethylamine}; Replace level 5 with Calibration sample Feb1804.D for compounds {Terphenyl-d14, 2,4,6-Tribromophenol, 2-Fluorobiphenyl, Nitrobenzene-d5, Phenol-d5, 2-Fluorophenol, Benzo(g,h,i)perylene, Dibenzo(a,h)anthracene, Indeno(1,2,3-c,d)pyrene, Benzo(a)pyrene, Benzo(k)fluoranthene, Benzo(b)fluoranthene, Di-n-octyl Phthalate, bis(2-ethylhexyl)Phthalate, 3,3-Dichlorobenzidine, Chrysene, Benzo(a)Anthracene, Butylbenzylphthalate, Pyrene, Benzidine, Fluoranthene, Di-n-Butylphthalate, Triallate, Anthracene, Phenanthrene, Pentachlorophenol, Hexachlorobenzene, 4-Bromophenyl-phenylether, Azobenzene, N-nitrosodiphenylamine, 4,6-Dinitro-2-methylphenol, 4-Nitroaniline, Diethylphthalate, 4-Chlorophenyl-phenylether, Fluorene, 2,4-Dinitrotoluene, 4-Nitrophenol, Dibenzofuran, 2,4-Dinitrophenol, 3-Nitroaniline, Acenaphthene, 2,6-Dinitrotoluene, Acenaphthylene, Dimethyl Phthalate, 2-Nitroaniline, 2-Chloronaphthalene, 2,4,5-Trichlorophenol, 2,4,6-Trichlorophenol, Hexachlorocyclopentadiene, 4-Chloro-2-Methylphenol, 1-Methylnaphthalene, 2-Methylnaphthalene, 4-Chloro-3-Methylphenol, Hexachlorobutadiene, p-Chloroaniline, 4-Chlorophenol, Naphthalene, 1,2,4-Trichlorobenzene, 2,4-Dichlorophenol, bis(-2-Chloroethoxy)Methane, 2,4-Dimethylphenol, 2-Nitrophenol,				

Name	User	Time	Action	Reason	Comment	Succeed	Exception
			Isophorone, Nitrobenzene, N-nitroso-Di-n-propylamine, Hexachloroethane, 4Methylphenol/3Methylphenol, 2-Methylphenol, bis(2-chloroisopropyl)Ether, Benzyl Alcohol, 1,2-Dichlorobenzene, 1,4-Dichlorobenzene, 1,3-Dichlorobenzene, 2-Chlorophenol, bis(-2-Chloroethyl)Ether, Phenol, Aniline, Pyridine, Carbazole, Benzoic Acid, o-Terphenyl, N-Nitrosodimethylamine}; Replace level 6 with Calibration sample Feb1803.D for compounds {Terphenyl-d14, 2,4,6-Tribromophenol, 2-Fluorobiphenyl, Nitrobenzene-d5, Phenol-d5, 2-Fluorophenol, Benzo(g,h,i)perylene, Dibenzo(a,h)anthracene, Indeno(1,2,3-c,d)pyrene, Benzo(a)pyrene, Benzo(k)fluoranthene, Benzo(b)fluoranthene, Di-n-octyl Phthalate, bis(2-ethylhexyl)Phthalate, 3,3-Dichlorobenzidine, Chrysene, Benzo(a)Anthracene, Butylbenzylphthalate, Pyrene, Benzidine, Fluoranthene, Di-n-Butylphthalate, Triallate, Anthracene, Phenanthrene, Pentachlorophenol, Hexachlorobenzene, 4-Bromophenyl-phenylether, Azobenzene, N-nitrosodiphenylamine, 4,6-Dinitro-2-methylphenol, 4-Nitroaniline, Diethylphthalate, 4-Chlorophenyl-phenylether, Fluorene, 2,4-Dinitrotoluene, 4-Nitrophenol, Dibenzofuran, 2,4-Dinitrophenol, 3-Nitroaniline, Acenaphthene, 2,6-Dinitrotoluene, Acenaphthylene, Dimethyl Phthalate, 2-Nitroaniline, 2-Chloronaphthalene, 2,4,5-Trichlorophenol, 2,4,6-Trichlorophenol, Hexachlorocyclopentadiene, 4-Chloro-2-Methylphenol, 1-Methylnaphthalene, 2-Methylnaphthalene, 4-Chloro-3-Methylphenol, Hexachlorobutadiene, p-Chloroaniline, 4-Chlorophenol, Naphthalene, 1,2,4-Trichlorobenzene, 2,4-Dichlorophenol, bis(-2-Chloroethoxy)Methane, 2,4-Dimethylphenol, 2-Nitrophenol, Isophorone, Nitrobenzene, N-nitroso-Di-n-propylamine, Hexachloroethane, 4Methylphenol/3Methylphenol, 2-Methylphenol, bis(2-chloroisopropyl)Ether, Benzyl Alcohol, 1,2-Dichlorobenzene, 1,4-Dichlorobenzene, 1,3-Dichlorobenzene, 2-Chlorophenol, bis(-2-				

Name	User	Time	Action	Reason	Comment	Succeed	Exception
			Chloroethyl)Ether, Phenol, Aniline, Pyridine, Carbazole, Benzoic Acid, o-Terphenyl, N-Nitrosodimethylamine}; Replace level 7 with Calibration sample Feb1802.D for compounds {Terphenyl-d14, 2,4,6-Tribromophenol, 2-Fluorobiphenyl, Nitrobenzene-d5, Phenol-d5, 2-Fluorophenol, Benzo(g,h,i)perylene, Dibenzo(a,h)anthracene, Indeno(1,2,3-c,d)pyrene, Benzo(a)pyrene, Benzo(k)fluoranthene, Benzo(b)fluoranthene, Di-n-octyl Phthalate, bis(2-ethylhexyl)Phthalate, 3,3-Dichlorobenzidine, Chrysene, Benzo(a)Anthracene, Butylbenzylphthalate, Pyrene, Benzidine, Fluoranthene, Di-n-Butylphthalate, Triallate, Anthracene, Phenanthrene, Pentachlorophenol, Hexachlorobenzene, 4-Bromophenyl-phenylether, Azobenzene, N-nitrosodiphenylamine, 4,6-Dinitro-2-methylphenol, 4-Nitroaniline, Diethylphthalate, 4-Chlorophenyl-phenylether, Fluorene, 2,4-Dinitrotoluene, 4-Nitrophenol, Dibenzofuran, 2,4-Dinitrophenol, 3-Nitroaniline, Acenaphthene, 2,6-Dinitrotoluene, Acenaphthylene, Dimethyl Phthalate, 2-Nitroaniline, 2-Chloronaphthalene, 2,4,5-Trichlorophenol, 2,4,6-Trichlorophenol, Hexachlorocyclopentadiene, 4-Chloro-2-Methylphenol, 1-Methylnaphthalene, 2-Methylnaphthalene, 4-Chloro-3-Methylphenol, Hexachlorobutadiene, p-Chloroaniline, 4-Chlorophenol, Naphthalene, 1,2,4-Trichlorobenzene, 2,4-Dichlorophenol, bis(-2-Chloroethoxy)Methane, 2,4-Dimethylphenol, 2-Nitrophenol, Isophorone, Nitrobenzene, N-nitroso-Di-n-propylamine, Hexachloroethane, 4Methylphenol/3Methylphenol, 2-Methylphenol, bis(2-chloroisopropyl)Ether, Benzyl Alcohol, 1,2-Dichlorobenzene, 1,4-Dichlorobenzene, 1,3-Dichlorobenzene, 2-Chlorophenol, bis(-2-Chloroethyl)Ether, Phenol, Aniline, Pyridine, Carbazole, Benzoic Acid, o-Terphenyl, N-Nitrosodimethylamine};				
CmdQuantitate	BL2000\sean	2/19/2022 1:06:39 PM	Quantitate all compounds in all samples			✓	

Name	User	Time	Action	Reason	Comment	Succeed	Exception
CmdSaveBatchTable	BL2000\sean	2/19/2022 1:06:54 PM	Save batch \\MASSHUNTER\Org\Data\SV5973N.I\sd021822\DoD BNA cal 1\QuantResults\021822 DoD BNA cal.batch.bin			✓	
GenerateReport	BL2000\sean	2/19/2022 1:07:27 PM	Generates report - Method: \\MASSHUNTER\Org\reports\LevelIV_Reports\Calibration\01_Init_Cal+Gen_Calibration+Gen_ResultsSummary.m, Output Path: \\MASSHUNTER\Org\Data\SV5973N.I\sd021822\DoD BNA cal 1\QuantReports\021822 DoD BNA cal				Agilent.MassSpectrometry.DataAnalysis.Quantitative.ApplicationCommandCancelledException: Generating report(s) was canceled by user. at Agilent.MassSpectrometry.DataAnalysis.Quantitative.GenerateReport.RunReportMethod(ICompliance compliance, String user, String batchFolder, String batchFile, String method, String outputPath, String applicationType, String cancelEventName, Int16[] samples, Int16[] compounds, String logonXml, Action`1 progress) at Agilent.MassSpectrometry.DataAnalysis.Quantitative.GenerateReport.Do() at Agilent.MassSpectrometry.CommandModel.CommandHistory.Invoke(ICommand cmd) at Agilent.MassSpectrometry.DataAnalysis.Quantitative.AppCommandContext._Invoke(ICommand cmd)
CmdSetSampleAttribute	BL2000\sean	2/19/2022 1:07:36 PM	Set SampleApproved = True for sample Feb1801.D; previous value = False			✓	
CmdSetSampleAttribute	BL2000\sean	2/19/2022 1:07:37 PM	Set SampleApproved = True for sample Feb1802.D; previous value = False			✓	
CmdSetSampleAttribute	BL2000\sean	2/19/2022 1:07:38 PM	Set SampleApproved = True for sample Feb1803.D; previous value = False			✓	
CmdSetSampleAttribute	BL2000\sean	2/19/2022 1:07:39 PM	Set SampleApproved = True for sample Feb1804.D; previous value = False			✓	
CmdSetSampleAttribute	BL2000\sean	2/19/2022 1:07:40 PM	Set SampleApproved = True for sample Feb1805.D; previous value = False			✓	
CmdSetSampleAttribute	BL2000\sean	2/19/2022 1:07:40 PM	Set SampleApproved = True for sample Feb1806.D; previous value = False			✓	
CmdSetSampleAttribute	BL2000\sean	2/19/2022 1:07:41 PM	Set SampleApproved = True for sample Feb1807.D; previous value = False			✓	
CmdSetSampleAttribute	BL2000\sean	2/19/2022 1:07:42 PM	Set SampleApproved = True for sample Feb1808.D; previous value = False			✓	

Name	User	Time	Action	Reason	Comment	Succeed	Exception
CmdSetSampleAttribute	BL2000\sean	2/19/2022 1:07:43 PM	Set SampleApproved = True for sample Feb1809.D; previous value = False			✓	
CmdQuantitate	BL2000\sean	2/19/2022 1:08:03 PM	Quantitate all compounds in all samples			✓	
CmdSaveBatchTable	BL2000\sean	2/19/2022 1:08:11 PM	Save batch \\MASSHUNTER\Org\Data\SV5973N.I\sd021822\DoD BNA cal 1\QuantResults\021822 DoD BNA cal.batch.bin			✓	
GenerateReport	BL2000\sean	2/19/2022 1:09:47 PM	Generates report - Method: \\MASSHUNTER\Org\reports\LevelIV_Reports\Calibration\01_Init_Cal+Gen_Calibration+Gen_ResultsSummary.m, Output Path: \\MASSHUNTER\Org\Data\SV5973N.I\sd021822\DoD BNA cal 1\QuantReports\021822 DoD BNA cal			✓	
CmdSaveBatchTable	BL2000\sean	2/19/2022 1:10:13 PM	Save batch \\MASSHUNTER\Org\Data\SV5973N.I\sd021822\DoD BNA cal 1\QuantResults\021822 DoD BNA cal.batch.bin			✓	
CmdImportSamplesFromWorklist	BL2000\sean	2/19/2022 1:18:14 PM	Add samples from worklist: \\MASSHUNTER\Org\Data\SV5973N.I\sd021822\DoD BNA cal 1\Feb1810.D			✓	
CmdQuantitate	BL2000\sean	2/19/2022 1:18:51 PM	Quantitate all compounds in all samples			✓	
CmdZeroOutPeak	BL2000\sean	2/19/2022 1:19:19 PM	Zero out primary peak of compound 2,6-Dinitrotoluene in sample Feb1810.D			✓	
CmdZeroOutPeak	BL2000\sean	2/19/2022 1:19:21 PM	Zero out primary peak of compound Dimethyl Phthalate in sample Feb1810.D			✓	
CmdZeroOutPeak	BL2000\sean	2/19/2022 1:19:23 PM	Zero out primary peak of compound bis(-2-Chloroethyl)Ether in sample Feb1810.D			✓	
CmdZeroOutPeak	BL2000\sean	2/19/2022 1:19:24 PM	Zero out primary peak of compound Phenol in sample Feb1810.D			✓	
CmdZeroOutPeak	BL2000\sean	2/19/2022 1:19:26 PM	Zero out primary peak of compound 4-Chlorophenol in sample Feb1810.D			✓	
CmdZeroOutPeak	BL2000\sean	2/19/2022 1:19:26 PM	Zero out primary peak of compound bis(-2-Chloroethoxy)Methane in sample Feb1810.D			✓	
CmdZeroOutPeak	BL2000\sean	2/19/2022 1:19:27 PM	Zero out primary peak of compound bis(-2-Chloroethoxy)Methane in sample Feb1810.D			✓	
CmdZeroOutPeak	BL2000\sean	2/19/2022 1:19:29 PM	Zero out primary peak of compound Naphthalene in sample Feb1810.D			✓	
CmdSetTargetCompoundAttribute	BL2000\sean	2/19/2022 1:19:31 PM	Set UserAnnotation = INT for compound Naphthalene in sample Feb1810.D; previous value =			✓	

Name	User	Time	Action	Reason	Comment	Succeed	Exception
CmdSetTargetCompoundAttribute	BL2000\sean	2/19/2022 1:19:34 PM	Set UserAnnotation = INT for compound bis(-2-Chloroethoxy)Methane in sample Feb1810.D; previous value =			✓	
CmdSetTargetCompoundAttribute	BL2000\sean	2/19/2022 1:19:36 PM	Set UserAnnotation = INT for compound 4-Chlorophenol in sample Feb1810.D; previous value =			✓	
CmdSetTargetCompoundAttribute	BL2000\sean	2/19/2022 1:19:38 PM	Set UserAnnotation = INT for compound Phenol in sample Feb1810.D; previous value =			✓	
CmdSetTargetCompoundAttribute	BL2000\sean	2/19/2022 1:19:41 PM	Set UserAnnotation = INT for compound bis(-2-Chloroethyl)Ether in sample Feb1810.D; previous value =			✓	
CmdSetTargetCompoundAttribute	BL2000\sean	2/19/2022 1:19:43 PM	Set UserAnnotation = INT for compound Dimethyl Phthalate in sample Feb1810.D; previous value =			✓	
CmdSetTargetCompoundAttribute	BL2000\sean	2/19/2022 1:19:46 PM	Set UserAnnotation = INT for compound 2,6-Dinitrotoluene in sample Feb1810.D; previous value =			✓	
CmdSaveBatchTable	BL2000\sean	2/19/2022 1:19:50 PM	Save batch \\MASSHUNTER\Org\Data\SV5973N.I\sd021822\DoD BNA cal 1\QuantResults\021822 DoD BNA cal.batch.bin			✓	
CmdSaveBatchTable	BL2000\sean	2/19/2022 1:20:31 PM	Save batch \\MASSHUNTER\Org\Data\SV5973N.I\sd021822\DoD BNA cal 1\QuantResults\021822 DoD BNA cal.batch.bin			✓	
CmdOpenBatchTable	BL2000\sean	2/20/2022 7:38:44 AM	Open batch \\MASSHUNTER\Org\Data\SV5973N.I\sd021822\DoD BNA cal 1\021822 DoD BNA cal.batch.bin			✓	

Name	User	Time	Action	Reason	Comment	Succeed	Exception
CmdImportSamplesFromWorklist	BL2000\sean	2/20/2022 7:41:49 AM	Add samples from worklist: \\MASSHUNTER\Org\Data\SV5973N.I\sd021822\DoD BNA cal 1\Feb1825.D, \\MASSHUNTER\Org\Data\SV5973N.I\sd021822\DoD BNA cal 1\Feb1824.D, \\MASSHUNTER\Org\Data\SV5973N.I\sd021822\DoD BNA cal 1\Feb1823.D, \\MASSHUNTER\Org\Data\SV5973N.I\sd021822\DoD BNA cal 1\Feb1822.D, \\MASSHUNTER\Org\Data\SV5973N.I\sd021822\DoD BNA cal 1\Feb1821.D, \\MASSHUNTER\Org\Data\SV5973N.I\sd021822\DoD BNA cal 1\Feb1820.D, \\MASSHUNTER\Org\Data\SV5973N.I\sd021822\DoD BNA cal 1\Feb1819.D, \\MASSHUNTER\Org\Data\SV5973N.I\sd021822\DoD BNA cal 1\Feb1818.D, \\MASSHUNTER\Org\Data\SV5973N.I\sd021822\DoD BNA cal 1\Feb1817.D, \\MASSHUNTER\Org\Data\SV5973N.I\sd021822\DoD BNA cal 1\Feb1816.D, \\MASSHUNTER\Org\Data\SV5973N.I\sd021822\DoD BNA cal 1\Feb1815.D, \\MASSHUNTER\Org\Data\SV5973N.I\sd021822\DoD BNA cal 1\Feb1814.D, \\MASSHUNTER\Org\Data\SV5973N.I\sd021822\DoD BNA cal 1\Feb1813.D, \\MASSHUNTER\Org\Data\SV5973N.I\sd021822\DoD BNA cal 1\Feb1812.D, \\MASSHUNTER\Org\Data\SV5973N.I\sd021822\DoD BNA cal 1\Feb1811.D			✓	
CmdSetSampleAttribute	BL2000\sean	2/20/2022 7:52:04 AM	Set SampleType = Blank for sample Feb1812.D; previous value = Sample			✓	
CmdSetSampleAttribute	BL2000\sean	2/20/2022 7:52:30 AM	Set SampleInformation = MatrixA for sample Feb1813.D; previous value =			✓	
CmdSetSampleAttribute	BL2000\sean	2/20/2022 7:52:35 AM	Set SampleInformation = MatrixA for sample Feb1814.D; previous value =			✓	
CmdSetSampleAttribute	BL2000\sean	2/20/2022 7:52:36 AM	Set SampleInformation = MatrixA for sample Feb1816.D; previous value =			✓	
CmdSetSampleAttribute	BL2000\sean	2/20/2022 7:52:37 AM	Set SampleInformation = MatrixA for sample Feb1817.D; previous value =			✓	
CmdSetSampleAttribute	BL2000\sean	2/20/2022 7:52:38 AM	Set SampleInformation = MatrixA for sample Feb1823.D; previous value =			✓	
CmdSetSampleAttribute	BL2000\sean	2/20/2022 7:52:41 AM	Set MatrixSpikeGroup = B22020415-017C for sample Feb1822.D; previous value =			✓	
CmdSetSampleAttribute	BL2000\sean	2/20/2022 7:52:42 AM	Set MatrixSpikeGroup = B22020415-017C for sample Feb1823.D; previous value =			✓	
CmdSetSampleAttribute	BL2000\sean	2/20/2022 7:52:44 AM	Set MatrixSpikeGroup = MB-163724 for sample Feb1815.D; previous value =			✓	
CmdSetSampleAttribute	BL2000\sean	2/20/2022 7:52:46 AM	Set MatrixSpikeGroup = MB-163724 for sample Feb1816.D; previous value =			✓	

Name	User	Time	Action	Reason	Comment	Succeed	Exception
CmdSetSampleAttribute	BL2000\sean	2/20/2022 7:52:46 AM	Set MatrixSpikeGroup = MB-163724 for sample Feb1817.D; previous value =			✓	
CmdSetSampleAttribute	BL2000\sean	2/20/2022 7:52:48 AM	Set MatrixSpikeGroup = MB-163621 for sample Feb1812.D; previous value =			✓	
CmdSetSampleAttribute	BL2000\sean	2/20/2022 7:52:49 AM	Set MatrixSpikeGroup = MB-163621 for sample Feb1813.D; previous value =			✓	
CmdSetSampleAttribute	BL2000\sean	2/20/2022 7:52:50 AM	Set MatrixSpikeGroup = MB-163621 for sample Feb1814.D; previous value =			✓	
CmdSetSampleAttribute	BL2000\sean	2/20/2022 7:53:09 AM	Set SampleType = Matrix for sample Feb1813.D; previous value = Sample			✓	
CmdSetSampleAttribute	BL2000\sean	2/20/2022 7:53:20 AM	Set SampleType = MatrixDup for sample Feb1814.D; previous value = Sample			✓	
CmdSetSampleAttribute	BL2000\sean	2/20/2022 7:53:38 AM	Set SampleType = Blank for sample Feb1815.D; previous value = Sample			✓	
CmdSetSampleAttribute	BL2000\sean	2/20/2022 7:53:51 AM	Set SampleType = Matrix for sample Feb1816.D; previous value = Sample			✓	
CmdSetSampleAttribute	BL2000\sean	2/20/2022 7:54:05 AM	Set SampleType = MatrixDup for sample Feb1817.D; previous value = Sample			✓	
CmdSetSampleAttribute	BL2000\sean	2/20/2022 7:54:21 AM	Set SampleType = Matrix for sample Feb1823.D; previous value = Sample			✓	
CmdSetSampleAttribute	BL2000\sean	2/20/2022 7:54:36 AM	Set SampleType = CC for sample Feb1825.D; previous value = Sample			✓	
CmdQuantitate	BL2000\sean	2/20/2022 7:57:33 AM	Quantitate all compounds in all samples			✓	
CmdSetSampleAttribute	BL2000\sean	2/20/2022 7:59:22 AM	Set LevelName = CCV for sample Feb1825.D; previous value =			✓	
CmdSaveBatchTable	BL2000\sean	2/20/2022 7:59:34 AM	Save batch \\MASSHUNTER\Org\Data\SV5973N.I\sd021822\DoD BNA cal 1\QuantResults\021822 DoD BNA cal.batch.bin			✓	
CmdZeroOutPeak	BL2000\sean	2/20/2022 7:59:54 AM	Zero out primary peak of compound 2,6-Dinitrotoluene in sample Feb1811.D			✓	
CmdSetTargetCompoundAttribute	BL2000\sean	2/20/2022 7:59:55 AM	Set UserAnnotation = INT for compound 2,6-Dinitrotoluene in sample Feb1811.D; previous value =			✓	
CmdZeroOutPeak	BL2000\sean	2/20/2022 7:59:57 AM	Zero out primary peak of compound Dimethyl Phthalate in sample Feb1811.D			✓	
CmdSetTargetCompoundAttribute	BL2000\sean	2/20/2022 7:59:58 AM	Set UserAnnotation = INT for compound Dimethyl Phthalate in sample Feb1811.D; previous value =			✓	
CmdZeroOutPeak	BL2000\sean	2/20/2022 8:00:00 AM	Zero out primary peak of compound 4-Chlorophenol in sample Feb1811.D			✓	

Name	User	Time	Action	Reason	Comment	Succeed	Exception
CmdSetTargetCompoundAttribute	BL2000\sean	2/20/2022 8:00:01 AM	Set UserAnnotation = INT for compound 4-Chlorophenol in sample Feb1811.D; previous value =			✓	
CmdZeroOutPeak	BL2000\sean	2/20/2022 8:00:13 AM	Zero out primary peak of compound 2,6-Dinitrotoluene in sample Feb1812.D			✓	
CmdSetTargetCompoundAttribute	BL2000\sean	2/20/2022 8:00:15 AM	Set UserAnnotation = INT for compound 2,6-Dinitrotoluene in sample Feb1812.D; previous value =			✓	
CmdZeroOutPeak	BL2000\sean	2/20/2022 8:00:17 AM	Zero out primary peak of compound N-nitroso-Di-n-propylamine in sample Feb1812.D			✓	
CmdZeroOutPeak	BL2000\sean	2/20/2022 8:00:20 AM	Zero out primary peak of compound Dimethyl Phthalate in sample Feb1812.D			✓	
CmdSetTargetCompoundAttribute	BL2000\sean	2/20/2022 8:00:20 AM	Set UserAnnotation = INT for compound Dimethyl Phthalate in sample Feb1812.D; previous value =			✓	
CmdZeroOutPeak	BL2000\sean	2/20/2022 8:00:23 AM	Zero out primary peak of compound Benzidine in sample Feb1812.D			✓	
CmdSetTargetCompoundAttribute	BL2000\sean	2/20/2022 8:00:24 AM	Set UserAnnotation = INT for compound Benzidine in sample Feb1812.D; previous value =			✓	
CmdZeroOutPeak	BL2000\sean	2/20/2022 8:00:25 AM	Zero out primary peak of compound 4,6-Dinitro-2-methylphenol in sample Feb1812.D			✓	
CmdSetTargetCompoundAttribute	BL2000\sean	2/20/2022 8:00:27 AM	Set UserAnnotation = INT for compound 4,6-Dinitro-2-methylphenol in sample Feb1812.D; previous value =			✓	
CmdZeroOutPeak	BL2000\sean	2/20/2022 8:00:29 AM	Zero out primary peak of compound bis(-2-Chloroethyl)Ether in sample Feb1812.D			✓	
CmdSetTargetCompoundAttribute	BL2000\sean	2/20/2022 8:00:30 AM	Set UserAnnotation = INT for compound bis(-2-Chloroethyl)Ether in sample Feb1812.D; previous value =			✓	
CmdZeroOutPeak	BL2000\sean	2/20/2022 8:00:32 AM	Zero out primary peak of compound 4-Chlorophenol in sample Feb1812.D			✓	
CmdSetTargetCompoundAttribute	BL2000\sean	2/20/2022 8:00:32 AM	Set UserAnnotation = INT for compound 4-Chlorophenol in sample Feb1812.D; previous value =			✓	
CmdManuallyIntegrateSplit	BL2000\sean	2/20/2022 8:01:06 AM	Split peak for compound Aniline in sample Feb1813.D and keep left peak, new integration is from x, y = 4.535, 606.796154690264 to 4.613, 757.465333843064 and new response = 801104, previous integration is from x, y = 4.535, 607 to 4.685, 896 and previous response = 1689695.			✓	
CmdSetTargetCompoundAttribute	BL2000\sean	2/20/2022 8:01:07 AM	Set UserAnnotation = CO for compound Aniline in sample Feb1813.D; previous value =			✓	

Name	User	Time	Action	Reason	Comment	Succeed	Exception
CmdManuallyIntegrateSplit	BL2000\sean	2/20/2022 8:01:10 AM	Split qualifier 66.0 of compound Aniline in sample Feb1813.D and keep left peak, new integration is from x, y = 4.540, 951.685658056772 to 4.593, 1023.40782819457 and new response = 273513, previous integration is from x, y = 4.540, 952 to 4.674, 1134 and previous response = 634511.			✓	
CmdManuallyIntegrateSplit	BL2000\sean	2/20/2022 8:01:16 AM	Split qualifier 66.0 of compound Phenol in sample Feb1813.D and keep right peak, new integration is from x, y = 4.593, 903.033382099744 to 4.674, 1010.10986432732 and new response = 361623, previous integration is from x, y = 4.531, 823 to 4.674, 1010 and previous response = 635547.			✓	
CmdManuallyIntegrateSplit	BL2000\sean	2/20/2022 8:01:20 AM	Split peak for compound bis(-2-Chloroethyl)Ether in sample Feb1813.D and keep left peak, new integration is from x, y = 4.593, 834.614087040505 to 4.674, 884.974547986752 and new response = 724305, previous integration is from x, y = 4.593, 835 to 4.715, 910 and previous response = 976468.			✓	
CmdSetTargetCompoundAttribute	BL2000\sean	2/20/2022 8:01:21 AM	Set UserAnnotation = CO for compound bis(-2-Chloroethyl)Ether in sample Feb1813.D; previous value =			✓	
CmdManuallyIntegrateApplyTargetRtToQualifier	BL2000\sean	2/20/2022 8:01:25 AM	Apply target integration range 4.593-4.674 to qualifier 64.0 for compound bis(-2-Chloroethyl)Ether in sample Feb1813.D, new integration is from x, y = 4.593, 1754 to 4.674, 3206 and new response = 63022; previous integration is from x, y = 4.664, 329 to 4.766, 387 and previous response = 324282.			✓	
CmdManuallyIntegrateDropBaseline	BL2000\sean	2/20/2022 8:01:26 AM	Drop baseline for qualifier 64.0 of compound bis(-2-Chloroethyl)Ether in sample Feb1813.D to y = 1754, new integration is from x, y = 4.593, 1754 to 4.674, 1754 and new response = 66580; previous integration is from x, y = 4.593, 1754 to 4.674, 3206 and previous response = 63022.			✓	
CmdManuallyIntegrateSplit	BL2000\sean	2/20/2022 8:01:35 AM	Split peak for compound 1,3-Dichlorobenzene in sample Feb1813.D and keep left peak, new integration is from x, y = 4.797, 0 to 4.879, 0 and new response = 1007455, previous integration is from x, y = 4.797, 0 to 5.134, 0 and previous response = 2976080.			✓	
CmdSetTargetCompoundAttribute	BL2000\sean	2/20/2022 8:01:37 AM	Set UserAnnotation = CO for compound 1,3-Dichlorobenzene in sample Feb1813.D; previous value =			✓	

Name	User	Time	Action	Reason	Comment	Succeed	Exception
CmdManuallyIntegrateSplit	BL2000\sean	2/20/2022 8:01:39 AM	Split qualifier 148.0 of compound 1,3-Dichlorobenzene in sample Feb1813.D and keep left peak, new integration is from x, y = 4.797, 115.81862396934 to 4.879, 180.695910715798 and new response = 638263, previous integration is from x, y = 4.797, 116 to 4.981, 262 and previous response = 1269167.			✓	
CmdManuallyIntegrateApplyTargetRtToQualifier	BL2000\sean	2/20/2022 8:01:42 AM	Apply target integration range 4.797-4.879 to qualifier 111.0 for compound 1,3-Dichlorobenzene in sample Feb1813.D, new integration is from x, y = 4.797, 0 to 4.879, 1884 and new response = 365188; previously no peak.			✓	
CmdManuallyIntegrateSplit	BL2000\sean	2/20/2022 8:01:47 AM	Split peak for compound 1,4-Dichlorobenzene in sample Feb1813.D and keep left peak, new integration is from x, y = 4.797, 188.287294062999 to 4.879, 276.215458606094 and new response = 1006318, previous integration is from x, y = 4.797, 188 to 5.134, 553 and previous response = 2967503.			✓	
CmdClearManualIntegration	BL2000\sean	2/20/2022 8:01:50 AM	Clear manual integration of target signal for compound 1,4-Dichlorobenzene in sample Feb1813.D			✓	
CmdManuallyIntegrateSplit	BL2000\sean	2/20/2022 8:01:52 AM	Split peak for compound 1,4-Dichlorobenzene in sample Feb1813.D and keep right peak, new integration is from x, y = 4.879, 276.215458606094 to 5.134, 552.663358307061 and new response = 1962276, previous integration is from x, y = 4.797, 188 to 5.134, 553 and previous response = 2967503.			✓	
CmdManuallyIntegrateSplit	BL2000\sean	2/20/2022 8:01:54 AM	Split peak for compound 1,4-Dichlorobenzene in sample Feb1813.D and keep left peak, new integration is from x, y = 4.879, 276.215458606094 to 5.032, 442.084198426674 and new response = 995784, previous integration is from x, y = 4.879, 276 to 5.134, 553 and previous response = 1962276.			✓	
CmdSetTargetCompoundAttribute	BL2000\sean	2/20/2022 8:01:57 AM	Set UserAnnotation = CO for compound 1,4-Dichlorobenzene in sample Feb1813.D; previous value =			✓	

Name	User	Time	Action	Reason	Comment	Succeed	Exception
CmdManuallyIntegrateSplit	BL2000\sean	2/20/2022 8:01:59 AM	Split qualifier 148.0 of compound 1,4-Dichlorobenzene in sample Feb1813.D and keep right peak, new integration is from x, y = 4.879, 109.37291358533 to 4.981, 172.682693744633 and new response = 632269, previous integration is from x, y = 4.797, 59 to 4.981, 173 and previous response = 1269939.			✓	
CmdManuallyIntegrateApplyTargetRtToQualifier	BL2000\sean	2/20/2022 8:02:02 AM	Apply target integration range 4.879-5.032 to qualifier 111.0 for compound 1,4-Dichlorobenzene in sample Feb1813.D, new integration is from x, y = 4.879, 1884 to 5.032, 811 and new response = 349186; previously no peak.			✓	
CmdManuallyIntegrateSplit	BL2000\sean	2/20/2022 8:02:07 AM	Split peak for compound 1,2-Dichlorobenzene in sample Feb1813.D and keep right peak, new integration is from x, y = 4.879, 89.9445015250027 to 5.134, 254.781247475939 and new response = 1965984, previous integration is from x, y = 4.797, 37 to 5.134, 255 and previous response = 2971944.			✓	
CmdManuallyIntegrateSplit	BL2000\sean	2/20/2022 8:02:09 AM	Split peak for compound 1,2-Dichlorobenzene in sample Feb1813.D and keep right peak, new integration is from x, y = 5.032, 188.846549095564 to 5.134, 254.781247475939 and new response = 968181, previous integration is from x, y = 4.879, 90 to 5.134, 255 and previous response = 1965984.			✓	
CmdSetTargetCompoundAttribute	BL2000\sean	2/20/2022 8:02:10 AM	Set UserAnnotation = CO for compound 1,2-Dichlorobenzene in sample Feb1813.D; previous value =			✓	
CmdManuallyIntegrateSplit	BL2000\sean	2/20/2022 8:02:13 AM	Split qualifier 1 of compound 41 in sample 12, keep right peak.			✓	
CmdManuallyIntegrateApplyTargetRtToQualifier	BL2000\sean	2/20/2022 8:02:17 AM	Apply target integration range 5.032-5.134 to qualifier 111.0 for compound 1,2-Dichlorobenzene in sample Feb1813.D, new integration is from x, y = 5.032, 811 to 5.134, 1746 and new response = 359123; previously no peak.			✓	
CmdManuallyIntegrateDropBaseline	BL2000\sean	2/20/2022 8:02:19 AM	Drop baseline for qualifier 111.0 of compound 1,2-Dichlorobenzene in sample Feb1813.D to y = 811, new integration is from x, y = 5.032, 811 to 5.134, 811 and new response = 361987; previous integration is from x, y = 5.032, 811 to 5.134, 1746 and previous response = 359123.			✓	

Name	User	Time	Action	Reason	Comment	Succeed	Exception
CmdManuallyIntegrateApplyTargetRtToQualifier	BL2000\sean	2/20/2022 8:02:24 AM	Apply target integration range 5.042-5.216 to qualifier 107.0 for compound Benzyl Alcohol in sample Feb1813.D, new integration is from x, y = 5.042, 640 to 5.216, 2454 and new response = 265234; previously no peak.			✓	
CmdManuallyIntegrateDropBaseline	BL2000\sean	2/20/2022 8:02:25 AM	Drop baseline for qualifier 107.0 of compound Benzyl Alcohol in sample Feb1813.D to y = 640, new integration is from x, y = 5.042, 640 to 5.216, 640 and new response = 274683; previous integration is from x, y = 5.042, 640 to 5.216, 2454 and previous response = 265234.			✓	
CmdManuallyIntegrateApplyTargetRtToQualifier	BL2000\sean	2/20/2022 8:02:47 AM	Apply target integration range 6.372-6.475 to qualifier 128.0 for compound 4-Chlorophenol in sample Feb1813.D, new integration is from x, y = 6.372, 14083 to 6.475, 10666 and new response = 610983; previous integration is from x, y = 6.290, 558 to 6.393, 673 and previous response = 2247543.			✓	
CmdManuallyIntegrateDropBaseline	BL2000\sean	2/20/2022 8:02:47 AM	Drop baseline for qualifier 128.0 of compound 4-Chlorophenol in sample Feb1813.D to y = 10666, new integration is from x, y = 6.372, 10666 to 6.475, 10666 and new response = 621511; previous integration is from x, y = 6.372, 14083 to 6.475, 10666 and previous response = 610983.			✓	
CmdManuallyIntegrateApplyTargetRtToQualifier	BL2000\sean	2/20/2022 8:02:54 AM	Apply target integration range 6.393-6.506 to qualifier 129.0 for compound p-Chloroaniline in sample Feb1813.D, new integration is from x, y = 6.393, 1242 to 6.506, 3478 and new response = 283123; previous integration is from x, y = 6.290, 276 to 6.393, 346 and previous response = 253494.			✓	
CmdManuallyIntegrateDropBaseline	BL2000\sean	2/20/2022 8:02:55 AM	Drop baseline for qualifier 129.0 of compound p-Chloroaniline in sample Feb1813.D to y = 1242, new integration is from x, y = 6.393, 1242 to 6.506, 1242 and new response = 290701; previous integration is from x, y = 6.393, 1242 to 6.506, 3478 and previous response = 283123.			✓	
CmdManuallyIntegrateSplit	BL2000\sean	2/20/2022 8:02:57 AM	Split qualifier 129.0 of compound p-Chloroaniline in sample Feb1813.D and keep left peak, new integration is from x, y = 6.393, 1242 to 6.506, 1242 and new response = 290701, previous integration is from x, y = 6.393, 1242 to 6.506, 1242 and previous response = 290701.			✓	

Name	User	Time	Action	Reason	Comment	Succeed	Exception
CmdManuallyIntegrateSplit	BL2000\sean	2/20/2022 8:03:06 AM	Split peak for compound 4-Chloro-3-Methylphenol in sample Feb1813.D and keep right peak, new integration is from x, y = 7.050, 983.099394601591 to 7.132, 1174.52600714013 and new response = 603491, previous integration is from x, y = 6.907, 650 to 7.132, 1175 and previous response = 1191595.			✓	
CmdSetTargetCompoundAttribute	BL2000\sean	2/20/2022 8:03:07 AM	Set UserAnnotation = CO for compound 4-Chloro-3-Methylphenol in sample Feb1813.D; previous value =			✓	
CmdManuallyIntegrateSplit	BL2000\sean	2/20/2022 8:03:09 AM	Split qualifier 144.0 of compound 4-Chloro-3-Methylphenol in sample Feb1813.D and keep right peak, new integration is from x, y = 7.050, 0 to 7.194, 0 and new response = 178574, previous integration is from x, y = 6.906, 0 to 7.194, 0 and previous response = 327018.			✓	
CmdManuallyIntegrateSplit	BL2000\sean	2/20/2022 8:03:10 AM	Split qualifier 144.0 of compound 4-Chloro-3-Methylphenol in sample Feb1813.D and keep left peak, new integration is from x, y = 7.050, 0 to 7.122, 0 and new response = 161005, previous integration is from x, y = 7.050, 0 to 7.194, 0 and previous response = 178574.			✓	
CmdManuallyIntegrateSplit	BL2000\sean	2/20/2022 8:03:16 AM	Split peak for compound 1-Methylnaphthalene in sample Feb1813.D and keep left peak, new integration is from x, y = 7.235, 1317.4532733854 to 7.307, 1339.24163762859 and new response = 1135357, previous integration is from x, y = 7.235, 1317 to 7.389, 1364 and previous response = 1187236.			✓	
CmdSetTargetCompoundAttribute	BL2000\sean	2/20/2022 8:03:17 AM	Set UserAnnotation = CO for compound 1-Methylnaphthalene in sample Feb1813.D; previous value =			✓	
CmdManuallyIntegrateSplit	BL2000\sean	2/20/2022 8:03:23 AM	Split peak for compound 4-Chloro-2-Methylphenol in sample Feb1813.D and keep left peak, new integration is from x, y = 6.909, 932.381651065141 to 7.050, 1425.13973837322 and new response = 585421, previous integration is from x, y = 6.909, 932 to 7.132, 1712 and previous response = 1186260.			✓	
CmdSetTargetCompoundAttribute	BL2000\sean	2/20/2022 8:03:24 AM	Set UserAnnotation = CO for compound 4-Chloro-2-Methylphenol in sample Feb1813.D; previous value =			✓	

Name	User	Time	Action	Reason	Comment	Succeed	Exception
CmdManuallyIntegrateSplit	BL2000\sean	2/20/2022 8:03:26 AM	Split qualifier 144.0 of compound 4-Chloro-2-Methylphenol in sample Feb1813.D and keep left peak, new integration is from x, y = 6.906, 0 to 7.050, 0 and new response = 148444, previous integration is from x, y = 6.906, 0 to 7.194, 0 and previous response = 327018.			✓	
CmdManuallyIntegrateApplyTargetRtToQualifier	BL2000\sean	2/20/2022 8:03:44 AM	Apply target integration range 8.497-8.650 to qualifier 154.0 for compound 2,4-Dinitrophenol in sample Feb1813.D, new integration is from x, y = 8.497, 4420 to 8.650, 2408 and new response = 57466; previous integration is from x, y = 8.384, 873 to 8.486, 901 and previous response = 1377205.			✓	
CmdManuallyIntegrateDropBaseline	BL2000\sean	2/20/2022 8:03:46 AM	Drop baseline for qualifier 154.0 of compound 2,4-Dinitrophenol in sample Feb1813.D to y = 2408, new integration is from x, y = 8.497, 2408 to 8.650, 2408 and new response = 66728; previous integration is from x, y = 8.497, 4420 to 8.650, 2408 and previous response = 57466.			✓	
CmdManuallyIntegrateApplyTargetRtToQualifier	BL2000\sean	2/20/2022 8:03:52 AM	Apply target integration range 8.681-8.834 to qualifier 139.0 for compound 4-Nitrophenol in sample Feb1813.D, new integration is from x, y = 8.681, 2824 to 8.834, 1506 and new response = 64316; previous integration is from x, y = 8.589, 350 to 8.681, 470 and previous response = 898148.			✓	
CmdManuallyIntegrateDropBaseline	BL2000\sean	2/20/2022 8:03:53 AM	Drop baseline for qualifier 139.0 of compound 4-Nitrophenol in sample Feb1813.D to y = 1506, new integration is from x, y = 8.681, 1506 to 8.834, 1506 and new response = 70384; previous integration is from x, y = 8.681, 2824 to 8.834, 1506 and previous response = 64316.			✓	
CmdManuallyIntegrateSplit	BL2000\sean	2/20/2022 8:03:58 AM	Split qualifier 63.0 of compound 2,4-Dinitrotoluene in sample Feb1813.D and keep right peak, new integration is from x, y = 8.650, 2020.87537035911 to 8.691, 1941.56512801654 and new response = 130775, previous integration is from x, y = 8.599, 2120 to 8.691, 1942 and previous response = 263818.			✓	

Name	User	Time	Action	Reason	Comment	Succeed	Exception
CmdManuallyIntegrateSplit	BL2000\sean	2/20/2022 8:04:03 AM	Split qualifier 167.0 of compound Fluorene in sample Feb1813.D and keep left peak, new integration is from x, y = 8.977, 0 to 9.100, 0 and new response = 240703, previous integration is from x, y = 8.977, 0 to 9.295, 0 and previous response = 680842.			✓	
CmdManuallyIntegrateApplyTargetRtToQualifier	BL2000\sean	2/20/2022 8:04:16 AM	Apply target integration range 9.131-9.213 to qualifier 121.0 for compound 4,6-Dinitro-2-methylphenol in sample Feb1813.D, new integration is from x, y = 9.131, 1304 to 9.213, 2651 and new response = 76081; previous integration is from x, y = 8.978, 1295 to 9.058, 1214 and previous response = 86170.			✓	
CmdManuallyIntegrateDropBaseline	BL2000\sean	2/20/2022 8:04:17 AM	Drop baseline for qualifier 121.0 of compound 4,6-Dinitro-2-methylphenol in sample Feb1813.D to y = 1304, new integration is from x, y = 9.131, 1304 to 9.213, 1304 and new response = 79388; previous integration is from x, y = 9.131, 1304 to 9.213, 2651 and previous response = 76081.			✓	
CmdManuallyIntegrateApplyTargetRtToQualifier	BL2000\sean	2/20/2022 8:04:28 AM	Apply target integration range 9.938-10.039 to qualifier 267.9 for compound Pentachlorophenol in sample Feb1813.D, new integration is from x, y = 9.938, 0 to 10.039, 1138 and new response = 158899; previous integration is from x, y = 10.282, 0 to 10.373, 0 and previous response = 132424.			✓	
CmdManuallyIntegrateDropBaseline	BL2000\sean	2/20/2022 8:04:29 AM	Drop baseline for qualifier 267.9 of compound Pentachlorophenol in sample Feb1813.D to y = 0, new integration is from x, y = 9.938, 0 to 10.039, 0 and new response = 162357; previous integration is from x, y = 9.938, 0 to 10.039, 1138 and previous response = 158899.			✓	
CmdManuallyIntegratePeak	BL2000\sean	2/20/2022 8:04:35 AM	Manually integrate compound Anthracene in sample Feb1813.D, from x, y = 10.140, 904559 to 10.292, 1056470, result = -3801056; previous integration is from x, y = 10.151, 351 to 10.221, 494 and previous response = 2693883.			✓	

Name	User	Time	Action	Reason	Comment	Succeed	Exception
CmdManuallyIntegrateSnapBaseline	BL2000\sean	2/20/2022 8:04:36 AM	Snap baseline for compound Anthracene in sample Feb1813.D, from x = 10.140 to x = 10.292, new integration is from x, y = 10.140, 554 to 10.292, 10965 and new response = 5083836; previous integration is from x, y = 10.140, 904559 to 10.292, 1056470 and previous response = -3801056.			✓	
CmdManuallyIntegrateDropBaseline	BL2000\sean	2/20/2022 8:04:37 AM	Drop baseline for compound Anthracene in sample Feb1813.D to y = 554, new integration is from x, y = 10.140, 554 to 10.292, 554 and new response = 5131284; previous integration is from x, y = 10.140, 554 to 10.292, 10965 and previous response = 5083836.			✓	
CmdManuallyIntegrateSplit	BL2000\sean	2/20/2022 8:04:38 AM	Split peak for compound Anthracene in sample Feb1813.D and keep right peak, new integration is from x, y = 10.221, 554 to 10.292, 554 and new response = 2437792, previous integration is from x, y = 10.140, 554 to 10.292, 554 and previous response = 5131284.			✓	
CmdSetTargetCompoundAttribute	BL2000\sean	2/20/2022 8:04:40 AM	Set UserAnnotation = CO for compound Anthracene in sample Feb1813.D; previous value =			✓	
CmdManuallyIntegrateApplyTargetRtToQualifier	BL2000\sean	2/20/2022 8:04:42 AM	Apply target integration range 10.221-10.292 to qualifier 176.0 for compound Anthracene in sample Feb1813.D, new integration is from x, y = 10.221, 1798 to 10.292, 1638 and new response = 438142; previously no peak.			✓	
CmdManuallyIntegrateDropBaseline	BL2000\sean	2/20/2022 8:04:43 AM	Drop baseline for qualifier 176.0 of compound Anthracene in sample Feb1813.D to y = 1638, new integration is from x, y = 10.221, 1638 to 10.292, 1638 and new response = 438482; previous integration is from x, y = 10.221, 1798 to 10.292, 1638 and previous response = 438142.			✓	
CmdSaveBatchTable	BL2000\sean	2/20/2022 8:06:46 AM	Save batch \\MASSHUNTER\Org\Data\SV5973N.I\sd021822\DoD BNA cal 1\QuantResults\021822 DoD BNA cal.batch.bin			✓	
CmdManuallyIntegrateApplyTargetRtToQualifier	BL2000\sean	2/20/2022 8:06:56 AM	Apply target integration range 6.126-6.270 to qualifier 122.0 for compound Benzoic Acid in sample Feb1814.D, new integration is from x, y = 6.126, 4646 to 6.270, 1985 and new response = 66267; previously no peak.			✓	

Name	User	Time	Action	Reason	Comment	Succeed	Exception
CmdManuallyIntegrateDropBaseline	BL2000\sean	2/20/2022 8:06:57 AM	Drop baseline for qualifier 122.0 of compound Benzoic Acid in sample Feb1814.D to y = 1985, new integration is from x, y = 6.126, 1985 to 6.270, 1985 and new response = 77779; previous integration is from x, y = 6.126, 4646 to 6.270, 1985 and previous response = 66267.			✓	
CmdManuallyIntegrateApplyTargetRtToQualifier	BL2000\sean	2/20/2022 8:07:01 AM	Apply target integration range 6.126-6.270 to qualifier 77.0 for compound Benzoic Acid in sample Feb1814.D, new integration is from x, y = 6.126, 3087 to 6.270, 3207 and new response = 69023; previously no peak.			✓	
CmdManuallyIntegrateDropBaseline	BL2000\sean	2/20/2022 8:07:02 AM	Drop baseline for qualifier 77.0 of compound Benzoic Acid in sample Feb1814.D to y = 3087, new integration is from x, y = 6.126, 3087 to 6.270, 3087 and new response = 69539; previous integration is from x, y = 6.126, 3087 to 6.270, 3207 and previous response = 69023.			✓	
CmdManuallyIntegrateSplit	BL2000\sean	2/20/2022 8:07:10 AM	Split peak for compound Aniline in sample Feb1814.D and keep left peak, new integration is from x, y = 4.537, 702.726103948613 to 4.613, 938.313359982366 and new response = 742767, previous integration is from x, y = 4.537, 703 to 4.685, 1158 and previous response = 1641221.			✓	
CmdSetTargetCompoundAttribute	BL2000\sean	2/20/2022 8:07:11 AM	Set UserAnnotation = CO for compound Aniline in sample Feb1814.D; previous value =			✓	
CmdManuallyIntegrateSplit	BL2000\sean	2/20/2022 8:07:13 AM	Split qualifier 66.0 of compound Aniline in sample Feb1814.D and keep left peak, new integration is from x, y = 4.537, 910.01134887833 to 4.593, 986.310454345922 and new response = 245397, previous integration is from x, y = 4.537, 910 to 4.675, 1099 and previous response = 599990.			✓	
CmdManuallyIntegrateSplit	BL2000\sean	2/20/2022 8:07:18 AM	Split qualifier 66.0 of compound Phenol in sample Feb1814.D and keep right peak, new integration is from x, y = 4.593, 937.637495499408 to 4.675, 1058.16303218324 and new response = 354812, previous integration is from x, y = 4.536, 854 to 4.675, 1058 and previous response = 600365.			✓	

Name	User	Time	Action	Reason	Comment	Succeed	Exception
CmdManuallyIntegrateSplit	BL2000\sean	2/20/2022 8:07:21 AM	Split qualifier 64.0 of compound bis(-2-Chloroethyl)Ether in sample Feb1814.D and keep left peak, new integration is from x, y = 4.664, 393.187541259475 to 4.766, 470.84588117182 and new response = 312940, previous integration is from x, y = 4.664, 393 to 4.766, 471 and previous response = 312940.			✓	
CmdManuallyIntegrateSplit	BL2000\sean	2/20/2022 8:07:26 AM	Split peak for compound bis(-2-Chloroethyl)Ether in sample Feb1814.D and keep left peak, new integration is from x, y = 4.593, 821.0741919406 to 4.675, 903.580653052772 and new response = 716277, previous integration is from x, y = 4.593, 821 to 4.715, 945 and previous response = 951023.			✓	
CmdSetTargetCompoundAttribute	BL2000\sean	2/20/2022 8:07:27 AM	Set UserAnnotation = CO for compound bis(-2-Chloroethyl)Ether in sample Feb1814.D; previous value =			✓	
CmdManuallyIntegrateApplyTargetRtToQualifier	BL2000\sean	2/20/2022 8:07:29 AM	Apply target integration range 4.593-4.675 to qualifier 64.0 for compound bis(-2-Chloroethyl)Ether in sample Feb1814.D, new integration is from x, y = 4.593, 1740 to 4.675, 2297 and new response = 66226; previous integration is from x, y = 4.664, 393 to 4.766, 471 and previous response = 312940.			✓	
CmdManuallyIntegrateDropBaseline	BL2000\sean	2/20/2022 8:07:30 AM	Drop baseline for qualifier 64.0 of compound bis(-2-Chloroethyl)Ether in sample Feb1814.D to y = 1740, new integration is from x, y = 4.593, 1740 to 4.675, 1740 and new response = 67591; previous integration is from x, y = 4.593, 1740 to 4.675, 2297 and previous response = 66226.			✓	
CmdManuallyIntegrateSplit	BL2000\sean	2/20/2022 8:07:37 AM	Split peak for compound 1,3-Dichlorobenzene in sample Feb1814.D and keep left peak, new integration is from x, y = 4.797, 0 to 4.889, 0 and new response = 931738, previous integration is from x, y = 4.797, 0 to 5.134, 0 and previous response = 2773120.			✓	
CmdSetTargetCompoundAttribute	BL2000\sean	2/20/2022 8:07:40 AM	Set UserAnnotation = CO for compound 1,3-Dichlorobenzene in sample Feb1814.D; previous value =			✓	

Name	User	Time	Action	Reason	Comment	Succeed	Exception
CmdManuallyIntegrateApplyTargetRtToQualifier	BL2000\sean	2/20/2022 8:07:42 AM	Apply target integration range 4.797-4.889 to qualifier 148.0 for compound 1,3-Dichlorobenzene in sample Feb1814.D, new integration is from x, y = 4.797, 0 to 4.889, 3052 and new response = 586448; previous integration is from x, y = 4.799, 316 to 5.134, 1032 and previous response = 1761128.			✓	
CmdManuallyIntegrateApplyTargetRtToQualifier	BL2000\sean	2/20/2022 8:07:43 AM	Apply target integration range 4.797-4.889 to qualifier 111.0 for compound 1,3-Dichlorobenzene in sample Feb1814.D, new integration is from x, y = 4.797, 0 to 4.889, 7165 and new response = 324506; previous integration is from x, y = 4.797, 0 to 5.134, 0 and previous response = 1018852.			✓	
CmdManuallyIntegrateSplit	BL2000\sean	2/20/2022 8:07:48 AM	Split peak for compound 1,4-Dichlorobenzene in sample Feb1814.D and keep right peak, new integration is from x, y = 4.889, 0 to 5.134, 0 and new response = 1841382, previous integration is from x, y = 4.797, 0 to 5.134, 0 and previous response = 2773120.			✓	
CmdManuallyIntegrateSplit	BL2000\sean	2/20/2022 8:07:51 AM	Split peak for compound 1,4-Dichlorobenzene in sample Feb1814.D and keep left peak, new integration is from x, y = 4.889, 0 to 5.032, 0 and new response = 942538, previous integration is from x, y = 4.889, 0 to 5.134, 0 and previous response = 1841382.			✓	
CmdSetTargetCompoundAttribute	BL2000\sean	2/20/2022 8:07:52 AM	Set UserAnnotation = CO for compound 1,4-Dichlorobenzene in sample Feb1814.D; previous value =			✓	
CmdManuallyIntegrateApplyTargetRtToQualifier	BL2000\sean	2/20/2022 8:07:54 AM	Apply target integration range 4.889-5.032 to qualifier 148.0 for compound 1,4-Dichlorobenzene in sample Feb1814.D, new integration is from x, y = 4.889, 3052 to 5.032, 1727 and new response = 580212; previous integration is from x, y = 4.798, 160 to 5.134, 591 and previous response = 1767039.			✓	
CmdManuallyIntegrateApplyTargetRtToQualifier	BL2000\sean	2/20/2022 8:07:55 AM	Apply target integration range 4.889-5.032 to qualifier 111.0 for compound 1,4-Dichlorobenzene in sample Feb1814.D, new integration is from x, y = 4.889, 7165 to 5.032, 654 and new response = 302505; previous integration is from x, y = 4.797, 0 to 5.134, 0 and previous response = 1018852.			✓	

Name	User	Time	Action	Reason	Comment	Succeed	Exception
CmdManuallyIntegrateSplit	BL2000\sean	2/20/2022 8:08:01 AM	Split peak for compound 1,2-Dichlorobenzene in sample Feb1814.D and keep right peak, new integration is from x, y = 4.889, 124.684786635269 to 5.134, 293.674356780488 and new response = 1838305, previous integration is from x, y = 4.797, 61 to 5.134, 294 and previous response = 2768769.			✓	
CmdManuallyIntegrateSplit	BL2000\sean	2/20/2022 8:08:03 AM	Split peak for compound 1,2-Dichlorobenzene in sample Feb1814.D and keep right peak, new integration is from x, y = 5.032, 223.261078351855 to 5.134, 293.674356780488 and new response = 897260, previous integration is from x, y = 4.889, 125 to 5.134, 294 and previous response = 1838305.			✓	
CmdSetTargetCompoundAttribute	BL2000\sean	2/20/2022 8:08:04 AM	Set UserAnnotation = CO for compound 1,2-Dichlorobenzene in sample Feb1814.D; previous value =			✓	
CmdManuallyIntegrateApplyTargetRtToQualifier	BL2000\sean	2/20/2022 8:08:06 AM	Apply target integration range 5.032-5.134 to qualifier 148.0 for compound 1,2-Dichlorobenzene in sample Feb1814.D, new integration is from x, y = 5.032, 1727 to 5.134, 1507 and new response = 569650; previous integration is from x, y = 4.797, 4 to 5.134, 55 and previous response = 1773932.			✓	
CmdManuallyIntegrateApplyTargetRtToQualifier	BL2000\sean	2/20/2022 8:08:08 AM	Apply target integration range 5.032-5.134 to qualifier 111.0 for compound 1,2-Dichlorobenzene in sample Feb1814.D, new integration is from x, y = 5.032, 654 to 5.134, 863 and new response = 333895; previous integration is from x, y = 4.797, 0 to 5.134, 0 and previous response = 1018852.			✓	
CmdManuallyIntegrateApplyTargetRtToQualifier	BL2000\sean	2/20/2022 8:08:31 AM	Apply target integration range 6.393-6.475 to qualifier 128.0 for compound 4-Chlorophenol in sample Feb1814.D, new integration is from x, y = 6.393, 7168 to 6.475, 10141 and new response = 620404; previous integration is from x, y = 6.301, 631 to 6.393, 788 and previous response = 2242557.			✓	
CmdManuallyIntegrateDropBaseline	BL2000\sean	2/20/2022 8:08:32 AM	Drop baseline for qualifier 128.0 of compound 4-Chlorophenol in sample Feb1814.D to y = 7168, new integration is from x, y = 6.393, 7168 to 6.475, 7168 and new response = 627731; previous integration is from x, y = 6.393, 7168 to 6.475, 10141 and previous response = 620404.			✓	

Name	User	Time	Action	Reason	Comment	Succeed	Exception
CmdManuallyIntegrateApplyTargetRtToQualifier	BL2000\sean	2/20/2022 8:08:40 AM	Apply target integration range 6.393-6.506 to qualifier 129.0 for compound p-Chloroaniline in sample Feb1814.D, new integration is from x, y = 6.393, 1008 to 6.506, 2757 and new response = 274667; previous integration is from x, y = 6.290, 488 to 6.393, 523 and previous response = 250033.			✓	
CmdManuallyIntegrateDropBaseline	BL2000\sean	2/20/2022 8:08:41 AM	Drop baseline for qualifier 129.0 of compound p-Chloroaniline in sample Feb1814.D to y = 1008, new integration is from x, y = 6.393, 1008 to 6.506, 1008 and new response = 280595; previous integration is from x, y = 6.393, 1008 to 6.506, 2757 and previous response = 274667.			✓	
CmdManuallyIntegrateSplit	BL2000\sean	2/20/2022 8:08:49 AM	Split peak for compound 4-Chloro-3-Methylphenol in sample Feb1814.D and keep right peak, new integration is from x, y = 7.040, 926.337783185568 to 7.143, 1088.0539708203 and new response = 605670, previous integration is from x, y = 6.907, 717 to 7.143, 1088 and previous response = 1153180.			✓	
CmdSetTargetCompoundAttribute	BL2000\sean	2/20/2022 8:08:50 AM	Set UserAnnotation = CO for compound 4-Chloro-3-Methylphenol in sample Feb1814.D; previous value =			✓	
CmdManuallyIntegrateSplit	BL2000\sean	2/20/2022 8:08:52 AM	Split qualifier 144.0 of compound 4-Chloro-3-Methylphenol in sample Feb1814.D and keep right peak, new integration is from x, y = 7.050, 202.18595682137 to 7.122, 265.004263357048 and new response = 158824, previous integration is from x, y = 6.908, 78 to 7.122, 265 and previous response = 302040.			✓	
CmdManuallyIntegrateSplit	BL2000\sean	2/20/2022 8:08:59 AM	Split peak for compound 4-Chloro-2-Methylphenol in sample Feb1814.D and keep left peak, new integration is from x, y = 6.908, 967.48535499227 to 7.040, 1394.8368102735 and new response = 545135, previous integration is from x, y = 6.908, 967 to 7.143, 1728 and previous response = 1147062.			✓	
CmdSetTargetCompoundAttribute	BL2000\sean	2/20/2022 8:09:00 AM	Set UserAnnotation = CO for compound 4-Chloro-2-Methylphenol in sample Feb1814.D; previous value =			✓	

Name	User	Time	Action	Reason	Comment	Succeed	Exception
CmdManuallyIntegrateSplit	BL2000\sean	2/20/2022 8:09:02 AM	Split qualifier 144.0 of compound 4-Chloro-2-Methylphenol in sample Feb1814.D and keep left peak, new integration is from x, y = 6.906, 0.529107969690813 to 7.050, 279.498312033319 and new response = 143337, previous integration is from x, y = 6.906, 1 to 7.122, 419 and previous response = 301493.			✓	
CmdManuallyIntegrateApplyTargetRtToQualifier	BL2000\sean	2/20/2022 8:09:16 AM	Apply target integration range 8.159-8.302 to qualifier 153.1 for compound Acenaphthylene in sample Feb1814.D, new integration is from x, y = 8.159, 0 to 8.302, 1561 and new response = 298637; previously no peak.			✓	
CmdManuallyIntegrateDropBaseline	BL2000\sean	2/20/2022 8:09:17 AM	Drop baseline for qualifier 153.1 of compound Acenaphthylene in sample Feb1814.D to y = 0, new integration is from x, y = 8.159, 0 to 8.302, 0 and new response = 305344; previous integration is from x, y = 8.159, 0 to 8.302, 1561 and previous response = 298637.			✓	
CmdManuallyIntegrateApplyTargetRtToQualifier	BL2000\sean	2/20/2022 8:09:24 AM	Apply target integration range 8.497-8.589 to qualifier 154.0 for compound 2,4-Dinitrophenol in sample Feb1814.D, new integration is from x, y = 8.497, 3140 to 8.589, 1817 and new response = 58901; previous integration is from x, y = 8.384, 752 to 8.476, 831 and previous response = 1357916.			✓	
CmdManuallyIntegrateDropBaseline	BL2000\sean	2/20/2022 8:09:25 AM	Drop baseline for qualifier 154.0 of compound 2,4-Dinitrophenol in sample Feb1814.D to y = 1817, new integration is from x, y = 8.497, 1817 to 8.589, 1817 and new response = 62556; previous integration is from x, y = 8.497, 3140 to 8.589, 1817 and previous response = 58901.			✓	
CmdManuallyIntegrateApplyTargetRtToQualifier	BL2000\sean	2/20/2022 8:09:48 AM	Apply target integration range 8.681-8.773 to qualifier 139.0 for compound 4-Nitrophenol in sample Feb1814.D, new integration is from x, y = 8.681, 2913 to 8.773, 2379 and new response = 56096; previous integration is from x, y = 8.599, 179 to 8.681, 337 and previous response = 881255.			✓	

Name	User	Time	Action	Reason	Comment	Succeed	Exception
CmdManuallyIntegrateDropBaseline	BL2000\sean	2/20/2022 8:09:49 AM	Drop baseline for qualifier 139.0 of compound 4-Nitrophenol in sample Feb1814.D to y = 2379, new integration is from x, y = 8.681, 2379 to 8.773, 2379 and new response = 57571; previous integration is from x, y = 8.681, 2913 to 8.773, 2379 and previous response = 56096.			✓	
CmdManuallyIntegrateSplit	BL2000\sean	2/20/2022 8:10:01 AM	Split qualifier 63.0 of compound 2,4-Dinitrotoluene in sample Feb1814.D and keep right peak, new integration is from x, y = 8.650, 1740.5938769002 to 8.691, 1714.33065713944 and new response = 124191, previous integration is from x, y = 8.600, 1773 to 8.691, 1714 and previous response = 256681.			✓	
CmdManuallyIntegrateApplyTargetRtToQualifier	BL2000\sean	2/20/2022 8:10:06 AM	Apply target integration range 9.008-9.111 to qualifier 167.0 for compound Fluorene in sample Feb1814.D, new integration is from x, y = 9.008, 234 to 9.111, 684 and new response = 229798; previous integration is from x, y = 9.175, 629 to 9.356, 876 and previous response = 436648.			✓	
CmdManuallyIntegrateDropBaseline	BL2000\sean	2/20/2022 8:10:07 AM	Drop baseline for qualifier 167.0 of compound Fluorene in sample Feb1814.D to y = 234, new integration is from x, y = 9.008, 234 to 9.111, 234 and new response = 231179; previous integration is from x, y = 9.008, 234 to 9.111, 684 and previous response = 229798.			✓	
CmdManuallyIntegrateSplit	BL2000\sean	2/20/2022 8:10:17 AM	Split qualifier 92.0 of compound 4-Nitroaniline in sample Feb1814.D and keep left peak, new integration is from x, y = 9.111, 955.934445068775 to 9.203, 1007.98147814414 and new response = 125922, previous integration is from x, y = 9.111, 956 to 9.254, 1037 and previous response = 144396.			✓	
CmdManuallyIntegrateApplyTargetRtToQualifier	BL2000\sean	2/20/2022 8:10:24 AM	Apply target integration range 9.111-9.244 to qualifier 121.0 for compound 4,6-Dinitro-2-methylphenol in sample Feb1814.D, new integration is from x, y = 9.111, 1090 to 9.244, 1460 and new response = 75058; previous integration is from x, y = 8.978, 1163 to 9.048, 1098 and previous response = 90206.			✓	

Name	User	Time	Action	Reason	Comment	Succeed	Exception
CmdManuallyIntegrateDropBaseline	BL2000\sean	2/20/2022 8:10:24 AM	Drop baseline for qualifier 121.0 of compound 4,6-Dinitro-2-methylphenol in sample Feb1814.D to y = 1090, new integration is from x, y = 9.111, 1090 to 9.244, 1090 and new response = 76534; previous integration is from x, y = 9.111, 1090 to 9.244, 1460 and previous response = 75058.			✓	
CmdManuallyIntegratePeak	BL2000\sean	2/20/2022 8:10:35 AM	Manually integrate compound Anthracene in sample Feb1814.D, from x, y = 10.120, 2562780 to 10.343, 2433380, result = -28318276; previous integration is from x, y = 10.151, 394 to 10.221, 558 and previous response = 2569196.			✓	
CmdManuallyIntegrateSnapBaseline	BL2000\sean	2/20/2022 8:10:36 AM	Snap baseline for compound Anthracene in sample Feb1814.D, from x = 10.120 to x = 10.343, new integration is from x, y = 10.120, 0 to 10.343, 5022 and new response = 5047481; previous integration is from x, y = 10.120, 2562780 to 10.343, 2433380 and previous response = -28318276.			✓	
CmdManuallyIntegrateDropBaseline	BL2000\sean	2/20/2022 8:10:38 AM	Drop baseline for compound Anthracene in sample Feb1814.D to y = 0, new integration is from x, y = 10.120, 0 to 10.343, 0 and new response = 5081054; previous integration is from x, y = 10.120, 0 to 10.343, 5022 and previous response = 5047481.			✓	
CmdManuallyIntegrateSplit	BL2000\sean	2/20/2022 8:10:40 AM	Split peak for compound Anthracene in sample Feb1814.D and keep right peak, new integration is from x, y = 10.221, 0 to 10.343, 0 and new response = 2509281, previous integration is from x, y = 10.120, 0 to 10.343, 0 and previous response = 5081054.			✓	
CmdSetTargetCompoundAttribute	BL2000\sean	2/20/2022 8:10:42 AM	Set UserAnnotation = CO for compound Anthracene in sample Feb1814.D; previous value =			✓	
CmdManuallyIntegrateApplyTargetRtToQualifier	BL2000\sean	2/20/2022 8:10:44 AM	Apply target integration range 10.221-10.343 to qualifier 176.0 for compound Anthracene in sample Feb1814.D, new integration is from x, y = 10.221, 1968 to 10.343, 666 and new response = 455594; previously no peak.			✓	

Name	User	Time	Action	Reason	Comment	Succeed	Exception
CmdManuallyIntegrateDropBaseline	BL2000\sean	2/20/2022 8:10:46 AM	Drop baseline for qualifier 176.0 of compound Anthracene in sample Feb1814.D to y = 666, new integration is from x, y = 10.221, 666 to 10.343, 666 and new response = 460342; previous integration is from x, y = 10.221, 1968 to 10.343, 666 and previous response = 455594.			✓	
CmdSaveBatchTable	BL2000\sean	2/20/2022 8:11:20 AM	Save batch \\MASSHUNTER\Org\Data\SV5973N.I\sd021822\DoD BNA cal 1\QuantResults\021822 DoD BNA cal.batch.bin			✓	
CmdZeroOutPeak	BL2000\sean	2/20/2022 8:11:34 AM	Zero out primary peak of compound 2,6-Dinitrotoluene in sample Feb1815.D			✓	
CmdSetTargetCompoundAttribute	BL2000\sean	2/20/2022 8:11:35 AM	Set UserAnnotation = INT for compound 2,6-Dinitrotoluene in sample Feb1815.D; previous value =			✓	
CmdZeroOutPeak	BL2000\sean	2/20/2022 8:11:37 AM	Zero out primary peak of compound N-nitroso-Di-n-propylamine in sample Feb1815.D			✓	
CmdSetTargetCompoundAttribute	BL2000\sean	2/20/2022 8:11:38 AM	Set UserAnnotation = INT for compound N-nitroso-Di-n-propylamine in sample Feb1815.D; previous value =			✓	
CmdZeroOutPeak	BL2000\sean	2/20/2022 8:11:40 AM	Zero out primary peak of compound Dimethyl Phthalate in sample Feb1815.D			✓	
CmdSetTargetCompoundAttribute	BL2000\sean	2/20/2022 8:11:41 AM	Set UserAnnotation = INT for compound Dimethyl Phthalate in sample Feb1815.D; previous value =			✓	
CmdZeroOutPeak	BL2000\sean	2/20/2022 8:11:43 AM	Zero out primary peak of compound Benzidine in sample Feb1815.D			✓	
CmdSetTargetCompoundAttribute	BL2000\sean	2/20/2022 8:11:44 AM	Set UserAnnotation = INT for compound Benzidine in sample Feb1815.D; previous value =			✓	
CmdZeroOutPeak	BL2000\sean	2/20/2022 8:11:51 AM	Zero out primary peak of compound 4,6-Dinitro-2-methylphenol in sample Feb1815.D			✓	
CmdSetTargetCompoundAttribute	BL2000\sean	2/20/2022 8:11:52 AM	Set UserAnnotation = INT for compound 4,6-Dinitro-2-methylphenol in sample Feb1815.D; previous value =			✓	
CmdZeroOutPeak	BL2000\sean	2/20/2022 8:11:55 AM	Zero out primary peak of compound 4-Chlorophenol in sample Feb1815.D			✓	
CmdSetTargetCompoundAttribute	BL2000\sean	2/20/2022 8:11:56 AM	Set UserAnnotation = INT for compound 4-Chlorophenol in sample Feb1815.D; previous value =			✓	

Name	User	Time	Action	Reason	Comment	Succeed	Exception
CmdManuallyIntegrateApplyTargetRtToQualifier	BL2000\sean	2/20/2022 8:12:19 AM	Apply target integration range 6.127-6.259 to qualifier 122.0 for compound Benzoic Acid in sample Feb1816.D, new integration is from x, y = 6.127, 3326 to 6.259, 2854 and new response = 68512; previously no peak.			✓	
CmdManuallyIntegrateDropBaseline	BL2000\sean	2/20/2022 8:12:20 AM	Drop baseline for qualifier 122.0 of compound Benzoic Acid in sample Feb1816.D to y = 2854, new integration is from x, y = 6.127, 2854 to 6.259, 2854 and new response = 70416; previous integration is from x, y = 6.127, 3326 to 6.259, 2854 and previous response = 68512.			✓	
CmdManuallyIntegrateApplyTargetRtToQualifier	BL2000\sean	2/20/2022 8:12:24 AM	Apply target integration range 6.127-6.259 to qualifier 77.0 for compound Benzoic Acid in sample Feb1816.D, new integration is from x, y = 6.127, 3564 to 6.259, 3323 and new response = 68640; previous integration is from x, y = 6.362, 1310 to 6.596, 1176 and previous response = 16251.			✓	
CmdManuallyIntegrateDropBaseline	BL2000\sean	2/20/2022 8:12:25 AM	Drop baseline for qualifier 77.0 of compound Benzoic Acid in sample Feb1816.D to y = 3323, new integration is from x, y = 6.127, 3323 to 6.259, 3323 and new response = 69612; previous integration is from x, y = 6.127, 3564 to 6.259, 3323 and previous response = 68640.			✓	
CmdManuallyIntegrateSplit	BL2000\sean	2/20/2022 8:12:33 AM	Split peak for compound Aniline in sample Feb1816.D and keep left peak, new integration is from x, y = 4.542, 562.246244262822 to 4.613, 710.138071246774 and new response = 718666, previous integration is from x, y = 4.542, 562 to 4.685, 858 and previous response = 1545797.			✓	
CmdSetTargetCompoundAttribute	BL2000\sean	2/20/2022 8:12:35 AM	Set UserAnnotation = CO for compound Aniline in sample Feb1816.D; previous value =			✓	
CmdManuallyIntegrateSplit	BL2000\sean	2/20/2022 8:12:37 AM	Split qualifier 66.0 of compound Aniline in sample Feb1816.D and keep left peak, new integration is from x, y = 4.542, 908.460251802594 to 4.593, 977.166020505821 and new response = 241896, previous integration is from x, y = 4.542, 908 to 4.675, 1087 and previous response = 554534.			✓	

Name	User	Time	Action	Reason	Comment	Succeed	Exception
CmdManuallyIntegrateSplit	BL2000\sean	2/20/2022 8:12:41 AM	Split qualifier 66.0 of compound Phenol in sample Feb1816.D and keep right peak, new integration is from x, y = 4.593, 881.470052620352 to 4.675, 985.545034653547 and new response = 322980, previous integration is from x, y = 4.542, 816 to 4.675, 986 and previous response = 555248.			✓	
CmdManuallyIntegrateSplit	BL2000\sean	2/20/2022 8:12:50 AM	Split peak for compound bis(-2-Chloroethyl)Ether in sample Feb1816.D and keep left peak, new integration is from x, y = 4.603, 767.6000884179 to 4.675, 803.031130511276 and new response = 673446, previous integration is from x, y = 4.603, 768 to 4.715, 823 and previous response = 895912.			✓	
CmdSetTargetCompoundAttribute	BL2000\sean	2/20/2022 8:12:51 AM	Set UserAnnotation = CO for compound bis(-2-Chloroethyl)Ether in sample Feb1816.D; previous value =			✓	
CmdManuallyIntegrateSplit	BL2000\sean	2/20/2022 8:13:10 AM	Split peak for compound 1,3-Dichlorobenzene in sample Feb1816.D and keep left peak, new integration is from x, y = 4.797, 7.41703124111518 to 4.879, 181.099767057415 and new response = 950762, previous integration is from x, y = 4.797, 7 to 4.981, 398 and previous response = 1874485.			✓	
CmdSetTargetCompoundAttribute	BL2000\sean	2/20/2022 8:13:12 AM	Set UserAnnotation = CO for compound 1,3-Dichlorobenzene in sample Feb1816.D; previous value =			✓	
CmdManuallyIntegrateSplit	BL2000\sean	2/20/2022 8:13:15 AM	Split qualifier 148.0 of compound 1,3-Dichlorobenzene in sample Feb1816.D and keep left peak, new integration is from x, y = 4.798, 135.906725909192 to 4.879, 211.250254366495 and new response = 592225, previous integration is from x, y = 4.798, 136 to 4.981, 306 and previous response = 1189683.			✓	
CmdManuallyIntegrateApplyTargetRtToQualifier	BL2000\sean	2/20/2022 8:13:17 AM	Apply target integration range 4.797-4.879 to qualifier 111.0 for compound 1,3-Dichlorobenzene in sample Feb1816.D, new integration is from x, y = 4.797, 419 to 4.879, 1586 and new response = 347664; previously no peak.			✓	
CmdManuallyIntegrateDropBaseline	BL2000\sean	2/20/2022 8:13:18 AM	Drop baseline for qualifier 111.0 of compound 1,3-Dichlorobenzene in sample Feb1816.D to y = 419, new integration is from x, y = 4.797, 419 to 4.879, 419 and new response = 350523; previous integration is from x, y = 4.797, 419 to 4.879, 1586 and previous response = 347664.			✓	

Name	User	Time	Action	Reason	Comment	Succeed	Exception
CmdManuallyIntegrateSplit	BL2000\sean	2/20/2022 8:13:23 AM	Split peak for compound 1,4-Dichlorobenzene in sample Feb1816.D and keep right peak, new integration is from x, y = 4.879, 262.808583686012 to 4.981, 404.673543485436 and new response = 924293, previous integration is from x, y = 4.798, 150 to 4.981, 405 and previous response = 1873752.			✓	
CmdSetTargetCompoundAttribute	BL2000\sean	2/20/2022 8:13:24 AM	Set UserAnnotation = CO for compound 1,4-Dichlorobenzene in sample Feb1816.D; previous value =			✓	
CmdManuallyIntegrateApplyTargetRtToQualifier	BL2000\sean	2/20/2022 8:13:26 AM	Apply target integration range 4.879-4.981 to qualifier 148.0 for compound 1,4-Dichlorobenzene in sample Feb1816.D, new integration is from x, y = 4.879, 2211 to 4.981, 1583 and new response = 587827; previous integration is from x, y = 4.798, 74 to 4.981, 192 and previous response = 1190611.			✓	
CmdManuallyIntegrateApplyTargetRtToQualifier	BL2000\sean	2/20/2022 8:13:28 AM	Apply target integration range 4.879-4.981 to qualifier 111.0 for compound 1,4-Dichlorobenzene in sample Feb1816.D, new integration is from x, y = 4.879, 1586 to 4.981, 1190 and new response = 334744; previously no peak.			✓	
CmdManuallyIntegrateApplyTargetRtToQualifier	BL2000\sean	2/20/2022 8:13:43 AM	Apply target integration range 5.032-5.134 to qualifier 111.0 for compound 1,2-Dichlorobenzene in sample Feb1816.D, new integration is from x, y = 5.032, 651 to 5.134, 959 and new response = 342078; previous integration is from x, y = 4.787, 0 to 5.134, 0 and previous response = 1045419.			✓	
CmdManuallyIntegrateDropBaseline	BL2000\sean	2/20/2022 8:13:45 AM	Drop baseline for qualifier 111.0 of compound 1,2-Dichlorobenzene in sample Feb1816.D to y = 651, new integration is from x, y = 5.032, 651 to 5.134, 651 and new response = 343021; previous integration is from x, y = 5.032, 651 to 5.134, 959 and previous response = 342078.			✓	
CmdManuallyIntegrateApplyTargetRtToQualifier	BL2000\sean	2/20/2022 8:14:09 AM	Apply target integration range 6.383-6.475 to qualifier 128.0 for compound 4-Chlorophenol in sample Feb1816.D, new integration is from x, y = 6.383, 8666 to 6.475, 9272 and new response = 550684; previous integration is from x, y = 6.290, 750 to 6.393, 881 and previous response = 2092577.			✓	

Name	User	Time	Action	Reason	Comment	Succeed	Exception
CmdManuallyIntegrateSnapBaseline	BL2000\sean	2/20/2022 8:14:10 AM	Snap baseline for qualifier 128.0 of compound 4-Chlorophenol in sample Feb1816.D from x = 6.383 to x = 6.475, new integration is from x, y = 6.383, 8666 to 6.475, 9272 and new response = 550684; previous integration is from x, y = 6.383, 8666 to 6.475, 9272 and previous response = 550684.			✓	
CmdManuallyIntegrateApplyTargetRtToQualifier	BL2000\sean	2/20/2022 8:14:41 AM	Apply target integration range 6.393-6.506 to qualifier 129.0 for compound p-Chloroaniline in sample Feb1816.D, new integration is from x, y = 6.393, 1005 to 6.506, 2256 and new response = 230348; previous integration is from x, y = 6.290, 478 to 6.393, 528 and previous response = 230222.			✓	
CmdManuallyIntegrateDropBaseline	BL2000\sean	2/20/2022 8:14:42 AM	Drop baseline for qualifier 129.0 of compound p-Chloroaniline in sample Feb1816.D to y = 1005, new integration is from x, y = 6.393, 1005 to 6.506, 1005 and new response = 234588; previous integration is from x, y = 6.393, 1005 to 6.506, 2256 and previous response = 230348.			✓	
CmdManuallyIntegrateSplit	BL2000\sean	2/20/2022 8:14:51 AM	Split peak for compound 4-Chloro-3-Methylphenol in sample Feb1816.D and keep right peak, new integration is from x, y = 7.030, 858.072905375134 to 7.204, 1188.84208316093 and new response = 585346, previous integration is from x, y = 6.910, 632 to 7.204, 1189 and previous response = 1129171.			✓	
CmdSetTargetCompoundAttribute	BL2000\sean	2/20/2022 8:14:53 AM	Set UserAnnotation = CO for compound 4-Chloro-3-Methylphenol in sample Feb1816.D; previous value =			✓	
CmdManuallyIntegrateApplyTargetRtToQualifier	BL2000\sean	2/20/2022 8:14:55 AM	Apply target integration range 7.030-7.204 to qualifier 144.0 for compound 4-Chloro-3-Methylphenol in sample Feb1816.D, new integration is from x, y = 7.030, 1012 to 7.204, 969 and new response = 160137; previous integration is from x, y = 6.906, 0 to 7.194, 0 and previous response = 309240.			✓	
CmdManuallyIntegrateDropBaseline	BL2000\sean	2/20/2022 8:14:56 AM	Drop baseline for qualifier 144.0 of compound 4-Chloro-3-Methylphenol in sample Feb1816.D to y = 969, new integration is from x, y = 7.030, 969 to 7.204, 969 and new response = 160362; previous integration is from x, y = 7.030, 1012 to 7.204, 969 and previous response = 160137.			✓	

Name	User	Time	Action	Reason	Comment	Succeed	Exception
CmdManuallyIntegrateSplit	BL2000\sean	2/20/2022 8:14:59 AM	Split qualifier 144.0 of compound 4-Chloro-3-Methylphenol in sample Feb1816.D and keep left peak, new integration is from x, y = 7.030, 969 to 7.132, 969 and new response = 149250, previous integration is from x, y = 7.030, 969 to 7.204, 969 and previous response = 160362.			✓	
CmdManuallyIntegrateSplit	BL2000\sean	2/20/2022 8:15:06 AM	Split peak for compound 1-Methylnaphthalene in sample Feb1816.D and keep left peak, new integration is from x, y = 7.225, 1340.6299673866 to 7.307, 1421.65113563999 and new response = 1067616, previous integration is from x, y = 7.225, 1341 to 7.369, 1482 and previous response = 1114062.			✓	
CmdSetTargetCompoundAttribute	BL2000\sean	2/20/2022 8:15:07 AM	Set UserAnnotation = CO for compound 1-Methylnaphthalene in sample Feb1816.D; previous value =			✓	
CmdManuallyIntegrateSplit	BL2000\sean	2/20/2022 8:15:13 AM	Split peak for compound 4-Chloro-2-Methylphenol in sample Feb1816.D and keep left peak, new integration is from x, y = 6.913, 864.656257155675 to 7.030, 1369.55812097422 and new response = 541291, previous integration is from x, y = 6.913, 865 to 7.204, 2126 and previous response = 1119052.			✓	
CmdSetTargetCompoundAttribute	BL2000\sean	2/20/2022 8:15:14 AM	Set UserAnnotation = CO for compound 4-Chloro-2-Methylphenol in sample Feb1816.D; previous value =			✓	
CmdManuallyIntegrateSplit	BL2000\sean	2/20/2022 8:15:16 AM	Split qualifier 144.0 of compound 4-Chloro-2-Methylphenol in sample Feb1816.D and keep left peak, new integration is from x, y = 6.906, 0 to 7.040, 0 and new response = 139820, previous integration is from x, y = 6.906, 0 to 7.194, 0 and previous response = 309240.			✓	
CmdManuallyIntegrateSplit	BL2000\sean	2/20/2022 8:15:23 AM	Split peak for compound 2,4,6-Trichlorophenol in sample Feb1816.D and keep left peak, new integration is from x, y = 7.492, 97.4827184916758 to 7.553, 139.739411974188 and new response = 416677, previous integration is from x, y = 7.492, 97 to 7.646, 203 and previous response = 839417.			✓	
CmdSetTargetCompoundAttribute	BL2000\sean	2/20/2022 8:15:24 AM	Set UserAnnotation = CO for compound 2,4,6-Trichlorophenol in sample Feb1816.D; previous value =			✓	

Name	User	Time	Action	Reason	Comment	Succeed	Exception
CmdManuallyIntegrateSplit	BL2000\sean	2/20/2022 8:15:27 AM	Split qualifier 198.0 of compound 2,4,6-Trichlorophenol in sample Feb1816.D and keep left peak, new integration is from x, y = 7.492, 124.698110509121 to 7.553, 189.648178724791 and new response = 387646, previous integration is from x, y = 7.492, 125 to 7.646, 288 and previous response = 787188.			✓	
CmdManuallyIntegrateSplit	BL2000\sean	2/20/2022 8:15:31 AM	Split peak for compound 2,4,5-Trichlorophenol in sample Feb1816.D and keep right peak, new integration is from x, y = 7.553, 157.176911877619 to 7.646, 242.077048517593 and new response = 423746, previous integration is from x, y = 7.492, 101 to 7.646, 242 and previous response = 839225.			✓	
CmdSetTargetCompoundAttribute	BL2000\sean	2/20/2022 8:15:32 AM	Set UserAnnotation = CO for compound 2,4,5-Trichlorophenol in sample Feb1816.D; previous value =			✓	
CmdManuallyIntegrateSplit	BL2000\sean	2/20/2022 8:15:35 AM	Split qualifier 198.0 of compound 2,4,5-Trichlorophenol in sample Feb1816.D and keep right peak, new integration is from x, y = 7.553, 154.124949081194 to 7.646, 236.314969910038 and new response = 401000, previous integration is from x, y = 7.492, 100 to 7.646, 236 and previous response = 787524.			✓	
CmdManuallyIntegrateApplyTargetRtToQualifier	BL2000\sean	2/20/2022 8:15:47 AM	Apply target integration range 8.159-8.313 to qualifier 153.1 for compound Acenaphthylene in sample Feb1816.D, new integration is from x, y = 8.159, 0 to 8.313, 1399 and new response = 292380; previously no peak.			✓	
CmdManuallyIntegrateDropBaseline	BL2000\sean	2/20/2022 8:15:48 AM	Drop baseline for qualifier 153.1 of compound Acenaphthylene in sample Feb1816.D to y = 0, new integration is from x, y = 8.159, 0 to 8.313, 0 and new response = 298821; previous integration is from x, y = 8.159, 0 to 8.313, 1399 and previous response = 292380.			✓	
CmdManuallyIntegrateApplyTargetRtToQualifier	BL2000\sean	2/20/2022 8:16:09 AM	Apply target integration range 8.486-8.640 to qualifier 154.0 for compound 2,4-Dinitrophenol in sample Feb1816.D, new integration is from x, y = 8.486, 3685 to 8.640, 1877 and new response = 55942; previous integration is from x, y = 8.384, 805 to 8.486, 854 and previous response = 1282555.			✓	

Name	User	Time	Action	Reason	Comment	Succeed	Exception
CmdManuallyIntegrateDropBaseline	BL2000\sean	2/20/2022 8:16:10 AM	Drop baseline for qualifier 154.0 of compound 2,4-Dinitrophenol in sample Feb1816.D to y = 1877, new integration is from x, y = 8.486, 1877 to 8.640, 1877 and new response = 64266; previous integration is from x, y = 8.486, 3685 to 8.640, 1877 and previous response = 55942.			✓	
CmdManuallyIntegrateApplyTargetRtToQualifier	BL2000\sean	2/20/2022 8:16:16 AM	Apply target integration range 8.681-8.783 to qualifier 139.0 for compound 4-Nitrophenol in sample Feb1816.D, new integration is from x, y = 8.681, 2855 to 8.783, 1736 and new response = 56134; previous integration is from x, y = 8.600, 496 to 8.681, 657 and previous response = 825771.			✓	
CmdManuallyIntegrateDropBaseline	BL2000\sean	2/20/2022 8:16:17 AM	Drop baseline for qualifier 139.0 of compound 4-Nitrophenol in sample Feb1816.D to y = 1736, new integration is from x, y = 8.681, 1736 to 8.783, 1736 and new response = 59569; previous integration is from x, y = 8.681, 2855 to 8.783, 1736 and previous response = 56134.			✓	
CmdManuallyIntegrateSplit	BL2000\sean	2/20/2022 8:16:22 AM	Split qualifier 63.0 of compound 2,4-Dinitrotoluene in sample Feb1816.D and keep right peak, new integration is from x, y = 8.650, 1297.72298541508 to 8.691, 1227.60781400793 and new response = 116034, previous integration is from x, y = 8.599, 1385 to 8.691, 1228 and previous response = 236402.			✓	
CmdManuallyIntegrateApplyTargetRtToQualifier	BL2000\sean	2/20/2022 8:16:28 AM	Apply target integration range 9.008-9.111 to qualifier 167.0 for compound Fluorene in sample Feb1816.D, new integration is from x, y = 9.008, 641 to 9.111, 765 and new response = 217193; previous integration is from x, y = 9.162, 0 to 9.366, 0 and previous response = 435003.			✓	
CmdManuallyIntegrateDropBaseline	BL2000\sean	2/20/2022 8:16:29 AM	Drop baseline for qualifier 167.0 of compound Fluorene in sample Feb1816.D to y = 641, new integration is from x, y = 9.008, 641 to 9.111, 641 and new response = 217574; previous integration is from x, y = 9.008, 641 to 9.111, 765 and previous response = 217193.			✓	

Name	User	Time	Action	Reason	Comment	Succeed	Exception
CmdManuallyIntegrateApplyTargetRtToQualifier	BL2000\sean	2/20/2022 8:16:40 AM	Apply target integration range 9.244-9.315 to qualifier 51.0 for compound Azobenzene in sample Feb1816.D, new integration is from x, y = 9.244, 128352 to 9.315, 4185 and new response = 266235; previously no peak.			✓	
CmdManuallyIntegrateDropBaseline	BL2000\sean	2/20/2022 8:16:42 AM	Drop baseline for qualifier 51.0 of compound Azobenzene in sample Feb1816.D to y = 4185, new integration is from x, y = 9.244, 4185 to 9.315, 4185 and new response = 533008; previous integration is from x, y = 9.244, 128352 to 9.315, 4185 and previous response = 266235.			✓	
CmdManuallyIntegratePeak	BL2000\sean	2/20/2022 8:16:54 AM	Manually integrate compound Anthracene in sample Feb1816.D, from x, y = 10.171, 1112949 to 10.302, 1357797, result = -4978786; previous integration is from x, y = 10.151, 291 to 10.221, 451 and previous response = 2456977.			✓	
CmdManuallyIntegratePeak	BL2000\sean	2/20/2022 8:16:56 AM	Manually integrate compound Anthracene in sample Feb1816.D, from x, y = 10.110, 962426 to 10.302, 977082, result = -6393765; previous integration is from x, y = 10.171, 1112949 to 10.302, 1357797 and previous response = -4978786.			✓	
CmdManuallyIntegrateSnapBaseline	BL2000\sean	2/20/2022 8:16:59 AM	Snap baseline for compound Anthracene in sample Feb1816.D, from x = 10.110 to x = 10.302, new integration is from x, y = 10.110, 0 to 10.302, 8942 and new response = 4751393; previous integration is from x, y = 10.110, 962426 to 10.302, 977082 and previous response = -6393765.			✓	
CmdManuallyIntegrateDropBaseline	BL2000\sean	2/20/2022 8:17:00 AM	Drop baseline for compound Anthracene in sample Feb1816.D to y = 0, new integration is from x, y = 10.110, 0 to 10.302, 0 and new response = 4803015; previous integration is from x, y = 10.110, 0 to 10.302, 8942 and previous response = 4751393.			✓	
CmdManuallyIntegrateSplit	BL2000\sean	2/20/2022 8:17:04 AM	Split peak for compound Anthracene in sample Feb1816.D and keep right peak, new integration is from x, y = 10.221, 0 to 10.302, 0 and new response = 2343786, previous integration is from x, y = 10.110, 0 to 10.302, 0 and previous response = 4803015.			✓	

Name	User	Time	Action	Reason	Comment	Succeed	Exception
CmdSetTargetCompoundAttribute	BL2000\sean	2/20/2022 8:17:05 AM	Set UserAnnotation = CO for compound Anthracene in sample Feb1816.D; previous value =			✓	
CmdManuallyIntegrateApplyTargetRtToQualifier	BL2000\sean	2/20/2022 8:17:08 AM	Apply target integration range 10.221-10.302 to qualifier 176.0 for compound Anthracene in sample Feb1816.D, new integration is from x, y = 10.221, 1779 to 10.302, 2065 and new response = 414317; previously no peak.			✓	
CmdManuallyIntegrateDropBaseline	BL2000\sean	2/20/2022 8:17:09 AM	Drop baseline for qualifier 176.0 of compound Anthracene in sample Feb1816.D to y = 1779, new integration is from x, y = 10.221, 1779 to 10.302, 1779 and new response = 415012; previous integration is from x, y = 10.221, 1779 to 10.302, 2065 and previous response = 414317.			✓	
CmdManuallyIntegrateSplit	BL2000\sean	2/20/2022 8:18:10 AM	Split peak for compound Aniline in sample Feb1817.D and keep left peak, new integration is from x, y = 4.535, 537.273864769506 to 4.613, 712.690282694734 and new response = 856490, previous integration is from x, y = 4.535, 537 to 4.685, 872 and previous response = 1731938.			✓	
CmdSetTargetCompoundAttribute	BL2000\sean	2/20/2022 8:18:11 AM	Set UserAnnotation = CO for compound Aniline in sample Feb1817.D; previous value =			✓	
CmdManuallyIntegrateSplit	BL2000\sean	2/20/2022 8:18:13 AM	Split qualifier 66.0 of compound Aniline in sample Feb1817.D and keep left peak, new integration is from x, y = 4.532, 556.273539422227 to 4.593, 629.369220682137 and new response = 295284, previous integration is from x, y = 4.532, 556 to 4.674, 728 and previous response = 642663.			✓	
CmdManuallyIntegrateSplit	BL2000\sean	2/20/2022 8:18:17 AM	Split qualifier 66.0 of compound Phenol in sample Feb1817.D and keep right peak, new integration is from x, y = 4.593, 629.369220682137 to 4.674, 728.214746071399 and new response = 347597, previous integration is from x, y = 4.532, 556 to 4.674, 728 and previous response = 642663.			✓	
CmdManuallyIntegrateSplit	BL2000\sean	2/20/2022 8:18:23 AM	Split peak for compound bis(-2-Chloroethyl)Ether in sample Feb1817.D and keep left peak, new integration is from x, y = 4.593, 837.381142486636 to 4.674, 878.735814636096 and new response = 706215, previous integration is from x, y = 4.593, 837 to 4.715, 899 and previous response = 945289.			✓	

Name	User	Time	Action	Reason	Comment	Succeed	Exception
CmdSetTargetCompoundAttribute	BL2000\sean	2/20/2022 8:18:24 AM	Set UserAnnotation = CO for compound bis(-2-Chloroethyl)Ether in sample Feb1817.D; previous value =			✓	
CmdManuallyIntegrateSplit	BL2000\sean	2/20/2022 8:18:31 AM	Split peak for compound 1,3-Dichlorobenzene in sample Feb1817.D and keep left peak, new integration is from x, y = 4.797, 0 to 4.879, 0 and new response = 921522, previous integration is from x, y = 4.797, 0 to 4.981, 0 and previous response = 1852568.			✓	
CmdSetTargetCompoundAttribute	BL2000\sean	2/20/2022 8:18:33 AM	Set UserAnnotation = CO for compound 1,3-Dichlorobenzene in sample Feb1817.D; previous value =			✓	
CmdManuallyIntegrateSplit	BL2000\sean	2/20/2022 8:18:35 AM	Split qualifier 148.0 of compound 1,3-Dichlorobenzene in sample Feb1817.D and keep left peak, new integration is from x, y = 4.799, 293.642373473793 to 4.879, 452.223331550773 and new response = 590778, previous integration is from x, y = 4.799, 294 to 4.971, 635 and previous response = 1178021.			✓	
CmdManuallyIntegrateQualifierPeak	BL2000\sean	2/20/2022 8:18:37 AM	Manually integrate qualifier 111.0 of compound 1,3-Dichlorobenzene in sample Feb1817.D, from x, y = 4.664, 321744 to 4.685, 321744, result = 671159; previous integration is from x, y = 4.799, 262 to 4.971, 466 and previous response = 671159.			✓	
CmdManuallyIntegrateSplit	BL2000\sean	2/20/2022 8:18:38 AM	Split qualifier 111.0 of compound 1,3-Dichlorobenzene in sample Feb1817.D and keep left peak, new integration is from x, y = 4.799, 262.416487236225 to 4.868, 344.551159345826 and new response = 336996, previous integration is from x, y = 4.799, 262 to 4.971, 466 and previous response = 671159.			✓	
CmdManuallyIntegrateSplit	BL2000\sean	2/20/2022 8:18:42 AM	Split peak for compound 1,4-Dichlorobenzene in sample Feb1817.D and keep right peak, new integration is from x, y = 4.879, 0 to 4.981, 0 and new response = 931046, previous integration is from x, y = 4.797, 0 to 4.981, 0 and previous response = 1852568.			✓	
CmdSetTargetCompoundAttribute	BL2000\sean	2/20/2022 8:18:43 AM	Set UserAnnotation = CO for compound 1,4-Dichlorobenzene in sample Feb1817.D; previous value =			✓	

Name	User	Time	Action	Reason	Comment	Succeed	Exception
CmdManuallyIntegrateSplit	BL2000\sean	2/20/2022 8:18:45 AM	Split qualifier 148.0 of compound 1,4-Dichlorobenzene in sample Feb1817.D and keep right peak, new integration is from x, y = 4.879, 0 to 4.971, 0 and new response = 590485, previous integration is from x, y = 4.797, 0 to 4.971, 0 and previous response = 1183081.			✓	
CmdManuallyIntegrateSplit	BL2000\sean	2/20/2022 8:18:47 AM	Split qualifier 111.0 of compound 1,4-Dichlorobenzene in sample Feb1817.D and keep right peak, new integration is from x, y = 4.868, 308.34900909994 to 4.971, 399.994118548128 and new response = 334647, previous integration is from x, y = 4.799, 246 to 4.971, 400 and previous response = 671572.			✓	
CmdManuallyIntegrateApplyTargetRtToQualifier	BL2000\sean	2/20/2022 8:19:43 AM	Apply target integration range 6.392-6.485 to qualifier 128.0 for compound 4-Chlorophenol in sample Feb1817.D, new integration is from x, y = 6.392, 7675 to 6.485, 8357 and new response = 628651; previous integration is from x, y = 6.300, 655 to 6.393, 769 and previous response = 2192240.			✓	
CmdManuallyIntegrateDropBaseline	BL2000\sean	2/20/2022 8:19:44 AM	Drop baseline for qualifier 128.0 of compound 4-Chlorophenol in sample Feb1817.D to y = 7675, new integration is from x, y = 6.392, 7675 to 6.485, 7675 and new response = 630552; previous integration is from x, y = 6.392, 7675 to 6.485, 8357 and previous response = 628651.			✓	
CmdManuallyIntegrateApplyTargetRtToQualifier	BL2000\sean	2/20/2022 8:19:49 AM	Apply target integration range 6.393-6.485 to qualifier 129.0 for compound p-Chloroaniline in sample Feb1817.D, new integration is from x, y = 6.393, 882 to 6.485, 6336 and new response = 258847; previous integration is from x, y = 6.295, 371 to 6.393, 419 and previous response = 240954.			✓	
CmdManuallyIntegrateDropBaseline	BL2000\sean	2/20/2022 8:19:50 AM	Drop baseline for qualifier 129.0 of compound p-Chloroaniline in sample Feb1817.D to y = 882, new integration is from x, y = 6.393, 882 to 6.485, 882 and new response = 273968; previous integration is from x, y = 6.393, 882 to 6.485, 6336 and previous response = 258847.			✓	

Name	User	Time	Action	Reason	Comment	Succeed	Exception
CmdManuallyIntegrateSplit	BL2000\sean	2/20/2022 8:19:57 AM	Split peak for compound 4-Chloro-3-Methylphenol in sample Feb1817.D and keep right peak, new integration is from x, y = 7.040, 595.761789206531 to 7.204, 809.677110955985 and new response = 636364, previous integration is from x, y = 6.899, 413 to 7.204, 810 and previous response = 1237625.			✓	
CmdSetTargetCompoundAttribute	BL2000\sean	2/20/2022 8:19:58 AM	Set UserAnnotation = CO for compound 4-Chloro-3-Methylphenol in sample Feb1817.D; previous value =			✓	
CmdManuallyIntegrateSplit	BL2000\sean	2/20/2022 8:20:01 AM	Split qualifier 144.0 of compound 4-Chloro-3-Methylphenol in sample Feb1817.D and keep right peak, new integration is from x, y = 7.030, 210.676134386455 to 7.204, 373.252106428598 and new response = 178411, previous integration is from x, y = 6.917, 105 to 7.204, 373 and previous response = 313851.			✓	
CmdManuallyIntegrateSplit	BL2000\sean	2/20/2022 8:20:02 AM	Split qualifier 144.0 of compound 4-Chloro-3-Methylphenol in sample Feb1817.D and keep left peak, new integration is from x, y = 7.030, 210.676134386455 to 7.132, 306.312710971055 and new response = 162506, previous integration is from x, y = 7.030, 211 to 7.204, 373 and previous response = 178411.			✓	
CmdManuallyIntegrateSplit	BL2000\sean	2/20/2022 8:20:10 AM	Split peak for compound 1-Methylnaphthalene in sample Feb1817.D and keep left peak, new integration is from x, y = 7.225, 1132.92840981687 to 7.307, 1119.55229148473 and new response = 1169318, previous integration is from x, y = 7.225, 1133 to 7.379, 1108 and previous response = 1222718.			✓	
CmdSetTargetCompoundAttribute	BL2000\sean	2/20/2022 8:20:11 AM	Set UserAnnotation = CO for compound 1-Methylnaphthalene in sample Feb1817.D; previous value =			✓	
CmdManuallyIntegrateSplit	BL2000\sean	2/20/2022 8:20:16 AM	Split peak for compound 4-Chloro-2-Methylphenol in sample Feb1817.D and keep left peak, new integration is from x, y = 6.907, 845.387459876703 to 7.040, 1449.29087091686 and new response = 596161, previous integration is from x, y = 6.907, 845 to 7.204, 2197 and previous response = 1221194.			✓	
CmdSetTargetCompoundAttribute	BL2000\sean	2/20/2022 8:20:18 AM	Set UserAnnotation = CO for compound 4-Chloro-2-Methylphenol in sample Feb1817.D; previous value =			✓	

Name	User	Time	Action	Reason	Comment	Succeed	Exception
CmdManuallyIntegrateSplit	BL2000\sean	2/20/2022 8:20:21 AM	Split qualifier 144.0 of compound 4-Chloro-2-Methylphenol in sample Feb1817.D and keep left peak, new integration is from x, y = 6.917, 169.646929960382 to 7.030, 294.412148464733 and new response = 150517, previous integration is from x, y = 6.917, 170 to 7.204, 487 and previous response = 312354.			✓	
CmdManuallyIntegrateSplit	BL2000\sean	2/20/2022 8:20:27 AM	Split peak for compound 2,4,6-Trichlorophenol in sample Feb1817.D and keep left peak, new integration is from x, y = 7.492, 146.484346869916 to 7.553, 230.95046238961 and new response = 452699, previous integration is from x, y = 7.492, 146 to 7.646, 358 and previous response = 897013.			✓	
CmdSetTargetCompoundAttribute	BL2000\sean	2/20/2022 8:20:28 AM	Set UserAnnotation = CO for compound 2,4,6-Trichlorophenol in sample Feb1817.D; previous value =			✓	
CmdManuallyIntegrateSplit	BL2000\sean	2/20/2022 8:20:30 AM	Split qualifier 198.0 of compound 2,4,6-Trichlorophenol in sample Feb1817.D and keep left peak, new integration is from x, y = 7.492, 130.811405715778 to 7.553, 202.38233521378 and new response = 436419, previous integration is from x, y = 7.492, 131 to 7.646, 310 and previous response = 864142.			✓	
CmdManuallyIntegrateSplit	BL2000\sean	2/20/2022 8:20:35 AM	Split peak for compound 2,4,5-Trichlorophenol in sample Feb1817.D and keep right peak, new integration is from x, y = 7.553, 159.055444907107 to 7.646, 242.676040630622 and new response = 446352, previous integration is from x, y = 7.492, 103 to 7.646, 243 and previous response = 897717.			✓	
CmdSetTargetCompoundAttribute	BL2000\sean	2/20/2022 8:20:36 AM	Set UserAnnotation = CO for compound 2,4,5-Trichlorophenol in sample Feb1817.D; previous value =			✓	
CmdManuallyIntegrateSplit	BL2000\sean	2/20/2022 8:20:39 AM	Split qualifier 198.0 of compound 2,4,5-Trichlorophenol in sample Feb1817.D and keep right peak, new integration is from x, y = 7.553, 174.654191208991 to 7.646, 282.473609126646 and new response = 429093, previous integration is from x, y = 7.492, 103 to 7.646, 282 and previous response = 864382.			✓	

Name	User	Time	Action	Reason	Comment	Succeed	Exception
CmdManuallyIntegrateApplyTargetRtToQualifier	BL2000\sean	2/20/2022 8:20:47 AM	Apply target integration range 8.169-8.312 to qualifier 153.1 for compound Acenaphthylene in sample Feb1817.D, new integration is from x, y = 8.169, 0 to 8.312, 1156 and new response = 319409; previously no peak.			✓	
CmdManuallyIntegrateDropBaseline	BL2000\sean	2/20/2022 8:20:48 AM	Drop baseline for qualifier 153.1 of compound Acenaphthylene in sample Feb1817.D to y = 0, new integration is from x, y = 8.169, 0 to 8.312, 0 and new response = 324377; previous integration is from x, y = 8.169, 0 to 8.312, 1156 and previous response = 319409.			✓	
CmdManuallyIntegrateSplit	BL2000\sean	2/20/2022 8:20:56 AM	Split qualifier 154.0 of compound 2,4-Dinitrophenol in sample Feb1817.D and keep right peak, new integration is from x, y = 8.476, 902.230707341826 to 8.548, 973.072413502794 and new response = 76208, previous integration is from x, y = 8.384, 811 to 8.548, 973 and previous response = 1444207.			✓	
CmdManuallyIntegrateApplyTargetRtToQualifier	BL2000\sean	2/20/2022 8:21:02 AM	Apply target integration range 8.673-8.793 to qualifier 139.0 for compound 4-Nitrophenol in sample Feb1817.D, new integration is from x, y = 8.673, 2940 to 8.793, 1744 and new response = 66091; previous integration is from x, y = 8.600, 602 to 8.691, 805 and previous response = 866234.			✓	
CmdManuallyIntegrateDropBaseline	BL2000\sean	2/20/2022 8:21:03 AM	Drop baseline for qualifier 139.0 of compound 4-Nitrophenol in sample Feb1817.D to y = 1744, new integration is from x, y = 8.673, 1744 to 8.793, 1744 and new response = 70579; previous integration is from x, y = 8.673, 2940 to 8.793, 1744 and previous response = 66091.			✓	
CmdManuallyIntegrateApplyTargetRtToQualifier	BL2000\sean	2/20/2022 8:21:09 AM	Apply target integration range 8.630-8.722 to qualifier 63.0 for compound 2,4-Dinitrotoluene in sample Feb1817.D, new integration is from x, y = 8.630, 156096 to 8.722, 7882 and new response = -237745; previous integration is from x, y = 8.599, 1937 to 8.742, 1695 and previous response = 281659.			✓	
CmdManuallyIntegrateQualifierPeak	BL2000\sean	2/20/2022 8:21:14 AM	Manually integrate qualifier 63.0 of compound 2,4-Dinitrotoluene in sample Feb1817.D, from x, y = 8.650, 4473 to 8.691, 3410, result = 125000; previous integration is from x, y = 8.630, 156096 to 8.722, 7882 and previous response = -237745.			✓	

Name	User	Time	Action	Reason	Comment	Succeed	Exception
CmdManuallyIntegrateDropBaseline	BL2000\sean	2/20/2022 8:21:15 AM	Drop baseline for qualifier 63.0 of compound 2,4-Dinitrotoluene in sample Feb1817.D to y = 3410, new integration is from x, y = 8.650, 3410 to 8.691, 3410 and new response = 126305; previous integration is from x, y = 8.650, 4473 to 8.691, 3410 and previous response = 125000.			✓	
CmdManuallyIntegrateApplyTargetRtToQualifier	BL2000\sean	2/20/2022 8:21:27 AM	Apply target integration range 9.131-9.203 to qualifier 121.0 for compound 4,6-Dinitro-2-methylphenol in sample Feb1817.D, new integration is from x, y = 9.131, 1667 to 9.203, 1897 and new response = 72788; previous integration is from x, y = 8.978, 1147 to 9.059, 1091 and previous response = 89986.			✓	
CmdManuallyIntegrateDropBaseline	BL2000\sean	2/20/2022 8:21:28 AM	Drop baseline for qualifier 121.0 of compound 4,6-Dinitro-2-methylphenol in sample Feb1817.D to y = 1667, new integration is from x, y = 9.131, 1667 to 9.203, 1667 and new response = 73282; previous integration is from x, y = 9.131, 1667 to 9.203, 1897 and previous response = 72788.			✓	
CmdManuallyIntegratePeak	BL2000\sean	2/20/2022 8:21:51 AM	Manually integrate compound Anthracene in sample Feb1817.D, from x, y = 10.120, 2168701 to 10.343, 2297751, result = -24831555; previous integration is from x, y = 10.150, 432 to 10.221, 596 and previous response = 2554889.			✓	
CmdManuallyIntegrateSnapBaseline	BL2000\sean	2/20/2022 8:21:52 AM	Snap baseline for compound Anthracene in sample Feb1817.D, from x = 10.120 to x = 10.343, new integration is from x, y = 10.120, 0 to 10.343, 4205 and new response = 4996333; previous integration is from x, y = 10.120, 2168701 to 10.343, 2297751 and previous response = -24831555.			✓	
CmdManuallyIntegrateDropBaseline	BL2000\sean	2/20/2022 8:21:53 AM	Drop baseline for compound Anthracene in sample Feb1817.D to y = 0, new integration is from x, y = 10.120, 0 to 10.343, 0 and new response = 5024442; previous integration is from x, y = 10.120, 0 to 10.343, 4205 and previous response = 4996333.			✓	

Name	User	Time	Action	Reason	Comment	Succeed	Exception
CmdManuallyIntegrateSplit	BL2000\sean	2/20/2022 8:21:55 AM	Split peak for compound Anthracene in sample Feb1817.D and keep right peak, new integration is from x, y = 10.221, 0 to 10.343, 0 and new response = 2466442, previous integration is from x, y = 10.120, 0 to 10.343, 0 and previous response = 5024442.			✓	
CmdSetTargetCompoundAttribute	BL2000\sean	2/20/2022 8:21:56 AM	Set UserAnnotation = CO for compound Anthracene in sample Feb1817.D; previous value =			✓	
CmdManuallyIntegrateApplyTargetRtToQualifier	BL2000\sean	2/20/2022 8:21:59 AM	Apply target integration range 10.221-10.343 to qualifier 176.0 for compound Anthracene in sample Feb1817.D, new integration is from x, y = 10.221, 1952 to 10.343, 1306 and new response = 441665; previously no peak.			✓	
CmdManuallyIntegrateDropBaseline	BL2000\sean	2/20/2022 8:22:00 AM	Drop baseline for qualifier 176.0 of compound Anthracene in sample Feb1817.D to y = 1306, new integration is from x, y = 10.221, 1306 to 10.343, 1306 and new response = 444020; previous integration is from x, y = 10.221, 1952 to 10.343, 1306 and previous response = 441665.			✓	
CmdSaveBatchTable	BL2000\sean	2/20/2022 8:22:34 AM	Save batch \\MASSHUNTER\Org\Data\SV5973N.I\sd021822\DoD BNA cal 1\QuantResults\021822 DoD BNA cal.batch.bin			✓	
CmdZeroOutPeak	BL2000\sean	2/20/2022 8:24:07 AM	Zero out primary peak of compound 2,6-Dinitrotoluene in sample Feb1818.D			✓	
CmdSetTargetCompoundAttribute	BL2000\sean	2/20/2022 8:24:09 AM	Set UserAnnotation = INT for compound 2,6-Dinitrotoluene in sample Feb1818.D; previous value =			✓	
CmdZeroOutPeak	BL2000\sean	2/20/2022 8:24:11 AM	Zero out primary peak of compound N-nitroso-Di-n-propylamine in sample Feb1818.D			✓	
CmdSetTargetCompoundAttribute	BL2000\sean	2/20/2022 8:24:12 AM	Set UserAnnotation = INT for compound N-nitroso-Di-n-propylamine in sample Feb1818.D; previous value =			✓	
CmdZeroOutPeak	BL2000\sean	2/20/2022 8:24:14 AM	Zero out primary peak of compound Dimethyl Phthalate in sample Feb1818.D			✓	
CmdSetTargetCompoundAttribute	BL2000\sean	2/20/2022 8:24:16 AM	Set UserAnnotation = INT for compound Dimethyl Phthalate in sample Feb1818.D; previous value =			✓	
CmdZeroOutPeak	BL2000\sean	2/20/2022 8:24:18 AM	Zero out primary peak of compound Benzidine in sample Feb1818.D			✓	

Name	User	Time	Action	Reason	Comment	Succeed	Exception
CmdSetTargetCompoundAttribute	BL2000\sean	2/20/2022 8:24:19 AM	Set UserAnnotation = INT for compound Benzidine in sample Feb1818.D; previous value =			✓	
CmdZeroOutPeak	BL2000\sean	2/20/2022 8:24:21 AM	Zero out primary peak of compound 2,4-Dinitrophenol in sample Feb1818.D			✓	
CmdSetTargetCompoundAttribute	BL2000\sean	2/20/2022 8:24:23 AM	Set UserAnnotation = INT for compound 2,4-Dinitrophenol in sample Feb1818.D; previous value =			✓	
CmdZeroOutPeak	BL2000\sean	2/20/2022 8:24:25 AM	Zero out primary peak of compound 2-Nitroaniline in sample Feb1818.D			✓	
CmdSetTargetCompoundAttribute	BL2000\sean	2/20/2022 8:24:26 AM	Set UserAnnotation = INT for compound 2-Nitroaniline in sample Feb1818.D; previous value =			✓	
CmdZeroOutPeak	BL2000\sean	2/20/2022 8:24:29 AM	Zero out primary peak of compound 4,6-Dinitro-2-methylphenol in sample Feb1818.D			✓	
CmdSetTargetCompoundAttribute	BL2000\sean	2/20/2022 8:24:29 AM	Set UserAnnotation = INT for compound 4,6-Dinitro-2-methylphenol in sample Feb1818.D; previous value =			✓	
CmdZeroOutPeak	BL2000\sean	2/20/2022 8:24:32 AM	Zero out primary peak of compound bis(-2-Chloroethyl)Ether in sample Feb1818.D			✓	
CmdSetTargetCompoundAttribute	BL2000\sean	2/20/2022 8:24:33 AM	Set UserAnnotation = INT for compound bis(-2-Chloroethyl)Ether in sample Feb1818.D; previous value =			✓	
CmdZeroOutPeak	BL2000\sean	2/20/2022 8:24:35 AM	Zero out primary peak of compound 4-Chlorophenol in sample Feb1818.D			✓	
CmdSetTargetCompoundAttribute	BL2000\sean	2/20/2022 8:24:36 AM	Set UserAnnotation = INT for compound 4-Chlorophenol in sample Feb1818.D; previous value =			✓	
CmdZeroOutPeak	BL2000\sean	2/20/2022 8:25:06 AM	Zero out primary peak of compound 2,6-Dinitrotoluene in sample Feb1819.D			✓	
CmdSetTargetCompoundAttribute	BL2000\sean	2/20/2022 8:25:07 AM	Set UserAnnotation = INT for compound 2,6-Dinitrotoluene in sample Feb1819.D; previous value =			✓	
CmdZeroOutPeak	BL2000\sean	2/20/2022 8:25:17 AM	Zero out primary peak of compound N-nitroso-Di-n-propylamine in sample Feb1819.D			✓	
CmdSetTargetCompoundAttribute	BL2000\sean	2/20/2022 8:25:18 AM	Set UserAnnotation = INT for compound N-nitroso-Di-n-propylamine in sample Feb1819.D; previous value =			✓	
CmdZeroOutPeak	BL2000\sean	2/20/2022 8:25:20 AM	Zero out primary peak of compound Dimethyl Phthalate in sample Feb1819.D			✓	
CmdSetTargetCompoundAttribute	BL2000\sean	2/20/2022 8:25:21 AM	Set UserAnnotation = INT for compound Dimethyl Phthalate in sample Feb1819.D; previous value =			✓	

Name	User	Time	Action	Reason	Comment	Succeed	Exception
CmdZeroOutPeak	BL2000\sean	2/20/2022 8:25:23 AM	Zero out primary peak of compound Benzidine in sample Feb1819.D			✓	
CmdSetTargetCompoundAttribute	BL2000\sean	2/20/2022 8:25:24 AM	Set UserAnnotation = INT for compound Benzidine in sample Feb1819.D; previous value =			✓	
CmdZeroOutPeak	BL2000\sean	2/20/2022 8:25:27 AM	Zero out primary peak of compound 4,6-Dinitro-2-methylphenol in sample Feb1819.D			✓	
CmdSetTargetCompoundAttribute	BL2000\sean	2/20/2022 8:25:28 AM	Set UserAnnotation = INT for compound 4,6-Dinitro-2-methylphenol in sample Feb1819.D; previous value =			✓	
CmdZeroOutPeak	BL2000\sean	2/20/2022 8:25:30 AM	Zero out primary peak of compound bis(2-ethylhexyl)Phthalate in sample Feb1819.D			✓	
CmdSetTargetCompoundAttribute	BL2000\sean	2/20/2022 8:25:31 AM	Set UserAnnotation = INT for compound bis(2-ethylhexyl)Phthalate in sample Feb1819.D; previous value =			✓	
CmdClearManualIntegration	BL2000\sean	2/20/2022 8:25:33 AM	Clear manual integration of target signal for compound bis(2-ethylhexyl)Phthalate in sample Feb1819.D			✓	
CmdSetTargetCompoundAttribute	BL2000\sean	2/20/2022 8:25:33 AM	Set UserAnnotation = for compound bis(2-ethylhexyl)Phthalate in sample Feb1819.D; previous value = INT			✓	
CmdManuallyIntegrateQualifierPeak	BL2000\sean	2/20/2022 8:25:36 AM	Manually integrate qualifier279.0 of compound bis(2-ethylhexyl)Phthalate in sample Feb1819.D from x, y = 16.340, 0 to 16.381, 0; result = 524			✓	
CmdZeroOutPeak	BL2000\sean	2/20/2022 8:25:40 AM	Zero out primary peak of compound 2,4-Dinitrotoluene in sample Feb1819.D			✓	
CmdSetTargetCompoundAttribute	BL2000\sean	2/20/2022 8:25:41 AM	Set UserAnnotation = INT for compound 2,4-Dinitrotoluene in sample Feb1819.D; previous value =			✓	
CmdZeroOutPeak	BL2000\sean	2/20/2022 8:25:43 AM	Zero out primary peak of compound 4-Chlorophenol in sample Feb1819.D			✓	
CmdSetTargetCompoundAttribute	BL2000\sean	2/20/2022 8:25:44 AM	Set UserAnnotation = INT for compound 4-Chlorophenol in sample Feb1819.D; previous value =			✓	
CmdZeroOutPeak	BL2000\sean	2/20/2022 8:25:59 AM	Zero out primary peak of compound 2,6-Dinitrotoluene in sample Feb1820.D			✓	
CmdSetTargetCompoundAttribute	BL2000\sean	2/20/2022 8:26:00 AM	Set UserAnnotation = INT for compound 2,6-Dinitrotoluene in sample Feb1820.D; previous value =			✓	
CmdZeroOutPeak	BL2000\sean	2/20/2022 8:26:02 AM	Zero out primary peak of compound N-nitroso-Di-n-propylamine in sample Feb1820.D			✓	

Name	User	Time	Action	Reason	Comment	Succeed	Exception
CmdSetTargetCompoundAttribute	BL2000\sean	2/20/2022 8:26:03 AM	Set UserAnnotation = INT for compound N-nitroso-Di-n-propylamine in sample Feb1820.D; previous value =			✓	
CmdZeroOutPeak	BL2000\sean	2/20/2022 8:26:06 AM	Zero out primary peak of compound Dimethyl Phthalate in sample Feb1820.D			✓	
CmdSetTargetCompoundAttribute	BL2000\sean	2/20/2022 8:26:07 AM	Set UserAnnotation = INT for compound Dimethyl Phthalate in sample Feb1820.D; previous value =			✓	
CmdZeroOutPeak	BL2000\sean	2/20/2022 8:26:08 AM	Zero out primary peak of compound Benzidine in sample Feb1820.D			✓	
CmdSetTargetCompoundAttribute	BL2000\sean	2/20/2022 8:26:10 AM	Set UserAnnotation = INT for compound Benzidine in sample Feb1820.D; previous value =			✓	
CmdZeroOutPeak	BL2000\sean	2/20/2022 8:26:12 AM	Zero out primary peak of compound 4,6-Dinitro-2-methylphenol in sample Feb1820.D			✓	
CmdSetTargetCompoundAttribute	BL2000\sean	2/20/2022 8:26:13 AM	Set UserAnnotation = INT for compound 4,6-Dinitro-2-methylphenol in sample Feb1820.D; previous value =			✓	
CmdZeroOutPeak	BL2000\sean	2/20/2022 8:26:15 AM	Zero out primary peak of compound bis(-2-Chloroethyl)Ether in sample Feb1820.D			✓	
CmdSetTargetCompoundAttribute	BL2000\sean	2/20/2022 8:26:16 AM	Set UserAnnotation = INT for compound bis(-2-Chloroethyl)Ether in sample Feb1820.D; previous value =			✓	
CmdZeroOutPeak	BL2000\sean	2/20/2022 8:26:18 AM	Zero out primary peak of compound 4-Chlorophenol in sample Feb1820.D			✓	
CmdSetTargetCompoundAttribute	BL2000\sean	2/20/2022 8:26:19 AM	Set UserAnnotation = INT for compound 4-Chlorophenol in sample Feb1820.D; previous value =			✓	
CmdZeroOutPeak	BL2000\sean	2/20/2022 8:26:26 AM	Zero out primary peak of compound 4-Chlorophenol in sample Feb1821.D			✓	
CmdSetTargetCompoundAttribute	BL2000\sean	2/20/2022 8:26:27 AM	Set UserAnnotation = INT for compound 4-Chlorophenol in sample Feb1821.D; previous value =			✓	
CmdZeroOutPeak	BL2000\sean	2/20/2022 8:26:30 AM	Zero out primary peak of compound 4,6-Dinitro-2-methylphenol in sample Feb1821.D			✓	
CmdSetTargetCompoundAttribute	BL2000\sean	2/20/2022 8:26:31 AM	Set UserAnnotation = INT for compound 4,6-Dinitro-2-methylphenol in sample Feb1821.D; previous value =			✓	
CmdZeroOutPeak	BL2000\sean	2/20/2022 8:26:33 AM	Zero out primary peak of compound Benzidine in sample Feb1821.D			✓	
CmdSetTargetCompoundAttribute	BL2000\sean	2/20/2022 8:26:35 AM	Set UserAnnotation = INT for compound Benzidine in sample Feb1821.D; previous value =			✓	

Name	User	Time	Action	Reason	Comment	Succeed	Exception
CmdZeroOutPeak	BL2000\sean	2/20/2022 8:26:37 AM	Zero out primary peak of compound Dimethyl Phthalate in sample Feb1821.D			✓	
CmdSetTargetCompoundAttribute	BL2000\sean	2/20/2022 8:26:38 AM	Set UserAnnotation = INT for compound Dimethyl Phthalate in sample Feb1821.D; previous value =			✓	
CmdZeroOutPeak	BL2000\sean	2/20/2022 8:26:40 AM	Zero out primary peak of compound N-nitroso-Di-n-propylamine in sample Feb1821.D			✓	
CmdSetTargetCompoundAttribute	BL2000\sean	2/20/2022 8:26:41 AM	Set UserAnnotation = INT for compound N-nitroso-Di-n-propylamine in sample Feb1821.D; previous value =			✓	
CmdZeroOutPeak	BL2000\sean	2/20/2022 8:26:43 AM	Zero out primary peak of compound 2,6-Dinitrotoluene in sample Feb1821.D			✓	
CmdSetTargetCompoundAttribute	BL2000\sean	2/20/2022 8:26:44 AM	Set UserAnnotation = INT for compound 2,6-Dinitrotoluene in sample Feb1821.D; previous value =			✓	
CmdZeroOutPeak	BL2000\sean	2/20/2022 8:26:59 AM	Zero out primary peak of compound 2,6-Dinitrotoluene in sample Feb1822.D			✓	
CmdSetTargetCompoundAttribute	BL2000\sean	2/20/2022 8:27:00 AM	Set UserAnnotation = INT for compound 2,6-Dinitrotoluene in sample Feb1822.D; previous value =			✓	
CmdZeroOutPeak	BL2000\sean	2/20/2022 8:27:02 AM	Zero out primary peak of compound N-nitroso-Di-n-propylamine in sample Feb1822.D			✓	
CmdSetTargetCompoundAttribute	BL2000\sean	2/20/2022 8:27:03 AM	Set UserAnnotation = INT for compound N-nitroso-Di-n-propylamine in sample Feb1822.D; previous value =			✓	
CmdZeroOutPeak	BL2000\sean	2/20/2022 8:27:05 AM	Zero out primary peak of compound Dimethyl Phthalate in sample Feb1822.D			✓	
CmdSetTargetCompoundAttribute	BL2000\sean	2/20/2022 8:27:06 AM	Set UserAnnotation = INT for compound Dimethyl Phthalate in sample Feb1822.D; previous value =			✓	
CmdZeroOutPeak	BL2000\sean	2/20/2022 8:27:08 AM	Zero out primary peak of compound Benzidine in sample Feb1822.D			✓	
CmdSetTargetCompoundAttribute	BL2000\sean	2/20/2022 8:27:09 AM	Set UserAnnotation = INT for compound Benzidine in sample Feb1822.D; previous value =			✓	
CmdZeroOutPeak	BL2000\sean	2/20/2022 8:27:11 AM	Zero out primary peak of compound 4,6-Dinitro-2-methylphenol in sample Feb1822.D			✓	
CmdSetTargetCompoundAttribute	BL2000\sean	2/20/2022 8:27:12 AM	Set UserAnnotation = INT for compound 4,6-Dinitro-2-methylphenol in sample Feb1822.D; previous value =			✓	

Name	User	Time	Action	Reason	Comment	Succeed	Exception
CmdZeroOutPeak	BL2000\sean	2/20/2022 8:27:14 AM	Zero out primary peak of compound 2,4-Dinitrotoluene in sample Feb1822.D			✓	
CmdSetTargetCompoundAttribute	BL2000\sean	2/20/2022 8:27:16 AM	Set UserAnnotation = INT for compound 2,4-Dinitrotoluene in sample Feb1822.D; previous value =			✓	
CmdZeroOutPeak	BL2000\sean	2/20/2022 8:27:18 AM	Zero out primary peak of compound 4-Chlorophenol in sample Feb1822.D			✓	
CmdSetTargetCompoundAttribute	BL2000\sean	2/20/2022 8:27:19 AM	Set UserAnnotation = INT for compound 4-Chlorophenol in sample Feb1822.D; previous value =			✓	
CmdManuallyIntegrateSplit	BL2000\sean	2/20/2022 8:27:41 AM	Split qualifier 66.0 of compound Phenol in sample Feb1823.D and keep left peak, new integration is from x, y = 4.583, 787.955061568876 to 4.664, 902.949357111904 and new response = 279652, previous integration is from x, y = 4.583, 788 to 4.746, 1018 and previous response = 321839.			✓	
CmdManuallyIntegratePeak	BL2000\sean	2/20/2022 8:27:52 AM	Manually integrate compound 1,2-Dichlorobenzene in sample Feb1823.D, from x, y = 5.032, 470000 to 5.093, 528894, result = -1023722; previous integration is from x, y = 4.879, 191 to 4.971, 227 and previous response = 806277.			✓	
CmdManuallyIntegrateSnapBaseline	BL2000\sean	2/20/2022 8:27:53 AM	Snap baseline for compound 1,2-Dichlorobenzene in sample Feb1823.D, from x = 5.032 to x = 5.093, new integration is from x, y = 5.032, 3445 to 5.093, 7494 and new response = 792139; previous integration is from x, y = 5.032, 470000 to 5.093, 528894 and previous response = -1023722.			✓	
CmdManuallyIntegrateDropBaseline	BL2000\sean	2/20/2022 8:27:54 AM	Drop baseline for compound 1,2-Dichlorobenzene in sample Feb1823.D to y = 3445, new integration is from x, y = 5.032, 3445 to 5.093, 3445 and new response = 799581; previous integration is from x, y = 5.032, 3445 to 5.093, 7494 and previous response = 792139.			✓	
CmdSetTargetCompoundAttribute	BL2000\sean	2/20/2022 8:27:55 AM	Set UserAnnotation = CO for compound 1,2-Dichlorobenzene in sample Feb1823.D; previous value =			✓	
CmdManuallyIntegrateApplyTargetRtToQualifier	BL2000\sean	2/20/2022 8:27:57 AM	Apply target integration range 5.032-5.093 to qualifier 148.0 for compound 1,2-Dichlorobenzene in sample Feb1823.D, new integration is from x, y = 5.032, 1863 to 5.093, 5215 and new response = 512661; previously no peak.			✓	

Name	User	Time	Action	Reason	Comment	Succeed	Exception
CmdManuallyIntegrateApplyTargetRtToQualifier	BL2000\sean	2/20/2022 8:28:01 AM	Apply target integration range 5.032-5.093 to qualifier 111.0 for compound 1,2-Dichlorobenzene in sample Feb1823.D, new integration is from x, y = 5.032, 1616 to 5.093, 3431 and new response = 295033; previously no peak.			✓	
CmdManuallyIntegrateSplit	BL2000\sean	2/20/2022 8:28:07 AM	Split peak for compound Benzyl Alcohol in sample Feb1823.D and keep left peak, new integration is from x, y = 5.044, 941.364351010488 to 5.185, 2346.49596638186 and new response = 317983, previous integration is from x, y = 5.044, 941 to 5.318, 3668 and previous response = 1018362.			✓	
CmdSetTargetCompoundAttribute	BL2000\sean	2/20/2022 8:28:10 AM	Set UserAnnotation = CO for compound Benzyl Alcohol in sample Feb1823.D; previous value =			✓	
CmdManuallyIntegrateSplit	BL2000\sean	2/20/2022 8:28:17 AM	Split qualifier 108.0 of compound 2-Methylphenol in sample Feb1823.D and keep right peak, new integration is from x, y = 5.185, 1228.91666909288 to 5.318, 1952.18638140104 and new response = 711999, previous integration is from x, y = 5.037, 422 to 5.318, 1952 and previous response = 1036805.			✓	
CmdManuallyIntegrateApplyTargetRtToQualifier	BL2000\sean	2/20/2022 8:28:35 AM	Apply target integration range 6.393-6.506 to qualifier 129.0 for compound p-Chloroaniline in sample Feb1823.D, new integration is from x, y = 6.393, 873 to 6.506, 2745 and new response = 217456; previously no peak.			✓	
CmdManuallyIntegrateDropBaseline	BL2000\sean	2/20/2022 8:28:36 AM	Drop baseline for qualifier 129.0 of compound p-Chloroaniline in sample Feb1823.D to y = 873, new integration is from x, y = 6.393, 873 to 6.506, 873 and new response = 223800; previous integration is from x, y = 6.393, 873 to 6.506, 2745 and previous response = 217456.			✓	
CmdManuallyIntegratePeak	BL2000\sean	2/20/2022 8:28:49 AM	Manually integrate compound 2,4,5-Trichlorophenol in sample Feb1823.D, from x, y = 7.461, 259591 to 7.728, 292164, result = -3561661; previous integration is from x, y = 7.492, 104 to 7.564, 169 and previous response = 418967.			✓	
CmdManuallyIntegrateSnapBaseline	BL2000\sean	2/20/2022 8:28:50 AM	Snap baseline for compound 2,4,5-Trichlorophenol in sample Feb1823.D, from x = 7.461 to x = 7.728, new integration is from x, y = 7.461, 0 to 7.728, 2446 and new response = 838577; previous integration is from x, y = 7.461, 259591 to 7.728, 292164 and previous response = -3561661.			✓	

Name	User	Time	Action	Reason	Comment	Succeed	Exception
CmdManuallyIntegrateDropBaseline	BL2000\sean	2/20/2022 8:28:51 AM	Drop baseline for compound 2,4,5-Trichlorophenol in sample Feb1823.D to y = 0, new integration is from x, y = 7.461, 0 to 7.728, 0 and new response = 858171; previous integration is from x, y = 7.461, 0 to 7.728, 2446 and previous response = 838577.			✓	
CmdManuallyIntegrateSplit	BL2000\sean	2/20/2022 8:28:52 AM	Split peak for compound 2,4,5-Trichlorophenol in sample Feb1823.D and keep right peak, new integration is from x, y = 7.564, 0 to 7.728, 0 and new response = 437278, previous integration is from x, y = 7.461, 0 to 7.728, 0 and previous response = 858171.			✓	
CmdSetTargetCompoundAttribute	BL2000\sean	2/20/2022 8:28:54 AM	Set UserAnnotation = CO for compound 2,4,5-Trichlorophenol in sample Feb1823.D; previous value =			✓	
CmdManuallyIntegrateApplyTargetRtToQualifier	BL2000\sean	2/20/2022 8:28:56 AM	Apply target integration range 7.564-7.728 to qualifier 198.0 for compound 2,4,5-Trichlorophenol in sample Feb1823.D, new integration is from x, y = 7.564, 5823 to 7.728, 2426 and new response = 381249; previously no peak.			✓	
CmdManuallyIntegrateDropBaseline	BL2000\sean	2/20/2022 8:28:57 AM	Drop baseline for qualifier 198.0 of compound 2,4,5-Trichlorophenol in sample Feb1823.D to y = 2426, new integration is from x, y = 7.564, 2426 to 7.728, 2426 and new response = 397995; previous integration is from x, y = 7.564, 5823 to 7.728, 2426 and previous response = 381249.			✓	
CmdManuallyIntegrateApplyTargetRtToQualifier	BL2000\sean	2/20/2022 8:29:05 AM	Apply target integration range 8.169-8.323 to qualifier 153.1 for compound Acenaphthylene in sample Feb1823.D, new integration is from x, y = 8.169, 279 to 8.323, 1205 and new response = 276362; previously no peak.			✓	
CmdManuallyIntegrateDropBaseline	BL2000\sean	2/20/2022 8:29:07 AM	Drop baseline for qualifier 153.1 of compound Acenaphthylene in sample Feb1823.D to y = 279, new integration is from x, y = 8.169, 279 to 8.323, 279 and new response = 280625; previous integration is from x, y = 8.169, 279 to 8.323, 1205 and previous response = 276362.			✓	

Name	User	Time	Action	Reason	Comment	Succeed	Exception
CmdManuallyIntegrateApplyTargetRtToQualifier	BL2000\sean	2/20/2022 8:29:16 AM	Apply target integration range 8.497-8.660 to qualifier 154.0 for compound 2,4-Dinitrophenol in sample Feb1823.D, new integration is from x, y = 8.497, 3453 to 8.660, 1809 and new response = 60575; previous integration is from x, y = 8.384, 922 to 8.486, 937 and previous response = 1246308.			✓	
CmdManuallyIntegrateDropBaseline	BL2000\sean	2/20/2022 8:29:17 AM	Drop baseline for qualifier 154.0 of compound 2,4-Dinitrophenol in sample Feb1823.D to y = 1809, new integration is from x, y = 8.497, 1809 to 8.660, 1809 and new response = 68648; previous integration is from x, y = 8.497, 3453 to 8.660, 1809 and previous response = 60575.			✓	
CmdManuallyIntegrateApplyTargetRtToQualifier	BL2000\sean	2/20/2022 8:29:22 AM	Apply target integration range 8.691-8.834 to qualifier 139.0 for compound 4-Nitrophenol in sample Feb1823.D, new integration is from x, y = 8.691, 1990 to 8.834, 1299 and new response = 66087; previous integration is from x, y = 8.599, 313 to 8.691, 490 and previous response = 819975.			✓	
CmdManuallyIntegrateDropBaseline	BL2000\sean	2/20/2022 8:29:23 AM	Drop baseline for qualifier 139.0 of compound 4-Nitrophenol in sample Feb1823.D to y = 1299, new integration is from x, y = 8.691, 1299 to 8.834, 1299 and new response = 69056; previous integration is from x, y = 8.691, 1990 to 8.834, 1299 and previous response = 66087.			✓	
CmdManuallyIntegrateQualifierPeak	BL2000\sean	2/20/2022 8:29:30 AM	Manually integrate qualifier 63.0 of compound 2,4-Dinitrotoluene in sample Feb1823.D, from x, y = 8.650, 6352 to 8.701, 8246, result = 117776; previous integration is from x, y = 8.599, 1803 to 8.742, 1572 and previous response = 275305.			✓	
CmdManuallyIntegrateApplyTargetRtToQualifier	BL2000\sean	2/20/2022 8:29:35 AM	Apply target integration range 9.008-9.110 to qualifier 167.0 for compound Fluorene in sample Feb1823.D, new integration is from x, y = 9.008, 361 to 9.110, 253 and new response = 220984; previous integration is from x, y = 9.182, 531 to 9.366, 704 and previous response = 441360.			✓	

Name	User	Time	Action	Reason	Comment	Succeed	Exception
CmdManuallyIntegrateDropBaseline	BL2000\sean	2/20/2022 8:29:36 AM	Drop baseline for qualifier 167.0 of compound Fluorene in sample Feb1823.D to y = 253, new integration is from x, y = 9.008, 253 to 9.110, 253 and new response = 221315; previous integration is from x, y = 9.008, 361 to 9.110, 253 and previous response = 220984.			✓	
CmdManuallyIntegrateApplyTargetRtToQualifier	BL2000\sean	2/20/2022 8:29:47 AM	Apply target integration range 9.121-9.223 to qualifier 121.0 for compound 4,6-Dinitro-2-methylphenol in sample Feb1823.D, new integration is from x, y = 9.121, 915 to 9.223, 2254 and new response = 76997; previous integration is from x, y = 8.978, 1144 to 9.059, 1075 and previous response = 88748.			✓	
CmdManuallyIntegrateDropBaseline	BL2000\sean	2/20/2022 8:29:48 AM	Drop baseline for qualifier 121.0 of compound 4,6-Dinitro-2-methylphenol in sample Feb1823.D to y = 915, new integration is from x, y = 9.121, 915 to 9.223, 915 and new response = 81107; previous integration is from x, y = 9.121, 915 to 9.223, 2254 and previous response = 76997.			✓	
CmdManuallyIntegrateQualifierPeak	BL2000\sean	2/20/2022 8:29:54 AM	Manually integrate qualifier 167.0 of compound N-nitrosodiphenylamine in sample Feb1823.D, from x, y = 9.172, 72571 to 9.284, 103277, result = -158877; previous integration is from x, y = 8.990, 143 to 9.366, 308 and previous response = 668960.			✓	
CmdManuallyIntegrateSnapBaseline	BL2000\sean	2/20/2022 8:29:55 AM	Snap baseline for qualifier 167.0 of compound N-nitrosodiphenylamine in sample Feb1823.D from x = 9.172 to x = 9.284, new integration is from x, y = 9.172, 763 to 9.284, 2165 and new response = 424903; previous integration is from x, y = 9.172, 72571 to 9.284, 103277 and previous response = -158877.			✓	
CmdManuallyIntegrateApplyTargetRtToQualifier	BL2000\sean	2/20/2022 8:30:00 AM	Apply target integration range 9.243-9.325 to qualifier 51.0 for compound Azobenzene in sample Feb1823.D, new integration is from x, y = 9.243, 125704 to 9.325, 3967 and new response = 232937; previously no peak.			✓	
CmdManuallyIntegrateDropBaseline	BL2000\sean	2/20/2022 8:30:01 AM	Drop baseline for qualifier 51.0 of compound Azobenzene in sample Feb1823.D to y = 3967, new integration is from x, y = 9.243, 3967 to 9.325, 3967 and new response = 531801; previous integration is from x, y = 9.243, 125704 to 9.325, 3967 and previous response = 232937.			✓	

Name	User	Time	Action	Reason	Comment	Succeed	Exception
CmdManuallyIntegratePeak	BL2000\sean	2/20/2022 8:30:08 AM	Manually integrate compound Anthracene in sample Feb1823.D, from x, y = 10.140, 1928563 to 10.323, 1964068, result = -16386122; previous integration is from x, y = 10.151, 337 to 10.221, 501 and previous response = 2476903.			✓	
CmdManuallyIntegrateSnapBaseline	BL2000\sean	2/20/2022 8:30:09 AM	Snap baseline for compound Anthracene in sample Feb1823.D, from x = 10.140 to x = 10.323, new integration is from x, y = 10.140, 270 to 10.323, 8075 and new response = 4858982; previous integration is from x, y = 10.140, 1928563 to 10.323, 1964068 and previous response = -16386122.			✓	
CmdManuallyIntegrate DropBaseline	BL2000\sean	2/20/2022 8:30:10 AM	Drop baseline for compound Anthracene in sample Feb1823.D to y = 270, new integration is from x, y = 10.140, 270 to 10.323, 270 and new response = 4901671; previous integration is from x, y = 10.140, 270 to 10.323, 8075 and previous response = 4858982.			✓	
CmdManuallyIntegrateSplit	BL2000\sean	2/20/2022 8:30:11 AM	Split peak for compound Anthracene in sample Feb1823.D and keep right peak, new integration is from x, y = 10.221, 270 to 10.323, 270 and new response = 2424090, previous integration is from x, y = 10.140, 270 to 10.323, 270 and previous response = 4901671.			✓	
CmdManuallyIntegrateApplyTargetRtToQualifier	BL2000\sean	2/20/2022 8:30:13 AM	Apply target integration range 10.221-10.323 to qualifier 176.0 for compound Anthracene in sample Feb1823.D, new integration is from x, y = 10.221, 2038 to 10.323, 3062 and new response = 424535; previously no peak.			✓	
CmdManuallyIntegrate DropBaseline	BL2000\sean	2/20/2022 8:30:14 AM	Drop baseline for qualifier 176.0 of compound Anthracene in sample Feb1823.D to y = 2038, new integration is from x, y = 10.221, 2038 to 10.323, 2038 and new response = 427647; previous integration is from x, y = 10.221, 2038 to 10.323, 3062 and previous response = 424535.			✓	
CmdZeroOutPeak	BL2000\sean	2/20/2022 8:30:50 AM	Zero out primary peak of compound 2,6-Dinitrotoluene in sample Feb1824.D			✓	
CmdSetTargetCompoundAttribute	BL2000\sean	2/20/2022 8:30:51 AM	Set UserAnnotation = INT for compound 2,6-Dinitrotoluene in sample Feb1824.D; previous value =			✓	

Name	User	Time	Action	Reason	Comment	Succeed	Exception
CmdZeroOutPeak	BL2000\sean	2/20/2022 8:30:53 AM	Zero out primary peak of compound N-nitroso-Di-n-propylamine in sample Feb1824.D			✓	
CmdSetTargetCompoundAttribute	BL2000\sean	2/20/2022 8:30:54 AM	Set UserAnnotation = INT for compound N-nitroso-Di-n-propylamine in sample Feb1824.D; previous value =			✓	
CmdZeroOutPeak	BL2000\sean	2/20/2022 8:30:57 AM	Zero out primary peak of compound Dimethyl Phthalate in sample Feb1824.D			✓	
CmdSetTargetCompoundAttribute	BL2000\sean	2/20/2022 8:30:58 AM	Set UserAnnotation = INT for compound Dimethyl Phthalate in sample Feb1824.D; previous value =			✓	
CmdZeroOutPeak	BL2000\sean	2/20/2022 8:31:00 AM	Zero out primary peak of compound Benzidine in sample Feb1824.D			✓	
CmdSetTargetCompoundAttribute	BL2000\sean	2/20/2022 8:31:01 AM	Set UserAnnotation = INT for compound Benzidine in sample Feb1824.D; previous value =			✓	
CmdZeroOutPeak	BL2000\sean	2/20/2022 8:31:03 AM	Zero out primary peak of compound bis(2-ethylhexyl)Phthalate in sample Feb1824.D			✓	
CmdClearManualIntegration	BL2000\sean	2/20/2022 8:31:06 AM	Clear manual integration of target signal for compound bis(2-ethylhexyl)Phthalate in sample Feb1824.D			✓	
CmdZeroOutPeak	BL2000\sean	2/20/2022 8:31:08 AM	Zero out primary peak of compound 4,6-Dinitro-2-methylphenol in sample Feb1824.D			✓	
CmdSetTargetCompoundAttribute	BL2000\sean	2/20/2022 8:31:09 AM	Set UserAnnotation = INT for compound 4,6-Dinitro-2-methylphenol in sample Feb1824.D; previous value =			✓	
CmdManuallyIntegrateSplit	BL2000\sean	2/20/2022 8:31:28 AM	Split peak for compound Aniline in sample Feb1825.D and keep left peak, new integration is from x, y = 4.532, 381.783827383857 to 4.613, 742.24665443615 and new response = 1472122, previous integration is from x, y = 4.532, 382 to 4.675, 1013 and previous response = 2405967.			✓	
CmdSetTargetCompoundAttribute	BL2000\sean	2/20/2022 8:31:29 AM	Set UserAnnotation = CO for compound Aniline in sample Feb1825.D; previous value =			✓	
CmdManuallyIntegrateSplit	BL2000\sean	2/20/2022 8:31:35 AM	Split peak for compound bis(-2-Chloroethyl)Ether in sample Feb1825.D and keep left peak, new integration is from x, y = 4.593, 817.908389296546 to 4.675, 909.046188105366 and new response = 816449, previous integration is from x, y = 4.593, 818 to 4.715, 955 and previous response = 1118099.			✓	

Name	User	Time	Action	Reason	Comment	Succeed	Exception
CmdSetTargetCompoundAttribute	BL2000\sean	2/20/2022 8:31:36 AM	Set UserAnnotation = CO for compound bis(-2-Chloroethyl)Ether in sample Feb1825.D; previous value =			✓	
CmdManuallyIntegrateSplit	BL2000\sean	2/20/2022 8:31:45 AM	Split peak for compound 1,3-Dichlorobenzene in sample Feb1825.D and keep left peak, new integration is from x, y = 4.787, 0 to 4.879, 0 and new response = 1261148, previous integration is from x, y = 4.787, 0 to 5.134, 0 and previous response = 3741179.			✓	
CmdSetTargetCompoundAttribute	BL2000\sean	2/20/2022 8:31:47 AM	Set UserAnnotation = CO for compound 1,3-Dichlorobenzene in sample Feb1825.D; previous value =			✓	
CmdManuallyIntegrateApplyTargetRtToQualifier	BL2000\sean	2/20/2022 8:31:49 AM	Apply target integration range 4.787-4.879 to qualifier 148.0 for compound 1,3-Dichlorobenzene in sample Feb1825.D, new integration is from x, y = 4.787, 0 to 4.879, 3401 and new response = 791485; previous integration is from x, y = 4.797, 10 to 5.124, 919 and previous response = 2364953.			✓	
CmdManuallyIntegrateApplyTargetRtToQualifier	BL2000\sean	2/20/2022 8:31:50 AM	Apply target integration range 4.787-4.879 to qualifier 111.0 for compound 1,3-Dichlorobenzene in sample Feb1825.D, new integration is from x, y = 4.787, 0 to 4.879, 3595 and new response = 455837; previous integration is from x, y = 4.797, 0 to 5.124, 0 and previous response = 1390538.			✓	
CmdManuallyIntegrateSplit	BL2000\sean	2/20/2022 8:31:55 AM	Split peak for compound 1,4-Dichlorobenzene in sample Feb1825.D and keep left peak, new integration is from x, y = 4.795, 305.369663491441 to 4.879, 477.247640543239 and new response = 1259093, previous integration is from x, y = 4.795, 305 to 5.134, 998 and previous response = 3727760.			✓	
CmdClearManualIntegration	BL2000\sean	2/20/2022 8:31:58 AM	Clear manual integration of target signal for compound 1,4-Dichlorobenzene in sample Feb1825.D			✓	
CmdManuallyIntegrateSplit	BL2000\sean	2/20/2022 8:32:00 AM	Split peak for compound 1,4-Dichlorobenzene in sample Feb1825.D and keep right peak, new integration is from x, y = 4.879, 477.247640543239 to 5.134, 998.496794945521 and new response = 2468727, previous integration is from x, y = 4.795, 305 to 5.134, 998 and previous response = 3727760.			✓	

Name	User	Time	Action	Reason	Comment	Succeed	Exception
CmdManuallyIntegrateSplit	BL2000\sean	2/20/2022 8:32:01 AM	Split peak for compound 1,4-Dichlorobenzene in sample Feb1825.D and keep left peak, new integration is from x, y = 4.879, 477.247640543239 to 5.032, 789.997133184608 and new response = 1299176, previous integration is from x, y = 4.879, 477 to 5.134, 998 and previous response = 2468727.			✓	
CmdSetTargetCompoundAttribute	BL2000\sean	2/20/2022 8:32:03 AM	Set UserAnnotation = CO for compound 1,4-Dichlorobenzene in sample Feb1825.D; previous value =			✓	
CmdManuallyIntegrateApplyTargetRtToQualifier	BL2000\sean	2/20/2022 8:32:05 AM	Apply target integration range 4.879-5.032 to qualifier 148.0 for compound 1,4-Dichlorobenzene in sample Feb1825.D, new integration is from x, y = 4.879, 3401 to 5.032, 2402 and new response = 802398; previous integration is from x, y = 4.797, 83 to 5.124, 372 and previous response = 2369645.			✓	
CmdManuallyIntegrateApplyTargetRtToQualifier	BL2000\sean	2/20/2022 8:32:06 AM	Apply target integration range 4.879-5.032 to qualifier 111.0 for compound 1,4-Dichlorobenzene in sample Feb1825.D, new integration is from x, y = 4.879, 3595 to 5.032, 1453 and new response = 449921; previous integration is from x, y = 4.797, 0 to 5.124, 0 and previous response = 1390538.			✓	
CmdManuallyIntegrateSplit	BL2000\sean	2/20/2022 8:32:11 AM	Split qualifier 111.0 of compound 1,2-Dichlorobenzene in sample Feb1825.D and keep right peak, new integration is from x, y = 5.042, 0 to 5.124, 0 and new response = 450854, previous integration is from x, y = 4.797, 0 to 5.124, 0 and previous response = 1390538.			✓	
CmdManuallyIntegrateSplit	BL2000\sean	2/20/2022 8:32:14 AM	Split peak for compound 1,2-Dichlorobenzene in sample Feb1825.D and keep right peak, new integration is from x, y = 4.879, 239.993824773104 to 5.134, 381.444330417954 and new response = 2475271, previous integration is from x, y = 4.792, 192 to 5.134, 381 and previous response = 3735230.			✓	
CmdManuallyIntegrateSplit	BL2000\sean	2/20/2022 8:32:16 AM	Split peak for compound 1,2-Dichlorobenzene in sample Feb1825.D and keep right peak, new integration is from x, y = 5.032, 324.864128160014 to 5.134, 381.444330417954 and new response = 1172868, previous integration is from x, y = 4.879, 240 to 5.134, 381 and previous response = 2475271.			✓	

Name	User	Time	Action	Reason	Comment	Succeed	Exception
CmdSetTargetCompoundAttribute	BL2000\sean	2/20/2022 8:32:18 AM	Set UserAnnotation = CO for compound 1,2-Dichlorobenzene in sample Feb1825.D; previous value =			✓	
CmdManuallyIntegrateApplyTargetRtToQualifier	BL2000\sean	2/20/2022 8:32:20 AM	Apply target integration range 5.032-5.134 to qualifier 148.0 for compound 1,2-Dichlorobenzene in sample Feb1825.D, new integration is from x, y = 5.032, 2402 to 5.134, 2914 and new response = 730663; previous integration is from x, y = 4.797, 40 to 5.124, 252 and previous response = 2371208.			✓	
CmdManuallyIntegrateSplit	BL2000\sean	2/20/2022 8:32:33 AM	Split qualifier 77.0 of compound Nitrobenzene in sample Feb1825.D and keep right peak, new integration is from x, y = 5.502, 4247.61192418989 to 5.604, 3475.9212858608 and new response = 711655, previous integration is from x, y = 5.407, 4968 to 5.604, 3476 and previous response = 1069574.			✓	
CmdManuallyIntegrateApplyTargetRtToQualifier	BL2000\sean	2/20/2022 8:32:50 AM	Apply target integration range 6.301-6.393 to qualifier 129.0 for compound Naphthalene in sample Feb1825.D, new integration is from x, y = 6.301, 440 to 6.393, 1073 and new response = 255525; previously no peak.			✓	
CmdManuallyIntegrateDropBaseline	BL2000\sean	2/20/2022 8:32:51 AM	Drop baseline for qualifier 129.0 of compound Naphthalene in sample Feb1825.D to y = 440, new integration is from x, y = 6.301, 440 to 6.393, 440 and new response = 257277; previous integration is from x, y = 6.301, 440 to 6.393, 1073 and previous response = 255525.			✓	
CmdManuallyIntegrateSplit	BL2000\sean	2/20/2022 8:32:57 AM	Split qualifier 129.0 of compound p-Chloroaniline in sample Feb1825.D and keep right peak, new integration is from x, y = 6.393, 510.885793561922 to 6.475, 544.774800951207 and new response = 326150, previous integration is from x, y = 6.301, 473 to 6.475, 545 and previous response = 582765.			✓	
CmdManuallyIntegrateSplit	BL2000\sean	2/20/2022 8:33:04 AM	Split peak for compound 1-Methylnaphthalene in sample Feb1825.D and keep left peak, new integration is from x, y = 7.225, 1375.73817319471 to 7.307, 1414.39420051885 and new response = 1236329, previous integration is from x, y = 7.225, 1376 to 7.369, 1443 and previous response = 1292334.			✓	

Name	User	Time	Action	Reason	Comment	Succeed	Exception
CmdManuallyIntegrateSplit	BL2000\sean	2/20/2022 8:33:13 AM	Split peak for compound 2,4,6-Trichlorophenol in sample Feb1825.D and keep left peak, new integration is from x, y = 7.492, 131.993592704705 to 7.553, 185.212660286643 and new response = 443943, previous integration is from x, y = 7.492, 132 to 7.646, 266 and previous response = 925848.			✓	
CmdSetTargetCompoundAttribute	BL2000\sean	2/20/2022 8:33:14 AM	Set UserAnnotation = CO for compound 2,4,6-Trichlorophenol in sample Feb1825.D; previous value =			✓	
CmdManuallyIntegrateSplit	BL2000\sean	2/20/2022 8:33:16 AM	Split qualifier 198.0 of compound 2,4,6-Trichlorophenol in sample Feb1825.D and keep left peak, new integration is from x, y = 7.492, 123.840079886302 to 7.553, 177.752218750565 and new response = 417228, previous integration is from x, y = 7.492, 124 to 7.646, 259 and previous response = 873499.			✓	
CmdManuallyIntegrateSplit	BL2000\sean	2/20/2022 8:33:20 AM	Split peak for compound 2,4,5-Trichlorophenol in sample Feb1825.D and keep left peak, new integration is from x, y = 7.492, 109.780101262567 to 7.553, 162.208597285383 and new response = 444026, previous integration is from x, y = 7.492, 110 to 7.646, 241 and previous response = 926049.			✓	
CmdClearManualIntegration	BL2000\sean	2/20/2022 8:33:21 AM	Clear manual integration of target signal for compound 2,4,5-Trichlorophenol in sample Feb1825.D			✓	
CmdManuallyIntegrateSplit	BL2000\sean	2/20/2022 8:33:23 AM	Split peak for compound 2,4,5-Trichlorophenol in sample Feb1825.D and keep right peak, new integration is from x, y = 7.553, 162.208597285383 to 7.646, 241.336909380805 and new response = 482884, previous integration is from x, y = 7.492, 110 to 7.646, 241 and previous response = 926049.			✓	
CmdSetTargetCompoundAttribute	BL2000\sean	2/20/2022 8:33:24 AM	Set UserAnnotation = CO for compound 2,4,5-Trichlorophenol in sample Feb1825.D; previous value =			✓	
CmdManuallyIntegrateSplit	BL2000\sean	2/20/2022 8:33:26 AM	Split qualifier 198.0 of compound 2,4,5-Trichlorophenol in sample Feb1825.D and keep right peak, new integration is from x, y = 7.553, 166.378328046637 to 7.646, 255.31776562901 and new response = 457139, previous integration is from x, y = 7.492, 107 to 7.646, 255 and previous response = 873583.			✓	

Name	User	Time	Action	Reason	Comment	Succeed	Exception
CmdManuallyIntegrateApplyTargetRtToQualifier	BL2000\sean	2/20/2022 8:33:33 AM	Apply target integration range 8.169-8.313 to qualifier 153.1 for compound Acenaphthylene in sample Feb1825.D, new integration is from x, y = 8.169, 0 to 8.313, 1264 and new response = 308306; previously no peak.			✓	
CmdManuallyIntegrateDropBaseline	BL2000\sean	2/20/2022 8:33:34 AM	Drop baseline for qualifier 153.1 of compound Acenaphthylene in sample Feb1825.D to y = 0, new integration is from x, y = 8.169, 0 to 8.313, 0 and new response = 313737; previous integration is from x, y = 8.169, 0 to 8.313, 1264 and previous response = 308306.			✓	
CmdManuallyIntegrateApplyTargetRtToQualifier	BL2000\sean	2/20/2022 8:33:42 AM	Apply target integration range 8.497-8.650 to qualifier 154.0 for compound 2,4-Dinitrophenol in sample Feb1825.D, new integration is from x, y = 8.497, 2831 to 8.650, 1601 and new response = 69007; previous integration is from x, y = 8.384, 733 to 8.466, 789 and previous response = 1221573.			✓	
CmdManuallyIntegrateDropBaseline	BL2000\sean	2/20/2022 8:33:42 AM	Drop baseline for qualifier 154.0 of compound 2,4-Dinitrophenol in sample Feb1825.D to y = 1601, new integration is from x, y = 8.497, 1601 to 8.650, 1601 and new response = 74670; previous integration is from x, y = 8.497, 2831 to 8.650, 1601 and previous response = 69007.			✓	
CmdManuallyIntegrateQualifierPeak	BL2000\sean	2/20/2022 8:33:50 AM	Manually integrate qualifier 63.0 of compound 2,4-Dinitrotoluene in sample Feb1825.D, from x, y = 8.650, 3554 to 8.701, 3112, result = 116589; previous integration is from x, y = 8.568, 1726 to 8.742, 1605 and previous response = 293783.			✓	
CmdManuallyIntegratePeak	BL2000\sean	2/20/2022 8:34:07 AM	Manually integrate compound Anthracene in sample Feb1825.D, from x, y = 10.130, 620639 to 10.292, 603223, result = -1244371; previous integration is from x, y = 10.151, 0 to 10.221, 0 and previous response = 2396277.			✓	
CmdManuallyIntegrateSnapBaseline	BL2000\sean	2/20/2022 8:34:08 AM	Snap baseline for compound Anthracene in sample Feb1825.D, from x = 10.130 to x = 10.292, new integration is from x, y = 10.130, 233 to 10.292, 9802 and new response = 4656645; previous integration is from x, y = 10.130, 620639 to 10.292, 603223 and previous response = -1244371.			✓	

Name	User	Time	Action	Reason	Comment	Succeed	Exception
CmdManuallyIntegrateDropBaseline	BL2000\sean	2/20/2022 8:34:09 AM	Drop baseline for compound Anthracene in sample Feb1825.D to y = 233, new integration is from x, y = 10.130, 233 to 10.292, 233 and new response = 4703165; previous integration is from x, y = 10.130, 233 to 10.292, 9802 and previous response = 4656645.			✓	
CmdSetTargetCompoundAttribute	BL2000\sean	2/20/2022 8:34:10 AM	Set UserAnnotation = CO for compound Anthracene in sample Feb1825.D; previous value =			✓	
CmdManuallyIntegrateSplit	BL2000\sean	2/20/2022 8:34:12 AM	Split peak for compound Anthracene in sample Feb1825.D and keep right peak, new integration is from x, y = 10.221, 233 to 10.292, 233 and new response = 2307793, previous integration is from x, y = 10.130, 233 to 10.292, 233 and previous response = 4703165.			✓	
CmdManuallyIntegrateApplyTargetRtToQualifier	BL2000\sean	2/20/2022 8:34:16 AM	Apply target integration range 10.221-10.292 to qualifier 176.0 for compound Anthracene in sample Feb1825.D, new integration is from x, y = 10.221, 2261 to 10.292, 1274 and new response = 420629; previously no peak.			✓	
CmdManuallyIntegrateDropBaseline	BL2000\sean	2/20/2022 8:34:17 AM	Drop baseline for qualifier 176.0 of compound Anthracene in sample Feb1825.D to y = 1274, new integration is from x, y = 10.221, 1274 to 10.292, 1274 and new response = 422728; previous integration is from x, y = 10.221, 2261 to 10.292, 1274 and previous response = 420629.			✓	
CmdSaveBatchTable	BL2000\sean	2/20/2022 8:34:47 AM	Save batch \\MASSHUNTER\Org\Data\SV5973N.I\sd021822\DoD BNA cal 1\QuantResults\021822 DoD BNA cal.batch.bin			✓	
CmdSetSampleAttribute	BL2000\sean	2/20/2022 8:36:02 AM	Set SampleApproved = True for sample Feb1825.D; previous value = False			✓	
CmdSetSampleAttribute	BL2000\sean	2/20/2022 8:36:04 AM	Set SampleApproved = True for sample Feb1824.D; previous value = False			✓	
CmdSetSampleAttribute	BL2000\sean	2/20/2022 8:36:05 AM	Set SampleApproved = True for sample Feb1823.D; previous value = False			✓	
CmdSetSampleAttribute	BL2000\sean	2/20/2022 8:36:06 AM	Set SampleApproved = True for sample Feb1822.D; previous value = False			✓	
CmdSetSampleAttribute	BL2000\sean	2/20/2022 8:36:07 AM	Set SampleApproved = True for sample Feb1821.D; previous value = False			✓	

Name	User	Time	Action	Reason	Comment	Succeed	Exception
CmdSetSampleAttribute	BL2000\sean	2/20/2022 8:36:08 AM	Set SampleApproved = True for sample Feb1820.D; previous value = False			✓	
CmdSetSampleAttribute	BL2000\sean	2/20/2022 8:36:09 AM	Set SampleApproved = True for sample Feb1819.D; previous value = False			✓	
CmdSetSampleAttribute	BL2000\sean	2/20/2022 8:36:10 AM	Set SampleApproved = True for sample Feb1817.D; previous value = False			✓	
CmdSetSampleAttribute	BL2000\sean	2/20/2022 8:36:11 AM	Set SampleApproved = True for sample Feb1816.D; previous value = False			✓	
CmdSetSampleAttribute	BL2000\sean	2/20/2022 8:36:13 AM	Set SampleApproved = True for sample Feb1815.D; previous value = False			✓	
CmdSetSampleAttribute	BL2000\sean	2/20/2022 8:36:15 AM	Set SampleApproved = True for sample Feb1814.D; previous value = False			✓	
CmdSetSampleAttribute	BL2000\sean	2/20/2022 8:36:15 AM	Set SampleApproved = True for sample Feb1813.D; previous value = False			✓	
CmdSetSampleAttribute	BL2000\sean	2/20/2022 8:36:16 AM	Set SampleApproved = True for sample Feb1812.D; previous value = False			✓	
CmdSetSampleAttribute	BL2000\sean	2/20/2022 8:36:17 AM	Set SampleApproved = True for sample Feb1811.D; previous value = False			✓	
CmdSetSampleAttribute	BL2000\sean	2/20/2022 8:36:18 AM	Set SampleApproved = True for sample Feb1810.D; previous value = False			✓	
CmdSetSampleAttribute	BL2000\sean	2/20/2022 8:36:19 AM	Set SampleApproved = True for sample Feb1818.D; previous value = False			✓	
CmdQuantitate	BL2000\sean	2/20/2022 8:38:54 AM	Quantitate all compounds in all samples			✓	
CmdSaveBatchTable	BL2000\sean	2/20/2022 8:40:49 AM	Save batch \\MASSHUNTER\Org\Data\SV5973N.I\sd021822\DoD BNA cal 1\QuantResults\021822 DoD BNA cal.batch.bin			✓	
CmdOpenBatchTable	BL2000\sean	2/20/2022 10:57:46 AM	Open batch D:\Org\Data\SV5973N.I\sd021822\DoD BNA cal 1\021822 DoD BNA cal.batch.bin			✓	
CmdQuantitate	BL2000\sean	2/20/2022 11:00:49 AM	Quantitate all compounds in all samples			✓	
CmdSaveBatchTable	BL2000\sean	2/20/2022 11:09:58 AM	Save batch D:\Org\Data\SV5973N.I\sd021822\DoD BNA cal 1\QuantResults\021822 DoD BNA cal.batch.bin			✓	

Audit Trail report

Name	User	Time	Action	Reason	Comment	Succeed	Exception
GenerateReport	BL2000\sean	2/20/2022 11:10:49 AM	Generates report - Method: D:\Org\reports\LevelIV_Reports\Tests_for_LevelIV\CC_mid_rpt.m, Output Path: D:\Org\Data\SV5973N.I\sd021822\DoD BNA cal 1\QuantReports\021822 DoD BNA cal-1			✓	
CmdSaveBatchTable	BL2000\sean	2/20/2022 11:12:00 AM	Save batch D:\Org\Data\SV5973N.I\sd021822\DoD BNA cal 1\QuantResults\021822 DoD BNA cal.batch.bin			✓	

Continuing Calibration Report

Batch Name D:\Org\Data\SV5973N.I\sd021822\DoD BNA cal 1\QuantResults\021822 DoD BNA cal.batch.bin
Method File
Daily CC \\MASSHUNTER\Org\Data\SV5973N.I\sd021822\DoD BNA cal 1Feb1825.D

Level name	Injection Time	Calibration Files
1	2/19/2022 11:48:03 AM	\\MASSHUNTER\Org\Data\SV5973N.I\sd021822\DoD BNA cal 1\Feb1808.D
2	2/19/2022 11:15:42 AM	\\MASSHUNTER\Org\Data\SV5973N.I\sd021822\DoD BNA cal 1\Feb1807.D
3	2/19/2022 10:43:35 AM	\\MASSHUNTER\Org\Data\SV5973N.I\sd021822\DoD BNA cal 1\Feb1806.D
4	2/19/2022 9:57:53 AM	\\MASSHUNTER\Org\Data\SV5973N.I\sd021822\DoD BNA cal 1\Feb1805.D
5	2/19/2022 9:25:44 AM	\\MASSHUNTER\Org\Data\SV5973N.I\sd021822\DoD BNA cal 1\Feb1804.D
6	2/19/2022 8:53:27 AM	\\MASSHUNTER\Org\Data\SV5973N.I\sd021822\DoD BNA cal 1\Feb1803.D
7	2/19/2022 8:21:26 AM	\\MASSHUNTER\Org\Data\SV5973N.I\sd021822\DoD BNA cal 1\Feb1802.D
CCV	2/4/2022 2:54:08 PM	\\MASSHUNTER\Org\Data\SV5973N.I\sd030422\BNA 1\Feb0402.D <======

ISTD Compound:	Avg Resp	Mid Resp	CC Resp	Area%	A/M
1,4-Dichlorobenzene-d4	349222	362851	444944	122.62	M
Naphthalene-d8	1013729	1062572	1299580	122.31	M
Acenaphthene-d10	558272	582178	717344	123.22	M
Phenanthrene-d10	990554	1023524	1290843	126.12	M
Chrysene-d12	720048	738511	980674	132.79	M
Perylene-d12	459625	469307	658950	140.41	M

Target Compound	AvgRF/R2	CC RF	Exp. Conc	Calc. Conc	%Dev	Area%	Curve Fit
1,4-Dichlorobenzene-d4	----------ISTD----------						
N-Nitrosodimethylamine	0.9982	0.2951	75.00	77.20	-2.93	208.87	Quadratic
Pyridine	0.9984	0.7071	75.00	73.69	1.75	187.04	Quadratic
2-Fluorophenol	0.9992	0.9979	75.00	79.33	-5.77	200.63	Quadratic
Aniline	0.9988	1.7646	75.00	76.76	-2.35	191.90	Quadratic
Phenol-d5	0.9995	1.2858	75.00	79.62	-6.16	198.39	Quadratic
Phenol	0.9987	1.3983	75.00	77.69	-3.59	197.55	Quadratic
bis(-2-Chloroethyl)Ether	0.9996	0.9786	75.00	80.56	-7.41	202.96	Quadratic
2-Chlorophenol	0.9991	1.1842	75.00	82.72	-10.30	209.21	Quadratic
1,3-Dichlorobenzene	0.9991	1.5117	75.00	82.85	-10.46	205.69	Quadratic
1,4-Dichlorobenzene	0.9990	1.5573	75.00	85.44	-13.91	208.91	Quadratic
1,2-Dichlorobenzene	0.9998	1.4059	75.00	78.73	-4.98	191.76	Quadratic
Benzyl Alcohol	0.9973	0.5956	75.00	81.50	-8.67	233.14	Quadratic
bis(2-chloroisopropyl)Ether	0.9984	0.3930	75.00	81.58	-8.77	204.10	Quadratic
2-Methylphenol	0.9983	0.9923	75.00	79.46	-5.95	198.91	Quadratic
N-nitroso-Di-n-propylamine	0.9994	0.7771	75.00	89.28	-19.04	219.43	Quadratic
4Methylphenol/3Methylphenol	0.9990	1.4841	75.00	87.71	-16.95	219.50	Quadratic
Hexachloroethane	0.9987	0.4321	75.00	78.50	-4.67	203.75	Quadratic
Nitrobenzene-d5	0.9990	0.7211	75.00	79.95	-6.60	207.73	Quadratic
Nitrobenzene	0.9943	0.4087	75.00	90.70	-20.94	222.40	Quadratic
Naphthalene-d8	----------ISTD----------						
Isophorone	0.9986	0.6137	75.00	83.13	-10.83	216.88	Quadratic
2-Nitrophenol	0.9966	0.1442	75.00	85.94	-14.59	240.81	Quadratic
2,4-Dimethylphenol	0.9946	0.2662	75.00	77.50	-3.34	208.58	Quadratic
bis(-2-Chloroethoxy)Methane	0.9977	0.3394	75.00	78.93	-5.25	195.14	Quadratic
2,4-Dichlorophenol	0.9975	0.2624	75.00	79.90	-6.54	211.22	Quadratic
Benzoic Acid	0.9948	0.1682	75.00	91.32	-21.76	271.59	Quadratic
1,2,4-Trichlorobenzene	0.9993	0.3054	75.00	77.71	-3.61	195.00	Quadratic
Naphthalene	0.9979	0.9651	75.00	82.95	-10.60	211.82	Quadratic
4-Chlorophenol	0.9994	0.1044	75.00	84.77	-13.02	217.67	Quadratic
p-Chloroaniline	0.9987	0.3581	75.00	78.40	-4.53	192.51	Quadratic
Hexachlorobutadiene	0.9987	0.1687	75.00	82.51	-10.01	218.58	Quadratic
4-Chloro-2-Methylphenol	0.9965	0.2344	75.00	76.98	-2.64	208.43	Quadratic

Target Compound	AvgRF/R2	CC RF	Exp. Conc	Calc. Conc	%Dev	Area%	Curve Fit
4-Chloro-3-Methylphenol	0.2382	0.2624	75.00	82.63	-10.17	205.00	Avg RF
2-Methylnaphthalene	0.9998	0.5407	75.00	81.49	-8.66	196.45	Quadratic
1-Methylnaphthalene	0.9993	0.5074	75.00	78.50	-4.67	183.94	Quadratic
Acenaphthene-d10	----------ISTD----------						
Hexachlorocyclopentadiene	0.9982	0.1760	75.00	78.37	-4.49	209.54	Quadratic
2,4,6-Trichlorophenol	0.9939	0.3301	75.00	83.90	-11.86	238.27	Quadratic
2,4,5-Trichlorophenol	0.9986	0.3590	75.00	81.74	-8.98	216.23	Quadratic
2-Fluorobiphenyl	0.9986	1.3029	75.00	81.85	-9.13	208.50	Quadratic
2-Chloronaphthalene	1.0024	1.0523	75.00	78.73	-4.98	194.83	Avg RF
2-Nitroaniline	0.9911	0.2093	75.00	87.40	-16.53	231.77	Quadratic
Dimethyl Phthalate	0.9976	1.1055	75.00	82.08	-9.44	225.82	Quadratic
2,6-Dinitrotoluene	0.9930	0.1384	75.00	75.04	-0.05	200.84	Quadratic
Acenaphthylene	0.9997	1.6700	75.00	78.14	-4.19	187.88	Quadratic
3-Nitroaniline	0.9942	0.1760	75.00	83.54	-11.39	238.38	Quadratic
Acenaphthene	0.9995	0.9080	75.00	73.66	1.78	175.82	Quadratic
2,4-Dinitrophenol	0.9987	0.0799	75.00	84.50	-12.67	245.33	Quadratic
Dibenzofuran	0.9969	1.5713	75.00	77.97	-3.96	204.22	Quadratic
2,4-Dinitrotoluene	0.9989	0.1836	75.00	79.63	-6.18	213.11	Quadratic
4-Nitrophenol	0.9972	0.1826	75.00	80.20	-6.94	225.93	Quadratic
Diethylphthalate	0.9968	1.0959	75.00	78.65	-4.87	219.94	Quadratic
Fluorene	0.9988	1.2041	75.00	74.62	0.51	181.64	Quadratic
4-Chlorophenyl-phenylether	0.9957	0.5958	75.00	82.09	-9.46	222.70	Quadratic
Phenanthrene-d10	----------ISTD----------						
4-Nitroaniline	0.9926	0.1109	75.00	87.04	-16.06	259.68	Quadratic
4,6-Dinitro-2-methylphenol	0.9985	0.0662	75.00	84.96	-13.28	235.50	Quadratic
N-nitrosodiphenylamine	0.9998	0.4889	75.00	82.19	-9.58	209.98	Quadratic
Azobenzene	0.9991	0.6090	75.00	77.65	-3.53	194.57	Quadratic
2,4,6-Tribromophenol	0.9995	0.0612	75.00	83.78	-11.71	237.64	Quadratic
4-Bromophenyl-phenylether	0.9969	0.1898	75.00	83.97	-11.96	213.52	Quadratic
Hexachlorobenzene	0.9959	0.1970	75.00	86.08	-14.77	229.13	Quadratic
Pentachlorophenol	0.9986	0.0925	75.00	85.72	-14.29	243.90	Quadratic
Phenanthrene	0.9974	0.9901	75.00	80.06	-6.75	206.23	Quadratic
Anthracene	0.8750	0.9535	75.00	81.73	-8.98	211.22	Avg RF
Triallate	0.9997	0.2250	75.00	80.79	-7.72	213.21	Quadratic
Carbazole	1.0000	0.8957	75.00	75.72	-0.96	192.87	Quadratic
o-Terphenyl	0.9973	0.5212	75.00	79.41	-5.89	206.97	Quadratic
Di-n-Butylphthalate	0.9987	0.9813	75.00	86.61	-15.49	244.67	Quadratic
Fluoranthene	0.9997	0.9896	75.00	79.88	-6.50	203.74	Quadratic
Benzidine	0.9992	0.3273	75.00	74.65	0.47	184.21	Quadratic
Pyrene	0.9996	1.0720	75.00	79.30	-5.74	198.34	Quadratic
Terphenyl-d14	0.6821	0.7189	75.00	79.04	-5.39	204.43	Avg RF
Chrysene-d12	----------ISTD----------						
Butylbenzylphthalate	0.9985	0.4453	75.00	84.61	-12.81	268.36	Quadratic
Benzo(a)Anthracene	1.0282	1.1010	75.00	80.31	-7.08	214.38	Avg RF
Chrysene	0.9996	1.1704	75.00	76.14	-1.52	204.93	Quadratic
3,3-Dichlorobenzidine	0.9980	0.3841	75.00	79.09	-5.46	235.58	Quadratic
bis(2-ethylhexyl)Phthalate	0.9986	0.1565	75.00	85.96	-14.62	275.27	Quadratic
Perylene-d12	----------ISTD----------						
Di-n-octyl Phthalate	0.9982	1.5967	75.00	82.43	-9.90	279.06	Quadratic
Benzo(b)fluoranthene	0.9994	1.5097	75.00	71.03	5.29	205.37	Quadratic
Benzo(k)fluoranthene	0.9991	1.6611	75.00	74.55	0.60	214.63	Quadratic
Benzo(a)pyrene	0.9994	1.4883	75.00	74.20	1.07	210.60	Quadratic
Indeno(1,2,3-c,d)pyrene	0.9983	1.2541	75.00	74.49	0.68	217.66	Quadratic
Dibenzo(a,h)anthracene	0.9990	1.3170	75.00	71.89	4.15	212.04	Quadratic
Benzo(g,h,i)perylene	0.9993	1.4589	75.00	75.19	-0.25	219.06	Quadratic

A -- against Average; M -- against Mid Point; P -- against Previous CC in the Method;

Analytical RunID SV5973N.I_220218A Standards Traceability Report

Spike ID: sv100507
Spike Name: BNA mix
Prep Date: 6/9/2021
Exp Date: 3/31/2022
Department: GCMSSEMI
Vendor:
Lot Number:
Balance ID:
Comments: 200 ug/mL

Type: Secondary
Prep By: Sean McGrew
Status: New
Final Volume: 1.5 mL

Chemical/Solvent Used	Bottle No	Amt	Units	Expires
Dichloromethane EA342	13510	0.51	mL	3/31/2022

Stock Source	Base Units	Amount Added
sv82908	ug/mL	0.03 mL
sv83301	ug/mL	0.15 mL
sv83406	ug/mL	0.15 mL
sv83419	ug/mL	0.15 mL
sv82913	ug/mL	0.15 mL
sv83410	ug/mL	0.15 mL
sv83407	ug/mL	0.06 mL
sv83201	ug/mL	0.15 mL

Analytical RunID SV5973N.I_220218A Standards Traceability Report

Spike ID: sv100516
Spike Name: BNA Internals 2000 ug/mL
Prep Date: 7/25/2021
Exp Date: 6/30/2023
Department: GCMSSEMI
Vendor: Chemservice
Lot Number: 8443500
Balance ID:
Comments:

Type: Secondary
Prep By: John P. Heine
Status: New
Final Volume: 2.12 mL

Chemical/Solvent Used	Bottle No	Amt	Units	Expires
Dichloromethane EA342	13510	1.06	mL	6/30/2023

Stock Source	Base Units	Amount Added
sv83506	ug/mL	1.06 mL

Analytical RunID SV5973N.I_220218A Standards Traceability Report

Spike ID: sv100610
Spike Name: QC2/TEL
Prep Date: 8/3/2021
Exp Date: 8/3/2022
Department: GCMSSEMI
Vendor:
Lot Number:
Balance ID:
Comments:

Type: Secondary
Prep By: Sean McGrew
Status: New
Final Volume: 1.5 mL

Chemical/Solvent Used	Bottle No	Amt	Units	Expires
Dichloromethane EA342	13510	1.2	mL	8/3/2022

Stock Source	Base Units	Amount Added
sv83015	ug/mL	0.15 mL
sv83509	ug/mL	0.15 mL

Analytical RunID SV5973N.I_220218A Standards Traceability Report

Spike ID: sv100714
Spike Name: BNA 2nd source
Prep Date: 12/20/2021
Exp Date: 10/1/2022
Department: GCMSSEMI
Vendor:
Lot Number:
Balance ID:
Comments: 200 ug/mL

Type: Secondary
Prep By: Sean McGrew
Status: New
Final Volume: 1 mL

Chemical/Solvent Used	Bottle No	Amt	Units	Expires
Dichloromethane EA342	13510	0.54	mL	10/1/2022

Stock Source	Base Units	Amount Added
sv83514	ug/mL	0.1 mL
sv82702	ug/mL	0.02 mL
sv83218	ug/mL	0.1 mL
sv83408	ug/mL	0.2 mL
sv83411	ug/mL	0.04 mL

Analytical RunID SV5973N.I_220218A Standards Traceability Report

Standard ID: sv82702
Standard Name: AE Surr
Prep Date: 8/28/2018
Exp Date: 4/30/2023
Department: GCMSPR
Vendor: Restek
Lot Number: A0137474
Balance ID:
Comments:

Type: Primary
Prep By: Craig A. Bardelli
Status: New
Final Volume: mL

Chemical/Solvent Used	Bottle No	Amt	Units	Expires
Acid Surrogate Standard Mix (4/89)	10707	1	mL	4/30/2023

Stock Source	Base Units	Amount Added

Analytical RunID SV5973N.I_220218A Standards Traceability Report

Spike ID: sv82908
Spike Name: AE surr
Prep Date: 4/10/2019
Exp Date: 3/31/2022
Department: GCMSSEMI
Vendor: Sigma-Aldrich
Lot Number: LRAC2239
Balance ID:
Comments:

Type: Primary
Prep By: Sean McGrew
Status: New
Final Volume: mL

Chemical/Solvent Used	Bottle No	Amt	Units	Expires
EPA 8270 Acids Surrogate Spike Mix HC	11383		mL	3/31/2022

Stock Source	Base Units	Amount Added

Analytical RunID SV5973N.I_220218A Standards Traceability Report

Spike ID: sv82913
Spike Name: BNA Custom for cal
Prep Date: 5/2/2019
Exp Date: 5/28/2023
Department: GCMSSEMI
Vendor: AccuStandard
Lot Number: 219041483
Balance ID:
Comments:

Type: Primary
Prep By: Sean McGrew
Status: New
Final Volume: 1 mL

Chemical/Solvent Used	Bottle No	Amt	Units	Expires
Custom BNA Mix	11451		mL	5/28/2023

Stock Source	Base Units	Amount Added

Analytical RunID SV5973N.I_220218A Standards Traceability Report

Spike ID: sv83015
Spike Name: TEL
Prep Date: 9/27/2019
Exp Date: 5/8/2023
Department: GCMSSEMI
Vendor: Absolute Standards
Lot Number: 050818
Balance ID:
Comments:

Type: Primary
Prep By: Sean McGrew
Status: New
Final Volume: mL

Chemical/Solvent Used	Bottle No	Amt	Units	Expires
Tetraethyllead	11760		mL	5/8/2023

Stock Source	Base Units	Amount Added

Analytical RunID SV5973N.I_220218A Standards Traceability Report

Spike ID: sv83201
Spike Name: Phenols mix
Prep Date: 3/17/2020
Exp Date: 1/31/2028
Department: GCMSSEMI
Vendor: Restek
Lot Number: A0157111
Balance ID:
Comments:

Type: Primary
Prep By: Sean McGrew
Status: New
Final Volume: 1 mL

Chemical/Solvent Used	Bottle No	Amt	Units	Expires
604 Phenols Calibration Mix	12512		mL	1/31/2028

Stock Source	Base Units	Amount Added

Analytical RunID SV5973N.I_220218A Standards Traceability Report

Spike ID: SV83202
Spike Name: BNA 2nd source short
Prep Date: 3/24/2020
Exp Date: 3/16/2023
Department: GCMSSEMI
Vendor: Absolute Standards
Lot Number: 031620
Balance ID:
Comments:

Type: Primary
Prep By: Sean McGrew
Status: New
Final Volume: 1 mL

Chemical/Solvent Used	Bottle No	Amt	Units	Expires
BNA 2nd Source Standard Rev 1	12532		mL	3/16/2023

Stock Source	Base Units	Amount Added

Analytical RunID SV5973N.I_220218A Standards Traceability Report

Spike ID: sv83218
Spike Name: Benzidines
Prep Date: 7/7/2020
Exp Date: 5/1/2024
Department: GCMSSEMI
Vendor: AccuStandard
Lot Number: 220041353
Balance ID:
Comments: 2000 ug/mL 12839

Type: Primary
Prep By: John P. Heine
Status: New
Final Volume: 1 mL

Chemical/Solvent Used	Bottle No	Amt	Units	Expires
Benzidine & 3,3'-Dichlorobenzidine	12839	1	mL	5/1/2024

Stock Source	Base Units	Amount Added

Analytical RunID SV5973N.I_220218A Standards Traceability Report

Spike ID: sv83301
Spike Name: PAH Mix
Prep Date: 7/13/2020
Exp Date: 9/30/2022
Department: GCMSSEMI
Vendor: Sigma-Aldrich
Lot Number: LRAC3877
Balance ID:
Comments: 4 x 1mlL

Type: Primary
Prep By: John P. Heine
Status: New
Final Volume: 6 mL

Chemical/Solvent Used	Bottle No	Amt	Units	Expires
TCL PAH Mix	12846	6	mL	9/30/2022

Stock Source	Base Units	Amount Added

Analytical RunID SV5973N.I_220218A Standards Traceability Report

Spike ID: sv83406
Spike Name: BN mix 2000ug/mL
Prep Date: 1/20/2021
Exp Date: 1/31/2023
Department: GCMSSEMI
Vendor: Sigma-Aldrich
Lot Number: LRAC4915
Balance ID:
Comments:

Type: Primary
Prep By: Sean McGrew
Status: New
Final Volume: 1 mL

Chemical/Solvent Used	Bottle No	Amt	Units	Expires
TCL Base-Neutrals Mix	13494	1	mL	1/31/2023

Stock Source	Base Units	Amount Added

Analytical RunID SV5973N.I_220218A Standards Traceability Report

Standard ID: sv83407
Standard Name: BN Surr 5000 ug/mL
Prep Date: 12/14/2020
Exp Date: 10/31/2026
Department: GCMSSEMI
Vendor: Restek
Lot Number: A0166081
Balance ID:
Comments:

Type: Primary
Prep By: John P. Heine
Status: New
Final Volume: 5 mL

Chemical/Solvent Used	Bottle No	Amt	Units	Expires
B/N Surrogate Mix (4/89 SOW)	13328	1	mL	10/31/2026

Stock Source	Base Units	Amount Added

Analytical RunID SV5973N.I_220218A Standards Traceability Report

Spike ID: sv83408
Spike Name: 625 LCS Spk
Prep Date: 2/9/2021
Exp Date: 2/2/2026
Department: GCMSPR
Vendor: Absolute Standards
Lot Number: 050120
Balance ID:
Comments: 12x1mL ampules

Type: Primary
Prep By: Ryan F. Benge
Status: Open
Final Volume: 1 mL

Chemical/Solvent Used	Bottle No	Amt	Units	Expires
CLP Semi-Volatiel Calibration Standard	13539	1	mL	2/2/2026

Stock Source	Base Units	Amount Added

Analytical RunID SV5973N.I_220218A Standards Traceability Report

Spike ID: sv83410
Spike Name: H.S. Mix
Prep Date: 4/7/2021
Exp Date: 2/28/2024
Department: GCMSSEMI
Vendor: Sigma-Aldrich
Lot Number: LRAC9004
Balance ID:
Comments: 2000 ug/mL

Type: Primary
Prep By: Sean McGrew
Status: New
Final Volume: mL

Chemical/Solvent Used	Bottle No	Amt	Units	Expires
EPA TCL Hazardous Substances Mix (12 cmpds)	13691		mL	2/28/2024

Stock Source	Base Units	Amount Added

Analytical RunID SV5973N.I_220218A Standards Traceability Report

Spike ID: sv83411
Spike Name: BN surr
Prep Date: 4/7/2021
Exp Date: 11/20/2026
Department: GCMSSEMI
Vendor: Restek
Lot Number: A6167670
Balance ID:
Comments: 5000 ug/mL

Type: Primary
Prep By: Sean McGrew
Status: New
Final Volume: mL

Chemical/Solvent Used	Bottle No	Amt	Units	Expires
B/N Surrogate Mix (4/89 SOW)	13666		mL	11/20/2026

Stock Source	Base Units	Amount Added

Analytical RunID SV5973N.I_220218A Standards Traceability Report

Spike ID: sv83419
Spike Name: Benzidines CAL 2000ug/mL
Prep Date: 5/18/2021
Exp Date: 4/30/2023
Department: GCMSSEMI
Vendor: Agilent
Lot Number: 0006592783
Balance ID:
Comments: 2000 ug/mL

Type: Primary
Prep By: John P. Heine
Status: New
Final Volume: 1 mL

Chemical/Solvent Used	Bottle No	Amt	Units	Expires
Benzidines Standard	13854	1	mL	4/30/2023

Stock Source	Base Units	Amount Added

Analytical RunID SV5973N.I_220218A Standards Traceability Report

Standard ID: sv83506
Standard Name: BNA Internals 4000 ug/mL
Prep Date: 6/18/2021
Exp Date: 6/30/2023
Department: GCMSSEMI
Vendor: Chemservice
Lot Number: 8443500
Balance ID:
Comments:

Type: Secondary
Prep By: John P. Heine
Status: New
Final Volume: 8 mL

Chemical/Solvent Used	Bottle No	Amt	Units	Expires
Mixture #8-Internal Standards	13968	8	mL	6/30/2023

Stock Source	Base Units	Amount Added

Analytical RunID SV5973N.I_220218A Standards Traceability Report

Spike ID: sv83509
Spike Name: QC2 2nd source
Prep Date: 7/12/2021
Exp Date: 5/7/2026
Department: GCMSSEMI
Vendor: Absolute Standards
Lot Number: 050721
Balance ID:
Comments:

Type: Primary
Prep By: John P. Heine
Status: New
Final Volume: mL

Chemical/Solvent Used	Bottle No	Amt	Units	Expires
Semi-Volatile Mix	13964	6	mL	5/7/2026

Stock Source	Base Units	Amount Added

Analytical RunID SV5973N.I_220218A Standards Traceability Report

Spike ID: sv83514
Spike Name: Additionals
Prep Date: 9/22/2021
Exp Date: 10/1/2022
Department: GCMSPR
Vendor: AccuStandard
Lot Number: 22002155-02
Balance ID:
Comments: 12x1mL ampules

Type: Primary
Prep By: Ryan F. Benge
Status: Open
Final Volume: 1 mL

Chemical/Solvent Used	Bottle No	Amt	Units	Expires
Custom Semi-Volatile Standard	14279	1	mL	10/1/2022

Stock Source	Base Units	Amount Added

Analytical RunID SV5973N.I_220218A Standards Traceability Report

Spike ID: sv90820
Spike Name: BNA 2nd source short (new)
Prep Date: 3/24/2020
Exp Date: 3/16/2023
Department: GCMSSEMI
Vendor:
Lot Number:
Balance ID:
Comments: 200 ug/mL

Type: Secondary
Prep By: Sean McGrew
Status: New
Final Volume: 1.5 mL

Chemical/Solvent Used	Bottle No	Amt	Units	Expires
Dichloromethane DX975	12485	1.35	mL	3/16/2023

Stock Source	Base Units	Amount Added
sv83202	ug/mL	0.15 mL

RESTEK
110 Benner Circle
Bellefonte, PA 16823-8812
Tel: (800)356-1688
Fax: (814)353-1309

www.restek.com

CERTIFIED REFERENCE MATERIAL

Certificate of Analysis

ACCREDITED ISO 17034 Accredited Reference Material Producer Certificate #3222.01

ACCREDITED ISO/IEC 17025 Accredited Testing Laboratory Certificate #3222.02

FOR LABORATORY USE ONLY-READ SDS PRIOR TO USE.

This Reference Material is intended for Laboratory Use Only as a standard for the qualitative and/or quantitative determination of the analyte(s) listed.

Catalog No. : 31063 **Lot No.:** A0137474

Description : Acid Surrogate Standard Mix (4/89)

Acid Surrogate Standard Mix (4/89) 10,000 µg/mL, Methanol, 1mL/ampul

Container Size : 2 mL **Pkg Amt:** > 1 mL

Expiration Date : April 30, 2023 **Storage:** 10°C or colder

CERTIFIED VALUES

Elution Order	Compound		Grav. Conc. (weight/volume)	Expanded Uncertainty (95 % C.L., K=2)	
1	2-Fluorophenol		10,046.4 µg/mL	+/- 58.8239 µg/mL	Gravimetric
	CAS # 367-12-4	(Lot STBD7945V)		+/- 293.2702 µg/mL	Unstressed
	Purity 99%			+/- 355.8400 µg/mL	Stressed
2	Phenol-d6		10,023.6 µg/mL	+/- 58.6904 µg/mL	Gravimetric
	CAS # 13127-88-3	(Lot PR-27801)		+/- 292.6047 µg/mL	Unstressed
	Purity 99%			+/- 355.0324 µg/mL	Stressed
3	2,4,6-Tribromophenol		10,057.2 µg/mL	+/- 58.8871 µg/mL	Gravimetric
	CAS # 118-79-6	(Lot 29699MJV)		+/- 293.5855 µg/mL	Unstressed
	Purity 99%			+/- 356.2225 µg/mL	Stressed

Solvent: Methanol
CAS # 67-56-1
Purity 99%

ID #: 10707
Opened:
Acid Surrogate Standard Mix (4/89)
Expires: 4/30/2023
Rec'd: 8/24/2018
Energy Laboratories Inc 1120 So 27th Street Billings MT 59107

Certificate of Analysis

EPA 8270 ACIDS SURROGATE SPIKE MIX HC,1X1ML,10MG/ML,METHANOL

Certified Reference Material

Description

Product ID 47260-U
Lot LRAC2239
Expiration Date March 2022
Manufacturing Date March 2019
Storage Conditions Room Temperature
Solvent/Matrix METHANOL

Certified Values

Analyte	*Units*	*Certified Value* [1,4]	*Raw Material Purity,%*	*Analytical Value*	*Elution order*	*Raw Material Lot*	*CAS*
2-FLUOROPHENOL	µg/mL	9930 ± 288	99.9	10037	1	LB92543	367-12-4
PHENOL-D6	µg/mL	9930 ± 290	99.4	9900	2	LB91188	13127-88-3
2,4,6-TRIBROMOPHENOL	µg/mL	9930 ± 318	99.7	9900	3	LB81262	118-79-6

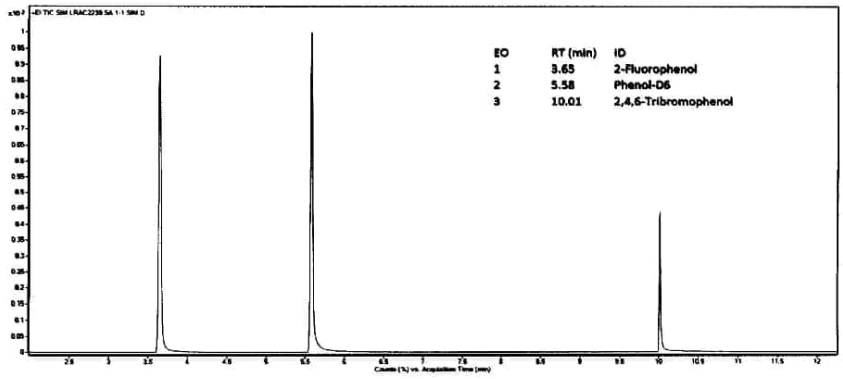

Additional Information:
Analytical Method Parameters:

Column: SLB-5MS, 30 m x 0.25 mm x 0.25 µm df , Flow: 1.0 ml/min
Inlet: 200 °C, Injection Mode: Split, 60:1
80 °C (5 min) to 250 °C (3 min) at 40 °C /min
Detector: MSD, SIM, Transfer line: 250 °C
Injection Volume: 0.5 µL

ID #: 11383
Opened:
EPA 8270 Acids Surrogate Spike Mix HC
Expires: 3/31/2022
Rec'd: 4/10/2019
Energy Laboratories Inc 1120 So. 27th Street
Billings MT 59107

ANAB ACCREDITED REFERENCE MATERIAL PRODUCER
ANAB ACCREDITED TESTING LABORATORY

SIGMA-ALDRICH®
2931 Soldier Springs Rd. Laramie, Wyoming 82070 USA
307-742-5452
ritstechgroup@sial.com www.sigma-aldrich.com

125 Market Street
New Haven, CT 06513
USA

AccuStandard®

Tel (203)786-5290
Fax (203)786-5287
www.AccuStandard.com

CERTIFICATE OF ANALYSIS

Catalog No: S-6237A-R1
Description: Custom BNA Mix
Lot: 219041483
Solvent: Dichloromethane
Hazards: *Refer to SDS for complete safety information*

Signal Word: Warning

Date Certified: Apr 24, 2019
Expiration: May 24, 2021
Sample Size: 1 mL
Components: 6
Storage Condition: Ambient (>5 °C)

Certified Reference Material

ANAB AR-1483 ANAB AT-1339 ilac-MRA

Component	CAS #	Purity % (GC/MS)	Prepared Concentration[2] (µg/mL)	Certified Analyte Concentration[3] (µg/mL)
4-Chloro-2-methylphenol	1570-64-5	97.0	2068*	2006
4-Chlorophenol	106-48-9	98.6	2000	1972
1-Methylnaphthalene	90-12-0	98.4	2000	1968
Pyridine	110-86-1	98.7	2008	1982
o-Terphenyl	84-15-1	99.9	2000	1998
Triallate	2303-17-5	99.9	2004	2002

ID #: 11451
Opened:
Custom BNA Mix
Expires: 5/24/2021
Rec'd: 5/2/2019
Energy Laboratories Inc 1120 So. 27th Street
Billings MT 59107

* Weight compensated to 100% purity.

A product with a suffix (-1A, -2B, etc. or -01, -02, etc.) on its lot number has had its expiration date extended and is identical to the same lot number without the suffix.

[2] All weights are traceable through NIST, Test No. 684/289871-17

[3] Certified Analyte Concentration = Purity x Prepared Concentration.

The Uncertainty associated with the certified concentration reported on this certificate is ±2.4%. This value is the combined expanded uncertainty and represents an estimated standard deviation equal to the positive square root of the total variation of the uncertainty of components. A normal distribution is assumed and a coverage factor of K=2 is chosen using approximately a 95% confidence level.

Labels and certificates follow U.S. Conventions in reporting numerical values: A comma (,) is used to separate units of one-thousand or greater. A period (.) is used as a decimal place marker.

The information on this certificate may not be reproduced without the express permission of the manufacturer. See reverse side for additional information

Certified By: Larry Decker, Organic QC Manager

For use in routine laboratory analysis.

AccuStandard is accredited to ISO 17034, ISO/IEC 17025 and certified to ISO 9001:2015

QR-ORG/INO-001
Rev. 5/18

Absolute Standards, Inc.
800-368-1131
www.absolutestandards.com

Certified Reference Material CRM

ISO 17034 Accredited
Scopes: http://AbsoluteStandards.com

CERTIFIED WEIGHT REPORT

Part Number: 93726
Lot Number: 050818
Description: Tetraethyllead

Solvent(s): Methylene chloride Lot# 76782

Expiration Date: 050823
Recommended Storage: Refrigerate (4 °C)
Nominal Concentration (µg/mL): 2000
NIST Test ID#: 2684186

Weight(s) shown below were combined and diluted to (mL): 50.0 0.010 Flask Uncertainty

Formulated By:	Justin Dippold	050818 DATE
Reviewed By:	Pedro L. Rentas	050818 DATE

Compound	RM#	Lot Number	Nominal Conc (µg/mL)	Purity (%)	Uncertainty Purity	Target Weight (g)	Actual Weight (g)	Actual Conc(µg/mL)	Expanded Uncertainty (+/-) (µg/mL)	SDS Information (Solvent Safety Info. On Attached pg.) CAS#	OSHA PEL (TWA)	LD50
1. Tetraethyllead	1412	15309DO	2000	99.99	0.2	0.10001	0.10025	2004.7	8.3	78-00-2	0.075mg/m3/8H(skin)	orl-rat 12300ug/kg

Method GC6MSD-1: Column: Vocol (60m X 0.25mm ID X 1.5µm film thickness). Temp. 1 = 35°C (10min.), Temp. 2 = 200°C (8.75 min.), Rate = 4°C/min., Injector Temp.= 200°C, Detector Temp. = 220°C. Analysis performed by Candice Warren.

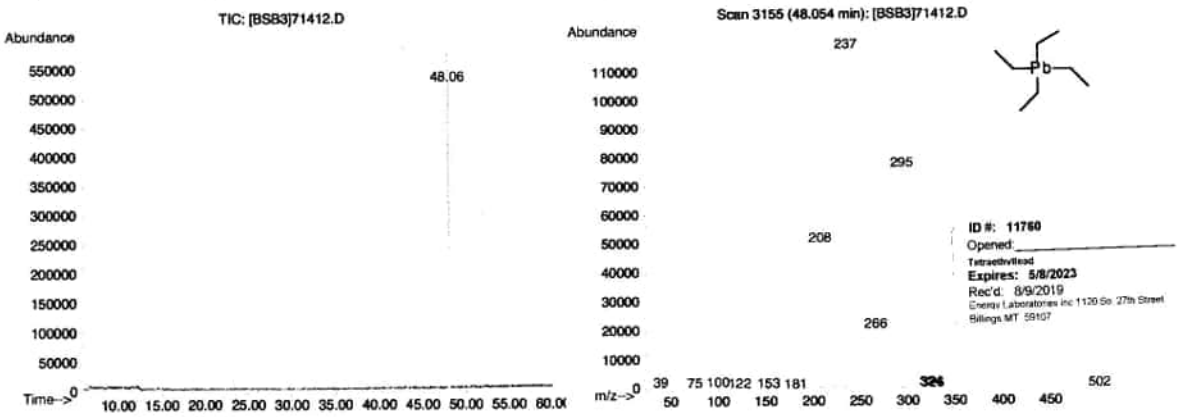

- The certified value is the concentration calculated from gravimetric and volumetric measurements unless otherwise stated.
- Standards are prepared gravimetrically using balances that are calibrated with weights traceable to NIST (see above).
- Standards are certified (+/-) 0.5% of the stated value, unless otherwise stated.
- All Standards, after opening ampoule, should be stored with caps tight and under appropriate laboratory conditions.
- Uncertainty Reference: Taylor, B.N. and Kuyat, C.E., "Guidelines for Evaluating and Expressing the Uncertainty of NIST Measurement Result," NIST Technical Note 1297, U.S. Government Printing Office, Washington, DC, (1994).

2

Honeywell

CERTIFICATE OF ANALYSIS

Honeywell Burdick & Jackson®
1953 South Harvey Street
Muskegon, MI 49442
Phone: (800) 368-0050
Fax: (231) 728-8226
www.lab-honeywell.com

Brand:	Research Chemicals - B&J
Product:	CS299AA-200
Lot No.:	DX975
Production Date:	16-Dec-2019
Best Before:	15-Dec-2021

Dichloromethane, Custom, Contains Amylene Preservative, >99.9%
for pesticide residue analysis

Parameter	Specification Min.	Max.	Result	Units
Water by Karl Fischer Titration		0.010	0.0014	%
UV Cutoff		233	230	nm
Refractive Index (20°C)	1.4236	1.4246	1.4243	
Residue		1	<0.5	mg/L
GC Analysis	99.9		>99.99	%
Acidity (as HCl)		1	<1	mg/L
Chloride		10	<10	mg/L
Electron Capture GC		10	<10	ng/L
Flame Ionization GC		5	<5	ppb
UV Absorbance @ 240 nm		0.100	0.0898	AU
UV Absorbance @ 250 nm		0.010	0.0097	AU
UV Absorbance @ 300 nm		0.005	0.0004	AU
UV Absorbance @ 400 nm		0.005	0.0020	AU

ID #: 12485
Opened:
Dichloromethane DX975
Expires: 12/15/2021
Rec'd: 3/10/2020
Energy Laboratories Inc 1120 So. 27th Street
Billings MT 59107

Honeywell
Quality Control Approval

Muskegon 12/16/2019 LIMS Sample No.: AK03676

RESTEK
110 Benner Circle
Bellefonte, PA 16823-8812
Tel: (800)356-1688
Fax: (814)353-1309

www.restek.com

CERTIFIED REFERENCE MATERIAL

Certificate of Analysis

ACCREDITED ISO 17034 Accredited Reference Material Producer Certificate #3222.01

ACCREDITED ISO/IEC 17025 Accredited Testing Laboratory Certificate #3222.02

FOR LABORATORY USE ONLY-READ SDS PRIOR TO USE.

This Reference Material is intended for Laboratory Use Only as a standard for the qualitative and/or quantitative determination of the analyte(s) listed.

Catalog No. : 31029 **Lot No.:** A0157111

Description : 604 Phenols Calibration Mix

604 Calibration Std Phenols 2000µg/mL, Methanol, 1mL/ampul

Container Size : 2 mL **Pkg Amt:** > 1 mL

Expiration Date : January 31, 2028 **Storage:** 10°C or colder

ID #: 12512
Opened:
604 Phenols Calibration Mix
Expires: 1/31/2028
Rec'd: 3/17/2020
Energy Laboratories Inc 1120 So. 27th Street Billings MT 59107

CERTIFIED VALUES

Elution Order	Compound		Grav. Conc. (weight/volume)	Expanded Uncertainty (95% C.I., K=2)	
1	Phenol **CAS #** 108-95-2 **Purity** 99%	(Lot SHBF9719V)	2,004.0 µg/mL	+/- 11.9032 µg/mL +/- 58.5341 µg/mL +/- 71.0092 µg/mL	Gravimetric Unstressed Stressed
2	2-Chlorophenol **CAS #** 95-57-8 **Purity** 99%	(Lot STBH7290)	2,000.0 µg/mL	+/- 11.8794 µg/mL +/- 58.4173 µg/mL +/- 70.8674 µg/mL	Gravimetric Unstressed Stressed
3	2-Nitrophenol **CAS #** 88-75-5 **Purity** 99%	(Lot BCBH7602V)	2,000.0 µg/mL	+/- 11.8794 µg/mL +/- 58.4173 µg/mL +/- 70.8674 µg/mL	Gravimetric Unstressed Stressed
4	2,4-Dimethylphenol **CAS #** 105-67-9 **Purity** 99%	(Lot 10165155)	2,000.0 µg/mL	+/- 11.8794 µg/mL +/- 58.4173 µg/mL +/- 70.8674 µg/mL	Gravimetric Unstressed Stressed
5	2,4-Dichlorophenol **CAS #** 120-83-2 **Purity** 99%	(Lot BCBJ8113V)	2,004.0 µg/mL	+/- 11.9032 µg/mL +/- 58.5341 µg/mL +/- 71.0092 µg/mL	Gravimetric Unstressed Stressed
6	4-Chloro-3-methylphenol **CAS #** 59-50-7 **Purity** 99%	(Lot STBC7309V)	2,004.0 µg/mL	+/- 11.9032 µg/mL +/- 58.5341 µg/mL +/- 71.0092 µg/mL	Gravimetric Unstressed Stressed
7	2,4,6-Trichlorophenol **CAS #** 88-06-2 **Purity** 99%	(Lot STBH7520)	2,002.0 µg/mL	+/- 11.8913 µg/mL +/- 58.4757 µg/mL +/- 70.9383 µg/mL	Gravimetric Unstressed Stressed

CERTIFIED WEIGHT REPORT

Part Number: 64480
Lot Number: 031620
Description: BNA 2nd Source Standard Rev 1
5 components
Expiration Date: 031623
Recommended Storage: Refrigerate (4 °C)
Nominal Concentration (µg/mL): 2000
NIST Test ID#: 6UTB

Solvent: Methylene chloride **Lot#** 104929

5E-05 Balance Uncertainty
Weight(s) shown below were combined and diluted to (mL): 20.0 0.003 Flask Uncertainty

Gabriel Helland 031620
Formulated By: Gabriel Helland DATE

Pedro Rentas 031620
Reviewed By: Pedro L. Rentas DATE

	Compound	RM#	Lot Number	Nominal Conc (µg/mL)	Purity (%)	Uncertainty Purity	Target Weight(g)	Actual Weight(g)	Actual Conc (µg/mL)	Expanded Uncertainty (+/-) (µg/mL)	SDS Information (Solvent Safety Info. On Attached pg.) CAS#	OSHA PEL (TWA)	LD50
1.	Aniline	11	03929TV	2000	99	0.2	0.04043	0.04075	2015.9	9.6	62-53-3	5 ppm (8H)	orl-rat 250mg/kg
2.	Benzidine	27	SLBH5327V	2000	98	0.2	0.04084	0.04088	2001.9	9.5	92-87-5	N/A	orl-rat 309mg/kg
3.	4-Chloroaniline	67	052597	2000	98	0.2	0.04084	0.04094	2004.9	9.6	106-47-8	N/A	orl-rat 310mg/kg
4.	3,3'-Dichlorobenzidine	130	040919	2000	98	0.2	0.04084	0.04087	2001.5	9.5	91-94-1	Cancer Suspect Agent	orl-rat 3.82g/kg
5.	Pyridine	260	SHBG3194V	2000	99.8	0.2	0.04010	0.04030	2009.8	9.5	110-86-1	5 ppm (15mg/m3/8H)	orl-rat 891mg/kg

ID #: 12532
Opened:_____
BNA 2nd Source Standard Rev 1
Expires: 3/16/2023
Rec'd: 3/23/2020
Energy Laboratories Inc 1120 So. 27th Street
Billings MT 59107

- **The certified value is the concentration calculated from gravimetric and volumetric measurements unless otherwise stated.**
- **Standards are prepared gravimetrically using balances that are calibrated with weights traceable to NIST (see above).**
- **Standards are certified (+/-) 0.5% of the stated value, unless otherwise stated.**
- **All Standards, after opening ampule, should be stored with caps tight and under appropriate laboratory conditions.**
- **Uncertainty Reference: Taylor, B.N. and Kuyat, C.E., "Guidelines for Evaluating and Expressing the Uncertainty of NIST Measurement Result," NIST Technical Note 1297, U.S. Government Printing Office, Washington, DC, (1994).**

Certificate of Analysis

TCL PAH
MIX,1X1ML,2000UG/ML,BENZENE:DICHLOROMETHANE

Certified Reference Material

Description

Product ID CRM48905
Lot **LRAC3877**
Expiration Date September 2022
Manufacturing Date September 2019
Storage Conditions Refrigerate
Solvent/Matrix methylene chloride: benzene (1:1)

Certified Values

Analyte	*Certified Value* [1,4]	*Units*	*Raw Material Purity,%*	*Analytical Value* [6]	*Elution order*	*Raw Material Lot*	*CAS*
NAPHTHALENE	2000 ± 32	µg/mL	100.0	2022	01	01112017-5	91-20-
ACENAPHTHYLENE	2000 ± 66	µg/mL	99.8	2005	02	LC21494	208-96-
ACENAPHTHENE	2000 ± 63	µg/mL	99.9	2031	03	MKCC8329	83-32-
FLUORENE	2000 ± 90	µg/mL	99.4	2009	04	LC19126	86-73-
PHENANTHRENE	2000 ± 56	µg/mL	99.6	2043	05	MKCD3760	85-01-
ANTHRACENE	2000 ± 39	µg/mL	99.9	2005	06	LC14310	120-12-
FLUORANTHENE	2000 ± 69	µg/mL	98.5	2031	07	LB99099	206-44-
PYRENE	2000 ± 68	µg/mL	91.6	2078	08	LB70761	129-00-
BENZO (A) ANTHRACENE	2000 ± 63	µg/mL	99.9	2002	09	LC19271	56-55-
CHRYSENE	2000 ± 59	µg/mL	99.0	2026	10	21L74	218-01-
BENZO (B) FLUORANTHENE	2000 ± 62	µg/mL	99.5	1998	11	LB95773	205-99-
BENZO (K) FLUORANTHENE	2000 ± 62	µg/mL	99.9	2043	12	0000029501	207-08-
BENZO(A)PYRENE	2002 ± 64	µg/mL	99.6	2037	13	LB73826	50-32-
DIBENZ (A,H) ANTHRACENE	2000 ± 64	µg/mL	99.0	2050	14	0012014	53-70-
BENZO (G,H,I) PERYLENE	2000 ± 67	µg/mL	98.5	2059	15	LC19498	191-24-
INDENO (1,2,3-CD) PYRENE	2000 ± 64	µg/mL	99.5	1995	16	ER082107-02	193-39-

ID #: 12846
Opened:
TCL PAH
Expires: 9/30/2022
Rec'd: 7/13/2020
Energy Laboratories Inc 1120 So 27th Street
Billings MT 59107

ANAB ACCREDITED ISO 17034 REFERENCE MATERIAL PRODUCER
ANAB ACCREDITED ISO/IEC 17025 TESTING LABORATORY

SIGMA-ALDRICH
2931 Soldier Springs Rd. Laramie, Wyoming 82070 USA
307-742-5452
rtctechgroup@sial.com
www.sigma-aldrich.com

Description

Lot LRAC3877
Expiration Date September 2022
Manufacturing Date September 2019
Storage Conditions Refrigerate
Solvent/Matrix methylene chloride: benzene (1:1)

Informational Values

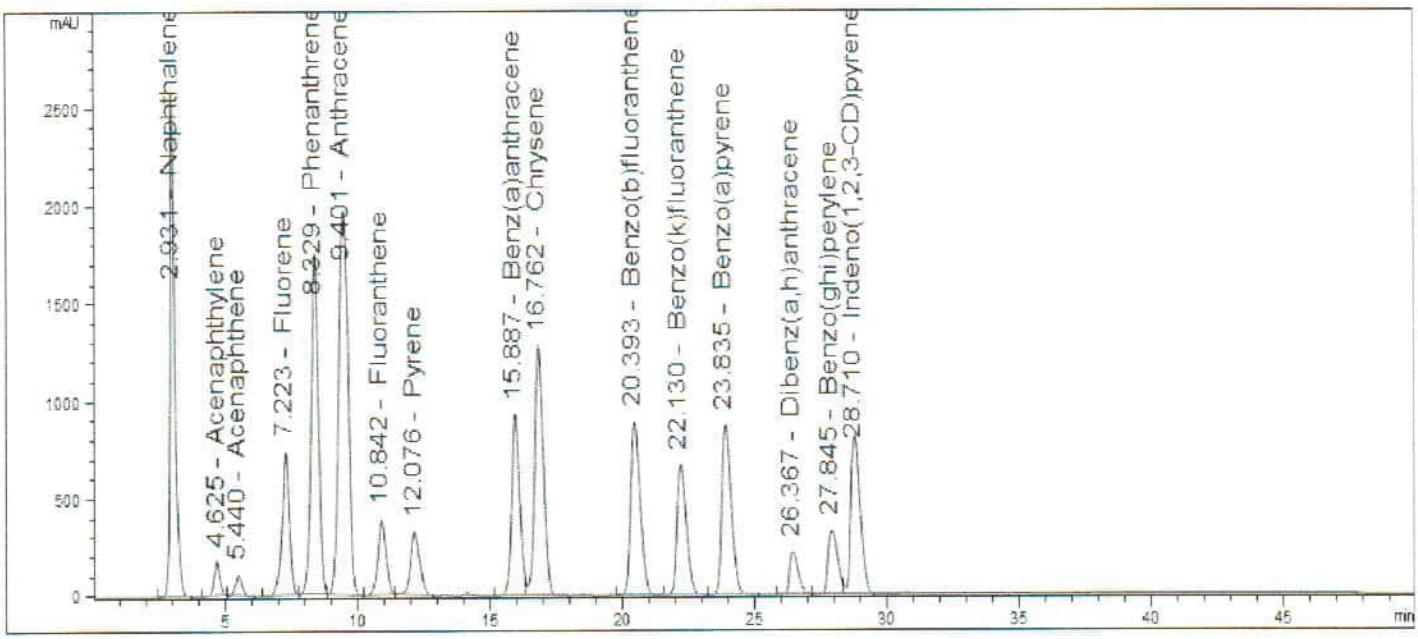

Additional Information:

Analytical Method Parameters:
Column: Supelco LC-PAH, 250 mm x 4.6mm, 5µm particle size
Mobile Phase A: Water
Mobile Phase B: Acetonitrile
Detector: UV/DAD/VWD, Wavelength: 254 nm
Flow Rate: 1.7 mL/min
Column Temperature: 30 °C
Injection Volume: 2 µL

Gradient

TIME (min)	A%	B%
0	40	60
5	40	60
30	0	100
45	0	100
50	40	60

Certificate of Analysis

TCL PAH
MIX,1X1ML,2000UG/ML,BENZENE:DICHLOROMETHANE

Certified Reference Material

Description

Product ID CRM48905
Lot **LRAC3877**
Expiration Date September 2022
Manufacturing Date September 2019
Storage Conditions Refrigerate
Solvent/Matrix methylene chloride: benzene (1:1)

1 **Metrological traceability:** Traceable to the SI and higher order standards from NIST through an unbroken chain of comparisons. The balance used to weigh raw materials is accurate to +/-0.0001 g and calibrated regularly using mass standards traceable to NIST. All dilutions were performed gravimetrically. Additionally, individual analytes are traceable to NIST SRMs where available and specified above.
4 Ucrm - Uncertainty values in this document are expressed as Expanded Uncertainty (Ucrm) corresponding to the 95% confidence interval. Ucrm is derived from the combined standard uncertainty multiplied by the coverage factor k, which is obtained from a *t*-distribution and degrees of freedom. The components of combined standard uncertainty include the uncertainties due to characterization, homogeneity, long term stability, and short term stability (transport). The components due to stability are generally considered to be negligible unless otherwise indicated by stability studies. The mathematical representation of the Ucrm calculation is as follows:

$$u_{CRM} = \sqrt{u^2_{char} + u^2_{homogeneity} + u^2_{stability}}$$

k: Coverage factor derived from a t-distribution table, based on the degrees of freedom of the data set. Assume 2.0 for a **Confidence Interval = 95%**

6 Analytical Value- For QC verification of the certified value only- not to be used in calculations. Represents the analytical data obtained by comparison to a standard as analyzed by the method described in the CoA or another acceptable method. The result may differ from the certified value and UCRM based on method uncertainty as well as the uncertainty associated with the standard used for comparison.

Traceability: The standard was manufactured under an ISO/IEC 17025:2017 certified quality system. The balance used to weigh raw materials is accurate to +/- 0.0001g and calibrated regularly using mass standards traceable to NIST. All dilutions were preformed gravimetrically. Additionally, individual analytes are traceable to NIST SRMs where available and specified above.

Homogeneity: Homogeneity was assessed in accordance with ISO 17034:2016. Completed units were sampled using a random stratified sampling protocol. The results of chemical analysis were then compared using a one-way analysis of variance approach as described by TNI EL-V3-2009 Appendix A.2. See Instructions for minimum sub-sample size.

Expiration is at end of month given on certificate and label.

THIS PRODUCT WAS DESIGNED, PRODUCED AND VERIFIED FOR ACCURACY AND STABILITY IN ACCORDANCE WITH **ISO/IEC 17025:2017 (ANAB Cert AT-1467)** and **ISO 17034:2016 (ANAB Cert AR-1470).**

MSDS reports for components comprising greater than 1.0% of the solution or 0.1% for components known to be carcinogens are available upon request.

Andy Ommen - QC Manager

Mark Pooler - QA Supervisor

Certification Date October 17, 2019
Version 0-10172019

ANAB ACCREDITED ISO 17034 REFERENCE MATERIAL PRODUCER
ANAB ACCREDITED ISO/IEC 17025 TESTING LABORATORY

SIGMA-ALDRICH
2931 Soldier Springs Rd. Laramie, Wyoming 82070 USA
307-742-5452
rtctechgroup@sial.com www.sigma-aldrich.com

RESTEK® CERTIFIED REFERENCE MATERIAL

110 Benner Circle
Bellefonte, PA 16823-8812
Tel: (800)356-1688
Fax: (814)353-1309

www.restek.com

Certificate of Analysis

ACCREDITED
ISO 17034 Accredited
Reference Material Producer
Certificate #3222.01

ACCREDITED
ISO/IEC 17025 Accredited
Testing Laboratory
Certificate #3222.02

FOR LABORATORY USE ONLY-READ SDS PRIOR TO USE.

This Reference Material is intended for Laboratory Use Only as a standard for the qualitative and/or quantitative determination of the analyte(s) listed.

Catalog No. : 31086 **Lot No.:** A0166081

Description : B/N Surrogate Mix (4/89 SOW)
Base Neutral Surrogate 5000µg/mL, Methylene Chloride, 5mL/ampul

Container Size : 5 mL **Pkg Amt:** > 5 mL

Expiration Date : October 31, 2026 **Storage:** 10°C or colder

Handling: Sonicate prior to use. **Ship:** Ambient

ID #: 13328
Opened:
B/N Surrogate Mix (4/89 SOW)
Expires: 10/31/2026
Rec'd: 12/14/2020
Energy Laboratories Inc 1120 So. 27th Street
Billings MT 59107

CERTIFIED VALUES

Elution Order	Compound	Grav. Conc. (weight/volume)	Expanded Uncertainty (95% C.L.; K=2)	
1	Nitrobenzene-d5 **CAS #** 4165-60-0 **Purity** 99% (Lot PR-29940B)	5,017.7 µg/mL	+/- 29.1731 µg/mL +/- 225.9987 µg/mL +/- 250.7735 µg/mL	Gravimetric Unstressed Stressed
2	2-Fluorobiphenyl **CAS #** 321-60-8 **Purity** 99% (Lot 00019169)	5,049.7 µg/mL	+/- 29.3592 µg/mL +/- 227.4400 µg/mL +/- 252.3728 µg/mL	Gravimetric Unstressed Stressed
3	p-Terphenyl-d14 **CAS #** 1718-51-0 **Purity** 99% (Lot PR-27278)	5,029.9 µg/mL	+/- 29.2444 µg/mL +/- 226.5505 µg/mL +/- 251.3857 µg/mL	Gravimetric Unstressed Stressed

Solvent: Methylene chloride
CAS # 75-09-2
Purity 99%

Tech Tips:
Due to the limited solubility of p-terphenyl-d14 in methanol, we do not recommend that this mixture be diluted in methanol.

Column:
30m x 0.25mm x 0.25µm
Rtx-5 (cat.#10223)

Carrier Gas:
hydrogen-constant pressure 10 psi.

Temp. Program:
40°C (hold 2 min.) to 330°C
@ 10°C/min. (hold 10 min.)

Inj. Temp:
250°C

Det. Temp:
330°C

Det. Type:
FID

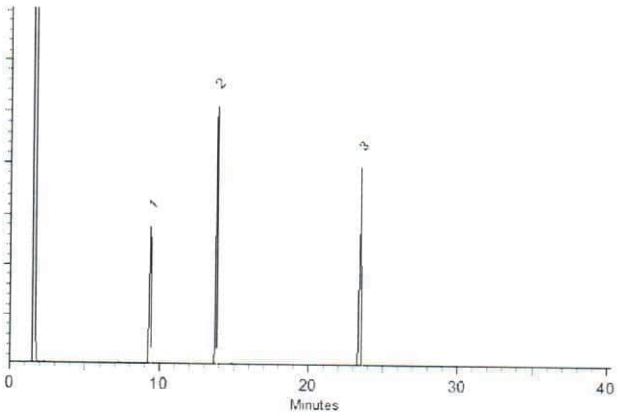

This chromatogram represents a general set of testing conditions chosen for product acceptance. For optimal results in your lab, conditions should be adjusted for your specific instrument, method, and application.

Dalton Stover - Operations Technician I

Date Mixed: 04-Nov-2020 **Balance:** 1128353505

Justine Albertson - Operations Tech-ARM QC

Date Passed: 06-Nov-2020

Manufactured under Restek's ISO 9001:2015 Registered Quality System Certificate #FM 80397

General Certified Reference Material Notes

Expiration Notes:

- Expiration date valid for unopened ampul stored in compliance with the recommended conditions.
- Uncertainty, concentration, and expiration of the CRM are based on the unopened product being stored according to the recommended condition found in the storage field.

Purity Notes:

- Purity and/or chemical identity are determined by one or more of the following techniques: GC/FID, HPLC, GC/μECD, GC/MS, LC/MS, RI, and/or melting point.
- Compounds with a listed purity of less than 99% have been weight corrected to compensate for impurities and/or salts. A correction factor is used to calculate the amount of compound necessary to achieve the desired concentration of the parent compound in solution.
- Purity of isomeric compounds is reported as the sum of the isomers.
- Purity values are rounded to the nearest whole number.

Certified Uncertainty Value Notes:

- The uncertainties are determined in accordance with ISO 17034 and Guide 35. The certified combined stressed uncertainty value (includes gravimetric uncertainty, homogeneity between-ampul uncertainty, storage stability uncertainty and shipping stability uncertainty and were combined using the following formula:

$$U_{combined\ stressed} = k\sqrt{U^2_{gravimetric} + U^2_{homogeneity} + U^2_{storage\ stability} + U^2_{shipping\ stability}}$$

k is a coverage factor of 2, which gives a level of confidence of approximately 95%.

- It is important to note that the shipping stability uncertainty was obtained under temperature extremes for specific time intervals; therefore, the certified combined stressed uncertainty value should only be applied to the product if it was stored at non-standard temperature conditions up to and including 7 days. Contact Restek Technical Service at www.restek.com/Contact-Us for use recommendations if your shipment was in-transit for more than 7 days at non-standard temperature conditions.
- Apply the certified combined unstressed uncertainty value if the product was received under standard shipping conditions. Apply the certified combined stressed uncertainty value if the product was received under non-standard conditions as specified below.

Label Conditions	Standard Conditions	Non-Standard Conditions
25°C Nominal (Room Temperature)	< 60°C	≥ 60°C up to 7 days
10°C or colder (Refrigerate)	< 40°C	≥ 40°C up to 7 days
0°C or colder (Freezer) -20°C or colder (Deep Freezer)	< 25°C	≥ 25°C up to 7 days

- Separate (not combined) uncertainty values for gravimetric uncertainty are also displayed on the certificate, if needed, separate homogeneity between-ampul uncertainty, storage stability uncertainty and shipping stability uncertainty values are available by contacting Restek Technical Service at www.restek.com/Contact-Us.
- The packaged amount is the minimum sample size for which uncertainty is valid. The ampules are over-filled to ensure that the minimum packaged amount can be sufficiently transferred.

Manufacturing Notes:

- Concentration is based upon gravimetric preparation using either a balance whose calibration has been verified daily using NIST traceable weights, and/or dilutions with Class A glassware.

Handling Notes:

- Stability of the unopened product, when stored in compliance with the recommended conditions, is guaranteed through the expiration displayed on the product label and certificate. Contact Restek for additional opened product stability information, with the knowledge/understanding that open product stability is subject to the specific handling and environmental conditions to which the product is exposed. For your convenience Restek supplies deactivated vials with most standards packed in 2mL ampules. Larger volume deactivated vials are available through Restek as a custom ordered item. Additionally, Restek sells DMDCS for the purpose of glassware deactivation as catalog number 31861, which includes complete instructions.

Certificate of Analysis

TCL BASE-NEUTRALS MIX,1X1ML,2000UG/ML,DICHLOROMETHANE

Certified Reference Material

Description

Product ID 47991-U
Lot **LRAC4915**
Expiration Date January 2023
Manufacturing Date January 2020
Storage Conditions Refrigerate
Solvent/Matrix DICHLOROMETHANE

ID #: 13494
Opened:_____
TCL Base-Neutrals Mix
Expires: 1/31/2023
Rec'd: 1/20/2021
Energy Laboratories Inc 1120 So. 27th Street
Billings MT 59107

Certified Values

Analyte	Certified Value [1,4]	Units	Raw Material Purity,%	Elution order	Raw Material Lot	CAS
N-NITROSODIMETHYLAMINE	1999 ± 39	µg/mL	98.1	1	11-RFS-142-1	62-75-9
BIS (2-CHLOROETHYL) ETHER	2003 ± 42	µg/mL	99.4	2	06413MS	111-44-4
1,3-DICHLOROBENZENE	2001 ± 47	µg/mL	99.6	3	11221HC	541-73-1
1,4-DICHLOROBENZENE	2000 ± 66	µg/mL	99.9	4	MKBG7690V	106-46-7
1,2-DICHLOROBENZENE	2005 ± 65	µg/mL	99.4	5	LB58923	95-50-1
BIS (2-CHLOROISOPROPYL) ETHER	2000 ± 45	µg/mL	96.7	6	LC19632	108-60-1
N-NITROSODI-N-PROPYLAMINE	2001 ± 36	µg/mL	100.0	7	2D5VJ-PB	621-64-7
HEXACHLOROETHANE	2000 ± 125	µg/mL	99.9	8	12719AO	67-72-1
NITROBENZENE	2000 ± 53	µg/mL	99.9	9	LB47070	98-95-3
ISOPHORONE	1999 ± 34	µg/mL	99.5	10	LC14006	78-59-1
BIS (2-CHLOROETHOXY) METHANE	2000 ± 33	µg/mL	98.7	11	LB46081	111-91-1
1,2,4-TRICHLOROBENZENE	2003 ± 91	µg/mL	99.9	12	447	120-82-1
HEXACHLOROBUTADIENE	1999 ± 97	µg/mL	97.2	13	MKCG6212	87-68-3
HEXACHLOROCYCLOPENTADIENE	2001 ± 111	µg/mL	96.0	14	LB95525	77-47-4
2-CHLORONAPHTHALENE	2000 ± 120	µg/mL	99.9	15	LC11403	91-58-7
DIMETHYL PHTHALATE	2006 ± 44	µg/mL	99.9	16	LB30494	131-11-3
2,6-DINITROTOLUENE	2000 ± 91	µg/mL	99.2	17	11231AN	606-20-2
2,4-DINITROTOLUENE	2000 ± 71	µg/mL	98.9	18	12316HF	121-14-2
DIETHYL PHTHALATE	1998 ± 51	µg/mL	99.9	19	207	84-66-2
4-CHLOROPHENYLPHENYL ETHER	2006 ± 52	µg/mL	99.3	20	JS00081	7005-72-3
N-NITROSODIPHENYLAMINE	2000 ± 72	µg/mL	95.5	21	LC07185	86-30-6
AZOBENZENE	2000 ± 48	µg/mL	98.2	22	BCBS6535V	103-33-3
4-BROMOPHENYLPHENYL ETHER	2006 ± 48	µg/mL	99.0	23	05916LS	101-55-3

ANAB ACCREDITED ISO 17034 REFERENCE MATERIAL PRODUCER
ANAB ACCREDITED ISO/IEC 17025 TESTING LABORATORY

SIGMA-ALDRICH
2931 Soldier Springs Rd. Laramie, Wyoming 82070 USA
800-325-5832
TechService@milliporesigma.com www.sigma-aldrich.com

Description

Lot LRAC4915
Expiration Date January 2023
Manufacturing Date January 2020
Storage Conditions Refrigerate
Solvent/Matrix DICHLOROMETHANE

HEXACHLOROBENZENE	2000 ± 116	µg/mL	98.0	24	1-AWT-44-1	118-74-1
CARBAZOLE	2000 ± 117	µg/mL	98.1	25	LC13236	86-74-8
DI-N-BUTYL PHTHALATE	1999 ± 81	µg/mL	99.9	26	10202KN	84-74-2
BENZYL BUTYL PHTHALATE	2001 ± 40	µg/mL	99.0	27	1628	85-68-7
BIS (2-ETHYLHEXYL) PHTHALATE	1999 ± 51	µg/mL	99.7	28	LB39572	117-81-7
DI-N-OCTYL PHTHALATE	2004 ± 51	µg/mL	98.3	29	BCBR9722V	117-84-0

Informational Values

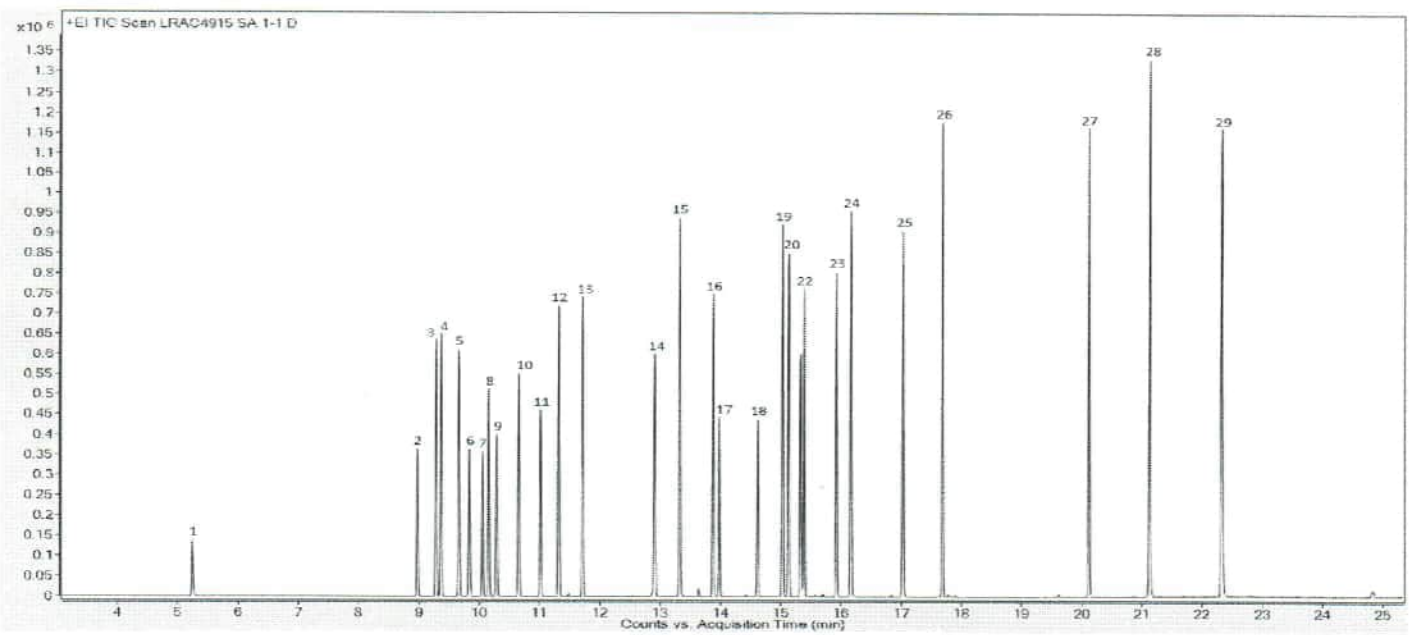

Certificate of Analysis

TCL BASE-NEUTRALS
MIX,1X1ML,2000UG/ML,DICHLOROMETHANE

Certified Reference Material

Description

Product ID 47991-U
Lot **LRAC4915**
Expiration Date January 2023
Manufacturing Date January 2020
Storage Conditions Refrigerate
Solvent/Matrix DICHLOROMETHANE

ELUTION DETAILS

EO	RT(MIN)	ANALYTE
1	5.25	N-nitrosodimethylamine
2	8.98	Bis-(2-chloroethyl) ether
3	9.29	1,3-dichlorobenzene
4	9.37	1,4-dichlorobenzene
5	9.67	1,2-dichlorobenzene
6	9.84	Bis-(2-chloroisopropyl) ether
7	10.06	N-nitrosodipropylamine
8	10.16	Hexachloroethane
9	10.29	Nitrobenzene
10	10.66	Isophorone
11	11.02	Bis-(2-chloroethoxy) methane
12	11.32	1,2,4-trichlorobenzene
13	11.72	Hexachlorobutadiene
14	12.91	Hexachlorocyclopentadiene
15	13.33	2-chloronaphthalene
16	13.88	Dimethyl phthalate
17	13.99	2,6-dinitrotoluene
18	14.62	2,4-dinitrotoluene
19	15.03	Diethyl Phthalate
20	15.13	4-chlorodiphenylether
21	15.33	N-nitrosodiphenylamine
22	15.39	Azobenzene
23	15.93	4-bromodiphenylether
24	16.17	Hexachlorobenzene
25	17.04	Carbazole
26	17.69	Dibutyl phthalate
27	20.12	Benzyl butyl phthalate
28	21.13	Bis-(2-ethylhexyl) phthalate
29	22.33	Di-n-octyl phthalate

Additional Information:

Analytical Method Parameters:
Column: SPB-5, 30 m × 0.25 mm I.D., 0.25 µm film thickness (Column #230)
Carrier Gas: He, Flow: 0.8 mL/min
Inlet Temperature: 240 °C, Injection Volume: 0.5 µL
Injection Mode: Split with Split Ratio 70:1
Temperature Program: 40 °C (Hold 3 min) @ 15 °C/min to 300 °C (Hold 5 min)
Detector: MSD, Mode: FS, Mass Range: 40-400 m/z, Scan Rate: 4 scans/sec Solvent delay: 3.0 min
Detector Temperature: Transfer line: 300 °C, Ion Source: 230 °C, and Quadrupole: 150 °C

SIGMA-ALDRICH
2931 Soldier Springs Rd. Laramie, Wyoming 82070 USA
800-325-5832
TechService@milliporesigma.com www.sigma-aldrich.com

Description

Lot LRAC4915
Expiration Date January 2023
Manufacturing Date January 2020
Storage Conditions Refrigerate
Solvent/Matrix DICHLOROMETHANE

1 **Metrological traceability:** Traceable to the SI and higher order standards from NIST through an unbroken chain of comparisons. The balance used to weigh raw materials is accurate to +/-0.0001 g and calibrated regularly using mass standards traceable to NIST. All dilutions were performed gravimetrically. Additionally, individual analytes are traceable to NIST SRMs where available and specified above.
4 Ucrm - Uncertainty values in this document are expressed as Expanded Uncertainty (Ucrm) corresponding to the 95% confidence interval. Ucrm is derived from the combined standard uncertainty multiplied by the coverage factor k, which is obtained from a *t*-distribution and degrees of freedom. The components of combined standard uncertainty include the uncertainties due to characterization, homogeneity, long term stability, and short term stability (transport). The components due to stability are generally considered to be negligible unless otherwise indicated by stability studies. The mathematical representation of the Ucrm calculation is as follows:

$$u_{CRM} = \sqrt{u_{char}^2 + u_{hom.\ eccenity}^2 + u_{stability}^2}$$

k: Coverage factor derived from a t-distribution table, based on the degrees of freedom of the data set. Assume 2.0 for a **Confidence Interval = 95%**

6 Analytical Value- For QC verification of the certified value only- not to be used in calculations. Represents the analytical data obtained by comparison to a standard as analyzed by the method described in the CoA or another acceptable method. The result may differ from the certified value and UCRM based on method uncertainty as well as the uncertainty associated with the standard used for comparison.

Traceability: The standard was manufactured under an ISO/IEC 17025:2017 certified quality system. The balance used to weigh raw materials is accurate to +/- 0.0001g and calibrated regularly using mass standards traceable to NIST. All dilutions were preformed gravimetrically. Additionally, individual analytes are traceable to NIST SRMs where available and specified above.

Homogeneity: Homogeneity was assessed in accordance with ISO 17034:2016. Completed units were sampled using a random stratified sampling protocol. The results of chemical analysis were then compared using a one-way analysis of variance approach as described by TNI EL-V3-2009 Appendix A.2. See Instructions for minimum sub-sample size.

Expiration is at end of month given on certificate and label.

MSDS reports for components comprising greater than 1.0% of the solution or 0.1% for components known to be carcinogens are available upon request.

THIS PRODUCT WAS DESIGNED, PRODUCED AND VERIFIED FOR ACCURACY AND STABILITY IN ACCORDANCE WITH **ISO/IEC 17025:2017 (ANAB Cert AT-1467)** and **ISO 17034:2016 (ANAB Cert AR-1470).**

Andy Ommen - QC Manager

Mark Pooler - QA Supervisor

Certification Date February 28, 2020
Version 0-2282020

ID #: 13510
Opened:
Dichloromethane EA342
Expires: 11/17/2022
Rec'd: 1/26/2021
Energy Laboratories Inc 1120 So. 27th Street
Billings MT 59107

Honeywell

CERTIFICATE OF ANALYSIS

Honeywell Burdick & Jackson®
1953 South Harvey Street
Muskegon, MI 49442
Phone: (800) 368-0050
Fax: (231) 728-8226
lab.honeywell.com

Brand:	Research Chemicals - B&J
Product:	CS299AA-200
Lot No.:	EA342
Production Date:	17-Nov-2020
Best Before:	17-Nov-2022

Dichloromethane, Custom, Contains Amylene Preservative, >99.9%
for pesticide residue analysis

Parameter	Specification Min.	Max.	Result	Units
Water by Karl Fischer Titration		0.010	0.0016	%
UV Cutoff		233	230	nm
Refractive Index (20°C)	1.4236	1.4246	1.4241	
Residue		1	<0.5	mg/L
GC Analysis	99.9		>99.99	%
Acidity (as HCl)		1	<1	mg/L
Chloride		10	<10	mg/L
Electron Capture GC		10	<10	ng/L
Flame Ionization GC		5	<5	ppb
UV Absorbance @ 240 nm		0.100	0.0920	AU
UV Absorbance @ 250 nm		0.010	0.0099	AU
UV Absorbance @ 300 nm		0.005	0.0008	AU
UV Absorbance @ 400 nm		0.005	0.0028	AU

Honeywell
Quality Control Approval

Janna Dickinson

Muskegon 11/17/2020 LIMS Sample No.: AL03611

CERTIFIED WEIGHT REPORT

Part Number: 92180
Lot Number: 020221
Description: CLP Semi-Volatile Calibration Standard
64 components
Expiration Date: 020226
Recommended Storage: Freezer (0 °C)
Nominal Concentration (µg/mL): 1000
NIST Test ID#: 23060

Solvent: Methylene chloride **Lot#** 104929

Formulated By:	Eli Aliaga	020221 DATE
Reviewed By:	Pedro L. Rentas	020221 DATE

5E-05 Balance Uncertainty

Weight(s) shown below were combined and diluted to (mL): 100.0 0.003 Flask Uncertainty

	Compound	(RM#) Part Number	Lot Number	Dil. Factor	Intial Vol. (mL)	Intial Conc.(ug/mL)	Nominal Conc (µg/mL)	Purity (%)	Uncertainty Purity (%)	Uncertainty Pipette (mL)	Target Weight(g)	Actual Weight(g)	Actual Conc (µg/mL)	Expanded Uncertainty (+/-) (µg/mL)	SDS Information (Solvent Safety Info. On Attached pg.) CAS#	OSHA PEL (TWA)	LD50
1.	2,2'-Oxybis(1-chloropropane)	(0078)	012016AR	NA	NA	NA	1000	98.9	0.2	NA	0.10112	0.10135	1002.3	4.2	108-60-1	N/A	orl-rat 240mg/kg
2.	Hexachlorobenzene	(0195)	051697	NA	NA	NA	1000	99	0.2	NA	0.10102	0.10121	1001.9	4.2	118-74-1	N/A	orl-rat 10g/kg
3.	bis(2-Chloroethoxy) methane	10111	011214	0.05	5.00	20018.4	1000	NA	NA	0.017	NA	NA	1000.8	8.0	111-91-1	N/A	N/A
4.	bis(2-Chloroethyl) ether	10111	011214	0.05	5.00	20012.4	1000	NA	NA	0.017	NA	NA	1000.5	8.0	111-44-4	15 ppm (90mg/m3/8H)(skin)	orl-rat 75mg/kg
5.	bis(2-Ethylhexyl) phthalate	10111	011214	0.05	5.00	20014.3	1000	NA	NA	0.017	NA	NA	1000.6	8.0	117-81-7	5mg/m3/8H	orl-rat 30600mg/kg
6.	4-Bromophenyl phenyl ether	10111	011214	0.05	5.00	20008.8	1000	NA	NA	0.017	NA	NA	1000.3	8.0	101-55-3	N/A	N/A
7.	Benzyl butyl phthalate	10111	011214	0.05	5.00	20011.3	1000	NA	NA	0.017	NA	NA	1000.5	8.0	85-68-7	N/A	orl-rat 2330mg/kg
8.	4-Chlorophenyl phenyl ether	10111	011214	0.05	5.00	20009.5	1000	NA	NA	0.017	NA	NA	1000.4	8.0	7005-72-3	N/A	N/A
9.	Diethyl phthalate	10111	011214	0.05	5.00	20013.6	1000	NA	NA	0.017	NA	NA	1000.6	8.0	84-66-2	5mg/m3/8H	orl-rat 8600mg/kg
10.	Dimethyl phthalate	10111	011214	0.05	5.00	20015.7	1000	NA	NA	0.017	NA	NA	1000.7	8.0	131-11-3	5mg/m3/8H	orl-rat 6900mg/kg
11.	Di-n-butyl phthalate	10111	011214	0.05	5.00	20011.6	1000	NA	NA	0.017	NA	NA	1000.5	8.0	84-74-2	5mg/m3/8H	orl-rat 8000mg/kg
12.	Di-n-octyl phthalate	10111	011214	0.05	5.00	20012.2	1000	NA	NA	0.017	NA	NA	1000.5	8.0	117-84-0	N/A	orl-rat 47000mg/kg
13.	N-Nitrosodimethylamine	10111	011214	0.05	5.00	20010.0	1000	NA	NA	0.017	NA	NA	1000.4	8.0	62-75-9	N/A	orl-rat 58mg/kg
14.	N-Nitrosodi-n-propylamine	10111	011214	0.05	5.00	20010.5	1000	NA	NA	0.017	NA	NA	1000.4	8.0	621-64-7	N/A	orl-rat 480mg/kg
15.	1,2-Diphenylhydrazine (as Azobenzene)	10112	042820	0.05	5.00	20003.9	1000	NA	NA	0.017	NA	NA	1000.1	8.1	103-33-3	N/A	orl-rat 1000mg/kg
16.	2-Chloronaphthalene	10112	042820	0.05	5.00	20002.3	1000	NA	NA	0.017	NA	NA	1000.0	8.0	91-58-7	N/A	orl-rat 2078mg/kg
17.	1,2-Dichlorobenzene	10112	042820	0.05	5.00	20005.4	1000	NA	NA	0.017	NA	NA	1000.2	8.0	95-50-1	50 ppm (300mg/m3) (CL)	orl-rat 500mg/kg
18.	1,3-Dichlorobenzene	10112	042820	0.05	5.00	20003.7	1000	NA	NA	0.017	NA	NA	1000.1	8.0	541-73-1	N/A	ipr-mus 1062mg/kg
19.	1,4-Dichlorobenzene	10112	042820	0.05	5.00	20005.4	1000	NA	NA	0.017	NA	NA	1000.2	8.0	106-46-7	75 ppm (450mg/m3/8H)	orl-rat 500mg/kg
20.	2,4-Dinitrotoluene	10112	042820	0.05	5.00	20003.3	1000	NA	NA	0.017	NA	NA	1000.1	8.1	121-14-2	1.5mg/m3/8H (skin)	orl-rat 268mg/kg
21.	2,6-Dinitrotoluene	10112	042820	0.05	5.00	20002.4	1000	NA	NA	0.017	NA	NA	1000.0	8.0	606-20-2	1.5mg/m3/8H (skin)	orl-rat 177mg/kg
22.	Hexachloro-1,3-butadiene	10112	042820	0.05	5.00	20009.4	1000	NA	NA	0.017	NA	NA	1000.4	12.4	87-68-3	0.02 ppm (0.24mg/m3/8H)	orl-rat 82mg/kg
23.	Hexachlorocyclopentadiene	10112	042820	0.05	5.00	20001.8	1000	NA	NA	0.017	NA	NA	1000.0	8.0	77-47-4	0.01 ppm (0.1mg/m3/8H)	orl-rat 1300mg/kg
24.	Hexachloroethane	10112	042820	0.05	5.00	20002.4	1000	NA	NA	0.017	NA	NA	1000.0	8.0	67-72-1	1 ppm (10mg/m3/8H)(skin)	orl-gpg 4070mg/kg
25.	Isophorone	10112	042820	0.05	5.00	20003.8	1000	NA	NA	0.017	NA	NA	1000.1	8.1	78-59-1	25 ppm	orl-rat 2330mg/kg
26.	Nitrobenzene	10112	042820	0.05	5.00	20004.9	1000	NA	NA	0.017	NA	NA	1000.1	8.0	98-95-3	1 ppm (5mg/m3/8H)(skin)	orl-rat 780mg/kg
27.	1,2,4-Trichlorobenzene	10112	042820	0.05	5.00	20002.0	1000	NA	NA	0.017	NA	NA	1000.0	8.0	120-82-1	5 ppm (CL) (40mg/m3)	orl-rat 756mg/kg
28.	o-Cresol (2-Methylphenol)	10114	081919	0.05	5.00	20010.2	1000	NA	NA	0.017	NA	NA	1000.4	8.0	95-48-7	5 ppm (22mg/m3/8H)(skin)	orl-rat 121mg/kg
29.	p-Cresol (4-Methylphenol)	10114	081919	0.05	5.00	20061.2	1000	NA	NA	0.017	NA	NA	1003.0	8.0	106-44-5	5 ppm (22mg/m3/8H)(skin)	orl-rat 207mg/kg
30.	2,4,5-Trichlorophenol	10114	081919	0.05	5.00	20023.2	1000	NA	NA	0.017	NA	NA	1001.1	8.0	95-95-4	N/A	orl-rat 820mg/kg
31.	4-Chloroaniline	10115	060512	0.05	5.00	20009.6	1000	NA	NA	0.017	NA	NA	1000.4	8.0	106-47-8	N/A	orl-rat 310mg/kg
32.	Dibenzofuran	10115	060512	0.05	5.00	20020.2	1000	NA	NA	0.017	NA	NA	1000.9	8.0	132-64-9	N/A	N/A
33.	2-Methylnaphthalene	10115	060512	0.05	5.00	20012.9	1000	NA	NA	0.017	NA	NA	1000.5	8.1	91-57-6	N/A	orl-rat 1630mg/kg
34.	2-Nitroaniline	10115	060512	0.05	5.00	20011.8	1000	NA	NA	0.017	NA	NA	1000.5	8.0	88-74-4	N/A	orl-rat 1600mg/kg
35.	3-Nitroaniline	10115	060512	0.05	5.00	20018.6	1000	NA	NA	0.017	NA	NA	1000.8	8.0	99-09-2	N/A	orl-rat 535mg/kg
36.	4-Nitroaniline	10115	060512	0.05	5.00	20014.9	1000	NA	NA	0.017	NA	NA	1000.6	8.0	100-01-6	1 ppm (6mg/m3/8H)(skin)	orl-rat 750mg/kg
37.	4-Chloro-3-methylphenol	10118	072120	0.05	5.00	20003.9	1000	NA	NA	0.017	NA	NA	1000.1	8.0	59-50-7	N/A	orl-rat 1830mg/kg
38.	2-Chlorophenol	10118	072120	0.05	5.00	20002.9	1000	NA	NA	0.017	NA	NA	1000.0	8.0	95-57-8	N/A	orl-rat 670mg/kg
39.	2,4-Dichlorophenol	10118	072120	0.05	5.00	20003.1	1000	NA	NA	0.017	NA	NA	1000.1	8.0	120-83-2	N/A	orl-rat 580mg/kg
40.	2,4-Dimethylphenol	10118	072120	0.05	5.00	20003.3	1000	NA	NA	0.017	NA	NA	1000.1	8.1	105-67-9	N/A	orl-rat 3200mg/kg
41.	2,4-Dinitrophenol	10118	072120	0.05	5.00	20001.8	1000	NA	NA	0.017	NA	NA	1000.0	8.0	51-28-5	N/A	orl-rat 30mg/kg
42.	4,6-Dinitro-2-methylphenol	10118	072120	0.05	5.00	20002.5	1000	NA	NA	0.017	NA	NA	1000.0	8.0	534-52-1	N/A	N/A
43.	2-Nitrophenol	10118	072120	0.05	5.00	20003.7	1000	NA	NA	0.017	NA	NA	1000.1	8.0	88-75-5	N/A	orl-rat 334mg/kg
44.	4-Nitrophenol	10118	072120	0.05	5.00	20002.0	1000	NA	NA	0.017	NA	NA	1000.0	8.0	100-02-7	N/A	orl-rat 250mg/kg
45.	Pentachlorophenol	10118	072120	0.05	5.00	20002.8	1000	NA	NA	0.017	NA	NA	1000.0	8.0	87-86-5	0.5mg/m3/8H (skin)	orl-rat 27mg/kg
46.	Phenol	10118	072120	0.05	5.00	20003.9	1000	NA	NA	0.017	NA	NA	1000.1	8.0	108-95-2	5 ppm (19mg/m3/8H)(skin)	orl-rat 317mg/kg
47.	2,4,6-Trichlorophenol	10118	072120	0.05	5.00	20004.2	1000	NA	NA	0.017	NA	NA	1000.1	8.0	88-06-2	N/A	orl-rat 820mg/kg
48.	Acenaphthene	10007	042420	0.50	50.00	2001.2	1000	NA	NA	0.018	NA	NA	1000.5	4.1	83-32-9	N/A	ipr-rat 600mg/kg
49.	Acenaphthylene	10007	042420	0.50	50.00	2000.2	1000	NA	NA	0.018	NA	NA	1000.0	4.2	208-96-8	N/A	N/A
50.	Anthracene	10007	042420	0.50	50.00	2000.3	1000	NA	NA	0.018	NA	NA	1000.1	4.1	120-12-7	0.2mg/m3 (8H)	ipr-mus 430mg/kg
51.	Benzo(a)anthracene	10007	042420	0.50	50.00	2001.3	1000	NA	NA	0.018	NA	NA	1000.6	4.2	56-55-3	N/A	N/A
52.	Benzo(a)pyrene	10007	042420	0.50	50.00	2000.0	1000	NA	NA	0.018	NA	NA	999.9	4.1	50-32-8	0.2mg/m3 (8H)	scu-rat 50mg/kg
53.	Benzo(b)fluoranthene	10007	042420	0.50	50.00	2000.9	1000	NA	NA	0.018	NA	NA	1000.4	4.1	205-99-2	N/A	N/A
54.	Benzo(k)fluoranthene	10007	042420	0.50	50.00	2001.2	1000	NA	NA	0.018	NA	NA	1000.5	4.1	207-08-9	N/A	N/A
55.	Benzo(g,h,i)perylene	10007	042420	0.50	50.00	2000.0	1000	NA	NA	0.018	NA	NA	999.9	4.1	191-24-2	N/A	N/A
56.	Carbazole	10007	042420	0.50	50.00	2000.3	1000	NA	NA	0.018	NA	NA	1000.0	4.2	86-74-8	N/A	ipr-mus 200mg/kg
57.	Chrysene	10007	042420	0.50	50.00	2000.8	1000	NA	NA	0.018	NA	NA	1000.3	4.2	218-01-9	0.2mg/m3	N/A
58.	Dibenzo(a,h)anthracene	10007	042420	0.50	50.00	2000.8	1000	NA	NA	0.018	NA	NA	1000.3	4.2	53-70-3	0.2mg/m3	N/A
59.	Fluoranthene	10007	042420	0.50	50.00	2000.3	1000	NA	NA	0.018	NA	NA	1000.1	4.2	206-44-0	N/A	orl-rat 2000mg/kg
60.	Fluorene	10007	042420	0.50	50.00	2000.9	1000	NA	NA	0.018	NA	NA	1000.3	4.2	86-73-7	N/A	ipr-mus 2 g/kg
61.	Indeno(1,2,3-cd)pyrene	10007	042420	0.50	50.00	2000.1	1000	NA	NA	0.018	NA	NA	1000.0	4.1	193-39-5	N/A	N/A
62.	Naphthalene	10007	042420	0.50	50.00	2000.9	1000	NA	NA	0.018	NA	NA	1000.4	4.1	91-20-3	10 ppm (50mg/m3/8H)	orl-rat 490mg/kg
63.	Phenanthrene	10007	042420	0.50	50.00	2000.9	1000	NA	NA	0.018	NA	NA	1000.4	4.1	85-01-8	0.2mg/m3/8H	orl-mus 700mg/kg
64.	Pyrene	10007	042420	0.50	50.00	2001.0	1000	NA	NA	0.018	NA	NA	1000.4	4.2	129-00-0	0.2mg/m3/8H	orl-rat 2700mg/kg

- The certified value is the concentration calculated from gravimetric and volumetric measurements unless otherwise stated.
- Standards are prepared gravimetrically using balances that are calibrated with weights traceable to NIST (see above).
- Standards are certified (+/-) 0.5% of the stated value, unless otherwise stated.
- All Standards, after opening ampule, should be stored with caps tight and under appropriate laboratory conditions.
- Uncertainty Reference: Taylor, B.N. and Kuyat, C.E., "Guidelines for Evaluating and Expressing the Uncertainty of NIST Measurement Result," NIST Technical Note 1297, U.S. Government Printing Office, Washington, DC, (1994).

ID #: 13539
Opened: _____
CLP Semi-Volatiel Calibration Standard
Expires: 2/2/2026
Rec'd: 2/5/2021
Energy Laboratories Inc 1120 So. 27th Street
Billings MT 59107

Method GC8MSD-2.M: Column:SBB-5 (30m X 0.25mm ID X 0.25µm film thickness) Temp 1 = 50°C (1min.), Temp 2 = 300°C (14 min.), Rate = 10°C/min., Injector B= 250°C, Detector B = 290°C, Split Ratio = 100:1, Scan Rate = 2. Analysis performed by Melissa Stonier.

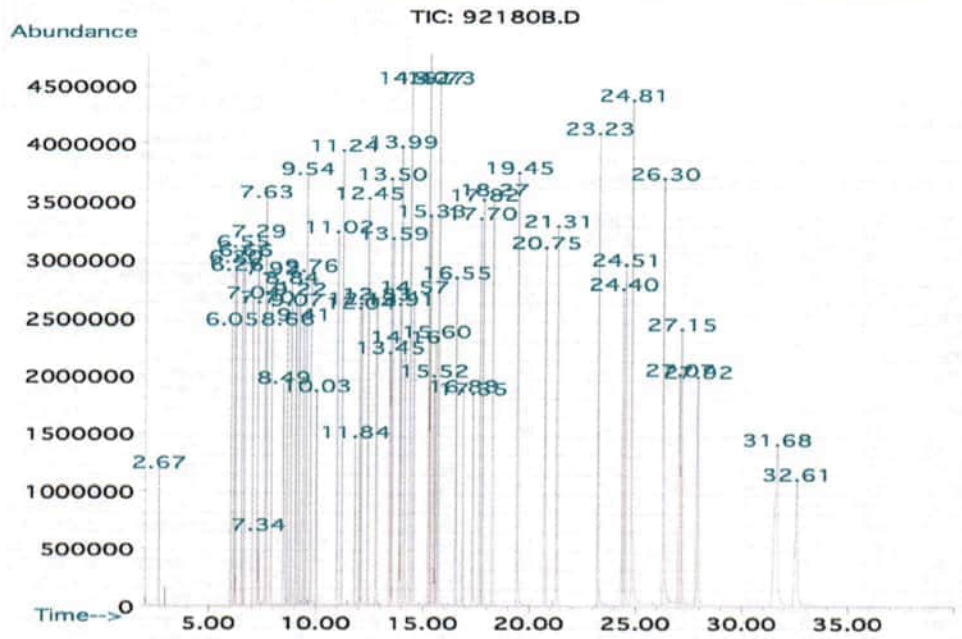

Peak No	Name	MSD RT (min.)
1	N-nitrosodimethylamine	2.67
2	Phenol	6.05
3	bis(2-Chloroethyl)ether	6.20
4	2-Chlorophenol	6.26
5	1,3-Dichlorobenzene	6.55
6	1,4-Dichlorobenzene	6.63
7	1,2-Dichlorobenzene	7.04
8	o-Cresol (2-methylphenol)	7.29
9	bis(2-Chloroisopropyl)ether	7.34
10	p-Cresol (4-methylphenol)/N-nitrosodi-n-propylamine	7.63
11	Hexachloroethane	7.70
12	Nitrobenzene	7.92
13	Isophorone	8.49
14	2-Nitrophenol	8.66
15	2,4-Dimethylphenol	8.84
16	bis(2-Chloroethoxy)methane	9.07
17	2,4-Dichlorophenol	9.22
18	1,2,4-Trichlorobenzene	9.41
19	Naphthalene	9.54
20	4-Chloroaniline	9.76
21	Hexachloro-1,3-butadiene	10.03
22	4-Chloro-3-methylphenol	11.02
23	2-Methylnaphthalene	11.24
24	Hexachlorocyclopentadiene	11.84
25	2,4,6-Trichlorophenol	12.04
26	2,4,5-Trichlorophenol	12.13
27	2-Chloronaphthalene	12.45
28	2-Nitroaniline	12.84
29	Dimethyl phthalate	13.45
30	Acenaphthylene	13.50
31	2,6-Dinitrotoluene	13.59
32	3-Nitroaniline	13.91
33	Acenaphthene	13.99
34	2,4-Dinitrophenol	14.16
35	Dibenzofuran/4-Nitrophenol	14.40
36	2,4-Dinitrotoluene	14.57
37	Diethyl phthalate/Fluorene	15.27
38	4-Chlorophenyl phenyl ether	15.33
39	4-Nitroaniline	15.52
40	4,6-Dinitro-2-methylphenol	15.60
41	Azobenzene	15.73
42	4-Bromophenyl phenyl ether	16.56
43	Hexachlorobenzene	16.89
44	Pentachlorophenol	13.35
45	Phenanthrene	17.70
46	Anthracene	17.82
47	Carbazole	18.27
48	Di-n-butyl phthalate	19.45
49	Fluoranthene	20.75
50	Pyrene	21.31
51	Benzyl butyl phthalate	23.23
52	Benzo(a)anthracene	24.40
53	Chrysene	24.51
54	bis(2-Ehtylhexyl)phthalate	24.82
55	Di-n-octyl phthalate	26.30
56	Benzo(b)fluoranthene	27.07
57	Benzo(k)fluoranthene	27.15
58	Benzo(a)pyrene	27.92
59	Indeno(1,2,3-cd)pyrene/Dibenz(a,h)anthracene	31.68
60	Benzo(g,h,i)perylene	32.61

RESTEK
110 Benner Circle
Bellefonte, PA 16823-8812
Tel: (800)356-1688
Fax: (814)353-1309

www.restek.com

CERTIFIED REFERENCE MATERIAL

Certificate of Analysis

ACCREDITED
ISO 17034 Accredited
Reference Material Producer
Certificate #3222.01

ACCREDITED
ISO/IEC 17025 Accredited
Testing Laboratory
Certificate #3222.02

FOR LABORATORY USE ONLY-READ SDS PRIOR TO USE.

This Reference Material is intended for Laboratory Use Only as a standard for the qualitative and/or quantitative determination of the analyte(s) listed.

Catalog No. : 31062 **Lot No.:** A0167670

Description : B/N Surrogate Mix (4/89 SOW)

Base Neutral Surrogate 4/89(SOW) 5000µg/mL, Methylene Chloride, 1mL/ampul

Container Size : 2 mL **Pkg Amt:** > 1 mL

Expiration Date : November 30, 2026 **Storage:** 10°C or colder

Handling: Sonicate prior to use. **Ship:** Ambient

CERTIFIED VALUES

Elution Order	Compound		Grav. Conc. (weight/volume)	Expanded Uncertainty (95% C.L.; K=2)	
1	Nitrobenzene-d5 **CAS #** 4165-60-0 **Purity** 99%	(Lot PR-29940B)	5,014.0 µg/mL	+/- 29.3583 µg/mL +/- 225.8621 µg/mL +/- 250.6163 µg/mL	Gravimetric Unstressed Stressed
2	2-Fluorobiphenyl **CAS #** 321-60-8 **Purity** 99%	(Lot 00019169)	5,019.6 µg/mL	+/- 29.3911 µg/mL +/- 226.1143 µg/mL +/- 250.8962 µg/mL	Gravimetric Unstressed Stressed
3	p-Terphenyl-d14 **CAS #** 1718-51-0 **Purity** 99%	(Lot PR-27278)	5,020.6 µg/mL	+/- 29.3967 µg/mL +/- 226.1576 µg/mL +/- 250.9442 µg/mL	Gravimetric Unstressed Stressed

Solvent: Methylene chloride
CAS # 75-09-2
Purity 99%

ID #: 13666
Opened:
B/N Surrogate Mix (4/89 SOW)
Expires: 11/30/2026
Rec'd: 3/19/2021
Energy Laboratories Inc 1120 So. 27th Street
Billings MT 59107

Tech Tips:
Due to the limited solubility of p-terphenyl-d14 in methanol, we do not recommend that this mixture be diluted in methanol.

Column:
30m x 0.25mm x 0.25µm
Rtx-5 (cat.#10223)

Carrier Gas:
hydrogen-constant pressure 10 psi.

Temp. Program:
75°C (hold 1 min.) to 330°C
@ 20°C/min. (hold 10 min.)

Inj. Temp:
250°C

Det. Temp:
330°C

Det. Type:
FID

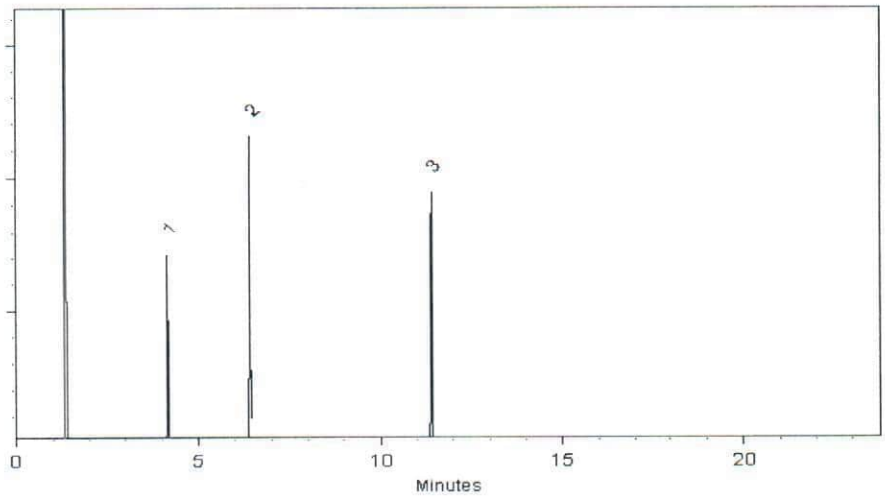

This chromatogram represents a general set of testing conditions chosen for product acceptance. For optimal results in your lab, conditions should be adjusted for your specific instrument, method, and application.

Katelyn McGinnl - Operations Tech I

Date Mixed: 30-Dec-2020 **Balance:** 1128353505

Alexis Shelow - Operations Tech I

Date Passed: 06-Jan-2021

Manufactured under Restek's ISO 9001:2015 Registered Quality System Certificate #FM 80397

General Certified Reference Material Notes

Expiration Notes:

- Expiration date valid for unopened ampul stored in compliance with the recommended conditions.
- Uncertainty, concentration, and expiration of the CRM are based on the unopened product being stored according to the recommended condition found in the storage field.

Purity Notes:

- Purity and/or chemical identity are determined by one or more of the following techniques: GC/FID, HPLC, GC/μECD, GC/MS, LC/MS, RI, and/or melting point.
- Compounds with a listed purity of less than 99% have been weight corrected to compensate for impurities and/or salts. A correction factor is used to calculate the amount of compound necessary to achieve the desired concentration of the parent compound in solution.
- Purity of isomeric compounds is reported as the sum of the isomers.
- Purity values are rounded to the nearest whole number.

Certified Uncertainty Value Notes:

- The uncertainties are determined in accordance with ISO 17034 and Guide 35. The certified combined stressed uncertainty value (includes gravimetric uncertainty, homogeneity between-ampul uncertainty, storage stability uncertainty and shipping stability uncertainty and were combined using the following formula:

$$U_{combined\ stressed} = k\sqrt{U^2_{gravimetric} + U^2_{homogeneity} + U^2_{storage\ stability} + U^2_{shipping\ stability}}$$

k is a coverage factor of 2, which gives a level of confidence of approximately 95%.

- It is important to note that the shipping stability uncertainty was obtained under temperature extremes for specific time intervals; therefore, the certified combined stressed uncertainty value should only be applied to the product if it was stored at non-standard temperature conditions up to and including 7 days. Contact Restek Technical Service at www.restek.com/Contact-Us for use recommendations if your shipment was in-transit for more than 7 days at non-standard temperature conditions.
- Apply the certified combined unstressed uncertainty value if the product was received under standard shipping conditions. Apply the certified combined stressed uncertainty value if the product was received under non-standard conditions as specified below.

Label Conditions	Standard Conditions	Non-Standard Conditions
25°C Nominal (Room Temperature)	< 60°C	≥ 60°C up to 7 days
10°C or colder (Refrigerate)	< 40°C	≥ 40°C up to 7 days
0°C or colder (Freezer) -20°C or colder (Deep Freezer)	< 25°C	≥ 25°C up to 7 days

- Separate (not combined) uncertainty values for gravimetric uncertainty are also displayed on the certificate, if needed, separate homogeneity between-ampul uncertainty, storage stability uncertainty and shipping stability uncertainty values are available by contacting Restek Technical Service at www.restek.com/Contact-Us.
- The packaged amount is the minimum sample size for which uncertainty is valid. The ampules are over-filled to ensure that the minimum packaged amount can be sufficiently transferred.

Manufacturing Notes:

- Concentration is based upon gravimetric preparation using either a balance whose calibration has been verified daily using NIST traceable weights, and/or dilutions with Class A glassware.

Handling Notes:

- Stability of the unopened product, when stored in compliance with the recommended conditions, is guaranteed through the expiration displayed on the product label and certificate. Contact Restek for additional opened product stability information, with the knowledge/understanding that open product stability is subject to the specific handling and environmental conditions to which the product is exposed. For your convenience Restek supplies deactivated vials with most standards packed in 2mL ampules. Larger volume deactivated vials are available through Restek as a custom ordered item. Additionally, Restek sells DMDCS for the purpose of glassware deactivation as catalog number 31861, which includes complete instructions.

Supelco®

www.sigmaaldrich.com

Certificate of Analysis - Certified Reference Material

EPA TCL Hazardous Substances Mix (12 cmpds)

Product no.:	47990-U
Lot no.:	LRAC9004
Expiry Date:	February 2024
Manufacturing Date:	February 2021
Storage:	Refrigerate
Solvent/Matrix:	Dichloromethane
Certificate version:	LRAC9004.01 *(Note: Certificates may be updated due to the availability of new data. Check our website at: www.sigma-aldrich.com for the most current version.)*

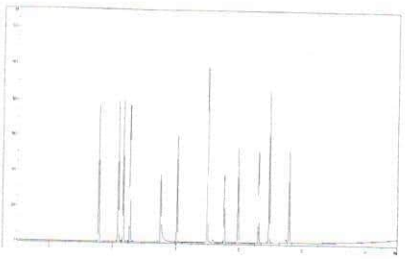

Certified Values:

Analyte	*Certified Value*	*Units*	*Raw Material Purity,%*	*Elution order*	*Raw Material Lot*
ANILINE CAS# 62-53-3	2022 ± 25	µg/mL	99.9	01	LA41596
BENZYL ALCOHOL CAS# 100-51-6	2022 ± 15	µg/mL	99.7	02	LB99705
2-METHYLPHENOL CAS# 95-48-7	2022 ± 14	µg/mL	99.9	03	LB91878
4-METHYLPHENOL CAS# 106-44-5	2022 ± 17	µg/mL	99.9	04	LB32518
BENZOIC ACID CAS# 65-85-0	2021 ± 27	µg/mL	98.8	05	442-137B
4-CHLOROANILINE CAS# 106-47-8	2022 ± 32	µg/mL	100.0	06	MKBZ6909V
2,4,5-TRICHLOROPHENOL CAS# 95-95-4	2022 ± 18	µg/mL	99.9	07	JS00008
2-METHYLNAPHTHALENE CAS# 91-57-6	2021 ± 11	µg/mL	98.2	08	LB97828
2-NITROANILINE CAS# 88-74-4	2022 ± 12	µg/mL	99.9	09	07411KN
3-NITROANILINE CAS# 99-09-2	2022 ± 15	µg/mL	99.9	10	LC09264
DIBENZOFURAN CAS# 132-64-9	2021 ± 10	µg/mL	98.8	11	LB78814
4-NITROANILINE CAS# 100-01-6	2022 ± 23	µg/mL	99.9	12	15609AA

ID #: 13691
Opened:
EPA TCL Hazardous Substances Mix (12 cmp
Expires: 2/28/2024
Rec'd: 3/26/2021
Energy Laboratories Inc 1120 So. 27th Street
Billings MT 59107

Sigma-Aldrich RTC, 2931 Soldier Springs Rd. Laramie, WY 82070, USA;
Tel. 1 307-742-5452; Fax 1 307-855-831-9211; www.sigmaaldrich.com
Sigma-Aldrich RTC is a subsidiary of Merck KGaA, Darmstadt, Germany.

Informational Values:

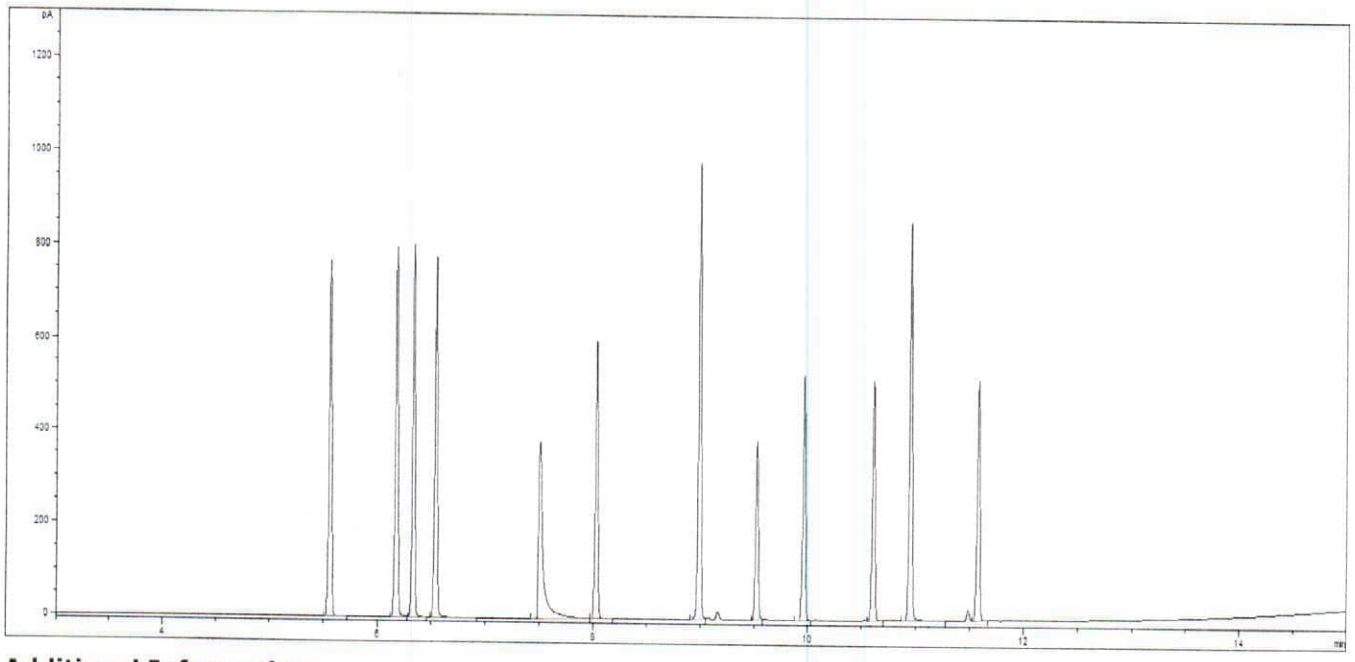

Additional Information:

Analytical Method Parameters:
Column: SPB-5, 30 m × 0.53 mm I.D., 1.5 µm film thickness (Column #214)
Carrier Gas: H2, Flow: 4.5 mL/min
Inlet Temperature: 240 °C, Injection Volume: 1 µL
Injection Mode: Split, Split Ratio: 25:1
Temperature Program: 80 °C (Hold 2 min) @ 15 °C/min to 280 °C (Hold 2 min)
Detector: FID
Detector Temperature: 310 °C

Metrological traceability:	Traceable to the SI and higher order standards from NIST through an unbroken chain of comparisons. The balance used to weigh raw materials is accurate to +/-0.0001 g and calibrated regularly using mass standards traceable to NIST. All dilutions were performed gravimetrically. Additionally, individual analytes are traceable to NIST SRMs where available and specified above.
Measurement method:	Where applicable, the assigned value is based on a purity determination by mass balance and gravimetrically prepared value.
Intended use:	Intended for R&D and Analytical Use only. Not for drug, household or other uses.
Minimum sample size:	1 µL
Packaging:	1 ML IN AMBER AMPULE
Instructions for handling and correct use:	Use on the as is basis. The internal pressure of the container may be slightly different from the atmospheric pressure at the user`s location. Open slowly and carefully to avoid dispersion of the material.
Health and safety information:	All chemical reference materials should be considered potentially hazardous and should be used only by qualified laboratory personnel. Please refer to the Safety Data Sheet for detailed information about the nature of any hazard and appropriate precautions to be taken.
Accreditation:	Sigma-Aldrich RTC is accredited by the US accreditation authority ANAB as a registered reference material producer AR-1470 in accordance with ISO 17034.
Certificate issue date:	26-Feb-2021

ANAB ACCREDITED ISO 17034 REFERENCE MATERIAL PRODUCER

Andy Ommen - QC Manager

Mark Pooler - QA Supervisor

Details on metrological traceability:

This standard has been gravimetrically prepared using balances that have been fully qualified and calibrated to ISO 17025 requirements. All calibrations utilize NIST traceable weights which are calibrated externally by a qualified ISO 17025 accredited calibration laboratory to NIST standards. Qualification of each balance includes the assignment of a minimum weighing by a qualified and ISO 17025 accredited calibration vendor taking into consideration the balance and installed environmental conditions to ensure compliance with USP tolerances of NMT 0.10% relative error. Fill volume to predetermined specifications is gravimetrically verified throughout the dispensing process using qualified and calibrated balances. Further traceability to a corresponding Primary Standard may be achieved through a direct comparison assay. Where a Primary Standard is available, the assay value will be included in the specified section of the COA.

Details on metrological traceability:

Ucrm - Uncertainty values in this document are expressed as Expanded Uncertainty (Ucrm) corresponding to the 95% confidence interval. Ucrm is derived from the combined standard uncertainty multiplied by the coverage factor k, which is obtained from a *t*-distribution and degrees of freedom. The components of combined standard uncertainty include the uncertainties due to characterization, homogeneity, long term stability, and short term stability (transport). The components due to stability are generally considered to be negligible unless otherwise indicated by stability studies. The mathematical

$$u_{CRM} = \sqrt{u_{char}^2 + u_{hom\ ogeneity}^2 + u_{stability}^2}$$

Homogeneity assessment:

Homogeneity was assessed in accordance with ISO Guide 35. Completed units were sampled using a random stratified sampling protocol. The results of chemical analysis were then compared by Single Factor Analysis of Variance (ANOVA). The uncertainty due to homogeneity was derived from the ANOVA. Heterogeneity was not detected under the conditions of the ANOVA.

Stability assessment:

Significance of the stability assessment will be demonstrated if the analytical result of the study and the range of values represented by the Expanded Uncertainty do not overlap the result of the original assay and the range of its values represented by the Expanded Uncertainty. The method employed will usually be the same method used to characterize the assay value in the initial

Certificate of analysis revision history:

Certificate version	Date	Reason for version
LRAC9004.01	26-Feb-2021	Original Release Date

Disclaimer: The purchaser is required to determine the suitability of this product for any particular application. Sigma-Aldrich RTC makes no warranty of any kind, express or implied, other than its products meet all quality control standards set by Sigma-Aldrich RTC. We do not guarantee that the product can be used for any particular application.

The vibrant M, Supelco, TraceCERT and Sigma-Aldrich are trademarks of Merck KGaA, Darmstadt, Germany or its affiliates. All other trademarks are the property of their respective owners. Detailed information on trademarks is available via publicly accessible resources. © 2018 Merck KGaA, Darmstadt, Germany and/or its affiliates. All Rights Reserved.

The life science business of Merck KGaA, Darmstadt, Germany operates as MilliporeSigma in the US and Canada.

Agilent

ID #: 13854
Opened:
Benzidines Standard
Expires: 4/30/2023
Rec'd: 5/14/2021
Energy Laboratories Inc 1120 So. 27th Street
Billings MT 59107

Certificate of Analysis

Product Name: Benzidines Standard

Product Number: US-290-1

Lot Number: 0006592783

Lot Issue Date: 03-Mar-2021

Expiration Date: 30-Apr-2023

Description:
This analytical reference material (RM) was manufactured and verified in accordance with an ISO 9001 registered quality system and analyte concentrations were verified by an ISO 17025 accredited laboratory. The concentration and uncertainty value at the 95% confidence level for each analyte, determined gravimetrically, is listed below.

Analyte	CAS#	Analyte Lot	Concentration ± Uncertainty
benzidine	000092-87-5	RM10200	2004 ± 10 µg/mL
3,3'-dichlorobenzidine	000091-94-1	RM12559	2001 ± 10 µg/mL

Matrix: methylene chloride (dichloromethane)

Storage Conditions: Store at Room Temperature (15° to 30°C).

Traceability:
The balances used for these measurements are calibrated with weights traceable to NIST in compliance with ANSI/NCSL Z540.3, ISO 9001, ISO 17025, and ISO 17034. Calibrated Class A glassware is used for volumetric measurements. Thermometers are calibrated against a NIST traceable thermometer in accordance with NIST Special Publication 1088.

Homogeneity:
This RM was unitized according to an in-house procedure and is guaranteed to be homogeneous. There is no minimum sub-sample size required.

Intended Use:
This RM is intended for the preparation of working reference samples for use in routine laboratory analyses, calibration of instruments, validation of analytical methods, assessments of measurement methods, and continuing calibration verification.

Instructions for Use:
Sample aliquots for analysis should be withdrawn at 20°C to 25°C immediately after opening the container and should be processed without delay for the certified values to be valid within the stated uncertainties.

Hazards:
Refer to the Safety Data Sheet on www.agilent.com for information regarding this RM.

Expiration of Certification:
The certification of this RM is valid until the expiration date specified above, provided the RM is handled and stored in accordance with the instructions given in this certificate. This certification is nullified if the RM is damaged, contaminated, or otherwise modified.

Maintenance of Certification:
If substantive changes are noted that affect the certification before the expiration of this certificate, Agilent will notify the purchaser.

Sample lot approver:

Monica Bourgeois
QMS Representative

ANAB ACCREDITED ISO17034 REFERENCE MATERIAL PRODUCER
ISO 17034 Cert No. AR-1936

RM was produced in accordance with the LRQA registered ISO 9001:2015 Quality Management System. Cert # 10303760
Page: 1 of 1

www.agilent.com/quality/
CSD-QA-015.1

ANAB ACCREDITED ISO/IEC 17025 TESTING LABORATORY
ISO 17025 Cert No. AT-1937

Absolute Standards, Inc.
800-368-1131
www.absolutestandards.com

Certified Reference Material CRM

ANAB ISO 17034 Accredite
AR-1539 Certificate Numbe
https://Absolutestandards.cor

CERTIFIED WEIGHT REPORT

Part Number: **95230**
Lot Number: 050721
Description: Semi-Volatile Mix
11 components
Expiration Date: 050726
Recommended Storage: Refrigerate (4 °C)
Nominal Concentration (µg/mL): 2000
NIST Test ID#: 6UTB
Weight(s) shown below were combined and diluted to (mL): 50.0

Solvent(s): **Lot#**
Methylene chloride 105345

5E-05 Balance Uncertainty
0.058 Flask Uncertainty

Formulated By:	Prashant Chauhan	050721 DATE
Reviewed By:	Pedro L. Rentas	050721 DATE

	Compound	RM#	Lot Number	Nominal Conc (µg/mL)	Purity (%)	Uncertainty Purity	Target Weight (g)	Actual Weight (g)	Actual Conc(µg/mL)	Expanded Uncertainty (+/-) (µg/mL)	SDS Information (Solvent Safety Info. On Attached pg.) CAS#	OSHA PEL (TWA)	LD50
1.	Acetophenone	434	04511JX	2000	99	0.2	0.10106	0.10122	2003.1	9.6	98-86-2	N/A	orl-rat 815mg/kg
2.	Atrazine	23	BCBZ3835	2000	99.1	0.2	0.10096	0.10120	2004.7	9.6	1912-24-9	5mg/m3	orl-rat 1960mg/kg
3.	Benzaldehyde	1707	22496TMV	2000	99.5	0.2	0.10056	0.10073	2003.5	9.5	100-52-7	N/A	orl-rat 1300mg/kg
4.	Biphenyl	556	MKBS5244V	2000	99.5	0.2	0.10056	0.10070	2002.9	9.5	92-52-4	0.2 ppm(1mg/m3/8H)	orl-rat 2400mg/kg
5.	ε-Caprolactam	1695	MKBK9562V	2000	99	0.5	0.10106	0.10116	2001.9	20.8	105-60-2	1 mg/m3	orl-rat 1210 mg/kg
6.	n-Decane	106	00936AA	2000	99	0.2	0.10106	0.10116	2001.9	9.6	124-18-5	N/A	N/A
7.	2,3-Dichloroaniline	1131	05612AI	2000	99	0.2	0.10106	0.10121	2002.9	9.6	608-27-5	N/A	N/A
8.	n-Octadecane	971	MKCG6046	2000	100	0.2	0.10005	0.10015	2002.0	9.5	593-45-3	N/A	N/A
9.	alpha-Terpineol	1752	GG01	2000	95	0.2	0.10532	0.10545	2002.5	9.8	98-55-5	N/A	N/A
10.	1,2,4,5-Tetrachlorobenzene	274	10408AS	2000	98	0.2	0.10209	0.10220	2002.1	9.6	95-94-3	N/A	orl-rat 1500mg/kg
11.	2,3,4,6-Tetrachlorophenol	477	100317	2000	99.3	0.2	0.10076	0.10095	2003.8	9.5	58-90-2	N/A	orl-rat 140mg/kg

ID #: 13964
Opened:_____
Semi-Volatile Mix
Expires: 5/7/2026
Rec'd: 6/17/2021
Energy Laboratories Inc 1120 So. 27th Street
Billings MT 59107

- The certified value is the concentration calculated from gravimetric and volumetric measurements unless otherwise stated.
- Standards are prepared gravimetrically using balances that are calibrated with weights traceable to NIST (see above).
- Standards are certifed (+/-) 0.5% of the stated value, unless otherwise stated.
- All Standards, after opening ampule, should be stored with caps tight and under appropriate laboratory conditions.
- Uncertainty Reference: Taylor, B.N. and Kuyat, C.E., "Guidelines for Evaluating and Expressing the Uncertainty of NIST Measurement Result," NIST Technical Note 1297, U.S. Government Printing Office, Washington, DC, (1994).

TIC: 95230.D

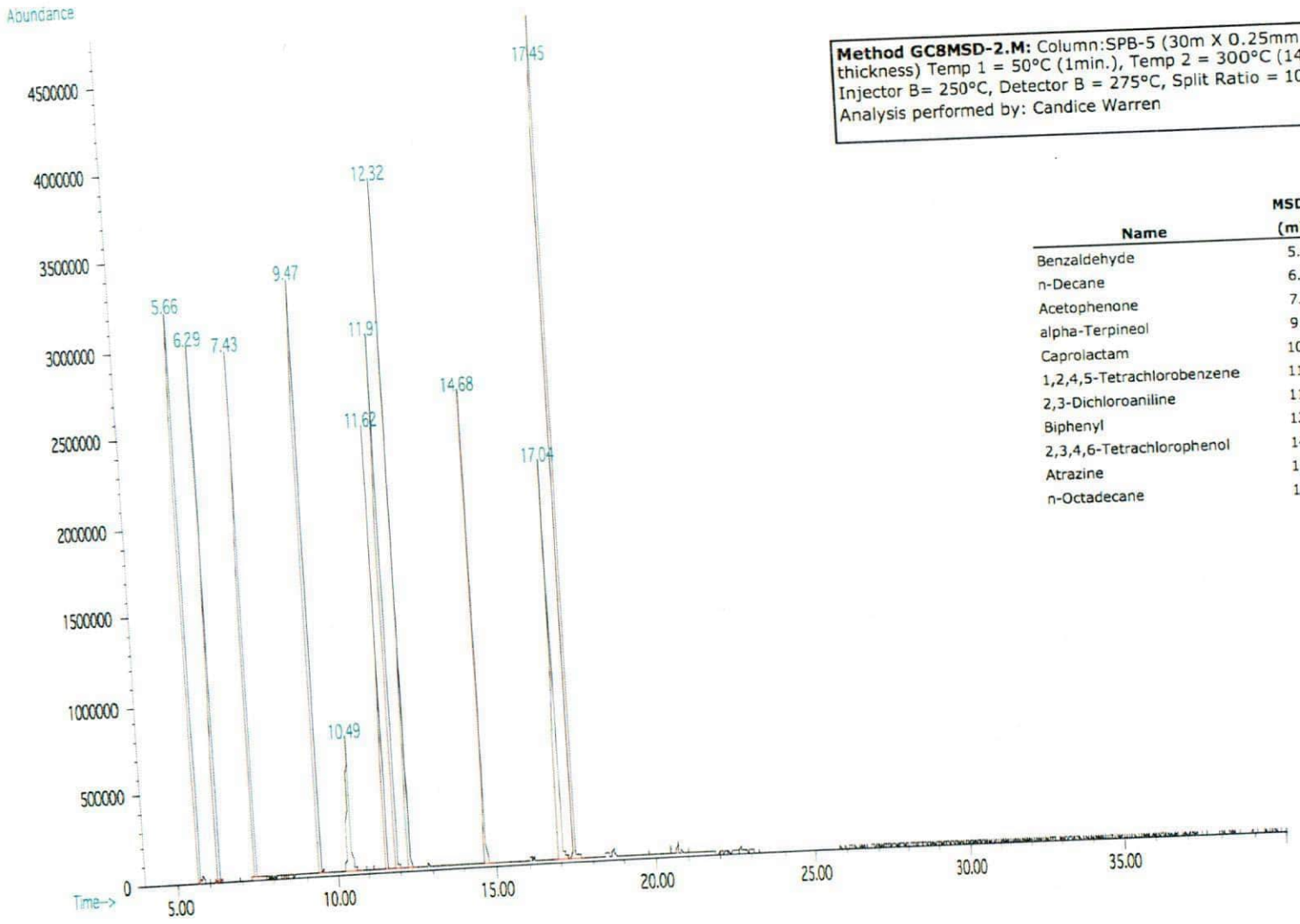

Method GC8MSD-2.M: Column:SPB-5 (30m X 0.25mm ID X 0.25µm film thickness) Temp 1 = 50°C (1min.), Temp 2 = 300°C (14min.), Rate = 10°C/min., Injector B= 250°C, Detector B = 275°C, Split Ratio = 100:1, Scan Rate = 2.
Analysis performed by: Candice Warren

Name	MSD RT (min.)
Benzaldehyde	5.66
n-Decane	6.29
Acetophenone	7.43
alpha-Terpineol	9.47
Caprolactam	10.49
1,2,4,5-Tetrachlorobenzene	11.62
2,3-Dichloroaniline	11.91
Biphenyl	12.32
2,3,4,6-Tetrachlorophenol	14.68
Atrazine	17.04
n-Octadecane	17.45

CHEMSERVICE INC

660 Tower Lane • P.O. Box 599 • West Chester, PA 19381-0599
1-800-452-9994 • 1-610-692-3026 • Fax 1-610-692-8729
info@chemservice.com • www.chemservice.com

CERTIFICATE OF ANALYSIS

Mixture #8-Internal Standards

CONCENTRATION	4000ug/ml in Methylene chloride
CATALOG NUMBER	M-PPHC8X12-1ML
LOT NUMBER	11925100
DATE CERTIFIED	06/09/21
EXPIRATION DATE	06/30/23
STORAGE	Store at room temperature (20 - 25 °C).
HANDLING	See Safety Data Sheet
INTENDED USE	For laboratoy use only.
ISO 17034:2016 CERTIFIED	[X]

ID	Analyte	CAS	Weight Analyte (mg)	Lot	Purity	Certified Concentration (ug/mL)
N-11000	Acenaphthene-d10	15067-26-2	804.000	00026778	99.5	3999.9
N-11467	Chrysene-d12	1719-03-5	809.700	00025144	99.5	4028.3
N-10217	1,4-Dichlorobenzene-d4	3855-82-1	804.000	00027328	99.5	3999.9
N-12645	Naphthalene-d8	1146-65-2	807.500	00029881	99.3	4009.2
N-12851	Perylene-d12	1520-96-3	805.100	00024295	99.5	4005.4
N-12856	Phenanthrene-d10	1517-22-2	808.700	00027331	99.0	4003.1

Analytical Test	Value
CONCENTRATION (GC/FID)	VERIFIED

ID #: 13968
Opened:
Mixture #8-Internal Standards
Expires: 6/30/2023
Rec'd: 6/18/2021
Energy Laboratories Inc 1120 So. 27th Street
Billings MT 59107

COA Form
Revision 3 (3/2015)

PJLA Testing
Accreditation #63329

Print Date: 06/14/21

660 Tower Lane • P.O. Box 599 • West Chester, PA 19381-0599
1-800-452-9994 • 1-610-692-3026 • Fax 1-610-692-8729
info@chemservice.com • www.chemservice.com

Instructions for Use:
Shake mixture prior to use. If particles are present, sonicate for homogeneity. If sample is diluted to lower concentrations, Class A volumetric glassware must be used.
Minimum Sample Size- 0.2 uL for Direct Injection.
Chem Service Inc. guarantees the expanded uncertainty of the above analytes to be +/- 2.0% of the certified concentrations based on gravimetric preparation. The test results published in this report were obtained using equipment capable of producing results that are traceable to NIST and through NIST to the International System of Units (SI). The reported expanded uncertainty of measurement is stated as the combined standard uncertainty of measurement multiplied by the coverage factor k (k=2) such that the coverage probability corresponds to approximately 95%. For certified reference materials, homogeneity and thermal stability testing are available upon request.

Certified By:

Mary Beth O'Donnell

Mary Beth O'Donnell
CSM/TC

PJLA
Testing
Accreditation #63520

660 Tower Lane • P.O. Box 599 • West Chester, PA 19381-0599
1-800-452-9994 • 1-610-692-3026 • Fax 1-610-692-8729
info@chemservice.com • www.chemservice.com

CERTIFICATE OF ANALYSIS

Gas Chromatography / Flame Ionization Detector (GC/FID)

Data file:	C:\CHEM32\1\DATA\2021 DATA\0621\M-PPHC8X12.D		
Sample name:	M-PPHC8X12		
Acq. method:	SCREEN-BACK.M		
Instrument:	GC3	**Location:**	201
Injection date:	6/9/2021 11:56:12 AM	**Injection Vol:**	1.000
Column name:	RTx-5MS (30m x 0.25mm x 0.5µm)	**# Of Injections:**	1

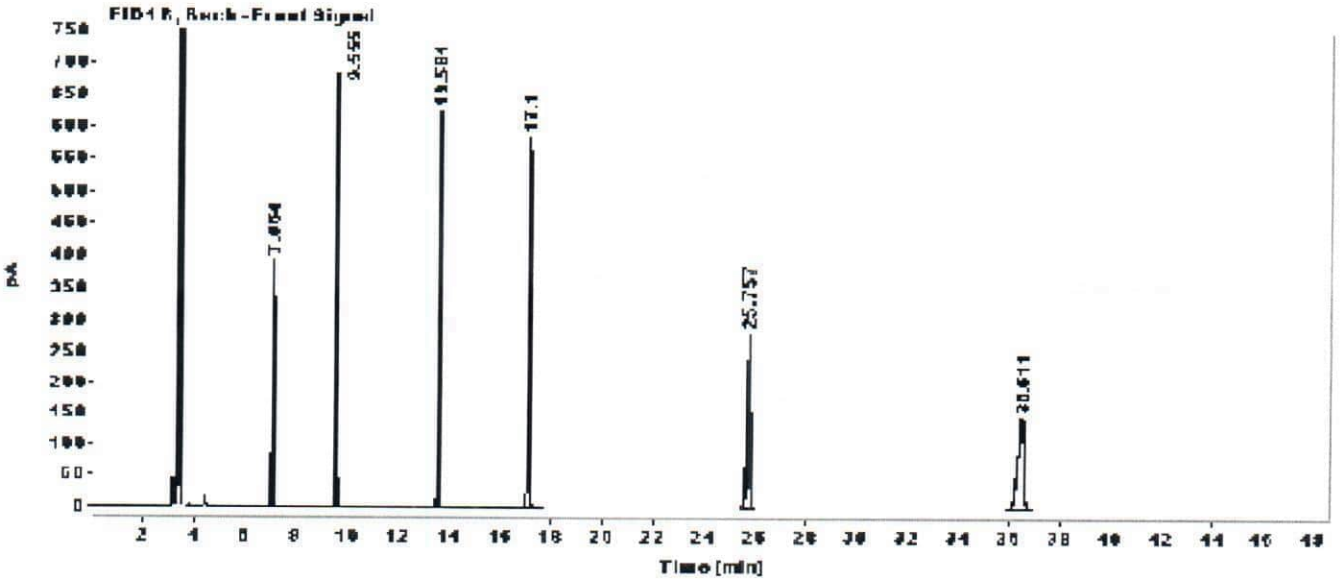

Signal: FID1 B, Back - Front Signal

RT [min]	Type	Width [min]	Area	Height	Area%
7.064	BB	0.0442	1119.2875	393.3396	8.4245
9.555	BV R	0.0512	2239.5649	684.7053	16.8565
13.581	BB	0.0598	2394.9761	624.3607	18.0262
17.100	BB	0.0685	2531.9221	584.9907	19.0569
25.757	BB	0.1314	2450.2429	284.7773	18.4422
36.511	BB	0.2375	2550.0964	149.1623	19.1937
		Sum	13286.0900		

PJLA Testing

125 Market Street
New Haven, CT 06513
USA

AccuStandard®

Tel (203)786-5290
Fax (203)786-5287
www.AccuStandard.com

CERTIFICATE OF ANALYSIS

Catalog No: S-14500-R2
Description: Custom Semi-Volatile Standard
Lot: 220021255-02
Solvent: Dichloromethane
Hazards: *Refer to SDS for complete safety information*

Signal Word: Warning

Date Certified: Aug 31, 2021
Expiration: Oct 1, 2022
Sample Size: 1 mL
Components: 10
Storage Condition: Freeze (<-10 °C)/Sonicate

Certified Reference Material

ANAB ACCREDITED REFERENCE MATERIAL PRODUCER AR-1463

ilac-MRA

Component	CAS #	Purity % (GC/MS)	Prepared Concentration² (µg/mL)	Certified Analyte Concentration¹ (µg/mL)
Pyridine	110-86-1	98.7	2026	2000
4-Chlorophenol	106-48-9	100.0	2019	2019
1-Methylnaphthalene	90-12-0	98.5	2003	1973
N-Nitrosodiphenylamine	86-30-6	100.0	2022	2022
4-Chloro-2-methylphenol	1570-64-5	97.0	2069*	2007
Benzoic acid	65-85-0	99.5	2010	2000
Aniline	62-53-3	98.0	2002	1962
Benzyl alcohol	100-51-6	99.9	2011	2009
Triallate	2303-17-5	99.9	2013	2011
o-Terphenyl	84-15-1	99.9	2019	2017

ID #: 14279
Opened:
Custom Semi-Volatile Standard
Expires: 10/1/2022
Rec'd: 9/16/2021
Energy Laboratories Inc 1120 So. 27th Street
Billings MT 59107

This Certified Reference Material was verified in accordance with ISO/IEC 17025

* Weight compensated to 100% purity.

A product with a suffix (-1A, -2B, etc. or -01, -02, etc.) on its lot number has had its expiration date extended and is identical to the same lot number without the suffix.

² All weights are traceable through NIST, Test No. 684/289871-17

¹ Certified Analyte Concentration = Purity x Prepared Concentration.

The Uncertainty associated with the certified concentration reported on this certificate is ±2.4%. This value is the combined expanded uncertainty and represents an estimated standard deviation equal to the positive square root of the total variation of the uncertainty of components. A normal distribution is assumed and a coverage factor of K=2 is chosen using approximately a 95% confidence level.

Labels and certificates follow U.S. Conventions in reporting numerical values: A comma (,) is used to separate units of one-thousand or greater. A period (.) is used as a decimal place marker.

The information on this certificate may not be reproduced without the express permission of the manufacturer. See reverse side for additional information

Hazard Information: Please refer to the SDS for information regarding the hazards associated with using this material.

This product was prepared according to in-house procedures and is guaranteed to be homogeneous.

Certified By: Larry Decker, Organic QC Manager

Page 1 of 1

For use in routine laboratory analysis.

125 Market Street
New Haven, CT 06513
USA

AccuStandard®

Tel (203)786-5290
Fax (203)786-5287
www.AccuStandard.com

CERTIFICATE OF ANALYSIS

Catalog No: Z-014F
Description: Benzidine & 3,3'-Dichlorobenzidine
Lot: 220041353
Solvent: Methanol
Hazards: *Refer to SDS for complete safety information*

Signal Word: Danger

Date Certified: May 1, 2020
Expiration: May 1, 2024
Sample Size: 1 mL
Components: 2
Storage Condition: Ambient (>5 °C)

Certified Reference Material

ANAB ACCREDITED ISO 17034 REFERENCE MATERIAL PRODUCER AR-1463
ANAB ACCREDITED ISO/IEC 17025 TESTING LABORATORY AT-1339
ilac-MRA

Component	CAS #	Purity % (GC/MS)	Prepared Concentration² (µg/mL)	Certified Analyte Concentration¹ (µg/mL)
Benzidine **	92-87-5	99.9	2004	2002
3,3'-Dichlorobenzidine **	91-94-1	100.0	2001	2001

ID #: 12839
Opened:_____
Benzidine & 3,3'-Dichlorobenzidine
Expires: 5/1/2024
Rec'd: 7/7/2020
Energy Laboratories Inc 1120 So. 27th Street
Billings MT 59107

**Benzidine and 3,3'-Dichlorobenzidine are subject to oxidative degradation

**Benzidine and 3,3'-Dichlorobenzidine are subject to oxidative degredation

A product with a suffix (-1A, -2B, etc. or -01, -02, etc.) on its lot number has had its expiration date extended and is identical to the same lot number without the suffix.

² All weights are traceable through NIST, Test No. 684/289871-17

¹ Certified Analyte Concentration = Purity x Prepared Concentration.

The Uncertainty associated with the certified concentration reported on this certificate is ±2.4%. This value is the combined expanded uncertainty and represents an estimated standard deviation equal to the positive square root of the total variation of the uncertainty of components. A normal distribution is assumed and a coverage factor of K=2 is chosen using approximately a 95% confidence level.

Labels and certificates follow U.S. Conventions in reporting numerical values: A comma (,) is used to separate units of one-thousand or greater. A period (.) is used as a decimal place marker.

The information on this certificate may not be reproduced without the express permission of the manufacturer. See reverse side for additional information

Certified By: _____
Larry Decker, Organic QC Manager

For use in routine laboratory analysis.

AccuStandard is accredited to ISO 17034, ISO/IEC 17025 and certified to ISO 9001:2015

QR-ORG/INO-001
Rev. 5/18

125 Market Street
New Haven, CT 06513
USA

AccuStandard®

Tel (203)786-5290
Fax (203)786-5287
www.AccuStandard.com

CERTIFICATE OF ANALYSIS

Catalog No: Z-014F
Description: Benzidine & 3,3'-Dichlorobenzidine
Lot: 220041353
Solvent: Methanol

Date Certified: May 1, 2020
Expiration: May 1, 2024
Sample Size: 1 mL
Components: 2

T-TEST

AccuStandard, Inc.
Statistical Report for CLP (SOW 1991)
1-May-2020

QR-QCO-003 rev. 1/16

Peak #	Component	Z-014F 220041353 Run #1	Run #2	Run #3	Run #4	Mean	Std Dev	% RSD	Z-014F 220031213 Run #1	Run #2	Run #3	Run #4	Mean	Std Dev	% RSD	NOTES: L-025 test	CI 220041353 Component	CI	# of Runs	10 % error check of Conc. means
1	Benzidine (92-87-5)	90	83	79	75	83	5.45	6.60%	84	84	80	76	81	3.83	4.73%	0.45	20.7	21.9	4	2000	2 %
2	3,3'-Dichlorobenzidine (91-94-1)	104	96	93	91	96	5.72	5.95%	98	99	94	89	95	4.27	4.51%	0.55	20.9	15.8	4	2000	1 %

AccuStandard

For use in routine laboratory analysis.

AccuStandard is accredited to ISO 17034, ISO/IEC 17025 and certified to ISO 9001:2015

QR-ORG/INO-001
Rev. 5/18

125 Market Street
New Haven, CT 06513
USA

AccuStandard®

Tel (203)786-5290
Fax (203)786-5287
www.AccuStandard.com

CERTIFICATE OF ANALYSIS

Catalog No: Z-014F
Description: Benzidine & 3,3'-Dichlorobenzidine
Lot: 220041353
Solvent: Methanol

Date Certified: May 1, 2020
Expiration: May 1, 2024
Sample Size: 1 mL
Components: 2

Chromatogram

```
File       :D:\MassHunter\GCMS\1\DATA\043020\14-  220041353.D
Operator   : Organic QC Lab
Acquired   : 30 Apr 2020  17:16     using AcqMethod CHICK_2019_S100.M
Instrument :   GCMS 6
Sample Name: Z-014F  (220041353)
Misc Info  : Z-014F @2000ug/mL in Methanol
Vial Number: 138
```

AccuStandard®
Leader in Analytical Reference Standards

Column: . DB-5MS, 30m, 0.25 ID, 0.25 um
Oven Program: 80c 17c/min to 340c, 8min
GC Parameters: Cons. Split, 12psi constant flow
Split 100:1, 1uL inj.; GC/MS; INJ 270c

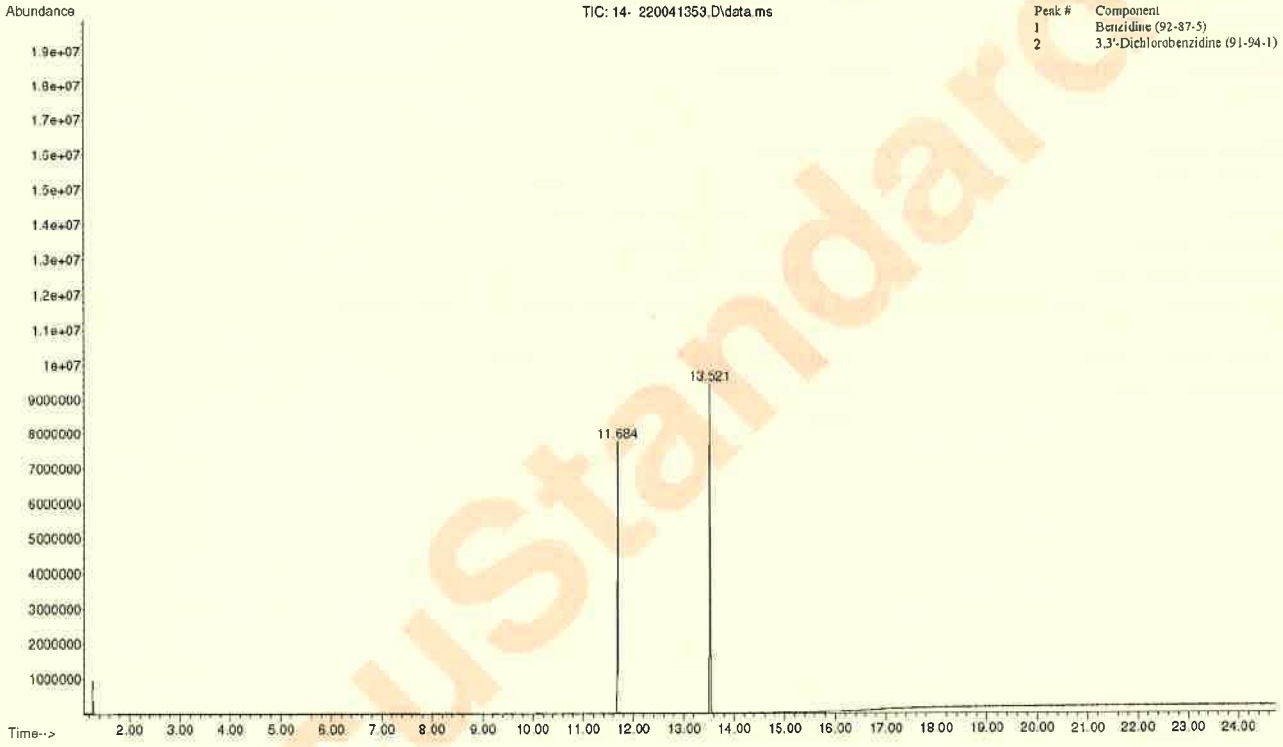

Peak #	Component
1	Benzidine (92-87-5)
2	3,3'-Dichlorobenzidine (91-94-1)

AccuStandard

For use in routine laboratory analysis.

AccuStandard is accredited to ISO 17034, ISO/IEC 17025 and certified to ISO 9001:2015

QR-ORG/INO-001
Rev. 5/18

125 Market Street
New Haven, CT 06513
USA

AccuStandard®

Tel (203)786-5290
Fax (203)786-5287
www.AccuStandard.com

CERTIFICATE OF ANALYSIS

Catalog No: Z-014F
Description: Benzidine & 3,3'-Dichlorobenzidine
Lot: 220041353
Solvent: Methanol

Date Certified: May 1, 2020
Expiration: May 1, 2024
Sample Size: 1 mL
Components: 2

RAW DATA

```
Data Path : D:\MassHunter\GCMS\1\DATA\043020\
Data File : 14-  220041353.D
Acq On    : 30 Apr 20  05:16 pm
Operator  : Organic QC Lab
Sample    : Z-014F  (220041353)
Misc      : Z-014F @2000ug/mL in Methanol
ALS Vial  : 138   Sample Multiplier: 1

Integration Parameters: events.e
Integrator: ChemStation

Method    : D:\MassHunter\GCMS\1\methods\CHICK_2019.M
Title     :

Signal      : TIC: 14-  220041353.D\data.ms
```

Peak #	R.T. min	first scan	max scan	last scan	PK TY	peak height	corr. area	corr. % max.	% of total
1	11.684	2371	2386	2399	PV	7555441	90932217	86.94%	46.506%
2	13.521	2790	2799	2825	BB	9071921	104594086	100.00%	53.494%

For use in routine laboratory analysis.

AccuStandard is accredited to ISO 17034, ISO/IEC 17025 and certified to ISO 9001:2015

QR-ORG/INC-001
Rev. 5/18

Energy Laboratories Inc

ANALYTICAL RUN Summary

01-Mar-22

Run ID SV5973N.I_220224A

Run Start Date:	2/24/2022
Analyst:	Sean McGrew
Ical:	0
Column ID:	XTI-5
Comments:	

Std ID	Std Name	Std Amount	Std Units	Samp Amount	Samp Units	SampType	Expiration Date
dcmsvoc13	DCM						11/17/2022
sv100507	BNA mix	37.5	ul	62.5	ul	CCV	3/31/2022
sv100516	BNA Internals 2000 ug/mL	2	ul	100	ul	all HL SVO	6/30/2023
sv100714	BNA 2nd source 200 ug/mL	37.5	ul	62.5	ul	ICV	10/1/2022
sv83311	DFTPP 1000 ug/mL	50	ul	50	ul	TUNE	10/31/2022
sv90820	BNA 2nd source short (new)	37.5	ul	62.5	ul	ICV	3/16/2023

Seq No	Lab ID	Test Code	Sample Typ	File ID	Analysis Date	DF	Batch ID	Prep Date	SPKref	RPDref	pmoist
15055074	Feb2401_D_TU	SVOC-8270-DF	TUNE	SV5973N.I\sd022	2/24/2022 3:50:0	1	R375205		0	0	

Analyte	T	Units	RAW	Final	Text	Spike	SPKref	RPDref	MDL	PQL	UQL	%REC	LOW	HIGH	%RPD	Q
127, % of mass 198	A	%	53	53		100	0	0	0	0.01	0	53%	40	60	0%	
197, % of mass 198	A	%	0.2	0.2		100	0	0	0	0.01	0	0%	0	0.99	0%	
198, Base Peak	A	%	100	100		100	0	0	0	0.01	0	100%	100	100	0%	
199, % of mass 198	A	%	6.9	6.9		100	0	0	0	0.01	0	7%	5	9	0%	
275, % of mass 198	A	%	28.7	28.7		100	0	0	0	0.01	0	29%	10	30	0%	
365, % of mass 198	A	%	3.7	3.7		100	0	0	0	0.01	0	4%	1	99.99	0%	
441, % of mass 443	A	%	80.9	80.9		100	0	0	0	0.01	0	81%	0.01	150	0%	
442, % of mass 198	A	%	64.6	64.6		100	0	0	0	0.01	0	65%	40	100	0%	
443, % of mass 442	A	%	18.9	18.9		100	0	0	0	0.01	0	19%	17	23	0%	
51, % of mass 198	A	%	41.3	41.3		100	0	0	0	0.01	0	41%	30	60	0%	
68, % of mass 69	A	%	0.7	0.7		100	0	0	0	0.01	0	1%	0	1.99	0%	
70, % of mass 69	A	%	0.7	0.7		100	0	0	0	0.01	0	1%	0	1.99	0%	

Seq No	Lab ID	Test Code	Sample Typ	File ID	Analysis Date	DF	Batch ID	Prep Date	SPKref	RPDref	pmoist
15055075	24-Feb-22_CCV	SVOC-8270-W-	CCV	SV5973N.I\sd022	2/24/2022 4:11:3	1	R375205		0	0	

Analyte	T	Units	RAW	Final	Text	Spike	SPKref	RPDref	MDL	PQL	UQL	%REC	LOW	HIGH	%RPD	Q
1,2,4-Trichlorobenzene	A	ug/L	67.35201	67.35201		75	0	0	1.9	10	150	90%	80	120	0%	
1,2-Dichlorobenzene	A	ug/L	70.44876	70.44876		75	0	0	1.97	10	150	94%	80	120	0%	
1,3-Dichlorobenzene	A	ug/L	70.20538	70.20538		75	0	0	2.13	10	150	94%	80	120	0%	
1,4-Dichlorobenzene	A	ug/L	68.5524	68.5524		75	0	0	2.02	10	150	91%	80	120	0%	
1-Methylnaphthalene	A	ug/L	67.11631	67.11631		75	0	0	2.39	10	150	89%	80	120	0%	
2,2´-Oxybis(1-Chloropropane)	A	ug/L	68.32234	68.32234		75	0	0	1.45	10	150	91%	80	120	0%	
2,4,5-Trichlorophenol	A	ug/L	61.70226	61.70226		75	0	0	2.23	10	150	82%	80	120	0%	
2,4,6-Trichlorophenol	A	ug/L	65.01341	65.01341		75	0	0	2.64	10	150	87%	80	120	0%	
2,4-Dichlorophenol	A	ug/L	62.01103	62.01103		75	0	0	1.69	10	150	83%	80	120	0%	
2,4-Dimethylphenol	A	ug/L	73.54303	73.54303		75	0	0	1.69	10	150	98%	80	120	0%	
2,4-Dinitrophenol	A	ug/L	78.13665	78.13665		75	0	0	4.26	10	150	104%	80	120	0%	
2,4-Dinitrotoluene	A	ug/L	75.86001	75.86001		75	0	0	3.04	10	150	101%	80	120	0%	
2,6-Dinitrotoluene	A	ug/L	73.23268	73.23268		75	0	0	3.2	10	150	98%	80	120	0%	
2-Chloronaphthalene	A	ug/L	68.91554	68.91554		75	0	0	2.14	10	150	92%	80	120	0%	
2-Chlorophenol	A	ug/L	62.97037	62.97037		75	0	0	2.48	10	150	84%	80	120	0%	
2-Methylnaphthalene	A	ug/L	66.4697	66.4697		75	0	0	1.92	10	150	89%	80	120	0%	
2-Nitroaniline	A	ug/L	66.95813	66.95813		75	0	0	2.4	10	150	89%	80	120	0%	
2-Nitrophenol	A	ug/L	73.66773	73.66773		75	0	0	2.36	10	150	98%	80	120	0%	
3,3´-Dichlorobenzidine	A	ug/L	63.12477	63.12477		75	0	0	2.11	10	150	84%	80	120	0%	
3-Nitroaniline	A	ug/L	71.48493	71.48493		75	0	0	2.77	10	150	95%	80	120	0%	
4,6-Dinitro-2-methylphenol	A	ug/L	76.00554	76.00554		75	0	0	2.33	10	150	101%	80	120	0%	
4-Bromophenyl phenyl ether	A	ug/L	71.88877	71.88877		75	0	0	1.74	10	150	96%	80	120	0%	
4-Chloro-2-methylphenol	A	ug/L	67.20015	67.20015		75	0	0	1.6	10	150	90%	80	120	0%	
4-Chloro-3-methylphenol	A	ug/L	67.50451	67.50451		75	0	0	1.46	10	150	90%	80	120	0%	
4-Chlorophenol	A	ug/L	67.17804	67.17804		75	0	0	2.64	10	150	90%	80	120	0%	
4-Chlorophenyl phenyl ether	A	ug/L	72.09332	72.09332		75	0	0	2.03	10	150	96%	80	120	0%	
4-Nitroaniline	A	ug/L	62.51847	62.51847		75	0	0	1.63	10	150	83%	80	120	0%	
4-Nitrophenol	A	ug/L	67.96959	67.96959		75	0	0	2.5	10	150	91%	80	120	0%	
Acenaphthene	A	ug/L	67.5663	67.5663		75	0	0	1.89	10	150	90%	80	120	0%	
Acenaphthylene	A	ug/L	69.95913	69.95913		75	0	0	1.57	10	150	93%	80	120	0%	
Aniline	A	ug/L	70.23099	70.23099		75	0	0	3.74	10	150	94%	80	120	0%	
Anthracene	A	ug/L	75.07602	75.07602		75	0	0	1.23	10	150	100%	80	120	0%	
Azobenzene	A	ug/L	65.91649	65.91649		75	0	0	1.09	10	150	88%	80	120	0%	
Benzidine	A	ug/L	66.39191	66.39191		75	0	0	6.72	10	150	89%	80	120	0%	
Benzo(a)anthracene	A	ug/L	73.5203	73.5203		75	0	0	0.856	10	150	98%	80	120	0%	

Seq No	Lab ID	Test Code	Sample Typ	File ID	Analysis Date	DF	Batch ID	Prep Date	SPKref	RPDref	pmoist
15055075	24-Feb-22_CCV	SVOC-8270-W-	CCV	SV5973N.I\sd022	2/24/2022 4:11:3	1	R375205		0	0	

Analyte	T	Units	RAW	Final	Text	Spike	SPKref	RPDref	MDL	PQL	UQL	%REC	LOW	HIGH	%RPD	Q
Benzo(a)pyrene	A	ug/L	67.39605	67.39605		75	0	0	1.24	10	150	90%	80	120	0%	
Benzo(b)fluoranthene	A	ug/L	67.63139	67.63139		75	0	0	0.903	10	150	90%	80	120	0%	
Benzo(g,h,i)perylene	A	ug/L	66.21426	66.21426		75	0	0	1.01	10	150	88%	80	120	0%	
Benzo(k)fluoranthene	A	ug/L	67.78492	67.78492		75	0	0	0.97	10	150	90%	80	120	0%	
Benzoic acid	A	ug/L	62.21347	62.21347		75	0	0	1.51	10	150	83%	80	120	0%	
Benzyl alcohol	A	ug/L	75.71599	75.71599		75	0	0	3.13	10	150	101%	80	120	0%	
bis(-2-chloroethoxy)Methane	A	ug/L	72.12124	72.12124		75	0	0	1.36	10	150	96%	80	120	0%	
bis(-2-chloroethyl)Ether	A	ug/L	69.67492	69.67492		75	0	0	2.57	10	150	93%	80	120	0%	
bis(2-chloroisopropyl)Ether	A	ug/L	68.32234	68.32234		75	0	0	1.49	10	150	91%	80	120	0%	
bis(2-ethylhexyl)Phthalate	A	ug/L	74.85348	74.85348		75	0	0	1.91	10	150	100%	80	120	0%	
Butylbenzylphthalate	A	ug/L	74.56841	74.56841		75	0	0	1.57	10	150	99%	80	120	0%	
Carbazole	A	ug/L	68.40254	68.40254		75	0	0	0.842	10	150	91%	80	120	0%	
Chrysene	A	ug/L	69.481	69.481		75	0	0	1.17	10	150	93%	80	120	0%	
Di-n-butyl phthalate	A	ug/L	69.38481	69.38481		75	0	0	0.932	10	150	93%	80	120	0%	
Di-n-octyl phthalate	A	ug/L	72.04012	72.04012		75	0	0	1.34	10	150	96%	80	120	0%	
Dibenzo(a,h)anthracene	A	ug/L	64.48202	64.48202		75	0	0	1.17	10	150	86%	80	120	0%	
Dibenzofuran	A	ug/L	67.37964	67.37964		75	0	0	1.74	10	150	90%	80	120	0%	
Diethyl phthalate	A	ug/L	70.60813	70.60813		75	0	0	2.18	10	150	94%	80	120	0%	
Dimethyl phthalate	A	ug/L	72.38614	72.38614		75	0	0	1.72	10	150	97%	80	120	0%	
Fluoranthene	A	ug/L	72.69366	72.69366		75	0	0	0.883	10	150	97%	80	120	0%	
Fluorene	A	ug/L	68.12706	68.12706		75	0	0	1.82	10	150	91%	80	120	0%	
Hexachlorobenzene	A	ug/L	68.54863	68.54863		75	0	0	1.33	10	150	91%	80	120	0%	
Hexachlorobutadiene	A	ug/L	66.44755	66.44755		75	0	0	2.32	10	150	89%	80	120	0%	
Hexachlorocyclopentadiene	A	ug/L	73.65638	73.65638		75	0	0	2.97	10	150	98%	80	120	0%	
Hexachloroethane	A	ug/L	70.16551	70.16551		75	0	0	1.79	10	150	94%	80	120	0%	
Indeno(1,2,3-cd)pyrene	A	ug/L	66.25065	66.25065		75	0	0	1.25	10	150	88%	80	120	0%	
Isophorone	A	ug/L	76.26201	76.26201		75	0	0	1.67	10	150	102%	80	120	0%	
m+p-Cresols	A	ug/L	71.81768	71.81768		75	0	0	1.78	10	150	96%	80	120	0%	
n-Nitroso-di-n-propylamine	A	ug/L	73.94393	73.94393		75	0	0	1.54	10	150	99%	80	120	0%	
n-Nitrosodimethylamine	A	ug/L	83.03778	83.03778		75	0	0	1.53	10	150	111%	80	120	0%	
n-Nitrosodiphenylamine	A	ug/L	69.91568	69.91568		75	0	0	1.16	10	150	93%	80	120	0%	
Naphthalene	A	ug/L	68.27732	68.27732		75	0	0	1.74	10	150	91%	80	120	0%	
Nitrobenzene	A	ug/L	65.4992	65.4992		75	0	0	2.31	10	150	87%	80	120	0%	
o-Cresol	A	ug/L	67.32	67.32		75	0	0	1.83	10	150	90%	80	120	0%	
o-Terphenyl	A	ug/L	69.69433	69.69433		75	0	0	1.27	10	150	93%	80	120	0%	

Seq No	Lab ID	Test Code	Sample Typ	File ID	Analysis Date	DF	Batch ID	Prep Date	SPKref	RPDref	pmoist
15055075	24-Feb-22_CCV	SVOC-8270-W-	CCV	SV5973N.I\sd022	2/24/2022 4:11:3	1	R375205		0	0	

Analyte	T	Units	RAW	Final	Text	Spike	SPKref	RPDref	MDL	PQL	UQL	%REC	LOW	HIGH	%RPD	Q
p-Chloroaniline	A	ug/L	71.11024	71.11024		75	0	0	1.52	10	150	95%	80	120	0%	
Pentachlorophenol	A	ug/L	64.77246	64.77246		75	0	0	4.24	10	150	86%	80	120	0%	
Phenanthrene	A	ug/L	70.75167	70.75167		75	0	0	0.784	10	150	94%	80	120	0%	
Phenol	A	ug/L	69.54045	69.54045		75	0	0	1.46	10	150	93%	80	120	0%	
Pyrene	A	ug/L	70.64878	70.64878		75	0	0	0.921	10	150	94%	80	120	0%	
Pyridine	A	ug/L	79.56254	79.56254		75	0	0	3.22	10	150	106%	80	120	0%	
Triallate	A	ug/L	67.02722	67.02722		75	0	0	1.51	10	150	89%	80	120	0%	
1,4-Dichlorobenzene-d4	I	ug/L	40	40		0	0	0	0	10	150	0%	80	120	0%	
Acenaphthene-d10	I	ug/L	40	40		0	0	0	0	10	150	0%	80	120	0%	
Chrysene-d12	I	ug/L	40	40		0	0	0	0	10	150	0%	80	120	0%	
Naphthalene-d8	I	ug/L	40	40		0	0	0	0	10	150	0%	80	120	0%	
Perylene-d12	I	ug/L	40	40		0	0	0	0	10	150	0%	80	120	0%	
Phenanthrene-d10	I	ug/L	40	40		0	0	0	0	10	150	0%	80	120	0%	
2,4,6-Tribromophenol	S	ug/L	68.80352	68.80352		75	0	0	2.88	10	0	92%	80	120	0%	
2-Fluorobiphenyl	S	ug/L	68.2643	68.2643		75	0	0	0.724	10	0	91%	80	120	0%	
2-Fluorophenol	S	ug/L	69.44392	69.44392		75	0	0	3.52	10	0	93%	80	120	0%	
Nitrobenzene-d5	S	ug/L	70.27111	70.27111		75	0	0	2.34	10	0	94%	80	120	0%	
Phenol-d5	S	ug/L	72.50332	72.50332		75	0	0	2.06	10	0	97%	80	120	0%	
Terphenyl-d14	S	ug/L	70.25712	70.25712		75	0	0	1.17	10	0	94%	80	120	0%	
4-Chloroaniline	X	ug/L	71.11024	71.11024		75	0	0	1.61	10	150	95%	80	120	0%	

Seq No	Lab ID	Test Code	Sample Typ	File ID	Analysis Date	DF	Batch ID	Prep Date	SPKref	RPDref	pmoist
15055076	24-Feb-22_ISTB	SVOC-8270-W-	SAMP	SV5973N.I\sd022	2/24/2022 4:43:5	1	R375205		0	0	

Analyte	T	Units	RAW	Final	Text	Spike	SPKref	RPDref	MDL	PQL	UQL	%REC	LOW	HIGH	%RPD	Q
1,2,4-Trichlorobenzene	A	ug/L	0	0		0	0	0	1.9	10	150	0%	0	0	0%	
1,2-Dichlorobenzene	A	ug/L	0	0		0	0	0	1.97	10	150	0%	0	0	0%	
1,3-Dichlorobenzene	A	ug/L	0	0		0	0	0	2.13	10	150	0%	0	0	0%	
1,4-Dichlorobenzene	A	ug/L	0	0		0	0	0	2.02	10	150	0%	0	0	0%	
1-Methylnaphthalene	A	ug/L	0	0		0	0	0	2.39	10	150	0%	0	0	0%	
2,2´-Oxybis(1-Chloropropane)	A	ug/L	0	0		0	0	0	1.45	10	150	0%	0	0	0%	
2,4,5-Trichlorophenol	A	ug/L	0	0		0	0	0	2.23	10	150	0%	0	0	0%	
2,4,6-Trichlorophenol	A	ug/L	0	0		0	0	0	2.64	10	150	0%	0	0	0%	
2,4-Dichlorophenol	A	ug/L	0	0		0	0	0	1.69	10	150	0%	0	0	0%	
2,4-Dimethylphenol	A	ug/L	0	0		0	0	0	1.69	10	150	0%	0	0	0%	

Seq No	Lab ID	Test Code	Sample Typ	File ID	Analysis Date	DF	Batch ID	Prep Date	SPKref	RPDref	pmoist
15055076	24-Feb-22_ISTB	SVOC-8270-W-	SAMP	SV5973N.I\sd022	2/24/2022 4:43:5	1	R375205		0	0	

Analyte	T	Units	RAW	Final	Text	Spike	SPKref	RPDref	MDL	PQL	UQL	%REC	LOW	HIGH	%RPD	Q
2,4-Dinitrophenol	A	ug/L	0	0		0	0	0	4.26	10	150	0%	0	0	0%	
2,4-Dinitrotoluene	A	ug/L	0	0		0	0	0	3.04	10	150	0%	0	0	0%	
2,6-Dinitrotoluene	A	ug/L	0	0		0	0	0	3.2	10	150	0%	0	0	0%	
2-Chloronaphthalene	A	ug/L	0	0		0	0	0	2.14	10	150	0%	0	0	0%	
2-Chlorophenol	A	ug/L	0	0		0	0	0	2.48	10	150	0%	0	0	0%	
2-Methylnaphthalene	A	ug/L	0	0		0	0	0	1.92	10	150	0%	0	0	0%	
2-Nitroaniline	A	ug/L	0	0		0	0	0	2.4	10	150	0%	0	0	0%	
2-Nitrophenol	A	ug/L	0	0		0	0	0	2.36	10	150	0%	0	0	0%	
3,3´-Dichlorobenzidine	A	ug/L	0	0		0	0	0	2.11	10	150	0%	0	0	0%	
3-Nitroaniline	A	ug/L	0	0		0	0	0	2.77	10	150	0%	0	0	0%	
4,6-Dinitro-2-methylphenol	A	ug/L	0	0		0	0	0	2.33	10	150	0%	0	0	0%	
4-Bromophenyl phenyl ether	A	ug/L	0	0		0	0	0	1.74	10	150	0%	0	0	0%	
4-Chloro-2-methylphenol	A	ug/L	0	0		0	0	0	1.6	10	150	0%	0	0	0%	
4-Chloro-3-methylphenol	A	ug/L	0	0		0	0	0	1.46	10	150	0%	0	0	0%	
4-Chlorophenol	A	ug/L	0	0		0	0	0	2.64	10	150	0%	0	0	0%	
4-Chlorophenyl phenyl ether	A	ug/L	0	0		0	0	0	2.03	10	150	0%	0	0	0%	
4-Nitroaniline	A	ug/L	0	0		0	0	0	1.63	10	150	0%	0	0	0%	
4-Nitrophenol	A	ug/L	0	0		0	0	0	2.5	10	150	0%	0	0	0%	
Acenaphthene	A	ug/L	0	0		0	0	0	1.89	10	150	0%	0	0	0%	
Acenaphthylene	A	ug/L	0	0		0	0	0	1.57	10	150	0%	0	0	0%	
Aniline	A	ug/L	0	0		0	0	0	3.74	10	150	0%	0	0	0%	
Anthracene	A	ug/L	0	0		0	0	0	1.23	10	150	0%	0	0	0%	
Azobenzene	A	ug/L	0	0		0	0	0	1.09	10	150	0%	0	0	0%	
Benzidine	A	ug/L	0	0		0	0	0	6.72	10	150	0%	0	0	0%	
Benzo(a)anthracene	A	ug/L	0	0		0	0	0	0.856	10	150	0%	0	0	0%	
Benzo(a)pyrene	A	ug/L	0	0		0	0	0	1.24	10	150	0%	0	0	0%	
Benzo(b)fluoranthene	A	ug/L	0	0		0	0	0	0.903	10	150	0%	0	0	0%	
Benzo(g,h,i)perylene	A	ug/L	0	0		0	0	0	1.01	10	150	0%	0	0	0%	
Benzo(k)fluoranthene	A	ug/L	0	0		0	0	0	0.97	10	150	0%	0	0	0%	
Benzoic acid	A	ug/L	0	0		0	0	0	1.51	10	150	0%	0	0	0%	
Benzyl alcohol	A	ug/L	0	0		0	0	0	3.13	10	150	0%	0	0	0%	
bis(-2-chloroethoxy)Methane	A	ug/L	0	0		0	0	0	1.36	10	150	0%	0	0	0%	
bis(-2-chloroethyl)Ether	A	ug/L	0	0		0	0	0	2.57	10	150	0%	0	0	0%	
bis(2-chloroisopropyl)Ether	A	ug/L	0	0		0	0	0	1.49	10	150	0%	0	0	0%	
bis(2-ethylhexyl)Phthalate	A	ug/L	0	0		0	0	0	1.91	10	150	0%	0	0	0%	

Seq No	Lab ID	Test Code	Sample Typ	File ID	Analysis Date	DF	Batch ID	Prep Date	SPKref	RPDref	pmoist
15055076	24-Feb-22_ISTB	SVOC-8270-W-	SAMP	SV5973N.I\sd022	2/24/2022 4:43:5	1	R375205		0	0	

Analyte	T	Units	RAW	Final	Text	Spike	SPKref	RPDref	MDL	PQL	UQL	%REC	LOW	HIGH	%RPD	Q
Butylbenzylphthalate	A	ug/L	0	0		0	0	0	1.57	10	150	0%	0	0	0%	
Carbazole	A	ug/L	0	0		0	0	0	0.842	10	150	0%	0	0	0%	
Chrysene	A	ug/L	0	0		0	0	0	1.17	10	150	0%	0	0	0%	
Di-n-butyl phthalate	A	ug/L	0	0		0	0	0	0.932	10	150	0%	0	0	0%	
Di-n-octyl phthalate	A	ug/L	0	0		0	0	0	1.34	10	150	0%	0	0	0%	
Dibenzo(a,h)anthracene	A	ug/L	0	0		0	0	0	1.17	10	150	0%	0	0	0%	
Dibenzofuran	A	ug/L	0	0		0	0	0	1.74	10	150	0%	0	0	0%	
Diethyl phthalate	A	ug/L	0	0		0	0	0	2.18	10	150	0%	0	0	0%	
Dimethyl phthalate	A	ug/L	0	0		0	0	0	1.72	10	150	0%	0	0	0%	
Fluoranthene	A	ug/L	0	0		0	0	0	0.883	10	150	0%	0	0	0%	
Fluorene	A	ug/L	0	0		0	0	0	1.82	10	150	0%	0	0	0%	
Hexachlorobenzene	A	ug/L	0	0		0	0	0	1.33	10	150	0%	0	0	0%	
Hexachlorobutadiene	A	ug/L	0	0		0	0	0	2.32	10	150	0%	0	0	0%	
Hexachlorocyclopentadiene	A	ug/L	0	0		0	0	0	2.97	10	150	0%	0	0	0%	
Hexachloroethane	A	ug/L	0	0		0	0	0	1.79	10	150	0%	0	0	0%	
Indeno(1,2,3-cd)pyrene	A	ug/L	0	0		0	0	0	1.25	10	150	0%	0	0	0%	
Isophorone	A	ug/L	0	0		0	0	0	1.67	10	150	0%	0	0	0%	
m+p-Cresols	A	ug/L	0	0		0	0	0	1.78	10	150	0%	0	0	0%	
n-Nitroso-di-n-propylamine	A	ug/L	0	0		0	0	0	1.54	10	150	0%	0	0	0%	
n-Nitrosodimethylamine	A	ug/L	0	0		0	0	0	1.53	10	150	0%	0	0	0%	
n-Nitrosodiphenylamine	A	ug/L	0	0		0	0	0	1.16	10	150	0%	0	0	0%	
Naphthalene	A	ug/L	0	0		0	0	0	1.74	10	150	0%	0	0	0%	
Nitrobenzene	A	ug/L	0	0		0	0	0	2.31	10	150	0%	0	0	0%	
o-Cresol	A	ug/L	0	0		0	0	0	1.83	10	150	0%	0	0	0%	
p-Chloroaniline	A	ug/L	0	0		0	0	0	1.52	10	150	0%	0	0	0%	
Pentachlorophenol	A	ug/L	0	0		0	0	0	4.24	10	150	0%	0	0	0%	
Phenanthrene	A	ug/L	0	0		0	0	0	0.784	10	150	0%	0	0	0%	
Phenol	A	ug/L	0	0		0	0	0	1.46	10	150	0%	0	0	0%	
Pyrene	A	ug/L	0	0		0	0	0	0.921	10	150	0%	0	0	0%	
Pyridine	A	ug/L	0	0		0	0	0	3.22	10	150	0%	0	0	0%	
Triallate	A	ug/L	0	0		0	0	0	1.51	10	150	0%	0	0	0%	
1,4-Dichlorobenzene-d4	I	ug/L	40	40		0	0	0	0	10	150	0%	0	0	0%	
Acenaphthene-d10	I	ug/L	40	40		0	0	0	0	10	150	0%	0	0	0%	
Chrysene-d12	I	ug/L	40	40		0	0	0	0	10	150	0%	0	0	0%	
Naphthalene-d8	I	ug/L	40	40		0	0	0	0	10	150	0%	0	0	0%	

Seq No	Lab ID	Test Code	Sample Typ	File ID	Analysis Date	DF	Batch ID	Prep Date	SPKref	RPDref	pmoist
15055076	24-Feb-22_ISTB	SVOC-8270-W-	SAMP	SV5973N.I\sd022	2/24/2022 4:43:5	1	R375205		0	0	

Analyte	T	Units	RAW	Final	Text	Spike	SPKref	RPDref	MDL	PQL	UQL	%REC	LOW	HIGH	%RPD	Q
Perylene-d12	I	ug/L	40	40		0	0	0	0	10	150	0%	0	0	0%	
Phenanthrene-d10	I	ug/L	40	40		0	0	0	0	10	150	0%	0	0	0%	
2,4,6-Tribromophenol	S	ug/L	0	0		200	0	0	2.88	10	0	0%	25	140	0%	S
2-Fluorobiphenyl	S	ug/L	0	0		100	0	0	0.724	10	0	0%	28	107	0%	S
2-Fluorophenol	S	ug/L	0	0		200	0	0	3.52	10	0	0%	10	75	0%	S
Nitrobenzene-d5	S	ug/L	0	0		100	0	0	2.34	10	0	0%	32	94	0%	S
Phenol-d5	S	ug/L	0	0		200	0	0	2.06	10	0	0%	10	65	0%	S
Terphenyl-d14	S	ug/L	0	0		100	0	0	1.17	10	0	0%	32	122	0%	S
4-Chloroaniline	X	ug/L	0	0		0	0	0	1.61	10	150	0%	0	0	0%	
o-Terphenyl	X	ug/L	0	0		0	0	0	1.27	10	150	0%	0	0	0%	

Seq No	Lab ID	Test Code	Sample Typ	File ID	Analysis Date	DF	Batch ID	Prep Date	SPKref	RPDref	pmoist
15055077	MB-163957	SVOC-8270-W-	MBLK	SV5973N.I\sd022	2/24/2022 5:15:5	1	163957	2/23/2022 9:	0	0	

Analyte	T	Units	RAW	Final	Text	Spike	SPKref	RPDref	MDL	PQL	UQL	%REC	LOW	HIGH	%RPD	Q
1,2,4-Trichlorobenzene	A	ug/L	0	0		0	0	0	1.9	5	150	0%	0	0	0%	
1,2-Dichlorobenzene	A	ug/L	0	0		0	0	0	1.97	5	150	0%	0	0	0%	
1,3-Dichlorobenzene	A	ug/L	0	0		0	0	0	2.13	5	150	0%	0	0	0%	
1,4-Dichlorobenzene	A	ug/L	0	0		0	0	0	2.02	5	150	0%	0	0	0%	
1-Methylnaphthalene	A	ug/L	0	0		0	0	0	2.39	5	150	0%	0	0	0%	
2,2´-Oxybis(1-Chloropropane)	A	ug/L	0	0		0	0	0	1.45	5	150	0%	0	0	0%	
2,4,5-Trichlorophenol	A	ug/L	0	0		0	0	0	2.23	5	150	0%	0	0	0%	
2,4,6-Trichlorophenol	A	ug/L	0	0		0	0	0	2.64	5	150	0%	0	0	0%	
2,4-Dichlorophenol	A	ug/L	0	0		0	0	0	1.69	5	150	0%	0	0	0%	
2,4-Dimethylphenol	A	ug/L	0	0		0	0	0	1.69	5	150	0%	0	0	0%	
2,4-Dinitrophenol	A	ug/L	0	0		0	0	0	4.26	10	150	0%	0	0	0%	
2,4-Dinitrotoluene	A	ug/L	0	0		0	0	0	3.04	5	150	0%	0	0	0%	
2,6-Dinitrotoluene	A	ug/L	0	0		0	0	0	3.2	5	150	0%	0	0	0%	
2-Chloronaphthalene	A	ug/L	0	0		0	0	0	2.14	5	150	0%	0	0	0%	
2-Chlorophenol	A	ug/L	0	0		0	0	0	2.48	5	150	0%	0	0	0%	
2-Methylnaphthalene	A	ug/L	0	0		0	0	0	1.92	5	150	0%	0	0	0%	
2-Nitroaniline	A	ug/L	0	0		0	0	0	2.4	5	150	0%	0	0	0%	
2-Nitrophenol	A	ug/L	0	0		0	0	0	2.36	5	150	0%	0	0	0%	
3,3´-Dichlorobenzidine	A	ug/L	0	0		0	0	0	2.11	10	150	0%	0	0	0%	
3-Nitroaniline	A	ug/L	0	0		0	0	0	2.77	5	150	0%	0	0	0%	

Seq No	Lab ID	Test Code	Sample Typ	File ID	Analysis Date	DF	Batch ID	Prep Date	SPKref	RPDref	pmoist
15055077	MB-163957	SVOC-8270-W-	MBLK	SV5973N.I\sd022	2/24/2022 5:15:5	1	163957	2/23/2022 9:	0	0	

Analyte	T	Units	RAW	Final	Text	Spike	SPKref	RPDref	MDL	PQL	UQL	%REC	LOW	HIGH	%RPD	Q
4,6-Dinitro-2-methylphenol	A	ug/L	0	0		0	0	0	2.33	10	150	0%	0	0	0%	
4-Bromophenyl phenyl ether	A	ug/L	0	0		0	0	0	1.74	5	150	0%	0	0	0%	
4-Chloro-2-methylphenol	A	ug/L	0	0		0	0	0	1.6	5	150	0%	0	0	0%	
4-Chloro-3-methylphenol	A	ug/L	0	0		0	0	0	1.46	5	150	0%	0	0	0%	
4-Chlorophenol	A	ug/L	0	0		0	0	0	2.64	5	150	0%	0	0	0%	
4-Chlorophenyl phenyl ether	A	ug/L	0	0		0	0	0	2.03	5	150	0%	0	0	0%	
4-Nitroaniline	A	ug/L	0	0		0	0	0	1.63	5	150	0%	0	0	0%	
4-Nitrophenol	A	ug/L	0	0		0	0	0	2.5	10	150	0%	0	0	0%	
Acenaphthene	A	ug/L	0	0		0	0	0	1.89	5	150	0%	0	0	0%	
Acenaphthylene	A	ug/L	0	0		0	0	0	1.57	5	150	0%	0	0	0%	
Aniline	A	ug/L	0	0		0	0	0	3.74	5	150	0%	0	0	0%	
Anthracene	A	ug/L	0	0		0	0	0	1.23	5	150	0%	0	0	0%	
Azobenzene	A	ug/L	0	0		0	0	0	1.09	5	150	0%	0	0	0%	
Benzidine	A	ug/L	0	0		0	0	0	6.72	10	150	0%	0	0	0%	
Benzo(a)anthracene	A	ug/L	0	0		0	0	0	0.856	5	150	0%	0	0	0%	
Benzo(a)pyrene	A	ug/L	0	0		0	0	0	1.24	5	150	0%	0	0	0%	
Benzo(b)fluoranthene	A	ug/L	0	0		0	0	0	0.903	5	150	0%	0	0	0%	
Benzo(g,h,i)perylene	A	ug/L	0	0		0	0	0	1.01	5	150	0%	0	0	0%	
Benzo(k)fluoranthene	A	ug/L	0	0		0	0	0	0.97	5	150	0%	0	0	0%	
Benzoic acid	A	ug/L	0	0		0	0	0	1.51	5	150	0%	0	0	0%	
Benzyl alcohol	A	ug/L	0	0		0	0	0	3.13	5	150	0%	0	0	0%	
bis(-2-chloroethoxy)Methane	A	ug/L	0	0		0	0	0	1.36	5	150	0%	0	0	0%	
bis(-2-chloroethyl)Ether	A	ug/L	0	0		0	0	0	2.57	5	150	0%	0	0	0%	
bis(2-chloroisopropyl)Ether	A	ug/L	0	0		0	0	0	1.49	5	150	0%	0	0	0%	
bis(2-ethylhexyl)Phthalate	A	ug/L	0	0		0	0	0	1.91	5	150	0%	0	0	0%	
Butylbenzylphthalate	A	ug/L	0	0		0	0	0	1.57	5	150	0%	0	0	0%	
Carbazole	A	ug/L	0	0		0	0	0	0.842	5	150	0%	0	0	0%	
Chrysene	A	ug/L	0	0		0	0	0	1.17	5	150	0%	0	0	0%	
Di-n-butyl phthalate	A	ug/L	0	0		0	0	0	0.932	5	150	0%	0	0	0%	
Di-n-octyl phthalate	A	ug/L	0	0		0	0	0	1.34	5	150	0%	0	0	0%	
Dibenzo(a,h)anthracene	A	ug/L	0	0		0	0	0	1.17	5	150	0%	0	0	0%	
Dibenzofuran	A	ug/L	0	0		0	0	0	1.74	5	150	0%	0	0	0%	
Diethyl phthalate	A	ug/L	0	0		0	0	0	2.18	5	150	0%	0	0	0%	
Dimethyl phthalate	A	ug/L	0	0		0	0	0	1.72	5	150	0%	0	0	0%	
Fluoranthene	A	ug/L	0	0		0	0	0	0.883	5	150	0%	0	0	0%	

Seq No	Lab ID	Test Code	Sample Typ	File ID	Analysis Date	DF	Batch ID	Prep Date	SPKref	RPDref	pmoist
15055077	MB-163957	SVOC-8270-W-	MBLK	SV5973N.I\sd022	2/24/2022 5:15:5	1	163957	2/23/2022 9:	0	0	

Analyte	T	Units	RAW	Final	Text	Spike	SPKref	RPDref	MDL	PQL	UQL	%REC	LOW	HIGH	%RPD	Q
Fluorene	A	ug/L	0	0		0	0	0	1.82	5	150	0%	0	0	0%	
Hexachlorobenzene	A	ug/L	0	0		0	0	0	1.33	5	150	0%	0	0	0%	
Hexachlorobutadiene	A	ug/L	0	0		0	0	0	2.32	5	150	0%	0	0	0%	
Hexachlorocyclopentadiene	A	ug/L	0	0		0	0	0	2.97	5	150	0%	0	0	0%	
Hexachloroethane	A	ug/L	0	0		0	0	0	1.79	5	150	0%	0	0	0%	
Indeno(1,2,3-cd)pyrene	A	ug/L	0	0		0	0	0	1.25	5	150	0%	0	0	0%	
Isophorone	A	ug/L	0	0		0	0	0	1.67	5	150	0%	0	0	0%	
m+p-Cresols	A	ug/L	0	0		0	0	0	1.78	5	150	0%	0	0	0%	
n-Nitroso-di-n-propylamine	A	ug/L	0	0		0	0	0	1.54	5	150	0%	0	0	0%	
n-Nitrosodimethylamine	A	ug/L	0	0		0	0	0	1.53	5	150	0%	0	0	0%	
n-Nitrosodiphenylamine	A	ug/L	0	0		0	0	0	1.16	10	150	0%	0	0	0%	
Naphthalene	A	ug/L	0	0		0	0	0	1.74	5	150	0%	0	0	0%	
Nitrobenzene	A	ug/L	0	0		0	0	0	2.31	5	150	0%	0	0	0%	
o-Cresol	A	ug/L	0	0		0	0	0	1.83	5	150	0%	0	0	0%	
p-Chloroaniline	A	ug/L	0	0		0	0	0	1.52	5	150	0%	0	0	0%	
Pentachlorophenol	A	ug/L	0	0		0	0	0	4.24	10	150	0%	0	0	0%	
Phenanthrene	A	ug/L	0	0		0	0	0	0.784	5	150	0%	0	0	0%	
Phenol	A	ug/L	0	0		0	0	0	1.46	5	150	0%	0	0	0%	
Pyrene	A	ug/L	0	0		0	0	0	0.921	5	150	0%	0	0	0%	
Pyridine	A	ug/L	0	0		0	0	0	3.22	5	150	0%	0	0	0%	
Triallate	A	ug/L	0	0		0	0	0	1.51	5	150	0%	0	0	0%	
1,4-Dichlorobenzene-d4	I	ug/L	40	40		0	0	0	0	5	150	0%	0	0	0%	
Acenaphthene-d10	I	ug/L	40	40		0	0	0	0	5	150	0%	0	0	0%	
Chrysene-d12	I	ug/L	40	40		0	0	0	0	5	150	0%	0	0	0%	
Naphthalene-d8	I	ug/L	40	40		0	0	0	0	5	150	0%	0	0	0%	
Perylene-d12	I	ug/L	40	40		0	0	0	0	5	150	0%	0	0	0%	
Phenanthrene-d10	I	ug/L	40	40		0	0	0	0	5	150	0%	0	0	0%	
2,4,6-Tribromophenol	S	ug/L	133.99023	133.99023		200	0	0	2.88	5	0	67%	43	140	0%	
2-Fluorobiphenyl	S	ug/L	63.65447	63.65447		100	0	0	0.724	5	0	64%	44	119	0%	
2-Fluorophenol	S	ug/L	61.99136	61.99136		200	0	0	3.52	5	0	31%	19	119	0%	
Nitrobenzene-d5	S	ug/L	61.12362	61.12362		100	0	0	2.34	5	0	61%	44	120	0%	
Phenol-d5	S	ug/L	56.40254	56.40254		200	0	0	2.06	5	0	28%	10	65	0%	
Terphenyl-d14	S	ug/L	100.27392	100.27392		100	0	0	1.17	5	0	100%	50	134	0%	
4-Chloroaniline	X	ug/L	0	0		0	0	0	1.61	5	150	0%	0	0	0%	
o-Terphenyl	X	ug/L	0	0		0	0	0	1.27	5	150	0%	0	0	0%	

Seq No	Lab ID	Test Code	Sample Typ	File ID	Analysis Date	DF	Batch ID	Prep Date	SPKref	RPDref	pmoist
15055078	LCS-163957	SVOC-8270-W-	LCS-DOD	SV5973N.I\sd022	2/24/2022 5:48:1	1	163957	2/23/2022 9:	0	0	

Analyte	T	Units	RAW	Final	Text	Spike	SPKref	RPDref	MDL	PQL	UQL	%REC	LOW	HIGH	%RPD	Q
1,2,4-Trichlorobenzene	A	ug/L	60.23188	60.23188		100	0	0	1.9	10	150	60%	29	116	0%	
1,2-Dichlorobenzene	A	ug/L	57.35905	57.35905		100	0	0	1.97	10	150	57%	32	111	0%	
1,3-Dichlorobenzene	A	ug/L	55.45073	55.45073		100	0	0	2.13	10	150	55%	28	110	0%	
1,4-Dichlorobenzene	A	ug/L	52.07437	52.07437		100	0	0	2.02	10	150	52%	29	112	0%	
1-Methylnaphthalene	A	ug/L	66.30498	66.30498		100	0	0	2.39	10	150	66%	41	119	0%	
2,2´-Oxybis(1-Chloropropane)	A	ug/L	58.39553	58.39553		100	0	0	1.45	10	150	58%	37	130	0%	
2,4,5-Trichlorophenol	A	ug/L	72.72849	72.72849		100	0	0	2.23	10	150	73%	53	123	0%	
2,4,6-Trichlorophenol	A	ug/L	74.61079	74.61079		100	0	0	2.64	10	150	75%	50	125	0%	
2,4-Dichlorophenol	A	ug/L	65.68636	65.68636		100	0	0	1.69	10	150	66%	47	121	0%	
2,4-Dimethylphenol	A	ug/L	75.53705	75.53705		100	0	0	1.69	10	150	76%	31	124	0%	
2,4-Dinitrophenol	A	ug/L	70.68428	70.68428		100	0	0	4.26	10	150	71%	23	142	0%	
2,4-Dinitrotoluene	A	ug/L	91.17642	91.17642		100	0	0	3.04	10	150	91%	57	128	0%	
2,6-Dinitrotoluene	A	ug/L	83.07136	83.07136		100	0	0	3.2	10	150	83%	50	118	0%	
2-Chloronaphthalene	A	ug/L	76.67381	76.67381		100	0	0	2.14	10	150	77%	40	116	0%	
2-Chlorophenol	A	ug/L	57.07418	57.07418		100	0	0	2.48	10	150	57%	38	117	0%	
2-Methylnaphthalene	A	ug/L	71.09343	71.09343		100	0	0	1.92	10	150	71%	40	121	0%	
2-Nitroaniline	A	ug/L	77.69048	77.69048		100	0	0	2.4	10	150	78%	55	127	0%	
2-Nitrophenol	A	ug/L	75.70925	75.70925		100	0	0	2.36	10	150	76%	47	123	0%	
3,3´-Dichlorobenzidine	A	ug/L	59.91826	59.91826		100	0	0	2.11	10	150	60%	27	129	0%	
3-Nitroaniline	A	ug/L	71.10763	71.10763		100	0	0	2.77	10	150	71%	41	128	0%	
4,6-Dinitro-2-methylphenol	A	ug/L	83.26193	83.26193		100	0	0	2.33	10	150	83%	44	137	0%	
4-Bromophenyl phenyl ether	A	ug/L	83.48719	83.48719		100	0	0	1.74	10	150	83%	55	124	0%	
4-Chloro-2-methylphenol	A	ug/L	68.92374	68.92374		100	0	0	1.6	10	150	69%	49	89	0%	
4-Chloro-3-methylphenol	A	ug/L	70.92076	70.92076		100	0	0	1.46	10	150	71%	52	119	0%	
4-Chlorophenol	A	ug/L	59.0634	59.0634		100	0	0	2.64	10	150	59%	41	81	0%	
4-Chlorophenyl phenyl ether	A	ug/L	85.32081	85.32081		100	0	0	2.03	10	150	85%	53	121	0%	
4-Nitroaniline	A	ug/L	73.09764	73.09764		100	0	0	1.63	10	150	73%	57	101	0%	
4-Nitrophenol	A	ug/L	38.30797	38.30797		100	0	0	2.5	10	150	38%	15	36	0%	S
Acenaphthene	A	ug/L	80.01036	80.01036		100	0	0	1.89	10	150	80%	47	122	0%	
Acenaphthylene	A	ug/L	75.22474	75.22474		100	0	0	1.57	10	150	75%	41	130	0%	
Aniline	A	ug/L	33.5951	33.5951		100	0	0	3.74	10	150	34%	24	60	0%	
Anthracene	A	ug/L	87.54301	87.54301		100	0	0	1.23	10	150	88%	57	123	0%	
Azobenzene	A	ug/L	73.42637	73.42637		100	0	0	1.09	10	150	73%	61	116	0%	
Benzidine	A	ug/L	15.726	15.726		100	0	0	6.72	10	150	16%	10	100	0%	
Benzo(a)anthracene	A	ug/L	90.29774	90.29774		100	0	0	0.856	10	150	90%	58	125	0%	

Seq No	Lab ID	Test Code	Sample Typ	File ID	Analysis Date	DF	Batch ID	Prep Date	SPKref	RPDref	pmoist
15055078	LCS-163957	SVOC-8270-W-	LCS-DOD	SV5973N.I\sd022	2/24/2022 5:48:1	1	163957	2/23/2022 9:	0	0	

Analyte	T	Units	RAW	Final	Text	Spike	SPKref	RPDref	MDL	PQL	UQL	%REC	LOW	HIGH	%RPD	Q
Benzo(a)pyrene	A	ug/L	75.93932	75.93932		100	0	0	1.24	10	150	76%	54	128	0%	
Benzo(b)fluoranthene	A	ug/L	83.29198	83.29198		100	0	0	0.903	10	150	83%	53	131	0%	
Benzo(g,h,i)perylene	A	ug/L	78.14991	78.14991		100	0	0	1.01	10	150	78%	50	134	0%	
Benzo(k)fluoranthene	A	ug/L	82.44355	82.44355		100	0	0	0.97	10	150	82%	57	129	0%	
Benzoic acid	A	ug/L	16.202	16.202		100	0	0	1.51	10	150	16%	10	30	0%	
Benzyl alcohol	A	ug/L	62.46376	62.46376		100	0	0	3.13	10	150	62%	31	112	0%	
bis(-2-chloroethoxy)Methane	A	ug/L	74.45048	74.45048		100	0	0	1.36	10	150	74%	48	120	0%	
bis(-2-chloroethyl)Ether	A	ug/L	63.8945	63.8945		100	0	0	2.57	10	150	64%	43	118	0%	
bis(2-chloroisopropyl)Ether	A	ug/L	58.39553	58.39553		100	0	0	1.49	10	150	58%	37	130	0%	
bis(2-ethylhexyl)Phthalate	A	ug/L	92.27243	92.27243		100	0	0	1.91	10	150	92%	55	135	0%	
Butylbenzylphthalate	A	ug/L	88.76422	88.76422		100	0	0	1.57	10	150	89%	53	134	0%	
Carbazole	A	ug/L	80.51791	80.51791		100	0	0	0.842	10	150	81%	60	122	0%	
Chrysene	A	ug/L	85.25814	85.25814		100	0	0	1.17	10	150	85%	59	123	0%	
Di-n-butyl phthalate	A	ug/L	92.53151	92.53151		100	0	0	0.932	10	150	93%	59	127	0%	
Di-n-octyl phthalate	A	ug/L	92.86248	92.86248		100	0	0	1.34	10	150	93%	51	140	0%	
Dibenzo(a,h)anthracene	A	ug/L	74.97877	74.97877		100	0	0	1.17	10	150	75%	51	134	0%	
Dibenzofuran	A	ug/L	78.10047	78.10047		100	0	0	1.74	10	150	78%	53	118	0%	
Diethyl phthalate	A	ug/L	91.20156	91.20156		100	0	0	2.18	10	150	91%	56	125	0%	
Dimethyl phthalate	A	ug/L	91.17677	91.17677		100	0	0	1.72	10	150	91%	45	127	0%	
Fluoranthene	A	ug/L	84.68918	84.68918		100	0	0	0.883	10	150	85%	57	128	0%	
Fluorene	A	ug/L	76.93825	76.93825		100	0	0	1.82	10	150	77%	52	124	0%	
Hexachlorobenzene	A	ug/L	80.2652	80.2652		100	0	0	1.33	10	150	80%	53	125	0%	
Hexachlorobutadiene	A	ug/L	55.09185	55.09185		100	0	0	2.32	10	150	55%	22	124	0%	
Hexachlorocyclopentadiene	A	ug/L	66.81241	66.81241		100	0	0	2.97	10	150	67%	39	91	0%	
Hexachloroethane	A	ug/L	56.11718	56.11718		100	0	0	1.79	10	150	56%	21	115	0%	
Indeno(1,2,3-cd)pyrene	A	ug/L	74.98792	74.98792		100	0	0	1.25	10	150	75%	52	134	0%	
Isophorone	A	ug/L	75.80275	75.80275		100	0	0	1.67	10	150	76%	42	124	0%	
m+p-Cresols	A	ug/L	65.56748	65.56748		100	0	0	1.78	10	150	66%	29	110	0%	
n-Nitroso-di-n-propylamine	A	ug/L	82.78655	82.78655		100	0	0	1.54	10	150	83%	49	119	0%	
n-Nitrosodimethylamine	A	ug/L	45.92219	45.92219		100	0	0	1.53	10	150	46%	20	45	0%	S
n-Nitrosodiphenylamine	A	ug/L	82.82979	82.82979		100	0	0	1.16	10	150	83%	51	123	0%	
Naphthalene	A	ug/L	67.18139	67.18139		100	0	0	1.74	10	150	67%	40	121	0%	
Nitrobenzene	A	ug/L	69.94425	69.94425		100	0	0	2.31	10	150	70%	45	121	0%	
o-Cresol	A	ug/L	64.21039	64.21039		100	0	0	1.83	10	150	64%	30	117	0%	
p-Chloroaniline	A	ug/L	54.68331	54.68331		100	0	0	1.52	10	150	55%	33	117	0%	

Seq No	Lab ID	Test Code	Sample Typ	File ID	Analysis Date	DF	Batch ID	Prep Date	SPKref	RPDref	pmoist
15055078	LCS-163957	SVOC-8270-W-	LCS-DOD	SV5973N.I\sd022	2/24/2022 5:48:1	1	163957	2/23/2022 9:	0	0	

Analyte	T	Units	RAW	Final	Text	Spike	SPKref	RPDref	MDL	PQL	UQL	%REC	LOW	HIGH	%RPD	Q
Pentachlorophenol	A	ug/L	81.64885	81.64885		100	0	0	4.24	10	150	82%	35	138	0%	
Phenanthrene	A	ug/L	87.42406	87.42406		100	0	0	0.784	10	150	87%	59	120	0%	
Phenol	A	ug/L	40.60644	40.60644		100	0	0	1.46	10	150	41%	37	75	0%	
Pyrene	A	ug/L	80.965	80.965		100	0	0	0.921	10	150	81%	57	126	0%	
Pyridine	A	ug/L	28.62174	28.62174		100	0	0	3.22	10	150	29%	16	45	0%	
Triallate	A	ug/L	80.21727	80.21727		100	0	0	1.51	10	150	80%	59	105	0%	
1,4-Dichlorobenzene-d4	I	ug/L	40	40		0	0	0	0	10	150	0%			0%	
Acenaphthene-d10	I	ug/L	40	40		0	0	0	0	10	150	0%			0%	
Chrysene-d12	I	ug/L	40	40		0	0	0	0	10	150	0%			0%	
Naphthalene-d8	I	ug/L	40	40		0	0	0	0	10	150	0%			0%	
Perylene-d12	I	ug/L	40	40		0	0	0	0	10	150	0%			0%	
Phenanthrene-d10	I	ug/L	40	40		0	0	0	0	10	150	0%			0%	
2,4,6-Tribromophenol	S	ug/L	160.59173	160.59173		200	0	0	2.88	10	0	80%	43	140	0%	
2-Fluorobiphenyl	S	ug/L	71.12798	71.12798		100	0	0	0.724	10	0	71%	44	119	0%	
2-Fluorophenol	S	ug/L	77.51247	77.51247		200	0	0	3.52	10	0	39%	19	119	0%	
Nitrobenzene-d5	S	ug/L	73.09897	73.09897		100	0	0	2.34	10	0	73%	44	120	0%	
Phenol-d5	S	ug/L	72.60003	72.60003		200	0	0	2.06	10	0	36%	10	65	0%	
Terphenyl-d14	S	ug/L	91.17251	91.17251		100	0	0	1.17	10	0	91%	50	134	0%	
4-Chloroaniline	X	ug/L	54.68331	54.68331		100	0	0	1.61	10	150	55%	33	117	0%	
o-Terphenyl	X	ug/L	79.94341	79.94341		100	0	0	1.27	10	150	80%	40	140	0%	

Seq No	Lab ID	Test Code	Sample Typ	File ID	Analysis Date	DF	Batch ID	Prep Date	SPKref	RPDref	pmoist
15055079	LCSD-163957	SVOC-8270-W-	LCSD-DOD	SV5973N.I\sd022	2/24/2022 6:20:2	1	163957	2/23/2022 9:	0	2E+07	

Analyte	T	Units	RAW	Final	Text	Spike	SPKref	RPDref	MDL	PQL	UQL	%REC	LOW	HIGH	%RPD	Q
1,2,4-Trichlorobenzene	A	ug/L	63.36519	63.36519		100	0	60.23188	1.9	10	150	63%	29	116	5%	
1,2-Dichlorobenzene	A	ug/L	76.44726	76.44726		100	0	57.35905	1.97	10	150	76%	32	111	29%	R
1,3-Dichlorobenzene	A	ug/L	64.39621	64.39621		100	0	55.45073	2.13	10	150	64%	28	110	15%	
1,4-Dichlorobenzene	A	ug/L	60.70254	60.70254		100	0	52.07437	2.02	10	150	61%	29	112	15%	
1-Methylnaphthalene	A	ug/L	80.94857	80.94857		100	0	66.30498	2.39	10	150	81%	41	119	20%	
2,2´-Oxybis(1-Chloropropane)	A	ug/L	70.07467	70.07467		100	0	58.39553	1.45	10	150	70%	37	130	18%	
2,4,5-Trichlorophenol	A	ug/L	81.47308	81.47308		100	0	72.72849	2.23	10	150	81%	53	123	11%	
2,4,6-Trichlorophenol	A	ug/L	90.89681	90.89681		100	0	74.61079	2.64	10	150	91%	50	125	20%	
2,4-Dichlorophenol	A	ug/L	67.399	67.399		100	0	65.68636	1.69	10	150	67%	47	121	3%	
2,4-Dimethylphenol	A	ug/L	72.13731	72.13731		100	0	75.53705	1.69	10	150	72%	31	124	5%	

Seq No	Lab ID	Test Code	Sample Typ	File ID	Analysis Date	DF	Batch ID	Prep Date	SPKref	RPDref	pmoist
15055079	LCSD-163957	SVOC-8270-W-	LCSD-DOD	SV5973N.I\sd022	2/24/2022 6:20:2	1	163957	2/23/2022 9:	0	2E+07	

Analyte	T	Units	RAW	Final	Text	Spike	SPKref	RPDref	MDL	PQL	UQL	%REC	LOW	HIGH	%RPD	Q
2,4-Dinitrophenol	A	ug/L	73.80672	73.80672		100	0	70.68428	4.26	10	150	74%	23	142	4%	
2,4-Dinitrotoluene	A	ug/L	107.79725	107.79725		100	0	91.17642	3.04	10	150	108%	57	128	17%	
2,6-Dinitrotoluene	A	ug/L	99.60574	99.60574		100	0	83.07136	3.2	10	150	100%	50	118	18%	
2-Chloronaphthalene	A	ug/L	91.7866	91.7866		100	0	76.67381	2.14	10	150	92%	40	116	18%	
2-Chlorophenol	A	ug/L	65.78219	65.78219		100	0	57.07418	2.48	10	150	66%	38	117	14%	
2-Methylnaphthalene	A	ug/L	80.27578	80.27578		100	0	71.09343	1.92	10	150	80%	40	121	12%	
2-Nitroaniline	A	ug/L	93.04284	93.04284		100	0	77.69048	2.4	10	150	93%	55	127	18%	
2-Nitrophenol	A	ug/L	79.44732	79.44732		100	0	75.70925	2.36	10	150	79%	47	123	5%	
3,3´-Dichlorobenzidine	A	ug/L	67.1928	67.1928		100	0	59.91826	2.11	10	150	67%	27	129	11%	
3-Nitroaniline	A	ug/L	85.42751	85.42751		100	0	71.10763	2.77	10	150	85%	41	128	18%	
4,6-Dinitro-2-methylphenol	A	ug/L	82.07442	82.07442		100	0	83.26193	2.33	10	150	82%	44	137	1%	
4-Bromophenyl phenyl ether	A	ug/L	93.12642	93.12642		100	0	83.48719	1.74	10	150	93%	55	124	11%	
4-Chloro-2-methylphenol	A	ug/L	63.51459	63.51459		100	0	68.92374	1.6	10	150	64%	49	89	8%	
4-Chloro-3-methylphenol	A	ug/L	75.33431	75.33431		100	0	70.92076	1.46	10	150	75%	52	119	6%	
4-Chlorophenol	A	ug/L	62.67818	62.67818		100	0	59.0634	2.64	10	150	63%	41	81	6%	
4-Chlorophenyl phenyl ether	A	ug/L	104.95185	104.95185		100	0	85.32081	2.03	10	150	105%	53	121	21%	R
4-Nitroaniline	A	ug/L	75.89512	75.89512		100	0	73.09764	1.63	10	150	76%	57	101	4%	
4-Nitrophenol	A	ug/L	42.00353	42.00353		100	0	38.30797	2.5	10	150	42%	15	36	9%	S
Acenaphthene	A	ug/L	103.69776	103.69776		100	0	80.01036	1.89	10	150	104%	47	122	26%	R
Acenaphthylene	A	ug/L	93.64687	93.64687		100	0	75.22474	1.57	10	150	94%	41	130	22%	R
Aniline	A	ug/L	35.38314	35.38314		100	0	33.5951	3.74	10	150	35%	24	60	5%	
Anthracene	A	ug/L	98.2157	98.2157		100	0	87.54301	1.23	10	150	98%	57	123	11%	
Azobenzene	A	ug/L	79.96441	79.96441		100	0	73.42637	1.09	10	150	80%	61	116	9%	
Benzidine	A	ug/L	15.76763	15.76763		100	0	15.726	6.72	10	150	16%	10	100	0%	
Benzo(a)anthracene	A	ug/L	104.29146	104.29146		100	0	90.29774	0.856	10	150	104%	58	125	14%	
Benzo(a)pyrene	A	ug/L	92.40354	92.40354		100	0	75.93932	1.24	10	150	92%	54	128	20%	
Benzo(b)fluoranthene	A	ug/L	84.2625	84.2625		100	0	83.29198	0.903	10	150	84%	53	131	1%	
Benzo(g,h,i)perylene	A	ug/L	96.36283	96.36283		100	0	78.14991	1.01	10	150	96%	50	134	21%	R
Benzo(k)fluoranthene	A	ug/L	81.42758	81.42758		100	0	82.44355	0.97	10	150	81%	57	129	1%	
Benzoic acid	A	ug/L	16.14056	16.14056		100	0	16.202	1.51	10	150	16%	10	30	0%	
Benzyl alcohol	A	ug/L	79.36132	79.36132		100	0	62.46376	3.13	10	150	79%	31	112	24%	R
bis(-2-chloroethoxy)Methane	A	ug/L	75.42234	75.42234		100	0	74.45048	1.36	10	150	75%	48	120	1%	
bis(-2-chloroethyl)Ether	A	ug/L	74.81756	74.81756		100	0	63.8945	2.57	10	150	75%	43	118	16%	
bis(2-chloroisopropyl)Ether	A	ug/L	70.07467	70.07467		100	0	58.39553	1.49	10	150	70%	37	130	18%	
bis(2-ethylhexyl)Phthalate	A	ug/L	106.96718	106.96718		100	0	92.27243	1.91	10	150	107%	55	135	15%	

Seq No	Lab ID	Test Code	Sample Typ	File ID	Analysis Date	DF	Batch ID	Prep Date	SPKref	RPDref	pmoist
15055079	LCSD-163957	SVOC-8270-W-	LCSD-DOD	SV5973N.I\sd022	2/24/2022 6:20:2	1	163957	2/23/2022 9:	0	2E+07	

Analyte	T	Units	RAW	Final	Text	Spike	SPKref	RPDref	MDL	PQL	UQL	%REC	LOW	HIGH	%RPD	Q
Butylbenzylphthalate	A	ug/L	104.6829	104.6829		100	0	88.76422	1.57	10	150	105%	53	134	16%	
Carbazole	A	ug/L	88.49467	88.49467		100	0	80.51791	0.842	10	150	88%	60	122	9%	
Chrysene	A	ug/L	104.18844	104.18844		100	0	85.25814	1.17	10	150	104%	59	123	20%	
Di-n-butyl phthalate	A	ug/L	105.36744	105.36744		100	0	92.53151	0.932	10	150	105%	59	127	13%	
Di-n-octyl phthalate	A	ug/L	94.2808	94.2808		100	0	92.86248	1.34	10	150	94%	51	140	2%	
Dibenzo(a,h)anthracene	A	ug/L	91.9361	91.9361		100	0	74.97877	1.17	10	150	92%	51	134	20%	R
Dibenzofuran	A	ug/L	95.88554	95.88554		100	0	78.10047	1.74	10	150	96%	53	118	20%	R
Diethyl phthalate	A	ug/L	115.52962	115.52962		100	0	91.20156	2.18	10	150	116%	56	125	24%	R
Dimethyl phthalate	A	ug/L	108.06113	108.06113		100	0	91.17677	1.72	10	150	108%	45	127	17%	
Fluoranthene	A	ug/L	95.14543	95.14543		100	0	84.68918	0.883	10	150	95%	57	128	12%	
Fluorene	A	ug/L	91.88654	91.88654		100	0	76.93825	1.82	10	150	92%	52	124	18%	
Hexachlorobenzene	A	ug/L	86.36145	86.36145		100	0	80.2652	1.33	10	150	86%	53	125	7%	
Hexachlorobutadiene	A	ug/L	59.96473	59.96473		100	0	55.09185	2.32	10	150	60%	22	124	8%	
Hexachlorocyclopentadiene	A	ug/L	77.59725	77.59725		100	0	66.81241	2.97	10	150	78%	39	91	15%	
Hexachloroethane	A	ug/L	62.98033	62.98033		100	0	56.11718	1.79	10	150	63%	21	115	12%	
Indeno(1,2,3-cd)pyrene	A	ug/L	89.87951	89.87951		100	0	74.98792	1.25	10	150	90%	52	134	18%	
Isophorone	A	ug/L	78.26669	78.26669		100	0	75.80275	1.67	10	150	78%	42	124	3%	
m+p-Cresols	A	ug/L	74.15811	74.15811		100	0	65.56748	1.78	10	150	74%	29	110	12%	
n-Nitroso-di-n-propylamine	A	ug/L	95.32681	95.32681		100	0	82.78655	1.54	10	150	95%	49	119	14%	
n-Nitrosodimethylamine	A	ug/L	62.33591	62.33591		100	0	45.92219	1.53	10	150	62%	20	45	30%	SR
n-Nitrosodiphenylamine	A	ug/L	94.85699	94.85699		100	0	82.82979	1.16	10	150	95%	51	123	14%	
Naphthalene	A	ug/L	72.85852	72.85852		100	0	67.18139	1.74	10	150	73%	40	121	8%	
Nitrobenzene	A	ug/L	87.81724	87.81724		100	0	69.94425	2.31	10	150	88%	45	121	23%	R
o-Cresol	A	ug/L	71.5336	71.5336		100	0	64.21039	1.83	10	150	72%	30	117	11%	
p-Chloroaniline	A	ug/L	56.18918	56.18918		100	0	54.68331	1.52	10	150	56%	33	117	3%	
Pentachlorophenol	A	ug/L	92.12704	92.12704		100	0	81.64885	4.24	10	150	92%	35	138	12%	
Phenanthrene	A	ug/L	99.62263	99.62263		100	0	87.42406	0.784	10	150	100%	59	120	13%	
Phenol	A	ug/L	47.19533	47.19533		100	0	40.60644	1.46	10	150	47%	37	75	15%	
Pyrene	A	ug/L	90.42752	90.42752		100	0	80.965	0.921	10	150	90%	57	126	11%	
Pyridine	A	ug/L	36.9585	36.9585		100	0	28.62174	3.22	10	150	37%	16	45	25%	R
Triallate	A	ug/L	89.60016	89.60016		100	0	80.21727	1.51	10	150	90%	59	105	11%	
1,4-Dichlorobenzene-d4	I	ug/L	40	40		0	0	0	0	10	150	0%			0%	
Acenaphthene-d10	I	ug/L	40	40		0	0	0	0	10	150	0%			0%	
Chrysene-d12	I	ug/L	40	40		0	0	0	0	10	150	0%			0%	
Naphthalene-d8	I	ug/L	40	40		0	0	0	0	10	150	0%			0%	

Seq No	Lab ID	Test Code	Sample Typ	File ID	Analysis Date	DF	Batch ID	Prep Date	SPKref	RPDref	pmoist
15055079	LCSD-163957	SVOC-8270-W-	LCSD-DOD	SV5973N.I\sd022	2/24/2022 6:20:2	1	163957	2/23/2022 9:	0	2E+07	

Analyte	T	Units	RAW	Final	Text	Spike	SPKref	RPDref	MDL	PQL	UQL	%REC	LOW	HIGH	%RPD	Q
Perylene-d12	I	ug/L	40	40		0	0	0	0	10	150	0%			0%	
Phenanthrene-d10	I	ug/L	40	40		0	0	0	0	10	150	0%			0%	
2,4,6-Tribromophenol	S	ug/L	171.02991	171.02991		200	0	0	2.88	10	0	86%	43	140	0%	
2-Fluorobiphenyl	S	ug/L	87.7807	87.7807		100	0	0	0.724	10	0	88%	44	119	0%	
2-Fluorophenol	S	ug/L	86.74554	86.74554		200	0	0	3.52	10	0	43%	19	119	0%	
Nitrobenzene-d5	S	ug/L	83.89526	83.89526		100	0	0	2.34	10	0	84%	44	120	0%	
Phenol-d5	S	ug/L	90.26344	90.26344		200	0	0	2.06	10	0	45%	10	65	0%	
Terphenyl-d14	S	ug/L	91.856	91.856		100	0	0	1.17	10	0	92%	50	134	0%	
4-Chloroaniline	X	ug/L	56.18918	56.18918		100	0	54.68331	1.61	10	150	56%	33	117	3%	
o-Terphenyl	X	ug/L	91.76929	91.76929		100	0	79.94341	1.27	10	150	92%	40	140	14%	

Seq No	Lab ID	Test Code	Sample Typ	File ID	Analysis Date	DF	Batch ID	Prep Date	SPKref	RPDref	pmoist
15055080	B22021435-001	SVOC-8270-W-	SAMP	SV5973N.I\sd022	2/24/2022 6:52:3	1	163957	2/23/2022 9:	0	0	

Analyte	T	Units	RAW	Final	Text	Spike	SPKref	RPDref	MDL	PQL	UQL	%REC	LOW	HIGH	%RPD	Q
1,2,4-Trichlorobenzene	A	ug/L	0	0		0	0	0	1.9	10	150	0%	0	0	0%	U
1,2-Dichlorobenzene	A	ug/L	0	0		0	0	0	1.97	10	150	0%	0	0	0%	U
1,3-Dichlorobenzene	A	ug/L	0	0		0	0	0	2.13	10	150	0%	0	0	0%	U
1,4-Dichlorobenzene	A	ug/L	0	0		0	0	0	2.02	10	150	0%	0	0	0%	U
1-Methylnaphthalene	A	ug/L	0	0		0	0	0	2.39	5	150	0%	0	0	0%	U
2,2´-Oxybis(1-Chloropropane)	A	ug/L	0	0		0	0	0	1.45	10	150	0%	0	0	0%	U
2,4,5-Trichlorophenol	A	ug/L	0	0		0	0	0	2.23	10	150	0%	0	0	0%	U
2,4,6-Trichlorophenol	A	ug/L	0	0		0	0	0	2.64	10	150	0%	0	0	0%	U
2,4-Dichlorophenol	A	ug/L	0	0		0	0	0	1.69	10	150	0%	0	0	0%	U
2,4-Dimethylphenol	A	ug/L	0	0		0	0	0	1.69	10	150	0%	0	0	0%	U
2,4-Dinitrophenol	A	ug/L	0	0		0	0	0	4.26	10	150	0%	0	0	0%	U
2,4-Dinitrotoluene	A	ug/L	0	0		0	0	0	3.04	10	150	0%	0	0	0%	U
2,6-Dinitrotoluene	A	ug/L	0	0		0	0	0	3.2	10	150	0%	0	0	0%	U
2-Chloronaphthalene	A	ug/L	0	0		0	0	0	2.14	10	150	0%	0	0	0%	U
2-Chlorophenol	A	ug/L	0	0		0	0	0	2.48	10	150	0%	0	0	0%	U
2-Methylnaphthalene	A	ug/L	0	0		0	0	0	1.92	5	150	0%	0	0	0%	U
2-Nitroaniline	A	ug/L	0	0		0	0	0	2.4	10	150	0%	0	0	0%	U
2-Nitrophenol	A	ug/L	0	0		0	0	0	2.36	10	150	0%	0	0	0%	U
3,3´-Dichlorobenzidine	A	ug/L	0	0		0	0	0	2.11	10	150	0%	0	0	0%	U
3-Nitroaniline	A	ug/L	0	0		0	0	0	2.77	10	150	0%	0	0	0%	U

Seq No	Lab ID	Test Code	Sample Typ	File ID	Analysis Date	DF	Batch ID	Prep Date	SPKref	RPDref	pmoist
15055080	B22021435-001	SVOC-8270-W-	SAMP	SV5973N.I\sd022	2/24/2022 6:52:3	1	163957	2/23/2022 9:	0	0	

Analyte	T	Units	RAW	Final	Text	Spike	SPKref	RPDref	MDL	PQL	UQL	%REC	LOW	HIGH	%RPD	Q
4,6-Dinitro-2-methylphenol	A	ug/L	0	0		0	0	0	2.33	10	150	0%	0	0	0%	U
4-Bromophenyl phenyl ether	A	ug/L	0	0		0	0	0	1.74	10	150	0%	0	0	0%	U
4-Chloro-2-methylphenol	A	ug/L	0	0		0	0	0	1.6	10	150	0%	0	0	0%	U
4-Chloro-3-methylphenol	A	ug/L	0	0		0	0	0	1.46	10	150	0%	0	0	0%	U
4-Chlorophenol	A	ug/L	0	0		0	0	0	2.64	10	150	0%	0	0	0%	U
4-Chlorophenyl phenyl ether	A	ug/L	0	0		0	0	0	2.03	10	150	0%	0	0	0%	U
4-Nitroaniline	A	ug/L	0	0		0	0	0	1.63	10	150	0%	0	0	0%	U
4-Nitrophenol	A	ug/L	0	0		0	0	0	2.5	10	150	0%	0	0	0%	U
Acenaphthene	A	ug/L	0	0		0	0	0	1.89	5	150	0%	0	0	0%	U
Acenaphthylene	A	ug/L	0	0		0	0	0	1.57	5	150	0%	0	0	0%	U
Aniline	A	ug/L	0	0		0	0	0	3.74	10	150	0%	0	0	0%	U
Anthracene	A	ug/L	0	0		0	0	0	1.23	5	150	0%	0	0	0%	U
Azobenzene	A	ug/L	0	0		0	0	0	1.09	10	150	0%	0	0	0%	U
Benzidine	A	ug/L	0	0		0	0	0	6.72	10	150	0%	0	0	0%	U
Benzo(a)anthracene	A	ug/L	0	0		0	0	0	0.856	5	150	0%	0	0	0%	U
Benzo(a)pyrene	A	ug/L	0	0		0	0	0	1.24	5	150	0%	0	0	0%	U
Benzo(b)fluoranthene	A	ug/L	0	0		0	0	0	0.903	5	150	0%	0	0	0%	U
Benzo(g,h,i)perylene	A	ug/L	0	0		0	0	0	1.01	5	150	0%	0	0	0%	U
Benzo(k)fluoranthene	A	ug/L	0	0		0	0	0	0.97	5	150	0%	0	0	0%	U
Benzoic acid	A	ug/L	0	0		0	0	0	1.51	10	150	0%	0	0	0%	U
Benzyl alcohol	A	ug/L	0	0		0	0	0	3.13	10	150	0%	0	0	0%	U
bis(-2-chloroethoxy)Methane	A	ug/L	0	0		0	0	0	1.36	10	150	0%	0	0	0%	U
bis(-2-chloroethyl)Ether	A	ug/L	0	0		0	0	0	2.57	10	150	0%	0	0	0%	U
bis(2-chloroisopropyl)Ether	A	ug/L	0	0		0	0	0	1.49	10	150	0%	0	0	0%	U
bis(2-ethylhexyl)Phthalate	A	ug/L	0	0		0	0	0	1.91	10	150	0%	0	0	0%	U
Butylbenzylphthalate	A	ug/L	0	0		0	0	0	1.57	10	150	0%	0	0	0%	U
Carbazole	A	ug/L	0	0		0	0	0	0.842	10	150	0%	0	0	0%	U
Chrysene	A	ug/L	0	0		0	0	0	1.17	5	150	0%	0	0	0%	U
Di-n-butyl phthalate	A	ug/L	0	0		0	0	0	0.932	10	150	0%	0	0	0%	U
Di-n-octyl phthalate	A	ug/L	0	0		0	0	0	1.34	10	150	0%	0	0	0%	U
Dibenzo(a,h)anthracene	A	ug/L	0	0		0	0	0	1.17	5	150	0%	0	0	0%	U
Dibenzofuran	A	ug/L	0	0		0	0	0	1.74	10	150	0%	0	0	0%	U
Diethyl phthalate	A	ug/L	0	0		0	0	0	2.18	10	150	0%	0	0	0%	U
Dimethyl phthalate	A	ug/L	0	0		0	0	0	1.72	10	150	0%	0	0	0%	U
Fluoranthene	A	ug/L	0	0		0	0	0	0.883	5	150	0%	0	0	0%	U

Seq No	Lab ID	Test Code	Sample Typ	File ID	Analysis Date	DF	Batch ID	Prep Date	SPKref	RPDref	pmoist
15055080	B22021435-001	SVOC-8270-W-	SAMP	SV5973N.I\sd022	2/24/2022 6:52:3	1	163957	2/23/2022 9:	0	0	

Analyte	T	Units	RAW	Final	Text	Spike	SPKref	RPDref	MDL	PQL	UQL	%REC	LOW	HIGH	%RPD	Q
Fluorene	A	ug/L	0	0		0	0	0	1.82	5	150	0%	0	0	0%	U
Hexachlorobenzene	A	ug/L	0	0		0	0	0	1.33	10	150	0%	0	0	0%	U
Hexachlorobutadiene	A	ug/L	0	0		0	0	0	2.32	10	150	0%	0	0	0%	U
Hexachlorocyclopentadiene	A	ug/L	0	0		0	0	0	2.97	10	150	0%	0	0	0%	U
Hexachloroethane	A	ug/L	0	0		0	0	0	1.79	10	150	0%	0	0	0%	U
Indeno(1,2,3-cd)pyrene	A	ug/L	0	0		0	0	0	1.25	5	150	0%	0	0	0%	U
Isophorone	A	ug/L	0	0		0	0	0	1.67	10	150	0%	0	0	0%	U
m+p-Cresols	A	ug/L	0	0		0	0	0	1.78	10	150	0%	0	0	0%	U
n-Nitroso-di-n-propylamine	A	ug/L	0	0		0	0	0	1.54	10	150	0%	0	0	0%	U
n-Nitrosodimethylamine	A	ug/L	0	0		0	0	0	1.53	10	150	0%	0	0	0%	U
n-Nitrosodiphenylamine	A	ug/L	0	0		0	0	0	1.16	10	150	0%	0	0	0%	U
Naphthalene	A	ug/L	0	0		0	0	0	1.74	5	150	0%	0	0	0%	U
Nitrobenzene	A	ug/L	0	0		0	0	0	2.31	10	150	0%	0	0	0%	U
o-Cresol	A	ug/L	0	0		0	0	0	1.83	10	150	0%	0	0	0%	U
p-Chloroaniline	A	ug/L	0	0		0	0	0	1.52	10	150	0%	0	0	0%	U
Pentachlorophenol	A	ug/L	0	0		0	0	0	4.24	10	150	0%	0	0	0%	U
Phenanthrene	A	ug/L	0	0		0	0	0	0.784	5	150	0%	0	0	0%	U
Phenol	A	ug/L	0	0		0	0	0	1.46	10	150	0%	0	0	0%	U
Pyrene	A	ug/L	0	0		0	0	0	0.921	5	150	0%	0	0	0%	U
Pyridine	A	ug/L	0	0		0	0	0	3.22	10	150	0%	0	0	0%	U
Triallate	A	ug/L	0	0		0	0	0	1.51	10	150	0%	0	0	0%	U
1,4-Dichlorobenzene-d4	I	ug/L	40	40		0	0	0	0	10	150	0%	0	0	0%	
Acenaphthene-d10	I	ug/L	40	40		0	0	0	0	10	150	0%	0	0	0%	
Chrysene-d12	I	ug/L	40	40		0	0	0	0	10	150	0%	0	0	0%	
Naphthalene-d8	I	ug/L	40	40		0	0	0	0	10	150	0%	0	0	0%	
Perylene-d12	I	ug/L	40	40		0	0	0	0	10	150	0%	0	0	0%	
Phenanthrene-d10	I	ug/L	40	40		0	0	0	0	10	150	0%	0	0	0%	
2,4,6-Tribromophenol	S	ug/L	155.8813	155.8813		200	0	0	2.88	10	0	78%	43	140	0%	
2-Fluorobiphenyl	S	ug/L	68.63143	68.63143		100	0	0	0.724	10	0	69%	44	119	0%	
2-Fluorophenol	S	ug/L	62.83346	62.83346		200	0	0	3.52	10	0	31%	19	119	0%	
Nitrobenzene-d5	S	ug/L	69.31854	69.31854		100	0	0	2.34	10	0	69%	44	120	0%	
Phenol-d5	S	ug/L	61.55679	61.55679		200	0	0	2.06	10	0	31%	10	65	0%	
Terphenyl-d14	S	ug/L	109.39691	109.39691		100	0	0	1.17	10	0	109%	50	134	0%	
4-Chloroaniline	X	ug/L	0	0		0	0	0	1.61	10	150	0%	0	0	0%	U
o-Terphenyl	X	ug/L	0	0		0	0	0	1.27	10	150	0%	0	0	0%	U

Seq No	Lab ID	Test Code	Sample Typ	File ID	Analysis Date	DF	Batch ID	Prep Date	SPKref	RPDref	pmoist
15055081	B22021435-001	SVOC-8270-W-	MS	SV5973N.I\sd022	2/24/2022 7:24:4	1	163957	2/23/2022 9:	2E+07	0	

Analyte	T	Units	RAW	Final	Text	Spike	SPKref	RPDref	MDL	PQL	UQL	%REC	LOW	HIGH	%RPD	Q
1,2,4-Trichlorobenzene	A	ug/L	62.05991	62.05991		100	0	0	1.9	10	150	62%	48	98	0%	
1,2-Dichlorobenzene	A	ug/L	61.51386	61.51386		100	0	0	1.97	10	150	62%	48	91	0%	
1,3-Dichlorobenzene	A	ug/L	59.14425	59.14425		100	0	0	2.13	10	150	59%	46	89	0%	
1,4-Dichlorobenzene	A	ug/L	55.79037	55.79037		100	0	0	2.02	10	150	56%	46	90	0%	
1-Methylnaphthalene	A	ug/L	68.38394	68.38394		100	0	0	2.39	10	150	68%	52	97	0%	
2,2´-Oxybis(1-Chloropropane)	A	ug/L	59.14476	59.14476		100	0	0	1.45	10	150	59%	43	85	0%	
2,4,5-Trichlorophenol	A	ug/L	67.49022	67.49022		100	0	0	2.23	10	150	67%	27	123	0%	
2,4,6-Trichlorophenol	A	ug/L	69.86765	69.86765		100	0	0	2.64	10	150	70%	24	120	0%	
2,4-Dichlorophenol	A	ug/L	63.665	63.665		100	0	0	1.69	10	150	64%	24	107	0%	
2,4-Dimethylphenol	A	ug/L	75.50164	75.50164		100	0	0	1.69	10	150	76%	39	96	0%	
2,4-Dinitrophenol	A	ug/L	67.35707	67.35707		100	0	0	4.26	10	150	67%	16	105	0%	
2,4-Dinitrotoluene	A	ug/L	89.18157	89.18157		100	0	0	3.04	10	150	89%	64	116	0%	
2,6-Dinitrotoluene	A	ug/L	80.08181	80.08181		100	0	0	3.2	10	150	80%	56	116	0%	
2-Chloronaphthalene	A	ug/L	77.60534	77.60534		100	0	0	2.14	10	150	78%	55	104	0%	
2-Chlorophenol	A	ug/L	58.32139	58.32139		100	0	0	2.48	10	150	58%	22	97	0%	
2-Methylnaphthalene	A	ug/L	74.5252	74.5252		100	0	0	1.92	10	150	75%	55	103	0%	
2-Nitroaniline	A	ug/L	77.48591	77.48591		100	0	0	2.4	10	150	77%	50	124	0%	
2-Nitrophenol	A	ug/L	73.91507	73.91507		100	0	0	2.36	10	150	74%	30	105	0%	
3,3´-Dichlorobenzidine	A	ug/L	58.96224	58.96224		100	0	0	2.11	10	150	59%	36	120	0%	
3-Nitroaniline	A	ug/L	68.47644	68.47644		100	0	0	2.77	10	150	68%	49	106	0%	
4,6-Dinitro-2-methylphenol	A	ug/L	81.10838	81.10838		100	0	0	2.33	10	150	81%	19	128	0%	
4-Bromophenyl phenyl ether	A	ug/L	87.83684	87.83684		100	0	0	1.74	10	150	88%	60	113	0%	
4-Chloro-2-methylphenol	A	ug/L	72.98882	72.98882		100	0	0	1.6	10	150	73%	37	99	0%	
4-Chloro-3-methylphenol	A	ug/L	77.32878	77.32878		100	0	0	1.46	10	150	77%	35	101	0%	
4-Chlorophenol	A	ug/L	62.28145	62.28145		100	0	0	2.64	10	150	62%	16	98	0%	
4-Chlorophenyl phenyl ether	A	ug/L	89.44965	89.44965		100	0	0	2.03	10	150	89%	60	108	0%	
4-Nitroaniline	A	ug/L	71.50647	71.50647		100	0	0	1.63	10	150	72%	48	117	0%	
4-Nitrophenol	A	ug/L	36.5927	36.5927		100	0	0	2.5	10	150	37%	10	77	0%	
Acenaphthene	A	ug/L	79.24385	79.24385		100	0	0	1.89	10	150	79%	62	105	0%	
Acenaphthylene	A	ug/L	78.58832	78.58832		100	0	0	1.57	10	150	79%	58	97	0%	
Aniline	A	ug/L	31.50659	31.50659		100	0	0	3.74	10	150	32%	12	54	0%	
Anthracene	A	ug/L	93.62028	93.62028		100	0	0	1.23	10	150	94%	61	108	0%	
Azobenzene	A	ug/L	74.97539	74.97539		100	0	0	1.09	10	150	75%	58	107	0%	
Benzidine	A	ug/L	28.02752	28.02752		100	0	0	6.72	10	150	28%	10	121	0%	
Benzo(a)anthracene	A	ug/L	96.216	96.216		100	0	0	0.856	10	150	96%	62	111	0%	

Seq No	Lab ID	Test Code	Sample Typ	File ID	Analysis Date	DF	Batch ID	Prep Date	SPKref	RPDref	pmoist
15055081	B22021435-001	SVOC-8270-W-	MS	SV5973N.I\sd022	2/24/2022 7:24:4	1	163957	2/23/2022 9:	2E+07	0	

Analyte	T	Units	RAW	Final	Text	Spike	SPKref	RPDref	MDL	PQL	UQL	%REC	LOW	HIGH	%RPD	Q
Benzo(a)pyrene	A	ug/L	84.51036	84.51036		100	0	0	1.24	10	150	85%	56	109	0%	
Benzo(b)fluoranthene	A	ug/L	86.20831	86.20831		100	0	0	0.903	10	150	86%	53	123	0%	
Benzo(g,h,i)perylene	A	ug/L	84.58734	84.58734		100	0	0	1.01	10	150	85%	62	122	0%	
Benzo(k)fluoranthene	A	ug/L	84.9867	84.9867		100	0	0	0.97	10	150	85%	55	116	0%	
Benzoic acid	A	ug/L	14.4411	14.4411		100	0	0	1.51	10	150	14%	10	39	0%	
Benzyl alcohol	A	ug/L	65.80431	65.80431		100	0	0	3.13	10	150	66%	37	78	0%	
bis(-2-chloroethoxy)Methane	A	ug/L	75.57932	75.57932		100	0	0	1.36	10	150	76%	54	102	0%	
bis(-2-chloroethyl)Ether	A	ug/L	64.34313	64.34313		100	0	0	2.57	10	150	64%	45	92	0%	
bis(2-chloroisopropyl)Ether	A	ug/L	59.14476	59.14476		100	0	0	1.49	10	150	59%	43	85	0%	
bis(2-ethylhexyl)Phthalate	A	ug/L	90.41628	90.41628		100	0	0	1.91	10	150	90%	44	128	0%	
Butylbenzylphthalate	A	ug/L	93.39542	93.39542		100	0	0	1.57	10	150	93%	57	121	0%	
Carbazole	A	ug/L	87.81965	87.81965		100	0	0	0.842	10	150	88%	62	111	0%	
Chrysene	A	ug/L	90.87364	90.87364		100	0	0	1.17	10	150	91%	66	107	0%	
Di-n-butyl phthalate	A	ug/L	98.65736	98.65736		100	0	0	0.932	10	150	99%	57	121	0%	
Di-n-octyl phthalate	A	ug/L	91.24409	91.24409		100	0	0	1.34	10	150	91%	45	106	0%	
Dibenzo(a,h)anthracene	A	ug/L	85.6969	85.6969		100	0	0	1.17	10	150	86%	61	115	0%	
Dibenzofuran	A	ug/L	79.89754	79.89754		100	0	0	1.74	10	150	80%	59	106	0%	
Diethyl phthalate	A	ug/L	96.65571	96.65571		100	0	0	2.18	10	150	97%	56	115	0%	
Dimethyl phthalate	A	ug/L	94.26519	94.26519		100	0	0	1.72	10	150	94%	46	115	0%	
Fluoranthene	A	ug/L	89.58893	89.58893		100	0	0	0.883	10	150	90%	60	111	0%	
Fluorene	A	ug/L	79.44272	79.44272		100	0	0	1.82	10	150	79%	60	106	0%	
Hexachlorobenzene	A	ug/L	81.66709	81.66709		100	0	0	1.33	10	150	82%	57	106	0%	
Hexachlorobutadiene	A	ug/L	57.11756	57.11756		100	0	0	2.32	10	150	57%	38	95	0%	
Hexachlorocyclopentadiene	A	ug/L	62.22614	62.22614		100	0	0	2.97	10	150	62%	44	95	0%	
Hexachloroethane	A	ug/L	57.43686	57.43686		100	0	0	1.79	10	150	57%	39	98	0%	
Indeno(1,2,3-cd)pyrene	A	ug/L	81.30592	81.30592		100	0	0	1.25	10	150	81%	50	109	0%	
Isophorone	A	ug/L	76.73443	76.73443		100	0	0	1.67	10	150	77%	51	97	0%	
m+p-Cresols	A	ug/L	67.62588	67.62588		100	0	0	1.78	10	150	68%	25	98	0%	
n-Nitroso-di-n-propylamine	A	ug/L	84.77054	84.77054		100	0	0	1.54	10	150	85%	55	106	0%	
n-Nitrosodimethylamine	A	ug/L	54.25114	54.25114		100	0	0	1.53	10	150	54%	21	65	0%	
n-Nitrosodiphenylamine	A	ug/L	83.00625	83.00625		100	0	0	1.16	10	150	83%	58	117	0%	
Naphthalene	A	ug/L	66.97323	66.97323		100	0	0	1.74	10	150	67%	50	99	0%	
Nitrobenzene	A	ug/L	69.27867	69.27867		100	0	0	2.31	10	150	69%	49	110	0%	
o-Cresol	A	ug/L	66.54705	66.54705		100	0	0	1.83	10	150	67%	34	98	0%	
p-Chloroaniline	A	ug/L	54.00189	54.00189		100	0	0	1.52	10	150	54%	35	86	0%	

Seq No	Lab ID	Test Code	Sample Typ	File ID	Analysis Date	DF	Batch ID	Prep Date	SPKref	RPDref	pmoist
15055081	B22021435-001	SVOC-8270-W-	MS	SV5973N.I\sd022	2/24/2022 7:24:4	1	163957	2/23/2022 9:	2E+07	0	

Analyte	T	Units	RAW	Final	Text	Spike	SPKref	RPDref	MDL	PQL	UQL	%REC	LOW	HIGH	%RPD	Q
Pentachlorophenol	A	ug/L	88.00027	88.00027		100	0	0	4.24	10	150	88%	24	130	0%	
Phenanthrene	A	ug/L	93.23153	93.23153		100	0	0	0.784	10	150	93%	60	107	0%	
Phenol	A	ug/L	43.64755	43.64755		100	0	0	1.46	10	150	44%	37	75	0%	
Pyrene	A	ug/L	89.02954	89.02954		100	0	0	0.921	10	150	89%	61	113	0%	
Pyridine	A	ug/L	32.0836	32.0836		100	0	0	3.22	10	150	32%	10	65	0%	
Triallate	A	ug/L	86.04577	86.04577		100	0	0	1.51	10	150	86%	53	113	0%	
1,4-Dichlorobenzene-d4	I	ug/L	40	40		0	0	0	0	10	150	0%	0	0	0%	
Acenaphthene-d10	I	ug/L	40	40		0	0	0	0	10	150	0%	0	0	0%	
Chrysene-d12	I	ug/L	40	40		0	0	0	0	10	150	0%	0	0	0%	
Naphthalene-d8	I	ug/L	40	40		0	0	0	0	10	150	0%	0	0	0%	
Perylene-d12	I	ug/L	40	40		0	0	0	0	10	150	0%	0	0	0%	
Phenanthrene-d10	I	ug/L	40	40		0	0	0	0	10	150	0%	0	0	0%	
2,4,6-Tribromophenol	S	ug/L	157.85335	157.85335		200	0	0	2.88	10	0	79%	25	140	0%	
2-Fluorobiphenyl	S	ug/L	71.6224	71.6224		100	0	0	0.724	10	0	72%	28	107	0%	
2-Fluorophenol	S	ug/L	70.60875	70.60875		200	0	0	3.52	10	0	35%	10	75	0%	
Nitrobenzene-d5	S	ug/L	68.86236	68.86236		100	0	0	2.34	10	0	69%	32	94	0%	
Phenol-d5	S	ug/L	74.91183	74.91183		200	0	0	2.06	10	0	37%	10	65	0%	
Terphenyl-d14	S	ug/L	91.81597	91.81597		100	0	0	1.17	10	0	92%	32	122	0%	
4-Chloroaniline	X	ug/L	54.00189	54.00189		100	0	0	1.61	10	150	54%	35	86	0%	
o-Terphenyl	X	ug/L	85.79808	85.79808		100	0	0	1.27	10	150	86%	54	105	0%	

Seq No	Lab ID	Test Code	Sample Typ	File ID	Analysis Date	DF	Batch ID	Prep Date	SPKref	RPDref	pmoist
15055082	B22021435-006	SVOC-8270-W-	SAMP	SV5973N.I\sd022	2/24/2022 7:57:0	1	163957	2/23/2022 9:	0	0	

Analyte	T	Units	RAW	Final	Text	Spike	SPKref	RPDref	MDL	PQL	UQL	%REC	LOW	HIGH	%RPD	Q
1,2,4-Trichlorobenzene	A	ug/L	0	0		0	0	0	1.9	10	150	0%	0	0	0%	U
1,2-Dichlorobenzene	A	ug/L	0	0		0	0	0	1.97	10	150	0%	0	0	0%	U
1,3-Dichlorobenzene	A	ug/L	0	0		0	0	0	2.13	10	150	0%	0	0	0%	U
1,4-Dichlorobenzene	A	ug/L	0	0		0	0	0	2.02	10	150	0%	0	0	0%	U
1-Methylnaphthalene	A	ug/L	0	0		0	0	0	2.39	5	150	0%	0	0	0%	U
2,2´-Oxybis(1-Chloropropane)	A	ug/L	0	0		0	0	0	1.45	10	150	0%	0	0	0%	U
2,4,5-Trichlorophenol	A	ug/L	0	0		0	0	0	2.23	10	150	0%	0	0	0%	U
2,4,6-Trichlorophenol	A	ug/L	0	0		0	0	0	2.64	10	150	0%	0	0	0%	U
2,4-Dichlorophenol	A	ug/L	0	0		0	0	0	1.69	10	150	0%	0	0	0%	U
2,4-Dimethylphenol	A	ug/L	0	0		0	0	0	1.69	10	150	0%	0	0	0%	U

Seq No	Lab ID	Test Code	Sample Typ	File ID	Analysis Date	DF	Batch ID	Prep Date	SPKref	RPDref	pmoist
15055082	B22021435-006	SVOC-8270-W-	SAMP	SV5973N.I\sd022	2/24/2022 7:57:0	1	163957	2/23/2022 9:	0	0	

Analyte	T	Units	RAW	Final	Text	Spike	SPKref	RPDref	MDL	PQL	UQL	%REC	LOW	HIGH	%RPD	Q
2,4-Dinitrophenol	A	ug/L	0	0		0	0	0	4.26	10	150	0%	0	0	0%	U
2,4-Dinitrotoluene	A	ug/L	0	0		0	0	0	3.04	10	150	0%	0	0	0%	U
2,6-Dinitrotoluene	A	ug/L	0	0		0	0	0	3.2	10	150	0%	0	0	0%	U
2-Chloronaphthalene	A	ug/L	0	0		0	0	0	2.14	10	150	0%	0	0	0%	U
2-Chlorophenol	A	ug/L	0	0		0	0	0	2.48	10	150	0%	0	0	0%	U
2-Methylnaphthalene	A	ug/L	0	0		0	0	0	1.92	5	150	0%	0	0	0%	U
2-Nitroaniline	A	ug/L	0	0		0	0	0	2.4	10	150	0%	0	0	0%	U
2-Nitrophenol	A	ug/L	0	0		0	0	0	2.36	10	150	0%	0	0	0%	U
3,3´-Dichlorobenzidine	A	ug/L	0	0		0	0	0	2.11	10	150	0%	0	0	0%	U
3-Nitroaniline	A	ug/L	0	0		0	0	0	2.77	10	150	0%	0	0	0%	U
4,6-Dinitro-2-methylphenol	A	ug/L	0	0		0	0	0	2.33	10	150	0%	0	0	0%	U
4-Bromophenyl phenyl ether	A	ug/L	0	0		0	0	0	1.74	10	150	0%	0	0	0%	U
4-Chloro-2-methylphenol	A	ug/L	0	0		0	0	0	1.6	10	150	0%	0	0	0%	U
4-Chloro-3-methylphenol	A	ug/L	0	0		0	0	0	1.46	10	150	0%	0	0	0%	U
4-Chlorophenol	A	ug/L	0	0		0	0	0	2.64	10	150	0%	0	0	0%	U
4-Chlorophenyl phenyl ether	A	ug/L	0	0		0	0	0	2.03	10	150	0%	0	0	0%	U
4-Nitroaniline	A	ug/L	0	0		0	0	0	1.63	10	150	0%	0	0	0%	U
4-Nitrophenol	A	ug/L	0	0		0	0	0	2.5	10	150	0%	0	0	0%	U
Acenaphthene	A	ug/L	0	0		0	0	0	1.89	5	150	0%	0	0	0%	U
Acenaphthylene	A	ug/L	0	0		0	0	0	1.57	5	150	0%	0	0	0%	U
Aniline	A	ug/L	0	0		0	0	0	3.74	10	150	0%	0	0	0%	U
Anthracene	A	ug/L	0	0		0	0	0	1.23	5	150	0%	0	0	0%	U
Azobenzene	A	ug/L	0	0		0	0	0	1.09	10	150	0%	0	0	0%	U
Benzidine	A	ug/L	0	0		0	0	0	6.72	10	150	0%	0	0	0%	U
Benzo(a)anthracene	A	ug/L	0	0		0	0	0	0.856	5	150	0%	0	0	0%	U
Benzo(a)pyrene	A	ug/L	0	0		0	0	0	1.24	5	150	0%	0	0	0%	U
Benzo(b)fluoranthene	A	ug/L	0	0		0	0	0	0.903	5	150	0%	0	0	0%	U
Benzo(g,h,i)perylene	A	ug/L	0	0		0	0	0	1.01	5	150	0%	0	0	0%	U
Benzo(k)fluoranthene	A	ug/L	0	0		0	0	0	0.97	5	150	0%	0	0	0%	U
Benzoic acid	A	ug/L	0	0		0	0	0	1.51	10	150	0%	0	0	0%	U
Benzyl alcohol	A	ug/L	0	0		0	0	0	3.13	10	150	0%	0	0	0%	U
bis(-2-chloroethoxy)Methane	A	ug/L	0	0		0	0	0	1.36	10	150	0%	0	0	0%	U
bis(-2-chloroethyl)Ether	A	ug/L	0	0		0	0	0	2.57	10	150	0%	0	0	0%	U
bis(2-chloroisopropyl)Ether	A	ug/L	0	0		0	0	0	1.49	10	150	0%	0	0	0%	U
bis(2-ethylhexyl)Phthalate	A	ug/L	0	0		0	0	0	1.91	10	150	0%	0	0	0%	U

Seq No	Lab ID	Test Code	Sample Typ	File ID	Analysis Date	DF	Batch ID	Prep Date	SPKref	RPDref	pmoist
15055082	B22021435-006	SVOC-8270-W-	SAMP	SV5973N.I\sd022	2/24/2022 7:57:0	1	163957	2/23/2022 9:	0	0	

Analyte	T	Units	RAW	Final	Text	Spike	SPKref	RPDref	MDL	PQL	UQL	%REC	LOW	HIGH	%RPD	Q
Butylbenzylphthalate	A	ug/L	0	0		0	0	0	1.57	10	150	0%	0	0	0%	U
Carbazole	A	ug/L	0	0		0	0	0	0.842	10	150	0%	0	0	0%	U
Chrysene	A	ug/L	0	0		0	0	0	1.17	5	150	0%	0	0	0%	U
Di-n-butyl phthalate	A	ug/L	0	0		0	0	0	0.932	10	150	0%	0	0	0%	U
Di-n-octyl phthalate	A	ug/L	0	0		0	0	0	1.34	10	150	0%	0	0	0%	U
Dibenzo(a,h)anthracene	A	ug/L	0	0		0	0	0	1.17	5	150	0%	0	0	0%	U
Dibenzofuran	A	ug/L	0	0		0	0	0	1.74	10	150	0%	0	0	0%	U
Diethyl phthalate	A	ug/L	0	0		0	0	0	2.18	10	150	0%	0	0	0%	U
Dimethyl phthalate	A	ug/L	0	0		0	0	0	1.72	10	150	0%	0	0	0%	U
Fluoranthene	A	ug/L	0	0		0	0	0	0.883	5	150	0%	0	0	0%	U
Fluorene	A	ug/L	0	0		0	0	0	1.82	5	150	0%	0	0	0%	U
Hexachlorobenzene	A	ug/L	0	0		0	0	0	1.33	10	150	0%	0	0	0%	U
Hexachlorobutadiene	A	ug/L	0	0		0	0	0	2.32	10	150	0%	0	0	0%	U
Hexachlorocyclopentadiene	A	ug/L	0	0		0	0	0	2.97	10	150	0%	0	0	0%	U
Hexachloroethane	A	ug/L	0	0		0	0	0	1.79	10	150	0%	0	0	0%	U
Indeno(1,2,3-cd)pyrene	A	ug/L	0	0		0	0	0	1.25	5	150	0%	0	0	0%	U
Isophorone	A	ug/L	0	0		0	0	0	1.67	10	150	0%	0	0	0%	U
m+p-Cresols	A	ug/L	0	0		0	0	0	1.78	10	150	0%	0	0	0%	U
n-Nitroso-di-n-propylamine	A	ug/L	0	0		0	0	0	1.54	10	150	0%	0	0	0%	U
n-Nitrosodimethylamine	A	ug/L	0	0		0	0	0	1.53	10	150	0%	0	0	0%	U
n-Nitrosodiphenylamine	A	ug/L	0	0		0	0	0	1.16	10	150	0%	0	0	0%	U
Naphthalene	A	ug/L	0	0		0	0	0	1.74	5	150	0%	0	0	0%	U
Nitrobenzene	A	ug/L	0	0		0	0	0	2.31	10	150	0%	0	0	0%	U
o-Cresol	A	ug/L	0	0		0	0	0	1.83	10	150	0%	0	0	0%	U
p-Chloroaniline	A	ug/L	0	0		0	0	0	1.52	10	150	0%	0	0	0%	U
Pentachlorophenol	A	ug/L	0	0		0	0	0	4.24	10	150	0%	0	0	0%	U
Phenanthrene	A	ug/L	0	0		0	0	0	0.784	5	150	0%	0	0	0%	U
Phenol	A	ug/L	0	0		0	0	0	1.46	10	150	0%	0	0	0%	U
Pyrene	A	ug/L	0	0		0	0	0	0.921	5	150	0%	0	0	0%	U
Pyridine	A	ug/L	0	0		0	0	0	3.22	10	150	0%	0	0	0%	U
Triallate	A	ug/L	0	0		0	0	0	1.51	10	150	0%	0	0	0%	U
1,4-Dichlorobenzene-d4	I	ug/L	40	40		0	0	0	0	10	150	0%	0	0	0%	
Acenaphthene-d10	I	ug/L	40	40		0	0	0	0	10	150	0%	0	0	0%	
Chrysene-d12	I	ug/L	40	40		0	0	0	0	10	150	0%	0	0	0%	
Naphthalene-d8	I	ug/L	40	40		0	0	0	0	10	150	0%	0	0	0%	

Seq No	Lab ID	Test Code	Sample Typ	File ID	Analysis Date	DF	Batch ID	Prep Date	SPKref	RPDref	pmoist
15055082	B22021435-006	SVOC-8270-W-	SAMP	SV5973N.I\sd022	2/24/2022 7:57:0	1	163957	2/23/2022 9:	0	0	

Analyte	T	Units	RAW	Final	Text	Spike	SPKref	RPDref	MDL	PQL	UQL	%REC	LOW	HIGH	%RPD	Q
Perylene-d12	I	ug/L	40	40		0	0	0	0	10	150	0%	0	0	0%	
Phenanthrene-d10	I	ug/L	40	40		0	0	0	0	10	150	0%	0	0	0%	
2,4,6-Tribromophenol	S	ug/L	133.08116	133.08116		200	0	0	2.88	10	0	67%	43	140	0%	
2-Fluorobiphenyl	S	ug/L	52.49091	52.49091		100	0	0	0.724	10	0	52%	44	119	0%	
2-Fluorophenol	S	ug/L	51.52297	51.52297		200	0	0	3.52	10	0	26%	19	119	0%	
Nitrobenzene-d5	S	ug/L	52.90298	52.90298		100	0	0	2.34	10	0	53%	44	120	0%	
Phenol-d5	S	ug/L	50.65543	50.65543		200	0	0	2.06	10	0	25%	10	65	0%	
Terphenyl-d14	S	ug/L	90.29822	90.29822		100	0	0	1.17	10	0	90%	50	134	0%	
4-Chloroaniline	X	ug/L	0	0		0	0	0	1.61	10	150	0%	0	0	0%	U
o-Terphenyl	X	ug/L	0	0		0	0	0	1.27	10	150	0%	0	0	0%	U

Seq No	Lab ID	Test Code	Sample Typ	File ID	Analysis Date	DF	Batch ID	Prep Date	SPKref	RPDref	pmoist
15055083	B22021435-006	SVOC-8270-W-	MS	SV5973N.I\sd022	2/24/2022 8:29:1	1	163957	2/23/2022 9:	2E+07	0	

Analyte	T	Units	RAW	Final	Text	Spike	SPKref	RPDref	MDL	PQL	UQL	%REC	LOW	HIGH	%RPD	Q
1,2,4-Trichlorobenzene	A	ug/L	61.38074	61.38074		100	0	0	1.9	10	150	61%	48	98	0%	
1,2-Dichlorobenzene	A	ug/L	58.39079	58.39079		100	0	0	1.97	10	150	58%	48	91	0%	
1,3-Dichlorobenzene	A	ug/L	55.77913	55.77913		100	0	0	2.13	10	150	56%	46	89	0%	
1,4-Dichlorobenzene	A	ug/L	51.85391	51.85391		100	0	0	2.02	10	150	52%	46	90	0%	
1-Methylnaphthalene	A	ug/L	70.70356	70.70356		100	0	0	2.39	10	150	71%	52	97	0%	
2,2´-Oxybis(1-Chloropropane)	A	ug/L	55.52705	55.52705		100	0	0	1.45	10	150	56%	43	85	0%	
2,4,5-Trichlorophenol	A	ug/L	64.17208	64.17208		100	0	0	2.23	10	150	64%	27	123	0%	
2,4,6-Trichlorophenol	A	ug/L	67.77152	67.77152		100	0	0	2.64	10	150	68%	24	120	0%	
2,4-Dichlorophenol	A	ug/L	55.59045	55.59045		100	0	0	1.69	10	150	56%	24	107	0%	
2,4-Dimethylphenol	A	ug/L	67.5669	67.5669		100	0	0	1.69	10	150	68%	39	96	0%	
2,4-Dinitrophenol	A	ug/L	66.53818	66.53818		100	0	0	4.26	10	150	67%	16	105	0%	
2,4-Dinitrotoluene	A	ug/L	100.09658	100.09658		100	0	0	3.04	10	150	100%	64	116	0%	
2,6-Dinitrotoluene	A	ug/L	87.85012	87.85012		100	0	0	3.2	10	150	88%	56	116	0%	
2-Chloronaphthalene	A	ug/L	80.92218	80.92218		100	0	0	2.14	10	150	81%	55	104	0%	
2-Chlorophenol	A	ug/L	51.9475	51.9475		100	0	0	2.48	10	150	52%	22	97	0%	
2-Methylnaphthalene	A	ug/L	73.5183	73.5183		100	0	0	1.92	10	150	74%	55	103	0%	
2-Nitroaniline	A	ug/L	74.51272	74.51272		100	0	0	2.4	10	150	75%	50	124	0%	
2-Nitrophenol	A	ug/L	67.89979	67.89979		100	0	0	2.36	10	150	68%	30	105	0%	
3,3´-Dichlorobenzidine	A	ug/L	62.9888	62.9888		100	0	0	2.11	10	150	63%	36	120	0%	
3-Nitroaniline	A	ug/L	62.66118	62.66118		100	0	0	2.77	10	150	63%	49	106	0%	

Seq No	Lab ID	Test Code	Sample Typ	File ID	Analysis Date	DF	Batch ID	Prep Date	SPKref	RPDref	pmoist
15055083	B22021435-006	SVOC-8270-W-	MS	SV5973N.I\sd022	2/24/2022 8:29:1	1	163957	2/23/2022 9:	2E+07	0	

Analyte	T	Units	RAW	Final	Text	Spike	SPKref	RPDref	MDL	PQL	UQL	%REC	LOW	HIGH	%RPD	Q
4,6-Dinitro-2-methylphenol	A	ug/L	73.66746	73.66746		100	0	0	2.33	10	150	74%	19	128	0%	
4-Bromophenyl phenyl ether	A	ug/L	86.46312	86.46312		100	0	0	1.74	10	150	86%	60	113	0%	
4-Chloro-2-methylphenol	A	ug/L	62.78956	62.78956		100	0	0	1.6	10	150	63%	37	99	0%	
4-Chloro-3-methylphenol	A	ug/L	71.33865	71.33865		100	0	0	1.46	10	150	71%	35	101	0%	
4-Chlorophenol	A	ug/L	57.41023	57.41023		100	0	0	2.64	10	150	57%	16	98	0%	
4-Chlorophenyl phenyl ether	A	ug/L	86.25307	86.25307		100	0	0	2.03	10	150	86%	60	108	0%	
4-Nitroaniline	A	ug/L	65.71826	65.71826		100	0	0	1.63	10	150	66%	48	117	0%	
4-Nitrophenol	A	ug/L	36.16775	36.16775		100	0	0	2.5	10	150	36%	10	77	0%	
Acenaphthene	A	ug/L	83.38845	83.38845		100	0	0	1.89	10	150	83%	62	105	0%	
Acenaphthylene	A	ug/L	74.88295	74.88295		100	0	0	1.57	10	150	75%	58	97	0%	
Aniline	A	ug/L	28.36978	28.36978		100	0	0	3.74	10	150	28%	12	54	0%	
Anthracene	A	ug/L	93.86683	93.86683		100	0	0	1.23	10	150	94%	61	108	0%	
Azobenzene	A	ug/L	78.64126	78.64126		100	0	0	1.09	10	150	79%	58	107	0%	
Benzidine	A	ug/L	25.69726	25.69726		100	0	0	6.72	10	150	26%	10	121	0%	
Benzo(a)anthracene	A	ug/L	97.72529	97.72529		100	0	0	0.856	10	150	98%	62	111	0%	
Benzo(a)pyrene	A	ug/L	83.7315	83.7315		100	0	0	1.24	10	150	84%	56	109	0%	
Benzo(b)fluoranthene	A	ug/L	88.12017	88.12017		100	0	0	0.903	10	150	88%	53	123	0%	
Benzo(g,h,i)perylene	A	ug/L	86.0756	86.0756		100	0	0	1.01	10	150	86%	62	122	0%	
Benzo(k)fluoranthene	A	ug/L	85.52344	85.52344		100	0	0	0.97	10	150	86%	55	116	0%	
Benzoic acid	A	ug/L	14.9203	14.9203		100	0	0	1.51	10	150	15%	10	39	0%	
Benzyl alcohol	A	ug/L	59.23272	59.23272		100	0	0	3.13	10	150	59%	37	78	0%	
bis(-2-chloroethoxy)Methane	A	ug/L	72.78534	72.78534		100	0	0	1.36	10	150	73%	54	102	0%	
bis(-2-chloroethyl)Ether	A	ug/L	62.33451	62.33451		100	0	0	2.57	10	150	62%	45	92	0%	
bis(2-chloroisopropyl)Ether	A	ug/L	55.52705	55.52705		100	0	0	1.49	10	150	56%	43	85	0%	
bis(2-ethylhexyl)Phthalate	A	ug/L	85.65119	85.65119		100	0	0	1.91	10	150	86%	44	128	0%	
Butylbenzylphthalate	A	ug/L	95.27173	95.27173		100	0	0	1.57	10	150	95%	57	121	0%	
Carbazole	A	ug/L	89.31984	89.31984		100	0	0	0.842	10	150	89%	62	111	0%	
Chrysene	A	ug/L	91.89309	91.89309		100	0	0	1.17	10	150	92%	66	107	0%	
Di-n-butyl phthalate	A	ug/L	95.92222	95.92222		100	0	0	0.932	10	150	96%	57	121	0%	
Di-n-octyl phthalate	A	ug/L	84.18113	84.18113		100	0	0	1.34	10	150	84%	45	106	0%	
Dibenzo(a,h)anthracene	A	ug/L	85.95396	85.95396		100	0	0	1.17	10	150	86%	61	115	0%	
Dibenzofuran	A	ug/L	80.31482	80.31482		100	0	0	1.74	10	150	80%	59	106	0%	
Diethyl phthalate	A	ug/L	97.13931	97.13931		100	0	0	2.18	10	150	97%	56	115	0%	
Dimethyl phthalate	A	ug/L	89.35354	89.35354		100	0	0	1.72	10	150	89%	46	115	0%	
Fluoranthene	A	ug/L	90.14639	90.14639		100	0	0	0.883	10	150	90%	60	111	0%	

Seq No	Lab ID	Test Code	Sample Typ	File ID	Analysis Date	DF	Batch ID	Prep Date	SPKref	RPDref	pmoist
15055083	B22021435-006	SVOC-8270-W-	MS	SV5973N.I\sd022	2/24/2022 8:29:1	1	163957	2/23/2022 9:	2E+07	0	

Analyte	T	Units	RAW	Final	Text	Spike	SPKref	RPDref	MDL	PQL	UQL	%REC	LOW	HIGH	%RPD	Q
Fluorene	A	ug/L	78.86625	78.86625		100	0	0	1.82	10	150	79%	60	106	0%	
Hexachlorobenzene	A	ug/L	84.02988	84.02988		100	0	0	1.33	10	150	84%	57	106	0%	
Hexachlorobutadiene	A	ug/L	55.07963	55.07963		100	0	0	2.32	10	150	55%	38	95	0%	
Hexachlorocyclopentadiene	A	ug/L	62.36782	62.36782		100	0	0	2.97	10	150	62%	44	95	0%	
Hexachloroethane	A	ug/L	54.54031	54.54031		100	0	0	1.79	10	150	55%	39	98	0%	
Indeno(1,2,3-cd)pyrene	A	ug/L	82.98378	82.98378		100	0	0	1.25	10	150	83%	50	109	0%	
Isophorone	A	ug/L	72.09329	72.09329		100	0	0	1.67	10	150	72%	51	97	0%	
m+p-Cresols	A	ug/L	60.45148	60.45148		100	0	0	1.78	10	150	60%	25	98	0%	
n-Nitroso-di-n-propylamine	A	ug/L	78.58771	78.58771		100	0	0	1.54	10	150	79%	55	106	0%	
n-Nitrosodimethylamine	A	ug/L	49.13814	49.13814		100	0	0	1.53	10	150	49%	21	65	0%	
n-Nitrosodiphenylamine	A	ug/L	88.3796	88.3796		100	0	0	1.16	10	150	88%	58	117	0%	
Naphthalene	A	ug/L	67.62356	67.62356		100	0	0	1.74	10	150	68%	50	99	0%	
Nitrobenzene	A	ug/L	68.73968	68.73968		100	0	0	2.31	10	150	69%	49	110	0%	
o-Cresol	A	ug/L	61.13302	61.13302		100	0	0	1.83	10	150	61%	34	98	0%	
p-Chloroaniline	A	ug/L	45.71775	45.71775		100	0	0	1.52	10	150	46%	35	86	0%	
Pentachlorophenol	A	ug/L	89.4357	89.4357		100	0	0	4.24	10	150	89%	24	130	0%	
Phenanthrene	A	ug/L	91.2954	91.2954		100	0	0	0.784	10	150	91%	60	107	0%	
Phenol	A	ug/L	40.75657	40.75657		100	0	0	1.46	10	150	41%	37	75	0%	
Pyrene	A	ug/L	87.11634	87.11634		100	0	0	0.921	10	150	87%	61	113	0%	
Pyridine	A	ug/L	28.26659	28.26659		100	0	0	3.22	10	150	28%	10	65	0%	
Triallate	A	ug/L	84.31473	84.31473		100	0	0	1.51	10	150	84%	53	113	0%	
1,4-Dichlorobenzene-d4	I	ug/L	40	40		0	0	0	0	10	150	0%	0	0	0%	
Acenaphthene-d10	I	ug/L	40	40		0	0	0	0	10	150	0%	0	0	0%	
Chrysene-d12	I	ug/L	40	40		0	0	0	0	10	150	0%	0	0	0%	
Naphthalene-d8	I	ug/L	40	40		0	0	0	0	10	150	0%	0	0	0%	
Perylene-d12	I	ug/L	40	40		0	0	0	0	10	150	0%	0	0	0%	
Phenanthrene-d10	I	ug/L	40	40		0	0	0	0	10	150	0%	0	0	0%	
2,4,6-Tribromophenol	S	ug/L	150.82443	150.82443		200	0	0	2.88	10	0	75%	25	140	0%	
2-Fluorobiphenyl	S	ug/L	70.26571	70.26571		100	0	0	0.724	10	0	70%	28	107	0%	
2-Fluorophenol	S	ug/L	58.94014	58.94014		200	0	0	3.52	10	0	29%	10	75	0%	
Nitrobenzene-d5	S	ug/L	67.74289	67.74289		100	0	0	2.34	10	0	68%	32	94	0%	
Phenol-d5	S	ug/L	70.19448	70.19448		200	0	0	2.06	10	0	35%	10	65	0%	
Terphenyl-d14	S	ug/L	93.42279	93.42279		100	0	0	1.17	10	0	93%	32	122	0%	
4-Chloroaniline	X	ug/L	45.71775	45.71775		100	0	0	1.61	10	150	46%	35	86	0%	
o-Terphenyl	X	ug/L	87.57763	87.57763		100	0	0	1.27	10	150	88%	54	105	0%	

Seq No	Lab ID	Test Code	Sample Typ	File ID	Analysis Date	DF	Batch ID	Prep Date	SPKref	RPDref	pmoist
15055084	B22021435-007	SVOC-8270-W-	SAMP	SV5973N.I\sd022	2/24/2022 9:01:2	1	163957	2/23/2022 9:	0	0	

Analyte	T	Units	RAW	Final	Text	Spike	SPKref	RPDref	MDL	PQL	UQL	%REC	LOW	HIGH	%RPD	Q
1,2,4-Trichlorobenzene	A	ug/L	0	0		0	0	0	1.9	10	150	0%	0	0	0%	U
1,2-Dichlorobenzene	A	ug/L	0	0		0	0	0	1.97	10	150	0%	0	0	0%	U
1,3-Dichlorobenzene	A	ug/L	0	0		0	0	0	2.13	10	150	0%	0	0	0%	U
1,4-Dichlorobenzene	A	ug/L	0	0		0	0	0	2.02	10	150	0%	0	0	0%	U
1-Methylnaphthalene	A	ug/L	0	0		0	0	0	2.39	5	150	0%	0	0	0%	U
2,2´-Oxybis(1-Chloropropane)	A	ug/L	0	0		0	0	0	1.45	10	150	0%	0	0	0%	U
2,4,5-Trichlorophenol	A	ug/L	0	0		0	0	0	2.23	10	150	0%	0	0	0%	U
2,4,6-Trichlorophenol	A	ug/L	0	0		0	0	0	2.64	10	150	0%	0	0	0%	U
2,4-Dichlorophenol	A	ug/L	0	0		0	0	0	1.69	10	150	0%	0	0	0%	U
2,4-Dimethylphenol	A	ug/L	0	0		0	0	0	1.69	10	150	0%	0	0	0%	U
2,4-Dinitrophenol	A	ug/L	0	0		0	0	0	4.26	10	150	0%	0	0	0%	U
2,4-Dinitrotoluene	A	ug/L	0	0		0	0	0	3.04	10	150	0%	0	0	0%	U
2,6-Dinitrotoluene	A	ug/L	0	0		0	0	0	3.2	10	150	0%	0	0	0%	U
2-Chloronaphthalene	A	ug/L	0	0		0	0	0	2.14	10	150	0%	0	0	0%	U
2-Chlorophenol	A	ug/L	0	0		0	0	0	2.48	10	150	0%	0	0	0%	U
2-Methylnaphthalene	A	ug/L	0	0		0	0	0	1.92	5	150	0%	0	0	0%	U
2-Nitroaniline	A	ug/L	0	0		0	0	0	2.4	10	150	0%	0	0	0%	U
2-Nitrophenol	A	ug/L	0	0		0	0	0	2.36	10	150	0%	0	0	0%	U
3,3´-Dichlorobenzidine	A	ug/L	0	0		0	0	0	2.11	10	150	0%	0	0	0%	U
3-Nitroaniline	A	ug/L	0	0		0	0	0	2.77	10	150	0%	0	0	0%	U
4,6-Dinitro-2-methylphenol	A	ug/L	0	0		0	0	0	2.33	10	150	0%	0	0	0%	U
4-Bromophenyl phenyl ether	A	ug/L	0	0		0	0	0	1.74	10	150	0%	0	0	0%	U
4-Chloro-2-methylphenol	A	ug/L	0	0		0	0	0	1.6	10	150	0%	0	0	0%	U
4-Chloro-3-methylphenol	A	ug/L	0	0		0	0	0	1.46	10	150	0%	0	0	0%	U
4-Chlorophenol	A	ug/L	0	0		0	0	0	2.64	10	150	0%	0	0	0%	U
4-Chlorophenyl phenyl ether	A	ug/L	0	0		0	0	0	2.03	10	150	0%	0	0	0%	U
4-Nitroaniline	A	ug/L	0	0		0	0	0	1.63	10	150	0%	0	0	0%	U
4-Nitrophenol	A	ug/L	0	0		0	0	0	2.5	10	150	0%	0	0	0%	U
Acenaphthene	A	ug/L	0	0		0	0	0	1.89	5	150	0%	0	0	0%	U
Acenaphthylene	A	ug/L	0	0		0	0	0	1.57	5	150	0%	0	0	0%	U
Aniline	A	ug/L	0	0		0	0	0	3.74	10	150	0%	0	0	0%	U
Anthracene	A	ug/L	0	0		0	0	0	1.23	5	150	0%	0	0	0%	U
Azobenzene	A	ug/L	0	0		0	0	0	1.09	10	150	0%	0	0	0%	U
Benzidine	A	ug/L	0	0		0	0	0	6.72	10	150	0%	0	0	0%	U
Benzo(a)anthracene	A	ug/L	0	0		0	0	0	0.856	5	150	0%	0	0	0%	U

Seq No	Lab ID	Test Code	Sample Typ	File ID	Analysis Date	DF	Batch ID	Prep Date	SPKref	RPDref	pmoist
15055084	B22021435-007	SVOC-8270-W-	SAMP	SV5973N.I\sd022	2/24/2022 9:01:2	1	163957	2/23/2022 9:	0	0	

Analyte	T	Units	RAW	Final	Text	Spike	SPKref	RPDref	MDL	PQL	UQL	%REC	LOW	HIGH	%RPD	Q
Benzo(a)pyrene	A	ug/L	0	0		0	0	0	1.24	5	150	0%	0	0	0%	U
Benzo(b)fluoranthene	A	ug/L	0	0		0	0	0	0.903	5	150	0%	0	0	0%	U
Benzo(g,h,i)perylene	A	ug/L	0	0		0	0	0	1.01	5	150	0%	0	0	0%	U
Benzo(k)fluoranthene	A	ug/L	0	0		0	0	0	0.97	5	150	0%	0	0	0%	U
Benzoic acid	A	ug/L	0	0		0	0	0	1.51	10	150	0%	0	0	0%	U
Benzyl alcohol	A	ug/L	0	0		0	0	0	3.13	10	150	0%	0	0	0%	U
bis(-2-chloroethoxy)Methane	A	ug/L	0	0		0	0	0	1.36	10	150	0%	0	0	0%	U
bis(-2-chloroethyl)Ether	A	ug/L	0	0		0	0	0	2.57	10	150	0%	0	0	0%	U
bis(2-chloroisopropyl)Ether	A	ug/L	0	0		0	0	0	1.49	10	150	0%	0	0	0%	U
bis(2-ethylhexyl)Phthalate	A	ug/L	0	0		0	0	0	1.91	10	150	0%	0	0	0%	U
Butylbenzylphthalate	A	ug/L	0	0		0	0	0	1.57	10	150	0%	0	0	0%	U
Carbazole	A	ug/L	0	0		0	0	0	0.842	10	150	0%	0	0	0%	U
Chrysene	A	ug/L	0	0		0	0	0	1.17	5	150	0%	0	0	0%	U
Di-n-butyl phthalate	A	ug/L	0	0		0	0	0	0.932	10	150	0%	0	0	0%	U
Di-n-octyl phthalate	A	ug/L	0	0		0	0	0	1.34	10	150	0%	0	0	0%	U
Dibenzo(a,h)anthracene	A	ug/L	0	0		0	0	0	1.17	5	150	0%	0	0	0%	U
Dibenzofuran	A	ug/L	0	0		0	0	0	1.74	10	150	0%	0	0	0%	U
Diethyl phthalate	A	ug/L	0	0		0	0	0	2.18	10	150	0%	0	0	0%	U
Dimethyl phthalate	A	ug/L	0	0		0	0	0	1.72	10	150	0%	0	0	0%	U
Fluoranthene	A	ug/L	0	0		0	0	0	0.883	5	150	0%	0	0	0%	U
Fluorene	A	ug/L	0	0		0	0	0	1.82	5	150	0%	0	0	0%	U
Hexachlorobenzene	A	ug/L	0	0		0	0	0	1.33	10	150	0%	0	0	0%	U
Hexachlorobutadiene	A	ug/L	0	0		0	0	0	2.32	10	150	0%	0	0	0%	U
Hexachlorocyclopentadiene	A	ug/L	0	0		0	0	0	2.97	10	150	0%	0	0	0%	U
Hexachloroethane	A	ug/L	0	0		0	0	0	1.79	10	150	0%	0	0	0%	U
Indeno(1,2,3-cd)pyrene	A	ug/L	0	0		0	0	0	1.25	5	150	0%	0	0	0%	U
Isophorone	A	ug/L	0	0		0	0	0	1.67	10	150	0%	0	0	0%	U
m+p-Cresols	A	ug/L	0	0		0	0	0	1.78	10	150	0%	0	0	0%	U
n-Nitroso-di-n-propylamine	A	ug/L	0	0		0	0	0	1.54	10	150	0%	0	0	0%	U
n-Nitrosodimethylamine	A	ug/L	0	0		0	0	0	1.53	10	150	0%	0	0	0%	U
n-Nitrosodiphenylamine	A	ug/L	0	0		0	0	0	1.16	10	150	0%	0	0	0%	U
Naphthalene	A	ug/L	0	0		0	0	0	1.74	5	150	0%	0	0	0%	U
Nitrobenzene	A	ug/L	0	0		0	0	0	2.31	10	150	0%	0	0	0%	U
o-Cresol	A	ug/L	0	0		0	0	0	1.83	10	150	0%	0	0	0%	U
p-Chloroaniline	A	ug/L	0	0		0	0	0	1.52	10	150	0%	0	0	0%	U

Seq No	Lab ID	Test Code	Sample Typ	File ID	Analysis Date	DF	Batch ID	Prep Date	SPKref	RPDref	pmoist
15055084	B22021435-007	SVOC-8270-W-	SAMP	SV5973N.I\sd022	2/24/2022 9:01:2	1	163957	2/23/2022 9:	0	0	

Analyte	T	Units	RAW	Final	Text	Spike	SPKref	RPDref	MDL	PQL	UQL	%REC	LOW	HIGH	%RPD	Q
Pentachlorophenol	A	ug/L	0	0		0	0	0	4.24	10	150	0%	0	0	0%	U
Phenanthrene	A	ug/L	0	0		0	0	0	0.784	5	150	0%	0	0	0%	U
Phenol	A	ug/L	0	0		0	0	0	1.46	10	150	0%	0	0	0%	U
Pyrene	A	ug/L	0	0		0	0	0	0.921	5	150	0%	0	0	0%	U
Pyridine	A	ug/L	0	0		0	0	0	3.22	10	150	0%	0	0	0%	U
Triallate	A	ug/L	0	0		0	0	0	1.51	10	150	0%	0	0	0%	U
1,4-Dichlorobenzene-d4	I	ug/L	40	40		0	0	0	0	10	150	0%	0	0	0%	
Acenaphthene-d10	I	ug/L	40	40		0	0	0	0	10	150	0%	0	0	0%	
Chrysene-d12	I	ug/L	40	40		0	0	0	0	10	150	0%	0	0	0%	
Naphthalene-d8	I	ug/L	40	40		0	0	0	0	10	150	0%	0	0	0%	
Perylene-d12	I	ug/L	40	40		0	0	0	0	10	150	0%	0	0	0%	
Phenanthrene-d10	I	ug/L	40	40		0	0	0	0	10	150	0%	0	0	0%	
2,4,6-Tribromophenol	S	ug/L	144.08684	144.08684		200	0	0	2.88	10	0	72%	43	140	0%	
2-Fluorobiphenyl	S	ug/L	54.75037	54.75037		100	0	0	0.724	10	0	55%	44	119	0%	
2-Fluorophenol	S	ug/L	55.85525	55.85525		200	0	0	3.52	10	0	28%	19	119	0%	
Nitrobenzene-d5	S	ug/L	56.50079	56.50079		100	0	0	2.34	10	0	57%	44	120	0%	
Phenol-d5	S	ug/L	50.86981	50.86981		200	0	0	2.06	10	0	25%	10	65	0%	
Terphenyl-d14	S	ug/L	91.83416	91.83416		100	0	0	1.17	10	0	92%	50	134	0%	
4-Chloroaniline	X	ug/L	0	0		0	0	0	1.61	10	150	0%	0	0	0%	U
o-Terphenyl	X	ug/L	0	0		0	0	0	1.27	10	150	0%	0	0	0%	U

Seq No	Lab ID	Test Code	Sample Typ	File ID	Analysis Date	DF	Batch ID	Prep Date	SPKref	RPDref	pmoist
15055085	B22021435-012	SVOC-8270-W-	SAMP	SV5973N.I\sd022	2/24/2022 9:33:3	1	163957	2/23/2022 9:	0	0	

Analyte	T	Units	RAW	Final	Text	Spike	SPKref	RPDref	MDL	PQL	UQL	%REC	LOW	HIGH	%RPD	Q
1,2,4-Trichlorobenzene	A	ug/L	0	0		0	0	0	1.9	10	150	0%	0	0	0%	U
1,2-Dichlorobenzene	A	ug/L	0	0		0	0	0	1.97	10	150	0%	0	0	0%	U
1,3-Dichlorobenzene	A	ug/L	0	0		0	0	0	2.13	10	150	0%	0	0	0%	U
1,4-Dichlorobenzene	A	ug/L	0	0		0	0	0	2.02	10	150	0%	0	0	0%	U
1-Methylnaphthalene	A	ug/L	0	0		0	0	0	2.39	5	150	0%	0	0	0%	U
2,2´-Oxybis(1-Chloropropane)	A	ug/L	0	0		0	0	0	1.45	10	150	0%	0	0	0%	U
2,4,5-Trichlorophenol	A	ug/L	0	0		0	0	0	2.23	10	150	0%	0	0	0%	U
2,4,6-Trichlorophenol	A	ug/L	0	0		0	0	0	2.64	10	150	0%	0	0	0%	U
2,4-Dichlorophenol	A	ug/L	0	0		0	0	0	1.69	10	150	0%	0	0	0%	U
2,4-Dimethylphenol	A	ug/L	0	0		0	0	0	1.69	10	150	0%	0	0	0%	U

Seq No	Lab ID	Test Code	Sample Typ	File ID	Analysis Date	DF	Batch ID	Prep Date	SPKref	RPDref	pmoist
15055085	B22021435-012	SVOC-8270-W-	SAMP	SV5973N.I\sd022	2/24/2022 9:33:3	1	163957	2/23/2022 9:	0	0	

Analyte	T	Units	RAW	Final	Text	Spike	SPKref	RPDref	MDL	PQL	UQL	%REC	LOW	HIGH	%RPD	Q
2,4-Dinitrophenol	A	ug/L	0	0		0	0	0	4.26	10	150	0%	0	0	0%	U
2,4-Dinitrotoluene	A	ug/L	0	0		0	0	0	3.04	10	150	0%	0	0	0%	U
2,6-Dinitrotoluene	A	ug/L	0	0		0	0	0	3.2	10	150	0%	0	0	0%	U
2-Chloronaphthalene	A	ug/L	0	0		0	0	0	2.14	10	150	0%	0	0	0%	U
2-Chlorophenol	A	ug/L	0	0		0	0	0	2.48	10	150	0%	0	0	0%	U
2-Methylnaphthalene	A	ug/L	0	0		0	0	0	1.92	5	150	0%	0	0	0%	U
2-Nitroaniline	A	ug/L	0	0		0	0	0	2.4	10	150	0%	0	0	0%	U
2-Nitrophenol	A	ug/L	0	0		0	0	0	2.36	10	150	0%	0	0	0%	U
3,3´-Dichlorobenzidine	A	ug/L	0	0		0	0	0	2.11	10	150	0%	0	0	0%	U
3-Nitroaniline	A	ug/L	0	0		0	0	0	2.77	10	150	0%	0	0	0%	U
4,6-Dinitro-2-methylphenol	A	ug/L	0	0		0	0	0	2.33	10	150	0%	0	0	0%	U
4-Bromophenyl phenyl ether	A	ug/L	0	0		0	0	0	1.74	10	150	0%	0	0	0%	U
4-Chloro-2-methylphenol	A	ug/L	0	0		0	0	0	1.6	10	150	0%	0	0	0%	U
4-Chloro-3-methylphenol	A	ug/L	0	0		0	0	0	1.46	10	150	0%	0	0	0%	U
4-Chlorophenol	A	ug/L	0	0		0	0	0	2.64	10	150	0%	0	0	0%	U
4-Chlorophenyl phenyl ether	A	ug/L	0	0		0	0	0	2.03	10	150	0%	0	0	0%	U
4-Nitroaniline	A	ug/L	0	0		0	0	0	1.63	10	150	0%	0	0	0%	U
4-Nitrophenol	A	ug/L	0	0		0	0	0	2.5	10	150	0%	0	0	0%	U
Acenaphthene	A	ug/L	0	0		0	0	0	1.89	5	150	0%	0	0	0%	U
Acenaphthylene	A	ug/L	0	0		0	0	0	1.57	5	150	0%	0	0	0%	U
Aniline	A	ug/L	0	0		0	0	0	3.74	10	150	0%	0	0	0%	U
Anthracene	A	ug/L	0	0		0	0	0	1.23	5	150	0%	0	0	0%	U
Azobenzene	A	ug/L	0	0		0	0	0	1.09	10	150	0%	0	0	0%	U
Benzidine	A	ug/L	0	0		0	0	0	6.72	10	150	0%	0	0	0%	U
Benzo(a)anthracene	A	ug/L	0	0		0	0	0	0.856	5	150	0%	0	0	0%	U
Benzo(a)pyrene	A	ug/L	0	0		0	0	0	1.24	5	150	0%	0	0	0%	U
Benzo(b)fluoranthene	A	ug/L	0	0		0	0	0	0.903	5	150	0%	0	0	0%	U
Benzo(g,h,i)perylene	A	ug/L	0	0		0	0	0	1.01	5	150	0%	0	0	0%	U
Benzo(k)fluoranthene	A	ug/L	0	0		0	0	0	0.97	5	150	0%	0	0	0%	U
Benzoic acid	A	ug/L	0	0		0	0	0	1.51	10	150	0%	0	0	0%	U
Benzyl alcohol	A	ug/L	0	0		0	0	0	3.13	10	150	0%	0	0	0%	U
bis(-2-chloroethoxy)Methane	A	ug/L	0	0		0	0	0	1.36	10	150	0%	0	0	0%	U
bis(-2-chloroethyl)Ether	A	ug/L	0	0		0	0	0	2.57	10	150	0%	0	0	0%	U
bis(2-chloroisopropyl)Ether	A	ug/L	0	0		0	0	0	1.49	10	150	0%	0	0	0%	U
bis(2-ethylhexyl)Phthalate	A	ug/L	0	0		0	0	0	1.91	10	150	0%	0	0	0%	U

Seq No	Lab ID	Test Code	Sample Typ	File ID	Analysis Date	DF	Batch ID	Prep Date	SPKref	RPDref	pmoist
15055085	B22021435-012	SVOC-8270-W-	SAMP	SV5973N.I\sd022	2/24/2022 9:33:3	1	163957	2/23/2022 9:	0	0	

Analyte	T	Units	RAW	Final	Text	Spike	SPKref	RPDref	MDL	PQL	UQL	%REC	LOW	HIGH	%RPD	Q
Butylbenzylphthalate	A	ug/L	0	0		0	0	0	1.57	10	150	0%	0	0	0%	U
Carbazole	A	ug/L	0	0		0	0	0	0.842	10	150	0%	0	0	0%	U
Chrysene	A	ug/L	0	0		0	0	0	1.17	5	150	0%	0	0	0%	U
Di-n-butyl phthalate	A	ug/L	0	0		0	0	0	0.932	10	150	0%	0	0	0%	U
Di-n-octyl phthalate	A	ug/L	0	0		0	0	0	1.34	10	150	0%	0	0	0%	U
Dibenzo(a,h)anthracene	A	ug/L	0	0		0	0	0	1.17	5	150	0%	0	0	0%	U
Dibenzofuran	A	ug/L	0	0		0	0	0	1.74	10	150	0%	0	0	0%	U
Diethyl phthalate	A	ug/L	0	0		0	0	0	2.18	10	150	0%	0	0	0%	U
Dimethyl phthalate	A	ug/L	0	0		0	0	0	1.72	10	150	0%	0	0	0%	U
Fluoranthene	A	ug/L	0	0		0	0	0	0.883	5	150	0%	0	0	0%	U
Fluorene	A	ug/L	0	0		0	0	0	1.82	5	150	0%	0	0	0%	U
Hexachlorobenzene	A	ug/L	0	0		0	0	0	1.33	10	150	0%	0	0	0%	U
Hexachlorobutadiene	A	ug/L	0	0		0	0	0	2.32	10	150	0%	0	0	0%	U
Hexachlorocyclopentadiene	A	ug/L	0	0		0	0	0	2.97	10	150	0%	0	0	0%	U
Hexachloroethane	A	ug/L	0	0		0	0	0	1.79	10	150	0%	0	0	0%	U
Indeno(1,2,3-cd)pyrene	A	ug/L	0	0		0	0	0	1.25	5	150	0%	0	0	0%	U
Isophorone	A	ug/L	0	0		0	0	0	1.67	10	150	0%	0	0	0%	U
m+p-Cresols	A	ug/L	0	0		0	0	0	1.78	10	150	0%	0	0	0%	U
n-Nitroso-di-n-propylamine	A	ug/L	0	0		0	0	0	1.54	10	150	0%	0	0	0%	U
n-Nitrosodimethylamine	A	ug/L	0	0		0	0	0	1.53	10	150	0%	0	0	0%	U
n-Nitrosodiphenylamine	A	ug/L	0	0		0	0	0	1.16	10	150	0%	0	0	0%	U
Naphthalene	A	ug/L	0	0		0	0	0	1.74	5	150	0%	0	0	0%	U
Nitrobenzene	A	ug/L	0	0		0	0	0	2.31	10	150	0%	0	0	0%	U
o-Cresol	A	ug/L	0	0		0	0	0	1.83	10	150	0%	0	0	0%	U
p-Chloroaniline	A	ug/L	0	0		0	0	0	1.52	10	150	0%	0	0	0%	U
Pentachlorophenol	A	ug/L	0	0		0	0	0	4.24	10	150	0%	0	0	0%	U
Phenanthrene	A	ug/L	0	0		0	0	0	0.784	5	150	0%	0	0	0%	U
Phenol	A	ug/L	0	0		0	0	0	1.46	10	150	0%	0	0	0%	U
Pyrene	A	ug/L	0	0		0	0	0	0.921	5	150	0%	0	0	0%	U
Pyridine	A	ug/L	0	0		0	0	0	3.22	10	150	0%	0	0	0%	U
Triallate	A	ug/L	0	0		0	0	0	1.51	10	150	0%	0	0	0%	U
1,4-Dichlorobenzene-d4	I	ug/L	40	40		0	0	0	0	10	150	0%	0	0	0%	
Acenaphthene-d10	I	ug/L	40	40		0	0	0	0	10	150	0%	0	0	0%	
Chrysene-d12	I	ug/L	40	40		0	0	0	0	10	150	0%	0	0	0%	
Naphthalene-d8	I	ug/L	40	40		0	0	0	0	10	150	0%	0	0	0%	

Seq No	Lab ID	Test Code	Sample Typ	File ID	Analysis Date	DF	Batch ID	Prep Date	SPKref	RPDref	pmoist
15055085	B22021435-012	SVOC-8270-W-	SAMP	SV5973N.I\sd022	2/24/2022 9:33:3	1	163957	2/23/2022 9:	0	0	

Analyte	T	Units	RAW	Final	Text	Spike	SPKref	RPDref	MDL	PQL	UQL	%REC	LOW	HIGH	%RPD	Q
Perylene-d12	I	ug/L	40	40		0	0	0	0	10	150	0%	0	0	0%	
Phenanthrene-d10	I	ug/L	40	40		0	0	0	0	10	150	0%	0	0	0%	
2,4,6-Tribromophenol	S	ug/L	151.16186	151.16186		200	0	0	2.88	10	0	76%	43	140	0%	
2-Fluorobiphenyl	S	ug/L	58.60898	58.60898		100	0	0	0.724	10	0	59%	44	119	0%	
2-Fluorophenol	S	ug/L	55.96597	55.96597		200	0	0	3.52	10	0	28%	19	119	0%	
Nitrobenzene-d5	S	ug/L	61.33856	61.33856		100	0	0	2.34	10	0	61%	44	120	0%	
Phenol-d5	S	ug/L	49.10487	49.10487		200	0	0	2.06	10	0	25%	10	65	0%	
Terphenyl-d14	S	ug/L	92.85049	92.85049		100	0	0	1.17	10	0	93%	50	134	0%	
4-Chloroaniline	X	ug/L	0	0		0	0	0	1.61	10	150	0%	0	0	0%	U
o-Terphenyl	X	ug/L	0	0		0	0	0	1.27	10	150	0%	0	0	0%	U

Seq No	Lab ID	Test Code	Sample Typ	File ID	Analysis Date	DF	Batch ID	Prep Date	SPKref	RPDref	pmoist
15055086	B22021435-017	SVOC-8270-W-	SAMP	SV5973N.I\sd022	2/24/2022 10:05:	1	163957	2/23/2022 9:	0	0	

Analyte	T	Units	RAW	Final	Text	Spike	SPKref	RPDref	MDL	PQL	UQL	%REC	LOW	HIGH	%RPD	Q
1,2,4-Trichlorobenzene	A	ug/L	0	0		0	0	0	1.9	10	150	0%	0	0	0%	U
1,2-Dichlorobenzene	A	ug/L	0	0		0	0	0	1.97	10	150	0%	0	0	0%	U
1,3-Dichlorobenzene	A	ug/L	0	0		0	0	0	2.13	10	150	0%	0	0	0%	U
1,4-Dichlorobenzene	A	ug/L	0	0		0	0	0	2.02	10	150	0%	0	0	0%	U
1-Methylnaphthalene	A	ug/L	0	0		0	0	0	2.39	5	150	0%	0	0	0%	U
2,2´-Oxybis(1-Chloropropane)	A	ug/L	0	0		0	0	0	1.45	10	150	0%	0	0	0%	U
2,4,5-Trichlorophenol	A	ug/L	0	0		0	0	0	2.23	10	150	0%	0	0	0%	U
2,4,6-Trichlorophenol	A	ug/L	0	0		0	0	0	2.64	10	150	0%	0	0	0%	U
2,4-Dichlorophenol	A	ug/L	0	0		0	0	0	1.69	10	150	0%	0	0	0%	U
2,4-Dimethylphenol	A	ug/L	0	0		0	0	0	1.69	10	150	0%	0	0	0%	U
2,4-Dinitrophenol	A	ug/L	0	0		0	0	0	4.26	10	150	0%	0	0	0%	U
2,4-Dinitrotoluene	A	ug/L	0	0		0	0	0	3.04	10	150	0%	0	0	0%	U
2,6-Dinitrotoluene	A	ug/L	0	0		0	0	0	3.2	10	150	0%	0	0	0%	U
2-Chloronaphthalene	A	ug/L	0	0		0	0	0	2.14	10	150	0%	0	0	0%	U
2-Chlorophenol	A	ug/L	0	0		0	0	0	2.48	10	150	0%	0	0	0%	U
2-Methylnaphthalene	A	ug/L	0	0		0	0	0	1.92	5	150	0%	0	0	0%	U
2-Nitroaniline	A	ug/L	0	0		0	0	0	2.4	10	150	0%	0	0	0%	U
2-Nitrophenol	A	ug/L	0	0		0	0	0	2.36	10	150	0%	0	0	0%	U
3,3´-Dichlorobenzidine	A	ug/L	0	0		0	0	0	2.11	10	150	0%	0	0	0%	U
3-Nitroaniline	A	ug/L	0	0		0	0	0	2.77	10	150	0%	0	0	0%	U

Seq No	Lab ID	Test Code	Sample Typ	File ID	Analysis Date	DF	Batch ID	Prep Date	SPKref	RPDref	pmoist
15055086	B22021435-017	SVOC-8270-W-	SAMP	SV5973N.I\sd022	2/24/2022 10:05:	1	163957	2/23/2022 9:	0	0	

Analyte	T	Units	RAW	Final	Text	Spike	SPKref	RPDref	MDL	PQL	UQL	%REC	LOW	HIGH	%RPD	Q
4,6-Dinitro-2-methylphenol	A	ug/L	0	0		0	0	0	2.33	10	150	0%	0	0	0%	U
4-Bromophenyl phenyl ether	A	ug/L	0	0		0	0	0	1.74	10	150	0%	0	0	0%	U
4-Chloro-2-methylphenol	A	ug/L	0	0		0	0	0	1.6	10	150	0%	0	0	0%	U
4-Chloro-3-methylphenol	A	ug/L	0	0		0	0	0	1.46	10	150	0%	0	0	0%	U
4-Chlorophenol	A	ug/L	0	0		0	0	0	2.64	10	150	0%	0	0	0%	U
4-Chlorophenyl phenyl ether	A	ug/L	0	0		0	0	0	2.03	10	150	0%	0	0	0%	U
4-Nitroaniline	A	ug/L	0	0		0	0	0	1.63	10	150	0%	0	0	0%	U
4-Nitrophenol	A	ug/L	0	0		0	0	0	2.5	10	150	0%	0	0	0%	U
Acenaphthene	A	ug/L	0	0		0	0	0	1.89	5	150	0%	0	0	0%	U
Acenaphthylene	A	ug/L	0	0		0	0	0	1.57	5	150	0%	0	0	0%	U
Aniline	A	ug/L	0	0		0	0	0	3.74	10	150	0%	0	0	0%	U
Anthracene	A	ug/L	0	0		0	0	0	1.23	5	150	0%	0	0	0%	U
Azobenzene	A	ug/L	0	0		0	0	0	1.09	10	150	0%	0	0	0%	U
Benzidine	A	ug/L	0	0		0	0	0	6.72	10	150	0%	0	0	0%	U
Benzo(a)anthracene	A	ug/L	0	0		0	0	0	0.856	5	150	0%	0	0	0%	U
Benzo(a)pyrene	A	ug/L	0	0		0	0	0	1.24	5	150	0%	0	0	0%	U
Benzo(b)fluoranthene	A	ug/L	0	0		0	0	0	0.903	5	150	0%	0	0	0%	U
Benzo(g,h,i)perylene	A	ug/L	0	0		0	0	0	1.01	5	150	0%	0	0	0%	U
Benzo(k)fluoranthene	A	ug/L	0	0		0	0	0	0.97	5	150	0%	0	0	0%	U
Benzoic acid	A	ug/L	0	0		0	0	0	1.51	10	150	0%	0	0	0%	U
Benzyl alcohol	A	ug/L	0	0		0	0	0	3.13	10	150	0%	0	0	0%	U
bis(-2-chloroethoxy)Methane	A	ug/L	0	0		0	0	0	1.36	10	150	0%	0	0	0%	U
bis(-2-chloroethyl)Ether	A	ug/L	0	0		0	0	0	2.57	10	150	0%	0	0	0%	U
bis(2-chloroisopropyl)Ether	A	ug/L	0	0		0	0	0	1.49	10	150	0%	0	0	0%	U
bis(2-ethylhexyl)Phthalate	A	ug/L	0	0		0	0	0	1.91	10	150	0%	0	0	0%	U
Butylbenzylphthalate	A	ug/L	0	0		0	0	0	1.57	10	150	0%	0	0	0%	U
Carbazole	A	ug/L	0	0		0	0	0	0.842	10	150	0%	0	0	0%	U
Chrysene	A	ug/L	0	0		0	0	0	1.17	5	150	0%	0	0	0%	U
Di-n-butyl phthalate	A	ug/L	0	0		0	0	0	0.932	10	150	0%	0	0	0%	U
Di-n-octyl phthalate	A	ug/L	0	0		0	0	0	1.34	10	150	0%	0	0	0%	U
Dibenzo(a,h)anthracene	A	ug/L	0	0		0	0	0	1.17	5	150	0%	0	0	0%	U
Dibenzofuran	A	ug/L	0	0		0	0	0	1.74	10	150	0%	0	0	0%	U
Diethyl phthalate	A	ug/L	0	0		0	0	0	2.18	10	150	0%	0	0	0%	U
Dimethyl phthalate	A	ug/L	0	0		0	0	0	1.72	10	150	0%	0	0	0%	U
Fluoranthene	A	ug/L	0	0		0	0	0	0.883	5	150	0%	0	0	0%	U

Seq No	Lab ID	Test Code	Sample Typ	File ID	Analysis Date	DF	Batch ID	Prep Date	SPKref	RPDref	pmoist
15055086	B22021435-017	SVOC-8270-W-	SAMP	SV5973N.I\sd022	2/24/2022 10:05:	1	163957	2/23/2022 9:	0	0	

Analyte	T	Units	RAW	Final	Text	Spike	SPKref	RPDref	MDL	PQL	UQL	%REC	LOW	HIGH	%RPD	Q
Fluorene	A	ug/L	0	0		0	0	0	1.82	5	150	0%	0	0	0%	U
Hexachlorobenzene	A	ug/L	0	0		0	0	0	1.33	10	150	0%	0	0	0%	U
Hexachlorobutadiene	A	ug/L	0	0		0	0	0	2.32	10	150	0%	0	0	0%	U
Hexachlorocyclopentadiene	A	ug/L	0	0		0	0	0	2.97	10	150	0%	0	0	0%	U
Hexachloroethane	A	ug/L	0	0		0	0	0	1.79	10	150	0%	0	0	0%	U
Indeno(1,2,3-cd)pyrene	A	ug/L	0	0		0	0	0	1.25	5	150	0%	0	0	0%	U
Isophorone	A	ug/L	0	0		0	0	0	1.67	10	150	0%	0	0	0%	U
m+p-Cresols	A	ug/L	0	0		0	0	0	1.78	10	150	0%	0	0	0%	U
n-Nitroso-di-n-propylamine	A	ug/L	0	0		0	0	0	1.54	10	150	0%	0	0	0%	U
n-Nitrosodimethylamine	A	ug/L	0	0		0	0	0	1.53	10	150	0%	0	0	0%	U
n-Nitrosodiphenylamine	A	ug/L	0	0		0	0	0	1.16	10	150	0%	0	0	0%	U
Naphthalene	A	ug/L	0	0		0	0	0	1.74	5	150	0%	0	0	0%	U
Nitrobenzene	A	ug/L	0	0		0	0	0	2.31	10	150	0%	0	0	0%	U
o-Cresol	A	ug/L	0	0		0	0	0	1.83	10	150	0%	0	0	0%	U
p-Chloroaniline	A	ug/L	0	0		0	0	0	1.52	10	150	0%	0	0	0%	U
Pentachlorophenol	A	ug/L	0	0		0	0	0	4.24	10	150	0%	0	0	0%	U
Phenanthrene	A	ug/L	0	0		0	0	0	0.784	5	150	0%	0	0	0%	U
Phenol	A	ug/L	0	0		0	0	0	1.46	10	150	0%	0	0	0%	U
Pyrene	A	ug/L	0	0		0	0	0	0.921	5	150	0%	0	0	0%	U
Pyridine	A	ug/L	0	0		0	0	0	3.22	10	150	0%	0	0	0%	U
Triallate	A	ug/L	0	0		0	0	0	1.51	10	150	0%	0	0	0%	U
1,4-Dichlorobenzene-d4	I	ug/L	40	40		0	0	0	0	10	150	0%	0	0	0%	
Acenaphthene-d10	I	ug/L	40	40		0	0	0	0	10	150	0%	0	0	0%	
Chrysene-d12	I	ug/L	40	40		0	0	0	0	10	150	0%	0	0	0%	
Naphthalene-d8	I	ug/L	40	40		0	0	0	0	10	150	0%	0	0	0%	
Perylene-d12	I	ug/L	40	40		0	0	0	0	10	150	0%	0	0	0%	
Phenanthrene-d10	I	ug/L	40	40		0	0	0	0	10	150	0%	0	0	0%	
2,4,6-Tribromophenol	S	ug/L	122.28562	122.28562		200	0	0	2.88	10	0	61%	43	140	0%	
2-Fluorobiphenyl	S	ug/L	57.76044	57.76044		100	0	0	0.724	10	0	58%	44	119	0%	
2-Fluorophenol	S	ug/L	42.85464	42.85464		200	0	0	3.52	10	0	21%	19	119	0%	
Nitrobenzene-d5	S	ug/L	60.83967	60.83967		100	0	0	2.34	10	0	61%	44	120	0%	
Phenol-d5	S	ug/L	51.5694	51.5694		200	0	0	2.06	10	0	26%	10	65	0%	
Terphenyl-d14	S	ug/L	93.51992	93.51992		100	0	0	1.17	10	0	94%	50	134	0%	
4-Chloroaniline	X	ug/L	0	0		0	0	0	1.61	10	150	0%	0	0	0%	U
o-Terphenyl	X	ug/L	0	0		0	0	0	1.27	10	150	0%	0	0	0%	U

Seq No	Lab ID	Test Code	Sample Typ	File ID	Analysis Date	DF	Batch ID	Prep Date	SPKref	RPDref	pmoist
15055087	B22021435-022	SVOC-8270-W-	SAMP	SV5973N.I\sd022	2/24/2022 10:37:	1	163957	2/23/2022 9:	0	0	

Analyte	T	Units	RAW	Final	Text	Spike	SPKref	RPDref	MDL	PQL	UQL	%REC	LOW	HIGH	%RPD	Q
1,2,4-Trichlorobenzene	A	ug/L	0	0		0	0	0	1.9	10	150	0%	0	0	0%	U
1,2-Dichlorobenzene	A	ug/L	0	0		0	0	0	1.97	10	150	0%	0	0	0%	U
1,3-Dichlorobenzene	A	ug/L	0	0		0	0	0	2.13	10	150	0%	0	0	0%	U
1,4-Dichlorobenzene	A	ug/L	0	0		0	0	0	2.02	10	150	0%	0	0	0%	U
1-Methylnaphthalene	A	ug/L	0	0		0	0	0	2.39	5	150	0%	0	0	0%	U
2,2´-Oxybis(1-Chloropropane)	A	ug/L	0	0		0	0	0	1.45	10	150	0%	0	0	0%	U
2,4,5-Trichlorophenol	A	ug/L	0	0		0	0	0	2.23	10	150	0%	0	0	0%	U
2,4,6-Trichlorophenol	A	ug/L	0	0		0	0	0	2.64	10	150	0%	0	0	0%	U
2,4-Dichlorophenol	A	ug/L	0	0		0	0	0	1.69	10	150	0%	0	0	0%	U
2,4-Dimethylphenol	A	ug/L	0	0		0	0	0	1.69	10	150	0%	0	0	0%	U
2,4-Dinitrophenol	A	ug/L	0	0		0	0	0	4.26	10	150	0%	0	0	0%	U
2,4-Dinitrotoluene	A	ug/L	0	0		0	0	0	3.04	10	150	0%	0	0	0%	U
2,6-Dinitrotoluene	A	ug/L	0	0		0	0	0	3.2	10	150	0%	0	0	0%	U
2-Chloronaphthalene	A	ug/L	0	0		0	0	0	2.14	10	150	0%	0	0	0%	U
2-Chlorophenol	A	ug/L	0	0		0	0	0	2.48	10	150	0%	0	0	0%	U
2-Methylnaphthalene	A	ug/L	0	0		0	0	0	1.92	5	150	0%	0	0	0%	U
2-Nitroaniline	A	ug/L	0	0		0	0	0	2.4	10	150	0%	0	0	0%	U
2-Nitrophenol	A	ug/L	0	0		0	0	0	2.36	10	150	0%	0	0	0%	U
3,3´-Dichlorobenzidine	A	ug/L	0	0		0	0	0	2.11	10	150	0%	0	0	0%	U
3-Nitroaniline	A	ug/L	0	0		0	0	0	2.77	10	150	0%	0	0	0%	U
4,6-Dinitro-2-methylphenol	A	ug/L	3.7534	3.7534		0	0	0	2.33	10	150	0%	0	0	0%	J
4-Bromophenyl phenyl ether	A	ug/L	0	0		0	0	0	1.74	10	150	0%	0	0	0%	U
4-Chloro-2-methylphenol	A	ug/L	0	0		0	0	0	1.6	10	150	0%	0	0	0%	U
4-Chloro-3-methylphenol	A	ug/L	0	0		0	0	0	1.46	10	150	0%	0	0	0%	U
4-Chlorophenol	A	ug/L	0	0		0	0	0	2.64	10	150	0%	0	0	0%	U
4-Chlorophenyl phenyl ether	A	ug/L	0	0		0	0	0	2.03	10	150	0%	0	0	0%	U
4-Nitroaniline	A	ug/L	0	0		0	0	0	1.63	10	150	0%	0	0	0%	U
4-Nitrophenol	A	ug/L	0	0		0	0	0	2.5	10	150	0%	0	0	0%	U
Acenaphthene	A	ug/L	0	0		0	0	0	1.89	5	150	0%	0	0	0%	U
Acenaphthylene	A	ug/L	0	0		0	0	0	1.57	5	150	0%	0	0	0%	U
Aniline	A	ug/L	0	0		0	0	0	3.74	10	150	0%	0	0	0%	U
Anthracene	A	ug/L	0	0		0	0	0	1.23	5	150	0%	0	0	0%	U
Azobenzene	A	ug/L	0	0		0	0	0	1.09	10	150	0%	0	0	0%	U
Benzidine	A	ug/L	0	0		0	0	0	6.72	10	150	0%	0	0	0%	U
Benzo(a)anthracene	A	ug/L	0	0		0	0	0	0.856	5	150	0%	0	0	0%	U

Seq No	Lab ID	Test Code	Sample Typ	File ID	Analysis Date	DF	Batch ID	Prep Date	SPKref	RPDref	pmoist
15055087	B22021435-022	SVOC-8270-W-	SAMP	SV5973N.I\sd022	2/24/2022 10:37:	1	163957	2/23/2022 9:	0	0	

Analyte	T	Units	RAW	Final	Text	Spike	SPKref	RPDref	MDL	PQL	UQL	%REC	LOW	HIGH	%RPD	Q
Benzo(a)pyrene	A	ug/L	0	0		0	0	0	1.24	5	150	0%	0	0	0%	U
Benzo(b)fluoranthene	A	ug/L	0	0		0	0	0	0.903	5	150	0%	0	0	0%	U
Benzo(g,h,i)perylene	A	ug/L	0	0		0	0	0	1.01	5	150	0%	0	0	0%	U
Benzo(k)fluoranthene	A	ug/L	0	0		0	0	0	0.97	5	150	0%	0	0	0%	U
Benzoic acid	A	ug/L	0	0		0	0	0	1.51	10	150	0%	0	0	0%	U
Benzyl alcohol	A	ug/L	0	0		0	0	0	3.13	10	150	0%	0	0	0%	U
bis(-2-chloroethoxy)Methane	A	ug/L	0	0		0	0	0	1.36	10	150	0%	0	0	0%	U
bis(-2-chloroethyl)Ether	A	ug/L	0	0		0	0	0	2.57	10	150	0%	0	0	0%	U
bis(2-chloroisopropyl)Ether	A	ug/L	0	0		0	0	0	1.49	10	150	0%	0	0	0%	U
bis(2-ethylhexyl)Phthalate	A	ug/L	0	0		0	0	0	1.91	10	150	0%	0	0	0%	U
Butylbenzylphthalate	A	ug/L	0	0		0	0	0	1.57	10	150	0%	0	0	0%	U
Carbazole	A	ug/L	0	0		0	0	0	0.842	10	150	0%	0	0	0%	U
Chrysene	A	ug/L	0	0		0	0	0	1.17	5	150	0%	0	0	0%	U
Di-n-butyl phthalate	A	ug/L	0	0		0	0	0	0.932	10	150	0%	0	0	0%	U
Di-n-octyl phthalate	A	ug/L	0	0		0	0	0	1.34	10	150	0%	0	0	0%	U
Dibenzo(a,h)anthracene	A	ug/L	0	0		0	0	0	1.17	5	150	0%	0	0	0%	U
Dibenzofuran	A	ug/L	0	0		0	0	0	1.74	10	150	0%	0	0	0%	U
Diethyl phthalate	A	ug/L	0	0		0	0	0	2.18	10	150	0%	0	0	0%	U
Dimethyl phthalate	A	ug/L	0	0		0	0	0	1.72	10	150	0%	0	0	0%	U
Fluoranthene	A	ug/L	0	0		0	0	0	0.883	5	150	0%	0	0	0%	U
Fluorene	A	ug/L	0	0		0	0	0	1.82	5	150	0%	0	0	0%	U
Hexachlorobenzene	A	ug/L	0	0		0	0	0	1.33	10	150	0%	0	0	0%	U
Hexachlorobutadiene	A	ug/L	0	0		0	0	0	2.32	10	150	0%	0	0	0%	U
Hexachlorocyclopentadiene	A	ug/L	0	0		0	0	0	2.97	10	150	0%	0	0	0%	U
Hexachloroethane	A	ug/L	0	0		0	0	0	1.79	10	150	0%	0	0	0%	U
Indeno(1,2,3-cd)pyrene	A	ug/L	0	0		0	0	0	1.25	5	150	0%	0	0	0%	U
Isophorone	A	ug/L	0	0		0	0	0	1.67	10	150	0%	0	0	0%	U
m+p-Cresols	A	ug/L	0	0		0	0	0	1.78	10	150	0%	0	0	0%	U
n-Nitroso-di-n-propylamine	A	ug/L	0	0		0	0	0	1.54	10	150	0%	0	0	0%	U
n-Nitrosodimethylamine	A	ug/L	0	0		0	0	0	1.53	10	150	0%	0	0	0%	U
n-Nitrosodiphenylamine	A	ug/L	0	0		0	0	0	1.16	10	150	0%	0	0	0%	U
Naphthalene	A	ug/L	0	0		0	0	0	1.74	5	150	0%	0	0	0%	U
Nitrobenzene	A	ug/L	0	0		0	0	0	2.31	10	150	0%	0	0	0%	U
o-Cresol	A	ug/L	0	0		0	0	0	1.83	10	150	0%	0	0	0%	U
p-Chloroaniline	A	ug/L	0	0		0	0	0	1.52	10	150	0%	0	0	0%	U

Seq No	Lab ID	Test Code	Sample Typ	File ID	Analysis Date	DF	Batch ID	Prep Date	SPKref	RPDref	pmoist
15055087	B22021435-022	SVOC-8270-W-	SAMP	SV5973N.I\sd022	2/24/2022 10:37:	1	163957	2/23/2022 9:	0	0	

Analyte	T	Units	RAW	Final	Text	Spike	SPKref	RPDref	MDL	PQL	UQL	%REC	LOW	HIGH	%RPD	Q
Pentachlorophenol	A	ug/L	0	0		0	0	0	4.24	10	150	0%	0	0	0%	U
Phenanthrene	A	ug/L	0	0		0	0	0	0.784	5	150	0%	0	0	0%	U
Phenol	A	ug/L	0	0		0	0	0	1.46	10	150	0%	0	0	0%	U
Pyrene	A	ug/L	0	0		0	0	0	0.921	5	150	0%	0	0	0%	U
Pyridine	A	ug/L	0	0		0	0	0	3.22	10	150	0%	0	0	0%	U
Triallate	A	ug/L	0	0		0	0	0	1.51	10	150	0%	0	0	0%	U
1,4-Dichlorobenzene-d4	I	ug/L	40	40		0	0	0	0	10	150	0%	0	0	0%	
Acenaphthene-d10	I	ug/L	40	40		0	0	0	0	10	150	0%	0	0	0%	
Chrysene-d12	I	ug/L	40	40		0	0	0	0	10	150	0%	0	0	0%	
Naphthalene-d8	I	ug/L	40	40		0	0	0	0	10	150	0%	0	0	0%	
Perylene-d12	I	ug/L	40	40		0	0	0	0	10	150	0%	0	0	0%	
Phenanthrene-d10	I	ug/L	40	40		0	0	0	0	10	150	0%	0	0	0%	
2,4,6-Tribromophenol	S	ug/L	160.0108	160.0108		200	0	0	2.88	10	0	80%	43	140	0%	
2-Fluorobiphenyl	S	ug/L	63.72174	63.72174		100	0	0	0.724	10	0	64%	44	119	0%	
2-Fluorophenol	S	ug/L	69.5332	69.5332		200	0	0	3.52	10	0	35%	19	119	0%	
Nitrobenzene-d5	S	ug/L	66.05773	66.05773		100	0	0	2.34	10	0	66%	44	120	0%	
Phenol-d5	S	ug/L	54.55433	54.55433		200	0	0	2.06	10	0	27%	10	65	0%	
Terphenyl-d14	S	ug/L	102.86773	102.86773		100	0	0	1.17	10	0	103%	50	134	0%	
4-Chloroaniline	X	ug/L	0	0		0	0	0	1.61	10	150	0%	0	0	0%	U
o-Terphenyl	X	ug/L	0	0		0	0	0	1.27	10	150	0%	0	0	0%	U

Seq No	Lab ID	Test Code	Sample Typ	File ID	Analysis Date	DF	Batch ID	Prep Date	SPKref	RPDref	pmoist
15055088	B22021435-027	SVOC-8270-W-	SAMP	SV5973N.I\sd022	2/24/2022 11:10:	1	163957	2/23/2022 9:	0	0	

Analyte	T	Units	RAW	Final	Text	Spike	SPKref	RPDref	MDL	PQL	UQL	%REC	LOW	HIGH	%RPD	Q
1,2,4-Trichlorobenzene	A	ug/L	0	0		0	0	0	1.9	10	150	0%	0	0	0%	U
1,2-Dichlorobenzene	A	ug/L	0	0		0	0	0	1.97	10	150	0%	0	0	0%	U
1,3-Dichlorobenzene	A	ug/L	0	0		0	0	0	2.13	10	150	0%	0	0	0%	U
1,4-Dichlorobenzene	A	ug/L	0	0		0	0	0	2.02	10	150	0%	0	0	0%	U
1-Methylnaphthalene	A	ug/L	0	0		0	0	0	2.39	5	150	0%	0	0	0%	U
2,2´-Oxybis(1-Chloropropane)	A	ug/L	0	0		0	0	0	1.45	10	150	0%	0	0	0%	U
2,4,5-Trichlorophenol	A	ug/L	0	0		0	0	0	2.23	10	150	0%	0	0	0%	U
2,4,6-Trichlorophenol	A	ug/L	0	0		0	0	0	2.64	10	150	0%	0	0	0%	U
2,4-Dichlorophenol	A	ug/L	0	0		0	0	0	1.69	10	150	0%	0	0	0%	U
2,4-Dimethylphenol	A	ug/L	0	0		0	0	0	1.69	10	150	0%	0	0	0%	U

Seq No	Lab ID	Test Code	Sample Typ	File ID	Analysis Date	DF	Batch ID	Prep Date	SPKref	RPDref	pmoist
15055088	B22021435-027	SVOC-8270-W-	SAMP	SV5973N.I\sd022	2/24/2022 11:10:	1	163957	2/23/2022 9:	0	0	

Analyte	T	Units	RAW	Final	Text	Spike	SPKref	RPDref	MDL	PQL	UQL	%REC	LOW	HIGH	%RPD	Q
2,4-Dinitrophenol	A	ug/L	0	0		0	0	0	4.26	10	150	0%	0	0	0%	U
2,4-Dinitrotoluene	A	ug/L	0	0		0	0	0	3.04	10	150	0%	0	0	0%	U
2,6-Dinitrotoluene	A	ug/L	0	0		0	0	0	3.2	10	150	0%	0	0	0%	U
2-Chloronaphthalene	A	ug/L	0	0		0	0	0	2.14	10	150	0%	0	0	0%	U
2-Chlorophenol	A	ug/L	0	0		0	0	0	2.48	10	150	0%	0	0	0%	U
2-Methylnaphthalene	A	ug/L	0	0		0	0	0	1.92	5	150	0%	0	0	0%	U
2-Nitroaniline	A	ug/L	0	0		0	0	0	2.4	10	150	0%	0	0	0%	U
2-Nitrophenol	A	ug/L	0	0		0	0	0	2.36	10	150	0%	0	0	0%	U
3,3´-Dichlorobenzidine	A	ug/L	0	0		0	0	0	2.11	10	150	0%	0	0	0%	U
3-Nitroaniline	A	ug/L	0	0		0	0	0	2.77	10	150	0%	0	0	0%	U
4,6-Dinitro-2-methylphenol	A	ug/L	0	0		0	0	0	2.33	10	150	0%	0	0	0%	U
4-Bromophenyl phenyl ether	A	ug/L	0	0		0	0	0	1.74	10	150	0%	0	0	0%	U
4-Chloro-2-methylphenol	A	ug/L	0	0		0	0	0	1.6	10	150	0%	0	0	0%	U
4-Chloro-3-methylphenol	A	ug/L	0	0		0	0	0	1.46	10	150	0%	0	0	0%	U
4-Chlorophenol	A	ug/L	0	0		0	0	0	2.64	10	150	0%	0	0	0%	U
4-Chlorophenyl phenyl ether	A	ug/L	0	0		0	0	0	2.03	10	150	0%	0	0	0%	U
4-Nitroaniline	A	ug/L	0	0		0	0	0	1.63	10	150	0%	0	0	0%	U
4-Nitrophenol	A	ug/L	0	0		0	0	0	2.5	10	150	0%	0	0	0%	U
Acenaphthene	A	ug/L	0	0		0	0	0	1.89	5	150	0%	0	0	0%	U
Acenaphthylene	A	ug/L	0	0		0	0	0	1.57	5	150	0%	0	0	0%	U
Aniline	A	ug/L	0	0		0	0	0	3.74	10	150	0%	0	0	0%	U
Anthracene	A	ug/L	0	0		0	0	0	1.23	5	150	0%	0	0	0%	U
Azobenzene	A	ug/L	0	0		0	0	0	1.09	10	150	0%	0	0	0%	U
Benzidine	A	ug/L	0	0		0	0	0	6.72	10	150	0%	0	0	0%	U
Benzo(a)anthracene	A	ug/L	0	0		0	0	0	0.856	5	150	0%	0	0	0%	U
Benzo(a)pyrene	A	ug/L	0	0		0	0	0	1.24	5	150	0%	0	0	0%	U
Benzo(b)fluoranthene	A	ug/L	0	0		0	0	0	0.903	5	150	0%	0	0	0%	U
Benzo(g,h,i)perylene	A	ug/L	0	0		0	0	0	1.01	5	150	0%	0	0	0%	U
Benzo(k)fluoranthene	A	ug/L	0	0		0	0	0	0.97	5	150	0%	0	0	0%	U
Benzoic acid	A	ug/L	0	0		0	0	0	1.51	10	150	0%	0	0	0%	U
Benzyl alcohol	A	ug/L	0	0		0	0	0	3.13	10	150	0%	0	0	0%	U
bis(-2-chloroethoxy)Methane	A	ug/L	0	0		0	0	0	1.36	10	150	0%	0	0	0%	U
bis(-2-chloroethyl)Ether	A	ug/L	0	0		0	0	0	2.57	10	150	0%	0	0	0%	U
bis(2-chloroisopropyl)Ether	A	ug/L	0	0		0	0	0	1.49	10	150	0%	0	0	0%	U
bis(2-ethylhexyl)Phthalate	A	ug/L	0	0		0	0	0	1.91	10	150	0%	0	0	0%	U

Seq No	Lab ID	Test Code	Sample Typ	File ID	Analysis Date	DF	Batch ID	Prep Date	SPKref	RPDref	pmoist
15055088	B22021435-027	SVOC-8270-W-	SAMP	SV5973N.I\sd022	2/24/2022 11:10:	1	163957	2/23/2022 9:	0	0	

Analyte	T	Units	RAW	Final	Text	Spike	SPKref	RPDref	MDL	PQL	UQL	%REC	LOW	HIGH	%RPD	Q
Butylbenzylphthalate	A	ug/L	0	0		0	0	0	1.57	10	150	0%	0	0	0%	U
Carbazole	A	ug/L	0	0		0	0	0	0.842	10	150	0%	0	0	0%	U
Chrysene	A	ug/L	0	0		0	0	0	1.17	5	150	0%	0	0	0%	U
Di-n-butyl phthalate	A	ug/L	0	0		0	0	0	0.932	10	150	0%	0	0	0%	U
Di-n-octyl phthalate	A	ug/L	0	0		0	0	0	1.34	10	150	0%	0	0	0%	U
Dibenzo(a,h)anthracene	A	ug/L	0	0		0	0	0	1.17	5	150	0%	0	0	0%	U
Dibenzofuran	A	ug/L	0	0		0	0	0	1.74	10	150	0%	0	0	0%	U
Diethyl phthalate	A	ug/L	0	0		0	0	0	2.18	10	150	0%	0	0	0%	U
Dimethyl phthalate	A	ug/L	0	0		0	0	0	1.72	10	150	0%	0	0	0%	U
Fluoranthene	A	ug/L	0	0		0	0	0	0.883	5	150	0%	0	0	0%	U
Fluorene	A	ug/L	0	0		0	0	0	1.82	5	150	0%	0	0	0%	U
Hexachlorobenzene	A	ug/L	0	0		0	0	0	1.33	10	150	0%	0	0	0%	U
Hexachlorobutadiene	A	ug/L	0	0		0	0	0	2.32	10	150	0%	0	0	0%	U
Hexachlorocyclopentadiene	A	ug/L	0	0		0	0	0	2.97	10	150	0%	0	0	0%	U
Hexachloroethane	A	ug/L	0	0		0	0	0	1.79	10	150	0%	0	0	0%	U
Indeno(1,2,3-cd)pyrene	A	ug/L	0	0		0	0	0	1.25	5	150	0%	0	0	0%	U
Isophorone	A	ug/L	0	0		0	0	0	1.67	10	150	0%	0	0	0%	U
m+p-Cresols	A	ug/L	0	0		0	0	0	1.78	10	150	0%	0	0	0%	U
n-Nitroso-di-n-propylamine	A	ug/L	0	0		0	0	0	1.54	10	150	0%	0	0	0%	U
n-Nitrosodimethylamine	A	ug/L	0	0		0	0	0	1.53	10	150	0%	0	0	0%	U
n-Nitrosodiphenylamine	A	ug/L	0	0		0	0	0	1.16	10	150	0%	0	0	0%	U
Naphthalene	A	ug/L	0	0		0	0	0	1.74	5	150	0%	0	0	0%	U
Nitrobenzene	A	ug/L	0	0		0	0	0	2.31	10	150	0%	0	0	0%	U
o-Cresol	A	ug/L	0	0		0	0	0	1.83	10	150	0%	0	0	0%	U
p-Chloroaniline	A	ug/L	0	0		0	0	0	1.52	10	150	0%	0	0	0%	U
Pentachlorophenol	A	ug/L	0	0		0	0	0	4.24	10	150	0%	0	0	0%	U
Phenanthrene	A	ug/L	0	0		0	0	0	0.784	5	150	0%	0	0	0%	U
Phenol	A	ug/L	0	0		0	0	0	1.46	10	150	0%	0	0	0%	U
Pyrene	A	ug/L	0	0		0	0	0	0.921	5	150	0%	0	0	0%	U
Pyridine	A	ug/L	0	0		0	0	0	3.22	10	150	0%	0	0	0%	U
Triallate	A	ug/L	0	0		0	0	0	1.51	10	150	0%	0	0	0%	U
1,4-Dichlorobenzene-d4	I	ug/L	40	40		0	0	0	0	10	150	0%	0	0	0%	
Acenaphthene-d10	I	ug/L	40	40		0	0	0	0	10	150	0%	0	0	0%	
Chrysene-d12	I	ug/L	40	40		0	0	0	0	10	150	0%	0	0	0%	
Naphthalene-d8	I	ug/L	40	40		0	0	0	0	10	150	0%	0	0	0%	

Seq No	Lab ID	Test Code	Sample Typ	File ID	Analysis Date	DF	Batch ID	Prep Date	SPKref	RPDref	pmoist
15055088	B22021435-027	SVOC-8270-W-	SAMP	SV5973N.I\sd022	2/24/2022 11:10:	1	163957	2/23/2022 9:	0	0	

Analyte	T	Units	RAW	Final	Text	Spike	SPKref	RPDref	MDL	PQL	UQL	%REC	LOW	HIGH	%RPD	Q
Perylene-d12	I	ug/L	40	40		0	0	0	0	10	150	0%	0	0	0%	
Phenanthrene-d10	I	ug/L	40	40		0	0	0	0	10	150	0%	0	0	0%	
2,4,6-Tribromophenol	S	ug/L	133.52849	133.52849		200	0	0	2.88	10	0	67%	43	140	0%	
2-Fluorobiphenyl	S	ug/L	55.54563	55.54563		100	0	0	0.724	10	0	56%	44	119	0%	
2-Fluorophenol	S	ug/L	58.95193	58.95193		200	0	0	3.52	10	0	29%	19	119	0%	
Nitrobenzene-d5	S	ug/L	55.83458	55.83458		100	0	0	2.34	10	0	56%	44	120	0%	
Phenol-d5	S	ug/L	51.66806	51.66806		200	0	0	2.06	10	0	26%	10	65	0%	
Terphenyl-d14	S	ug/L	94.49561	94.49561		100	0	0	1.17	10	0	94%	50	134	0%	
4-Chloroaniline	X	ug/L	0	0		0	0	0	1.61	10	150	0%	0	0	0%	U
o-Terphenyl	X	ug/L	0	0		0	0	0	1.27	10	150	0%	0	0	0%	U

Seq No	Lab ID	Test Code	Sample Typ	File ID	Analysis Date	DF	Batch ID	Prep Date	SPKref	RPDref	pmoist
15055089	B22021435-032	SVOC-8270-W-	SAMP	SV5973N.I\sd022	2/24/2022 11:42:	1	163957	2/23/2022 9:	0	0	

Analyte	T	Units	RAW	Final	Text	Spike	SPKref	RPDref	MDL	PQL	UQL	%REC	LOW	HIGH	%RPD	Q
1,2,4-Trichlorobenzene	A	ug/L	0	0		0	0	0	1.9	10	150	0%	0	0	0%	U
1,2-Dichlorobenzene	A	ug/L	0	0		0	0	0	1.97	10	150	0%	0	0	0%	U
1,3-Dichlorobenzene	A	ug/L	0	0		0	0	0	2.13	10	150	0%	0	0	0%	U
1,4-Dichlorobenzene	A	ug/L	0	0		0	0	0	2.02	10	150	0%	0	0	0%	U
1-Methylnaphthalene	A	ug/L	0	0		0	0	0	2.39	5	150	0%	0	0	0%	U
2,2´-Oxybis(1-Chloropropane)	A	ug/L	0	0		0	0	0	1.45	10	150	0%	0	0	0%	U
2,4,5-Trichlorophenol	A	ug/L	0	0		0	0	0	2.23	10	150	0%	0	0	0%	U
2,4,6-Trichlorophenol	A	ug/L	0	0		0	0	0	2.64	10	150	0%	0	0	0%	U
2,4-Dichlorophenol	A	ug/L	0	0		0	0	0	1.69	10	150	0%	0	0	0%	U
2,4-Dimethylphenol	A	ug/L	0	0		0	0	0	1.69	10	150	0%	0	0	0%	U
2,4-Dinitrophenol	A	ug/L	0	0		0	0	0	4.26	10	150	0%	0	0	0%	U
2,4-Dinitrotoluene	A	ug/L	0	0		0	0	0	3.04	10	150	0%	0	0	0%	U
2,6-Dinitrotoluene	A	ug/L	0	0		0	0	0	3.2	10	150	0%	0	0	0%	U
2-Chloronaphthalene	A	ug/L	0	0		0	0	0	2.14	10	150	0%	0	0	0%	U
2-Chlorophenol	A	ug/L	0	0		0	0	0	2.48	10	150	0%	0	0	0%	U
2-Methylnaphthalene	A	ug/L	0	0		0	0	0	1.92	5	150	0%	0	0	0%	U
2-Nitroaniline	A	ug/L	0	0		0	0	0	2.4	10	150	0%	0	0	0%	U
2-Nitrophenol	A	ug/L	0	0		0	0	0	2.36	10	150	0%	0	0	0%	U
3,3´-Dichlorobenzidine	A	ug/L	0	0		0	0	0	2.11	10	150	0%	0	0	0%	U
3-Nitroaniline	A	ug/L	0	0		0	0	0	2.77	10	150	0%	0	0	0%	U

Seq No	Lab ID	Test Code	Sample Typ	File ID	Analysis Date	DF	Batch ID	Prep Date	SPKref	RPDref	pmoist
15055089	B22021435-032	SVOC-8270-W-	SAMP	SV5973N.I\sd022	2/24/2022 11:42:	1	163957	2/23/2022 9:	0	0	

Analyte	T	Units	RAW	Final	Text	Spike	SPKref	RPDref	MDL	PQL	UQL	%REC	LOW	HIGH	%RPD	Q
4,6-Dinitro-2-methylphenol	A	ug/L	0	0		0	0	0	2.33	10	150	0%	0	0	0%	U
4-Bromophenyl phenyl ether	A	ug/L	0	0		0	0	0	1.74	10	150	0%	0	0	0%	U
4-Chloro-2-methylphenol	A	ug/L	0	0		0	0	0	1.6	10	150	0%	0	0	0%	U
4-Chloro-3-methylphenol	A	ug/L	0	0		0	0	0	1.46	10	150	0%	0	0	0%	U
4-Chlorophenol	A	ug/L	0	0		0	0	0	2.64	10	150	0%	0	0	0%	U
4-Chlorophenyl phenyl ether	A	ug/L	0	0		0	0	0	2.03	10	150	0%	0	0	0%	U
4-Nitroaniline	A	ug/L	0	0		0	0	0	1.63	10	150	0%	0	0	0%	U
4-Nitrophenol	A	ug/L	0	0		0	0	0	2.5	10	150	0%	0	0	0%	U
Acenaphthene	A	ug/L	0	0		0	0	0	1.89	5	150	0%	0	0	0%	U
Acenaphthylene	A	ug/L	0	0		0	0	0	1.57	5	150	0%	0	0	0%	U
Aniline	A	ug/L	0	0		0	0	0	3.74	10	150	0%	0	0	0%	U
Anthracene	A	ug/L	0	0		0	0	0	1.23	5	150	0%	0	0	0%	U
Azobenzene	A	ug/L	0	0		0	0	0	1.09	10	150	0%	0	0	0%	U
Benzidine	A	ug/L	0	0		0	0	0	6.72	10	150	0%	0	0	0%	U
Benzo(a)anthracene	A	ug/L	0	0		0	0	0	0.856	5	150	0%	0	0	0%	U
Benzo(a)pyrene	A	ug/L	0	0		0	0	0	1.24	5	150	0%	0	0	0%	U
Benzo(b)fluoranthene	A	ug/L	0	0		0	0	0	0.903	5	150	0%	0	0	0%	U
Benzo(g,h,i)perylene	A	ug/L	0	0		0	0	0	1.01	5	150	0%	0	0	0%	U
Benzo(k)fluoranthene	A	ug/L	0	0		0	0	0	0.97	5	150	0%	0	0	0%	U
Benzoic acid	A	ug/L	0	0		0	0	0	1.51	10	150	0%	0	0	0%	U
Benzyl alcohol	A	ug/L	0	0		0	0	0	3.13	10	150	0%	0	0	0%	U
bis(-2-chloroethoxy)Methane	A	ug/L	0	0		0	0	0	1.36	10	150	0%	0	0	0%	U
bis(-2-chloroethyl)Ether	A	ug/L	0	0		0	0	0	2.57	10	150	0%	0	0	0%	U
bis(2-chloroisopropyl)Ether	A	ug/L	0	0		0	0	0	1.49	10	150	0%	0	0	0%	U
bis(2-ethylhexyl)Phthalate	A	ug/L	0	0		0	0	0	1.91	10	150	0%	0	0	0%	U
Butylbenzylphthalate	A	ug/L	0	0		0	0	0	1.57	10	150	0%	0	0	0%	U
Carbazole	A	ug/L	0	0		0	0	0	0.842	10	150	0%	0	0	0%	U
Chrysene	A	ug/L	0	0		0	0	0	1.17	5	150	0%	0	0	0%	U
Di-n-butyl phthalate	A	ug/L	0	0		0	0	0	0.932	10	150	0%	0	0	0%	U
Di-n-octyl phthalate	A	ug/L	0	0		0	0	0	1.34	10	150	0%	0	0	0%	U
Dibenzo(a,h)anthracene	A	ug/L	0	0		0	0	0	1.17	5	150	0%	0	0	0%	U
Dibenzofuran	A	ug/L	0	0		0	0	0	1.74	10	150	0%	0	0	0%	U
Diethyl phthalate	A	ug/L	0	0		0	0	0	2.18	10	150	0%	0	0	0%	U
Dimethyl phthalate	A	ug/L	0	0		0	0	0	1.72	10	150	0%	0	0	0%	U
Fluoranthene	A	ug/L	0	0		0	0	0	0.883	5	150	0%	0	0	0%	U

Seq No	Lab ID	Test Code	Sample Typ	File ID	Analysis Date	DF	Batch ID	Prep Date	SPKref	RPDref	pmoist
15055089	B22021435-032	SVOC-8270-W-	SAMP	SV5973N.I\sd022	2/24/2022 11:42:	1	163957	2/23/2022 9:	0	0	

Analyte	T	Units	RAW	Final	Text	Spike	SPKref	RPDref	MDL	PQL	UQL	%REC	LOW	HIGH	%RPD	Q
Fluorene	A	ug/L	0	0		0	0	0	1.82	5	150	0%	0	0	0%	U
Hexachlorobenzene	A	ug/L	0	0		0	0	0	1.33	10	150	0%	0	0	0%	U
Hexachlorobutadiene	A	ug/L	0	0		0	0	0	2.32	10	150	0%	0	0	0%	U
Hexachlorocyclopentadiene	A	ug/L	0	0		0	0	0	2.97	10	150	0%	0	0	0%	U
Hexachloroethane	A	ug/L	0	0		0	0	0	1.79	10	150	0%	0	0	0%	U
Indeno(1,2,3-cd)pyrene	A	ug/L	0	0		0	0	0	1.25	5	150	0%	0	0	0%	U
Isophorone	A	ug/L	0	0		0	0	0	1.67	10	150	0%	0	0	0%	U
m+p-Cresols	A	ug/L	0	0		0	0	0	1.78	10	150	0%	0	0	0%	U
n-Nitroso-di-n-propylamine	A	ug/L	0	0		0	0	0	1.54	10	150	0%	0	0	0%	U
n-Nitrosodimethylamine	A	ug/L	0	0		0	0	0	1.53	10	150	0%	0	0	0%	U
n-Nitrosodiphenylamine	A	ug/L	0	0		0	0	0	1.16	10	150	0%	0	0	0%	U
Naphthalene	A	ug/L	0	0		0	0	0	1.74	5	150	0%	0	0	0%	U
Nitrobenzene	A	ug/L	0	0		0	0	0	2.31	10	150	0%	0	0	0%	U
o-Cresol	A	ug/L	0	0		0	0	0	1.83	10	150	0%	0	0	0%	U
p-Chloroaniline	A	ug/L	0	0		0	0	0	1.52	10	150	0%	0	0	0%	U
Pentachlorophenol	A	ug/L	0	0		0	0	0	4.24	10	150	0%	0	0	0%	U
Phenanthrene	A	ug/L	0	0		0	0	0	0.784	5	150	0%	0	0	0%	U
Phenol	A	ug/L	0	0		0	0	0	1.46	10	150	0%	0	0	0%	U
Pyrene	A	ug/L	0	0		0	0	0	0.921	5	150	0%	0	0	0%	U
Pyridine	A	ug/L	0	0		0	0	0	3.22	10	150	0%	0	0	0%	U
Triallate	A	ug/L	0	0		0	0	0	1.51	10	150	0%	0	0	0%	U
1,4-Dichlorobenzene-d4	I	ug/L	40	40		0	0	0	0	10	150	0%	0	0	0%	
Acenaphthene-d10	I	ug/L	40	40		0	0	0	0	10	150	0%	0	0	0%	
Chrysene-d12	I	ug/L	40	40		0	0	0	0	10	150	0%	0	0	0%	
Naphthalene-d8	I	ug/L	40	40		0	0	0	0	10	150	0%	0	0	0%	
Perylene-d12	I	ug/L	40	40		0	0	0	0	10	150	0%	0	0	0%	
Phenanthrene-d10	I	ug/L	40	40		0	0	0	0	10	150	0%	0	0	0%	
2,4,6-Tribromophenol	S	ug/L	133.50971	133.50971		200	0	0	2.88	10	0	67%	43	140	0%	
2-Fluorobiphenyl	S	ug/L	56.9757	56.9757		100	0	0	0.724	10	0	57%	44	119	0%	
2-Fluorophenol	S	ug/L	56.63298	56.63298		200	0	0	3.52	10	0	28%	19	119	0%	
Nitrobenzene-d5	S	ug/L	56.91253	56.91253		100	0	0	2.34	10	0	57%	44	120	0%	
Phenol-d5	S	ug/L	51.56781	51.56781		200	0	0	2.06	10	0	26%	10	65	0%	
Terphenyl-d14	S	ug/L	90.62835	90.62835		100	0	0	1.17	10	0	91%	50	134	0%	
4-Chloroaniline	X	ug/L	0	0		0	0	0	1.61	10	150	0%	0	0	0%	U
o-Terphenyl	X	ug/L	0	0		0	0	0	1.27	10	150	0%	0	0	0%	U

Seq No	Lab ID	Test Code	Sample Typ	File ID	Analysis Date	DF	Batch ID	Prep Date	SPKref	RPDref	pmoist
15055090	24-Feb-22_CCV	SVOC-8270-W-	CCV	SV5973N.I\sd022	2/25/2022 12:14:	1	R375205		0	0	

Analyte	T	Units	RAW	Final	Text	Spike	SPKref	RPDref	MDL	PQL	UQL	%REC	LOW	HIGH	%RPD	Q
1,2,4-Trichlorobenzene	A	ug/L	71.68511	71.68511		75	0	0	1.9	10	150	96%	50	150	0%	
1,2-Dichlorobenzene	A	ug/L	79.81143	79.81143		75	0	0	1.97	10	150	106%	50	150	0%	
1,3-Dichlorobenzene	A	ug/L	76.49882	76.49882		75	0	0	2.13	10	150	102%	50	150	0%	
1,4-Dichlorobenzene	A	ug/L	72.18471	72.18471		75	0	0	2.02	10	150	96%	50	150	0%	
1-Methylnaphthalene	A	ug/L	74.71764	74.71764		75	0	0	2.39	10	150	100%	50	150	0%	
2,2´-Oxybis(1-Chloropropane)	A	ug/L	77.19823	77.19823		75	0	0	1.45	10	150	103%	50	150	0%	
2,4,5-Trichlorophenol	A	ug/L	80.08523	80.08523		75	0	0	2.23	10	150	107%	50	150	0%	
2,4,6-Trichlorophenol	A	ug/L	81.27708	81.27708		75	0	0	2.64	10	150	108%	50	150	0%	
2,4-Dichlorophenol	A	ug/L	75.59047	75.59047		75	0	0	1.69	10	150	101%	50	150	0%	
2,4-Dimethylphenol	A	ug/L	78.04968	78.04968		75	0	0	1.69	10	150	104%	50	150	0%	
2,4-Dinitrophenol	A	ug/L	79.34302	79.34302		75	0	0	4.26	10	150	106%	50	150	0%	
2,4-Dinitrotoluene	A	ug/L	85.3409	85.3409		75	0	0	3.04	10	150	114%	50	150	0%	
2,6-Dinitrotoluene	A	ug/L	84.91639	84.91639		75	0	0	3.2	10	150	113%	50	150	0%	
2-Chloronaphthalene	A	ug/L	81.40429	81.40429		75	0	0	2.14	10	150	109%	50	150	0%	
2-Chlorophenol	A	ug/L	82.08195	82.08195		75	0	0	2.48	10	150	109%	50	150	0%	
2-Methylnaphthalene	A	ug/L	69.93322	69.93322		75	0	0	1.92	10	150	93%	50	150	0%	
2-Nitroaniline	A	ug/L	77.47753	77.47753		75	0	0	2.4	10	150	103%	50	150	0%	
2-Nitrophenol	A	ug/L	80.04094	80.04094		75	0	0	2.36	10	150	107%	50	150	0%	
3,3´-Dichlorobenzidine	A	ug/L	74.33529	74.33529		75	0	0	2.11	10	150	99%	50	150	0%	
3-Nitroaniline	A	ug/L	78.15855	78.15855		75	0	0	2.77	10	150	104%	50	150	0%	
4,6-Dinitro-2-methylphenol	A	ug/L	76.44911	76.44911		75	0	0	2.33	10	150	102%	50	150	0%	
4-Bromophenyl phenyl ether	A	ug/L	73.65014	73.65014		75	0	0	1.74	10	150	98%	50	150	0%	
4-Chloro-2-methylphenol	A	ug/L	76.30379	76.30379		75	0	0	1.6	10	150	102%	50	150	0%	
4-Chloro-3-methylphenol	A	ug/L	79.73908	79.73908		75	0	0	1.46	10	150	106%	50	150	0%	
4-Chlorophenol	A	ug/L	83.56636	83.56636		75	0	0	2.64	10	150	111%	50	150	0%	
4-Chlorophenyl phenyl ether	A	ug/L	80.10819	80.10819		75	0	0	2.03	10	150	107%	50	150	0%	
4-Nitroaniline	A	ug/L	72.31908	72.31908		75	0	0	1.63	10	150	96%	50	150	0%	
4-Nitrophenol	A	ug/L	81.4156	81.4156		75	0	0	2.5	10	150	109%	50	150	0%	
Acenaphthene	A	ug/L	74.81934	74.81934		75	0	0	1.89	10	150	100%	50	150	0%	
Acenaphthylene	A	ug/L	77.80434	77.80434		75	0	0	1.57	10	150	104%	50	150	0%	
Aniline	A	ug/L	76.11157	76.11157		75	0	0	3.74	10	150	101%	50	150	0%	
Anthracene	A	ug/L	81.08057	81.08057		75	0	0	1.23	10	150	108%	50	150	0%	
Azobenzene	A	ug/L	77.84185	77.84185		75	0	0	1.09	10	150	104%	50	150	0%	
Benzidine	A	ug/L	64.46474	64.46474		75	0	0	6.72	10	150	86%	50	150	0%	
Benzo(a)anthracene	A	ug/L	76.45271	76.45271		75	0	0	0.856	10	150	102%	50	150	0%	

Seq No	Lab ID	Test Code	Sample Typ	File ID	Analysis Date	DF	Batch ID	Prep Date	SPKref	RPDref	pmoist
15055090	24-Feb-22_CCV	SVOC-8270-W-	CCV	SV5973N.I\sd022	2/25/2022 12:14:	1	R375205		0	0	

Analyte	T	Units	RAW	Final	Text	Spike	SPKref	RPDref	MDL	PQL	UQL	%REC	LOW	HIGH	%RPD	Q
Benzo(a)pyrene	A	ug/L	76.52315	76.52315		75	0	0	1.24	10	150	102%	50	150	0%	
Benzo(b)fluoranthene	A	ug/L	75.31795	75.31795		75	0	0	0.903	10	150	100%	50	150	0%	
Benzo(g,h,i)perylene	A	ug/L	73.89162	73.89162		75	0	0	1.01	10	150	99%	50	150	0%	
Benzo(k)fluoranthene	A	ug/L	73.37389	73.37389		75	0	0	0.97	10	150	98%	50	150	0%	
Benzoic acid	A	ug/L	66.06813	66.06813		75	0	0	1.51	10	150	88%	50	150	0%	
Benzyl alcohol	A	ug/L	88.38623	88.38623		75	0	0	3.13	10	150	118%	50	150	0%	
bis(-2-chloroethoxy)Methane	A	ug/L	77.36893	77.36893		75	0	0	1.36	10	150	103%	50	150	0%	
bis(-2-chloroethyl)Ether	A	ug/L	77.77272	77.77272		75	0	0	2.57	10	150	104%	50	150	0%	
bis(2-chloroisopropyl)Ether	A	ug/L	77.19823	77.19823		75	0	0	1.49	10	150	103%	50	150	0%	
bis(2-ethylhexyl)Phthalate	A	ug/L	79.96368	79.96368		75	0	0	1.91	10	150	107%	50	150	0%	
Butylbenzylphthalate	A	ug/L	79.83324	79.83324		75	0	0	1.57	10	150	106%	50	150	0%	
Carbazole	A	ug/L	76.79862	76.79862		75	0	0	0.842	10	150	102%	50	150	0%	
Chrysene	A	ug/L	76.5123	76.5123		75	0	0	1.17	10	150	102%	50	150	0%	
Di-n-butyl phthalate	A	ug/L	80.51714	80.51714		75	0	0	0.932	10	150	107%	50	150	0%	
Di-n-octyl phthalate	A	ug/L	79.95971	79.95971		75	0	0	1.34	10	150	107%	50	150	0%	
Dibenzo(a,h)anthracene	A	ug/L	74.4374	74.4374		75	0	0	1.17	10	150	99%	50	150	0%	
Dibenzofuran	A	ug/L	78.02032	78.02032		75	0	0	1.74	10	150	104%	50	150	0%	
Diethyl phthalate	A	ug/L	85.65945	85.65945		75	0	0	2.18	10	150	114%	50	150	0%	
Dimethyl phthalate	A	ug/L	84.56586	84.56586		75	0	0	1.72	10	150	113%	50	150	0%	
Fluoranthene	A	ug/L	77.24225	77.24225		75	0	0	0.883	10	150	103%	50	150	0%	
Fluorene	A	ug/L	74.68642	74.68642		75	0	0	1.82	10	150	100%	50	150	0%	
Hexachlorobenzene	A	ug/L	79.45358	79.45358		75	0	0	1.33	10	150	106%	50	150	0%	
Hexachlorobutadiene	A	ug/L	71.99633	71.99633		75	0	0	2.32	10	150	96%	50	150	0%	
Hexachlorocyclopentadiene	A	ug/L	82.36306	82.36306		75	0	0	2.97	10	150	110%	50	150	0%	
Hexachloroethane	A	ug/L	78.16048	78.16048		75	0	0	1.79	10	150	104%	50	150	0%	
Indeno(1,2,3-cd)pyrene	A	ug/L	74.11802	74.11802		75	0	0	1.25	10	150	99%	50	150	0%	
Isophorone	A	ug/L	80.73347	80.73347		75	0	0	1.67	10	150	108%	50	150	0%	
m+p-Cresols	A	ug/L	81.46982	81.46982		75	0	0	1.78	10	150	109%	50	150	0%	
n-Nitroso-di-n-propylamine	A	ug/L	81.60319	81.60319		75	0	0	1.54	10	150	109%	50	150	0%	
n-Nitrosodimethylamine	A	ug/L	79.96025	79.96025		75	0	0	1.53	10	150	107%	50	150	0%	
n-Nitrosodiphenylamine	A	ug/L	74.76643	74.76643		75	0	0	1.16	10	150	100%	50	150	0%	
Naphthalene	A	ug/L	75.34961	75.34961		75	0	0	1.74	10	150	100%	50	150	0%	
Nitrobenzene	A	ug/L	79.0498	79.0498		75	0	0	2.31	10	150	105%	50	150	0%	
o-Cresol	A	ug/L	78.47695	78.47695		75	0	0	1.83	10	150	105%	50	150	0%	
o-Terphenyl	A	ug/L	74.69162	74.69162		75	0	0	1.27	10	150	100%	50	150	0%	

Seq No	Lab ID	Test Code	Sample Typ	File ID	Analysis Date	DF	Batch ID	Prep Date	SPKref	RPDref	pmoist
15055090	24-Feb-22_CCV	SVOC-8270-W-	CCV	SV5973N.I\sd022	2/25/2022 12:14:	1	R375205		0	0	

Analyte	T	Units	RAW	Final	Text	Spike	SPKref	RPDref	MDL	PQL	UQL	%REC	LOW	HIGH	%RPD	Q
p-Chloroaniline	A	ug/L	73.81379	73.81379		75	0	0	1.52	10	150	98%	50	150	0%	
Pentachlorophenol	A	ug/L	81.73696	81.73696		75	0	0	4.24	10	150	109%	50	150	0%	
Phenanthrene	A	ug/L	76.19418	76.19418		75	0	0	0.784	10	150	102%	50	150	0%	
Phenol	A	ug/L	75.85038	75.85038		75	0	0	1.46	10	150	101%	50	150	0%	
Pyrene	A	ug/L	76.22225	76.22225		75	0	0	0.921	10	150	102%	50	150	0%	
Pyridine	A	ug/L	84.15097	84.15097		75	0	0	3.22	10	150	112%	50	150	0%	
Triallate	A	ug/L	78.19489	78.19489		75	0	0	1.51	10	150	104%	50	150	0%	
1,4-Dichlorobenzene-d4	I	ug/L	40	40		0	0	0	0	10	150	0%	50	150	0%	
Acenaphthene-d10	I	ug/L	40	40		0	0	0	0	10	150	0%	50	150	0%	
Chrysene-d12	I	ug/L	40	40		0	0	0	0	10	150	0%	50	150	0%	
Naphthalene-d8	I	ug/L	40	40		0	0	0	0	10	150	0%	50	150	0%	
Perylene-d12	I	ug/L	40	40		0	0	0	0	10	150	0%	50	150	0%	
Phenanthrene-d10	I	ug/L	40	40		0	0	0	0	10	150	0%	50	150	0%	
2,4,6-Tribromophenol	S	ug/L	79.41995	79.41995		75	0	0	2.88	10	0	106%	50	150	0%	
2-Fluorobiphenyl	S	ug/L	74.12377	74.12377		75	0	0	0.724	10	0	99%	50	150	0%	
2-Fluorophenol	S	ug/L	79.65443	79.65443		75	0	0	3.52	10	0	106%	50	150	0%	
Nitrobenzene-d5	S	ug/L	83.31512	83.31512		75	0	0	2.34	10	0	111%	50	150	0%	
Phenol-d5	S	ug/L	80.50559	80.50559		75	0	0	2.06	10	0	107%	50	150	0%	
Terphenyl-d14	S	ug/L	76.47535	76.47535		75	0	0	1.17	10	0	102%	50	150	0%	
4-Chloroaniline	X	ug/L	73.81379	73.81379		75	0	0	1.61	10	150	98%	50	150	0%	

Write Sequence | Insert Entries(Have the first cell for entries selected)

File Name	Sample Name	Line No.	Test Code	Multiplier	Divisor	Method Name
Feb2401.d	24-Feb-22_TUNE_1	1		1	1	5973NTUN.M
Feb2402.d	24-Feb-22_CCV_2	2	SVOC-8270-W-LARGO	1	1	BNA+SIM.M
Feb2403.d	24-Feb-22_ISTBLK_3	3	SVOC-8270-W-LARGO	1	1	BNA+SIM.M
Feb2404.d	MB-163957	4	SVOC-8270-W-LARGO	1	1	BNA+SIM.M
Feb2405.d	LCS-163957	5	SVOC-8270-W-LARGO	1	1	BNA+SIM.M
Feb2406.d	LCSD-163957	6	SVOC-8270-W-LARGO	1	1	BNA+SIM.M
Feb2407.d	B22021435-001C	7	SVOC-8270-W-LARGO	1	1	BNA+SIM.M
Feb2408.d	B22021435-001CMS	8	SVOC-8270-W-LARGO	1	1	BNA+SIM.M
Feb2409.d	B22021435-006C	9	SVOC-8270-W-LARGO	1	1	BNA+SIM.M
Feb2410.d	B22021435-006CMS	10	SVOC-8270-W-LARGO	1	1	BNA+SIM.M
Feb2411.d	B22021435-007A	11	SVOC-8270-W-LARGO	1	1	BNA+SIM.M
Feb2412.d	B22021435-012C	12	SVOC-8270-W-LARGO	1	1	BNA+SIM.M
Feb2413.d	B22021435-017C	13	SVOC-8270-W-LARGO	1	1	BNA+SIM.M
Feb2414.d	B22021435-022C	14	SVOC-8270-W-LARGO	1	1	BNA+SIM.M
Feb2415.d	B22021435-027C	15	SVOC-8270-W-LARGO	1	1	BNA+SIM.M
Feb2416.d	B22021435-032C	16	SVOC-8270-W-LARGO	1	1	BNA+SIM.M
Feb2417.d	24-Feb-22_CCV_17	17	SVOC-8270-W-LARGO	1	1	BNA+SIM.M
Feb2418.d	MB-163901	18	SVOC-625.1-W	1	1	BNA+SIM.M
Feb2419.d	LCS-163901	19	SVOC-625.1-W	1	1	BNA+SIM.M
Feb2420.d	B22021469-001A	20	SVOC-625.1-W	1	1	BNA+SIM.M
Feb2421.d	B22021231-002A	21	SVOC-625.1-W	1	1	BNA+SIM.M
Feb2422.d	B22021231-002AMS	22	SVOC-625.1-W	1	1	BNA+SIM.M
Feb2423.d	B22021273-002A	23	SVOC-625.1-W	1	1	BNA+SIM.M
Feb2424.d	B22021273-002AMS	24	SVOC-625.1-W	1	1	BNA+SIM.M

Tune Evaluation Report

Data Path:	\\MASSHUNTER\Org\Data\SV5973N.I\sd022422\DoD BNA 1\Feb2401.D
Acq on:	2/24/2022 3:50:22 PM
Operator:	LIMS import
Sample:	24-Feb-22_TUNE_1
Inst Name:	Instrument #1
ALS Vial:	1
Method:	\\MASSHUNTER\Org\Data\SV5973N.I\DFTPP5973N625.m

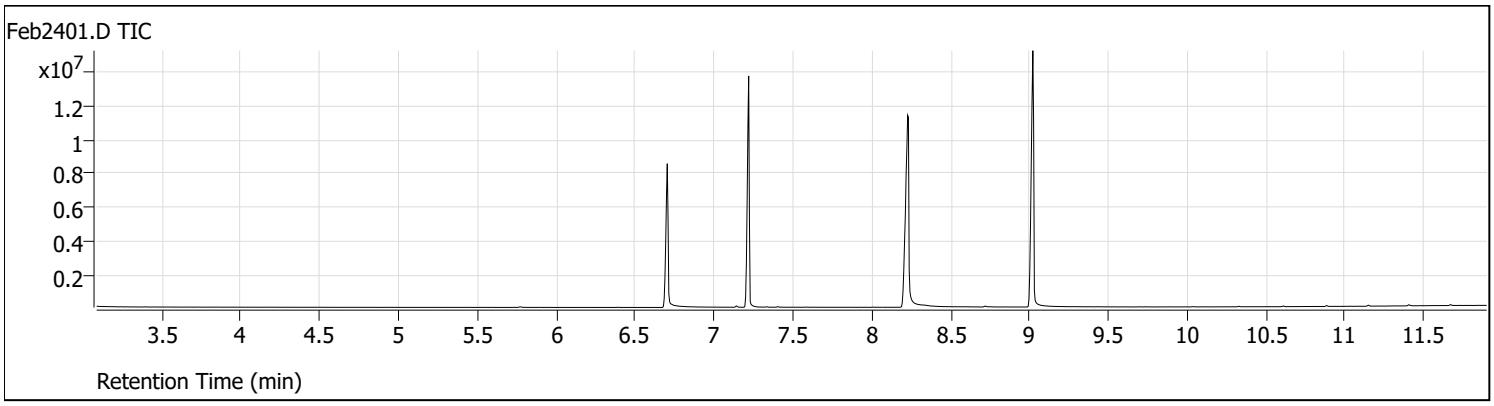

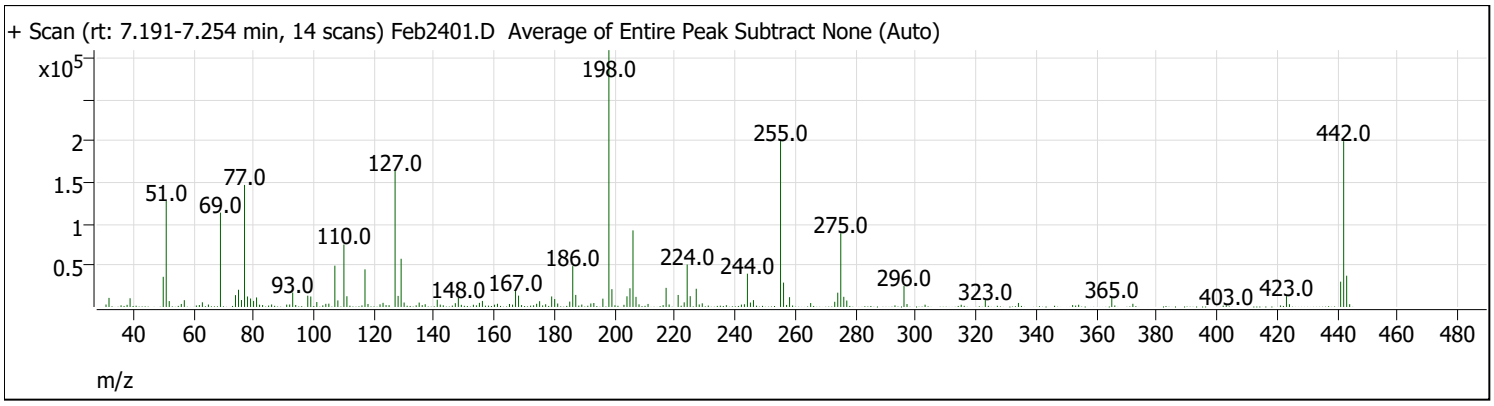

Target Mass	Rel. To Mass	Lower Limit%	Upper Limit%	Rel. Abn%	Raw Abn	Pass/Fail
51	198	30	60	41.3	127475	Pass
68	69	0	2	0.7	810	Pass
70	69	0	2	0.7	790	Pass
127	198	40	60	53.0	163755	Pass
197	198	0	1	0.2	575	Pass
198	198	100	100	100.0	308917	Pass
199	198	5	9	6.9	21459	Pass
275	198	10	30	28.7	88776	Pass
365	198	1	100	3.7	11339	Pass
441	443	1E-10	150	80.9	30456	Pass
442	198	40	100	64.6	199491	Pass
443	442	17	23	18.9	37639	Pass
69	69	100	100	100.0	113481	Pass

Tune Evaluation Report

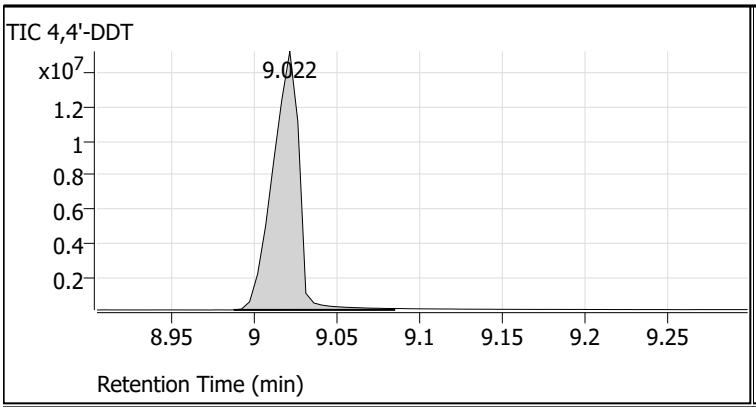

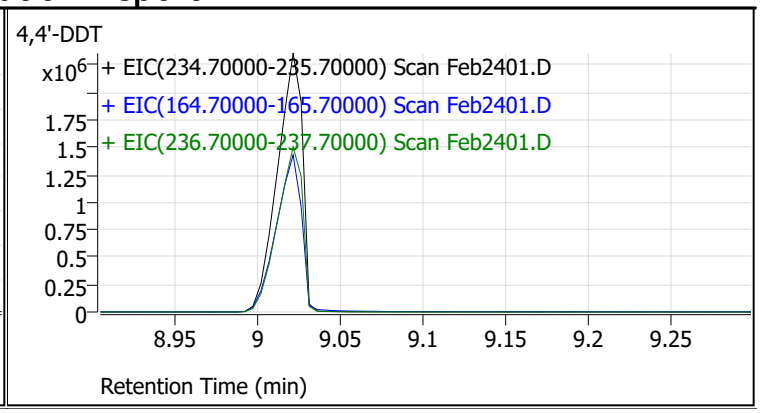

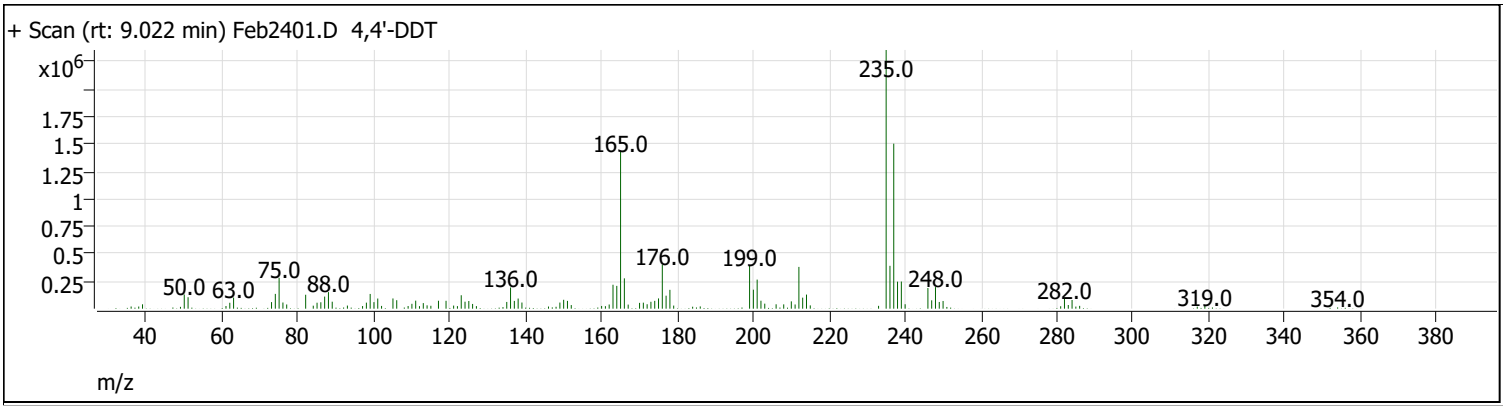

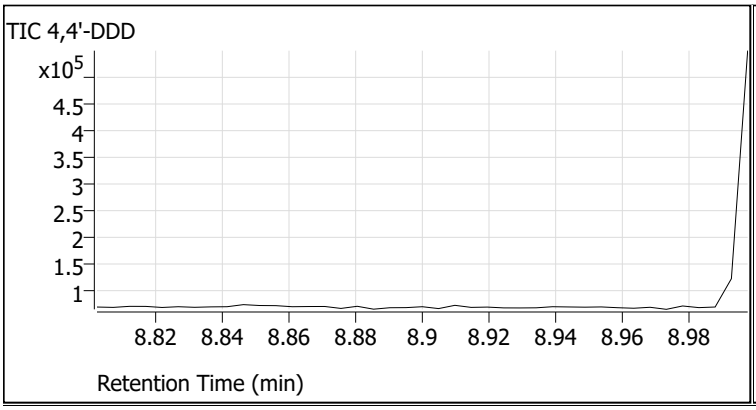

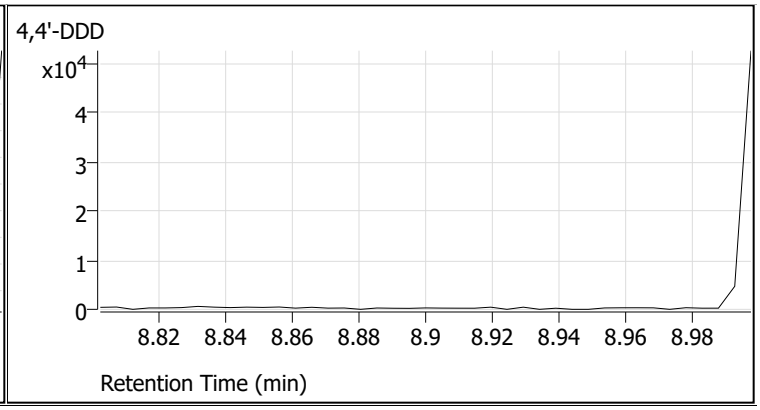

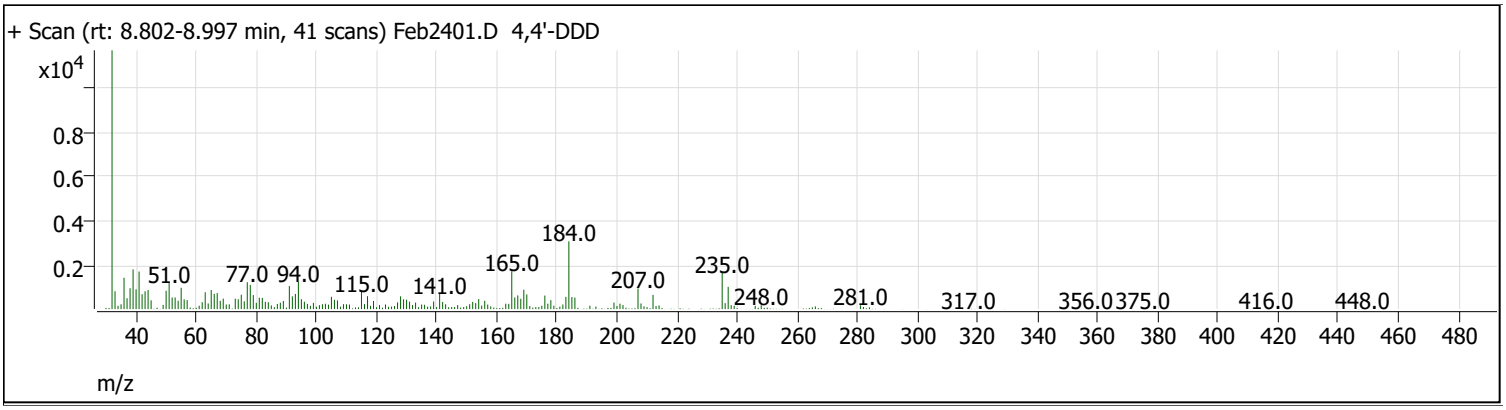

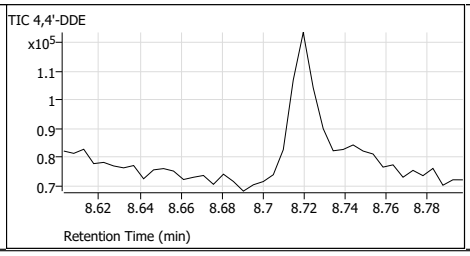

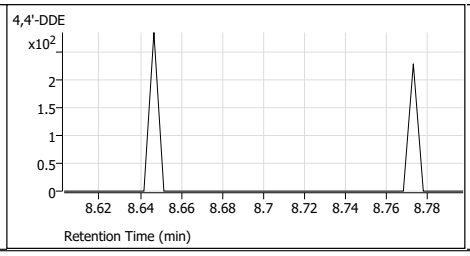

Tune Evaluation Report

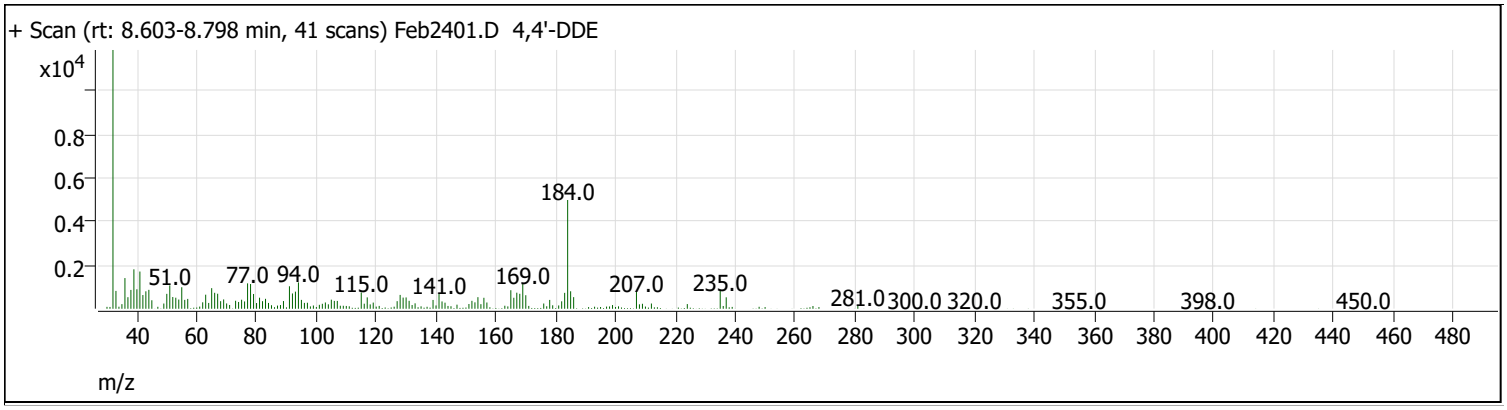

Compound Name	Expected RT	Observed RT	TIC Area	Breakdown %	Pass/Fail
4,4'-DDT	9.100	9.022	16840622	0.0	Pass
4,4'-DDD	8.900	0.000	0		
4,4'-DDE	8.700	0.000	0		

Tune Evaluation Report

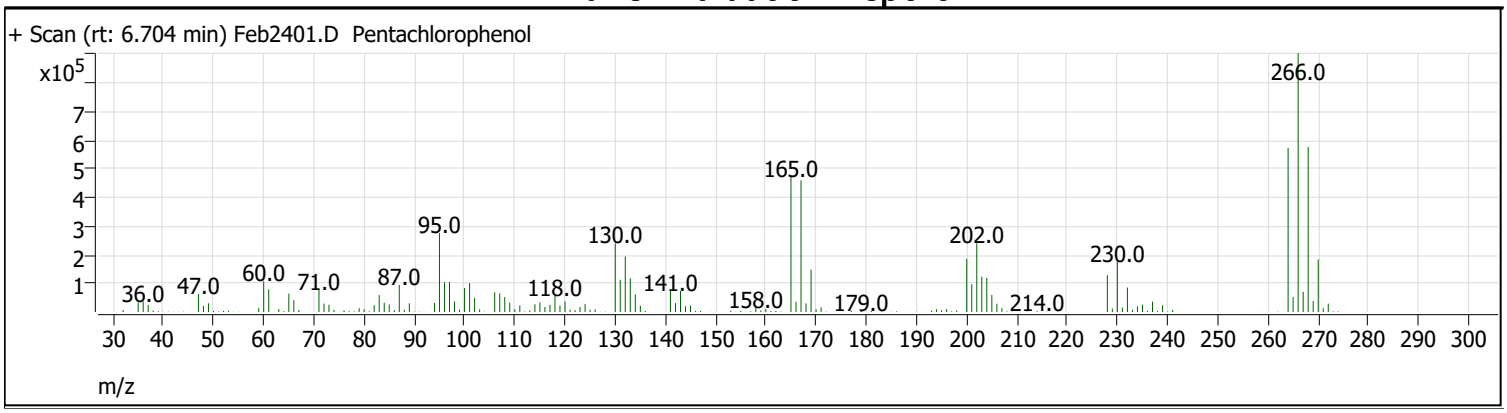

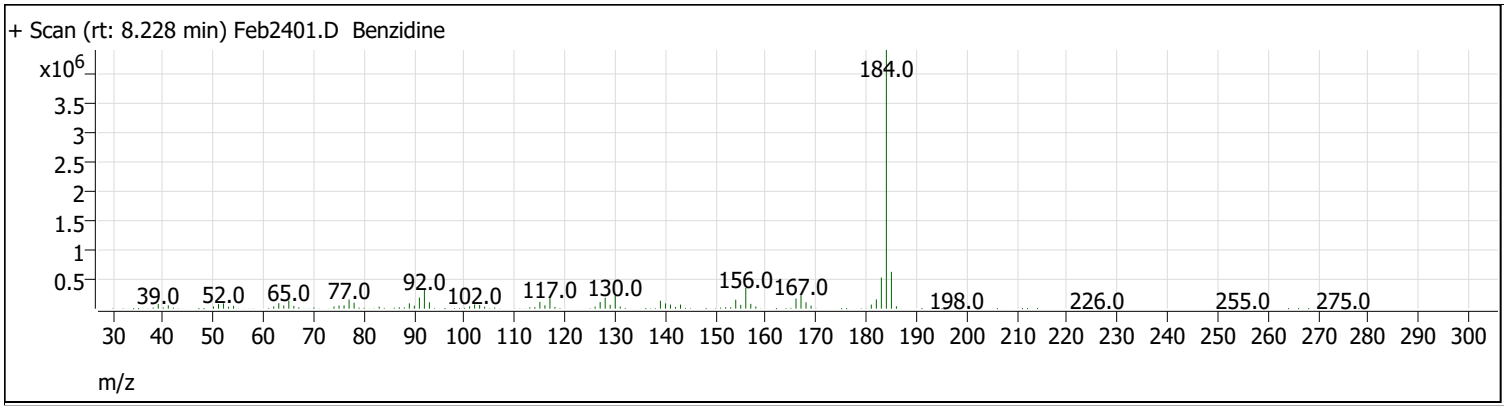

Compound Name	Expected RT	Observed RT	Tailing Factor	PGF	Pass/Fail
Pentachlorophenol	6.900	6.704	0.5	5.3	Pass
Benzidine	8.500	8.228	0.5	3.6	Pass

Quantitation Results Report (QT Reviewed)

Data File	Feb2402.D	Operator	LIMS import
Acq. Method	BNA+SIM.M	Acq. Date-Time	2/24/2022 4:11:35 PM
Sample Name	24-Feb-22_CCV_2	Instrument	Instrument #1
Vial	2	Multiplier	1.00
DA Method File		Comment	SVOC-8270-W-LARGO
Tune File	dftppdsm.u	Tune Date	2/18/2022 9:25:00 PM
Batch Name	022422 DoD BNA.batch.bin	Last Calib Update	2/25/2022 7:56:13 AM
Ref Library	D:\Org\Library\NIST129K.l		

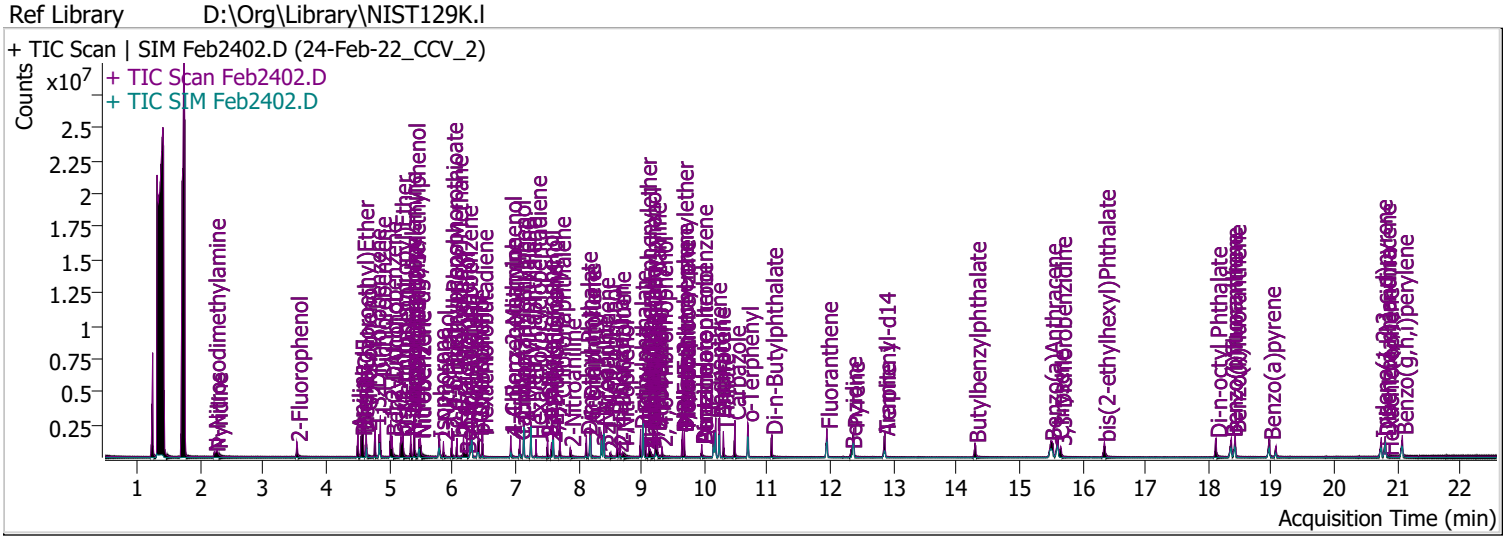

Compound	RT	QIon	Resp.	Conc.	Units		Dev(Min)
Internal Standards							
System Monitoring Compounds							
S 2-Fluorophenol	3.531	112.0	453357	69.4439	µg/L		0.000
Spiked Amount: 200.000	Range: 10.0 - 75.0%			Recovery = 34.72%			
S Phenol-d5	4.552	99.0	611796	72.5033	µg/L		0.000
Spiked Amount: 200.000	Range: 10.0 - 65.0%			Recovery = 36.25%			
S Nitrobenzene-d5	5.471	82.0	329557	70.2711	µg/L		0.000
Spiked Amount: 100.000	Range: 32.0 - 94.0%			Recovery = 70.27%			
S 2-Fluorobiphenyl	7.595	172.0	905914	68.2643	µg/L		0.000
Spiked Amount: 100.000	Range: 28.0 - 107.0%			Recovery = 68.26%			
S 2,4,6-Tribromophenol	9.325	329.8	72884	68.8035	µg/L		0.000
Spiked Amount: 200.000	Range: 25.0 - 140.0%			Recovery = 34.40%			
S Terphenyl-d14	12.865	244.3	962611	70.2571	µg/L		0.000
Spiked Amount: 100.000	Range: 32.0 - 122.0%			Recovery = 70.26%			
Target Compounds							**QValue**
T N-Nitrosodimethylamine	2.223	74.0	167411	83.0378	µg/L		87
T Pyridine	2.264	79.0	400448	79.5625	µg/L		99
T Aniline	4.501	93.0	844703	70.2310	µg/L		99
T Phenol	4.572	94.0	652638	69.5404	µg/L		94
T bis(-2-Chloroethyl)Ether	4.583	63.0	442763	69.6749	µg/L	m	100
T 2-Chlorophenol	4.634	128.0	474783	62.9704	µg/L		99
T 1,3-Dichlorobenzene	4.777	146.0	677471	70.2054	µg/L	m	99
T 1,4-Dichlorobenzene	4.858	146.0	668498	68.5524	µg/L		100
T 1,2-Dichlorobenzene	5.022	146.0	662290	70.4488	µg/L	m	99
T Benzyl Alcohol	5.042	108.0	285206	75.7160	µg/L		98
T bis(2-chloroisopropyl)Ether	5.185	121.0	173280	68.3223	µg/L		97
T 2-Methylphenol	5.216	107.0	439921	67.3200	µg/L		100
T N-nitroso-Di-n-propylamine	5.338	70.0	330733	73.9439	µg/L		93
T Hexachloroethane	5.389	117.0	201055	70.1655	µg/L		99
T 4Methylphenol/3Methylphenol	5.400	107.0	639950	71.8177	µg/L	m	98

Compound	RT	QIon	Resp.	Conc.	Units		Dev(Min)
T Nitrobenzene	5.492	123.1	156666	65.4992	µg/L		98
T Isophorone	5.788	82.0	846214	76.2620	µg/L		98
T 2-Nitrophenol	5.859	139.0	181308	73.6677	µg/L		96
T 2,4-Dimethylphenol	5.992	122.0	381405	73.5430	µg/L		97
T bis(-2-Chloroethoxy)Methane	6.075	93.0	465019	72.1212	µg/L		99
T 2,4-Dichlorophenol	6.177	162.0	304995	62.0110	µg/L		99
T Benzoic Acid	6.208	105.0	157788	62.2135	µg/L	m	88
T 1,2,4-Trichlorobenzene	6.229	180.0	402455	67.3520	µg/L		99
T Naphthalene	6.311	128.0	1218983	68.2773	µg/L		99
T 4-Chlorophenol	6.403	130.0	124388	67.1780	µg/L		85
T p-Chloroaniline	6.414	127.0	491314	71.1102	µg/L		96
T Hexachlorobutadiene	6.475	224.9	203904	66.4476	µg/L		99
T 4-Chloro-2-Methylphenol	6.927	107.0	309618	67.2002	µg/L		98
T 4-Chloro-3-Methylphenol	7.071	107.0	322895	67.5045	µg/L	m	98
T 2-Methylnaphthalene	7.132	141.0	661585	66.4697	µg/L		100
T 1-Methylnaphthalene	7.245	141.0	653577	67.1163	µg/L		99
T Hexachlorocyclopentadiene	7.327	236.9	137474	73.6564	µg/L		98
T 2,4,6-Trichlorophenol	7.512	196.0	210976	65.0134	µg/L		98
T 2,4,5-Trichlorophenol	7.574	196.0	224209	61.7023	µg/L	m	97
T 2-Chloronaphthalene	7.707	162.0	768260	68.9155	µg/L		100
T 2-Nitroaniline	7.872	65.0	132229	66.9581	µg/L		89
T Dimethyl Phthalate	8.128	163.0	804880	72.3861	µg/L		97
T 2,6-Dinitrotoluene	8.180	165.0	112583	73.2327	µg/L		93
T Acenaphthylene	8.190	152.1	1247693	69.9591	µg/L		100
T 3-Nitroaniline	8.384	138.0	123955	71.4849	µg/L		93
T Acenaphthene	8.405	154.0	698112	67.5663	µg/L		99
T 2,4-Dinitrophenol	8.507	184.0	60393	78.1366	µg/L		94
T Dibenzofuran	8.620	168.0	1147397	67.3796	µg/L		98
T 2,4-Dinitrotoluene	8.660	165.0	144865	75.8600	µg/L		97
T 4-Nitrophenol	8.712	109.0	126906	67.9696	µg/L		100
T Diethylphthalate	8.988	149.0	812721	70.6081	µg/L		100
T Fluorene	9.029	166.0	920182	68.1271	µg/L		100
T 4-Chlorophenyl-phenylether	9.070	204.0	434415	72.0933	µg/L		100
T 4-Nitroaniline	9.121	138.0	116399	62.5185	µg/L		96
T 4,6-Dinitro-2-methylphenol	9.141	198.0	87095	76.0055	µg/L		98
T N-nitrosodiphenylamine	9.223	169.0	624528	69.9157	µg/L		100
T Azobenzene	9.254	77.0	766576	65.9165	µg/L		100
T 4-Bromophenyl-phenylether	9.653	248.0	240412	71.8888	µg/L		98
T Hexachlorobenzene	9.683	283.9	236618	68.5486	µg/L		97
T Pentachlorophenol	9.958	265.9	99086	64.7725	µg/L		99
T Phenanthrene	10.181	178.0	1328163	70.7517	µg/L		100
T Anthracene	10.242	178.0	1319402	75.0760	µg/L		100
T Triallate	10.303	86.0	274316	67.0272	µg/L		98
T Carbazole	10.485	167.0	1217628	68.4025	µg/L		99
T o-Terphenyl	10.687	230.0	691030	69.6943	µg/L		98
T Di-n-Butylphthalate	11.072	149.0	1138910	69.3848	µg/L		100
T Fluoranthene	11.943	202.0	1356139	72.6937	µg/L		99
T Benzidine	12.328	184.0	443115	66.3919	µg/L		97
T Pyrene	12.369	202.0	1440490	70.6488	µg/L		100
T Butylbenzylphthalate	14.296	149.0	412576	74.5684	µg/L		98
T Benzo(a)Anthracene	15.502	228.0	1094565	73.5203	µg/L		99
T Chrysene	15.614	228.0	1163562	69.4810	µg/L		99
T 3,3-Dichlorobenzidine	15.655	252.0	322851	63.1248	µg/L		100
T bis(2-ethylhexyl)Phthalate	16.350	167.0	142435	74.8535	µg/L		97
T Di-n-octyl Phthalate	18.122	149.0	975677	72.0401	µg/L		100

Compound	RT	QIon	Resp.	Conc.	Units	Dev(Min)
T Benzo(b)fluoranthene	18.365	252.0	1038138	67.6314	µg/L	99
T Benzo(k)fluoranthene	18.426	252.0	1089710	67.7849	µg/L	99
T Benzo(a)pyrene	18.973	252.0	975196	67.3961	µg/L	100
T Indeno(1,2,3-c,d)pyrene	20.745	276.0	805078	66.2507	µg/L	100
T Dibenzo(a,h)anthracene	20.806	278.0	851492	64.4820	µg/L	99
T Benzo(g,h,i)perylene	21.079	276.0	927358	66.2143	µg/L	100

(#) = Qualifier Out of Range; (m) = Manual Integration; (+) = Area Summed; (*) = Surrogate Percent Recovery Out of Range; (d): Zeroed Peak

Compound	Conc.	RT	Dev(Min)	Resp.	QIon	QRatio	Lower	Upper
N-Nitrosodimethylamine	83.0378	2.22	0.00	167411	42.0	126.1	78.4	145.6

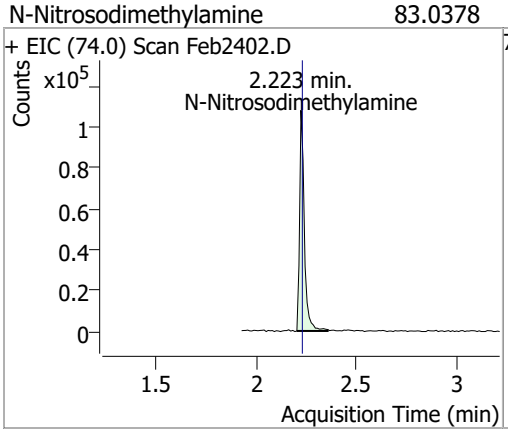

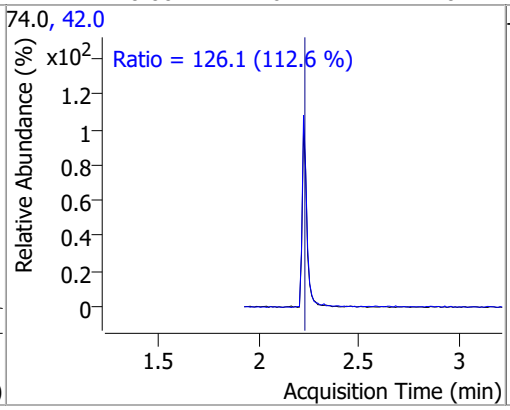

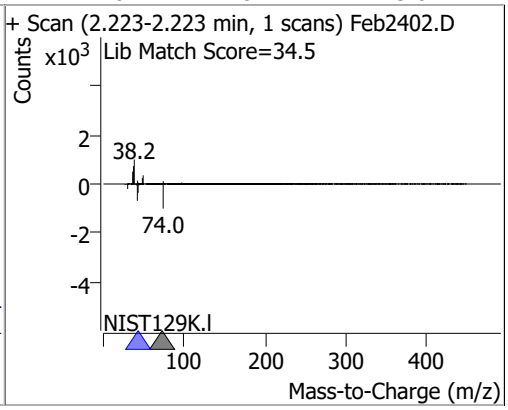

Compound	Conc.	RT	Dev(Min)	Resp.	QIon	QRatio	Lower	Upper
Pyridine	79.5625	2.26	0.00	400448	52.0	81.4	56.5	104.9

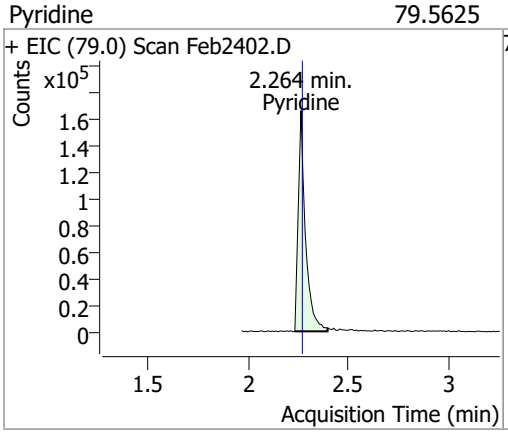

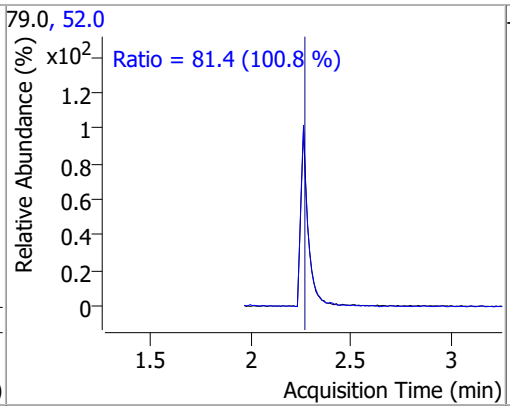

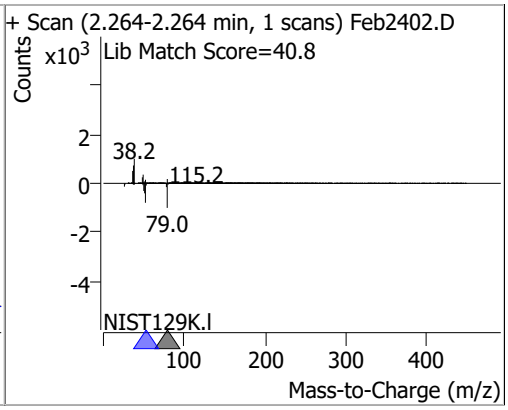

Compound	Conc.	RT	Dev(Min)	Resp.	QIon	QRatio	Lower	Upper
2-Fluorophenol	69.4439	3.53	0.00	453357	64.0	52.2	35.5	65.9
					92.0	20.5	14.8	27.5

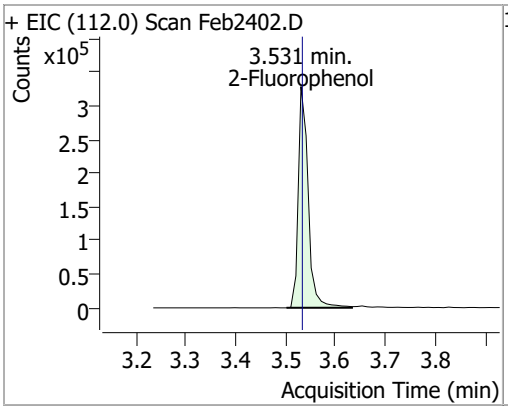

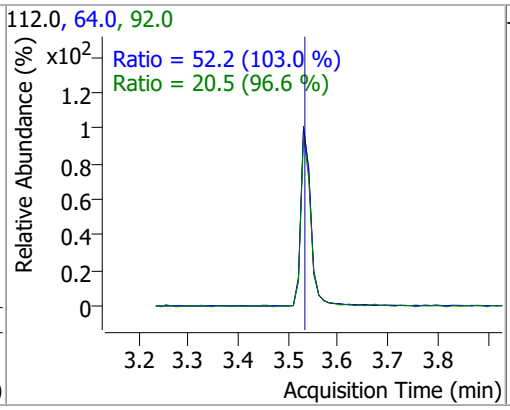

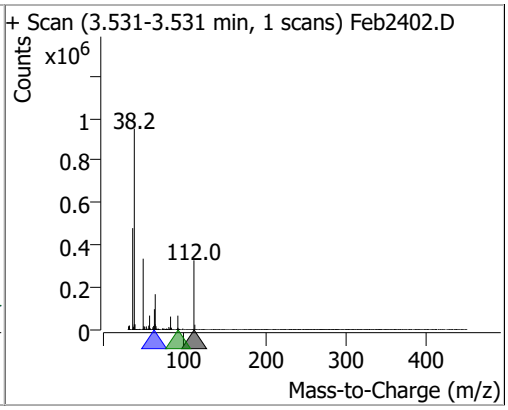

Compound	Conc.	RT	Dev(Min)	Resp.	QIon	QRatio	Lower	Upper
Aniline	70.2310	4.50	0.00	844703	66.0	34.7	24.8	46.0
					65.0	19.5	13.1	24.4

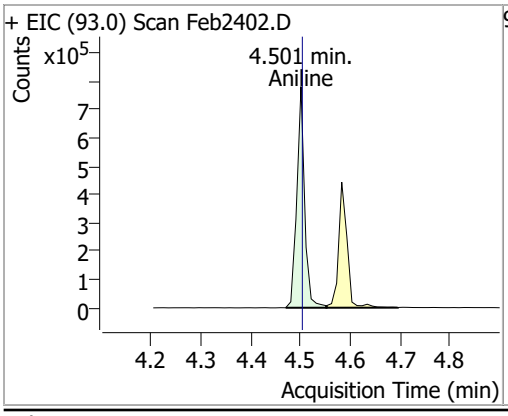

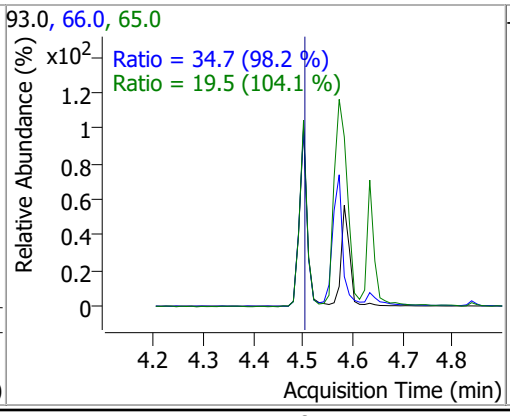

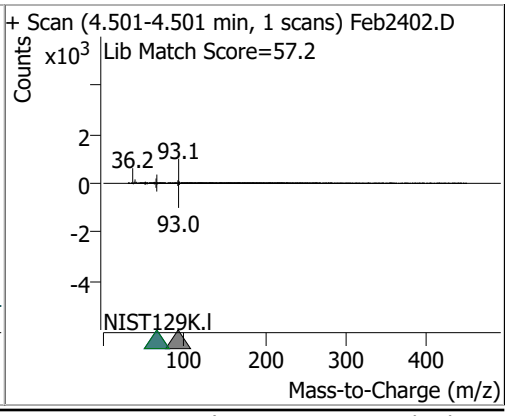

Compound	Conc.	RT	Dev(Min)	Resp.	QIon	QRatio	Lower	Upper
Phenol-d5	72.5033	4.55	0.00	611796	71.0	34.7	25.0	46.4

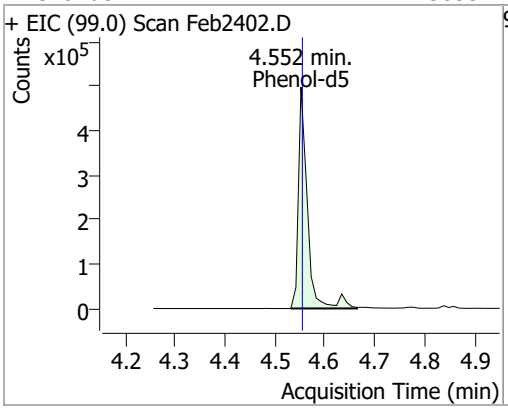

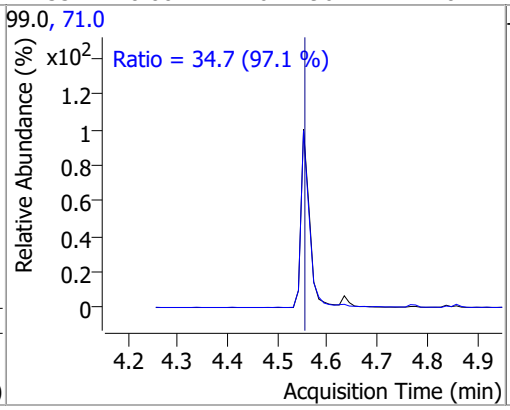

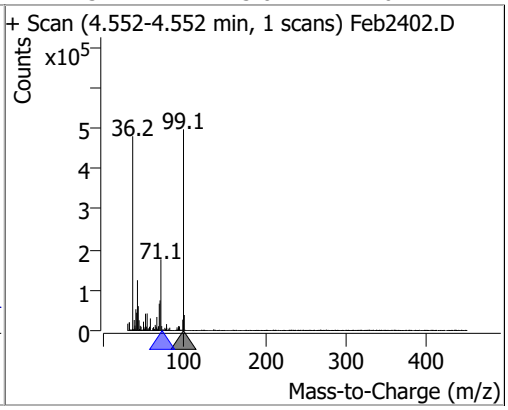

Compound	Conc.	RT	Dev(Min)	Resp.	QIon	QRatio	Lower	Upper
Phenol	69.5404	4.57	0.00	652638	66.0	44.2	28.3	52.5

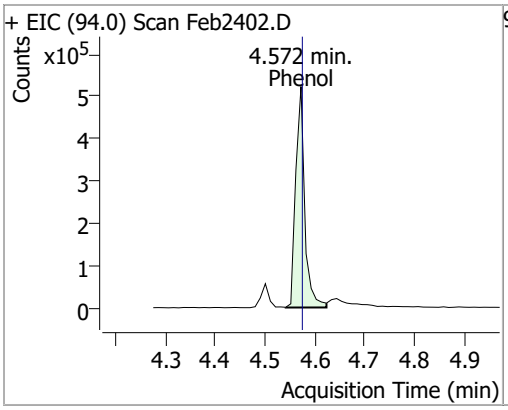

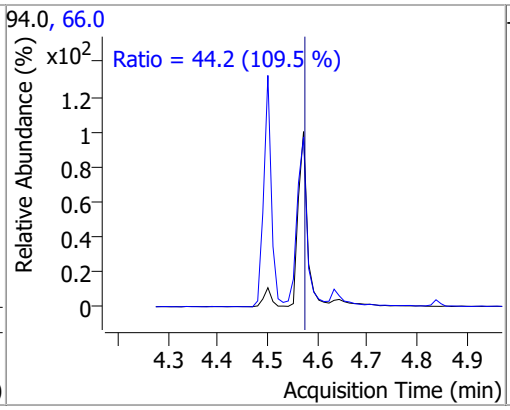

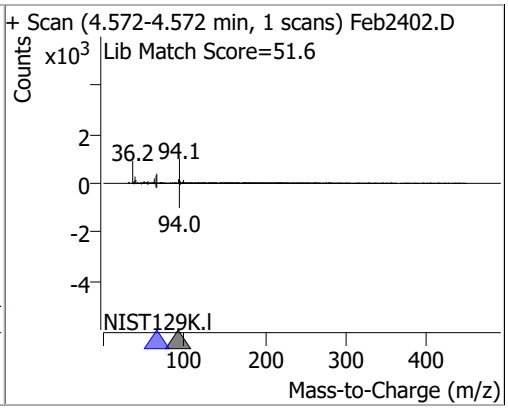

Compound	Conc.	RT	Dev(Min)	Resp.	QIon	QRatio	Lower	Upper
bis(-2-Chloroethyl)Ether	69.6749	4.58	0.00	442763 (m)	64.0	10.3	7.2	13.3

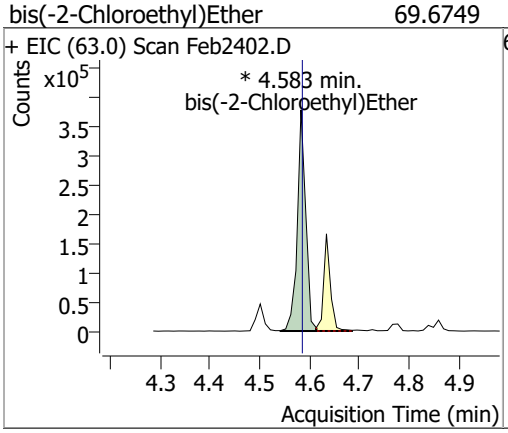

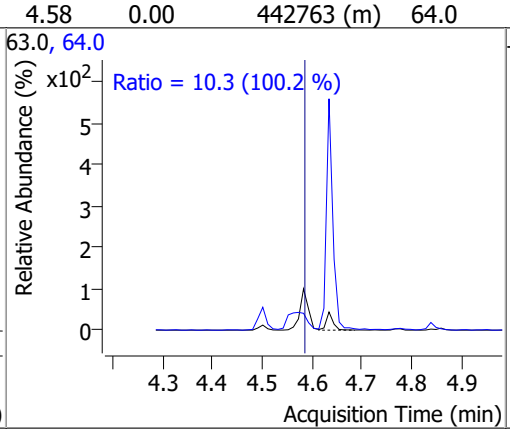

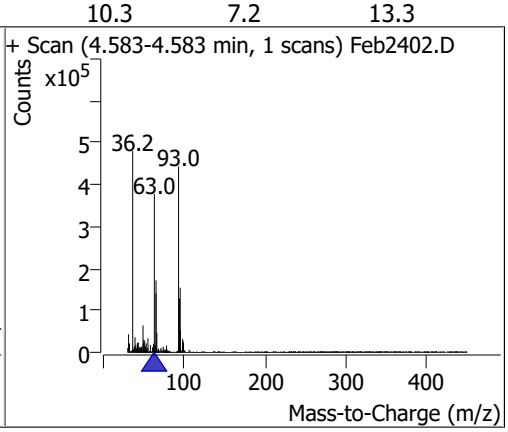

Compound	Conc.	RT	Dev(Min)	Resp.	QIon	QRatio	Lower	Upper
2-Chlorophenol	62.9704	4.63	0.00	474783	130.0	31.9	22.6	42.1

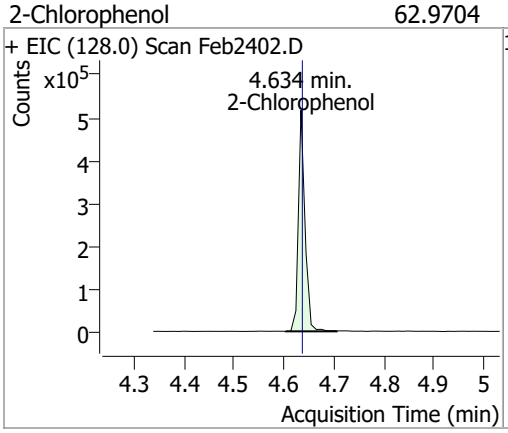

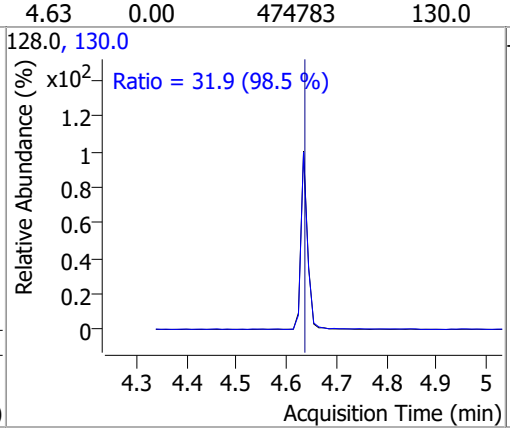

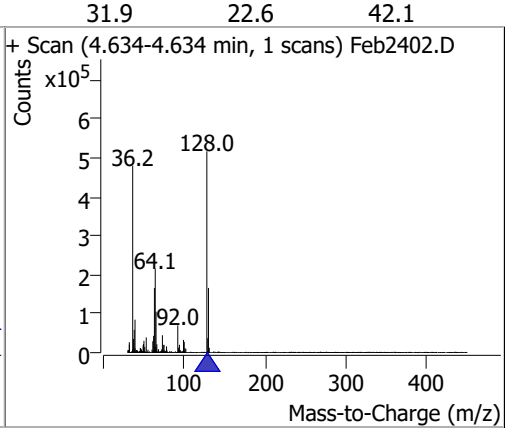

Compound	Conc.	RT	Dev(Min)	Resp.	QIon	QRatio	Lower	Upper
1,3-Dichlorobenzene	70.2054	4.78	0.00	677471 (m)	148.0	63.0	44.6	82.9
					111.0	35.2	24.7	45.9

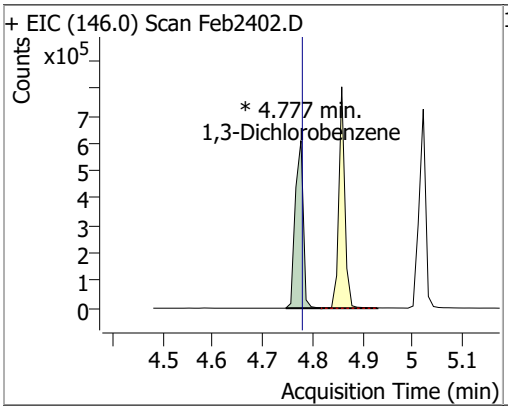

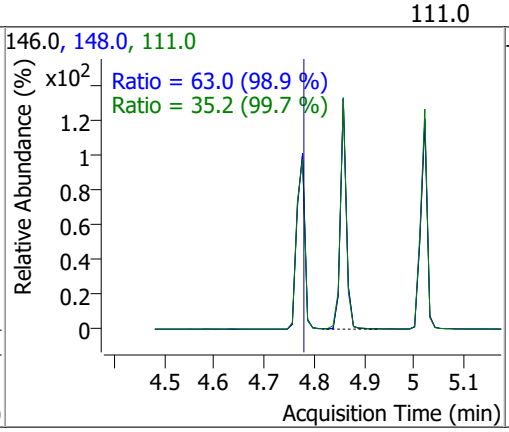

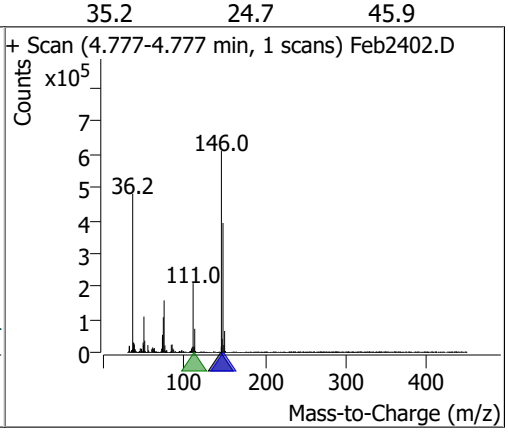

Compound	Conc.	RT	Dev(Min)	Resp.	QIon	QRatio	Lower	Upper
1,4-Dichlorobenzene	68.5524	4.86	0.00	668498	148.0	64.1	45.0	83.7
					111.0	35.2	24.7	45.9

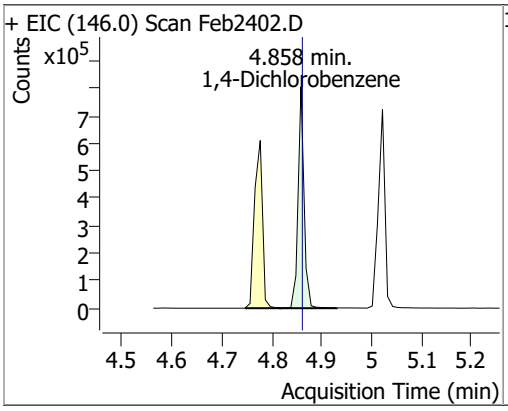

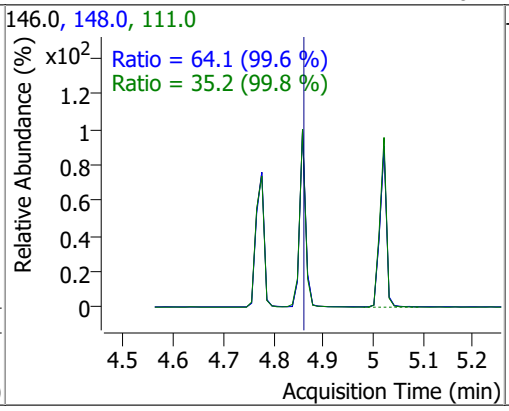

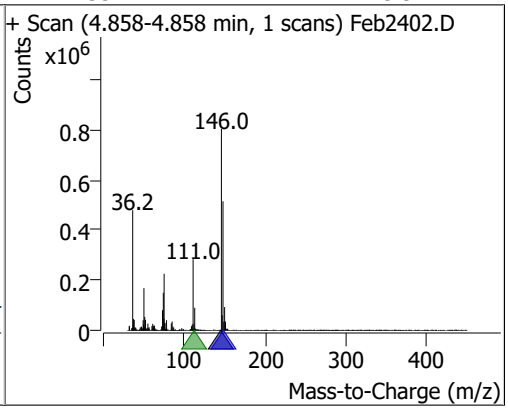

Compound	Conc.	RT	Dev(Min)	Resp.	QIon	QRatio	Lower	Upper
1,2-Dichlorobenzene	70.4488	5.02	0.00	662290 (m)	148.0	64.5	44.6	82.8
					111.0	37.9	26.2	48.7

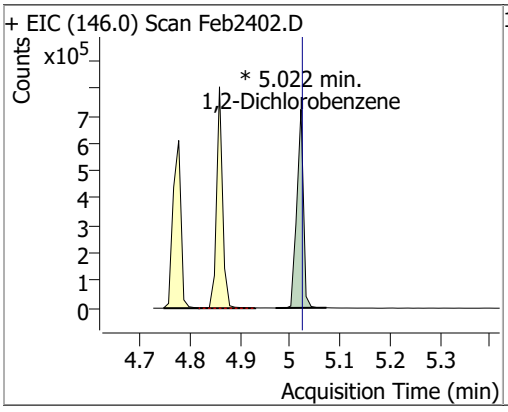

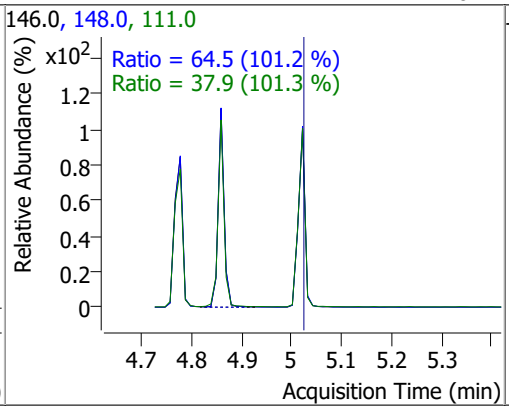

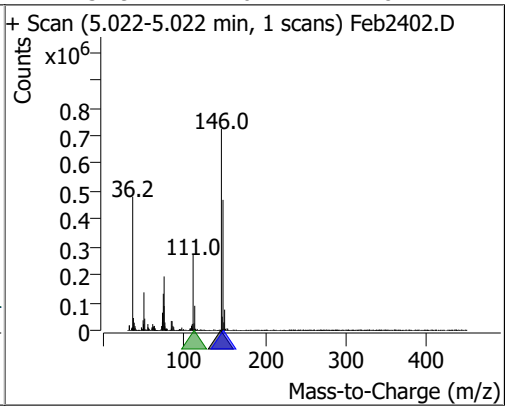

Compound	Conc.	RT	Dev(Min)	Resp.	QIon	QRatio	Lower	Upper
Benzyl Alcohol	75.7160	5.04	0.00	285206	79.0	122.4	83.2	154.5
					107.0	68.1	48.2	89.5

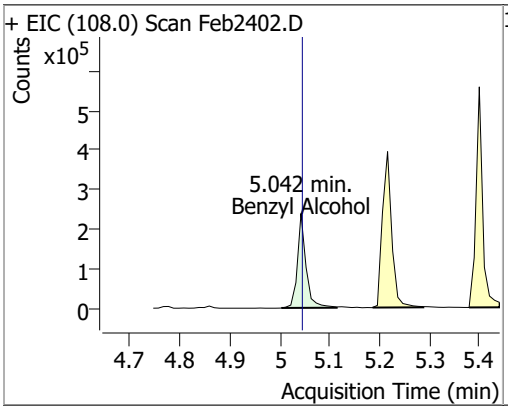

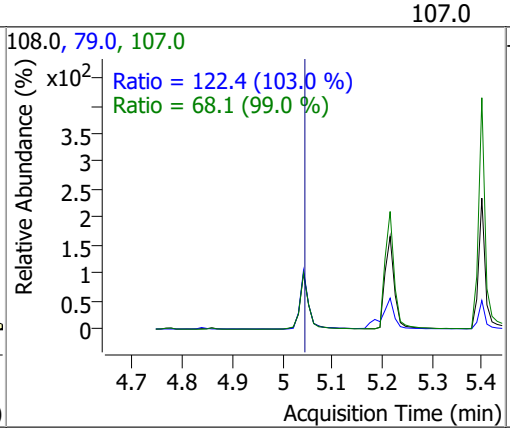

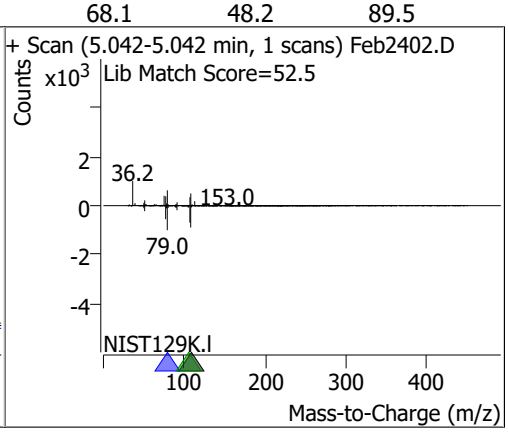

Compound	Conc.	RT	Dev(Min)	Resp.	QIon	QRatio	Lower	Upper
bis(2-chloroisopropyl)Ether	68.3223	5.19	0.00	173280	123.0	33.3	22.1	41.1

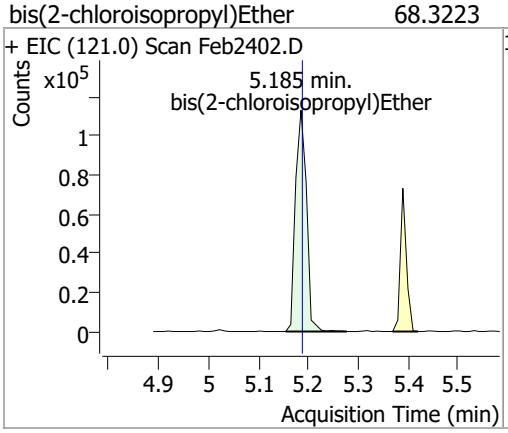

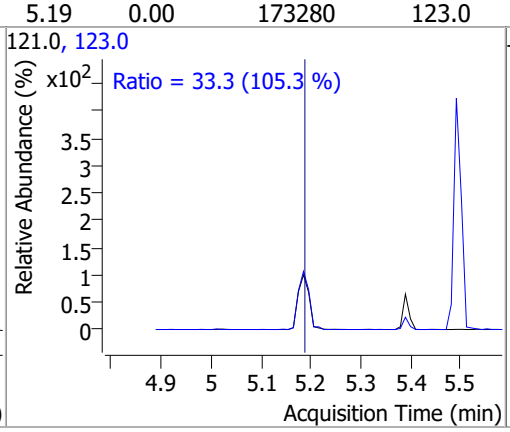

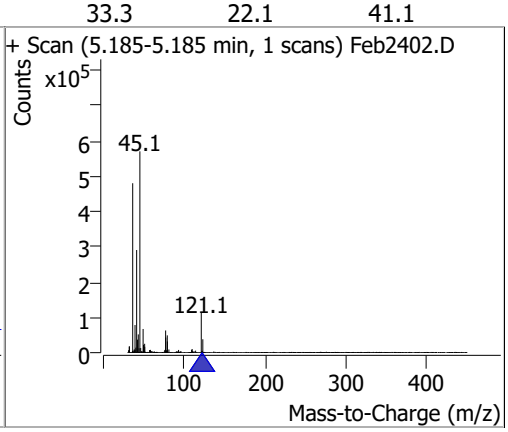

Compound	Conc.	RT	Dev(Min)	Resp.	QIon	QRatio	Lower	Upper
2-Methylphenol	67.3200	5.22	0.00	439921	108.0	117.2	82.2	152.6

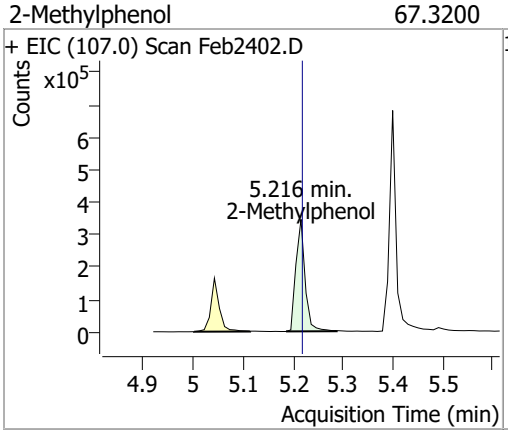

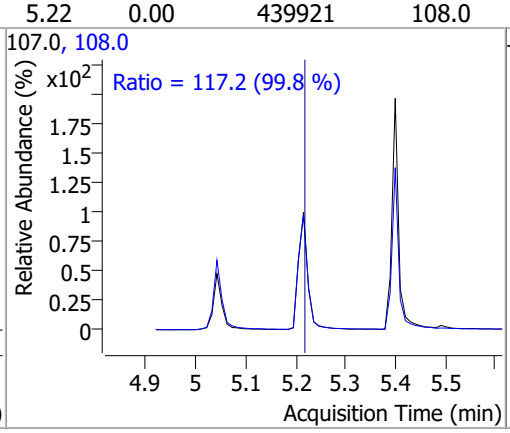

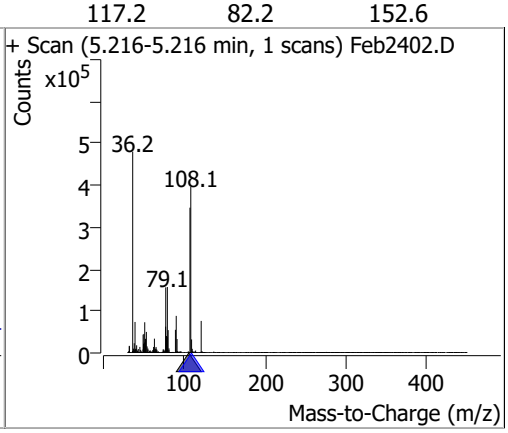

Compound	Conc.	RT	Dev(Min)	Resp.	QIon	QRatio	Lower	Upper
N-nitroso-Di-n-propylamine	73.9439	5.34	0.00	330733	130.0	20.1	0.0	34.0

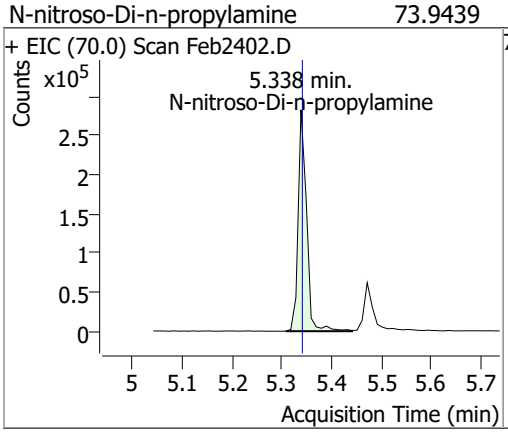

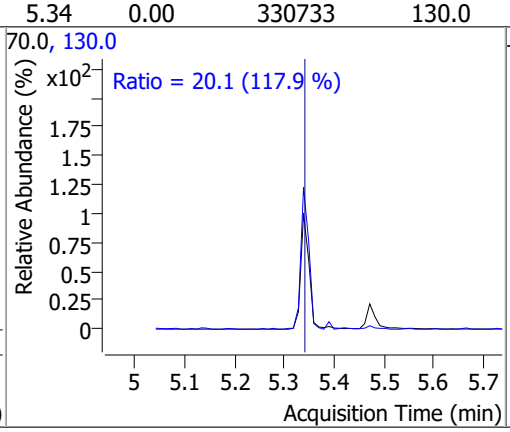

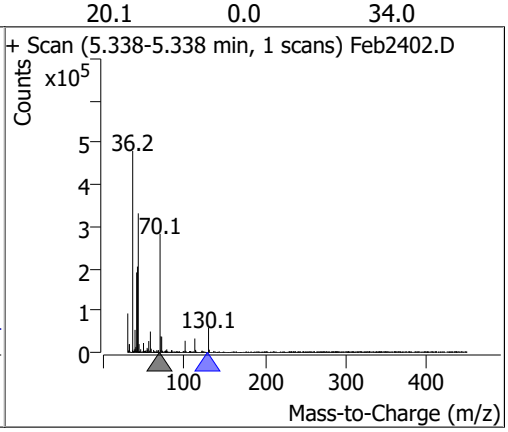

Compound	Conc.	RT	Dev(Min)	Resp.	QIon	QRatio	Lower	Upper
Hexachloroethane	70.1655	5.39	0.00	201055	201.0	89.8	62.4	115.9
					199.0	58.1	41.5	77.1

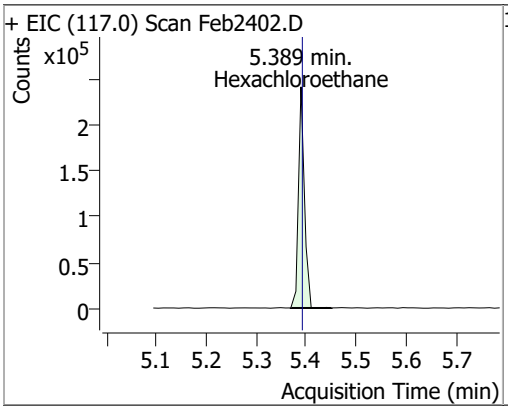

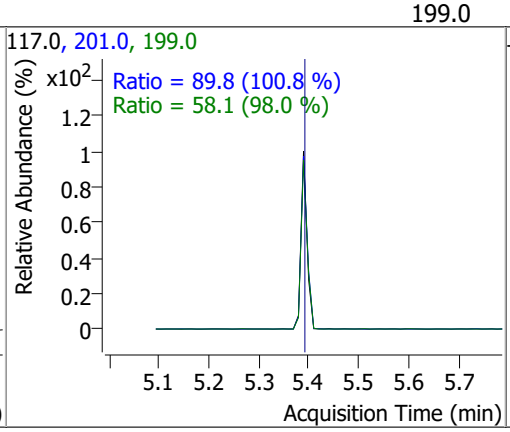

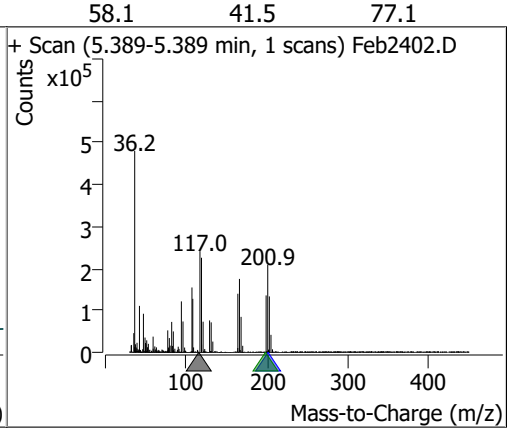

Compound	Conc.	RT	Dev(Min)	Resp.	QIon	QRatio	Lower	Upper
4Methylphenol/3Methylphenol	71.8177	5.40	0.00	639950 (m)	108.0	82.4	59.0	109.5

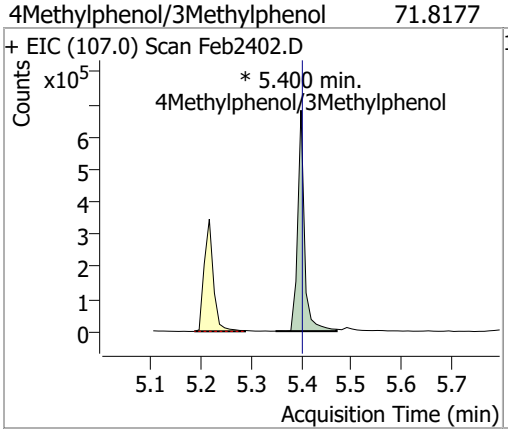

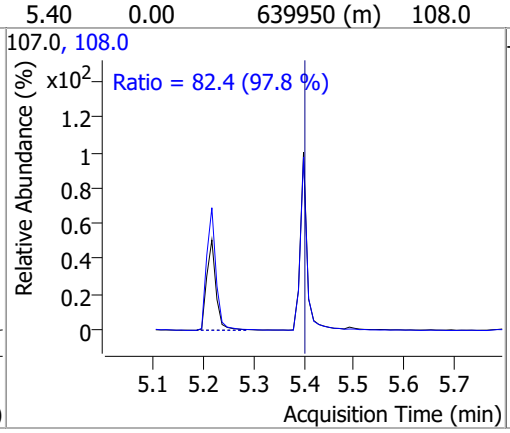

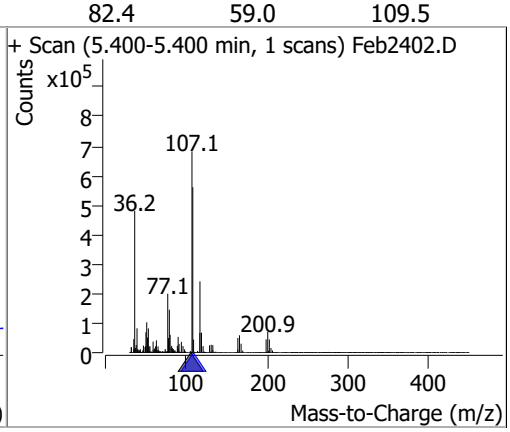

Compound	Conc.	RT	Dev(Min)	Resp.	QIon	QRatio	Lower	Upper
Nitrobenzene-d5	70.2711	5.47	0.00	329557	54.0	64.5	44.9	83.4
					128.0	47.8	33.4	62.1

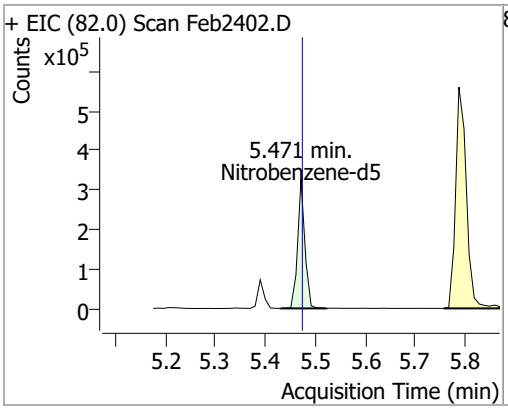

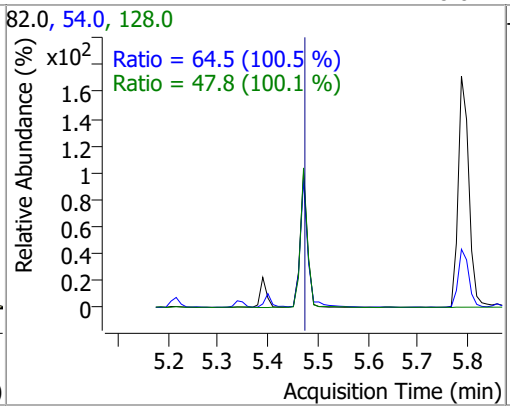

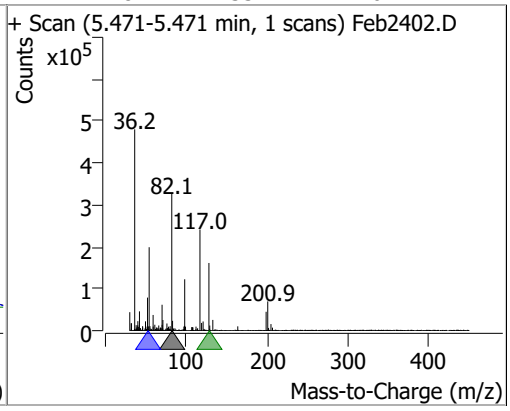

Compound	Conc.	RT	Dev(Min)	Resp.	QIon	QRatio	Lower	Upper
Nitrobenzene	65.4992	5.49	0.00	156666	77.0	211.1	146.7	272.5
					51.0	133.0	89.2	165.7

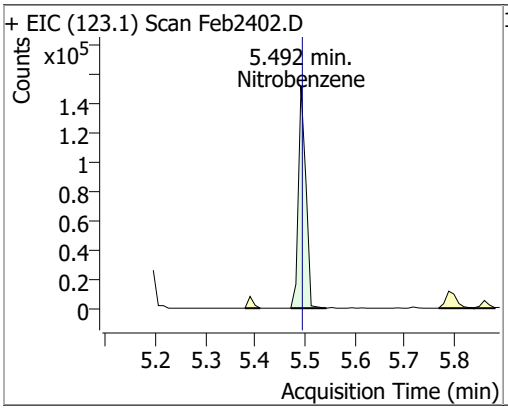

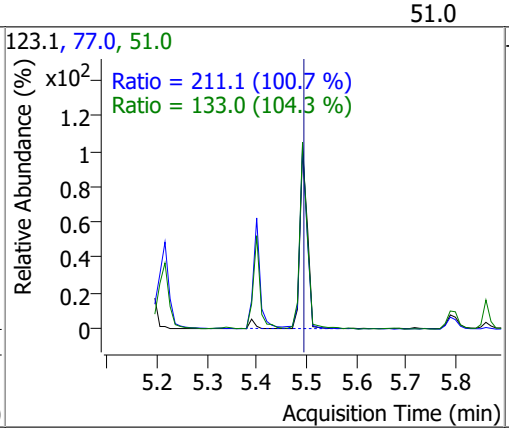

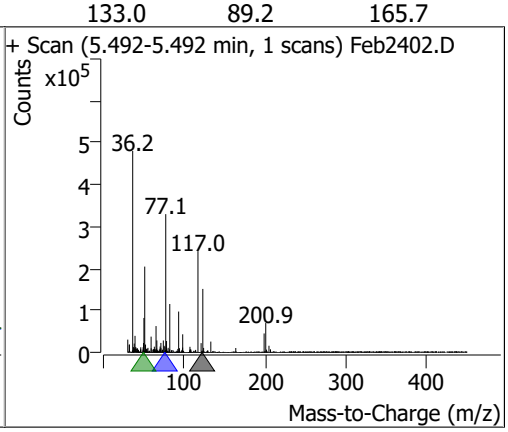

Compound	Conc.	RT	Dev(Min)	Resp.	QIon	QRatio	Lower	Upper
Isophorone	76.2620	5.79	0.00	846214	138.0	21.3	14.2	26.4

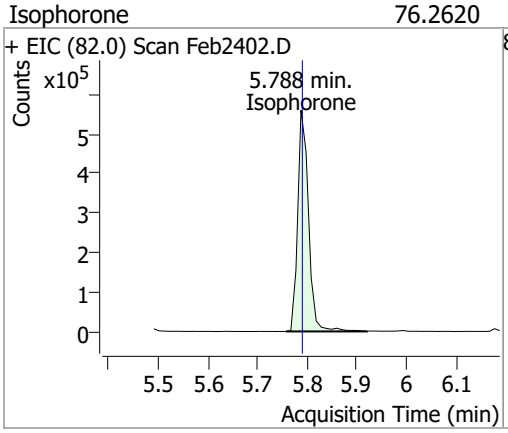

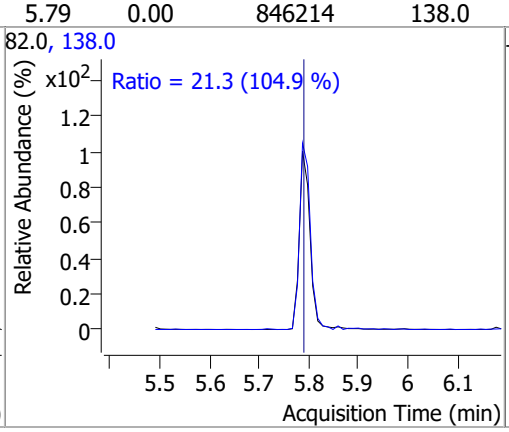

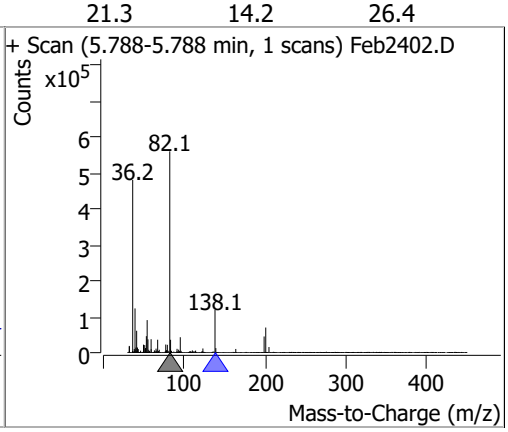

Compound	Conc.	RT	Dev(Min)	Resp.	QIon	QRatio	Lower	Upper
2-Nitrophenol	73.6677	5.86	0.00	181308	65.0	48.7	35.9	66.7
					109.0	38.7	25.0	46.4

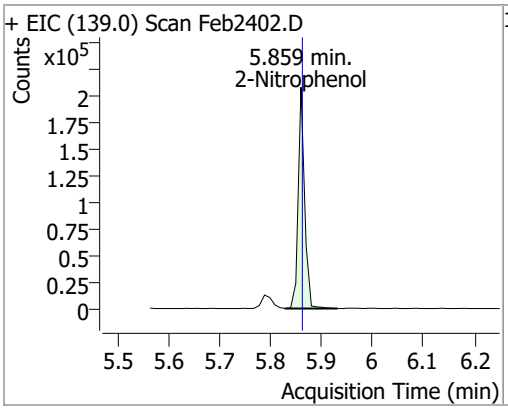

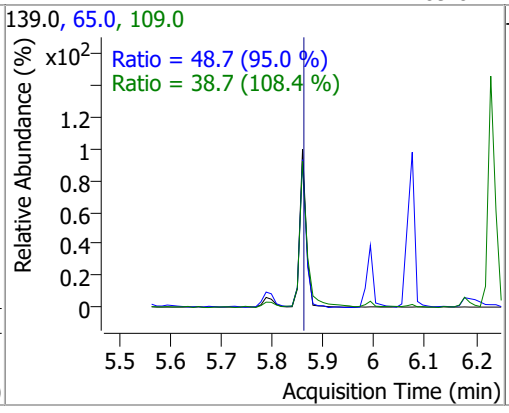

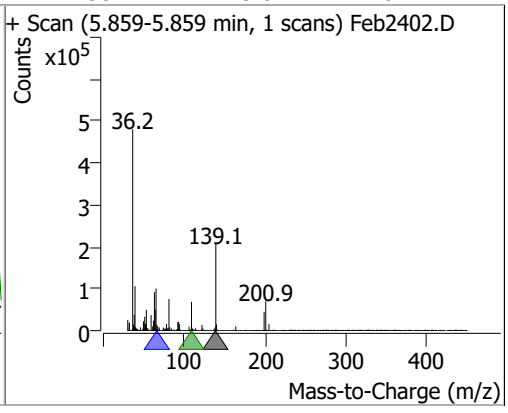

Compound	Conc.	RT	Dev(Min)	Resp.	QIon	QRatio	Lower	Upper
2,4-Dimethylphenol	73.5430	5.99	0.00	381405	107.0	108.3	77.8	144.4
					77.0	28.9	21.2	39.3

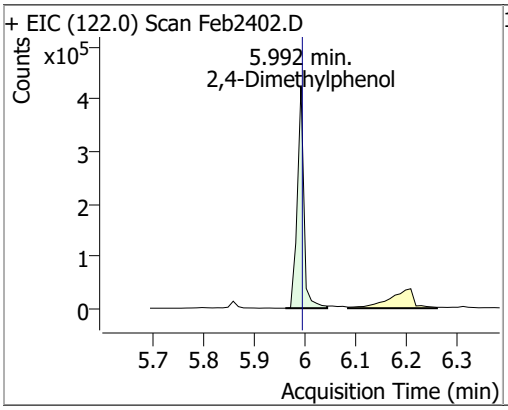

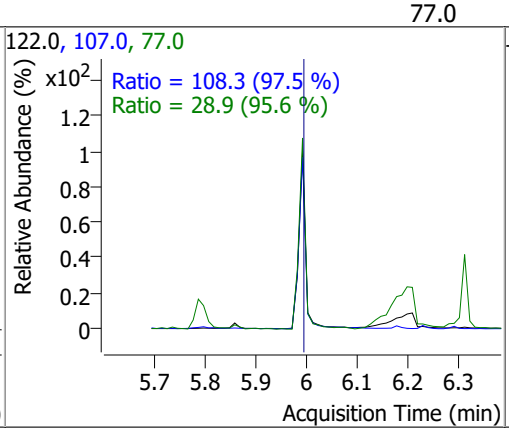

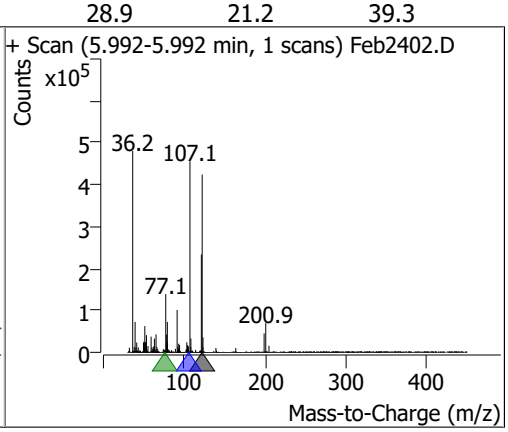

Compound	Conc.	RT	Dev(Min)	Resp.	QIon	QRatio	Lower	Upper
bis(-2-Chloroethoxy)Methane	72.1212	6.07	0.00	465019	63.0	71.1	49.1	91.2
					95.0	31.3	22.3	41.4

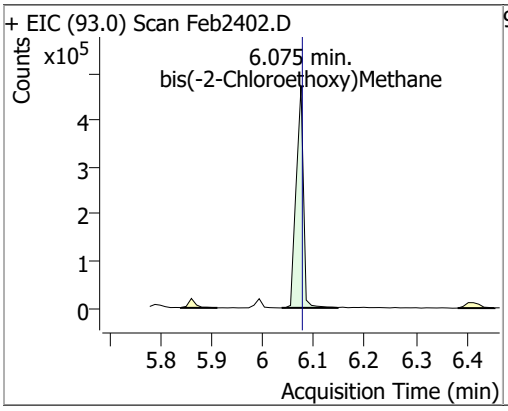

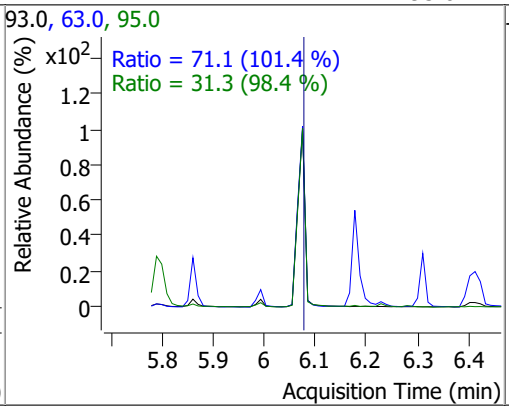

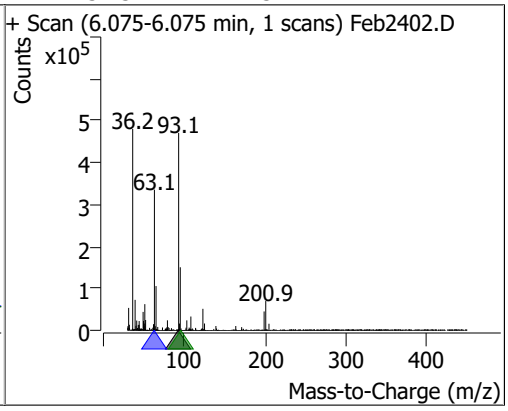

Compound	Conc.	RT	Dev(Min)	Resp.	QIon	QRatio	Lower	Upper
2,4-Dichlorophenol	62.0110	6.18	0.00	304995	164.0	65.0	46.3	86.0
					98.0	33.4	24.1	44.8

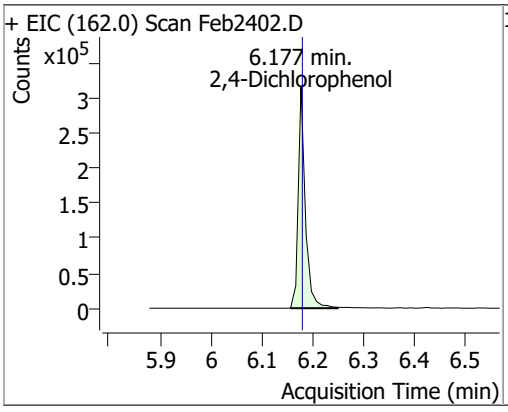

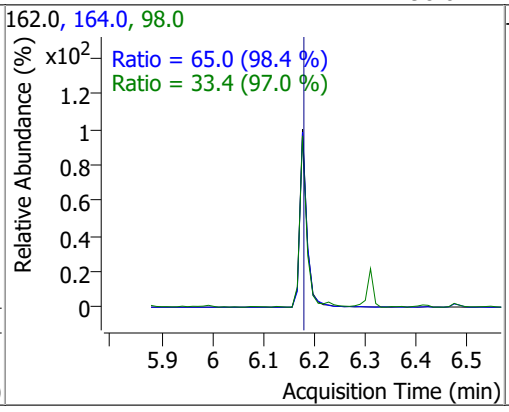

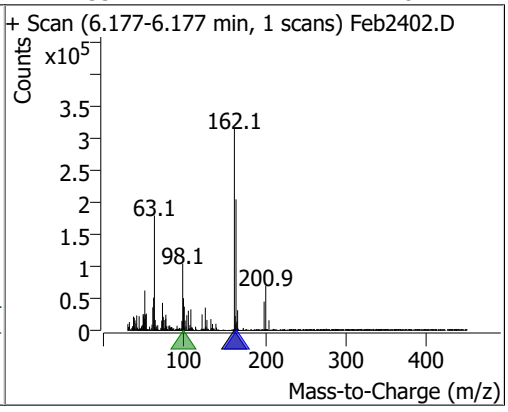

Compound	Conc.	RT	Dev(Min)	Resp.	QIon	QRatio	Lower	Upper
Benzoic Acid	62.2135	6.21	0.00	157788 (m)	122.0	78.6	60.5	112.4
					77.0	64.9	55.7	103.4

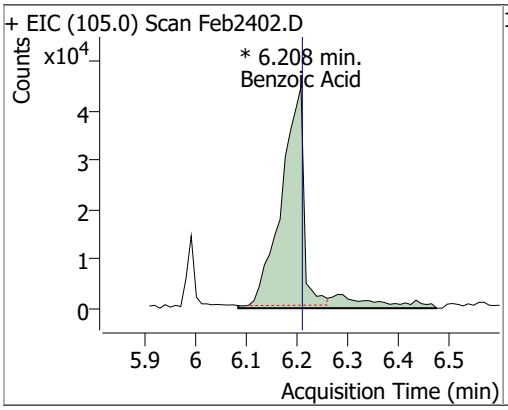

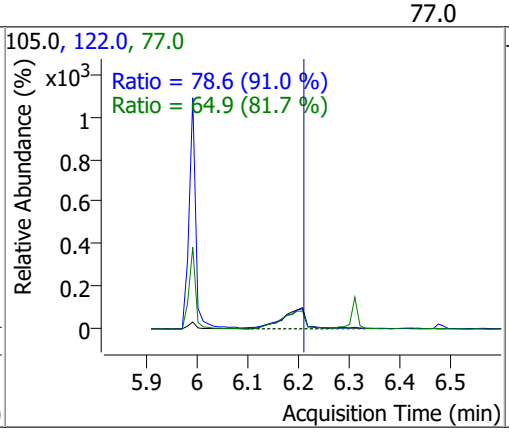

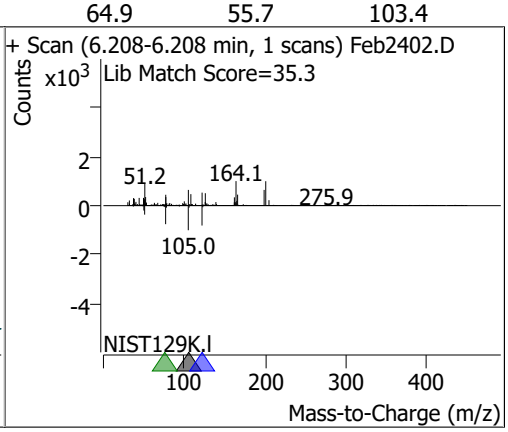

Compound	Conc.	RT	Dev(Min)	Resp.	QIon	QRatio	Lower	Upper
1,2,4-Trichlorobenzene	67.3520	6.23	0.00	402455	182.0	97.0	66.8	124.1
					145.0	29.2	19.9	37.0

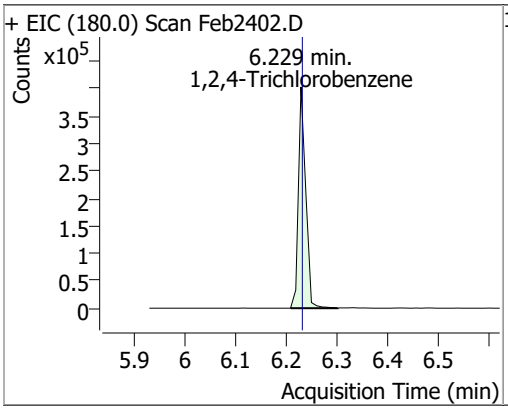

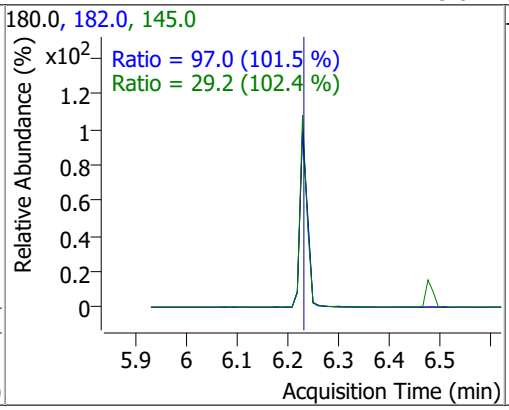

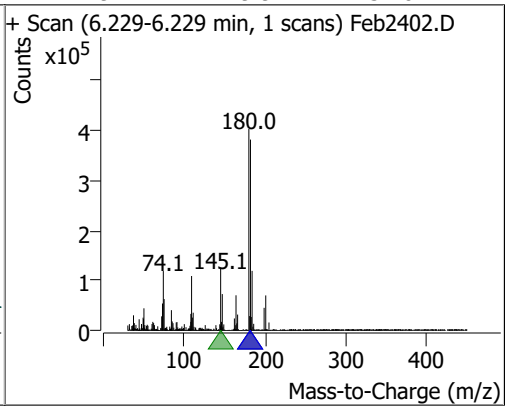

Compound	Conc.	RT	Dev(Min)	Resp.	QIon	QRatio	Lower	Upper
Naphthalene	68.2773	6.31	0.00	1218983	129.0	10.8	7.7	14.4
					102.0	9.8	6.4	11.9

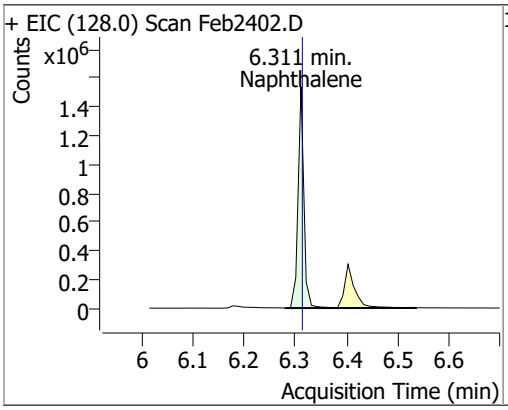

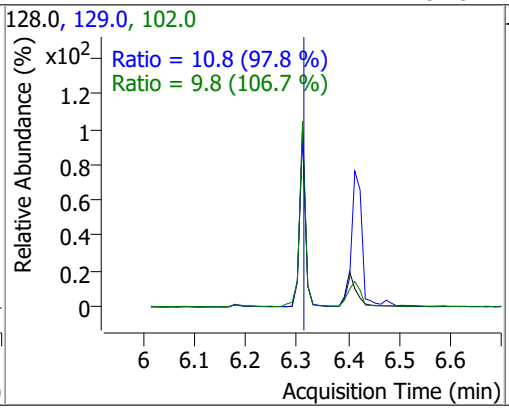

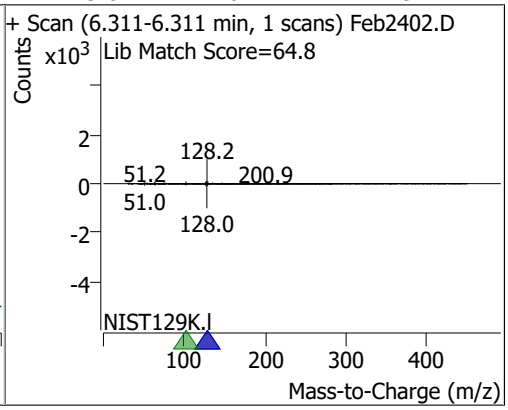

Compound	Conc.	RT	Dev(Min)	Resp.	QIon	QRatio	Lower	Upper
4-Chlorophenol	67.1780	6.40	0.00	124388	128.0	348.1	221.7	411.6

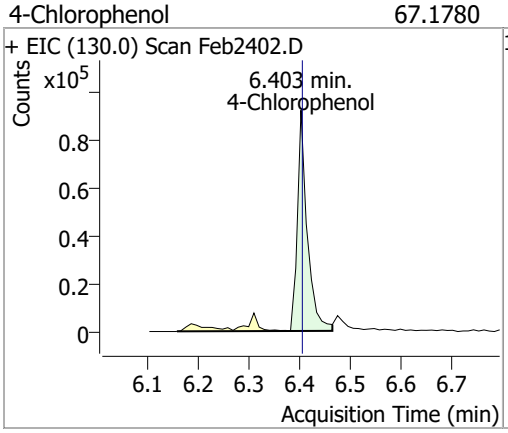

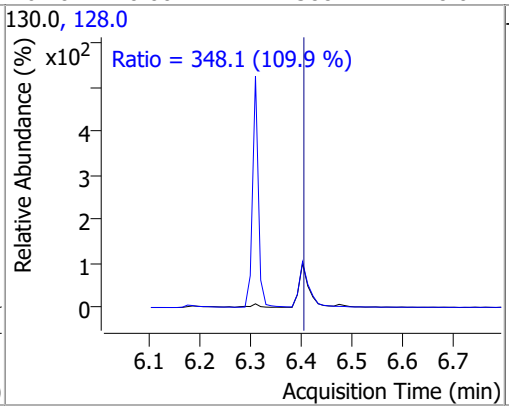

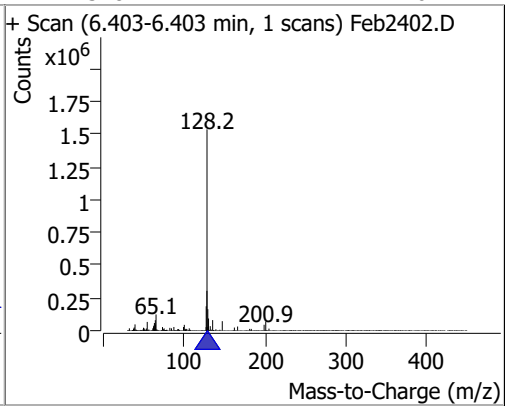

Compound	Conc.	RT	Dev(Min)	Resp.	QIon	QRatio	Lower	Upper
p-Chloroaniline	71.1102	6.41	0.00	491314	65.0	56.2	42.8	79.5
					129.0	36.8	25.3	47.1

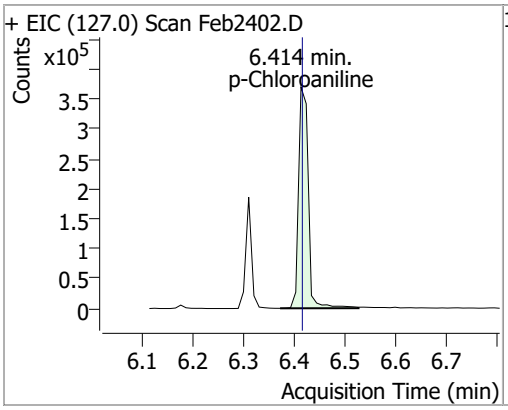

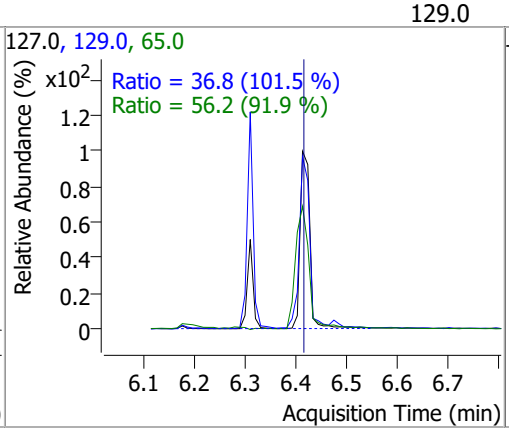

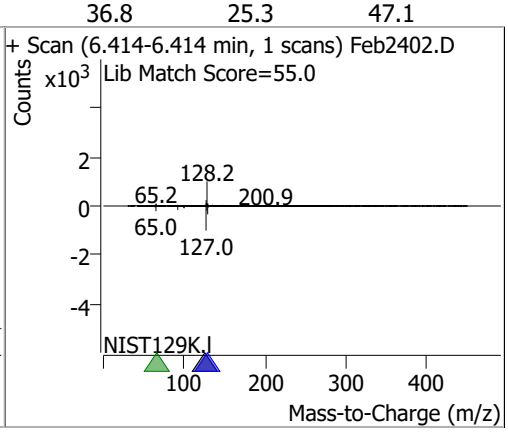

Compound	Conc.	RT	Dev(Min)	Resp.	QIon	QRatio	Lower	Upper
Hexachlorobutadiene	66.4476	6.48	0.00	203904	223.0	63.0	44.2	82.2
					227.0	64.3	43.7	81.2

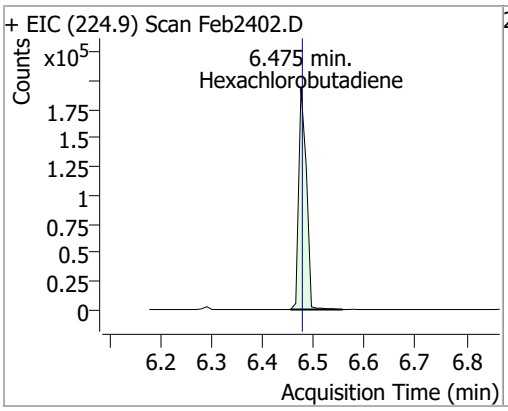

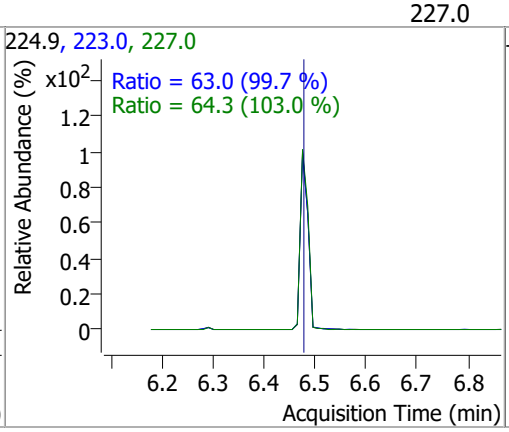

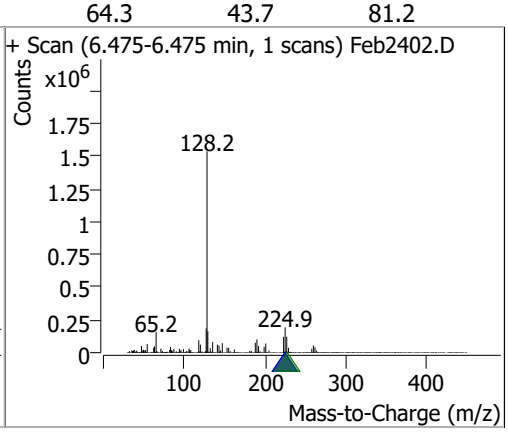

Compound	Conc.	RT	Dev(Min)	Resp.	QIon	QRatio	Lower	Upper
4-Chloro-2-Methylphenol	67.2002	6.93	0.00	309618	144.0	26.7	19.5	36.2

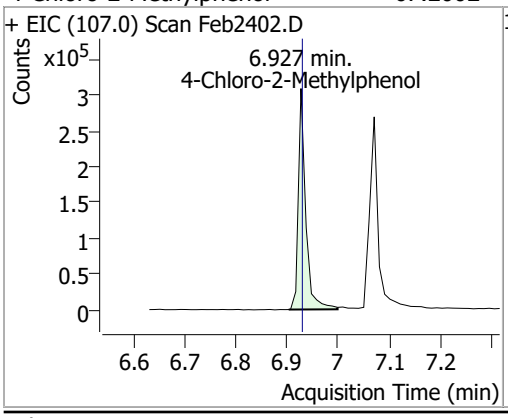

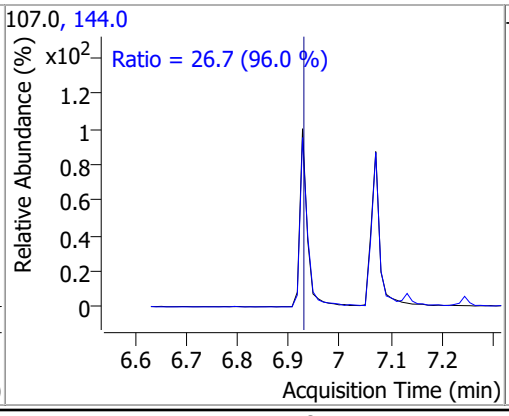

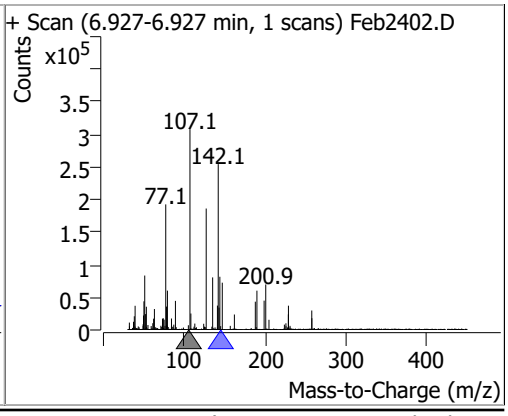

Compound	Conc.	RT	Dev(Min)	Resp.	QIon	QRatio	Lower	Upper
4-Chloro-3-Methylphenol	67.5045	7.07	0.00	322895 (m)	144.0	27.5	18.7	34.7

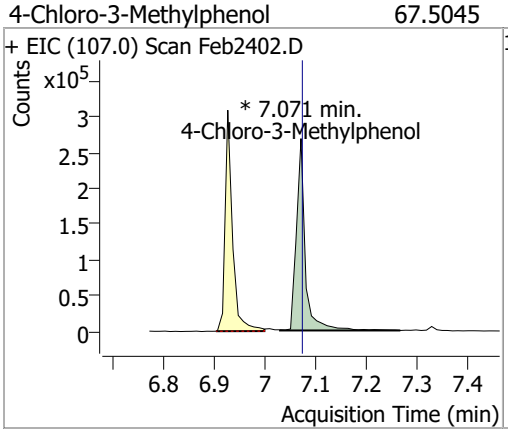

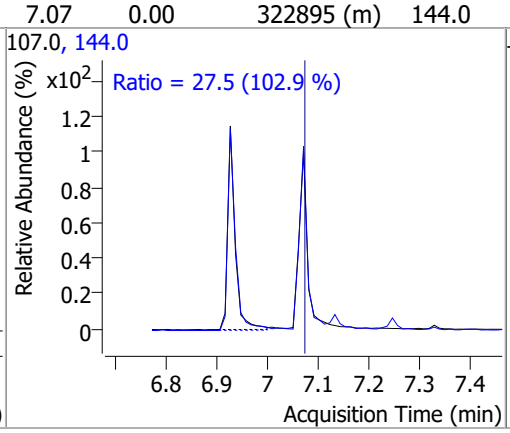

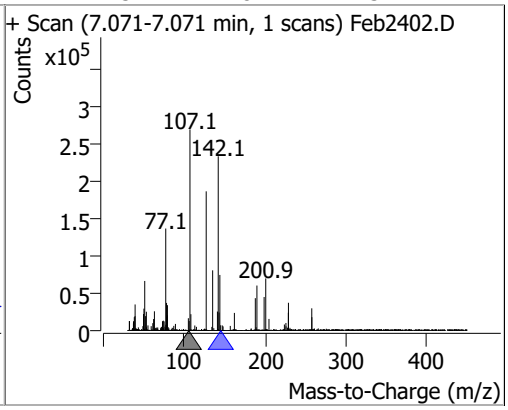

Compound	Conc.	RT	Dev(Min)	Resp.	QIon	QRatio	Lower	Upper
2-Methylnaphthalene	66.4697	7.13	0.00	661585	142.0	120.3	84.6	157.1
					115.0	40.2	28.1	52.2

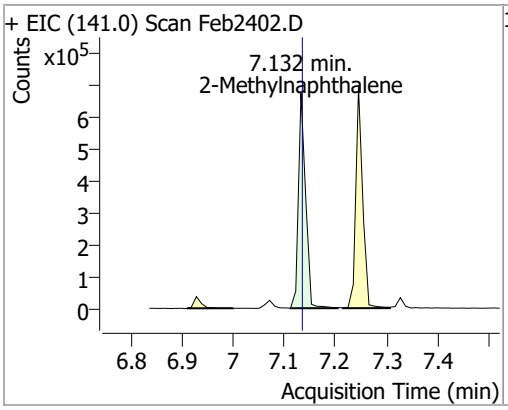

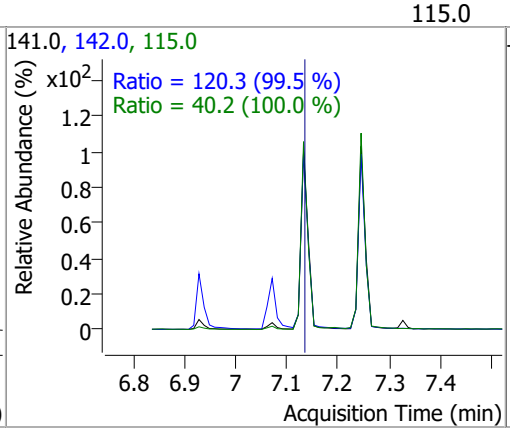

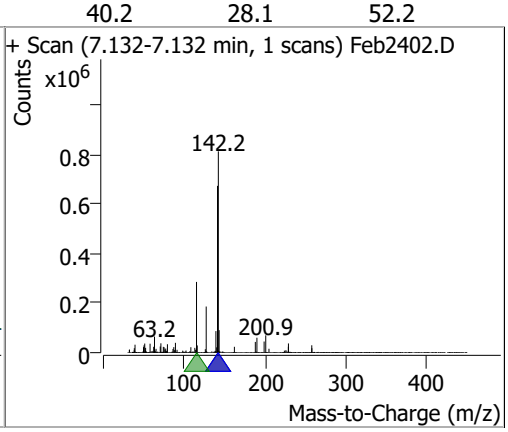

Compound	Conc.	RT	Dev(Min)	Resp.	QIon	QRatio	Lower	Upper
1-Methylnaphthalene	67.1163	7.25	0.00	653577	142.0	114.9	81.2	150.8
					115.0	41.7	29.3	54.5

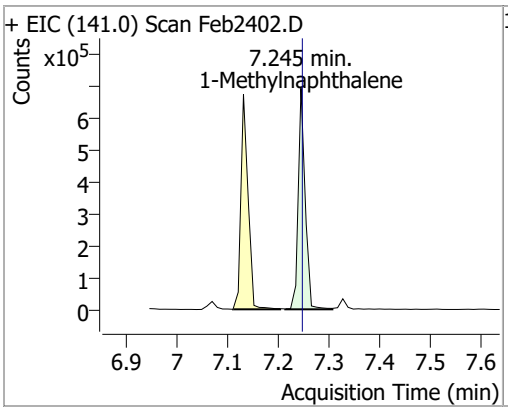

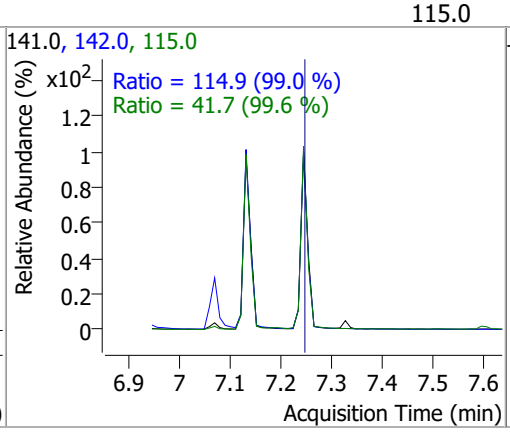

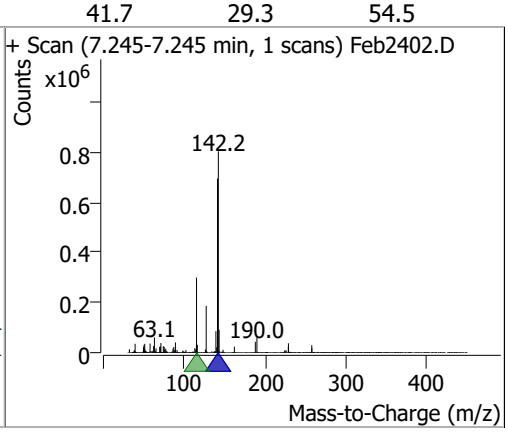

Compound	Conc.	RT	Dev(Min)	Resp.	QIon	QRatio	Lower	Upper
Hexachlorocyclopentadiene	73.6564	7.33	0.00	137474	238.9	62.5	44.9	83.5
					234.9	60.5	43.4	80.7

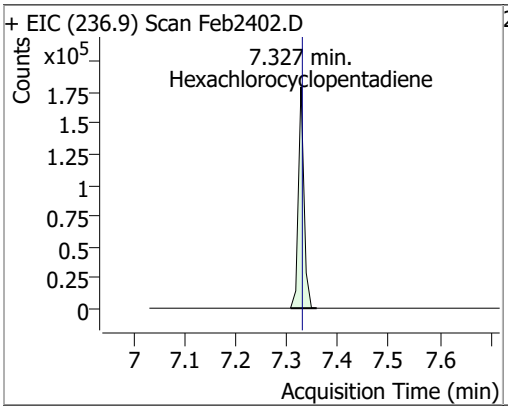

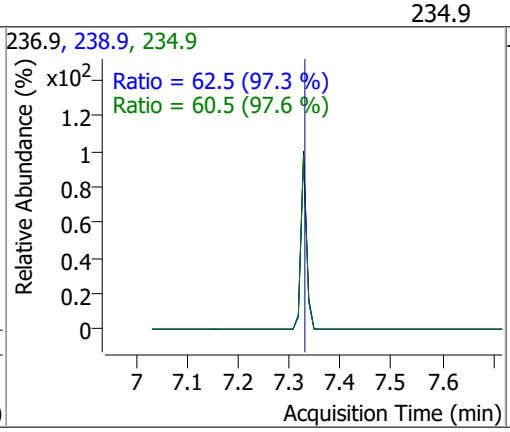

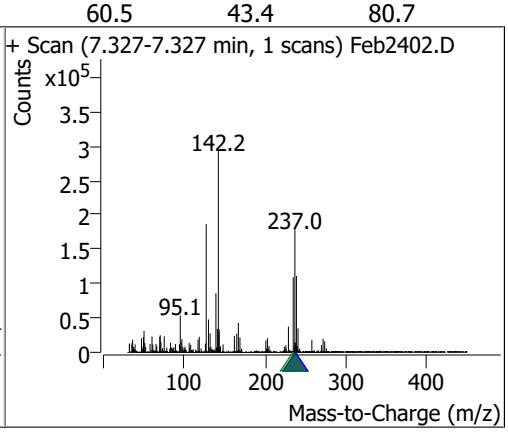

Compound	Conc.	RT	Dev(Min)	Resp.	QIon	QRatio	Lower	Upper
2,4,6-Trichlorophenol	65.0134	7.51	0.00	210976	198.0	94.7	64.8	120.4

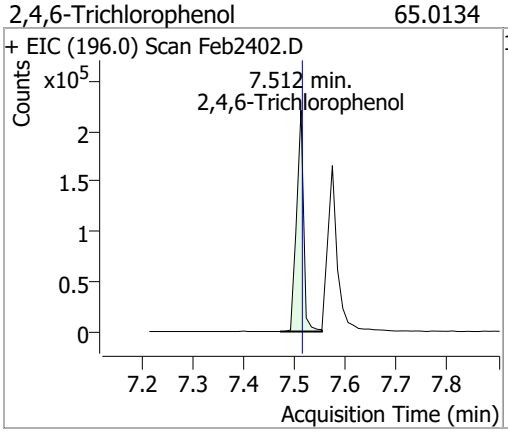

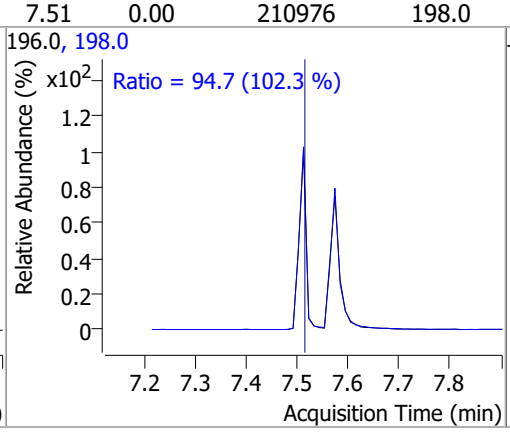

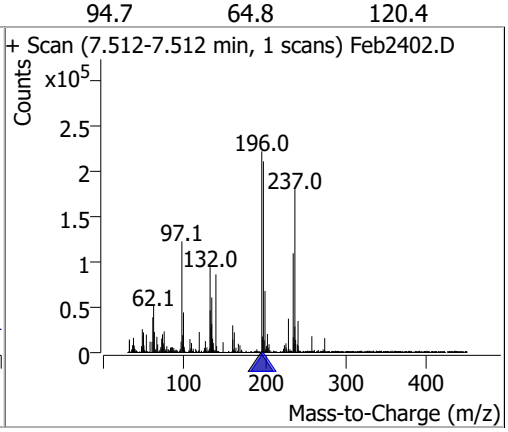

Compound	Conc.	RT	Dev(Min)	Resp.	QIon	QRatio	Lower	Upper
2,4,5-Trichlorophenol	61.7023	7.57	0.00	224209 (m)	198.0	91.4	65.9	122.3

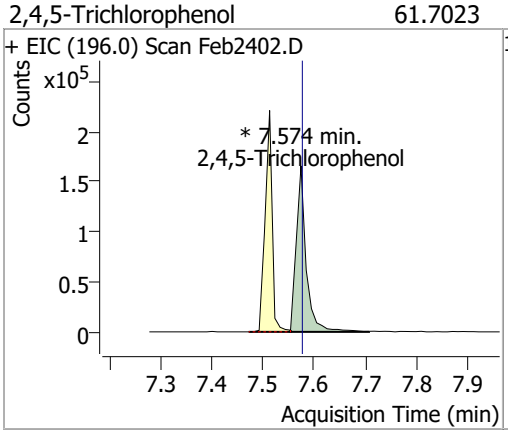

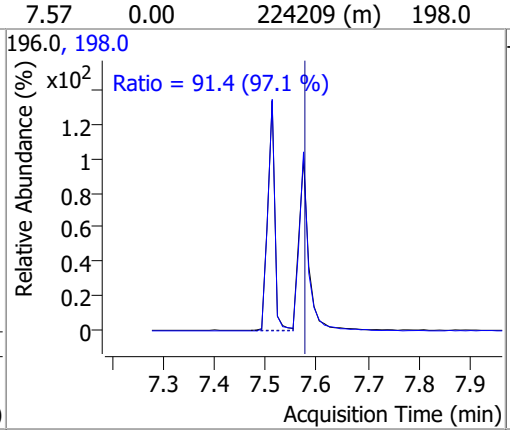

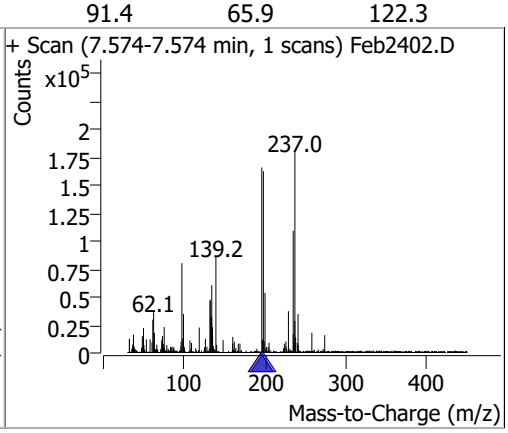

Compound	Conc.	RT	Dev(Min)	Resp.	QIon	QRatio	Lower	Upper
2-Fluorobiphenyl	68.2643	7.59	0.00	905914	171.0	35.0	24.1	44.7

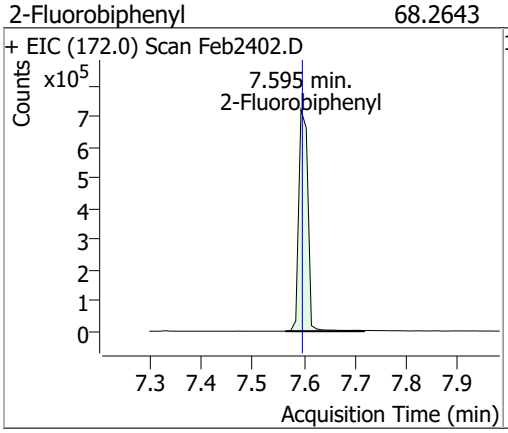

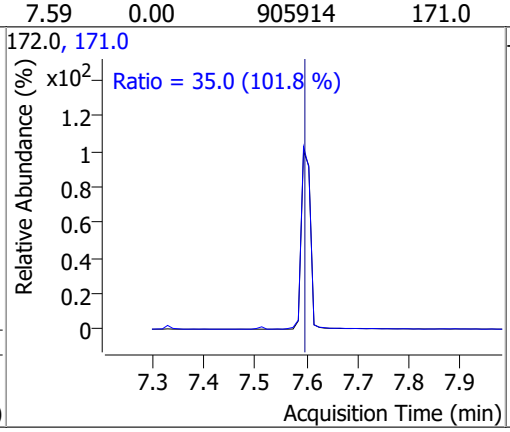

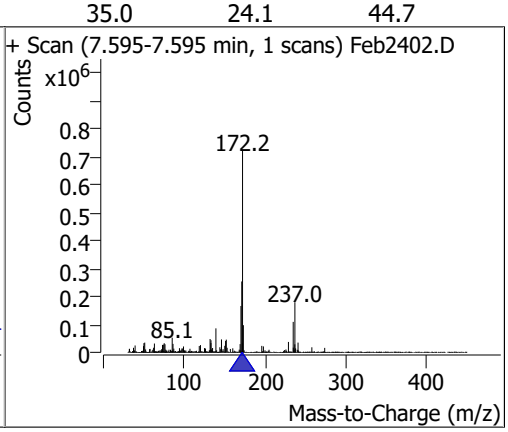

Compound	Conc.	RT	Dev(Min)	Resp.	QIon	QRatio	Lower	Upper
2-Chloronaphthalene	68.9155	7.71	0.00	768260	127.0	35.9	25.0	46.4
					164.0	32.9	22.8	42.4

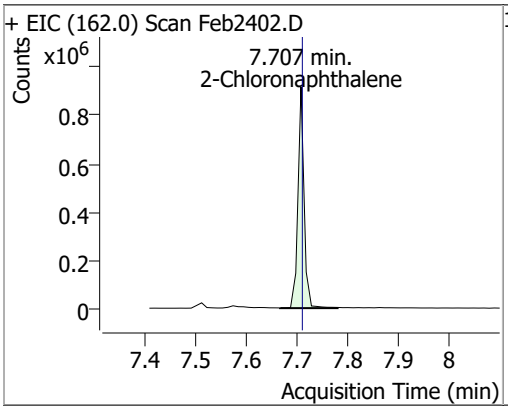

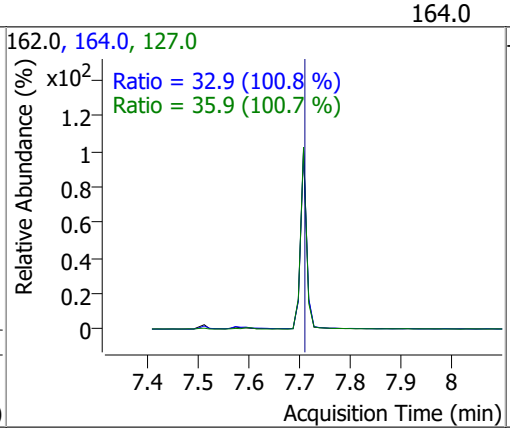

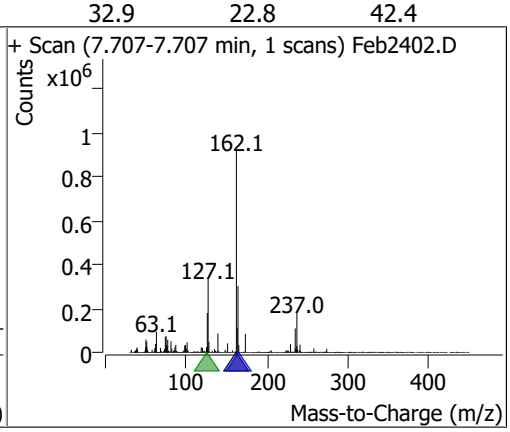

Compound	Conc.	RT	Dev(Min)	Resp.	QIon	QRatio	Lower	Upper
2-Nitroaniline	66.9581	7.87	0.00	132229	138.0	110.7	86.1	159.9

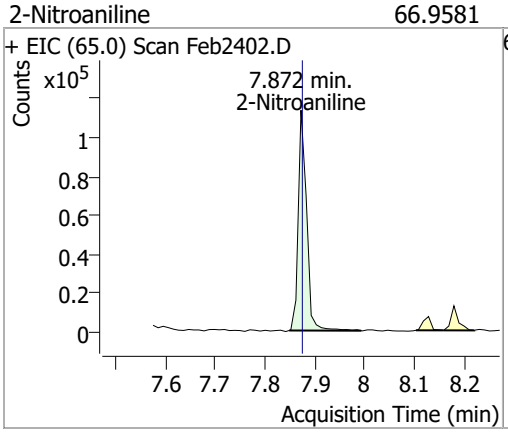

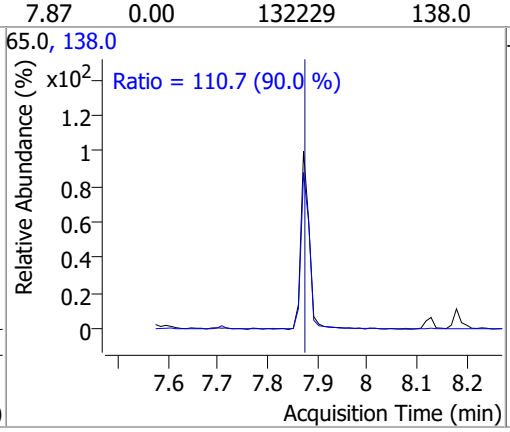

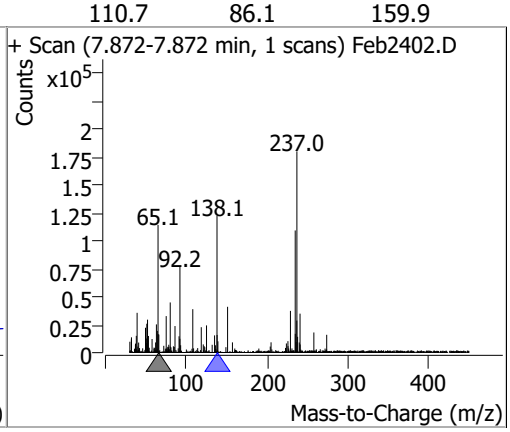

Compound	Conc.	RT	Dev(Min)	Resp.	QIon	QRatio	Lower	Upper
Dimethyl Phthalate	72.3861	8.13	0.00	804880	77.0	18.5	13.9	25.8

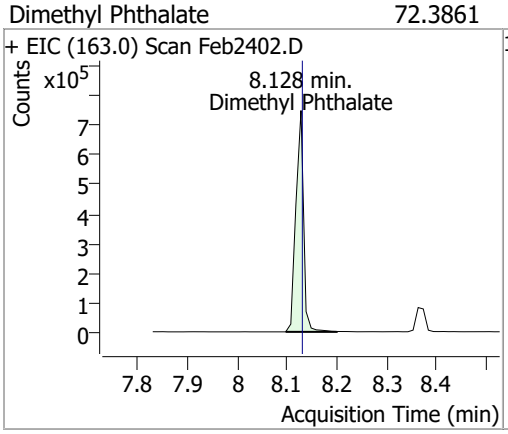

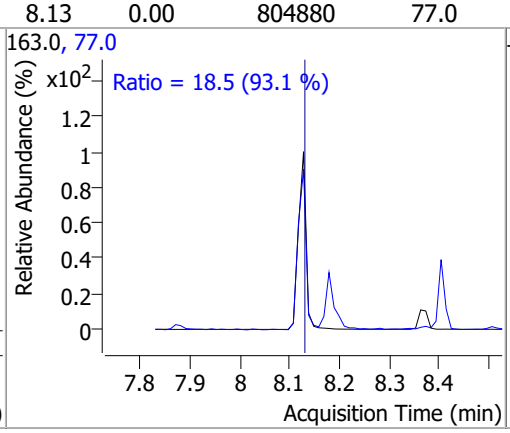

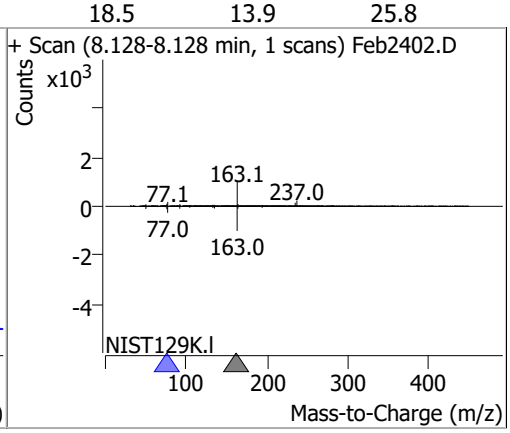

Compound	Conc.	RT	Dev(Min)	Resp.	QIon	QRatio	Lower	Upper
2,6-Dinitrotoluene	73.2327	8.18	0.00	112583	63.0	125.2	95.6	177.5
					89.0	62.6	45.4	84.4

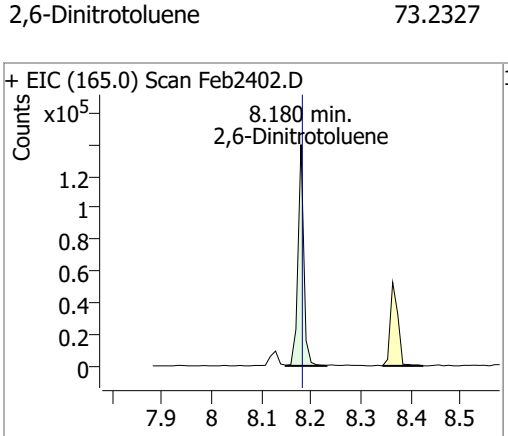

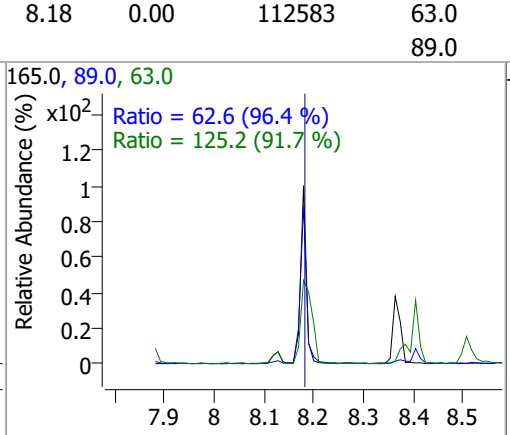

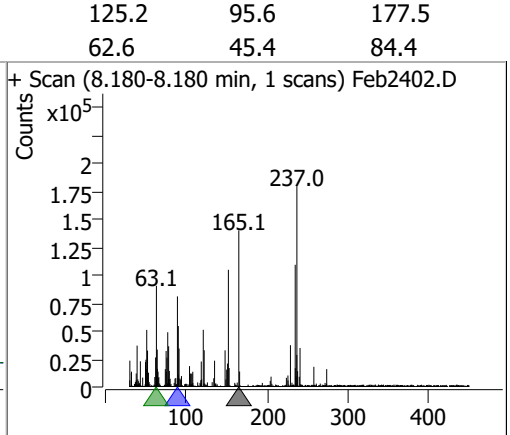

Compound	Conc.	RT	Dev(Min)	Resp.	QIon	QRatio	Lower	Upper
Acenaphthylene	69.9591	8.19	0.00	1247693	153.1	13.9	9.8	18.2

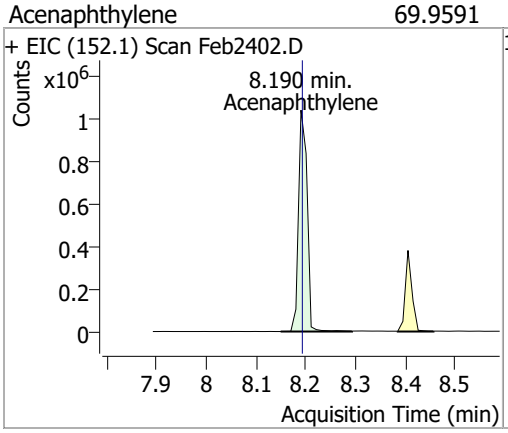

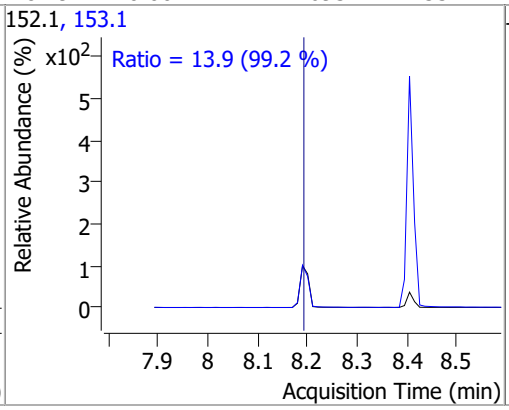

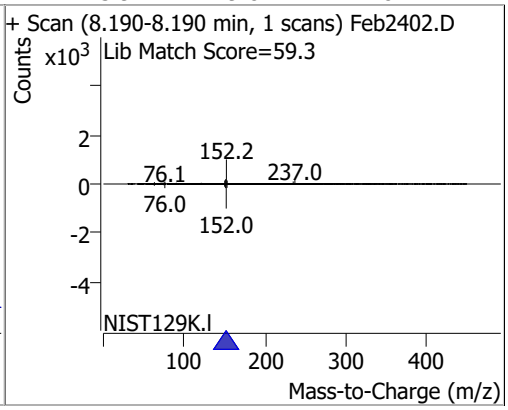

Compound	Conc.	RT	Dev(Min)	Resp.	QIon	QRatio	Lower	Upper
3-Nitroaniline	71.4849	8.38	0.00	123955	65.0	125.0	92.2	171.2
					92.0	103.1	78.8	146.4

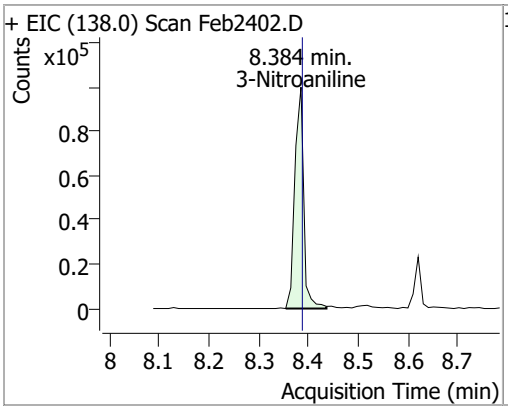

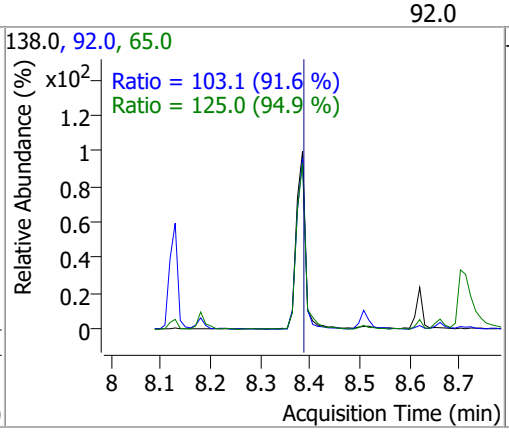

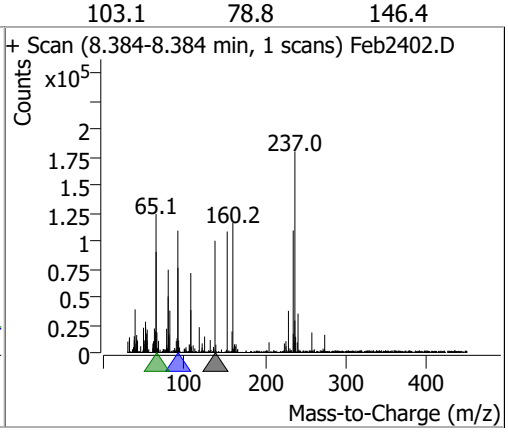

Compound	Conc.	RT	Dev(Min)	Resp.	QIon	QRatio	Lower	Upper
Acenaphthene	67.5663	8.40	0.00	698112	153.0	107.1	74.6	138.6
					152.0	51.0	36.7	68.2

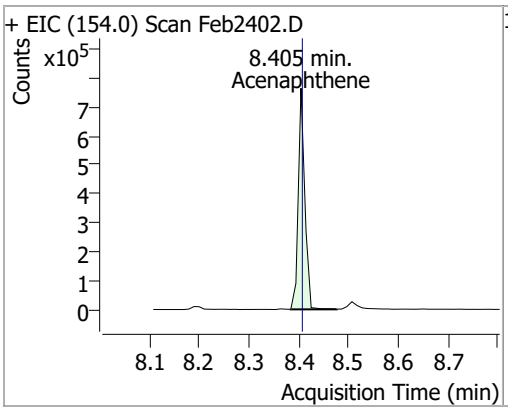

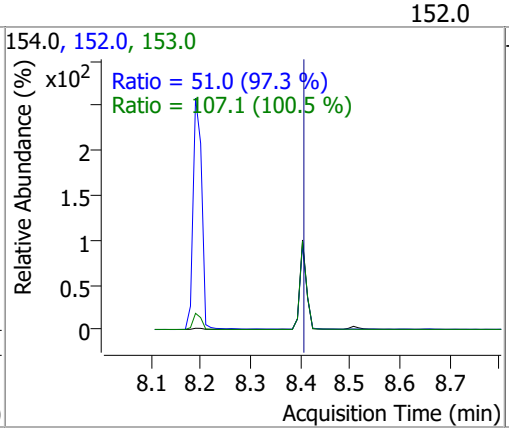

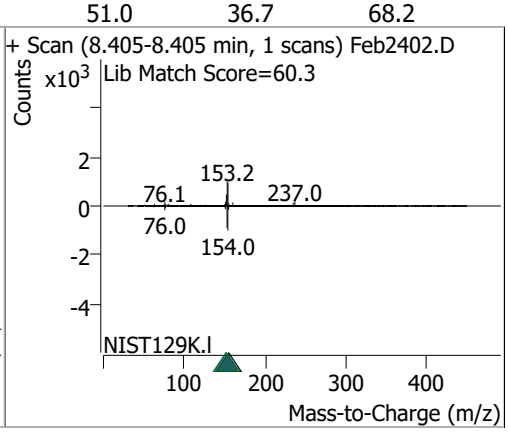

Compound	Conc.	RT	Dev(Min)	Resp.	QIon	QRatio	Lower	Upper
2,4-Dinitrophenol	78.1366	8.51	0.00	60393	154.0	64.0	41.5	77.0

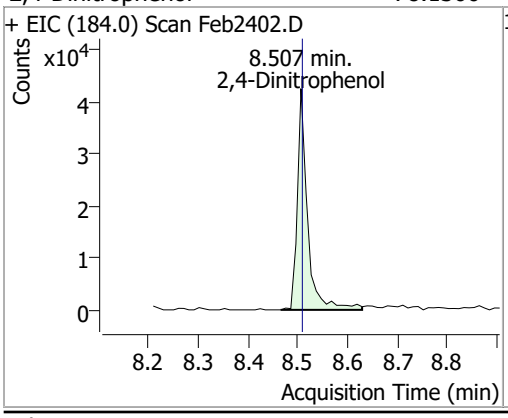

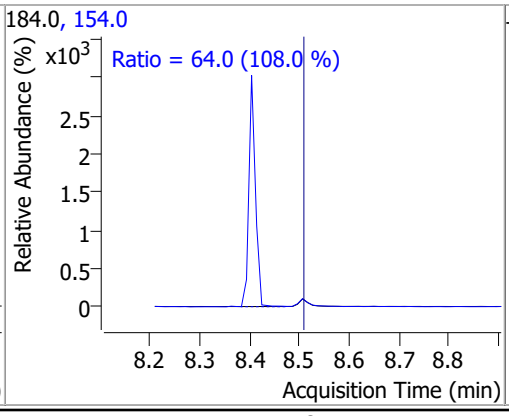

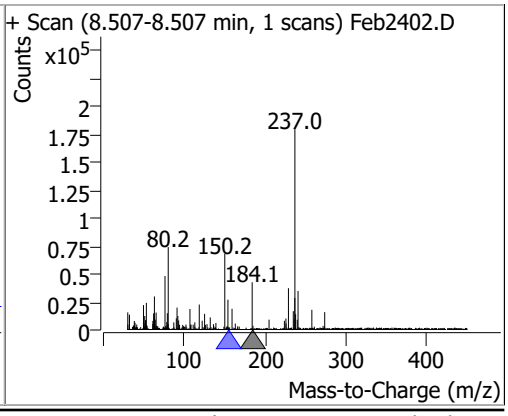

Compound	Conc.	RT	Dev(Min)	Resp.	QIon	QRatio	Lower	Upper
Dibenzofuran	67.3796	8.62	0.00	1147397	139.0	39.0	26.3	48.9

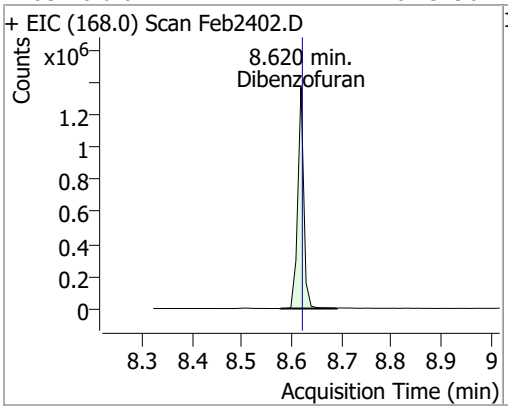

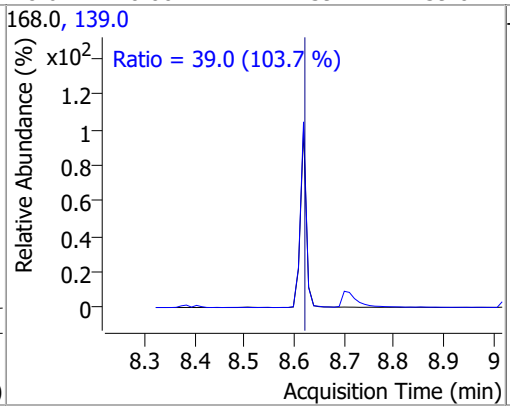

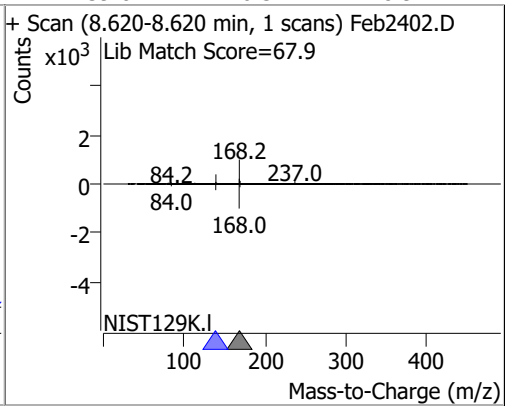

Compound	Conc.	RT	Dev(Min)	Resp.	QIon	QRatio	Lower	Upper
2,4-Dinitrotoluene	75.8600	8.66	0.00	144865	89.0	74.1	53.1	98.6
					63.0	47.0	30.9	57.3

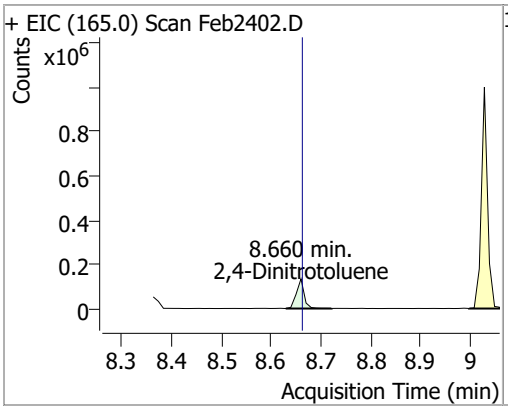

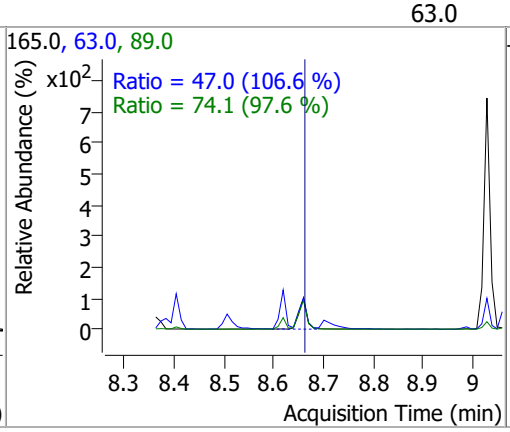

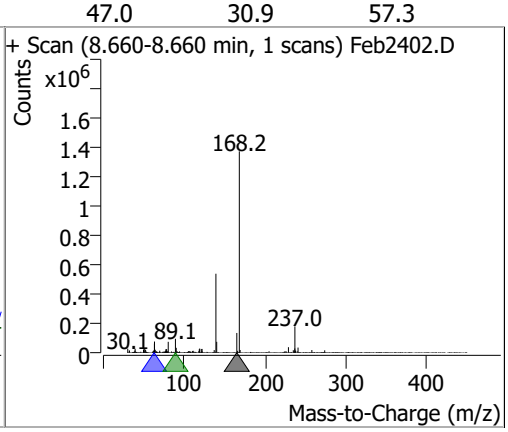

Compound	Conc.	RT	Dev(Min)	Resp.	QIon	QRatio	Lower	Upper
4-Nitrophenol	67.9696	8.71	0.00	126906	139.0	77.9	54.8	101.9
					65.0	71.3	50.1	93.1

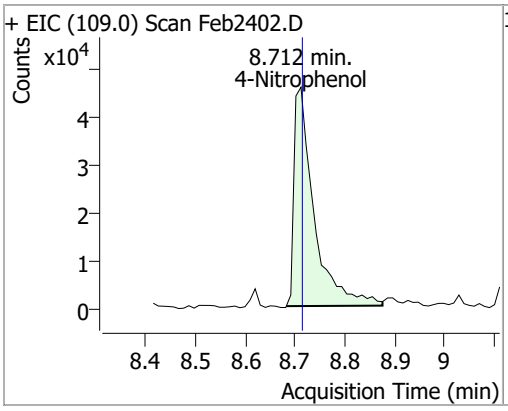

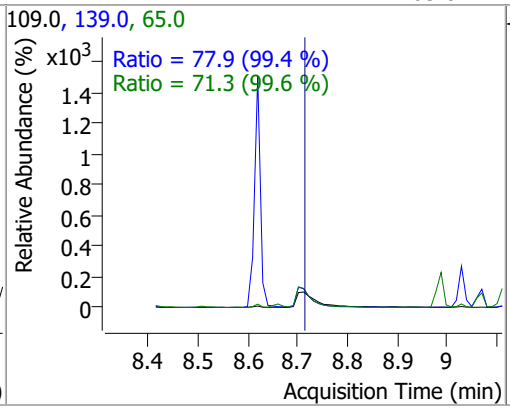

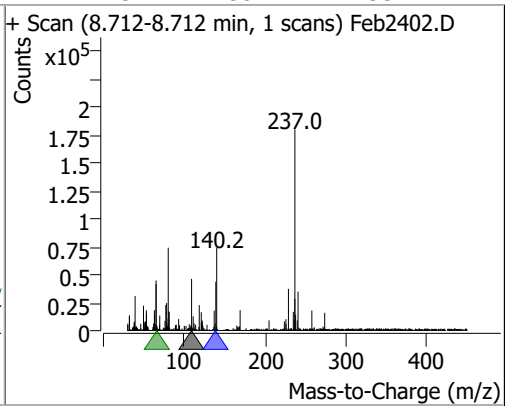

Compound	Conc.	RT	Dev(Min)	Resp.	QIon	QRatio	Lower	Upper
Diethylphthalate	70.6081	8.99	0.00	812721	177.0	21.1	14.9	27.7
					150.0	12.6	8.9	16.5

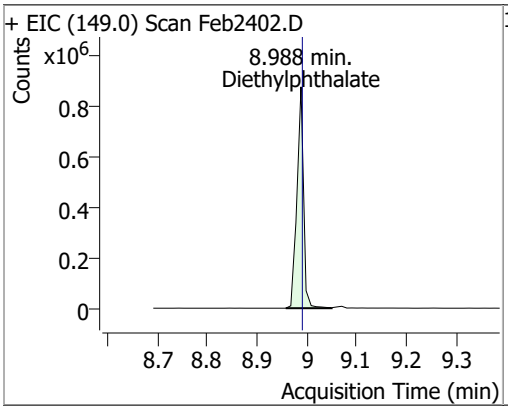

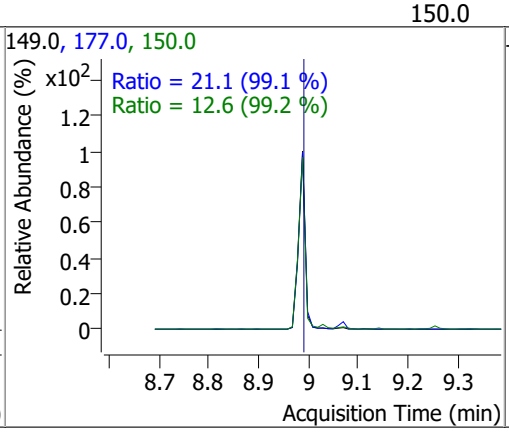

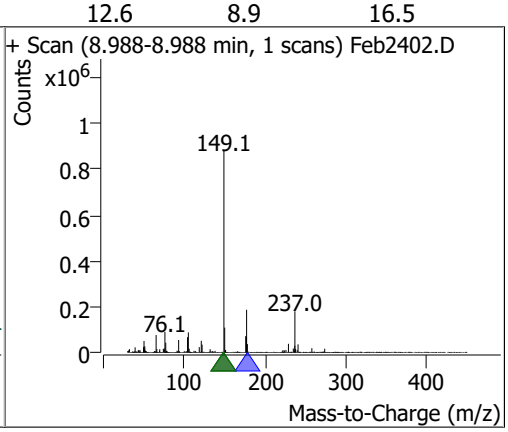

Compound	Conc.	RT	Dev(Min)	Resp.	QIon	QRatio	Lower	Upper
Fluorene	68.1271	9.03	0.00	920182	165.0	93.8	65.9	122.3
					167.0	13.8	9.4	17.4

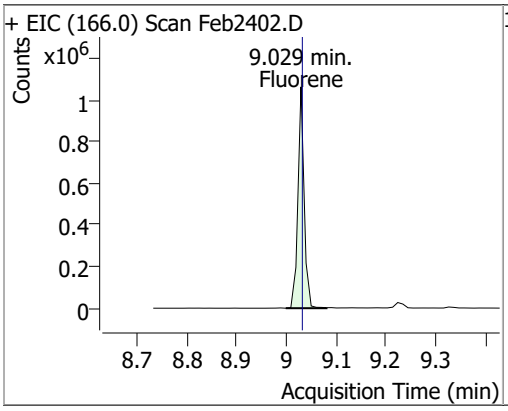

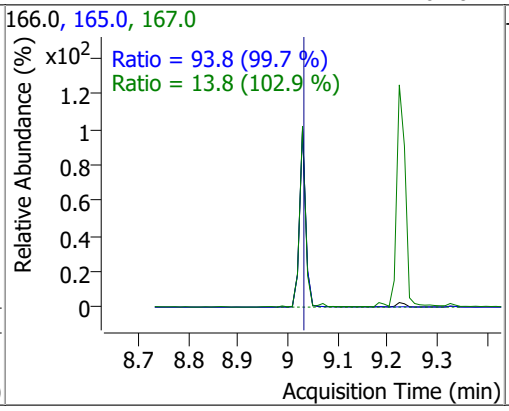

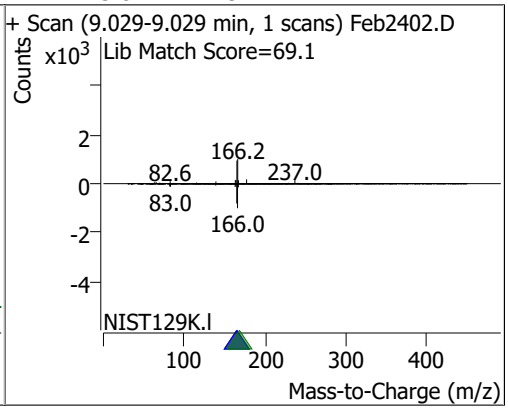

Compound	Conc.	RT	Dev(Min)	Resp.	QIon	QRatio	Lower	Upper
4-Chlorophenyl-phenylether	72.0933	9.07	0.00	434415	141.0	61.7	43.2	80.2
					206.0	33.4	23.8	44.1

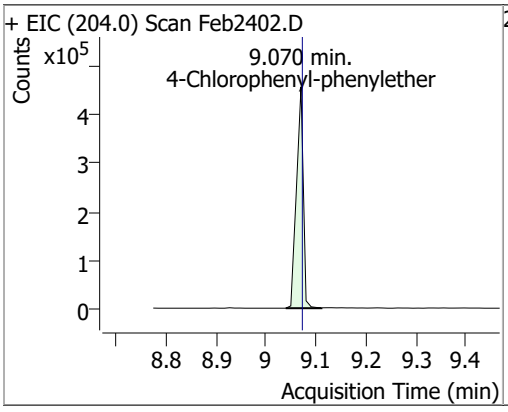

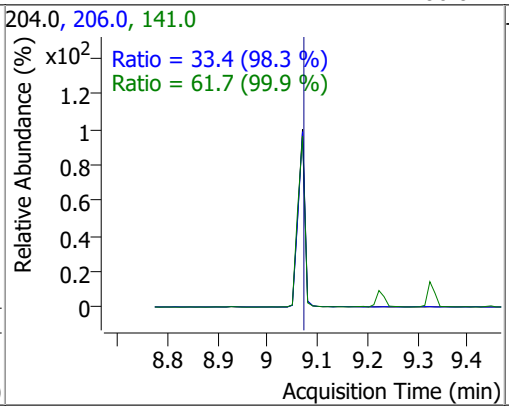

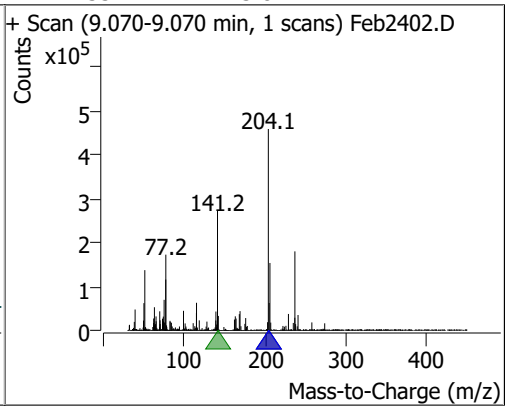

Compound	Conc.	RT	Dev(Min)	Resp.	QIon	QRatio	Lower	Upper
4-Nitroaniline	62.5185	9.12	0.00	116399	65.0	114.3	76.4	142.0
					92.0	47.8	33.1	61.4

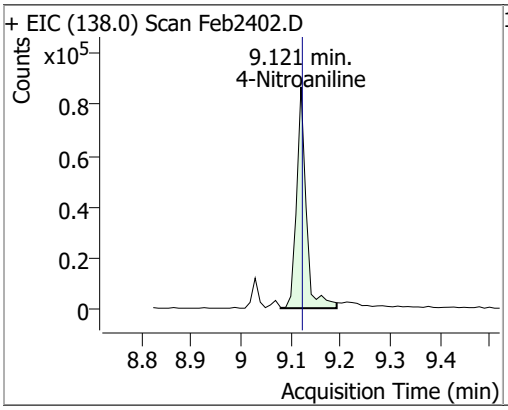

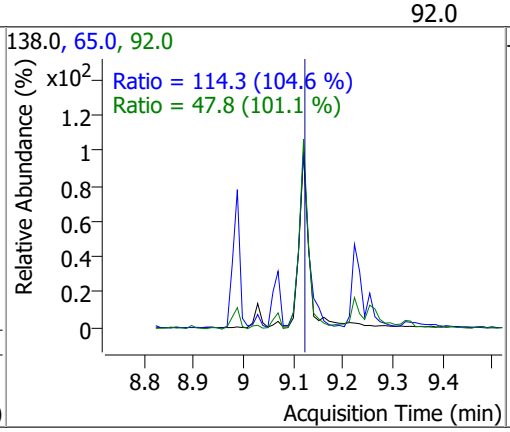

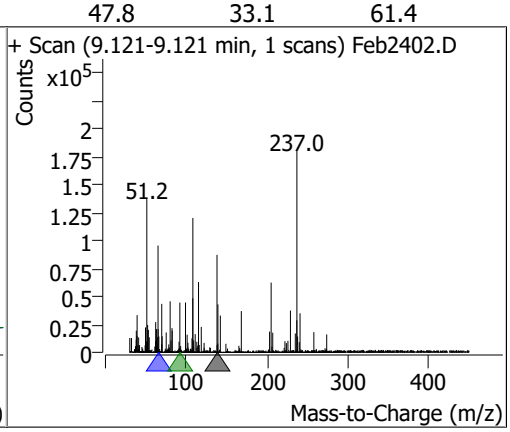

Compound	Conc.	RT	Dev(Min)	Resp.	QIon	QRatio	Lower	Upper
4,6-Dinitro-2-methylphenol	76.0055	9.14	0.00	87095	121.0	47.3	34.1	63.3

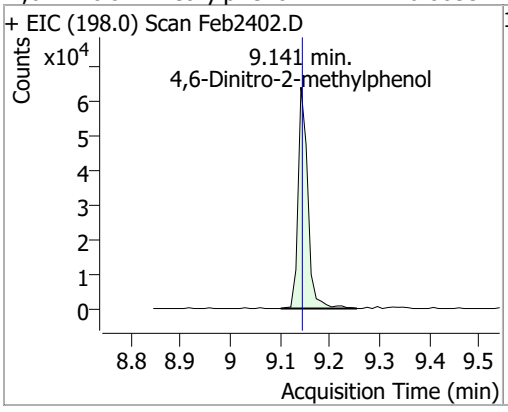

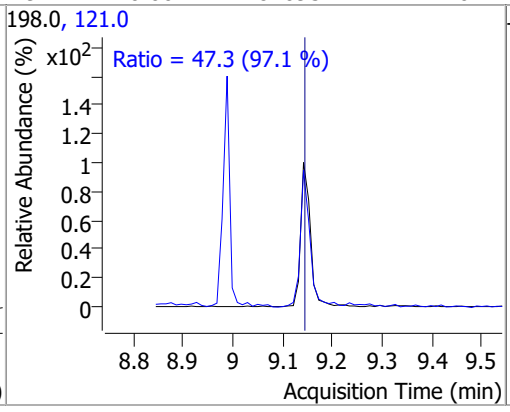

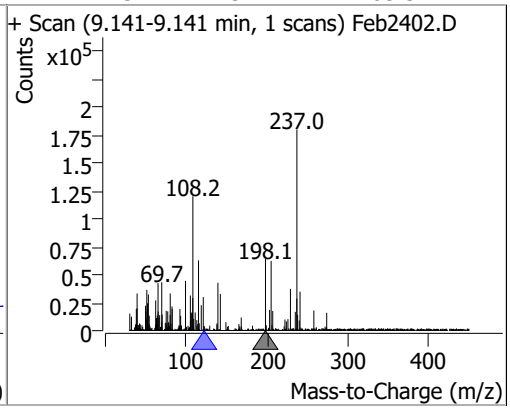

Compound	Conc.	RT	Dev(Min)	Resp.	QIon	QRatio	Lower	Upper
N-nitrosodiphenylamine	69.9157	9.22	0.00	624528	168.0	64.1	45.2	84.0
					167.0	34.5	24.2	44.9

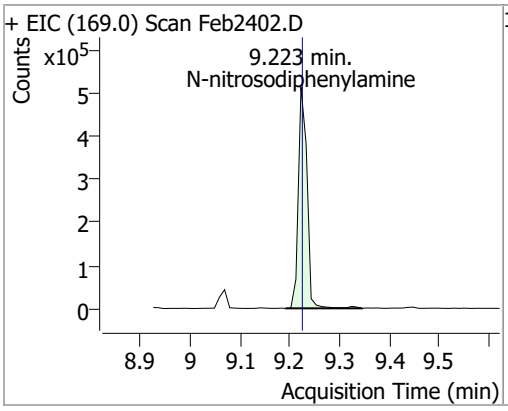

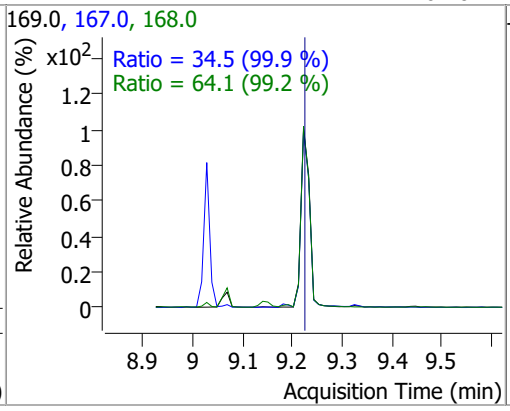

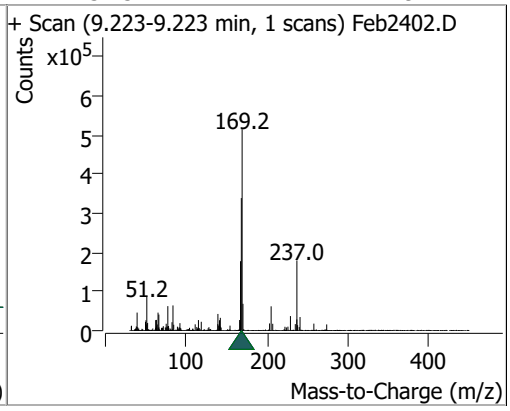

Compound	Conc.	RT	Dev(Min)	Resp.	QIon	QRatio	Lower	Upper
Azobenzene	65.9165	9.25	0.00	766576	51.0	48.8	34.2	63.5
					182.0	26.5	18.2	33.8

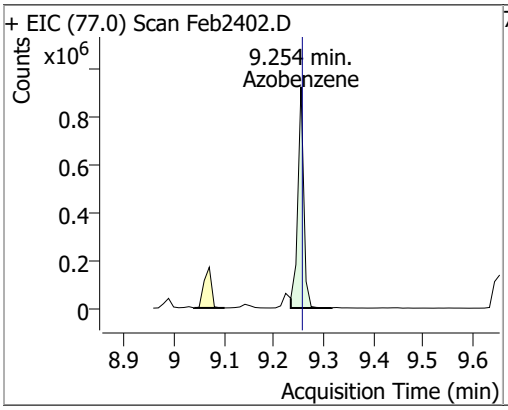

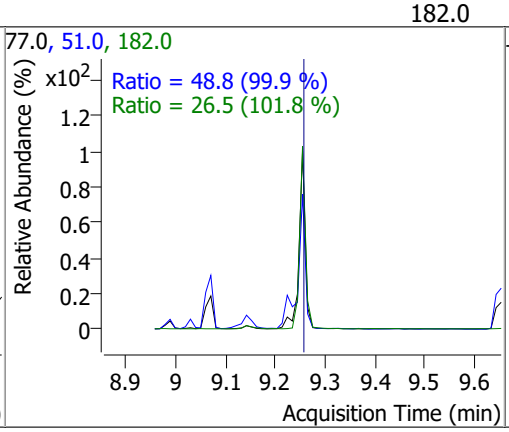

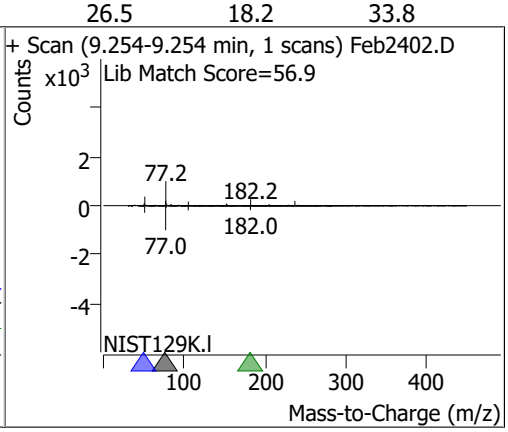

Compound	Conc.	RT	Dev(Min)	Resp.	QIon	QRatio	Lower	Upper
2,4,6-Tribromophenol	68.8035	9.33	0.00	72884	331.8	90.7	63.6	118.2

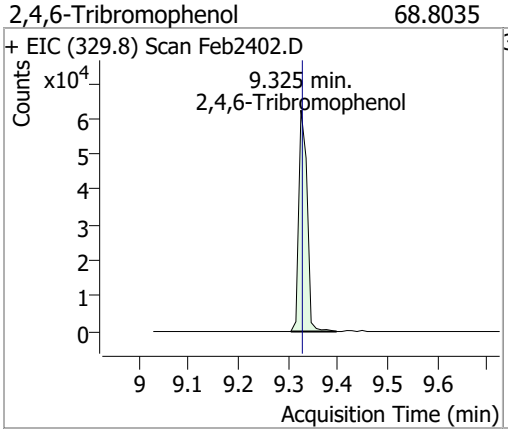

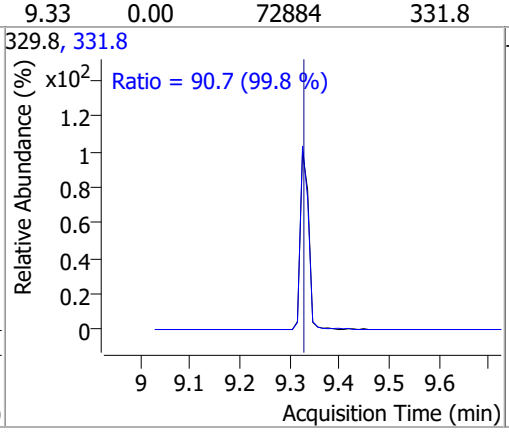

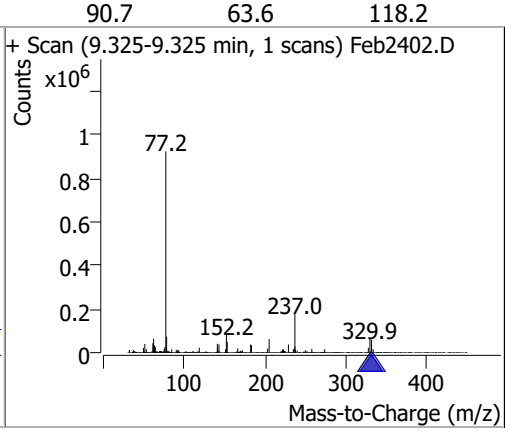

Compound	Conc.	RT	Dev(Min)	Resp.	QIon	QRatio	Lower	Upper
4-Bromophenyl-phenylether	71.8888	9.65	0.00	240412	141.0	101.8	70.3	130.5
					250.0	97.7	69.6	129.3

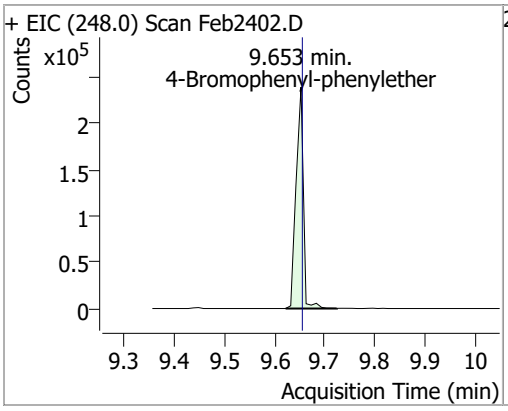

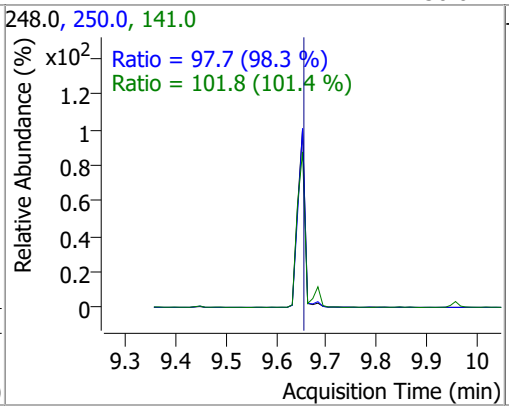

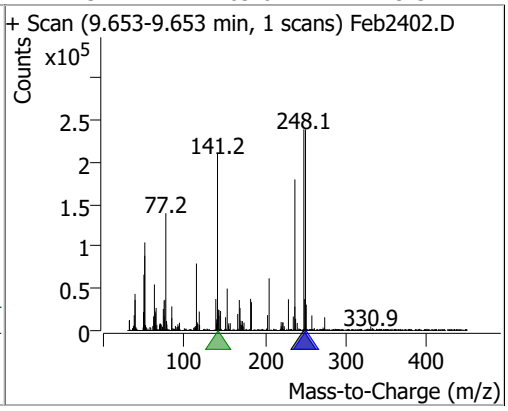

Compound	Conc.	RT	Dev(Min)	Resp.	QIon	QRatio	Lower	Upper
Hexachlorobenzene	68.5486	9.68	0.00	236618	142.0	51.1	34.5	64.1

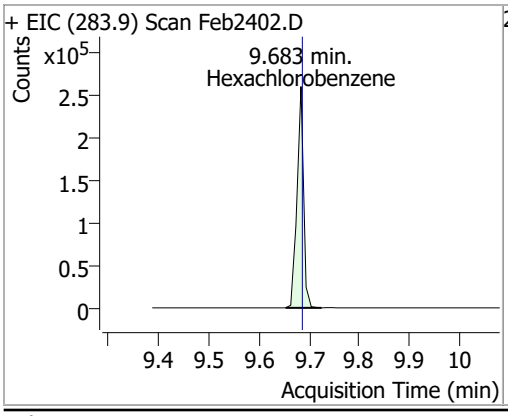

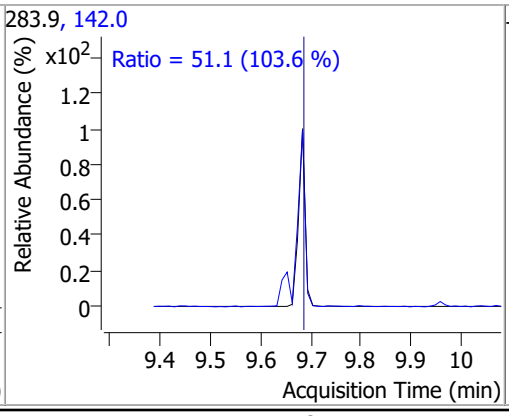

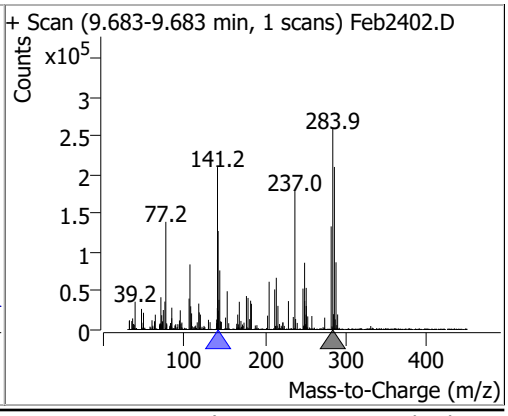

Compound	Conc.	RT	Dev(Min)	Resp.	QIon	QRatio	Lower	Upper
Pentachlorophenol	64.7725	9.96	0.00	99086	263.9	63.5	44.2	82.0
					267.9	63.4	43.7	81.1

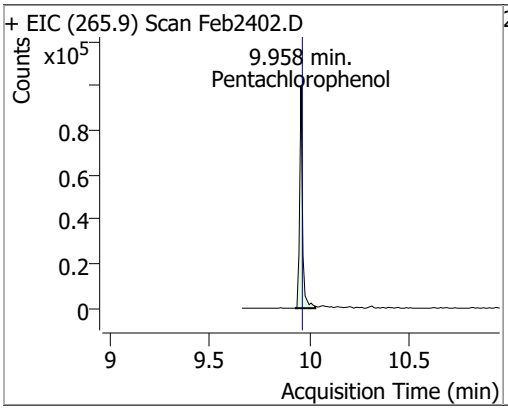

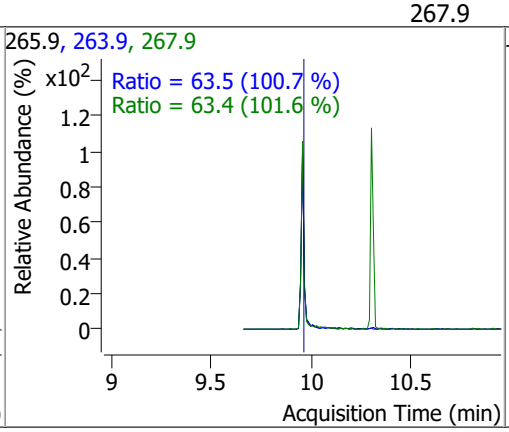

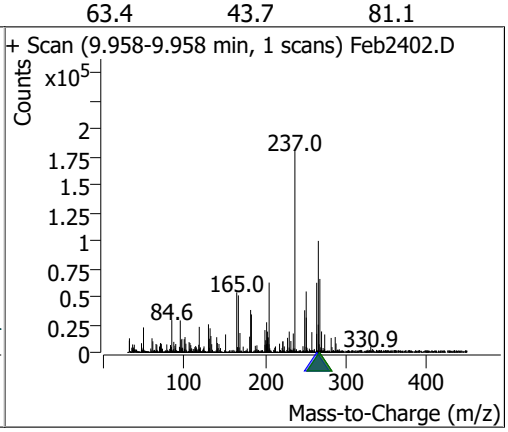

Compound	Conc.	RT	Dev(Min)	Resp.	QIon	QRatio	Lower	Upper
Phenanthrene	70.7517	10.18	0.00	1328163	176.0	18.9	13.3	24.6

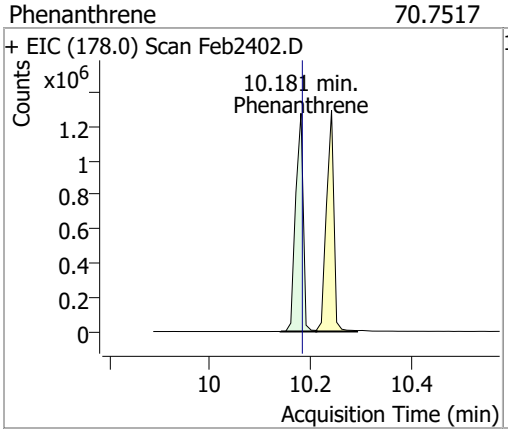

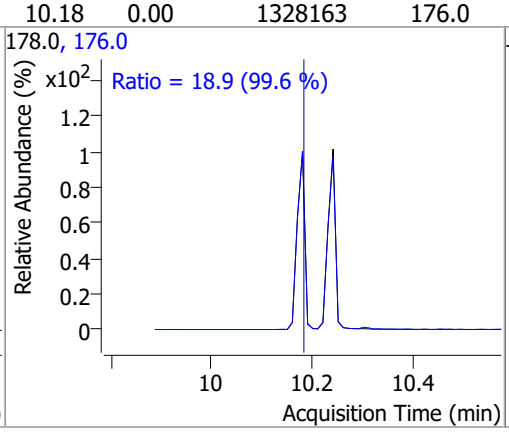

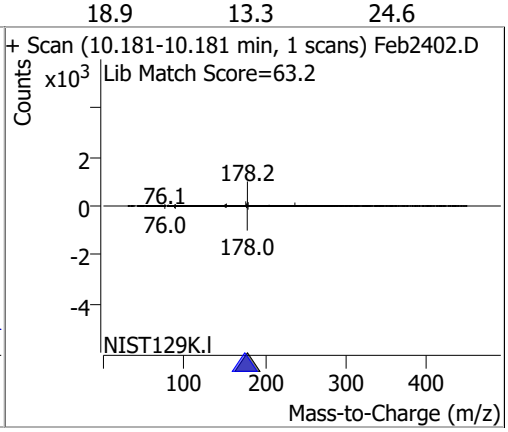

Compound	Conc.	RT	Dev(Min)	Resp.	QIon	QRatio	Lower	Upper
Anthracene	75.0760	10.24	0.00	1319402	176.0	18.4	12.8	23.7

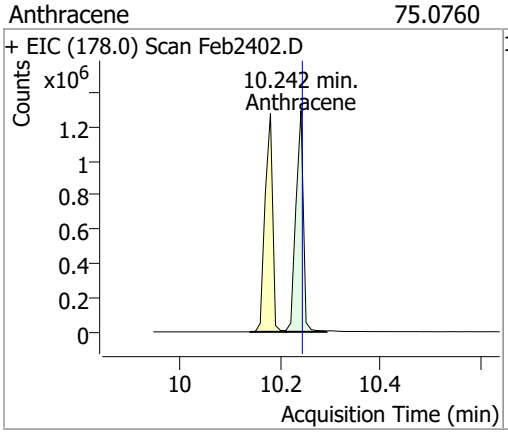

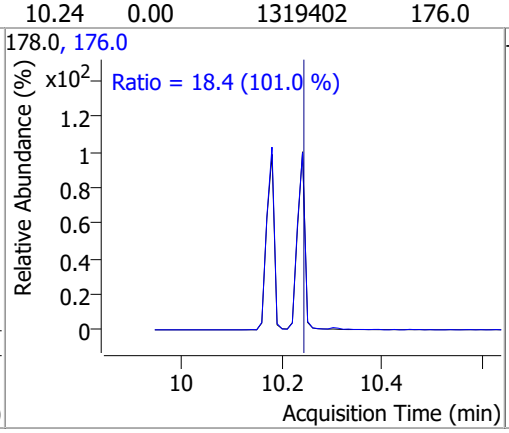

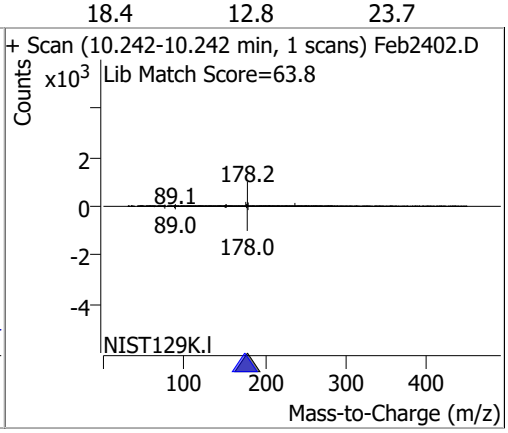

Compound	Conc.	RT	Dev(Min)	Resp.	QIon	QRatio	Lower	Upper
Triallate	67.0272	10.30	0.00	274316	268.0	24.1	16.7	31.0
					143.0	23.3	15.3	28.4

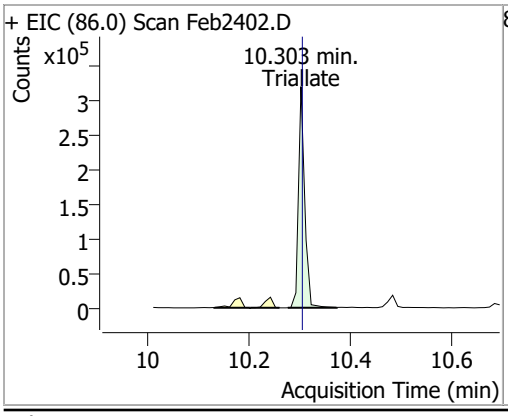

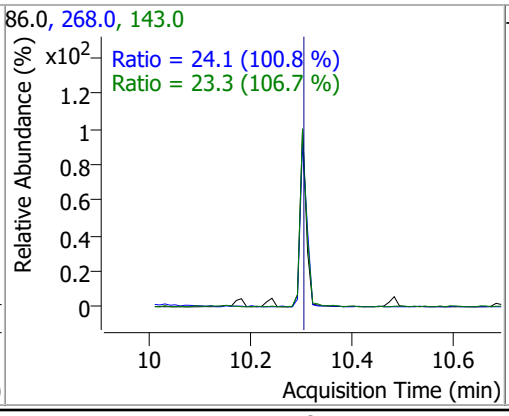

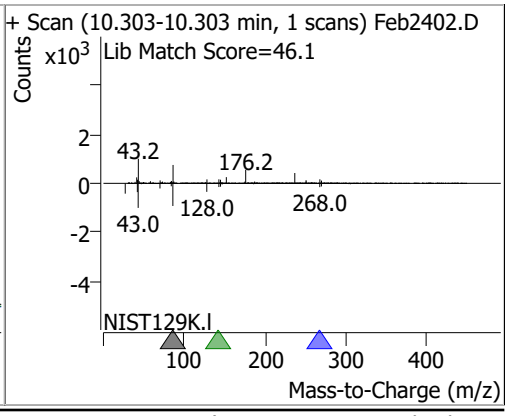

Compound	Conc.	RT	Dev(Min)	Resp.	QIon	QRatio	Lower	Upper
Carbazole	68.4025	10.48	0.00	1217628	139.0	13.3	9.1	16.9

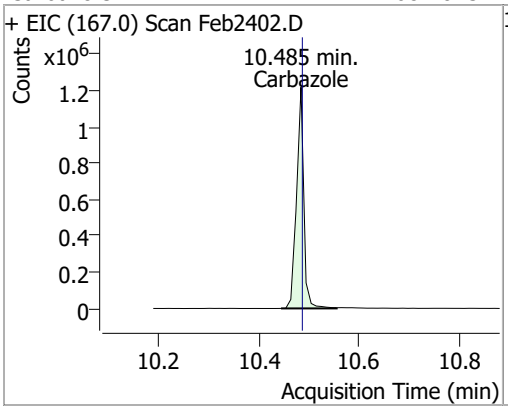

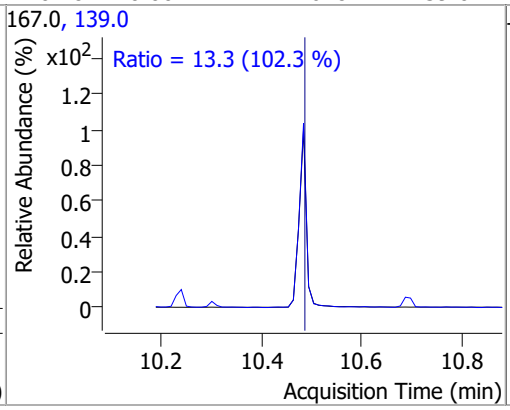

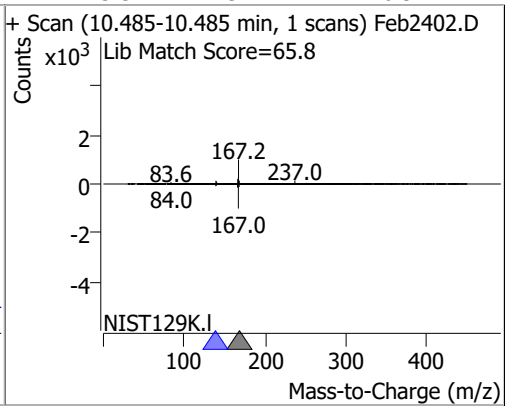

Compound	Conc.	RT	Dev(Min)	Resp.	QIon	QRatio	Lower	Upper
o-Terphenyl	69.6943	10.69	0.00	691030	229.0	63.1	45.3	84.0
					215.0	37.4	27.0	50.1

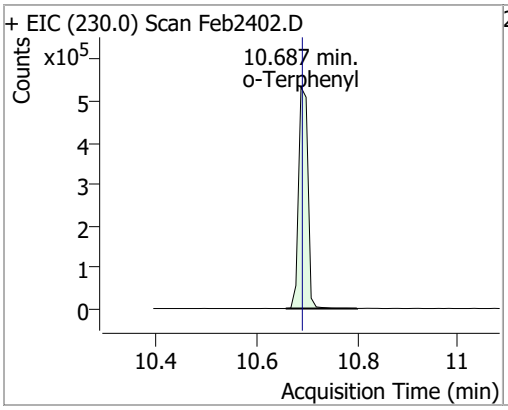

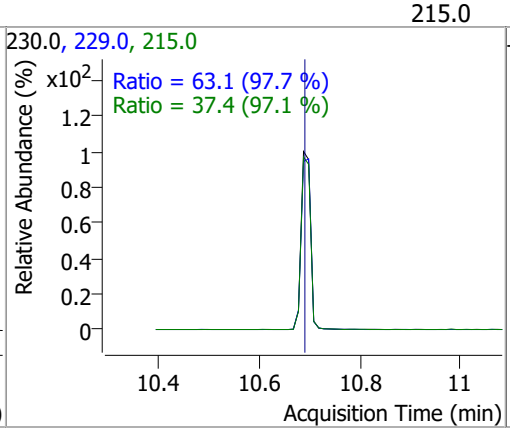

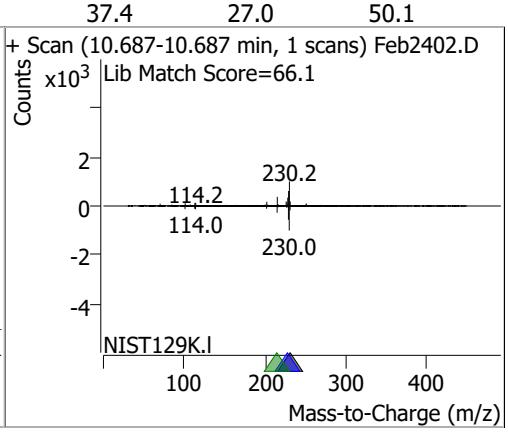

Compound	Conc.	RT	Dev(Min)	Resp.	QIon	QRatio	Lower	Upper
Di-n-Butylphthalate	69.3848	11.07	0.00	1138910	150.0	9.0	6.4	11.8
					104.0	5.9	4.3	8.1

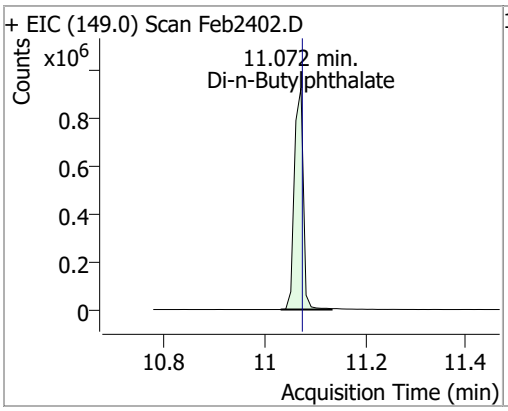

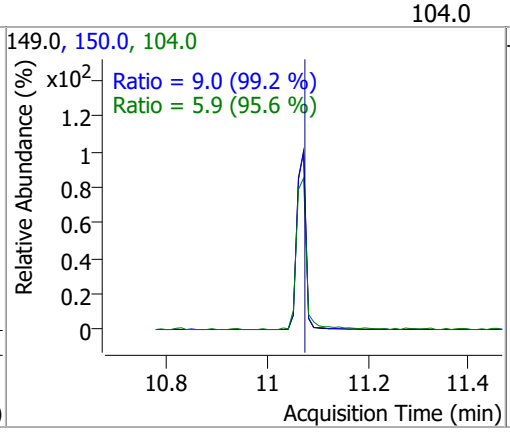

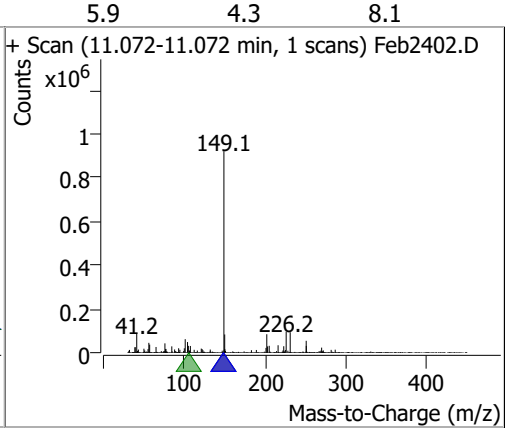

Compound	Conc.	RT	Dev(Min)	Resp.	QIon	QRatio	Lower	Upper
Fluoranthene	72.6937	11.94	0.00	1356139	101.0	12.3	8.9	16.6

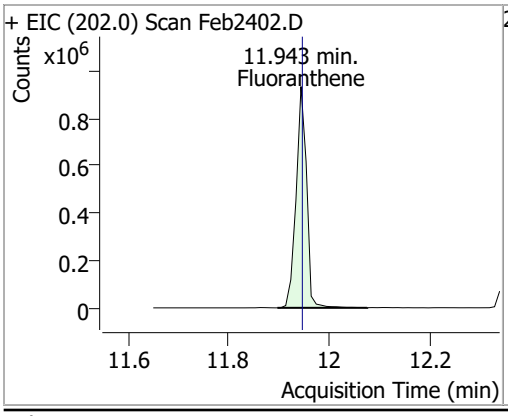

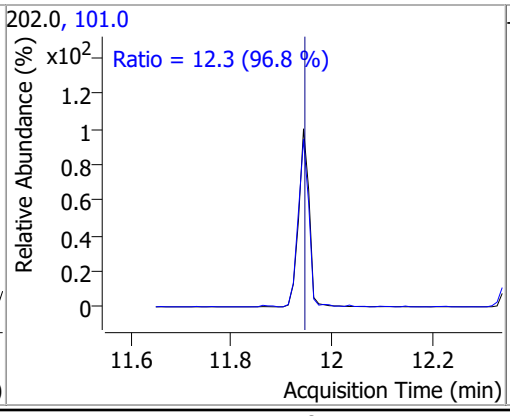

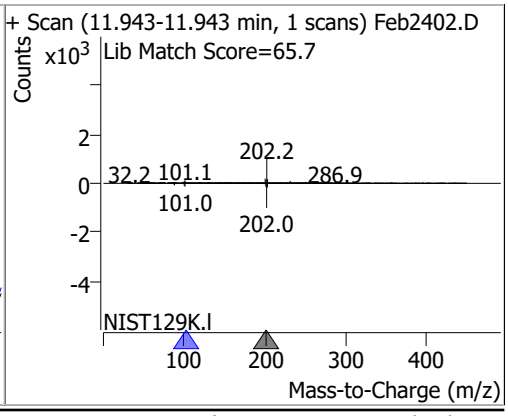

Compound	Conc.	RT	Dev(Min)	Resp.	QIon	QRatio	Lower	Upper
Benzidine	66.3919	12.33	0.00	443115	183.0	12.3	7.9	14.7
					92.0	8.1	5.0	9.2

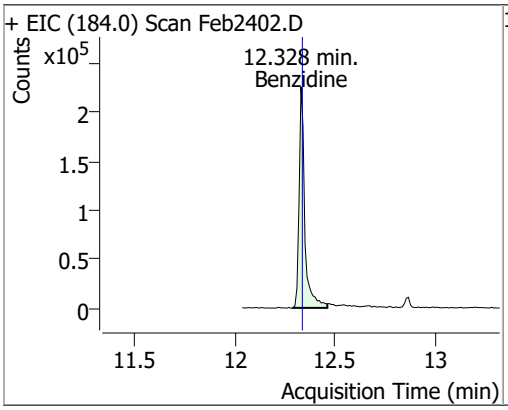

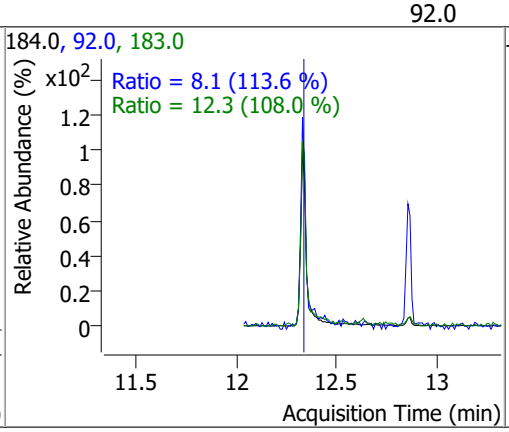

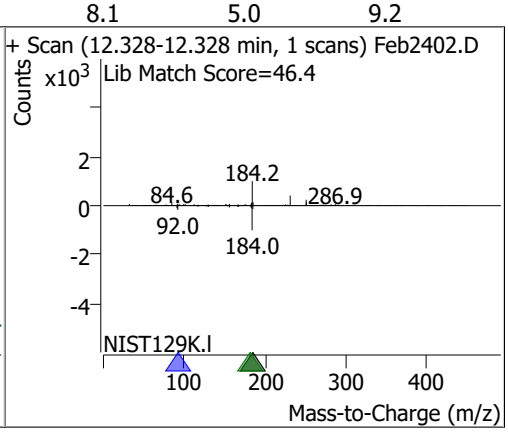

Compound	Conc.	RT	Dev(Min)	Resp.	QIon	QRatio	Lower	Upper
Pyrene	70.6488	12.37	0.00	1440490	101.0	15.3	10.6	19.7

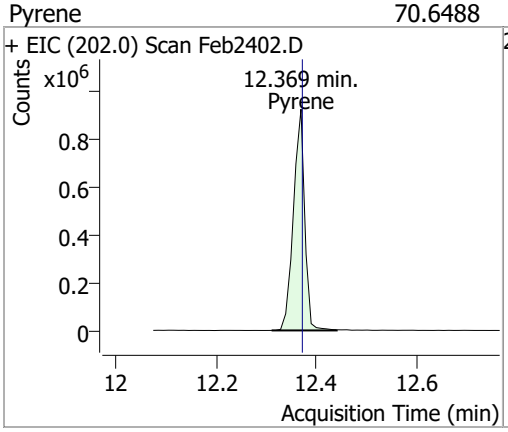

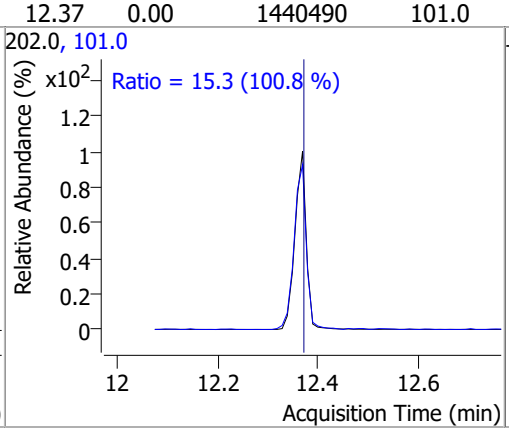

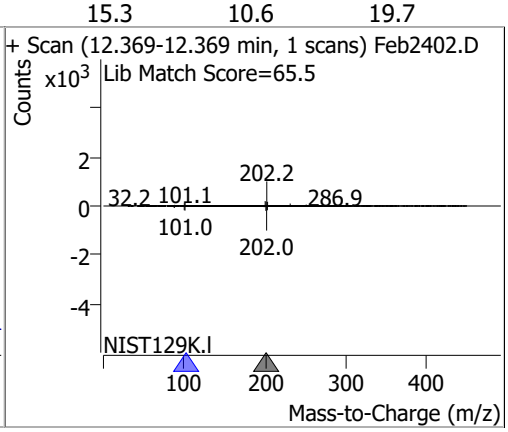

Compound	Conc.	RT	Dev(Min)	Resp.	QIon	QRatio	Lower	Upper
Terphenyl-d14	70.2571	12.87	0.00	962611	122.0	13.7	9.5	17.6

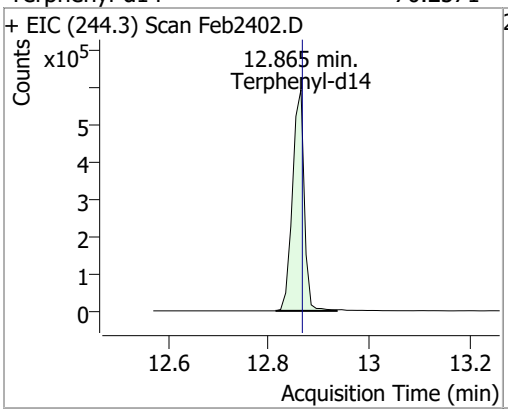

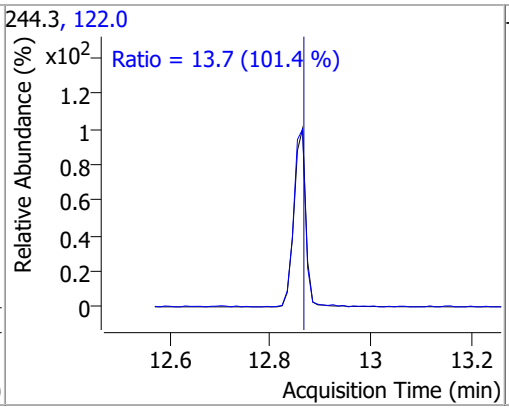

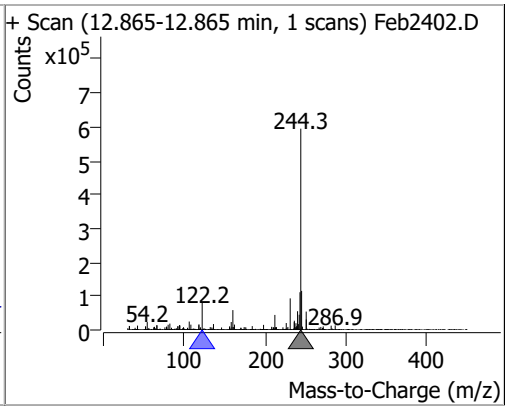

Compound	Conc.	RT	Dev(Min)	Resp.	QIon	QRatio	Lower	Upper
Butylbenzylphthalate	74.5684	14.30	0.00	412576	91.0	81.1	58.3	108.4
					206.0	17.4	12.4	23.1

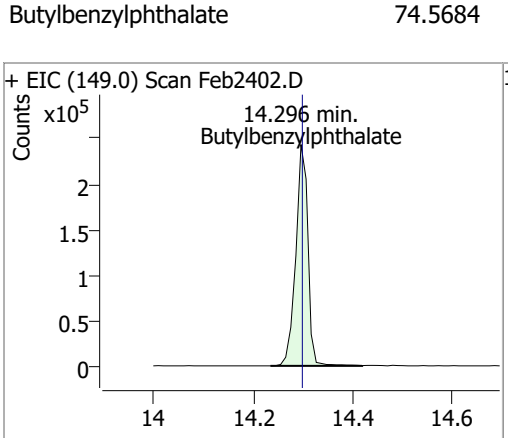

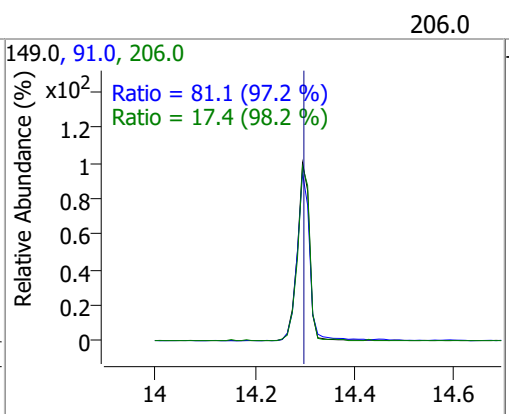

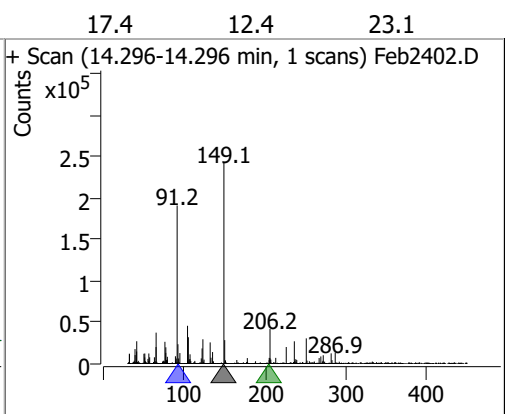

Compound	Conc.	RT	Dev(Min)	Resp.	QIon	QRatio	Lower	Upper
Benzo(a)Anthracene	73.5203	15.50	0.00	1094565	226.0	26.7	18.5	34.3
					229.0	20.2	14.6	27.2

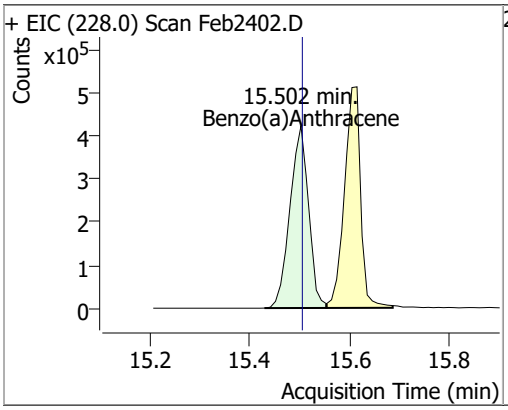

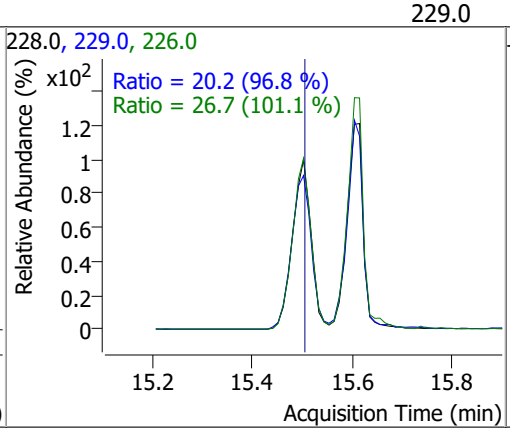

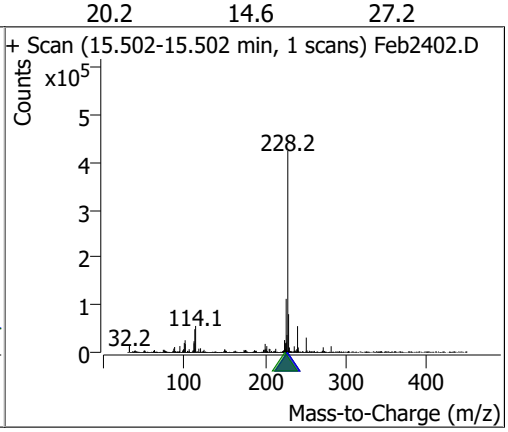

Compound	Conc.	RT	Dev(Min)	Resp.	QIon	QRatio	Lower	Upper
Chrysene	69.4810	15.61	0.00	1163562	226.0	29.5	20.4	37.9
					229.0	20.7	14.3	26.5

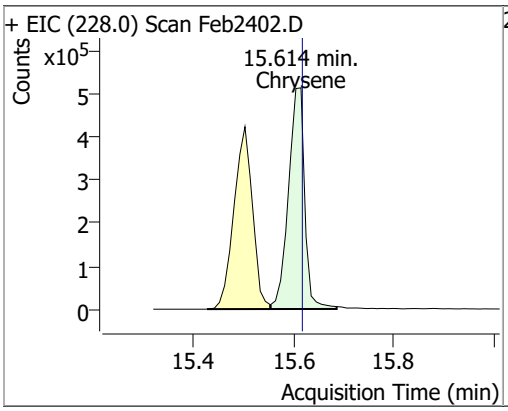

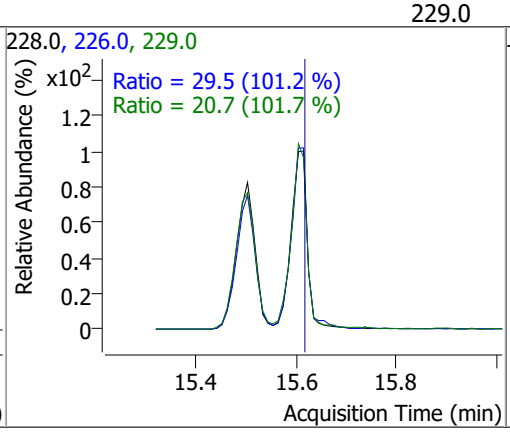

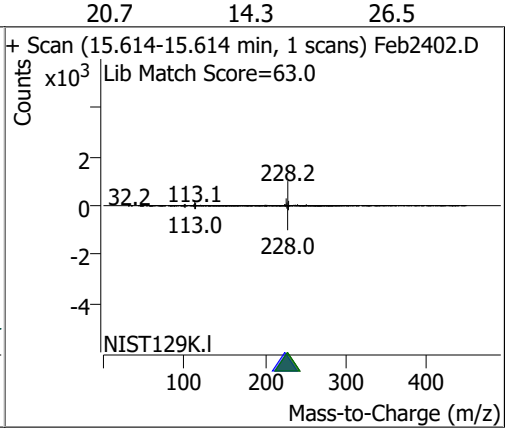

Compound	Conc.	RT	Dev(Min)	Resp.	QIon	QRatio	Lower	Upper
3,3-Dichlorobenzidine	63.1248	15.65	0.00	322851	254.0	64.7	45.2	83.9

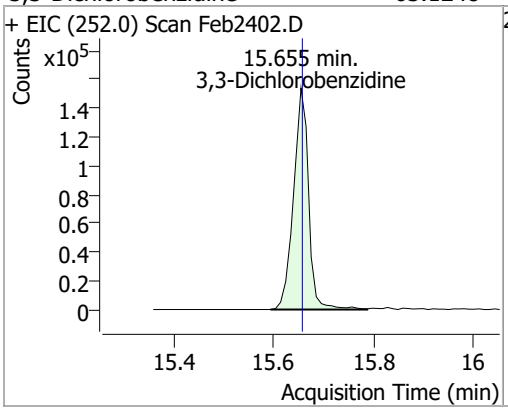

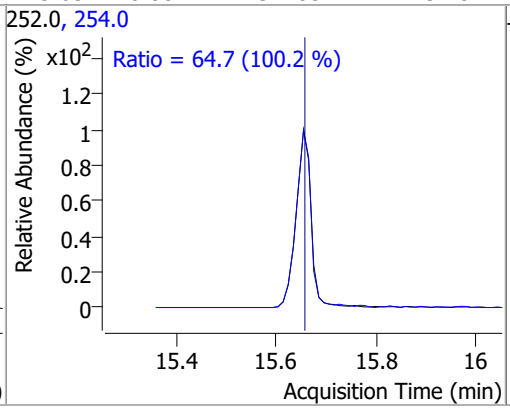

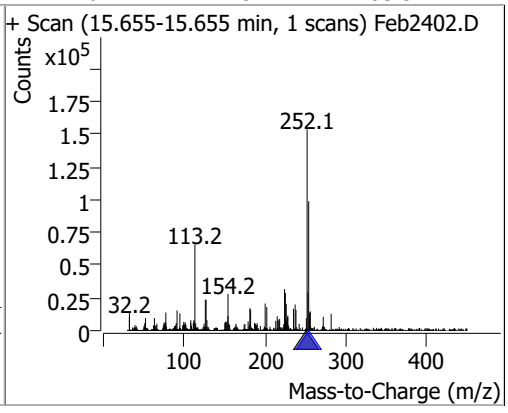

Compound	Conc.	RT	Dev(Min)	Resp.	QIon	QRatio	Lower	Upper
bis(2-ethylhexyl)Phthalate	74.8535	16.35	0.00	142435	149.0	384.8	273.7	508.3
					279.0	14.1	9.4	17.4

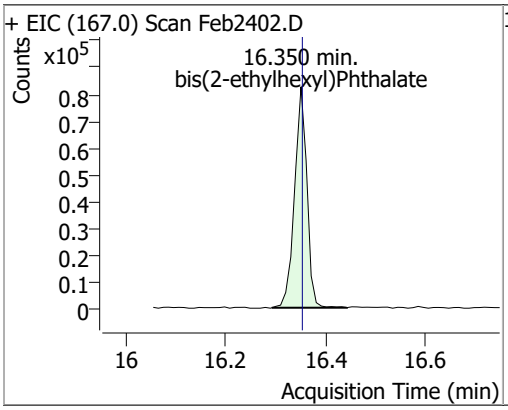

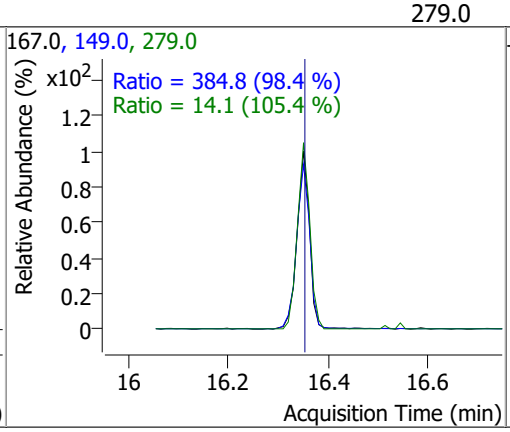

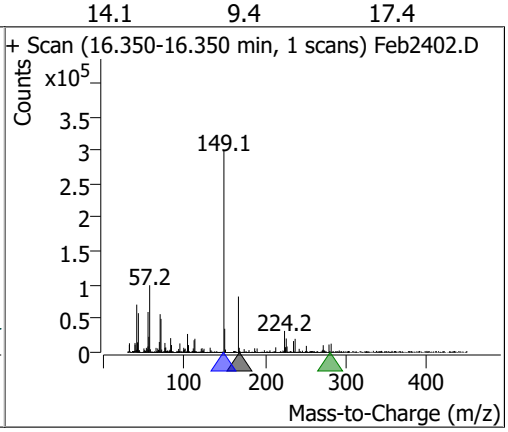

Compound	Conc.	RT	Dev(Min)	Resp.	QIon	QRatio	Lower	Upper
Di-n-octyl Phthalate	72.0401	18.12	0.00	975677	150.0	9.6	6.6	12.3

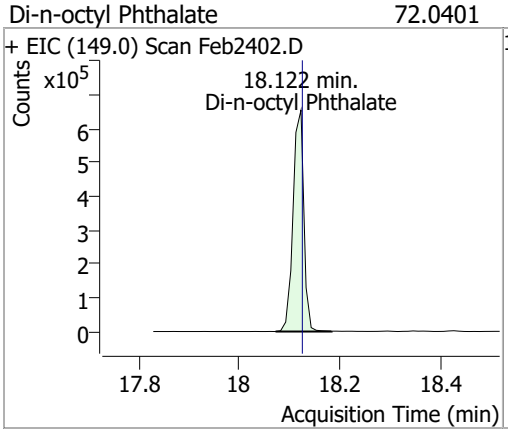

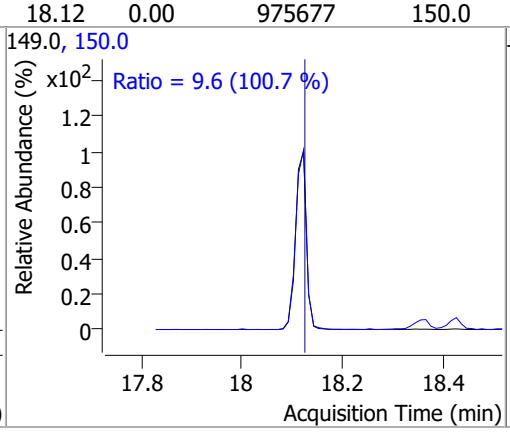

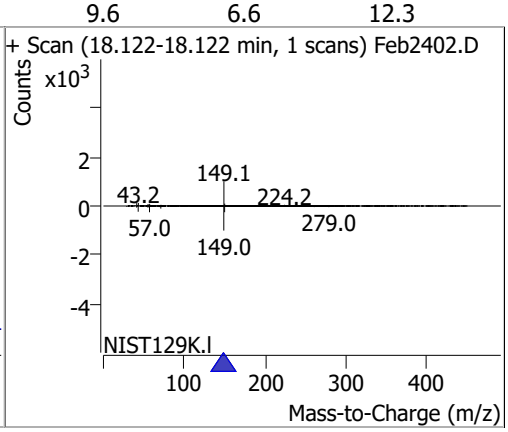

Compound	Conc.	RT	Dev(Min)	Resp.	QIon	QRatio	Lower	Upper
Benzo(b)fluoranthene	67.6314	18.37	0.00	1038138	253.0	22.4	16.0	29.7

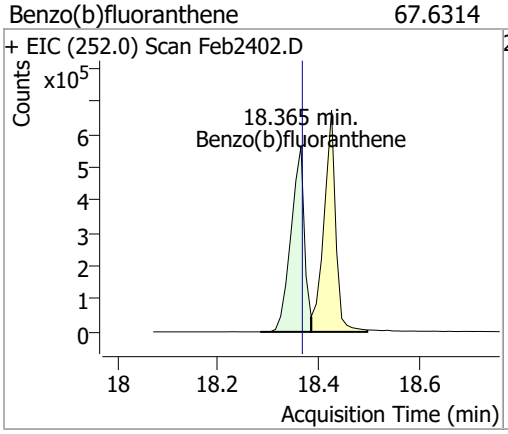

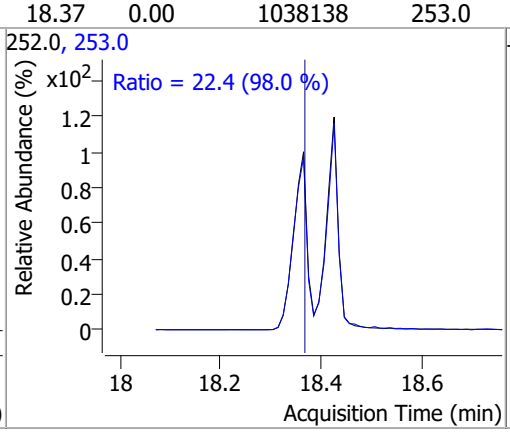

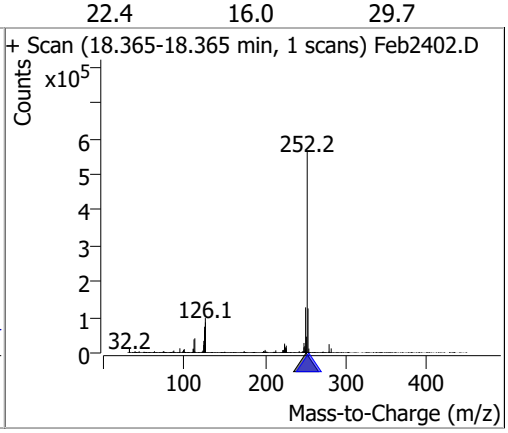

Compound	Conc.	RT	Dev(Min)	Resp.	QIon	QRatio	Lower	Upper
Benzo(k)fluoranthene	67.7849	18.43	0.00	1089710	253.0	22.1	16.0	29.7

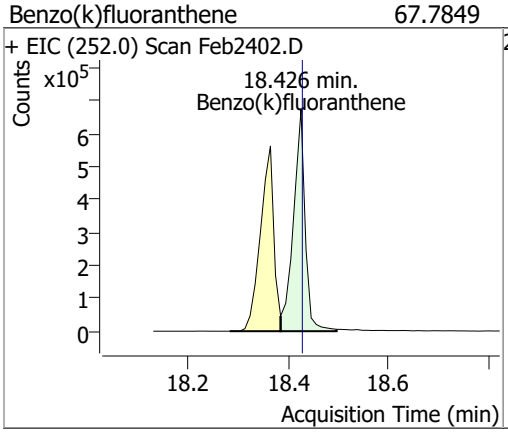

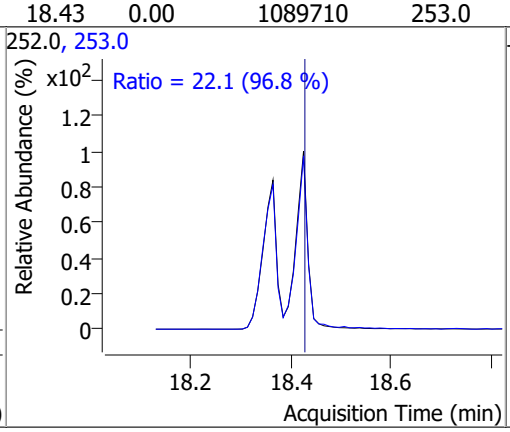

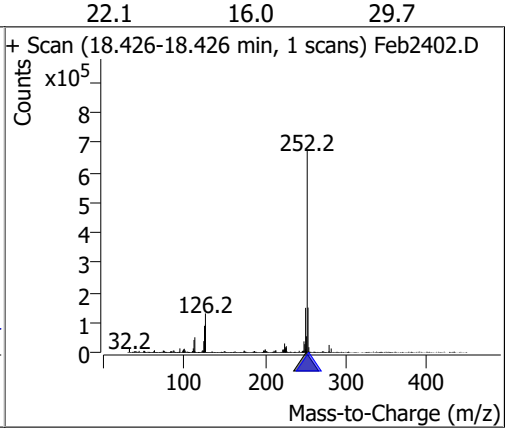

Compound	Conc.	RT	Dev(Min)	Resp.	QIon	QRatio	Lower	Upper
Benzo(a)pyrene	67.3961	18.97	0.00	975196	253.0	22.7	15.8	29.4

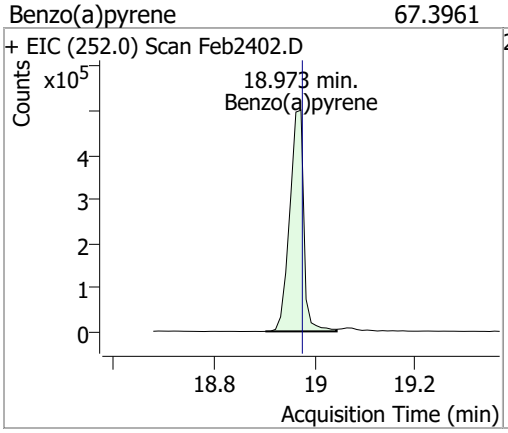

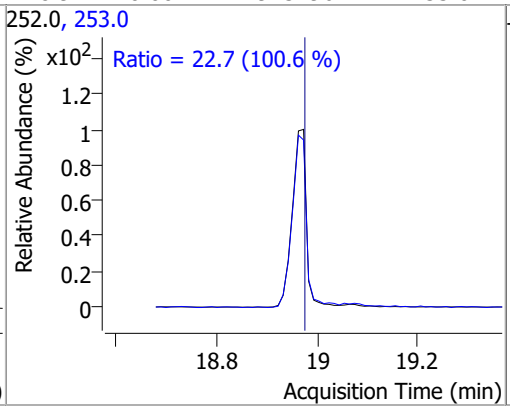

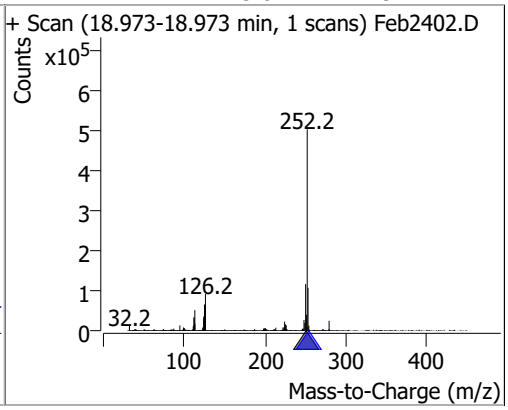

Compound	Conc.	RT	Dev(Min)	Resp.	QIon	QRatio	Lower	Upper
Indeno(1,2,3-c,d)pyrene	66.2507	20.75	0.00	805078	138.0	29.9	21.2	39.3

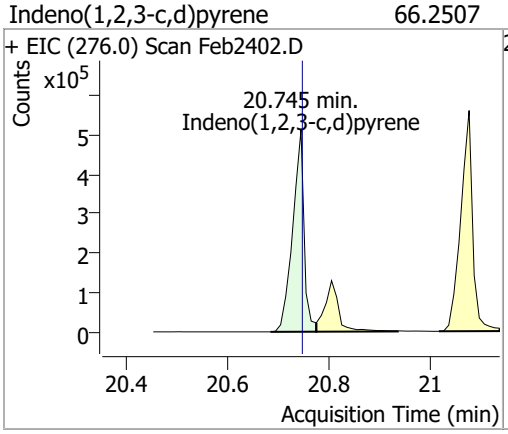

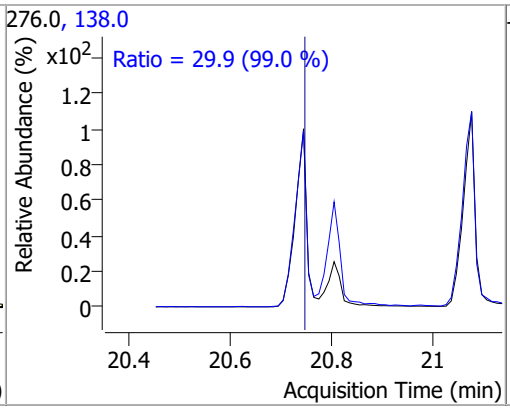

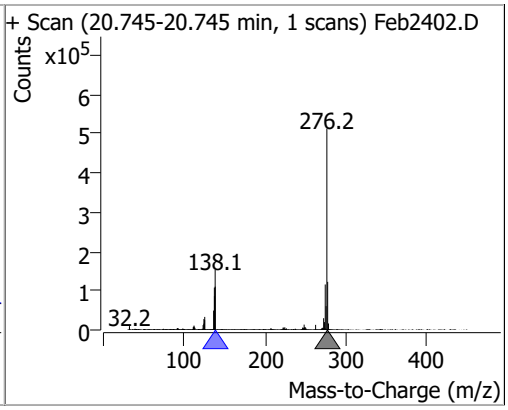

Compound	Conc.	RT	Dev(Min)	Resp.	QIon	QRatio	Lower	Upper
Dibenzo(a,h)anthracene	64.4820	20.81	0.00	851492	139.0	24.2	17.7	32.9
					279.0	24.4	16.8	31.3

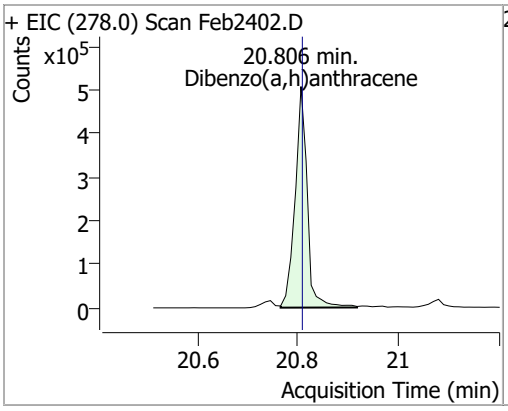

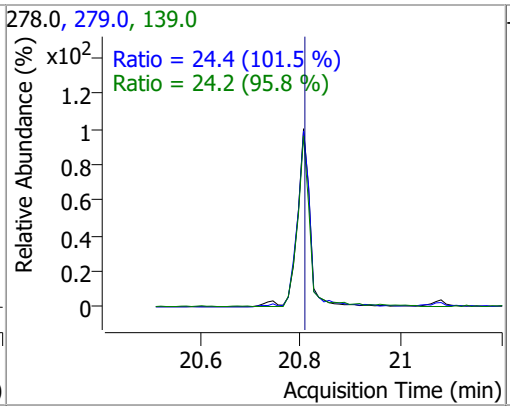

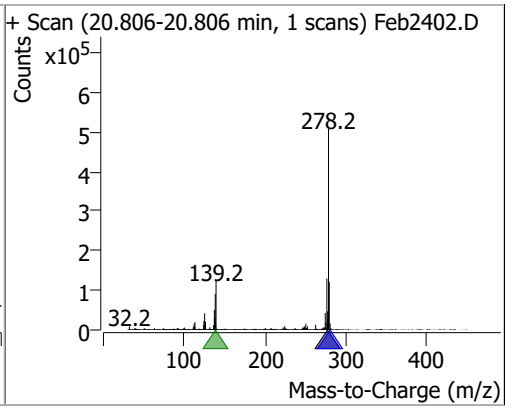

Compound	Conc.	RT	Dev(Min)	Resp.	QIon	QRatio	Lower	Upper
Benzo(g,h,i)perylene	66.2143	21.08	0.00	927358	138.0	32.0	22.6	42.1
					277.0	23.6	16.5	30.6

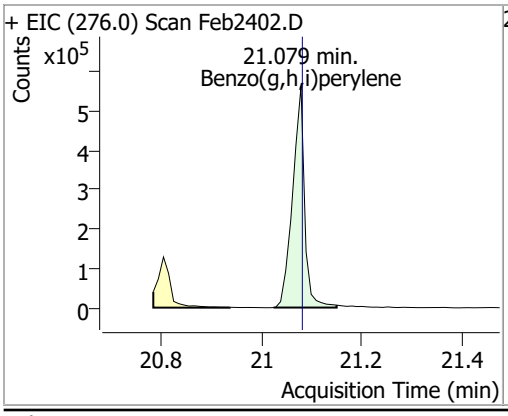

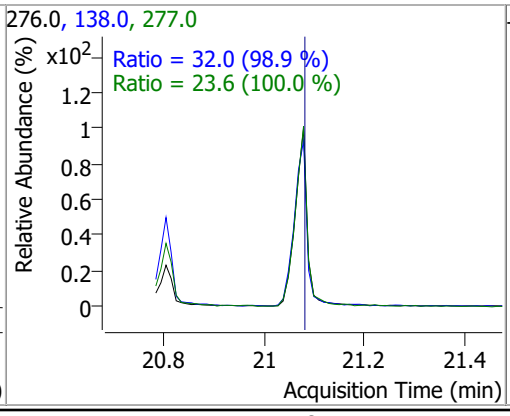

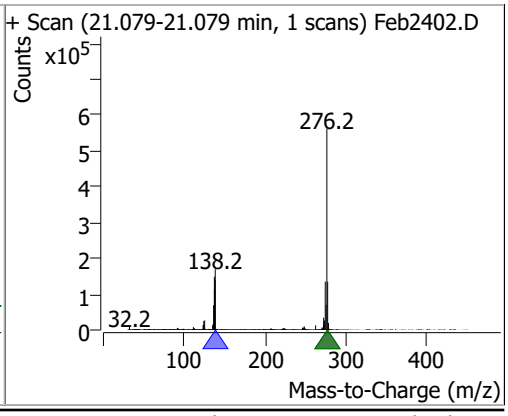

Quantitation Results Report (QT Reviewed)

Data File	Feb2403.D	Operator	LIMS import
Acq. Method	BNA+SIM.M	Acq. Date-Time	2/24/2022 4:43:50 PM
Sample Name	24-Feb-22_ISTBLK_3	Instrument	Instrument #1
Vial	3	Multiplier	1.00
DA Method File		Comment	SVOC-8270-W-LARGO
Tune File	dftppdsm.u	Tune Date	2/18/2022 9:25:00 PM
Batch Name	022422 DoD BNA.batch.bin	Last Calib Update	2/25/2022 7:56:13 AM
Ref Library	D:\Org\Library\NIST129K.l		

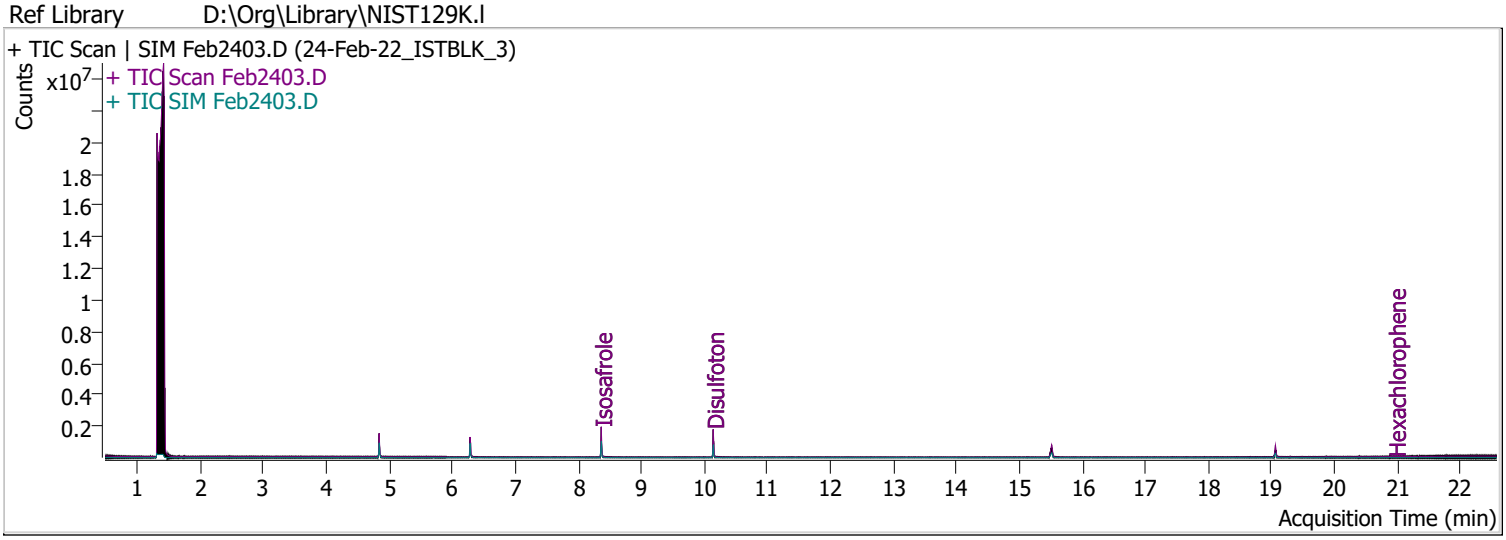

Compound	RT	QIon	Resp.	Conc.	Units	Dev(Min)
Internal Standards						
System Monitoring Compounds						
S 2-Fluorophenol	0.000		0	N.D.		
Spiked Amount: 200.000	Range: 10.0 - 75.0%			Recovery = NA%		
S Phenol-d5	0.000		0	N.D.		
Spiked Amount: 200.000	Range: 10.0 - 65.0%			Recovery = NA%		
S Nitrobenzene-d5	0.000		0	N.D.		
Spiked Amount: 100.000	Range: 32.0 - 94.0%			Recovery = NA%		
S 2-Fluorobiphenyl	0.000		0	N.D.		
Spiked Amount: 100.000	Range: 28.0 - 107.0%			Recovery = NA%		
S 2,4,6-Tribromophenol	0.000		0	N.D.		
Spiked Amount: 200.000	Range: 25.0 - 140.0%			Recovery = NA%		
S Terphenyl-d14	0.000		0	N.D.		
Spiked Amount: 100.000	Range: 32.0 - 122.0%			Recovery = NA%		
Target Compounds						QValue
T N-Nitrosodimethylamine	0.000		0	N.D.		
T Pyridine	0.000		0	N.D.		
T Aniline	0.000		0	N.D.		
T Phenol	0.000		0	N.D.		
T bis(-2-Chloroethyl)Ether	0.000		0	N.D.		
T 2-Chlorophenol	0.000		0	N.D.		
T 1,3-Dichlorobenzene	0.000		0	N.D.		
T 1,4-Dichlorobenzene	0.000		0	N.D.		
T 1,2-Dichlorobenzene	0.000		0	N.D.		
T Benzyl Alcohol	0.000		0	N.D.		
T bis(2-chloroisopropyl)Ether	0.000		0	N.D.		
T 2-Methylphenol	0.000		0	N.D.		
T N-nitroso-Di-n-propylamine	0.000		0	N.D.		
T Hexachloroethane	0.000		0	N.D.		
T 4Methylphenol/3Methylphenol	0.000		0	N.D.		

Compound	RT	QIon	Resp.	Conc.	Units		Dev(Min)
T Nitrobenzene	0.000		0	N.D.			
T Isophorone	0.000		0	N.D.			
T 2-Nitrophenol	0.000		0	N.D.			
T 2,4-Dimethylphenol	0.000		0	N.D.			
T bis(-2-Chloroethoxy)Methane	0.000		0	N.D.			
T 2,4-Dichlorophenol	0.000		0	N.D.			
T Benzoic Acid	0.000		0	N.D.			
T 1,2,4-Trichlorobenzene	0.000		0	N.D.			
T Naphthalene	0.000		0	N.D.			
T 4-Chlorophenol	0.000		0	N.D.			
T p-Chloroaniline	0.000		0	N.D.			
T Hexachlorobutadiene	0.000		0	N.D.			
T 4-Chloro-2-Methylphenol	0.000		0	N.D.			
T 4-Chloro-3-Methylphenol	0.000		0	N.D.			
T 2-Methylnaphthalene	0.000		0	N.D.			
T 1-Methylnaphthalene	0.000		0	N.D.			
T Hexachlorocyclopentadiene	0.000		0	N.D.			
T 2,4,6-Trichlorophenol	0.000		0	N.D.			
T 2,4,5-Trichlorophenol	0.000		0	N.D.			
T 2-Chloronaphthalene	0.000		0	N.D.			
T 2-Nitroaniline	0.000		0	N.D.			
T Dimethyl Phthalate	8.364	163.0	0		µg/L	md	1
T 2,6-Dinitrotoluene	8.364	165.0	0		µg/L	md	1
T Acenaphthylene	0.000		0	N.D.			
T 3-Nitroaniline	0.000		0	N.D.			
T Acenaphthene	0.000		0	N.D.			
T 2,4-Dinitrophenol	0.000		0	N.D.			
T Dibenzofuran	0.000		0	N.D.			
T 2,4-Dinitrotoluene	0.000		0	N.D.			
T 4-Nitrophenol	0.000		0	N.D.			
T Diethylphthalate	0.000		0	N.D.			
T Fluorene	0.000		0	N.D.			
T 4-Chlorophenyl-phenylether	0.000		0	N.D.			
T 4-Nitroaniline	0.000		0	N.D.			
T 4,6-Dinitro-2-methylphenol	0.000		0	N.D.			
T N-nitrosodiphenylamine	0.000		0	N.D.			
T Azobenzene	0.000		0	N.D.			
T 4-Bromophenyl-phenylether	0.000		0	N.D.			
T Hexachlorobenzene	0.000		0	N.D.			
T Pentachlorophenol	0.000		0	N.D.			
T Phenanthrene	0.000		0	N.D.			
T Anthracene	0.000		0	N.D.			
T Triallate	0.000		0	N.D.			
T Carbazole	0.000		0	N.D.			
T o-Terphenyl	0.000		0	N.D.			
T Di-n-Butylphthalate	0.000		0	N.D.			
T Fluoranthene	0.000		0	N.D.			
T Benzidine	0.000		0	N.D.			
T Pyrene	0.000		0	N.D.			
T Butylbenzylphthalate	0.000		0	N.D.			
T Benzo(a)Anthracene	0.000		0	N.D.			
T Chrysene	0.000		0	N.D.			
T 3,3-Dichlorobenzidine	0.000		0	N.D.			
T bis(2-ethylhexyl)Phthalate	0.000		0	N.D.			
T Di-n-octyl Phthalate	0.000		0	N.D.			

Compound	RT	QIon	Resp.	Conc.	Units	Dev(Min)
T Benzo(b)fluoranthene	0.000		0	N.D.		
T Benzo(k)fluoranthene	0.000		0	N.D.		
T Benzo(a)pyrene	0.000		0	N.D.		
T Indeno(1,2,3-c,d)pyrene	0.000		0	N.D.		
T Dibenzo(a,h)anthracene	0.000		0	N.D.		
T Benzo(g,h,i)perylene	0.000		0	N.D.		

(#) = Qualifier Out of Range; (m) = Manual Integration; (+) = Area Summed; (*) = Surrogate Percent Recovery Out of Range; (d): Zeroed Peak

Compound	Conc.	Exp RT	QIon	Exp Ratio
N-Nitrosodimethylamine	N.D.	2.22	42.0	112.0

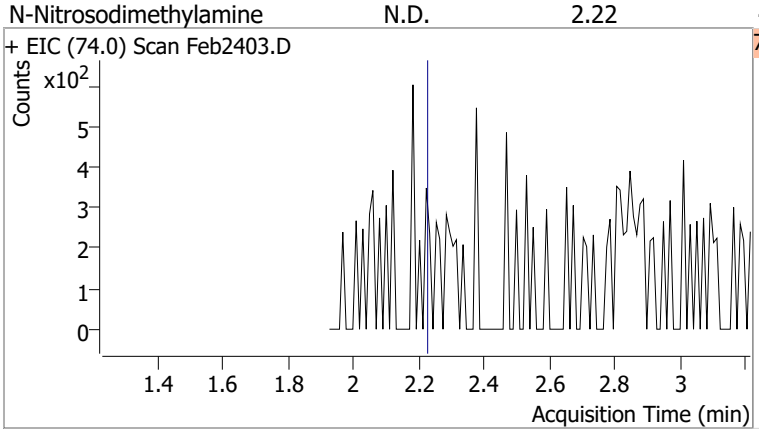

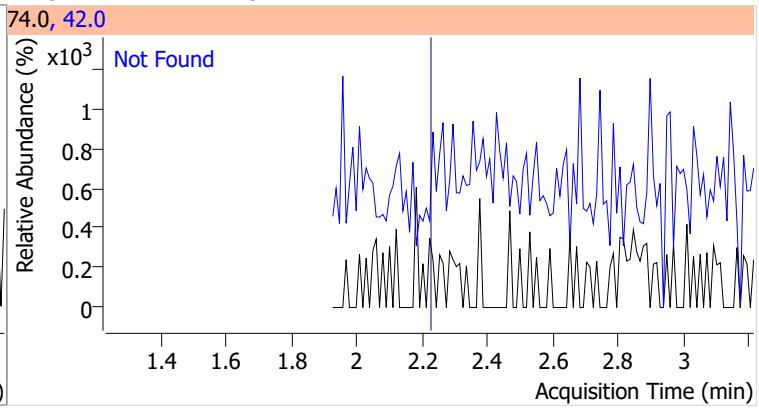

Compound	Conc.	Exp RT	QIon	Exp Ratio
Pyridine	N.D.	2.26	52.0	80.7

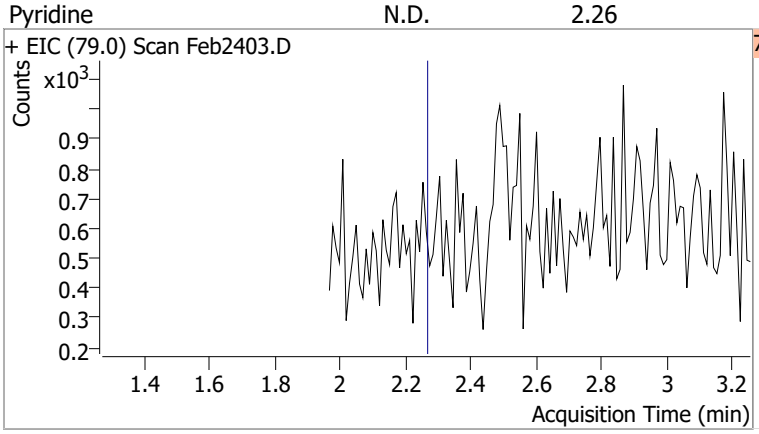

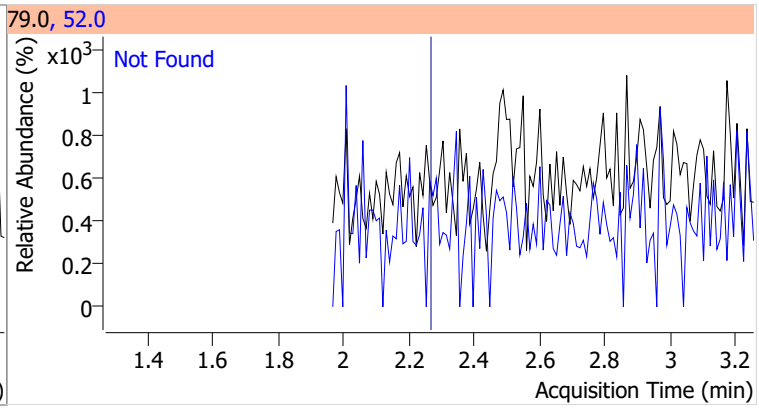

Compound	Conc.	Exp RT	QIon	Exp Ratio	QIon	Exp Ratio
2-Fluorophenol	N.D.	3.53	64.0	50.7	92.0	21.2

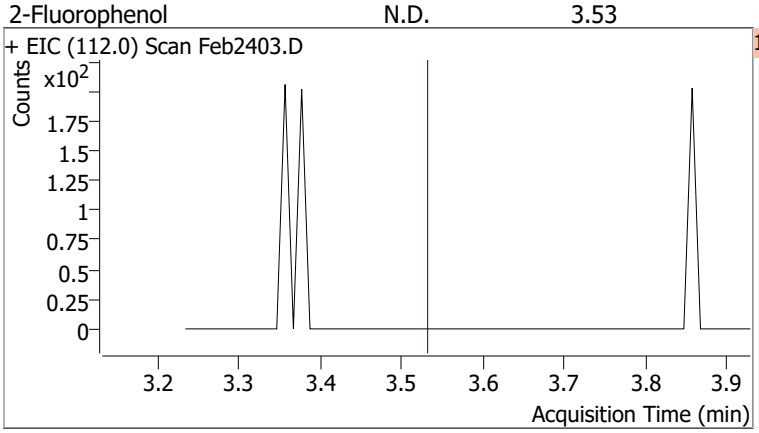

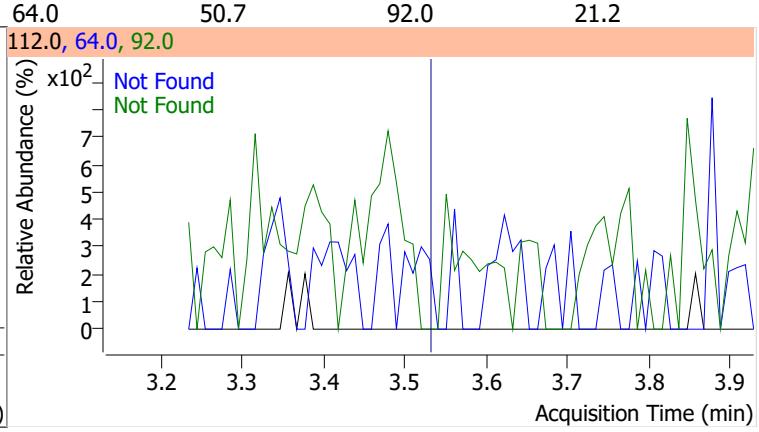

Compound	Conc.	Exp RT	QIon	Exp Ratio	QIon	Exp Ratio
Aniline	N.D.	4.50	66.0	35.4	65.0	18.8

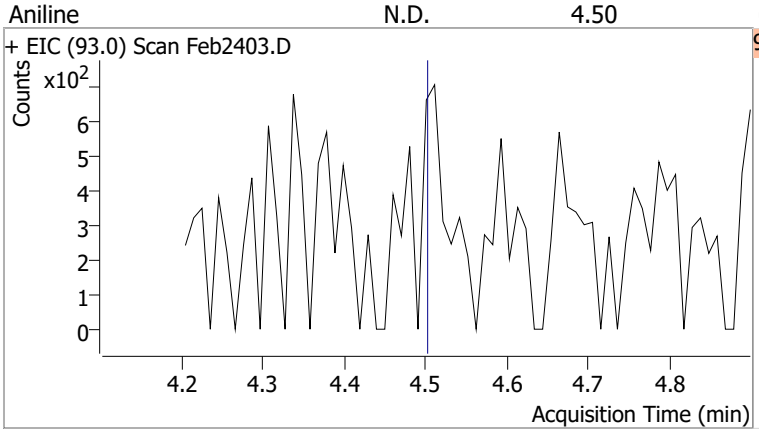

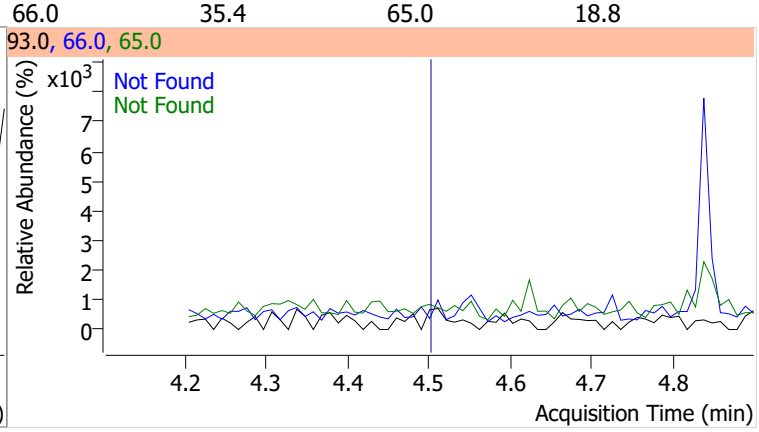

Compound	Conc.	Exp RT	QIon	Exp Ratio
Phenol-d5	N.D.	4.55	71.0	35.7

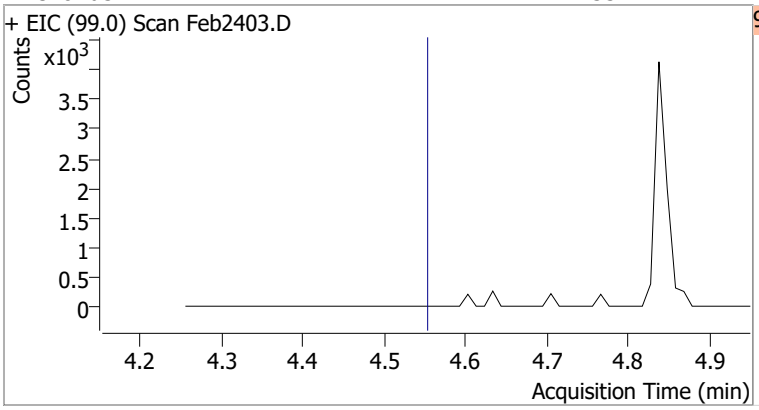

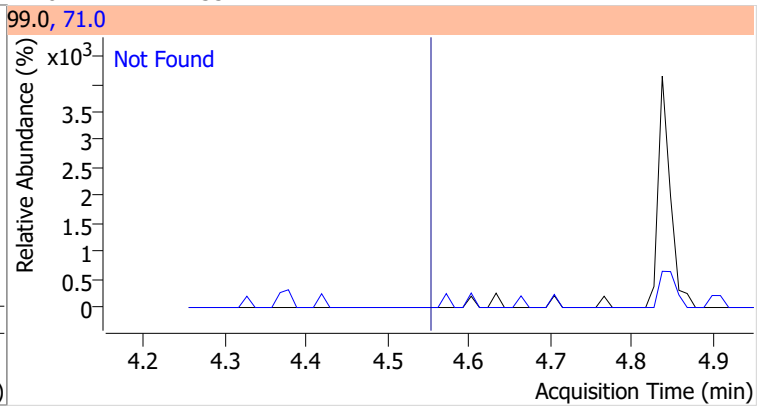

Compound	Conc.	Exp RT	QIon	Exp Ratio
Phenol	N.D.	4.57	66.0	40.4

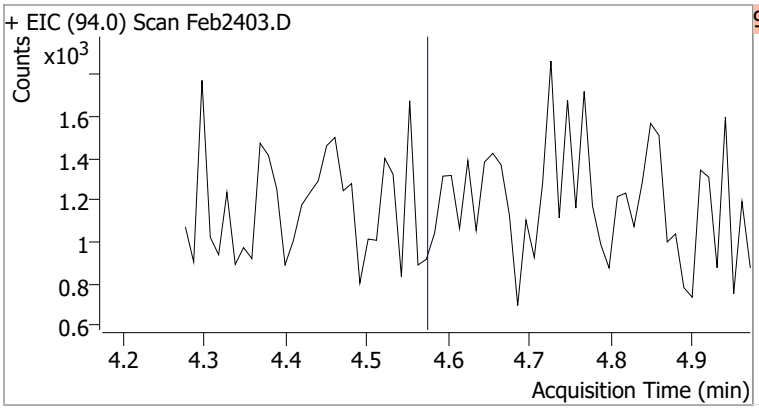

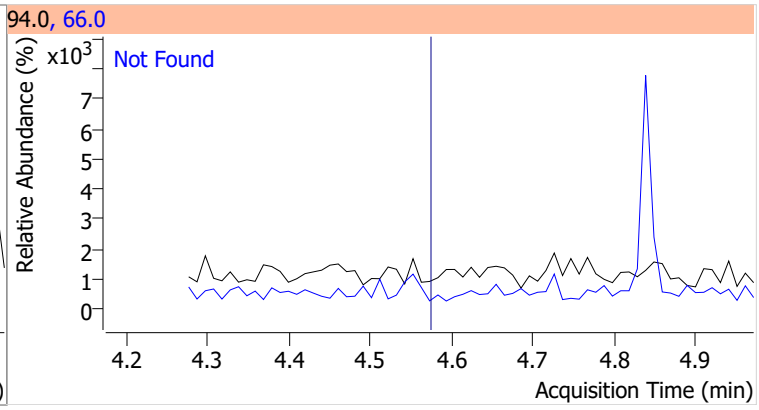

Compound	Conc.	Exp RT	QIon	Exp Ratio
bis(-2-Chloroethyl)Ether	N.D.	4.58	64.0	10.2

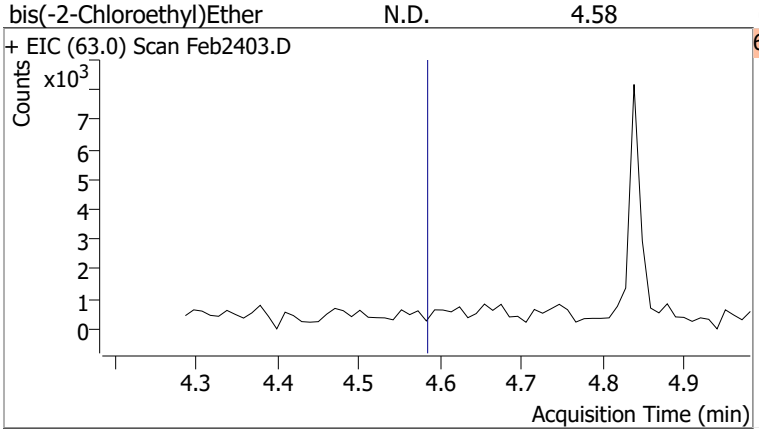

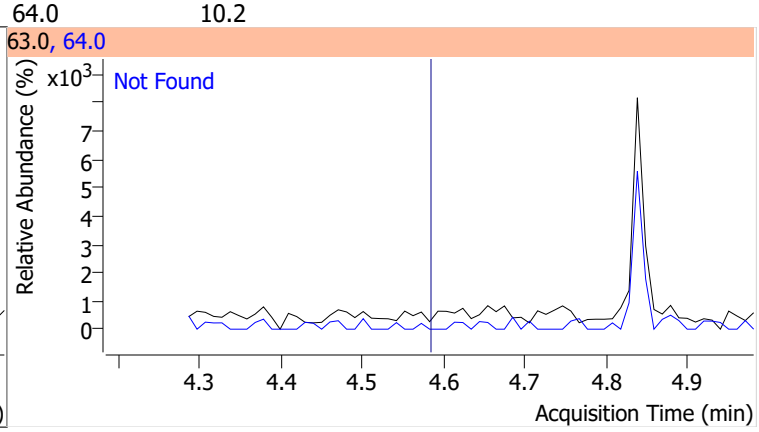

Compound	Conc.	Exp RT	QIon	Exp Ratio
2-Chlorophenol	N.D.	4.63	130.0	32.3

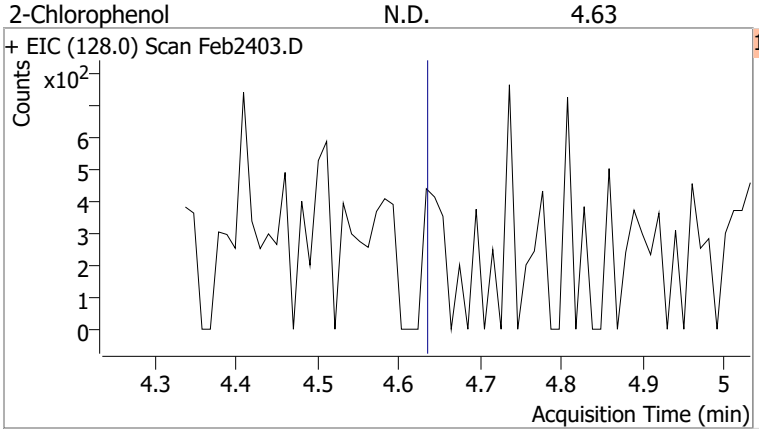

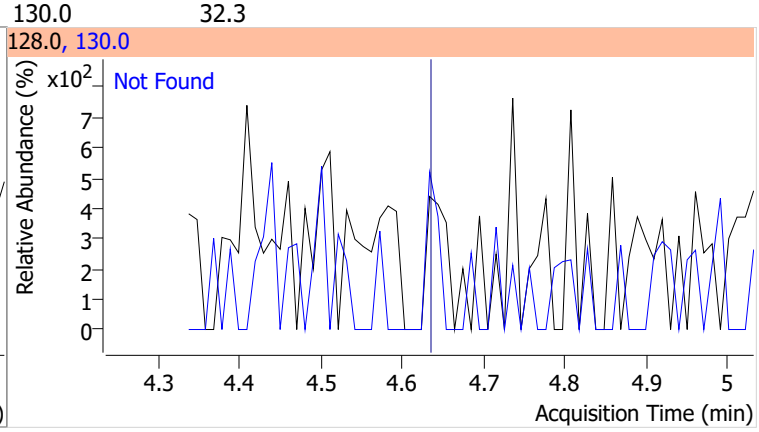

Compound	Conc.	Exp RT	QIon	Exp Ratio	QIon	Exp Ratio
1,3-Dichlorobenzene	N.D.	4.78	148.0	63.7	111.0	35.3

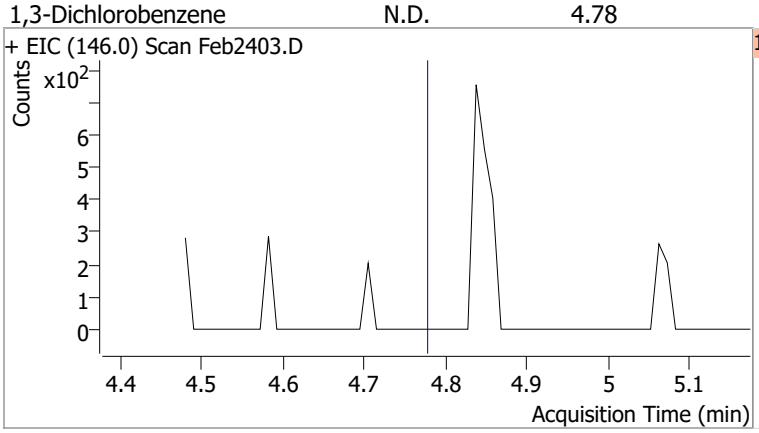

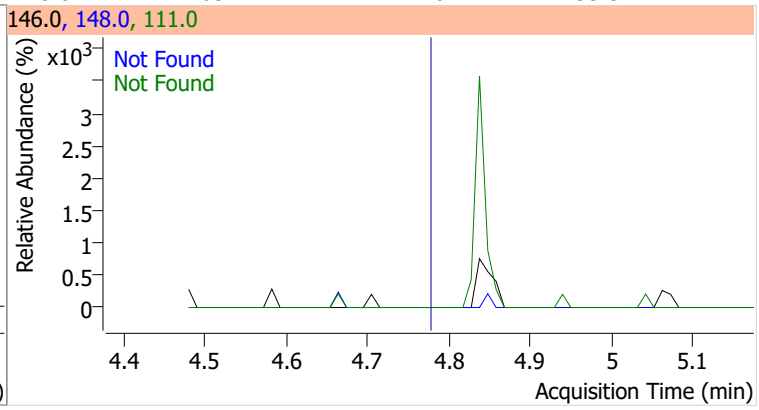

Compound	Conc.	Exp RT	QIon	Exp Ratio	QIon	Exp Ratio
1,4-Dichlorobenzene	N.D.	4.86	148.0	64.4	111.0	35.3

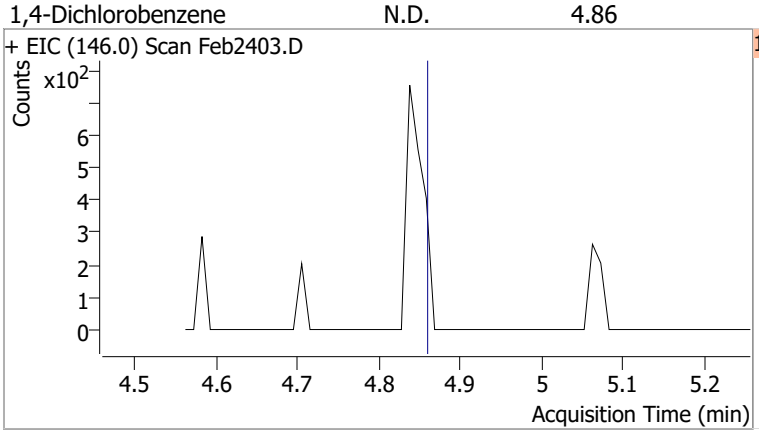

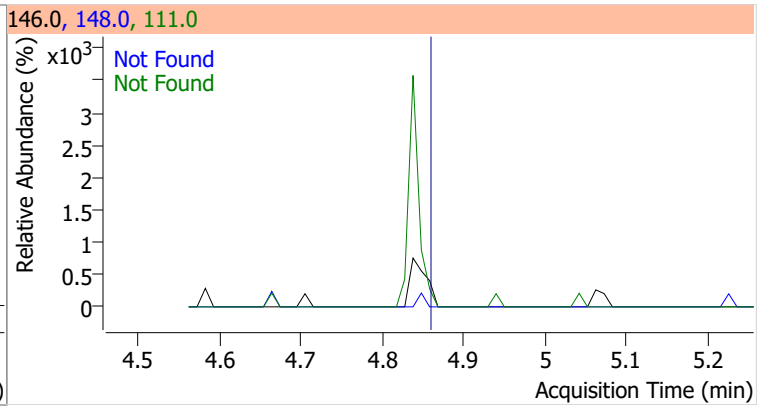

Compound	Conc.	Exp RT	QIon	Exp Ratio	QIon	Exp Ratio
1,2-Dichlorobenzene	N.D.	5.02	148.0	63.7	111.0	37.5

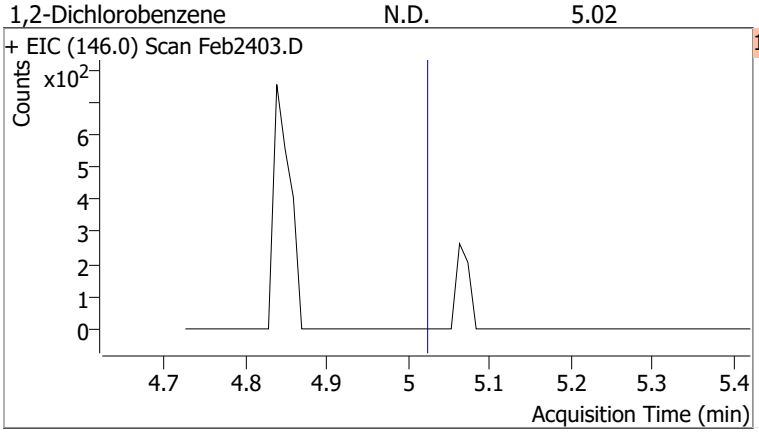

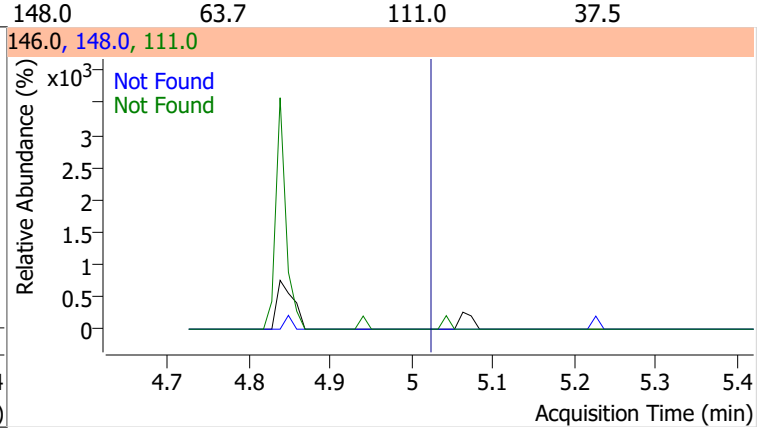

Compound	Conc.	Exp RT	QIon	Exp Ratio	QIon	Exp Ratio
Benzyl Alcohol	N.D.	5.04	79.0	118.8	107.0	68.8

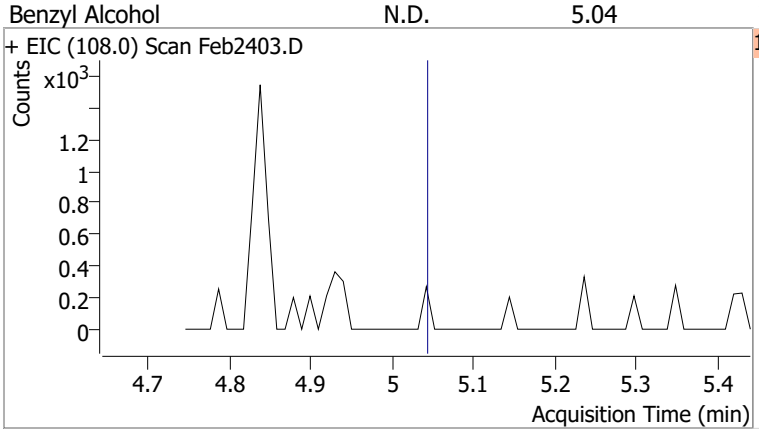

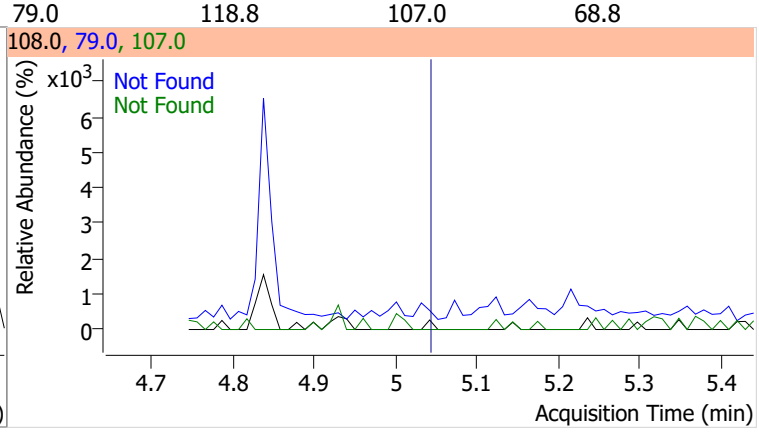

Compound	Conc.	Exp RT	QIon	Exp Ratio
bis(2-chloroisopropyl)Ether	N.D.	5.19	123.0	31.6

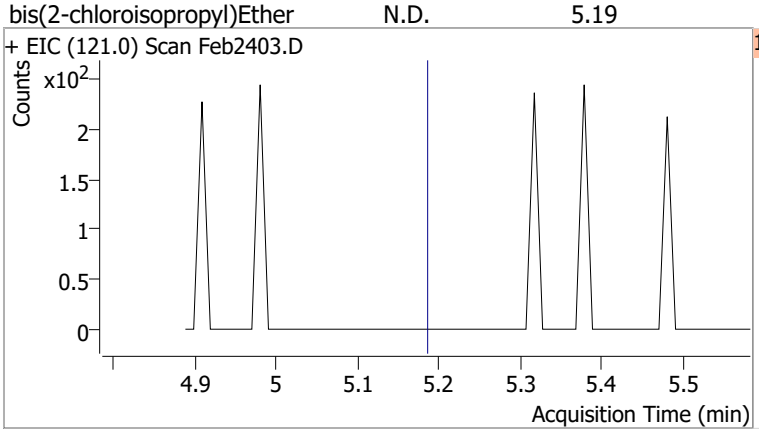

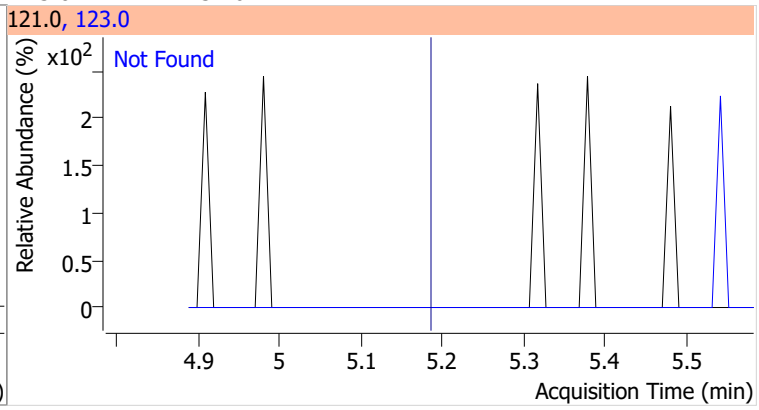

Compound	Conc.	Exp RT	QIon	Exp Ratio
2-Methylphenol	N.D.	5.22	108.0	117.4

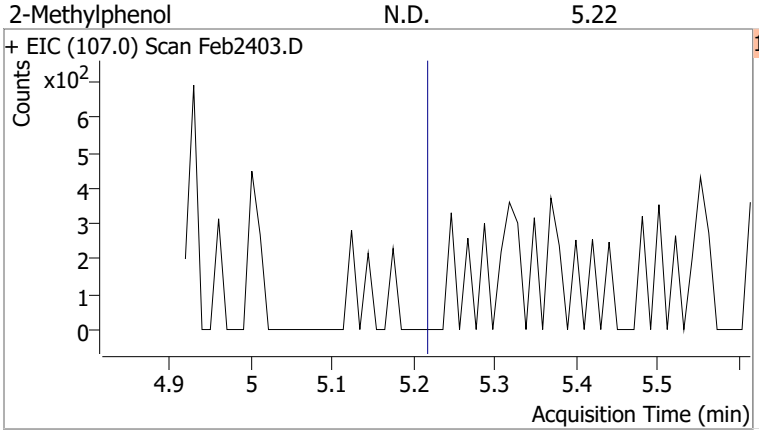

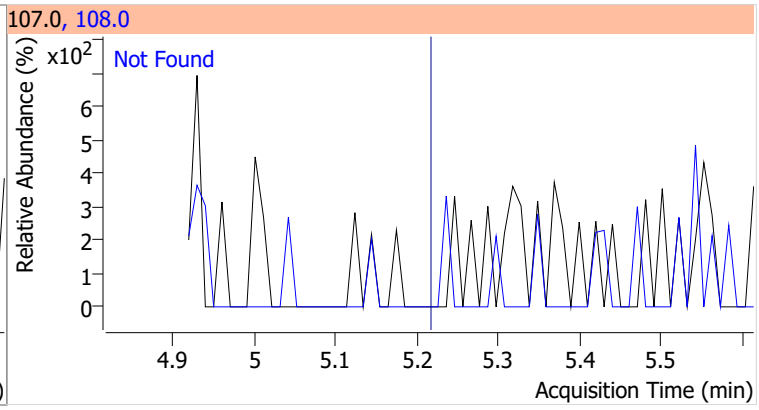

Compound	Conc.	Exp RT	QIon	Exp Ratio
N-nitroso-Di-n-propylamine	N.D.	5.34	130.0	17.0

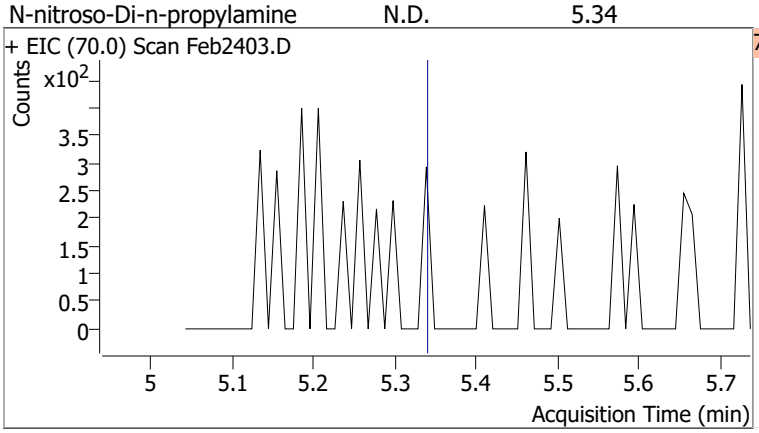

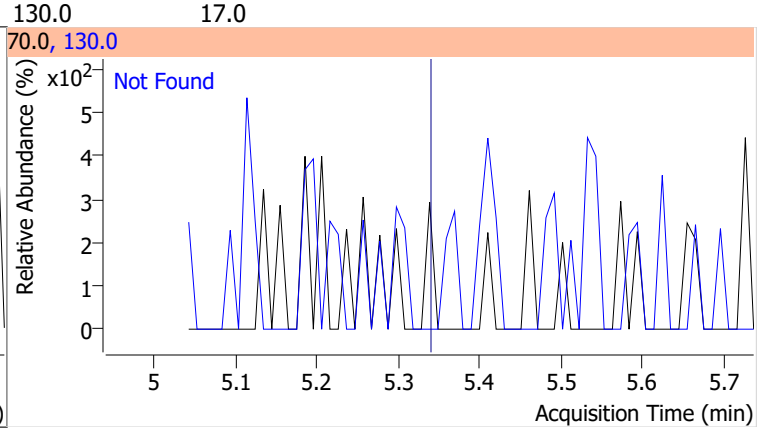

Compound	Conc.	Exp RT	QIon	Exp Ratio	QIon	Exp Ratio
Hexachloroethane	N.D.	5.39	201.0	89.1	199.0	59.3

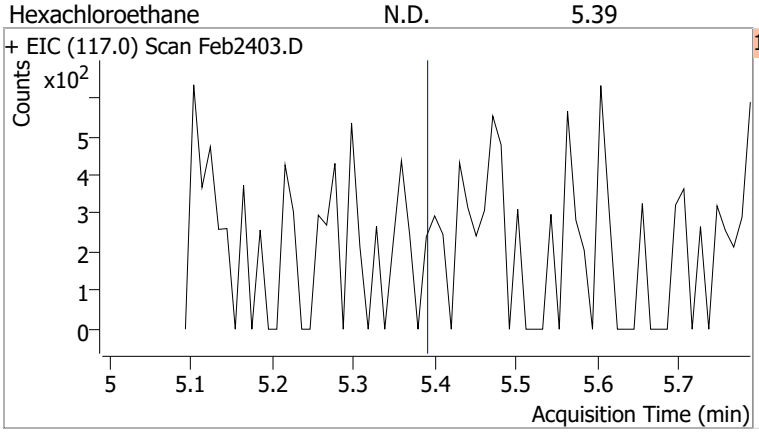

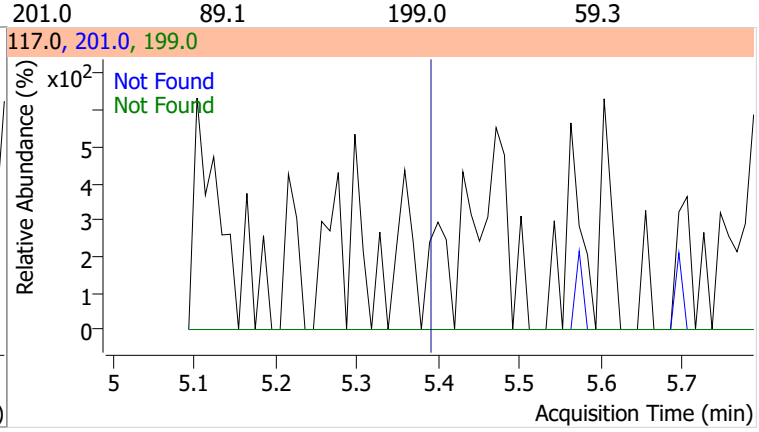

Compound	Conc.	Exp RT	QIon	Exp Ratio
4Methylphenol/3Methylphenol	N.D.	5.40	108.0	84.2

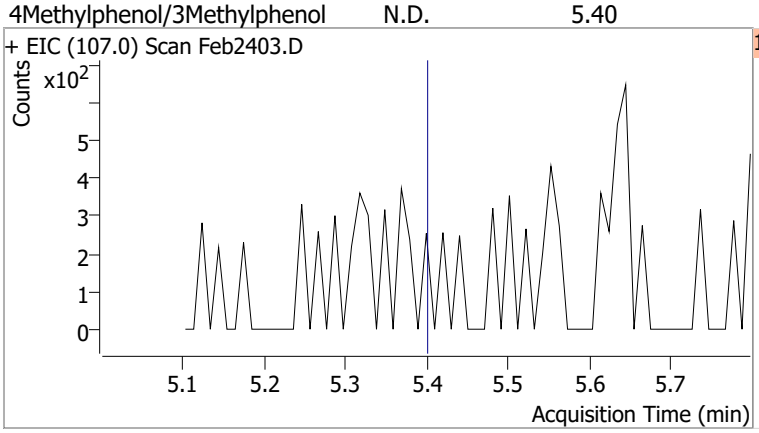

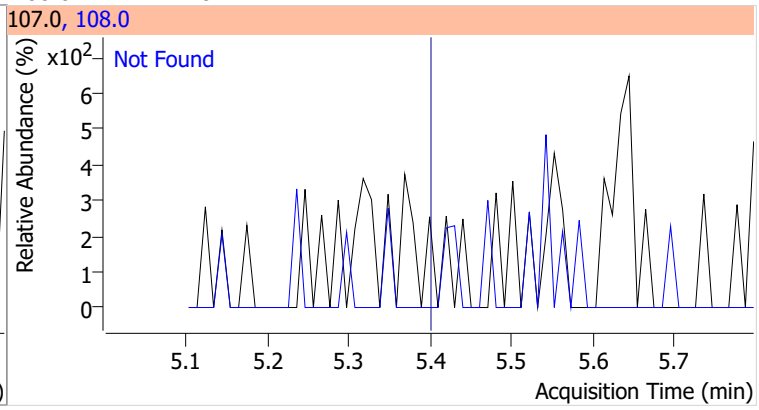

Compound	Conc.	Exp RT	QIon	Exp Ratio	QIon	Exp Ratio
Nitrobenzene-d5	N.D.	5.47	54.0	64.2	128.0	47.8

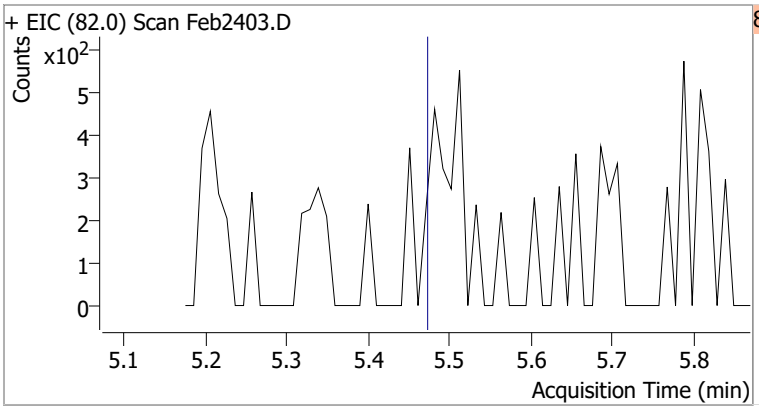

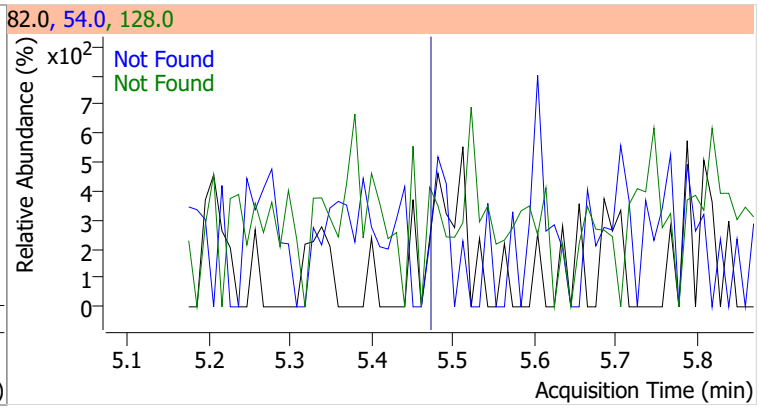

Compound	Conc.	Exp RT	QIon	Exp Ratio	QIon	Exp Ratio
Nitrobenzene	N.D.	5.49	77.0	209.6	51.0	127.5

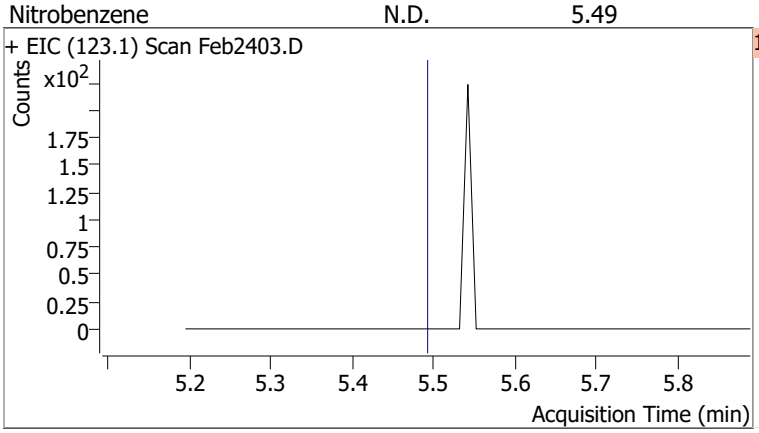

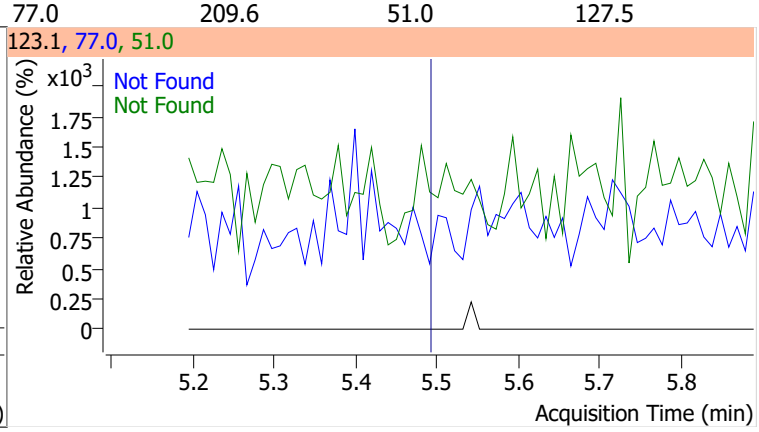

Compound	Conc.	Exp RT	QIon	Exp Ratio
Isophorone	N.D.	5.79	138.0	20.3

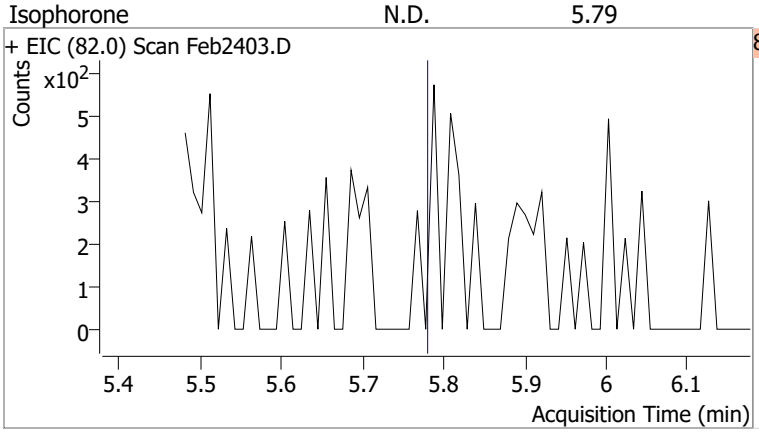

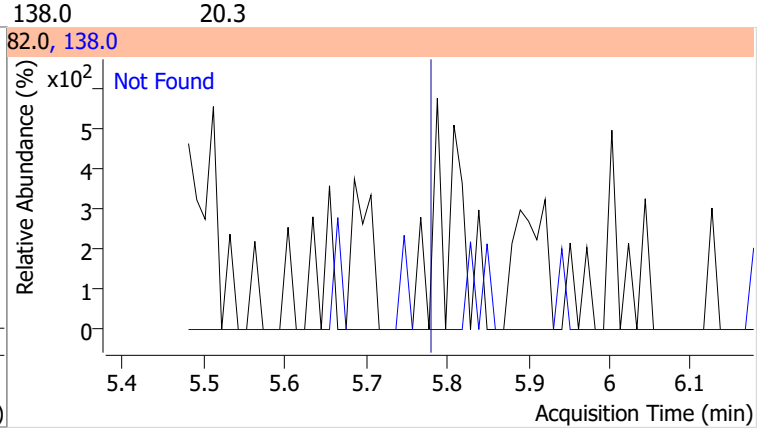

Compound	Conc.	Exp RT	QIon	Exp Ratio	QIon	Exp Ratio
2-Nitrophenol	N.D.	5.86	65.0	51.3	109.0	35.7

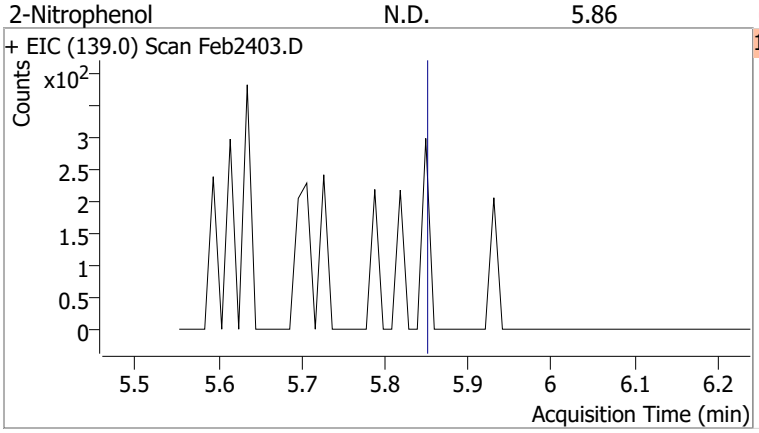

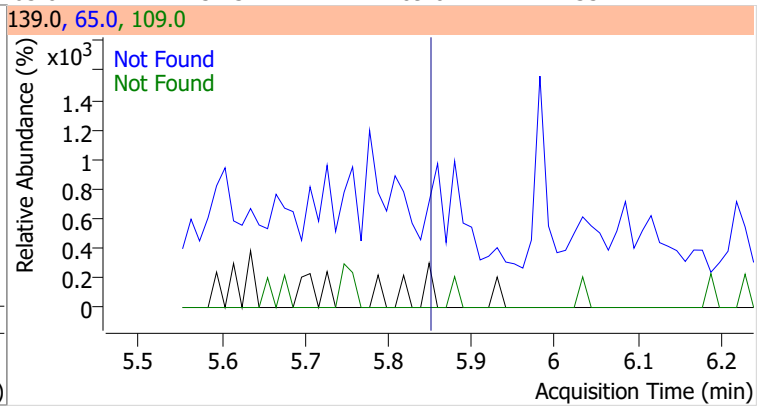

Compound	Conc.	Exp RT	QIon	Exp Ratio	QIon	Exp Ratio
2,4-Dimethylphenol	N.D.	5.99	107.0	111.1	77.0	30.2

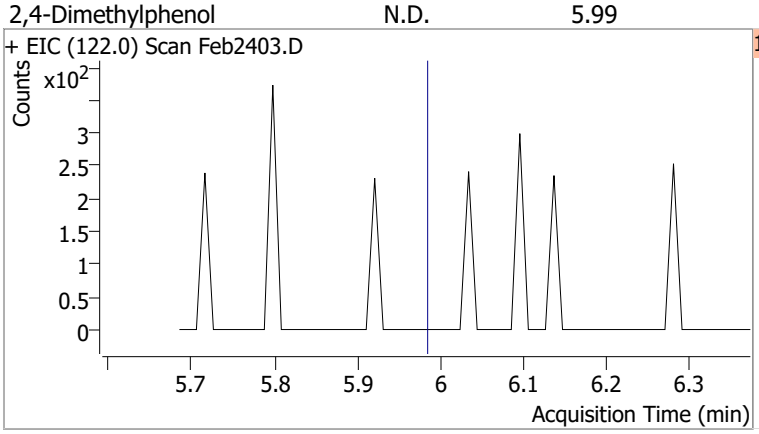

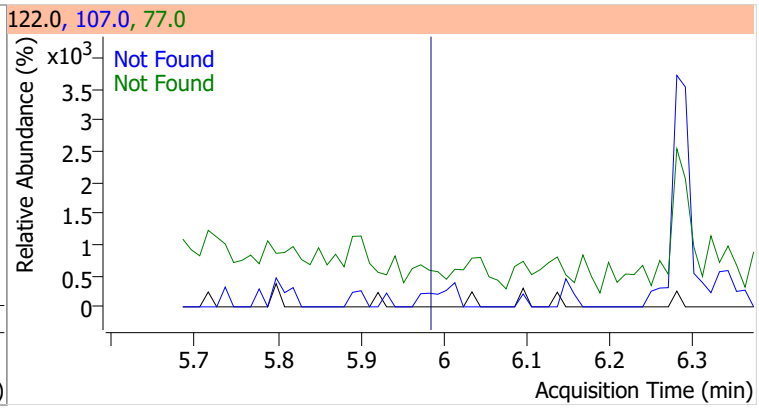

Compound	Conc.	Exp RT	QIon	Exp Ratio	QIon	Exp Ratio
bis(-2-Chloroethoxy)Methane	N.D.	6.07	63.0	70.1	95.0	31.8

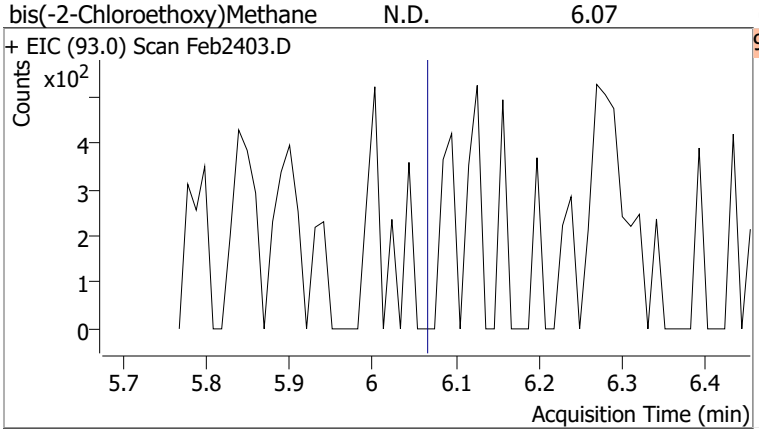

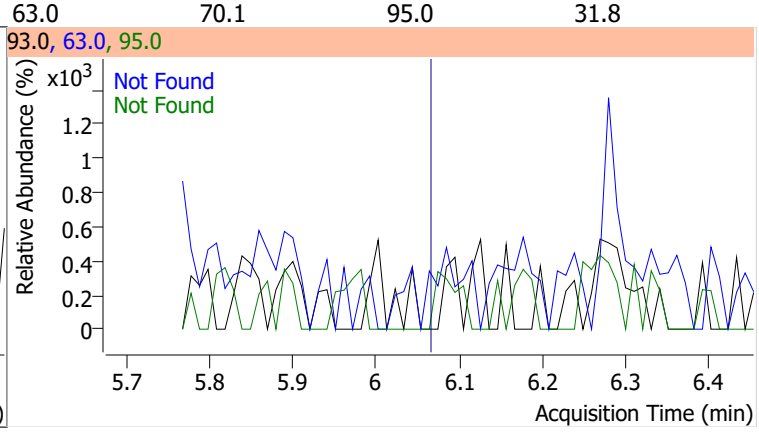

Compound	Conc.	Exp RT	QIon	Exp Ratio	QIon	Exp Ratio
2,4-Dichlorophenol	N.D.	6.18	164.0	66.1	98.0	34.4

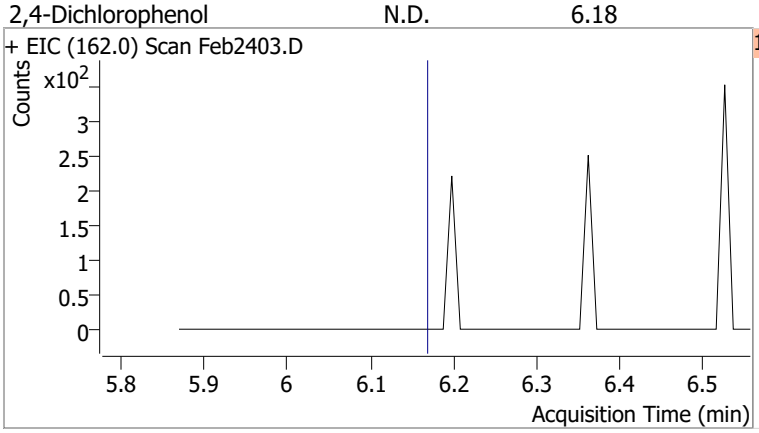

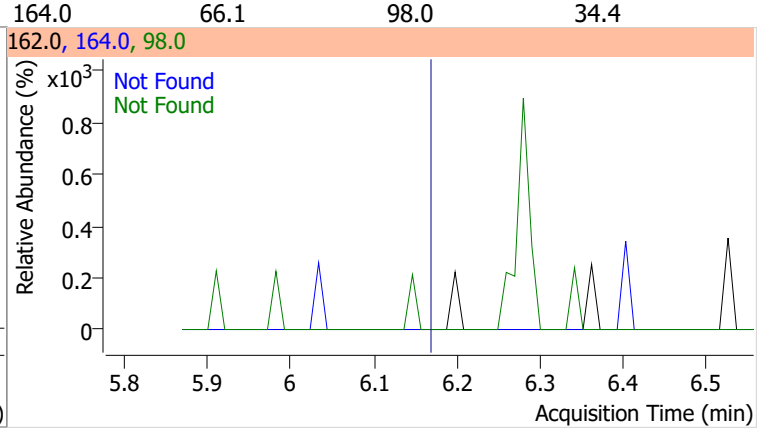

Compound	Conc.	Exp RT	QIon	Exp Ratio	QIon	Exp Ratio
Benzoic Acid	N.D.	6.21	122.0	86.4	77.0	79.5

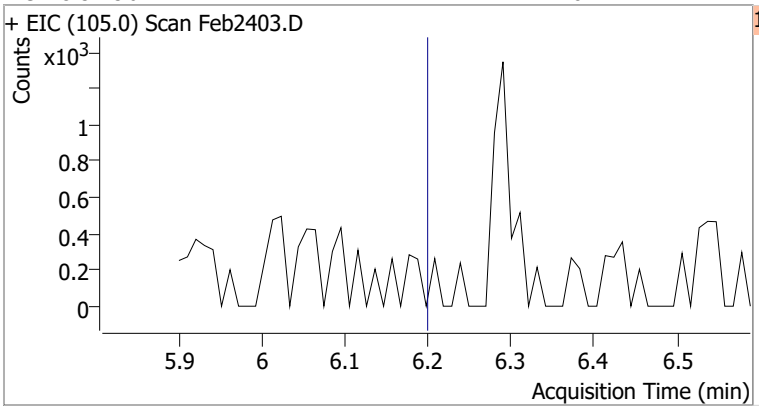

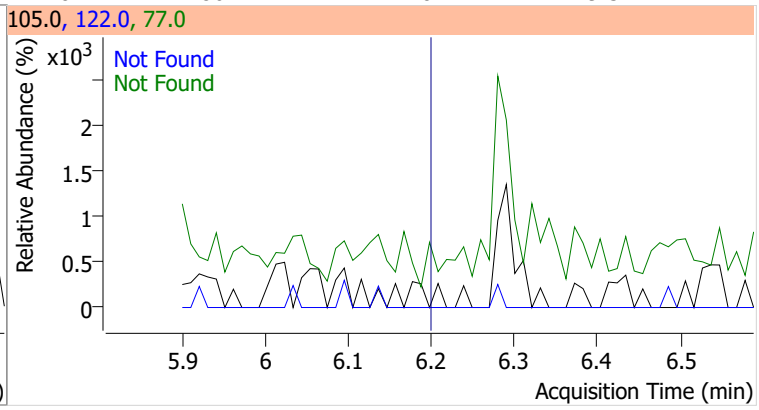

Compound	Conc.	Exp RT	QIon	Exp Ratio	QIon	Exp Ratio
1,2,4-Trichlorobenzene	N.D.	6.23	182.0	95.5	145.0	28.5

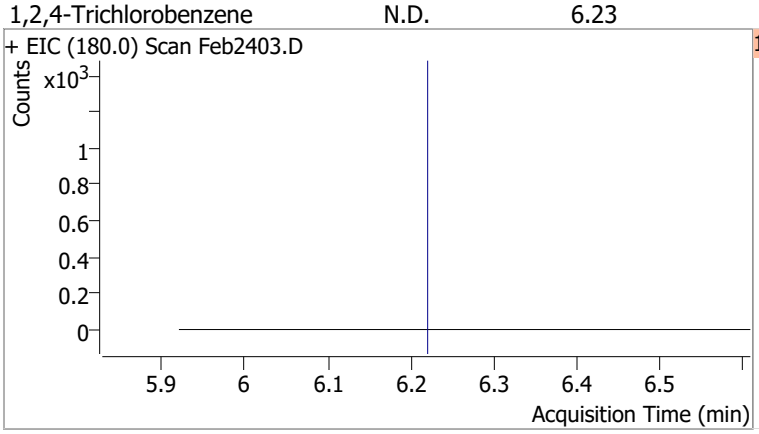

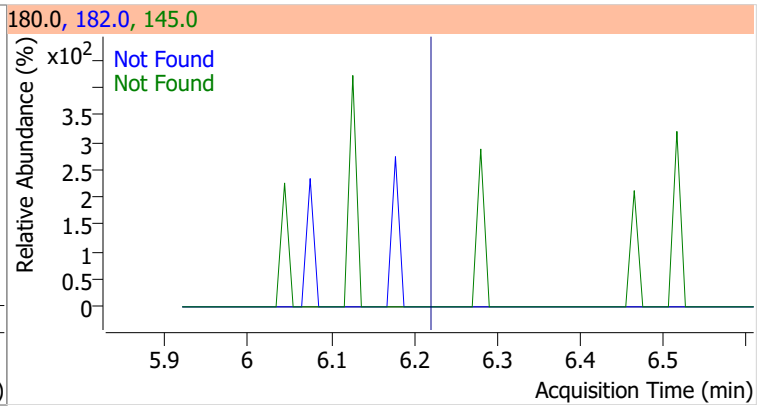

Compound	Conc.	Exp RT	QIon	Exp Ratio	QIon	Exp Ratio
Naphthalene	N.D.	6.31	129.0	11.0	102.0	9.2

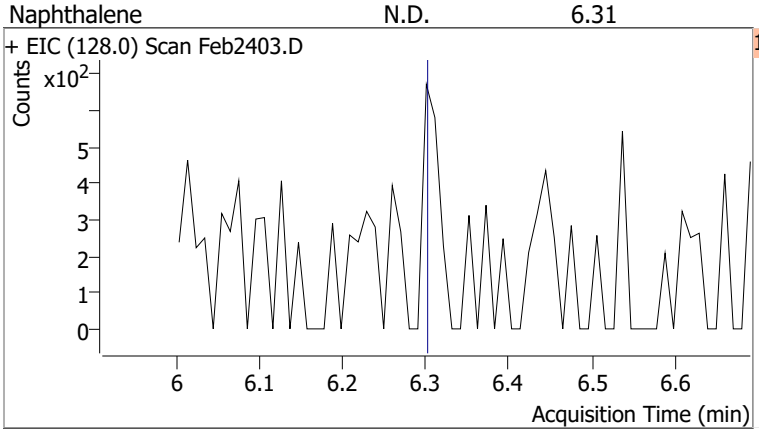

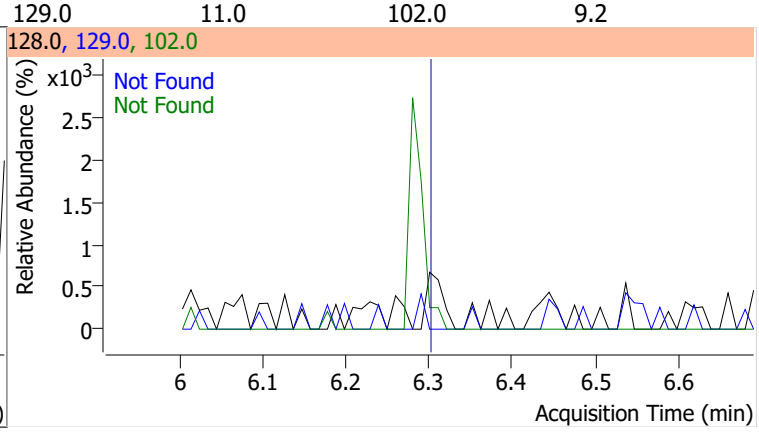

Compound	Conc.	Exp RT	QIon	Exp Ratio
4-Chlorophenol	N.D.	6.40	128.0	316.6

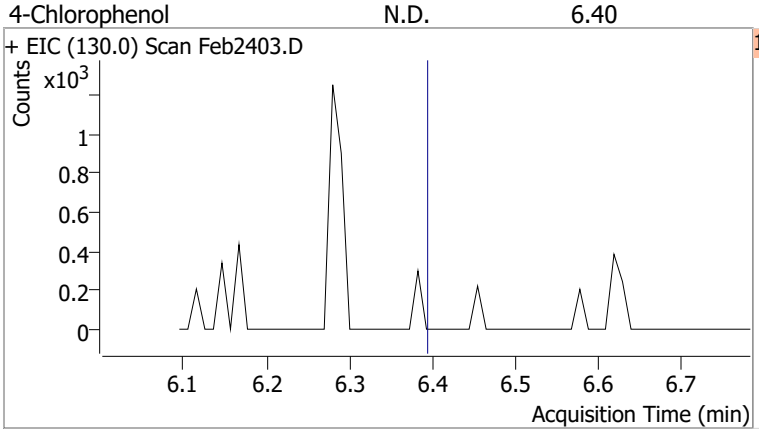

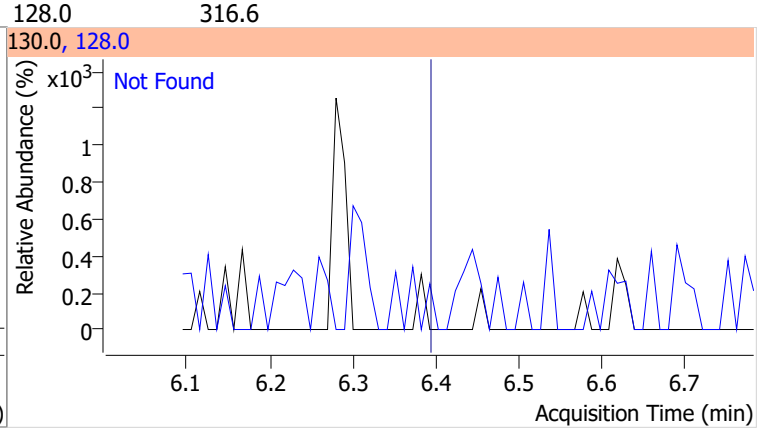

Compound	Conc.	Exp RT	QIon	Exp Ratio	QIon	Exp Ratio
p-Chloroaniline	N.D.	6.41	65.0	61.2	129.0	36.2

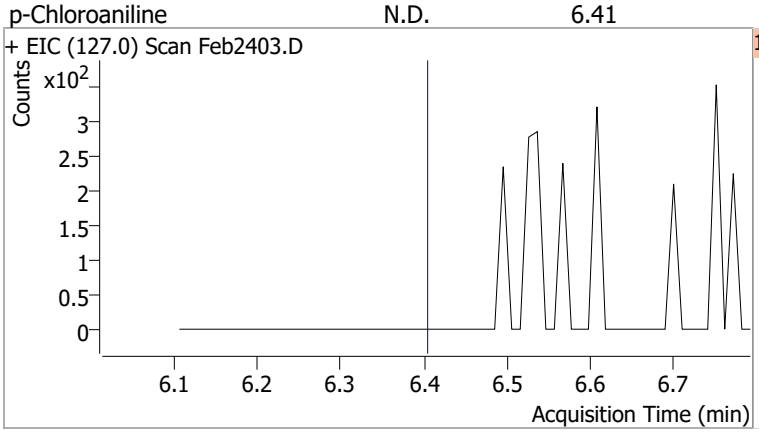

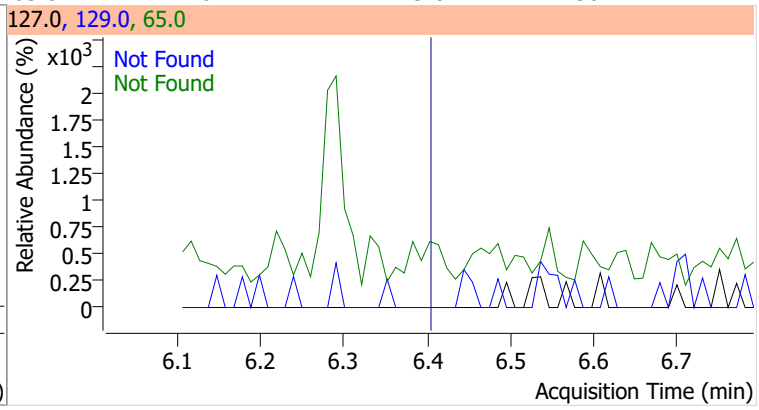

Compound	Conc.	Exp RT	QIon	Exp Ratio	QIon	Exp Ratio
Hexachlorobutadiene	N.D.	6.48	223.0	63.2	227.0	62.4

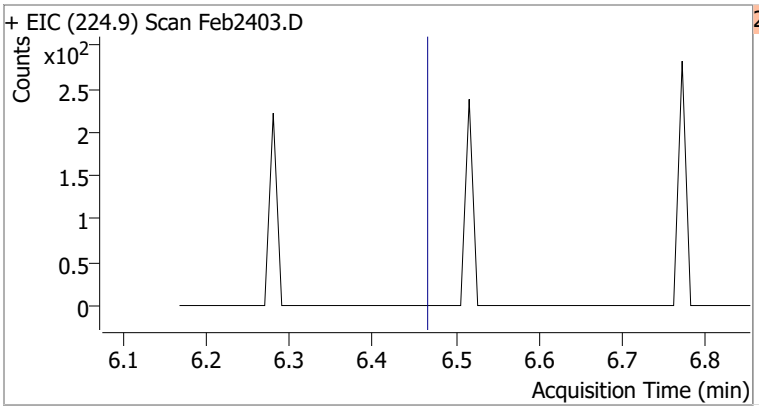

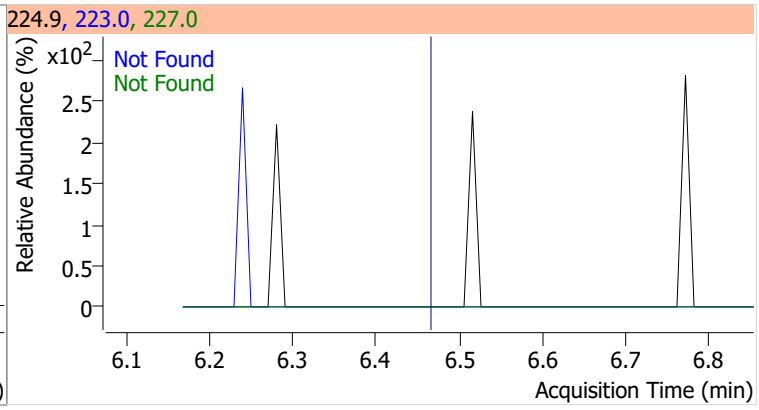

Compound	Conc.	Exp RT	QIon	Exp Ratio
4-Chloro-2-Methylphenol	N.D.	6.93	144.0	27.8

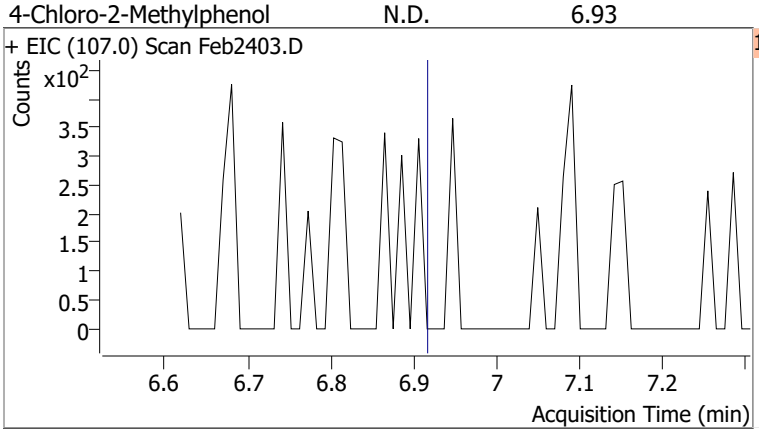

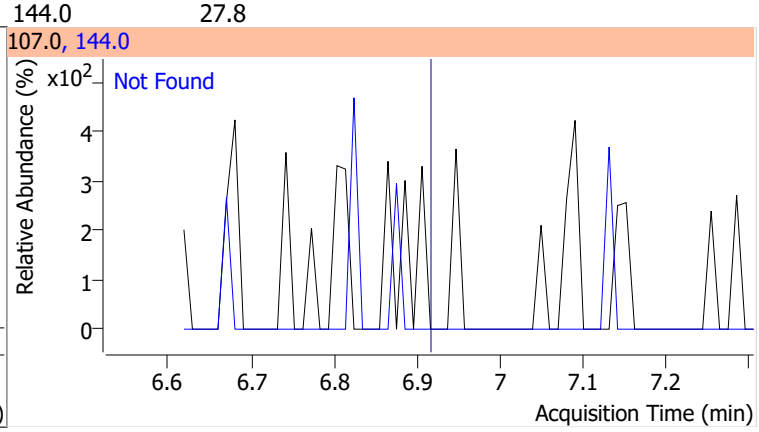

Compound	Conc.	Exp RT	QIon	Exp Ratio
4-Chloro-3-Methylphenol	N.D.	7.07	144.0	26.7

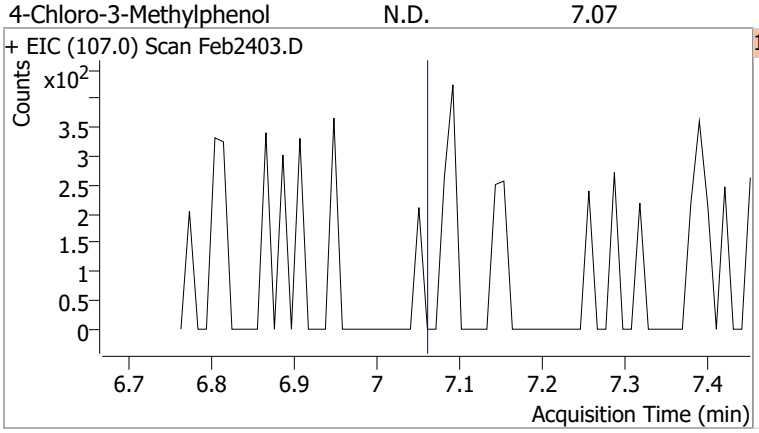

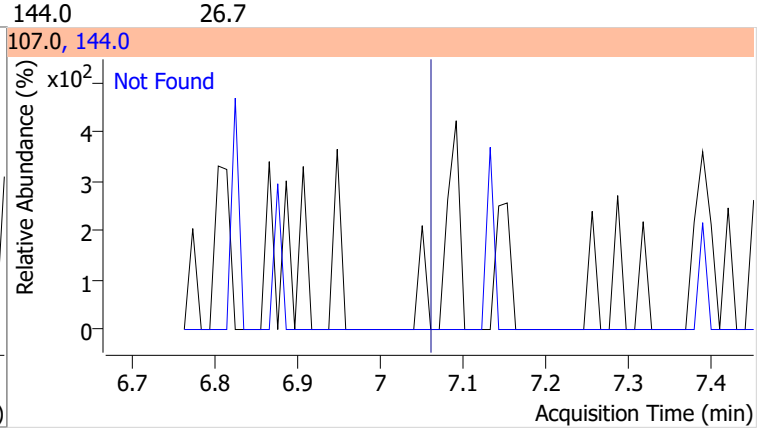

Compound	Conc.	Exp RT	QIon	Exp Ratio	QIon	Exp Ratio
2-Methylnaphthalene	N.D.	7.13	142.0	120.9	115.0	40.2

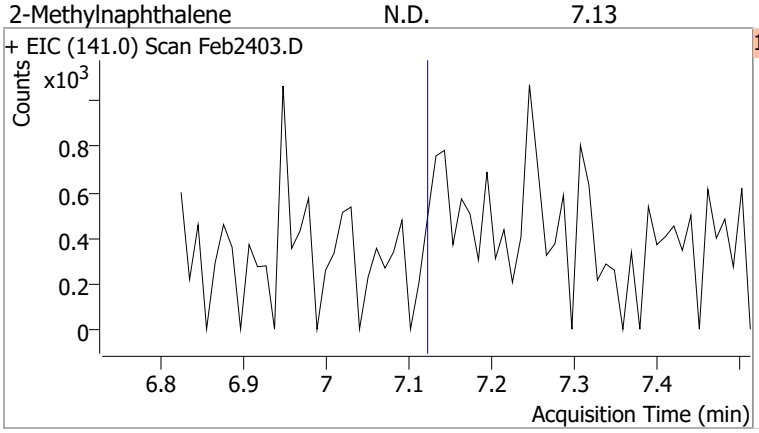

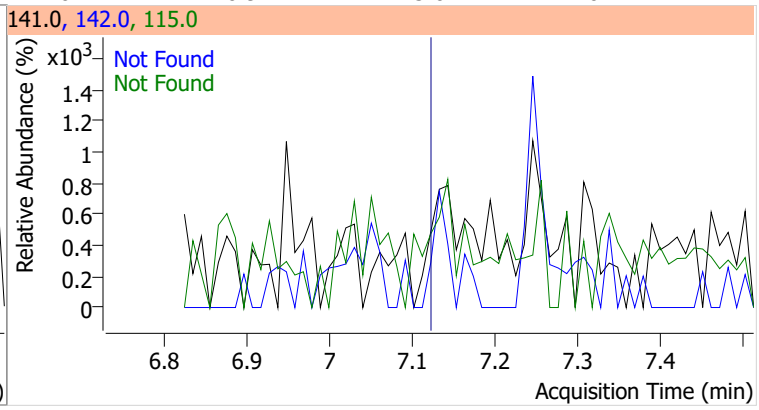

Compound	Conc.	Exp RT	QIon	Exp Ratio	QIon	Exp Ratio
1-Methylnaphthalene	N.D.	7.25	142.0	116.0	115.0	41.9

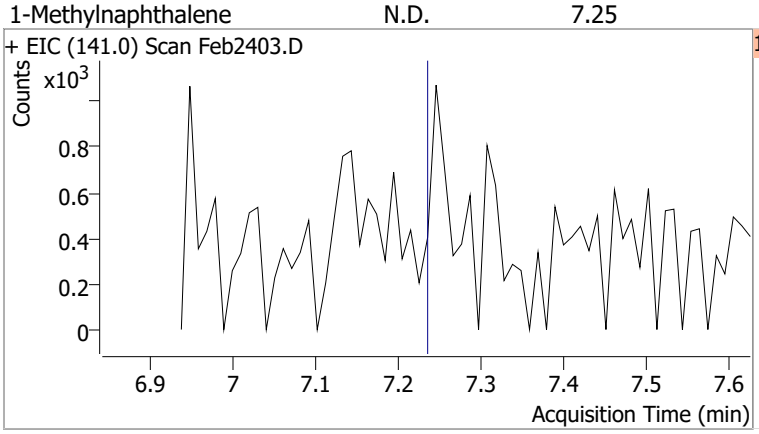

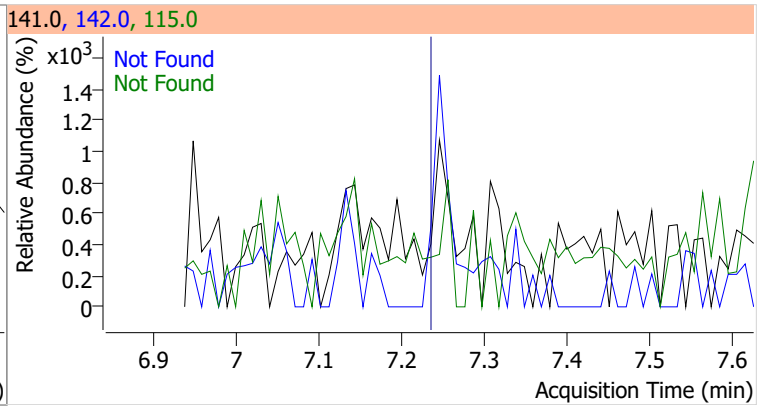

Compound	Conc.	Exp RT	QIon	Exp Ratio	QIon	Exp Ratio
Hexachlorocyclopentadiene	N.D.	7.33	238.9	64.2	234.9	62.1

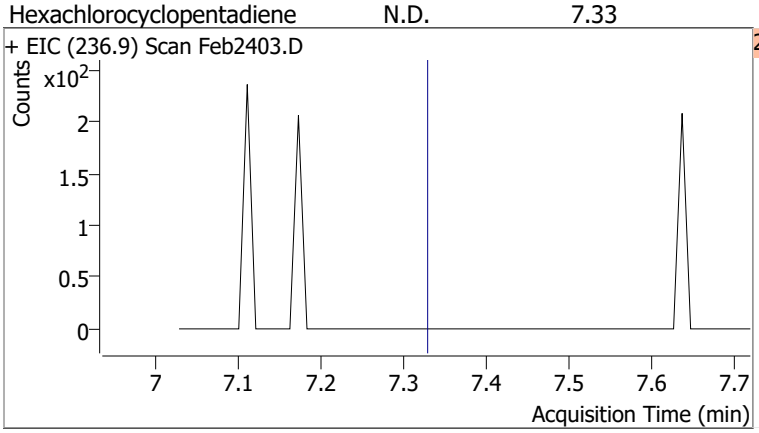

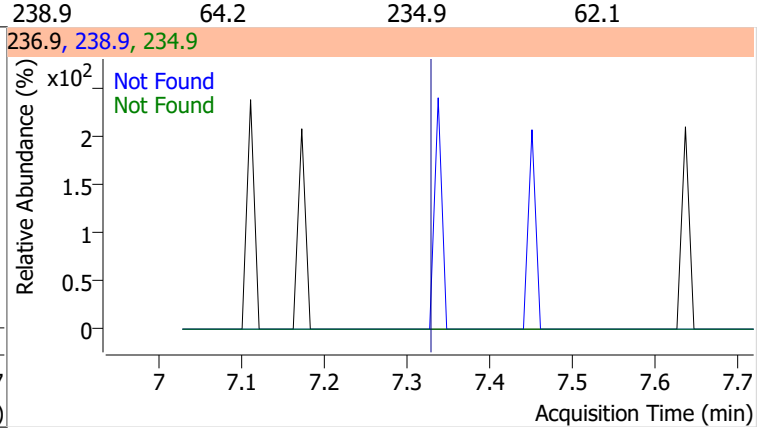

Compound	Conc.	Exp RT	QIon	Exp Ratio
2,4,6-Trichlorophenol	N.D.	7.51	198.0	92.6

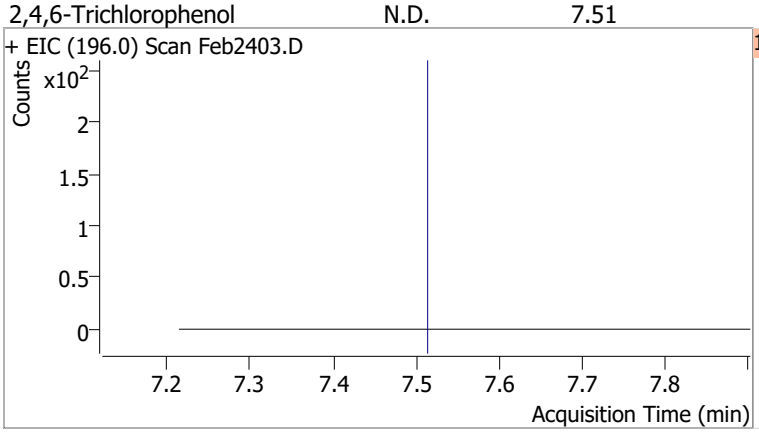

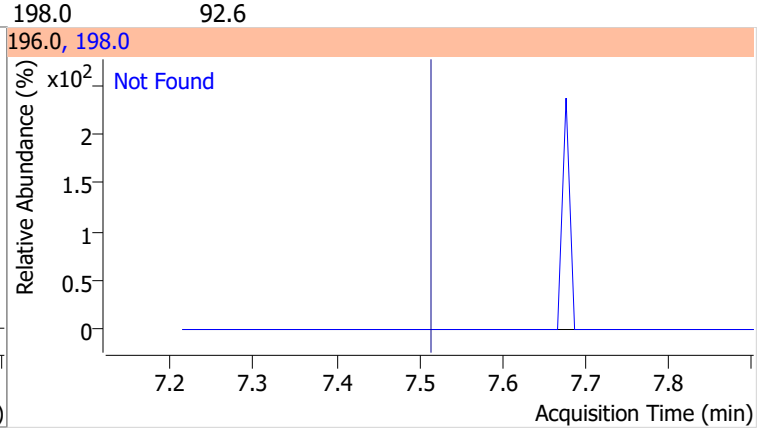

Compound	Conc.	Exp RT	QIon	Exp Ratio
2,4,5-Trichlorophenol	N.D.	7.57	198.0	94.1

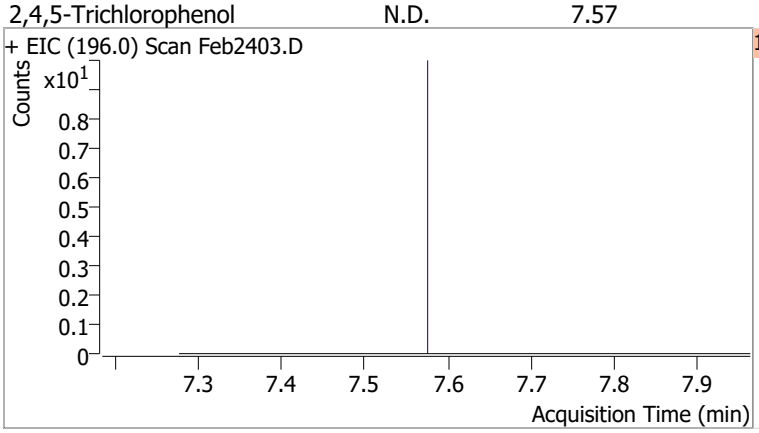

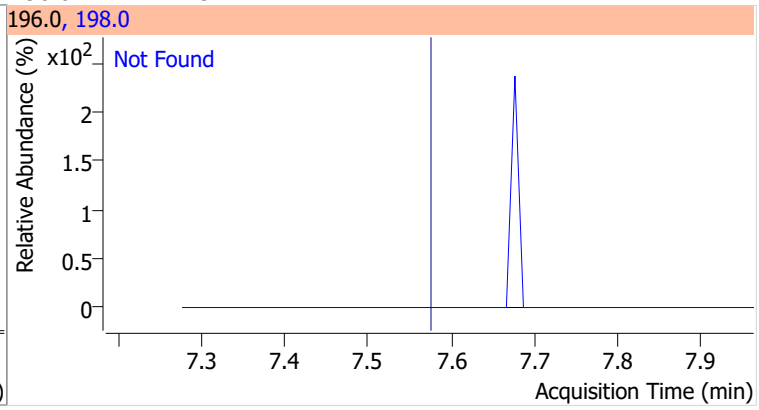

Compound	Conc.	Exp RT	QIon	Exp Ratio
2-Fluorobiphenyl	N.D.	7.59	171.0	34.4

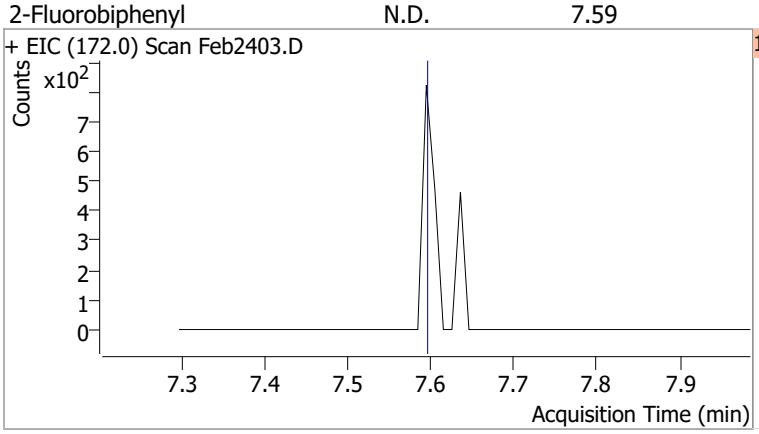

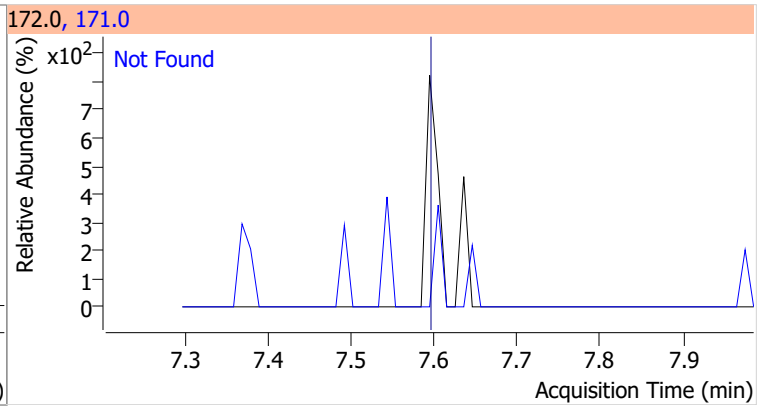

Compound	Conc.	Exp RT	QIon	Exp Ratio	QIon	Exp Ratio
2-Chloronaphthalene	N.D.	7.71	127.0	35.7	164.0	32.6

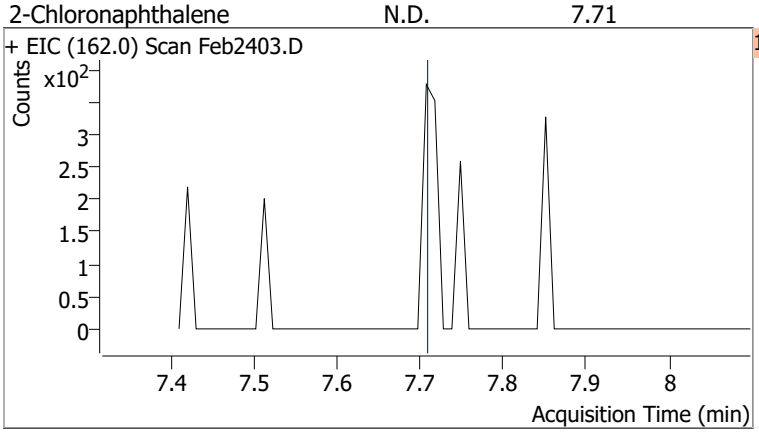

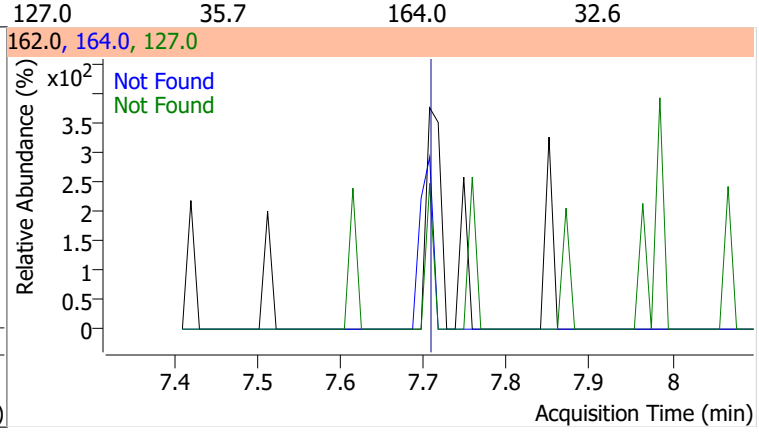

Compound	Conc.	Exp RT	QIon	Exp Ratio
2-Nitroaniline	N.D.	7.87	138.0	123.0

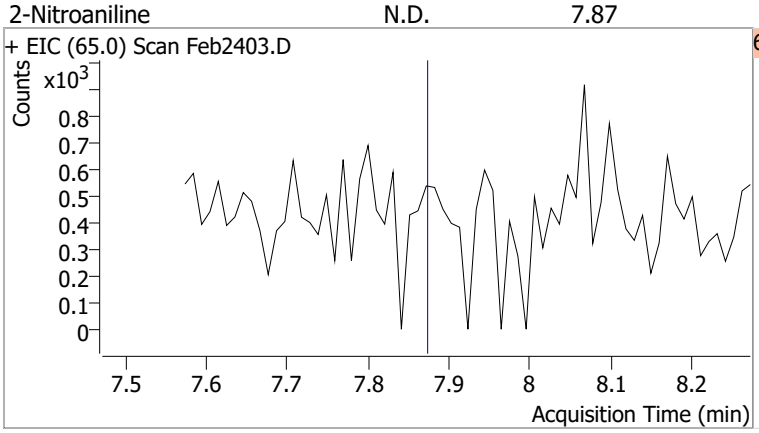

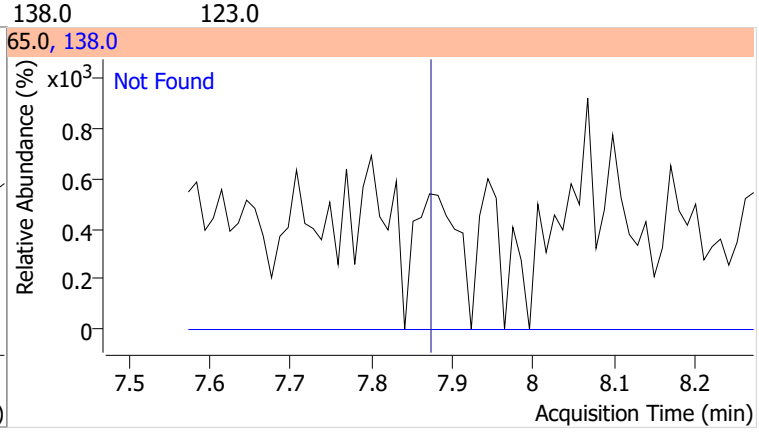

Compound	Conc.	RT	Dev(Min)	Resp.	QIon	QRatio	Lower	Upper
Dimethyl Phthalate		0		0	77.0		13.9	25.8

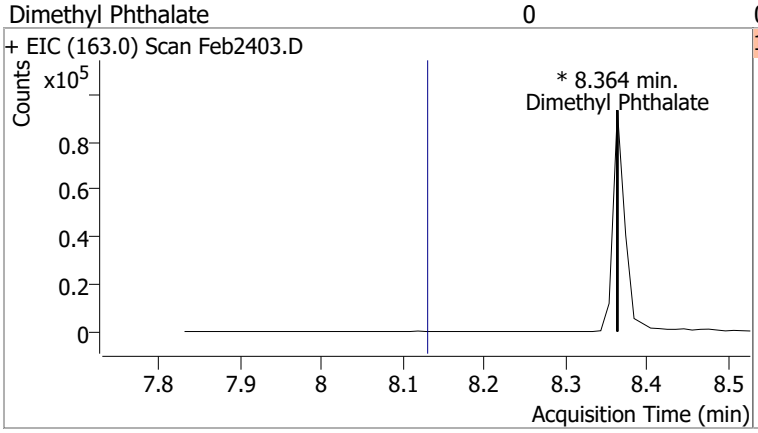

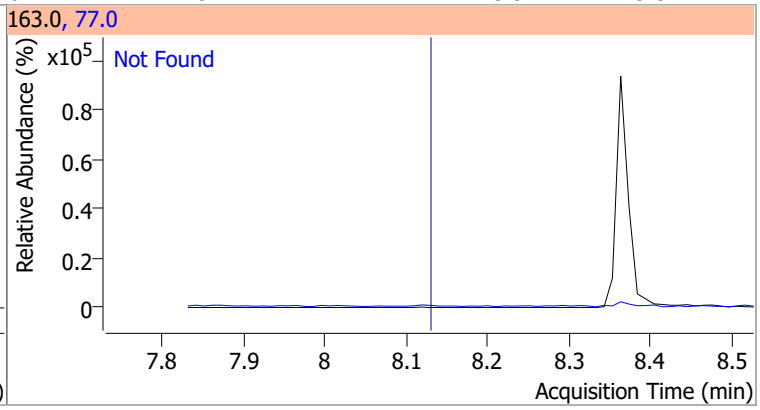

Compound	Conc.	RT	Dev(Min)	Resp.	QIon	QRatio	Lower	Upper
2,6-Dinitrotoluene		0		0	63.0		95.6	177.5
					89.0		45.4	84.4

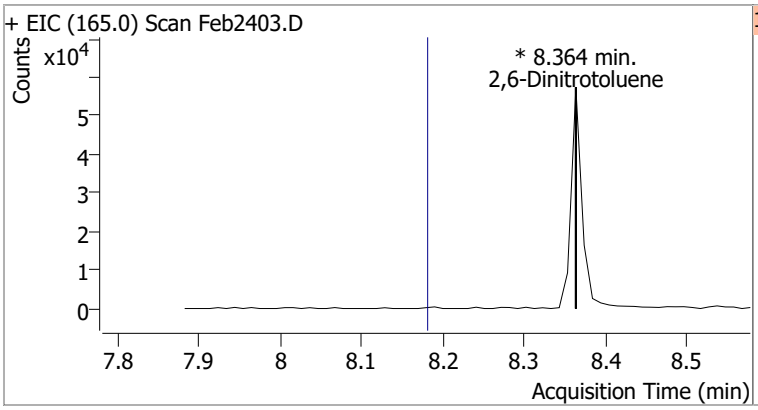

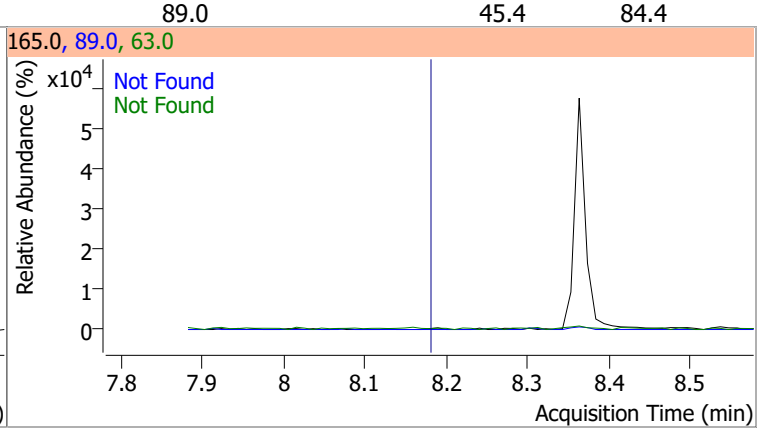

Compound	Conc.	Exp RT	QIon	Exp Ratio
Acenaphthylene	N.D.	8.19	153.1	14.0

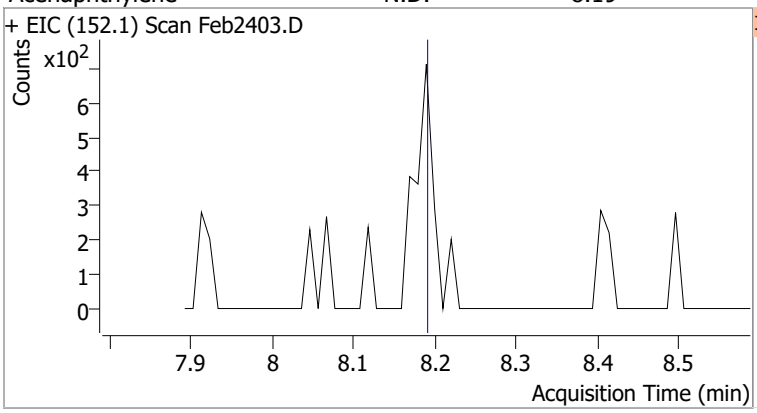

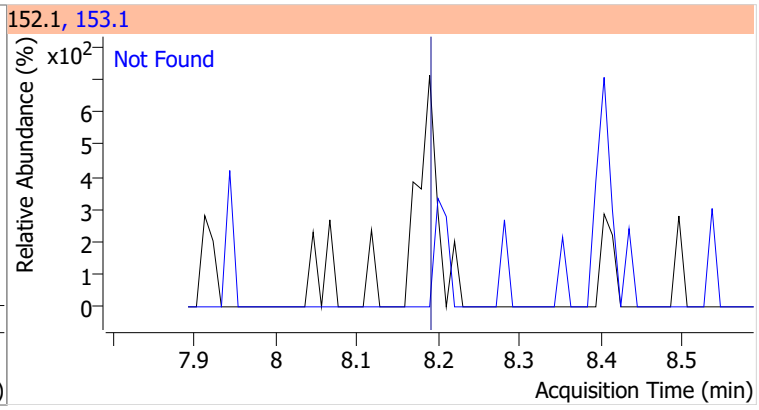

Compound	Conc.	Exp RT	QIon	Exp Ratio	QIon	Exp Ratio
3-Nitroaniline	N.D.	8.38	65.0	131.7	92.0	112.6

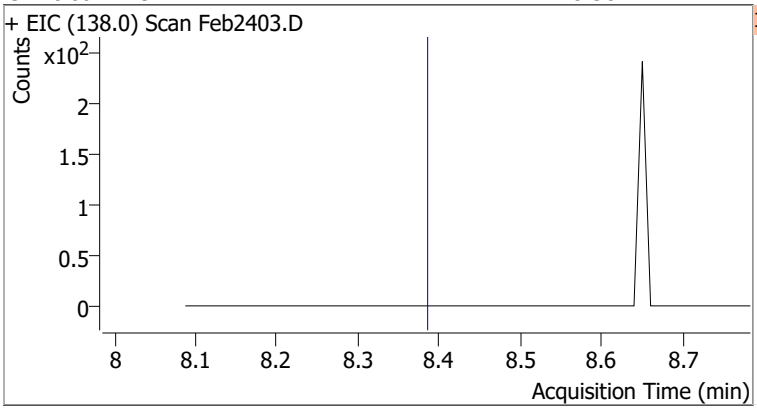

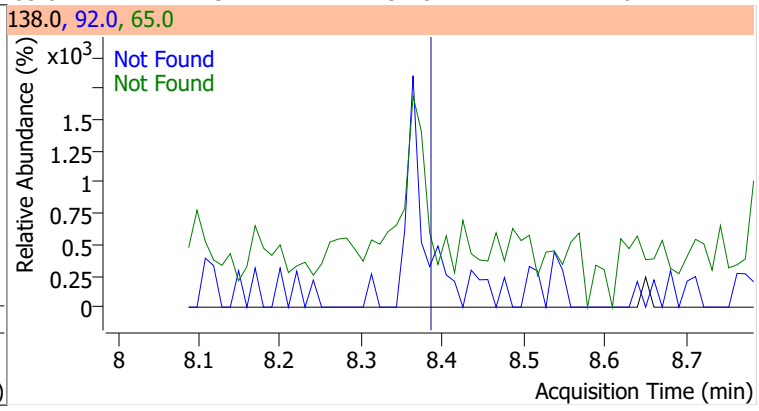

Compound	Conc.	Exp RT	QIon	Exp Ratio	QIon	Exp Ratio
Acenaphthene	N.D.	8.40	153.0	106.6	152.0	52.4

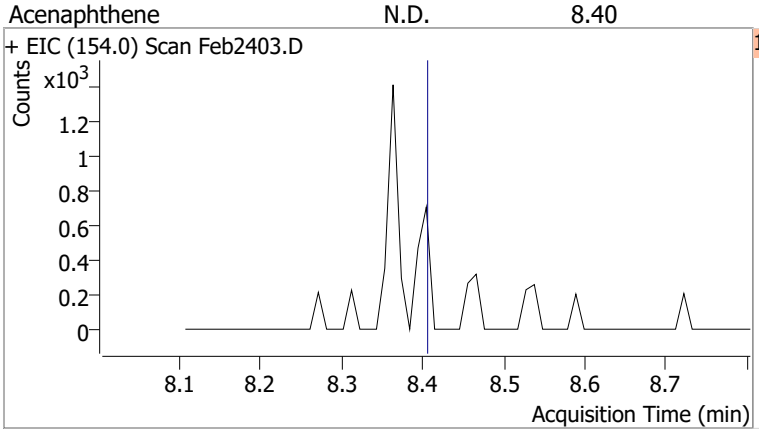

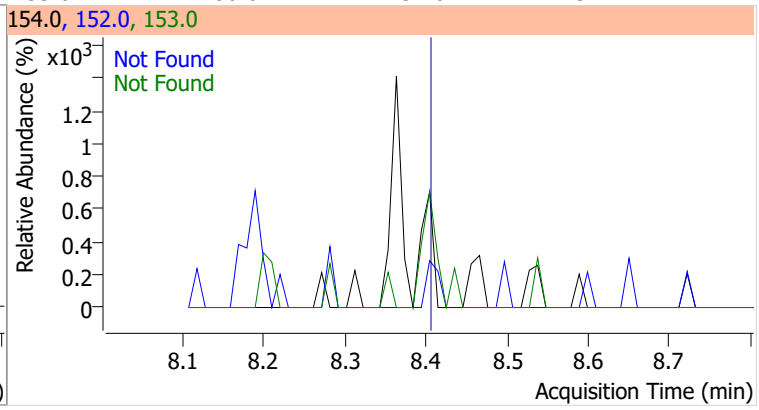

Compound	Conc.	Exp RT	QIon	Exp Ratio
2,4-Dinitrophenol	N.D.	8.51	154.0	59.3

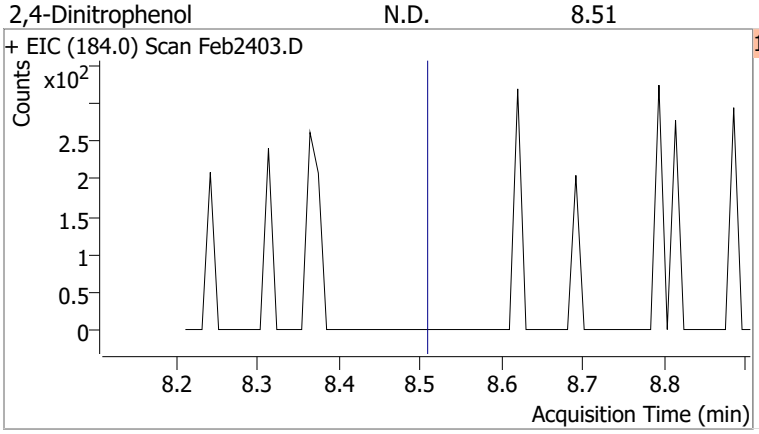

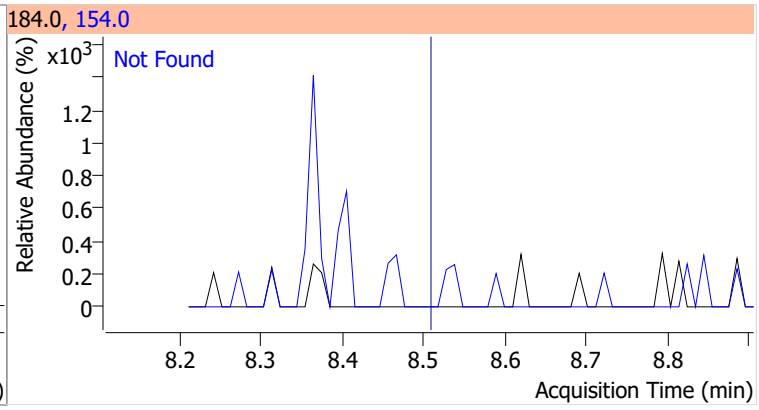

Compound	Conc.	Exp RT	QIon	Exp Ratio
Dibenzofuran	N.D.	8.62	139.0	37.6

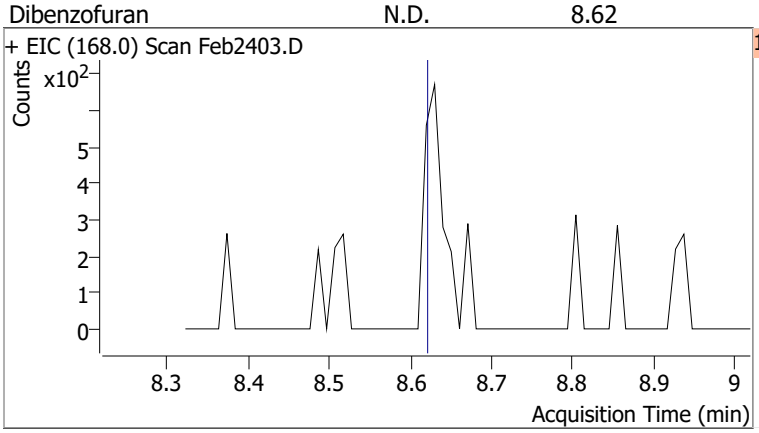

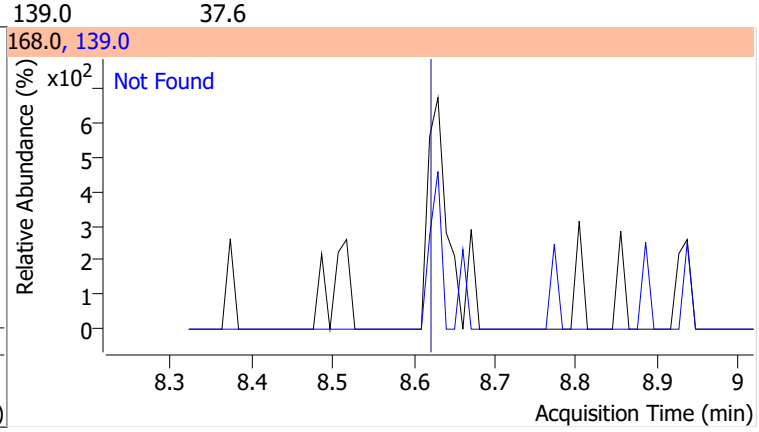

Compound	Conc.	Exp RT	QIon	Exp Ratio	QIon	Exp Ratio
2,4-Dinitrotoluene	N.D.	8.66	89.0	75.9	63.0	44.1

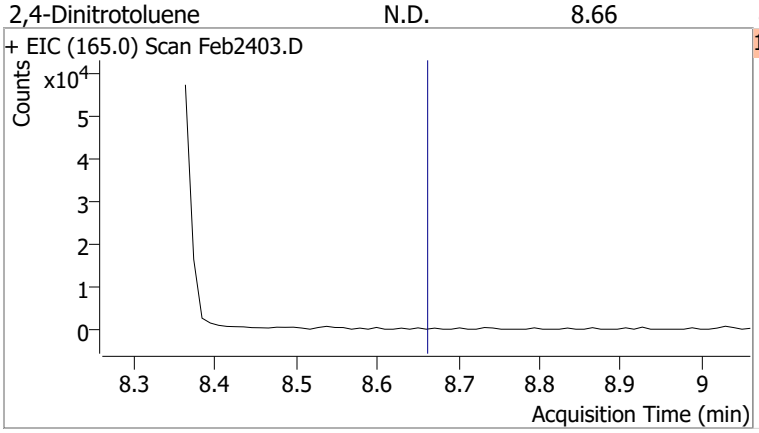

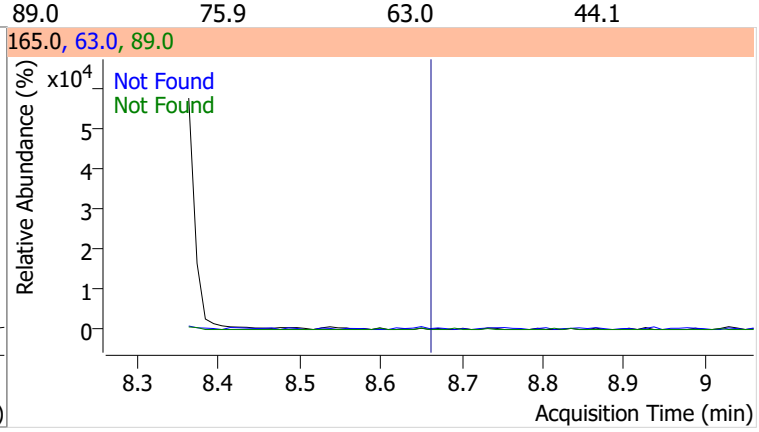

Compound	Conc.	Exp RT	QIon	Exp Ratio	QIon	Exp Ratio
4-Nitrophenol	N.D.	8.71	139.0	78.4	65.0	71.6

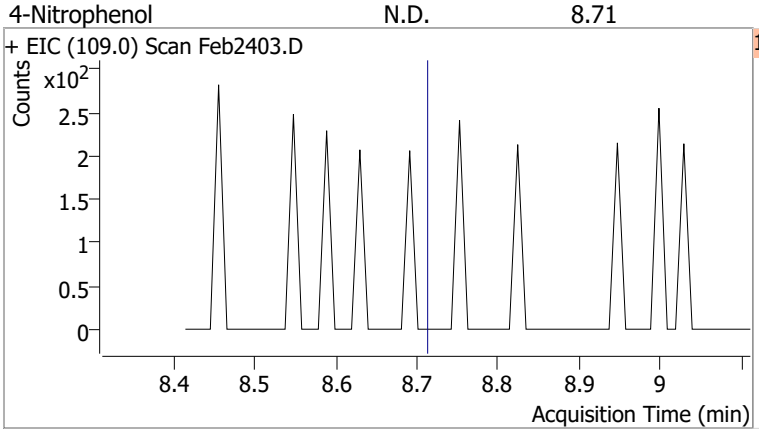

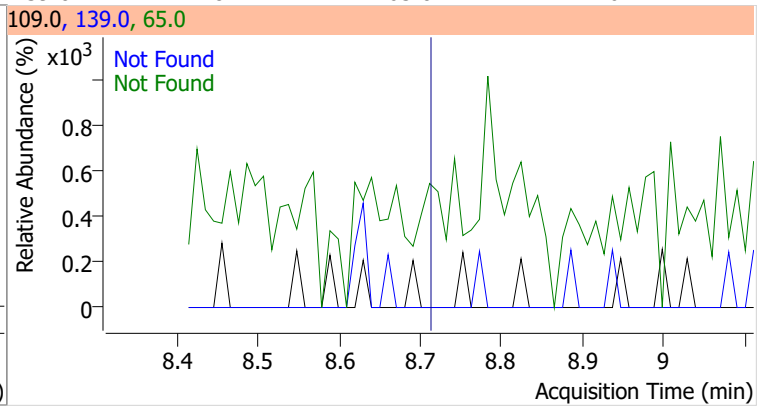

Compound	Conc.	Exp RT	QIon	Exp Ratio	QIon	Exp Ratio
Diethylphthalate	N.D.	8.99	177.0	21.3	150.0	12.7

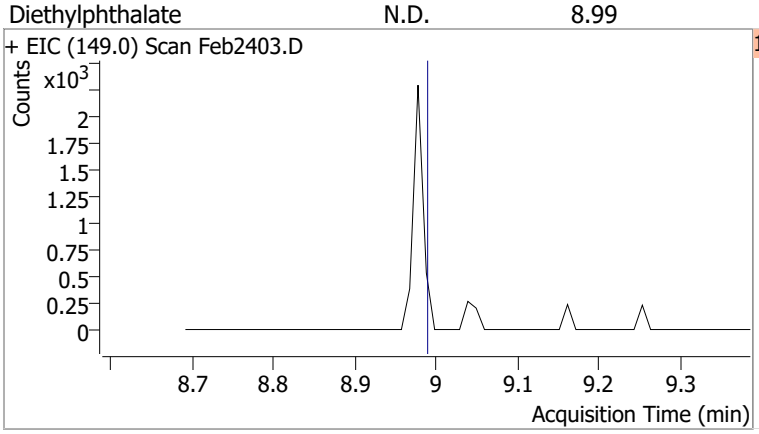

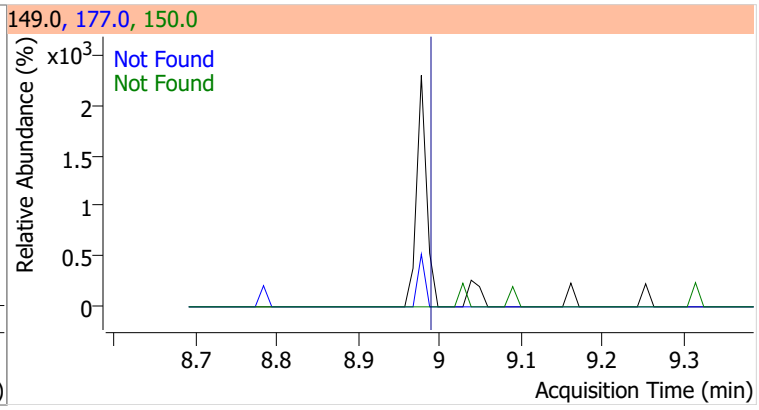

Compound	Conc.	Exp RT	QIon	Exp Ratio	QIon	Exp Ratio
Fluorene	N.D.	9.03	165.0	94.1	167.0	13.4

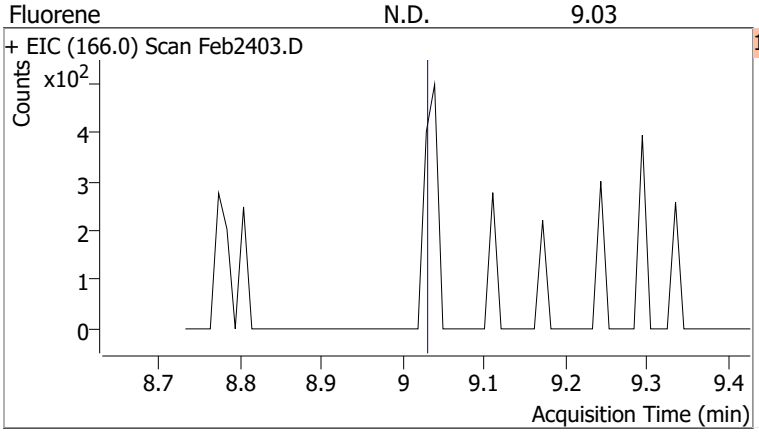

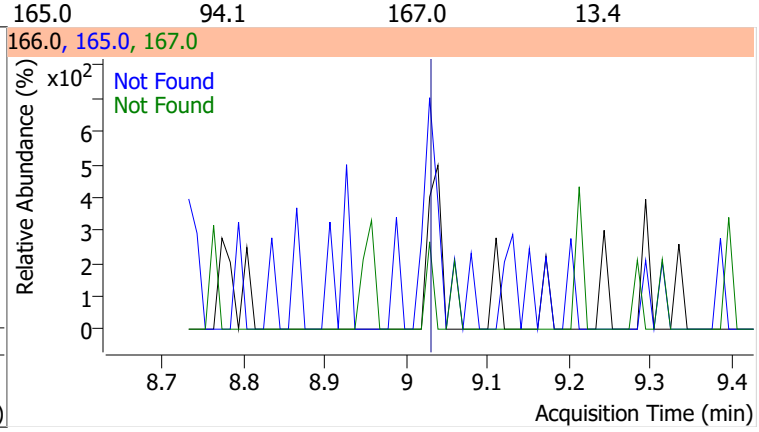

Compound	Conc.	Exp RT	QIon	Exp Ratio	QIon	Exp Ratio
4-Chlorophenyl-phenylether	N.D.	9.07	141.0	61.7	206.0	34.0

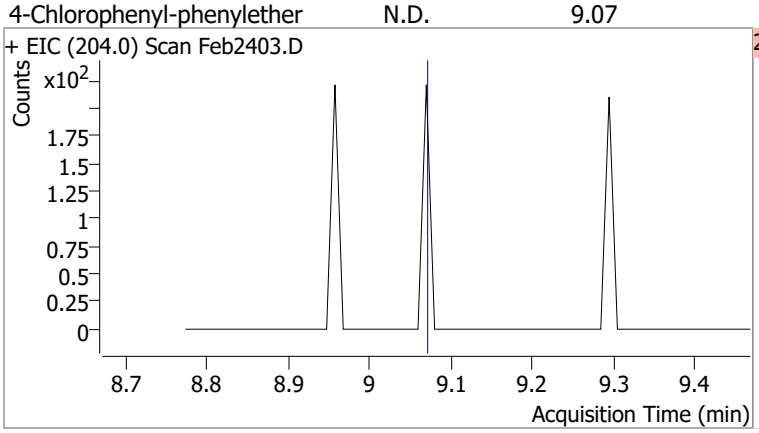

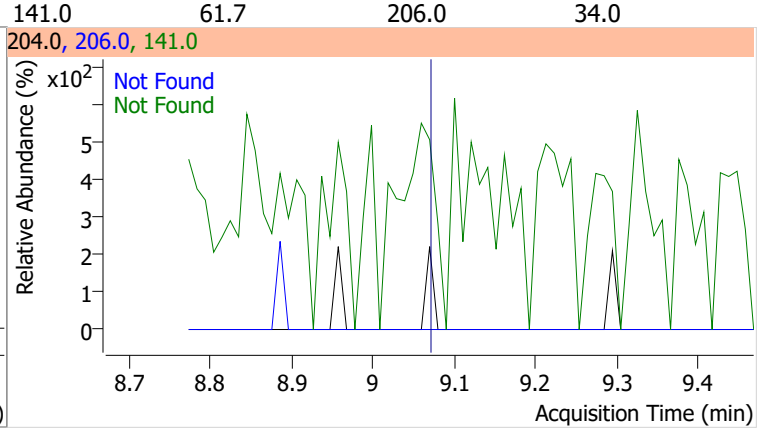

Compound	Conc.	Exp RT	QIon	Exp Ratio	QIon	Exp Ratio
4-Nitroaniline	N.D.	9.12	65.0	109.2	92.0	47.3

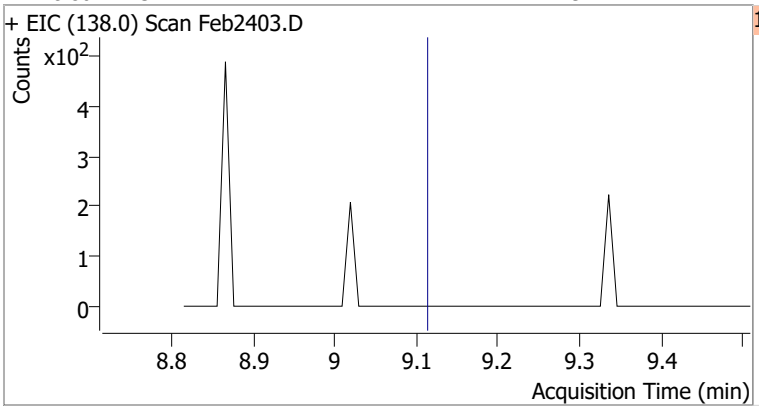

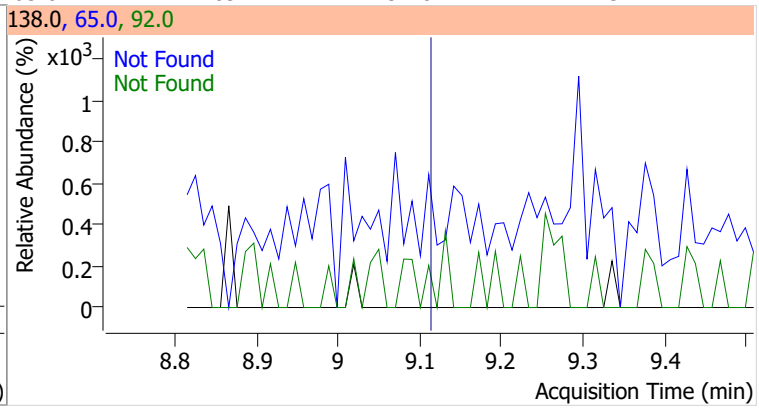

Compound	Conc.	Exp RT	QIon	Exp Ratio
4,6-Dinitro-2-methylphenol	N.D.	9.14	121.0	48.7

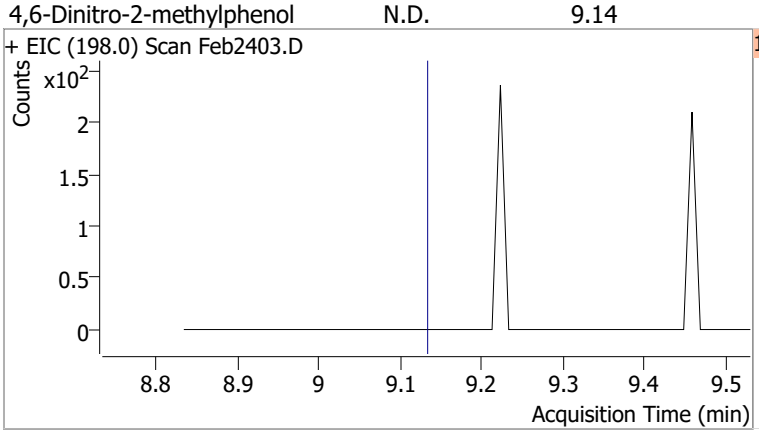

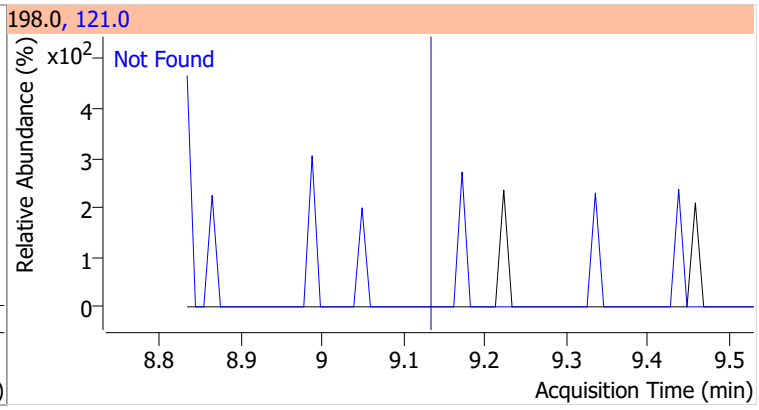

Compound	Conc.	Exp RT	QIon	Exp Ratio	QIon	Exp Ratio
N-nitrosodiphenylamine	N.D.	9.22	168.0	64.6	167.0	34.5

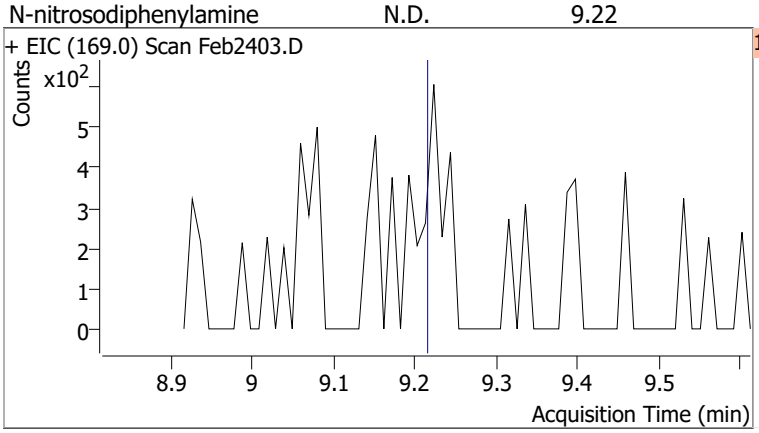

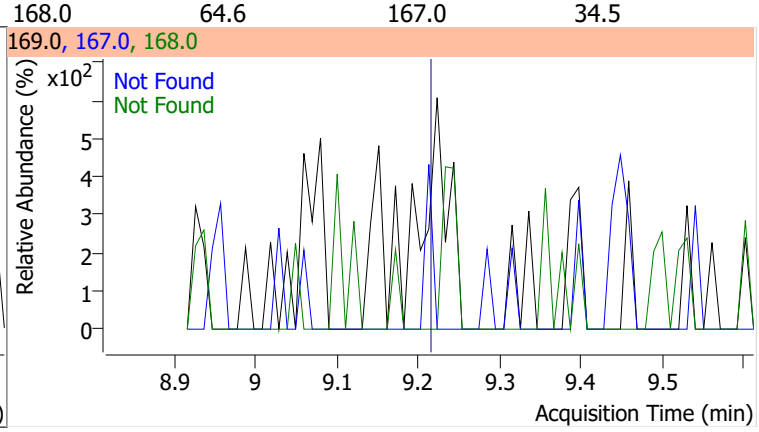

Compound	Conc.	Exp RT	QIon	Exp Ratio	QIon	Exp Ratio
Azobenzene	N.D.	9.25	51.0	48.8	182.0	26.0

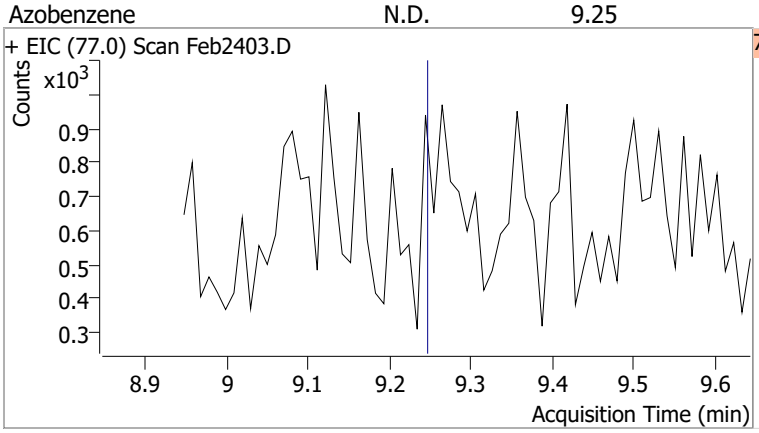

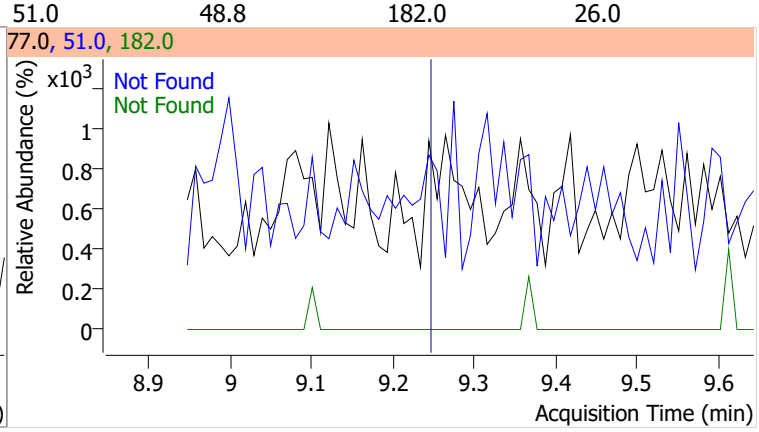

Compound	Conc.	Exp RT	QIon	Exp Ratio
2,4,6-Tribromophenol	N.D.	9.33	331.8	90.9

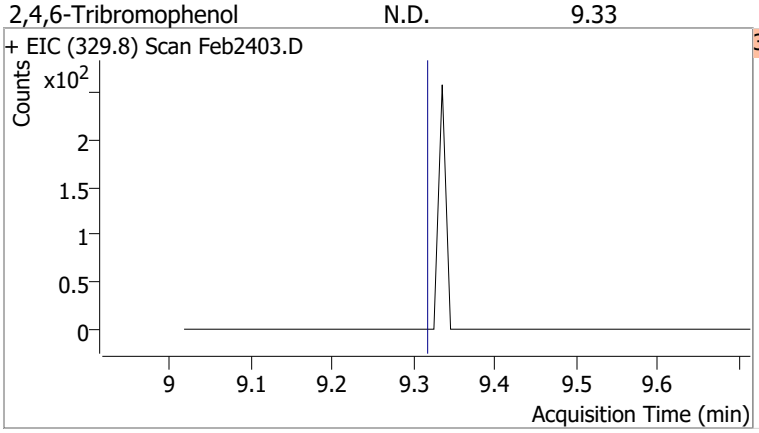

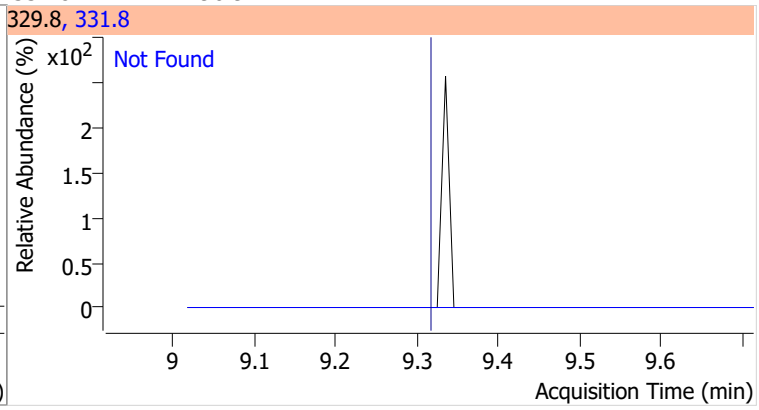

Compound	Conc.	Exp RT	QIon	Exp Ratio	QIon	Exp Ratio
4-Bromophenyl-phenylether	N.D.	9.65	141.0	100.4	250.0	99.4

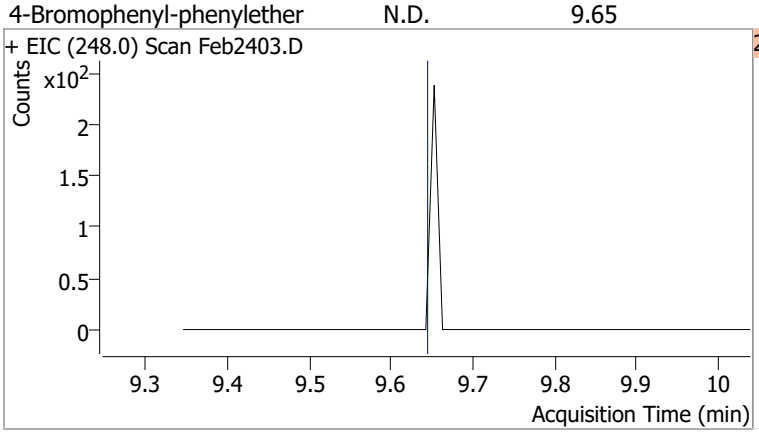

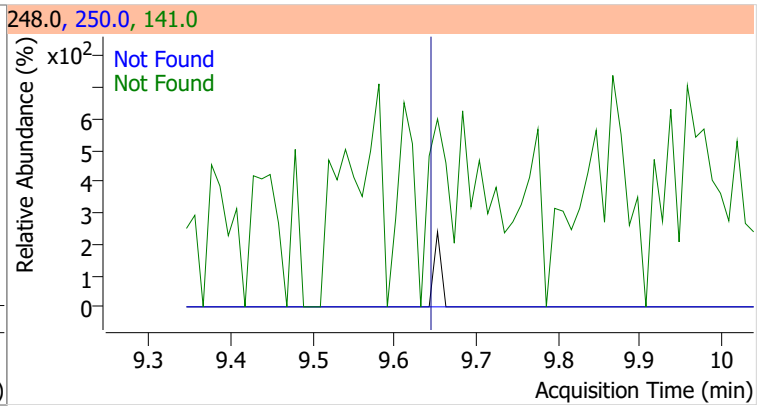

Compound	Conc.	Exp RT	QIon	Exp Ratio
Hexachlorobenzene	N.D.	9.68	142.0	49.3

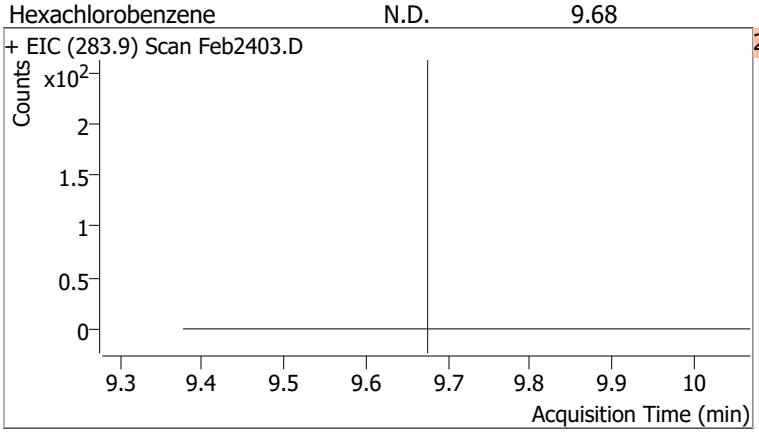

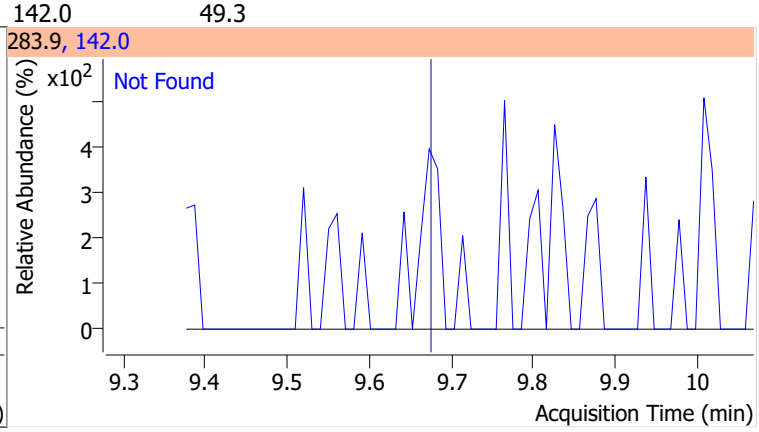

Compound	Conc.	Exp RT	QIon	Exp Ratio	QIon	Exp Ratio
Pentachlorophenol	N.D.	9.96	263.9	63.1	267.9	62.4

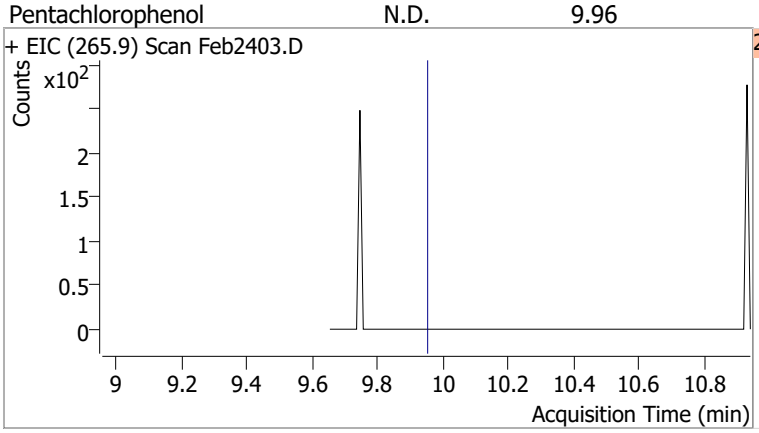

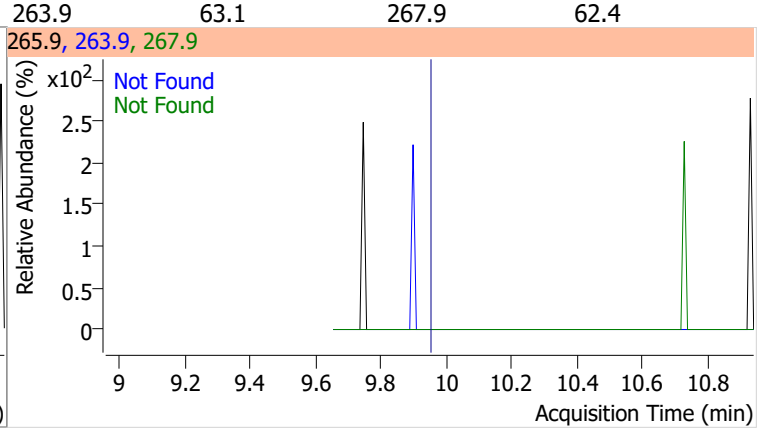

Compound	Conc.	Exp RT	QIon	Exp Ratio
Phenanthrene	N.D.	10.18	176.0	18.9

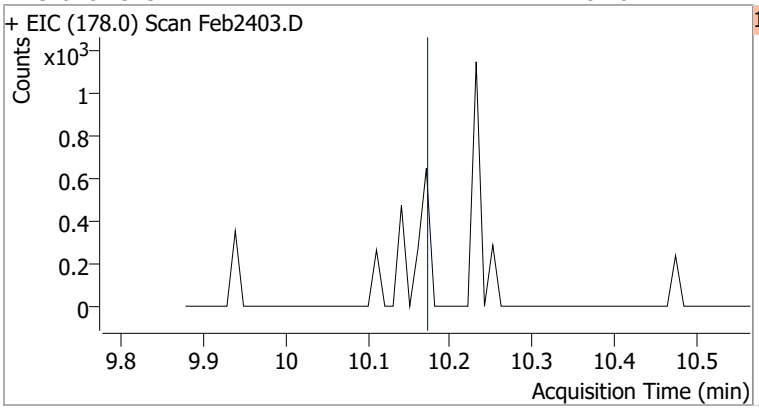

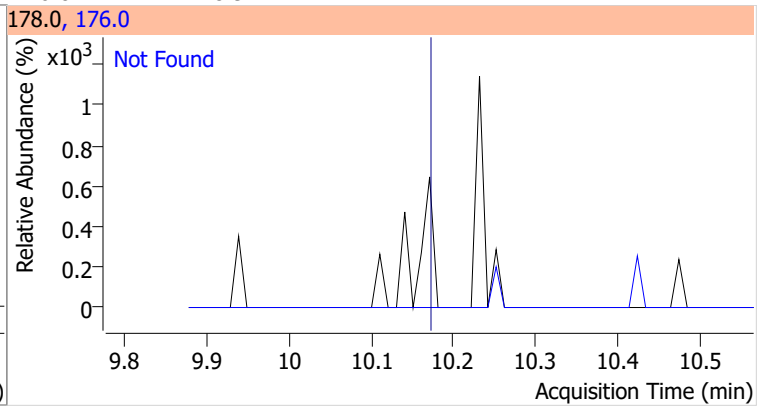

Compound	Conc.	Exp RT	QIon	Exp Ratio
Anthracene	N.D.	10.24	176.0	18.2

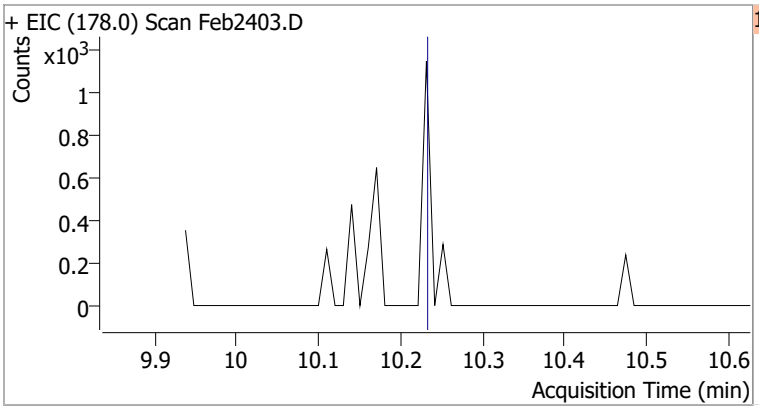

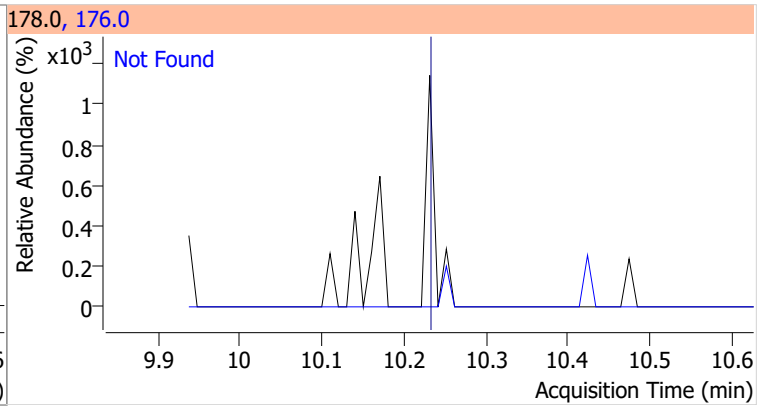

Compound	Conc.	Exp RT	QIon	Exp Ratio	QIon	Exp Ratio
Triallate	N.D.	10.30	268.0	23.9	143.0	21.9

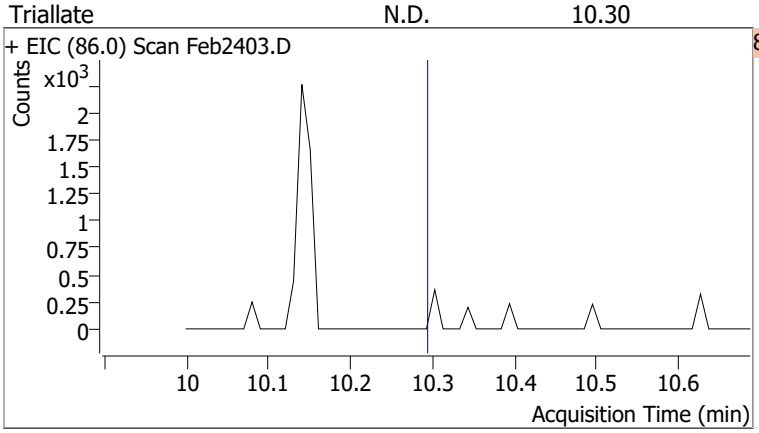

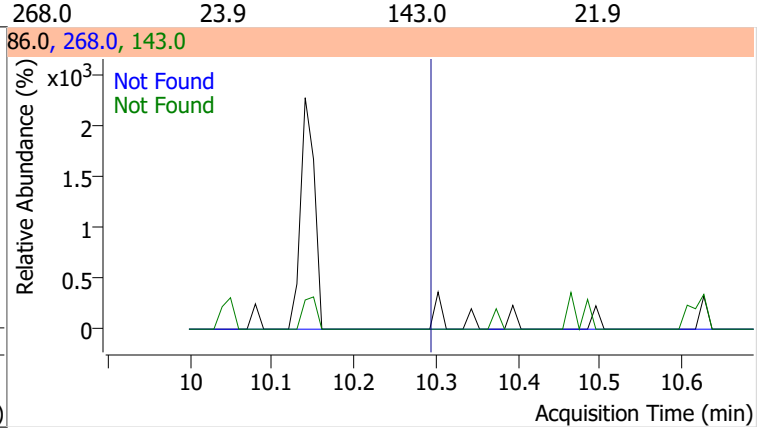

Compound	Conc.	Exp RT	QIon	Exp Ratio
Carbazole	N.D.	10.48	139.0	13.0

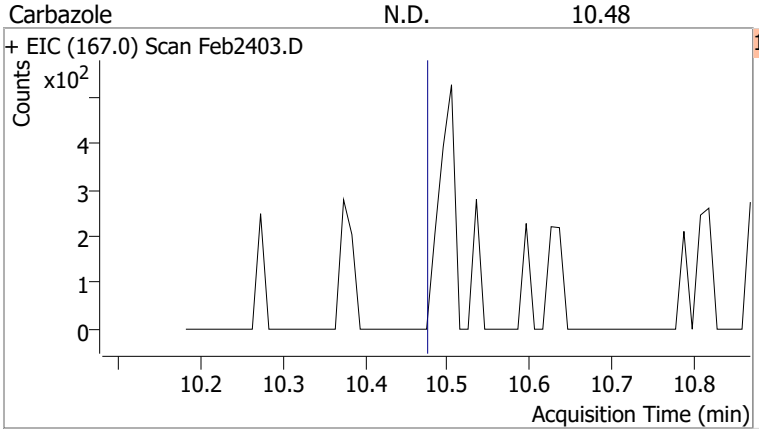

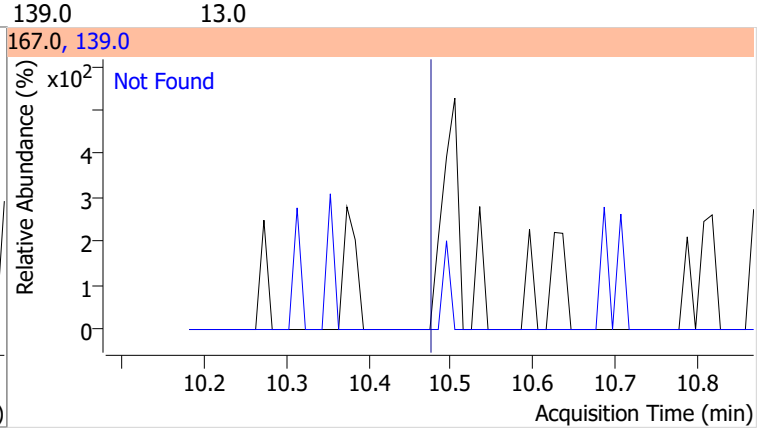

Compound	Conc.	Exp RT	QIon	Exp Ratio	QIon	Exp Ratio
o-Terphenyl	N.D.	10.69	229.0	64.7	215.0	38.5

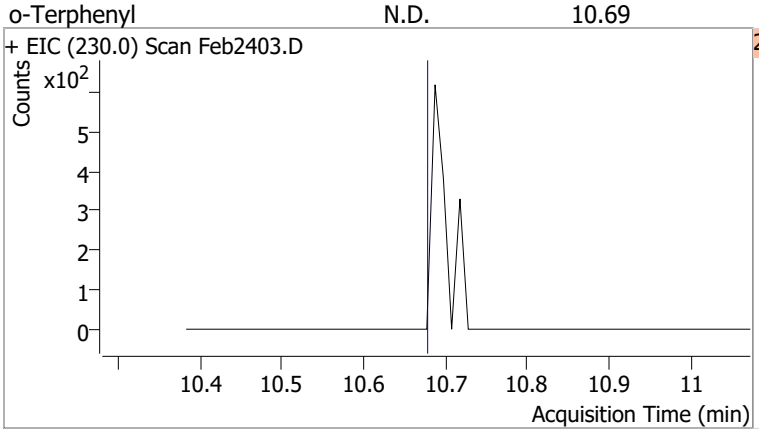

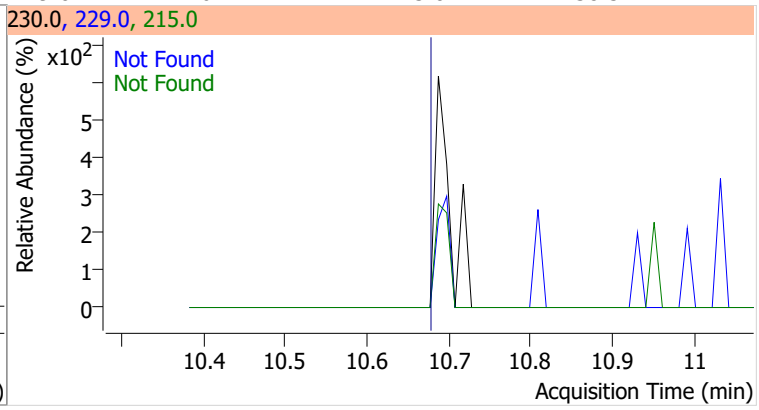

Compound	Conc.	Exp RT	QIon	Exp Ratio	QIon	Exp Ratio
Di-n-Butylphthalate	N.D.	11.07	150.0	9.1	104.0	6.2

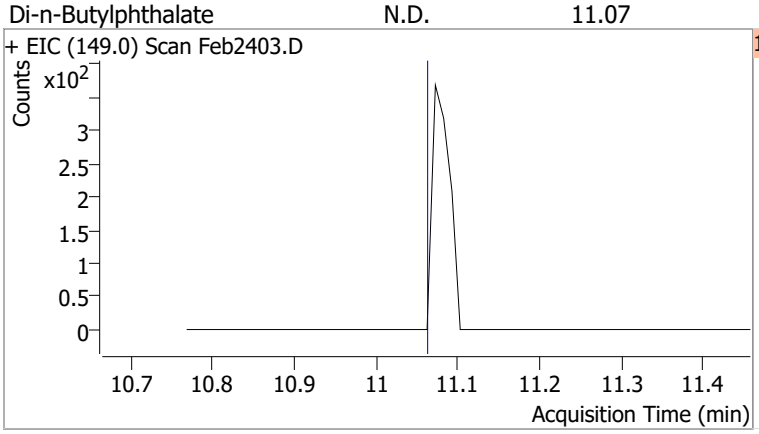

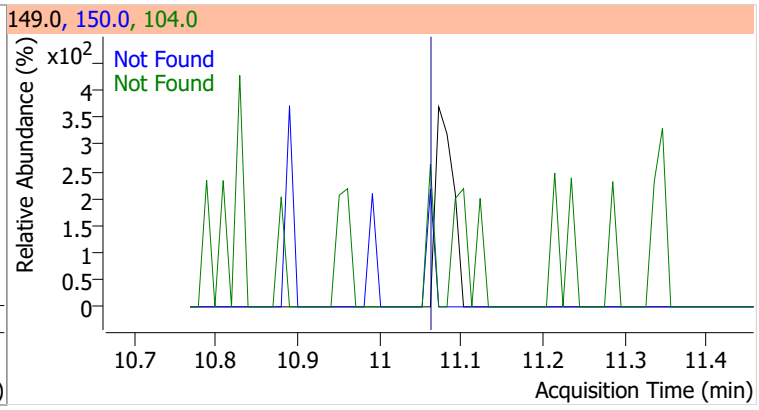

Compound	Conc.	Exp RT	QIon	Exp Ratio
Fluoranthene	N.D.	11.94	101.0	12.7

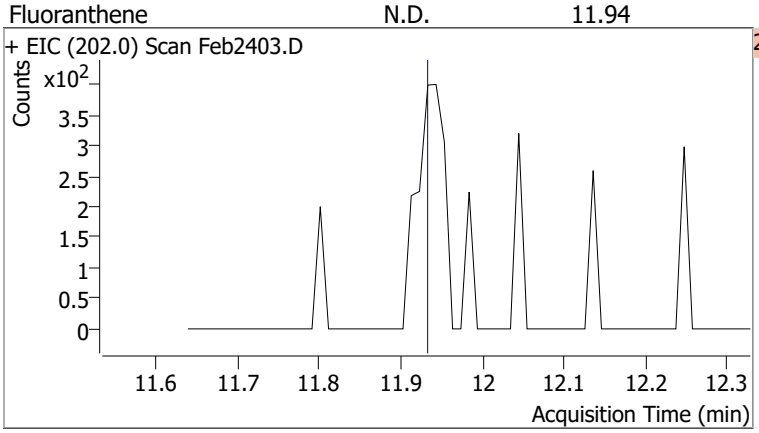

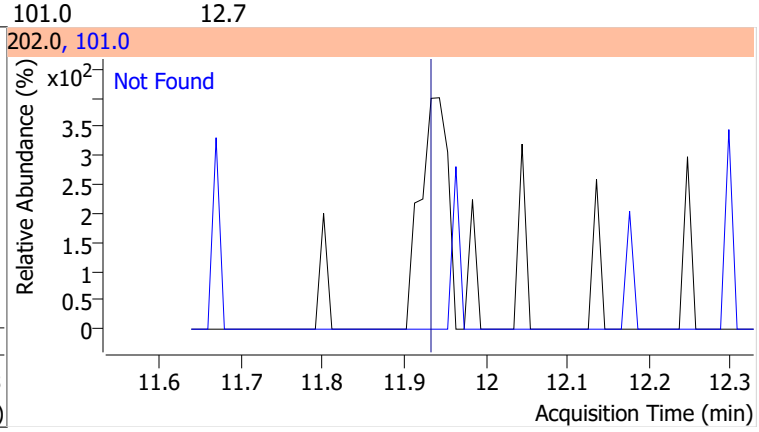

Compound	Conc.	Exp RT	QIon	Exp Ratio	QIon	Exp Ratio
Benzidine	N.D.	12.33	183.0	11.3	92.0	7.1

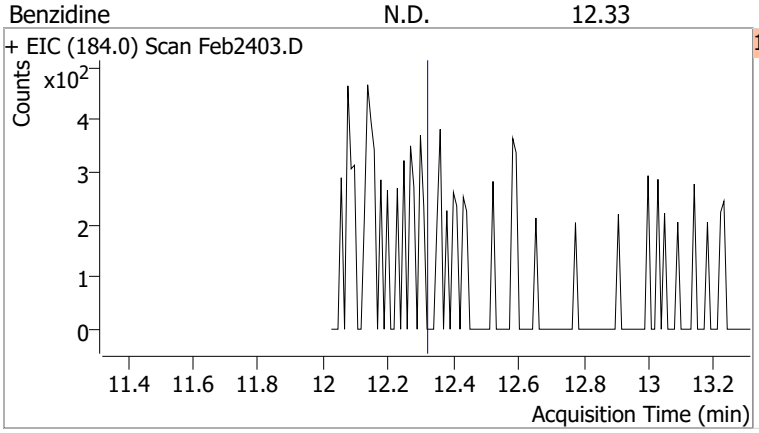

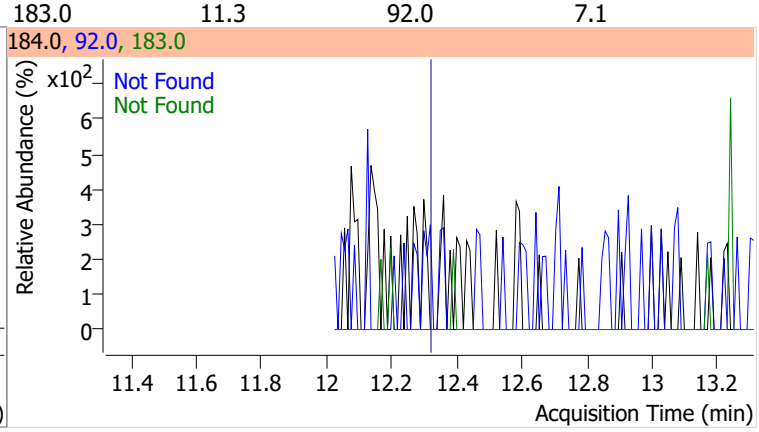

Compound	Conc.	Exp RT	QIon	Exp Ratio
Pyrene	N.D.	12.37	101.0	15.2

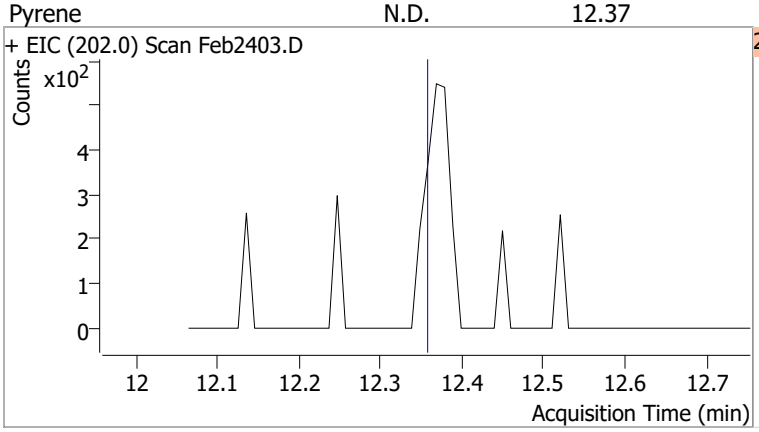

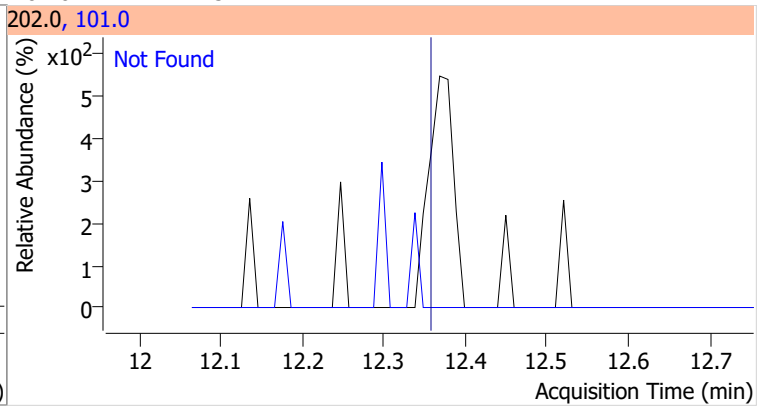

Compound	Conc.	Exp RT	QIon	Exp Ratio
Terphenyl-d14	N.D.	12.87	122.0	13.6

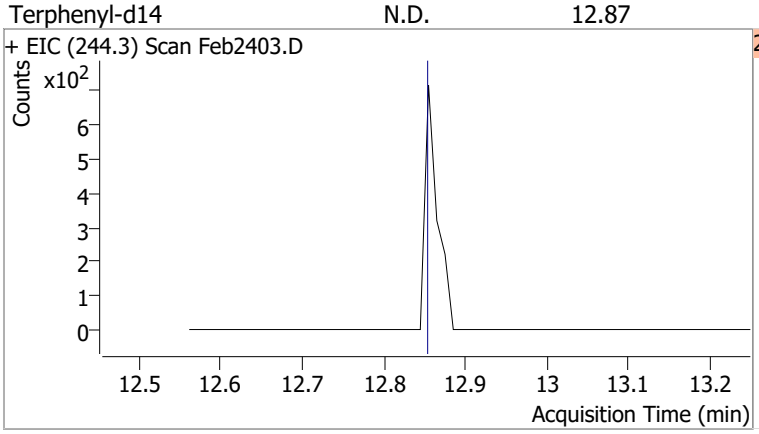

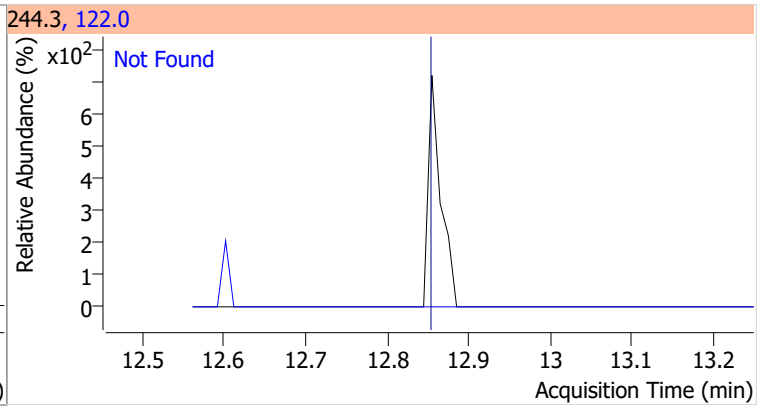

Compound	Conc.	Exp RT	QIon	Exp Ratio	QIon	Exp Ratio
Butylbenzylphthalate	N.D.	14.30	91.0	83.4	206.0	17.7

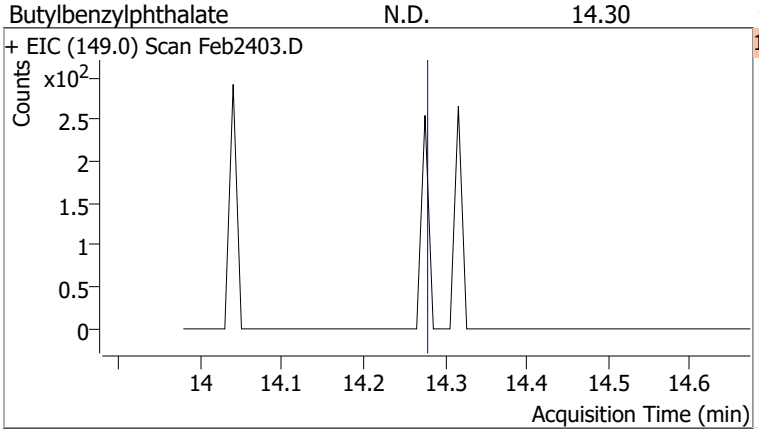

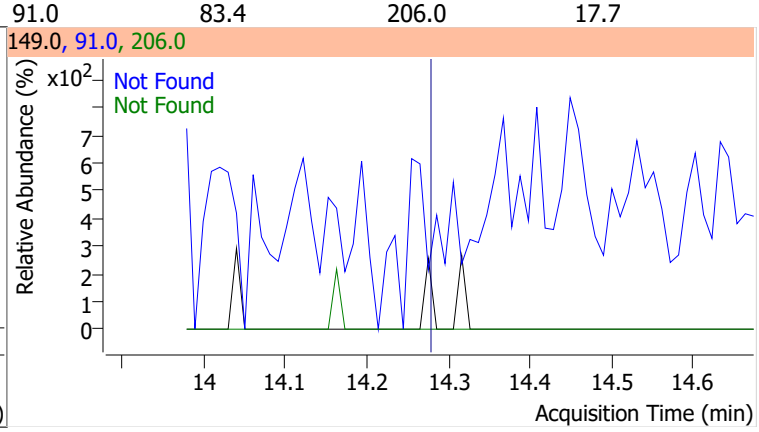

Compound	Conc.	Exp RT	QIon	Exp Ratio	QIon	Exp Ratio
Benzo(a)Anthracene	N.D.	15.50	226.0	26.4	229.0	20.9

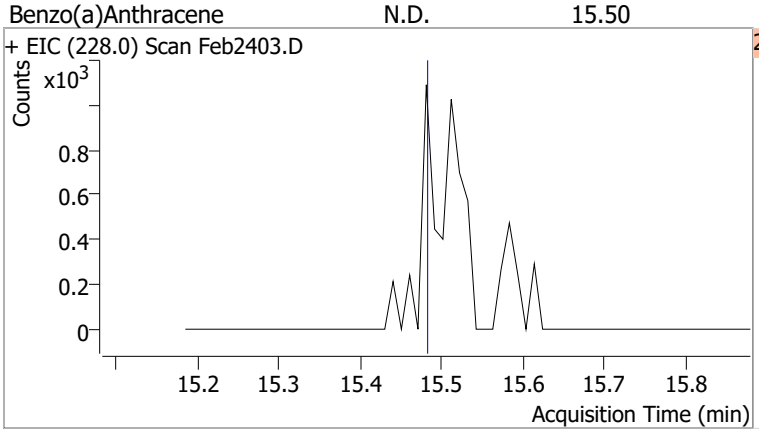

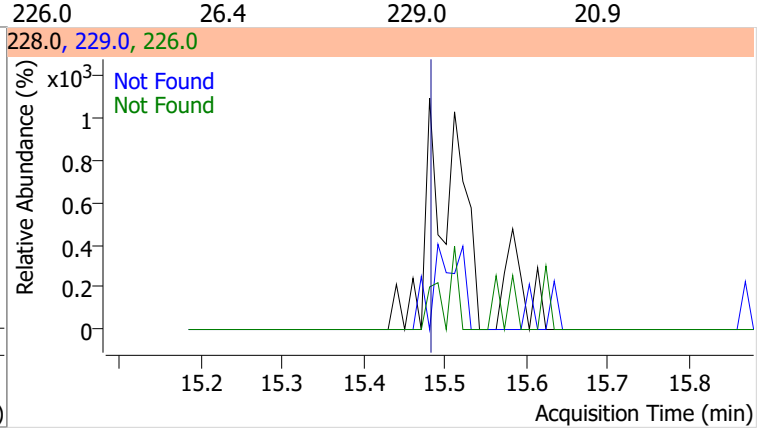

Compound	Conc.	Exp RT	QIon	Exp Ratio	QIon	Exp Ratio
Chrysene	N.D.	15.61	226.0	29.2	229.0	20.4

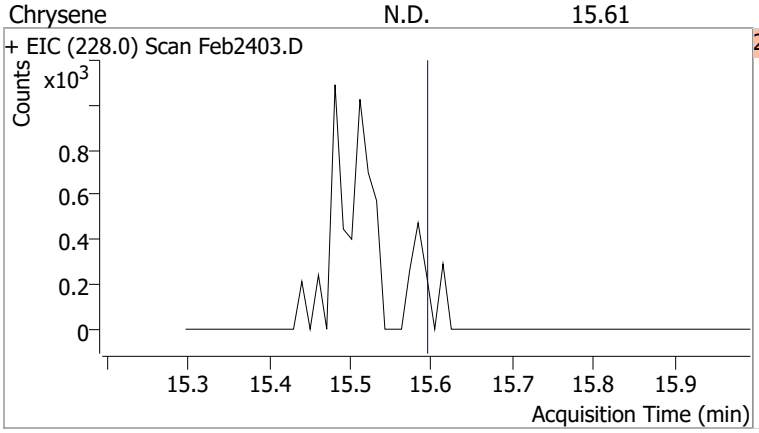

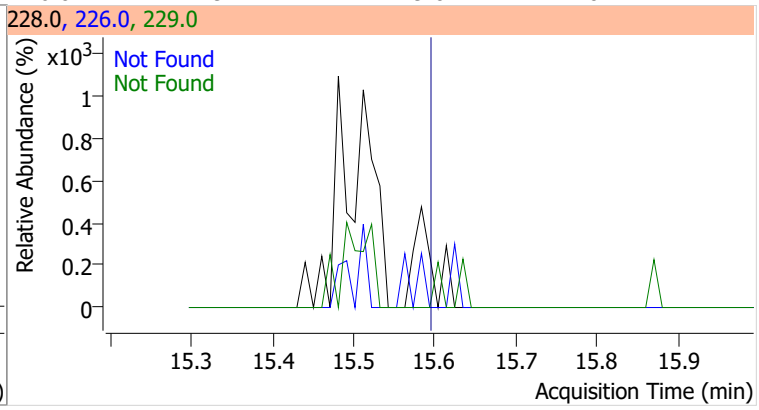

Compound	Conc.	Exp RT	QIon	Exp Ratio
3,3-Dichlorobenzidine	N.D.	15.65	254.0	64.6

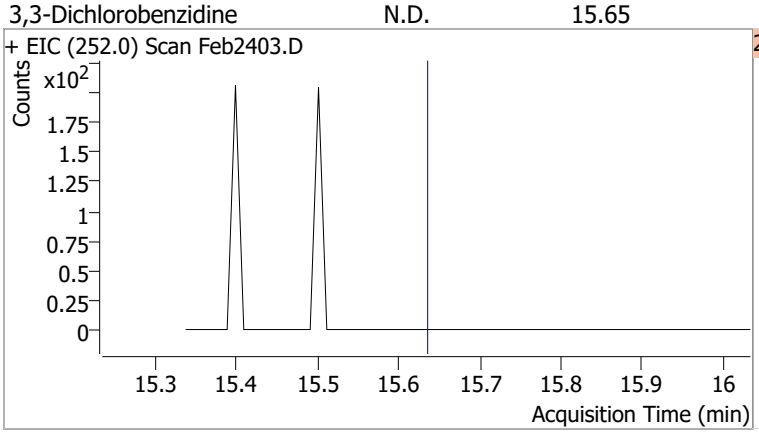

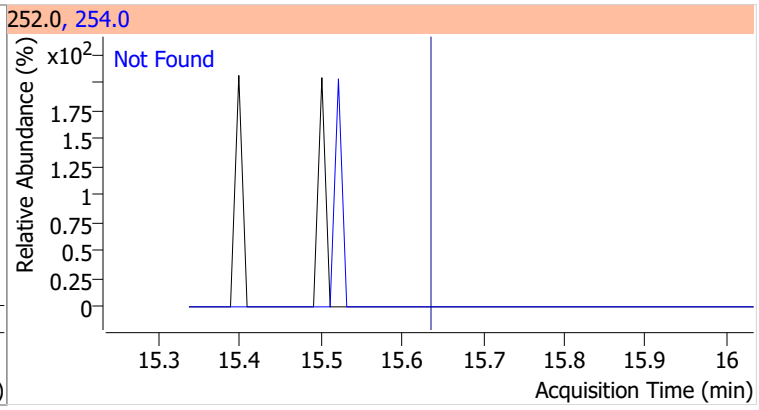

Compound	Conc.	Exp RT	QIon	Exp Ratio	QIon	Exp Ratio
bis(2-ethylhexyl)Phthalate	N.D.	16.35	149.0	391.0	279.0	13.4

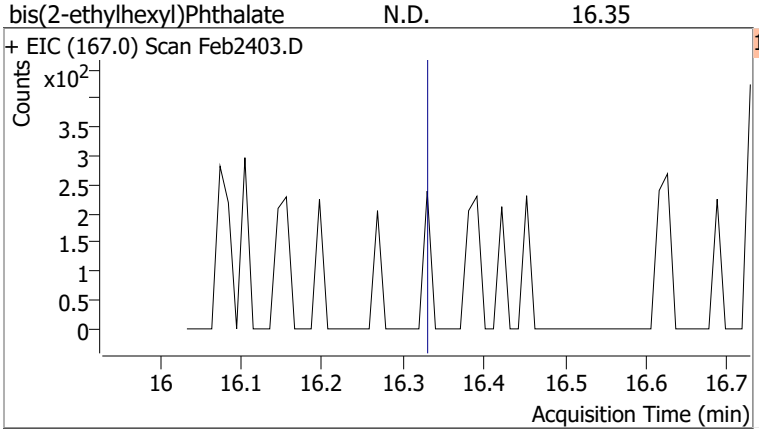

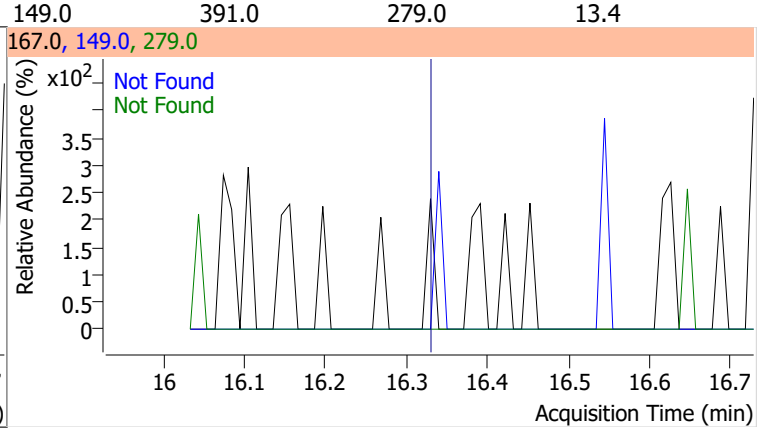

Compound	Conc.	Exp RT	QIon	Exp Ratio
Di-n-octyl Phthalate	N.D.	18.12	150.0	9.5

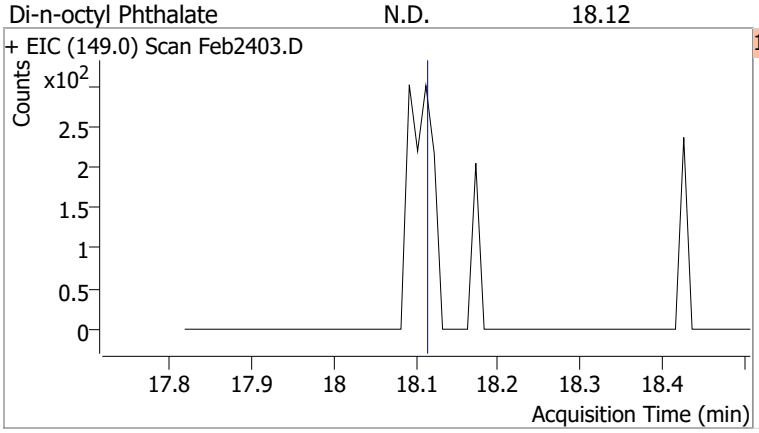

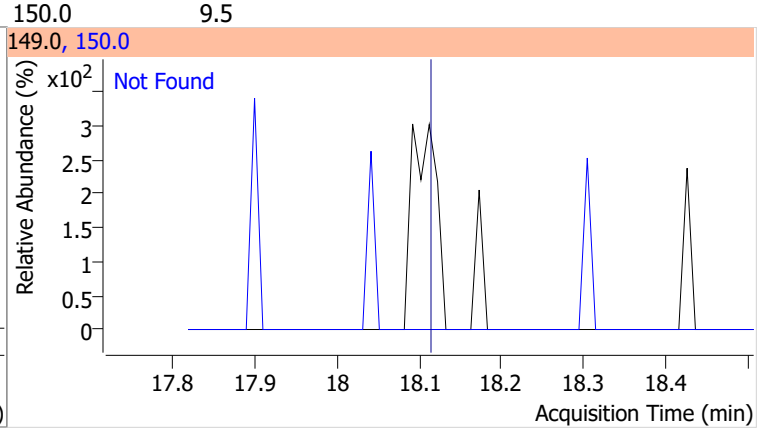

Compound	Conc.	Exp RT	QIon	Exp Ratio
Benzo(b)fluoranthene	N.D.	18.37	253.0	22.9

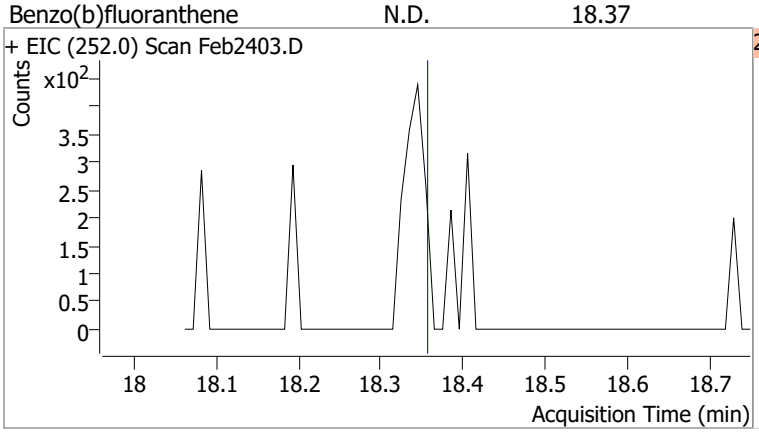

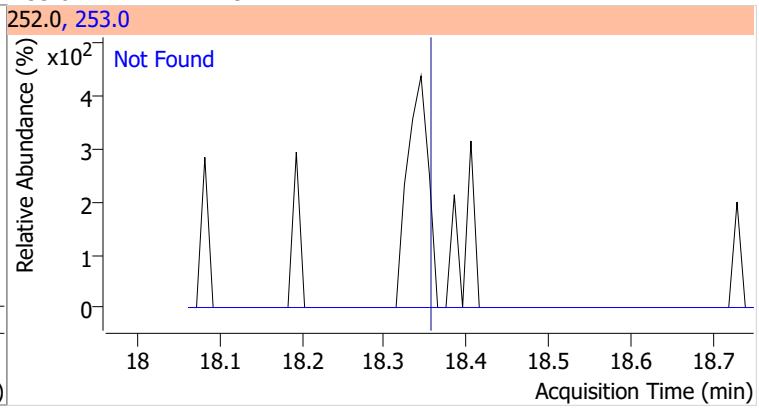

Compound	Conc.	Exp RT	QIon	Exp Ratio
Benzo(k)fluoranthene	N.D.	18.43	253.0	22.8

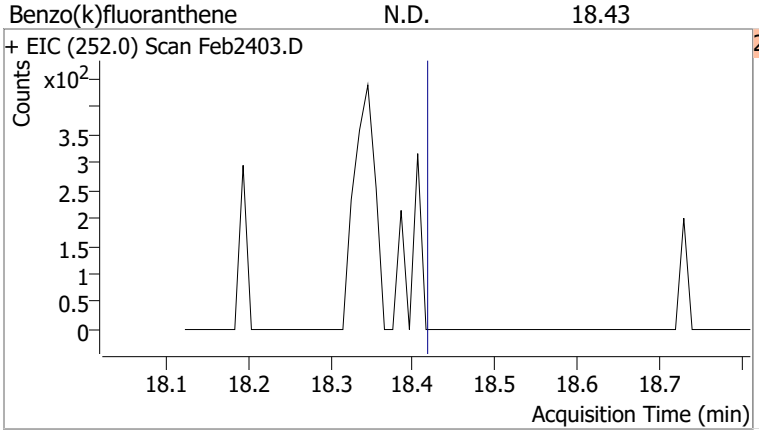

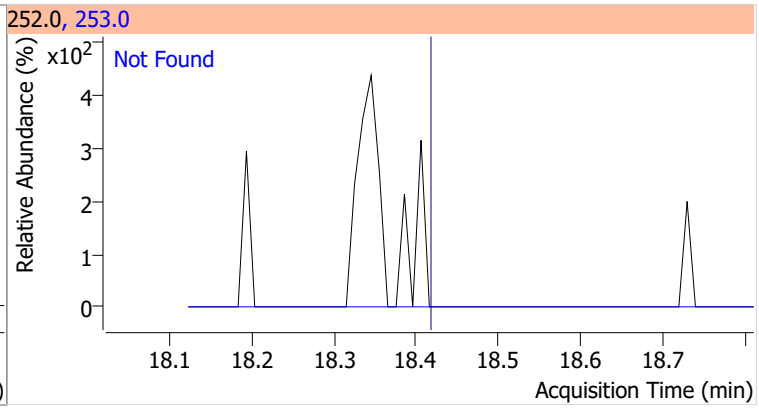

Compound	Conc.	Exp RT	QIon	Exp Ratio
Benzo(a)pyrene	N.D.	18.97	253.0	22.6

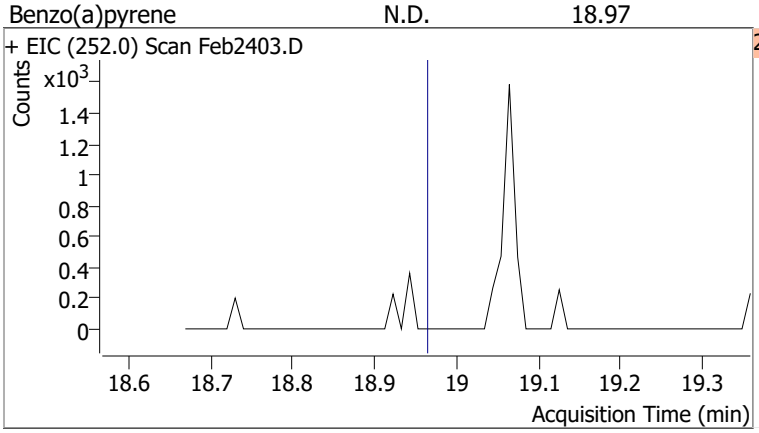

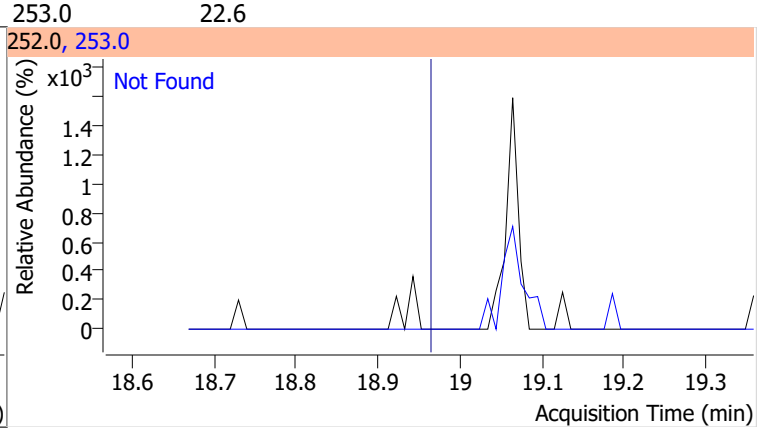

Compound	Conc.	Exp RT	QIon	Exp Ratio
Indeno(1,2,3-c,d)pyrene	N.D.	20.75	138.0	30.2

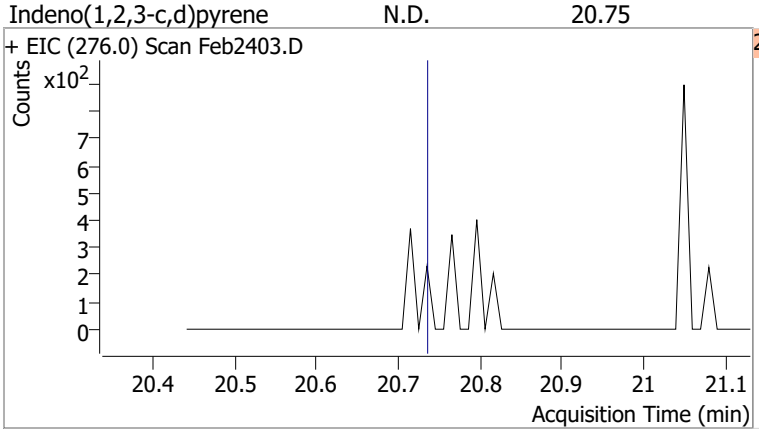

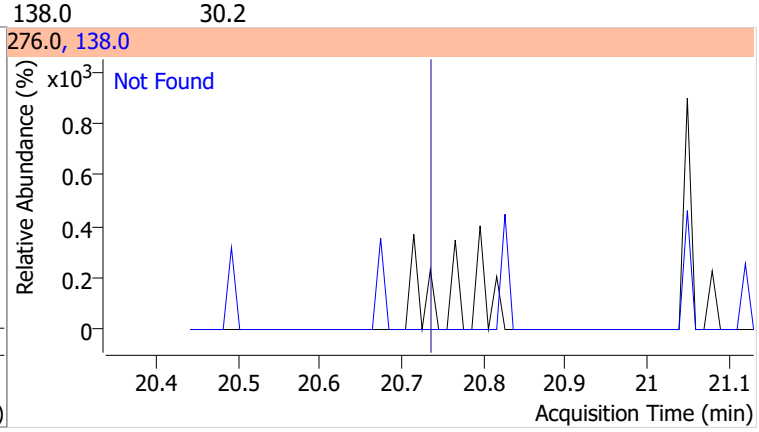

Compound	Conc.	Exp RT	QIon	Exp Ratio	QIon	Exp Ratio
Dibenzo(a,h)anthracene	N.D.	20.81	139.0	25.3	279.0	24.1

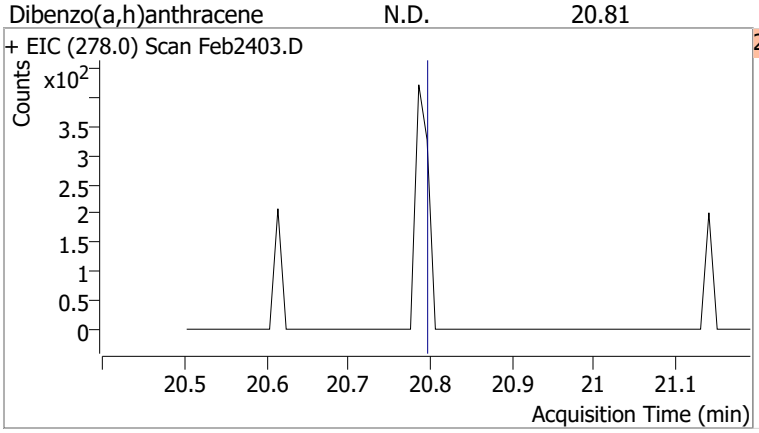

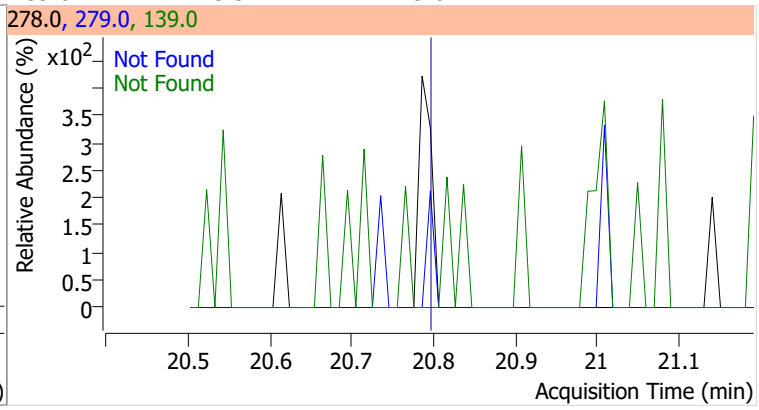

Compound	Conc.	Exp RT	QIon	Exp Ratio	QIon	Exp Ratio
Benzo(g,h,i)perylene	N.D.	21.08	138.0	32.4	277.0	23.6

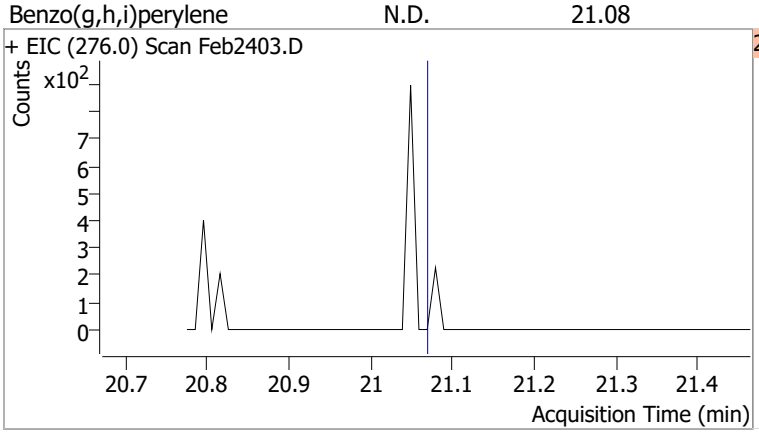

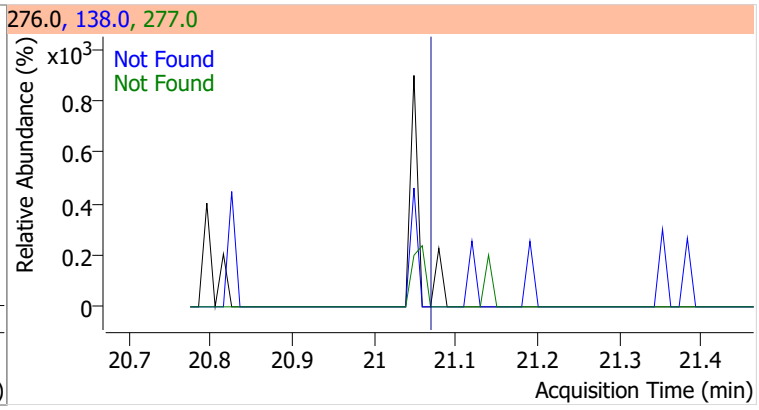

Quantitation Results Report (QT Reviewed)

Data File	Feb2404.D	Operator	LIMS import
Acq. Method	BNA+SIM.M	Acq. Date-Time	2/24/2022 5:15:58 PM
Sample Name	MB-163957	Instrument	Instrument #1
Vial	4	Multiplier	1.00
DA Method File		Comment	SVOC-8270-W-LARGO
Tune File	dftppdsm.u	Tune Date	2/18/2022 9:25:00 PM
Batch Name	022422 DoD BNA.batch.bin	Last Calib Update	2/25/2022 7:56:13 AM
Ref Library	D:\Org\Library\NIST129K.l		

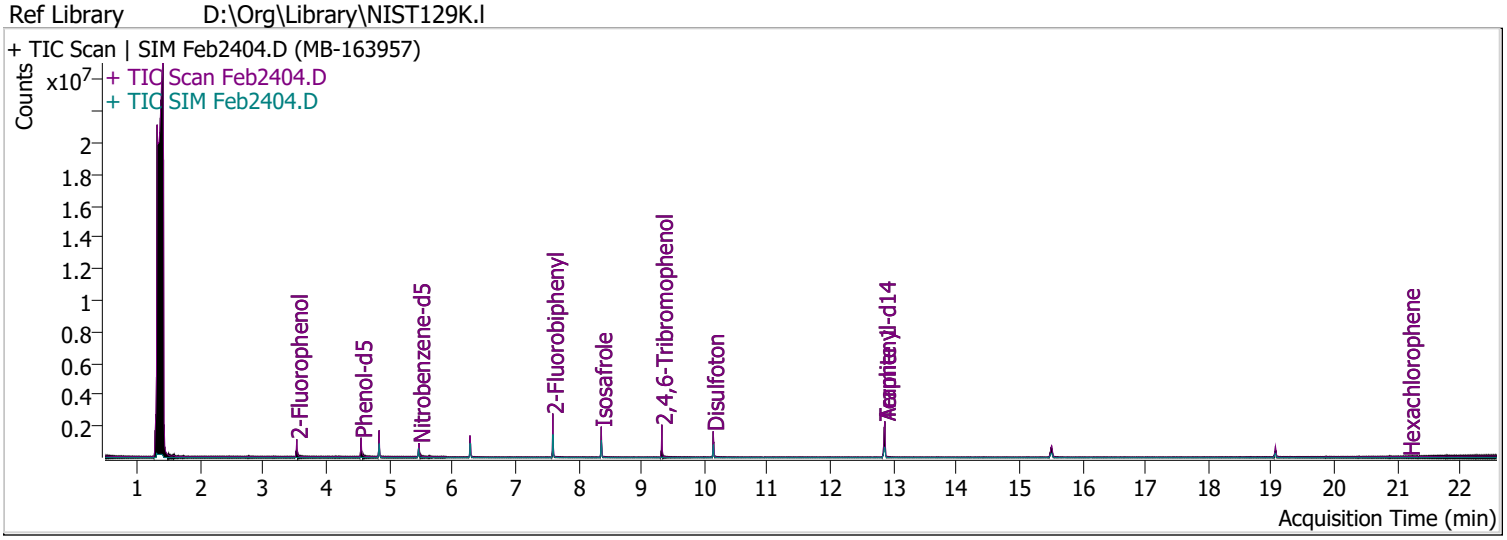

Compound	RT	QIon	Resp.	Conc.	Units		Dev(Min)
Internal Standards							
System Monitoring Compounds							
S 2-Fluorophenol	3.531	112.0	367740	61.9914	µg/L		0.000
Spiked Amount: 200.000	Range: 10.0 - 75.0%			Recovery = 31.00%			
S Phenol-d5	4.552	99.0	434729	56.4025	µg/L		0.000
Spiked Amount: 200.000	Range: 10.0 - 65.0%			Recovery = 28.20%			
S Nitrobenzene-d5	5.471	82.0	260595	61.1236	µg/L		0.000
Spiked Amount: 100.000	Range: 32.0 - 94.0%			Recovery = 61.12%			
S 2-Fluorobiphenyl	7.594	172.0	764669	63.6545	µg/L		0.000
Spiked Amount: 100.000	Range: 28.0 - 107.0%			Recovery = 63.65%			
S 2,4,6-Tribromophenol	9.325	329.8	147468	133.9902	µg/L		0.000
Spiked Amount: 200.000	Range: 25.0 - 140.0%			Recovery = 67.00%			
S Terphenyl-d14	12.865	244.3	1223779	100.2739	µg/L		0.000
Spiked Amount: 100.000	Range: 32.0 - 122.0%			Recovery = 100.27%			
Target Compounds							**QValue**
T N-Nitrosodimethylamine	0.000		0	N.D.			
T Pyridine	0.000		0	N.D.			
T Aniline	0.000		0	N.D.			
T Phenol	0.000		0	N.D.			
T bis(-2-Chloroethyl)Ether	0.000		0	N.D.			
T 2-Chlorophenol	0.000		0	N.D.			
T 1,3-Dichlorobenzene	0.000		0	N.D.			
T 1,4-Dichlorobenzene	0.000		0	N.D.			
T 1,2-Dichlorobenzene	0.000		0	N.D.			
T Benzyl Alcohol	0.000		0	N.D.			
T bis(2-chloroisopropyl)Ether	0.000		0	N.D.			
T 2-Methylphenol	0.000		0	N.D.			
T N-nitroso-Di-n-propylamine	5.471	70.0	0		µg/L	md	1
T Hexachloroethane	0.000		0	N.D.			
T 4Methylphenol/3Methylphenol	0.000		0	N.D.			

Compound	RT	QIon	Resp.	Conc.	Units		Dev(Min)
T Nitrobenzene	0.000		0	N.D.			
T Isophorone	0.000		0	N.D.			
T 2-Nitrophenol	0.000		0	N.D.			
T 2,4-Dimethylphenol	0.000		0	N.D.			
T bis(-2-Chloroethoxy)Methane	0.000		0	N.D.			
T 2,4-Dichlorophenol	0.000		0	N.D.			
T Benzoic Acid	0.000		0	N.D.			
T 1,2,4-Trichlorobenzene	0.000		0	N.D.			
T Naphthalene	0.000		0	N.D.			
T 4-Chlorophenol	0.000		0	N.D.			
T p-Chloroaniline	0.000		0	N.D.			
T Hexachlorobutadiene	0.000		0	N.D.			
T 4-Chloro-2-Methylphenol	0.000		0	N.D.			
T 4-Chloro-3-Methylphenol	0.000		0	N.D.			
T 2-Methylnaphthalene	0.000		0	N.D.			
T 1-Methylnaphthalene	0.000		0	N.D.			
T Hexachlorocyclopentadiene	0.000		0	N.D.			
T 2,4,6-Trichlorophenol	0.000		0	N.D.			
T 2,4,5-Trichlorophenol	0.000		0	N.D.			
T 2-Chloronaphthalene	0.000		0	N.D.			
T 2-Nitroaniline	0.000		0	N.D.			
T Dimethyl Phthalate	8.364	163.0	0		µg/L	md	1
T 2,6-Dinitrotoluene	8.364	165.0	0		µg/L	md	1
T Acenaphthylene	0.000		0	N.D.			
T 3-Nitroaniline	0.000		0	N.D.			
T Acenaphthene	0.000		0	N.D.			
T 2,4-Dinitrophenol	0.000		0	N.D.			
T Dibenzofuran	0.000		0	N.D.			
T 2,4-Dinitrotoluene	0.000		0	N.D.			
T 4-Nitrophenol	0.000		0	N.D.			
T Diethylphthalate	0.000		0	N.D.			
T Fluorene	0.000		0	N.D.			
T 4-Chlorophenyl-phenylether	0.000		0	N.D.			
T 4-Nitroaniline	0.000		0	N.D.			
T 4,6-Dinitro-2-methylphenol	0.000		0	N.D.			
T N-nitrosodiphenylamine	0.000		0	N.D.			
T Azobenzene	0.000		0	N.D.			
T 4-Bromophenyl-phenylether	0.000		0	N.D.			
T Hexachlorobenzene	0.000		0	N.D.			
T Pentachlorophenol	0.000		0	N.D.			
T Phenanthrene	0.000		0	N.D.			
T Anthracene	0.000		0	N.D.			
T Triallate	0.000		0	N.D.			
T Carbazole	0.000		0	N.D.			
T o-Terphenyl	0.000		0	N.D.			
T Di-n-Butylphthalate	0.000		0	N.D.			
T Fluoranthene	0.000		0	N.D.			
T Benzidine	12.865	184.0	0		µg/L	md	1
T Pyrene	0.000		0	N.D.			
T Butylbenzylphthalate	0.000		0	N.D.			
T Benzo(a)Anthracene	0.000		0	N.D.			
T Chrysene	0.000		0	N.D.			
T 3,3-Dichlorobenzidine	0.000		0	N.D.			
T bis(2-ethylhexyl)Phthalate	0.000		0	N.D.			
T Di-n-octyl Phthalate	0.000		0	N.D.			

Compound	RT	QIon	Resp.	Conc.	Units	Dev(Min)
T Benzo(b)fluoranthene	0.000		0	N.D.		
T Benzo(k)fluoranthene	0.000		0	N.D.		
T Benzo(a)pyrene	0.000		0	N.D.		
T Indeno(1,2,3-c,d)pyrene	0.000		0	N.D.		
T Dibenzo(a,h)anthracene	0.000		0	N.D.		
T Benzo(g,h,i)perylene	0.000		0	N.D.		

(#) = Qualifier Out of Range; (m) = Manual Integration; (+) = Area Summed; (*) = Surrogate Percent Recovery Out of Range; (d): Zeroed Peak

Compound	Conc.	Exp RT	QIon	Exp Ratio
N-Nitrosodimethylamine	N.D.	2.22	42.0	112.0

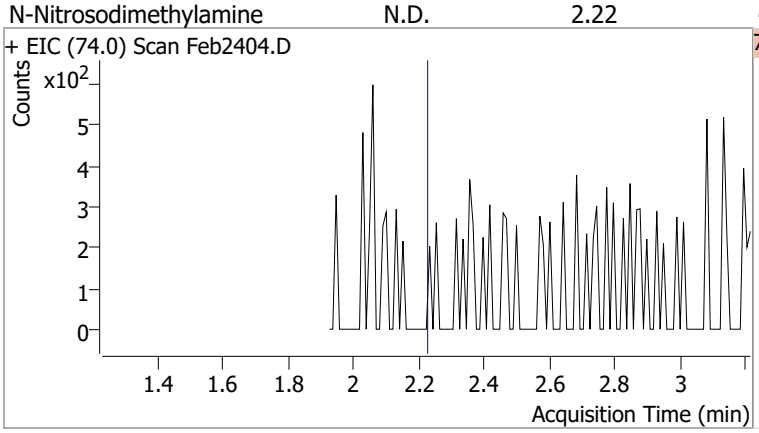

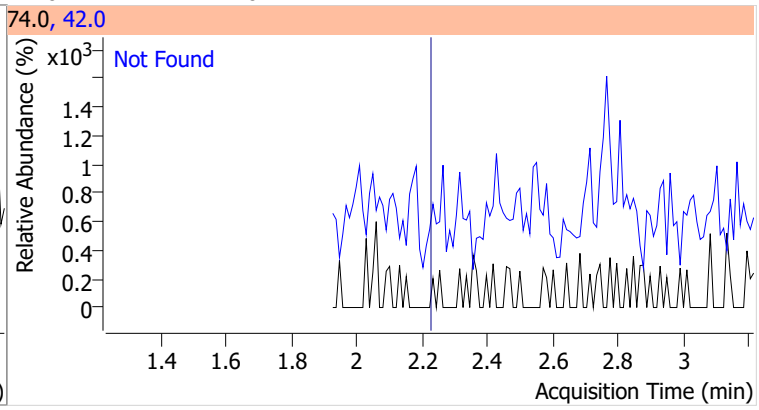

Compound	Conc.	Exp RT	QIon	Exp Ratio
Pyridine	N.D.	2.26	52.0	80.7

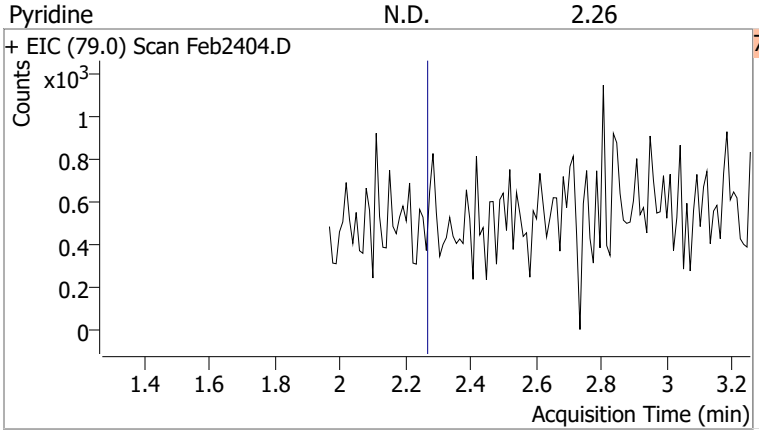

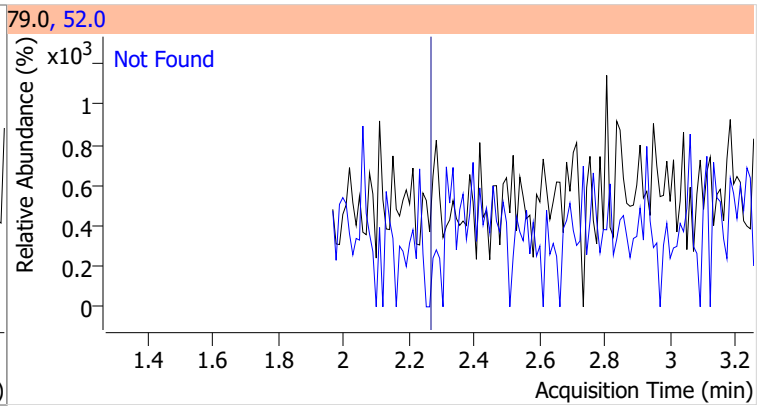

Compound	Conc.	RT	Dev(Min)	Resp.	QIon	QRatio	Lower	Upper
2-Fluorophenol	61.9914	3.53	0.00	367740	64.0	51.7	35.5	65.9
					92.0	21.5	14.8	27.5

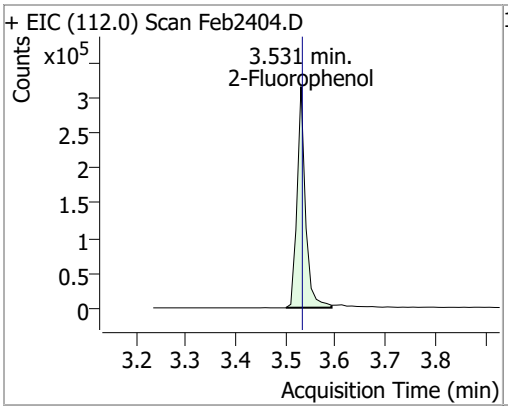

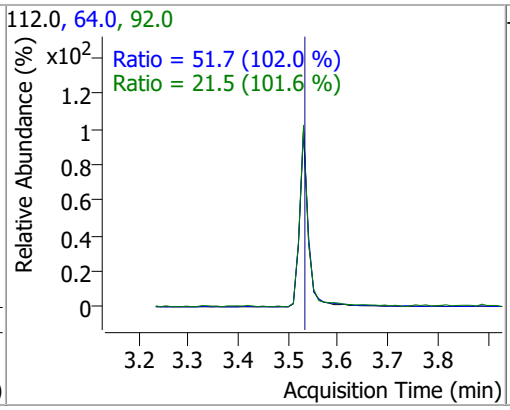

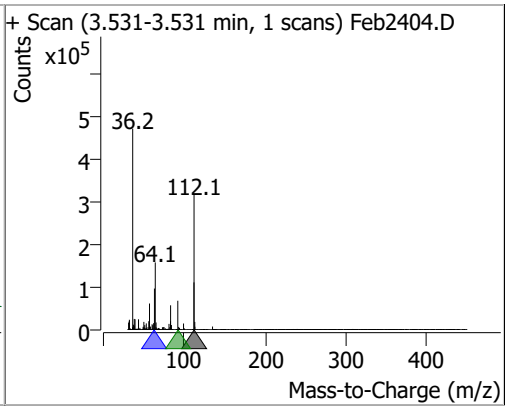

Compound	Conc.	Exp RT	QIon	Exp Ratio	QIon	Exp Ratio
Aniline	N.D.	4.50	66.0	35.4	65.0	18.8

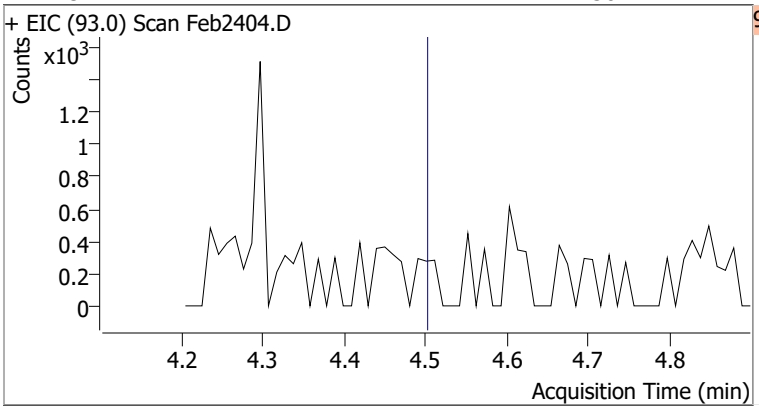

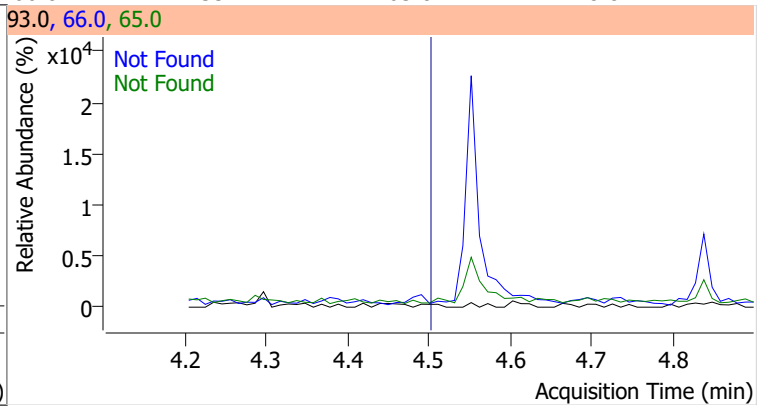

Compound	Conc.	RT	Dev(Min)	Resp.	QIon	QRatio	Lower	Upper
Phenol-d5	56.4025	4.55	0.00	434729	71.0	34.9	25.0	46.4

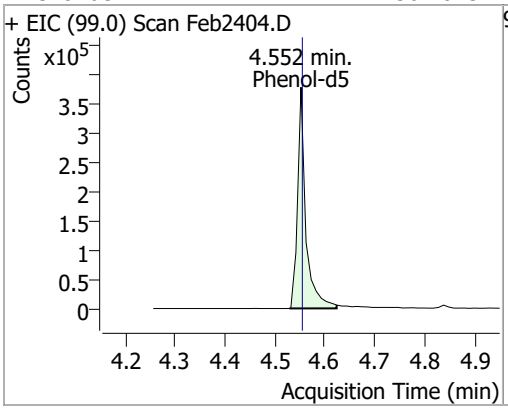

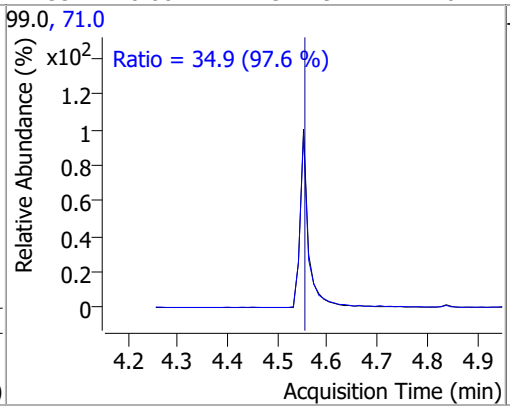

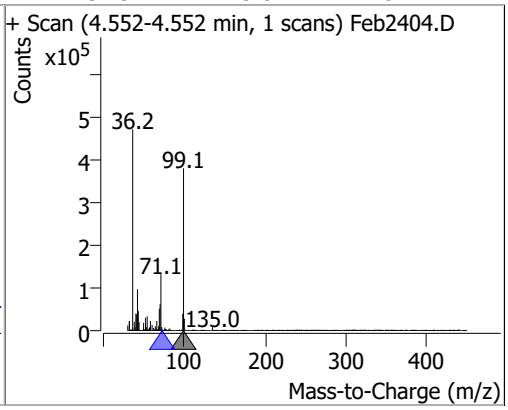

Compound	Conc.	Exp RT	QIon	Exp Ratio
Phenol	N.D.	4.57	66.0	40.4

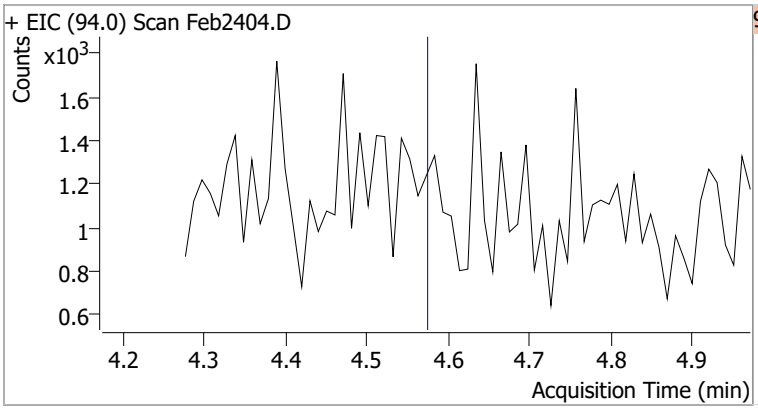

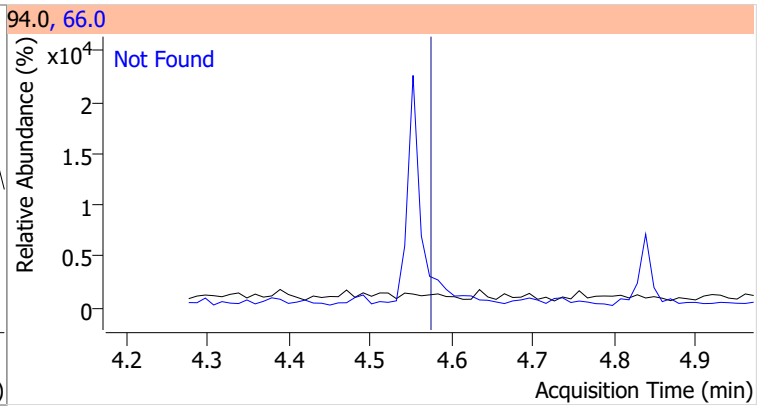

Compound	Conc.	Exp RT	QIon	Exp Ratio
bis(-2-Chloroethyl)Ether	N.D.	4.58	64.0	10.2

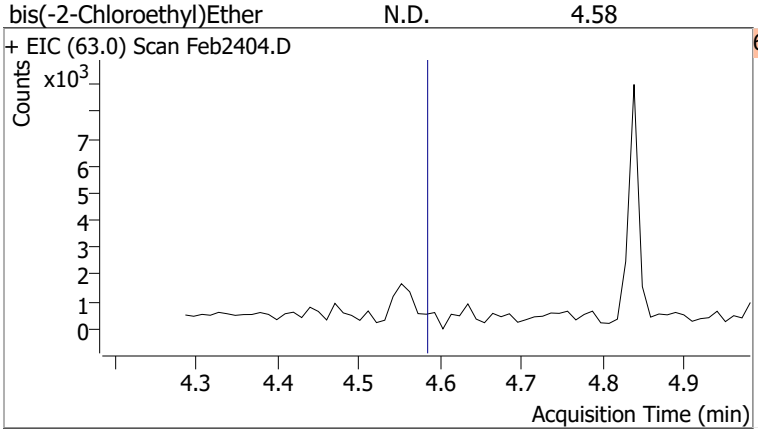

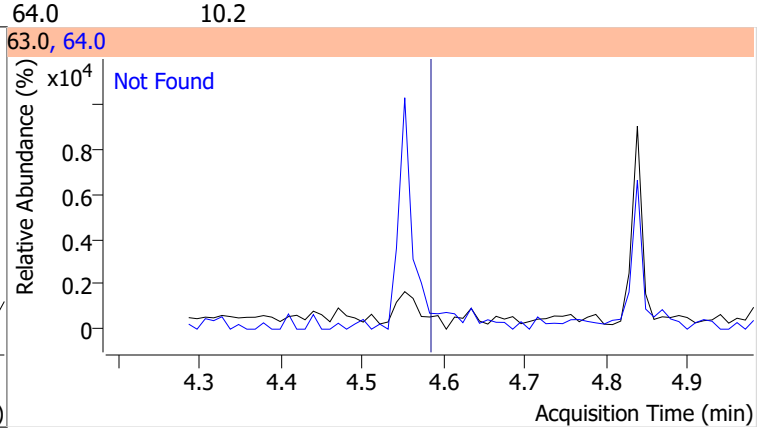

Compound	Conc.	Exp RT	QIon	Exp Ratio
2-Chlorophenol	N.D.	4.63	130.0	32.3

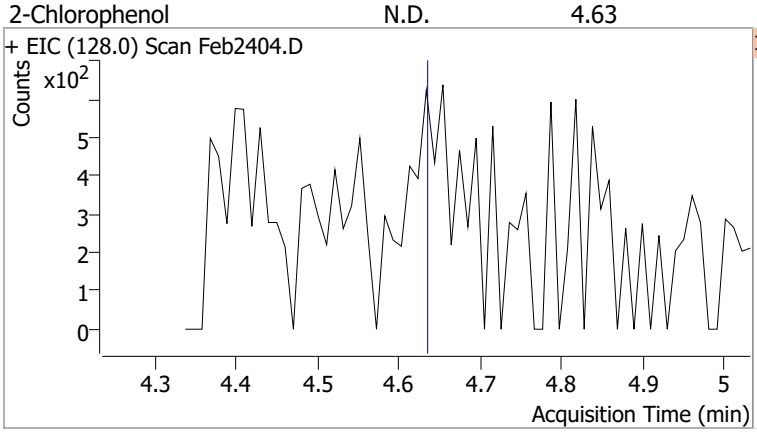

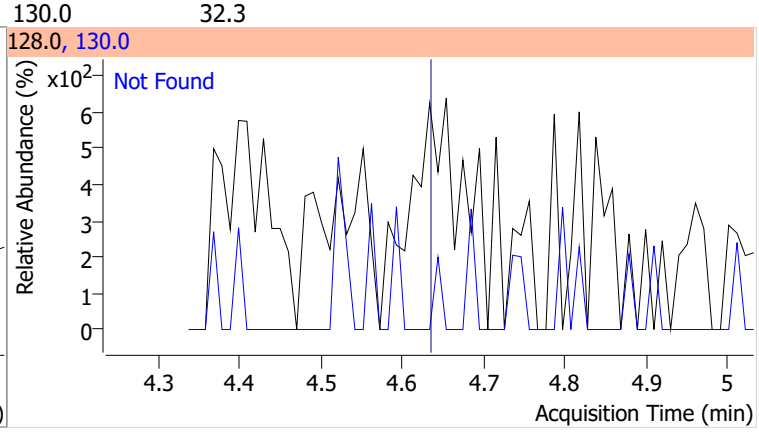

Compound	Conc.	Exp RT	QIon	Exp Ratio	QIon	Exp Ratio
1,3-Dichlorobenzene	N.D.	4.78	148.0	63.7	111.0	35.3

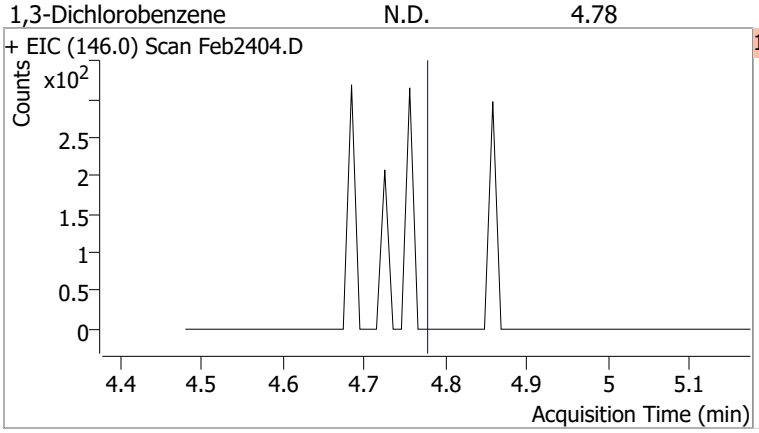

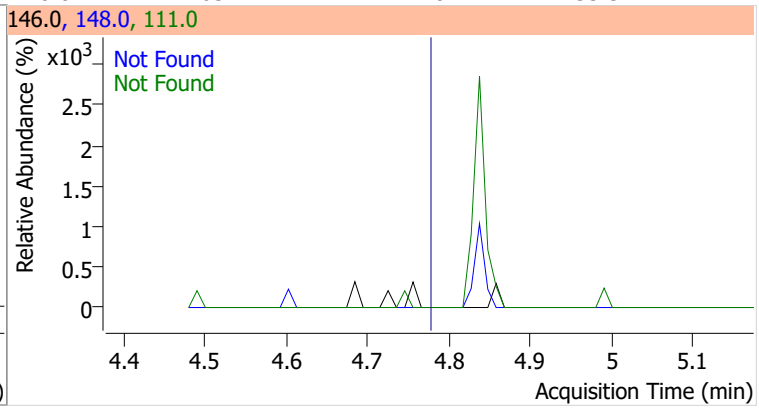

Compound	Conc.	Exp RT	QIon	Exp Ratio	QIon	Exp Ratio
1,4-Dichlorobenzene	N.D.	4.86	148.0	64.4	111.0	35.3

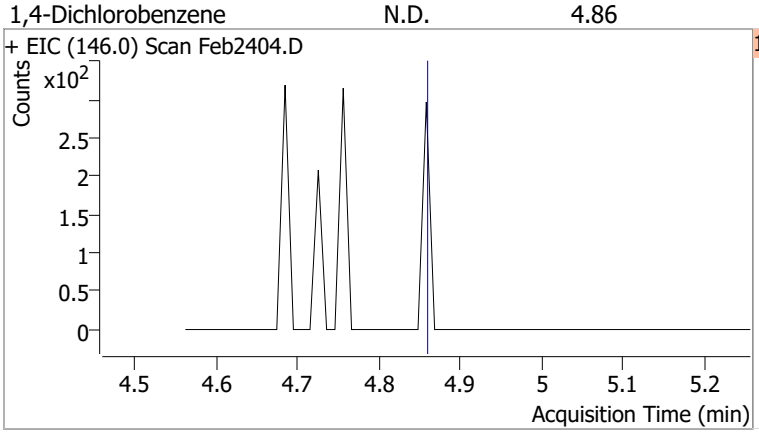

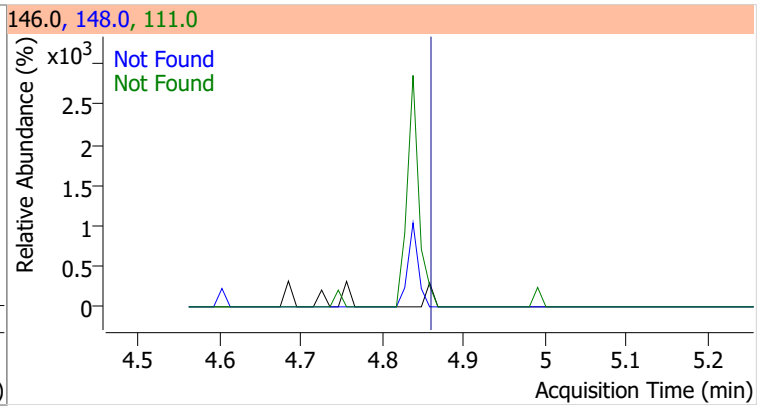

Compound	Conc.	Exp RT	QIon	Exp Ratio	QIon	Exp Ratio
1,2-Dichlorobenzene	N.D.	5.02	148.0	63.7	111.0	37.5

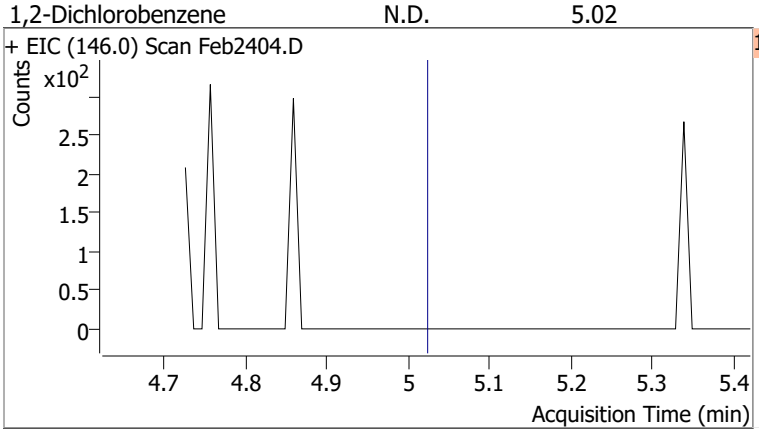

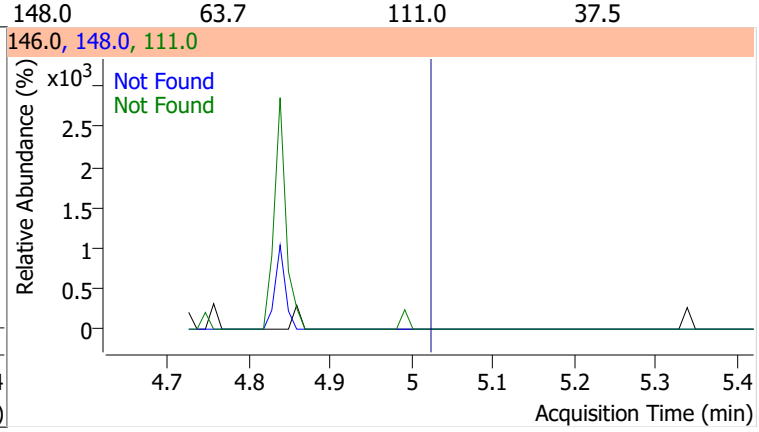

Compound	Conc.	Exp RT	QIon	Exp Ratio	QIon	Exp Ratio
Benzyl Alcohol	N.D.	5.04	79.0	118.8	107.0	68.8

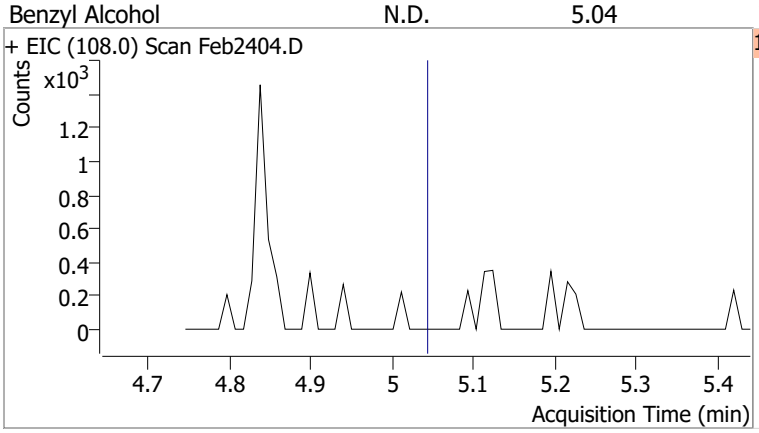

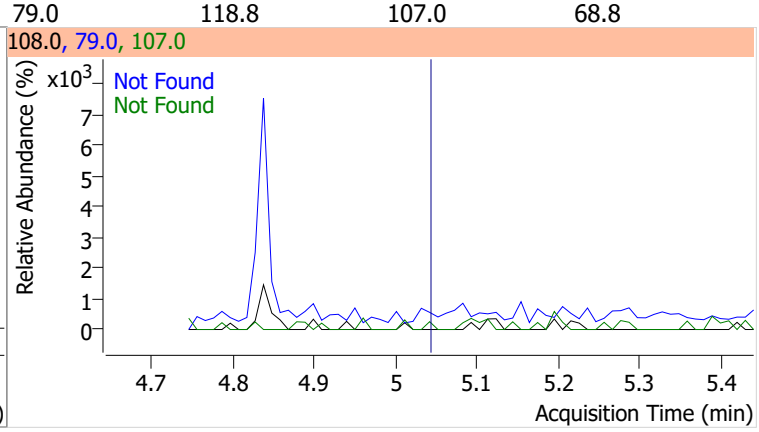

Compound	Conc.	Exp RT	QIon	Exp Ratio
bis(2-chloroisopropyl)Ether	N.D.	5.19	123.0	31.6

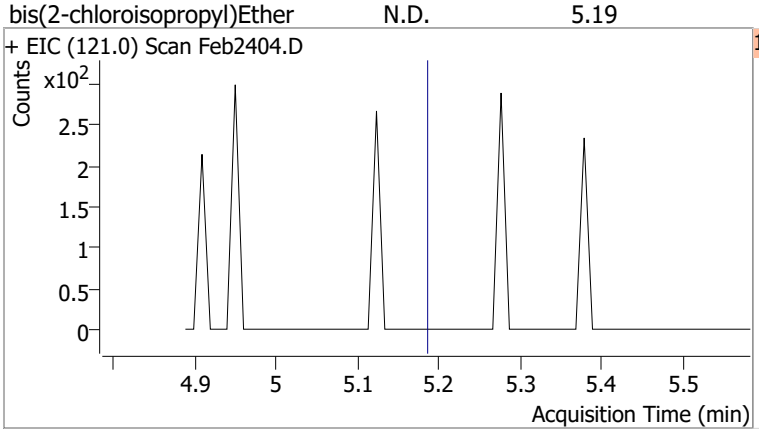

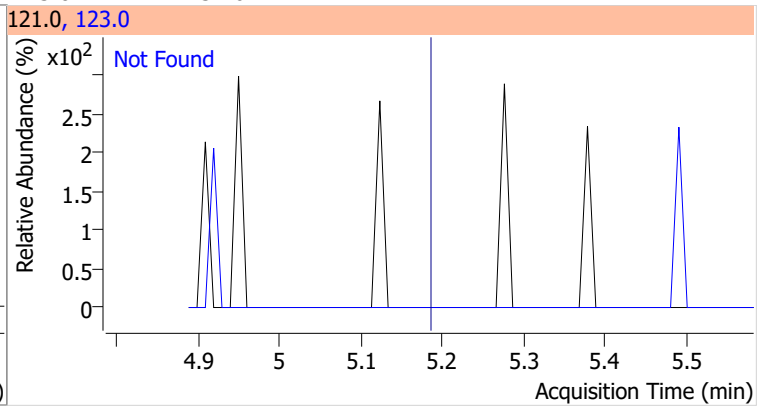

Compound	Conc.	Exp RT	QIon	Exp Ratio
2-Methylphenol	N.D.	5.22	108.0	117.4

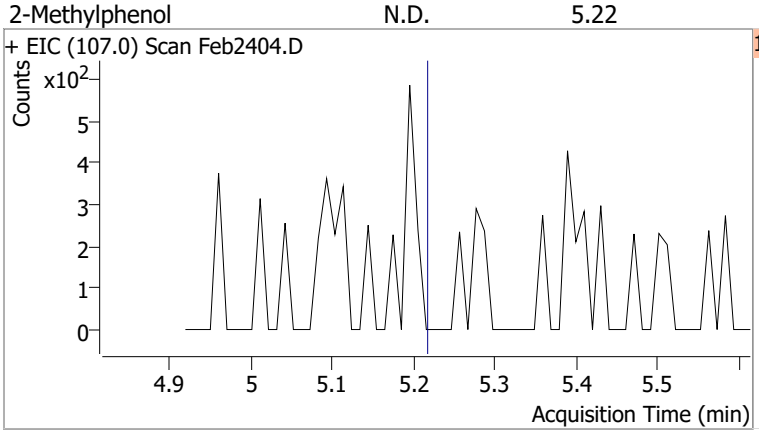

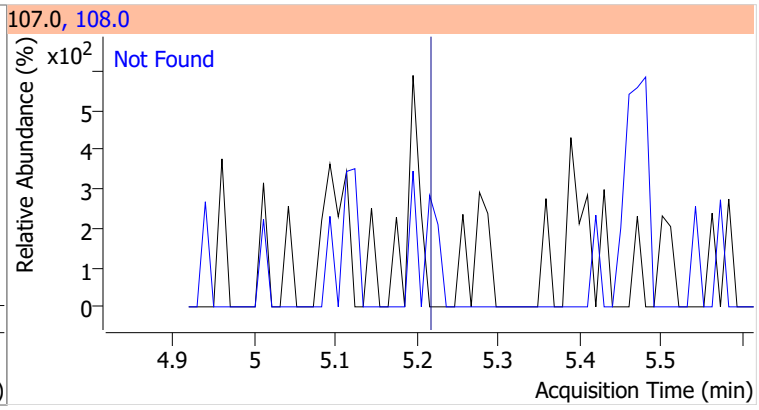

Compound	Conc.	RT	Dev(Min)	Resp.	QIon	QRatio	Lower	Upper
N-nitroso-Di-n-propylamine		0		0	130.0		0.0	34.0

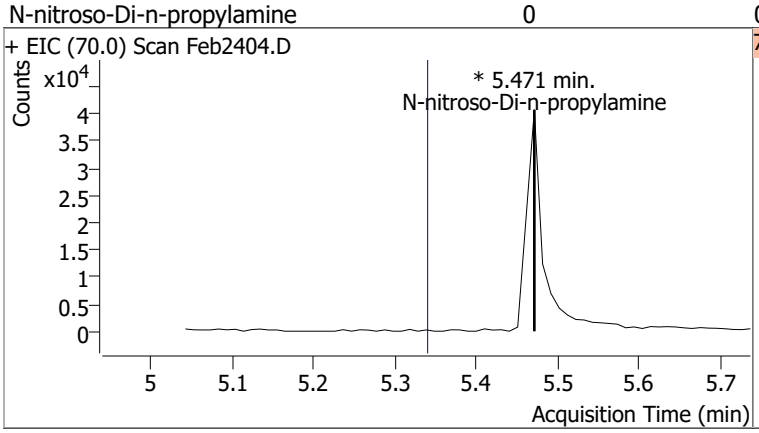

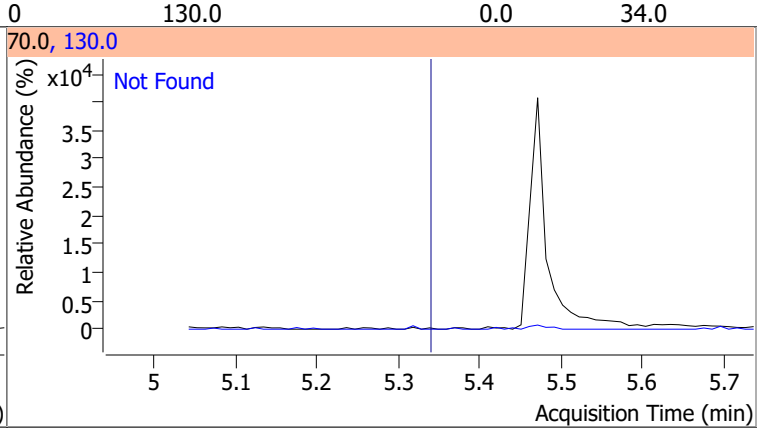

Compound	Conc.	Exp RT	QIon	Exp Ratio	QIon	Exp Ratio
Hexachloroethane	N.D.	5.39	201.0	89.1	199.0	59.3

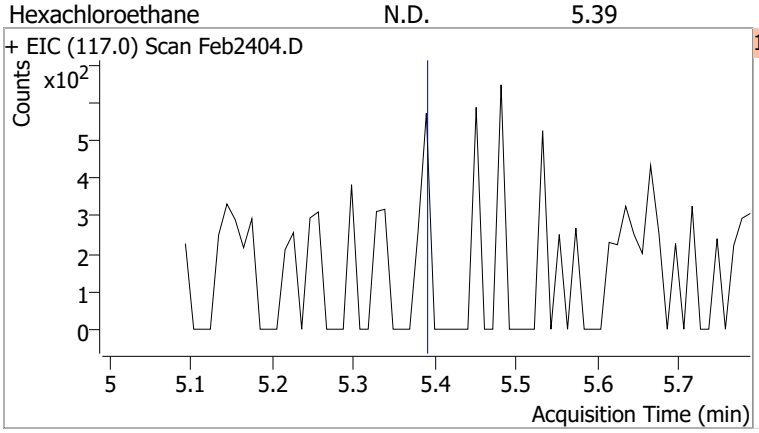

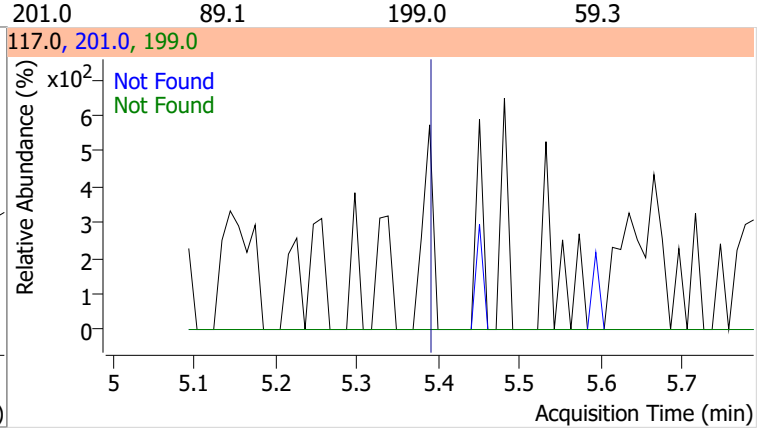

Compound	Conc.	Exp RT	QIon	Exp Ratio
4Methylphenol/3Methylphenol	N.D.	5.40	108.0	84.2

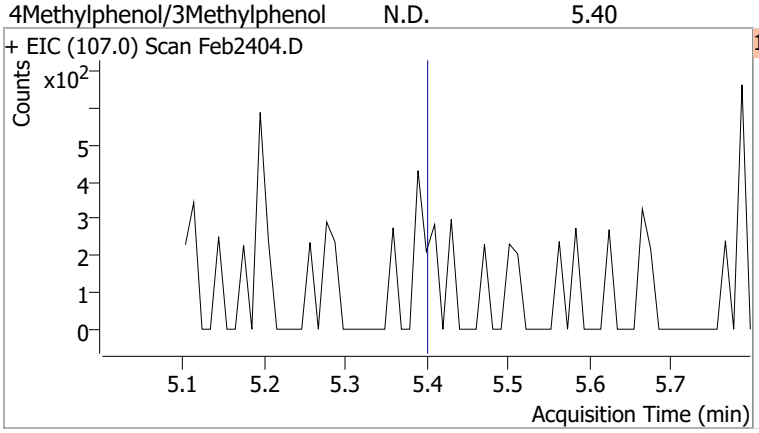

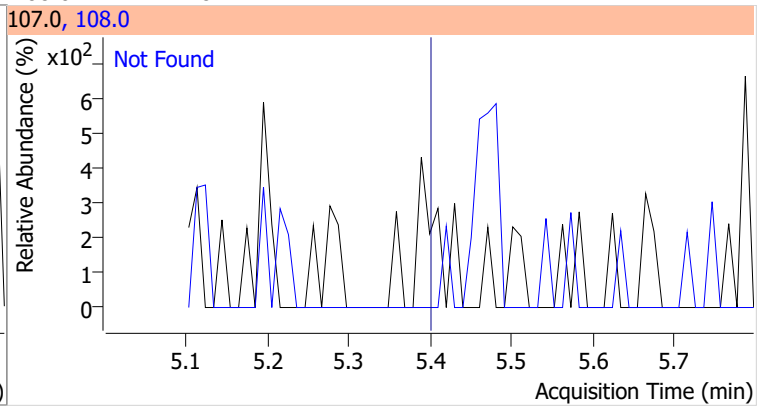

Compound	Conc.	RT	Dev(Min)	Resp.	QIon	QRatio	Lower	Upper
Nitrobenzene-d5	61.1236	5.47	0.00	260595	54.0	61.0	44.9	83.4
					128.0	45.7	33.4	62.1

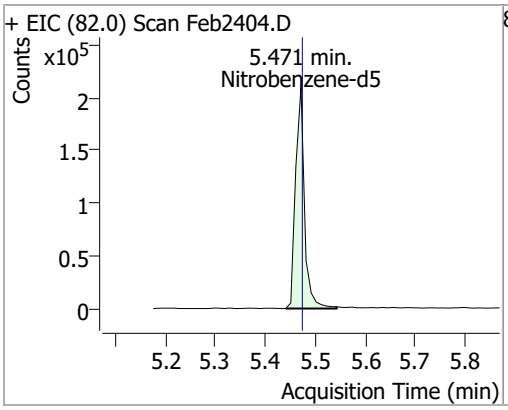

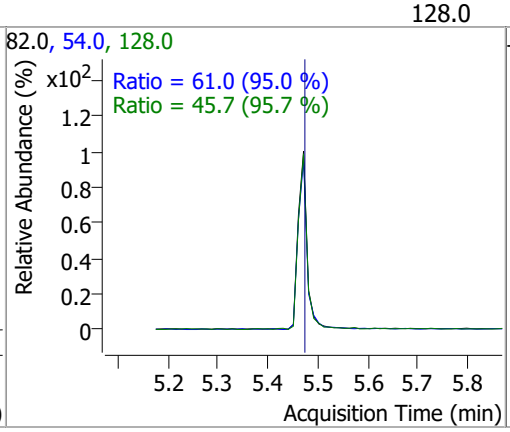

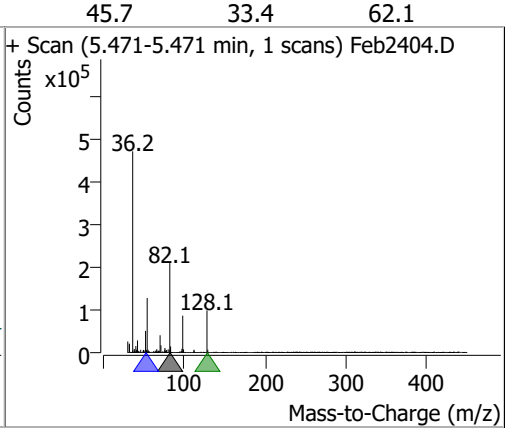

Compound	Conc.	Exp RT	QIon	Exp Ratio	QIon	Exp Ratio
Nitrobenzene	N.D.	5.49	77.0	209.6	51.0	127.5

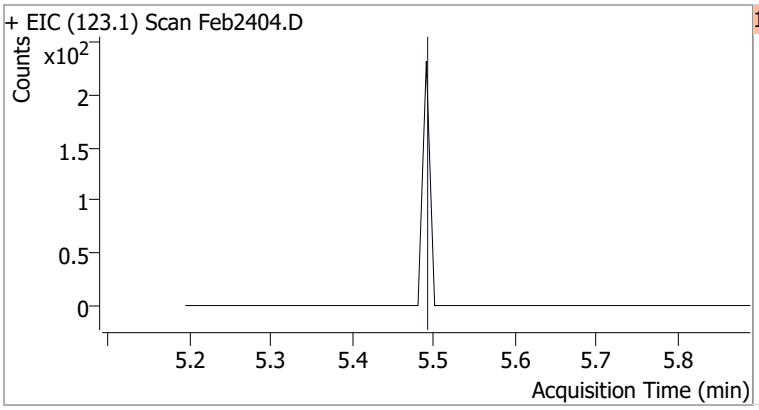

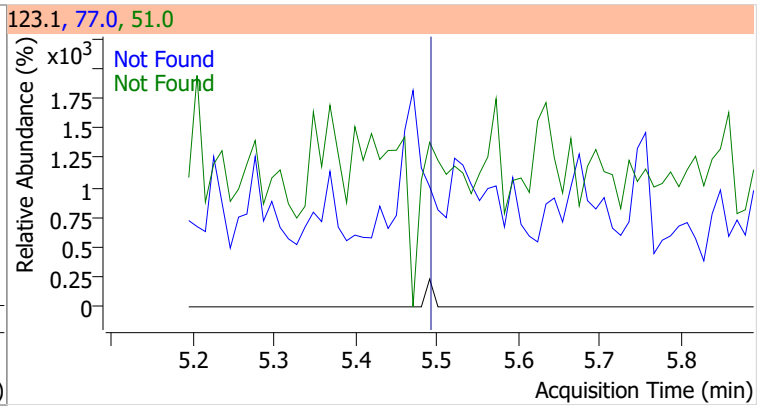

Compound	Conc.	Exp RT	QIon	Exp Ratio
Isophorone	N.D.	5.79	138.0	20.3

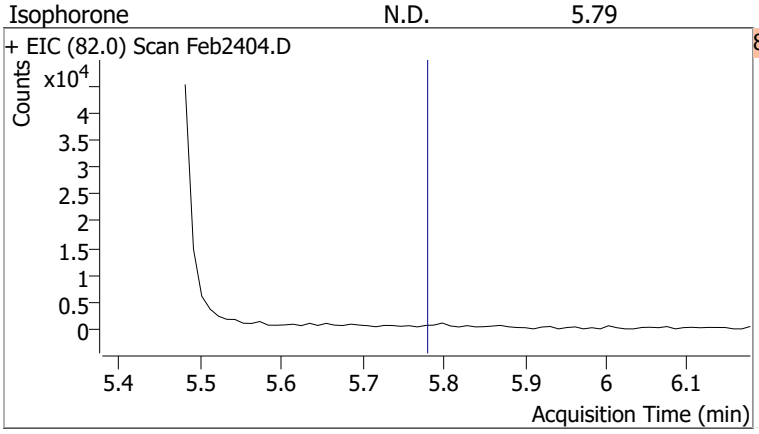

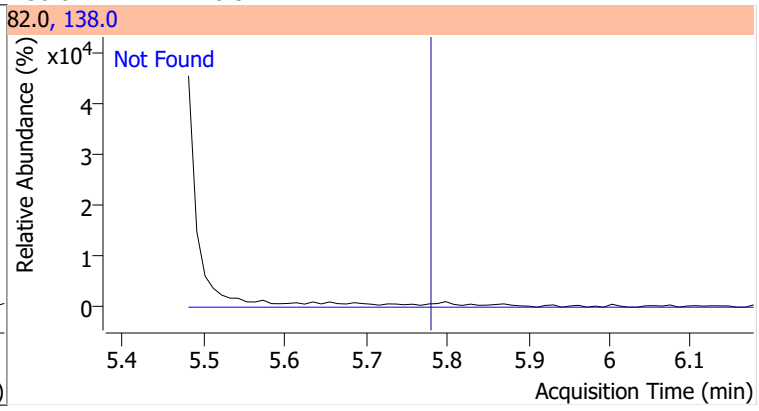

Compound	Conc.	Exp RT	QIon	Exp Ratio	QIon	Exp Ratio
2-Nitrophenol	N.D.	5.86	65.0	51.3	109.0	35.7

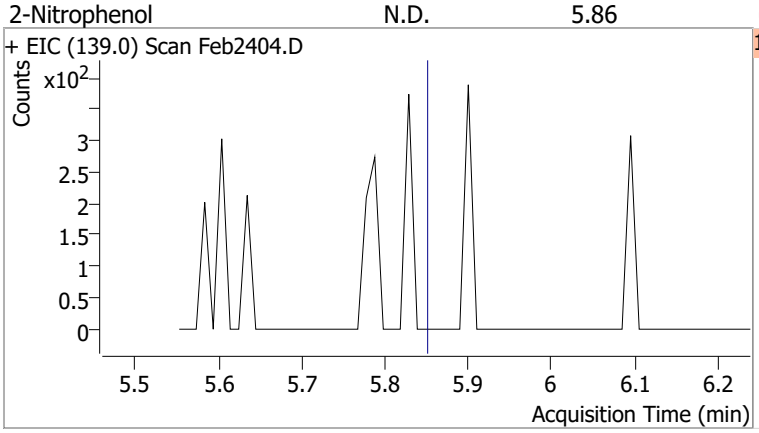

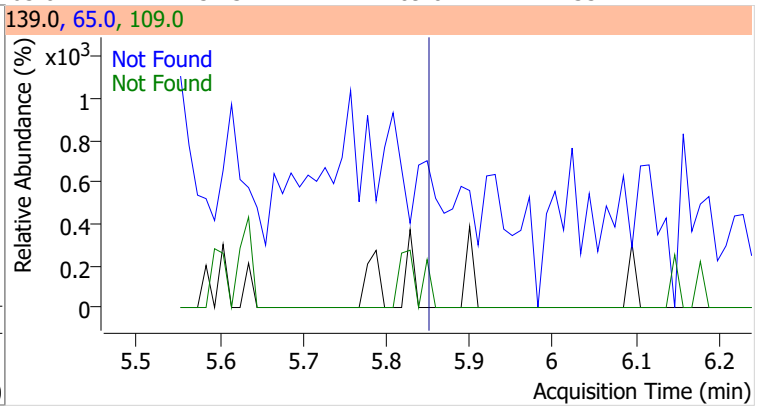

Compound	Conc.	Exp RT	QIon	Exp Ratio	QIon	Exp Ratio
2,4-Dimethylphenol	N.D.	5.99	107.0	111.1	77.0	30.2

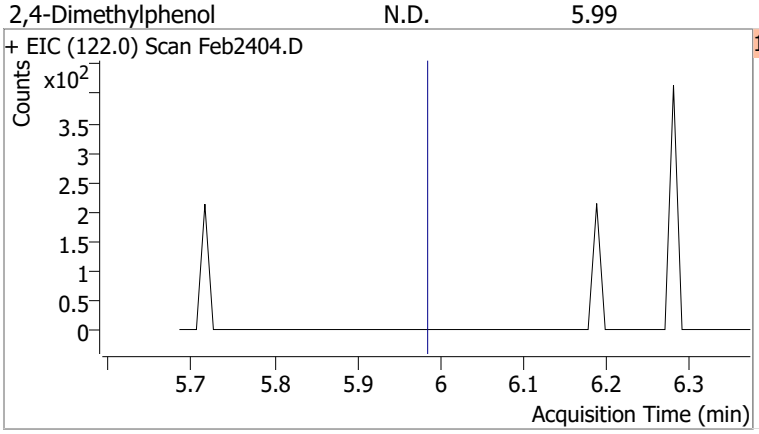

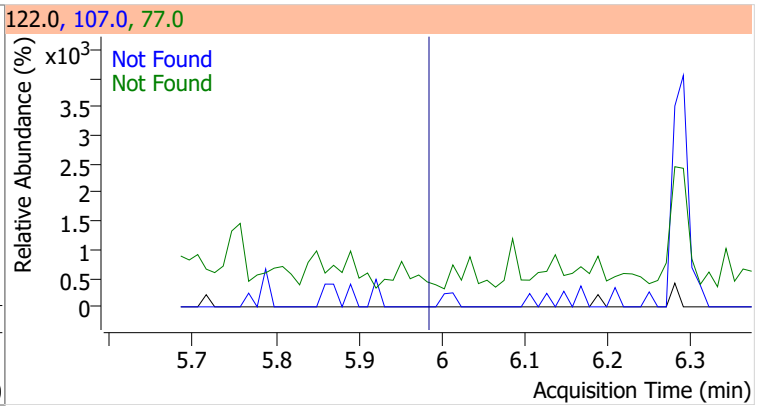

Compound	Conc.	Exp RT	QIon	Exp Ratio	QIon	Exp Ratio
bis(-2-Chloroethoxy)Methane	N.D.	6.07	63.0	70.1	95.0	31.8

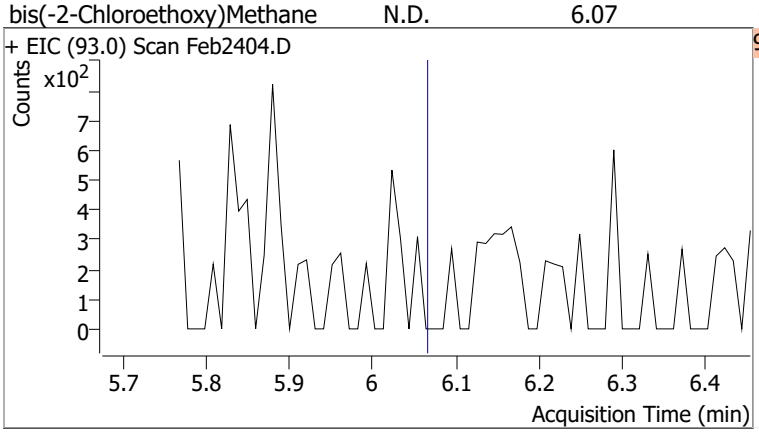

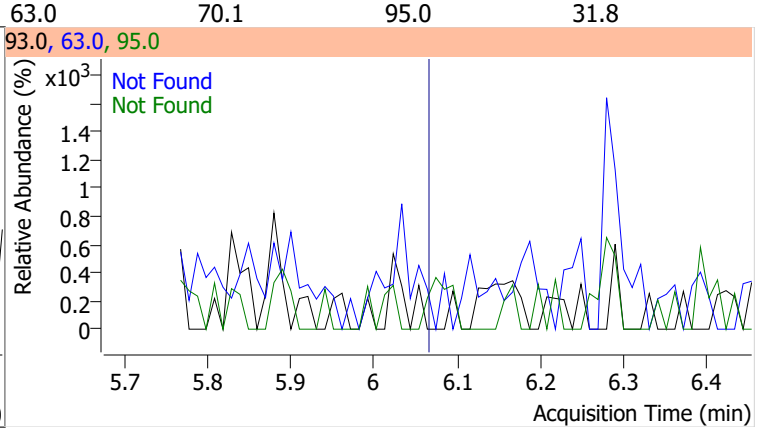

Compound	Conc.	Exp RT	QIon	Exp Ratio	QIon	Exp Ratio
2,4-Dichlorophenol	N.D.	6.18	164.0	66.1	98.0	34.4

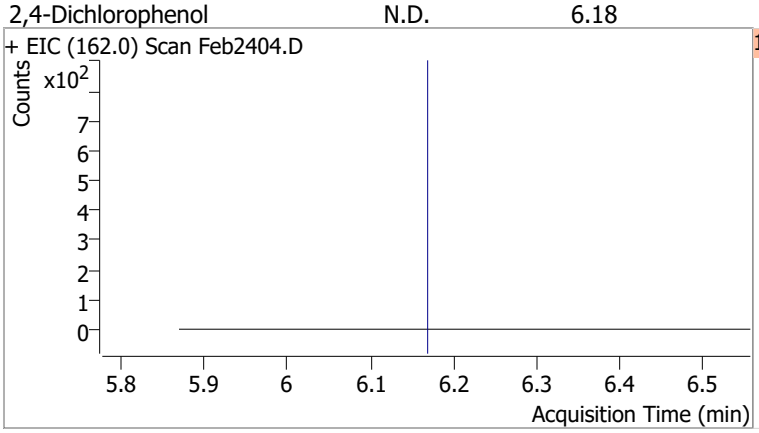

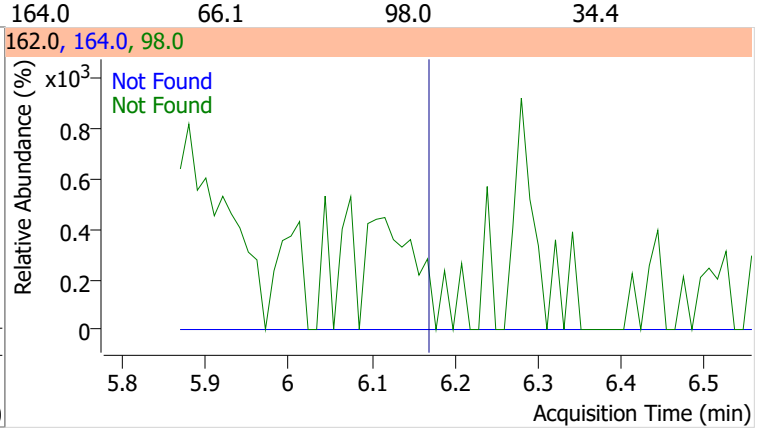

Compound	Conc.	Exp RT	QIon	Exp Ratio	QIon	Exp Ratio
Benzoic Acid	N.D.	6.21	122.0	86.4	77.0	79.5

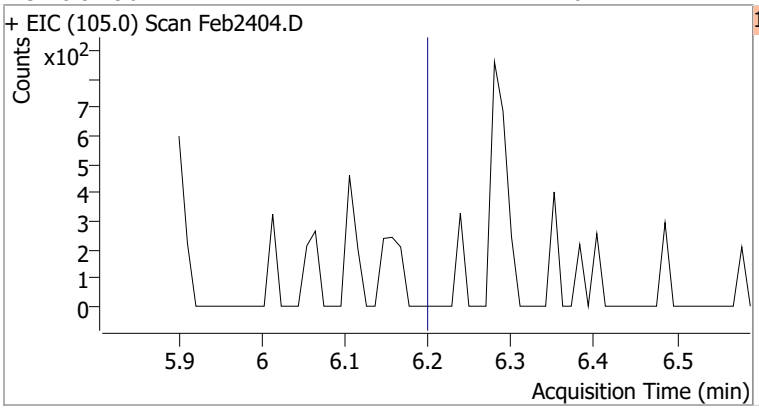

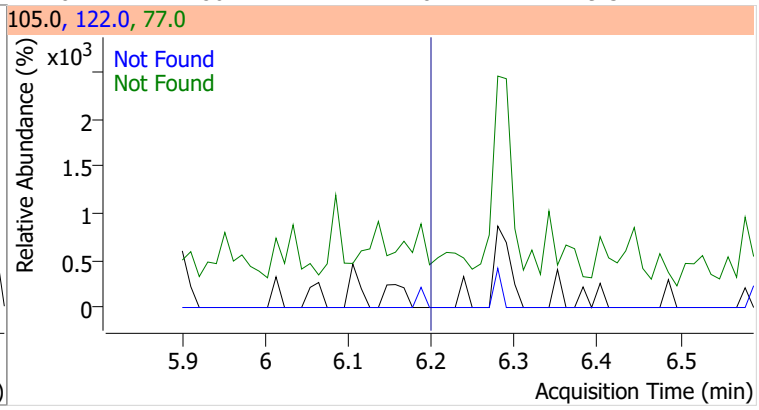

Compound	Conc.	Exp RT	QIon	Exp Ratio	QIon	Exp Ratio
1,2,4-Trichlorobenzene	N.D.	6.23	182.0	95.5	145.0	28.5

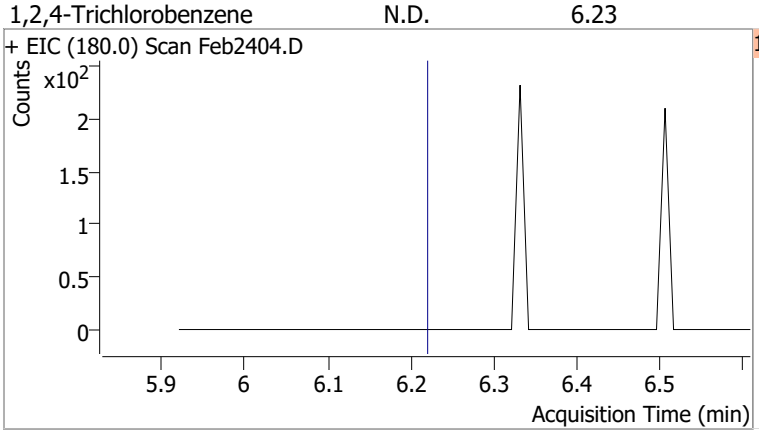

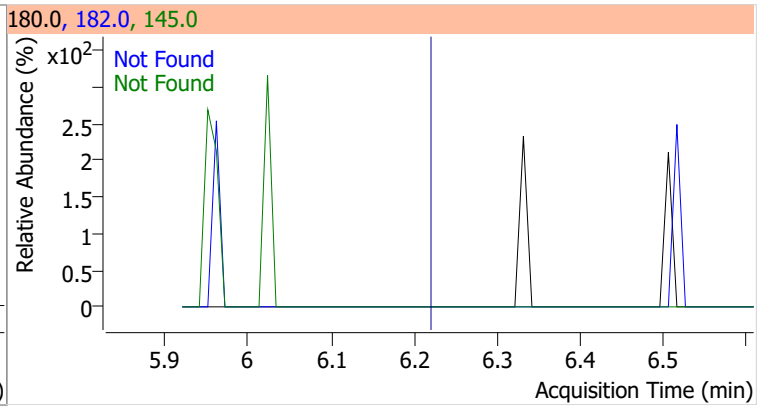

Compound	Conc.	Exp RT	QIon	Exp Ratio	QIon	Exp Ratio
Naphthalene	N.D.	6.31	129.0	11.0	102.0	9.2

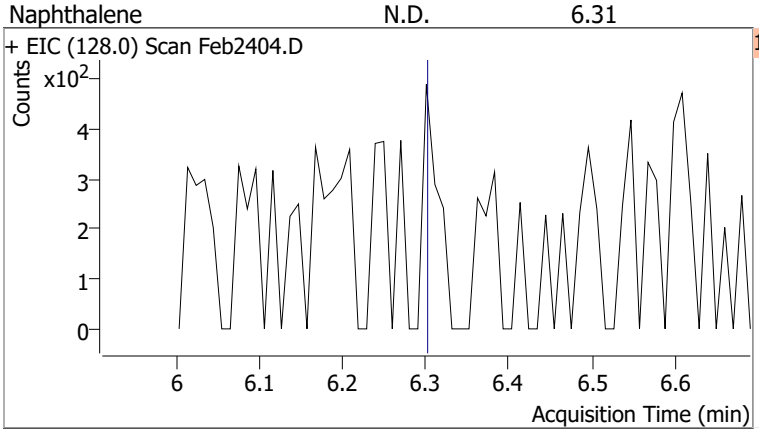

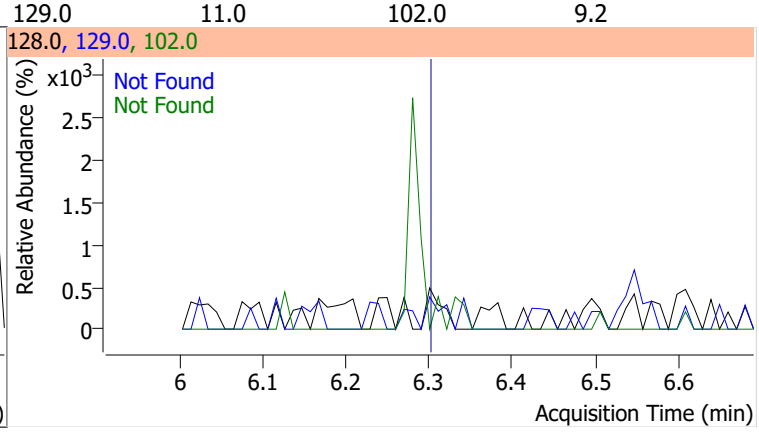

Compound	Conc.	Exp RT	QIon	Exp Ratio
4-Chlorophenol	N.D.	6.40	128.0	316.6

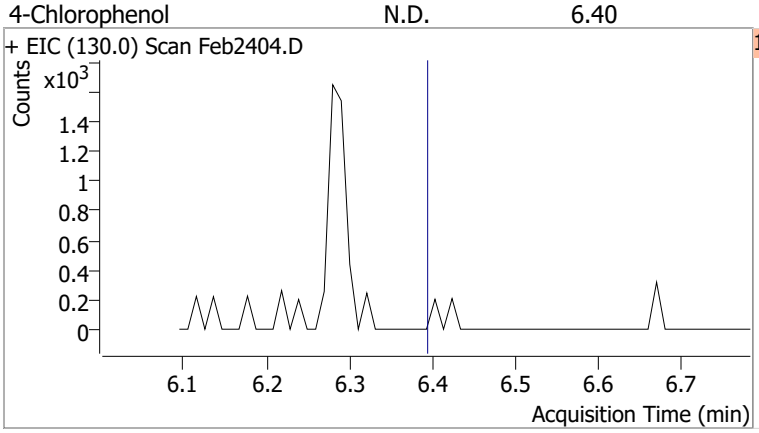

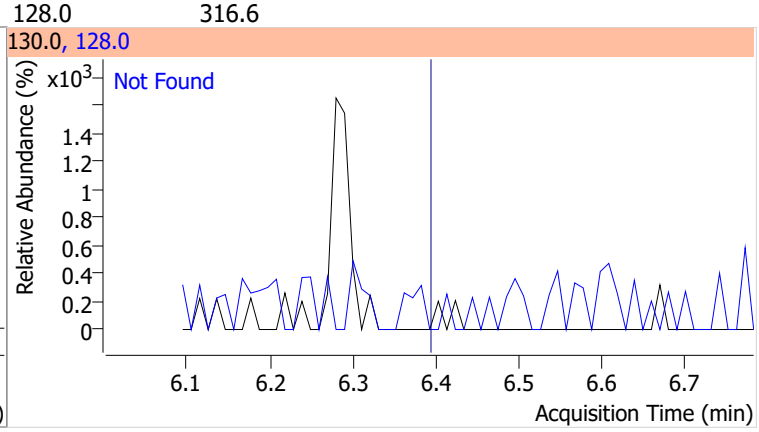

Compound	Conc.	Exp RT	QIon	Exp Ratio	QIon	Exp Ratio
p-Chloroaniline	N.D.	6.41	65.0	61.2	129.0	36.2

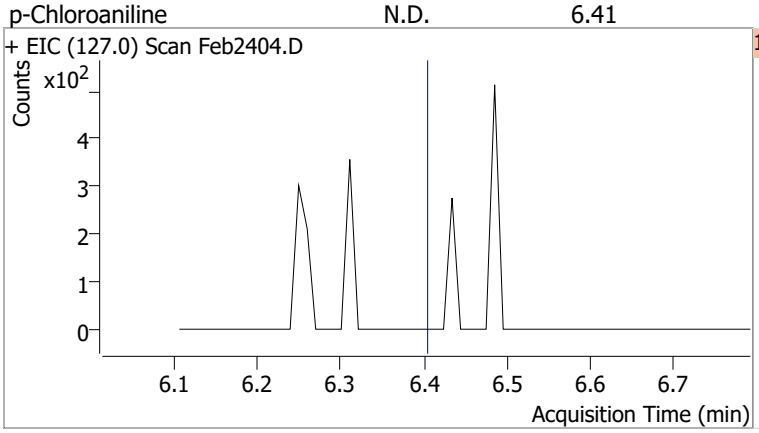

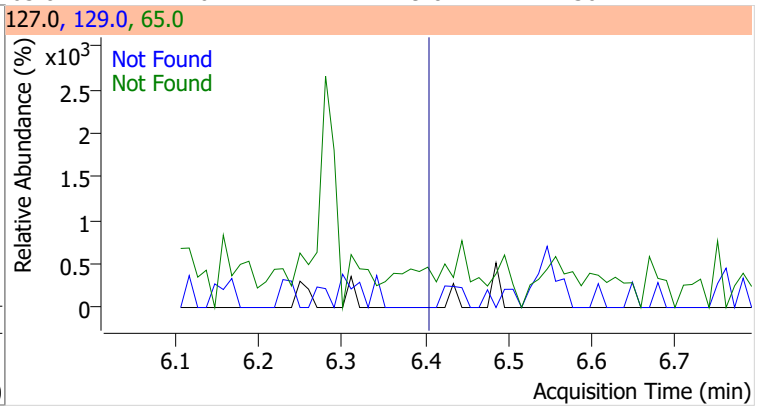

Compound	Conc.	Exp RT	QIon	Exp Ratio	QIon	Exp Ratio
Hexachlorobutadiene	N.D.	6.48	223.0	63.2	227.0	62.4

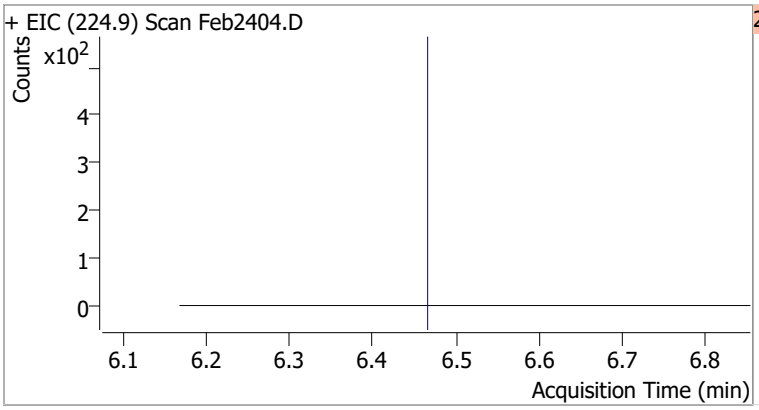

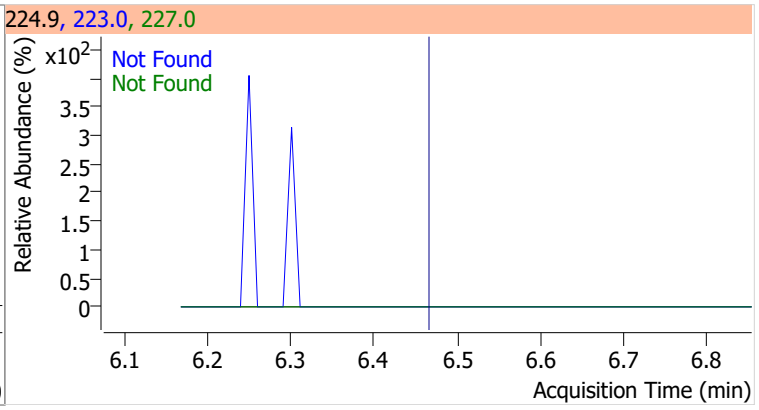

Compound	Conc.	Exp RT	QIon	Exp Ratio
4-Chloro-2-Methylphenol	N.D.	6.93	144.0	27.8

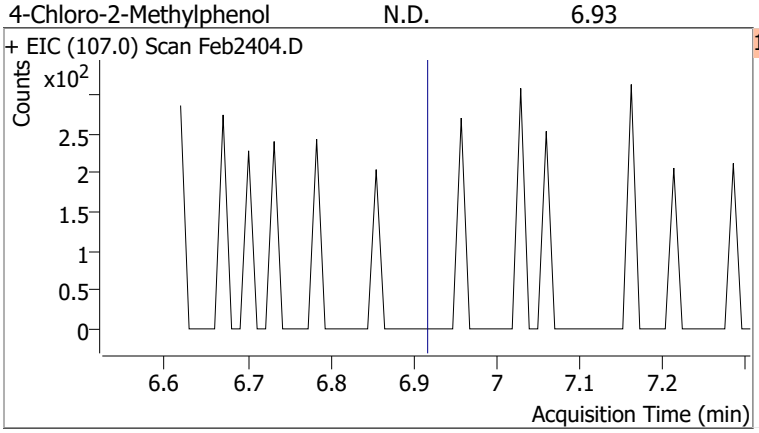

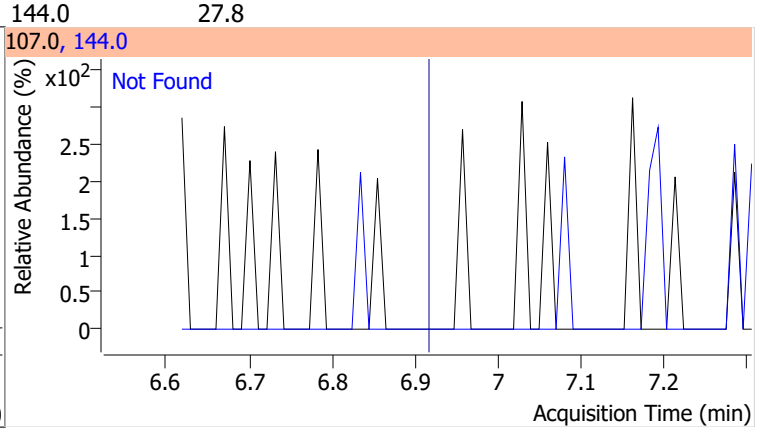

Compound	Conc.	Exp RT	QIon	Exp Ratio
4-Chloro-3-Methylphenol	N.D.	7.07	144.0	26.7

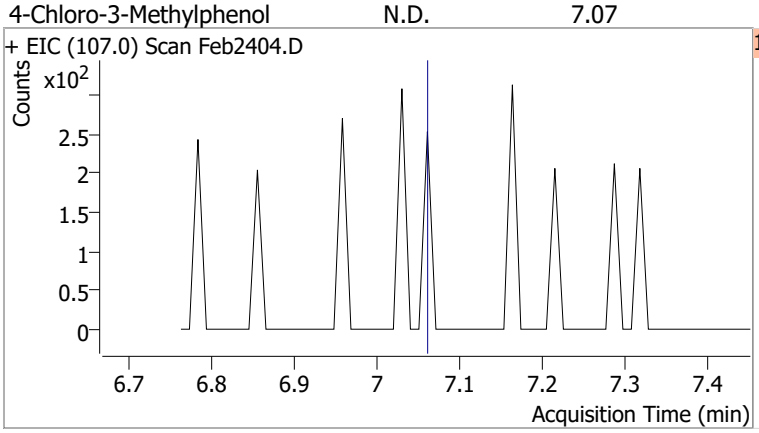

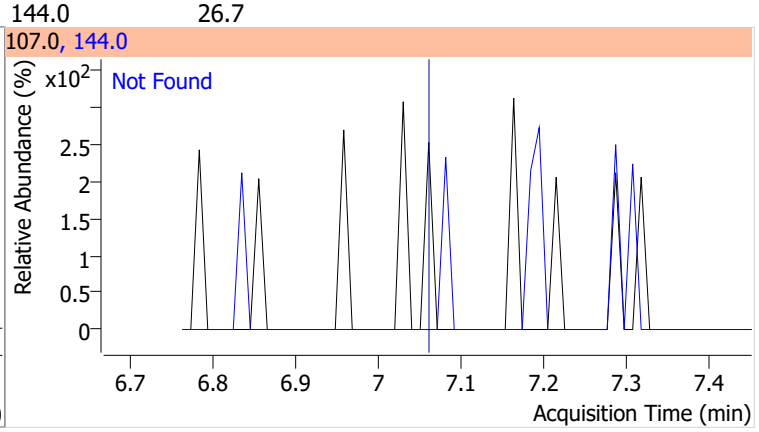

Compound	Conc.	Exp RT	QIon	Exp Ratio	QIon	Exp Ratio
2-Methylnaphthalene	N.D.	7.13	142.0	120.9	115.0	40.2

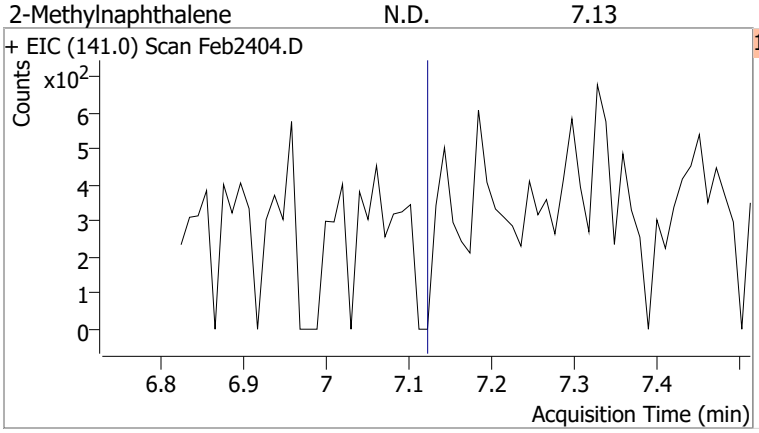

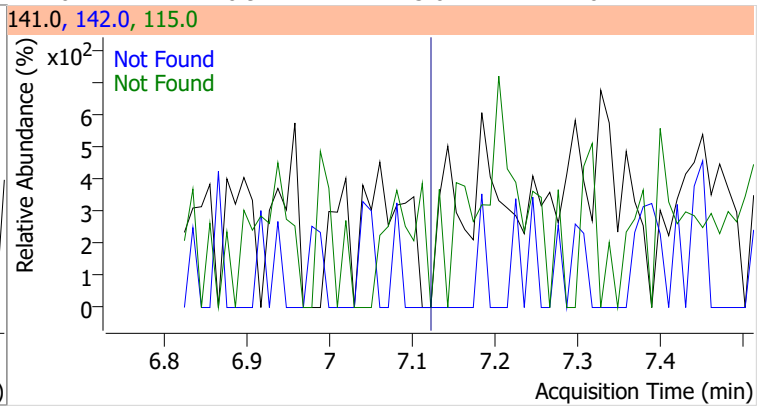

Compound	Conc.	Exp RT	QIon	Exp Ratio	QIon	Exp Ratio
1-Methylnaphthalene	N.D.	7.25	142.0	116.0	115.0	41.9

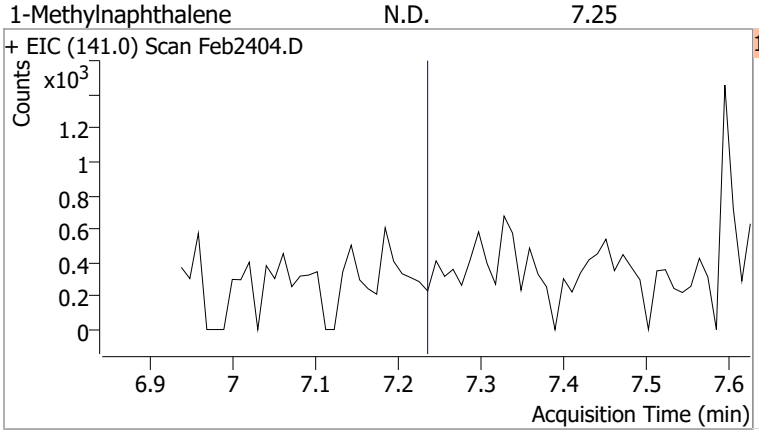

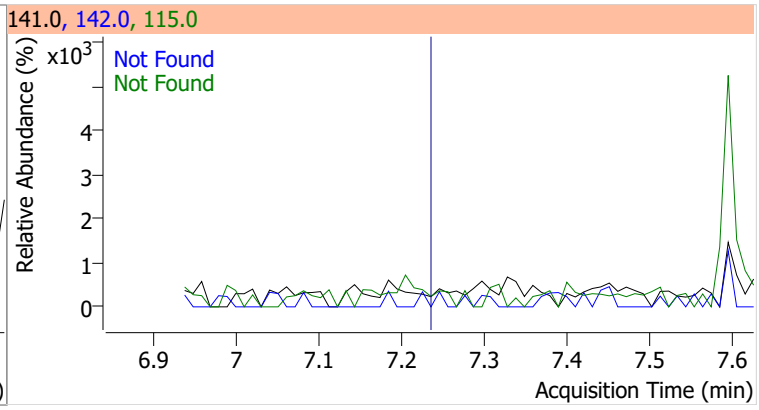

Compound	Conc.	Exp RT	QIon	Exp Ratio	QIon	Exp Ratio
Hexachlorocyclopentadiene	N.D.	7.33	238.9	64.2	234.9	62.1

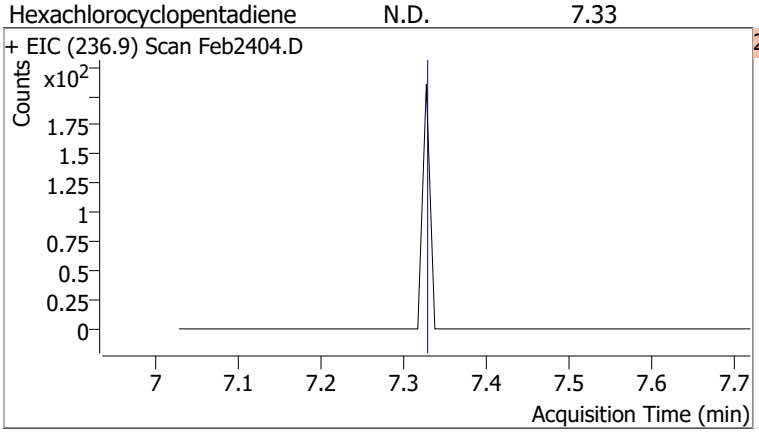

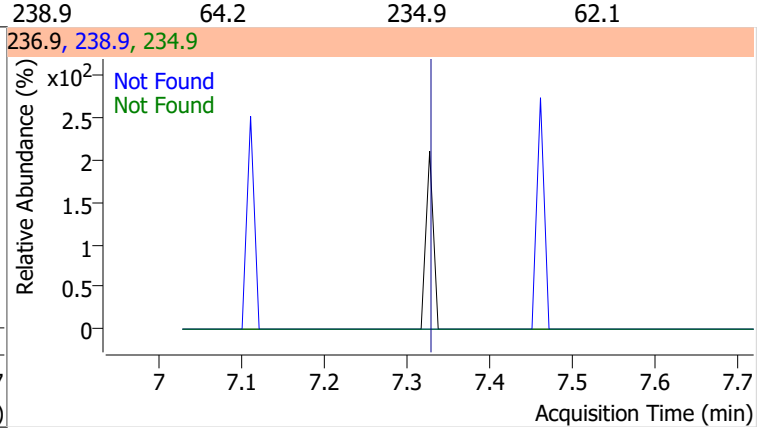

Compound	Conc.	Exp RT	QIon	Exp Ratio
2,4,6-Trichlorophenol	N.D.	7.51	198.0	92.6

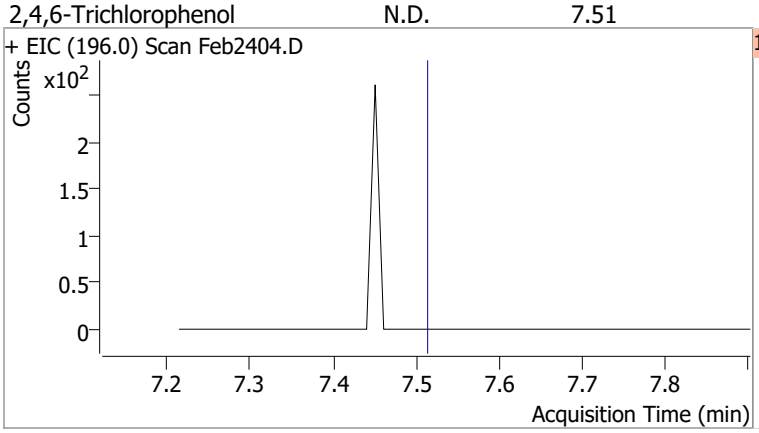

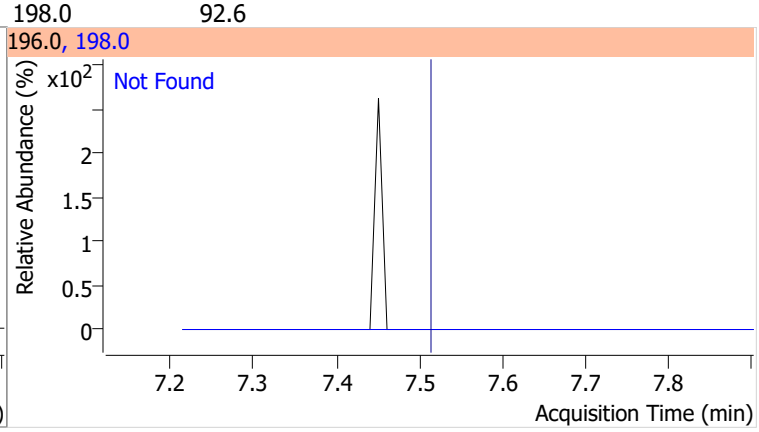

Compound	Conc.	Exp RT	QIon	Exp Ratio
2,4,5-Trichlorophenol	N.D.	7.57	198.0	94.1

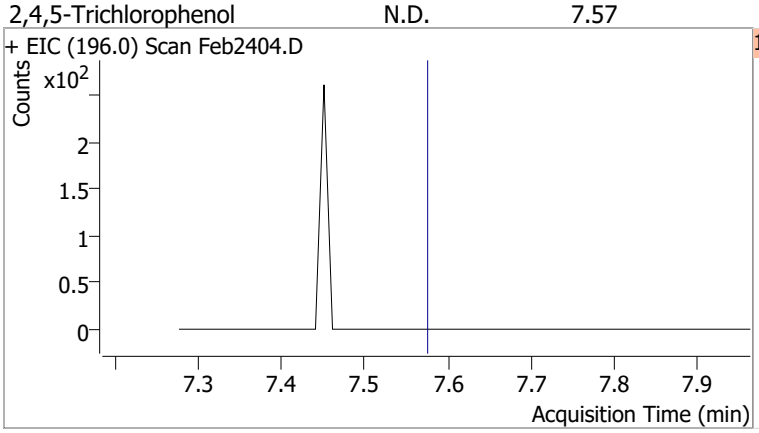

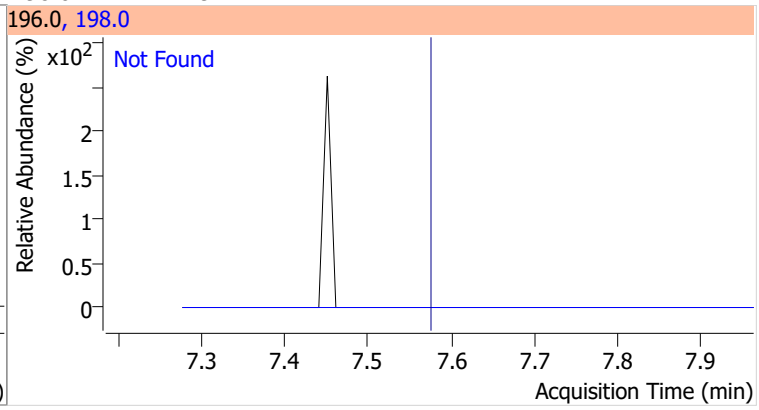

Compound	Conc.	RT	Dev(Min)	Resp.	QIon	QRatio	Lower	Upper
2-Fluorobiphenyl	63.6545	7.59	0.00	764669	171.0	35.1	24.1	44.7

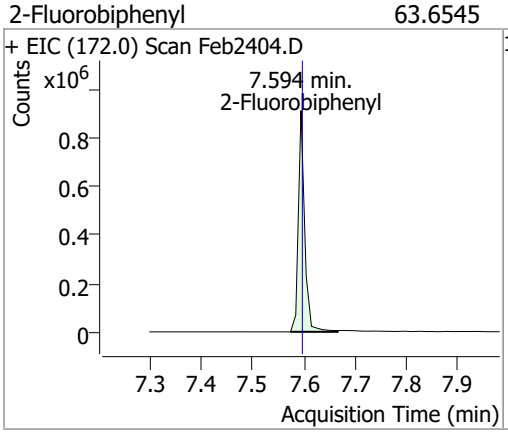

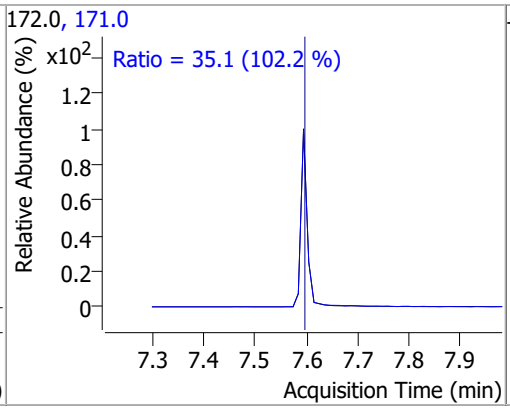

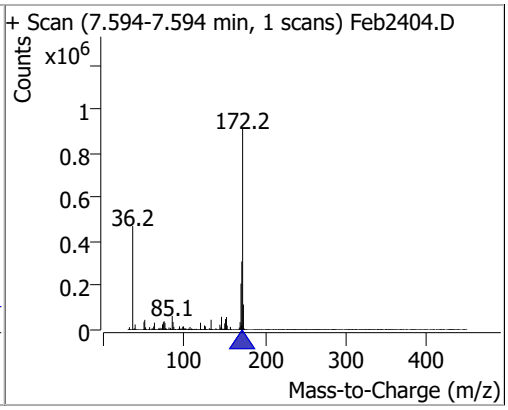

Compound	Conc.	Exp RT	QIon	Exp Ratio	QIon	Exp Ratio
2-Chloronaphthalene	N.D.	7.71	127.0	35.7	164.0	32.6

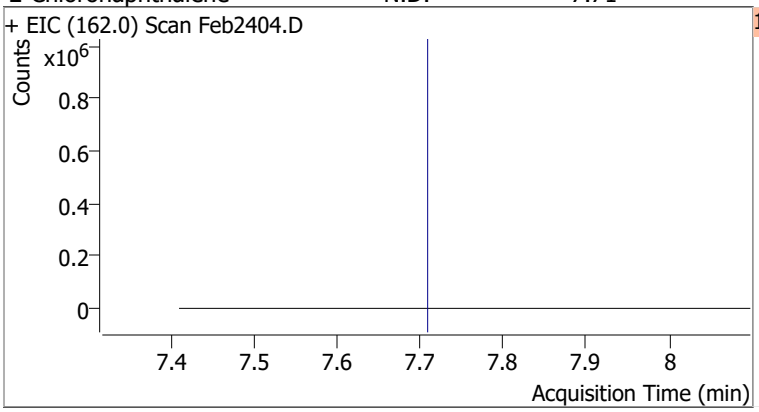

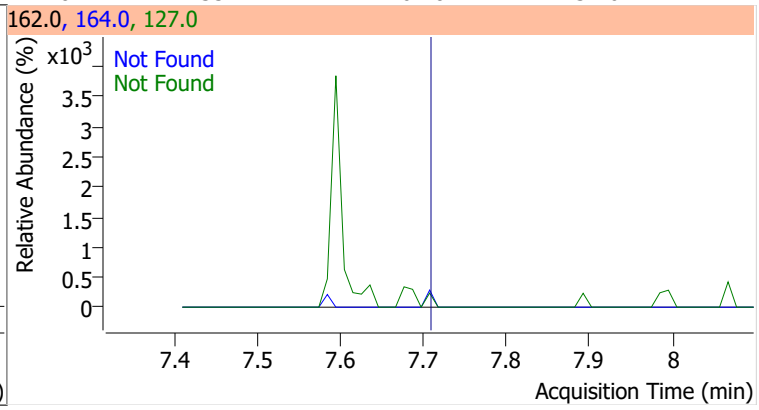

Compound	Conc.	Exp RT	QIon	Exp Ratio
2-Nitroaniline	N.D.	7.87	138.0	123.0

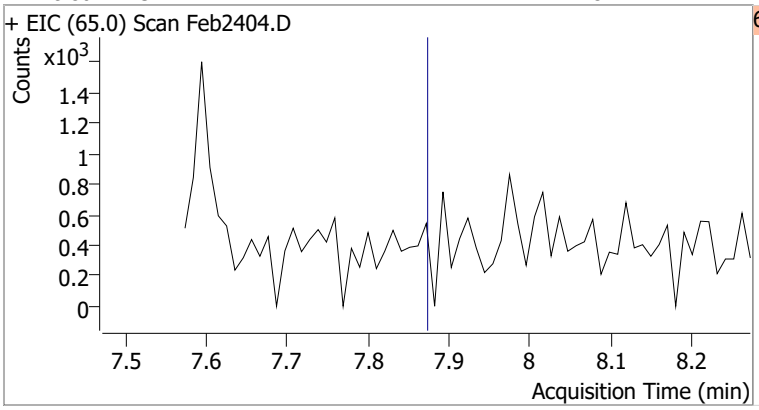

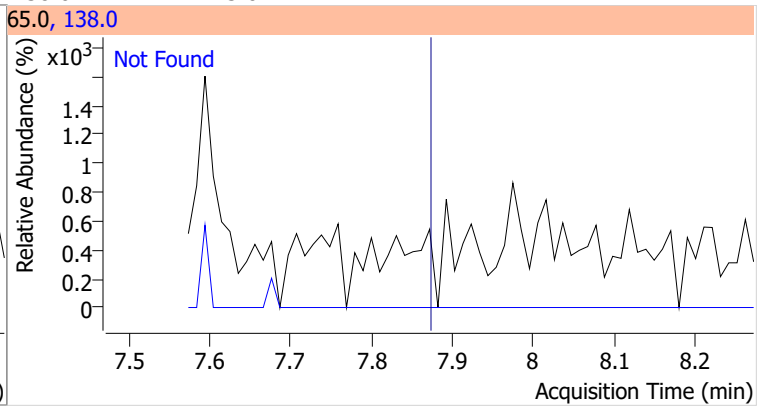

Compound	Conc.	RT	Dev(Min)	Resp.	QIon	QRatio	Lower	Upper
Dimethyl Phthalate		0		0	77.0		13.9	25.8

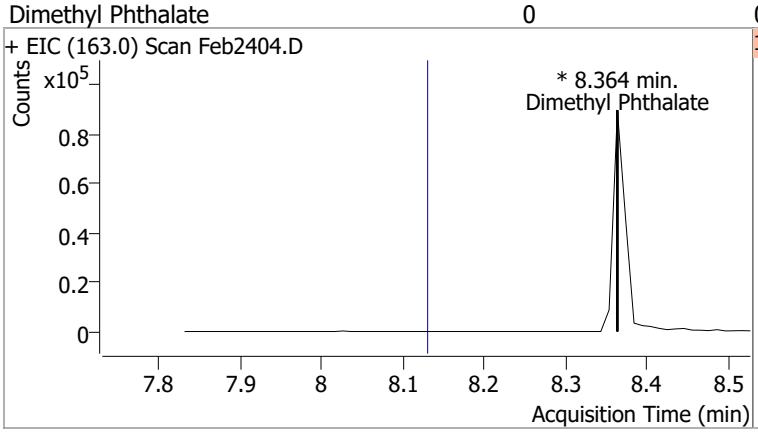

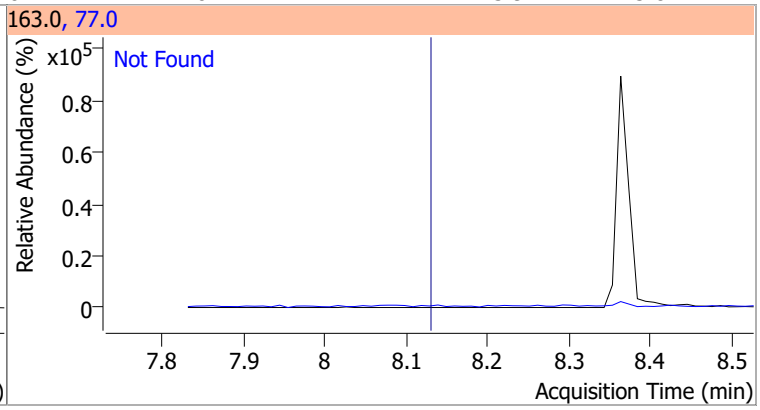

Compound	Conc.	RT	Dev(Min)	Resp.	QIon	QRatio	Lower	Upper
2,6-Dinitrotoluene		0		0	63.0		95.6	177.5
					89.0		45.4	84.4

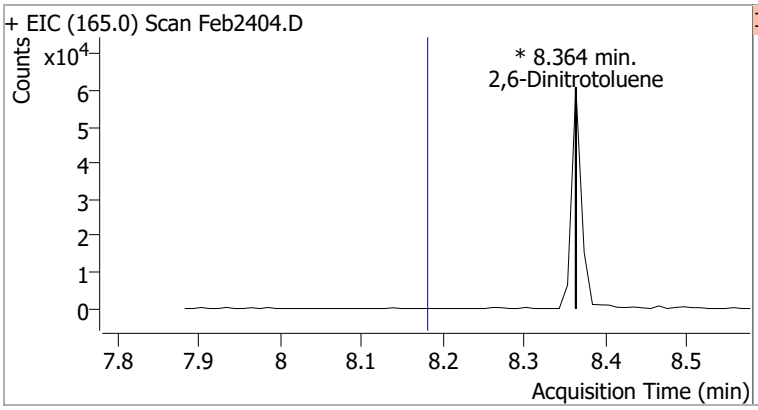

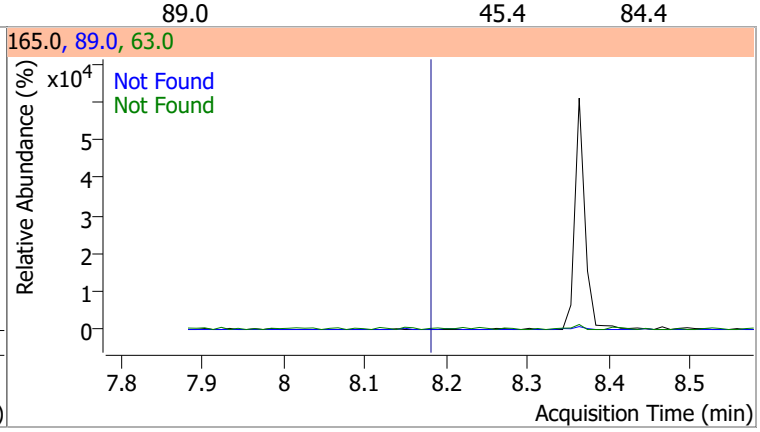

Compound	Conc.	Exp RT	QIon	Exp Ratio
Acenaphthylene	N.D.	8.19	153.1	14.0

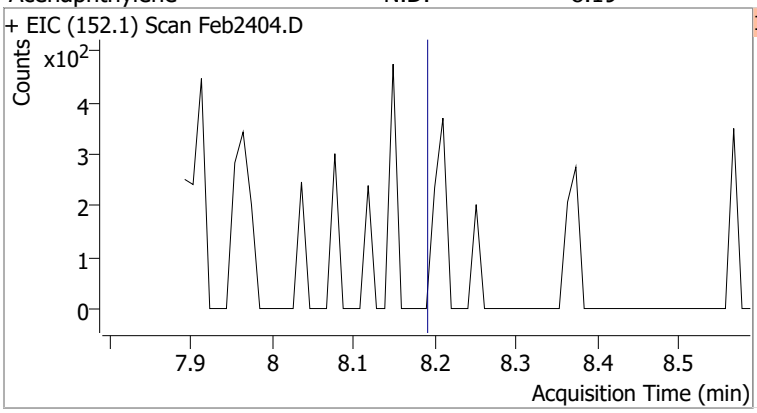

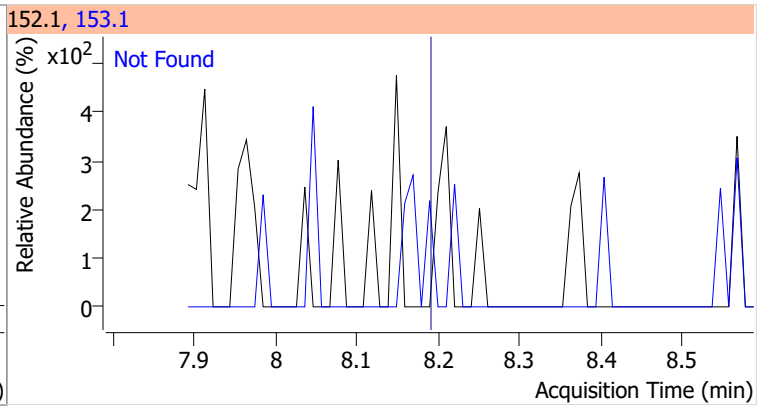

Compound	Conc.	Exp RT	QIon	Exp Ratio	QIon	Exp Ratio
3-Nitroaniline	N.D.	8.38	65.0	131.7	92.0	112.6

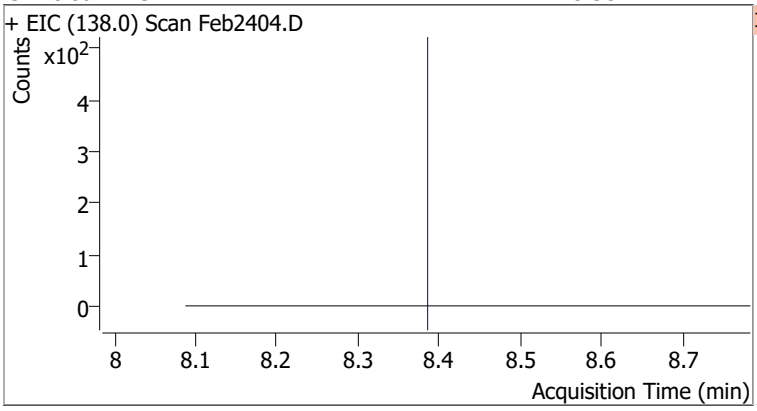

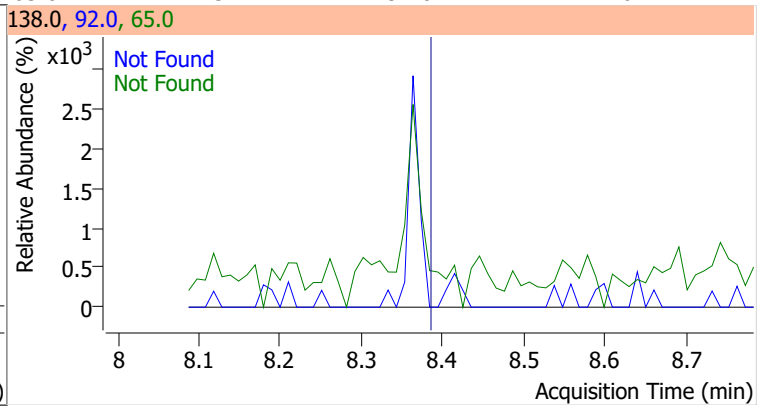

Compound	Conc.	Exp RT	QIon	Exp Ratio	QIon	Exp Ratio
Acenaphthene	N.D.	8.40	153.0	106.6	152.0	52.4

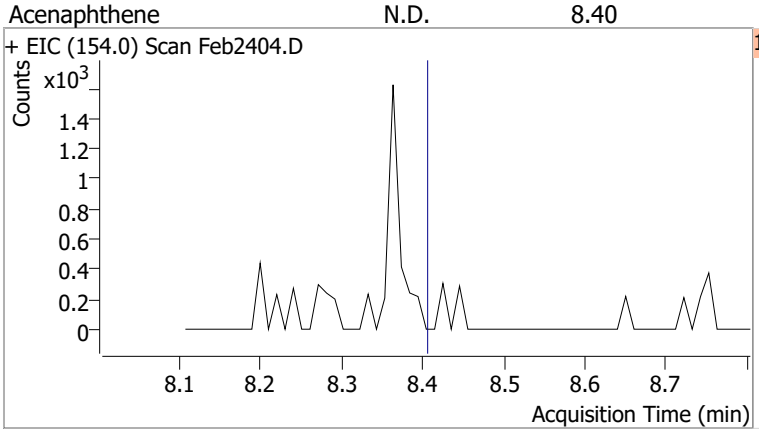

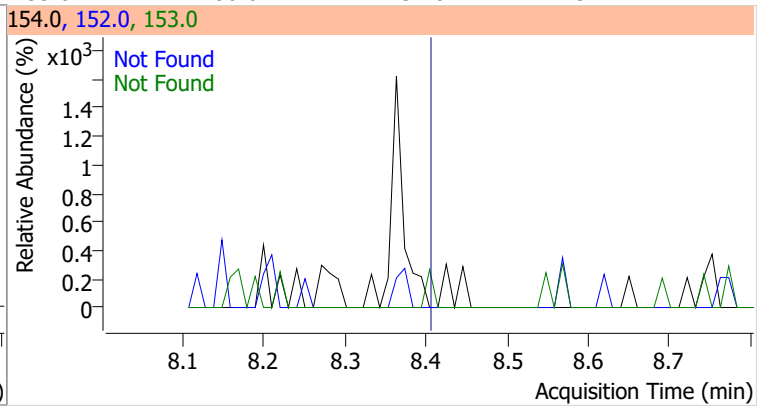

Compound	Conc.	Exp RT	QIon	Exp Ratio
2,4-Dinitrophenol	N.D.	8.51	154.0	59.3

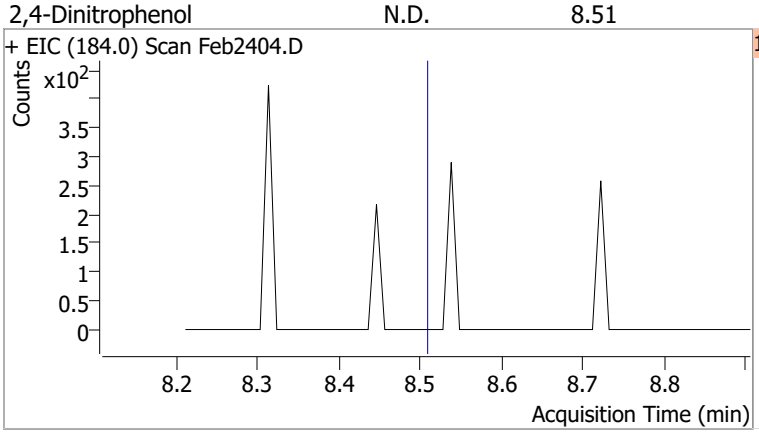

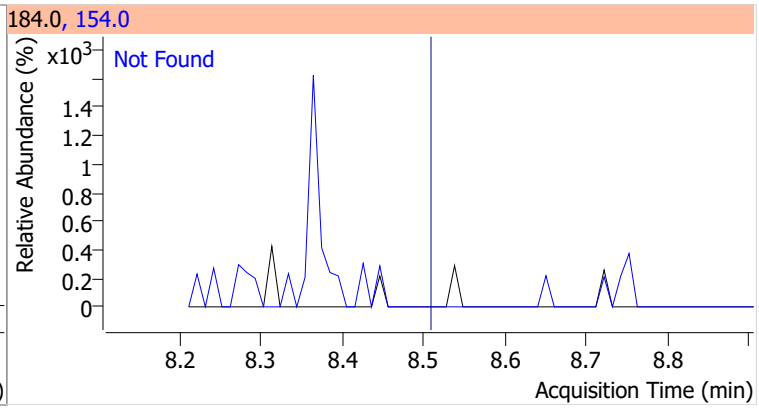

Compound	Conc.	Exp RT	QIon	Exp Ratio
Dibenzofuran	N.D.	8.62	139.0	37.6

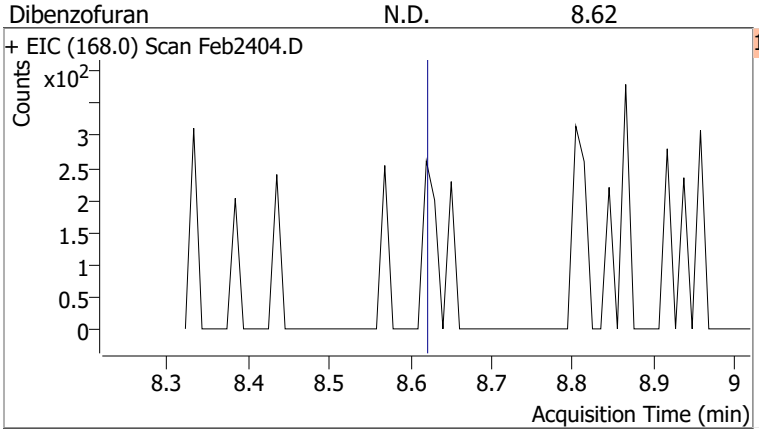

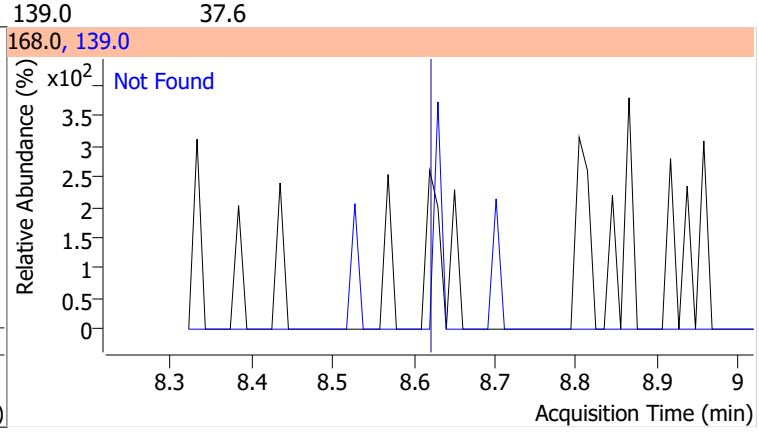

Compound	Conc.	Exp RT	QIon	Exp Ratio	QIon	Exp Ratio
2,4-Dinitrotoluene	N.D.	8.66	89.0	75.9	63.0	44.1

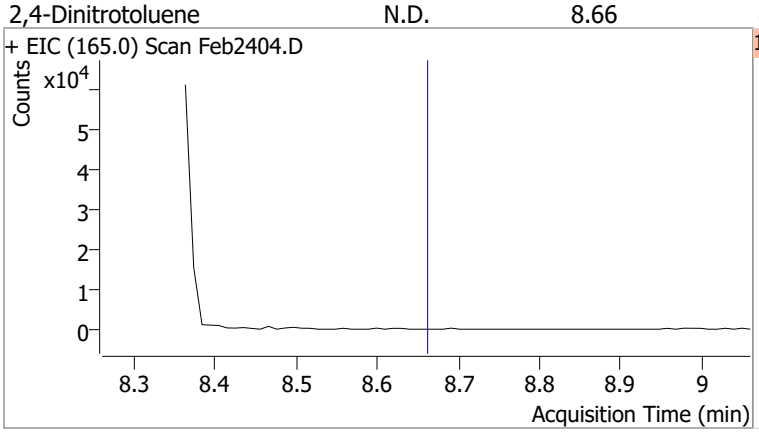

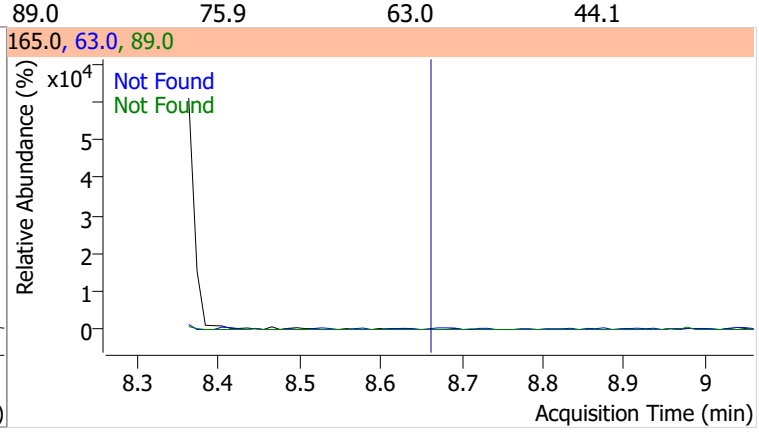

Compound	Conc.	Exp RT	QIon	Exp Ratio	QIon	Exp Ratio
4-Nitrophenol	N.D.	8.71	139.0	78.4	65.0	71.6

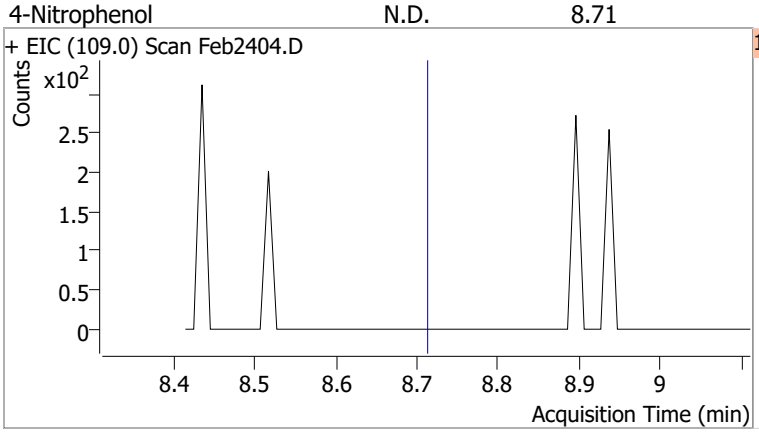

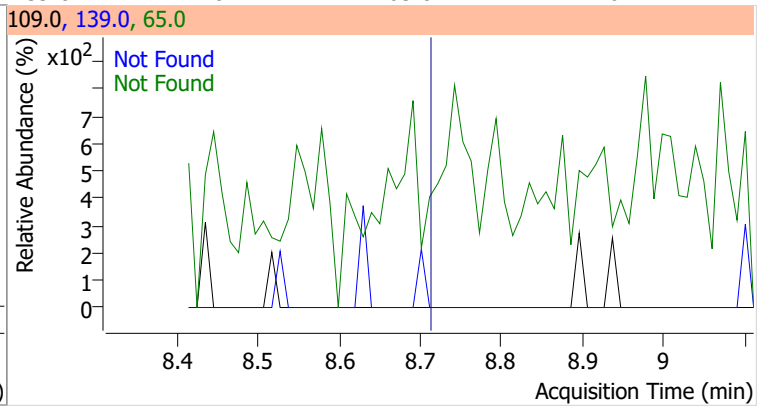

Compound	Conc.	Exp RT	QIon	Exp Ratio	QIon	Exp Ratio
Diethylphthalate	N.D.	8.99	177.0	21.3	150.0	12.7

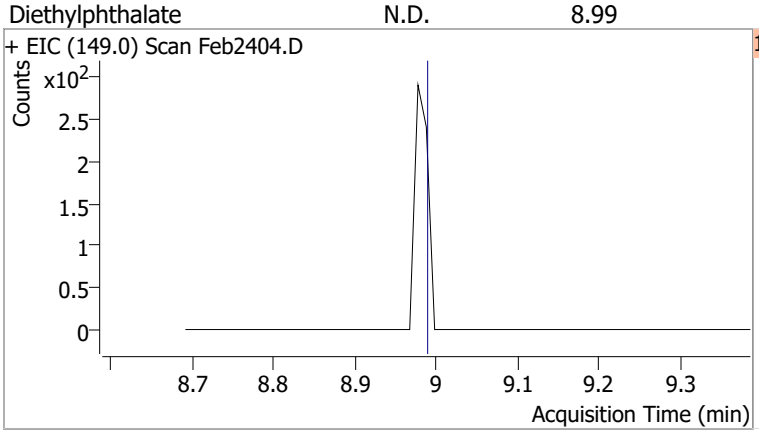

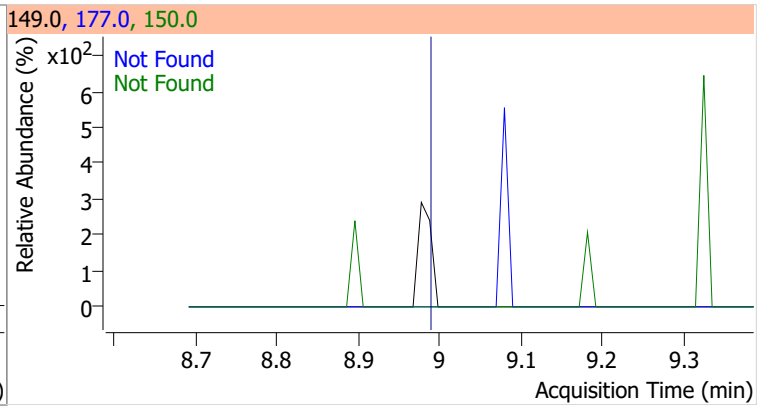

Compound	Conc.	Exp RT	QIon	Exp Ratio	QIon	Exp Ratio
Fluorene	N.D.	9.03	165.0	94.1	167.0	13.4

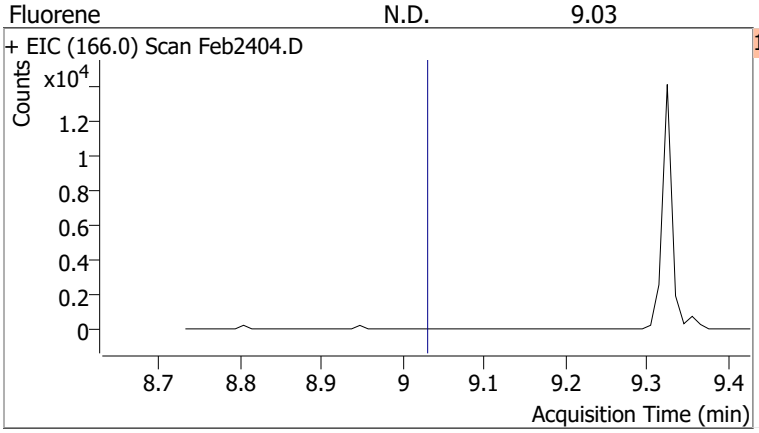

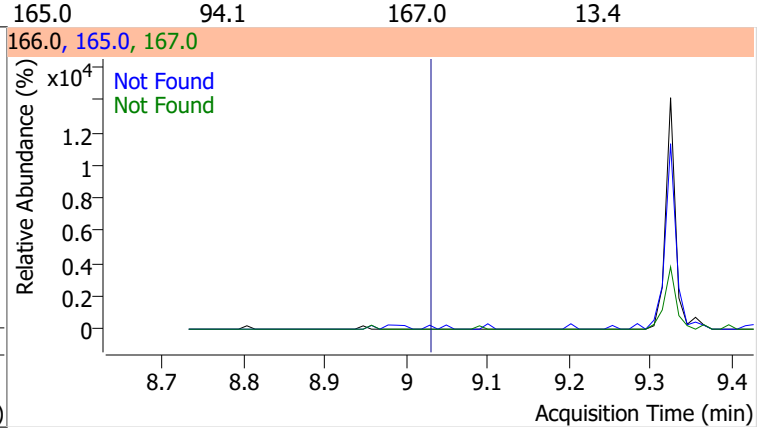

Compound	Conc.	Exp RT	QIon	Exp Ratio	QIon	Exp Ratio
4-Chlorophenyl-phenylether	N.D.	9.07	141.0	61.7	206.0	34.0

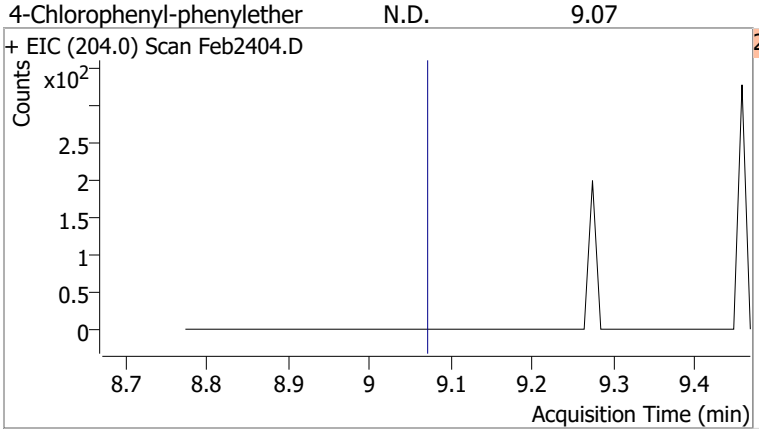

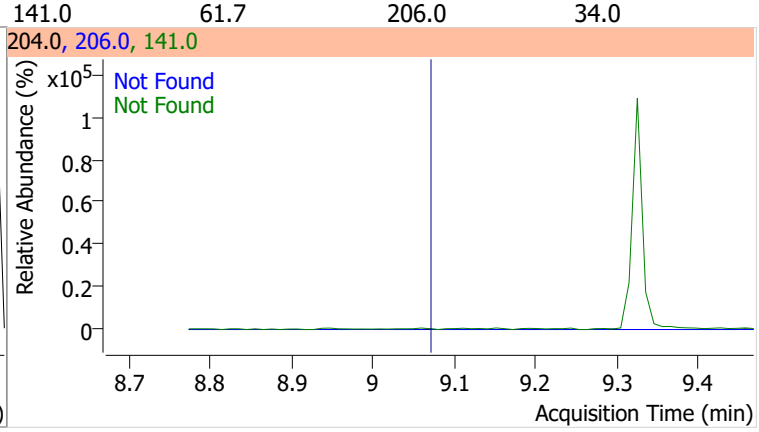

Compound	Conc.	Exp RT	QIon	Exp Ratio	QIon	Exp Ratio
4-Nitroaniline	N.D.	9.12	65.0	109.2	92.0	47.3

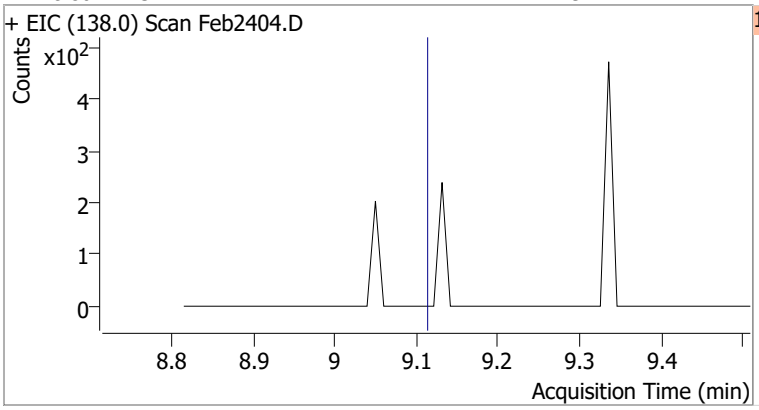

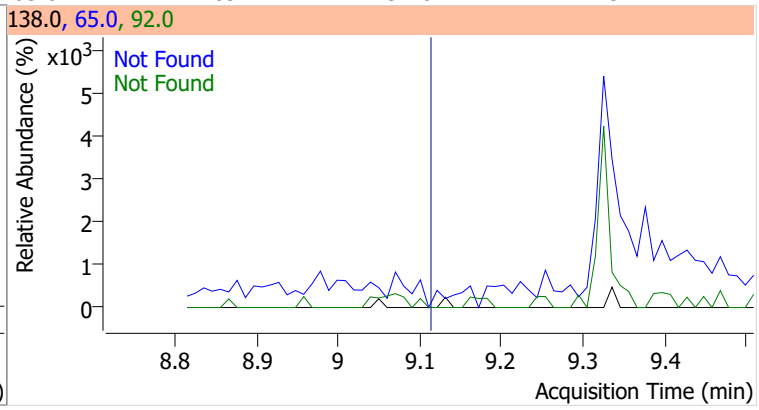

Compound	Conc.	Exp RT	QIon	Exp Ratio
4,6-Dinitro-2-methylphenol	N.D.	9.14	121.0	48.7

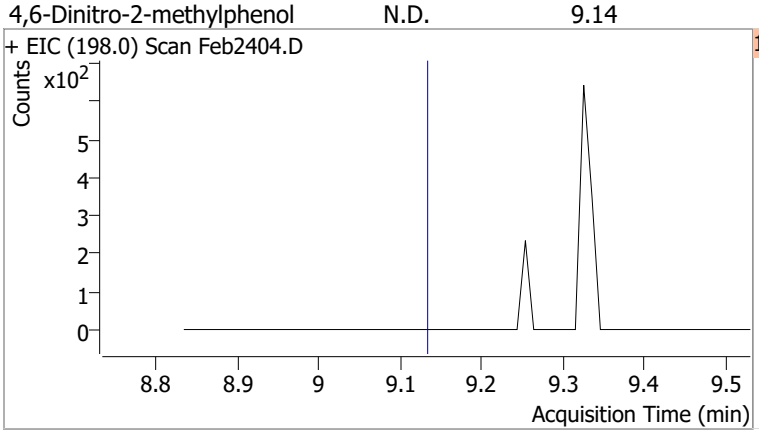

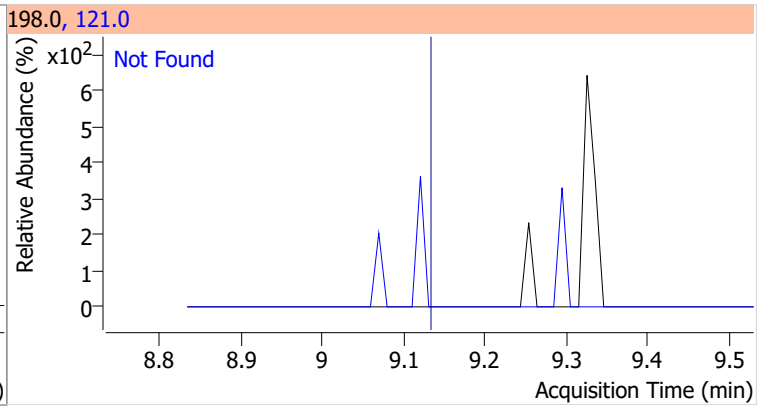

Compound	Conc.	Exp RT	QIon	Exp Ratio	QIon	Exp Ratio
N-nitrosodiphenylamine	N.D.	9.22	168.0	64.6	167.0	34.5

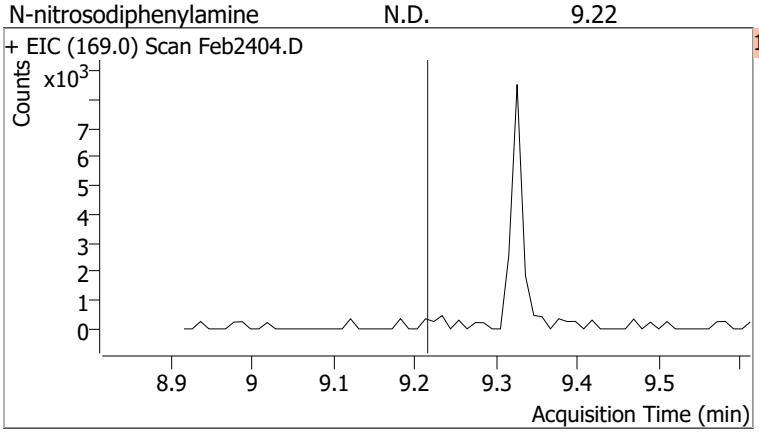

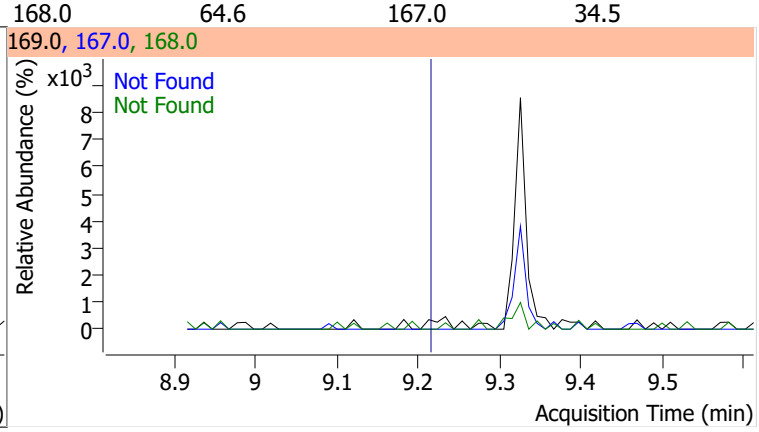

Compound	Conc.	Exp RT	QIon	Exp Ratio	QIon	Exp Ratio
Azobenzene	N.D.	9.25	51.0	48.8	182.0	26.0

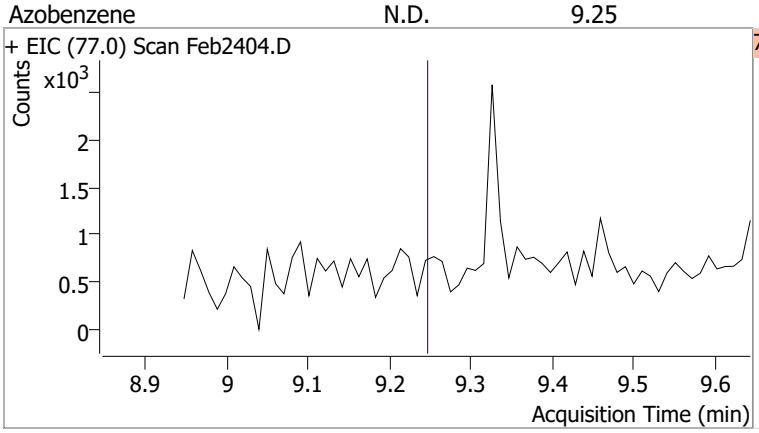

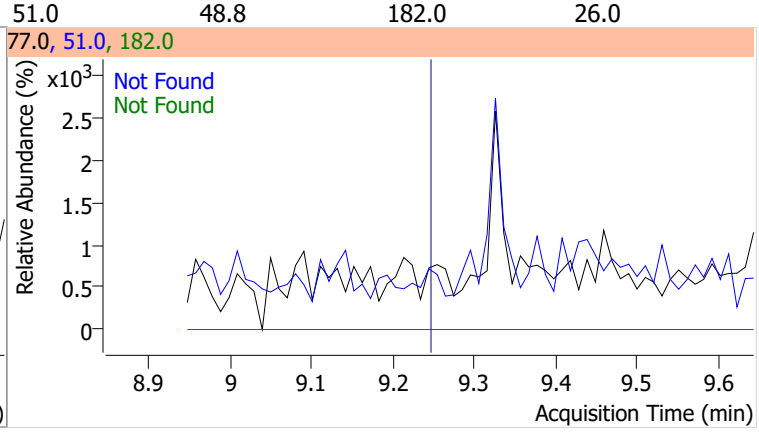

Compound	Conc.	RT	Dev(Min)	Resp.	QIon	QRatio	Lower	Upper
2,4,6-Tribromophenol	133.9902	9.33	0.00	147468	331.8	95.3	63.6	118.2

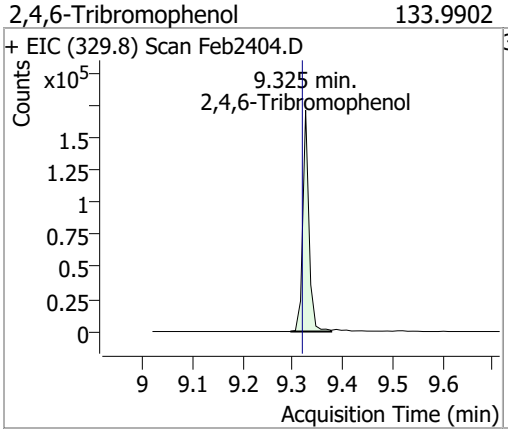

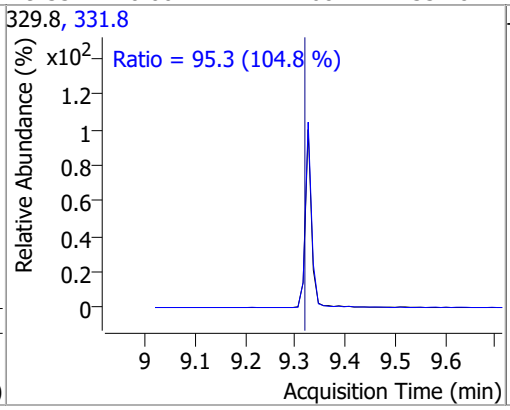

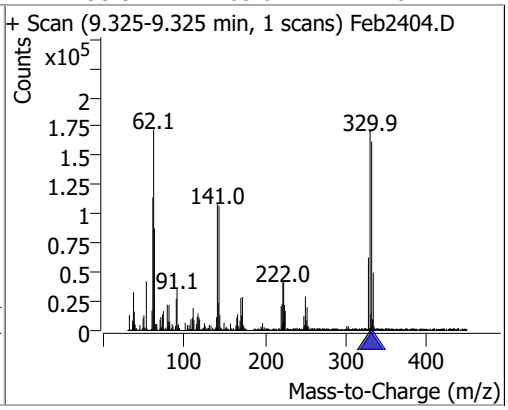

Compound	Conc.	Exp RT	QIon	Exp Ratio	QIon	Exp Ratio
4-Bromophenyl-phenylether	N.D.	9.65	141.0	100.4	250.0	99.4

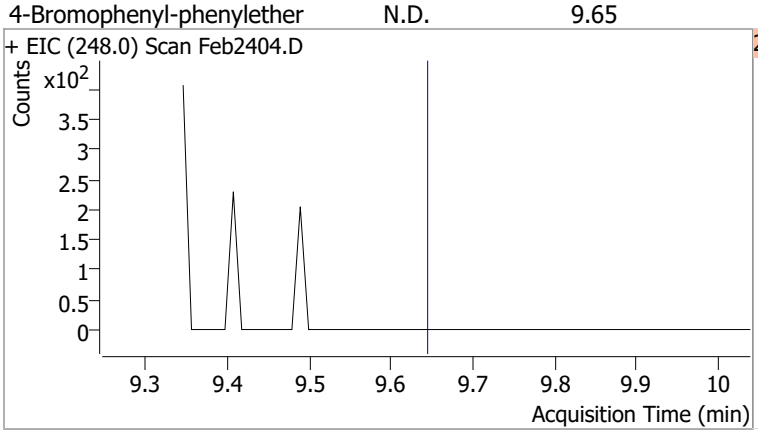

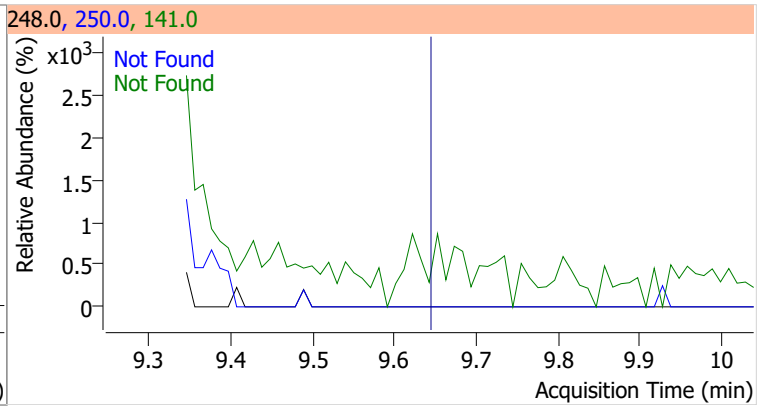

Compound	Conc.	Exp RT	QIon	Exp Ratio
Hexachlorobenzene	N.D.	9.68	142.0	49.3

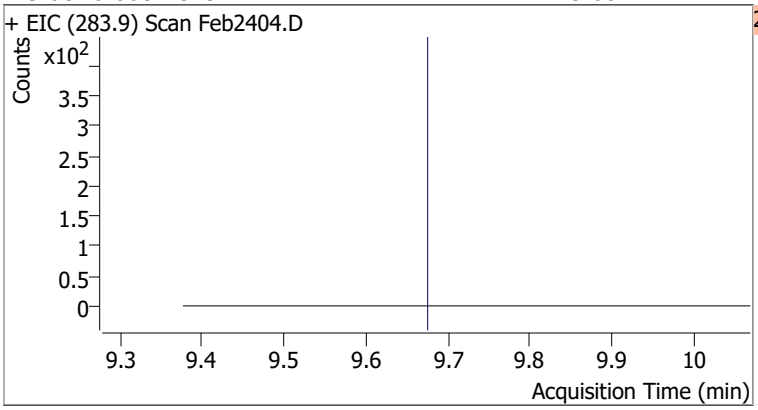

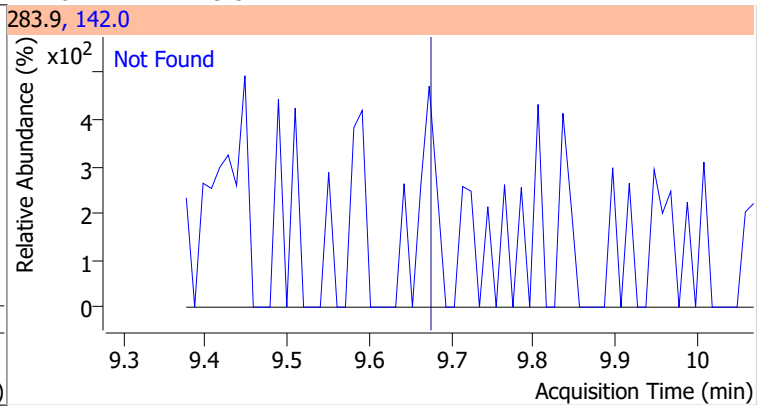

Compound	Conc.	Exp RT	QIon	Exp Ratio	QIon	Exp Ratio
Pentachlorophenol	N.D.	9.96	263.9	63.1	267.9	62.4

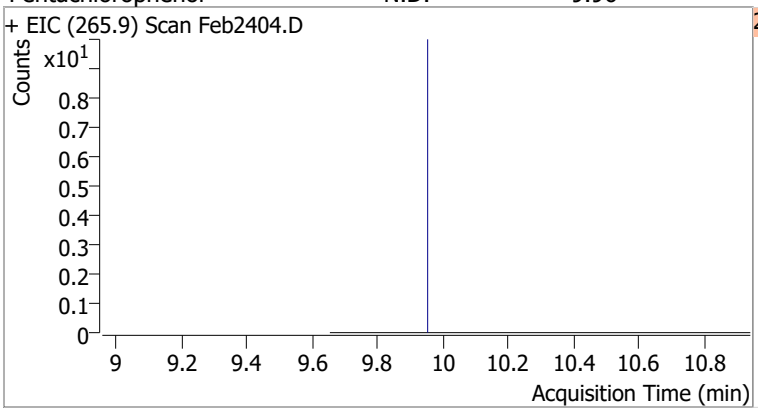

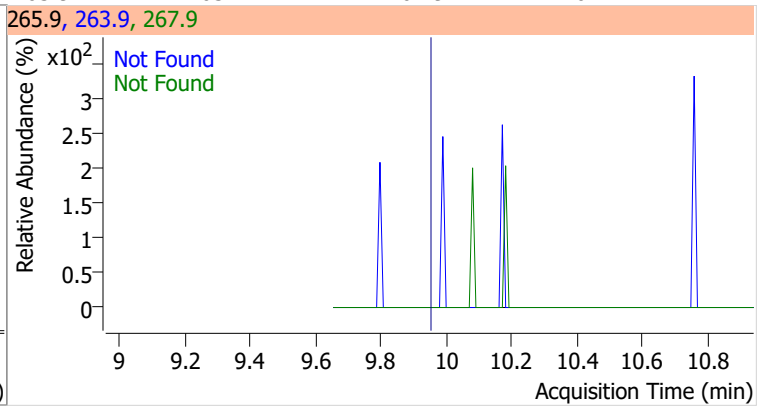

Compound	Conc.	Exp RT	QIon	Exp Ratio
Phenanthrene	N.D.	10.18	176.0	18.9

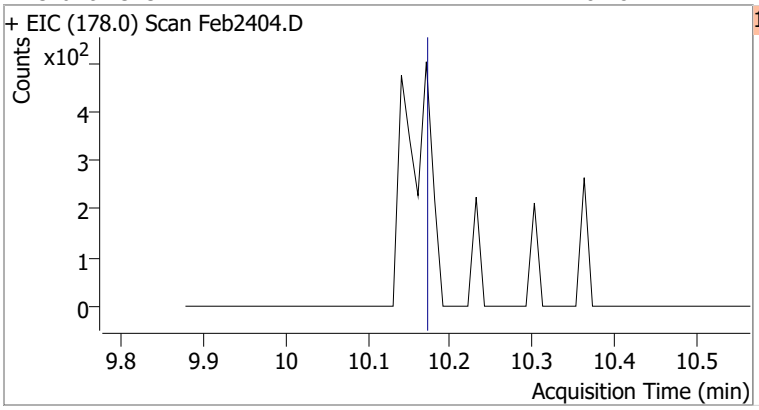

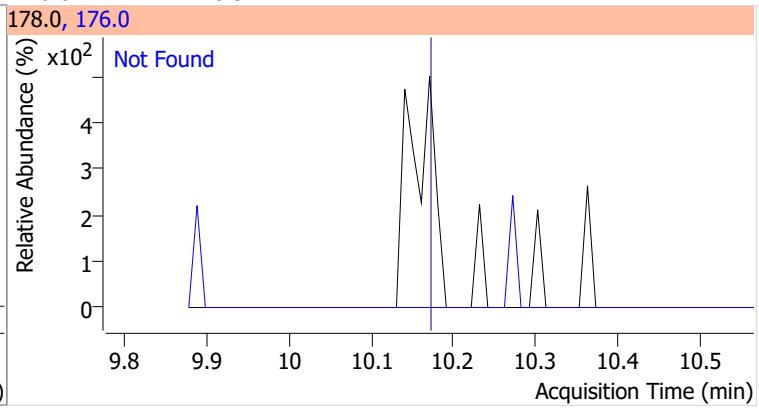

Compound	Conc.	Exp RT	QIon	Exp Ratio
Anthracene	N.D.	10.24	176.0	18.2

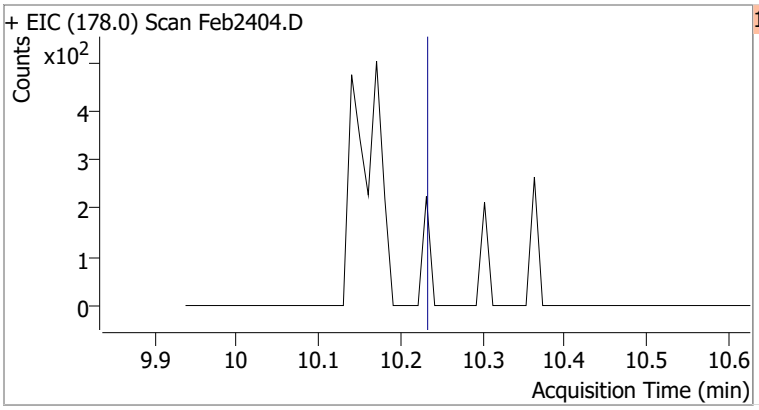

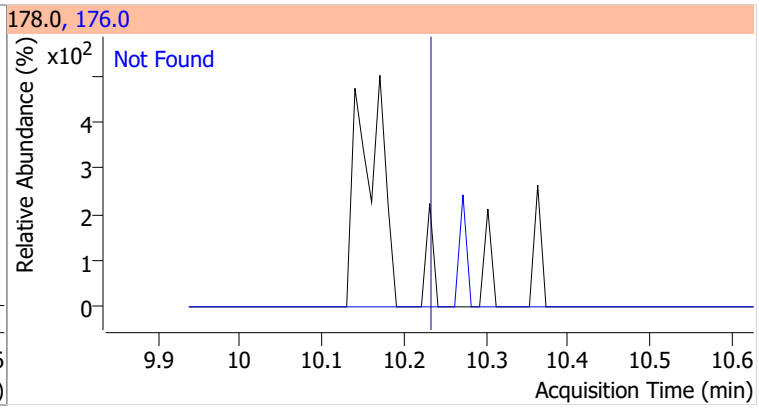

Compound	Conc.	Exp RT	QIon	Exp Ratio	QIon	Exp Ratio
Triallate	N.D.	10.30	268.0	23.9	143.0	21.9

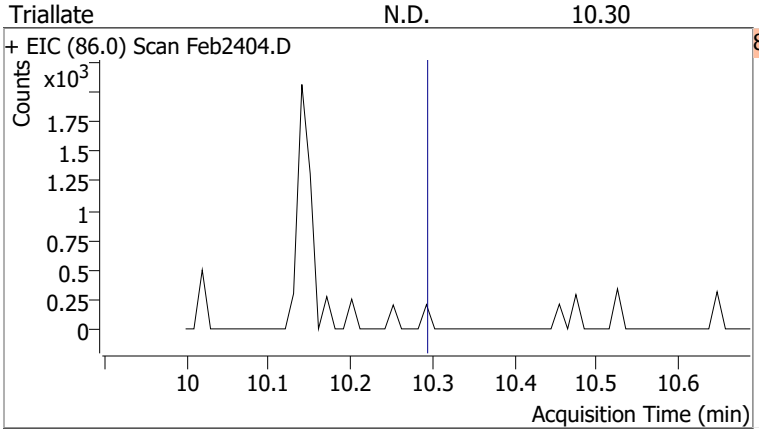

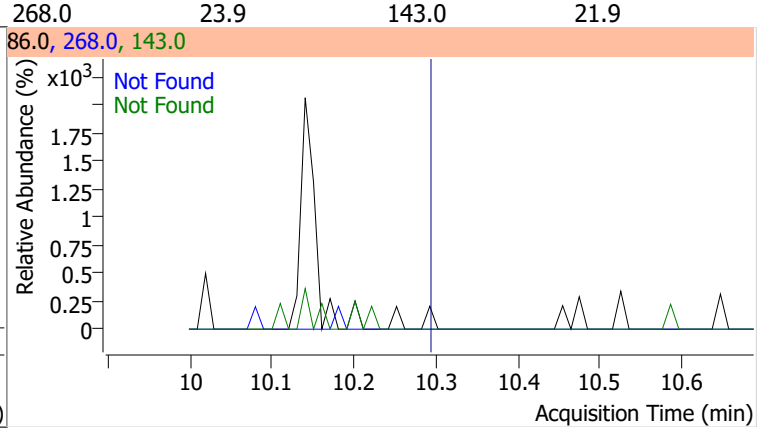

Compound	Conc.	Exp RT	QIon	Exp Ratio
Carbazole	N.D.	10.48	139.0	13.0

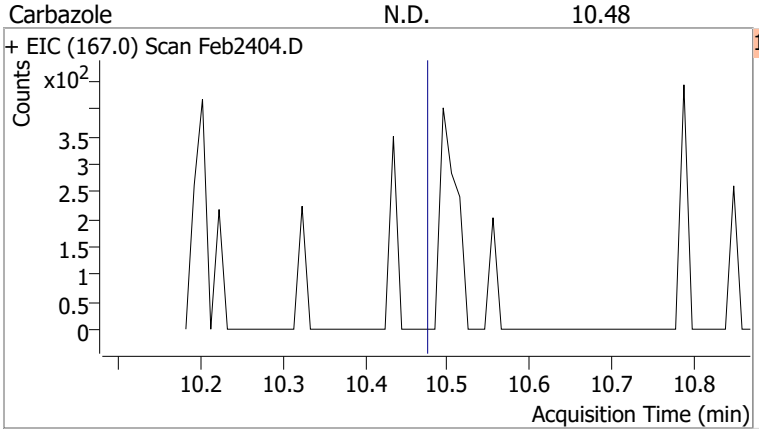

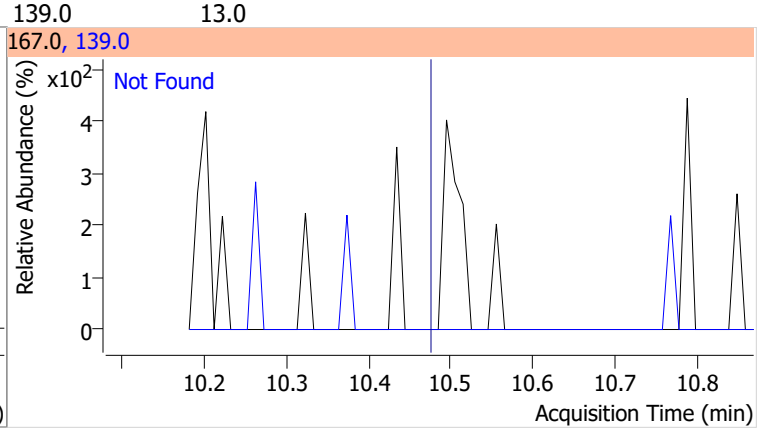

Compound	Conc.	Exp RT	QIon	Exp Ratio	QIon	Exp Ratio
o-Terphenyl	N.D.	10.69	229.0	64.7	215.0	38.5

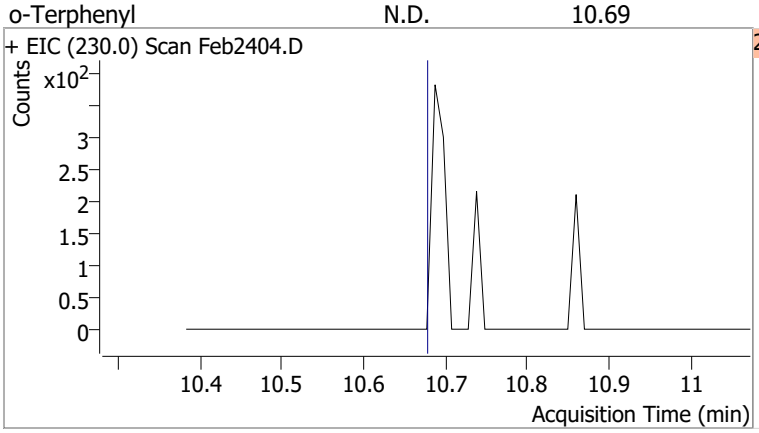

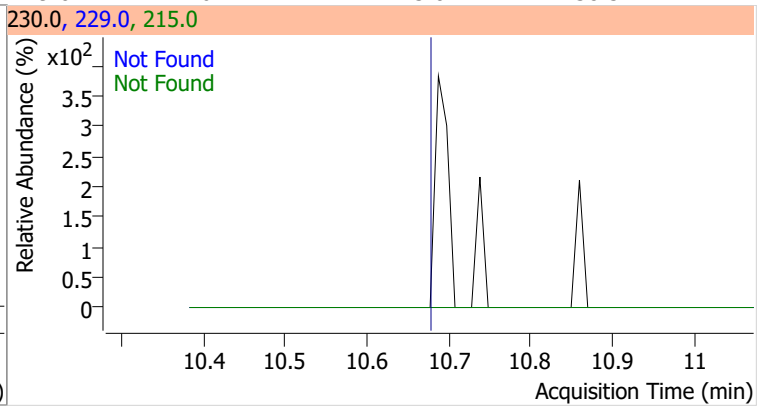

Compound	Conc.	Exp RT	QIon	Exp Ratio	QIon	Exp Ratio
Di-n-Butylphthalate	N.D.	11.07	150.0	9.1	104.0	6.2

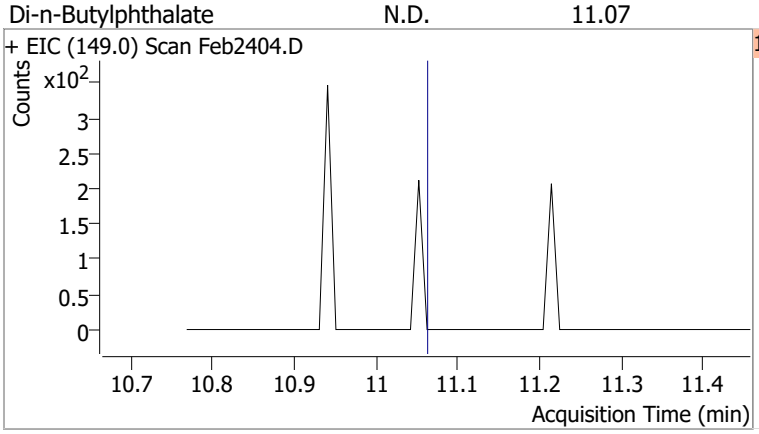

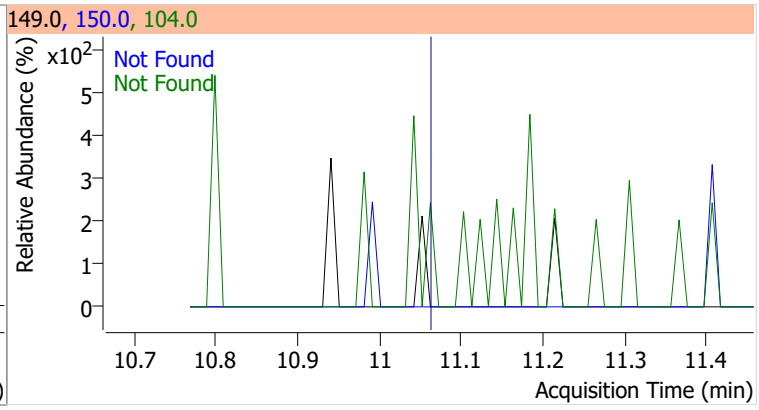

Compound	Conc.	Exp RT	QIon	Exp Ratio
Fluoranthene	N.D.	11.94	101.0	12.7

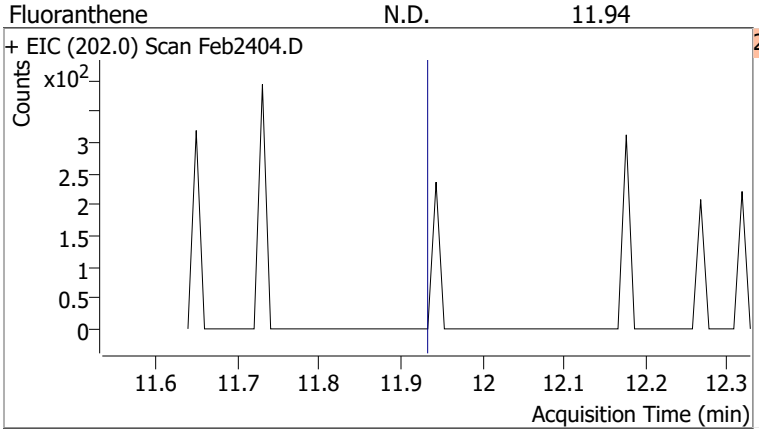

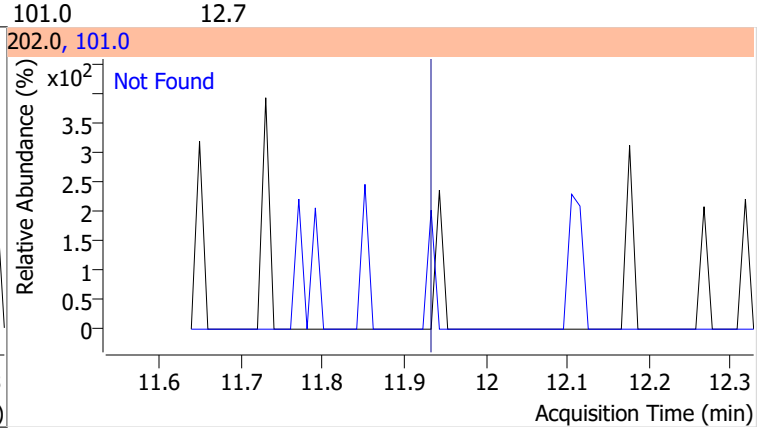

Compound	Conc.	RT	Dev(Min)	Resp.	QIon	QRatio	Lower	Upper
Benzidine		0		0	183.0		7.9	14.7
					92.0		5.0	9.2

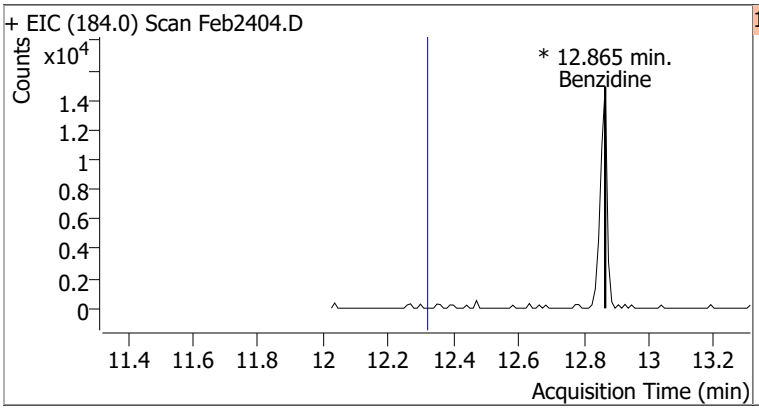

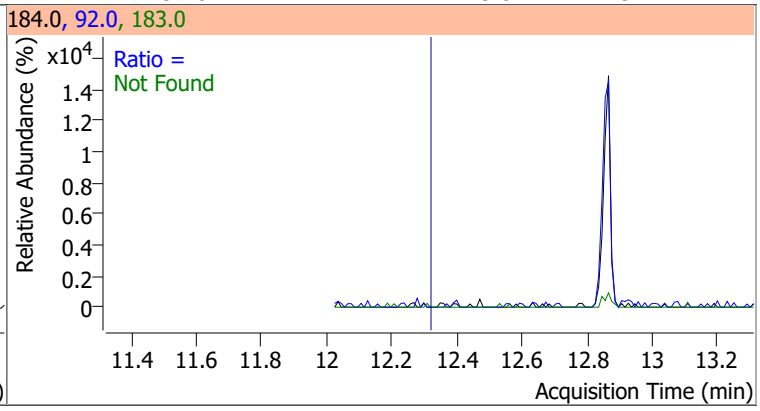

Compound	Conc.	Exp RT	QIon	Exp Ratio
Pyrene	N.D.	12.37	101.0	15.2

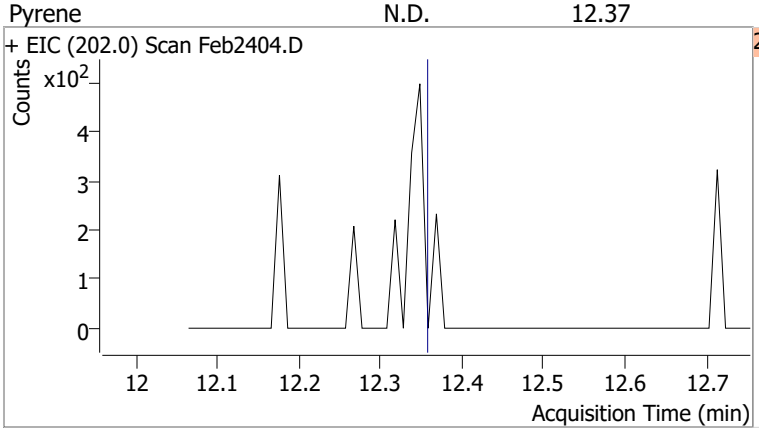

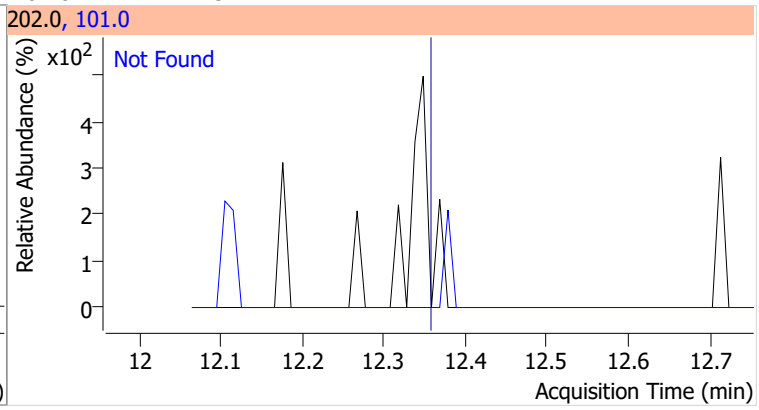

Compound	Conc.	RT	Dev(Min)	Resp.	QIon	QRatio	Lower	Upper
Terphenyl-d14	100.2739	12.87	0.00	1223779	122.0	13.9	9.5	17.6

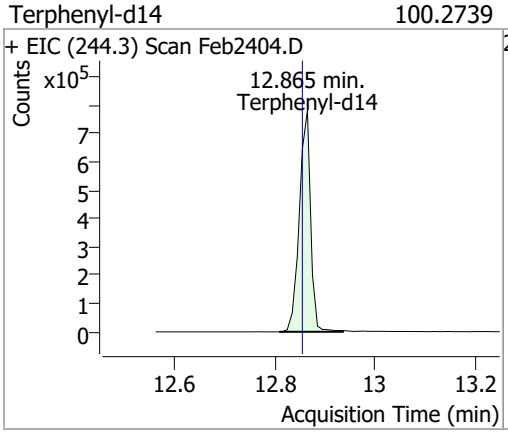

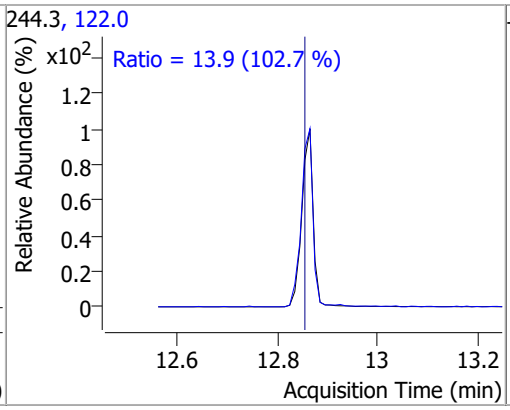

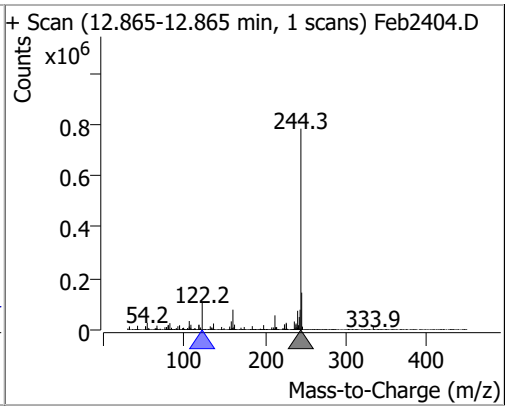

Compound	Conc.	Exp RT	QIon	Exp Ratio	QIon	Exp Ratio
Butylbenzylphthalate	N.D.	14.30	91.0	83.4	206.0	17.7

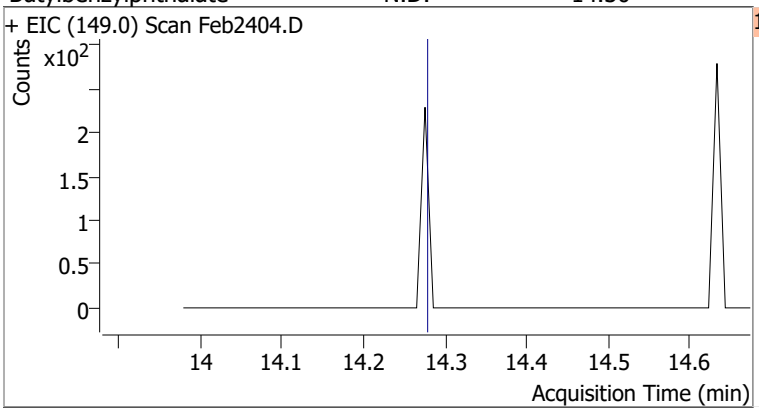

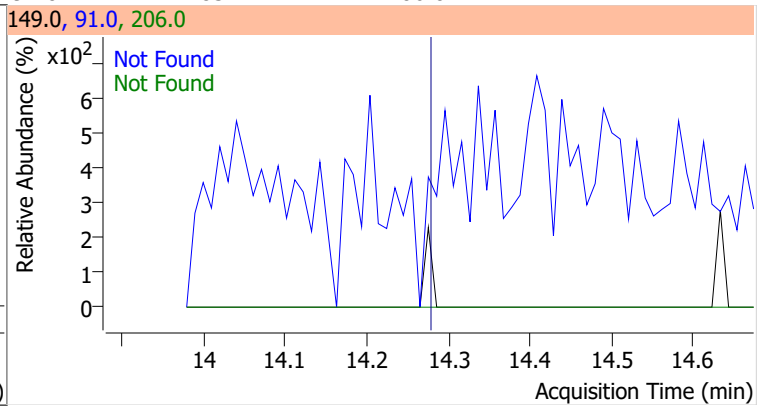

Compound	Conc.	Exp RT	QIon	Exp Ratio	QIon	Exp Ratio
Benzo(a)Anthracene	N.D.	15.50	226.0	26.4	229.0	20.9

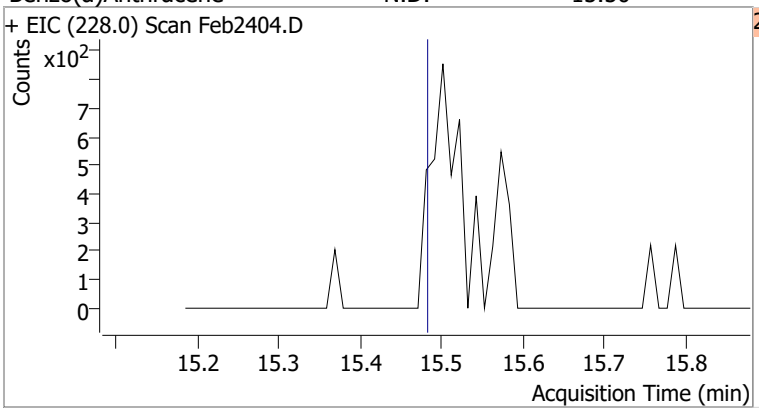

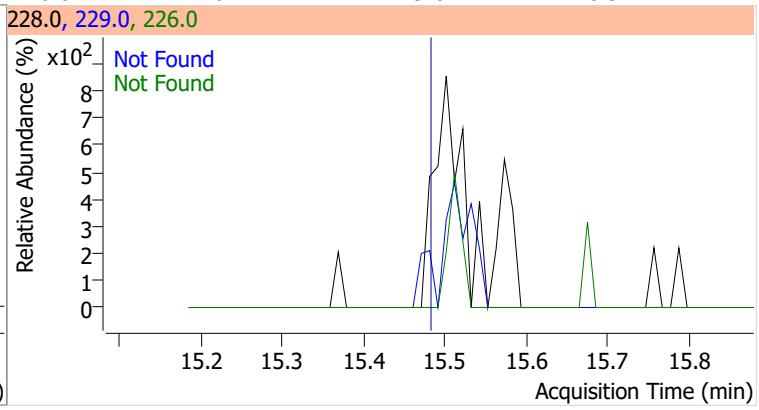

Compound	Conc.	Exp RT	QIon	Exp Ratio	QIon	Exp Ratio
Chrysene	N.D.	15.61	226.0	29.2	229.0	20.4

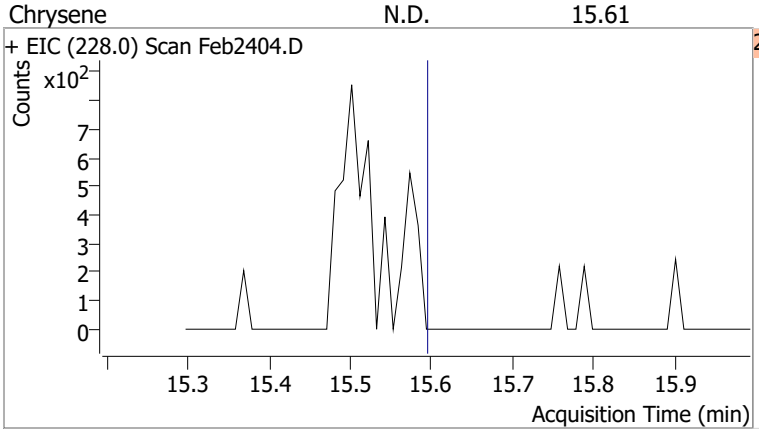

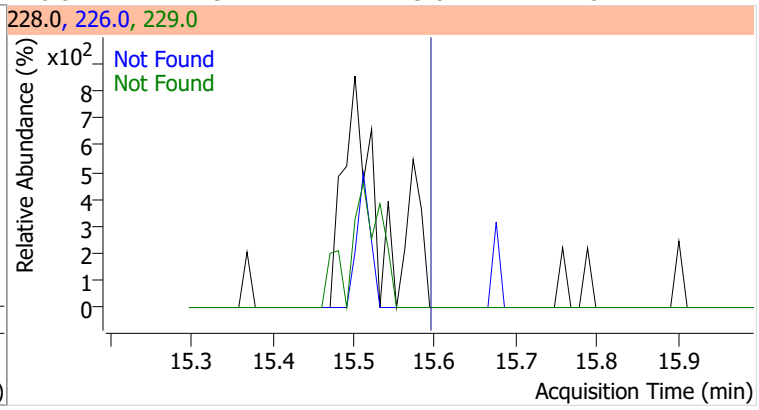

Compound	Conc.	Exp RT	QIon	Exp Ratio
3,3-Dichlorobenzidine	N.D.	15.65	254.0	64.6

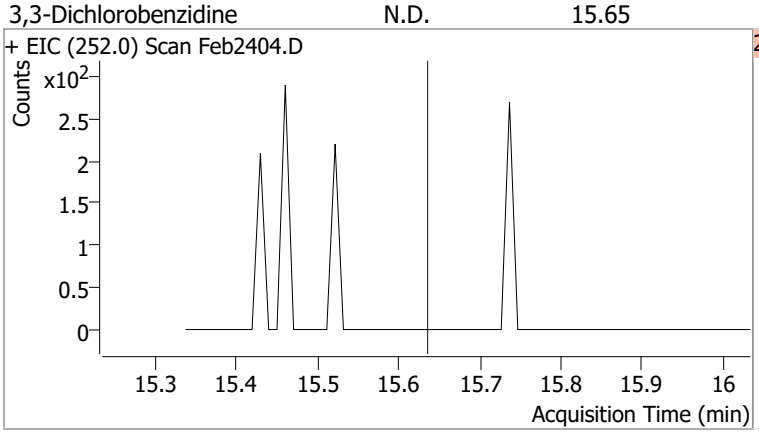

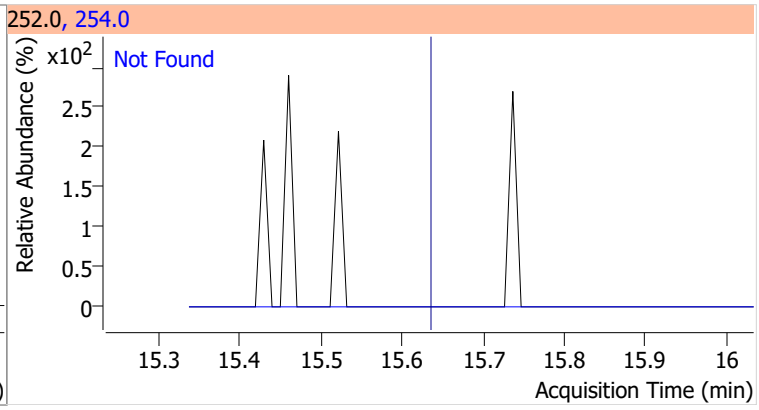

Compound	Conc.	Exp RT	QIon	Exp Ratio	QIon	Exp Ratio
bis(2-ethylhexyl)Phthalate	N.D.	16.35	149.0	391.0	279.0	13.4

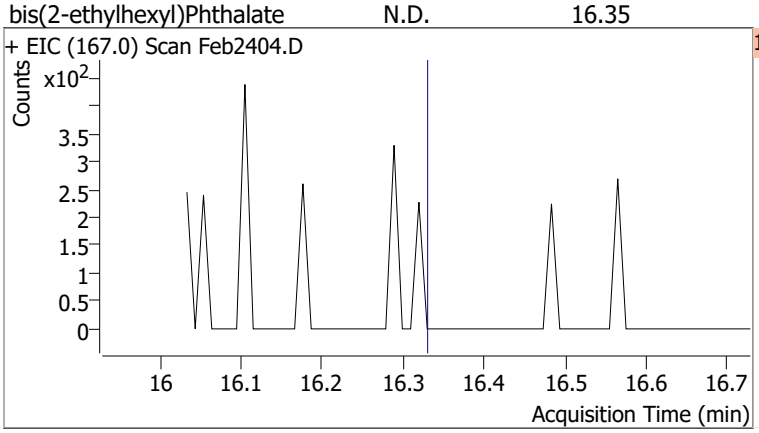

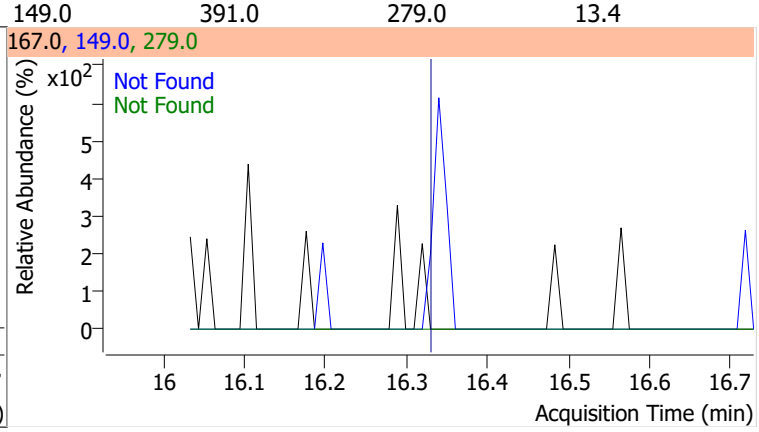

Compound	Conc.	Exp RT	QIon	Exp Ratio
Di-n-octyl Phthalate	N.D.	18.12	150.0	9.5

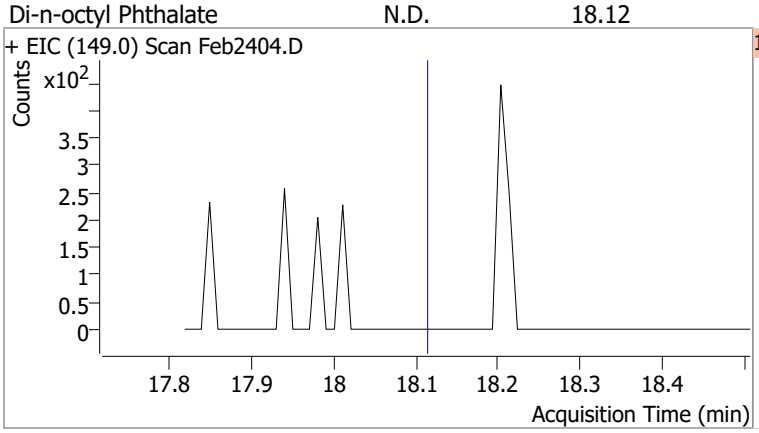

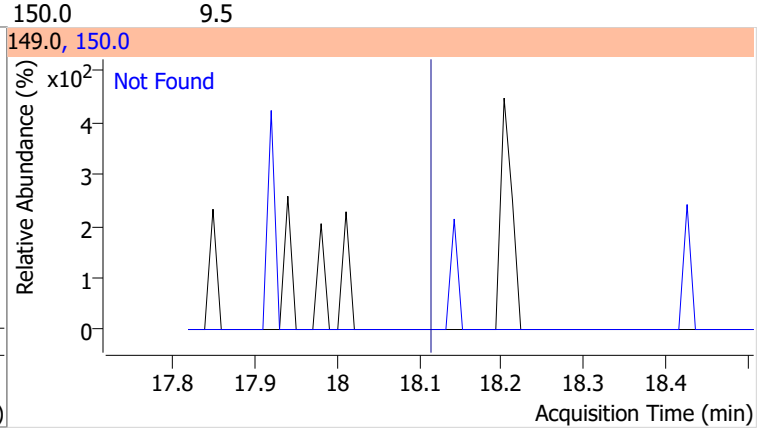

Compound	Conc.	Exp RT	QIon	Exp Ratio
Benzo(b)fluoranthene	N.D.	18.37	253.0	22.9

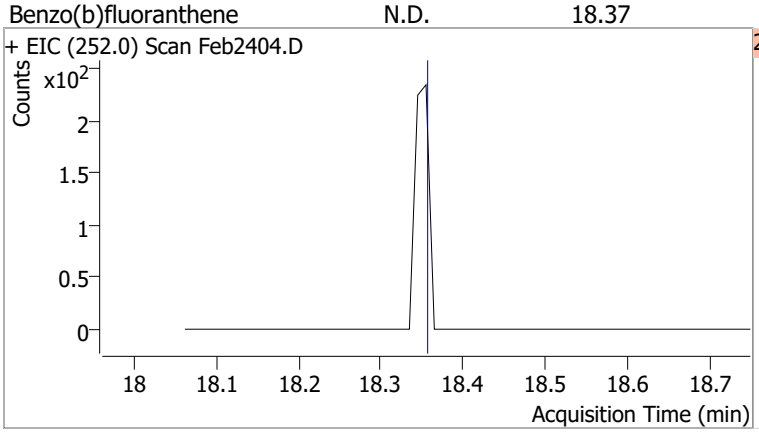

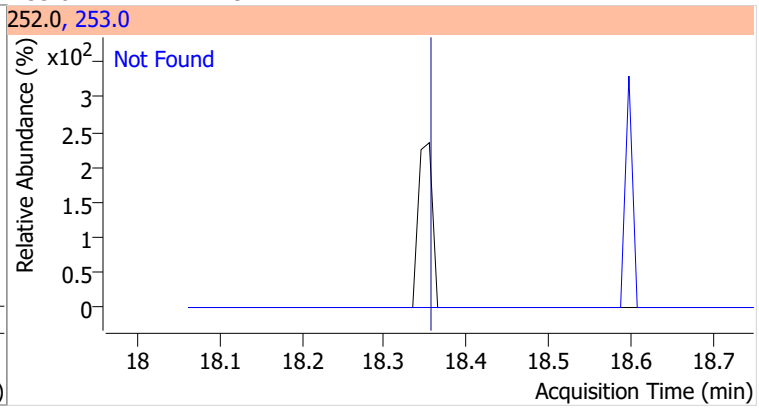

Compound	Conc.	Exp RT	QIon	Exp Ratio
Benzo(k)fluoranthene	N.D.	18.43	253.0	22.8

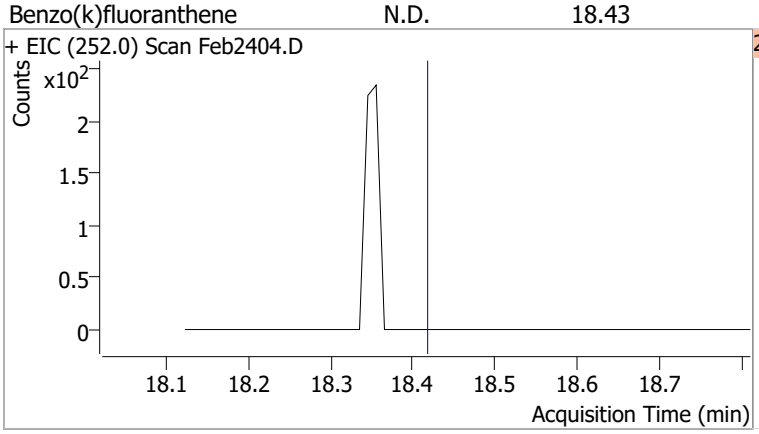

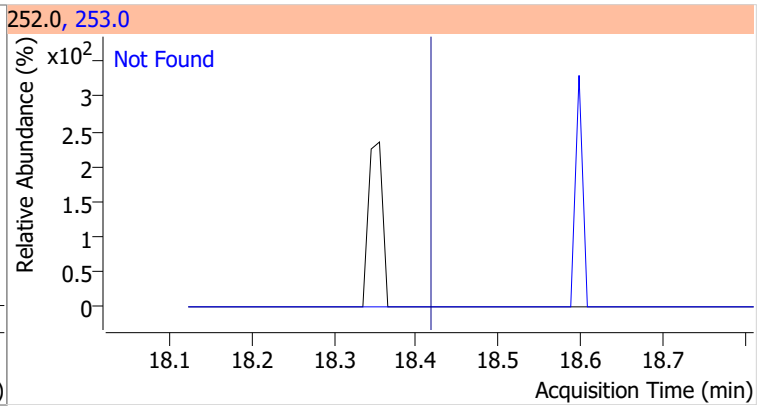

Compound	Conc.	Exp RT	QIon	Exp Ratio
Benzo(a)pyrene	N.D.	18.97	253.0	22.6

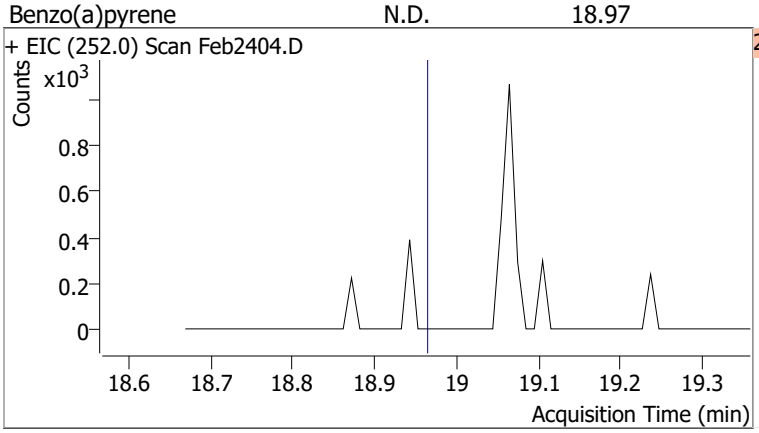

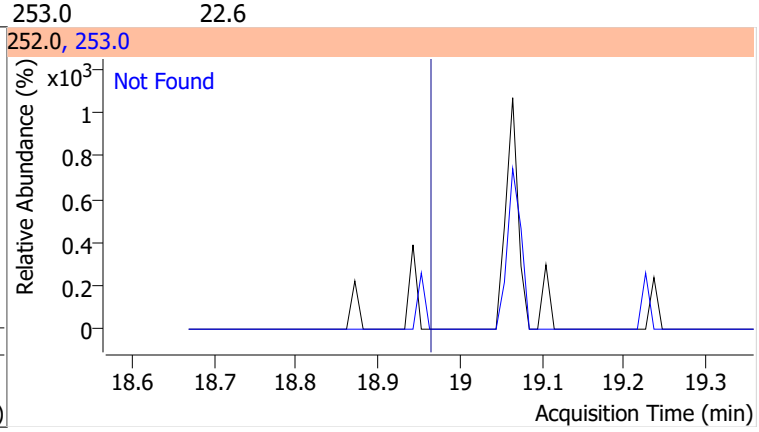

Compound	Conc.	Exp RT	QIon	Exp Ratio
Indeno(1,2,3-c,d)pyrene	N.D.	20.75	138.0	30.2

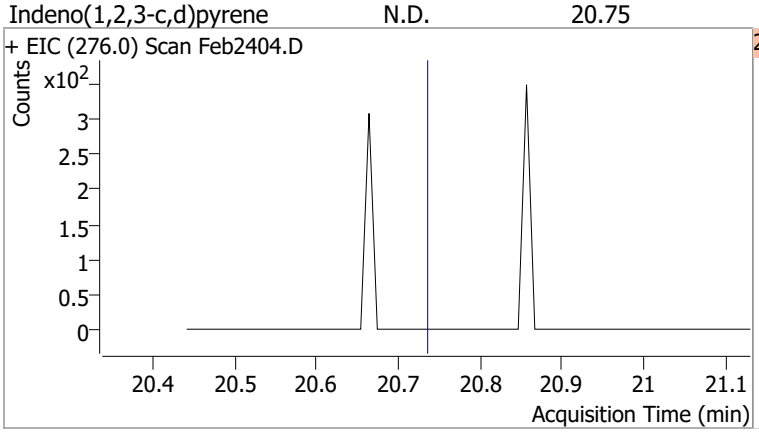

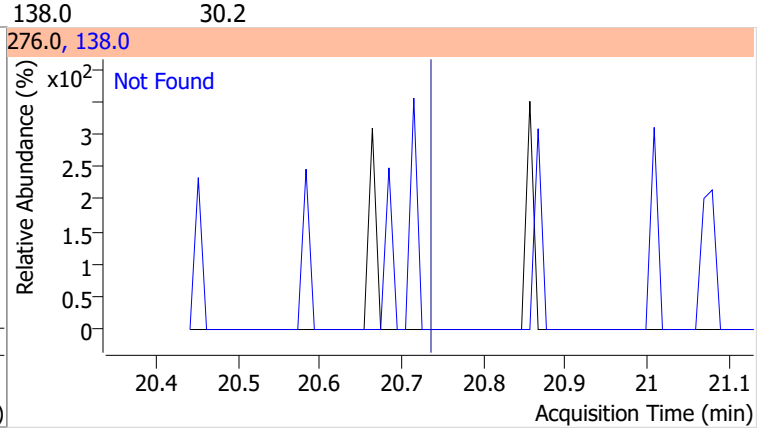

Compound	Conc.	Exp RT	QIon	Exp Ratio	QIon	Exp Ratio
Dibenzo(a,h)anthracene	N.D.	20.81	139.0	25.3	279.0	24.1

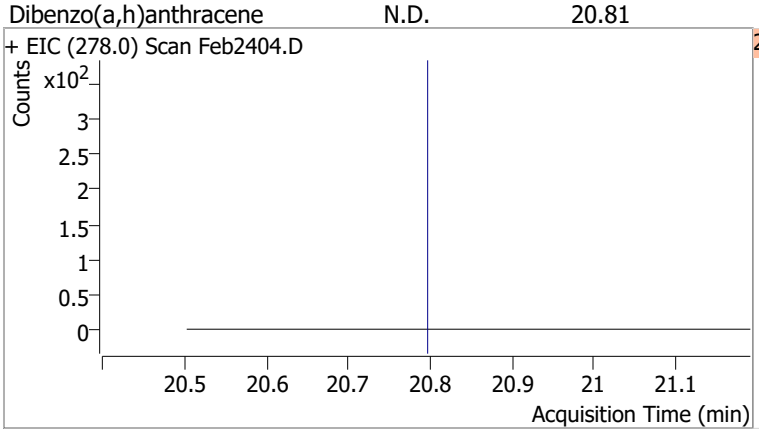

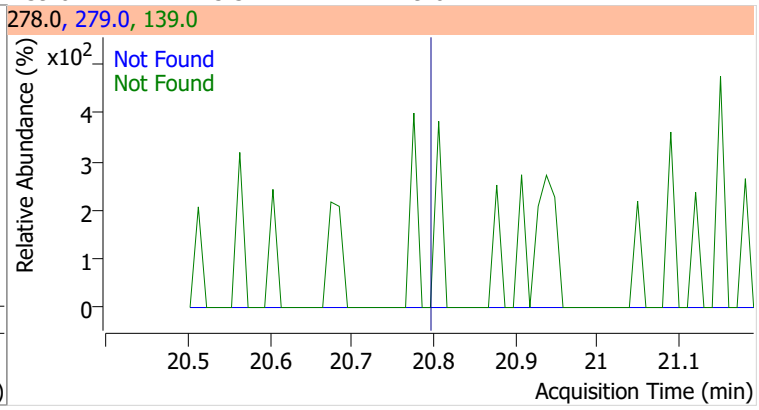

Compound	Conc.	Exp RT	QIon	Exp Ratio	QIon	Exp Ratio
Benzo(g,h,i)perylene	N.D.	21.08	138.0	32.4	277.0	23.6

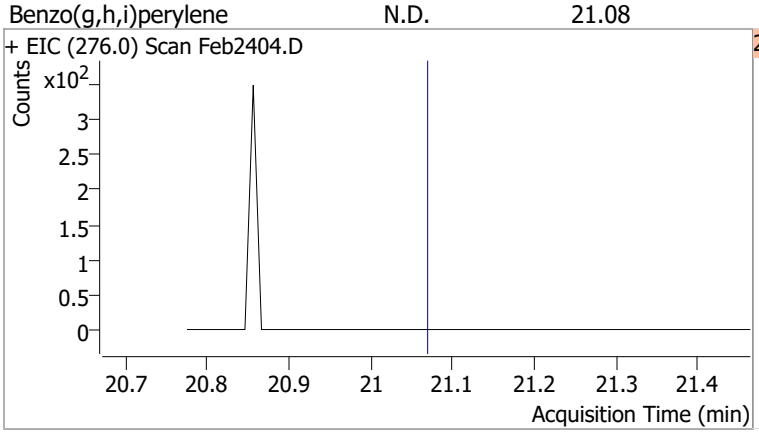

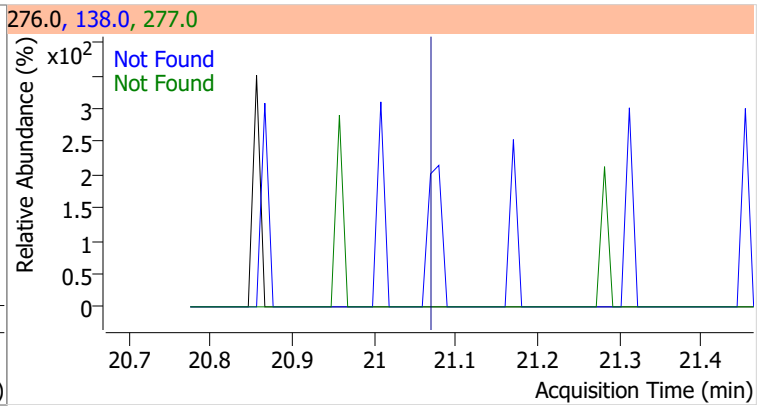

Quantitation Results Report (QT Reviewed)

Data File	Feb2405.D	Operator	LIMS import
Acq. Method	BNA+SIM.M	Acq. Date-Time	2/24/2022 5:48:15 PM
Sample Name	LCS-163957	Instrument	Instrument #1
Vial	5	Multiplier	1.00
DA Method File		Comment	SVOC-8270-W-LARGO
Tune File	dftppdsm.u	Tune Date	2/18/2022 9:25:00 PM
Batch Name	022422 DoD BNA.batch.bin	Last Calib Update	2/25/2022 7:56:13 AM
Ref Library	D:\Org\Library\NIST129K.l		

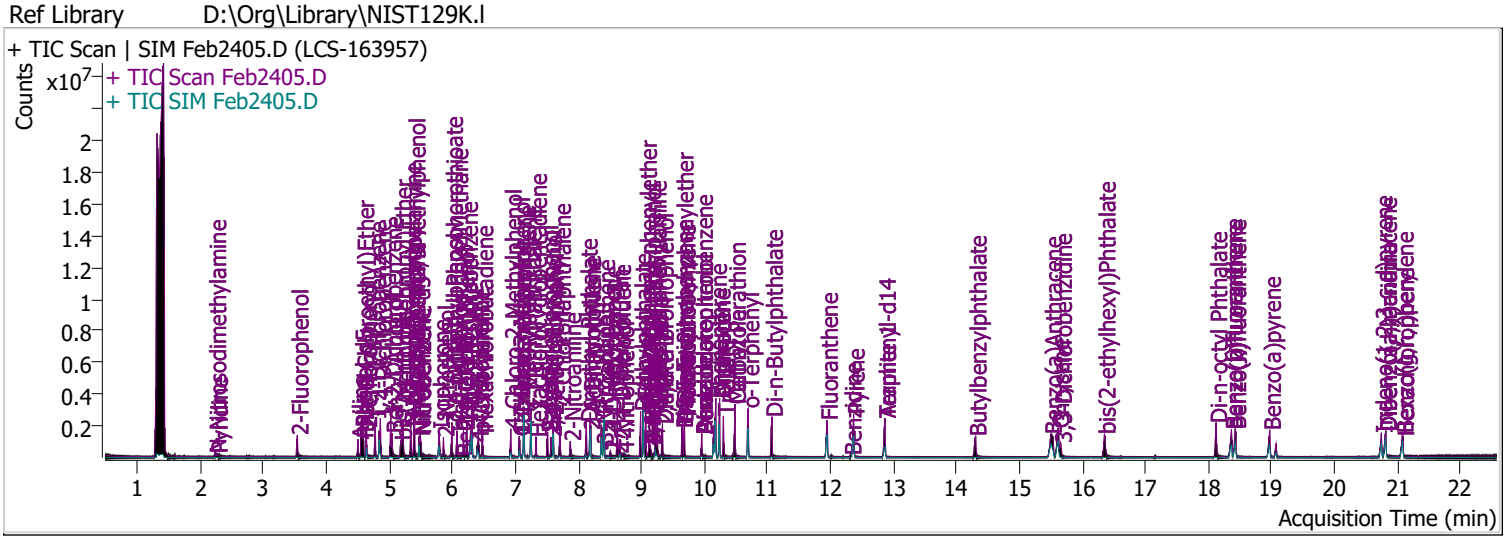

Compound	RT	QIon	Resp.	Conc.	Units		Dev(Min)
Internal Standards							
System Monitoring Compounds							
S 2-Fluorophenol	3.541	112.0	515423	77.5125	µg/L		0.010
Spiked Amount: 200.000	Range: 10.0 - 75.0%			Recovery = 38.76%			
S Phenol-d5	4.552	99.0	620948	72.6000	µg/L		0.000
Spiked Amount: 200.000	Range: 10.0 - 65.0%			Recovery = 36.30%			
S Nitrobenzene-d5	5.471	82.0	347911	73.0990	µg/L		0.000
Spiked Amount: 100.000	Range: 32.0 - 94.0%			Recovery = 73.10%			
S 2-Fluorobiphenyl	7.594	172.0	961699	71.1280	µg/L		0.000
Spiked Amount: 100.000	Range: 28.0 - 107.0%			Recovery = 71.13%			
S 2,4,6-Tribromophenol	9.336	329.8	214095	160.5917	µg/L		0.010
Spiked Amount: 200.000	Range: 25.0 - 140.0%			Recovery = 80.30%			
S Terphenyl-d14	12.865	244.3	1275318	91.1725	µg/L		0.000
Spiked Amount: 100.000	Range: 32.0 - 122.0%			Recovery = 91.17%			
Target Compounds							**QValue**
T N-Nitrosodimethylamine	2.234	74.0	87921	45.9222	µg/L		84
T Pyridine	2.264	79.0	139328	28.6217	µg/L		94
T Aniline	4.501	93.0	410017	33.5951	µg/L		97
T Phenol	4.572	94.0	382123	40.6064	µg/L		82
T bis(-2-Chloroethyl)Ether	4.583	63.0	411867	63.8945	µg/L		99
T 2-Chlorophenol	4.634	128.0	436991	57.0742	µg/L		99
T 1,3-Dichlorobenzene	4.777	146.0	550420	55.4507	µg/L	m	99
T 1,4-Dichlorobenzene	4.858	146.0	526751	52.0744	µg/L	m	97
T 1,2-Dichlorobenzene	5.022	146.0	553676	57.3591	µg/L	m	99
T Benzyl Alcohol	5.042	108.0	231347	62.4638	µg/L		98
T bis(2-chloroisopropyl)Ether	5.185	121.0	150955	58.3955	µg/L		96
T 2-Methylphenol	5.216	107.0	425511	64.2104	µg/L		92
T N-nitroso-Di-n-propylamine	5.338	70.0	378810	82.7865	µg/L		90
T Hexachloroethane	5.389	117.0	162145	56.1172	µg/L		97
T 4Methylphenol/3Methylphenol	5.400	107.0	594063	65.5675	µg/L		99

Compound	RT	QIon	Resp.	Conc.	Units		Dev(Min)
T Nitrobenzene	5.492	123.1	169180	69.9443	µg/L		98
T Isophorone	5.788	82.0	863072	75.8027	µg/L		99
T 2-Nitrophenol	5.859	139.0	192080	75.7092	µg/L		96
T 2,4-Dimethylphenol	5.992	122.0	401545	75.5371	µg/L		97
T bis(-2-Chloroethoxy)Methane	6.075	93.0	493421	74.4505	µg/L		97
T 2,4-Dichlorophenol	6.177	162.0	332011	65.6864	µg/L		97
T Benzoic Acid	6.157	105.0	34548	16.2020	µg/L	m	87
T 1,2,4-Trichlorobenzene	6.229	180.0	371649	60.2319	µg/L		99
T Naphthalene	6.311	128.0	1232605	67.1814	µg/L		99
T 4-Chlorophenol	6.403	130.0	112172	59.0634	µg/L		85
T p-Chloroaniline	6.413	127.0	391109	54.6833	µg/L		98
T Hexachlorobutadiene	6.475	224.9	173035	55.0919	µg/L		99
T 4-Chloro-2-Methylphenol	6.927	107.0	325641	68.9237	µg/L	m	98
T 4-Chloro-3-Methylphenol	7.060	107.0	348145	70.9208	µg/L	m	99
T 2-Methylnaphthalene	7.132	141.0	727012	71.0934	µg/L		98
T 1-Methylnaphthalene	7.245	141.0	662666	66.3050	µg/L		98
T Hexachlorocyclopentadiene	7.327	236.9	126253	66.8124	µg/L		96
T 2,4,6-Trichlorophenol	7.512	196.0	248183	74.6108	µg/L		97
T 2,4,5-Trichlorophenol	7.564	196.0	270554	72.7285	µg/L		99
T 2-Chloronaphthalene	7.707	162.0	870779	76.6738	µg/L		99
T 2-Nitroaniline	7.872	65.0	157340	77.6905	µg/L		91
T Dimethyl Phthalate	8.128	163.0	1052824	91.1768	µg/L		100
T 2,6-Dinitrotoluene	8.179	165.0	130496	83.0714	µg/L		94
T Acenaphthylene	8.190	152.1	1366381	75.2247	µg/L		99
T 3-Nitroaniline	8.384	138.0	125557	71.1076	µg/L		98
T Acenaphthene	8.405	154.0	833726	80.0104	µg/L		99
T 2,4-Dinitrophenol	8.507	184.0	54268	70.6843	µg/L		93
T Dibenzofuran	8.619	168.0	1337139	78.1005	µg/L		98
T 2,4-Dinitrotoluene	8.660	165.0	182394	91.1764	µg/L		99
T 4-Nitrophenol	8.711	109.0	68774	38.3080	µg/L		96
T Diethylphthalate	8.988	149.0	1094739	91.2016	µg/L		100
T Fluorene	9.029	166.0	1053745	76.9382	µg/L		99
T 4-Chlorophenyl-phenylether	9.070	204.0	526927	85.3208	µg/L		99
T 4-Nitroaniline	9.121	138.0	140960	73.0976	µg/L		98
T 4,6-Dinitro-2-methylphenol	9.141	198.0	99305	83.2619	µg/L		98
T N-nitrosodiphenylamine	9.223	169.0	757880	82.8298	µg/L		97
T Azobenzene	9.254	77.0	880852	73.4264	µg/L		96
T 4-Bromophenyl-phenylether	9.653	248.0	290040	83.4872	µg/L		98
T Hexachlorobenzene	9.683	283.9	282606	80.2652	µg/L		94
T Pentachlorophenol	9.958	265.9	133949	81.6489	µg/L		97
T Phenanthrene	10.181	178.0	1652771	87.4241	µg/L		100
T Anthracene	10.242	178.0	1570693	87.5430	µg/L		100
T Triallate	10.302	86.0	343242	80.2173	µg/L		97
T Carbazole	10.485	167.0	1465847	80.5179	µg/L		100
T o-Terphenyl	10.697	230.0	806842	79.9434	µg/L		98
T Di-n-Butylphthalate	11.072	149.0	1632788	92.5315	µg/L		99
T Fluoranthene	11.943	202.0	1614188	84.6892	µg/L		99
T Benzidine	12.318	184.0	106216	15.7260	µg/L		94
T Pyrene	12.369	202.0	1682759	80.9650	µg/L		98
T Butylbenzylphthalate	14.306	149.0	533662	88.7642	µg/L		99
T Benzo(a)Anthracene	15.502	228.0	1395725	90.2977	µg/L		100
T Chrysene	15.614	228.0	1471510	85.2581	µg/L		100
T 3,3-Dichlorobenzidine	15.655	252.0	316036	59.9183	µg/L		98
T bis(2-ethylhexyl)Phthalate	16.350	167.0	193419	92.2724	µg/L		96
T Di-n-octyl Phthalate	18.122	149.0	1329534	92.8625	µg/L		99

Compound	RT	QIon	Resp.	Conc.	Units	Dev(Min)
T Benzo(b)fluoranthene	18.365	252.0	1261920	83.2920	µg/L	100
T Benzo(k)fluoranthene	18.426	252.0	1316707	82.4436	µg/L	99
T Benzo(a)pyrene	18.973	252.0	1092749	75.9393	µg/L	100
T Indeno(1,2,3-c,d)pyrene	20.745	276.0	905741	74.9879	µg/L	94
T Dibenzo(a,h)anthracene	20.816	278.0	985581	74.9788	µg/L	97
T Benzo(g,h,i)perylene	21.079	276.0	1087550	78.1499	µg/L	97

(#) = Qualifier Out of Range; (m) = Manual Integration; (+) = Area Summed; (*) = Surrogate Percent Recovery Out of Range; (d): Zeroed Peak

Compound	Conc.	RT	Dev(Min)	Resp.	QIon	QRatio	Lower	Upper
N-Nitrosodimethylamine	45.9222	2.23	0.01	87921	42.0	128.7	78.4	145.6

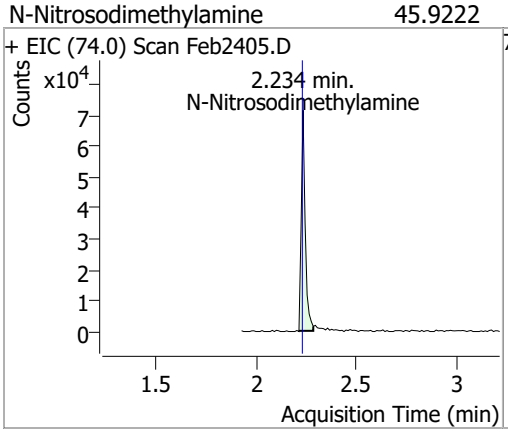

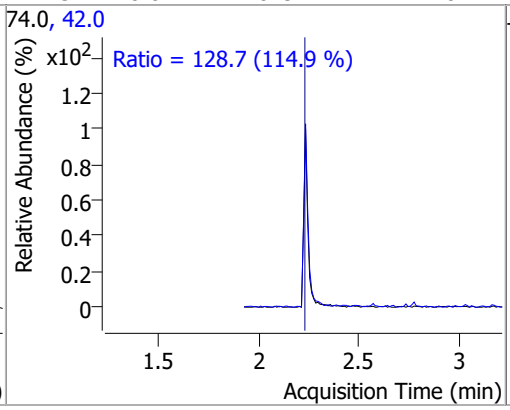

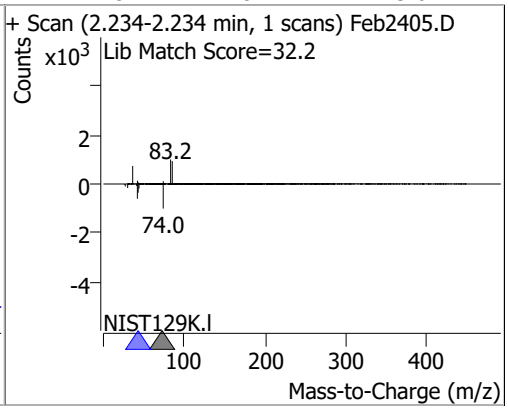

Compound	Conc.	RT	Dev(Min)	Resp.	QIon	QRatio	Lower	Upper
Pyridine	28.6217	2.26	0.00	139328	52.0	86.3	56.5	104.9

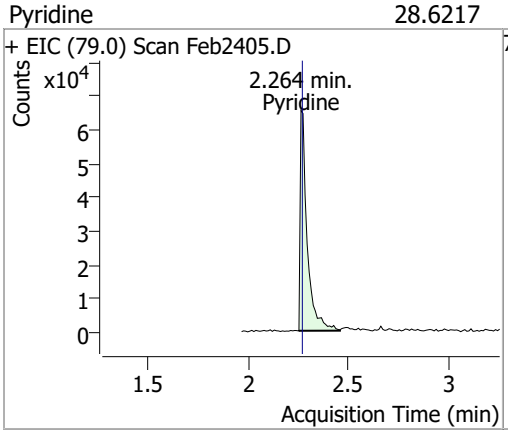

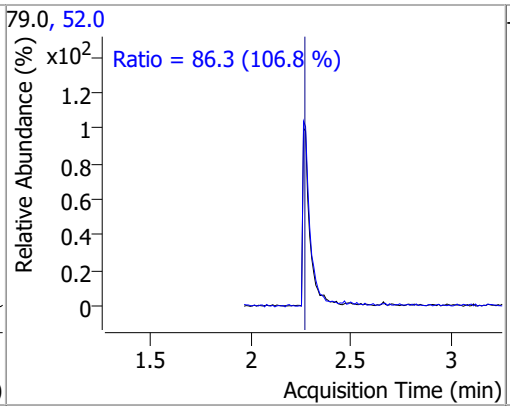

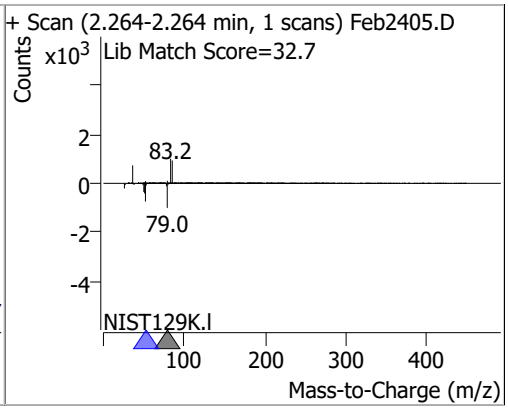

Compound	Conc.	RT	Dev(Min)	Resp.	QIon	QRatio	Lower	Upper
2-Fluorophenol	77.5125	3.54	0.01	515423	64.0	53.7	35.5	65.9
					92.0	20.9	14.8	27.5

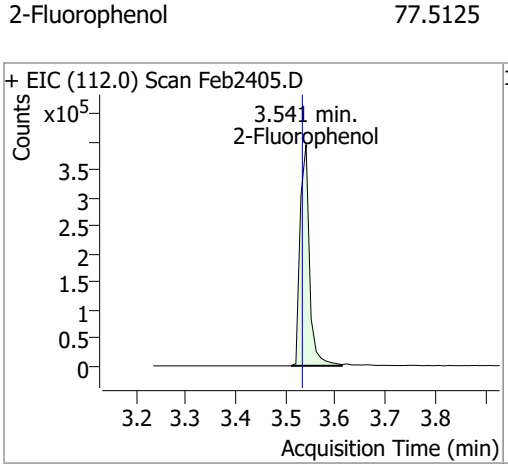

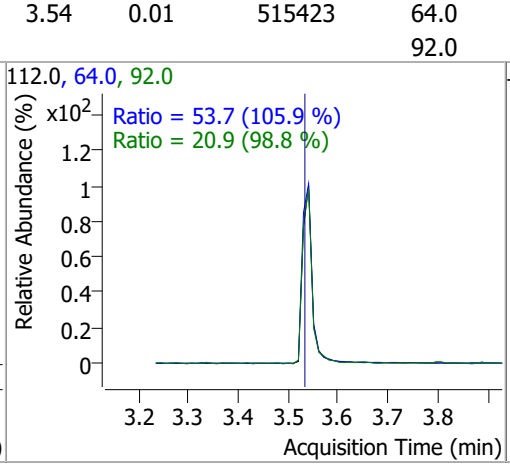

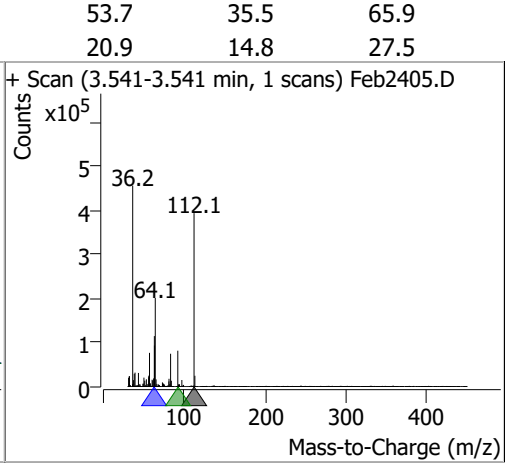

Compound	Conc.	RT	Dev(Min)	Resp.	QIon	QRatio	Lower	Upper
Aniline	33.5951	4.50	0.00	410017	66.0	33.8	24.8	46.0
					65.0	16.7	13.1	24.4

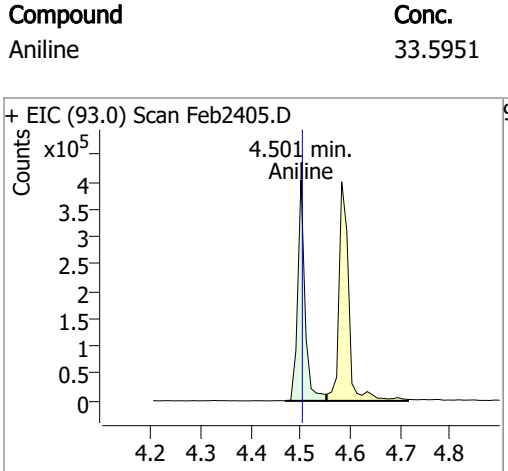

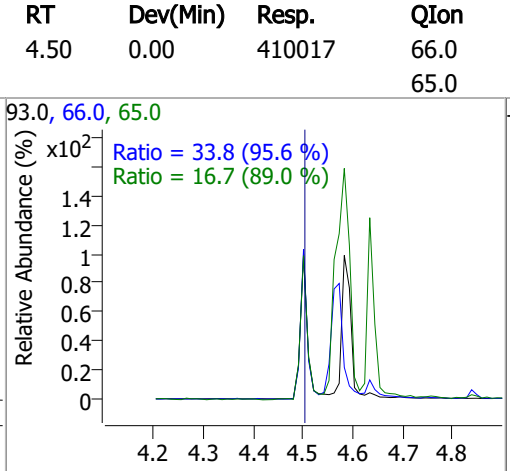

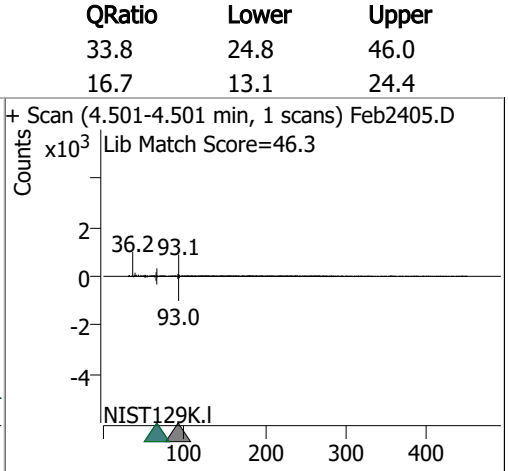

Compound	Conc.	RT	Dev(Min)	Resp.	QIon	QRatio	Lower	Upper
Phenol-d5	72.6000	4.55	0.00	620948	71.0	35.7	25.0	46.4

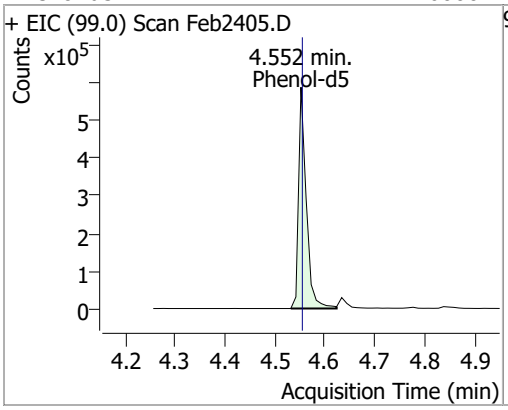

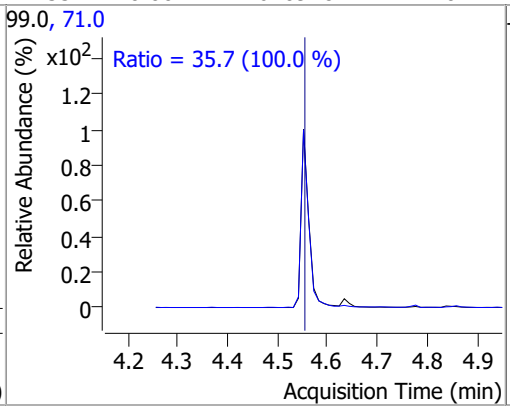

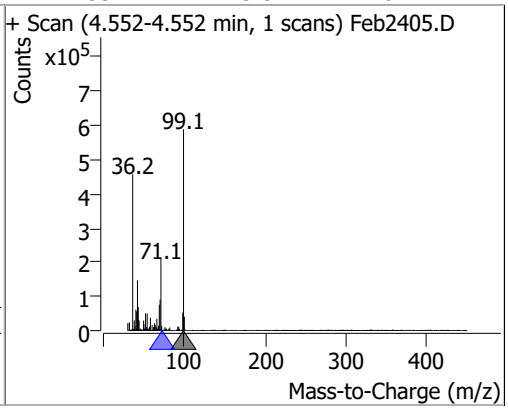

Compound	Conc.	RT	Dev(Min)	Resp.	QIon	QRatio	Lower	Upper
Phenol	40.6064	4.57	0.00	382123	66.0	51.4	28.3	52.5

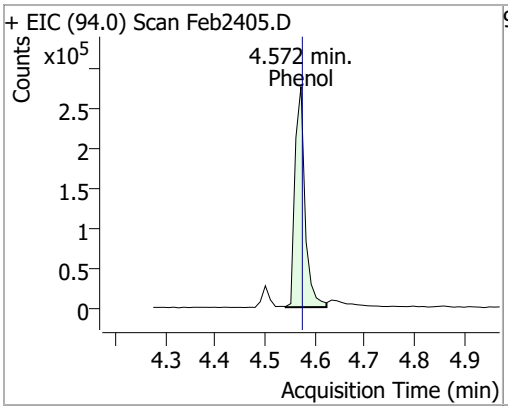

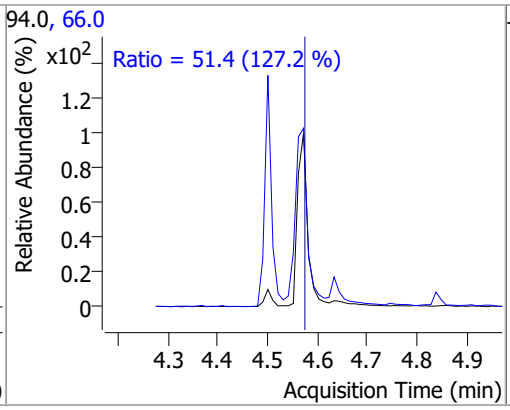

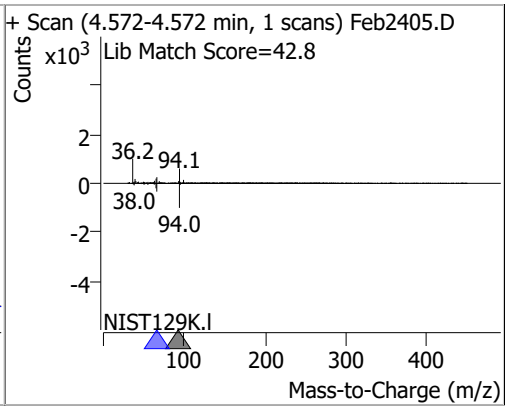

Compound	Conc.	RT	Dev(Min)	Resp.	QIon	QRatio	Lower	Upper
bis(-2-Chloroethyl)Ether	63.8945	4.58	0.00	411867	64.0	9.8	7.2	13.3

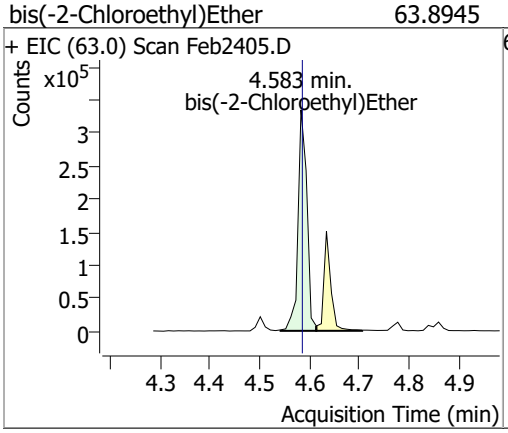

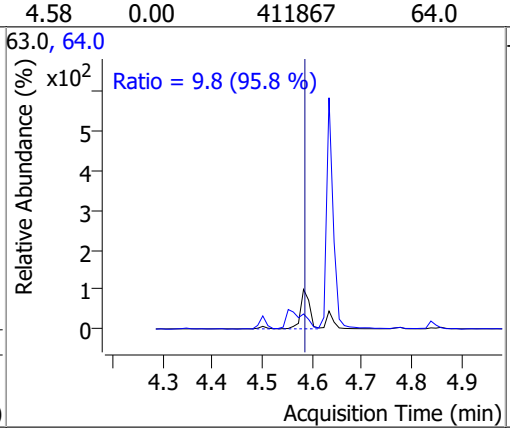

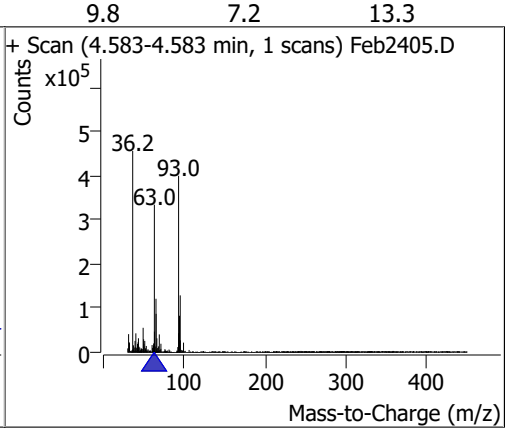

Compound	Conc.	RT	Dev(Min)	Resp.	QIon	QRatio	Lower	Upper
2-Chlorophenol	57.0742	4.63	0.00	436991	130.0	32.9	22.6	42.1

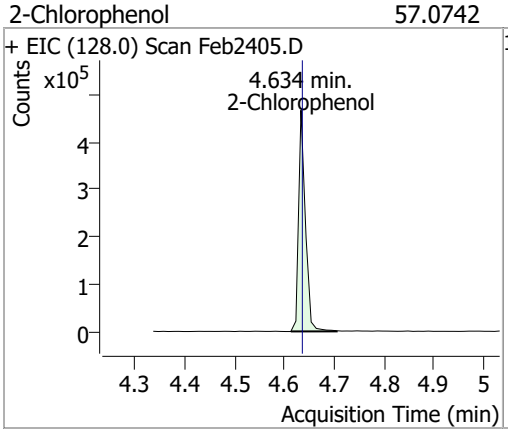

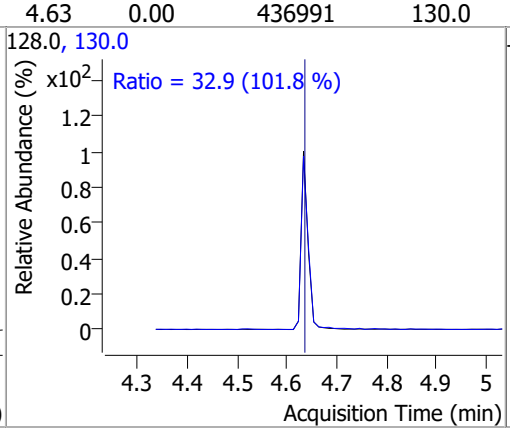

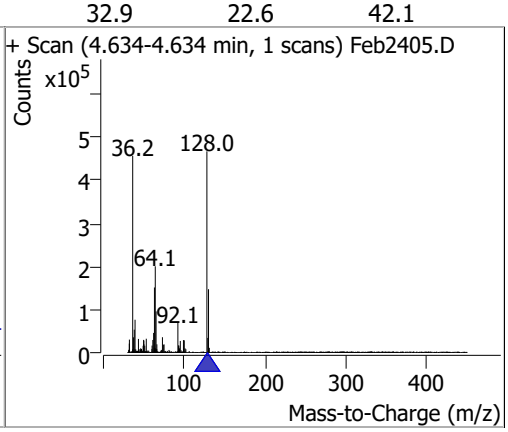

Compound	Conc.	RT	Dev(Min)	Resp.	QIon	QRatio	Lower	Upper
1,3-Dichlorobenzene	55.4507	4.78	0.00	550420 (m)	148.0	63.4	44.6	82.9
					111.0	36.3	24.7	45.9

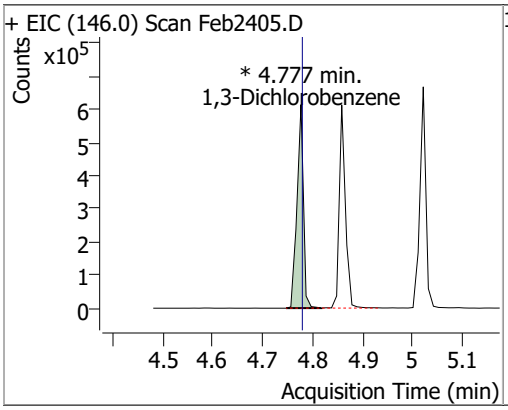

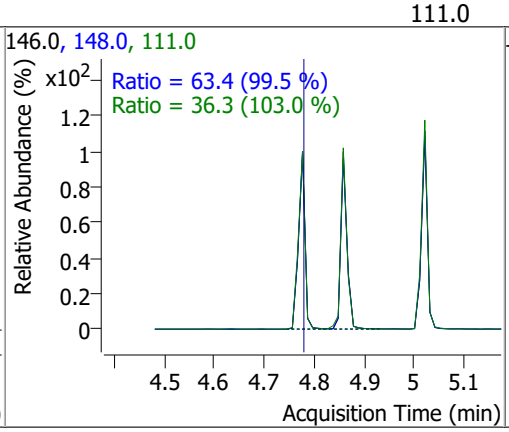

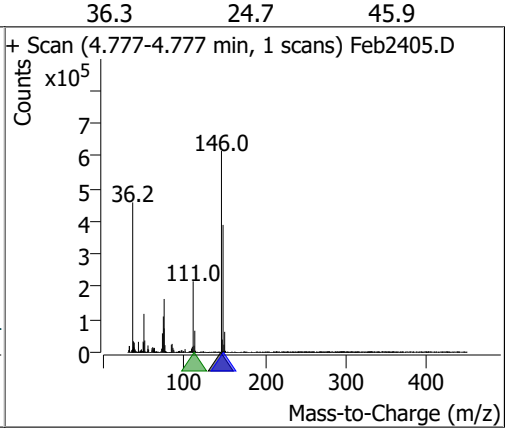

Compound	Conc.	RT	Dev(Min)	Resp.	QIon	QRatio	Lower	Upper
1,4-Dichlorobenzene	52.0744	4.86	0.00	526751 (m)	148.0	61.9	45.0	83.7
					111.0	36.1	24.7	45.9

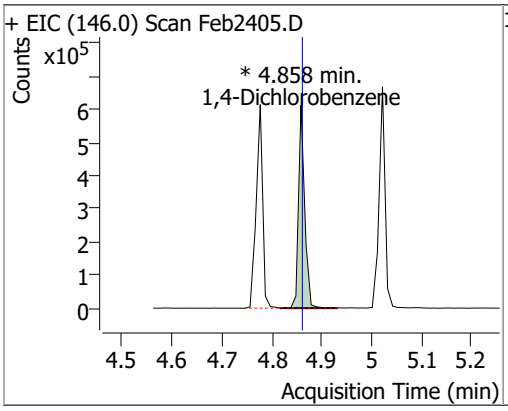

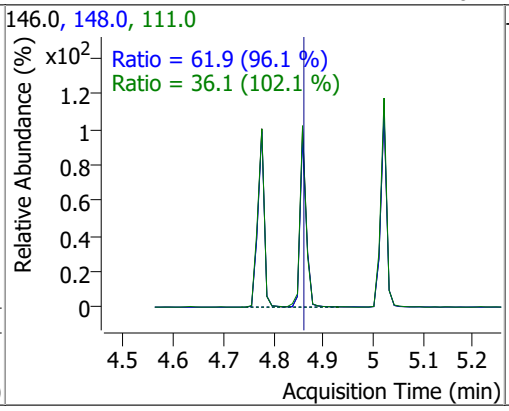

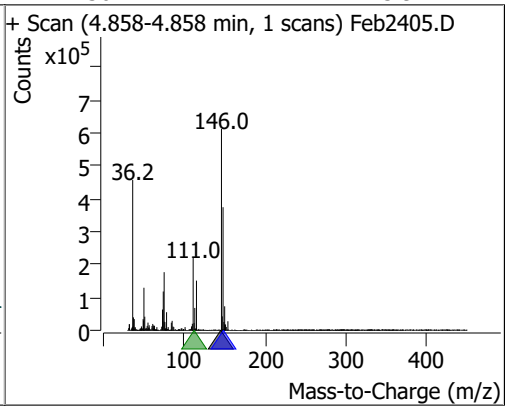

Compound	Conc.	RT	Dev(Min)	Resp.	QIon	QRatio	Lower	Upper
1,2-Dichlorobenzene	57.3591	5.02	0.00	553676 (m)	148.0	64.8	44.6	82.8
					111.0	38.5	26.2	48.7

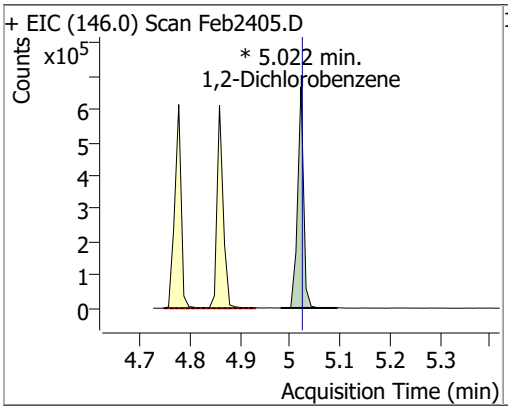

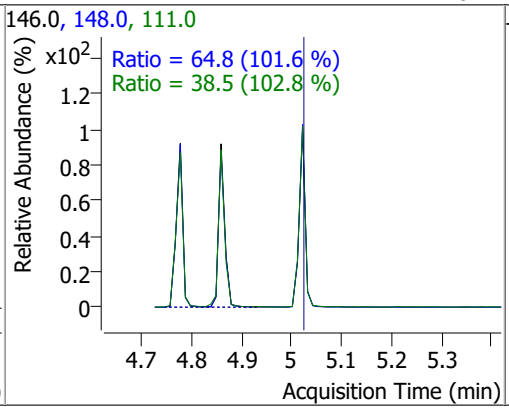

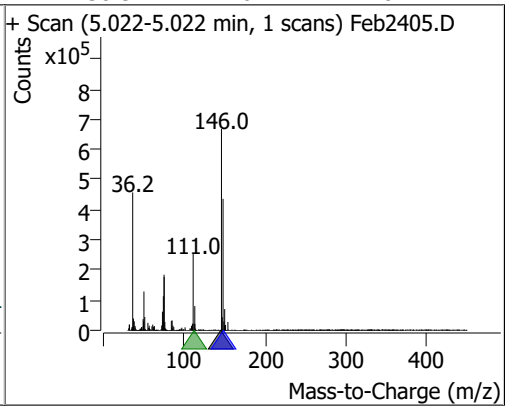

Compound	Conc.	RT	Dev(Min)	Resp.	QIon	QRatio	Lower	Upper
Benzyl Alcohol	62.4638	5.04	0.00	231347	79.0	121.7	83.2	154.5
					107.0	68.8	48.2	89.5

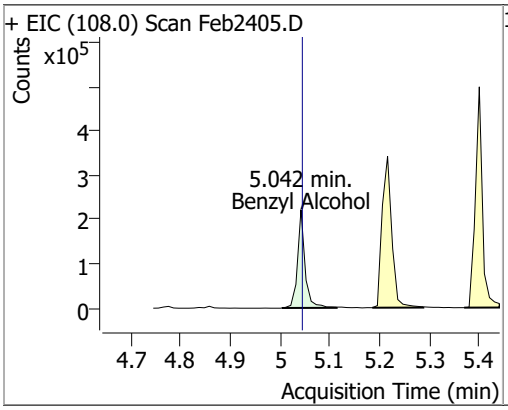

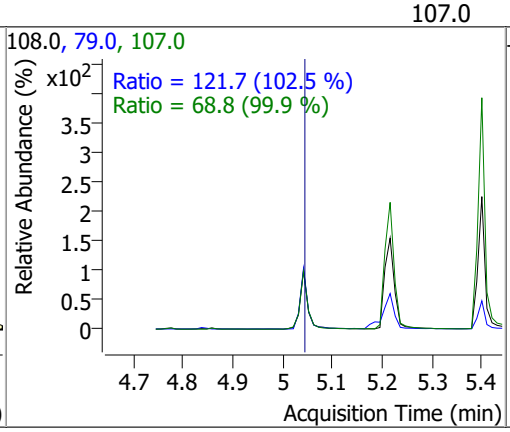

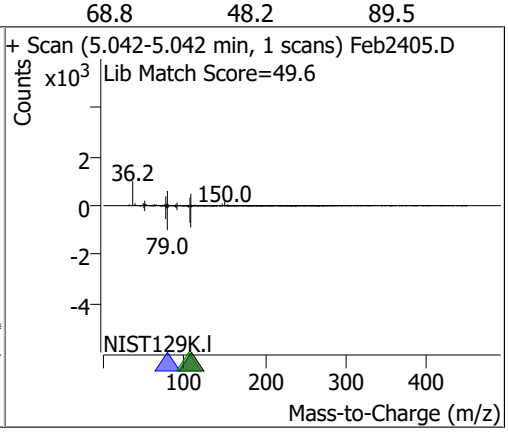

Compound	Conc.	RT	Dev(Min)	Resp.	QIon	QRatio	Lower	Upper
bis(2-chloroisopropyl)Ether	58.3955	5.19	0.00	150955	123.0	29.3	22.1	41.1

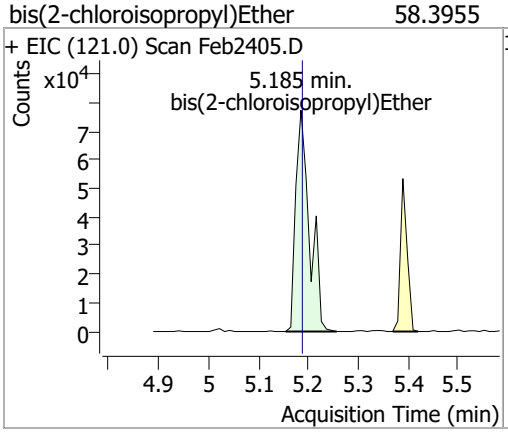

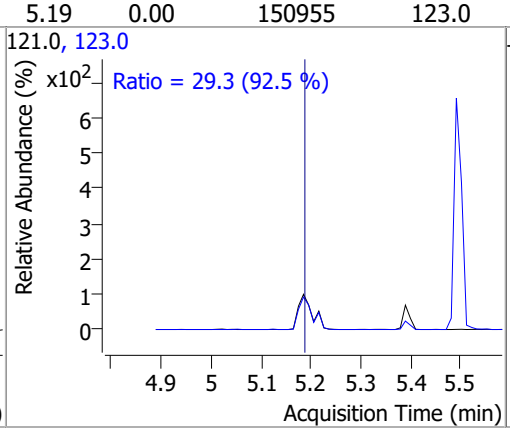

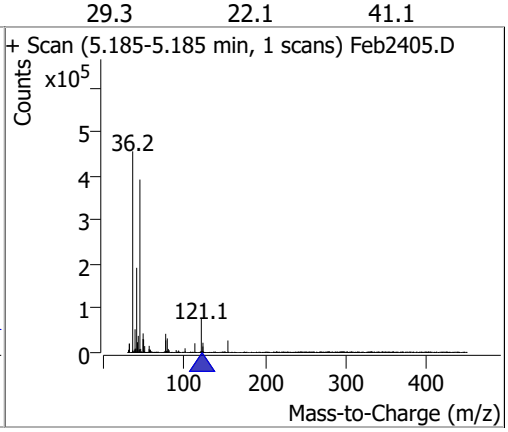

Compound	Conc.	RT	Dev(Min)	Resp.	QIon	QRatio	Lower	Upper
2-Methylphenol	64.2104	5.22	0.00	425511	108.0	108.8	82.2	152.6

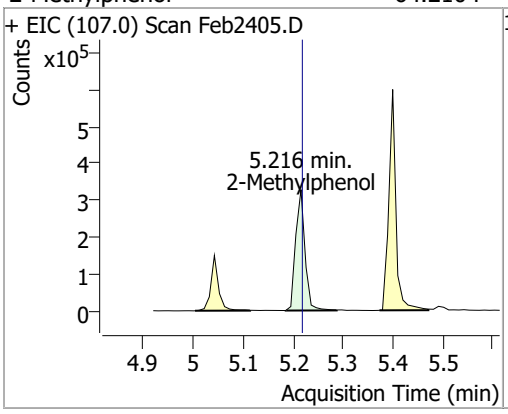

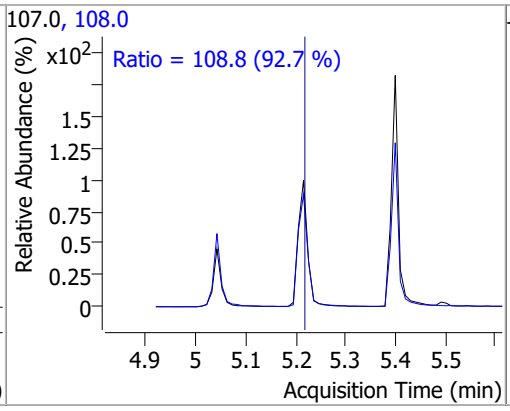

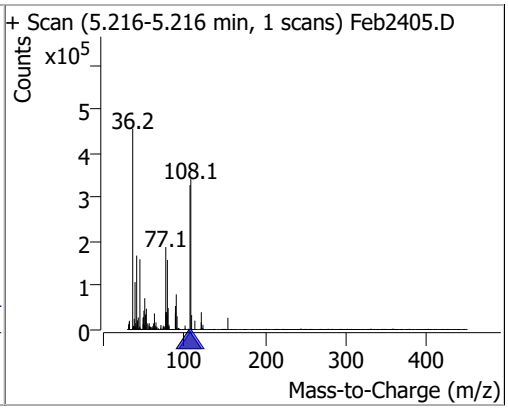

Compound	Conc.	RT	Dev(Min)	Resp.	QIon	QRatio	Lower	Upper
N-nitroso-Di-n-propylamine	82.7865	5.34	0.00	378810	130.0	21.4	0.0	34.0

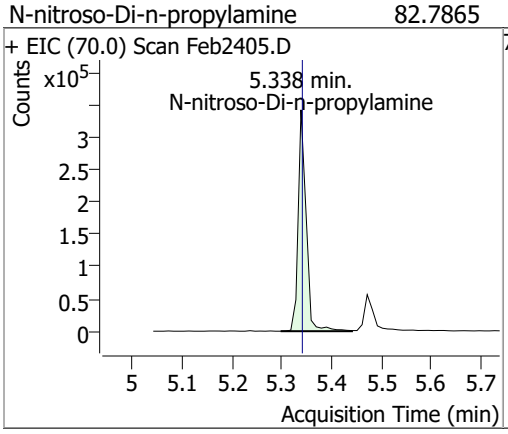

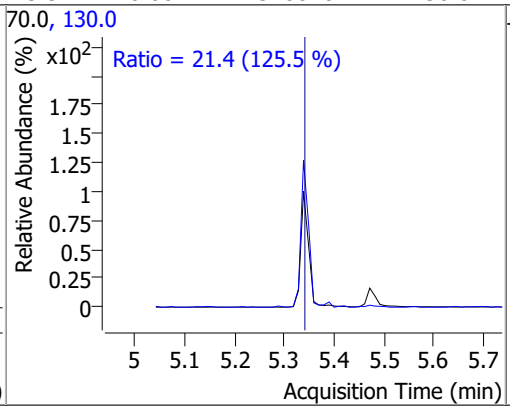

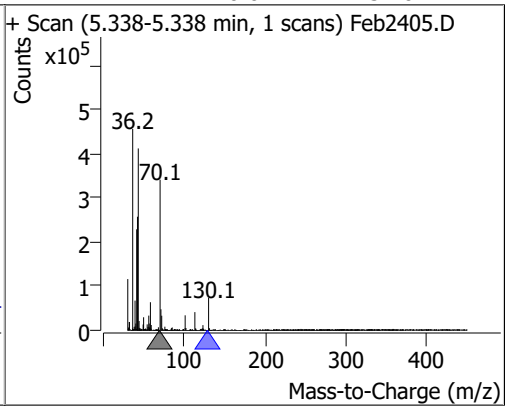

Compound	Conc.	RT	Dev(Min)	Resp.	QIon	QRatio	Lower	Upper
Hexachloroethane	56.1172	5.39	0.00	162145	201.0	86.7	62.4	115.9
					199.0	56.0	41.5	77.1

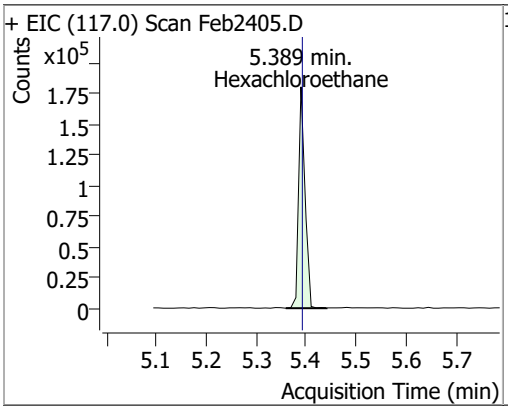

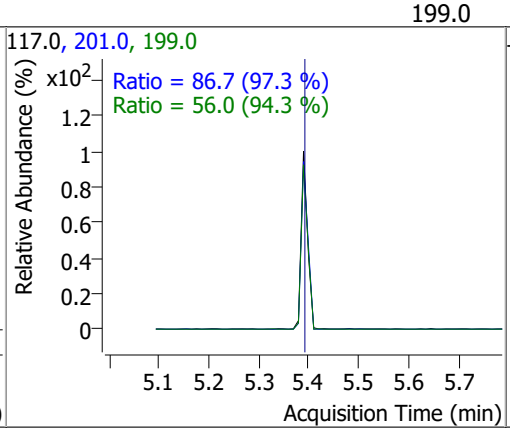

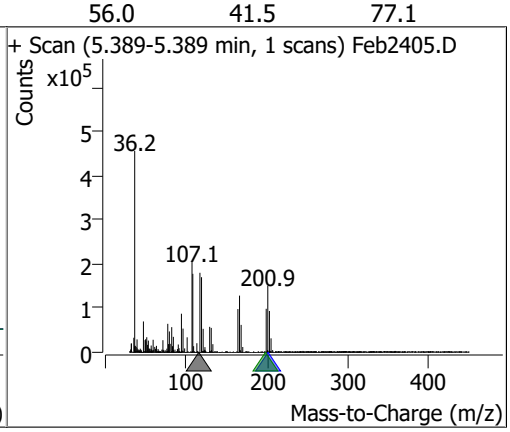

Compound	Conc.	RT	Dev(Min)	Resp.	QIon	QRatio	Lower	Upper
4Methylphenol/3Methylphenol	65.5675	5.40	0.00	594063	108.0	83.7	59.0	109.5

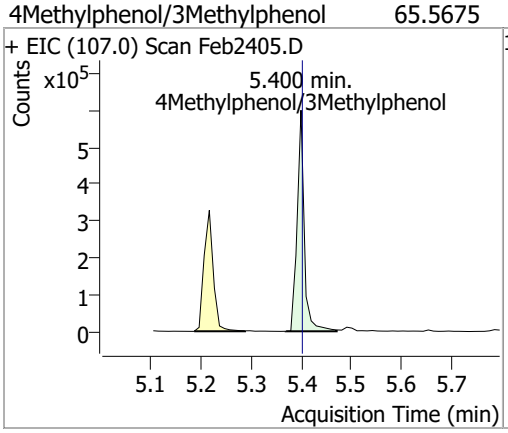

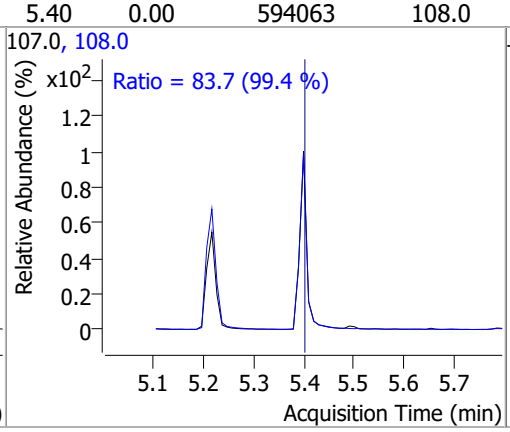

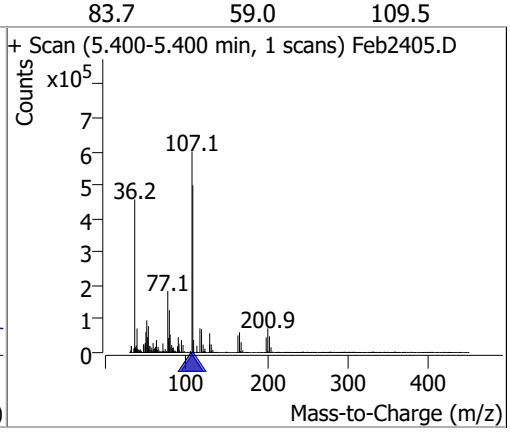

Compound	Conc.	RT	Dev(Min)	Resp.	QIon	QRatio	Lower	Upper
Nitrobenzene-d5	73.0990	5.47	0.00	347911	54.0	61.7	44.9	83.4
					128.0	47.2	33.4	62.1

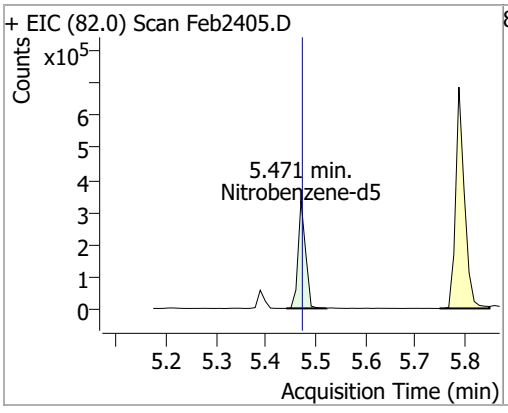

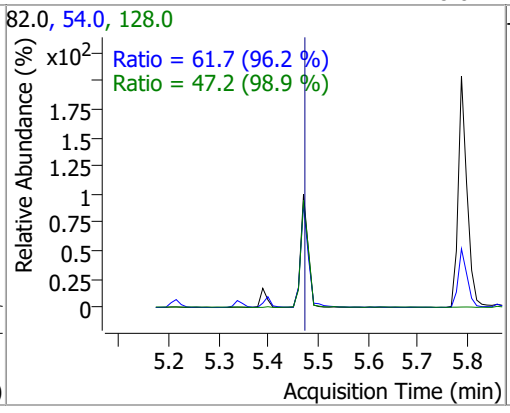

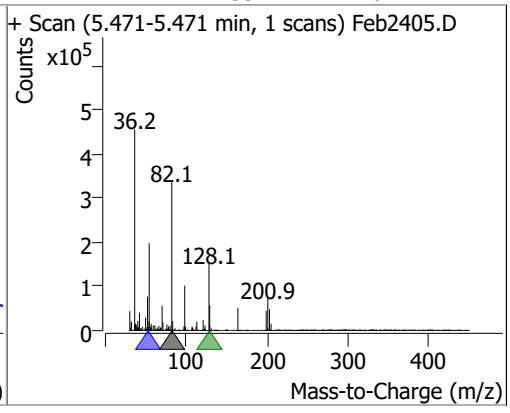

Compound	Conc.	RT	Dev(Min)	Resp.	QIon	QRatio	Lower	Upper
Nitrobenzene	69.9443	5.49	0.00	169180	77.0	208.6	146.7	272.5
					51.0	131.4	89.2	165.7

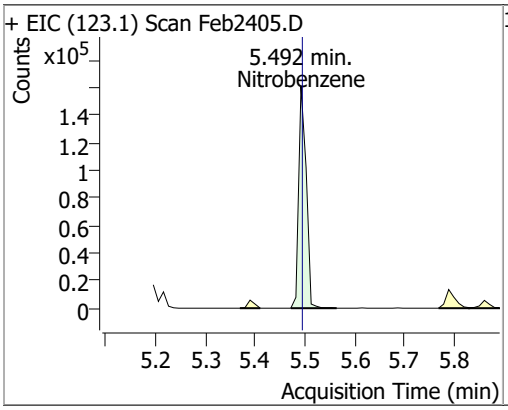

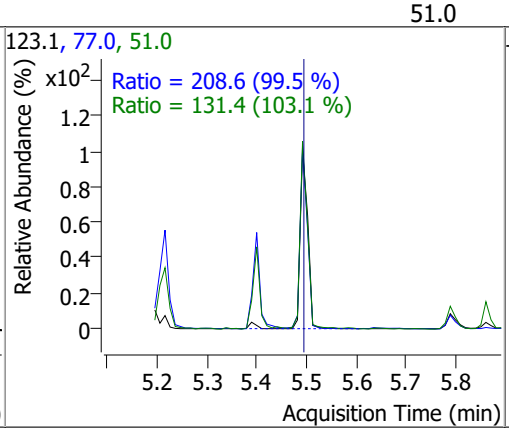

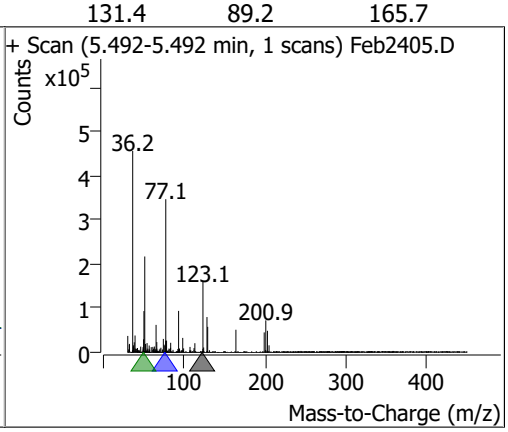

Compound	Conc.	RT	Dev(Min)	Resp.	QIon	QRatio	Lower	Upper
Isophorone	75.8027	5.79	0.00	863072	138.0	20.7	14.2	26.4

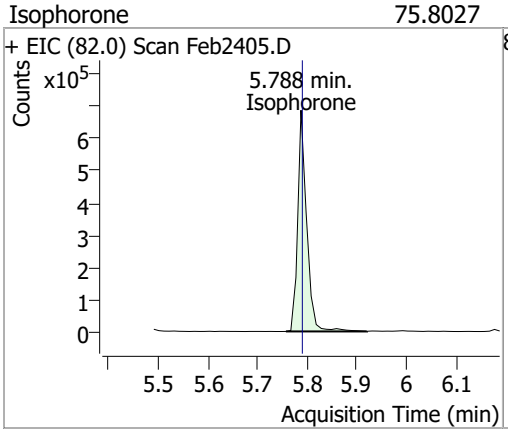

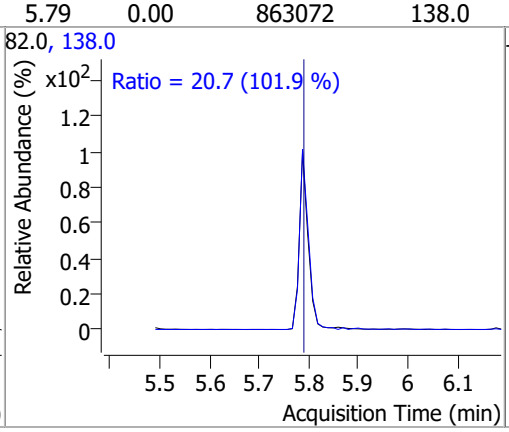

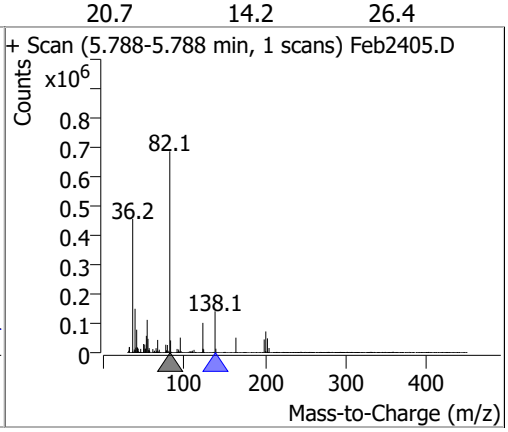

Compound	Conc.	RT	Dev(Min)	Resp.	QIon	QRatio	Lower	Upper
2-Nitrophenol	75.7092	5.86	0.00	192080	65.0	49.7	35.9	66.7
					109.0	39.2	25.0	46.4

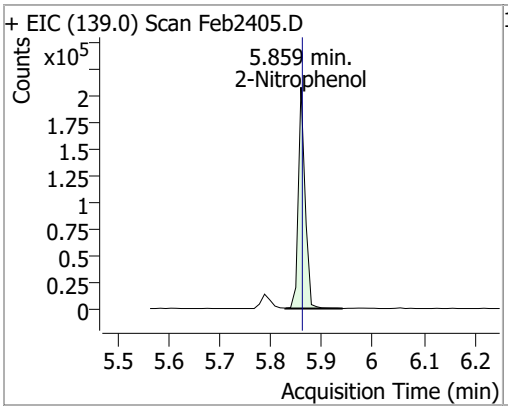

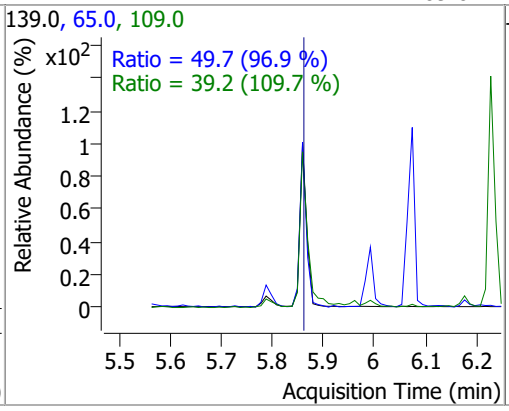

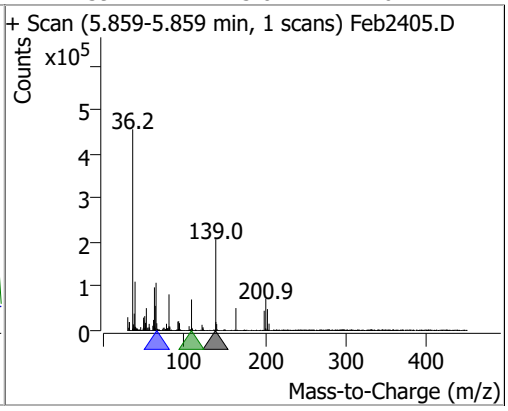

Compound	Conc.	RT	Dev(Min)	Resp.	QIon	QRatio	Lower	Upper
2,4-Dimethylphenol	75.5371	5.99	0.00	401545	107.0	109.2	77.8	144.4
					77.0	33.2	21.2	39.3

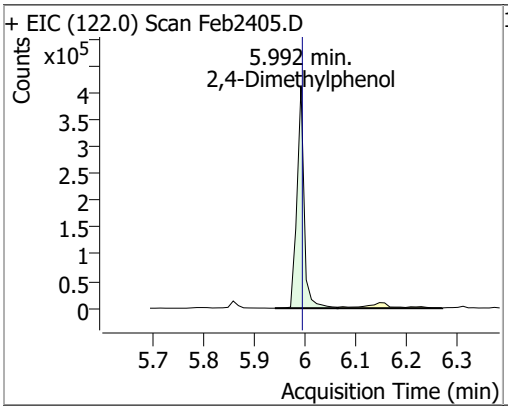

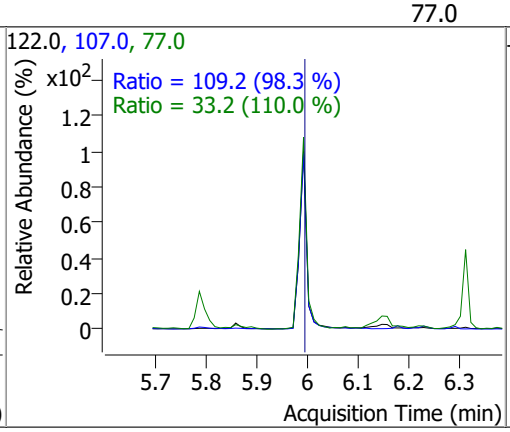

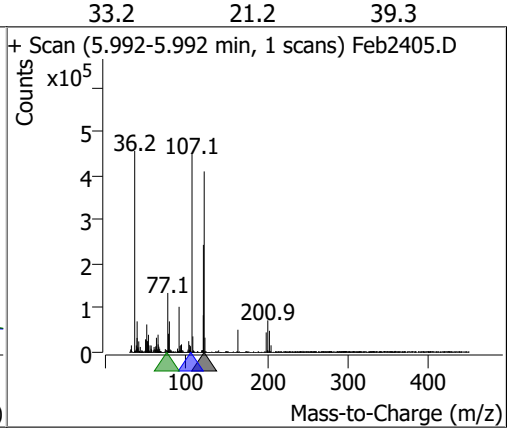

Compound	Conc.	RT	Dev(Min)	Resp.	QIon	QRatio	Lower	Upper
bis(-2-Chloroethoxy)Methane	74.4505	6.07	0.00	493421	63.0	73.4	49.1	91.2
					95.0	32.2	22.3	41.4

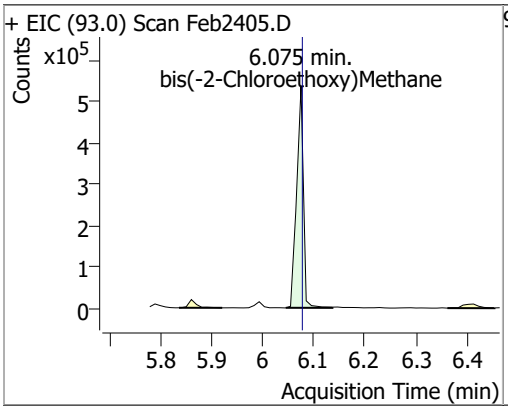

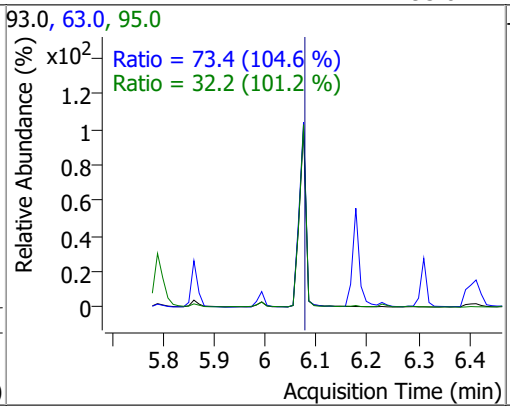

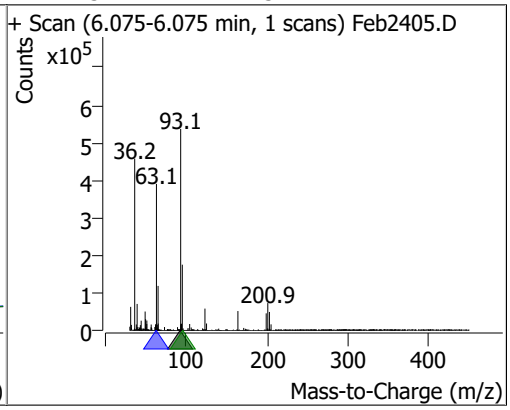

Compound	Conc.	RT	Dev(Min)	Resp.	QIon	QRatio	Lower	Upper
2,4-Dichlorophenol	65.6864	6.18	0.00	332011	164.0	63.1	46.3	86.0
					98.0	33.5	24.1	44.8

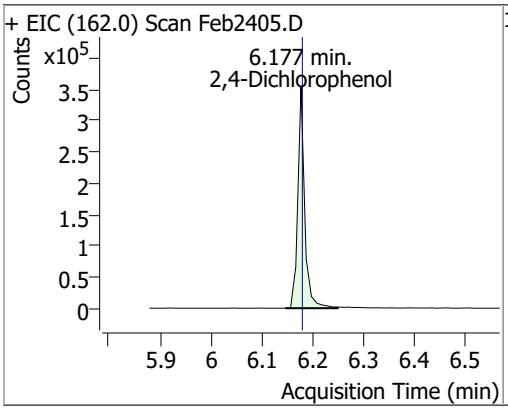

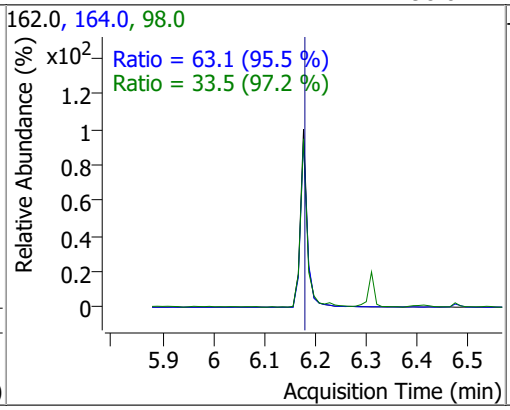

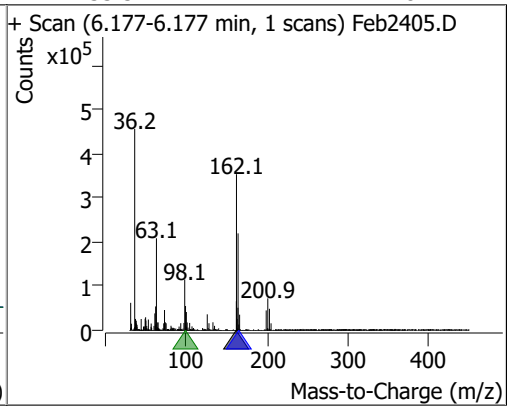

Compound	Conc.	RT	Dev(Min)	Resp.	QIon	QRatio	Lower	Upper
Benzoic Acid	16.2020	6.16	-0.05	34548 (m)	122.0	106.4	60.5	112.4
					77.0	76.6	55.7	103.4

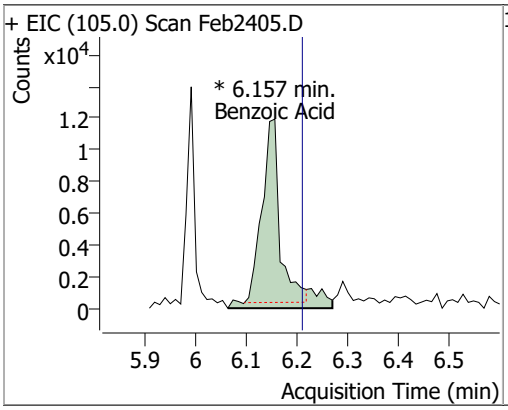

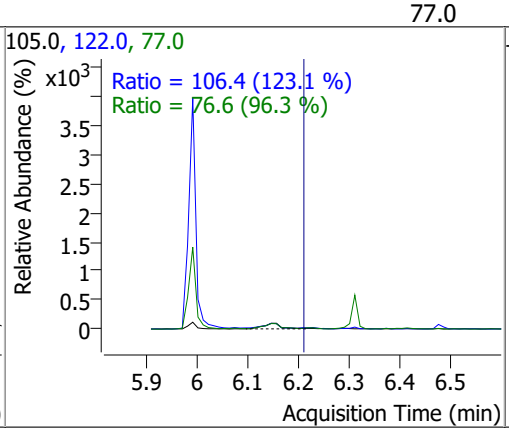

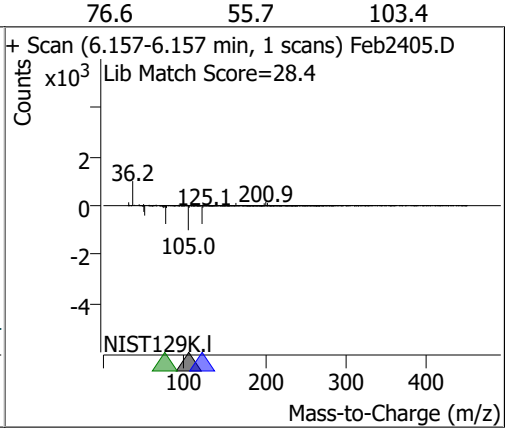

Compound	Conc.	RT	Dev(Min)	Resp.	QIon	QRatio	Lower	Upper
1,2,4-Trichlorobenzene	60.2319	6.23	0.00	371649	182.0	96.4	66.8	124.1
					145.0	29.3	19.9	37.0

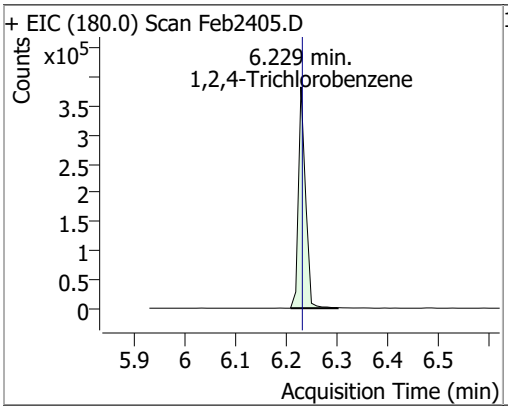

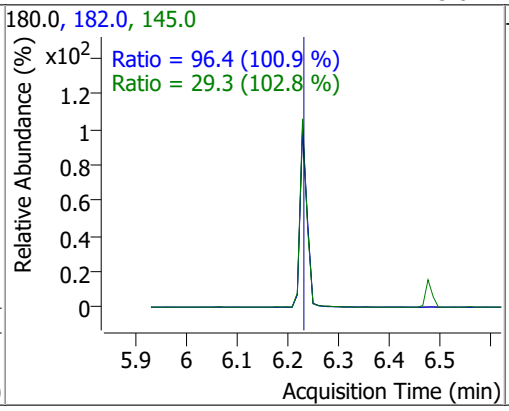

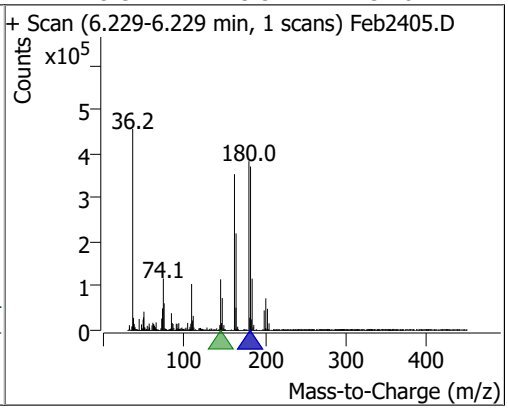

Compound	Conc.	RT	Dev(Min)	Resp.	QIon	QRatio	Lower	Upper
Naphthalene	67.1814	6.31	0.00	1232605	129.0	11.1	7.7	14.4
					102.0	9.6	6.4	11.9

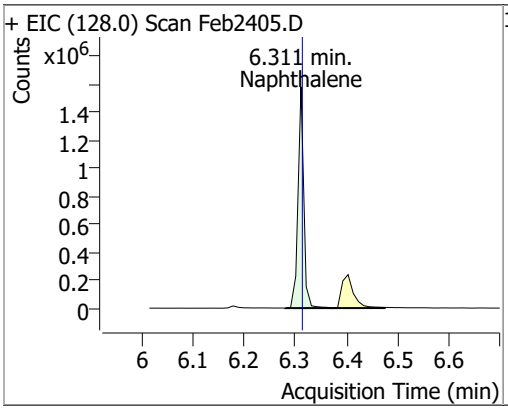

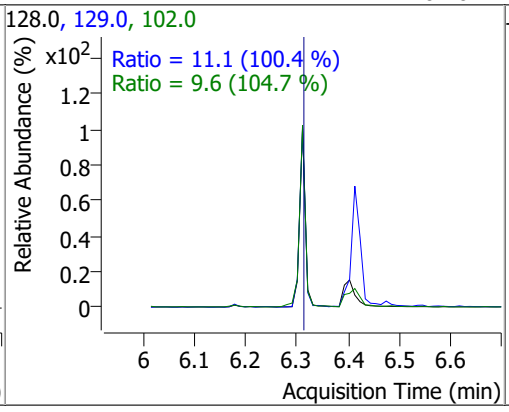

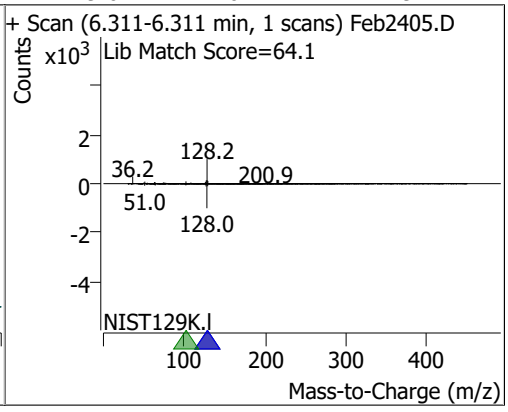

Compound	Conc.	RT	Dev(Min)	Resp.	QIon	QRatio	Lower	Upper
4-Chlorophenol	59.0634	6.40	0.00	112172	128.0	347.5	221.7	411.6

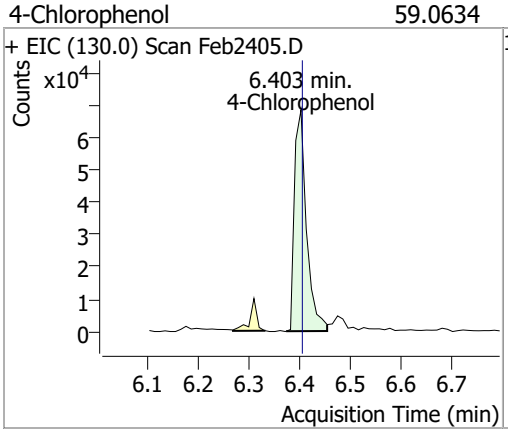

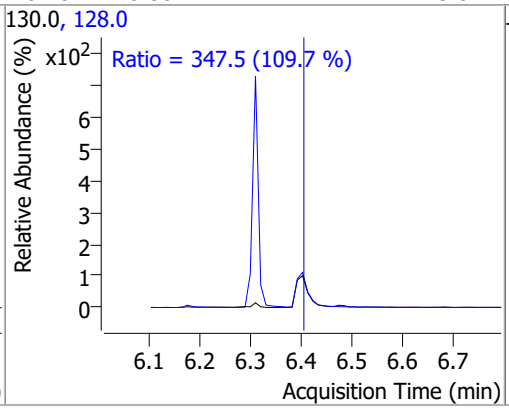

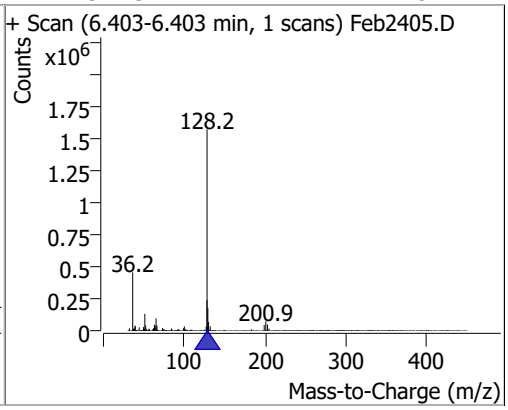

Compound	Conc.	RT	Dev(Min)	Resp.	QIon	QRatio	Lower	Upper
p-Chloroaniline	54.6833	6.41	0.00	391109	65.0	62.3	42.8	79.5
					129.0	38.2	25.3	47.1

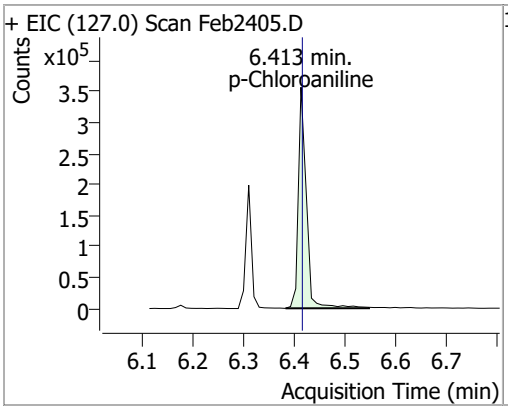

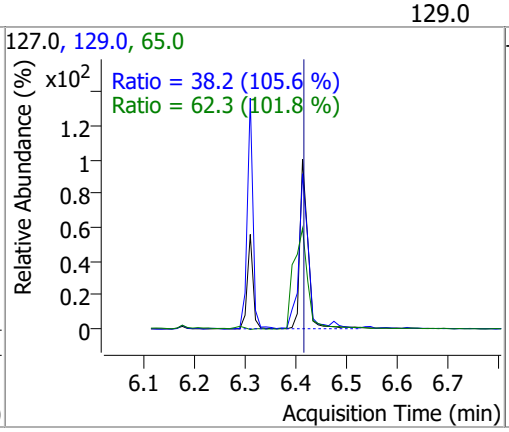

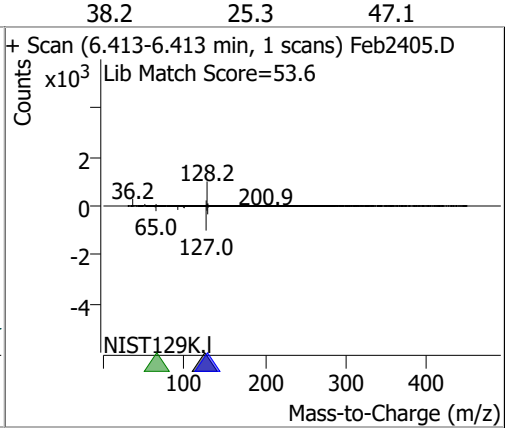

Compound	Conc.	RT	Dev(Min)	Resp.	QIon	QRatio	Lower	Upper
Hexachlorobutadiene	55.0919	6.48	0.00	173035	223.0	63.3	44.2	82.2
					227.0	63.7	43.7	81.2

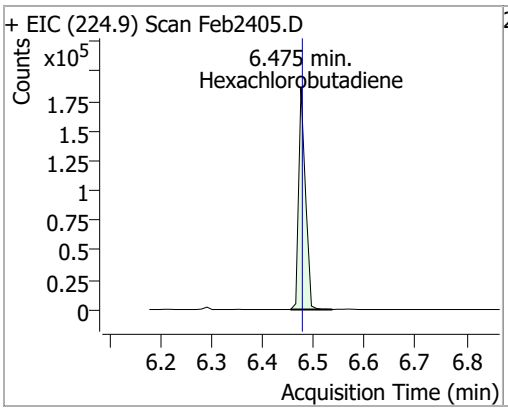

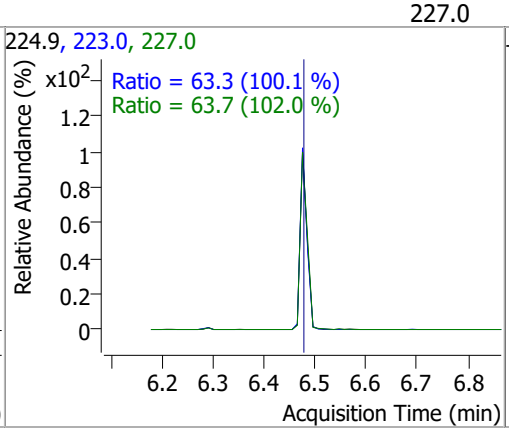

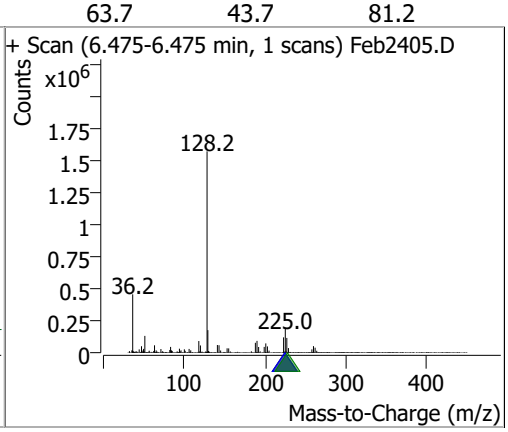

Compound	Conc.	RT	Dev(Min)	Resp.	QIon	QRatio	Lower	Upper
4-Chloro-2-Methylphenol	68.9237	6.93	0.00	325641 (m)	144.0	26.6	19.5	36.2

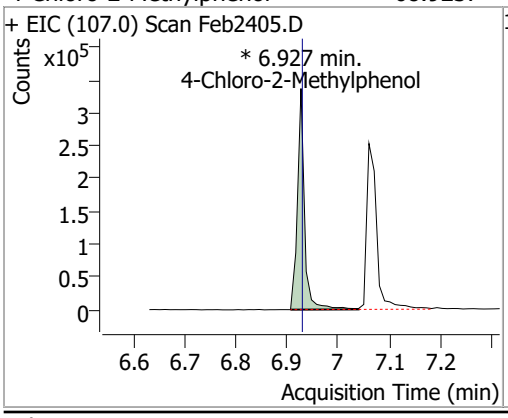

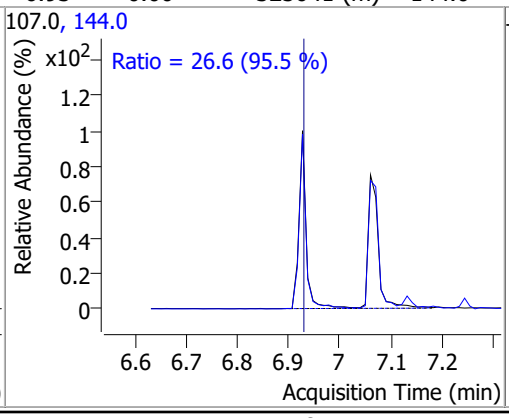

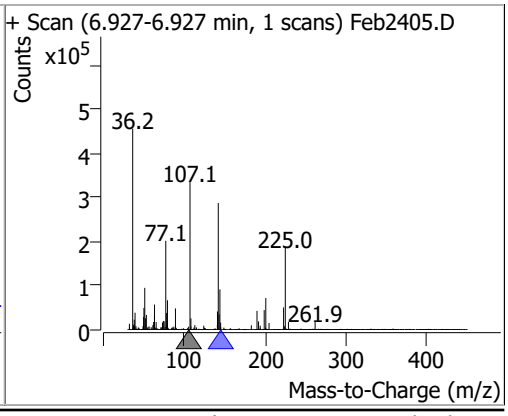

Compound	Conc.	RT	Dev(Min)	Resp.	QIon	QRatio	Lower	Upper
4-Chloro-3-Methylphenol	70.9208	7.06	-0.01	348145 (m)	144.0	27.1	18.7	34.7

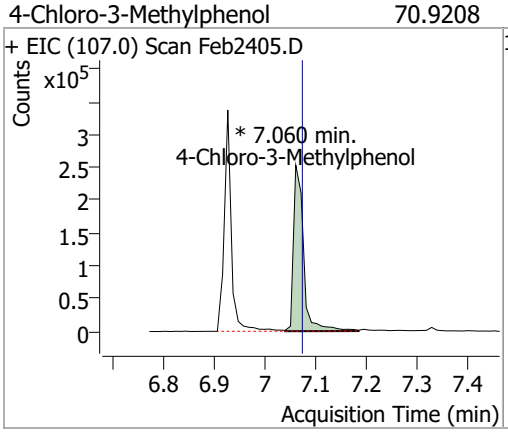

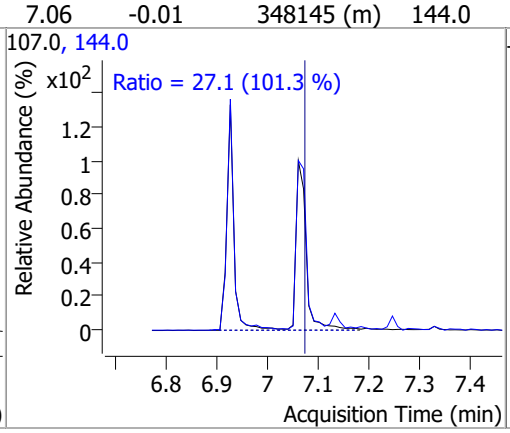

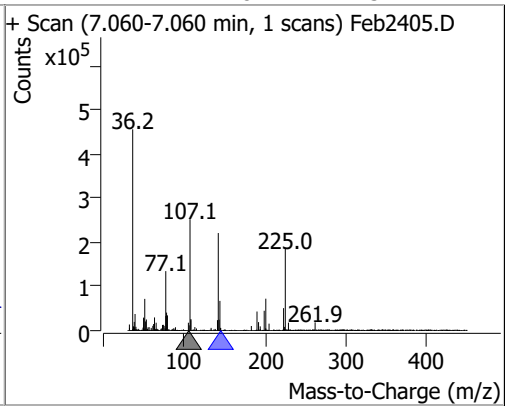

Compound	Conc.	RT	Dev(Min)	Resp.	QIon	QRatio	Lower	Upper
2-Methylnaphthalene	71.0934	7.13	0.00	727012	142.0	118.4	84.6	157.1
					115.0	40.1	28.1	52.2

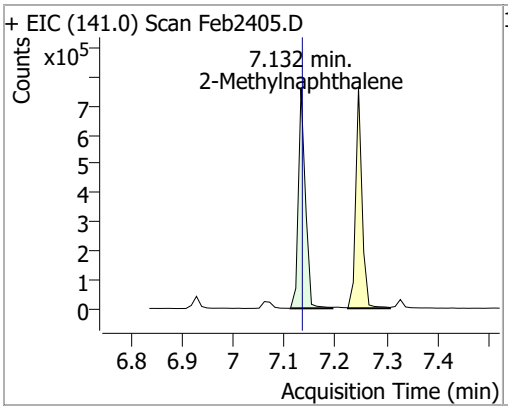

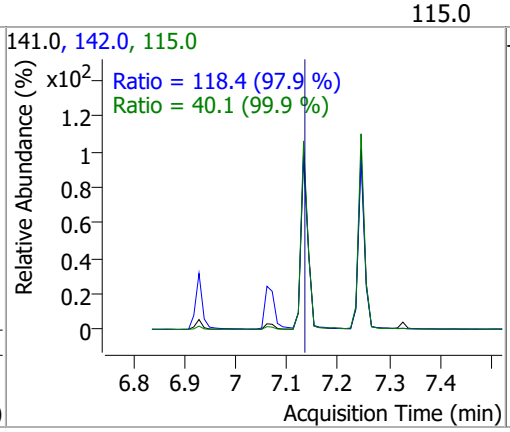

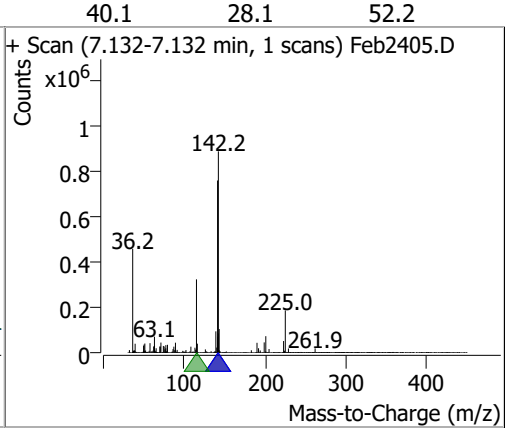

Compound	Conc.	RT	Dev(Min)	Resp.	QIon	QRatio	Lower	Upper
1-Methylnaphthalene	66.3050	7.25	0.00	662666	142.0	113.9	81.2	150.8
					115.0	42.4	29.3	54.5

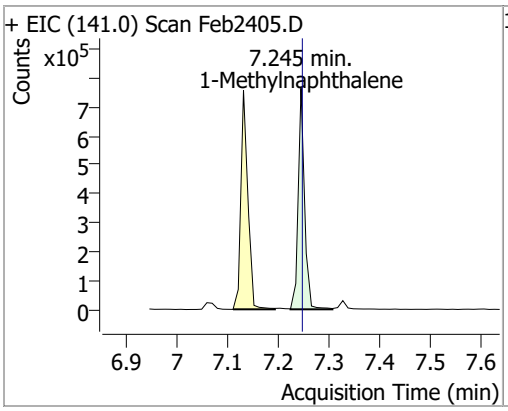

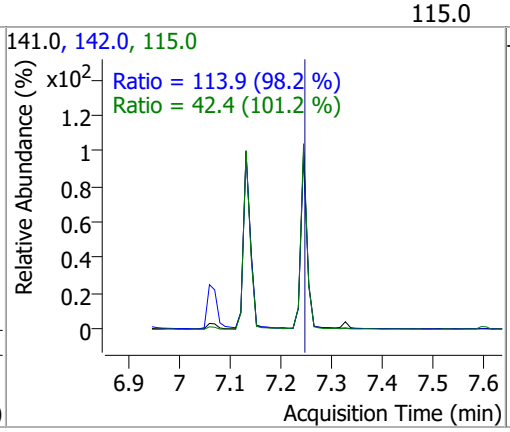

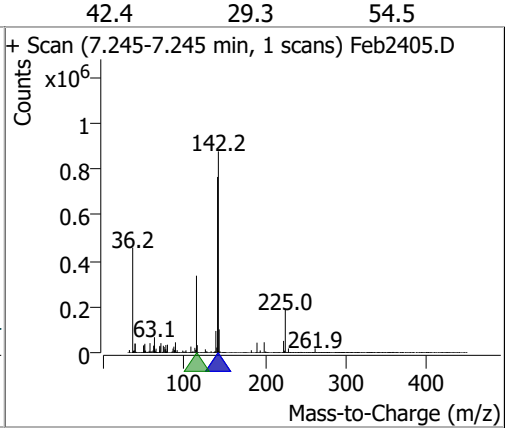

Compound	Conc.	RT	Dev(Min)	Resp.	QIon	QRatio	Lower	Upper
Hexachlorocyclopentadiene	66.8124	7.33	0.00	126253	238.9	65.9	44.9	83.5
					234.9	65.9	43.4	80.7

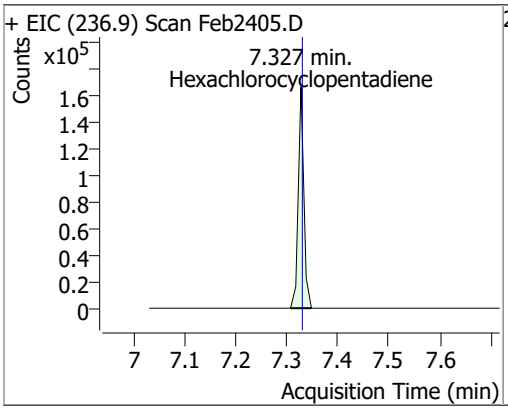

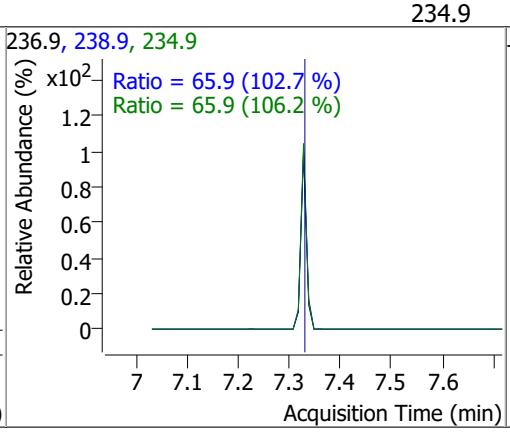

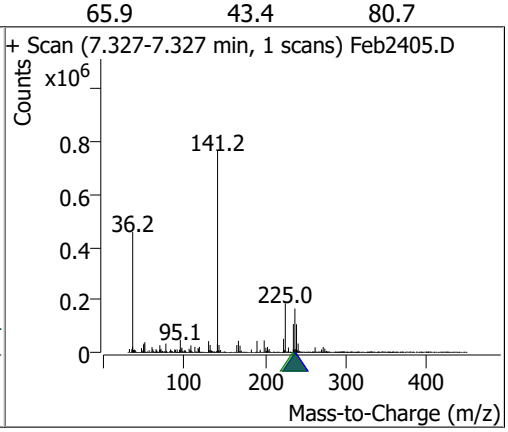

Compound	Conc.	RT	Dev(Min)	Resp.	QIon	QRatio	Lower	Upper
2,4,6-Trichlorophenol	74.6108	7.51	0.00	248183	198.0	95.9	64.8	120.4

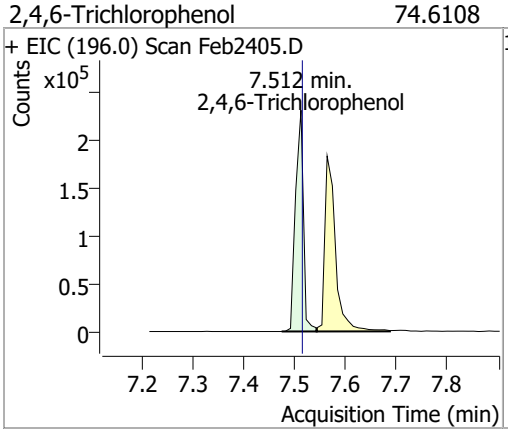

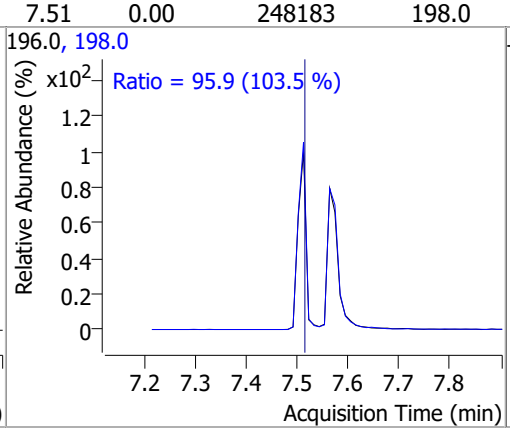

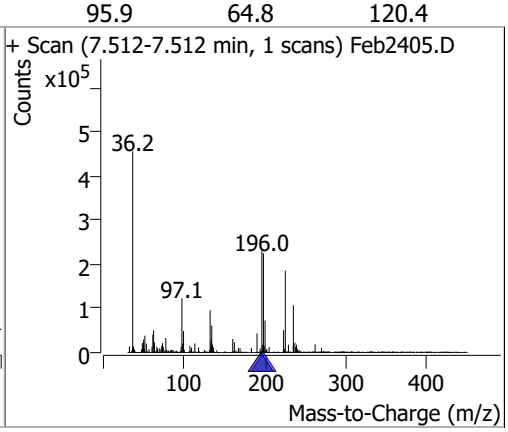

Compound	Conc.	RT	Dev(Min)	Resp.	QIon	QRatio	Lower	Upper
2,4,5-Trichlorophenol	72.7285	7.56	-0.01	270554	198.0	94.8	65.9	122.3

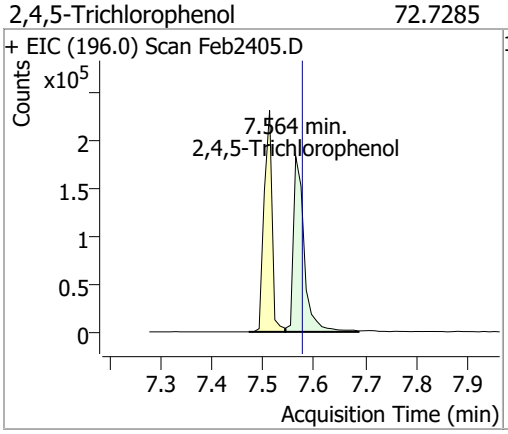

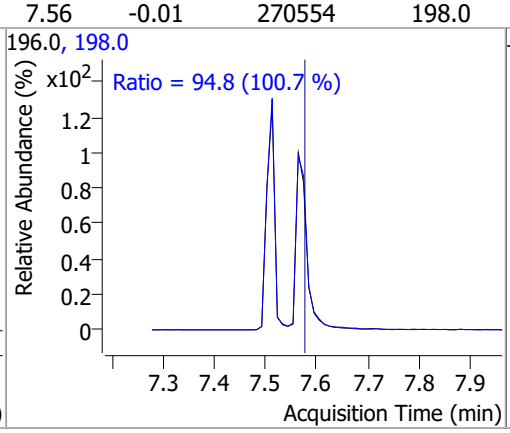

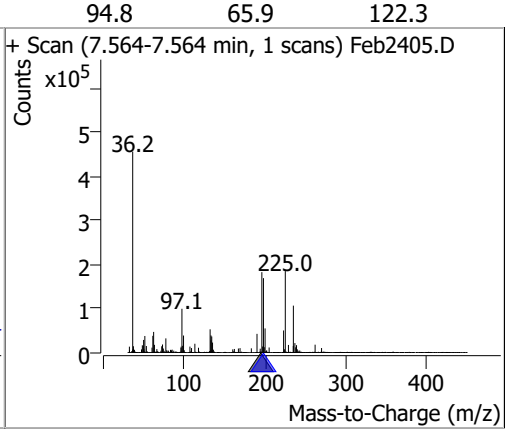

Compound	Conc.	RT	Dev(Min)	Resp.	QIon	QRatio	Lower	Upper
2-Fluorobiphenyl	71.1280	7.59	0.00	961699	171.0	34.4	24.1	44.7

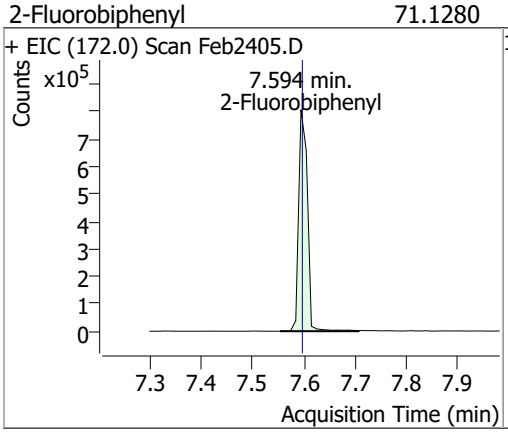

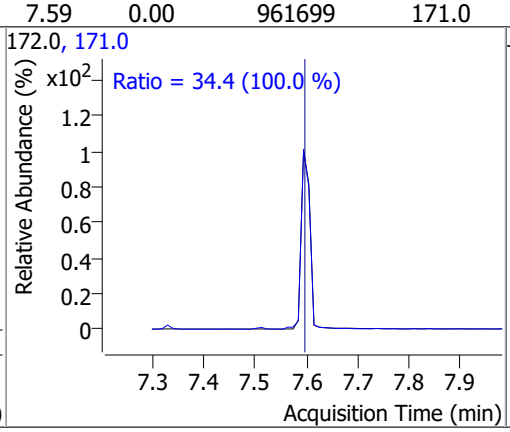

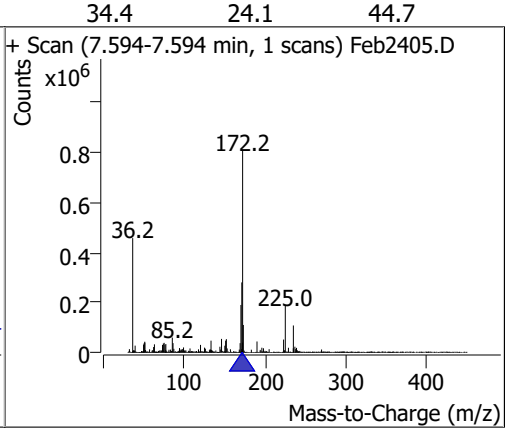

Compound	Conc.	RT	Dev(Min)	Resp.	QIon	QRatio	Lower	Upper
2-Chloronaphthalene	76.6738	7.71	0.00	870779	127.0	37.0	25.0	46.4
					164.0	32.8	22.8	42.4

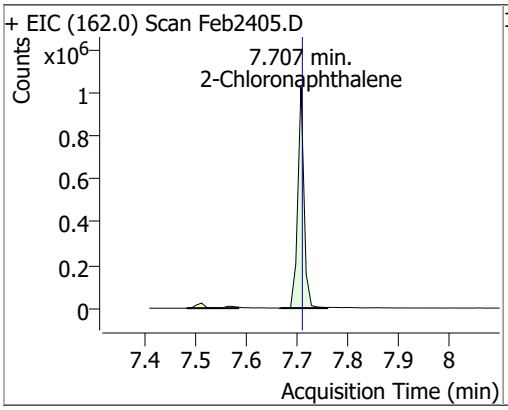

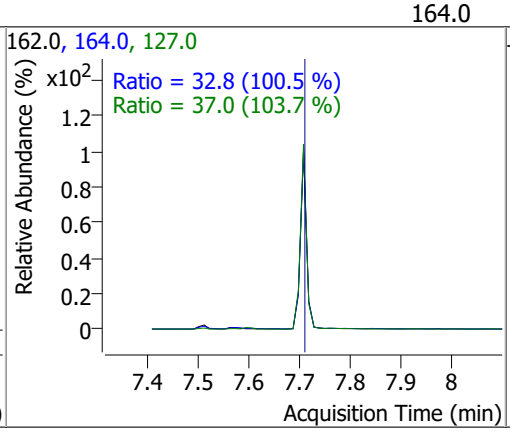

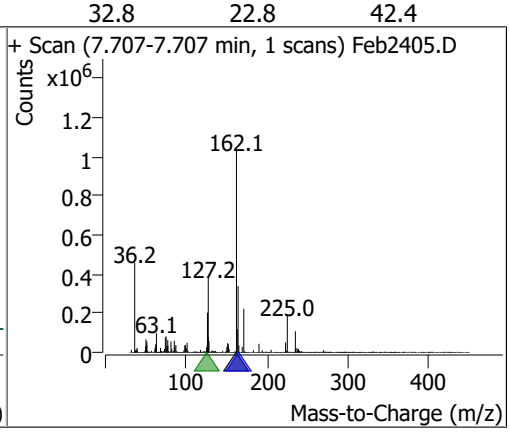

Compound	Conc.	RT	Dev(Min)	Resp.	QIon	QRatio	Lower	Upper
2-Nitroaniline	77.6905	7.87	0.00	157340	138.0	113.2	86.1	159.9

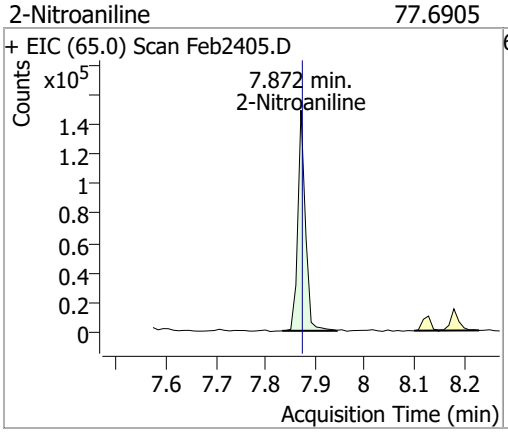

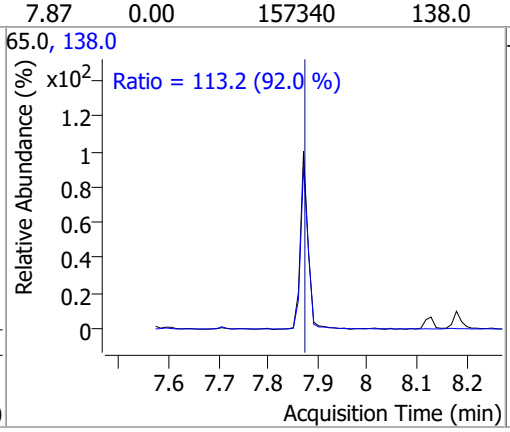

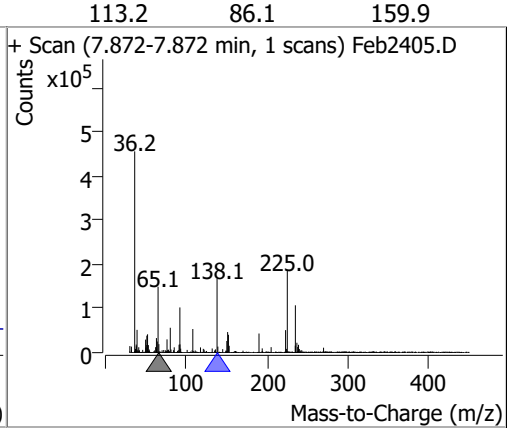

Compound	Conc.	RT	Dev(Min)	Resp.	QIon	QRatio	Lower	Upper
Dimethyl Phthalate	91.1768	8.13	0.00	1052824	77.0	19.6	13.9	25.8

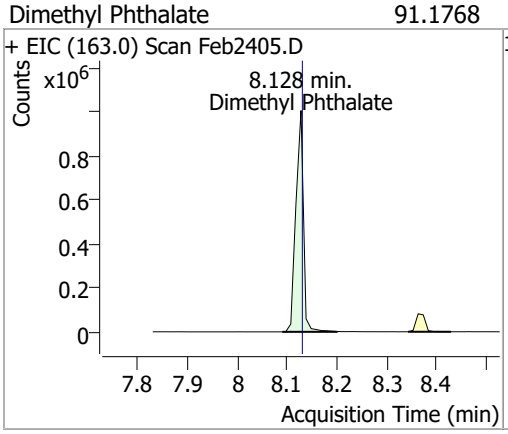

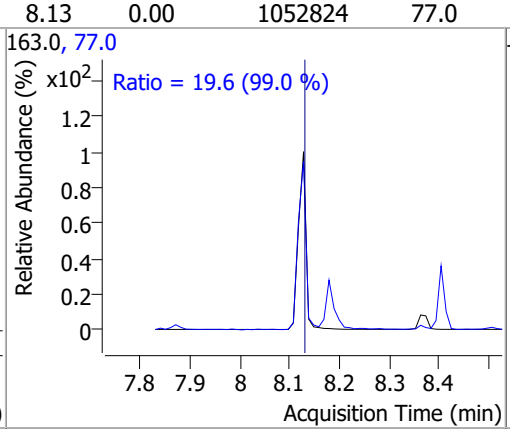

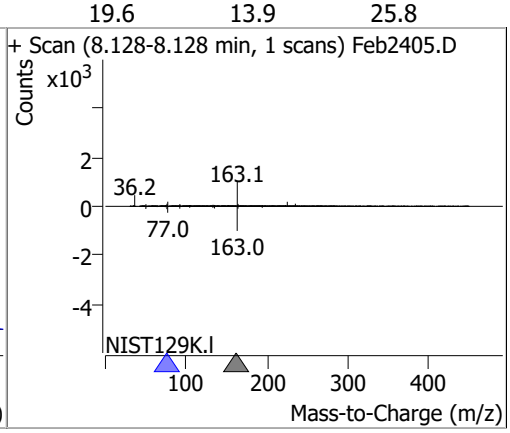

Compound	Conc.	RT	Dev(Min)	Resp.	QIon	QRatio	Lower	Upper
2,6-Dinitrotoluene	83.0714	8.18	0.00	130496	63.0	128.6	95.6	177.5
					89.0	61.7	45.4	84.4

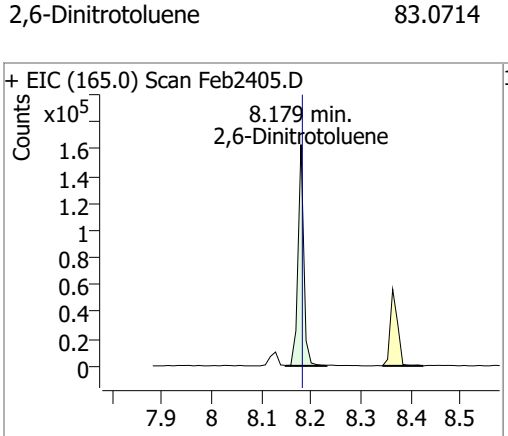

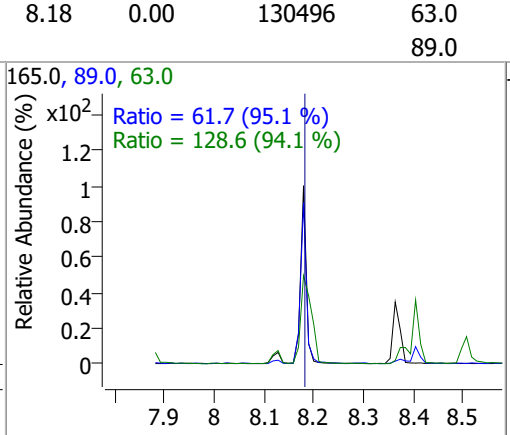

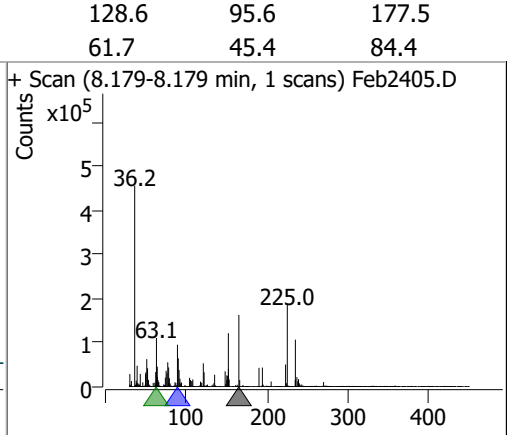

Compound	Conc.	RT	Dev(Min)	Resp.	QIon	QRatio	Lower	Upper
Acenaphthylene	75.2247	8.19	0.00	1366381	153.1	13.5	9.8	18.2

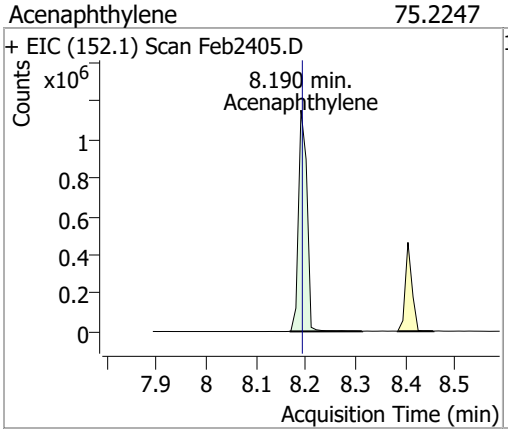

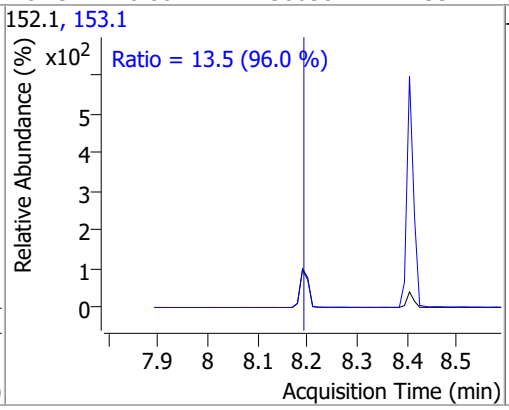

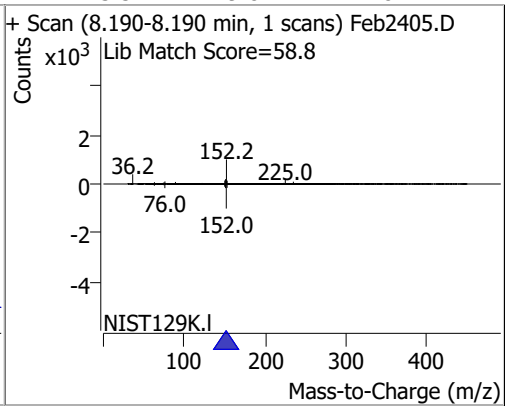

Compound	Conc.	RT	Dev(Min)	Resp.	QIon	QRatio	Lower	Upper
3-Nitroaniline	71.1076	8.38	0.00	125557	65.0	135.7	92.2	171.2
					92.0	113.1	78.8	146.4

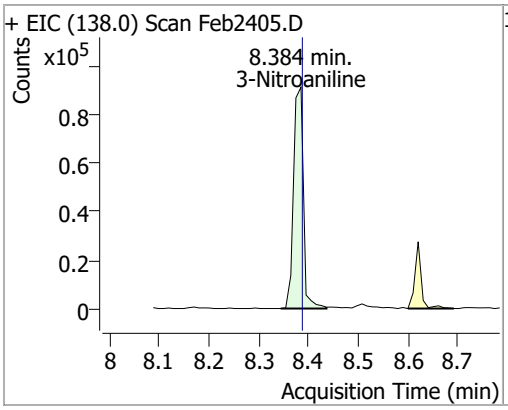

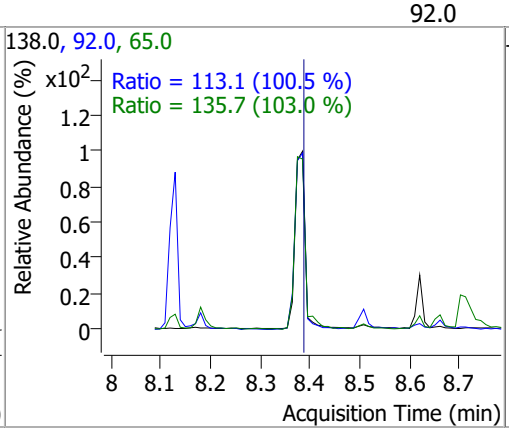

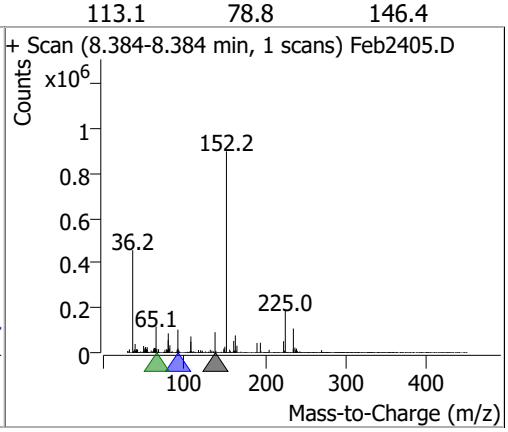

Compound	Conc.	RT	Dev(Min)	Resp.	QIon	QRatio	Lower	Upper
Acenaphthene	80.0104	8.40	0.00	833726	153.0	108.3	74.6	138.6
					152.0	52.6	36.7	68.2

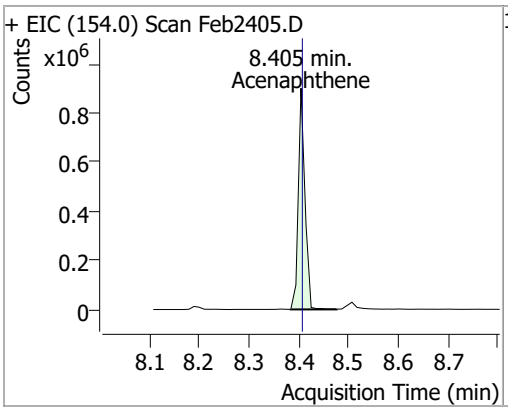

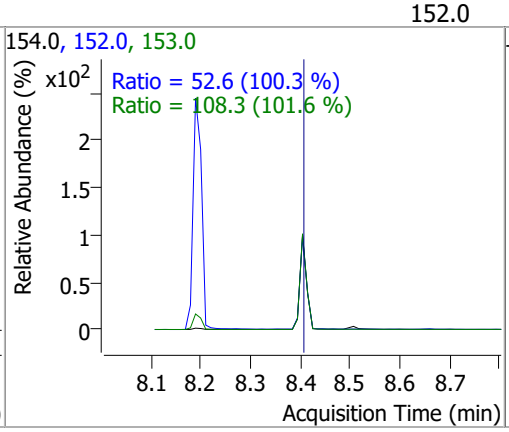

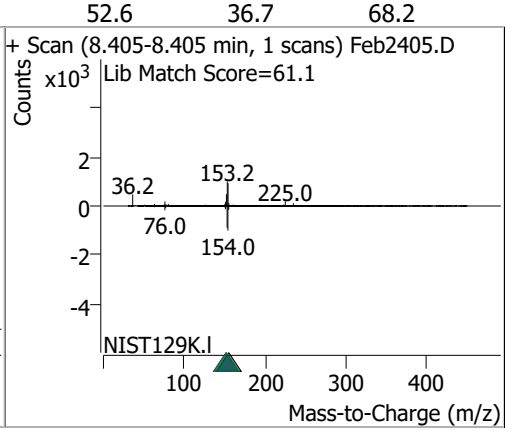

Compound	Conc.	RT	Dev(Min)	Resp.	QIon	QRatio	Lower	Upper
2,4-Dinitrophenol	70.6843	8.51	0.00	54268	154.0	64.8	41.5	77.0

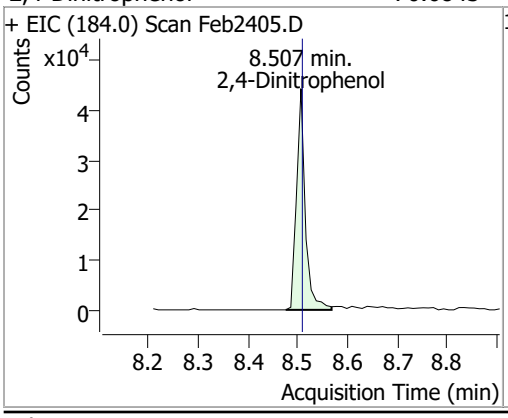

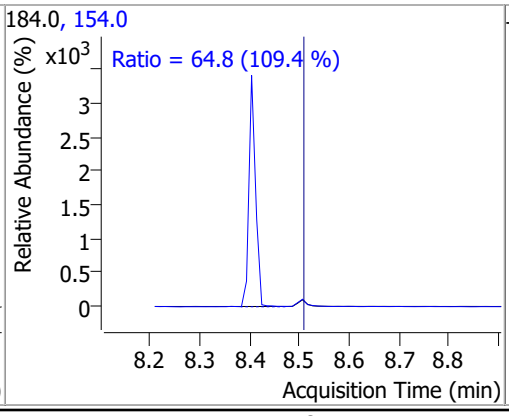

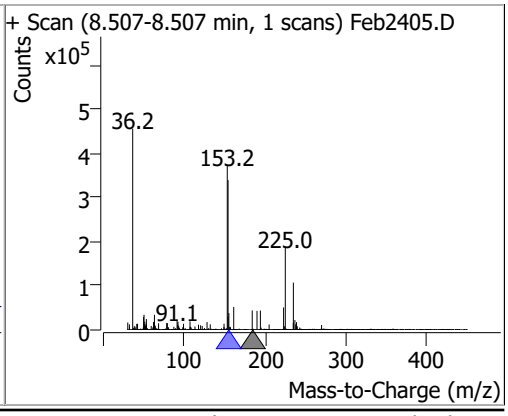

Compound	Conc.	RT	Dev(Min)	Resp.	QIon	QRatio	Lower	Upper
Dibenzofuran	78.1005	8.62	0.00	1337139	139.0	38.7	26.3	48.9

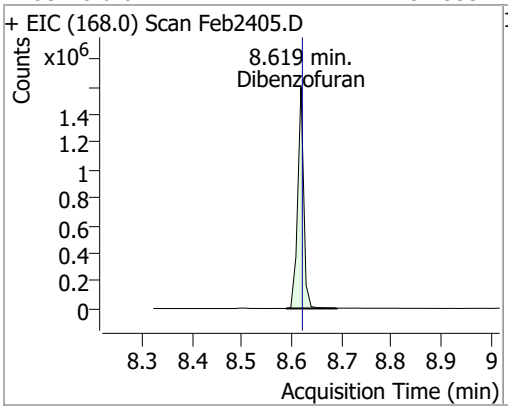

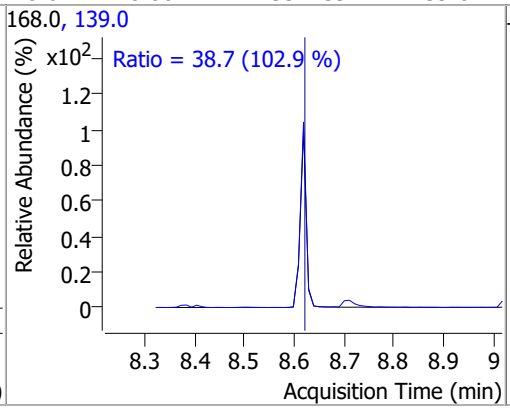

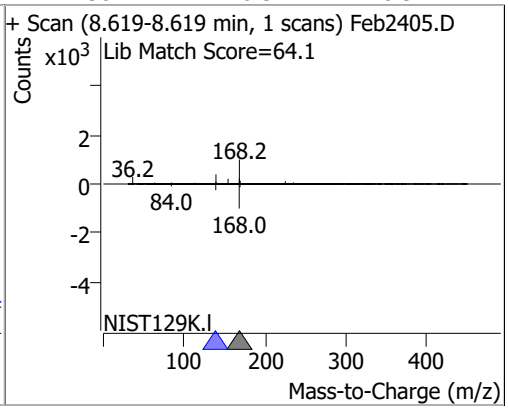

Compound	Conc.	RT	Dev(Min)	Resp.	QIon	QRatio	Lower	Upper
2,4-Dinitrotoluene	91.1764	8.66	0.00	182394	89.0	75.1	53.1	98.6
					63.0	44.2	30.9	57.3

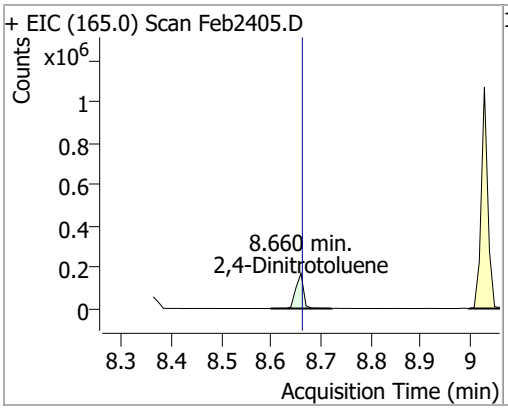

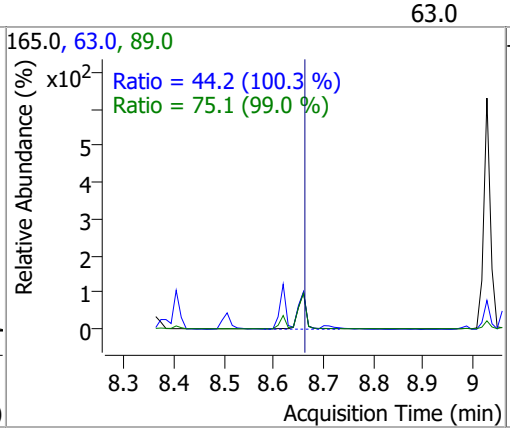

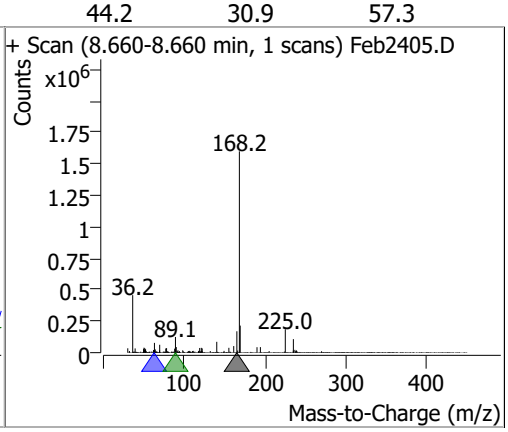

Compound	Conc.	RT	Dev(Min)	Resp.	QIon	QRatio	Lower	Upper
4-Nitrophenol	38.3080	8.71	0.00	68774	139.0	72.7	54.8	101.9
					65.0	70.9	50.1	93.1

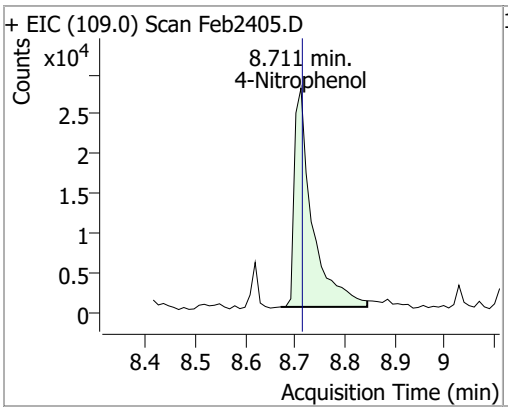

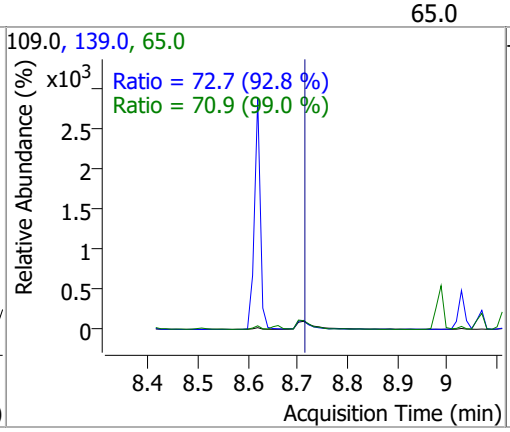

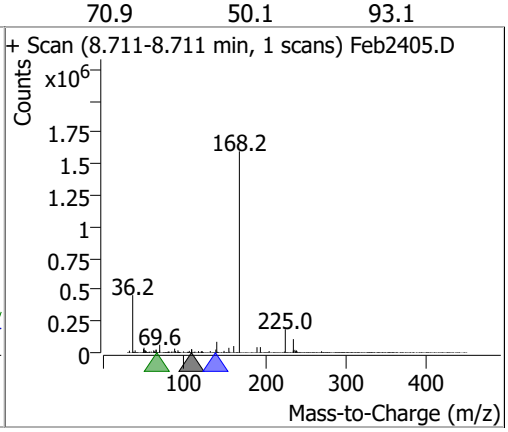

Compound	Conc.	RT	Dev(Min)	Resp.	QIon	QRatio	Lower	Upper
Diethylphthalate	91.2016	8.99	0.00	1094739	177.0	21.1	14.9	27.7
					150.0	12.5	8.9	16.5

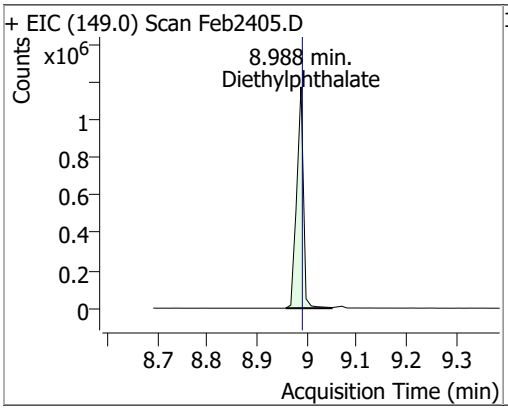

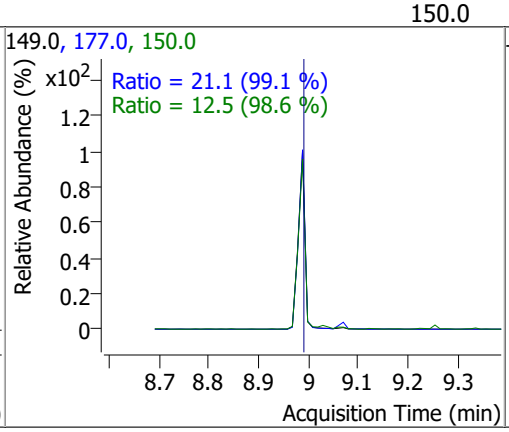

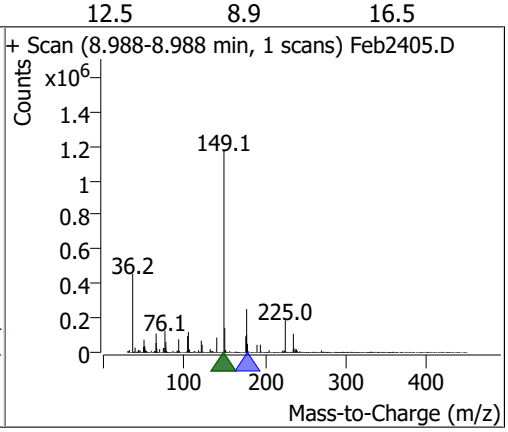

Compound	Conc.	RT	Dev(Min)	Resp.	QIon	QRatio	Lower	Upper
Fluorene	76.9382	9.03	0.00	1053745	165.0	92.8	65.9	122.3
					167.0	13.0	9.4	17.4

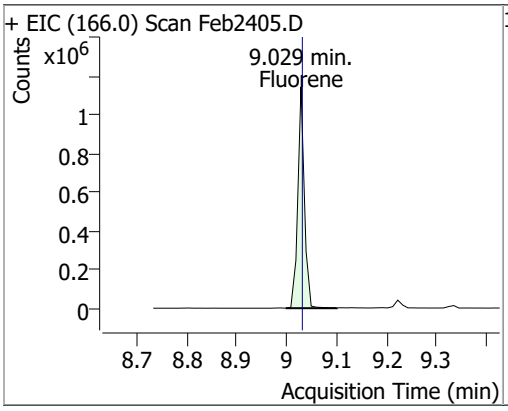

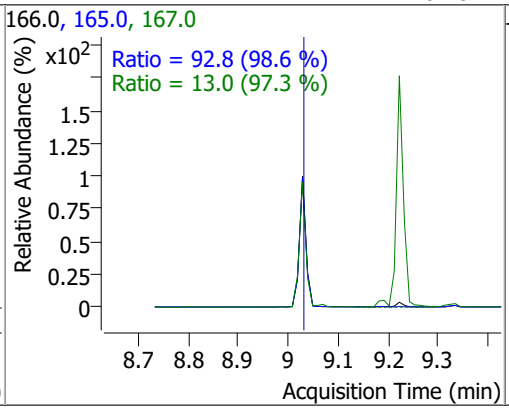

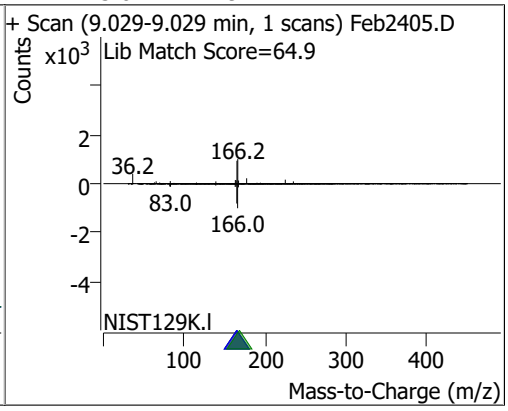

Compound	Conc.	RT	Dev(Min)	Resp.	QIon	QRatio	Lower	Upper
4-Chlorophenyl-phenylether	85.3208	9.07	0.00	526927	141.0	61.9	43.2	80.2
					206.0	32.9	23.8	44.1

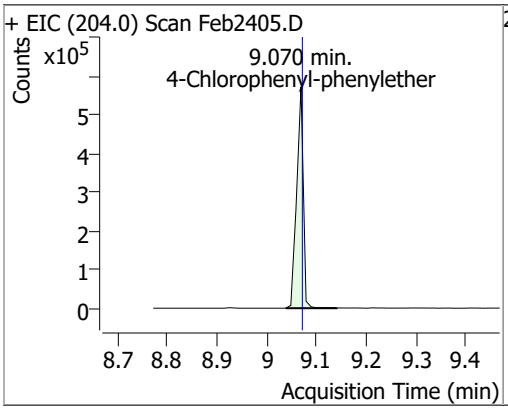

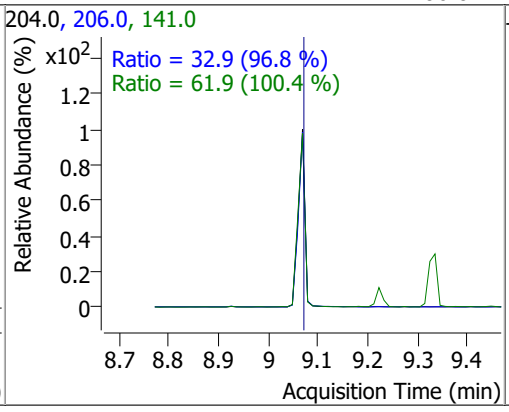

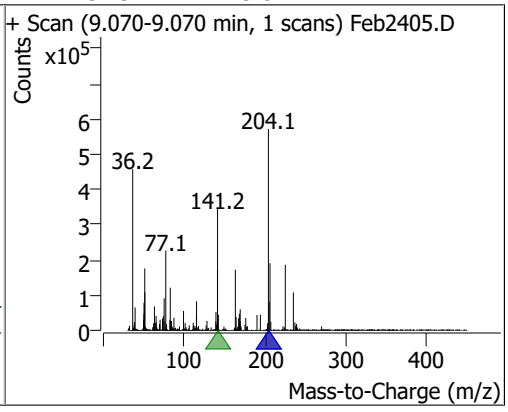

Compound	Conc.	RT	Dev(Min)	Resp.	QIon	QRatio	Lower	Upper
4-Nitroaniline	73.0976	9.12	0.00	140960	65.0	107.6	76.4	142.0
					92.0	48.6	33.1	61.4

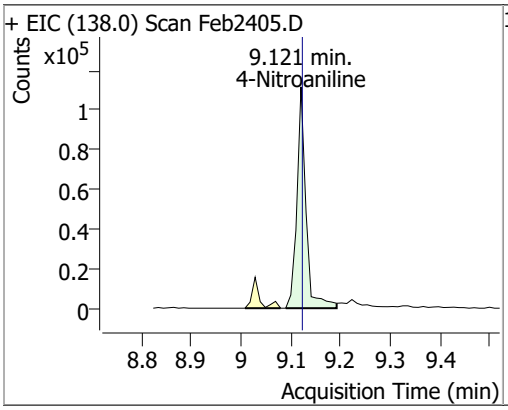

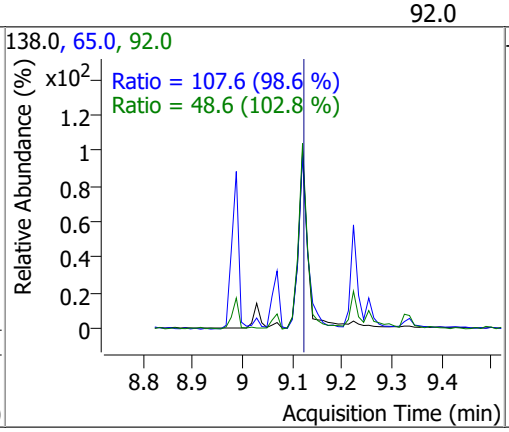

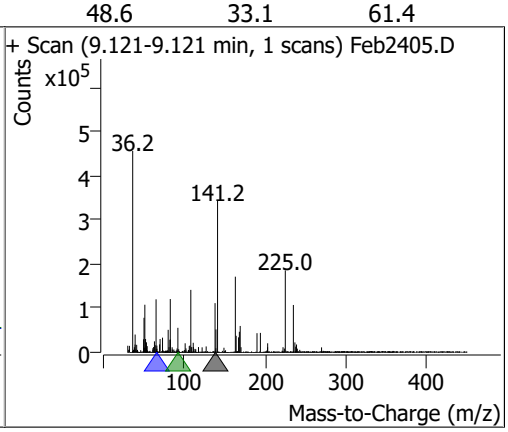

Compound	Conc.	RT	Dev(Min)	Resp.	QIon	QRatio	Lower	Upper
4,6-Dinitro-2-methylphenol	83.2619	9.14	0.00	99305	121.0	47.4	34.1	63.3

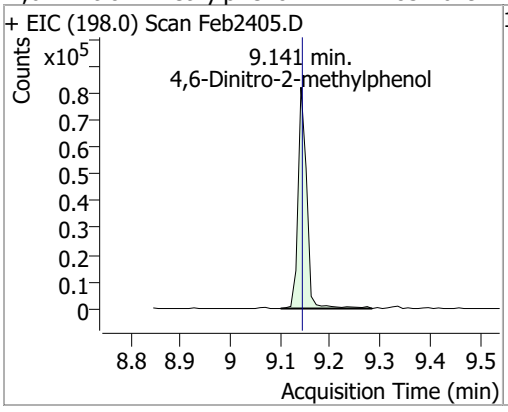

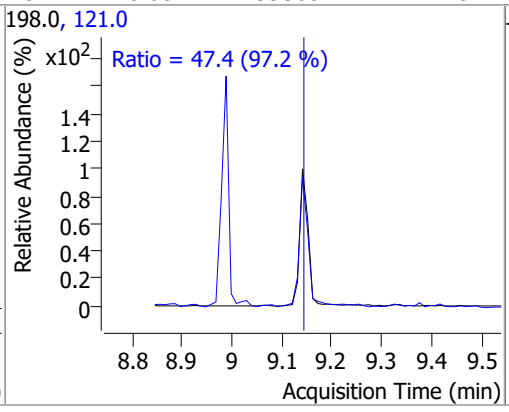

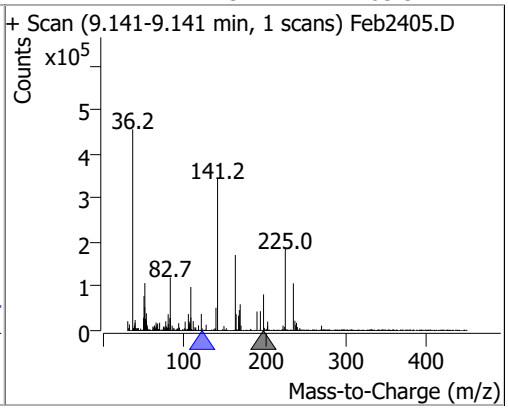

Compound	Conc.	RT	Dev(Min)	Resp.	QIon	QRatio	Lower	Upper
N-nitrosodiphenylamine	82.8298	9.22	0.00	757880	168.0	62.0	45.2	84.0
					167.0	35.7	24.2	44.9

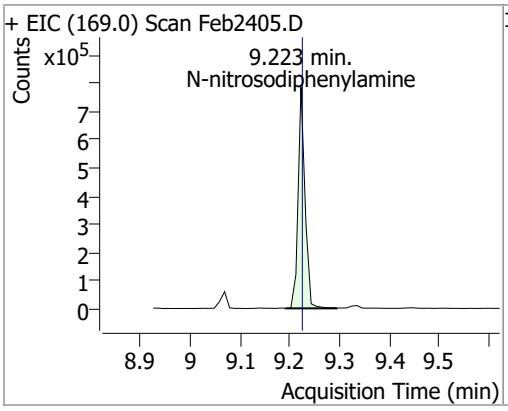

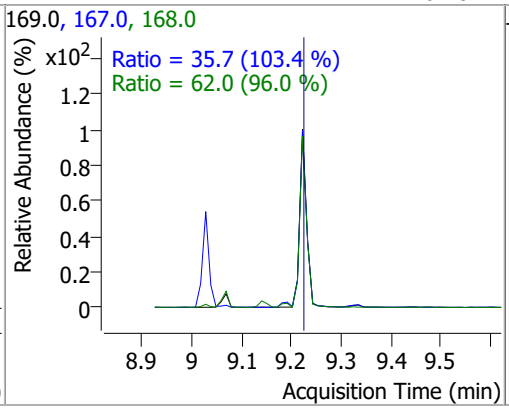

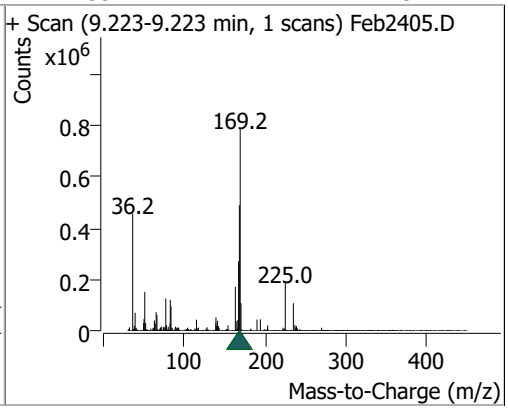

Compound	Conc.	RT	Dev(Min)	Resp.	QIon	QRatio	Lower	Upper
Azobenzene	73.4264	9.25	0.00	880852	51.0	53.4	34.2	63.5
					182.0	26.0	18.2	33.8

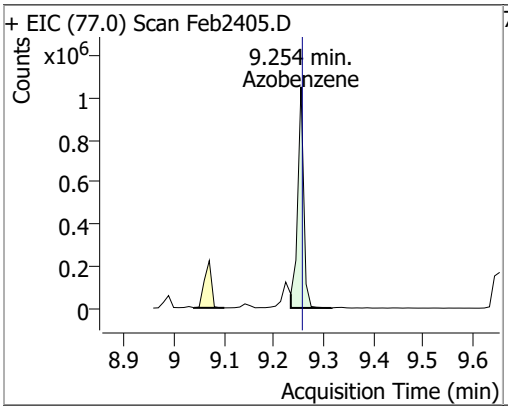

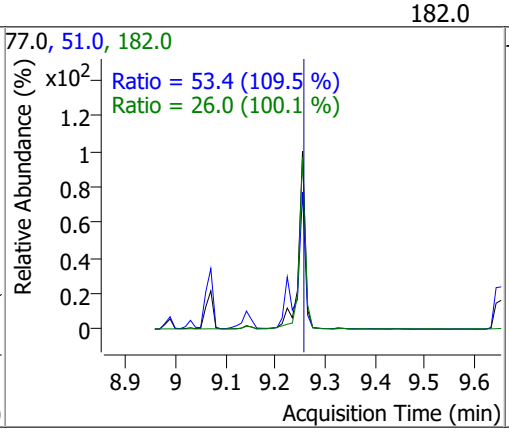

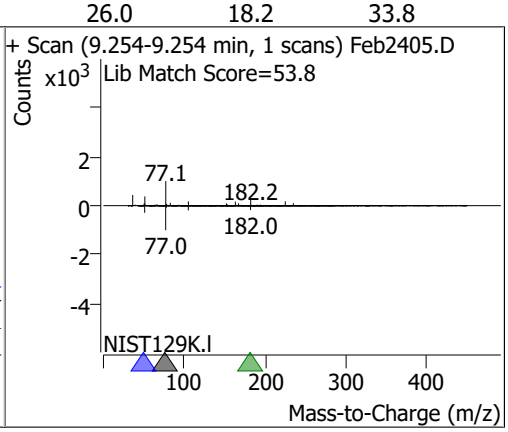

Compound	Conc.	RT	Dev(Min)	Resp.	QIon	QRatio	Lower	Upper
2,4,6-Tribromophenol	160.5917	9.34	0.01	214095	331.8	92.9	63.6	118.2

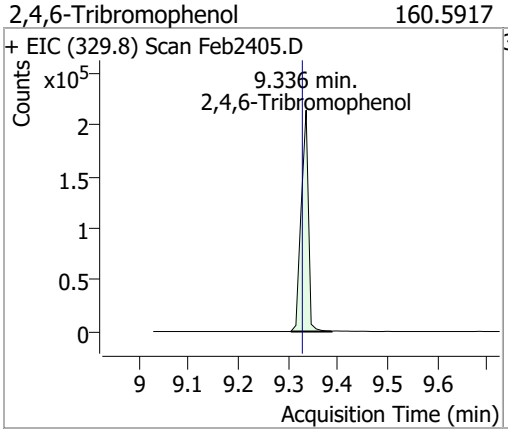

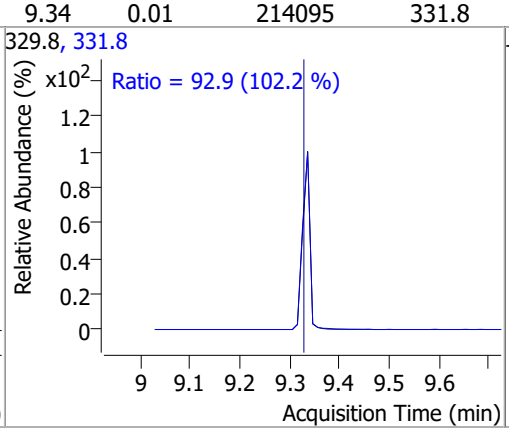

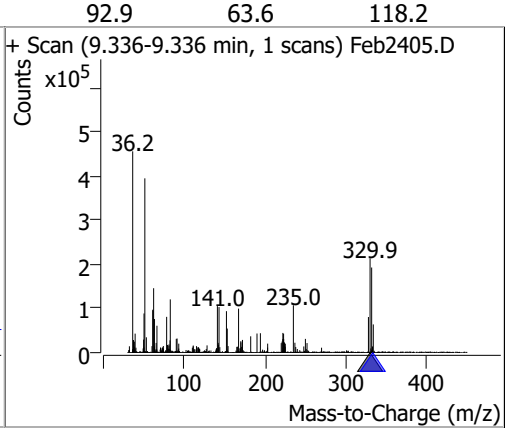

Compound	Conc.	RT	Dev(Min)	Resp.	QIon	QRatio	Lower	Upper
4-Bromophenyl-phenylether	83.4872	9.65	0.00	290040	141.0	103.1	70.3	130.5
					250.0	99.0	69.6	129.3

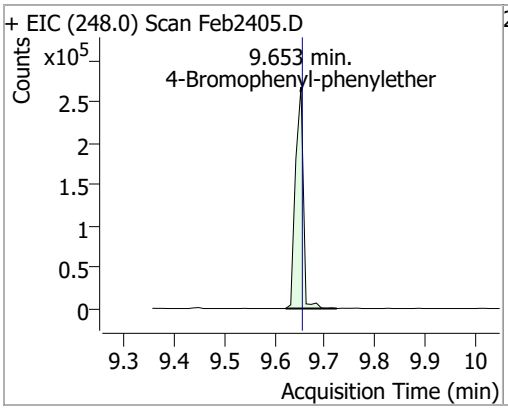

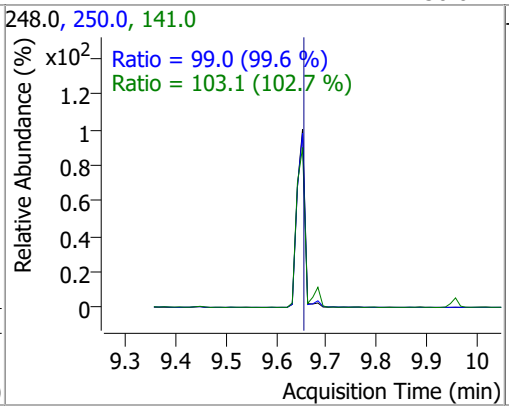

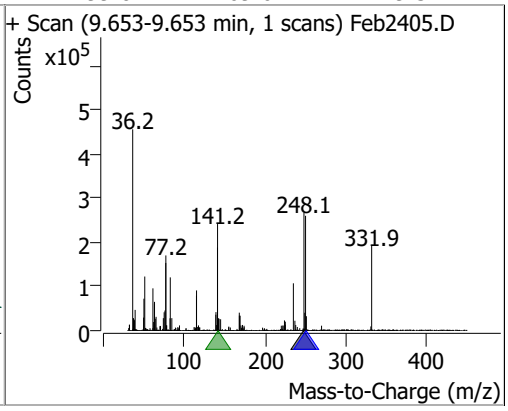

Compound	Conc.	RT	Dev(Min)	Resp.	QIon	QRatio	Lower	Upper
Hexachlorobenzene	80.2652	9.68	0.00	282606	142.0	53.2	34.5	64.1

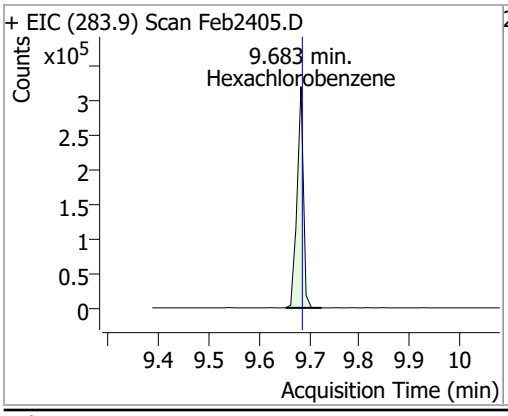

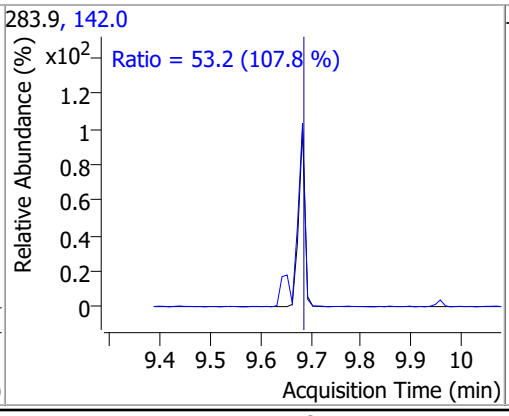

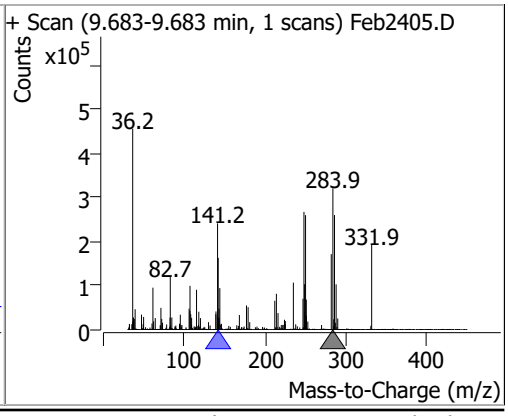

Compound	Conc.	RT	Dev(Min)	Resp.	QIon	QRatio	Lower	Upper
Pentachlorophenol	81.6489	9.96	0.00	133949	263.9	65.7	44.2	82.0
					267.9	64.9	43.7	81.1

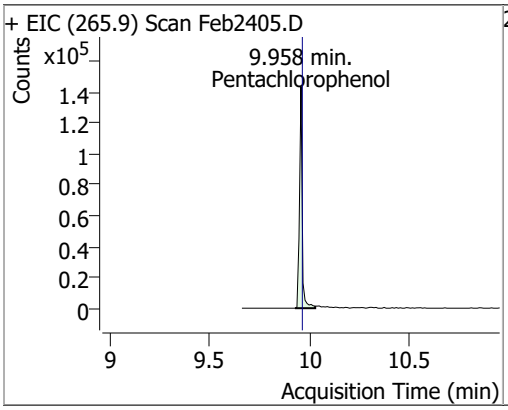

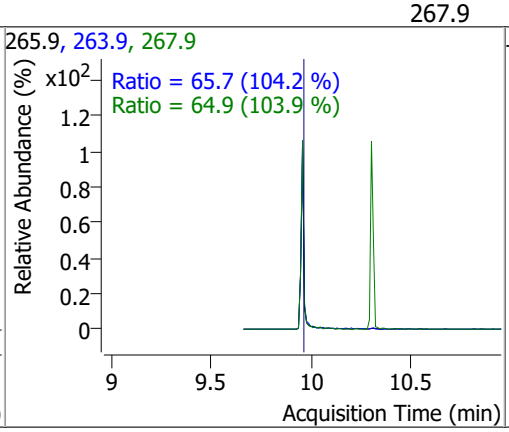

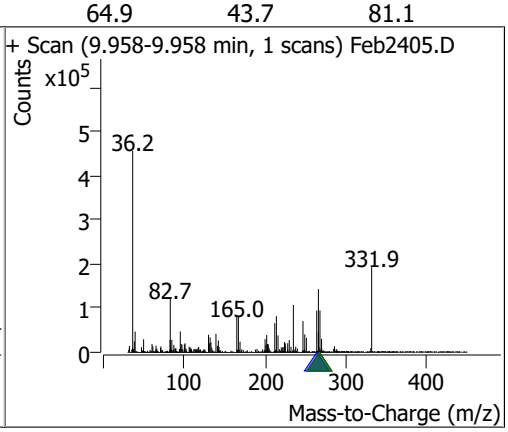

Compound	Conc.	RT	Dev(Min)	Resp.	QIon	QRatio	Lower	Upper
Phenanthrene	87.4241	10.18	0.00	1652771	176.0	18.9	13.3	24.6

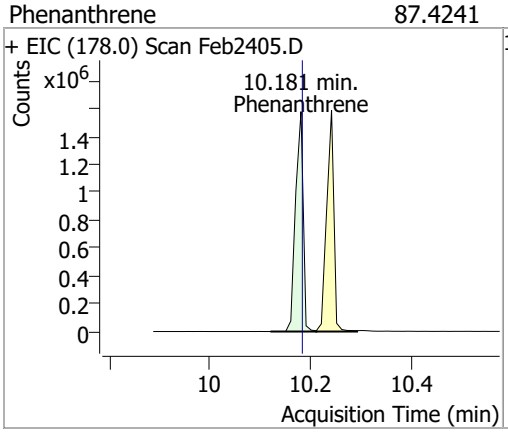

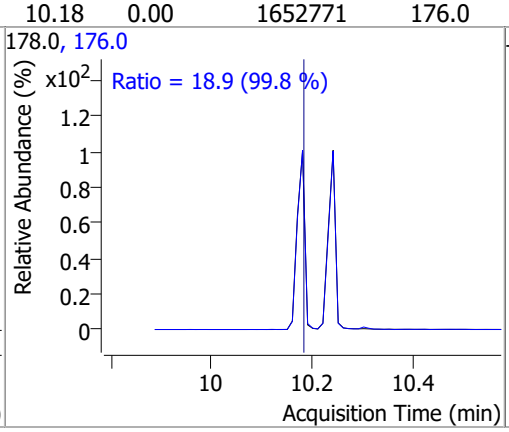

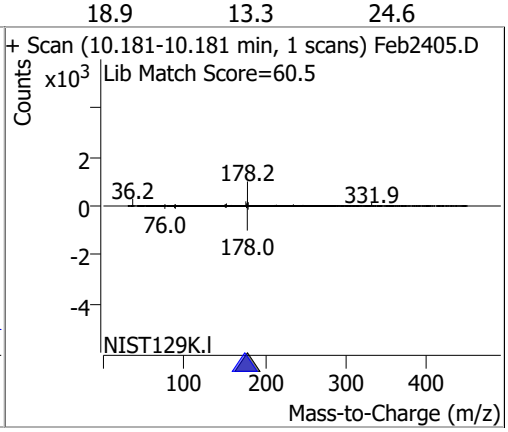

Compound	Conc.	RT	Dev(Min)	Resp.	QIon	QRatio	Lower	Upper
Anthracene	87.5430	10.24	0.00	1570693	176.0	18.3	12.8	23.7

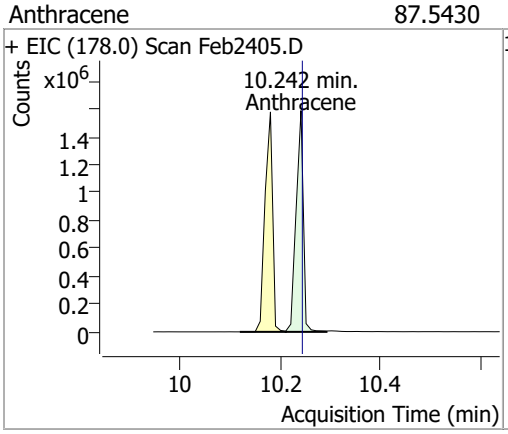

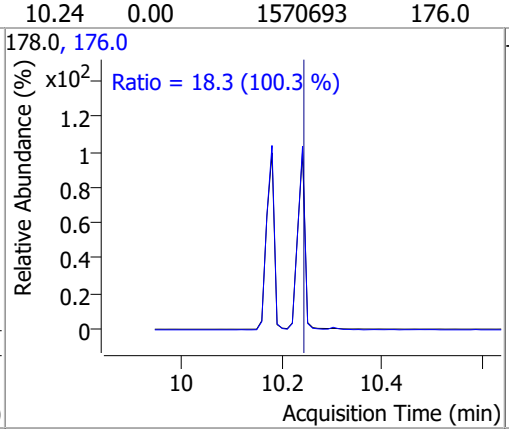

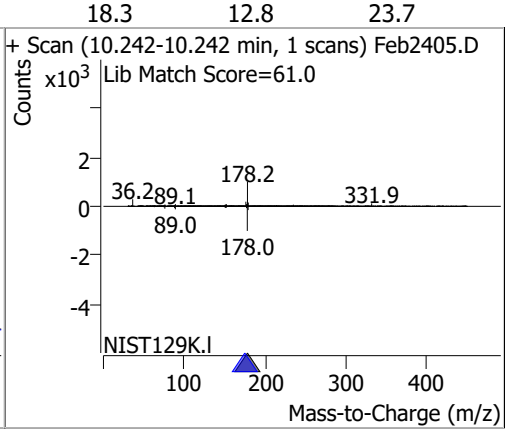

Compound	Conc.	RT	Dev(Min)	Resp.	QIon	QRatio	Lower	Upper
Triallate	80.2173	10.30	0.00	343242	268.0	25.9	16.7	31.0
					143.0	22.6	15.3	28.4

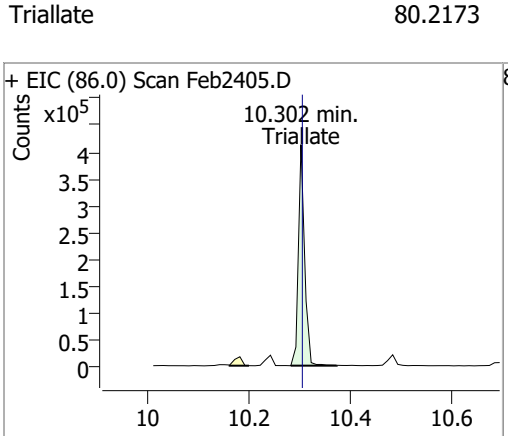

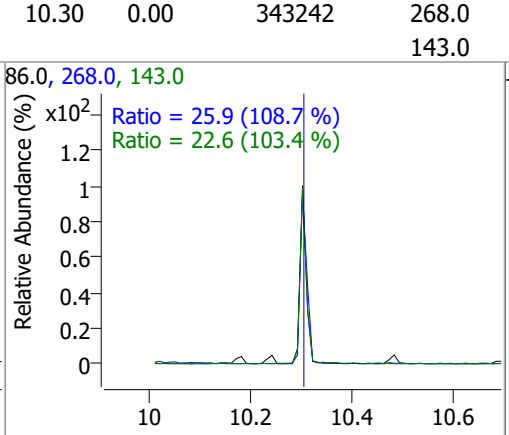

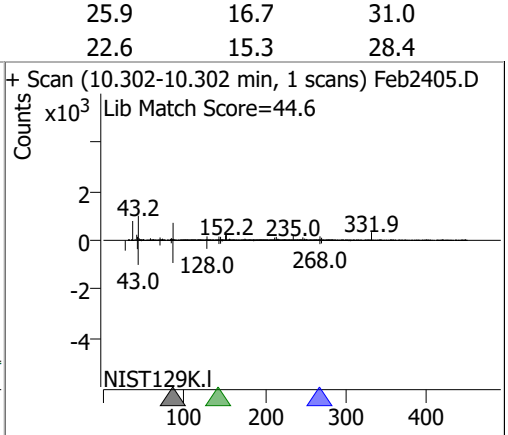

Compound	Conc.	RT	Dev(Min)	Resp.	QIon	QRatio	Lower	Upper
Carbazole	80.5179	10.48	0.00	1465847	139.0	13.0	9.1	16.9

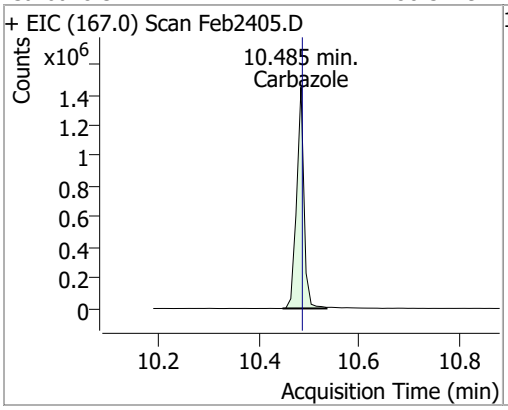

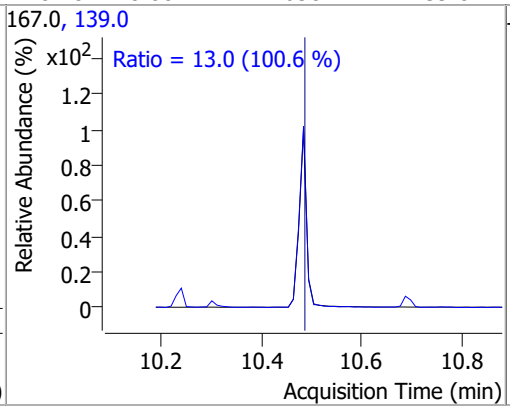

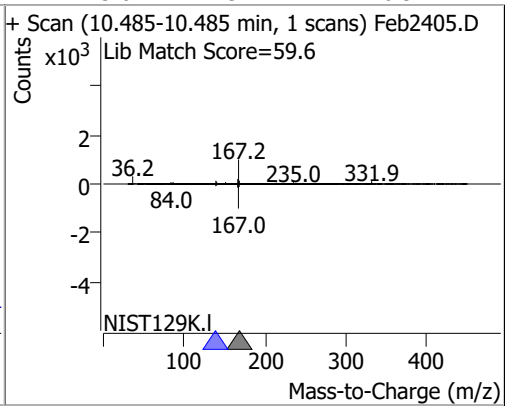

Compound	Conc.	RT	Dev(Min)	Resp.	QIon	QRatio	Lower	Upper
o-Terphenyl	79.9434	10.70	0.01	806842	229.0	66.6	45.3	84.0
					215.0	38.3	27.0	50.1

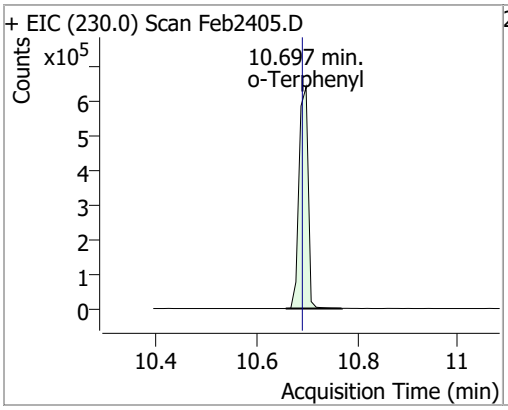

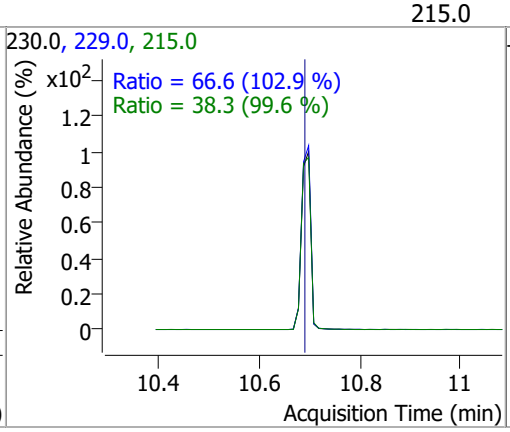

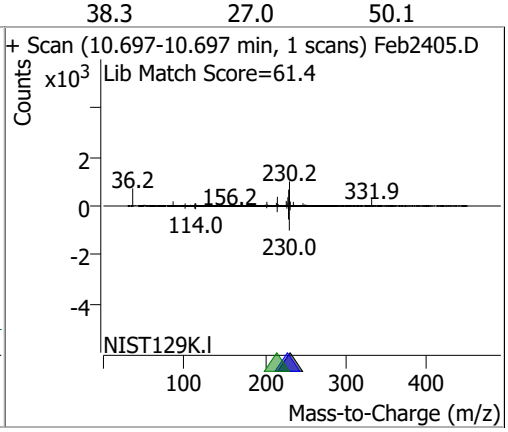

Compound	Conc.	RT	Dev(Min)	Resp.	QIon	QRatio	Lower	Upper
Di-n-Butylphthalate	92.5315	11.07	0.00	1632788	150.0	9.2	6.4	11.8
					104.0	5.9	4.3	8.1

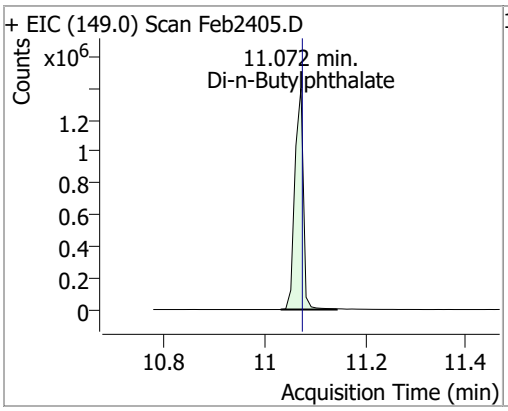

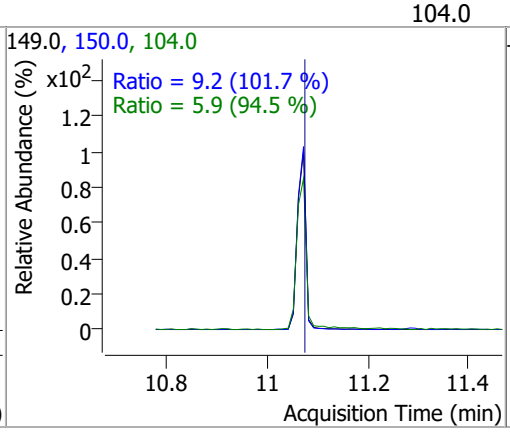

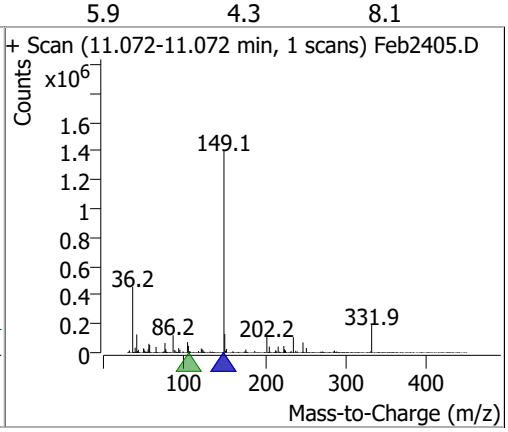

Compound	Conc.	RT	Dev(Min)	Resp.	QIon	QRatio	Lower	Upper
Fluoranthene	84.6892	11.94	0.00	1614188	101.0	13.3	8.9	16.6

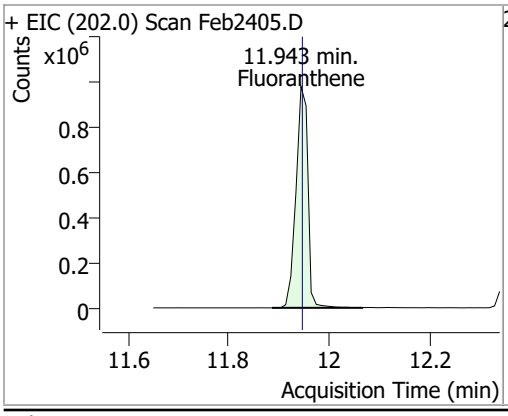

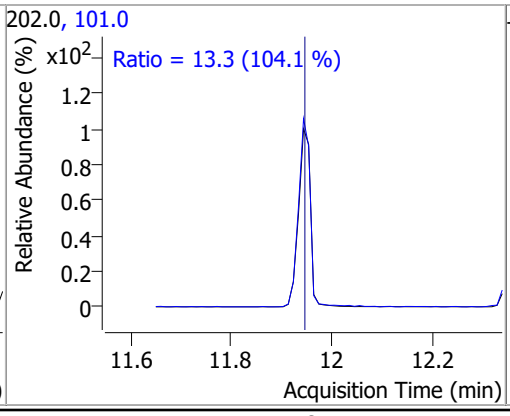

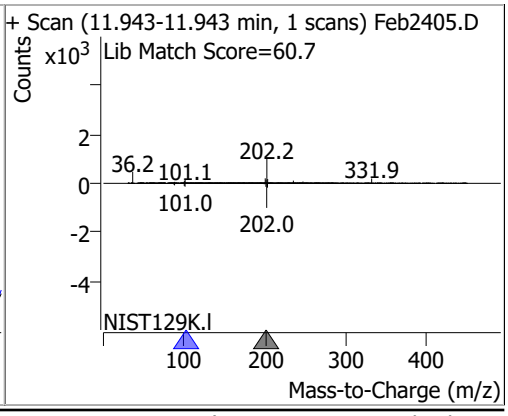

Compound	Conc.	RT	Dev(Min)	Resp.	QIon	QRatio	Lower	Upper
Benzidine	15.7260	12.32	-0.01	106216	183.0	14.1	7.9	14.7
					92.0	8.1	5.0	9.2

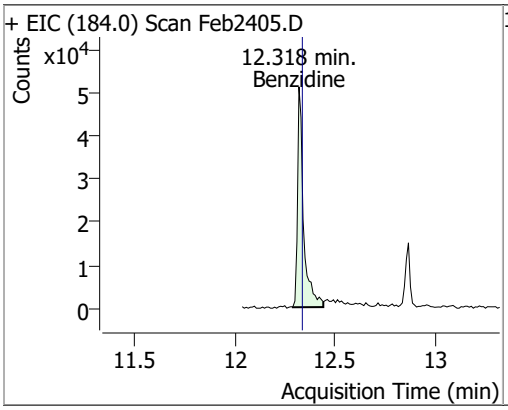

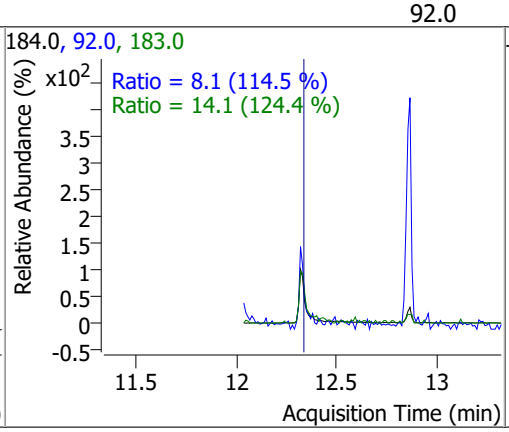

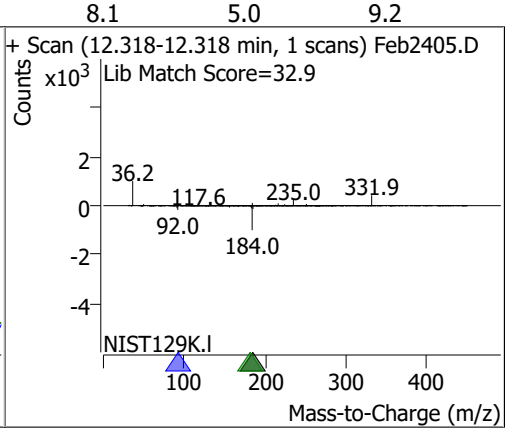

Compound	Conc.	RT	Dev(Min)	Resp.	QIon	QRatio	Lower	Upper
Pyrene	80.9650	12.37	0.00	1682759	101.0	16.1	10.6	19.7

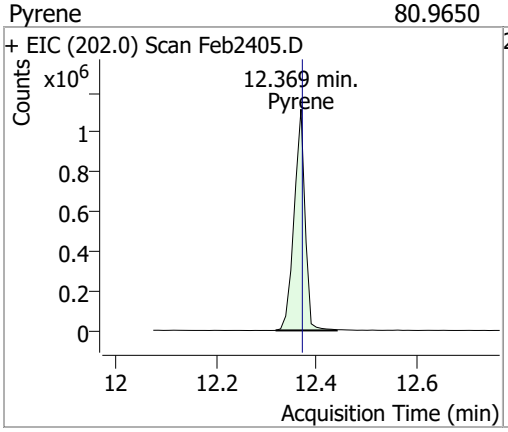

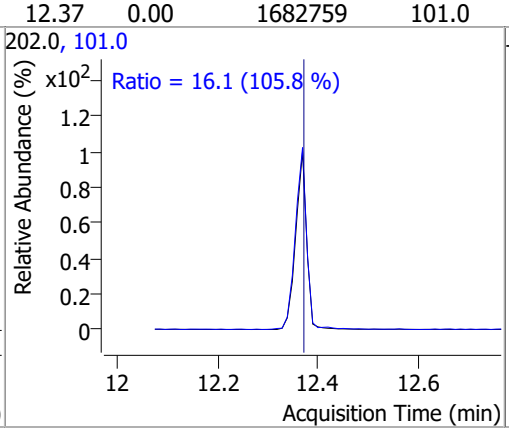

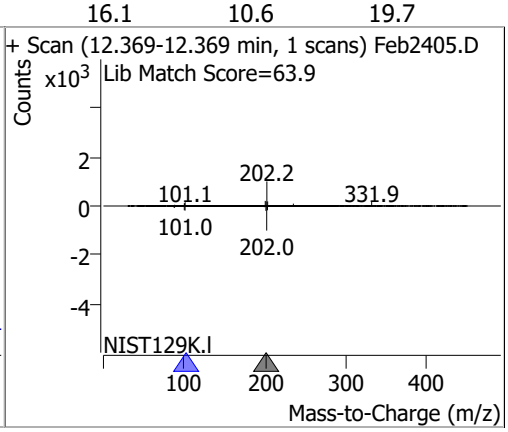

Compound	Conc.	RT	Dev(Min)	Resp.	QIon	QRatio	Lower	Upper
Terphenyl-d14	91.1725	12.86	0.00	1275318	122.0	14.0	9.5	17.6

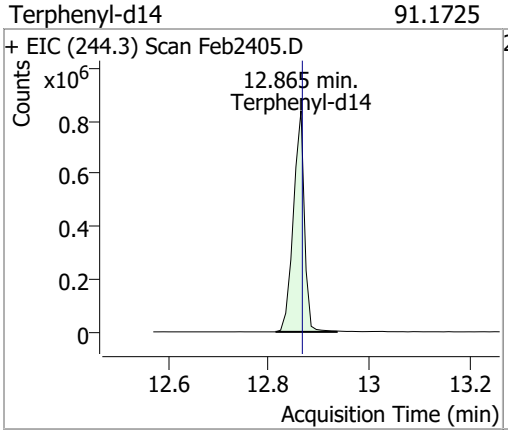

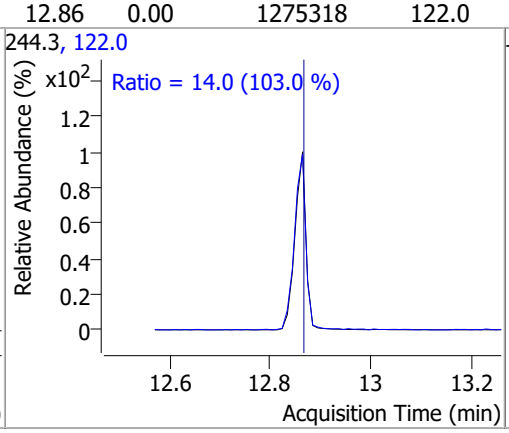

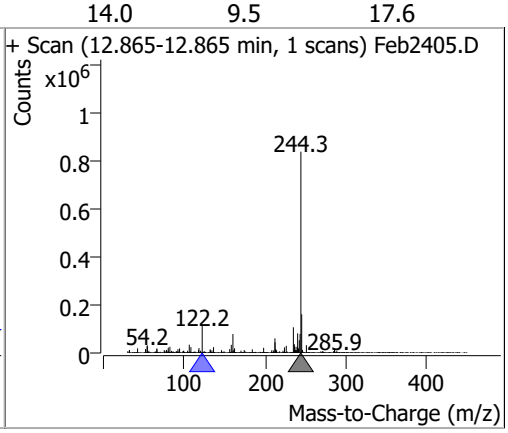

Compound	Conc.	RT	Dev(Min)	Resp.	QIon	QRatio	Lower	Upper
Butylbenzylphthalate	88.7642	14.31	0.01	533662	91.0	82.8	58.3	108.4
					206.0	17.4	12.4	23.1

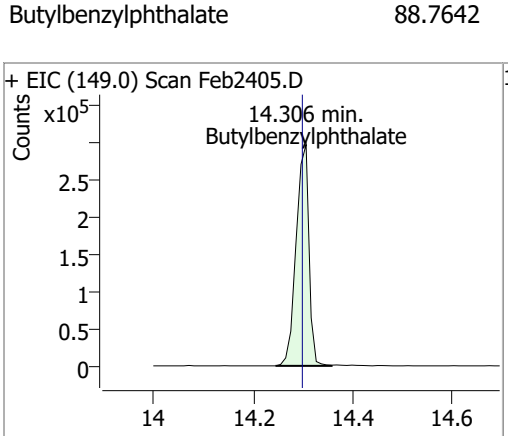

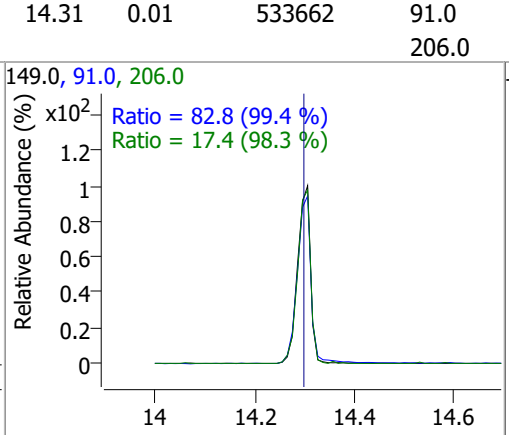

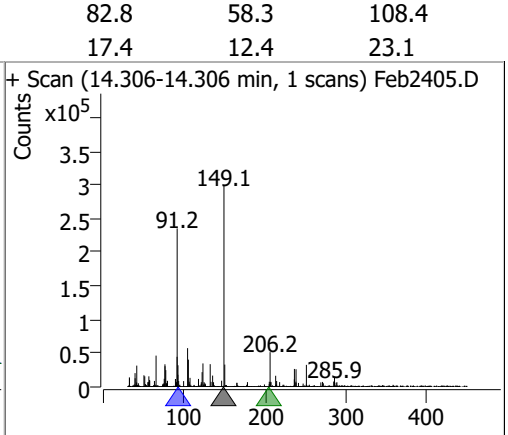

Compound	Conc.	RT	Dev(Min)	Resp.	QIon	QRatio	Lower	Upper
Benzo(a)Anthracene	90.2977	15.50	0.00	1395725	226.0	26.4	18.5	34.3
					229.0	20.8	14.6	27.2

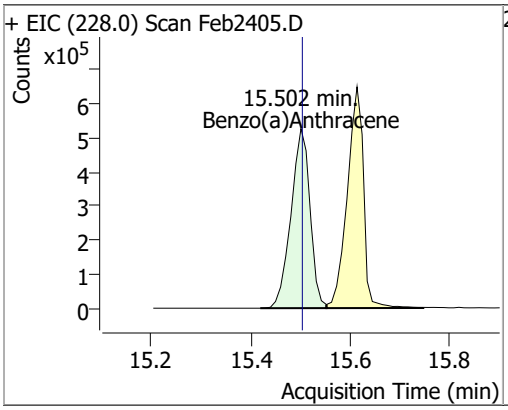

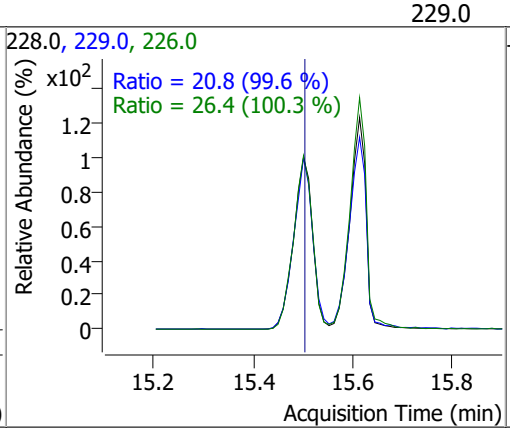

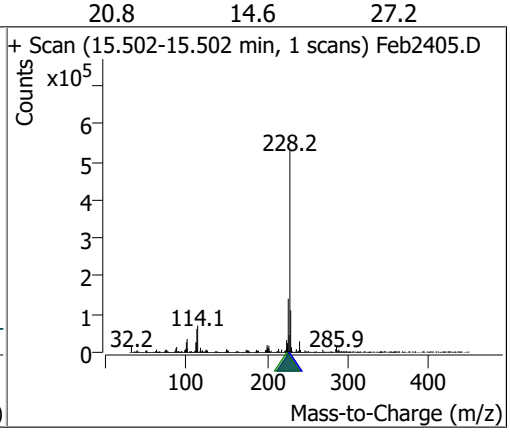

Compound	Conc.	RT	Dev(Min)	Resp.	QIon	QRatio	Lower	Upper
Chrysene	85.2581	15.61	0.00	1471510	226.0	29.2	20.4	37.9
					229.0	20.1	14.3	26.5

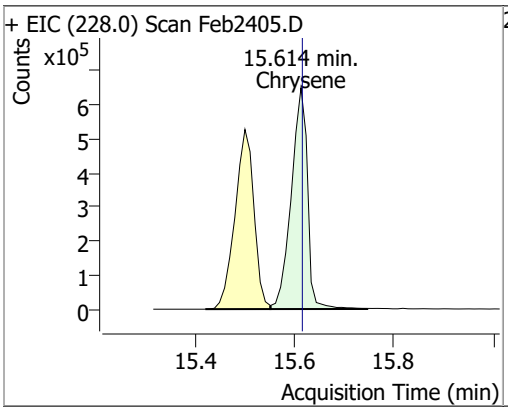

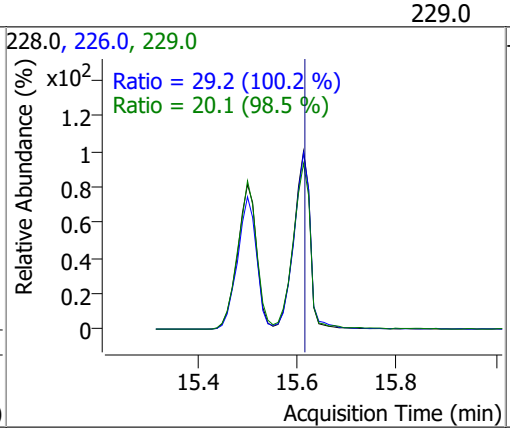

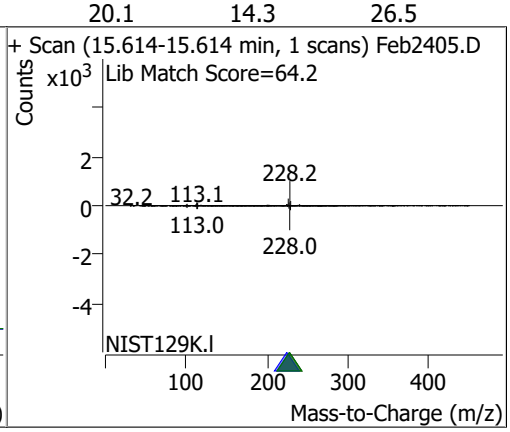

Compound	Conc.	RT	Dev(Min)	Resp.	QIon	QRatio	Lower	Upper
3,3-Dichlorobenzidine	59.9183	15.65	0.00	316036	254.0	65.9	45.2	83.9

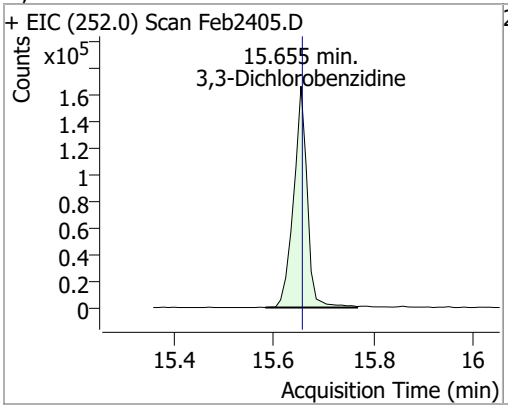

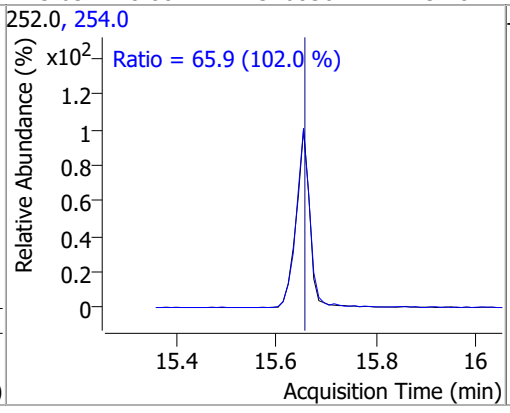

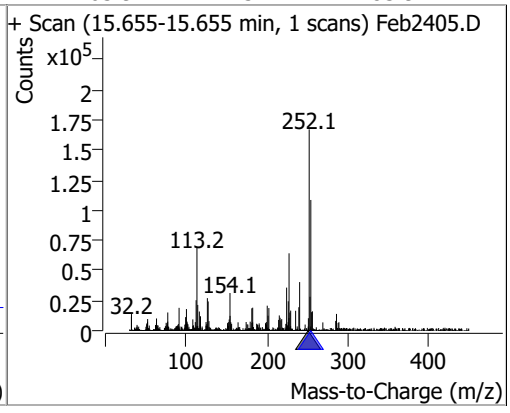

Compound	Conc.	RT	Dev(Min)	Resp.	QIon	QRatio	Lower	Upper
bis(2-ethylhexyl)Phthalate	92.2724	16.35	0.00	193419	149.0	381.5	273.7	508.3
					279.0	13.1	9.4	17.4

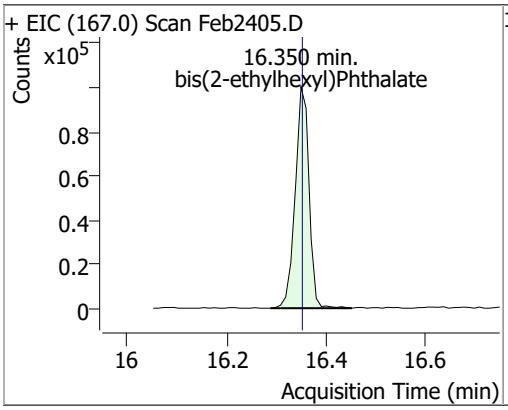

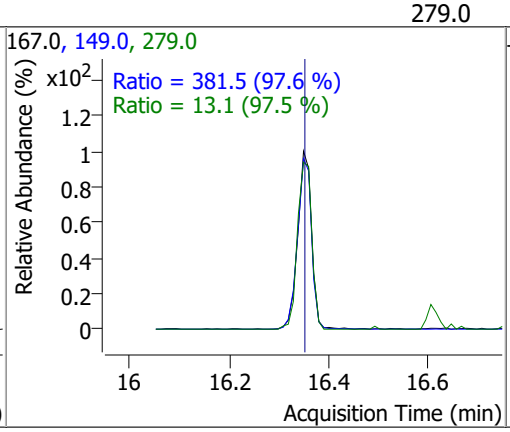

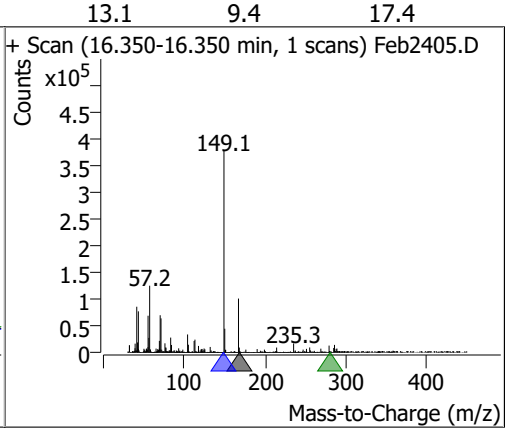

Compound	Conc.	RT	Dev(Min)	Resp.	QIon	QRatio	Lower	Upper
Di-n-octyl Phthalate	92.8625	18.12	0.00	1329534	150.0	9.9	6.6	12.3

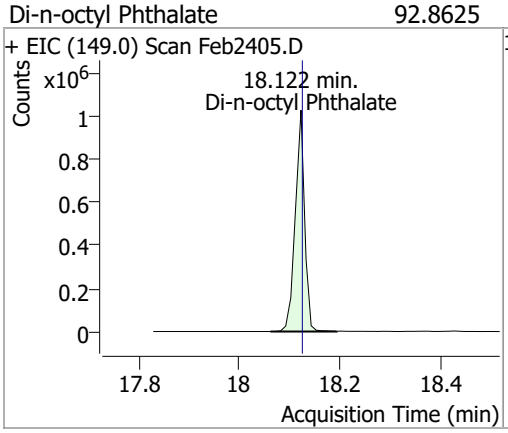

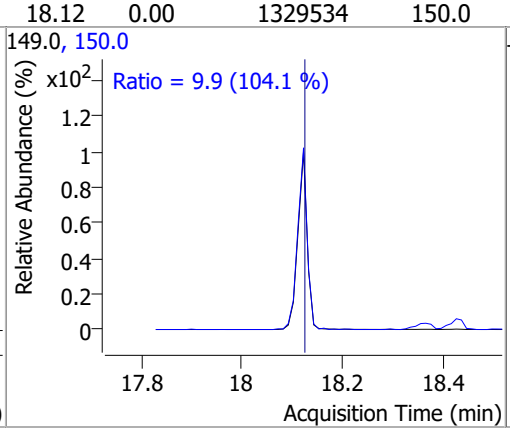

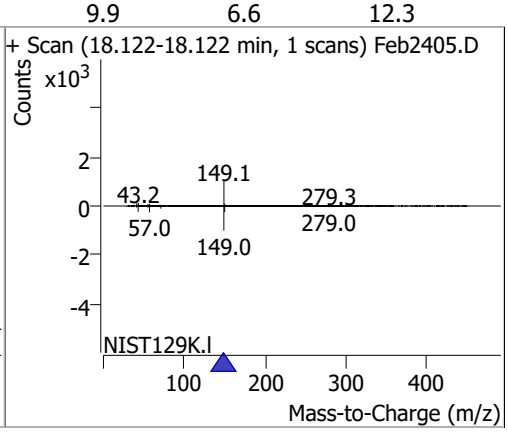

Compound	Conc.	RT	Dev(Min)	Resp.	QIon	QRatio	Lower	Upper
Benzo(b)fluoranthene	83.2920	18.37	0.00	1261920	253.0	22.7	16.0	29.7

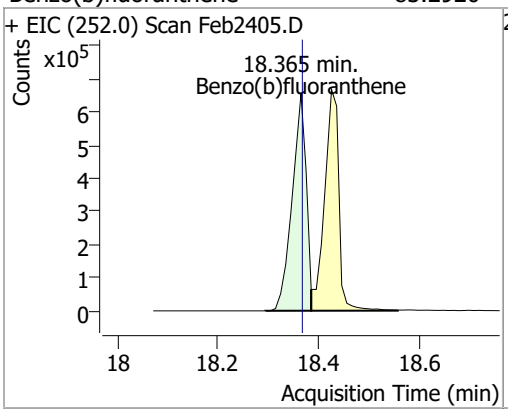

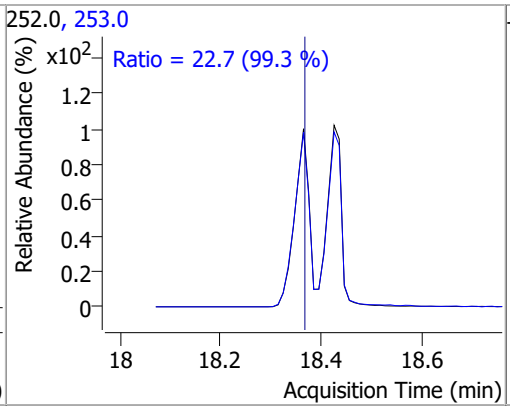

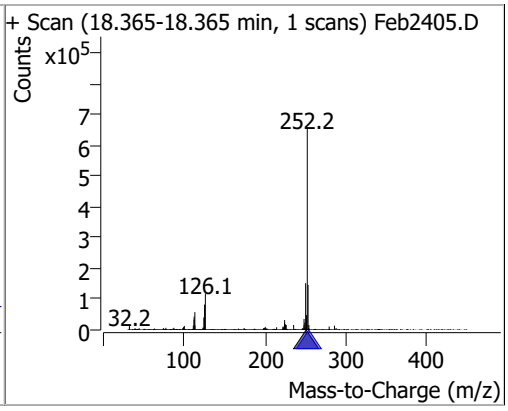

Compound	Conc.	RT	Dev(Min)	Resp.	QIon	QRatio	Lower	Upper
Benzo(k)fluoranthene	82.4436	18.43	0.00	1316707	253.0	22.5	16.0	29.7

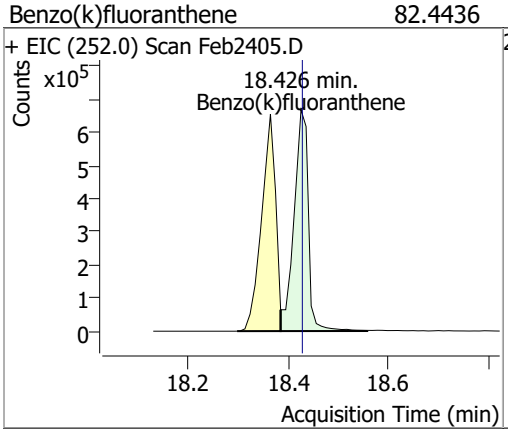

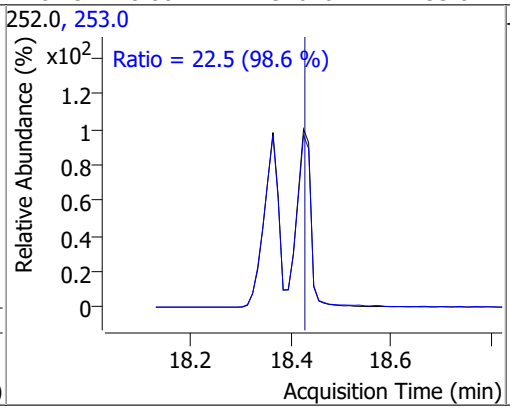

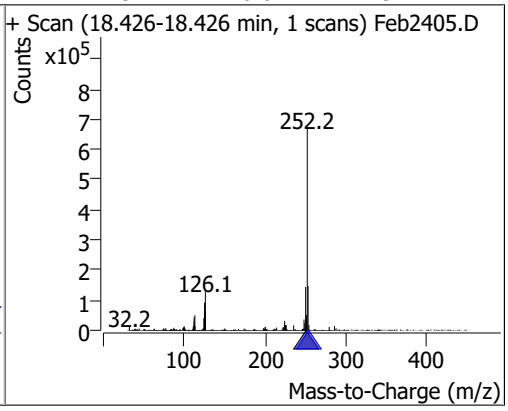

Compound	Conc.	RT	Dev(Min)	Resp.	QIon	QRatio	Lower	Upper
Benzo(a)pyrene	75.9393	18.97	0.00	1092749	253.0	22.6	15.8	29.4

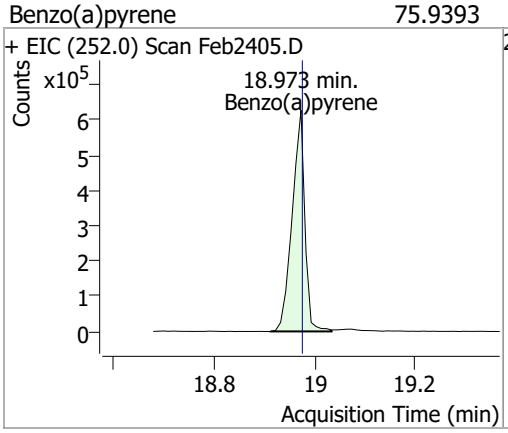

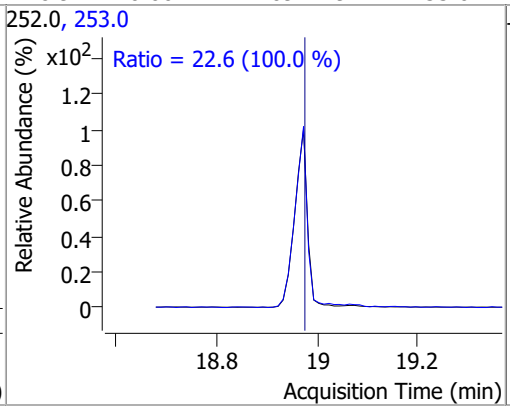

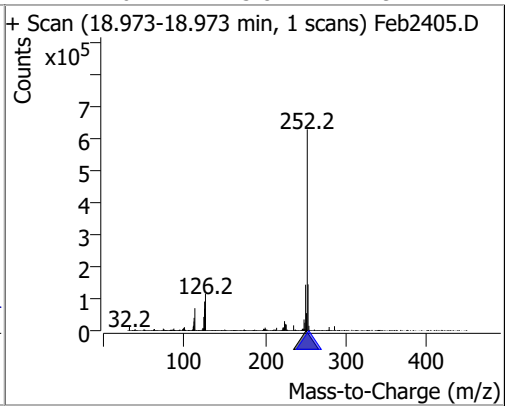

Compound	Conc.	RT	Dev(Min)	Resp.	QIon	QRatio	Lower	Upper
Indeno(1,2,3-c,d)pyrene	74.9879	20.75	0.00	905741	138.0	26.7	21.2	39.3

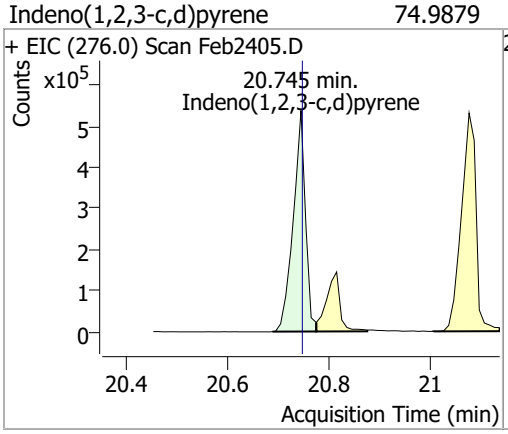

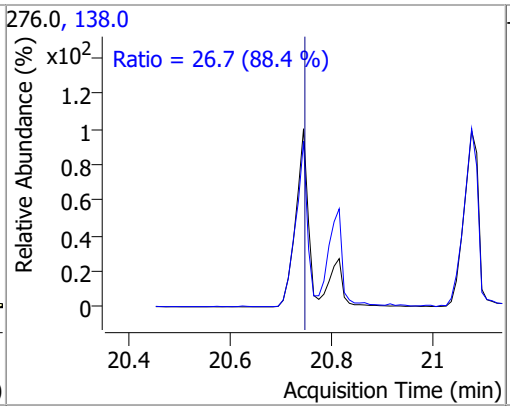

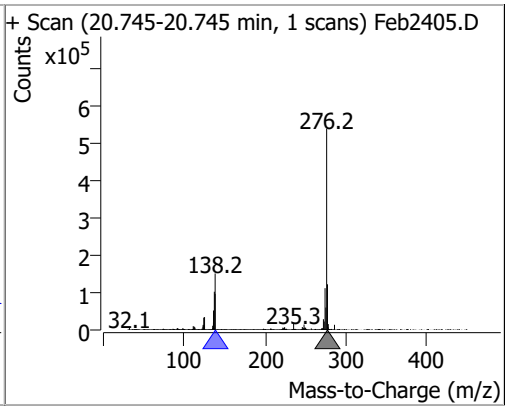

Compound	Conc.	RT	Dev(Min)	Resp.	QIon	QRatio	Lower	Upper
Dibenzo(a,h)anthracene	74.9788	20.82	0.01	985581	139.0	22.7	17.7	32.9
					279.0	24.8	16.8	31.3

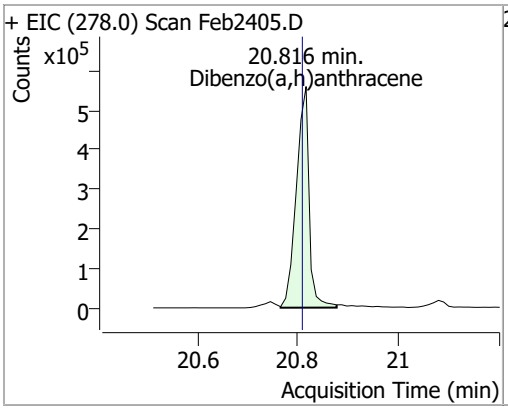

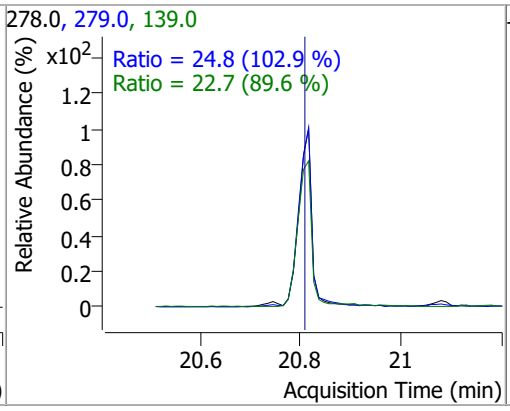

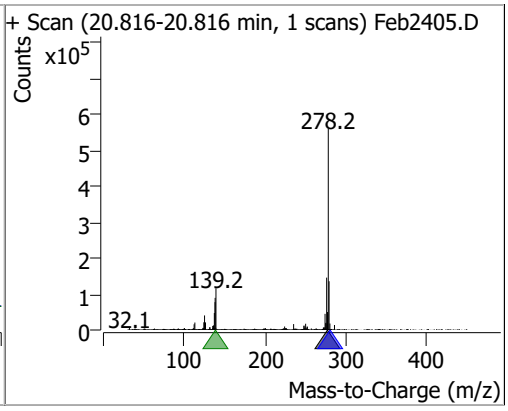

Compound	Conc.	RT	Dev(Min)	Resp.	QIon	QRatio	Lower	Upper
Benzo(g,h,i)perylene	78.1499	21.08	0.00	1087550	138.0	29.3	22.6	42.1
					277.0	23.4	16.5	30.6

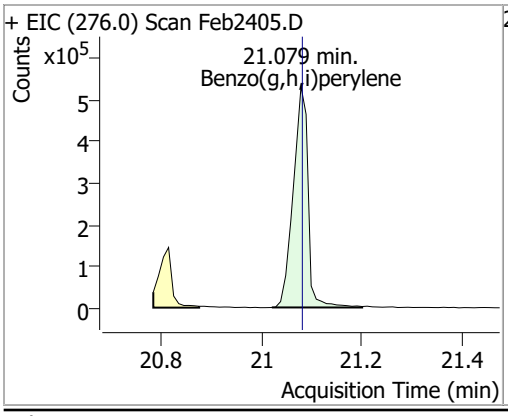

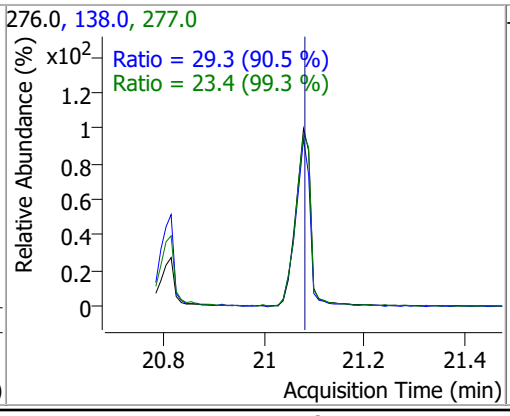

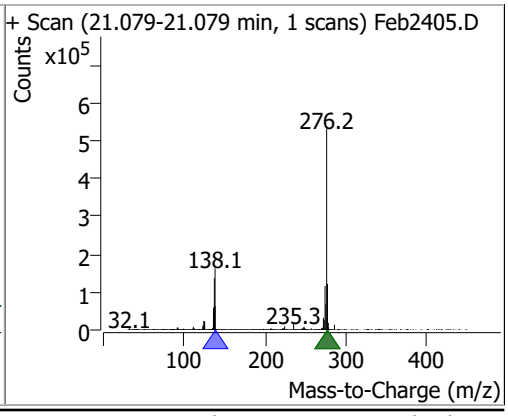

Quantitation Results Report (QT Reviewed)

Data File	Feb2406.D	Operator	LIMS import
Acq. Method	BNA+SIM.M	Acq. Date-Time	2/24/2022 6:20:23 PM
Sample Name	LCSD-163957	Instrument	Instrument #1
Vial	6	Multiplier	1.00
DA Method File		Comment	SVOC-8270-W-LARGO
Tune File	dftppdsm.u	Tune Date	2/18/2022 9:25:00 PM
Batch Name	022422 DoD BNA.batch.bin	Last Calib Update	2/25/2022 7:56:13 AM
Ref Library	D:\Org\Library\NIST129K.l		

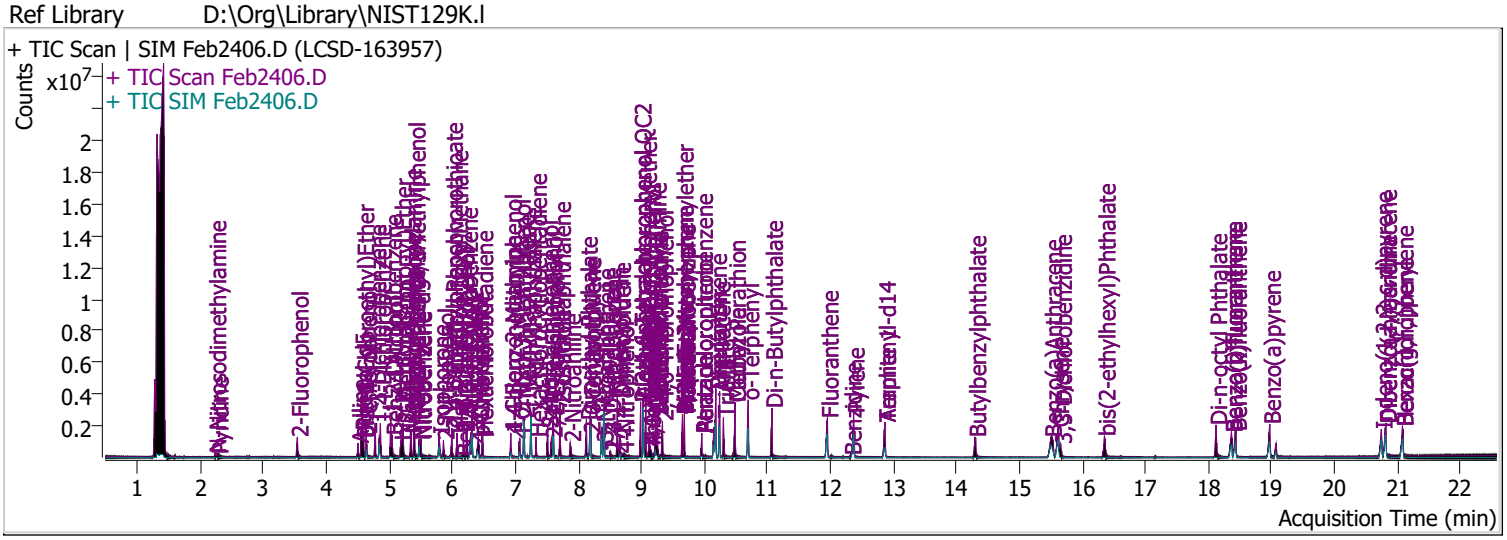

Compound	RT	QIon	Resp.	Conc.	Units		Dev(Min)
Internal Standards							
System Monitoring Compounds							
S 2-Fluorophenol	3.541	112.0	456101	86.7455	µg/L		0.010
Spiked Amount: 200.000	Range: 10.0 - 75.0%			Recovery = 43.37%			
S Phenol-d5	4.552	99.0	605610	90.2634	µg/L		0.000
Spiked Amount: 200.000	Range: 10.0 - 65.0%			Recovery = 45.13%			
S Nitrobenzene-d5	5.471	82.0	315413	83.8953	µg/L		0.000
Spiked Amount: 100.000	Range: 32.0 - 94.0%			Recovery = 83.90%			
S 2-Fluorobiphenyl	7.605	172.0	1014805	87.7807	µg/L		0.010
Spiked Amount: 100.000	Range: 28.0 - 107.0%			Recovery = 87.78%			
S 2,4,6-Tribromophenol	9.336	329.8	216486	171.0299	µg/L		0.010
Spiked Amount: 200.000	Range: 25.0 - 140.0%			Recovery = 85.51%			
S Terphenyl-d14	12.865	244.3	1194807	91.8560	µg/L		0.000
Spiked Amount: 100.000	Range: 32.0 - 122.0%			Recovery = 91.86%			
Target Compounds							**QValue**
T N-Nitrosodimethylamine	2.234	74.0	96569	62.3359	µg/L		93
T Pyridine	2.274	79.0	142871	36.9585	µg/L		95
T Aniline	4.501	93.0	339975	35.3831	µg/L		100
T Phenol	4.572	94.0	350731	47.1953	µg/L	#	80
T bis(-2-Chloroethyl)Ether	4.583	63.0	378724	74.8176	µg/L		100
T 2-Chlorophenol	4.634	128.0	395015	65.7822	µg/L		99
T 1,3-Dichlorobenzene	4.777	146.0	498333	64.3962	µg/L	m	98
T 1,4-Dichlorobenzene	4.858	146.0	477209	60.7025	µg/L	m	98
T 1,2-Dichlorobenzene	5.022	146.0	569487	76.4473	µg/L	m	99
T Benzyl Alcohol	5.042	108.0	240259	79.3613	µg/L		99
T bis(2-chloroisopropyl)Ether	5.185	121.0	141544	70.0747	µg/L		96
T 2-Methylphenol	5.216	107.0	372412	71.5336	µg/L		92
T N-nitroso-Di-n-propylamine	5.338	70.0	347382	95.3268	µg/L		91
T Hexachloroethane	5.389	117.0	143510	62.9803	µg/L		97
T 4Methylphenol/3Methylphenol	5.400	107.0	526187	74.1581	µg/L		97

Compound	RT	QIon	Resp.	Conc.	Units		Dev(Min)
T Nitrobenzene	5.502	123.1	165079	87.8172	µg/L		99
T Isophorone	5.788	82.0	772169	78.2667	µg/L		99
T 2-Nitrophenol	5.859	139.0	175924	79.4473	µg/L		91
T 2,4-Dimethylphenol	5.992	122.0	332697	72.1373	µg/L		98
T bis(-2-Chloroethoxy)Methane	6.075	93.0	433063	75.4223	µg/L		97
T 2,4-Dichlorophenol	6.177	162.0	295127	67.3990	µg/L		98
T Benzoic Acid	6.157	105.0	29784	16.1406	µg/L	m	98
T 1,2,4-Trichlorobenzene	6.229	180.0	337605	63.3652	µg/L		99
T Naphthalene	6.311	128.0	1149143	72.8585	µg/L		98
T 4-Chlorophenol	6.403	130.0	103084	62.6782	µg/L		98
T p-Chloroaniline	6.413	127.0	347704	56.1892	µg/L		95
T Hexachlorobutadiene	6.475	224.9	163257	59.9647	µg/L		98
T 4-Chloro-2-Methylphenol	6.927	107.0	260450	63.5146	µg/L		97
T 4-Chloro-3-Methylphenol	7.071	107.0	320184	75.3343	µg/L		98
T 2-Methylnaphthalene	7.132	141.0	712626	80.2758	µg/L		98
T 1-Methylnaphthalene	7.245	141.0	700231	80.9486	µg/L		98
T Hexachlorocyclopentadiene	7.327	236.9	126471	77.5973	µg/L		99
T 2,4,6-Trichlorophenol	7.512	196.0	260457	90.8968	µg/L		99
T 2,4,5-Trichlorophenol	7.574	196.0	259780	81.4731	µg/L		99
T 2-Chloronaphthalene	7.707	162.0	890614	91.7866	µg/L		98
T 2-Nitroaniline	7.872	65.0	162212	93.0428	µg/L		93
T Dimethyl Phthalate	8.128	163.0	1082613	108.0611	µg/L		100
T 2,6-Dinitrotoluene	8.180	165.0	134149	99.6057	µg/L		92
T Acenaphthylene	8.190	152.1	1451170	93.6469	µg/L		100
T 3-Nitroaniline	8.384	138.0	130923	85.4275	µg/L		98
T Acenaphthene	8.405	154.0	905553	103.6978	µg/L		98
T 2,4-Dinitrophenol	8.507	184.0	48938	73.8067	µg/L		79
T Dibenzofuran	8.619	168.0	1371180	95.8855	µg/L		97
T 2,4-Dinitrotoluene	8.660	165.0	189561	107.7972	µg/L		97
T 4-Nitrophenol	8.711	109.0	65054	42.0035	µg/L		90
T Diethylphthalate	8.988	149.0	1213021	115.5296	µg/L		100
T Fluorene	9.029	166.0	1066899	91.8865	µg/L		99
T 4-Chlorophenyl-phenylether	9.070	204.0	558533	104.9518	µg/L		99
T 4-Nitroaniline	9.121	138.0	136569	75.8951	µg/L		100
T 4,6-Dinitro-2-methylphenol	9.141	198.0	90744	82.0744	µg/L		98
T N-nitrosodiphenylamine	9.223	169.0	809646	94.8570	µg/L		97
T Azobenzene	9.254	77.0	899684	79.9644	µg/L		95
T 4-Bromophenyl-phenylether	9.653	248.0	305084	93.1264	µg/L		98
T Hexachlorobenzene	9.683	283.9	282609	86.3614	µg/L		95
T Pentachlorophenol	9.958	265.9	144595	92.1270	µg/L		98
T Phenanthrene	10.181	178.0	1734076	99.6226	µg/L		100
T Anthracene	10.242	178.0	1638650	98.2157	µg/L	m	100
T Triallate	10.302	86.0	362229	89.6002	µg/L		99
T Carbazole	10.485	167.0	1499799	88.4947	µg/L		100
T o-Terphenyl	10.697	230.0	858369	91.7693	µg/L		99
T Di-n-Butylphthalate	11.072	149.0	1774933	105.3674	µg/L		99
T Fluoranthene	11.953	202.0	1687770	95.1454	µg/L		99
T Benzidine	12.318	184.0	99056	15.7676	µg/L		98
T Pyrene	12.369	202.0	1745388	90.4275	µg/L		100
T Butylbenzylphthalate	14.296	149.0	550333	104.6829	µg/L		94
T Benzo(a)Anthracene	15.502	228.0	1343354	104.2915	µg/L		99
T Chrysene	15.614	228.0	1485515	104.1884	µg/L		99
T 3,3-Dichlorobenzidine	15.655	252.0	299775	67.1928	µg/L		100
T bis(2-ethylhexyl)Phthalate	16.350	167.0	195875	106.9672	µg/L		93
T Di-n-octyl Phthalate	18.122	149.0	1323738	94.2808	µg/L		100

Compound	RT	QIon	Resp.	Conc.	Units	Dev(Min)
T Benzo(b)fluoranthene	18.365	252.0	1246318	84.2625	µg/L	98
T Benzo(k)fluoranthene	18.436	252.0	1270481	81.4276	µg/L	99
T Benzo(a)pyrene	18.973	252.0	1295302	92.4035	µg/L	99
T Indeno(1,2,3-c,d)pyrene	20.745	276.0	1056816	89.8795	µg/L	99
T Dibenzo(a,h)anthracene	20.816	278.0	1179162	91.9361	µg/L	99
T Benzo(g,h,i)perylene	21.079	276.0	1305889	96.3628	µg/L	99

(#) = Qualifier Out of Range; (m) = Manual Integration; (+) = Area Summed; (*) = Surrogate Percent Recovery Out of Range; (d): Zeroed Peak

Compound	Conc.	RT	Dev(Min)	Resp.	QIon	QRatio	Lower	Upper
N-Nitrosodimethylamine	62.3359	2.23	0.01	96569	42.0	119.5	78.4	145.6

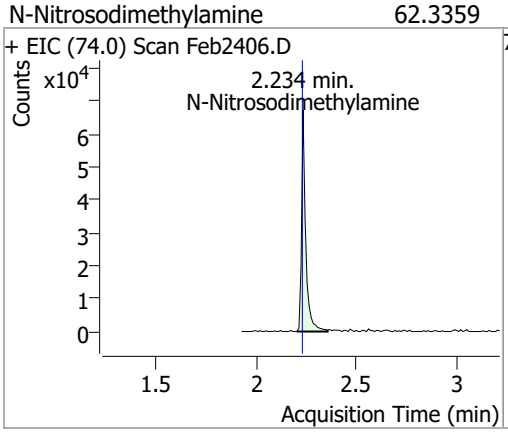

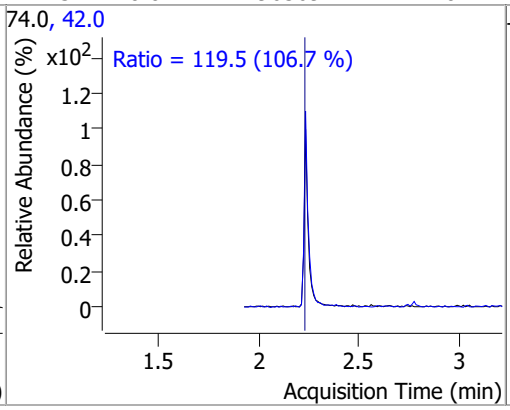

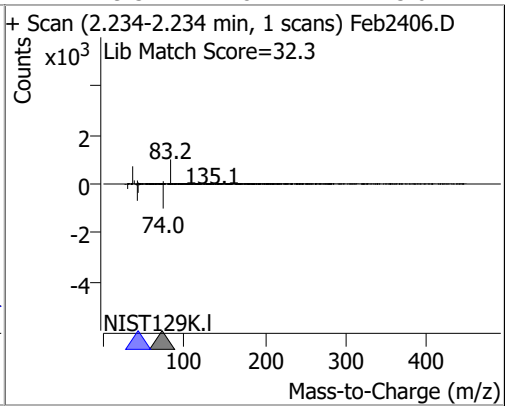

Compound	Conc.	RT	Dev(Min)	Resp.	QIon	QRatio	Lower	Upper
Pyridine	36.9585	2.27	0.01	142871	52.0	85.3	56.5	104.9

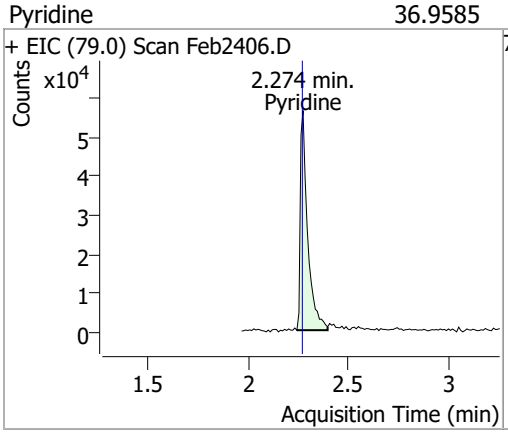

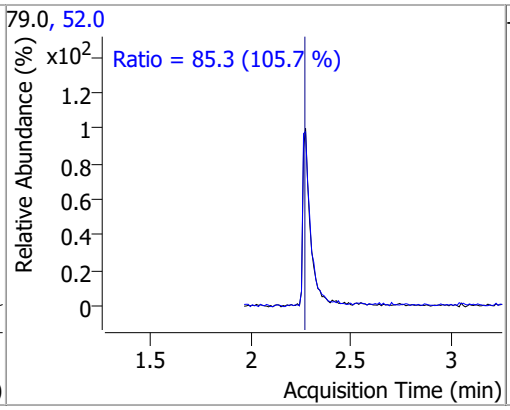

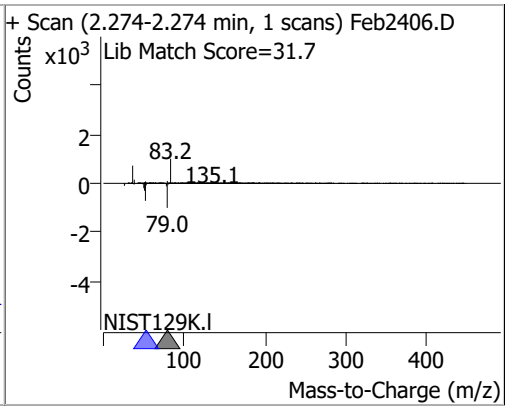

Compound	Conc.	RT	Dev(Min)	Resp.	QIon	QRatio	Lower	Upper
2-Fluorophenol	86.7455	3.54	0.01	456101	64.0	52.3	35.5	65.9
					92.0	21.6	14.8	27.5

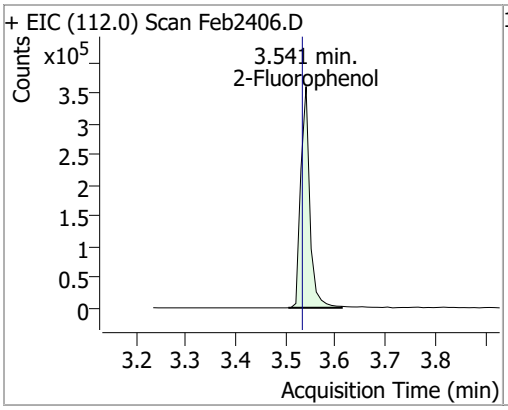

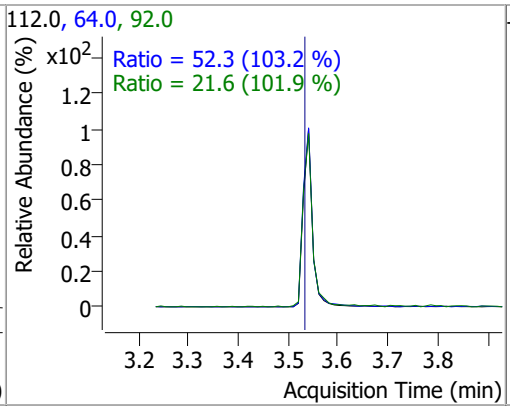

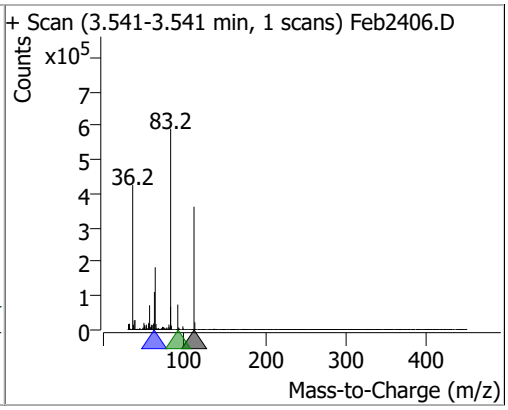

Compound	Conc.	RT	Dev(Min)	Resp.	QIon	QRatio	Lower	Upper
Aniline	35.3831	4.50	0.00	339975	66.0	35.7	24.8	46.0
					65.0	18.7	13.1	24.4

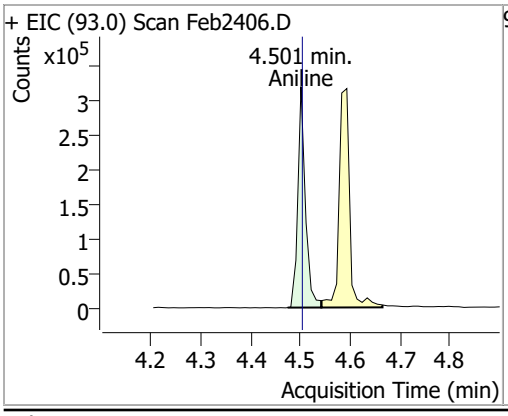

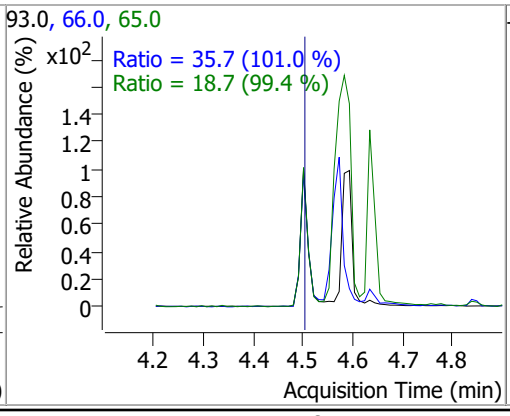

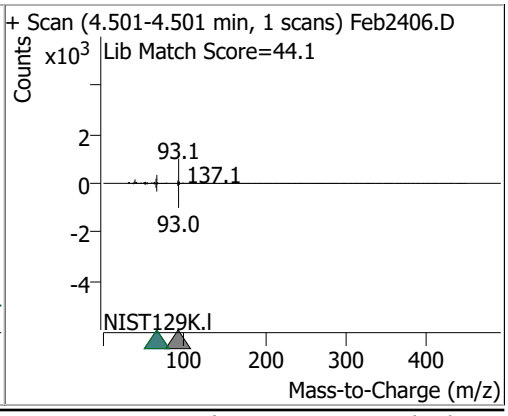

Compound	Conc.	RT	Dev(Min)	Resp.	QIon	QRatio	Lower	Upper
Phenol-d5	90.2634	4.55	0.00	605610	71.0	36.2	25.0	46.4

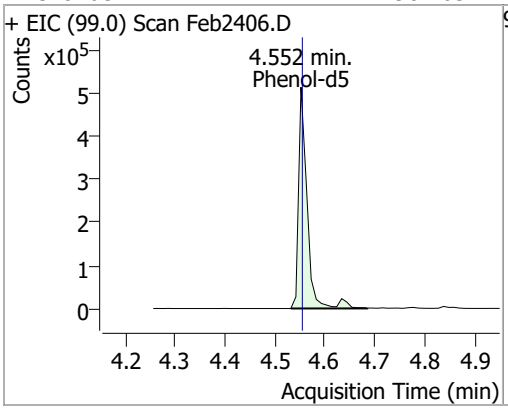

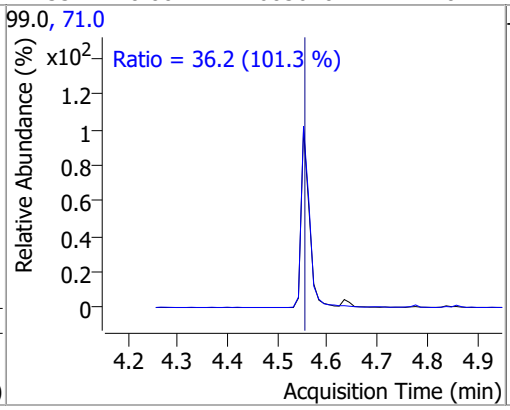

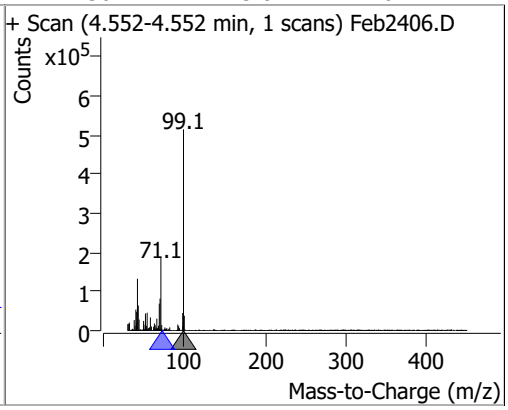

Compound	Conc.	RT	Dev(Min)	Resp.	QIon	QRatio	Lower	Upper
Phenol	47.1953	4.57	0.00	350731	66.0	52.8	28.3	52.5

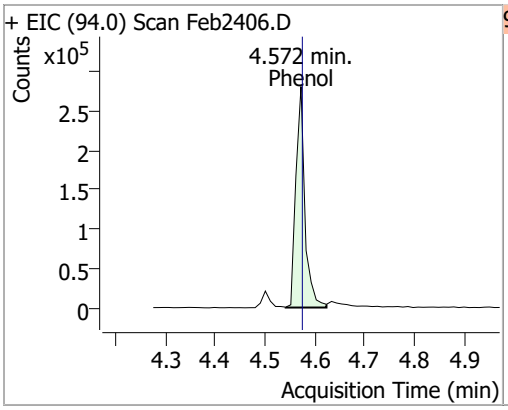

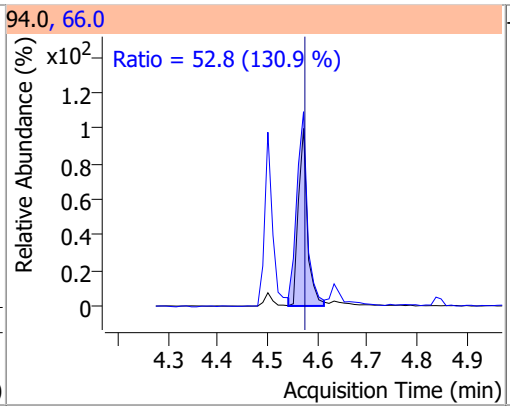

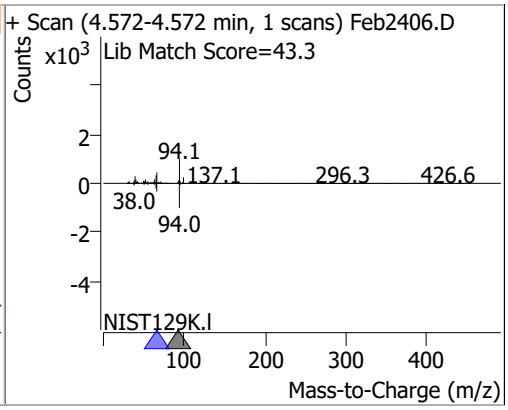

Compound	Conc.	RT	Dev(Min)	Resp.	QIon	QRatio	Lower	Upper
bis(-2-Chloroethyl)Ether	74.8176	4.58	0.00	378724	64.0	10.1	7.2	13.3

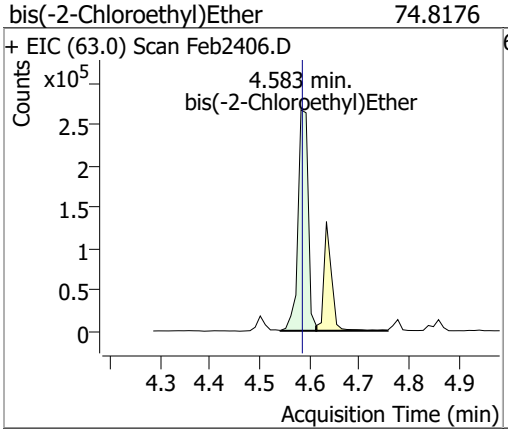

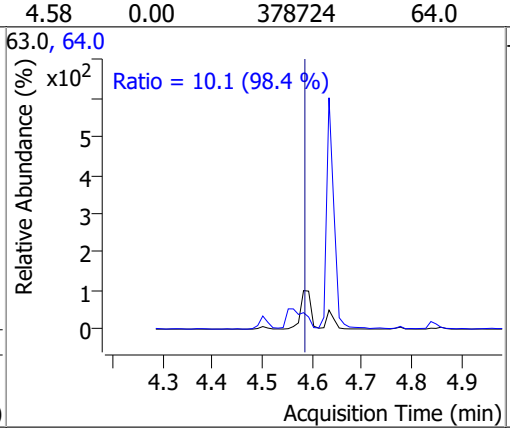

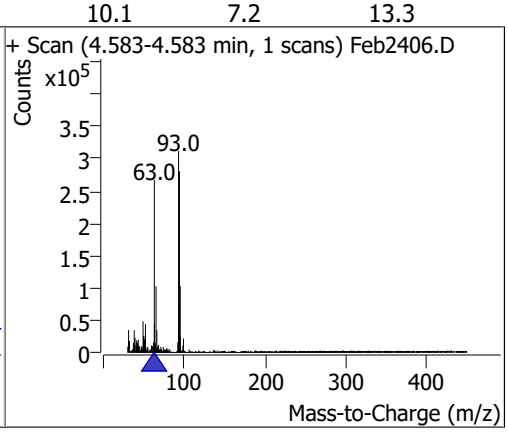

Compound	Conc.	RT	Dev(Min)	Resp.	QIon	QRatio	Lower	Upper
2-Chlorophenol	65.7822	4.63	0.00	395015	130.0	32.0	22.6	42.1

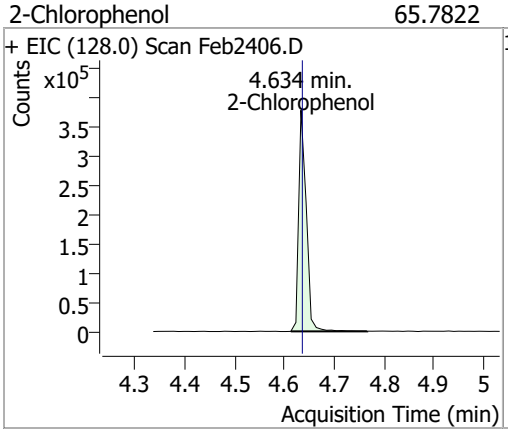

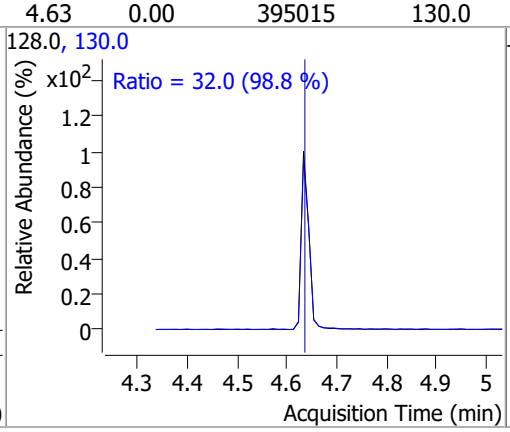

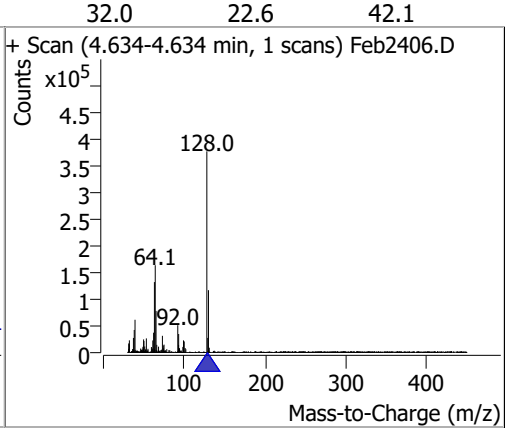

Compound	Conc.	RT	Dev(Min)	Resp.	QIon	QRatio	Lower	Upper
1,3-Dichlorobenzene	64.3962	4.78	0.00	498333 (m)	148.0	62.5	44.6	82.9
					111.0	36.9	24.7	45.9

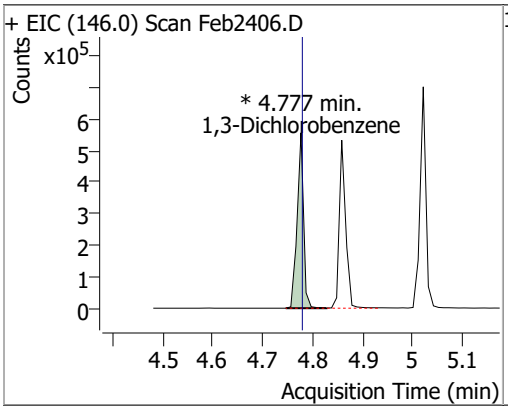

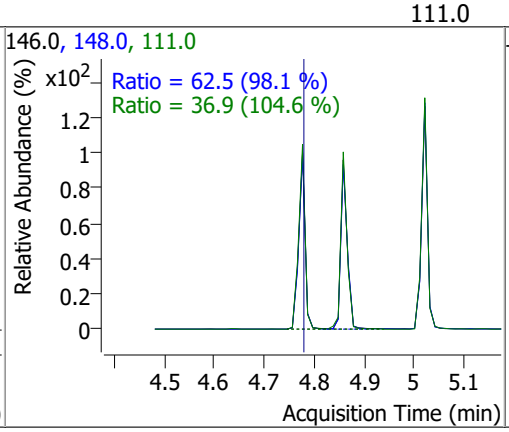

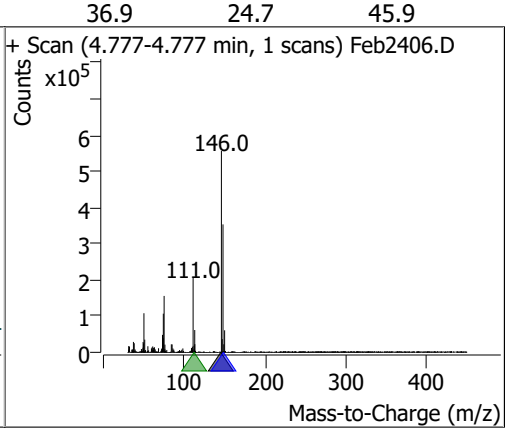

Compound	Conc.	RT	Dev(Min)	Resp.	QIon	QRatio	Lower	Upper
1,4-Dichlorobenzene	60.7025	4.86	0.00	477209 (m)	148.0	63.0	45.0	83.7
					111.0	36.6	24.7	45.9

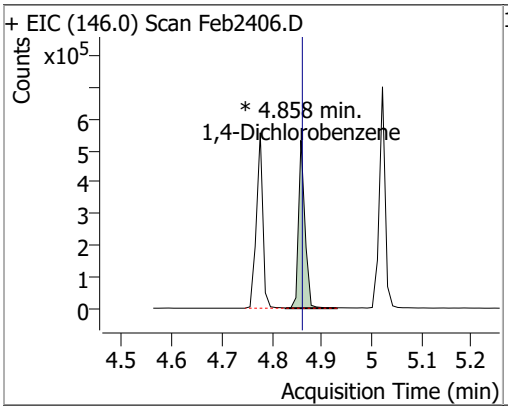

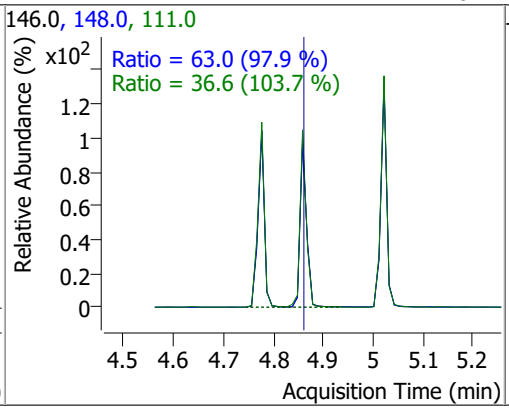

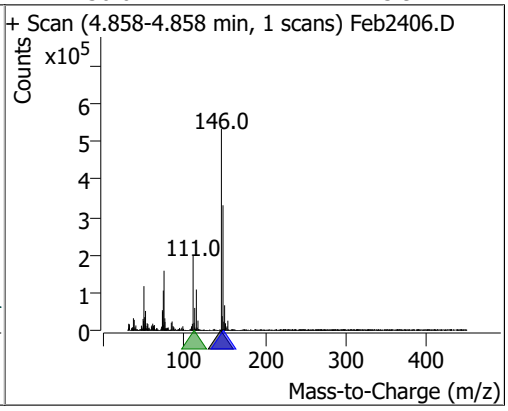

Compound	Conc.	RT	Dev(Min)	Resp.	QIon	QRatio	Lower	Upper
1,2-Dichlorobenzene	76.4473	5.02	0.00	569487 (m)	148.0	64.8	44.6	82.8
					111.0	37.0	26.2	48.7

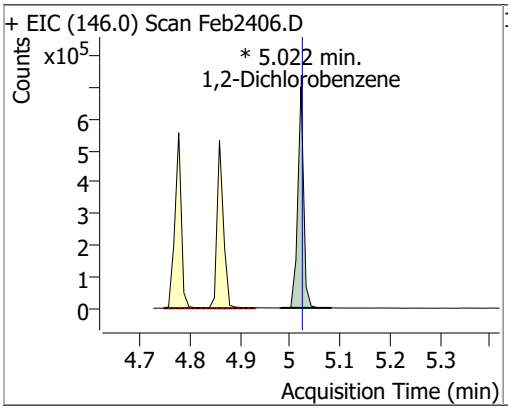

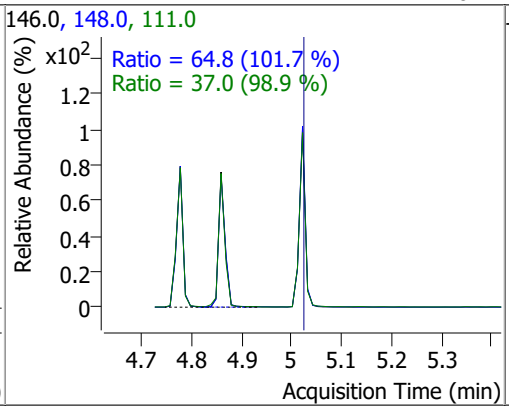

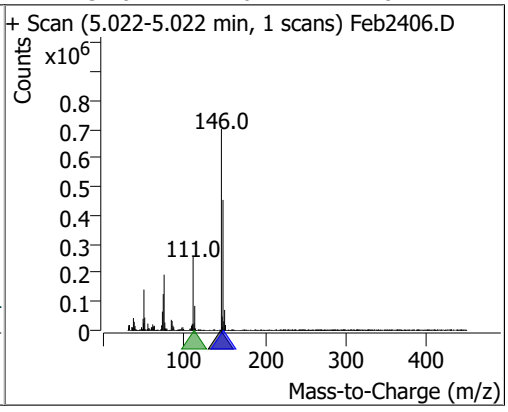

Compound	Conc.	RT	Dev(Min)	Resp.	QIon	QRatio	Lower	Upper
Benzyl Alcohol	79.3613	5.04	0.00	240259	79.0	117.8	83.2	154.5
					107.0	70.1	48.2	89.5

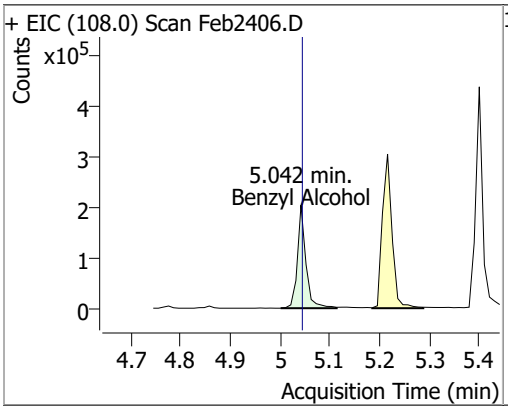

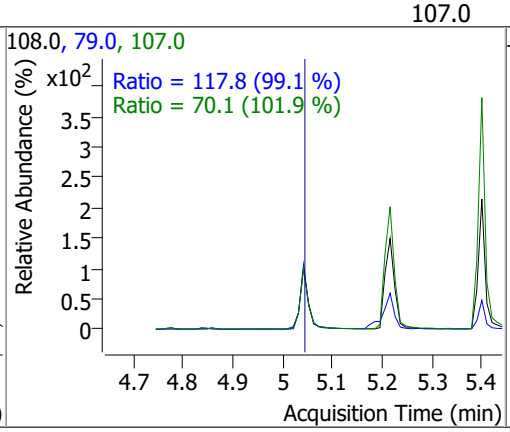

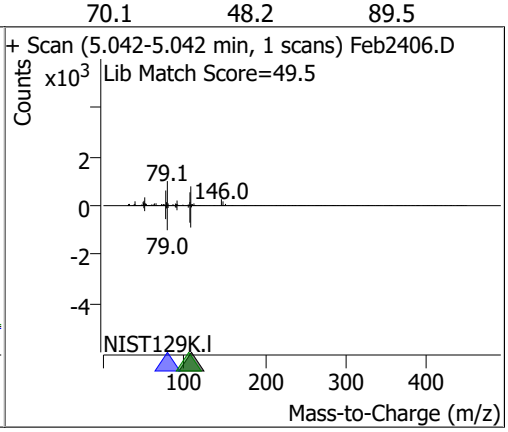

Compound	Conc.	RT	Dev(Min)	Resp.	QIon	QRatio	Lower	Upper
bis(2-chloroisopropyl)Ether	70.0747	5.19	0.00	141544	123.0	33.9	22.1	41.1

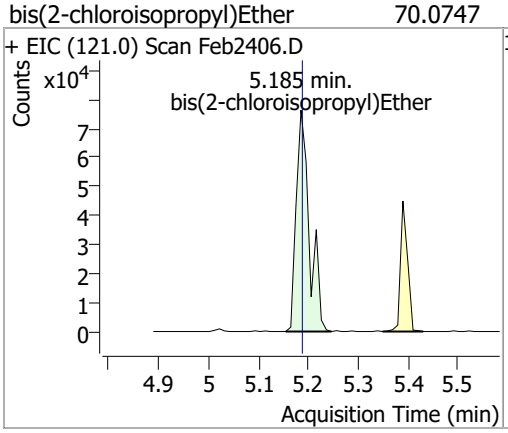

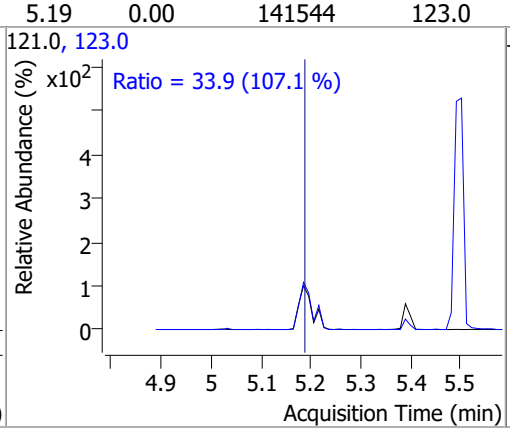

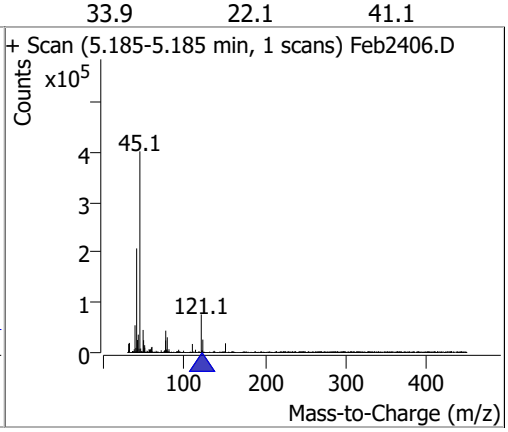

Compound	Conc.	RT	Dev(Min)	Resp.	QIon	QRatio	Lower	Upper
2-Methylphenol	71.5336	5.22	0.00	372412	108.0	108.4	82.2	152.6

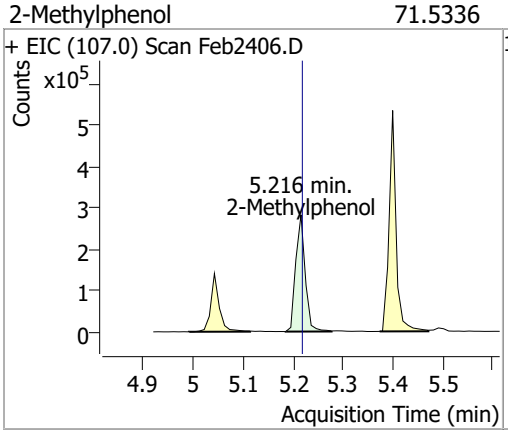

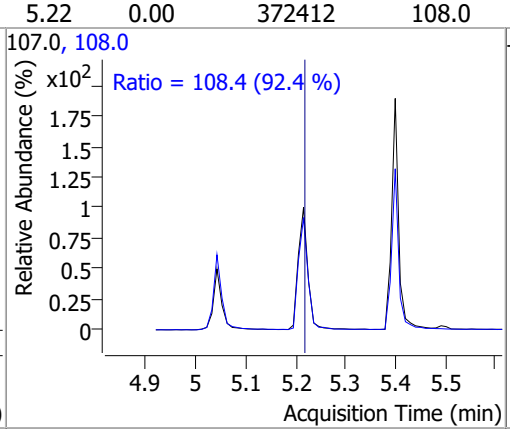

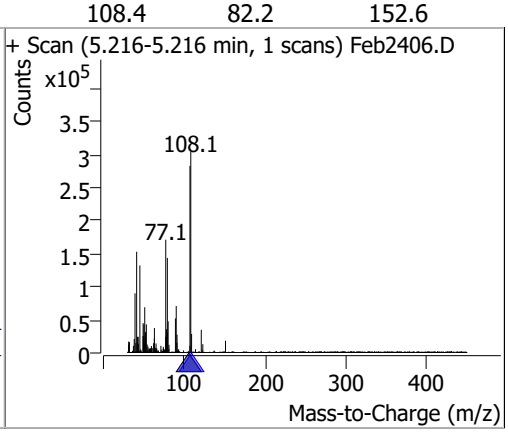

Compound	Conc.	RT	Dev(Min)	Resp.	QIon	QRatio	Lower	Upper
N-nitroso-Di-n-propylamine	95.3268	5.34	0.00	347382	130.0	21.0	0.0	34.0

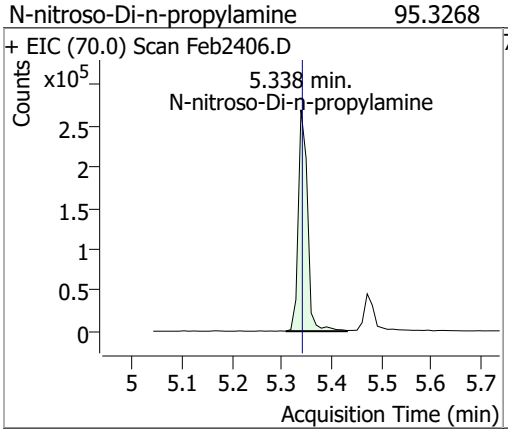

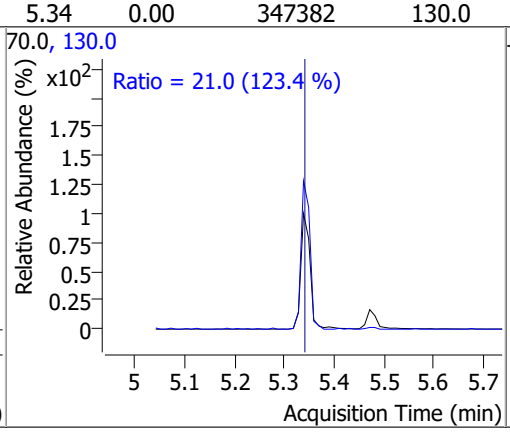

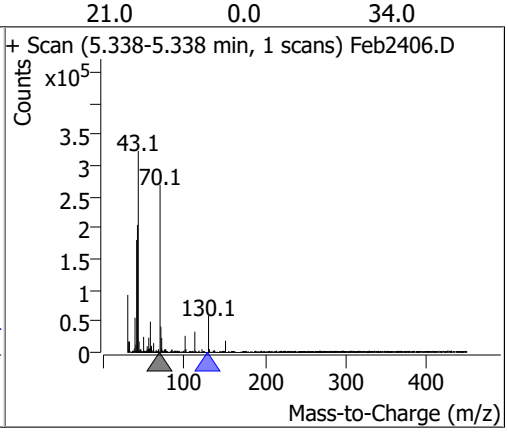

Compound	Conc.	RT	Dev(Min)	Resp.	QIon	QRatio	Lower	Upper
Hexachloroethane	62.9803	5.39	0.00	143510	201.0	93.9	62.4	115.9
					199.0	59.2	41.5	77.1

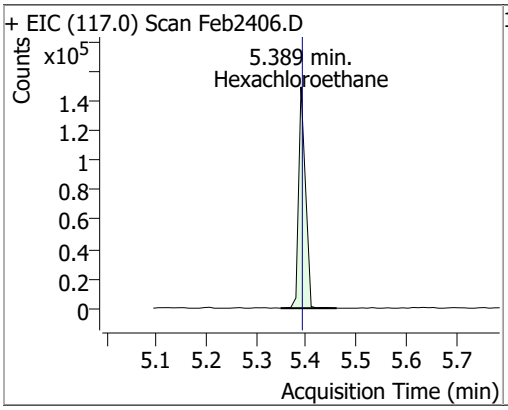

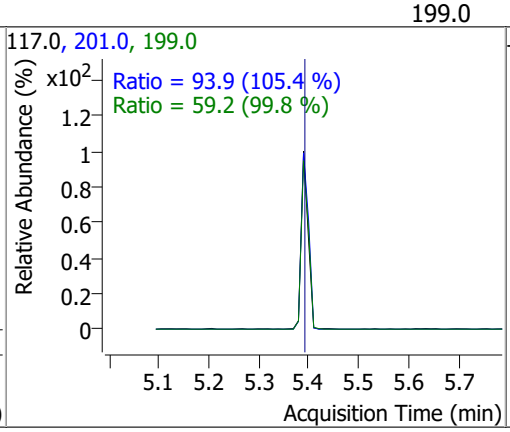

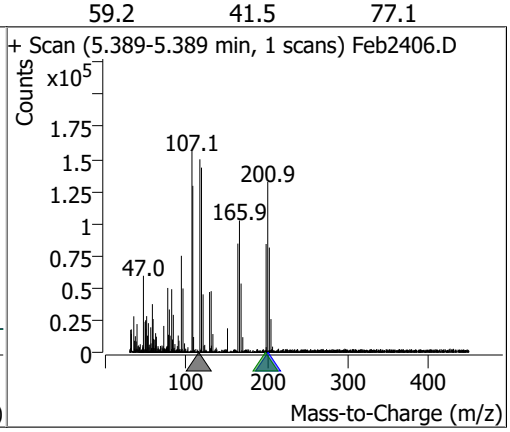

Compound	Conc.	RT	Dev(Min)	Resp.	QIon	QRatio	Lower	Upper
4Methylphenol/3Methylphenol	74.1581	5.40	0.00	526187	108.0	81.3	59.0	109.5

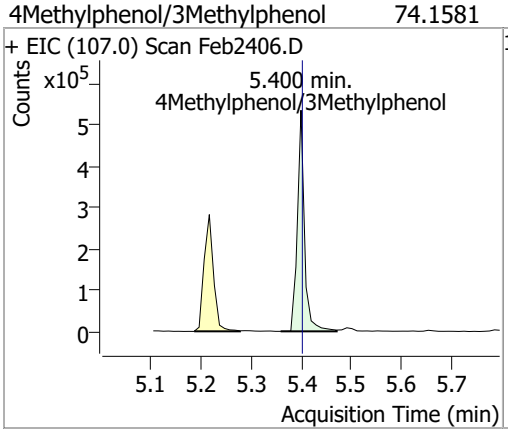

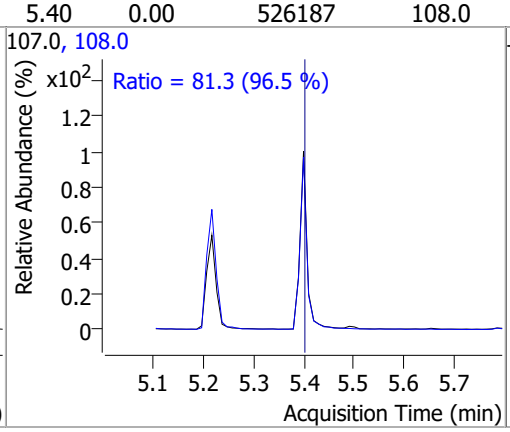

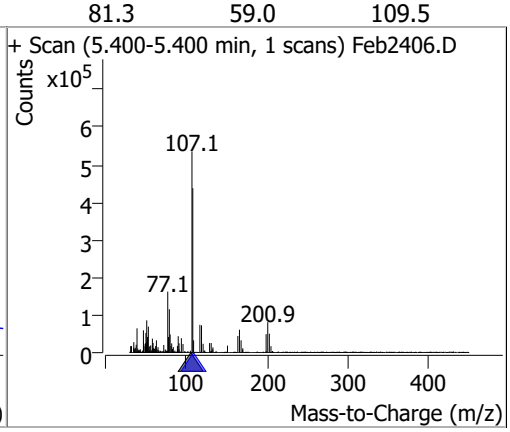

Compound	Conc.	RT	Dev(Min)	Resp.	QIon	QRatio	Lower	Upper
Nitrobenzene-d5	83.8953	5.47	0.00	315413	54.0	62.0	44.9	83.4
					128.0	48.2	33.4	62.1

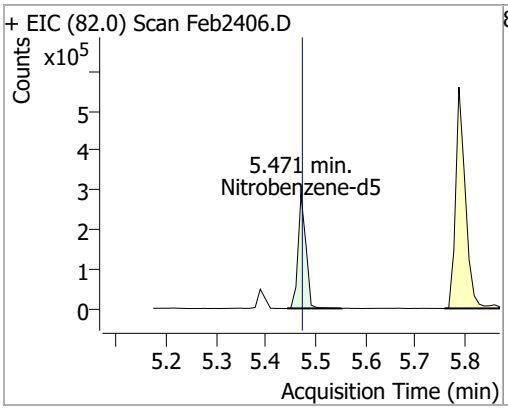

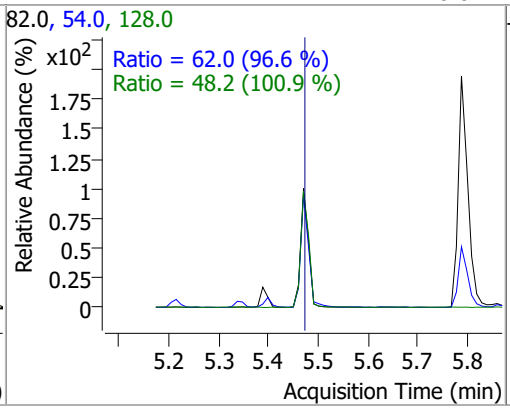

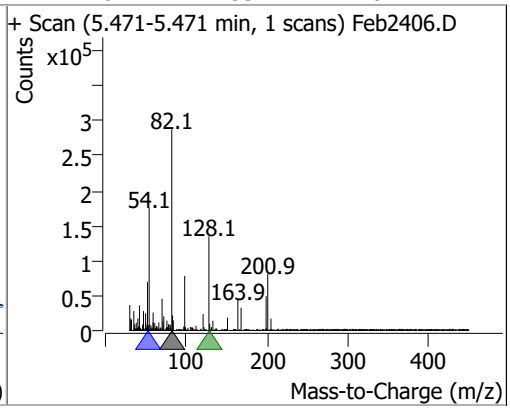

Compound	Conc.	RT	Dev(Min)	Resp.	QIon	QRatio	Lower	Upper
Nitrobenzene	87.8172	5.50	0.01	165079	77.0	208.7	146.7	272.5
					51.0	129.4	89.2	165.7

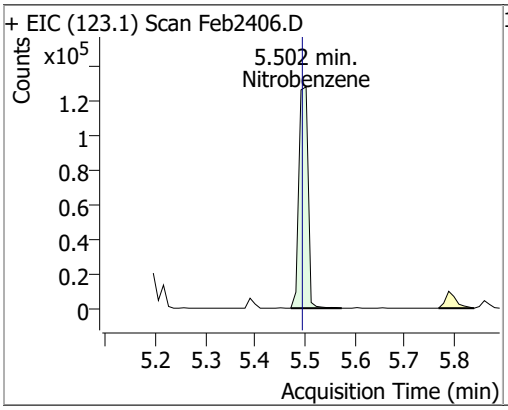

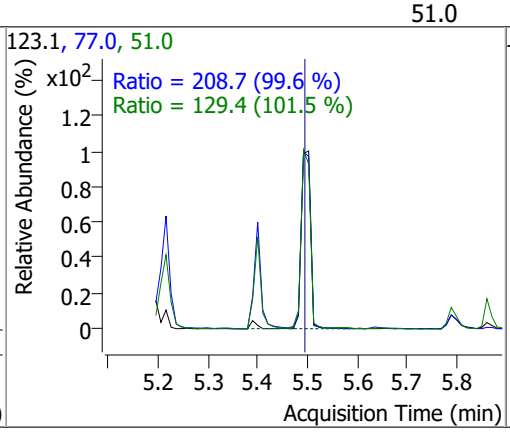

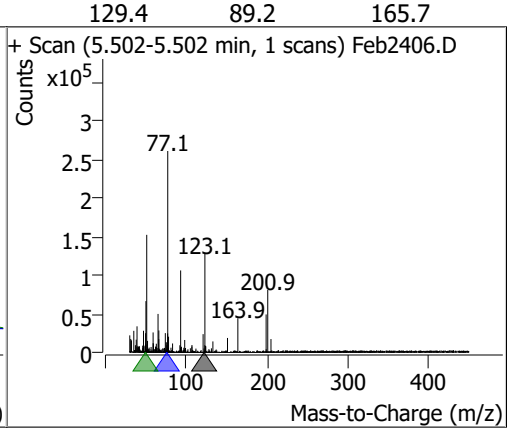

Compound	Conc.	RT	Dev(Min)	Resp.	QIon	QRatio	Lower	Upper
Isophorone	78.2667	5.79	0.00	772169	138.0	20.6	14.2	26.4

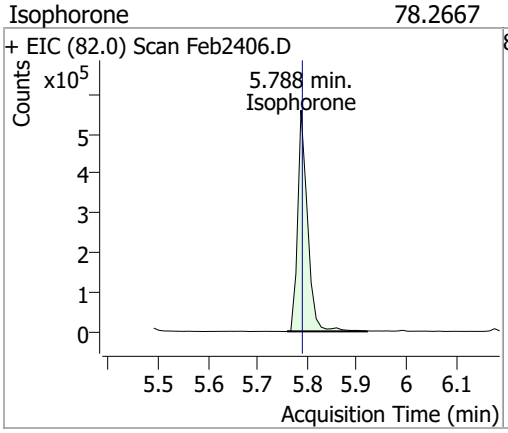

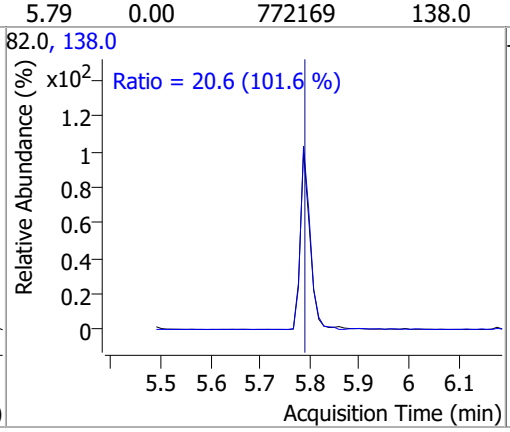

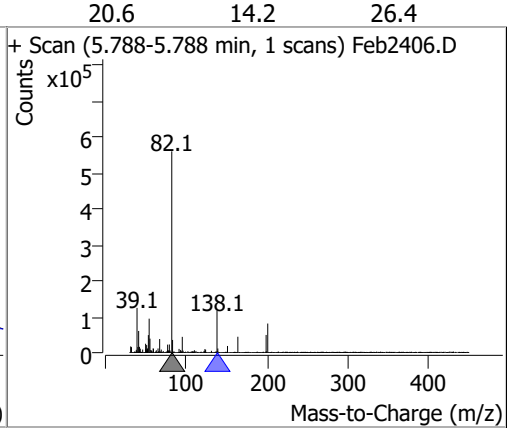

Compound	Conc.	RT	Dev(Min)	Resp.	QIon	QRatio	Lower	Upper
2-Nitrophenol	79.4473	5.86	0.00	175924	65.0	47.2	35.9	66.7
					109.0	43.6	25.0	46.4

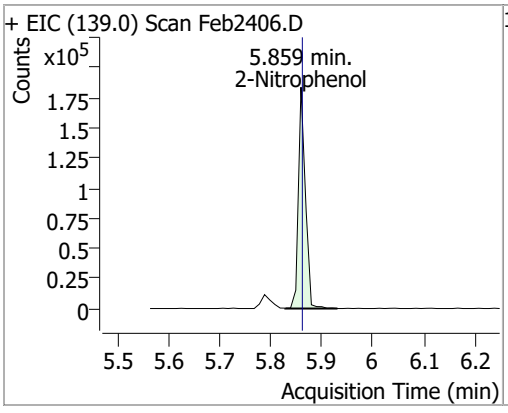

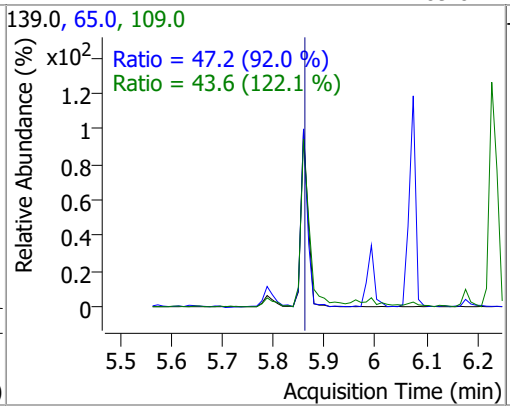

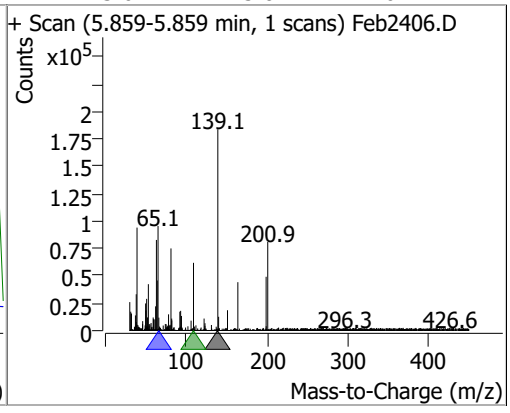

Compound	Conc.	RT	Dev(Min)	Resp.	QIon	QRatio	Lower	Upper
2,4-Dimethylphenol	72.1373	5.99	0.00	332697	107.0	110.9	77.8	144.4
					77.0	34.7	21.2	39.3

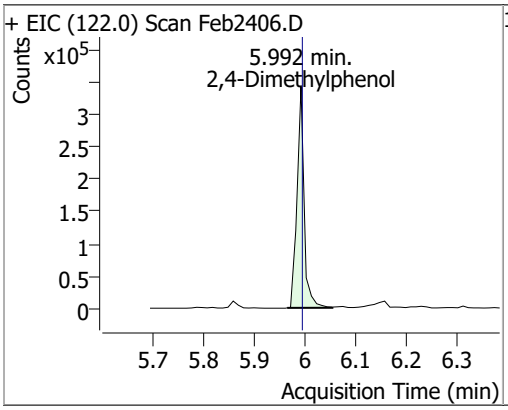

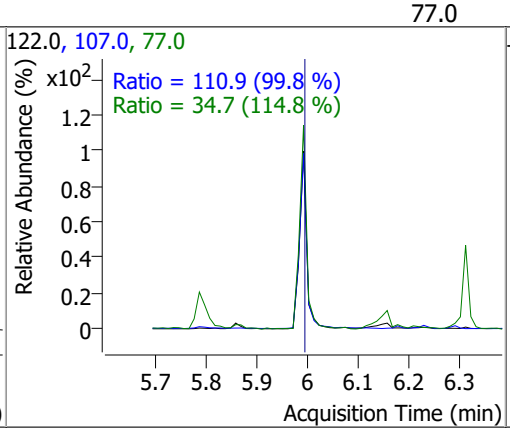

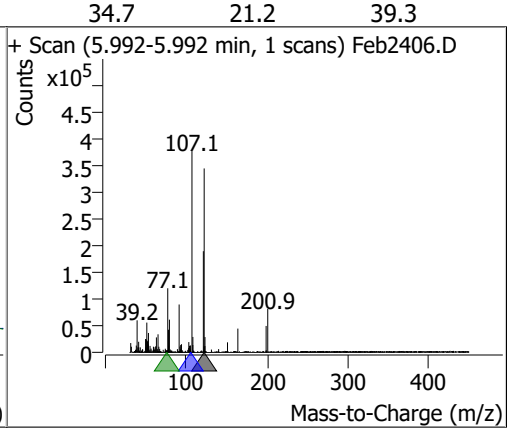

Compound	Conc.	RT	Dev(Min)	Resp.	QIon	QRatio	Lower	Upper
bis(-2-Chloroethoxy)Methane	75.4223	6.07	0.00	433063	63.0	72.8	49.1	91.2
					95.0	30.9	22.3	41.4

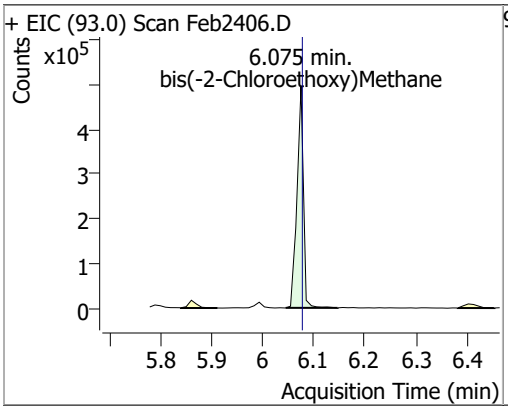

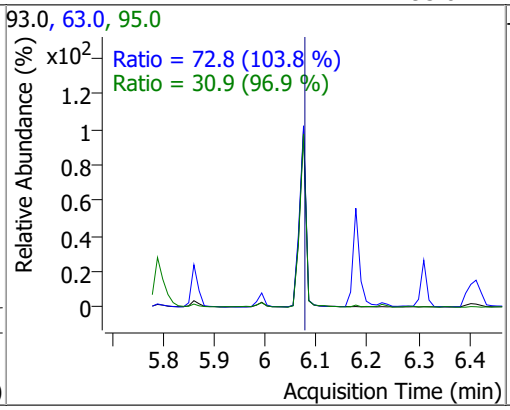

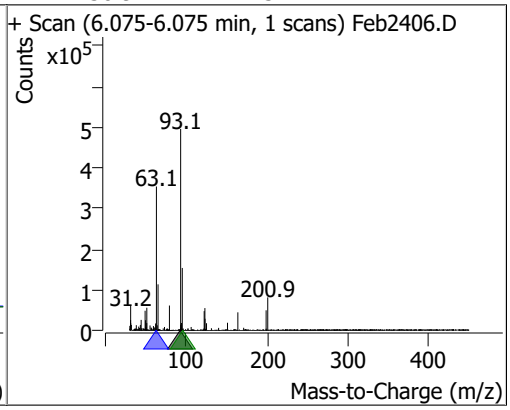

Compound	Conc.	RT	Dev(Min)	Resp.	QIon	QRatio	Lower	Upper
2,4-Dichlorophenol	67.3990	6.18	0.00	295127	164.0	64.4	46.3	86.0
					98.0	33.2	24.1	44.8

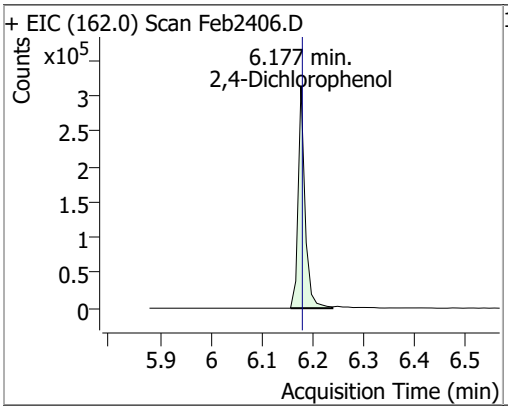

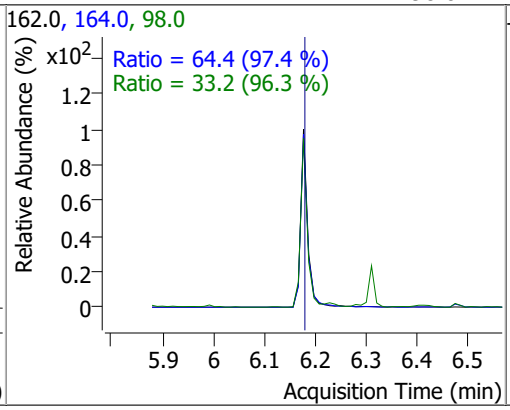

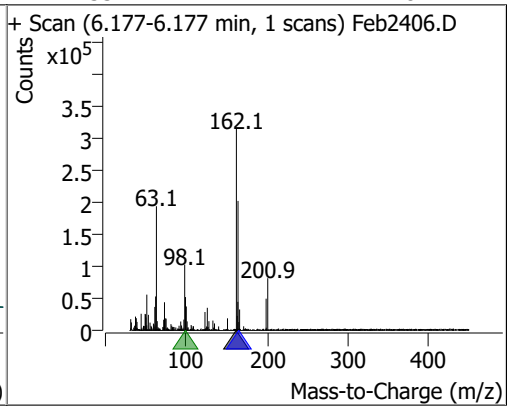

Compound	Conc.	RT	Dev(Min)	Resp.	QIon	QRatio	Lower	Upper
Benzoic Acid	16.1406	6.16	-0.05	29784 (m)	122.0	90.0	60.5	112.4
					77.0	80.2	55.7	103.4

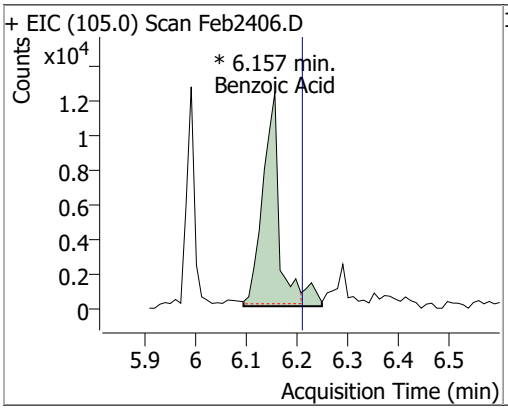

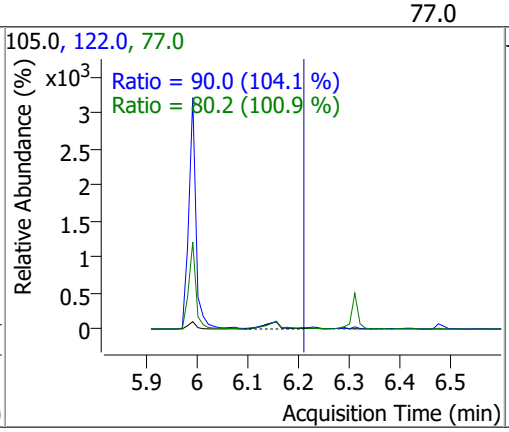

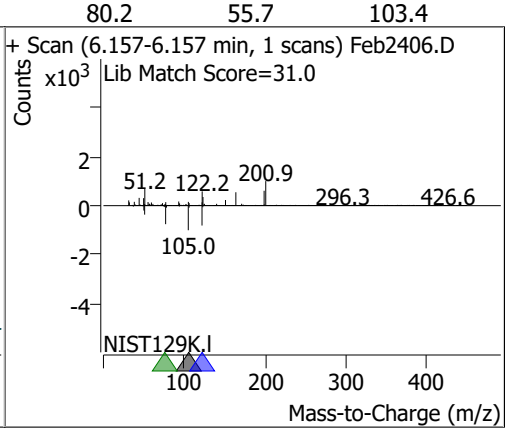

Compound	Conc.	RT	Dev(Min)	Resp.	QIon	QRatio	Lower	Upper
1,2,4-Trichlorobenzene	63.3652	6.23	0.00	337605	182.0	96.8	66.8	124.1
					145.0	29.3	19.9	37.0

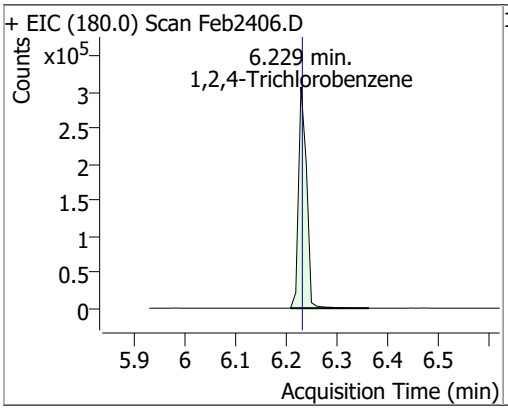

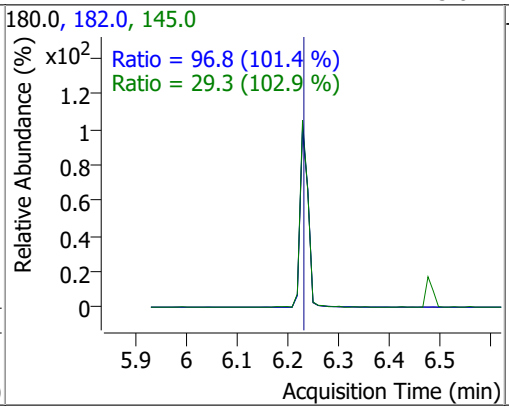

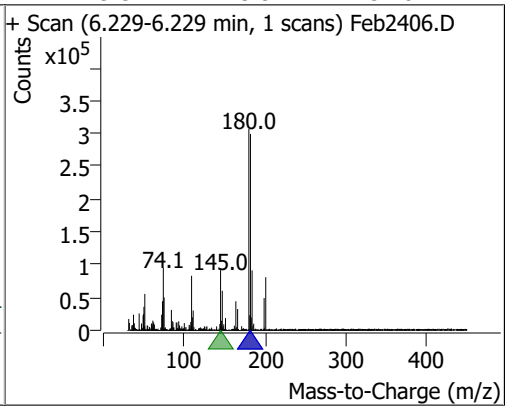

Compound	Conc.	RT	Dev(Min)	Resp.	QIon	QRatio	Lower	Upper
Naphthalene	72.8585	6.31	0.00	1149143	129.0	11.3	7.7	14.4
					102.0	10.2	6.4	11.9

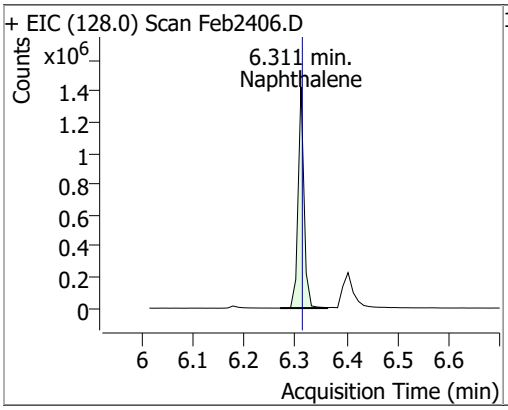

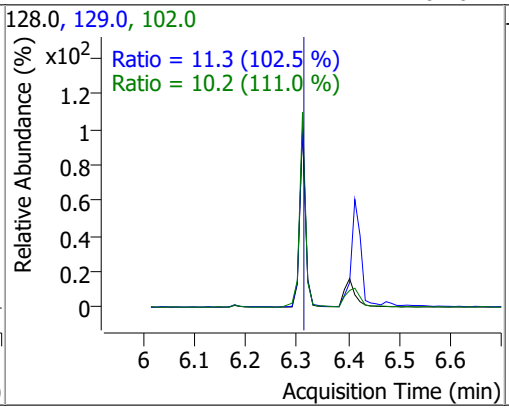

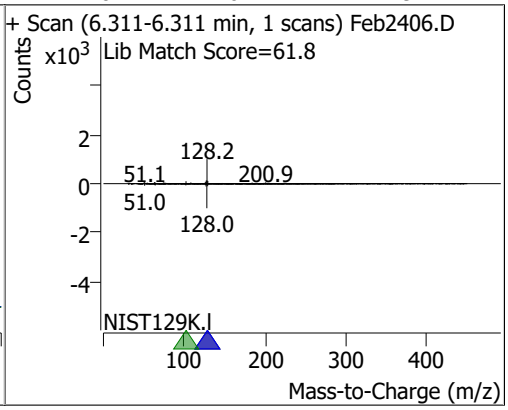

Compound	Conc.	RT	Dev(Min)	Resp.	QIon	QRatio	Lower	Upper
4-Chlorophenol	62.6782	6.40	0.00	103084	128.0	312.5	221.7	411.6

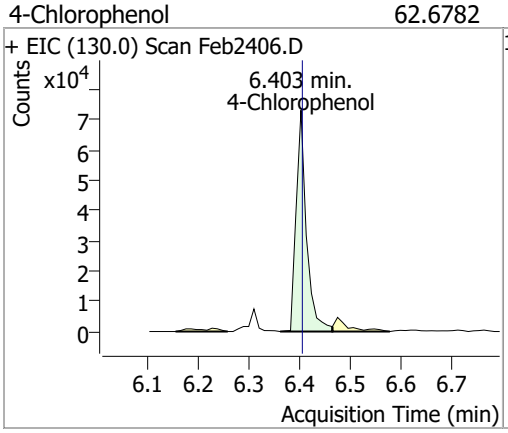

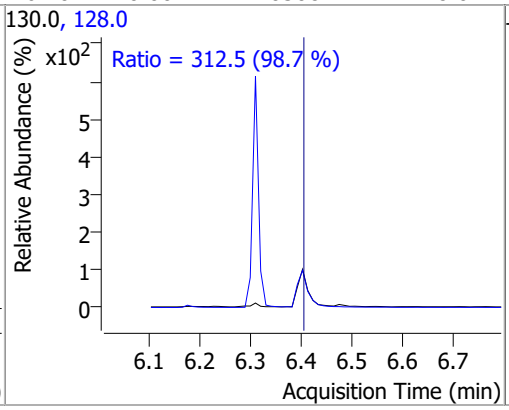

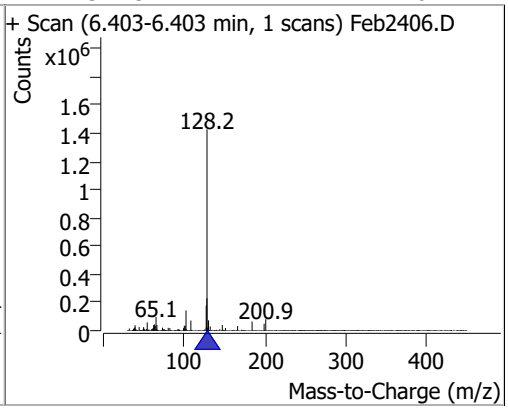

Compound	Conc.	RT	Dev(Min)	Resp.	QIon	QRatio	Lower	Upper
p-Chloroaniline	56.1892	6.41	0.00	347704	65.0	65.2	42.8	79.5
					129.0	38.4	25.3	47.1

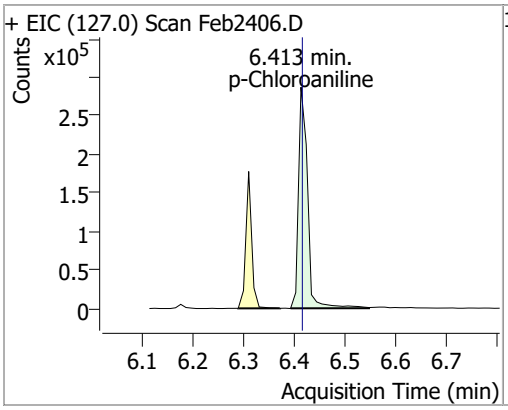

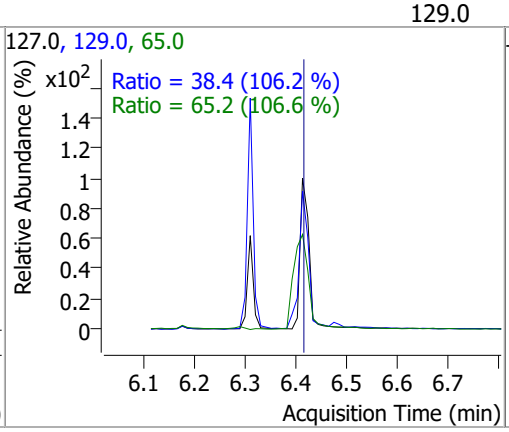

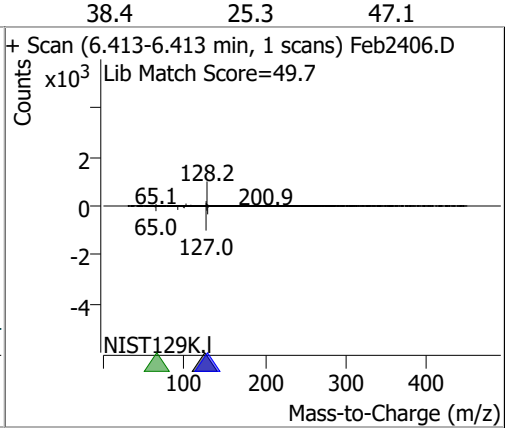

Compound	Conc.	RT	Dev(Min)	Resp.	QIon	QRatio	Lower	Upper
Hexachlorobutadiene	59.9647	6.48	0.00	163257	223.0	63.9	44.2	82.2
					227.0	64.6	43.7	81.2

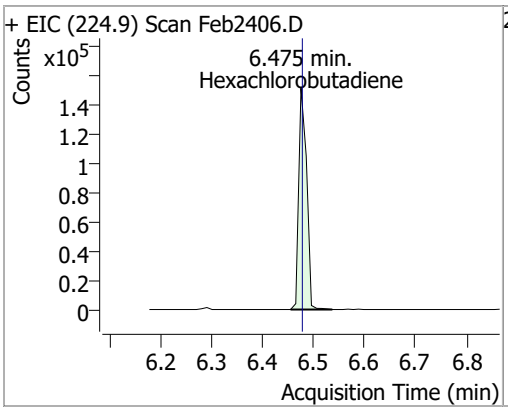

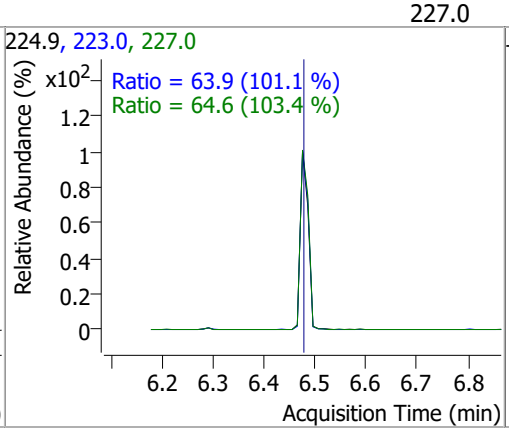

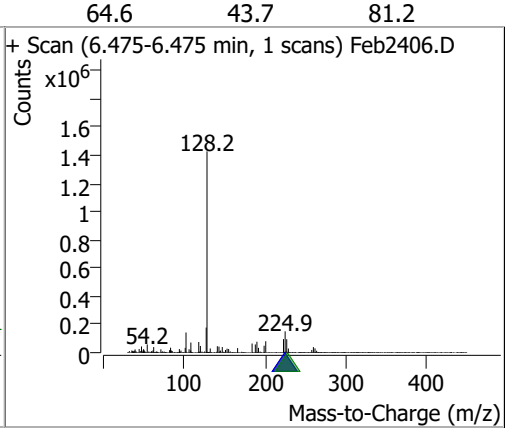

Compound	Conc.	RT	Dev(Min)	Resp.	QIon	QRatio	Lower	Upper
4-Chloro-2-Methylphenol	63.5146	6.93	0.00	260450	144.0	26.2	19.5	36.2

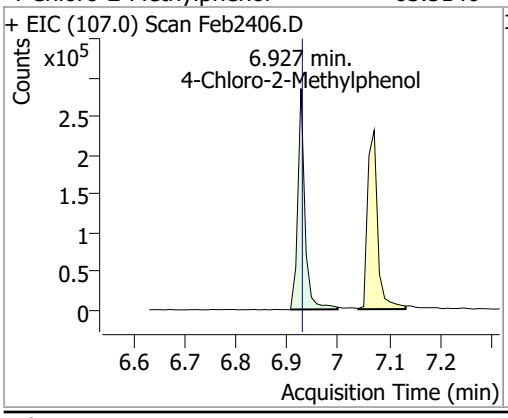

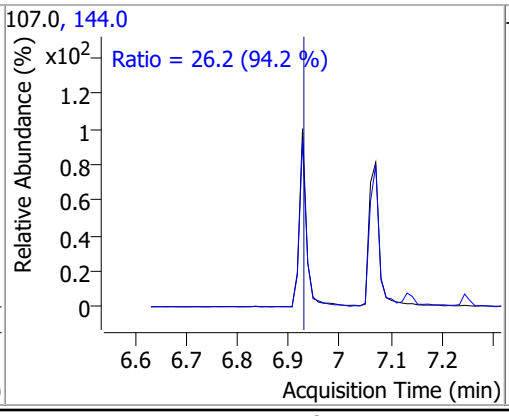

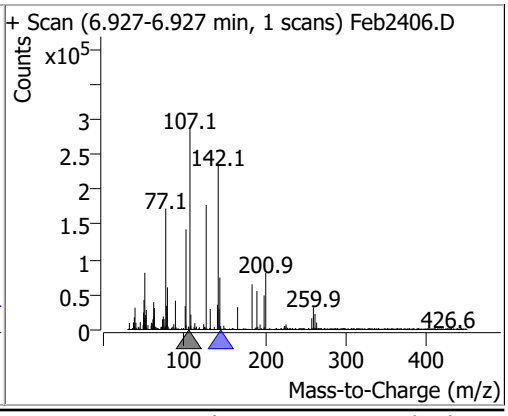

Compound	Conc.	RT	Dev(Min)	Resp.	QIon	QRatio	Lower	Upper
4-Chloro-3-Methylphenol	75.3343	7.07	0.00	320184	144.0	25.6	18.7	34.7

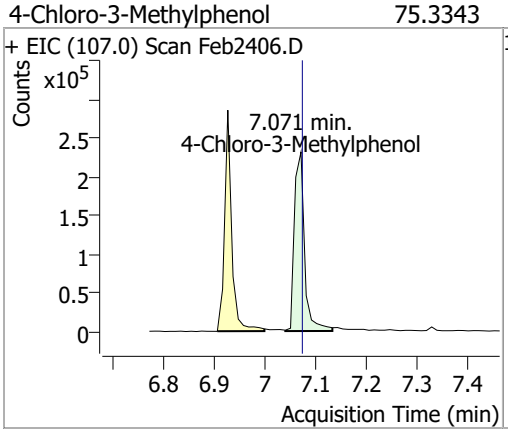

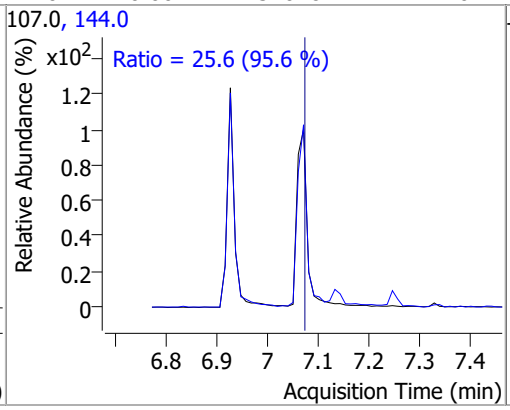

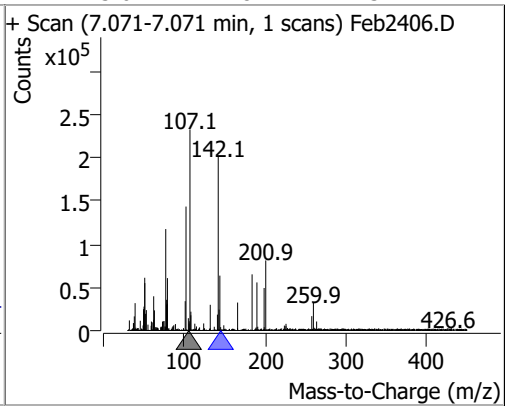

Compound	Conc.	RT	Dev(Min)	Resp.	QIon	QRatio	Lower	Upper
2-Methylnaphthalene	80.2758	7.13	0.00	712626	142.0	119.7	84.6	157.1
					115.0	42.7	28.1	52.2

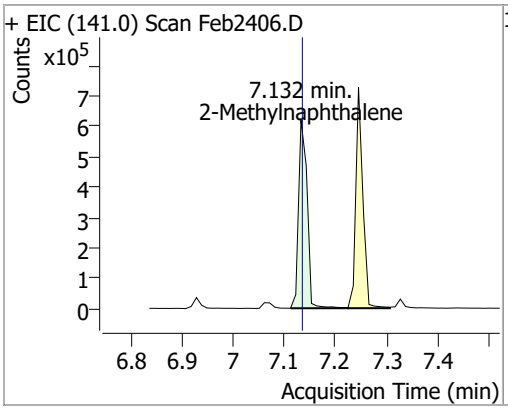

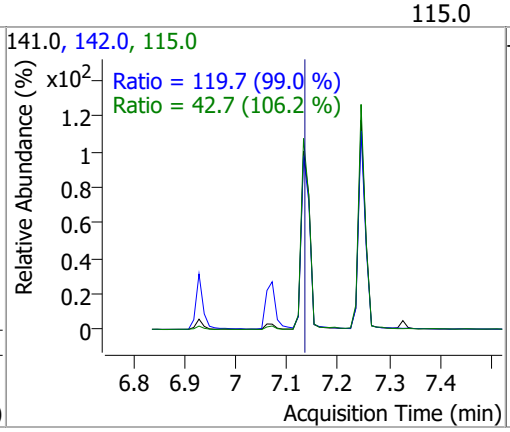

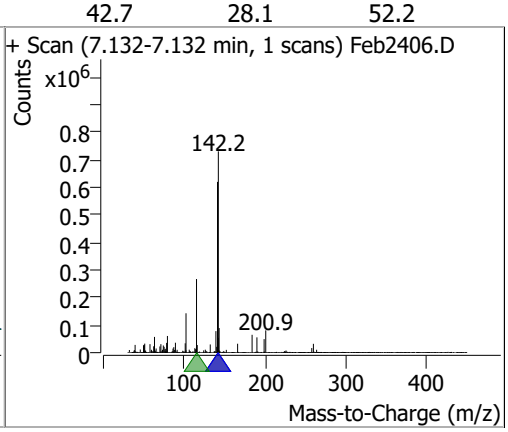

Compound	Conc.	RT	Dev(Min)	Resp.	QIon	QRatio	Lower	Upper
1-Methylnaphthalene	80.9486	7.25	0.00	700231	142.0	114.1	81.2	150.8
					115.0	42.4	29.3	54.5

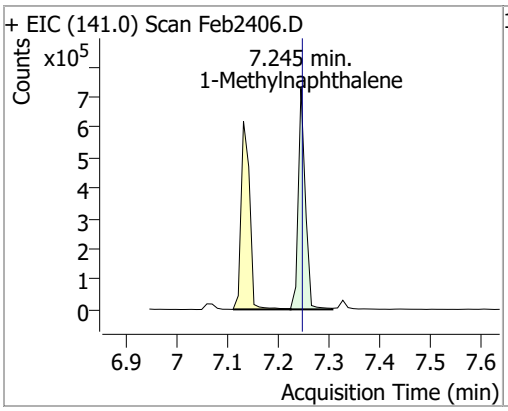

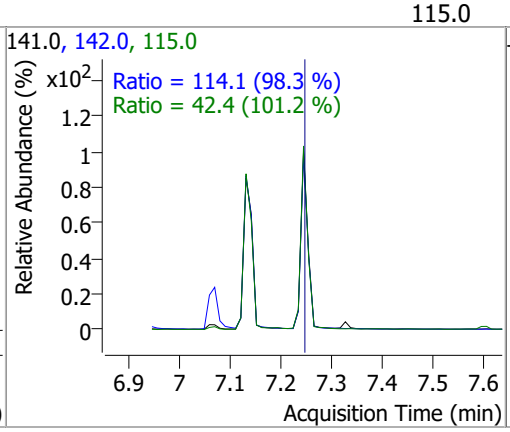

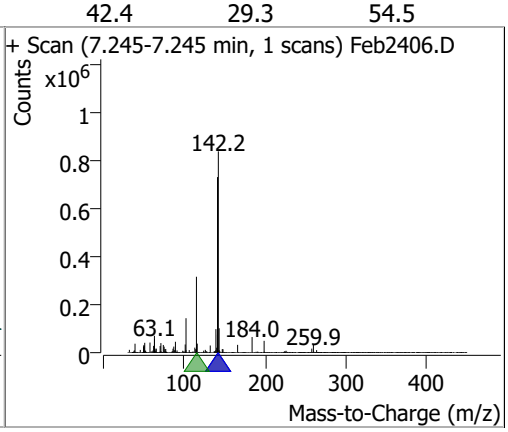

Compound	Conc.	RT	Dev(Min)	Resp.	QIon	QRatio	Lower	Upper
Hexachlorocyclopentadiene	77.5973	7.33	0.00	126471	238.9	64.0	44.9	83.5
					234.9	63.2	43.4	80.7

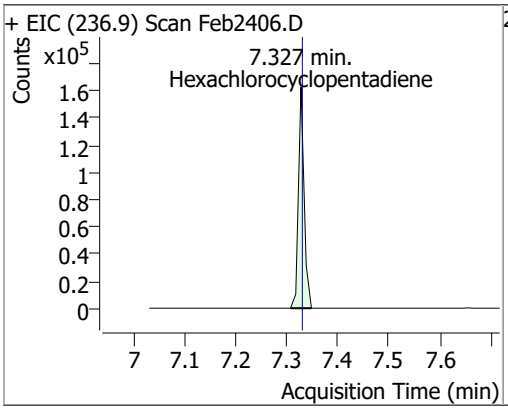

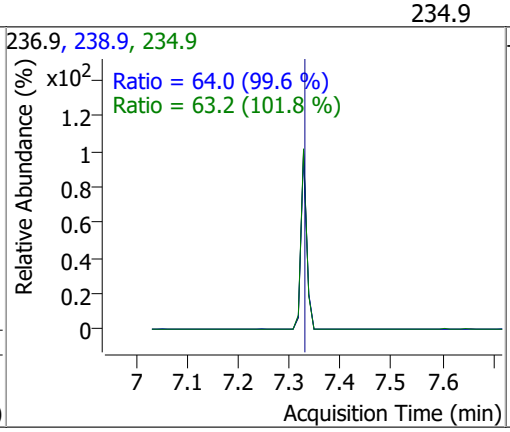

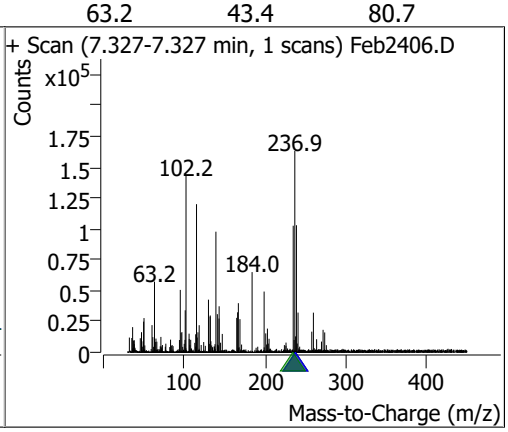

Compound	Conc.	RT	Dev(Min)	Resp.	QIon	QRatio	Lower	Upper
2,4,6-Trichlorophenol	90.8968	7.51	0.00	260457	198.0	91.2	64.8	120.4

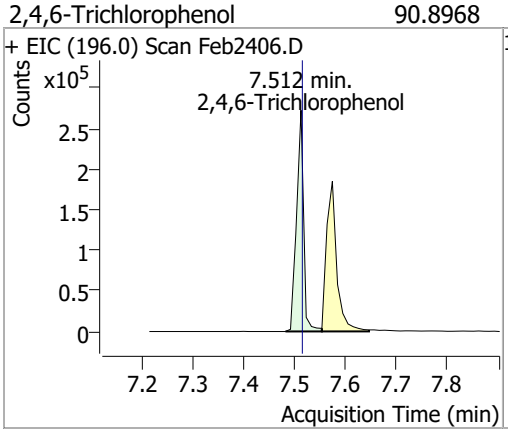

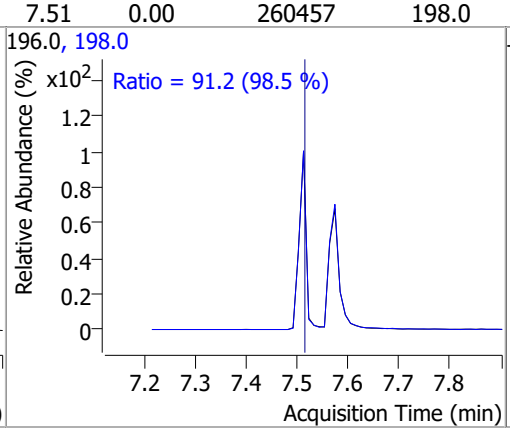

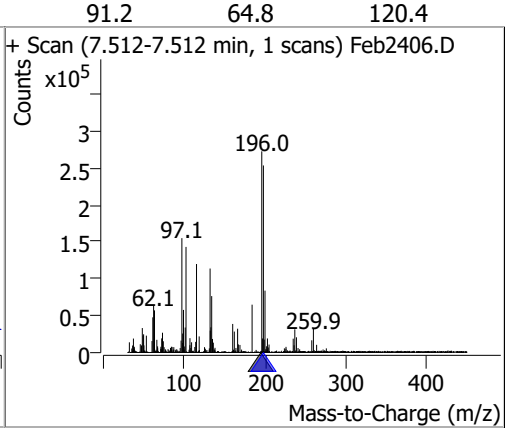

Compound	Conc.	RT	Dev(Min)	Resp.	QIon	QRatio	Lower	Upper
2,4,5-Trichlorophenol	81.4731	7.57	0.00	259780	198.0	95.4	65.9	122.3

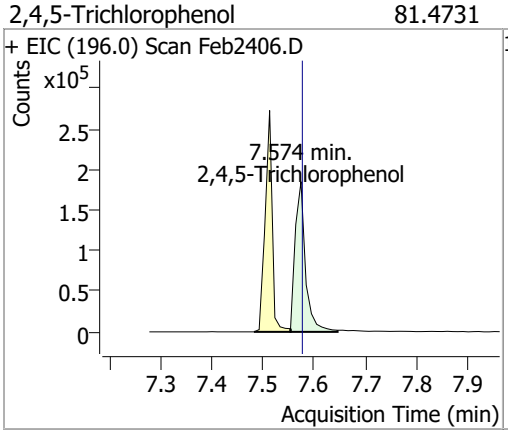

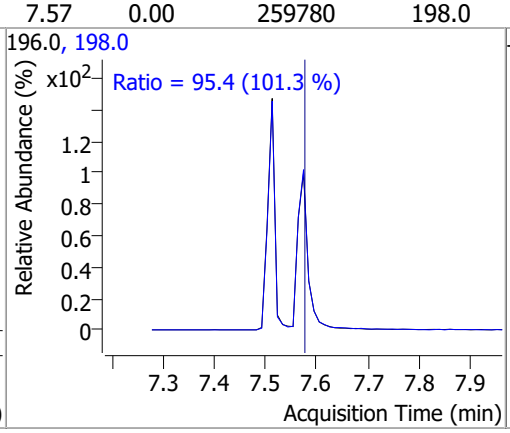

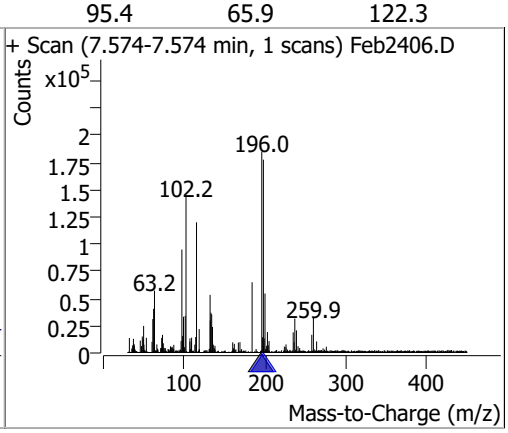

Compound	Conc.	RT	Dev(Min)	Resp.	QIon	QRatio	Lower	Upper
2-Fluorobiphenyl	87.7807	7.60	0.01	1014805	171.0	34.8	24.1	44.7

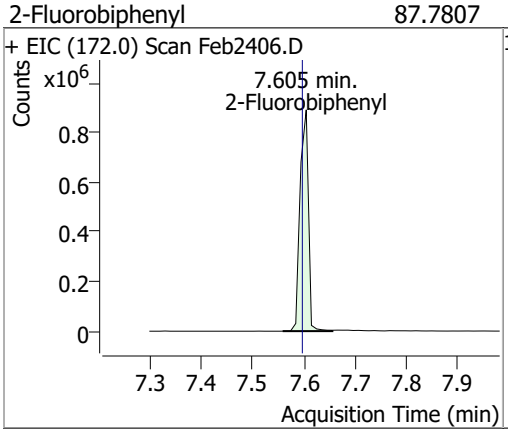

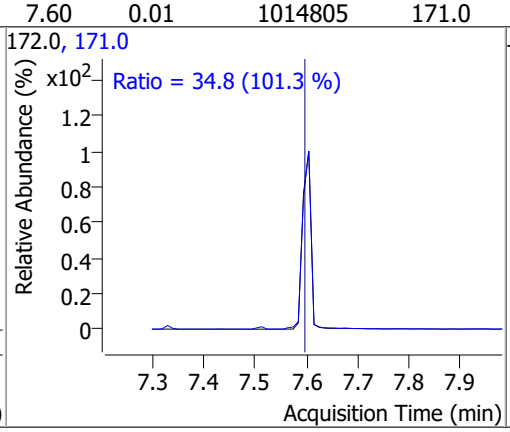

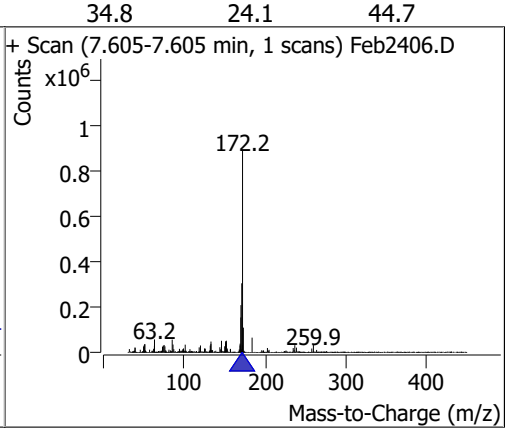

Compound	Conc.	RT	Dev(Min)	Resp.	QIon	QRatio	Lower	Upper
2-Chloronaphthalene	91.7866	7.71	0.00	890614	127.0	37.3	25.0	46.4
					164.0	32.9	22.8	42.4

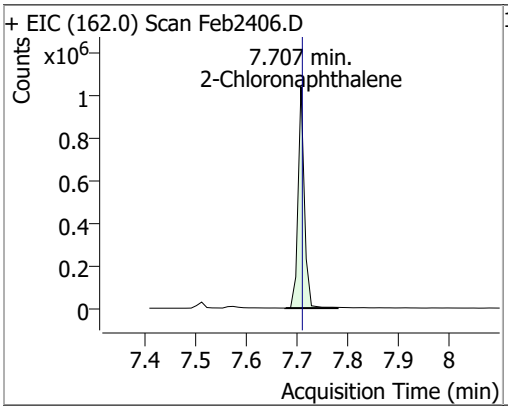

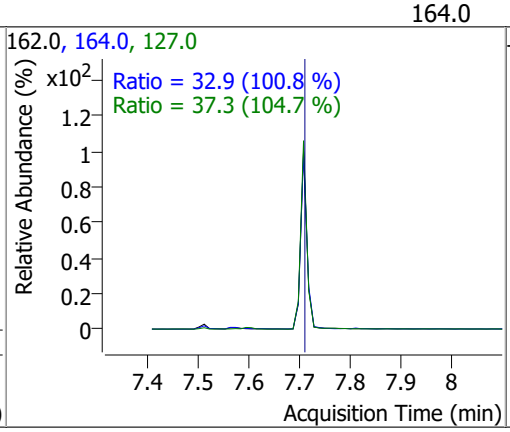

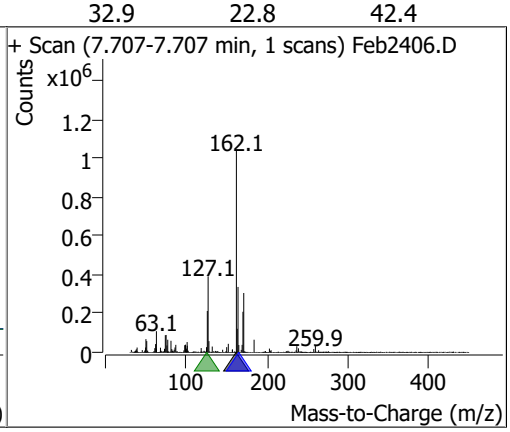

Compound	Conc.	RT	Dev(Min)	Resp.	QIon	QRatio	Lower	Upper
2-Nitroaniline	93.0428	7.87	0.00	162212	138.0	114.6	86.1	159.9

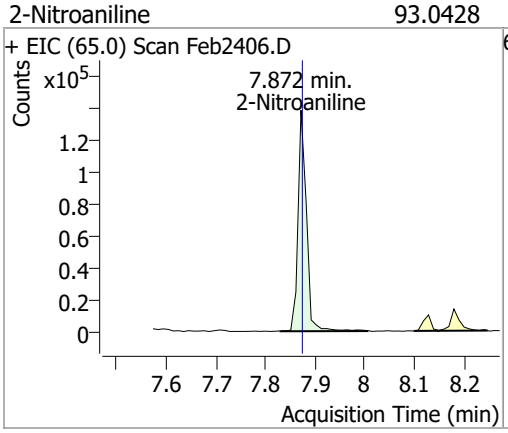

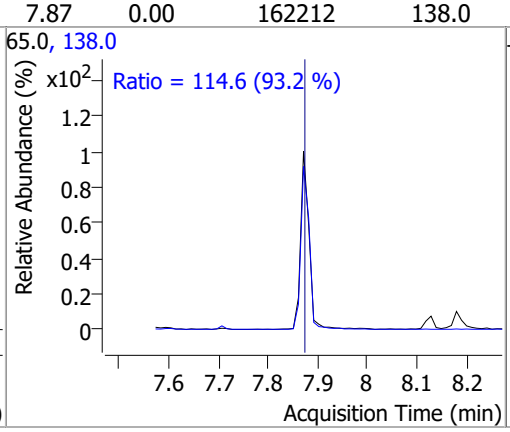

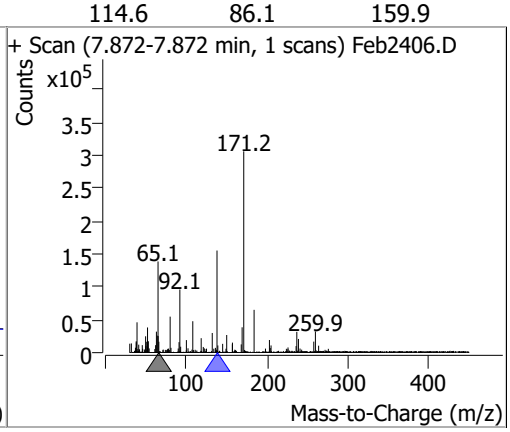

Compound	Conc.	RT	Dev(Min)	Resp.	QIon	QRatio	Lower	Upper
Dimethyl Phthalate	108.0611	8.13	0.00	1082613	77.0	20.0	13.9	25.8

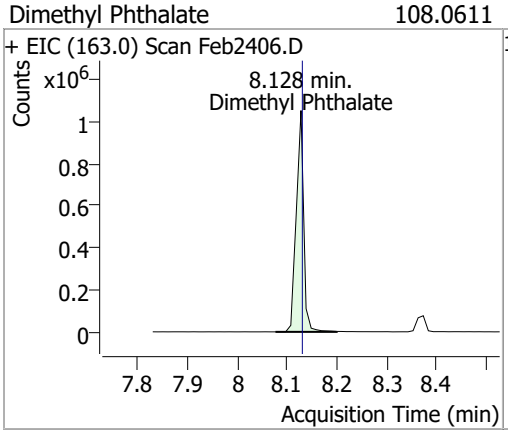

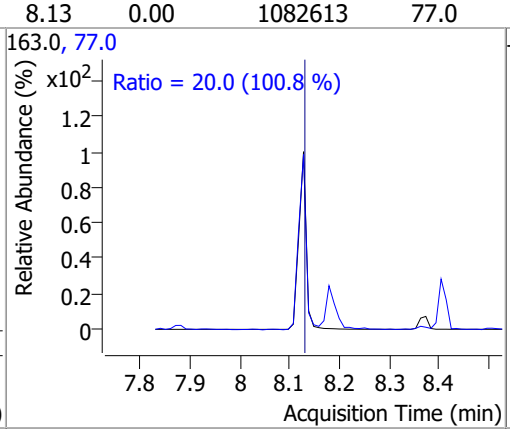

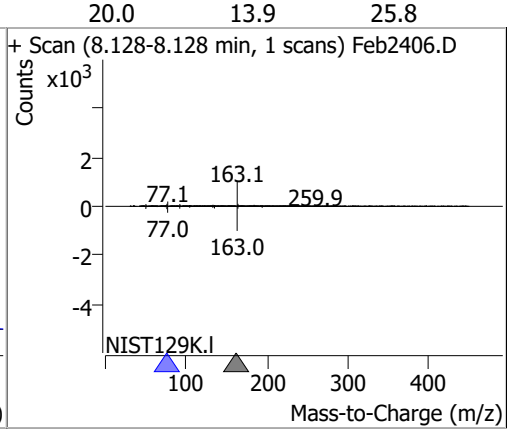

Compound	Conc.	RT	Dev(Min)	Resp.	QIon	QRatio	Lower	Upper
2,6-Dinitrotoluene	99.6057	8.18	0.00	134149	63.0	124.9	95.6	177.5
					89.0	62.2	45.4	84.4

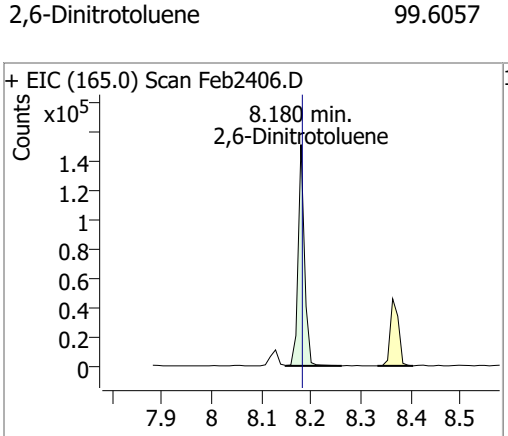

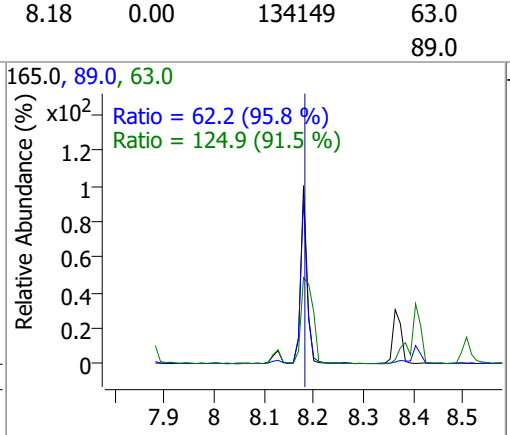

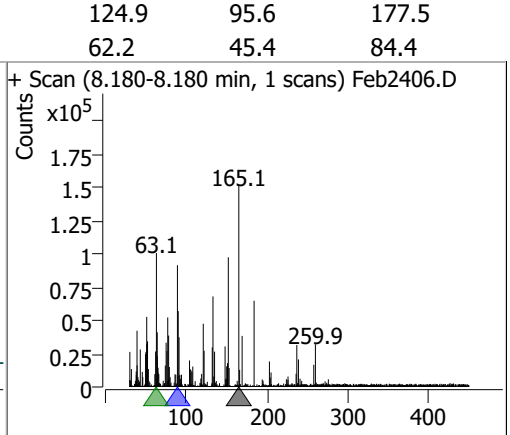

Compound	Conc.	RT	Dev(Min)	Resp.	QIon	QRatio	Lower	Upper
Acenaphthylene	93.6469	8.19	0.00	1451170	153.1	13.8	9.8	18.2

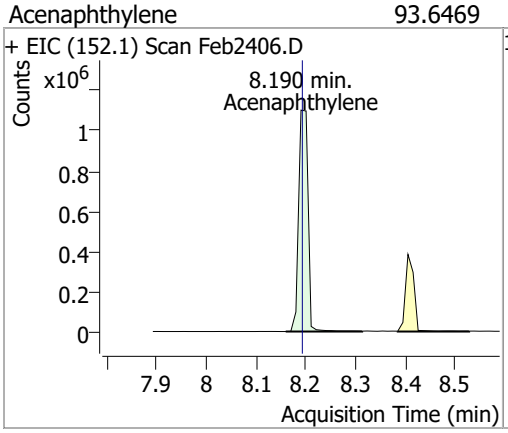

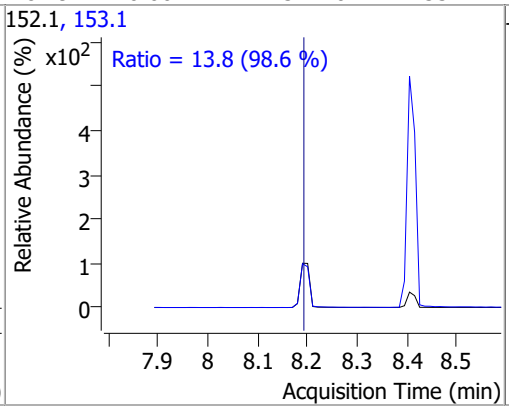

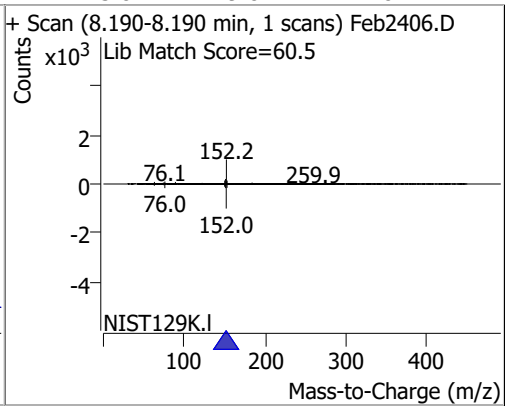

Compound	Conc.	RT	Dev(Min)	Resp.	QIon	QRatio	Lower	Upper
3-Nitroaniline	85.4275	8.38	0.00	130923	65.0	134.5	92.2	171.2
					92.0	110.6	78.8	146.4

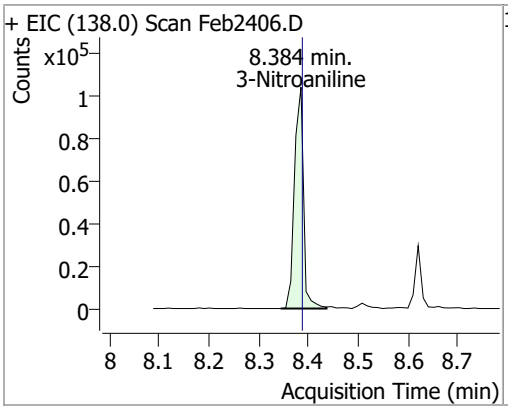

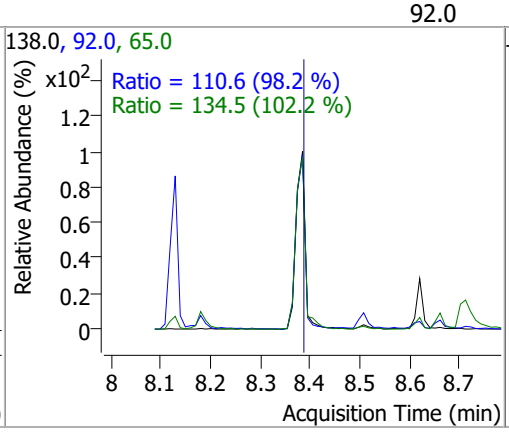

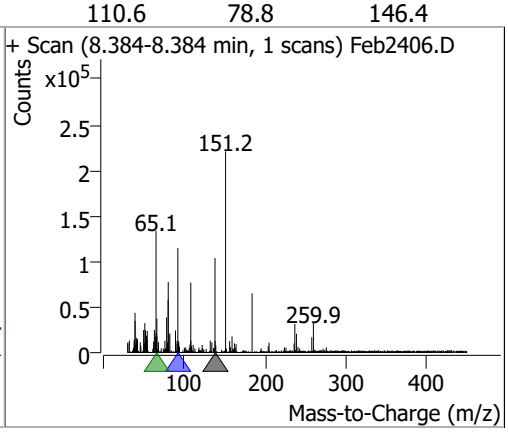

Compound	Conc.	RT	Dev(Min)	Resp.	QIon	QRatio	Lower	Upper
Acenaphthene	103.6978	8.40	0.00	905553	153.0	104.8	74.6	138.6
					152.0	50.6	36.7	68.2

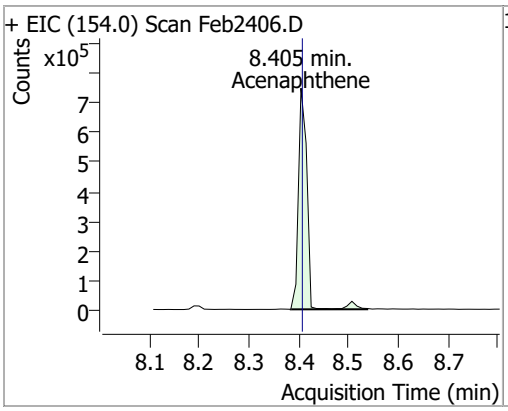

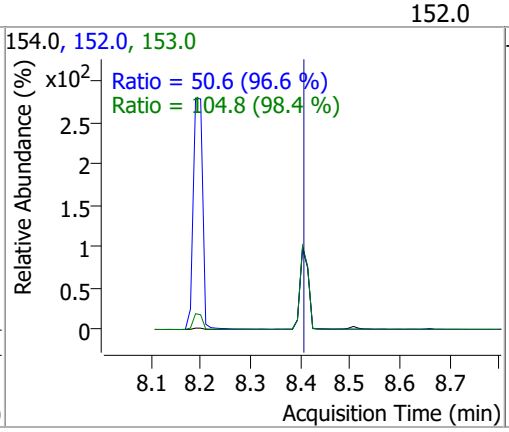

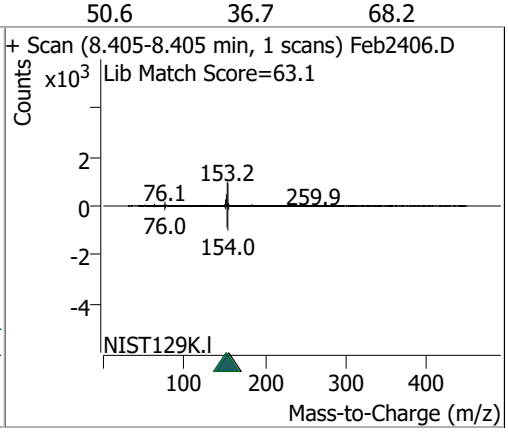

Compound	Conc.	RT	Dev(Min)	Resp.	QIon	QRatio	Lower	Upper
2,4-Dinitrophenol	73.8067	8.51	0.00	48938	154.0	75.1	41.5	77.0

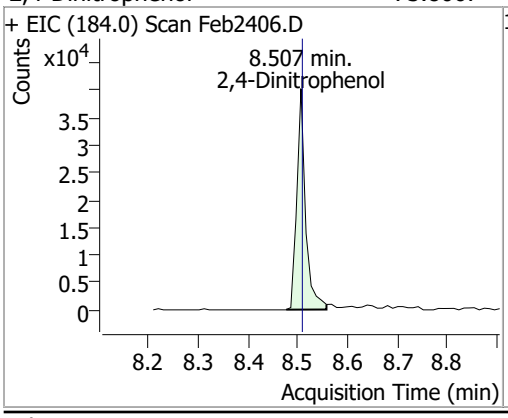

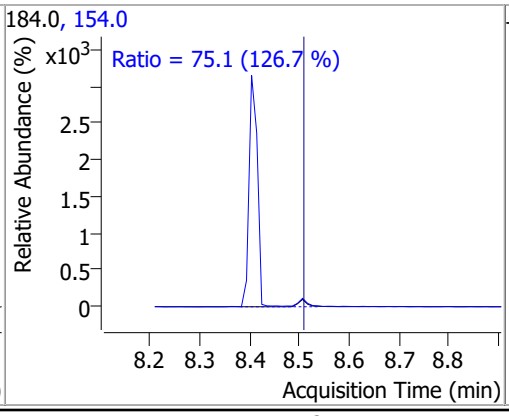

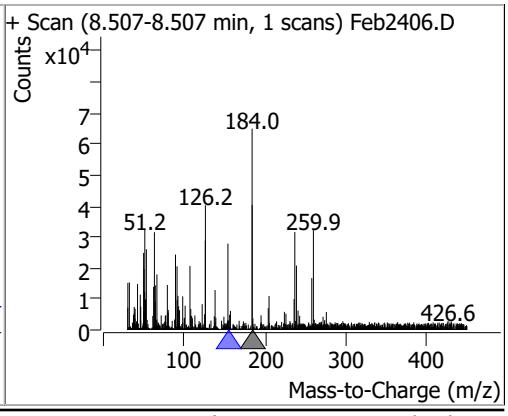

Compound	Conc.	RT	Dev(Min)	Resp.	QIon	QRatio	Lower	Upper
Dibenzofuran	95.8855	8.62	0.00	1371180	139.0	39.6	26.3	48.9

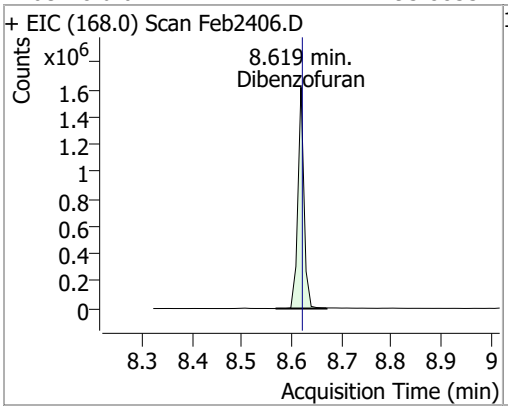

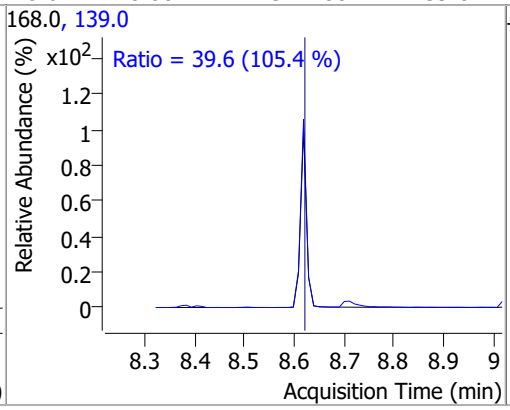

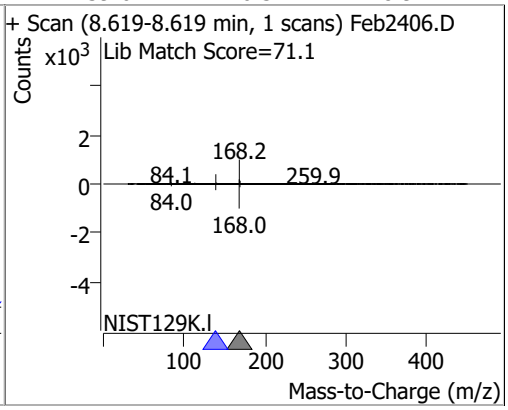

Compound	Conc.	RT	Dev(Min)	Resp.	QIon	QRatio	Lower	Upper
2,4-Dinitrotoluene	107.7972	8.66	0.00	189561	89.0	75.6	53.1	98.6
					63.0	48.8	30.9	57.3

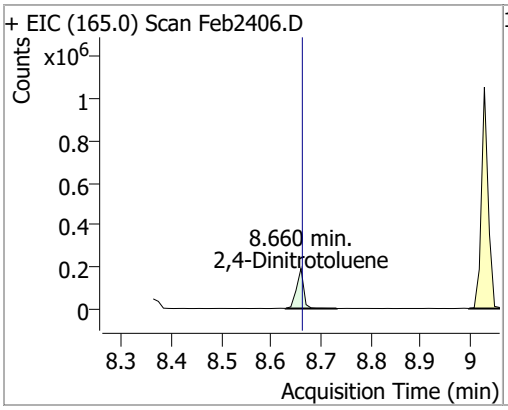

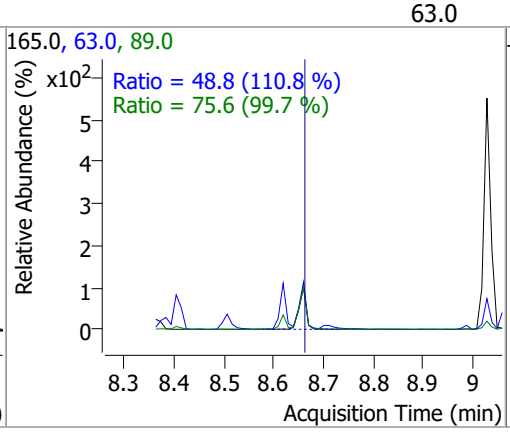

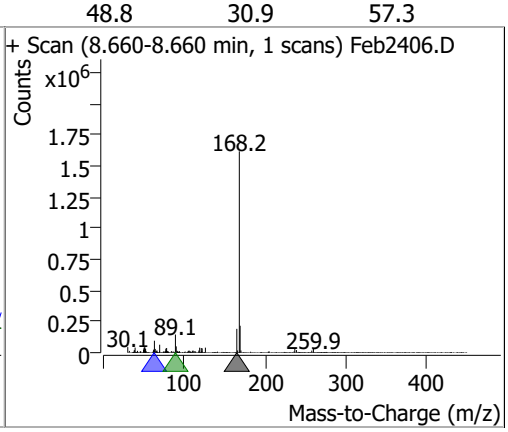

Compound	Conc.	RT	Dev(Min)	Resp.	QIon	QRatio	Lower	Upper
4-Nitrophenol	42.0035	8.71	0.00	65054	139.0	61.7	54.8	101.9
					65.0	70.9	50.1	93.1

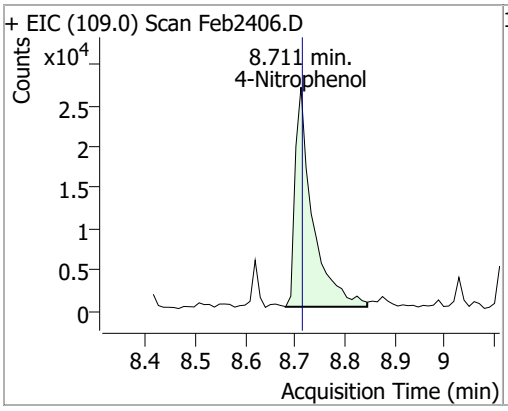

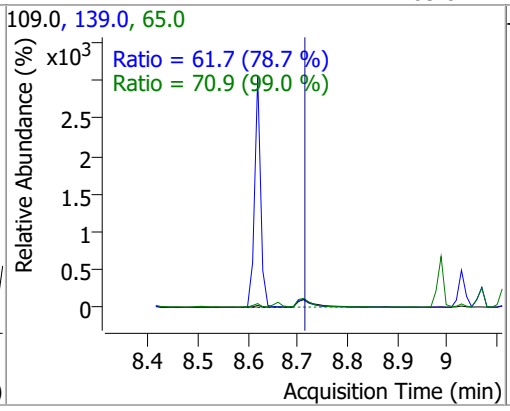

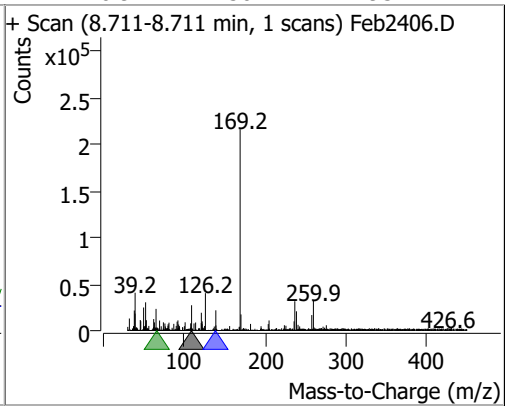

Compound	Conc.	RT	Dev(Min)	Resp.	QIon	QRatio	Lower	Upper
Diethylphthalate	115.5296	8.99	0.00	1213021	177.0	21.2	14.9	27.7
					150.0	12.3	8.9	16.5

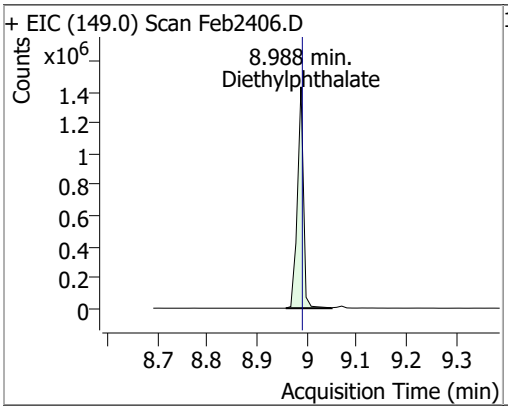

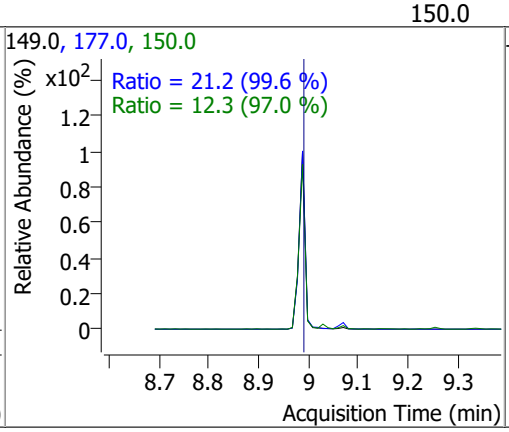

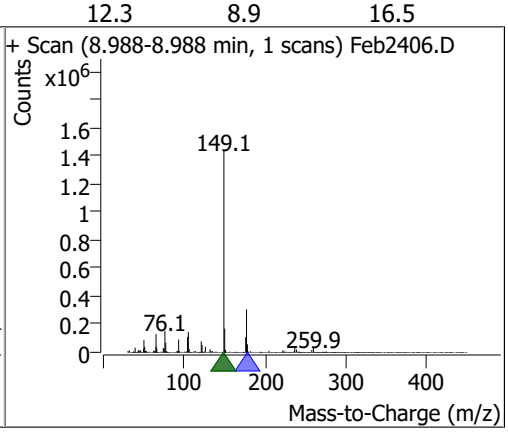

Compound	Conc.	RT	Dev(Min)	Resp.	QIon	QRatio	Lower	Upper
Fluorene	91.8865	9.03	0.00	1066899	165.0	93.2	65.9	122.3
					167.0	13.6	9.4	17.4

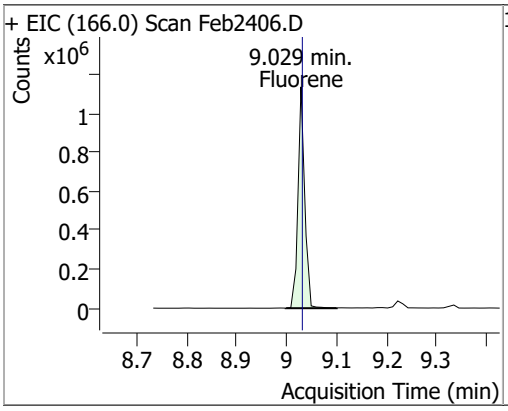

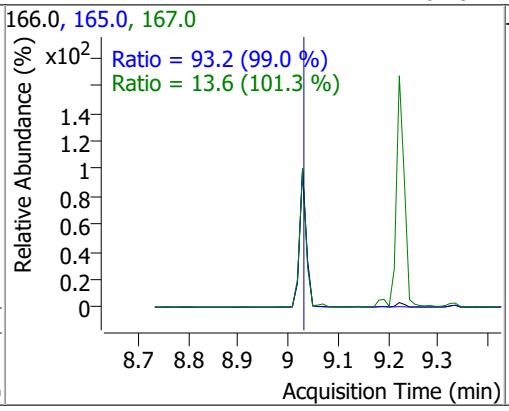

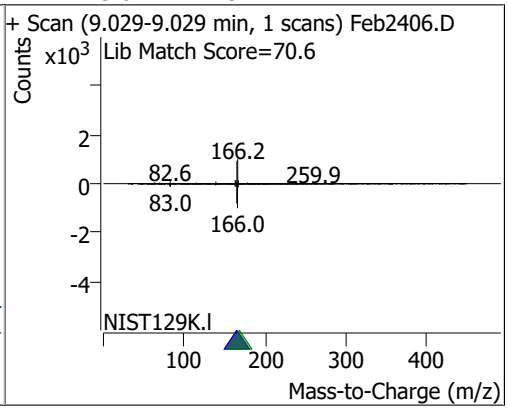

Compound	Conc.	RT	Dev(Min)	Resp.	QIon	QRatio	Lower	Upper
4-Chlorophenyl-phenylether	104.9518	9.07	0.00	558533	141.0	62.2	43.2	80.2
					206.0	33.0	23.8	44.1

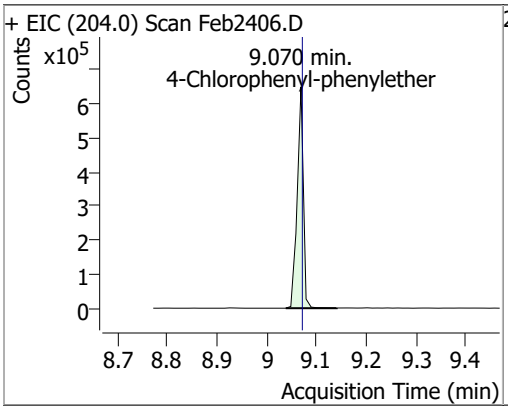

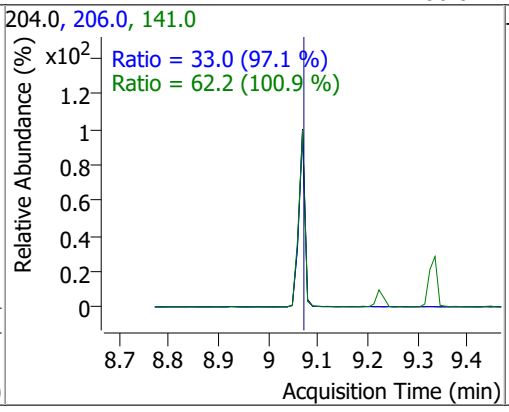

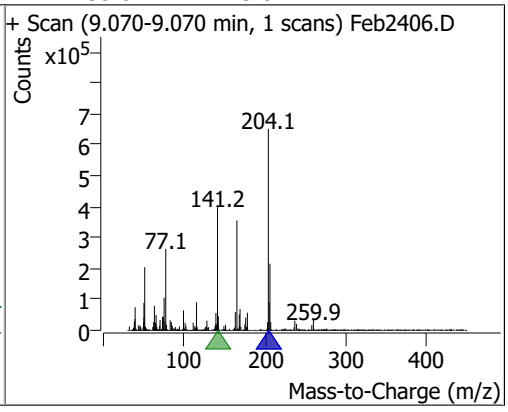

Compound	Conc.	RT	Dev(Min)	Resp.	QIon	QRatio	Lower	Upper
4-Nitroaniline	75.8951	9.12	0.00	136569	65.0	109.5	76.4	142.0
					92.0	47.0	33.1	61.4

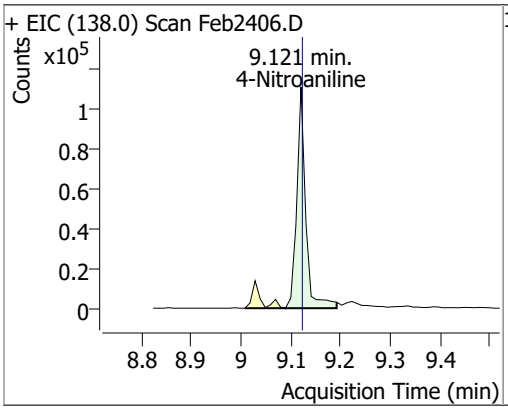

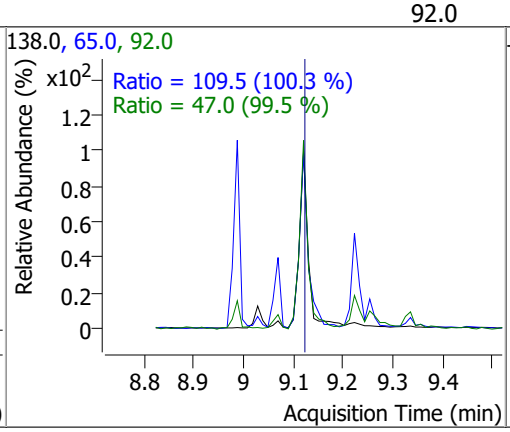

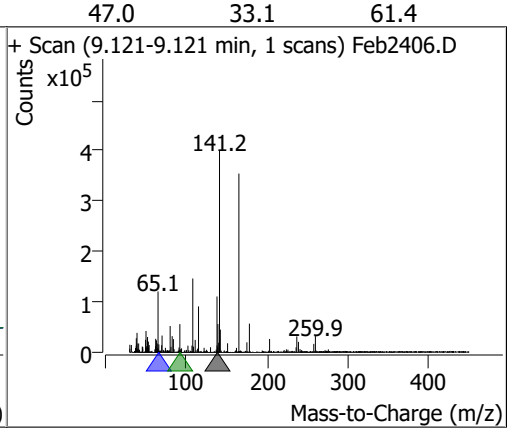

Compound	Conc.	RT	Dev(Min)	Resp.	QIon	QRatio	Lower	Upper
4,6-Dinitro-2-methylphenol	82.0744	9.14	0.00	90744	121.0	50.3	34.1	63.3

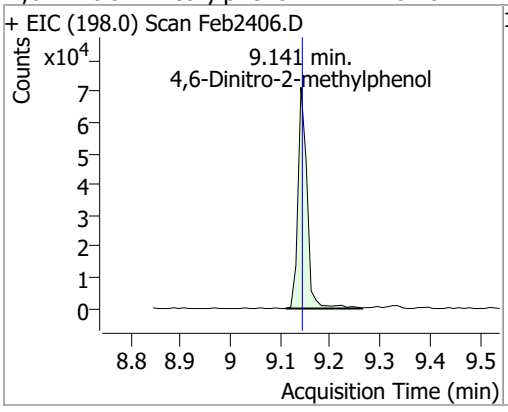

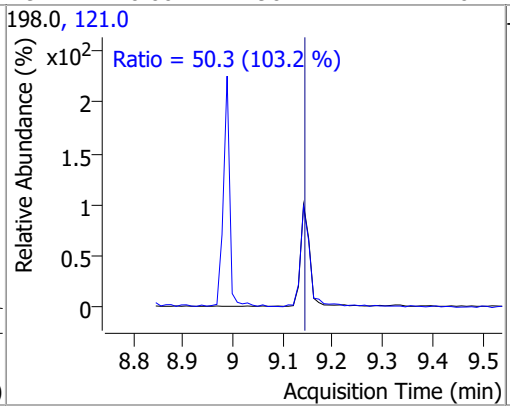

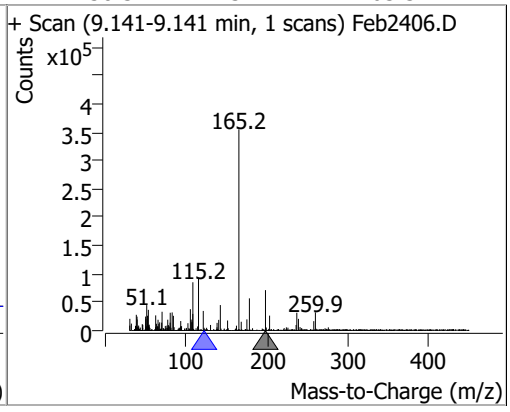

Compound	Conc.	RT	Dev(Min)	Resp.	QIon	QRatio	Lower	Upper
N-nitrosodiphenylamine	94.8570	9.22	0.00	809646	168.0	61.5	45.2	84.0
					167.0	34.9	24.2	44.9

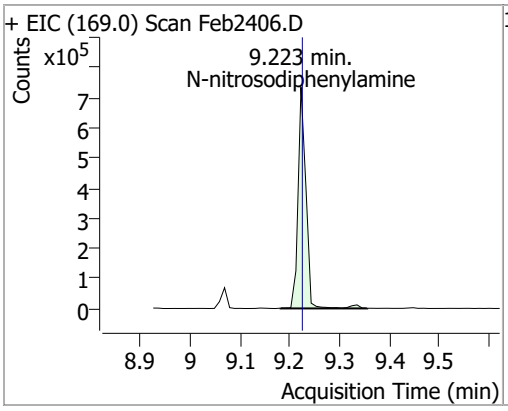

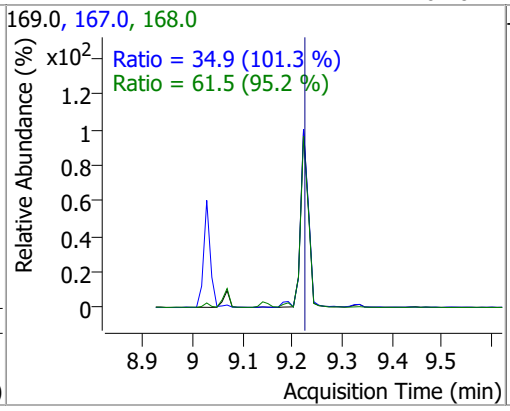

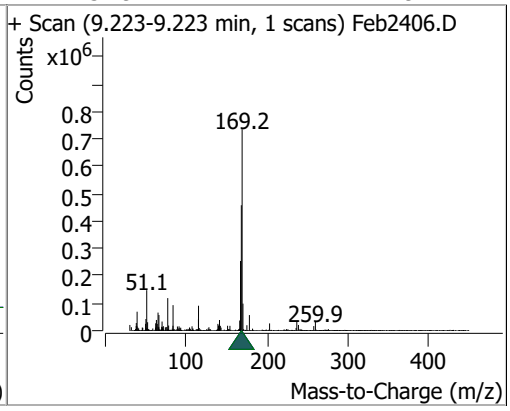

Compound	Conc.	RT	Dev(Min)	Resp.	QIon	QRatio	Lower	Upper
Azobenzene	79.9644	9.25	0.00	899684	51.0	53.3	34.2	63.5
					182.0	25.5	18.2	33.8

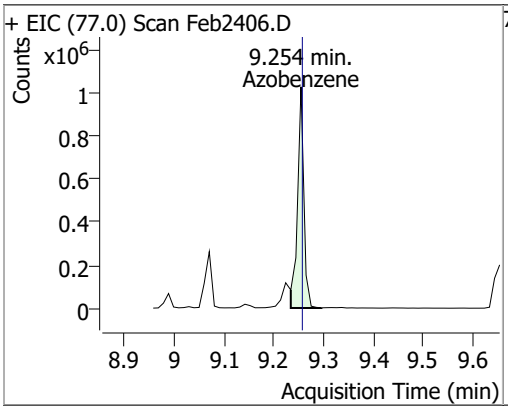

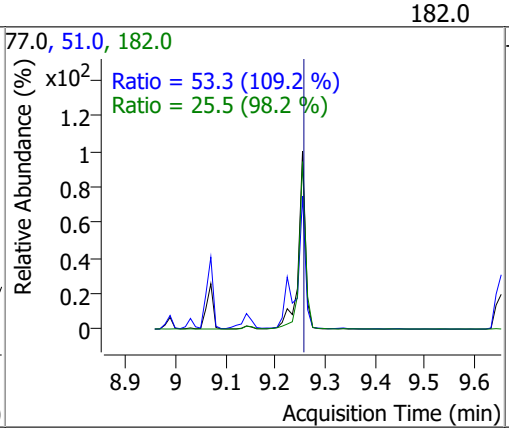

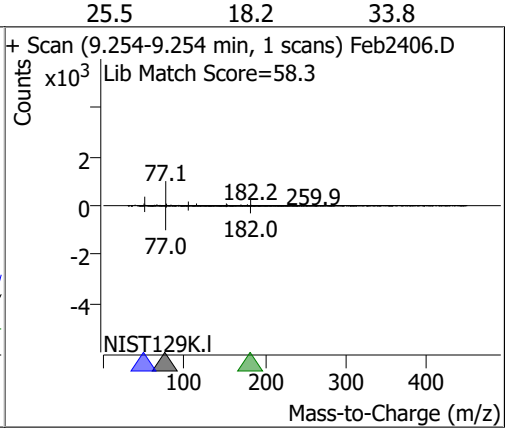

Compound	Conc.	RT	Dev(Min)	Resp.	QIon	QRatio	Lower	Upper
2,4,6-Tribromophenol	171.0299	9.34	0.01	216486	331.8	91.4	63.6	118.2

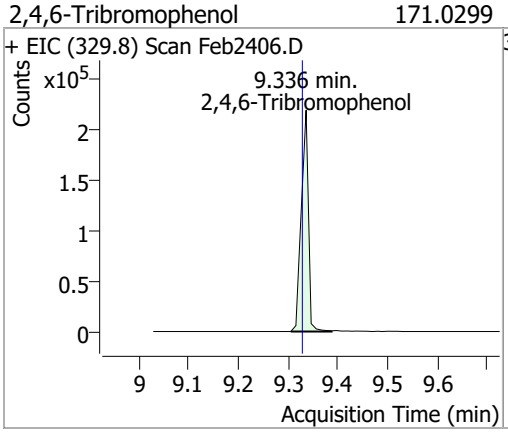

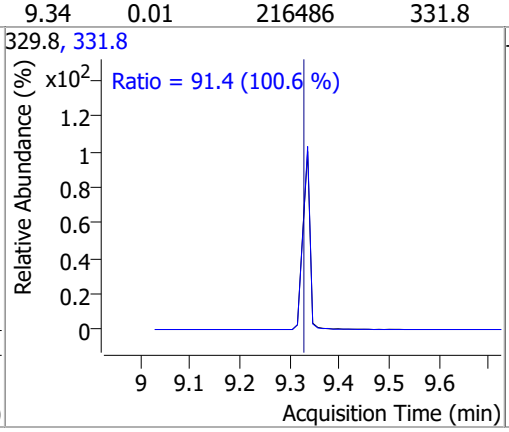

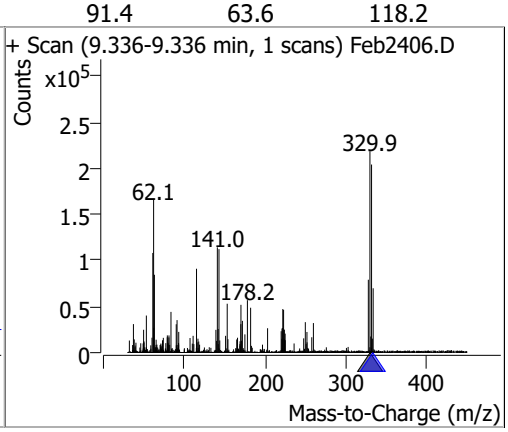

Compound	Conc.	RT	Dev(Min)	Resp.	QIon	QRatio	Lower	Upper
4-Bromophenyl-phenylether	93.1264	9.65	0.00	305084	141.0	102.7	70.3	130.5
					250.0	100.4	69.6	129.3

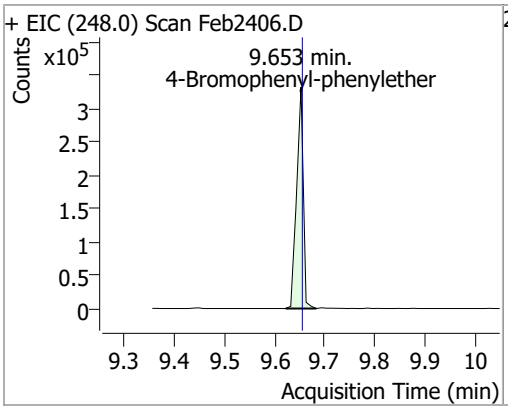

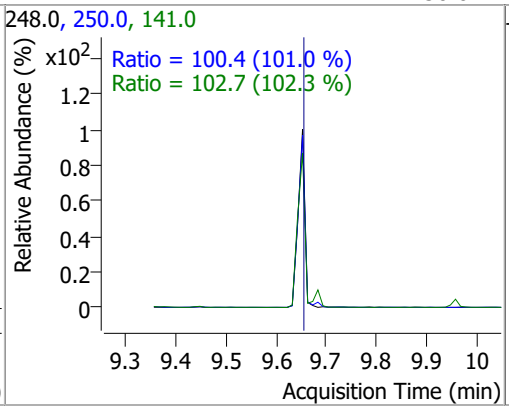

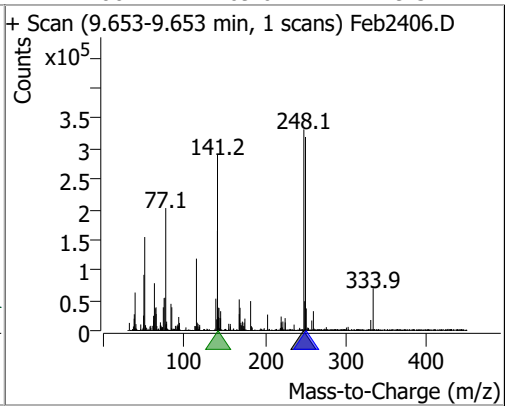

Compound	Conc.	RT	Dev(Min)	Resp.	QIon	QRatio	Lower	Upper
Hexachlorobenzene	86.3614	9.68	0.00	282609	142.0	52.8	34.5	64.1

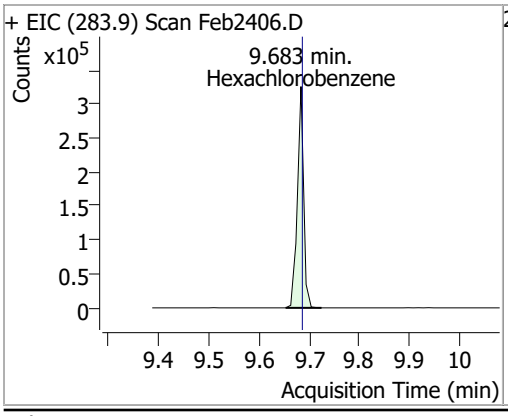

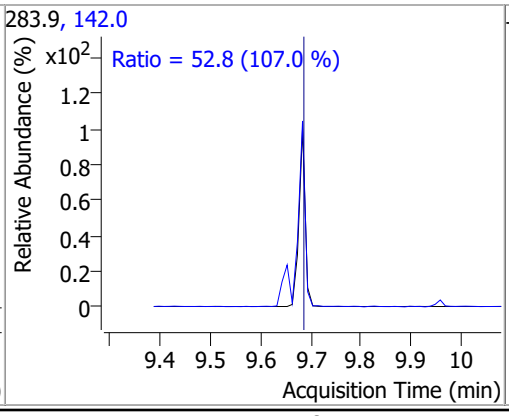

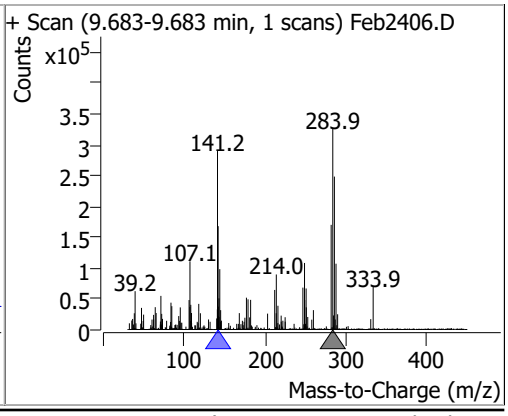

Compound	Conc.	RT	Dev(Min)	Resp.	QIon	QRatio	Lower	Upper
Pentachlorophenol	92.1270	9.96	0.00	144595	263.9	65.6	44.2	82.0
					267.9	61.8	43.7	81.1

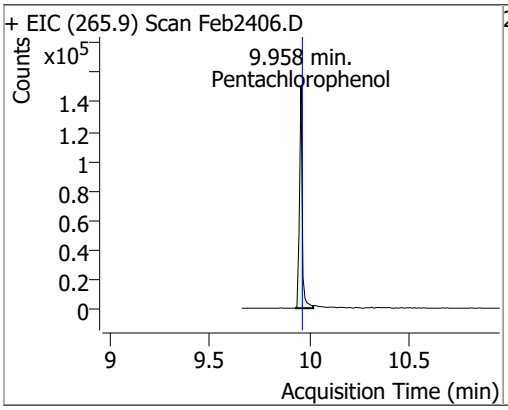

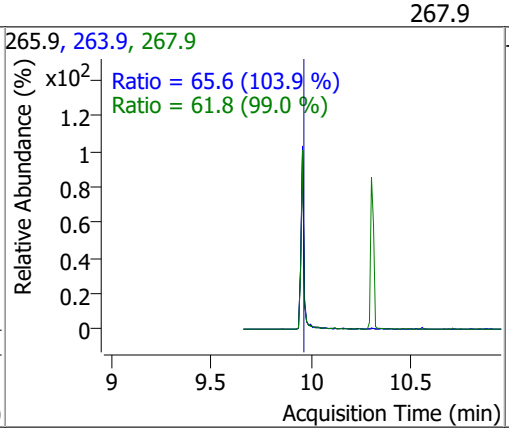

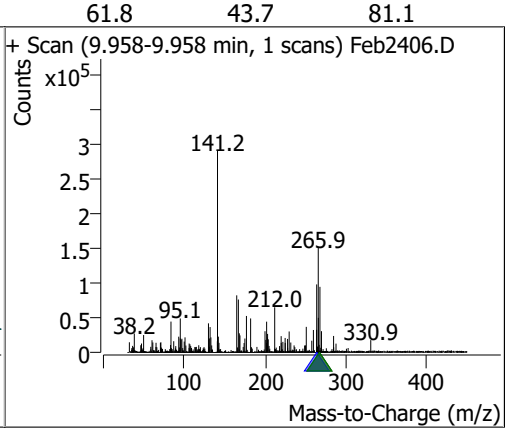

Compound	Conc.	RT	Dev(Min)	Resp.	QIon	QRatio	Lower	Upper
Phenanthrene	99.6226	10.18	0.00	1734076	176.0	18.8	13.3	24.6

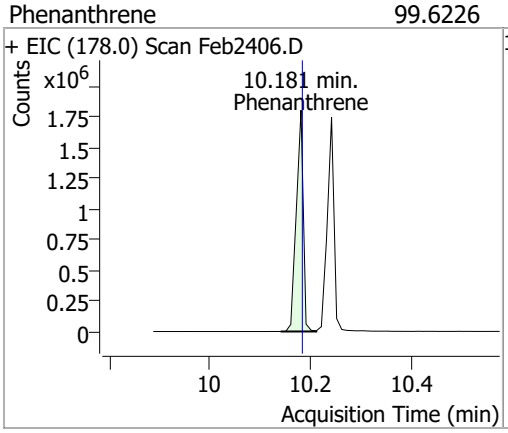

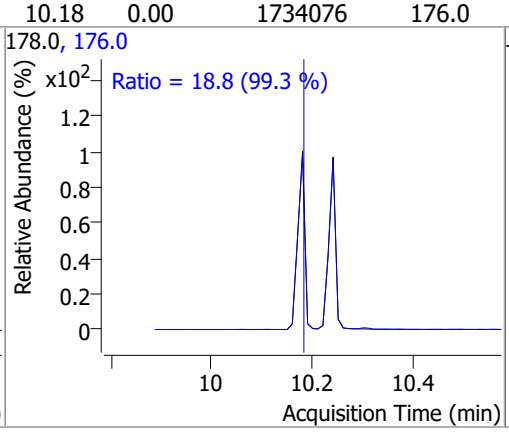

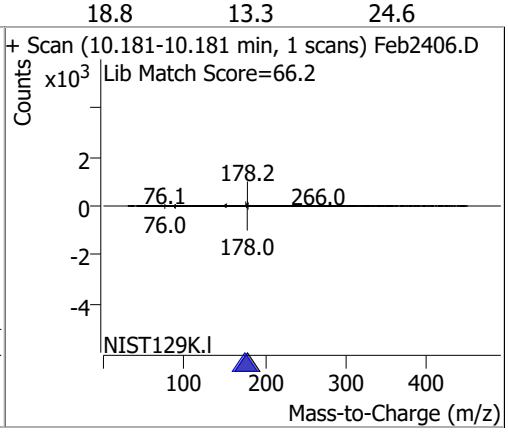

Compound	Conc.	RT	Dev(Min)	Resp.	QIon	QRatio	Lower	Upper
Anthracene	98.2157	10.24	0.00	1638650 (m)	176.0	18.2	12.8	23.7

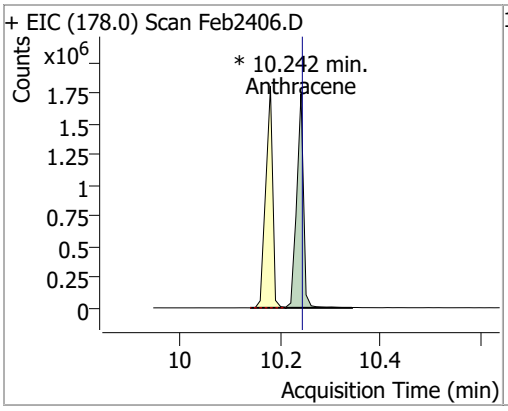

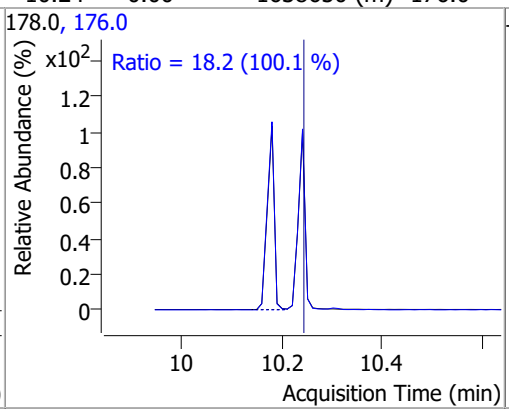

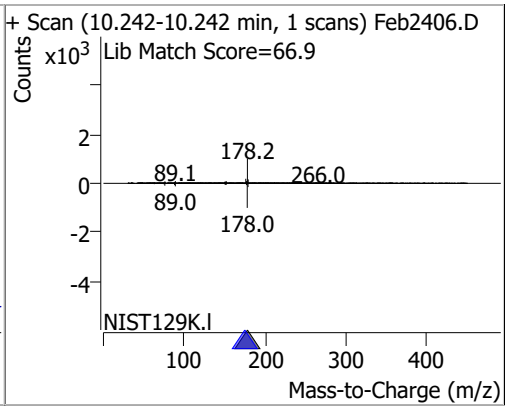

Compound	Conc.	RT	Dev(Min)	Resp.	QIon	QRatio	Lower	Upper
Triallate	89.6002	10.30	0.00	362229	268.0	23.8	16.7	31.0
					143.0	22.3	15.3	28.4

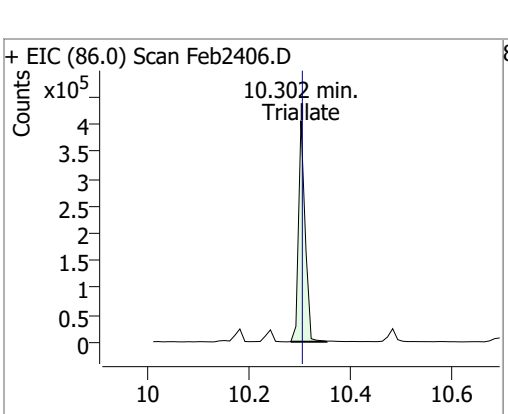

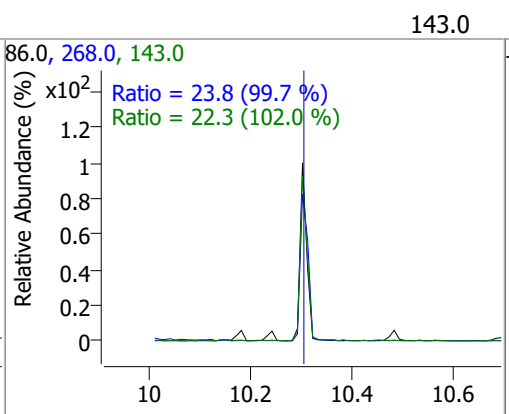

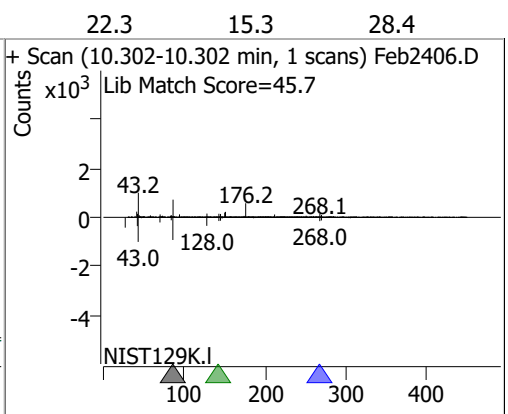

Compound	Conc.	RT	Dev(Min)	Resp.	QIon	QRatio	Lower	Upper
Carbazole	88.4947	10.48	0.00	1499799	139.0	13.1	9.1	16.9

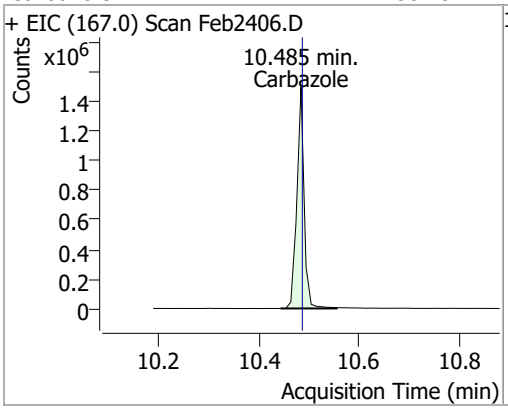

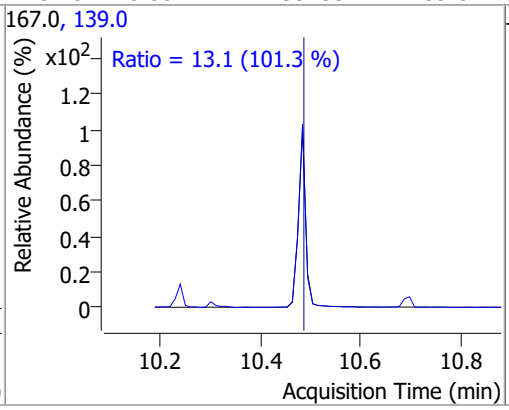

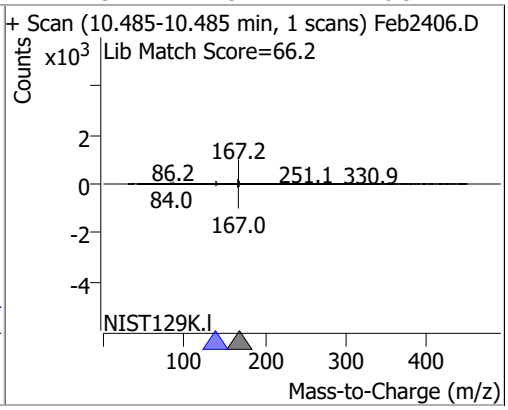

Compound	Conc.	RT	Dev(Min)	Resp.	QIon	QRatio	Lower	Upper
o-Terphenyl	91.7693	10.70	0.01	858369	229.0	64.5	45.3	84.0
					215.0	36.8	27.0	50.1

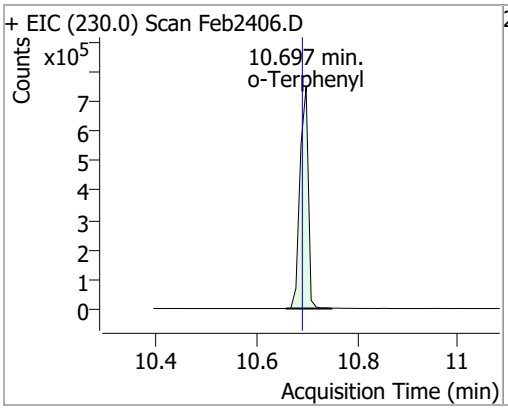

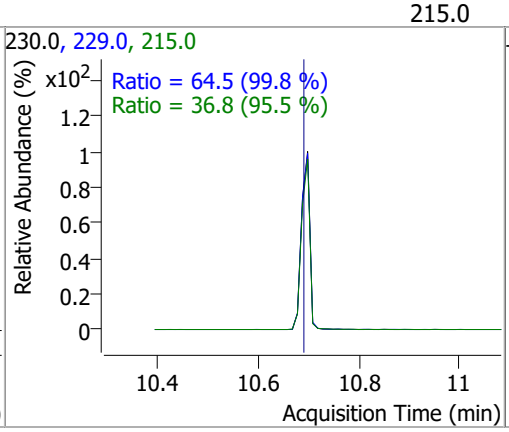

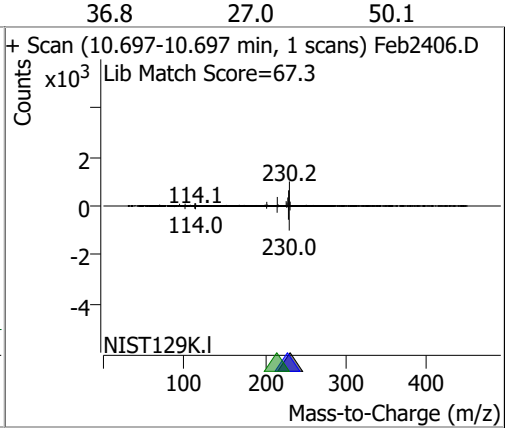

Compound	Conc.	RT	Dev(Min)	Resp.	QIon	QRatio	Lower	Upper
Di-n-Butylphthalate	105.3674	11.07	0.00	1774933	150.0	9.1	6.4	11.8
					104.0	5.8	4.3	8.1

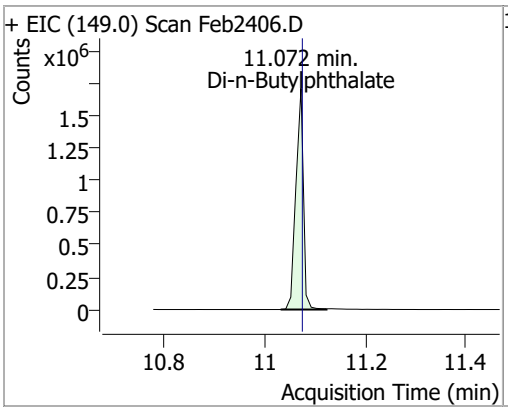

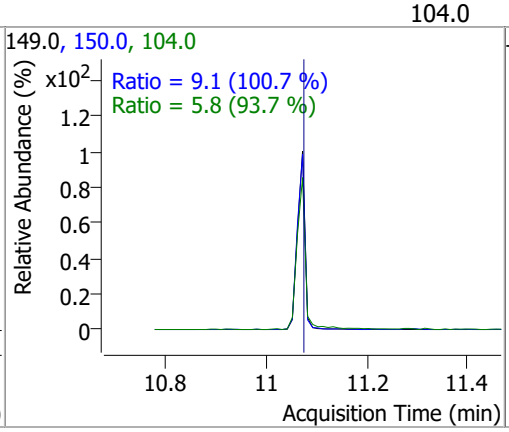

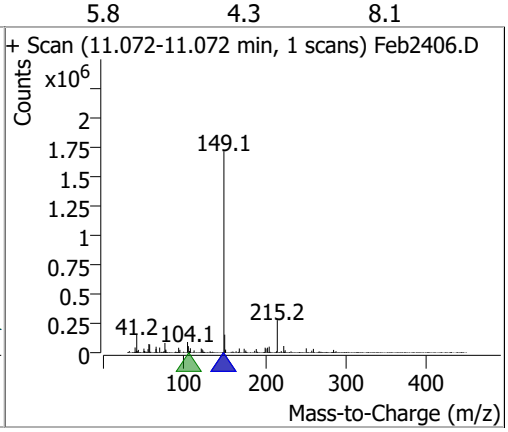

Compound	Conc.	RT	Dev(Min)	Resp.	QIon	QRatio	Lower	Upper
Fluoranthene	95.1454	11.95	0.01	1687770	101.0	12.9	8.9	16.6

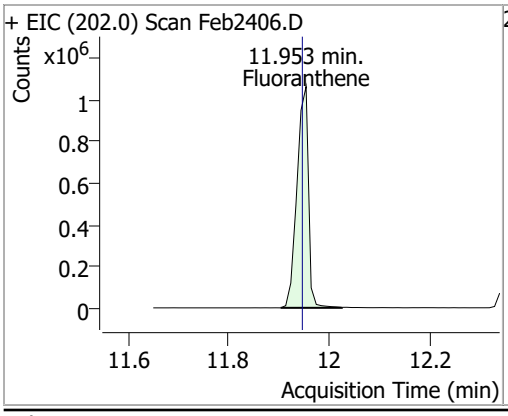

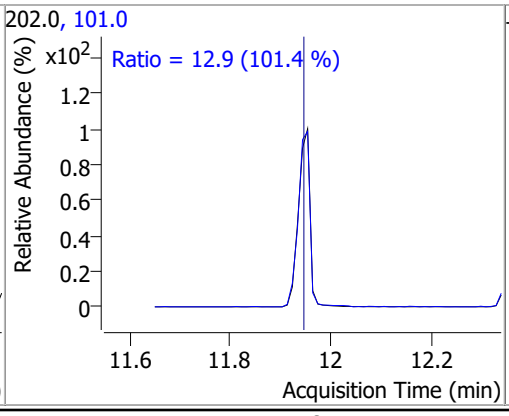

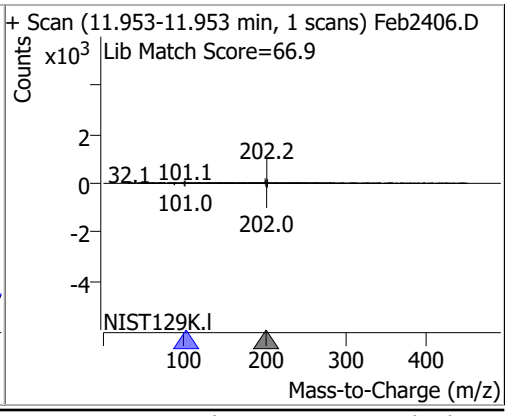

Compound	Conc.	RT	Dev(Min)	Resp.	QIon	QRatio	Lower	Upper
Benzidine	15.7676	12.32	-0.01	99056	183.0	12.4	7.9	14.7
					92.0	6.8	5.0	9.2

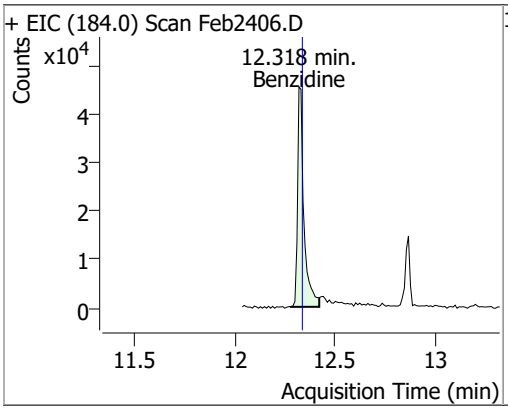

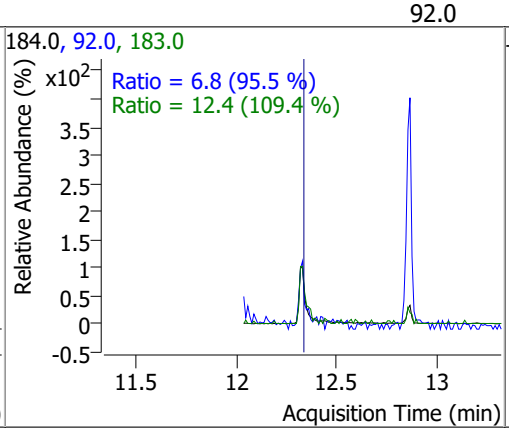

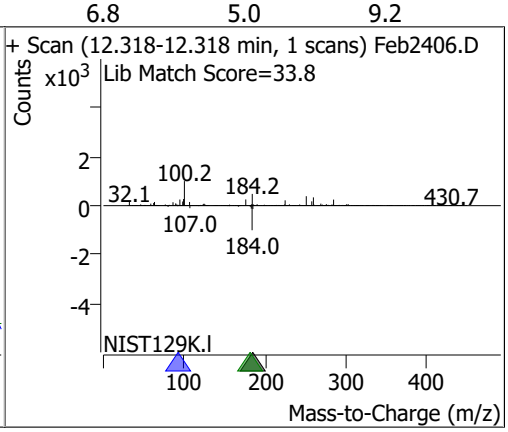

Compound	Conc.	RT	Dev(Min)	Resp.	QIon	QRatio	Lower	Upper
Pyrene	90.4275	12.37	0.00	1745388	101.0	15.1	10.6	19.7

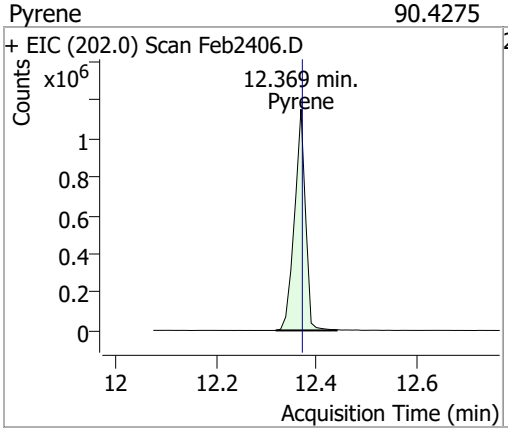

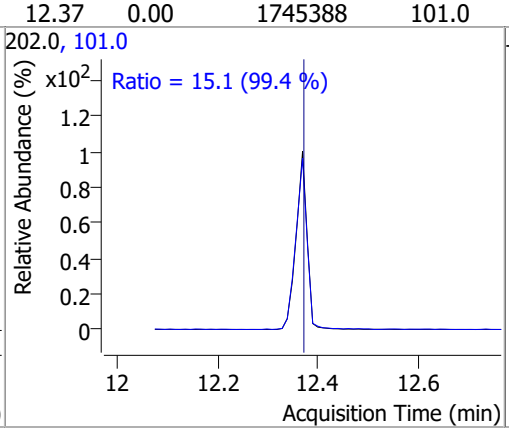

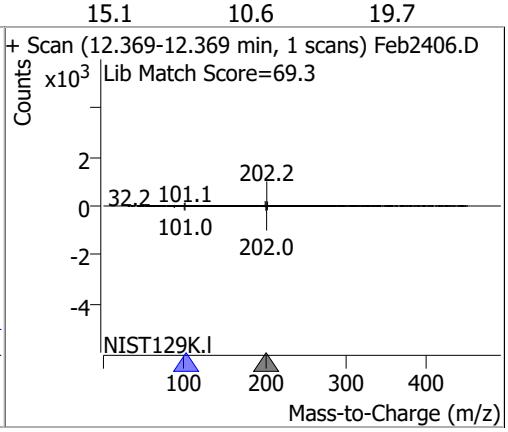

Compound	Conc.	RT	Dev(Min)	Resp.	QIon	QRatio	Lower	Upper
Terphenyl-d14	91.8560	12.86	0.00	1194807	122.0	13.5	9.5	17.6

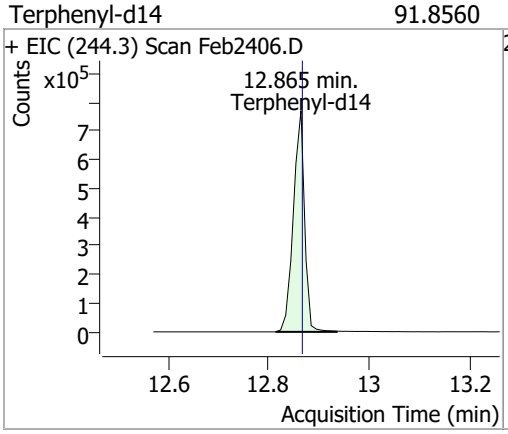

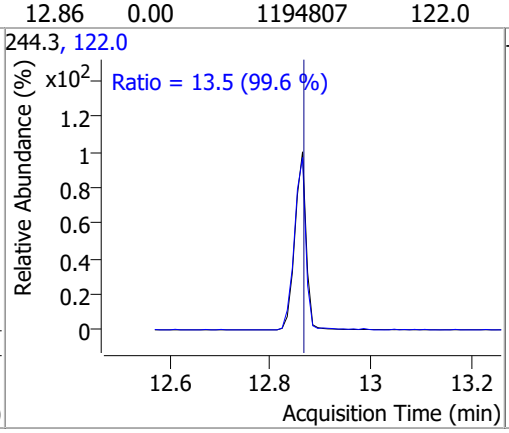

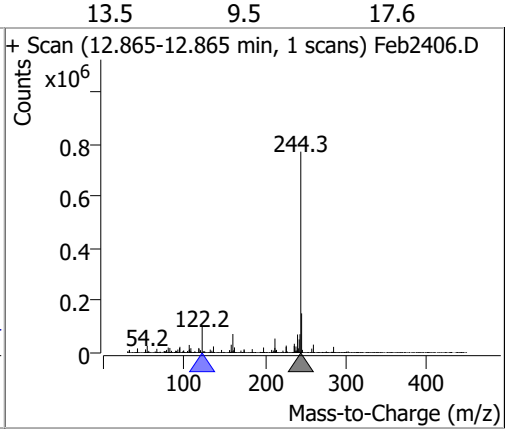

Compound	Conc.	RT	Dev(Min)	Resp.	QIon	QRatio	Lower	Upper
Butylbenzylphthalate	104.6829	14.30	0.00	550333	91.0	77.5	58.3	108.4
					206.0	19.2	12.4	23.1

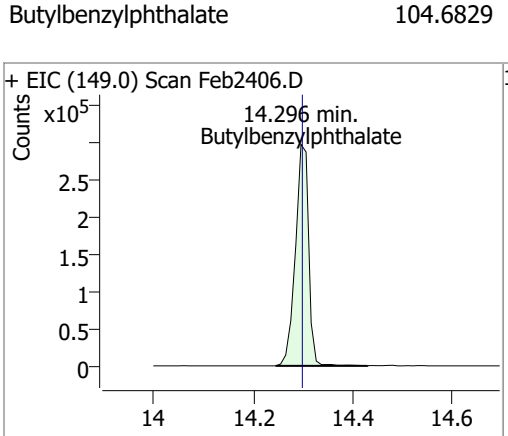

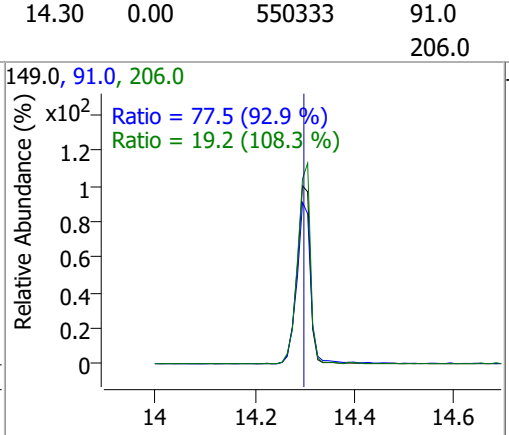

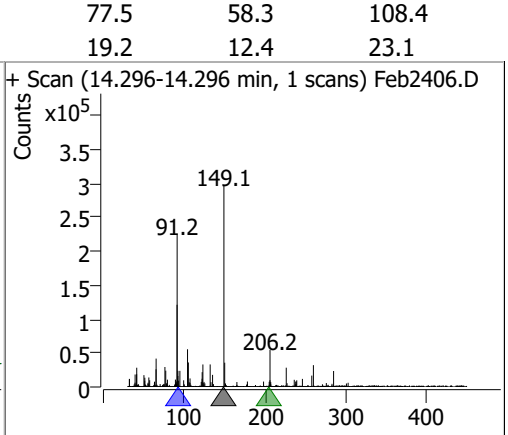

Compound	Conc.	RT	Dev(Min)	Resp.	QIon	QRatio	Lower	Upper
Benzo(a)Anthracene	104.2915	15.50	0.00	1343354	226.0	25.5	18.5	34.3
					229.0	20.9	14.6	27.2

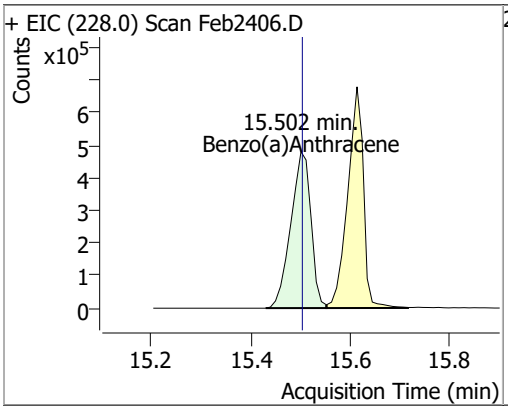

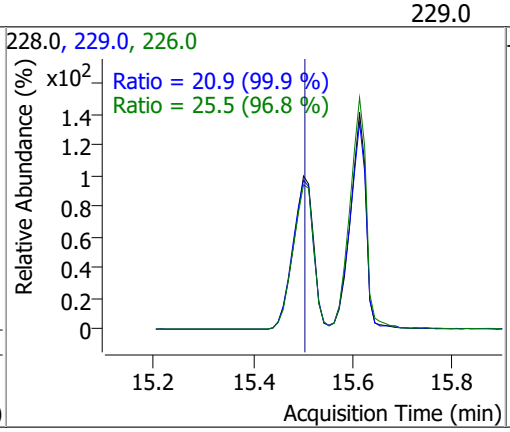

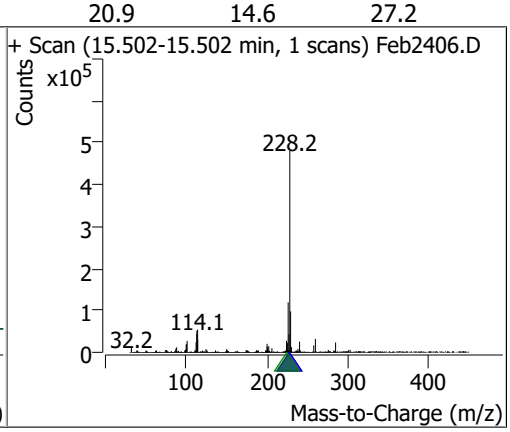

Compound	Conc.	RT	Dev(Min)	Resp.	QIon	QRatio	Lower	Upper
Chrysene	104.1884	15.61	0.00	1485515	226.0	29.6	20.4	37.9
					229.0	20.7	14.3	26.5

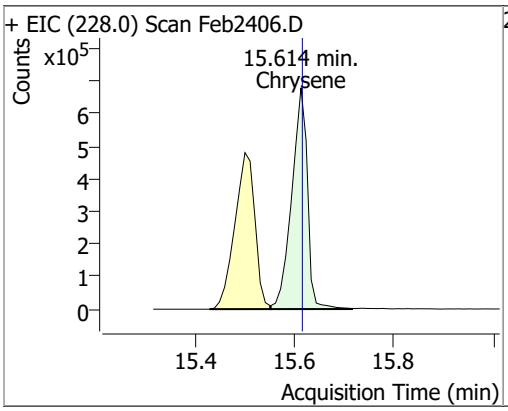

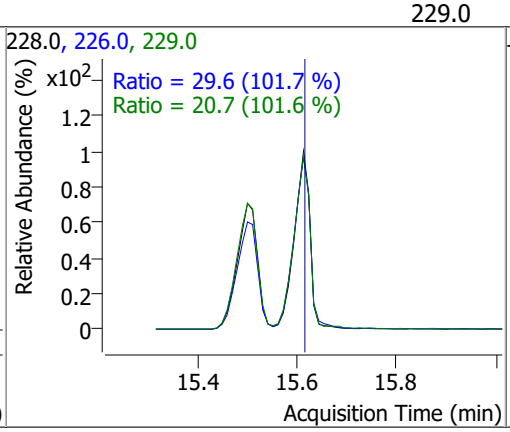

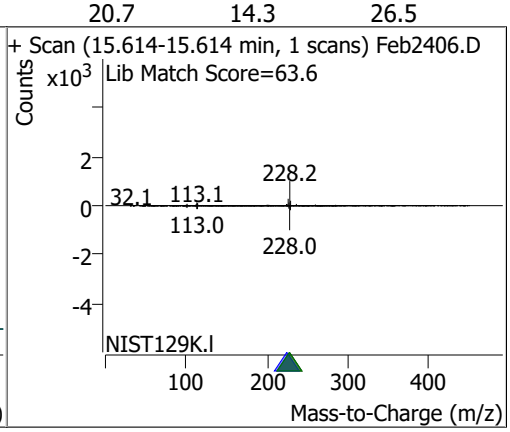

Compound	Conc.	RT	Dev(Min)	Resp.	QIon	QRatio	Lower	Upper
3,3-Dichlorobenzidine	67.1928	15.65	0.00	299775	254.0	64.5	45.2	83.9

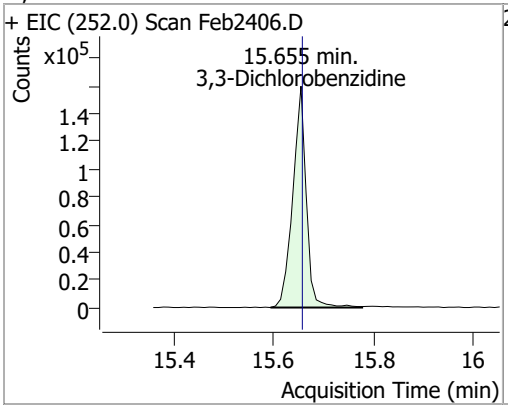

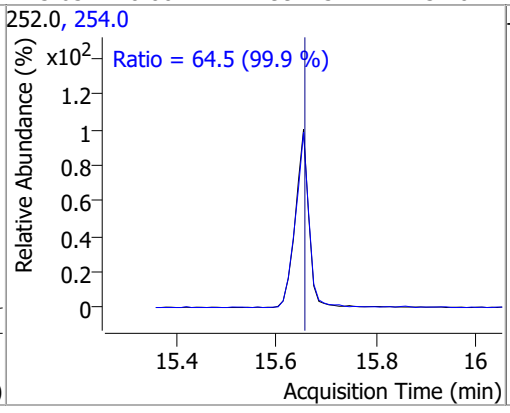

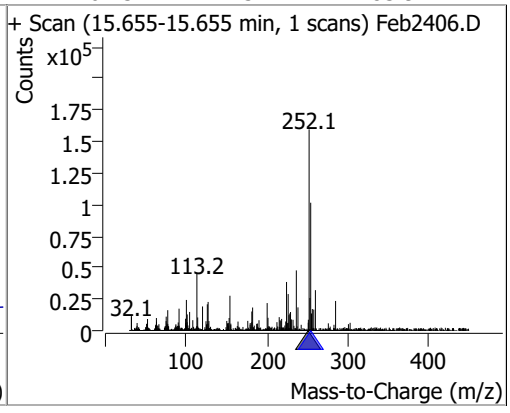

Compound	Conc.	RT	Dev(Min)	Resp.	QIon	QRatio	Lower	Upper
bis(2-ethylhexyl)Phthalate	106.9672	16.35	0.00	195875	149.0	373.5	273.7	508.3
					279.0	13.6	9.4	17.4

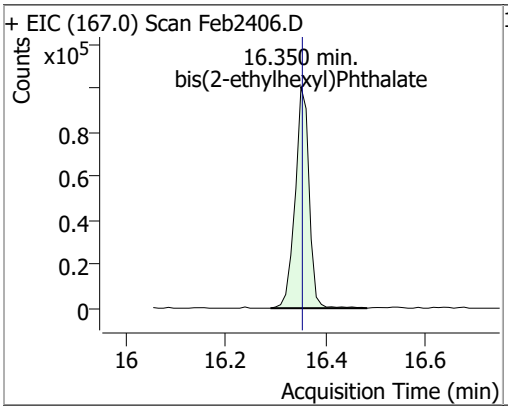

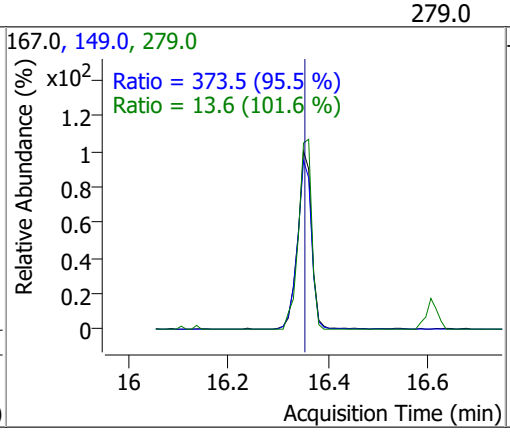

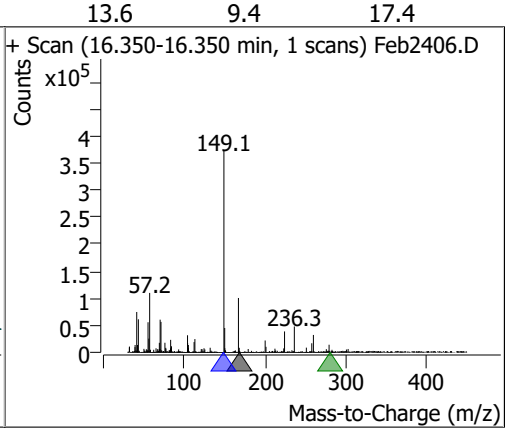

Compound	Conc.	RT	Dev(Min)	Resp.	QIon	QRatio	Lower	Upper
Di-n-octyl Phthalate	94.2808	18.12	0.00	1323738	150.0	9.6	6.6	12.3

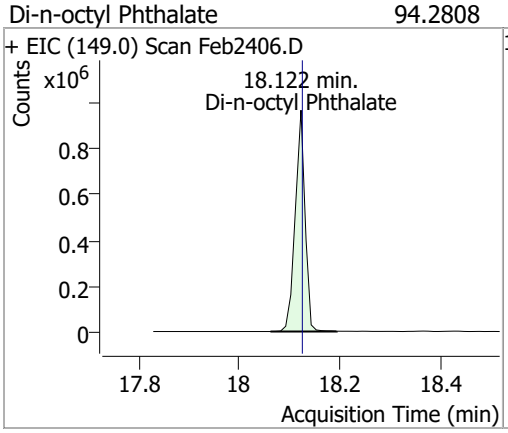

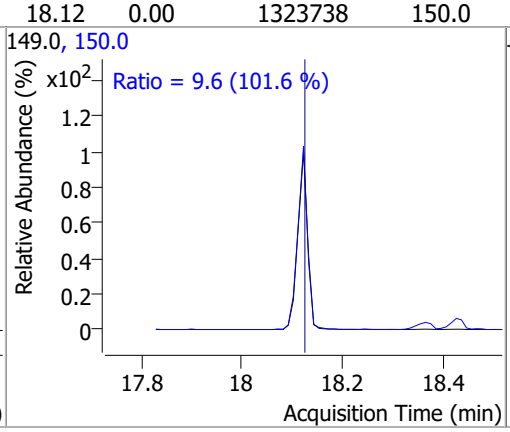

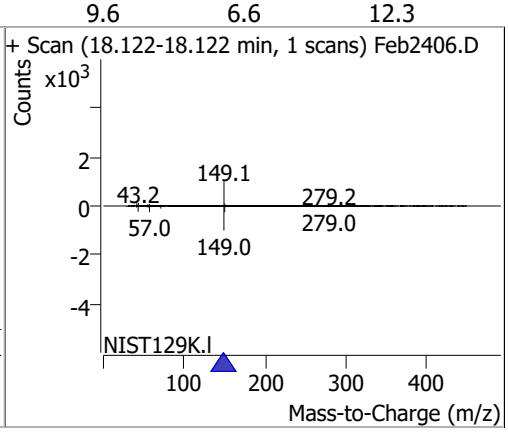

Compound	Conc.	RT	Dev(Min)	Resp.	QIon	QRatio	Lower	Upper
Benzo(b)fluoranthene	84.2625	18.37	0.00	1246318	253.0	22.1	16.0	29.7

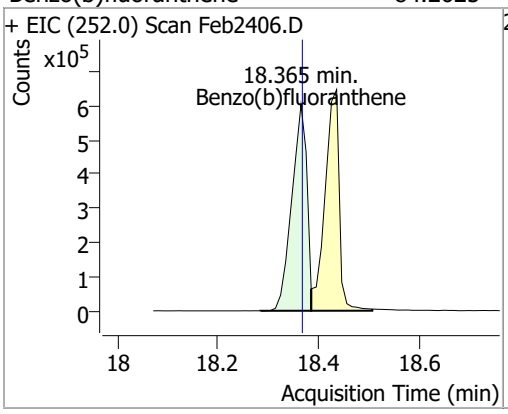

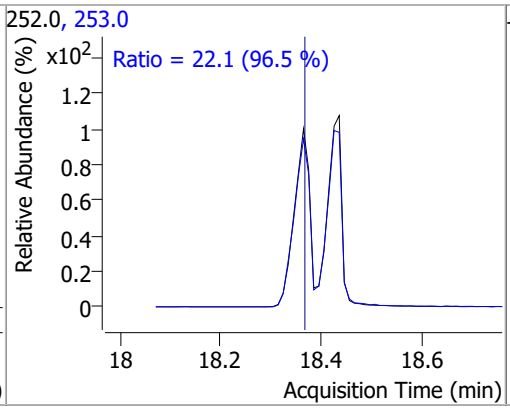

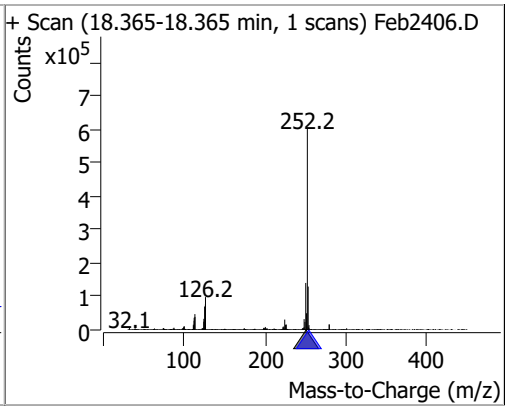

Compound	Conc.	RT	Dev(Min)	Resp.	QIon	QRatio	Lower	Upper
Benzo(k)fluoranthene	81.4276	18.44	0.01	1270481	253.0	22.2	16.0	29.7

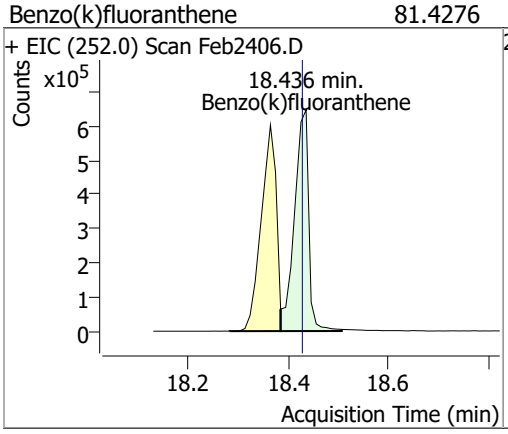

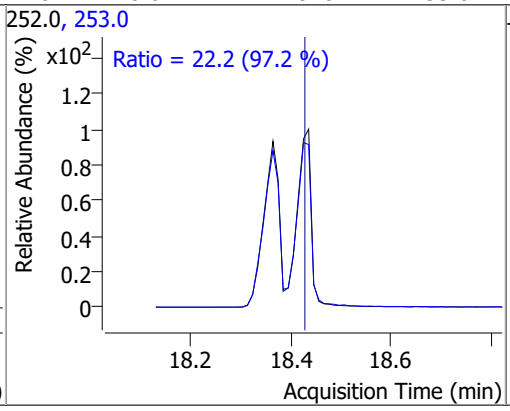

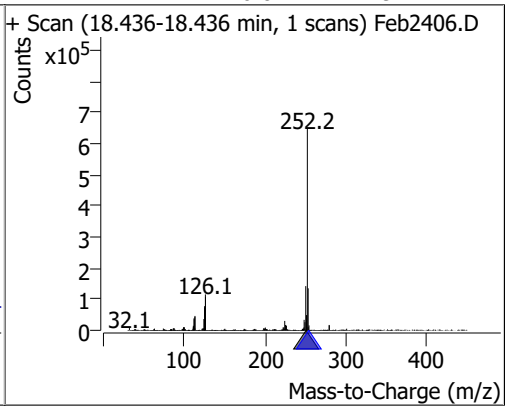

Compound	Conc.	RT	Dev(Min)	Resp.	QIon	QRatio	Lower	Upper
Benzo(a)pyrene	92.4035	18.97	0.00	1295302	253.0	22.3	15.8	29.4

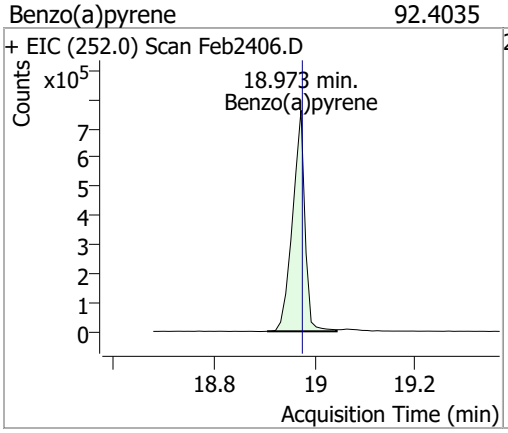

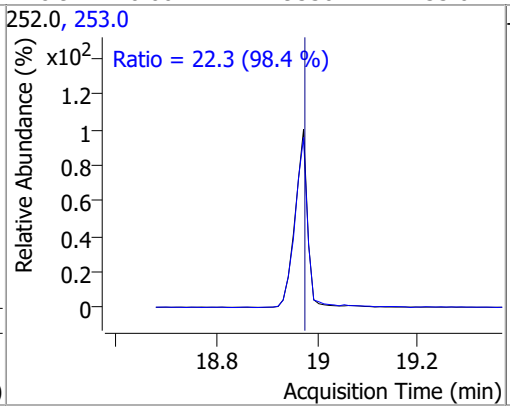

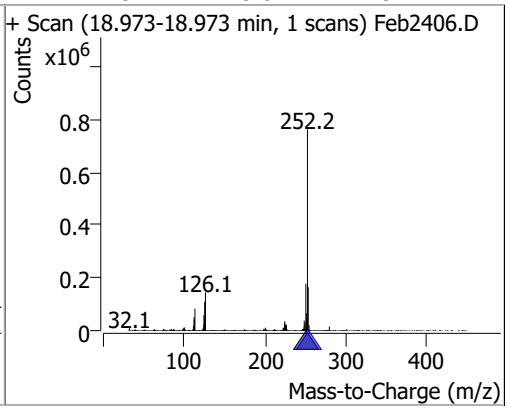

Compound	Conc.	RT	Dev(Min)	Resp.	QIon	QRatio	Lower	Upper
Indeno(1,2,3-c,d)pyrene	89.8795	20.75	0.00	1056816	138.0	31.0	21.2	39.3

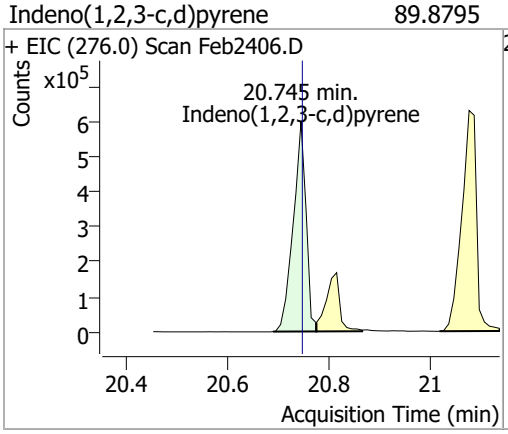

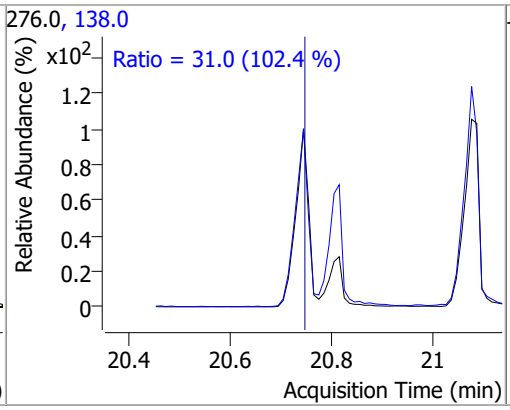

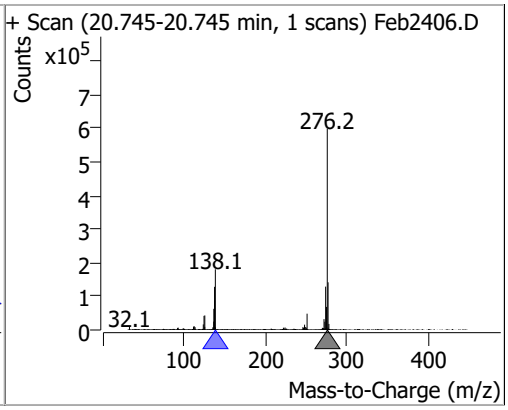

Compound	Conc.	RT	Dev(Min)	Resp.	QIon	QRatio	Lower	Upper
Dibenzo(a,h)anthracene	91.9361	20.82	0.01	1179162	139.0	25.1	17.7	32.9
					279.0	24.5	16.8	31.3

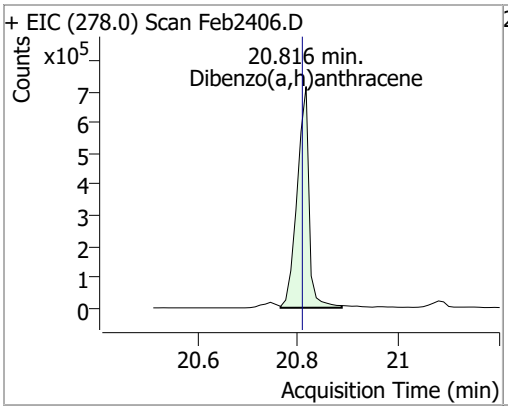

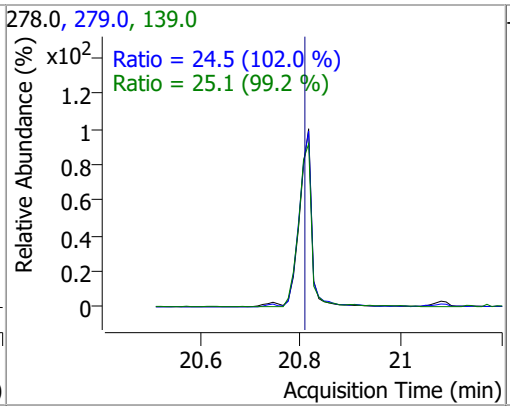

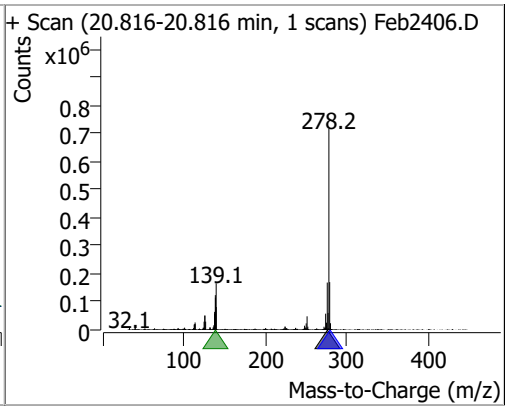

Compound	Conc.	RT	Dev(Min)	Resp.	QIon	QRatio	Lower	Upper
Benzo(g,h,i)perylene	96.3628	21.08	0.00	1305889	138.0	33.2	22.6	42.1
					277.0	23.5	16.5	30.6

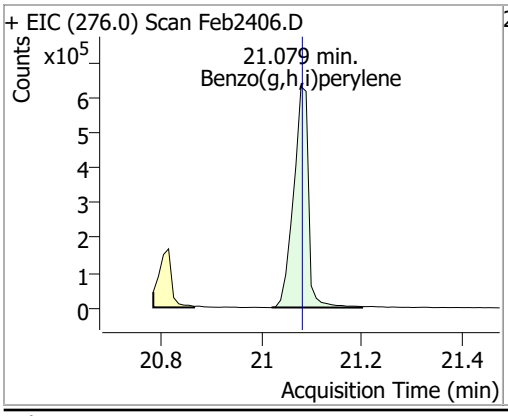

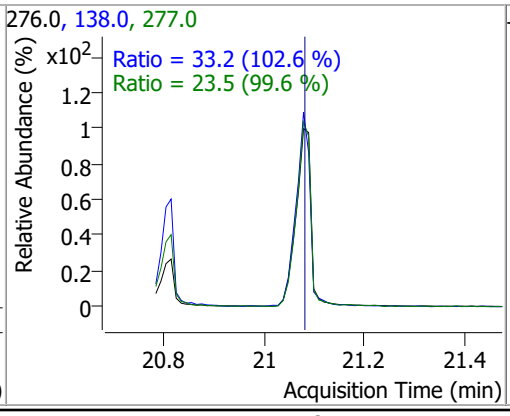

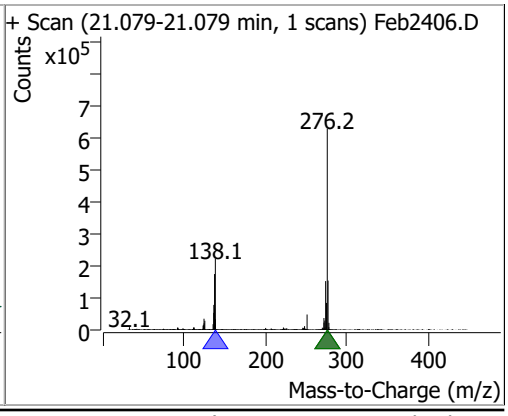

Quantitation Results Report (QT Reviewed)

Data File	Feb2407.D	Operator	LIMS import
Acq. Method	BNA+SIM.M	Acq. Date-Time	2/24/2022 6:52:39 PM
Sample Name	B22021435-001C	Instrument	Instrument #1
Vial	7	Multiplier	1.00
DA Method File		Comment	SVOC-8270-W-LARGO
Tune File	dftppdsm.u	Tune Date	2/18/2022 9:25:00 PM
Batch Name	022422 DoD BNA.batch.bin	Last Calib Update	2/25/2022 7:56:13 AM
Ref Library	D:\Org\Library\NIST129K.l		

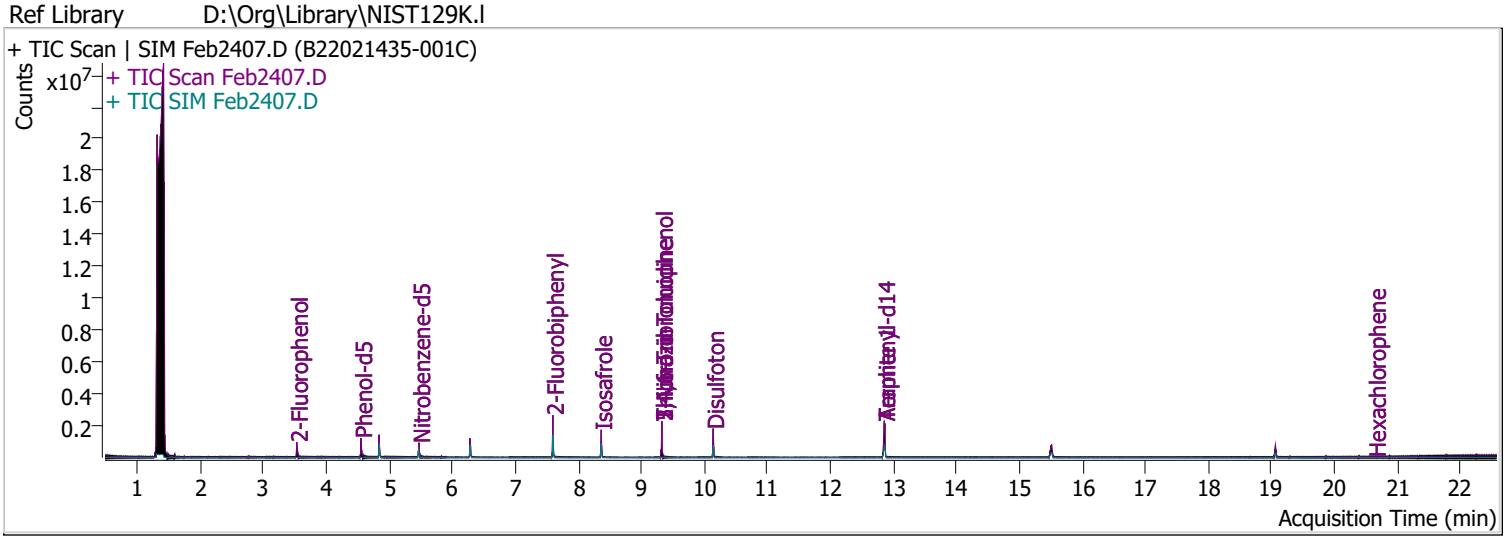

Compound	RT	QIon	Resp.	Conc.	Units		Dev(Min)
Internal Standards							
System Monitoring Compounds							
S 2-Fluorophenol	3.531	112.0	305864	62.8335	µg/L		0.000
Spiked Amount: 200.000	Range: 10.0 - 75.0%			Recovery = 31.42%			
S Phenol-d5	4.552	99.0	389179	61.5568	µg/L		0.000
Spiked Amount: 200.000	Range: 10.0 - 65.0%			Recovery = 30.78%			
S Nitrobenzene-d5	5.471	82.0	243321	69.3185	µg/L		0.000
Spiked Amount: 100.000	Range: 32.0 - 94.0%			Recovery = 69.32%			
S 2-Fluorobiphenyl	7.595	172.0	731196	68.6314	µg/L		0.000
Spiked Amount: 100.000	Range: 28.0 - 107.0%			Recovery = 68.63%			
S 2,4,6-Tribromophenol	9.325	329.8	169615	155.8813	µg/L		0.000
Spiked Amount: 200.000	Range: 25.0 - 140.0%			Recovery = 77.94%			
S Terphenyl-d14	12.855	244.3	1260933	109.3969	µg/L		-0.010
Spiked Amount: 100.000	Range: 32.0 - 122.0%			Recovery = 109.40%			
Target Compounds							**QValue**
T N-Nitrosodimethylamine	0.000		0	N.D.			
T Pyridine	0.000		0	N.D.			
T Aniline	0.000		0	N.D.			
T Phenol	0.000		0	N.D.			
T bis(-2-Chloroethyl)Ether	0.000		0	N.D.			
T 2-Chlorophenol	0.000		0	N.D.			
T 1,3-Dichlorobenzene	0.000		0	N.D.			
T 1,4-Dichlorobenzene	0.000		0	N.D.			
T 1,2-Dichlorobenzene	0.000		0	N.D.			
T Benzyl Alcohol	0.000		0	N.D.			
T bis(2-chloroisopropyl)Ether	0.000		0	N.D.			
T 2-Methylphenol	0.000		0	N.D.			
T N-nitroso-Di-n-propylamine	5.471	70.0	0		µg/L	md	1
T Hexachloroethane	0.000		0	N.D.			
T 4Methylphenol/3Methylphenol	0.000		0	N.D.			

Compound	RT	QIon	Resp.	Conc.	Units		Dev(Min)
T Nitrobenzene	0.000		0	N.D.			
T Isophorone	0.000		0	N.D.			
T 2-Nitrophenol	0.000		0	N.D.			
T 2,4-Dimethylphenol	0.000		0	N.D.			
T bis(-2-Chloroethoxy)Methane	0.000		0	N.D.			
T 2,4-Dichlorophenol	0.000		0	N.D.			
T Benzoic Acid	0.000		0	N.D.			
T 1,2,4-Trichlorobenzene	0.000		0	N.D.			
T Naphthalene	0.000		0	N.D.			
T 4-Chlorophenol	0.000		0	N.D.			
T p-Chloroaniline	0.000		0	N.D.			
T Hexachlorobutadiene	0.000		0	N.D.			
T 4-Chloro-2-Methylphenol	0.000		0	N.D.			
T 4-Chloro-3-Methylphenol	0.000		0	N.D.			
T 2-Methylnaphthalene	0.000		0	N.D.			
T 1-Methylnaphthalene	0.000		0	N.D.			
T Hexachlorocyclopentadiene	0.000		0	N.D.			
T 2,4,6-Trichlorophenol	0.000		0	N.D.			
T 2,4,5-Trichlorophenol	0.000		0	N.D.			
T 2-Chloronaphthalene	0.000		0	N.D.			
T 2-Nitroaniline	0.000		0	N.D.			
T Dimethyl Phthalate	8.364	163.0	0		µg/L	md	1
T 2,6-Dinitrotoluene	8.364	165.0	0		µg/L	md	1
T Acenaphthylene	0.000		0	N.D.			
T 3-Nitroaniline	0.000		0	N.D.			
T Acenaphthene	0.000		0	N.D.			
T 2,4-Dinitrophenol	0.000		0	N.D.			
T Dibenzofuran	0.000		0	N.D.			
T 2,4-Dinitrotoluene	0.000		0	N.D.			
T 4-Nitrophenol	0.000		0	N.D.			
T Diethylphthalate	0.000		0	N.D.			
T Fluorene	0.000		0	N.D.			
T 4-Chlorophenyl-phenylether	0.000		0	N.D.			
T 4-Nitroaniline	0.000		0	N.D.			
T 4,6-Dinitro-2-methylphenol	0.000		0	N.D.			
T N-nitrosodiphenylamine	0.000		0	N.D.			
T Azobenzene	0.000		0	N.D.			
T 4-Bromophenyl-phenylether	0.000		0	N.D.			
T Hexachlorobenzene	0.000		0	N.D.			
T Pentachlorophenol	0.000		0	N.D.			
T Phenanthrene	0.000		0	N.D.			
T Anthracene	0.000		0	N.D.			
T Triallate	0.000		0	N.D.			
T Carbazole	0.000		0	N.D.			
T o-Terphenyl	0.000		0	N.D.			
T Di-n-Butylphthalate	0.000		0	N.D.			
T Fluoranthene	0.000		0	N.D.			
T Benzidine	12.855	184.0	0		µg/L	md	1
T Pyrene	0.000		0	N.D.			
T Butylbenzylphthalate	0.000		0	N.D.			
T Benzo(a)Anthracene	0.000		0	N.D.			
T Chrysene	0.000		0	N.D.			
T 3,3-Dichlorobenzidine	0.000		0	N.D.			
T bis(2-ethylhexyl)Phthalate	0.000		0	N.D.			
T Di-n-octyl Phthalate	0.000		0	N.D.			

Compound	RT	QIon	Resp.	Conc.	Units	Dev(Min)
T Benzo(b)fluoranthene	0.000		0	N.D.		
T Benzo(k)fluoranthene	0.000		0	N.D.		
T Benzo(a)pyrene	0.000		0	N.D.		
T Indeno(1,2,3-c,d)pyrene	0.000		0	N.D.		
T Dibenzo(a,h)anthracene	0.000		0	N.D.		
T Benzo(g,h,i)perylene	0.000		0	N.D.		

(#) = Qualifier Out of Range; (m) = Manual Integration; (+) = Area Summed; (*) = Surrogate Percent Recovery Out of Range; (d): Zeroed Peak

Compound	Conc.	Exp RT	QIon	Exp Ratio
N-Nitrosodimethylamine	N.D.	2.22	42.0	112.0

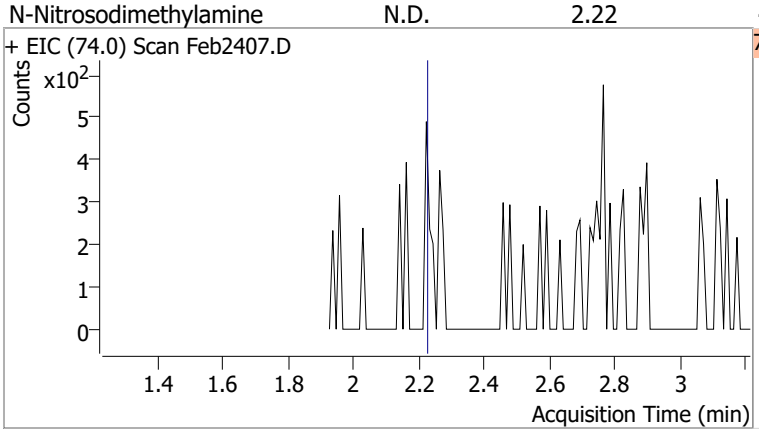

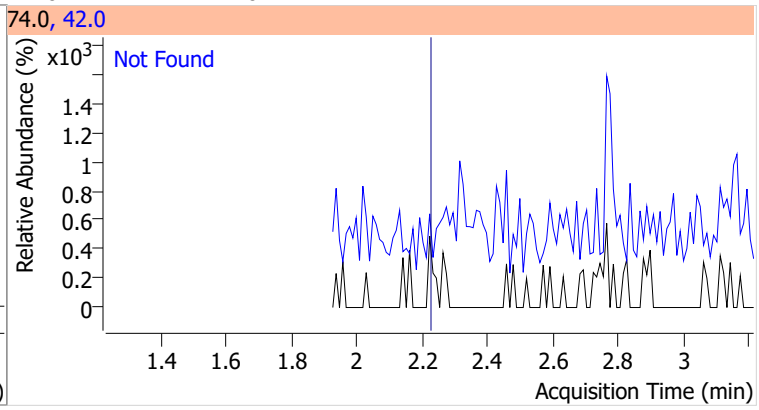

Compound	Conc.	Exp RT	QIon	Exp Ratio
Pyridine	N.D.	2.26	52.0	80.7

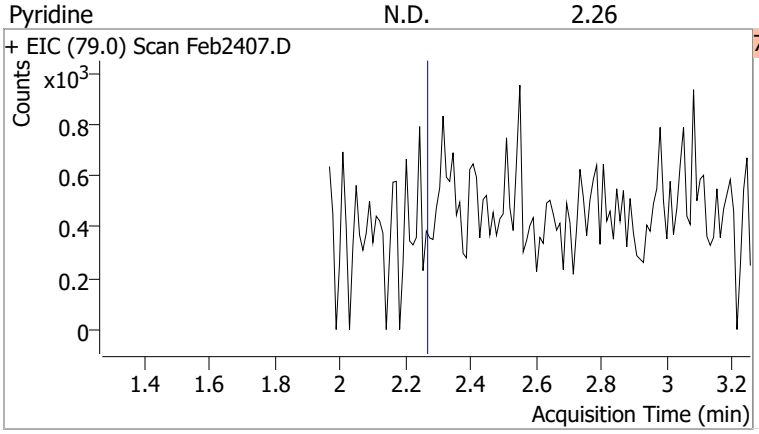

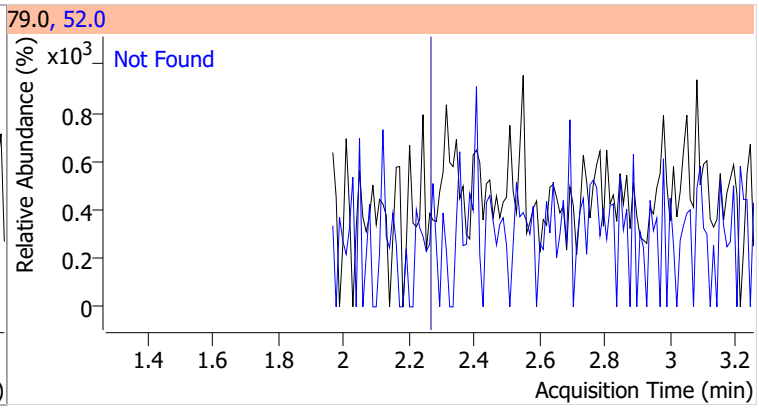

Compound	Conc.	RT	Dev(Min)	Resp.	QIon	QRatio	Lower	Upper
2-Fluorophenol	62.8335	3.53	0.00	305864	64.0	53.1	35.5	65.9
					92.0	21.8	14.8	27.5

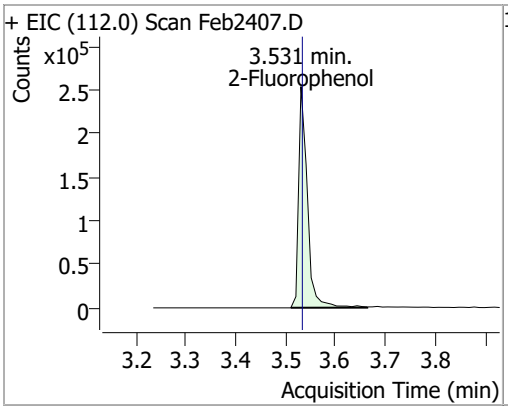

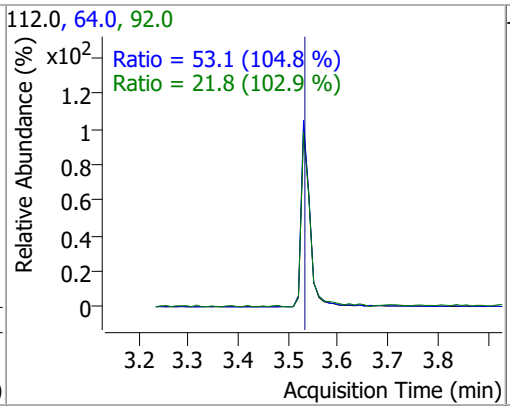

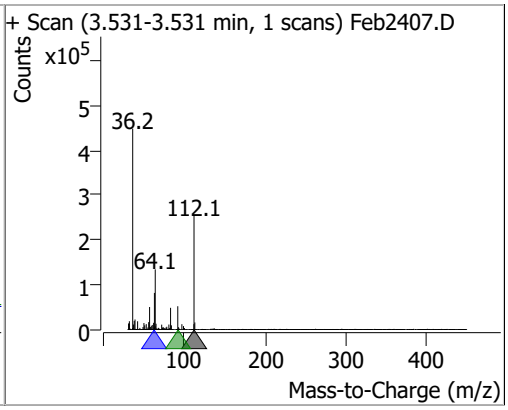

Compound	Conc.	Exp RT	QIon	Exp Ratio	QIon	Exp Ratio
Aniline	N.D.	4.50	66.0	35.4	65.0	18.8

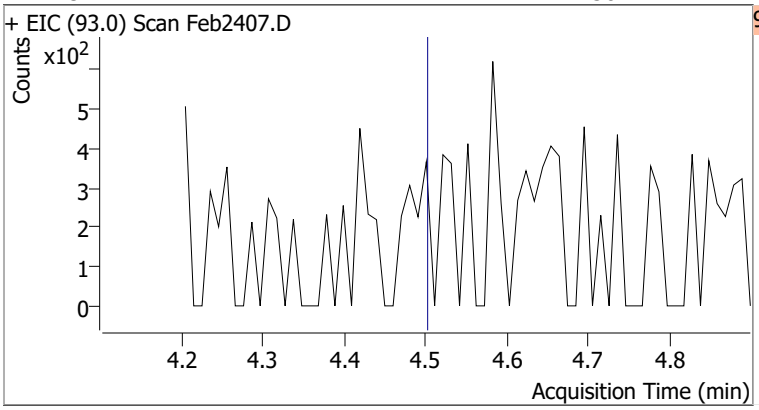

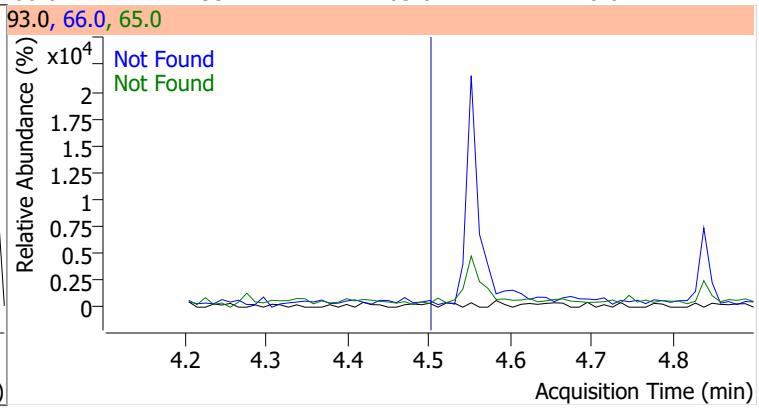

Compound	Conc.	RT	Dev(Min)	Resp.	QIon	QRatio	Lower	Upper
Phenol-d5	61.5568	4.55	0.00	389179	71.0	38.4	25.0	46.4

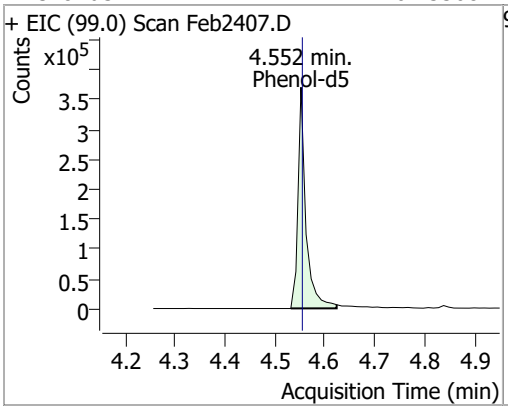

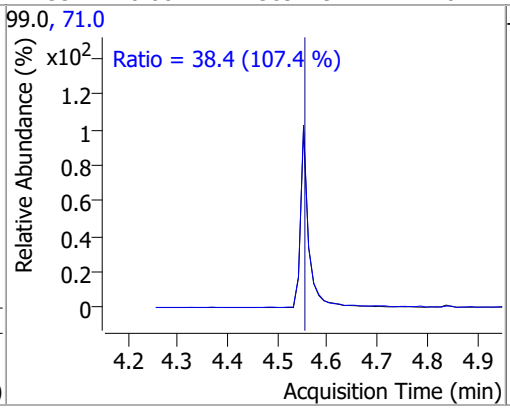

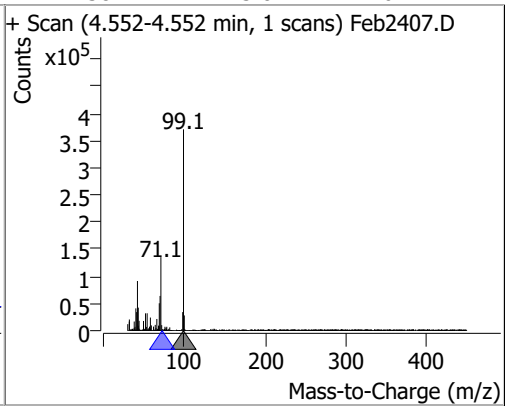

Compound	Conc.	Exp RT	QIon	Exp Ratio
Phenol	N.D.	4.57	66.0	40.4

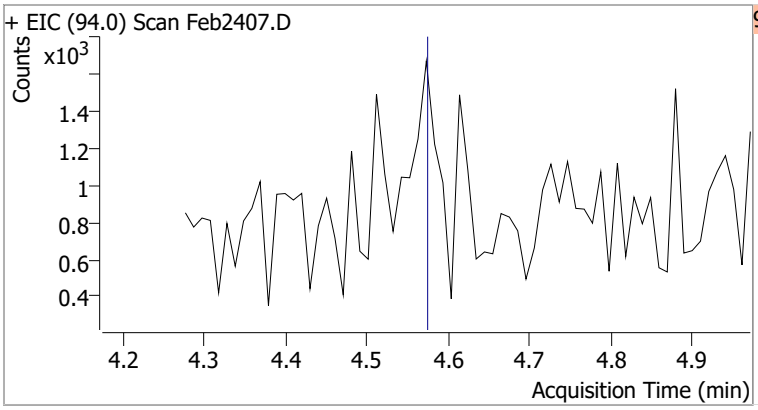

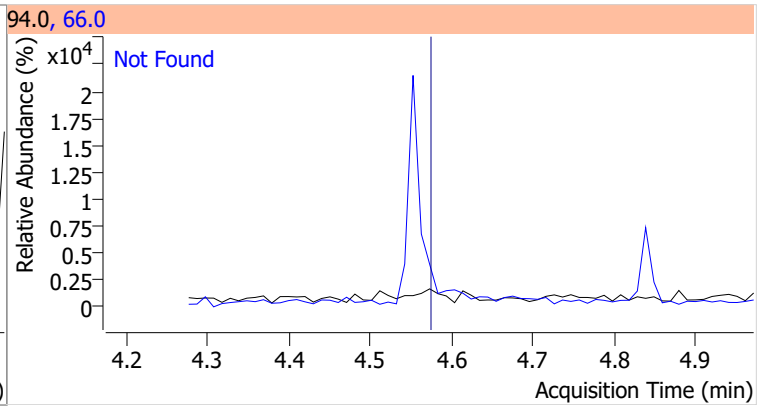

Compound	Conc.	Exp RT	QIon	Exp Ratio
bis(-2-Chloroethyl)Ether	N.D.	4.58	64.0	10.2

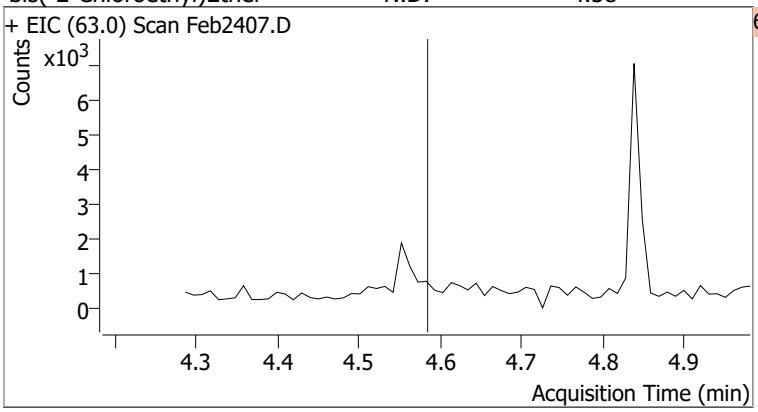

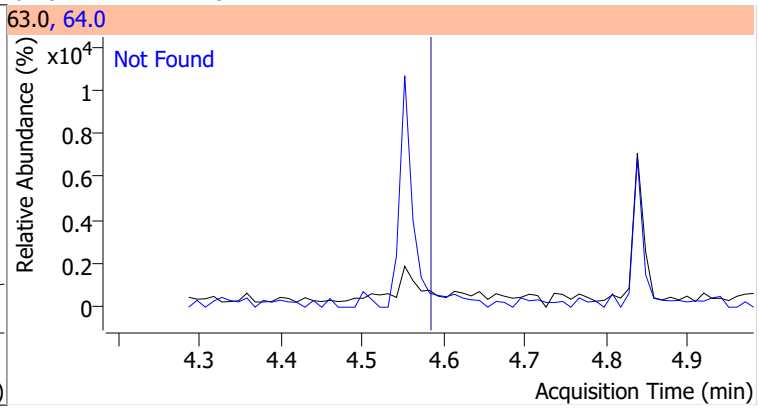

Compound	Conc.	Exp RT	QIon	Exp Ratio
2-Chlorophenol	N.D.	4.63	130.0	32.3

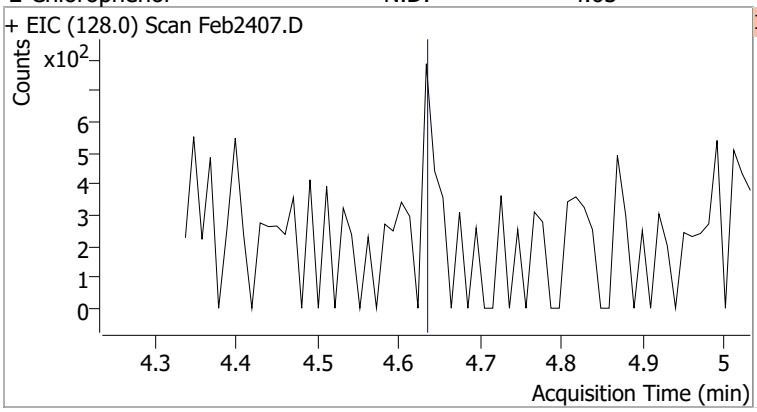

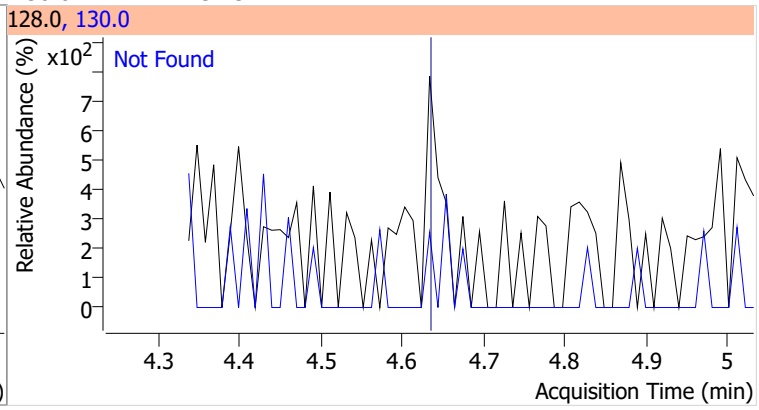

Compound	Conc.	Exp RT	QIon	Exp Ratio	QIon	Exp Ratio
1,3-Dichlorobenzene	N.D.	4.78	148.0	63.7	111.0	35.3

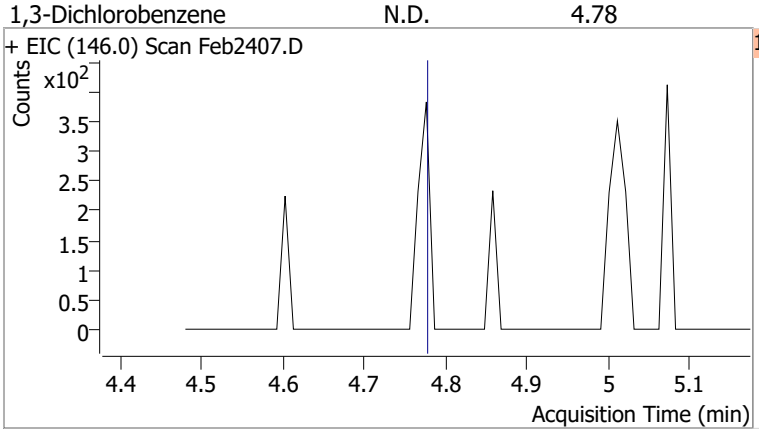

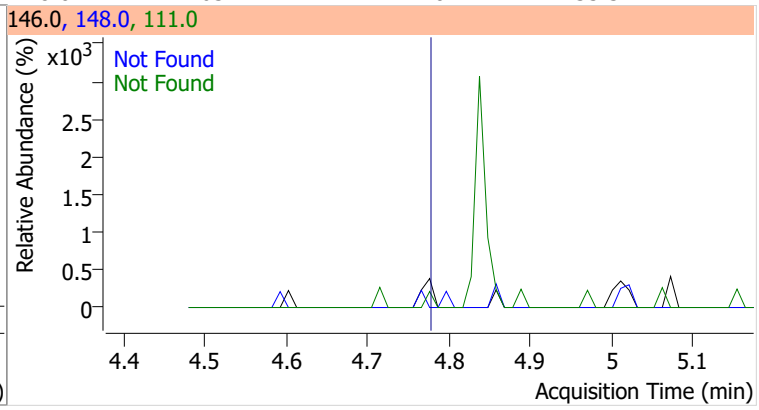

Compound	Conc.	Exp RT	QIon	Exp Ratio	QIon	Exp Ratio
1,4-Dichlorobenzene	N.D.	4.86	148.0	64.4	111.0	35.3

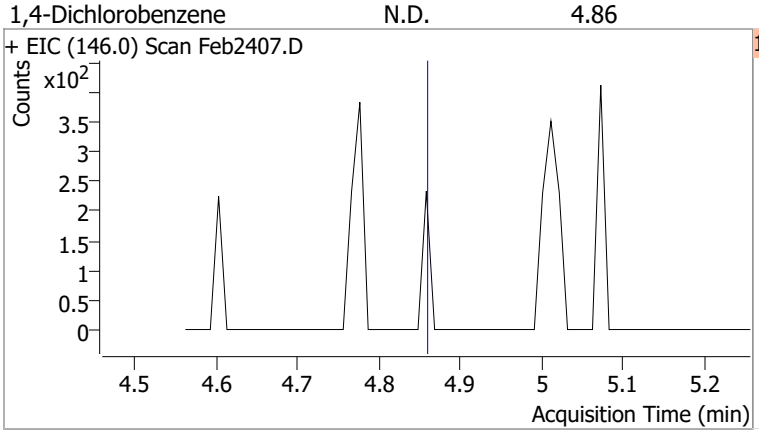

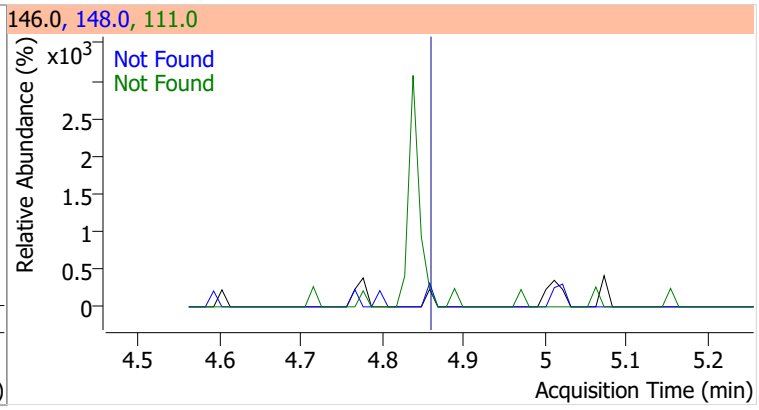

Compound	Conc.	Exp RT	QIon	Exp Ratio	QIon	Exp Ratio
1,2-Dichlorobenzene	N.D.	5.02	148.0	63.7	111.0	37.5

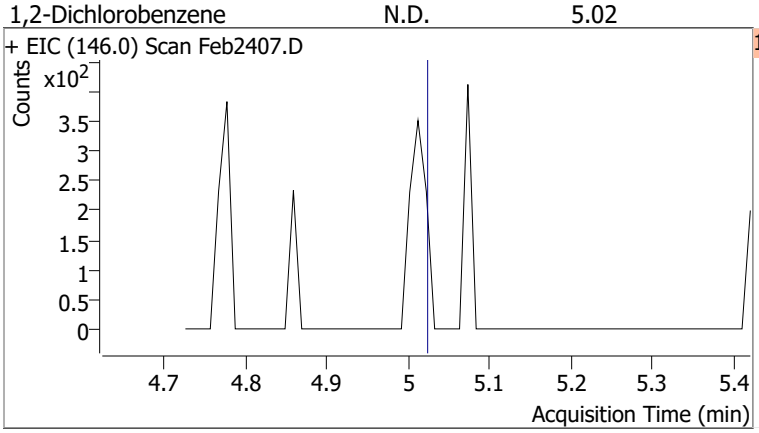

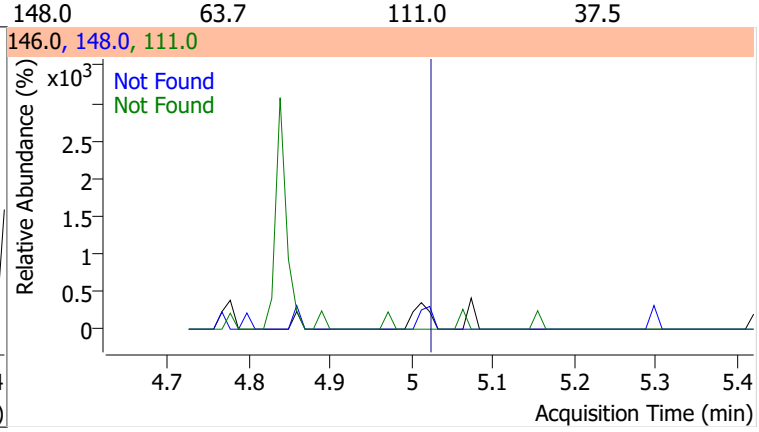

Compound	Conc.	Exp RT	QIon	Exp Ratio	QIon	Exp Ratio
Benzyl Alcohol	N.D.	5.04	79.0	118.8	107.0	68.8

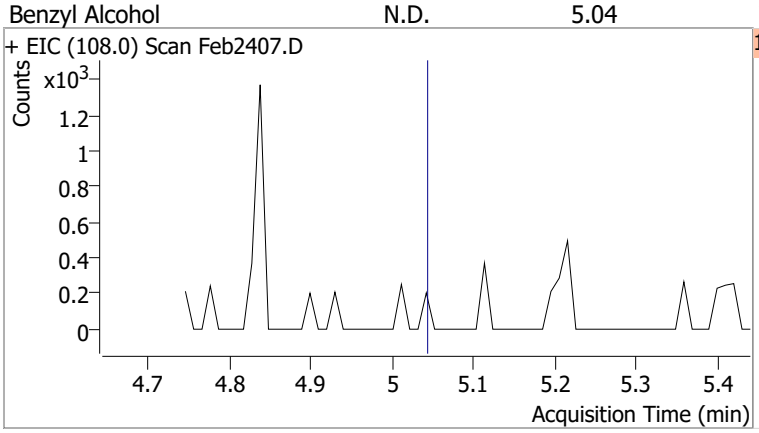

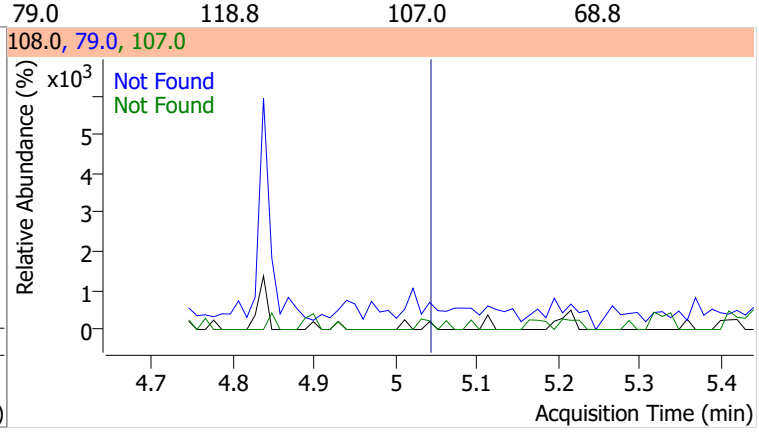

Compound	Conc.	Exp RT	QIon	Exp Ratio
bis(2-chloroisopropyl)Ether	N.D.	5.19	123.0	31.6

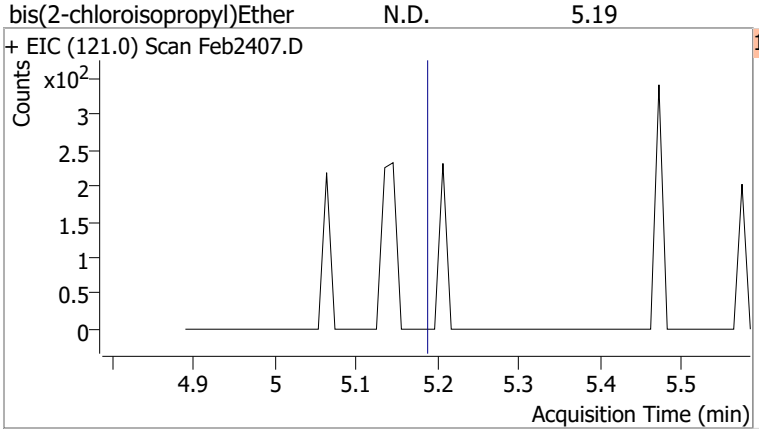

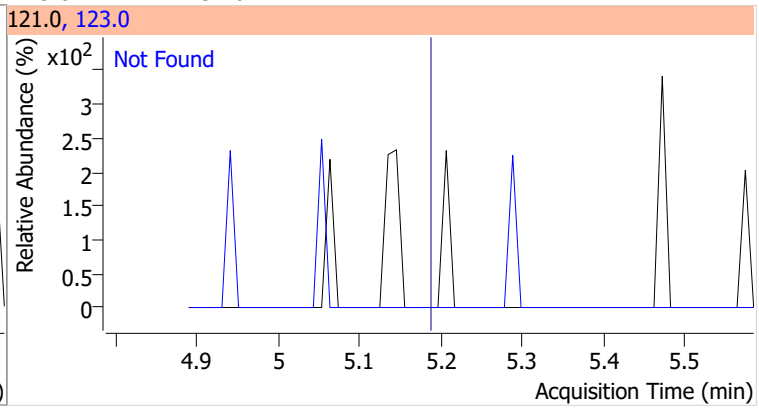

Compound	Conc.	Exp RT	QIon	Exp Ratio
2-Methylphenol	N.D.	5.22	108.0	117.4

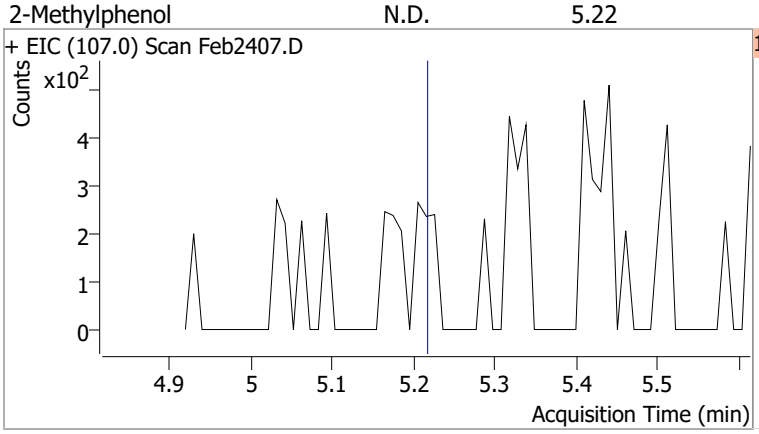

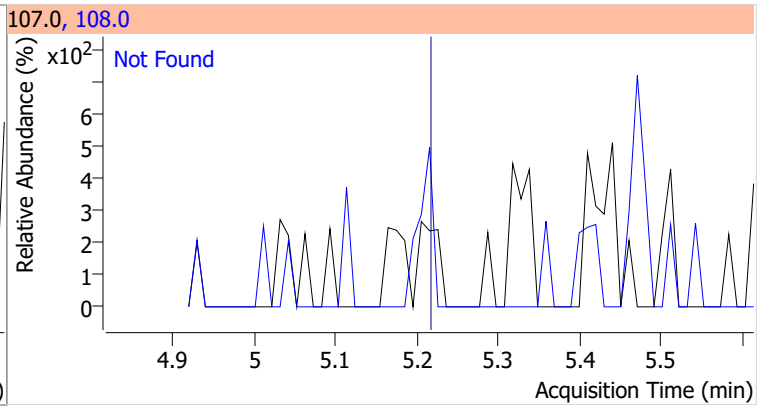

Compound	Conc.	RT	Dev(Min)	Resp.	QIon	QRatio	Lower	Upper
N-nitroso-Di-n-propylamine		0		0	130.0		0.0	34.0

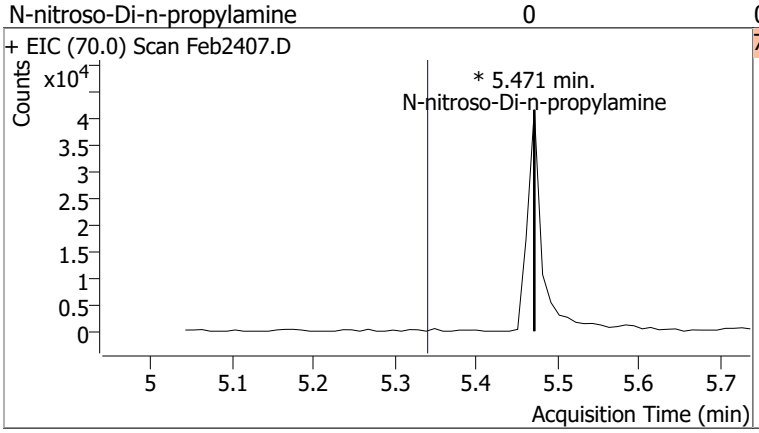

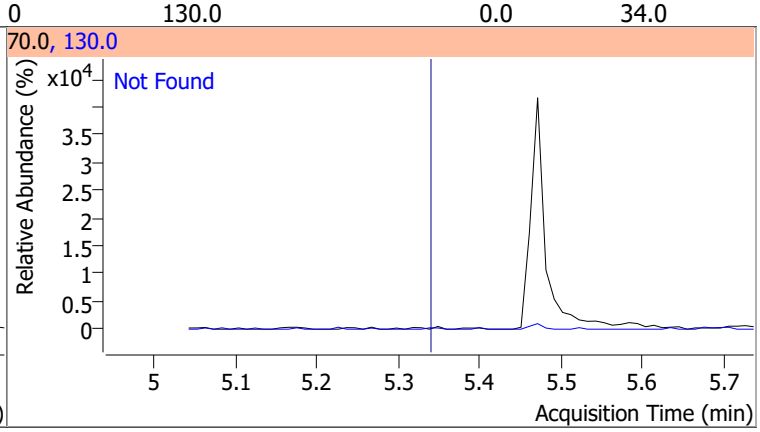

Compound	Conc.	Exp RT	QIon	Exp Ratio	QIon	Exp Ratio
Hexachloroethane	N.D.	5.39	201.0	89.1	199.0	59.3

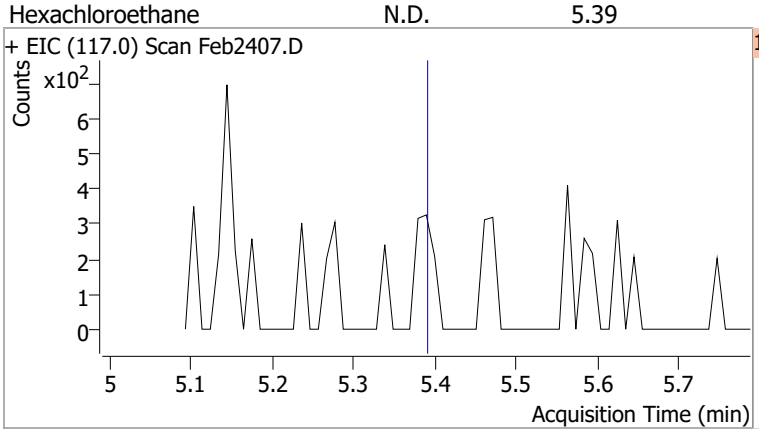

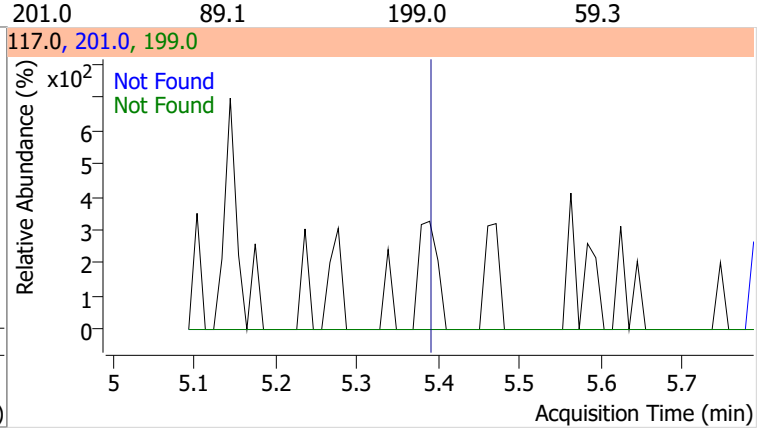

Compound	Conc.	Exp RT	QIon	Exp Ratio
4Methylphenol/3Methylphenol	N.D.	5.40	108.0	84.2

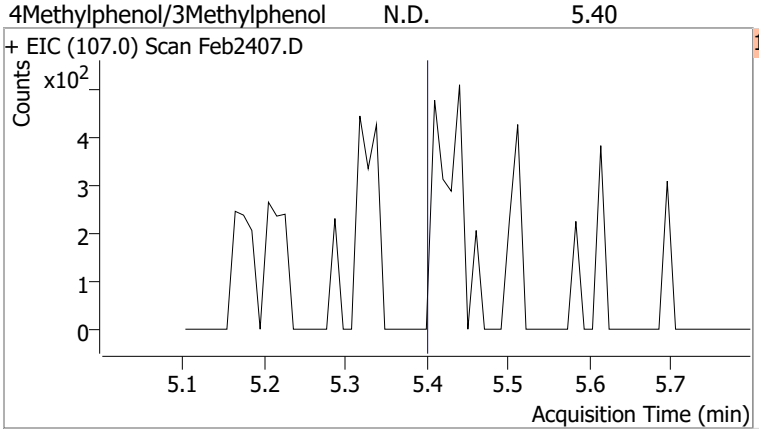

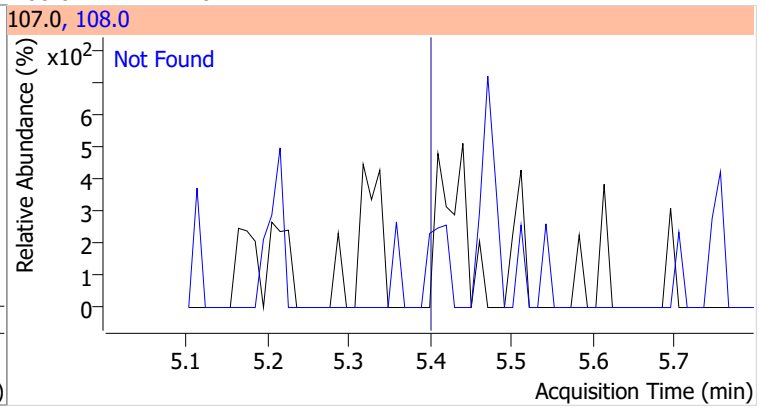

Compound	Conc.	RT	Dev(Min)	Resp.	QIon	QRatio	Lower	Upper
Nitrobenzene-d5	69.3185	5.47	0.00	243321	54.0	61.4	44.9	83.4
					128.0	48.1	33.4	62.1

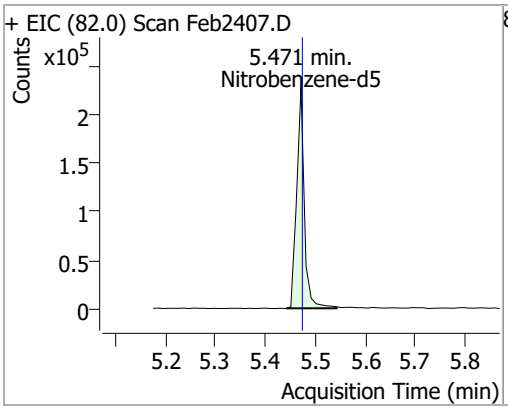

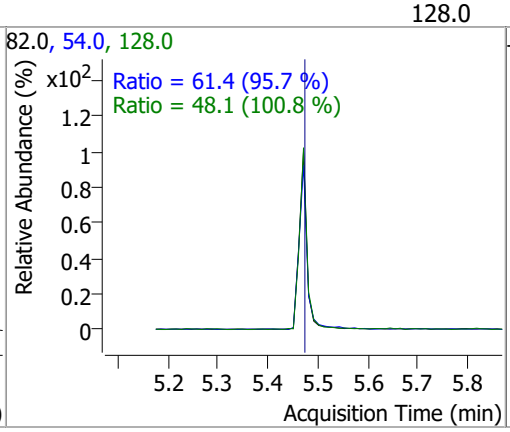

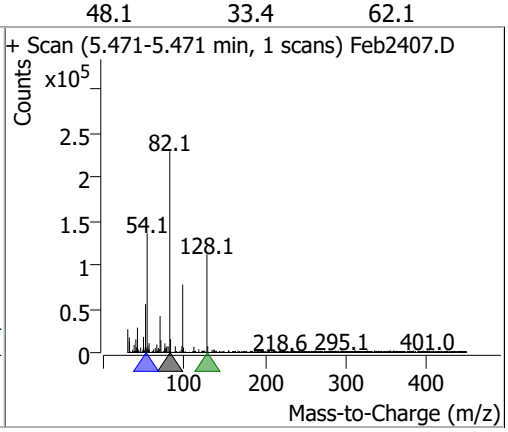

Compound	Conc.	Exp RT	QIon	Exp Ratio	QIon	Exp Ratio
Nitrobenzene	N.D.	5.49	77.0	209.6	51.0	127.5

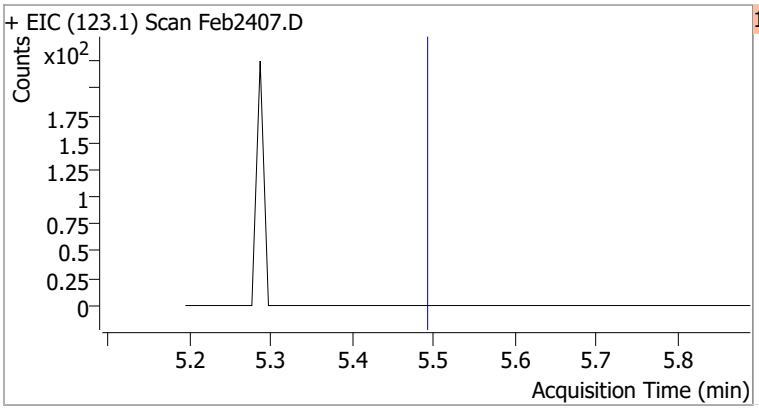

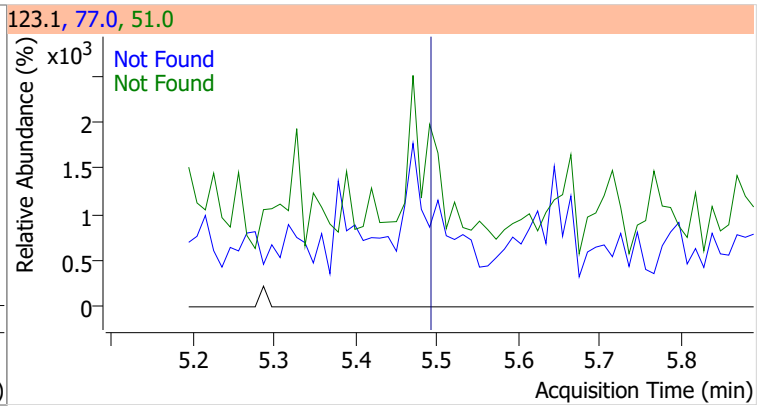

Compound	Conc.	Exp RT	QIon	Exp Ratio
Isophorone	N.D.	5.79	138.0	20.3

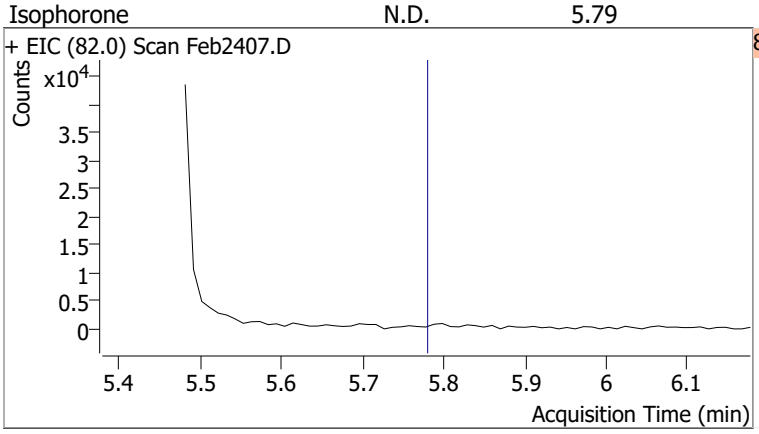

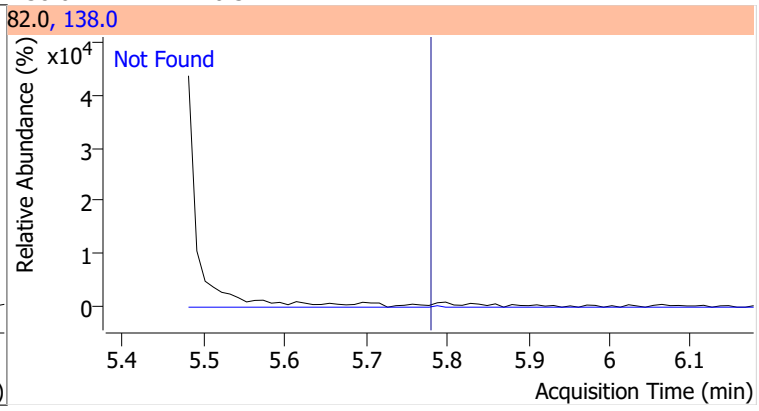

Compound	Conc.	Exp RT	QIon	Exp Ratio	QIon	Exp Ratio
2-Nitrophenol	N.D.	5.86	65.0	51.3	109.0	35.7

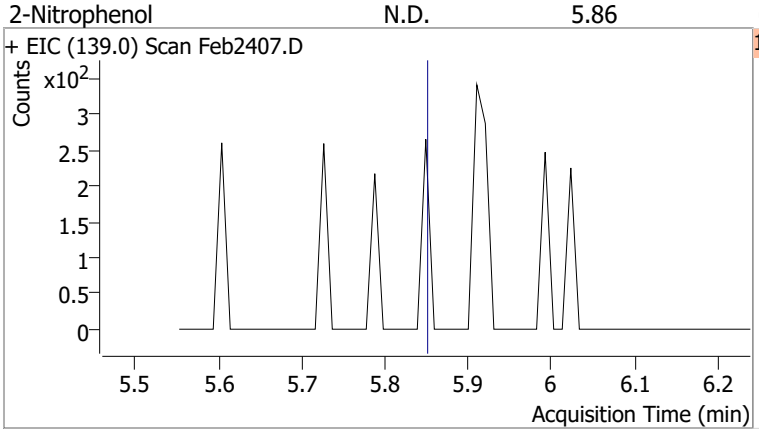

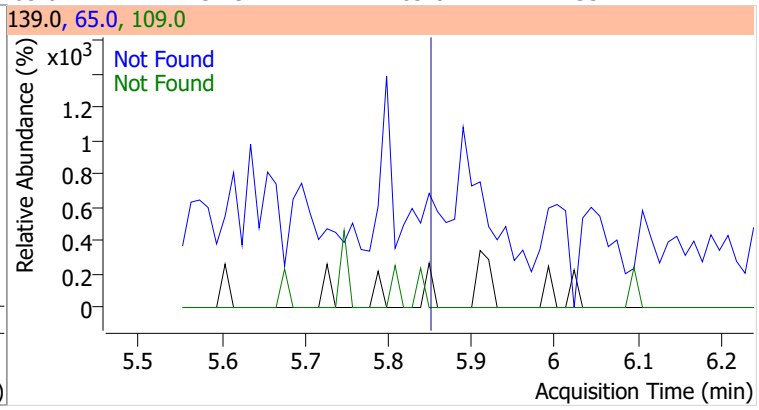

Compound	Conc.	Exp RT	QIon	Exp Ratio	QIon	Exp Ratio
2,4-Dimethylphenol	N.D.	5.99	107.0	111.1	77.0	30.2

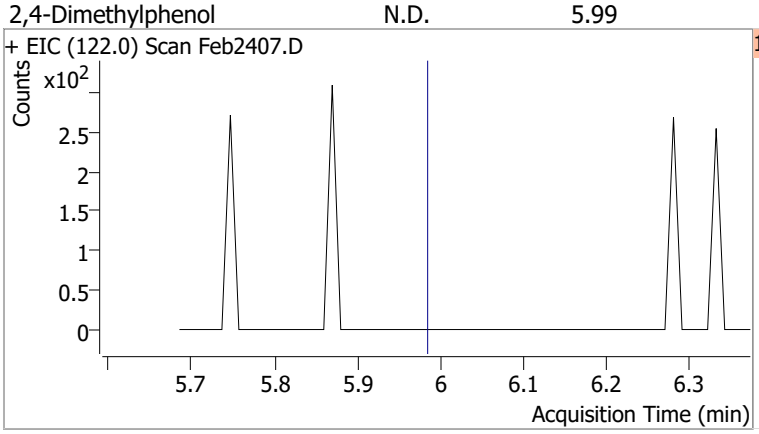

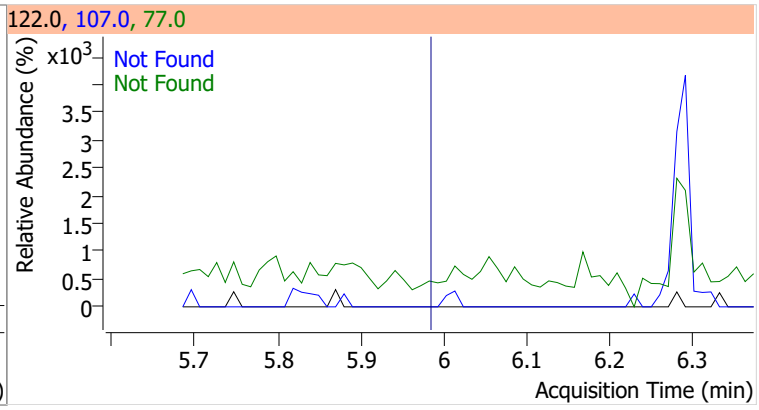

Compound	Conc.	Exp RT	QIon	Exp Ratio	QIon	Exp Ratio
bis(-2-Chloroethoxy)Methane	N.D.	6.07	63.0	70.1	95.0	31.8

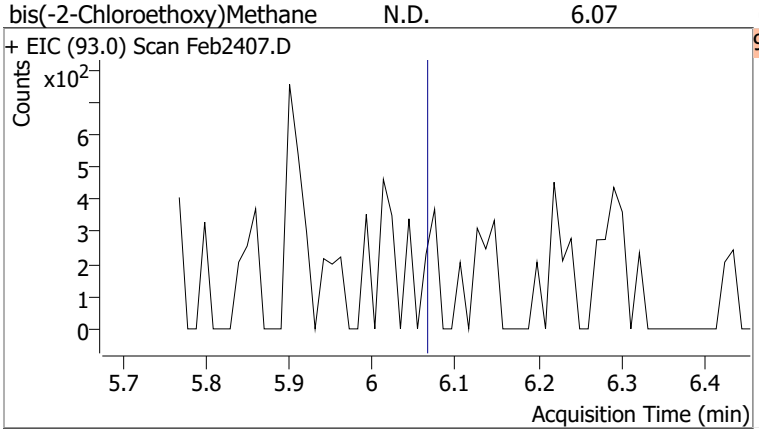

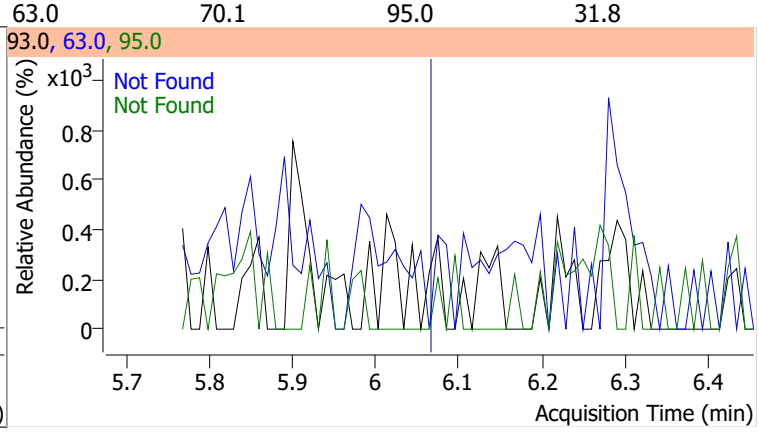

Compound	Conc.	Exp RT	QIon	Exp Ratio	QIon	Exp Ratio
2,4-Dichlorophenol	N.D.	6.18	164.0	66.1	98.0	34.4

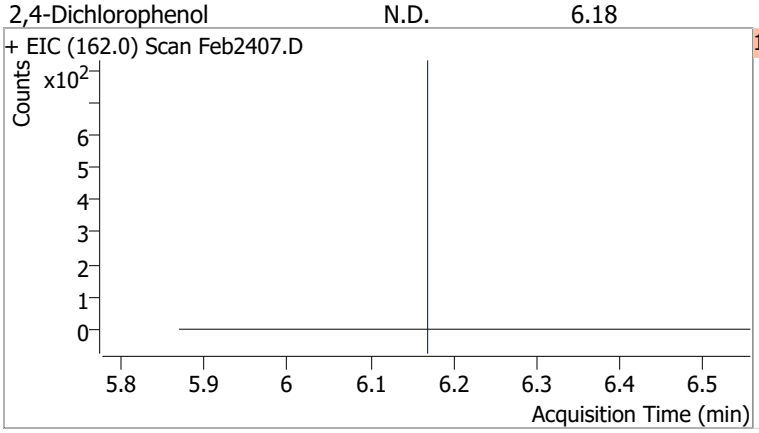

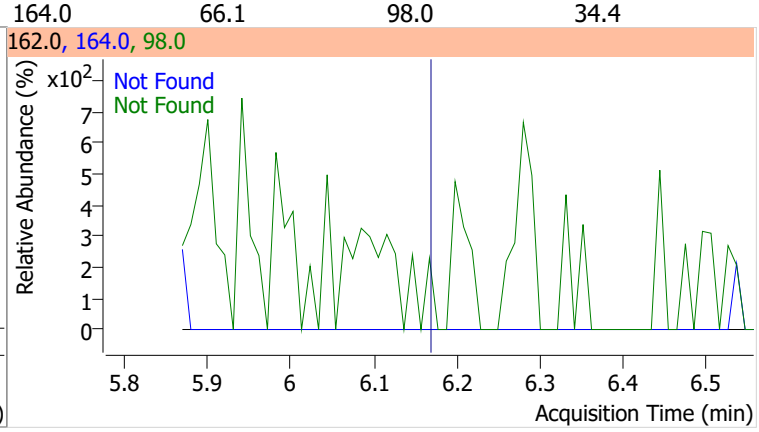

Compound	Conc.	Exp RT	QIon	Exp Ratio	QIon	Exp Ratio
Benzoic Acid	N.D.	6.21	122.0	86.4	77.0	79.5

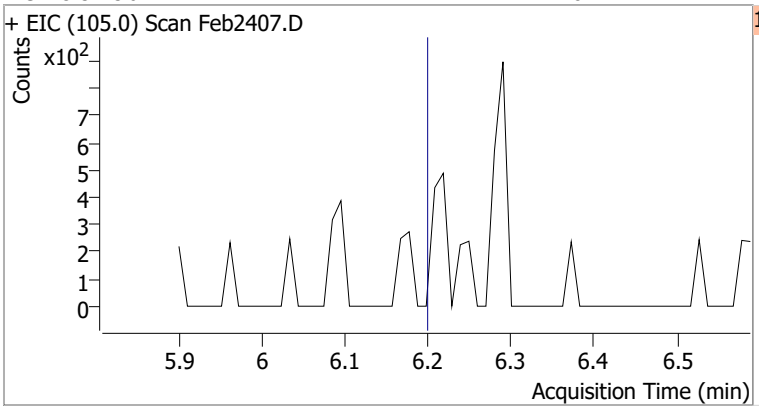

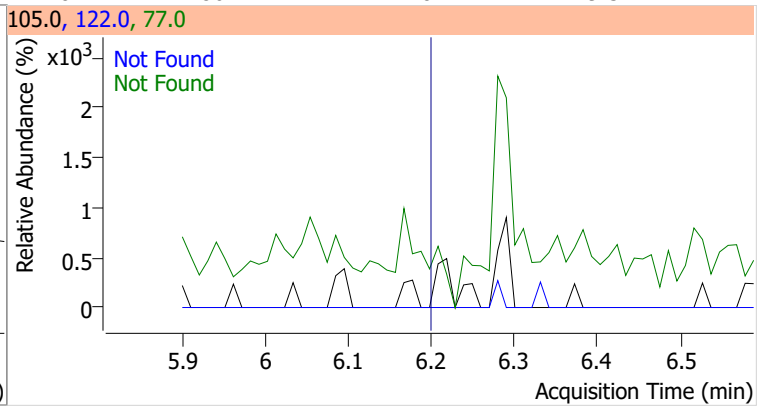

Compound	Conc.	Exp RT	QIon	Exp Ratio	QIon	Exp Ratio
1,2,4-Trichlorobenzene	N.D.	6.23	182.0	95.5	145.0	28.5

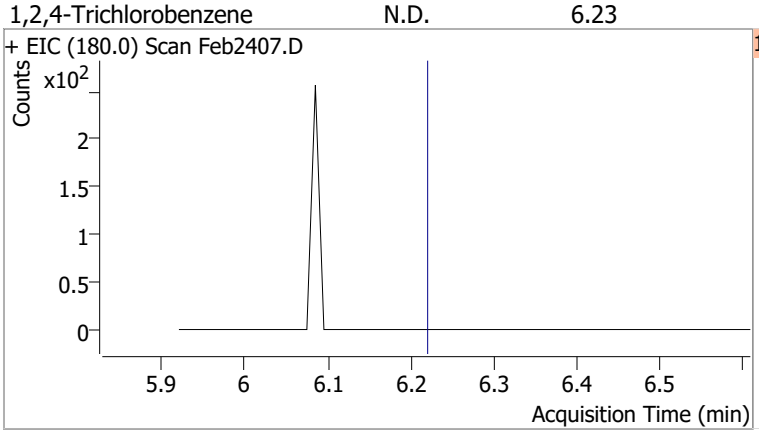

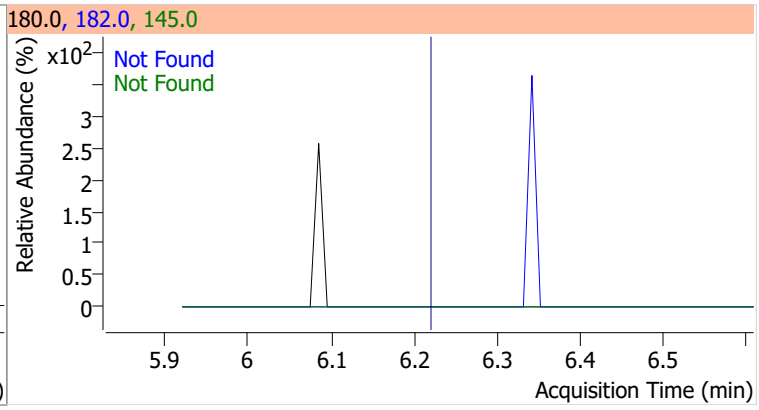

Compound	Conc.	Exp RT	QIon	Exp Ratio	QIon	Exp Ratio
Naphthalene	N.D.	6.31	129.0	11.0	102.0	9.2

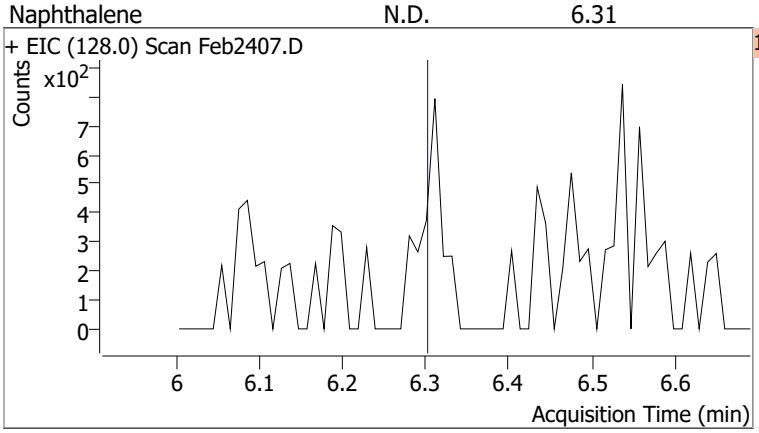

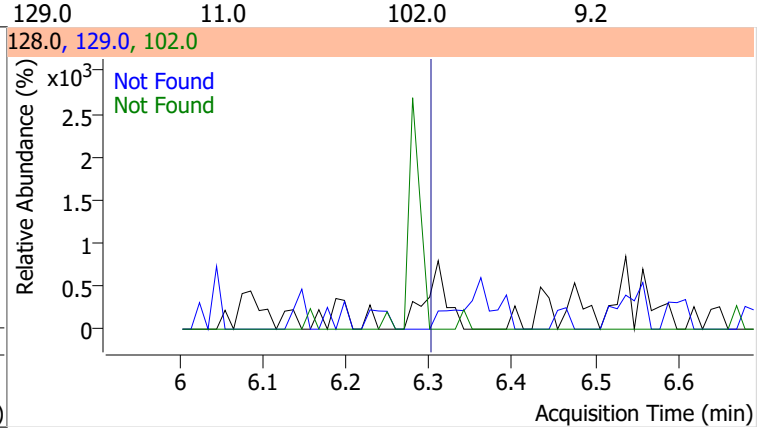

Compound	Conc.	Exp RT	QIon	Exp Ratio
4-Chlorophenol	N.D.	6.40	128.0	316.6

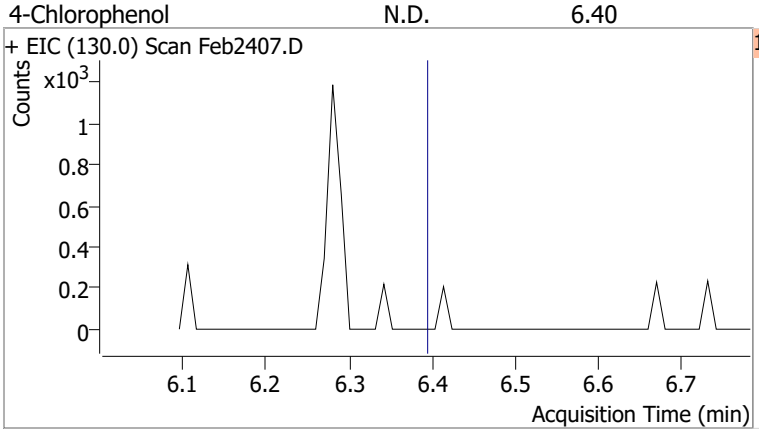

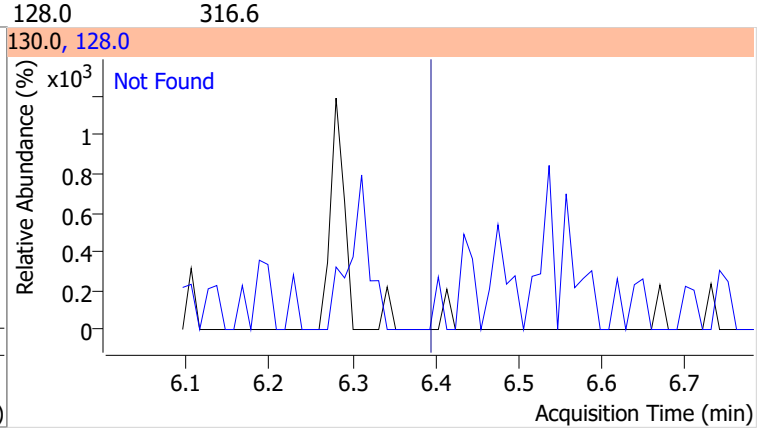

Compound	Conc.	Exp RT	QIon	Exp Ratio	QIon	Exp Ratio
p-Chloroaniline	N.D.	6.41	65.0	61.2	129.0	36.2

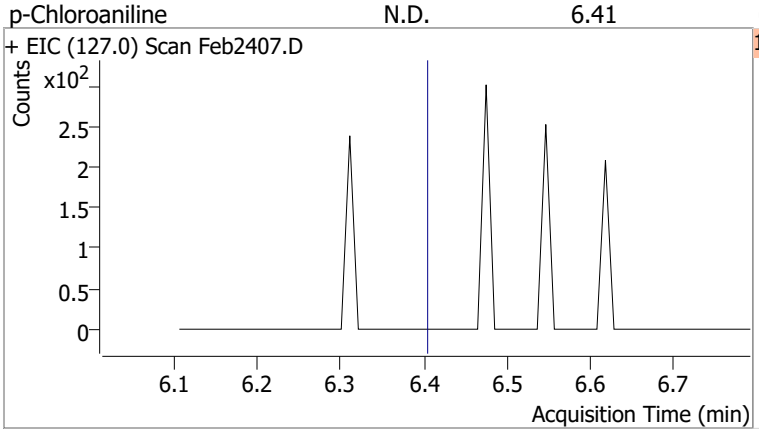

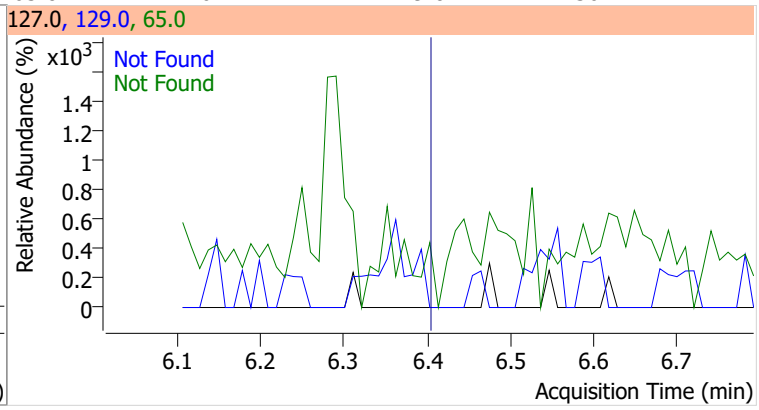

Compound	Conc.	Exp RT	QIon	Exp Ratio	QIon	Exp Ratio
Hexachlorobutadiene	N.D.	6.48	223.0	63.2	227.0	62.4

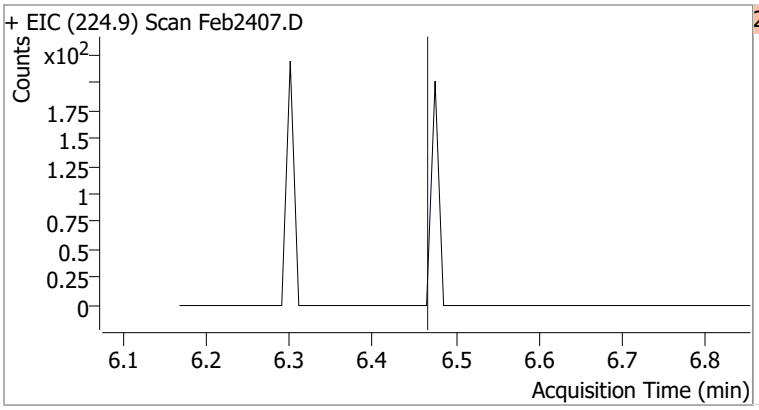

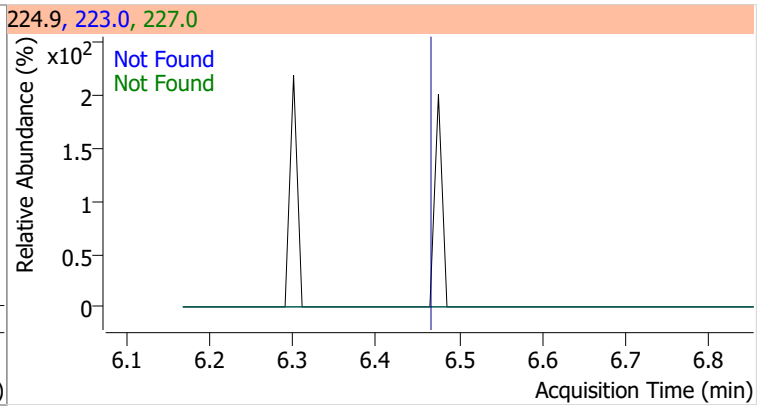

Compound	Conc.	Exp RT	QIon	Exp Ratio
4-Chloro-2-Methylphenol	N.D.	6.93	144.0	27.8

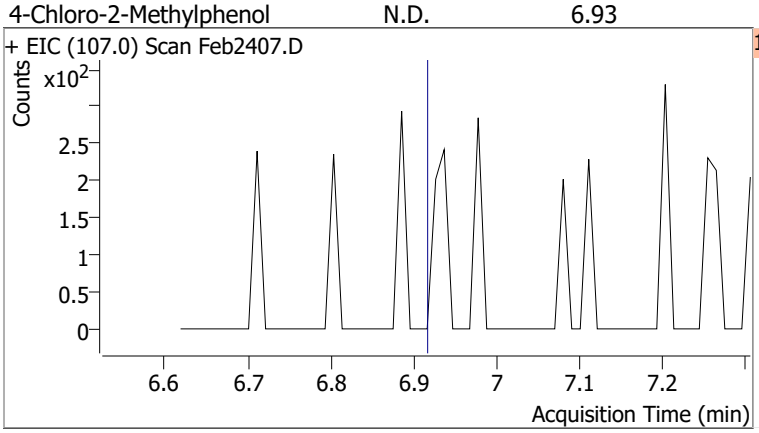

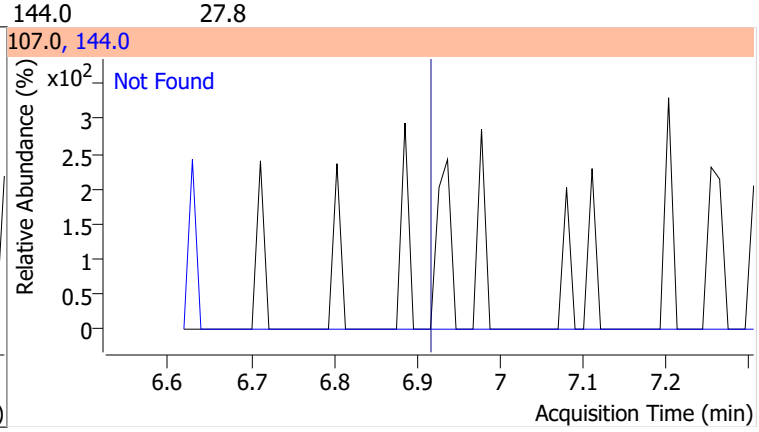

Compound	Conc.	Exp RT	QIon	Exp Ratio
4-Chloro-3-Methylphenol	N.D.	7.07	144.0	26.7

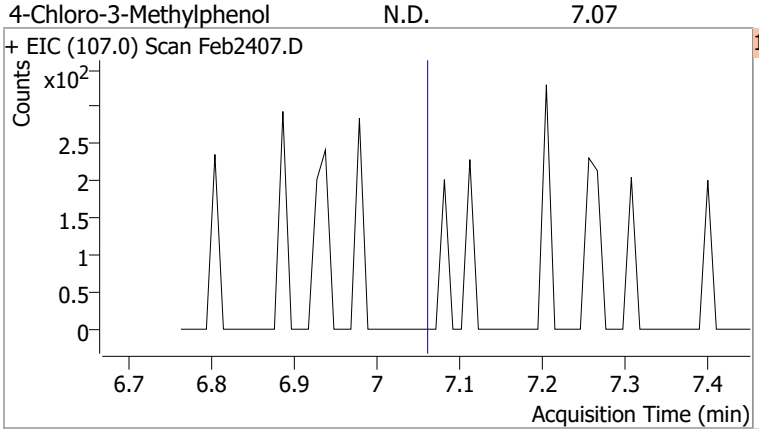

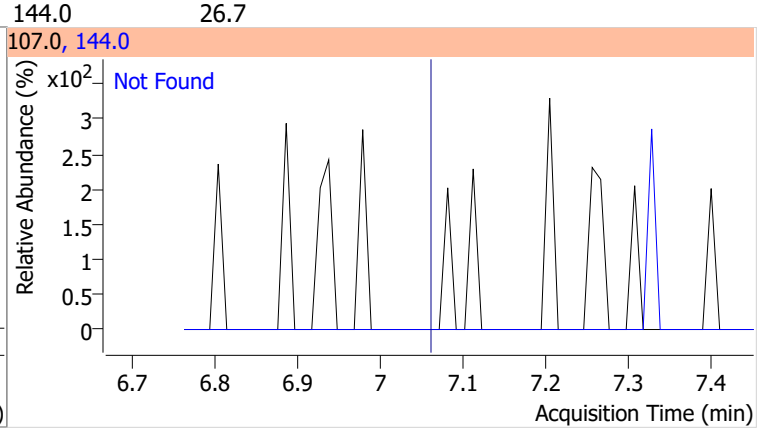

Compound	Conc.	Exp RT	QIon	Exp Ratio	QIon	Exp Ratio
2-Methylnaphthalene	N.D.	7.13	142.0	120.9	115.0	40.2

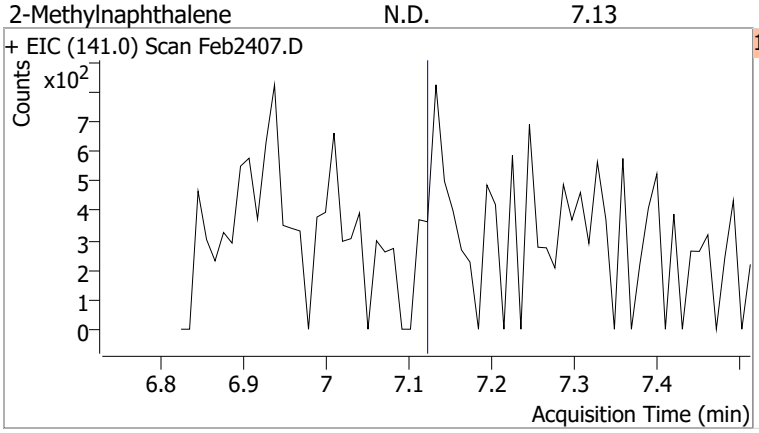

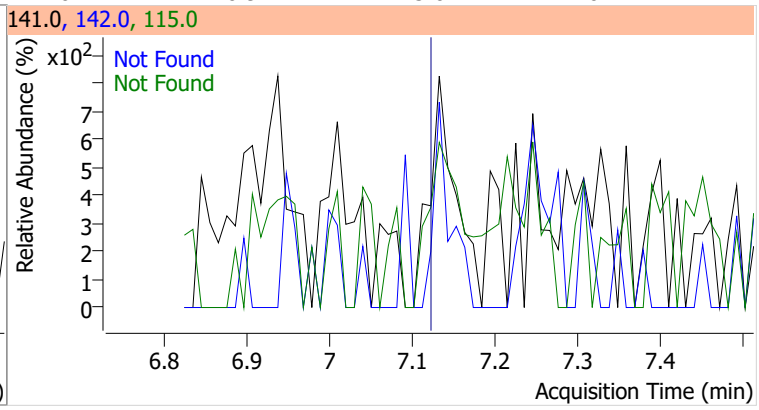

Compound	Conc.	Exp RT	QIon	Exp Ratio	QIon	Exp Ratio
1-Methylnaphthalene	N.D.	7.25	142.0	116.0	115.0	41.9

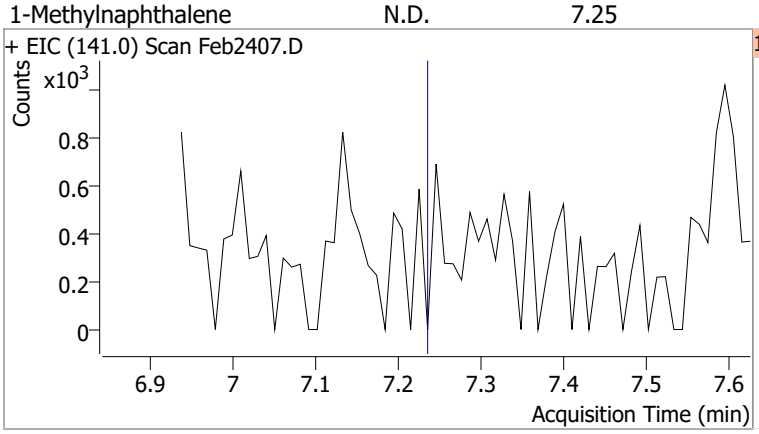

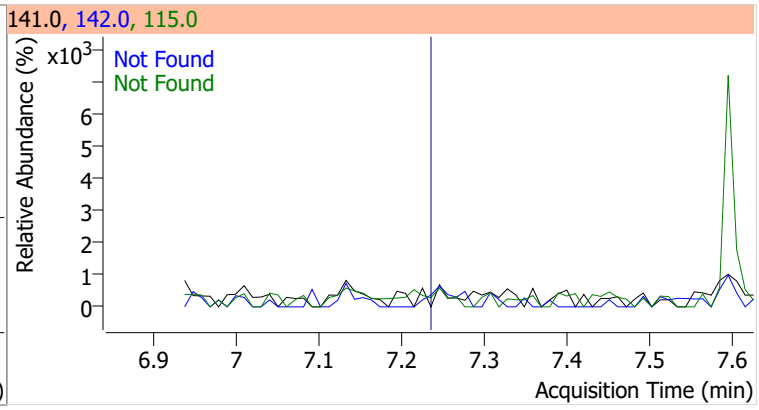

Compound	Conc.	Exp RT	QIon	Exp Ratio	QIon	Exp Ratio
Hexachlorocyclopentadiene	N.D.	7.33	238.9	64.2	234.9	62.1

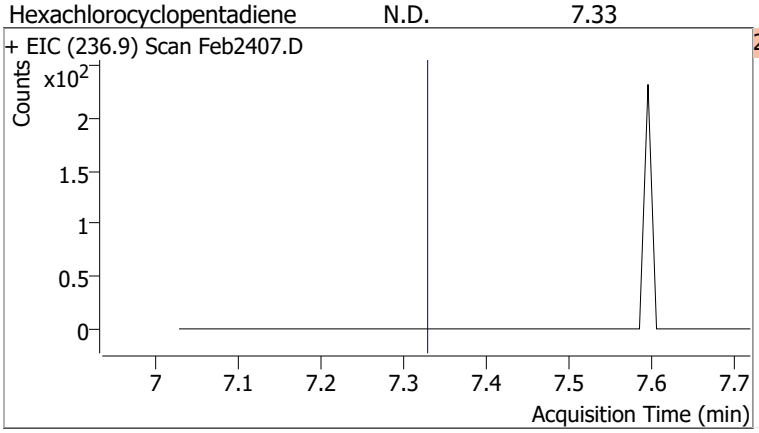

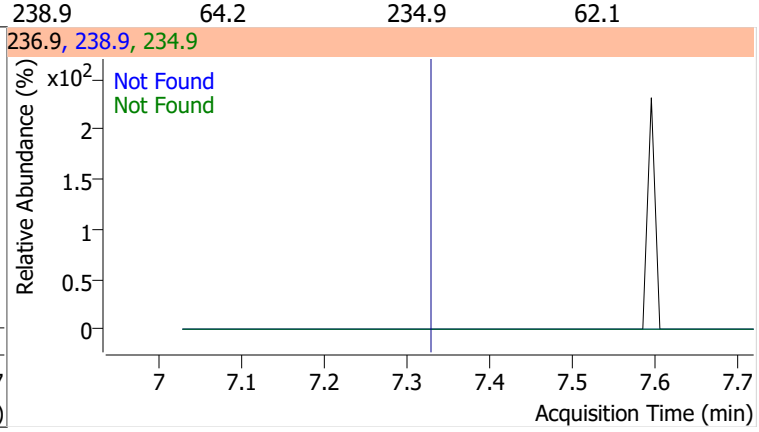

Compound	Conc.	Exp RT	QIon	Exp Ratio
2,4,6-Trichlorophenol	N.D.	7.51	198.0	92.6

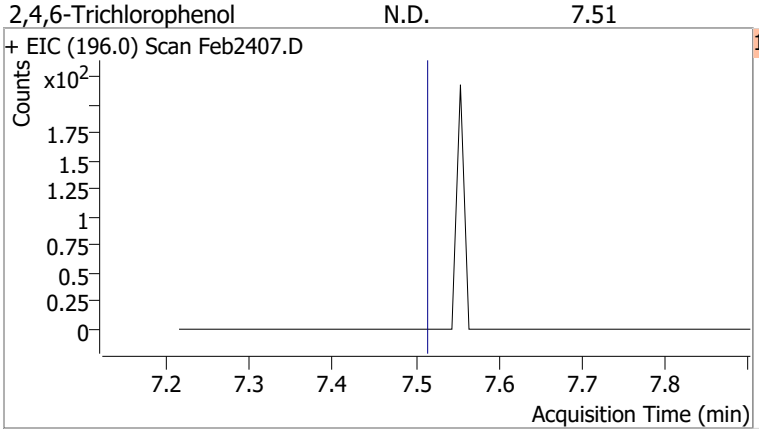

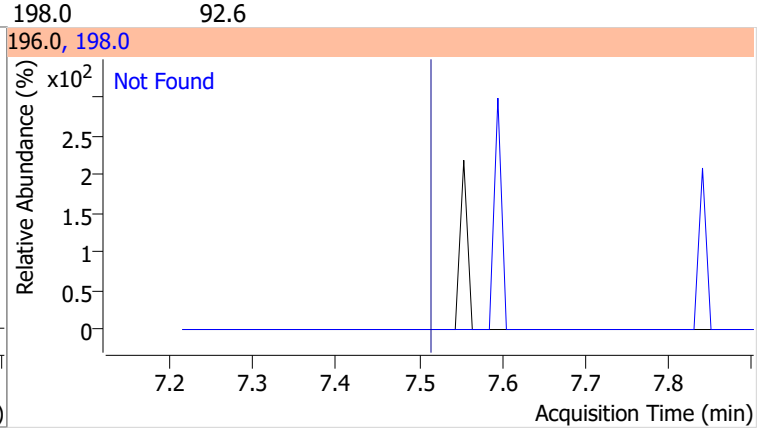

Compound	Conc.	Exp RT	QIon	Exp Ratio
2,4,5-Trichlorophenol	N.D.	7.57	198.0	94.1

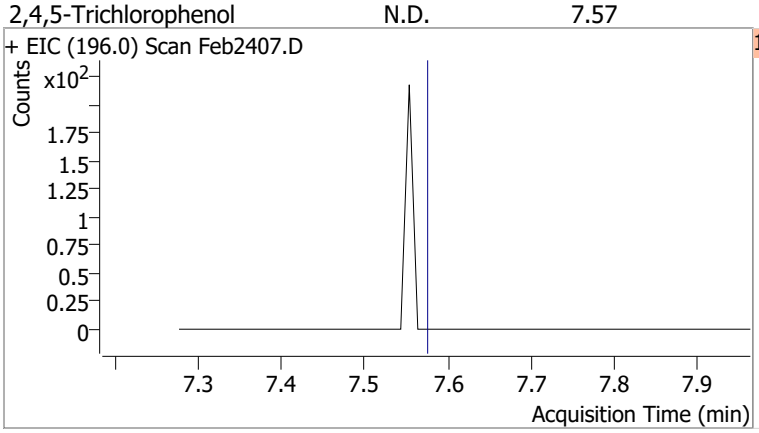

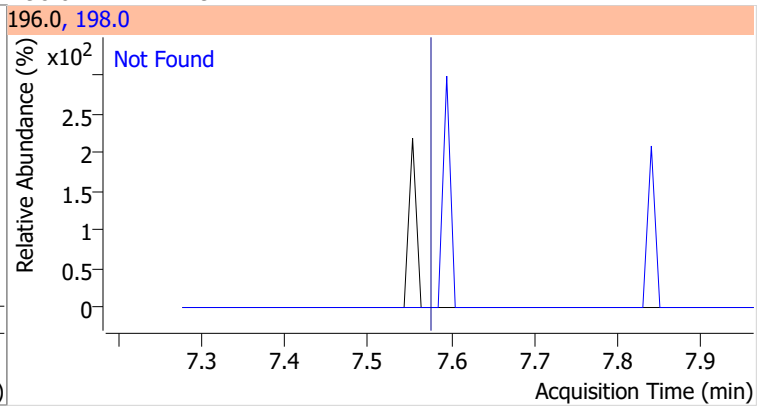

Compound	Conc.	RT	Dev(Min)	Resp.	QIon	QRatio	Lower	Upper
2-Fluorobiphenyl	68.6314	7.59	0.00	731196	171.0	35.2	24.1	44.7

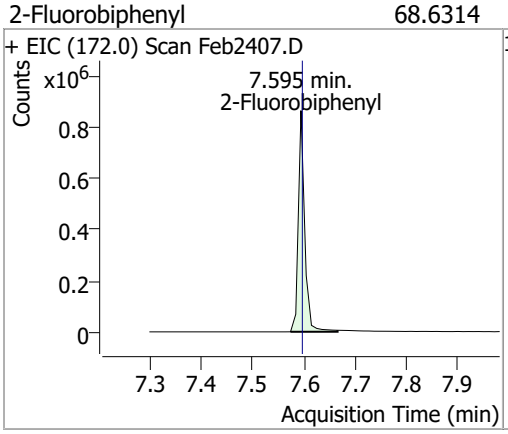

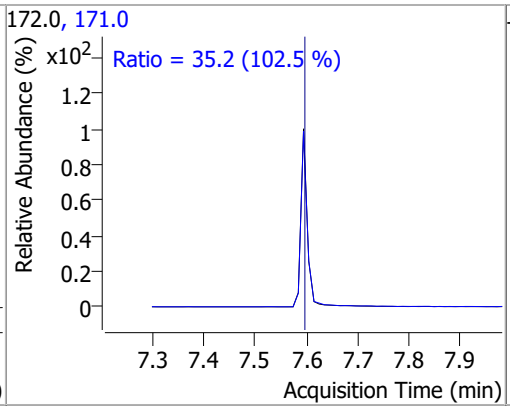

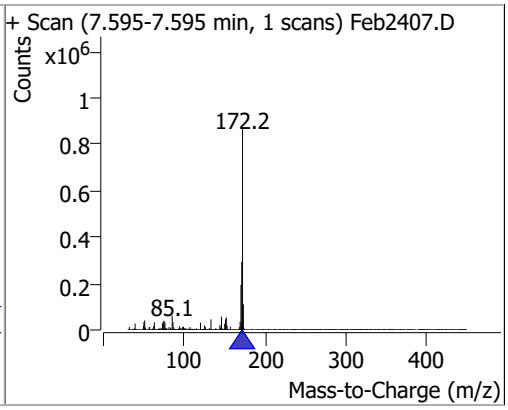

Compound	Conc.	Exp RT	QIon	Exp Ratio	QIon	Exp Ratio
2-Chloronaphthalene	N.D.	7.71	127.0	35.7	164.0	32.6

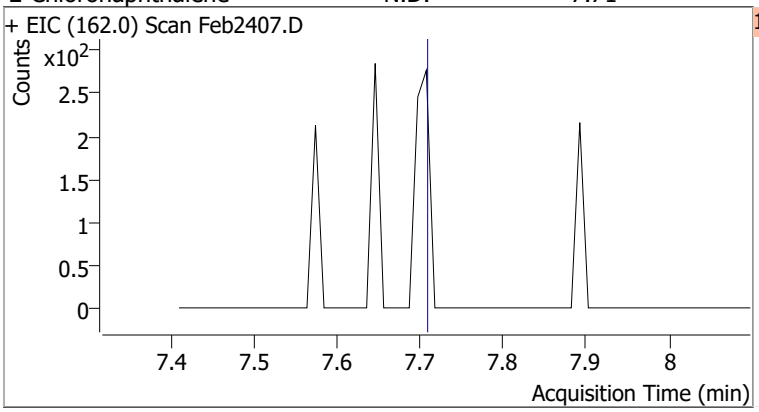

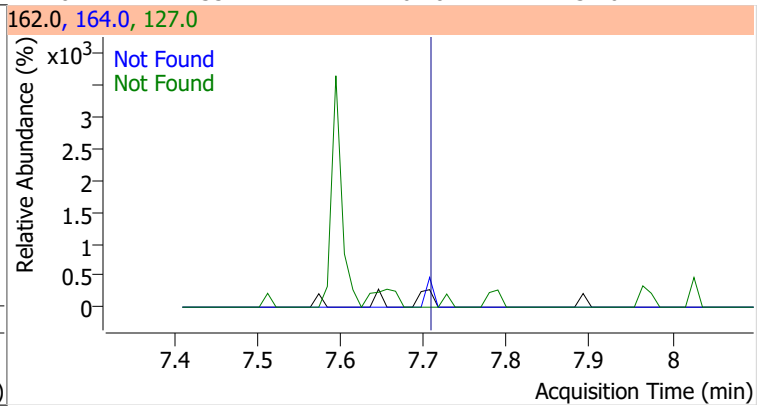

Compound	Conc.	Exp RT	QIon	Exp Ratio
2-Nitroaniline	N.D.	7.87	138.0	123.0

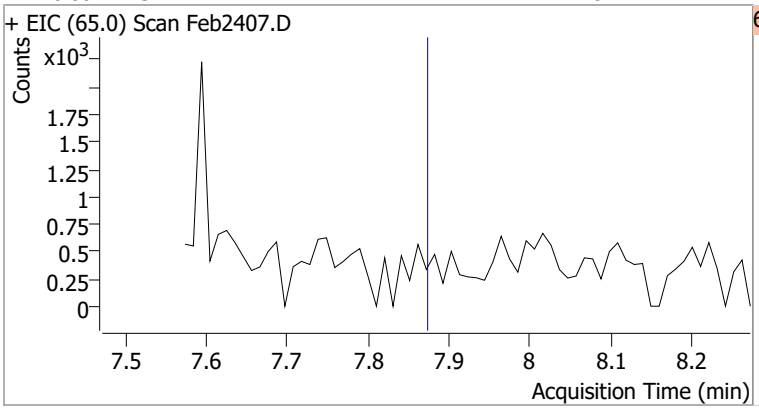

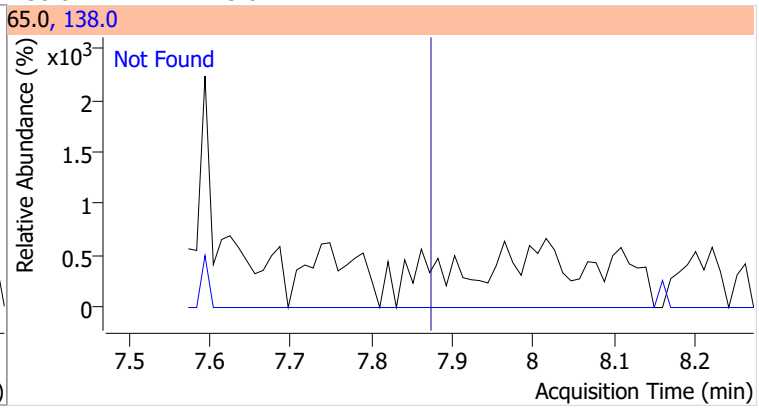

Compound	Conc.	RT	Dev(Min)	Resp.	QIon	QRatio	Lower	Upper
Dimethyl Phthalate		0		0	77.0		13.9	25.8

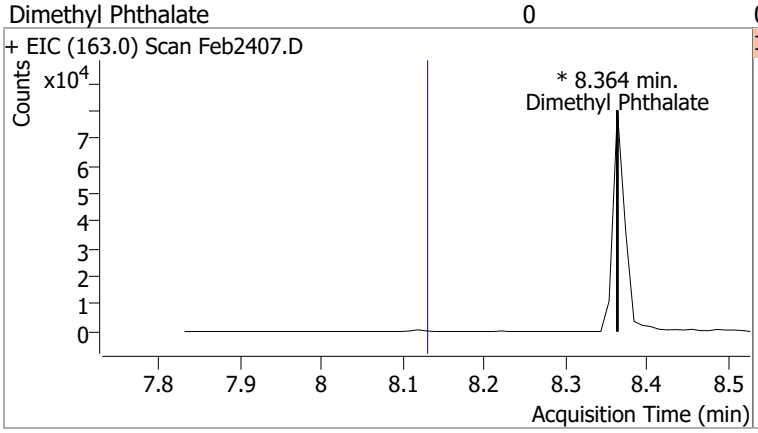

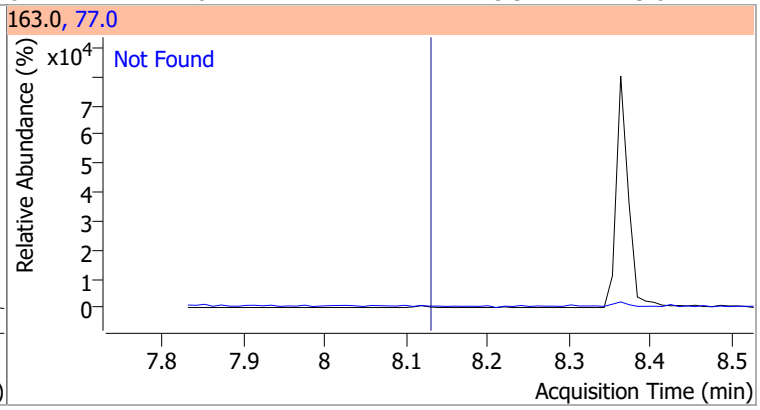

Compound	Conc.	RT	Dev(Min)	Resp.	QIon	QRatio	Lower	Upper
2,6-Dinitrotoluene		0		0	63.0		95.6	177.5
					89.0		45.4	84.4

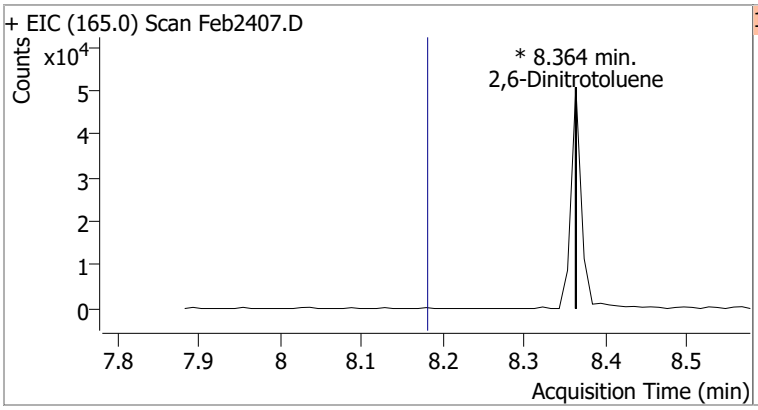

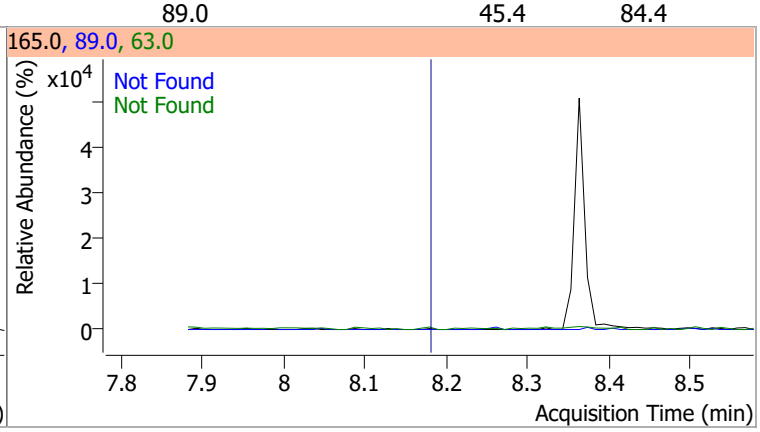

Compound	Conc.	Exp RT	QIon	Exp Ratio
Acenaphthylene	N.D.	8.19	153.1	14.0

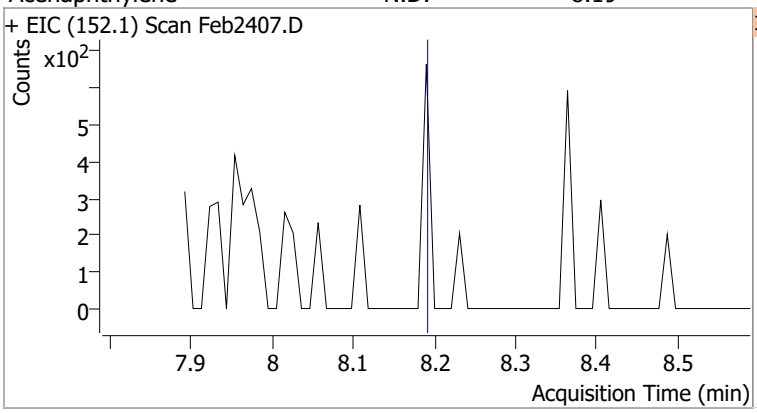

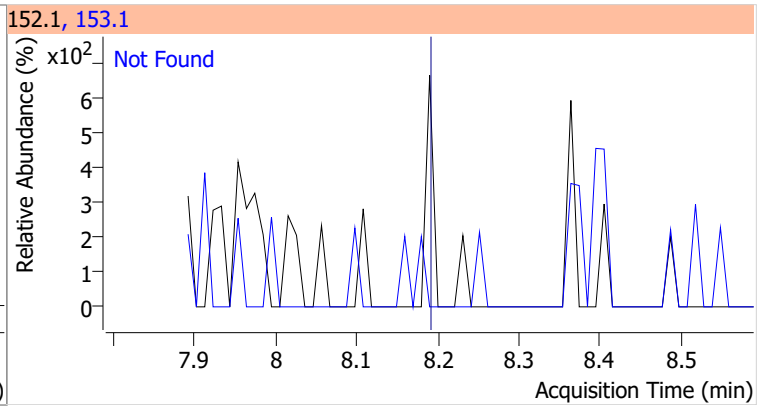

Compound	Conc.	Exp RT	QIon	Exp Ratio	QIon	Exp Ratio
3-Nitroaniline	N.D.	8.38	65.0	131.7	92.0	112.6

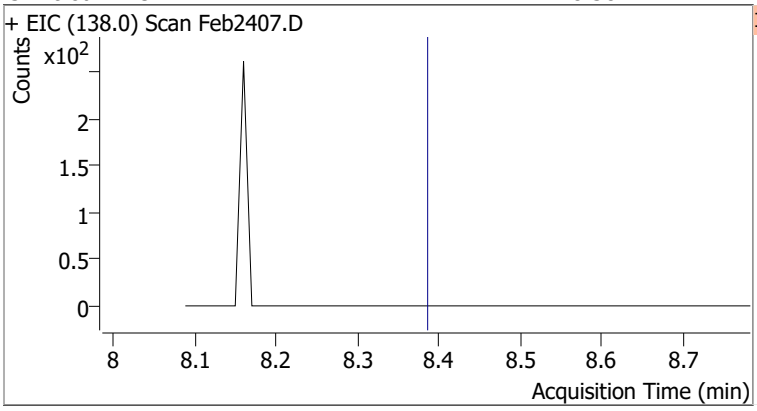

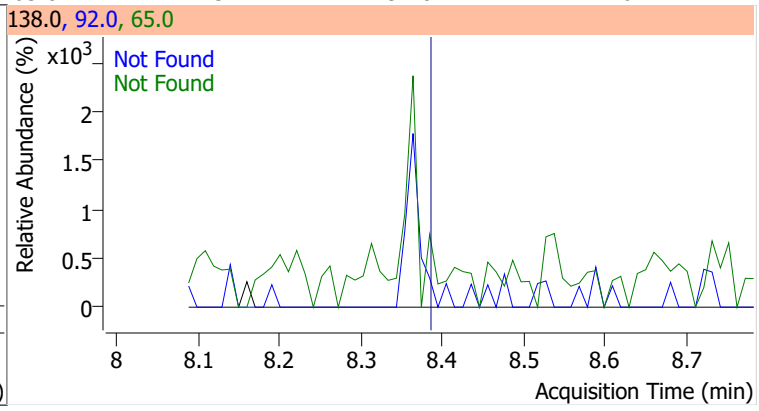

Compound	Conc.	Exp RT	QIon	Exp Ratio	QIon	Exp Ratio
Acenaphthene	N.D.	8.40	153.0	106.6	152.0	52.4

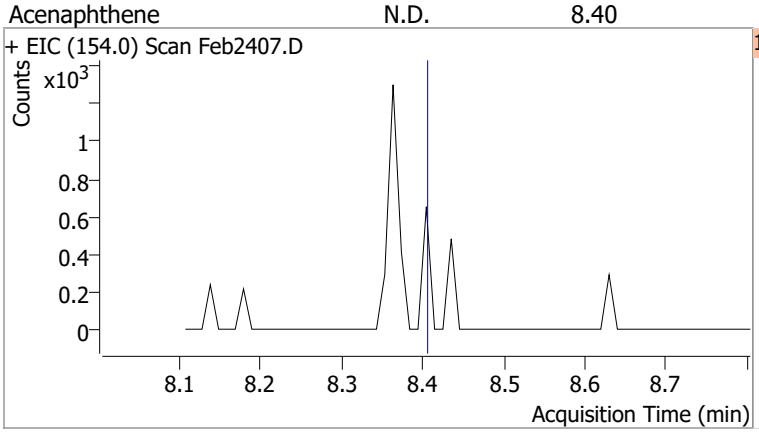

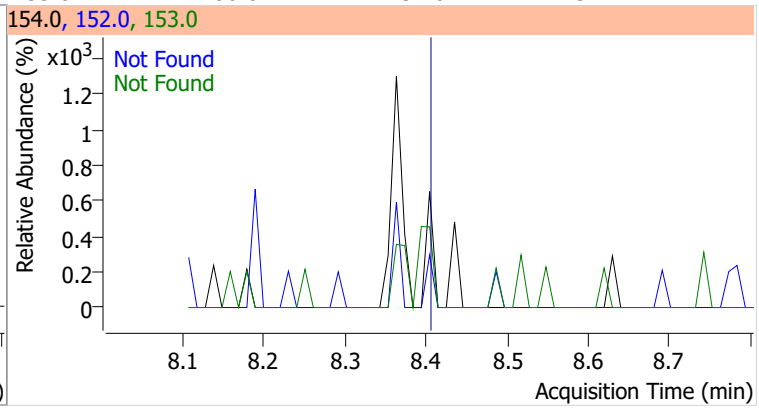

Compound	Conc.	Exp RT	QIon	Exp Ratio
2,4-Dinitrophenol	N.D.	8.51	154.0	59.3

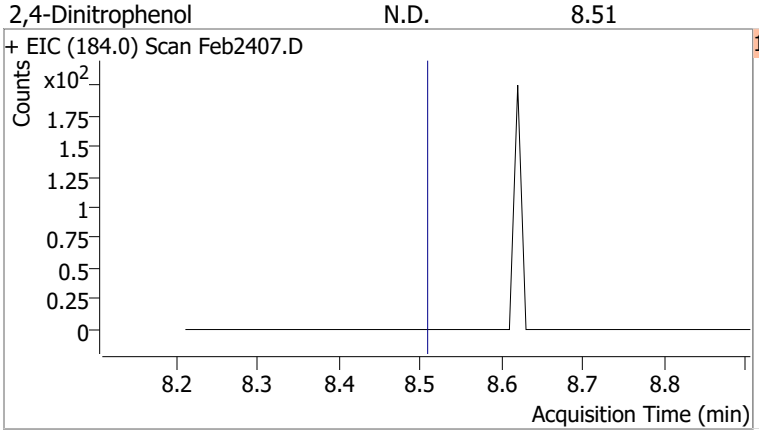

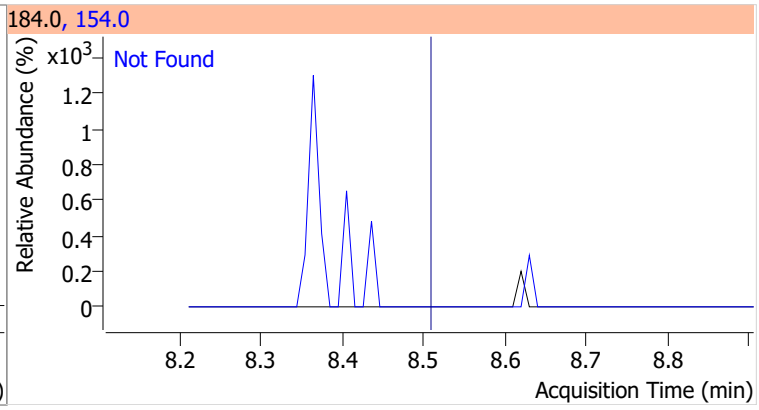

Compound	Conc.	Exp RT	QIon	Exp Ratio
Dibenzofuran	N.D.	8.62	139.0	37.6

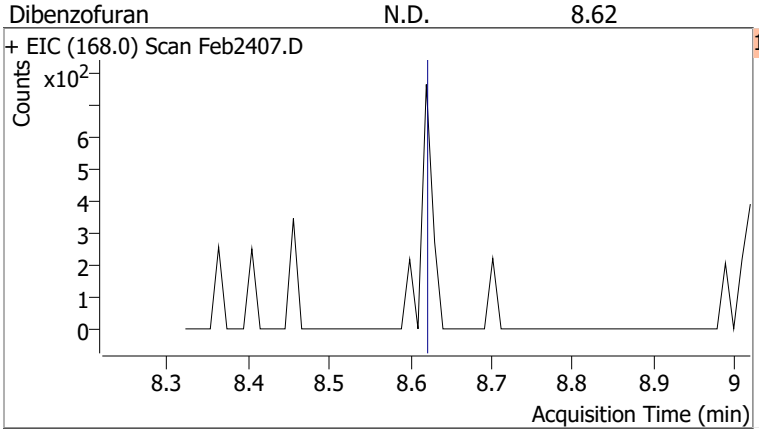

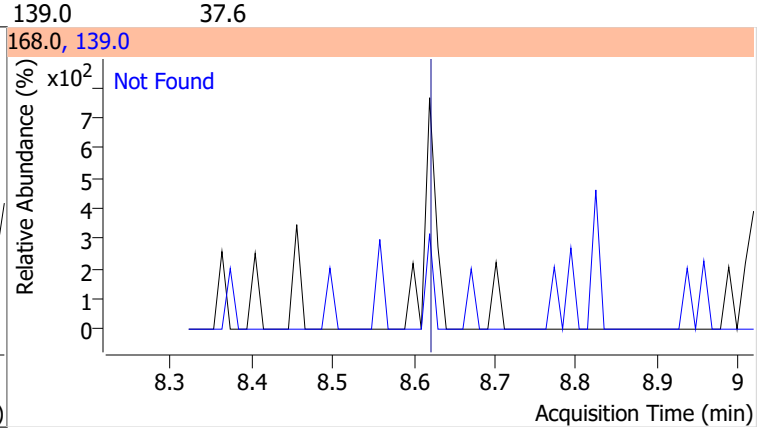

Compound	Conc.	Exp RT	QIon	Exp Ratio	QIon	Exp Ratio
2,4-Dinitrotoluene	N.D.	8.66	89.0	75.9	63.0	44.1

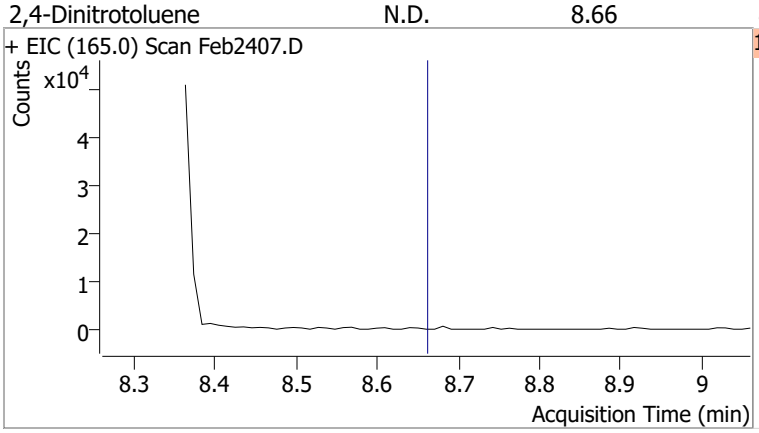

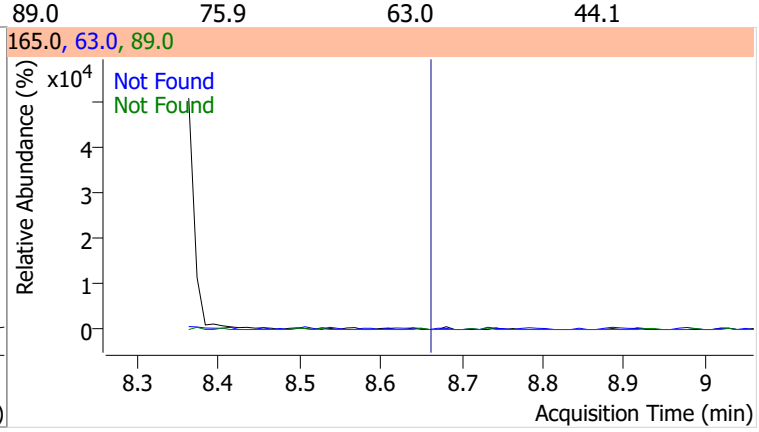

Compound	Conc.	Exp RT	QIon	Exp Ratio	QIon	Exp Ratio
4-Nitrophenol	N.D.	8.71	139.0	78.4	65.0	71.6

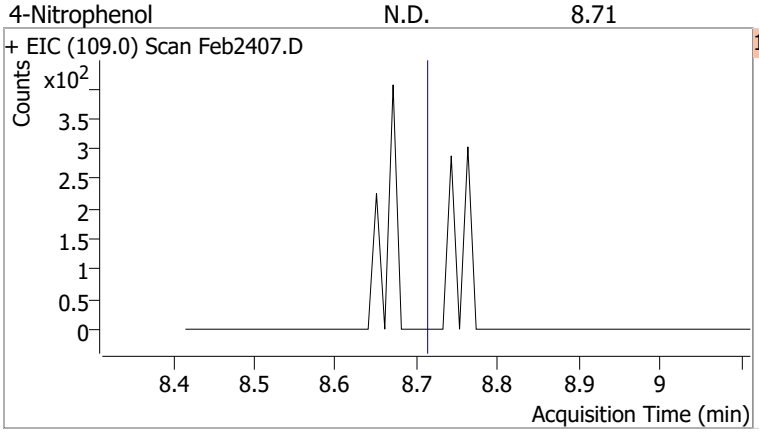

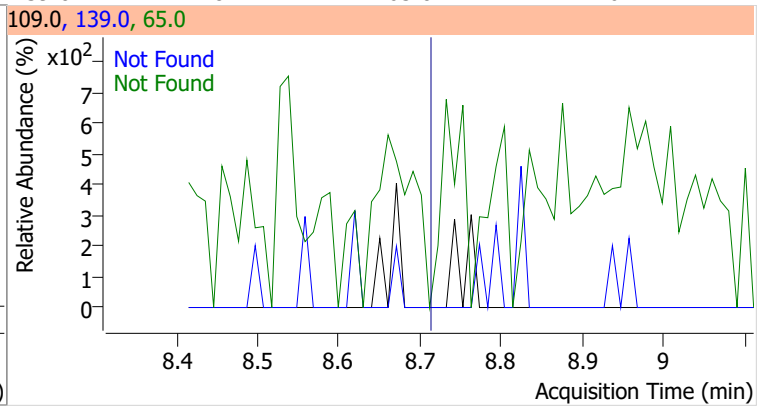

Compound	Conc.	Exp RT	QIon	Exp Ratio	QIon	Exp Ratio
Diethylphthalate	N.D.	8.99	177.0	21.3	150.0	12.7

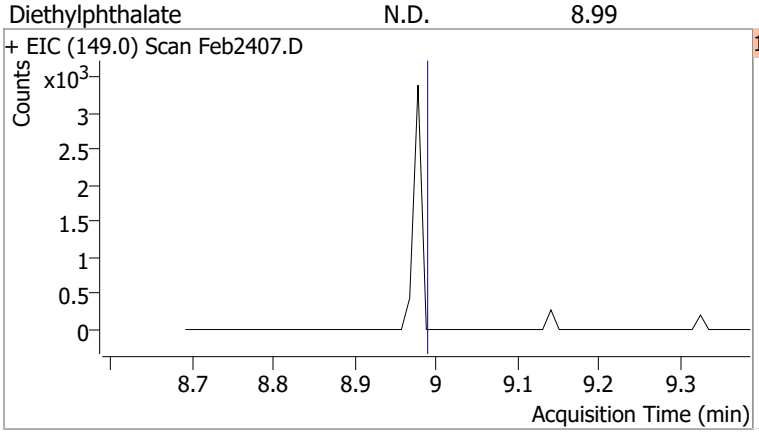

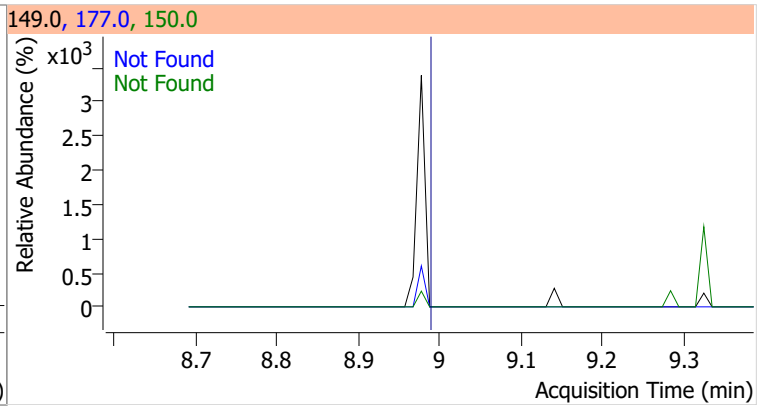

Compound	Conc.	Exp RT	QIon	Exp Ratio	QIon	Exp Ratio
Fluorene	N.D.	9.03	165.0	94.1	167.0	13.4

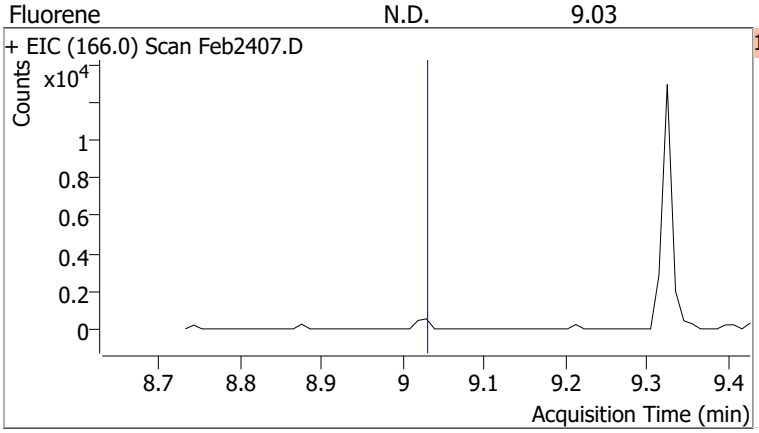

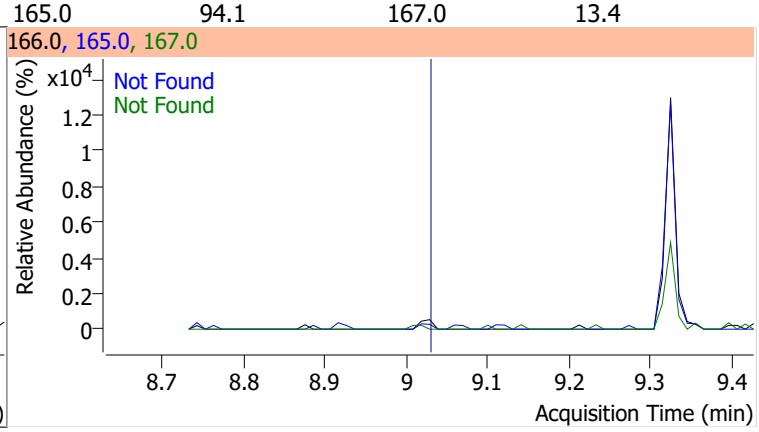

Compound	Conc.	Exp RT	QIon	Exp Ratio	QIon	Exp Ratio
4-Chlorophenyl-phenylether	N.D.	9.07	141.0	61.7	206.0	34.0

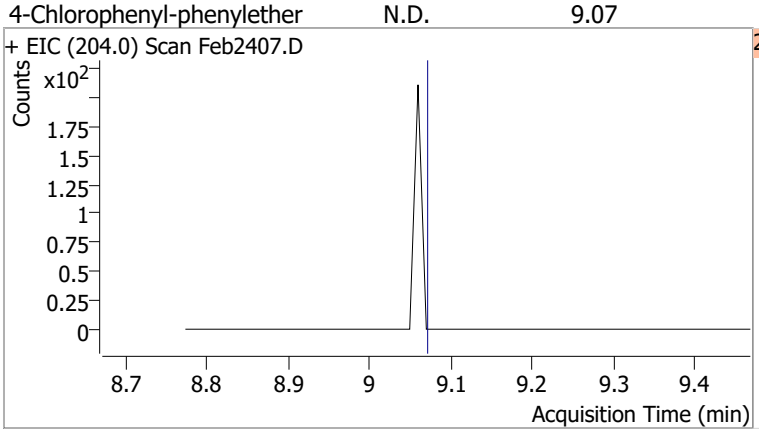

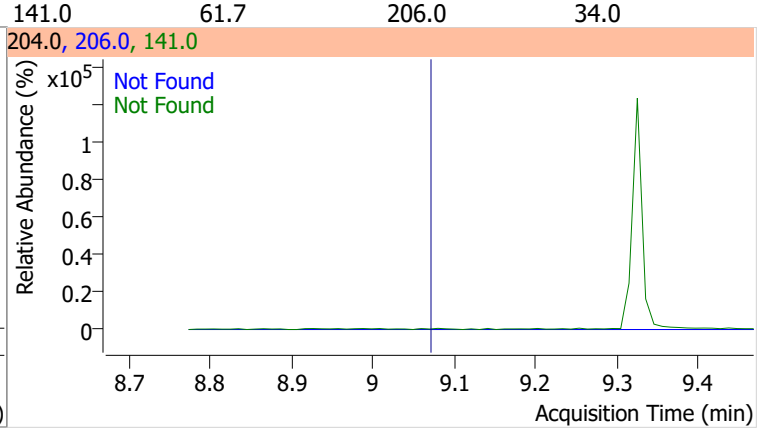

Compound	Conc.	Exp RT	QIon	Exp Ratio	QIon	Exp Ratio
4-Nitroaniline	N.D.	9.12	65.0	109.2	92.0	47.3

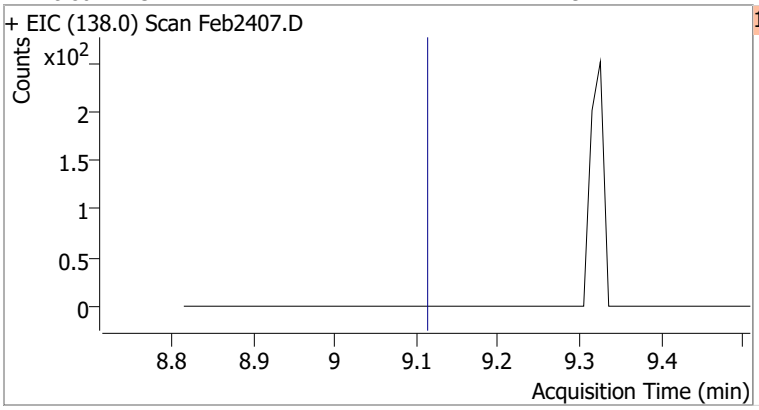

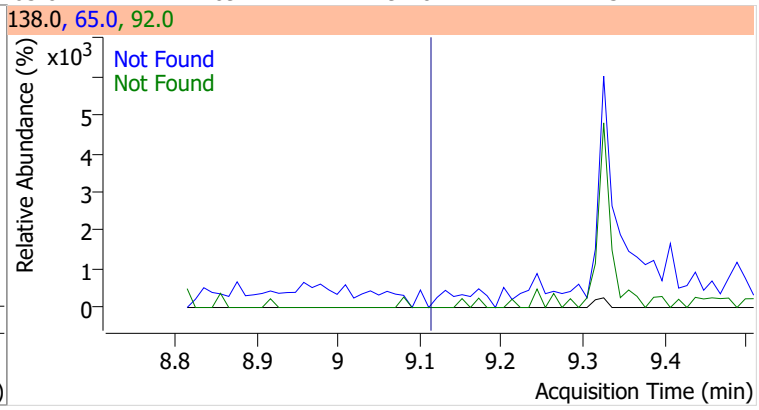

Compound	Conc.	Exp RT	QIon	Exp Ratio
4,6-Dinitro-2-methylphenol	N.D.	9.14	121.0	48.7

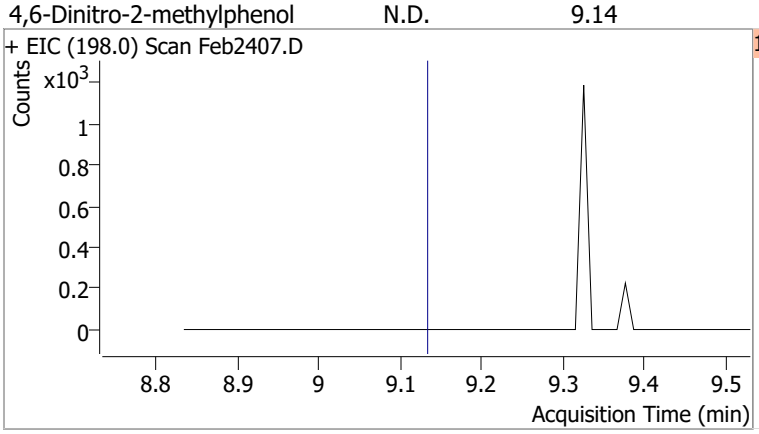

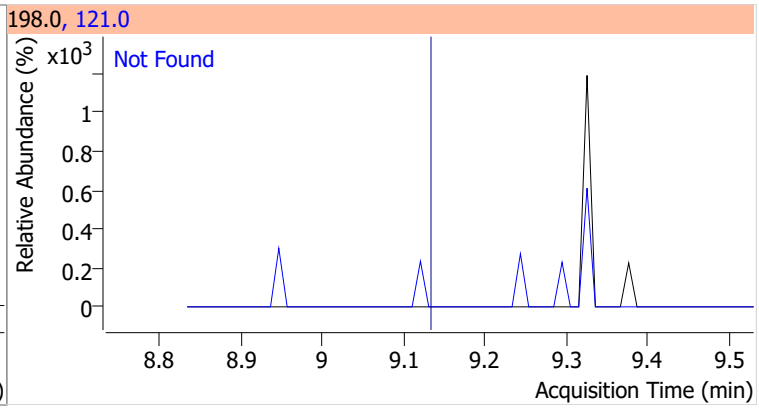

Compound	Conc.	Exp RT	QIon	Exp Ratio	QIon	Exp Ratio
N-nitrosodiphenylamine	N.D.	9.22	168.0	64.6	167.0	34.5

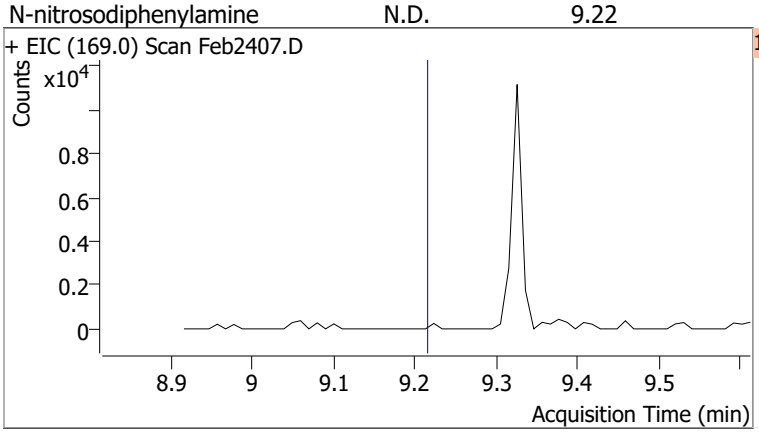

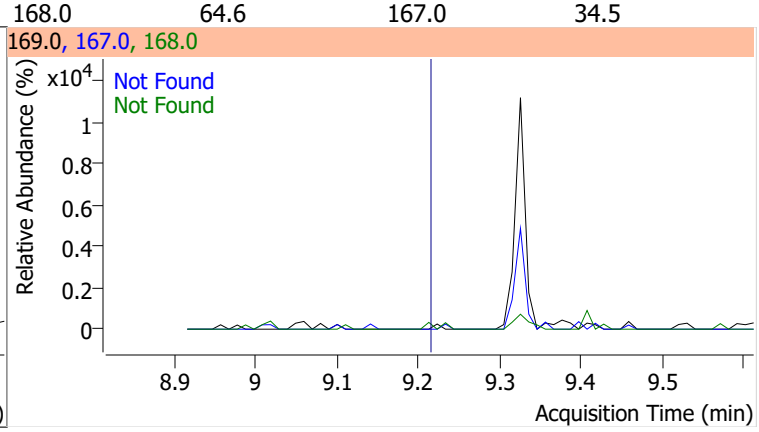

Compound	Conc.	Exp RT	QIon	Exp Ratio	QIon	Exp Ratio
Azobenzene	N.D.	9.25	51.0	48.8	182.0	26.0

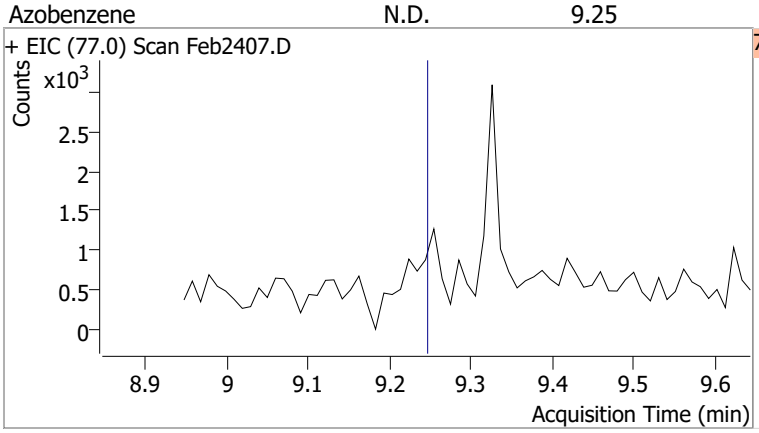

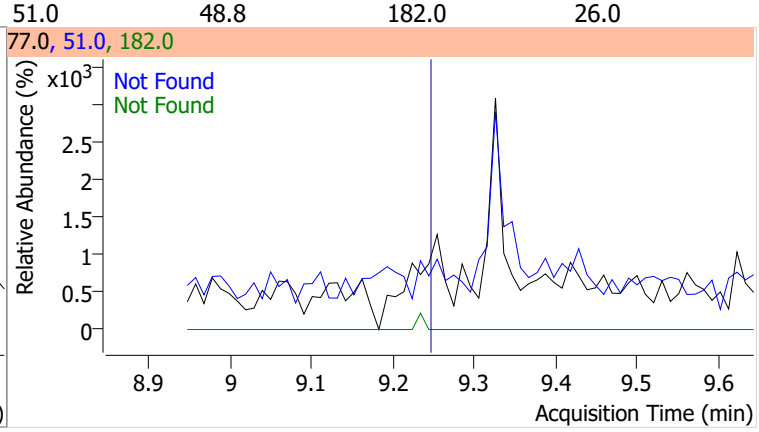

Compound	Conc.	RT	Dev(Min)	Resp.	QIon	QRatio	Lower	Upper
2,4,6-Tribromophenol	155.8813	9.33	0.00	169615	331.8	87.4	63.6	118.2

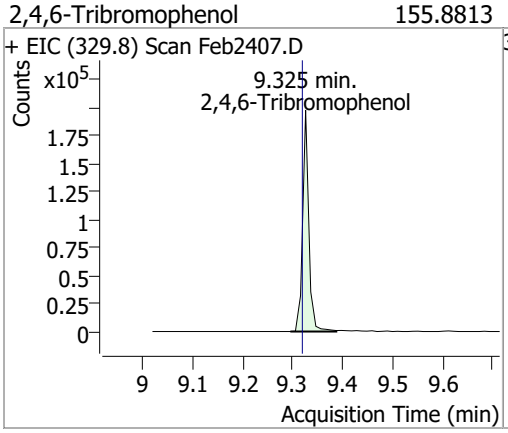

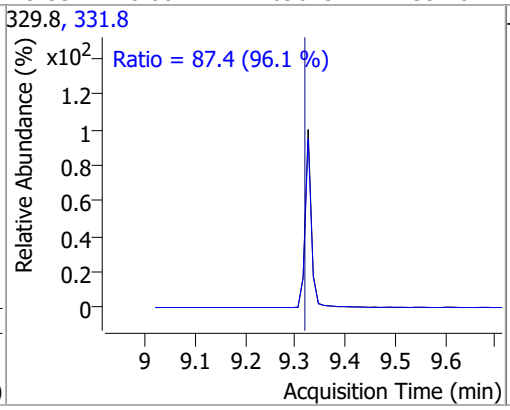

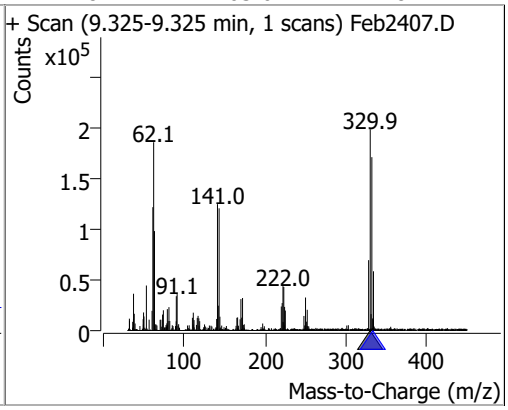

Compound	Conc.	Exp RT	QIon	Exp Ratio	QIon	Exp Ratio
4-Bromophenyl-phenylether	N.D.	9.65	141.0	100.4	250.0	99.4

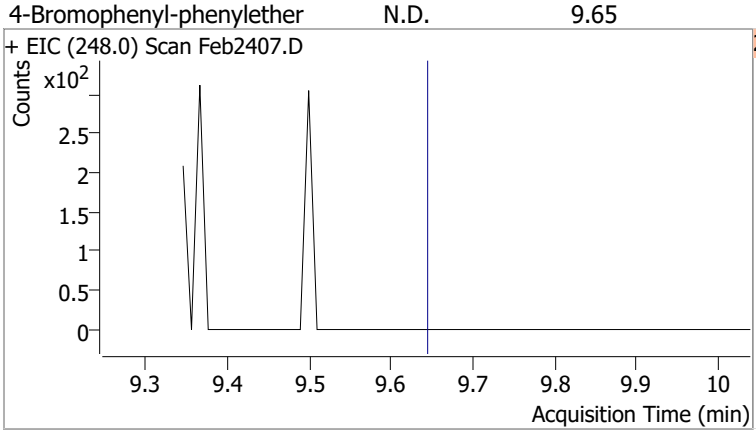

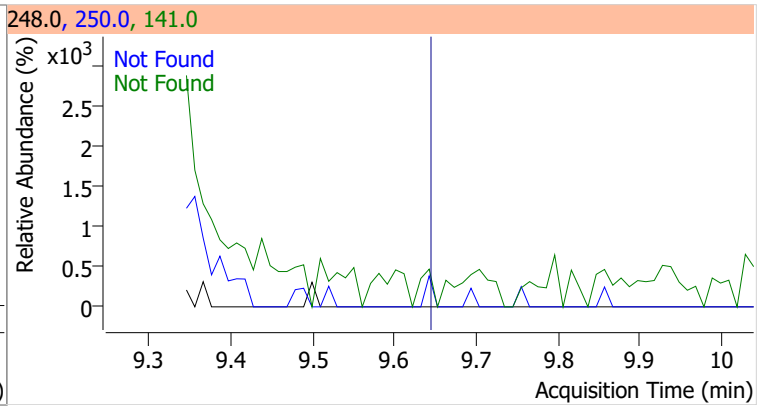

Compound	Conc.	Exp RT	QIon	Exp Ratio
Hexachlorobenzene	N.D.	9.68	142.0	49.3

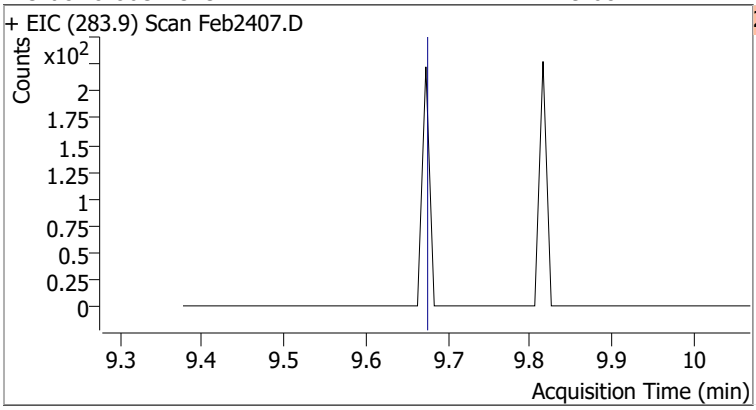

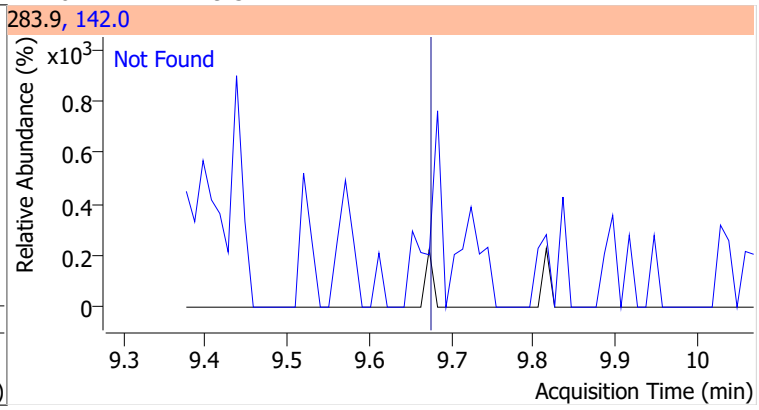

Compound	Conc.	Exp RT	QIon	Exp Ratio	QIon	Exp Ratio
Pentachlorophenol	N.D.	9.96	263.9	63.1	267.9	62.4

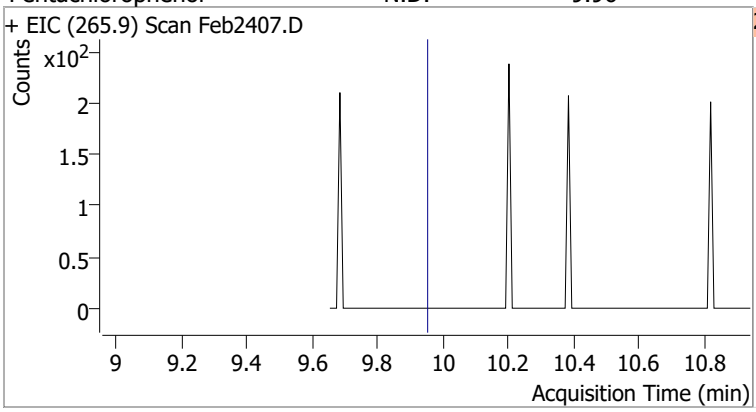

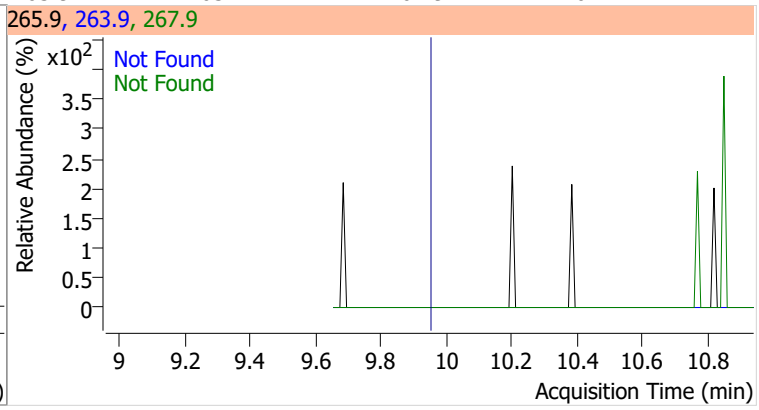

Compound	Conc.	Exp RT	QIon	Exp Ratio
Phenanthrene	N.D.	10.18	176.0	18.9

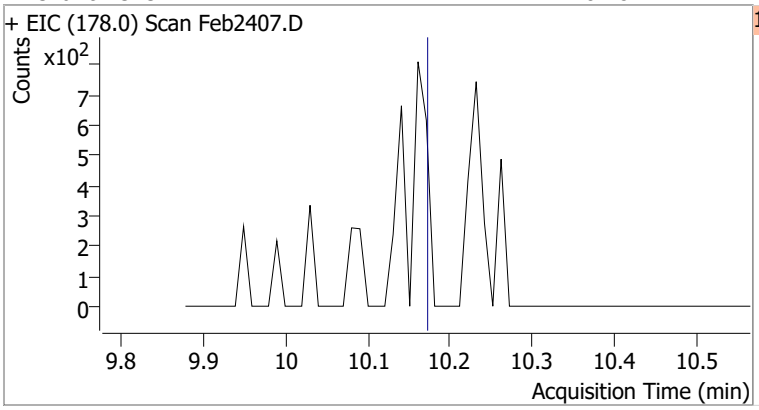

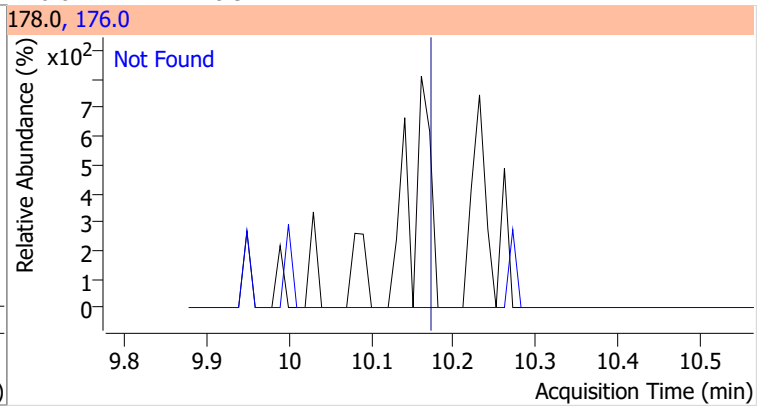

Compound	Conc.	Exp RT	QIon	Exp Ratio
Anthracene	N.D.	10.24	176.0	18.2

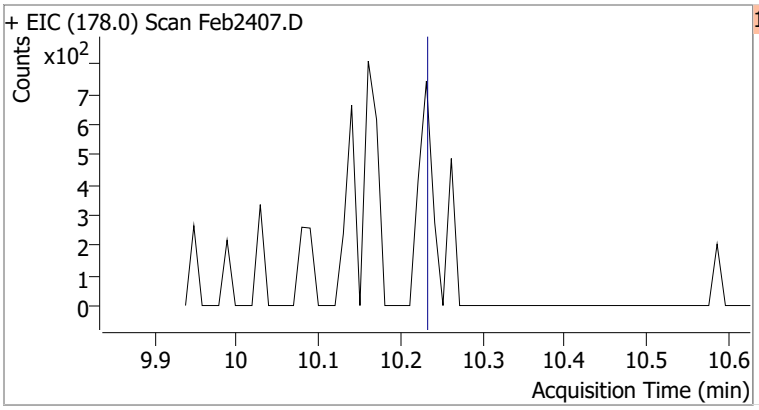

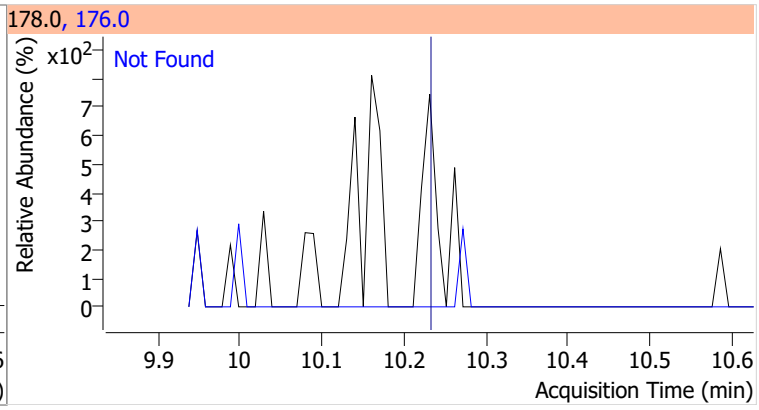

Compound	Conc.	Exp RT	QIon	Exp Ratio	QIon	Exp Ratio
Triallate	N.D.	10.30	268.0	23.9	143.0	21.9

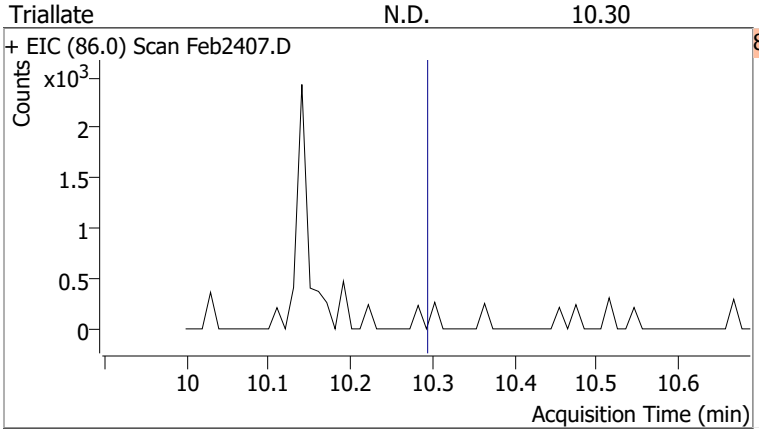

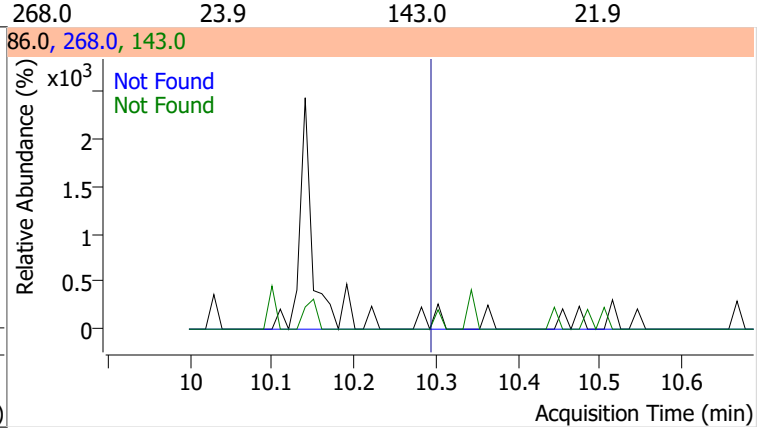

Compound	Conc.	Exp RT	QIon	Exp Ratio
Carbazole	N.D.	10.48	139.0	13.0

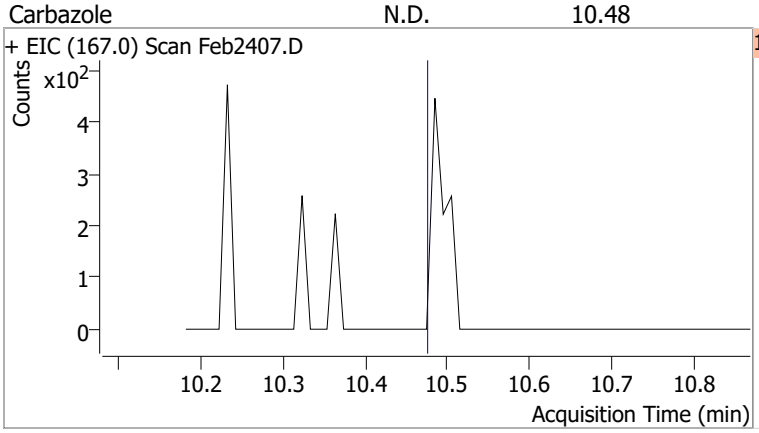

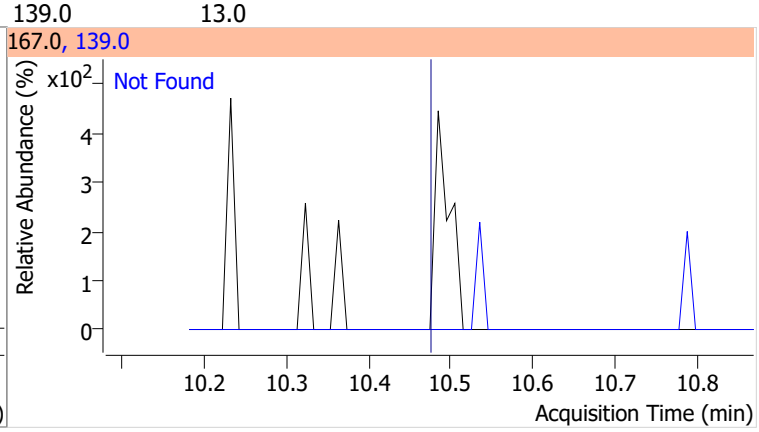

Compound	Conc.	Exp RT	QIon	Exp Ratio	QIon	Exp Ratio
o-Terphenyl	N.D.	10.69	229.0	64.7	215.0	38.5

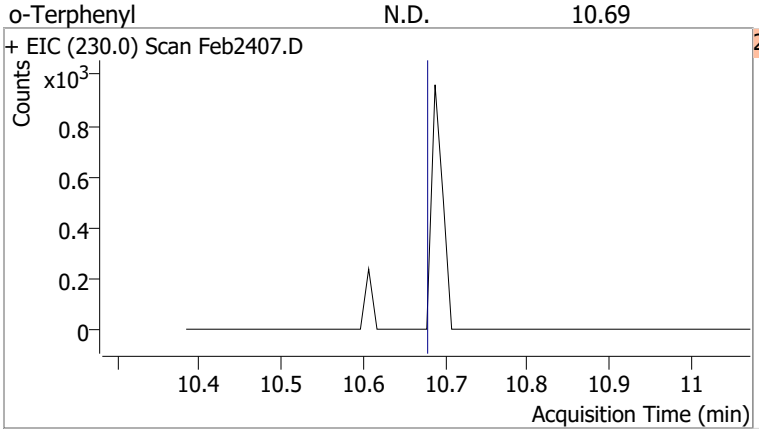

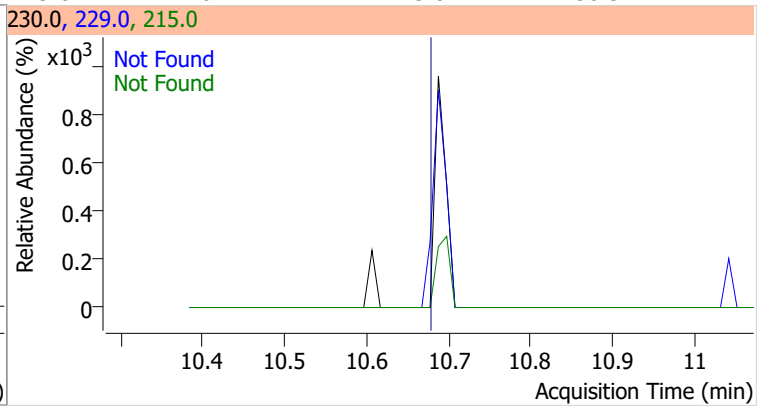

Compound	Conc.	Exp RT	QIon	Exp Ratio	QIon	Exp Ratio
Di-n-Butylphthalate	N.D.	11.07	150.0	9.1	104.0	6.2

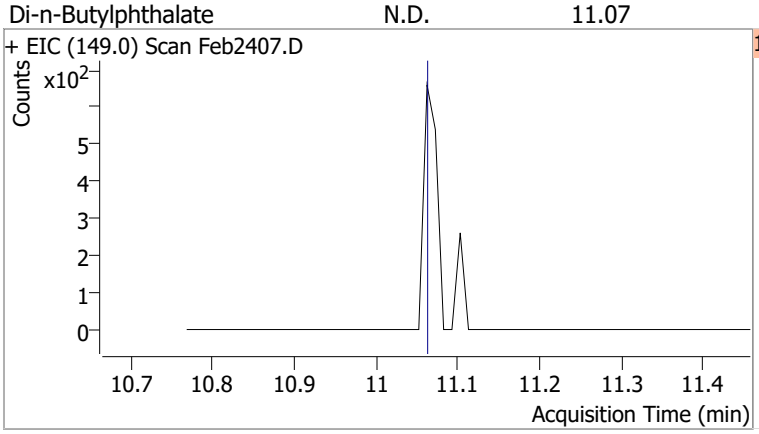

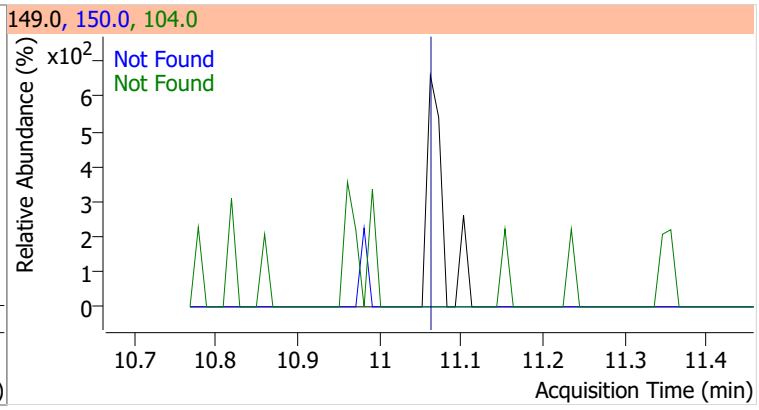

Compound	Conc.	Exp RT	QIon	Exp Ratio
Fluoranthene	N.D.	11.94	101.0	12.7

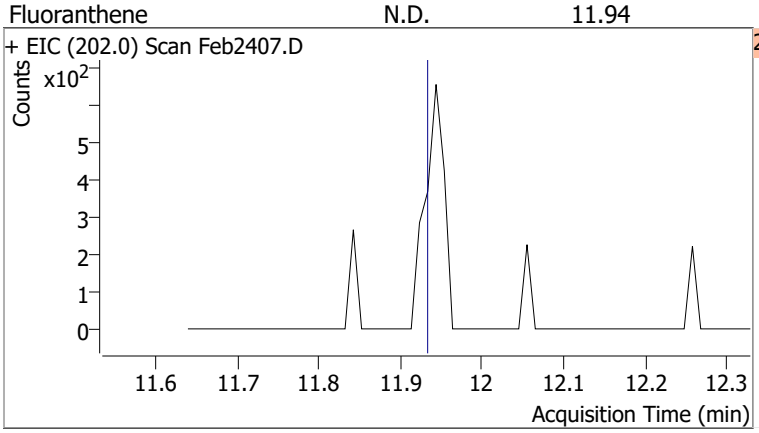

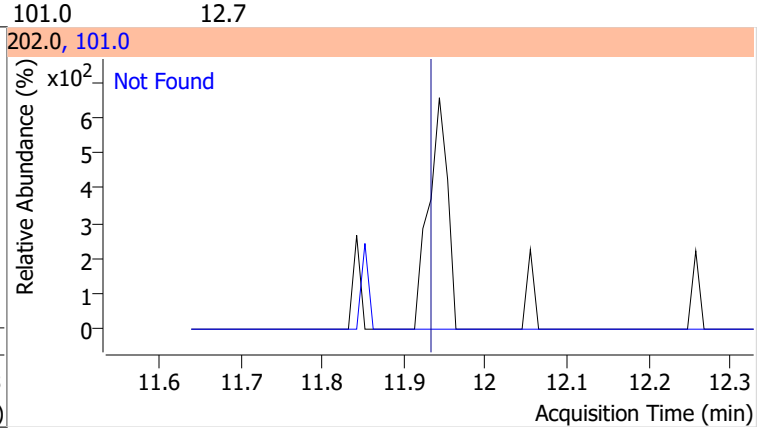

Compound	Conc.	RT	Dev(Min)	Resp.	QIon	QRatio	Lower	Upper
Benzidine		0		0	183.0		7.9	14.7
					92.0		5.0	9.2

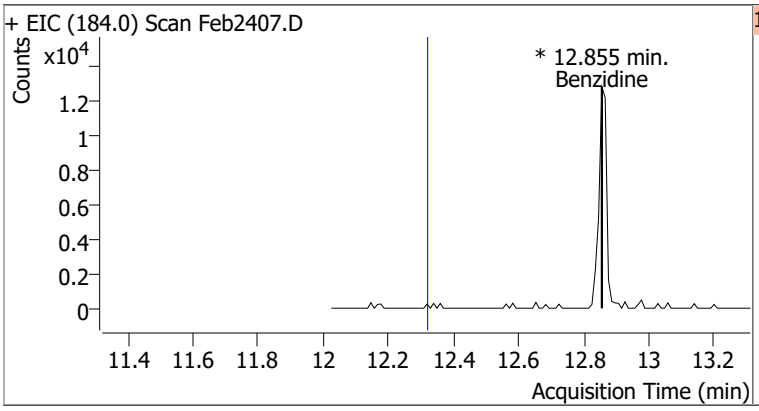

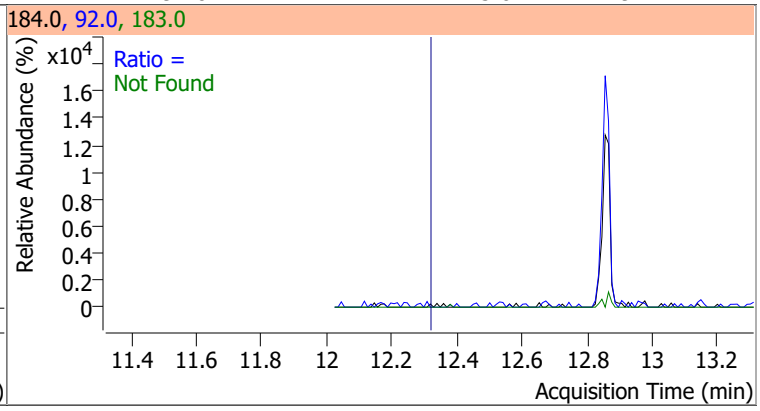

Compound	Conc.	Exp RT	QIon	Exp Ratio
Pyrene	N.D.	12.37	101.0	15.2

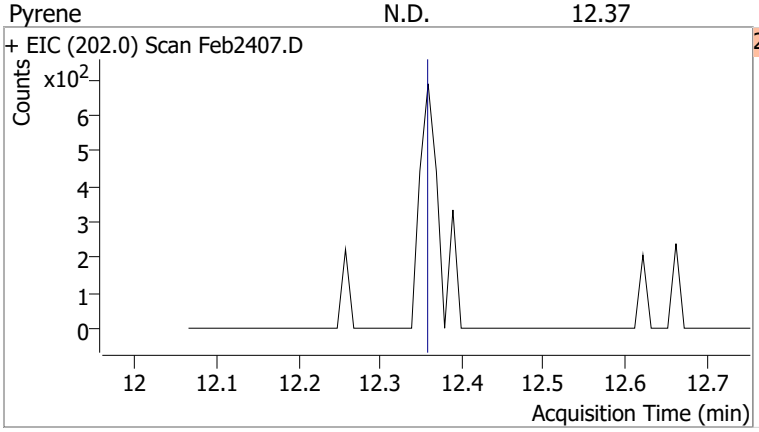

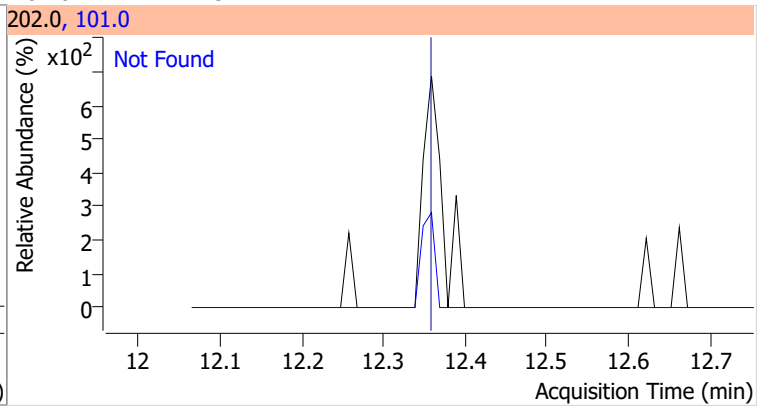

Compound	Conc.	RT	Dev(Min)	Resp.	QIon	QRatio	Lower	Upper
Terphenyl-d14	109.3969	12.86	-0.01	1260933	122.0	14.4	9.5	17.6

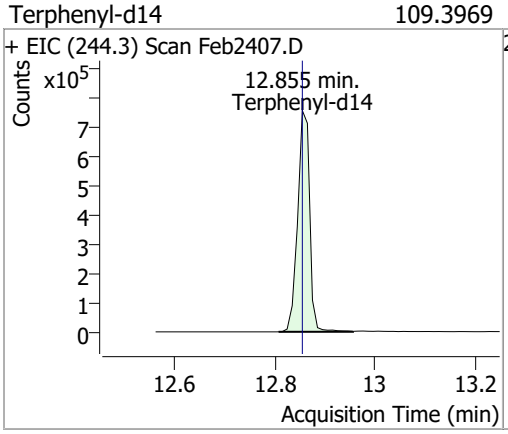

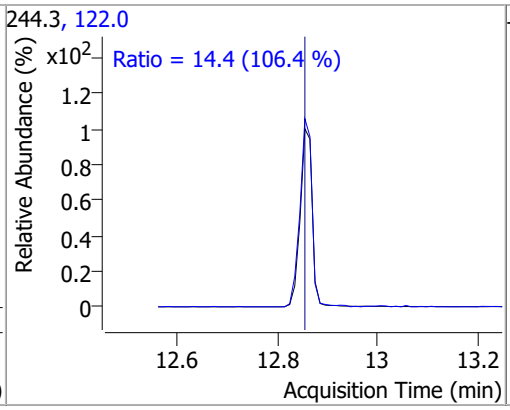

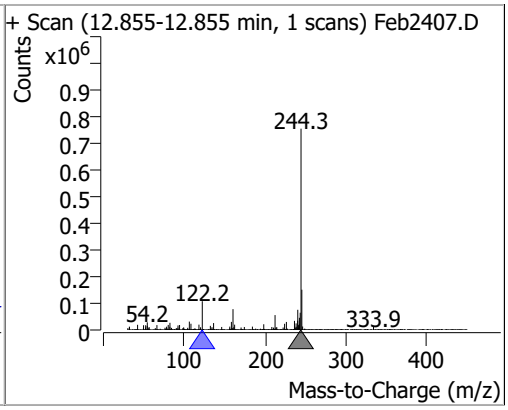

Compound	Conc.	Exp RT	QIon	Exp Ratio	QIon	Exp Ratio
Butylbenzylphthalate	N.D.	14.30	91.0	83.4	206.0	17.7

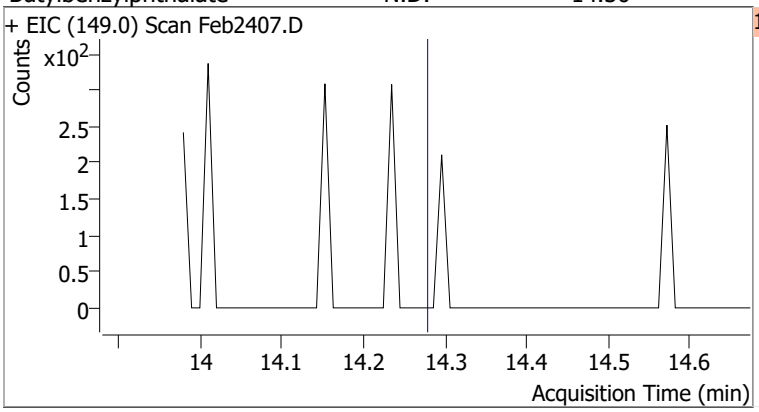

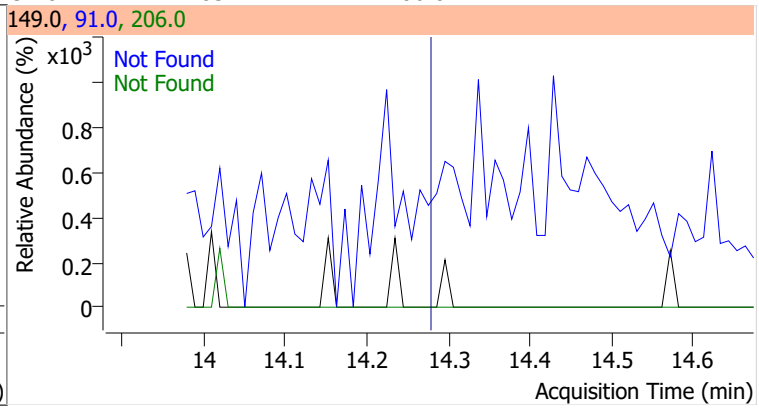

Compound	Conc.	Exp RT	QIon	Exp Ratio	QIon	Exp Ratio
Benzo(a)Anthracene	N.D.	15.50	226.0	26.4	229.0	20.9

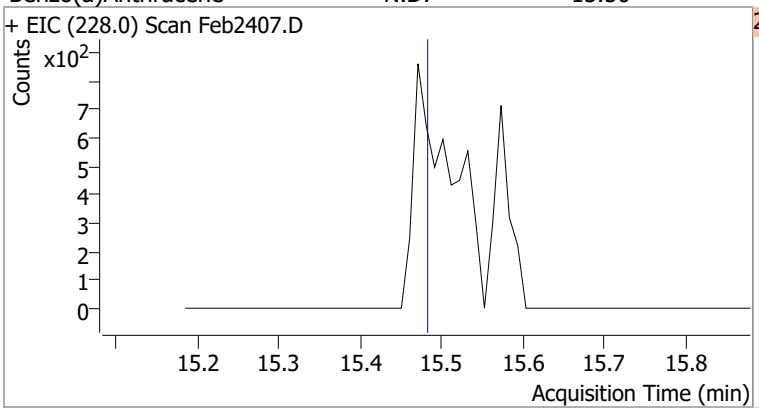

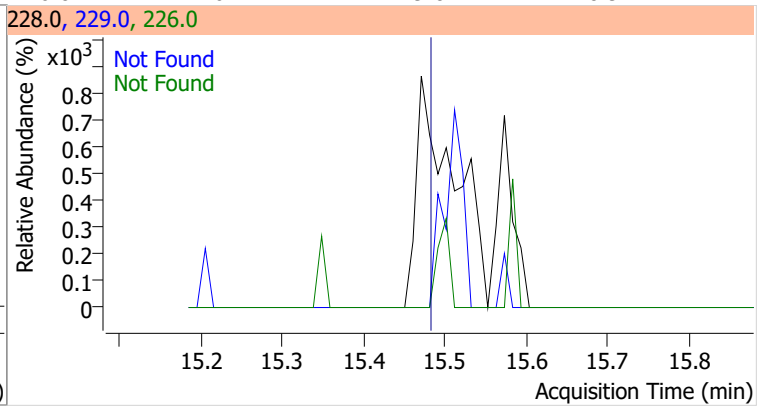

Compound	Conc.	Exp RT	QIon	Exp Ratio	QIon	Exp Ratio
Chrysene	N.D.	15.61	226.0	29.2	229.0	20.4

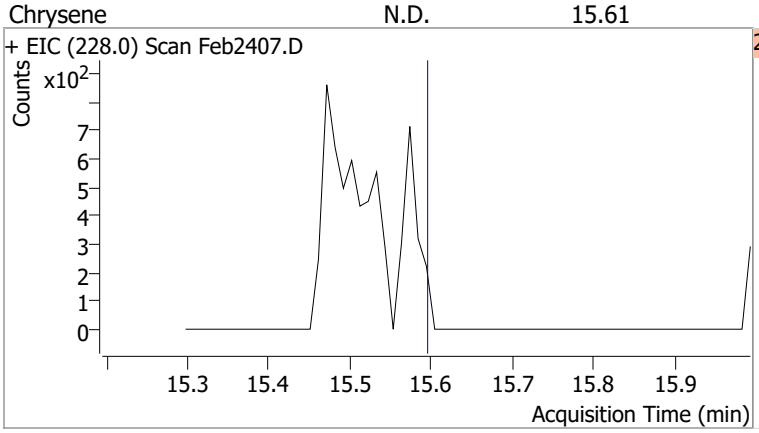

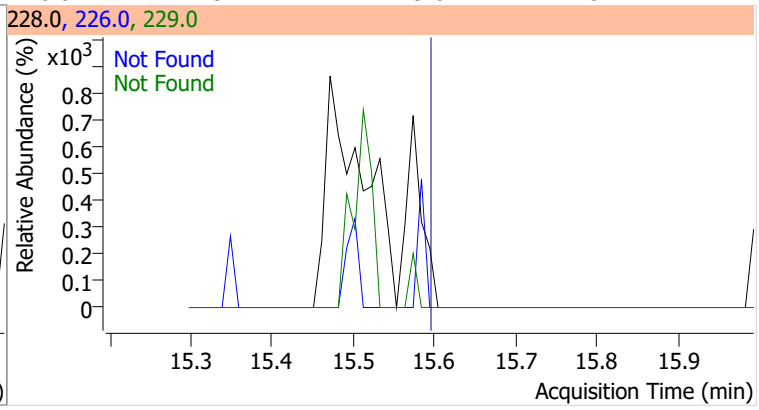

Compound	Conc.	Exp RT	QIon	Exp Ratio
3,3-Dichlorobenzidine	N.D.	15.65	254.0	64.6

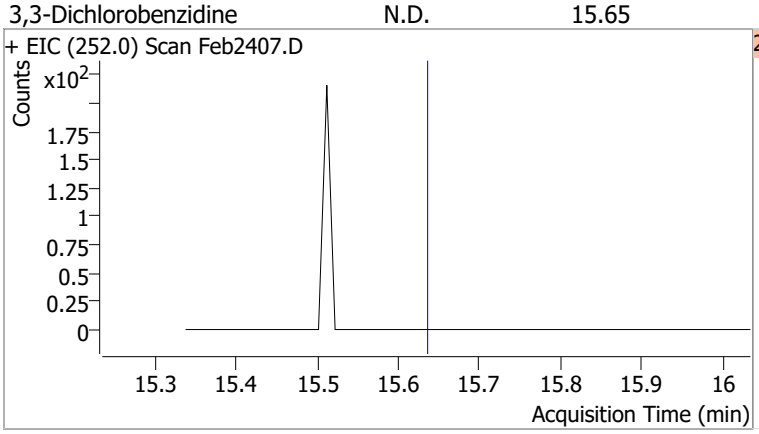

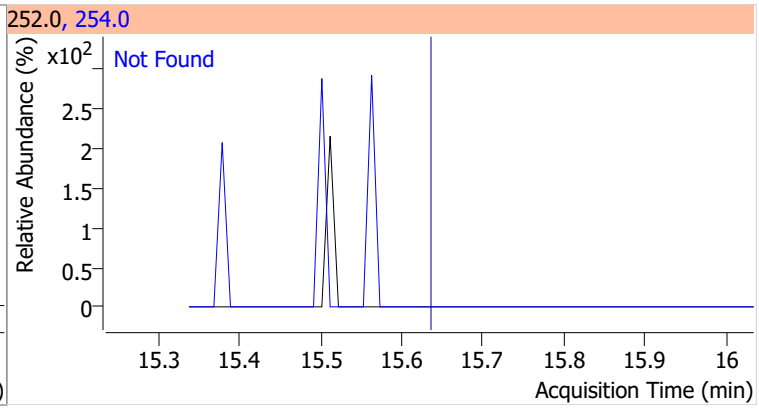

Compound	Conc.	Exp RT	QIon	Exp Ratio	QIon	Exp Ratio
bis(2-ethylhexyl)Phthalate	N.D.	16.35	149.0	391.0	279.0	13.4

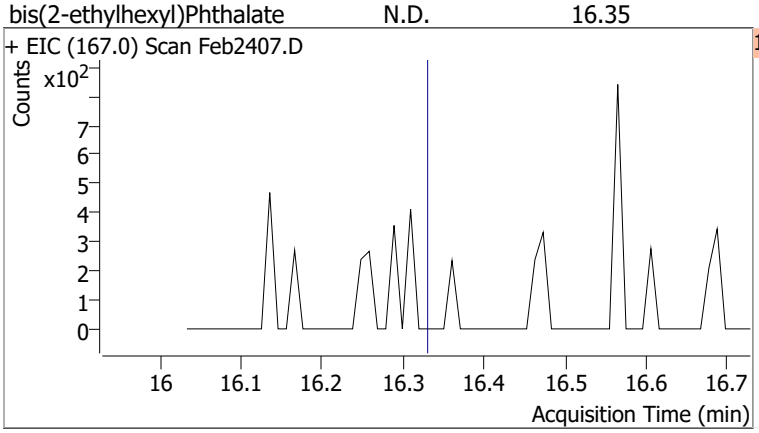

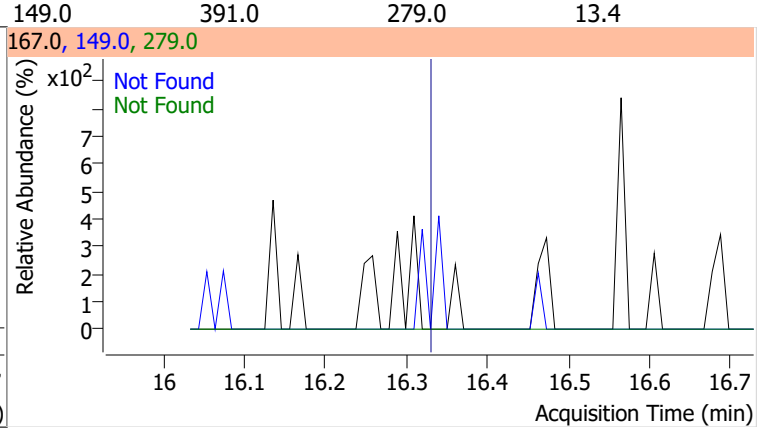

Compound	Conc.	Exp RT	QIon	Exp Ratio
Di-n-octyl Phthalate	N.D.	18.12	150.0	9.5

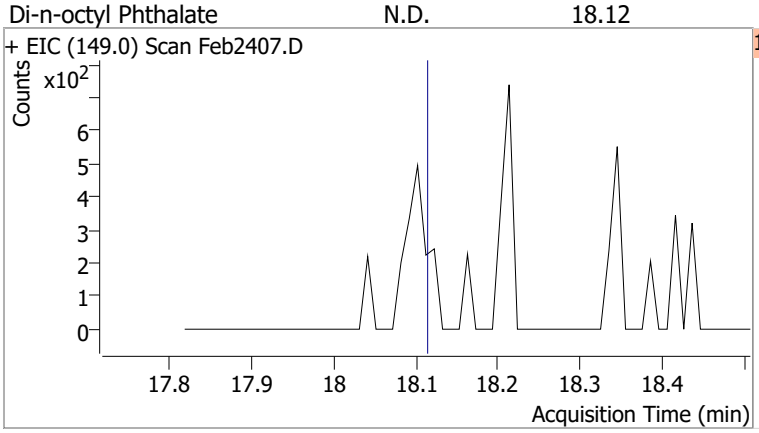

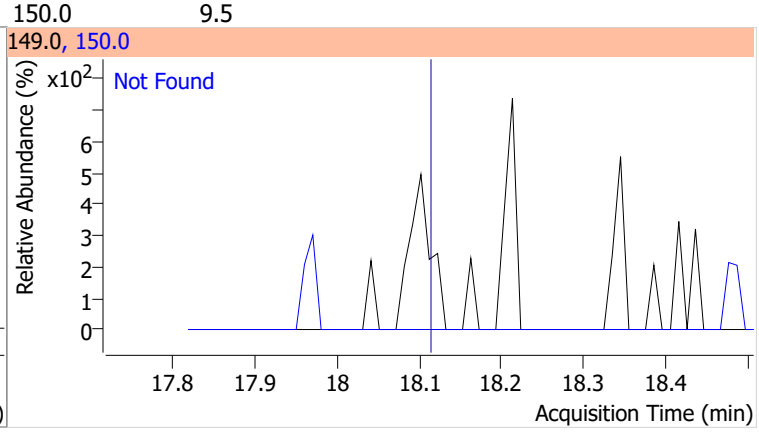

Compound	Conc.	Exp RT	QIon	Exp Ratio
Benzo(b)fluoranthene	N.D.	18.37	253.0	22.9

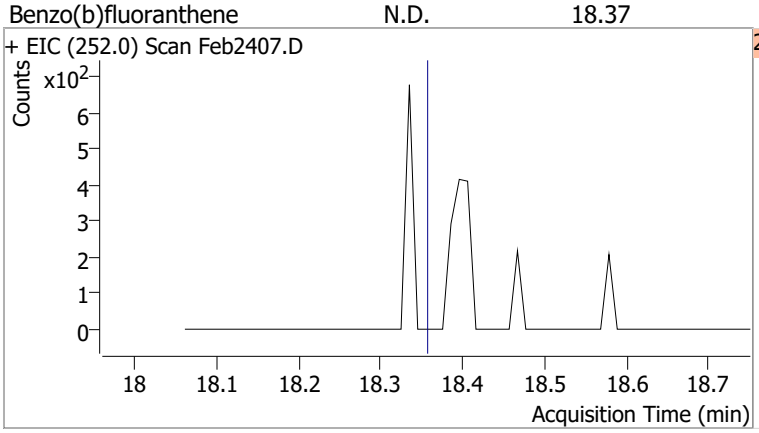

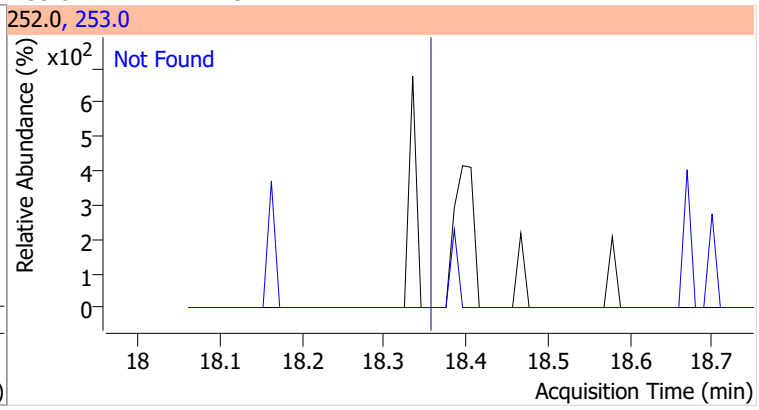

Compound	Conc.	Exp RT	QIon	Exp Ratio
Benzo(k)fluoranthene	N.D.	18.43	253.0	22.8

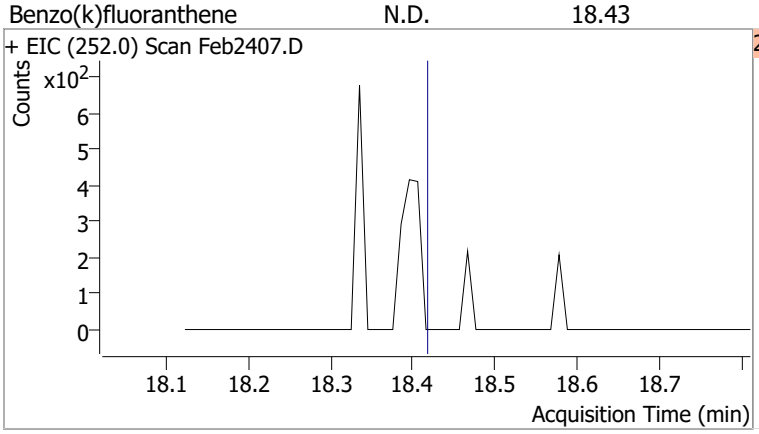

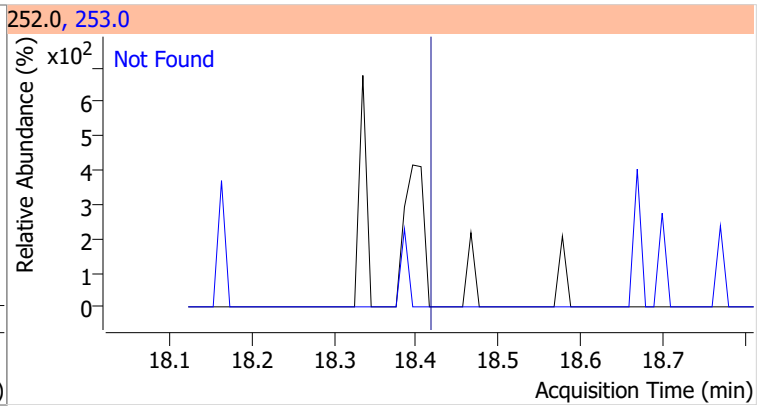

Compound	Conc.	Exp RT	QIon	Exp Ratio
Benzo(a)pyrene	N.D.	18.97	253.0	22.6

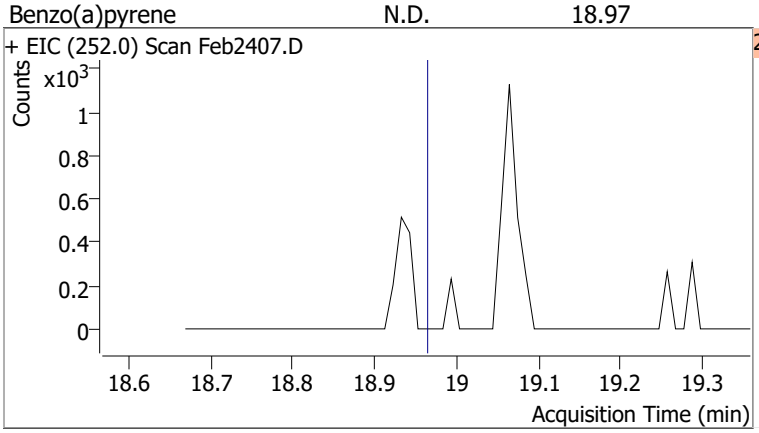

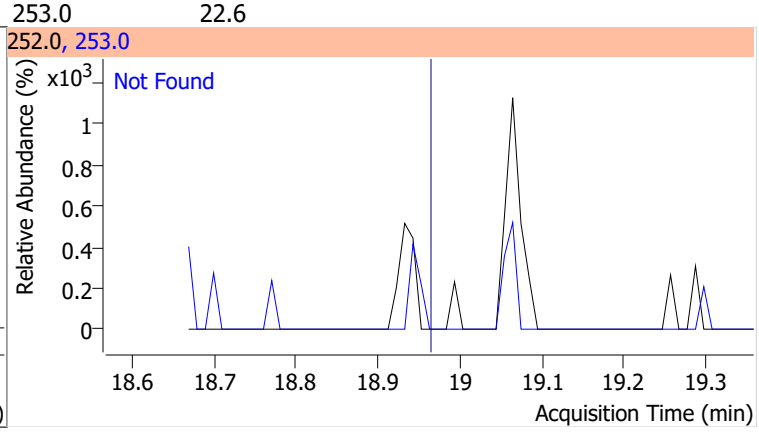

Compound	Conc.	Exp RT	QIon	Exp Ratio
Indeno(1,2,3-c,d)pyrene	N.D.	20.75	138.0	30.2

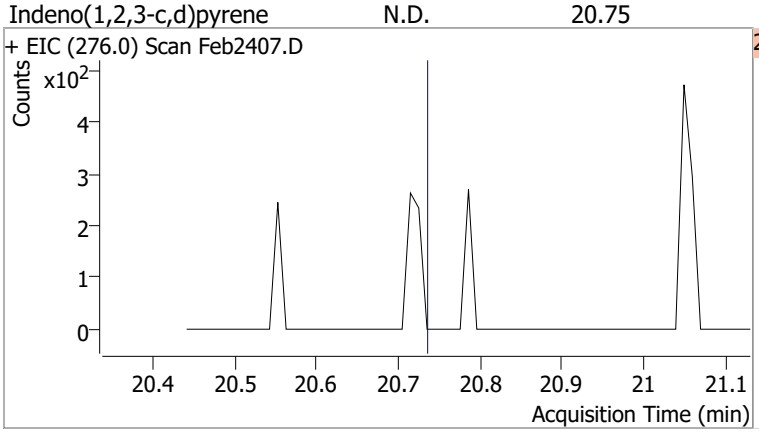

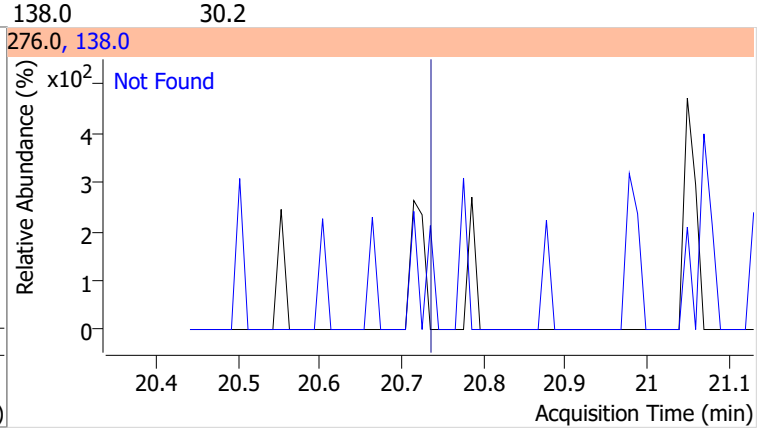

Compound	Conc.	Exp RT	QIon	Exp Ratio	QIon	Exp Ratio
Dibenzo(a,h)anthracene	N.D.	20.81	139.0	25.3	279.0	24.1

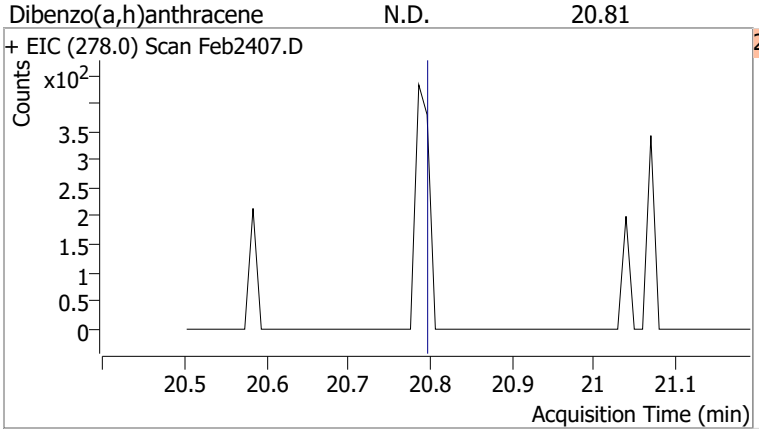

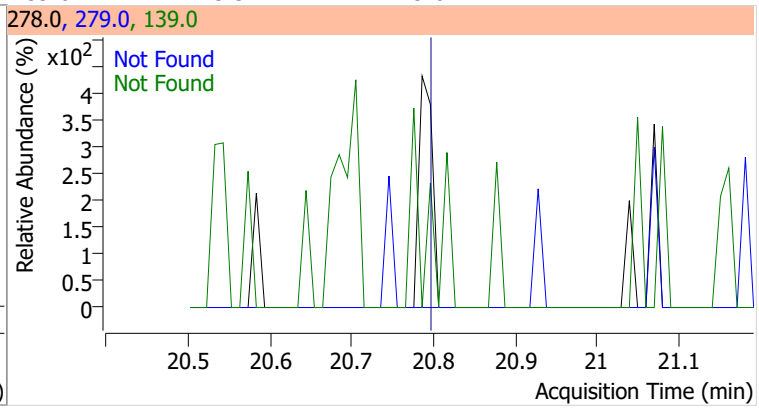

Compound	Conc.	Exp RT	QIon	Exp Ratio	QIon	Exp Ratio
Benzo(g,h,i)perylene	N.D.	21.08	138.0	32.4	277.0	23.6

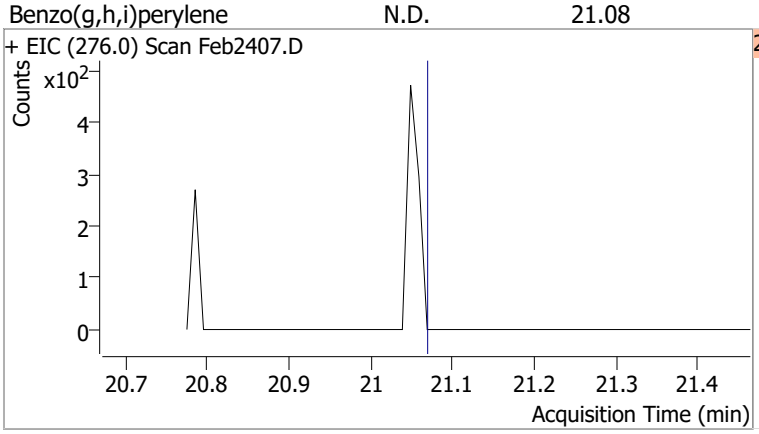

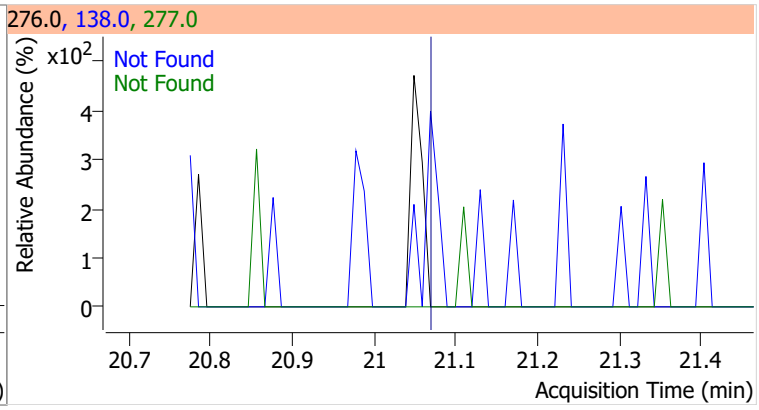

Quantitation Results Report (QT Reviewed)

Data File	Feb2408.D	Operator	LIMS import
Acq. Method	BNA+SIM.M	Acq. Date-Time	2/24/2022 7:24:48 PM
Sample Name	B22021435-001CMS	Instrument	Instrument #1
Vial	8	Multiplier	1.00
DA Method File		Comment	SVOC-8270-W-LARGO
Tune File	dftppdsm.u	Tune Date	2/18/2022 9:25:00 PM
Batch Name	022422 DoD BNA.batch.bin	Last Calib Update	2/25/2022 7:56:13 AM
Ref Library	D:\Org\Library\NIST129K.l		

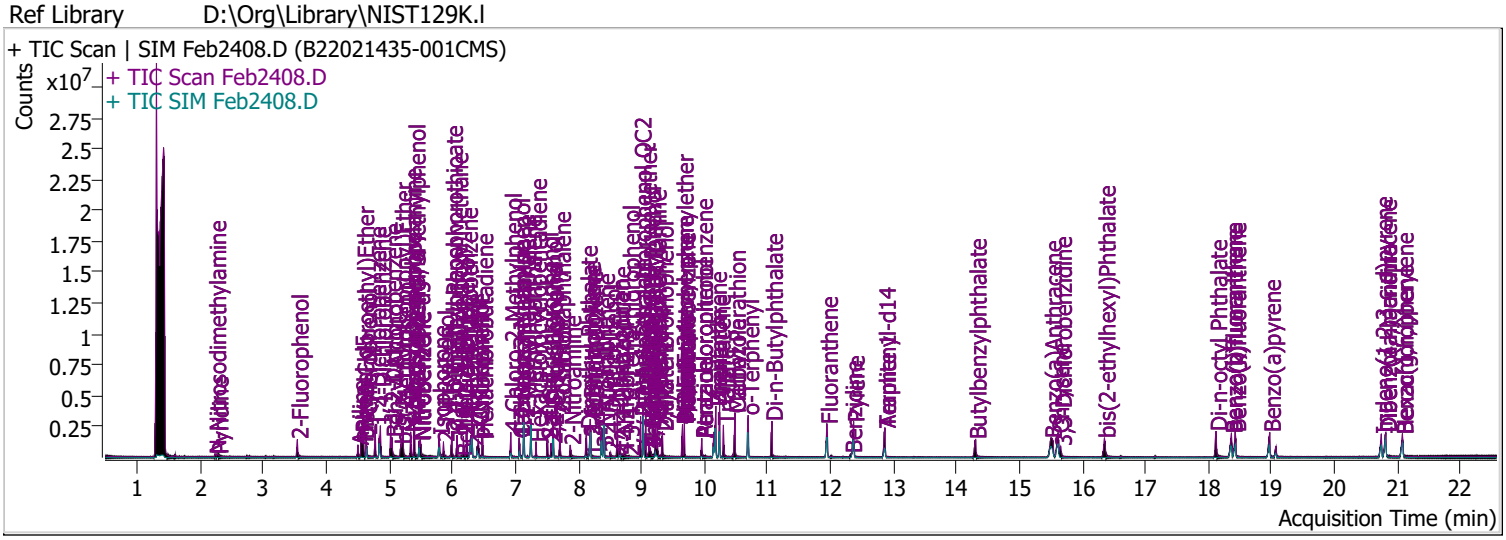

Compound	RT	QIon	Resp.	Conc.	Units		Dev(Min)
Internal Standards							
System Monitoring Compounds							
S 2-Fluorophenol	3.541	112.0	475379	70.6087	µg/L		0.010
Spiked Amount: 200.000	Range: 10.0 - 75.0%			Recovery = 35.30%			
S Phenol-d5	4.552	99.0	651250	74.9118	µg/L		0.000
Spiked Amount: 200.000	Range: 10.0 - 65.0%			Recovery = 37.46%			
S Nitrobenzene-d5	5.471	82.0	332604	68.8624	µg/L		0.000
Spiked Amount: 100.000	Range: 32.0 - 94.0%			Recovery = 68.86%			
S 2-Fluorobiphenyl	7.594	172.0	1003013	71.6224	µg/L		0.000
Spiked Amount: 100.000	Range: 28.0 - 107.0%			Recovery = 71.62%			
S 2,4,6-Tribromophenol	9.336	329.8	210528	157.8533	µg/L		0.010
Spiked Amount: 200.000	Range: 25.0 - 140.0%			Recovery = 78.93%			
S Terphenyl-d14	12.865	244.3	1291963	91.8160	µg/L		0.000
Spiked Amount: 100.000	Range: 32.0 - 122.0%			Recovery = 91.82%			
Target Compounds							**QValue**
T N-Nitrosodimethylamine	2.234	74.0	107108	54.2511	µg/L		92
T Pyridine	2.274	79.0	159455	32.0836	µg/L		94
T Aniline	4.501	93.0	390414	31.5066	µg/L		98
T Phenol	4.572	94.0	418447	43.6476	µg/L		85
T bis(-2-Chloroethyl)Ether	4.583	63.0	421662	64.3431	µg/L		100
T 2-Chlorophenol	4.634	128.0	453836	58.3214	µg/L		99
T 1,3-Dichlorobenzene	4.777	146.0	594713	59.1443	µg/L	m	99
T 1,4-Dichlorobenzene	4.858	146.0	570824	55.7904	µg/L	m	99
T 1,2-Dichlorobenzene	5.022	146.0	601268	61.5139	µg/L	m	99
T Benzyl Alcohol	5.042	108.0	249740	65.8043	µg/L		99
T bis(2-chloroisopropyl)Ether	5.185	121.0	155383	59.1448	µg/L		96
T 2-Methylphenol	5.216	107.0	448203	66.5470	µg/L		92
T N-nitroso-Di-n-propylamine	5.338	70.0	395158	84.7705	µg/L		91
T Hexachloroethane	5.389	117.0	168817	57.4369	µg/L		99
T 4Methylphenol/3Methylphenol	5.400	107.0	622315	67.6259	µg/L		98

Compound	RT	QIon	Resp.	Conc.	Units		Dev(Min)
T Nitrobenzene	5.492	123.1	170430	69.2787	µg/L		98
T Isophorone	5.788	82.0	900199	76.7344	µg/L		99
T 2-Nitrophenol	5.859	139.0	192405	73.9151	µg/L		96
T 2,4-Dimethylphenol	5.992	122.0	413420	75.5016	µg/L		98
T bis(-2-Chloroethoxy)Methane	6.075	93.0	516333	75.5793	µg/L		97
T 2,4-Dichlorophenol	6.177	162.0	331214	63.6650	µg/L		98
T Benzoic Acid	6.157	105.0	31256	14.4411	µg/L		92
T 1,2,4-Trichlorobenzene	6.229	180.0	393812	62.0599	µg/L		99
T Naphthalene	6.311	128.0	1266019	66.9732	µg/L		99
T 4-Chlorophenol	6.403	130.0	121858	62.2815	µg/L		96
T p-Chloroaniline	6.413	127.0	397959	54.0019	µg/L		95
T Hexachlorobutadiene	6.475	224.9	184877	57.1176	µg/L		98
T 4-Chloro-2-Methylphenol	6.927	107.0	354530	72.9888	µg/L	m	99
T 4-Chloro-3-Methylphenol	7.060	107.0	391001	77.3288	µg/L	m	100
T 2-Methylnaphthalene	7.132	141.0	785726	74.5252	µg/L		98
T 1-Methylnaphthalene	7.245	141.0	703880	68.3839	µg/L		97
T Hexachlorocyclopentadiene	7.327	236.9	121225	62.2261	µg/L		98
T 2,4,6-Trichlorophenol	7.512	196.0	240020	69.8676	µg/L		99
T 2,4,5-Trichlorophenol	7.574	196.0	259474	67.4902	µg/L		100
T 2-Chloronaphthalene	7.707	162.0	912860	77.6053	µg/L		98
T 2-Nitroaniline	7.872	65.0	162516	77.4859	µg/L		93
T Dimethyl Phthalate	8.128	163.0	1130684	94.2652	µg/L		100
T 2,6-Dinitrotoluene	8.180	165.0	130189	80.0818	µg/L		98
T Acenaphthylene	8.190	152.1	1478176	78.5883	µg/L		98
T 3-Nitroaniline	8.384	138.0	124834	68.4764	µg/L		99
T Acenaphthene	8.405	154.0	855785	79.2439	µg/L		98
T 2,4-Dinitrophenol	8.507	184.0	52933	67.3571	µg/L		92
T Dibenzofuran	8.619	168.0	1413617	79.8975	µg/L		97
T 2,4-Dinitrotoluene	8.660	165.0	184129	89.1816	µg/L		92
T 4-Nitrophenol	8.711	109.0	67706	36.5927	µg/L		91
T Diethylphthalate	8.988	149.0	1208377	96.6557	µg/L		99
T Fluorene	9.029	166.0	1125457	79.4427	µg/L		99
T 4-Chlorophenyl-phenylether	9.070	204.0	573220	89.4497	µg/L		98
T 4-Nitroaniline	9.121	138.0	138430	71.5065	µg/L		94
T 4,6-Dinitro-2-methylphenol	9.141	198.0	96764	81.1084	µg/L		99
T N-nitrosodiphenylamine	9.223	169.0	764050	83.0062	µg/L		99
T Azobenzene	9.254	77.0	906652	74.9754	µg/L		96
T 4-Bromophenyl-phenylether	9.653	248.0	308925	87.8368	µg/L		99
T Hexachlorobenzene	9.683	283.9	289220	81.6671	µg/L		93
T Pentachlorophenol	9.958	265.9	147775	88.0003	µg/L		96
T Phenanthrene	10.181	178.0	1764697	93.2315	µg/L		100
T Anthracene	10.242	178.0	1689729	93.6203	µg/L	m	99
T Triallate	10.302	86.0	374081	86.0458	µg/L		97
T Carbazole	10.485	167.0	1609936	87.8196	µg/L		100
T o-Terphenyl	10.697	230.0	869627	85.7981	µg/L		100
T Di-n-Butylphthalate	11.072	149.0	1773617	98.6574	µg/L		99
T Fluoranthene	11.943	202.0	1718385	89.5889	µg/L		98
T Benzidine	12.328	184.0	196612	28.0275	µg/L		95
T Pyrene	12.369	202.0	1859297	89.0295	µg/L		98
T Butylbenzylphthalate	14.306	149.0	584456	93.3954	µg/L		99
T Benzo(a)Anthracene	15.502	228.0	1526013	96.2160	µg/L		99
T Chrysene	15.614	228.0	1605194	90.8736	µg/L		99
T 3,3-Dichlorobenzidine	15.655	252.0	318456	58.9622	µg/L		99
T bis(2-ethylhexyl)Phthalate	16.350	167.0	193285	90.4163	µg/L		100
T Di-n-octyl Phthalate	18.122	149.0	1359231	91.2441	µg/L		100

Compound	RT	QIon	Resp.	Conc.	Units	Dev(Min)
T Benzo(b)fluoranthene	18.365	252.0	1362879	86.2083	µg/L	99
T Benzo(k)fluoranthene	18.426	252.0	1418158	84.9867	µg/L	100
T Benzo(a)pyrene	18.973	252.0	1269481	84.5104	µg/L	99
T Indeno(1,2,3-c,d)pyrene	20.745	276.0	1025123	81.3059	µg/L	97
T Dibenzo(a,h)anthracene	20.816	278.0	1176764	85.6969	µg/L	99
T Benzo(g,h,i)perylene	21.079	276.0	1229097	84.5873	µg/L	99

(#) = Qualifier Out of Range; (m) = Manual Integration; (+) = Area Summed; (*) = Surrogate Percent Recovery Out of Range; (d): Zeroed Peak

Compound	Conc.	RT	Dev(Min)	Resp.	QIon	QRatio	Lower	Upper
N-Nitrosodimethylamine	54.2511	2.23	0.01	107108	42.0	120.7	78.4	145.6

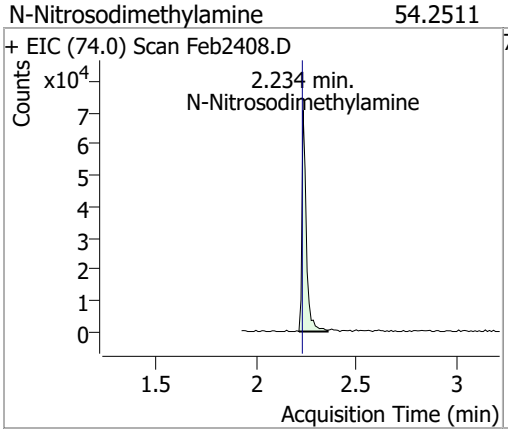

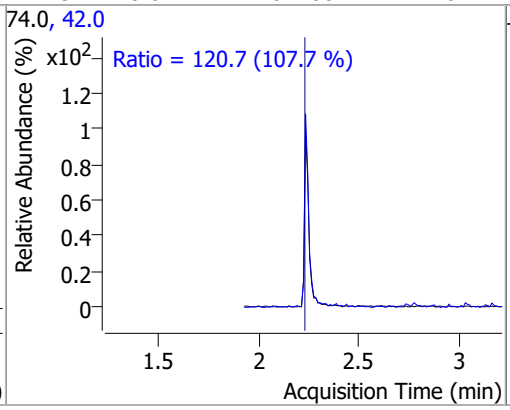

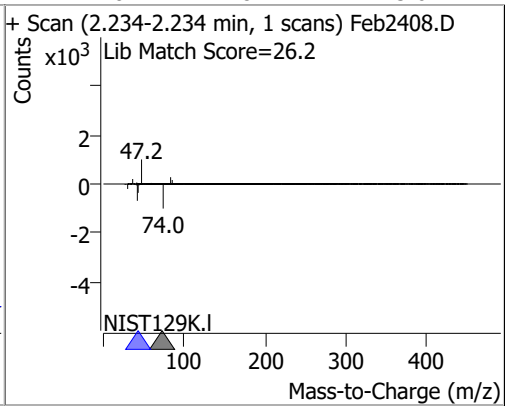

Compound	Conc.	RT	Dev(Min)	Resp.	QIon	QRatio	Lower	Upper
Pyridine	32.0836	2.27	0.01	159455	52.0	86.3	56.5	104.9

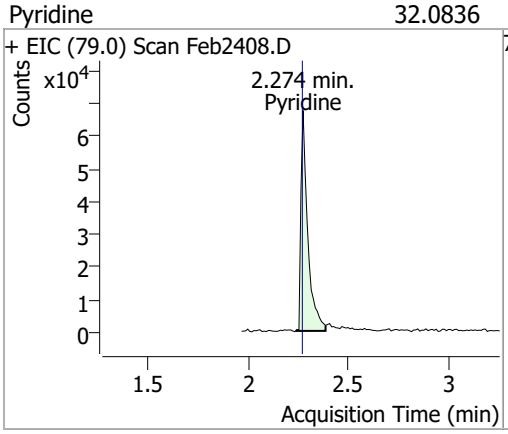

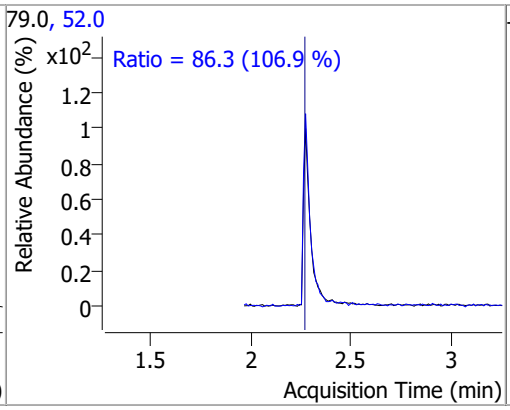

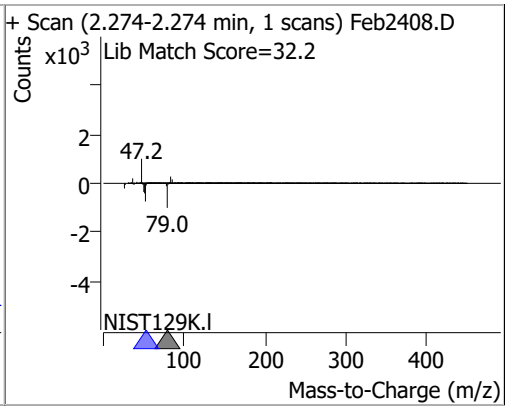

Compound	Conc.	RT	Dev(Min)	Resp.	QIon	QRatio	Lower	Upper
2-Fluorophenol	70.6087	3.54	0.01	475379	64.0	53.9	35.5	65.9
					92.0	20.9	14.8	27.5

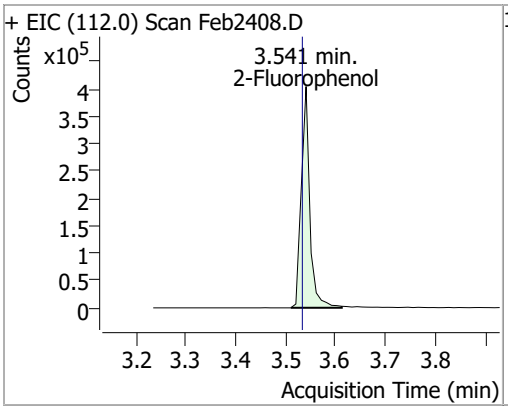

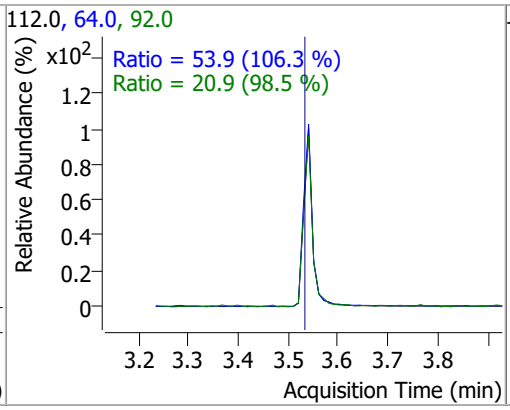

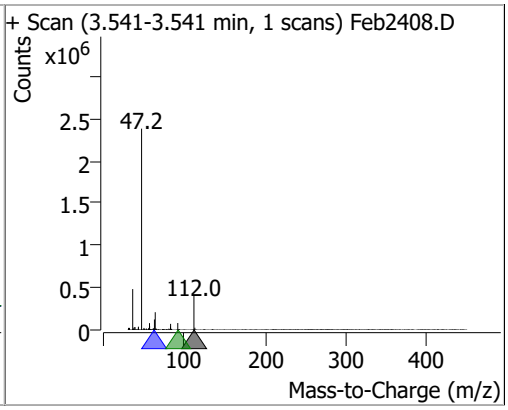

Compound	Conc.	RT	Dev(Min)	Resp.	QIon	QRatio	Lower	Upper
Aniline	31.5066	4.50	0.00	390414	66.0	36.0	24.8	46.0
					65.0	17.0	13.1	24.4

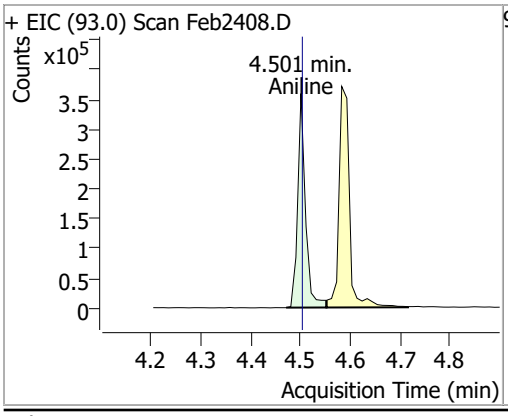

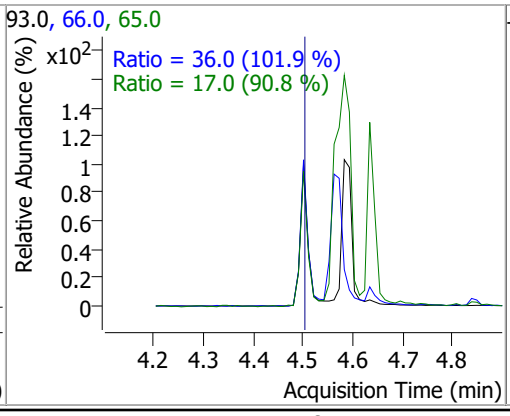

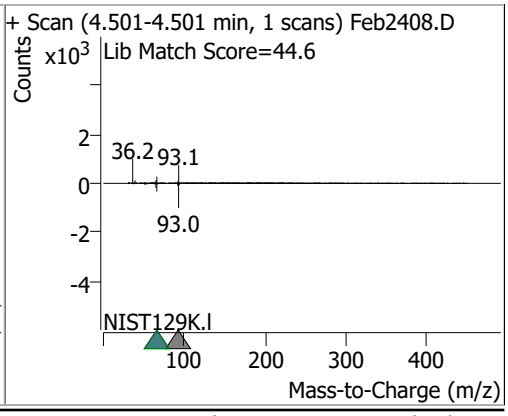

Compound	Conc.	RT	Dev(Min)	Resp.	QIon	QRatio	Lower	Upper
Phenol-d5	74.9118	4.55	0.00	651250	71.0	34.1	25.0	46.4

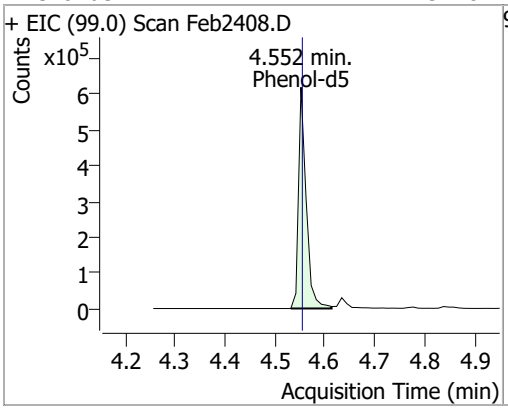

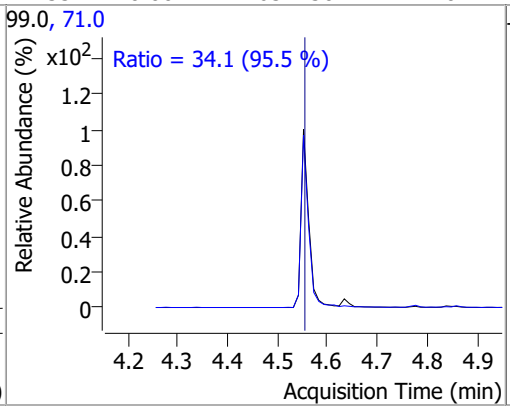

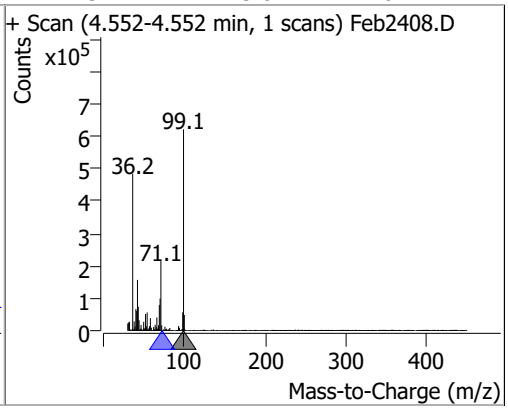

Compound	Conc.	RT	Dev(Min)	Resp.	QIon	QRatio	Lower	Upper
Phenol	43.6476	4.57	0.00	418447	66.0	49.5	28.3	52.5

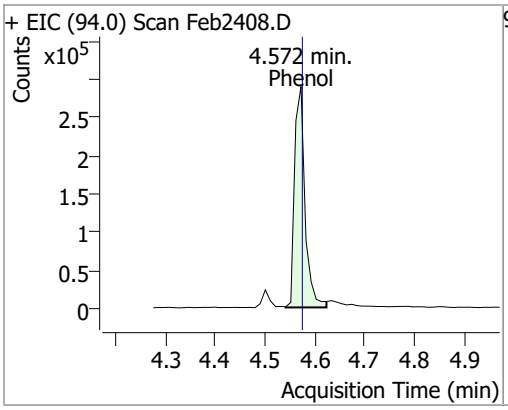

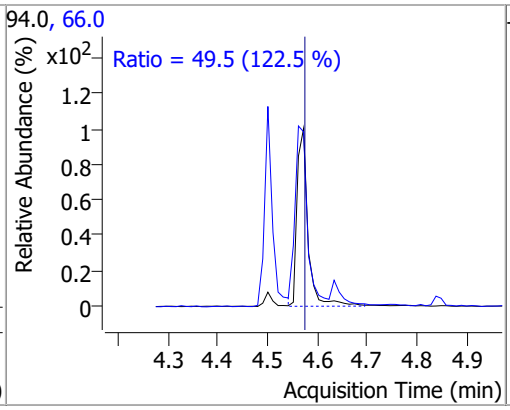

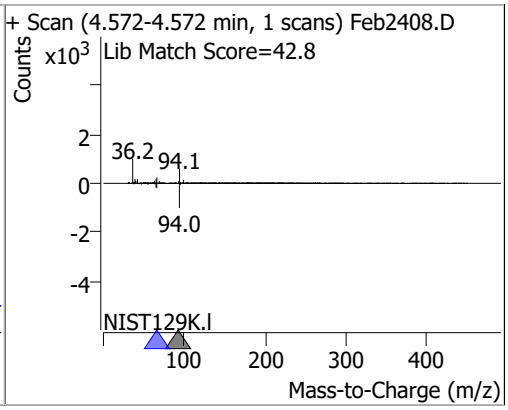

Compound	Conc.	RT	Dev(Min)	Resp.	QIon	QRatio	Lower	Upper
bis(-2-Chloroethyl)Ether	64.3431	4.58	0.00	421662	64.0	10.4	7.2	13.3

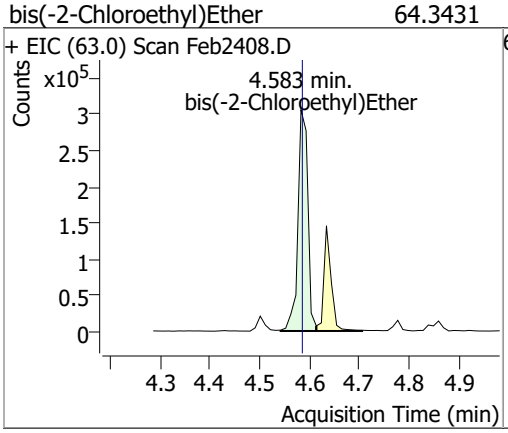

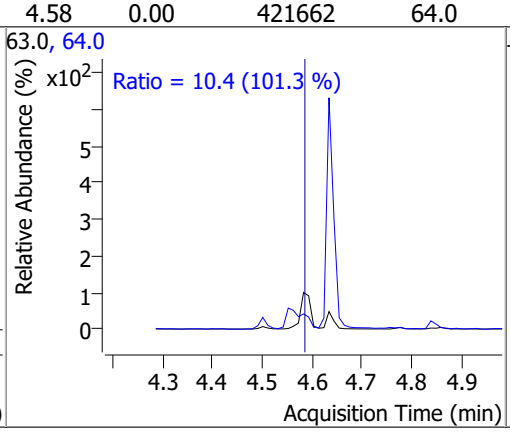

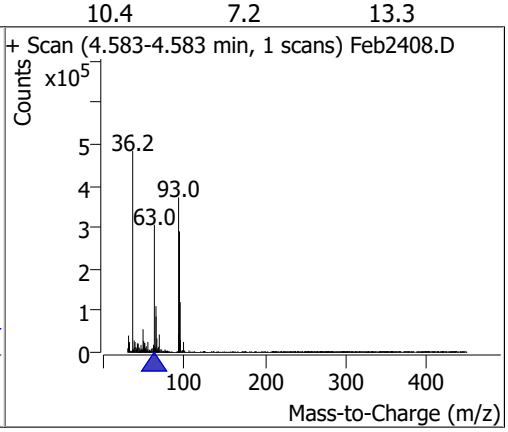

Compound	Conc.	RT	Dev(Min)	Resp.	QIon	QRatio	Lower	Upper
2-Chlorophenol	58.3214	4.63	0.00	453836	130.0	33.1	22.6	42.1

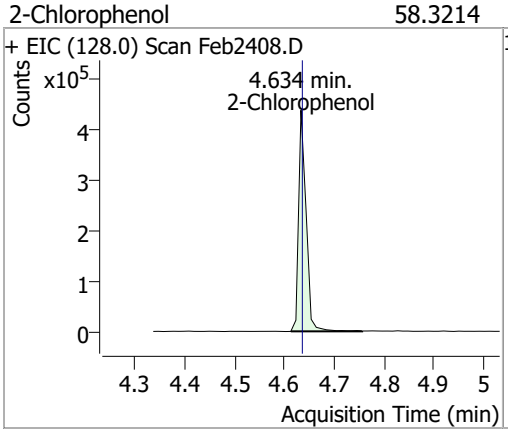

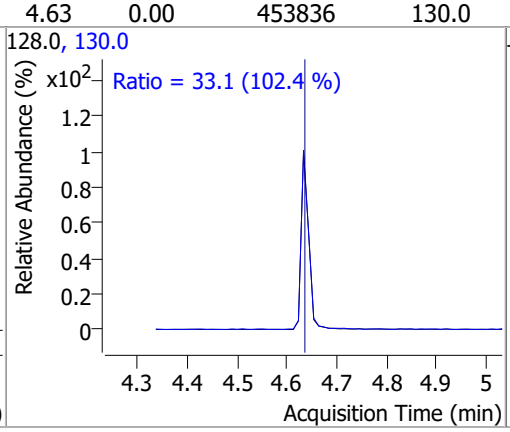

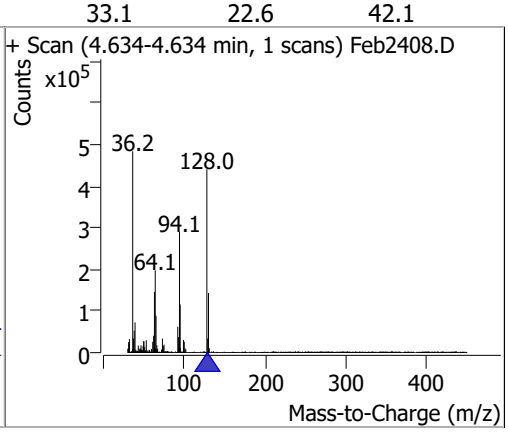

Compound	Conc.	RT	Dev(Min)	Resp.	QIon	QRatio	Lower	Upper
1,3-Dichlorobenzene	59.1443	4.78	0.00	594713 (m)	148.0	64.3	44.6	82.9
					111.0	36.5	24.7	45.9

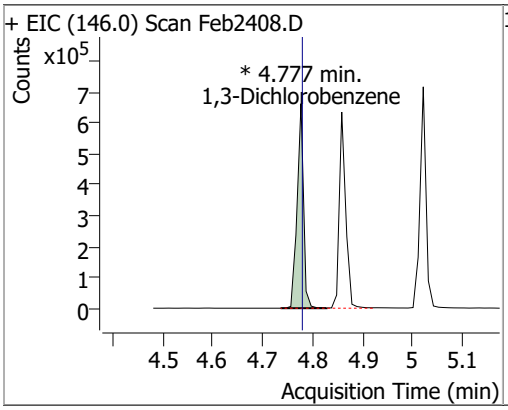

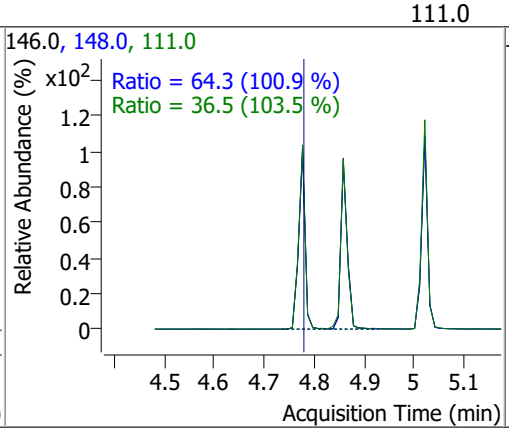

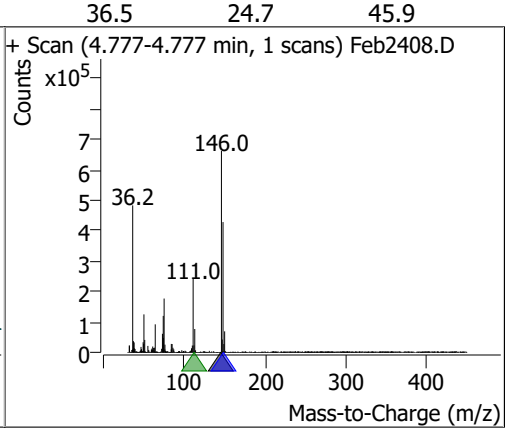

Compound	Conc.	RT	Dev(Min)	Resp.	QIon	QRatio	Lower	Upper
1,4-Dichlorobenzene	55.7904	4.86	0.00	570824 (m)	148.0	63.1	45.0	83.7
					111.0	35.4	24.7	45.9

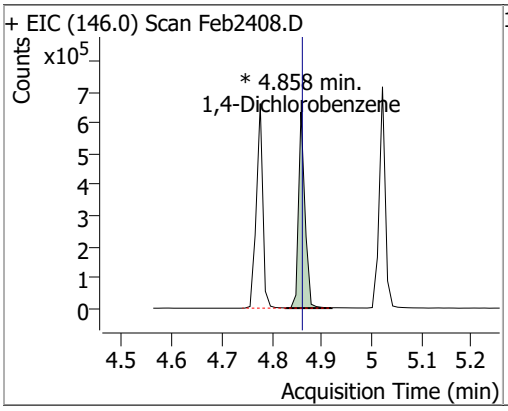

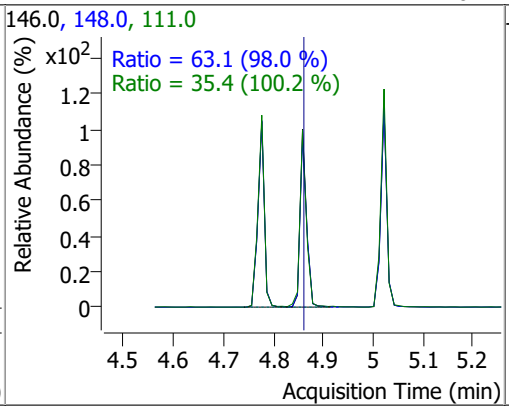

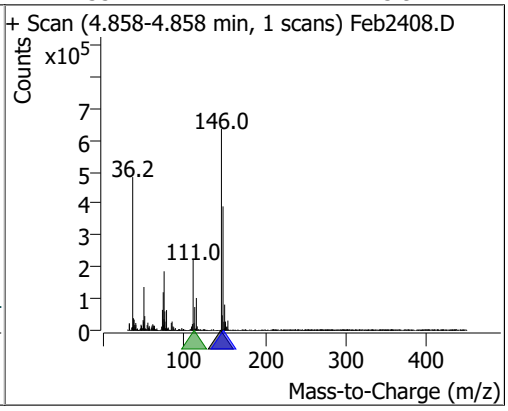

Compound	Conc.	RT	Dev(Min)	Resp.	QIon	QRatio	Lower	Upper
1,2-Dichlorobenzene	61.5139	5.02	0.00	601268 (m)	148.0	64.0	44.6	82.8
					111.0	38.2	26.2	48.7

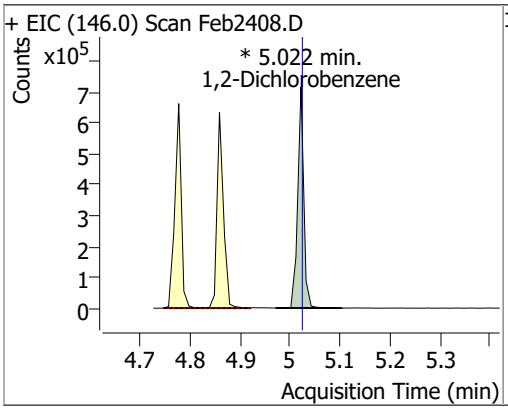

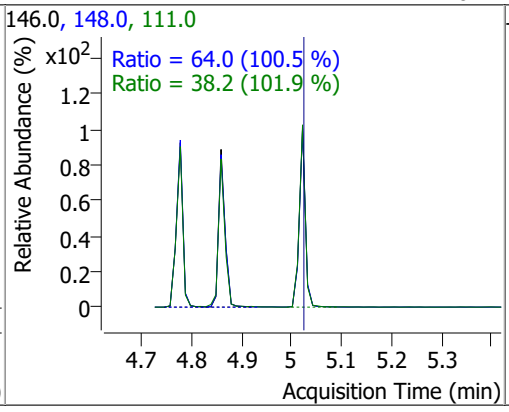

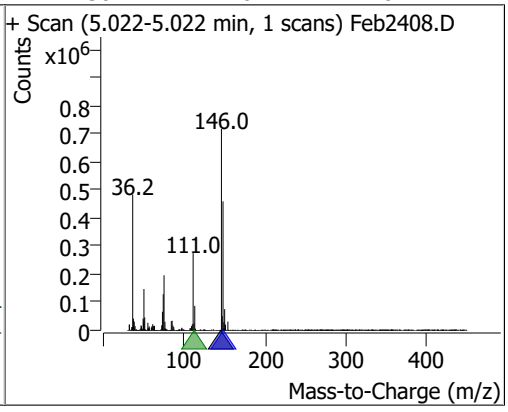

Compound	Conc.	RT	Dev(Min)	Resp.	QIon	QRatio	Lower	Upper
Benzyl Alcohol	65.8043	5.04	0.00	249740	79.0	117.3	83.2	154.5
					107.0	68.5	48.2	89.5

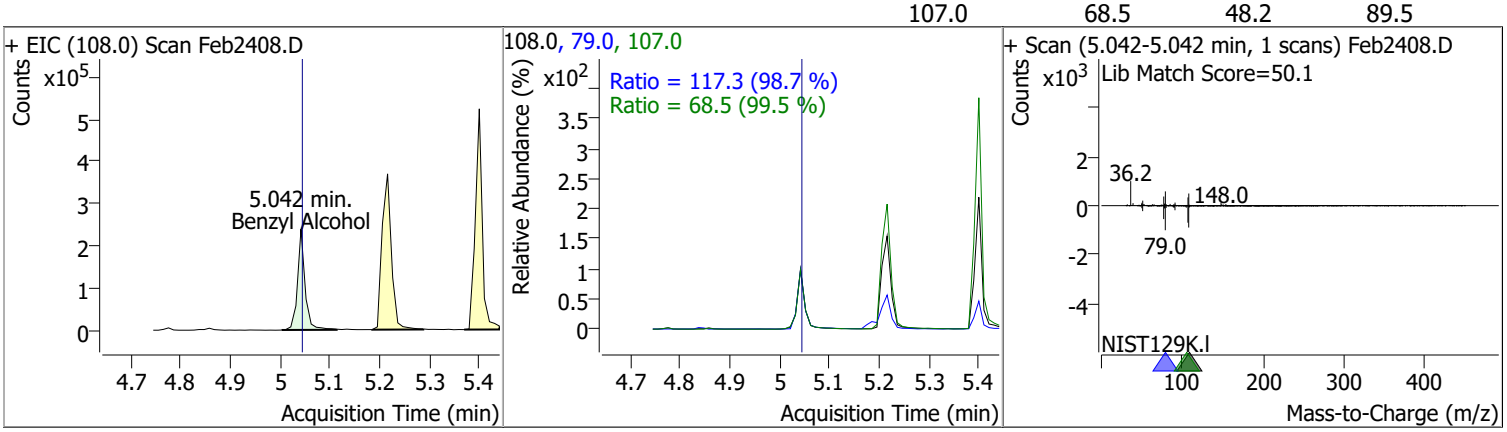

Compound	Conc.	RT	Dev(Min)	Resp.	QIon	QRatio	Lower	Upper
bis(2-chloroisopropyl)Ether	59.1448	5.19	0.00	155383	123.0	29.2	22.1	41.1

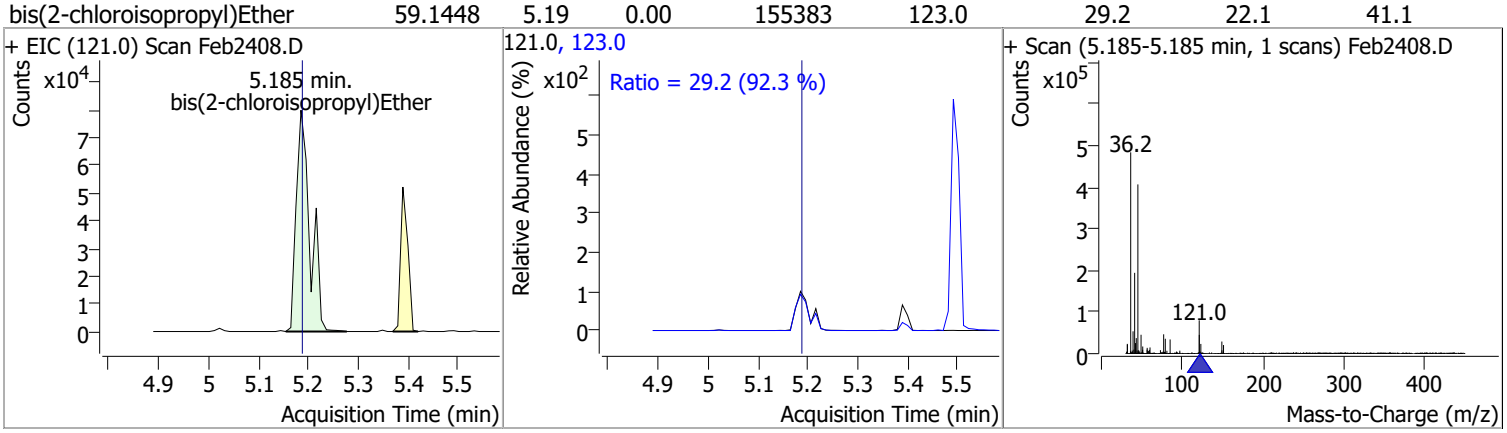

Compound	Conc.	RT	Dev(Min)	Resp.	QIon	QRatio	Lower	Upper
2-Methylphenol	66.5470	5.22	0.00	448203	108.0	108.1	82.2	152.6

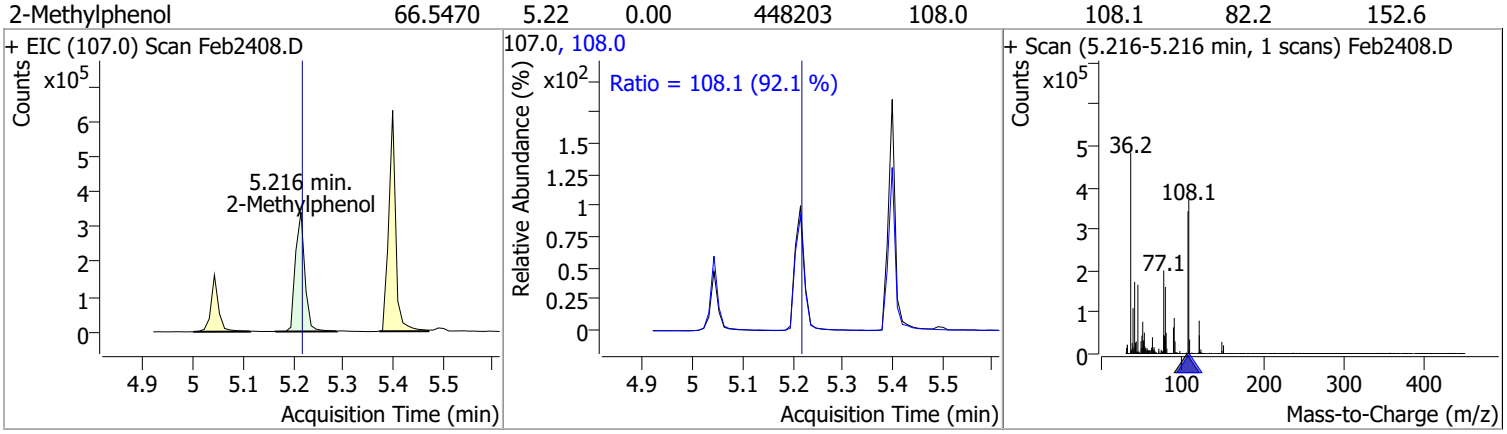

Compound	Conc.	RT	Dev(Min)	Resp.	QIon	QRatio	Lower	Upper
N-nitroso-Di-n-propylamine	84.7705	5.34	0.00	395158	130.0	20.8	0.0	34.0

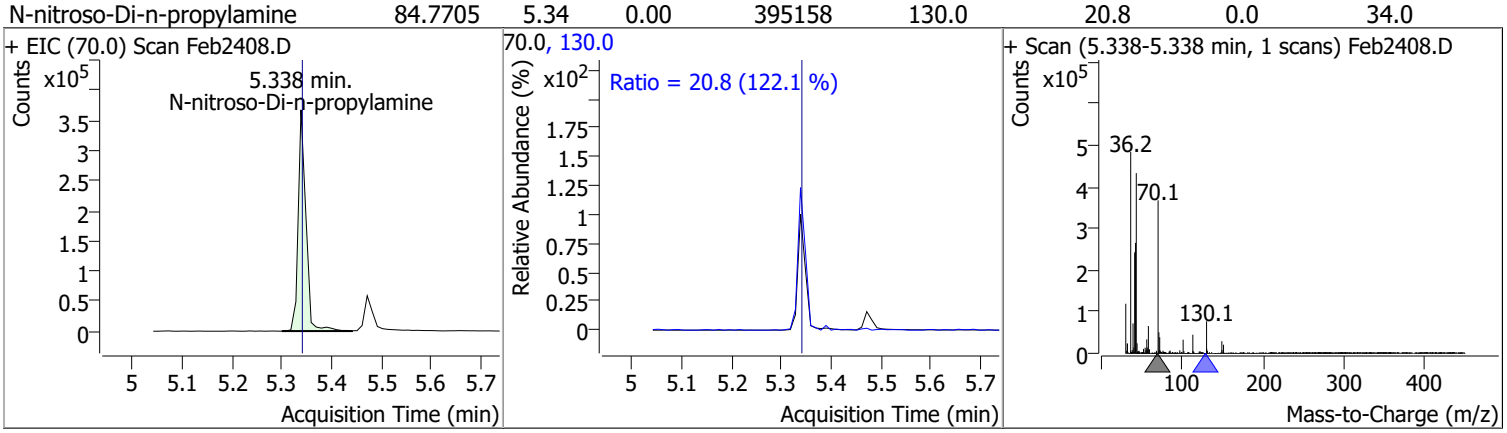

Compound	Conc.	RT	Dev(Min)	Resp.	QIon	QRatio	Lower	Upper
Hexachloroethane	57.4369	5.39	0.00	168817	201.0	88.8	62.4	115.9
					199.0	57.8	41.5	77.1

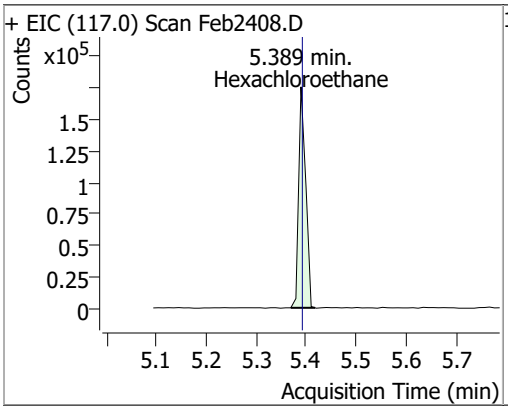

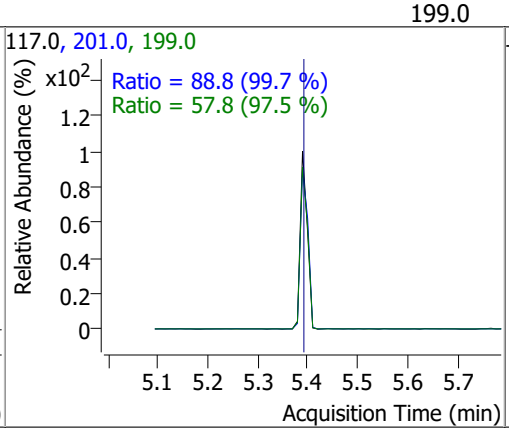

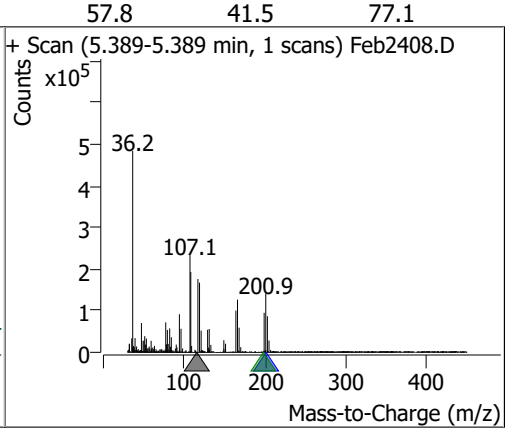

Compound	Conc.	RT	Dev(Min)	Resp.	QIon	QRatio	Lower	Upper
4Methylphenol/3Methylphenol	67.6259	5.40	0.00	622315	108.0	82.7	59.0	109.5

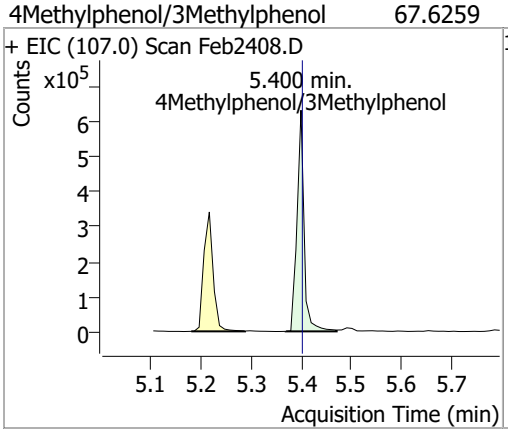

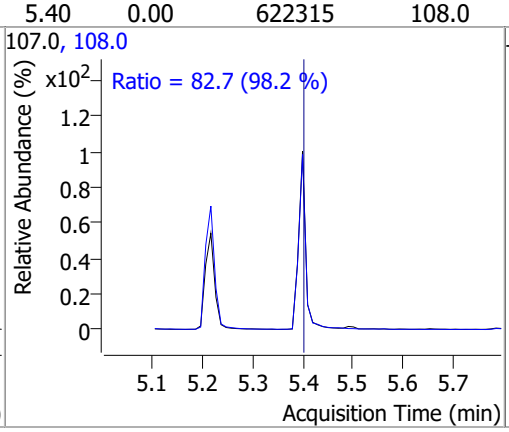

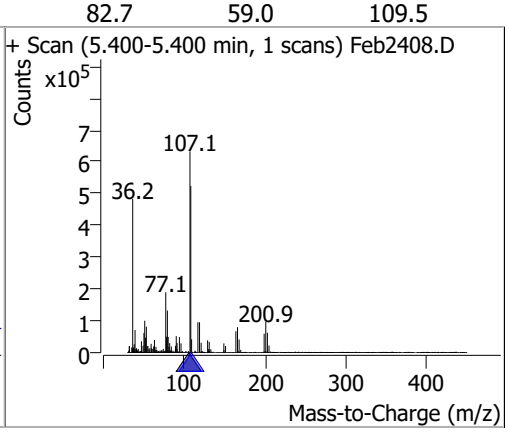

Compound	Conc.	RT	Dev(Min)	Resp.	QIon	QRatio	Lower	Upper
Nitrobenzene-d5	68.8624	5.47	0.00	332604	54.0	64.8	44.9	83.4
					128.0	46.1	33.4	62.1

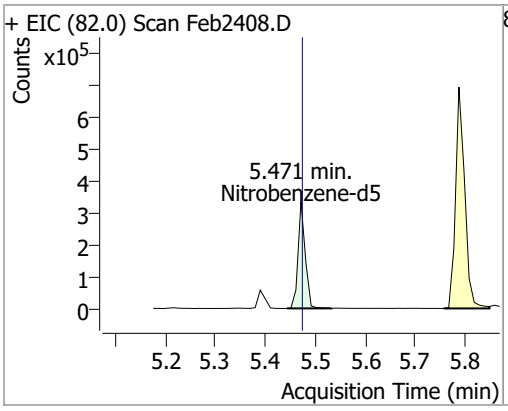

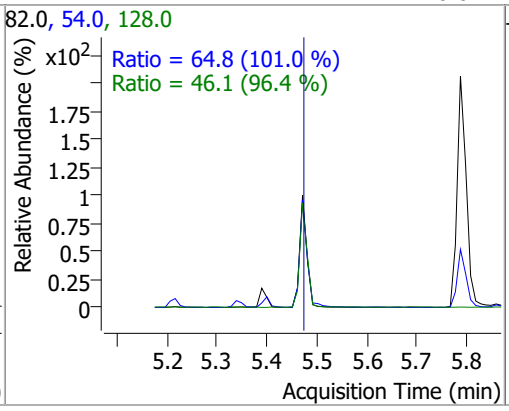

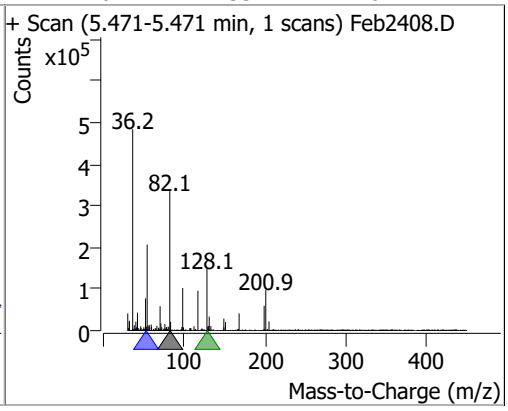

Compound	Conc.	RT	Dev(Min)	Resp.	QIon	QRatio	Lower	Upper
Nitrobenzene	69.2787	5.49	0.00	170430	77.0	208.5	146.7	272.5
					51.0	133.0	89.2	165.7

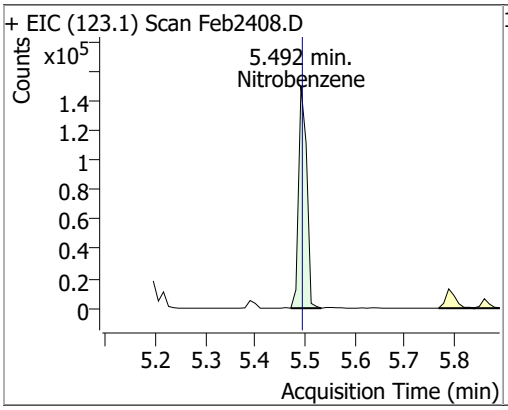

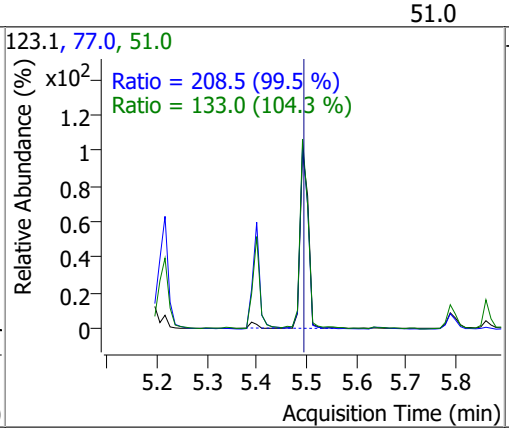

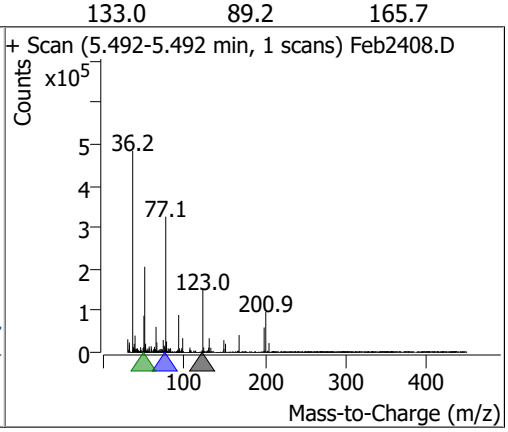

Compound	Conc.	RT	Dev(Min)	Resp.	QIon	QRatio	Lower	Upper
Isophorone	76.7344	5.79	0.00	900199	138.0	20.1	14.2	26.4

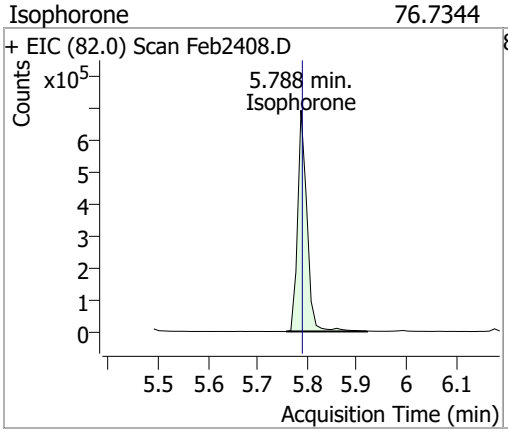

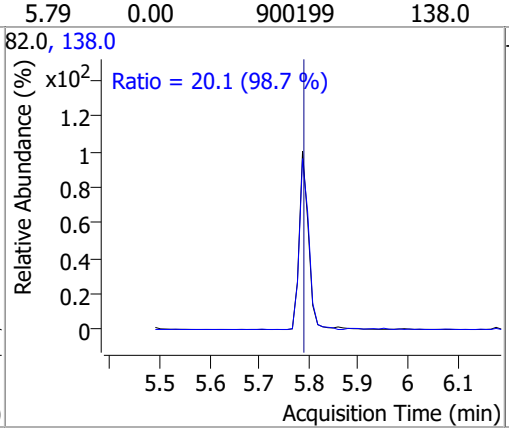

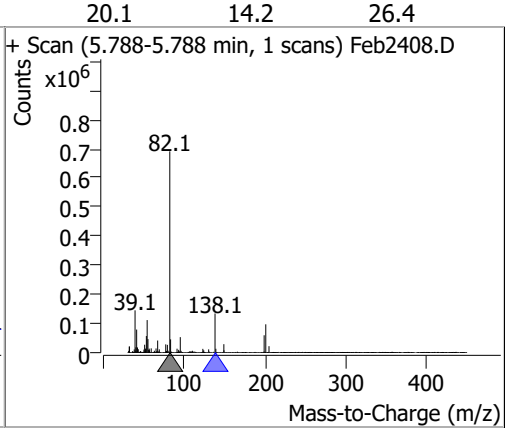

Compound	Conc.	RT	Dev(Min)	Resp.	QIon	QRatio	Lower	Upper
2-Nitrophenol	73.9151	5.86	0.00	192405	65.0	50.6	35.9	66.7
					109.0	40.3	25.0	46.4

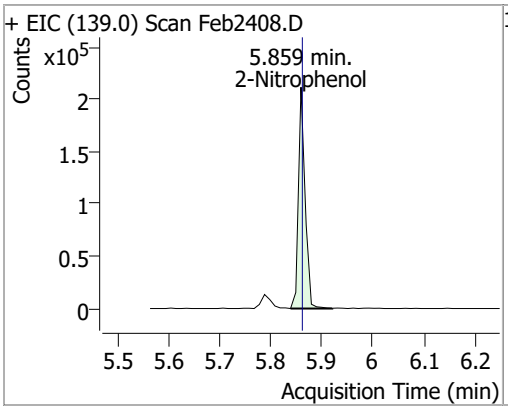

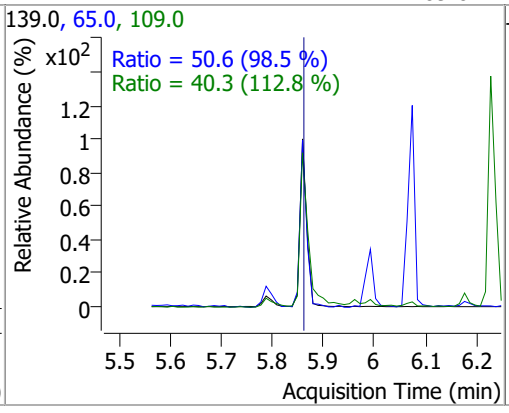

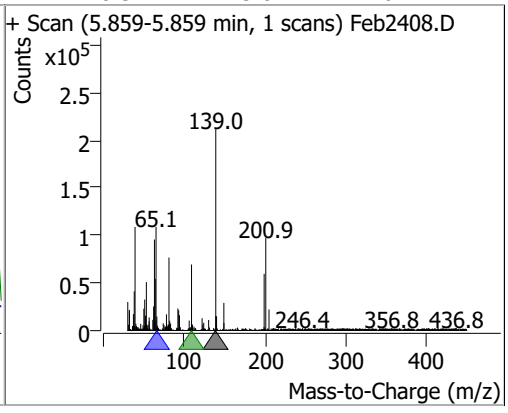

Compound	Conc.	RT	Dev(Min)	Resp.	QIon	QRatio	Lower	Upper
2,4-Dimethylphenol	75.5016	5.99	0.00	413420	107.0	110.0	77.8	144.4
					77.0	33.4	21.2	39.3

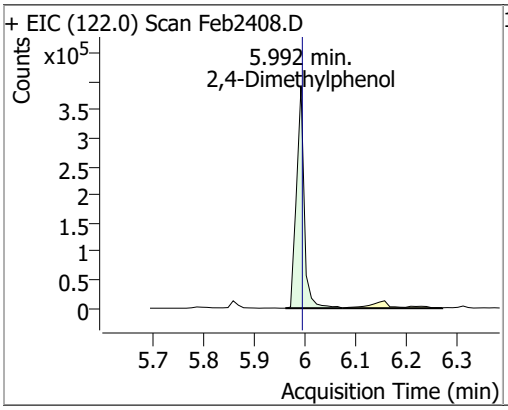

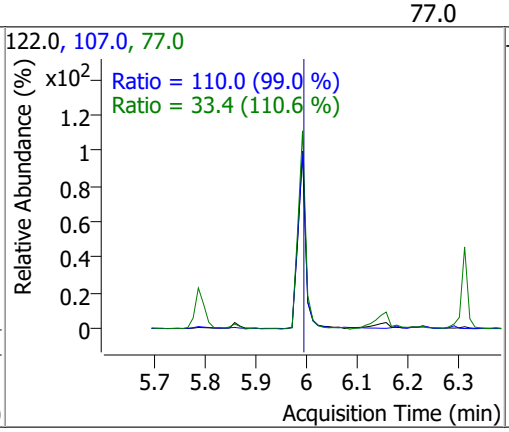

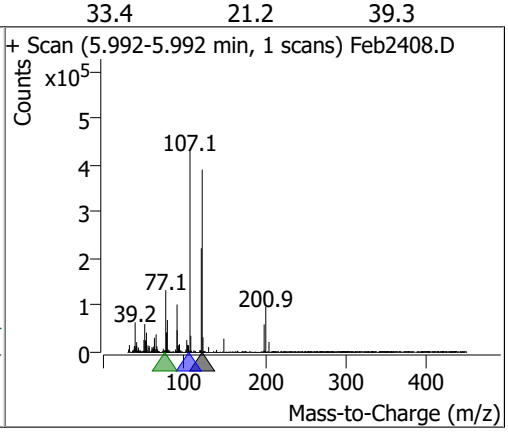

Compound	Conc.	RT	Dev(Min)	Resp.	QIon	QRatio	Lower	Upper
bis(-2-Chloroethoxy)Methane	75.5793	6.07	0.00	516333	63.0	73.3	49.1	91.2
					95.0	31.4	22.3	41.4

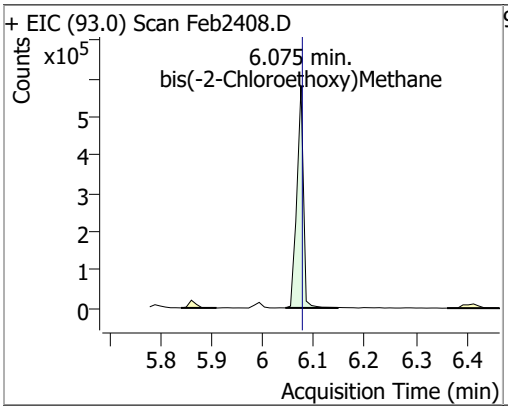

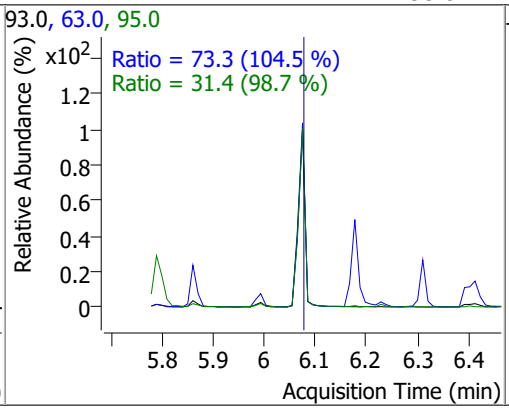

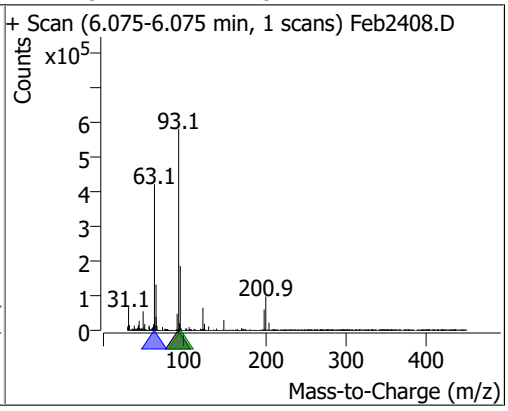

Compound	Conc.	RT	Dev(Min)	Resp.	QIon	QRatio	Lower	Upper
2,4-Dichlorophenol	63.6650	6.18	0.00	331214	164.0	64.1	46.3	86.0
					98.0	34.1	24.1	44.8

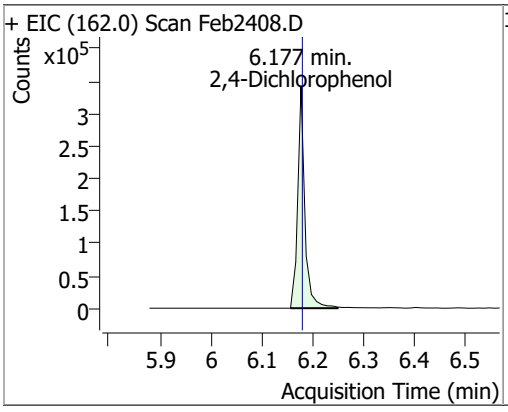

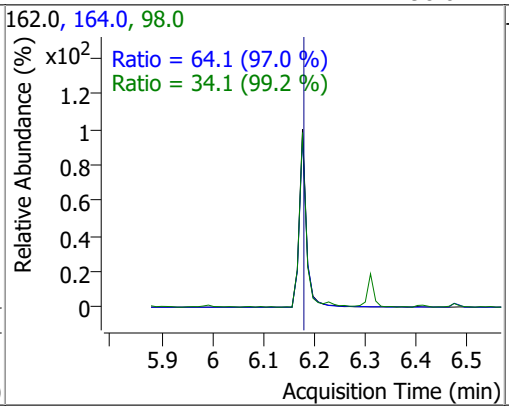

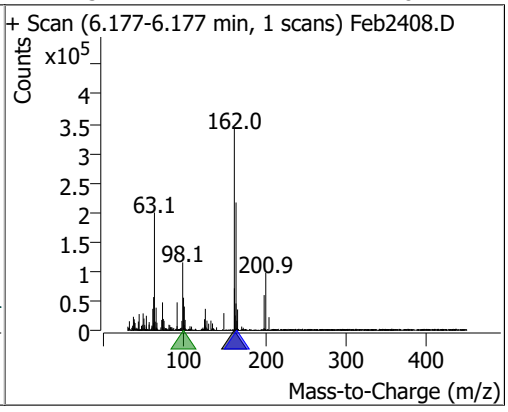

Compound	Conc.	RT	Dev(Min)	Resp.	QIon	QRatio	Lower	Upper
Benzoic Acid	14.4411	6.16	-0.05	31256	122.0	81.1	60.5	112.4
					77.0	89.2	55.7	103.4

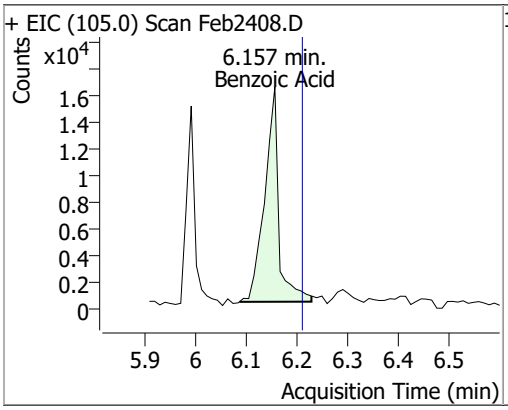

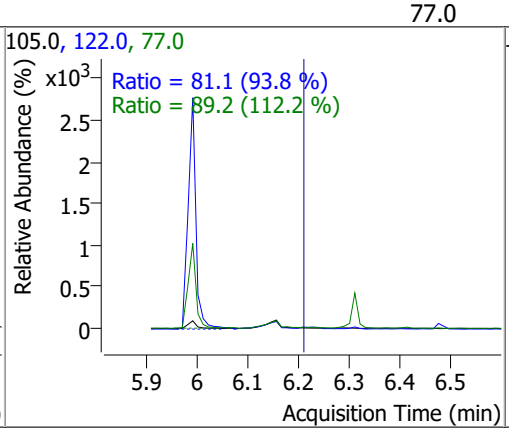

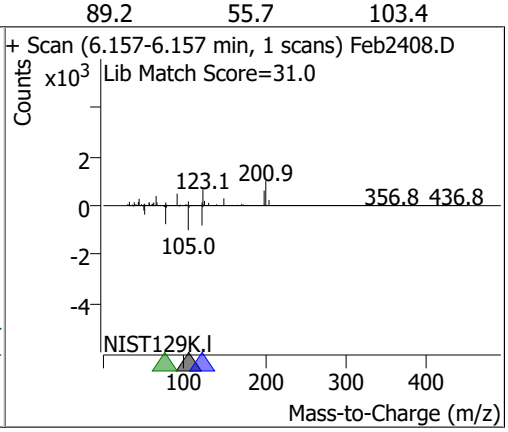

Compound	Conc.	RT	Dev(Min)	Resp.	QIon	QRatio	Lower	Upper
1,2,4-Trichlorobenzene	62.0599	6.23	0.00	393812	182.0	97.1	66.8	124.1
					145.0	28.7	19.9	37.0

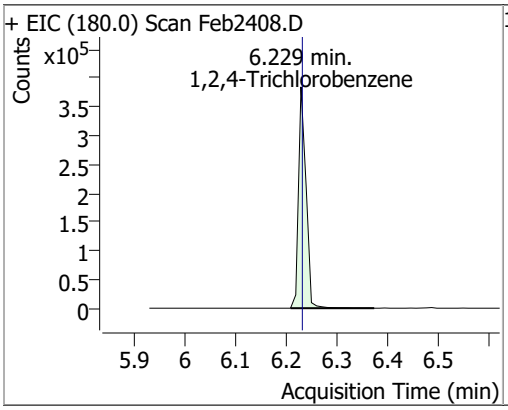

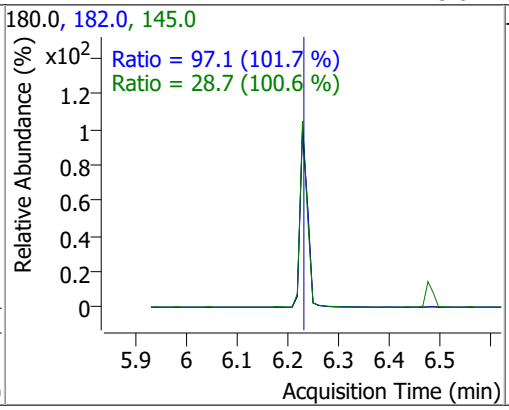

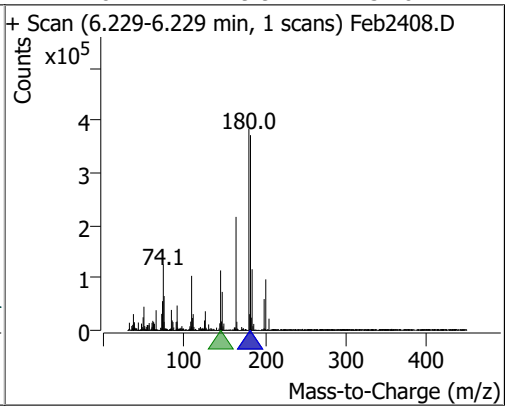

Compound	Conc.	RT	Dev(Min)	Resp.	QIon	QRatio	Lower	Upper
Naphthalene	66.9732	6.31	0.00	1266019	129.0	11.0	7.7	14.4
					102.0	9.8	6.4	11.9

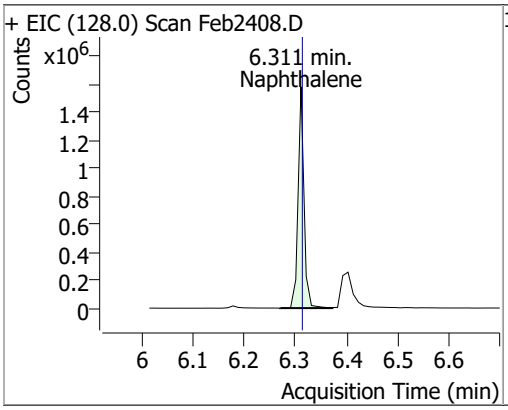

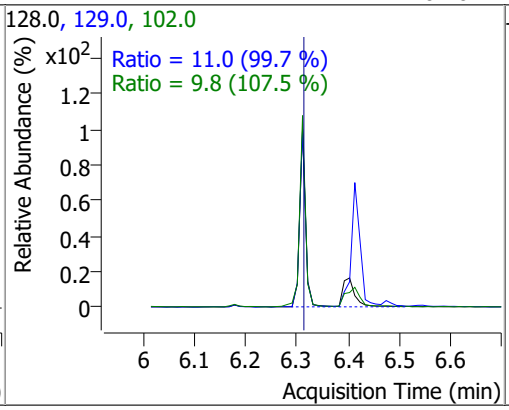

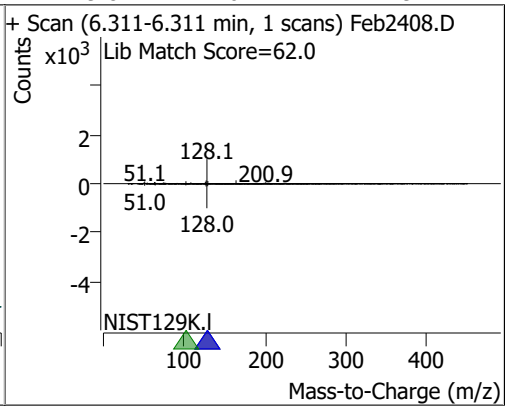

Compound	Conc.	RT	Dev(Min)	Resp.	QIon	QRatio	Lower	Upper
4-Chlorophenol	62.2815	6.40	0.00	121858	128.0	324.5	221.7	411.6

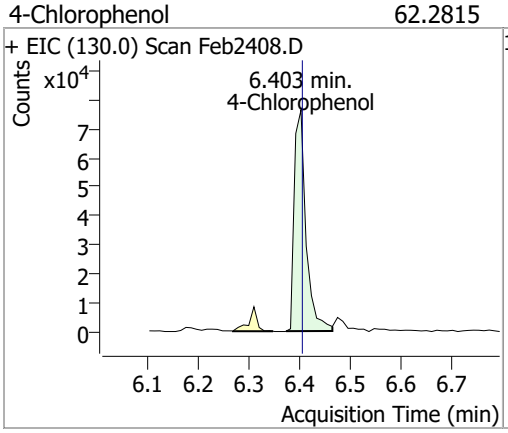

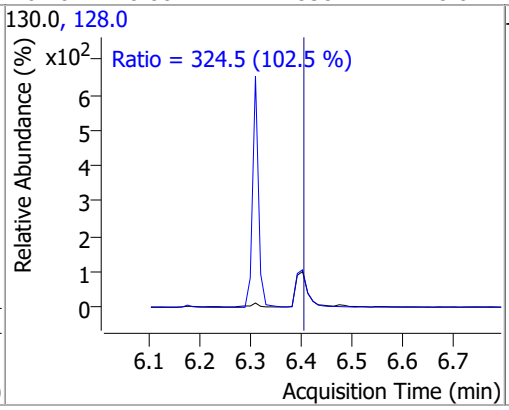

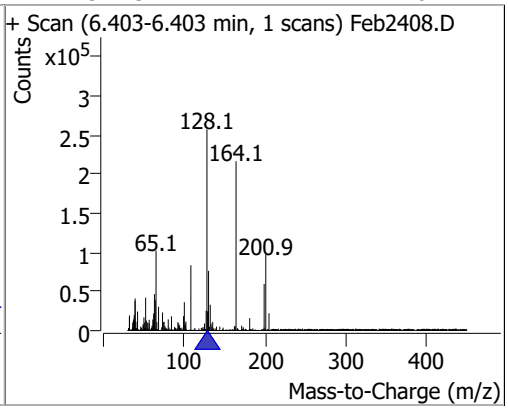

Compound	Conc.	RT	Dev(Min)	Resp.	QIon	QRatio	Lower	Upper
p-Chloroaniline	54.0019	6.41	0.00	397959	65.0	64.3	42.8	79.5
					129.0	39.4	25.3	47.1

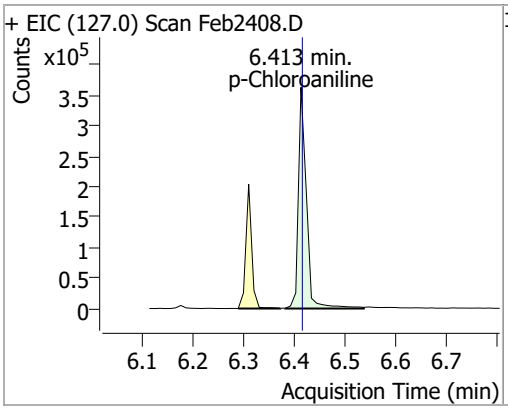

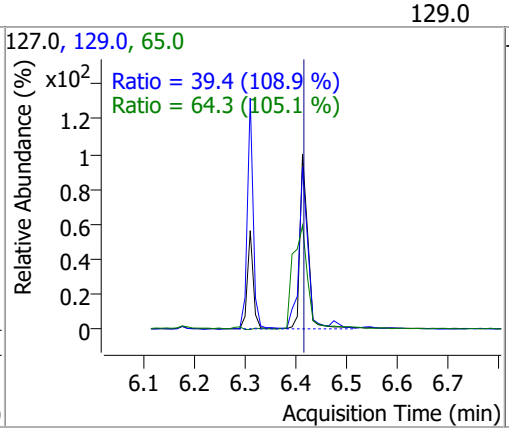

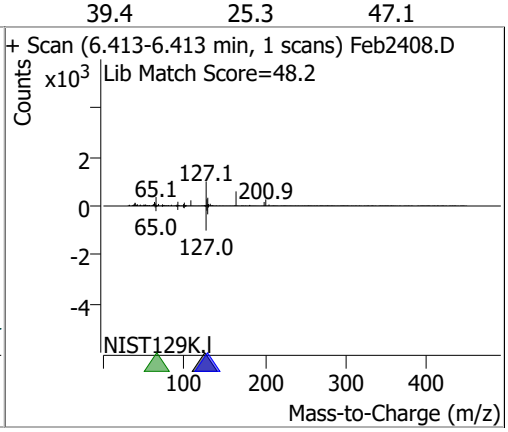

Compound	Conc.	RT	Dev(Min)	Resp.	QIon	QRatio	Lower	Upper
Hexachlorobutadiene	57.1176	6.48	0.00	184877	223.0	60.3	44.2	82.2
					227.0	62.9	43.7	81.2

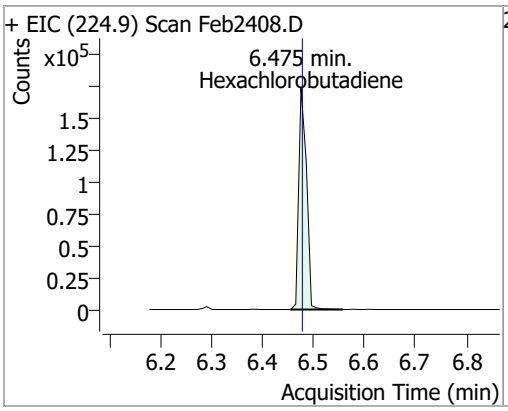

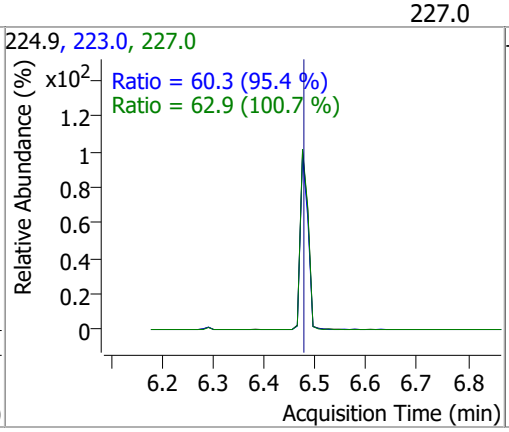

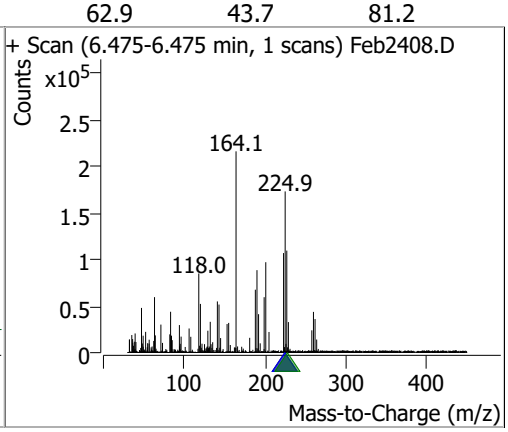

Compound	Conc.	RT	Dev(Min)	Resp.	QIon	QRatio	Lower	Upper
4-Chloro-2-Methylphenol	72.9888	6.93	0.00	354530 (m)	144.0	27.0	19.5	36.2

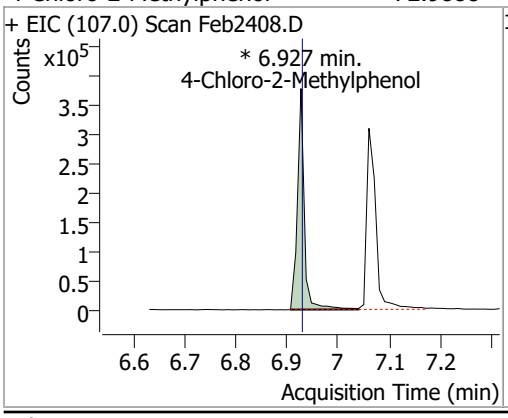

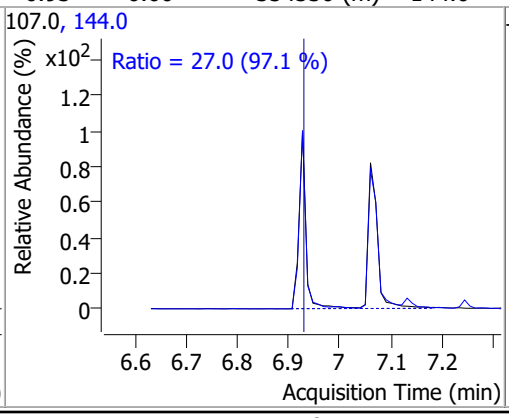

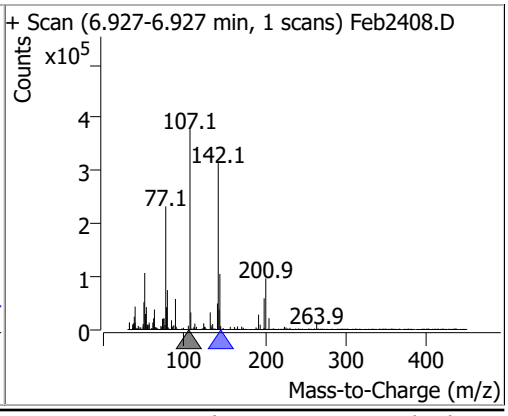

Compound	Conc.	RT	Dev(Min)	Resp.	QIon	QRatio	Lower	Upper
4-Chloro-3-Methylphenol	77.3288	7.06	-0.01	391001 (m)	144.0	26.5	18.7	34.7

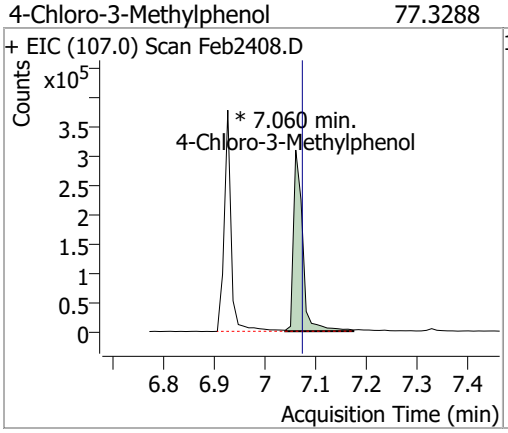

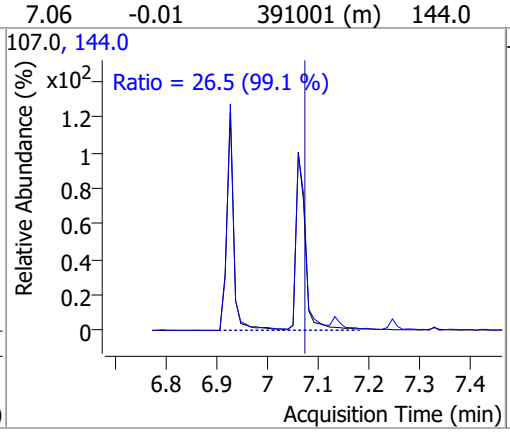

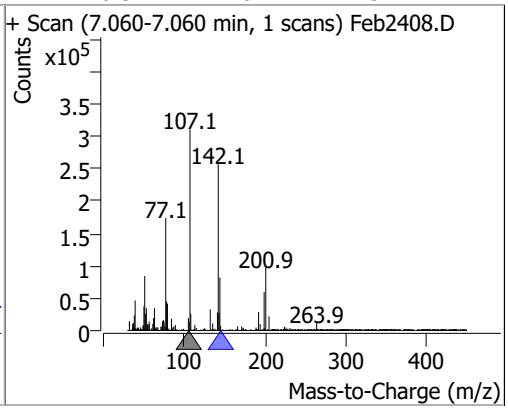

Compound	Conc.	RT	Dev(Min)	Resp.	QIon	QRatio	Lower	Upper
2-Methylnaphthalene	74.5252	7.13	0.00	785726	142.0	119.1	84.6	157.1
					115.0	41.1	28.1	52.2

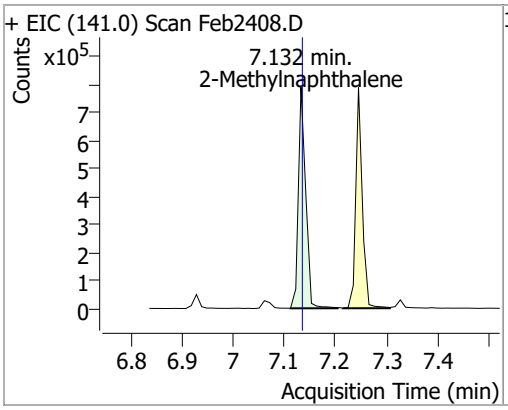

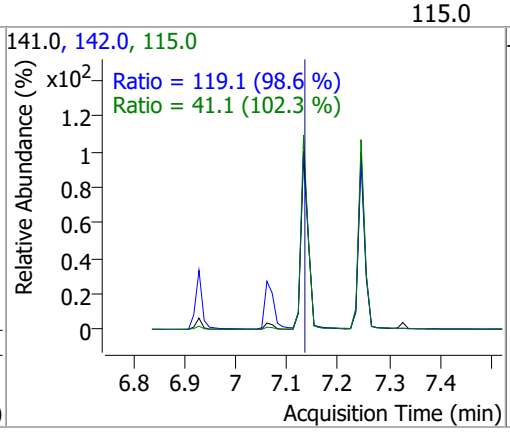

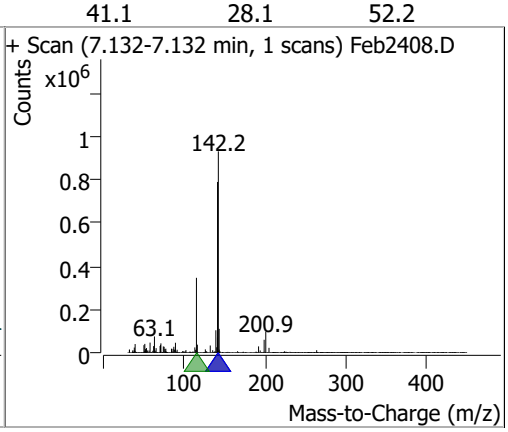

Compound	Conc.	RT	Dev(Min)	Resp.	QIon	QRatio	Lower	Upper
1-Methylnaphthalene	68.3839	7.25	0.00	703880	142.0	112.7	81.2	150.8
					115.0	42.8	29.3	54.5

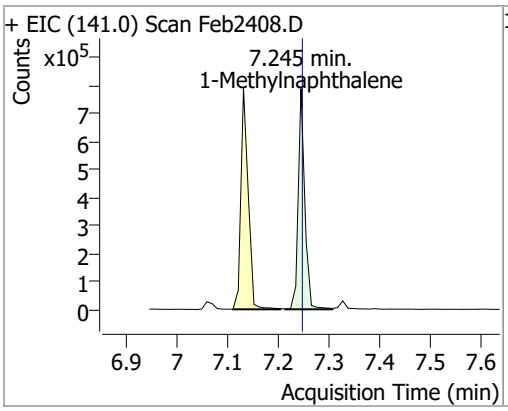

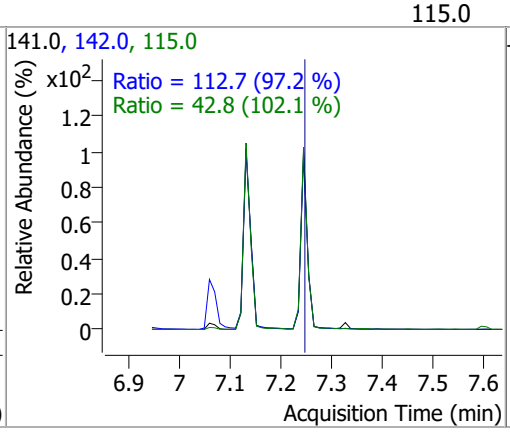

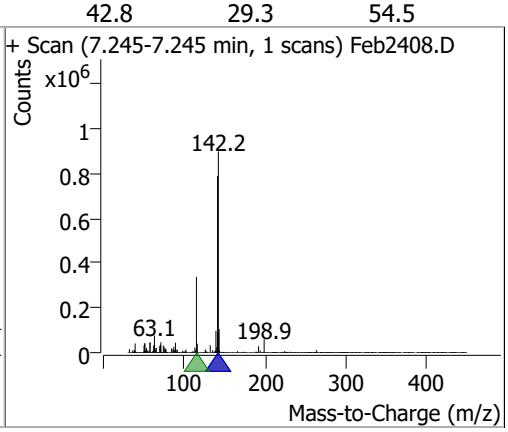

Compound	Conc.	RT	Dev(Min)	Resp.	QIon	QRatio	Lower	Upper
Hexachlorocyclopentadiene	62.2261	7.33	0.00	121225	238.9	64.2	44.9	83.5
					234.9	59.0	43.4	80.7

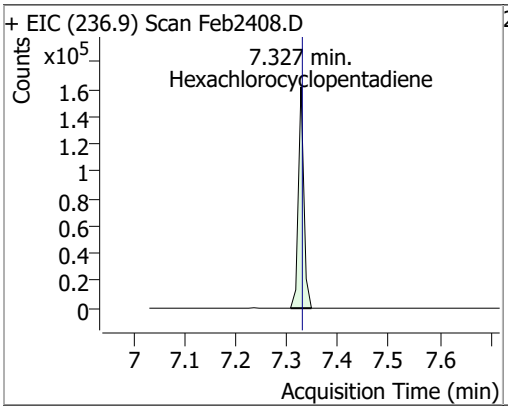

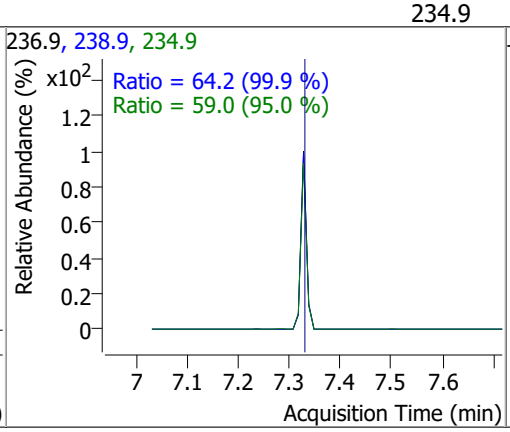

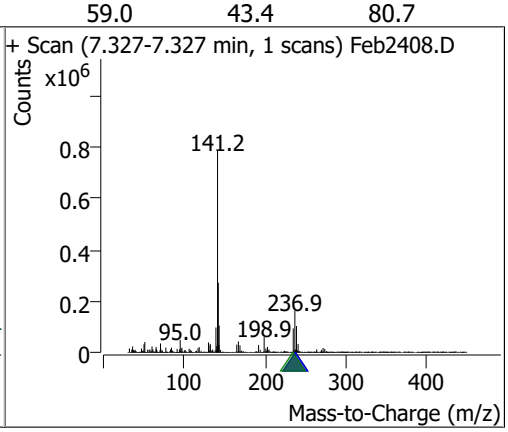

Compound	Conc.	RT	Dev(Min)	Resp.	QIon	QRatio	Lower	Upper
2,4,6-Trichlorophenol	69.8676	7.51	0.00	240020	198.0	93.9	64.8	120.4

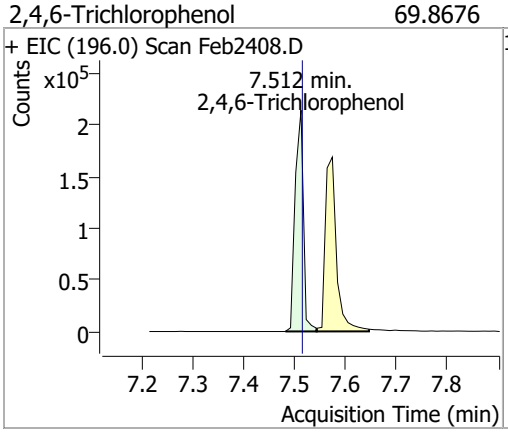

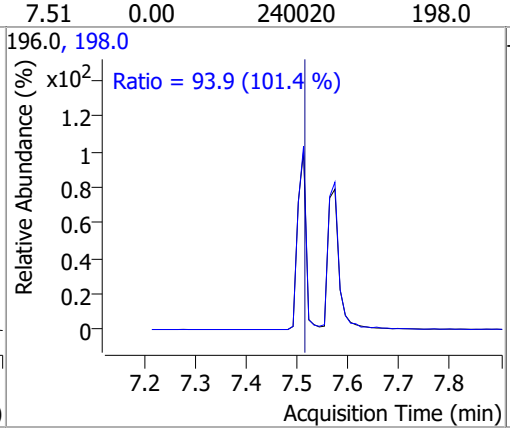

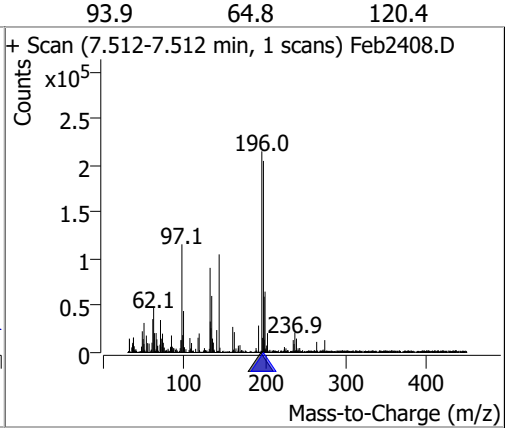

Compound	Conc.	RT	Dev(Min)	Resp.	QIon	QRatio	Lower	Upper
2,4,5-Trichlorophenol	67.4902	7.57	0.00	259474	198.0	94.0	65.9	122.3

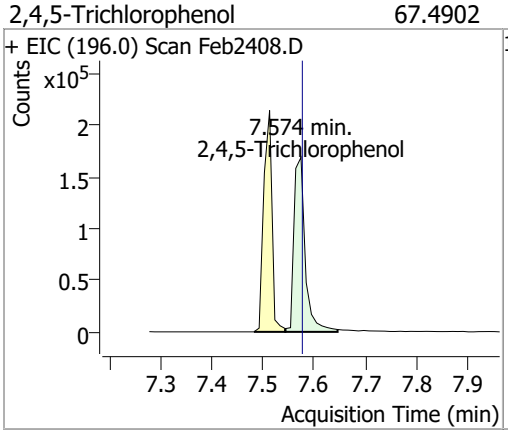

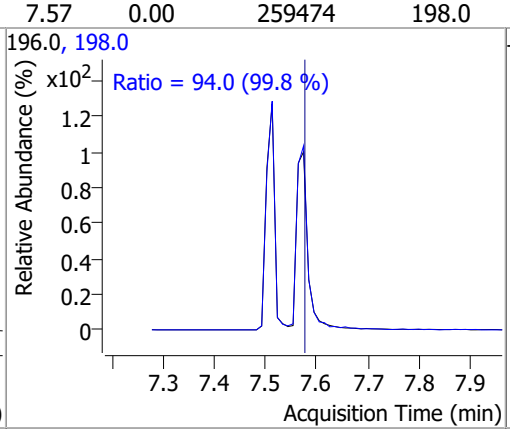

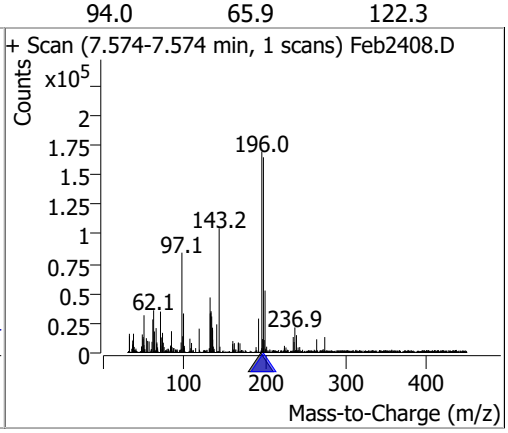

Compound	Conc.	RT	Dev(Min)	Resp.	QIon	QRatio	Lower	Upper
2-Fluorobiphenyl	71.6224	7.59	0.00	1003013	171.0	34.4	24.1	44.7

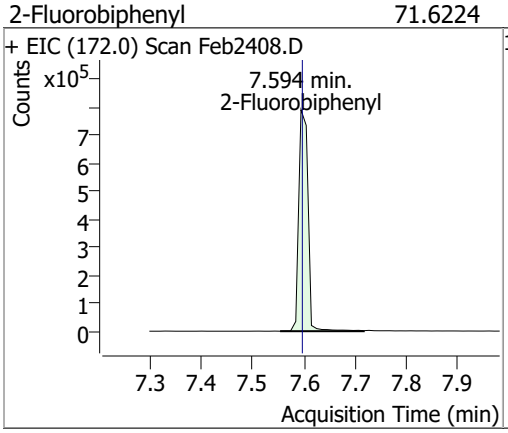

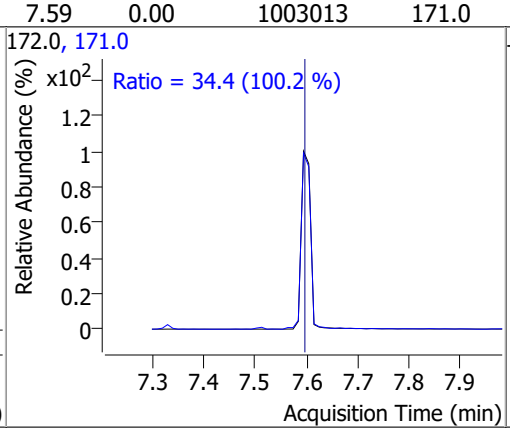

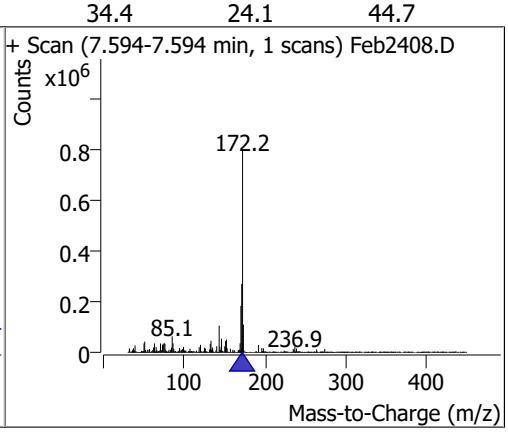

Compound	Conc.	RT	Dev(Min)	Resp.	QIon	QRatio	Lower	Upper
2-Chloronaphthalene	77.6053	7.71	0.00	912860	127.0	37.4	25.0	46.4
					164.0	32.2	22.8	42.4

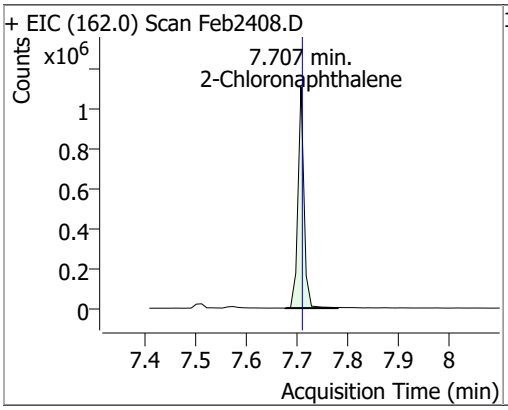

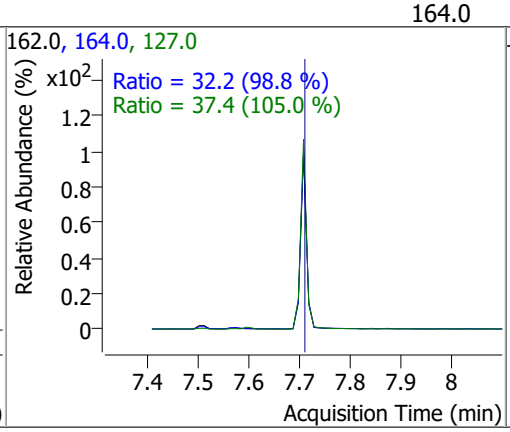

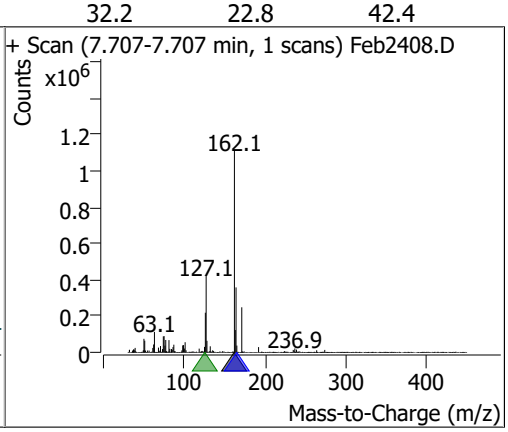

Compound	Conc.	RT	Dev(Min)	Resp.	QIon	QRatio	Lower	Upper
2-Nitroaniline	77.4859	7.87	0.00	162516	138.0	114.7	86.1	159.9

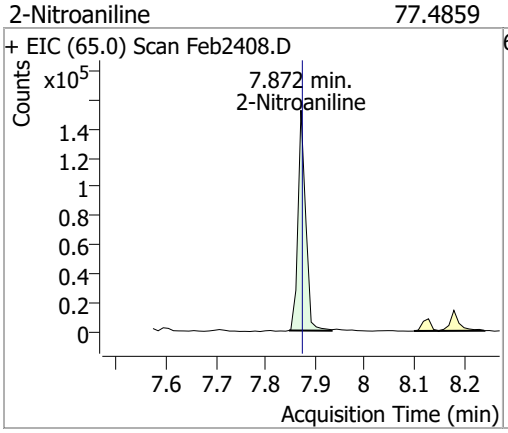

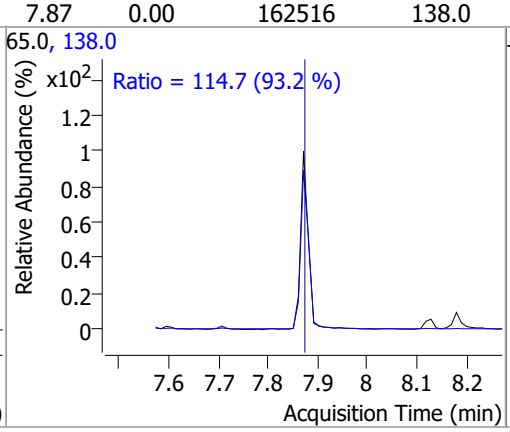

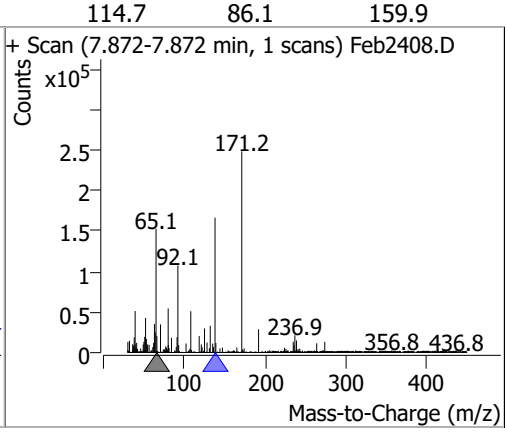

Compound	Conc.	RT	Dev(Min)	Resp.	QIon	QRatio	Lower	Upper
Dimethyl Phthalate	94.2652	8.13	0.00	1130684	77.0	19.6	13.9	25.8

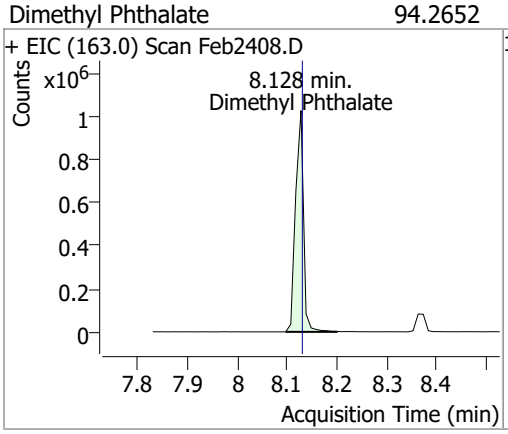

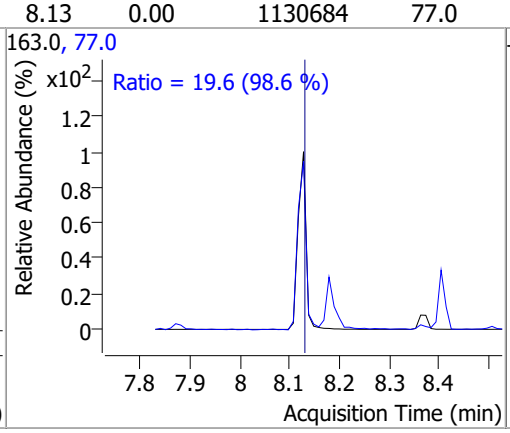

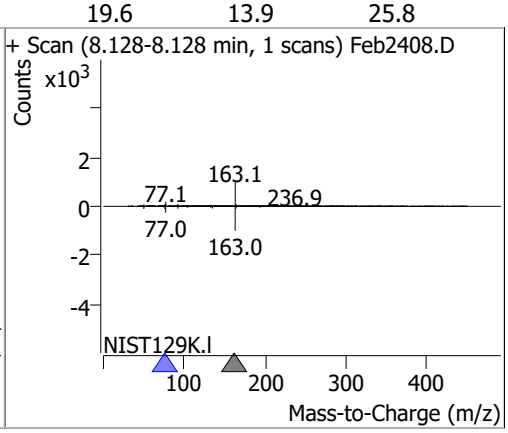

Compound	Conc.	RT	Dev(Min)	Resp.	QIon	QRatio	Lower	Upper
2,6-Dinitrotoluene	80.0818	8.18	0.00	130189	63.0	133.4	95.6	177.5
					89.0	65.3	45.4	84.4

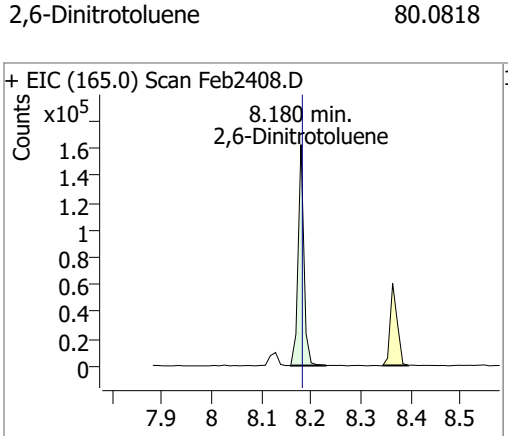

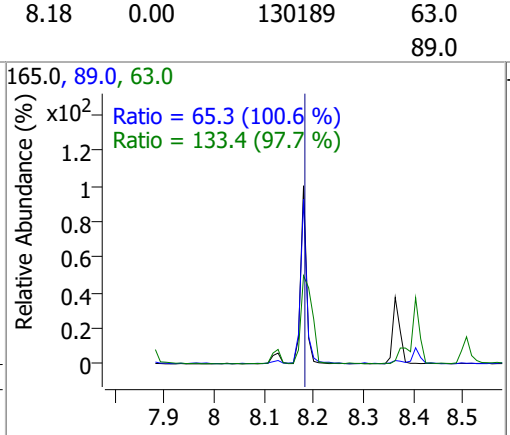

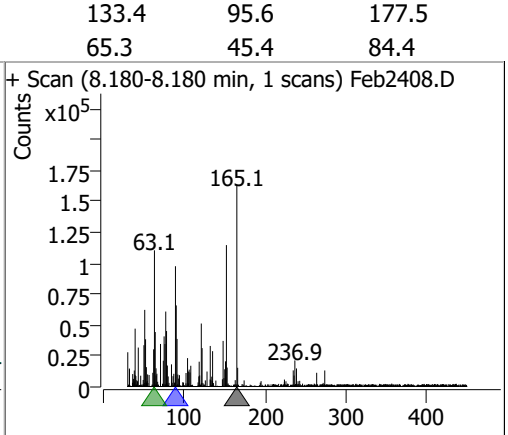

Compound	Conc.	RT	Dev(Min)	Resp.	QIon	QRatio	Lower	Upper
Acenaphthylene	78.5883	8.19	0.00	1478176	153.1	13.2	9.8	18.2

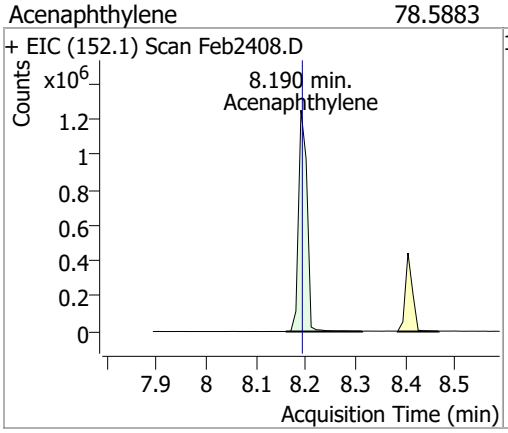

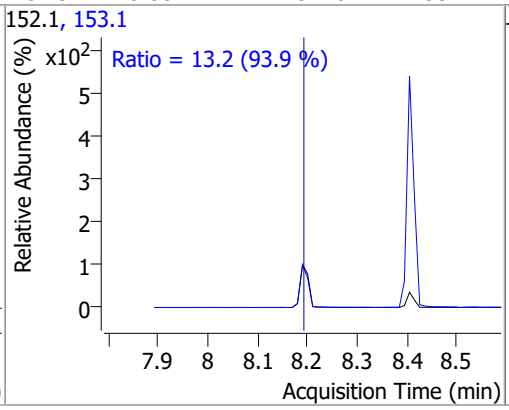

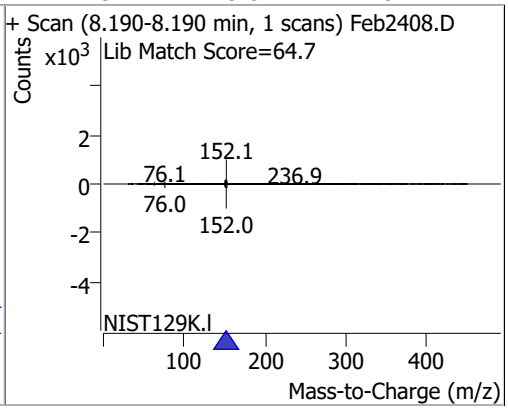

Compound	Conc.	RT	Dev(Min)	Resp.	QIon	QRatio	Lower	Upper
3-Nitroaniline	68.4764	8.38	0.00	124834	65.0	133.3	92.2	171.2
					92.0	113.0	78.8	146.4

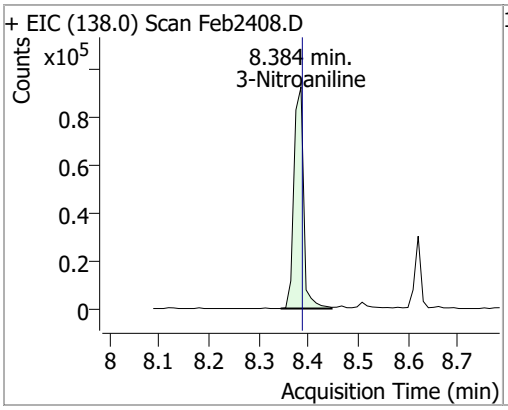

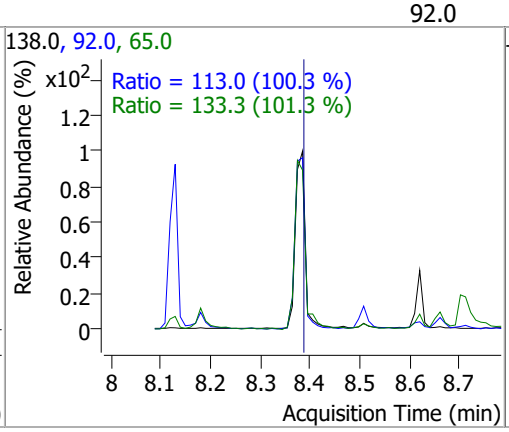

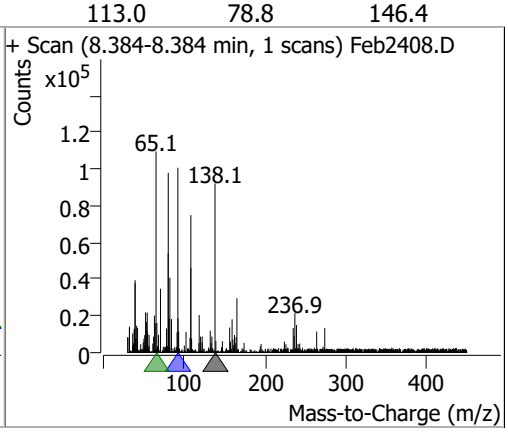

Compound	Conc.	RT	Dev(Min)	Resp.	QIon	QRatio	Lower	Upper
Acenaphthene	79.2439	8.40	0.00	855785	153.0	108.5	74.6	138.6
					152.0	51.8	36.7	68.2

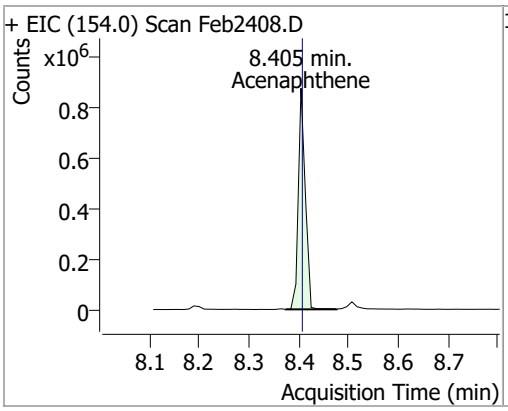

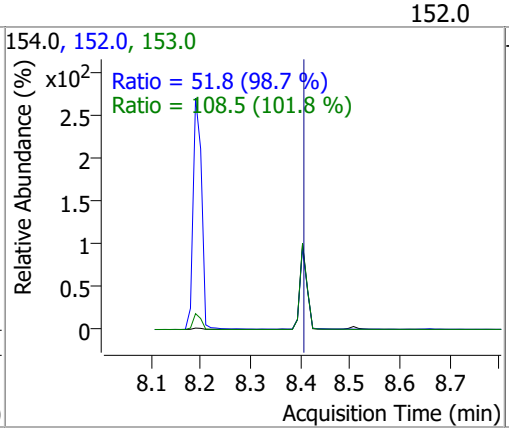

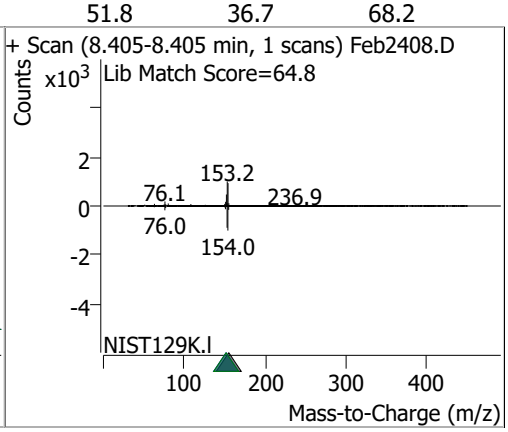

Compound	Conc.	RT	Dev(Min)	Resp.	QIon	QRatio	Lower	Upper
2,4-Dinitrophenol	67.3571	8.51	0.00	52933	154.0	65.1	41.5	77.0

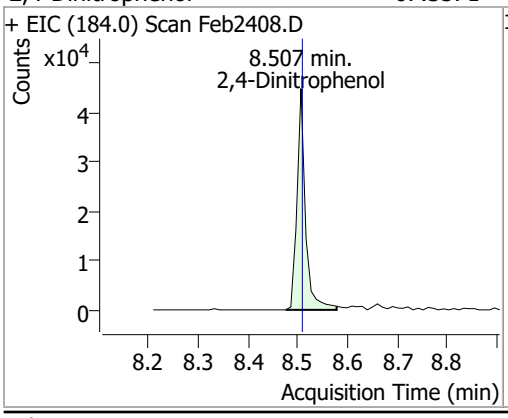

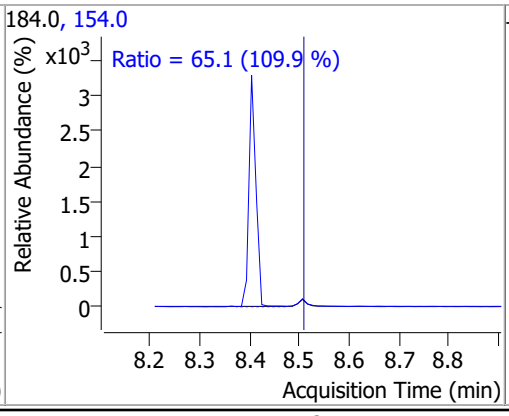

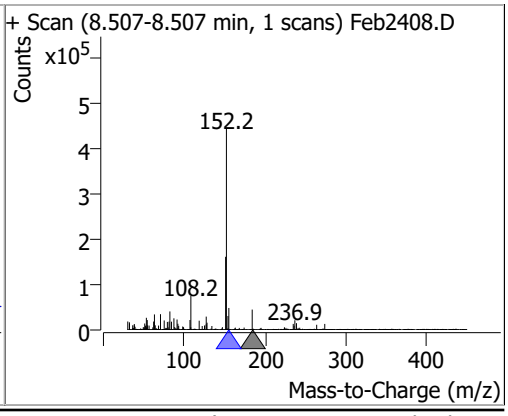

Compound	Conc.	RT	Dev(Min)	Resp.	QIon	QRatio	Lower	Upper
Dibenzofuran	79.8975	8.62	0.00	1413617	139.0	39.2	26.3	48.9

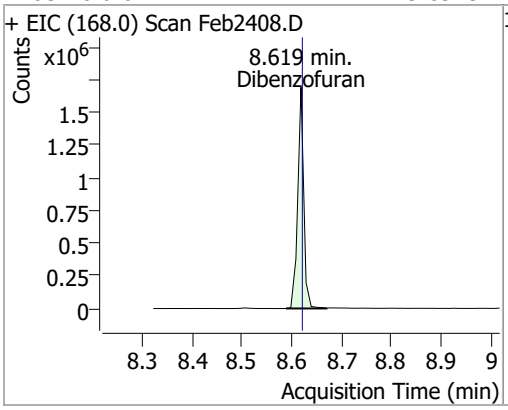

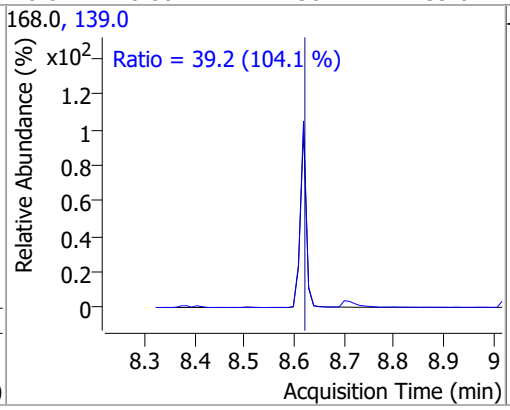

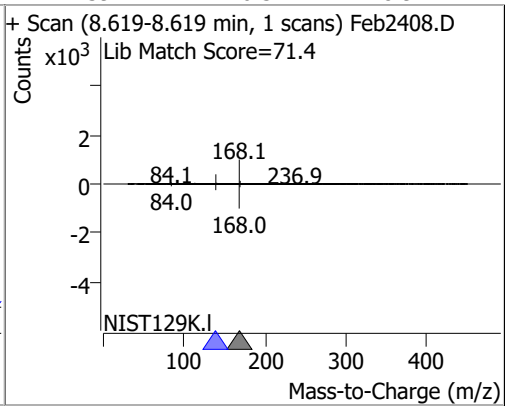

Compound	Conc.	RT	Dev(Min)	Resp.	QIon	QRatio	Lower	Upper
2,4-Dinitrotoluene	89.1816	8.66	0.00	184129	89.0	82.3	53.1	98.6
					63.0	50.6	30.9	57.3

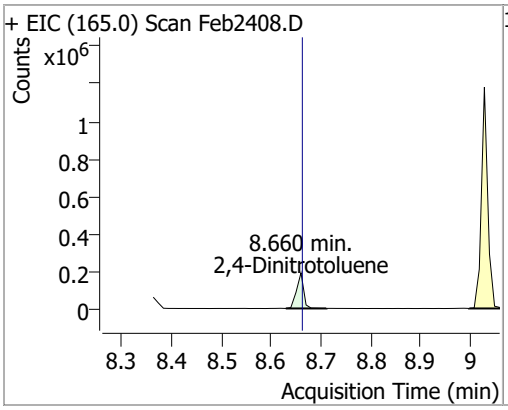

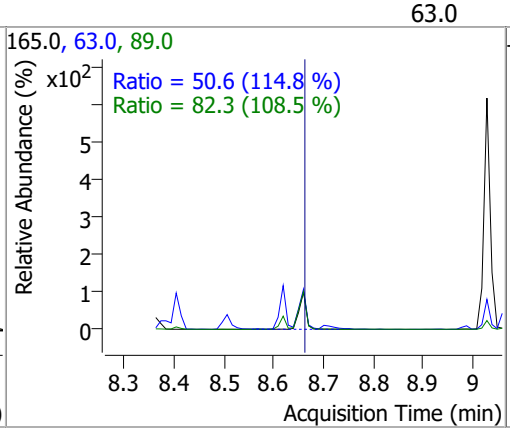

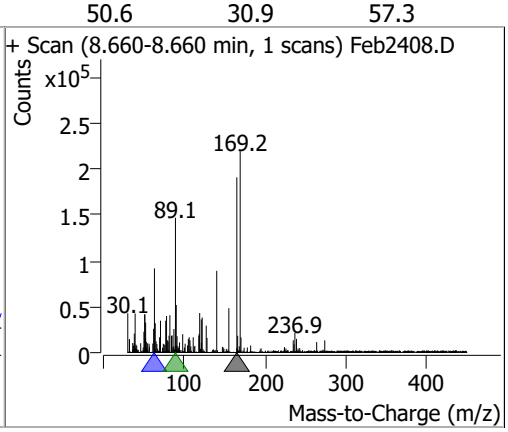

Compound	Conc.	RT	Dev(Min)	Resp.	QIon	QRatio	Lower	Upper
4-Nitrophenol	36.5927	8.71	0.00	67706	139.0	65.3	54.8	101.9
					65.0	70.4	50.1	93.1

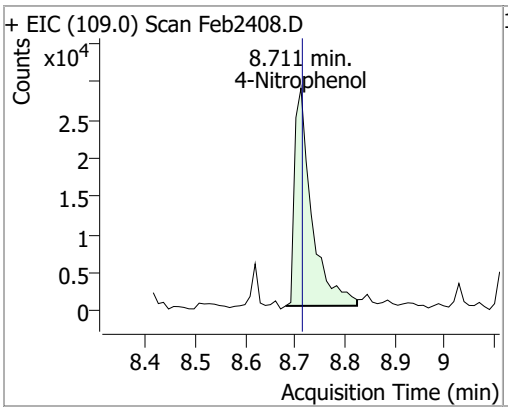

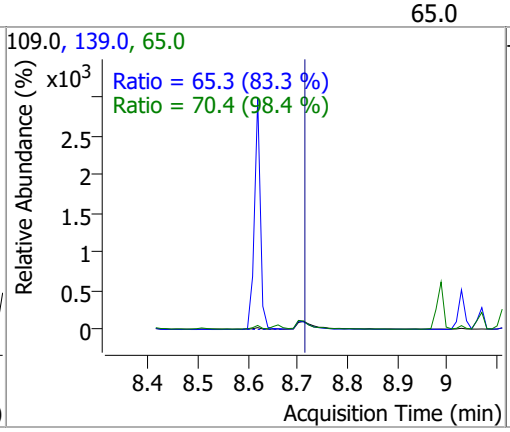

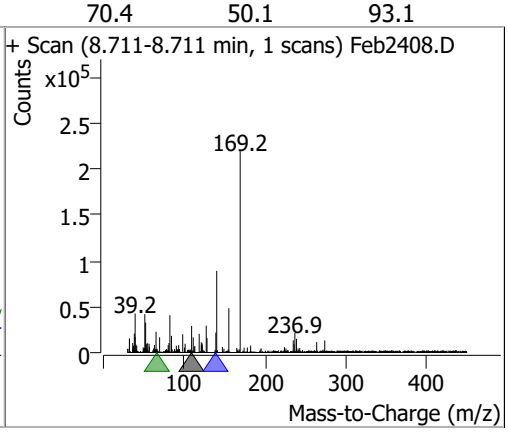

Compound	Conc.	RT	Dev(Min)	Resp.	QIon	QRatio	Lower	Upper
Diethylphthalate	96.6557	8.99	0.00	1208377	177.0	20.5	14.9	27.7
					150.0	12.7	8.9	16.5

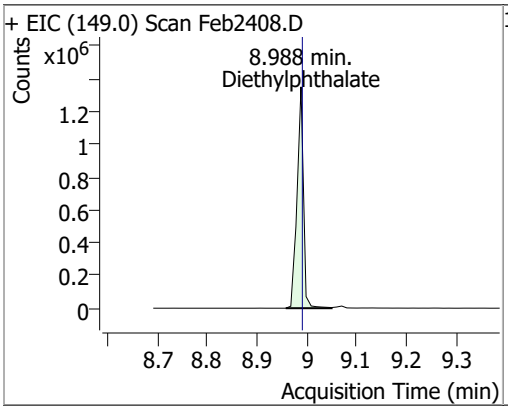

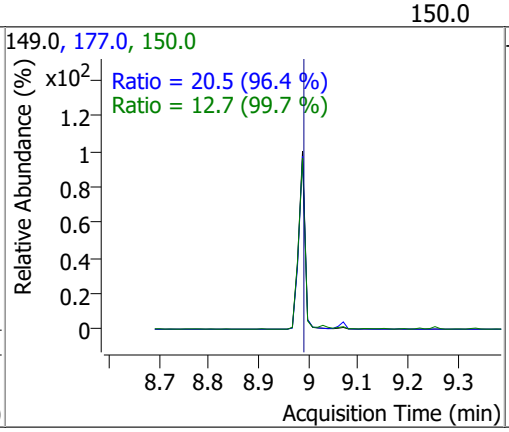

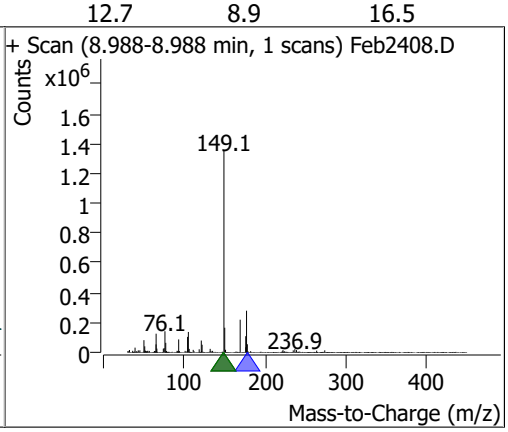

Compound	Conc.	RT	Dev(Min)	Resp.	QIon	QRatio	Lower	Upper
Fluorene	79.4427	9.03	0.00	1125457	165.0	93.2	65.9	122.3
					167.0	13.5	9.4	17.4

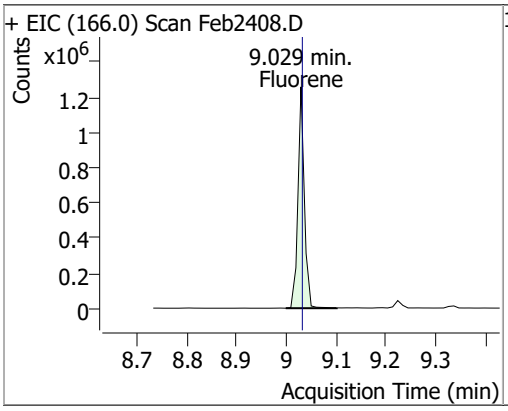

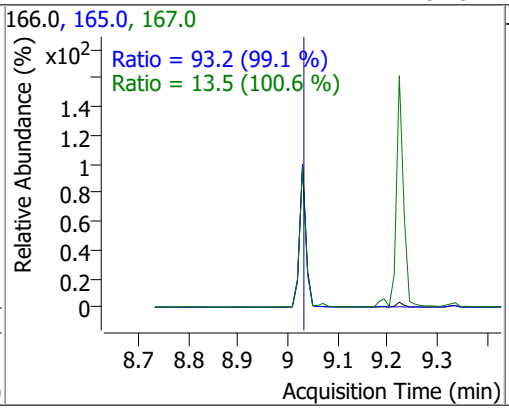

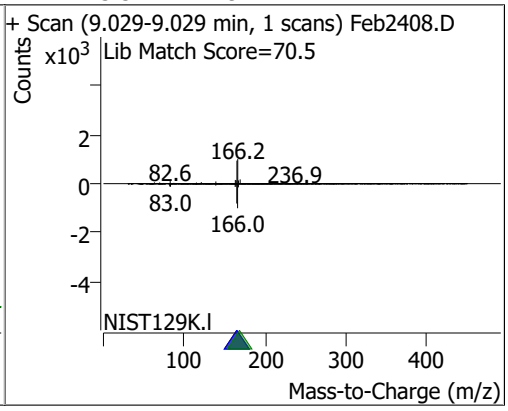

Compound	Conc.	RT	Dev(Min)	Resp.	QIon	QRatio	Lower	Upper
4-Chlorophenyl-phenylether	89.4497	9.07	0.00	573220	141.0	62.7	43.2	80.2
					206.0	32.7	23.8	44.1

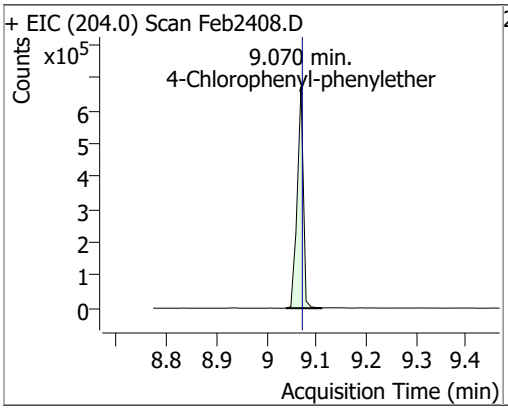

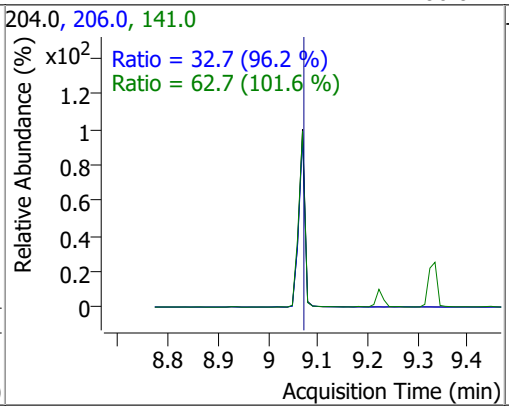

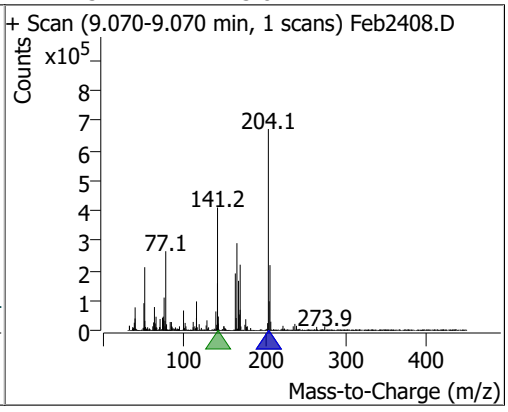

Compound	Conc.	RT	Dev(Min)	Resp.	QIon	QRatio	Lower	Upper
4-Nitroaniline	71.5065	9.12	0.00	138430	65.0	116.2	76.4	142.0
					92.0	50.1	33.1	61.4

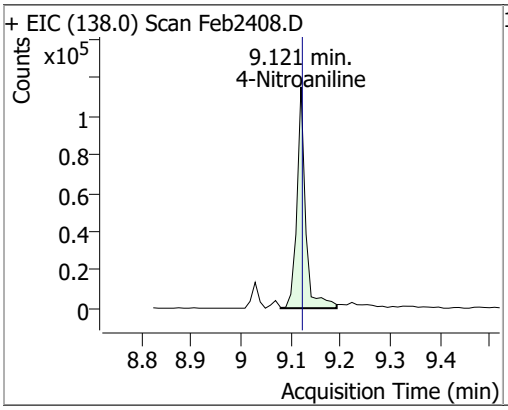

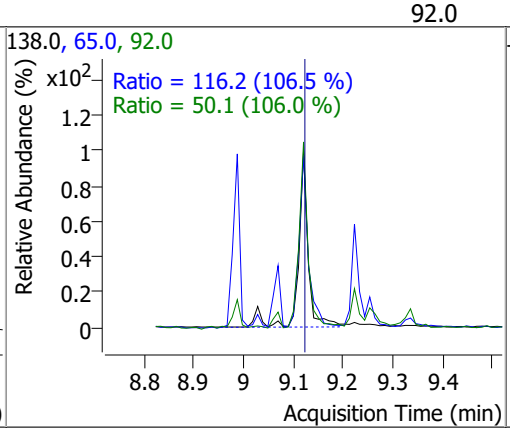

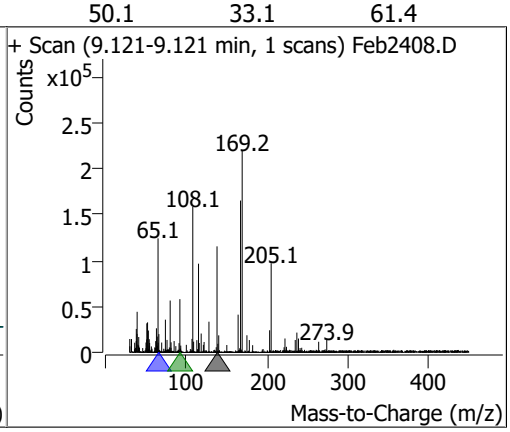

Compound	Conc.	RT	Dev(Min)	Resp.	QIon	QRatio	Lower	Upper
4,6-Dinitro-2-methylphenol	81.1084	9.14	0.00	96764	121.0	49.2	34.1	63.3

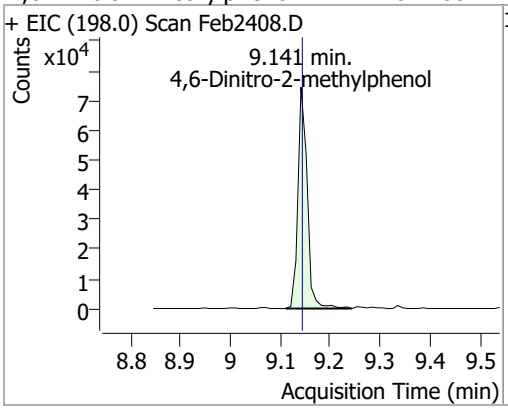

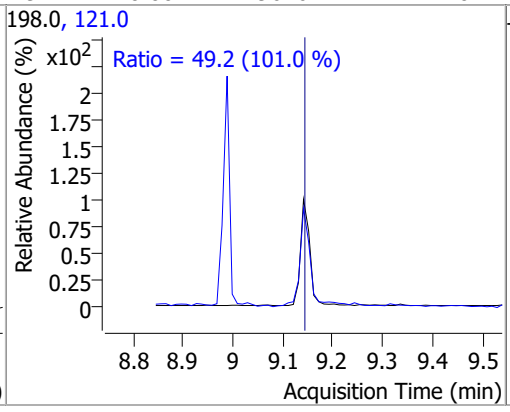

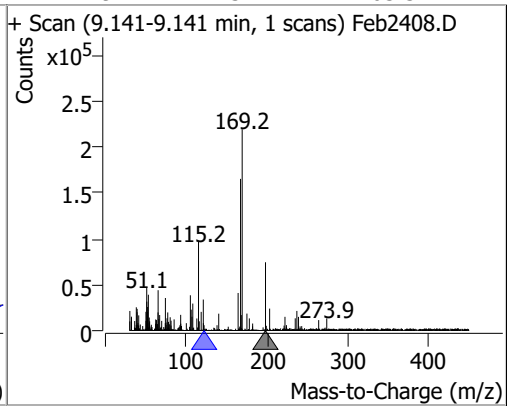

Compound	Conc.	RT	Dev(Min)	Resp.	QIon	QRatio	Lower	Upper
N-nitrosodiphenylamine	83.0062	9.22	0.00	764050	168.0	64.5	45.2	84.0
					167.0	35.8	24.2	44.9

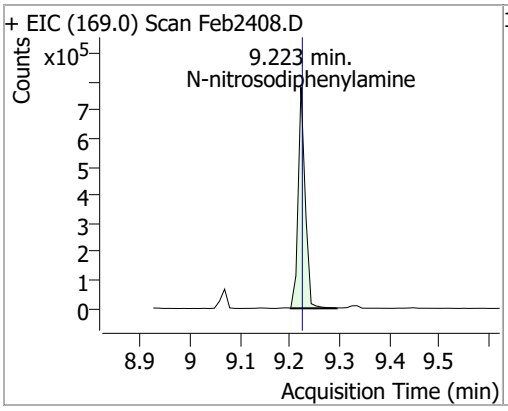

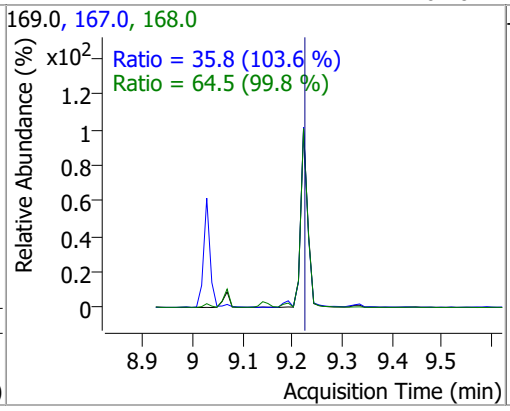

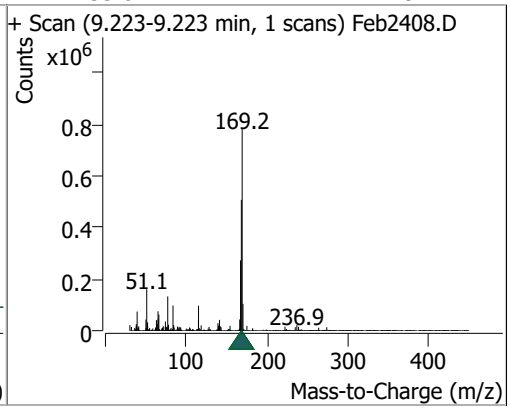

Compound	Conc.	RT	Dev(Min)	Resp.	QIon	QRatio	Lower	Upper
Azobenzene	74.9754	9.25	0.00	906652	51.0	52.6	34.2	63.5
					182.0	26.0	18.2	33.8

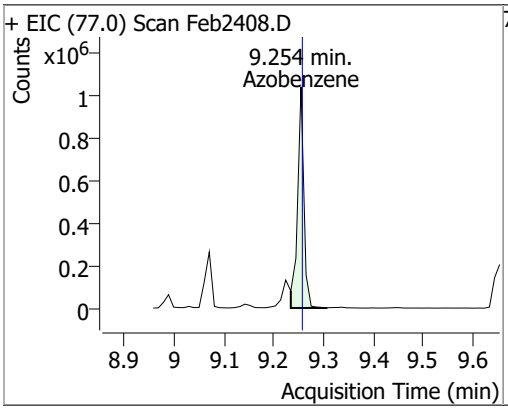

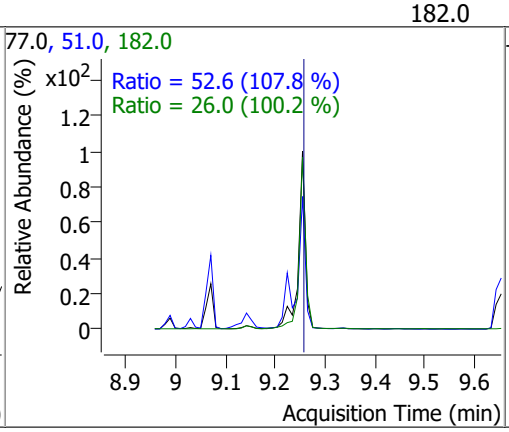

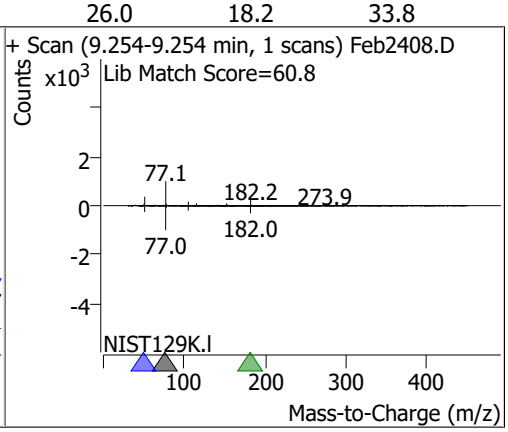

Compound	Conc.	RT	Dev(Min)	Resp.	QIon	QRatio	Lower	Upper
2,4,6-Tribromophenol	157.8533	9.34	0.01	210528	331.8	90.1	63.6	118.2

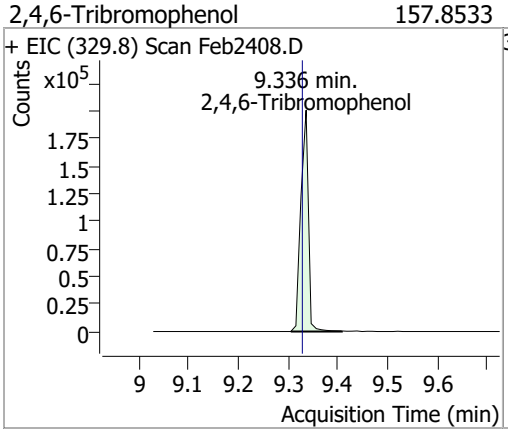

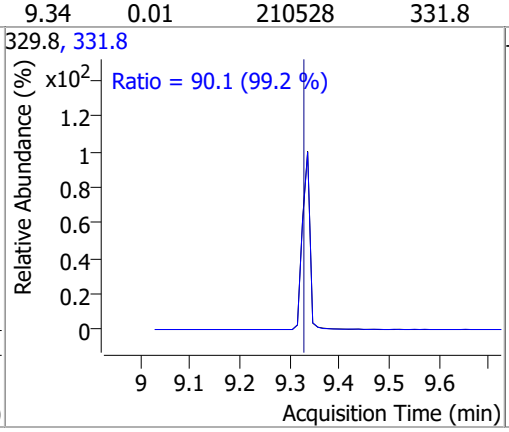

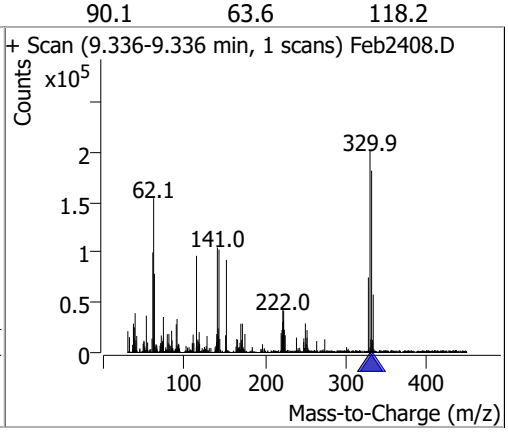

Compound	Conc.	RT	Dev(Min)	Resp.	QIon	QRatio	Lower	Upper
4-Bromophenyl-phenylether	87.8368	9.65	0.00	308925	141.0	102.4	70.3	130.5
					250.0	99.1	69.6	129.3

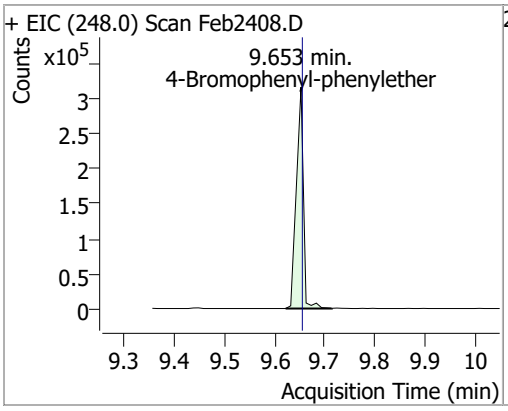

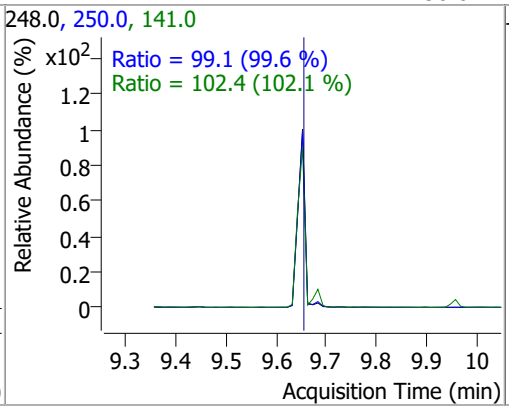

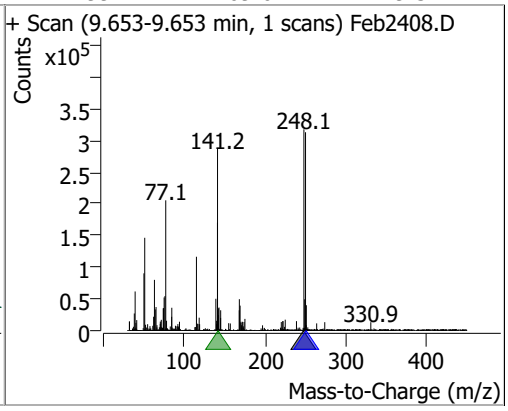

Compound	Conc.	RT	Dev(Min)	Resp.	QIon	QRatio	Lower	Upper
Hexachlorobenzene	81.6671	9.68	0.00	289220	142.0	53.8	34.5	64.1

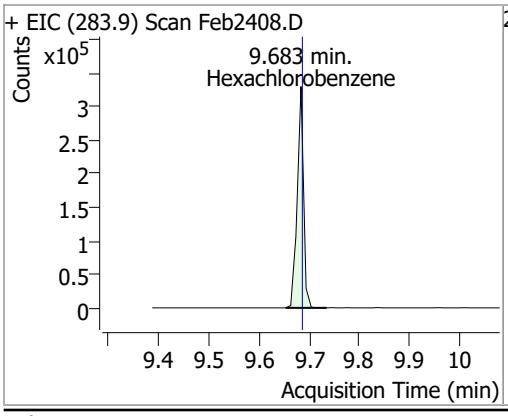

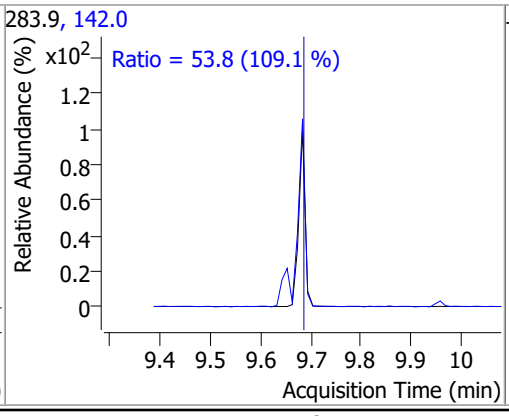

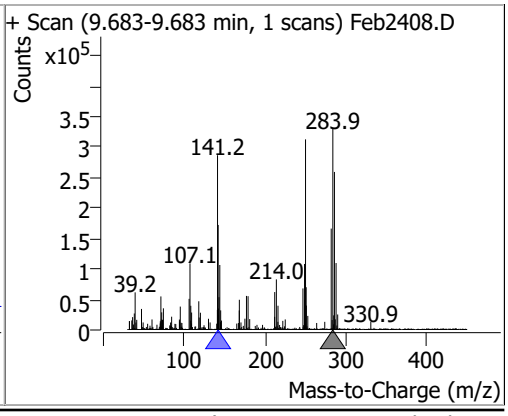

Compound	Conc.	RT	Dev(Min)	Resp.	QIon	QRatio	Lower	Upper
Pentachlorophenol	88.0003	9.96	0.00	147775	263.9	61.5	44.2	82.0
					267.9	58.5	43.7	81.1

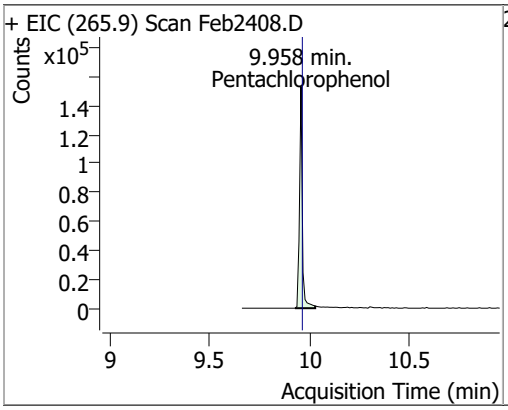

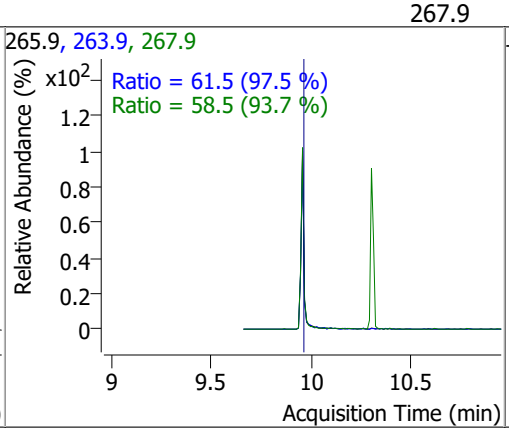

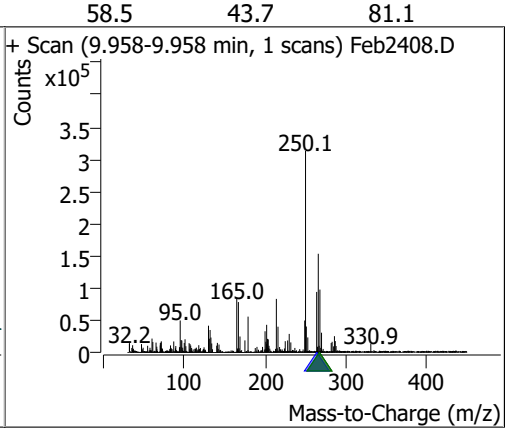

Compound	Conc.	RT	Dev(Min)	Resp.	QIon	QRatio	Lower	Upper
Phenanthrene	93.2315	10.18	0.00	1764697	176.0	18.8	13.3	24.6

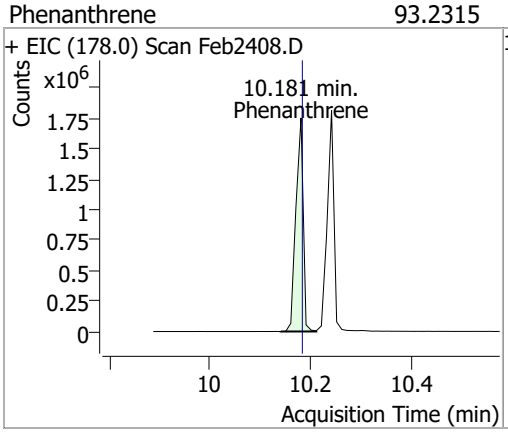

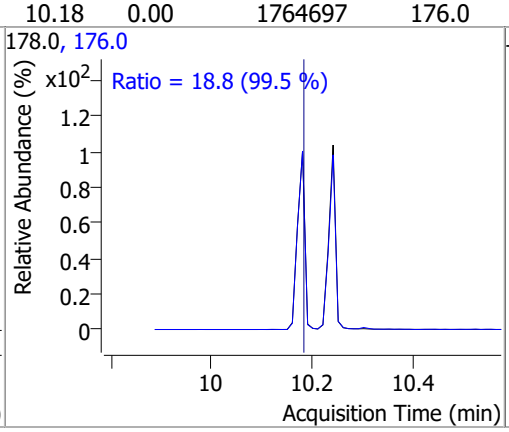

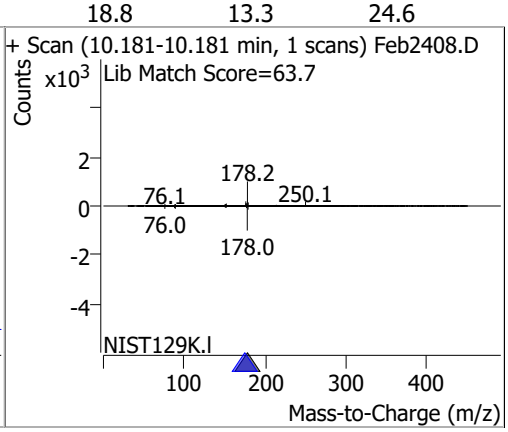

Compound	Conc.	RT	Dev(Min)	Resp.	QIon	QRatio	Lower	Upper
Anthracene	93.6203	10.24	0.00	1689729 (m)	176.0	18.0	12.8	23.7

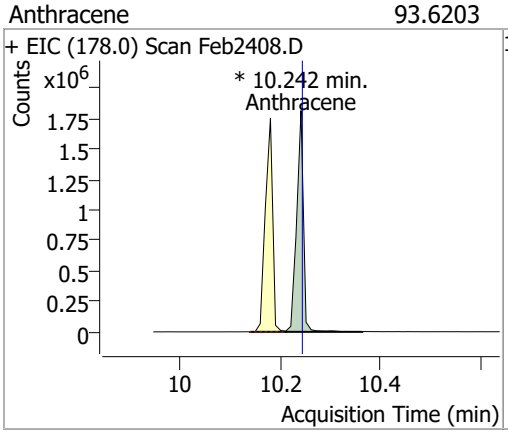

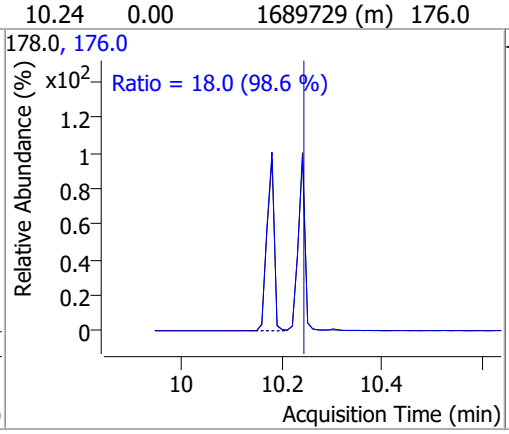

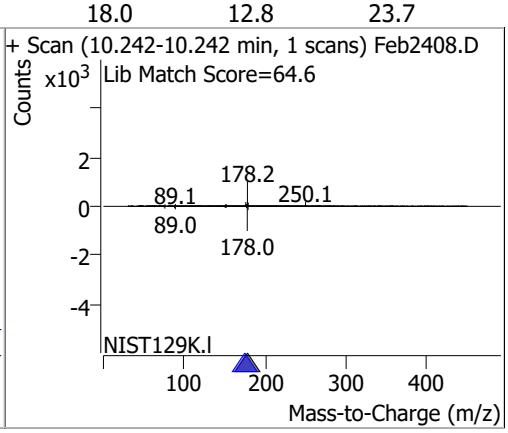

Compound	Conc.	RT	Dev(Min)	Resp.	QIon	QRatio	Lower	Upper
Triallate	86.0458	10.30	0.00	374081	268.0	22.5	16.7	31.0
					143.0	20.5	15.3	28.4

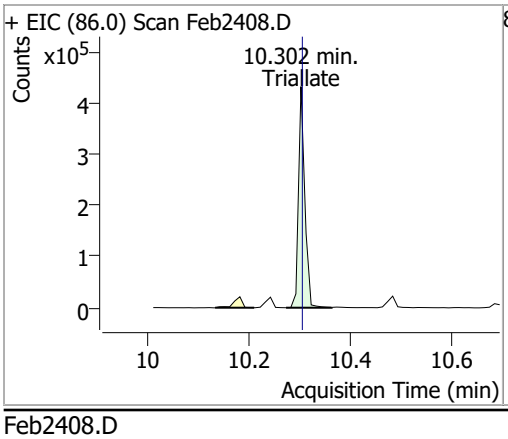

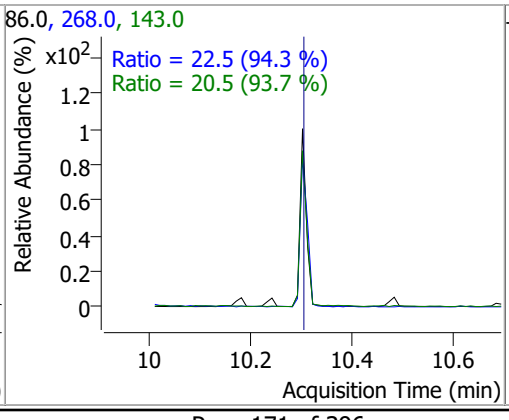

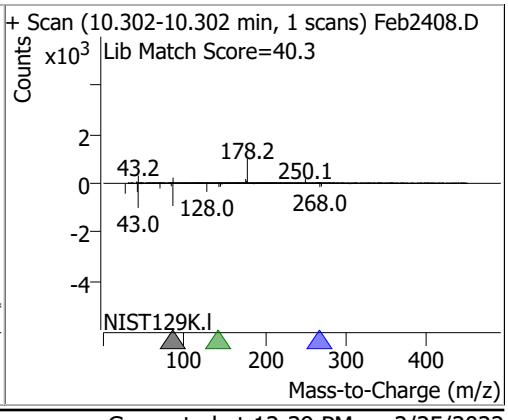

Compound	Conc.	RT	Dev(Min)	Resp.	QIon	QRatio	Lower	Upper
Carbazole	87.8196	10.48	0.00	1609936	139.0	13.2	9.1	16.9

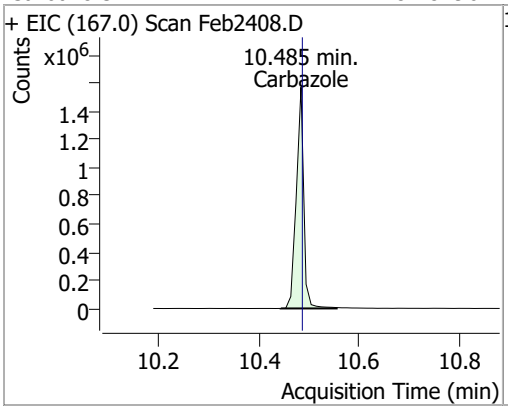

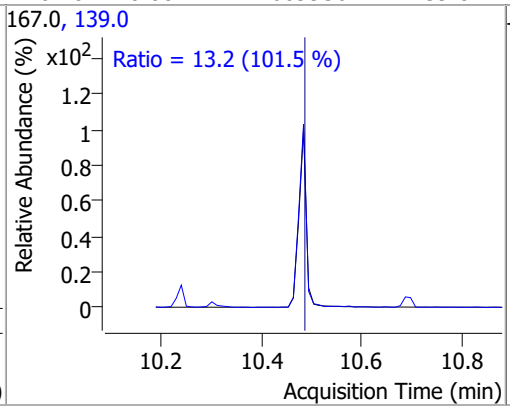

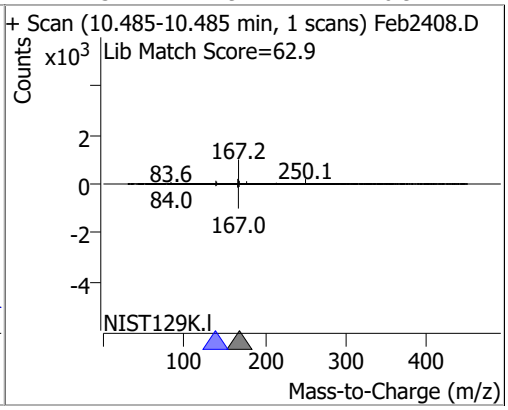

Compound	Conc.	RT	Dev(Min)	Resp.	QIon	QRatio	Lower	Upper
o-Terphenyl	85.7981	10.70	0.01	869627	229.0	64.7	45.3	84.0
					215.0	38.1	27.0	50.1

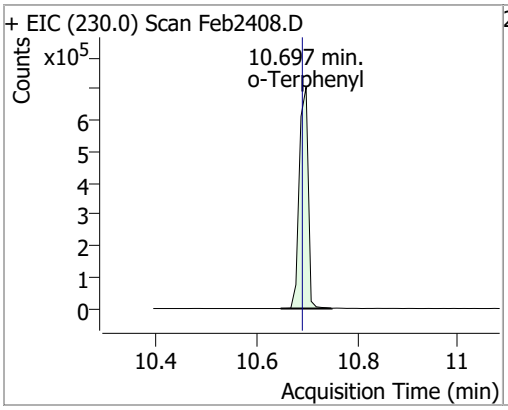

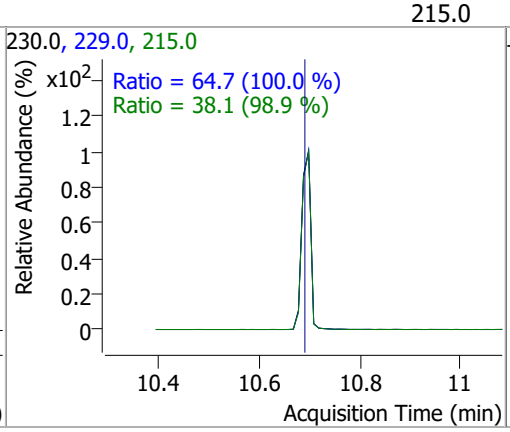

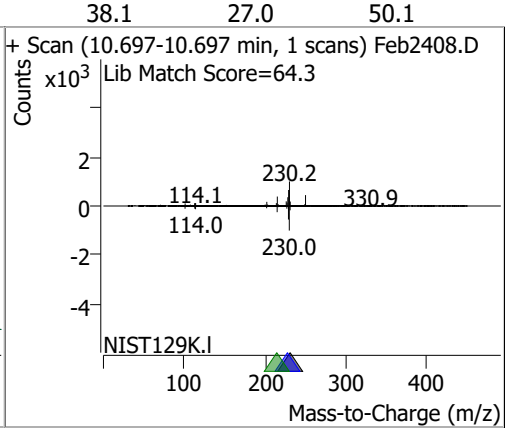

Compound	Conc.	RT	Dev(Min)	Resp.	QIon	QRatio	Lower	Upper
Di-n-Butylphthalate	98.6574	11.07	0.00	1773617	150.0	8.9	6.4	11.8
					104.0	6.1	4.3	8.1

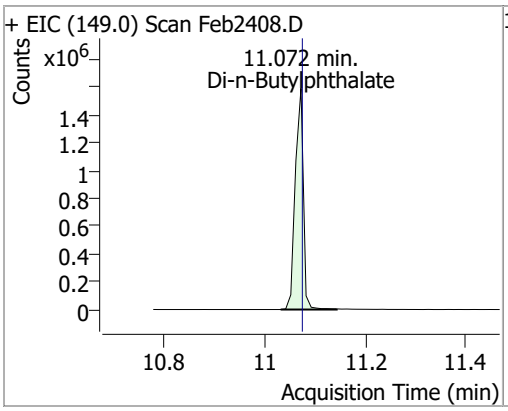

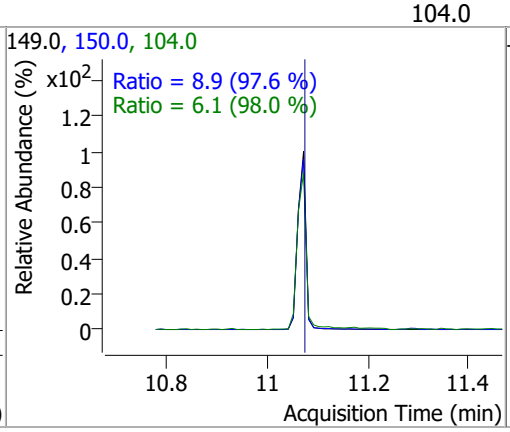

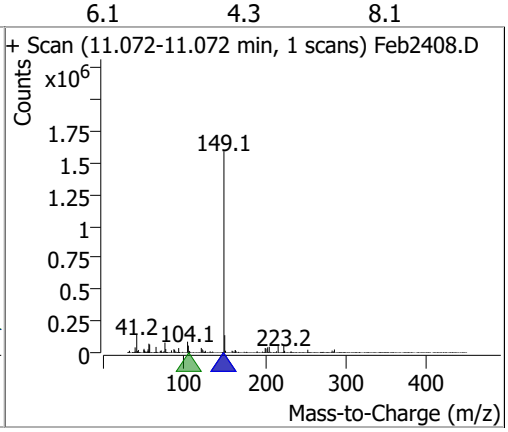

Compound	Conc.	RT	Dev(Min)	Resp.	QIon	QRatio	Lower	Upper
Fluoranthene	89.5889	11.94	0.00	1718385	101.0	13.7	8.9	16.6

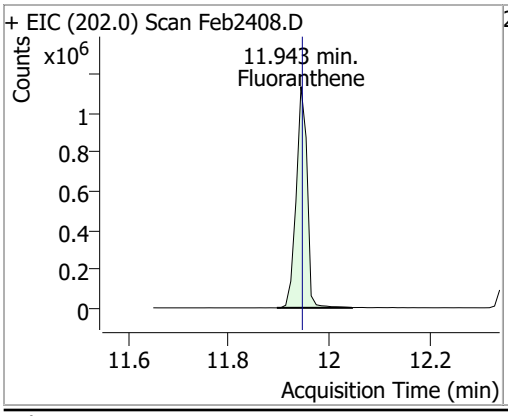

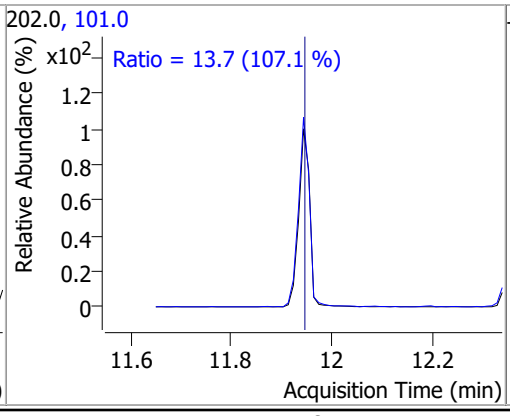

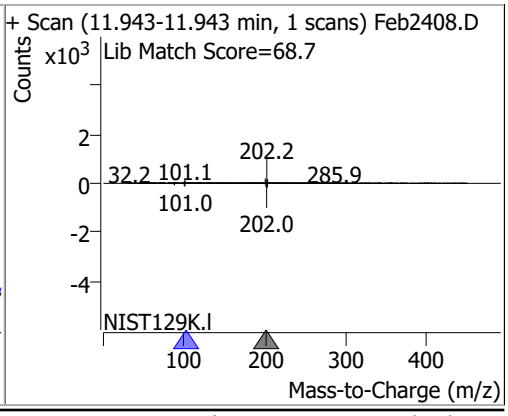

Compound	Conc.	RT	Dev(Min)	Resp.	QIon	QRatio	Lower	Upper
Benzidine	28.0275	12.33	0.00	196612	183.0	12.8	7.9	14.7
					92.0	9.2	5.0	9.2

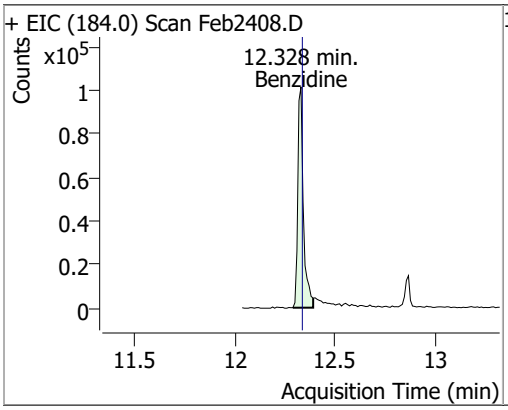

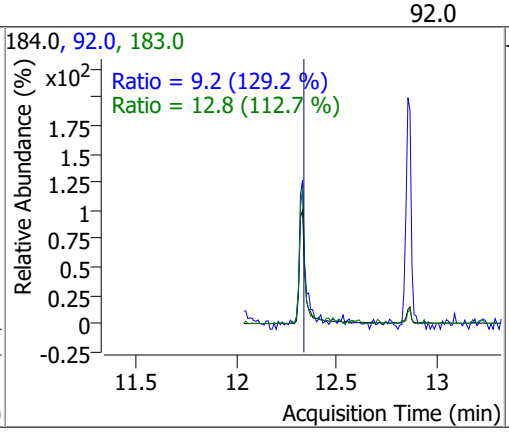

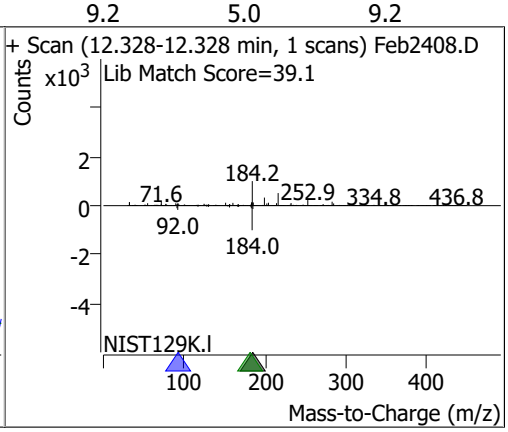

Compound	Conc.	RT	Dev(Min)	Resp.	QIon	QRatio	Lower	Upper
Pyrene	89.0295	12.37	0.00	1859297	101.0	16.1	10.6	19.7

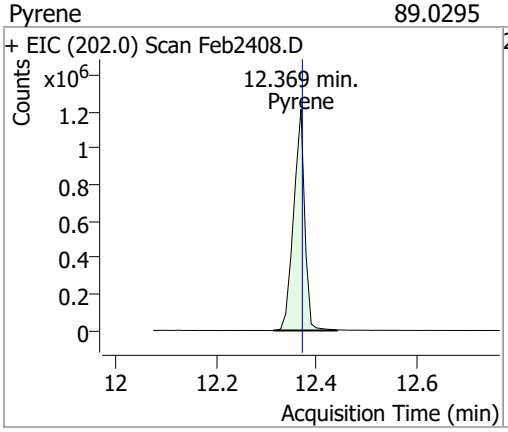

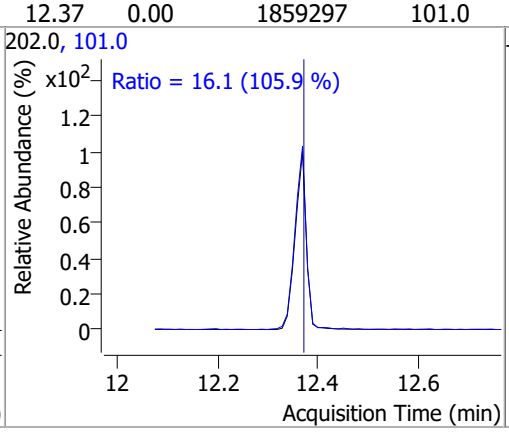

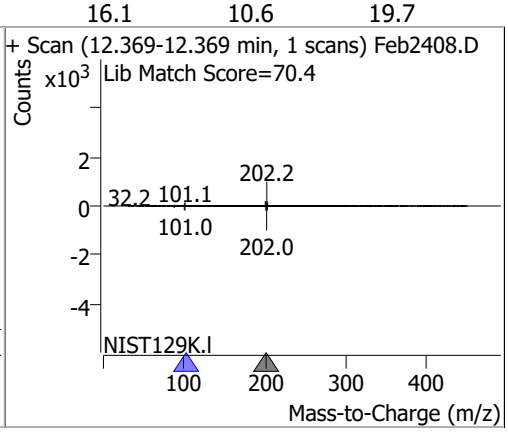

Compound	Conc.	RT	Dev(Min)	Resp.	QIon	QRatio	Lower	Upper
Terphenyl-d14	91.8160	12.86	0.00	1291963	122.0	14.3	9.5	17.6

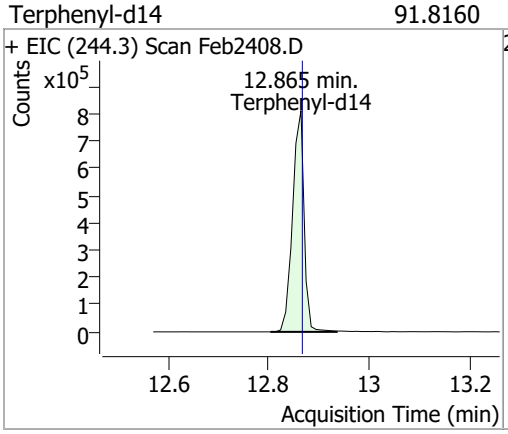

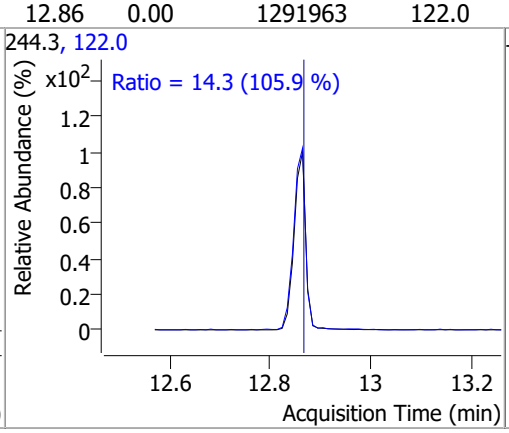

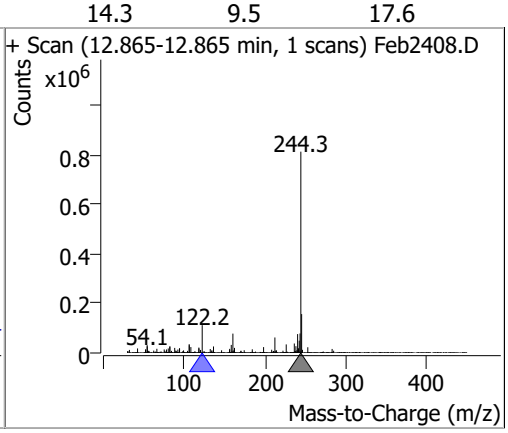

Compound	Conc.	RT	Dev(Min)	Resp.	QIon	QRatio	Lower	Upper
Butylbenzylphthalate	93.3954	14.31	0.01	584456	91.0	82.2	58.3	108.4
					206.0	17.4	12.4	23.1

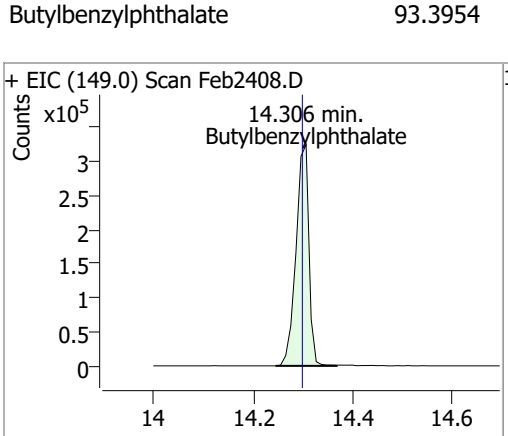

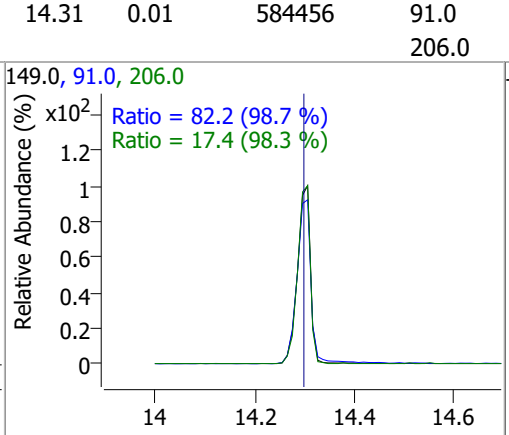

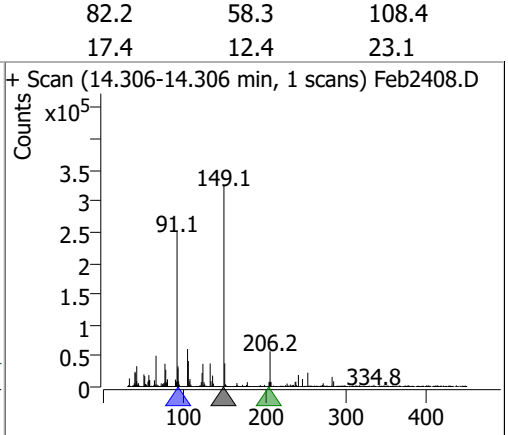

Compound	Conc.	RT	Dev(Min)	Resp.	QIon	QRatio	Lower	Upper
Benzo(a)Anthracene	96.2160	15.50	0.00	1526013	226.0	26.1	18.5	34.3
					229.0	20.4	14.6	27.2

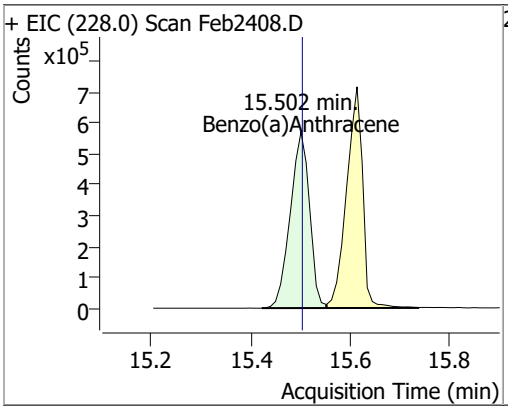

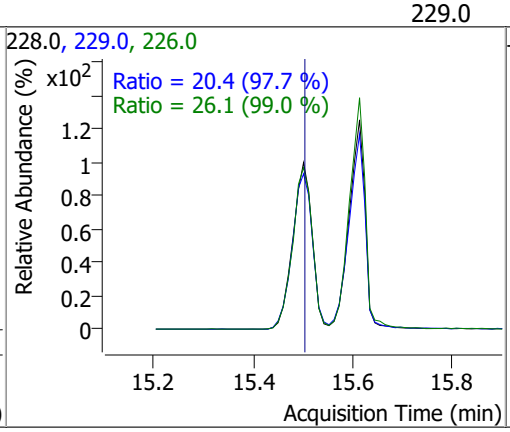

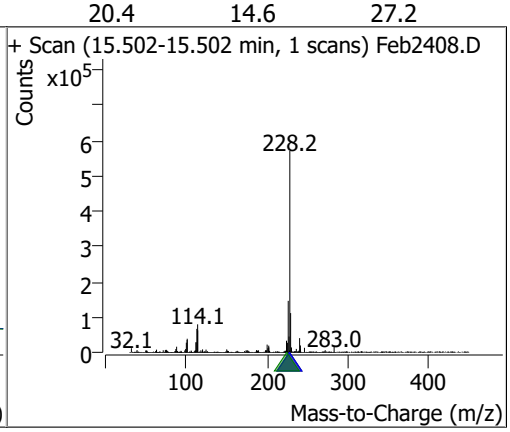

Compound	Conc.	RT	Dev(Min)	Resp.	QIon	QRatio	Lower	Upper
Chrysene	90.8736	15.61	0.00	1605194	226.0	29.1	20.4	37.9
					229.0	19.7	14.3	26.5

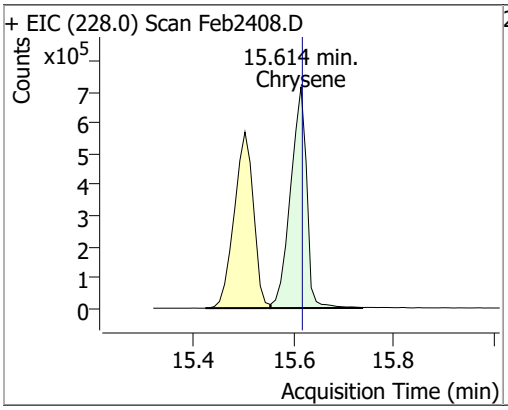

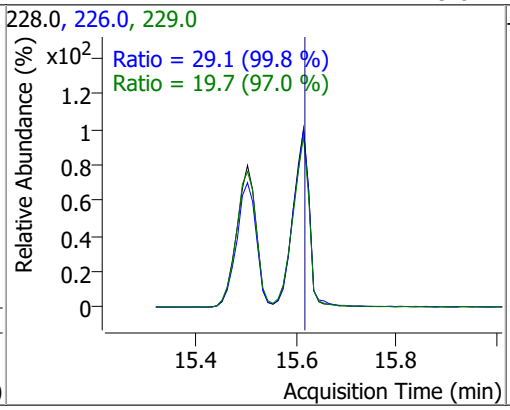

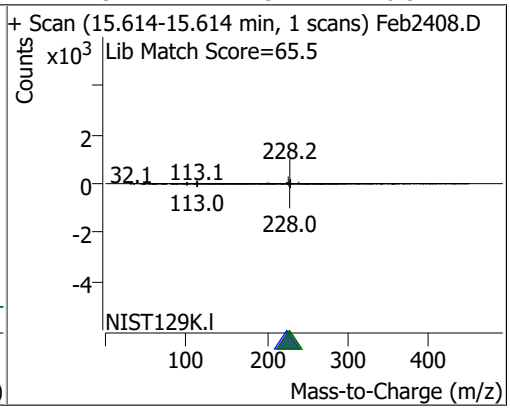

Compound	Conc.	RT	Dev(Min)	Resp.	QIon	QRatio	Lower	Upper
3,3-Dichlorobenzidine	58.9622	15.65	0.00	318456	254.0	64.0	45.2	83.9

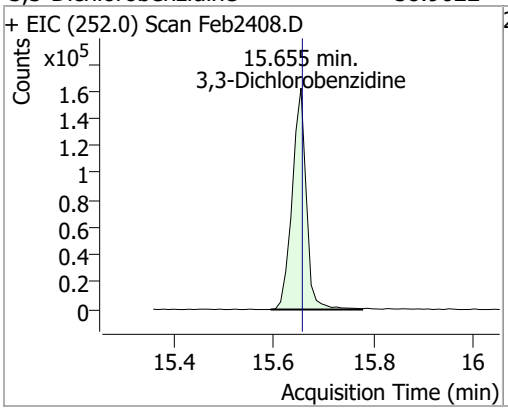

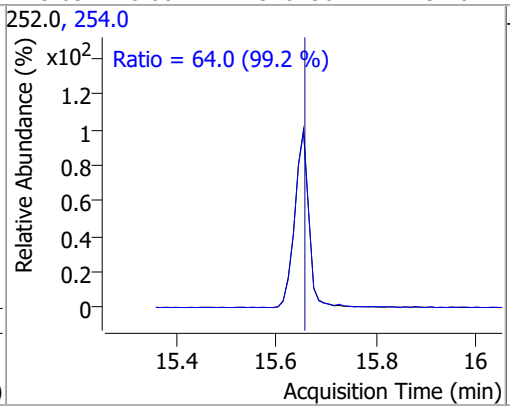

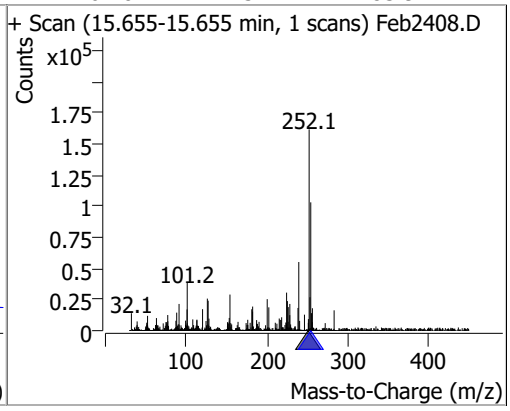

Compound	Conc.	RT	Dev(Min)	Resp.	QIon	QRatio	Lower	Upper
bis(2-ethylhexyl)Phthalate	90.4163	16.35	0.00	193285	149.0	391.8	273.7	508.3
					279.0	13.9	9.4	17.4

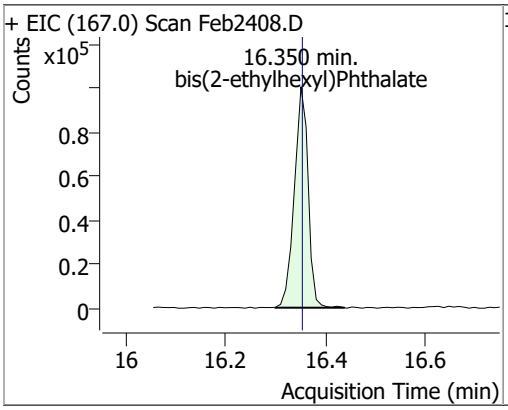

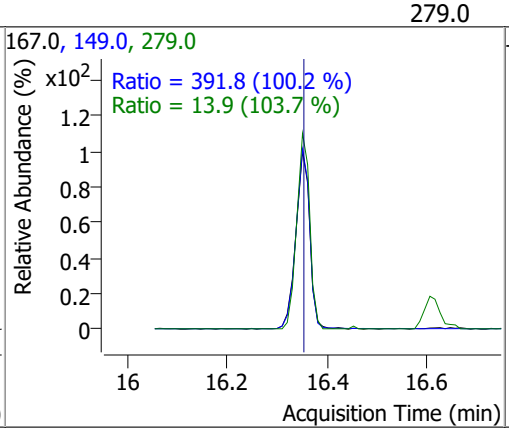

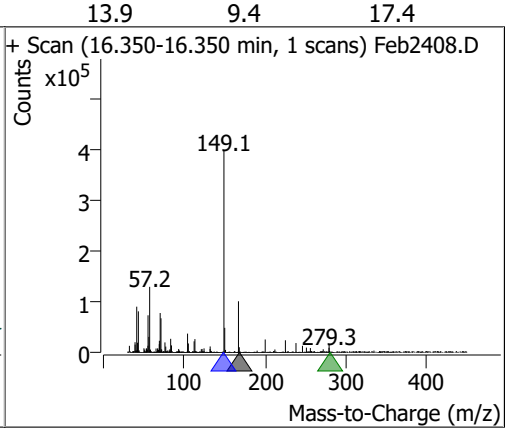

Compound	Conc.	RT	Dev(Min)	Resp.	QIon	QRatio	Lower	Upper
Di-n-octyl Phthalate	91.2441	18.12	0.00	1359231	150.0	9.6	6.6	12.3

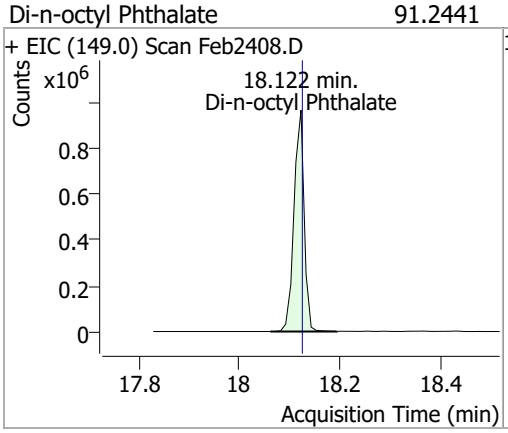

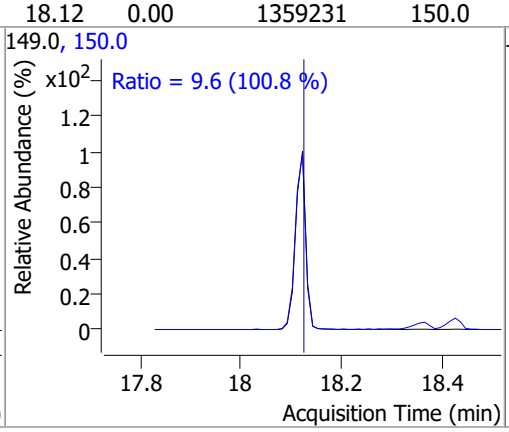

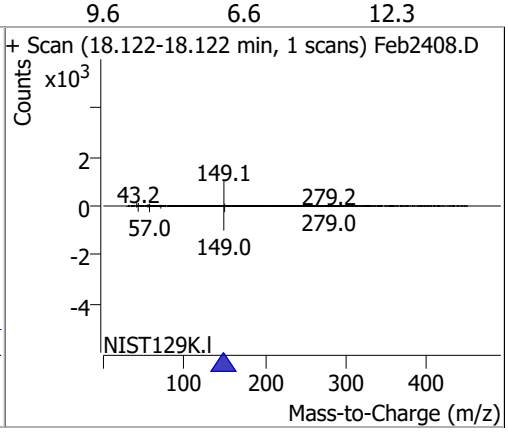

Compound	Conc.	RT	Dev(Min)	Resp.	QIon	QRatio	Lower	Upper
Benzo(b)fluoranthene	86.2083	18.37	0.00	1362879	253.0	22.5	16.0	29.7

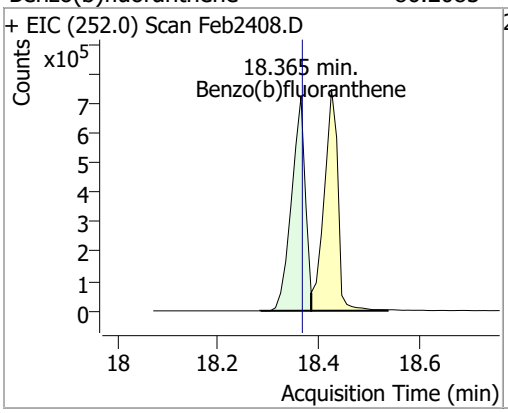

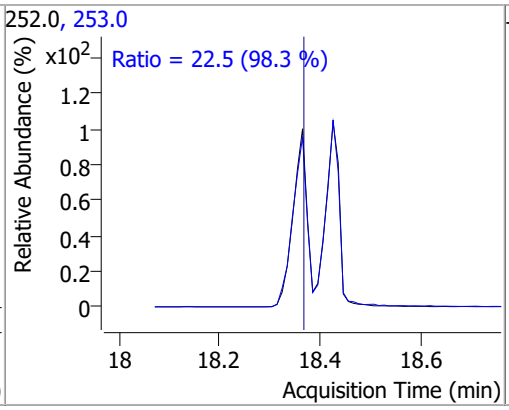

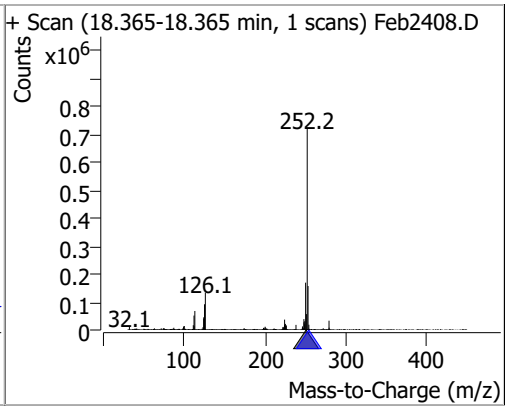

Compound	Conc.	RT	Dev(Min)	Resp.	QIon	QRatio	Lower	Upper
Benzo(k)fluoranthene	84.9867	18.43	0.00	1418158	253.0	22.8	16.0	29.7

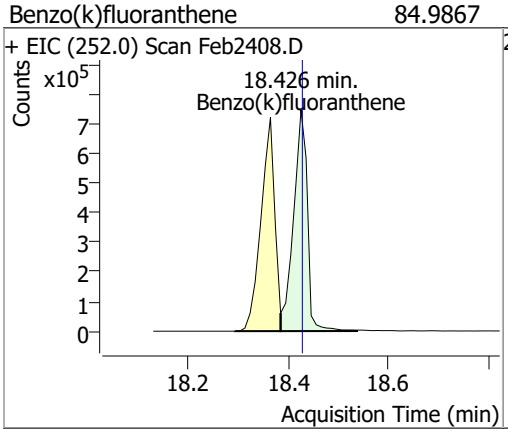

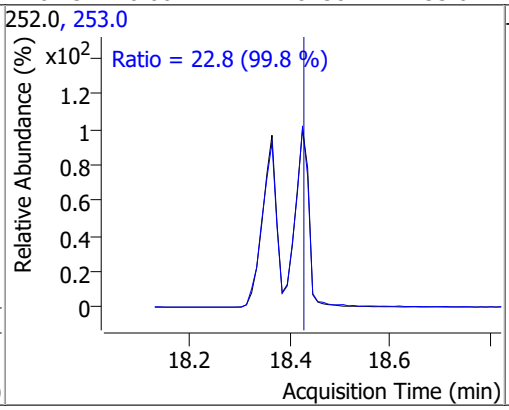

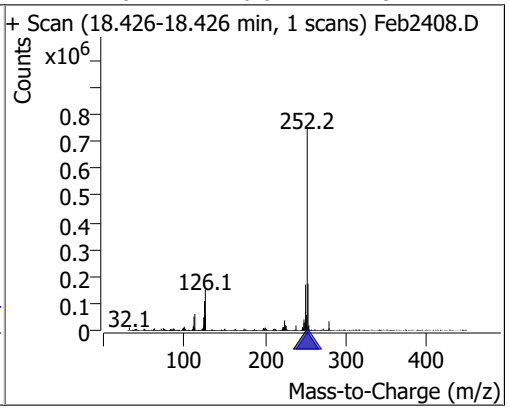

Compound	Conc.	RT	Dev(Min)	Resp.	QIon	QRatio	Lower	Upper
Benzo(a)pyrene	84.5104	18.97	0.00	1269481	253.0	22.2	15.8	29.4

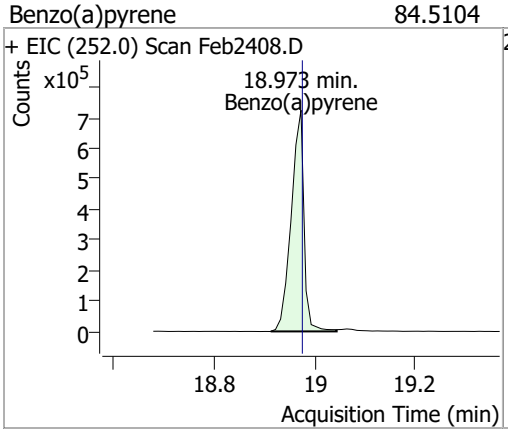

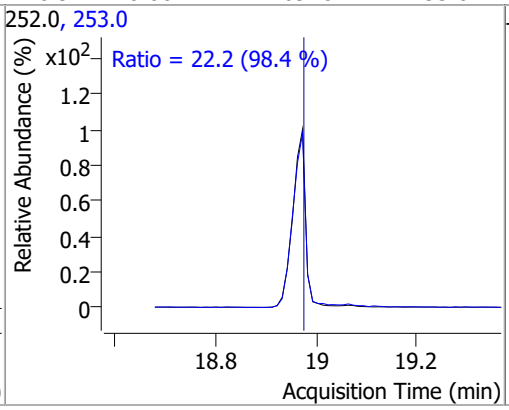

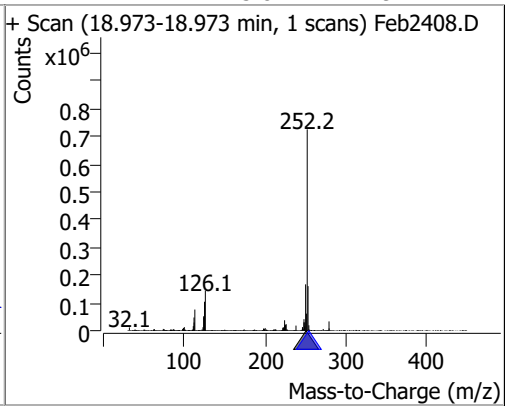

Compound	Conc.	RT	Dev(Min)	Resp.	QIon	QRatio	Lower	Upper
Indeno(1,2,3-c,d)pyrene	81.3059	20.75	0.00	1025123	138.0	31.6	21.2	39.3

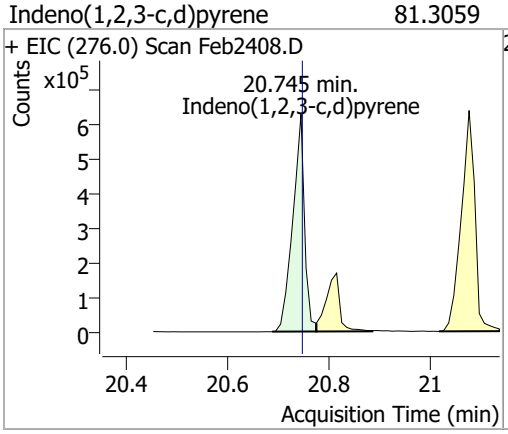

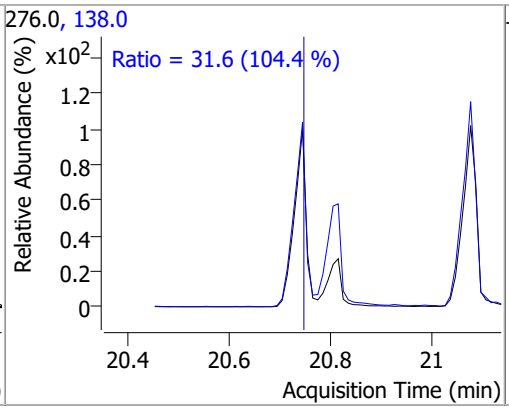

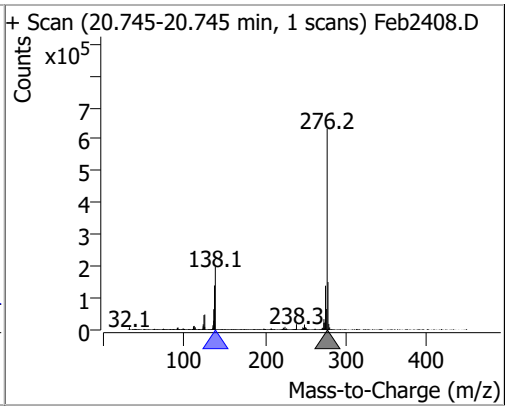

Compound	Conc.	RT	Dev(Min)	Resp.	QIon	QRatio	Lower	Upper
Dibenzo(a,h)anthracene	85.6969	20.82	0.01	1176764	139.0	25.2	17.7	32.9
					279.0	24.6	16.8	31.3

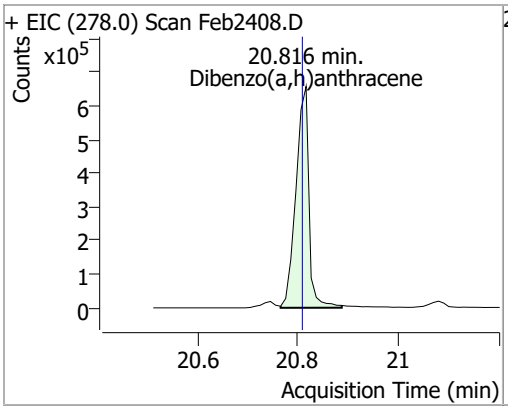

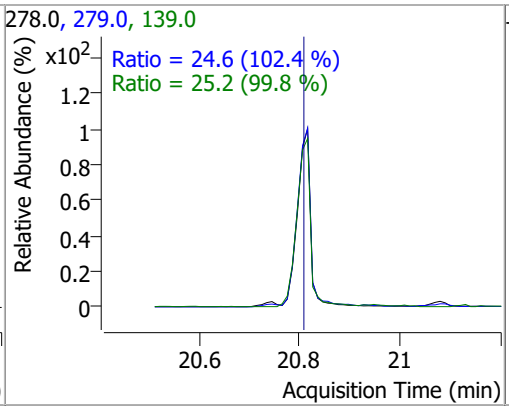

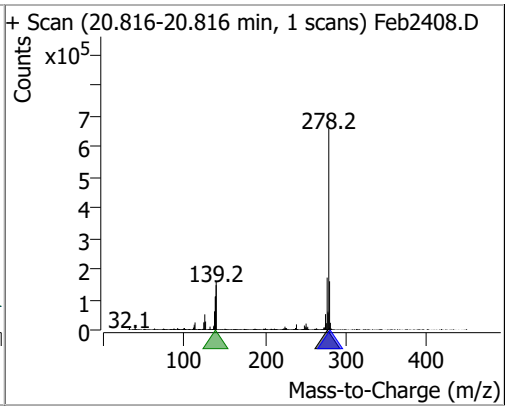

Compound	Conc.	RT	Dev(Min)	Resp.	QIon	QRatio	Lower	Upper
Benzo(g,h,i)perylene	84.5873	21.08	0.00	1229097	138.0	33.3	22.6	42.1
					277.0	24.2	16.5	30.6

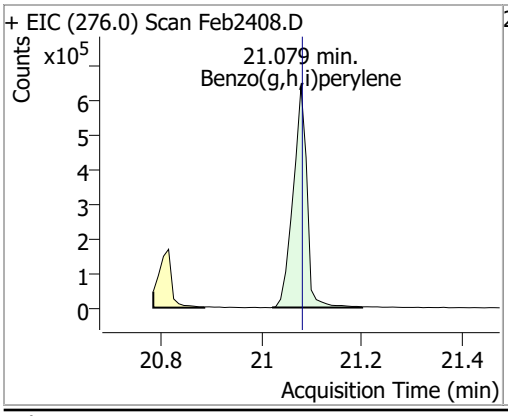

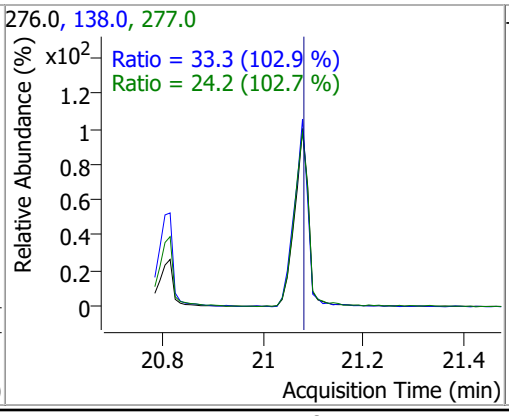

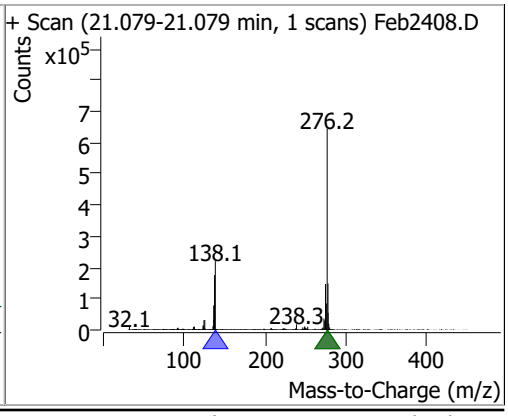

Quantitation Results Report (QT Reviewed)

Data File	Feb2409.D	Operator	LIMS import
Acq. Method	BNA+SIM.M	Acq. Date-Time	2/24/2022 7:57:03 PM
Sample Name	B22021435-006C	Instrument	Instrument #1
Vial	9	Multiplier	1.00
DA Method File		Comment	SVOC-8270-W-LARGO
Tune File	dftppdsm.u	Tune Date	2/18/2022 9:25:00 PM
Batch Name	022422 DoD BNA.batch.bin	Last Calib Update	2/25/2022 7:56:13 AM
Ref Library	D:\Org\Library\NIST129K.l		

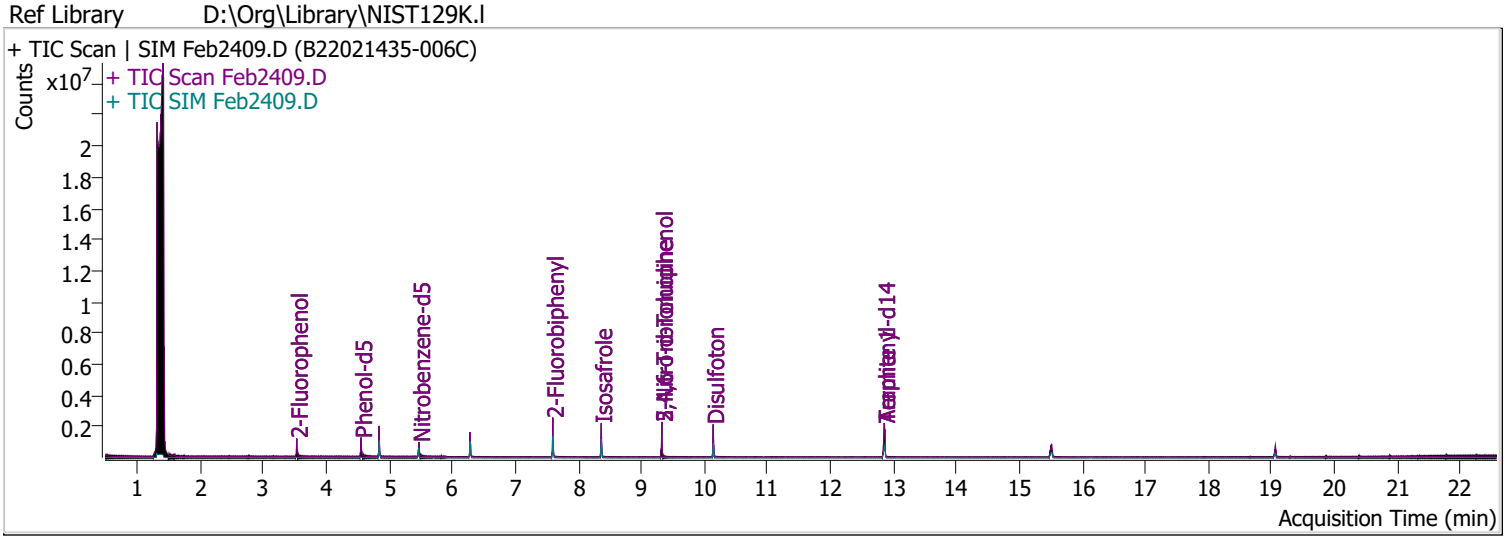

Compound	RT	QIon	Resp.	Conc.	Units		Dev(Min)
Internal Standards							
System Monitoring Compounds							
S 2-Fluorophenol	3.531	112.0	344791	51.5230	µg/L		0.000
Spiked Amount: 200.000	Range: 10.0 - 75.0%			Recovery = 25.76%			
S Phenol-d5	4.552	99.0	443407	50.6554	µg/L		0.000
Spiked Amount: 200.000	Range: 10.0 - 65.0%			Recovery = 25.33%			
S Nitrobenzene-d5	5.471	82.0	255156	52.9030	µg/L		0.000
Spiked Amount: 100.000	Range: 32.0 - 94.0%			Recovery = 52.90%			
S 2-Fluorobiphenyl	7.595	172.0	693300	52.4909	µg/L		0.000
Spiked Amount: 100.000	Range: 28.0 - 107.0%			Recovery = 52.49%			
S 2,4,6-Tribromophenol	9.326	329.8	159136	133.0812	µg/L		0.000
Spiked Amount: 200.000	Range: 25.0 - 140.0%			Recovery = 66.54%			
S Terphenyl-d14	12.855	244.3	1199688	90.2982	µg/L		-0.010
Spiked Amount: 100.000	Range: 32.0 - 122.0%			Recovery = 90.30%			
Target Compounds							**QValue**
T N-Nitrosodimethylamine	0.000		0	N.D.			
T Pyridine	0.000		0	N.D.			
T Aniline	0.000		0	N.D.			
T Phenol	0.000		0	N.D.			
T bis(-2-Chloroethyl)Ether	0.000		0	N.D.			
T 2-Chlorophenol	0.000		0	N.D.			
T 1,3-Dichlorobenzene	0.000		0	N.D.			
T 1,4-Dichlorobenzene	0.000		0	N.D.			
T 1,2-Dichlorobenzene	0.000		0	N.D.			
T Benzyl Alcohol	0.000		0	N.D.			
T bis(2-chloroisopropyl)Ether	0.000		0	N.D.			
T 2-Methylphenol	0.000		0	N.D.			
T N-nitroso-Di-n-propylamine	5.471	70.0	0		µg/L	md	1
T Hexachloroethane	0.000		0	N.D.			
T 4Methylphenol/3Methylphenol	0.000		0	N.D.			

Compound	RT	QIon	Resp.	Conc.	Units		Dev(Min)
T Nitrobenzene	0.000		0	N.D.			
T Isophorone	0.000		0	N.D.			
T 2-Nitrophenol	0.000		0	N.D.			
T 2,4-Dimethylphenol	0.000		0	N.D.			
T bis(-2-Chloroethoxy)Methane	0.000		0	N.D.			
T 2,4-Dichlorophenol	0.000		0	N.D.			
T Benzoic Acid	0.000		0	N.D.			
T 1,2,4-Trichlorobenzene	0.000		0	N.D.			
T Naphthalene	0.000		0	N.D.			
T 4-Chlorophenol	0.000		0	N.D.			
T p-Chloroaniline	0.000		0	N.D.			
T Hexachlorobutadiene	0.000		0	N.D.			
T 4-Chloro-2-Methylphenol	0.000		0	N.D.			
T 4-Chloro-3-Methylphenol	0.000		0	N.D.			
T 2-Methylnaphthalene	0.000		0	N.D.			
T 1-Methylnaphthalene	0.000		0	N.D.			
T Hexachlorocyclopentadiene	0.000		0	N.D.			
T 2,4,6-Trichlorophenol	0.000		0	N.D.			
T 2,4,5-Trichlorophenol	0.000		0	N.D.			
T 2-Chloronaphthalene	0.000		0	N.D.			
T 2-Nitroaniline	0.000		0	N.D.			
T Dimethyl Phthalate	8.364	163.0	0		µg/L	md	1
T 2,6-Dinitrotoluene	8.364	165.0	0		µg/L	md	1
T Acenaphthylene	0.000		0	N.D.			
T 3-Nitroaniline	0.000		0	N.D.			
T Acenaphthene	0.000		0	N.D.			
T 2,4-Dinitrophenol	0.000		0	N.D.			
T Dibenzofuran	0.000		0	N.D.			
T 2,4-Dinitrotoluene	0.000		0	N.D.			
T 4-Nitrophenol	0.000		0	N.D.			
T Diethylphthalate	0.000		0	N.D.			
T Fluorene	0.000		0	N.D.			
T 4-Chlorophenyl-phenylether	0.000		0	N.D.			
T 4-Nitroaniline	0.000		0	N.D.			
T 4,6-Dinitro-2-methylphenol	0.000		0	N.D.			
T N-nitrosodiphenylamine	0.000		0	N.D.			
T Azobenzene	0.000		0	N.D.			
T 4-Bromophenyl-phenylether	0.000		0	N.D.			
T Hexachlorobenzene	0.000		0	N.D.			
T Pentachlorophenol	0.000		0	N.D.			
T Phenanthrene	0.000		0	N.D.			
T Anthracene	0.000		0	N.D.			
T Triallate	0.000		0	N.D.			
T Carbazole	0.000		0	N.D.			
T o-Terphenyl	0.000		0	N.D.			
T Di-n-Butylphthalate	0.000		0	N.D.			
T Fluoranthene	0.000		0	N.D.			
T Benzidine	12.855	184.0	0		µg/L	md	1
T Pyrene	0.000		0	N.D.			
T Butylbenzylphthalate	0.000		0	N.D.			
T Benzo(a)Anthracene	0.000		0	N.D.			
T Chrysene	0.000		0	N.D.			
T 3,3-Dichlorobenzidine	0.000		0	N.D.			
T bis(2-ethylhexyl)Phthalate	0.000		0	N.D.			
T Di-n-octyl Phthalate	0.000		0	N.D.			

Compound	RT	QIon	Resp.	Conc.	Units	Dev(Min)
T Benzo(b)fluoranthene	0.000		0	N.D.		
T Benzo(k)fluoranthene	0.000		0	N.D.		
T Benzo(a)pyrene	0.000		0	N.D.		
T Indeno(1,2,3-c,d)pyrene	0.000		0	N.D.		
T Dibenzo(a,h)anthracene	0.000		0	N.D.		
T Benzo(g,h,i)perylene	0.000		0	N.D.		

(#) = Qualifier Out of Range; (m) = Manual Integration; (+) = Area Summed; (*) = Surrogate Percent Recovery Out of Range; (d): Zeroed Peak

Compound	Conc.	Exp RT	QIon	Exp Ratio
N-Nitrosodimethylamine	N.D.	2.22	42.0	112.0

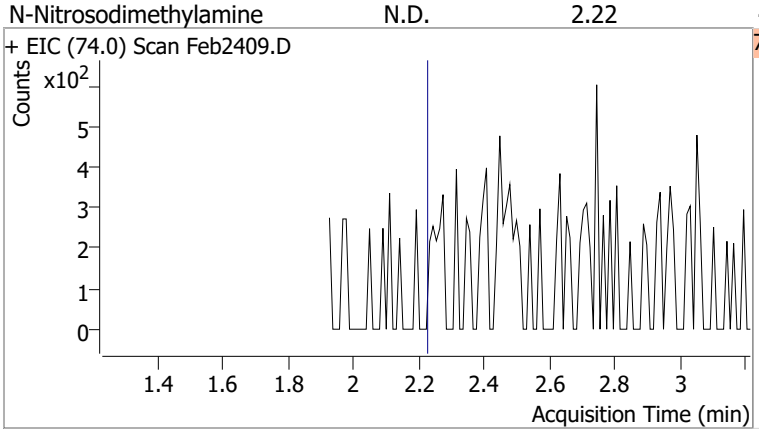

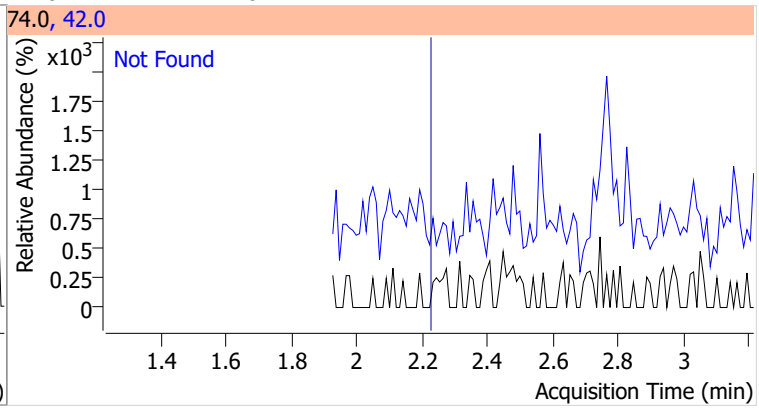

Compound	Conc.	Exp RT	QIon	Exp Ratio
Pyridine	N.D.	2.26	52.0	80.7

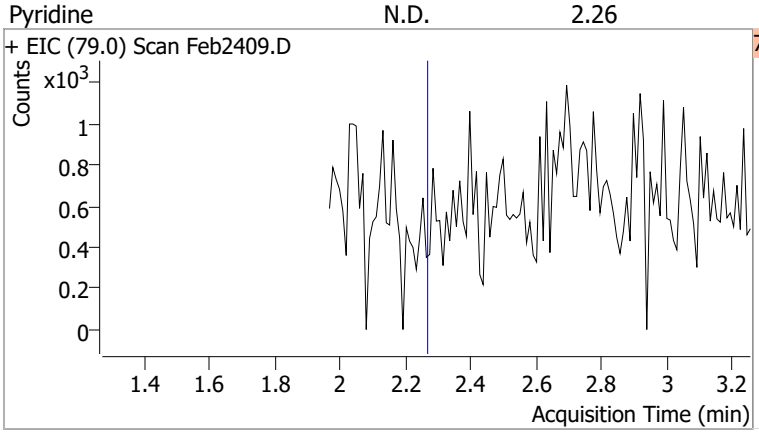

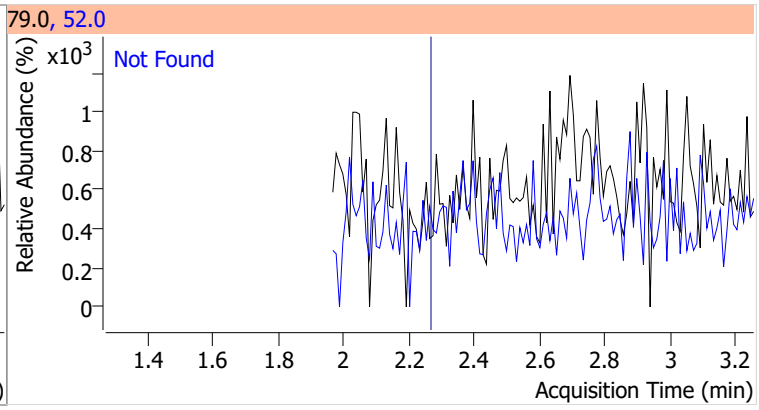

Compound	Conc.	RT	Dev(Min)	Resp.	QIon	QRatio	Lower	Upper
2-Fluorophenol	51.5230	3.53	0.00	344791	64.0	53.0	35.5	65.9
					92.0	20.3	14.8	27.5

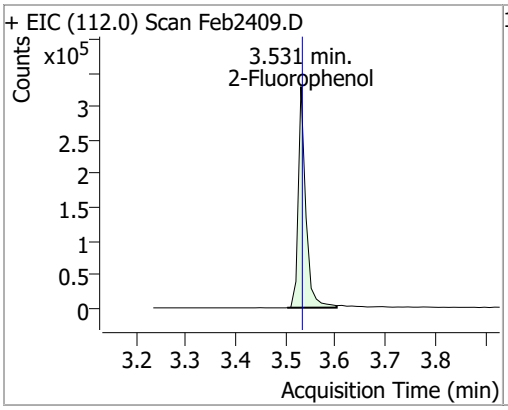

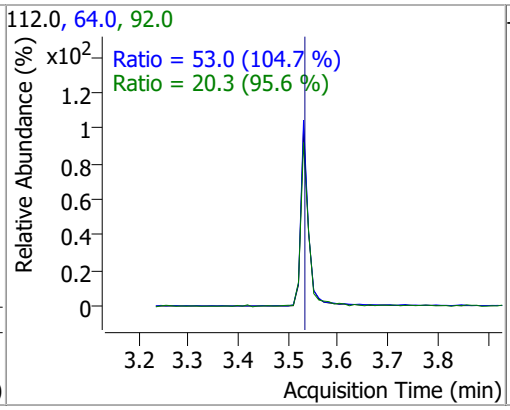

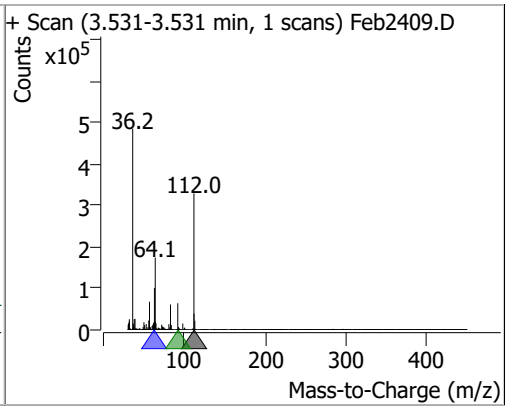

Compound	Conc.	Exp RT	QIon	Exp Ratio	QIon	Exp Ratio
Aniline	N.D.	4.50	66.0	35.4	65.0	18.8

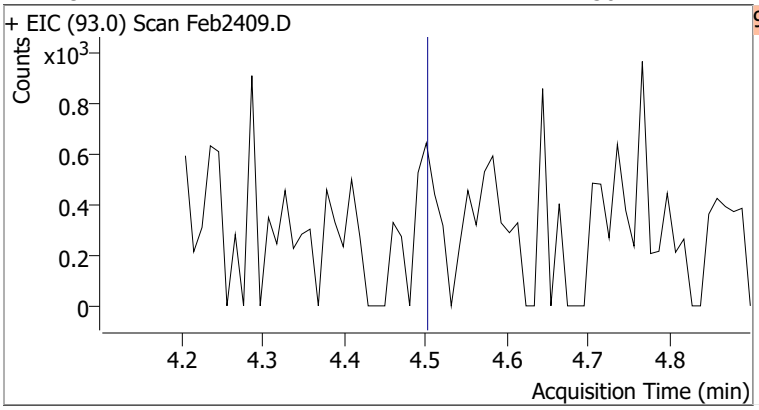

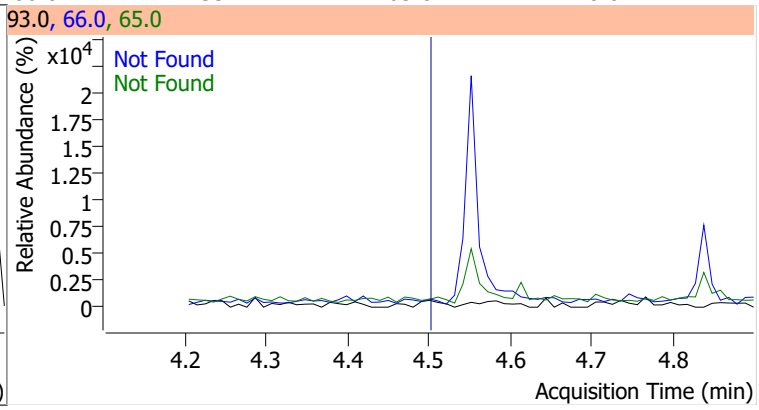

Compound	Conc.	RT	Dev(Min)	Resp.	QIon	QRatio	Lower	Upper
Phenol-d5	50.6554	4.55	0.00	443407	71.0	33.0	25.0	46.4

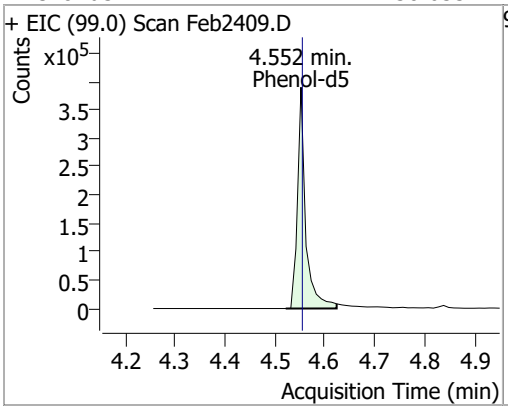

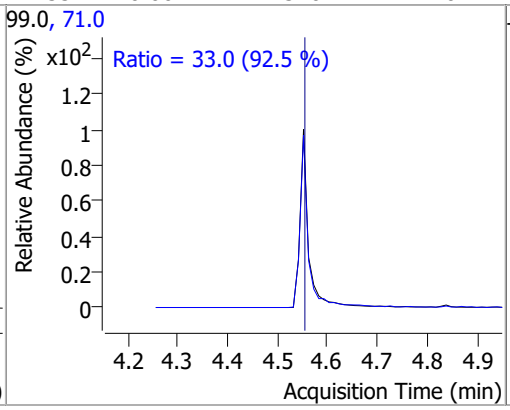

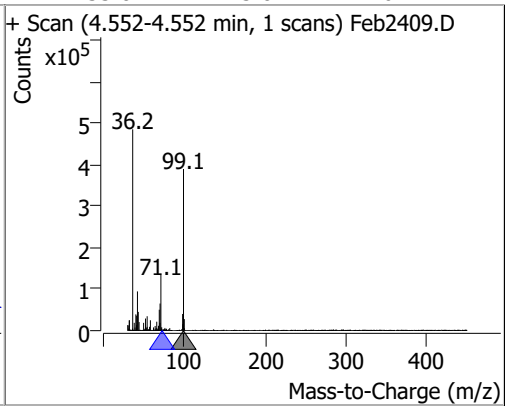

Compound	Conc.	Exp RT	QIon	Exp Ratio
Phenol	N.D.	4.57	66.0	40.4

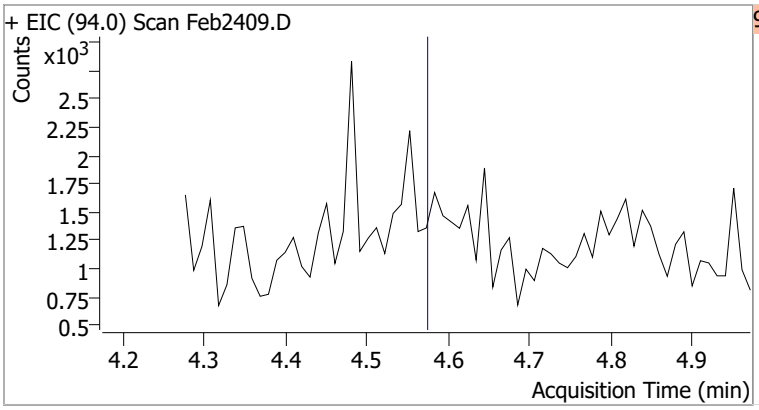

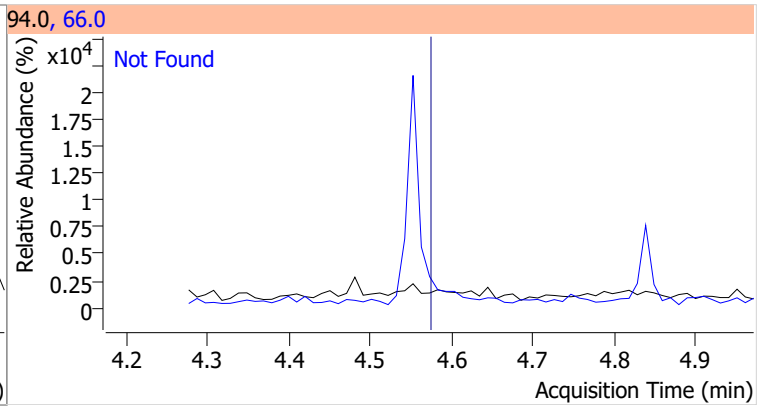

Compound	Conc.	Exp RT	QIon	Exp Ratio
bis(-2-Chloroethyl)Ether	N.D.	4.58	64.0	10.2

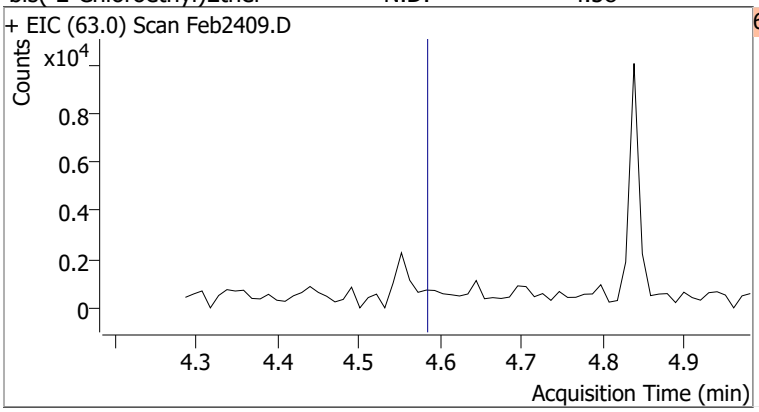

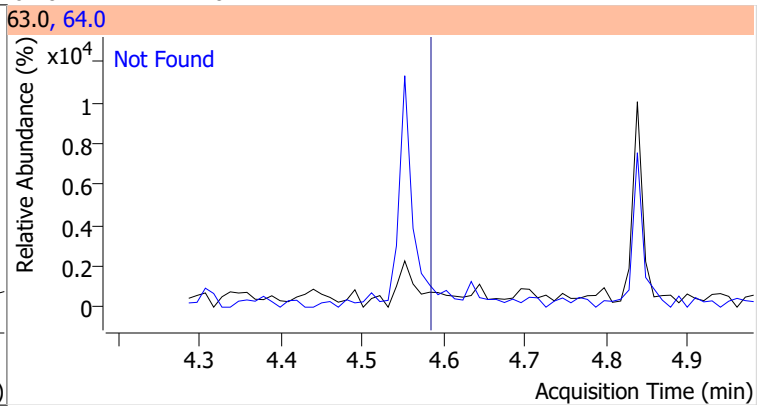

Compound	Conc.	Exp RT	QIon	Exp Ratio
2-Chlorophenol	N.D.	4.63	130.0	32.3

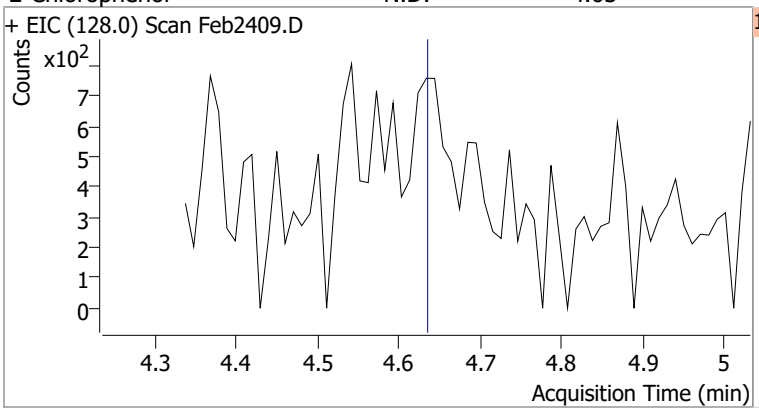

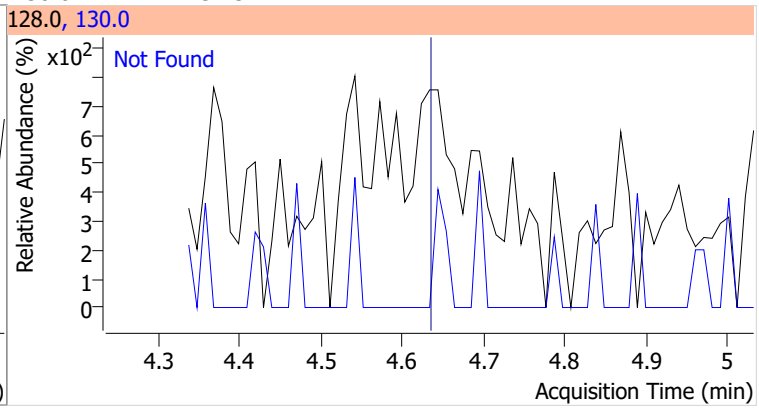

Compound	Conc.	Exp RT	QIon	Exp Ratio	QIon	Exp Ratio
1,3-Dichlorobenzene	N.D.	4.78	148.0	63.7	111.0	35.3

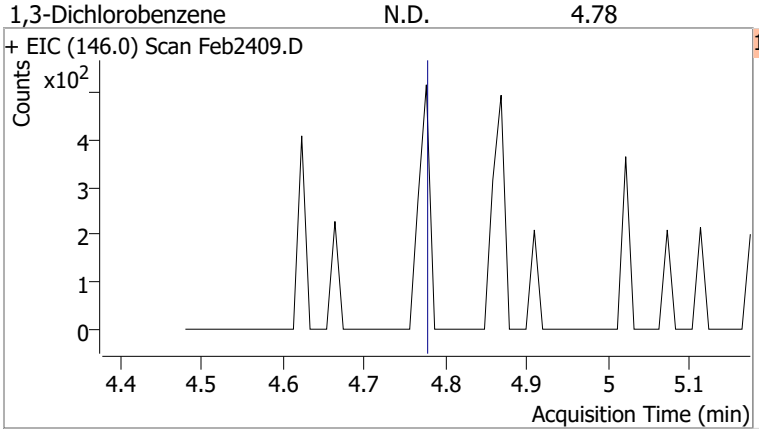

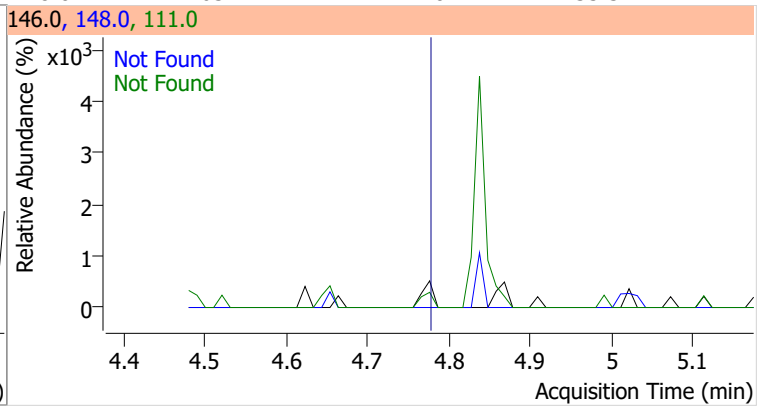

Compound	Conc.	Exp RT	QIon	Exp Ratio	QIon	Exp Ratio
1,4-Dichlorobenzene	N.D.	4.86	148.0	64.4	111.0	35.3

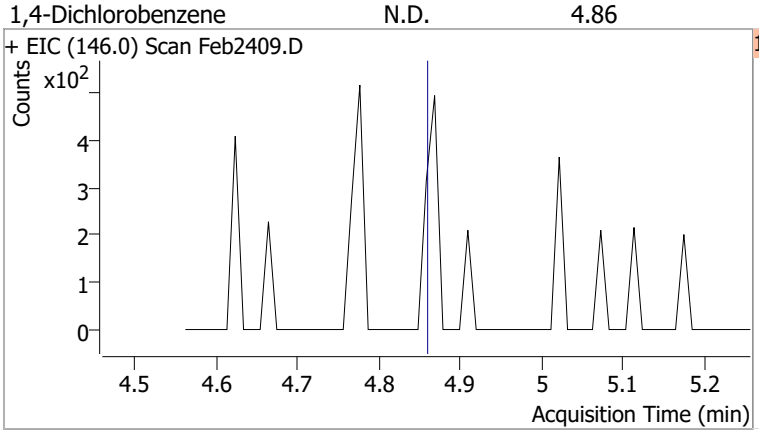

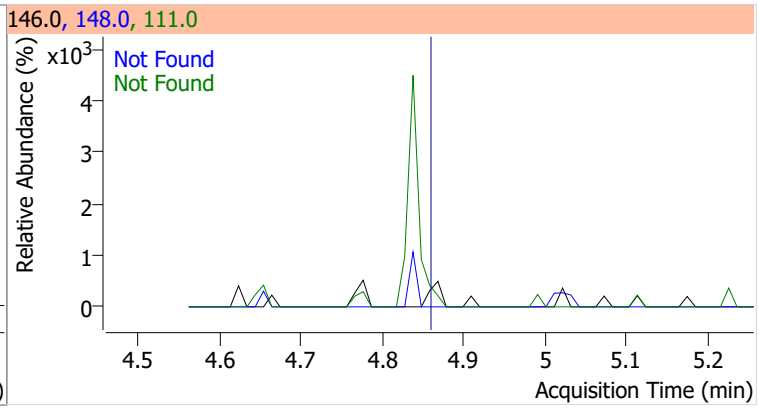

Compound	Conc.	Exp RT	QIon	Exp Ratio	QIon	Exp Ratio
1,2-Dichlorobenzene	N.D.	5.02	148.0	63.7	111.0	37.5

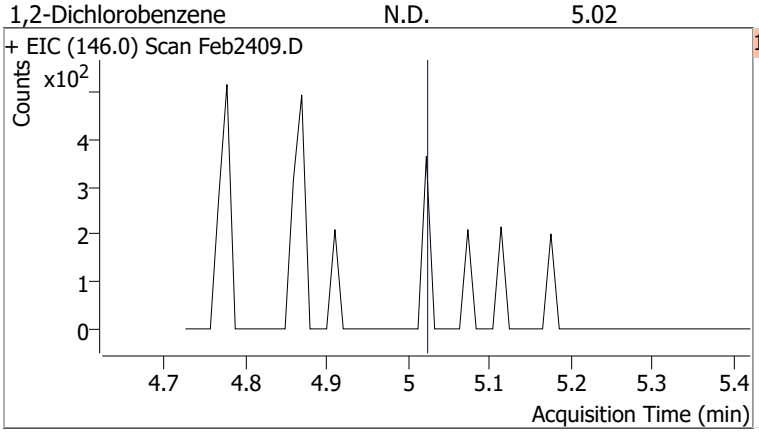

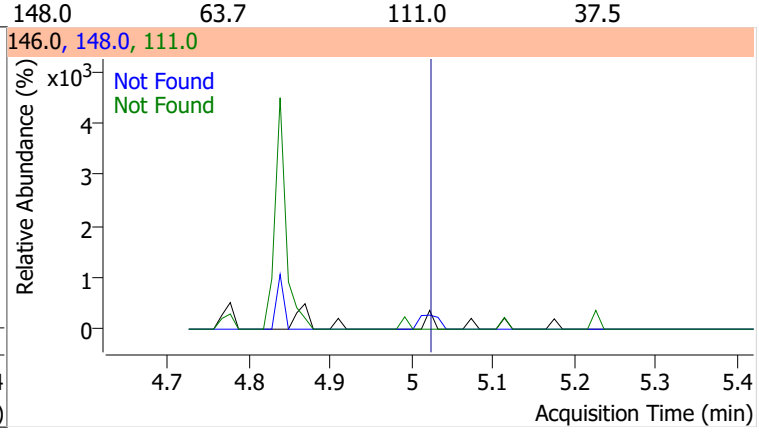

Compound	Conc.	Exp RT	QIon	Exp Ratio	QIon	Exp Ratio
Benzyl Alcohol	N.D.	5.04	79.0	118.8	107.0	68.8

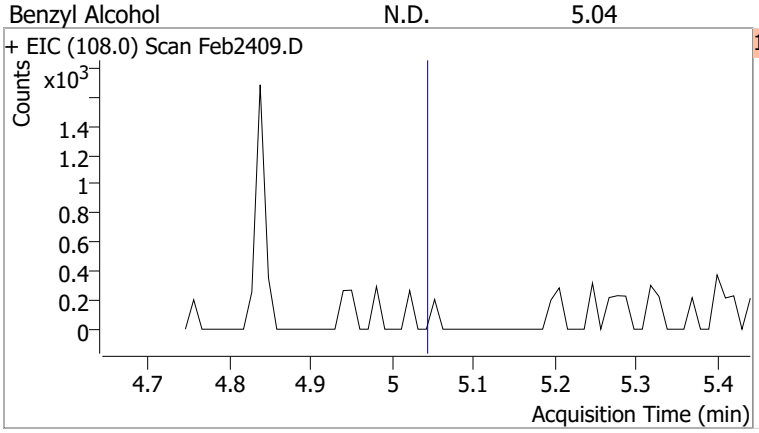

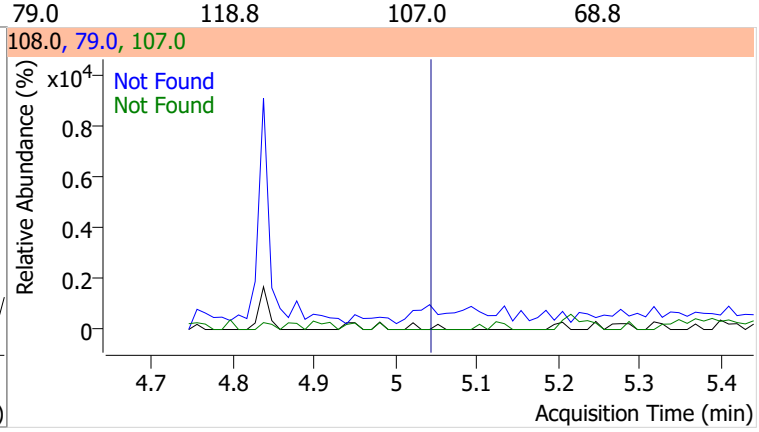

Compound	Conc.	Exp RT	QIon	Exp Ratio
bis(2-chloroisopropyl)Ether	N.D.	5.19	123.0	31.6

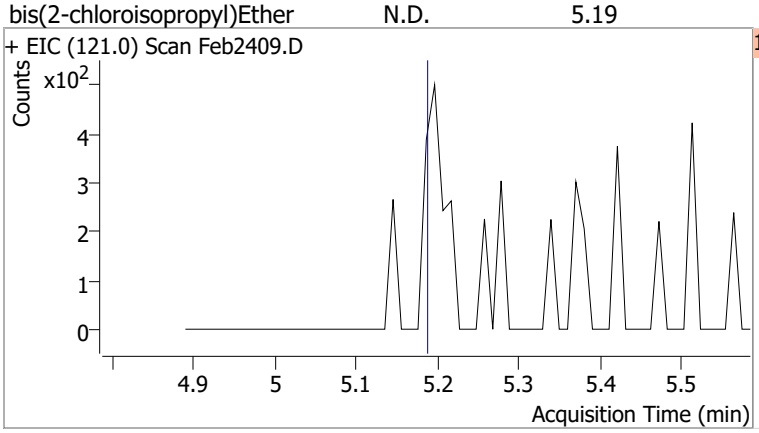

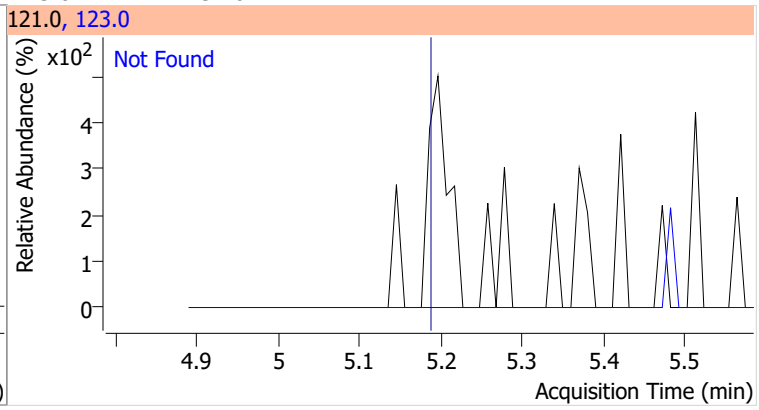

Compound	Conc.	Exp RT	QIon	Exp Ratio
2-Methylphenol	N.D.	5.22	108.0	117.4

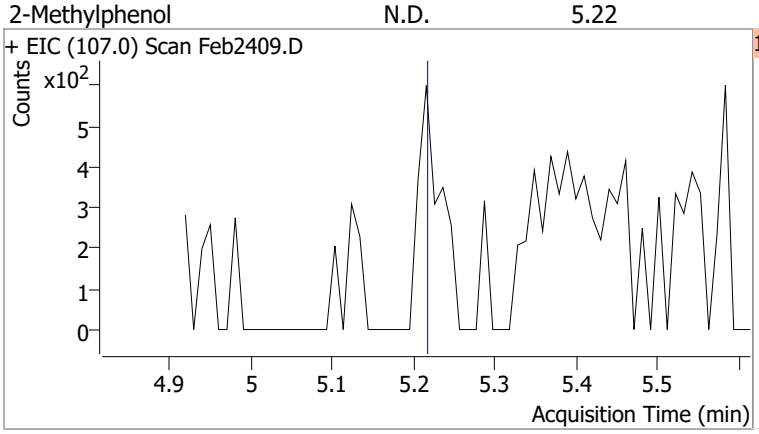

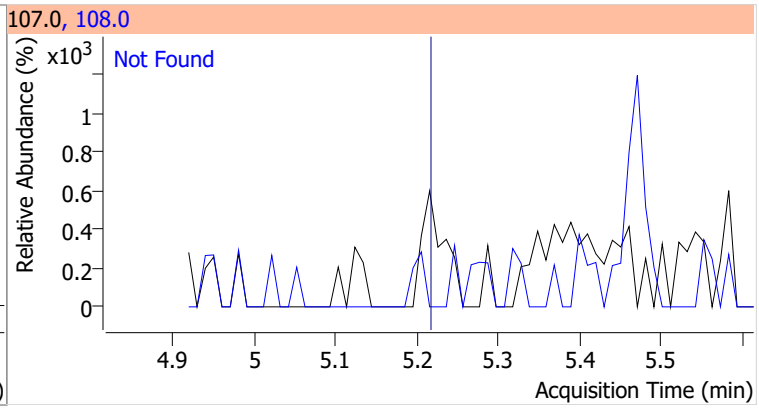

Compound	Conc.	RT	Dev(Min)	Resp.	QIon	QRatio	Lower	Upper
N-nitroso-Di-n-propylamine		0		0	130.0		0.0	34.0

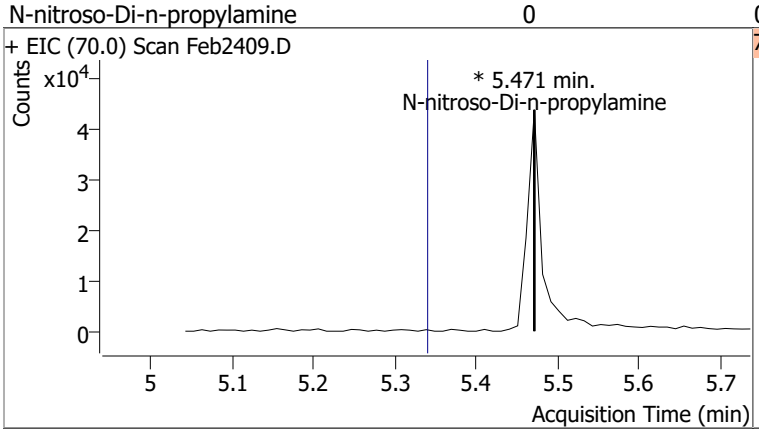

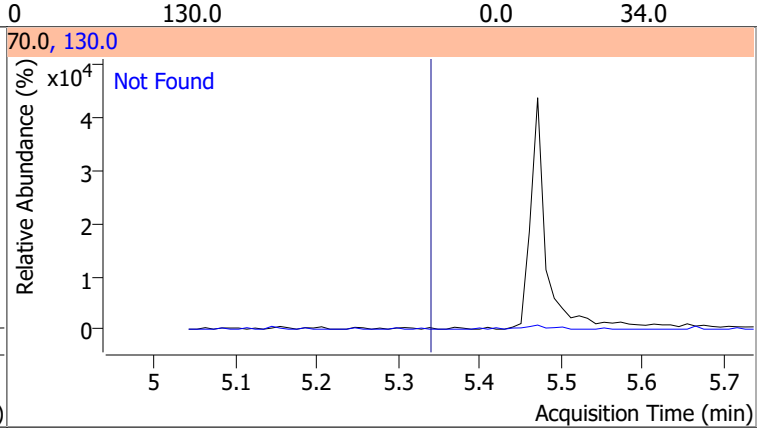

Compound	Conc.	Exp RT	QIon	Exp Ratio	QIon	Exp Ratio
Hexachloroethane	N.D.	5.39	201.0	89.1	199.0	59.3

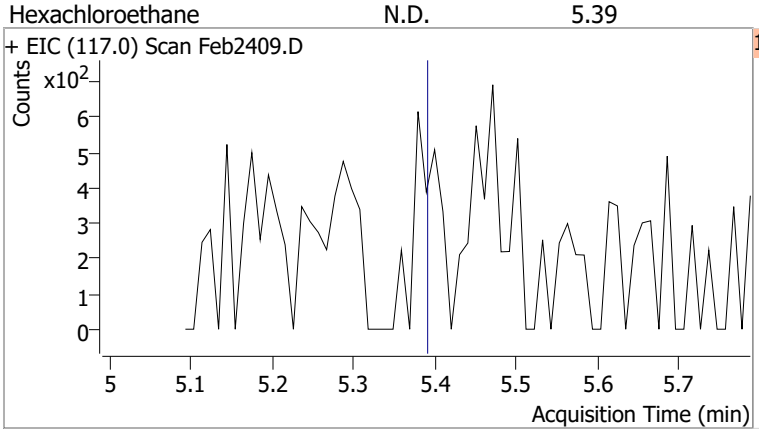

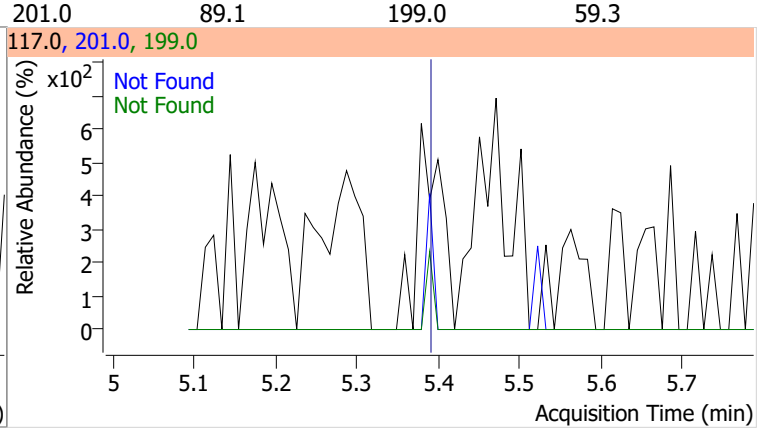

Compound	Conc.	Exp RT	QIon	Exp Ratio
4Methylphenol/3Methylphenol	N.D.	5.40	108.0	84.2

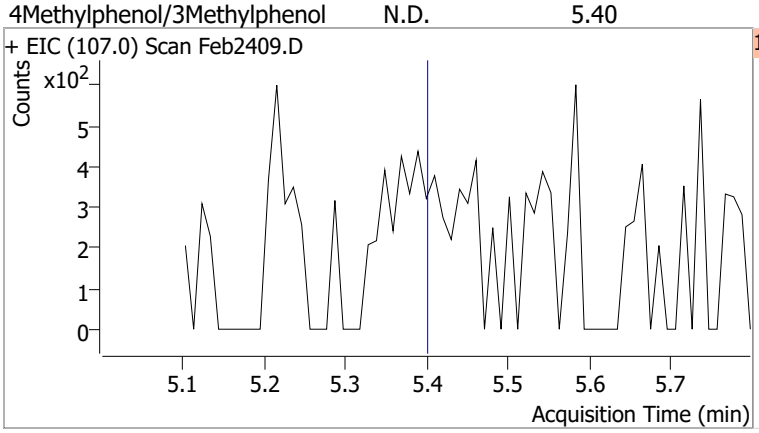

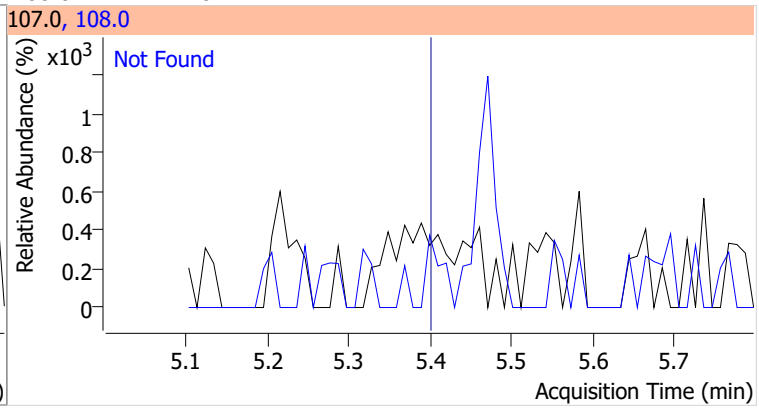

Compound	Conc.	RT	Dev(Min)	Resp.	QIon	QRatio	Lower	Upper
Nitrobenzene-d5	52.9030	5.47	0.00	255156	54.0	63.0	44.9	83.4
					128.0	46.4	33.4	62.1

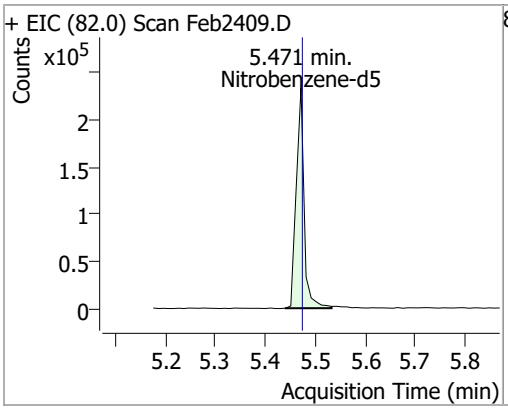

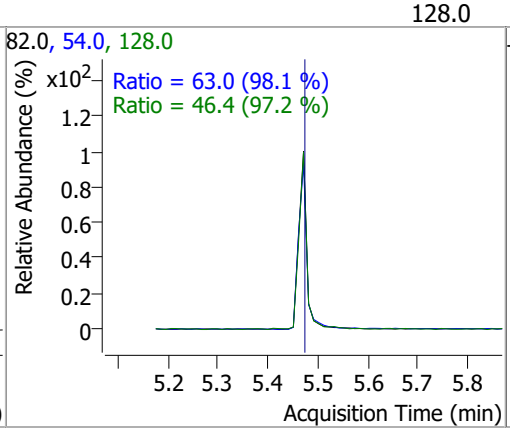

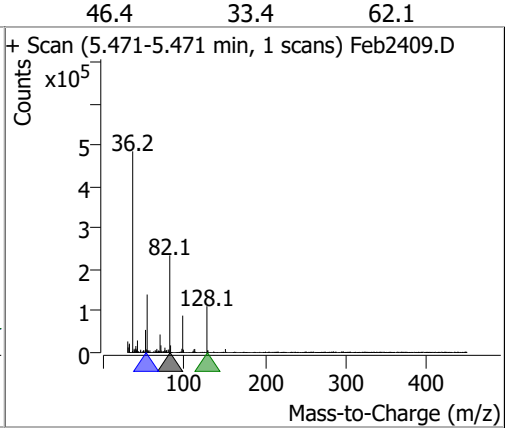

Compound	Conc.	Exp RT	QIon	Exp Ratio	QIon	Exp Ratio
Nitrobenzene	N.D.	5.49	77.0	209.6	51.0	127.5

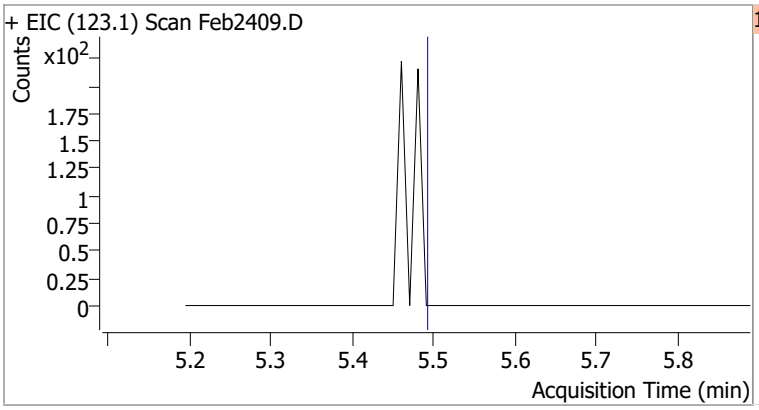

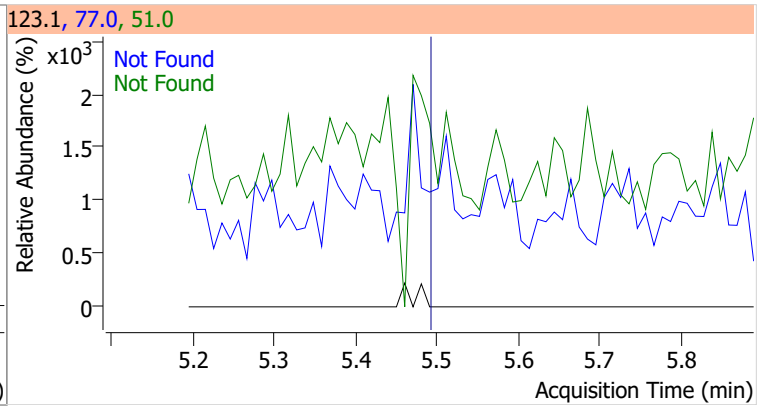

Compound	Conc.	Exp RT	QIon	Exp Ratio
Isophorone	N.D.	5.79	138.0	20.3

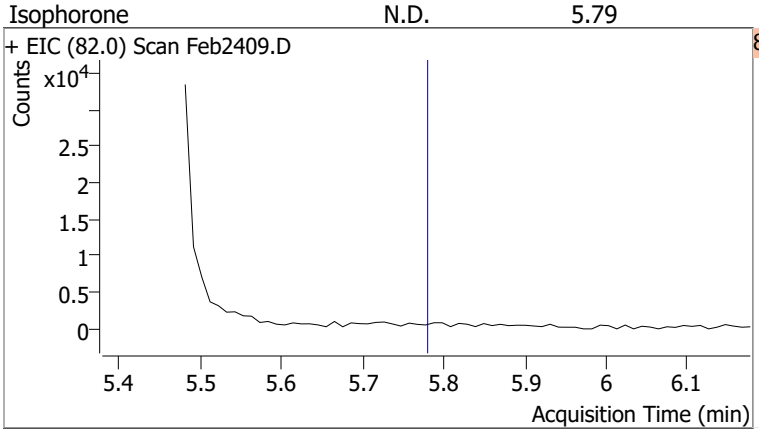

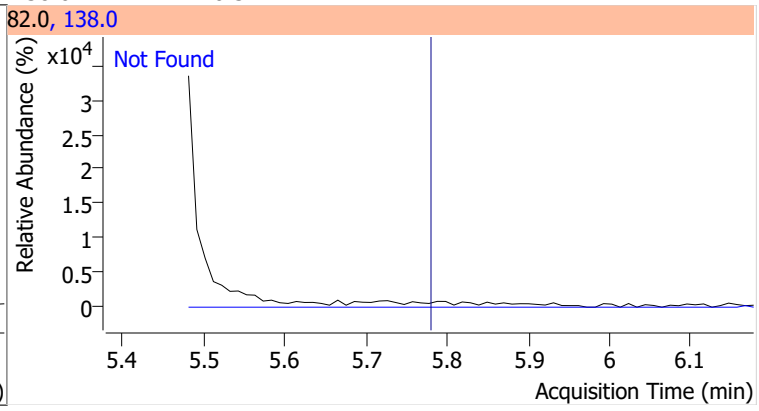

Compound	Conc.	Exp RT	QIon	Exp Ratio	QIon	Exp Ratio
2-Nitrophenol	N.D.	5.86	65.0	51.3	109.0	35.7

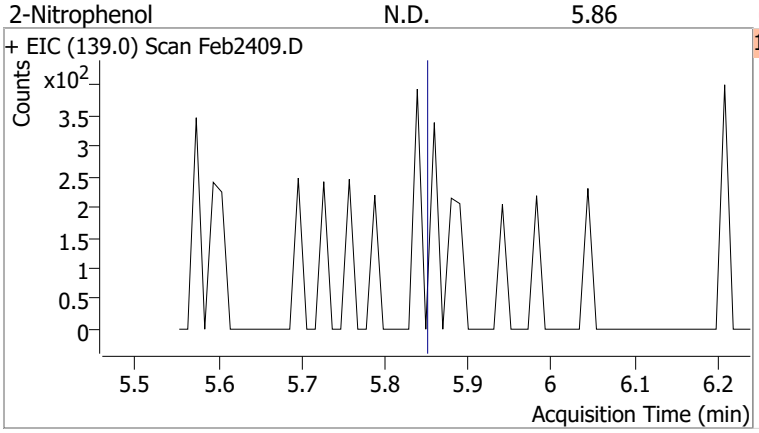

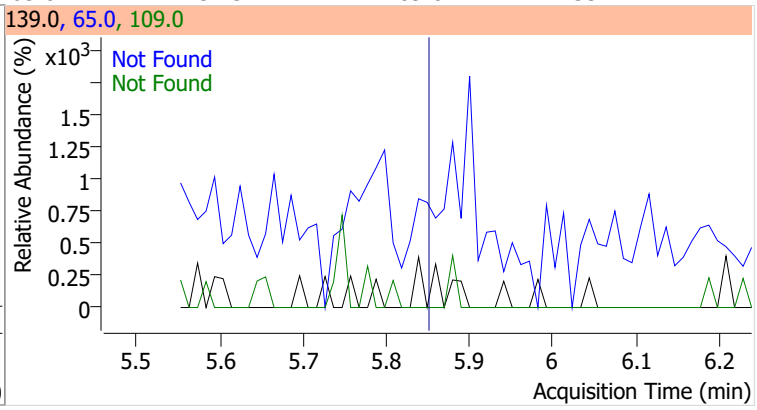

Compound	Conc.	Exp RT	QIon	Exp Ratio	QIon	Exp Ratio
2,4-Dimethylphenol	N.D.	5.99	107.0	111.1	77.0	30.2

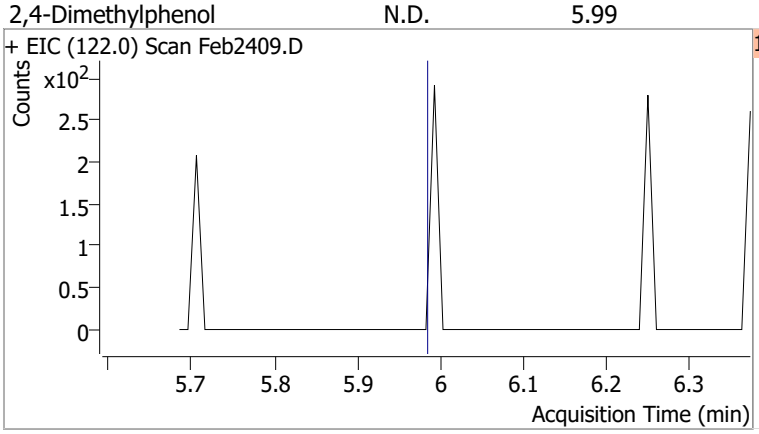

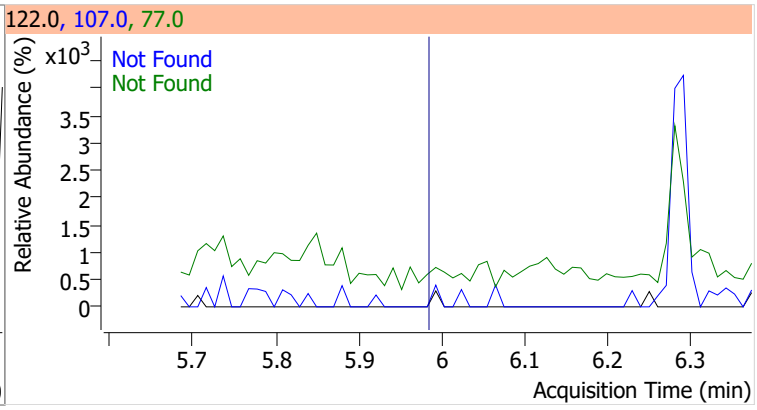

Compound	Conc.	Exp RT	QIon	Exp Ratio	QIon	Exp Ratio
bis(-2-Chloroethoxy)Methane	N.D.	6.07	63.0	70.1	95.0	31.8

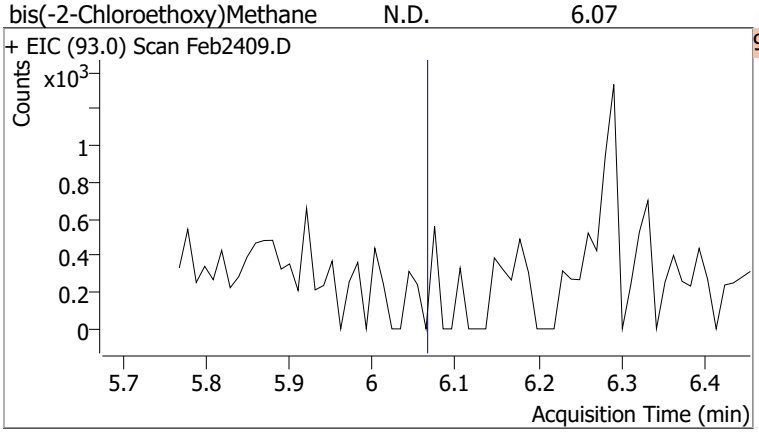

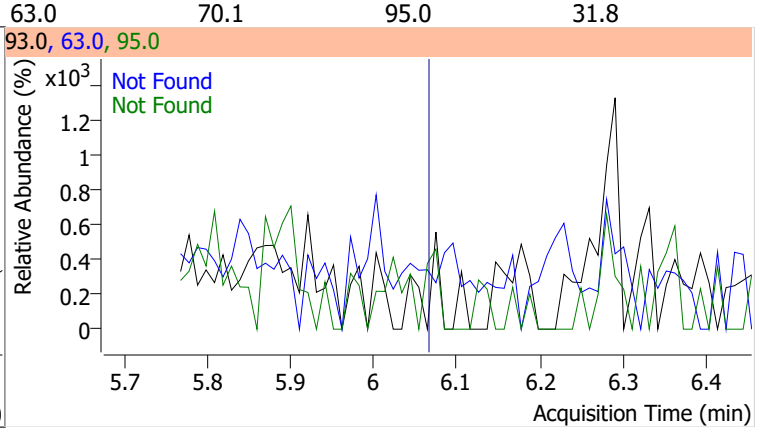

Compound	Conc.	Exp RT	QIon	Exp Ratio	QIon	Exp Ratio
2,4-Dichlorophenol	N.D.	6.18	164.0	66.1	98.0	34.4

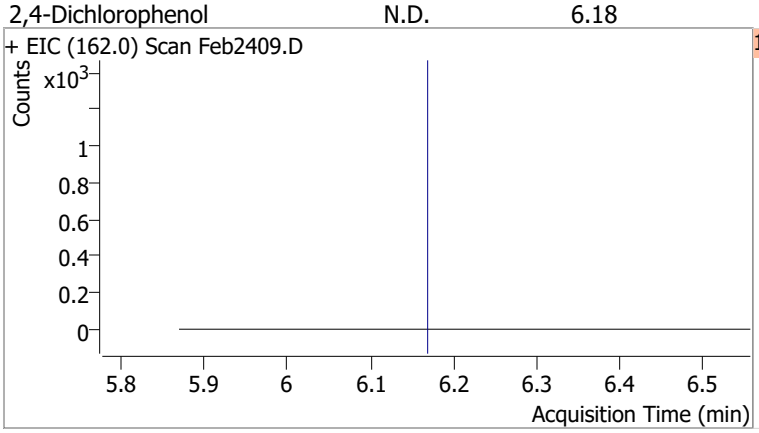

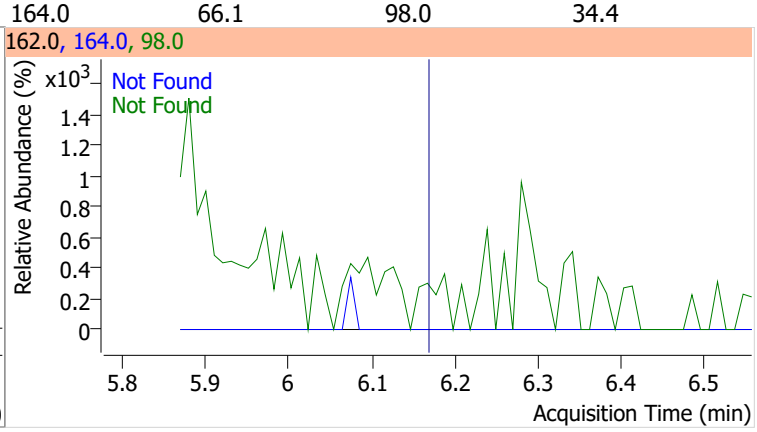

Compound	Conc.	Exp RT	QIon	Exp Ratio	QIon	Exp Ratio
Benzoic Acid	N.D.	6.21	122.0	86.4	77.0	79.5

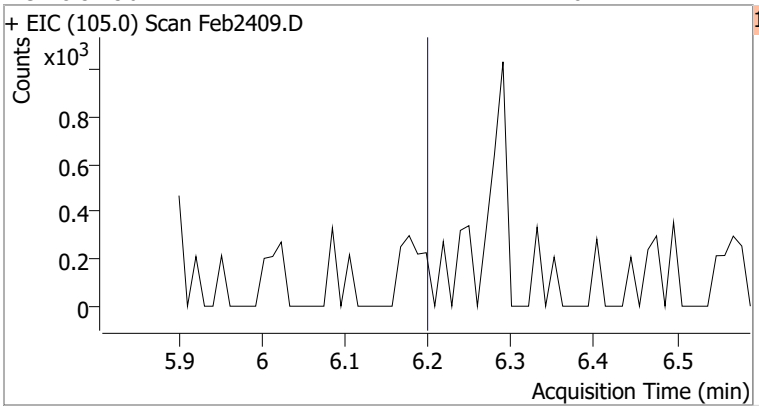

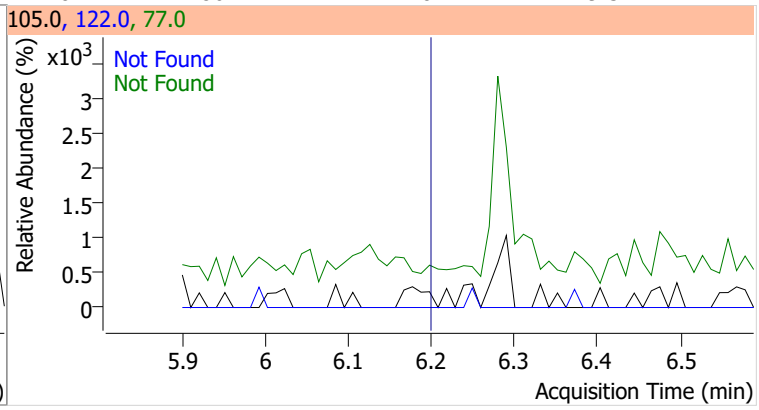

Compound	Conc.	Exp RT	QIon	Exp Ratio	QIon	Exp Ratio
1,2,4-Trichlorobenzene	N.D.	6.23	182.0	95.5	145.0	28.5

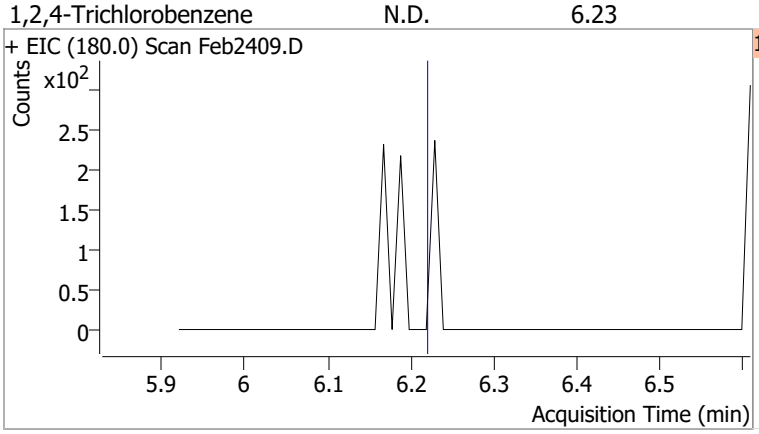

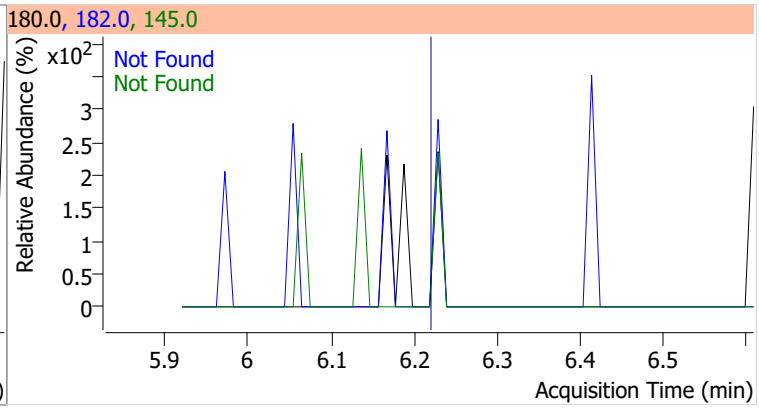

Compound	Conc.	Exp RT	QIon	Exp Ratio	QIon	Exp Ratio
Naphthalene	N.D.	6.31	129.0	11.0	102.0	9.2

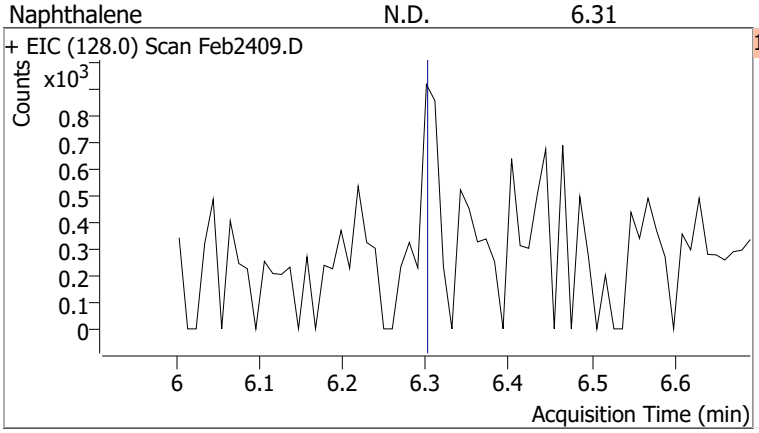

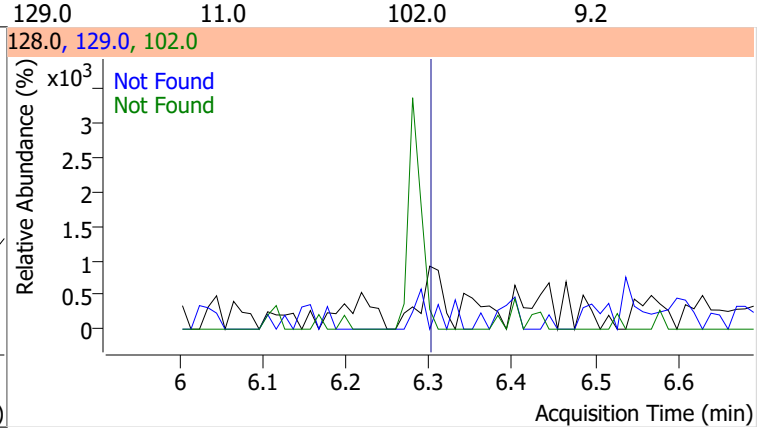

Compound	Conc.	Exp RT	QIon	Exp Ratio
4-Chlorophenol	N.D.	6.40	128.0	316.6

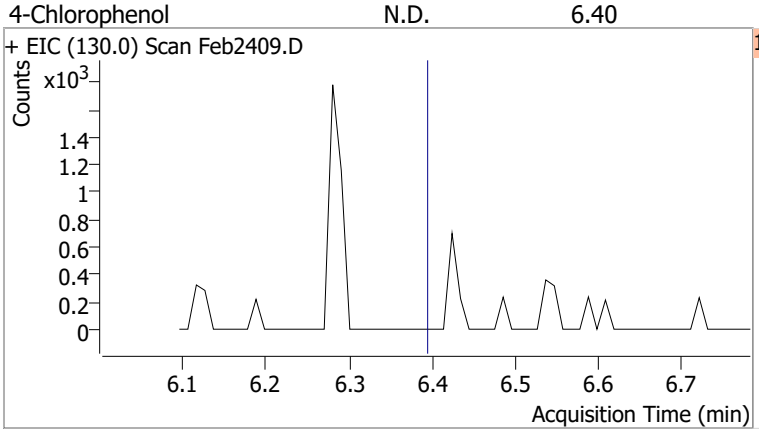

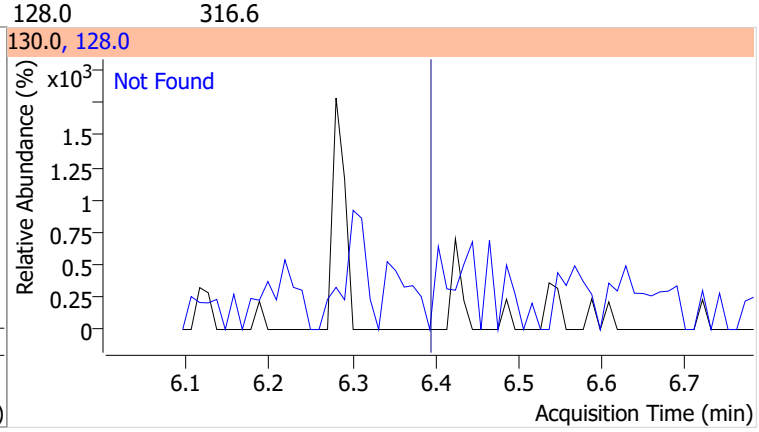

Compound	Conc.	Exp RT	QIon	Exp Ratio	QIon	Exp Ratio
p-Chloroaniline	N.D.	6.41	65.0	61.2	129.0	36.2

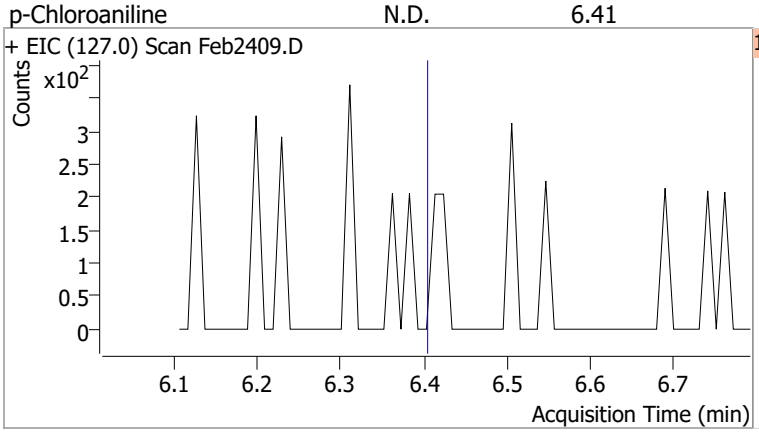

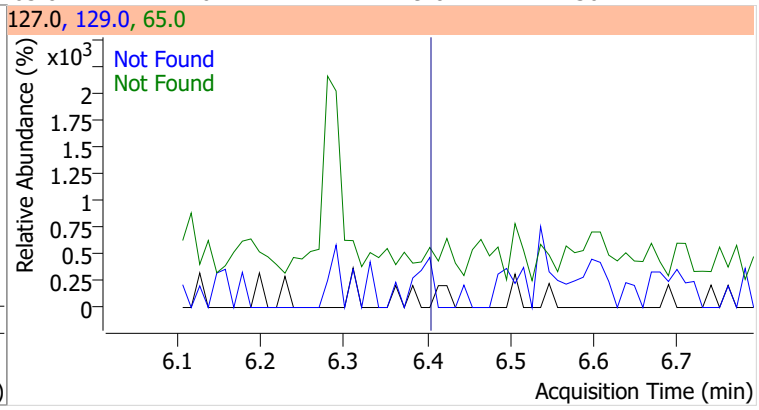

Compound	Conc.	Exp RT	QIon	Exp Ratio	QIon	Exp Ratio
Hexachlorobutadiene	N.D.	6.48	223.0	63.2	227.0	62.4

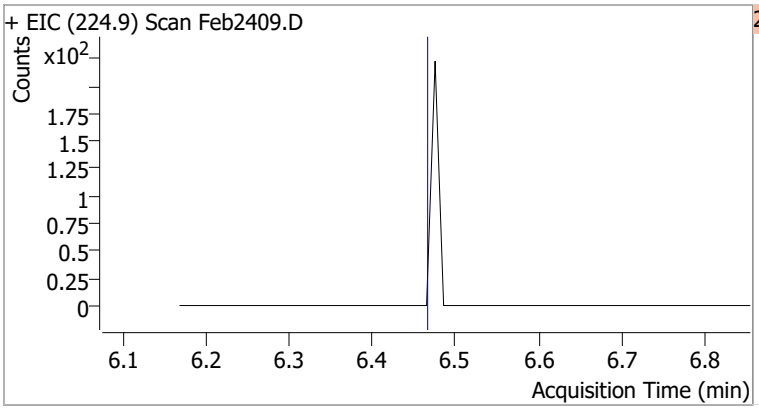

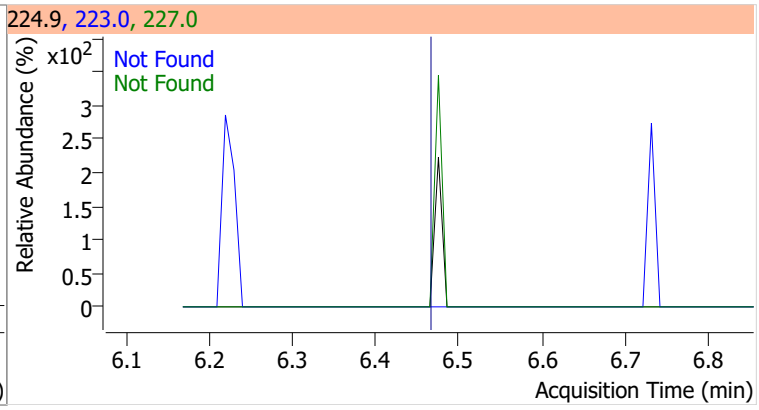

Compound	Conc.	Exp RT	QIon	Exp Ratio
4-Chloro-2-Methylphenol	N.D.	6.93	144.0	27.8

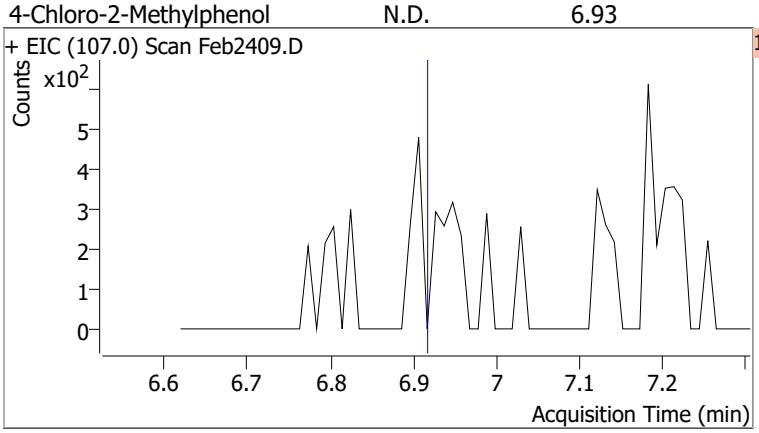

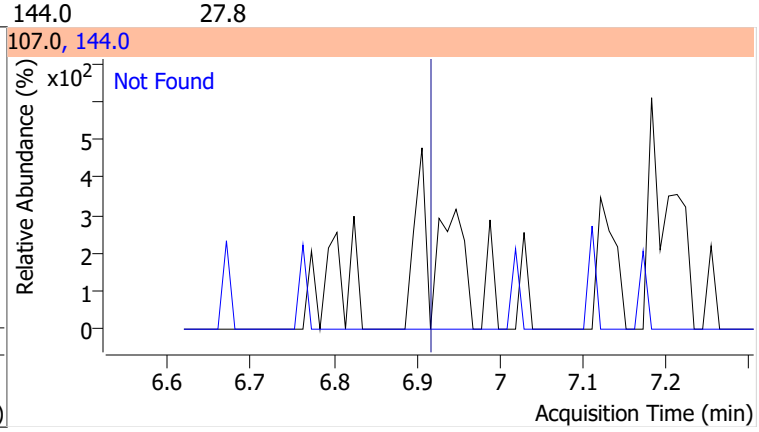

Compound	Conc.	Exp RT	QIon	Exp Ratio
4-Chloro-3-Methylphenol	N.D.	7.07	144.0	26.7

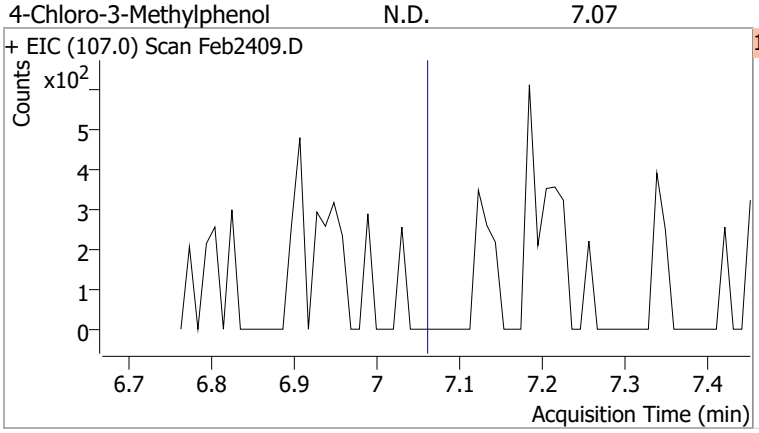

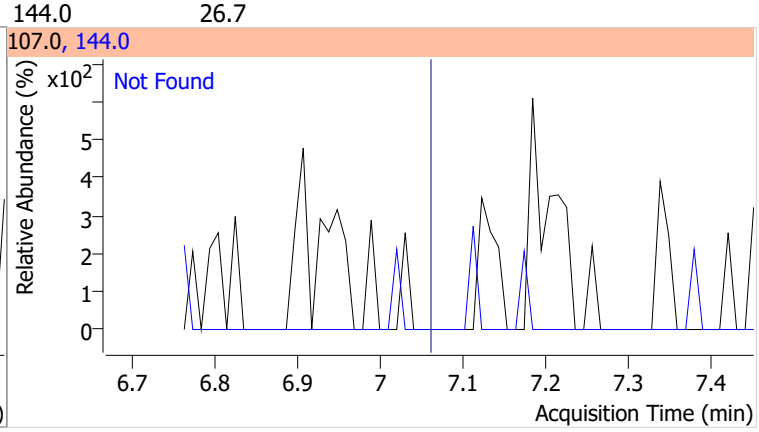

Compound	Conc.	Exp RT	QIon	Exp Ratio	QIon	Exp Ratio
2-Methylnaphthalene	N.D.	7.13	142.0	120.9	115.0	40.2

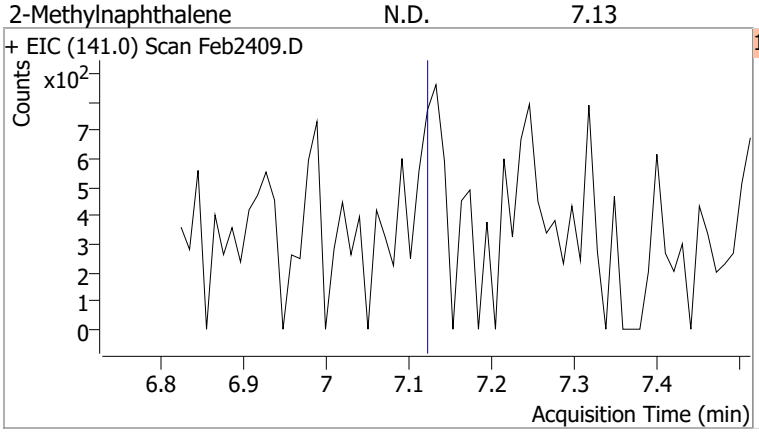

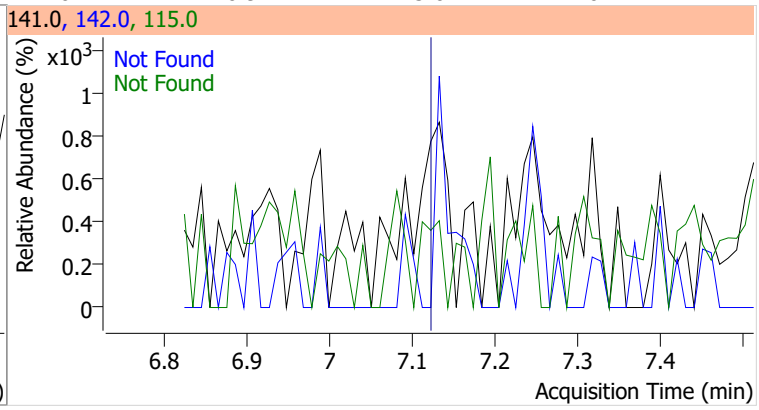

Compound	Conc.	Exp RT	QIon	Exp Ratio	QIon	Exp Ratio
1-Methylnaphthalene	N.D.	7.25	142.0	116.0	115.0	41.9

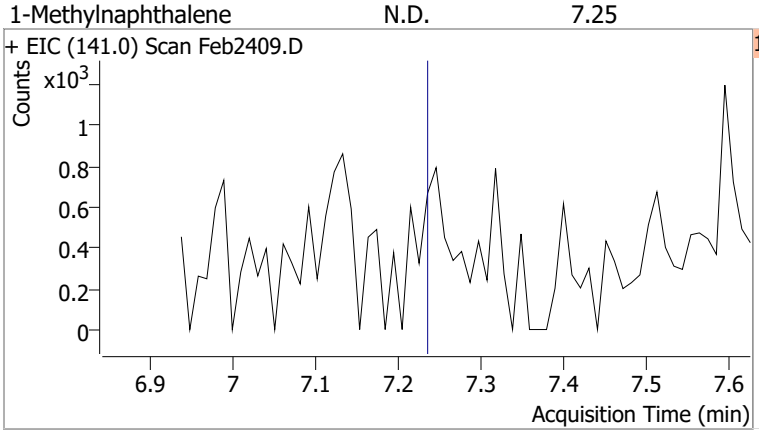

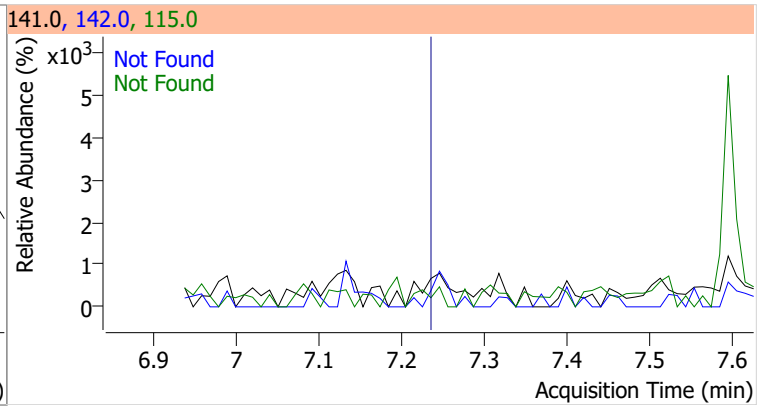

Compound	Conc.	Exp RT	QIon	Exp Ratio	QIon	Exp Ratio
Hexachlorocyclopentadiene	N.D.	7.33	238.9	64.2	234.9	62.1

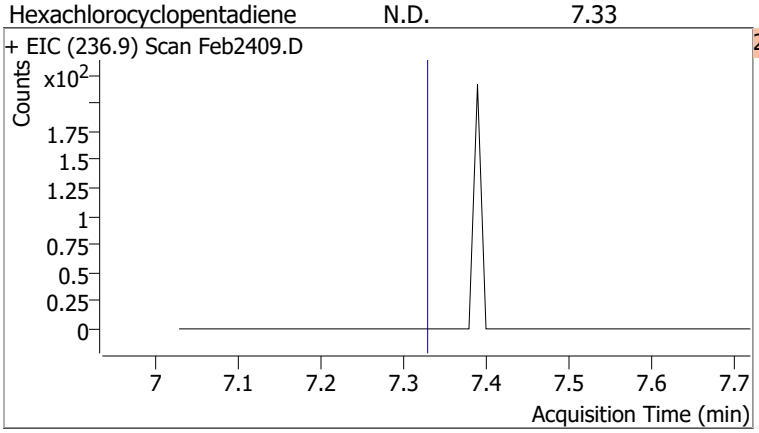

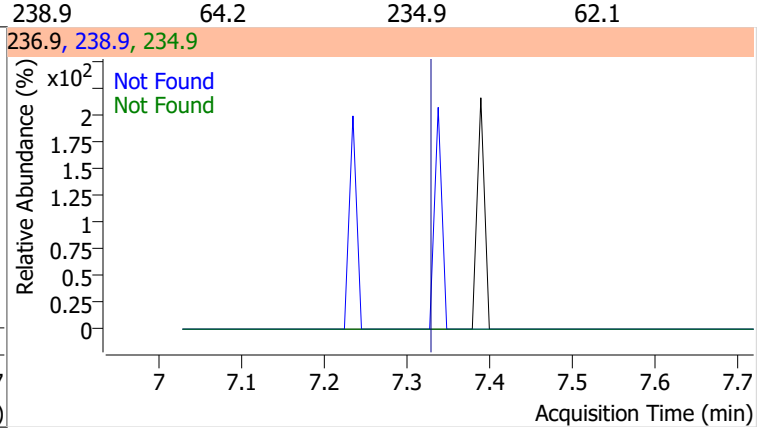

Compound	Conc.	Exp RT	QIon	Exp Ratio
2,4,6-Trichlorophenol	N.D.	7.51	198.0	92.6

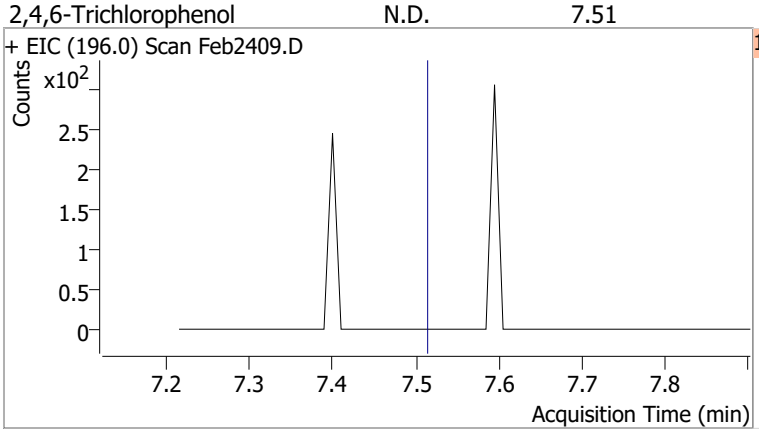

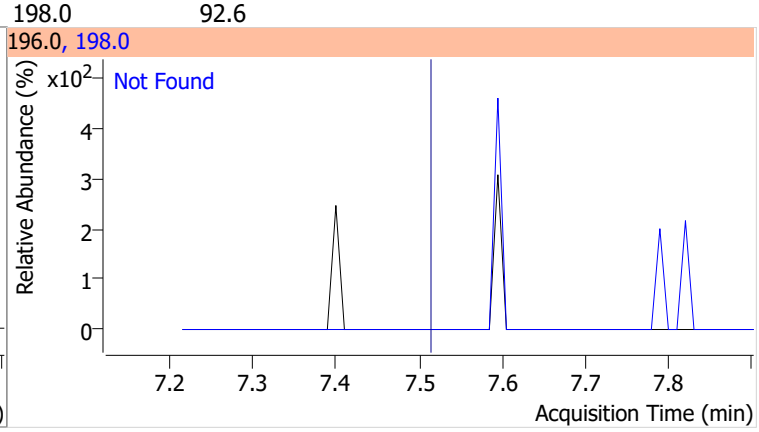

Compound	Conc.	Exp RT	QIon	Exp Ratio
2,4,5-Trichlorophenol	N.D.	7.57	198.0	94.1

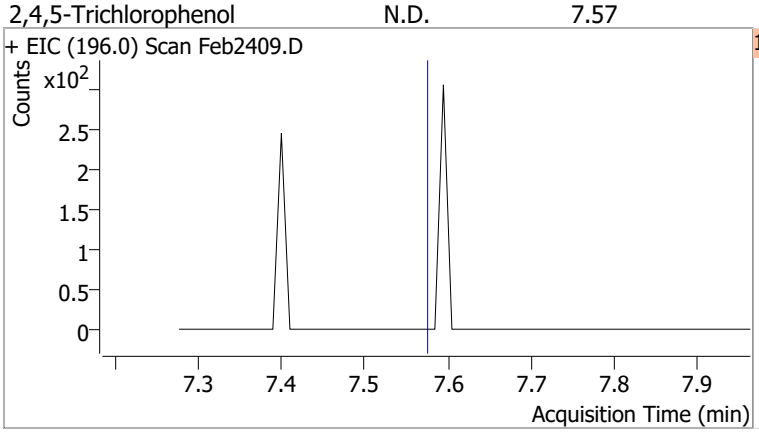

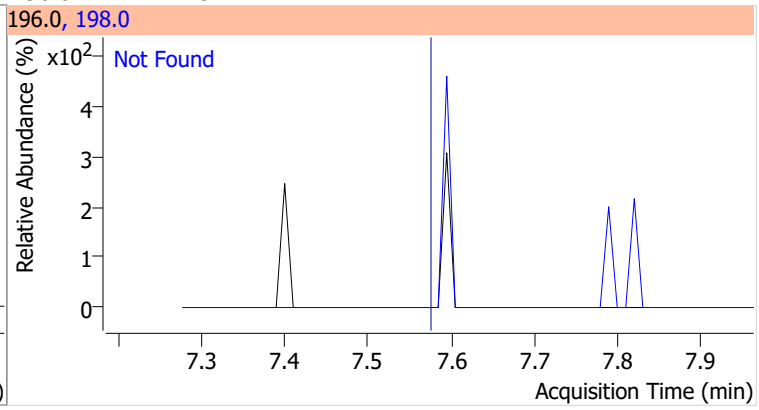

Compound	Conc.	RT	Dev(Min)	Resp.	QIon	QRatio	Lower	Upper
2-Fluorobiphenyl	52.4909	7.59	0.00	693300	171.0	34.1	24.1	44.7

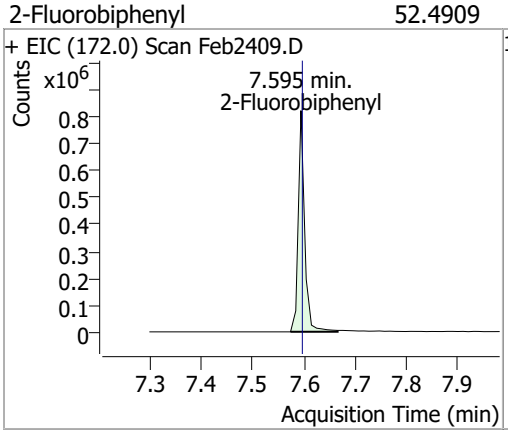

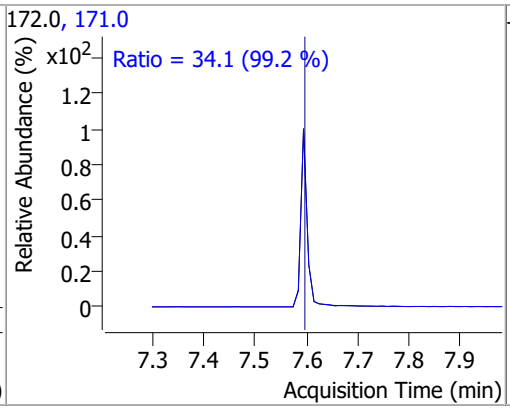

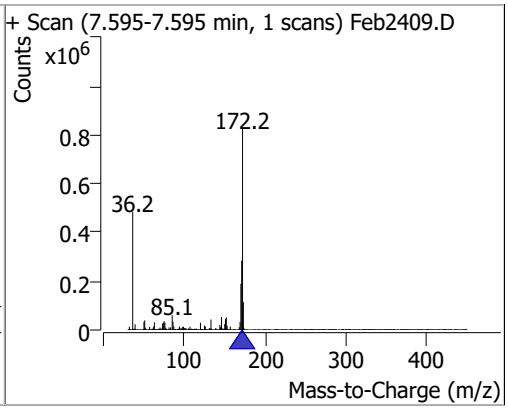

Compound	Conc.	Exp RT	QIon	Exp Ratio	QIon	Exp Ratio
2-Chloronaphthalene	N.D.	7.71	127.0	35.7	164.0	32.6

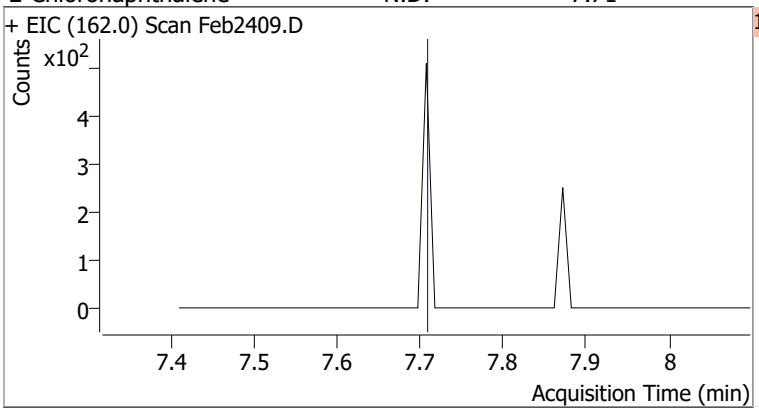

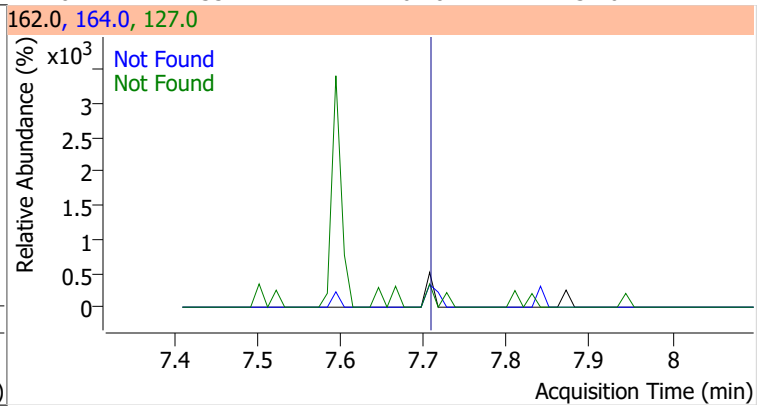

Compound	Conc.	Exp RT	QIon	Exp Ratio
2-Nitroaniline	N.D.	7.87	138.0	123.0

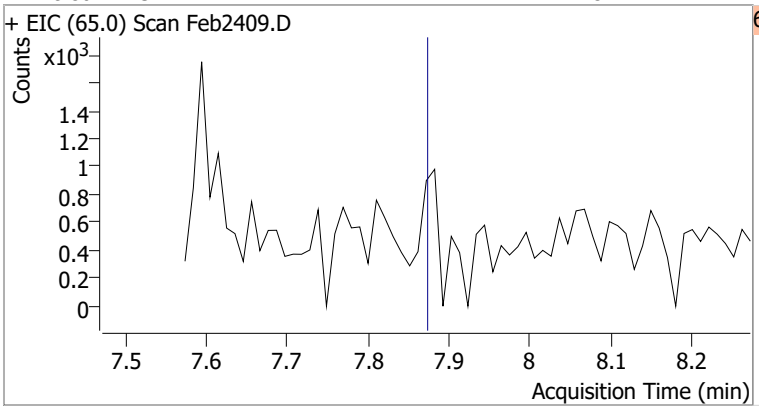

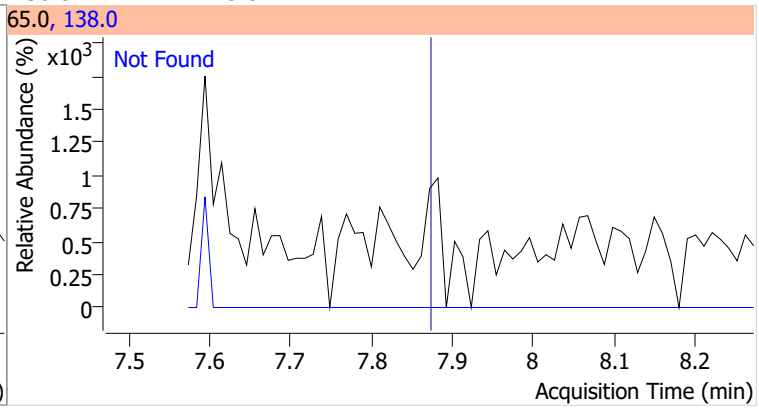

Compound	Conc.	RT	Dev(Min)	Resp.	QIon	QRatio	Lower	Upper
Dimethyl Phthalate		0		0	77.0		13.9	25.8

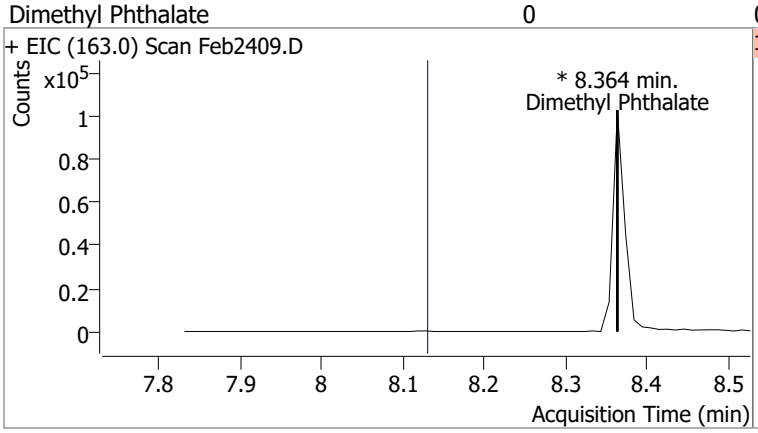

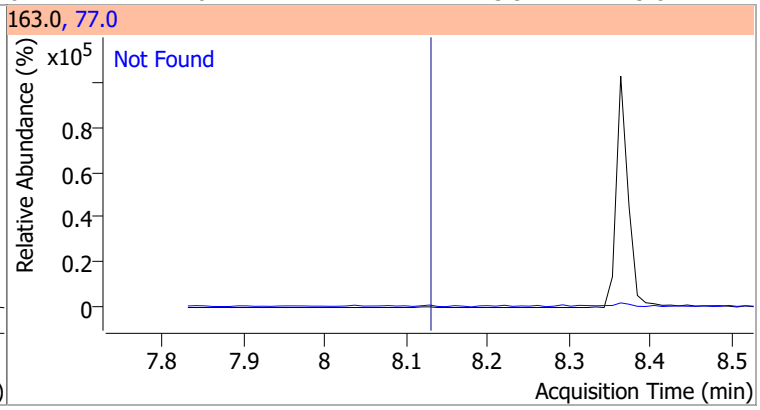

Compound	Conc.	RT	Dev(Min)	Resp.	QIon	QRatio	Lower	Upper
2,6-Dinitrotoluene		0		0	63.0		95.6	177.5
					89.0		45.4	84.4

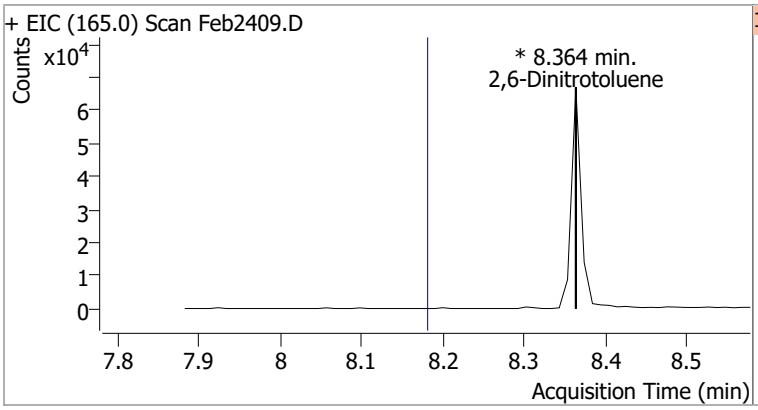

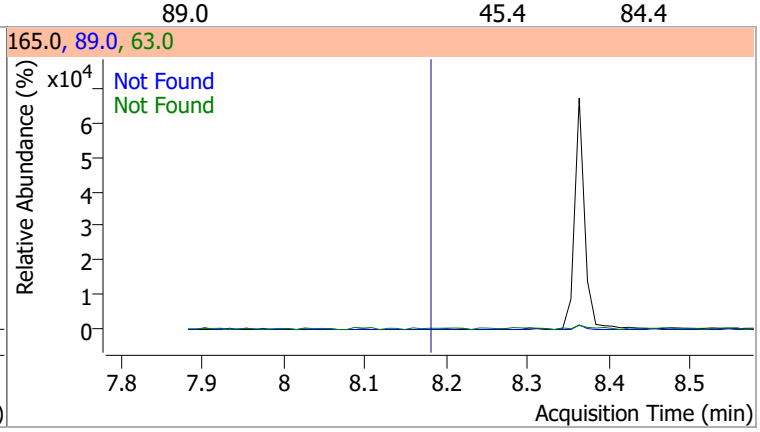

Compound	Conc.	Exp RT	QIon	Exp Ratio
Acenaphthylene	N.D.	8.19	153.1	14.0

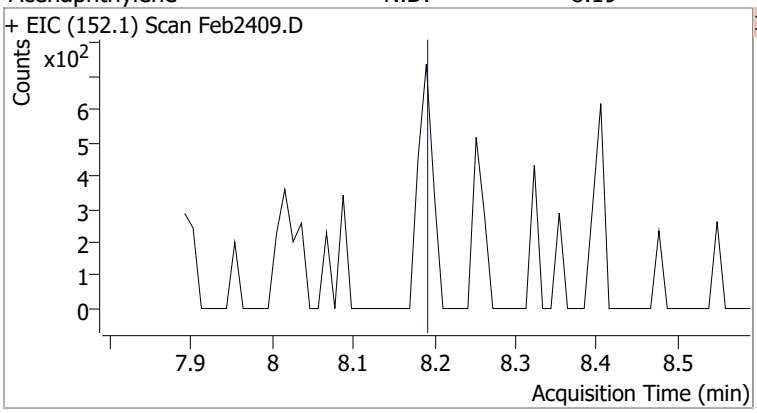

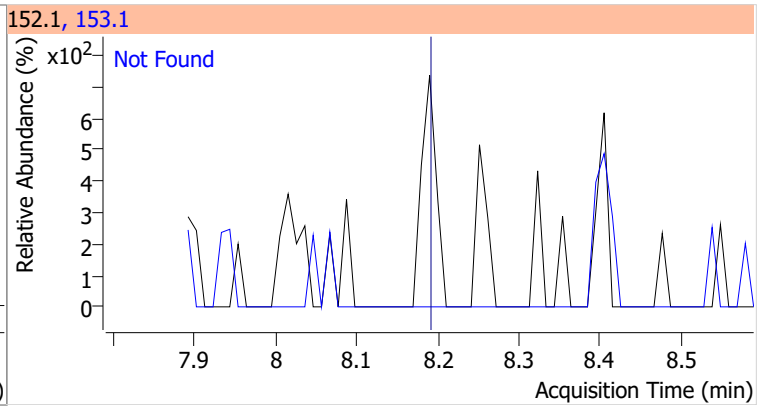

Compound	Conc.	Exp RT	QIon	Exp Ratio	QIon	Exp Ratio
3-Nitroaniline	N.D.	8.38	65.0	131.7	92.0	112.6

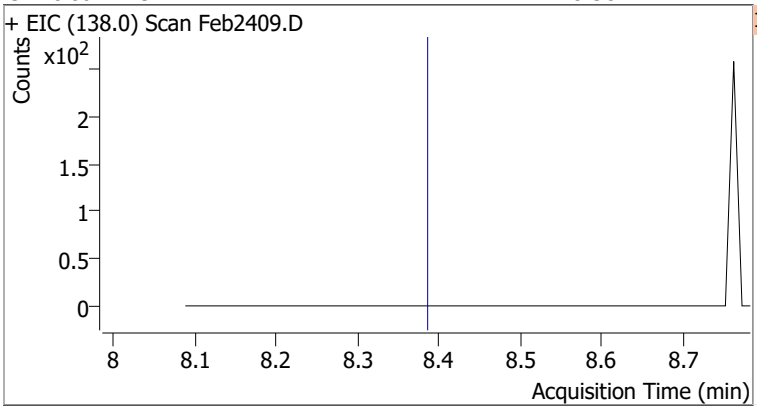

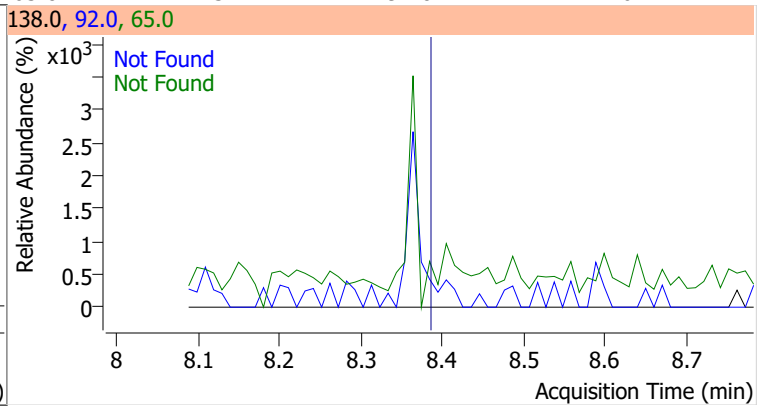

Compound	Conc.	Exp RT	QIon	Exp Ratio	QIon	Exp Ratio
Acenaphthene	N.D.	8.40	153.0	106.6	152.0	52.4

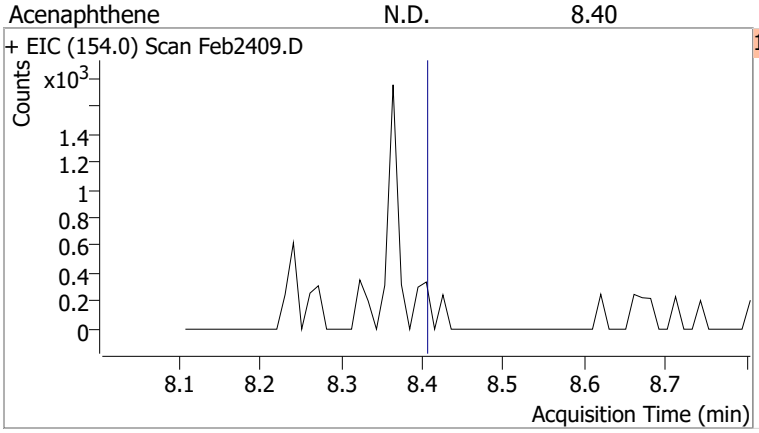

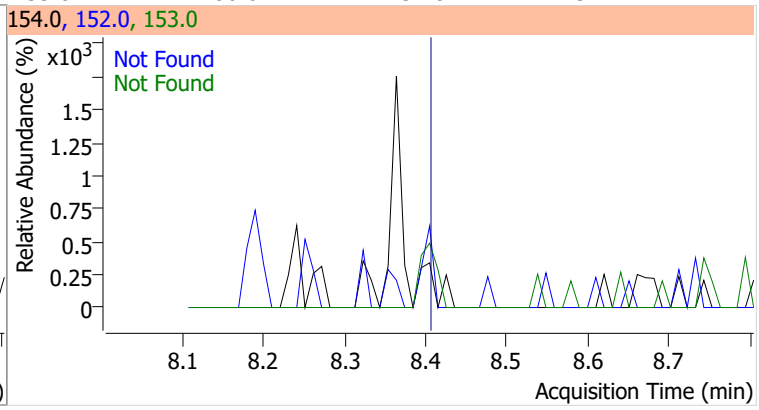

Compound	Conc.	Exp RT	QIon	Exp Ratio
2,4-Dinitrophenol	N.D.	8.51	154.0	59.3

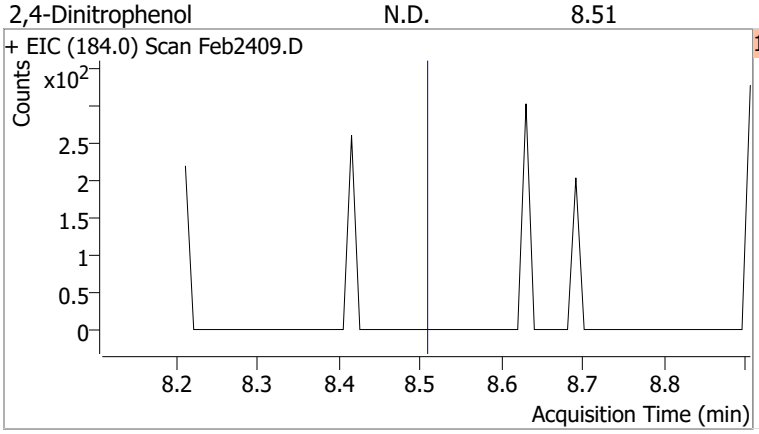

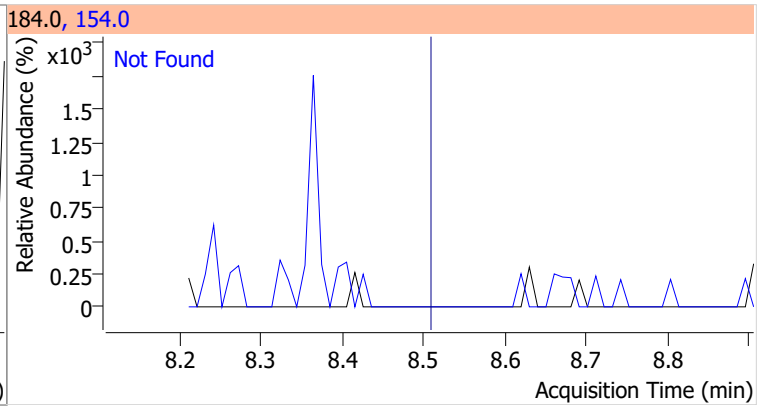

Compound	Conc.	Exp RT	QIon	Exp Ratio
Dibenzofuran	N.D.	8.62	139.0	37.6

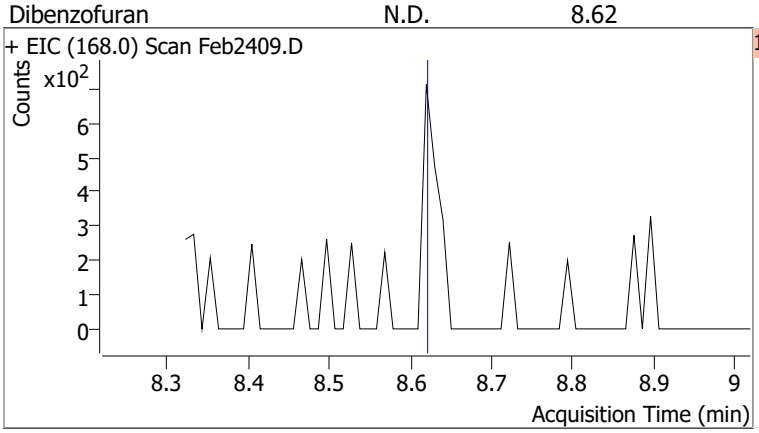

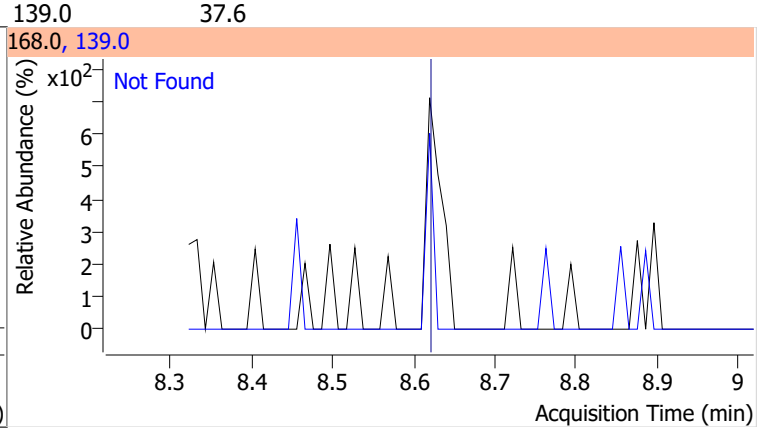

Compound	Conc.	Exp RT	QIon	Exp Ratio	QIon	Exp Ratio
2,4-Dinitrotoluene	N.D.	8.66	89.0	75.9	63.0	44.1

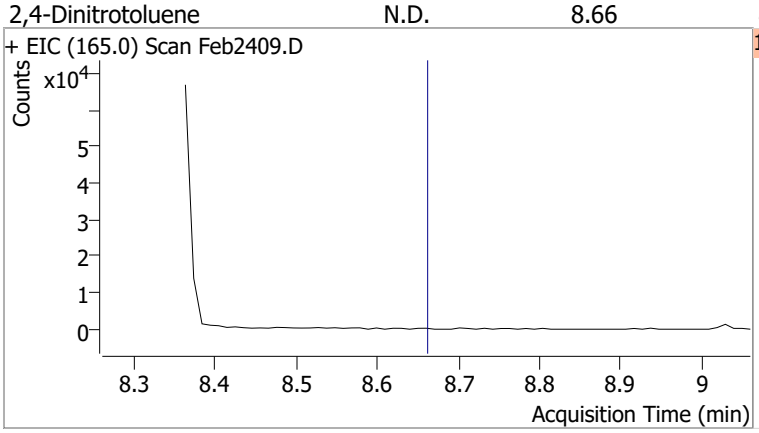

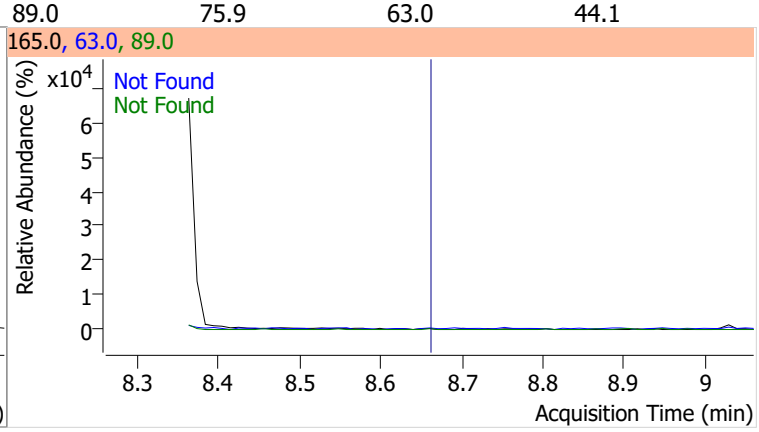

Compound	Conc.	Exp RT	QIon	Exp Ratio	QIon	Exp Ratio
4-Nitrophenol	N.D.	8.71	139.0	78.4	65.0	71.6

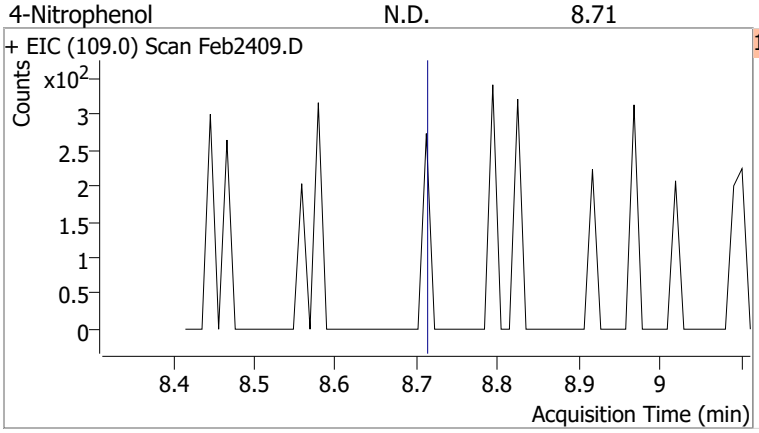

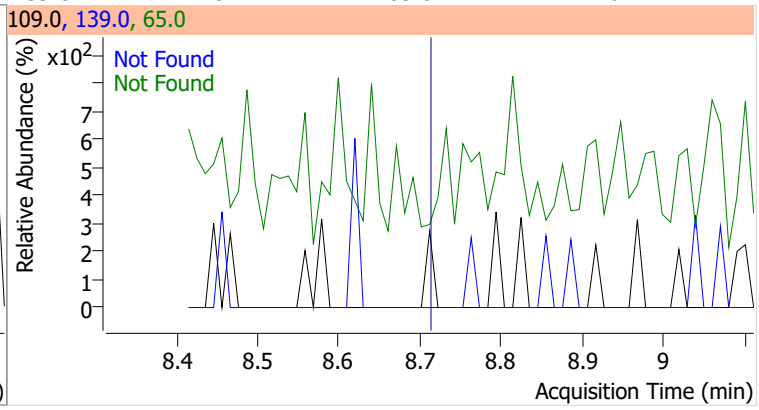

Compound	Conc.	Exp RT	QIon	Exp Ratio	QIon	Exp Ratio
Diethylphthalate	N.D.	8.99	177.0	21.3	150.0	12.7

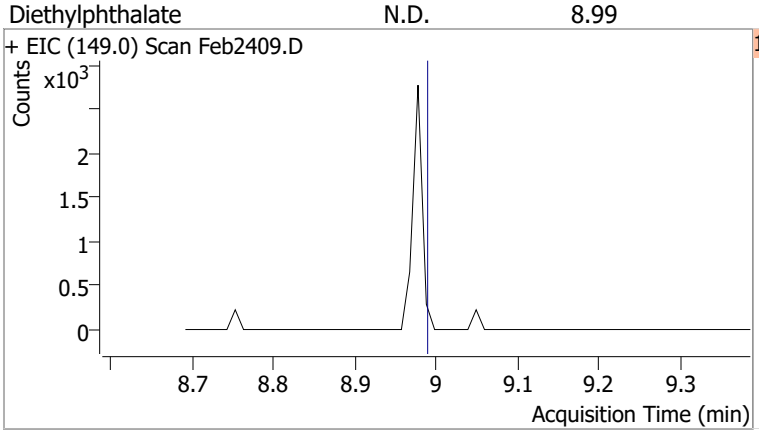

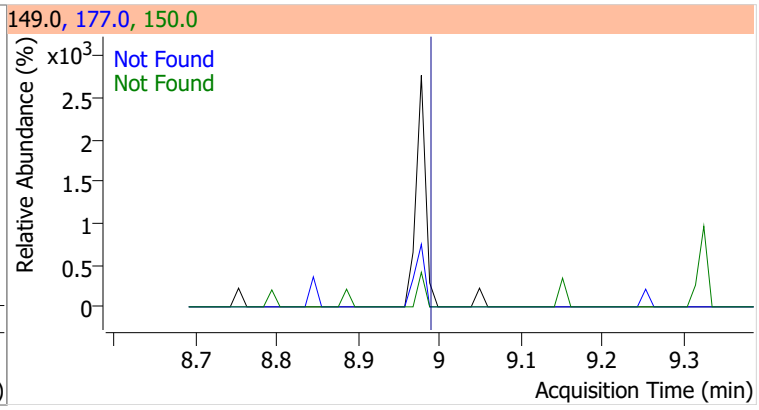

Compound	Conc.	Exp RT	QIon	Exp Ratio	QIon	Exp Ratio
Fluorene	N.D.	9.03	165.0	94.1	167.0	13.4

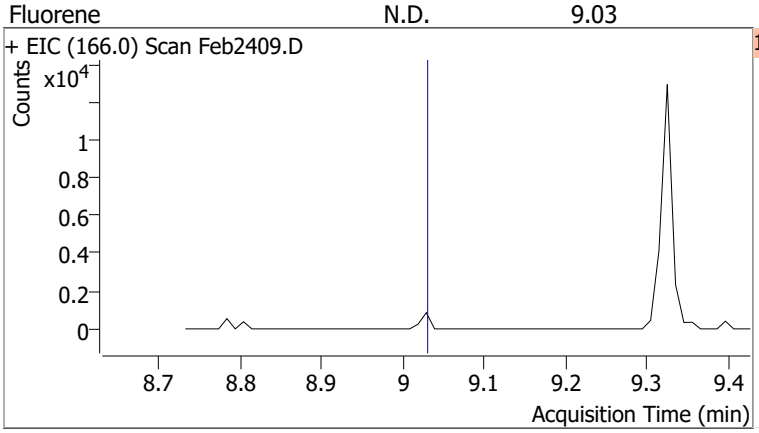

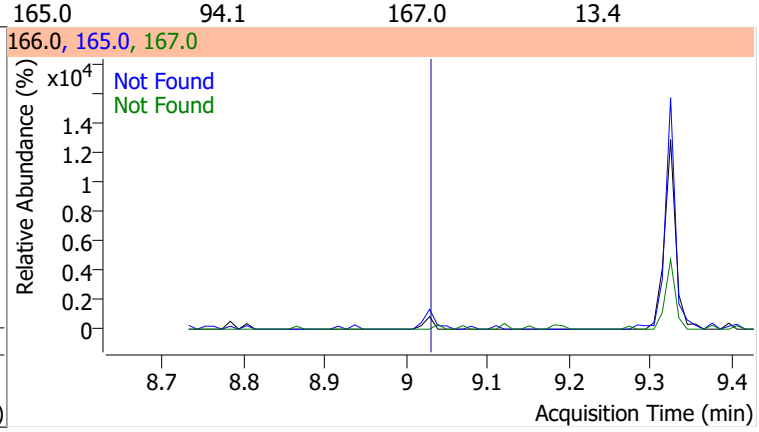

Compound	Conc.	Exp RT	QIon	Exp Ratio	QIon	Exp Ratio
4-Chlorophenyl-phenylether	N.D.	9.07	141.0	61.7	206.0	34.0

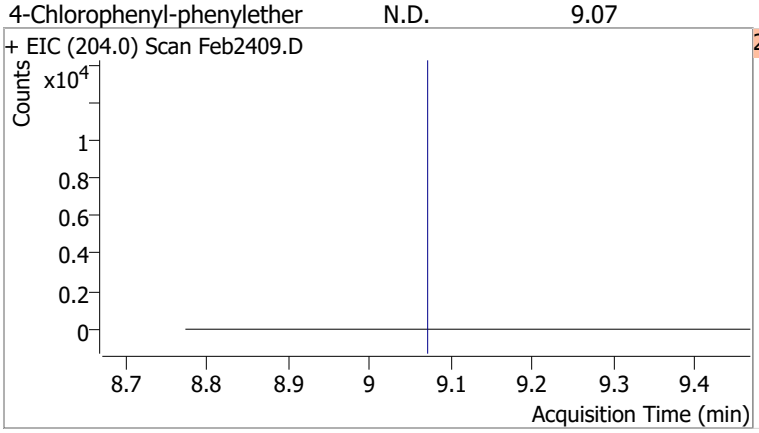

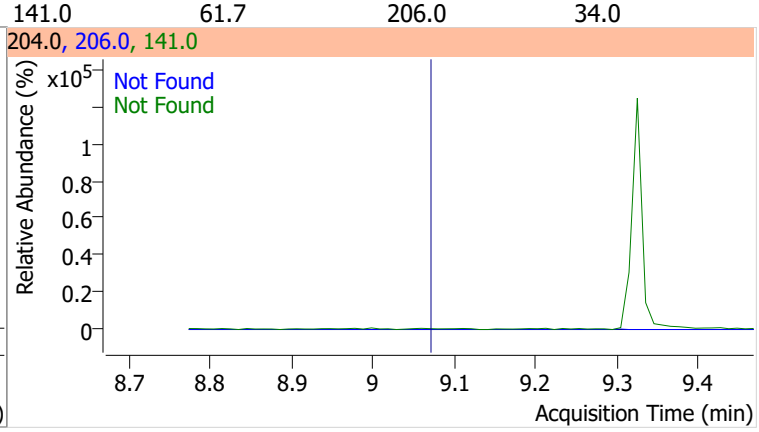

Compound	Conc.	Exp RT	QIon	Exp Ratio	QIon	Exp Ratio
4-Nitroaniline	N.D.	9.12	65.0	109.2	92.0	47.3

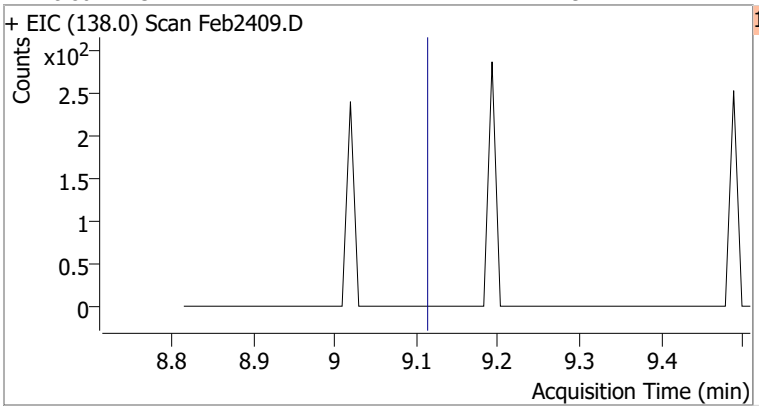

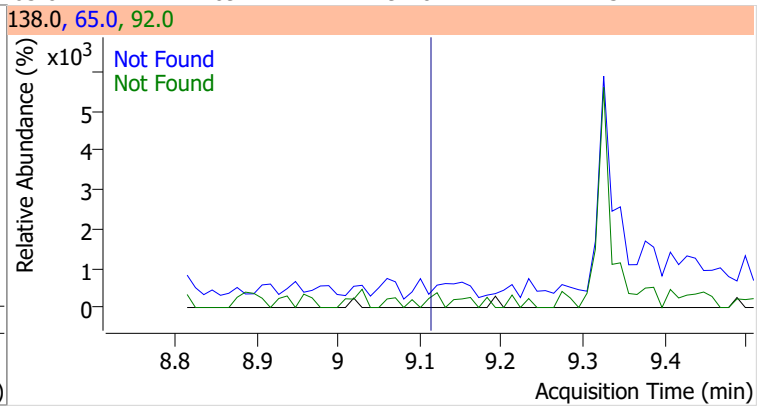

Compound	Conc.	Exp RT	QIon	Exp Ratio
4,6-Dinitro-2-methylphenol	N.D.	9.14	121.0	48.7

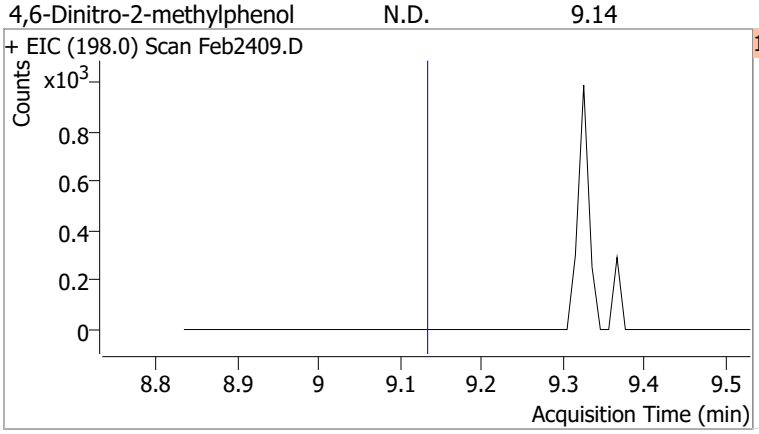

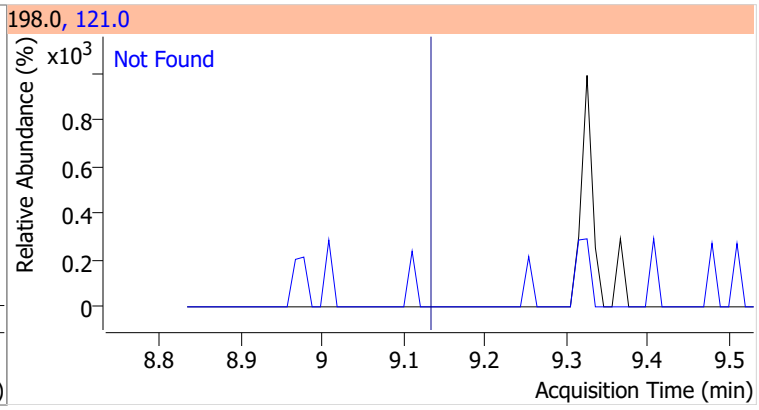

Compound	Conc.	Exp RT	QIon	Exp Ratio	QIon	Exp Ratio
N-nitrosodiphenylamine	N.D.	9.22	168.0	64.6	167.0	34.5

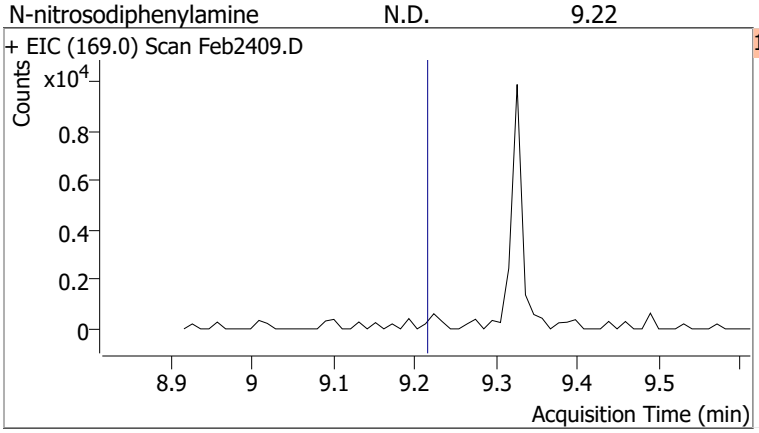

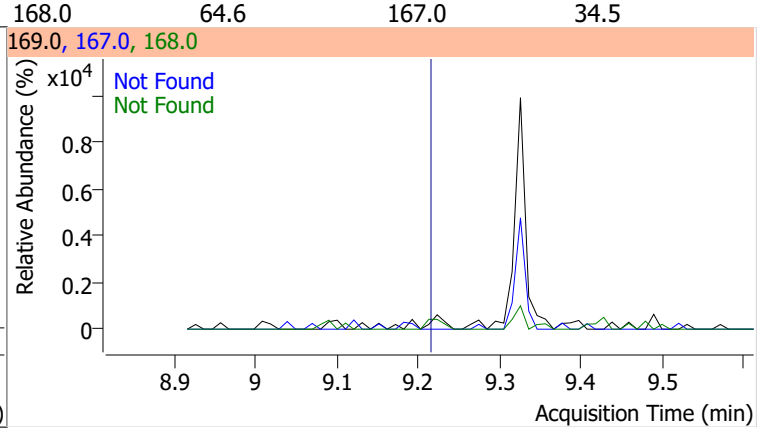

Compound	Conc.	Exp RT	QIon	Exp Ratio	QIon	Exp Ratio
Azobenzene	N.D.	9.25	51.0	48.8	182.0	26.0

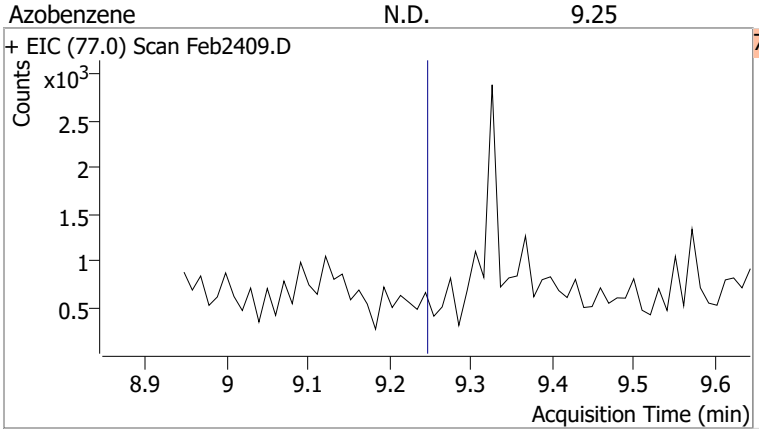

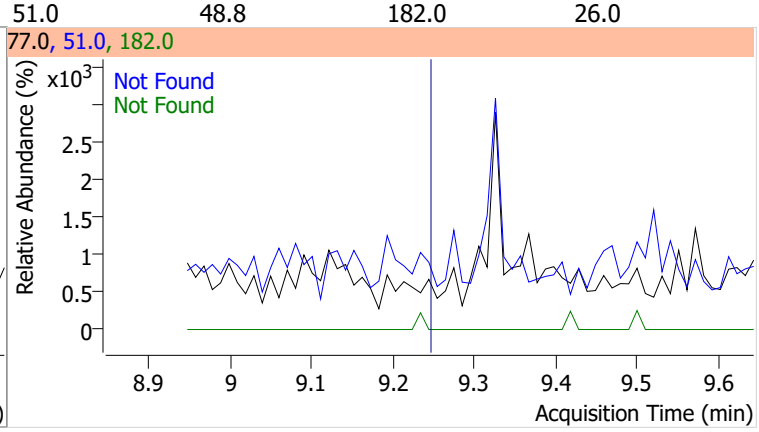

Compound	Conc.	RT	Dev(Min)	Resp.	QIon	QRatio	Lower	Upper
2,4,6-Tribromophenol	133.0812	9.33	0.00	159136	331.8	92.0	63.6	118.2

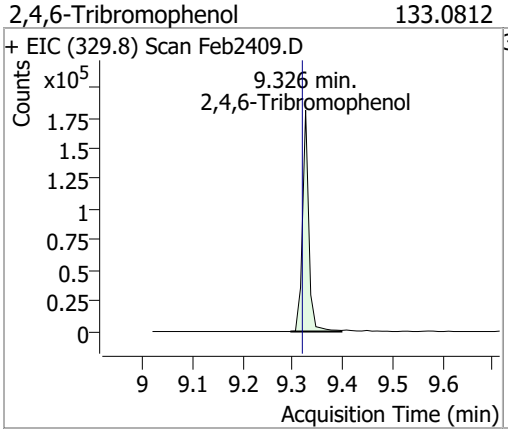

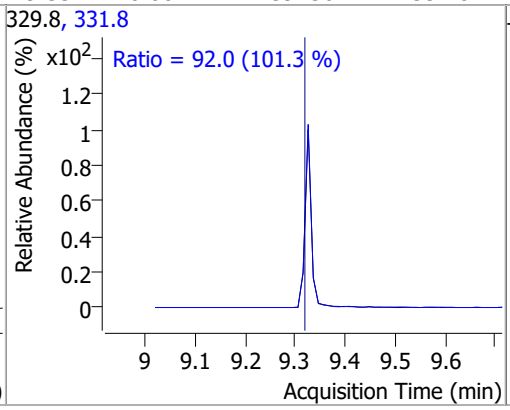

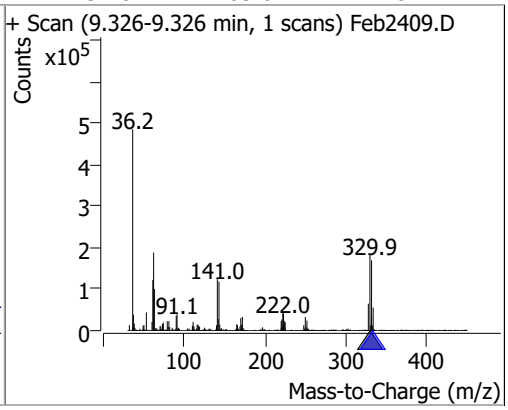

Compound	Conc.	Exp RT	QIon	Exp Ratio	QIon	Exp Ratio
4-Bromophenyl-phenylether	N.D.	9.65	141.0	100.4	250.0	99.4

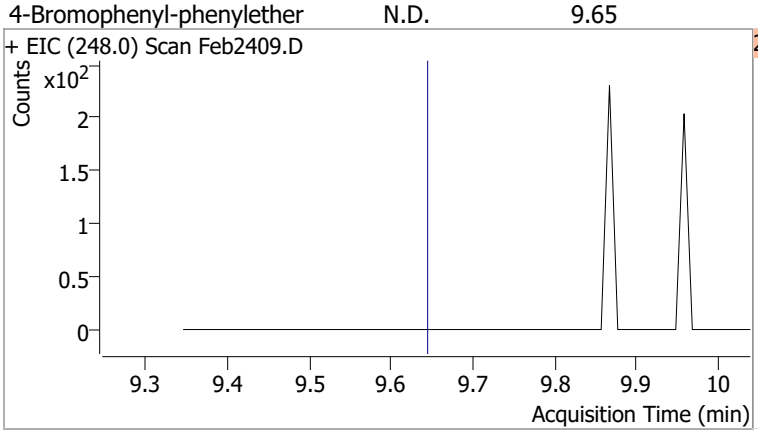

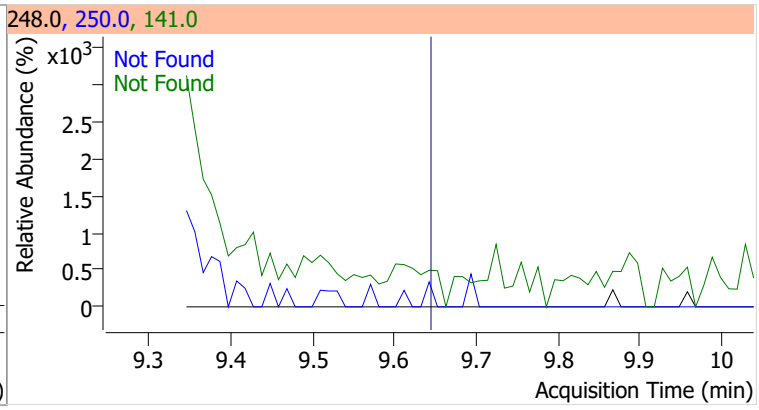

Compound	Conc.	Exp RT	QIon	Exp Ratio
Hexachlorobenzene	N.D.	9.68	142.0	49.3

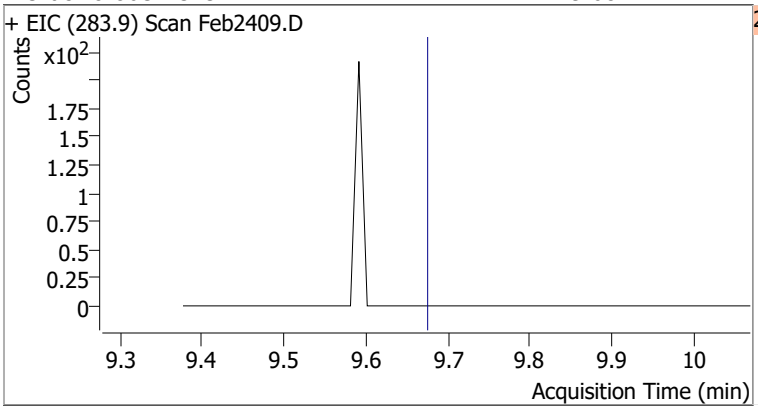

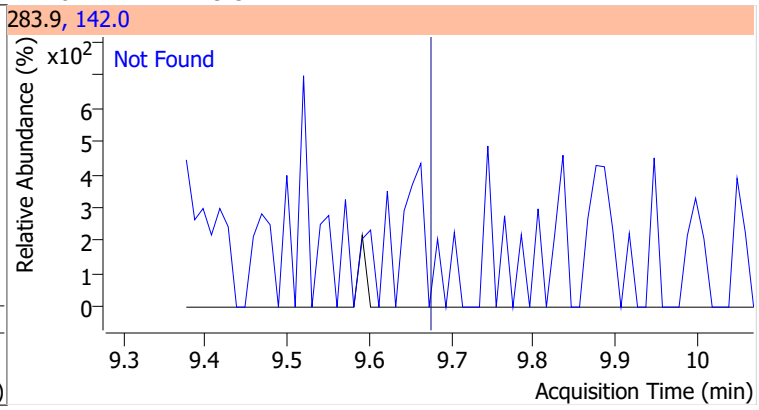

Compound	Conc.	Exp RT	QIon	Exp Ratio	QIon	Exp Ratio
Pentachlorophenol	N.D.	9.96	263.9	63.1	267.9	62.4

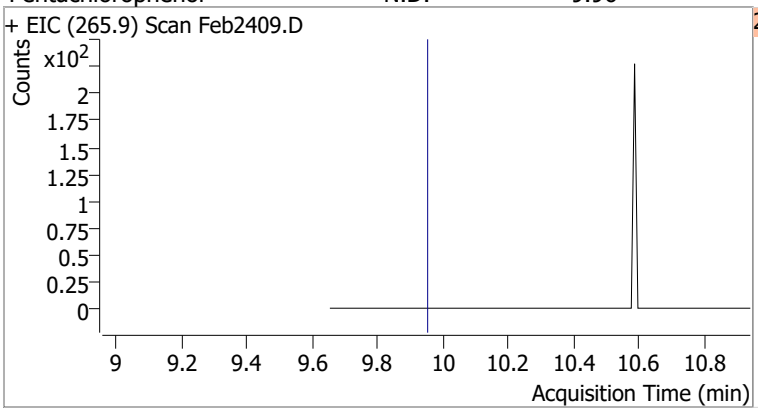

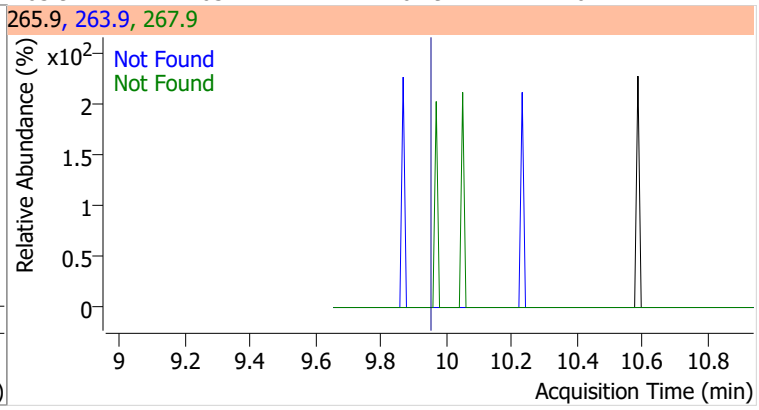

Compound	Conc.	Exp RT	QIon	Exp Ratio
Phenanthrene	N.D.	10.18	176.0	18.9

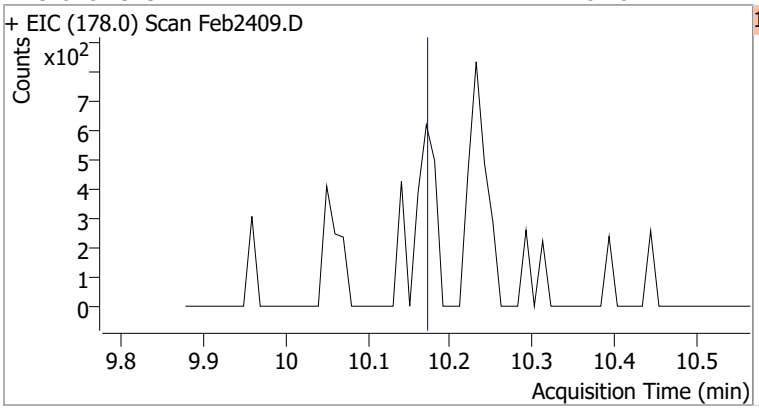

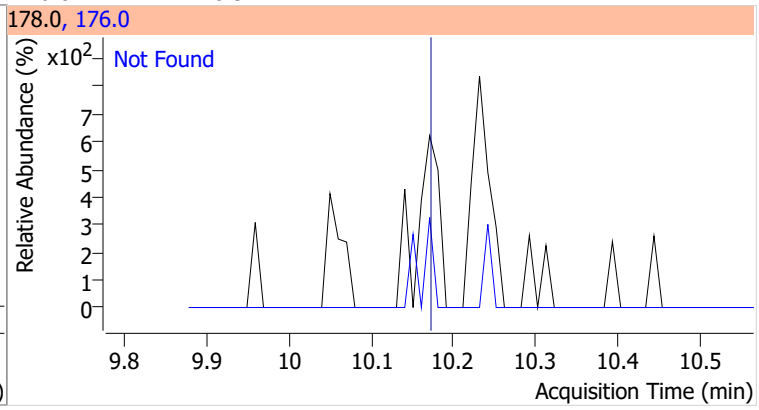

Compound	Conc.	Exp RT	QIon	Exp Ratio
Anthracene	N.D.	10.24	176.0	18.2

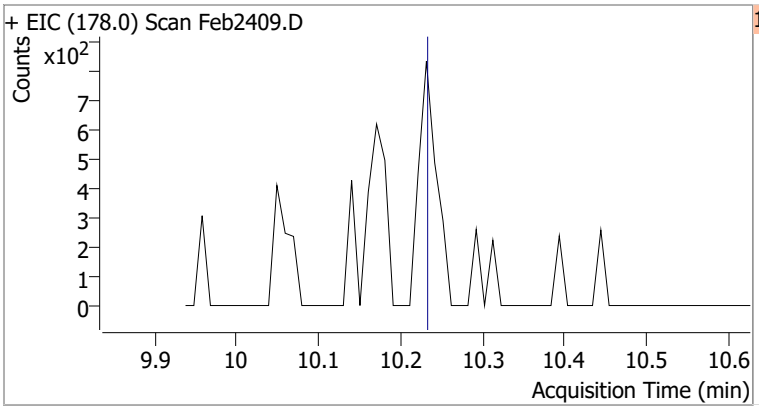

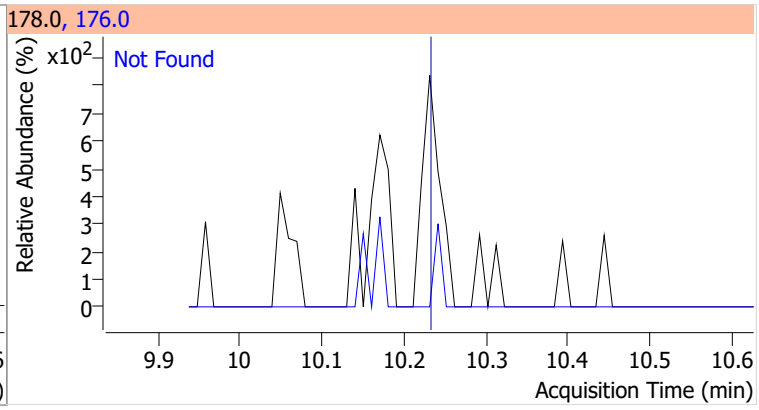

Compound	Conc.	Exp RT	QIon	Exp Ratio	QIon	Exp Ratio
Triallate	N.D.	10.30	268.0	23.9	143.0	21.9

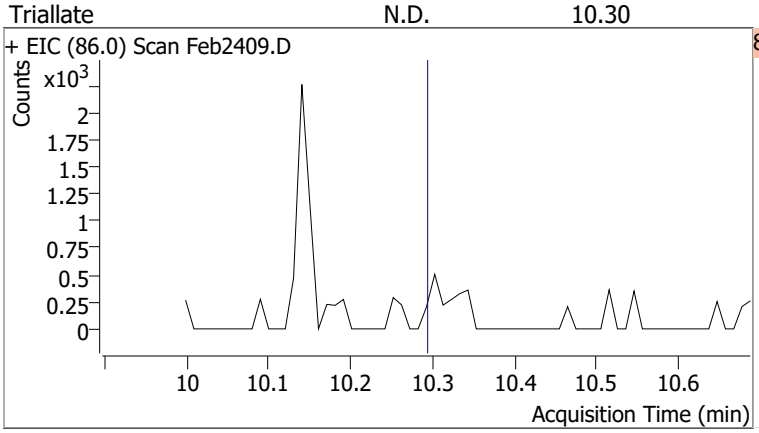

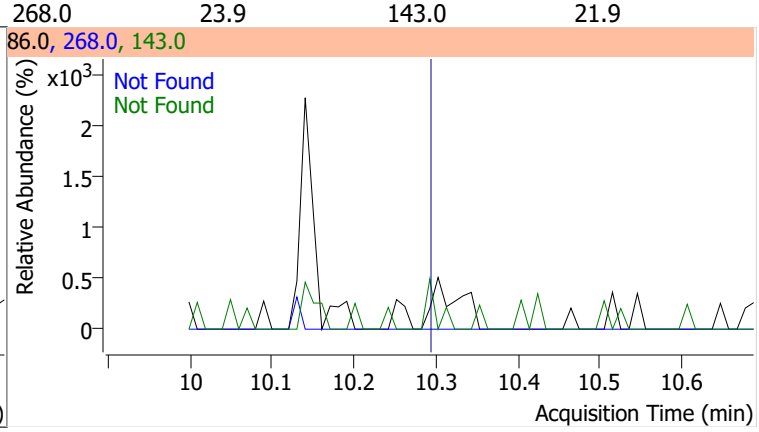

Compound	Conc.	Exp RT	QIon	Exp Ratio
Carbazole	N.D.	10.48	139.0	13.0

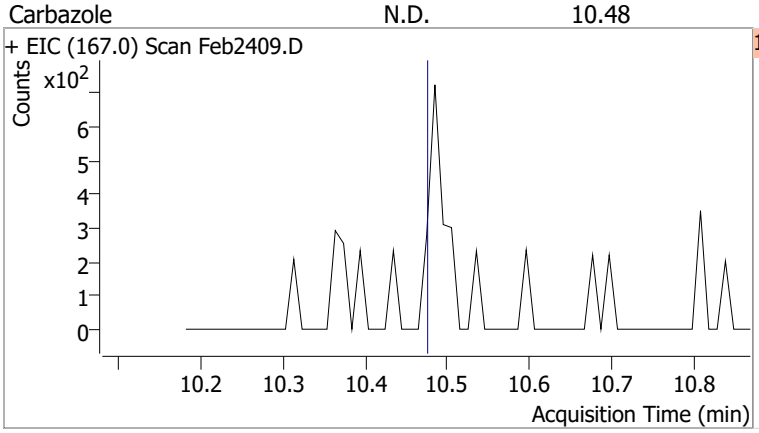

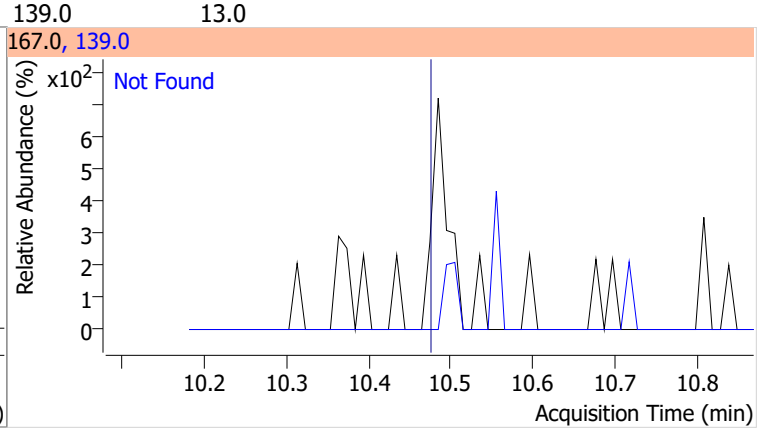

Compound	Conc.	Exp RT	QIon	Exp Ratio	QIon	Exp Ratio
o-Terphenyl	N.D.	10.69	229.0	64.7	215.0	38.5

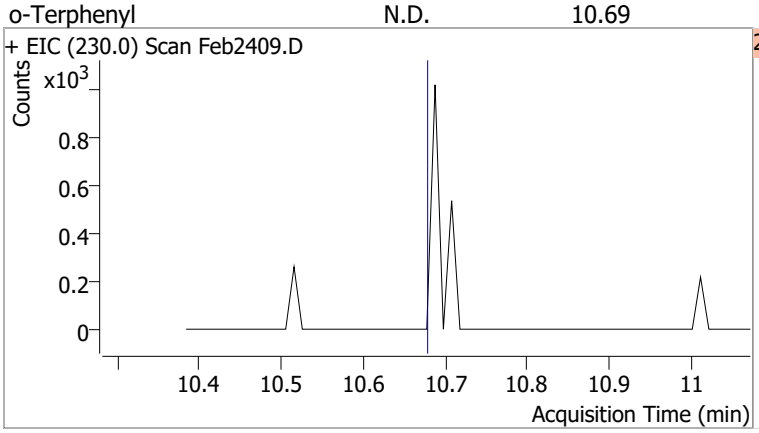

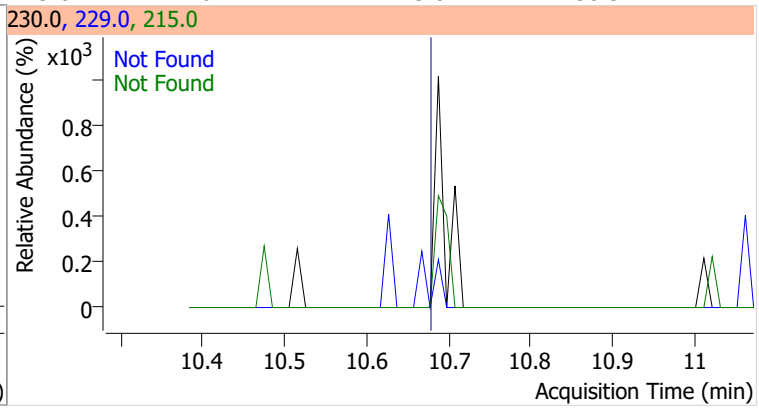

Compound	Conc.	Exp RT	QIon	Exp Ratio	QIon	Exp Ratio
Di-n-Butylphthalate	N.D.	11.07	150.0	9.1	104.0	6.2

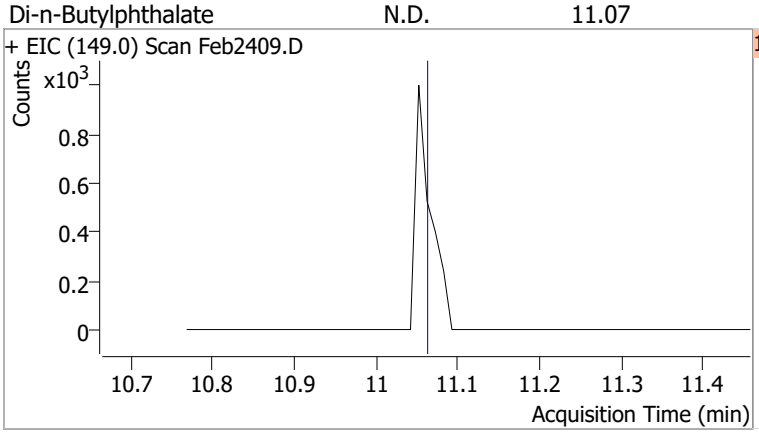

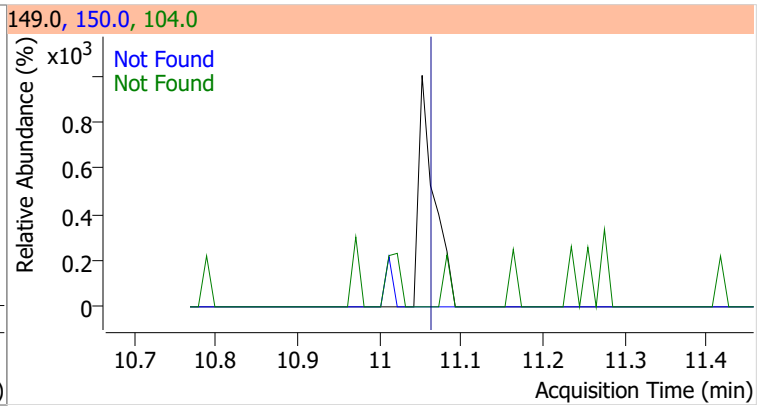

Compound	Conc.	Exp RT	QIon	Exp Ratio
Fluoranthene	N.D.	11.94	101.0	12.7

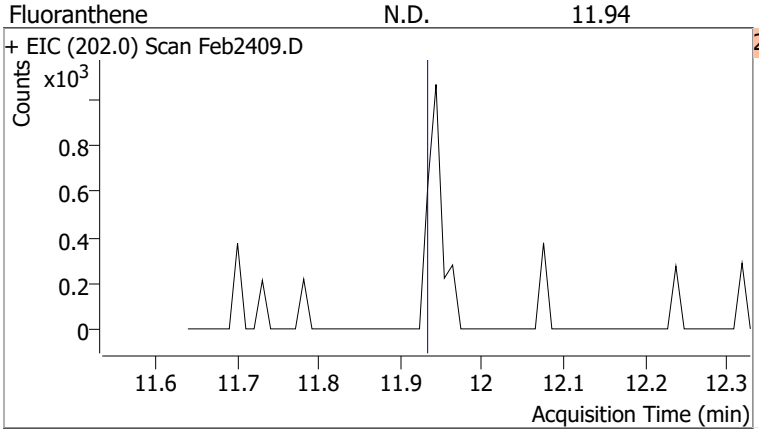

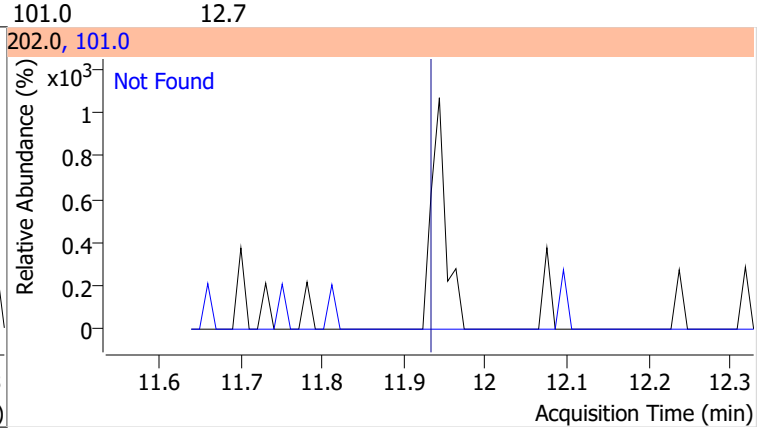

Compound	Conc.	RT	Dev(Min)	Resp.	QIon	QRatio	Lower	Upper
Benzidine		0		0	183.0		7.9	14.7
					92.0		5.0	9.2

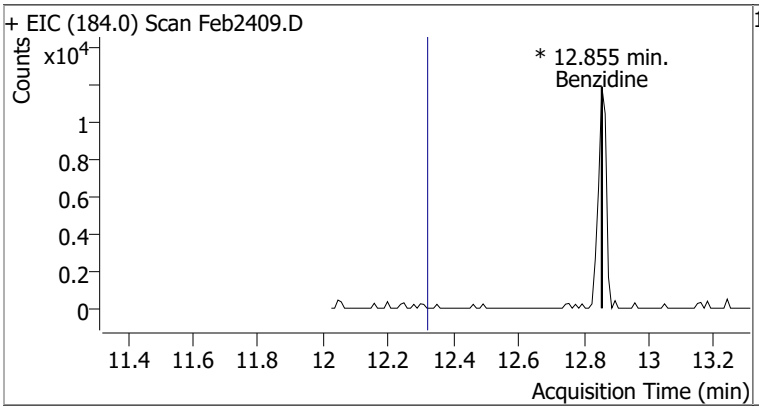

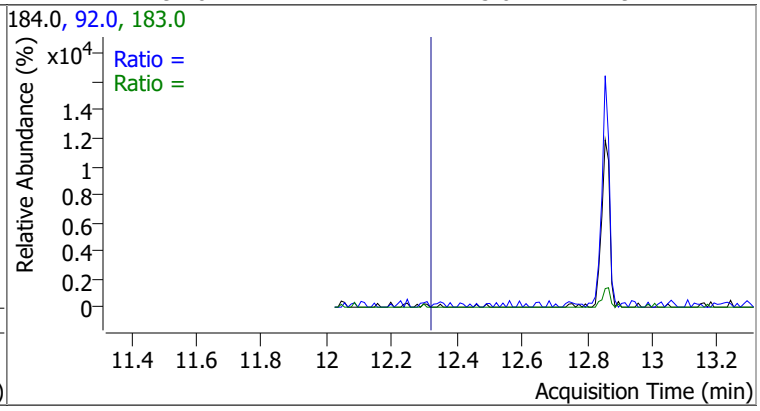

Compound	Conc.	Exp RT	QIon	Exp Ratio
Pyrene	N.D.	12.37	101.0	15.2

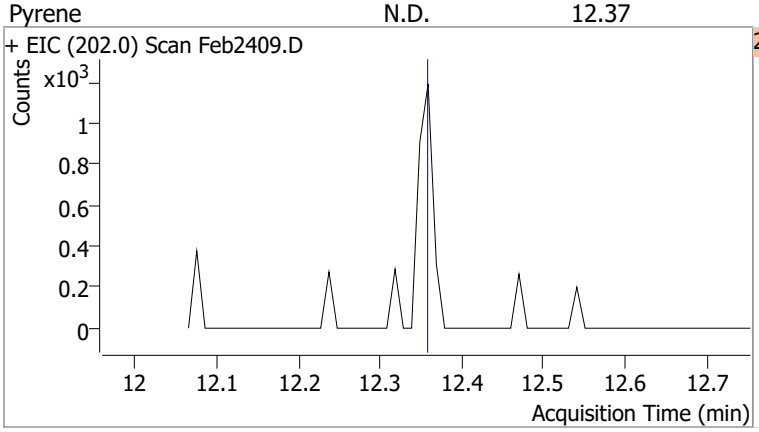

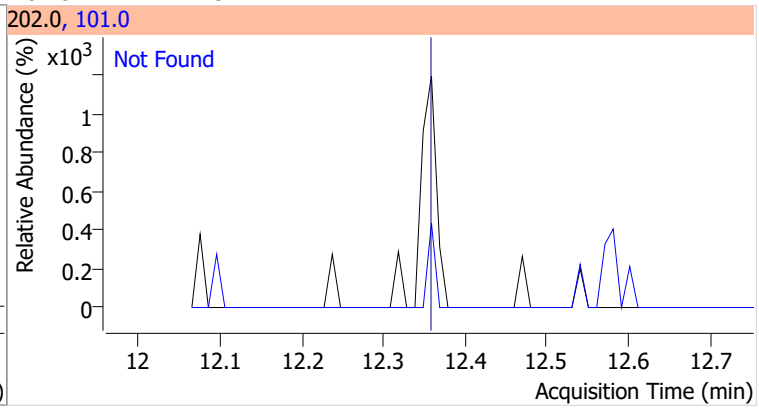

Compound	Conc.	RT	Dev(Min)	Resp.	QIon	QRatio	Lower	Upper
Terphenyl-d14	90.2982	12.86	-0.01	1199688	122.0	14.5	9.5	17.6

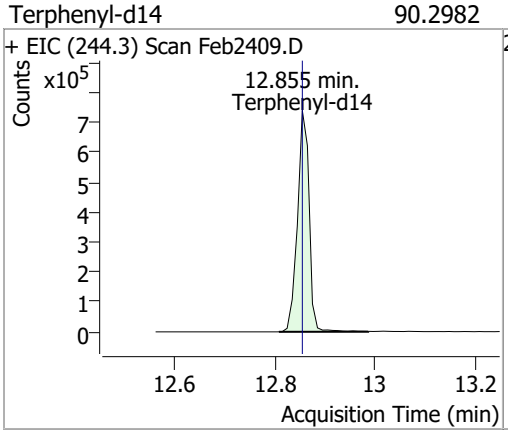

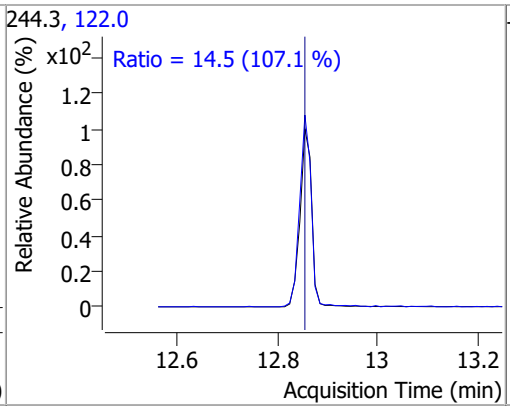

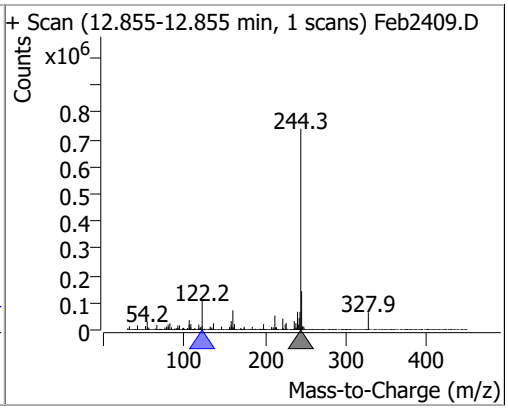

Compound	Conc.	Exp RT	QIon	Exp Ratio	QIon	Exp Ratio
Butylbenzylphthalate	N.D.	14.30	91.0	83.4	206.0	17.7

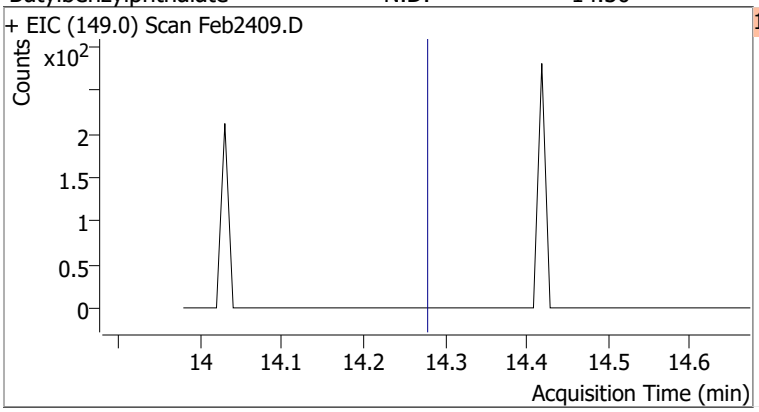

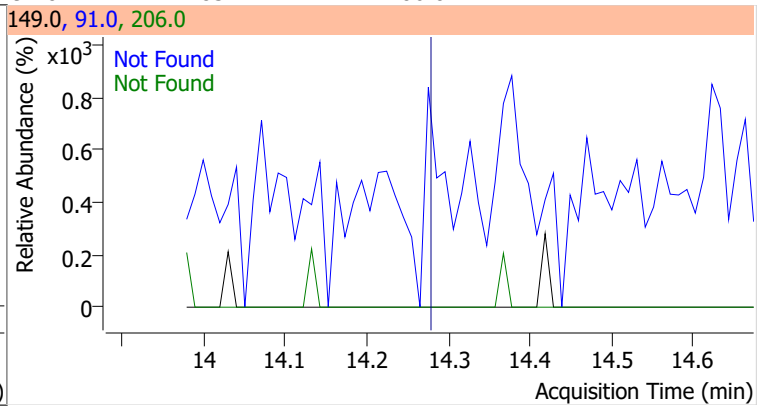

Compound	Conc.	Exp RT	QIon	Exp Ratio	QIon	Exp Ratio
Benzo(a)Anthracene	N.D.	15.50	226.0	26.4	229.0	20.9

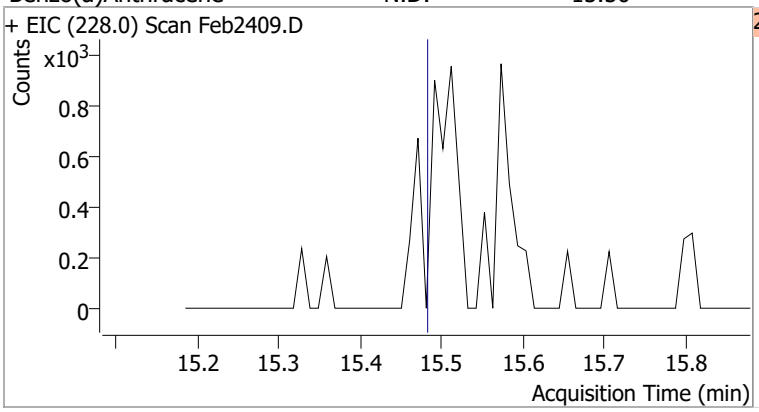

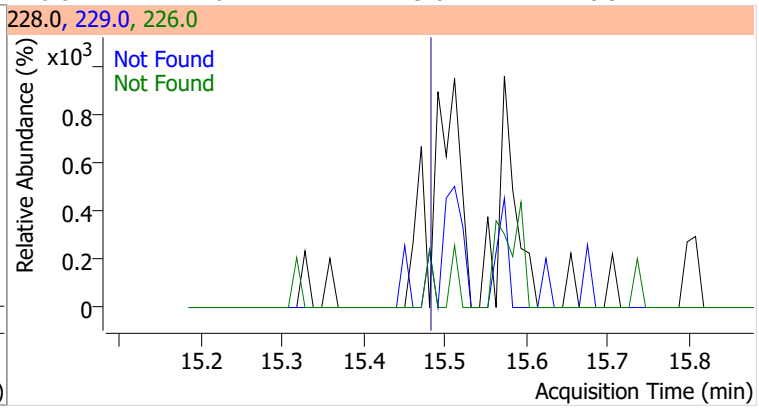

Compound	Conc.	Exp RT	QIon	Exp Ratio	QIon	Exp Ratio
Chrysene	N.D.	15.61	226.0	29.2	229.0	20.4

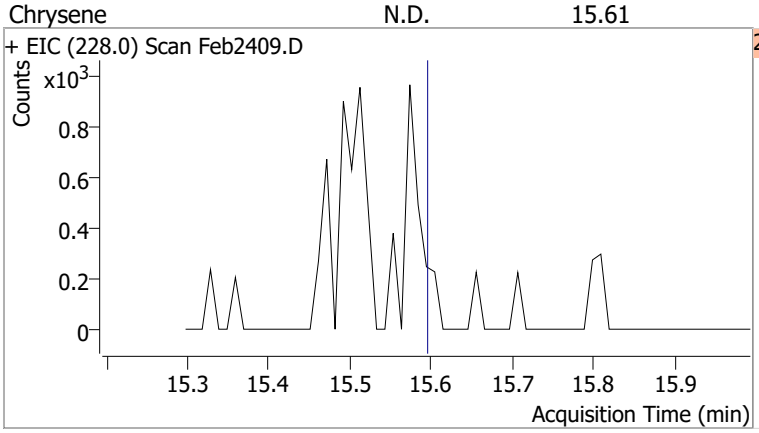

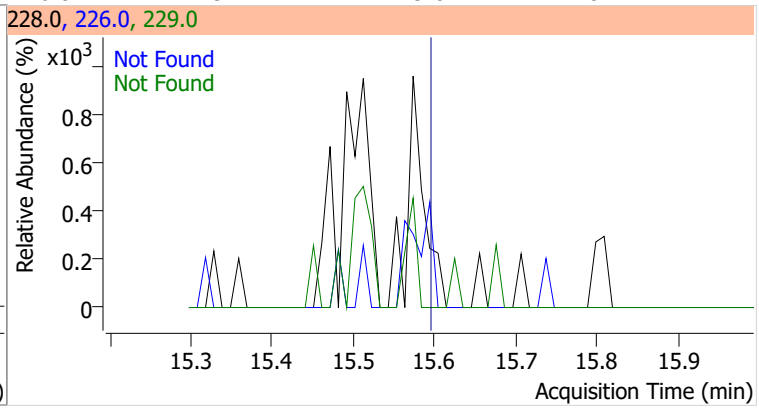

Compound	Conc.	Exp RT	QIon	Exp Ratio
3,3-Dichlorobenzidine	N.D.	15.65	254.0	64.6

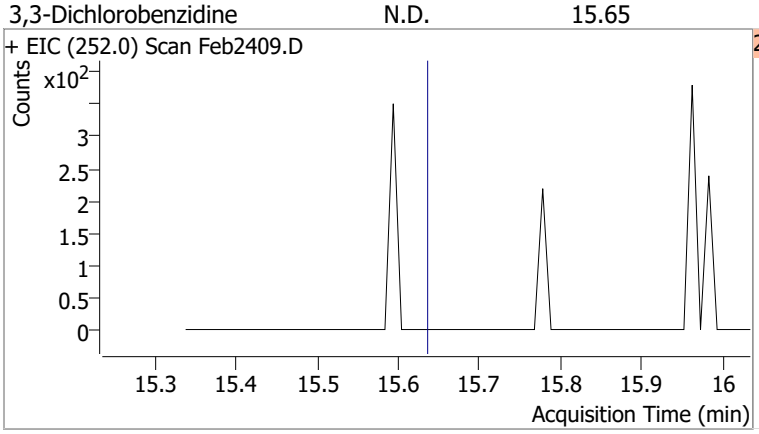

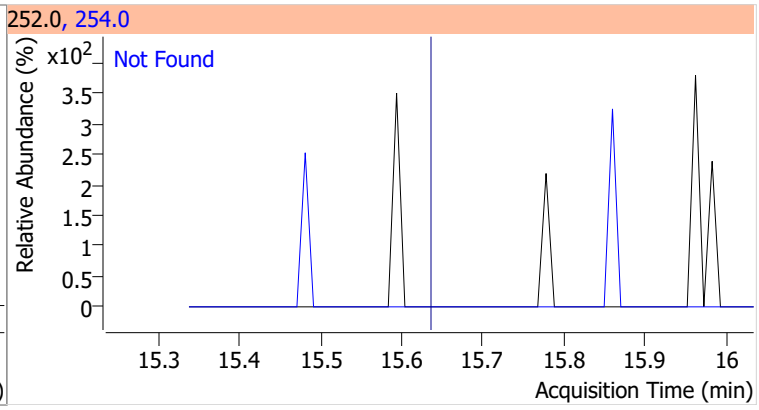

Compound	Conc.	Exp RT	QIon	Exp Ratio	QIon	Exp Ratio
bis(2-ethylhexyl)Phthalate	N.D.	16.35	149.0	391.0	279.0	13.4

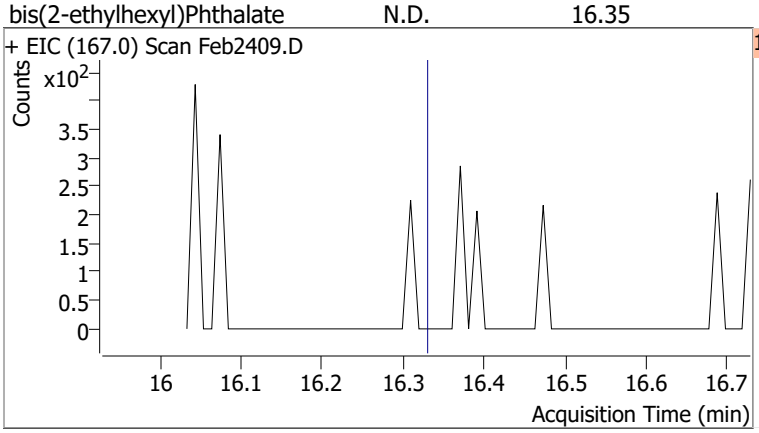

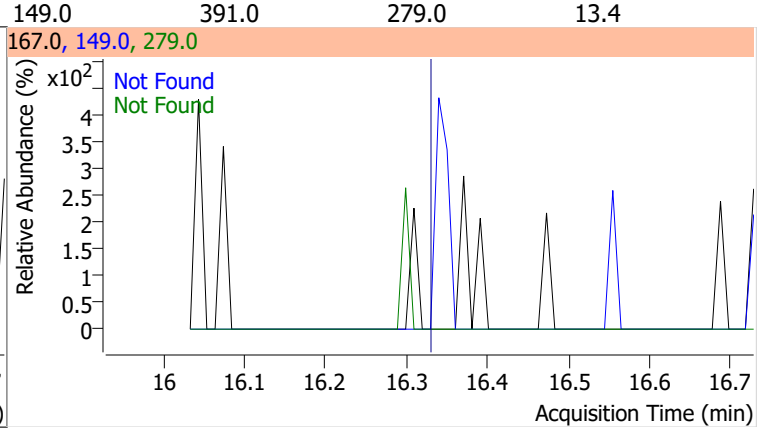

Compound	Conc.	Exp RT	QIon	Exp Ratio
Di-n-octyl Phthalate	N.D.	18.12	150.0	9.5

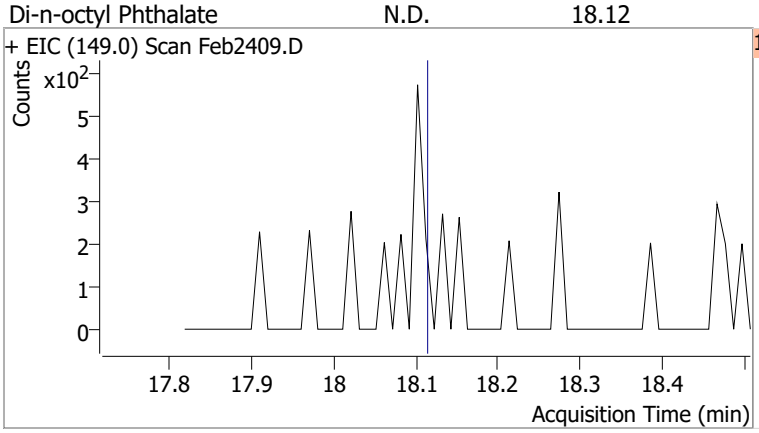

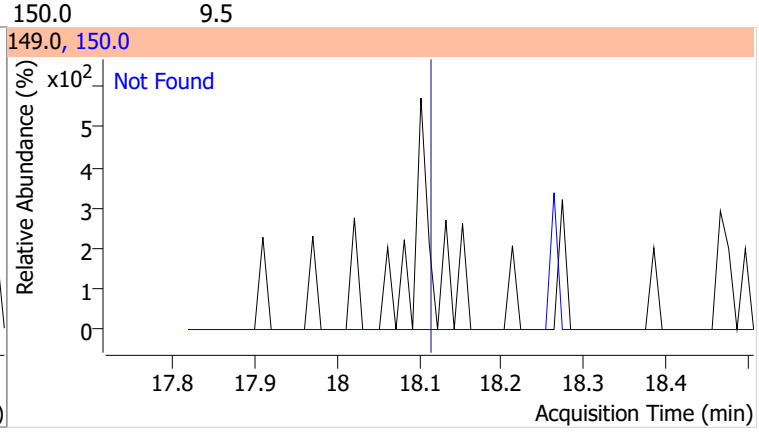

Compound	Conc.	Exp RT	QIon	Exp Ratio
Benzo(b)fluoranthene	N.D.	18.37	253.0	22.9

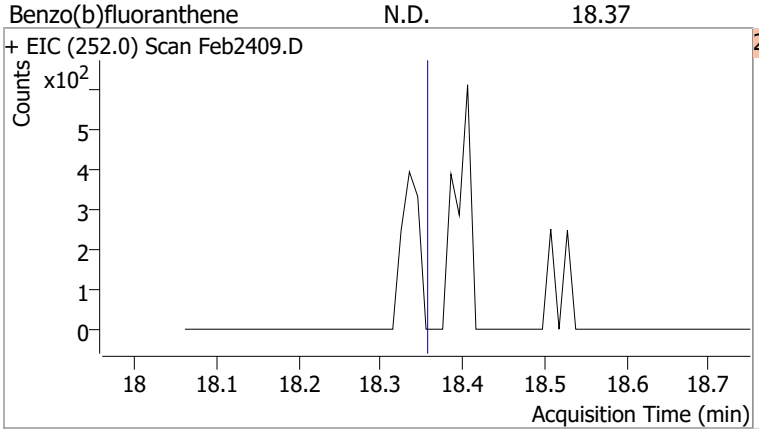

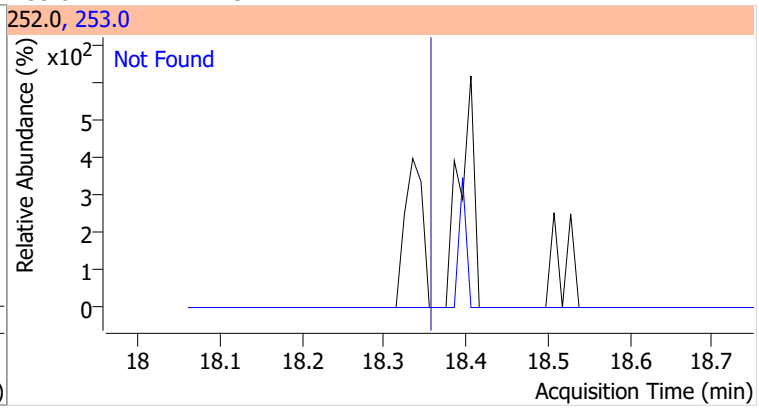

Compound	Conc.	Exp RT	QIon	Exp Ratio
Benzo(k)fluoranthene	N.D.	18.43	253.0	22.8

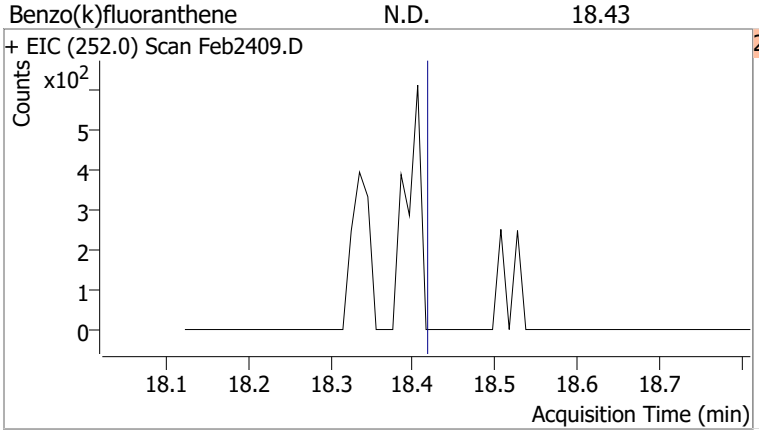

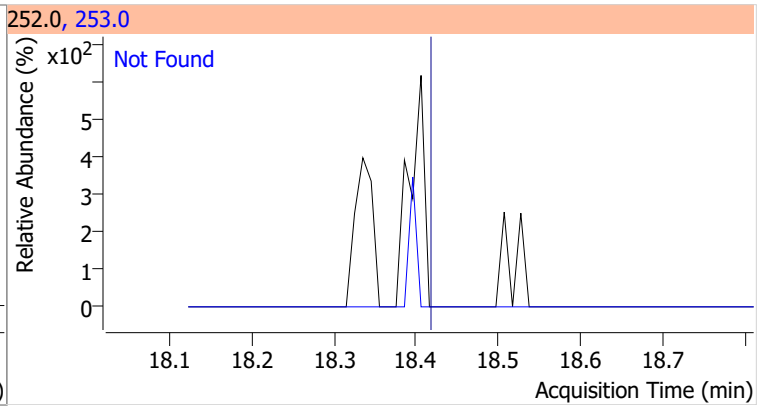

Compound	Conc.	Exp RT	QIon	Exp Ratio
Benzo(a)pyrene	N.D.	18.97	253.0	22.6

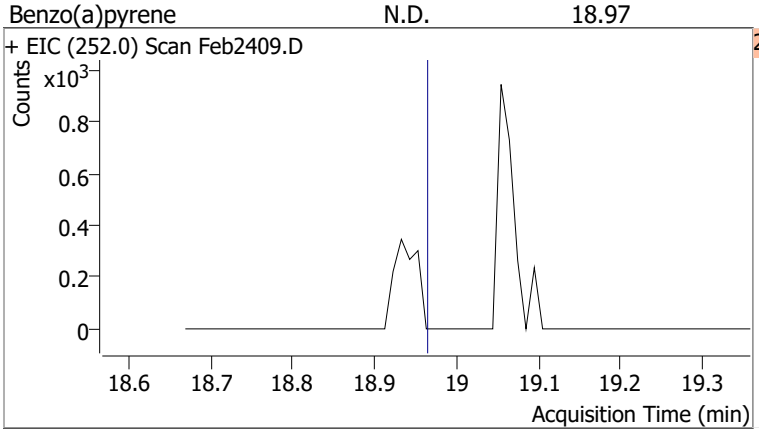

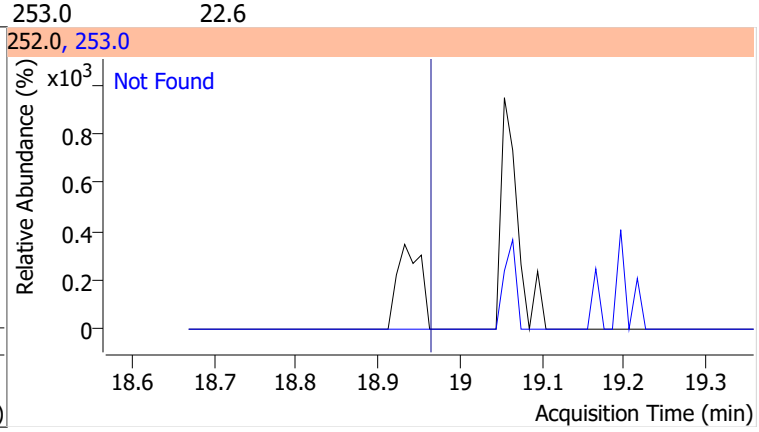

Compound	Conc.	Exp RT	QIon	Exp Ratio
Indeno(1,2,3-c,d)pyrene	N.D.	20.75	138.0	30.2

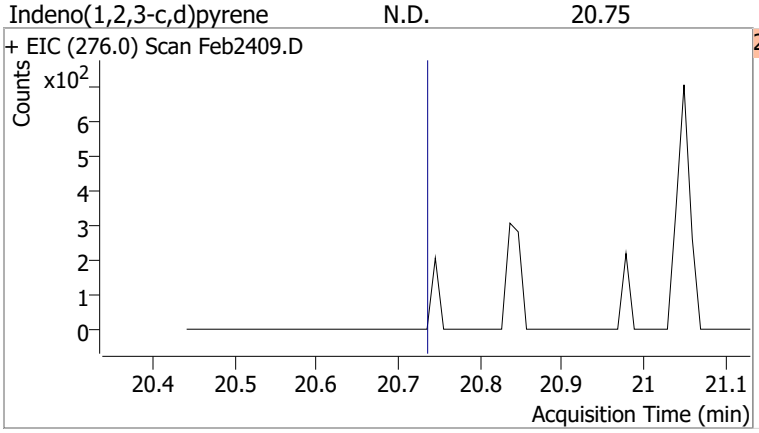

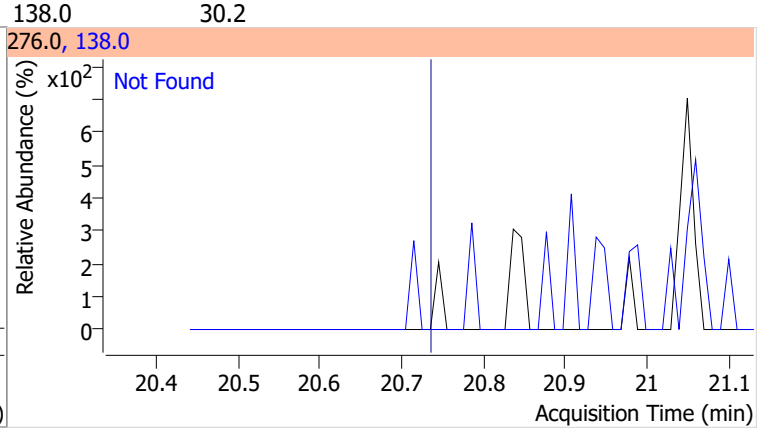

Compound	Conc.	Exp RT	QIon	Exp Ratio	QIon	Exp Ratio
Dibenzo(a,h)anthracene	N.D.	20.81	139.0	25.3	279.0	24.1

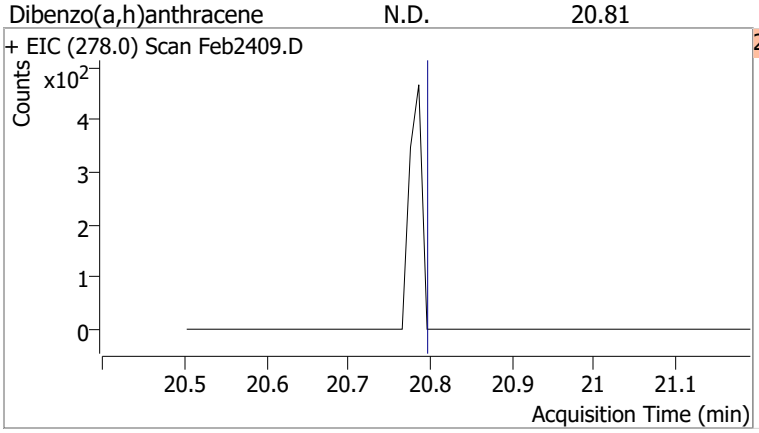

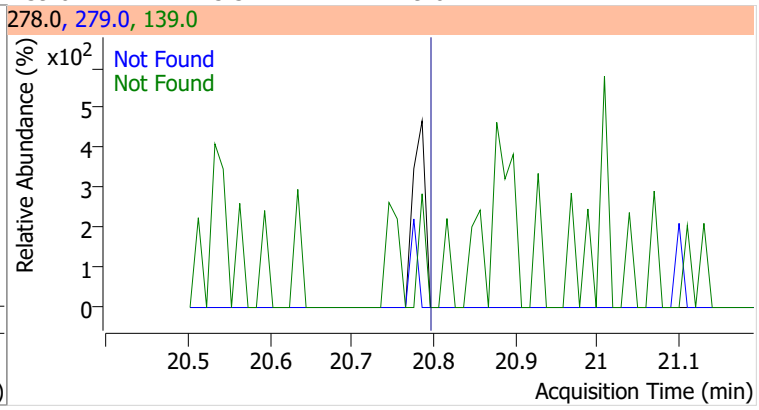

Compound	Conc.	Exp RT	QIon	Exp Ratio	QIon	Exp Ratio
Benzo(g,h,i)perylene	N.D.	21.08	138.0	32.4	277.0	23.6

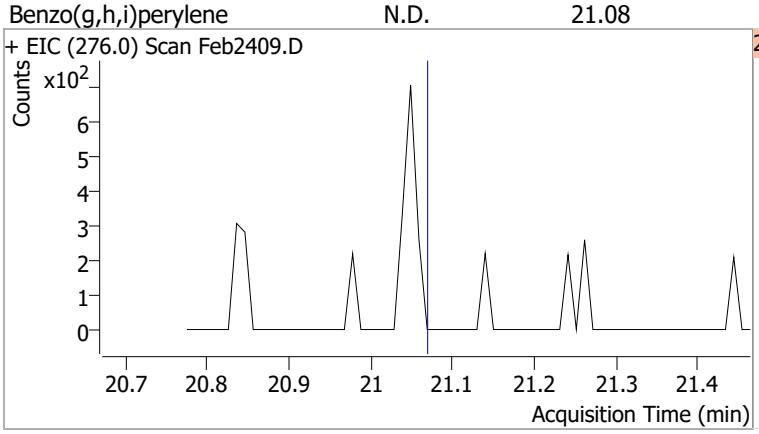

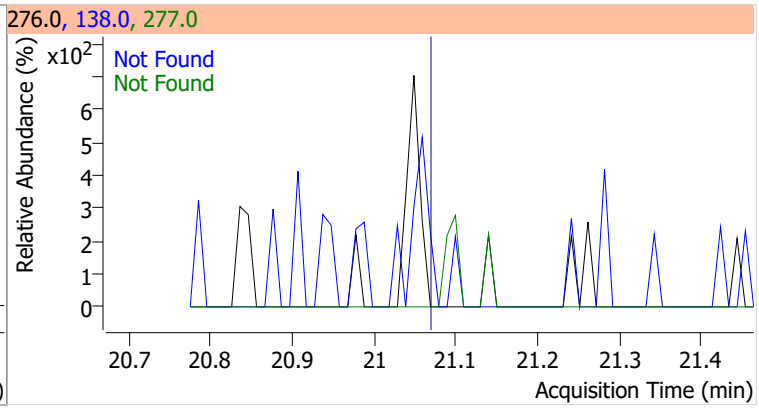

Quantitation Results Report (QT Reviewed)

Data File	Feb2410.D	Operator	LIMS import
Acq. Method	BNA+SIM.M	Acq. Date-Time	2/24/2022 8:29:15 PM
Sample Name	B22021435-006CMS	Instrument	Instrument #1
Vial	10	Multiplier	1.00
DA Method File		Comment	SVOC-8270-W-LARGO
Tune File	dftppdsm.u	Tune Date	2/18/2022 9:25:00 PM
Batch Name	022422 DoD BNA.batch.bin	Last Calib Update	2/25/2022 7:56:13 AM
Ref Library	D:\Org\Library\NIST129K.l		

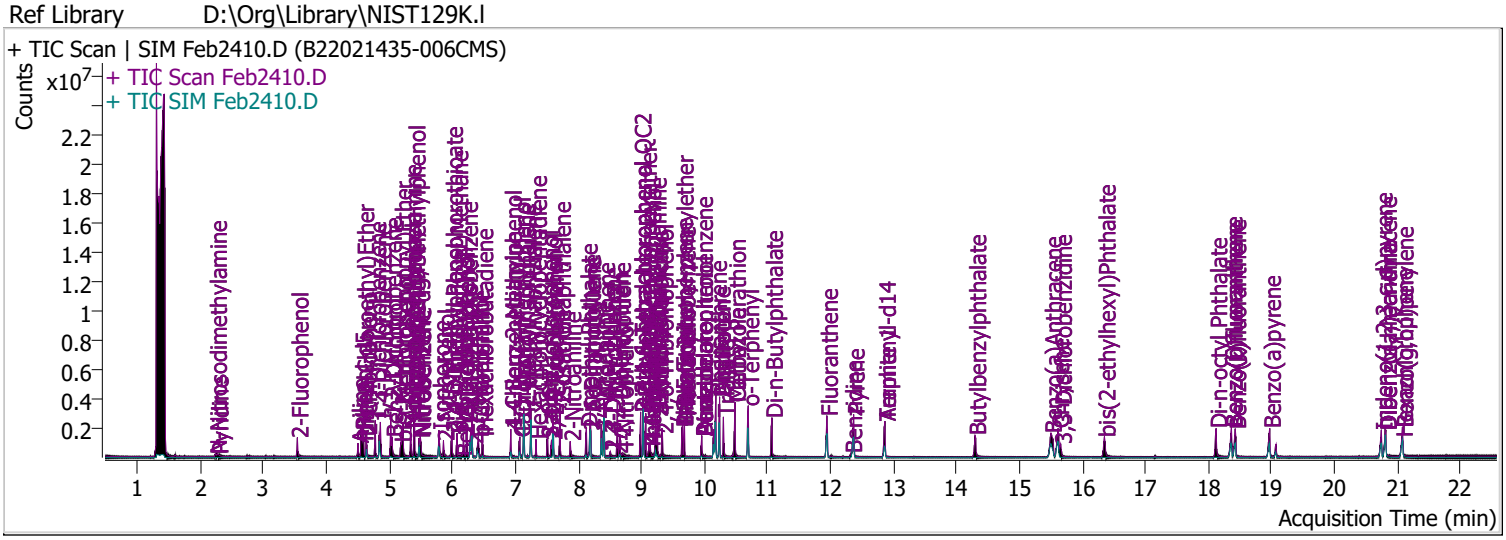

Compound	RT	QIon	Resp.	Conc.	Units		Dev(Min)
Internal Standards							
System Monitoring Compounds							
S 2-Fluorophenol	3.541	112.0	395375	58.9401	µg/L		0.010
Spiked Amount: 200.000	Range: 10.0 - 75.0%			Recovery = 29.47%			
S Phenol-d5	4.552	99.0	612908	70.1945	µg/L		0.000
Spiked Amount: 200.000	Range: 10.0 - 65.0%			Recovery = 35.10%			
S Nitrobenzene-d5	5.471	82.0	328305	67.7429	µg/L		0.000
Spiked Amount: 100.000	Range: 32.0 - 94.0%			Recovery = 67.74%			
S 2-Fluorobiphenyl	7.594	172.0	981215	70.2657	µg/L		0.000
Spiked Amount: 100.000	Range: 28.0 - 107.0%			Recovery = 70.27%			
S 2,4,6-Tribromophenol	9.336	329.8	200509	150.8244	µg/L		0.010
Spiked Amount: 200.000	Range: 25.0 - 140.0%			Recovery = 75.41%			
S Terphenyl-d14	12.865	244.3	1329333	93.4228	µg/L		0.000
Spiked Amount: 100.000	Range: 32.0 - 122.0%			Recovery = 93.42%			
Target Compounds							**QValue**
T N-Nitrosodimethylamine	2.244	74.0	96541	49.1381	µg/L		86
T Pyridine	2.274	79.0	140377	28.2666	µg/L		94
T Aniline	4.501	93.0	351940	28.3698	µg/L		97
T Phenol	4.572	94.0	391498	40.7566	µg/L		83
T bis(-2-Chloroethyl)Ether	4.583	63.0	410172	62.3345	µg/L		99
T 2-Chlorophenol	4.634	128.0	406413	51.9475	µg/L		100
T 1,3-Dichlorobenzene	4.777	146.0	564931	55.7791	µg/L	m	99
T 1,4-Dichlorobenzene	4.858	146.0	535514	51.8539	µg/L	m	100
T 1,2-Dichlorobenzene	5.022	146.0	574704	58.3908	µg/L	m	100
T Benzyl Alcohol	5.042	108.0	222185	59.2327	µg/L		96
T bis(2-chloroisopropyl)Ether	5.185	121.0	146716	55.5270	µg/L		98
T 2-Methylphenol	5.216	107.0	413645	61.1330	µg/L		96
T N-nitroso-Di-n-propylamine	5.338	70.0	365437	78.5877	µg/L		92
T Hexachloroethane	5.389	117.0	160741	54.5403	µg/L		96
T 4Methylphenol/3Methylphenol	5.400	107.0	560346	60.4515	µg/L		98

Compound	RT	QIon	Resp.	Conc.	Units		Dev(Min)
T Nitrobenzene	5.492	123.1	169813	68.7397	µg/L		97
T Isophorone	5.788	82.0	859085	72.0933	µg/L		99
T 2-Nitrophenol	5.859	139.0	177433	67.8998	µg/L		95
T 2,4-Dimethylphenol	5.992	122.0	378189	67.5669	µg/L		98
T bis(-2-Chloroethoxy)Methane	6.075	93.0	504957	72.7853	µg/L		98
T 2,4-Dichlorophenol	6.177	162.0	293238	55.5904	µg/L		99
T Benzoic Acid	6.157	105.0	32994	14.9203	µg/L		88
T 1,2,4-Trichlorobenzene	6.229	180.0	396517	61.3807	µg/L		99
T Naphthalene	6.311	128.0	1299515	67.6236	µg/L		99
T 4-Chlorophenol	6.403	130.0	114255	57.4102	µg/L		96
T p-Chloroaniline	6.413	127.0	343924	45.7178	µg/L	m	92
T Hexachlorobutadiene	6.475	224.9	181295	55.0796	µg/L		99
T 4-Chloro-2-Methylphenol	6.927	107.0	311748	62.7896	µg/L		95
T 4-Chloro-3-Methylphenol	7.071	107.0	366995	71.3387	µg/L		99
T 2-Methylnaphthalene	7.132	141.0	788387	73.5183	µg/L		98
T 1-Methylnaphthalene	7.245	141.0	740352	70.7036	µg/L		98
T Hexachlorocyclopentadiene	7.327	236.9	121179	62.3678	µg/L		98
T 2,4,6-Trichlorophenol	7.512	196.0	231849	67.7715	µg/L		100
T 2,4,5-Trichlorophenol	7.574	196.0	245654	64.1721	µg/L		100
T 2-Chloronaphthalene	7.707	162.0	949209	80.9222	µg/L		99
T 2-Nitroaniline	7.872	65.0	155577	74.5127	µg/L		95
T Dimethyl Phthalate	8.128	163.0	1063795	89.3535	µg/L		99
T 2,6-Dinitrotoluene	8.180	165.0	142702	87.8501	µg/L		93
T Acenaphthylene	8.190	152.1	1404870	74.8829	µg/L		98
T 3-Nitroaniline	8.374	138.0	113064	62.6612	µg/L		98
T Acenaphthene	8.405	154.0	895004	83.3885	µg/L		99
T 2,4-Dinitrophenol	8.507	184.0	51989	66.5382	µg/L		96
T Dibenzofuran	8.619	168.0	1416278	80.3148	µg/L		98
T 2,4-Dinitrotoluene	8.660	165.0	210039	100.0966	µg/L		99
T 4-Nitrophenol	8.701	109.0	66647	36.1678	µg/L		93
T Diethylphthalate	8.988	149.0	1211607	97.1393	µg/L		99
T Fluorene	9.029	166.0	1114497	78.8662	µg/L		99
T 4-Chlorophenyl-phenylether	9.070	204.0	550407	86.2531	µg/L		99
T 4-Nitroaniline	9.121	138.0	127657	65.7183	µg/L		88
T 4,6-Dinitro-2-methylphenol	9.141	198.0	87109	73.6675	µg/L		96
T N-nitrosodiphenylamine	9.223	169.0	823805	88.3796	µg/L		99
T Azobenzene	9.254	77.0	966268	78.6413	µg/L		97
T 4-Bromophenyl-phenylether	9.653	248.0	306894	86.4631	µg/L		99
T Hexachlorobenzene	9.683	283.9	300869	84.0299	µg/L		93
T Pentachlorophenol	9.958	265.9	152459	89.4357	µg/L		98
T Phenanthrene	10.181	178.0	1750206	91.2954	µg/L		100
T Anthracene	10.242	178.0	1713201	93.8668	µg/L	m	100
T Triallate	10.302	86.0	369587	84.3147	µg/L		99
T Carbazole	10.485	167.0	1656168	89.3198	µg/L		99
T o-Terphenyl	10.697	230.0	897176	87.5776	µg/L		98
T Di-n-Butylphthalate	11.072	149.0	1734022	95.9222	µg/L		100
T Fluoranthene	11.943	202.0	1748571	90.1464	µg/L		96
T Benzidine	12.328	184.0	181884	25.6973	µg/L	#	96
T Pyrene	12.369	202.0	1840248	87.1163	µg/L		98
T Butylbenzylphthalate	14.296	149.0	576049	95.2717	µg/L		98
T Benzo(a)Anthracene	15.502	228.0	1489027	97.7253	µg/L		100
T Chrysene	15.614	228.0	1558666	91.8931	µg/L		99
T 3,3-Dichlorobenzidine	15.655	252.0	329614	62.9888	µg/L		99
T bis(2-ethylhexyl)Phthalate	16.350	167.0	173121	85.6512	µg/L		97
T Di-n-octyl Phthalate	18.122	149.0	1205756	84.1811	µg/L		99

Compound	RT	QIon	Resp.	Conc.	Units	Dev(Min)
T Benzo(b)fluoranthene	18.365	252.0	1365157	88.1202	µg/L	100
T Benzo(k)fluoranthene	18.426	252.0	1399915	85.5234	µg/L	99
T Benzo(a)pyrene	18.973	252.0	1234065	83.7315	µg/L	99
T Indeno(1,2,3-c,d)pyrene	20.745	276.0	1026023	82.9838	µg/L	96
T Dibenzo(a,h)anthracene	20.816	278.0	1157866	85.9540	µg/L	99
T Benzo(g,h,i)perylene	21.079	276.0	1226679	86.0756	µg/L	98

(#) = Qualifier Out of Range; (m) = Manual Integration; (+) = Area Summed; (*) = Surrogate Percent Recovery Out of Range; (d): Zeroed Peak

Compound	Conc.	RT	Dev(Min)	Resp.	QIon	QRatio	Lower	Upper
N-Nitrosodimethylamine	49.1381	2.24	0.02	96541	42.0	127.3	78.4	145.6

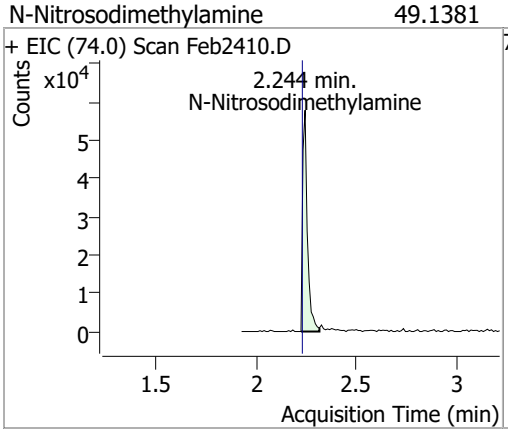

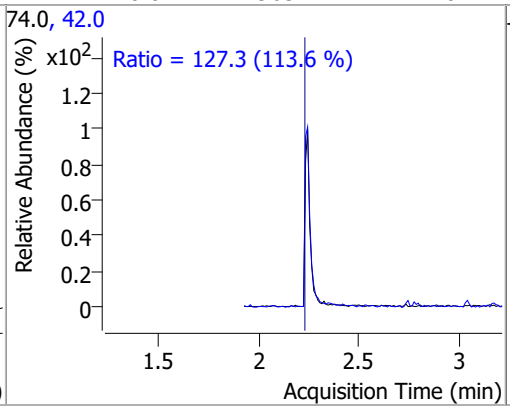

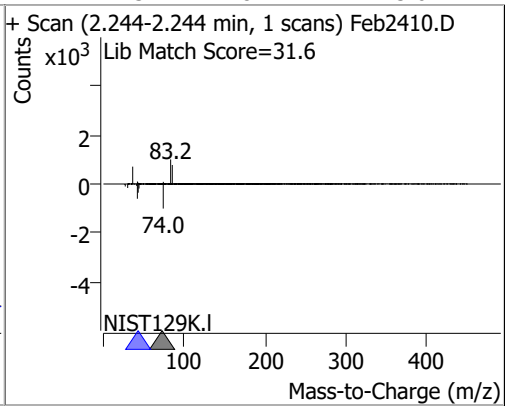

Compound	Conc.	RT	Dev(Min)	Resp.	QIon	QRatio	Lower	Upper
Pyridine	28.2666	2.27	0.01	140377	52.0	85.8	56.5	104.9

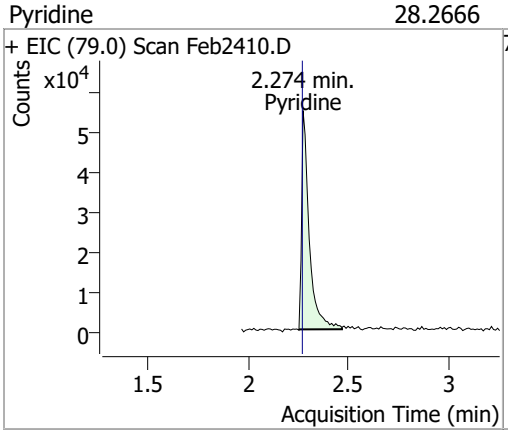

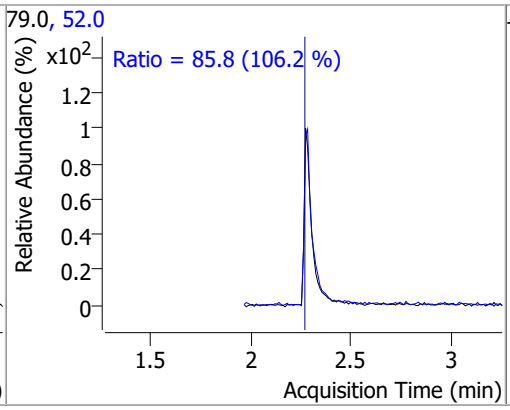

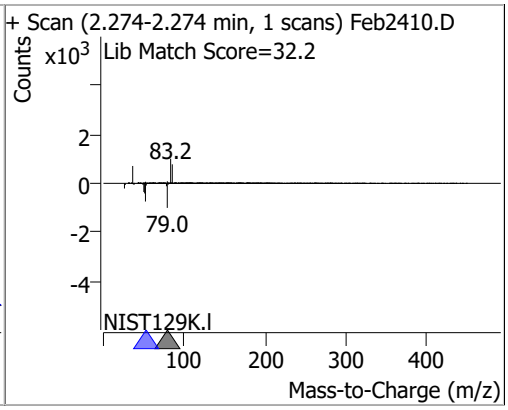

Compound	Conc.	RT	Dev(Min)	Resp.	QIon	QRatio	Lower	Upper
2-Fluorophenol	58.9401	3.54	0.01	395375	64.0	52.1	35.5	65.9
					92.0	21.0	14.8	27.5

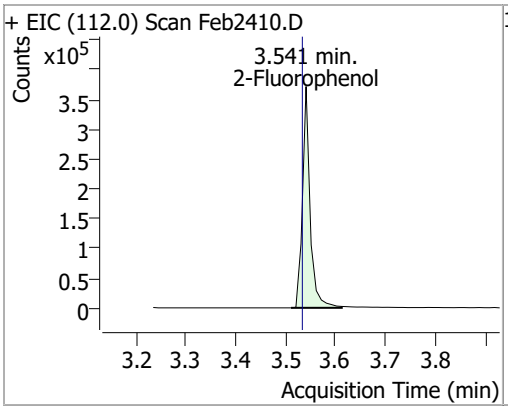

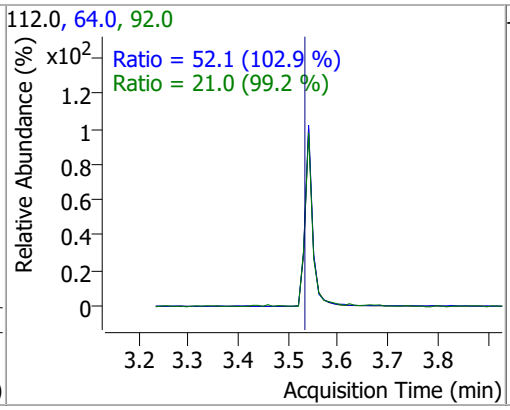

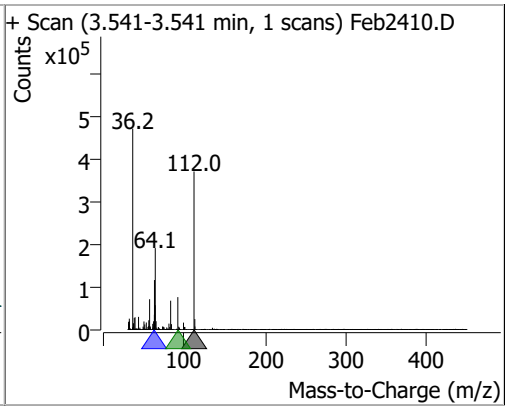

Compound	Conc.	RT	Dev(Min)	Resp.	QIon	QRatio	Lower	Upper
Aniline	28.3698	4.50	0.00	351940	66.0	36.7	24.8	46.0
					65.0	17.2	13.1	24.4

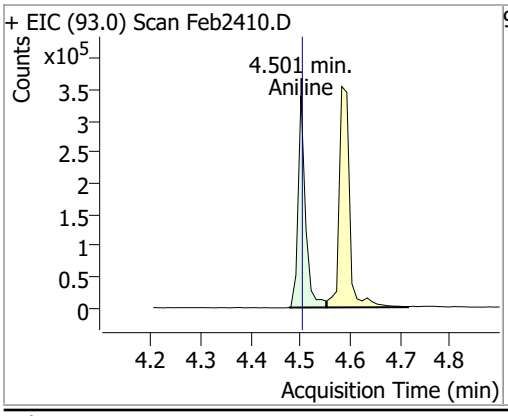

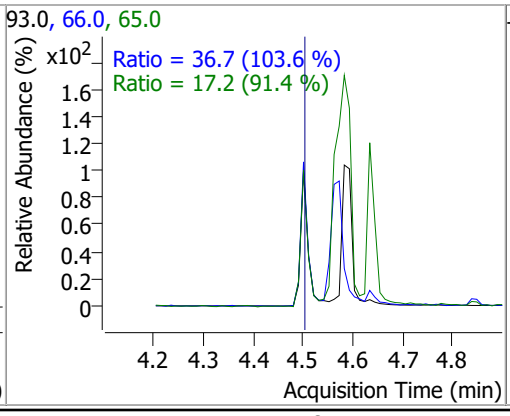

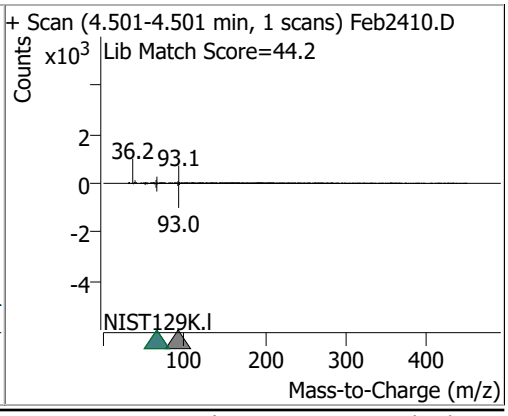

Compound	Conc.	RT	Dev(Min)	Resp.	QIon	QRatio	Lower	Upper
Phenol-d5	70.1945	4.55	0.00	612908	71.0	34.2	25.0	46.4

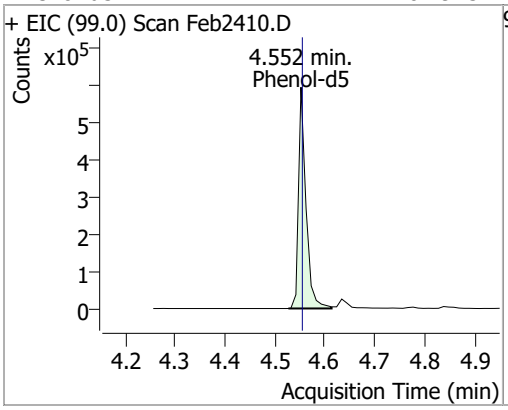

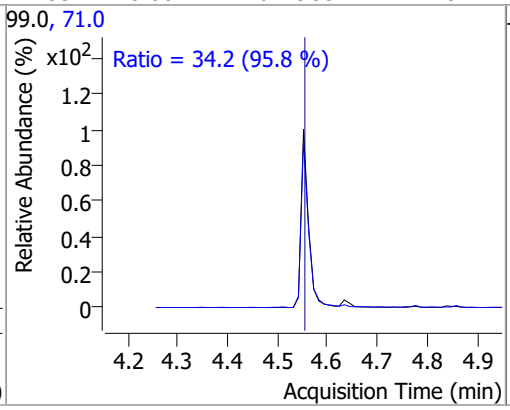

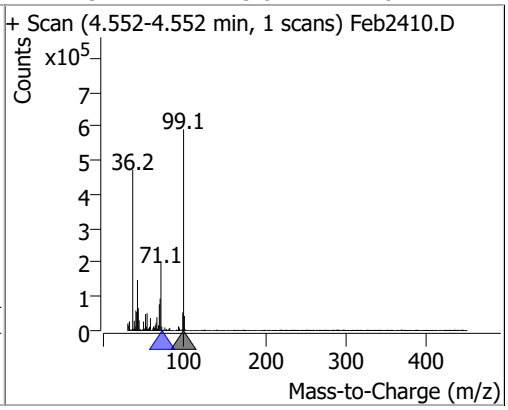

Compound	Conc.	RT	Dev(Min)	Resp.	QIon	QRatio	Lower	Upper
Phenol	40.7566	4.57	0.00	391498	66.0	50.7	28.3	52.5

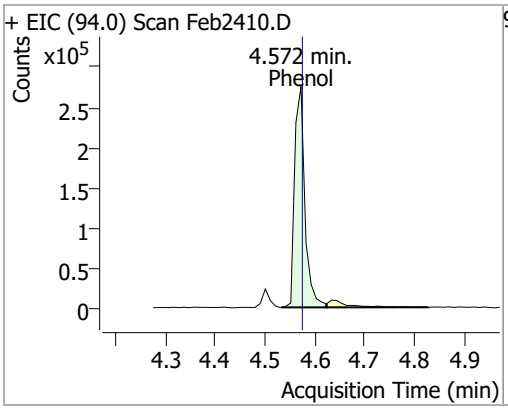

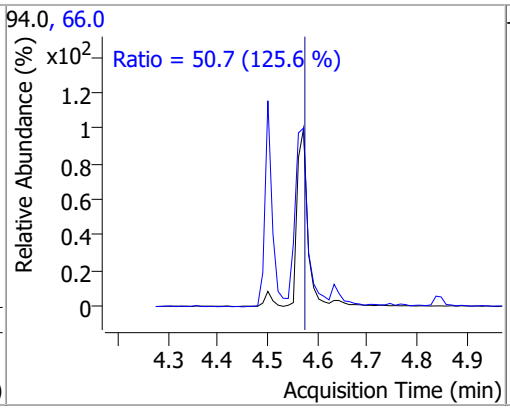

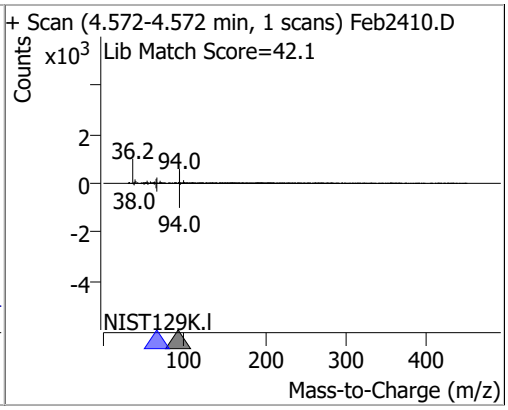

Compound	Conc.	RT	Dev(Min)	Resp.	QIon	QRatio	Lower	Upper
bis(-2-Chloroethyl)Ether	62.3345	4.58	0.00	410172	64.0	9.7	7.2	13.3

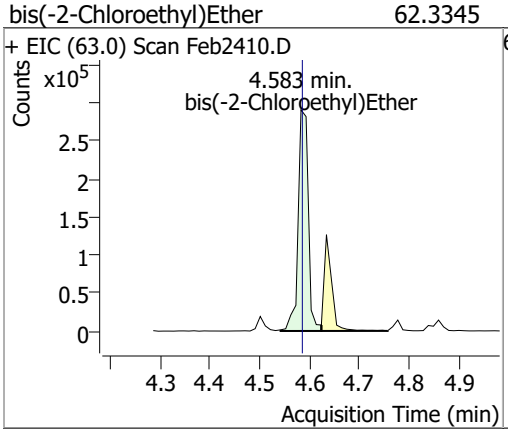

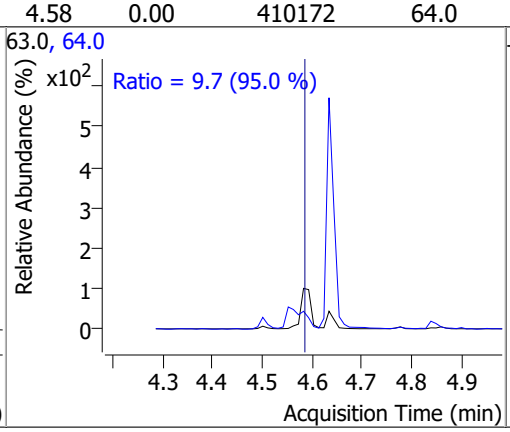

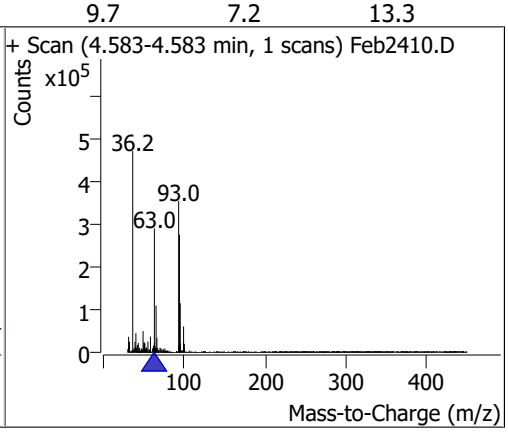

Compound	Conc.	RT	Dev(Min)	Resp.	QIon	QRatio	Lower	Upper
2-Chlorophenol	51.9475	4.63	0.00	406413	130.0	32.4	22.6	42.1

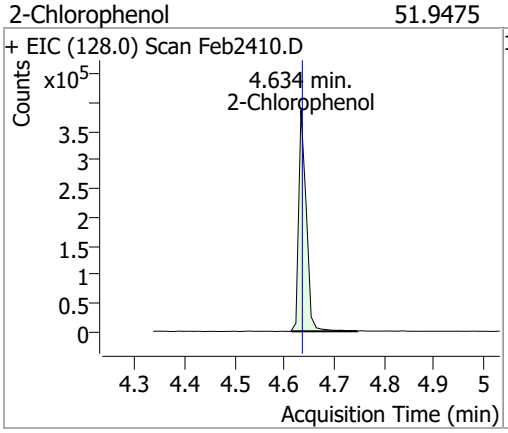

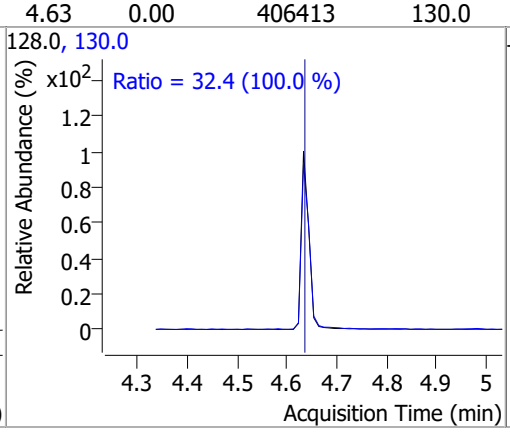

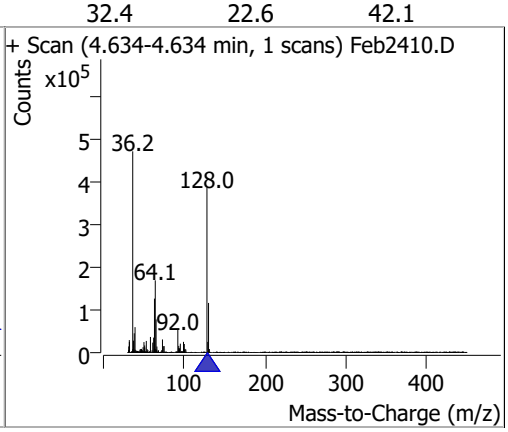

Compound	Conc.	RT	Dev(Min)	Resp.	QIon	QRatio	Lower	Upper
1,3-Dichlorobenzene	55.7791	4.78	0.00	564931 (m)	148.0	63.4	44.6	82.9
					111.0	36.3	24.7	45.9

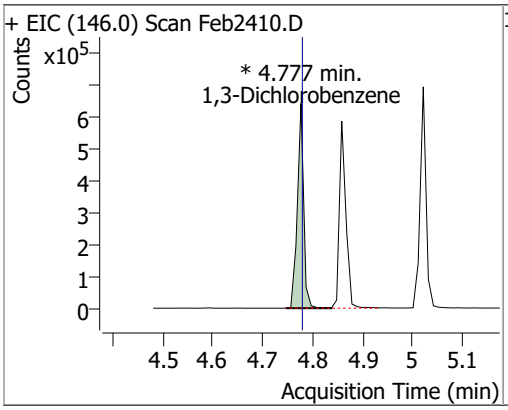

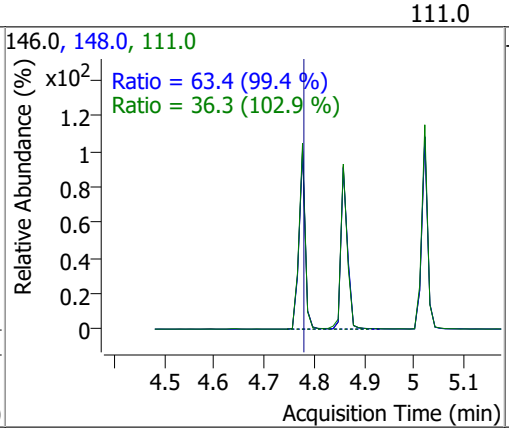

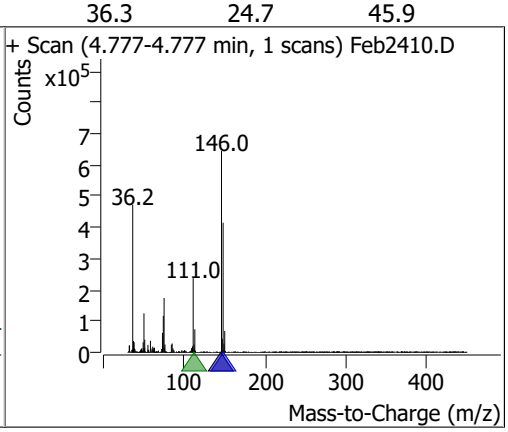

Compound	Conc.	RT	Dev(Min)	Resp.	QIon	QRatio	Lower	Upper
1,4-Dichlorobenzene	51.8539	4.86	0.00	535514 (m)	148.0	64.5	45.0	83.7
					111.0	35.9	24.7	45.9

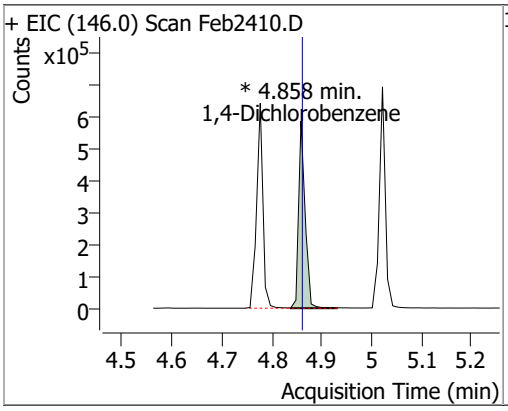

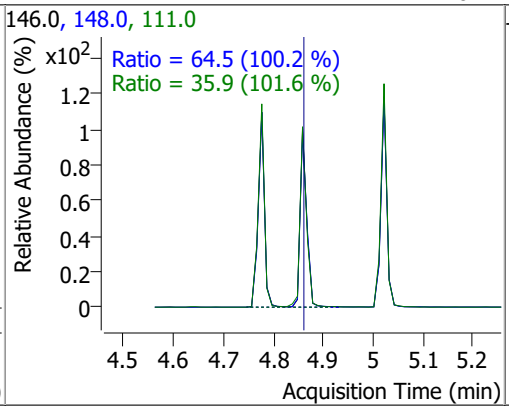

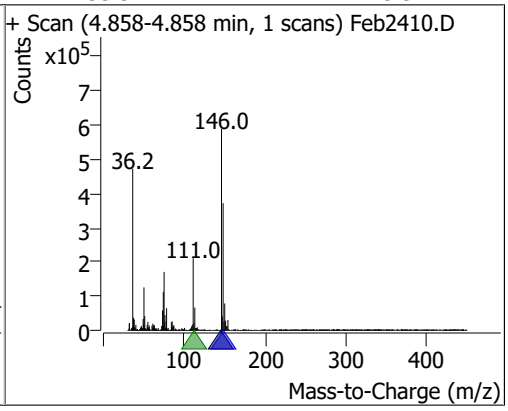

Compound	Conc.	RT	Dev(Min)	Resp.	QIon	QRatio	Lower	Upper
1,2-Dichlorobenzene	58.3908	5.02	0.00	574704 (m)	148.0	63.5	44.6	82.8
					111.0	37.4	26.2	48.7

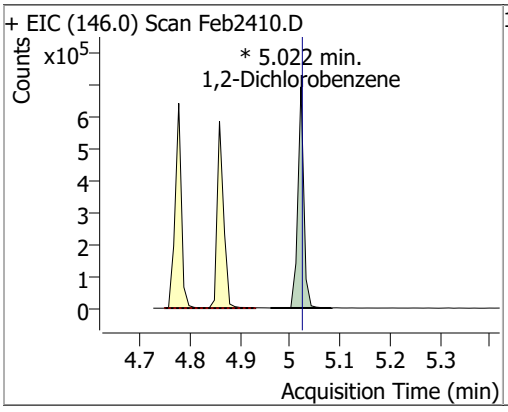

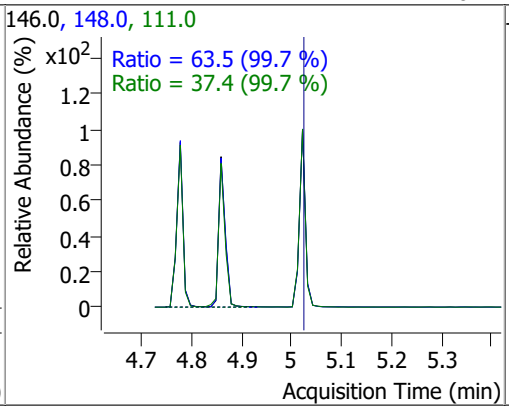

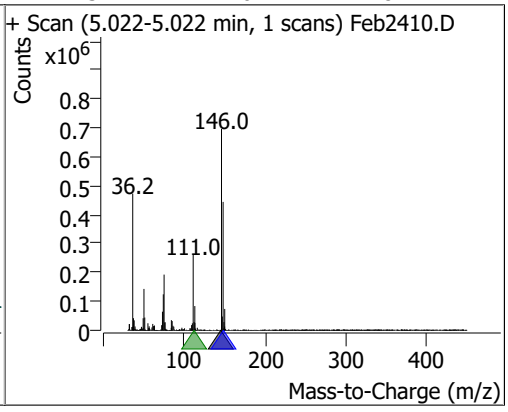

Compound	Conc.	RT	Dev(Min)	Resp.	QIon	QRatio	Lower	Upper
Benzyl Alcohol	59.2327	5.04	0.00	222185	79.0	122.8	83.2	154.5
					107.0	73.1	48.2	89.5

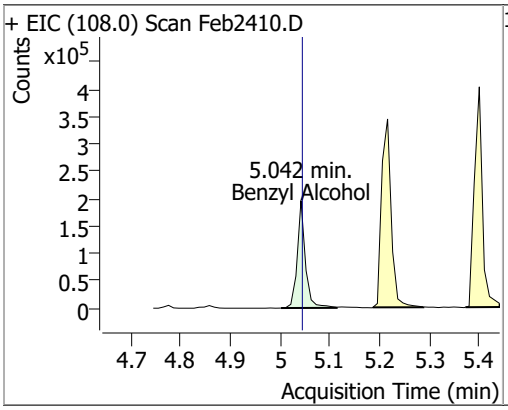

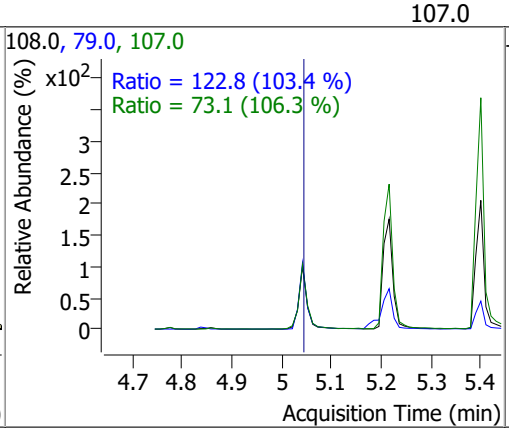

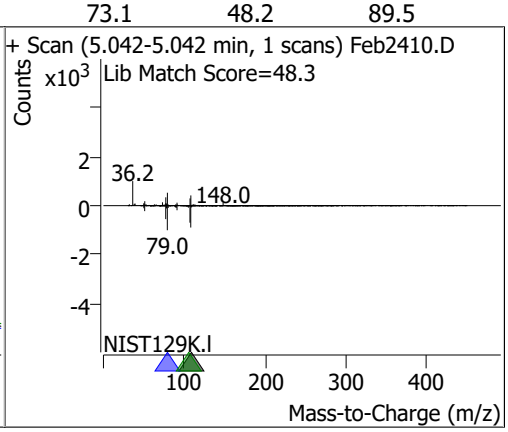

Compound	Conc.	RT	Dev(Min)	Resp.	QIon	QRatio	Lower	Upper
bis(2-chloroisopropyl)Ether	55.5270	5.19	0.00	146716	123.0	30.7	22.1	41.1

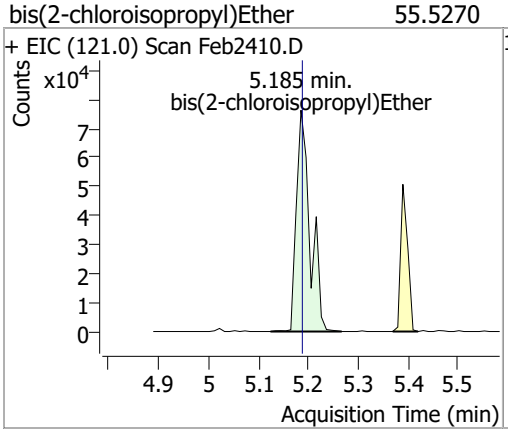

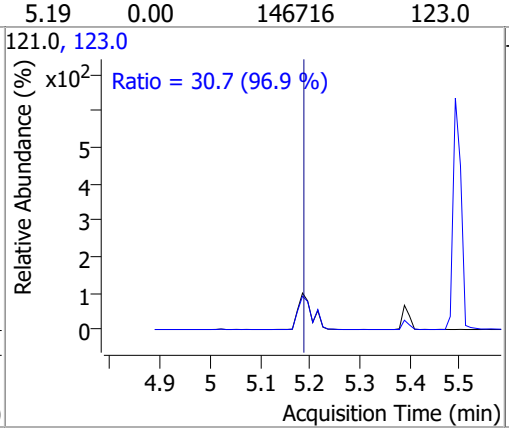

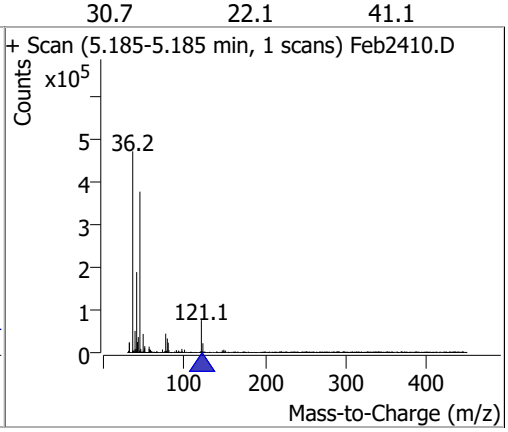

Compound	Conc.	RT	Dev(Min)	Resp.	QIon	QRatio	Lower	Upper
2-Methylphenol	61.1330	5.22	0.00	413645	108.0	112.9	82.2	152.6

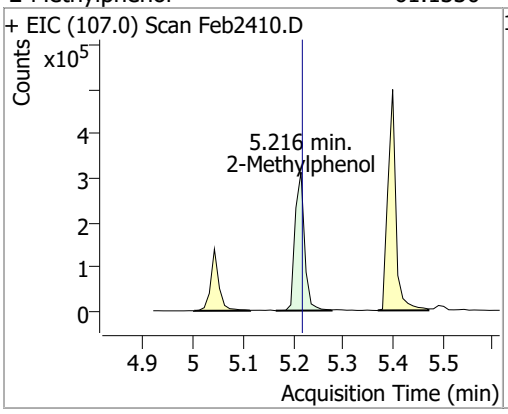

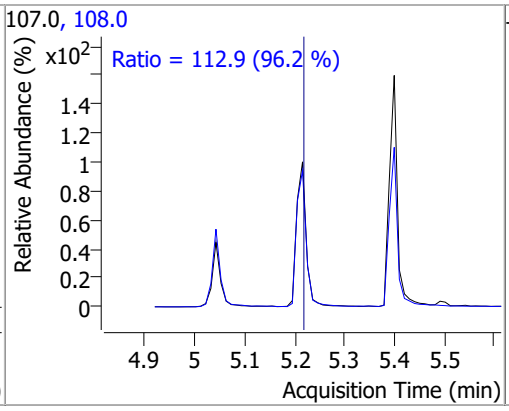

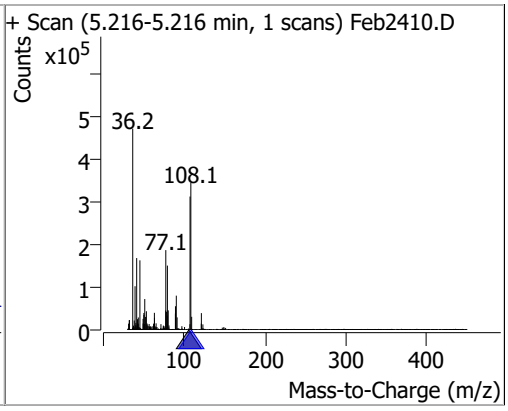

Compound	Conc.	RT	Dev(Min)	Resp.	QIon	QRatio	Lower	Upper
N-nitroso-Di-n-propylamine	78.5877	5.34	0.00	365437	130.0	20.6	0.0	34.0

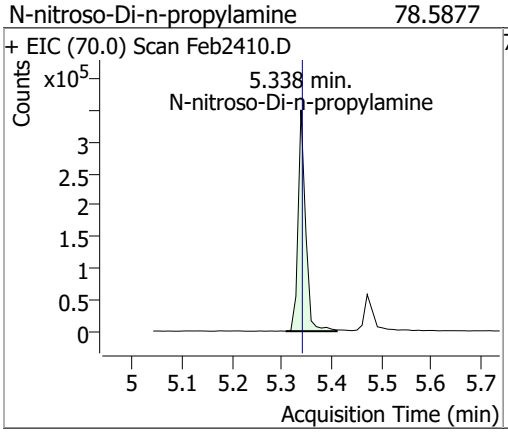

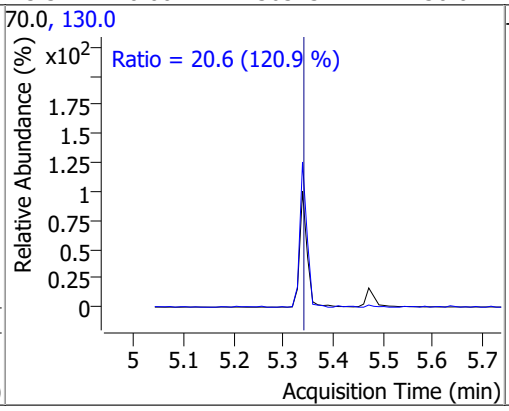

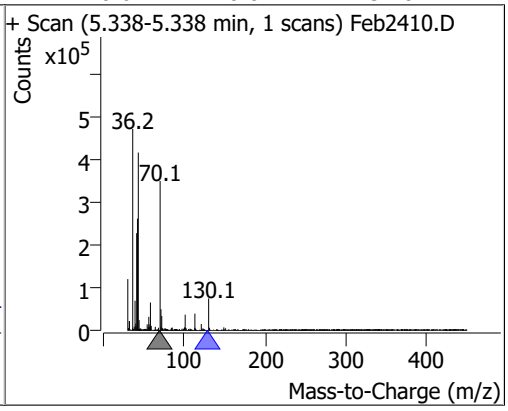

Compound	Conc.	RT	Dev(Min)	Resp.	QIon	QRatio	Lower	Upper
Hexachloroethane	54.5403	5.39	0.00	160741	201.0	86.9	62.4	115.9
					199.0	53.9	41.5	77.1

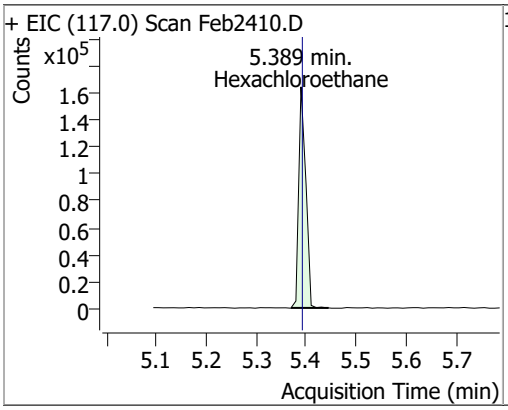

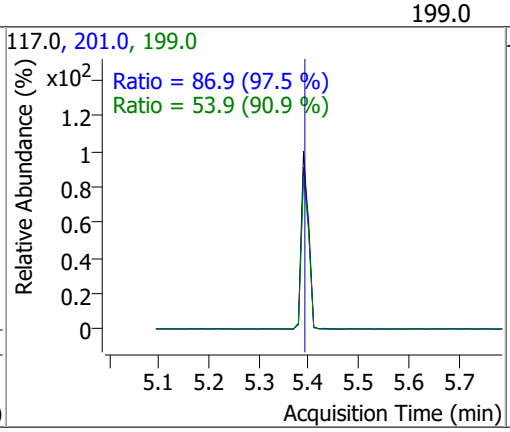

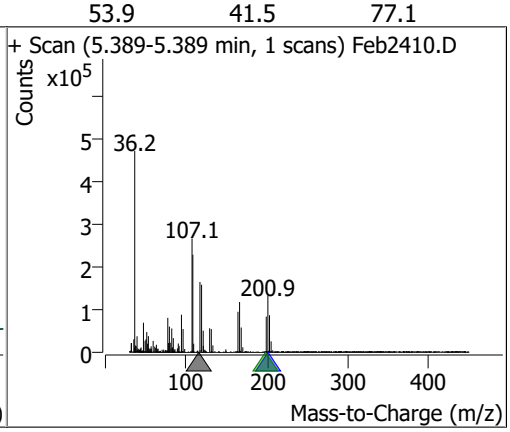

Compound	Conc.	RT	Dev(Min)	Resp.	QIon	QRatio	Lower	Upper
4Methylphenol/3Methylphenol	60.4515	5.40	0.00	560346	108.0	82.6	59.0	109.5

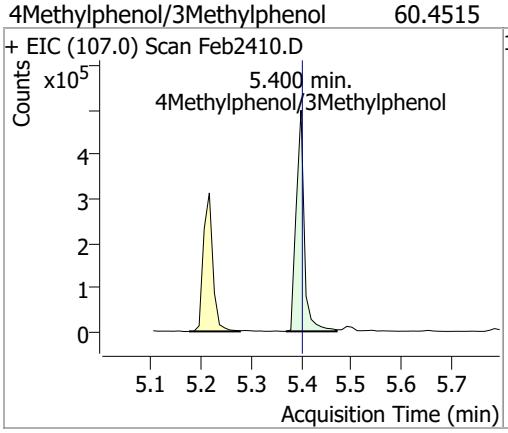

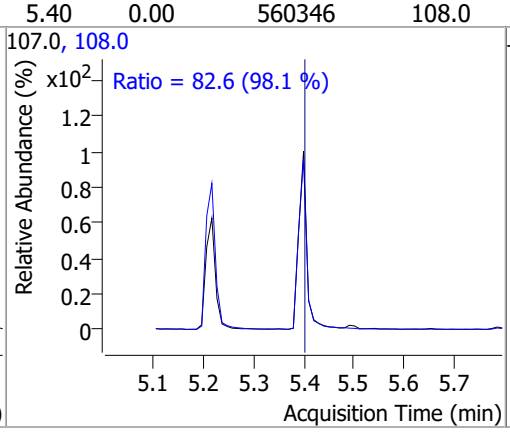

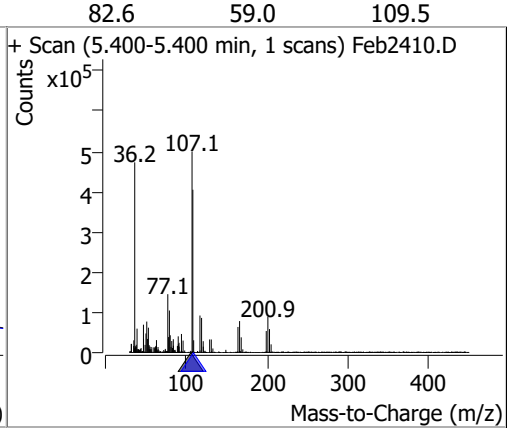

Compound	Conc.	RT	Dev(Min)	Resp.	QIon	QRatio	Lower	Upper
Nitrobenzene-d5	67.7429	5.47	0.00	328305	54.0	64.7	44.9	83.4
					128.0	47.0	33.4	62.1

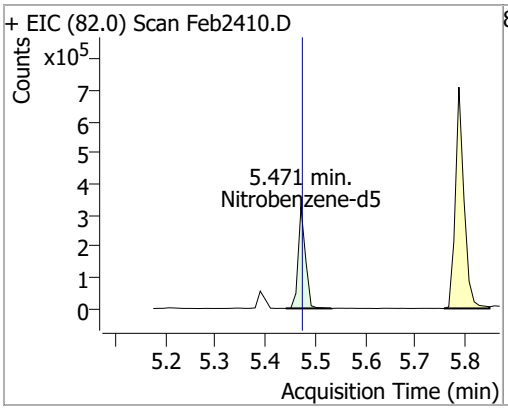

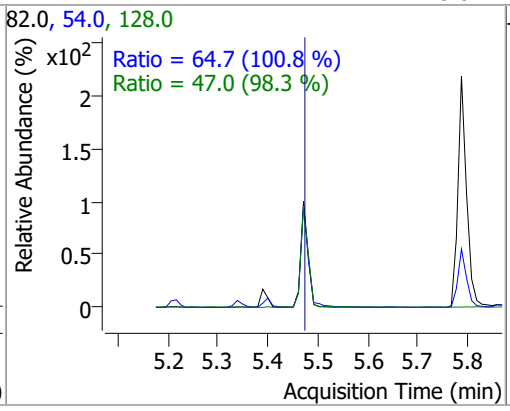

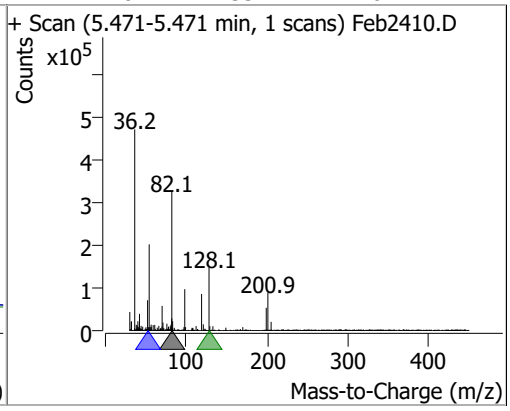

Compound	Conc.	RT	Dev(Min)	Resp.	QIon	QRatio	Lower	Upper
Nitrobenzene	68.7397	5.49	0.00	169813	77.0	211.5	146.7	272.5
					51.0	133.8	89.2	165.7

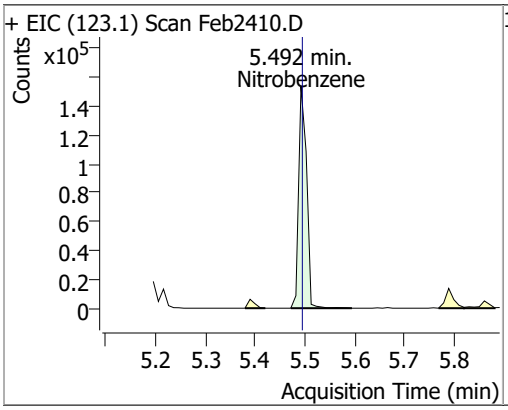

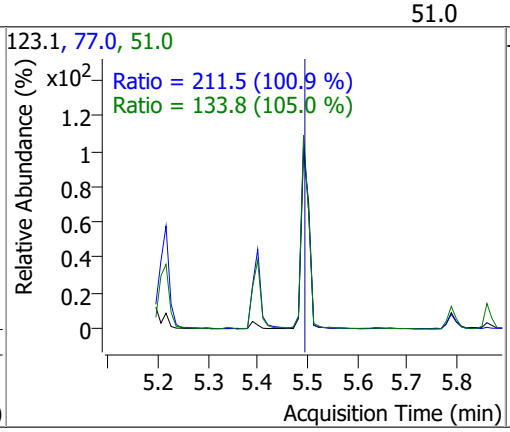

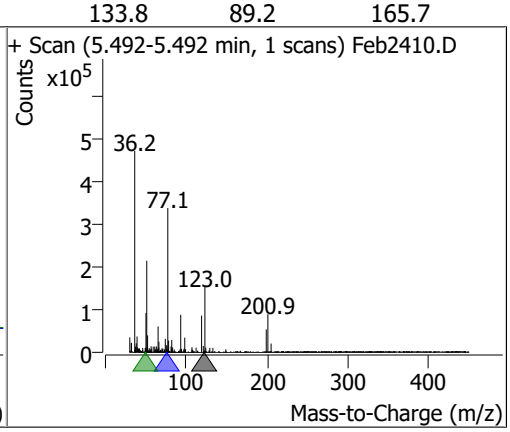

Compound	Conc.	RT	Dev(Min)	Resp.	QIon	QRatio	Lower	Upper
Isophorone	72.0933	5.79	0.00	859085	138.0	20.7	14.2	26.4

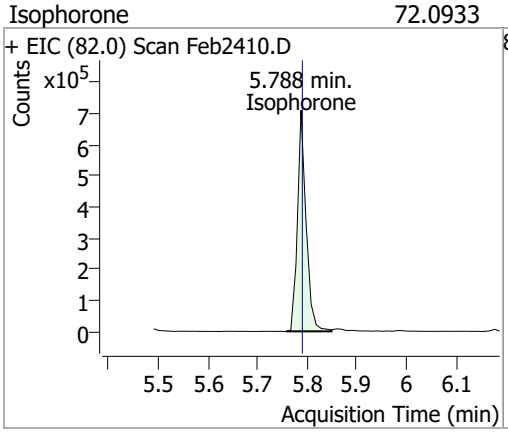

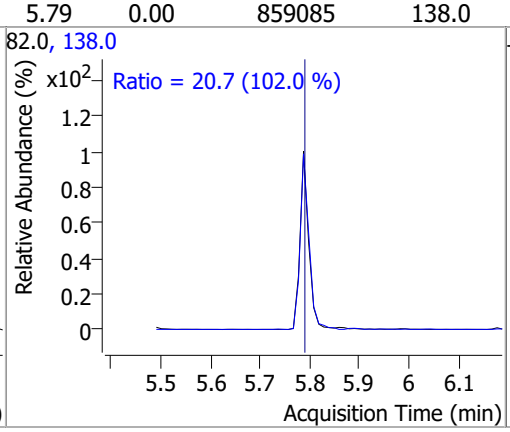

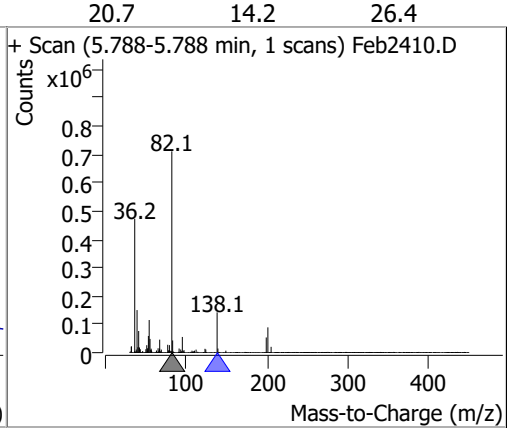

Compound	Conc.	RT	Dev(Min)	Resp.	QIon	QRatio	Lower	Upper
2-Nitrophenol	67.8998	5.86	0.00	177433	65.0	51.0	35.9	66.7
					109.0	43.1	25.0	46.4

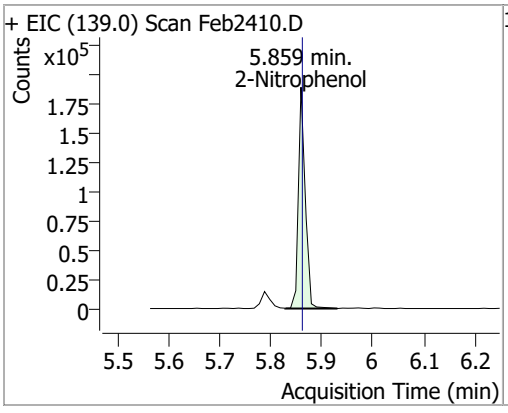

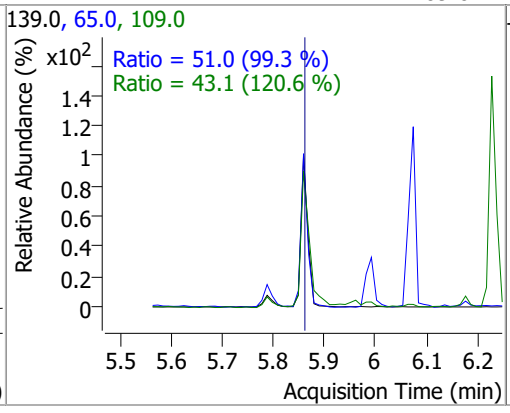

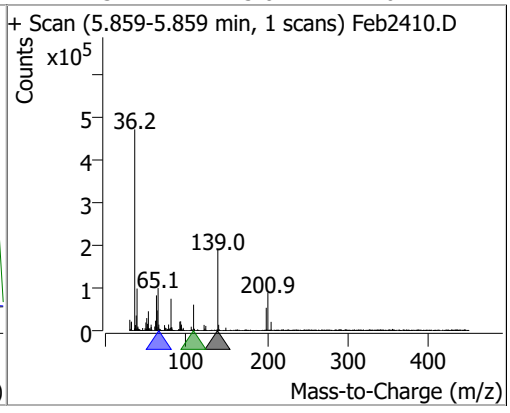

Compound	Conc.	RT	Dev(Min)	Resp.	QIon	QRatio	Lower	Upper
2,4-Dimethylphenol	67.5669	5.99	0.00	378189	107.0	108.9	77.8	144.4
					77.0	32.4	21.2	39.3

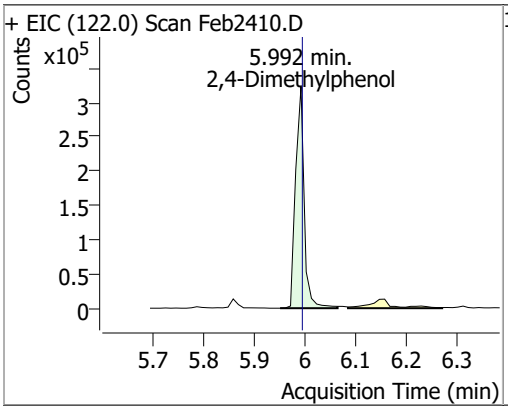

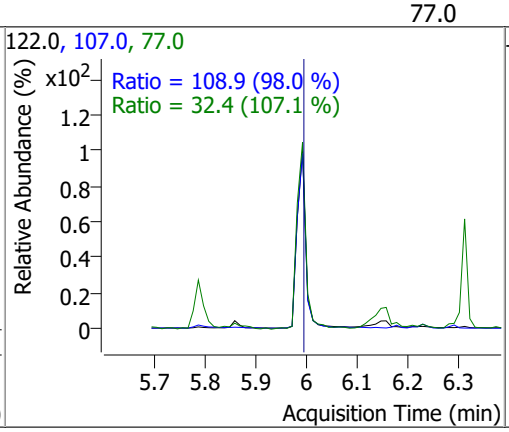

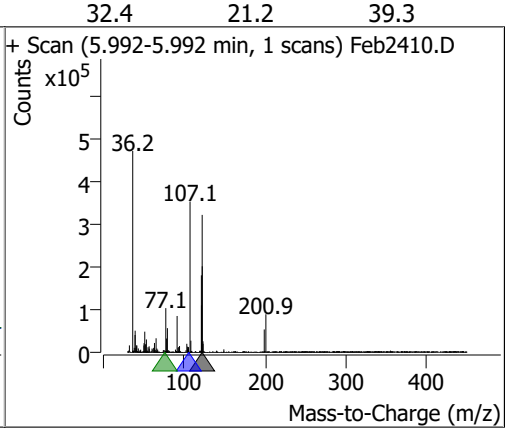

Compound	Conc.	RT	Dev(Min)	Resp.	QIon	QRatio	Lower	Upper
bis(-2-Chloroethoxy)Methane	72.7853	6.07	0.00	504957	63.0	72.2	49.1	91.2
					95.0	31.7	22.3	41.4

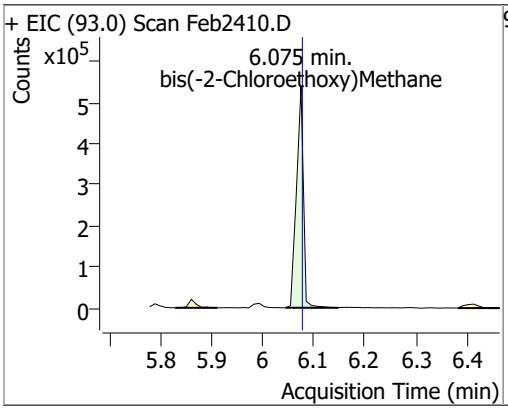

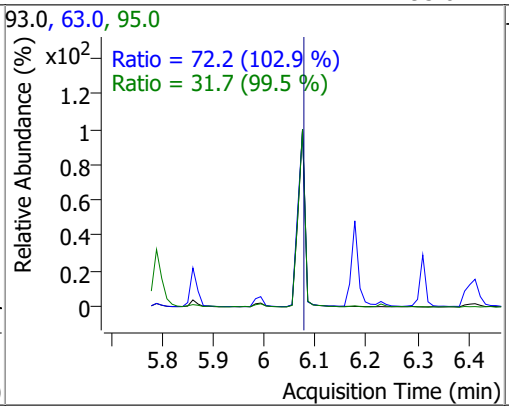

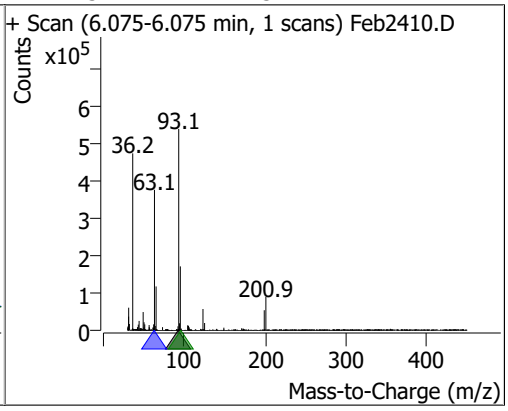

Compound	Conc.	RT	Dev(Min)	Resp.	QIon	QRatio	Lower	Upper
2,4-Dichlorophenol	55.5904	6.18	0.00	293238	164.0	66.4	46.3	86.0
					98.0	33.5	24.1	44.8

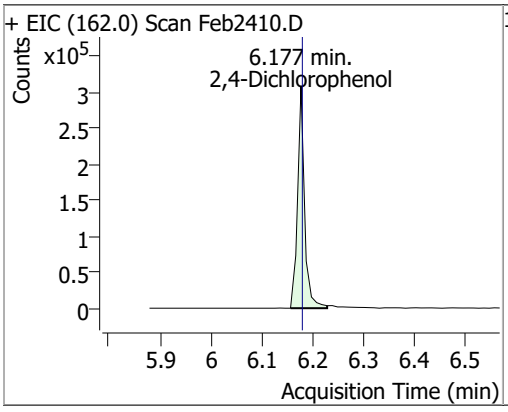

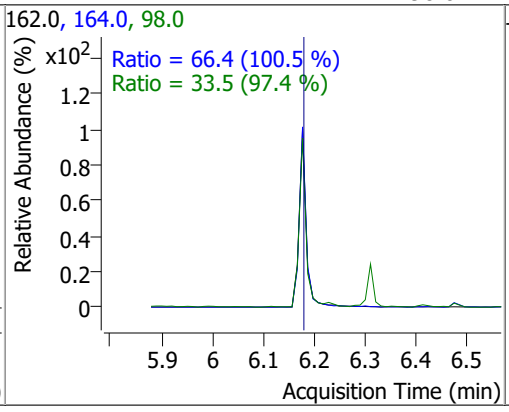

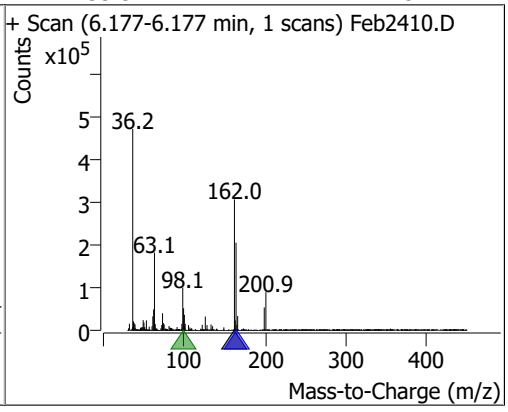

Compound	Conc.	RT	Dev(Min)	Resp.	QIon	QRatio	Lower	Upper
Benzoic Acid	14.9203	6.16	-0.05	32994	122.0	100.9	60.5	112.4
					77.0	86.9	55.7	103.4

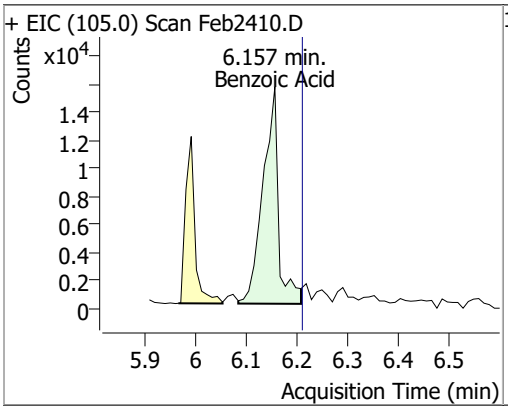

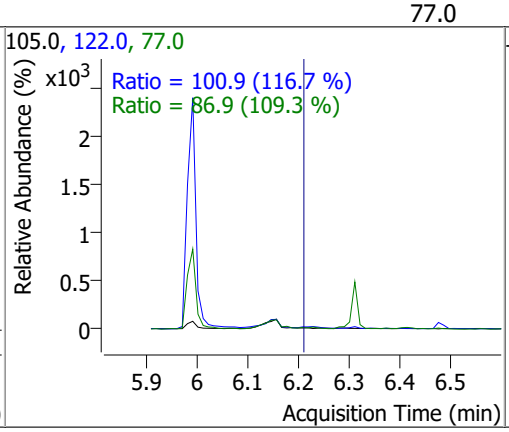

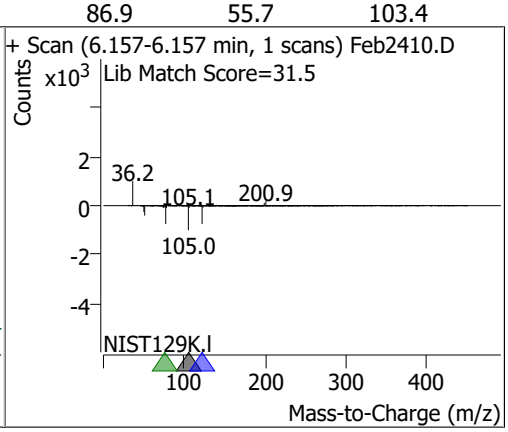

Compound	Conc.	RT	Dev(Min)	Resp.	QIon	QRatio	Lower	Upper
1,2,4-Trichlorobenzene	61.3807	6.23	0.00	396517	182.0	94.3	66.8	124.1
					145.0	28.3	19.9	37.0

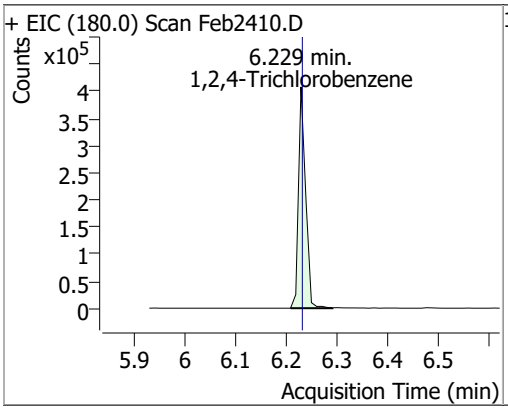

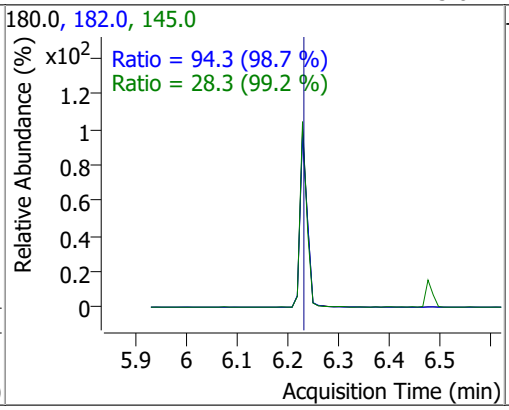

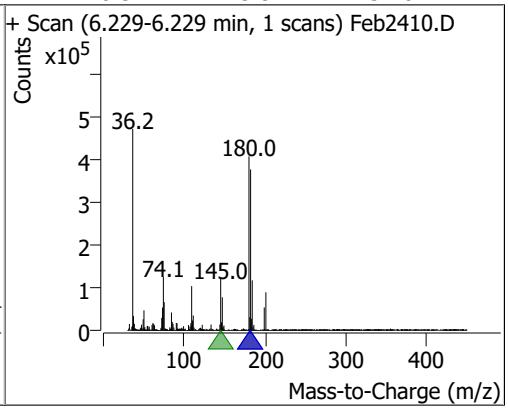

Compound	Conc.	RT	Dev(Min)	Resp.	QIon	QRatio	Lower	Upper
Naphthalene	67.6236	6.31	0.00	1299515	129.0	11.5	7.7	14.4
					102.0	9.8	6.4	11.9

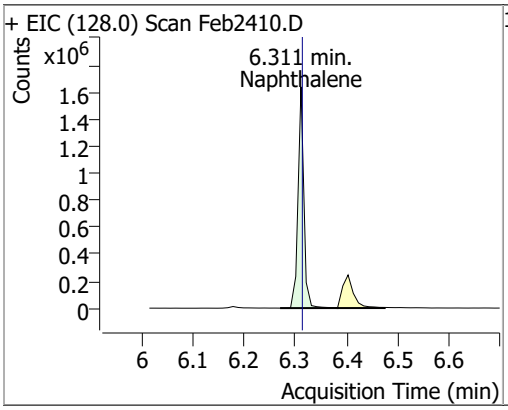

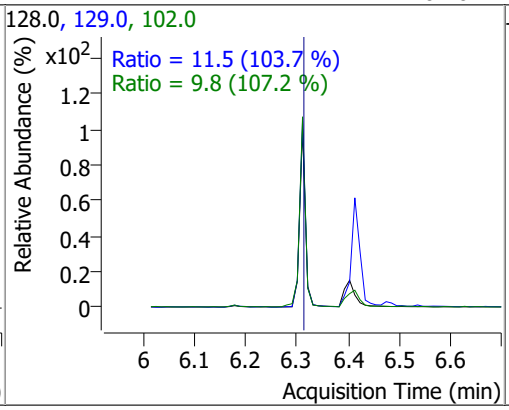

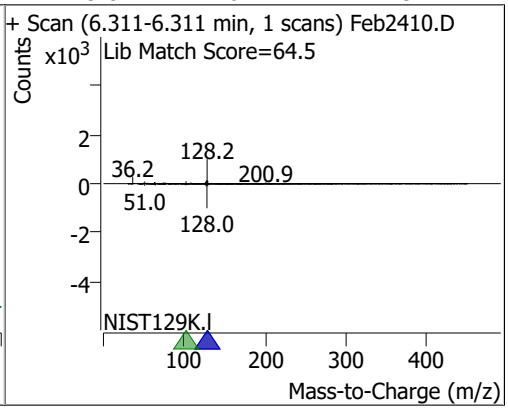

Compound	Conc.	RT	Dev(Min)	Resp.	QIon	QRatio	Lower	Upper
4-Chlorophenol	57.4102	6.40	0.00	114255	128.0	324.3	221.7	411.6

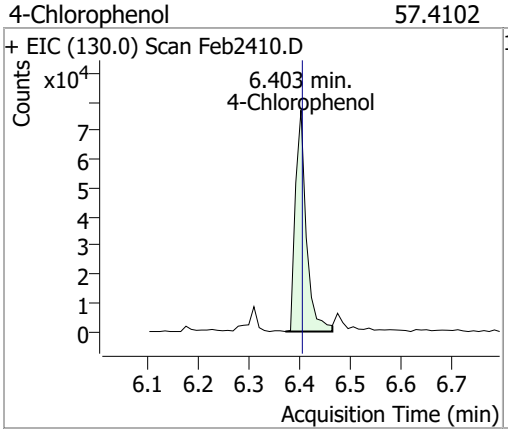

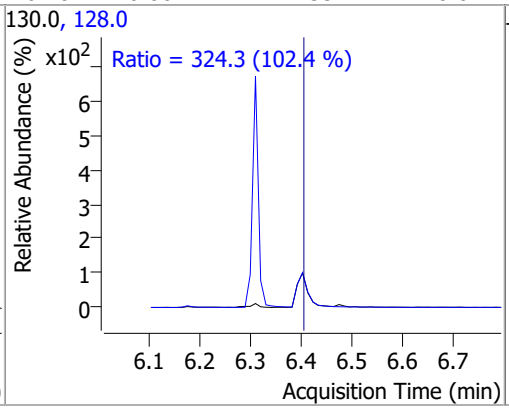

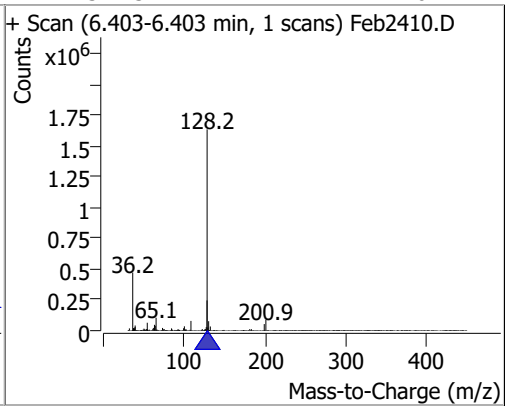

Compound	Conc.	RT	Dev(Min)	Resp.	QIon	QRatio	Lower	Upper
p-Chloroaniline	45.7178	6.41	0.00	343924 (m)	65.0	68.5	42.8	79.5
					129.0	38.7	25.3	47.1

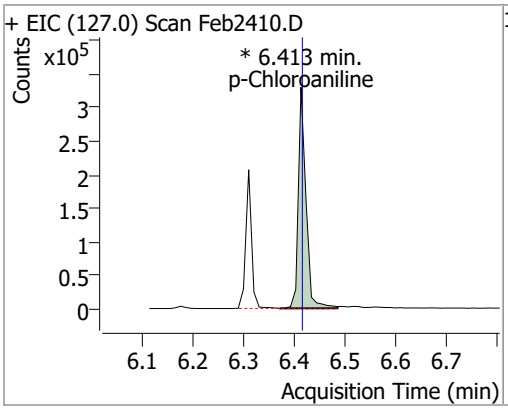

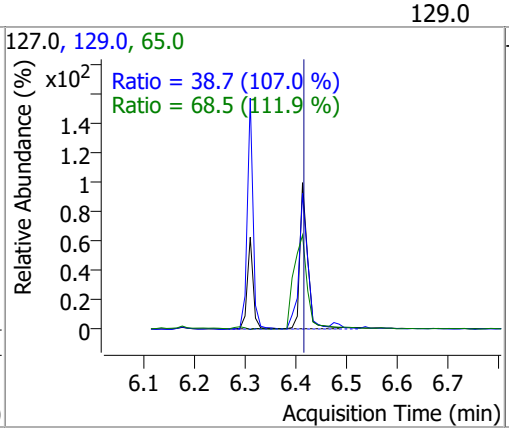

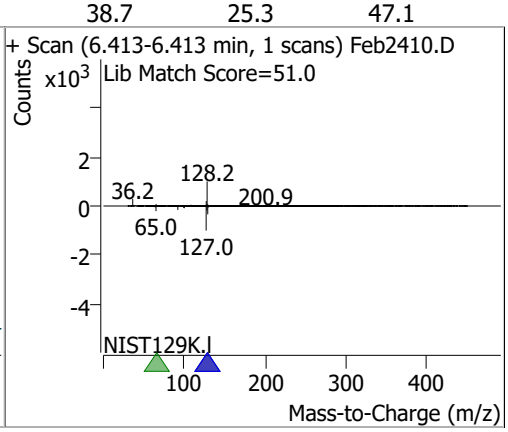

Compound	Conc.	RT	Dev(Min)	Resp.	QIon	QRatio	Lower	Upper
Hexachlorobutadiene	55.0796	6.48	0.00	181295	223.0	63.3	44.2	82.2
					227.0	63.8	43.7	81.2

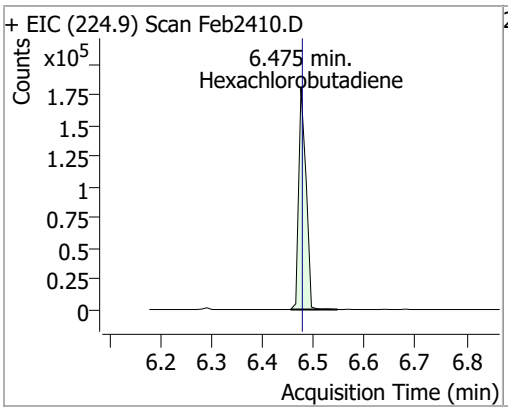

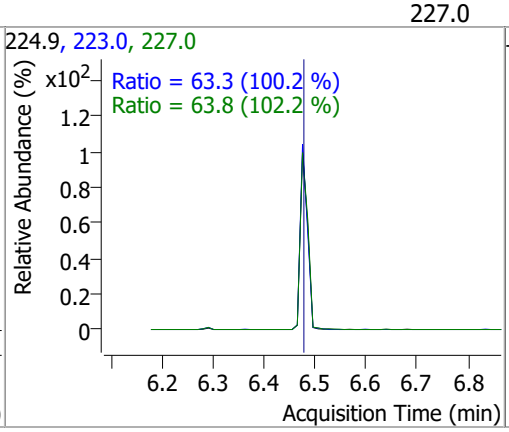

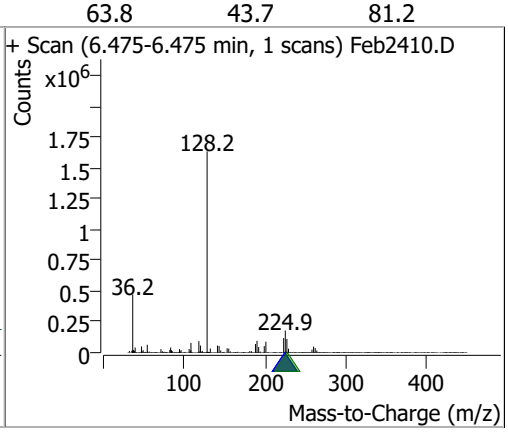

Compound	Conc.	RT	Dev(Min)	Resp.	QIon	QRatio	Lower	Upper
4-Chloro-2-Methylphenol	62.7896	6.93	0.00	311748	144.0	25.4	19.5	36.2

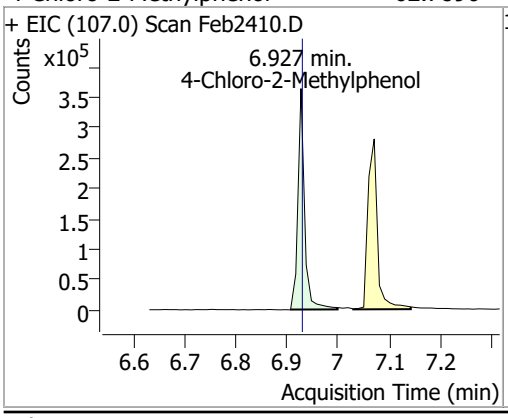

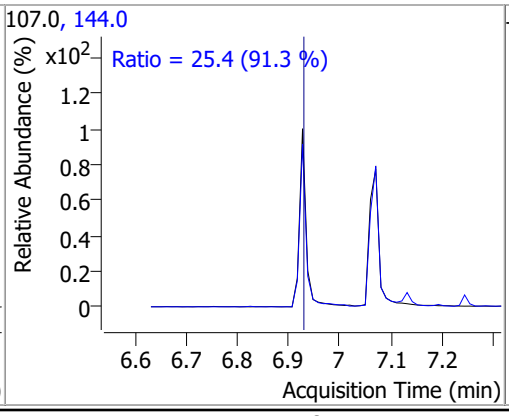

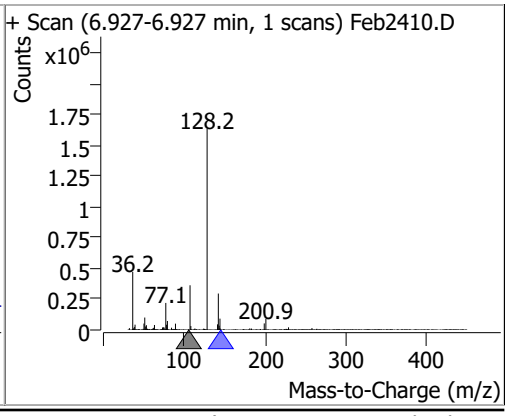

Compound	Conc.	RT	Dev(Min)	Resp.	QIon	QRatio	Lower	Upper
4-Chloro-3-Methylphenol	71.3387	7.07	0.00	366995	144.0	26.1	18.7	34.7

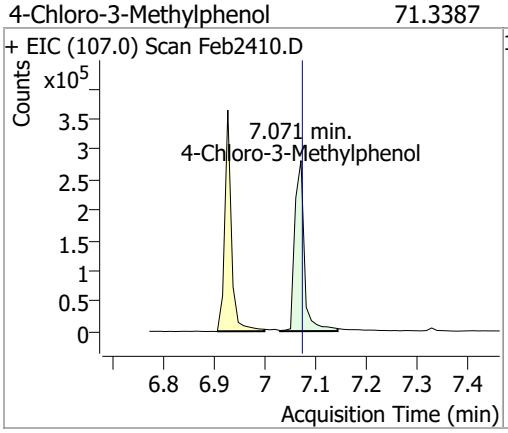

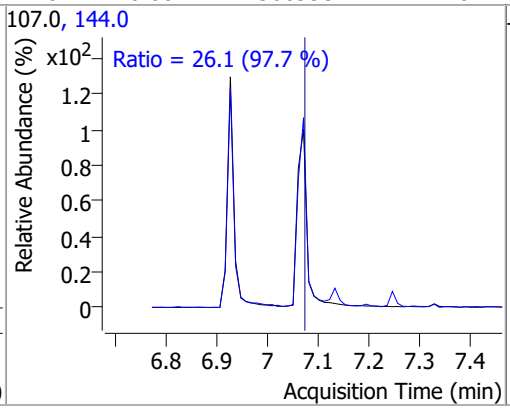

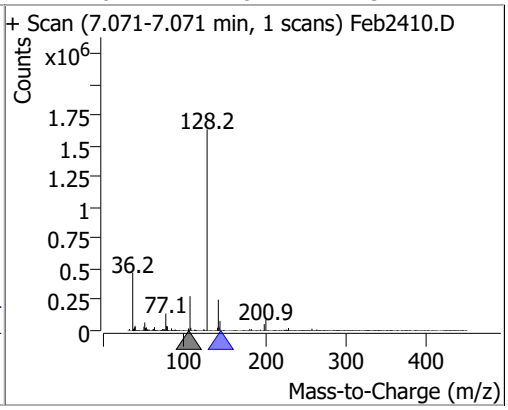

Compound	Conc.	RT	Dev(Min)	Resp.	QIon	QRatio	Lower	Upper
2-Methylnaphthalene	73.5183	7.13	0.00	788387	142.0	119.9	84.6	157.1
					115.0	42.7	28.1	52.2

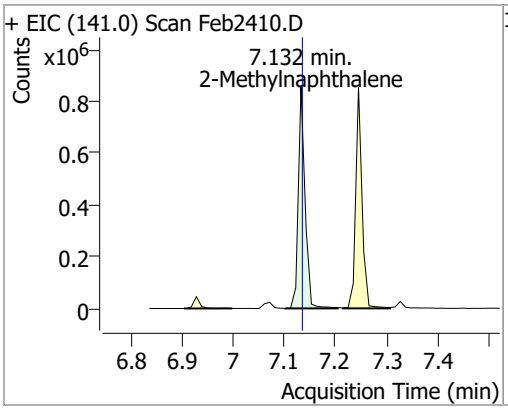

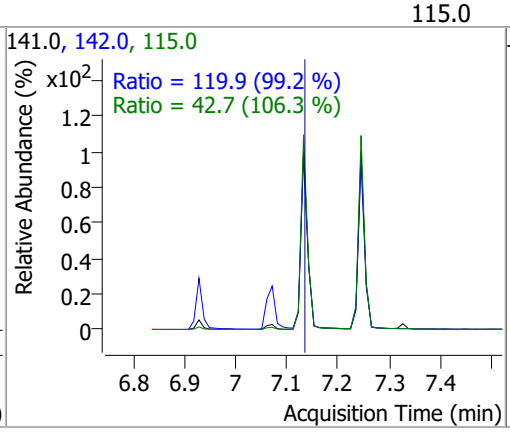

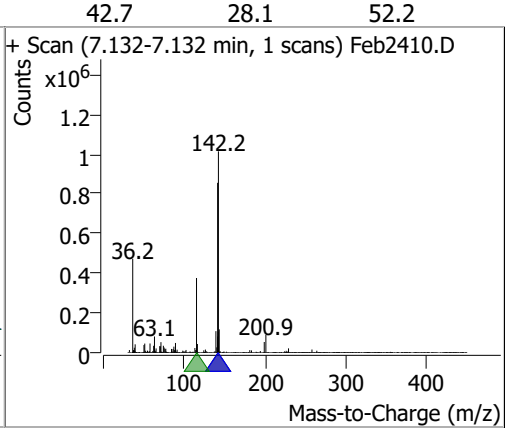

Compound	Conc.	RT	Dev(Min)	Resp.	QIon	QRatio	Lower	Upper
1-Methylnaphthalene	70.7036	7.25	0.00	740352	142.0	113.7	81.2	150.8
					115.0	43.0	29.3	54.5

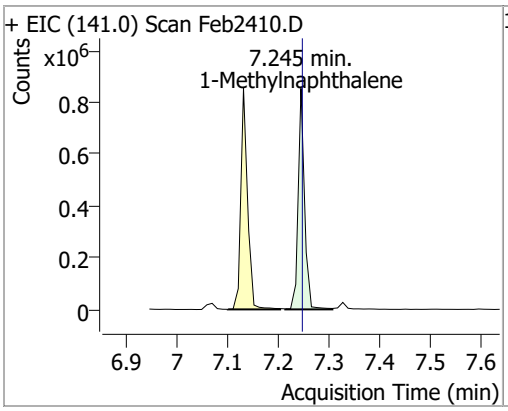

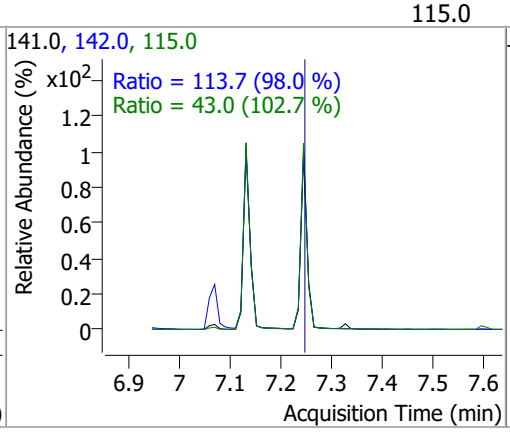

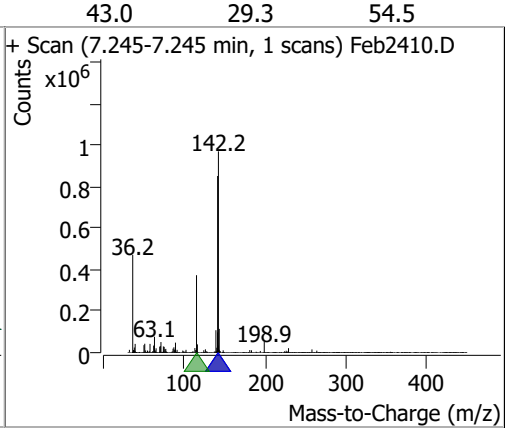

Compound	Conc.	RT	Dev(Min)	Resp.	QIon	QRatio	Lower	Upper
Hexachlorocyclopentadiene	62.3678	7.33	0.00	121179	238.9	62.0	44.9	83.5
					234.9	61.7	43.4	80.7

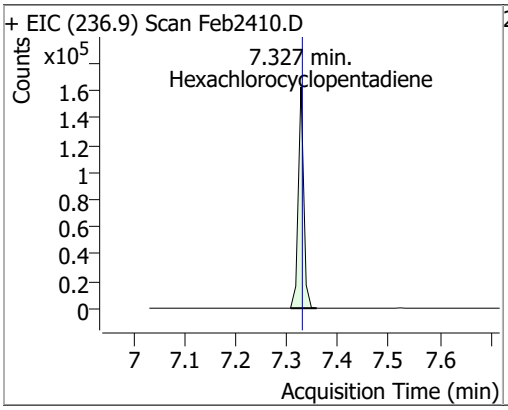

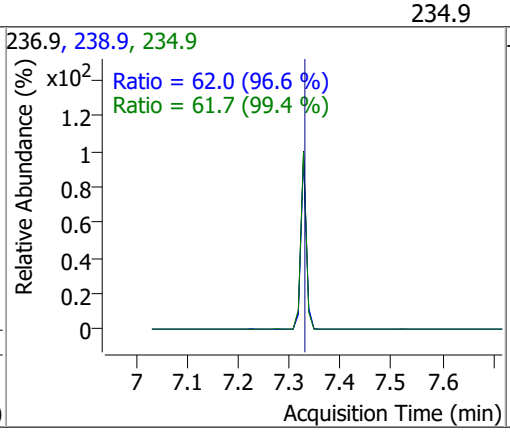

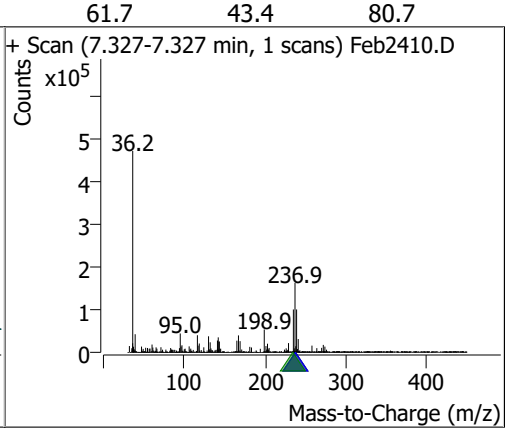

Compound	Conc.	RT	Dev(Min)	Resp.	QIon	QRatio	Lower	Upper
2,4,6-Trichlorophenol	67.7715	7.51	0.00	231849	198.0	93.0	64.8	120.4

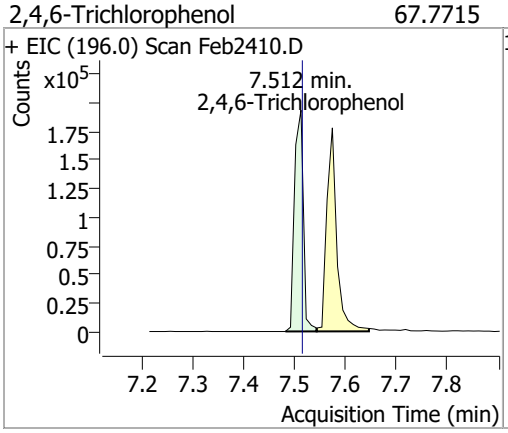

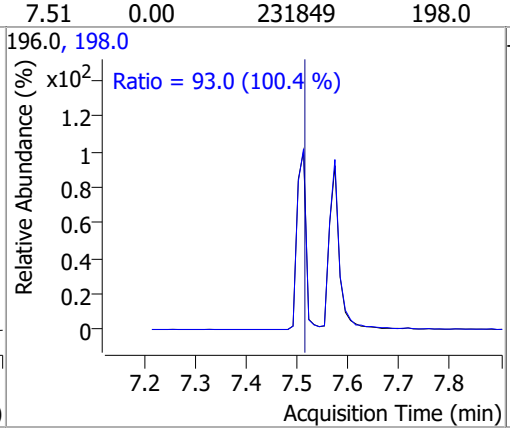

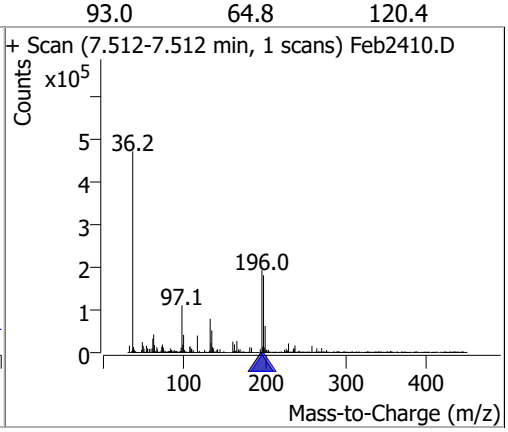

Compound	Conc.	RT	Dev(Min)	Resp.	QIon	QRatio	Lower	Upper
2,4,5-Trichlorophenol	64.1721	7.57	0.00	245654	198.0	94.6	65.9	122.3

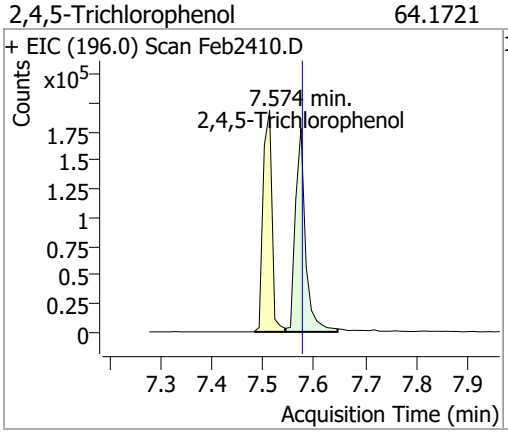

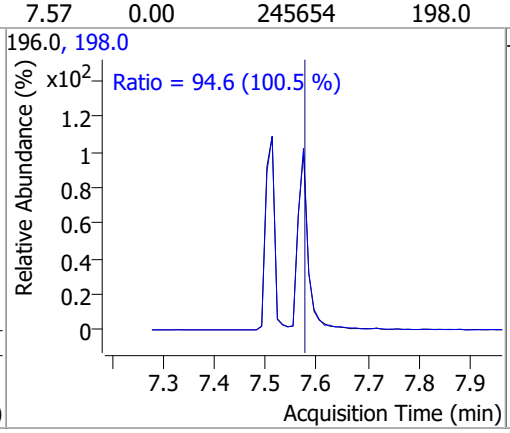

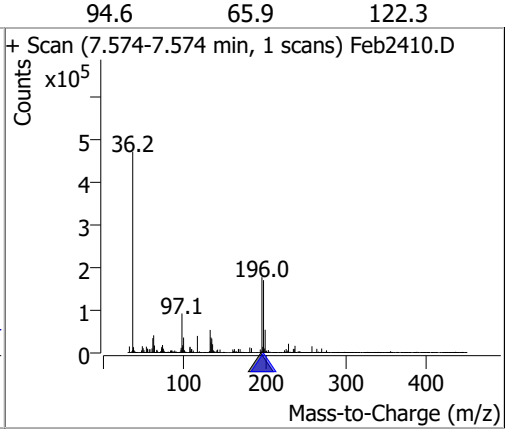

Compound	Conc.	RT	Dev(Min)	Resp.	QIon	QRatio	Lower	Upper
2-Fluorobiphenyl	70.2657	7.59	0.00	981215	171.0	34.6	24.1	44.7

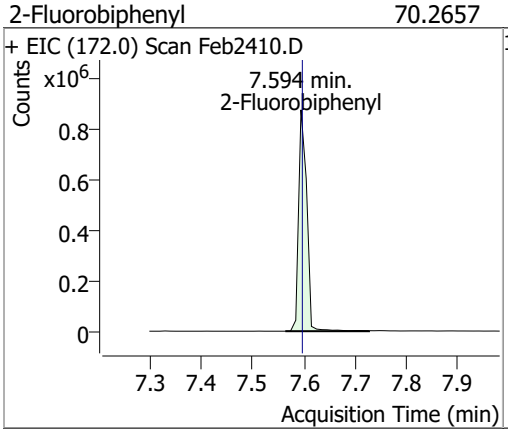

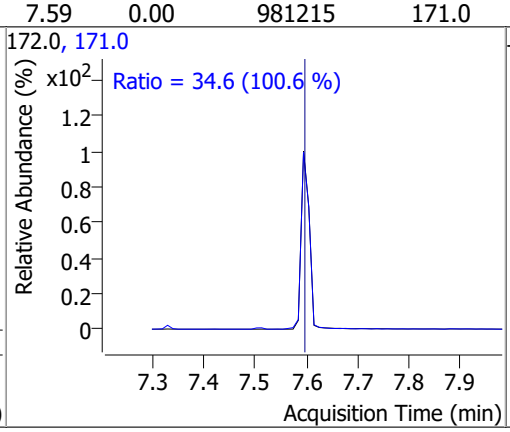

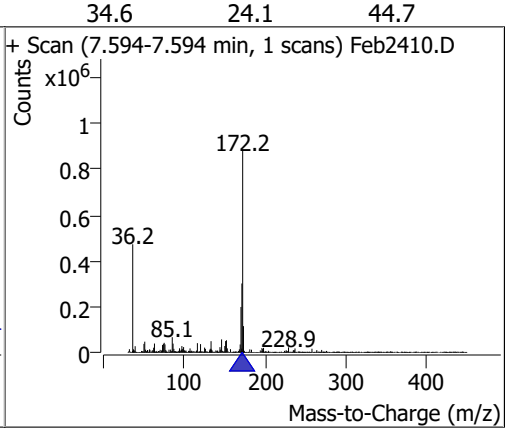

Compound	Conc.	RT	Dev(Min)	Resp.	QIon	QRatio	Lower	Upper
2-Chloronaphthalene	80.9222	7.71	0.00	949209	127.0	37.0	25.0	46.4
					164.0	32.7	22.8	42.4

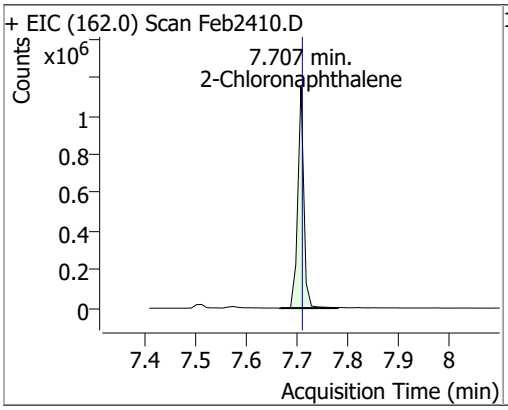

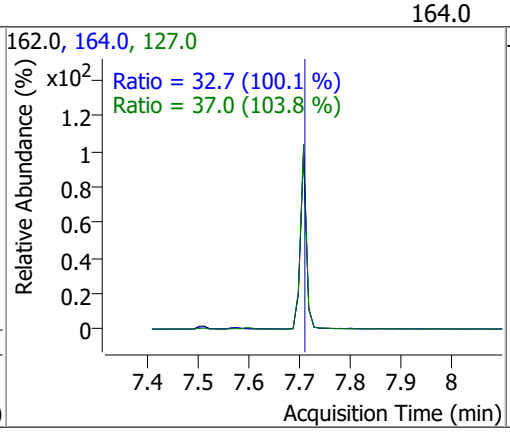

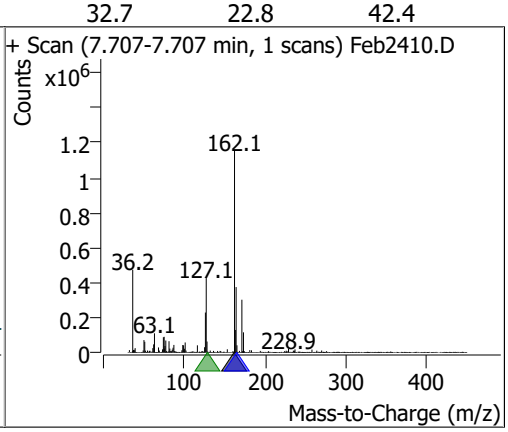

Compound	Conc.	RT	Dev(Min)	Resp.	QIon	QRatio	Lower	Upper
2-Nitroaniline	74.5127	7.87	0.00	155577	138.0	116.9	86.1	159.9

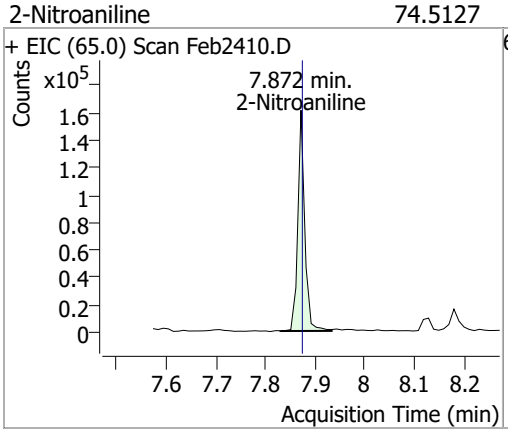

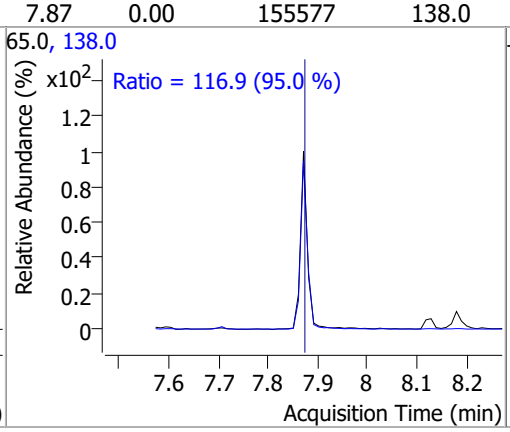

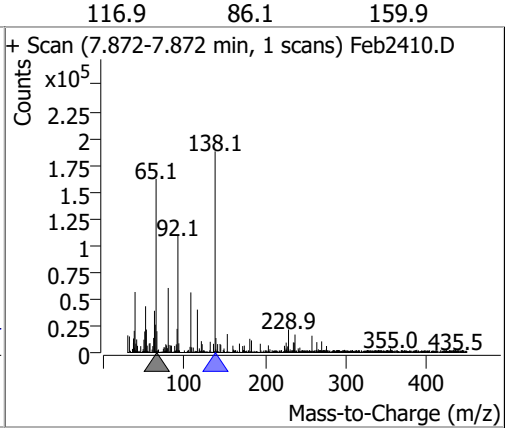

Compound	Conc.	RT	Dev(Min)	Resp.	QIon	QRatio	Lower	Upper
Dimethyl Phthalate	89.3535	8.13	0.00	1063795	77.0	20.0	13.9	25.8

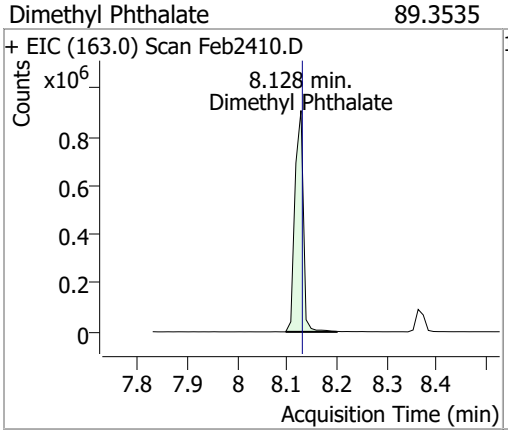

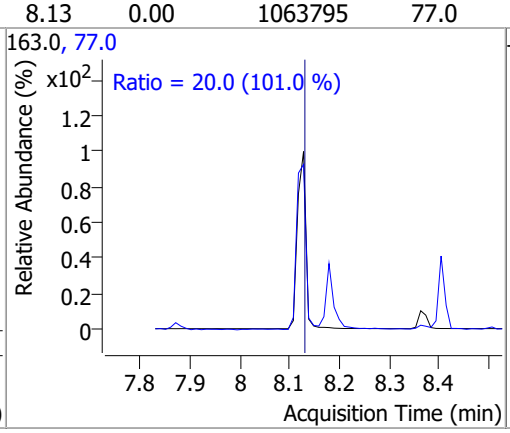

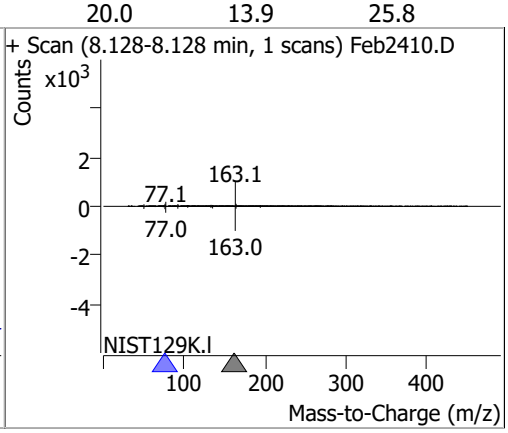

Compound	Conc.	RT	Dev(Min)	Resp.	QIon	QRatio	Lower	Upper
2,6-Dinitrotoluene	87.8501	8.18	0.00	142702	63.0	125.2	95.6	177.5
					89.0	62.8	45.4	84.4

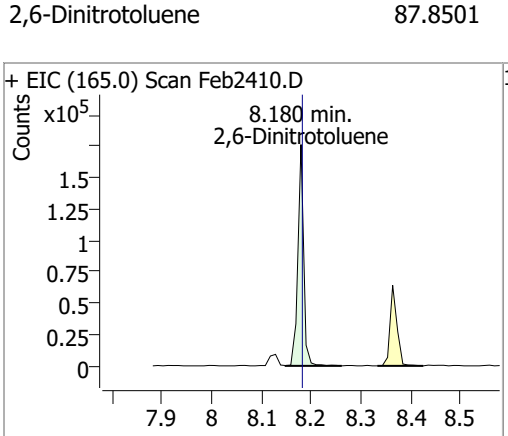

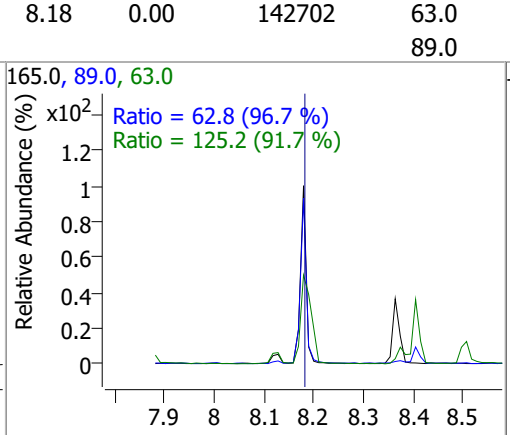

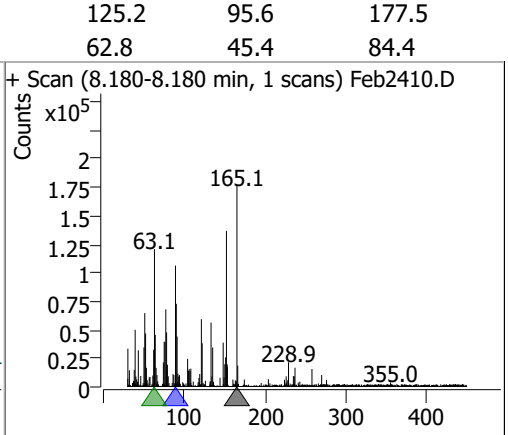

Compound	Conc.	RT	Dev(Min)	Resp.	QIon	QRatio	Lower	Upper
Acenaphthylene	74.8829	8.19	0.00	1404870	153.1	13.3	9.8	18.2

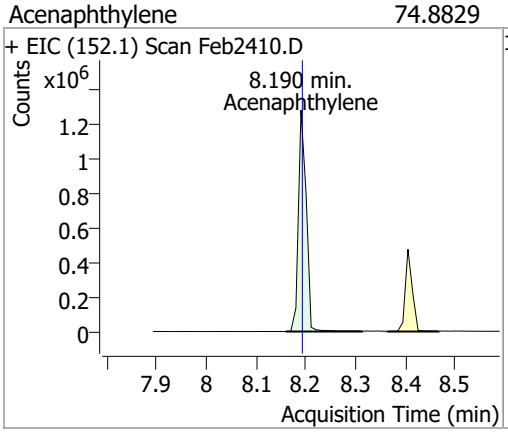

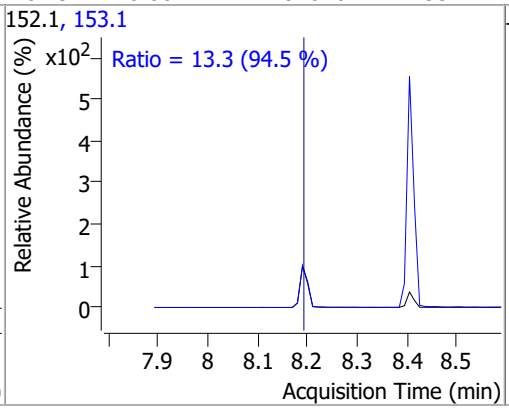

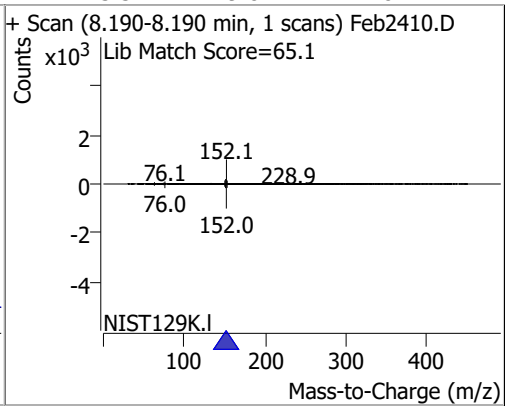

Compound	Conc.	RT	Dev(Min)	Resp.	QIon	QRatio	Lower	Upper
3-Nitroaniline	62.6612	8.37	-0.01	113064	65.0	134.8	92.2	171.2
					92.0	114.4	78.8	146.4

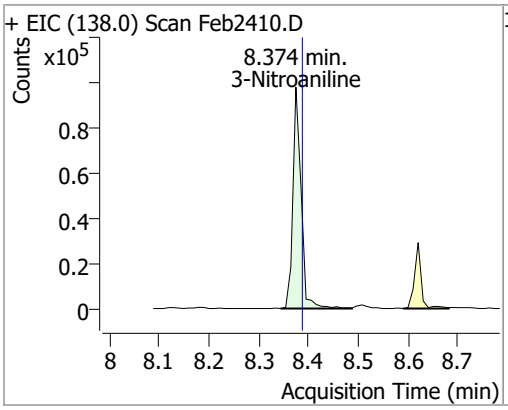

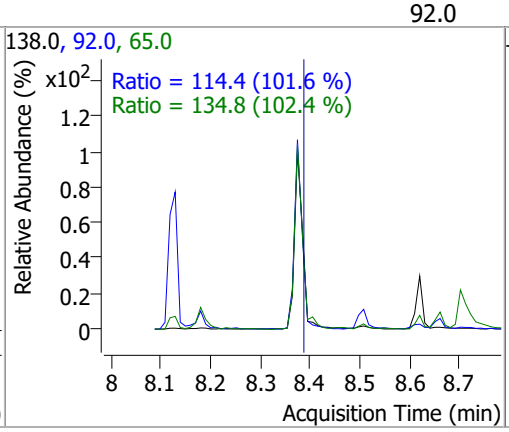

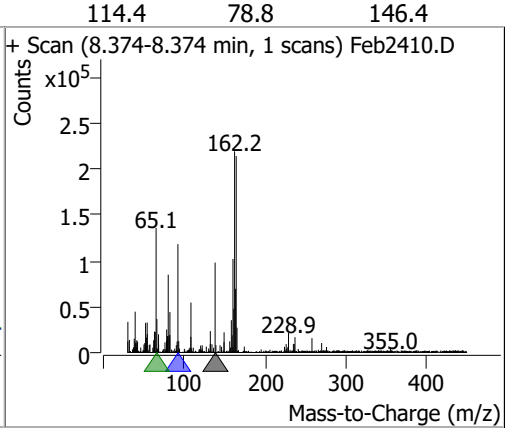

Compound	Conc.	RT	Dev(Min)	Resp.	QIon	QRatio	Lower	Upper
Acenaphthene	83.3885	8.40	0.00	895004	153.0	107.1	74.6	138.6
					152.0	51.9	36.7	68.2

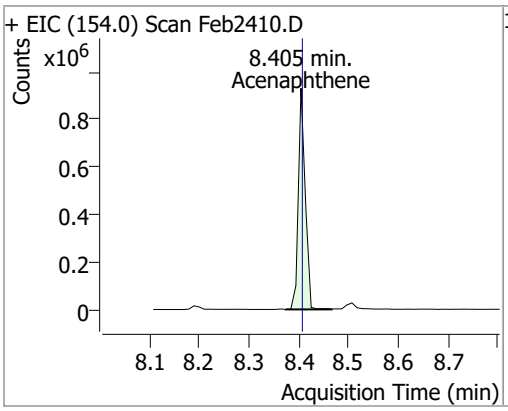

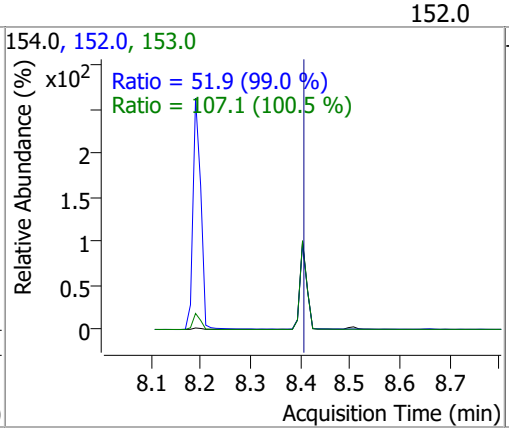

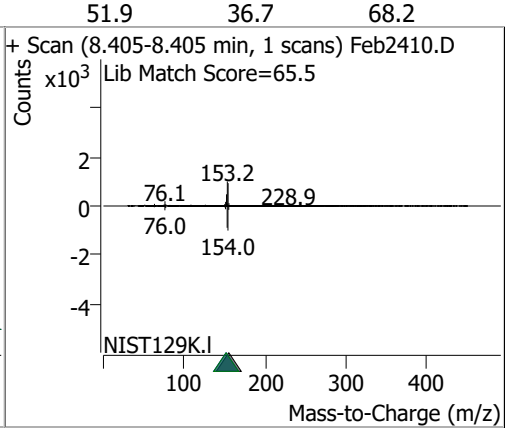

Compound	Conc.	RT	Dev(Min)	Resp.	QIon	QRatio	Lower	Upper
2,4-Dinitrophenol	66.5382	8.51	0.00	51989	154.0	62.6	41.5	77.0

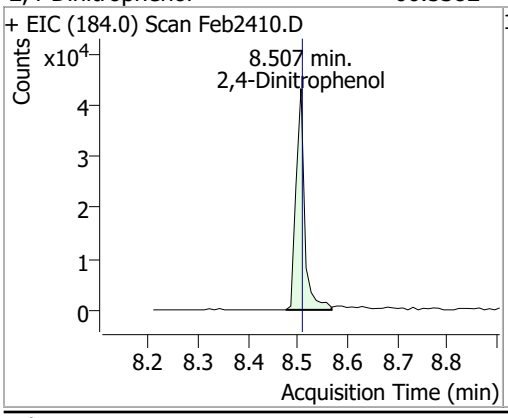

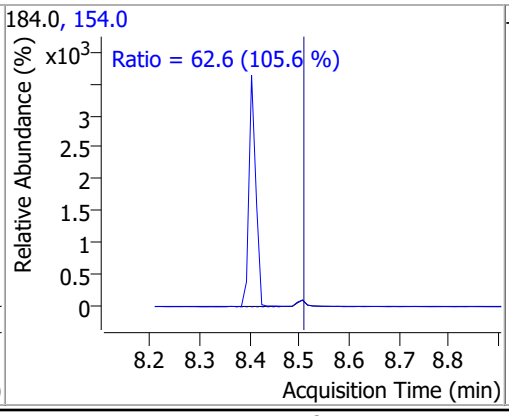

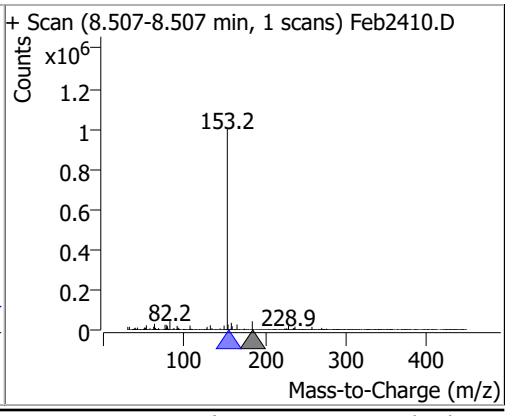

Compound	Conc.	RT	Dev(Min)	Resp.	QIon	QRatio	Lower	Upper
Dibenzofuran	80.3148	8.62	0.00	1416278	139.0	38.5	26.3	48.9

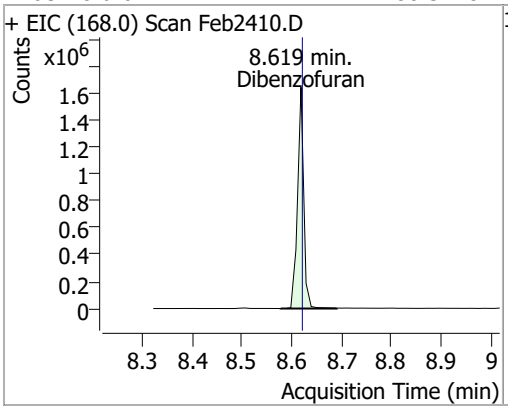

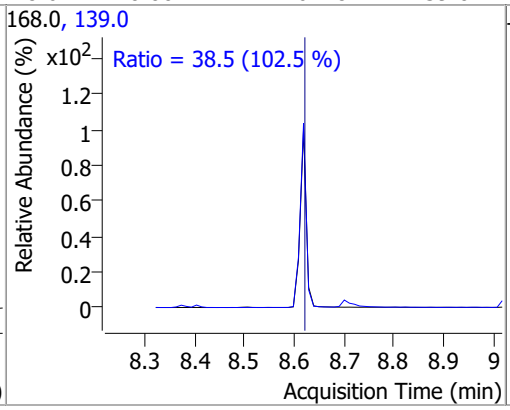

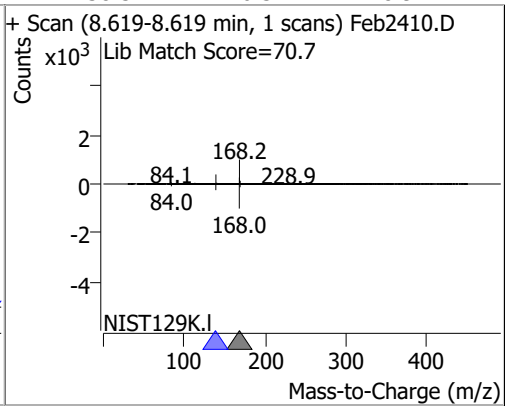

Compound	Conc.	RT	Dev(Min)	Resp.	QIon	QRatio	Lower	Upper
2,4-Dinitrotoluene	100.0966	8.66	0.00	210039	89.0	75.8	53.1	98.6
					63.0	45.6	30.9	57.3

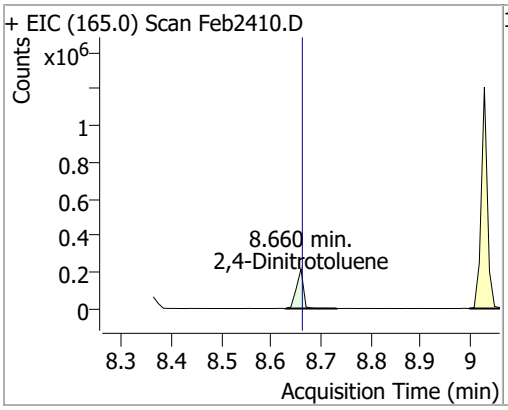

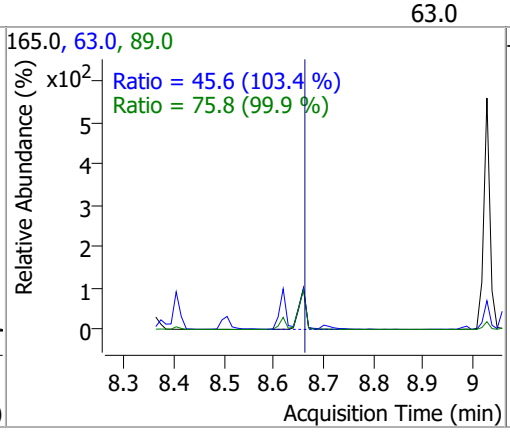

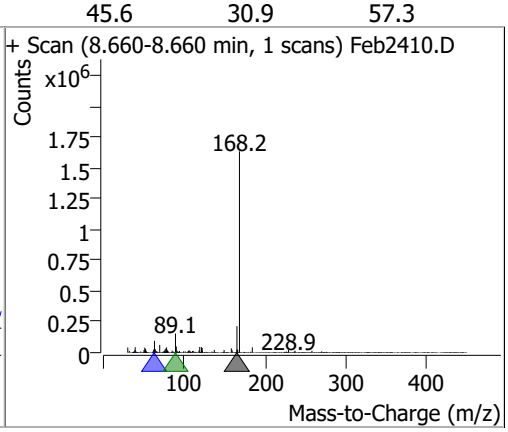

Compound	Conc.	RT	Dev(Min)	Resp.	QIon	QRatio	Lower	Upper
4-Nitrophenol	36.1678	8.70	-0.01	66647	139.0	67.5	54.8	101.9
					65.0	71.1	50.1	93.1

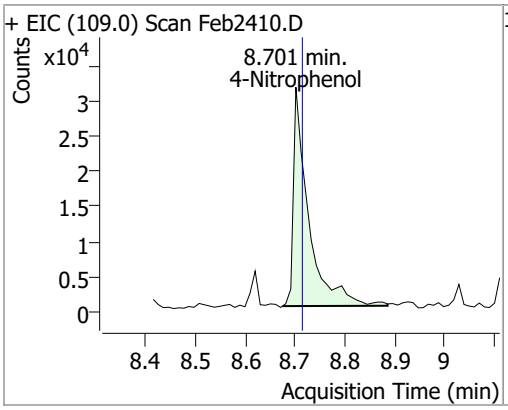

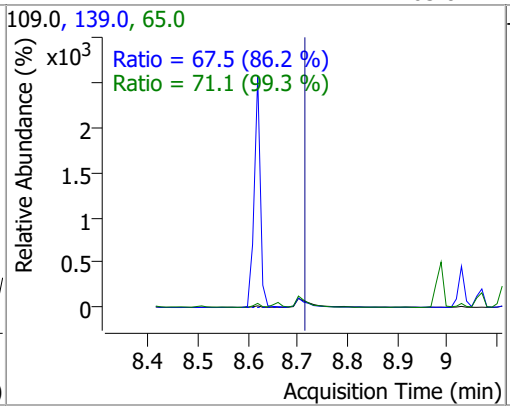

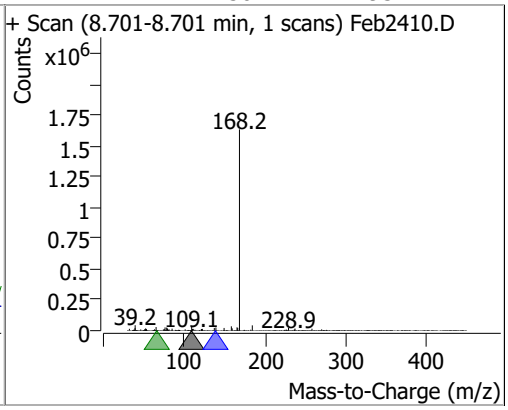

Compound	Conc.	RT	Dev(Min)	Resp.	QIon	QRatio	Lower	Upper
Diethylphthalate	97.1393	8.99	0.00	1211607	177.0	20.8	14.9	27.7
					150.0	12.4	8.9	16.5

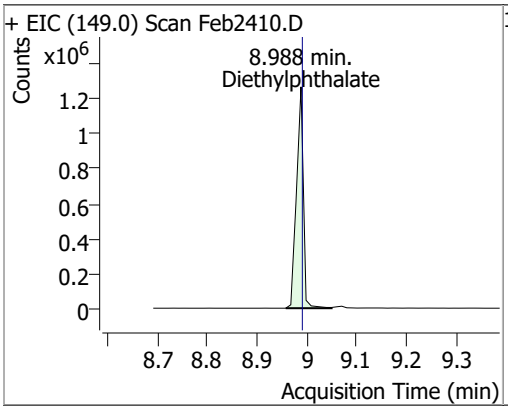

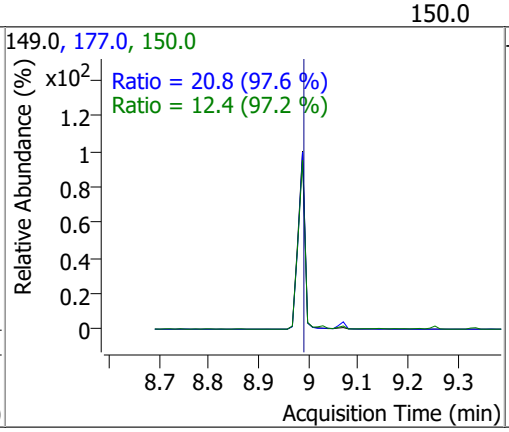

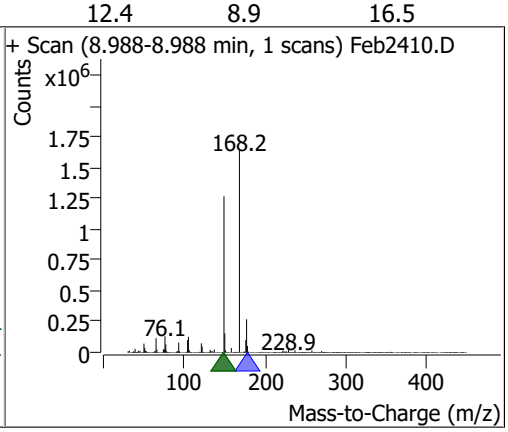

Compound	Conc.	RT	Dev(Min)	Resp.	QIon	QRatio	Lower	Upper
Fluorene	78.8662	9.03	0.00	1114497	165.0	93.1	65.9	122.3
					167.0	14.0	9.4	17.4

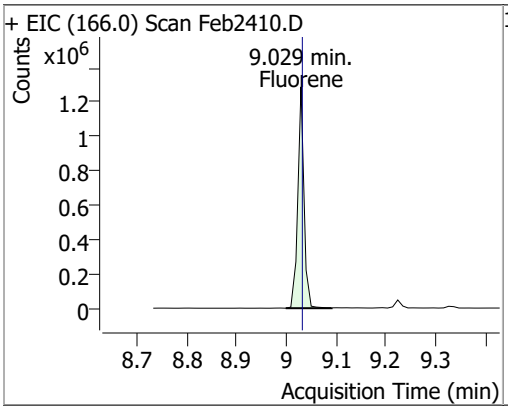

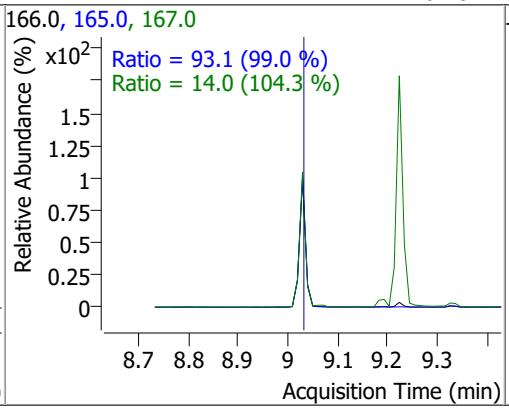

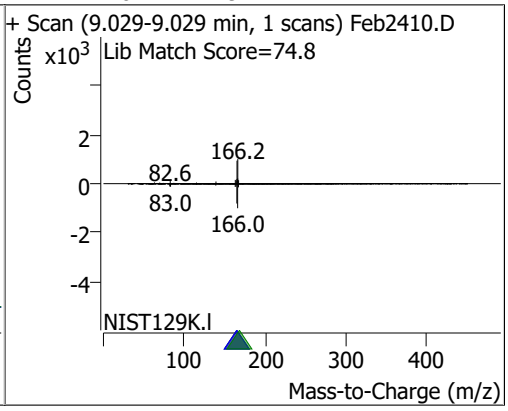

Compound	Conc.	RT	Dev(Min)	Resp.	QIon	QRatio	Lower	Upper
4-Chlorophenyl-phenylether	86.2531	9.07	0.00	550407	141.0	61.1	43.2	80.2
					206.0	33.2	23.8	44.1

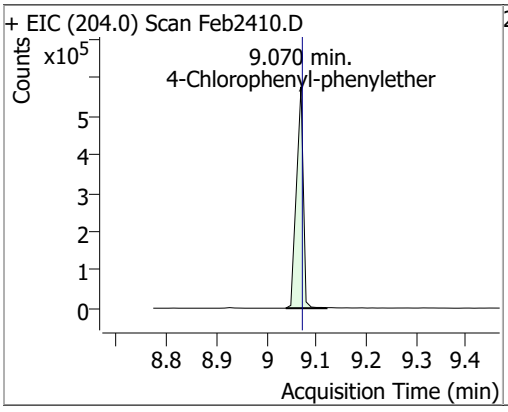

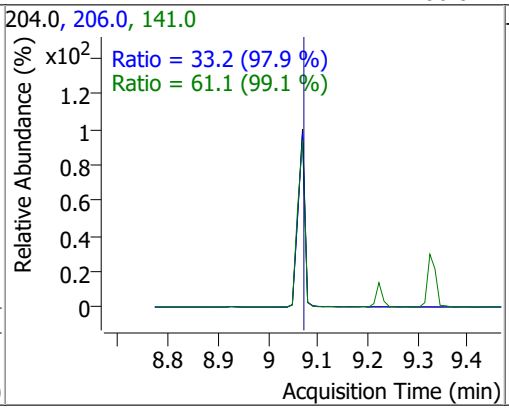

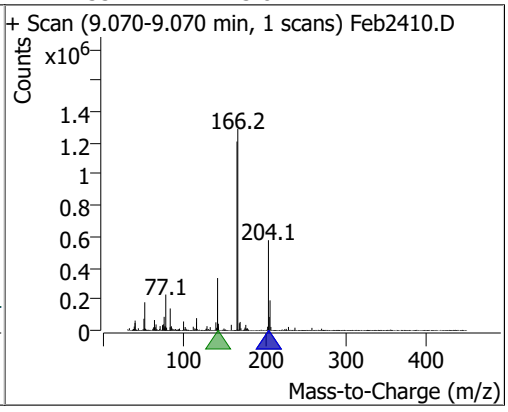

Compound	Conc.	RT	Dev(Min)	Resp.	QIon	QRatio	Lower	Upper
4-Nitroaniline	65.7183	9.12	0.00	127657	65.0	122.2	76.4	142.0
					92.0	54.1	33.1	61.4

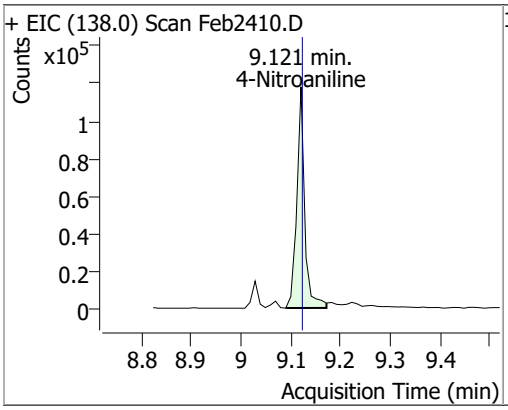

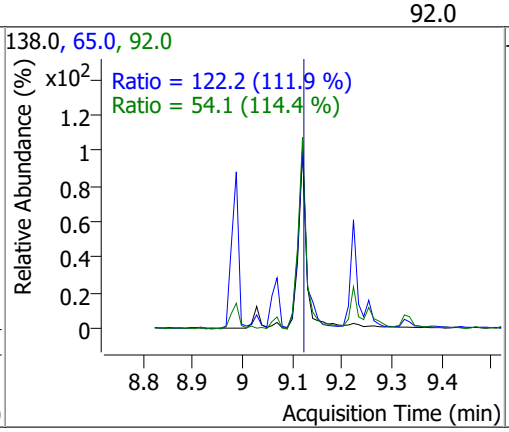

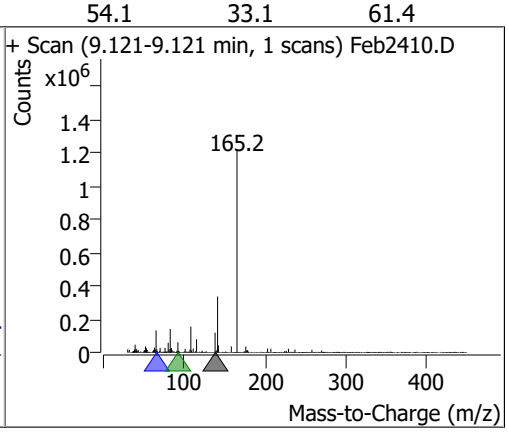

Compound	Conc.	RT	Dev(Min)	Resp.	QIon	QRatio	Lower	Upper
4,6-Dinitro-2-methylphenol	73.6675	9.14	0.00	87109	121.0	51.2	34.1	63.3

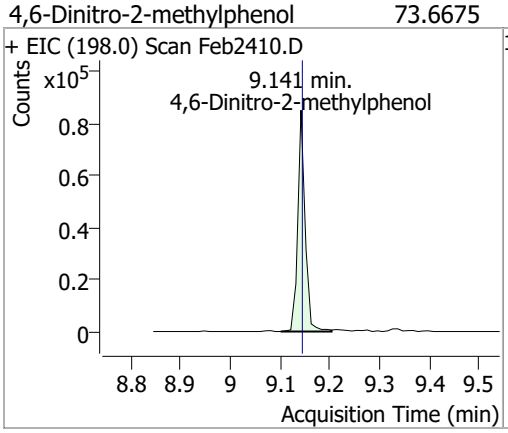

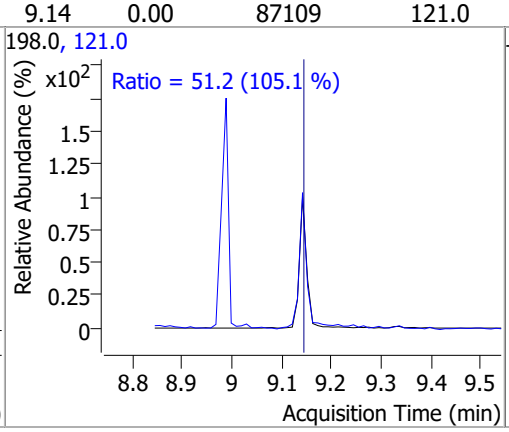

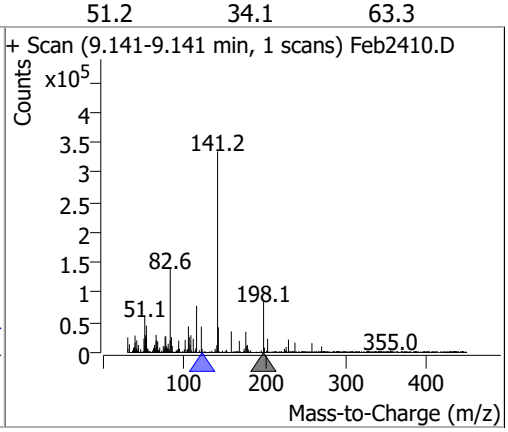

Compound	Conc.	RT	Dev(Min)	Resp.	QIon	QRatio	Lower	Upper
N-nitrosodiphenylamine	88.3796	9.22	0.00	823805	168.0	63.4	45.2	84.0
					167.0	34.0	24.2	44.9

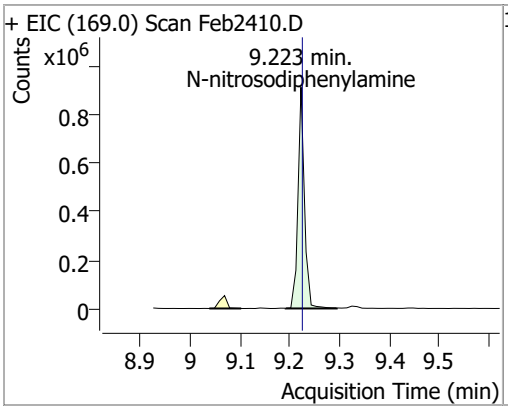

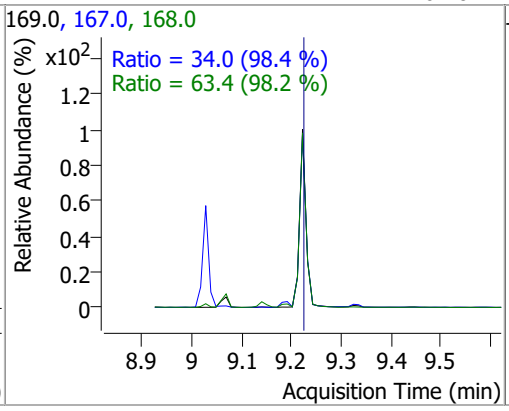

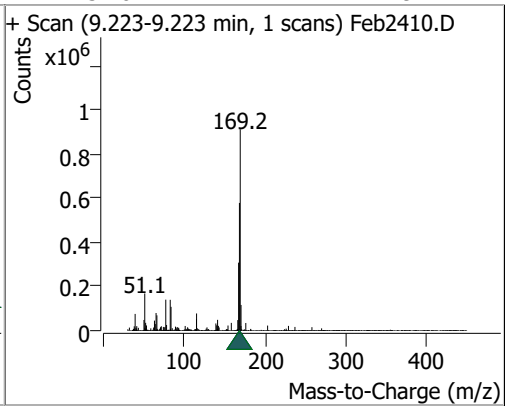

Compound	Conc.	RT	Dev(Min)	Resp.	QIon	QRatio	Lower	Upper
Azobenzene	78.6413	9.25	0.00	966268	51.0	51.8	34.2	63.5
					182.0	25.4	18.2	33.8

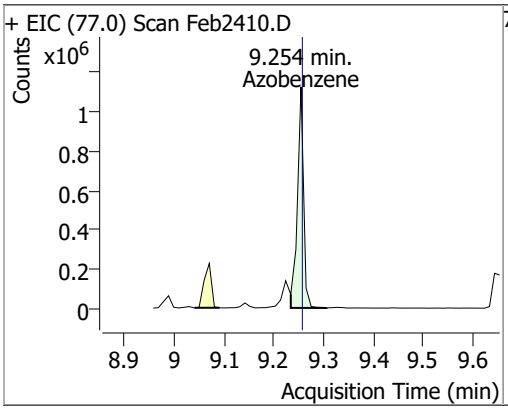

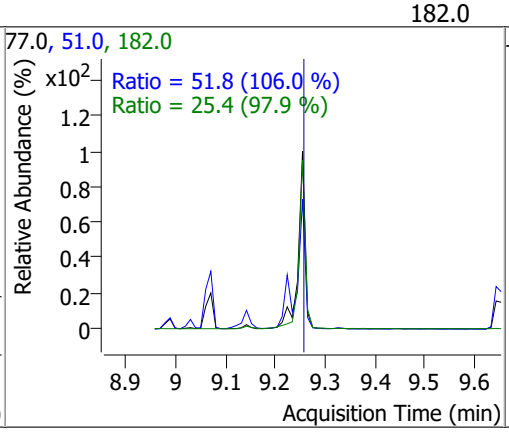

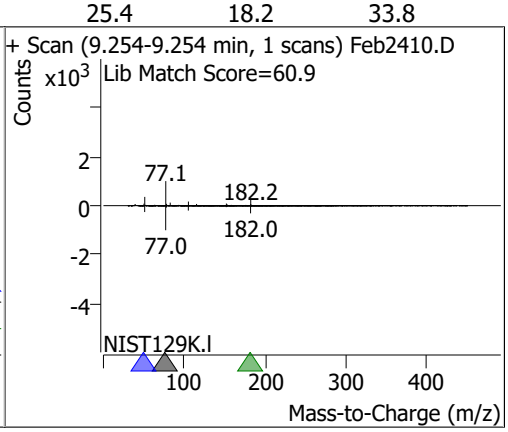

Compound	Conc.	RT	Dev(Min)	Resp.	QIon	QRatio	Lower	Upper
2,4,6-Tribromophenol	150.8244	9.34	0.01	200509	331.8	90.6	63.6	118.2

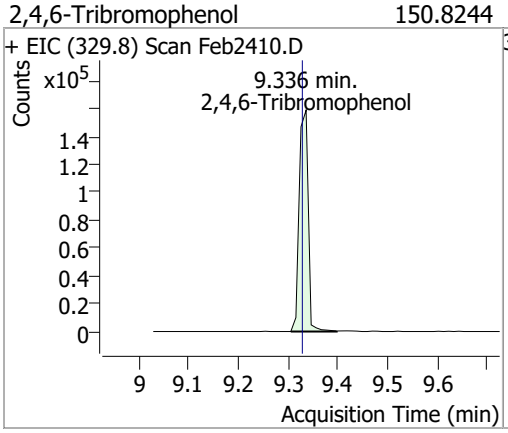

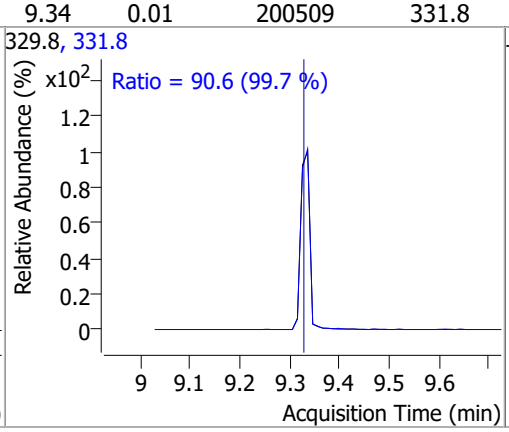

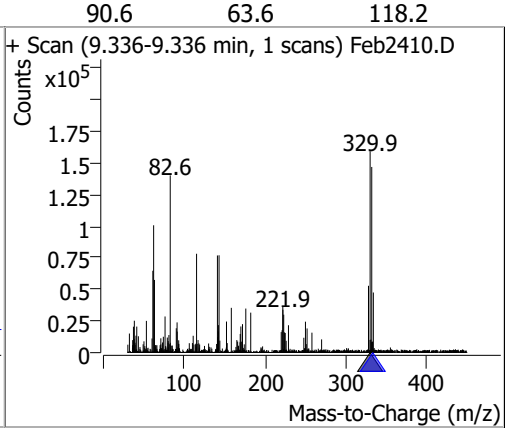

Compound	Conc.	RT	Dev(Min)	Resp.	QIon	QRatio	Lower	Upper
4-Bromophenyl-phenylether	86.4631	9.65	0.00	306894	141.0	99.7	70.3	130.5
					250.0	97.8	69.6	129.3

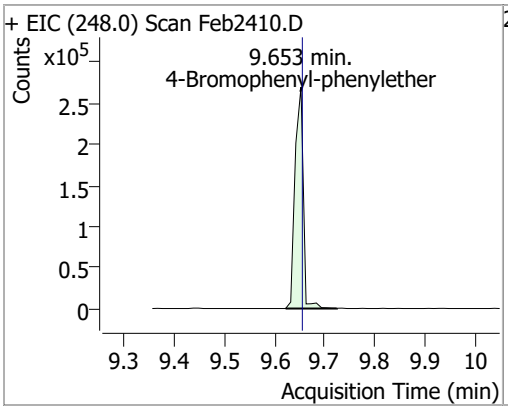

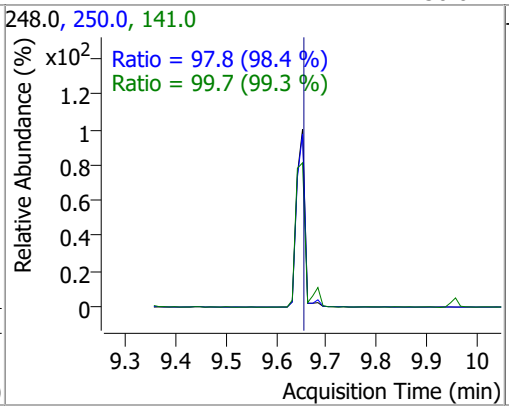

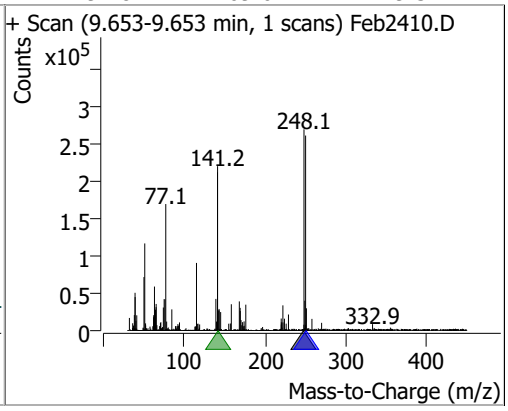

Compound	Conc.	RT	Dev(Min)	Resp.	QIon	QRatio	Lower	Upper
Hexachlorobenzene	84.0299	9.68	0.00	300869	142.0	54.4	34.5	64.1

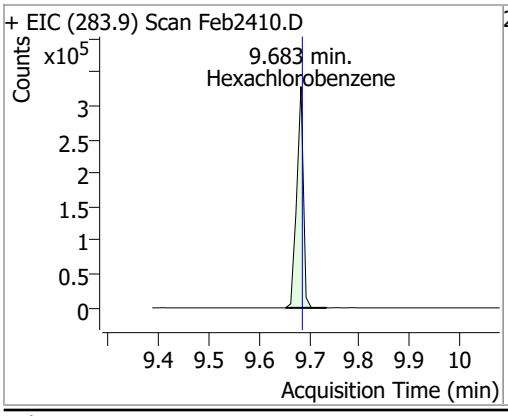

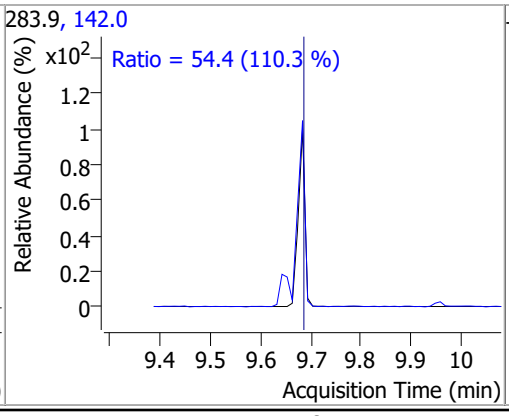

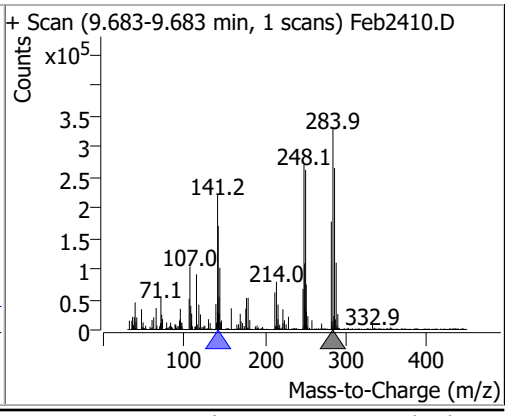

Compound	Conc.	RT	Dev(Min)	Resp.	QIon	QRatio	Lower	Upper
Pentachlorophenol	89.4357	9.96	0.00	152459	263.9	61.4	44.2	82.0
					267.9	64.0	43.7	81.1

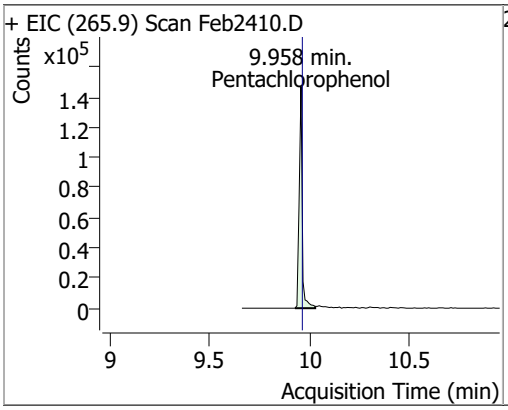

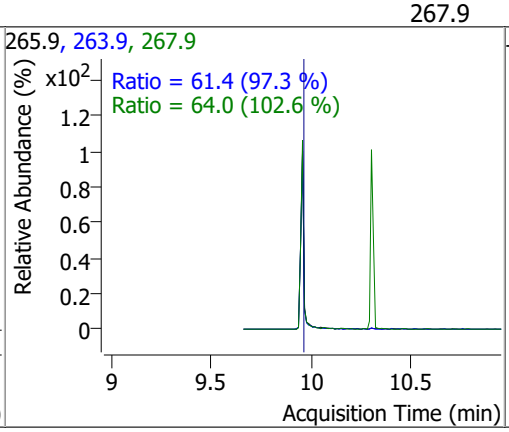

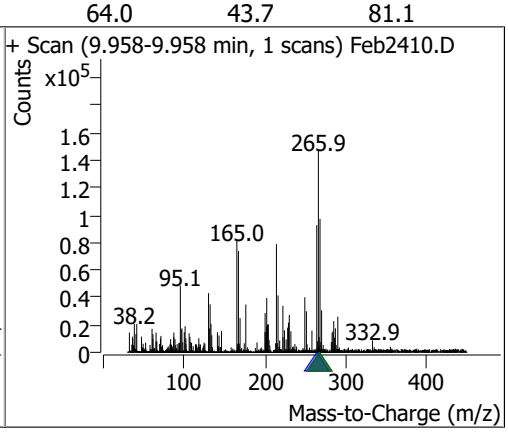

Compound	Conc.	RT	Dev(Min)	Resp.	QIon	QRatio	Lower	Upper
Phenanthrene	91.2954	10.18	0.00	1750206	176.0	19.0	13.3	24.6

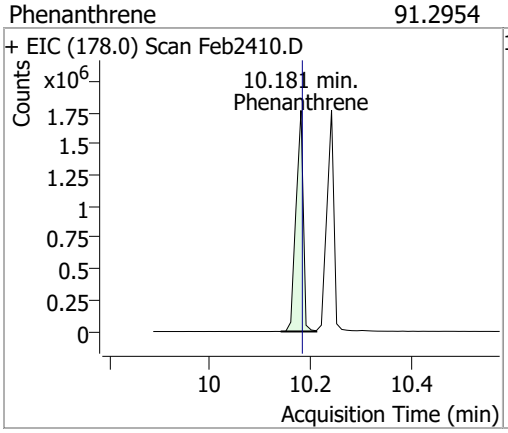

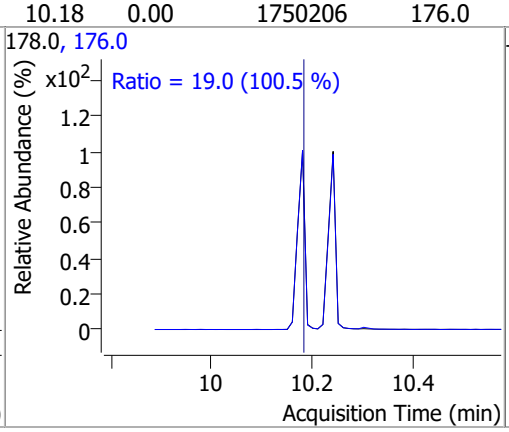

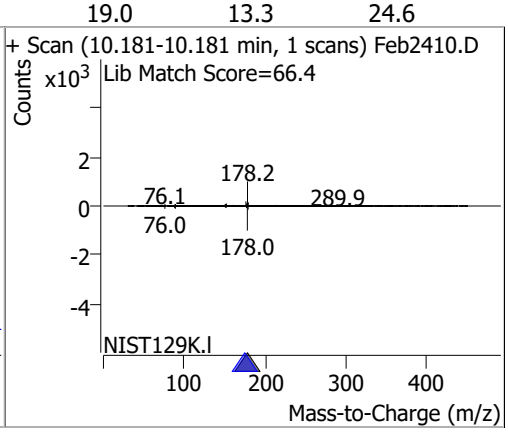

Compound	Conc.	RT	Dev(Min)	Resp.	QIon	QRatio	Lower	Upper
Anthracene	93.8668	10.24	0.00	1713201 (m)	176.0	18.2	12.8	23.7

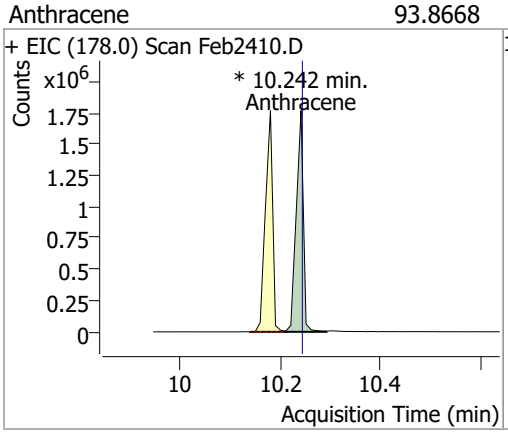

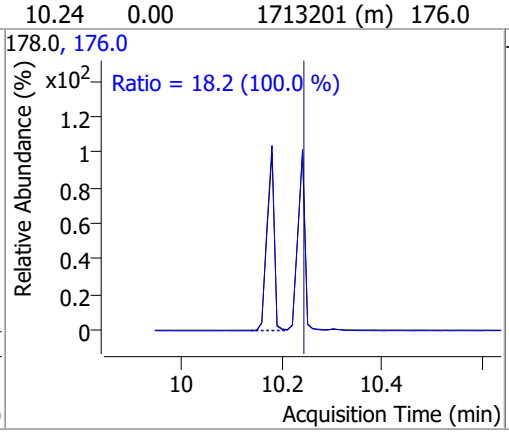

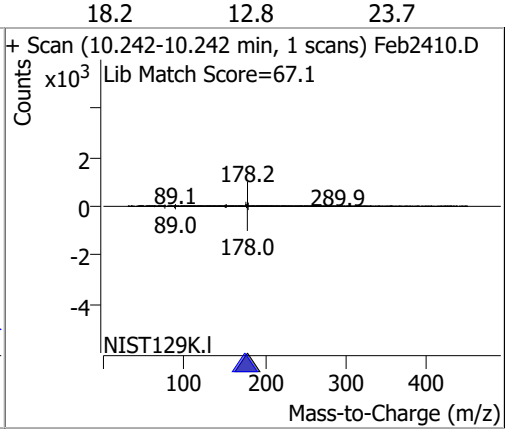

Compound	Conc.	RT	Dev(Min)	Resp.	QIon	QRatio	Lower	Upper
Triallate	84.3147	10.30	0.00	369587	268.0	23.6	16.7	31.0
					143.0	22.5	15.3	28.4

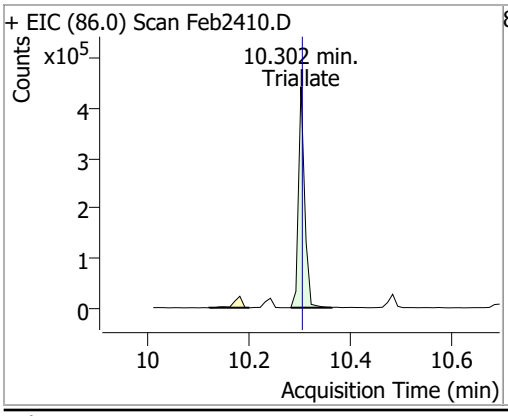

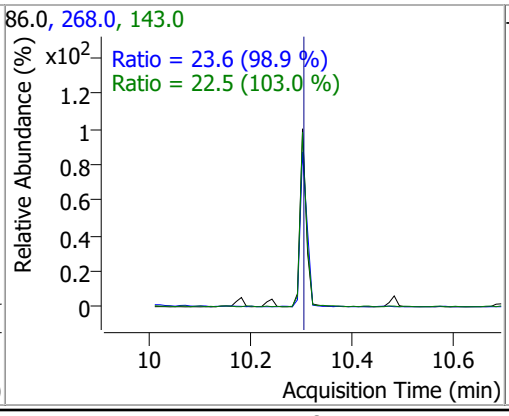

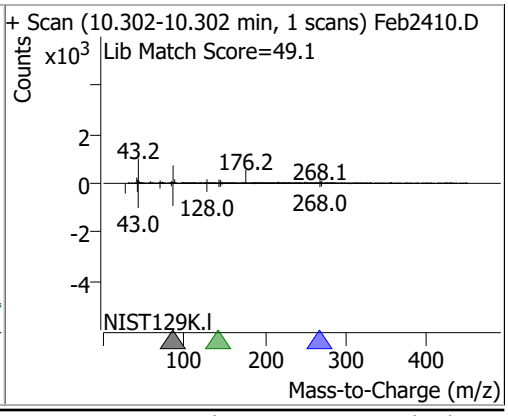

Compound	Conc.	RT	Dev(Min)	Resp.	QIon	QRatio	Lower	Upper
Carbazole	89.3198	10.48	0.00	1656168	139.0	13.5	9.1	16.9

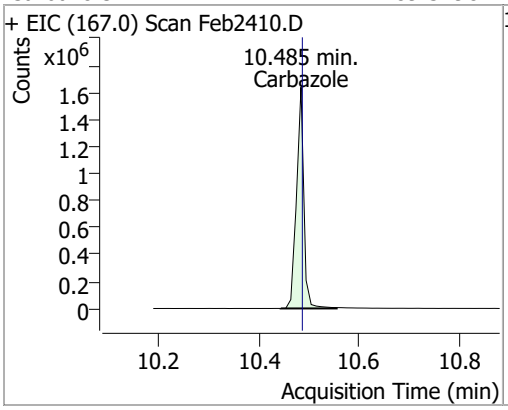

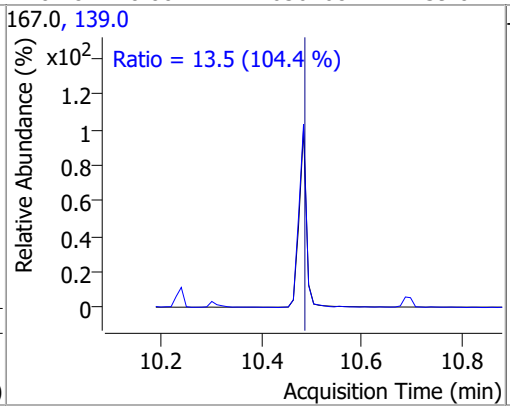

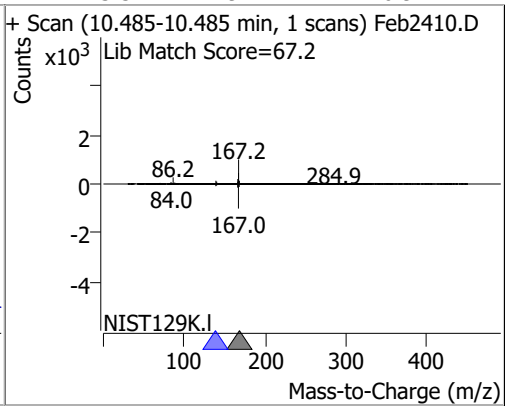

Compound	Conc.	RT	Dev(Min)	Resp.	QIon	QRatio	Lower	Upper
o-Terphenyl	87.5776	10.70	0.01	897176	229.0	63.4	45.3	84.0
					215.0	37.4	27.0	50.1

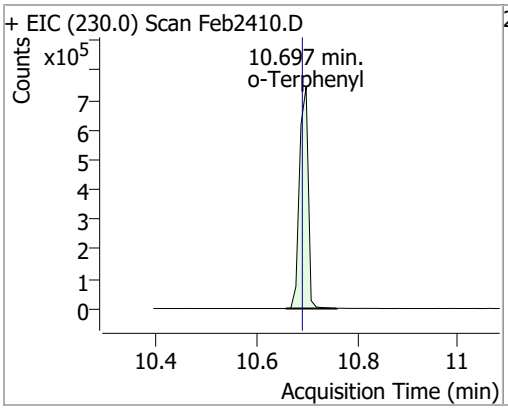

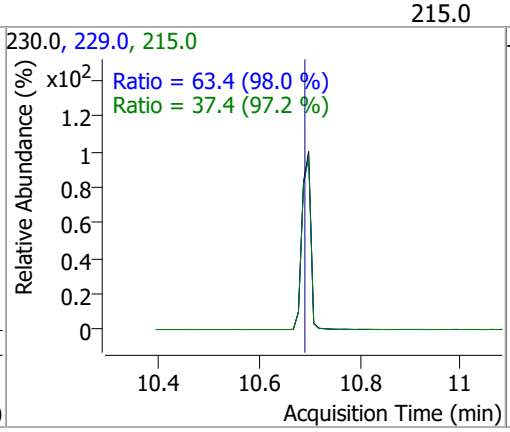

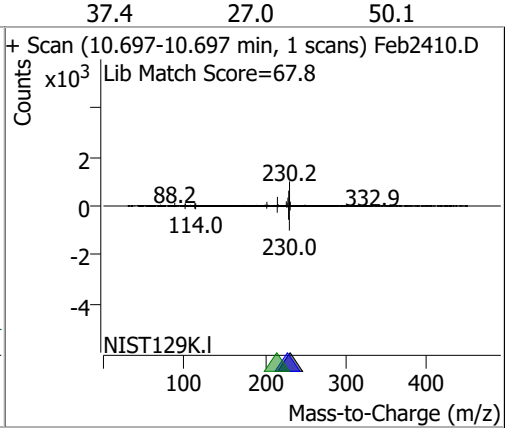

Compound	Conc.	RT	Dev(Min)	Resp.	QIon	QRatio	Lower	Upper
Di-n-Butylphthalate	95.9222	11.07	0.00	1734022	150.0	9.1	6.4	11.8
					104.0	6.0	4.3	8.1

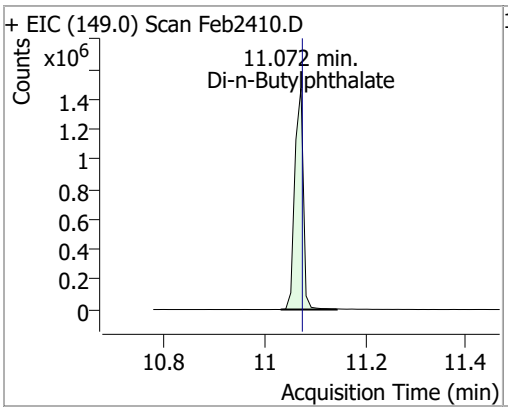

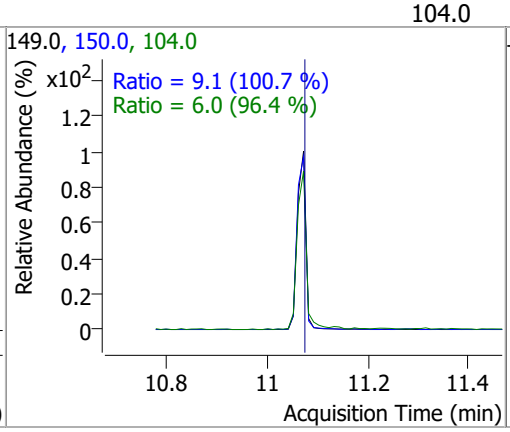

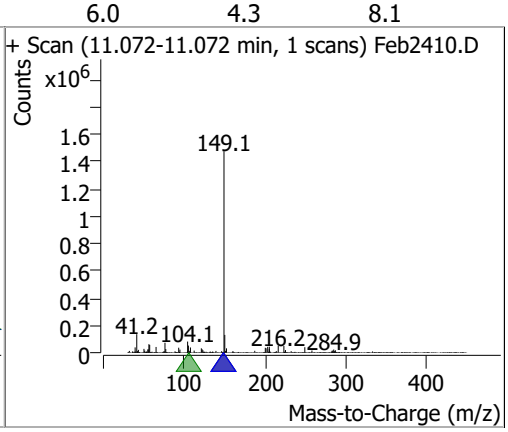

Compound	Conc.	RT	Dev(Min)	Resp.	QIon	QRatio	Lower	Upper
Fluoranthene	90.1464	11.94	0.00	1748571	101.0	14.3	8.9	16.6

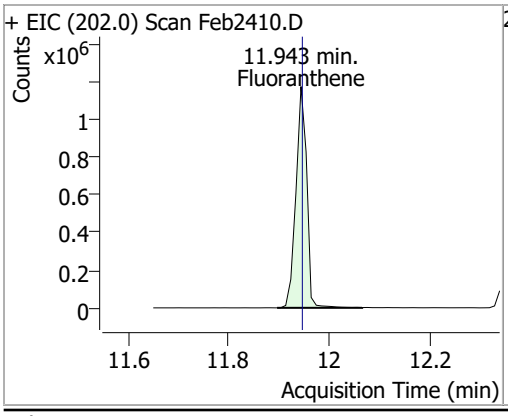

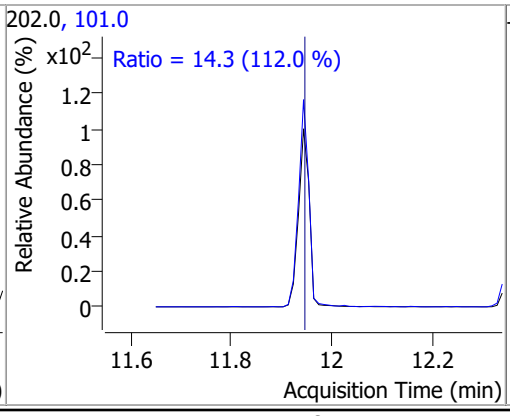

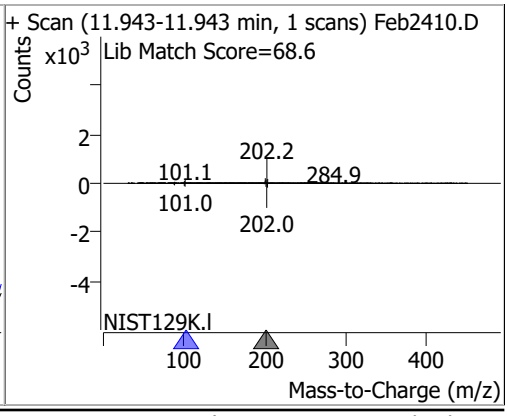

Compound	Conc.	RT	Dev(Min)	Resp.	QIon	QRatio	Lower	Upper
Benzidine	25.6973	12.33	0.00	181884	183.0	12.1	7.9	14.7
					92.0	9.7	5.0	9.2

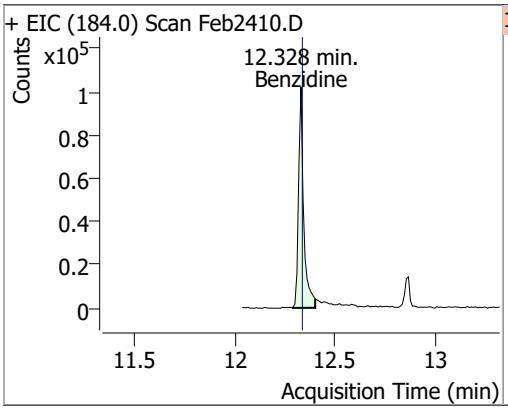

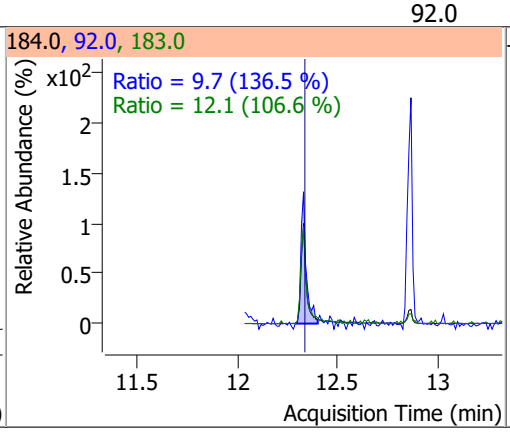

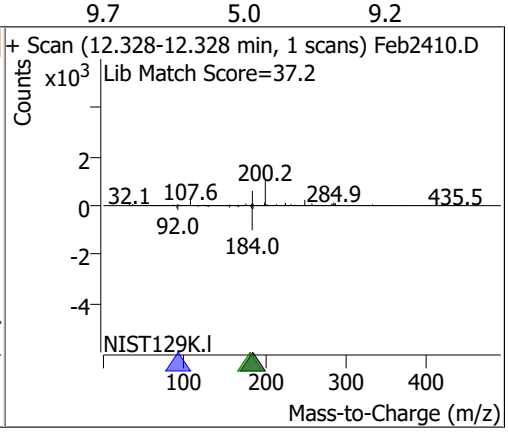

Compound	Conc.	RT	Dev(Min)	Resp.	QIon	QRatio	Lower	Upper
Pyrene	87.1163	12.37	0.00	1840248	101.0	16.1	10.6	19.7

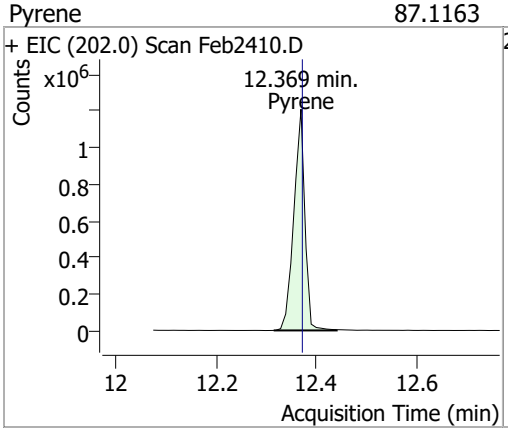

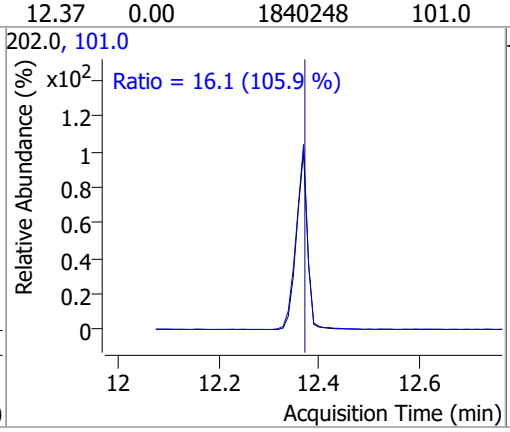

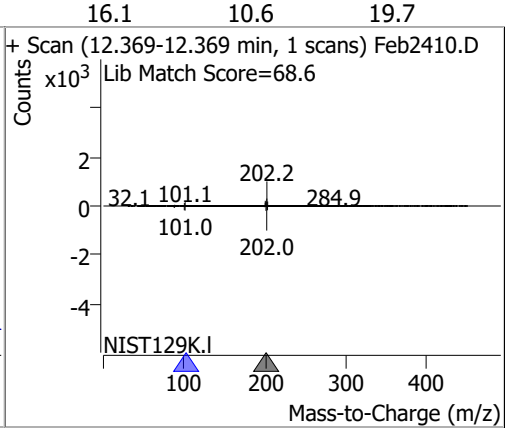

Compound	Conc.	RT	Dev(Min)	Resp.	QIon	QRatio	Lower	Upper
Terphenyl-d14	93.4228	12.86	0.00	1329333	122.0	14.6	9.5	17.6

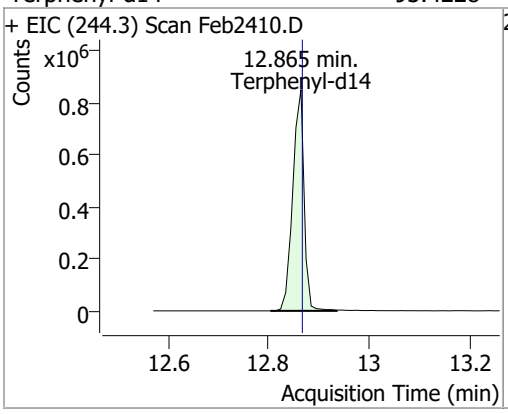

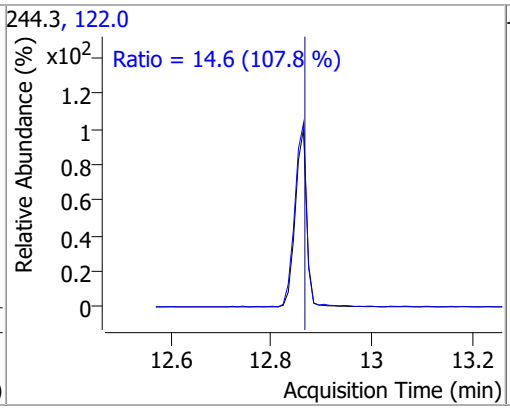

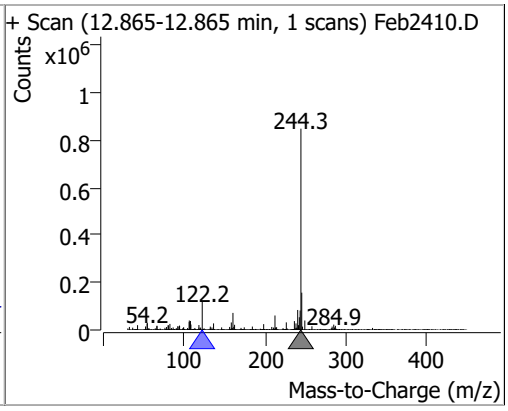

Compound	Conc.	RT	Dev(Min)	Resp.	QIon	QRatio	Lower	Upper
Butylbenzylphthalate	95.2717	14.30	0.00	576049	91.0	86.0	58.3	108.4
					206.0	17.5	12.4	23.1

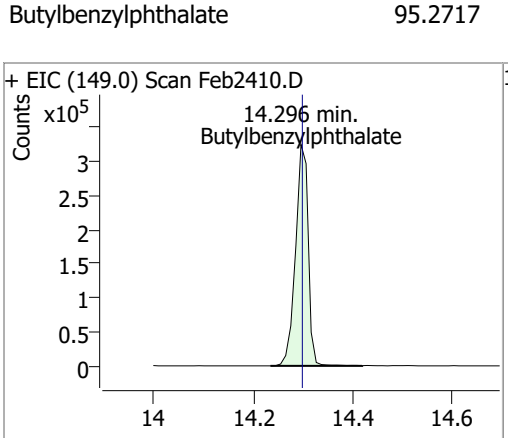

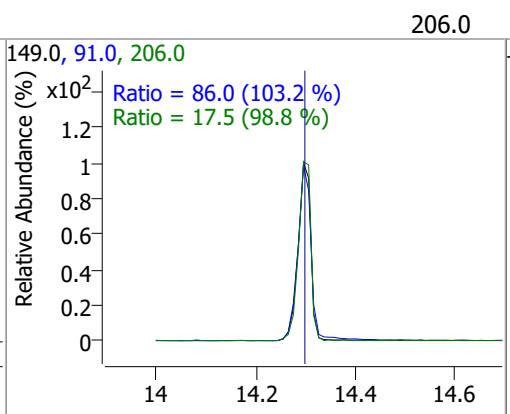

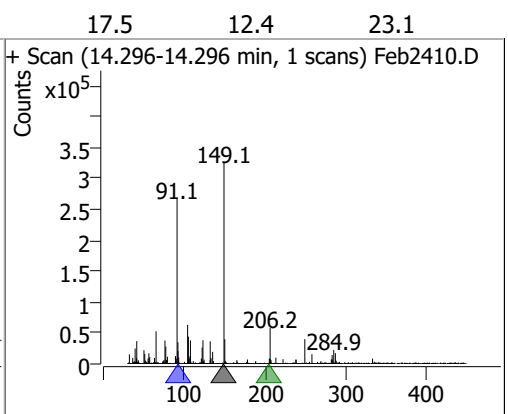

Compound	Conc.	RT	Dev(Min)	Resp.	QIon	QRatio	Lower	Upper
Benzo(a)Anthracene	97.7253	15.50	0.00	1489027	226.0	26.4	18.5	34.3
					229.0	21.0	14.6	27.2

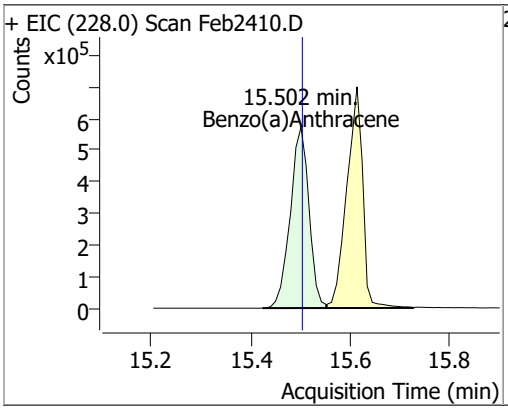

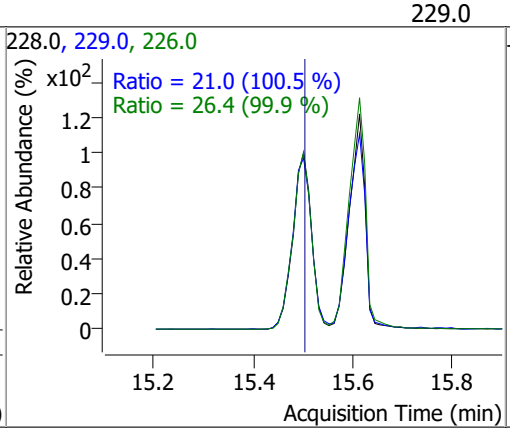

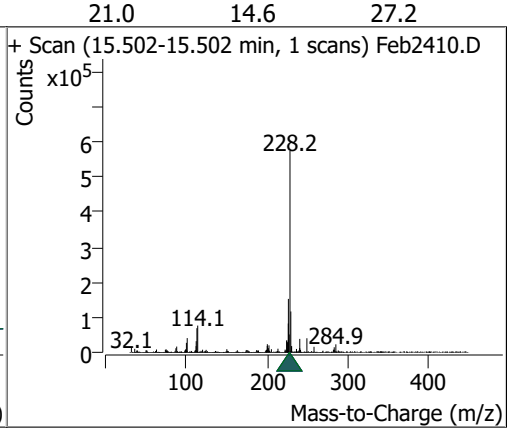

Compound	Conc.	RT	Dev(Min)	Resp.	QIon	QRatio	Lower	Upper
Chrysene	91.8931	15.61	0.00	1558666	226.0	29.8	20.4	37.9
					229.0	20.3	14.3	26.5

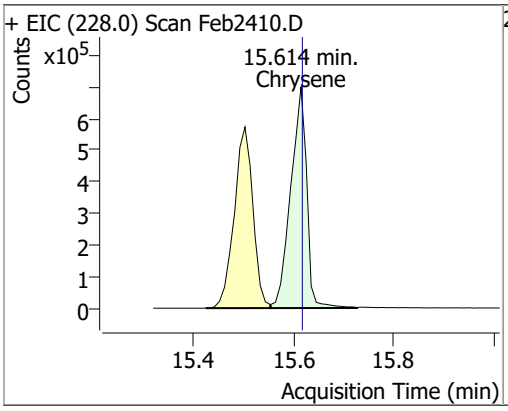

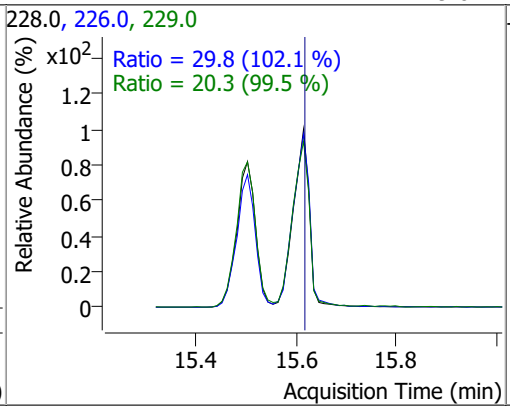

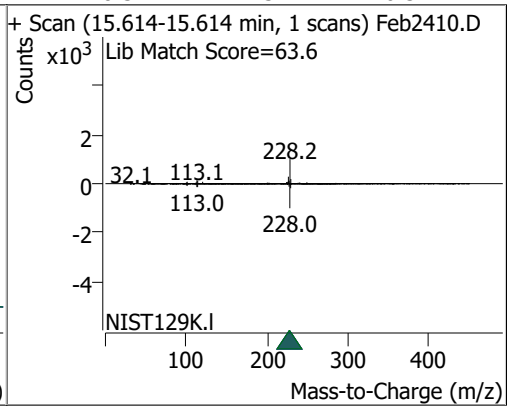

Compound	Conc.	RT	Dev(Min)	Resp.	QIon	QRatio	Lower	Upper
3,3-Dichlorobenzidine	62.9888	15.65	0.00	329614	254.0	65.1	45.2	83.9

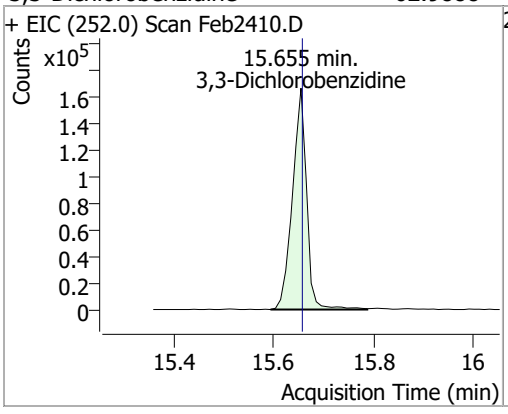

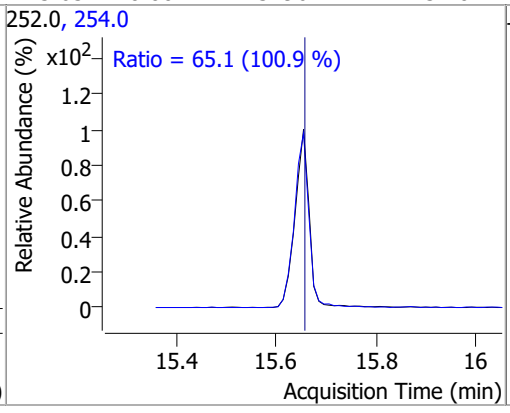

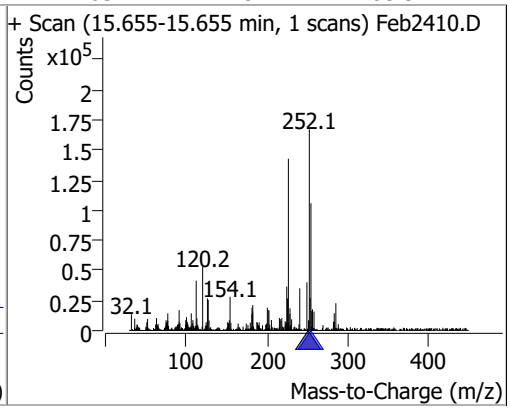

Compound	Conc.	RT	Dev(Min)	Resp.	QIon	QRatio	Lower	Upper
bis(2-ethylhexyl)Phthalate	85.6512	16.35	0.00	173121	149.0	384.1	273.7	508.3
					279.0	13.7	9.4	17.4

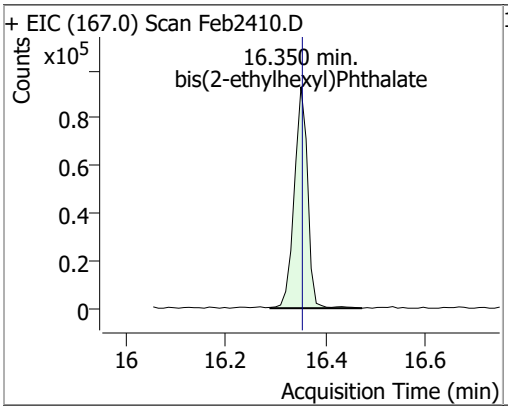

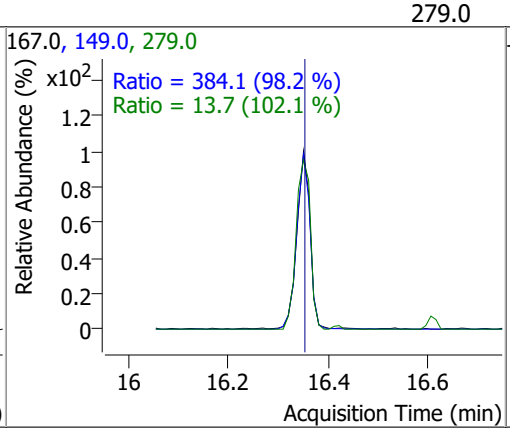

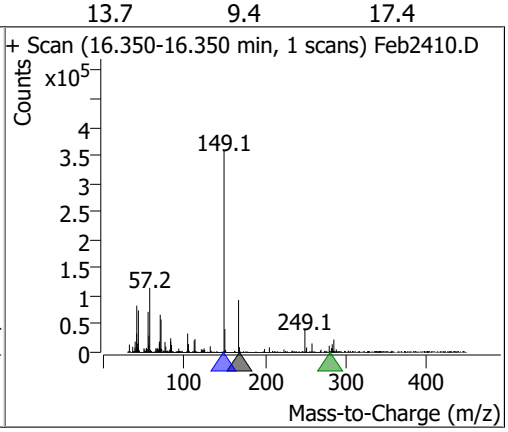

Compound	Conc.	RT	Dev(Min)	Resp.	QIon	QRatio	Lower	Upper
Di-n-octyl Phthalate	84.1811	18.12	0.00	1205756	150.0	9.7	6.6	12.3

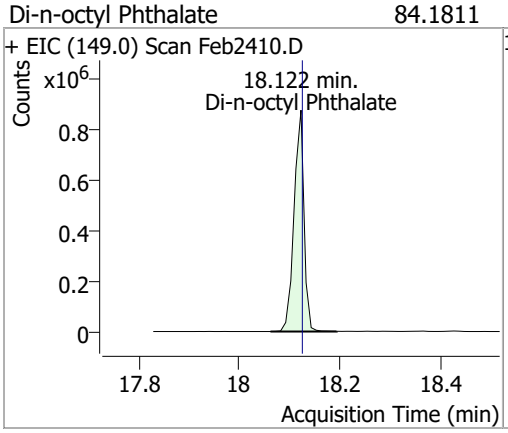

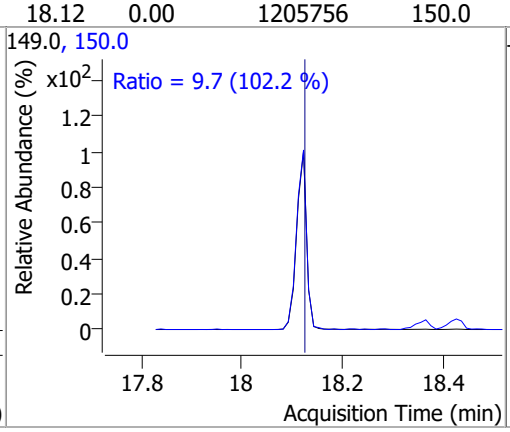

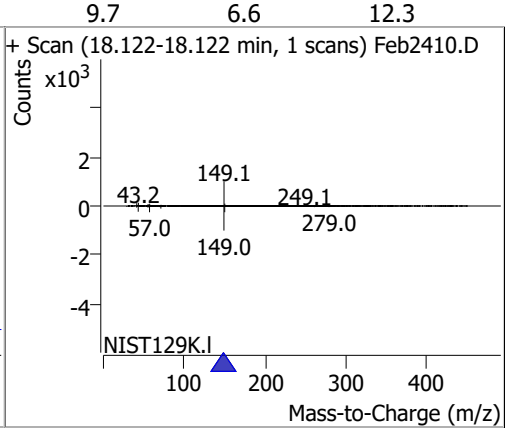

Compound	Conc.	RT	Dev(Min)	Resp.	QIon	QRatio	Lower	Upper
Benzo(b)fluoranthene	88.1202	18.37	0.00	1365157	253.0	22.7	16.0	29.7

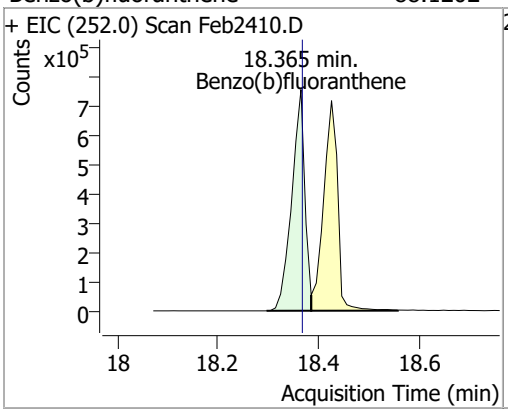

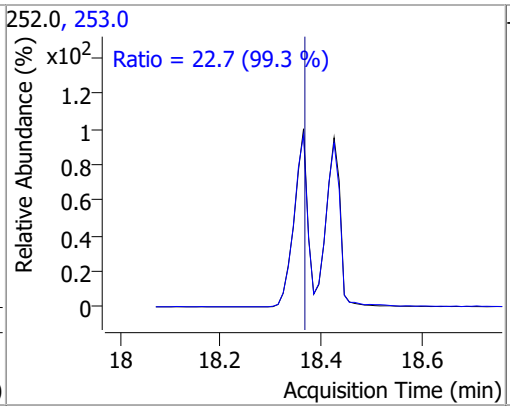

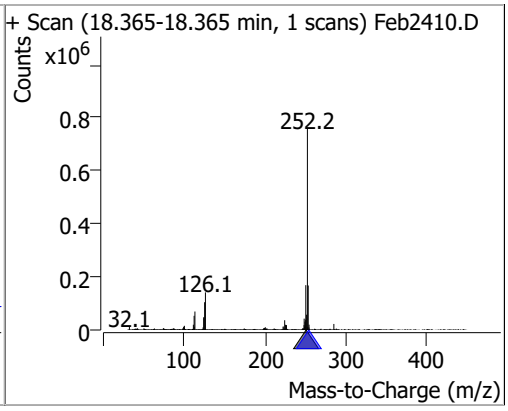

Compound	Conc.	RT	Dev(Min)	Resp.	QIon	QRatio	Lower	Upper
Benzo(k)fluoranthene	85.5234	18.43	0.00	1399915	253.0	22.5	16.0	29.7

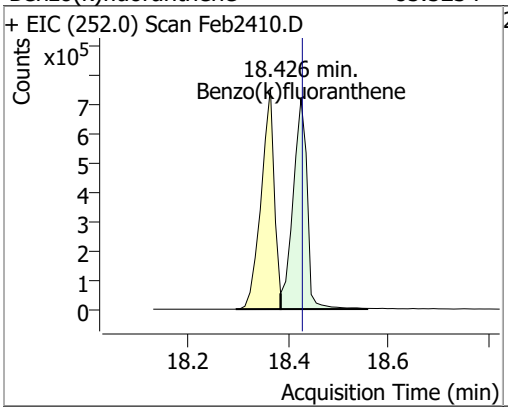

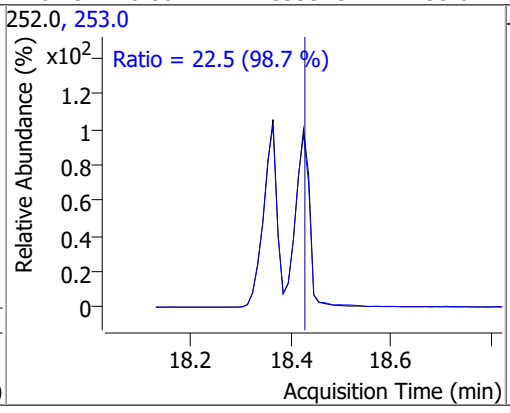

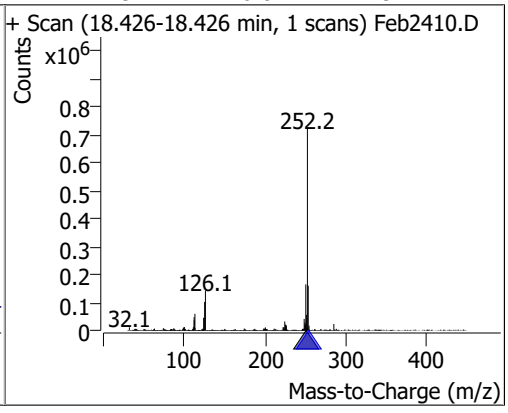

Compound	Conc.	RT	Dev(Min)	Resp.	QIon	QRatio	Lower	Upper
Benzo(a)pyrene	83.7315	18.97	0.00	1234065	253.0	22.9	15.8	29.4

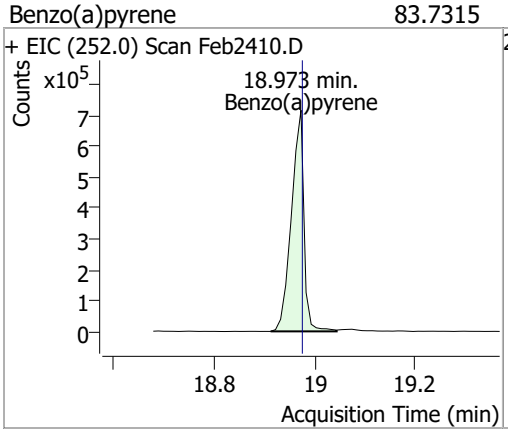

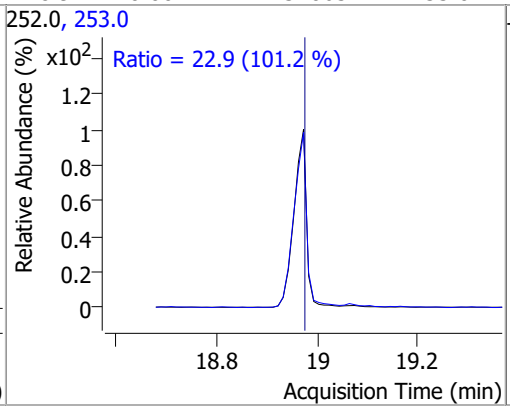

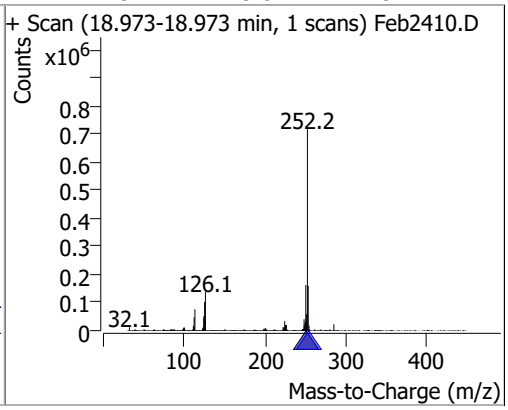

Compound	Conc.	RT	Dev(Min)	Resp.	QIon	QRatio	Lower	Upper
Indeno(1,2,3-c,d)pyrene	82.9838	20.75	0.00	1026023	138.0	32.1	21.2	39.3

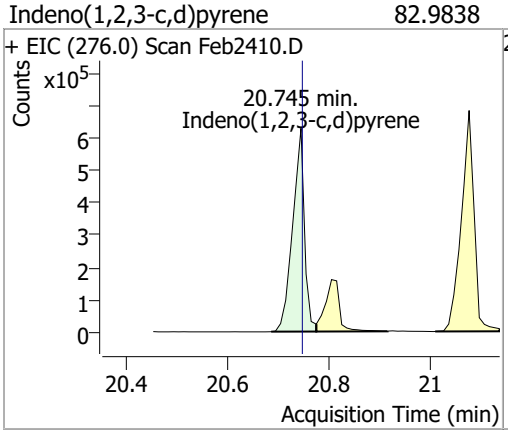

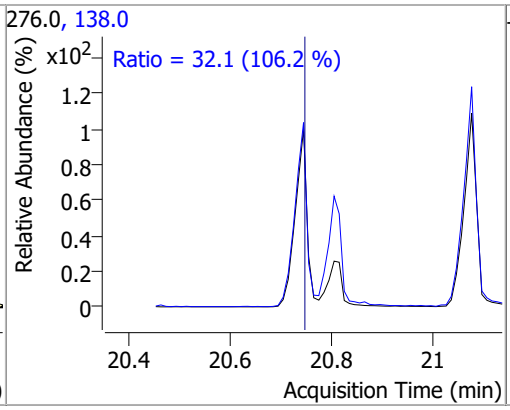

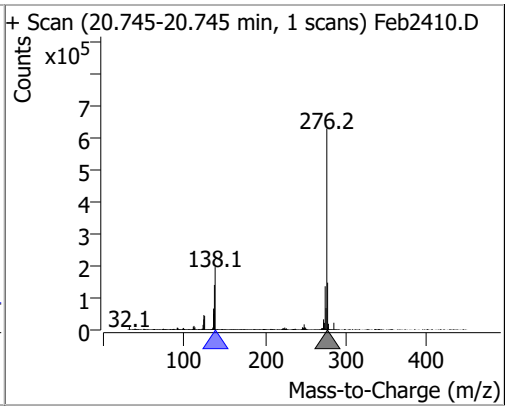

Compound	Conc.	RT	Dev(Min)	Resp.	QIon	QRatio	Lower	Upper
Dibenzo(a,h)anthracene	85.9540	20.82	0.01	1157866	139.0	25.4	17.7	32.9
					279.0	24.9	16.8	31.3

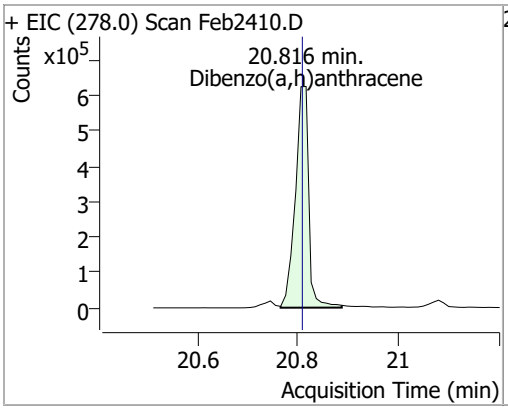

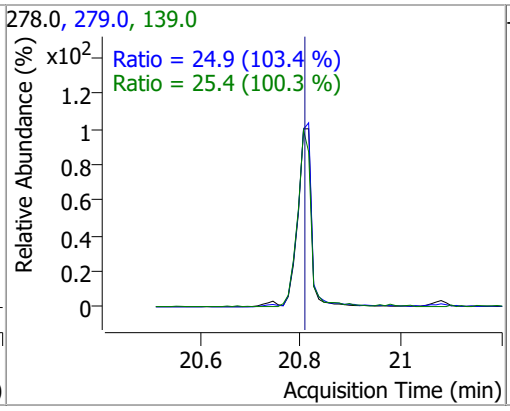

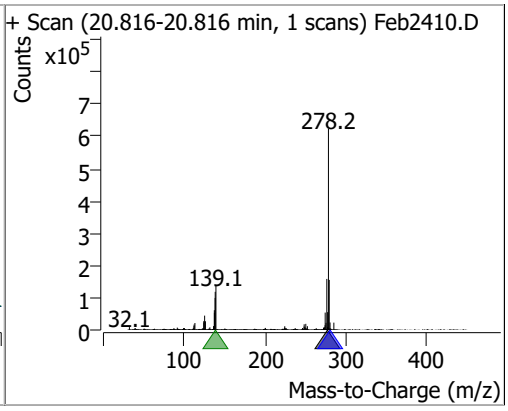

Compound	Conc.	RT	Dev(Min)	Resp.	QIon	QRatio	Lower	Upper
Benzo(g,h,i)perylene	86.0756	21.08	0.00	1226679	138.0	33.7	22.6	42.1
					277.0	23.8	16.5	30.6

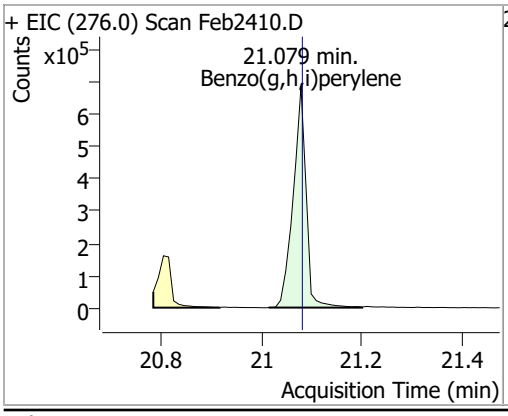

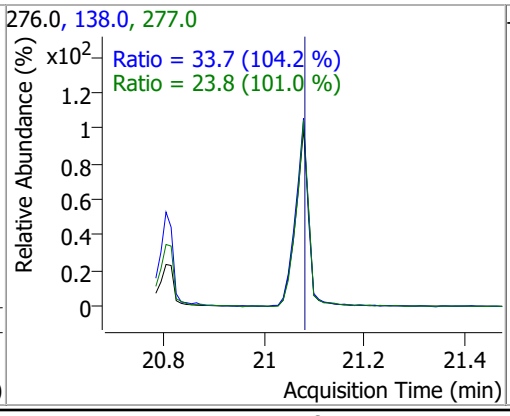

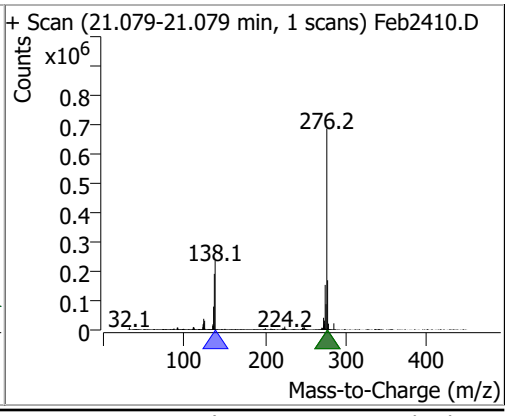

Quantitation Results Report (QT Reviewed)

Data File	Feb2411.D	Operator	LIMS import
Acq. Method	BNA+SIM.M	Acq. Date-Time	2/24/2022 9:01:29 PM
Sample Name	B22021435-007A	Instrument	Instrument #1
Vial	11	Multiplier	1.00
DA Method File		Comment	SVOC-8270-W-LARGO
Tune File	dftppdsm.u	Tune Date	2/18/2022 9:25:00 PM
Batch Name	022422 DoD BNA.batch.bin	Last Calib Update	2/25/2022 7:56:13 AM
Ref Library	D:\Org\Library\NIST129K.l		

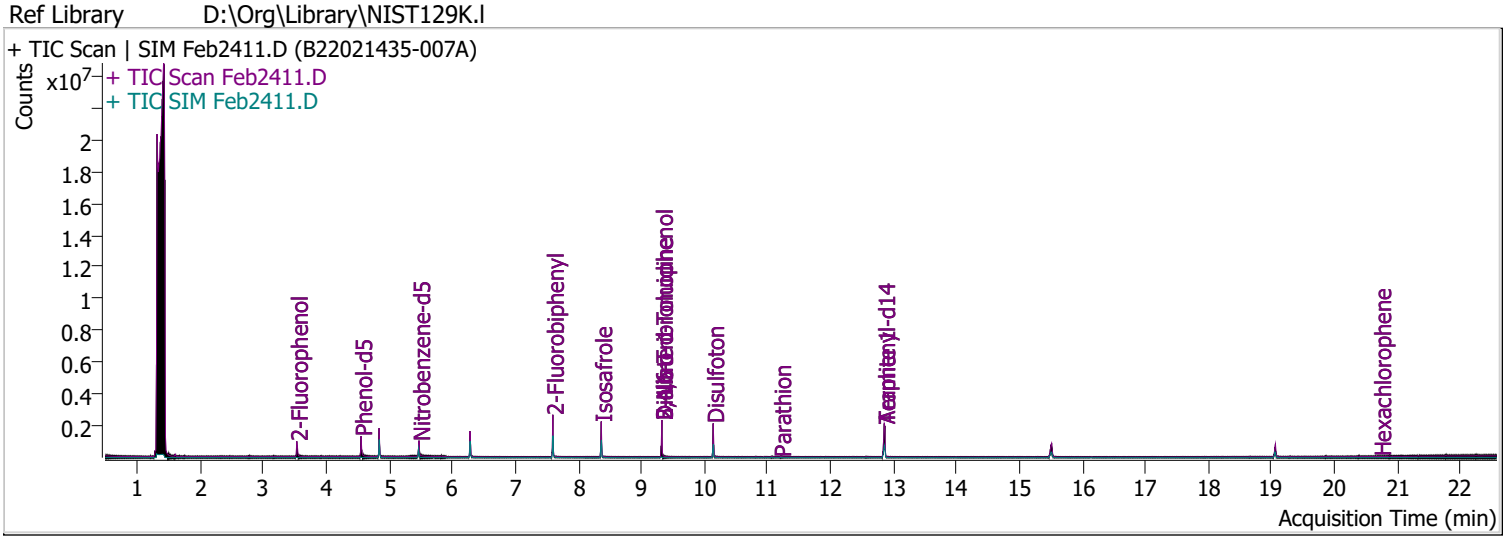

Compound	RT	QIon	Resp.	Conc.	Units		Dev(Min)
Internal Standards							
System Monitoring Compounds							
S 2-Fluorophenol	3.531	112.0	350538	55.8552	µg/L		0.000
Spiked Amount: 200.000	Range: 10.0 - 75.0%			Recovery = 27.93%			
S Phenol-d5	4.552	99.0	416291	50.8698	µg/L		0.000
Spiked Amount: 200.000	Range: 10.0 - 65.0%			Recovery = 25.43%			
S Nitrobenzene-d5	5.471	82.0	255287	56.5008	µg/L		0.000
Spiked Amount: 100.000	Range: 32.0 - 94.0%			Recovery = 56.50%			
S 2-Fluorobiphenyl	7.594	172.0	719787	54.7504	µg/L		0.000
Spiked Amount: 100.000	Range: 28.0 - 107.0%			Recovery = 54.75%			
S 2,4,6-Tribromophenol	9.325	329.8	175857	144.0868	µg/L		0.000
Spiked Amount: 200.000	Range: 25.0 - 140.0%			Recovery = 72.04%			
S Terphenyl-d14	12.855	244.3	1216571	91.8342	µg/L		-0.010
Spiked Amount: 100.000	Range: 32.0 - 122.0%			Recovery = 91.83%			
Target Compounds							**QValue**
T N-Nitrosodimethylamine	0.000		0	N.D.			
T Pyridine	0.000		0	N.D.			
T Aniline	0.000		0	N.D.			
T Phenol	0.000		0	N.D.			
T bis(-2-Chloroethyl)Ether	0.000		0	N.D.			
T 2-Chlorophenol	0.000		0	N.D.			
T 1,3-Dichlorobenzene	0.000		0	N.D.			
T 1,4-Dichlorobenzene	0.000		0	N.D.			
T 1,2-Dichlorobenzene	0.000		0	N.D.			
T Benzyl Alcohol	0.000		0	N.D.			
T bis(2-chloroisopropyl)Ether	5.369	121.0	0		µg/L	md	1
T 2-Methylphenol	0.000		0	N.D.			
T N-nitroso-Di-n-propylamine	5.471	70.0	0		µg/L	md	1
T Hexachloroethane	0.000		0	N.D.			
T 4Methylphenol/3Methylphenol	0.000		0	N.D.			

Compound	RT	QIon	Resp.	Conc.	Units		Dev(Min)
T Nitrobenzene	0.000		0	N.D.			
T Isophorone	0.000		0	N.D.			
T 2-Nitrophenol	0.000		0	N.D.			
T 2,4-Dimethylphenol	0.000		0	N.D.			
T bis(-2-Chloroethoxy)Methane	0.000		0	N.D.			
T 2,4-Dichlorophenol	0.000		0	N.D.			
T Benzoic Acid	0.000		0	N.D.			
T 1,2,4-Trichlorobenzene	0.000		0	N.D.			
T Naphthalene	0.000		0	N.D.			
T 4-Chlorophenol	0.000		0	N.D.			
T p-Chloroaniline	0.000		0	N.D.			
T Hexachlorobutadiene	0.000		0	N.D.			
T 4-Chloro-2-Methylphenol	0.000		0	N.D.			
T 4-Chloro-3-Methylphenol	0.000		0	N.D.			
T 2-Methylnaphthalene	0.000		0	N.D.			
T 1-Methylnaphthalene	0.000		0	N.D.			
T Hexachlorocyclopentadiene	0.000		0	N.D.			
T 2,4,6-Trichlorophenol	0.000		0	N.D.			
T 2,4,5-Trichlorophenol	0.000		0	N.D.			
T 2-Chloronaphthalene	0.000		0	N.D.			
T 2-Nitroaniline	0.000		0	N.D.			
T Dimethyl Phthalate	8.364	163.0	0		µg/L	md	1
T 2,6-Dinitrotoluene	8.364	165.0	0		µg/L	md	1
T Acenaphthylene	0.000		0	N.D.			
T 3-Nitroaniline	0.000		0	N.D.			
T Acenaphthene	0.000		0	N.D.			
T 2,4-Dinitrophenol	0.000		0	N.D.			
T Dibenzofuran	0.000		0	N.D.			
T 2,4-Dinitrotoluene	0.000		0	N.D.			
T 4-Nitrophenol	0.000		0	N.D.			
T Diethylphthalate	0.000		0	N.D.			
T Fluorene	0.000		0	N.D.			
T 4-Chlorophenyl-phenylether	0.000		0	N.D.			
T 4-Nitroaniline	0.000		0	N.D.			
T 4,6-Dinitro-2-methylphenol	0.000		0	N.D.			
T N-nitrosodiphenylamine	0.000		0	N.D.			
T Azobenzene	0.000		0	N.D.			
T 4-Bromophenyl-phenylether	0.000		0	N.D.			
T Hexachlorobenzene	0.000		0	N.D.			
T Pentachlorophenol	0.000		0	N.D.			
T Phenanthrene	0.000		0	N.D.			
T Anthracene	0.000		0	N.D.			
T Triallate	0.000		0	N.D.			
T Carbazole	0.000		0	N.D.			
T o-Terphenyl	0.000		0	N.D.			
T Di-n-Butylphthalate	0.000		0	N.D.			
T Fluoranthene	0.000		0	N.D.			
T Benzidine	12.855	184.0	0		µg/L	md	1
T Pyrene	0.000		0	N.D.			
T Butylbenzylphthalate	0.000		0	N.D.			
T Benzo(a)Anthracene	0.000		0	N.D.			
T Chrysene	0.000		0	N.D.			
T 3,3-Dichlorobenzidine	0.000		0	N.D.			
T bis(2-ethylhexyl)Phthalate	0.000		0	N.D.			
T Di-n-octyl Phthalate	0.000		0	N.D.			

Compound	RT	QIon	Resp.	Conc.	Units	Dev(Min)
T Benzo(b)fluoranthene	0.000		0	N.D.		
T Benzo(k)fluoranthene	0.000		0	N.D.		
T Benzo(a)pyrene	0.000		0	N.D.		
T Indeno(1,2,3-c,d)pyrene	0.000		0	N.D.		
T Dibenzo(a,h)anthracene	0.000		0	N.D.		
T Benzo(g,h,i)perylene	0.000		0	N.D.		

(#) = Qualifier Out of Range; (m) = Manual Integration; (+) = Area Summed; (*) = Surrogate Percent Recovery Out of Range; (d): Zeroed Peak

Compound	Conc.	Exp RT	QIon	Exp Ratio
N-Nitrosodimethylamine	N.D.	2.22	42.0	112.0

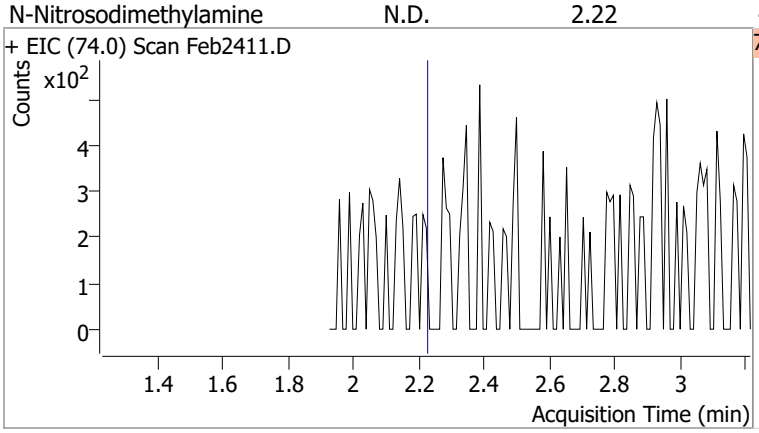

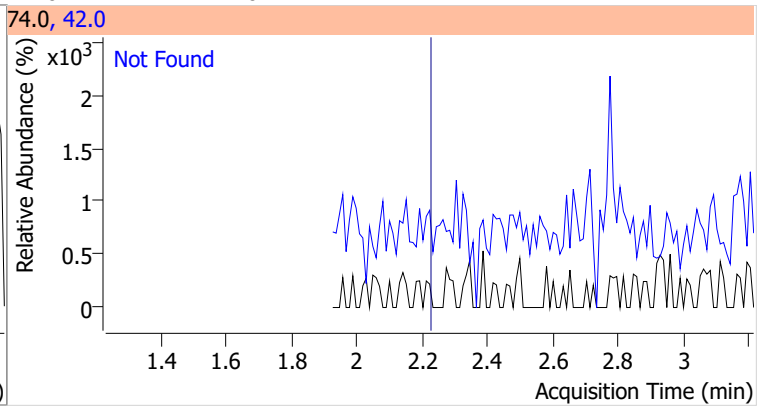

Compound	Conc.	Exp RT	QIon	Exp Ratio
Pyridine	N.D.	2.26	52.0	80.7

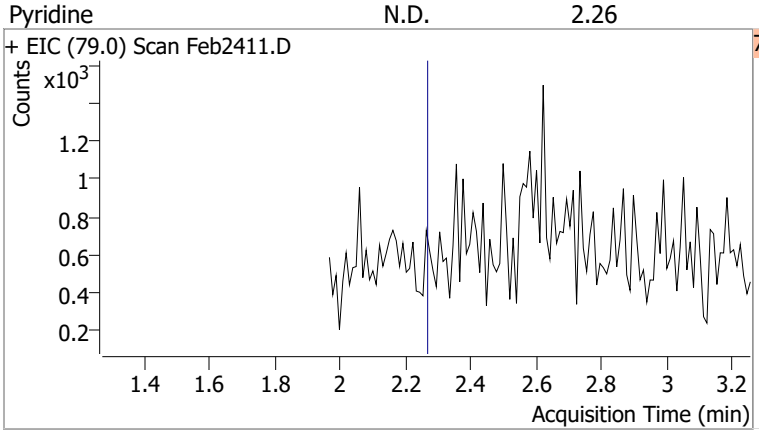

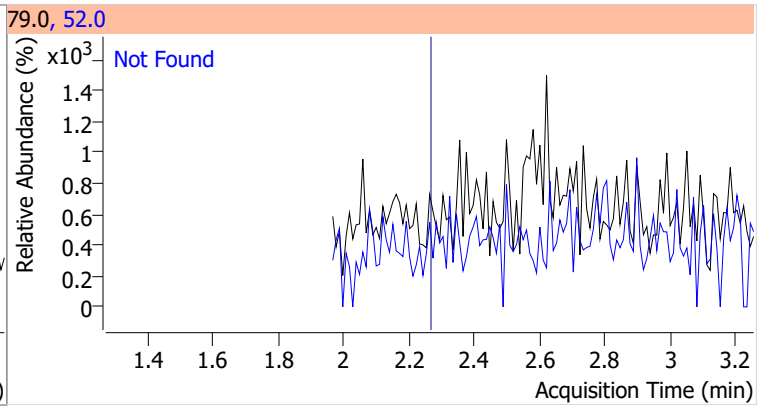

Compound	Conc.	RT	Dev(Min)	Resp.	QIon	QRatio	Lower	Upper
2-Fluorophenol	55.8552	3.53	0.00	350538	64.0	52.4	35.5	65.9
					92.0	21.8	14.8	27.5

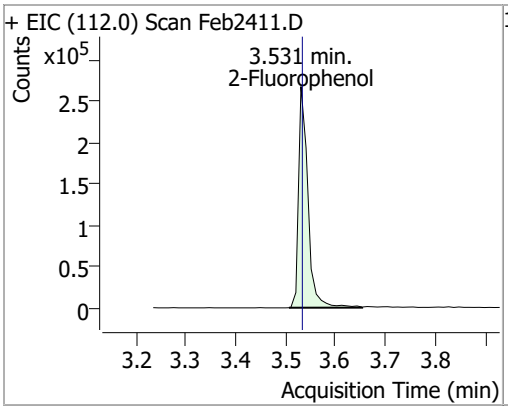

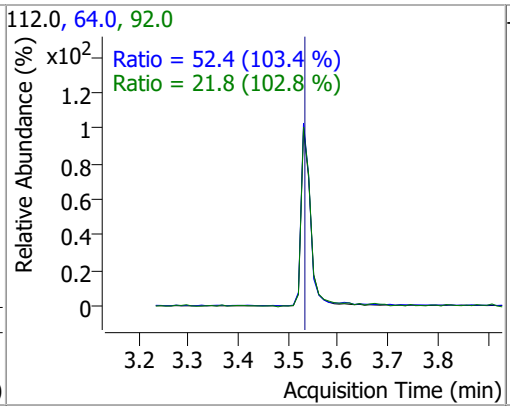

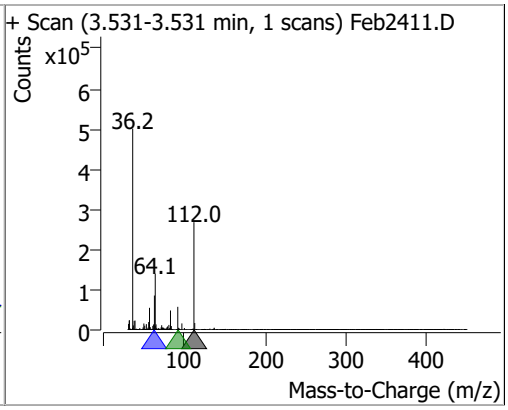

Compound	Conc.	Exp RT	QIon	Exp Ratio	QIon	Exp Ratio
Aniline	N.D.	4.50	66.0	35.4	65.0	18.8

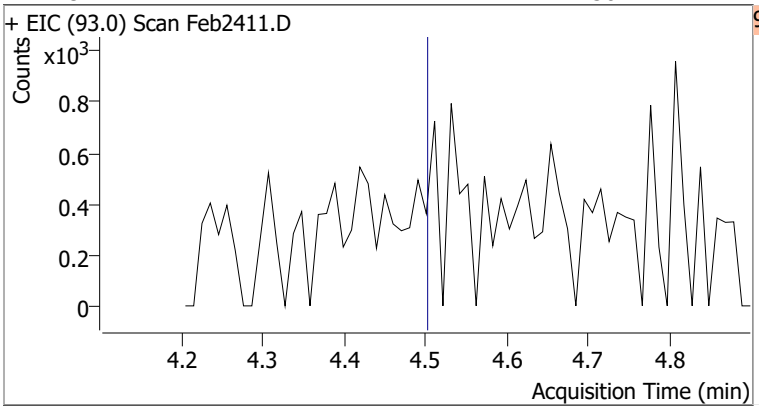

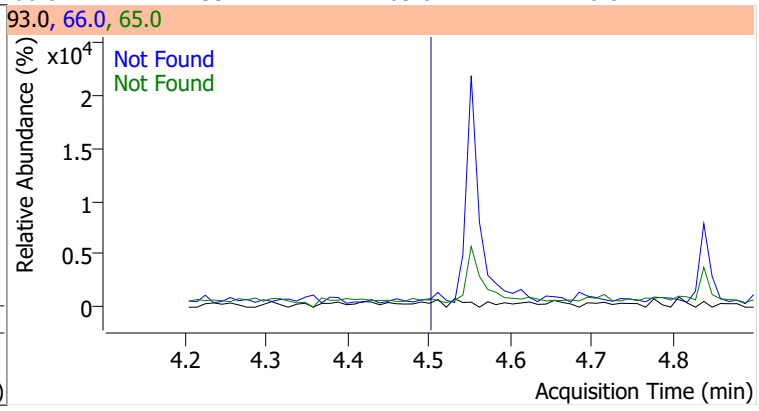

Compound	Conc.	RT	Dev(Min)	Resp.	QIon	QRatio	Lower	Upper
Phenol-d5	50.8698	4.55	0.00	416291	71.0	34.7	25.0	46.4

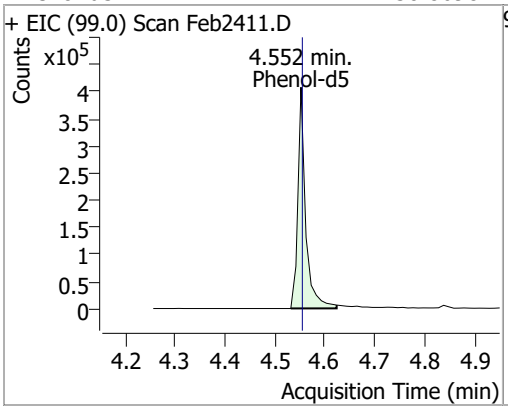

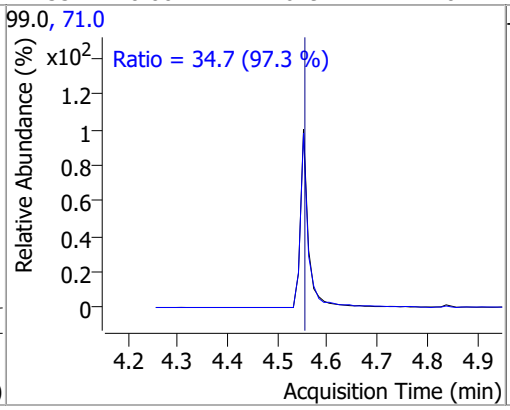

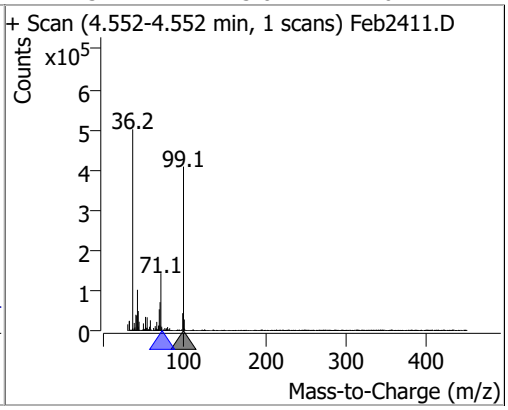

Compound	Conc.	Exp RT	QIon	Exp Ratio
Phenol	N.D.	4.57	66.0	40.4

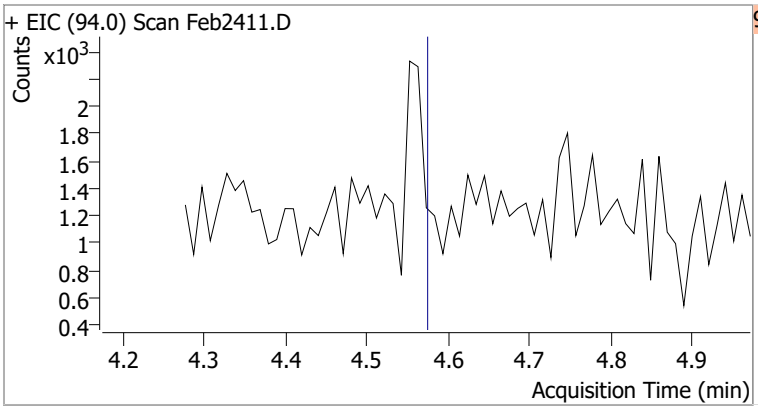

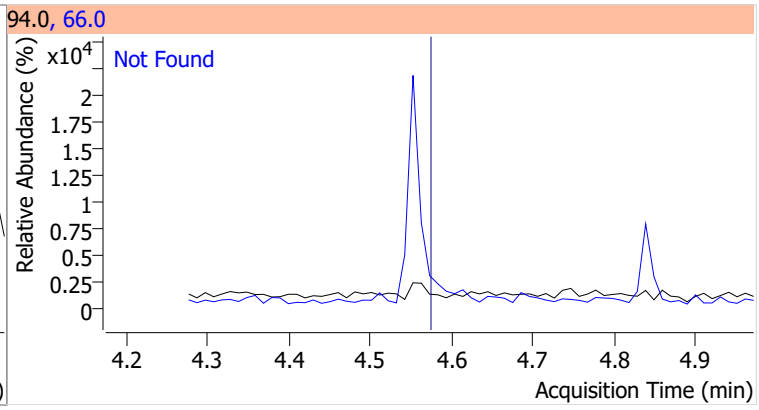

Compound	Conc.	Exp RT	QIon	Exp Ratio
bis(-2-Chloroethyl)Ether	N.D.	4.58	64.0	10.2

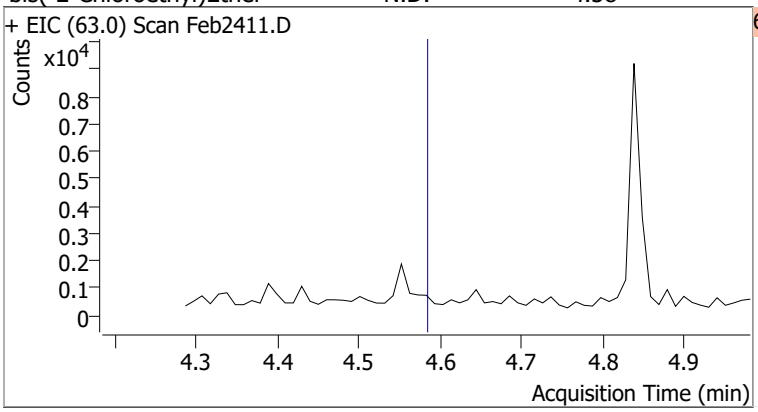

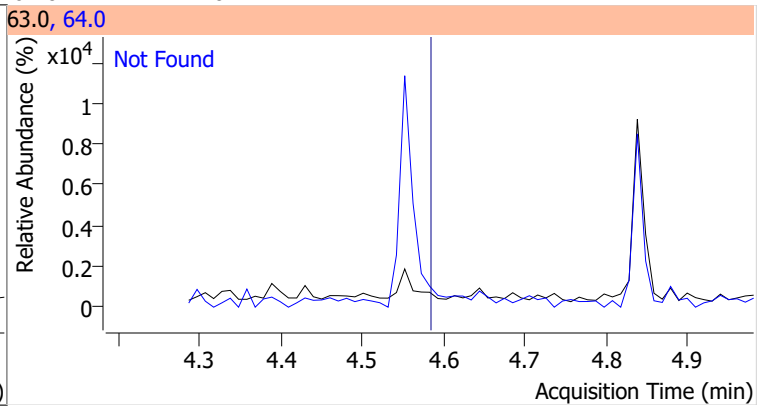

Compound	Conc.	Exp RT	QIon	Exp Ratio
2-Chlorophenol	N.D.	4.63	130.0	32.3

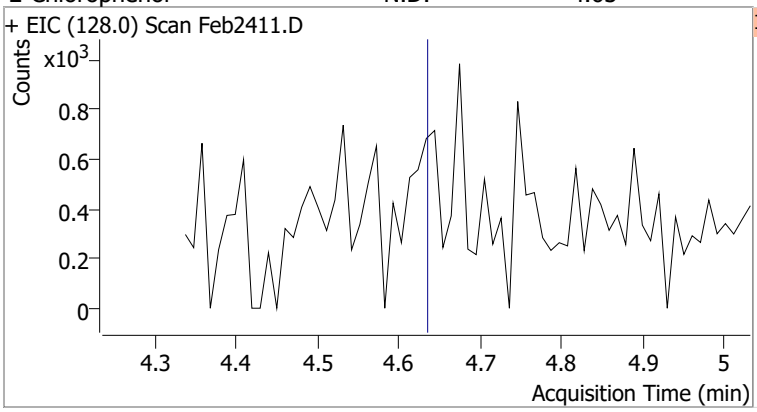

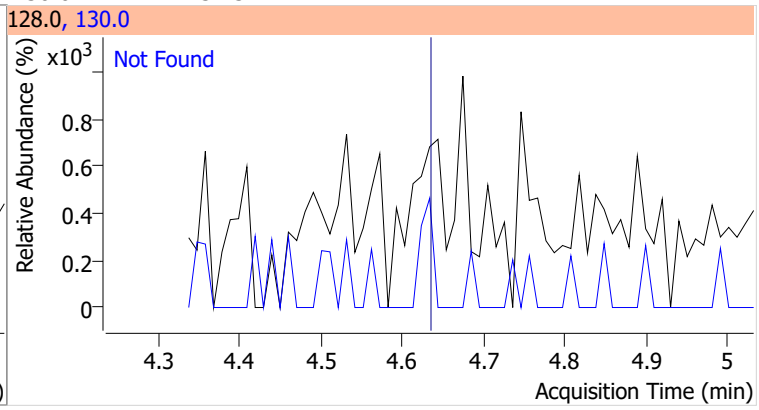

Compound	Conc.	Exp RT	QIon	Exp Ratio	QIon	Exp Ratio
1,3-Dichlorobenzene	N.D.	4.78	148.0	63.7	111.0	35.3

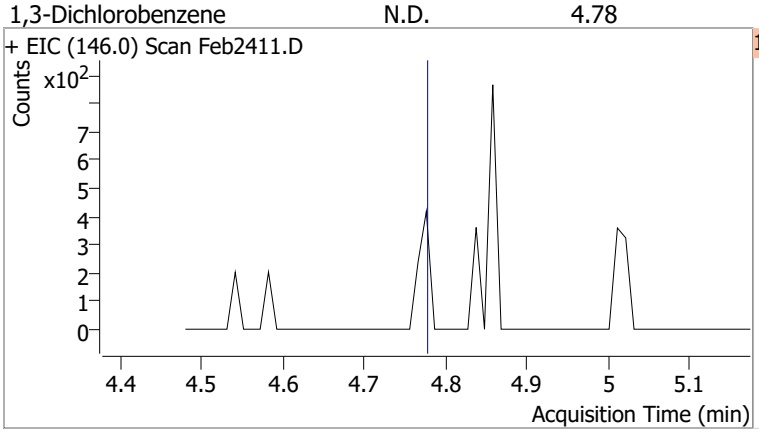

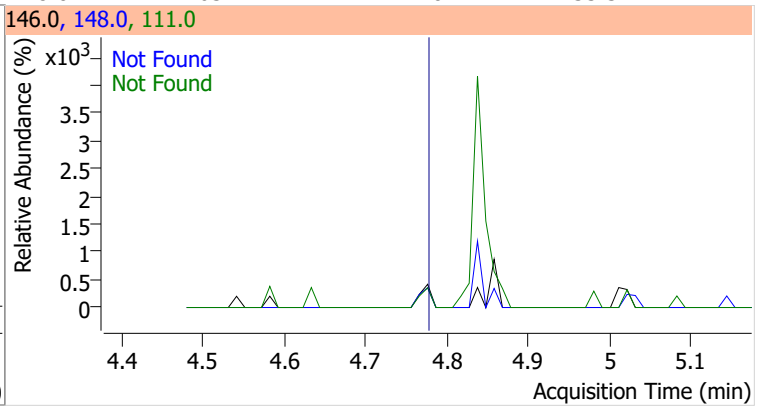

Compound	Conc.	Exp RT	QIon	Exp Ratio	QIon	Exp Ratio
1,4-Dichlorobenzene	N.D.	4.86	148.0	64.4	111.0	35.3

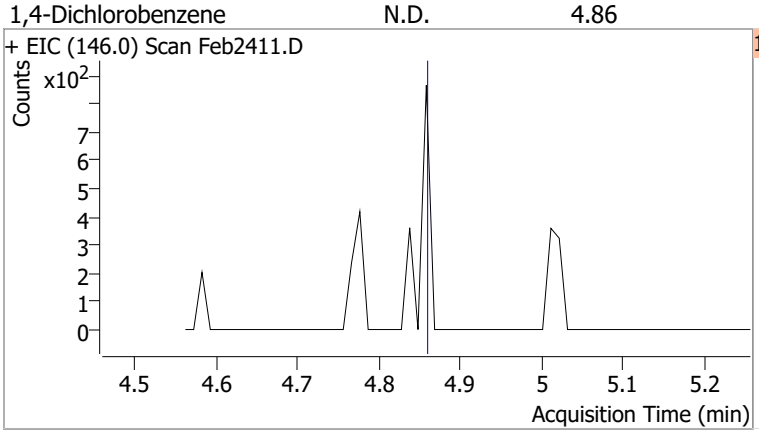

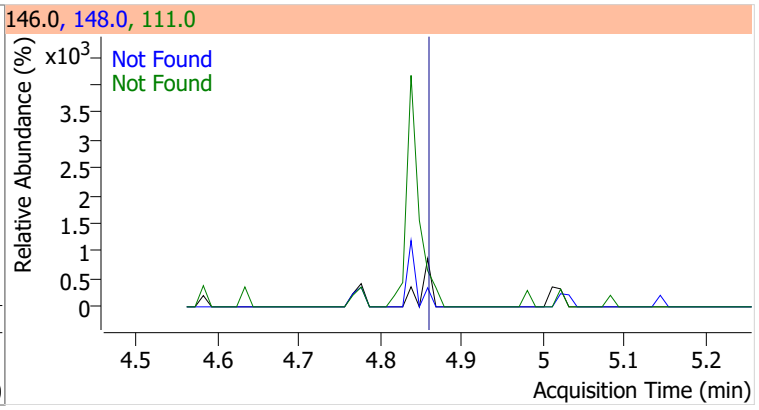

Compound	Conc.	Exp RT	QIon	Exp Ratio	QIon	Exp Ratio
1,2-Dichlorobenzene	N.D.	5.02	148.0	63.7	111.0	37.5

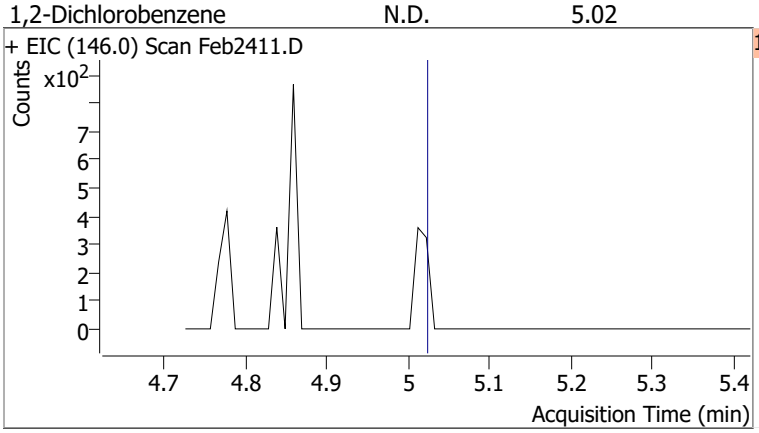

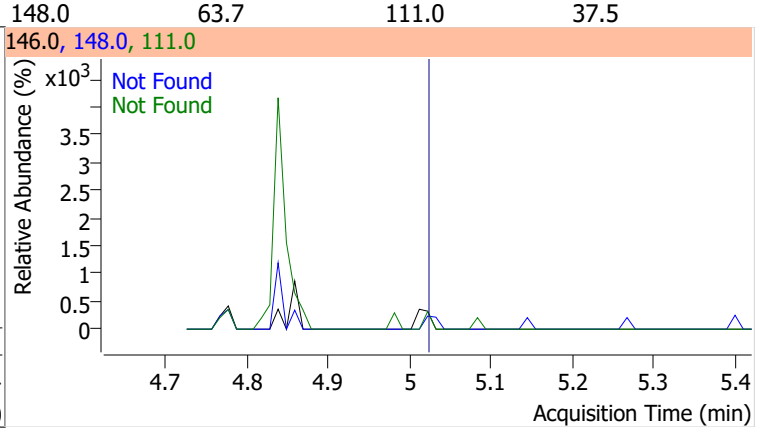

Compound	Conc.	Exp RT	QIon	Exp Ratio	QIon	Exp Ratio
Benzyl Alcohol	N.D.	5.04	79.0	118.8	107.0	68.8

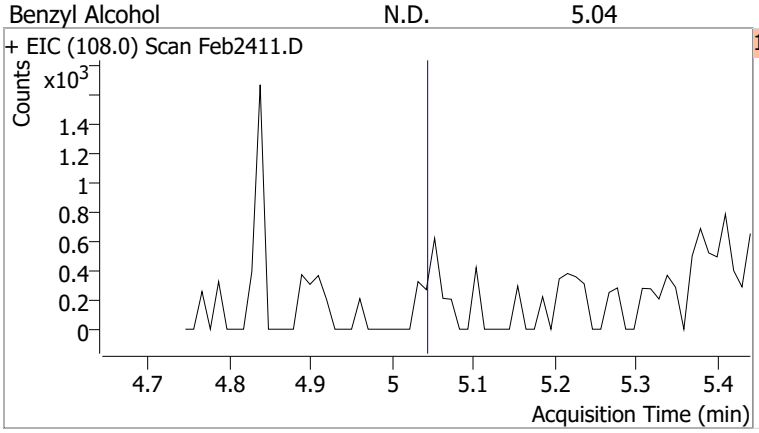

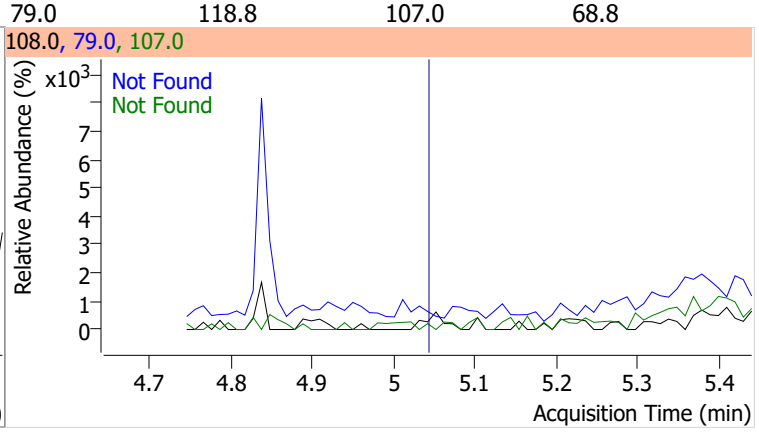

Compound	Conc.	RT	Dev(Min)	Resp.	QIon	QRatio	Lower	Upper
bis(2-chloroisopropyl)Ether		0		0	123.0		22.1	41.1

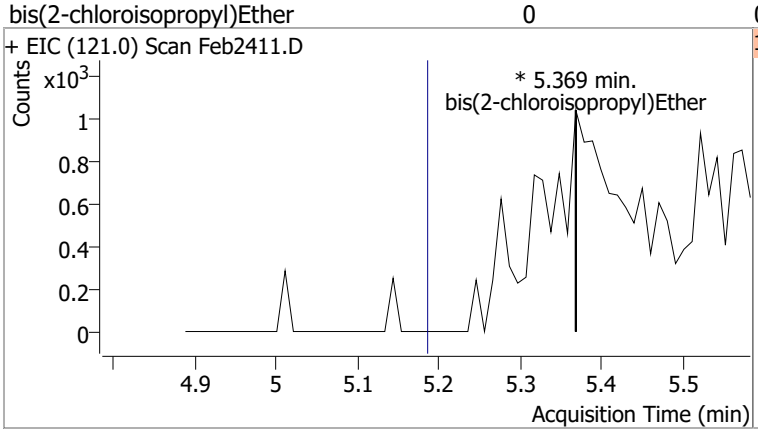

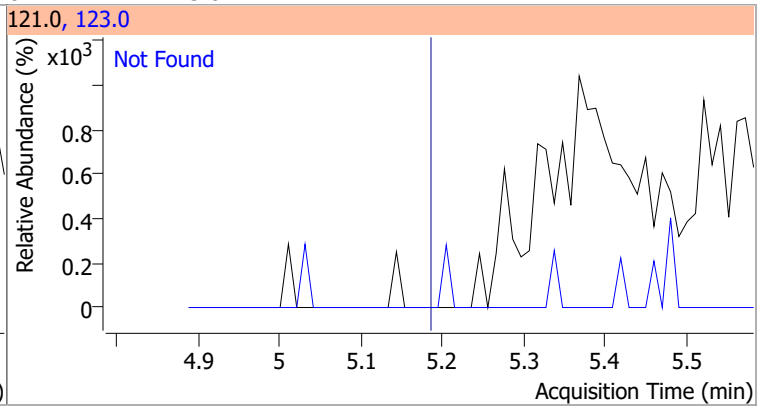

Compound	Conc.	Exp RT	QIon	Exp Ratio
2-Methylphenol	N.D.	5.22	108.0	117.4

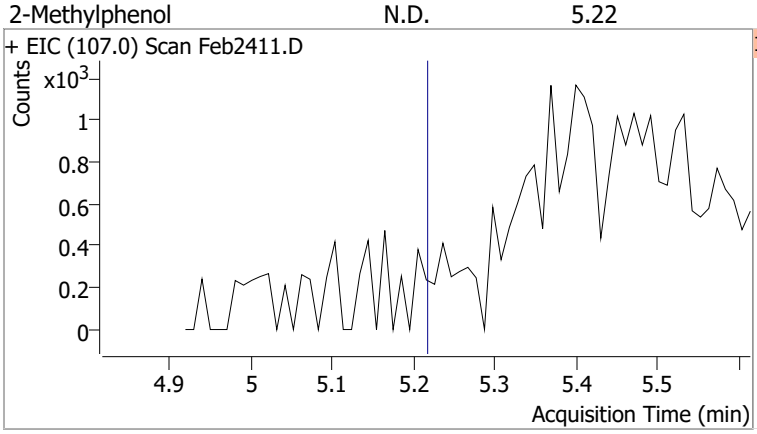

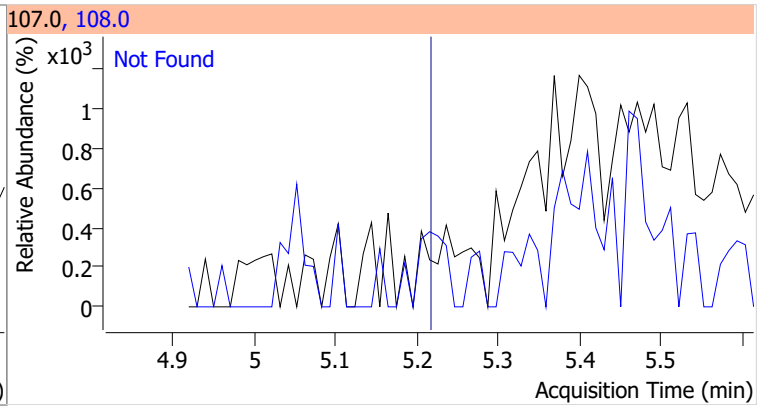

Compound	Conc.	RT	Dev(Min)	Resp.	QIon	QRatio	Lower	Upper
N-nitroso-Di-n-propylamine		0		0	130.0		0.0	34.0

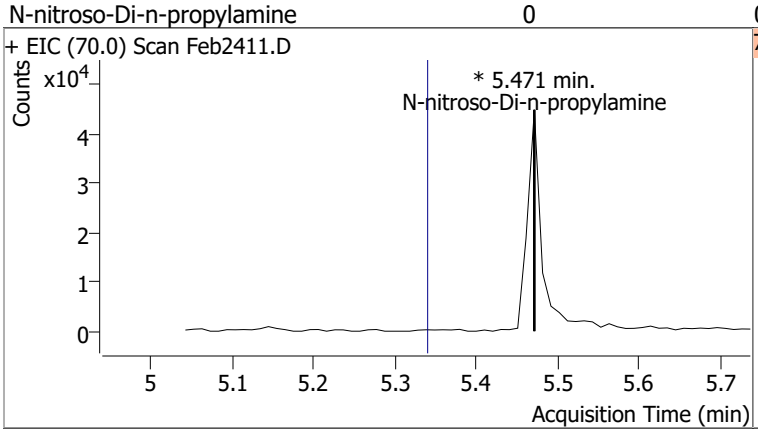

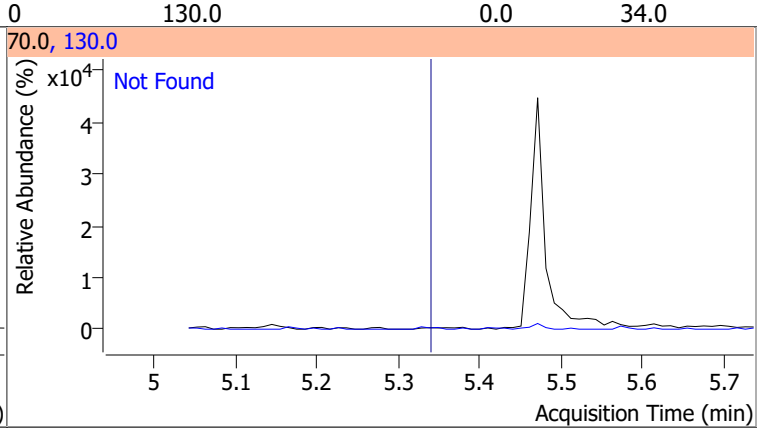

Compound	Conc.	Exp RT	QIon	Exp Ratio	QIon	Exp Ratio
Hexachloroethane	N.D.	5.39	201.0	89.1	199.0	59.3

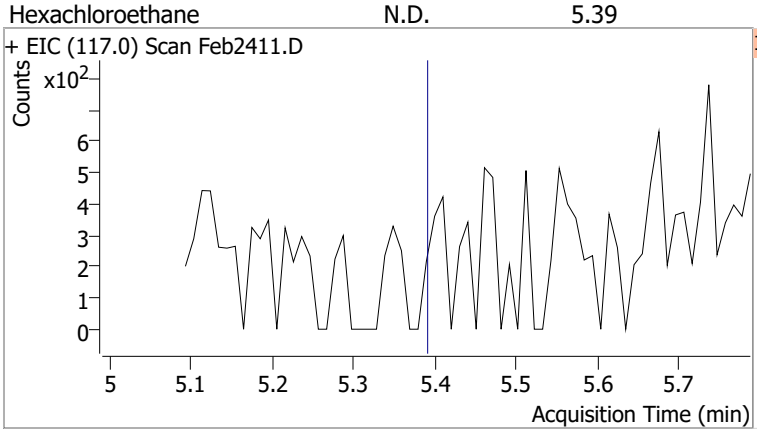

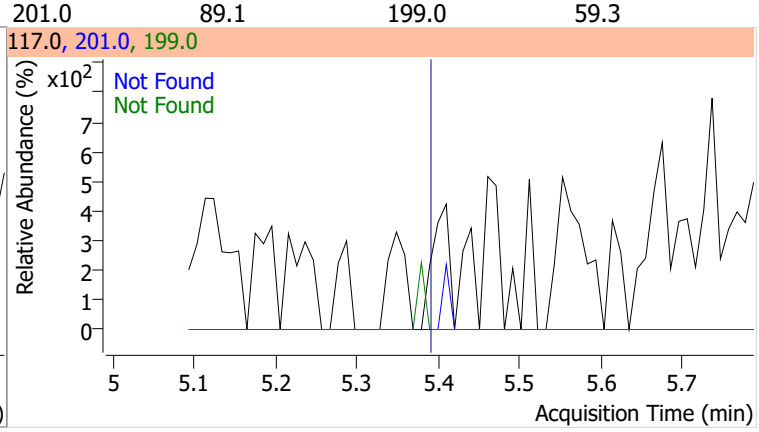

Compound	Conc.	Exp RT	QIon	Exp Ratio
4Methylphenol/3Methylphenol	N.D.	5.40	108.0	84.2

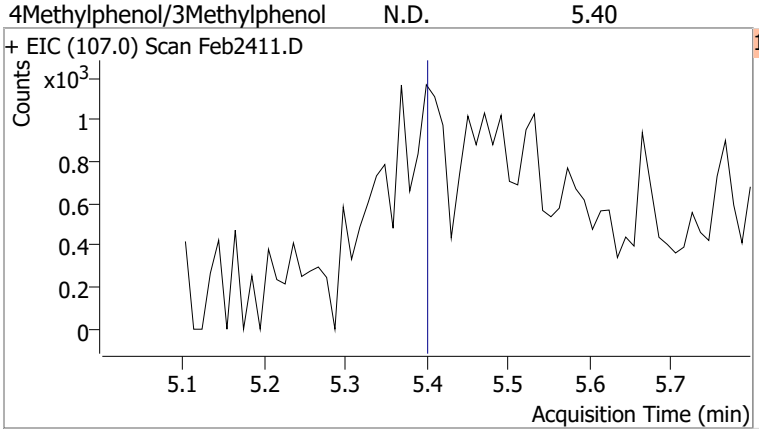

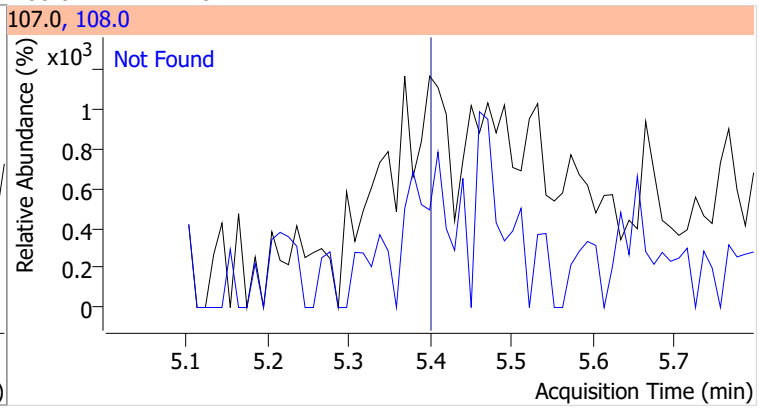

Compound	Conc.	RT	Dev(Min)	Resp.	QIon	QRatio	Lower	Upper
Nitrobenzene-d5	56.5008	5.47	0.00	255287	54.0	61.7	44.9	83.4
					128.0	46.1	33.4	62.1

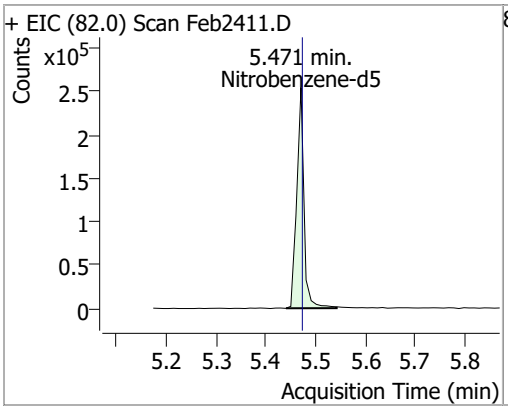

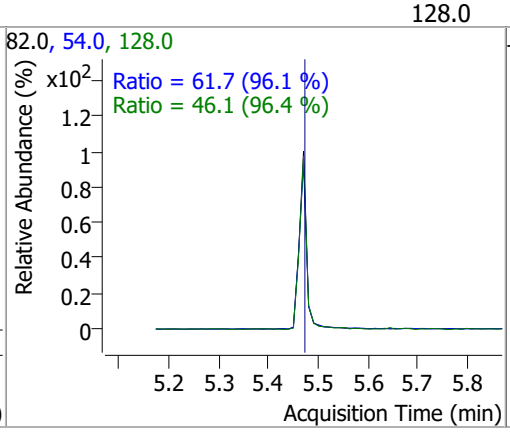

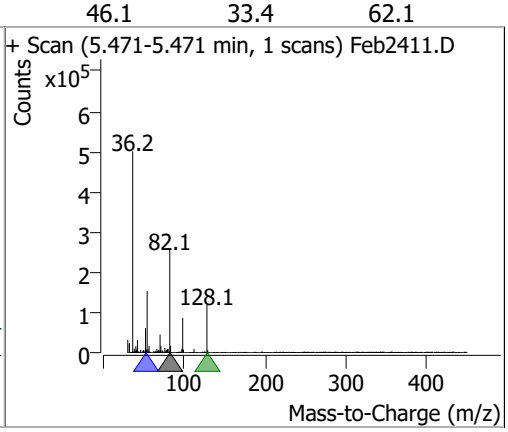

Compound	Conc.	Exp RT	QIon	Exp Ratio	QIon	Exp Ratio
Nitrobenzene	N.D.	5.49	77.0	209.6	51.0	127.5

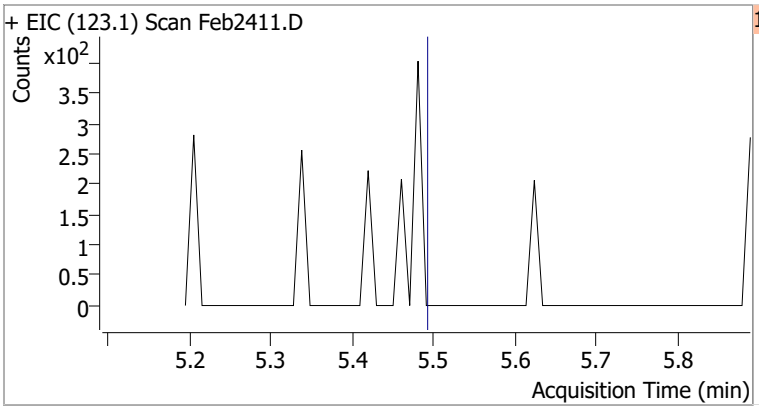

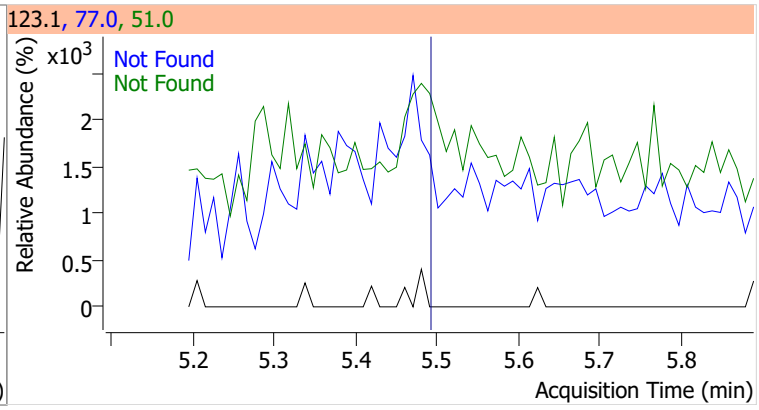

Compound	Conc.	Exp RT	QIon	Exp Ratio
Isophorone	N.D.	5.79	138.0	20.3

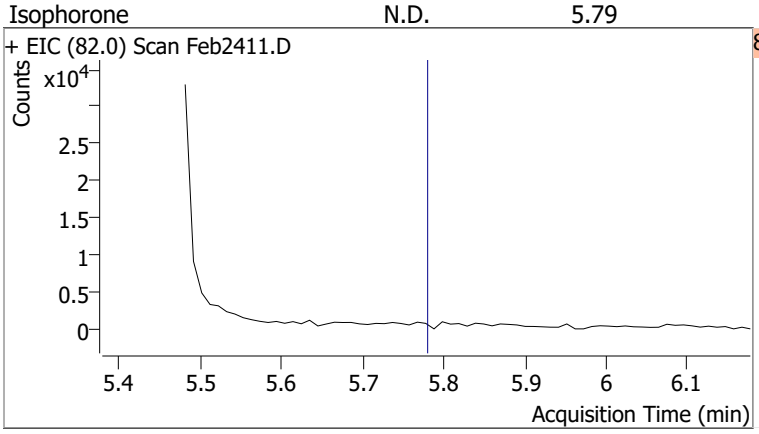

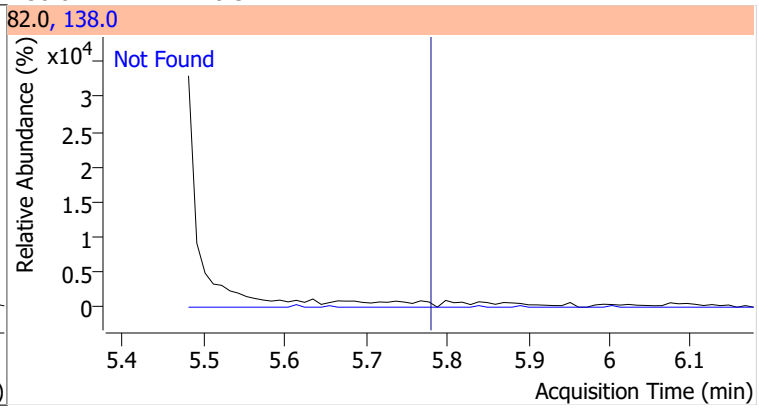

Compound	Conc.	Exp RT	QIon	Exp Ratio	QIon	Exp Ratio
2-Nitrophenol	N.D.	5.86	65.0	51.3	109.0	35.7

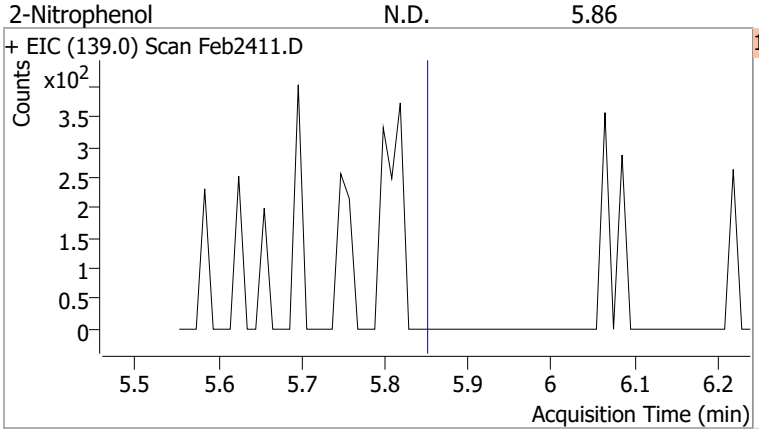

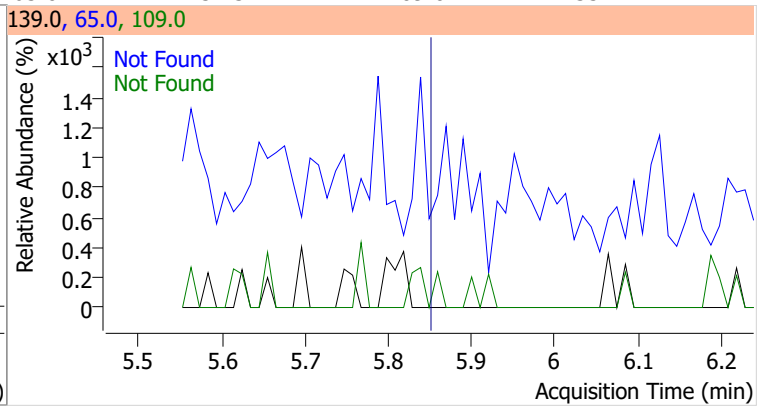

Compound	Conc.	Exp RT	QIon	Exp Ratio	QIon	Exp Ratio
2,4-Dimethylphenol	N.D.	5.99	107.0	111.1	77.0	30.2

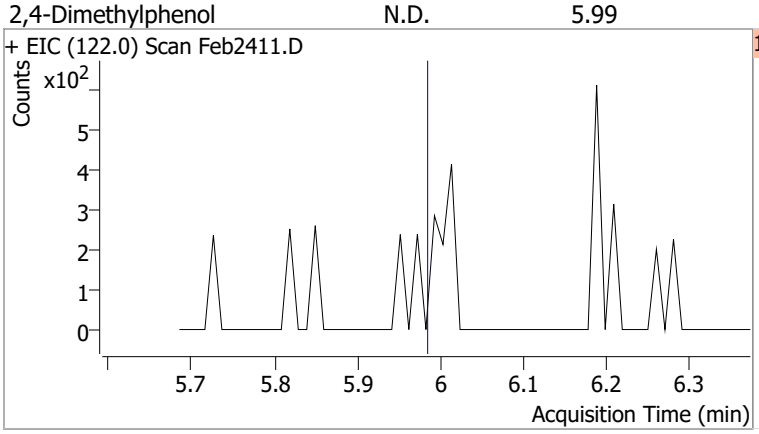

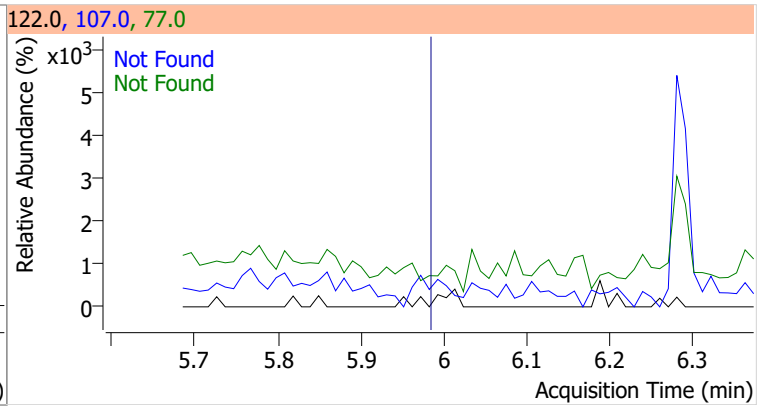

Compound	Conc.	Exp RT	QIon	Exp Ratio	QIon	Exp Ratio
bis(-2-Chloroethoxy)Methane	N.D.	6.07	63.0	70.1	95.0	31.8

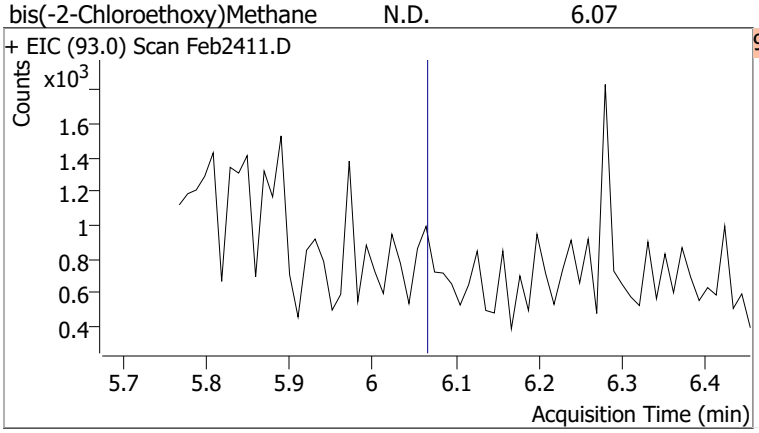

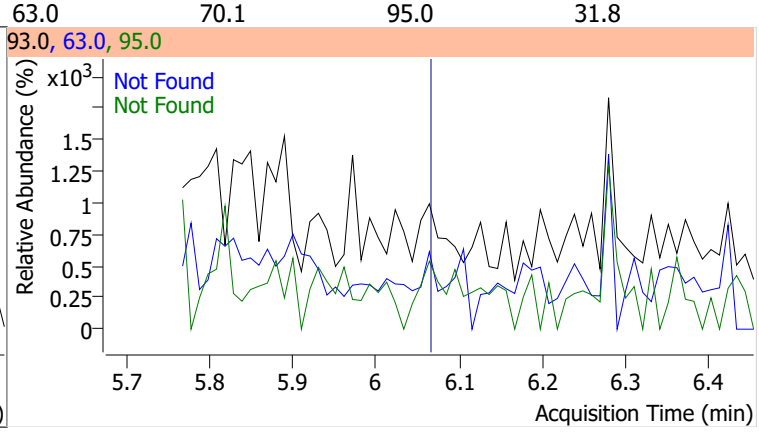

Compound	Conc.	Exp RT	QIon	Exp Ratio	QIon	Exp Ratio
2,4-Dichlorophenol	N.D.	6.18	164.0	66.1	98.0	34.4

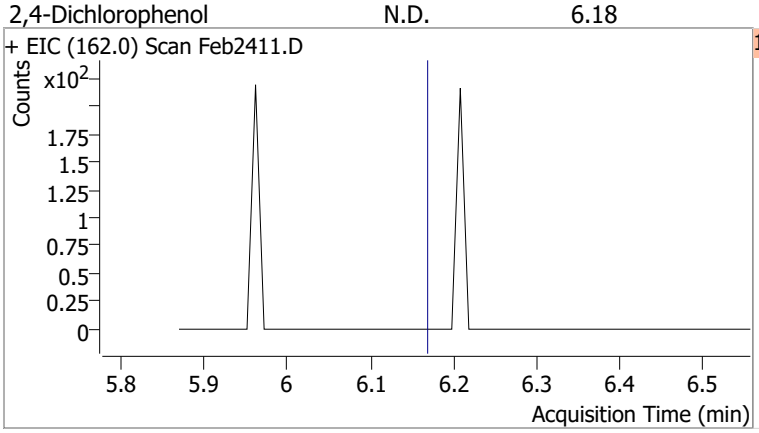

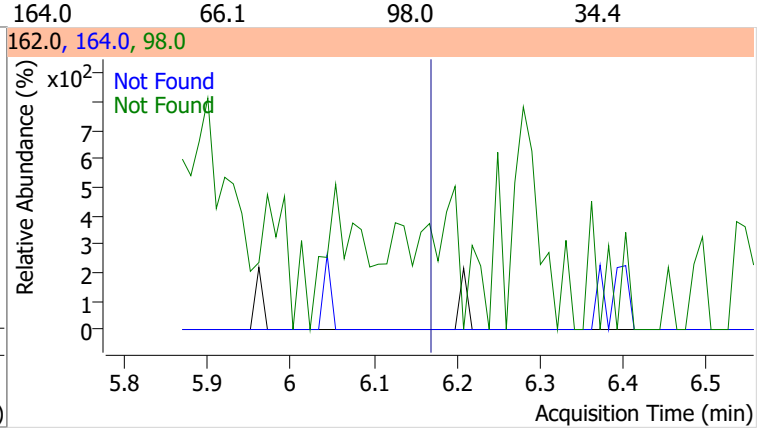

Compound	Conc.	Exp RT	QIon	Exp Ratio	QIon	Exp Ratio
Benzoic Acid	N.D.	6.21	122.0	86.4	77.0	79.5

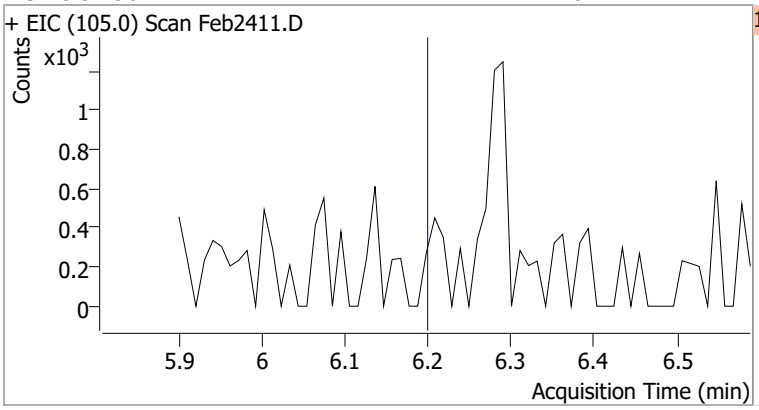

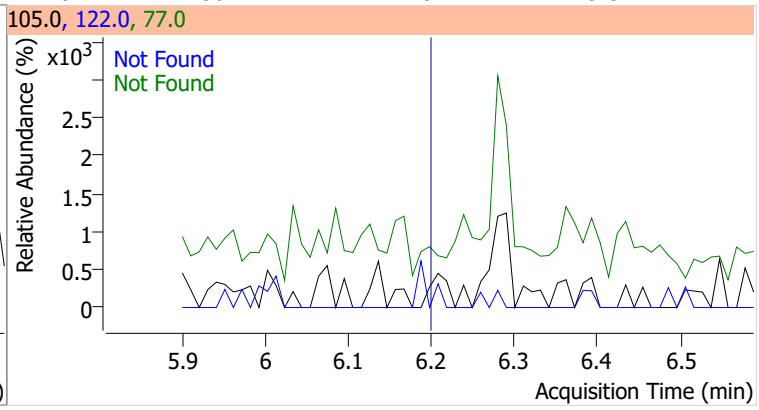

Compound	Conc.	Exp RT	QIon	Exp Ratio	QIon	Exp Ratio
1,2,4-Trichlorobenzene	N.D.	6.23	182.0	95.5	145.0	28.5

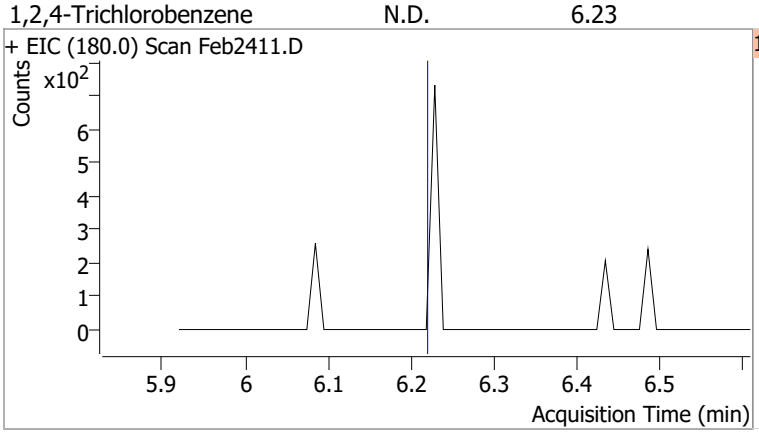

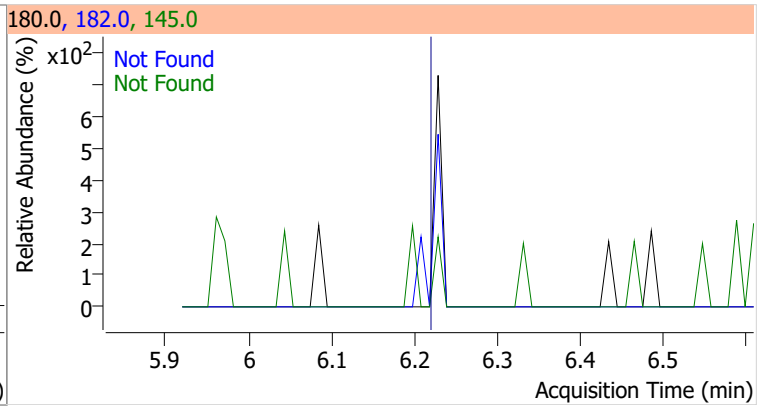

Compound	Conc.	Exp RT	QIon	Exp Ratio	QIon	Exp Ratio
Naphthalene	N.D.	6.31	129.0	11.0	102.0	9.2

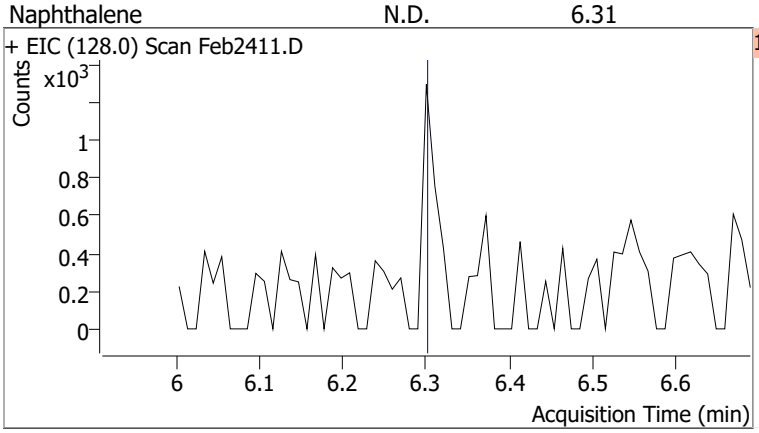

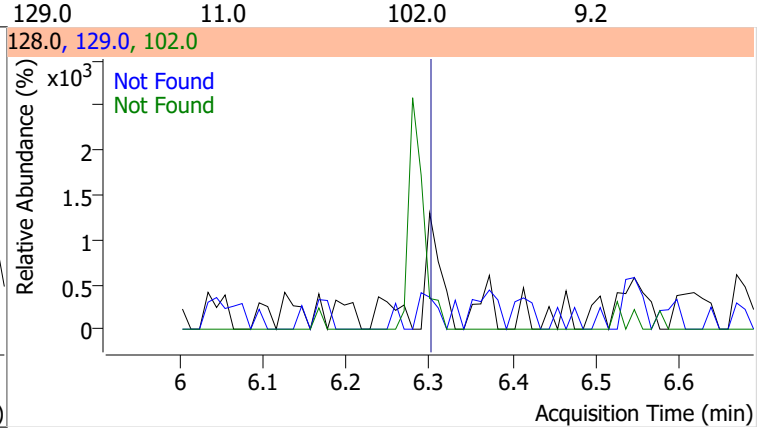

Compound	Conc.	Exp RT	QIon	Exp Ratio
4-Chlorophenol	N.D.	6.40	128.0	316.6

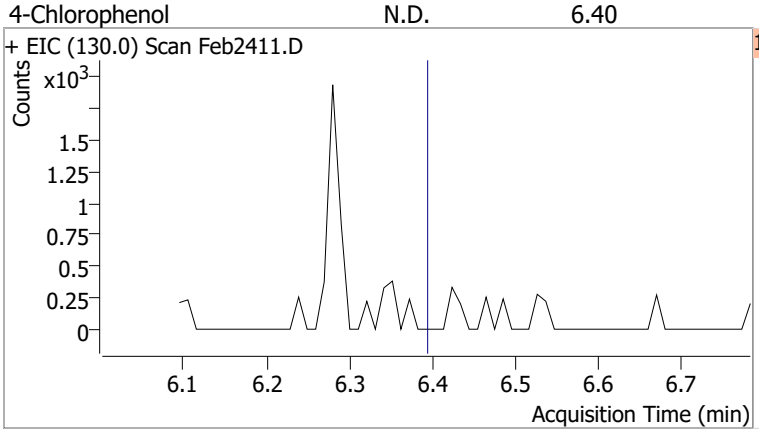

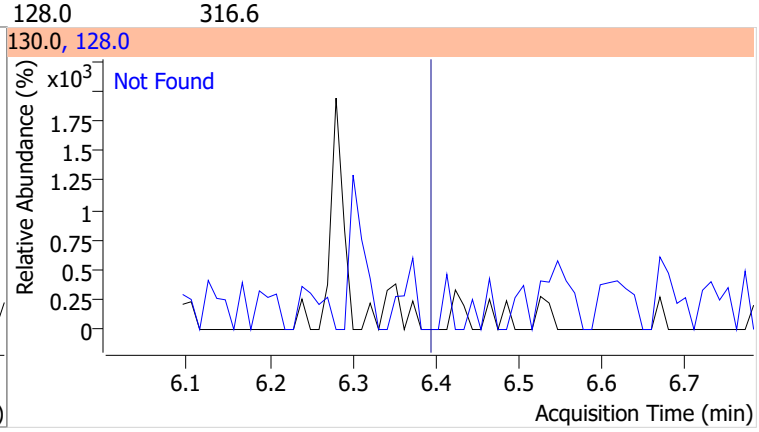

Compound	Conc.	Exp RT	QIon	Exp Ratio	QIon	Exp Ratio
p-Chloroaniline	N.D.	6.41	65.0	61.2	129.0	36.2

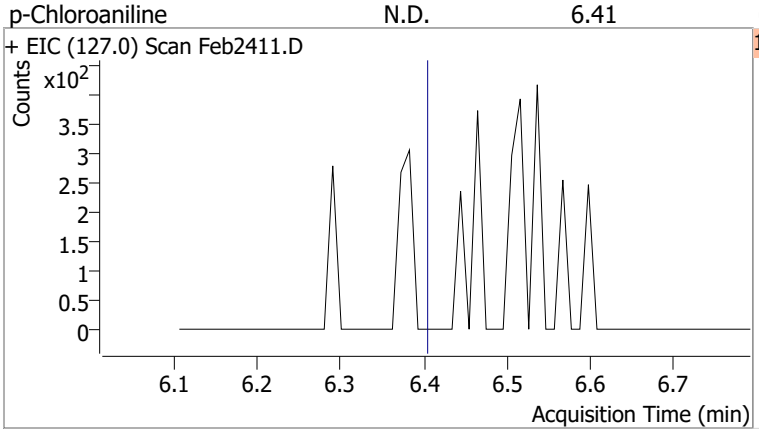

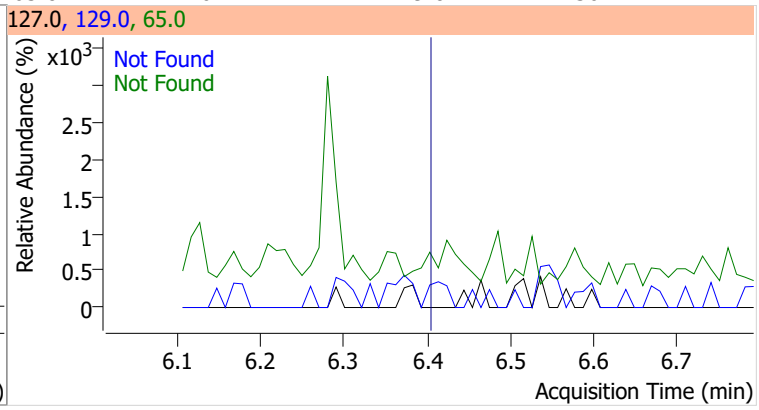

Compound	Conc.	Exp RT	QIon	Exp Ratio	QIon	Exp Ratio
Hexachlorobutadiene	N.D.	6.48	223.0	63.2	227.0	62.4

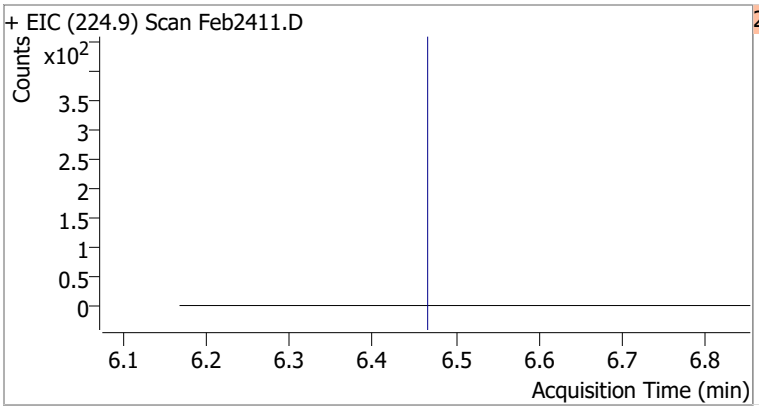

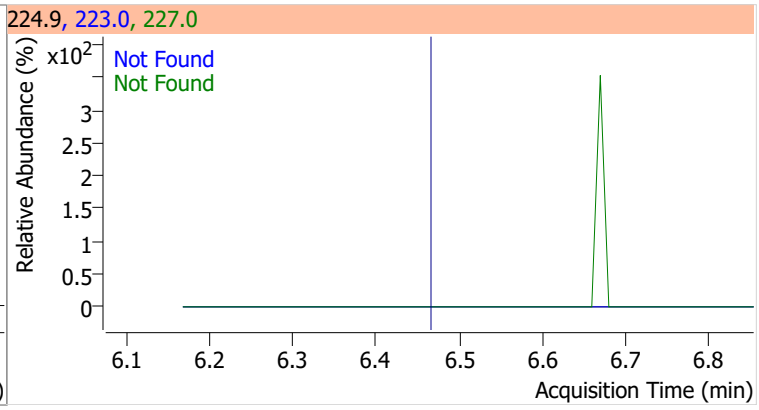

Compound	Conc.	Exp RT	QIon	Exp Ratio
4-Chloro-2-Methylphenol	N.D.	6.93	144.0	27.8

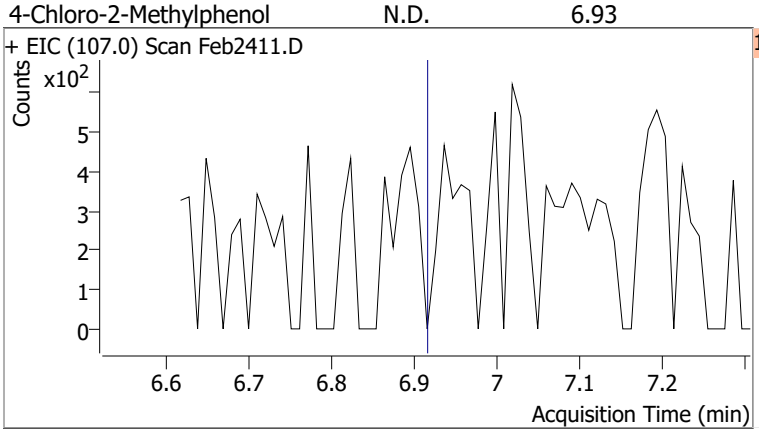

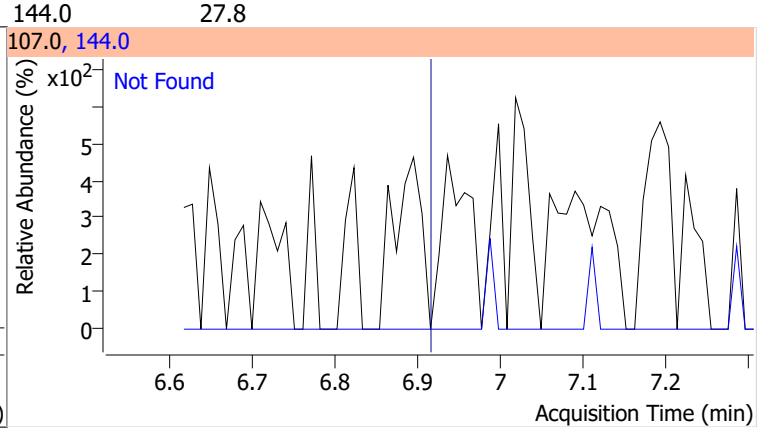

Compound	Conc.	Exp RT	QIon	Exp Ratio
4-Chloro-3-Methylphenol	N.D.	7.07	144.0	26.7

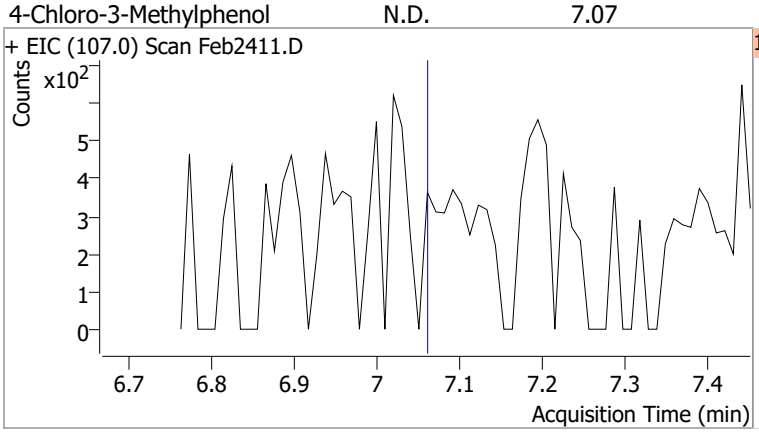

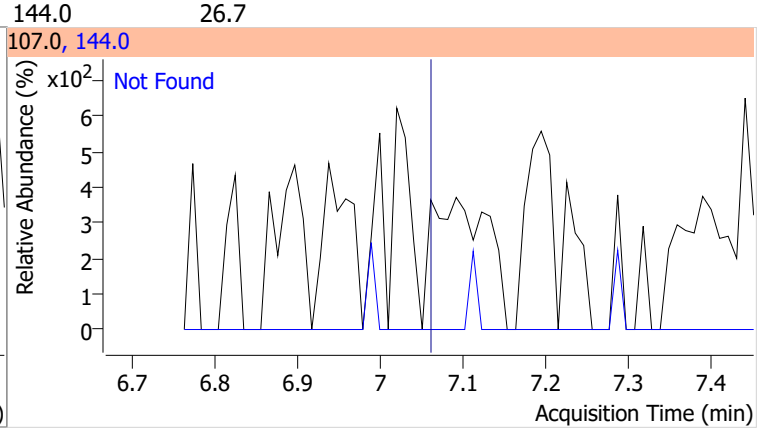

Compound	Conc.	Exp RT	QIon	Exp Ratio	QIon	Exp Ratio
2-Methylnaphthalene	N.D.	7.13	142.0	120.9	115.0	40.2

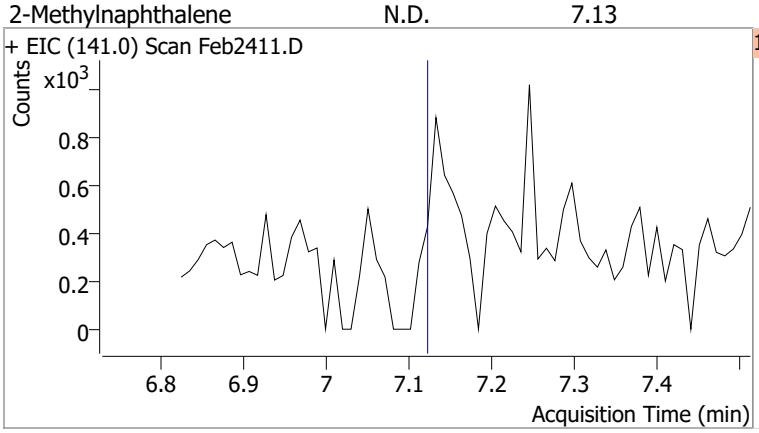

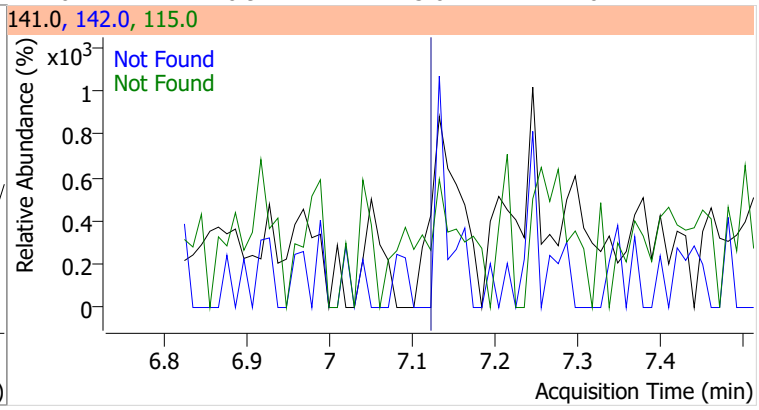

Compound	Conc.	Exp RT	QIon	Exp Ratio	QIon	Exp Ratio
1-Methylnaphthalene	N.D.	7.25	142.0	116.0	115.0	41.9

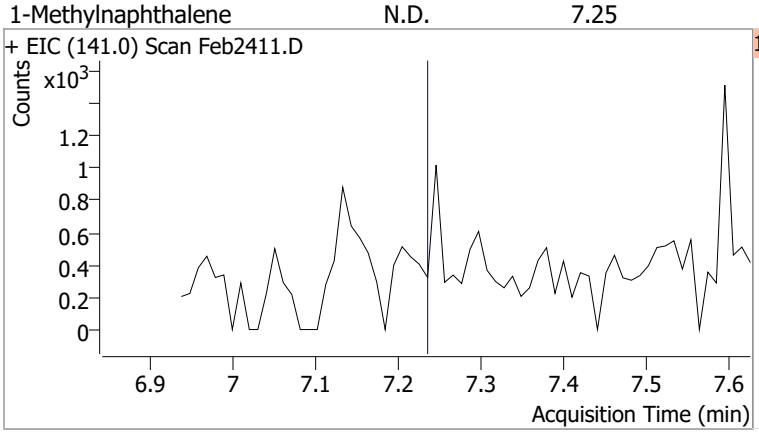

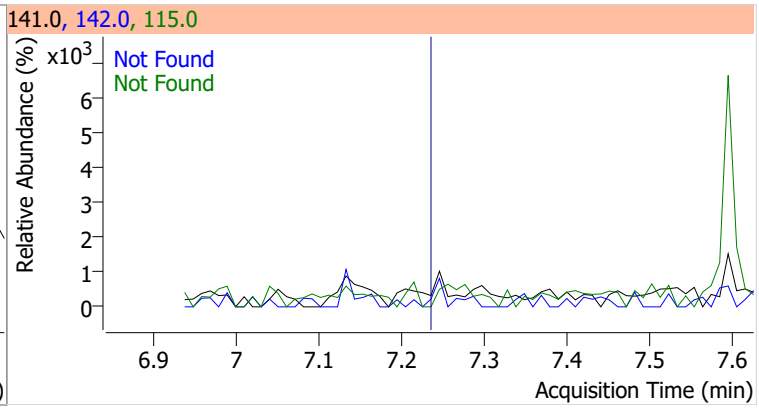

Compound	Conc.	Exp RT	QIon	Exp Ratio	QIon	Exp Ratio
Hexachlorocyclopentadiene	N.D.	7.33	238.9	64.2	234.9	62.1

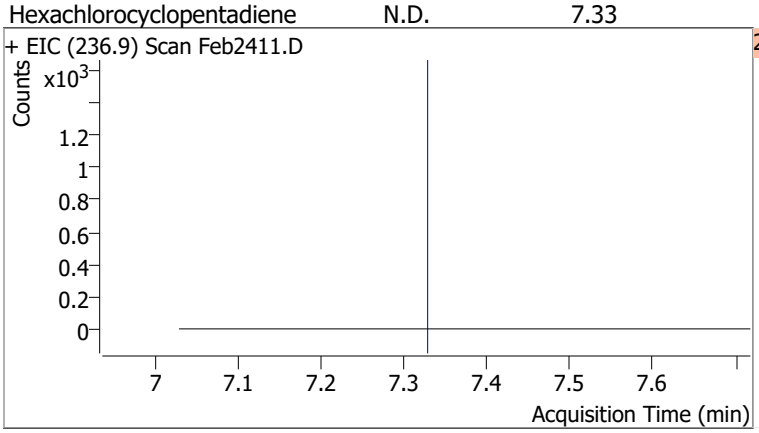

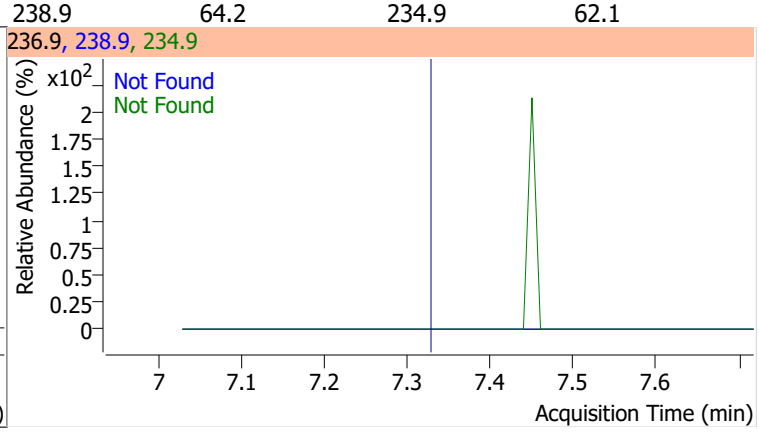

Compound	Conc.	Exp RT	QIon	Exp Ratio
2,4,6-Trichlorophenol	N.D.	7.51	198.0	92.6

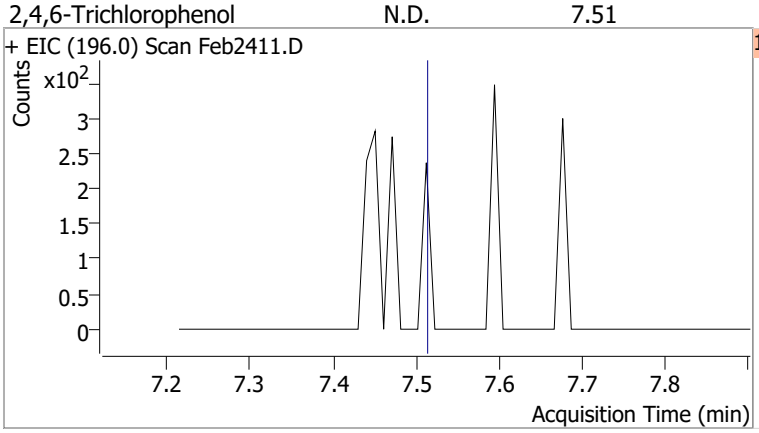

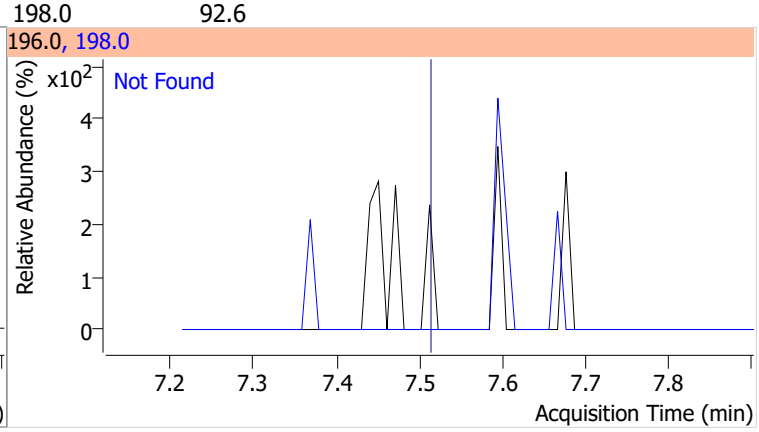

Compound	Conc.	Exp RT	QIon	Exp Ratio
2,4,5-Trichlorophenol	N.D.	7.57	198.0	94.1

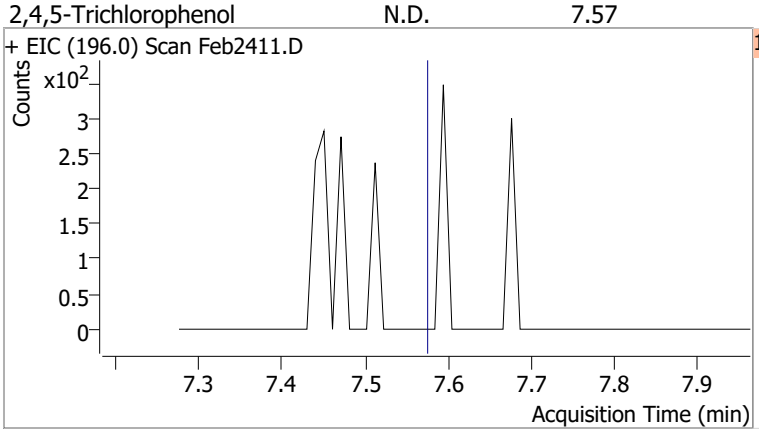

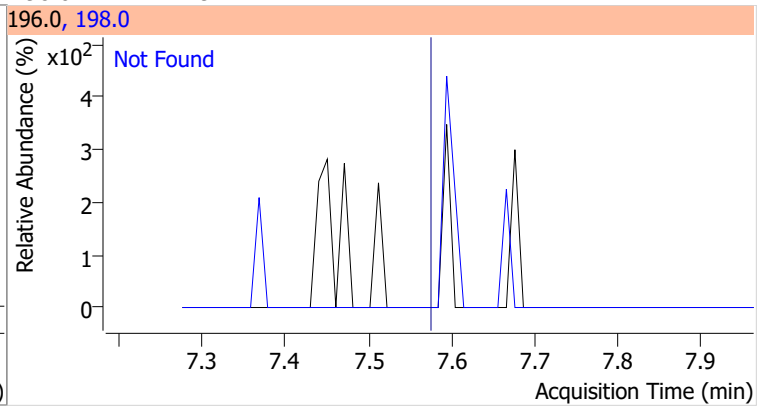

Compound	Conc.	RT	Dev(Min)	Resp.	QIon	QRatio	Lower	Upper
2-Fluorobiphenyl	54.7504	7.59	0.00	719787	171.0	34.3	24.1	44.7

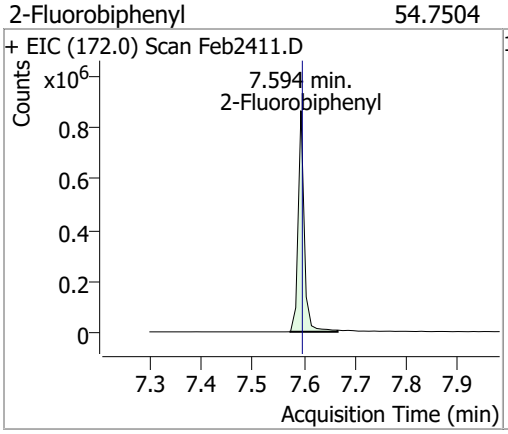

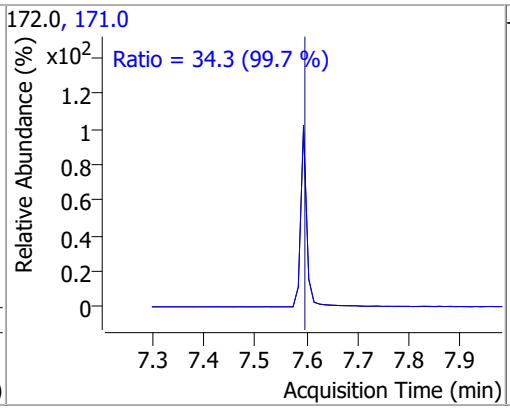

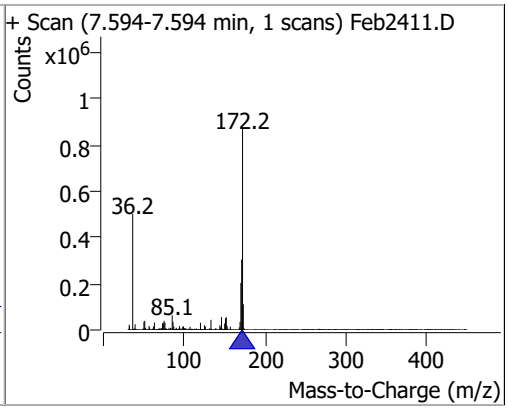

Compound	Conc.	Exp RT	QIon	Exp Ratio	QIon	Exp Ratio
2-Chloronaphthalene	N.D.	7.71	127.0	35.7	164.0	32.6

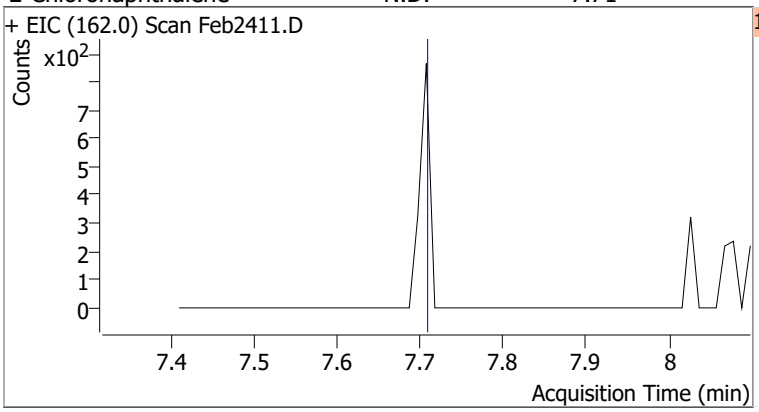

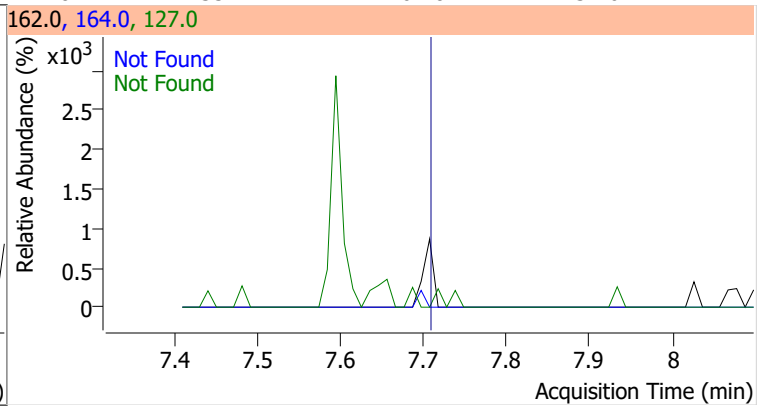

Compound	Conc.	Exp RT	QIon	Exp Ratio
2-Nitroaniline	N.D.	7.87	138.0	123.0

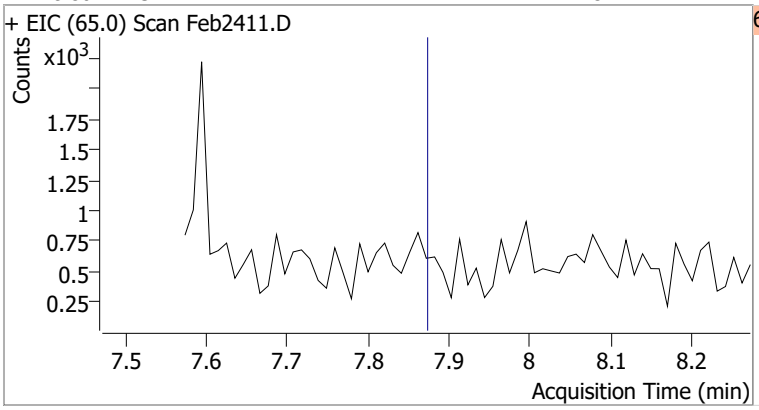

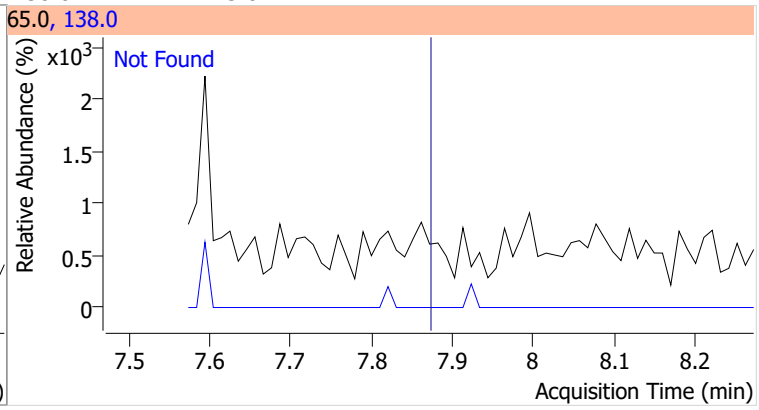

Compound	Conc.	RT	Dev(Min)	Resp.	QIon	QRatio	Lower	Upper
Dimethyl Phthalate		0		0	77.0		13.9	25.8

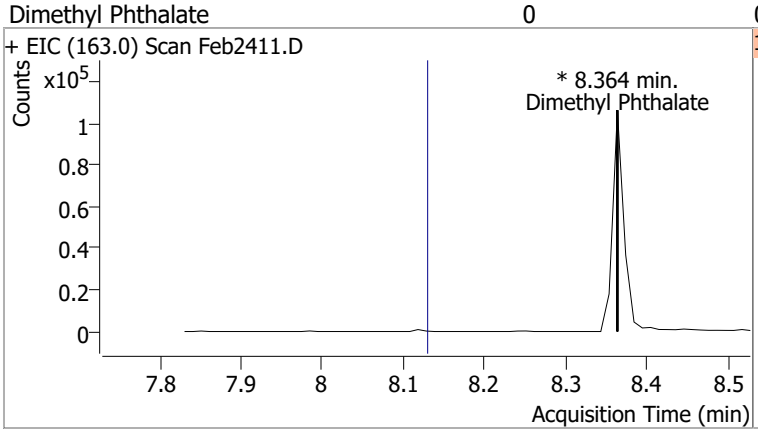

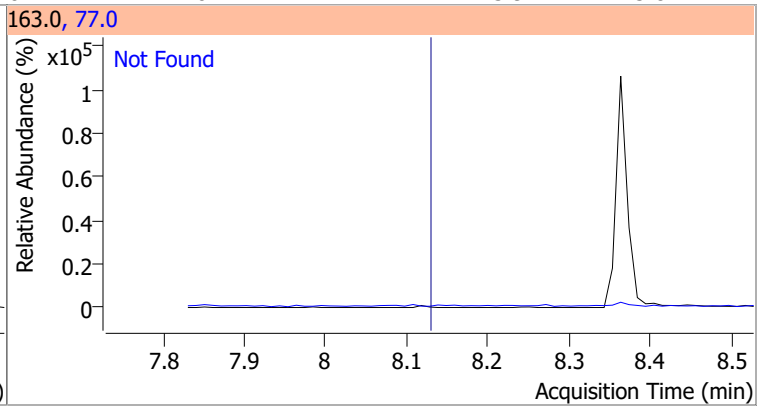

Compound	Conc.	RT	Dev(Min)	Resp.	QIon	QRatio	Lower	Upper
2,6-Dinitrotoluene		0		0	63.0		95.6	177.5
					89.0		45.4	84.4

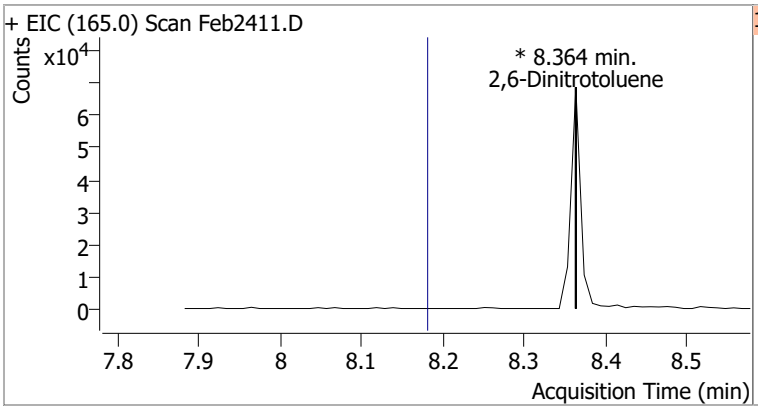

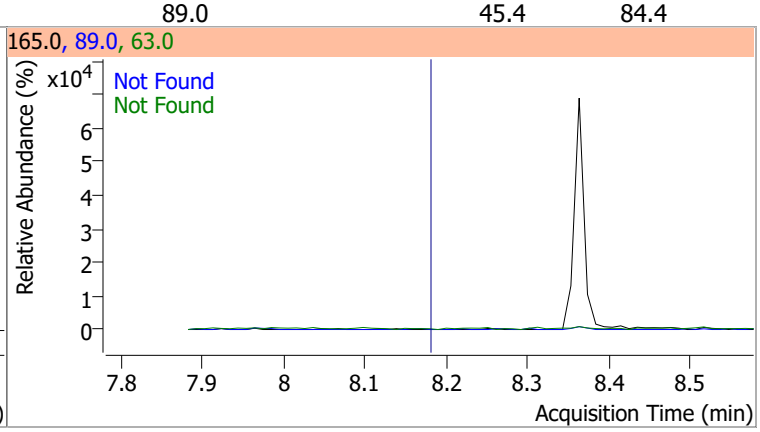

Compound	Conc.	Exp RT	QIon	Exp Ratio
Acenaphthylene	N.D.	8.19	153.1	14.0

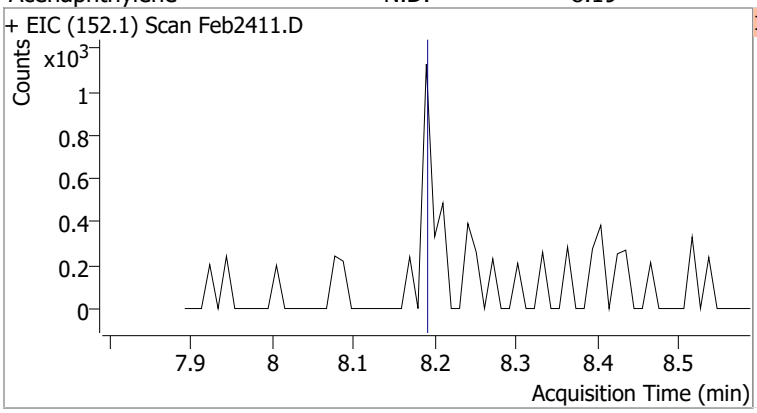

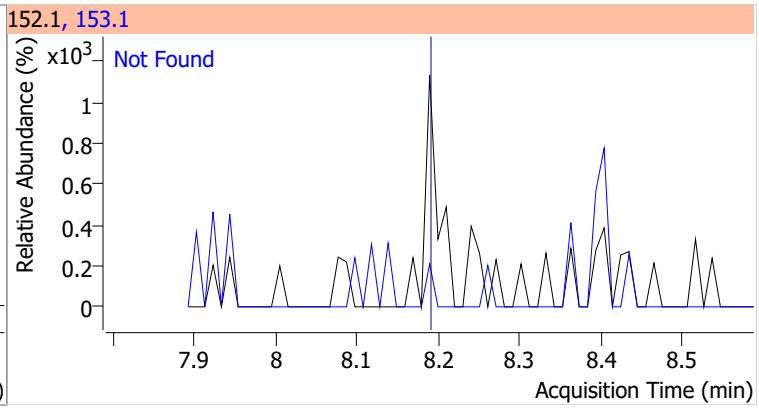

Compound	Conc.	Exp RT	QIon	Exp Ratio	QIon	Exp Ratio
3-Nitroaniline	N.D.	8.38	65.0	131.7	92.0	112.6

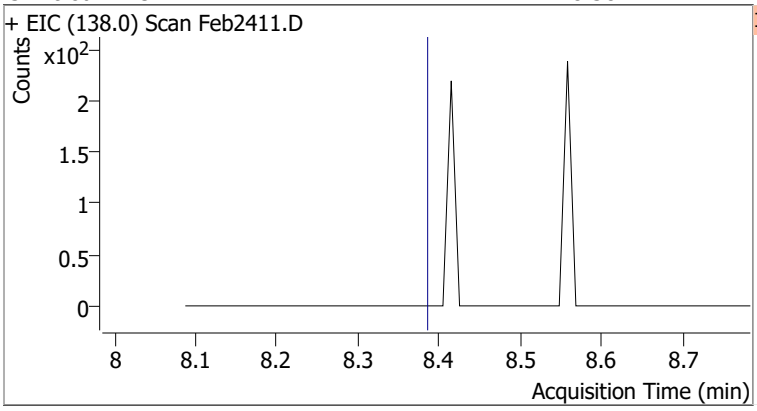

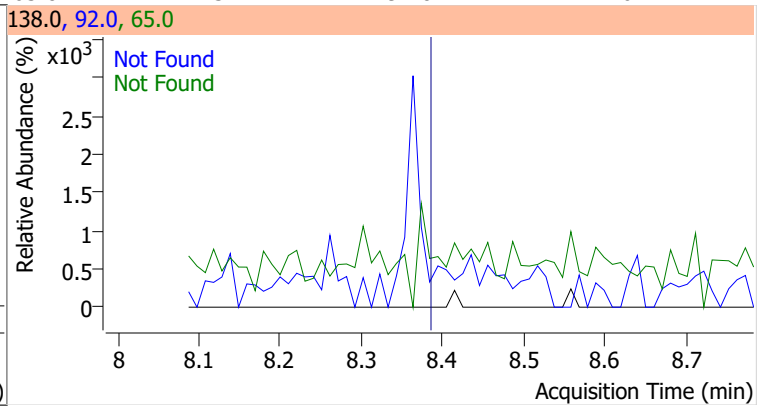

Compound	Conc.	Exp RT	QIon	Exp Ratio	QIon	Exp Ratio
Acenaphthene	N.D.	8.40	153.0	106.6	152.0	52.4

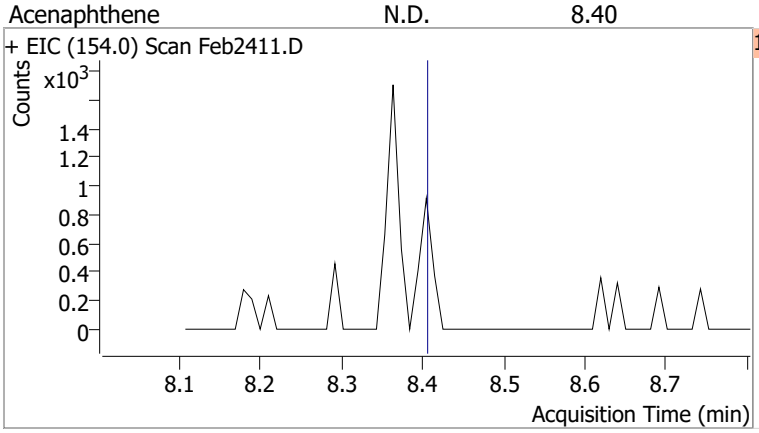

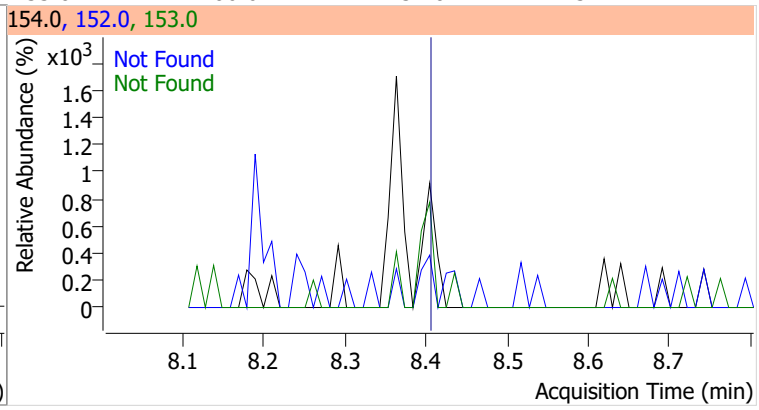

Compound	Conc.	Exp RT	QIon	Exp Ratio
2,4-Dinitrophenol	N.D.	8.51	154.0	59.3

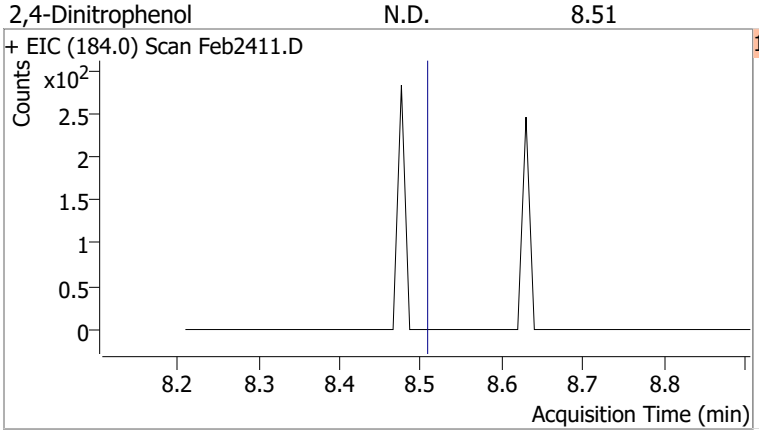

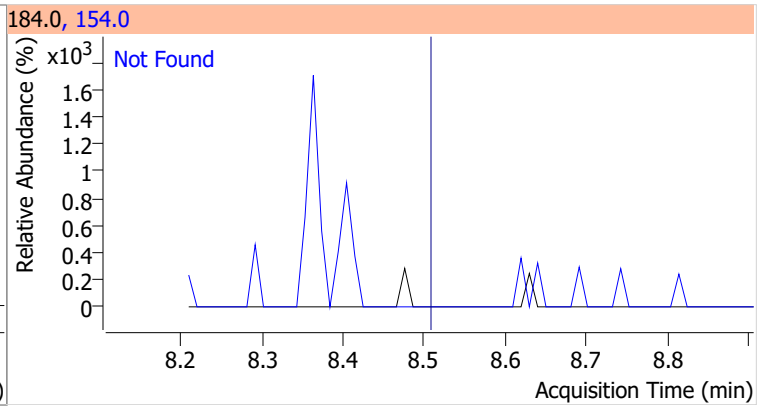

Compound	Conc.	Exp RT	QIon	Exp Ratio
Dibenzofuran	N.D.	8.62	139.0	37.6

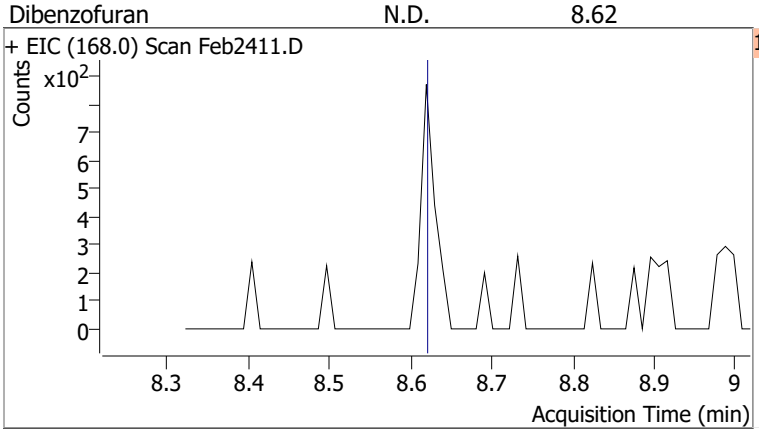

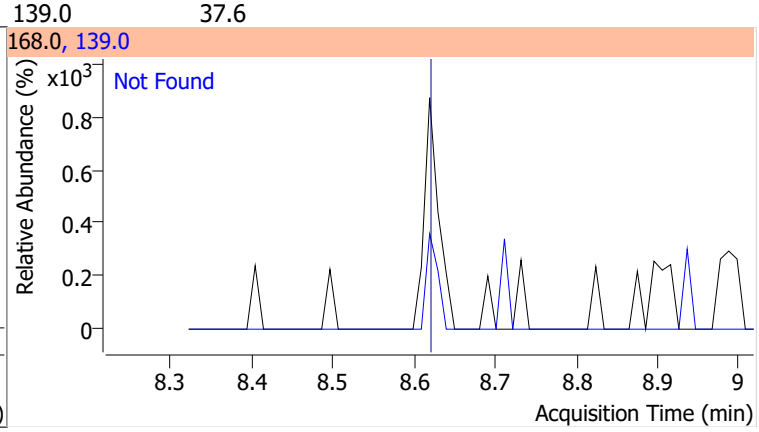

Compound	Conc.	Exp RT	QIon	Exp Ratio	QIon	Exp Ratio
2,4-Dinitrotoluene	N.D.	8.66	89.0	75.9	63.0	44.1

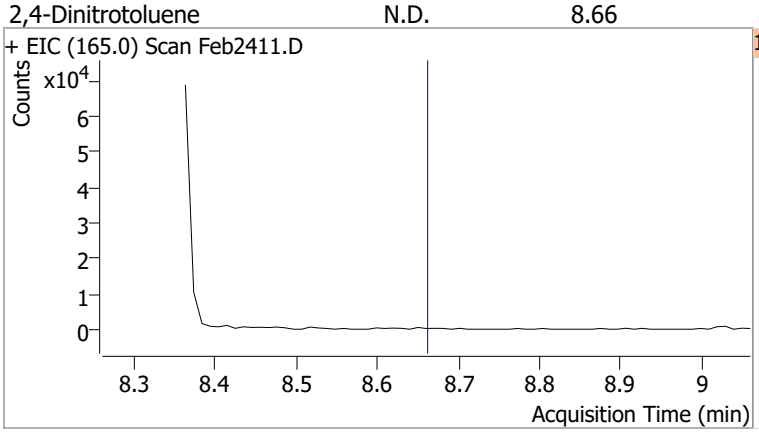

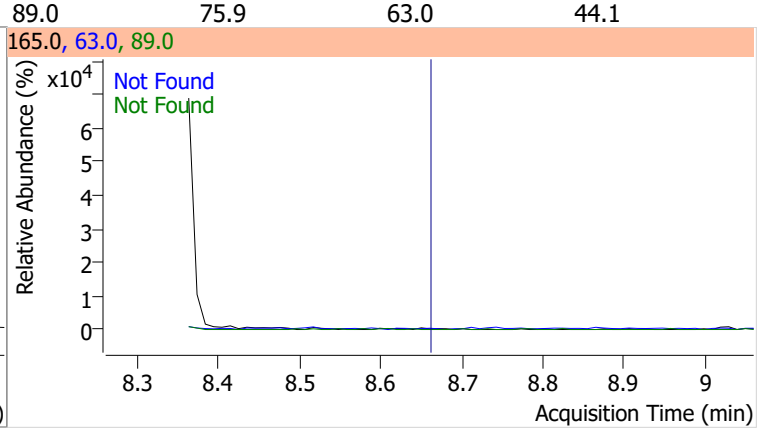

Compound	Conc.	Exp RT	QIon	Exp Ratio	QIon	Exp Ratio
4-Nitrophenol	N.D.	8.71	139.0	78.4	65.0	71.6

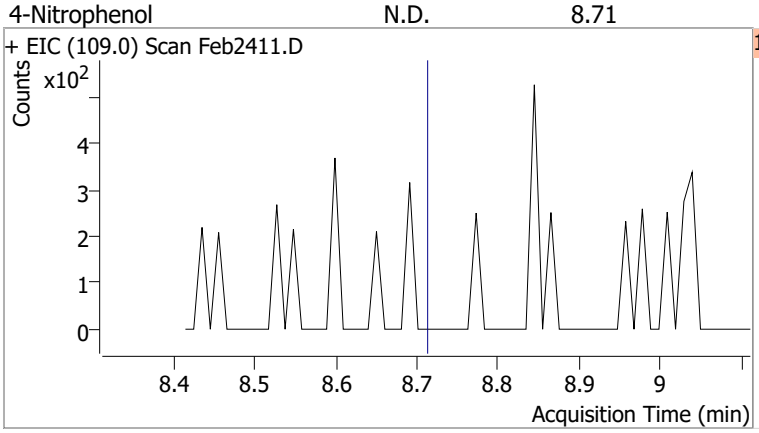

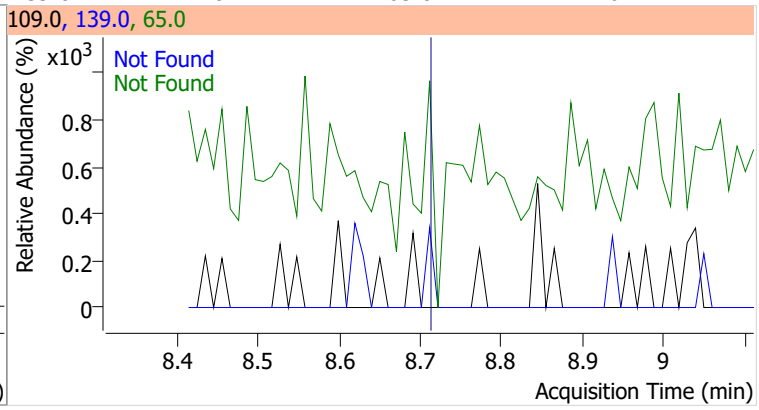

Compound	Conc.	Exp RT	QIon	Exp Ratio	QIon	Exp Ratio
Diethylphthalate	N.D.	8.99	177.0	21.3	150.0	12.7

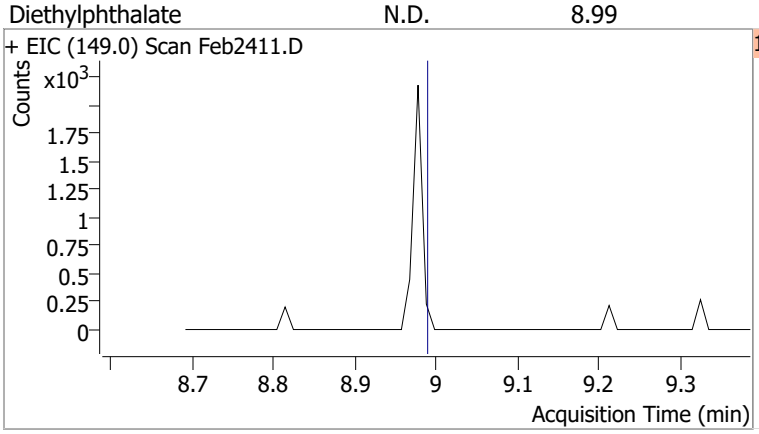

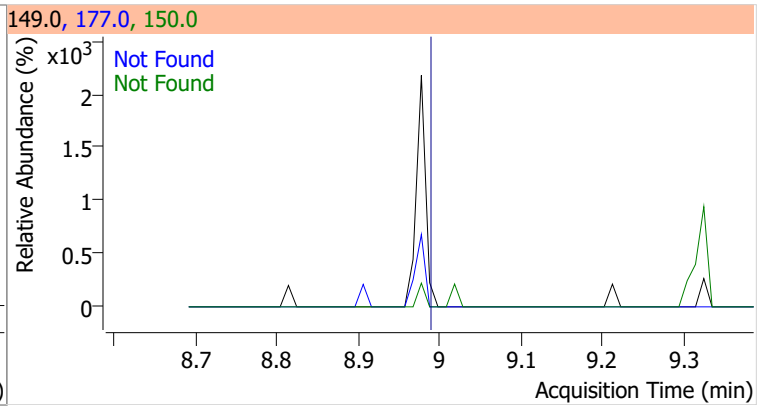

Compound	Conc.	Exp RT	QIon	Exp Ratio	QIon	Exp Ratio
Fluorene	N.D.	9.03	165.0	94.1	167.0	13.4

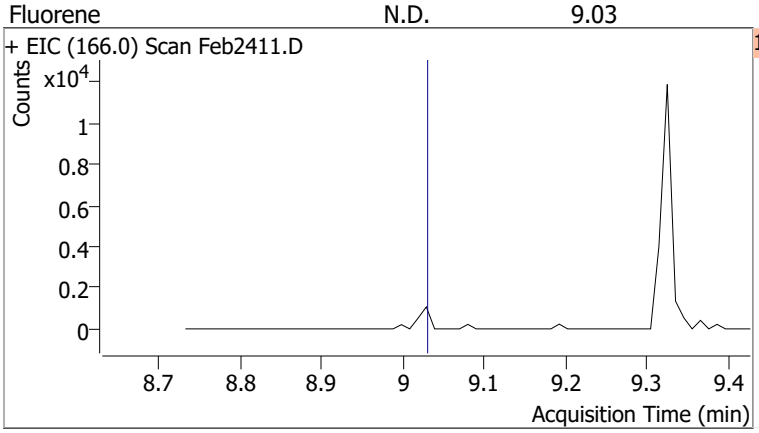

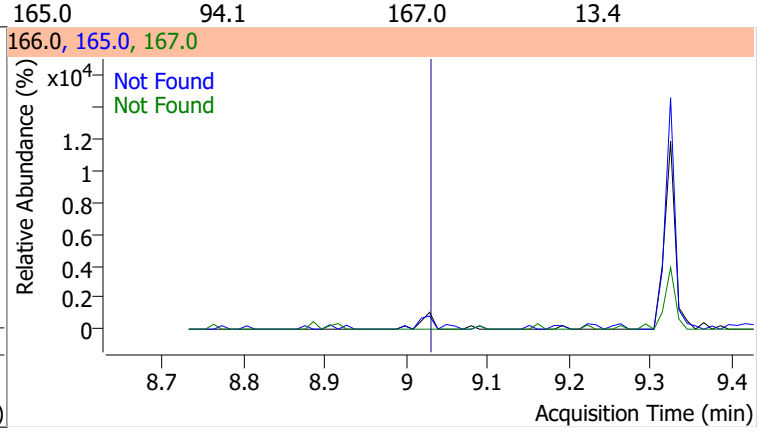

Compound	Conc.	Exp RT	QIon	Exp Ratio	QIon	Exp Ratio
4-Chlorophenyl-phenylether	N.D.	9.07	141.0	61.7	206.0	34.0

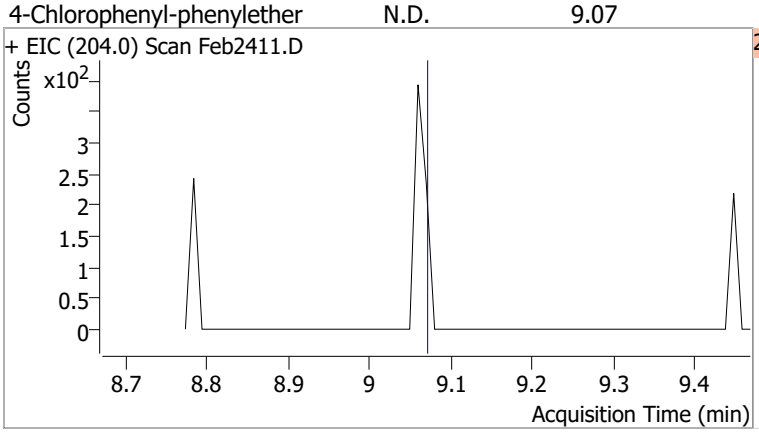

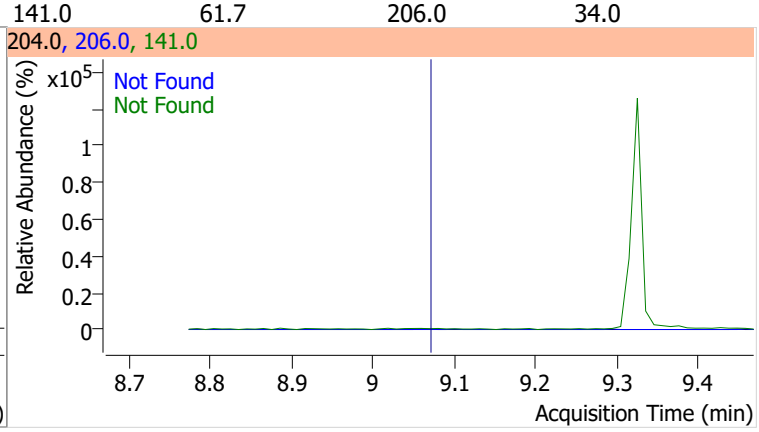

Compound	Conc.	Exp RT	QIon	Exp Ratio	QIon	Exp Ratio
4-Nitroaniline	N.D.	9.12	65.0	109.2	92.0	47.3

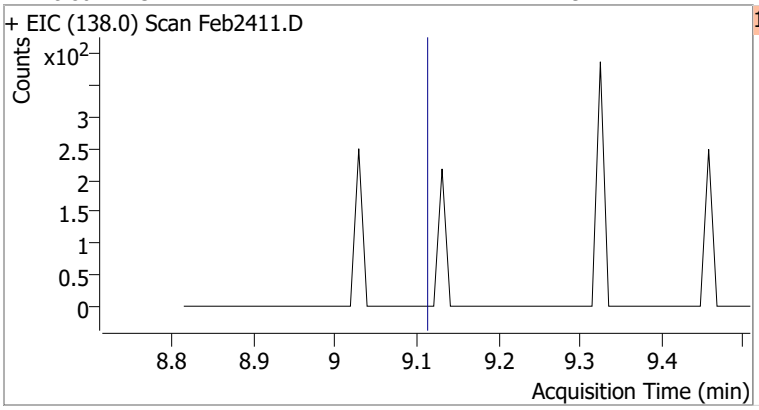

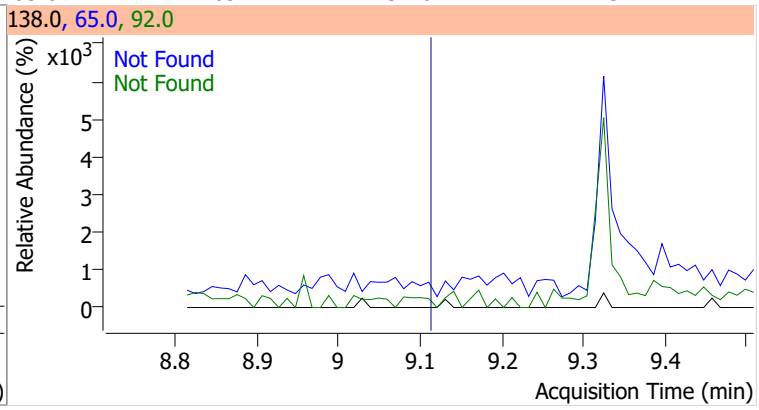

Compound	Conc.	Exp RT	QIon	Exp Ratio
4,6-Dinitro-2-methylphenol	N.D.	9.14	121.0	48.7

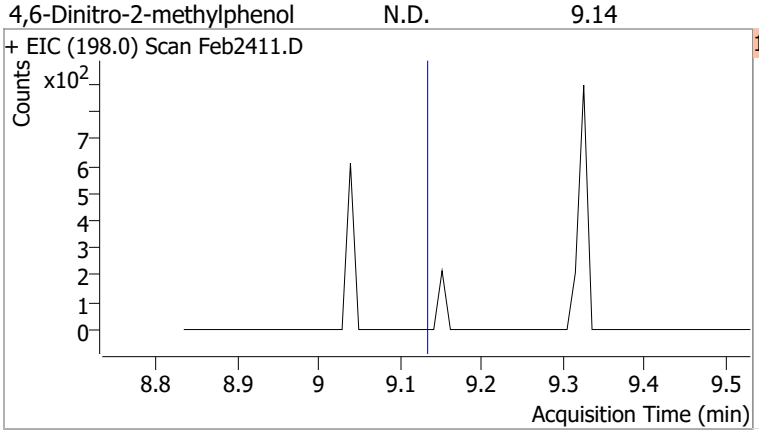

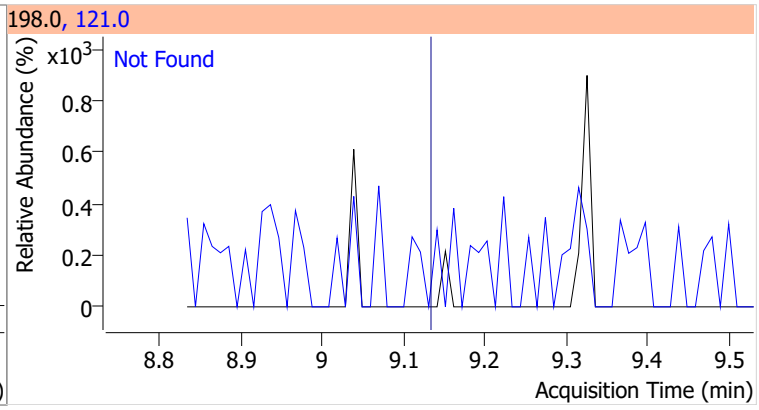

Compound	Conc.	Exp RT	QIon	Exp Ratio	QIon	Exp Ratio
N-nitrosodiphenylamine	N.D.	9.22	168.0	64.6	167.0	34.5

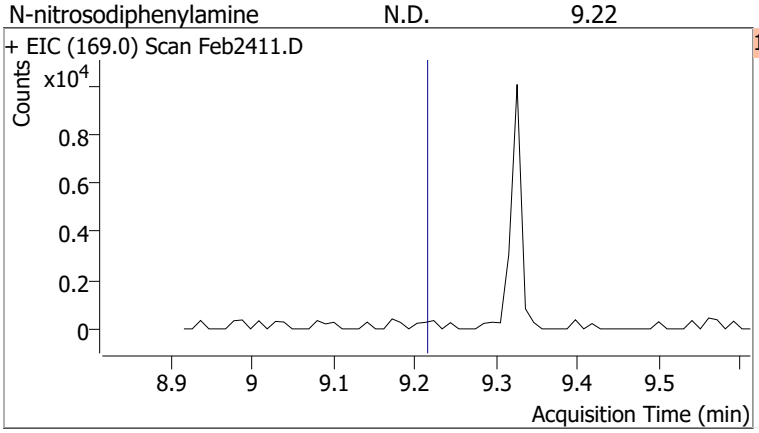

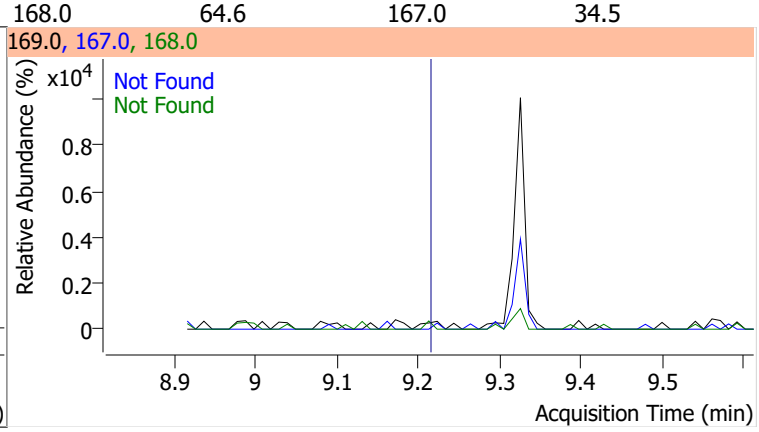

Compound	Conc.	Exp RT	QIon	Exp Ratio	QIon	Exp Ratio
Azobenzene	N.D.	9.25	51.0	48.8	182.0	26.0

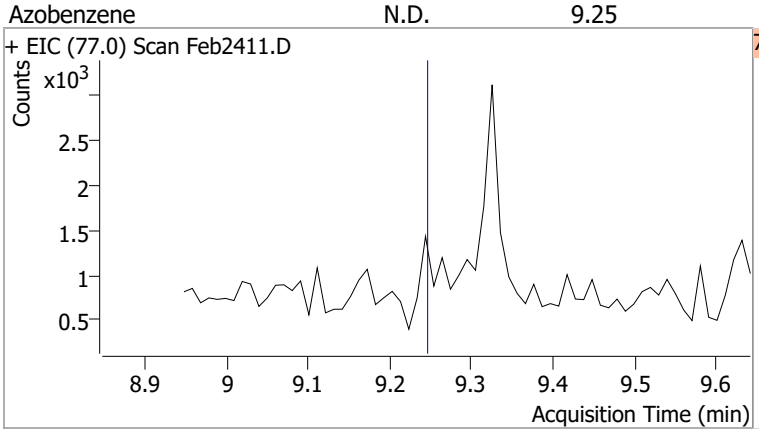

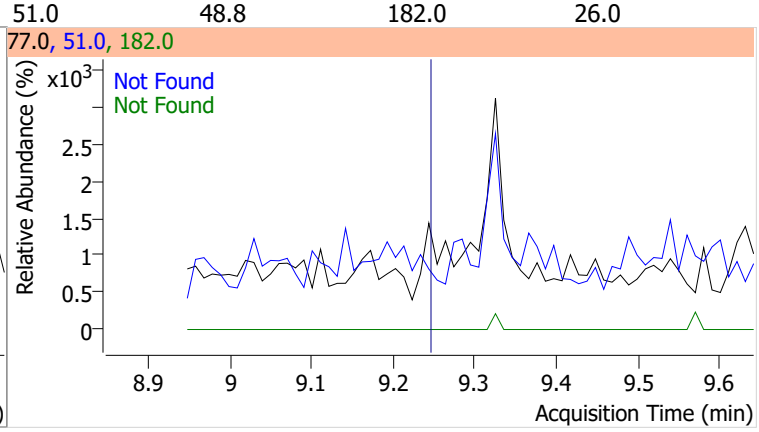

Compound	Conc.	RT	Dev(Min)	Resp.	QIon	QRatio	Lower	Upper
2,4,6-Tribromophenol	144.0868	9.33	0.00	175857	331.8	90.9	63.6	118.2

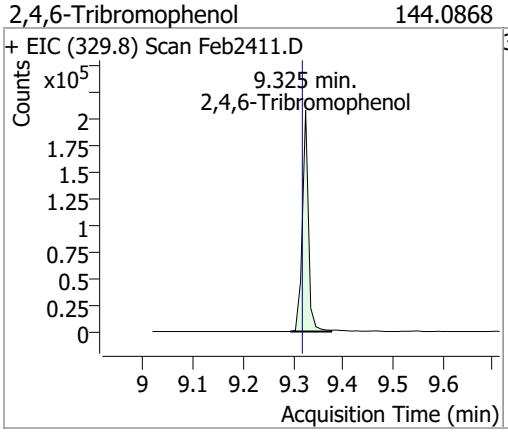

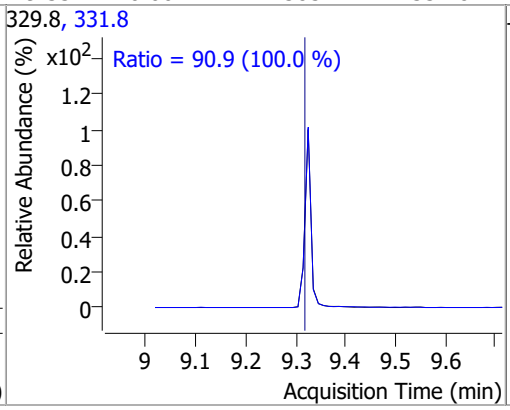

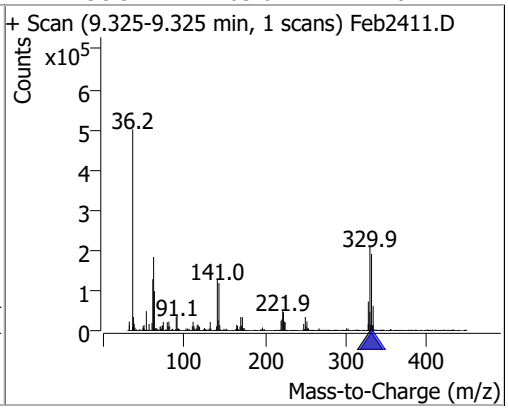

Compound	Conc.	Exp RT	QIon	Exp Ratio	QIon	Exp Ratio
4-Bromophenyl-phenylether	N.D.	9.65	141.0	100.4	250.0	99.4

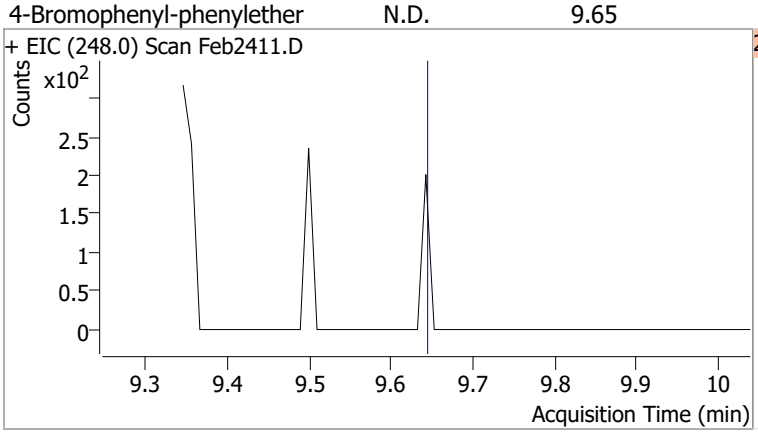

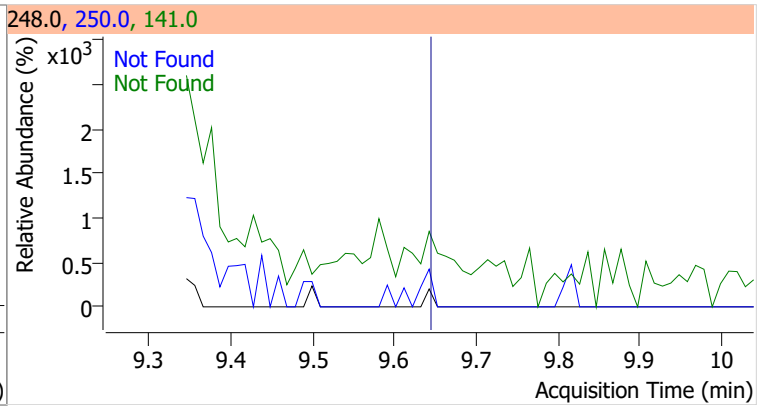

Compound	Conc.	Exp RT	QIon	Exp Ratio
Hexachlorobenzene	N.D.	9.68	142.0	49.3

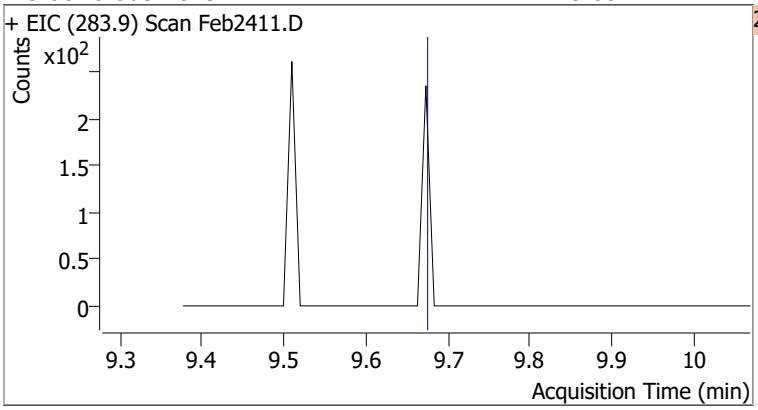

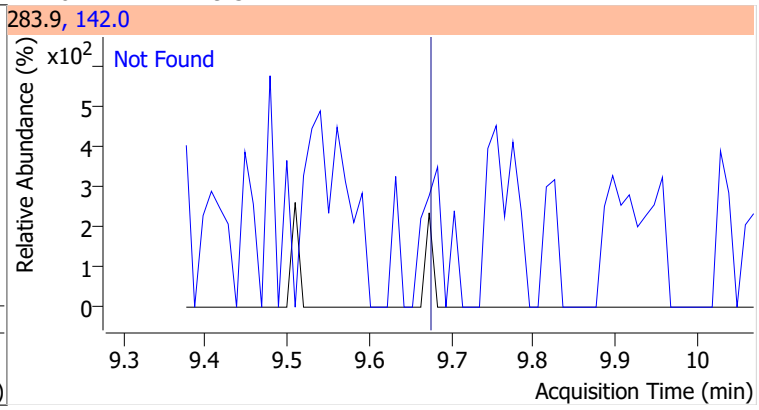

Compound	Conc.	Exp RT	QIon	Exp Ratio	QIon	Exp Ratio
Pentachlorophenol	N.D.	9.96	263.9	63.1	267.9	62.4

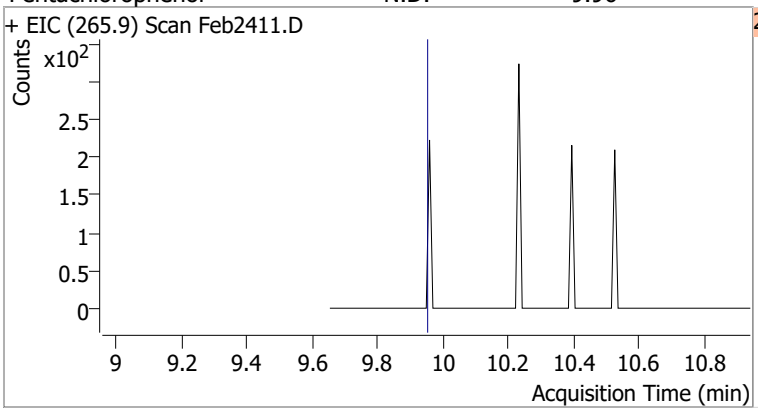

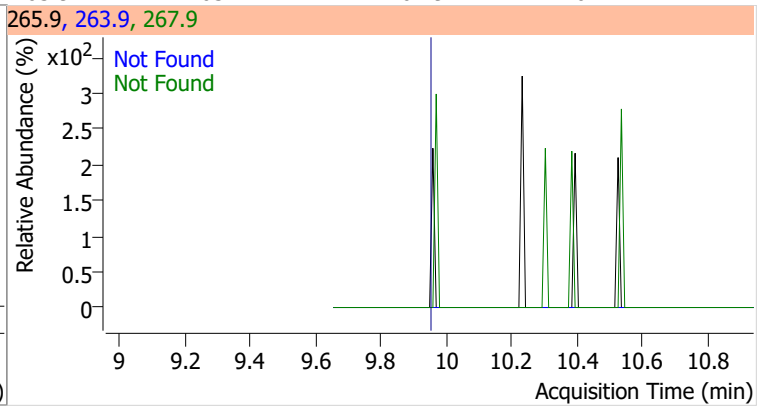

Compound	Conc.	Exp RT	QIon	Exp Ratio
Phenanthrene	N.D.	10.18	176.0	18.9

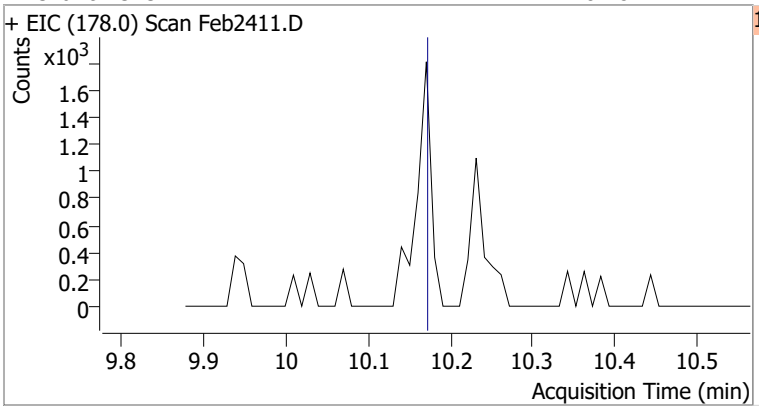

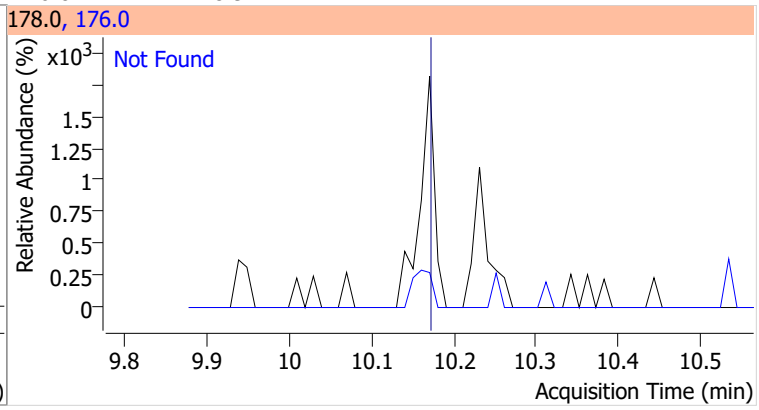

Compound	Conc.	Exp RT	QIon	Exp Ratio
Anthracene	N.D.	10.24	176.0	18.2

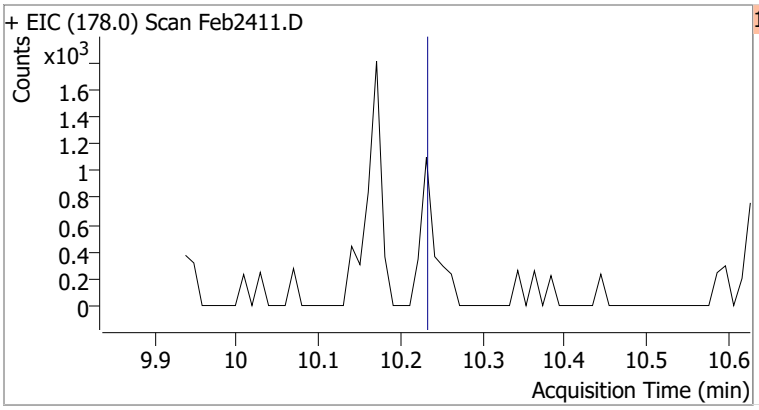

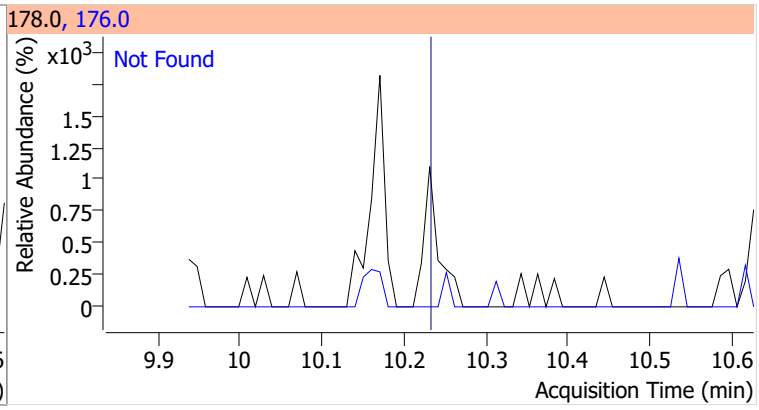

Compound	Conc.	Exp RT	QIon	Exp Ratio	QIon	Exp Ratio
Triallate	N.D.	10.30	268.0	23.9	143.0	21.9

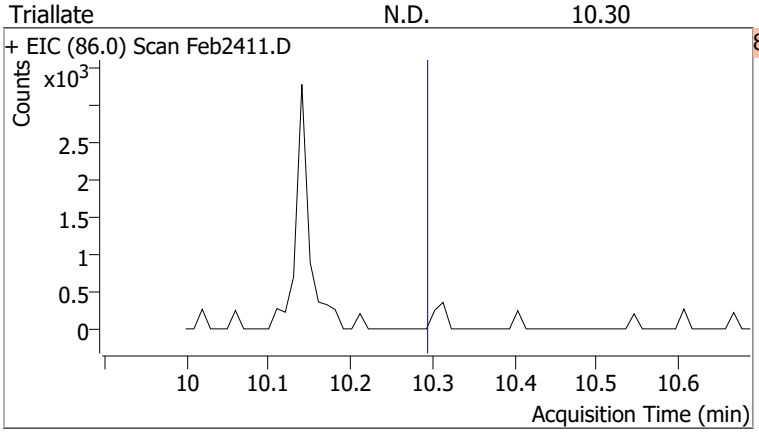

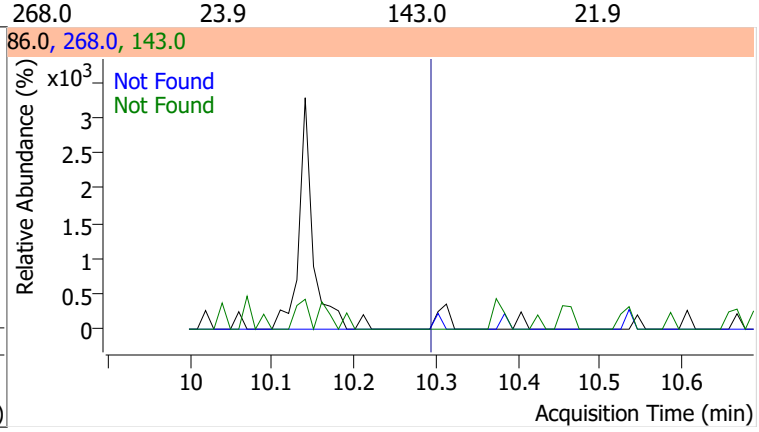

Compound	Conc.	Exp RT	QIon	Exp Ratio
Carbazole	N.D.	10.48	139.0	13.0

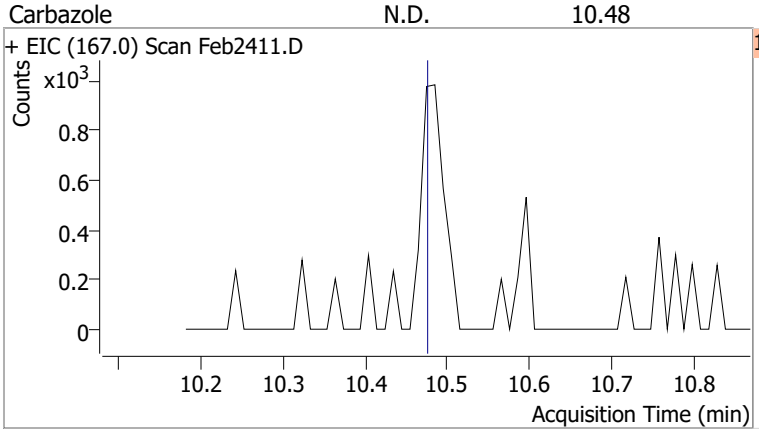

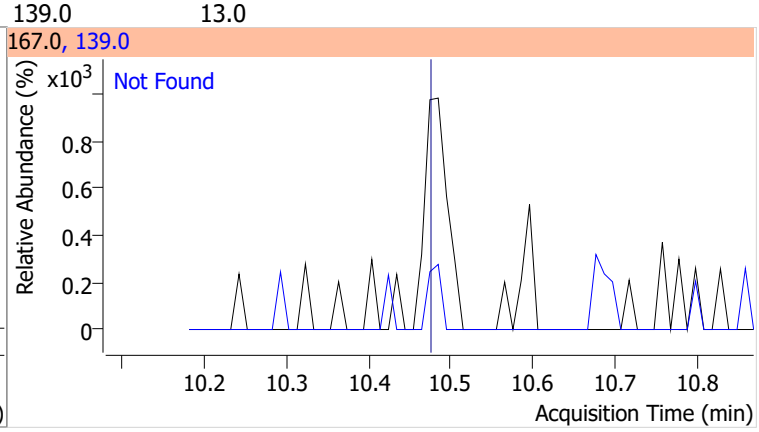

Compound	Conc.	Exp RT	QIon	Exp Ratio	QIon	Exp Ratio
o-Terphenyl	N.D.	10.69	229.0	64.7	215.0	38.5

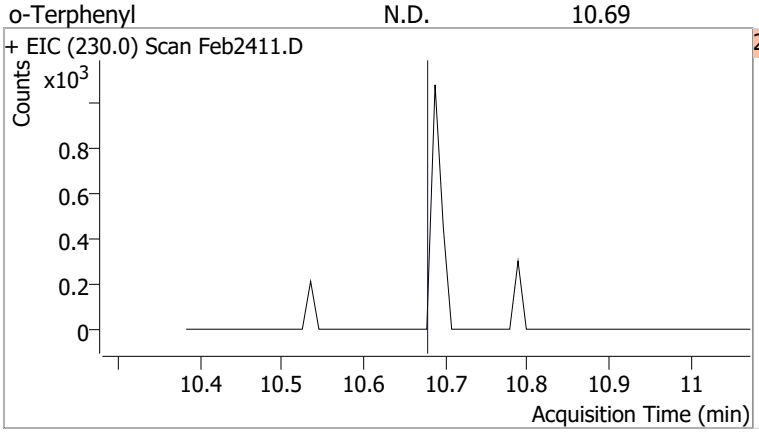

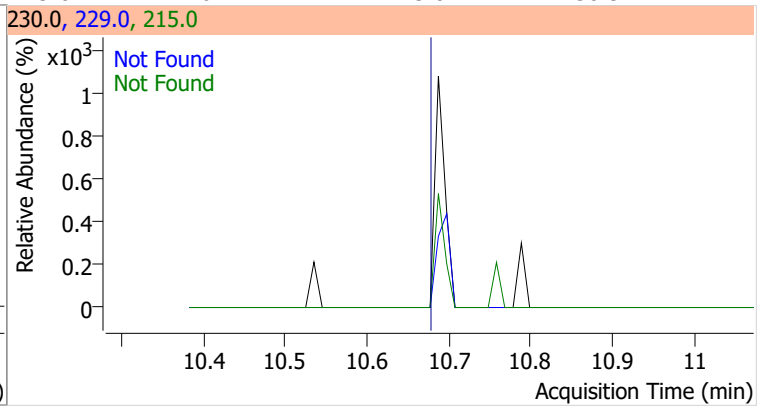

Compound	Conc.	Exp RT	QIon	Exp Ratio	QIon	Exp Ratio
Di-n-Butylphthalate	N.D.	11.07	150.0	9.1	104.0	6.2

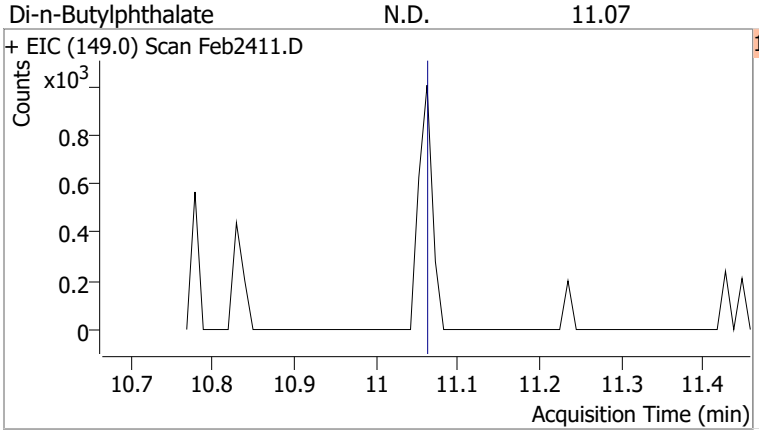

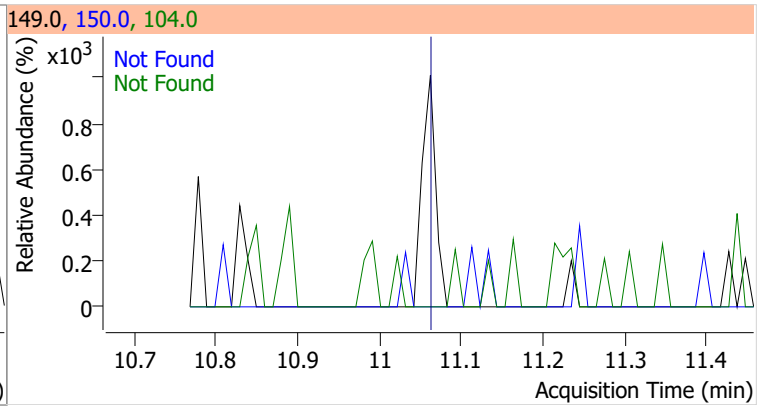

Compound	Conc.	Exp RT	QIon	Exp Ratio
Fluoranthene	N.D.	11.94	101.0	12.7

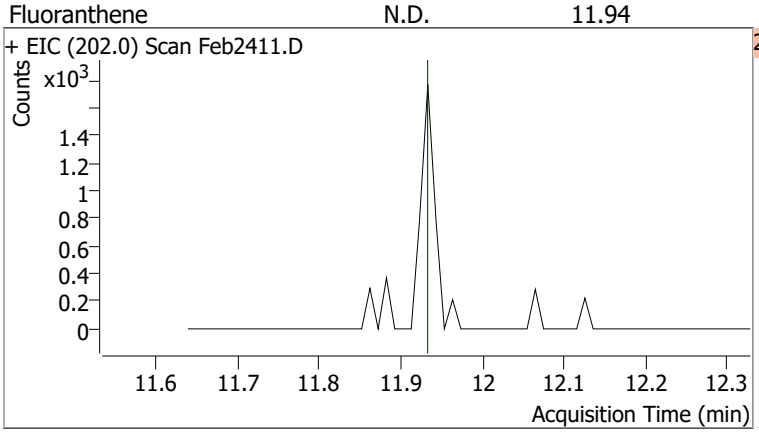

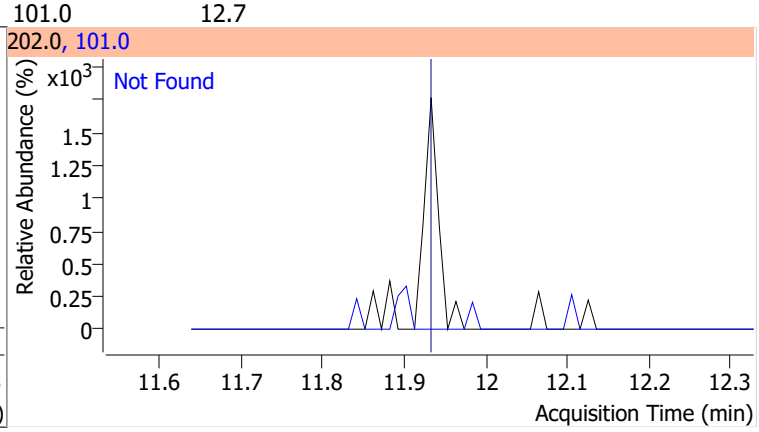

Compound	Conc.	RT	Dev(Min)	Resp.	QIon	QRatio	Lower	Upper
Benzidine		0		0	183.0		7.9	14.7
					92.0		5.0	9.2

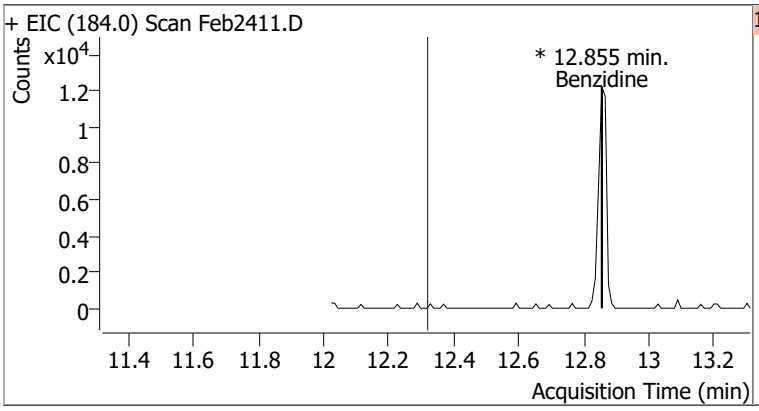

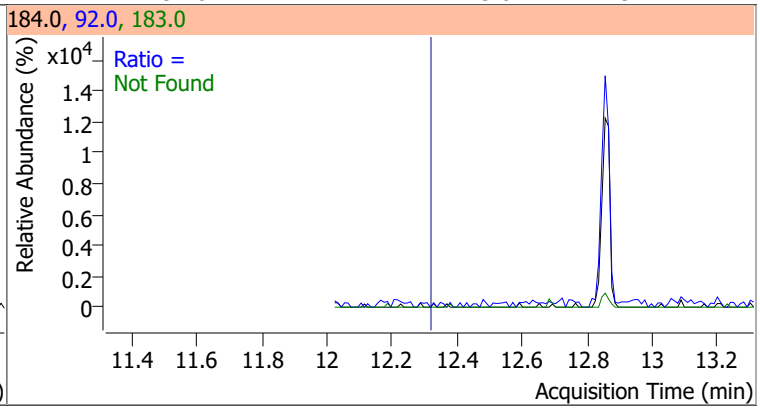

Compound	Conc.	Exp RT	QIon	Exp Ratio
Pyrene	N.D.	12.37	101.0	15.2

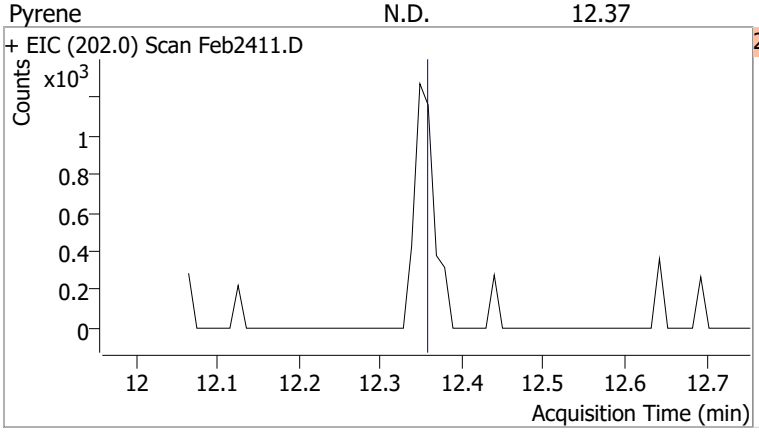

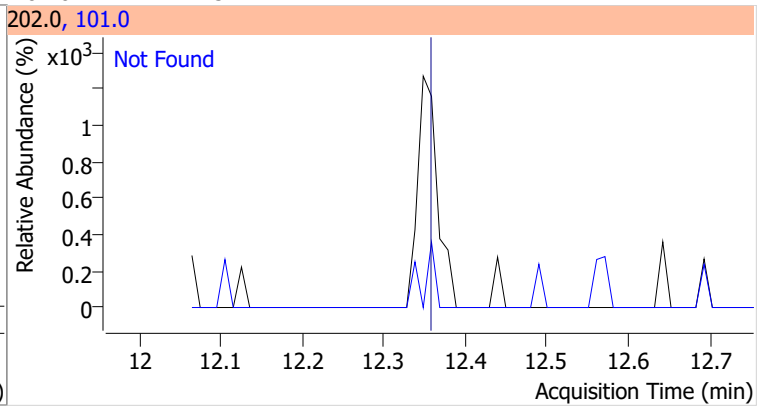

Compound	Conc.	RT	Dev(Min)	Resp.	QIon	QRatio	Lower	Upper
Terphenyl-d14	91.8342	12.85	-0.01	1216571	122.0	14.3	9.5	17.6

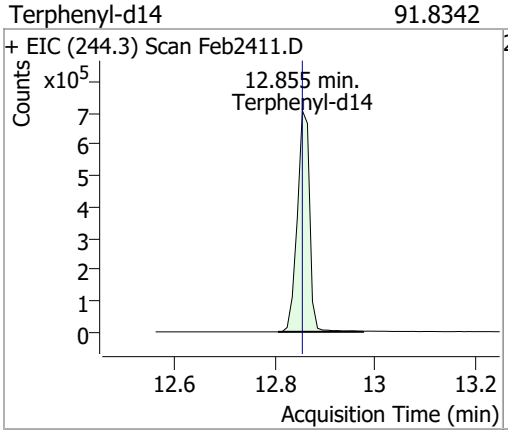

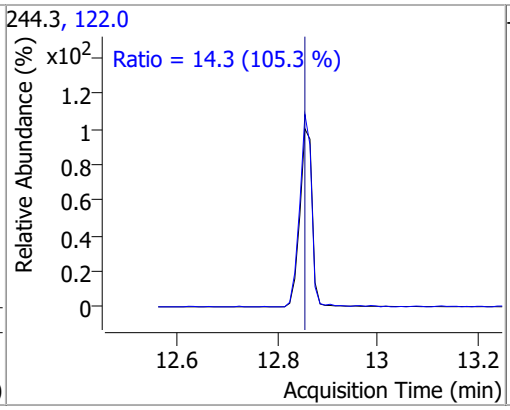

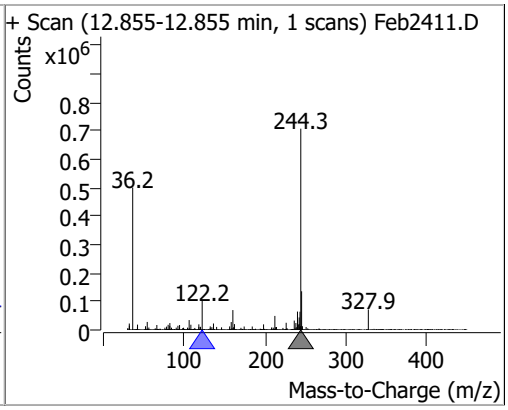

Compound	Conc.	Exp RT	QIon	Exp Ratio	QIon	Exp Ratio
Butylbenzylphthalate	N.D.	14.30	91.0	83.4	206.0	17.7

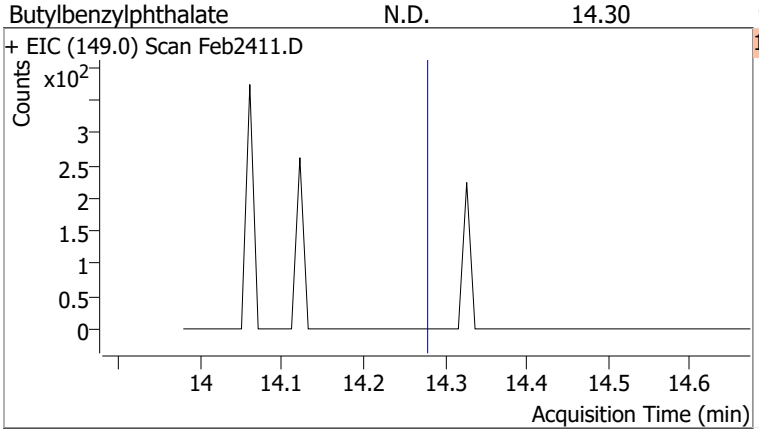

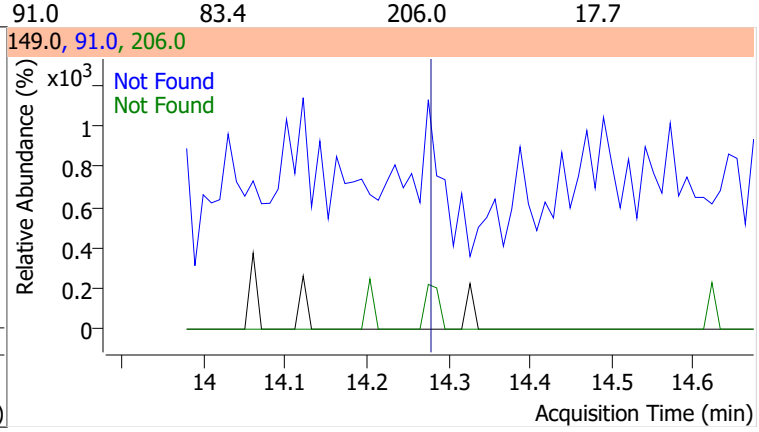

Compound	Conc.	Exp RT	QIon	Exp Ratio	QIon	Exp Ratio
Benzo(a)Anthracene	N.D.	15.50	226.0	26.4	229.0	20.9

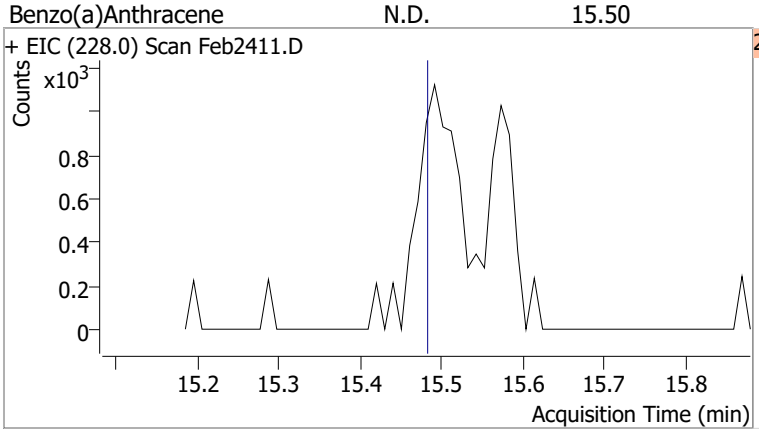

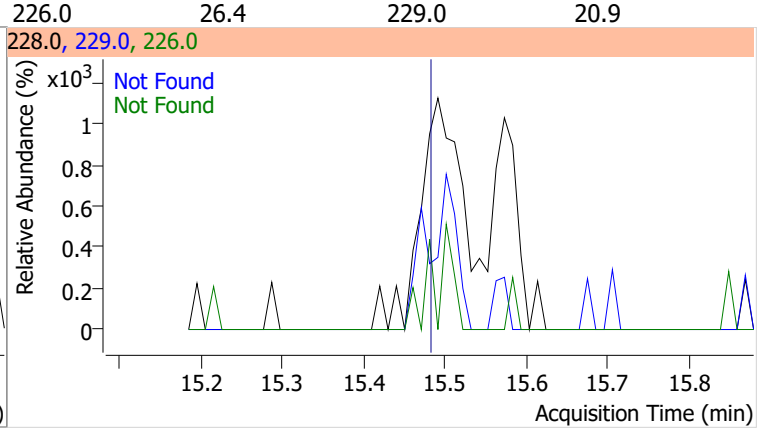

Compound	Conc.	Exp RT	QIon	Exp Ratio	QIon	Exp Ratio
Chrysene	N.D.	15.61	226.0	29.2	229.0	20.4

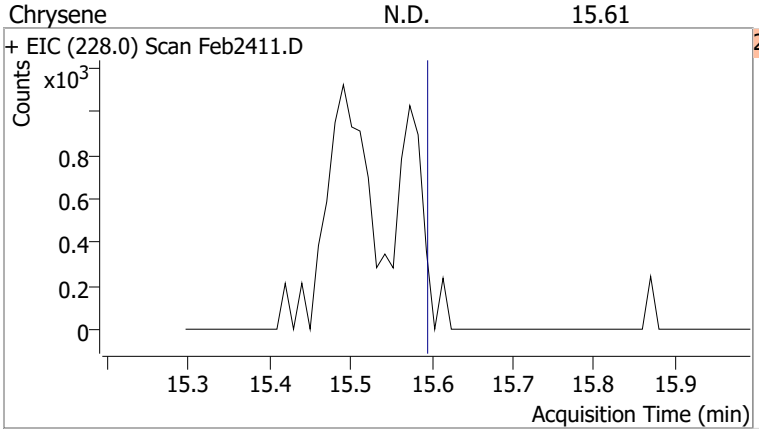

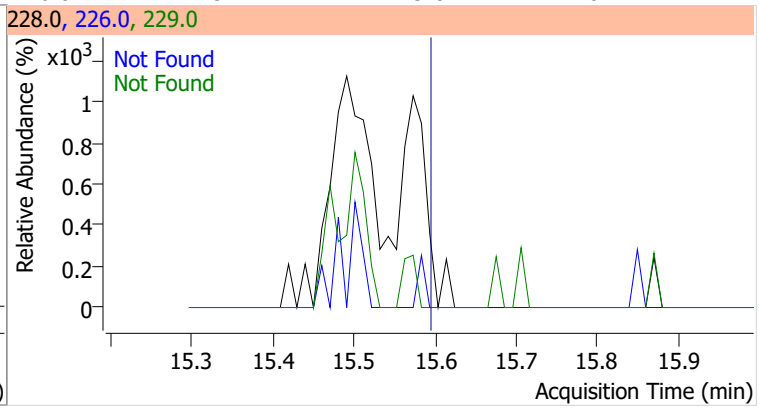

Compound	Conc.	Exp RT	QIon	Exp Ratio
3,3-Dichlorobenzidine	N.D.	15.65	254.0	64.6

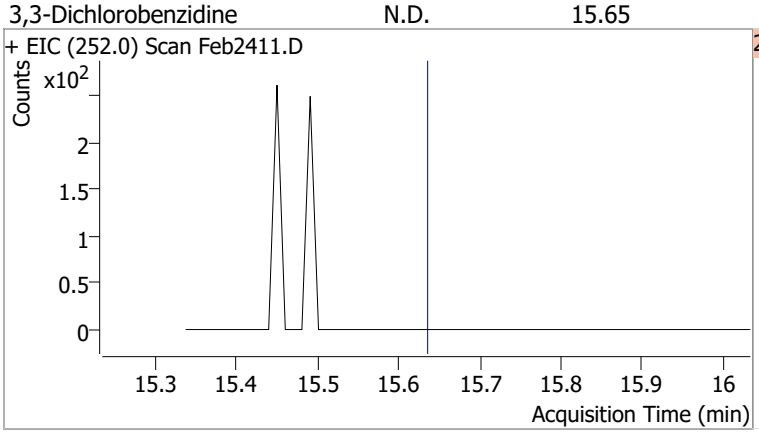

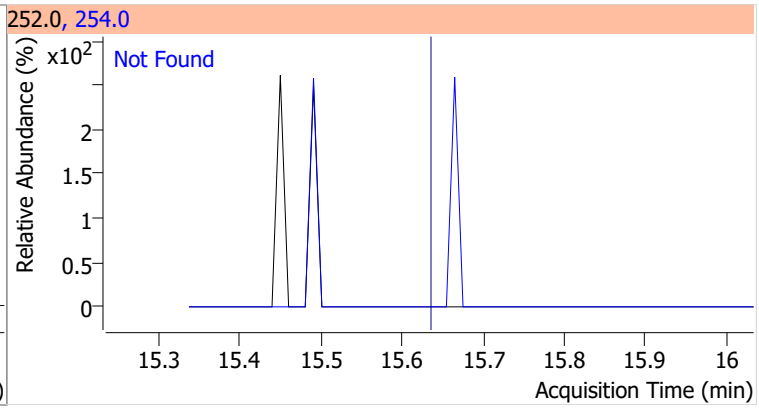

Compound	Conc.	Exp RT	QIon	Exp Ratio	QIon	Exp Ratio
bis(2-ethylhexyl)Phthalate	N.D.	16.35	149.0	391.0	279.0	13.4

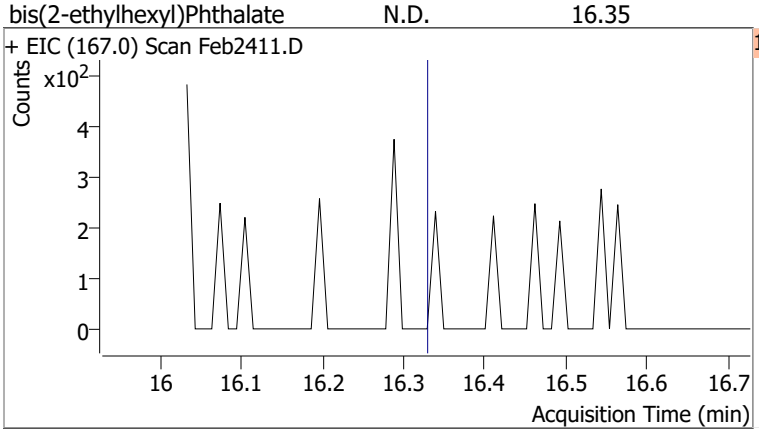

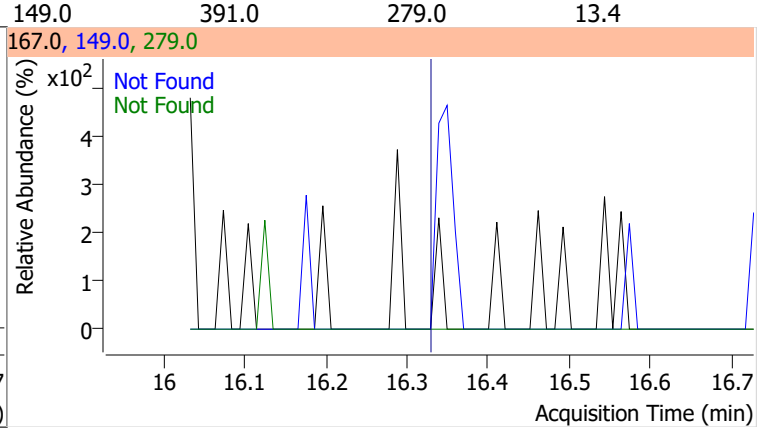

Compound	Conc.	Exp RT	QIon	Exp Ratio
Di-n-octyl Phthalate	N.D.	18.12	150.0	9.5

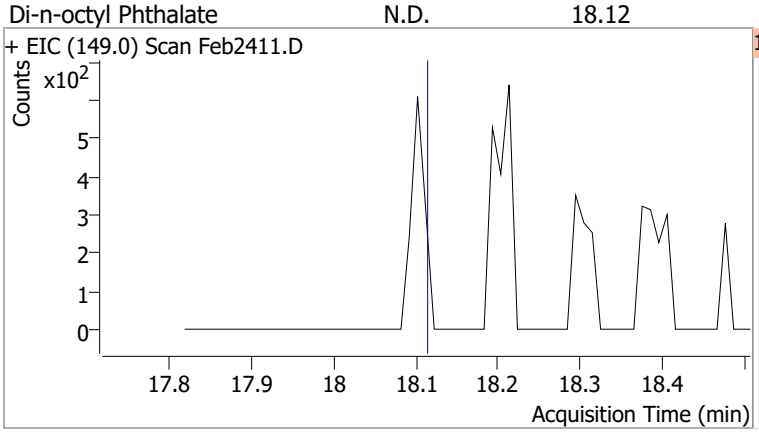

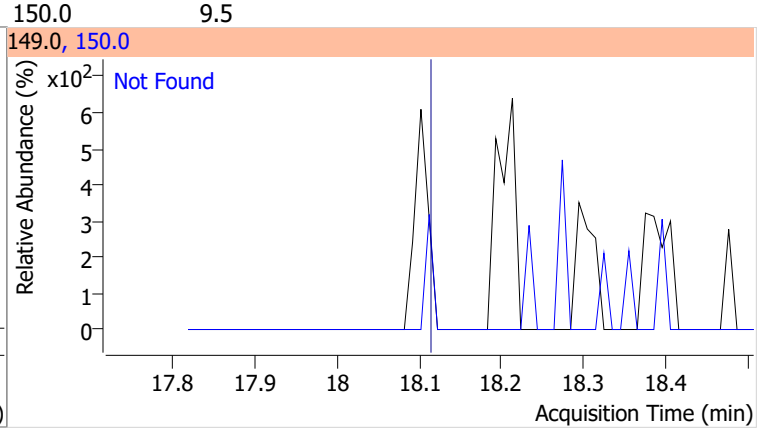

Compound	Conc.	Exp RT	QIon	Exp Ratio
Benzo(b)fluoranthene	N.D.	18.37	253.0	22.9

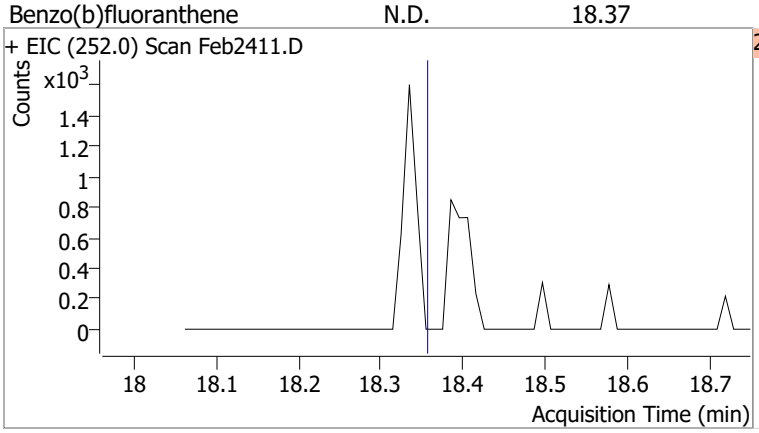

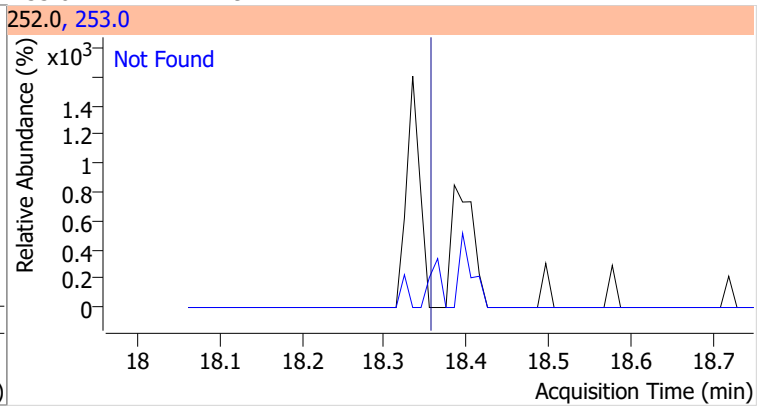

Compound	Conc.	Exp RT	QIon	Exp Ratio
Benzo(k)fluoranthene	N.D.	18.43	253.0	22.8

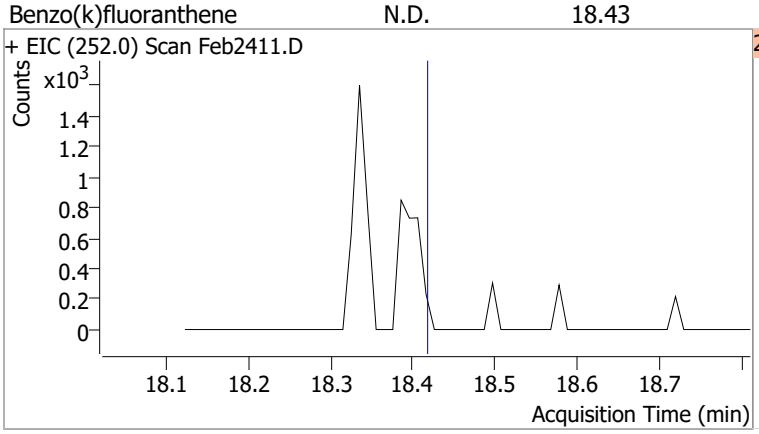

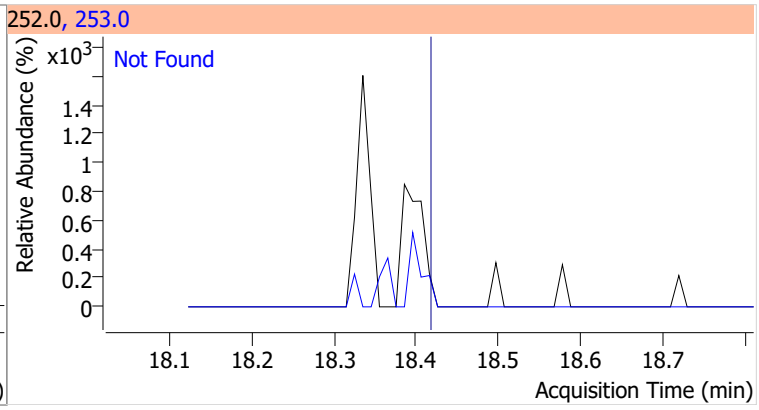

Compound	Conc.	Exp RT	QIon	Exp Ratio
Benzo(a)pyrene	N.D.	18.97	253.0	22.6

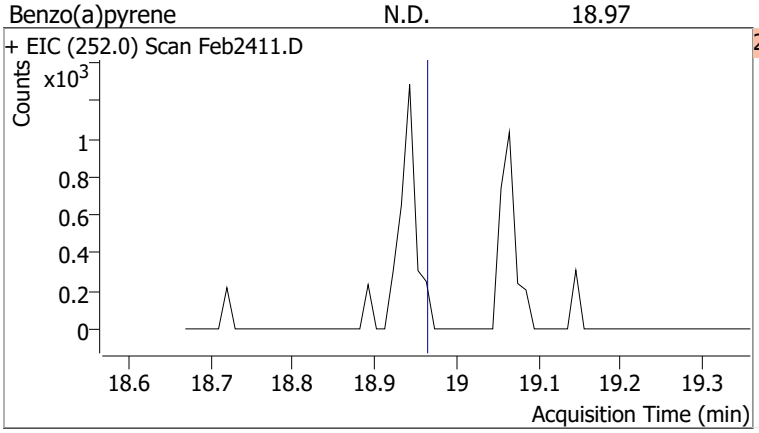

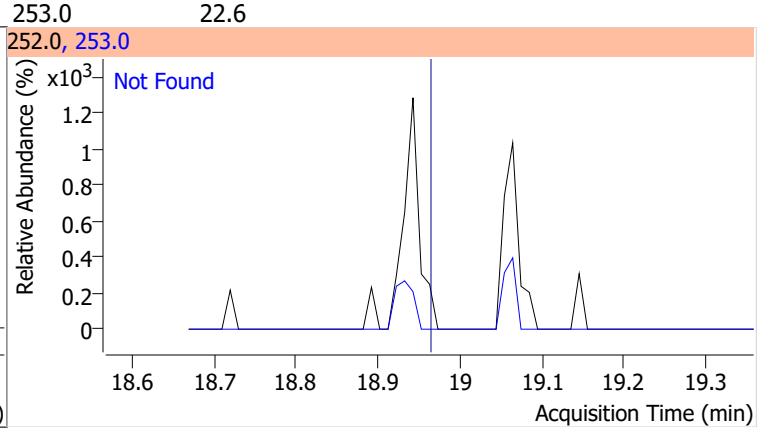

Compound	Conc.	Exp RT	QIon	Exp Ratio
Indeno(1,2,3-c,d)pyrene	N.D.	20.75	138.0	30.2

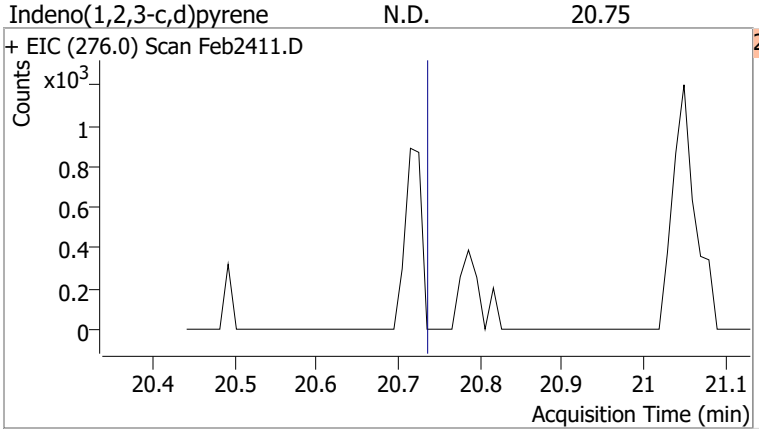

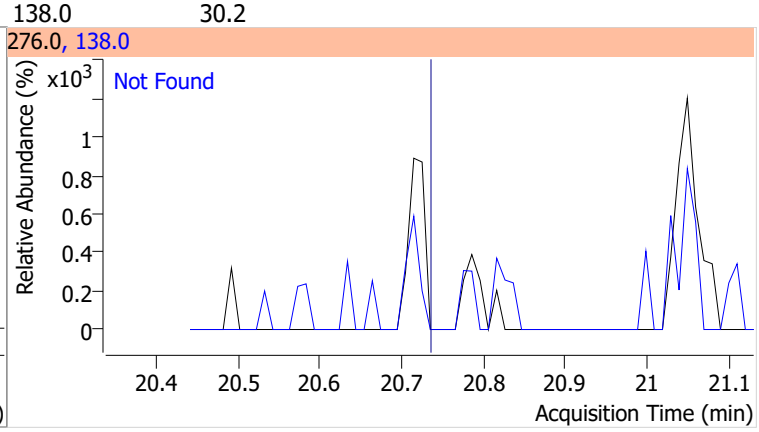

Compound	Conc.	Exp RT	QIon	Exp Ratio	QIon	Exp Ratio
Dibenzo(a,h)anthracene	N.D.	20.81	139.0	25.3	279.0	24.1

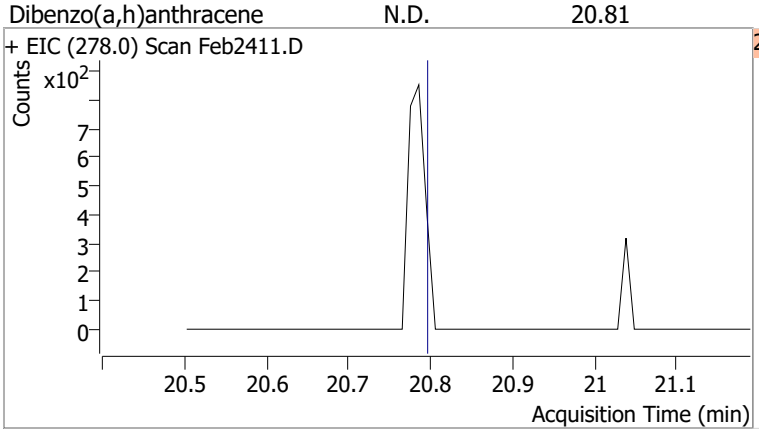

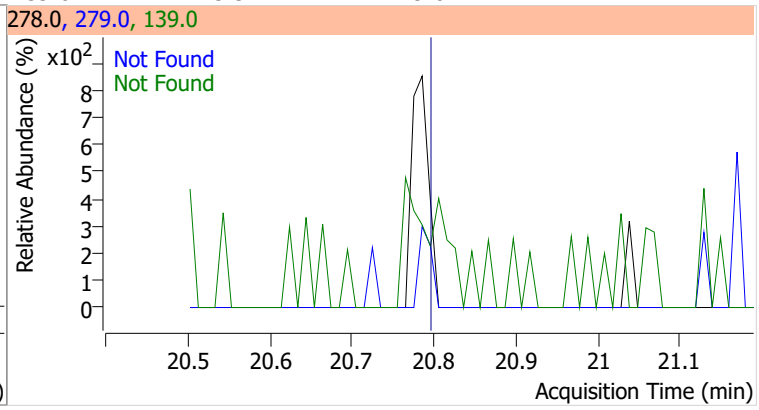

Compound	Conc.	Exp RT	QIon	Exp Ratio	QIon	Exp Ratio
Benzo(g,h,i)perylene	N.D.	21.08	138.0	32.4	277.0	23.6

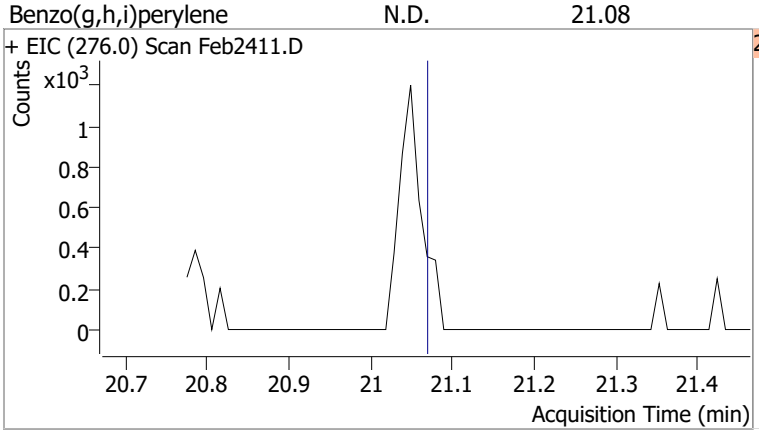

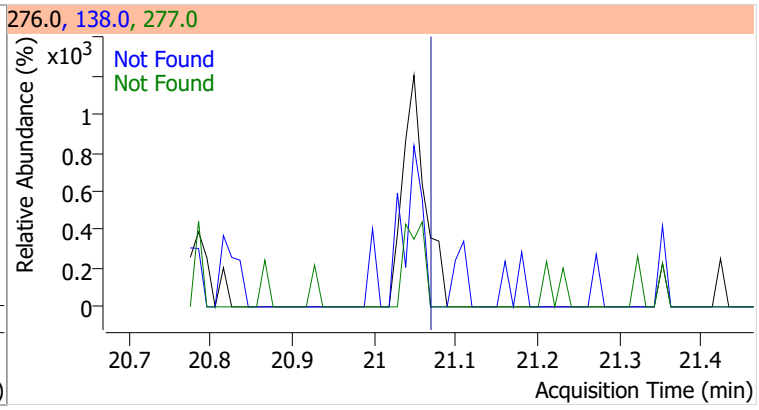

Quantitation Results Report (QT Reviewed)

Data File	Feb2412.D	Operator	LIMS import
Acq. Method	BNA+SIM.M	Acq. Date-Time	2/24/2022 9:33:36 PM
Sample Name	B22021435-012C	Instrument	Instrument #1
Vial	12	Multiplier	1.00
DA Method File		Comment	SVOC-8270-W-LARGO
Tune File	dftppdsm.u	Tune Date	2/18/2022 9:25:00 PM
Batch Name	022422 DoD BNA.batch.bin	Last Calib Update	2/25/2022 7:56:13 AM
Ref Library	D:\Org\Library\NIST129K.l		

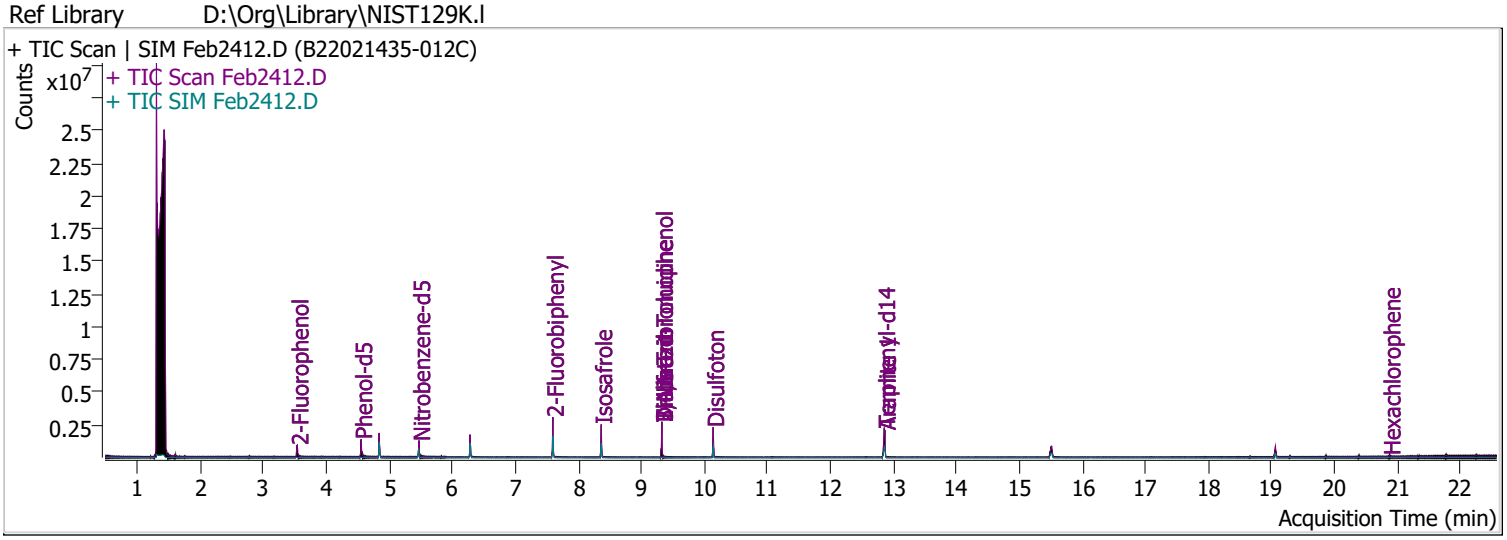

Compound	RT	QIon	Resp.	Conc.	Units		Dev(Min)
Internal Standards							
System Monitoring Compounds							
S 2-Fluorophenol	3.541	112.0	372448	55.9660	µg/L		0.010
Spiked Amount: 200.000	Range: 10.0 - 75.0%			Recovery = 27.98%			
S Phenol-d5	4.552	99.0	425951	49.1049	µg/L		0.000
Spiked Amount: 200.000	Range: 10.0 - 65.0%			Recovery = 24.55%			
S Nitrobenzene-d5	5.471	82.0	294615	61.3386	µg/L		0.000
Spiked Amount: 100.000	Range: 32.0 - 94.0%			Recovery = 61.34%			
S 2-Fluorobiphenyl	7.595	172.0	837206	58.6090	µg/L		0.000
Spiked Amount: 100.000	Range: 28.0 - 107.0%			Recovery = 58.61%			
S 2,4,6-Tribromophenol	9.325	329.8	193608	151.1619	µg/L		0.000
Spiked Amount: 200.000	Range: 25.0 - 140.0%			Recovery = 75.58%			
S Terphenyl-d14	12.855	244.3	1271983	92.8505	µg/L		-0.010
Spiked Amount: 100.000	Range: 32.0 - 122.0%			Recovery = 92.85%			
Target Compounds							**QValue**
T N-Nitrosodimethylamine	0.000		0	N.D.			
T Pyridine	0.000		0	N.D.			
T Aniline	0.000		0	N.D.			
T Phenol	0.000		0	N.D.			
T bis(-2-Chloroethyl)Ether	0.000		0	N.D.			
T 2-Chlorophenol	0.000		0	N.D.			
T 1,3-Dichlorobenzene	0.000		0	N.D.			
T 1,4-Dichlorobenzene	0.000		0	N.D.			
T 1,2-Dichlorobenzene	0.000		0	N.D.			
T Benzyl Alcohol	0.000		0	N.D.			
T bis(2-chloroisopropyl)Ether	0.000		0	N.D.			
T 2-Methylphenol	0.000		0	N.D.			
T N-nitroso-Di-n-propylamine	5.471	70.0	0		µg/L	md	1
T Hexachloroethane	0.000		0	N.D.			
T 4Methylphenol/3Methylphenol	0.000		0	N.D.			

Compound	RT	QIon	Resp.	Conc.	Units		Dev(Min)
T Nitrobenzene	0.000		0	N.D.			
T Isophorone	0.000		0	N.D.			
T 2-Nitrophenol	0.000		0	N.D.			
T 2,4-Dimethylphenol	0.000		0	N.D.			
T bis(-2-Chloroethoxy)Methane	0.000		0	N.D.			
T 2,4-Dichlorophenol	0.000		0	N.D.			
T Benzoic Acid	0.000		0	N.D.			
T 1,2,4-Trichlorobenzene	0.000		0	N.D.			
T Naphthalene	0.000		0	N.D.			
T 4-Chlorophenol	0.000		0	N.D.			
T p-Chloroaniline	0.000		0	N.D.			
T Hexachlorobutadiene	0.000		0	N.D.			
T 4-Chloro-2-Methylphenol	0.000		0	N.D.			
T 4-Chloro-3-Methylphenol	0.000		0	N.D.			
T 2-Methylnaphthalene	0.000		0	N.D.			
T 1-Methylnaphthalene	0.000		0	N.D.			
T Hexachlorocyclopentadiene	0.000		0	N.D.			
T 2,4,6-Trichlorophenol	0.000		0	N.D.			
T 2,4,5-Trichlorophenol	0.000		0	N.D.			
T 2-Chloronaphthalene	0.000		0	N.D.			
T 2-Nitroaniline	0.000		0	N.D.			
T Dimethyl Phthalate	8.364	163.0	0		µg/L	md	1
T 2,6-Dinitrotoluene	8.364	165.0	0		µg/L	md	1
T Acenaphthylene	0.000		0	N.D.			
T 3-Nitroaniline	0.000		0	N.D.			
T Acenaphthene	0.000		0	N.D.			
T 2,4-Dinitrophenol	0.000		0	N.D.			
T Dibenzofuran	0.000		0	N.D.			
T 2,4-Dinitrotoluene	0.000		0	N.D.			
T 4-Nitrophenol	0.000		0	N.D.			
T Diethylphthalate	0.000		0	N.D.			
T Fluorene	0.000		0	N.D.			
T 4-Chlorophenyl-phenylether	0.000		0	N.D.			
T 4-Nitroaniline	0.000		0	N.D.			
T 4,6-Dinitro-2-methylphenol	9.325	198.0	0		µg/L	md	1
T N-nitrosodiphenylamine	0.000		0	N.D.			
T Azobenzene	0.000		0	N.D.			
T 4-Bromophenyl-phenylether	0.000		0	N.D.			
T Hexachlorobenzene	0.000		0	N.D.			
T Pentachlorophenol	0.000		0	N.D.			
T Phenanthrene	0.000		0	N.D.			
T Anthracene	0.000		0	N.D.			
T Triallate	0.000		0	N.D.			
T Carbazole	0.000		0	N.D.			
T o-Terphenyl	0.000		0	N.D.			
T Di-n-Butylphthalate	0.000		0	N.D.			
T Fluoranthene	0.000		0	N.D.			
T Benzidine	12.855	184.0	0		µg/L	md	1
T Pyrene	0.000		0	N.D.			
T Butylbenzylphthalate	0.000		0	N.D.			
T Benzo(a)Anthracene	0.000		0	N.D.			
T Chrysene	0.000		0	N.D.			
T 3,3-Dichlorobenzidine	0.000		0	N.D.			
T bis(2-ethylhexyl)Phthalate	0.000		0	N.D.			
T Di-n-octyl Phthalate	0.000		0	N.D.			

Compound	RT	QIon	Resp.	Conc.	Units	Dev(Min)
T Benzo(b)fluoranthene	0.000		0	N.D.		
T Benzo(k)fluoranthene	0.000		0	N.D.		
T Benzo(a)pyrene	0.000		0	N.D.		
T Indeno(1,2,3-c,d)pyrene	0.000		0	N.D.		
T Dibenzo(a,h)anthracene	0.000		0	N.D.		
T Benzo(g,h,i)perylene	0.000		0	N.D.		

(#) = Qualifier Out of Range; (m) = Manual Integration; (+) = Area Summed; (*) = Surrogate Percent Recovery Out of Range; (d): Zeroed Peak

Compound	Conc.	Exp RT	QIon	Exp Ratio
N-Nitrosodimethylamine	N.D.	2.22	42.0	112.0

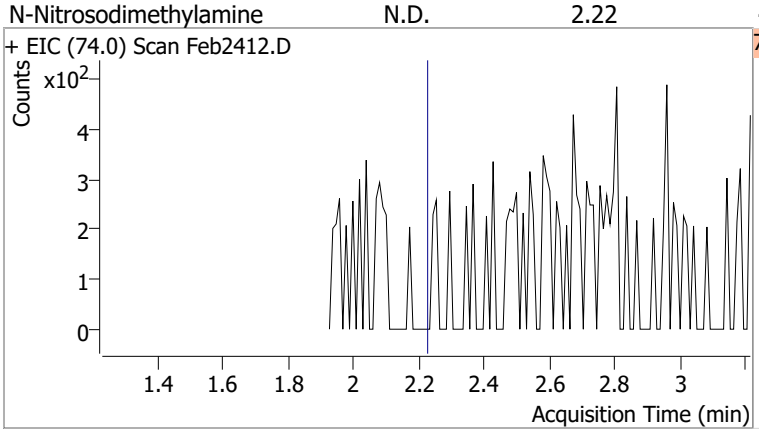

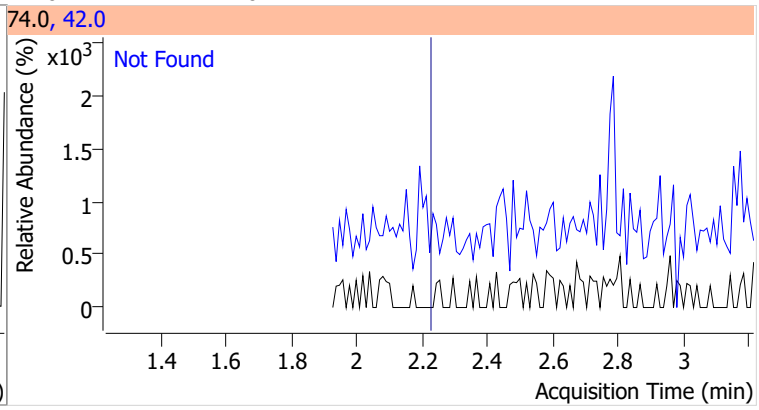

Compound	Conc.	Exp RT	QIon	Exp Ratio
Pyridine	N.D.	2.26	52.0	80.7

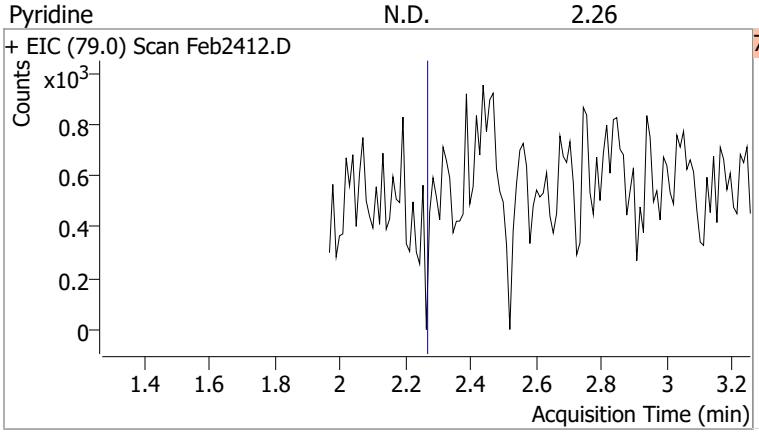

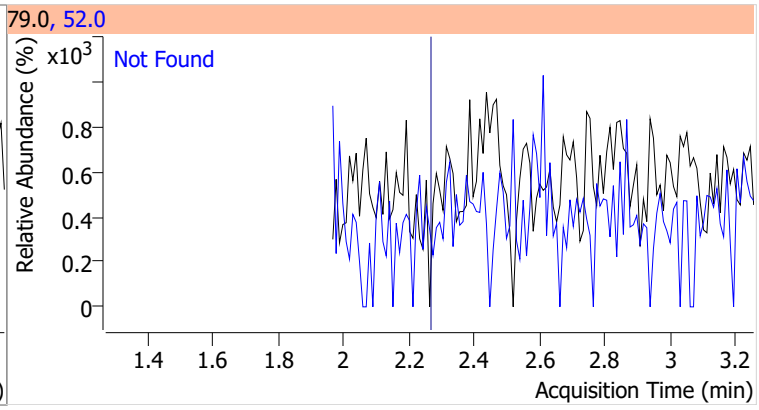

Compound	Conc.	RT	Dev(Min)	Resp.	QIon	QRatio	Lower	Upper
2-Fluorophenol	55.9660	3.54	0.01	372448	64.0	53.1	35.5	65.9
					92.0	20.5	14.8	27.5

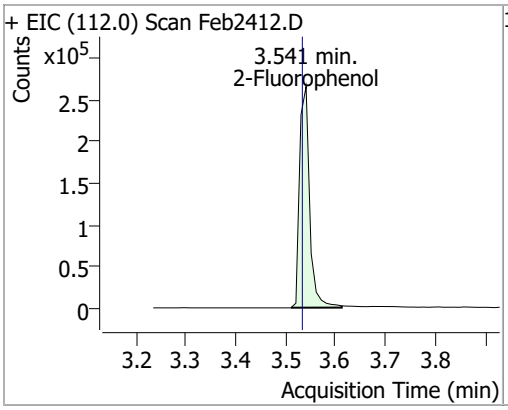

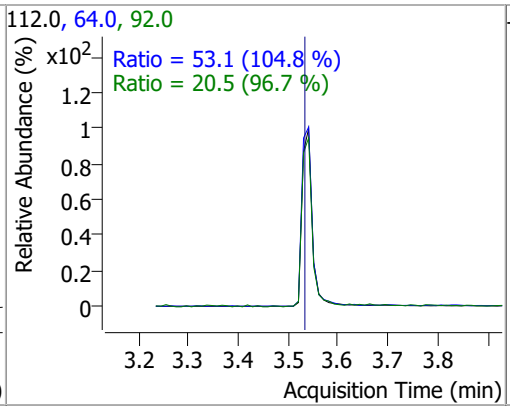

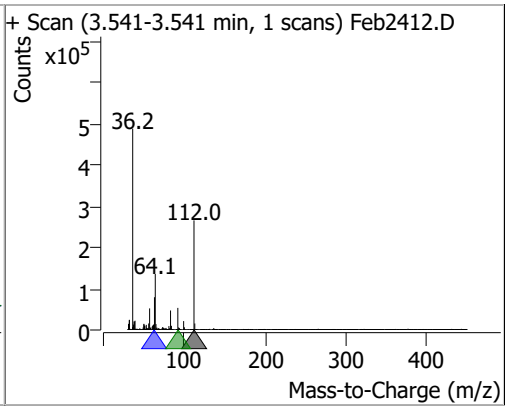

Compound	Conc.	Exp RT	QIon	Exp Ratio	QIon	Exp Ratio
Aniline	N.D.	4.50	66.0	35.4	65.0	18.8

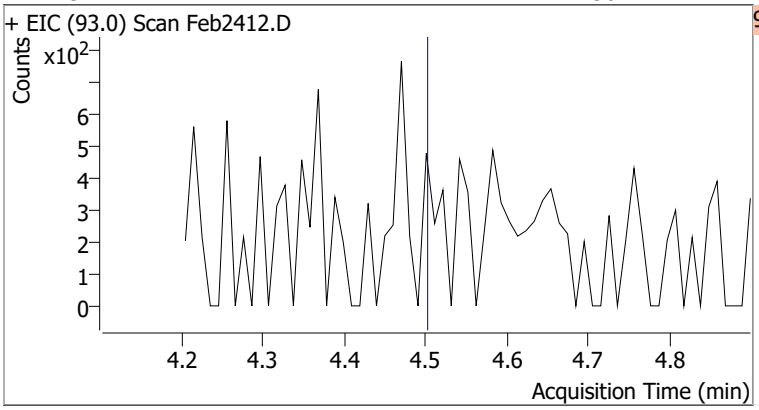

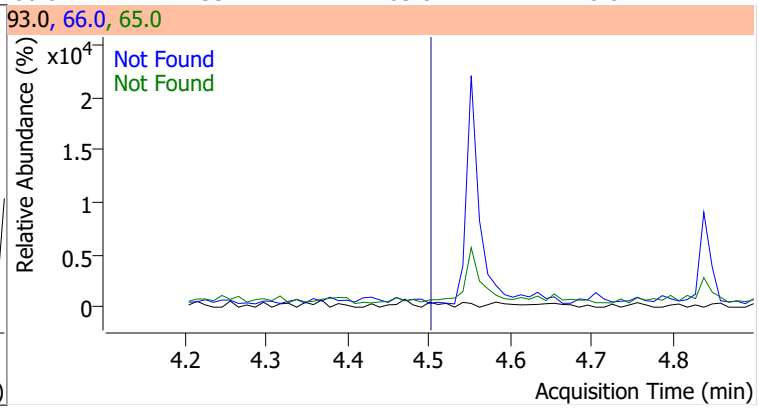

Compound	Conc.	RT	Dev(Min)	Resp.	QIon	QRatio	Lower	Upper
Phenol-d5	49.1049	4.55	0.00	425951	71.0	34.4	25.0	46.4

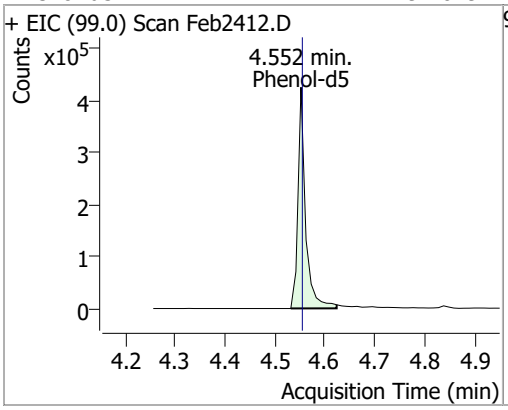

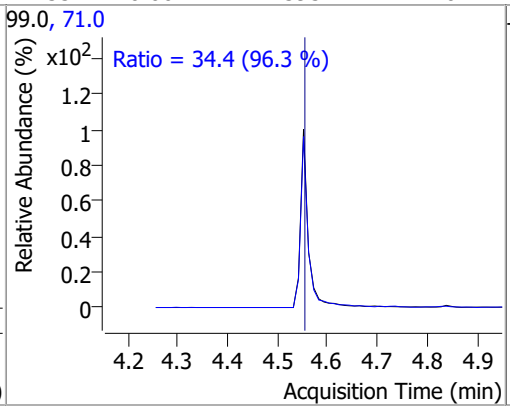

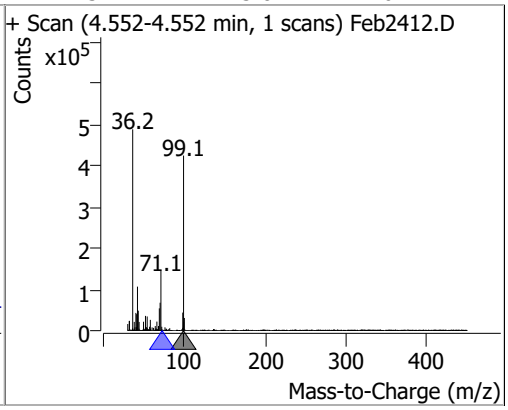

Compound	Conc.	Exp RT	QIon	Exp Ratio
Phenol	N.D.	4.57	66.0	40.4

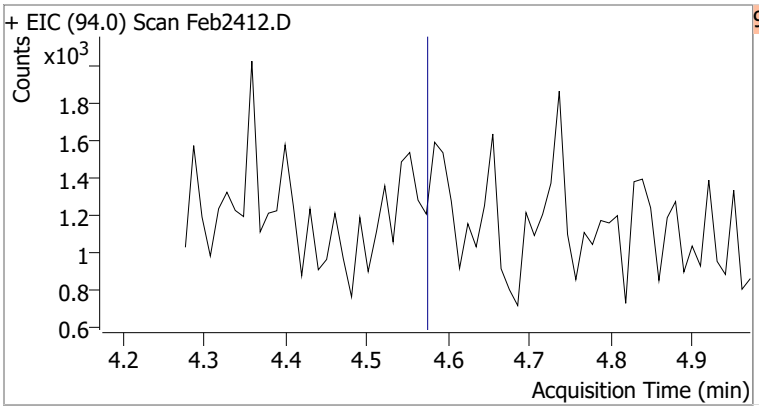

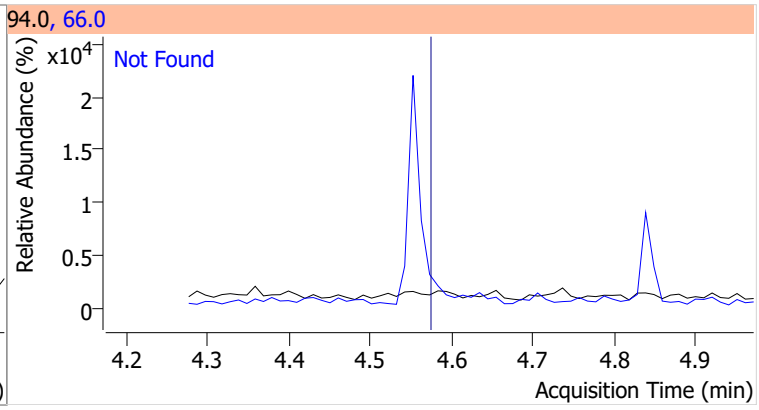

Compound	Conc.	Exp RT	QIon	Exp Ratio
bis(-2-Chloroethyl)Ether	N.D.	4.58	64.0	10.2

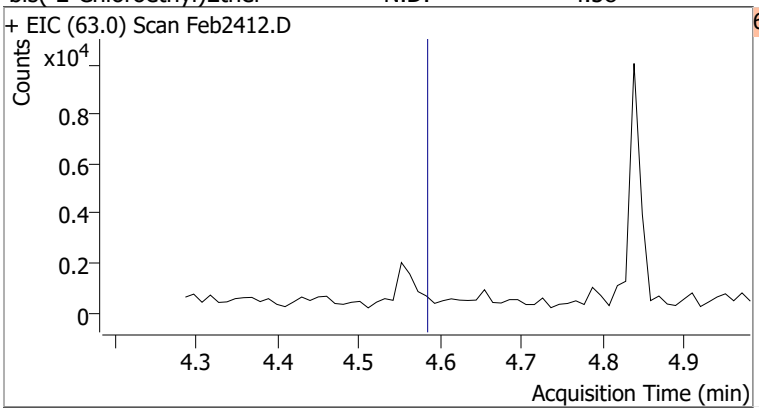

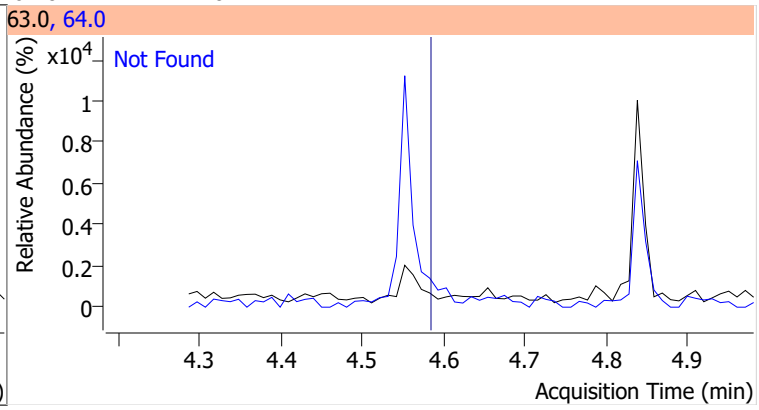

Compound	Conc.	Exp RT	QIon	Exp Ratio
2-Chlorophenol	N.D.	4.63	130.0	32.3

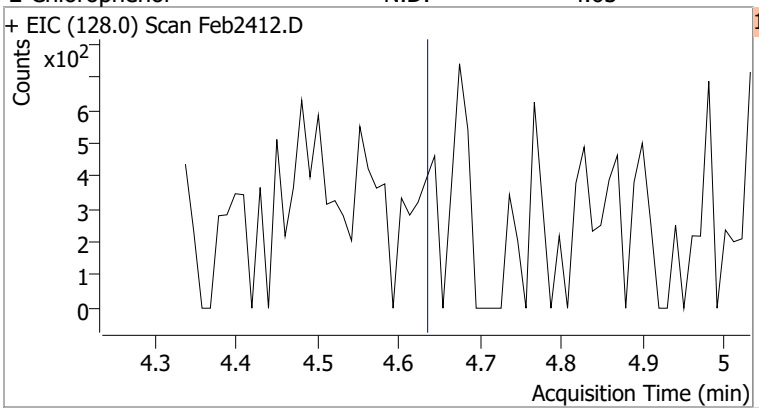

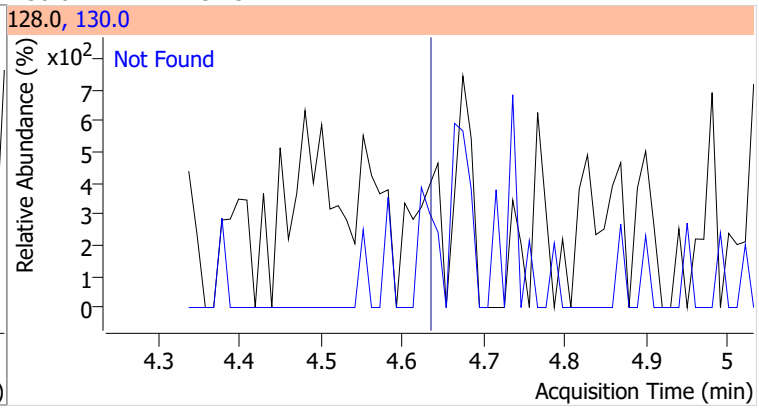

Compound	Conc.	Exp RT	QIon	Exp Ratio	QIon	Exp Ratio
1,3-Dichlorobenzene	N.D.	4.78	148.0	63.7	111.0	35.3

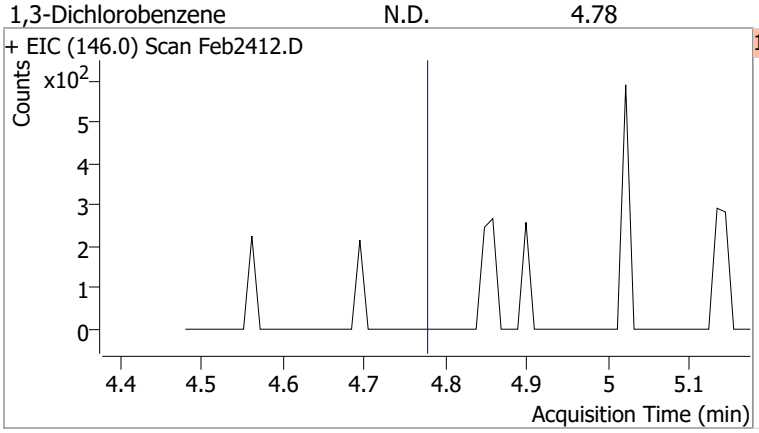

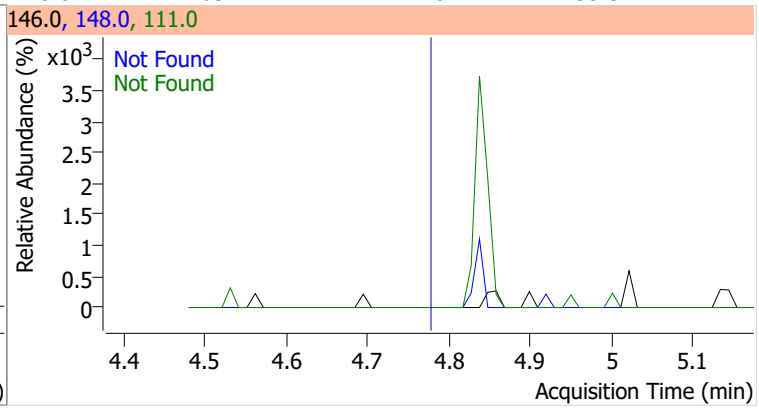

Compound	Conc.	Exp RT	QIon	Exp Ratio	QIon	Exp Ratio
1,4-Dichlorobenzene	N.D.	4.86	148.0	64.4	111.0	35.3

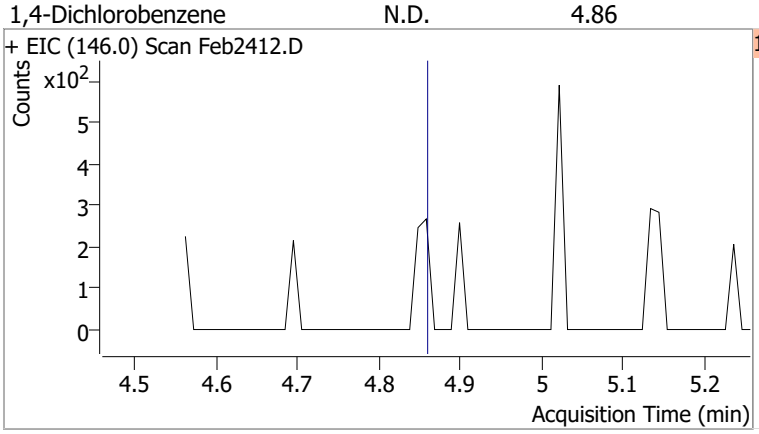

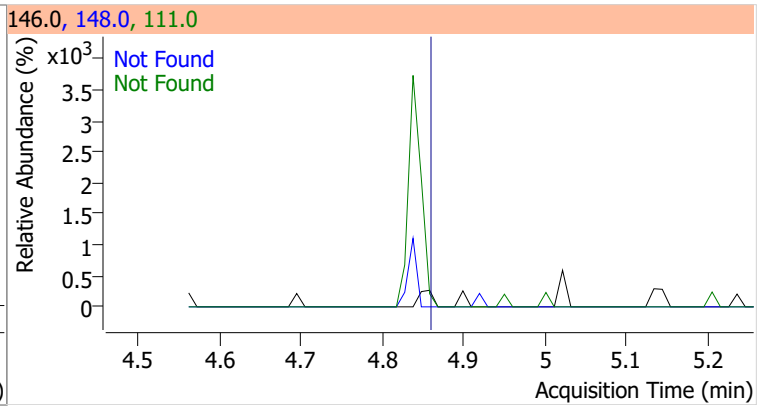

Compound	Conc.	Exp RT	QIon	Exp Ratio	QIon	Exp Ratio
1,2-Dichlorobenzene	N.D.	5.02	148.0	63.7	111.0	37.5

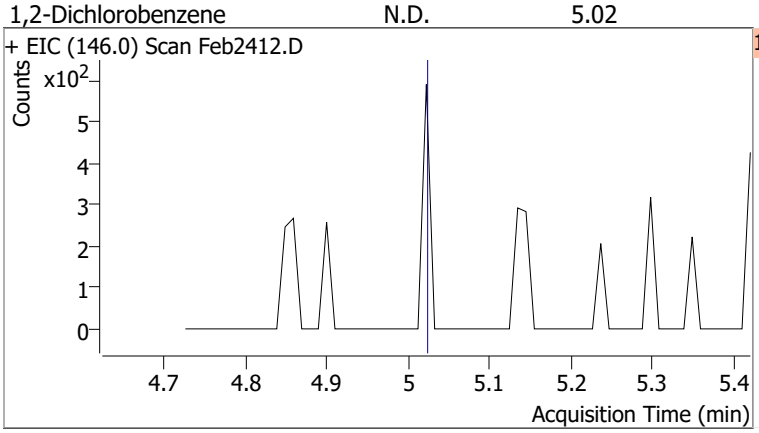

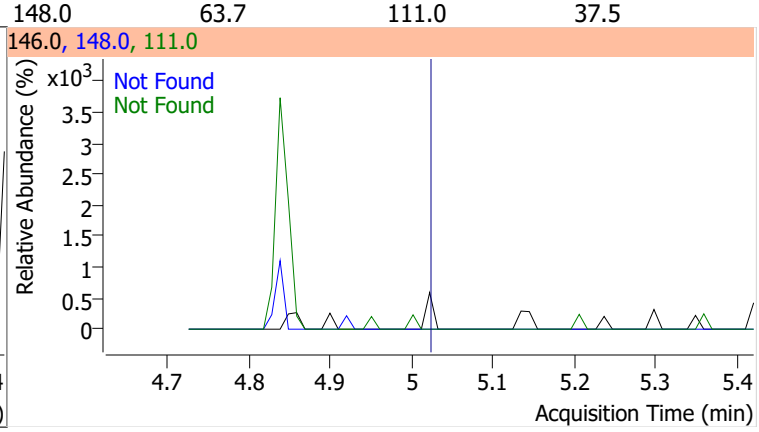

Compound	Conc.	Exp RT	QIon	Exp Ratio	QIon	Exp Ratio
Benzyl Alcohol	N.D.	5.04	79.0	118.8	107.0	68.8

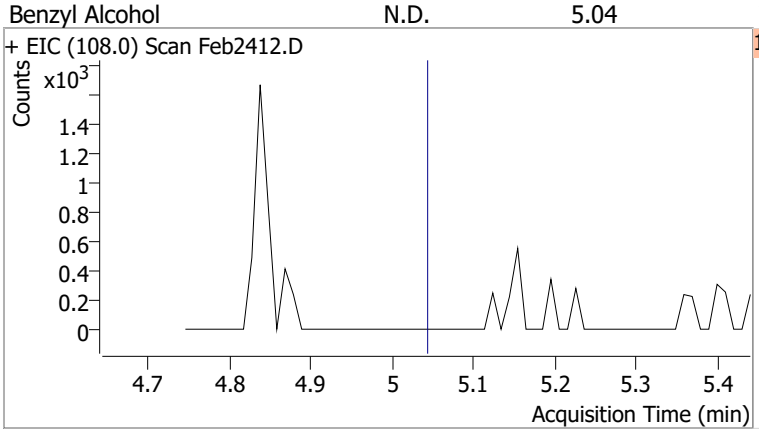

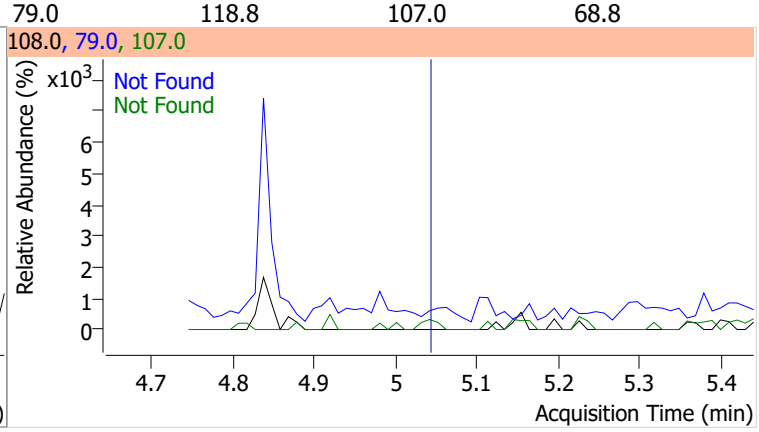

Compound	Conc.	Exp RT	QIon	Exp Ratio
bis(2-chloroisopropyl)Ether	N.D.	5.19	123.0	31.6

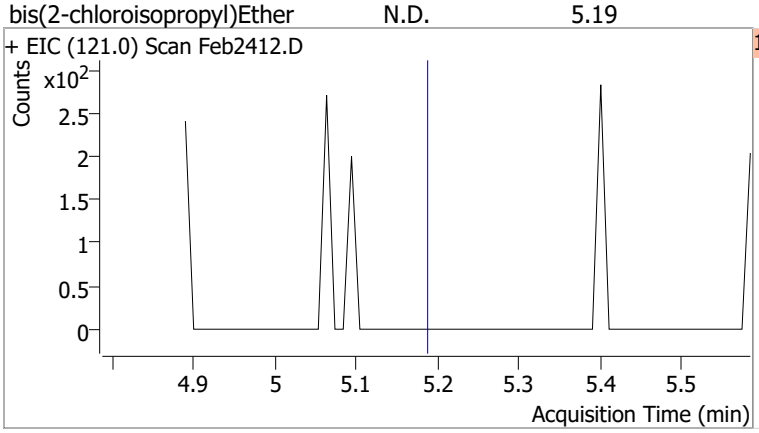

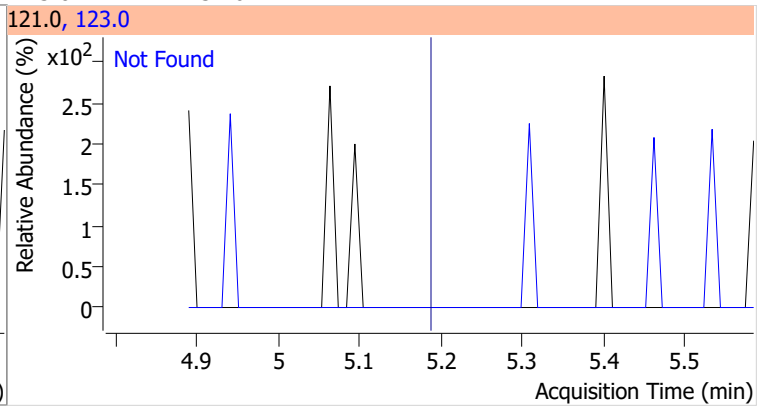

Compound	Conc.	Exp RT	QIon	Exp Ratio
2-Methylphenol	N.D.	5.22	108.0	117.4

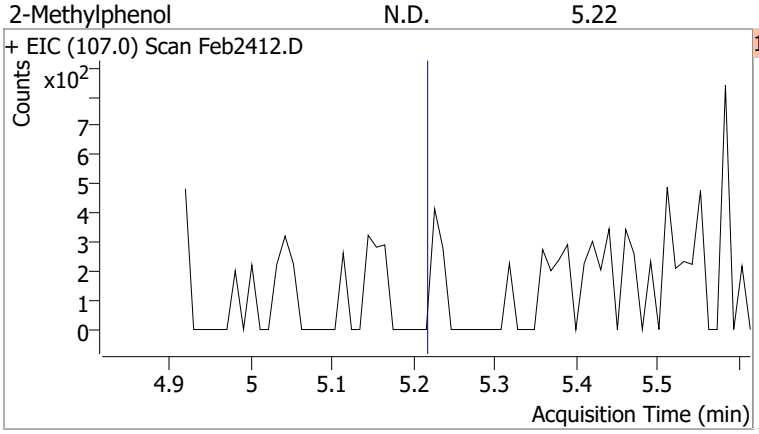

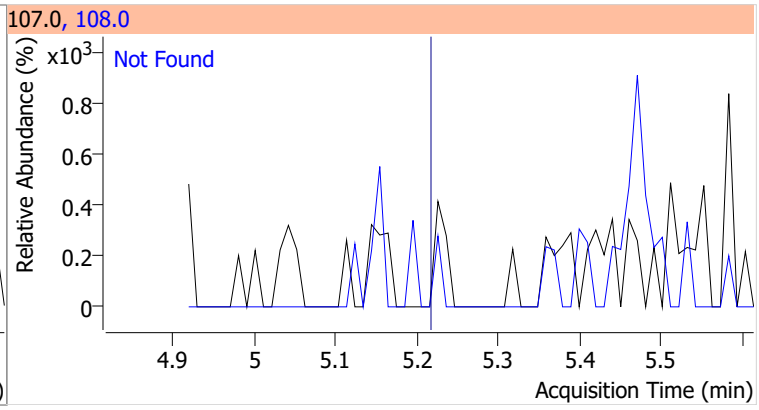

Compound	Conc.	RT	Dev(Min)	Resp.	QIon	QRatio	Lower	Upper
N-nitroso-Di-n-propylamine		0		0	130.0		0.0	34.0

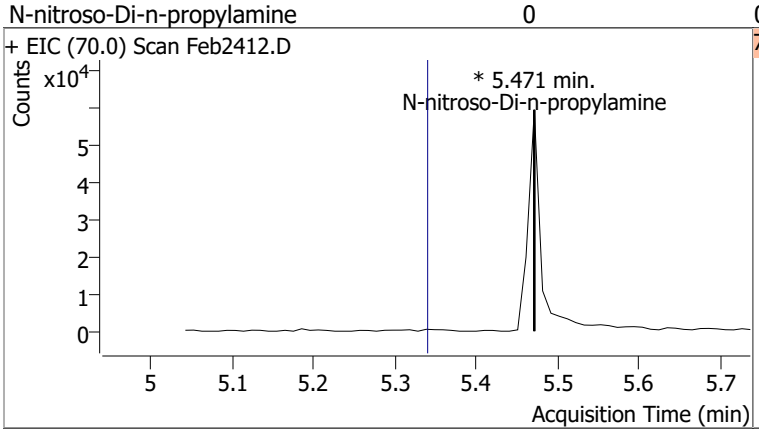

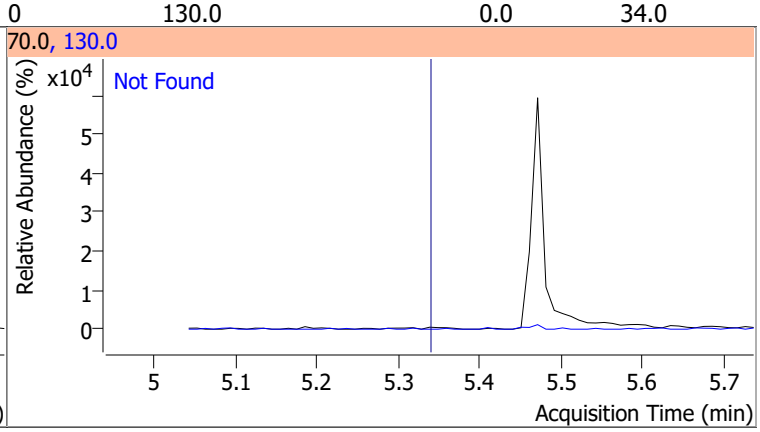

Compound	Conc.	Exp RT	QIon	Exp Ratio	QIon	Exp Ratio
Hexachloroethane	N.D.	5.39	201.0	89.1	199.0	59.3

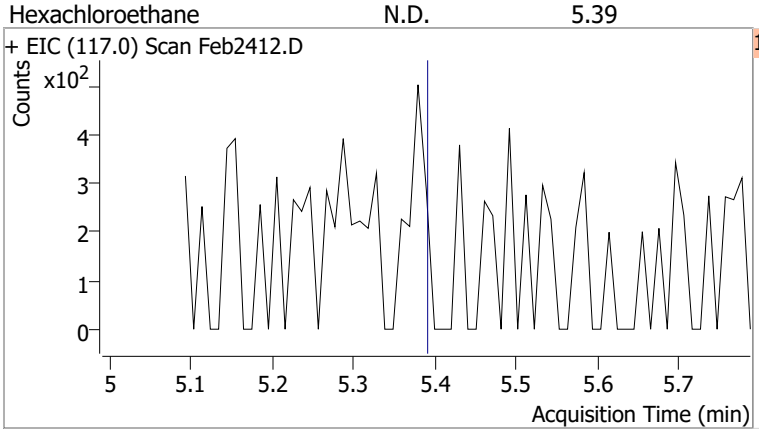

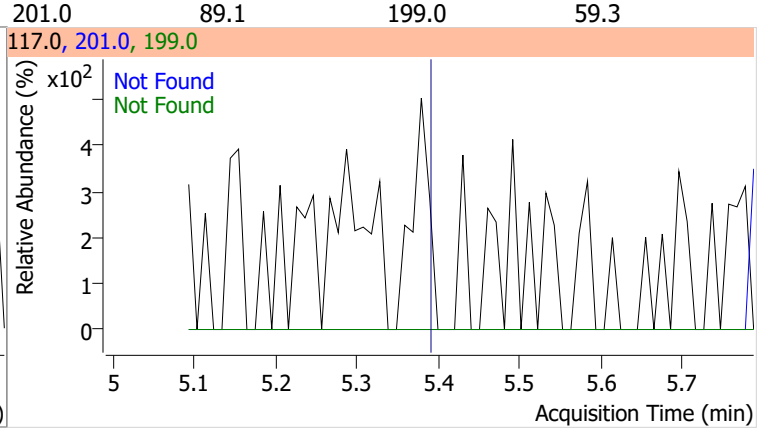

Compound	Conc.	Exp RT	QIon	Exp Ratio
4Methylphenol/3Methylphenol	N.D.	5.40	108.0	84.2

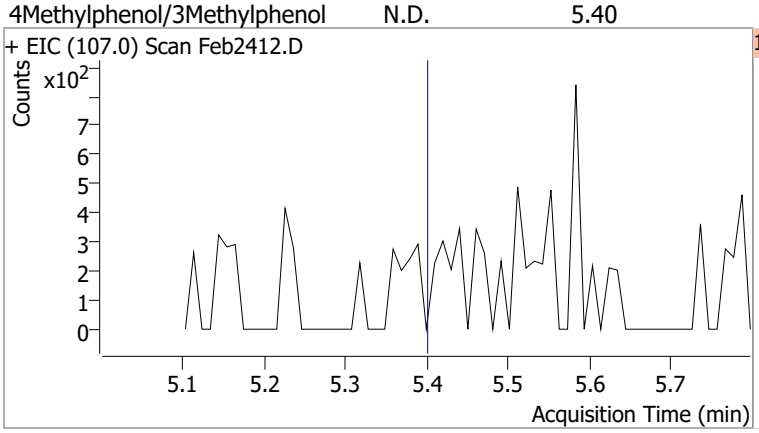

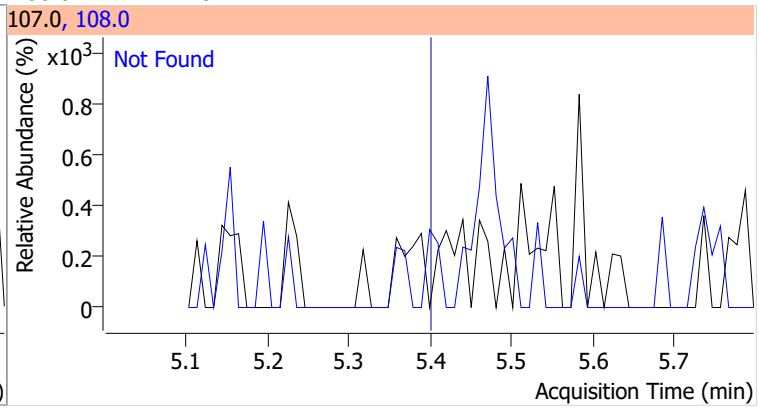

Compound	Conc.	RT	Dev(Min)	Resp.	QIon	QRatio	Lower	Upper
Nitrobenzene-d5	61.3386	5.47	0.00	294615	54.0	60.6	44.9	83.4
					128.0	45.3	33.4	62.1

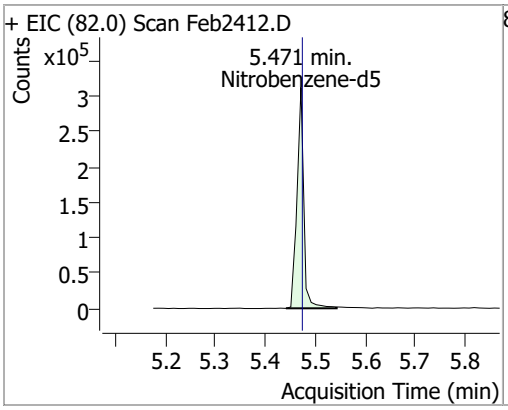

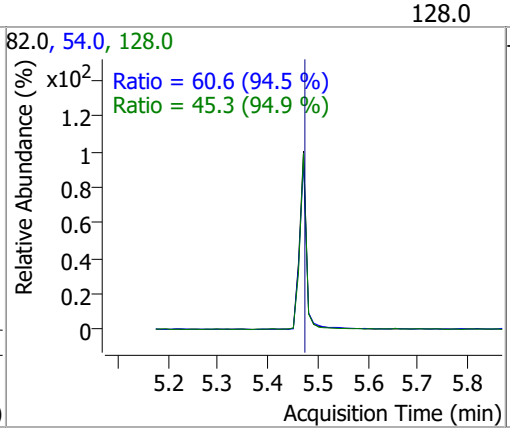

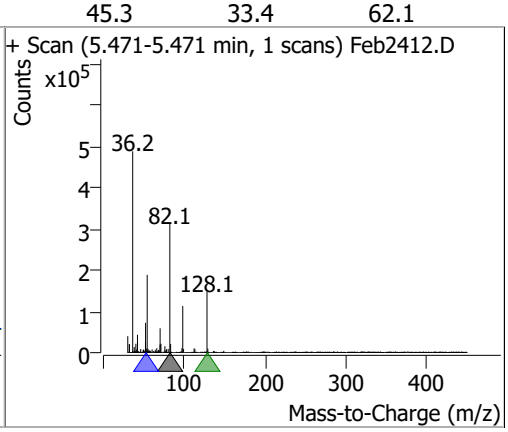

Compound	Conc.	Exp RT	QIon	Exp Ratio	QIon	Exp Ratio
Nitrobenzene	N.D.	5.49	77.0	209.6	51.0	127.5

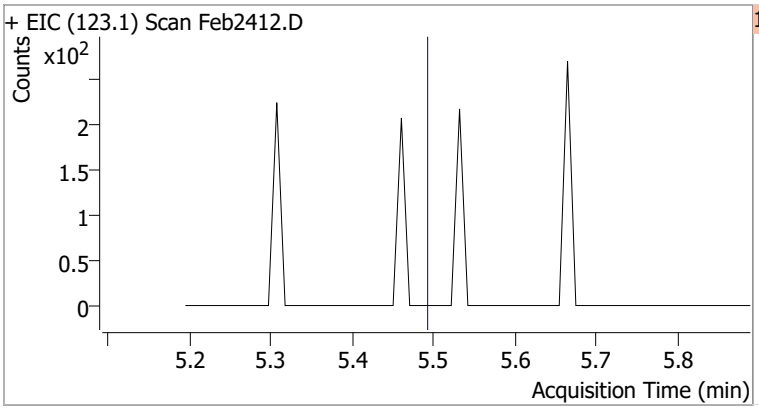

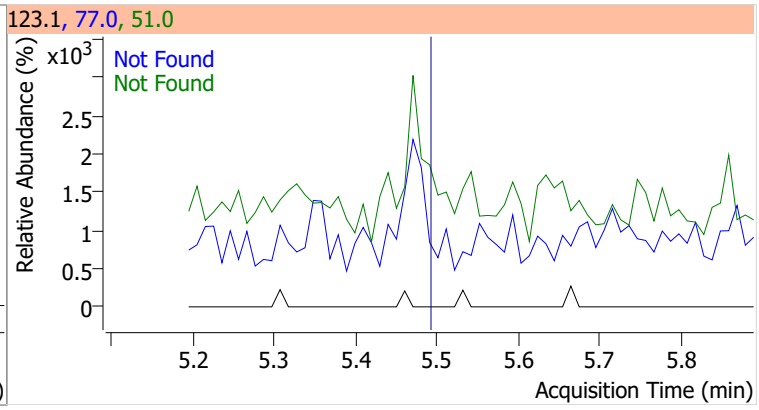

Compound	Conc.	Exp RT	QIon	Exp Ratio
Isophorone	N.D.	5.79	138.0	20.3

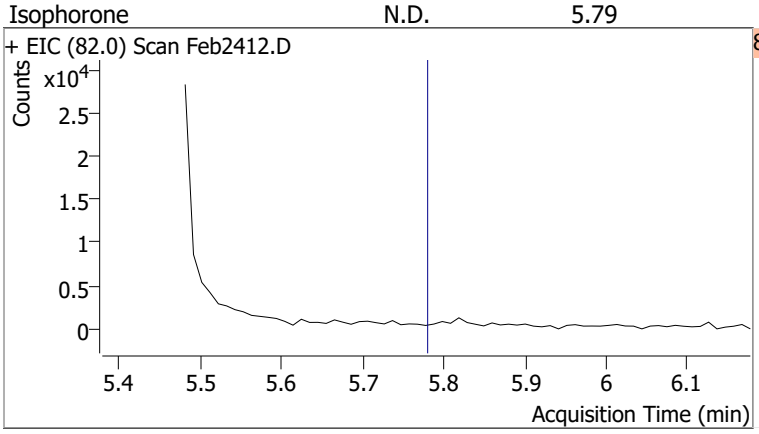

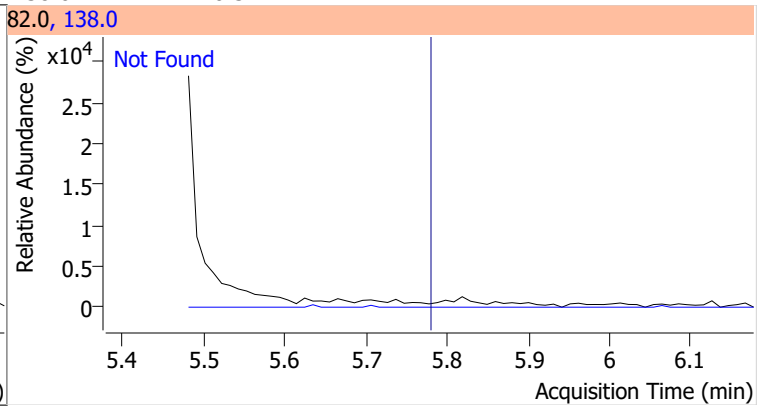

Compound	Conc.	Exp RT	QIon	Exp Ratio	QIon	Exp Ratio
2-Nitrophenol	N.D.	5.86	65.0	51.3	109.0	35.7

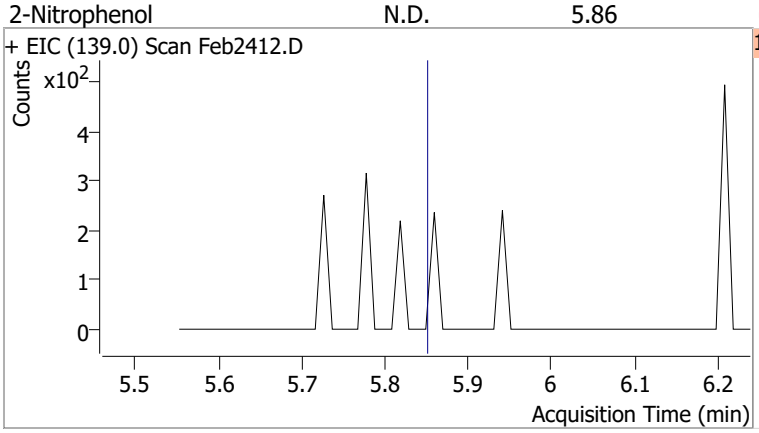

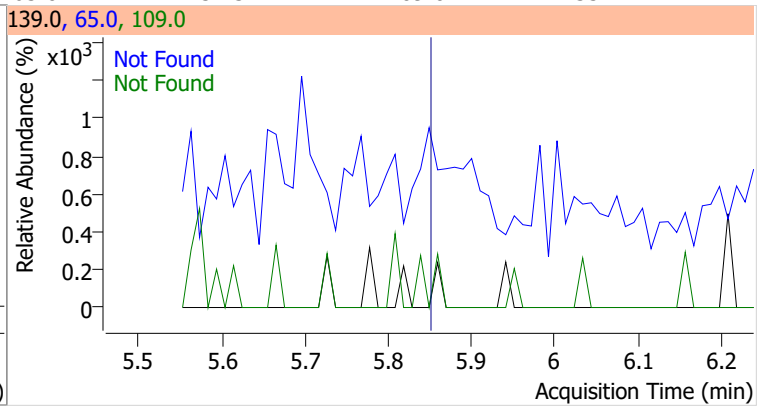

Compound	Conc.	Exp RT	QIon	Exp Ratio	QIon	Exp Ratio
2,4-Dimethylphenol	N.D.	5.99	107.0	111.1	77.0	30.2

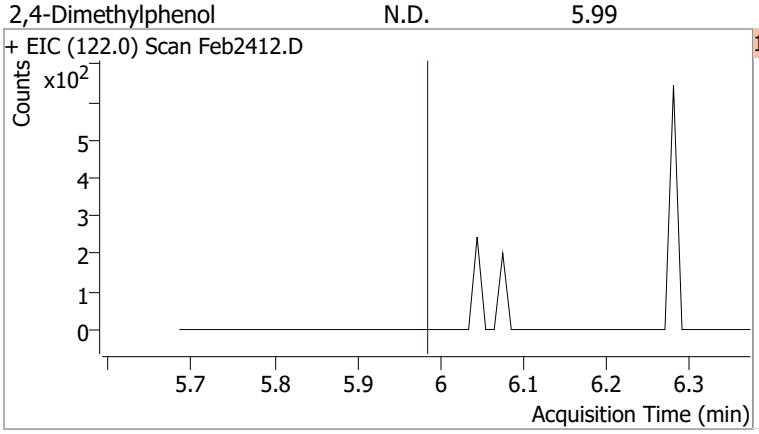

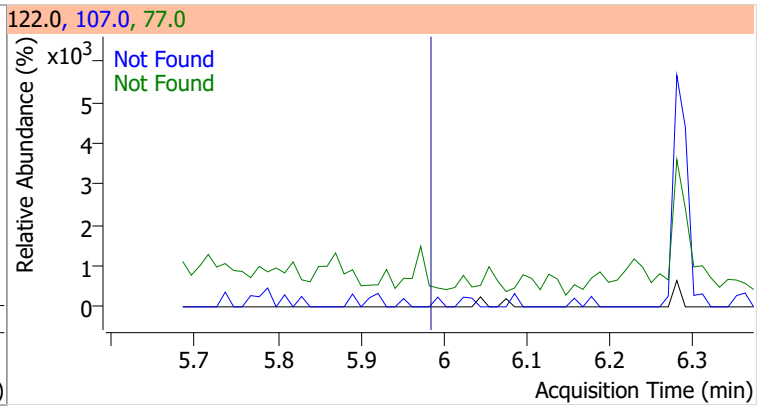

Compound	Conc.	Exp RT	QIon	Exp Ratio	QIon	Exp Ratio
bis(-2-Chloroethoxy)Methane	N.D.	6.07	63.0	70.1	95.0	31.8

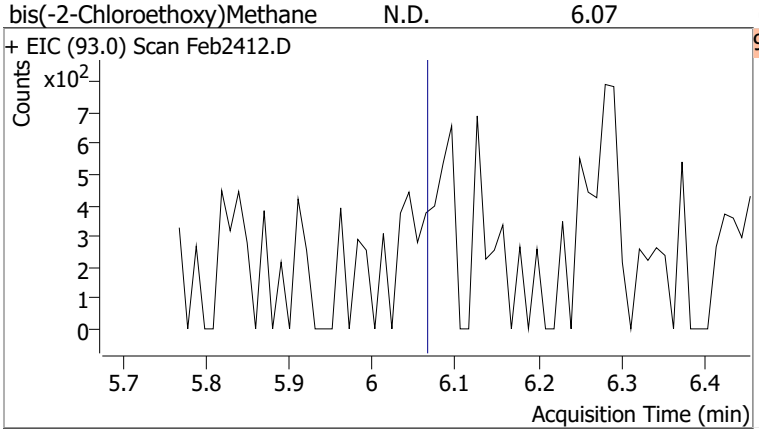

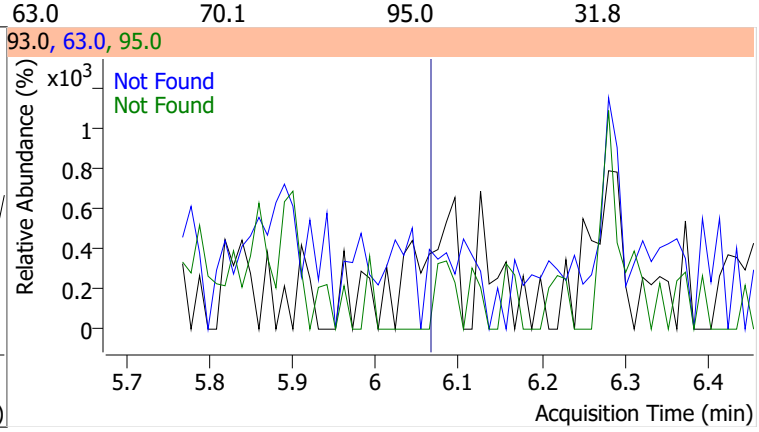

Compound	Conc.	Exp RT	QIon	Exp Ratio	QIon	Exp Ratio
2,4-Dichlorophenol	N.D.	6.18	164.0	66.1	98.0	34.4

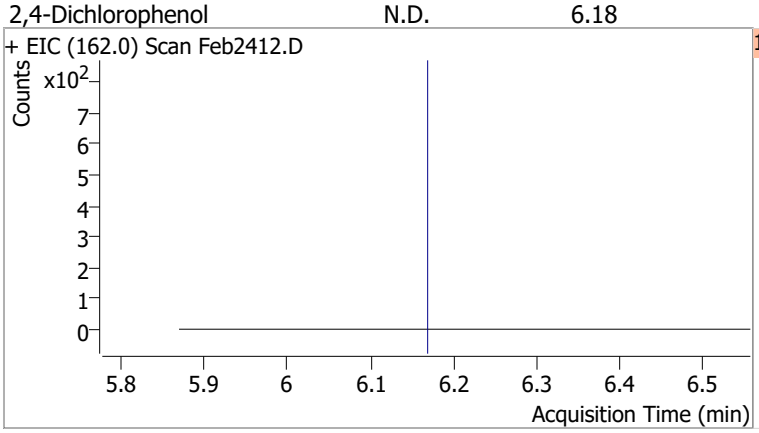

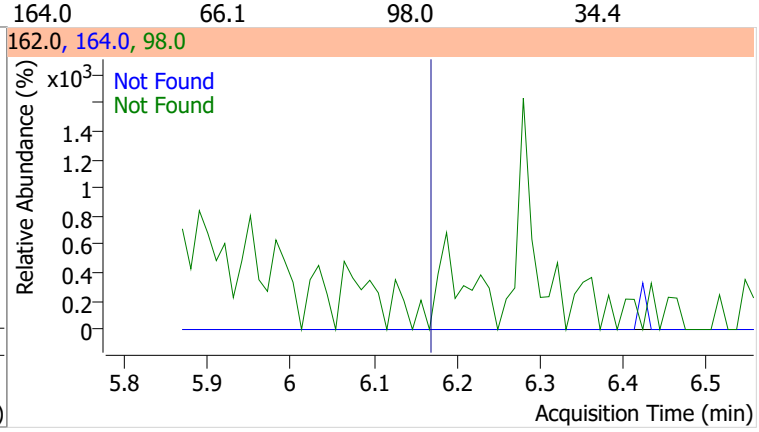

Compound	Conc.	Exp RT	QIon	Exp Ratio	QIon	Exp Ratio
Benzoic Acid	N.D.	6.21	122.0	86.4	77.0	79.5

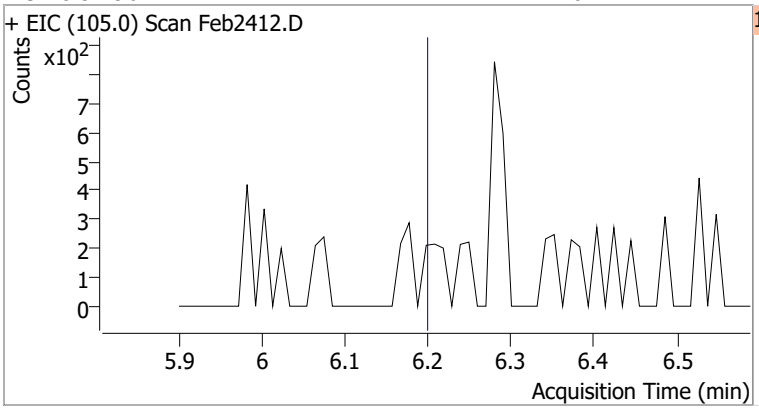

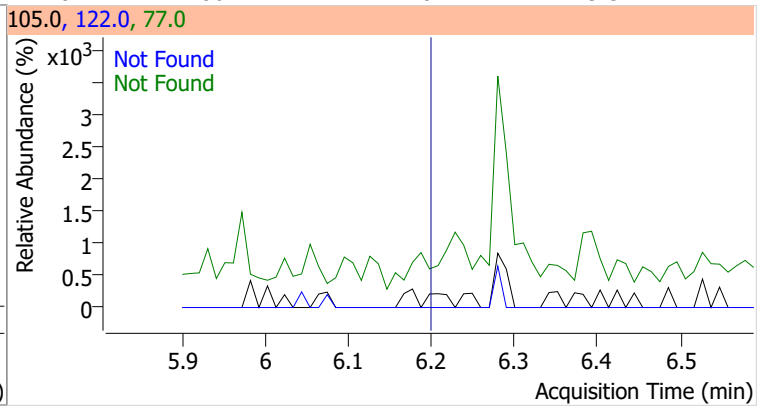

Compound	Conc.	Exp RT	QIon	Exp Ratio	QIon	Exp Ratio
1,2,4-Trichlorobenzene	N.D.	6.23	182.0	95.5	145.0	28.5

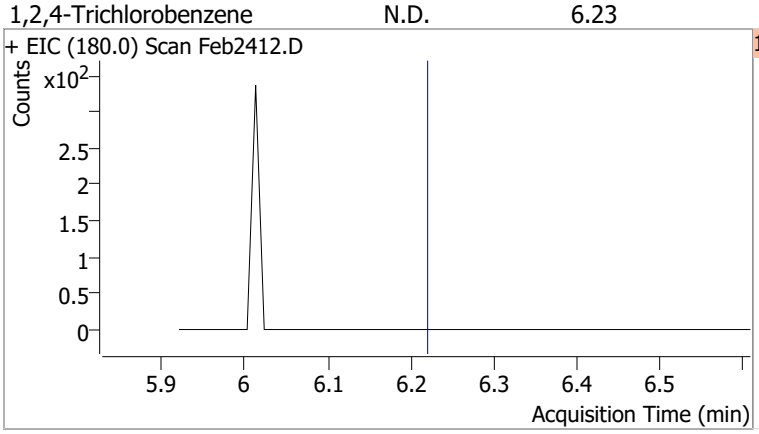

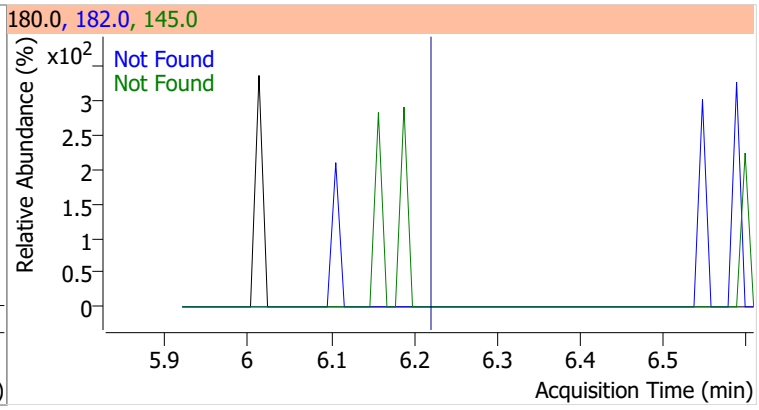

Compound	Conc.	Exp RT	QIon	Exp Ratio	QIon	Exp Ratio
Naphthalene	N.D.	6.31	129.0	11.0	102.0	9.2

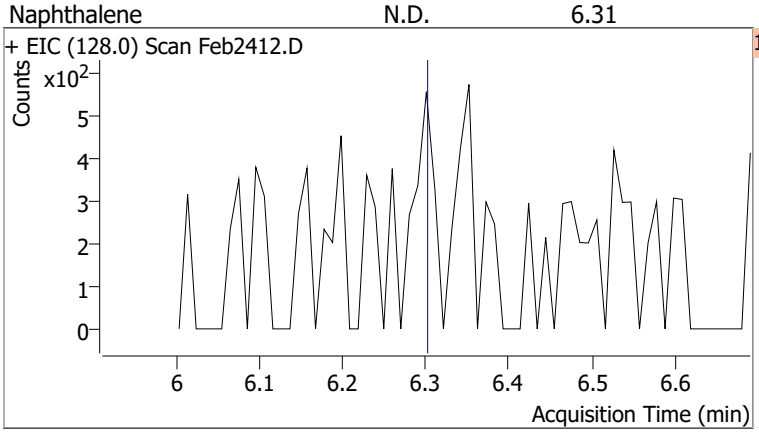

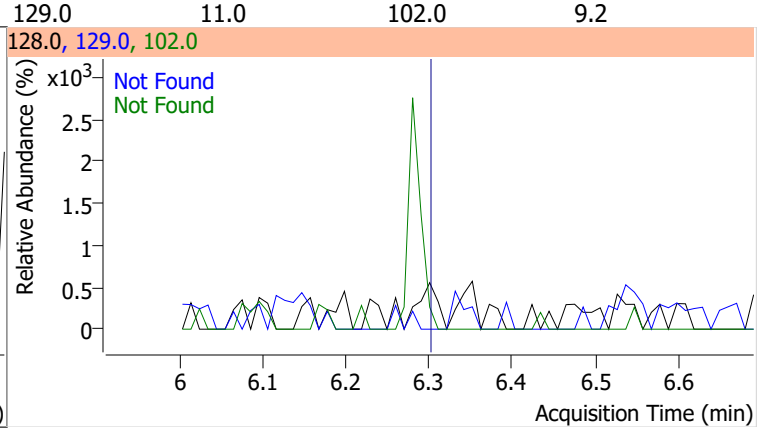

Compound	Conc.	Exp RT	QIon	Exp Ratio
4-Chlorophenol	N.D.	6.40	128.0	316.6

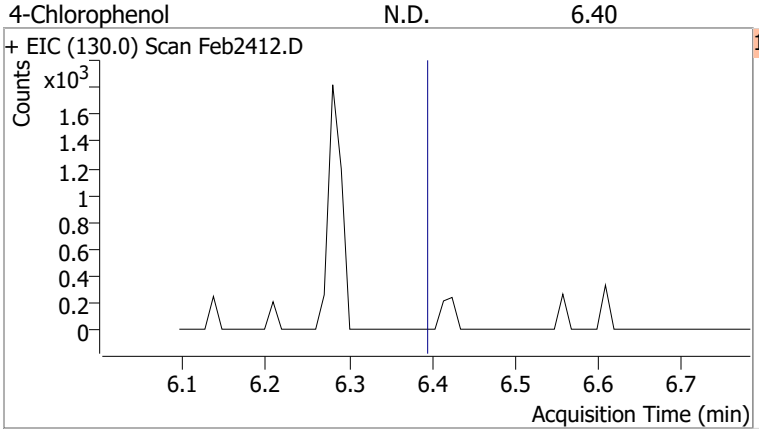

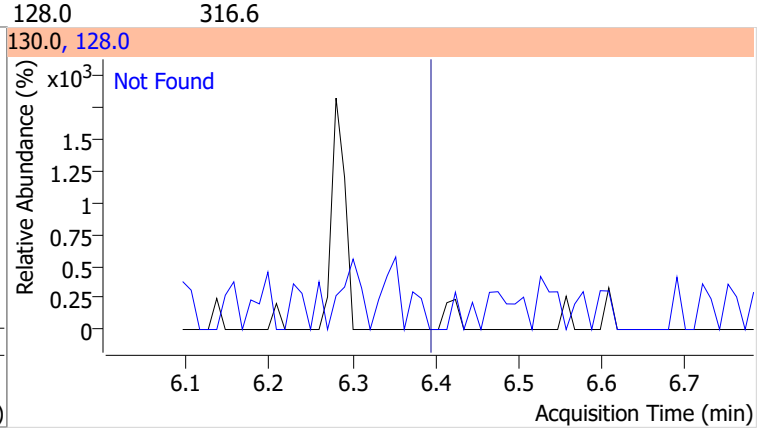

Compound	Conc.	Exp RT	QIon	Exp Ratio	QIon	Exp Ratio
p-Chloroaniline	N.D.	6.41	65.0	61.2	129.0	36.2

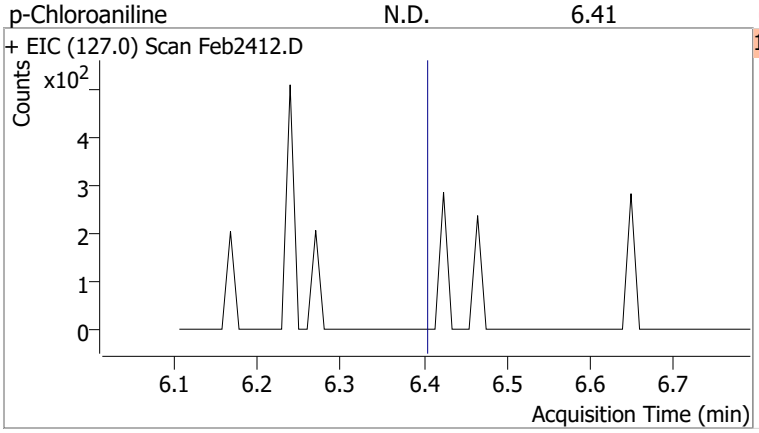

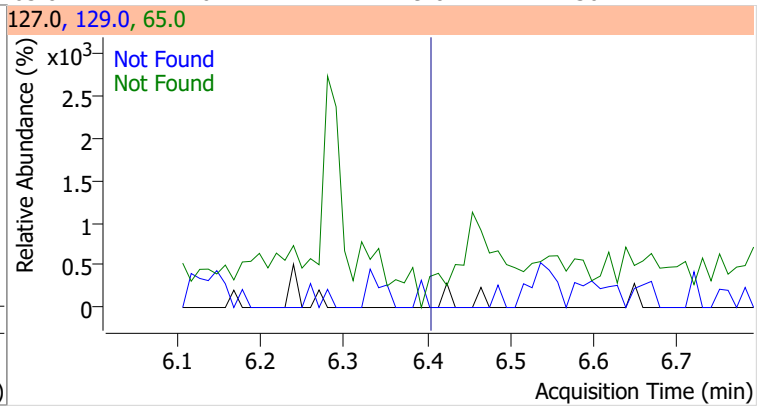

Compound	Conc.	Exp RT	QIon	Exp Ratio	QIon	Exp Ratio
Hexachlorobutadiene	N.D.	6.48	223.0	63.2	227.0	62.4

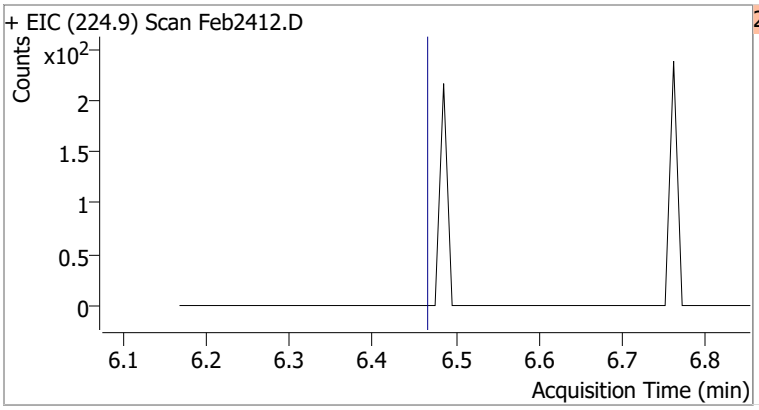

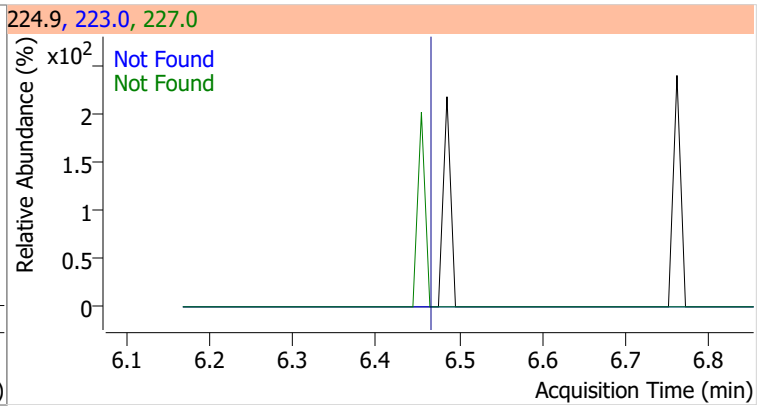

Compound	Conc.	Exp RT	QIon	Exp Ratio
4-Chloro-2-Methylphenol	N.D.	6.93	144.0	27.8

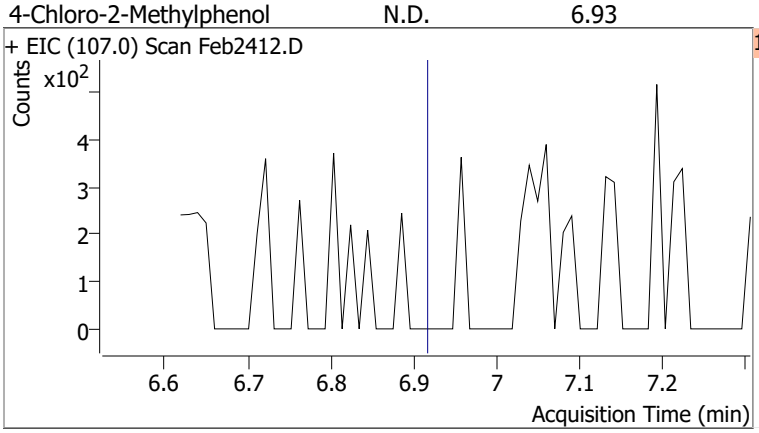

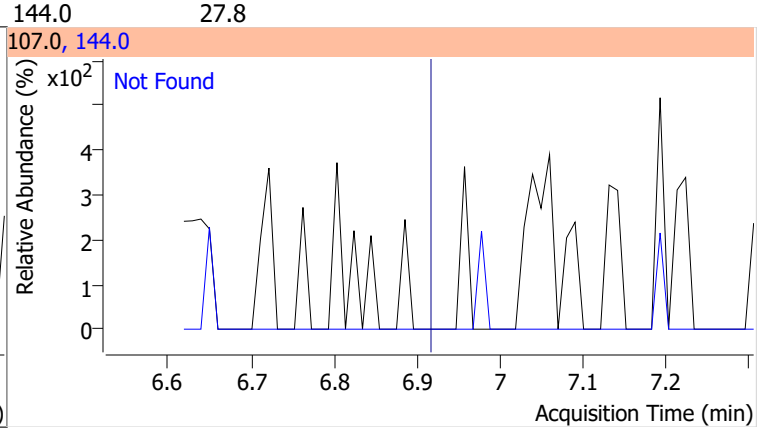

Compound	Conc.	Exp RT	QIon	Exp Ratio
4-Chloro-3-Methylphenol	N.D.	7.07	144.0	26.7

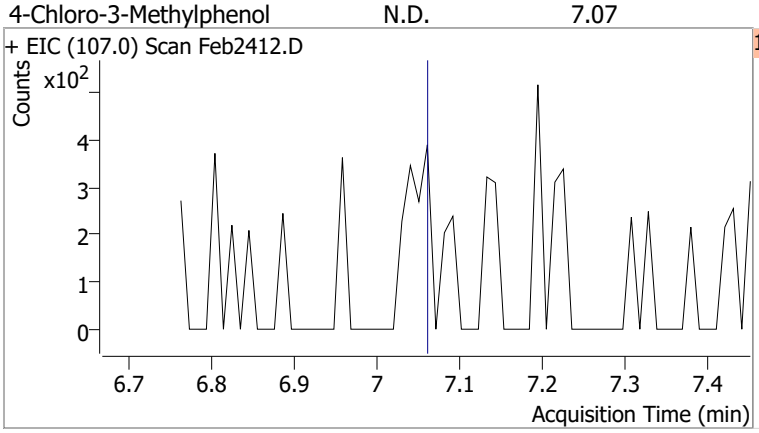

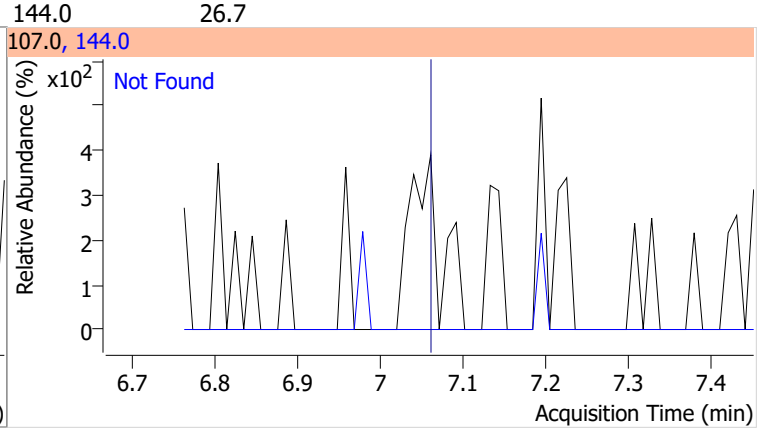

Compound	Conc.	Exp RT	QIon	Exp Ratio	QIon	Exp Ratio
2-Methylnaphthalene	N.D.	7.13	142.0	120.9	115.0	40.2

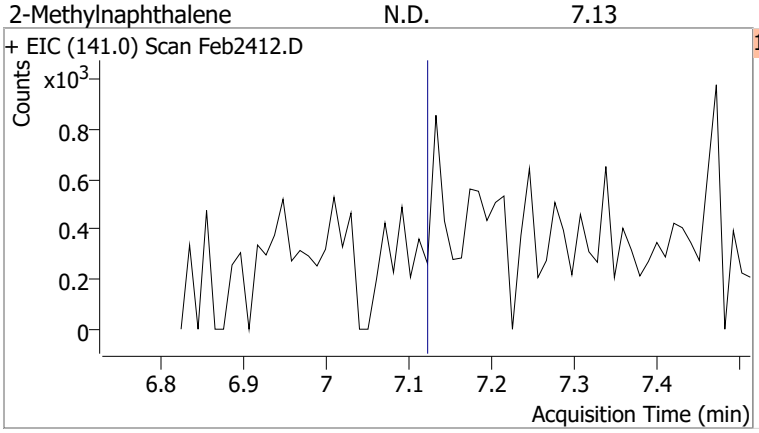

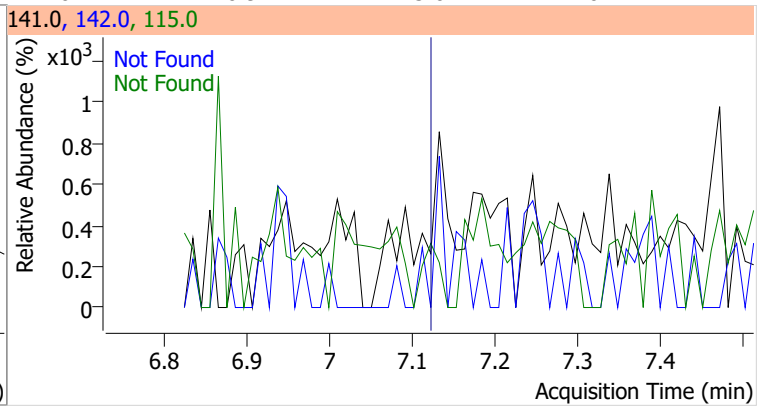

Compound	Conc.	Exp RT	QIon	Exp Ratio	QIon	Exp Ratio
1-Methylnaphthalene	N.D.	7.25	142.0	116.0	115.0	41.9

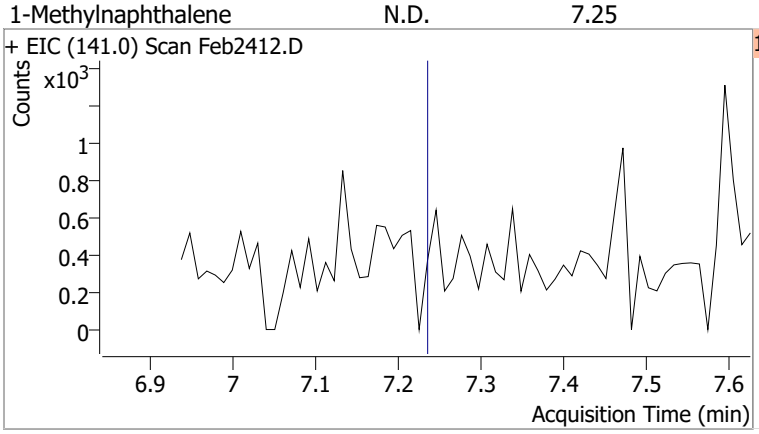

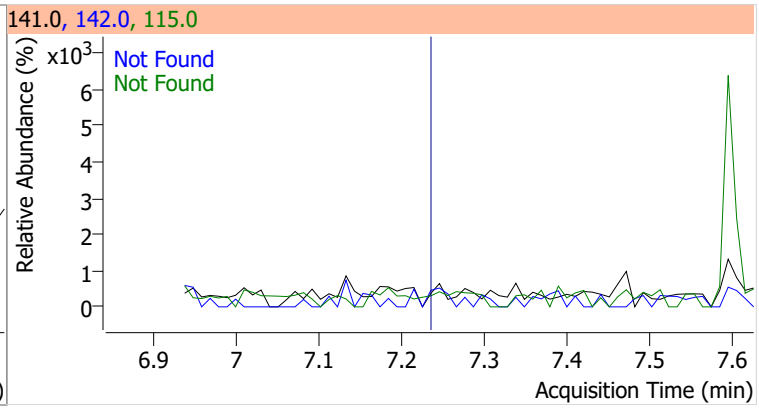

Compound	Conc.	Exp RT	QIon	Exp Ratio	QIon	Exp Ratio
Hexachlorocyclopentadiene	N.D.	7.33	238.9	64.2	234.9	62.1

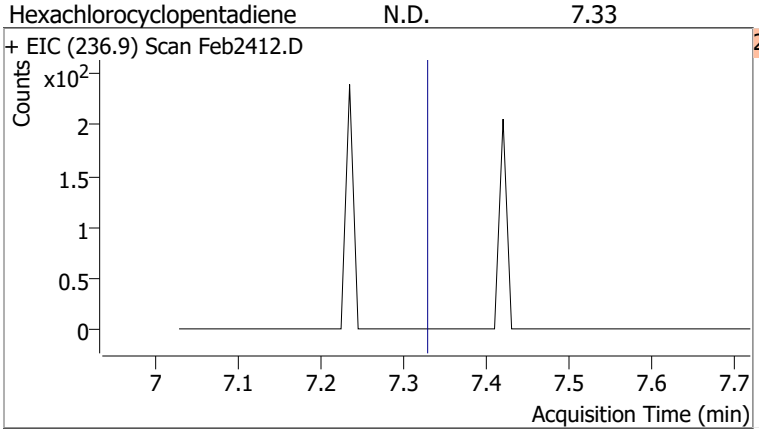

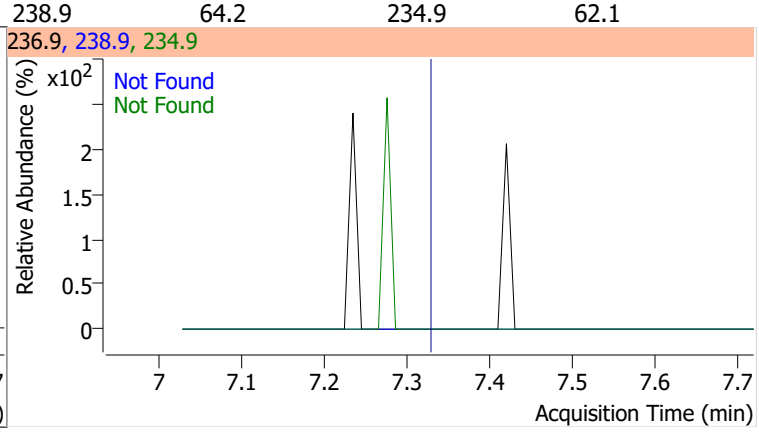

Compound	Conc.	Exp RT	QIon	Exp Ratio
2,4,6-Trichlorophenol	N.D.	7.51	198.0	92.6

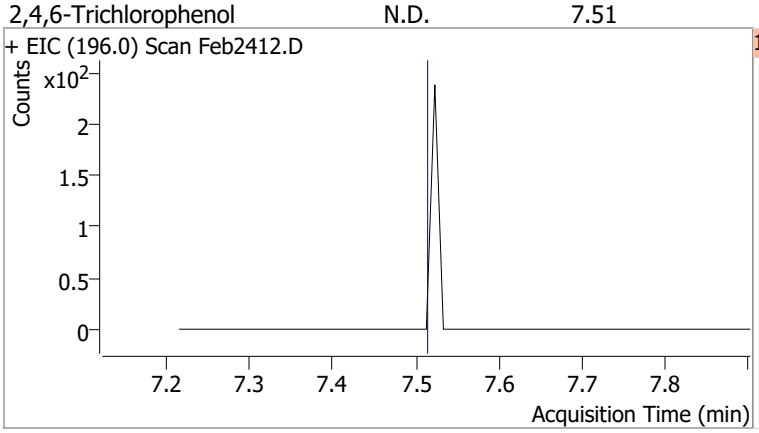

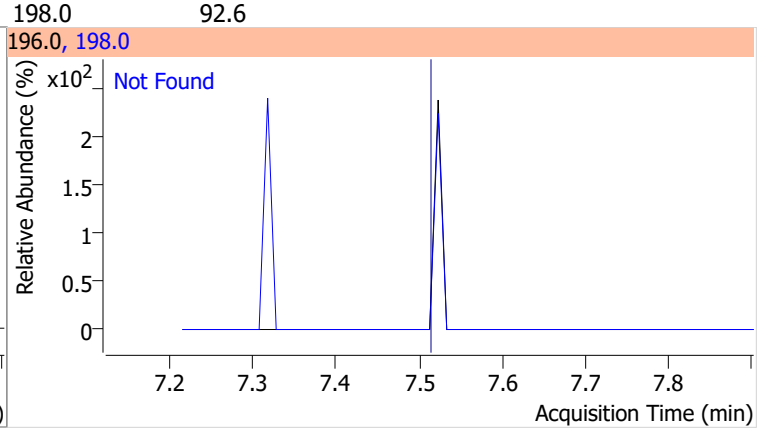

Compound	Conc.	Exp RT	QIon	Exp Ratio
2,4,5-Trichlorophenol	N.D.	7.57	198.0	94.1

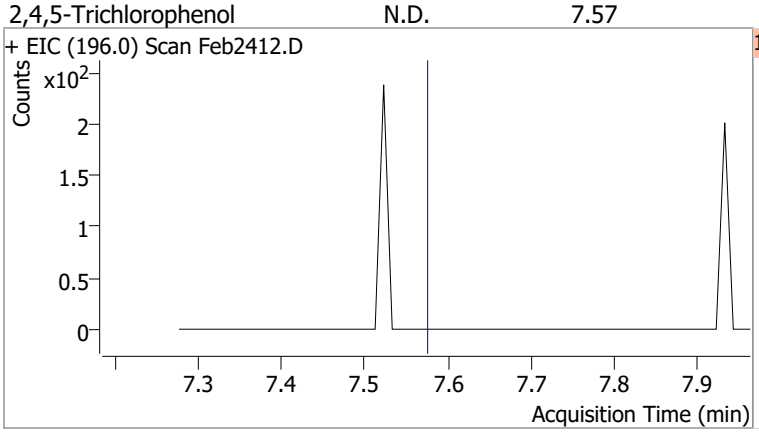

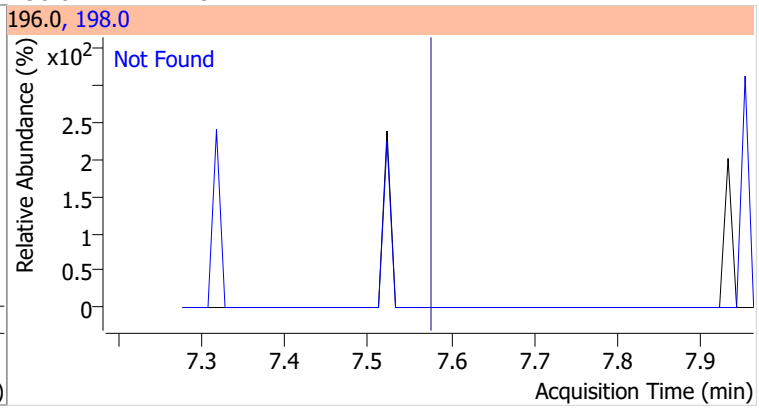

Compound	Conc.	RT	Dev(Min)	Resp.	QIon	QRatio	Lower	Upper
2-Fluorobiphenyl	58.6090	7.59	0.00	837206	171.0	32.2	24.1	44.7

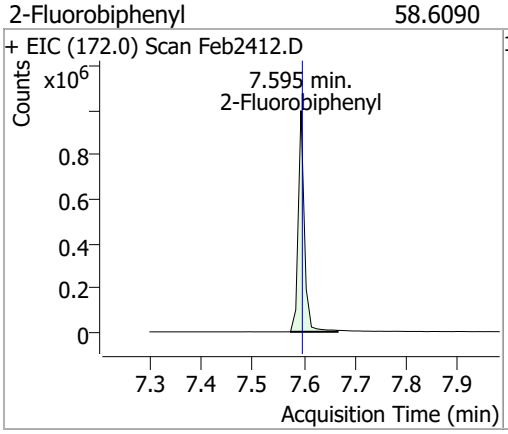

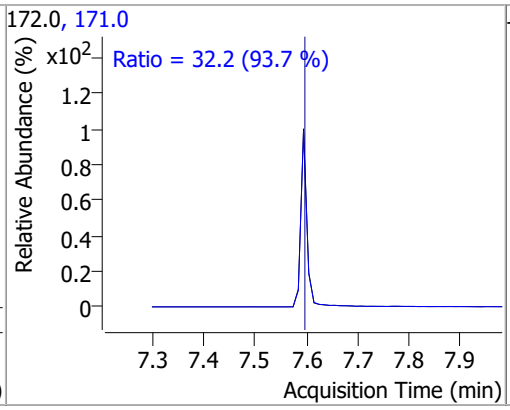

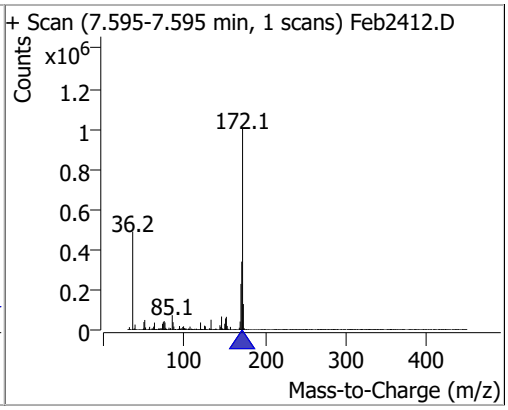

Compound	Conc.	Exp RT	QIon	Exp Ratio	QIon	Exp Ratio
2-Chloronaphthalene	N.D.	7.71	127.0	35.7	164.0	32.6

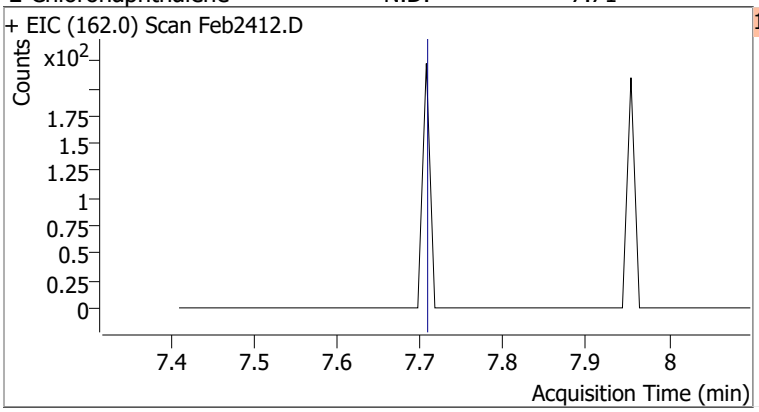

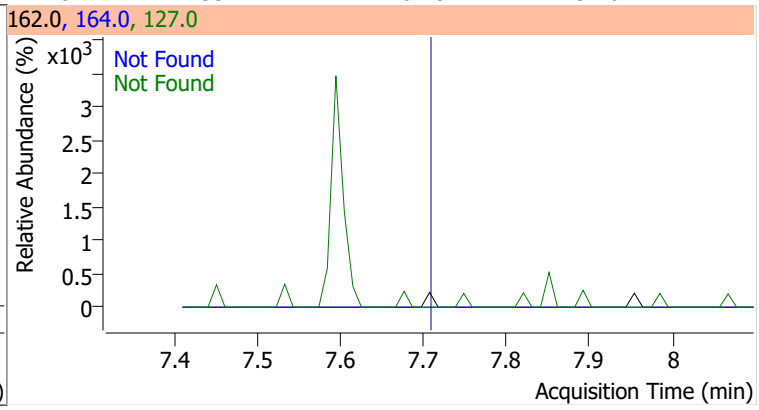

Compound	Conc.	Exp RT	QIon	Exp Ratio
2-Nitroaniline	N.D.	7.87	138.0	123.0

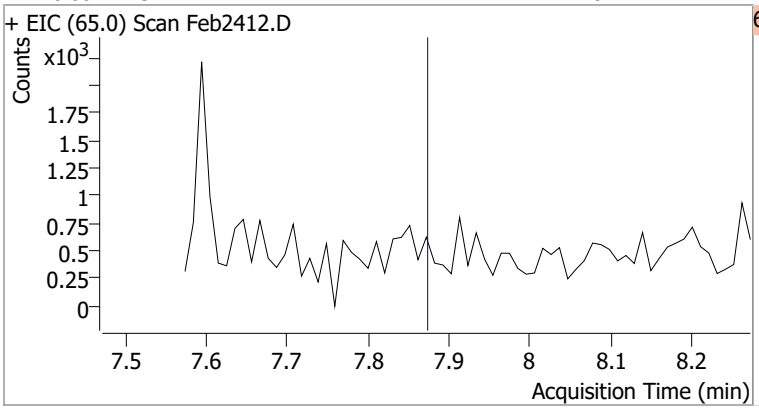

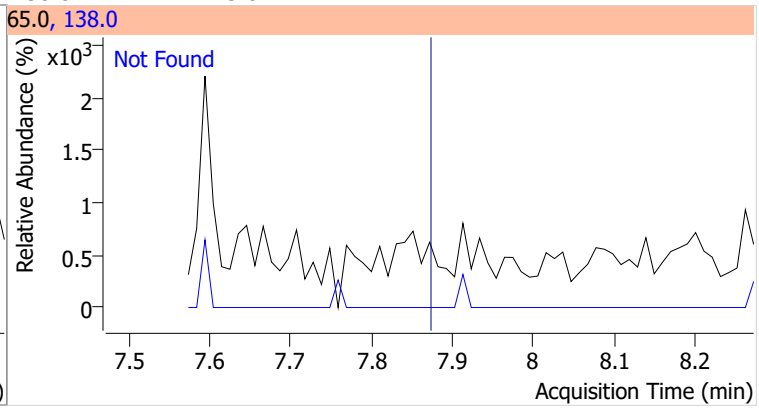

Compound	Conc.	RT	Dev(Min)	Resp.	QIon	QRatio	Lower	Upper
Dimethyl Phthalate		0		0	77.0		13.9	25.8

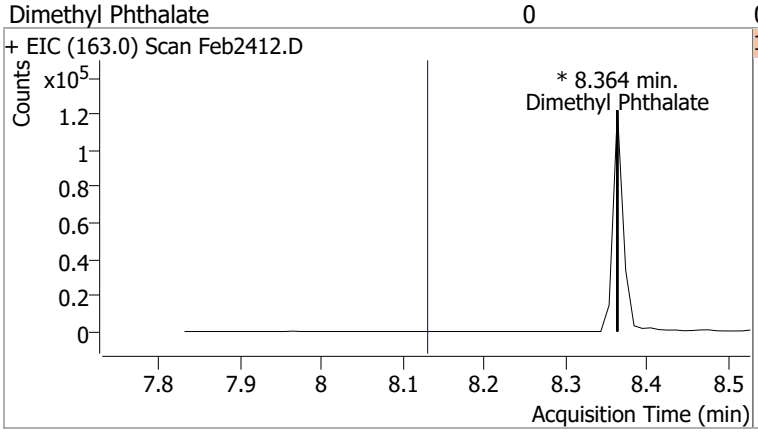

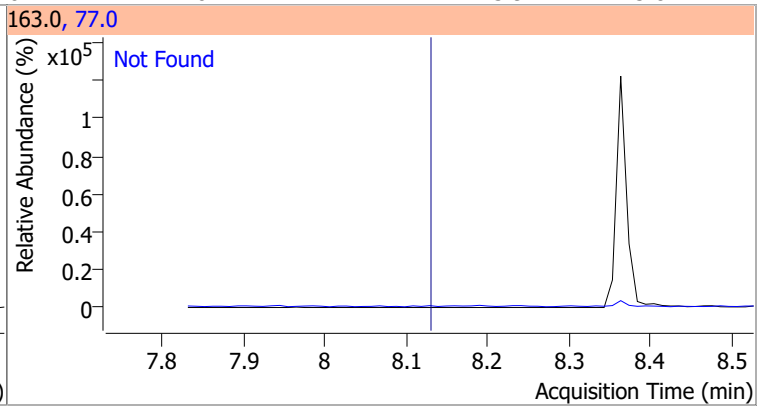

Compound	Conc.	RT	Dev(Min)	Resp.	QIon	QRatio	Lower	Upper
2,6-Dinitrotoluene		0		0	63.0		95.6	177.5
					89.0		45.4	84.4

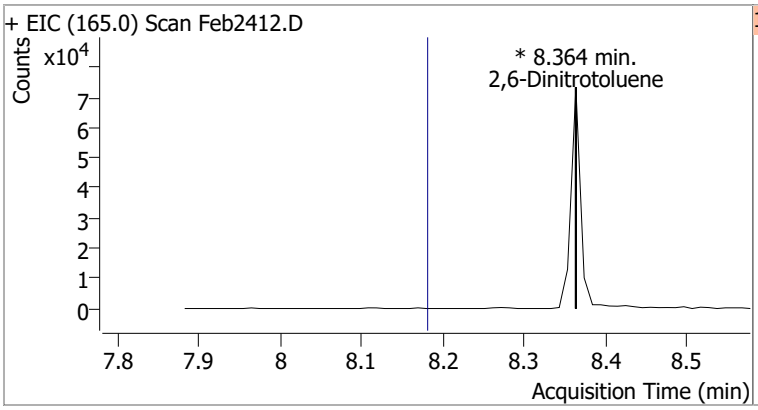

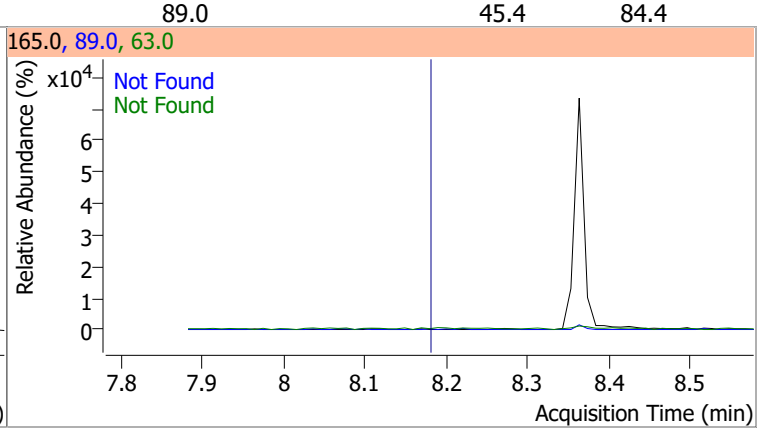

Compound	Conc.	Exp RT	QIon	Exp Ratio
Acenaphthylene	N.D.	8.19	153.1	14.0

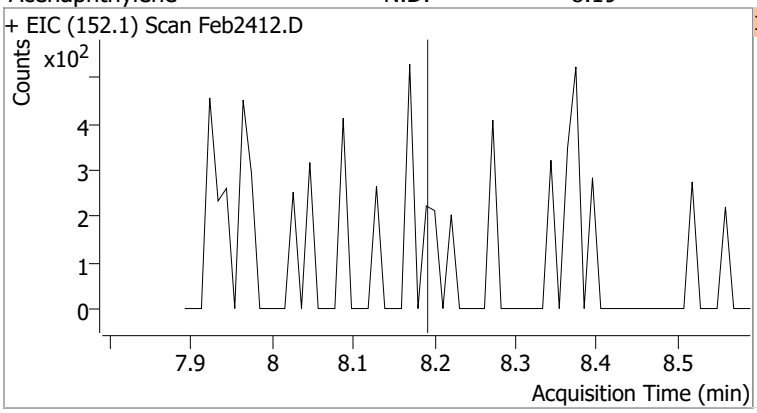

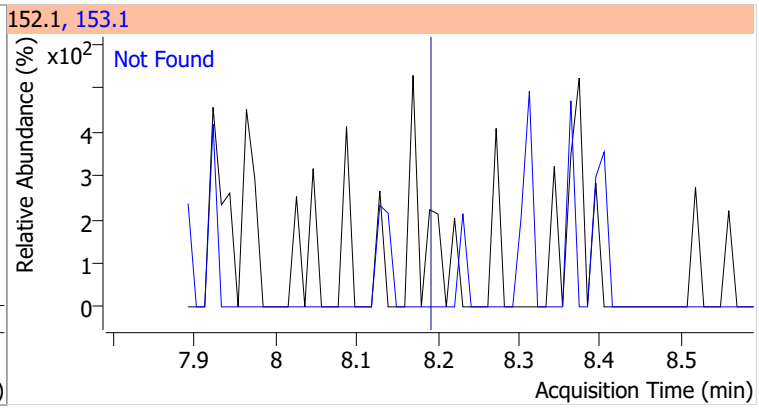

Compound	Conc.	Exp RT	QIon	Exp Ratio	QIon	Exp Ratio
3-Nitroaniline	N.D.	8.38	65.0	131.7	92.0	112.6

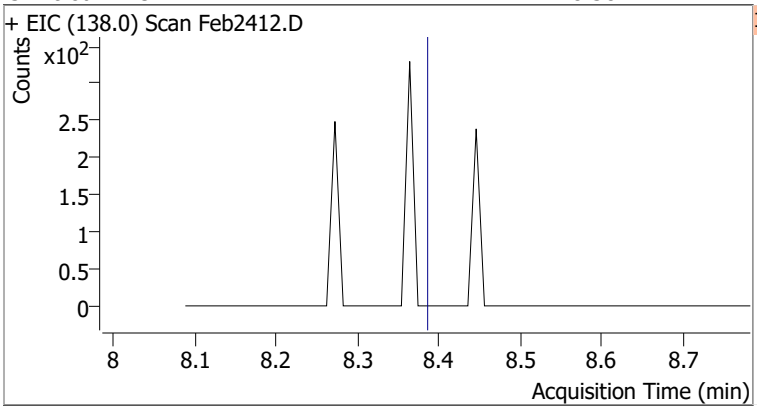

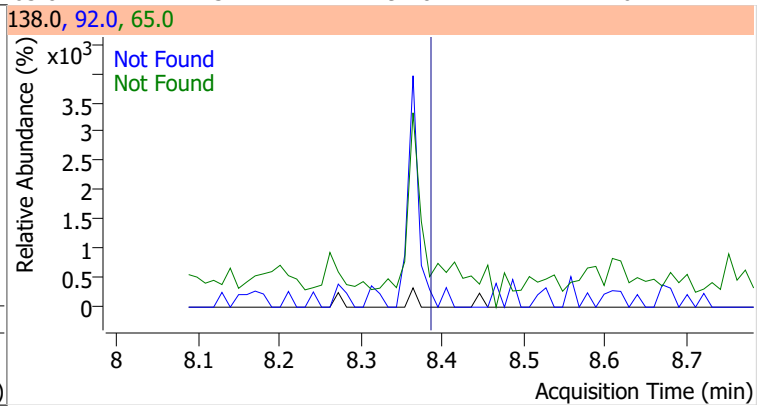

Compound	Conc.	Exp RT	QIon	Exp Ratio	QIon	Exp Ratio
Acenaphthene	N.D.	8.40	153.0	106.6	152.0	52.4

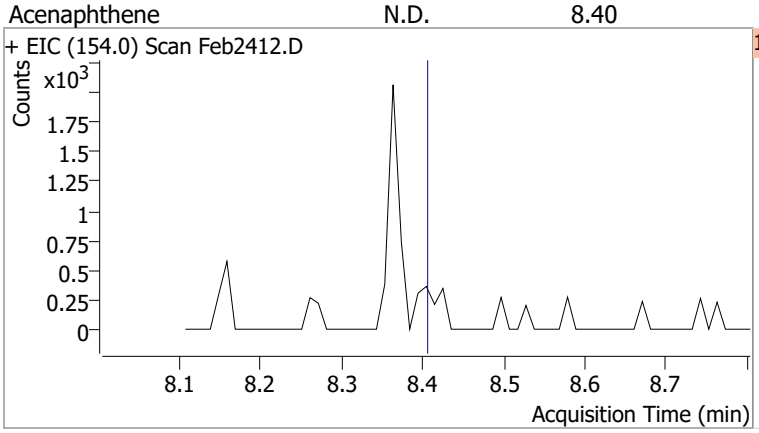

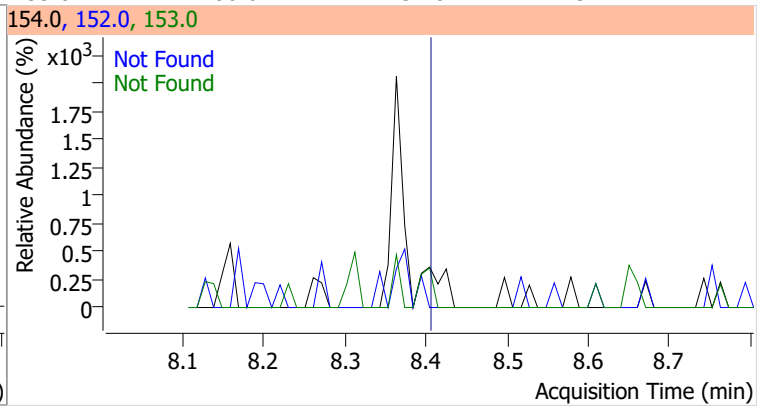

Compound	Conc.	Exp RT	QIon	Exp Ratio
2,4-Dinitrophenol	N.D.	8.51	154.0	59.3

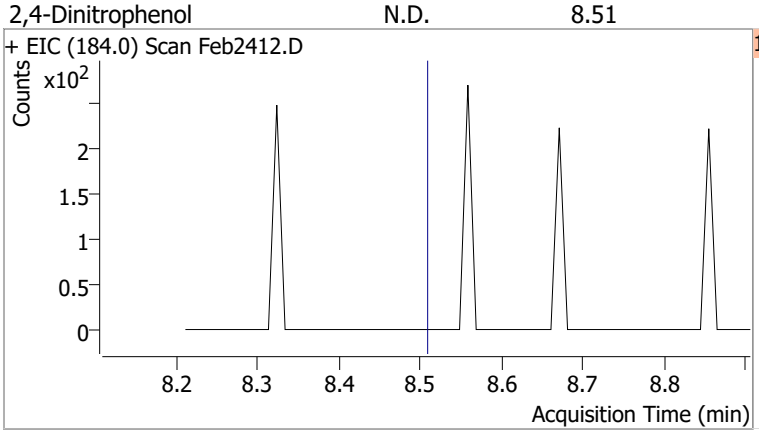

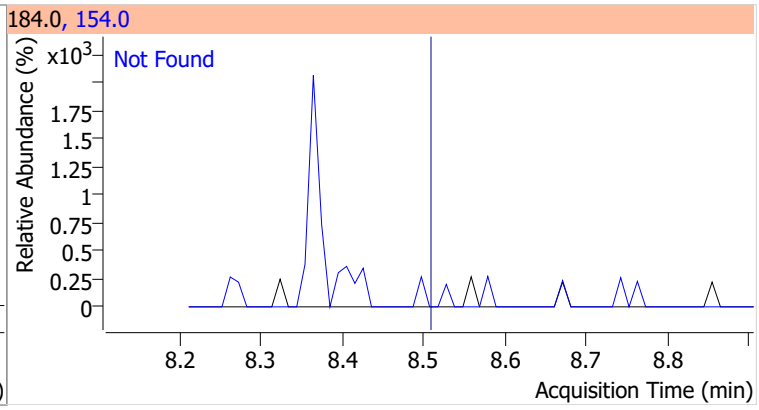

Compound	Conc.	Exp RT	QIon	Exp Ratio
Dibenzofuran	N.D.	8.62	139.0	37.6

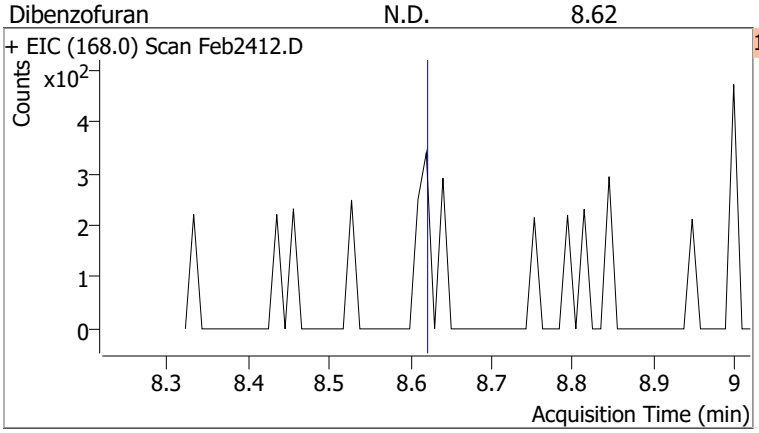

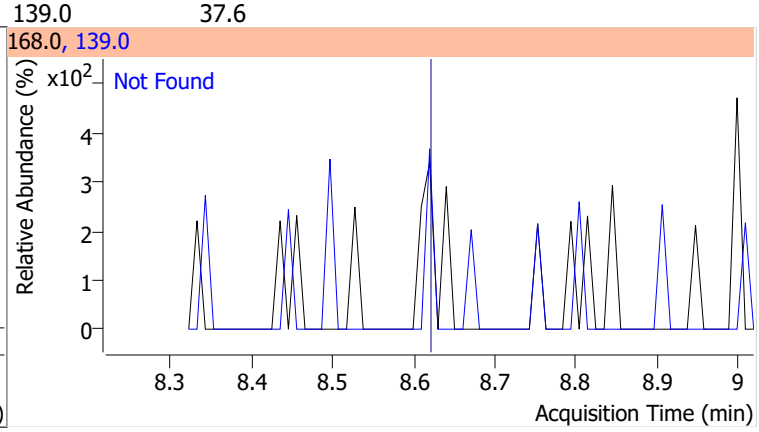

Compound	Conc.	Exp RT	QIon	Exp Ratio	QIon	Exp Ratio
2,4-Dinitrotoluene	N.D.	8.66	89.0	75.9	63.0	44.1

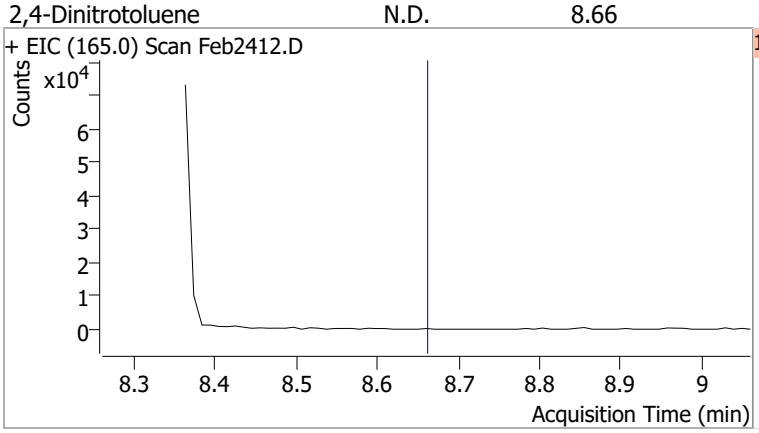

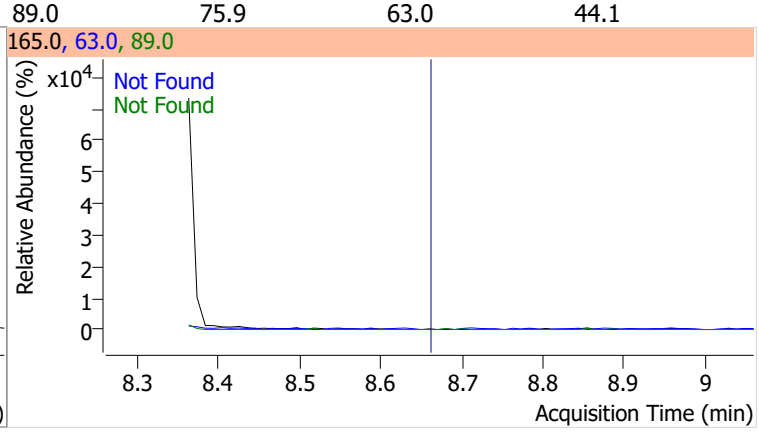

Compound	Conc.	Exp RT	QIon	Exp Ratio	QIon	Exp Ratio
4-Nitrophenol	N.D.	8.71	139.0	78.4	65.0	71.6

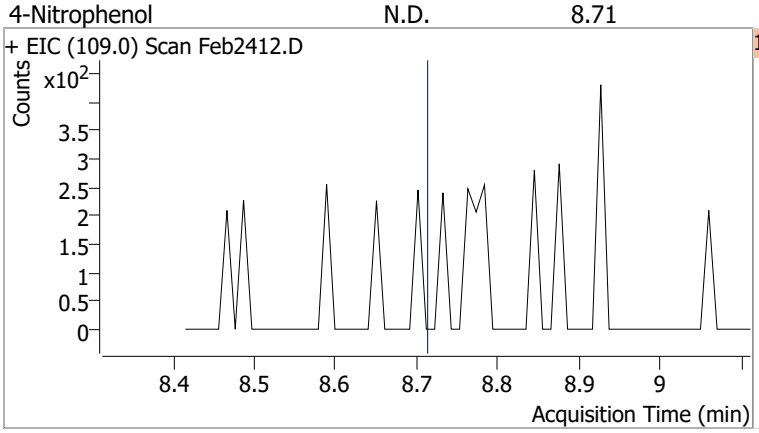

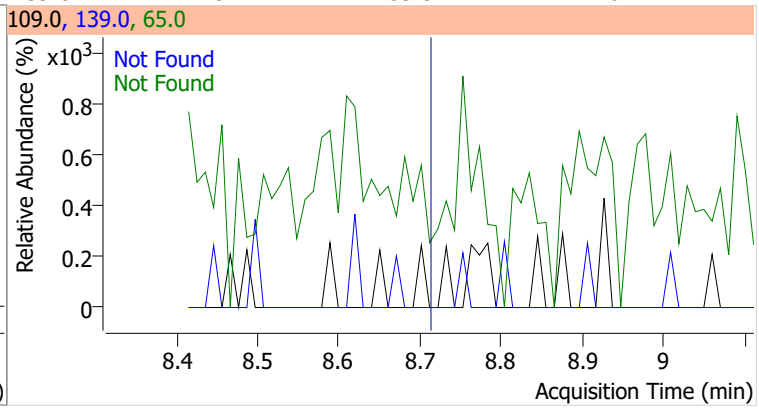

Compound	Conc.	Exp RT	QIon	Exp Ratio	QIon	Exp Ratio
Diethylphthalate	N.D.	8.99	177.0	21.3	150.0	12.7

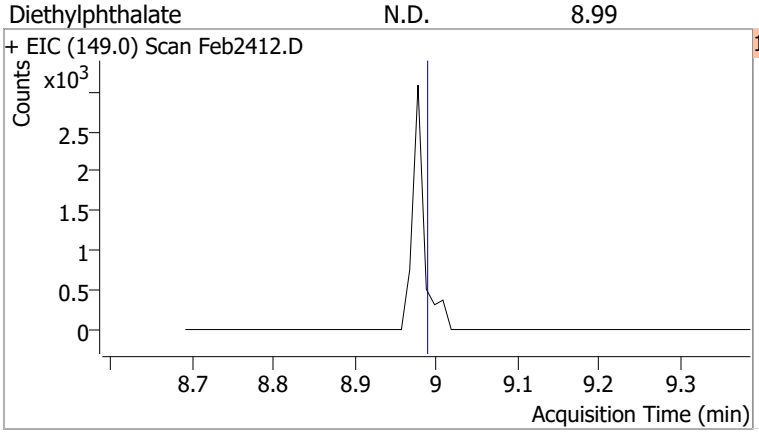

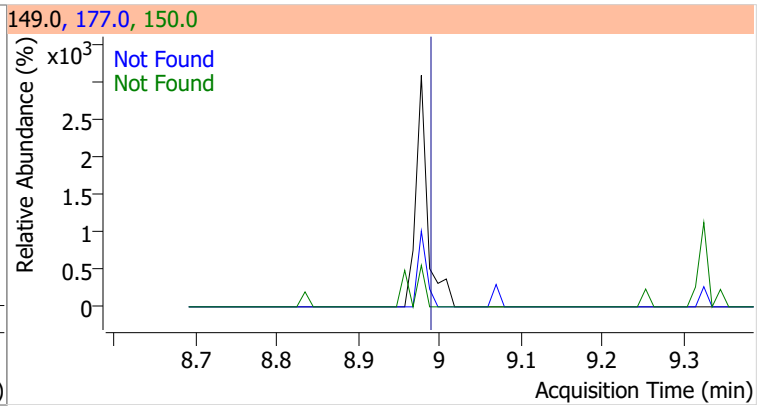

Compound	Conc.	Exp RT	QIon	Exp Ratio	QIon	Exp Ratio
Fluorene	N.D.	9.03	165.0	94.1	167.0	13.4

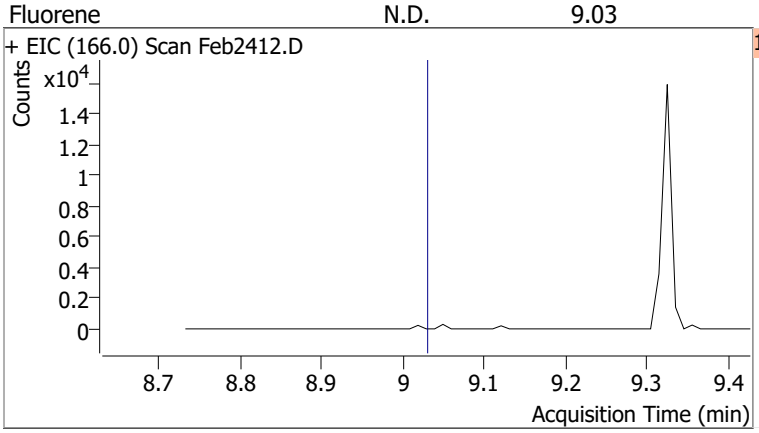

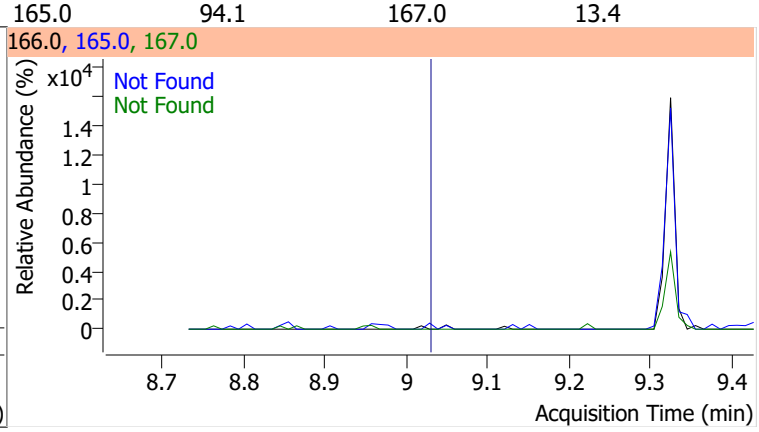

Compound	Conc.	Exp RT	QIon	Exp Ratio	QIon	Exp Ratio
4-Chlorophenyl-phenylether	N.D.	9.07	141.0	61.7	206.0	34.0

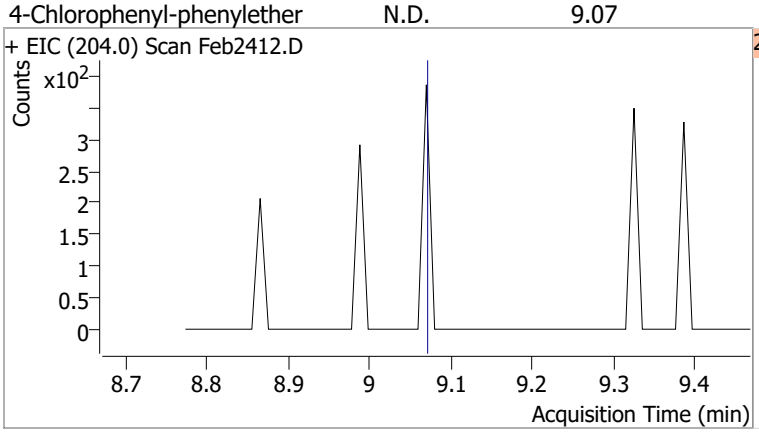

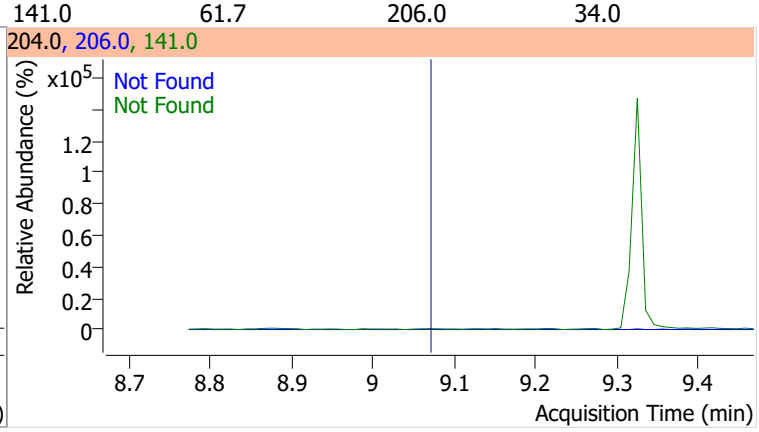

Compound	Conc.	Exp RT	QIon	Exp Ratio	QIon	Exp Ratio
4-Nitroaniline	N.D.	9.12	65.0	109.2	92.0	47.3

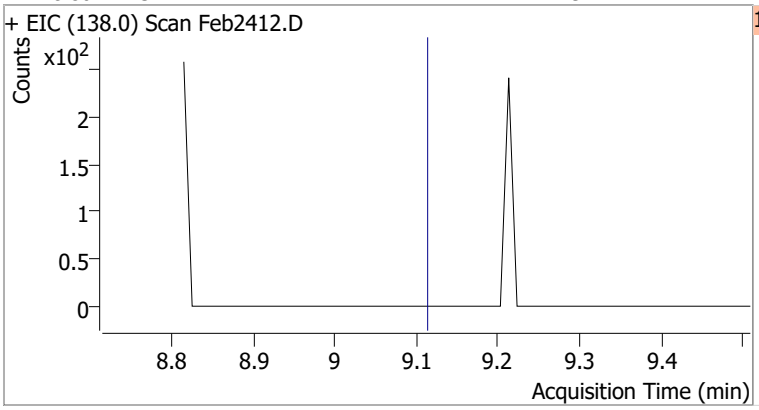

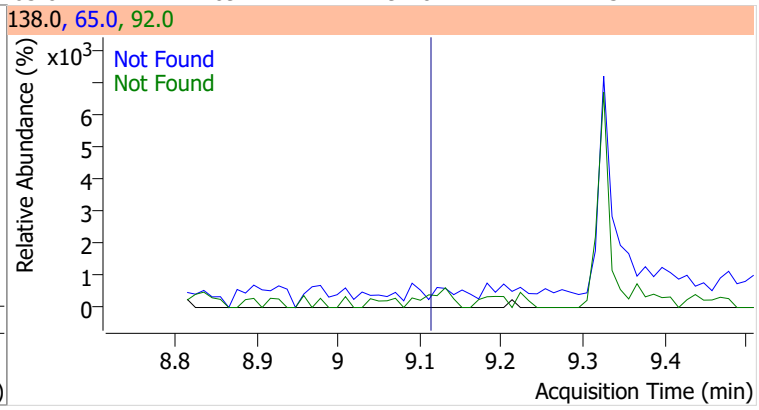

Compound	Conc.	RT	Dev(Min)	Resp.	QIon	QRatio	Lower	Upper
4,6-Dinitro-2-methylphenol		0		0	121.0		34.1	63.3

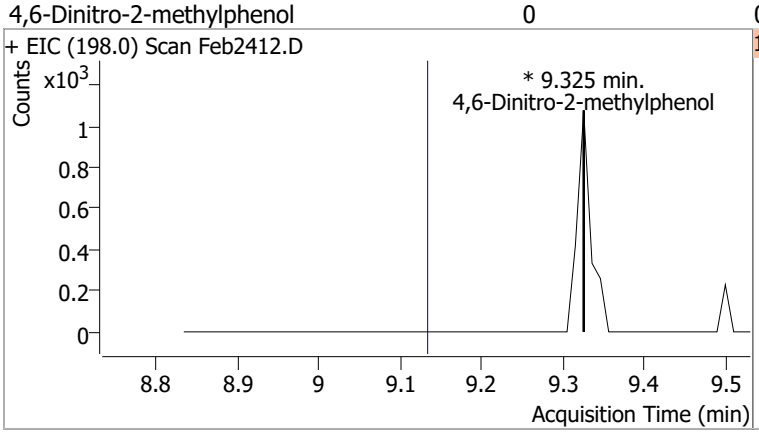

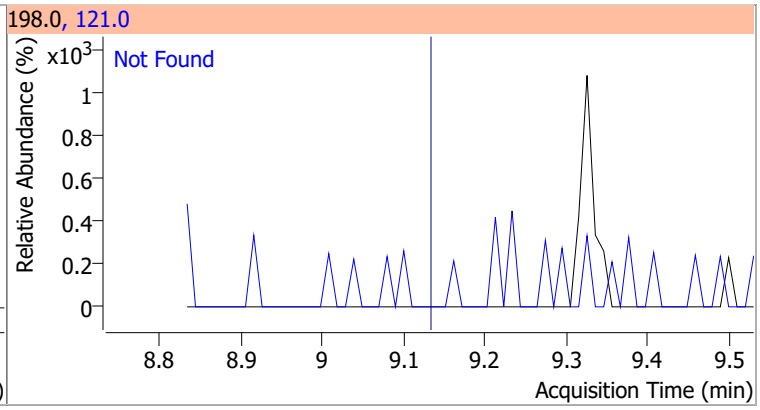

Compound	Conc.	Exp RT	QIon	Exp Ratio	QIon	Exp Ratio
N-nitrosodiphenylamine	N.D.	9.22	168.0	64.6	167.0	34.5

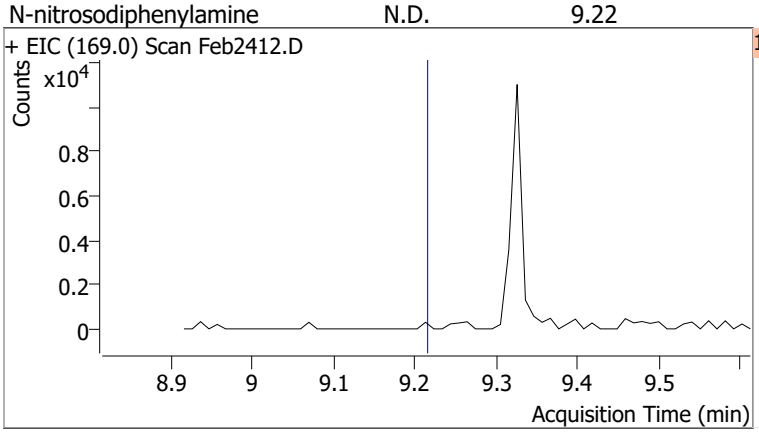

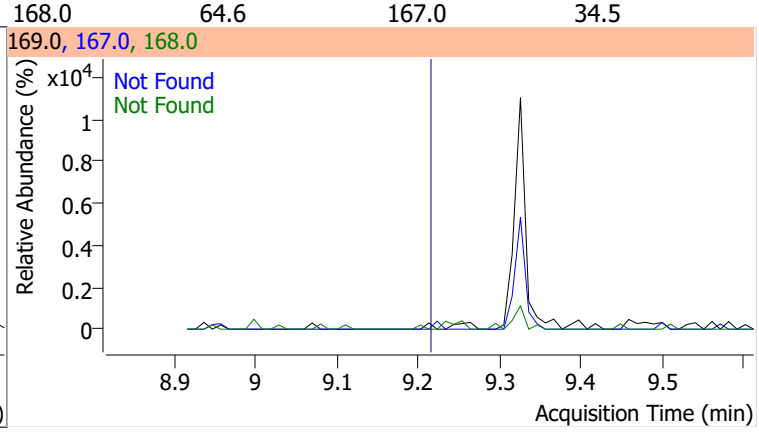

Compound	Conc.	Exp RT	QIon	Exp Ratio	QIon	Exp Ratio
Azobenzene	N.D.	9.25	51.0	48.8	182.0	26.0

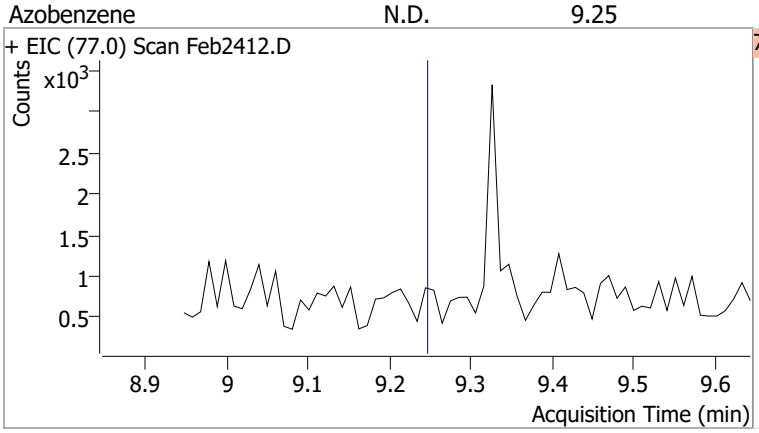

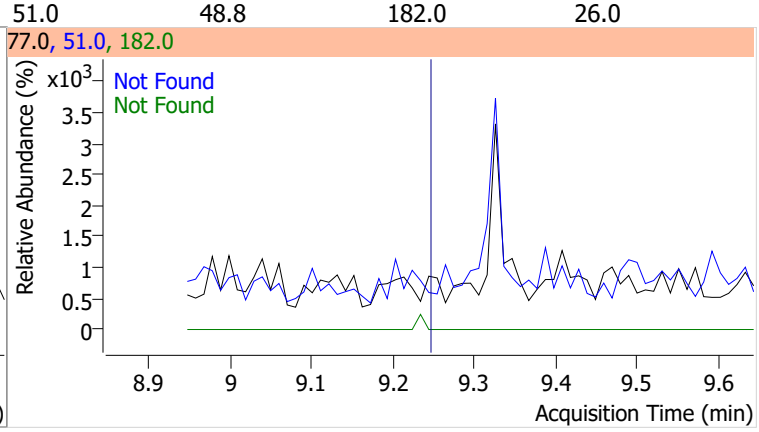

Compound	Conc.	RT	Dev(Min)	Resp.	QIon	QRatio	Lower	Upper
2,4,6-Tribromophenol	151.1619	9.33	0.00	193608	331.8	91.0	63.6	118.2

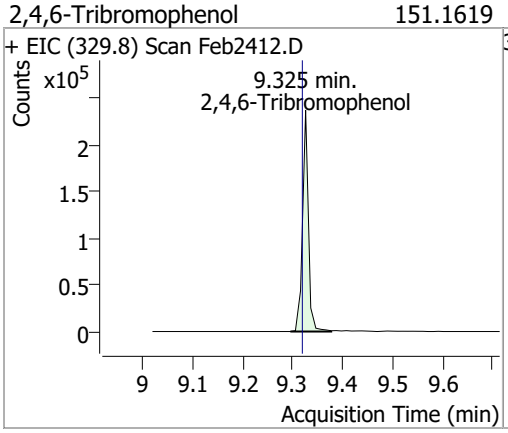

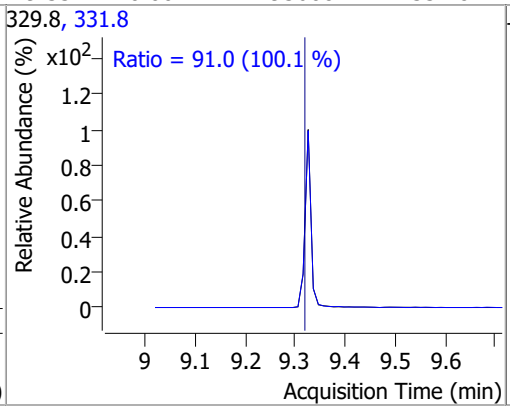

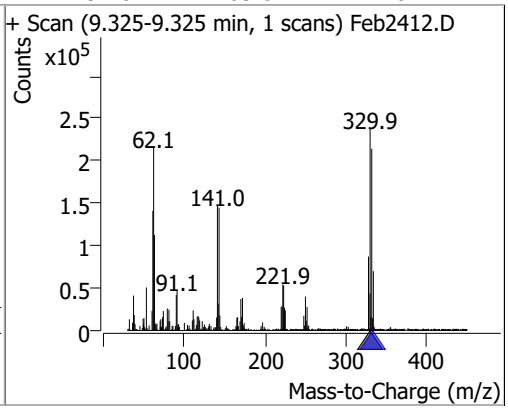

Compound	Conc.	Exp RT	QIon	Exp Ratio	QIon	Exp Ratio
4-Bromophenyl-phenylether	N.D.	9.65	141.0	100.4	250.0	99.4

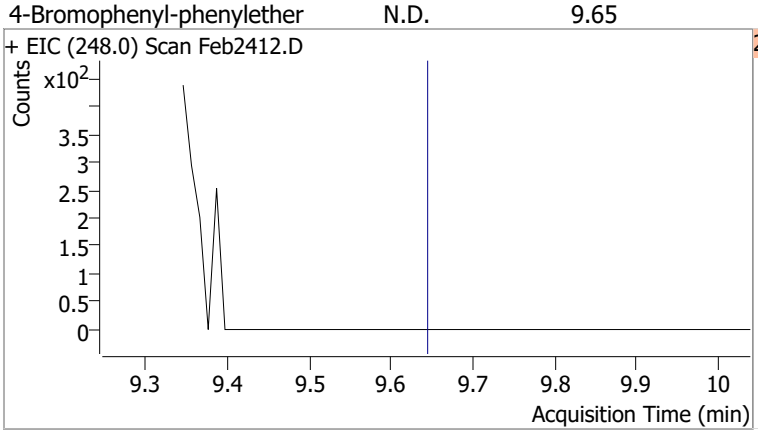

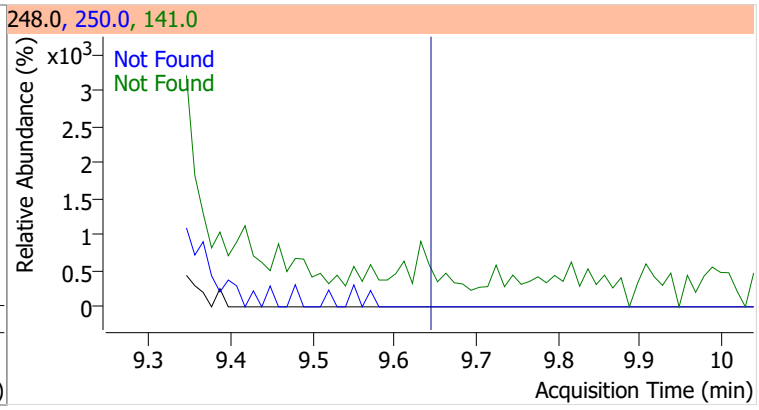

Compound	Conc.	Exp RT	QIon	Exp Ratio
Hexachlorobenzene	N.D.	9.68	142.0	49.3

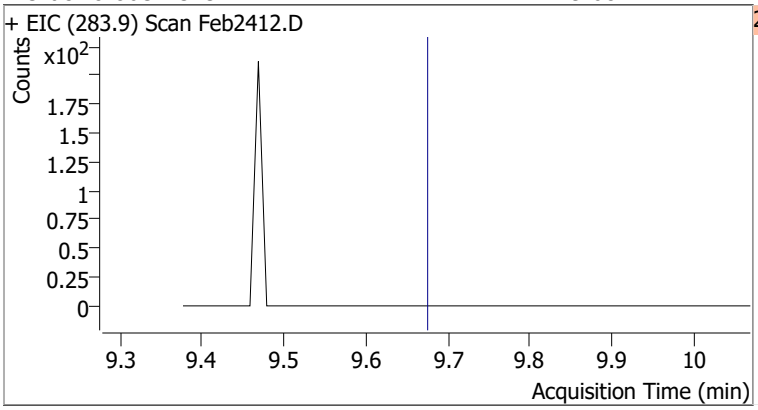

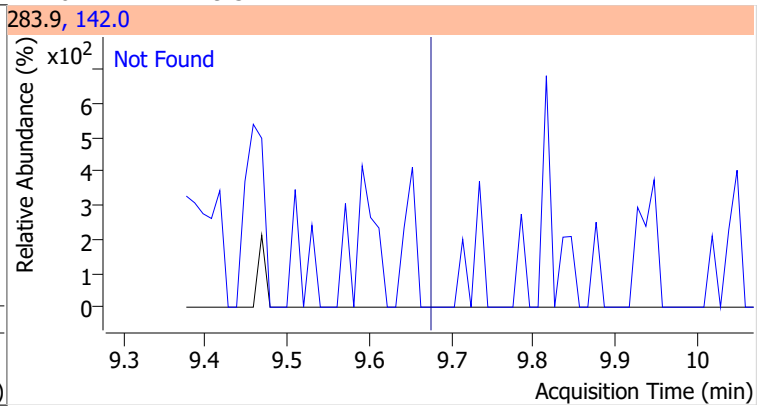

Compound	Conc.	Exp RT	QIon	Exp Ratio	QIon	Exp Ratio
Pentachlorophenol	N.D.	9.96	263.9	63.1	267.9	62.4

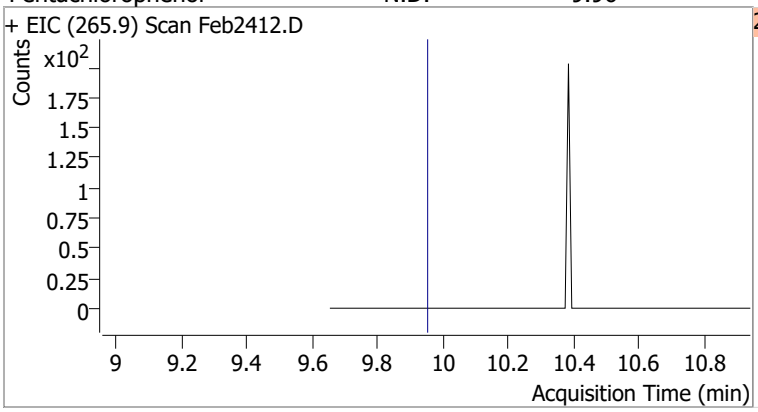

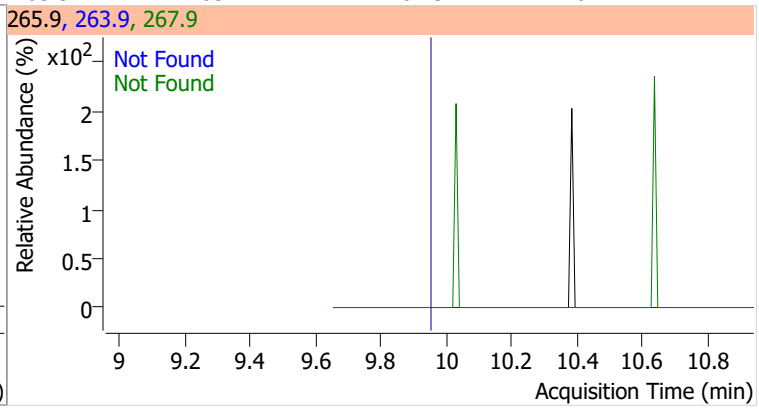

Compound	Conc.	Exp RT	QIon	Exp Ratio
Phenanthrene	N.D.	10.18	176.0	18.9

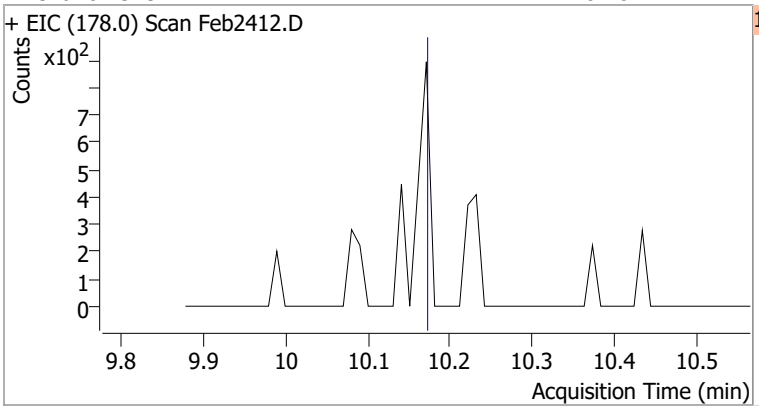

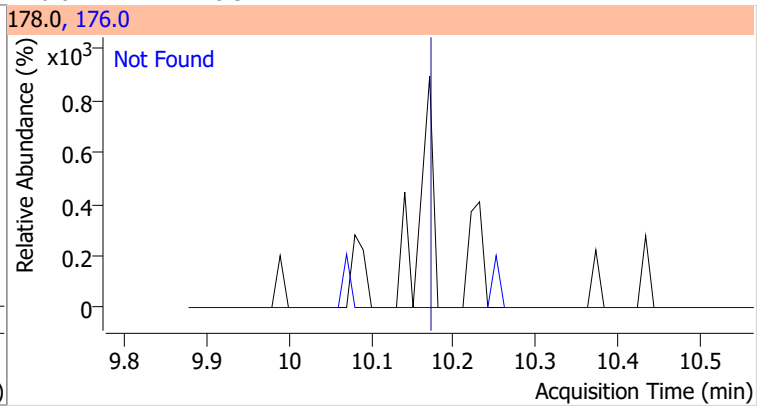

Compound	Conc.	Exp RT	QIon	Exp Ratio
Anthracene	N.D.	10.24	176.0	18.2

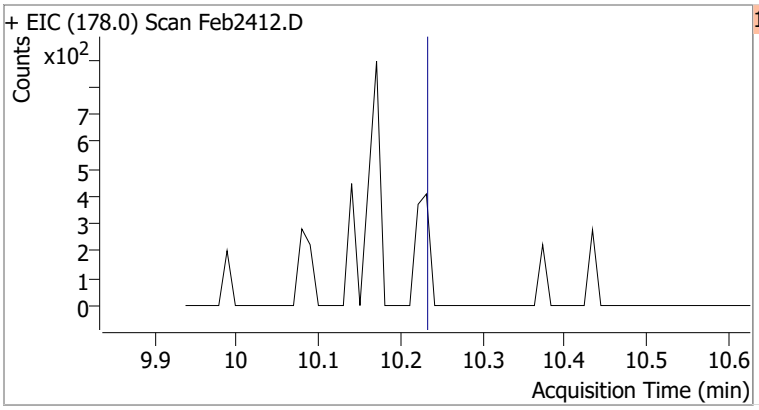

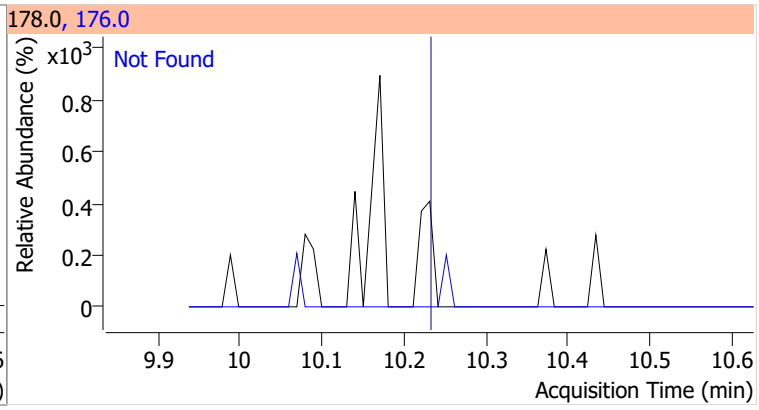

Compound	Conc.	Exp RT	QIon	Exp Ratio	QIon	Exp Ratio
Triallate	N.D.	10.30	268.0	23.9	143.0	21.9

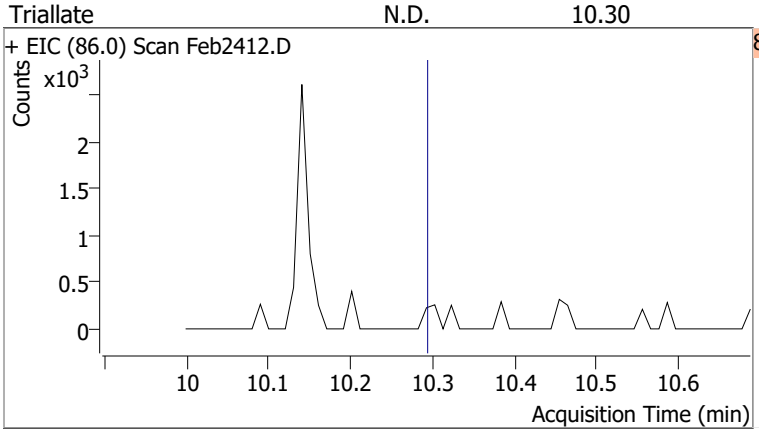

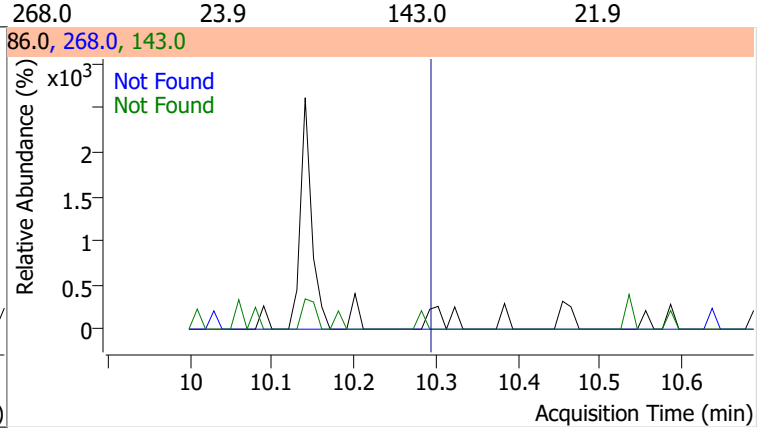

Compound	Conc.	Exp RT	QIon	Exp Ratio
Carbazole	N.D.	10.48	139.0	13.0

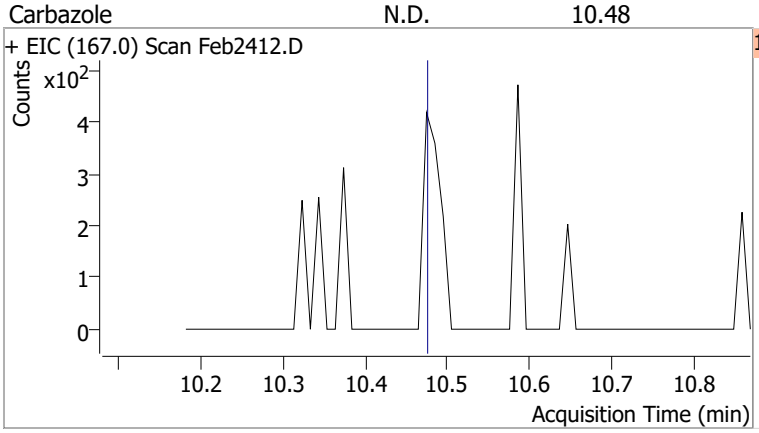

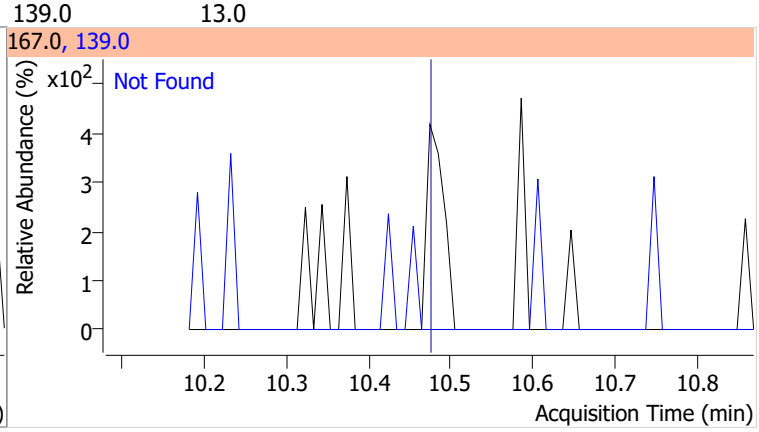

Compound	Conc.	Exp RT	QIon	Exp Ratio	QIon	Exp Ratio
o-Terphenyl	N.D.	10.69	229.0	64.7	215.0	38.5

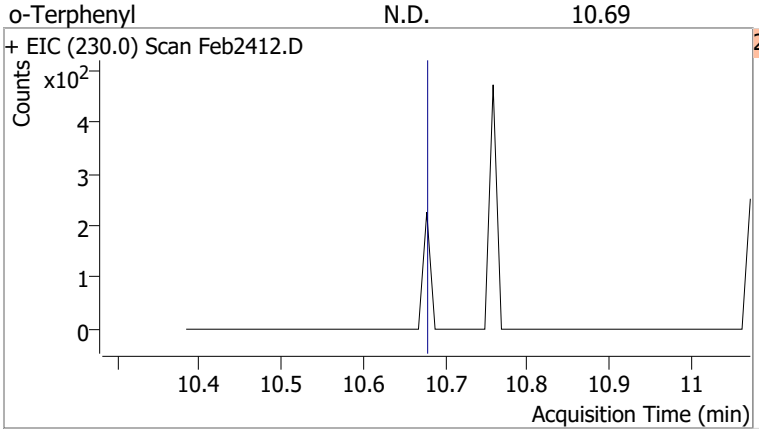

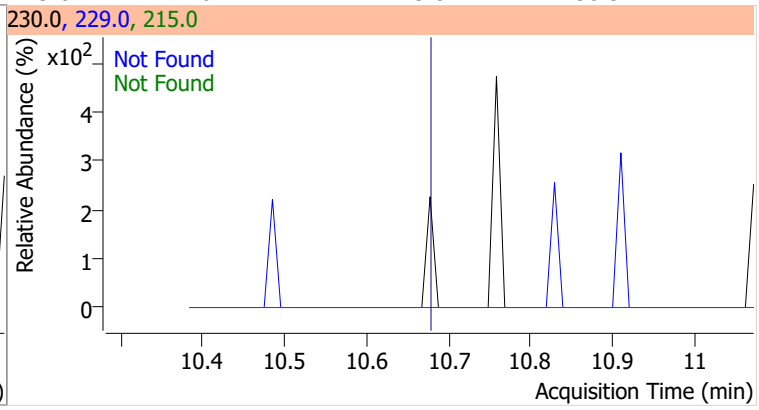

Compound	Conc.	Exp RT	QIon	Exp Ratio	QIon	Exp Ratio
Di-n-Butylphthalate	N.D.	11.07	150.0	9.1	104.0	6.2

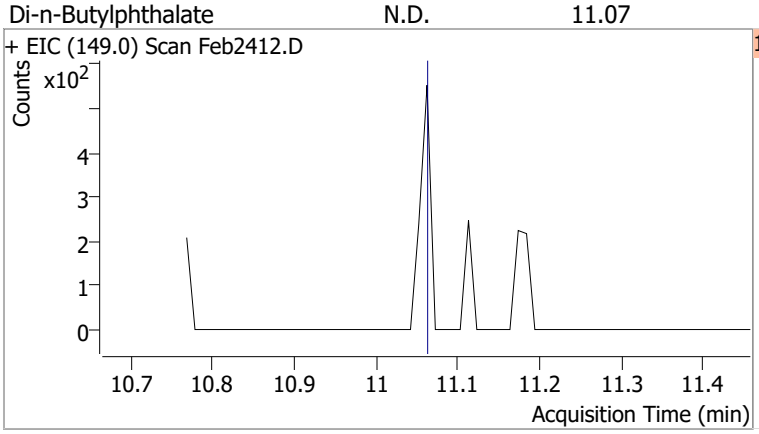

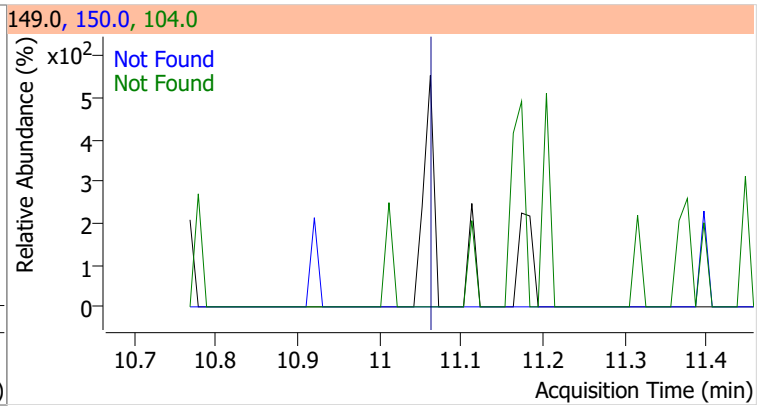

Compound	Conc.	Exp RT	QIon	Exp Ratio
Fluoranthene	N.D.	11.94	101.0	12.7

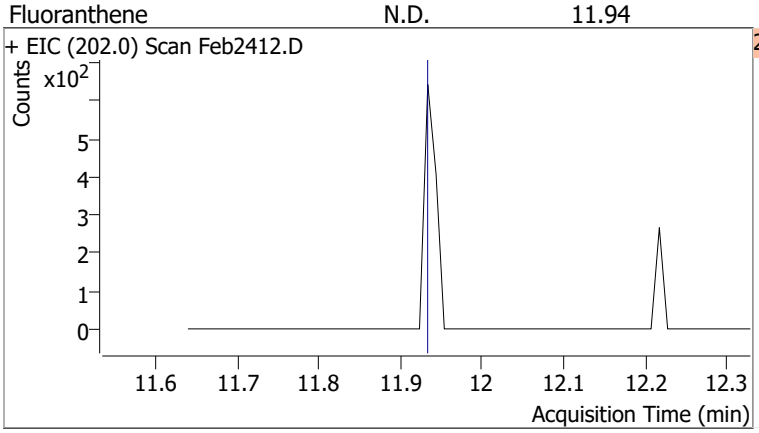

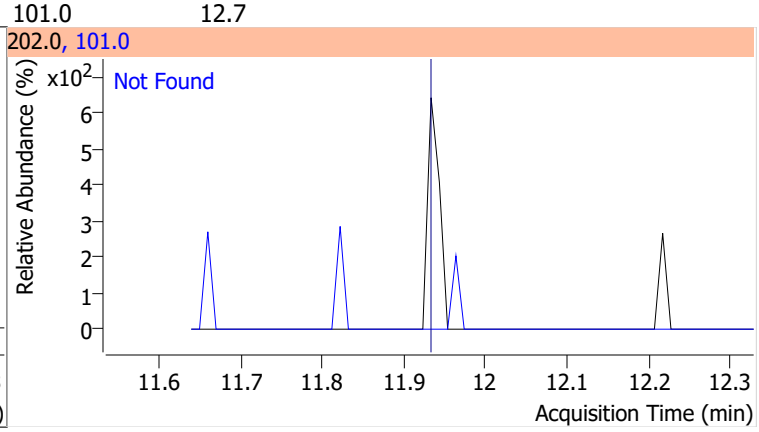

Compound	Conc.	RT	Dev(Min)	Resp.	QIon	QRatio	Lower	Upper
Benzidine		0		0	183.0		7.9	14.7
					92.0		5.0	9.2

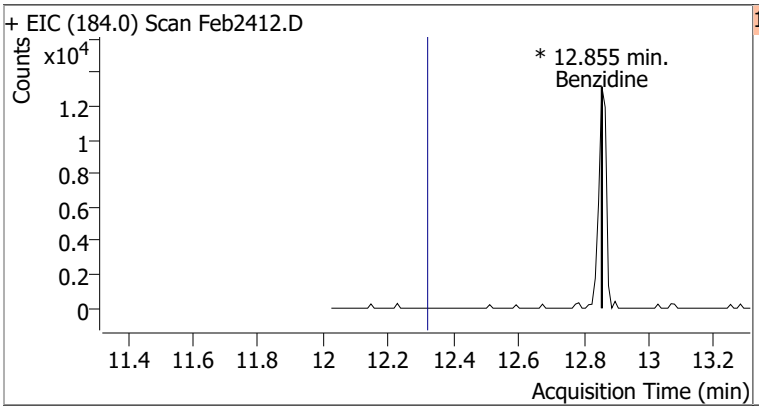

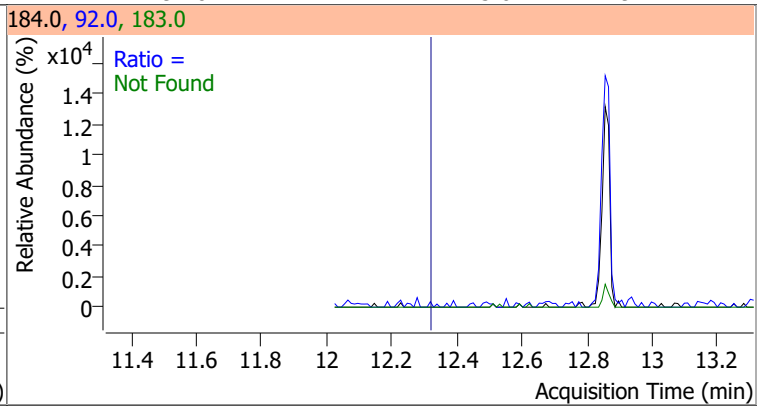

Compound	Conc.	Exp RT	QIon	Exp Ratio
Pyrene	N.D.	12.37	101.0	15.2

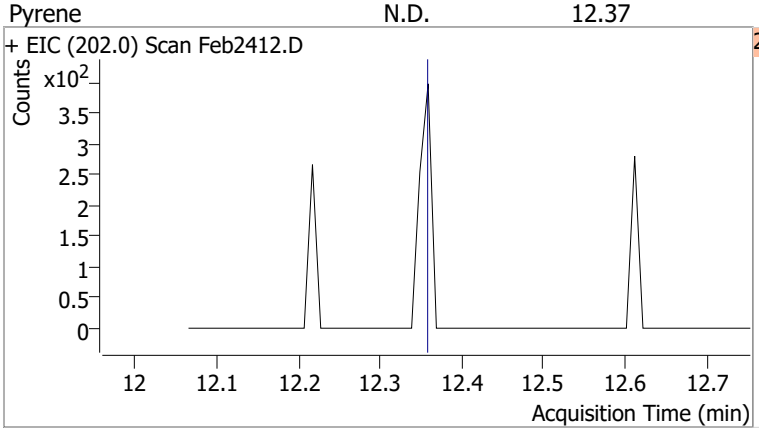

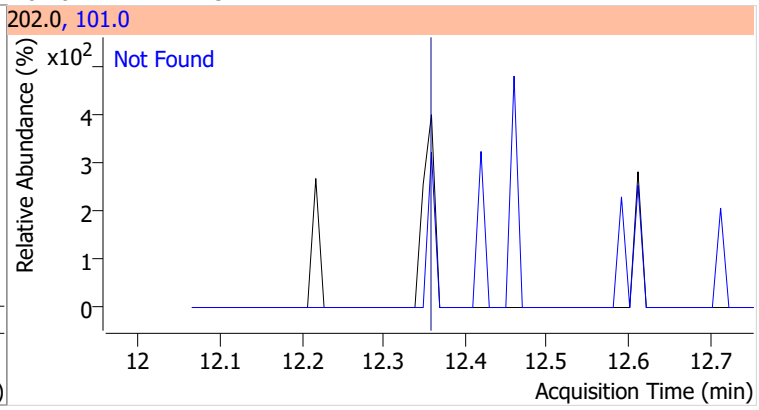

Compound	Conc.	RT	Dev(Min)	Resp.	QIon	QRatio	Lower	Upper
Terphenyl-d14	92.8505	12.86	-0.01	1271983	122.0	14.3	9.5	17.6

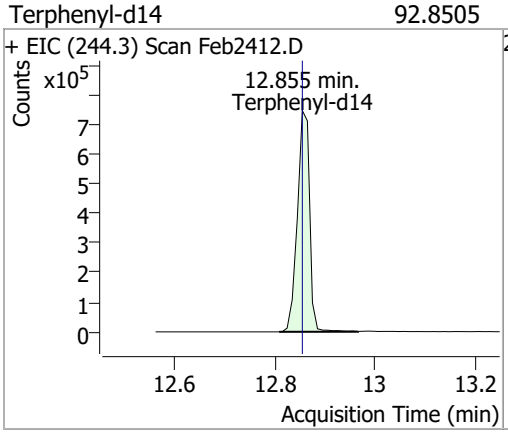

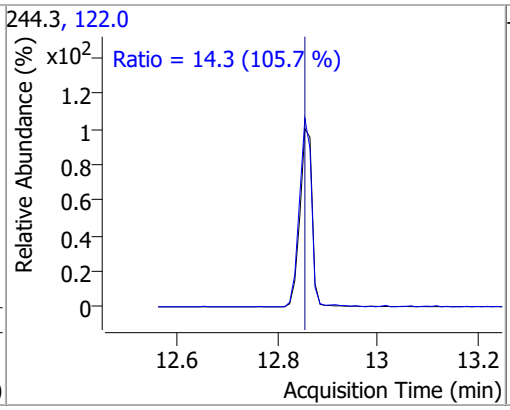

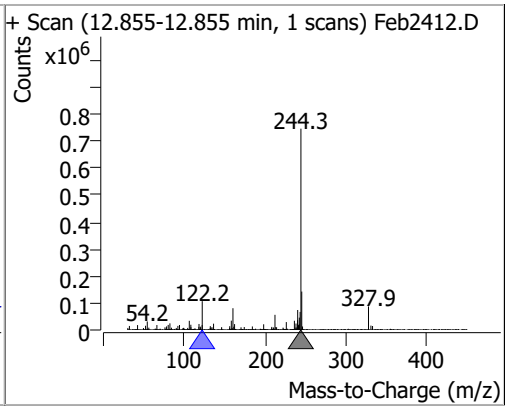

Compound	Conc.	Exp RT	QIon	Exp Ratio	QIon	Exp Ratio
Butylbenzylphthalate	N.D.	14.30	91.0	83.4	206.0	17.7

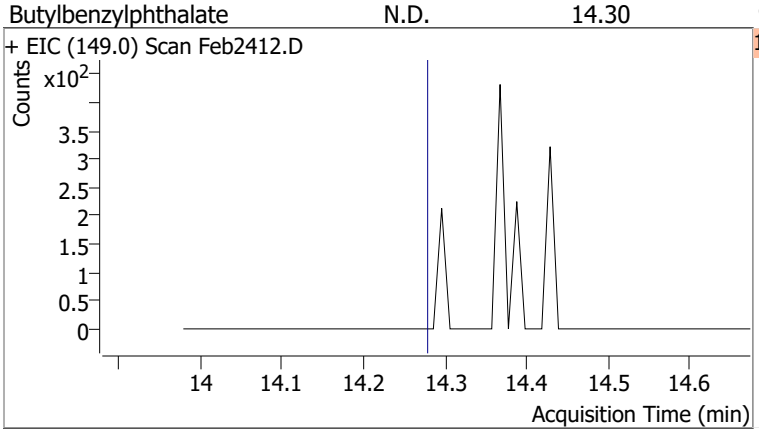

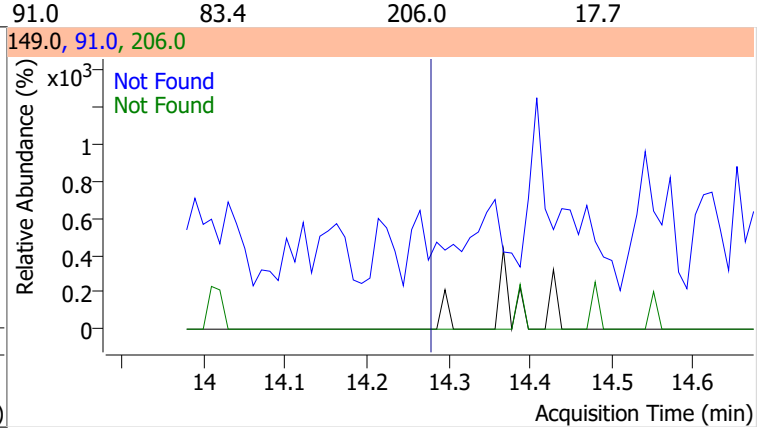

Compound	Conc.	Exp RT	QIon	Exp Ratio	QIon	Exp Ratio
Benzo(a)Anthracene	N.D.	15.50	226.0	26.4	229.0	20.9

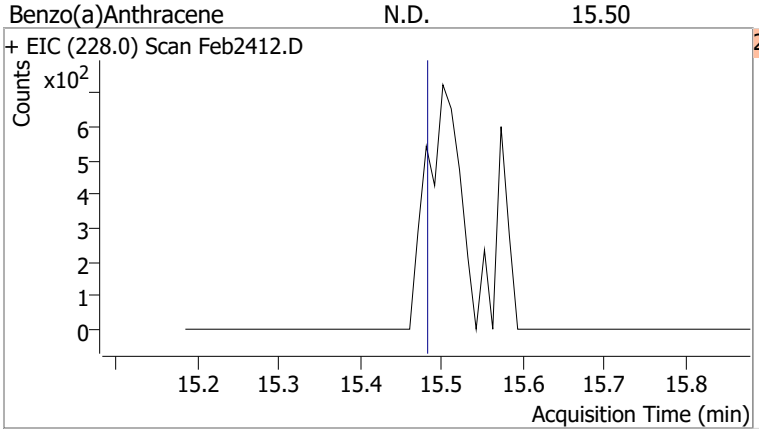

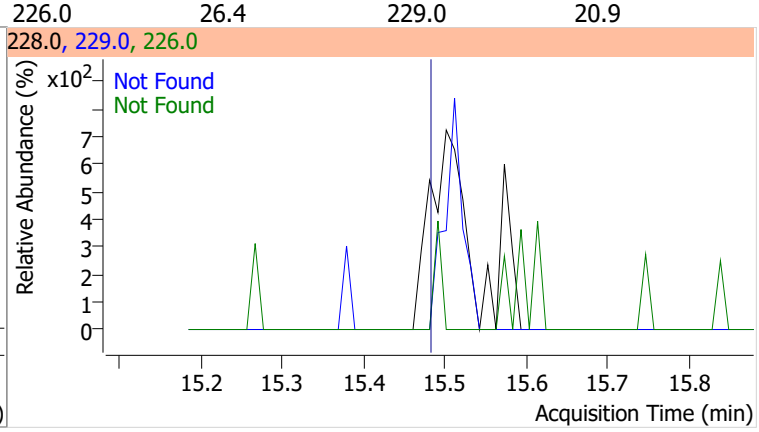

Compound	Conc.	Exp RT	QIon	Exp Ratio	QIon	Exp Ratio
Chrysene	N.D.	15.61	226.0	29.2	229.0	20.4

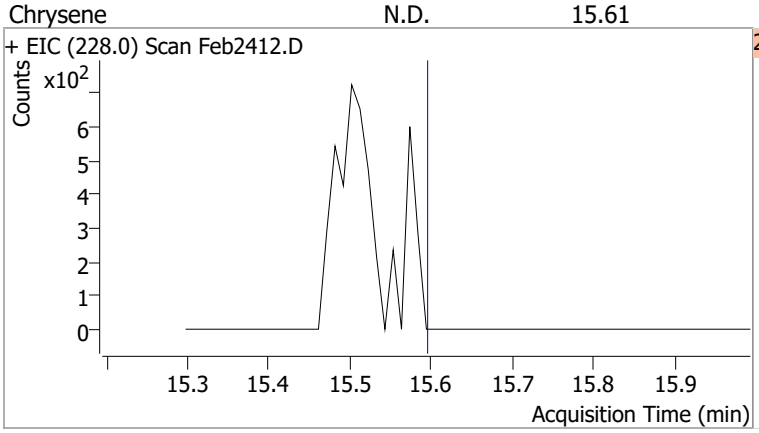

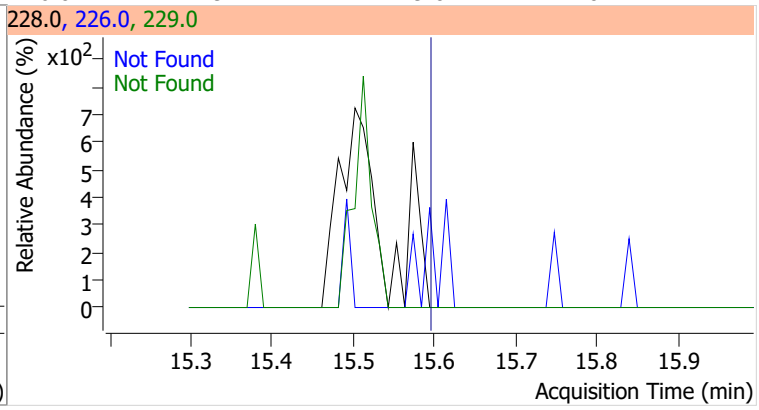

Compound	Conc.	Exp RT	QIon	Exp Ratio
3,3-Dichlorobenzidine	N.D.	15.65	254.0	64.6

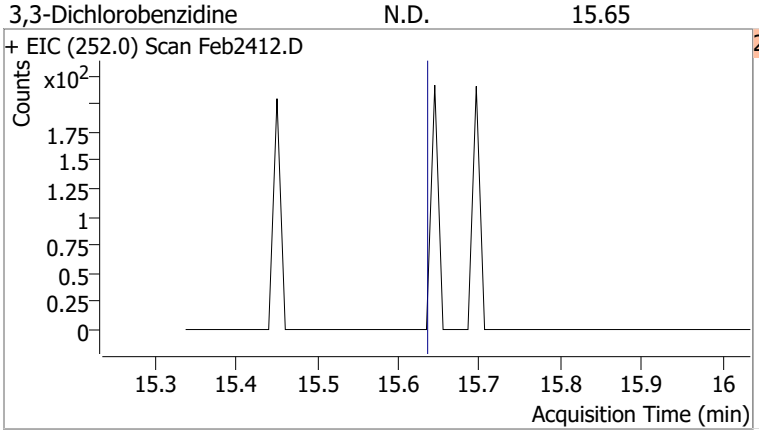

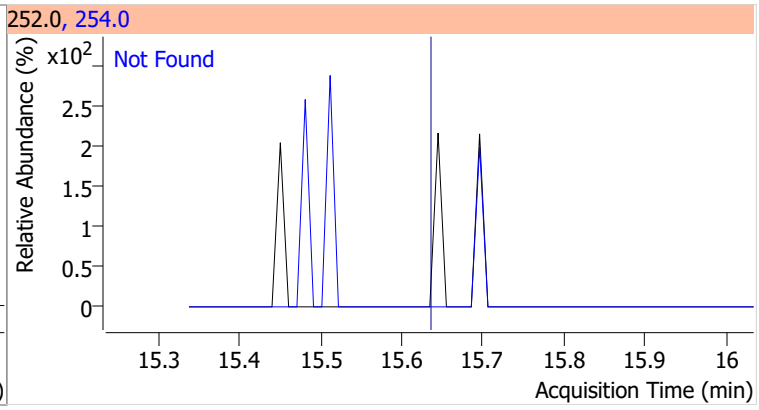

Compound	Conc.	Exp RT	QIon	Exp Ratio	QIon	Exp Ratio
bis(2-ethylhexyl)Phthalate	N.D.	16.35	149.0	391.0	279.0	13.4

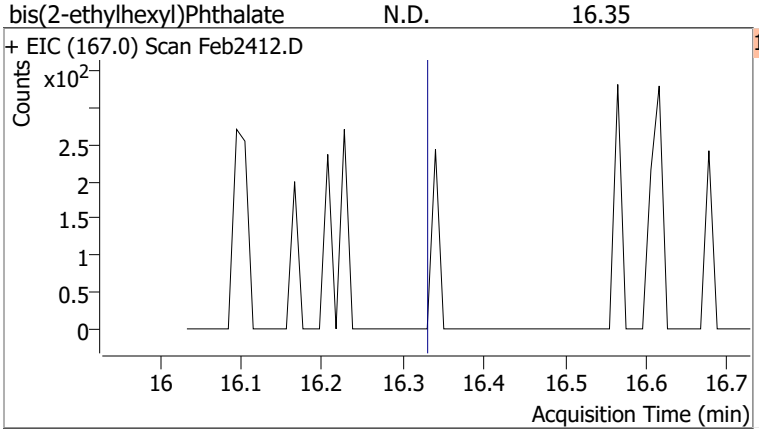

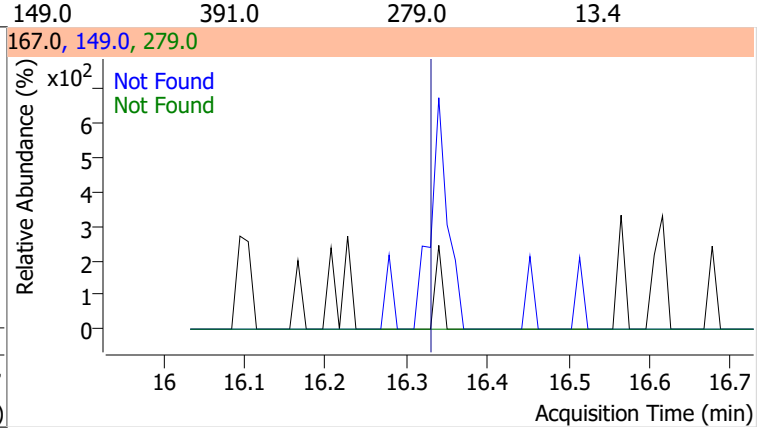

Compound	Conc.	Exp RT	QIon	Exp Ratio
Di-n-octyl Phthalate	N.D.	18.12	150.0	9.5

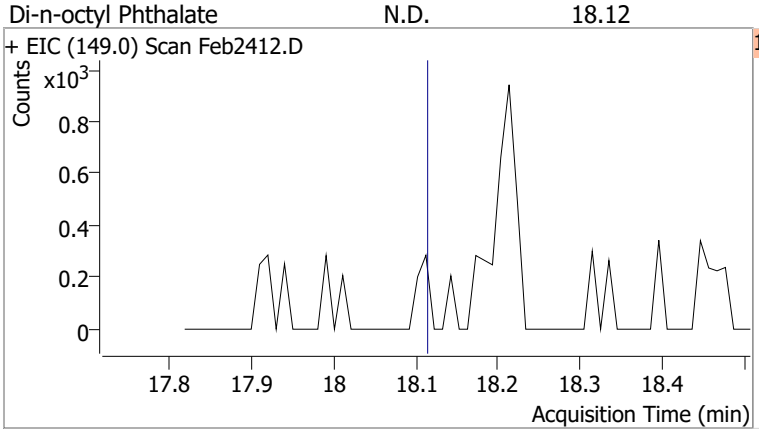

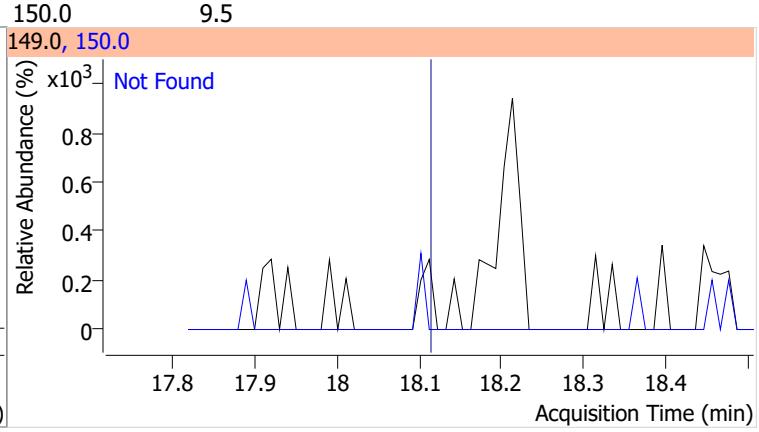

Compound	Conc.	Exp RT	QIon	Exp Ratio
Benzo(b)fluoranthene	N.D.	18.37	253.0	22.9

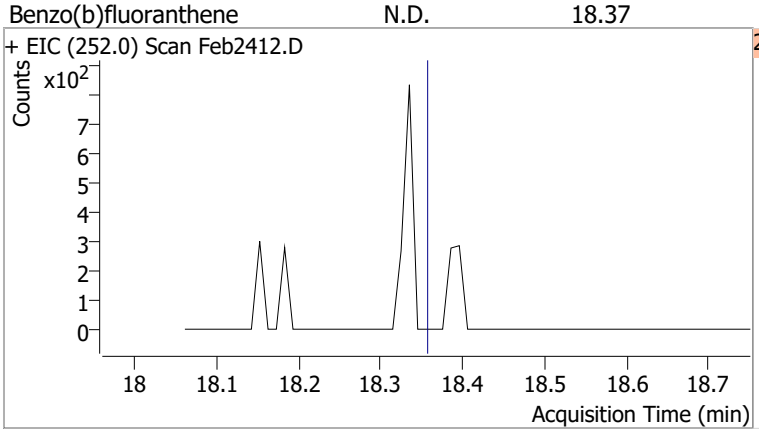

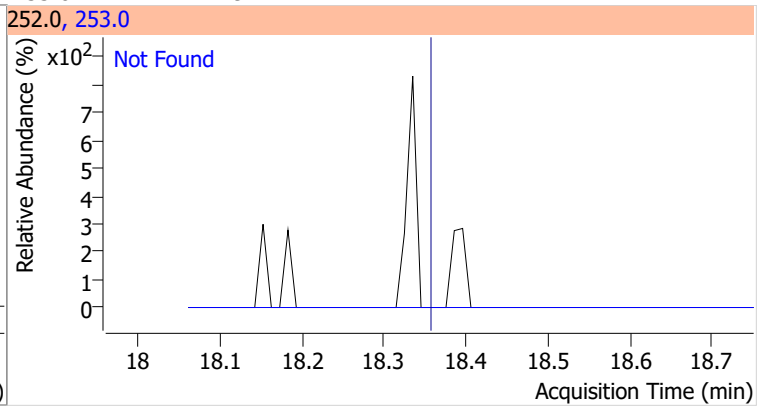

Compound	Conc.	Exp RT	QIon	Exp Ratio
Benzo(k)fluoranthene	N.D.	18.43	253.0	22.8

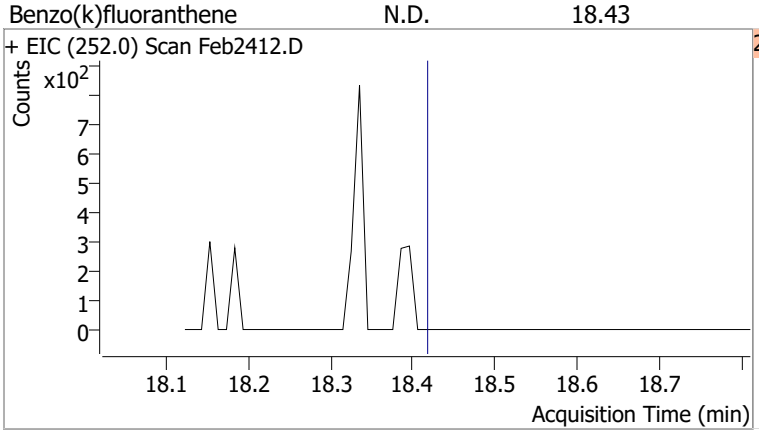

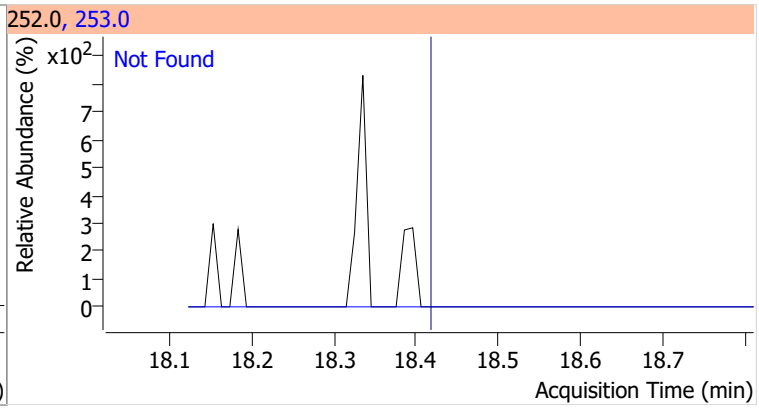

Compound	Conc.	Exp RT	QIon	Exp Ratio
Benzo(a)pyrene	N.D.	18.97	253.0	22.6

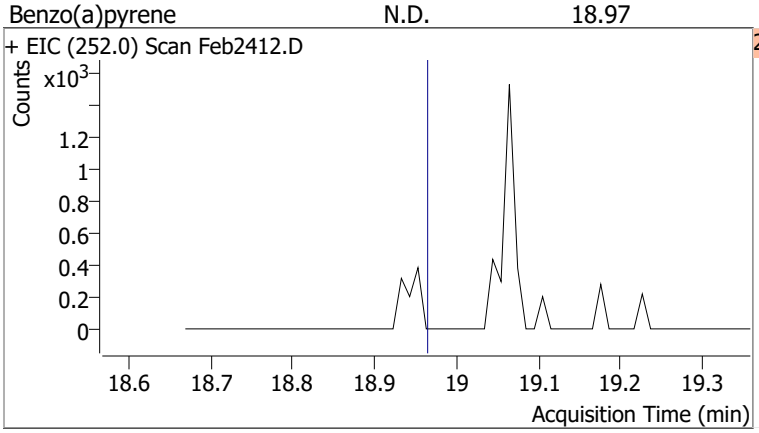

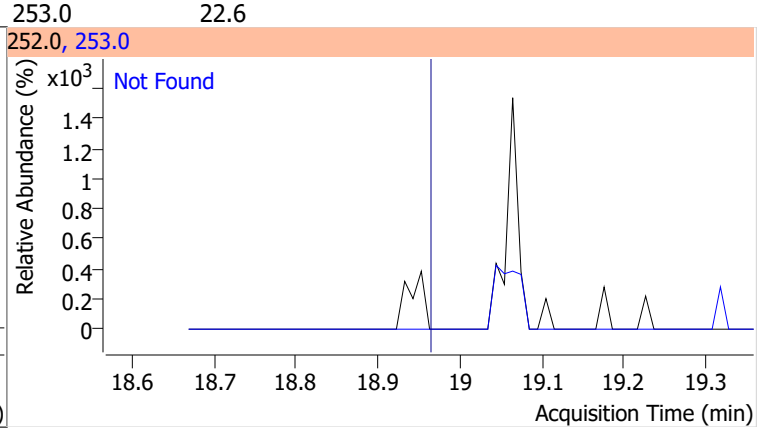

Compound	Conc.	Exp RT	QIon	Exp Ratio
Indeno(1,2,3-c,d)pyrene	N.D.	20.75	138.0	30.2

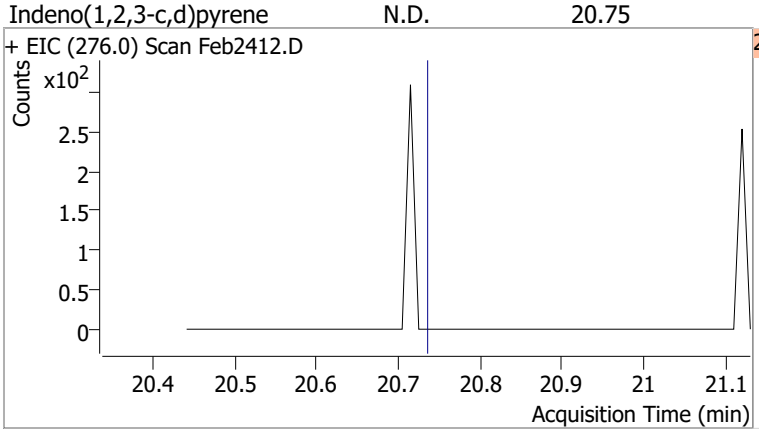

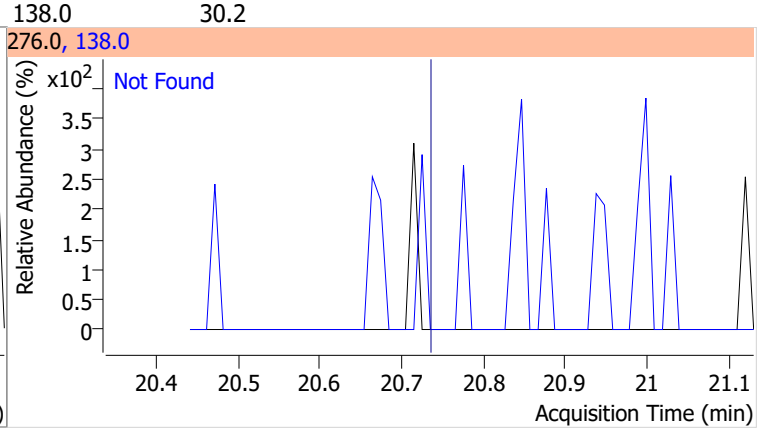

Compound	Conc.	Exp RT	QIon	Exp Ratio	QIon	Exp Ratio
Dibenzo(a,h)anthracene	N.D.	20.81	139.0	25.3	279.0	24.1

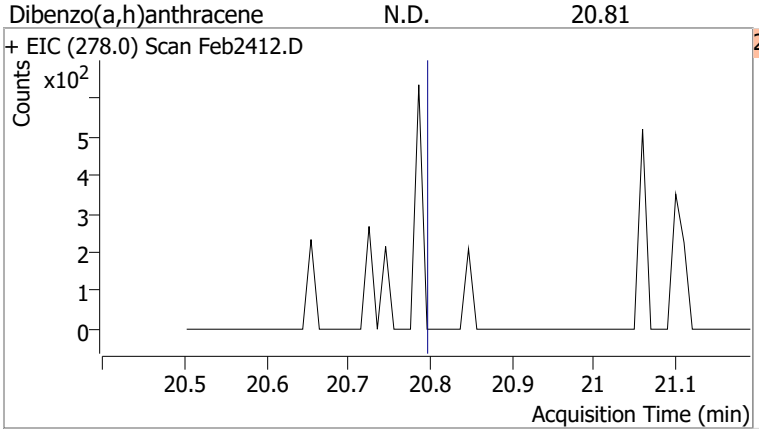

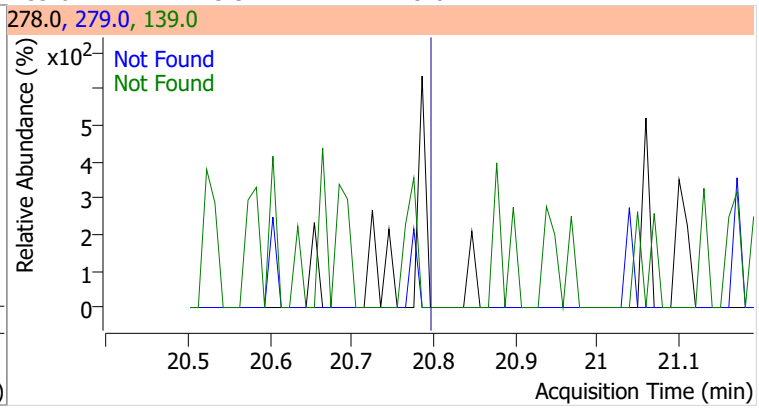

Compound	Conc.	Exp RT	QIon	Exp Ratio	QIon	Exp Ratio
Benzo(g,h,i)perylene	N.D.	21.08	138.0	32.4	277.0	23.6

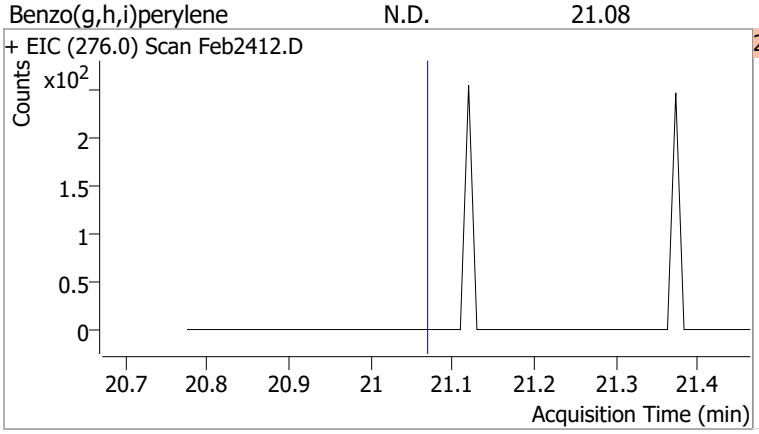

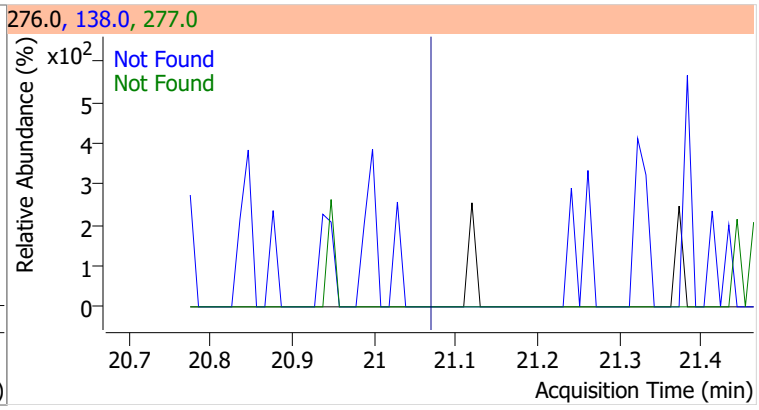

Quantitation Results Report (QT Reviewed)

Data File	Feb2413.D	Operator	LIMS import
Acq. Method	BNA+SIM.M	Acq. Date-Time	2/24/2022 10:05:49 PM
Sample Name	B22021435-017C	Instrument	Instrument #1
Vial	13	Multiplier	1.00
DA Method File		Comment	SVOC-8270-W-LARGO
Tune File	dftppdsm.u	Tune Date	2/18/2022 9:25:00 PM
Batch Name	022422 DoD BNA.batch.bin	Last Calib Update	2/25/2022 7:56:13 AM
Ref Library	D:\Org\Library\NIST129K.l		

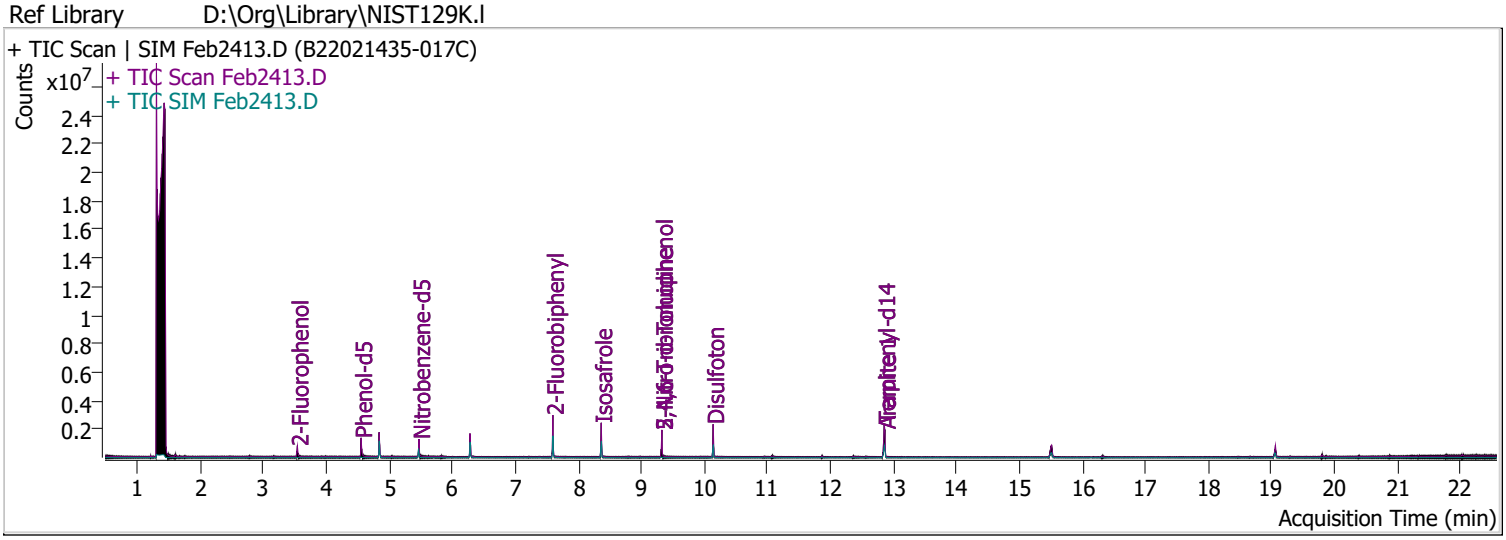

Compound	RT	QIon	Resp.	Conc.	Units		Dev(Min)
Internal Standards							
System Monitoring Compounds							
S 2-Fluorophenol	3.541	112.0	273563	42.8546	µg/L		0.010
Spiked Amount: 200.000	Range: 10.0 - 75.0%			Recovery = 21.43%			
S Phenol-d5	4.552	99.0	433692	51.5694	µg/L		0.000
Spiked Amount: 200.000	Range: 10.0 - 65.0%			Recovery = 25.78%			
S Nitrobenzene-d5	5.471	82.0	283119	60.8397	µg/L		0.000
Spiked Amount: 100.000	Range: 32.0 - 94.0%			Recovery = 60.84%			
S 2-Fluorobiphenyl	7.594	172.0	782413	57.7604	µg/L		0.000
Spiked Amount: 100.000	Range: 28.0 - 107.0%			Recovery = 57.76%			
S 2,4,6-Tribromophenol	9.325	329.8	143464	122.2856	µg/L		0.000
Spiked Amount: 200.000	Range: 25.0 - 140.0%			Recovery = 61.14%			
S Terphenyl-d14	12.855	244.3	1248038	93.5199	µg/L		-0.010
Spiked Amount: 100.000	Range: 32.0 - 122.0%			Recovery = 93.52%			
Target Compounds							**QValue**
T N-Nitrosodimethylamine	0.000		0	N.D.			
T Pyridine	0.000		0	N.D.			
T Aniline	0.000		0	N.D.			
T Phenol	0.000		0	N.D.			
T bis(-2-Chloroethyl)Ether	0.000		0	N.D.			
T 2-Chlorophenol	0.000		0	N.D.			
T 1,3-Dichlorobenzene	0.000		0	N.D.			
T 1,4-Dichlorobenzene	0.000		0	N.D.			
T 1,2-Dichlorobenzene	0.000		0	N.D.			
T Benzyl Alcohol	0.000		0	N.D.			
T bis(2-chloroisopropyl)Ether	0.000		0	N.D.			
T 2-Methylphenol	0.000		0	N.D.			
T N-nitroso-Di-n-propylamine	5.471	70.0	0		µg/L	md	1
T Hexachloroethane	0.000		0	N.D.			
T 4Methylphenol/3Methylphenol	0.000		0	N.D.			

Compound	RT	QIon	Resp.	Conc.	Units		Dev(Min)
T Nitrobenzene	0.000		0	N.D.			
T Isophorone	0.000		0	N.D.			
T 2-Nitrophenol	0.000		0	N.D.			
T 2,4-Dimethylphenol	0.000		0	N.D.			
T bis(-2-Chloroethoxy)Methane	0.000		0	N.D.			
T 2,4-Dichlorophenol	0.000		0	N.D.			
T Benzoic Acid	0.000		0	N.D.			
T 1,2,4-Trichlorobenzene	0.000		0	N.D.			
T Naphthalene	0.000		0	N.D.			
T 4-Chlorophenol	0.000		0	N.D.			
T p-Chloroaniline	0.000		0	N.D.			
T Hexachlorobutadiene	0.000		0	N.D.			
T 4-Chloro-2-Methylphenol	0.000		0	N.D.			
T 4-Chloro-3-Methylphenol	0.000		0	N.D.			
T 2-Methylnaphthalene	0.000		0	N.D.			
T 1-Methylnaphthalene	0.000		0	N.D.			
T Hexachlorocyclopentadiene	0.000		0	N.D.			
T 2,4,6-Trichlorophenol	0.000		0	N.D.			
T 2,4,5-Trichlorophenol	0.000		0	N.D.			
T 2-Chloronaphthalene	0.000		0	N.D.			
T 2-Nitroaniline	0.000		0	N.D.			
T Dimethyl Phthalate	8.364	163.0	0		µg/L	md	1
T 2,6-Dinitrotoluene	8.364	165.0	0		µg/L	md	1
T Acenaphthylene	0.000		0	N.D.			
T 3-Nitroaniline	0.000		0	N.D.			
T Acenaphthene	0.000		0	N.D.			
T 2,4-Dinitrophenol	0.000		0	N.D.			
T Dibenzofuran	0.000		0	N.D.			
T 2,4-Dinitrotoluene	0.000		0	N.D.			
T 4-Nitrophenol	0.000		0	N.D.			
T Diethylphthalate	0.000		0	N.D.			
T Fluorene	0.000		0	N.D.			
T 4-Chlorophenyl-phenylether	0.000		0	N.D.			
T 4-Nitroaniline	0.000		0	N.D.			
T 4,6-Dinitro-2-methylphenol	0.000		0	N.D.			
T N-nitrosodiphenylamine	0.000		0	N.D.			
T Azobenzene	0.000		0	N.D.			
T 4-Bromophenyl-phenylether	0.000		0	N.D.			
T Hexachlorobenzene	0.000		0	N.D.			
T Pentachlorophenol	0.000		0	N.D.			
T Phenanthrene	0.000		0	N.D.			
T Anthracene	0.000		0	N.D.			
T Triallate	0.000		0	N.D.			
T Carbazole	0.000		0	N.D.			
T o-Terphenyl	0.000		0	N.D.			
T Di-n-Butylphthalate	0.000		0	N.D.			
T Fluoranthene	0.000		0	N.D.			
T Benzidine	12.855	184.0	0		µg/L	md	1
T Pyrene	0.000		0	N.D.			
T Butylbenzylphthalate	0.000		0	N.D.			
T Benzo(a)Anthracene	0.000		0	N.D.			
T Chrysene	0.000		0	N.D.			
T 3,3-Dichlorobenzidine	0.000		0	N.D.			
T bis(2-ethylhexyl)Phthalate	0.000		0	N.D.			
T Di-n-octyl Phthalate	0.000		0	N.D.			

Compound	RT	QIon	Resp.	Conc.	Units	Dev(Min)
T Benzo(b)fluoranthene	0.000		0	N.D.		
T Benzo(k)fluoranthene	0.000		0	N.D.		
T Benzo(a)pyrene	0.000		0	N.D.		
T Indeno(1,2,3-c,d)pyrene	0.000		0	N.D.		
T Dibenzo(a,h)anthracene	0.000		0	N.D.		
T Benzo(g,h,i)perylene	0.000		0	N.D.		

(#) = Qualifier Out of Range; (m) = Manual Integration; (+) = Area Summed; (*) = Surrogate Percent Recovery Out of Range; (d): Zeroed Peak

Compound	Conc.	Exp RT	QIon	Exp Ratio
N-Nitrosodimethylamine	N.D.	2.22	42.0	112.0

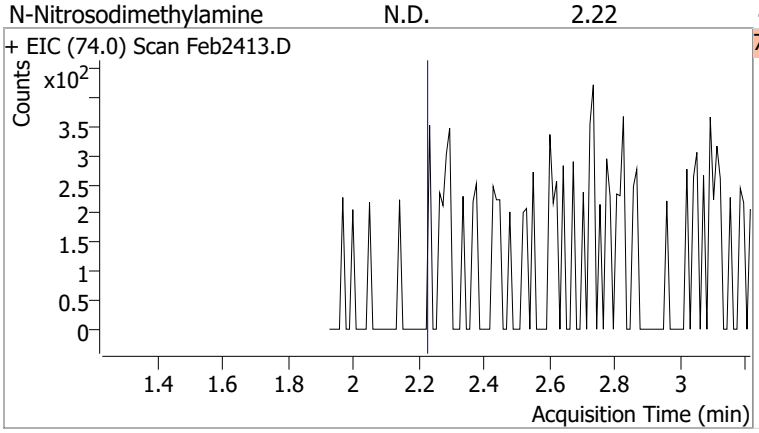

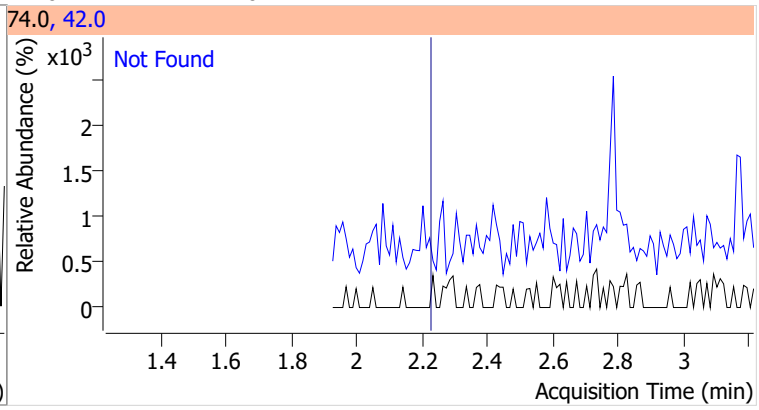

Compound	Conc.	Exp RT	QIon	Exp Ratio
Pyridine	N.D.	2.26	52.0	80.7

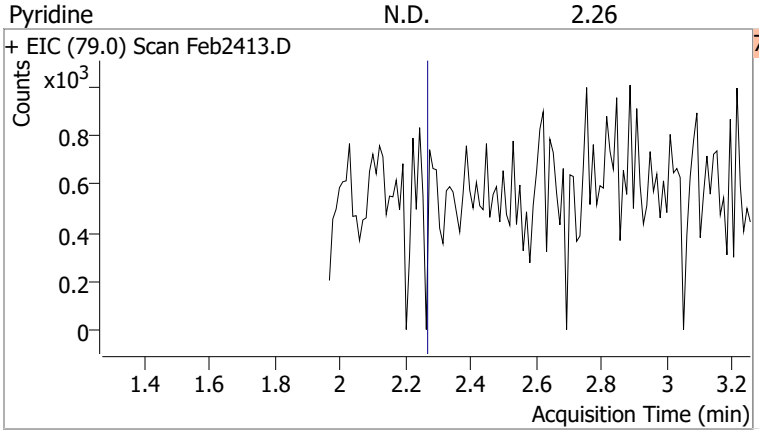

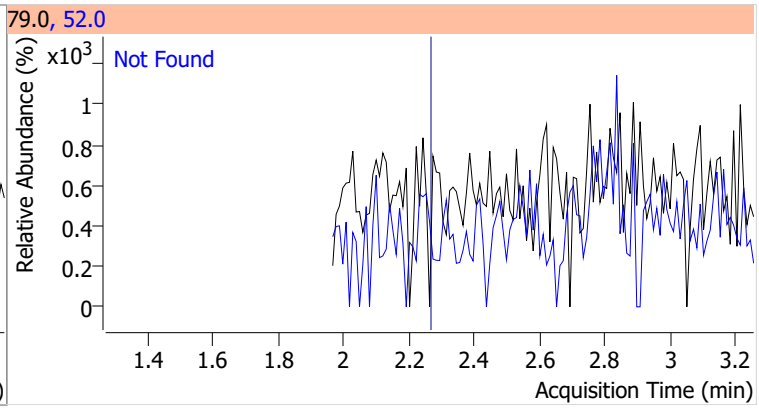

Compound	Conc.	RT	Dev(Min)	Resp.	QIon	QRatio	Lower	Upper
2-Fluorophenol	42.8546	3.54	0.01	273563	64.0	52.1	35.5	65.9
					92.0	20.4	14.8	27.5

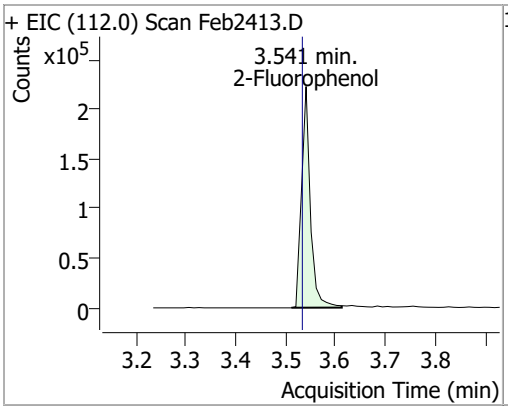

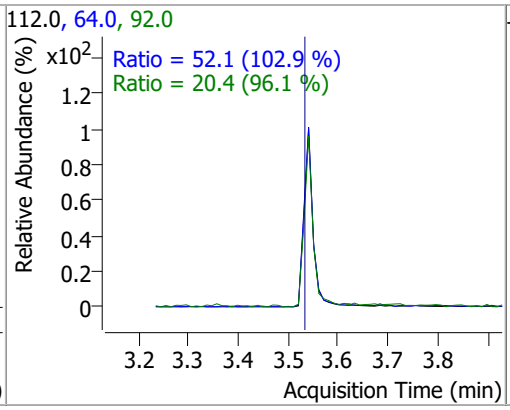

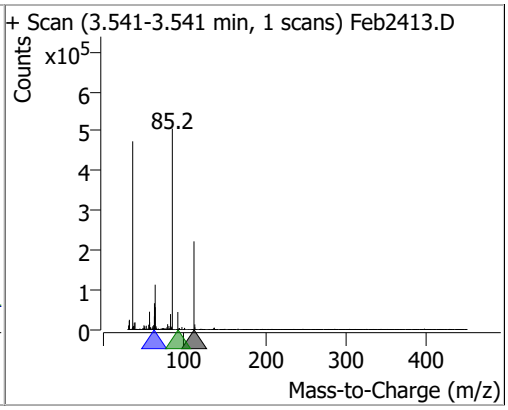

Compound	Conc.	Exp RT	QIon	Exp Ratio	QIon	Exp Ratio
Aniline	N.D.	4.50	66.0	35.4	65.0	18.8

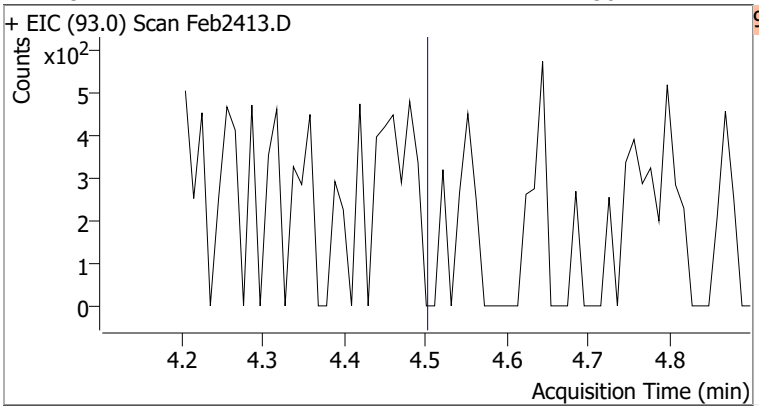

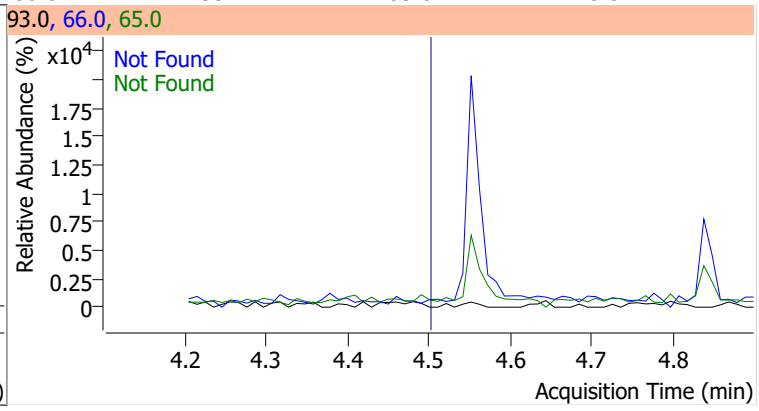

Compound	Conc.	RT	Dev(Min)	Resp.	QIon	QRatio	Lower	Upper
Phenol-d5	51.5694	4.55	0.00	433692	71.0	36.0	25.0	46.4

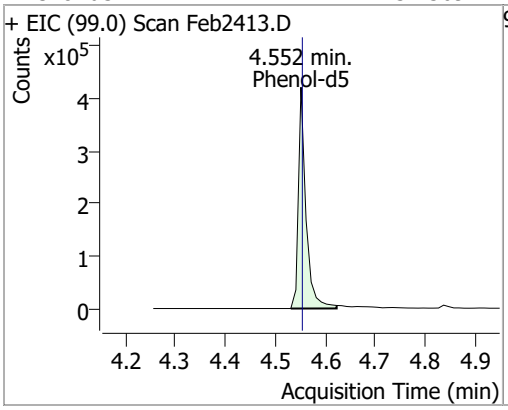

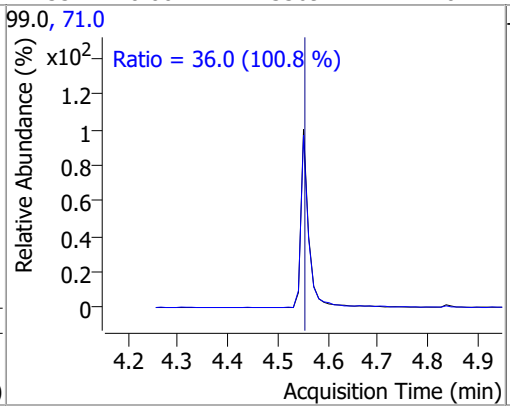

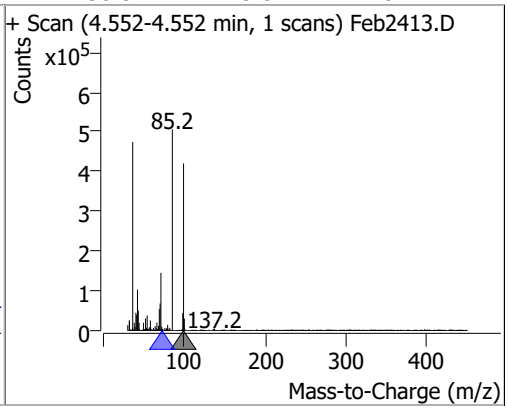

Compound	Conc.	Exp RT	QIon	Exp Ratio
Phenol	N.D.	4.57	66.0	40.4

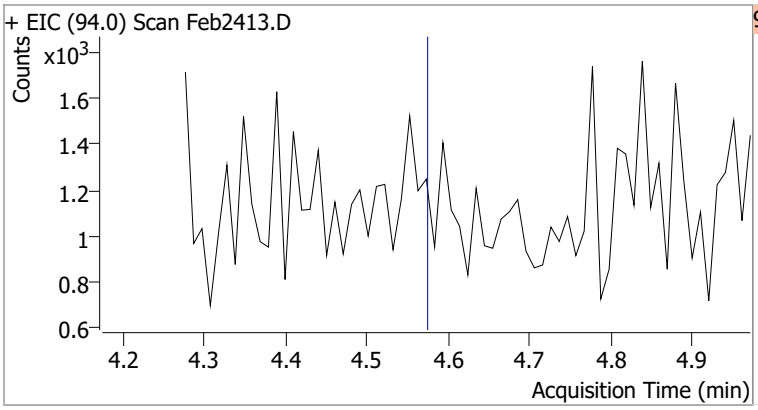

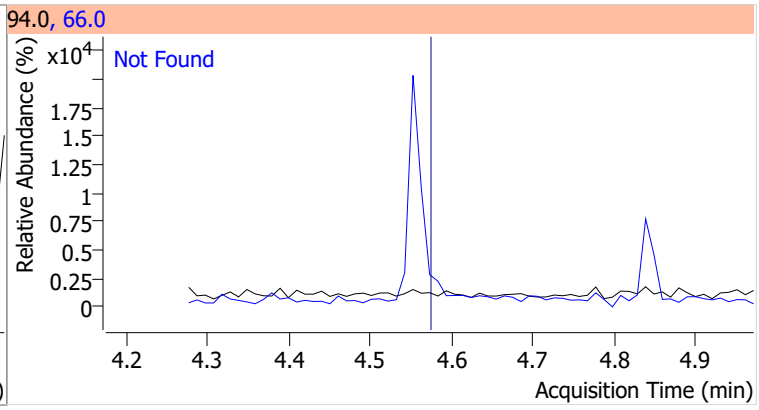

Compound	Conc.	Exp RT	QIon	Exp Ratio
bis(-2-Chloroethyl)Ether	N.D.	4.58	64.0	10.2

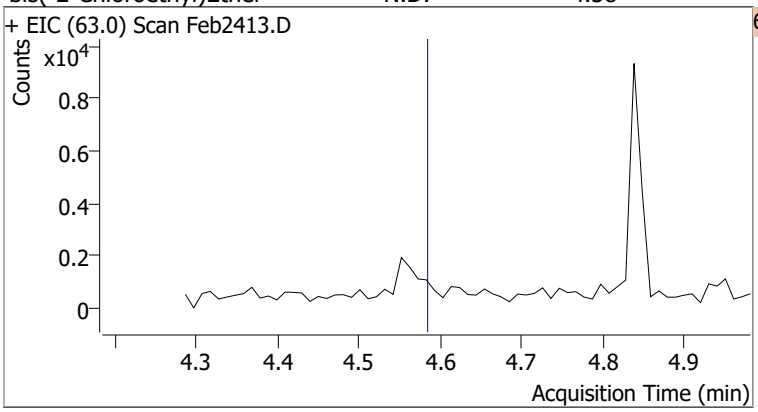

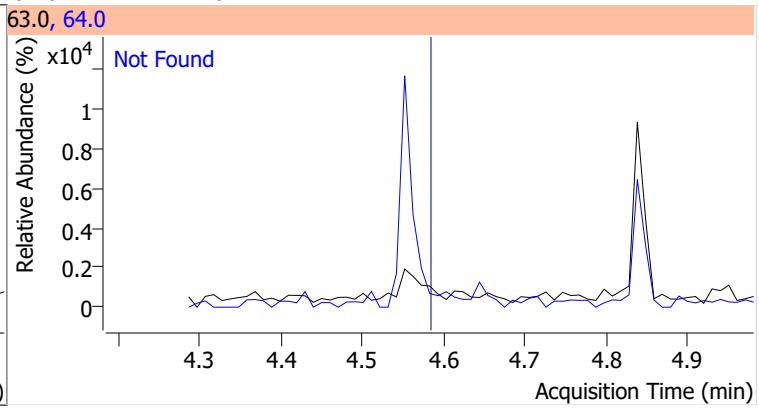

Compound	Conc.	Exp RT	QIon	Exp Ratio
2-Chlorophenol	N.D.	4.63	130.0	32.3

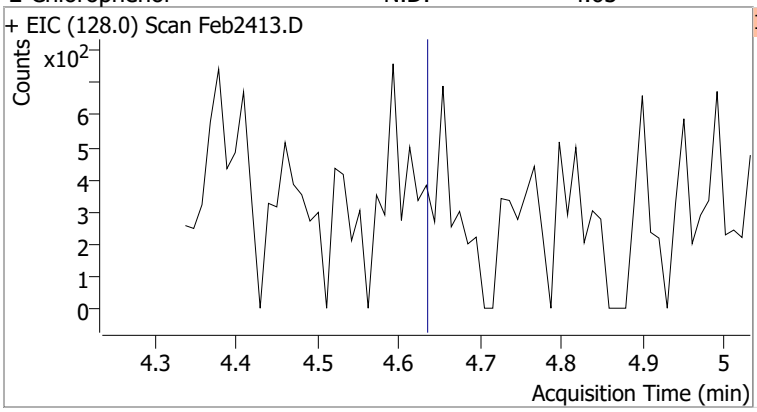

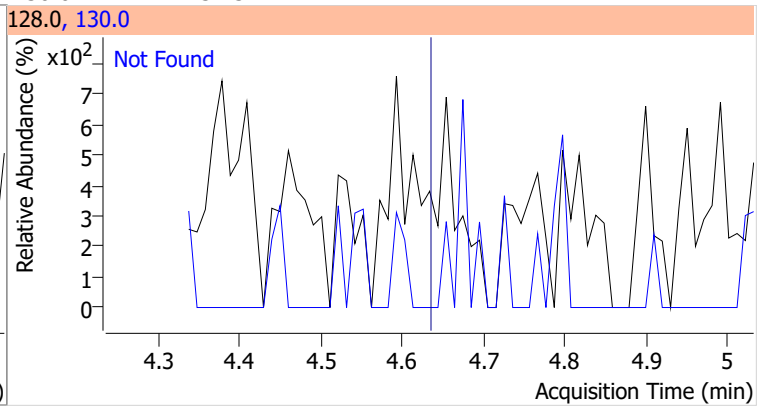

Compound	Conc.	Exp RT	QIon	Exp Ratio	QIon	Exp Ratio
1,3-Dichlorobenzene	N.D.	4.78	148.0	63.7	111.0	35.3

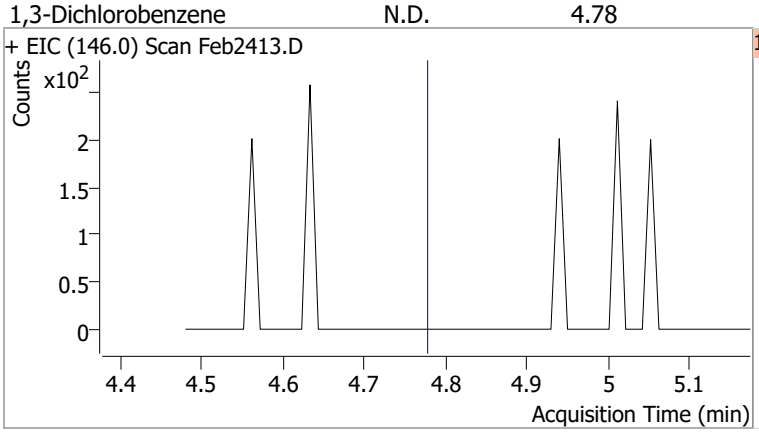

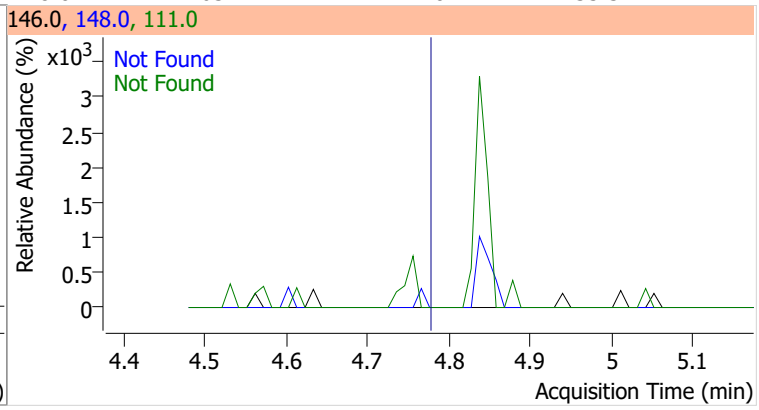

Compound	Conc.	Exp RT	QIon	Exp Ratio	QIon	Exp Ratio
1,4-Dichlorobenzene	N.D.	4.86	148.0	64.4	111.0	35.3

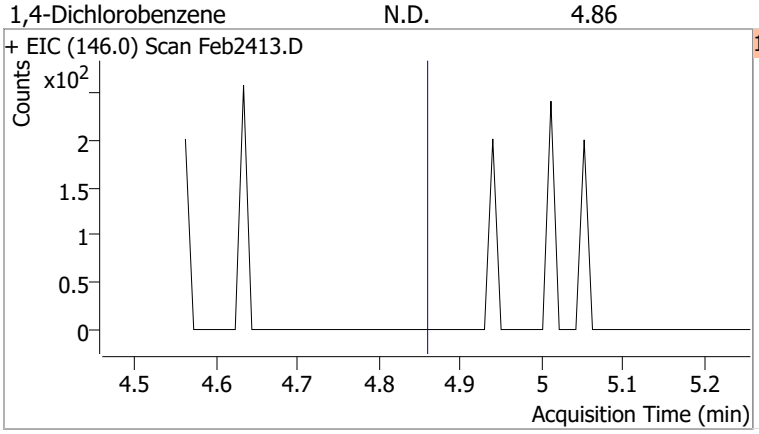

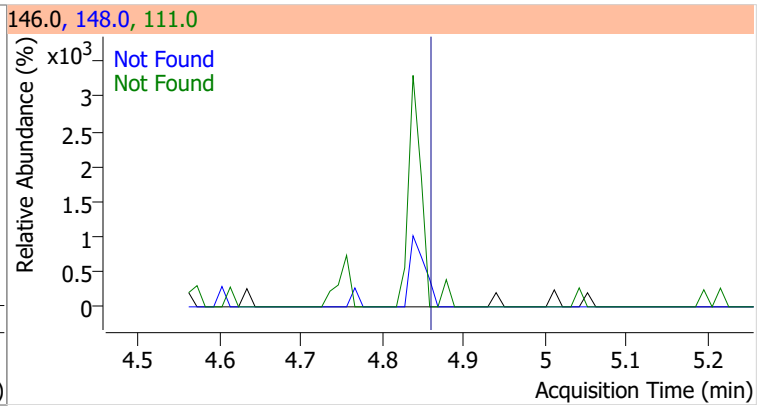

Compound	Conc.	Exp RT	QIon	Exp Ratio	QIon	Exp Ratio
1,2-Dichlorobenzene	N.D.	5.02	148.0	63.7	111.0	37.5

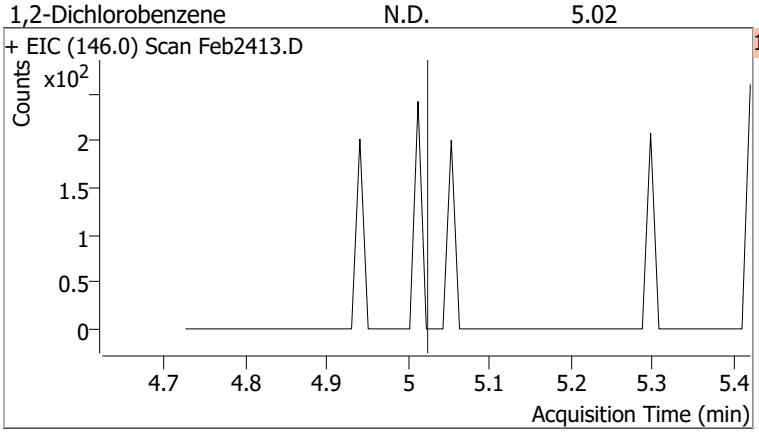

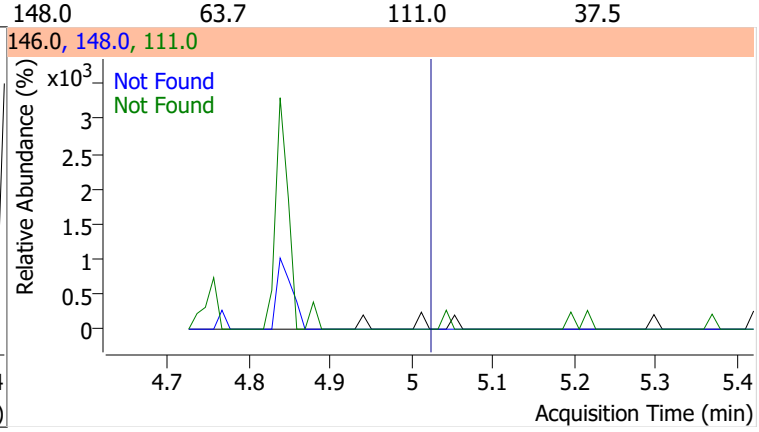

Compound	Conc.	Exp RT	QIon	Exp Ratio	QIon	Exp Ratio
Benzyl Alcohol	N.D.	5.04	79.0	118.8	107.0	68.8

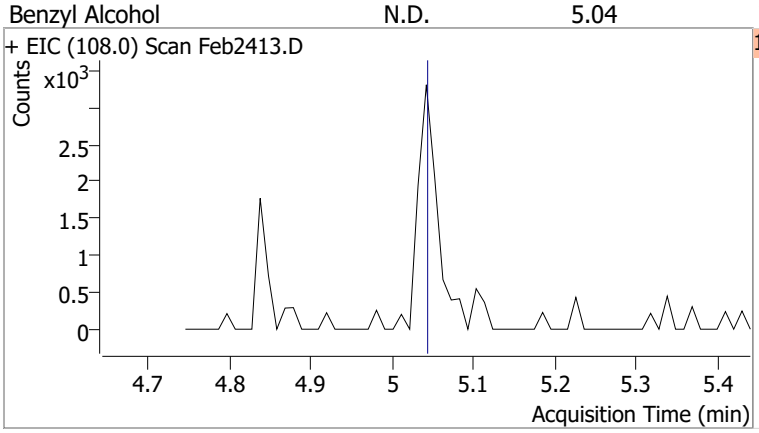

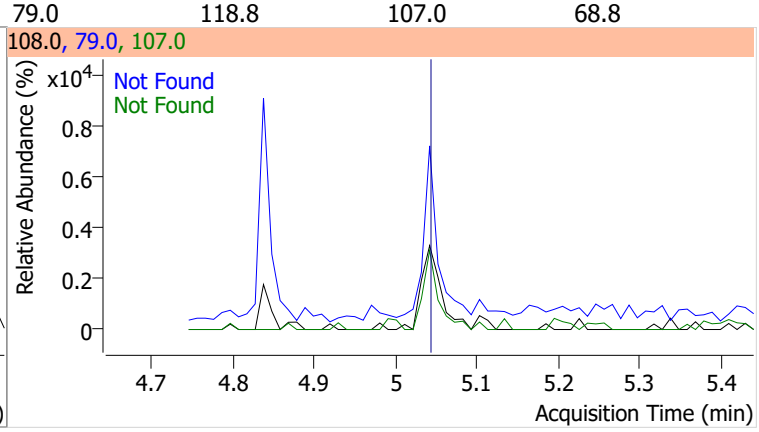

Compound	Conc.	Exp RT	QIon	Exp Ratio
bis(2-chloroisopropyl)Ether	N.D.	5.19	123.0	31.6

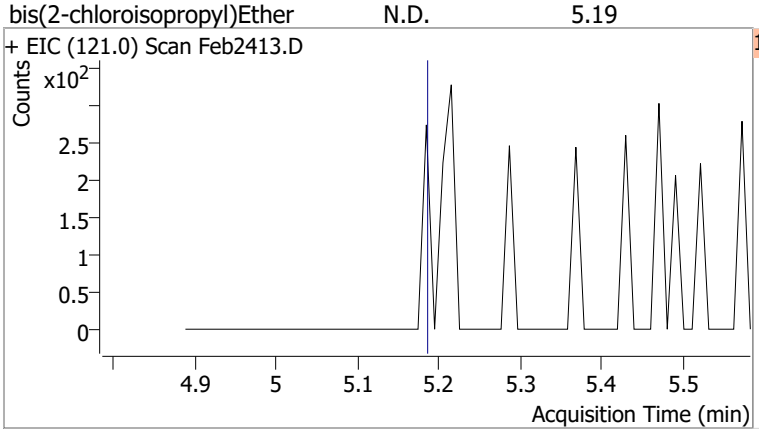

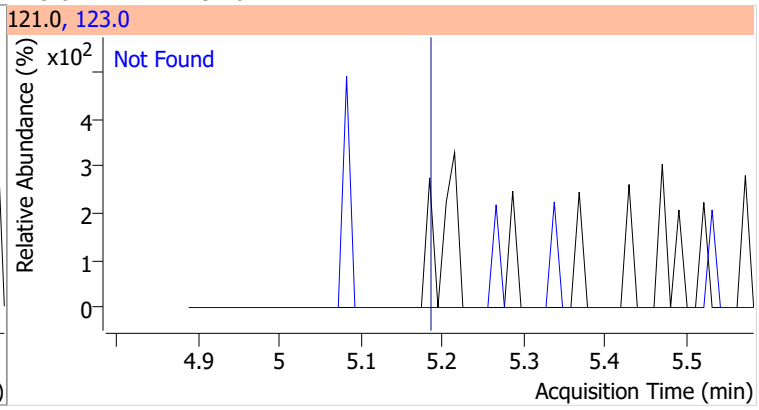

Compound	Conc.	Exp RT	QIon	Exp Ratio
2-Methylphenol	N.D.	5.22	108.0	117.4

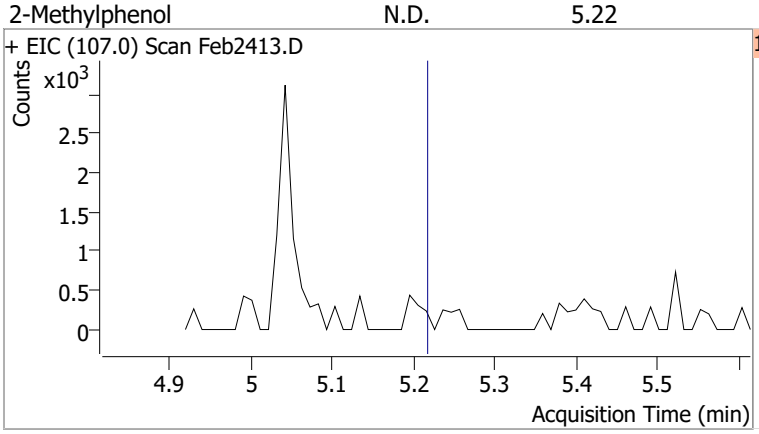

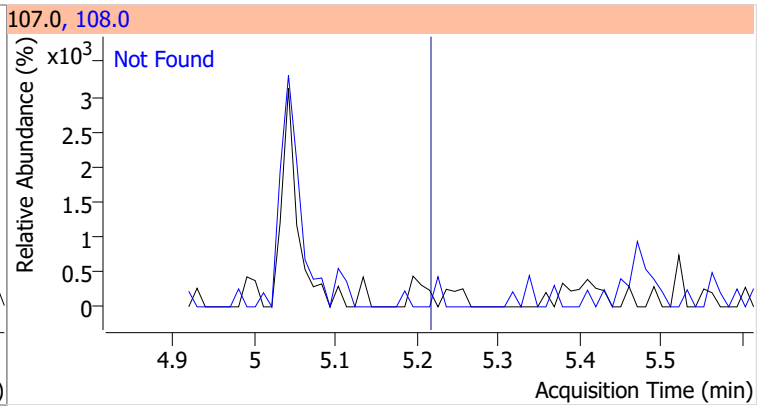

Compound	Conc.	RT	Dev(Min)	Resp.	QIon	QRatio	Lower	Upper
N-nitroso-Di-n-propylamine		0		0	130.0		0.0	34.0

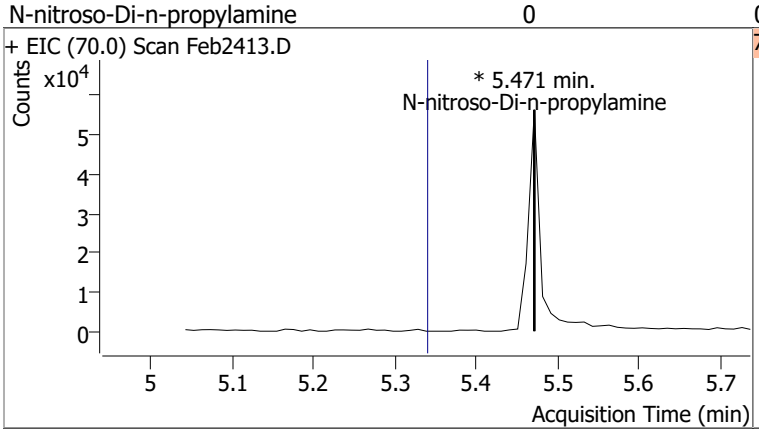

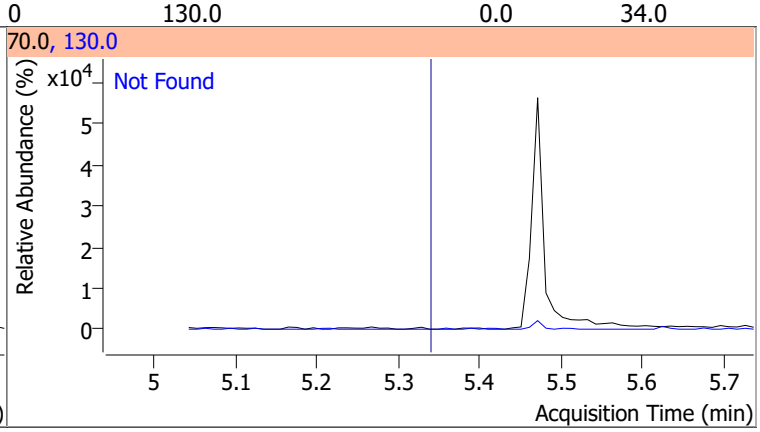

Compound	Conc.	Exp RT	QIon	Exp Ratio	QIon	Exp Ratio
Hexachloroethane	N.D.	5.39	201.0	89.1	199.0	59.3

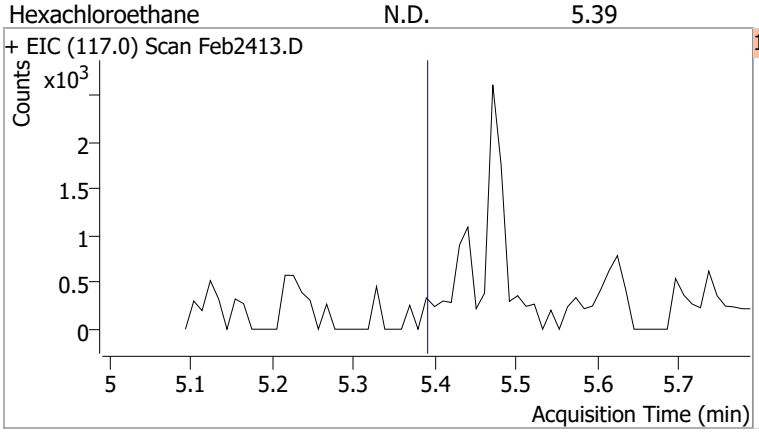

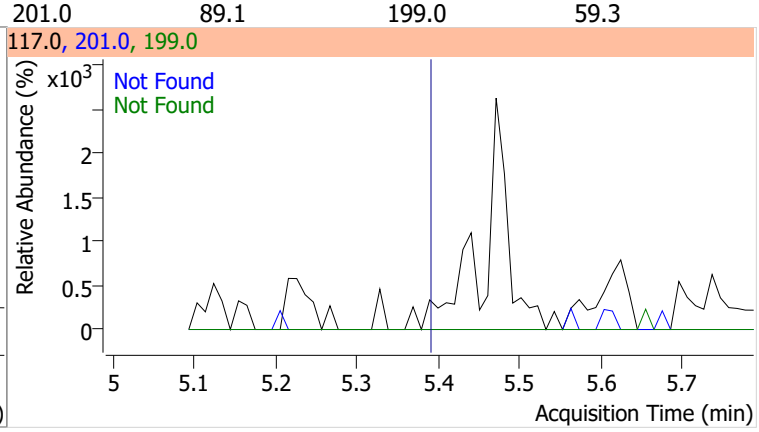

Compound	Conc.	Exp RT	QIon	Exp Ratio
4Methylphenol/3Methylphenol	N.D.	5.40	108.0	84.2

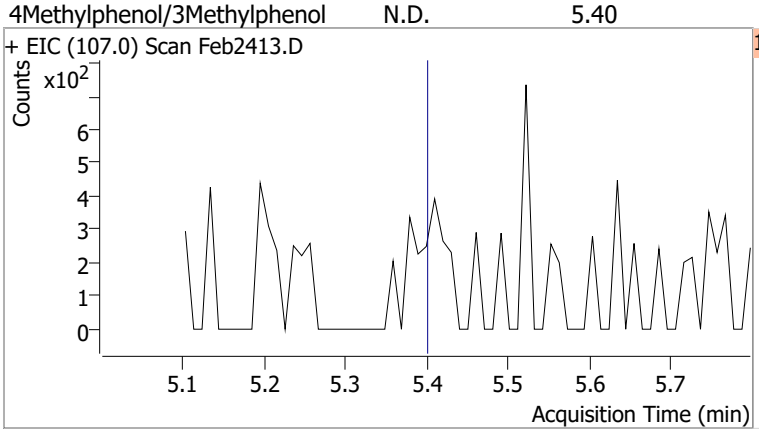

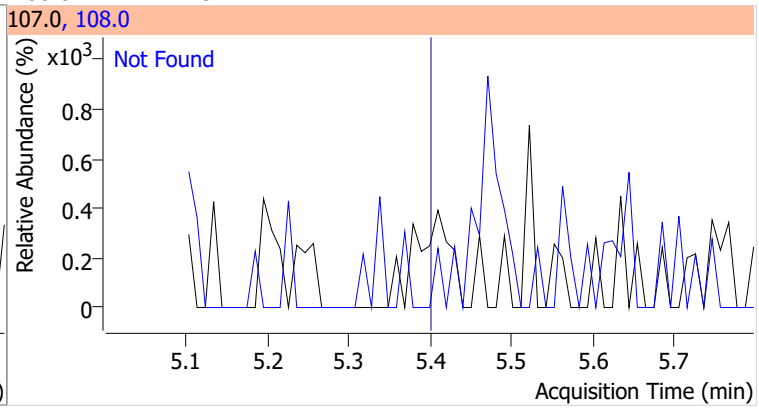

Compound	Conc.	RT	Dev(Min)	Resp.	QIon	QRatio	Lower	Upper
Nitrobenzene-d5	60.8397	5.47	0.00	283119	54.0	60.3	44.9	83.4
					128.0	43.3	33.4	62.1

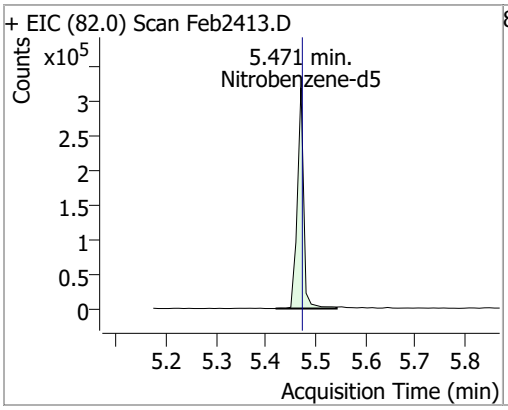

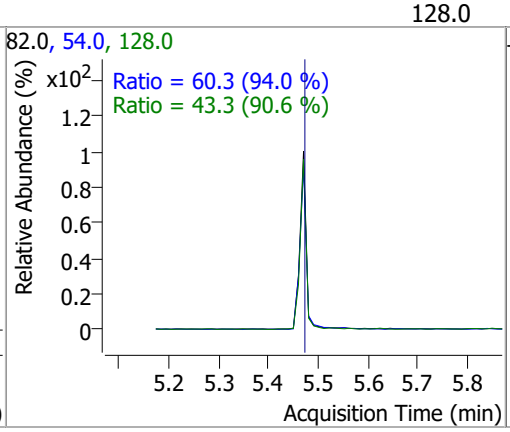

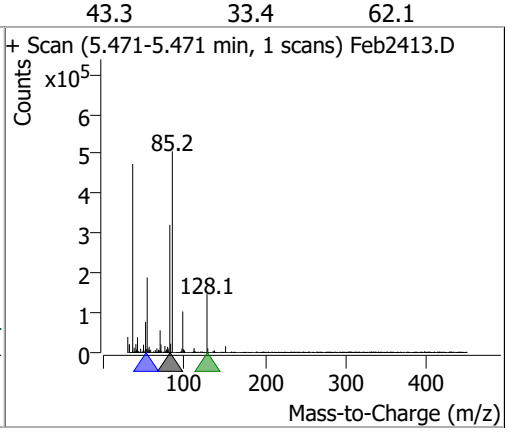

Compound	Conc.	Exp RT	QIon	Exp Ratio	QIon	Exp Ratio
Nitrobenzene	N.D.	5.49	77.0	209.6	51.0	127.5

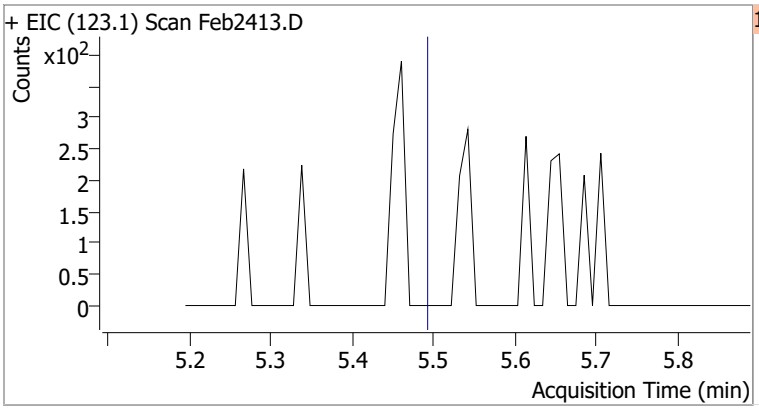

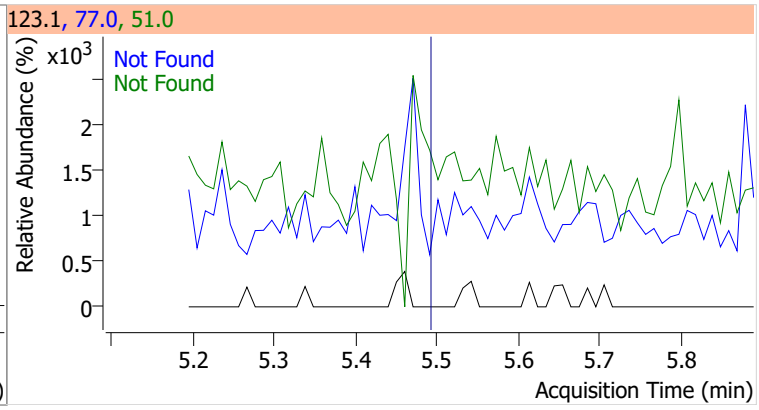

Compound	Conc.	Exp RT	QIon	Exp Ratio
Isophorone	N.D.	5.79	138.0	20.3

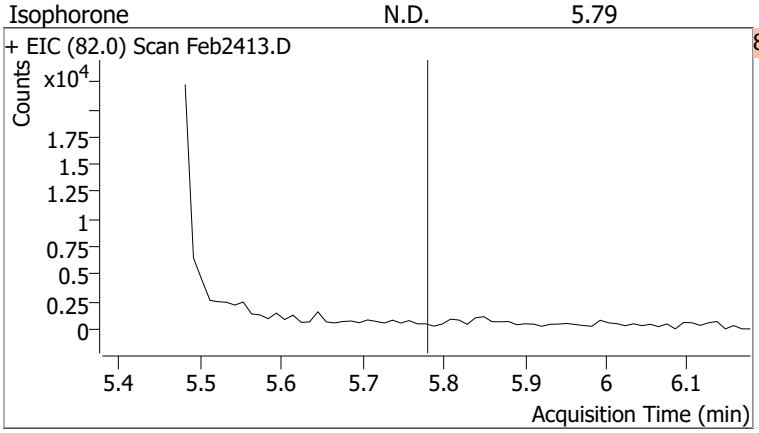

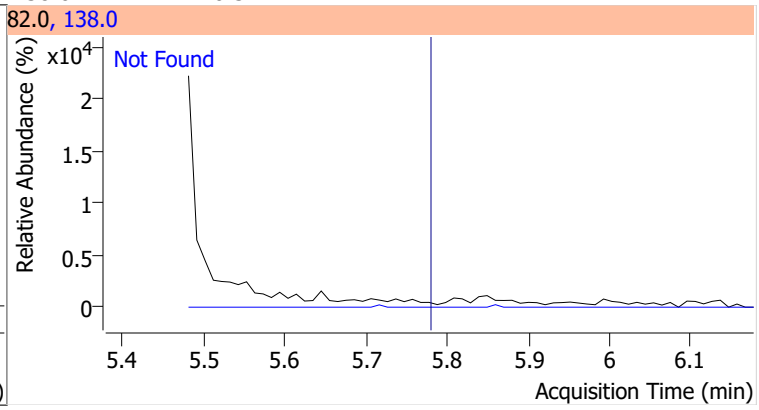

Compound	Conc.	Exp RT	QIon	Exp Ratio	QIon	Exp Ratio
2-Nitrophenol	N.D.	5.86	65.0	51.3	109.0	35.7

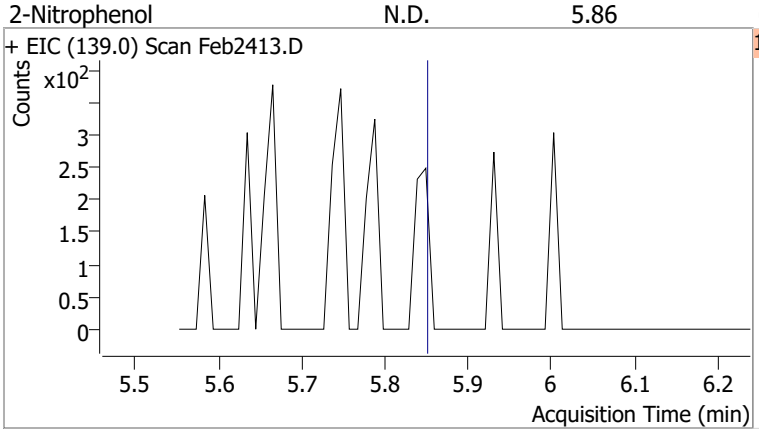

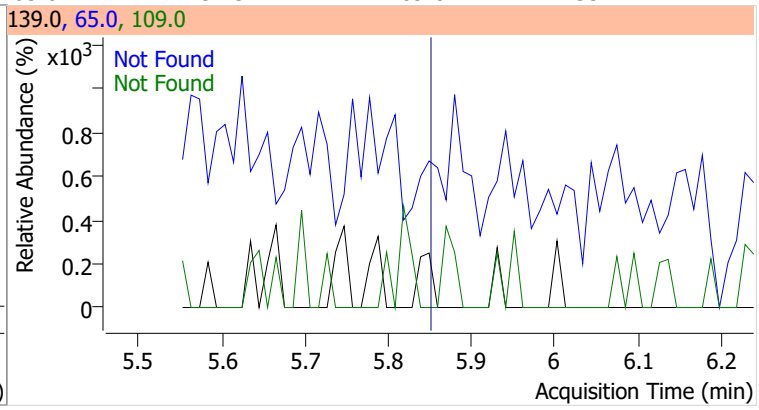

Compound	Conc.	Exp RT	QIon	Exp Ratio	QIon	Exp Ratio
2,4-Dimethylphenol	N.D.	5.99	107.0	111.1	77.0	30.2

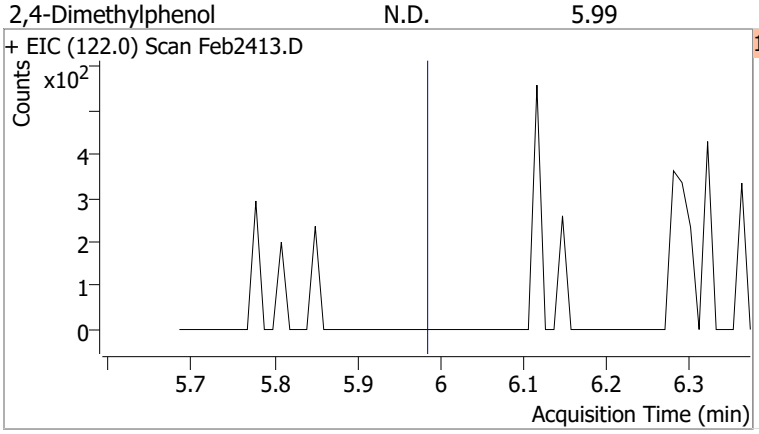

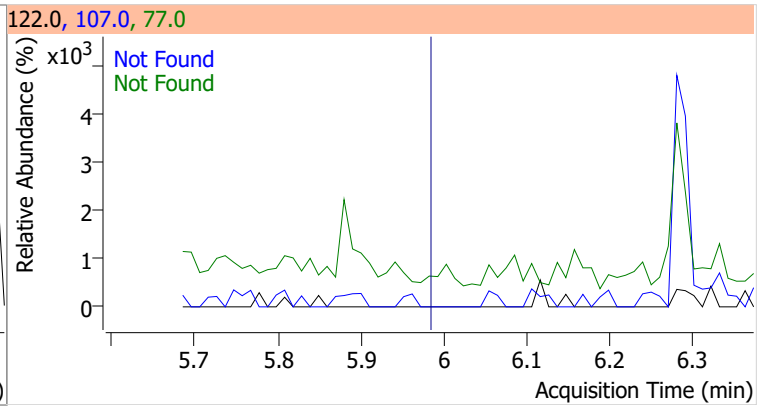

Compound	Conc.	Exp RT	QIon	Exp Ratio	QIon	Exp Ratio
bis(-2-Chloroethoxy)Methane	N.D.	6.07	63.0	70.1	95.0	31.8

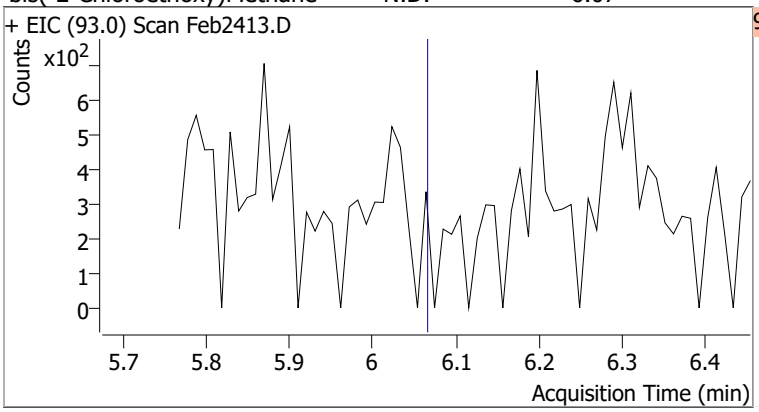

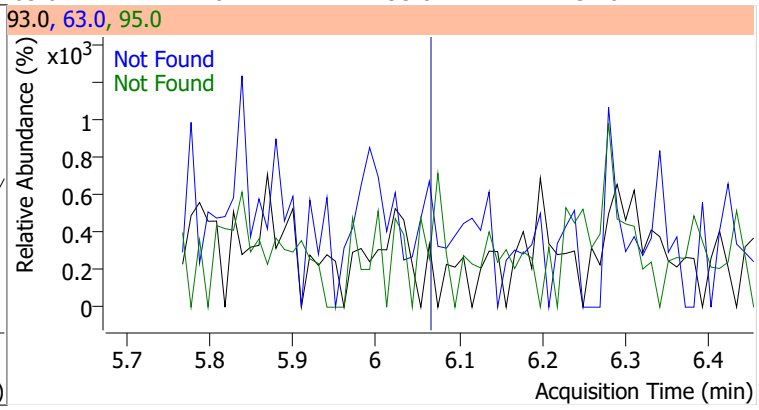

Compound	Conc.	Exp RT	QIon	Exp Ratio	QIon	Exp Ratio
2,4-Dichlorophenol	N.D.	6.18	164.0	66.1	98.0	34.4

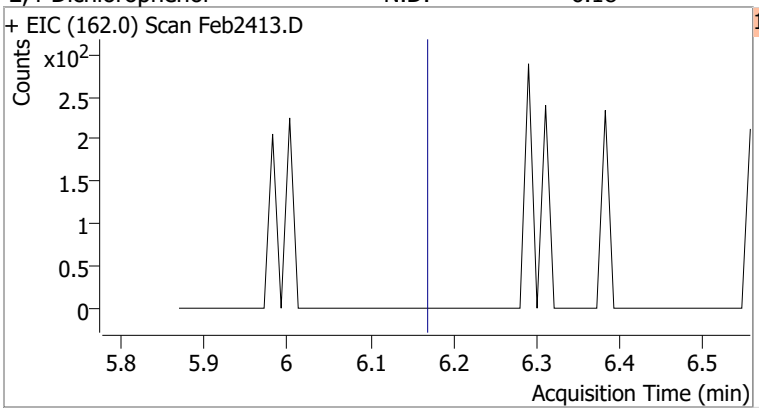

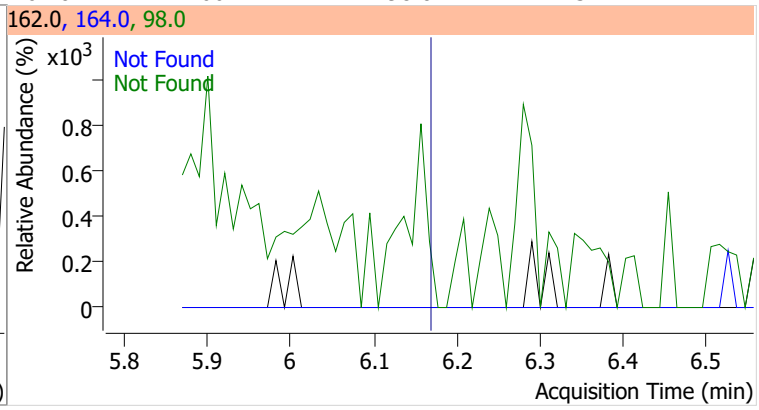

Compound	Conc.	Exp RT	QIon	Exp Ratio	QIon	Exp Ratio
Benzoic Acid	N.D.	6.21	122.0	86.4	77.0	79.5

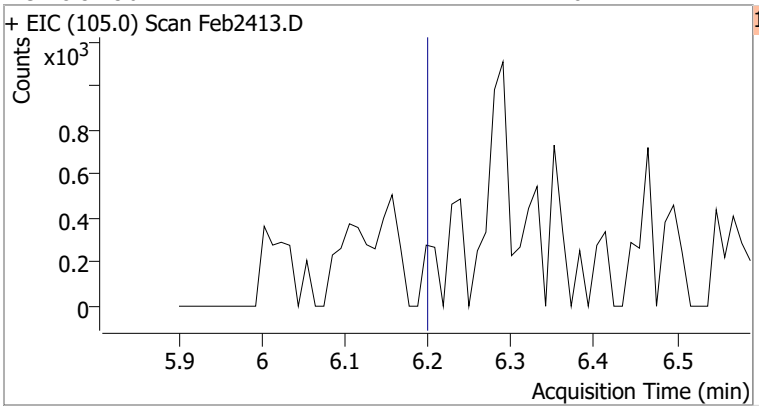

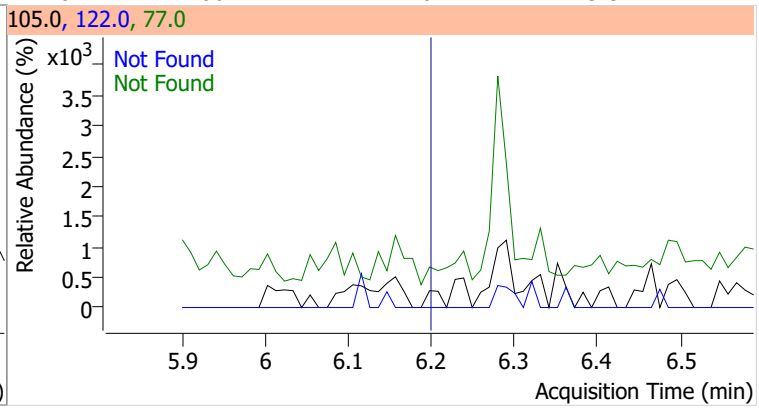

Compound	Conc.	Exp RT	QIon	Exp Ratio	QIon	Exp Ratio
1,2,4-Trichlorobenzene	N.D.	6.23	182.0	95.5	145.0	28.5

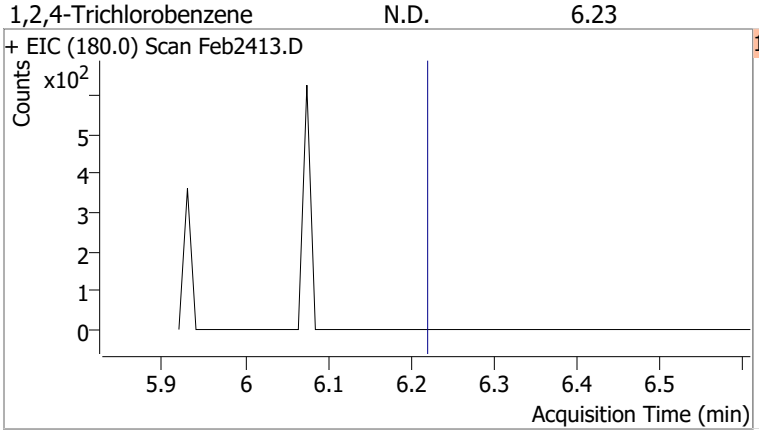

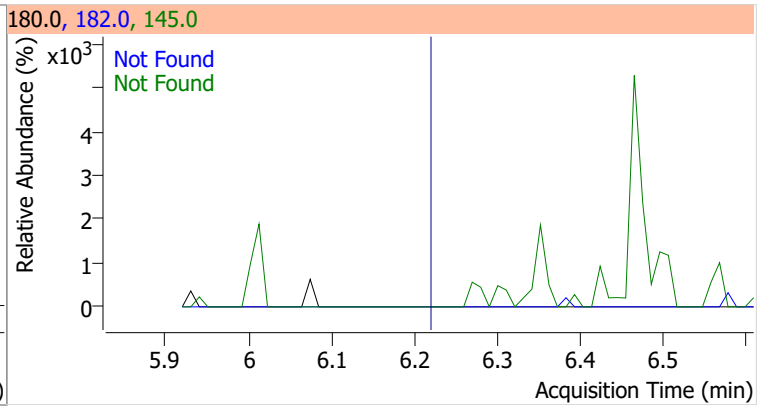

Compound	Conc.	Exp RT	QIon	Exp Ratio	QIon	Exp Ratio
Naphthalene	N.D.	6.31	129.0	11.0	102.0	9.2

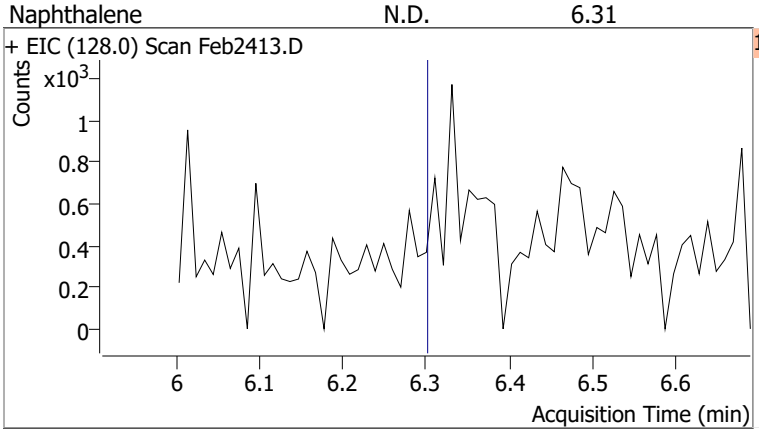

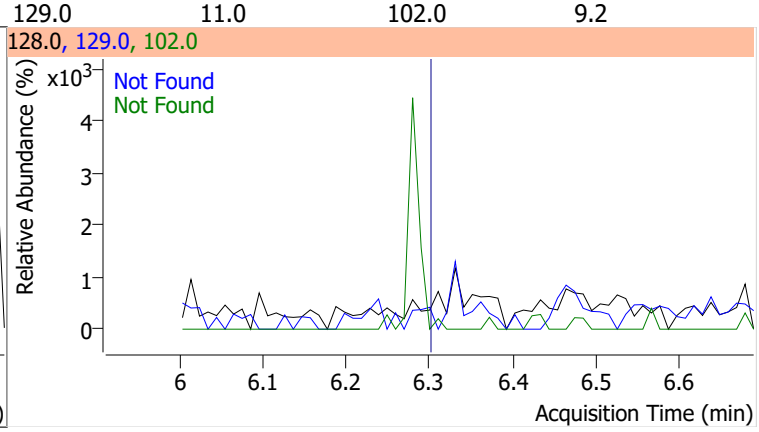

Compound	Conc.	Exp RT	QIon	Exp Ratio
4-Chlorophenol	N.D.	6.40	128.0	316.6

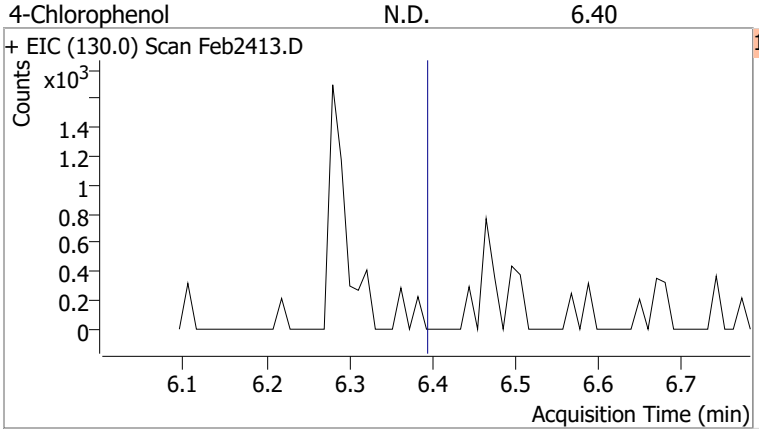

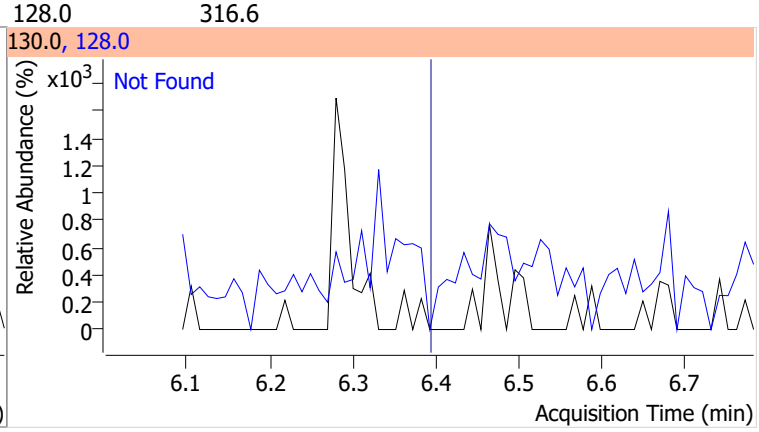

Compound	Conc.	Exp RT	QIon	Exp Ratio	QIon	Exp Ratio
p-Chloroaniline	N.D.	6.41	65.0	61.2	129.0	36.2

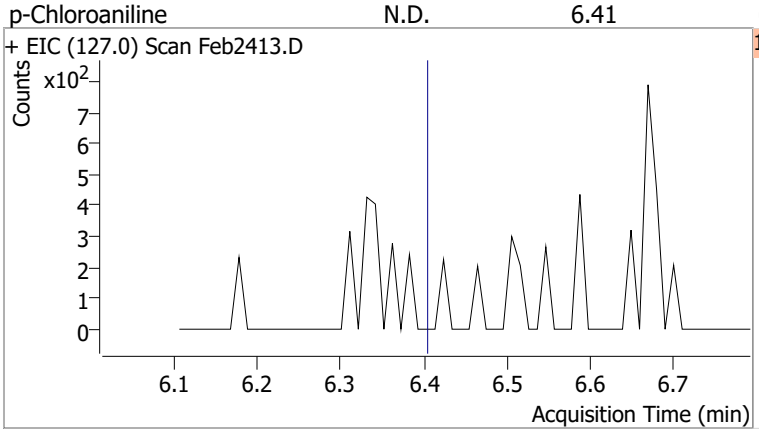

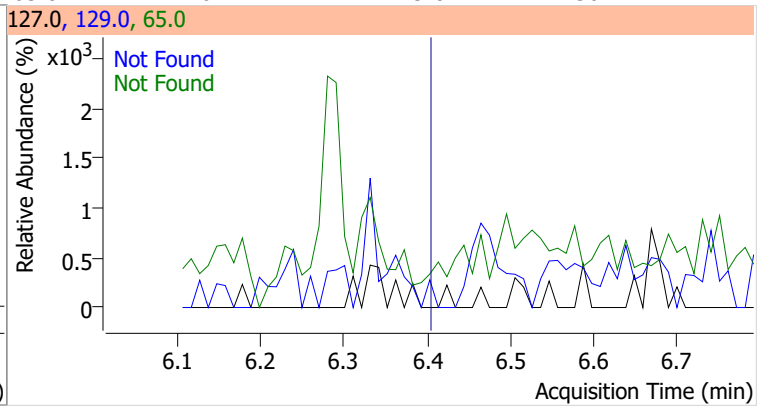

Compound	Conc.	Exp RT	QIon	Exp Ratio	QIon	Exp Ratio
Hexachlorobutadiene	N.D.	6.48	223.0	63.2	227.0	62.4

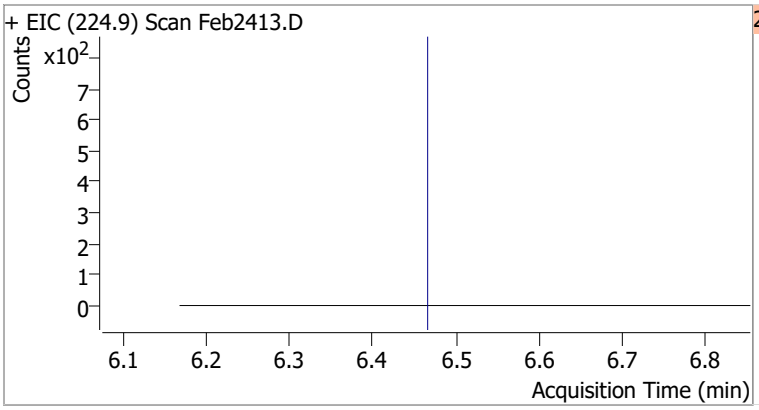

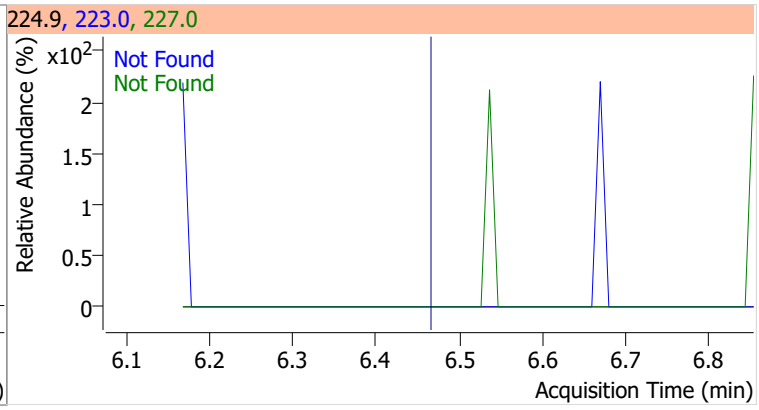

Compound	Conc.	Exp RT	QIon	Exp Ratio
4-Chloro-2-Methylphenol	N.D.	6.93	144.0	27.8

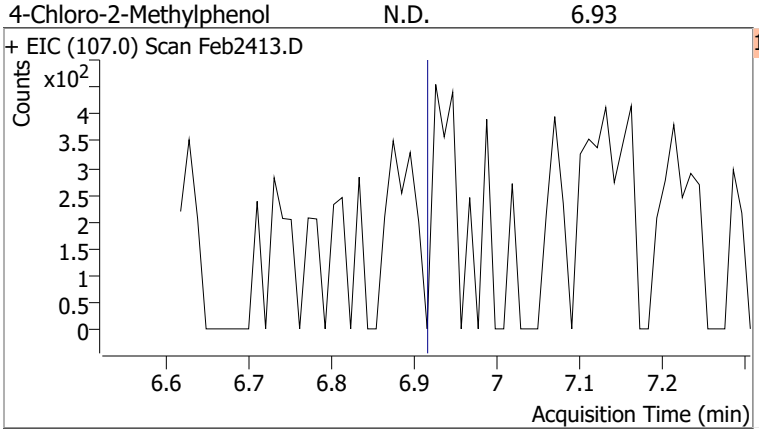

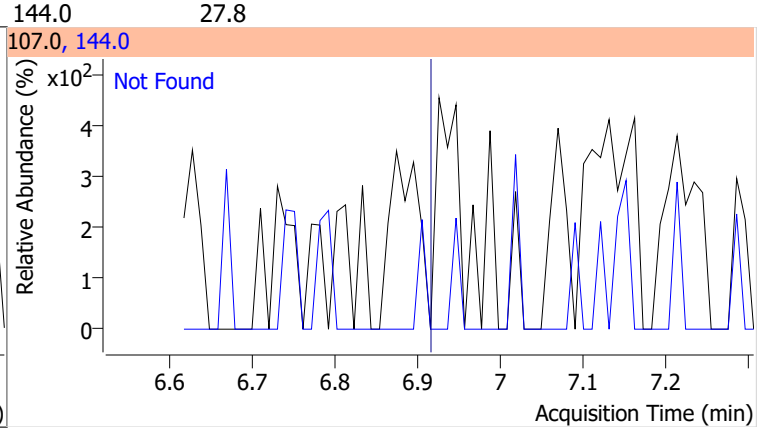

Compound	Conc.	Exp RT	QIon	Exp Ratio
4-Chloro-3-Methylphenol	N.D.	7.07	144.0	26.7

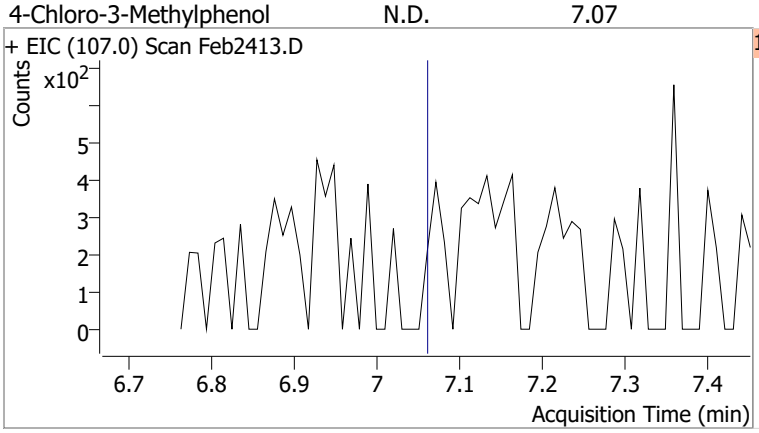

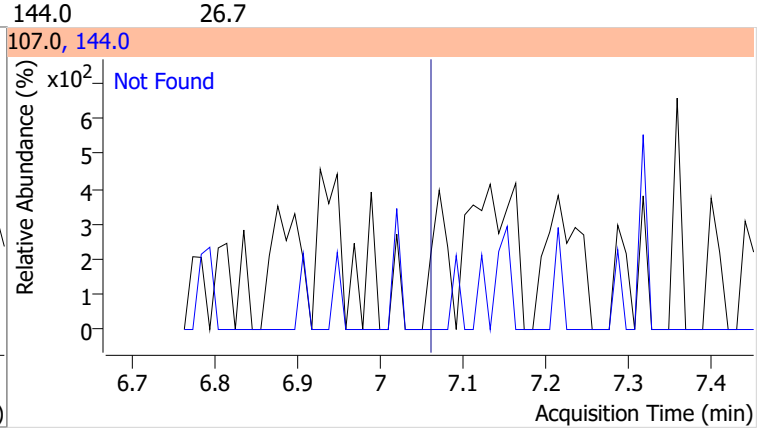

Compound	Conc.	Exp RT	QIon	Exp Ratio	QIon	Exp Ratio
2-Methylnaphthalene	N.D.	7.13	142.0	120.9	115.0	40.2

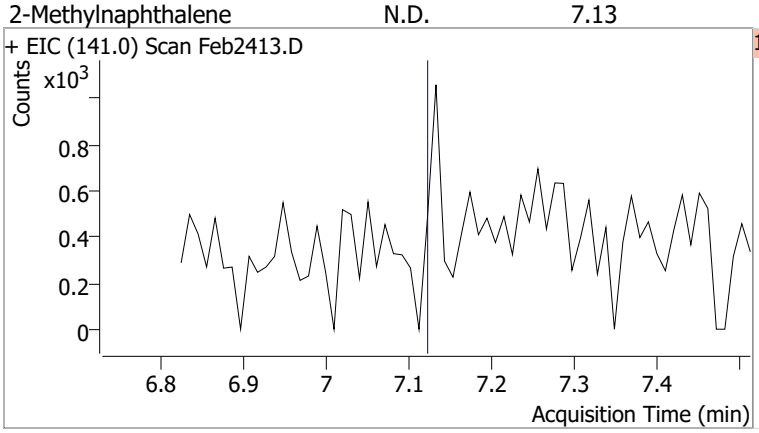

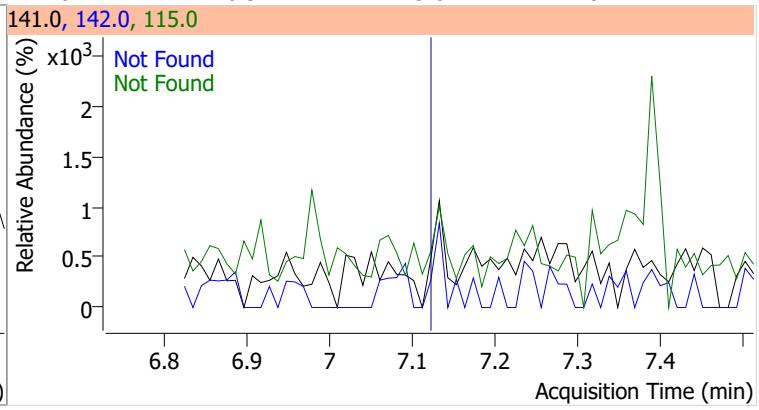

Compound	Conc.	Exp RT	QIon	Exp Ratio	QIon	Exp Ratio
1-Methylnaphthalene	N.D.	7.25	142.0	116.0	115.0	41.9

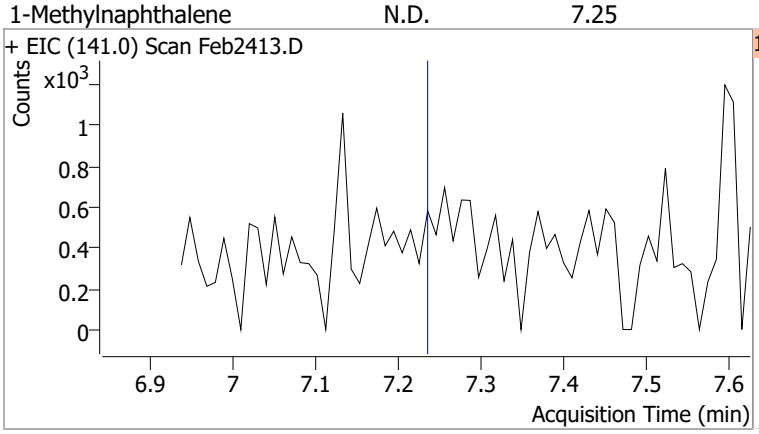

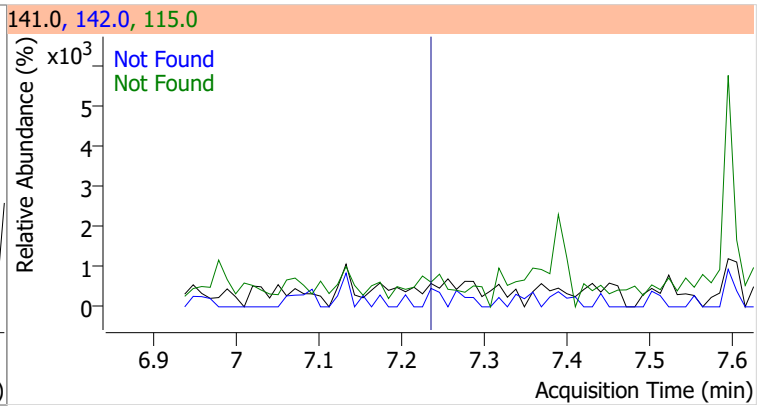

Compound	Conc.	Exp RT	QIon	Exp Ratio	QIon	Exp Ratio
Hexachlorocyclopentadiene	N.D.	7.33	238.9	64.2	234.9	62.1

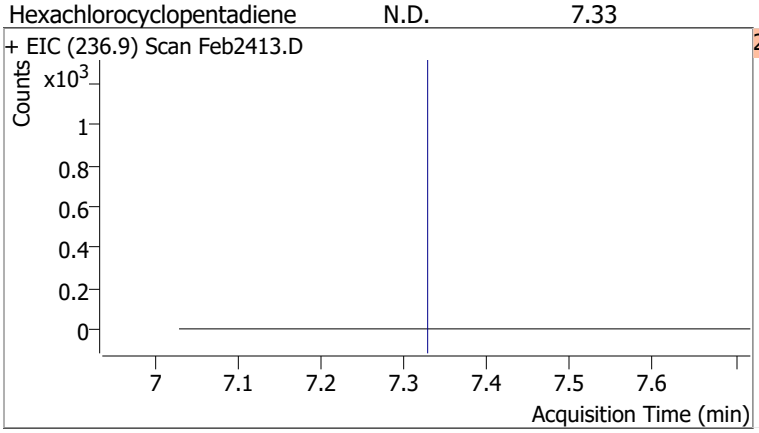

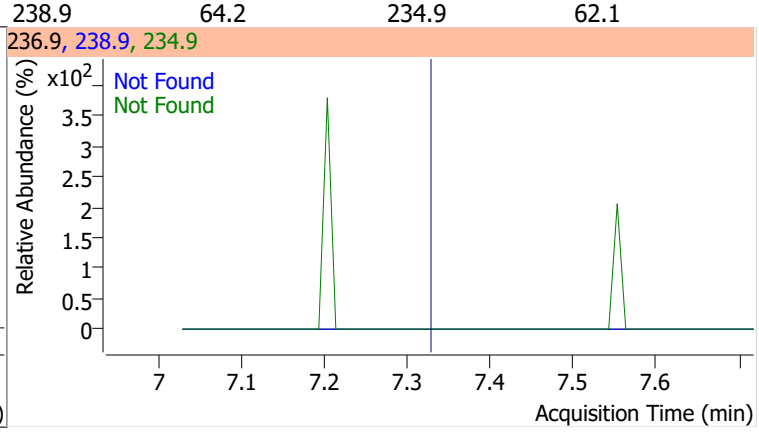

Compound	Conc.	Exp RT	QIon	Exp Ratio
2,4,6-Trichlorophenol	N.D.	7.51	198.0	92.6

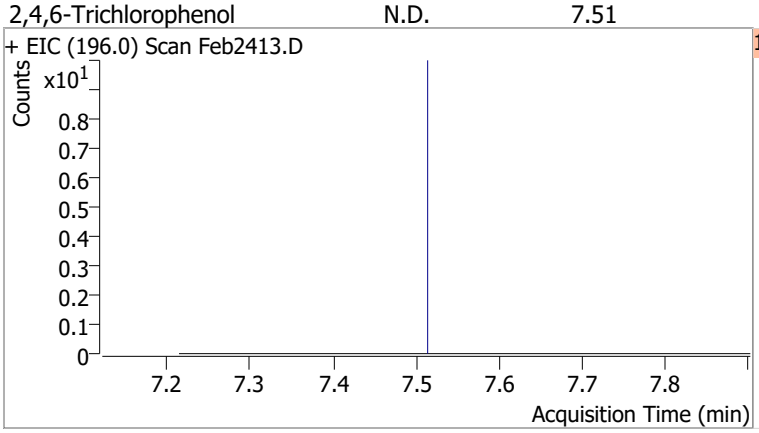

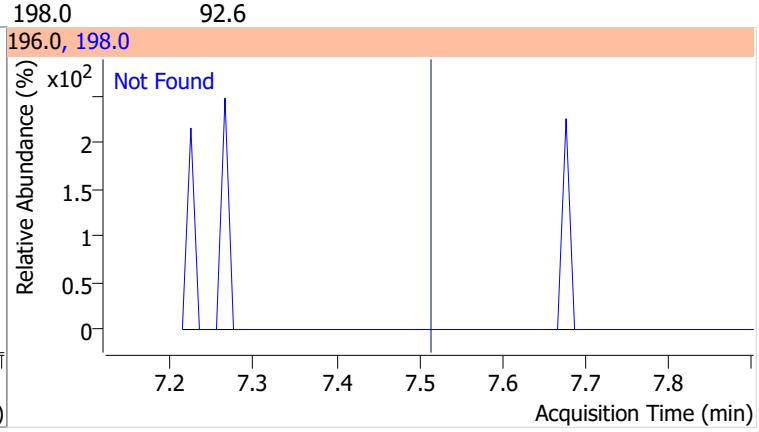

Compound	Conc.	Exp RT	QIon	Exp Ratio
2,4,5-Trichlorophenol	N.D.	7.57	198.0	94.1

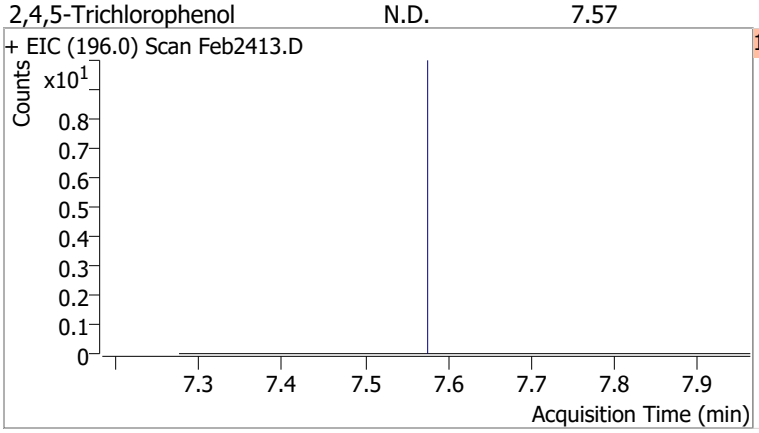

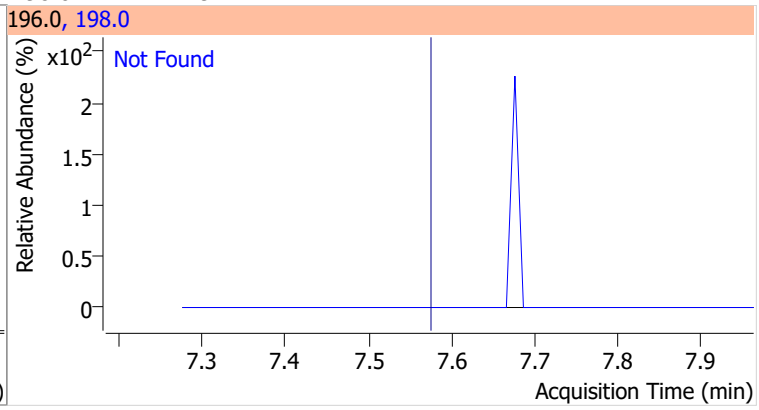

Compound	Conc.	RT	Dev(Min)	Resp.	QIon	QRatio	Lower	Upper
2-Fluorobiphenyl	57.7604	7.59	0.00	782413	171.0	33.9	24.1	44.7

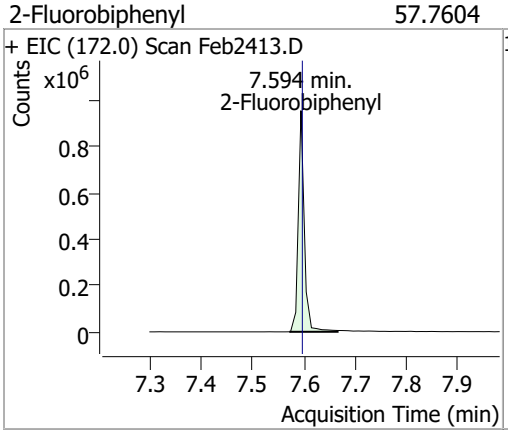

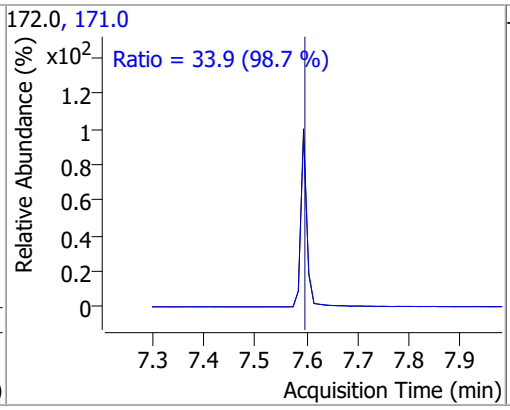

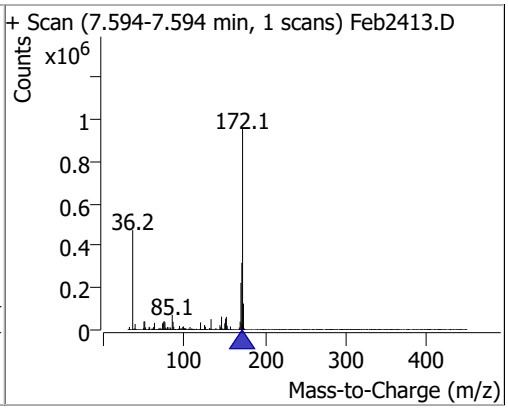

Compound	Conc.	Exp RT	QIon	Exp Ratio	QIon	Exp Ratio
2-Chloronaphthalene	N.D.	7.71	127.0	35.7	164.0	32.6

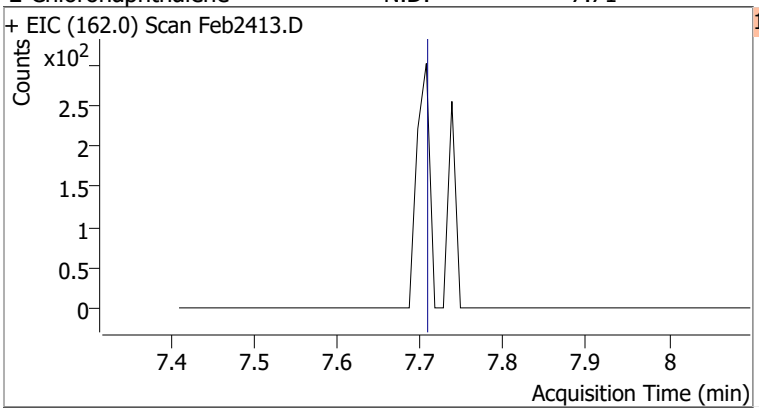

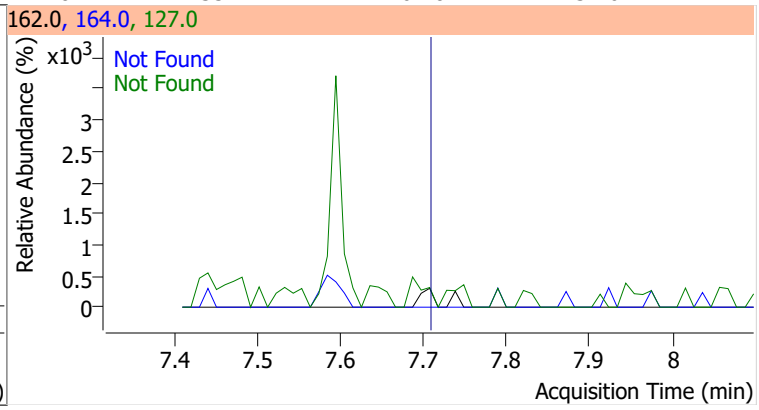

Compound	Conc.	Exp RT	QIon	Exp Ratio
2-Nitroaniline	N.D.	7.87	138.0	123.0

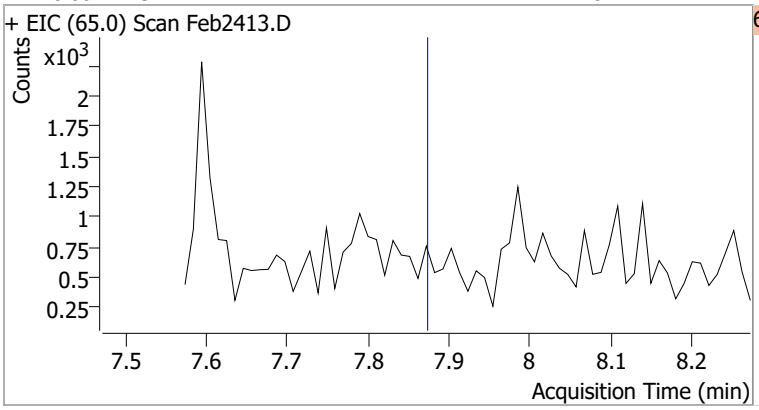

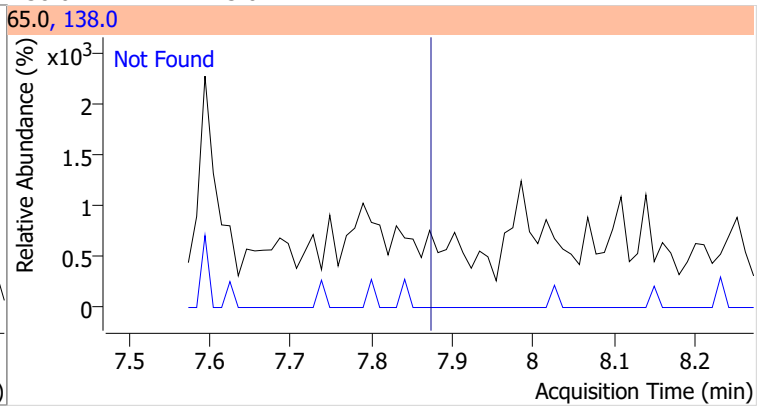

Compound	Conc.	RT	Dev(Min)	Resp.	QIon	QRatio	Lower	Upper
Dimethyl Phthalate		0		0	77.0		13.9	25.8

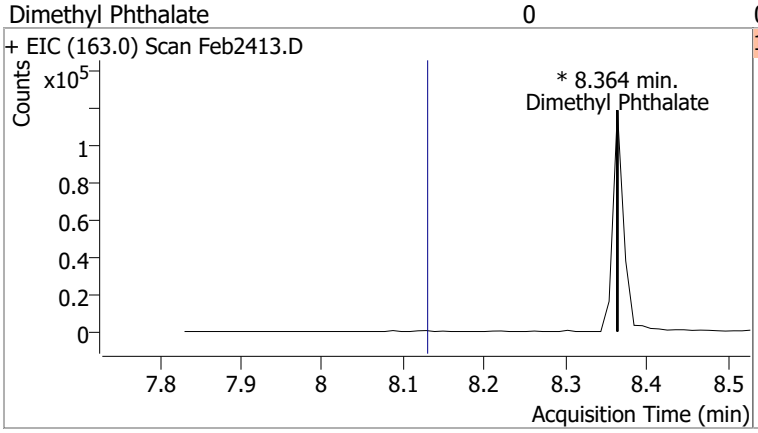

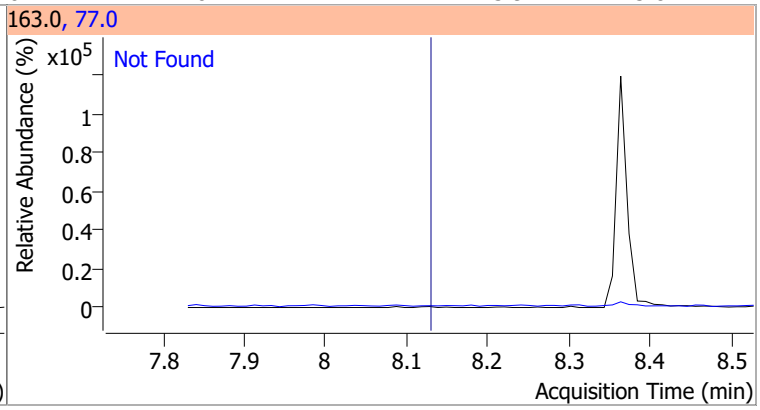

Compound	Conc.	RT	Dev(Min)	Resp.	QIon	QRatio	Lower	Upper
2,6-Dinitrotoluene		0		0	63.0		95.6	177.5
					89.0		45.4	84.4

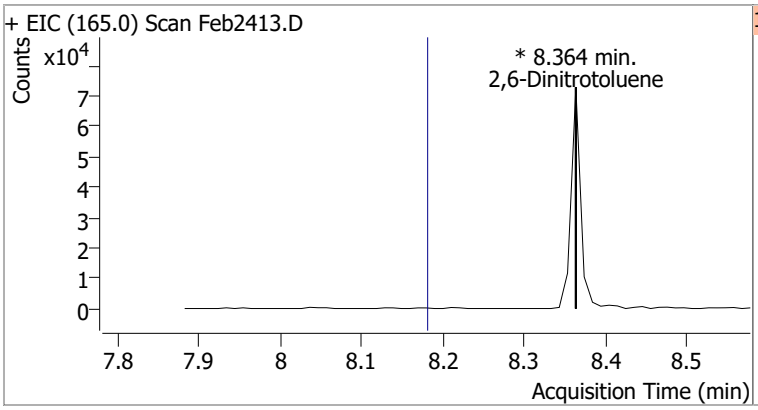

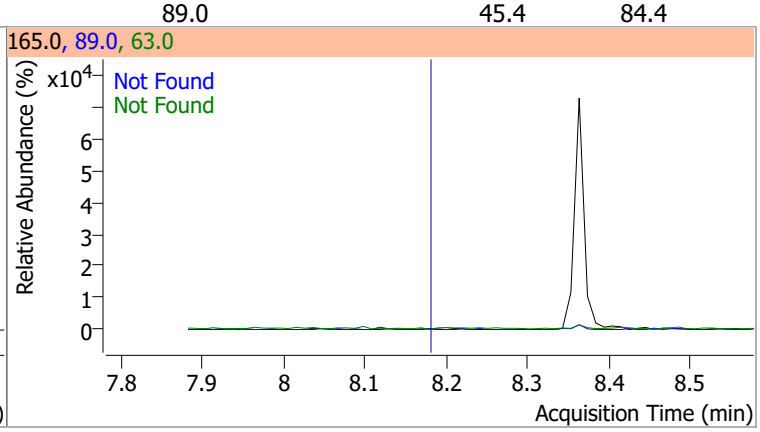

Compound	Conc.	Exp RT	QIon	Exp Ratio
Acenaphthylene	N.D.	8.19	153.1	14.0

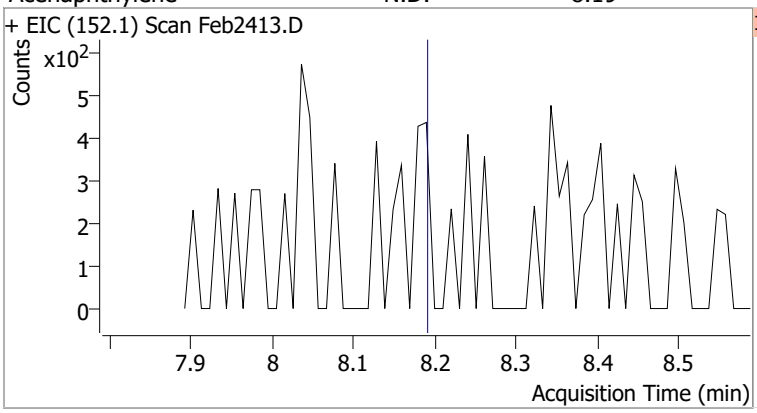

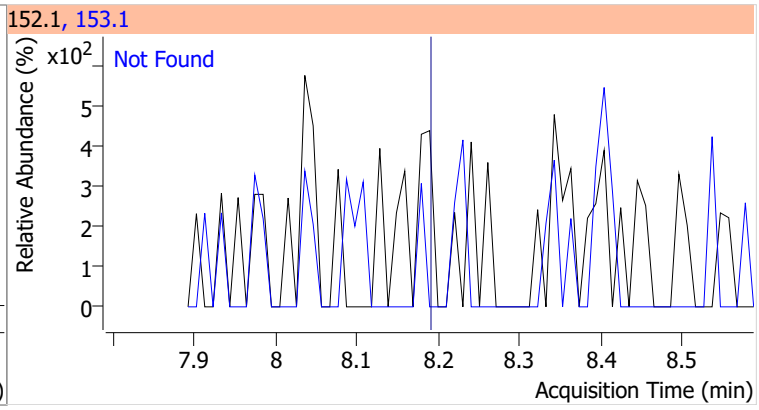

Compound	Conc.	Exp RT	QIon	Exp Ratio	QIon	Exp Ratio
3-Nitroaniline	N.D.	8.38	65.0	131.7	92.0	112.6

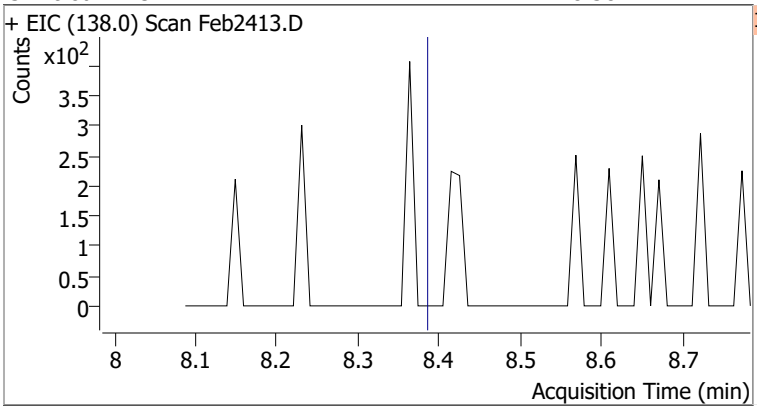

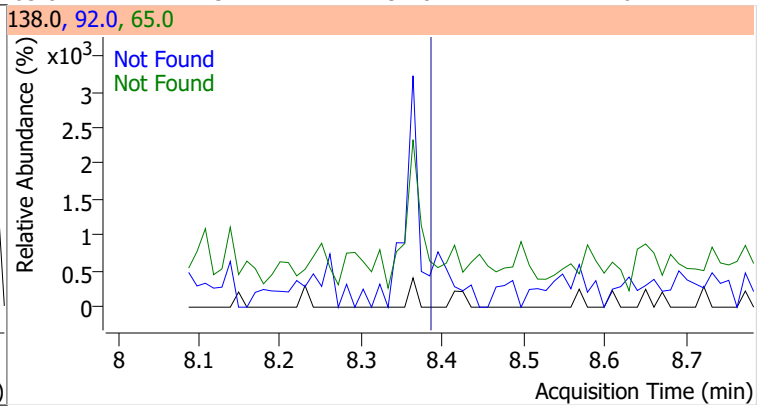

Compound	Conc.	Exp RT	QIon	Exp Ratio	QIon	Exp Ratio
Acenaphthene	N.D.	8.40	153.0	106.6	152.0	52.4

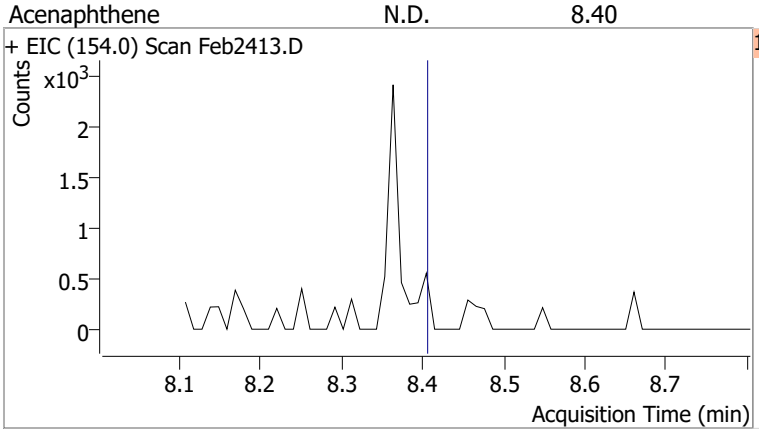

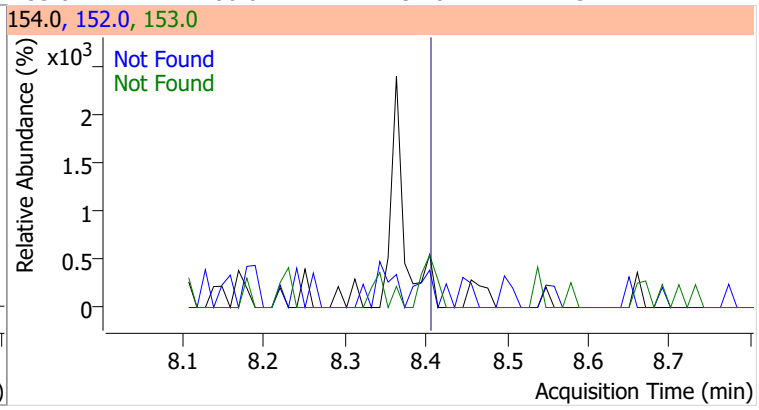

Compound	Conc.	Exp RT	QIon	Exp Ratio
2,4-Dinitrophenol	N.D.	8.51	154.0	59.3

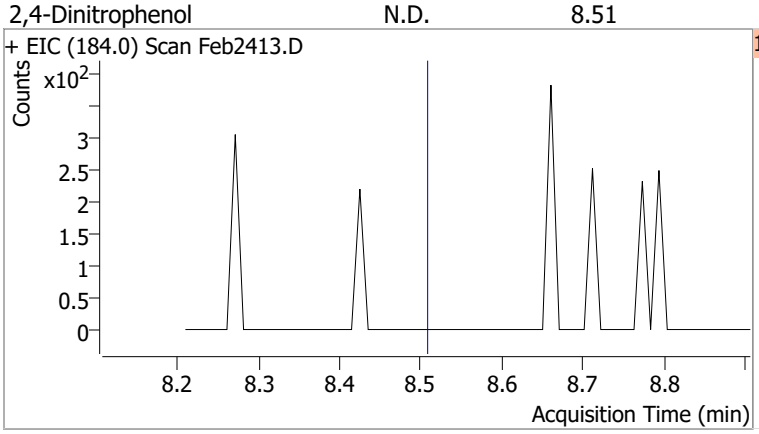

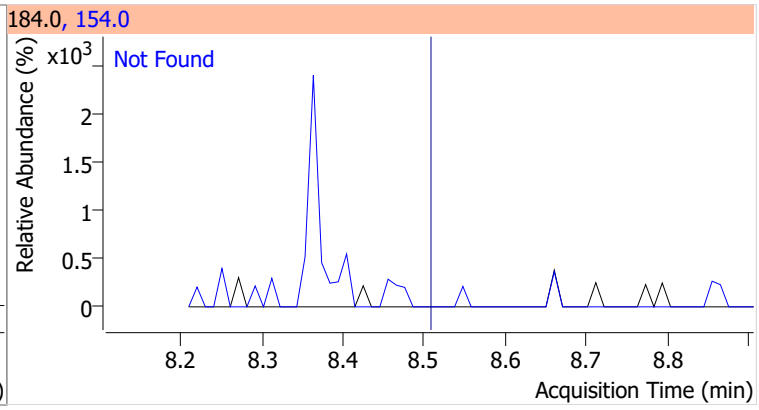

Compound	Conc.	Exp RT	QIon	Exp Ratio
Dibenzofuran	N.D.	8.62	139.0	37.6

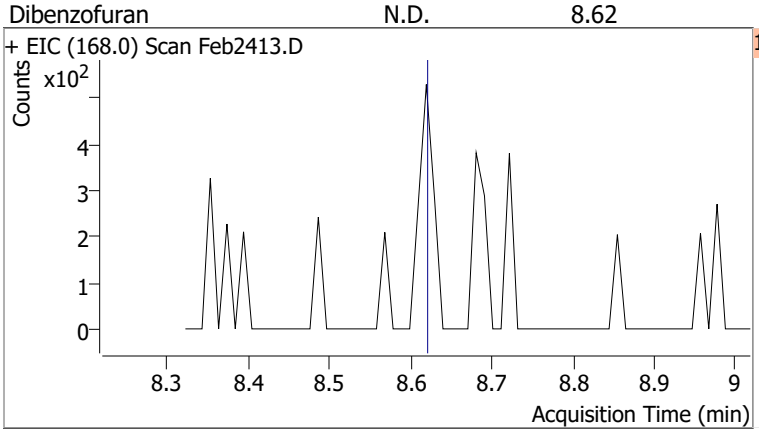

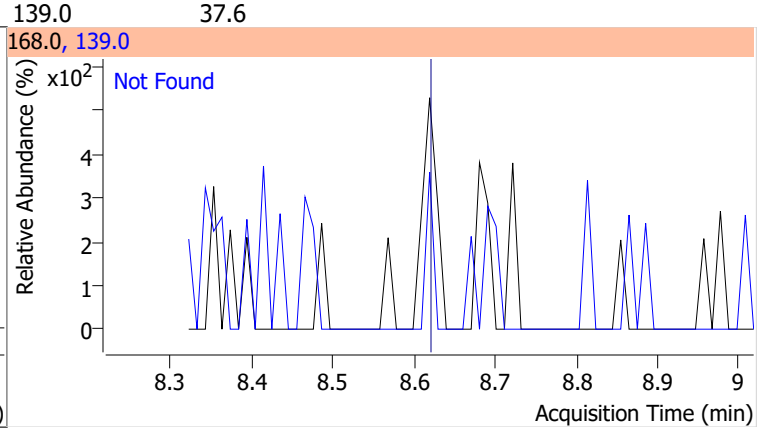

Compound	Conc.	Exp RT	QIon	Exp Ratio	QIon	Exp Ratio
2,4-Dinitrotoluene	N.D.	8.66	89.0	75.9	63.0	44.1

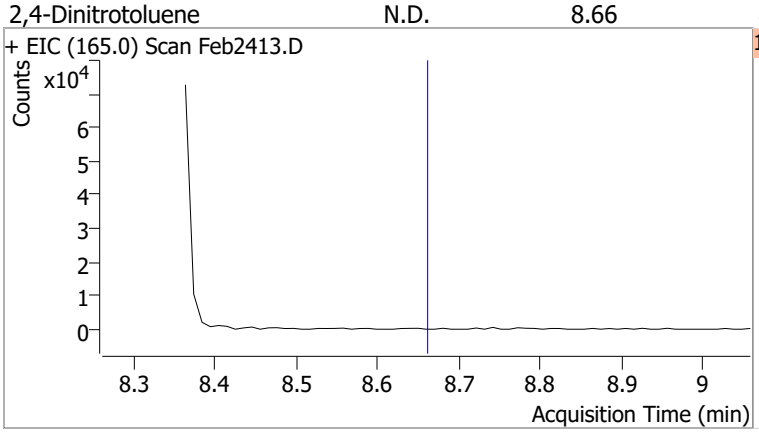

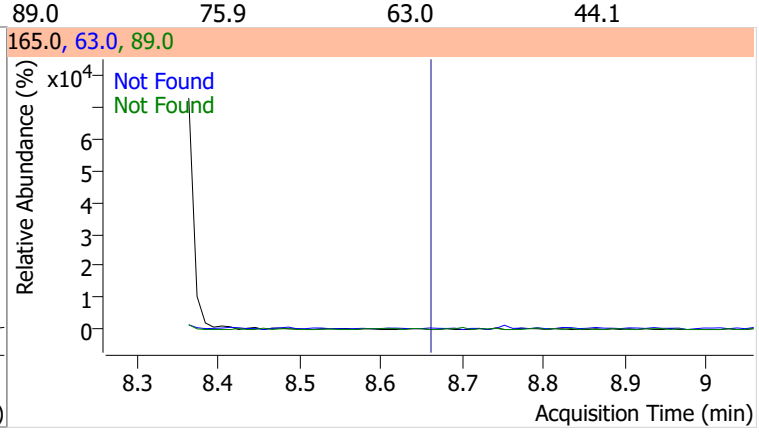

Compound	Conc.	Exp RT	QIon	Exp Ratio	QIon	Exp Ratio
4-Nitrophenol	N.D.	8.71	139.0	78.4	65.0	71.6

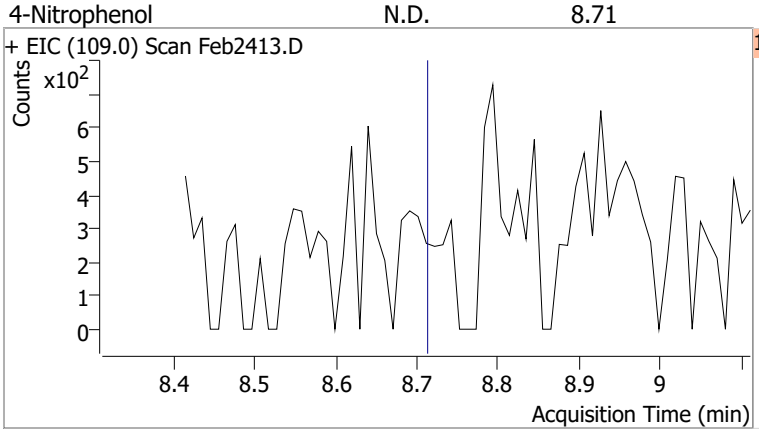

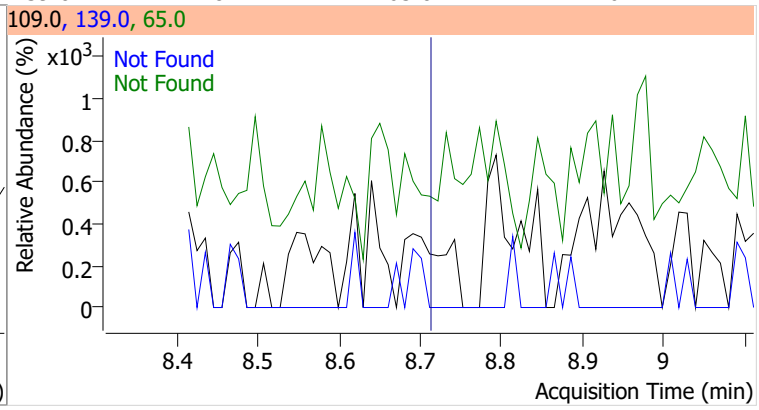

Compound	Conc.	Exp RT	QIon	Exp Ratio	QIon	Exp Ratio
Diethylphthalate	N.D.	8.99	177.0	21.3	150.0	12.7

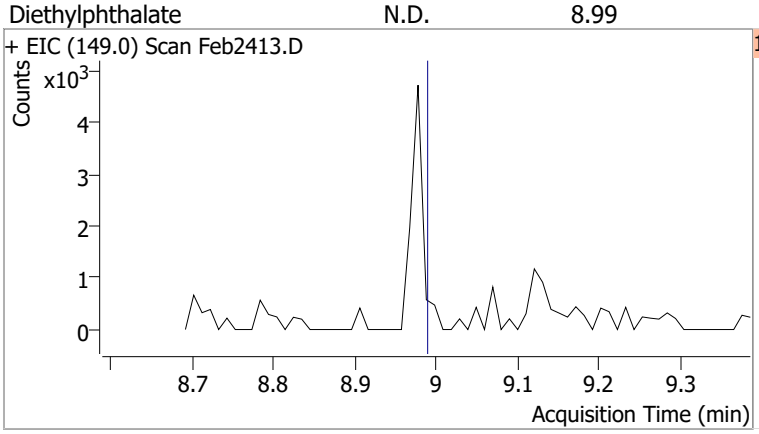

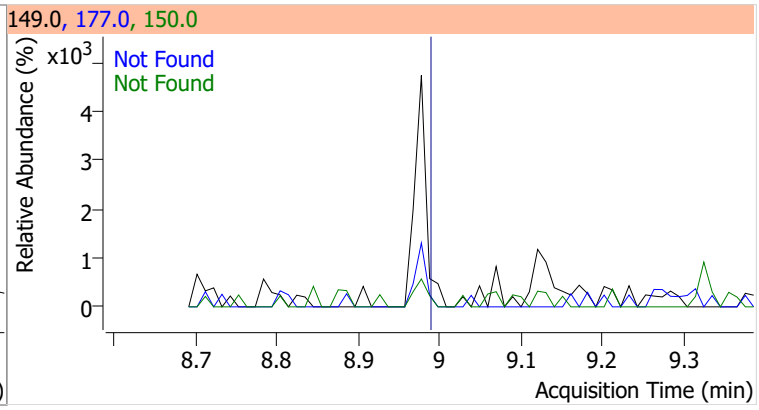

Compound	Conc.	Exp RT	QIon	Exp Ratio	QIon	Exp Ratio
Fluorene	N.D.	9.03	165.0	94.1	167.0	13.4

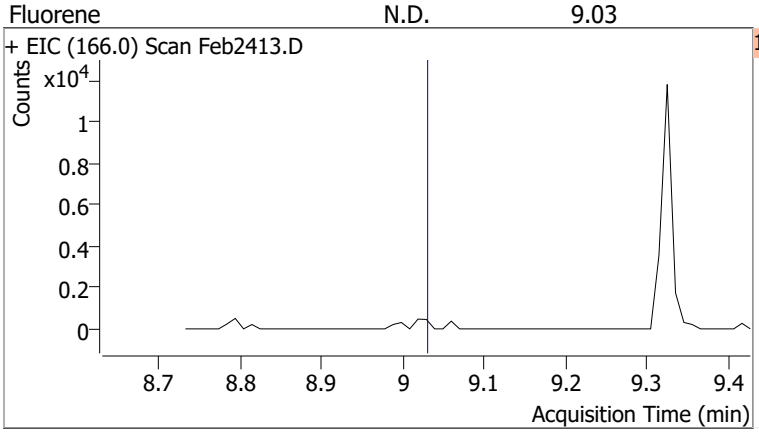

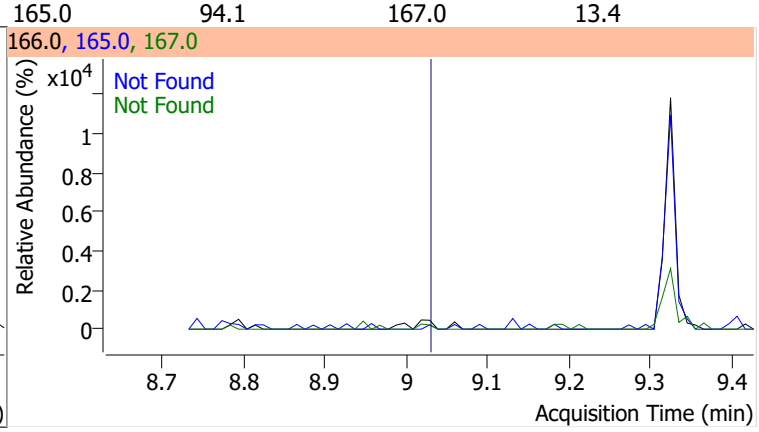

Compound	Conc.	Exp RT	QIon	Exp Ratio	QIon	Exp Ratio
4-Chlorophenyl-phenylether	N.D.	9.07	141.0	61.7	206.0	34.0

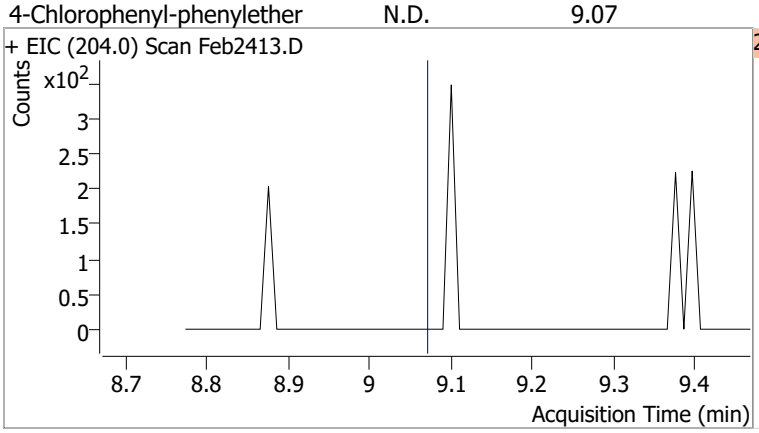

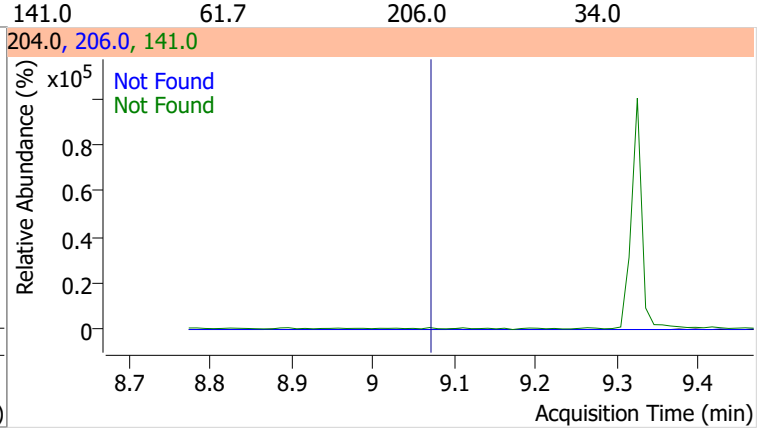

Compound	Conc.	Exp RT	QIon	Exp Ratio	QIon	Exp Ratio
4-Nitroaniline	N.D.	9.12	65.0	109.2	92.0	47.3

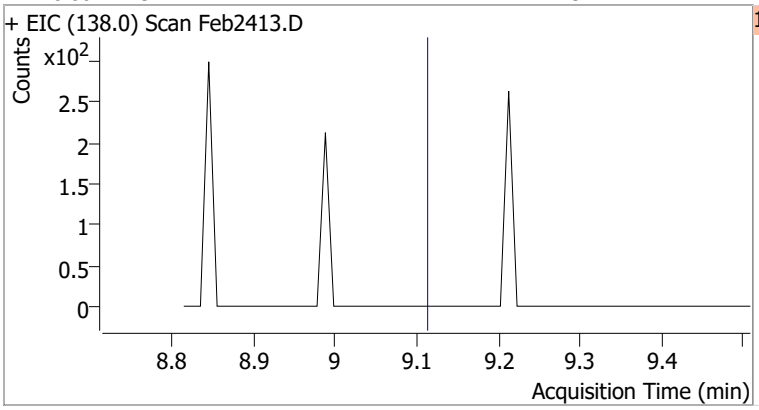

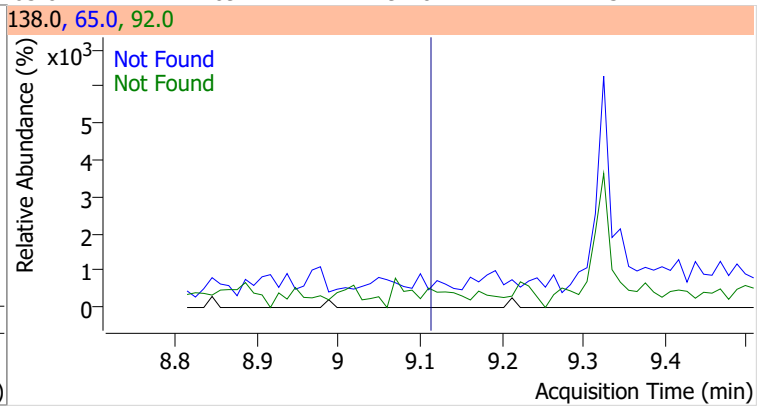

Compound	Conc.	Exp RT	QIon	Exp Ratio
4,6-Dinitro-2-methylphenol	N.D.	9.14	121.0	48.7

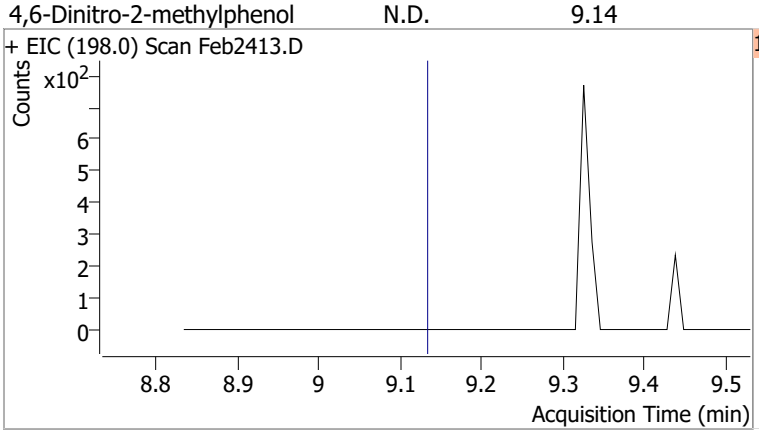

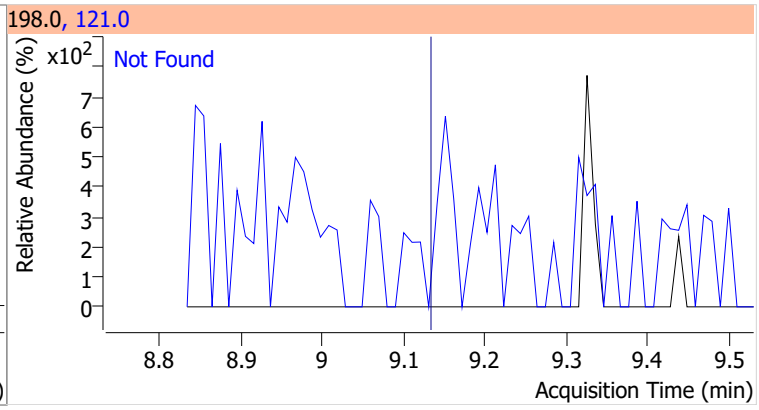

Compound	Conc.	Exp RT	QIon	Exp Ratio	QIon	Exp Ratio
N-nitrosodiphenylamine	N.D.	9.22	168.0	64.6	167.0	34.5

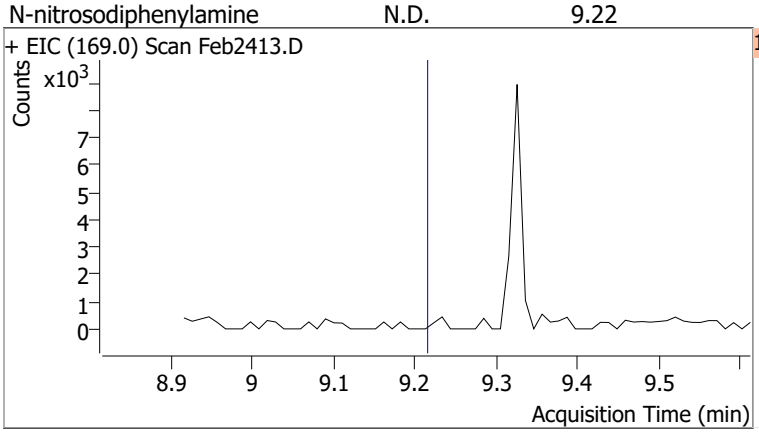

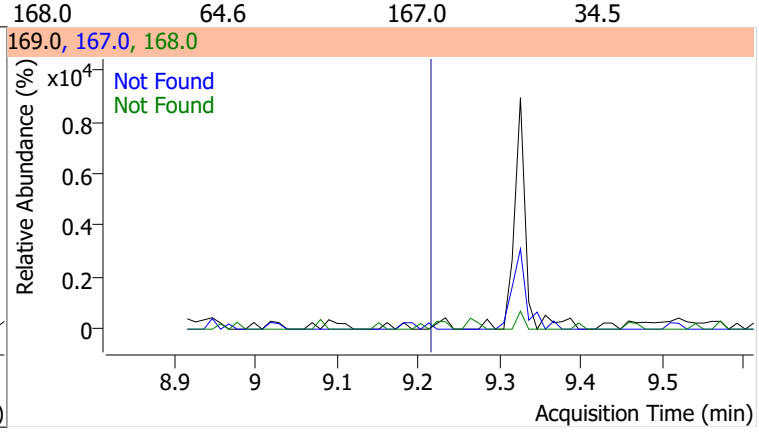

Compound	Conc.	Exp RT	QIon	Exp Ratio	QIon	Exp Ratio
Azobenzene	N.D.	9.25	51.0	48.8	182.0	26.0

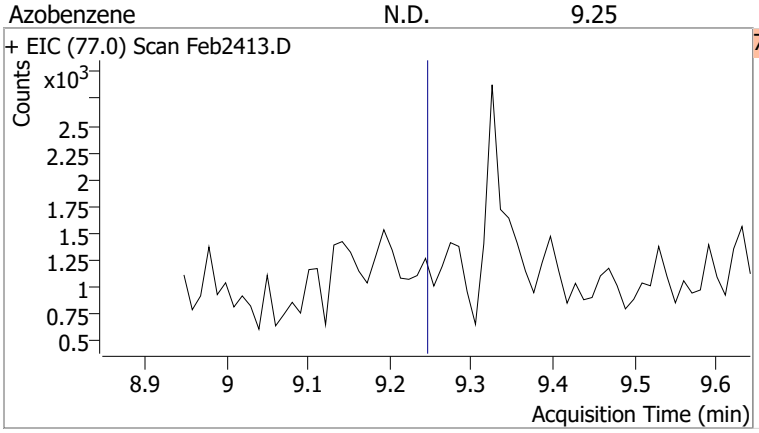

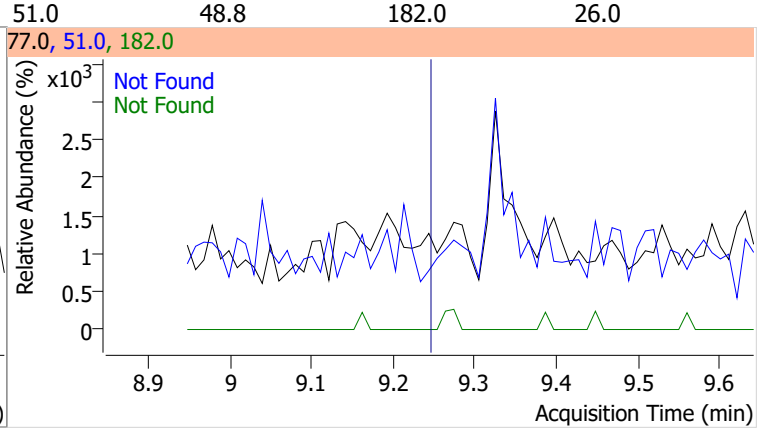

Compound	Conc.	RT	Dev(Min)	Resp.	QIon	QRatio	Lower	Upper
2,4,6-Tribromophenol	122.2856	9.33	0.00	143464	331.8	90.6	63.6	118.2

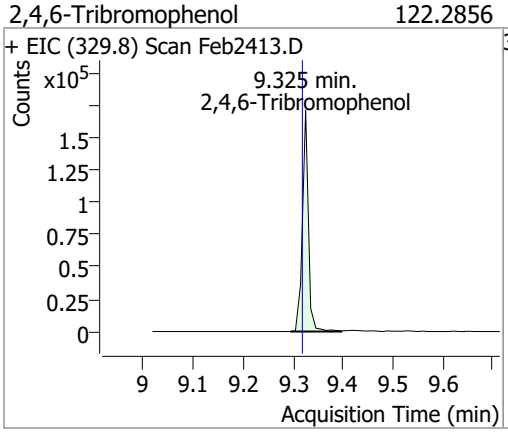

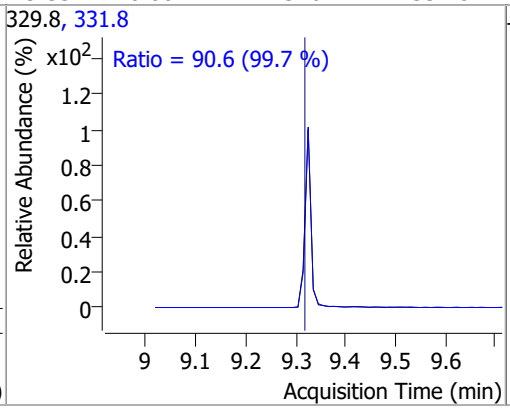

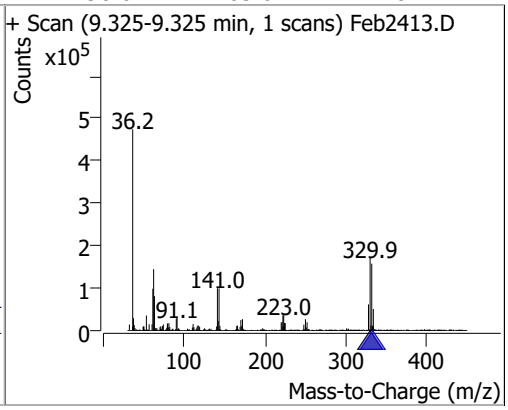

Compound	Conc.	Exp RT	QIon	Exp Ratio	QIon	Exp Ratio
4-Bromophenyl-phenylether	N.D.	9.65	141.0	100.4	250.0	99.4

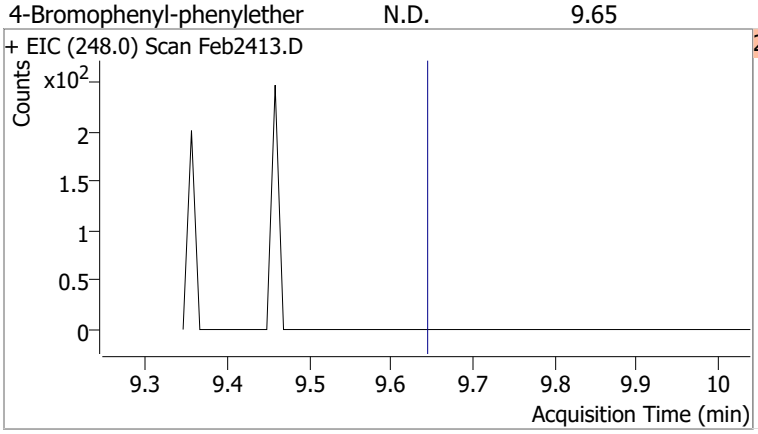

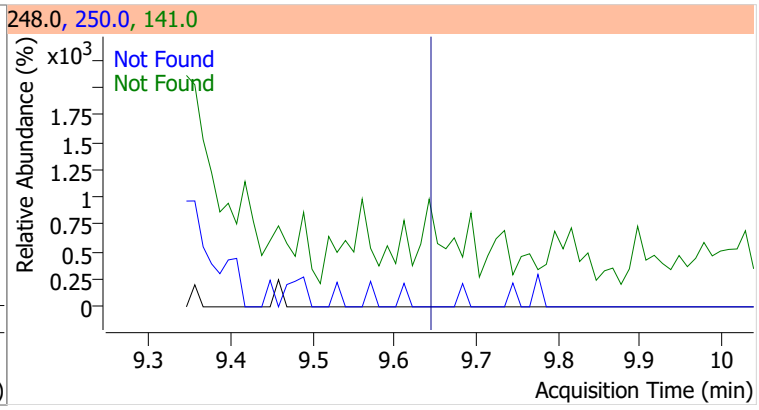

Compound	Conc.	Exp RT	QIon	Exp Ratio
Hexachlorobenzene	N.D.	9.68	142.0	49.3

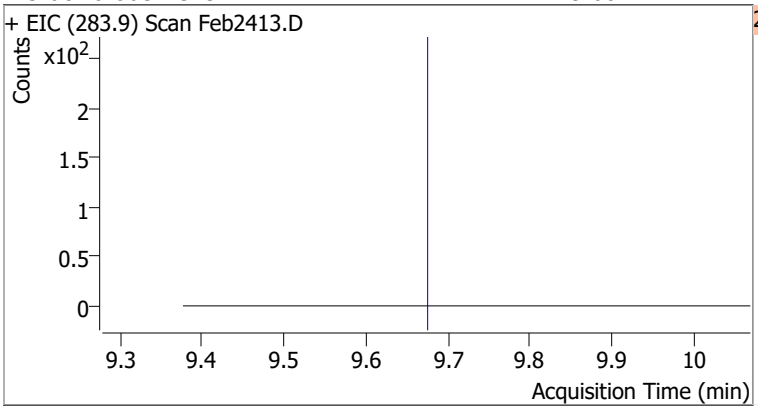

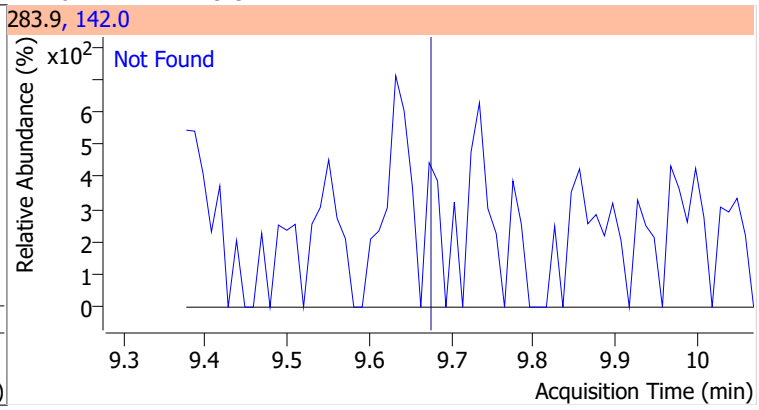

Compound	Conc.	Exp RT	QIon	Exp Ratio	QIon	Exp Ratio
Pentachlorophenol	N.D.	9.96	263.9	63.1	267.9	62.4

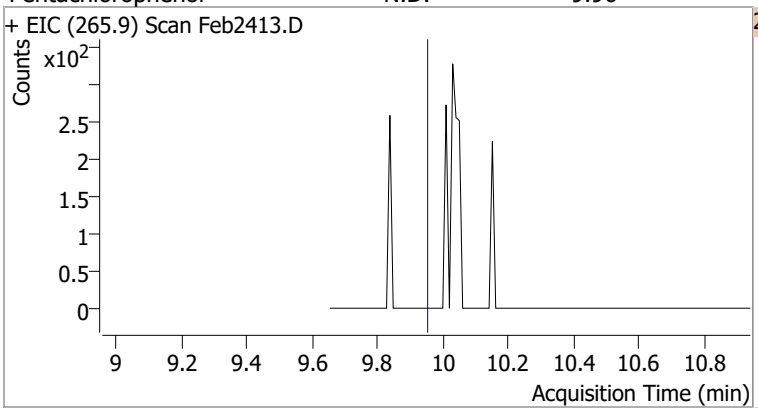

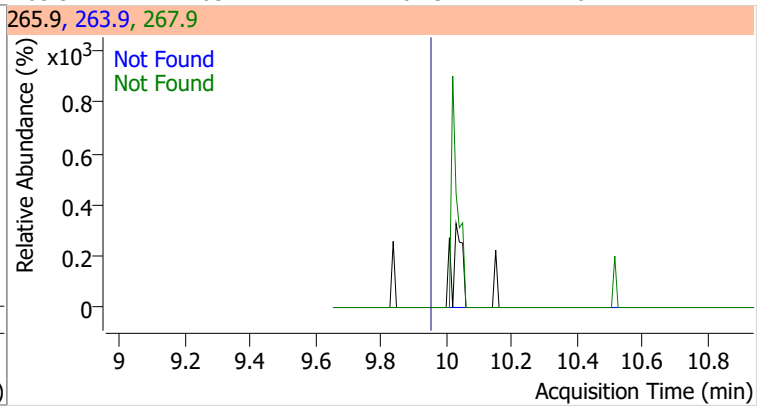

Compound	Conc.	Exp RT	QIon	Exp Ratio
Phenanthrene	N.D.	10.18	176.0	18.9

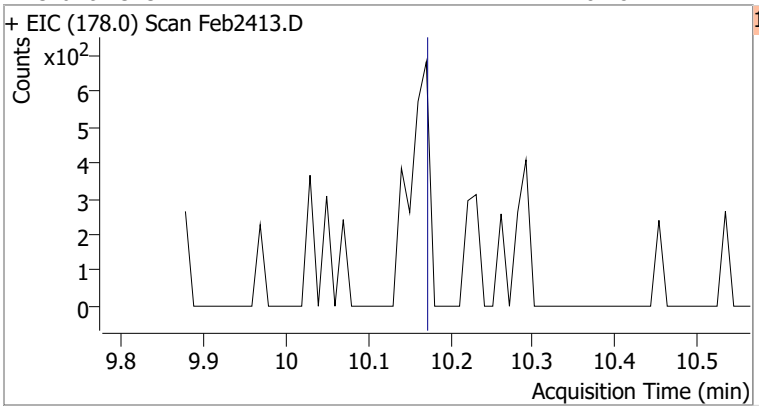

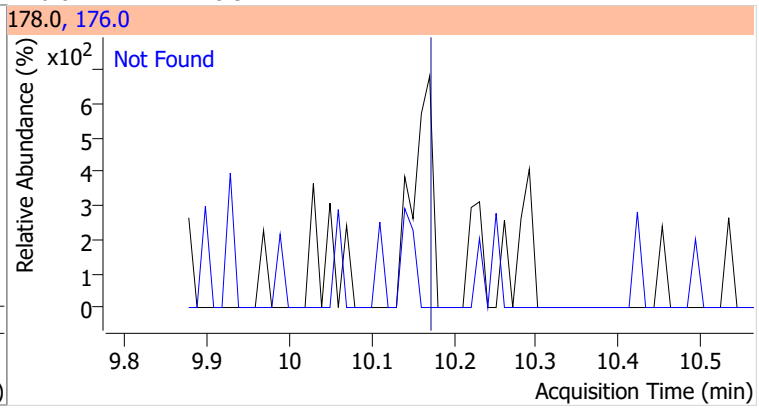

Compound	Conc.	Exp RT	QIon	Exp Ratio
Anthracene	N.D.	10.24	176.0	18.2

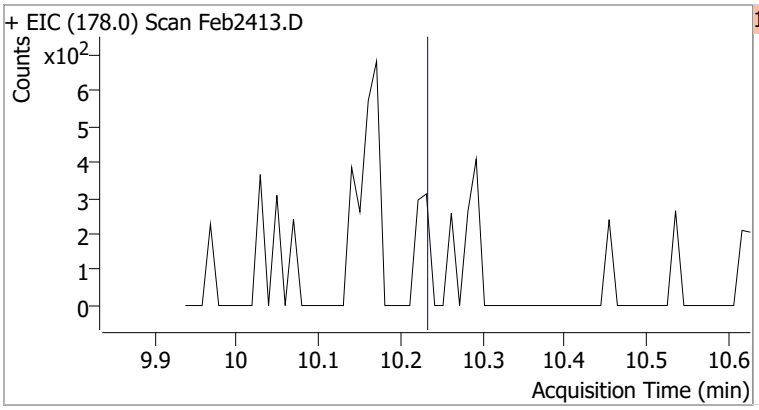

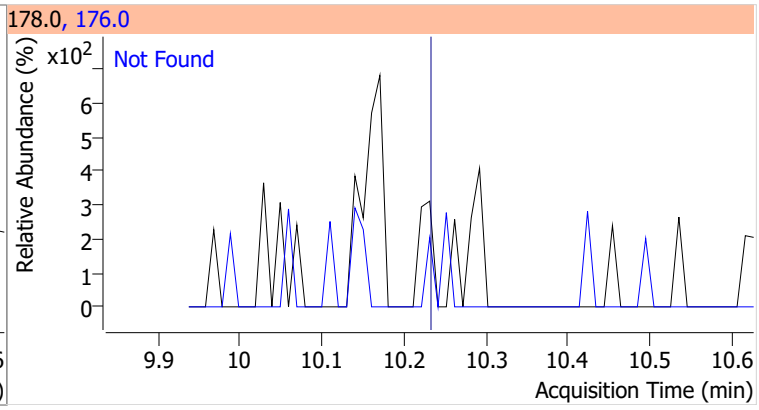

Compound	Conc.	Exp RT	QIon	Exp Ratio	QIon	Exp Ratio
Triallate	N.D.	10.30	268.0	23.9	143.0	21.9

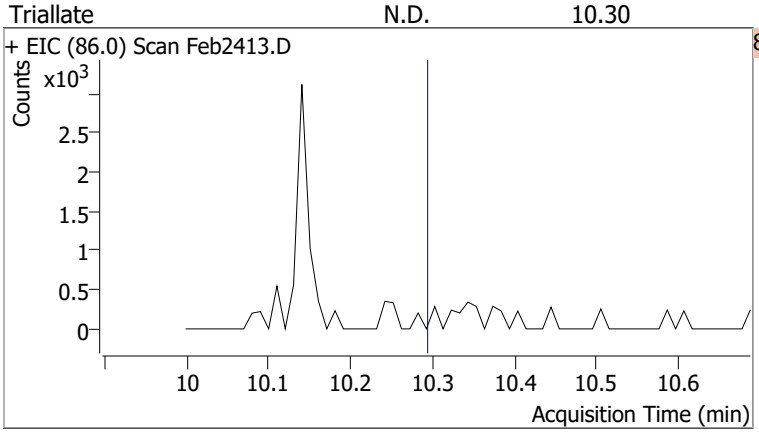

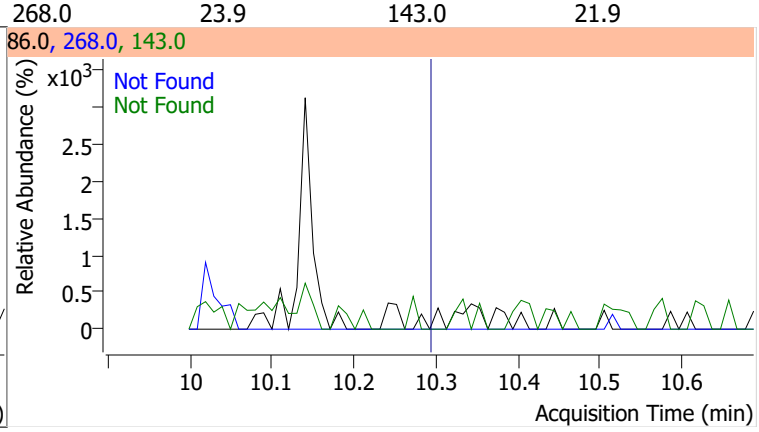

Compound	Conc.	Exp RT	QIon	Exp Ratio
Carbazole	N.D.	10.48	139.0	13.0

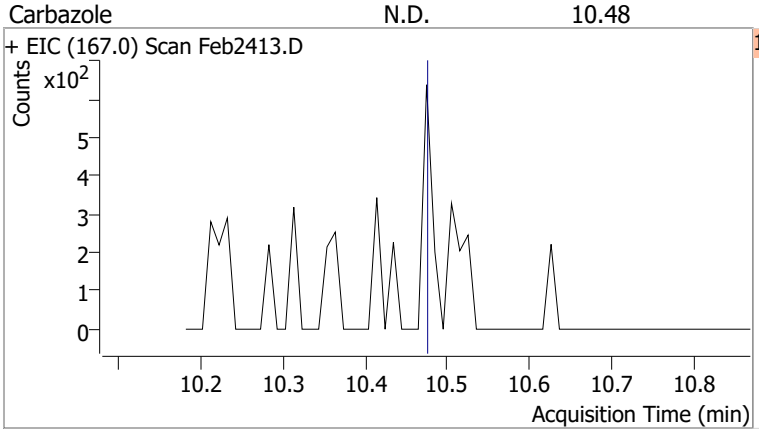

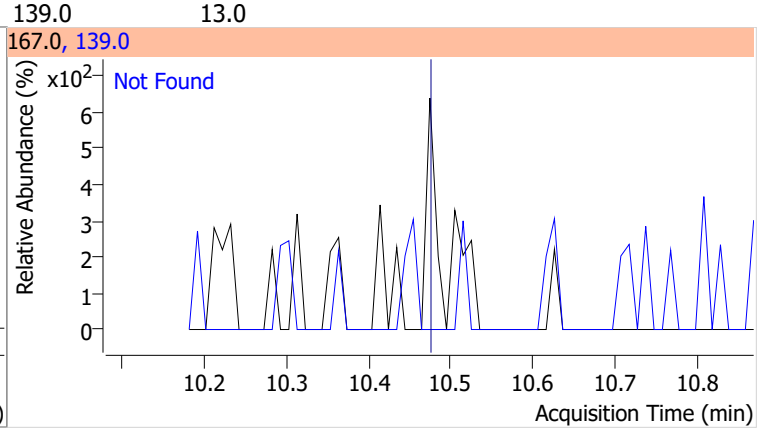

Compound	Conc.	Exp RT	QIon	Exp Ratio	QIon	Exp Ratio
o-Terphenyl	N.D.	10.69	229.0	64.7	215.0	38.5

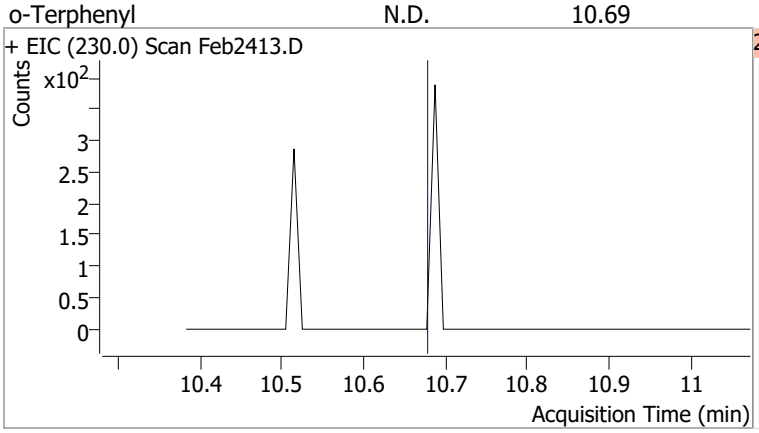

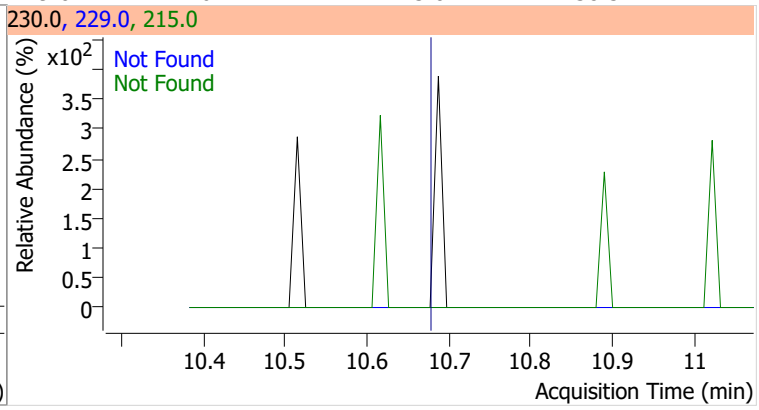

Compound	Conc.	Exp RT	QIon	Exp Ratio	QIon	Exp Ratio
Di-n-Butylphthalate	N.D.	11.07	150.0	9.1	104.0	6.2

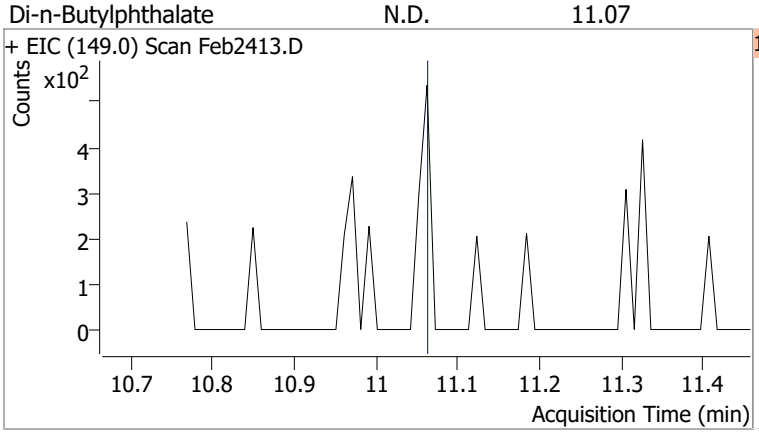

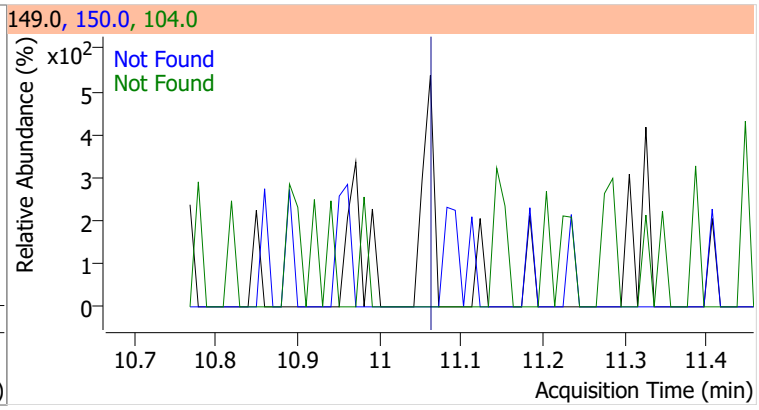

Compound	Conc.	Exp RT	QIon	Exp Ratio
Fluoranthene	N.D.	11.94	101.0	12.7

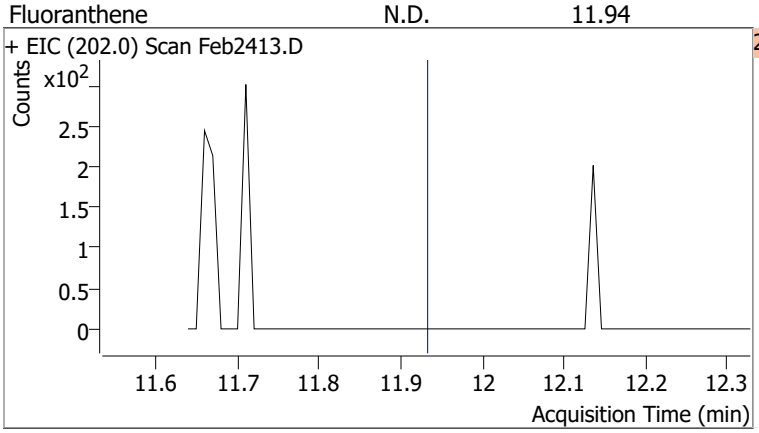

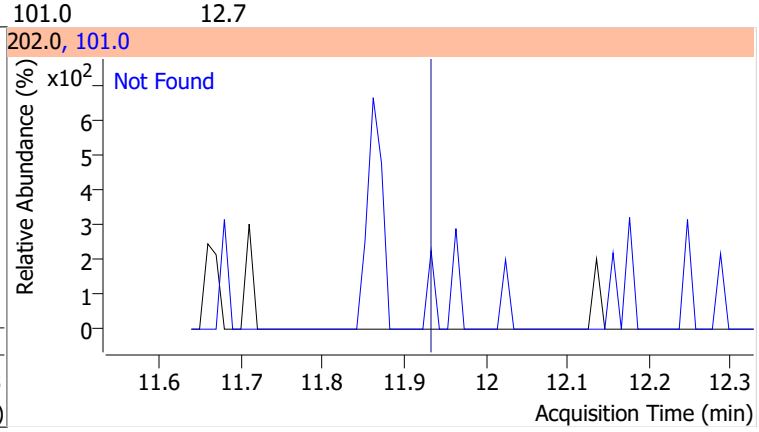

Compound	Conc.	RT	Dev(Min)	Resp.	QIon	QRatio	Lower	Upper
Benzidine		0		0	183.0		7.9	14.7
					92.0		5.0	9.2

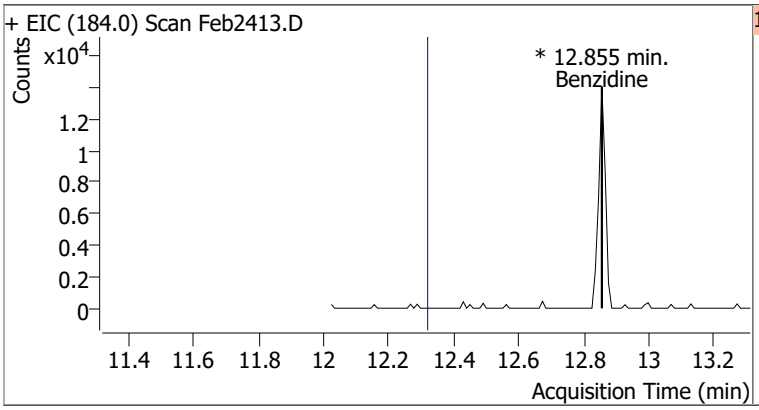

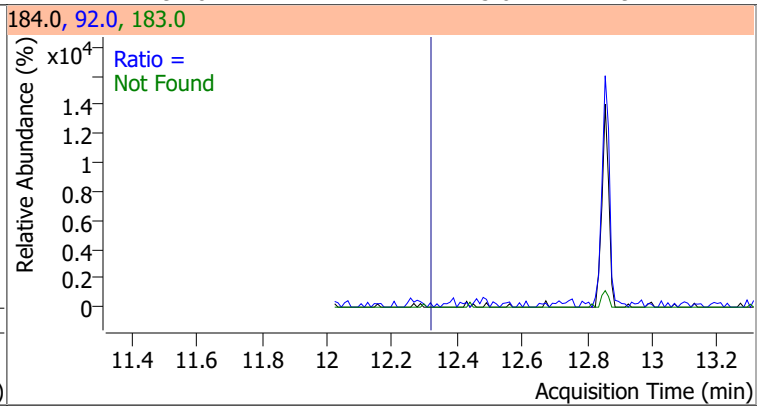

Compound	Conc.	Exp RT	QIon	Exp Ratio
Pyrene	N.D.	12.37	101.0	15.2

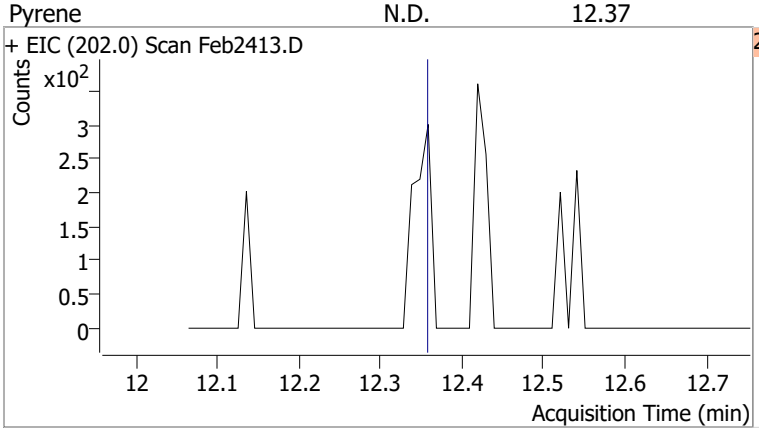

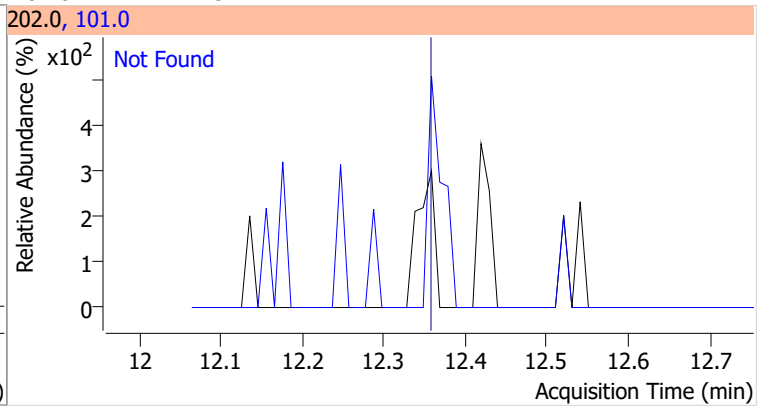

Compound	Conc.	RT	Dev(Min)	Resp.	QIon	QRatio	Lower	Upper
Terphenyl-d14	93.5199	12.85	-0.01	1248038	122.0	14.3	9.5	17.6

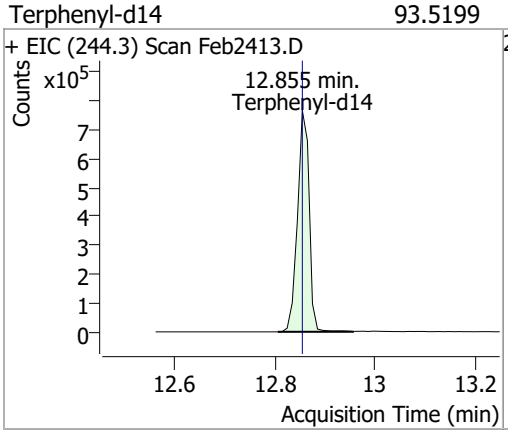

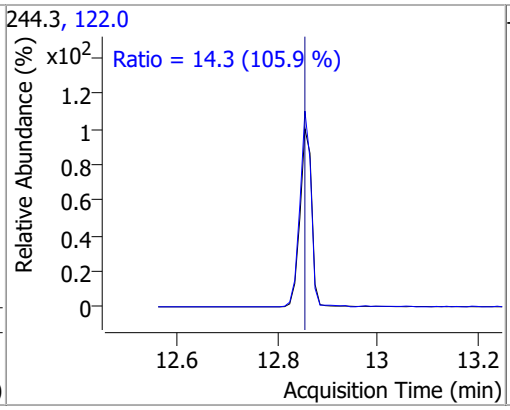

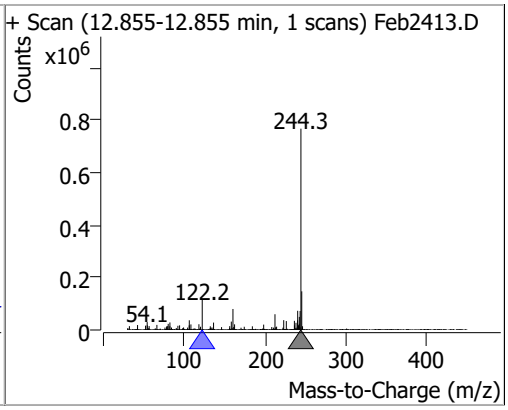

Compound	Conc.	Exp RT	QIon	Exp Ratio	QIon	Exp Ratio
Butylbenzylphthalate	N.D.	14.30	91.0	83.4	206.0	17.7

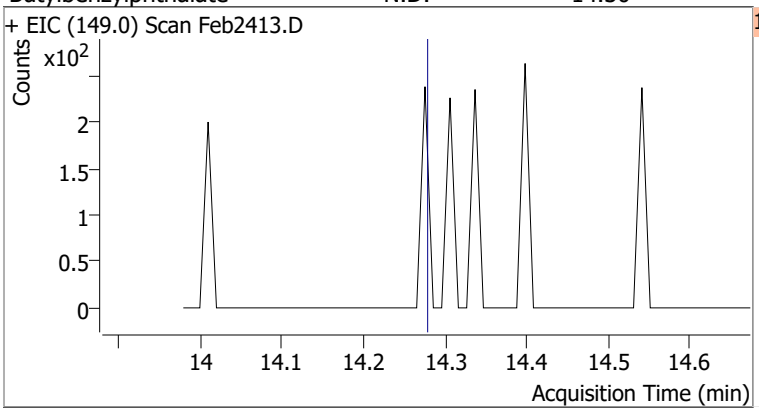

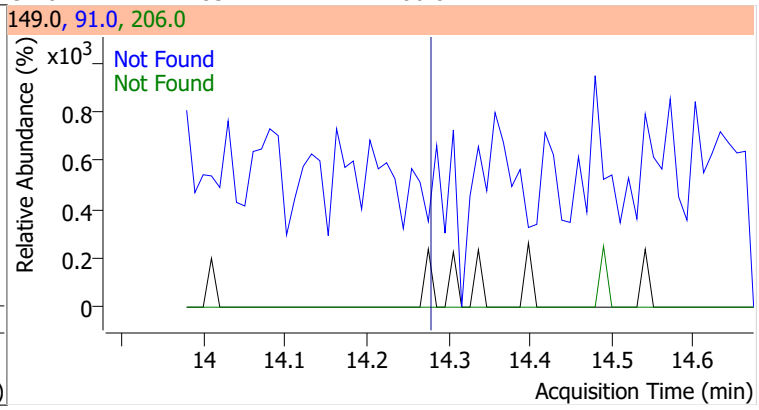

Compound	Conc.	Exp RT	QIon	Exp Ratio	QIon	Exp Ratio
Benzo(a)Anthracene	N.D.	15.50	226.0	26.4	229.0	20.9

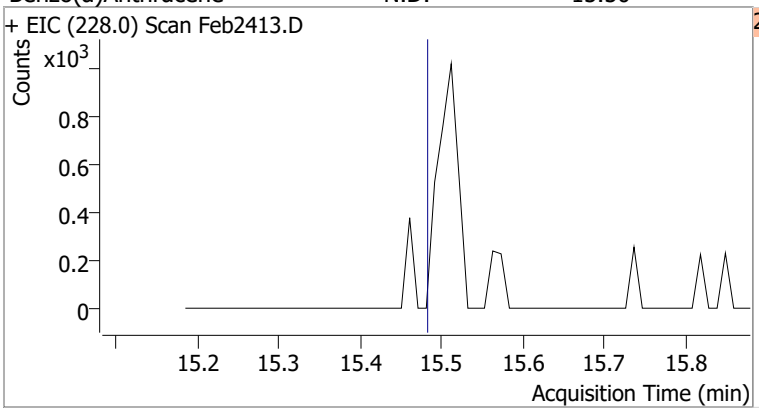

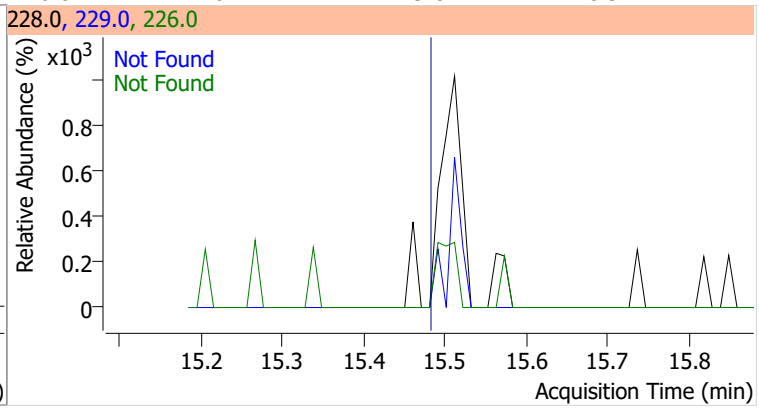

Compound	Conc.	Exp RT	QIon	Exp Ratio	QIon	Exp Ratio
Chrysene	N.D.	15.61	226.0	29.2	229.0	20.4

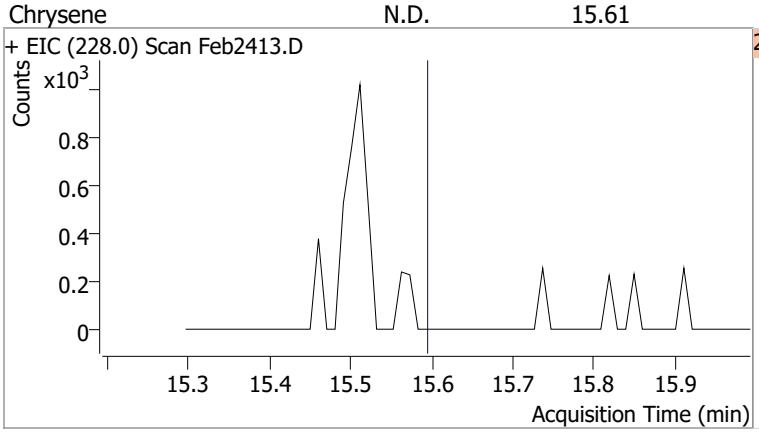

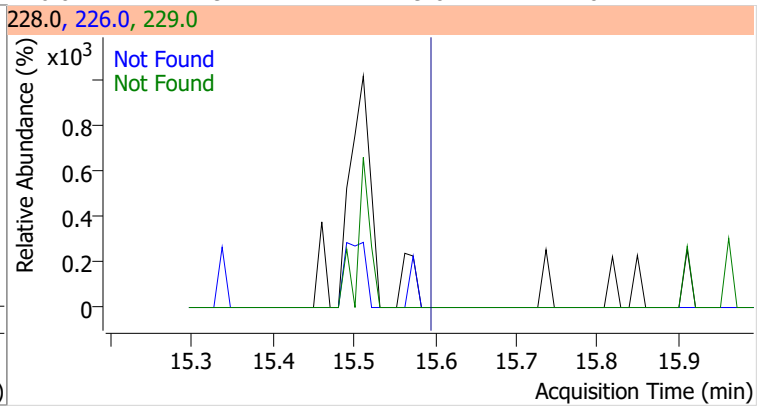

Compound	Conc.	Exp RT	QIon	Exp Ratio
3,3-Dichlorobenzidine	N.D.	15.65	254.0	64.6

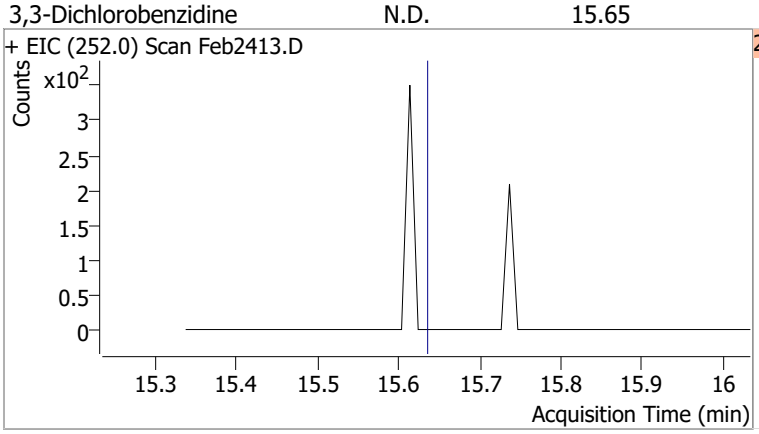

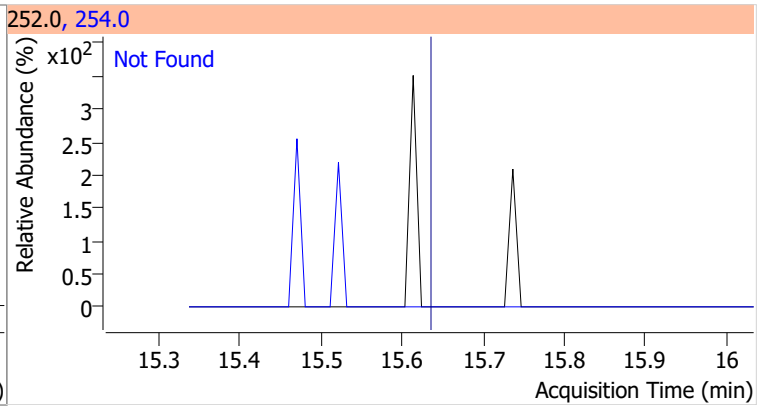

Compound	Conc.	Exp RT	QIon	Exp Ratio	QIon	Exp Ratio
bis(2-ethylhexyl)Phthalate	N.D.	16.35	149.0	391.0	279.0	13.4

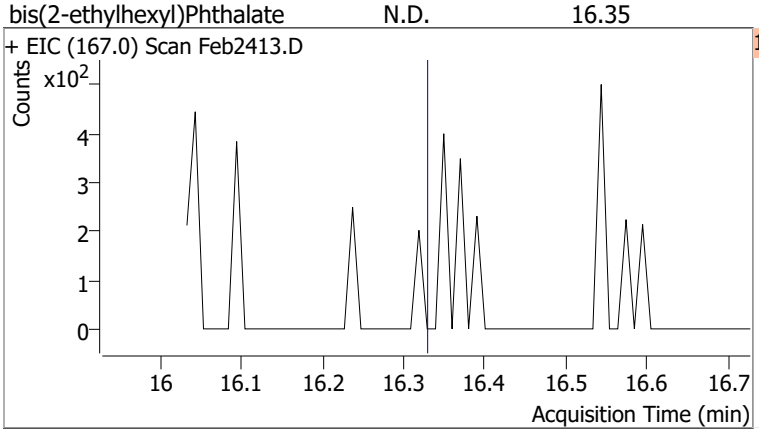

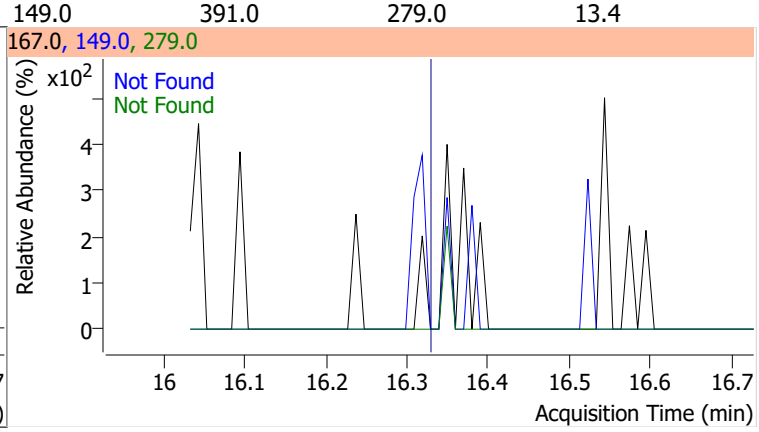

Compound	Conc.	Exp RT	QIon	Exp Ratio
Di-n-octyl Phthalate	N.D.	18.12	150.0	9.5

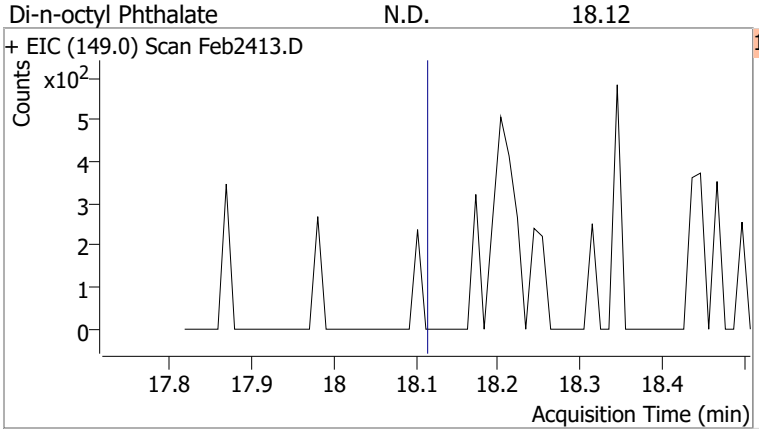

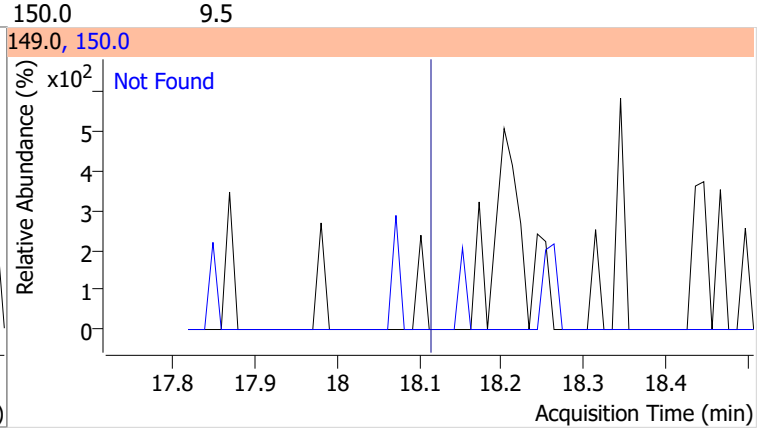

Compound	Conc.	Exp RT	QIon	Exp Ratio
Benzo(b)fluoranthene	N.D.	18.37	253.0	22.9

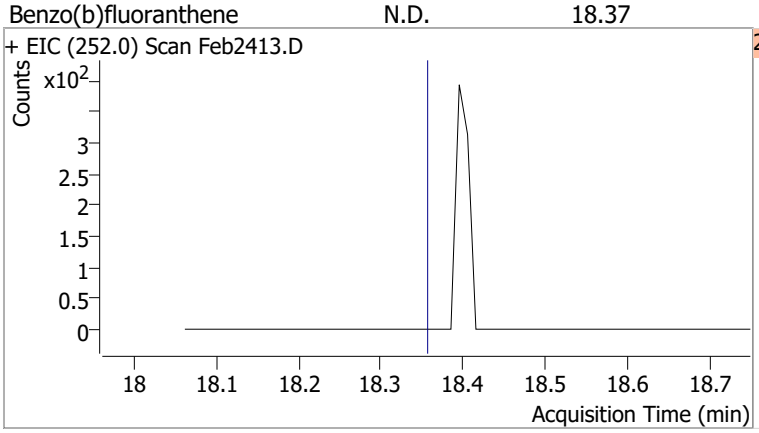

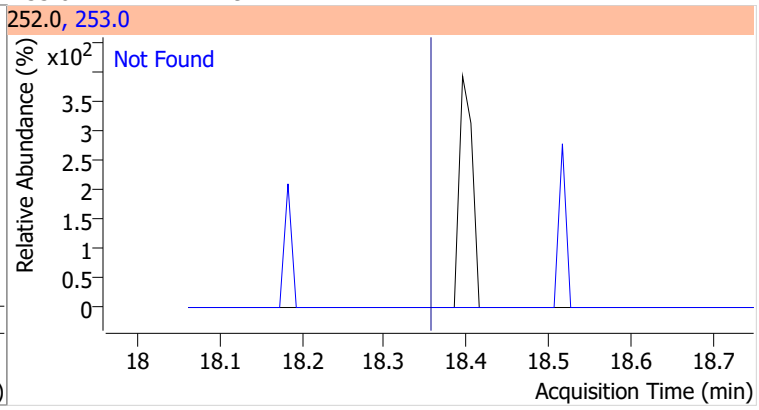

Compound	Conc.	Exp RT	QIon	Exp Ratio
Benzo(k)fluoranthene	N.D.	18.43	253.0	22.8

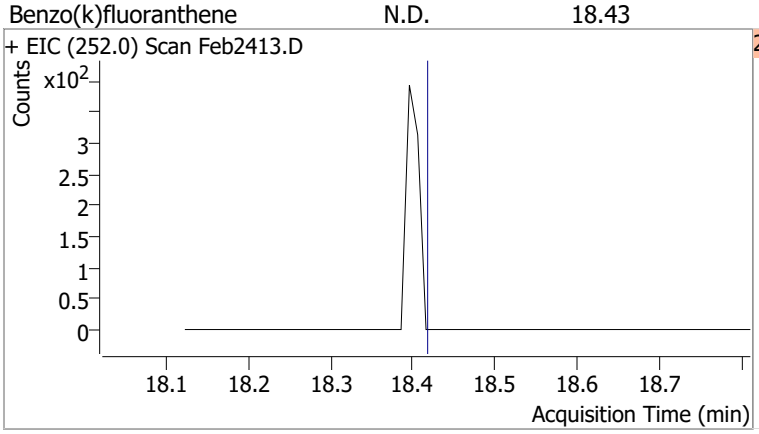

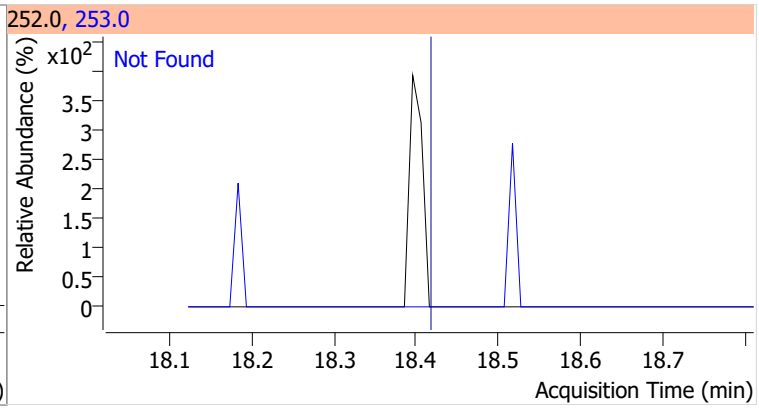

Compound	Conc.	Exp RT	QIon	Exp Ratio
Benzo(a)pyrene	N.D.	18.97	253.0	22.6

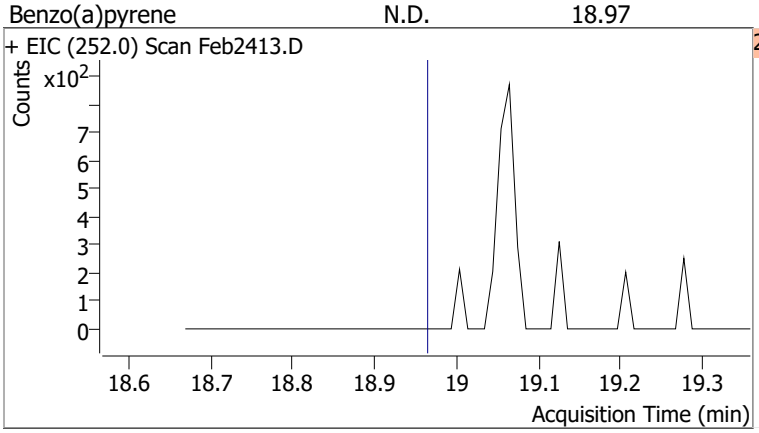

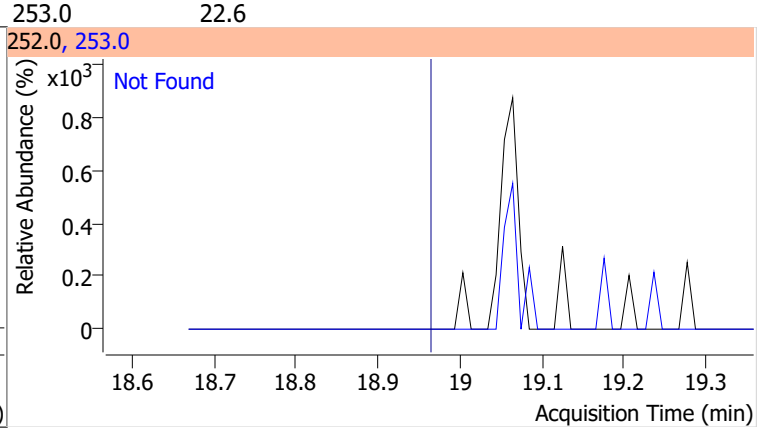

Compound	Conc.	Exp RT	QIon	Exp Ratio
Indeno(1,2,3-c,d)pyrene	N.D.	20.75	138.0	30.2

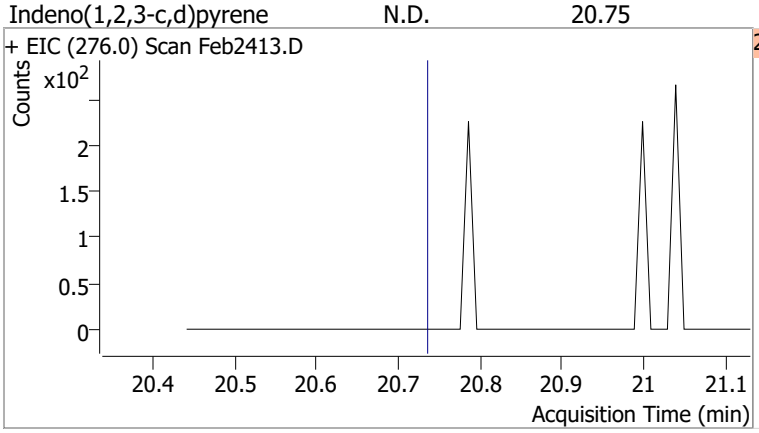

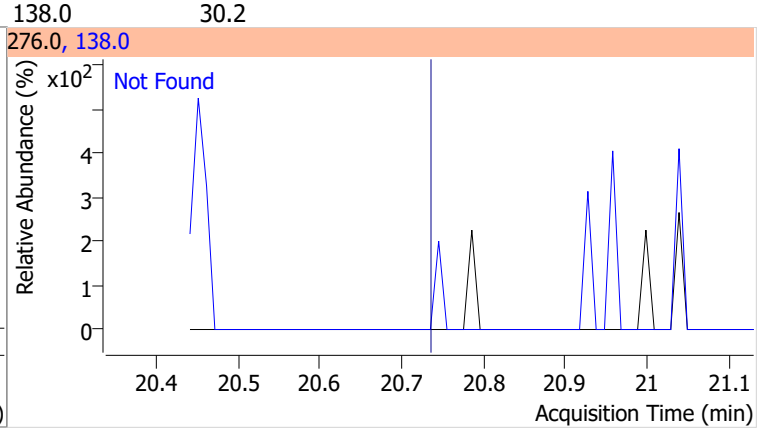

Compound	Conc.	Exp RT	QIon	Exp Ratio	QIon	Exp Ratio
Dibenzo(a,h)anthracene	N.D.	20.81	139.0	25.3	279.0	24.1

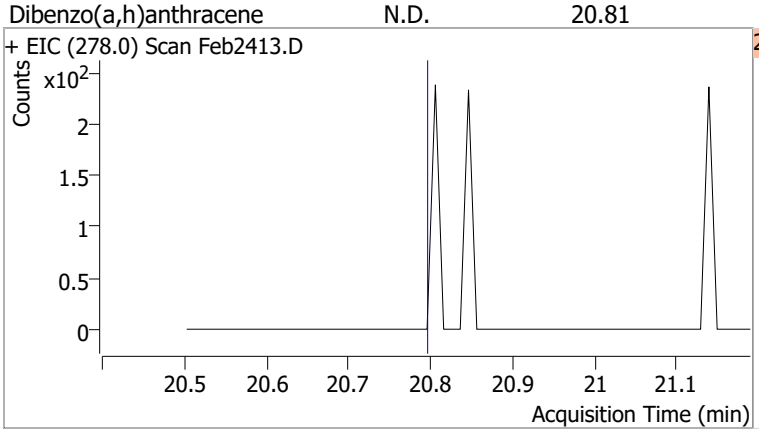

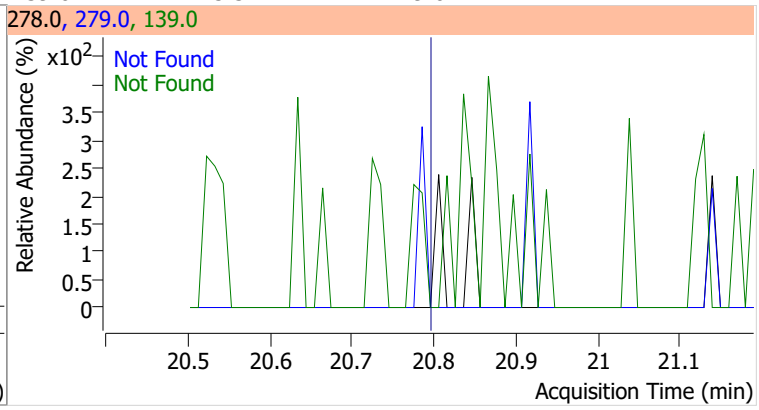

Compound	Conc.	Exp RT	QIon	Exp Ratio	QIon	Exp Ratio
Benzo(g,h,i)perylene	N.D.	21.08	138.0	32.4	277.0	23.6

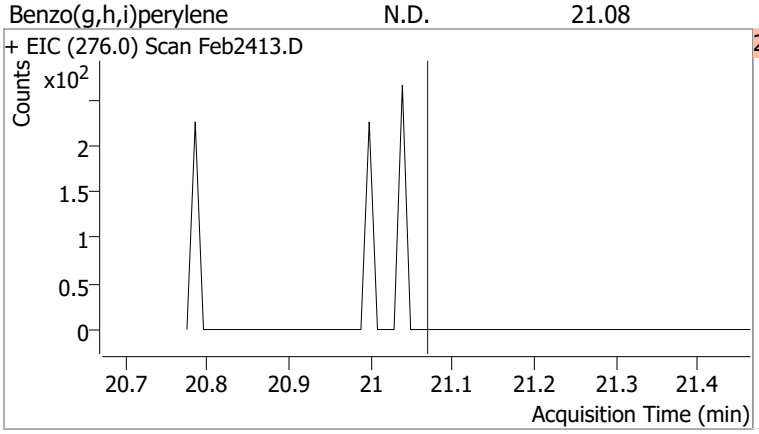

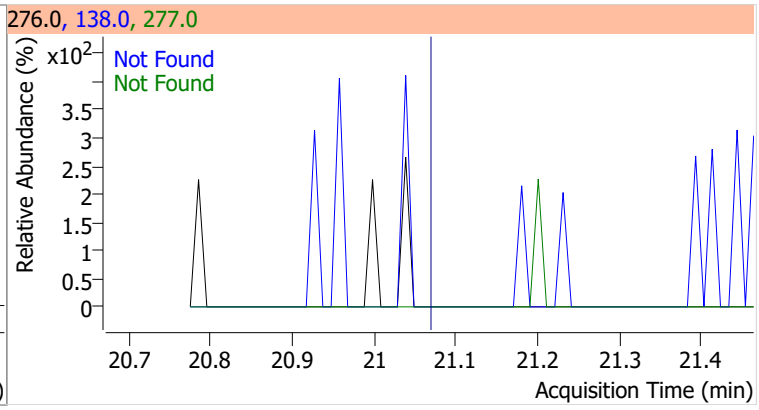

Quantitation Results Report (QT Reviewed)

Data File	Feb2414.D	Operator	LIMS import
Acq. Method	BNA+SIM.M	Acq. Date-Time	2/24/2022 10:37:51 PM
Sample Name	B22021435-022C	Instrument	Instrument #1
Vial	14	Multiplier	1.00
DA Method File		Comment	SVOC-8270-W-LARGO
Tune File	dftppdsm.u	Tune Date	2/18/2022 9:25:00 PM
Batch Name	022422 DoD BNA.batch.bin	Last Calib Update	2/25/2022 7:56:13 AM
Ref Library	D:\Org\Library\NIST129K.l		

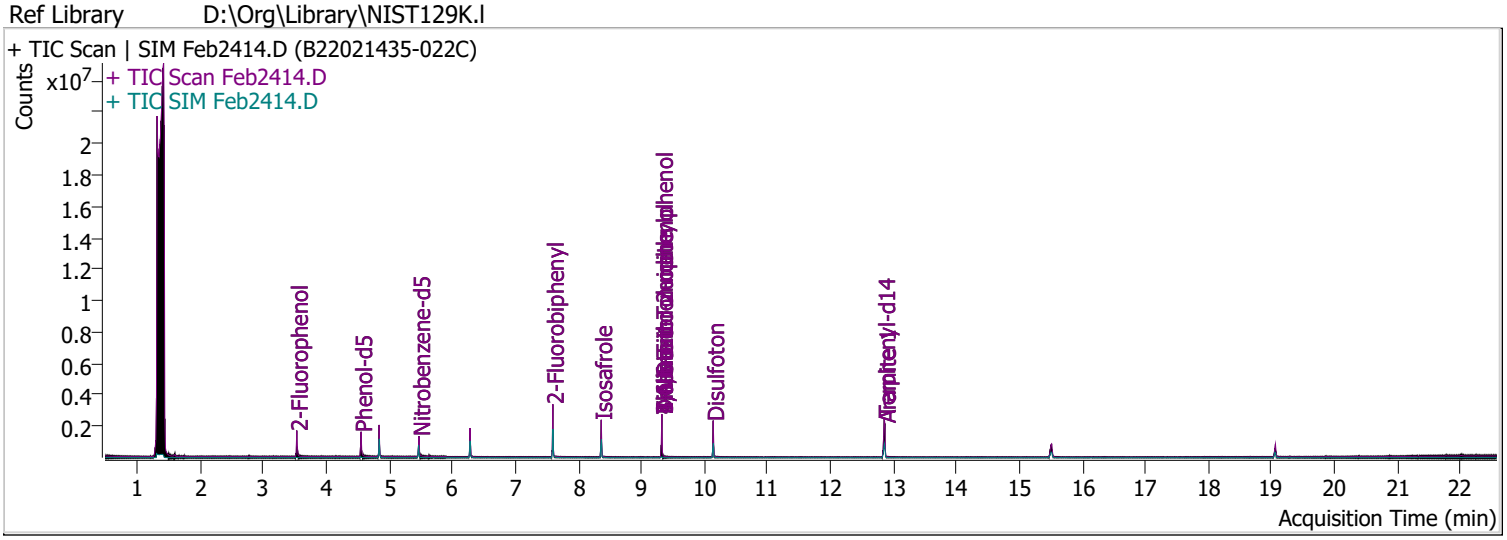

Compound	RT	QIon	Resp.	Conc.	Units		Dev(Min)
Internal Standards							
System Monitoring Compounds							
S 2-Fluorophenol	3.531	112.0	484579	69.5332	µg/L		0.000
Spiked Amount: 200.000	Range: 10.0 - 75.0%			Recovery = 34.77%			
S Phenol-d5	4.552	99.0	491537	54.5543	µg/L		0.000
Spiked Amount: 200.000	Range: 10.0 - 65.0%			Recovery = 27.28%			
S Nitrobenzene-d5	5.471	82.0	330060	66.0577	µg/L		0.000
Spiked Amount: 100.000	Range: 32.0 - 94.0%			Recovery = 66.06%			
S 2-Fluorobiphenyl	7.595	172.0	911654	63.7217	µg/L		0.000
Spiked Amount: 100.000	Range: 28.0 - 107.0%			Recovery = 63.72%			
S 2,4,6-Tribromophenol	9.325	329.8	207030	160.0108	µg/L		0.000
Spiked Amount: 200.000	Range: 25.0 - 140.0%			Recovery = 80.01%			
S Terphenyl-d14	12.855	244.3	1398113	102.8677	µg/L		-0.010
Spiked Amount: 100.000	Range: 32.0 - 122.0%			Recovery = 102.87%			
Target Compounds							**QValue**
T N-Nitrosodimethylamine	0.000		0	N.D.			
T Pyridine	0.000		0	N.D.			
T Aniline	0.000		0	N.D.			
T Phenol	0.000		0	N.D.			
T bis(-2-Chloroethyl)Ether	0.000		0	N.D.			
T 2-Chlorophenol	0.000		0	N.D.			
T 1,3-Dichlorobenzene	0.000		0	N.D.			
T 1,4-Dichlorobenzene	0.000		0	N.D.			
T 1,2-Dichlorobenzene	0.000		0	N.D.			
T Benzyl Alcohol	0.000		0	N.D.			
T bis(2-chloroisopropyl)Ether	0.000		0	N.D.			
T 2-Methylphenol	0.000		0	N.D.			
T N-nitroso-Di-n-propylamine	5.471	70.0	0		µg/L	md	1
T Hexachloroethane	0.000		0	N.D.			
T 4Methylphenol/3Methylphenol	0.000		0	N.D.			

Compound	RT	QIon	Resp.	Conc.	Units		Dev(Min)
T Nitrobenzene	0.000		0	N.D.			
T Isophorone	0.000		0	N.D.			
T 2-Nitrophenol	0.000		0	N.D.			
T 2,4-Dimethylphenol	0.000		0	N.D.			
T bis(-2-Chloroethoxy)Methane	0.000		0	N.D.			
T 2,4-Dichlorophenol	0.000		0	N.D.			
T Benzoic Acid	0.000		0	N.D.			
T 1,2,4-Trichlorobenzene	0.000		0	N.D.			
T Naphthalene	0.000		0	N.D.			
T 4-Chlorophenol	0.000		0	N.D.			
T p-Chloroaniline	0.000		0	N.D.			
T Hexachlorobutadiene	0.000		0	N.D.			
T 4-Chloro-2-Methylphenol	0.000		0	N.D.			
T 4-Chloro-3-Methylphenol	0.000		0	N.D.			
T 2-Methylnaphthalene	0.000		0	N.D.			
T 1-Methylnaphthalene	0.000		0	N.D.			
T Hexachlorocyclopentadiene	0.000		0	N.D.			
T 2,4,6-Trichlorophenol	0.000		0	N.D.			
T 2,4,5-Trichlorophenol	0.000		0	N.D.			
T 2-Chloronaphthalene	0.000		0	N.D.			
T 2-Nitroaniline	0.000		0	N.D.			
T Dimethyl Phthalate	8.364	163.0	0		µg/L	md	1
T 2,6-Dinitrotoluene	8.364	165.0	0		µg/L	md	1
T Acenaphthylene	0.000		0	N.D.			
T 3-Nitroaniline	0.000		0	N.D.			
T Acenaphthene	0.000		0	N.D.			
T 2,4-Dinitrophenol	0.000		0	N.D.			
T Dibenzofuran	0.000		0	N.D.			
T 2,4-Dinitrotoluene	0.000		0	N.D.			
T 4-Nitrophenol	0.000		0	N.D.			
T Diethylphthalate	0.000		0	N.D.			
T Fluorene	0.000		0	N.D.			
T 4-Chlorophenyl-phenylether	0.000		0	N.D.			
T 4-Nitroaniline	0.000		0	N.D.			
T 4,6-Dinitro-2-methylphenol	9.325	198.0	1277	3.7534	µg/L		28
T N-nitrosodiphenylamine	0.000		0	N.D.			
T Azobenzene	0.000		0	N.D.			
T 4-Bromophenyl-phenylether	0.000		0	N.D.			
T Hexachlorobenzene	0.000		0	N.D.			
T Pentachlorophenol	0.000		0	N.D.			
T Phenanthrene	0.000		0	N.D.			
T Anthracene	0.000		0	N.D.			
T Triallate	0.000		0	N.D.			
T Carbazole	0.000		0	N.D.			
T o-Terphenyl	0.000		0	N.D.			
T Di-n-Butylphthalate	0.000		0	N.D.			
T Fluoranthene	0.000		0	N.D.			
T Benzidine	12.855	184.0	0		µg/L	md	1
T Pyrene	0.000		0	N.D.			
T Butylbenzylphthalate	0.000		0	N.D.			
T Benzo(a)Anthracene	0.000		0	N.D.			
T Chrysene	0.000		0	N.D.			
T 3,3-Dichlorobenzidine	0.000		0	N.D.			
T bis(2-ethylhexyl)Phthalate	0.000		0	N.D.			
T Di-n-octyl Phthalate	0.000		0	N.D.			

Compound	RT	QIon	Resp.	Conc.	Units	Dev(Min)
T Benzo(b)fluoranthene	0.000		0	N.D.		
T Benzo(k)fluoranthene	0.000		0	N.D.		
T Benzo(a)pyrene	0.000		0	N.D.		
T Indeno(1,2,3-c,d)pyrene	0.000		0	N.D.		
T Dibenzo(a,h)anthracene	0.000		0	N.D.		
T Benzo(g,h,i)perylene	0.000		0	N.D.		

(#) = Qualifier Out of Range; (m) = Manual Integration; (+) = Area Summed; (*) = Surrogate Percent Recovery Out of Range; (d): Zeroed Peak

Compound	Conc.	Exp RT	QIon	Exp Ratio
N-Nitrosodimethylamine	N.D.	2.22	42.0	112.0

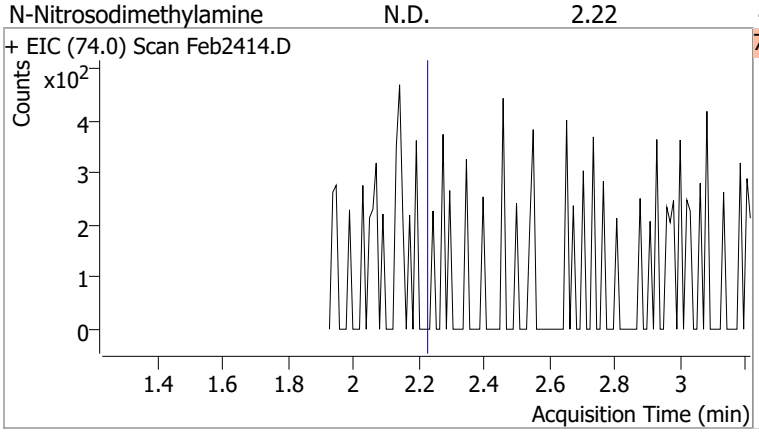

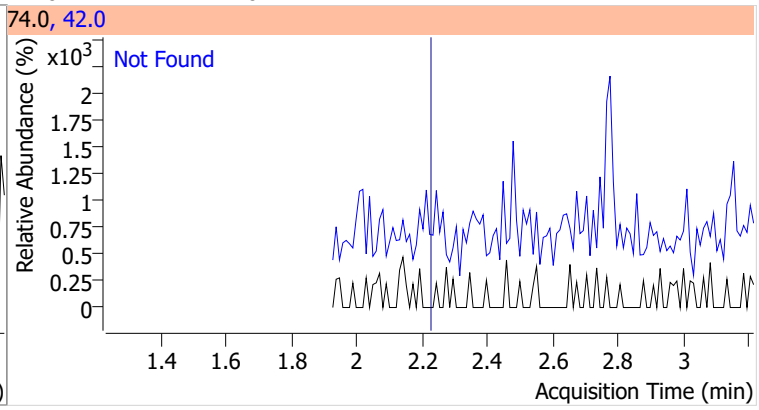

Compound	Conc.	Exp RT	QIon	Exp Ratio
Pyridine	N.D.	2.26	52.0	80.7

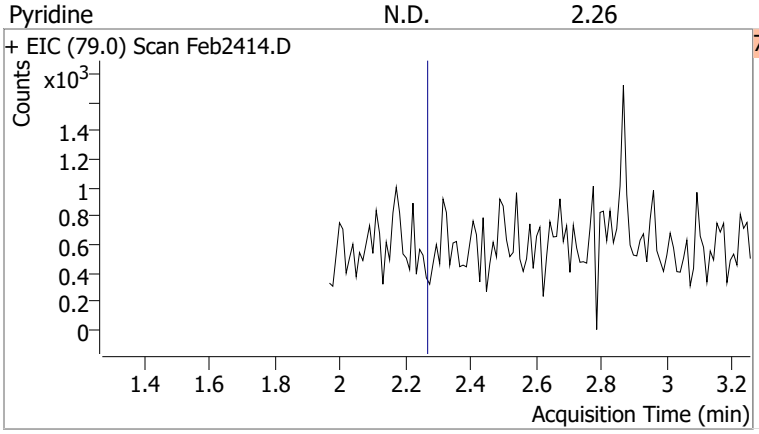

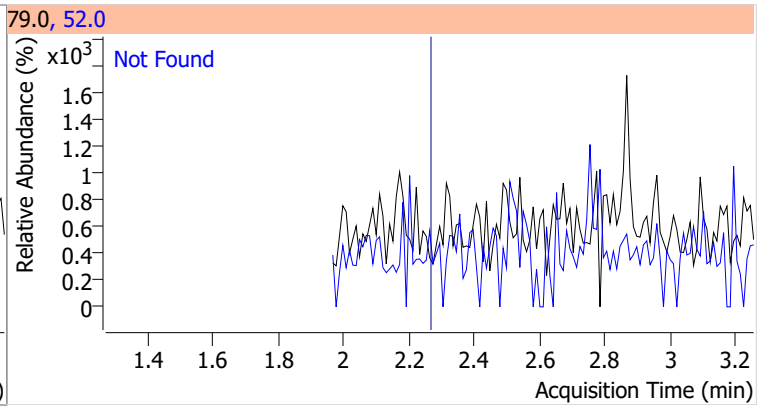

Compound	Conc.	RT	Dev(Min)	Resp.	QIon	QRatio	Lower	Upper
2-Fluorophenol	69.5332	3.53	0.00	484579	64.0	53.3	35.5	65.9
					92.0	20.4	14.8	27.5

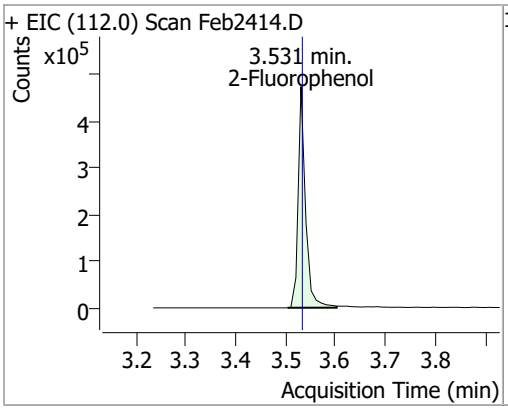

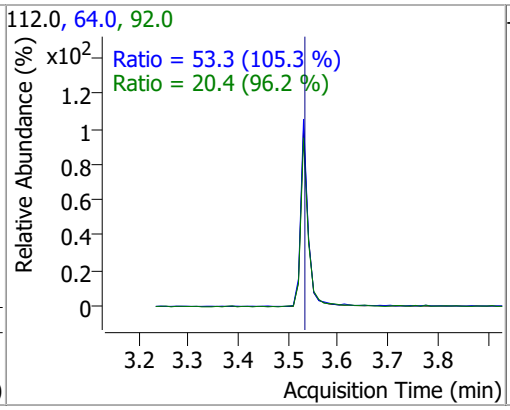

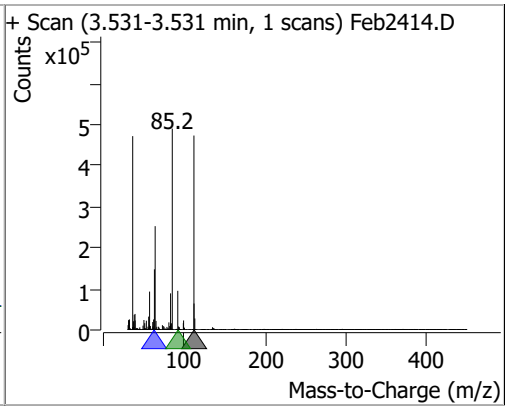

Compound	Conc.	Exp RT	QIon	Exp Ratio	QIon	Exp Ratio
Aniline	N.D.	4.50	66.0	35.4	65.0	18.8

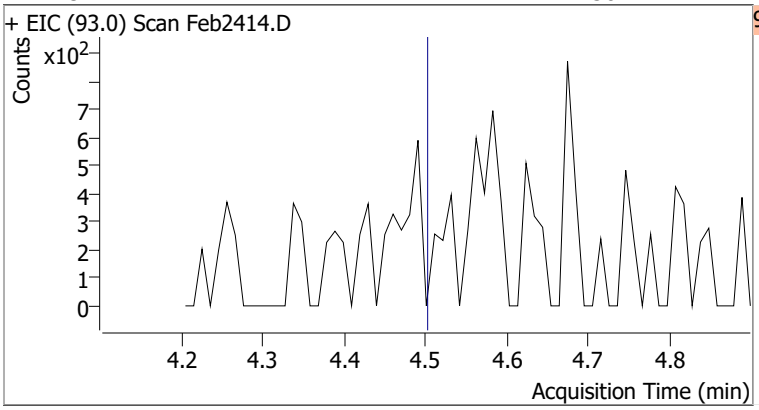

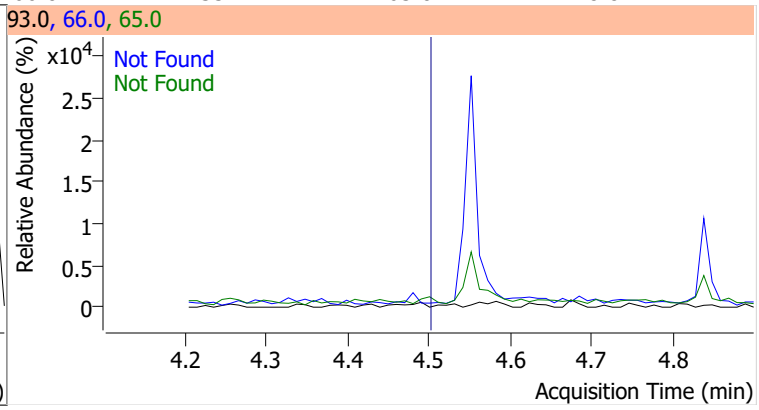

Compound	Conc.	RT	Dev(Min)	Resp.	QIon	QRatio	Lower	Upper
Phenol-d5	54.5543	4.55	0.00	491537	71.0	39.1	25.0	46.4

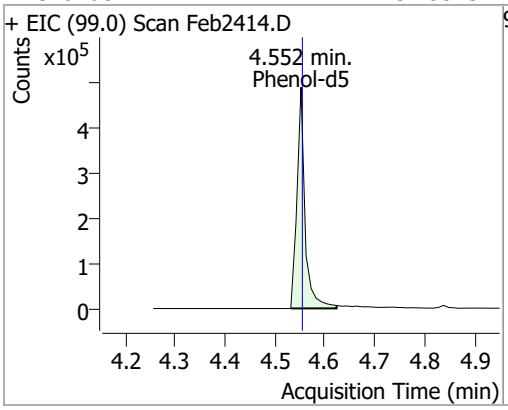

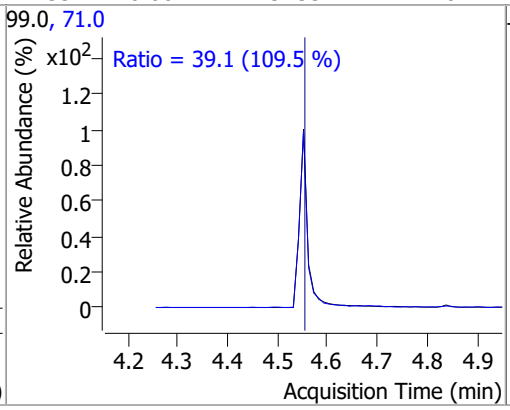

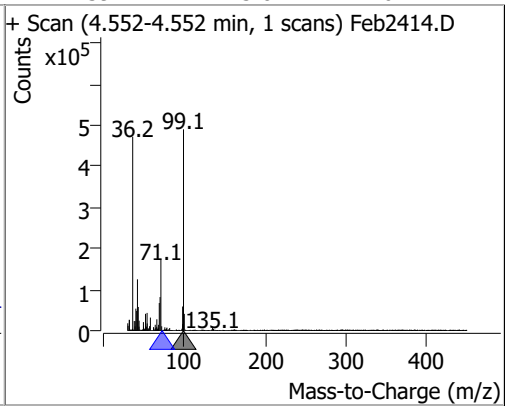

Compound	Conc.	Exp RT	QIon	Exp Ratio
Phenol	N.D.	4.57	66.0	40.4

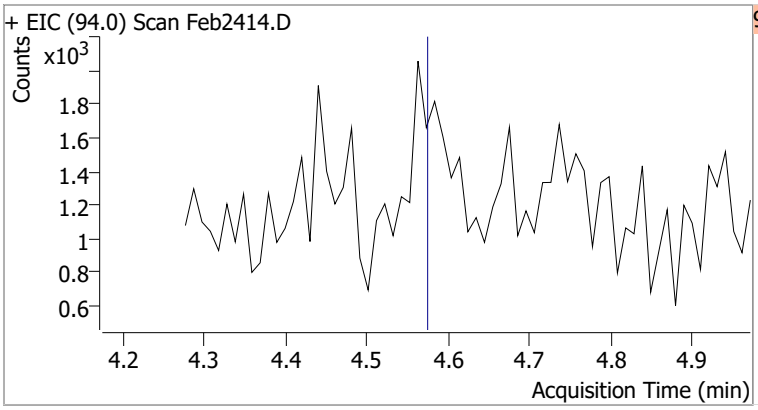

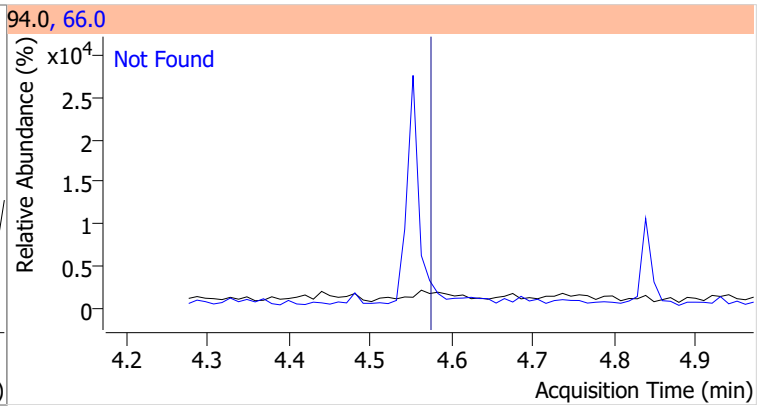

Compound	Conc.	Exp RT	QIon	Exp Ratio
bis(-2-Chloroethyl)Ether	N.D.	4.58	64.0	10.2

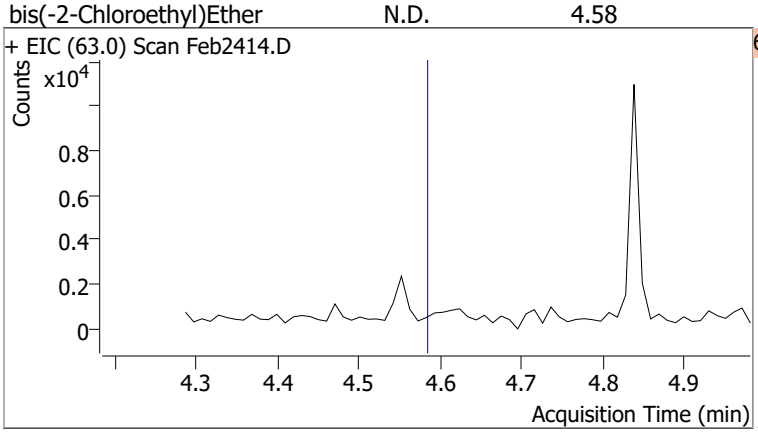

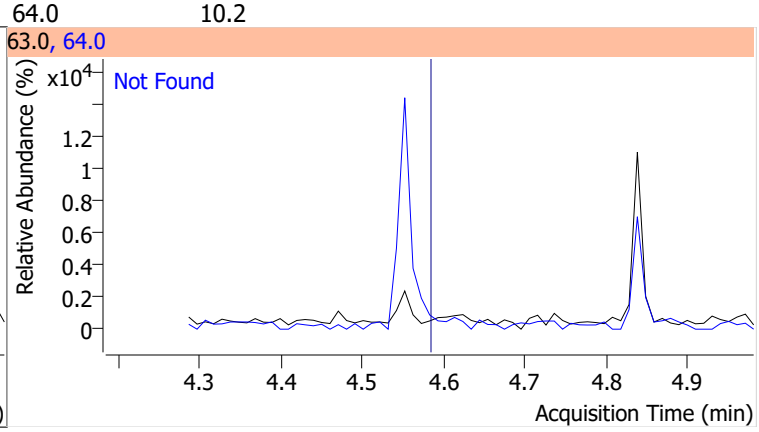

Compound	Conc.	Exp RT	QIon	Exp Ratio
2-Chlorophenol	N.D.	4.63	130.0	32.3

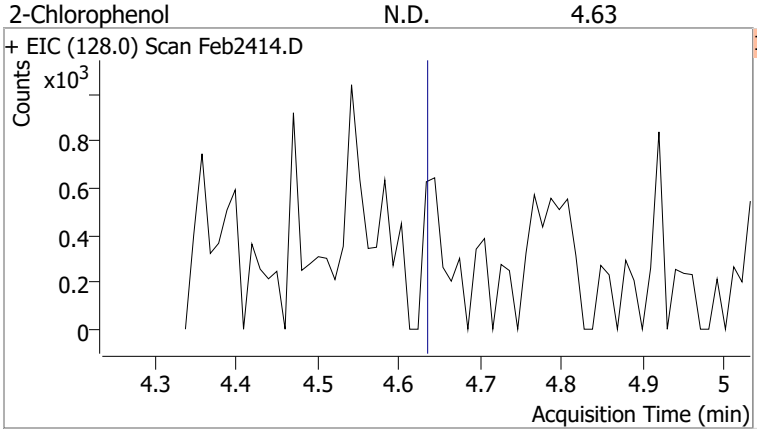

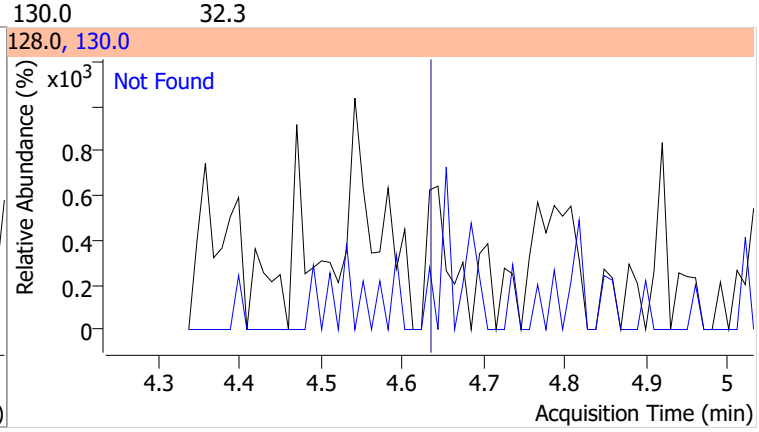

Compound	Conc.	Exp RT	QIon	Exp Ratio	QIon	Exp Ratio
1,3-Dichlorobenzene	N.D.	4.78	148.0	63.7	111.0	35.3

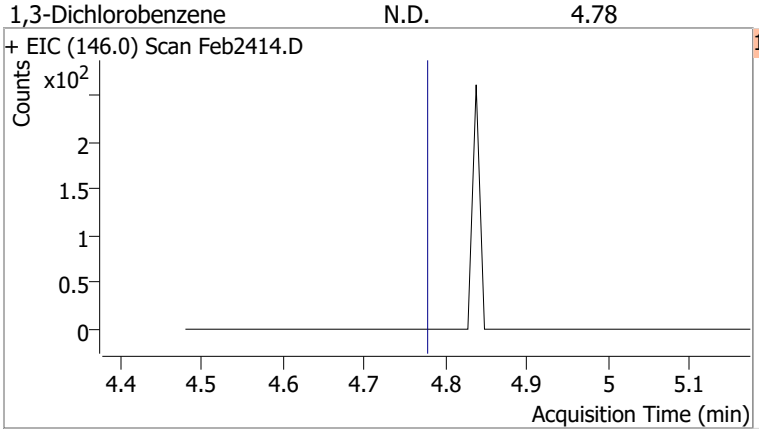

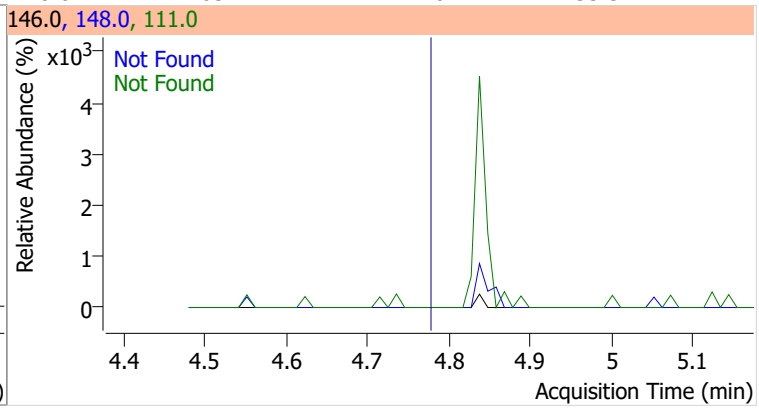

Compound	Conc.	Exp RT	QIon	Exp Ratio	QIon	Exp Ratio
1,4-Dichlorobenzene	N.D.	4.86	148.0	64.4	111.0	35.3

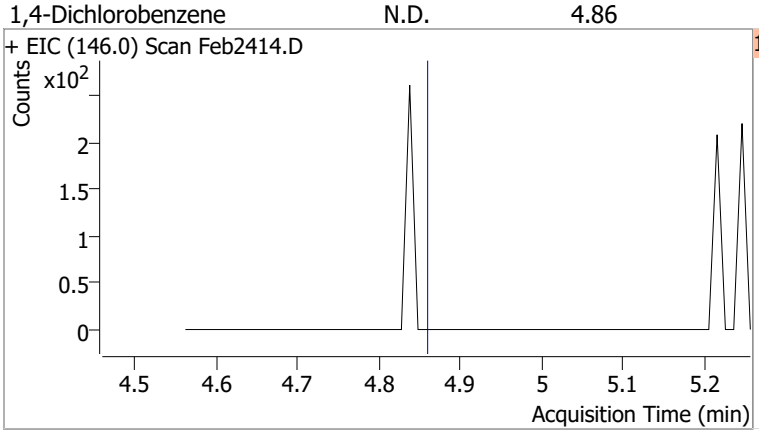

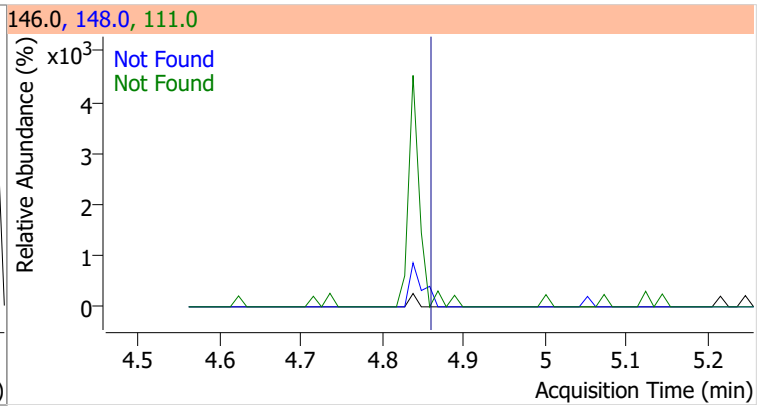

Compound	Conc.	Exp RT	QIon	Exp Ratio	QIon	Exp Ratio
1,2-Dichlorobenzene	N.D.	5.02	148.0	63.7	111.0	37.5

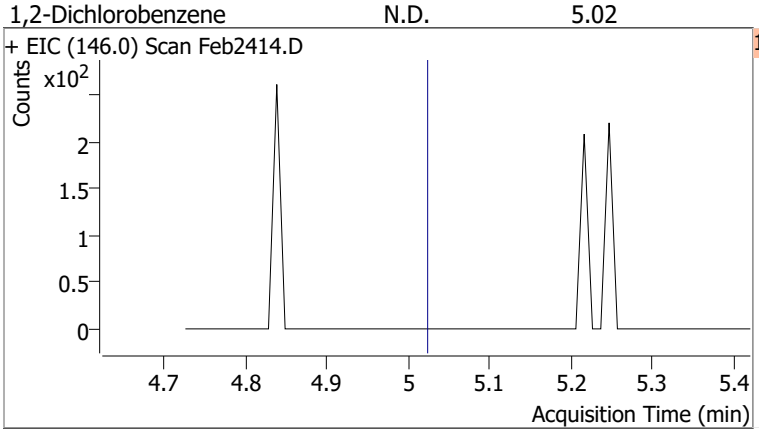

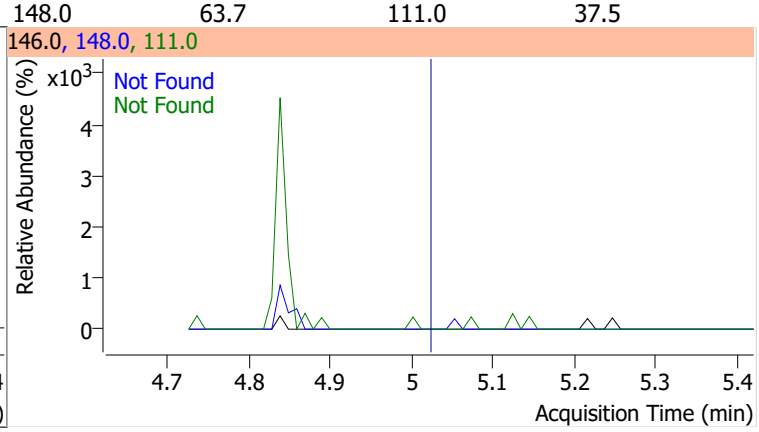

Compound	Conc.	Exp RT	QIon	Exp Ratio	QIon	Exp Ratio
Benzyl Alcohol	N.D.	5.04	79.0	118.8	107.0	68.8

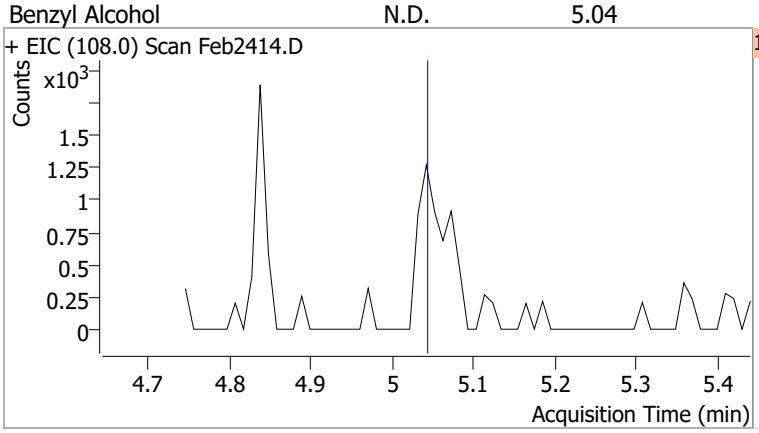

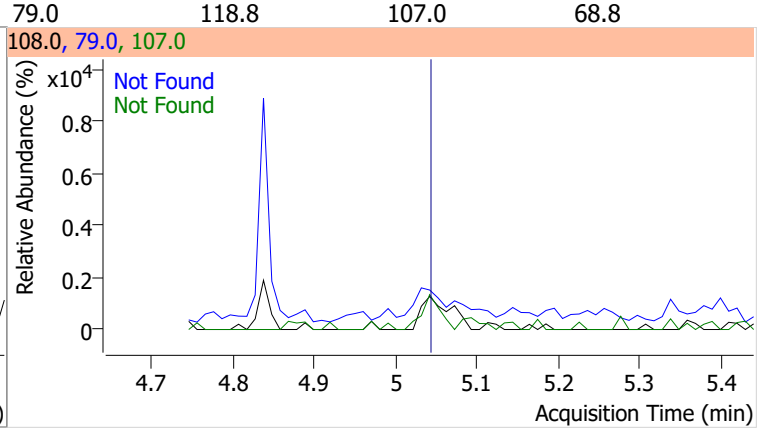

Compound	Conc.	Exp RT	QIon	Exp Ratio
bis(2-chloroisopropyl)Ether	N.D.	5.19	123.0	31.6

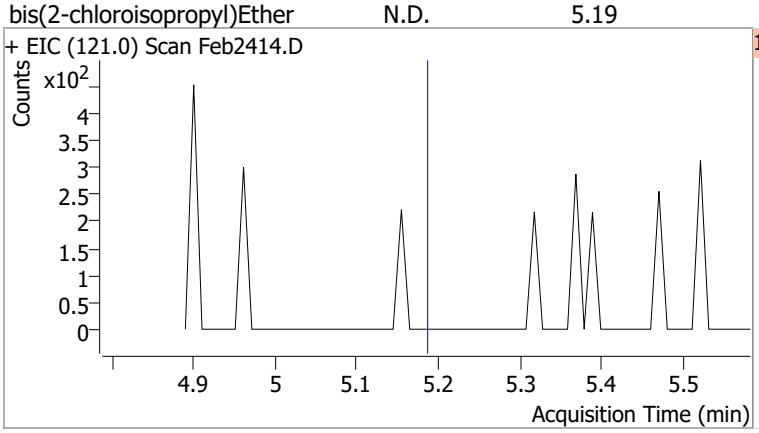

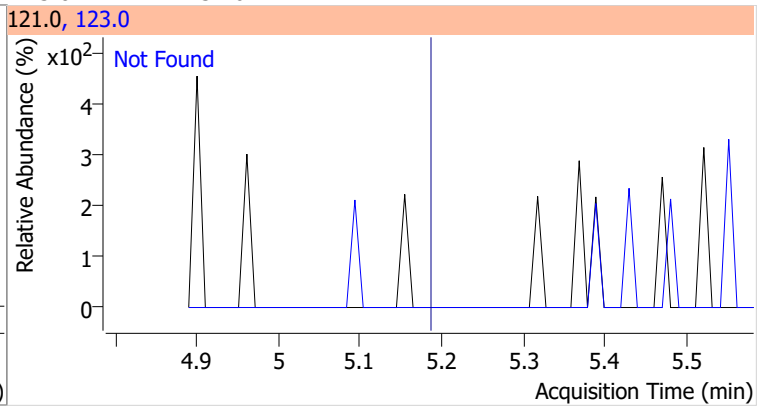

Compound	Conc.	Exp RT	QIon	Exp Ratio
2-Methylphenol	N.D.	5.22	108.0	117.4

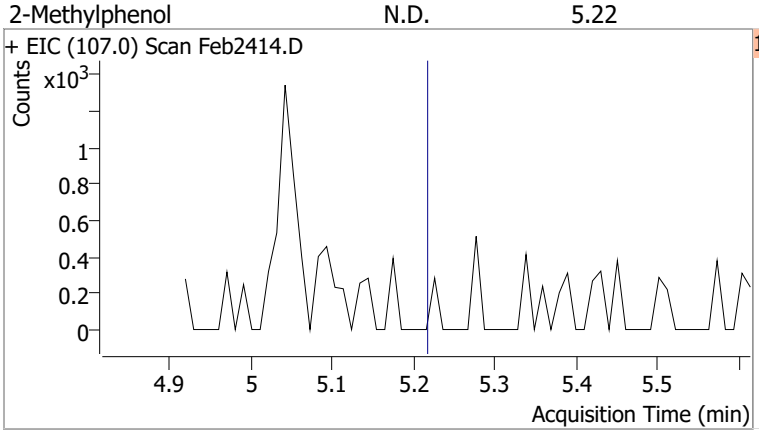

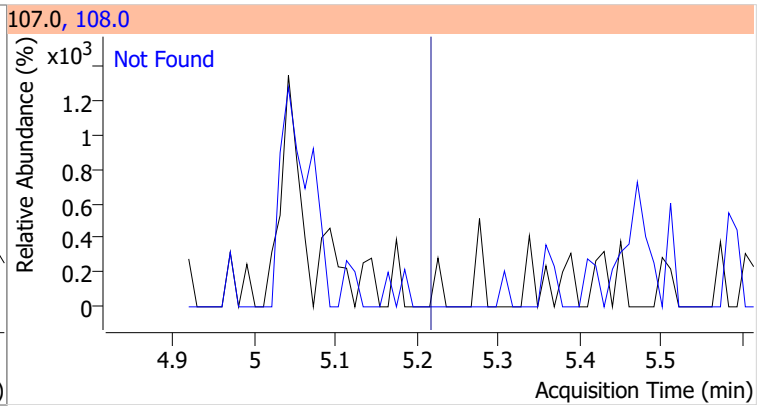

Compound	Conc.	RT	Dev(Min)	Resp.	QIon	QRatio	Lower	Upper
N-nitroso-Di-n-propylamine		0		0	130.0		0.0	34.0

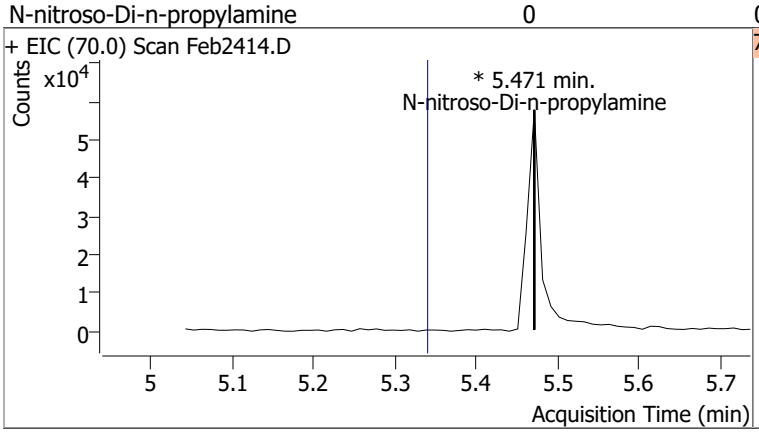

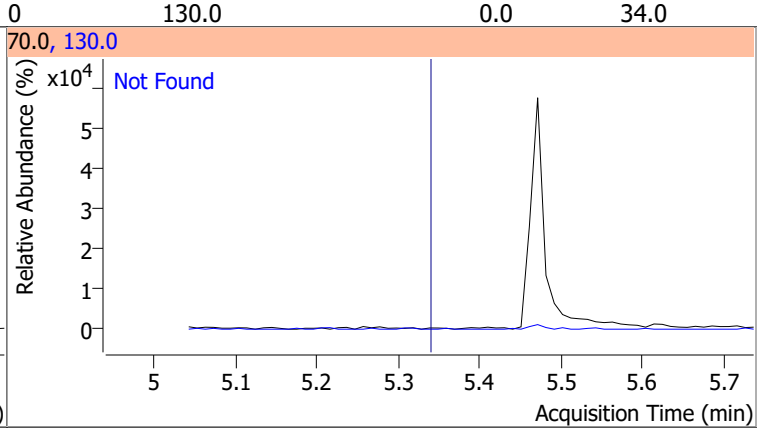

Compound	Conc.	Exp RT	QIon	Exp Ratio	QIon	Exp Ratio
Hexachloroethane	N.D.	5.39	201.0	89.1	199.0	59.3

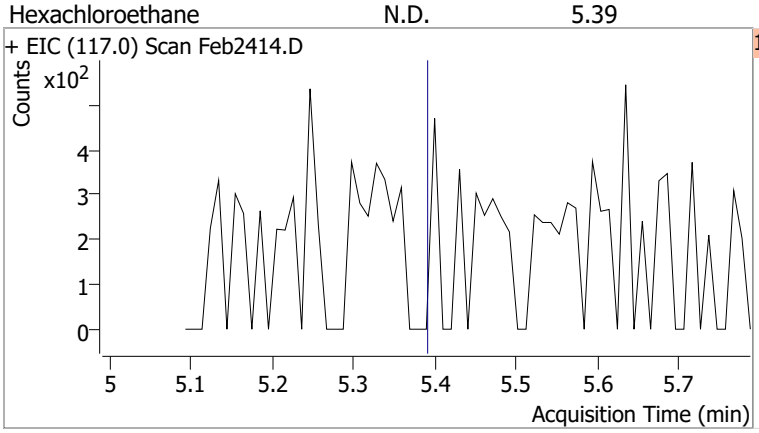

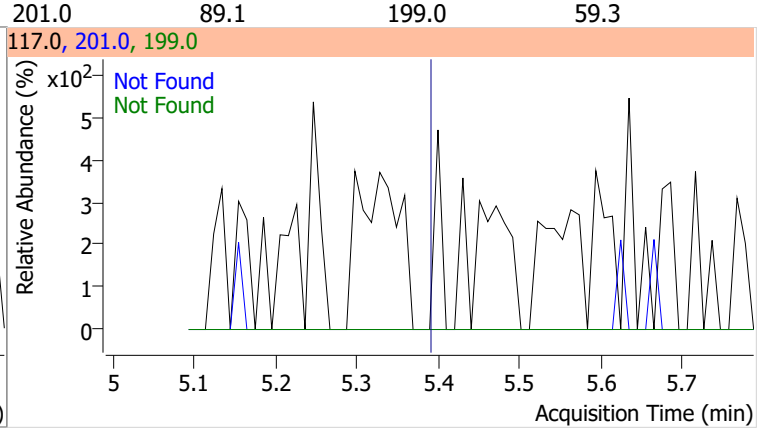

Compound	Conc.	Exp RT	QIon	Exp Ratio
4Methylphenol/3Methylphenol	N.D.	5.40	108.0	84.2

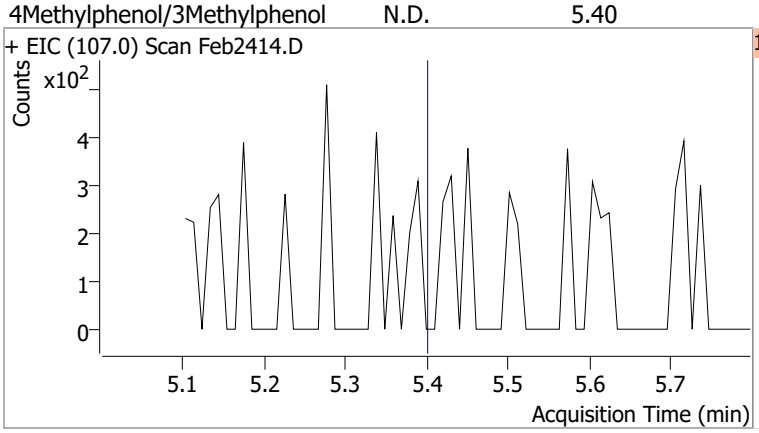

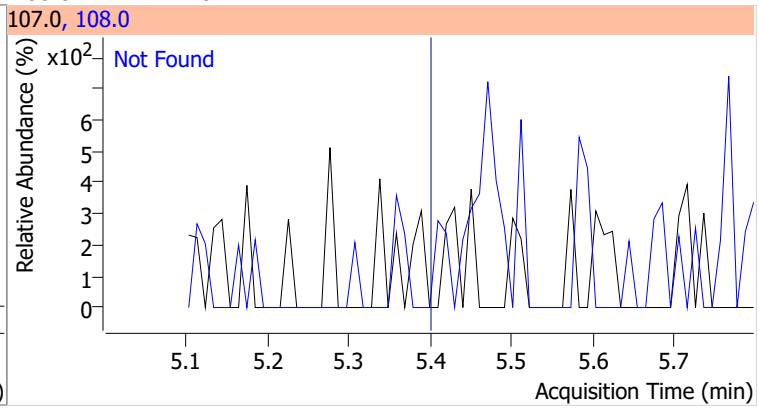

Compound	Conc.	RT	Dev(Min)	Resp.	QIon	QRatio	Lower	Upper
Nitrobenzene-d5	66.0577	5.47	0.00	330060	54.0	61.1	44.9	83.4
					128.0	46.8	33.4	62.1

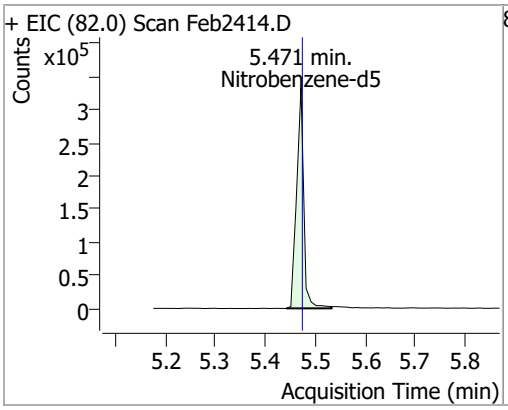

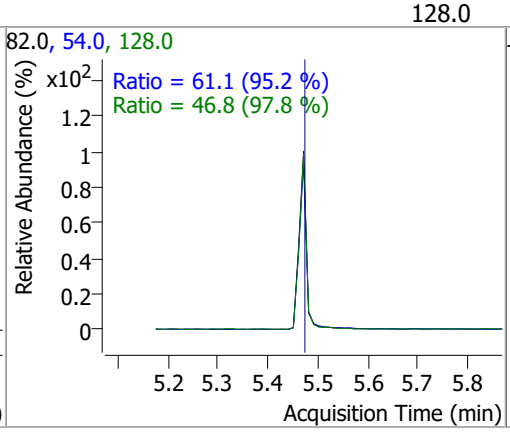

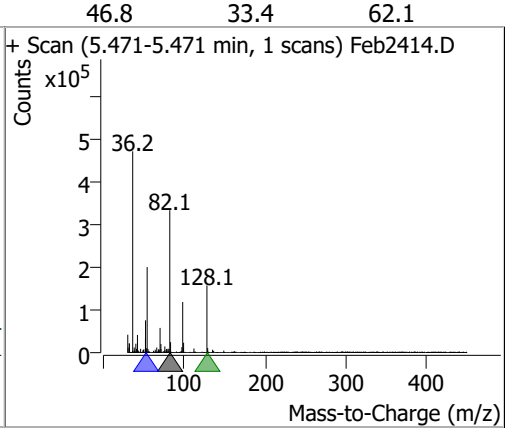

Compound	Conc.	Exp RT	QIon	Exp Ratio	QIon	Exp Ratio
Nitrobenzene	N.D.	5.49	77.0	209.6	51.0	127.5

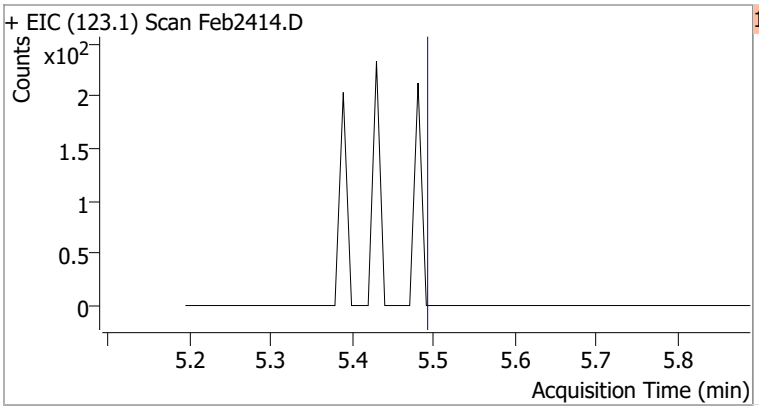

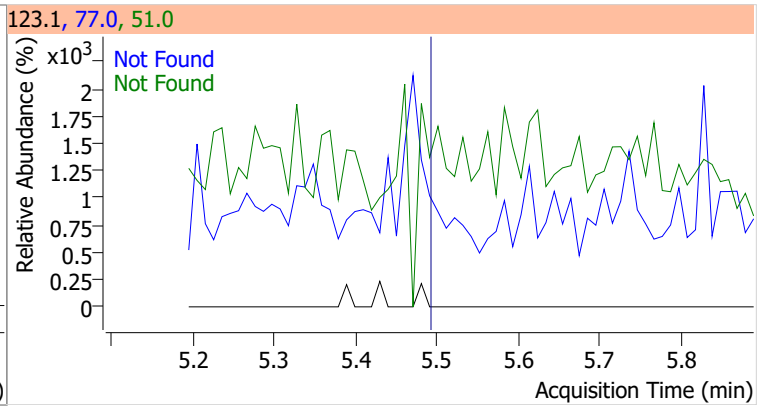

Compound	Conc.	Exp RT	QIon	Exp Ratio
Isophorone	N.D.	5.79	138.0	20.3

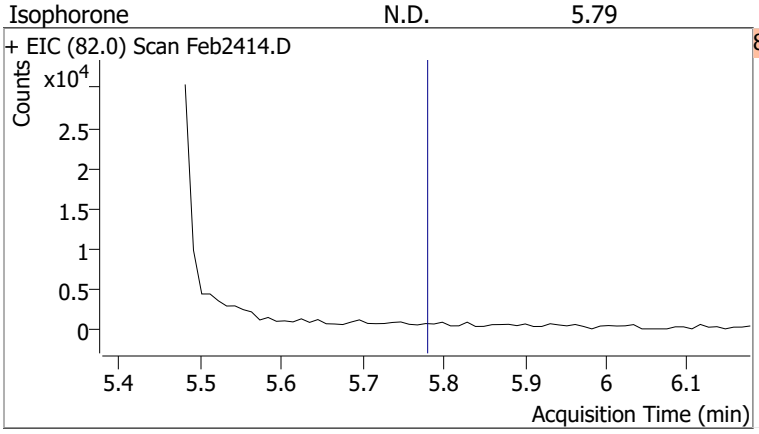

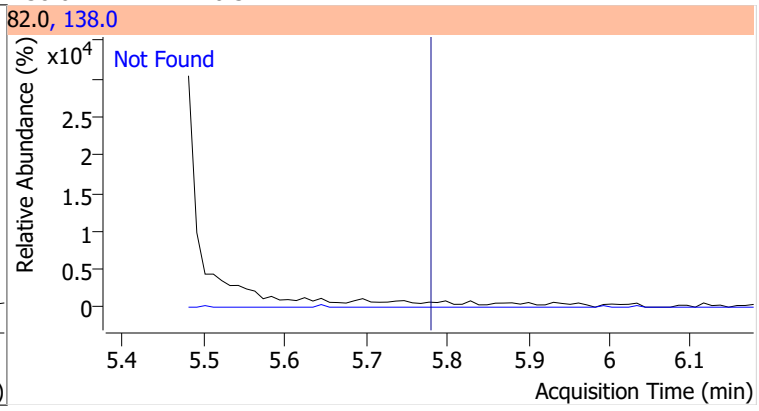

Compound	Conc.	Exp RT	QIon	Exp Ratio	QIon	Exp Ratio
2-Nitrophenol	N.D.	5.86	65.0	51.3	109.0	35.7

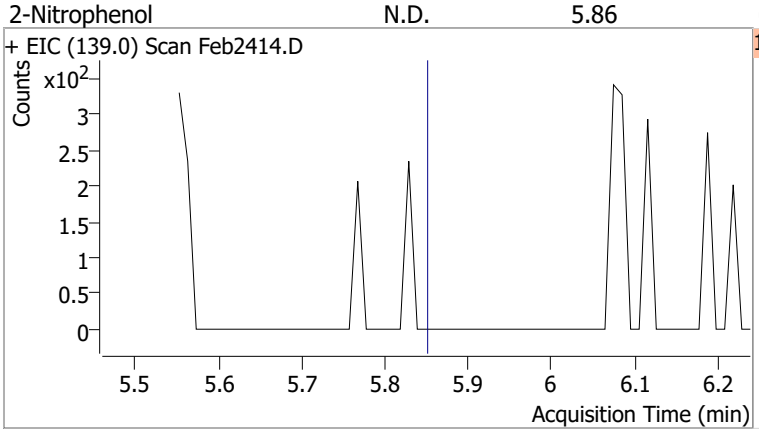

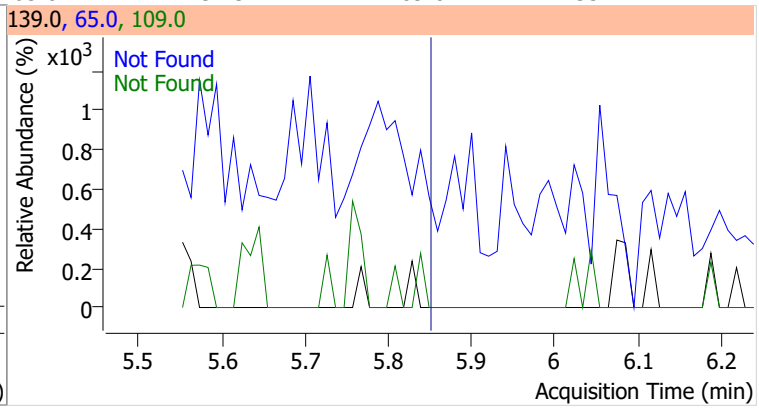

Compound	Conc.	Exp RT	QIon	Exp Ratio	QIon	Exp Ratio
2,4-Dimethylphenol	N.D.	5.99	107.0	111.1	77.0	30.2

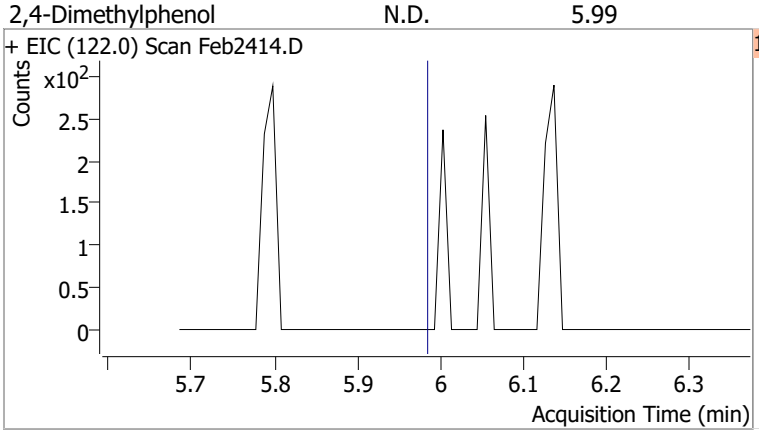

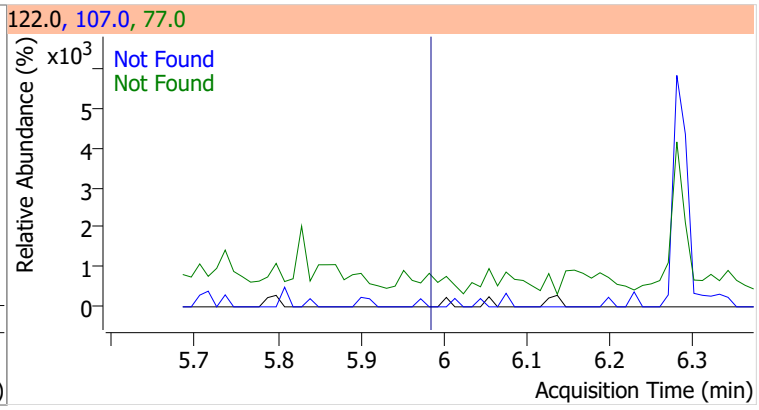

Compound	Conc.	Exp RT	QIon	Exp Ratio	QIon	Exp Ratio
bis(-2-Chloroethoxy)Methane	N.D.	6.07	63.0	70.1	95.0	31.8

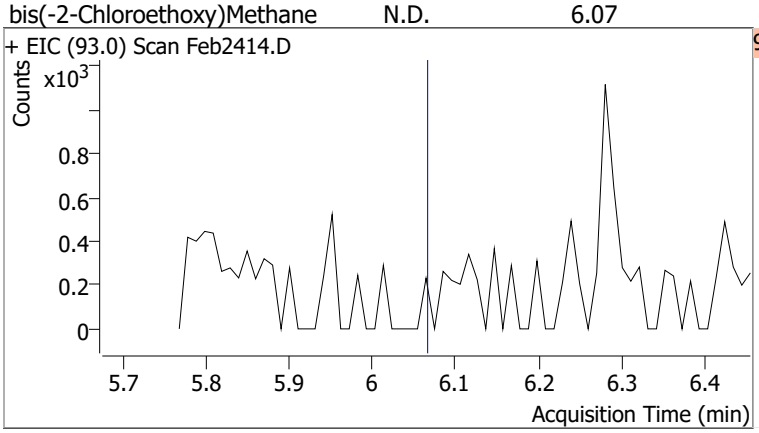

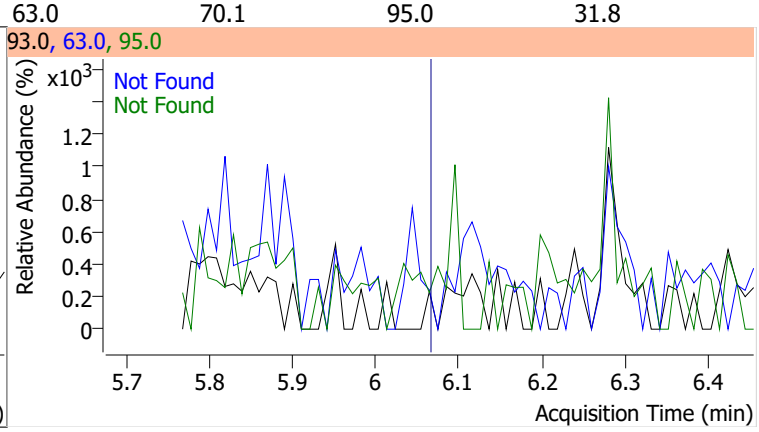

Compound	Conc.	Exp RT	QIon	Exp Ratio	QIon	Exp Ratio
2,4-Dichlorophenol	N.D.	6.18	164.0	66.1	98.0	34.4

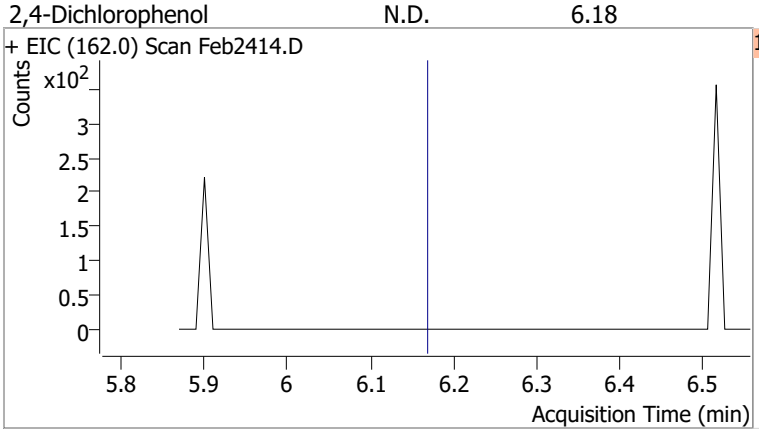

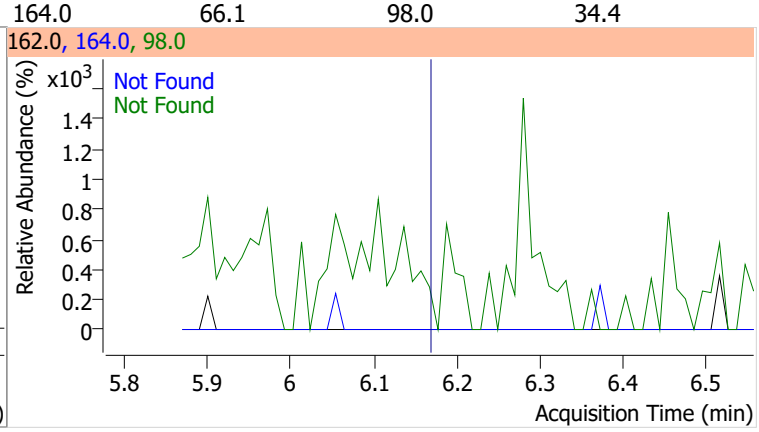

Compound	Conc.	Exp RT	QIon	Exp Ratio	QIon	Exp Ratio
Benzoic Acid	N.D.	6.21	122.0	86.4	77.0	79.5

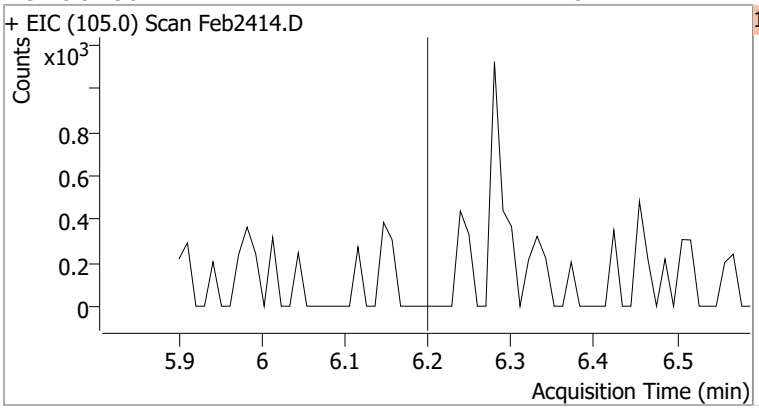

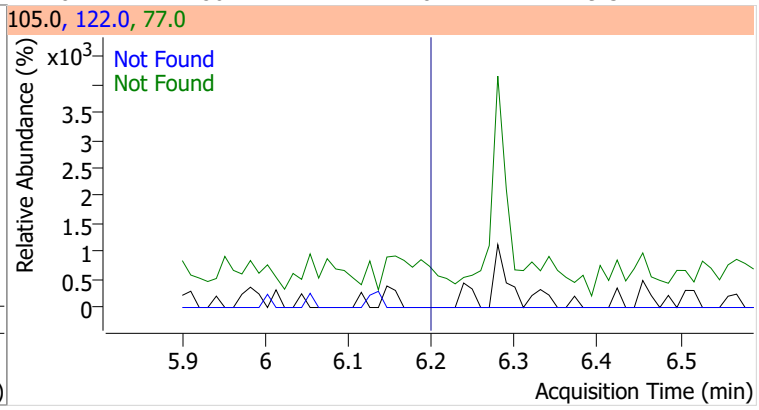

Compound	Conc.	Exp RT	QIon	Exp Ratio	QIon	Exp Ratio
1,2,4-Trichlorobenzene	N.D.	6.23	182.0	95.5	145.0	28.5

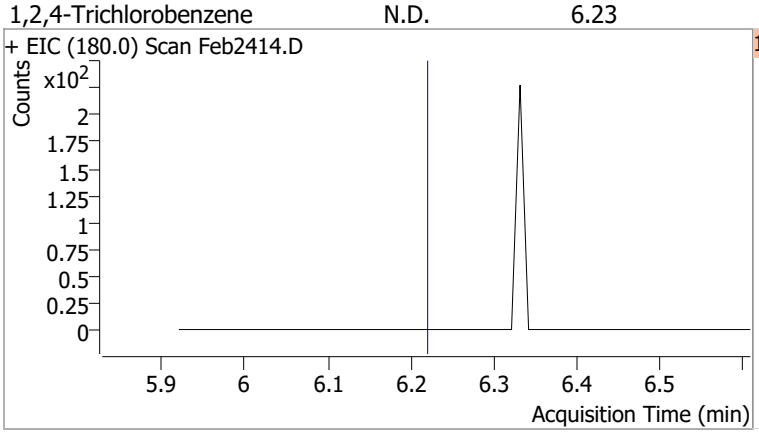

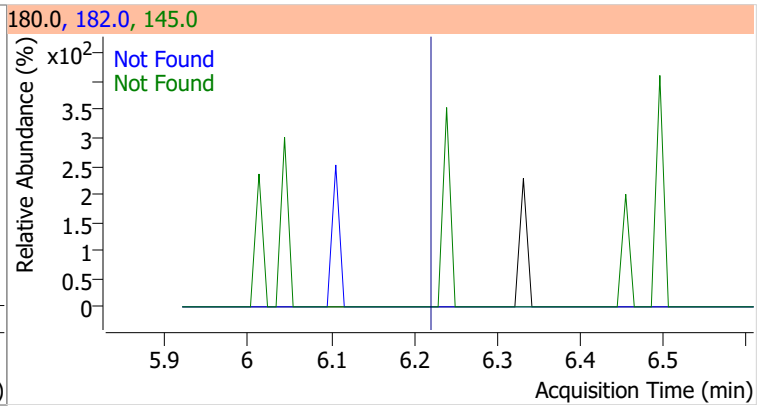

Compound	Conc.	Exp RT	QIon	Exp Ratio	QIon	Exp Ratio
Naphthalene	N.D.	6.31	129.0	11.0	102.0	9.2

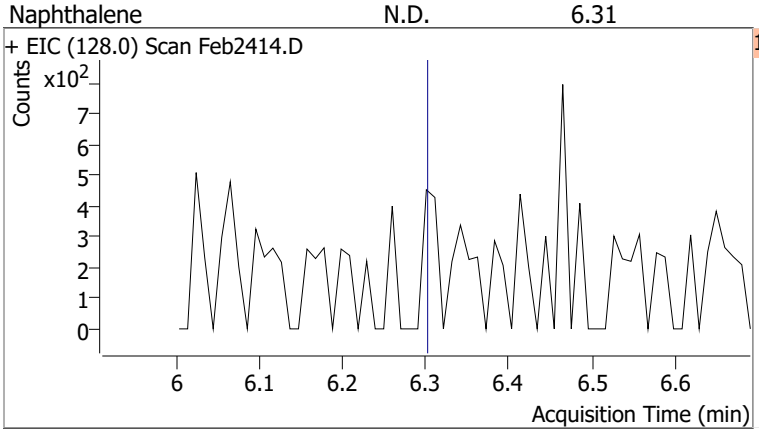

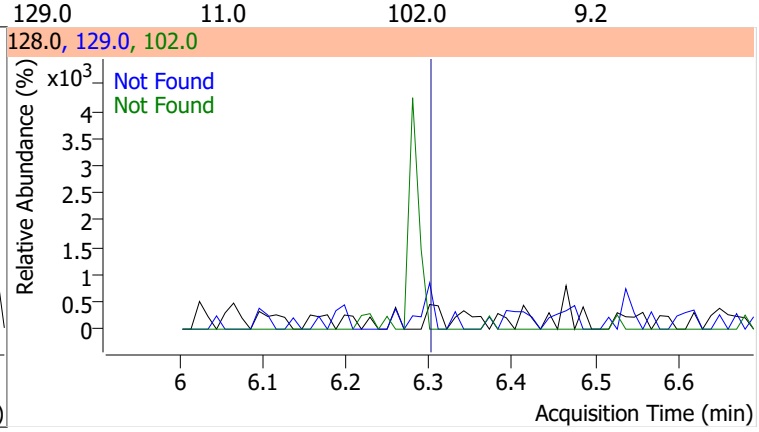

Compound	Conc.	Exp RT	QIon	Exp Ratio
4-Chlorophenol	N.D.	6.40	128.0	316.6

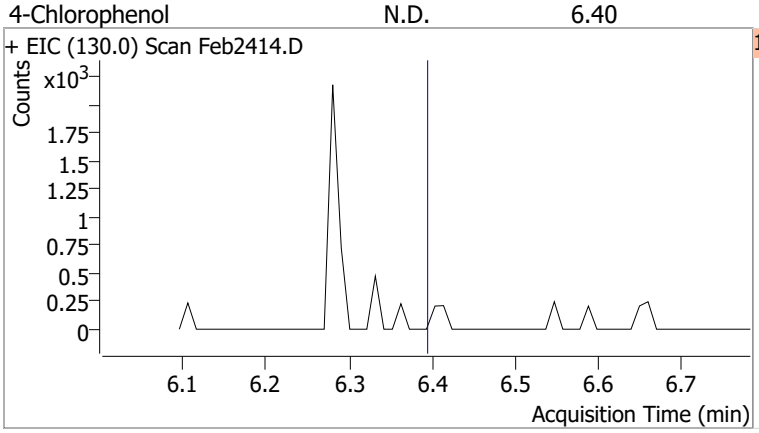

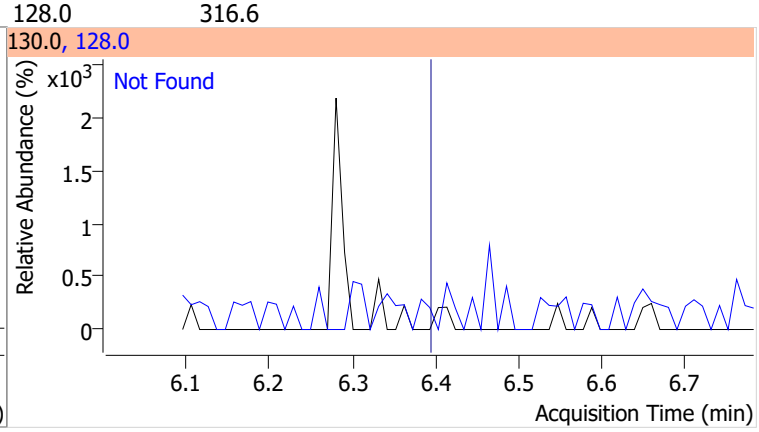

Compound	Conc.	Exp RT	QIon	Exp Ratio	QIon	Exp Ratio
p-Chloroaniline	N.D.	6.41	65.0	61.2	129.0	36.2

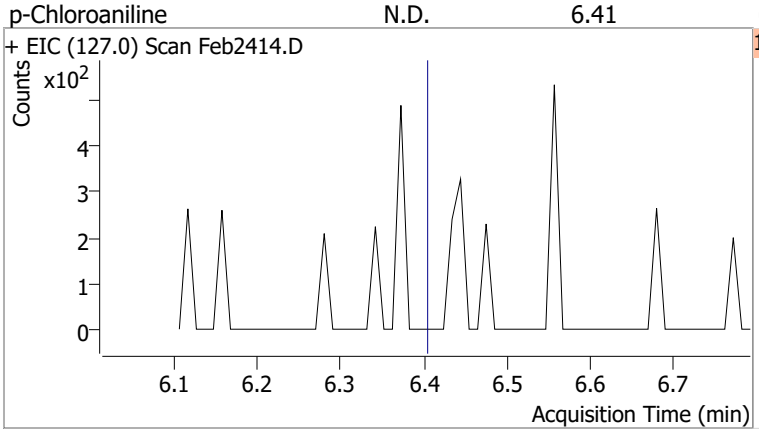

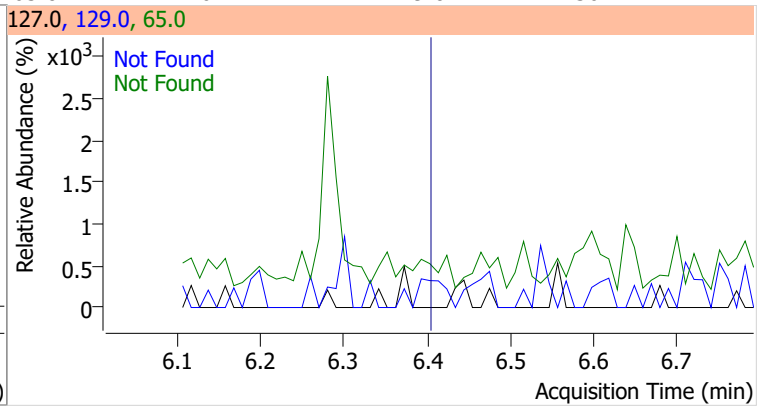

Compound	Conc.	Exp RT	QIon	Exp Ratio	QIon	Exp Ratio
Hexachlorobutadiene	N.D.	6.48	223.0	63.2	227.0	62.4

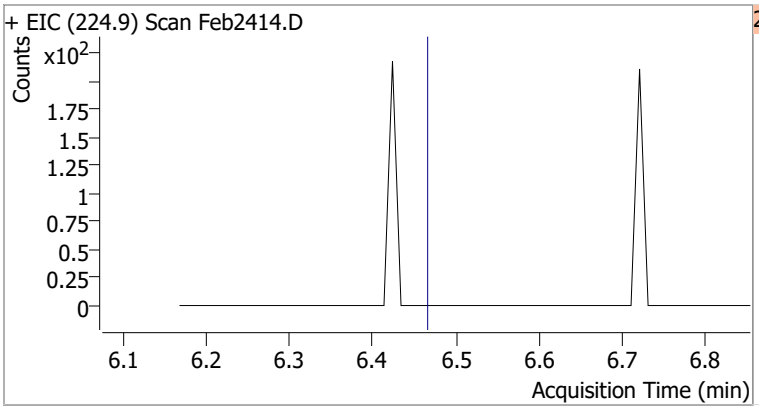

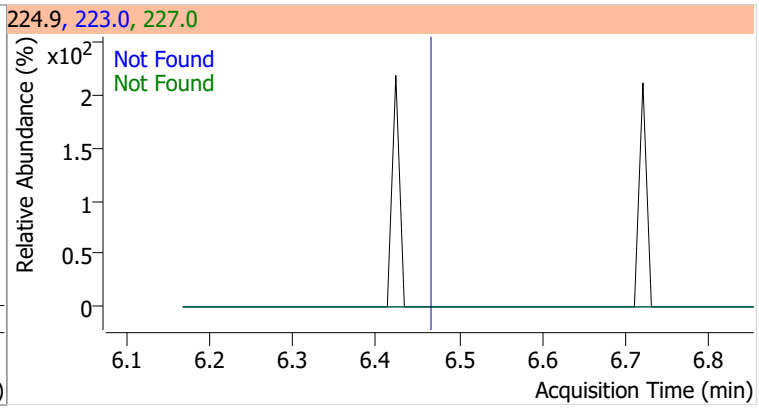

Compound	Conc.	Exp RT	QIon	Exp Ratio
4-Chloro-2-Methylphenol	N.D.	6.93	144.0	27.8

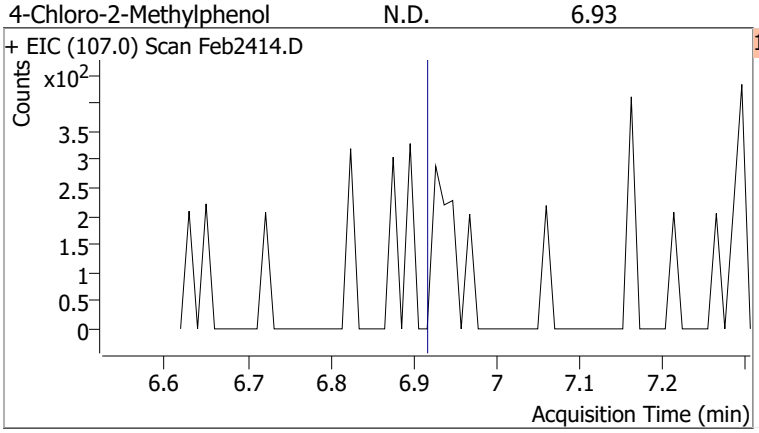

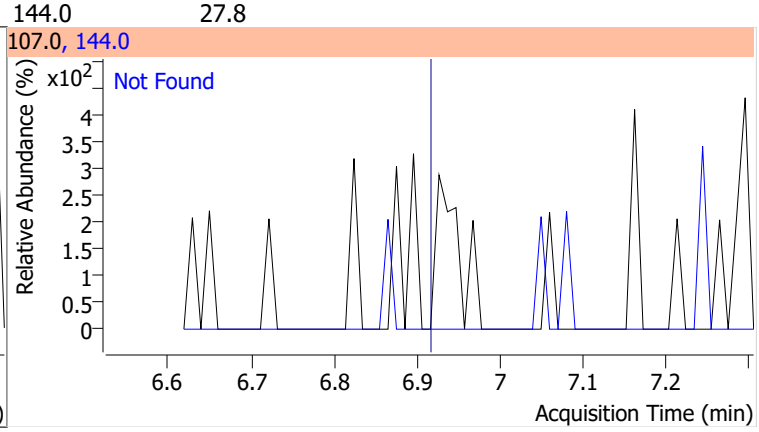

Compound	Conc.	Exp RT	QIon	Exp Ratio
4-Chloro-3-Methylphenol	N.D.	7.07	144.0	26.7

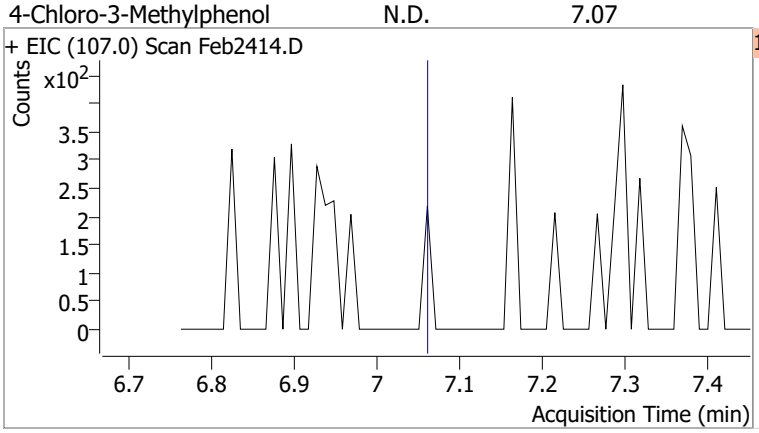

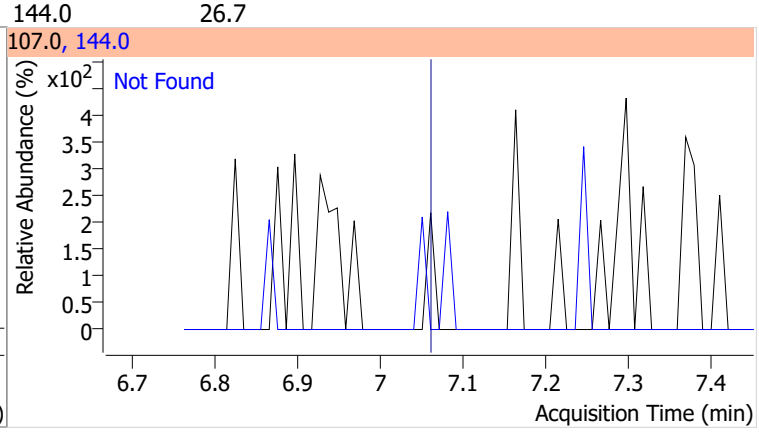

Compound	Conc.	Exp RT	QIon	Exp Ratio	QIon	Exp Ratio
2-Methylnaphthalene	N.D.	7.13	142.0	120.9	115.0	40.2

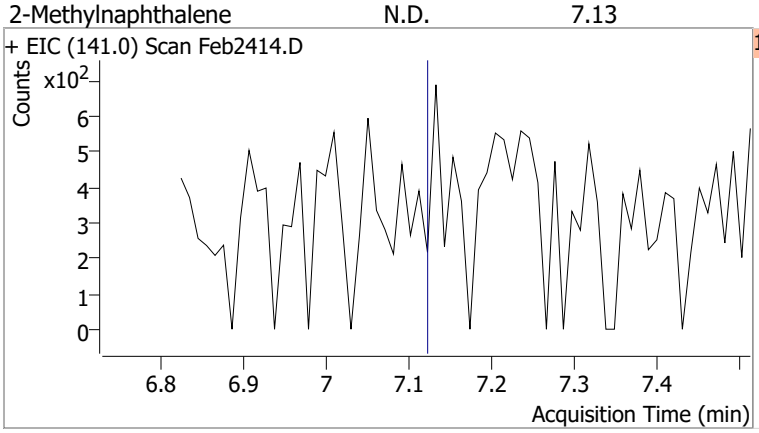

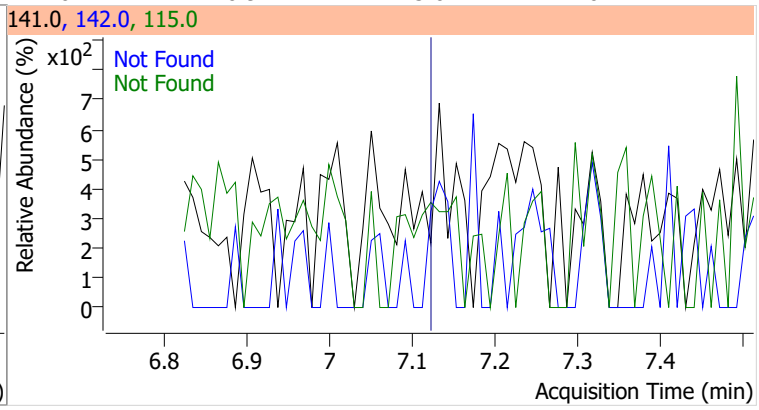

Compound	Conc.	Exp RT	QIon	Exp Ratio	QIon	Exp Ratio
1-Methylnaphthalene	N.D.	7.25	142.0	116.0	115.0	41.9

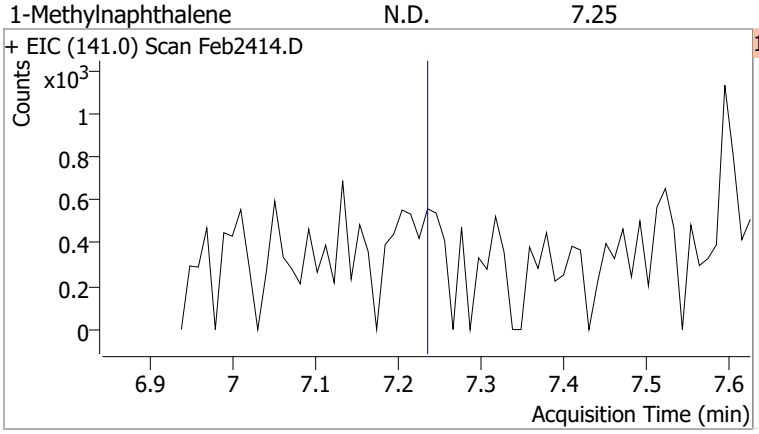

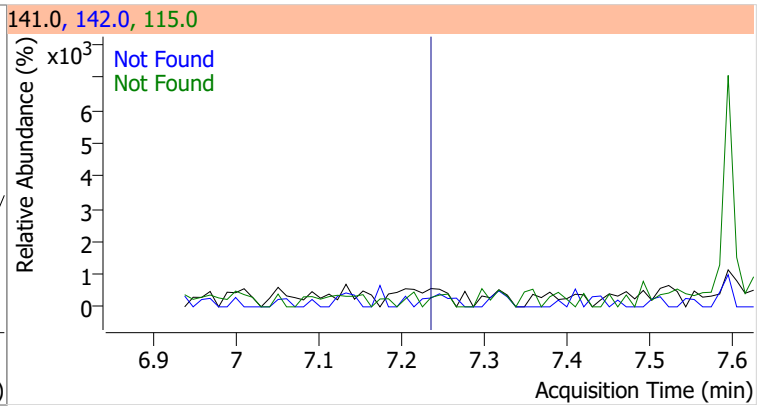

Compound	Conc.	Exp RT	QIon	Exp Ratio	QIon	Exp Ratio
Hexachlorocyclopentadiene	N.D.	7.33	238.9	64.2	234.9	62.1

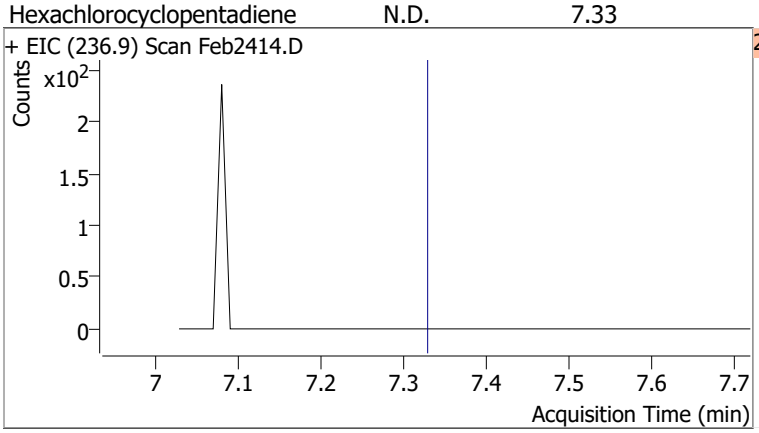

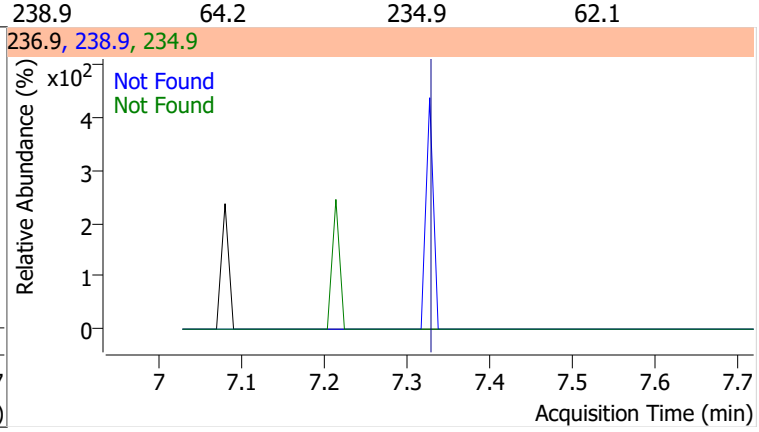

Compound	Conc.	Exp RT	QIon	Exp Ratio
2,4,6-Trichlorophenol	N.D.	7.51	198.0	92.6

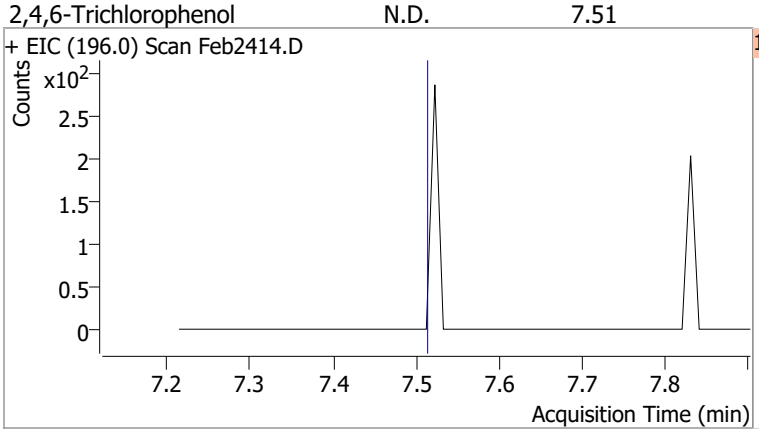

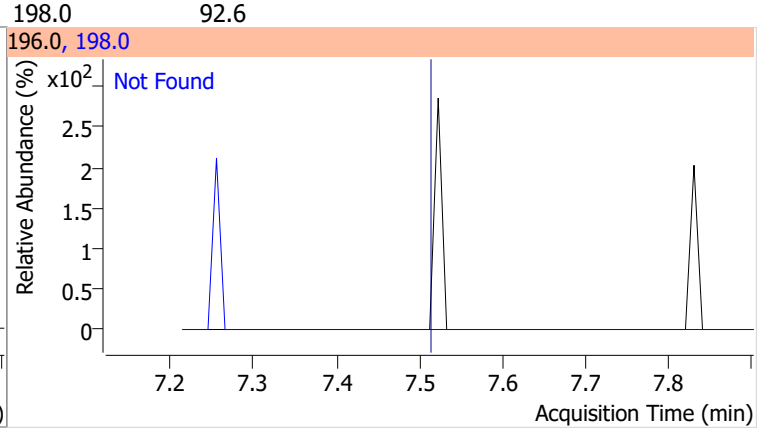

Compound	Conc.	Exp RT	QIon	Exp Ratio
2,4,5-Trichlorophenol	N.D.	7.57	198.0	94.1

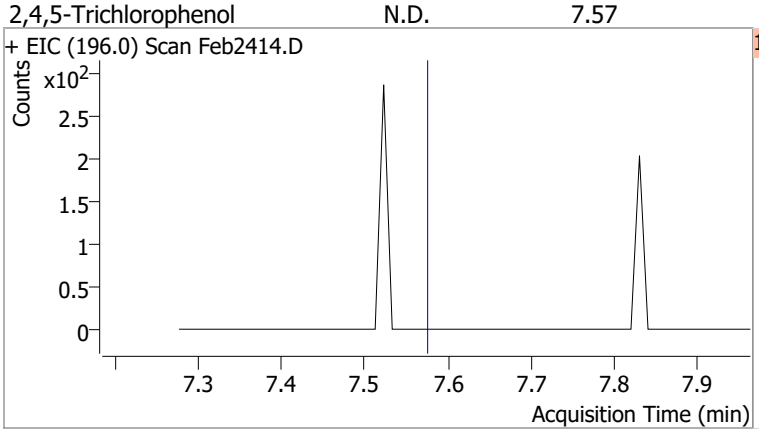

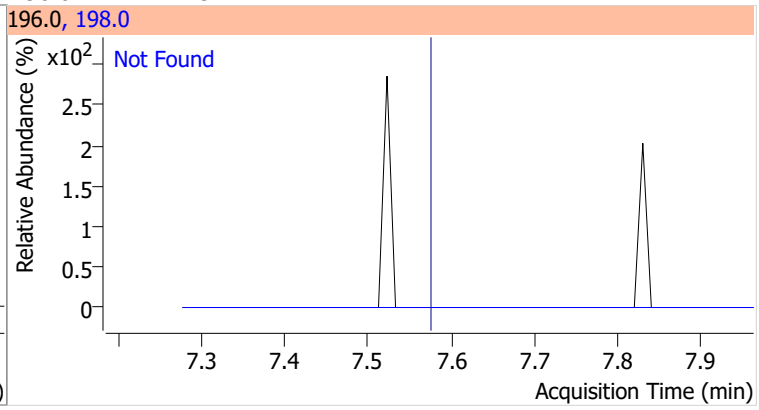

Compound	Conc.	RT	Dev(Min)	Resp.	QIon	QRatio	Lower	Upper
2-Fluorobiphenyl	63.7217	7.59	0.00	911654	171.0	33.7	24.1	44.7

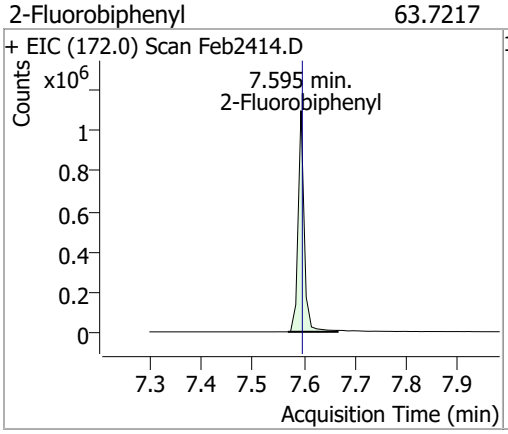

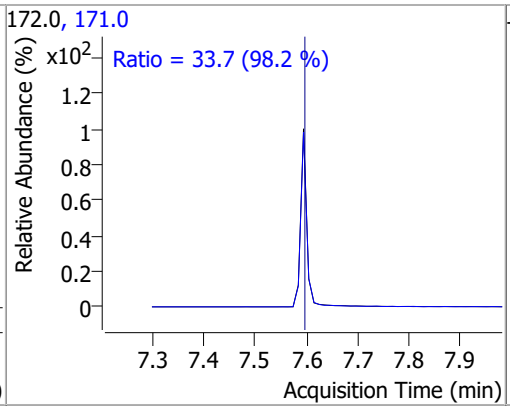

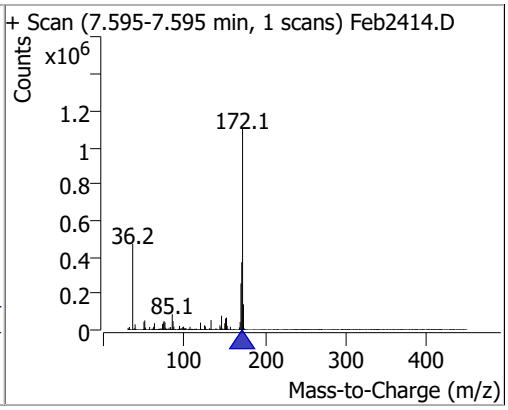

Compound	Conc.	Exp RT	QIon	Exp Ratio	QIon	Exp Ratio
2-Chloronaphthalene	N.D.	7.71	127.0	35.7	164.0	32.6

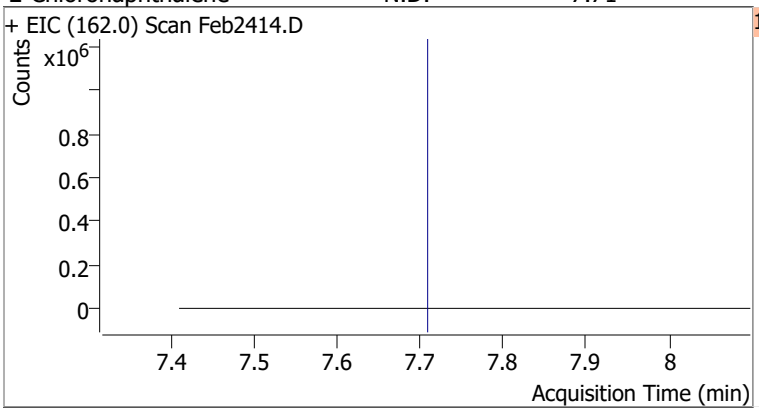

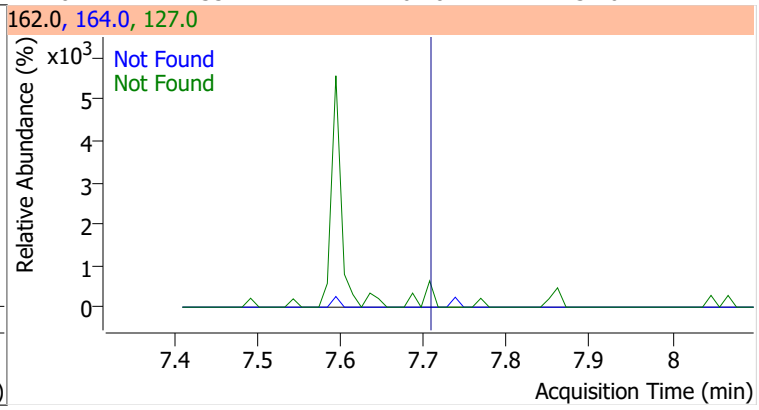

Compound	Conc.	Exp RT	QIon	Exp Ratio
2-Nitroaniline	N.D.	7.87	138.0	123.0

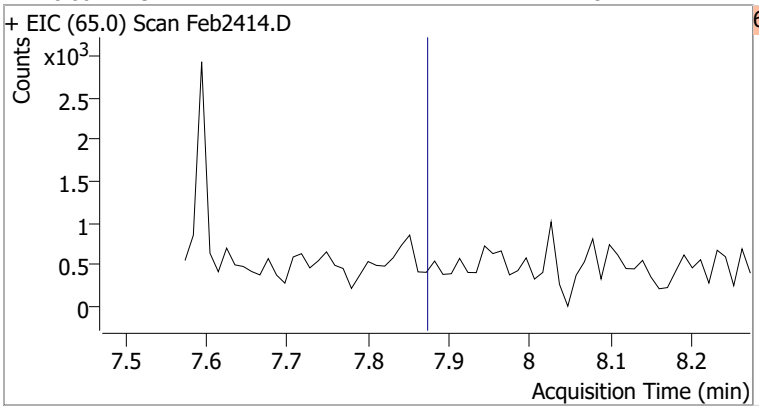

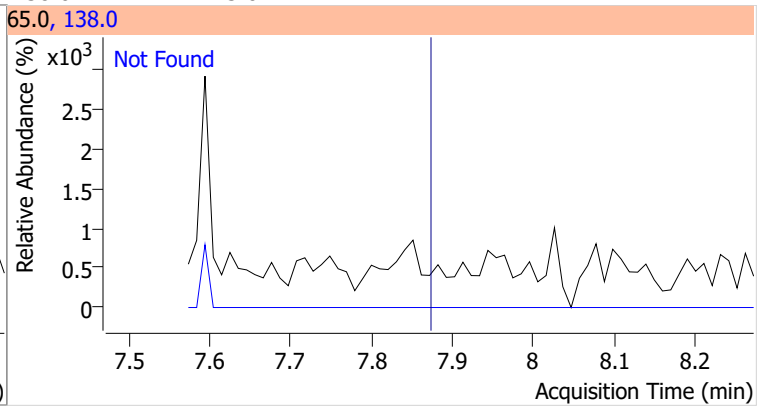

Compound	Conc.	RT	Dev(Min)	Resp.	QIon	QRatio	Lower	Upper
Dimethyl Phthalate		0		0	77.0		13.9	25.8

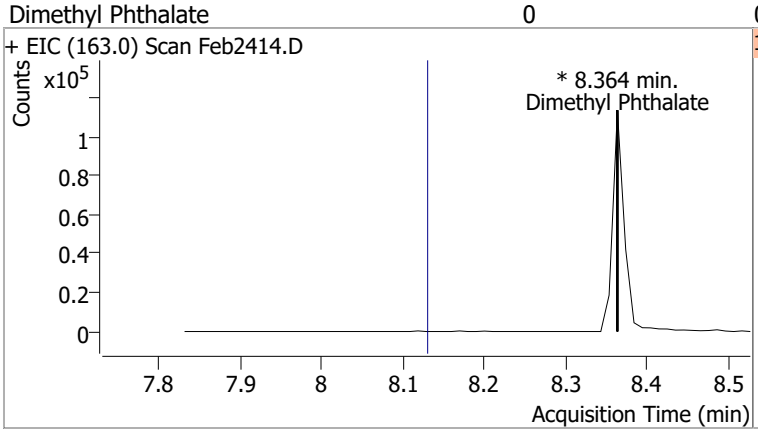

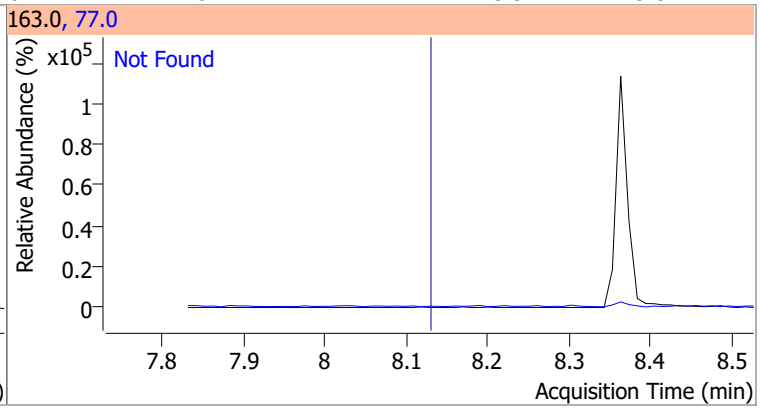

Compound	Conc.	RT	Dev(Min)	Resp.	QIon	QRatio	Lower	Upper
2,6-Dinitrotoluene		0		0	63.0		95.6	177.5
					89.0		45.4	84.4

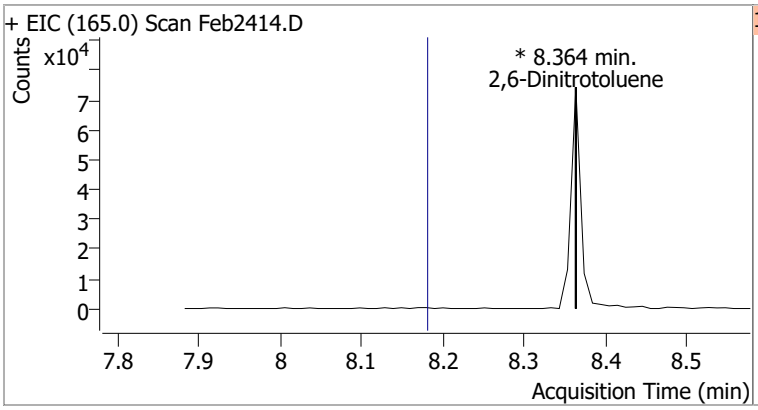

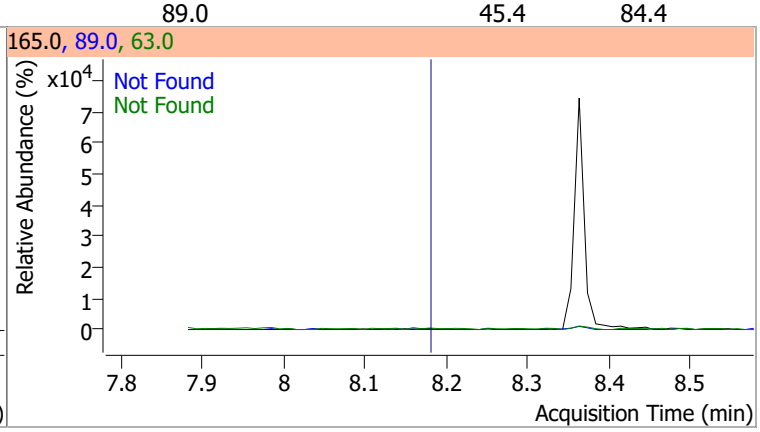

Compound	Conc.	Exp RT	QIon	Exp Ratio
Acenaphthylene	N.D.	8.19	153.1	14.0

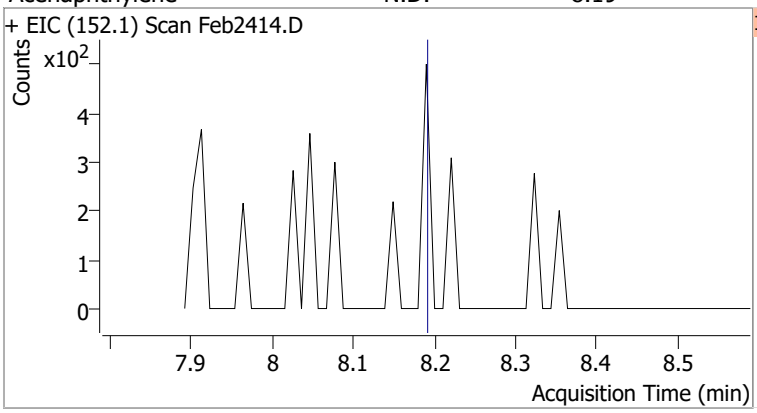

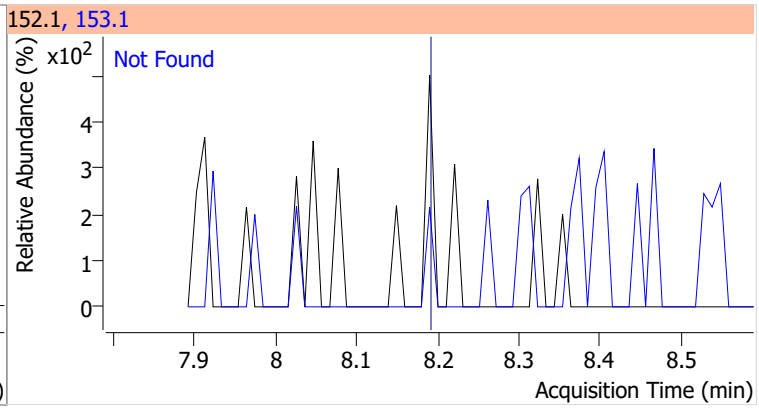

Compound	Conc.	Exp RT	QIon	Exp Ratio	QIon	Exp Ratio
3-Nitroaniline	N.D.	8.38	65.0	131.7	92.0	112.6

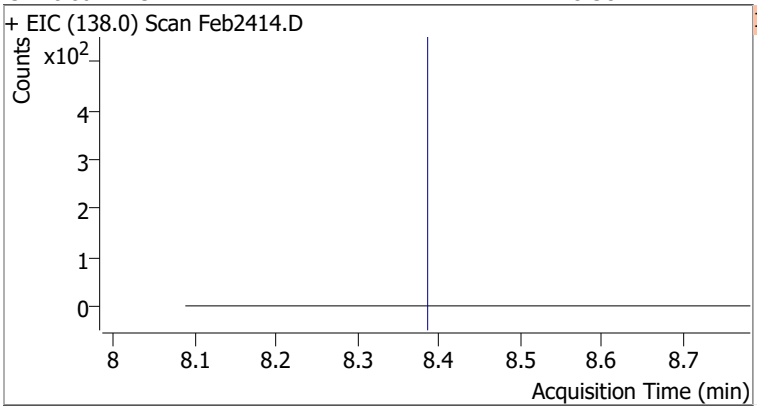

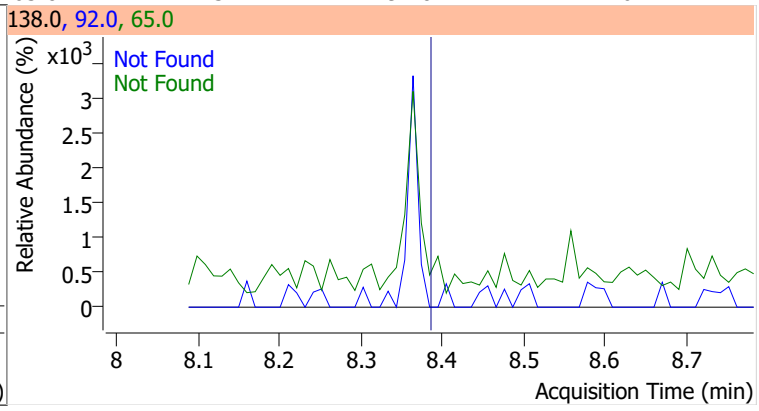

Compound	Conc.	Exp RT	QIon	Exp Ratio	QIon	Exp Ratio
Acenaphthene	N.D.	8.40	153.0	106.6	152.0	52.4

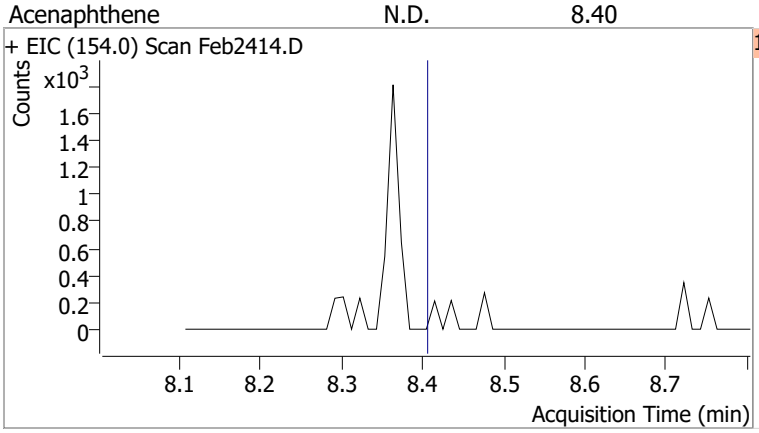

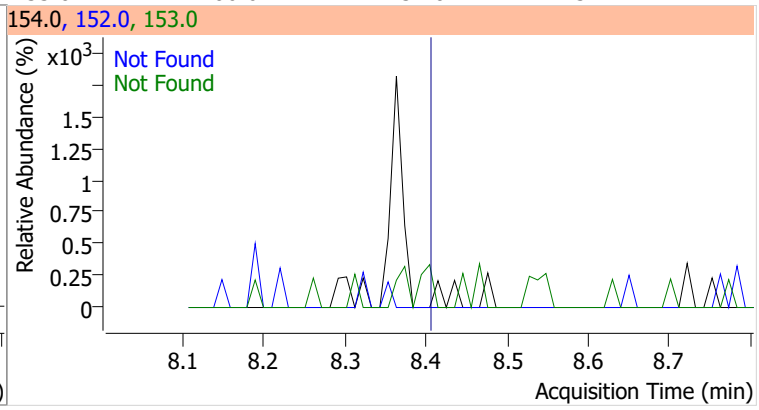

Compound	Conc.	Exp RT	QIon	Exp Ratio
2,4-Dinitrophenol	N.D.	8.51	154.0	59.3

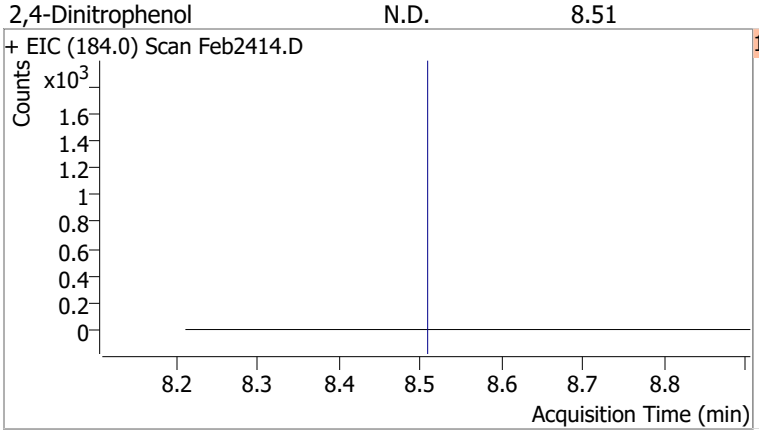

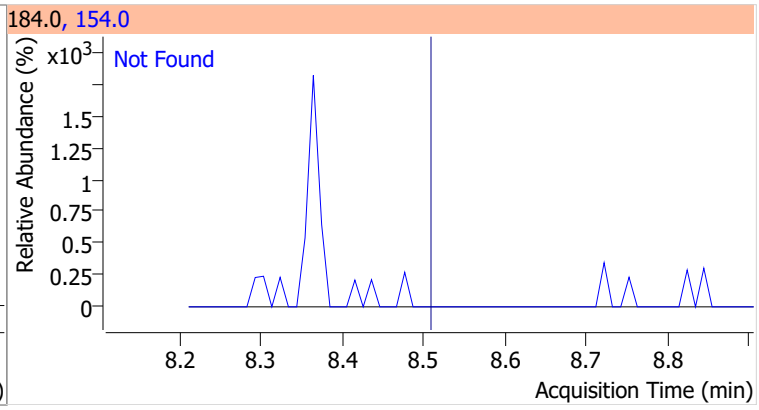

Compound	Conc.	Exp RT	QIon	Exp Ratio
Dibenzofuran	N.D.	8.62	139.0	37.6

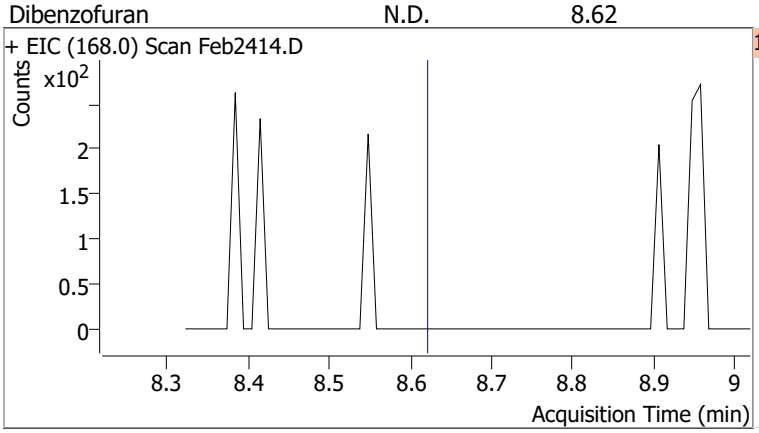

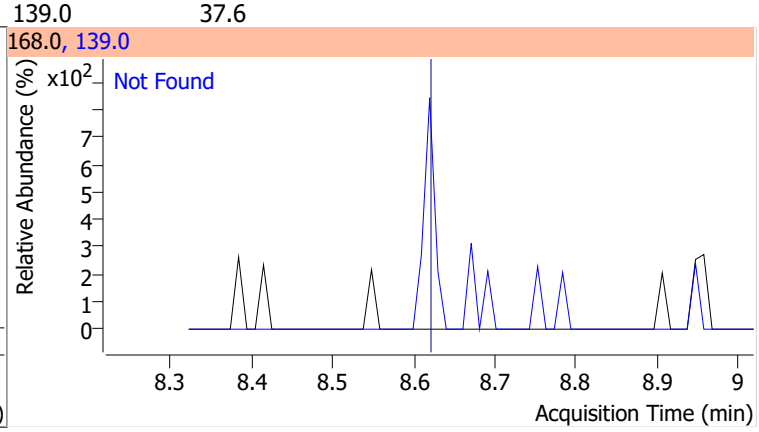

Compound	Conc.	Exp RT	QIon	Exp Ratio	QIon	Exp Ratio
2,4-Dinitrotoluene	N.D.	8.66	89.0	75.9	63.0	44.1

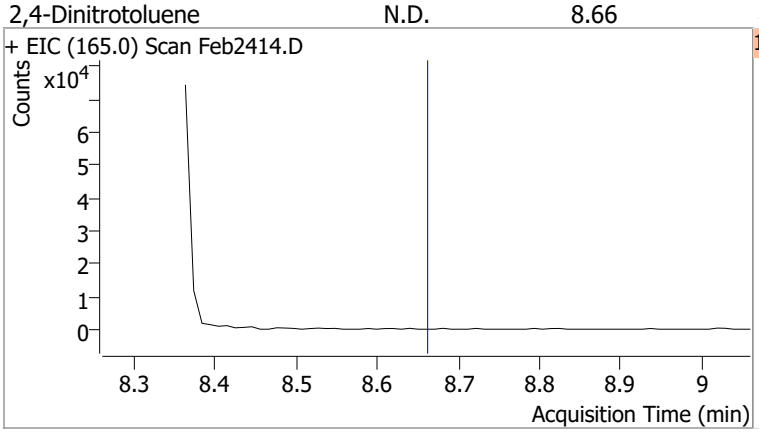

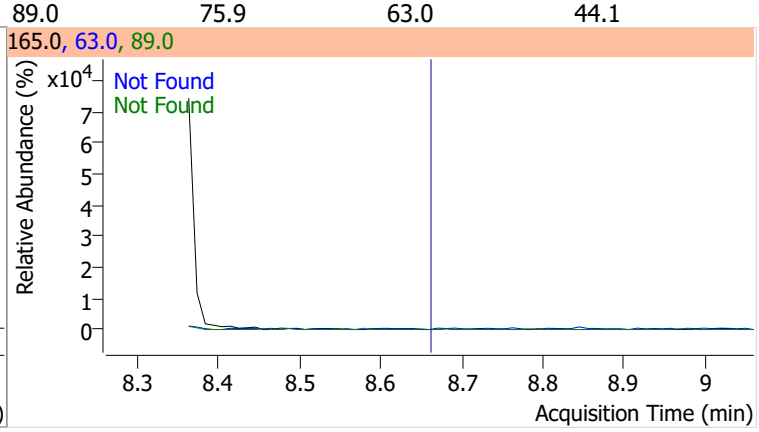

Compound	Conc.	Exp RT	QIon	Exp Ratio	QIon	Exp Ratio
4-Nitrophenol	N.D.	8.71	139.0	78.4	65.0	71.6

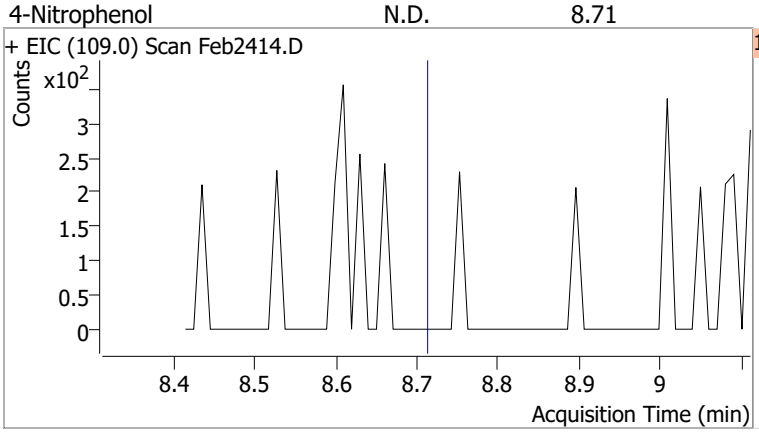

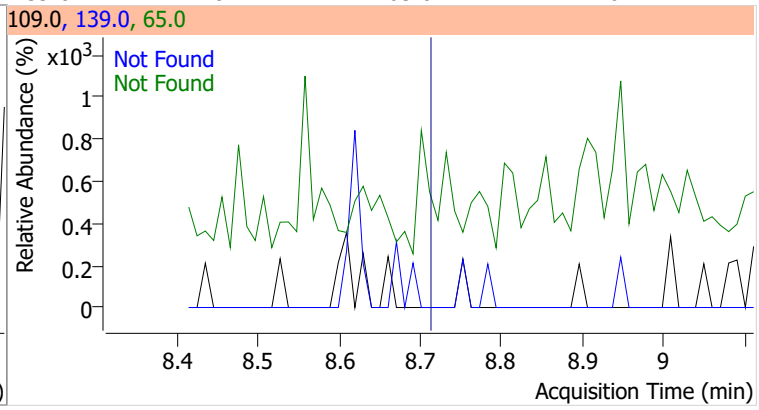

Compound	Conc.	Exp RT	QIon	Exp Ratio	QIon	Exp Ratio
Diethylphthalate	N.D.	8.99	177.0	21.3	150.0	12.7

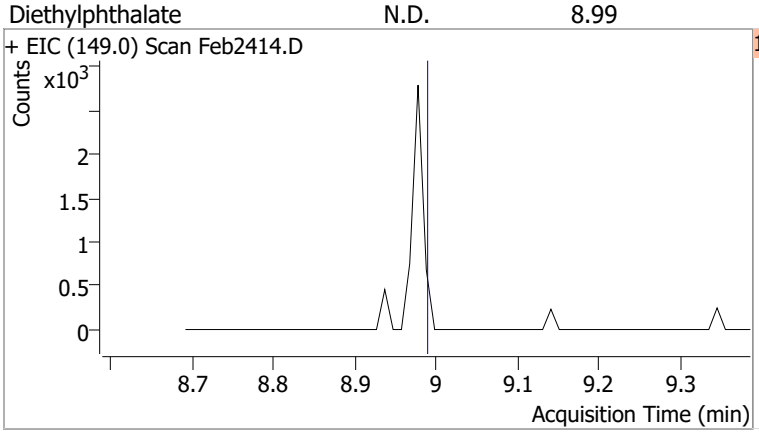

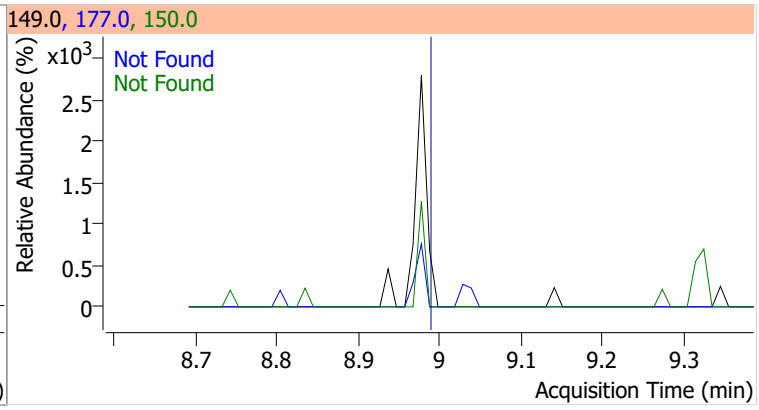

Compound	Conc.	Exp RT	QIon	Exp Ratio	QIon	Exp Ratio
Fluorene	N.D.	9.03	165.0	94.1	167.0	13.4

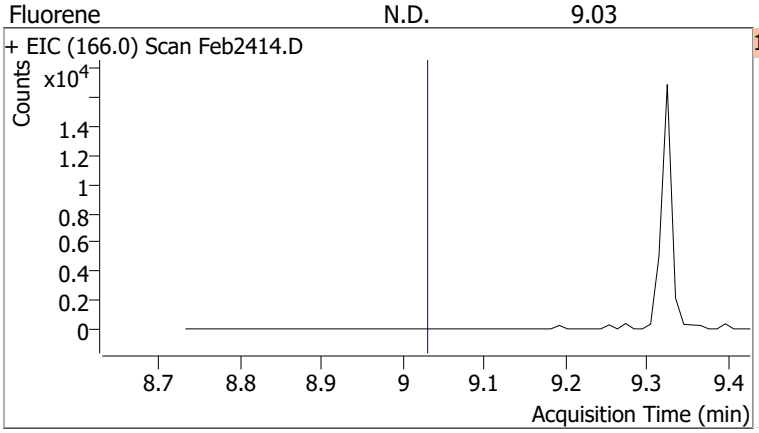

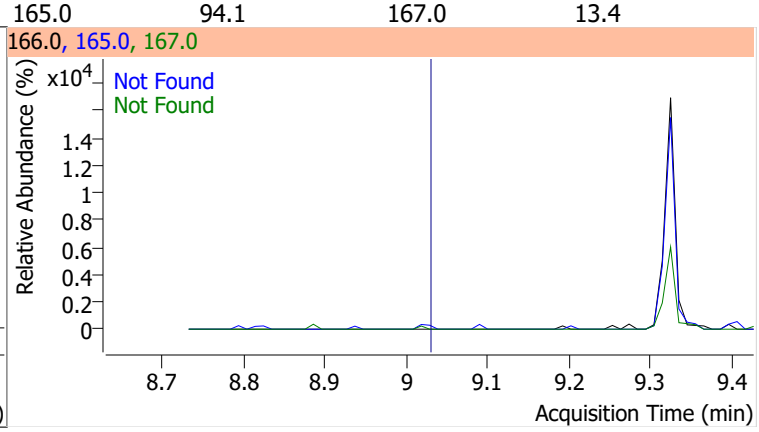

Compound	Conc.	Exp RT	QIon	Exp Ratio	QIon	Exp Ratio
4-Chlorophenyl-phenylether	N.D.	9.07	141.0	61.7	206.0	34.0

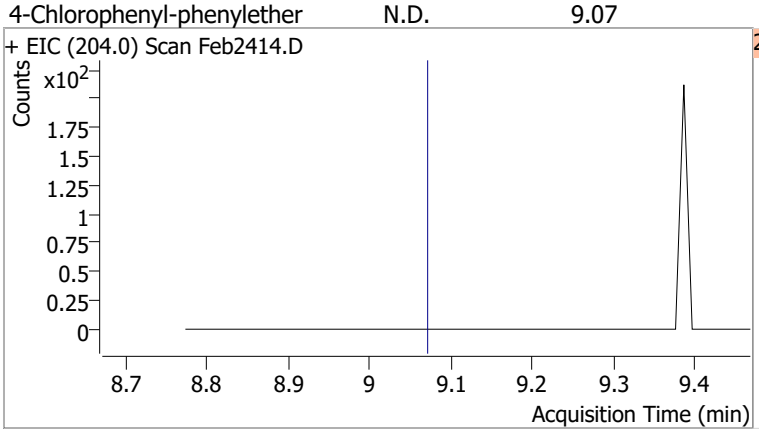

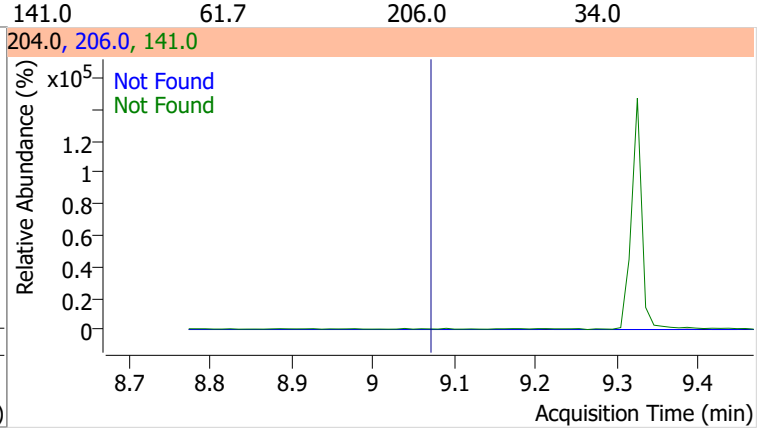

Compound	Conc.	Exp RT	QIon	Exp Ratio	QIon	Exp Ratio
4-Nitroaniline	N.D.	9.12	65.0	109.2	92.0	47.3

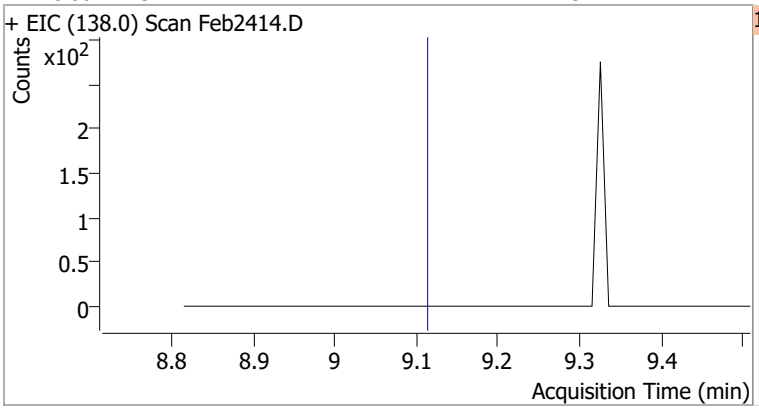

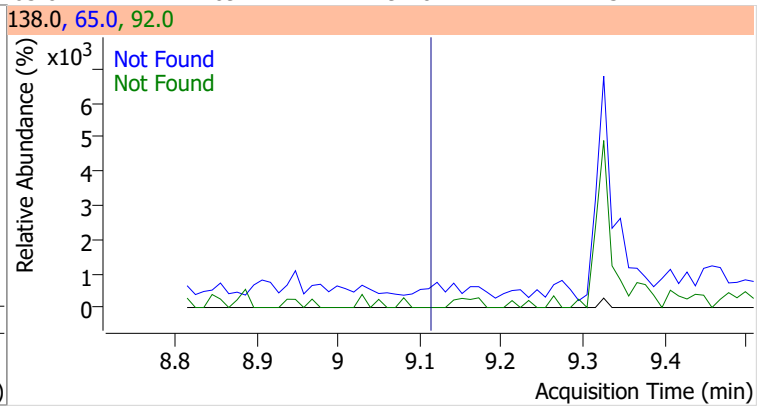

Compound	Conc.	RT	Dev(Min)	Resp.	QIon	QRatio	Lower	Upper
4,6-Dinitro-2-methylphenol	3.7534	9.33	0.18	1277	121.0		34.1	63.3

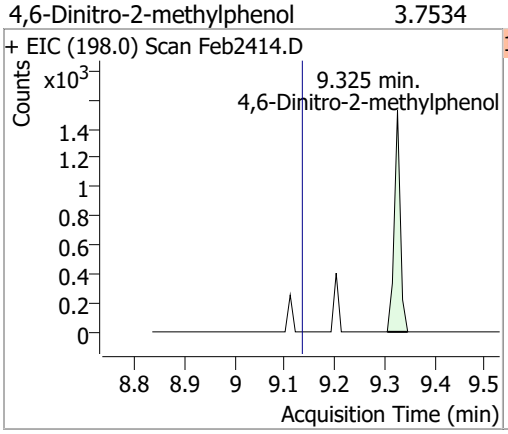

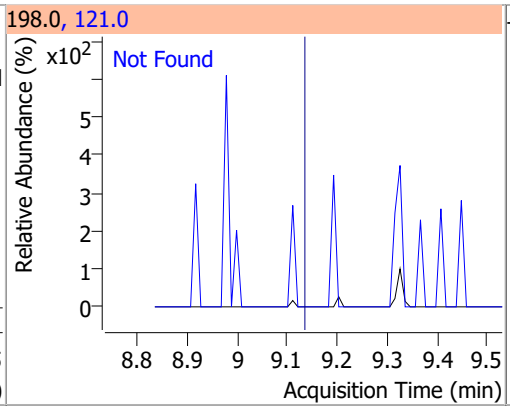

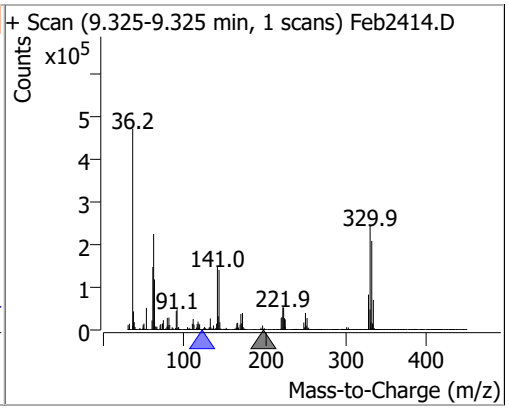

Compound	Conc.	Exp RT	QIon	Exp Ratio	QIon	Exp Ratio
N-nitrosodiphenylamine	N.D.	9.22	168.0	64.6	167.0	34.5

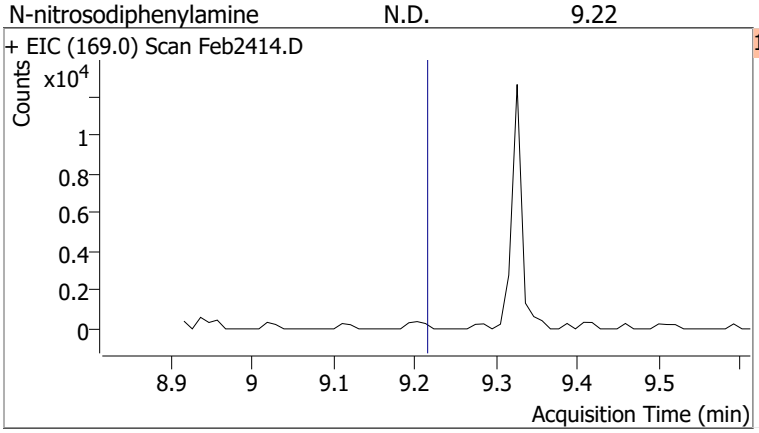

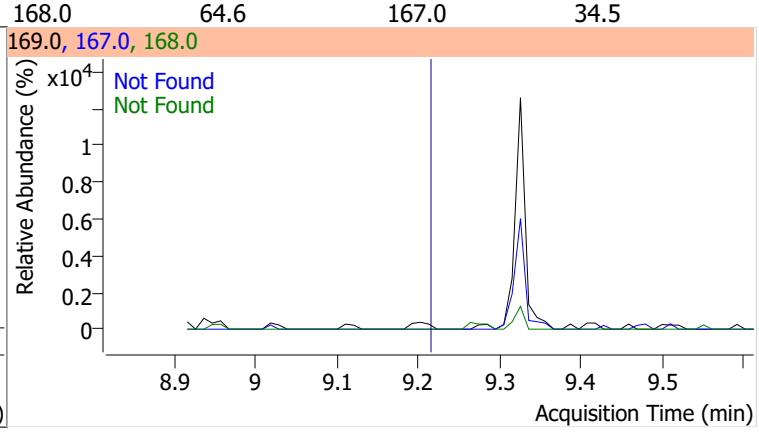

Compound	Conc.	Exp RT	QIon	Exp Ratio	QIon	Exp Ratio
Azobenzene	N.D.	9.25	51.0	48.8	182.0	26.0

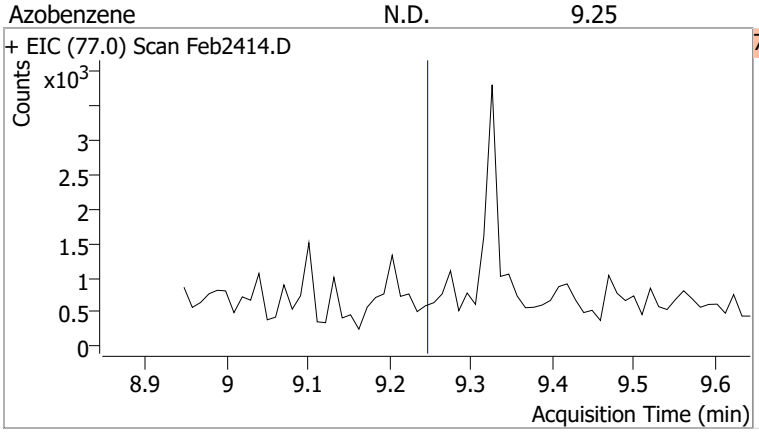

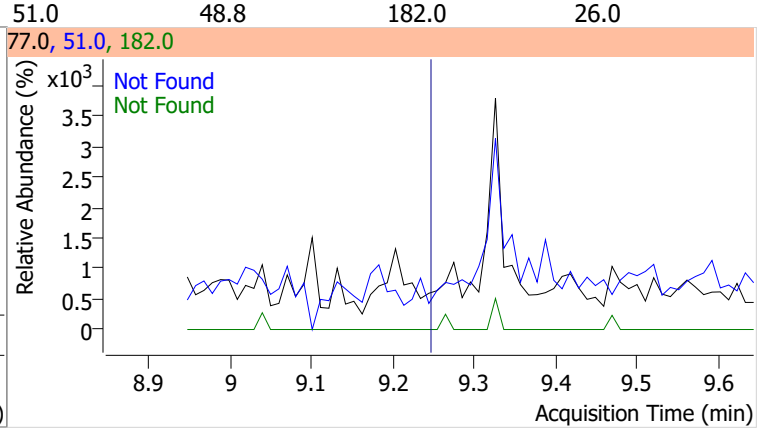

Compound	Conc.	RT	Dev(Min)	Resp.	QIon	QRatio	Lower	Upper
2,4,6-Tribromophenol	160.0108	9.33	0.00	207030	331.8	86.5	63.6	118.2

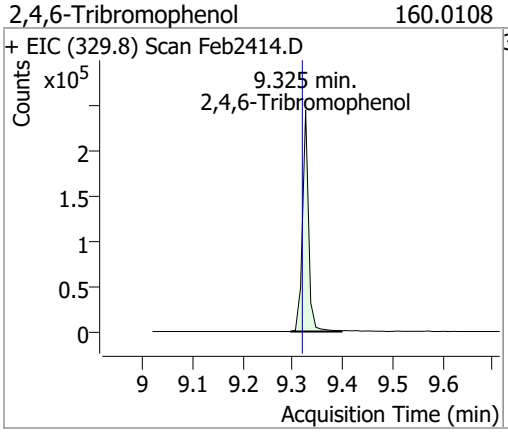

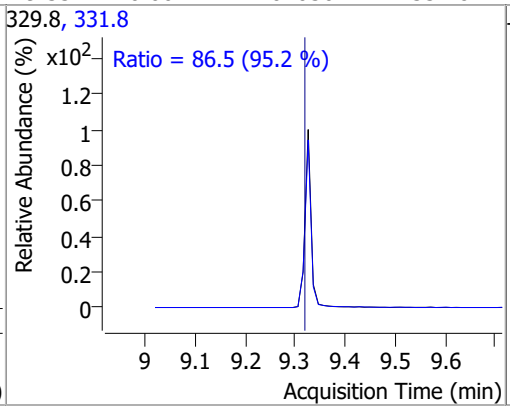

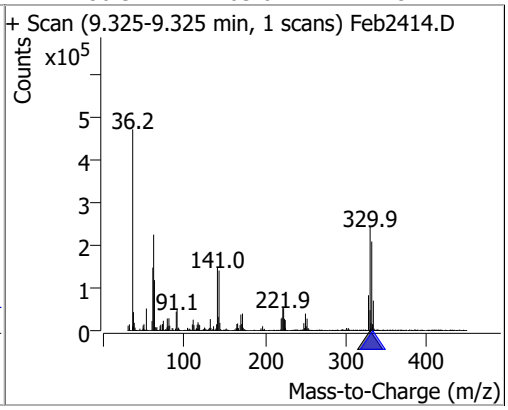

Compound	Conc.	Exp RT	QIon	Exp Ratio	QIon	Exp Ratio
4-Bromophenyl-phenylether	N.D.	9.65	141.0	100.4	250.0	99.4

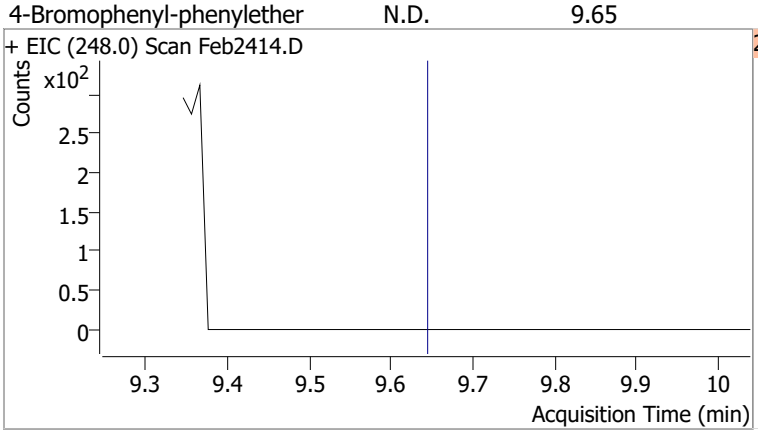

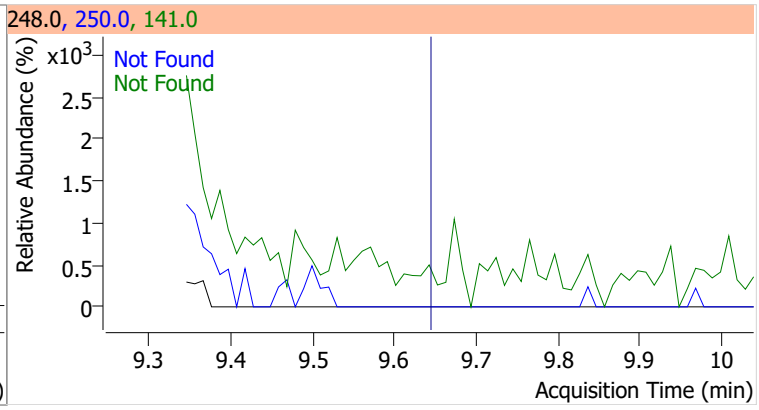

Compound	Conc.	Exp RT	QIon	Exp Ratio
Hexachlorobenzene	N.D.	9.68	142.0	49.3

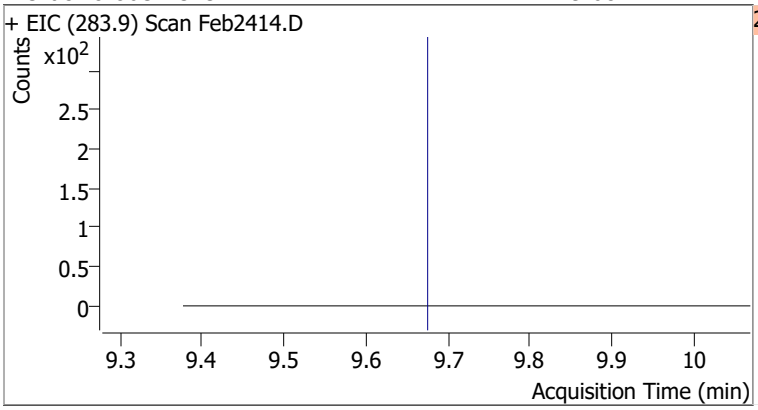

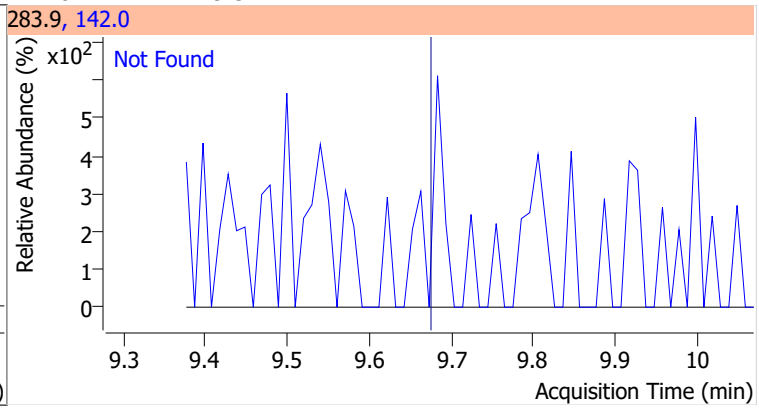

Compound	Conc.	Exp RT	QIon	Exp Ratio	QIon	Exp Ratio
Pentachlorophenol	N.D.	9.96	263.9	63.1	267.9	62.4

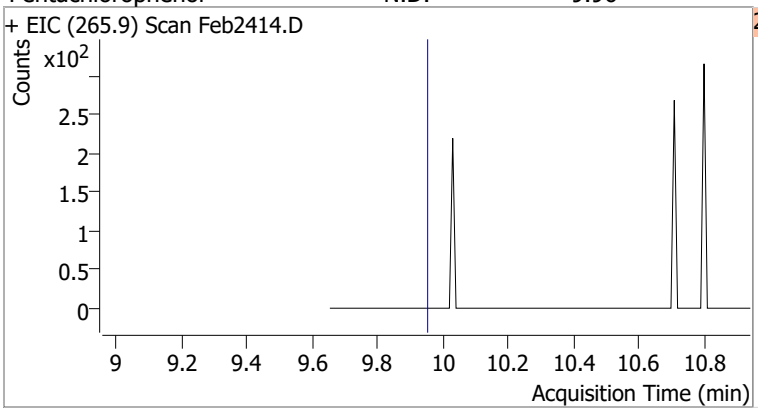

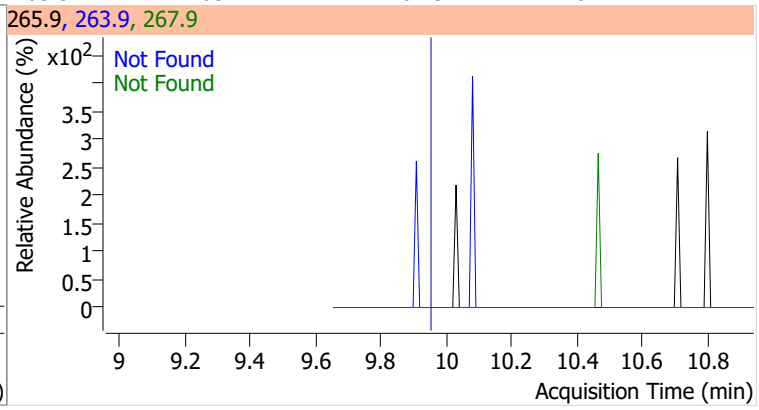

Compound	Conc.	Exp RT	QIon	Exp Ratio
Phenanthrene	N.D.	10.18	176.0	18.9

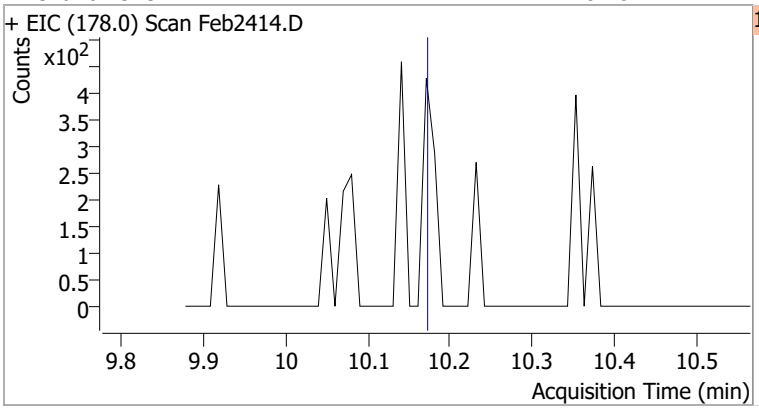

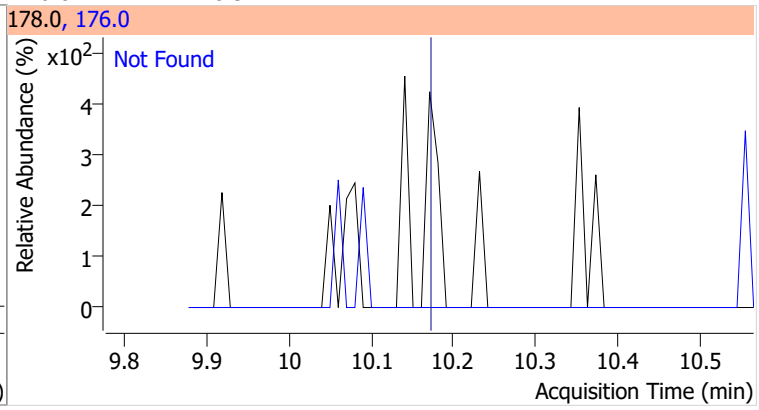

Compound	Conc.	Exp RT	QIon	Exp Ratio
Anthracene	N.D.	10.24	176.0	18.2

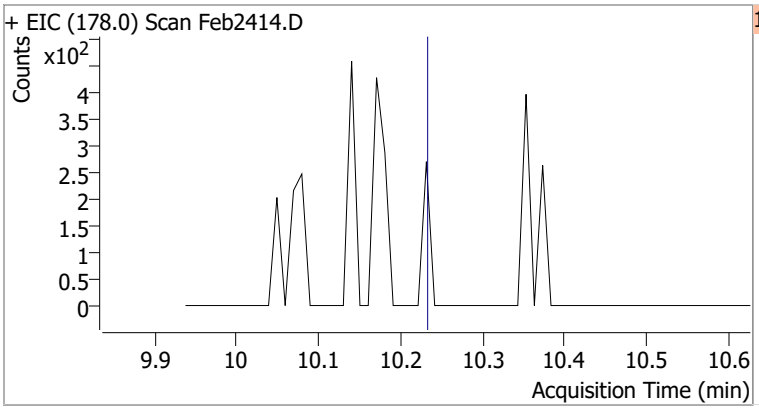

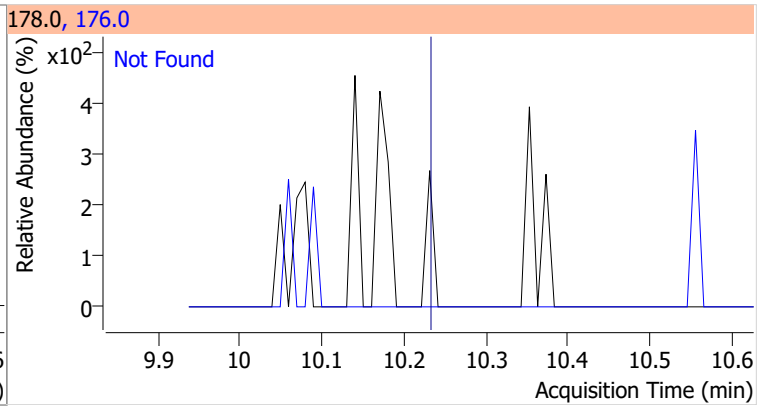

Compound	Conc.	Exp RT	QIon	Exp Ratio	QIon	Exp Ratio
Triallate	N.D.	10.30	268.0	23.9	143.0	21.9

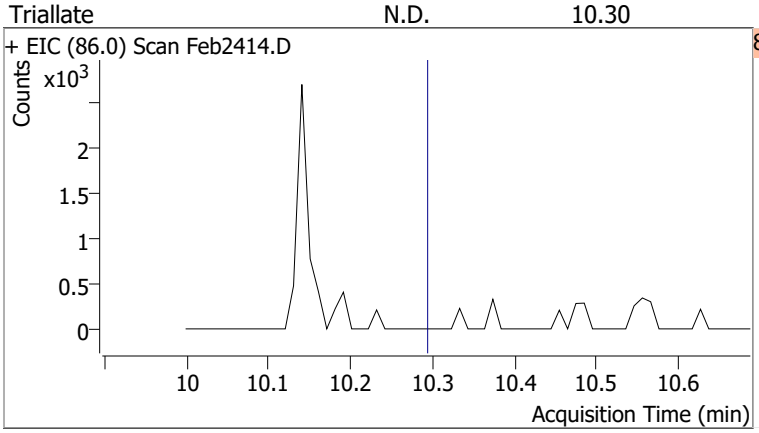

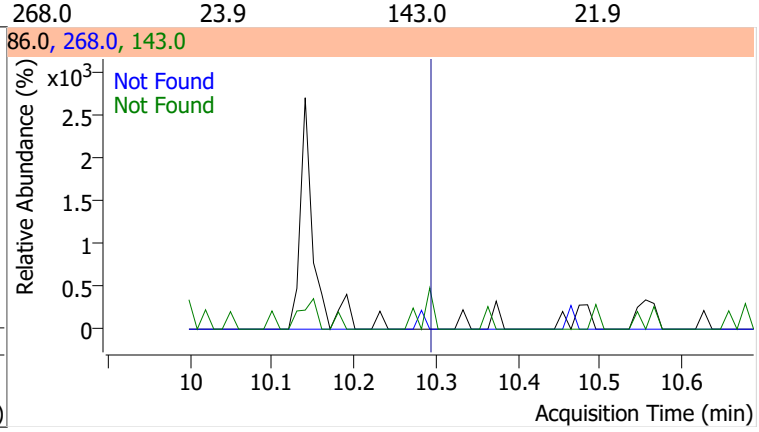

Compound	Conc.	Exp RT	QIon	Exp Ratio
Carbazole	N.D.	10.48	139.0	13.0

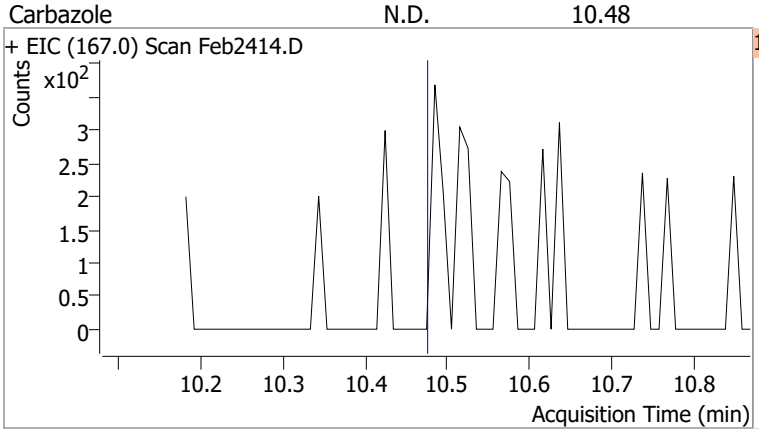

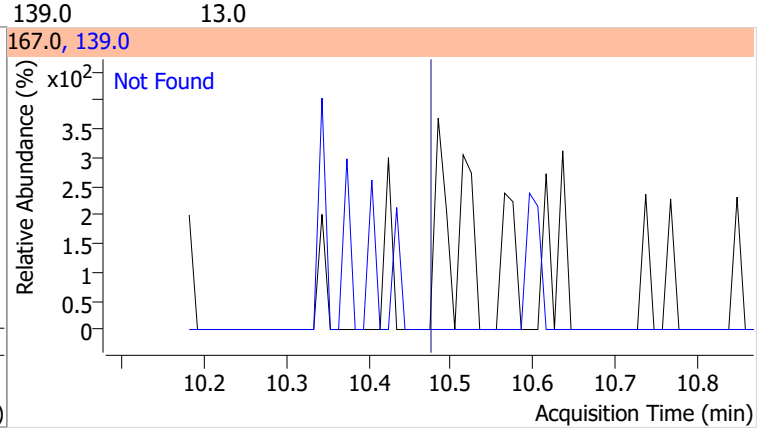

Compound	Conc.	Exp RT	QIon	Exp Ratio	QIon	Exp Ratio
o-Terphenyl	N.D.	10.69	229.0	64.7	215.0	38.5

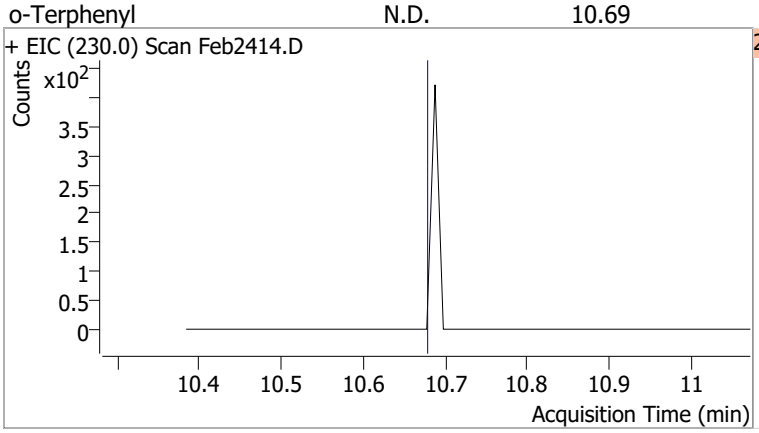

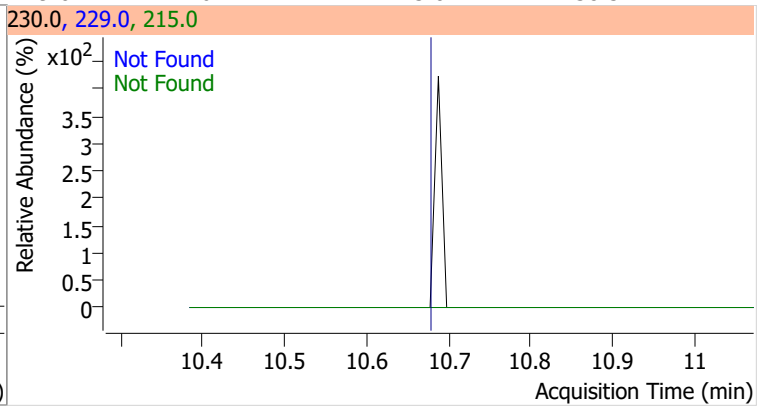

Compound	Conc.	Exp RT	QIon	Exp Ratio	QIon	Exp Ratio
Di-n-Butylphthalate	N.D.	11.07	150.0	9.1	104.0	6.2

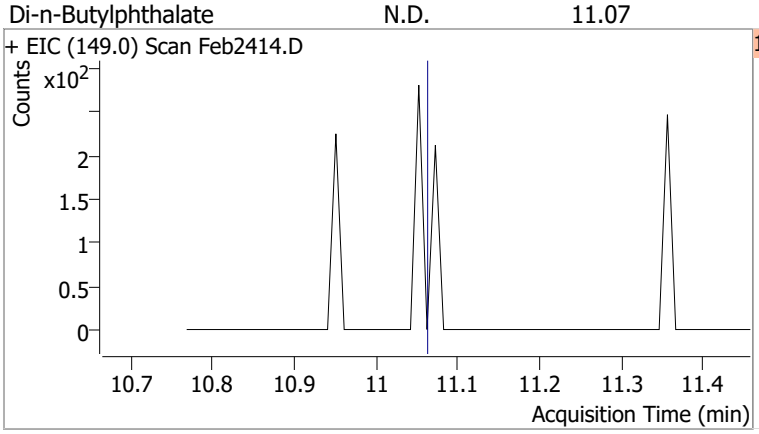

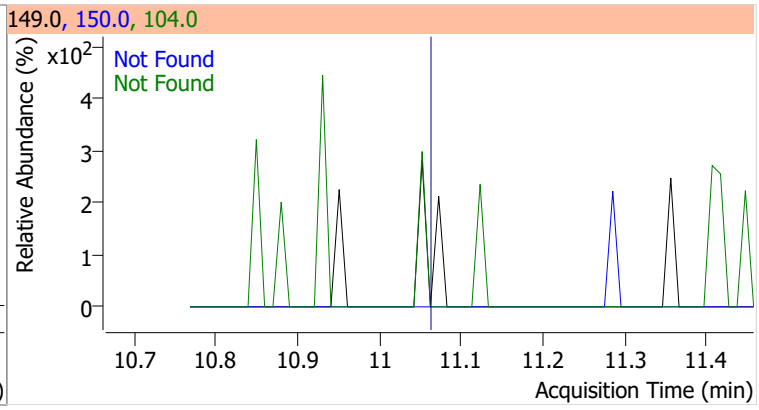

Compound	Conc.	Exp RT	QIon	Exp Ratio
Fluoranthene	N.D.	11.94	101.0	12.7

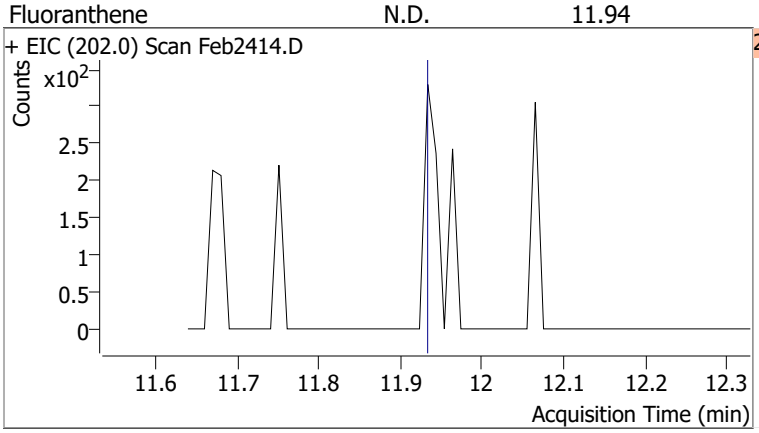

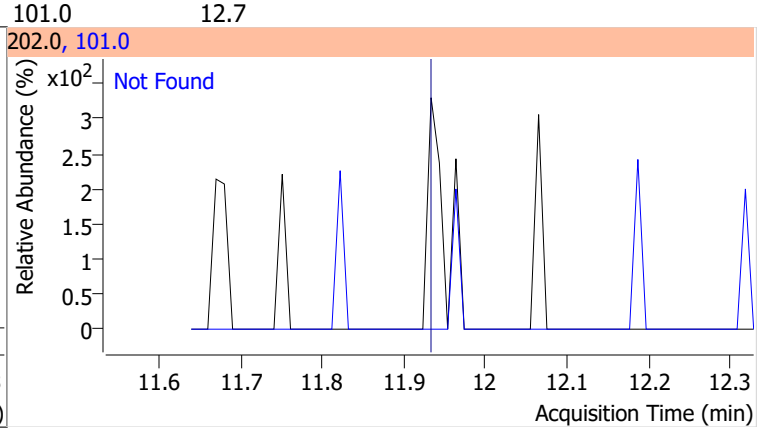

Compound	Conc.	RT	Dev(Min)	Resp.	QIon	QRatio	Lower	Upper
Benzidine		0		0	183.0		7.9	14.7
					92.0		5.0	9.2

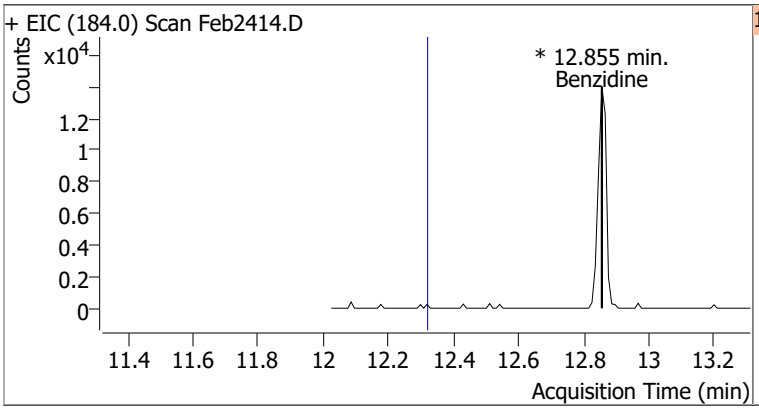

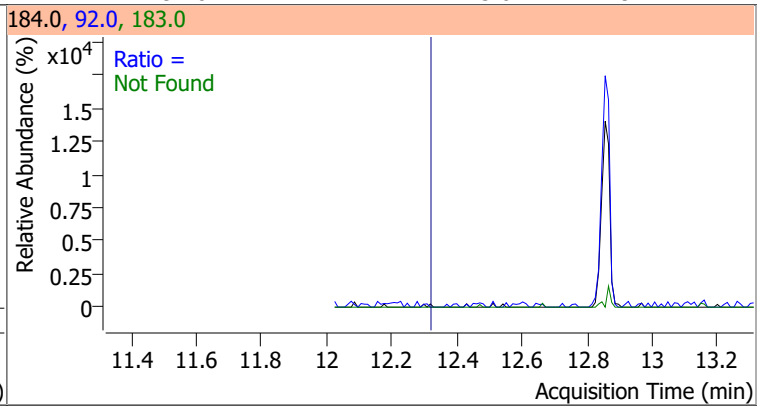

Compound	Conc.	Exp RT	QIon	Exp Ratio
Pyrene	N.D.	12.37	101.0	15.2

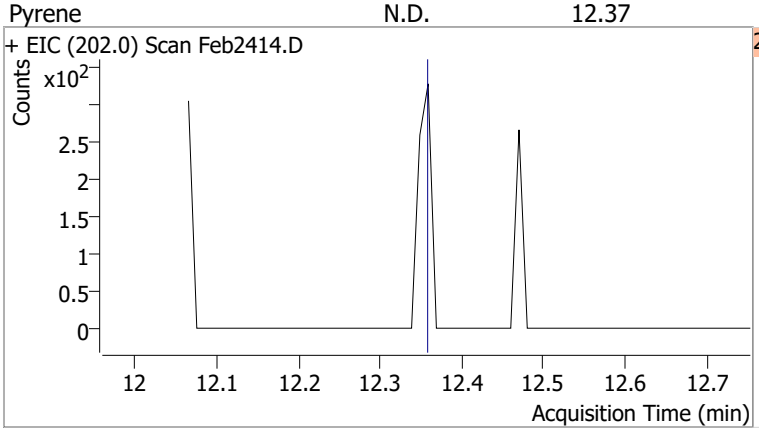

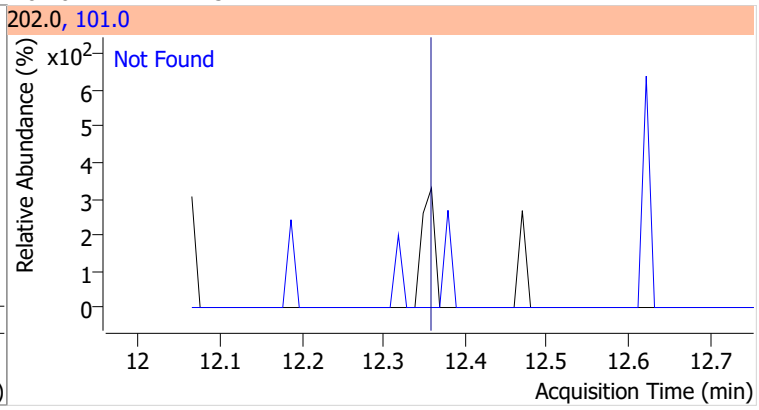

Compound	Conc.	RT	Dev(Min)	Resp.	QIon	QRatio	Lower	Upper
Terphenyl-d14	102.8677	12.85	-0.01	1398113	122.0	14.9	9.5	17.6

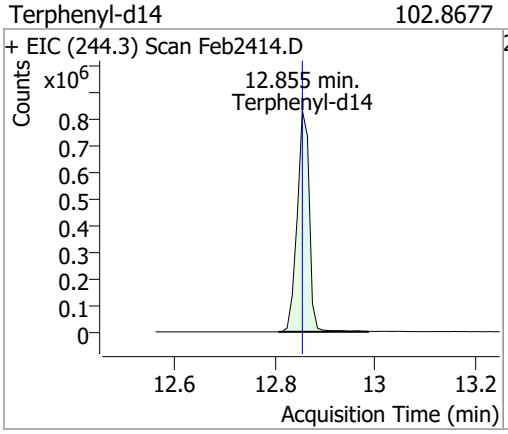

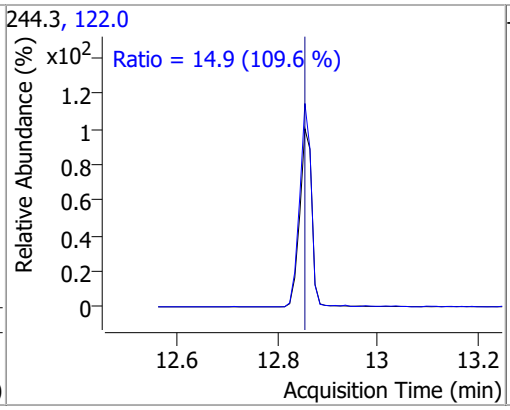

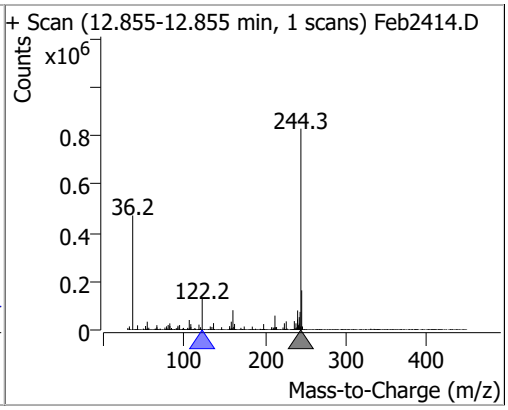

Compound	Conc.	Exp RT	QIon	Exp Ratio	QIon	Exp Ratio
Butylbenzylphthalate	N.D.	14.30	91.0	83.4	206.0	17.7

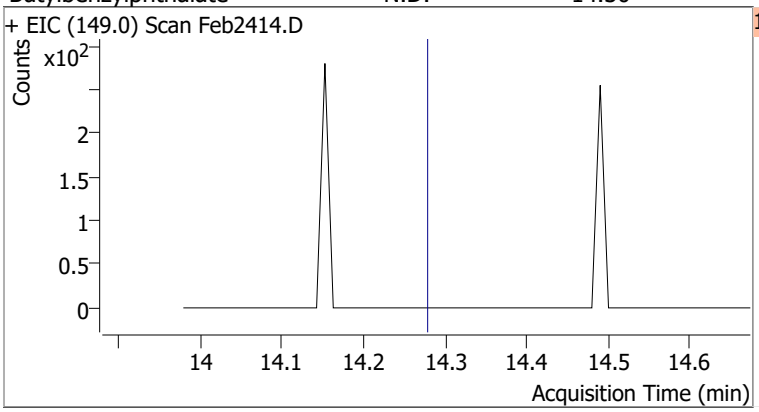

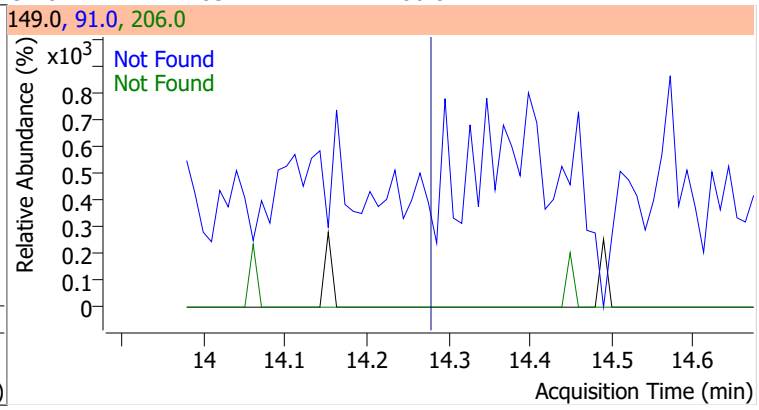

Compound	Conc.	Exp RT	QIon	Exp Ratio	QIon	Exp Ratio
Benzo(a)Anthracene	N.D.	15.50	226.0	26.4	229.0	20.9

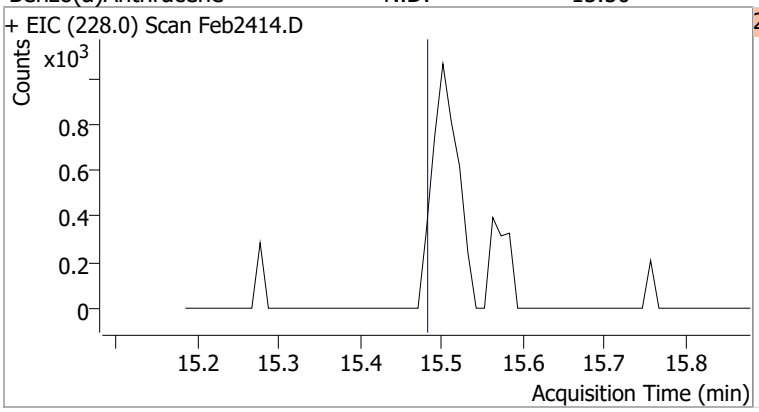

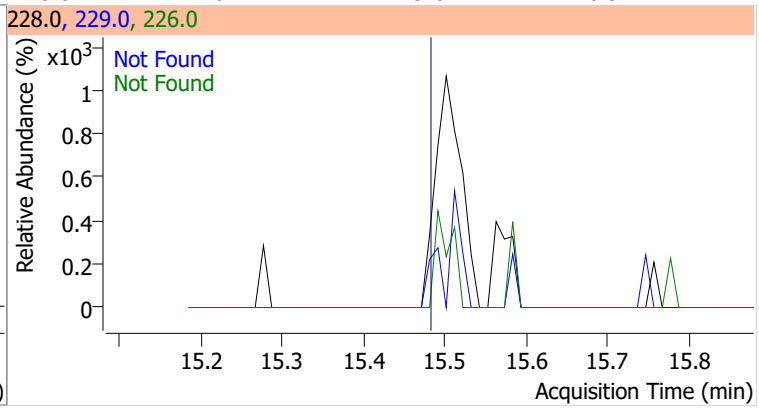

Compound	Conc.	Exp RT	QIon	Exp Ratio	QIon	Exp Ratio
Chrysene	N.D.	15.61	226.0	29.2	229.0	20.4

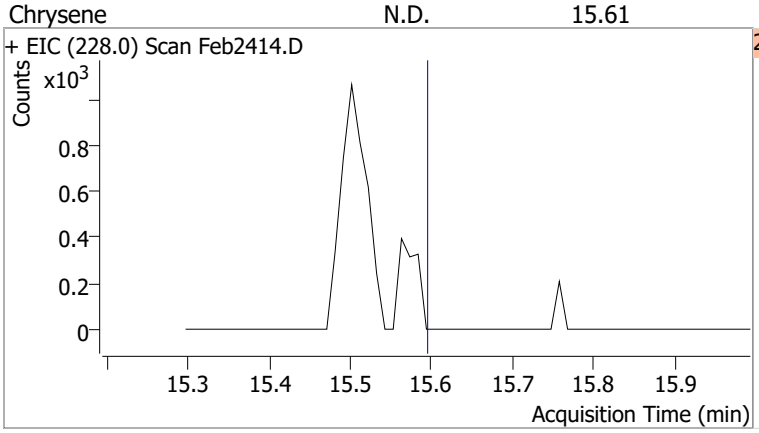

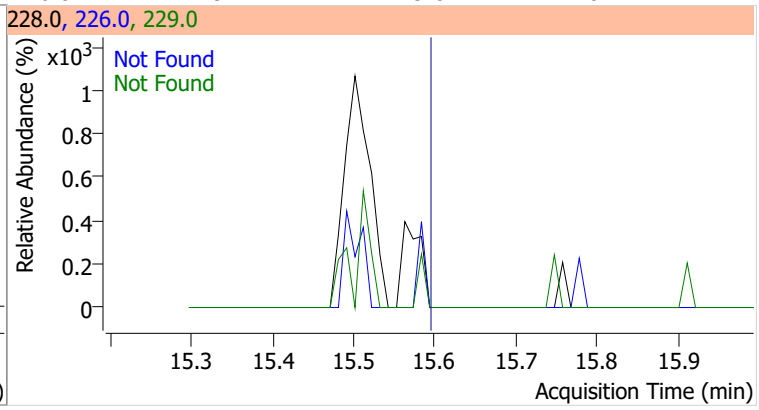

Compound	Conc.	Exp RT	QIon	Exp Ratio
3,3-Dichlorobenzidine	N.D.	15.65	254.0	64.6

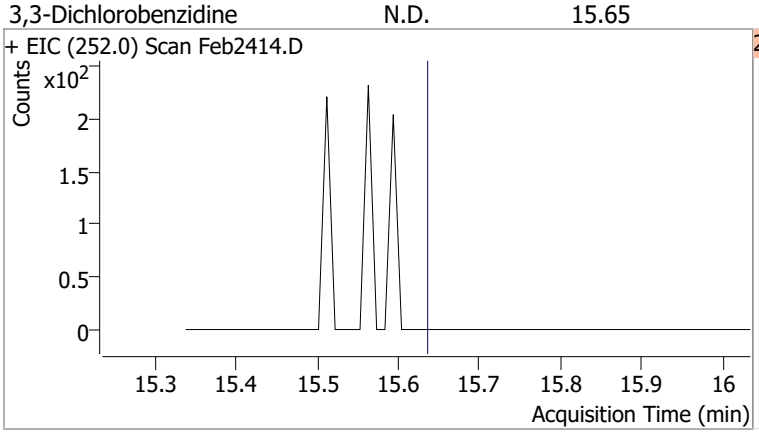

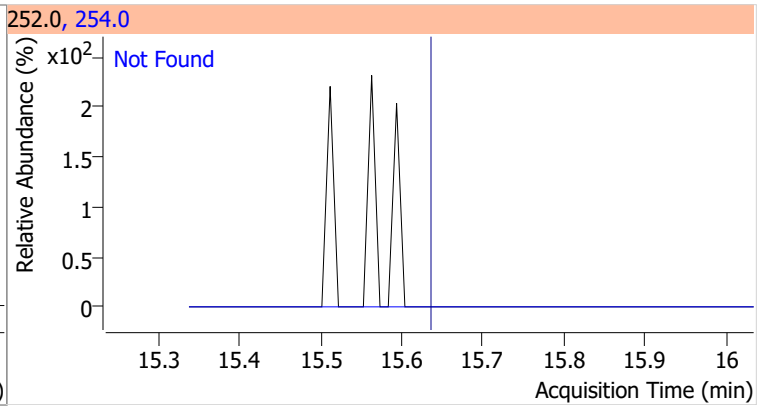

Compound	Conc.	Exp RT	QIon	Exp Ratio	QIon	Exp Ratio
bis(2-ethylhexyl)Phthalate	N.D.	16.35	149.0	391.0	279.0	13.4

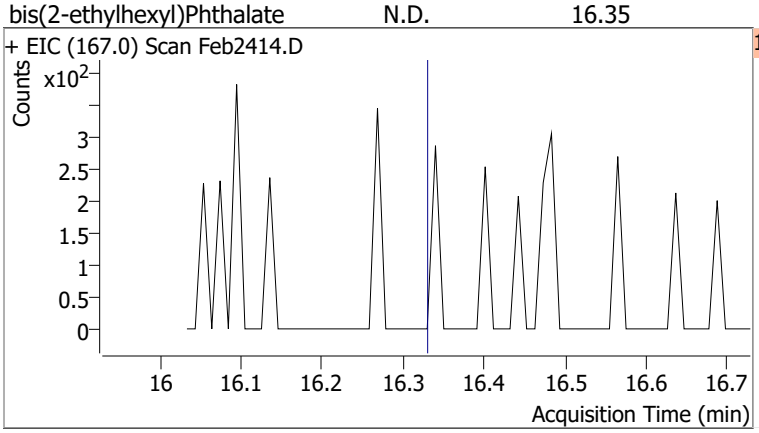

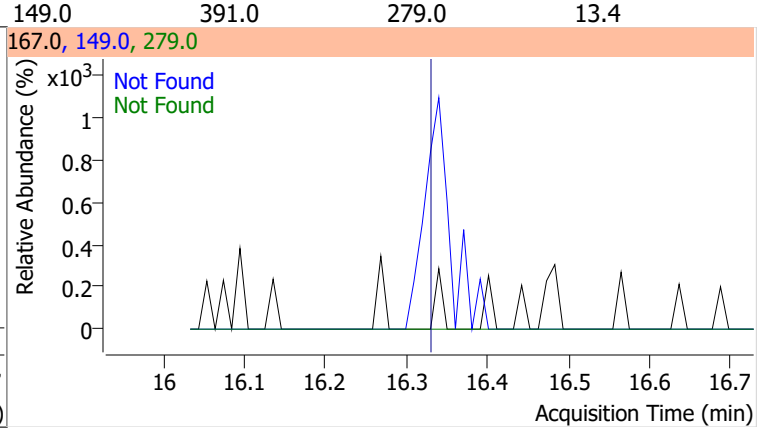

Compound	Conc.	Exp RT	QIon	Exp Ratio
Di-n-octyl Phthalate	N.D.	18.12	150.0	9.5

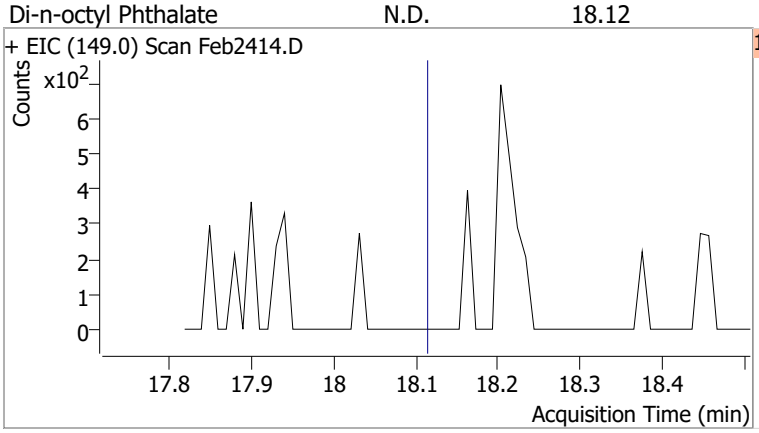

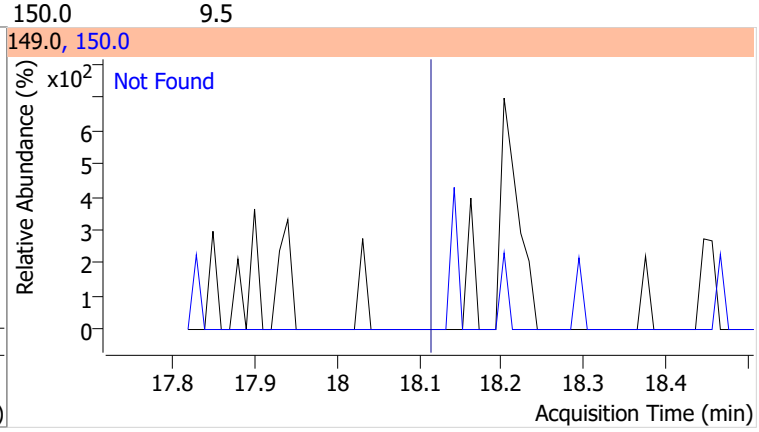

Compound	Conc.	Exp RT	QIon	Exp Ratio
Benzo(b)fluoranthene	N.D.	18.37	253.0	22.9

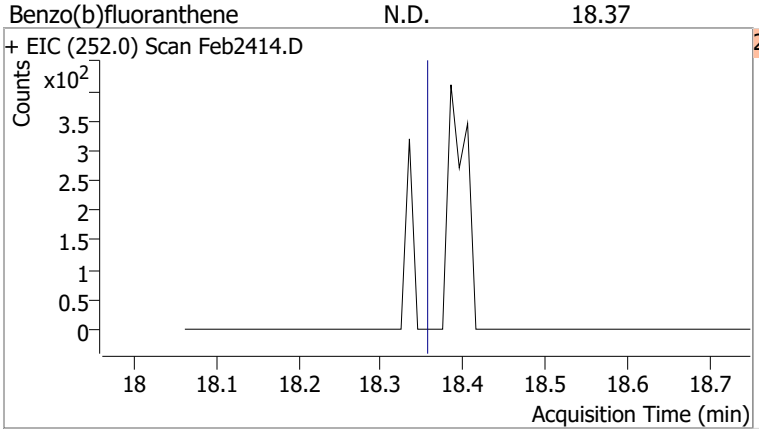

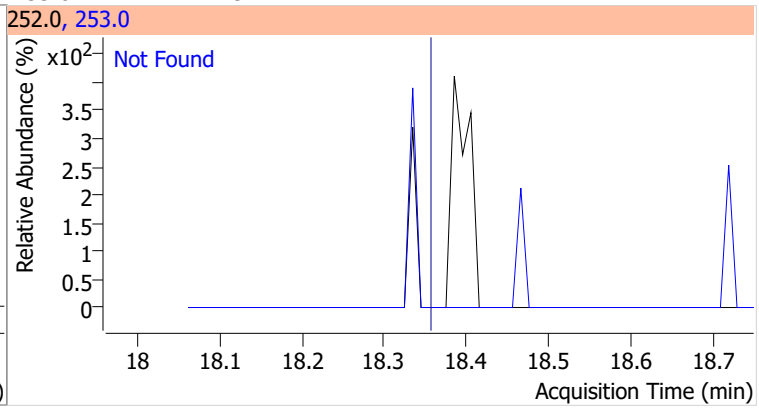

Compound	Conc.	Exp RT	QIon	Exp Ratio
Benzo(k)fluoranthene	N.D.	18.43	253.0	22.8

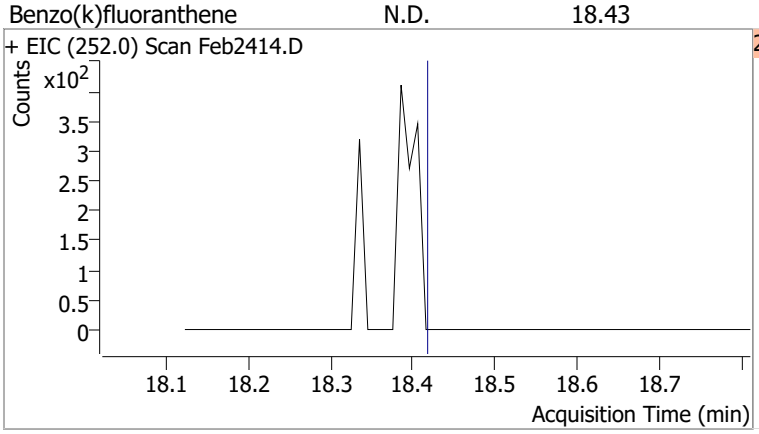

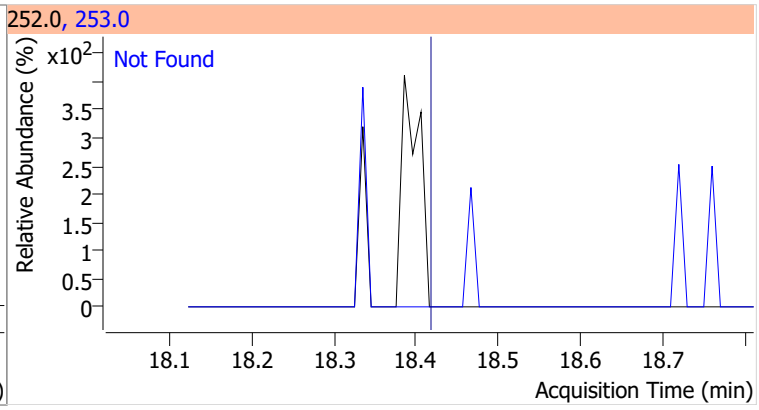

Compound	Conc.	Exp RT	QIon	Exp Ratio
Benzo(a)pyrene	N.D.	18.97	253.0	22.6

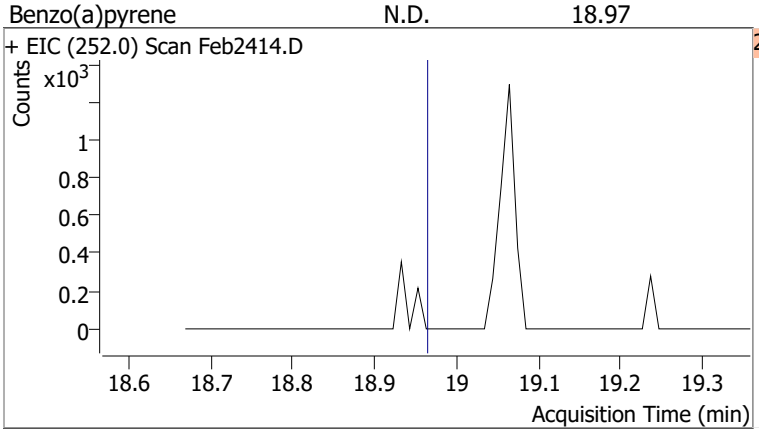

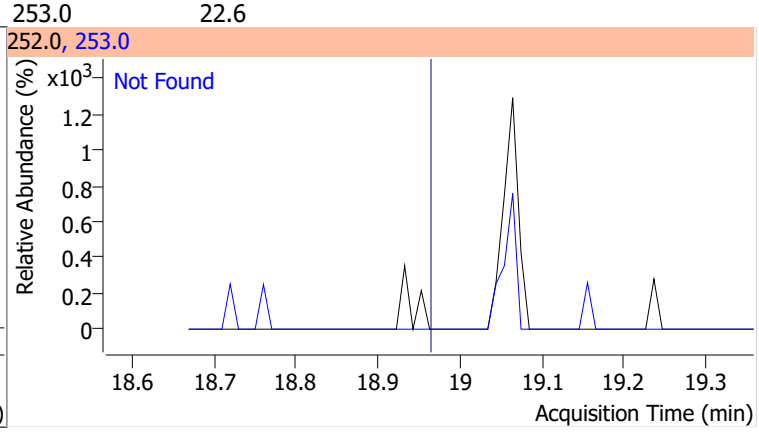

Compound	Conc.	Exp RT	QIon	Exp Ratio
Indeno(1,2,3-c,d)pyrene	N.D.	20.75	138.0	30.2

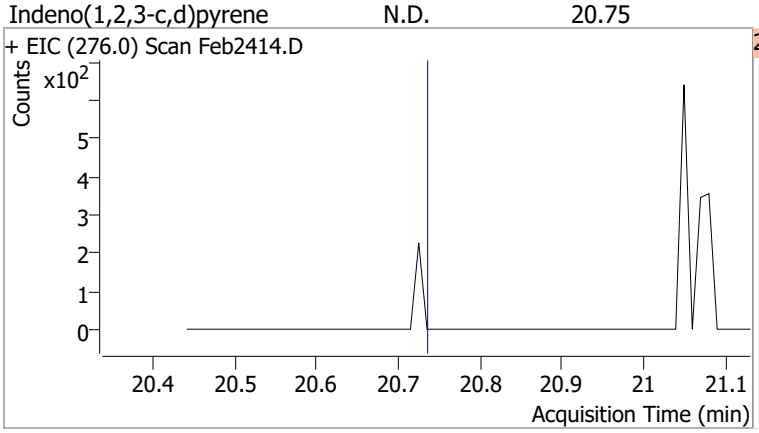

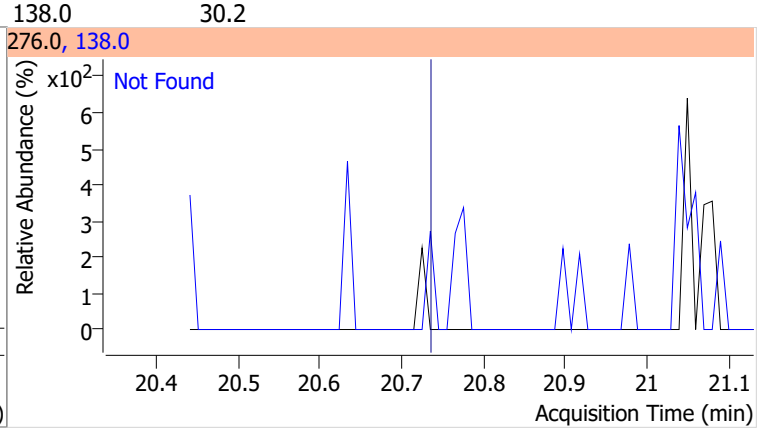

Compound	Conc.	Exp RT	QIon	Exp Ratio	QIon	Exp Ratio
Dibenzo(a,h)anthracene	N.D.	20.81	139.0	25.3	279.0	24.1

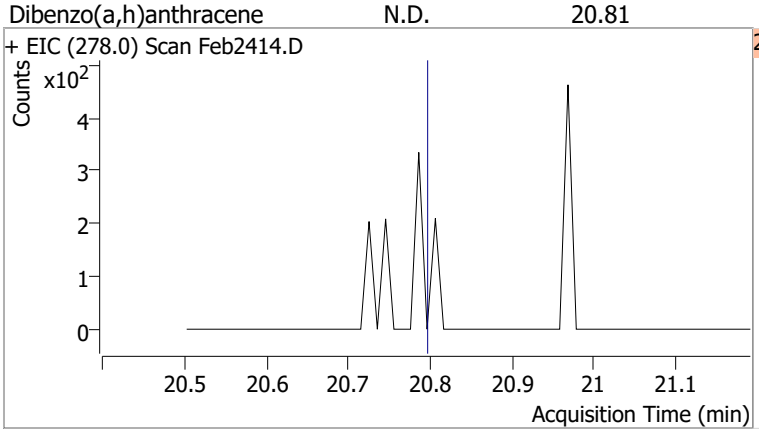

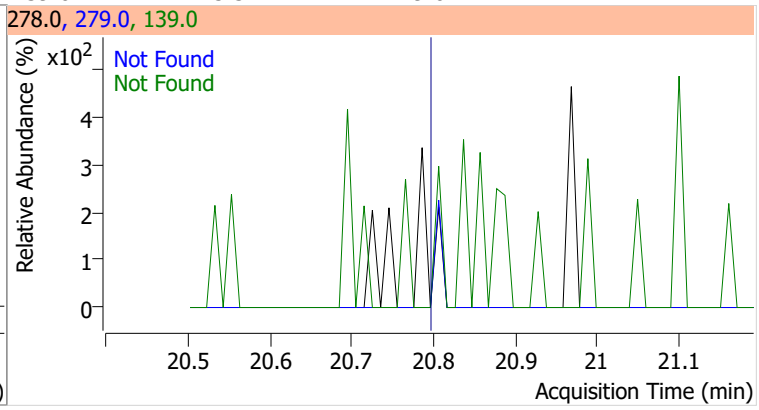

Compound	Conc.	Exp RT	QIon	Exp Ratio	QIon	Exp Ratio
Benzo(g,h,i)perylene	N.D.	21.08	138.0	32.4	277.0	23.6

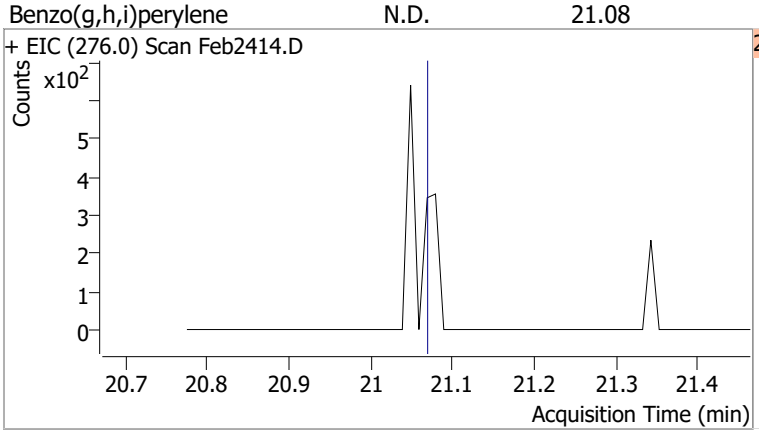

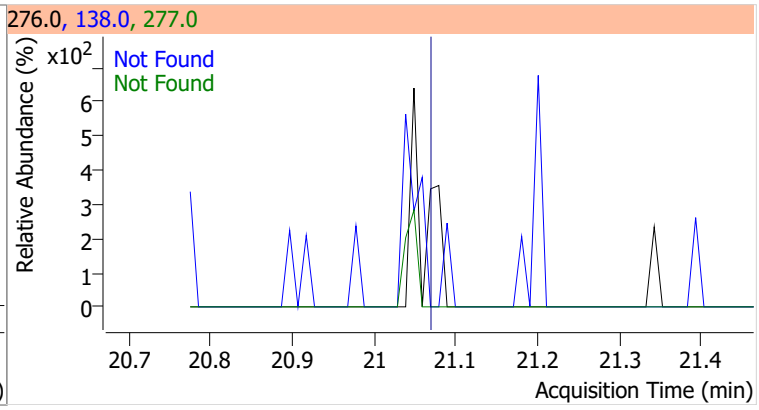

Quantitation Results Report (QT Reviewed)

Data File	Feb2415.D	Operator	LIMS import
Acq. Method	BNA+SIM.M	Acq. Date-Time	2/24/2022 11:10:03 PM
Sample Name	B22021435-027C	Instrument	Instrument #1
Vial	15	Multiplier	1.00
DA Method File		Comment	SVOC-8270-W-LARGO
Tune File	dftppdsm.u	Tune Date	2/18/2022 9:25:00 PM
Batch Name	022422 DoD BNA.batch.bin	Last Calib Update	2/25/2022 7:56:13 AM
Ref Library	D:\Org\Library\NIST129K.l		

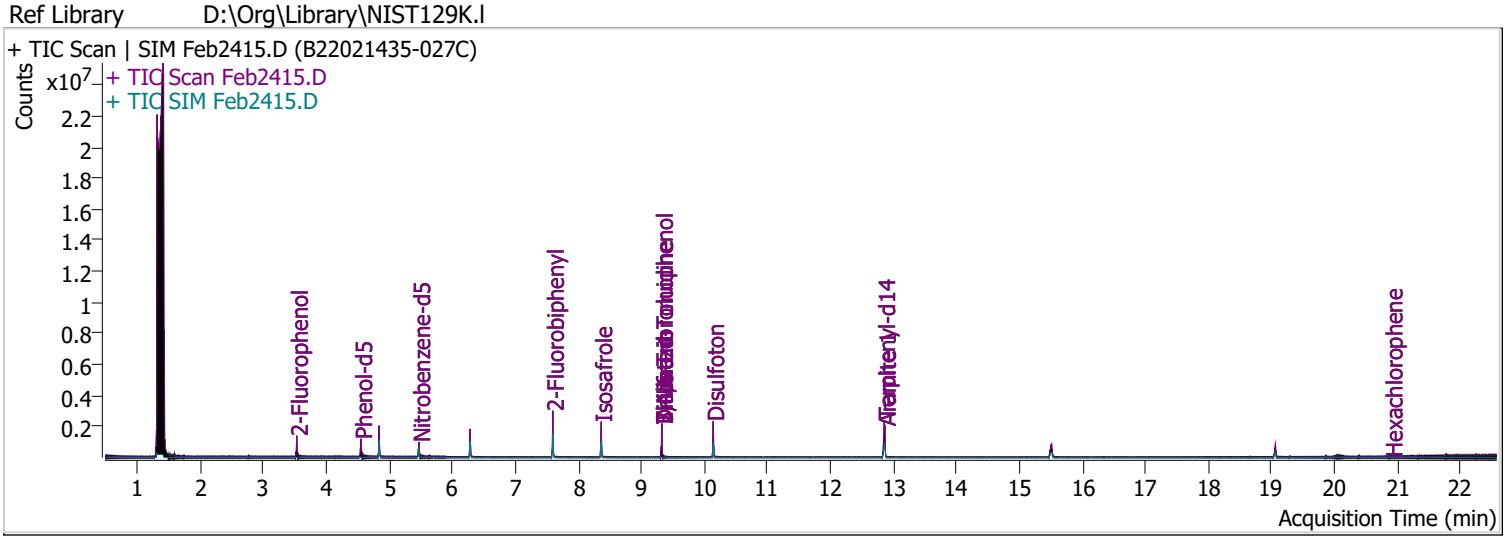

Compound	RT	QIon	Resp.	Conc.	Units		Dev(Min)
Internal Standards							
System Monitoring Compounds							
S 2-Fluorophenol	3.531	112.0	394661	58.9519	µg/L		0.000
Spiked Amount: 200.000	Range: 10.0 - 75.0%			Recovery = 29.48%			
S Phenol-d5	4.552	99.0	450124	51.6681	µg/L		0.000
Spiked Amount: 200.000	Range: 10.0 - 65.0%			Recovery = 25.83%			
S Nitrobenzene-d5	5.471	82.0	268433	55.8346	µg/L		0.000
Spiked Amount: 100.000	Range: 32.0 - 94.0%			Recovery = 55.83%			
S 2-Fluorobiphenyl	7.594	172.0	796522	55.5456	µg/L		0.000
Spiked Amount: 100.000	Range: 28.0 - 107.0%			Recovery = 55.55%			
S 2,4,6-Tribromophenol	9.325	329.8	168871	133.5285	µg/L		0.000
Spiked Amount: 200.000	Range: 25.0 - 140.0%			Recovery = 66.76%			
S Terphenyl-d14	12.855	244.3	1326515	94.4956	µg/L		-0.010
Spiked Amount: 100.000	Range: 32.0 - 122.0%			Recovery = 94.50%			
Target Compounds							**QValue**
T N-Nitrosodimethylamine	0.000		0	N.D.			
T Pyridine	0.000		0	N.D.			
T Aniline	0.000		0	N.D.			
T Phenol	0.000		0	N.D.			
T bis(-2-Chloroethyl)Ether	0.000		0	N.D.			
T 2-Chlorophenol	0.000		0	N.D.			
T 1,3-Dichlorobenzene	0.000		0	N.D.			
T 1,4-Dichlorobenzene	0.000		0	N.D.			
T 1,2-Dichlorobenzene	0.000		0	N.D.			
T Benzyl Alcohol	0.000		0	N.D.			
T bis(2-chloroisopropyl)Ether	0.000		0	N.D.			
T 2-Methylphenol	0.000		0	N.D.			
T N-nitroso-Di-n-propylamine	5.471	70.0	0		µg/L	md	1
T Hexachloroethane	0.000		0	N.D.			
T 4Methylphenol/3Methylphenol	0.000		0	N.D.			

Compound	RT	QIon	Resp.	Conc.	Units		Dev(Min)
T Nitrobenzene	0.000		0	N.D.			
T Isophorone	0.000		0	N.D.			
T 2-Nitrophenol	0.000		0	N.D.			
T 2,4-Dimethylphenol	0.000		0	N.D.			
T bis(-2-Chloroethoxy)Methane	0.000		0	N.D.			
T 2,4-Dichlorophenol	0.000		0	N.D.			
T Benzoic Acid	0.000		0	N.D.			
T 1,2,4-Trichlorobenzene	0.000		0	N.D.			
T Naphthalene	0.000		0	N.D.			
T 4-Chlorophenol	0.000		0	N.D.			
T p-Chloroaniline	0.000		0	N.D.			
T Hexachlorobutadiene	0.000		0	N.D.			
T 4-Chloro-2-Methylphenol	0.000		0	N.D.			
T 4-Chloro-3-Methylphenol	0.000		0	N.D.			
T 2-Methylnaphthalene	0.000		0	N.D.			
T 1-Methylnaphthalene	0.000		0	N.D.			
T Hexachlorocyclopentadiene	0.000		0	N.D.			
T 2,4,6-Trichlorophenol	0.000		0	N.D.			
T 2,4,5-Trichlorophenol	0.000		0	N.D.			
T 2-Chloronaphthalene	0.000		0	N.D.			
T 2-Nitroaniline	0.000		0	N.D.			
T Dimethyl Phthalate	8.364	163.0	0		µg/L	md	1
T 2,6-Dinitrotoluene	8.364	165.0	0		µg/L	md	1
T Acenaphthylene	0.000		0	N.D.			
T 3-Nitroaniline	0.000		0	N.D.			
T Acenaphthene	0.000		0	N.D.			
T 2,4-Dinitrophenol	0.000		0	N.D.			
T Dibenzofuran	0.000		0	N.D.			
T 2,4-Dinitrotoluene	0.000		0	N.D.			
T 4-Nitrophenol	0.000		0	N.D.			
T Diethylphthalate	0.000		0	N.D.			
T Fluorene	0.000		0	N.D.			
T 4-Chlorophenyl-phenylether	0.000		0	N.D.			
T 4-Nitroaniline	0.000		0	N.D.			
T 4,6-Dinitro-2-methylphenol	0.000		0	N.D.			
T N-nitrosodiphenylamine	0.000		0	N.D.			
T Azobenzene	0.000		0	N.D.			
T 4-Bromophenyl-phenylether	0.000		0	N.D.			
T Hexachlorobenzene	0.000		0	N.D.			
T Pentachlorophenol	0.000		0	N.D.			
T Phenanthrene	0.000		0	N.D.			
T Anthracene	0.000		0	N.D.			
T Triallate	0.000		0	N.D.			
T Carbazole	0.000		0	N.D.			
T o-Terphenyl	0.000		0	N.D.			
T Di-n-Butylphthalate	0.000		0	N.D.			
T Fluoranthene	0.000		0	N.D.			
T Benzidine	12.855	184.0	0		µg/L	md	1
T Pyrene	0.000		0	N.D.			
T Butylbenzylphthalate	0.000		0	N.D.			
T Benzo(a)Anthracene	0.000		0	N.D.			
T Chrysene	0.000		0	N.D.			
T 3,3-Dichlorobenzidine	0.000		0	N.D.			
T bis(2-ethylhexyl)Phthalate	0.000		0	N.D.			
T Di-n-octyl Phthalate	0.000		0	N.D.			

Compound	RT	QIon	Resp.	Conc.	Units	Dev(Min)
T Benzo(b)fluoranthene	0.000		0	N.D.		
T Benzo(k)fluoranthene	0.000		0	N.D.		
T Benzo(a)pyrene	0.000		0	N.D.		
T Indeno(1,2,3-c,d)pyrene	0.000		0	N.D.		
T Dibenzo(a,h)anthracene	0.000		0	N.D.		
T Benzo(g,h,i)perylene	0.000		0	N.D.		

(#) = Qualifier Out of Range; (m) = Manual Integration; (+) = Area Summed; (*) = Surrogate Percent Recovery Out of Range; (d): Zeroed Peak

Compound	Conc.	Exp RT	QIon	Exp Ratio
N-Nitrosodimethylamine	N.D.	2.22	42.0	112.0

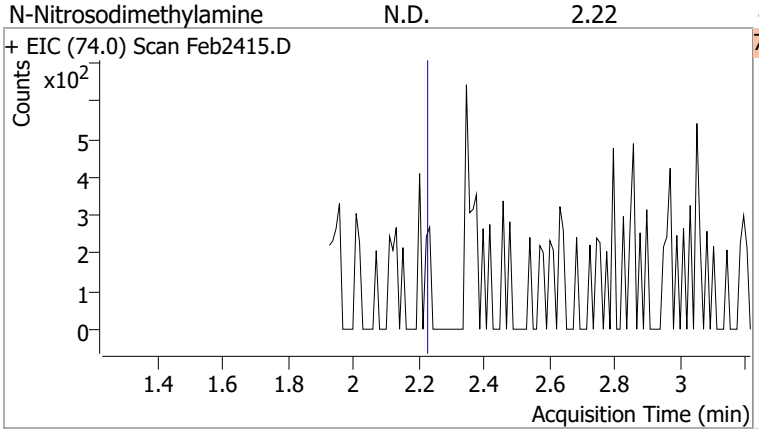

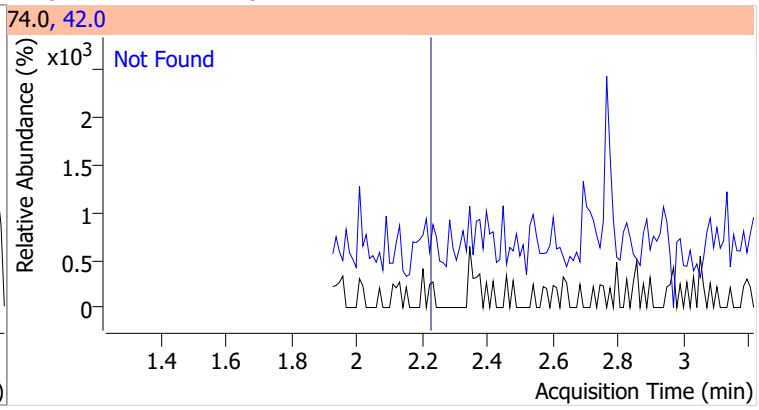

Compound	Conc.	Exp RT	QIon	Exp Ratio
Pyridine	N.D.	2.26	52.0	80.7

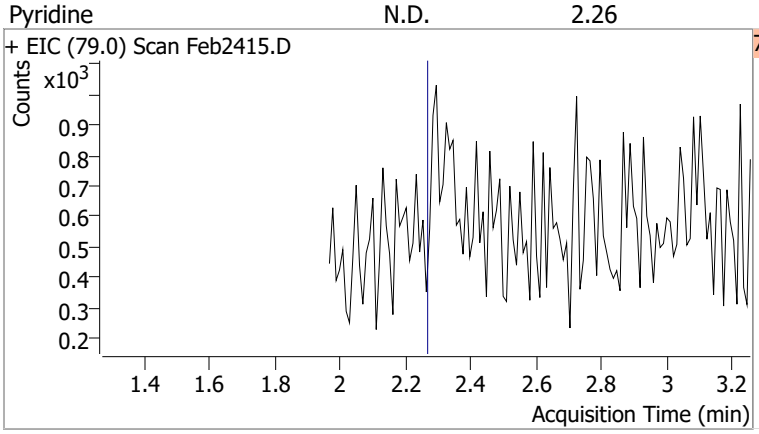

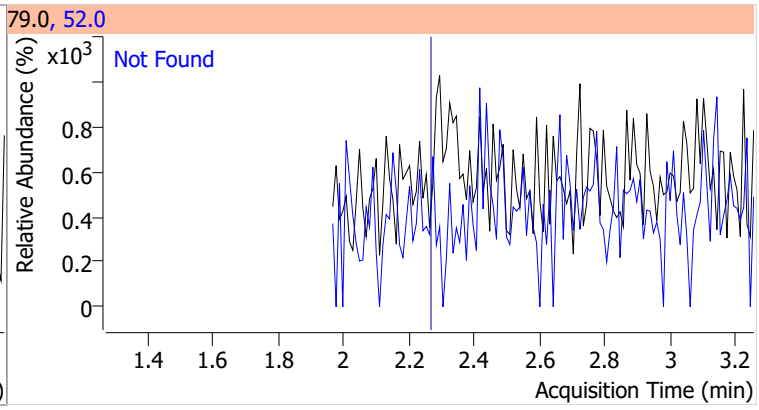

Compound	Conc.	RT	Dev(Min)	Resp.	QIon	QRatio	Lower	Upper
2-Fluorophenol	58.9519	3.53	0.00	394661	64.0	50.8	35.5	65.9
					92.0	20.7	14.8	27.5

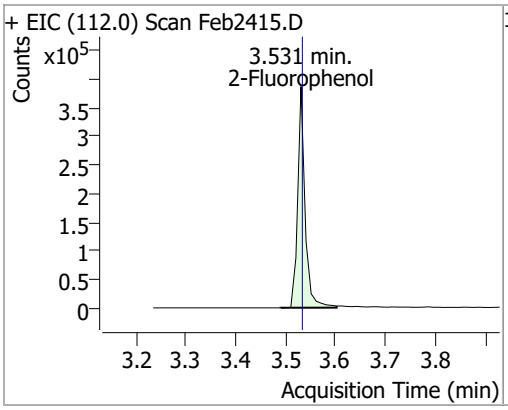

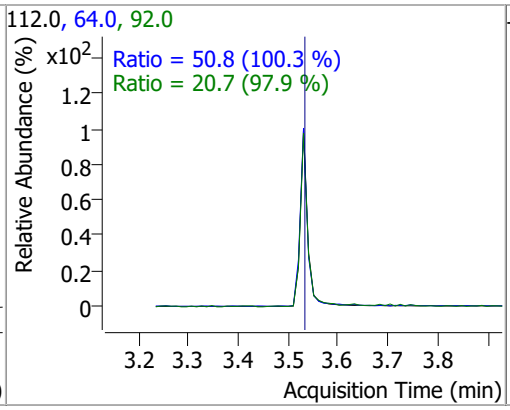

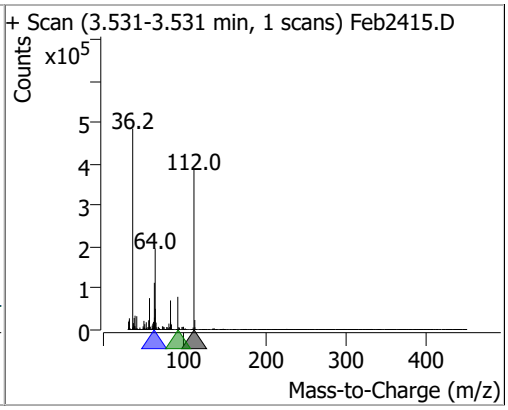

Compound	Conc.	Exp RT	QIon	Exp Ratio	QIon	Exp Ratio
Aniline	N.D.	4.50	66.0	35.4	65.0	18.8

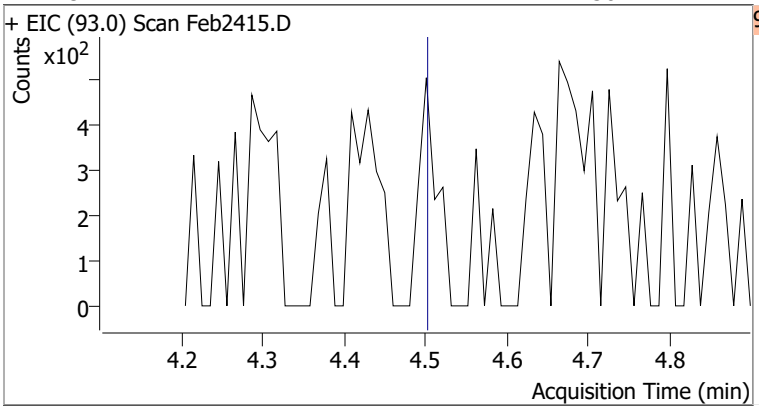

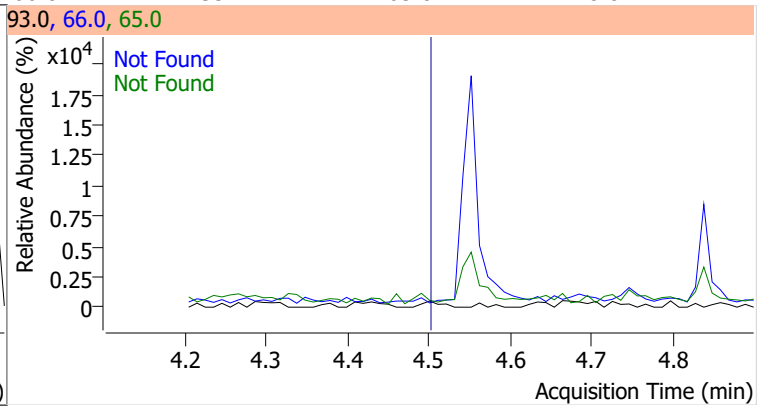

Compound	Conc.	RT	Dev(Min)	Resp.	QIon	QRatio	Lower	Upper
Phenol-d5	51.6681	4.55	0.00	450124	71.0	34.7	25.0	46.4

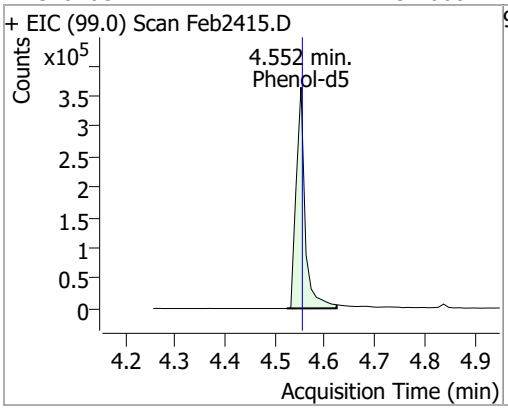

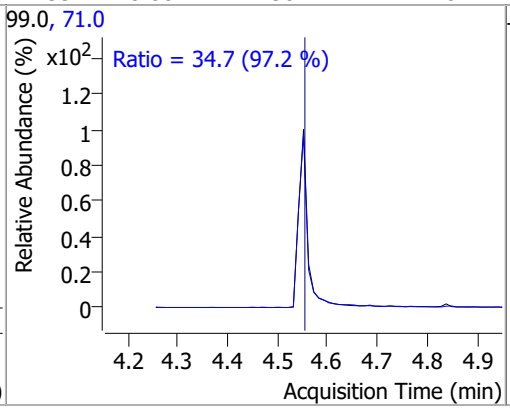

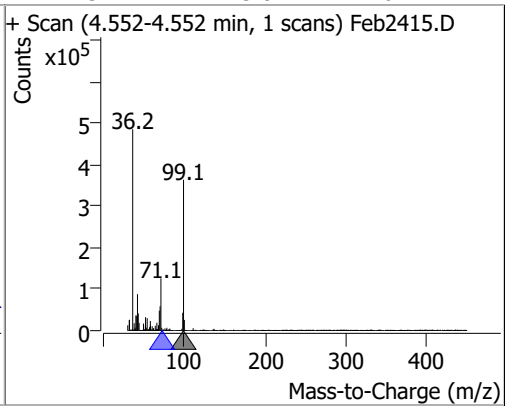

Compound	Conc.	Exp RT	QIon	Exp Ratio
Phenol	N.D.	4.57	66.0	40.4

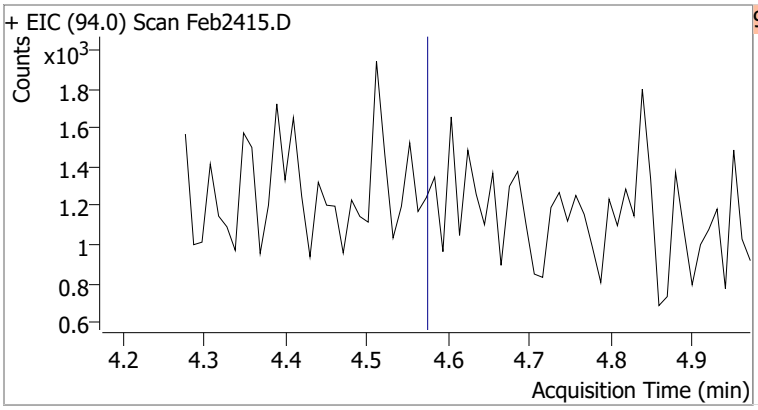

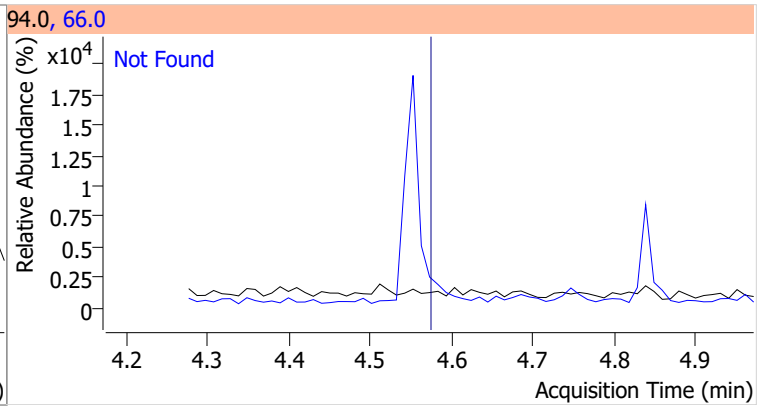

Compound	Conc.	Exp RT	QIon	Exp Ratio
bis(-2-Chloroethyl)Ether	N.D.	4.58	64.0	10.2

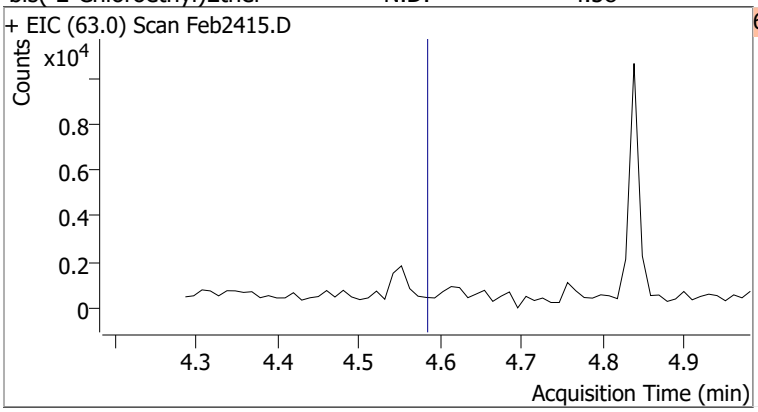

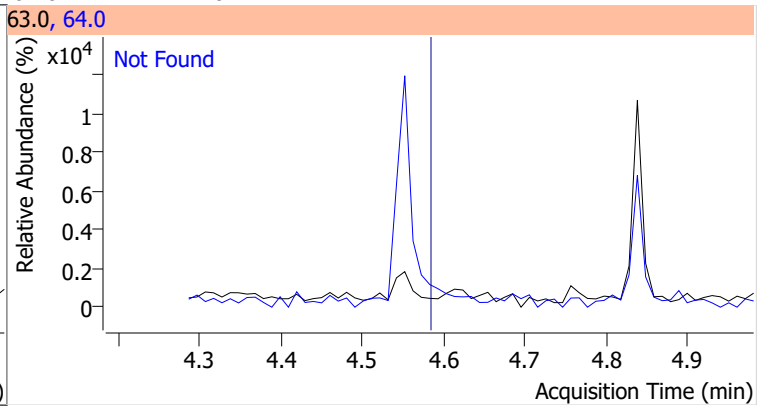

Compound	Conc.	Exp RT	QIon	Exp Ratio
2-Chlorophenol	N.D.	4.63	130.0	32.3

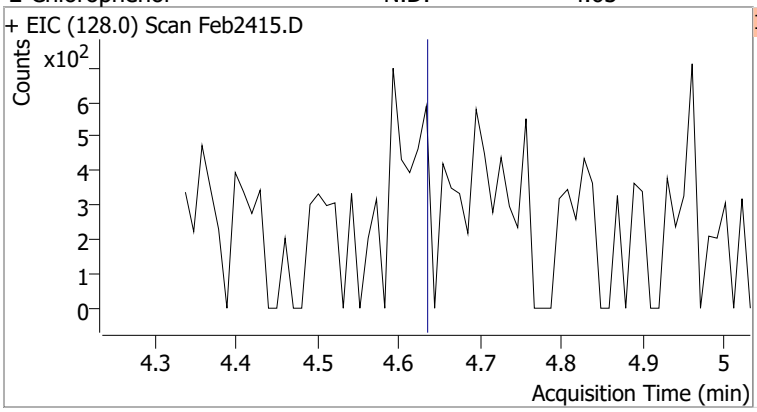

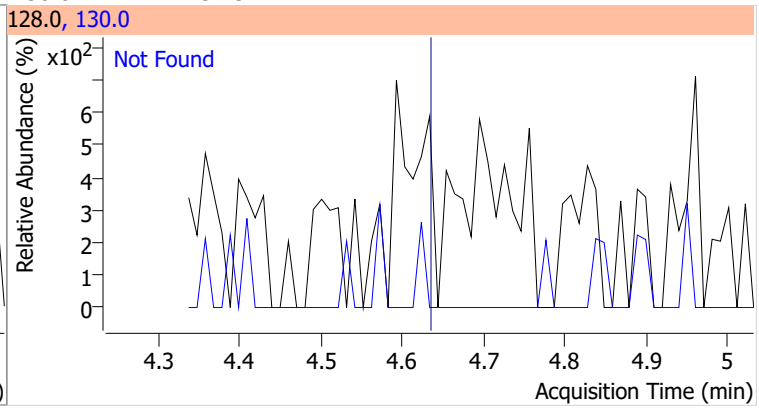

Compound	Conc.	Exp RT	QIon	Exp Ratio	QIon	Exp Ratio
1,3-Dichlorobenzene	N.D.	4.78	148.0	63.7	111.0	35.3

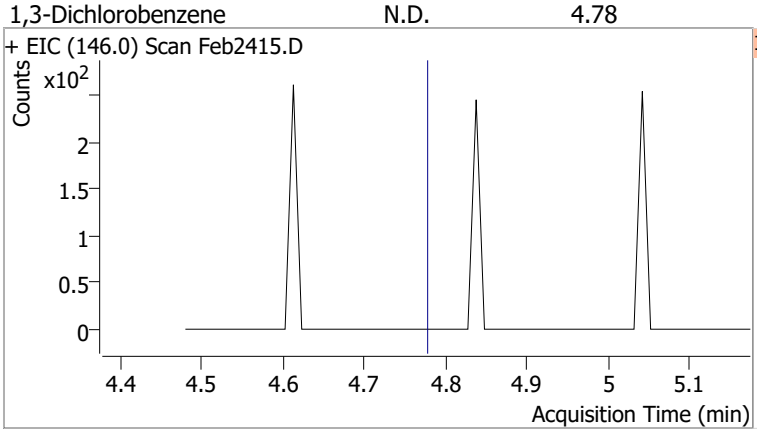

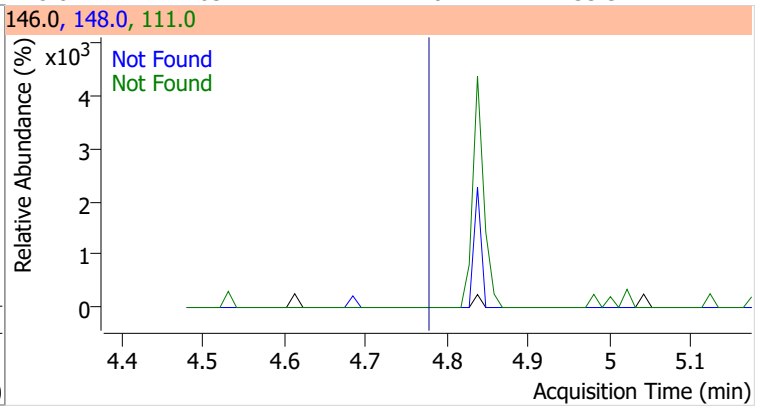

Compound	Conc.	Exp RT	QIon	Exp Ratio	QIon	Exp Ratio
1,4-Dichlorobenzene	N.D.	4.86	148.0	64.4	111.0	35.3

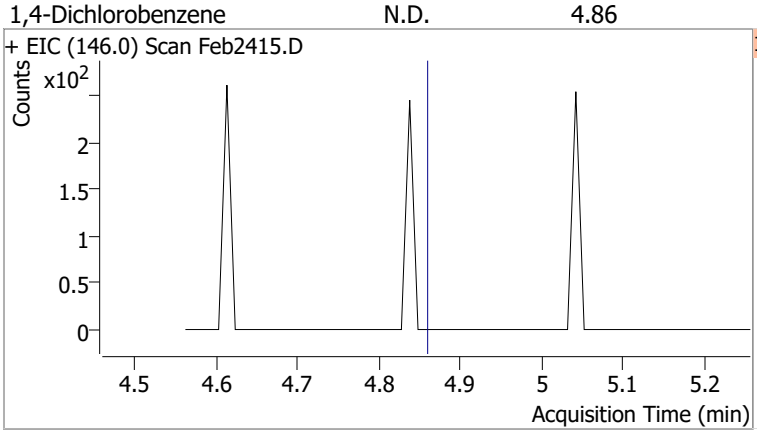

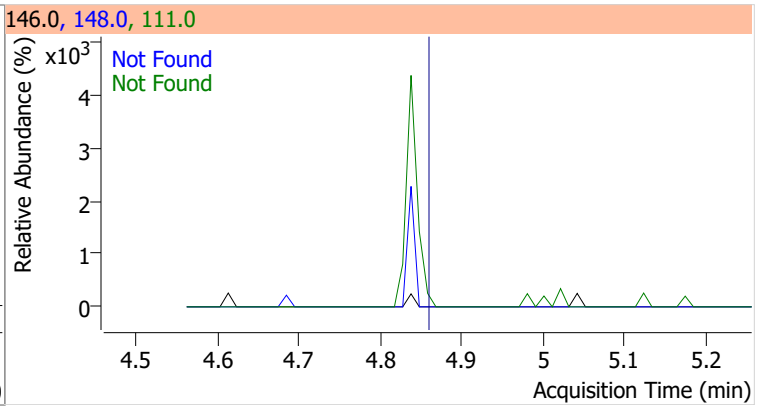

Compound	Conc.	Exp RT	QIon	Exp Ratio	QIon	Exp Ratio
1,2-Dichlorobenzene	N.D.	5.02	148.0	63.7	111.0	37.5

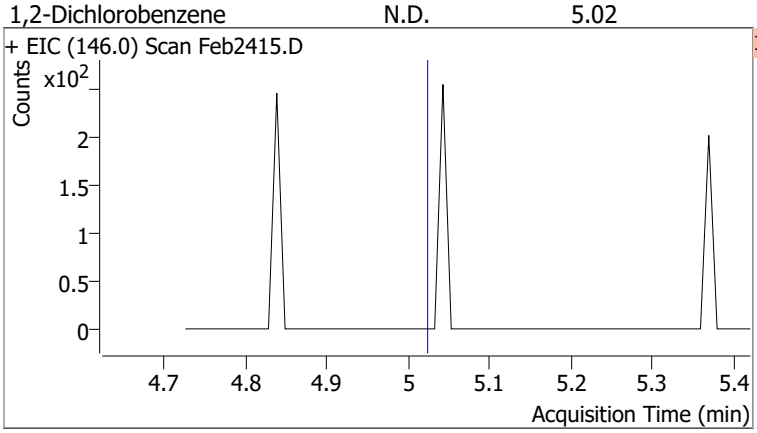

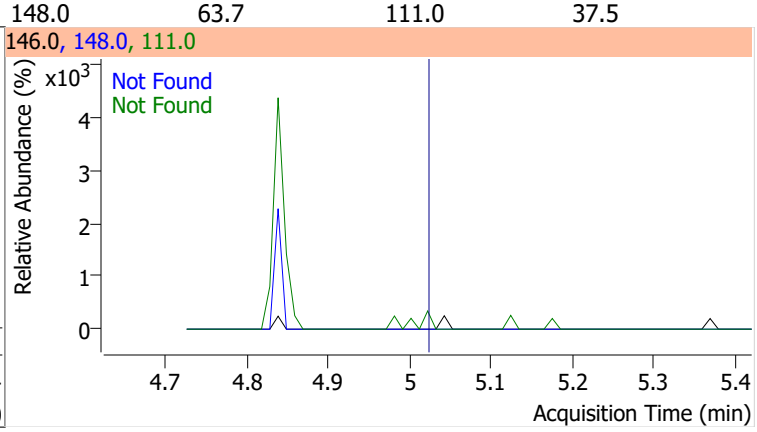

Compound	Conc.	Exp RT	QIon	Exp Ratio	QIon	Exp Ratio
Benzyl Alcohol	N.D.	5.04	79.0	118.8	107.0	68.8

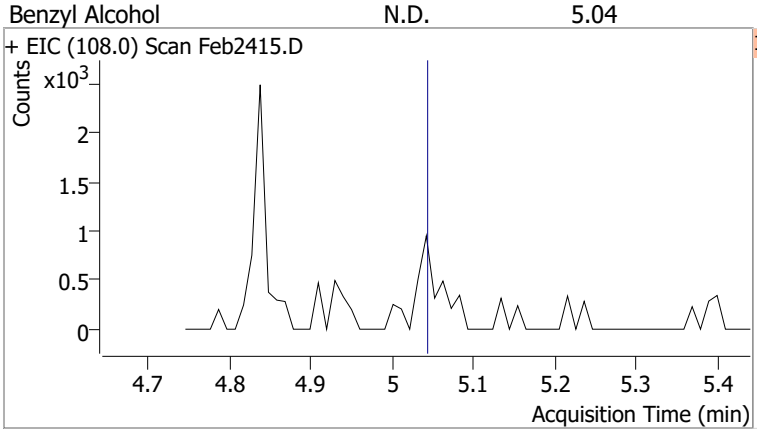

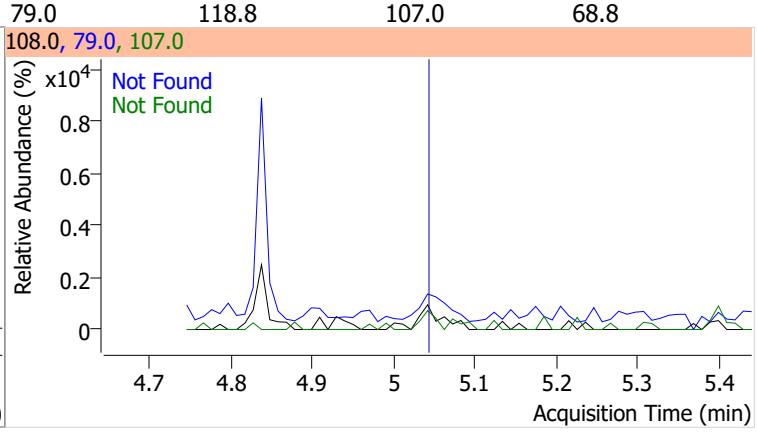

Compound	Conc.	Exp RT	QIon	Exp Ratio
bis(2-chloroisopropyl)Ether	N.D.	5.19	123.0	31.6

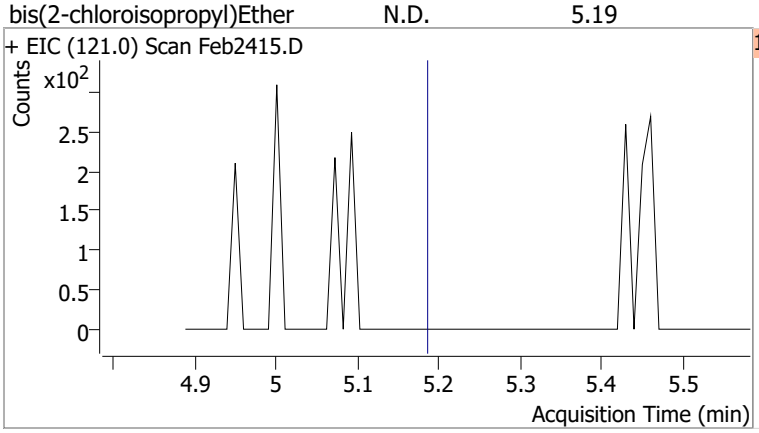

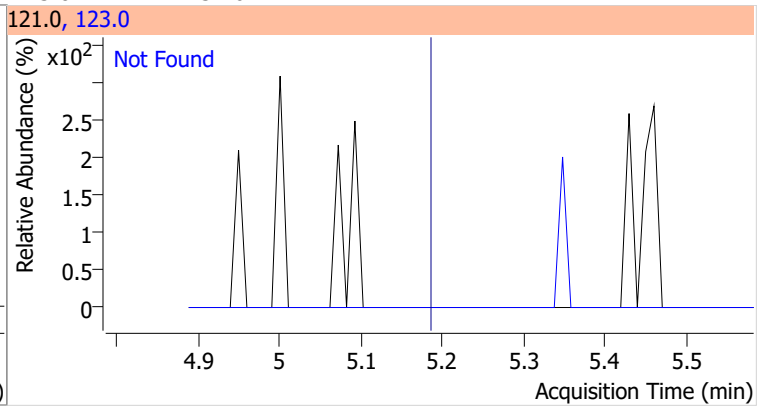

Compound	Conc.	Exp RT	QIon	Exp Ratio
2-Methylphenol	N.D.	5.22	108.0	117.4

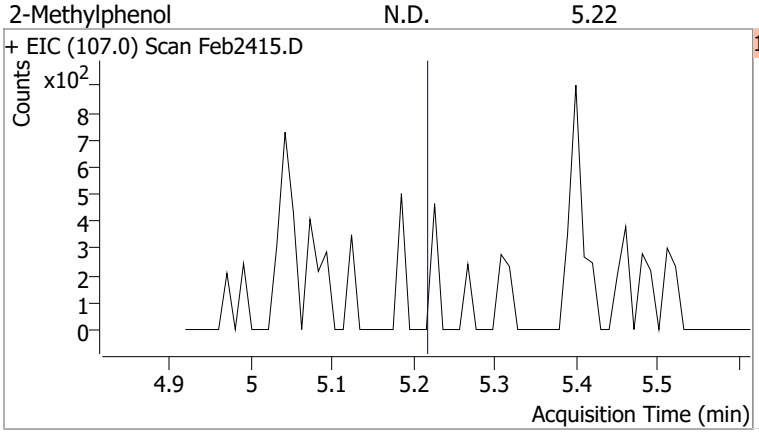

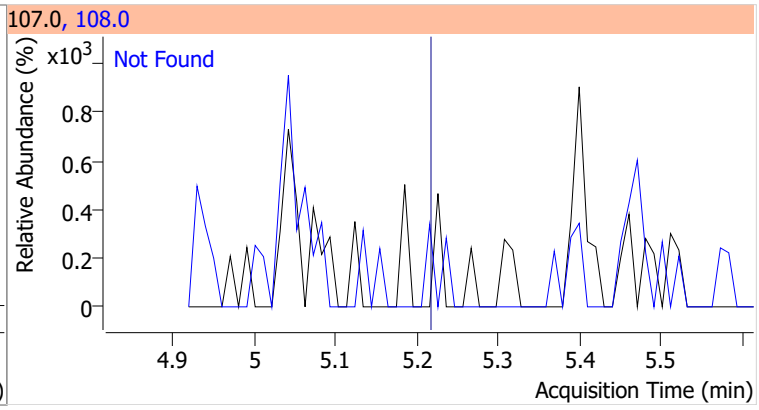

Compound	Conc.	RT	Dev(Min)	Resp.	QIon	QRatio	Lower	Upper
N-nitroso-Di-n-propylamine		0		0	130.0		0.0	34.0

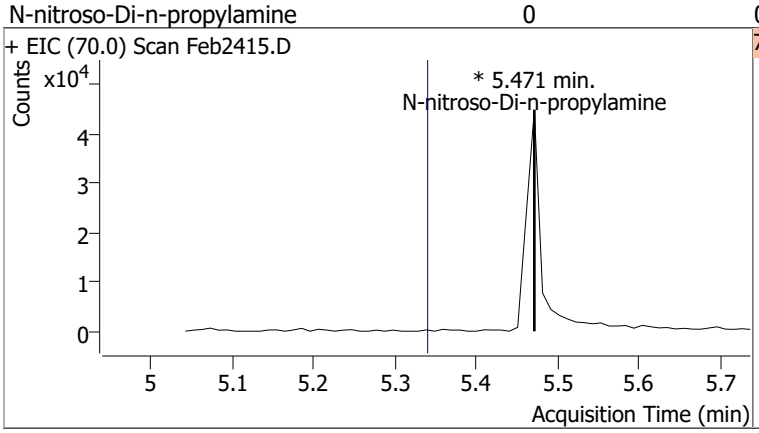

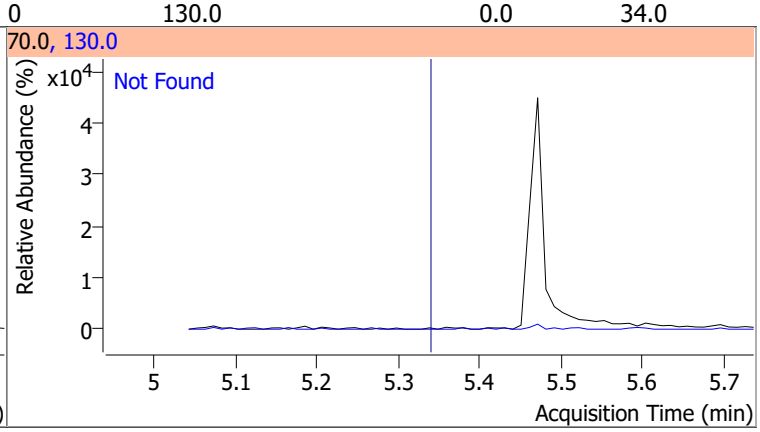

Compound	Conc.	Exp RT	QIon	Exp Ratio	QIon	Exp Ratio
Hexachloroethane	N.D.	5.39	201.0	89.1	199.0	59.3

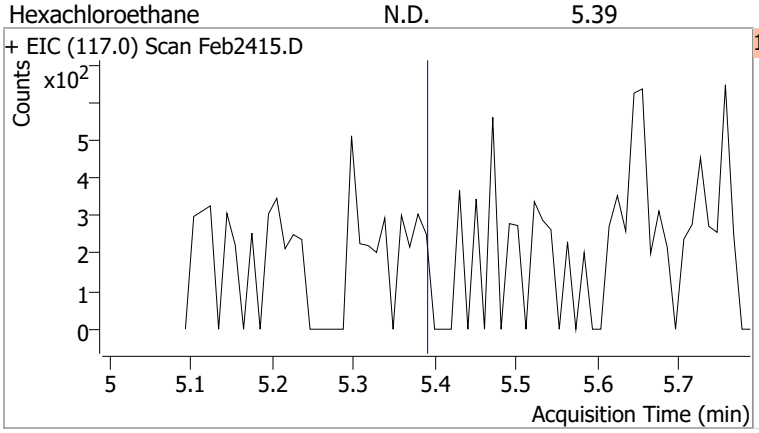

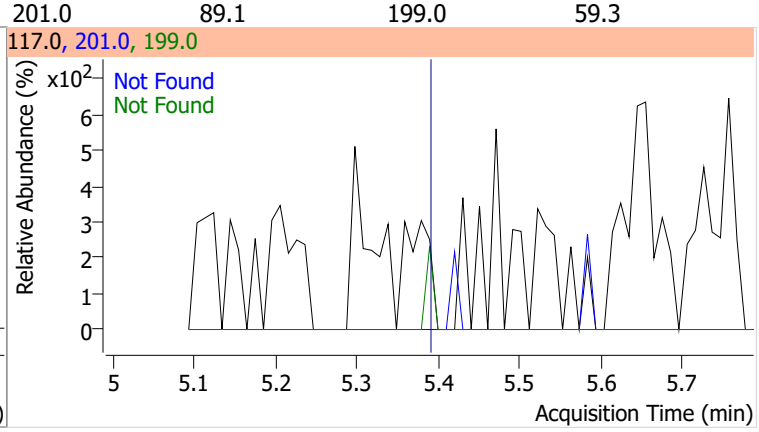

Compound	Conc.	Exp RT	QIon	Exp Ratio
4Methylphenol/3Methylphenol	N.D.	5.40	108.0	84.2

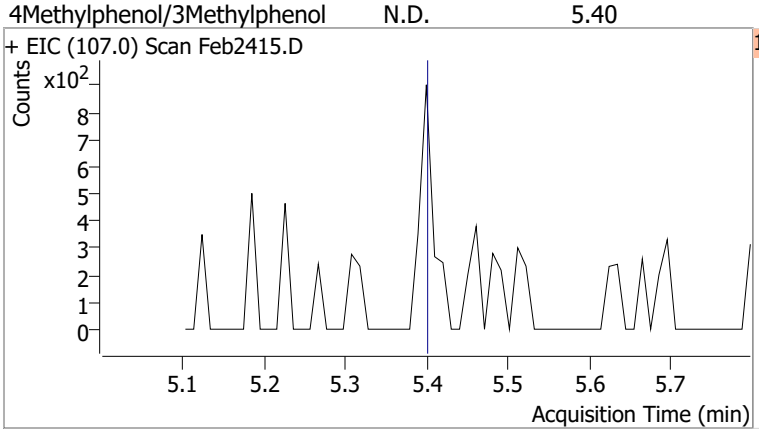

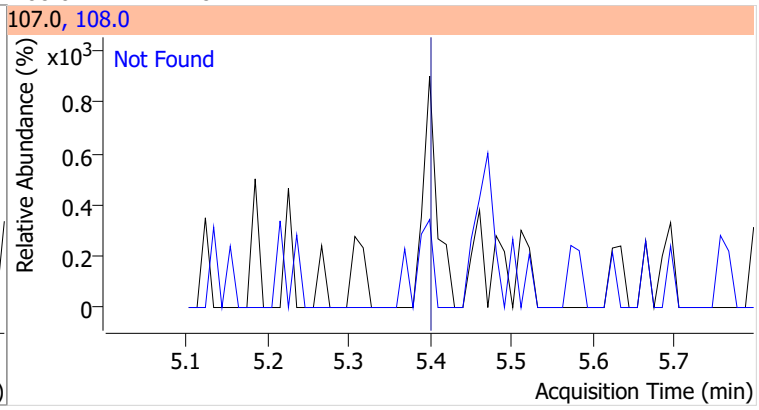

Compound	Conc.	RT	Dev(Min)	Resp.	QIon	QRatio	Lower	Upper
Nitrobenzene-d5	55.8346	5.47	0.00	268433	54.0	62.6	44.9	83.4
					128.0	46.0	33.4	62.1

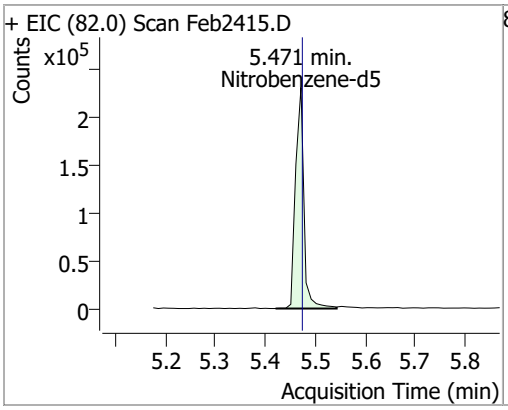

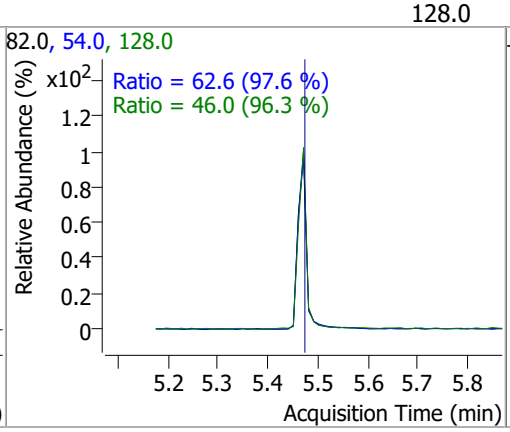

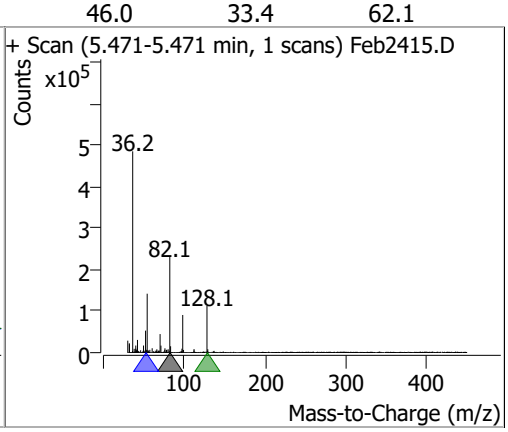

Compound	Conc.	Exp RT	QIon	Exp Ratio	QIon	Exp Ratio
Nitrobenzene	N.D.	5.49	77.0	209.6	51.0	127.5

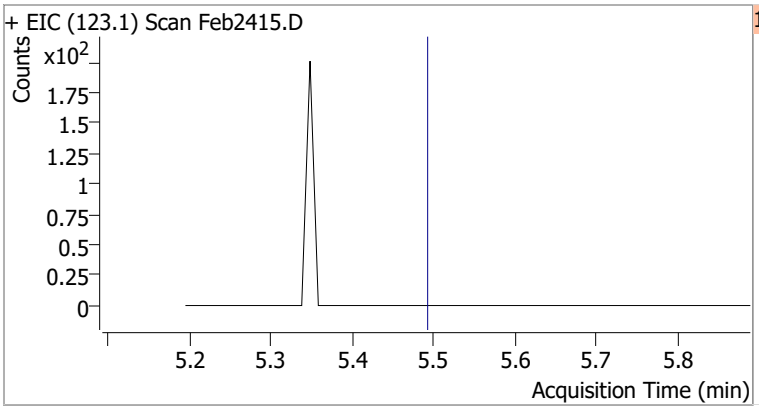

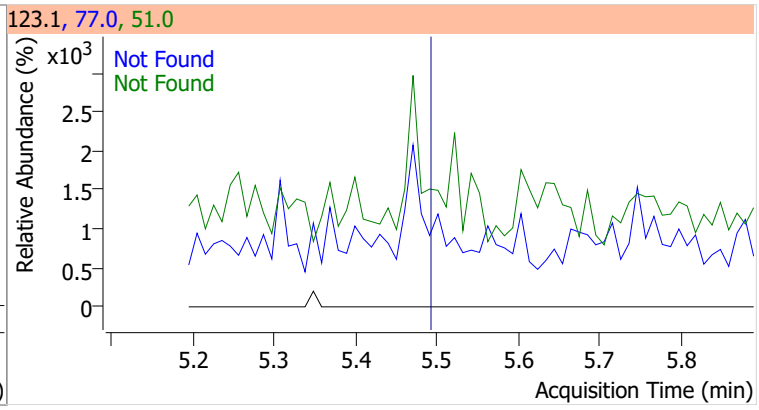

Compound	Conc.	Exp RT	QIon	Exp Ratio
Isophorone	N.D.	5.79	138.0	20.3

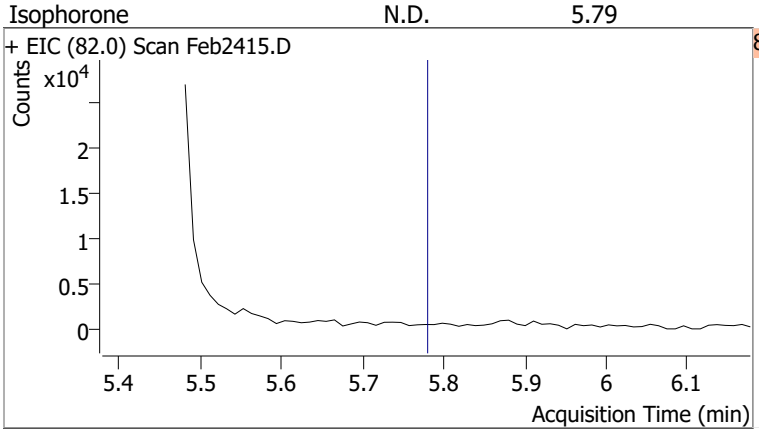

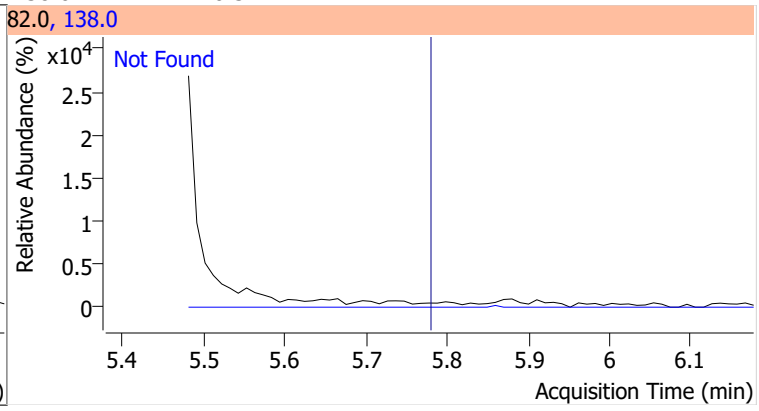

Compound	Conc.	Exp RT	QIon	Exp Ratio	QIon	Exp Ratio
2-Nitrophenol	N.D.	5.86	65.0	51.3	109.0	35.7

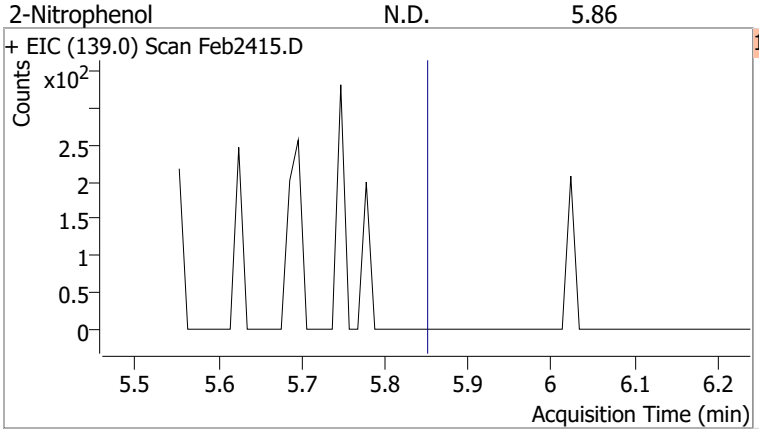

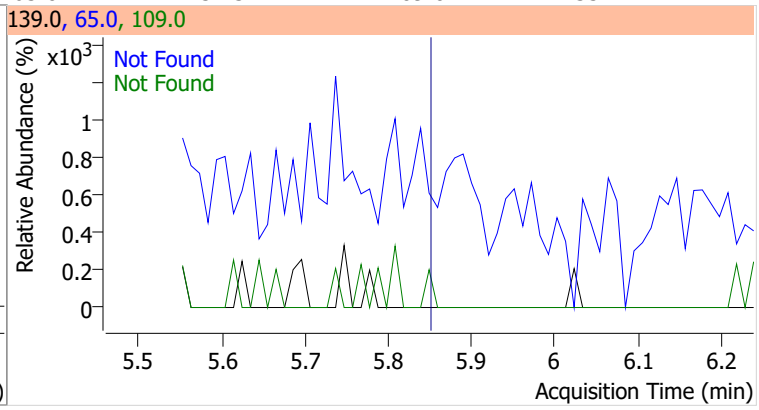

Compound	Conc.	Exp RT	QIon	Exp Ratio	QIon	Exp Ratio
2,4-Dimethylphenol	N.D.	5.99	107.0	111.1	77.0	30.2

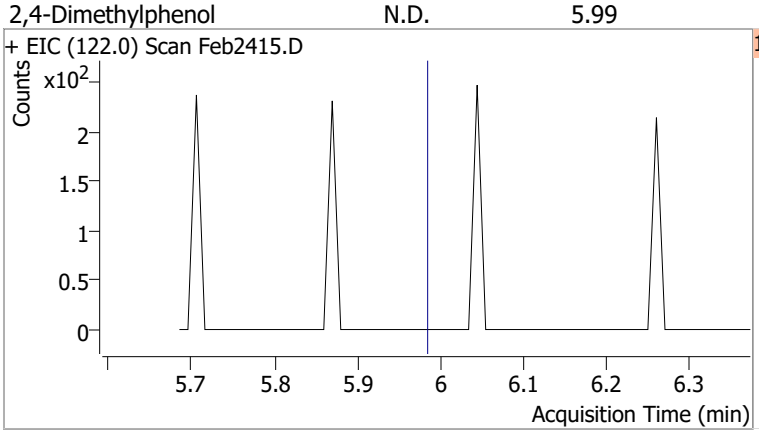

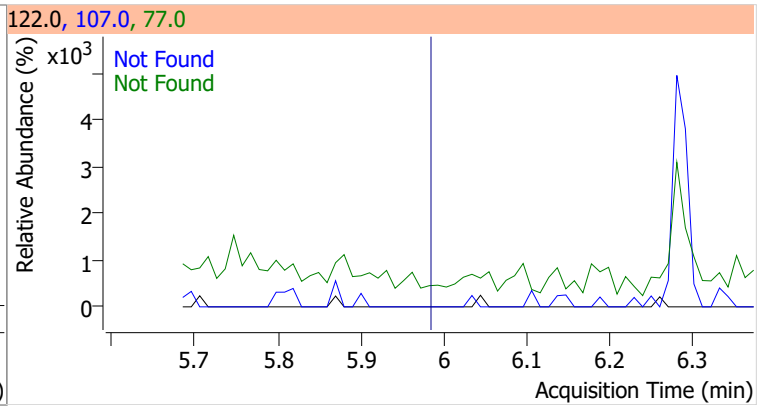

Compound	Conc.	Exp RT	QIon	Exp Ratio	QIon	Exp Ratio
bis(-2-Chloroethoxy)Methane	N.D.	6.07	63.0	70.1	95.0	31.8

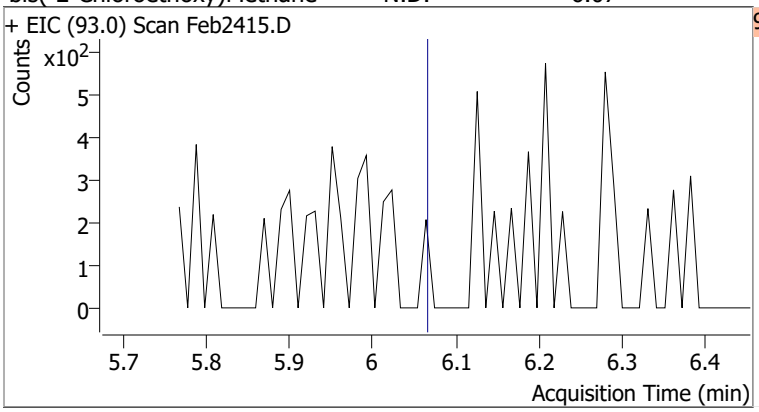

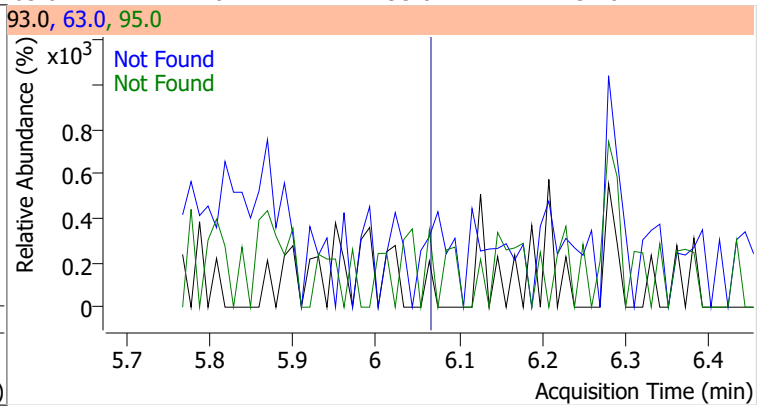

Compound	Conc.	Exp RT	QIon	Exp Ratio	QIon	Exp Ratio
2,4-Dichlorophenol	N.D.	6.18	164.0	66.1	98.0	34.4

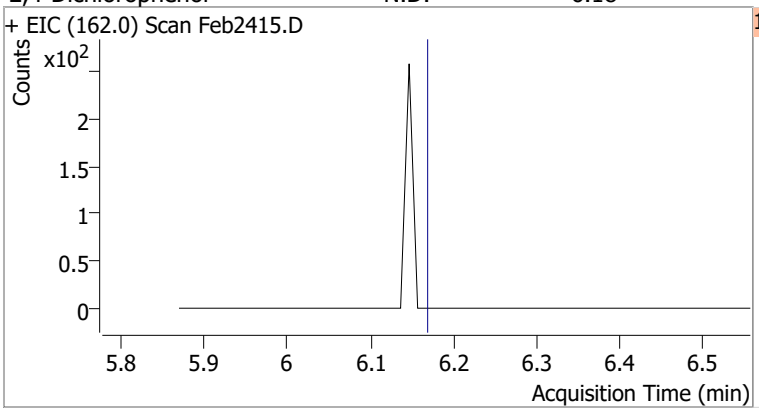

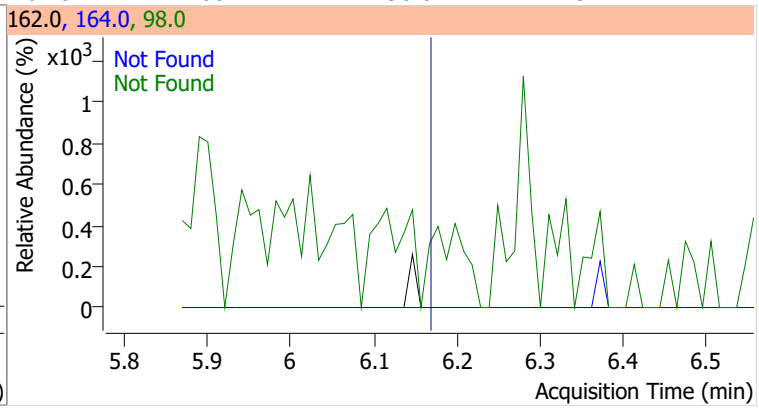

Compound	Conc.	Exp RT	QIon	Exp Ratio	QIon	Exp Ratio
Benzoic Acid	N.D.	6.21	122.0	86.4	77.0	79.5

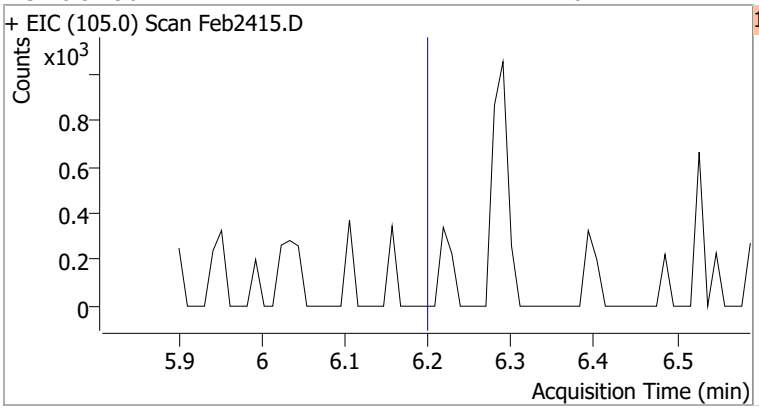

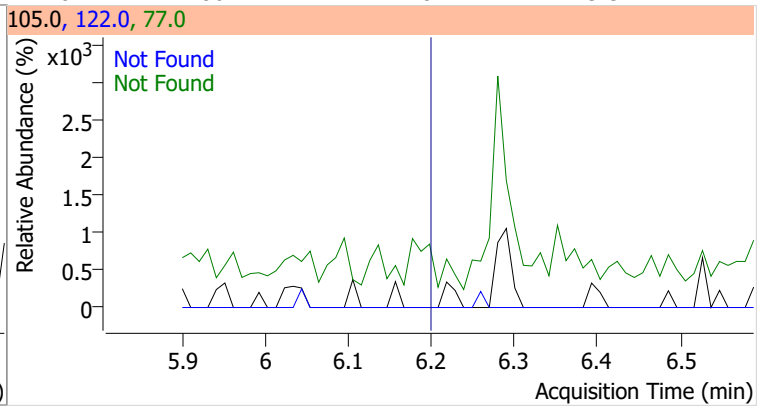

Compound	Conc.	Exp RT	QIon	Exp Ratio	QIon	Exp Ratio
1,2,4-Trichlorobenzene	N.D.	6.23	182.0	95.5	145.0	28.5

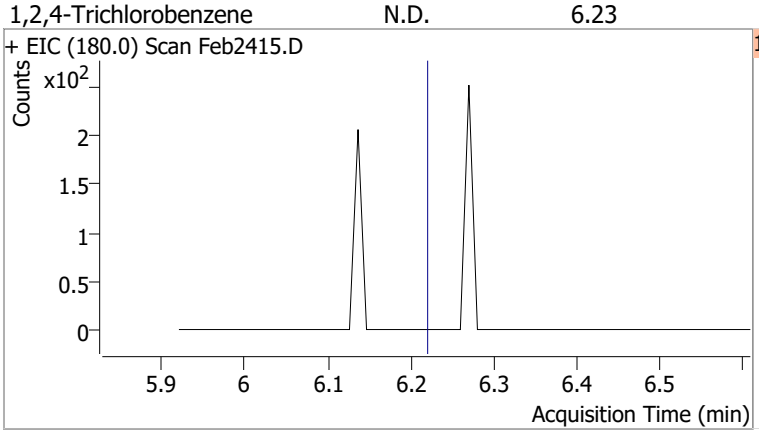

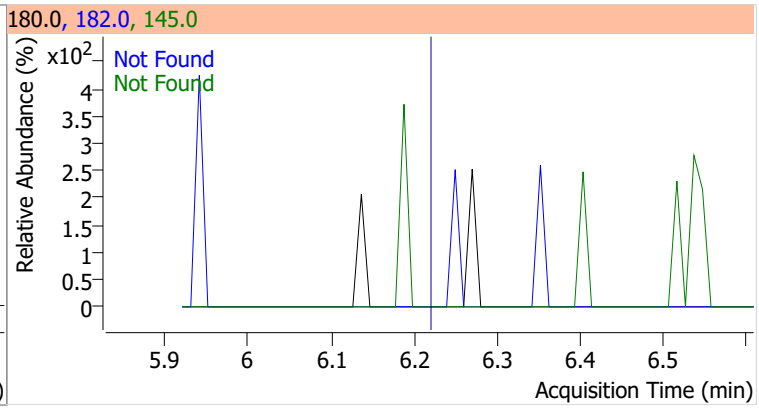

Compound	Conc.	Exp RT	QIon	Exp Ratio	QIon	Exp Ratio
Naphthalene	N.D.	6.31	129.0	11.0	102.0	9.2

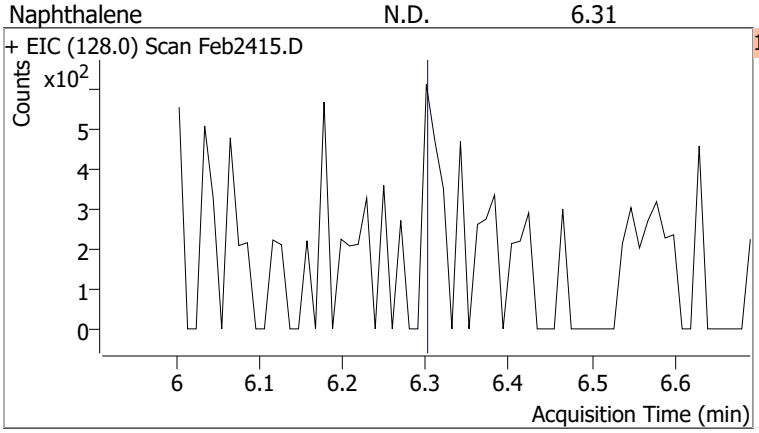

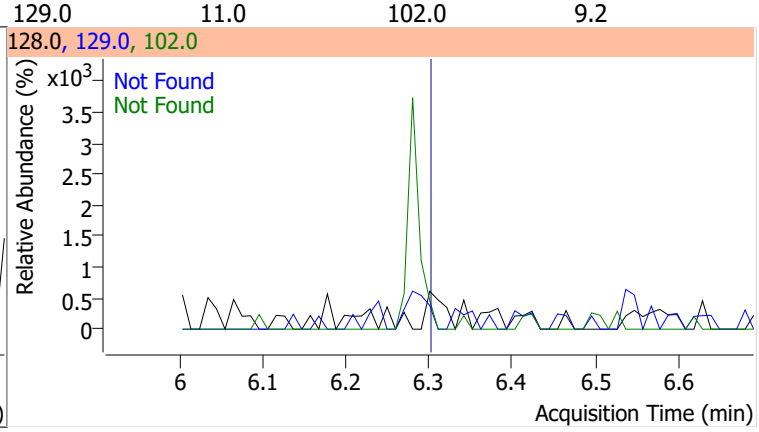

Compound	Conc.	Exp RT	QIon	Exp Ratio
4-Chlorophenol	N.D.	6.40	128.0	316.6

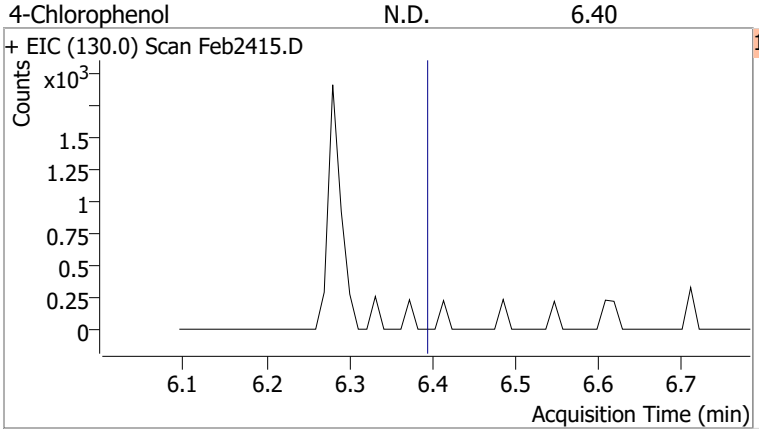

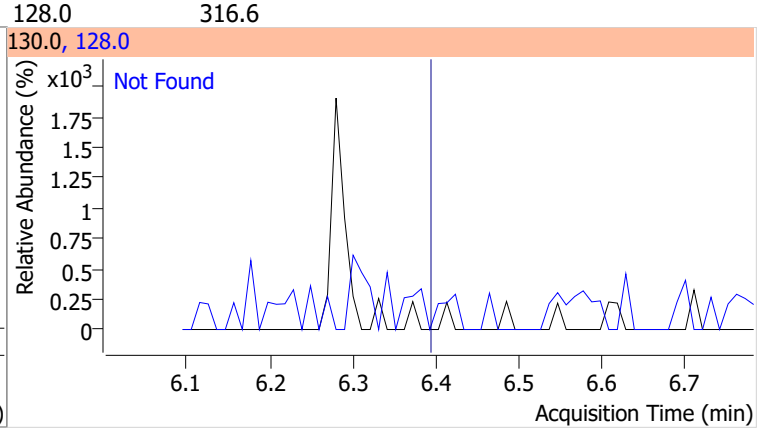

Compound	Conc.	Exp RT	QIon	Exp Ratio	QIon	Exp Ratio
p-Chloroaniline	N.D.	6.41	65.0	61.2	129.0	36.2

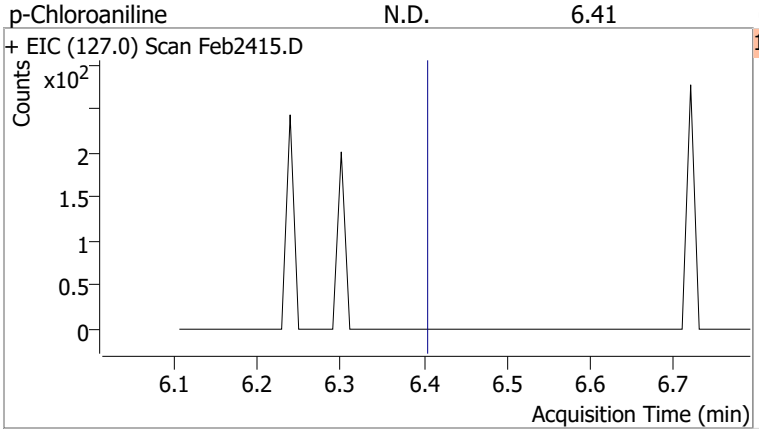

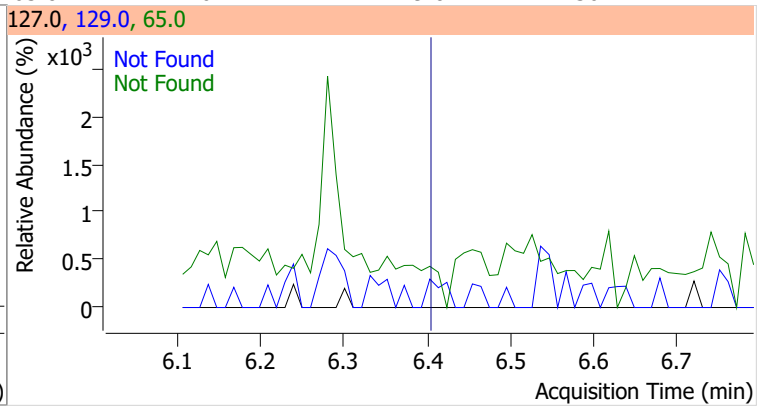

Compound	Conc.	Exp RT	QIon	Exp Ratio	QIon	Exp Ratio
Hexachlorobutadiene	N.D.	6.48	223.0	63.2	227.0	62.4

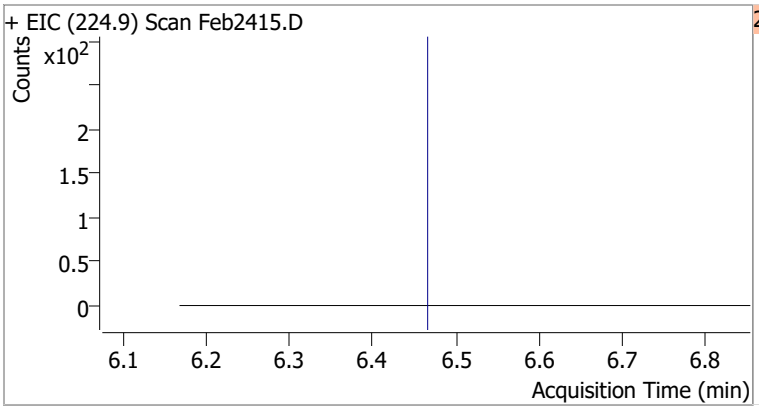

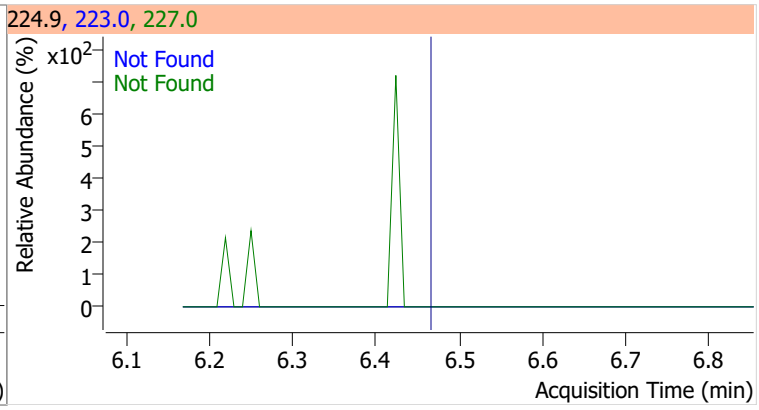

Compound	Conc.	Exp RT	QIon	Exp Ratio
4-Chloro-2-Methylphenol	N.D.	6.93	144.0	27.8

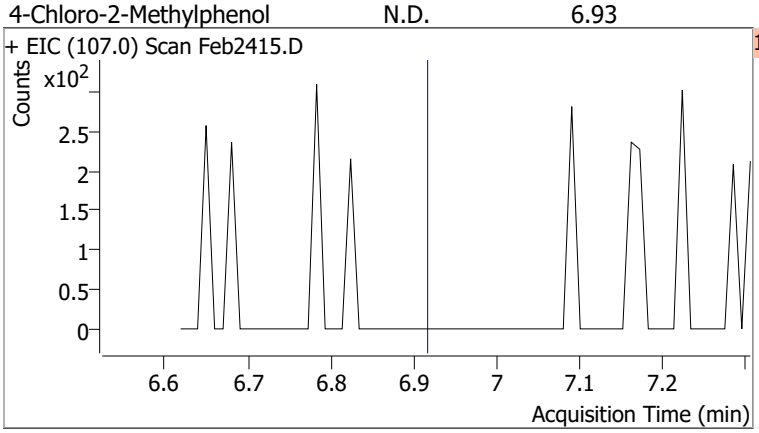

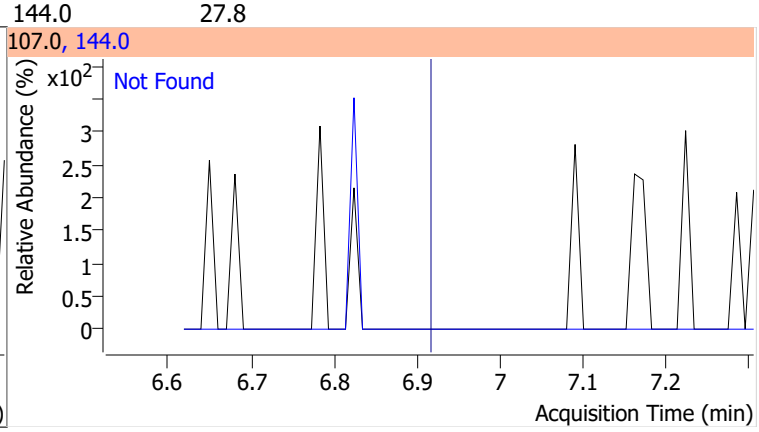

Compound	Conc.	Exp RT	QIon	Exp Ratio
4-Chloro-3-Methylphenol	N.D.	7.07	144.0	26.7

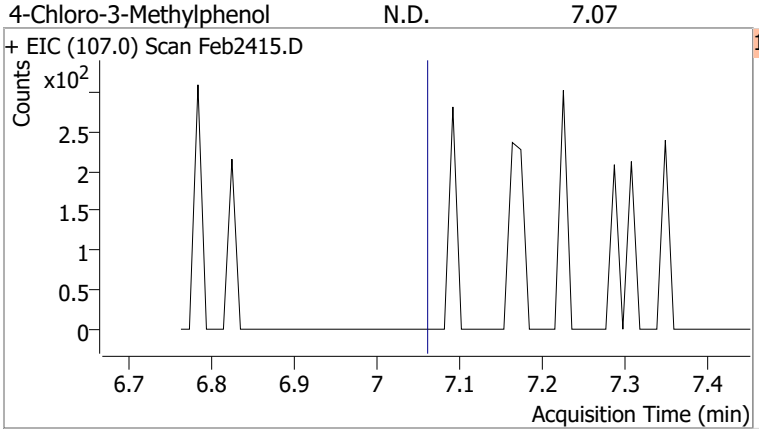

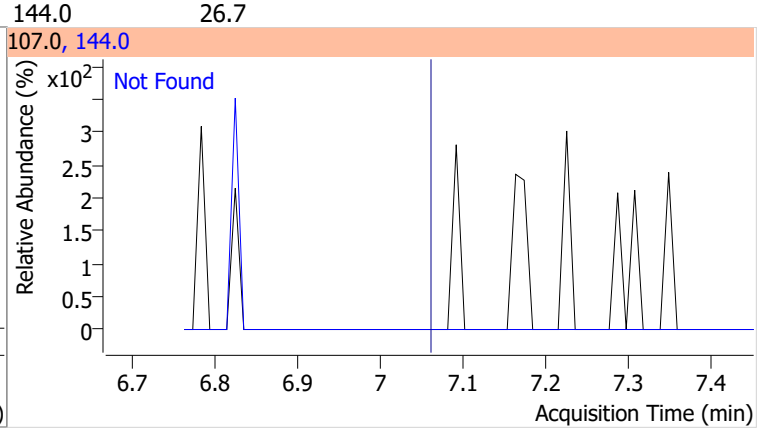

Compound	Conc.	Exp RT	QIon	Exp Ratio	QIon	Exp Ratio
2-Methylnaphthalene	N.D.	7.13	142.0	120.9	115.0	40.2

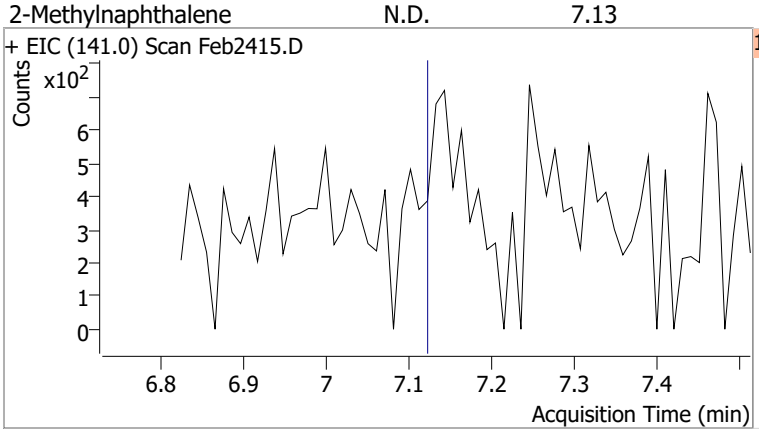

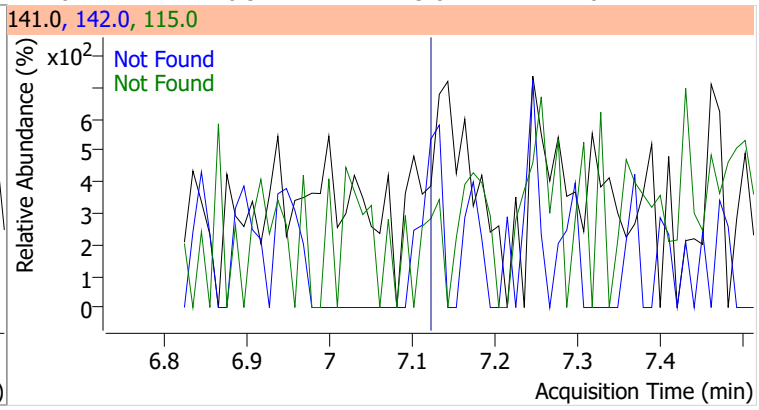

Compound	Conc.	Exp RT	QIon	Exp Ratio	QIon	Exp Ratio
1-Methylnaphthalene	N.D.	7.25	142.0	116.0	115.0	41.9

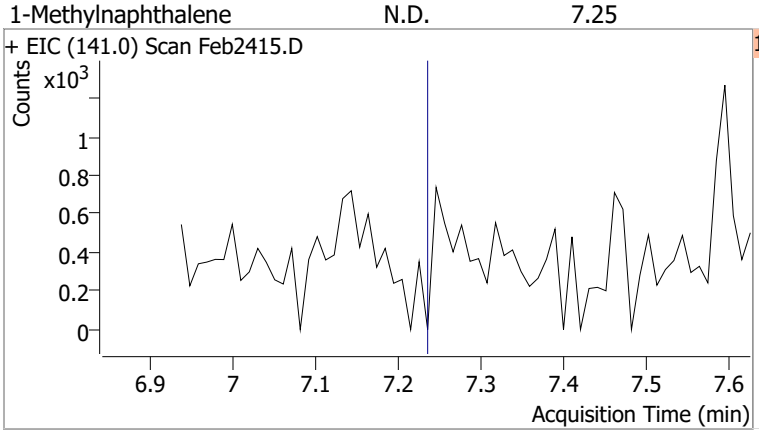

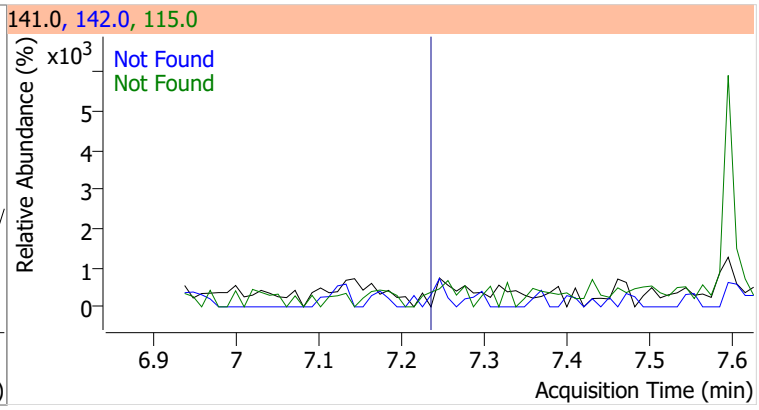

Compound	Conc.	Exp RT	QIon	Exp Ratio	QIon	Exp Ratio
Hexachlorocyclopentadiene	N.D.	7.33	238.9	64.2	234.9	62.1

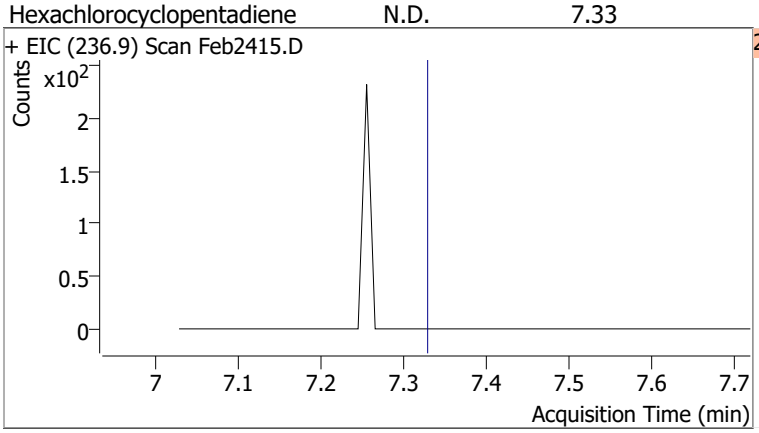

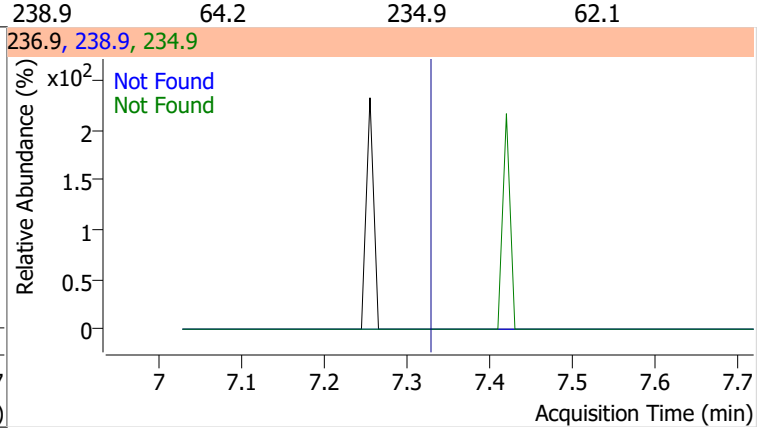

Compound	Conc.	Exp RT	QIon	Exp Ratio
2,4,6-Trichlorophenol	N.D.	7.51	198.0	92.6

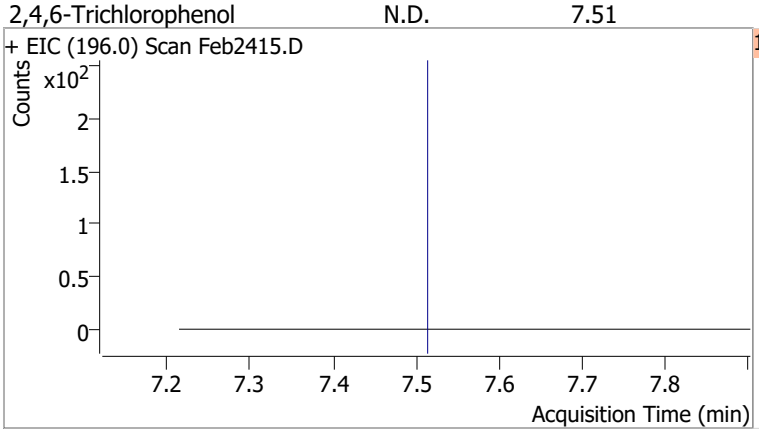

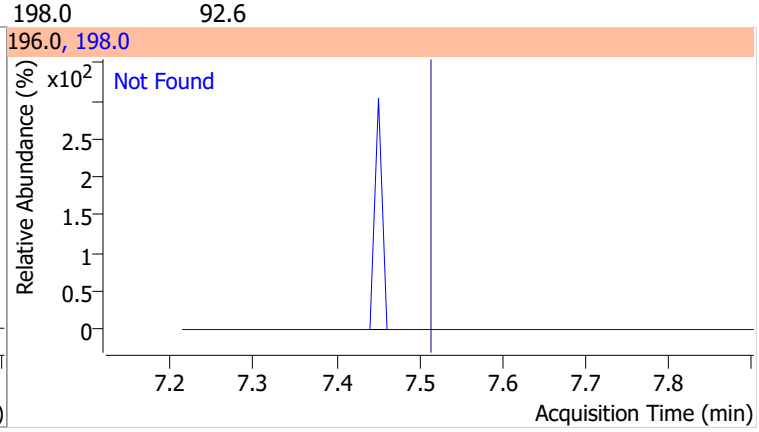

Compound	Conc.	Exp RT	QIon	Exp Ratio
2,4,5-Trichlorophenol	N.D.	7.57	198.0	94.1

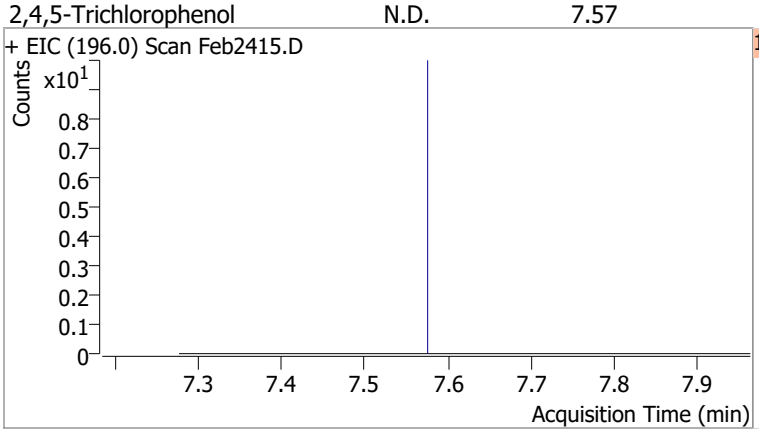

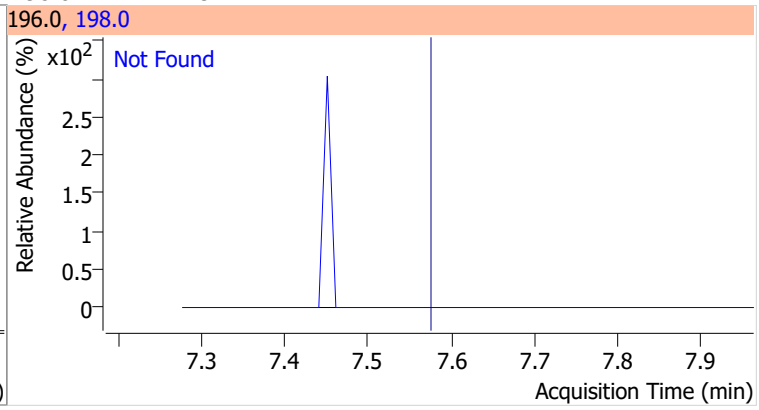

Compound	Conc.	RT	Dev(Min)	Resp.	QIon	QRatio	Lower	Upper
2-Fluorobiphenyl	55.5456	7.59	0.00	796522	171.0	34.0	24.1	44.7

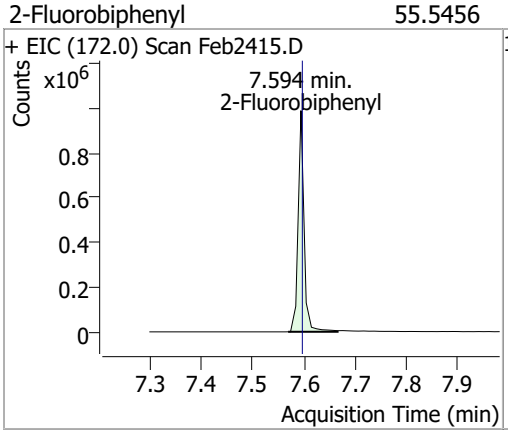

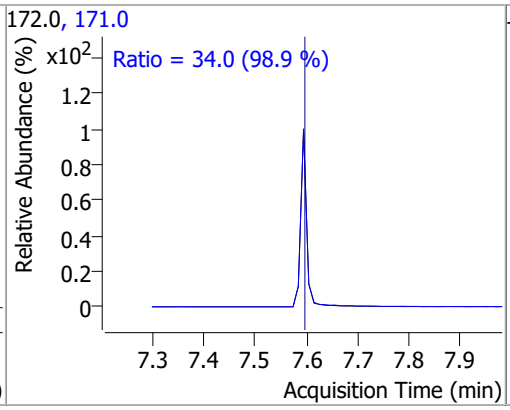

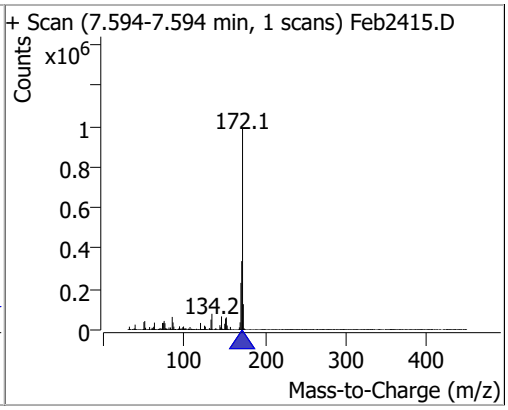

Compound	Conc.	Exp RT	QIon	Exp Ratio	QIon	Exp Ratio
2-Chloronaphthalene	N.D.	7.71	127.0	35.7	164.0	32.6

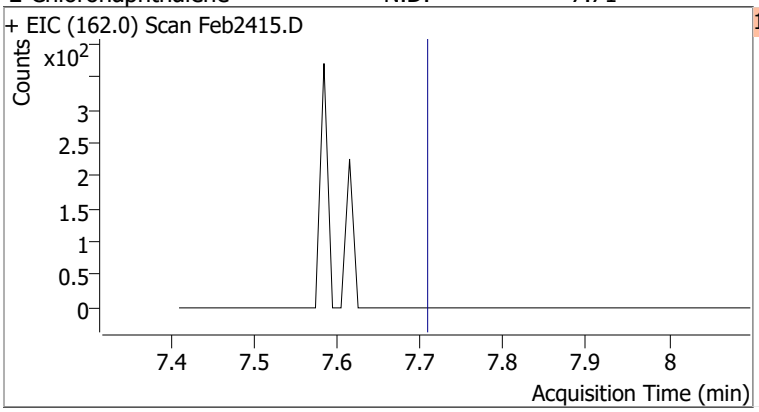

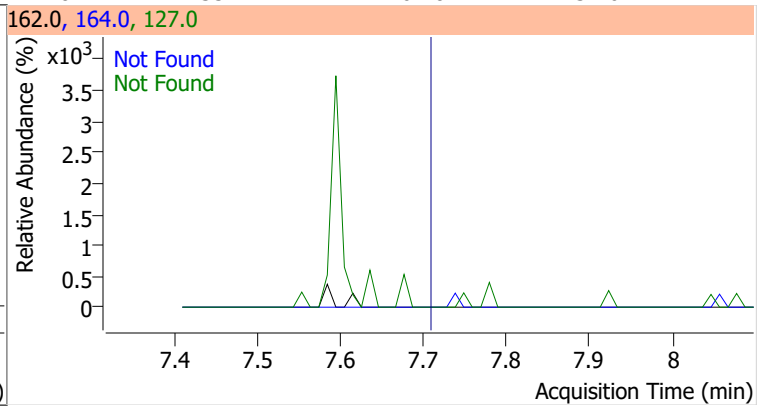

Compound	Conc.	Exp RT	QIon	Exp Ratio
2-Nitroaniline	N.D.	7.87	138.0	123.0

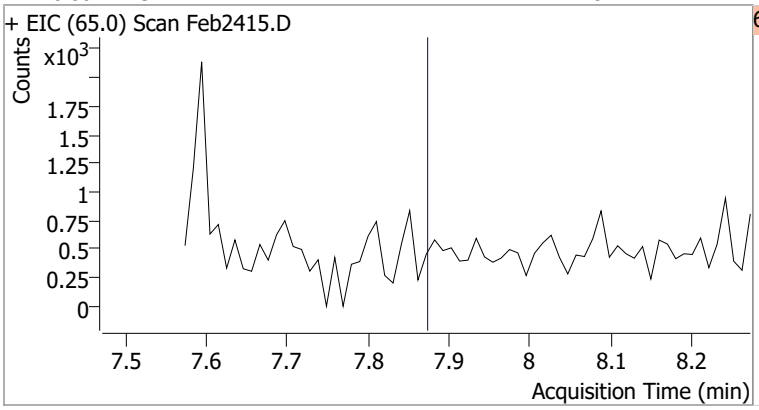

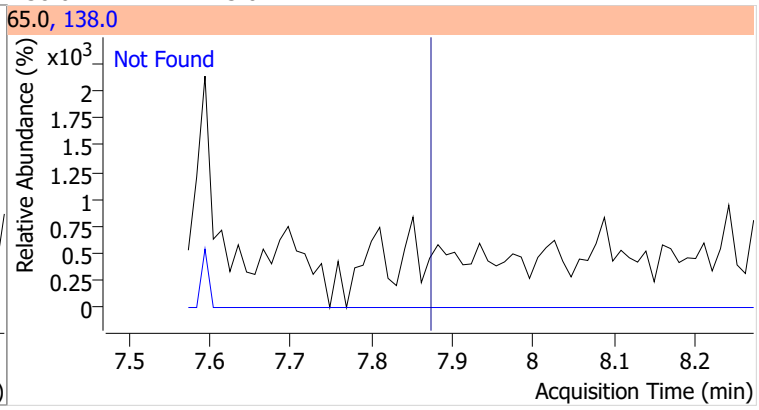

Compound	Conc.	RT	Dev(Min)	Resp.	QIon	QRatio	Lower	Upper
Dimethyl Phthalate		0		0	77.0		13.9	25.8

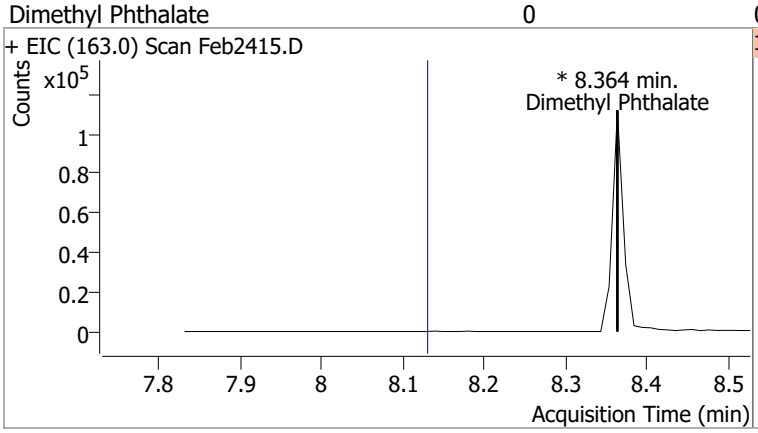

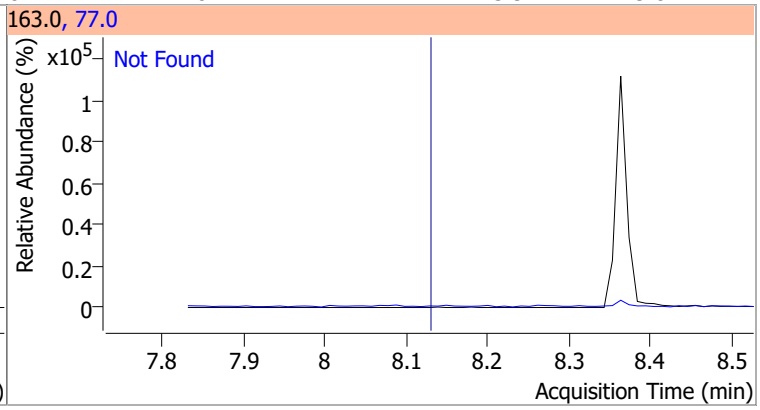

Compound	Conc.	RT	Dev(Min)	Resp.	QIon	QRatio	Lower	Upper
2,6-Dinitrotoluene		0		0	63.0		95.6	177.5
					89.0		45.4	84.4

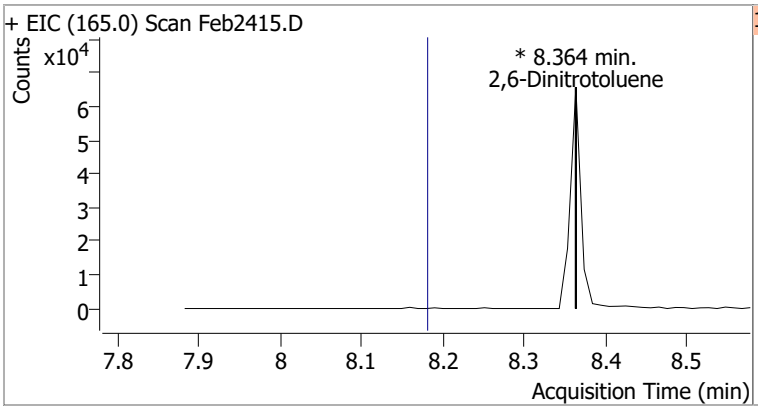

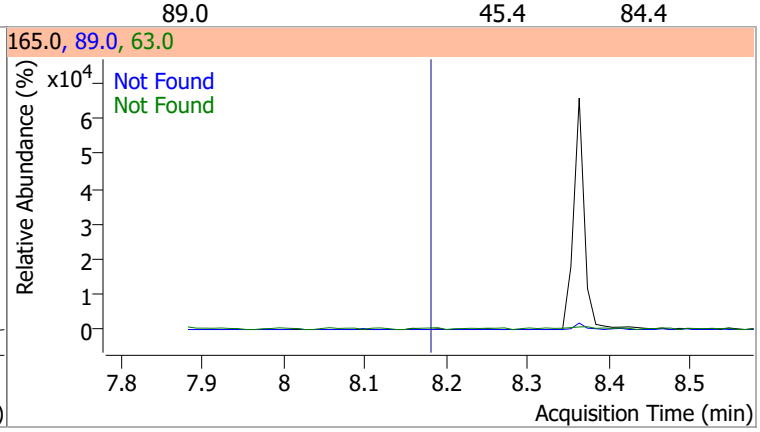

Compound	Conc.	Exp RT	QIon	Exp Ratio
Acenaphthylene	N.D.	8.19	153.1	14.0

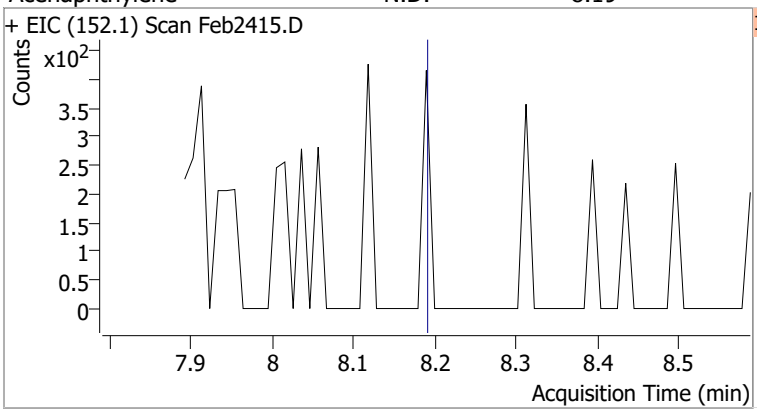

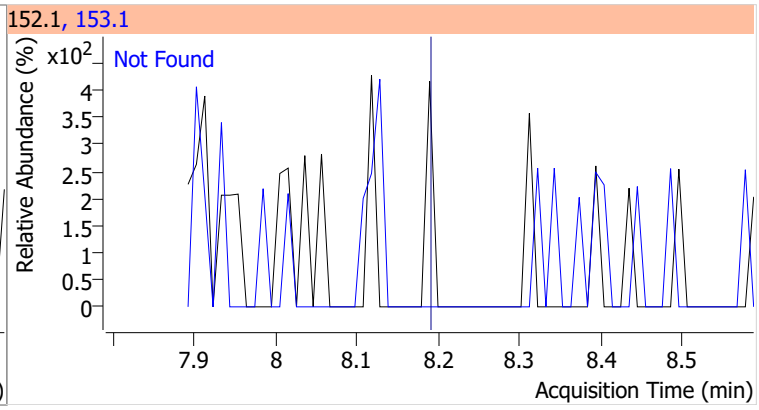

Compound	Conc.	Exp RT	QIon	Exp Ratio	QIon	Exp Ratio
3-Nitroaniline	N.D.	8.38	65.0	131.7	92.0	112.6

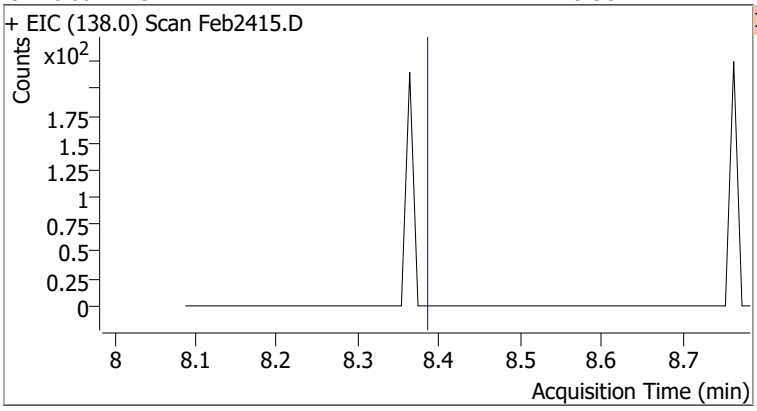

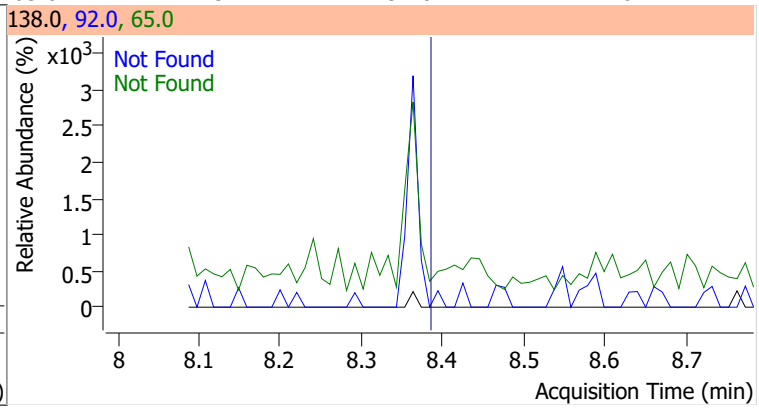

Compound	Conc.	Exp RT	QIon	Exp Ratio	QIon	Exp Ratio
Acenaphthene	N.D.	8.40	153.0	106.6	152.0	52.4

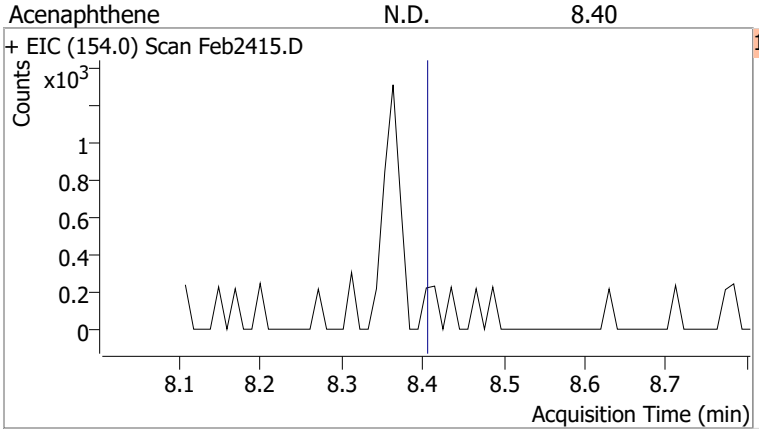

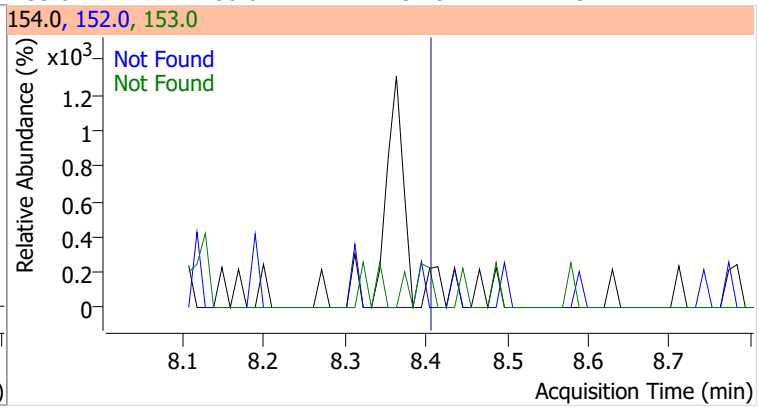

Compound	Conc.	Exp RT	QIon	Exp Ratio
2,4-Dinitrophenol	N.D.	8.51	154.0	59.3

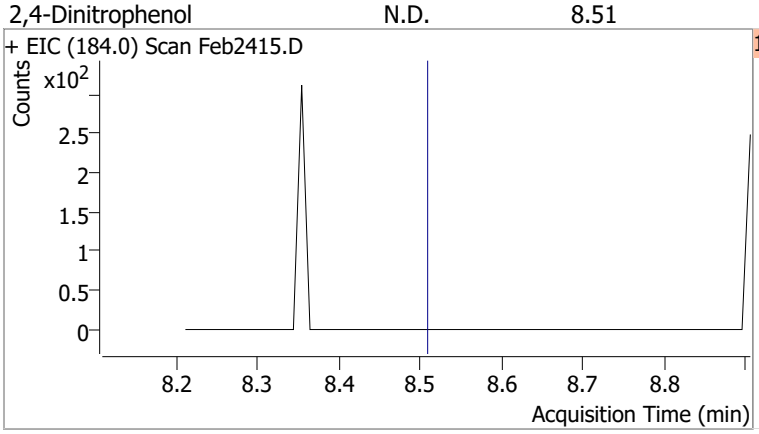

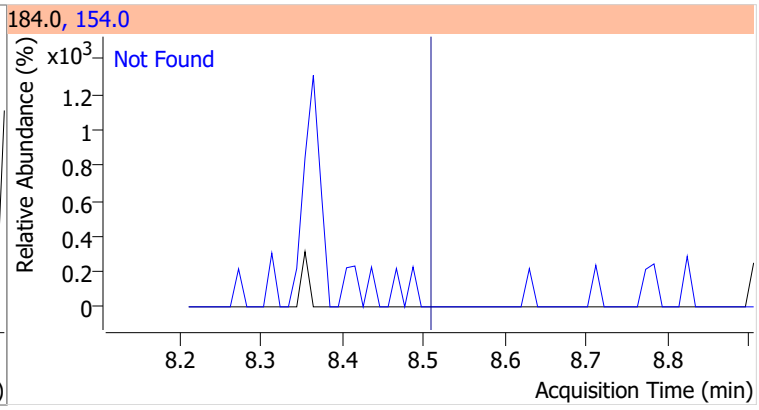

Compound	Conc.	Exp RT	QIon	Exp Ratio
Dibenzofuran	N.D.	8.62	139.0	37.6

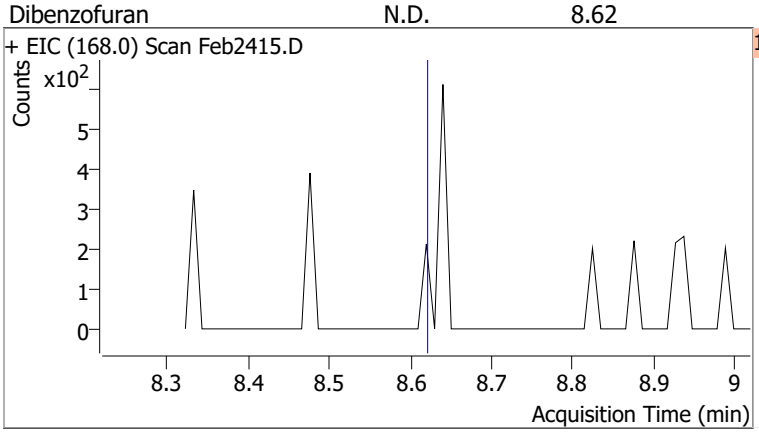

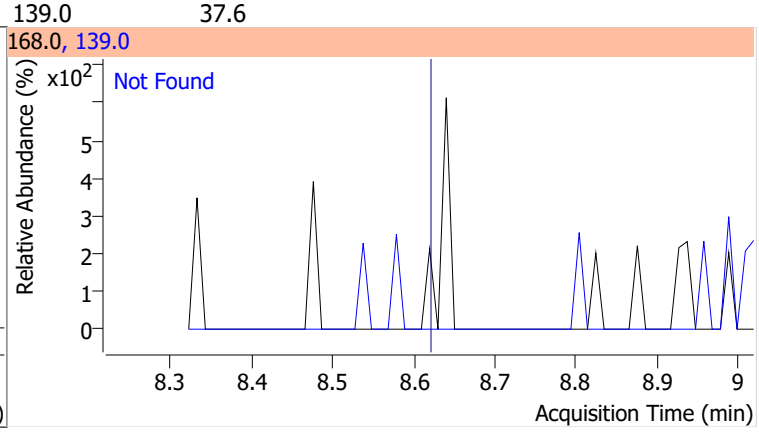

Compound	Conc.	Exp RT	QIon	Exp Ratio	QIon	Exp Ratio
2,4-Dinitrotoluene	N.D.	8.66	89.0	75.9	63.0	44.1

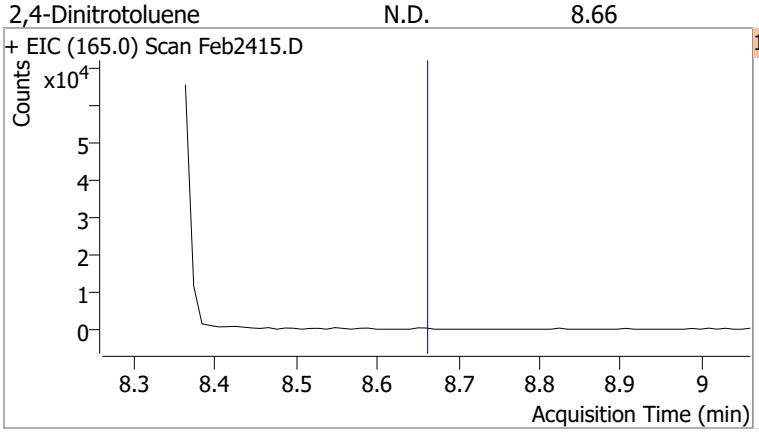

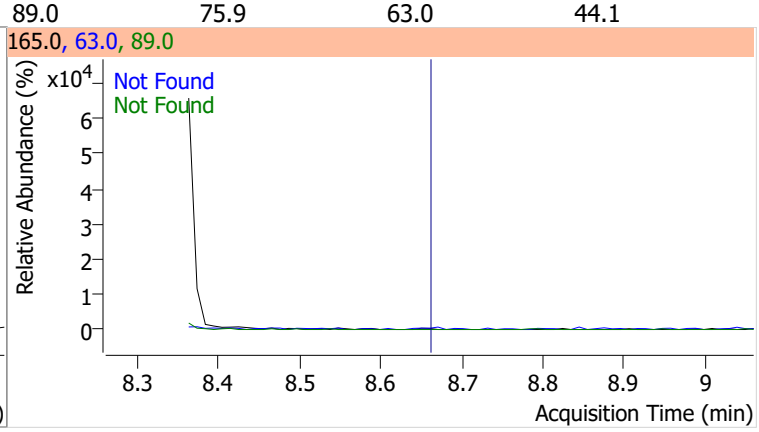

Compound	Conc.	Exp RT	QIon	Exp Ratio	QIon	Exp Ratio
4-Nitrophenol	N.D.	8.71	139.0	78.4	65.0	71.6

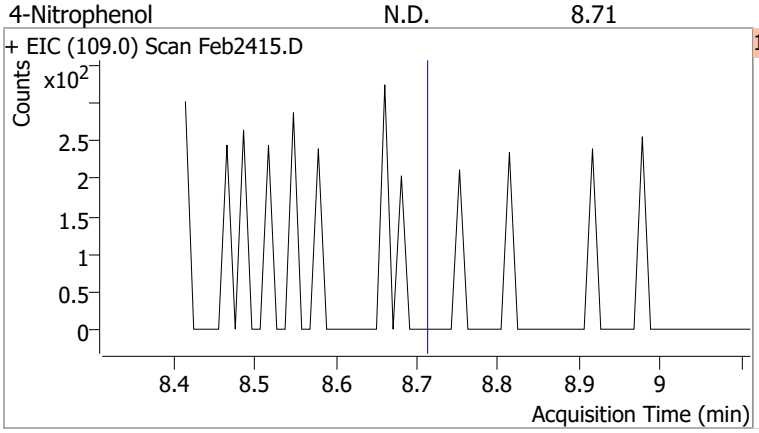

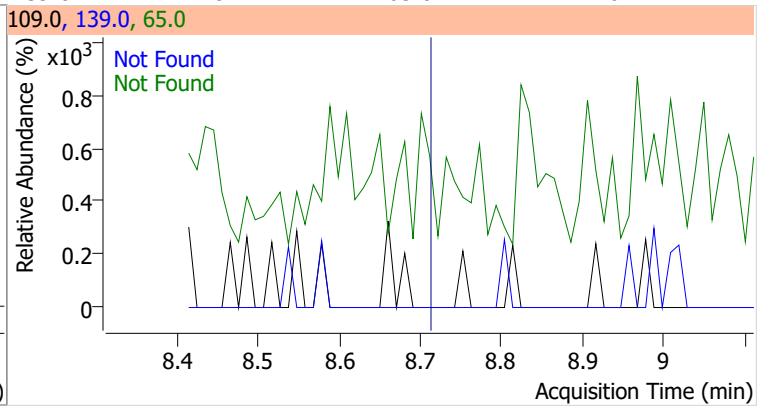

Compound	Conc.	Exp RT	QIon	Exp Ratio	QIon	Exp Ratio
Diethylphthalate	N.D.	8.99	177.0	21.3	150.0	12.7

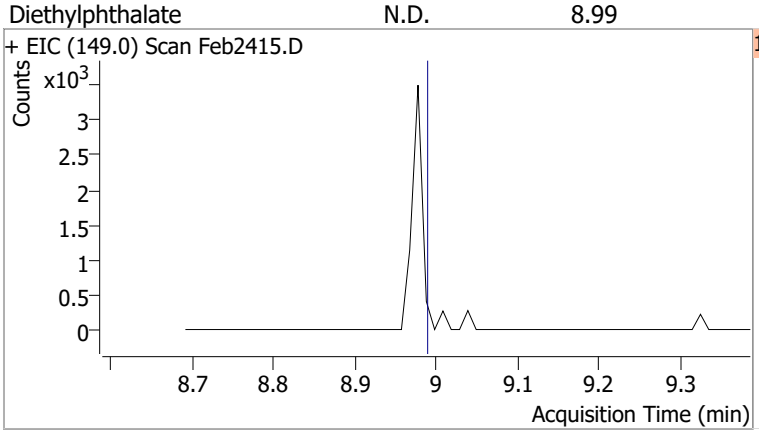

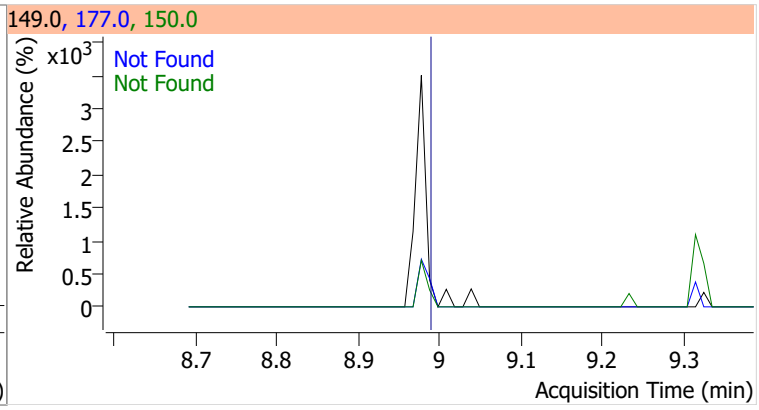

Compound	Conc.	Exp RT	QIon	Exp Ratio	QIon	Exp Ratio
Fluorene	N.D.	9.03	165.0	94.1	167.0	13.4

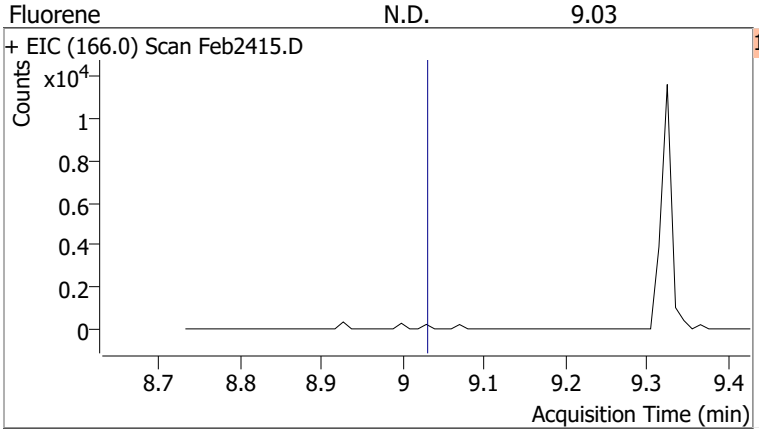

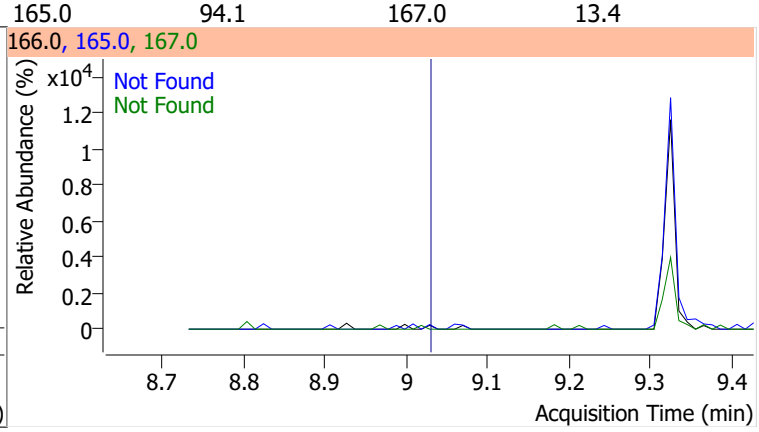

Compound	Conc.	Exp RT	QIon	Exp Ratio	QIon	Exp Ratio
4-Chlorophenyl-phenylether	N.D.	9.07	141.0	61.7	206.0	34.0

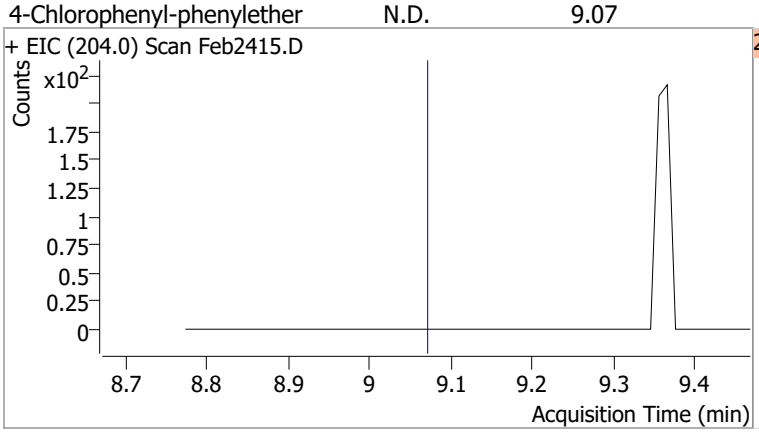

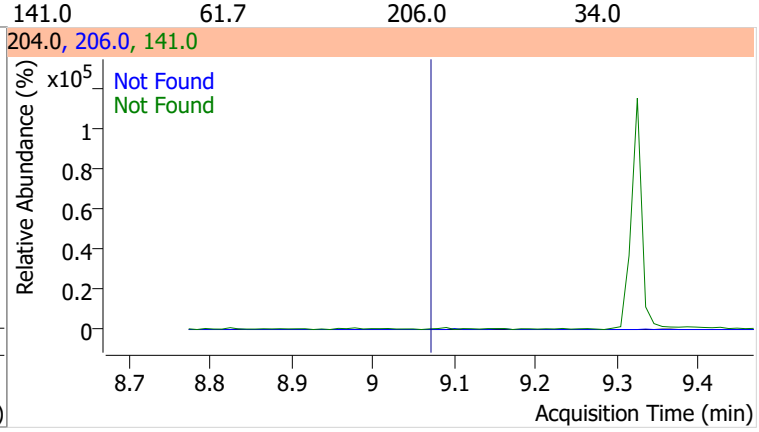

Compound	Conc.	Exp RT	QIon	Exp Ratio	QIon	Exp Ratio
4-Nitroaniline	N.D.	9.12	65.0	109.2	92.0	47.3

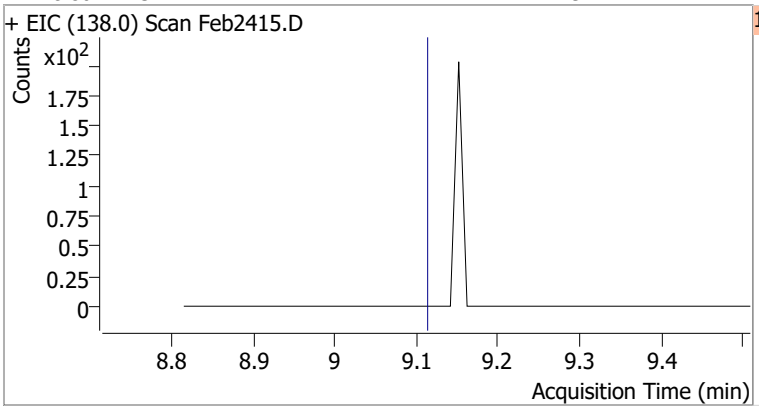

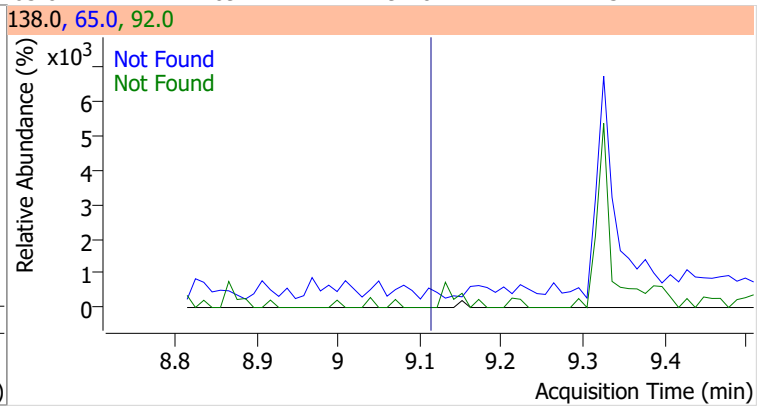

Compound	Conc.	Exp RT	QIon	Exp Ratio
4,6-Dinitro-2-methylphenol	N.D.	9.14	121.0	48.7

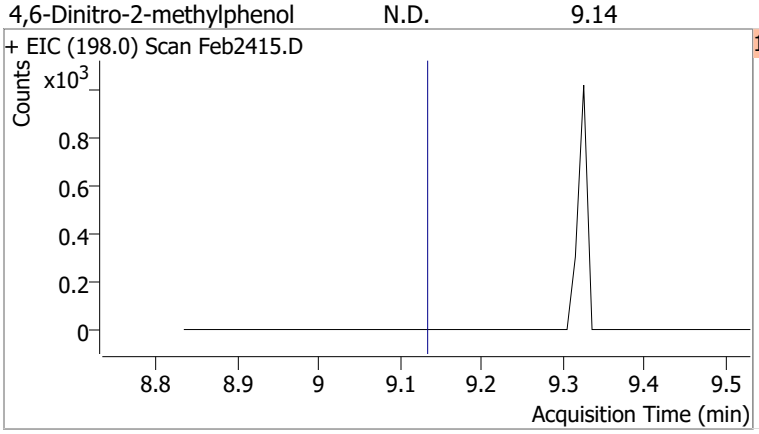

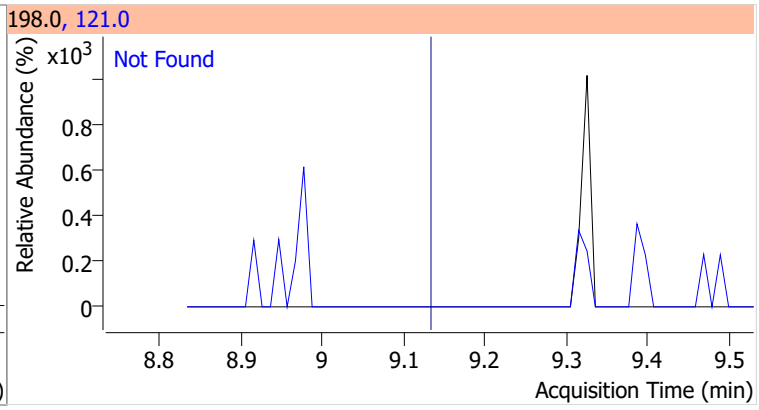

Compound	Conc.	Exp RT	QIon	Exp Ratio	QIon	Exp Ratio
N-nitrosodiphenylamine	N.D.	9.22	168.0	64.6	167.0	34.5

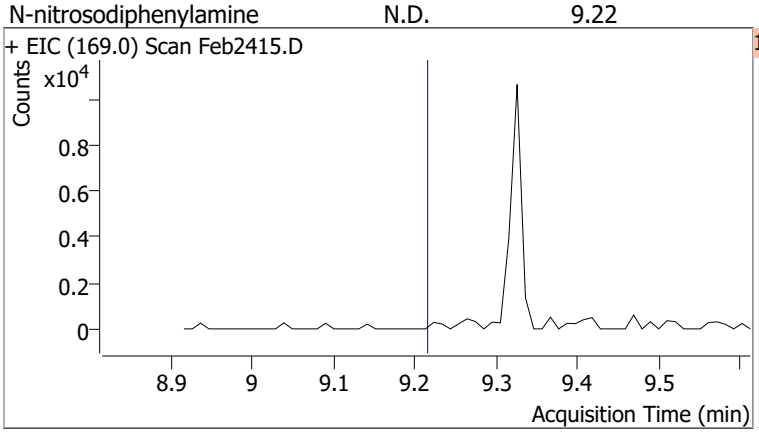

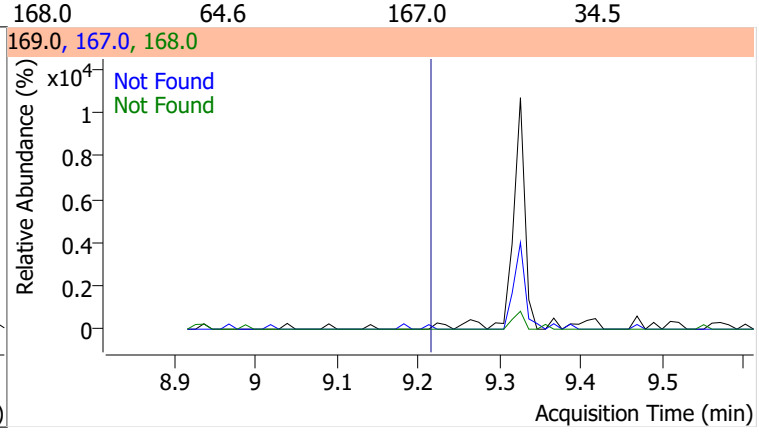

Compound	Conc.	Exp RT	QIon	Exp Ratio	QIon	Exp Ratio
Azobenzene	N.D.	9.25	51.0	48.8	182.0	26.0

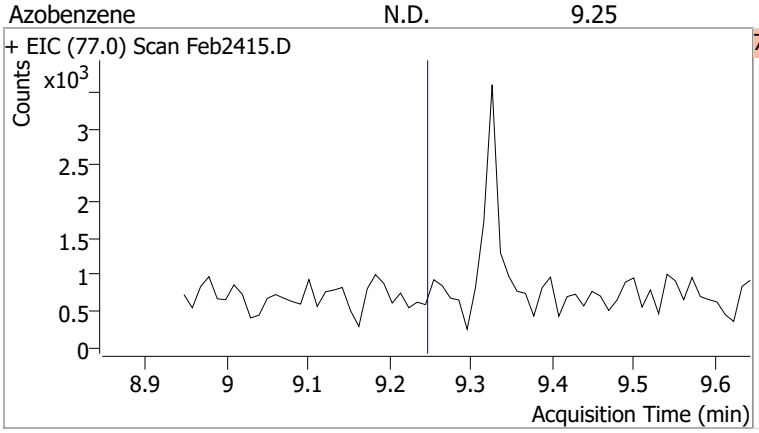

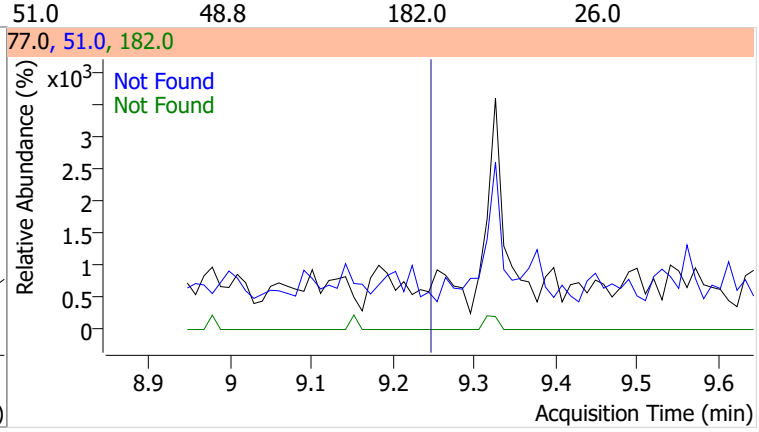

Compound	Conc.	RT	Dev(Min)	Resp.	QIon	QRatio	Lower	Upper
2,4,6-Tribromophenol	133.5285	9.33	0.00	168871	331.8	88.6	63.6	118.2

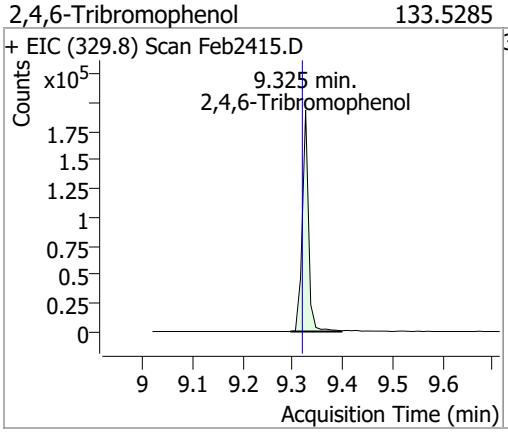

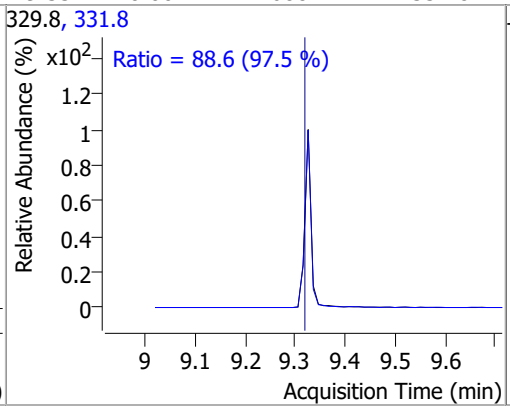

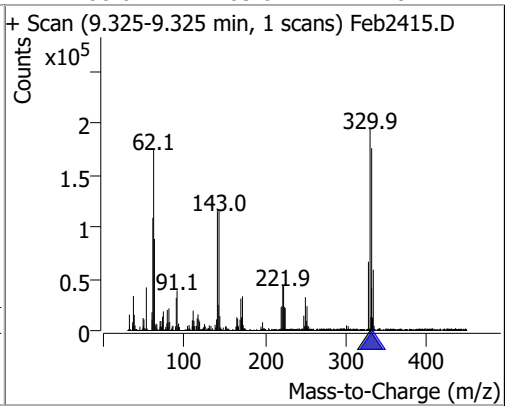

Compound	Conc.	Exp RT	QIon	Exp Ratio	QIon	Exp Ratio
4-Bromophenyl-phenylether	N.D.	9.65	141.0	100.4	250.0	99.4

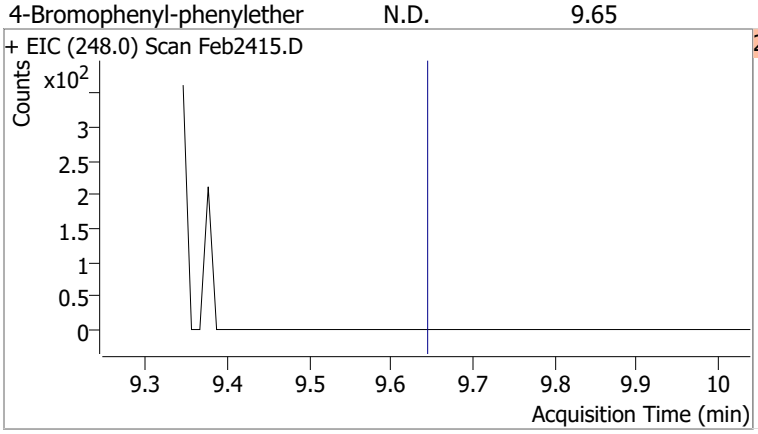

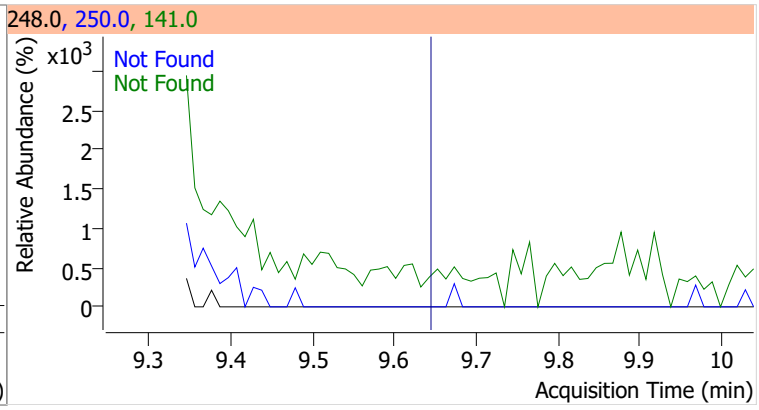

Compound	Conc.	Exp RT	QIon	Exp Ratio
Hexachlorobenzene	N.D.	9.68	142.0	49.3

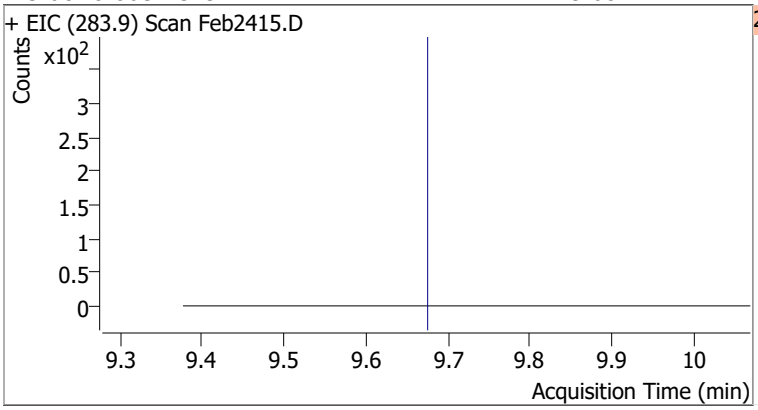

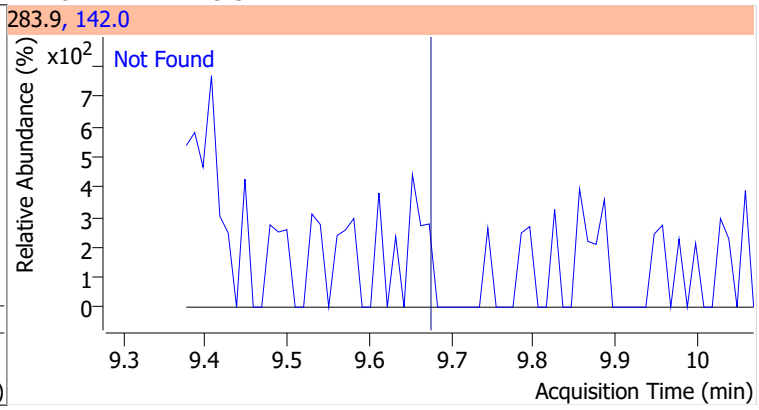

Compound	Conc.	Exp RT	QIon	Exp Ratio	QIon	Exp Ratio
Pentachlorophenol	N.D.	9.96	263.9	63.1	267.9	62.4

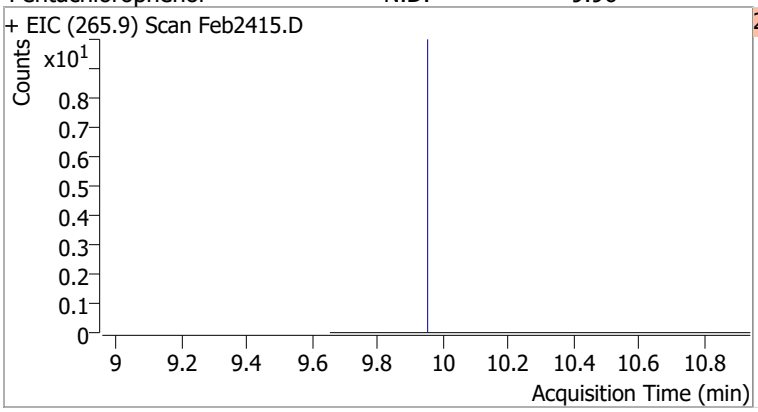

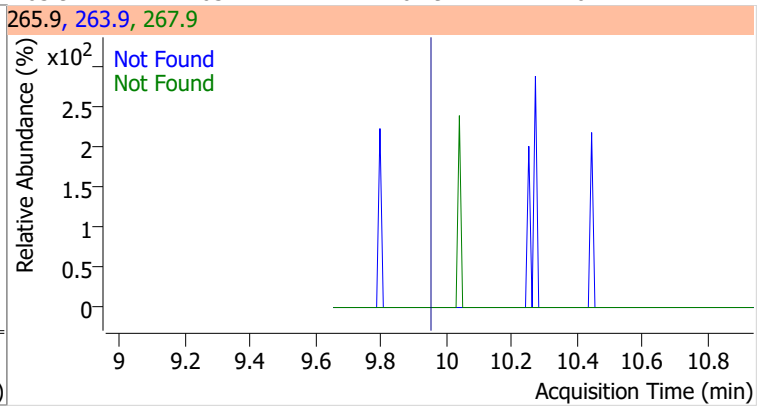

Compound	Conc.	Exp RT	QIon	Exp Ratio
Phenanthrene	N.D.	10.18	176.0	18.9

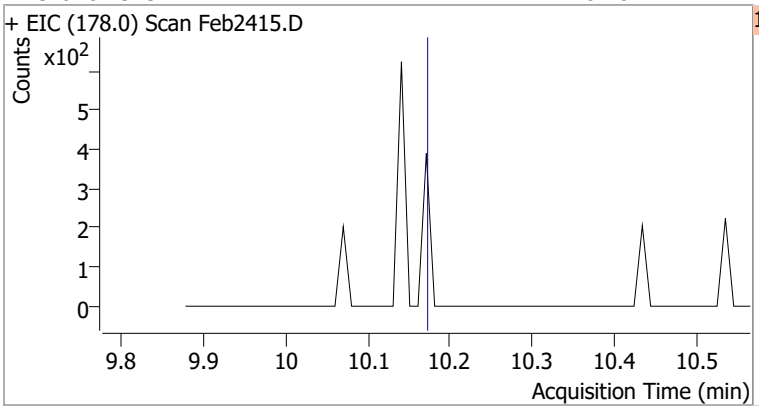

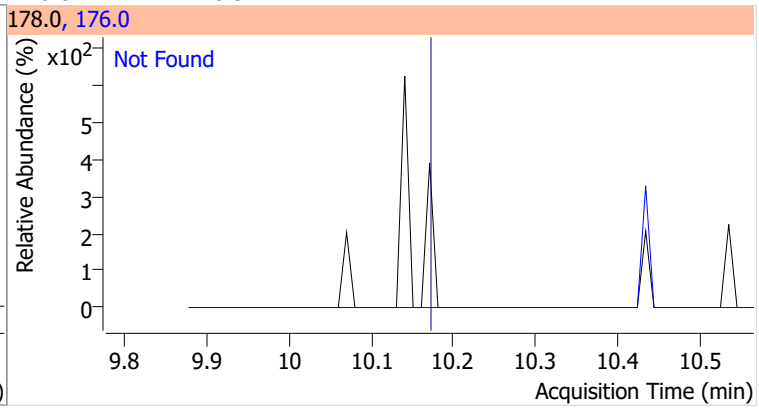

Compound	Conc.	Exp RT	QIon	Exp Ratio
Anthracene	N.D.	10.24	176.0	18.2

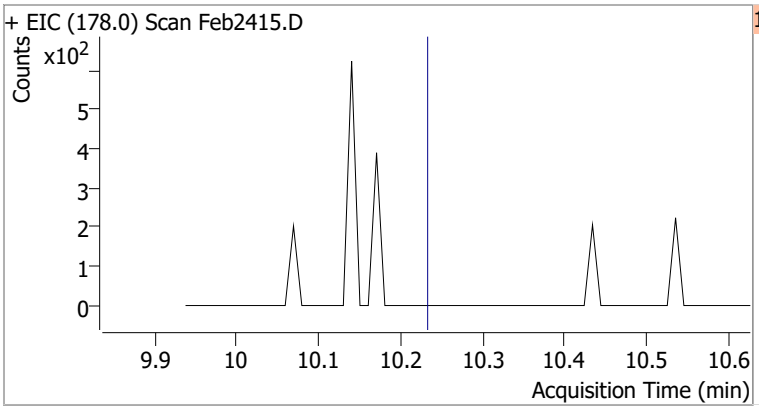

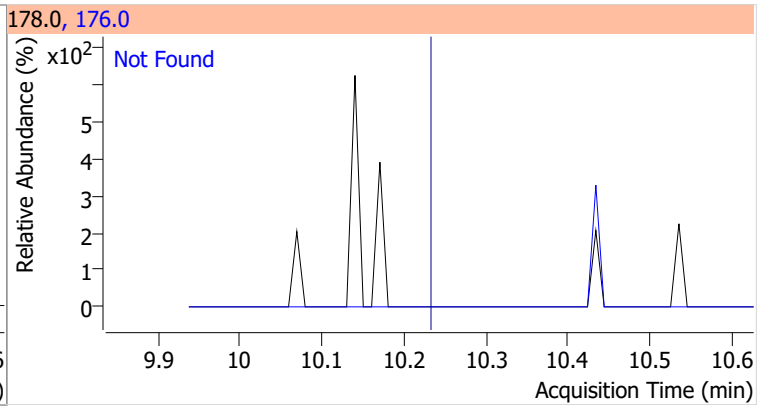

Compound	Conc.	Exp RT	QIon	Exp Ratio	QIon	Exp Ratio
Triallate	N.D.	10.30	268.0	23.9	143.0	21.9

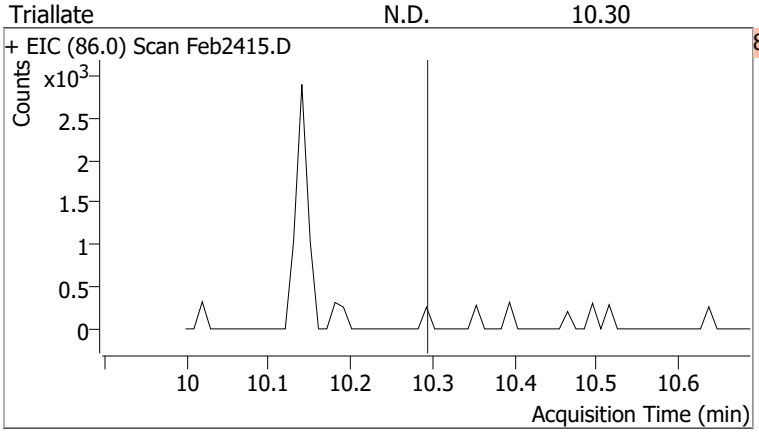

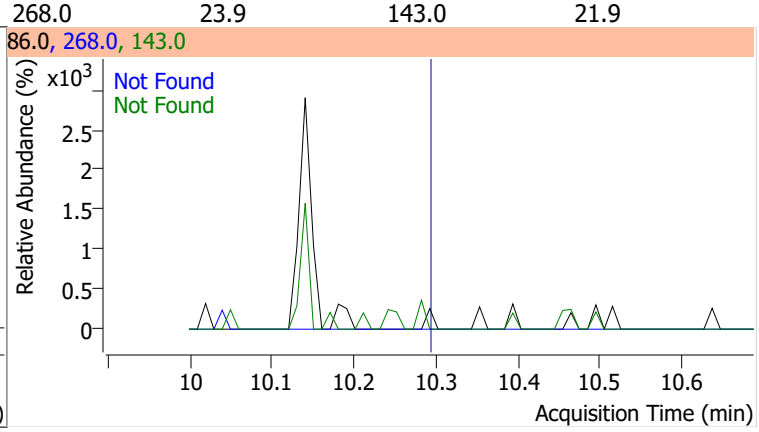

Compound	Conc.	Exp RT	QIon	Exp Ratio
Carbazole	N.D.	10.48	139.0	13.0

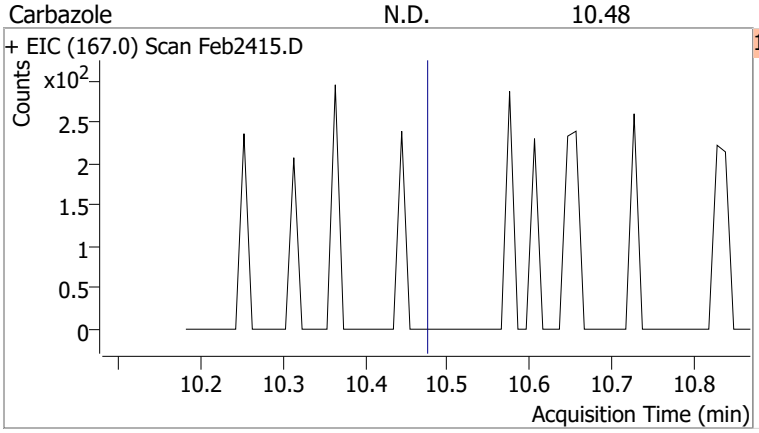

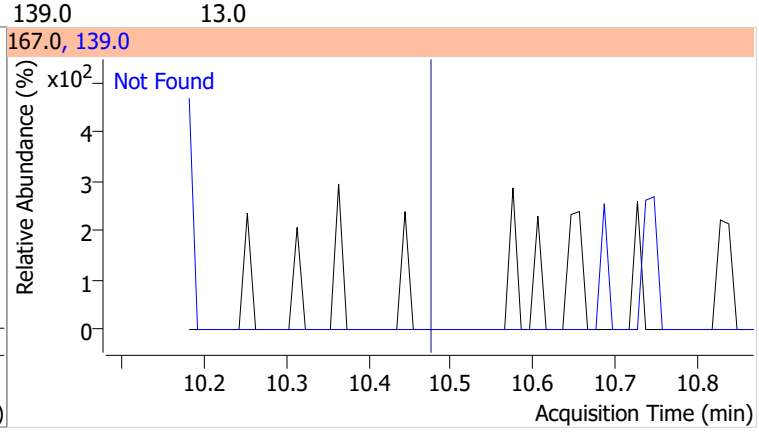

Compound	Conc.	Exp RT	QIon	Exp Ratio	QIon	Exp Ratio
o-Terphenyl	N.D.	10.69	229.0	64.7	215.0	38.5

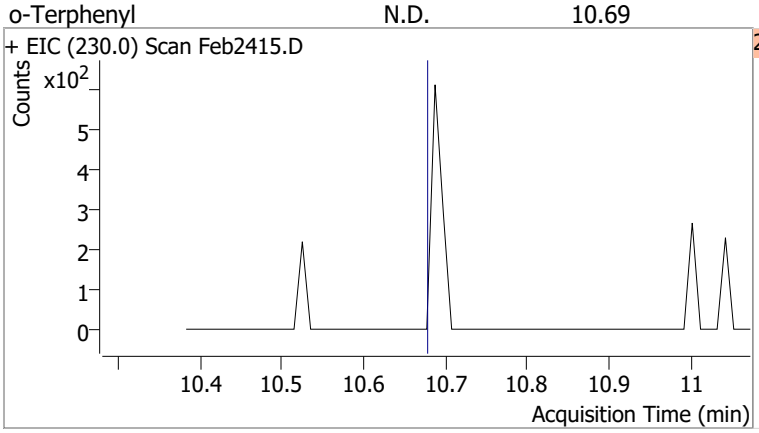

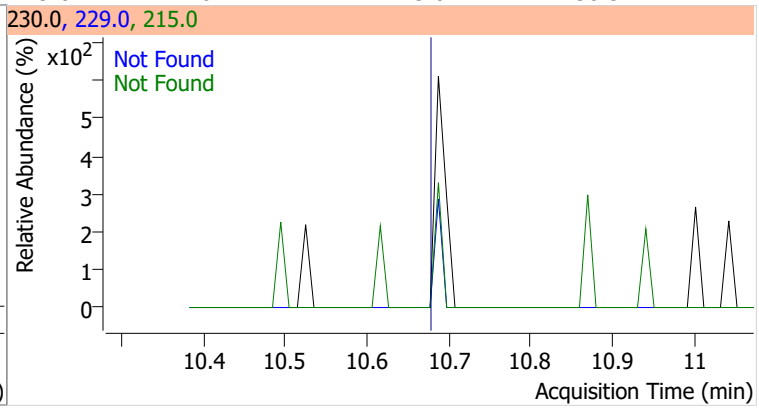

Compound	Conc.	Exp RT	QIon	Exp Ratio	QIon	Exp Ratio
Di-n-Butylphthalate	N.D.	11.07	150.0	9.1	104.0	6.2

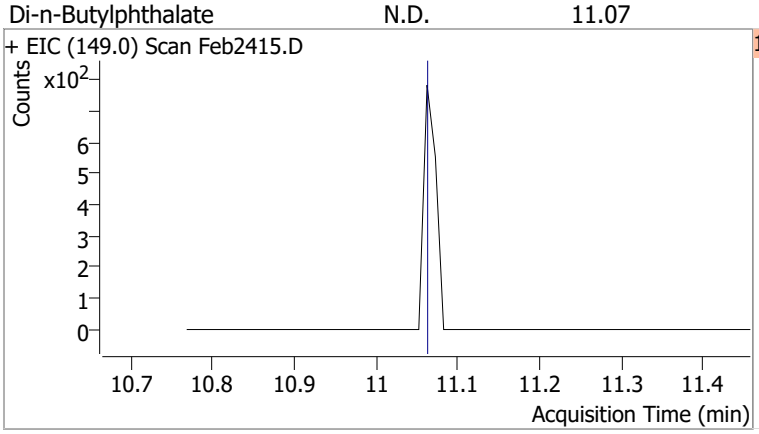

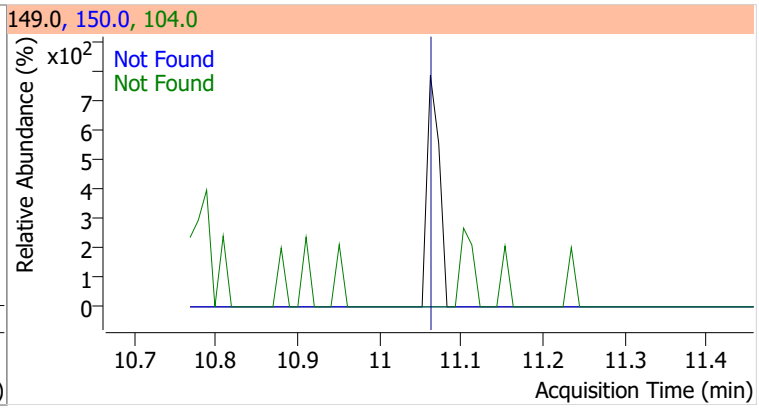

Compound	Conc.	Exp RT	QIon	Exp Ratio
Fluoranthene	N.D.	11.94	101.0	12.7

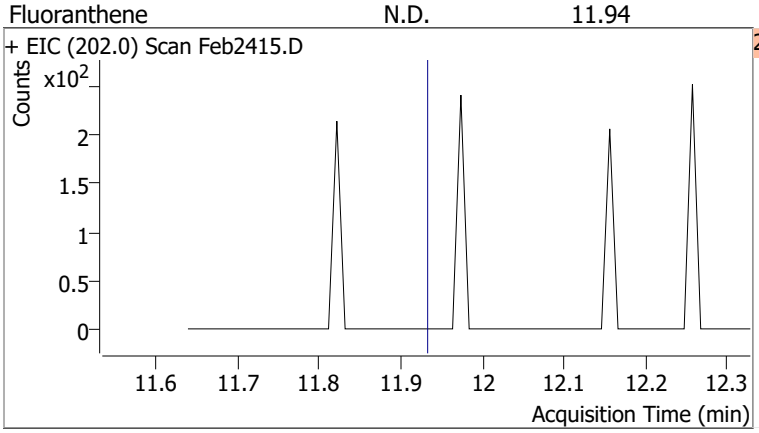

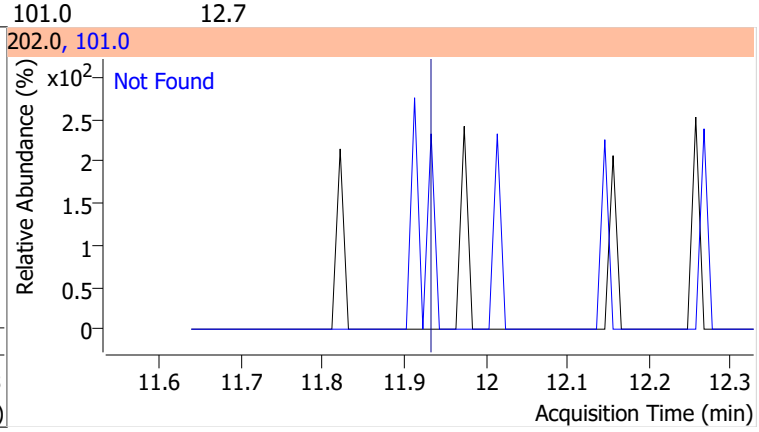

Compound	Conc.	RT	Dev(Min)	Resp.	QIon	QRatio	Lower	Upper
Benzidine		0		0	183.0		7.9	14.7
					92.0		5.0	9.2

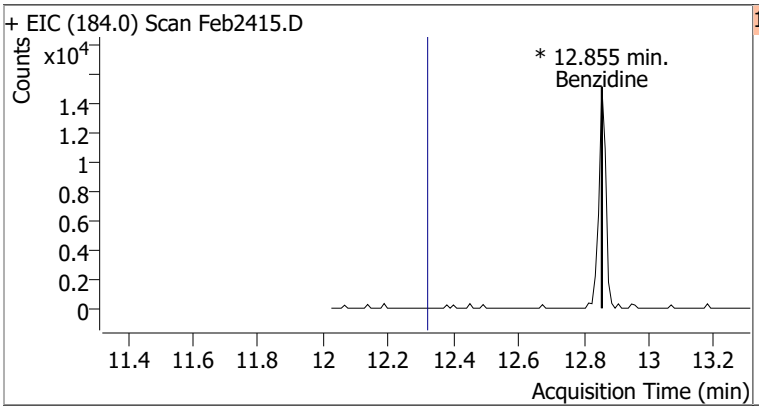

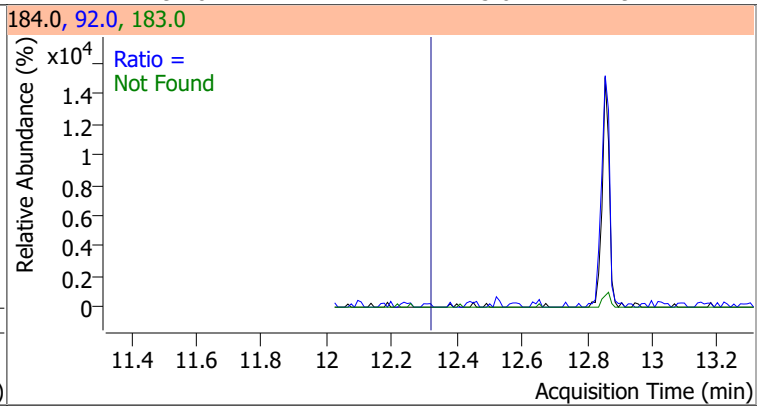

Compound	Conc.	Exp RT	QIon	Exp Ratio
Pyrene	N.D.	12.37	101.0	15.2

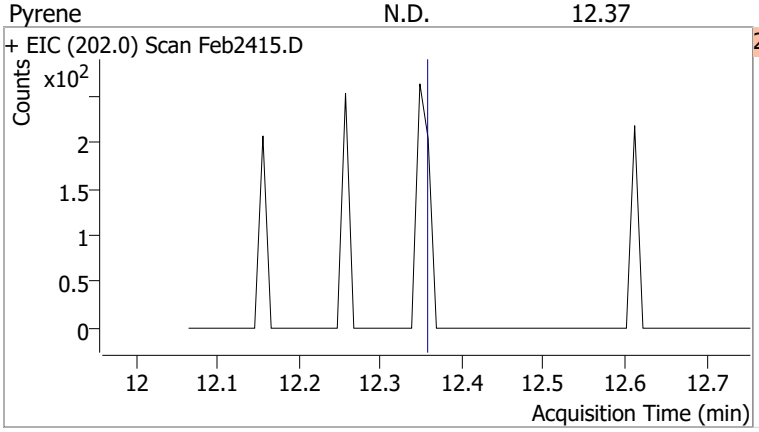

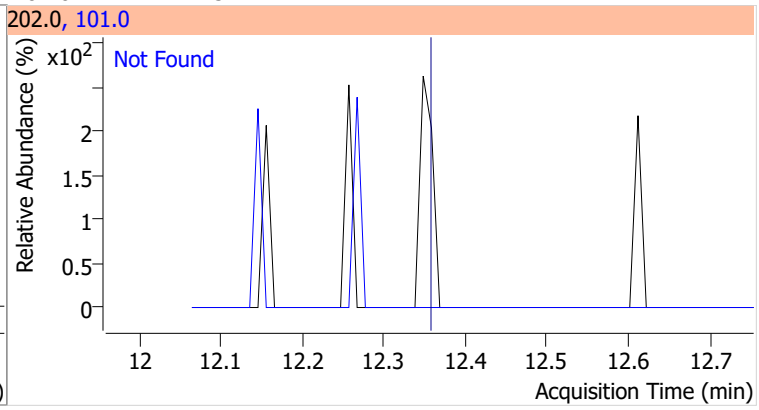

Compound	Conc.	RT	Dev(Min)	Resp.	QIon	QRatio	Lower	Upper
Terphenyl-d14	94.4956	12.85	-0.01	1326515	122.0	14.8	9.5	17.6

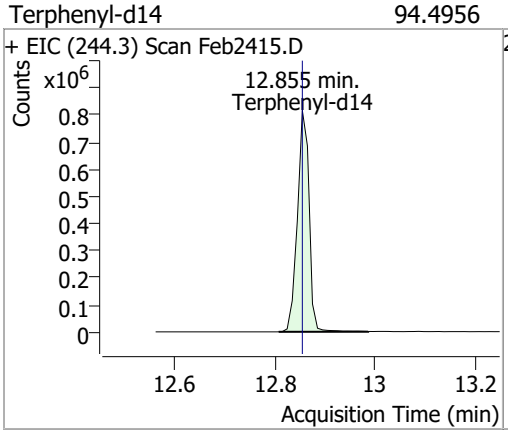

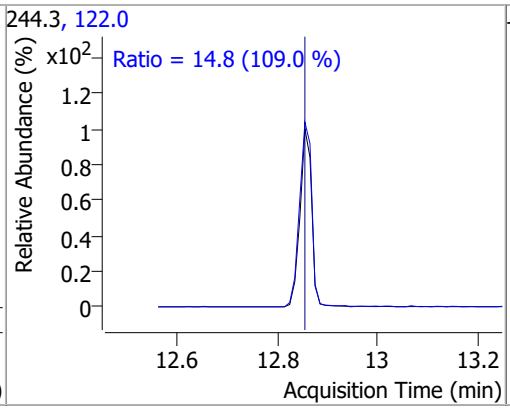

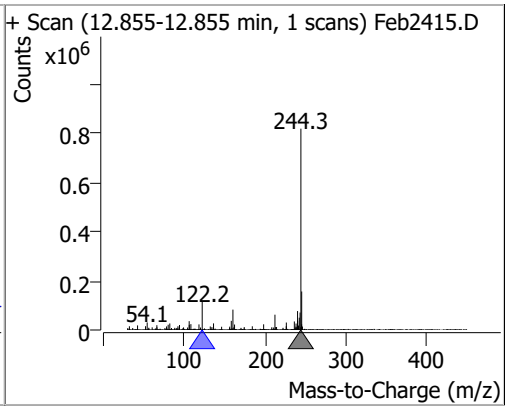

Compound	Conc.	Exp RT	QIon	Exp Ratio	QIon	Exp Ratio
Butylbenzylphthalate	N.D.	14.30	91.0	83.4	206.0	17.7

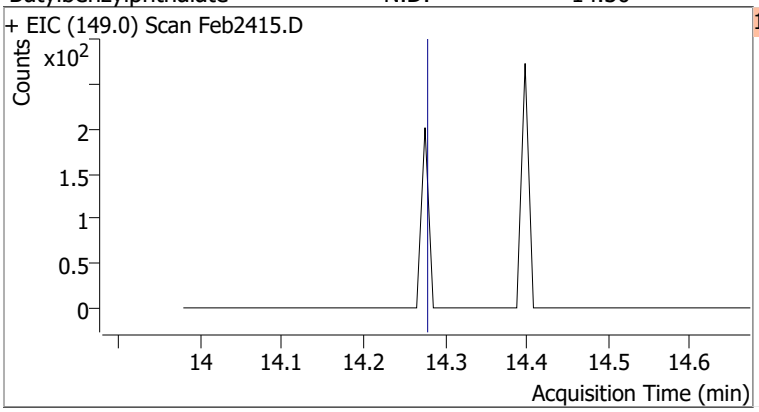

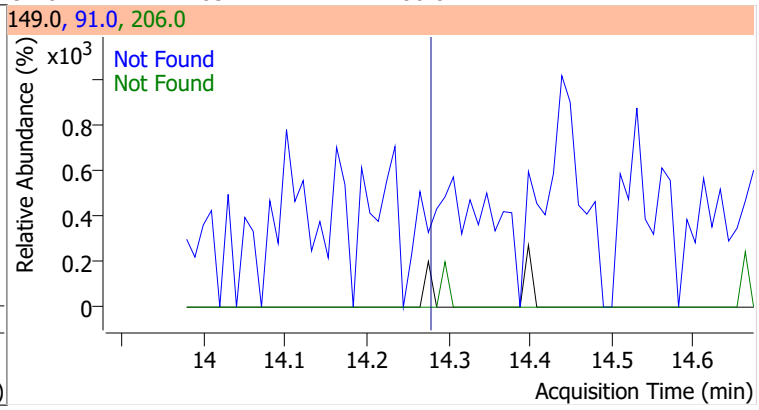

Compound	Conc.	Exp RT	QIon	Exp Ratio	QIon	Exp Ratio
Benzo(a)Anthracene	N.D.	15.50	226.0	26.4	229.0	20.9

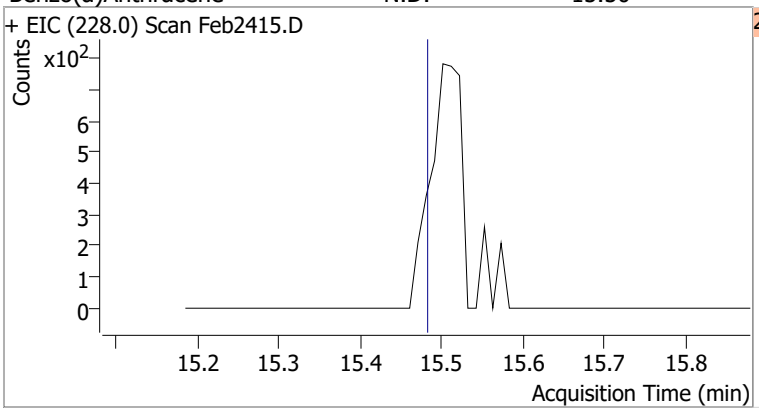

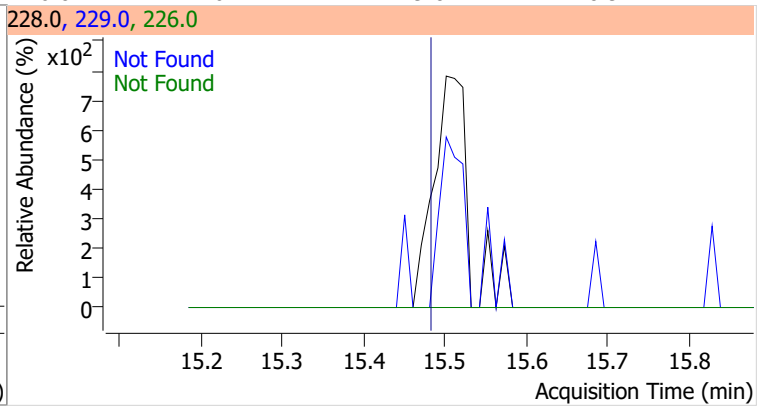

Compound	Conc.	Exp RT	QIon	Exp Ratio	QIon	Exp Ratio
Chrysene	N.D.	15.61	226.0	29.2	229.0	20.4

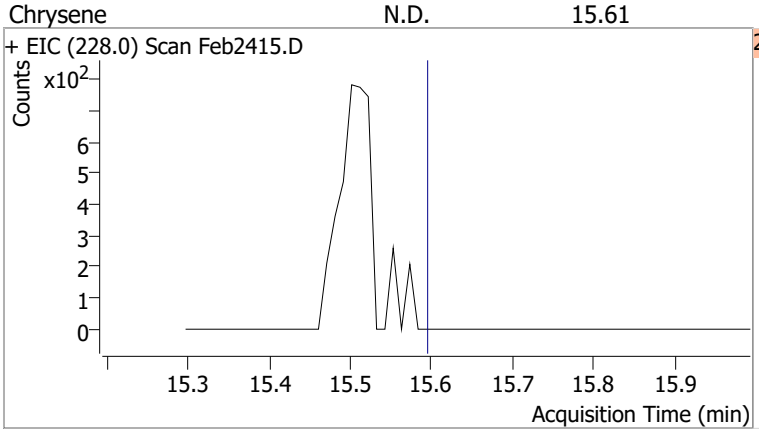

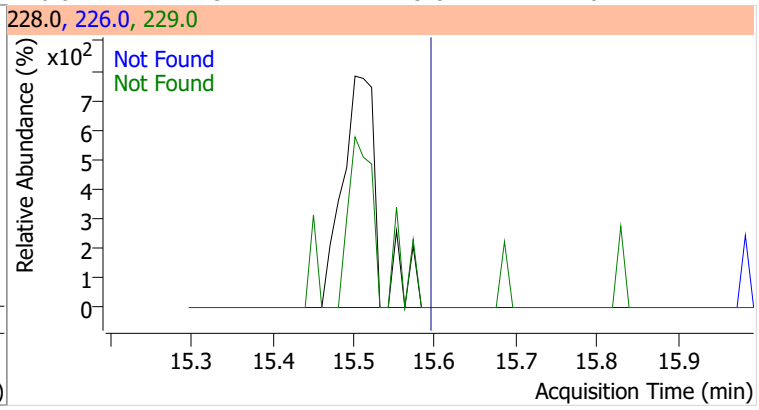

Compound	Conc.	Exp RT	QIon	Exp Ratio
3,3-Dichlorobenzidine	N.D.	15.65	254.0	64.6

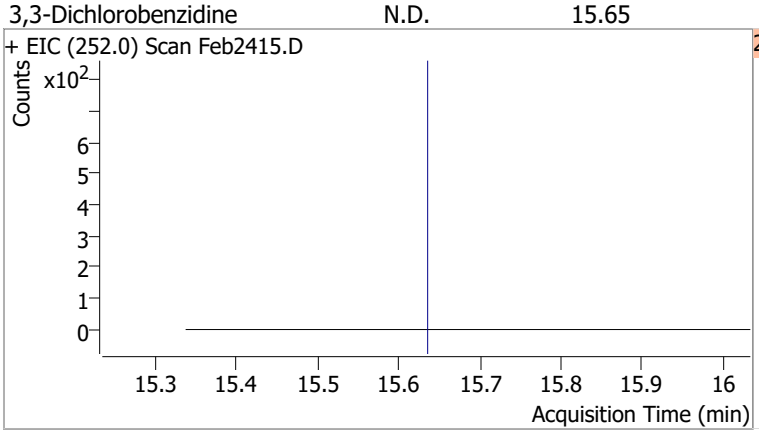

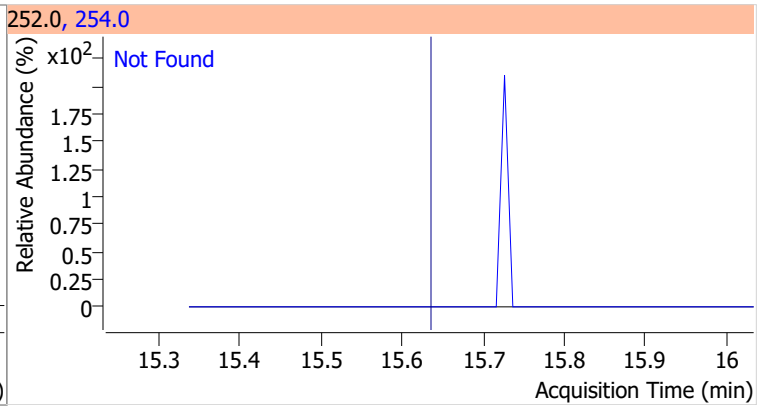

Compound	Conc.	Exp RT	QIon	Exp Ratio	QIon	Exp Ratio
bis(2-ethylhexyl)Phthalate	N.D.	16.35	149.0	391.0	279.0	13.4

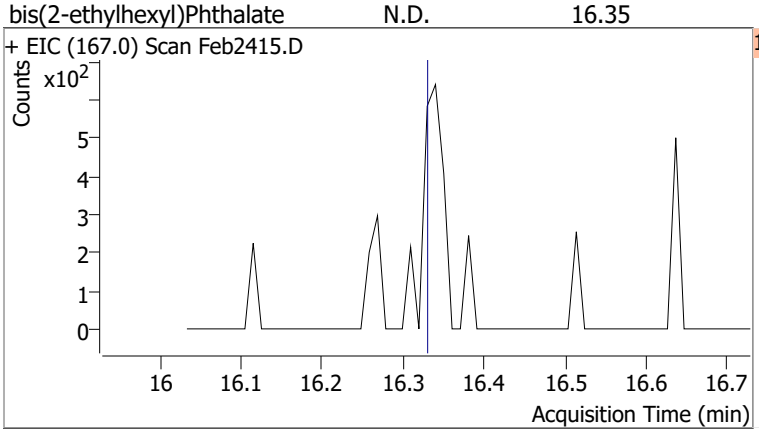

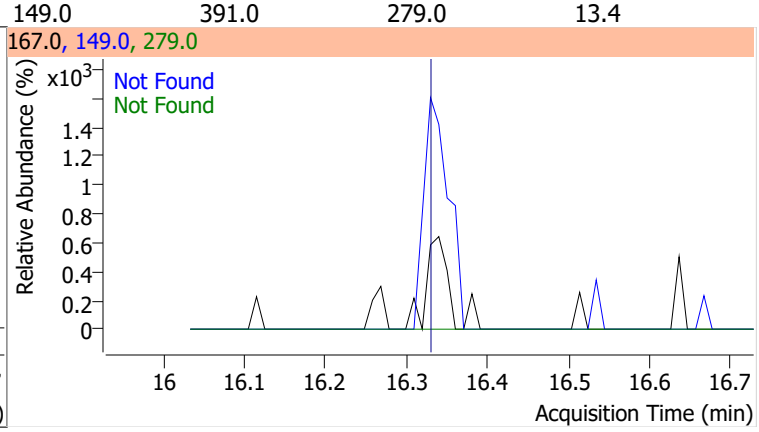

Compound	Conc.	Exp RT	QIon	Exp Ratio
Di-n-octyl Phthalate	N.D.	18.12	150.0	9.5

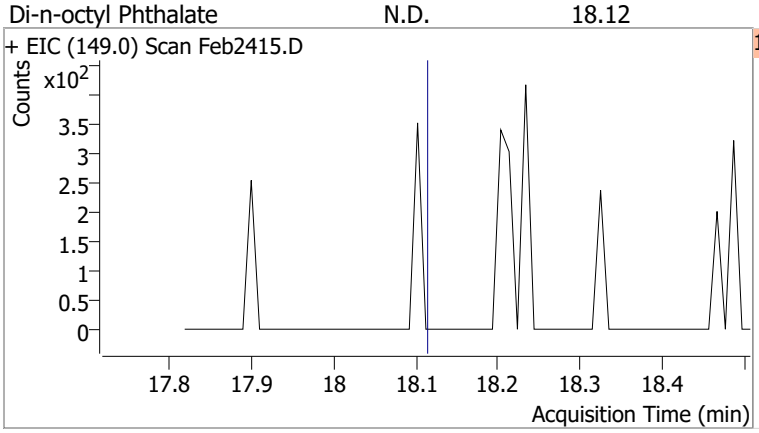

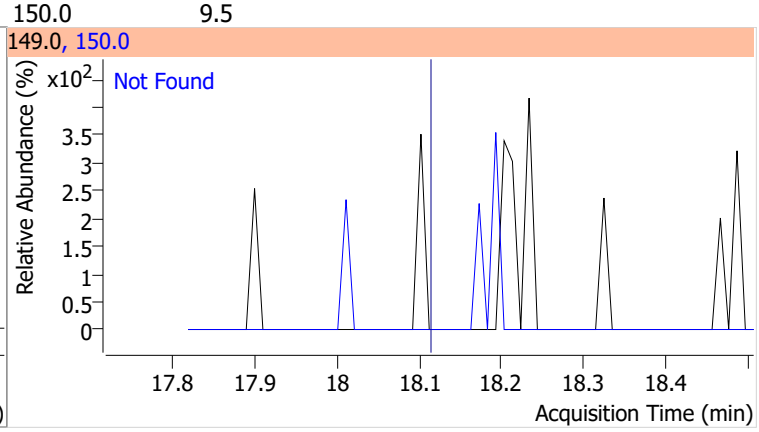

Compound	Conc.	Exp RT	QIon	Exp Ratio
Benzo(b)fluoranthene	N.D.	18.37	253.0	22.9

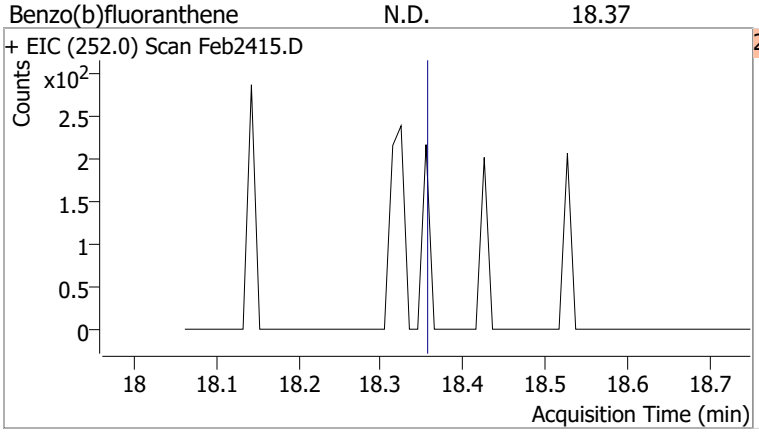

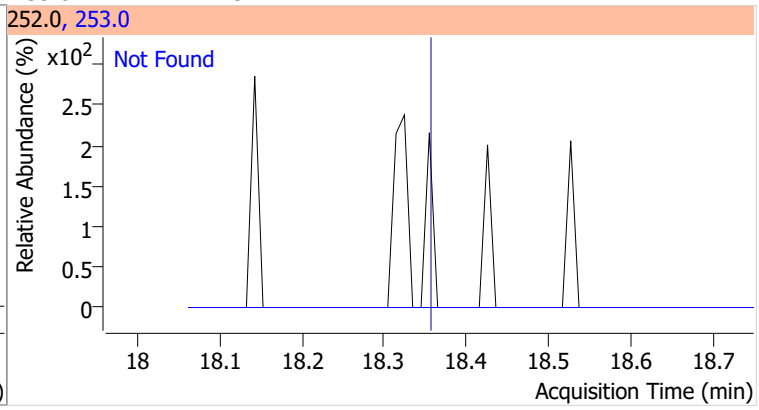

Compound	Conc.	Exp RT	QIon	Exp Ratio
Benzo(k)fluoranthene	N.D.	18.43	253.0	22.8

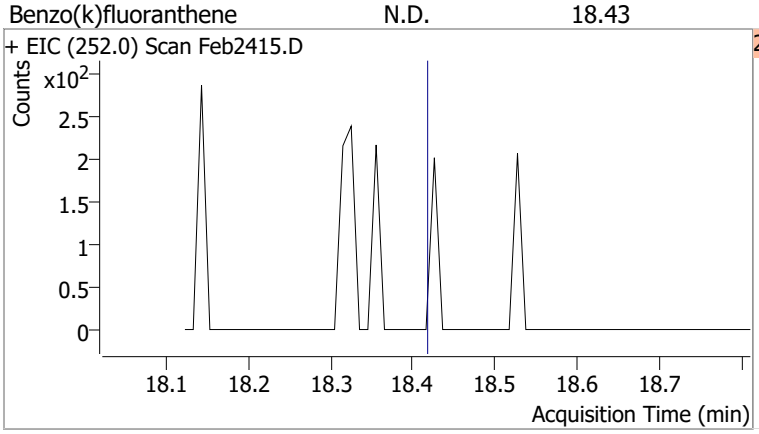

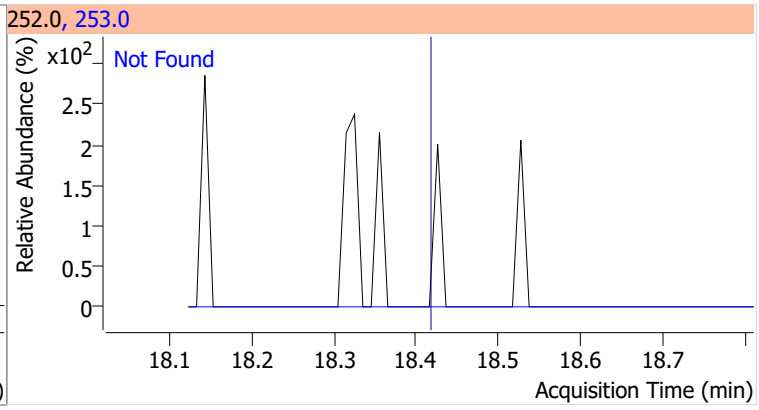

Compound	Conc.	Exp RT	QIon	Exp Ratio
Benzo(a)pyrene	N.D.	18.97	253.0	22.6

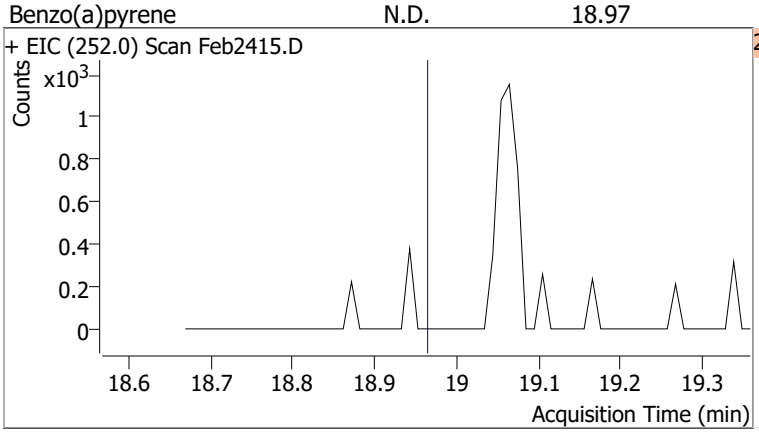

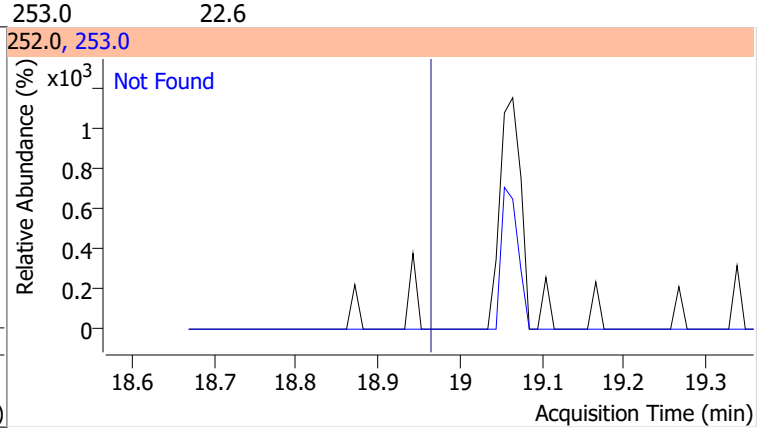

Compound	Conc.	Exp RT	QIon	Exp Ratio
Indeno(1,2,3-c,d)pyrene	N.D.	20.75	138.0	30.2

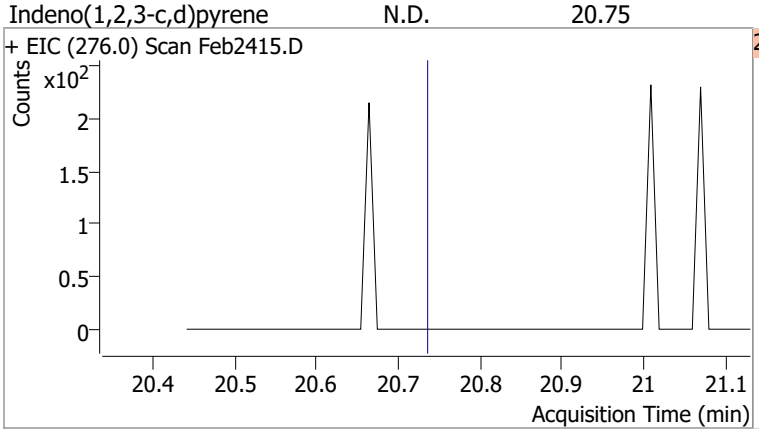

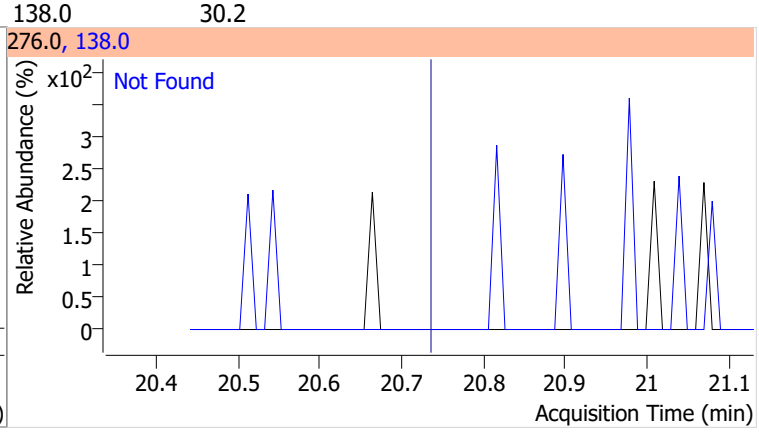

Compound	Conc.	Exp RT	QIon	Exp Ratio	QIon	Exp Ratio
Dibenzo(a,h)anthracene	N.D.	20.81	139.0	25.3	279.0	24.1

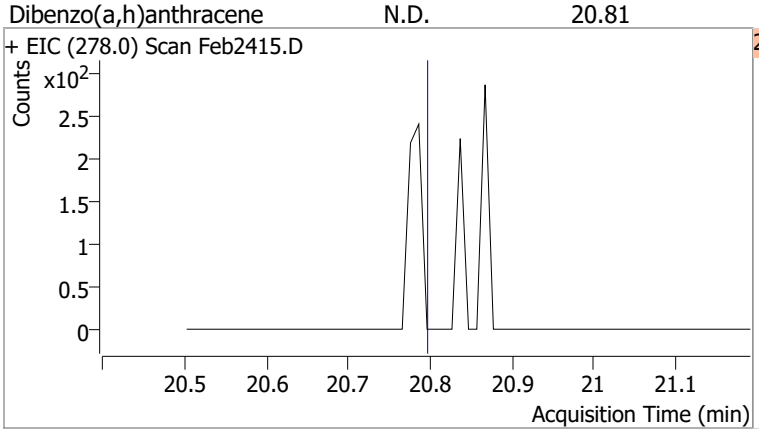

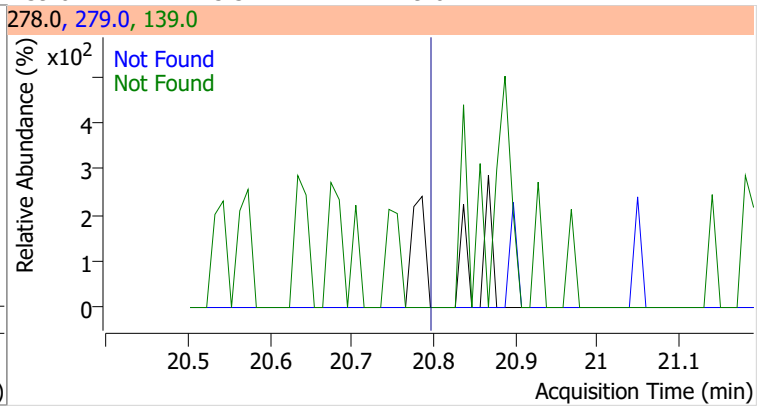

Compound	Conc.	Exp RT	QIon	Exp Ratio	QIon	Exp Ratio
Benzo(g,h,i)perylene	N.D.	21.08	138.0	32.4	277.0	23.6

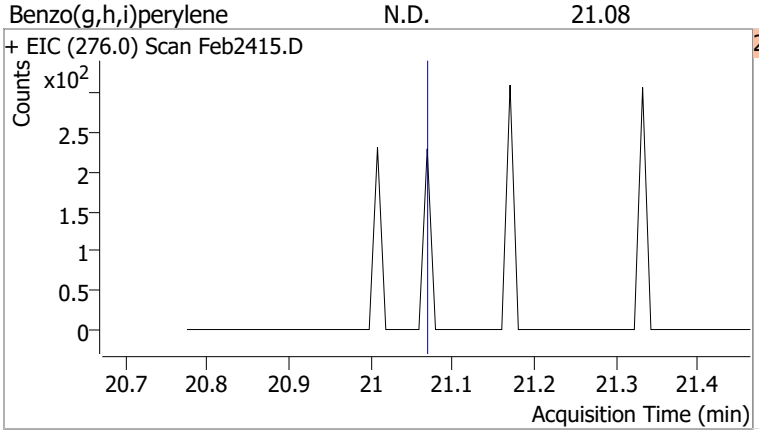

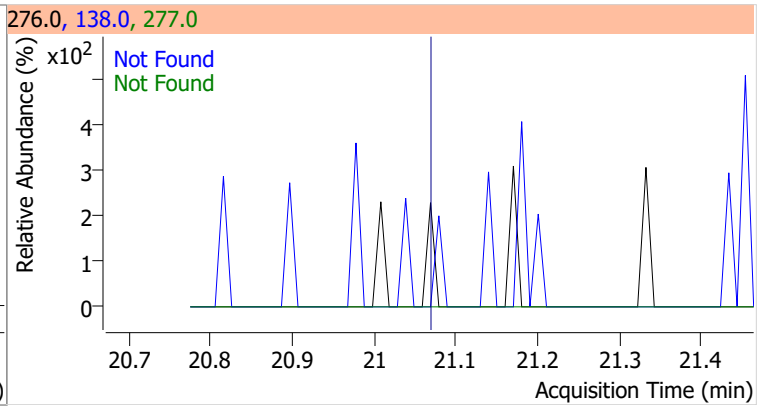

Quantitation Results Report (QT Reviewed)

Data File	Feb2416.D	Operator	LIMS import
Acq. Method	BNA+SIM.M	Acq. Date-Time	2/24/2022 11:42:08 PM
Sample Name	B22021435-032C	Instrument	Instrument #1
Vial	16	Multiplier	1.00
DA Method File		Comment	SVOC-8270-W-LARGO
Tune File	dftppdsm.u	Tune Date	2/18/2022 9:25:00 PM
Batch Name	022422 DoD BNA.batch.bin	Last Calib Update	2/25/2022 7:56:13 AM
Ref Library	D:\Org\Library\NIST129K.l		

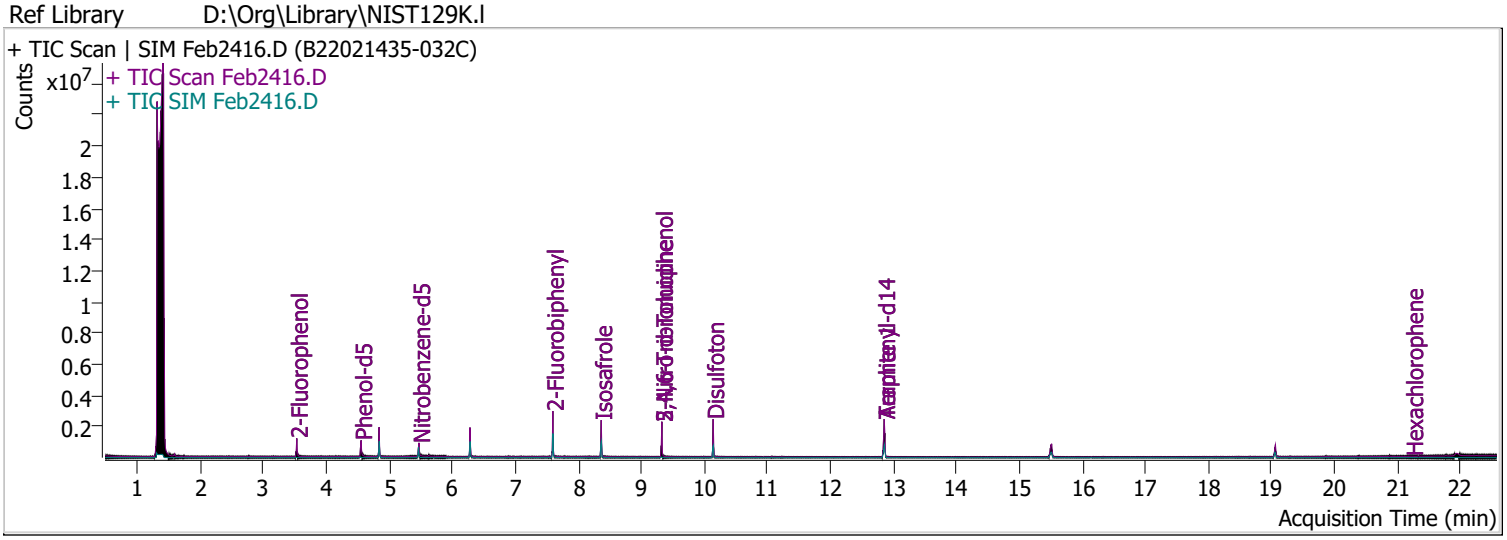

Compound	RT	QIon	Resp.	Conc.	Units		Dev(Min)
Internal Standards							
System Monitoring Compounds							
S 2-Fluorophenol	3.531	112.0	352458	56.6330	µg/L		0.000
Spiked Amount: 200.000	Range: 10.0 - 75.0%			Recovery = 28.32%			
S Phenol-d5	4.552	99.0	418304	51.5678	µg/L		0.000
Spiked Amount: 200.000	Range: 10.0 - 65.0%			Recovery = 25.78%			
S Nitrobenzene-d5	5.471	82.0	254924	56.9125	µg/L		0.000
Spiked Amount: 100.000	Range: 32.0 - 94.0%			Recovery = 56.91%			
S 2-Fluorobiphenyl	7.594	172.0	785872	56.9757	µg/L		0.000
Spiked Amount: 100.000	Range: 28.0 - 107.0%			Recovery = 56.98%			
S 2,4,6-Tribromophenol	9.325	329.8	167162	133.5097	µg/L		0.000
Spiked Amount: 200.000	Range: 25.0 - 140.0%			Recovery = 66.75%			
S Terphenyl-d14	12.855	244.3	1259582	90.6284	µg/L		-0.010
Spiked Amount: 100.000	Range: 32.0 - 122.0%			Recovery = 90.63%			
Target Compounds							**QValue**
T N-Nitrosodimethylamine	0.000		0	N.D.			
T Pyridine	0.000		0	N.D.			
T Aniline	0.000		0	N.D.			
T Phenol	0.000		0	N.D.			
T bis(-2-Chloroethyl)Ether	0.000		0	N.D.			
T 2-Chlorophenol	0.000		0	N.D.			
T 1,3-Dichlorobenzene	0.000		0	N.D.			
T 1,4-Dichlorobenzene	0.000		0	N.D.			
T 1,2-Dichlorobenzene	0.000		0	N.D.			
T Benzyl Alcohol	0.000		0	N.D.			
T bis(2-chloroisopropyl)Ether	0.000		0	N.D.			
T 2-Methylphenol	0.000		0	N.D.			
T N-nitroso-Di-n-propylamine	5.471	70.0	0		µg/L	md	1
T Hexachloroethane	0.000		0	N.D.			
T 4Methylphenol/3Methylphenol	0.000		0	N.D.			

Compound	RT	QIon	Resp.	Conc.	Units		Dev(Min)
T Nitrobenzene	0.000		0	N.D.			
T Isophorone	0.000		0	N.D.			
T 2-Nitrophenol	0.000		0	N.D.			
T 2,4-Dimethylphenol	0.000		0	N.D.			
T bis(-2-Chloroethoxy)Methane	0.000		0	N.D.			
T 2,4-Dichlorophenol	0.000		0	N.D.			
T Benzoic Acid	0.000		0	N.D.			
T 1,2,4-Trichlorobenzene	0.000		0	N.D.			
T Naphthalene	0.000		0	N.D.			
T 4-Chlorophenol	0.000		0	N.D.			
T p-Chloroaniline	0.000		0	N.D.			
T Hexachlorobutadiene	0.000		0	N.D.			
T 4-Chloro-2-Methylphenol	0.000		0	N.D.			
T 4-Chloro-3-Methylphenol	0.000		0	N.D.			
T 2-Methylnaphthalene	0.000		0	N.D.			
T 1-Methylnaphthalene	0.000		0	N.D.			
T Hexachlorocyclopentadiene	0.000		0	N.D.			
T 2,4,6-Trichlorophenol	0.000		0	N.D.			
T 2,4,5-Trichlorophenol	0.000		0	N.D.			
T 2-Chloronaphthalene	0.000		0	N.D.			
T 2-Nitroaniline	0.000		0	N.D.			
T Dimethyl Phthalate	8.364	163.0	0		µg/L	md	1
T 2,6-Dinitrotoluene	8.364	165.0	0		µg/L	md	1
T Acenaphthylene	0.000		0	N.D.			
T 3-Nitroaniline	0.000		0	N.D.			
T Acenaphthene	0.000		0	N.D.			
T 2,4-Dinitrophenol	0.000		0	N.D.			
T Dibenzofuran	0.000		0	N.D.			
T 2,4-Dinitrotoluene	0.000		0	N.D.			
T 4-Nitrophenol	0.000		0	N.D.			
T Diethylphthalate	0.000		0	N.D.			
T Fluorene	0.000		0	N.D.			
T 4-Chlorophenyl-phenylether	0.000		0	N.D.			
T 4-Nitroaniline	0.000		0	N.D.			
T 4,6-Dinitro-2-methylphenol	0.000		0	N.D.			
T N-nitrosodiphenylamine	0.000		0	N.D.			
T Azobenzene	0.000		0	N.D.			
T 4-Bromophenyl-phenylether	0.000		0	N.D.			
T Hexachlorobenzene	0.000		0	N.D.			
T Pentachlorophenol	0.000		0	N.D.			
T Phenanthrene	0.000		0	N.D.			
T Anthracene	0.000		0	N.D.			
T Triallate	0.000		0	N.D.			
T Carbazole	0.000		0	N.D.			
T o-Terphenyl	0.000		0	N.D.			
T Di-n-Butylphthalate	0.000		0	N.D.			
T Fluoranthene	0.000		0	N.D.			
T Benzidine	12.855	184.0	0		µg/L	md	1
T Pyrene	0.000		0	N.D.			
T Butylbenzylphthalate	0.000		0	N.D.			
T Benzo(a)Anthracene	0.000		0	N.D.			
T Chrysene	0.000		0	N.D.			
T 3,3-Dichlorobenzidine	0.000		0	N.D.			
T bis(2-ethylhexyl)Phthalate	0.000		0	N.D.			
T Di-n-octyl Phthalate	0.000		0	N.D.			

Compound	RT	QIon	Resp.	Conc.	Units	Dev(Min)
T Benzo(b)fluoranthene	0.000		0	N.D.		
T Benzo(k)fluoranthene	0.000		0	N.D.		
T Benzo(a)pyrene	0.000		0	N.D.		
T Indeno(1,2,3-c,d)pyrene	0.000		0	N.D.		
T Dibenzo(a,h)anthracene	0.000		0	N.D.		
T Benzo(g,h,i)perylene	0.000		0	N.D.		

(#) = Qualifier Out of Range; (m) = Manual Integration; (+) = Area Summed; (*) = Surrogate Percent Recovery Out of Range; (d): Zeroed Peak

Compound	Conc.	Exp RT	QIon	Exp Ratio
N-Nitrosodimethylamine	N.D.	2.22	42.0	112.0

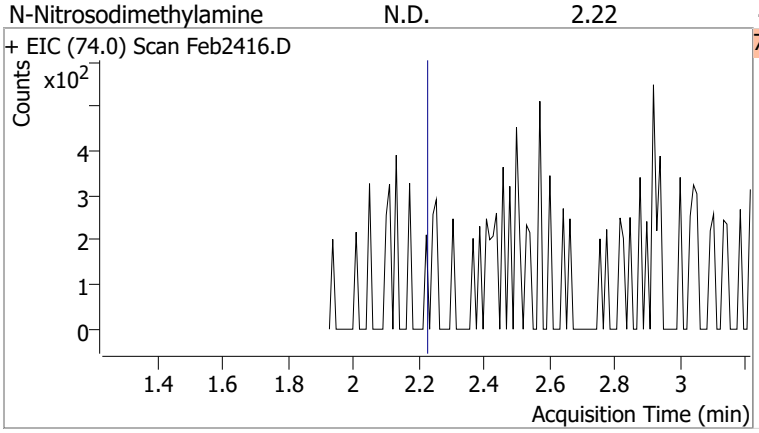

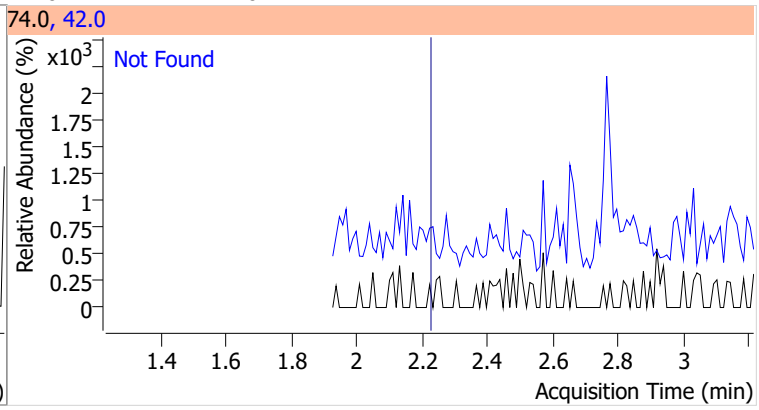

Compound	Conc.	Exp RT	QIon	Exp Ratio
Pyridine	N.D.	2.26	52.0	80.7

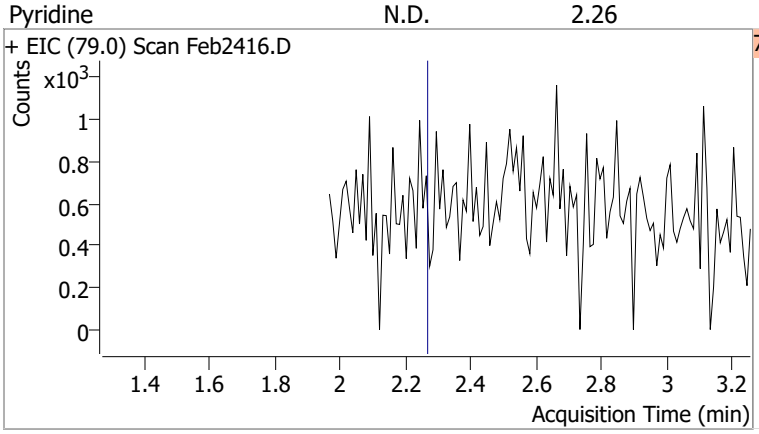

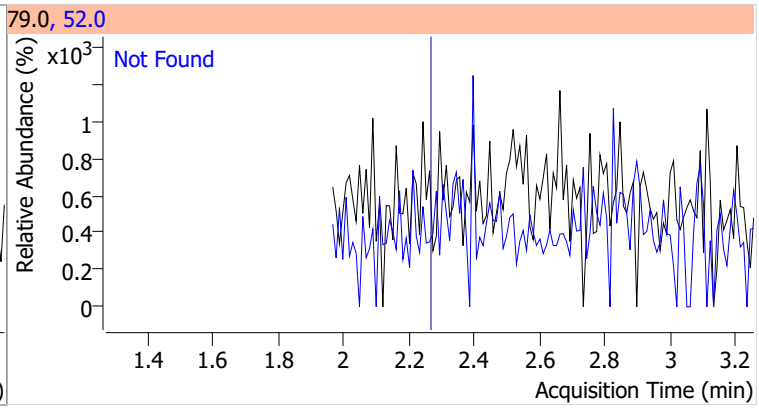

Compound	Conc.	RT	Dev(Min)	Resp.	QIon	QRatio	Lower	Upper
2-Fluorophenol	56.6330	3.53	0.00	352458	64.0	52.4	35.5	65.9
					92.0	20.9	14.8	27.5

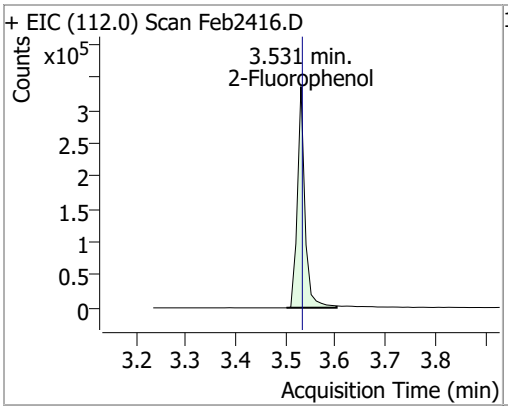

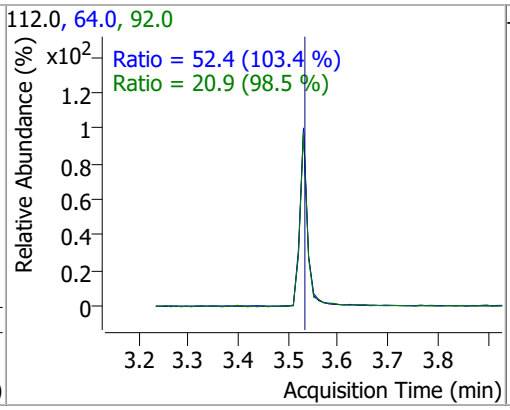

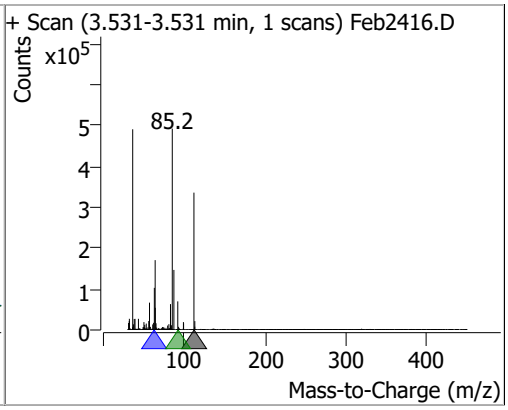

Compound	Conc.	Exp RT	QIon	Exp Ratio	QIon	Exp Ratio
Aniline	N.D.	4.50	66.0	35.4	65.0	18.8

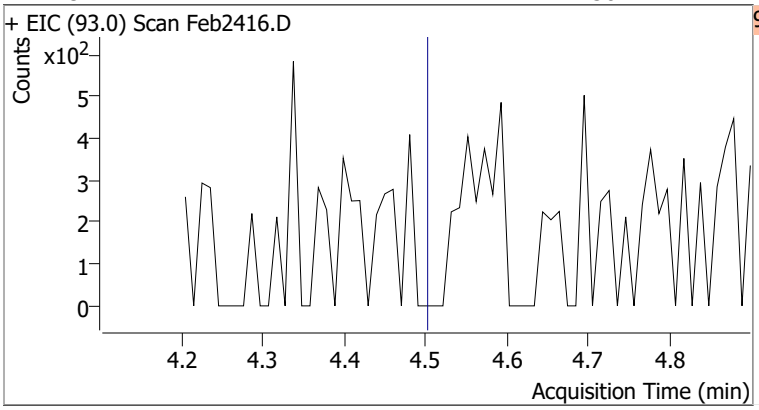

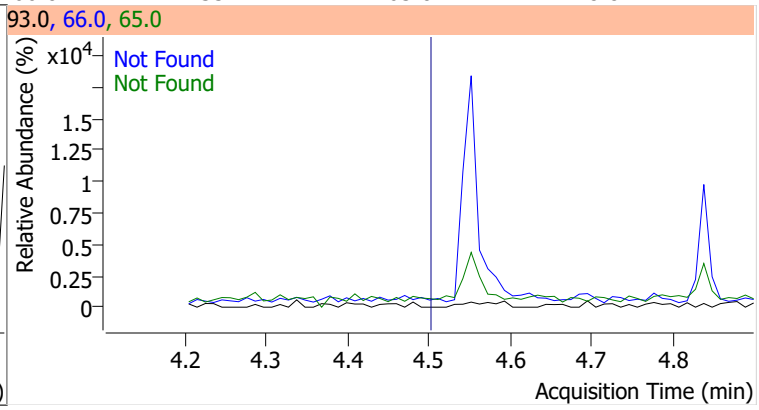

Compound	Conc.	RT	Dev(Min)	Resp.	QIon	QRatio	Lower	Upper
Phenol-d5	51.5678	4.55	0.00	418304	71.0	32.7	25.0	46.4

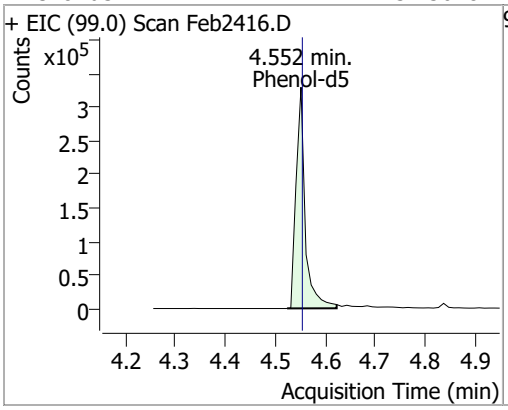

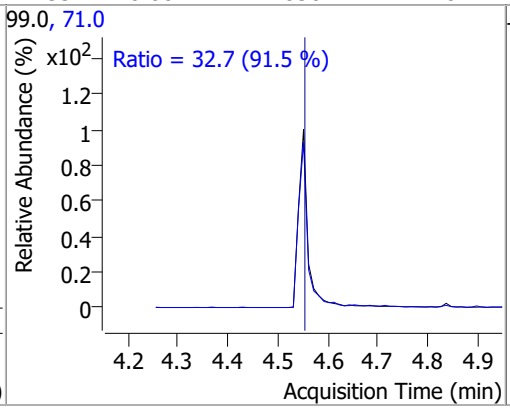

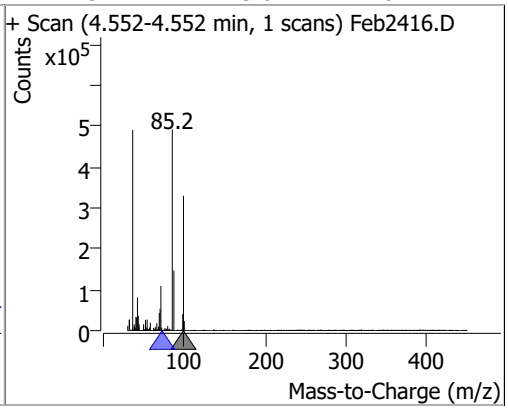

Compound	Conc.	Exp RT	QIon	Exp Ratio
Phenol	N.D.	4.57	66.0	40.4

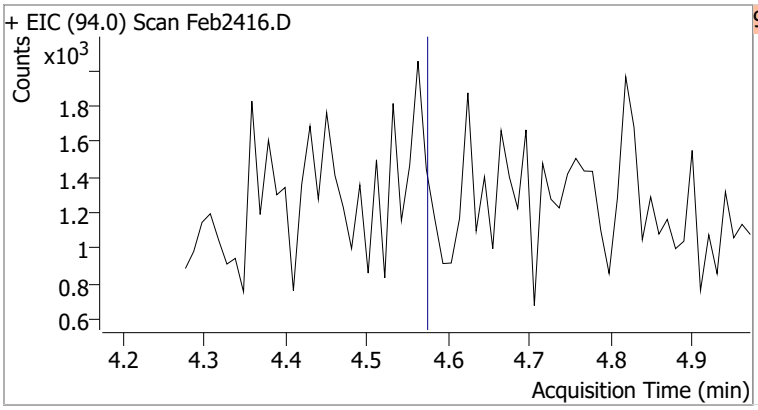

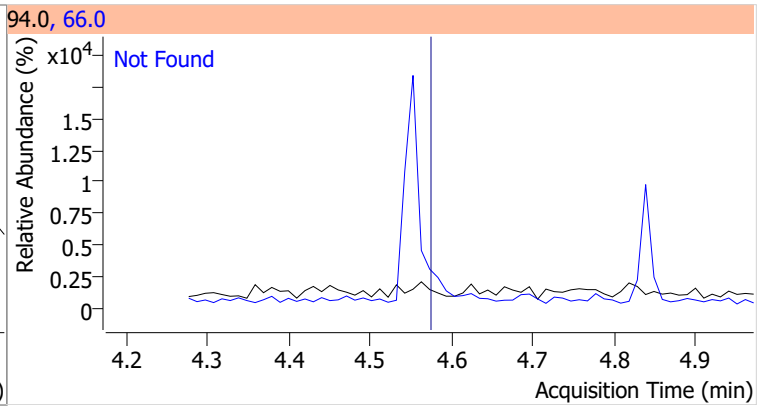

Compound	Conc.	Exp RT	QIon	Exp Ratio
bis(-2-Chloroethyl)Ether	N.D.	4.58	64.0	10.2

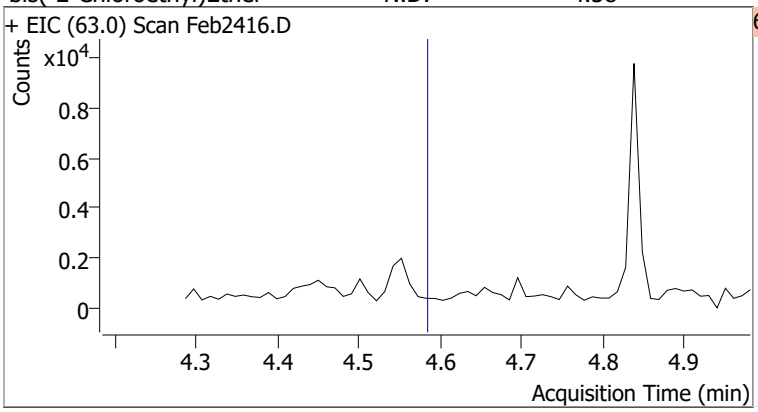

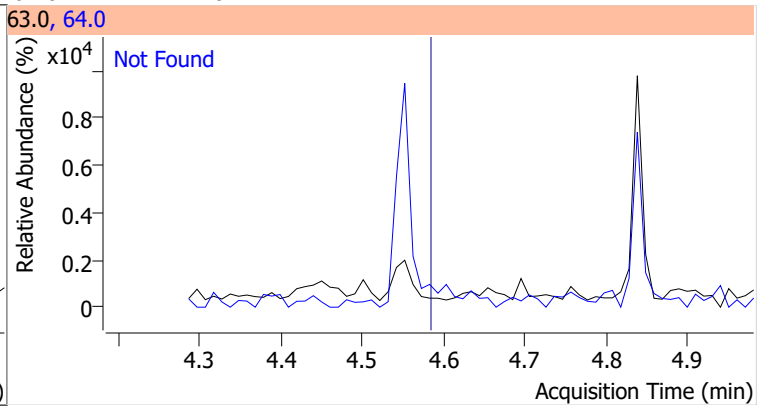

Compound	Conc.	Exp RT	QIon	Exp Ratio
2-Chlorophenol	N.D.	4.63	130.0	32.3

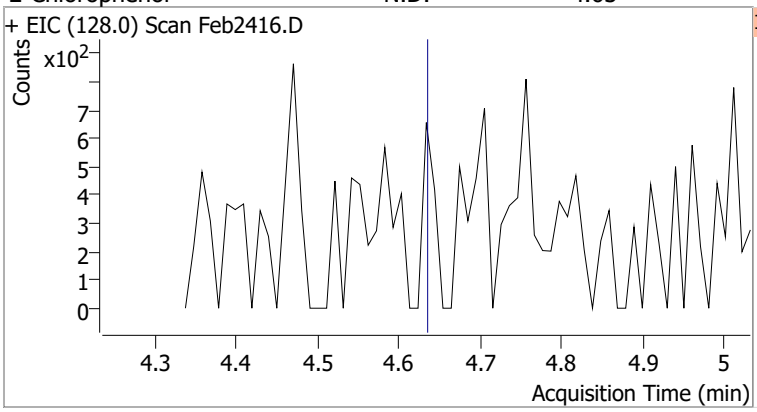

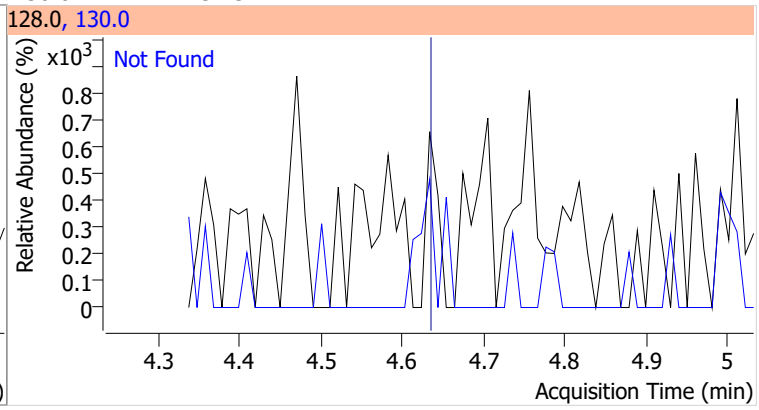

Compound	Conc.	Exp RT	QIon	Exp Ratio	QIon	Exp Ratio
1,3-Dichlorobenzene	N.D.	4.78	148.0	63.7	111.0	35.3

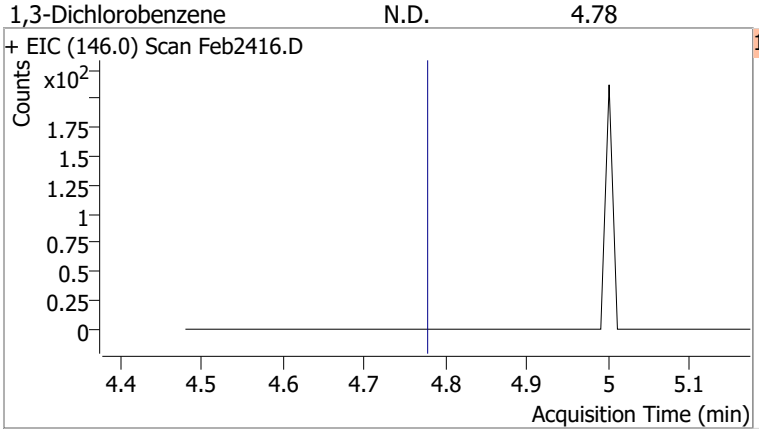

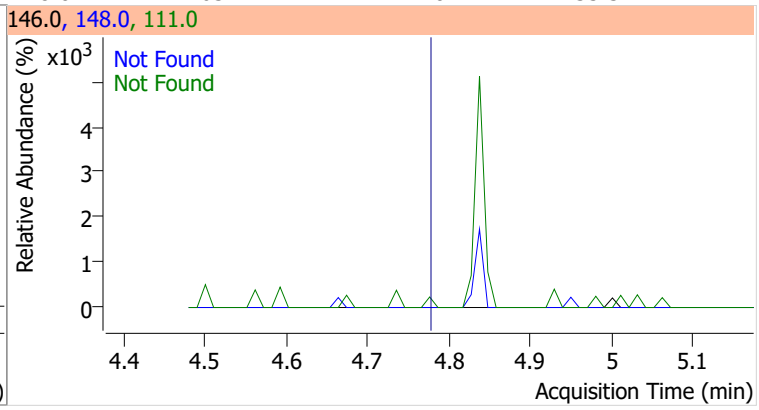

Compound	Conc.	Exp RT	QIon	Exp Ratio	QIon	Exp Ratio
1,4-Dichlorobenzene	N.D.	4.86	148.0	64.4	111.0	35.3

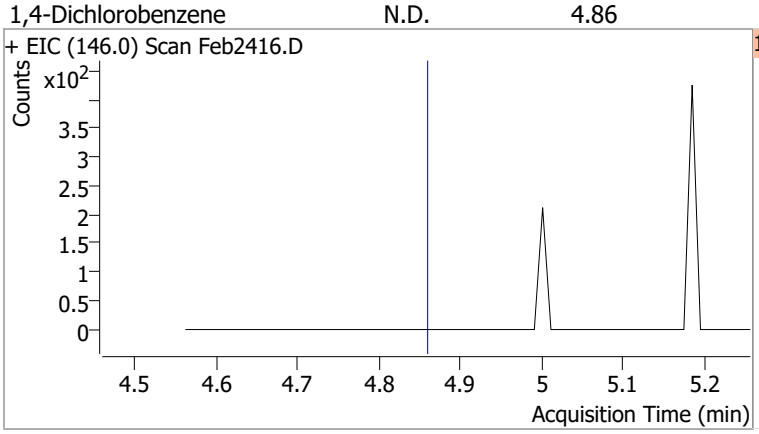

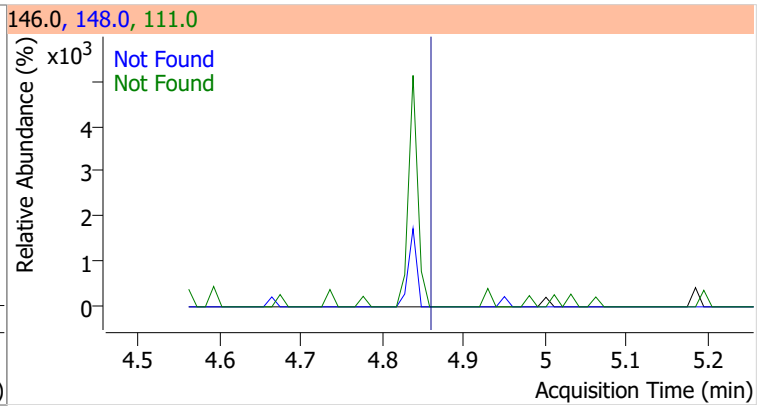

Compound	Conc.	Exp RT	QIon	Exp Ratio	QIon	Exp Ratio
1,2-Dichlorobenzene	N.D.	5.02	148.0	63.7	111.0	37.5

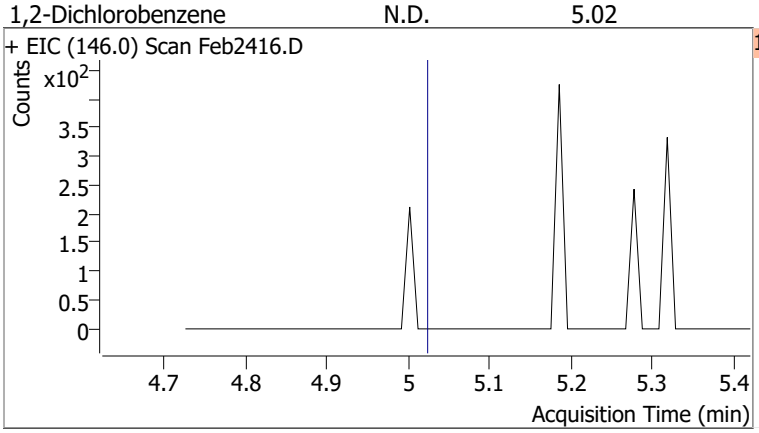

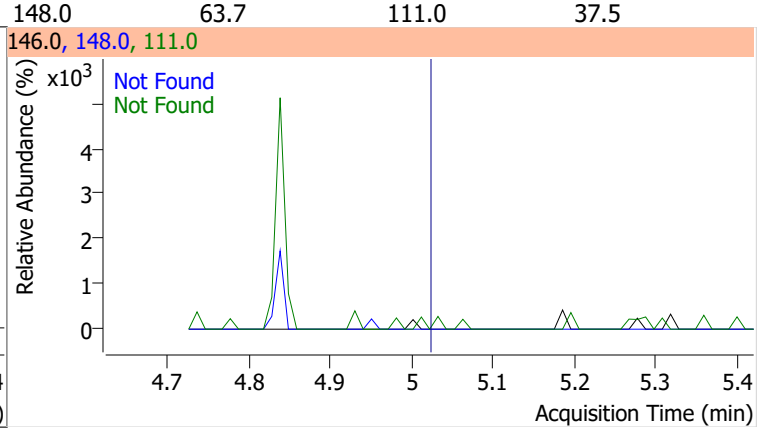

Compound	Conc.	Exp RT	QIon	Exp Ratio	QIon	Exp Ratio
Benzyl Alcohol	N.D.	5.04	79.0	118.8	107.0	68.8

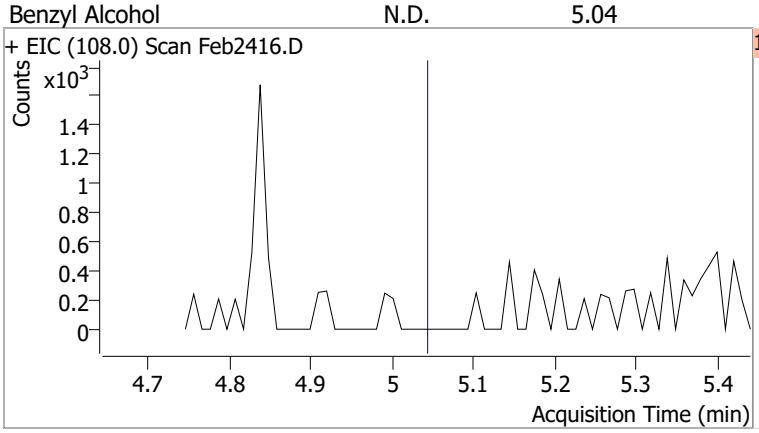

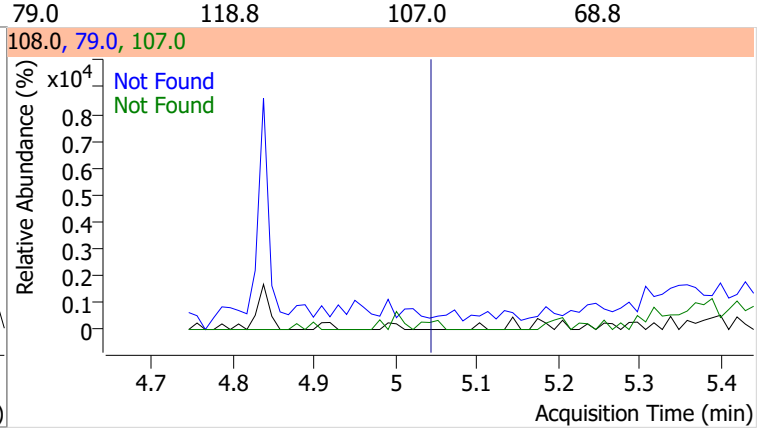

Compound	Conc.	Exp RT	QIon	Exp Ratio
bis(2-chloroisopropyl)Ether	N.D.	5.19	123.0	31.6

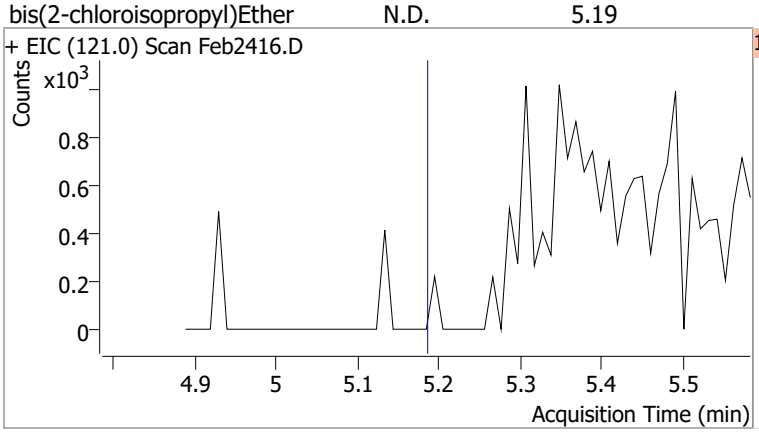

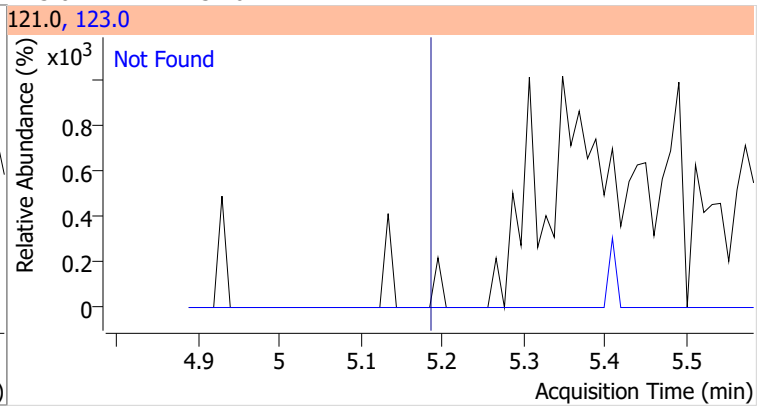

Compound	Conc.	Exp RT	QIon	Exp Ratio
2-Methylphenol	N.D.	5.22	108.0	117.4

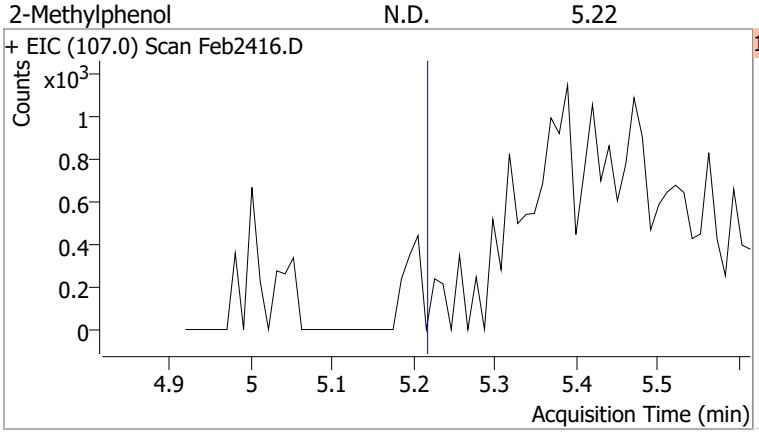

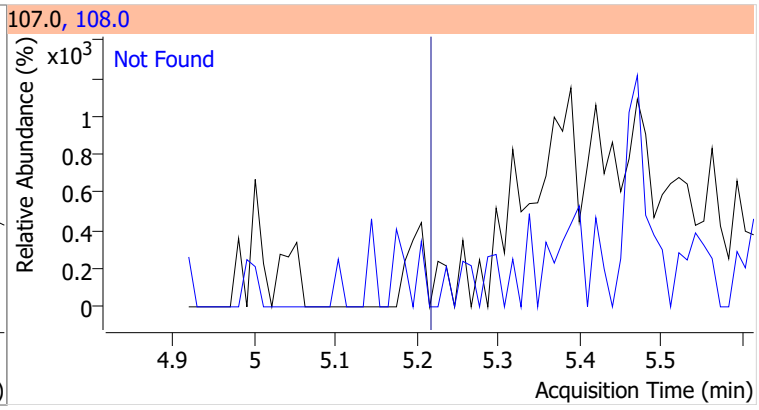

Compound	Conc.	RT	Dev(Min)	Resp.	QIon	QRatio	Lower	Upper
N-nitroso-Di-n-propylamine		0		0	130.0		0.0	34.0

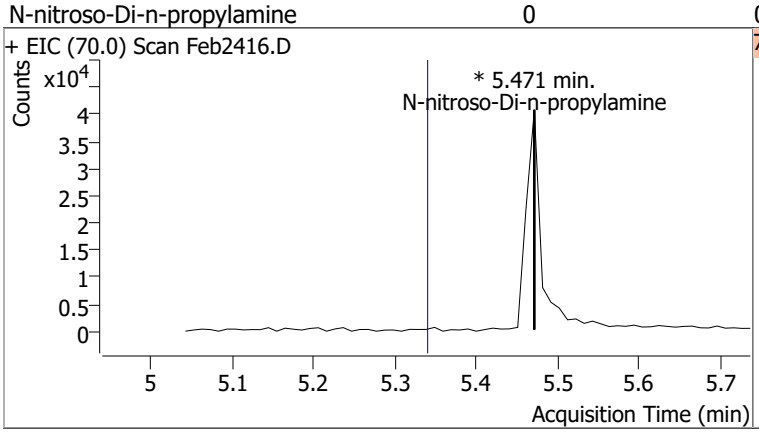

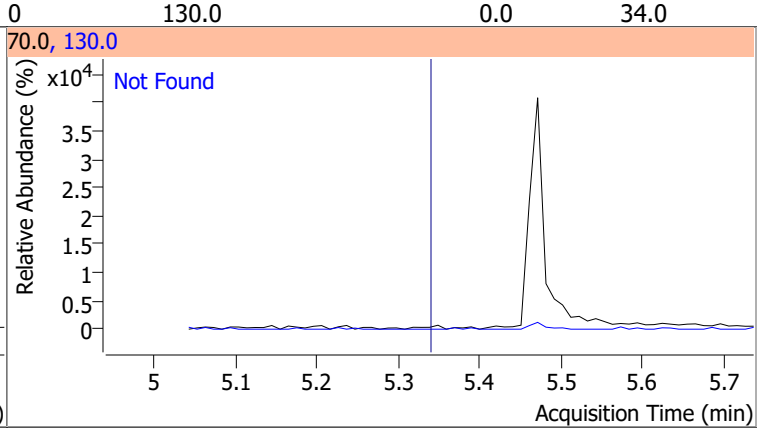

Compound	Conc.	Exp RT	QIon	Exp Ratio	QIon	Exp Ratio
Hexachloroethane	N.D.	5.39	201.0	89.1	199.0	59.3

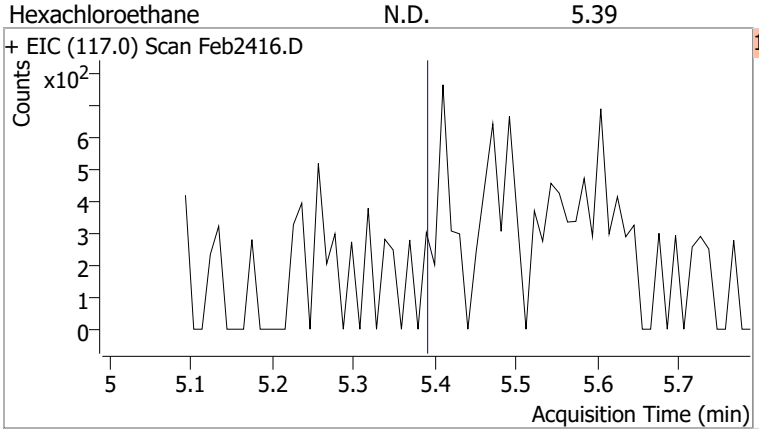

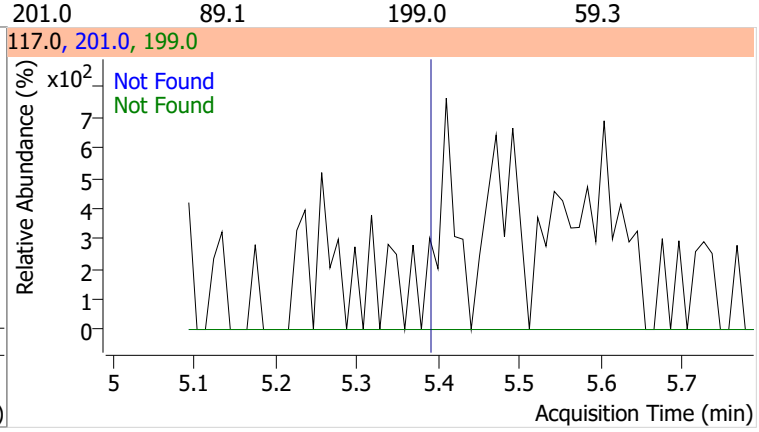

Compound	Conc.	Exp RT	QIon	Exp Ratio
4Methylphenol/3Methylphenol	N.D.	5.40	108.0	84.2

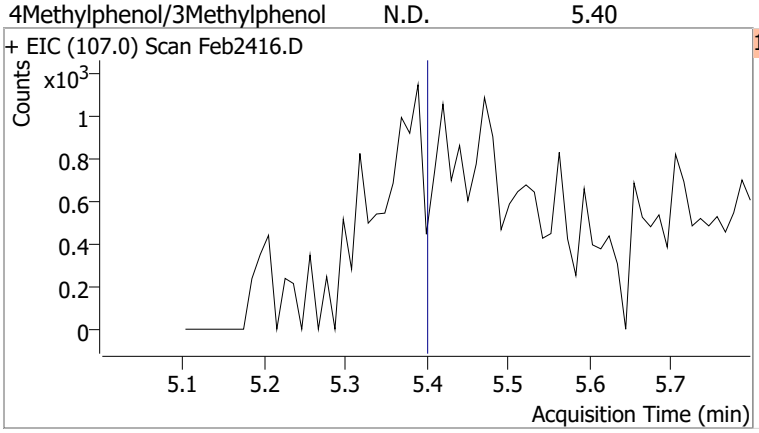

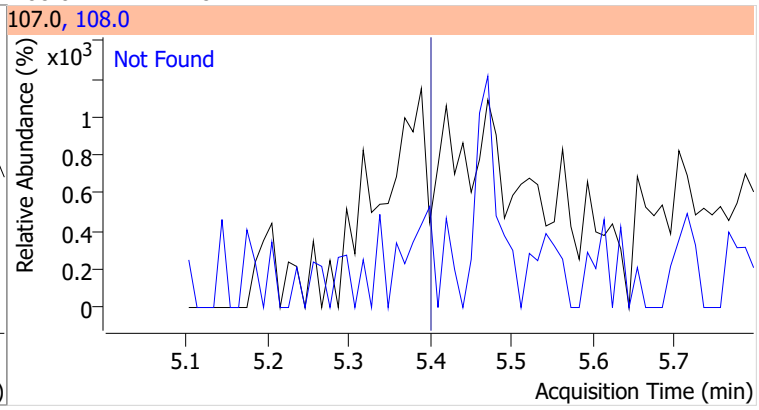

Compound	Conc.	RT	Dev(Min)	Resp.	QIon	QRatio	Lower	Upper
Nitrobenzene-d5	56.9125	5.47	0.00	254924	54.0	60.7	44.9	83.4
					128.0	45.4	33.4	62.1

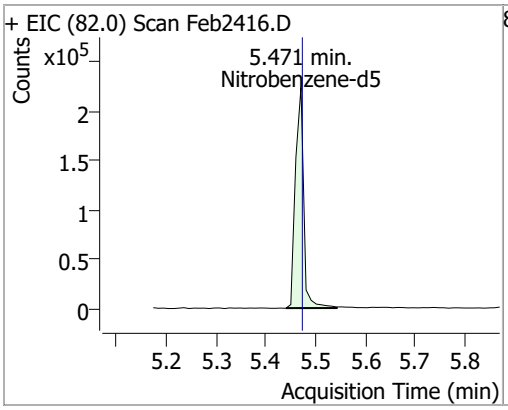

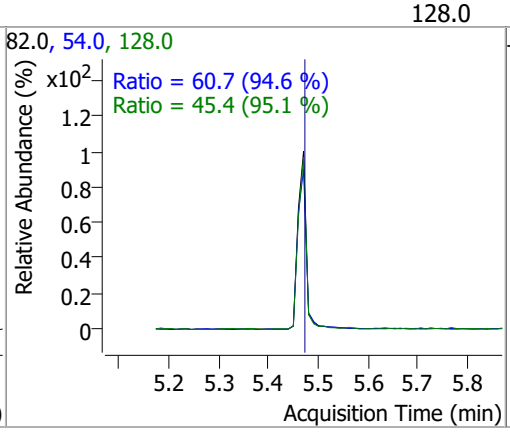

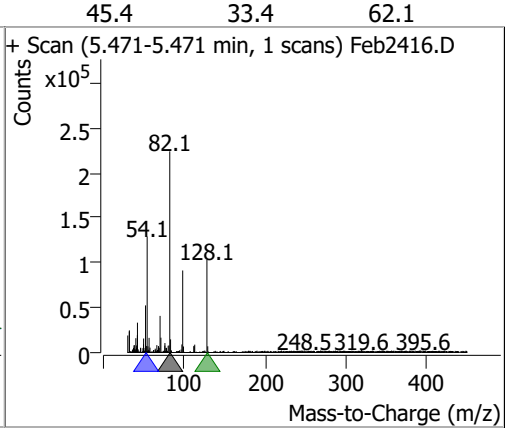

Compound	Conc.	Exp RT	QIon	Exp Ratio	QIon	Exp Ratio
Nitrobenzene	N.D.	5.49	77.0	209.6	51.0	127.5

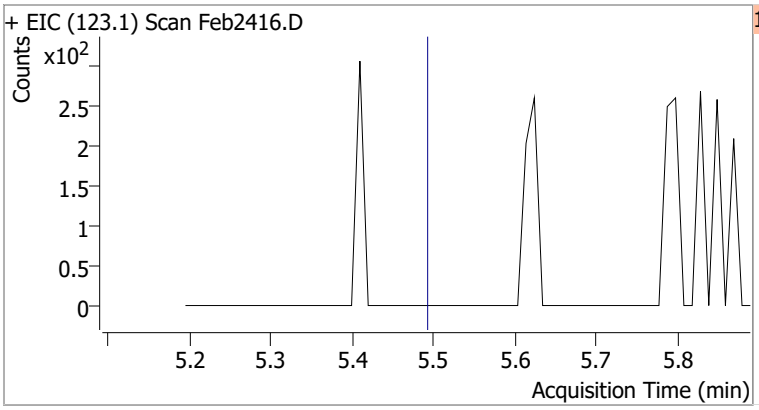

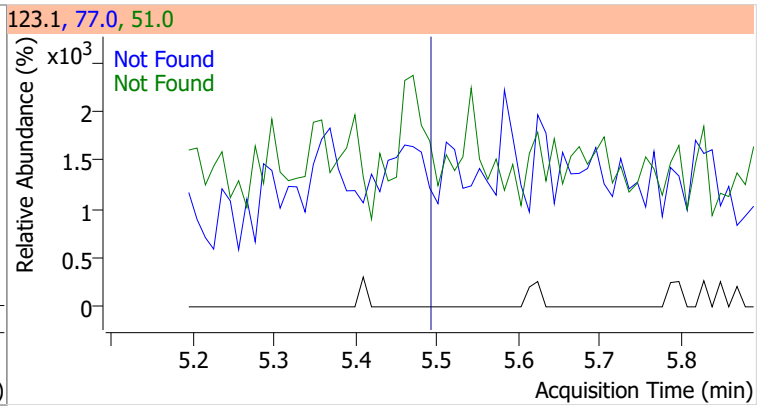

Compound	Conc.	Exp RT	QIon	Exp Ratio
Isophorone	N.D.	5.79	138.0	20.3

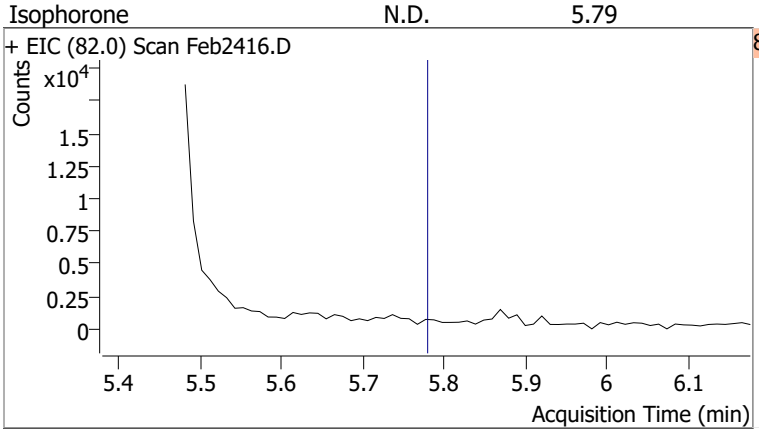

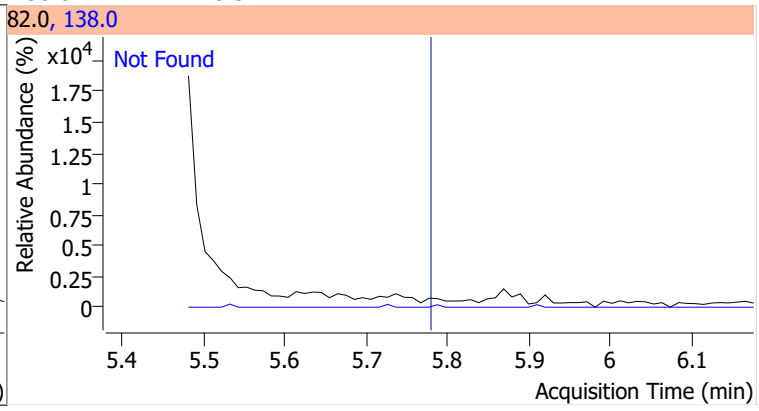

Compound	Conc.	Exp RT	QIon	Exp Ratio	QIon	Exp Ratio
2-Nitrophenol	N.D.	5.86	65.0	51.3	109.0	35.7

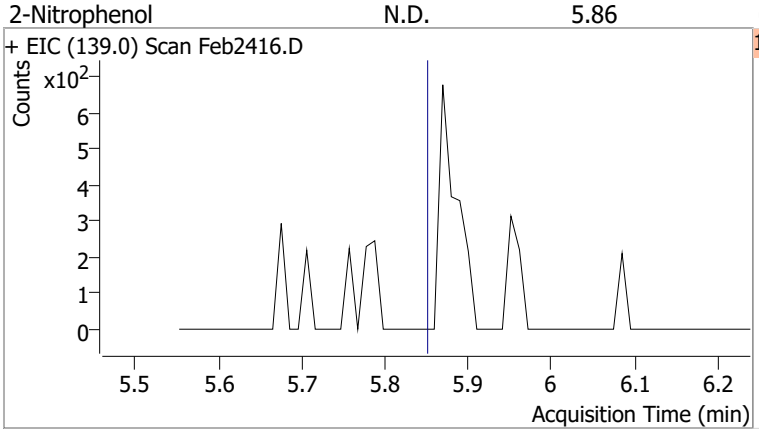

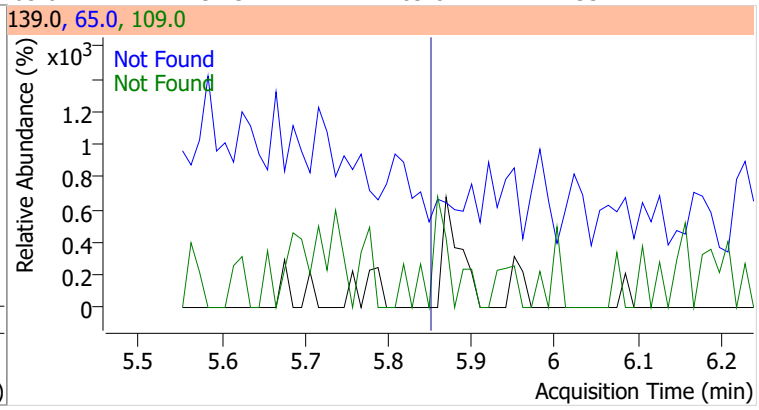

Compound	Conc.	Exp RT	QIon	Exp Ratio	QIon	Exp Ratio
2,4-Dimethylphenol	N.D.	5.99	107.0	111.1	77.0	30.2

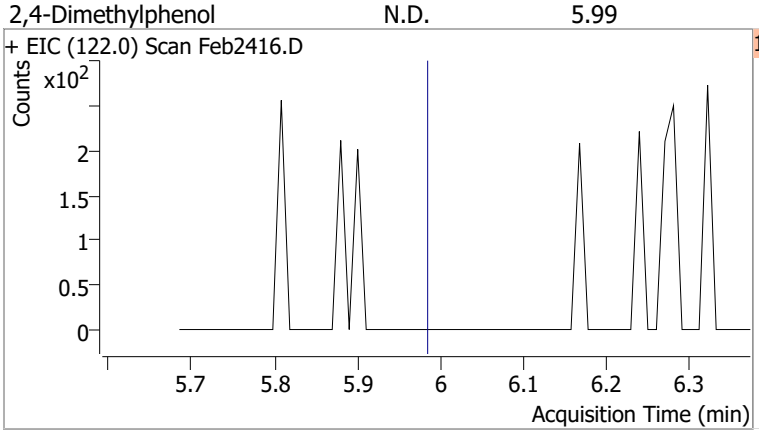

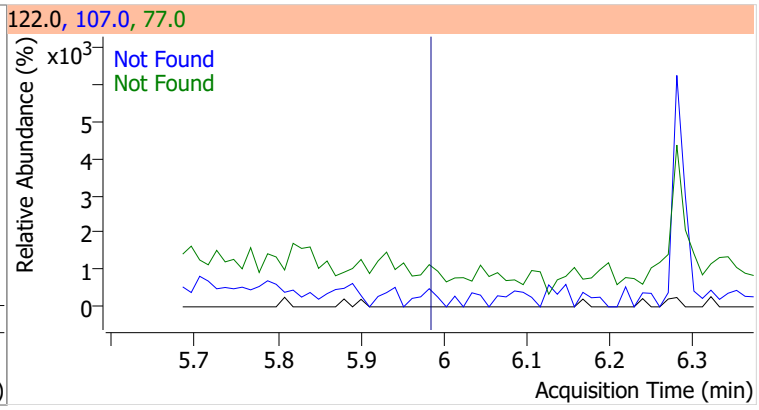

Compound	Conc.	Exp RT	QIon	Exp Ratio	QIon	Exp Ratio
bis(-2-Chloroethoxy)Methane	N.D.	6.07	63.0	70.1	95.0	31.8

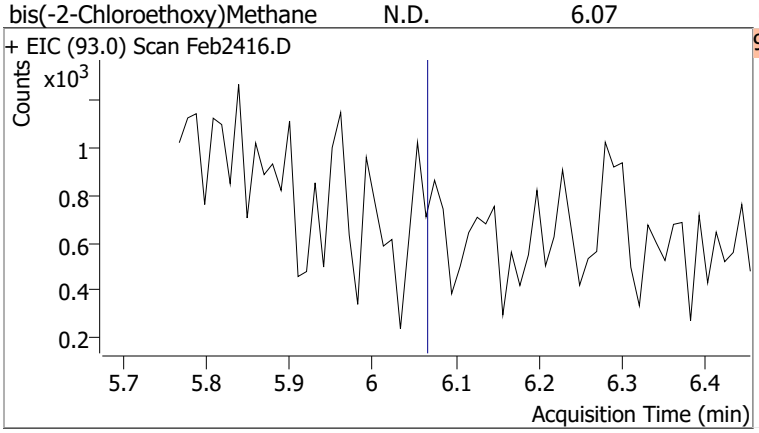

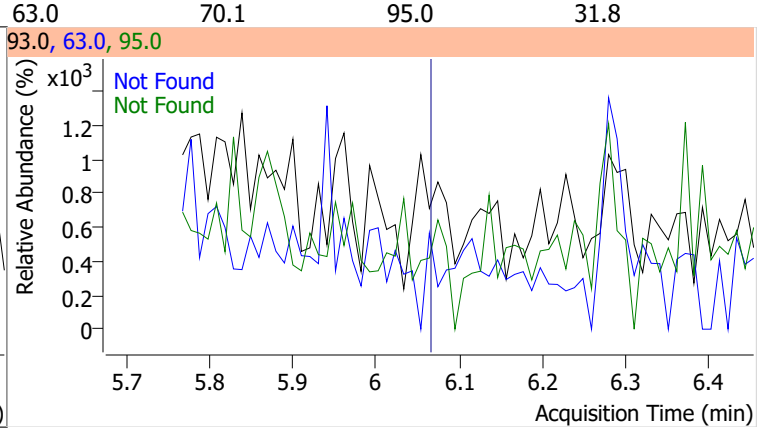

Compound	Conc.	Exp RT	QIon	Exp Ratio	QIon	Exp Ratio
2,4-Dichlorophenol	N.D.	6.18	164.0	66.1	98.0	34.4

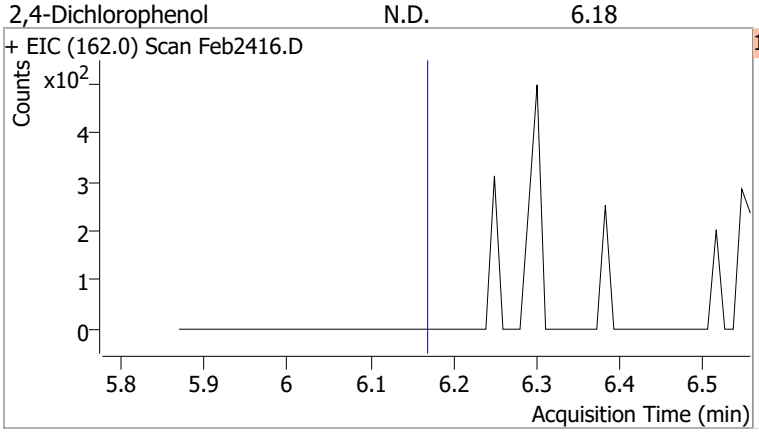

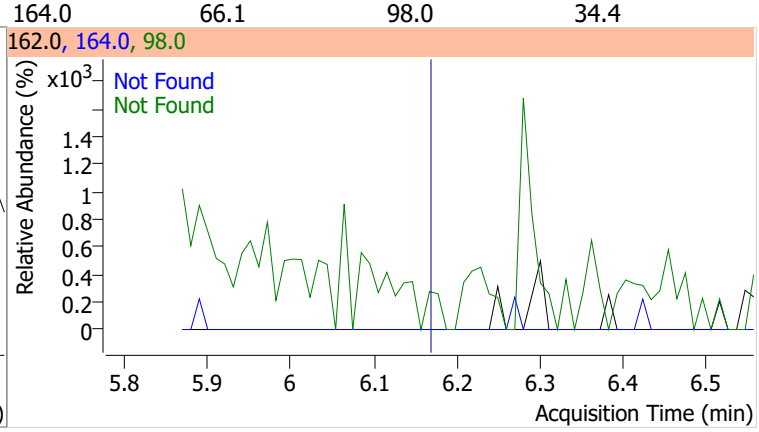

Compound	Conc.	Exp RT	QIon	Exp Ratio	QIon	Exp Ratio
Benzoic Acid	N.D.	6.21	122.0	86.4	77.0	79.5

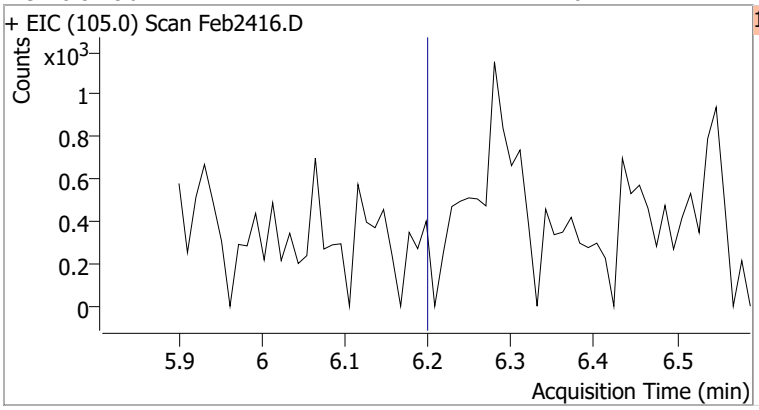

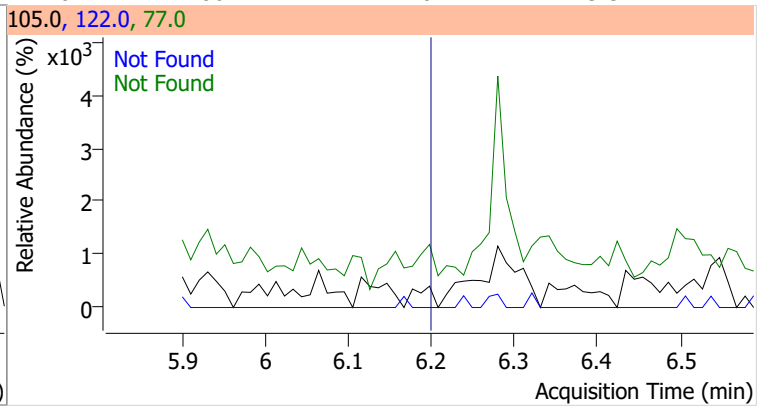

Compound	Conc.	Exp RT	QIon	Exp Ratio	QIon	Exp Ratio
1,2,4-Trichlorobenzene	N.D.	6.23	182.0	95.5	145.0	28.5

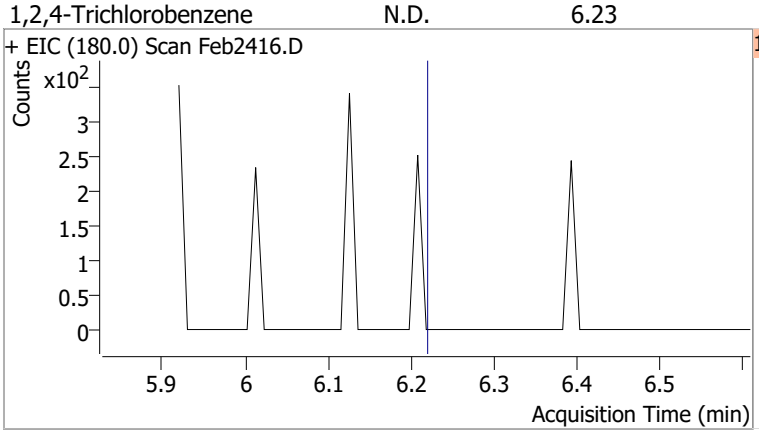

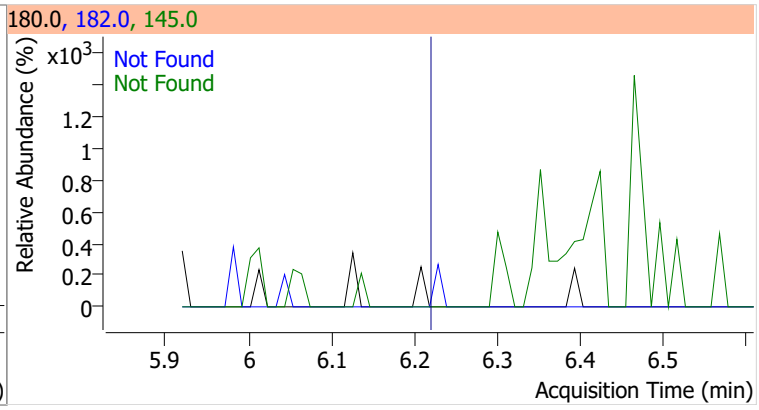

Compound	Conc.	Exp RT	QIon	Exp Ratio	QIon	Exp Ratio
Naphthalene	N.D.	6.31	129.0	11.0	102.0	9.2

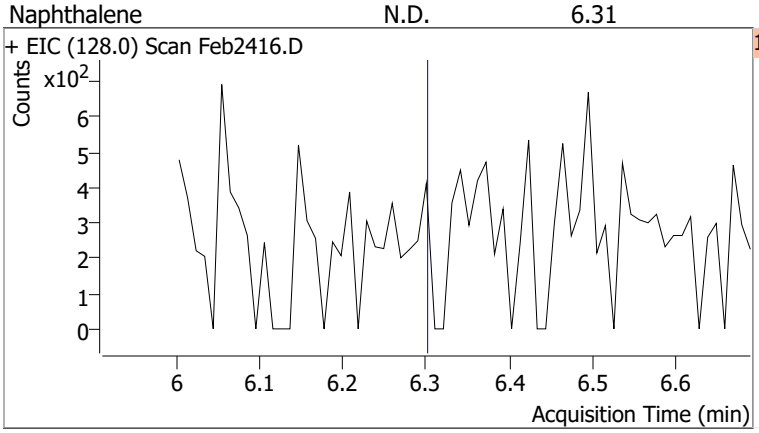

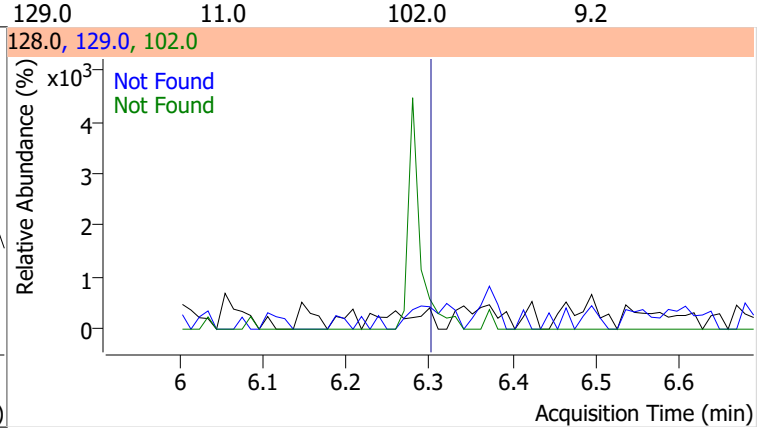

Compound	Conc.	Exp RT	QIon	Exp Ratio
4-Chlorophenol	N.D.	6.40	128.0	316.6

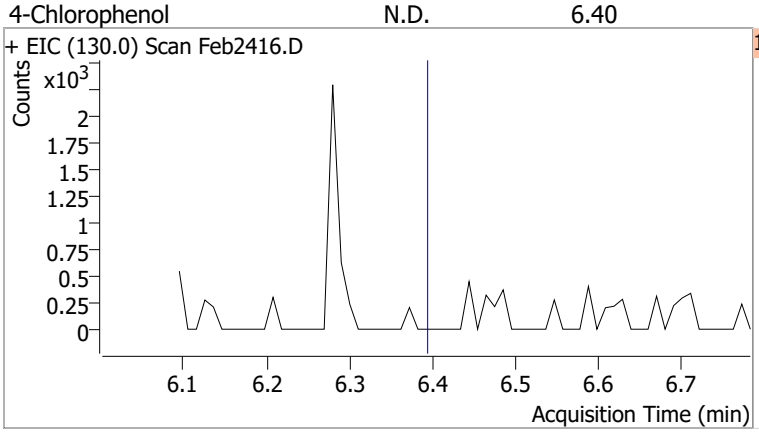

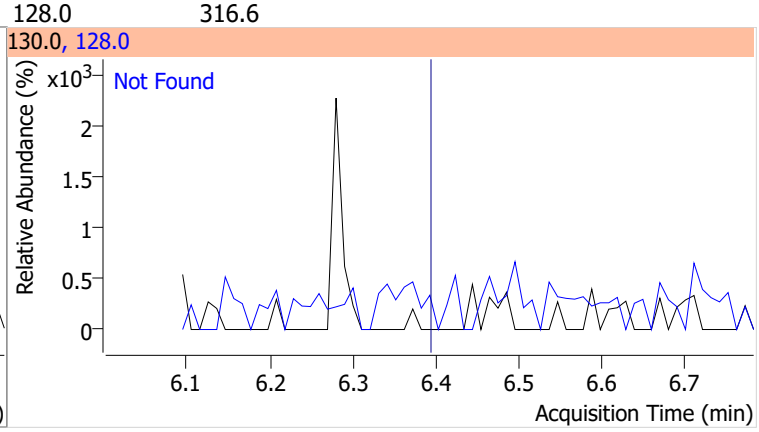

Compound	Conc.	Exp RT	QIon	Exp Ratio	QIon	Exp Ratio
p-Chloroaniline	N.D.	6.41	65.0	61.2	129.0	36.2

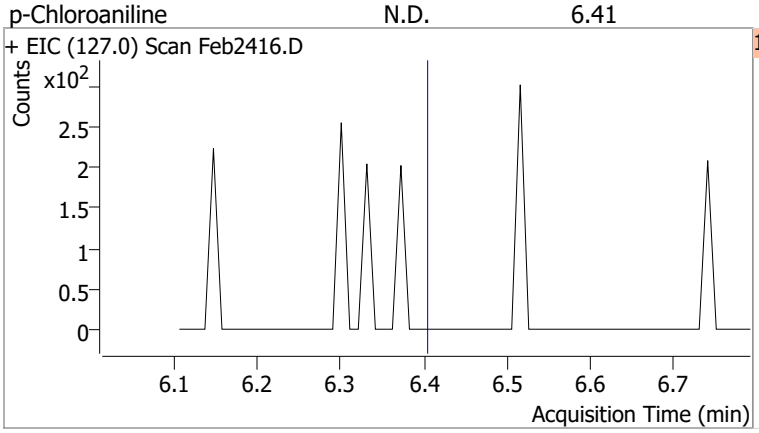

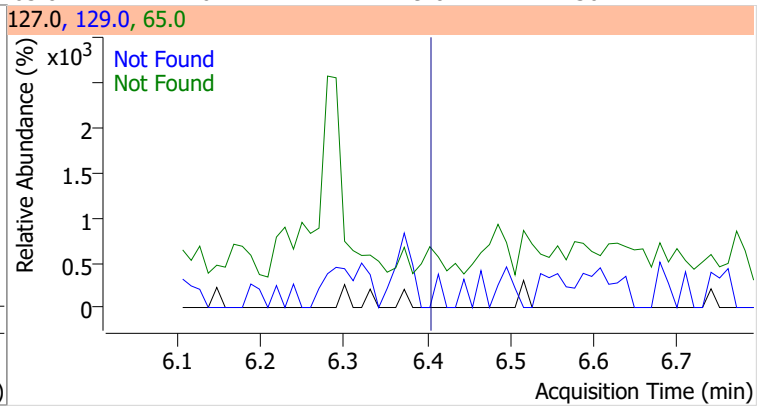

Compound	Conc.	Exp RT	QIon	Exp Ratio	QIon	Exp Ratio
Hexachlorobutadiene	N.D.	6.48	223.0	63.2	227.0	62.4

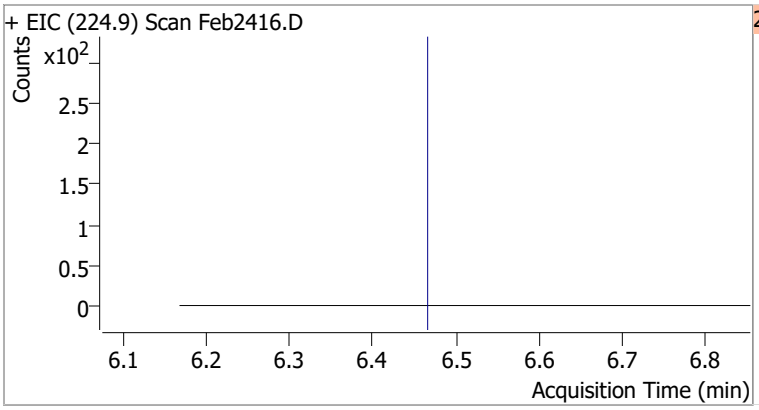

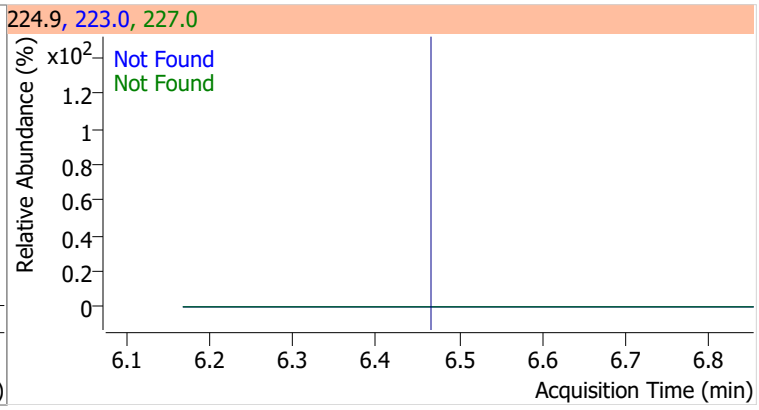

Compound	Conc.	Exp RT	QIon	Exp Ratio
4-Chloro-2-Methylphenol	N.D.	6.93	144.0	27.8

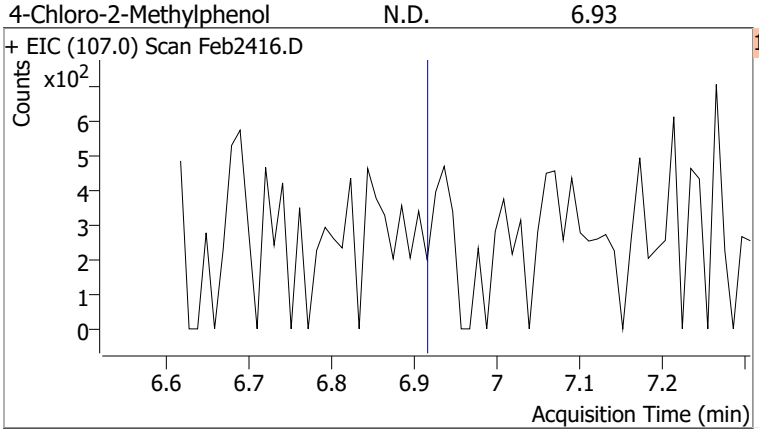

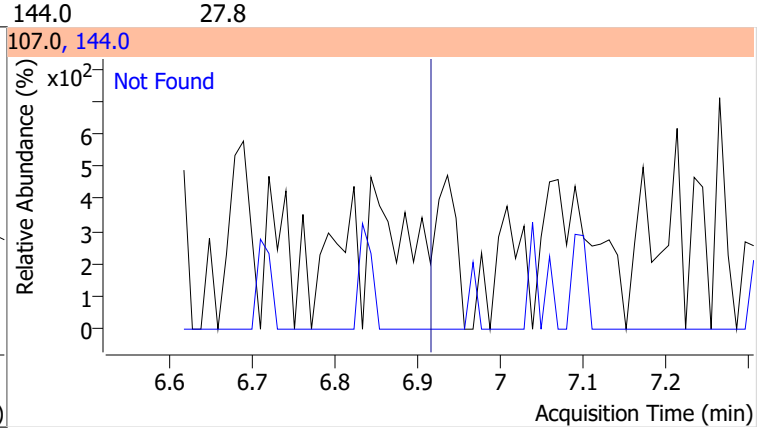

Compound	Conc.	Exp RT	QIon	Exp Ratio
4-Chloro-3-Methylphenol	N.D.	7.07	144.0	26.7

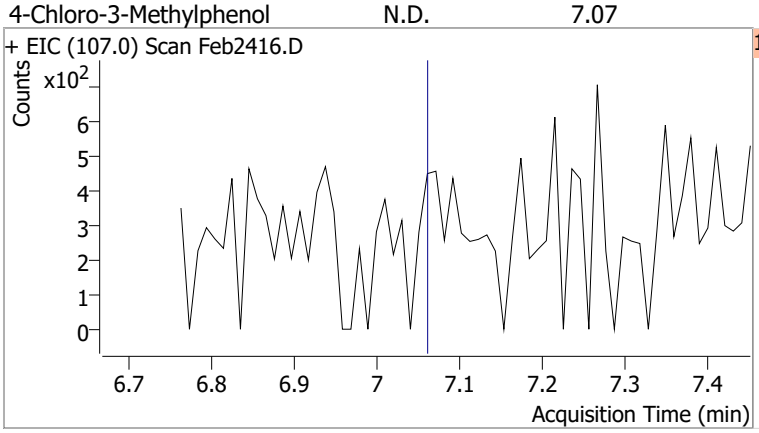

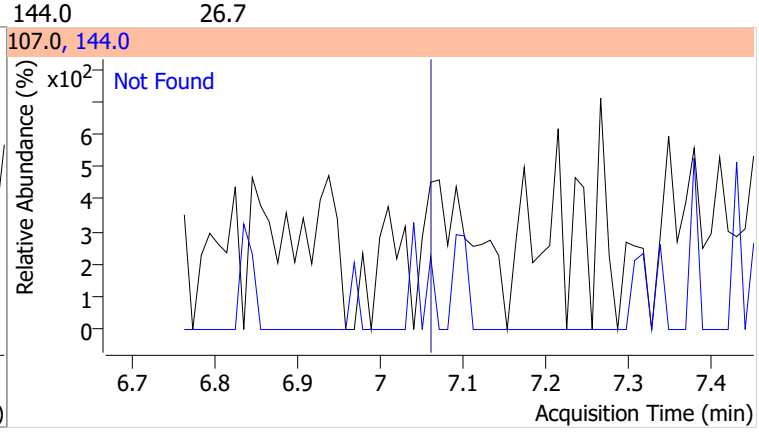

Compound	Conc.	Exp RT	QIon	Exp Ratio	QIon	Exp Ratio
2-Methylnaphthalene	N.D.	7.13	142.0	120.9	115.0	40.2

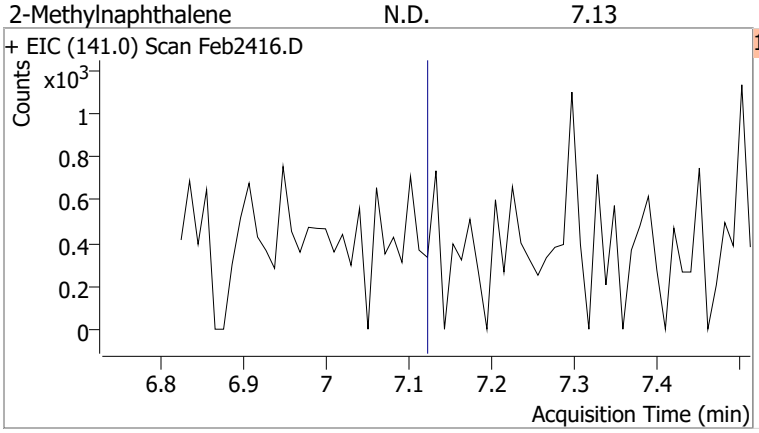

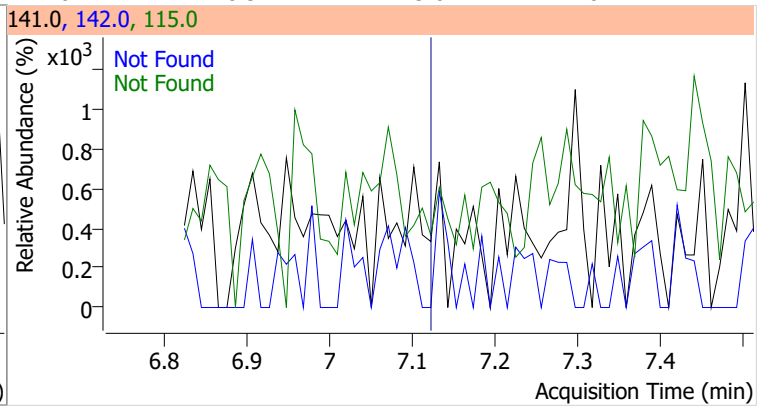

Compound	Conc.	Exp RT	QIon	Exp Ratio	QIon	Exp Ratio
1-Methylnaphthalene	N.D.	7.25	142.0	116.0	115.0	41.9

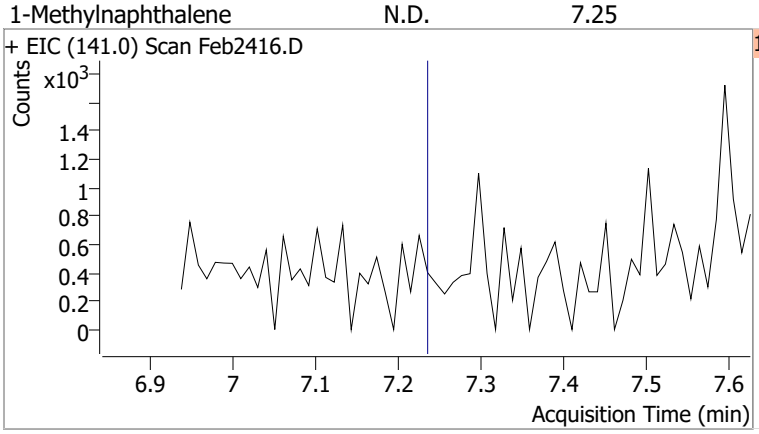

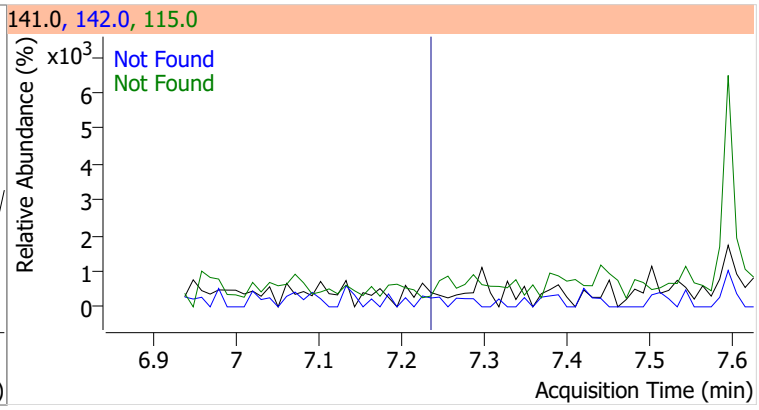

Compound	Conc.	Exp RT	QIon	Exp Ratio	QIon	Exp Ratio
Hexachlorocyclopentadiene	N.D.	7.33	238.9	64.2	234.9	62.1

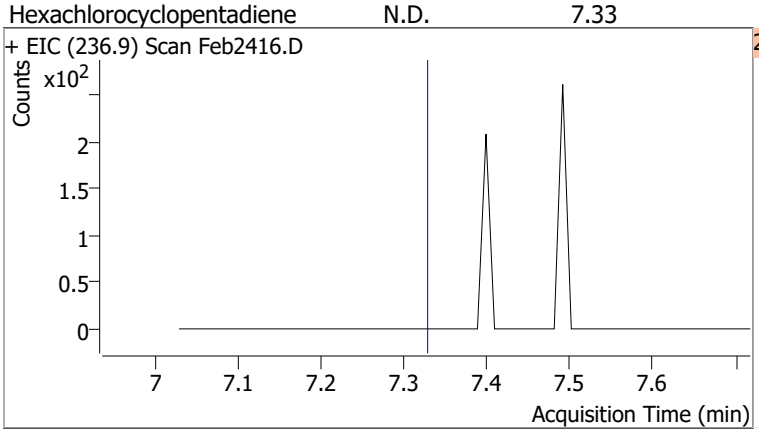

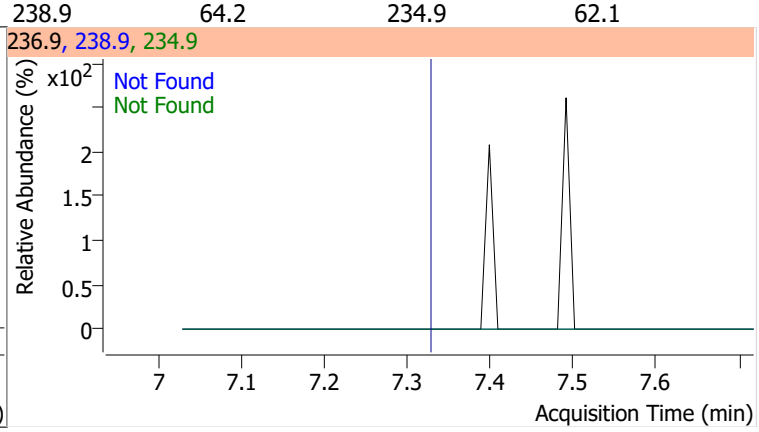

Compound	Conc.	Exp RT	QIon	Exp Ratio
2,4,6-Trichlorophenol	N.D.	7.51	198.0	92.6

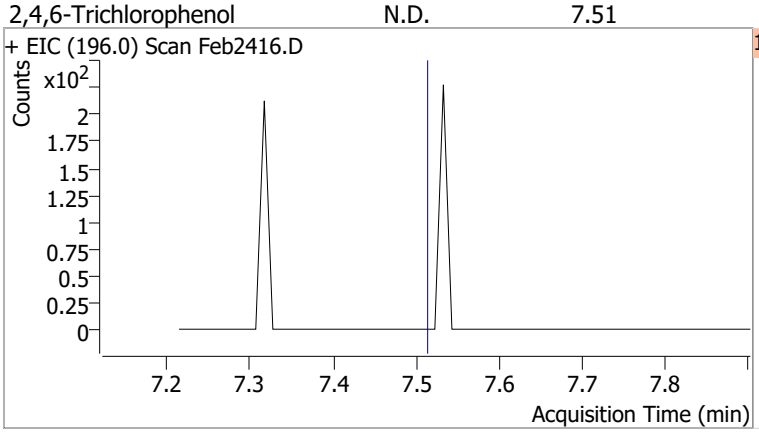

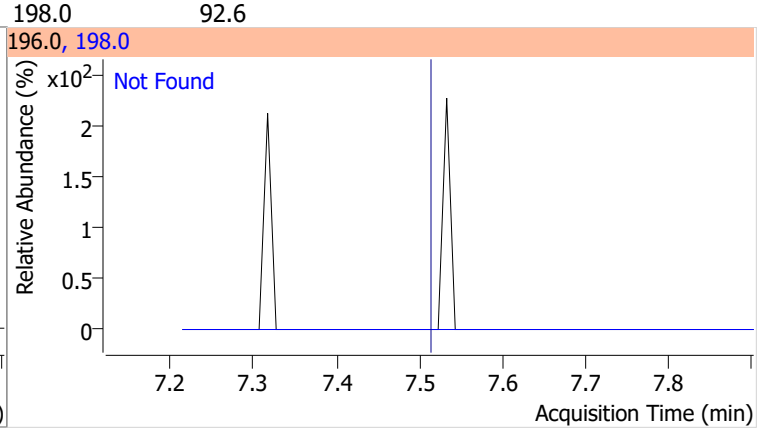

Compound	Conc.	Exp RT	QIon	Exp Ratio
2,4,5-Trichlorophenol	N.D.	7.57	198.0	94.1

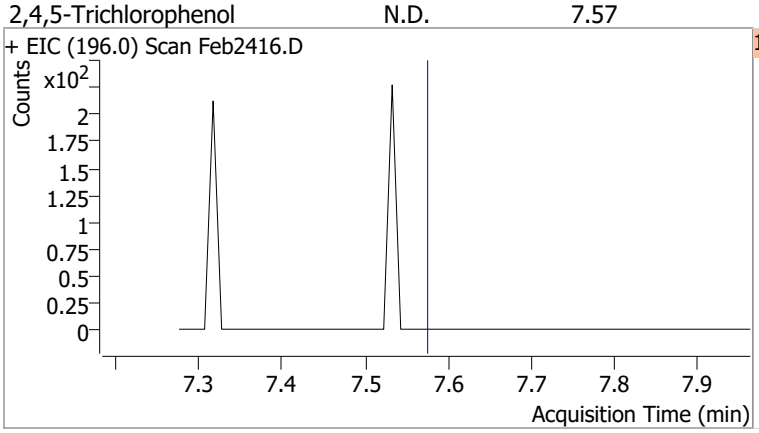

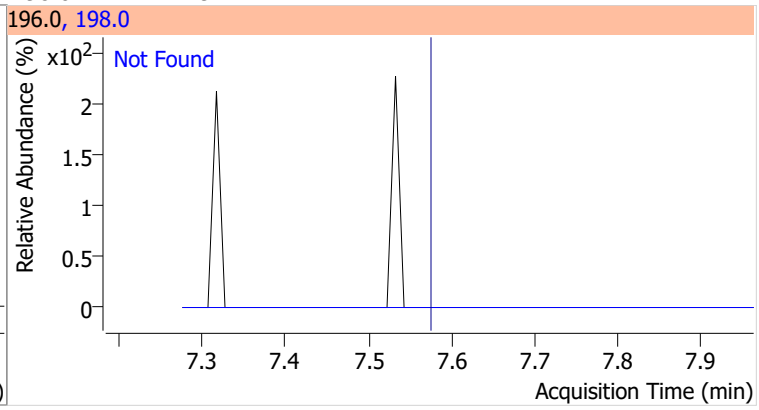

Compound	Conc.	RT	Dev(Min)	Resp.	QIon	QRatio	Lower	Upper
2-Fluorobiphenyl	56.9757	7.59	0.00	785872	171.0	33.8	24.1	44.7

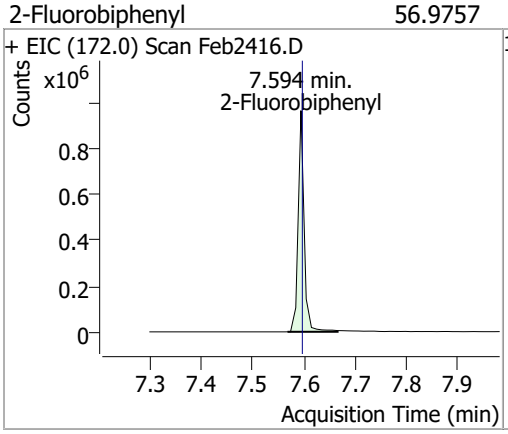

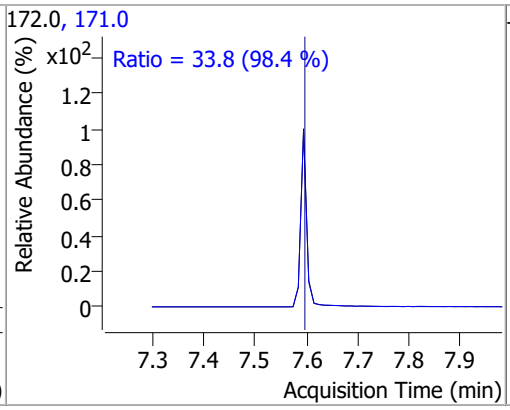

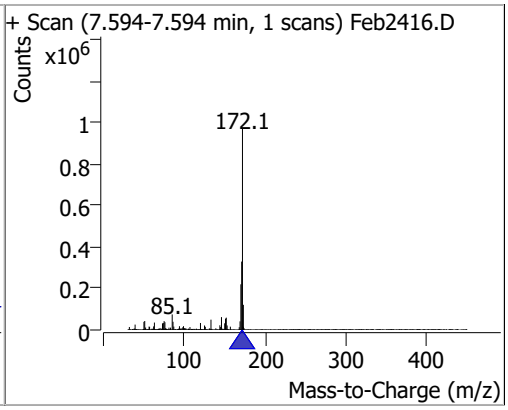

Compound	Conc.	Exp RT	QIon	Exp Ratio	QIon	Exp Ratio
2-Chloronaphthalene	N.D.	7.71	127.0	35.7	164.0	32.6

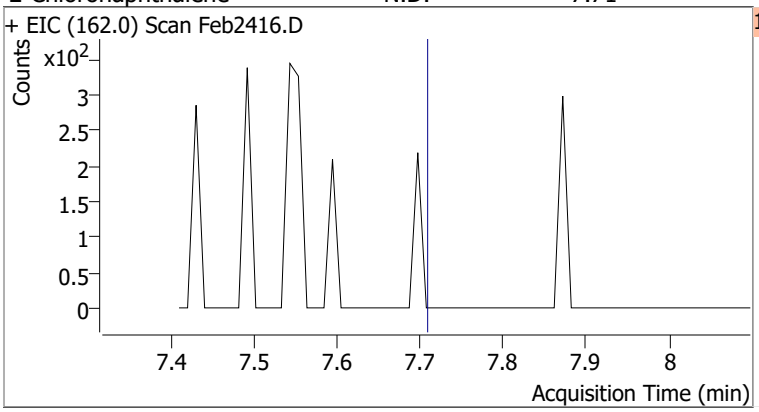

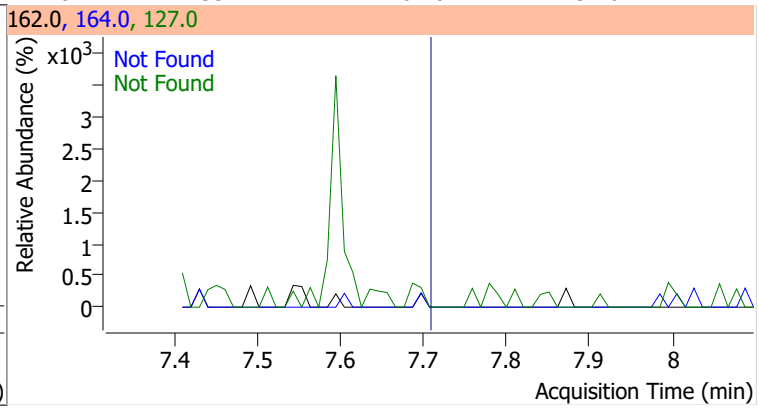

Compound	Conc.	Exp RT	QIon	Exp Ratio
2-Nitroaniline	N.D.	7.87	138.0	123.0

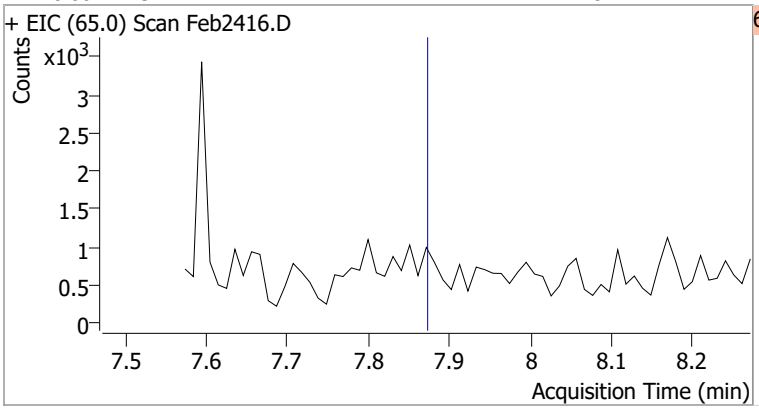

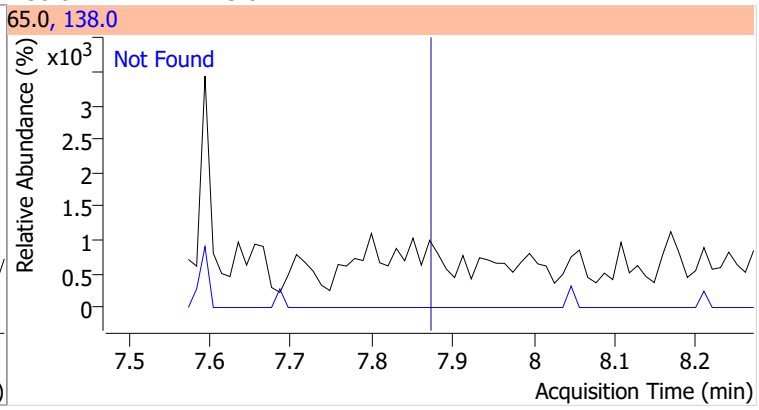

Compound	Conc.	RT	Dev(Min)	Resp.	QIon	QRatio	Lower	Upper
Dimethyl Phthalate		0		0	77.0		13.9	25.8

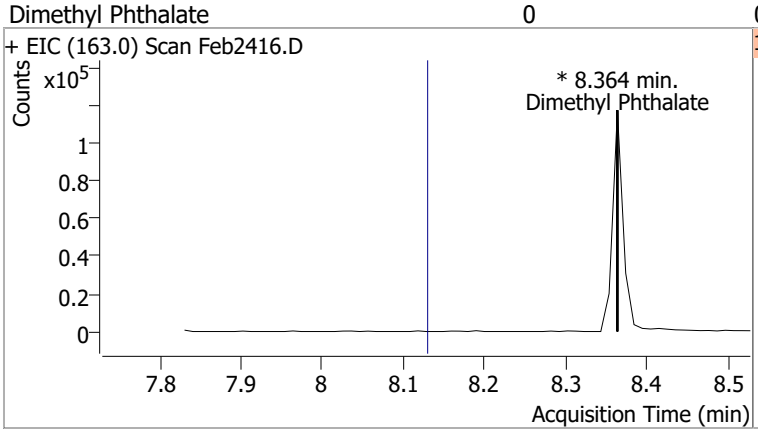

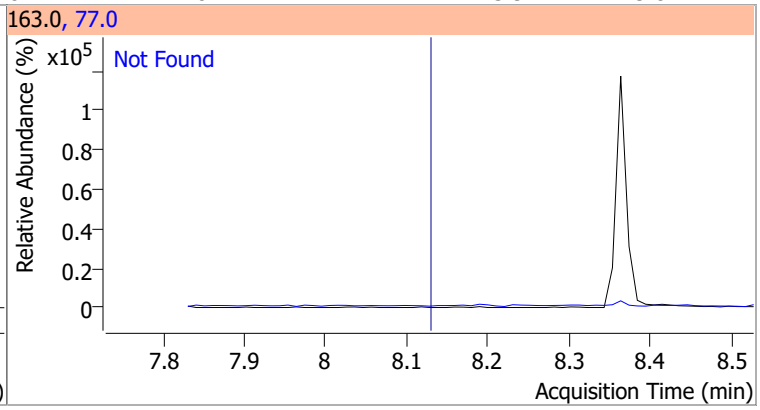

Compound	Conc.	RT	Dev(Min)	Resp.	QIon	QRatio	Lower	Upper
2,6-Dinitrotoluene		0		0	63.0		95.6	177.5
					89.0		45.4	84.4

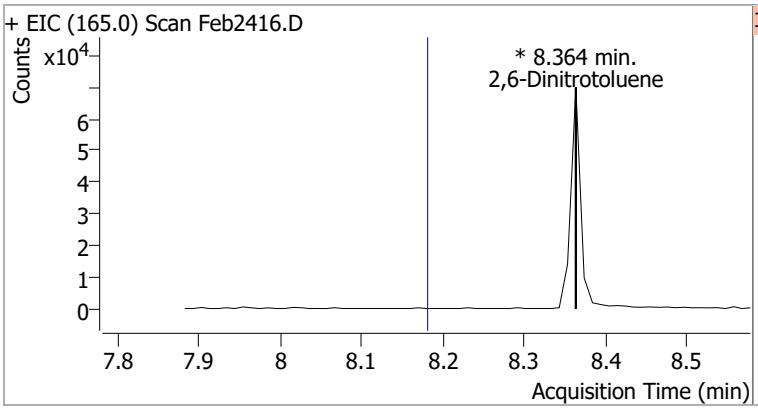

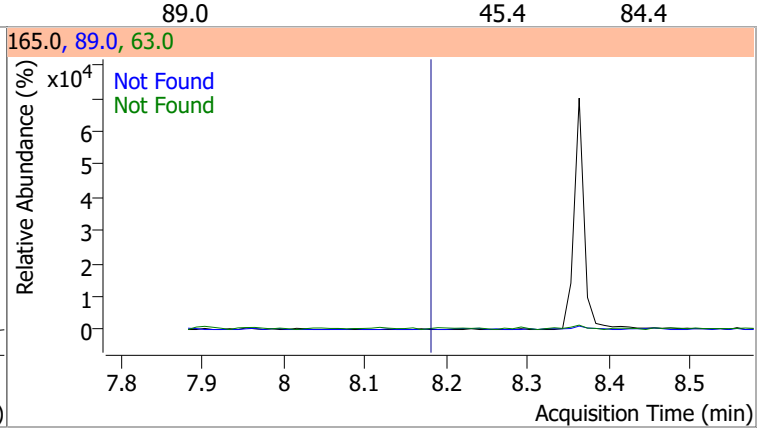

Compound	Conc.	Exp RT	QIon	Exp Ratio
Acenaphthylene	N.D.	8.19	153.1	14.0

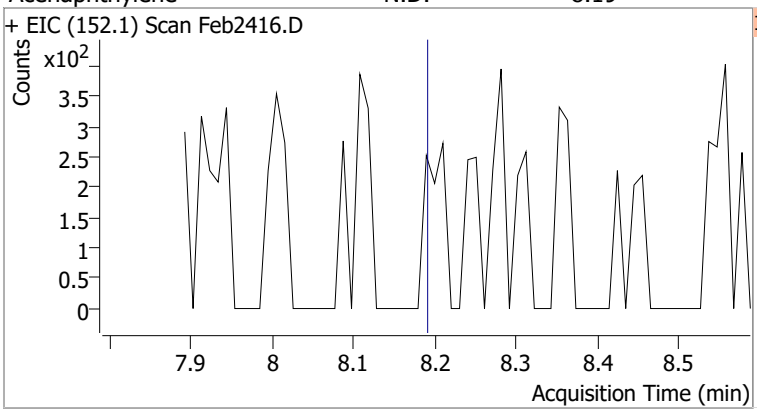

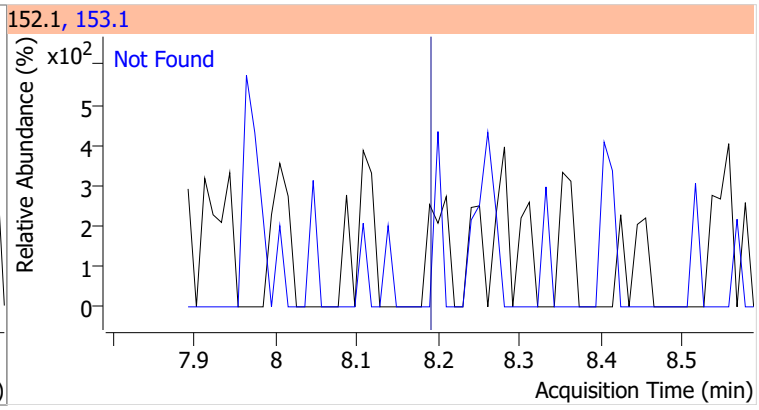

Compound	Conc.	Exp RT	QIon	Exp Ratio	QIon	Exp Ratio
3-Nitroaniline	N.D.	8.38	65.0	131.7	92.0	112.6

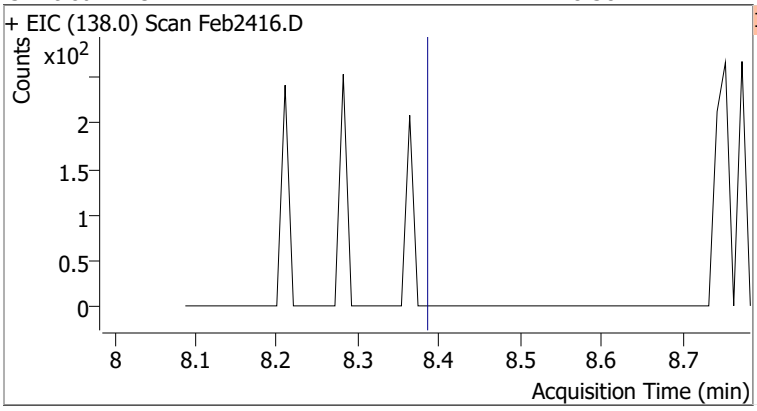

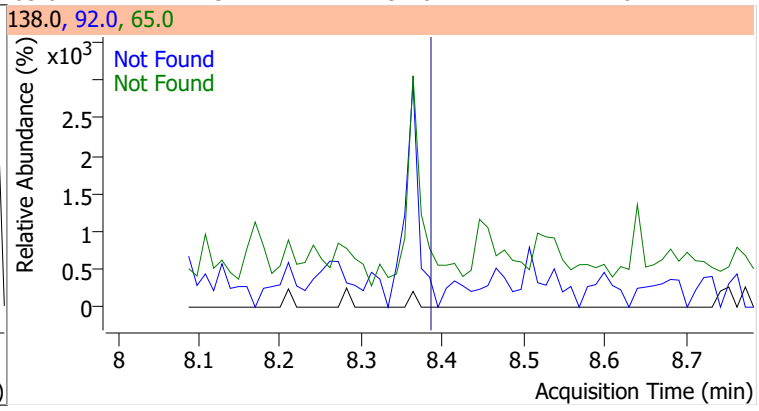

Compound	Conc.	Exp RT	QIon	Exp Ratio	QIon	Exp Ratio
Acenaphthene	N.D.	8.40	153.0	106.6	152.0	52.4

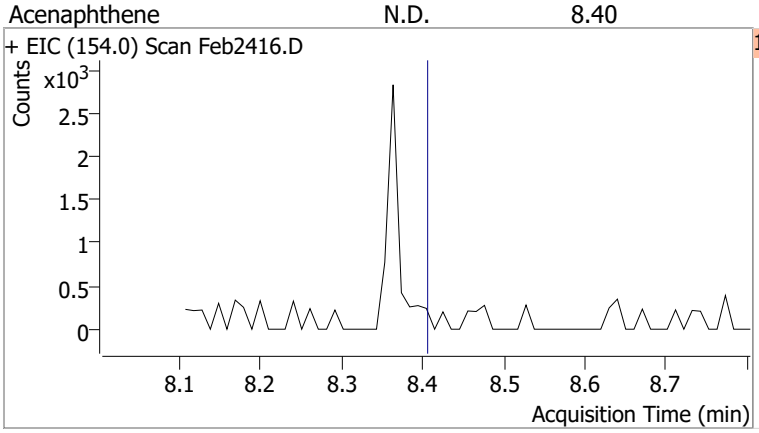

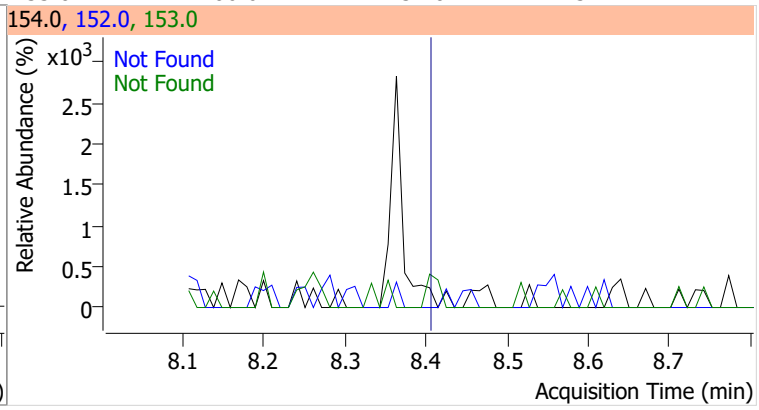

Compound	Conc.	Exp RT	QIon	Exp Ratio
2,4-Dinitrophenol	N.D.	8.51	154.0	59.3

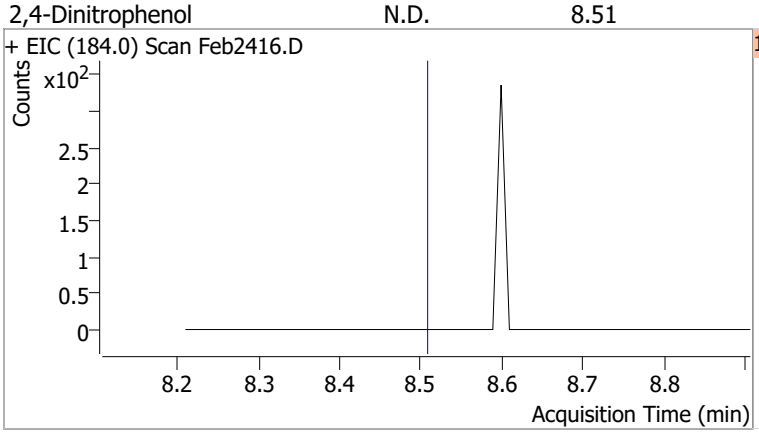

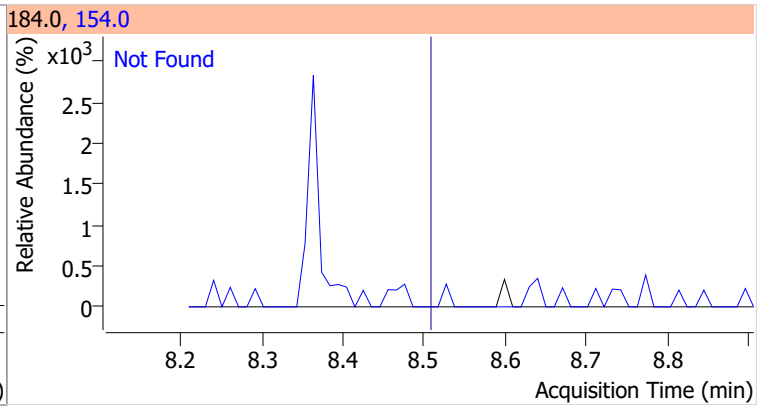

Compound	Conc.	Exp RT	QIon	Exp Ratio
Dibenzofuran	N.D.	8.62	139.0	37.6

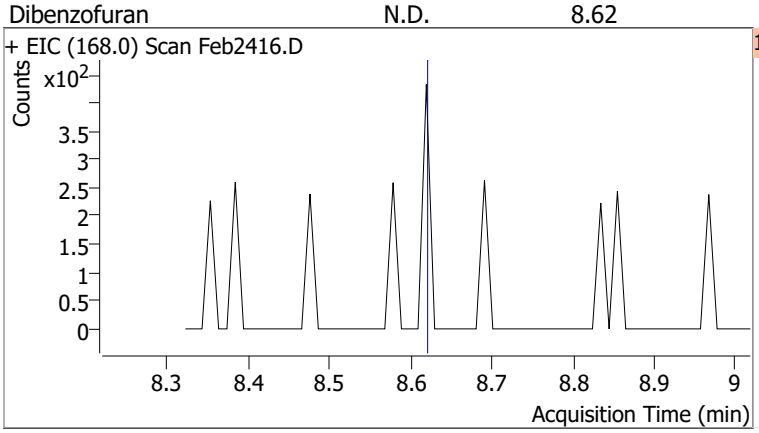

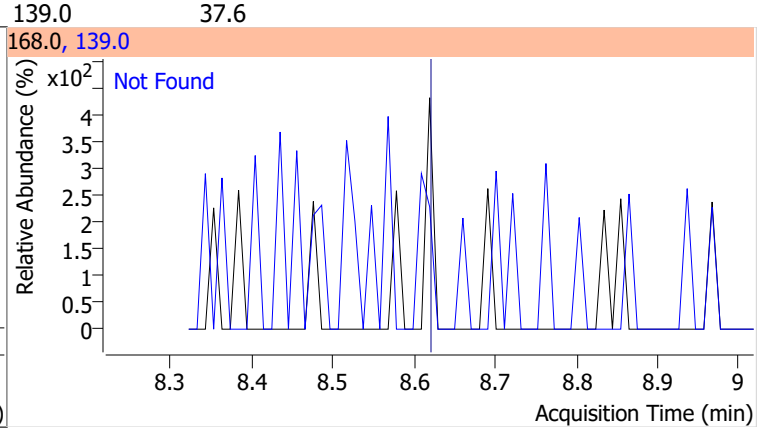

Compound	Conc.	Exp RT	QIon	Exp Ratio	QIon	Exp Ratio
2,4-Dinitrotoluene	N.D.	8.66	89.0	75.9	63.0	44.1

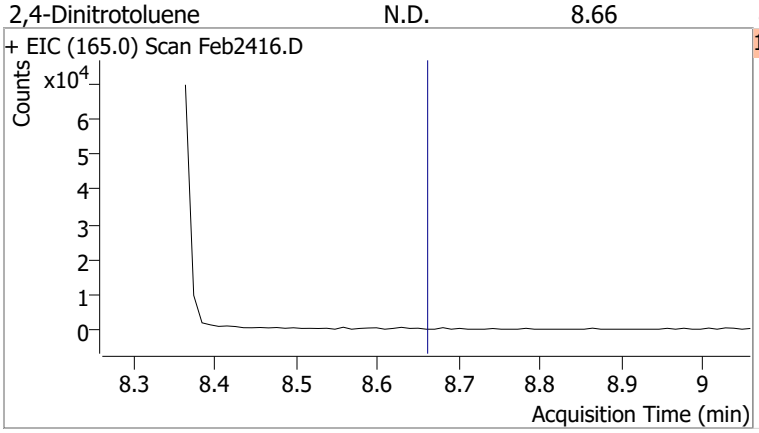

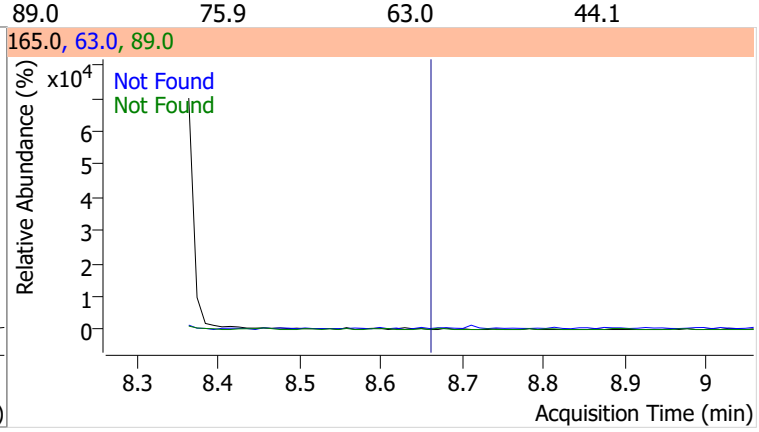

Compound	Conc.	Exp RT	QIon	Exp Ratio	QIon	Exp Ratio
4-Nitrophenol	N.D.	8.71	139.0	78.4	65.0	71.6

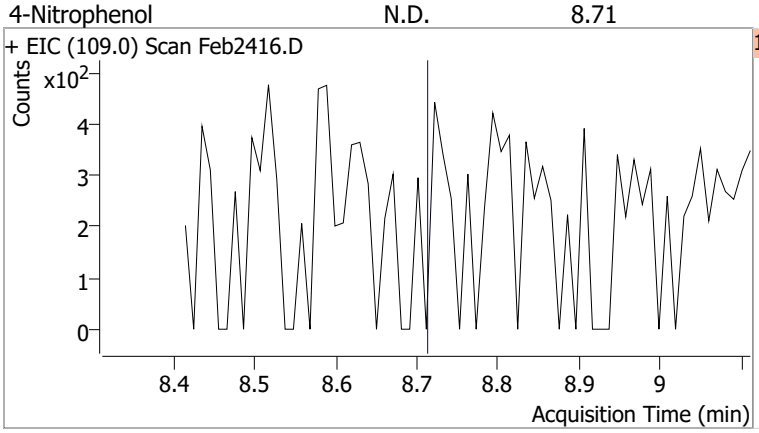

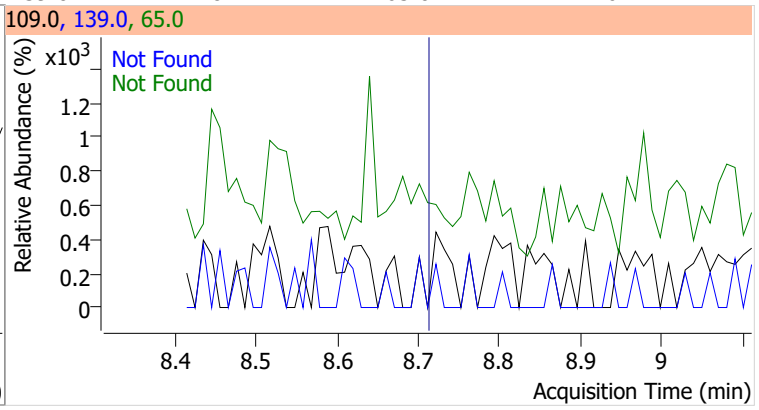

Compound	Conc.	Exp RT	QIon	Exp Ratio	QIon	Exp Ratio
Diethylphthalate	N.D.	8.99	177.0	21.3	150.0	12.7

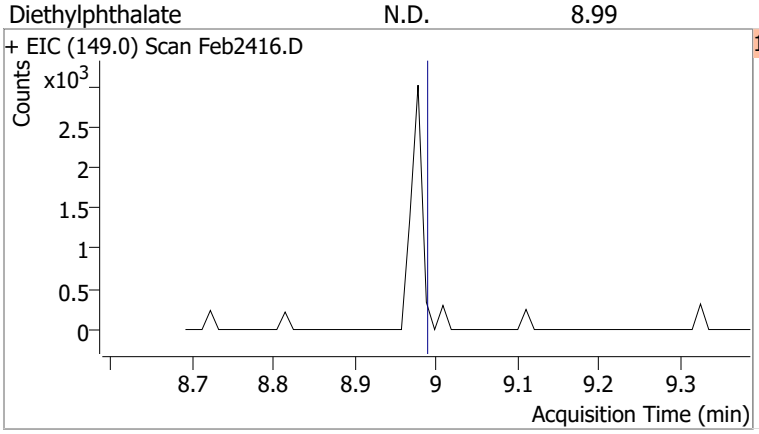

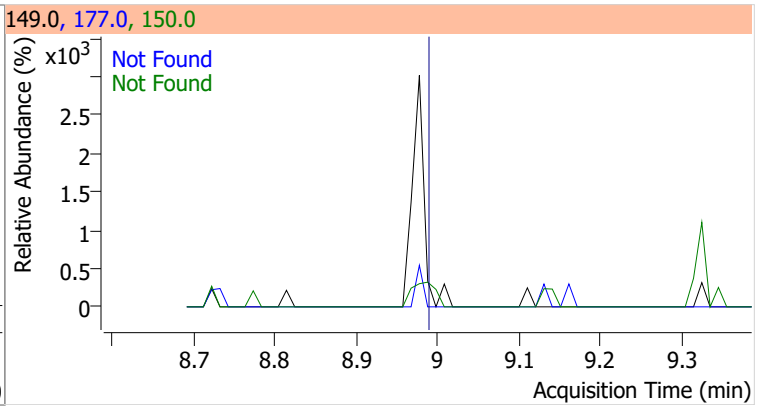

Compound	Conc.	Exp RT	QIon	Exp Ratio	QIon	Exp Ratio
Fluorene	N.D.	9.03	165.0	94.1	167.0	13.4

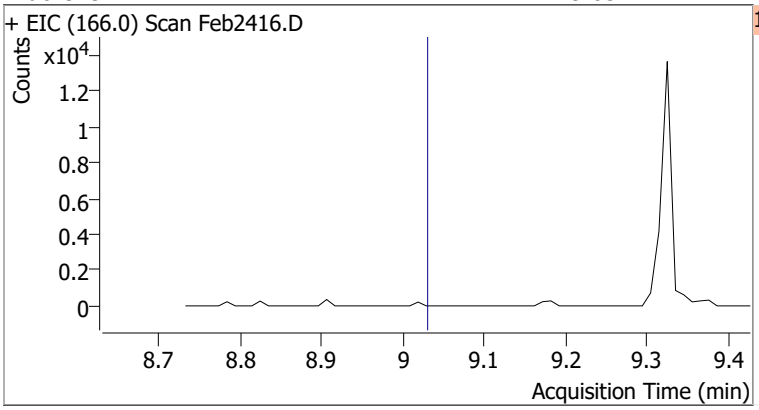

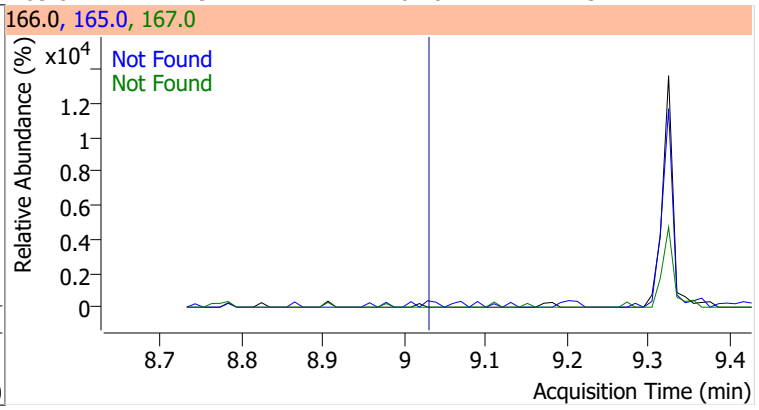

Compound	Conc.	Exp RT	QIon	Exp Ratio	QIon	Exp Ratio
4-Chlorophenyl-phenylether	N.D.	9.07	141.0	61.7	206.0	34.0

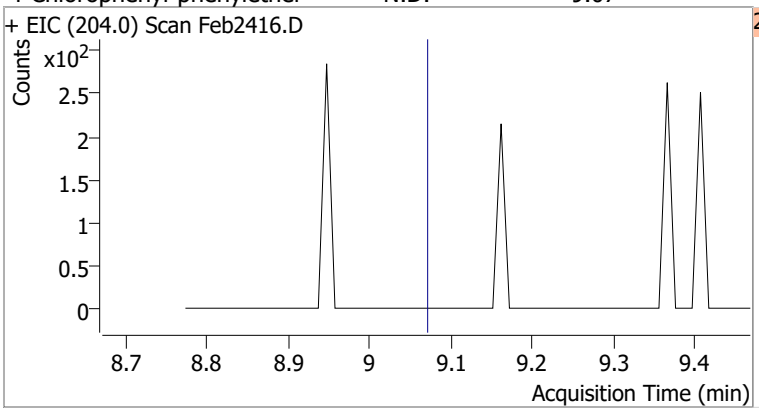

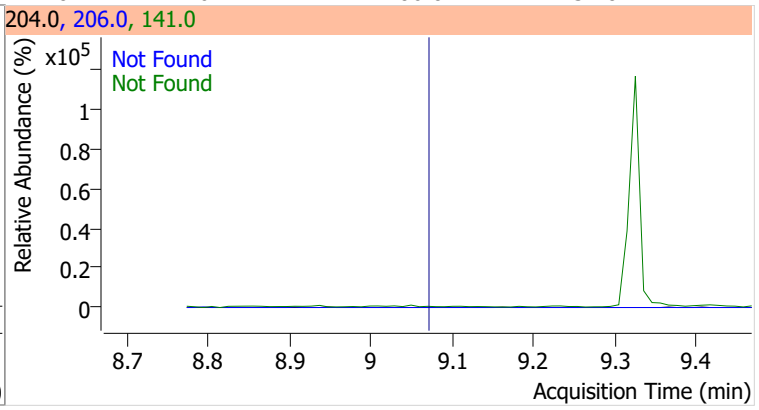

Compound	Conc.	Exp RT	QIon	Exp Ratio	QIon	Exp Ratio
4-Nitroaniline	N.D.	9.12	65.0	109.2	92.0	47.3

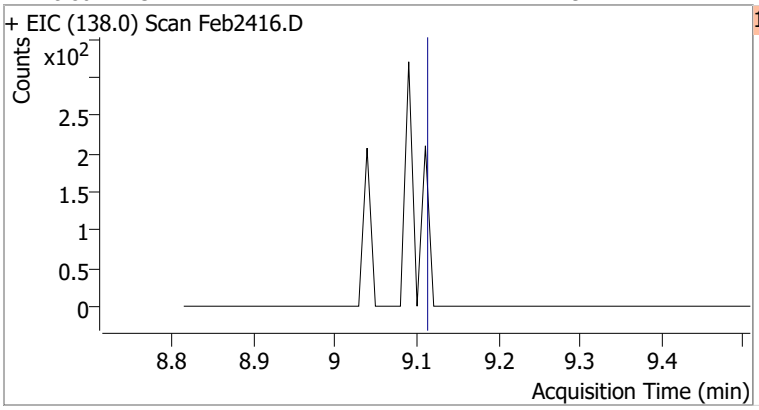

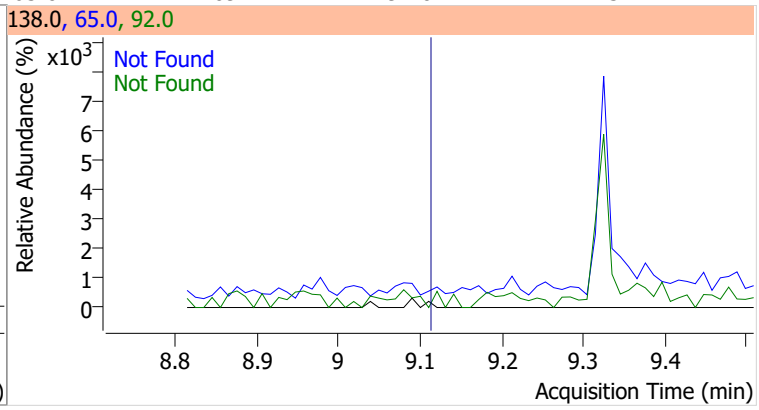

Compound	Conc.	Exp RT	QIon	Exp Ratio
4,6-Dinitro-2-methylphenol	N.D.	9.14	121.0	48.7

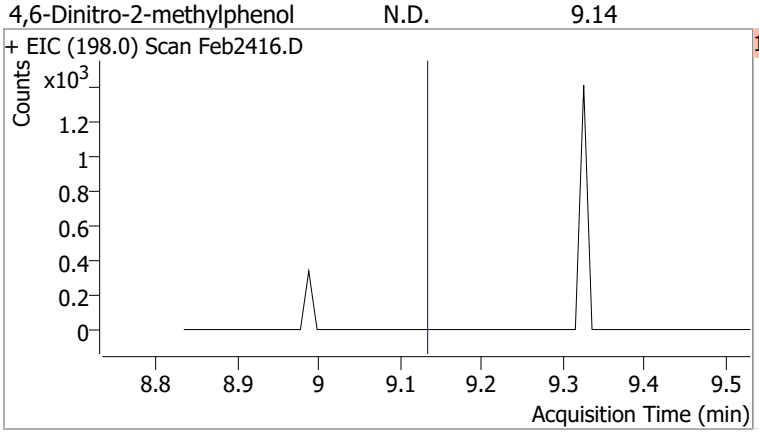

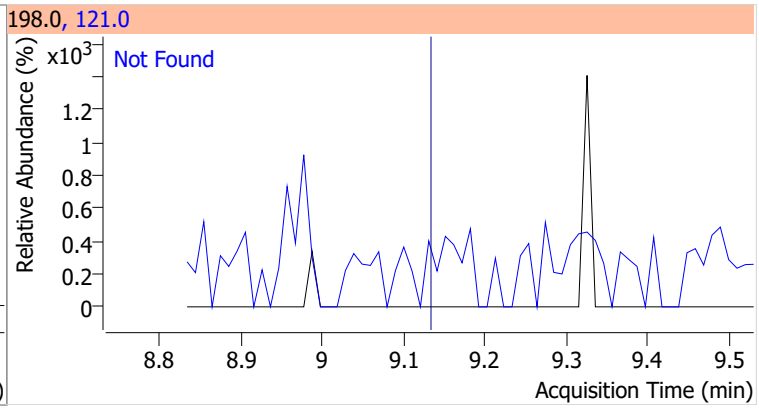

Compound	Conc.	Exp RT	QIon	Exp Ratio	QIon	Exp Ratio
N-nitrosodiphenylamine	N.D.	9.22	168.0	64.6	167.0	34.5

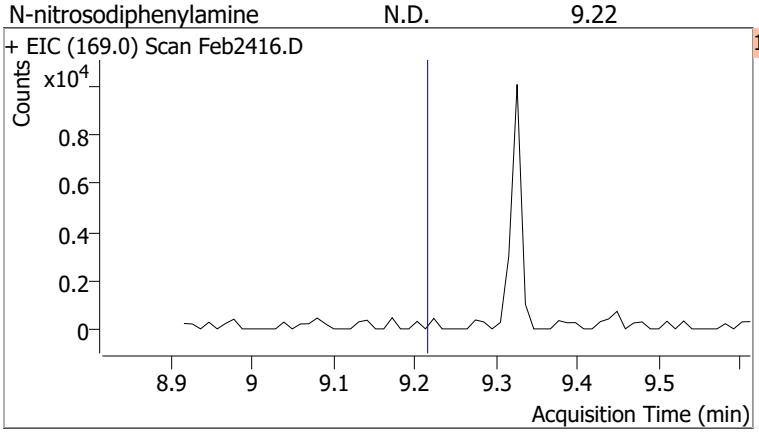

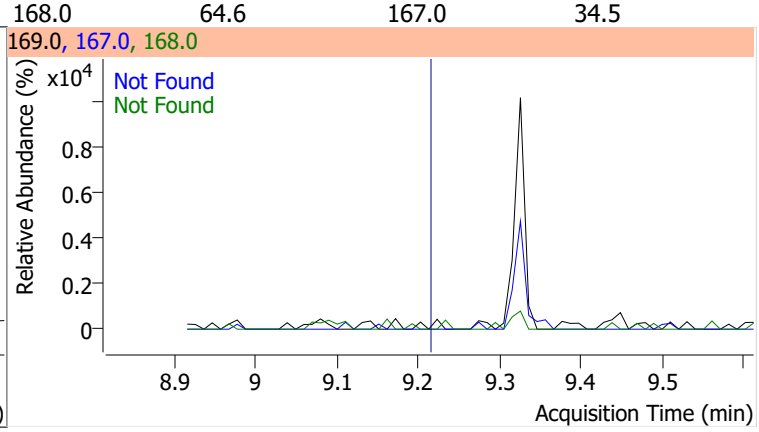

Compound	Conc.	Exp RT	QIon	Exp Ratio	QIon	Exp Ratio
Azobenzene	N.D.	9.25	51.0	48.8	182.0	26.0

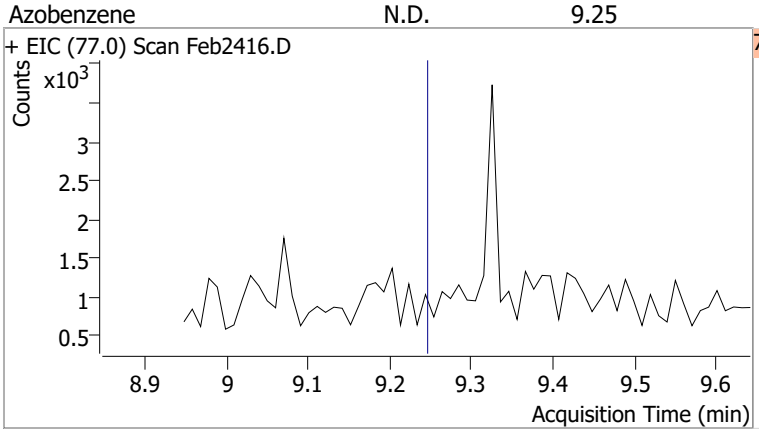

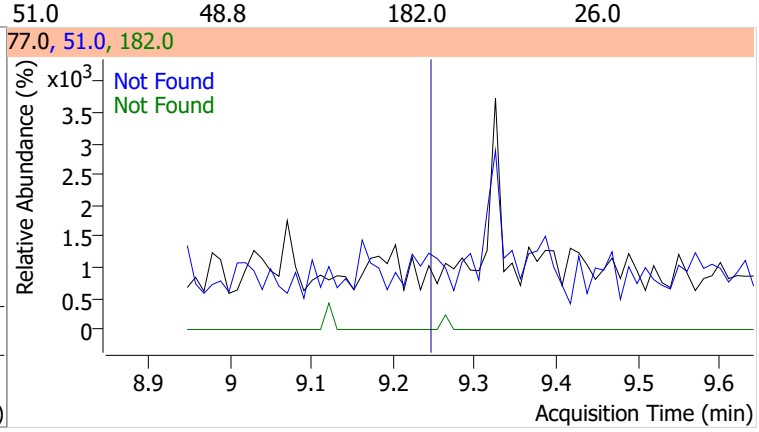

Compound	Conc.	RT	Dev(Min)	Resp.	QIon	QRatio	Lower	Upper
2,4,6-Tribromophenol	133.5097	9.33	0.00	167162	331.8	94.5	63.6	118.2

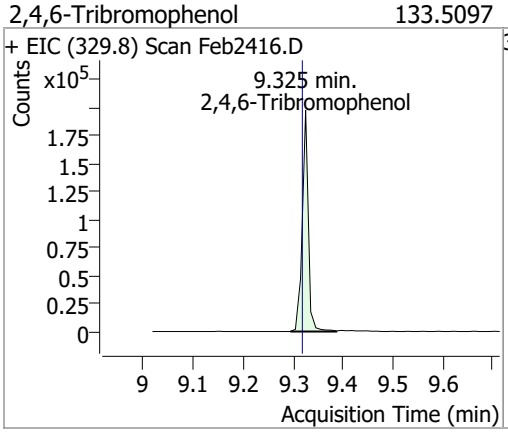

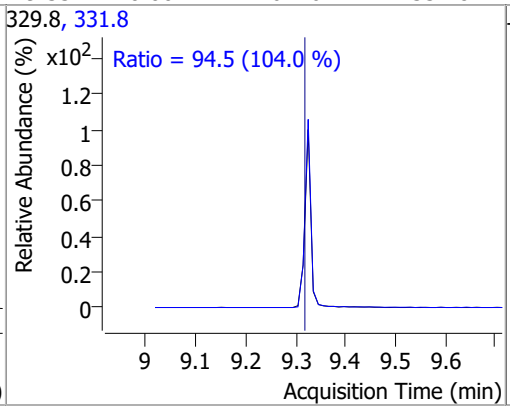

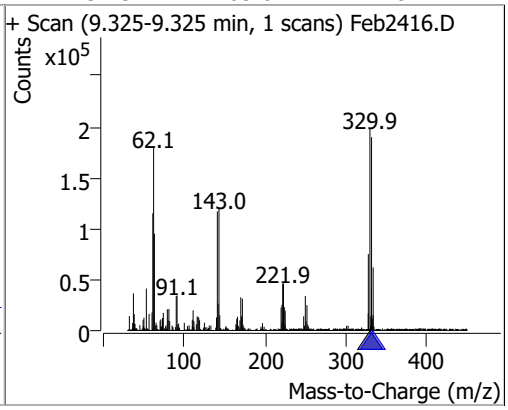

Compound	Conc.	Exp RT	QIon	Exp Ratio	QIon	Exp Ratio
4-Bromophenyl-phenylether	N.D.	9.65	141.0	100.4	250.0	99.4

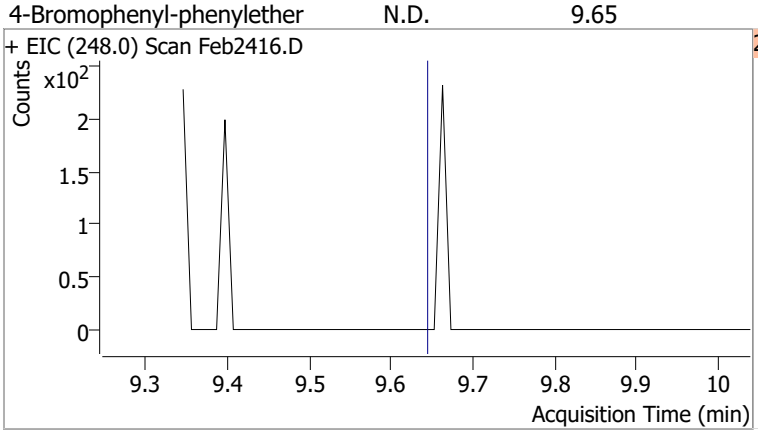

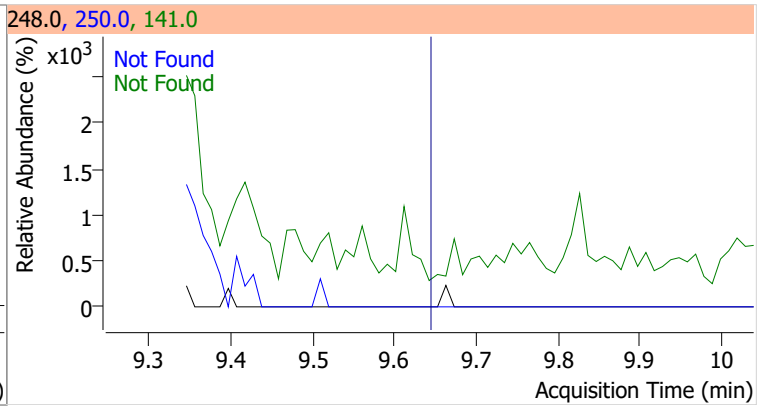

Compound	Conc.	Exp RT	QIon	Exp Ratio
Hexachlorobenzene	N.D.	9.68	142.0	49.3

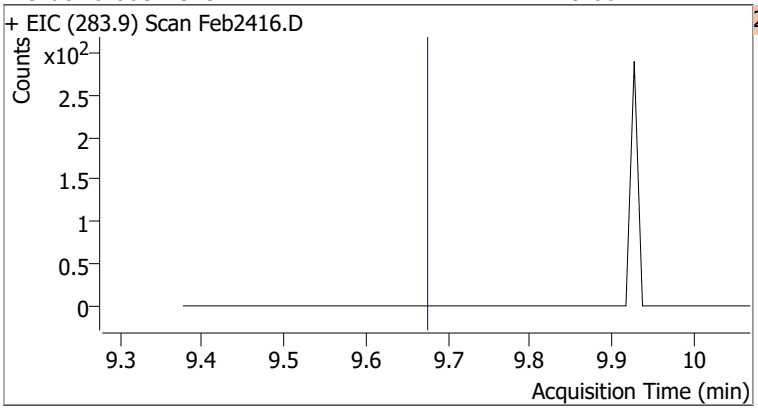

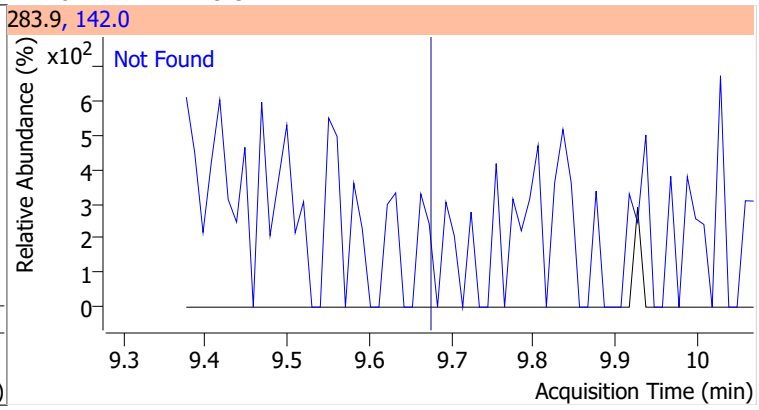

Compound	Conc.	Exp RT	QIon	Exp Ratio	QIon	Exp Ratio
Pentachlorophenol	N.D.	9.96	263.9	63.1	267.9	62.4

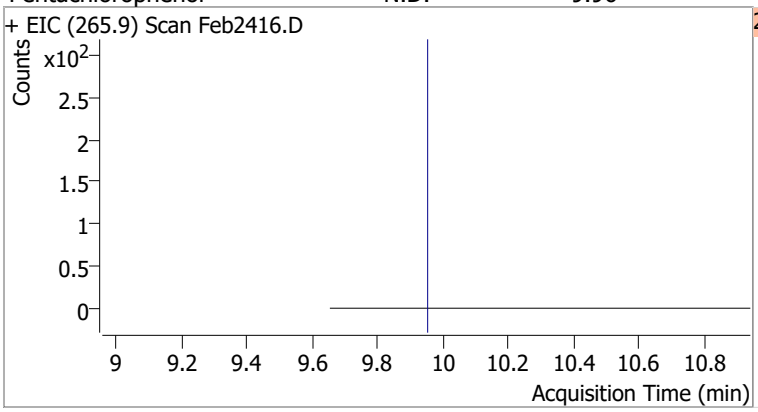

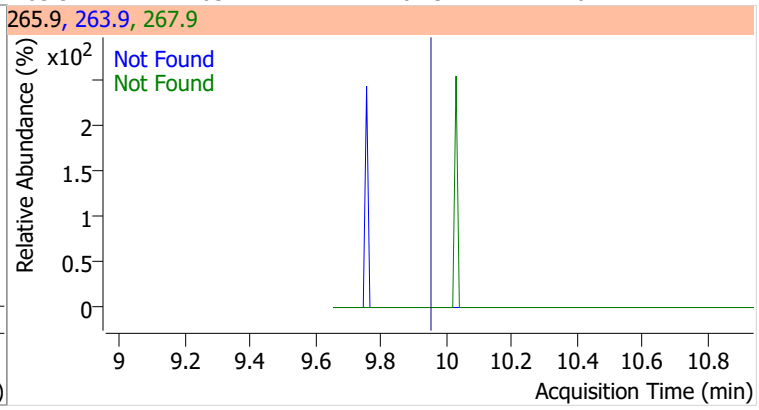

Compound	Conc.	Exp RT	QIon	Exp Ratio
Phenanthrene	N.D.	10.18	176.0	18.9

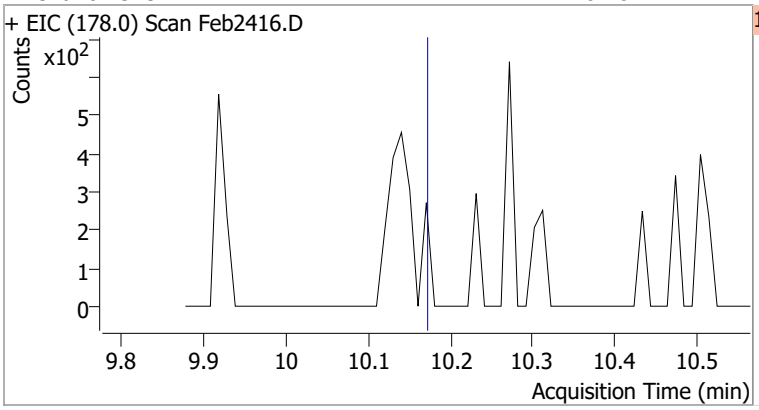

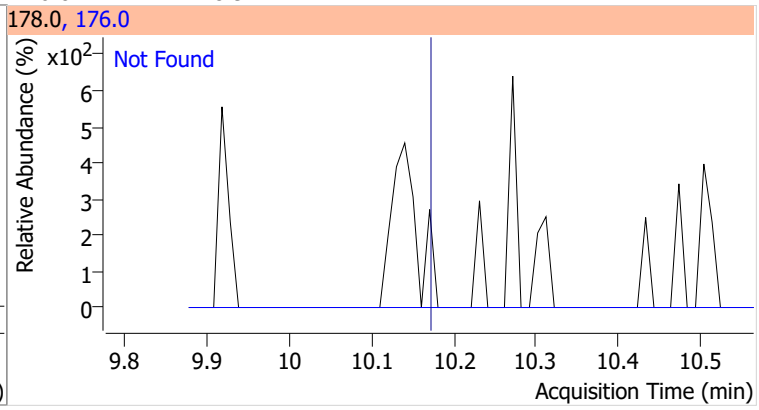

Compound	Conc.	Exp RT	QIon	Exp Ratio
Anthracene	N.D.	10.24	176.0	18.2

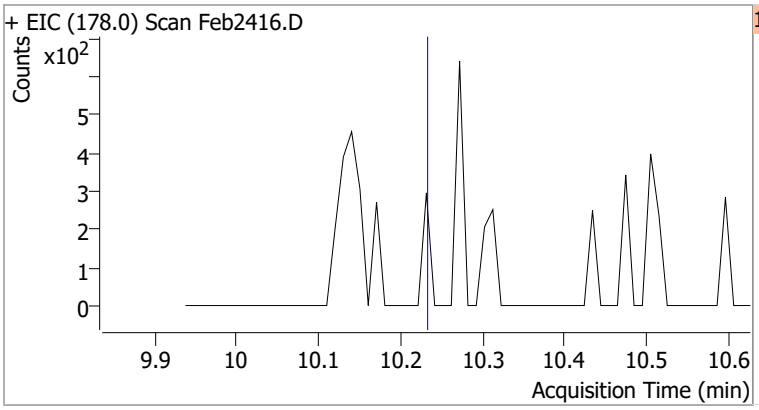

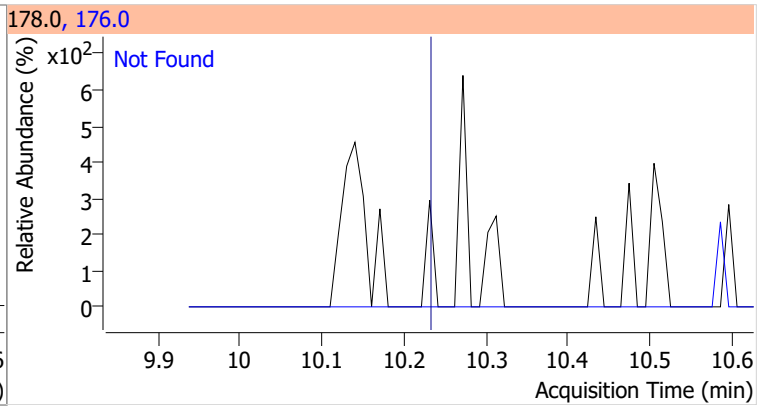

Compound	Conc.	Exp RT	QIon	Exp Ratio	QIon	Exp Ratio
Triallate	N.D.	10.30	268.0	23.9	143.0	21.9

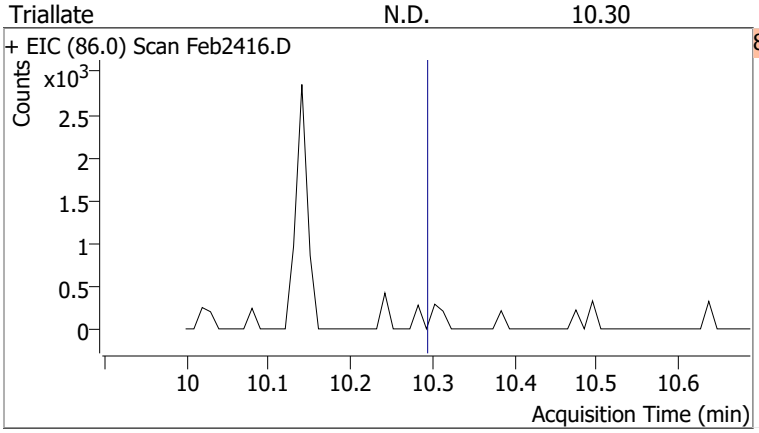

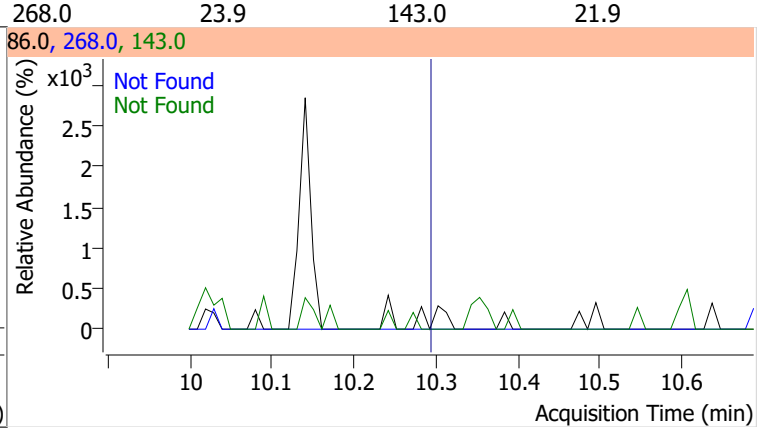

Compound	Conc.	Exp RT	QIon	Exp Ratio
Carbazole	N.D.	10.48	139.0	13.0

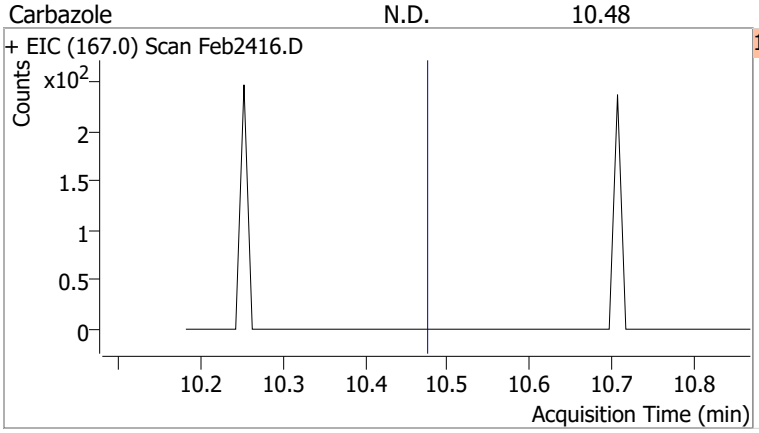

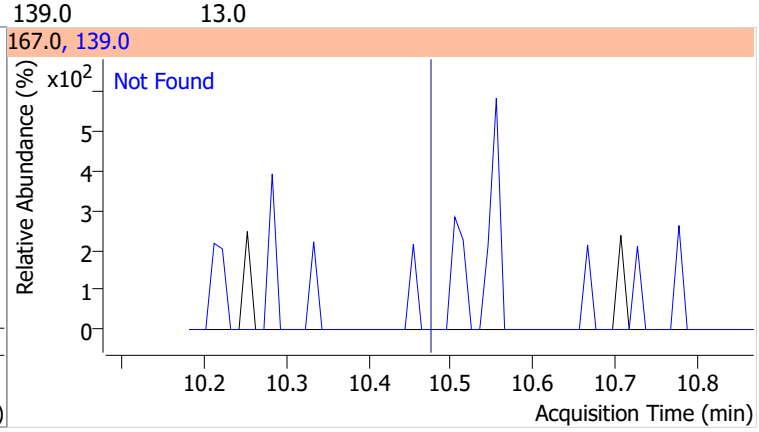

Compound	Conc.	Exp RT	QIon	Exp Ratio	QIon	Exp Ratio
o-Terphenyl	N.D.	10.69	229.0	64.7	215.0	38.5

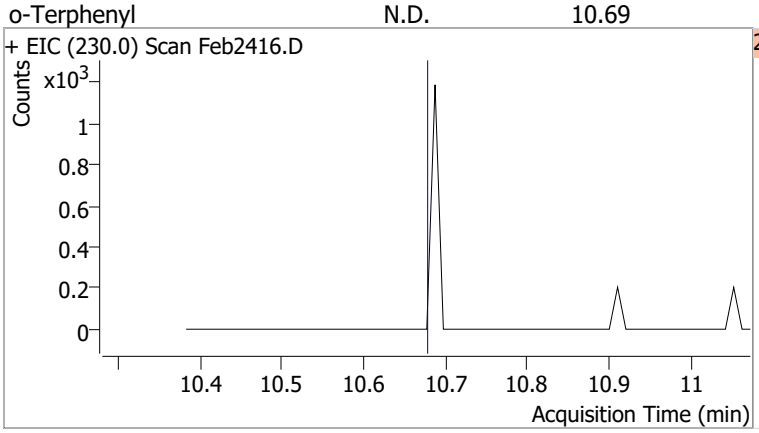

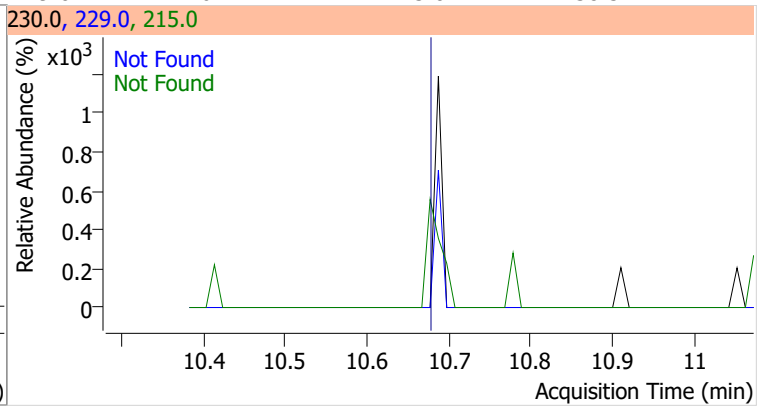

Compound	Conc.	Exp RT	QIon	Exp Ratio	QIon	Exp Ratio
Di-n-Butylphthalate	N.D.	11.07	150.0	9.1	104.0	6.2

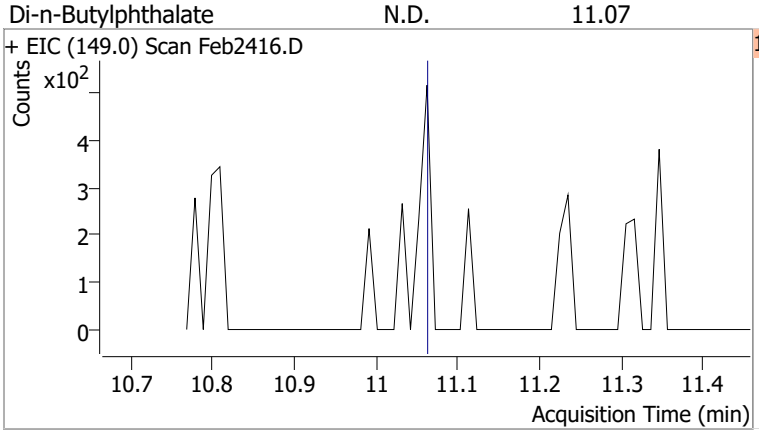

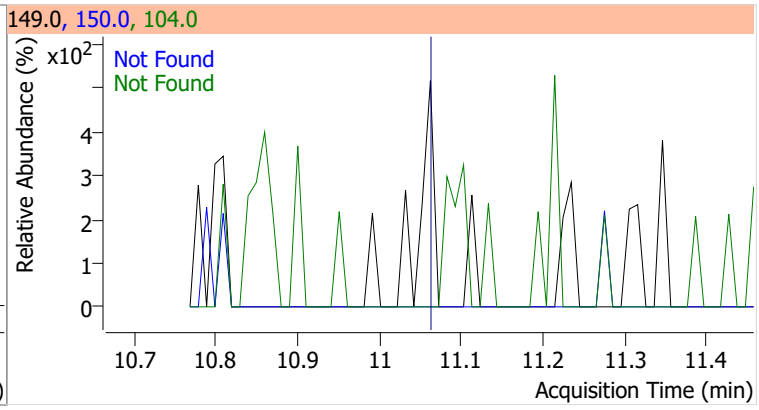

Compound	Conc.	Exp RT	QIon	Exp Ratio
Fluoranthene	N.D.	11.94	101.0	12.7

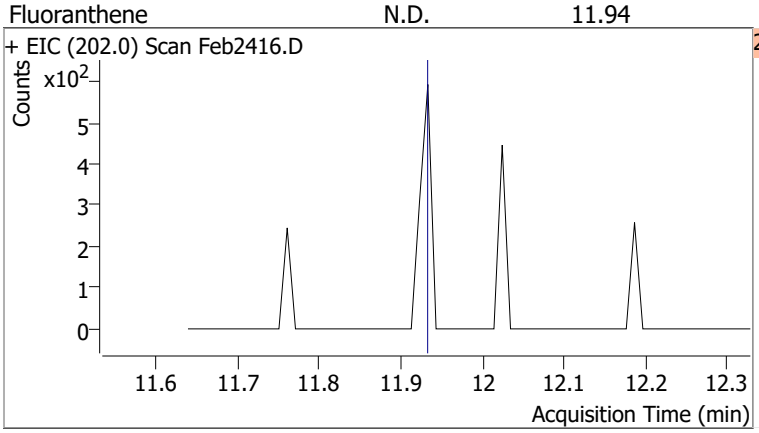

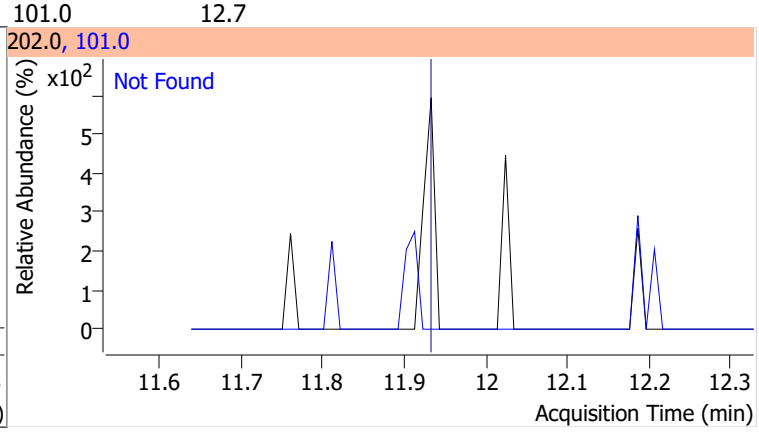

Compound	Conc.	RT	Dev(Min)	Resp.	QIon	QRatio	Lower	Upper
Benzidine		0		0	183.0		7.9	14.7
					92.0		5.0	9.2

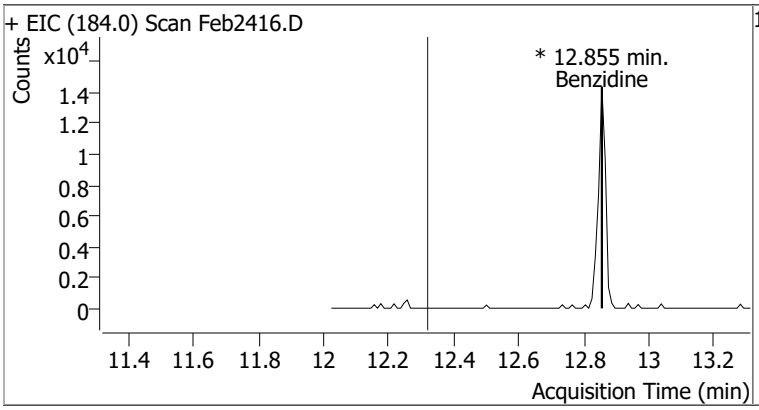

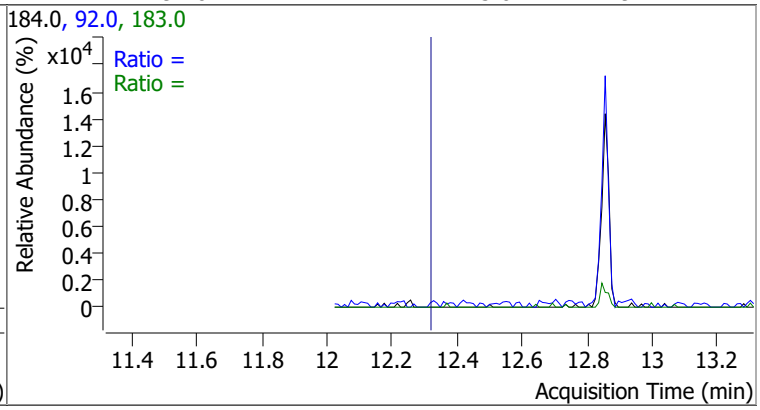

Compound	Conc.	Exp RT	QIon	Exp Ratio
Pyrene	N.D.	12.37	101.0	15.2

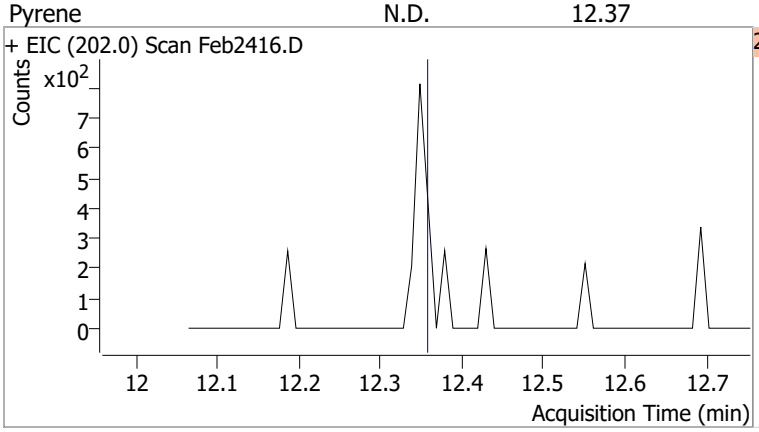

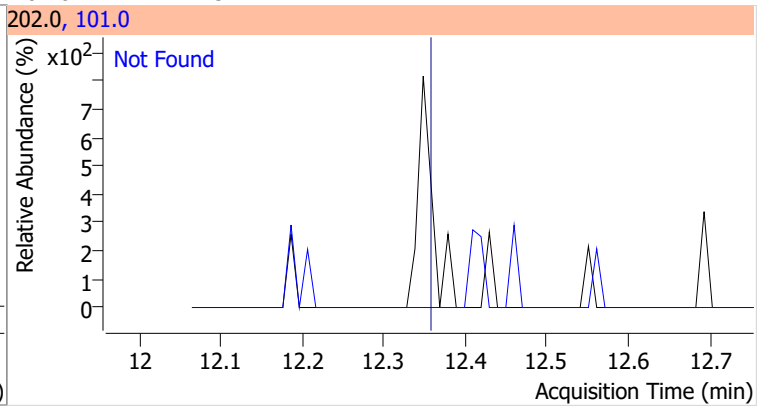

Compound	Conc.	RT	Dev(Min)	Resp.	QIon	QRatio	Lower	Upper
Terphenyl-d14	90.6284	12.85	-0.01	1259582	122.0	14.1	9.5	17.6

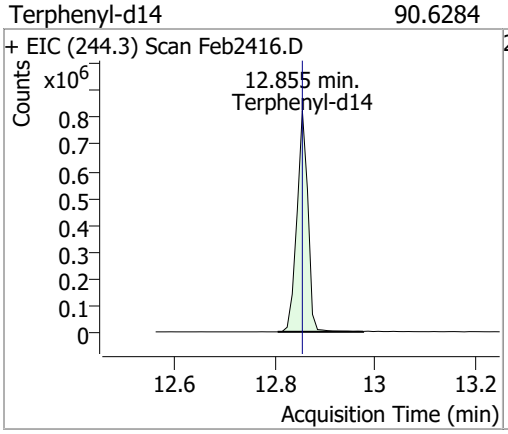

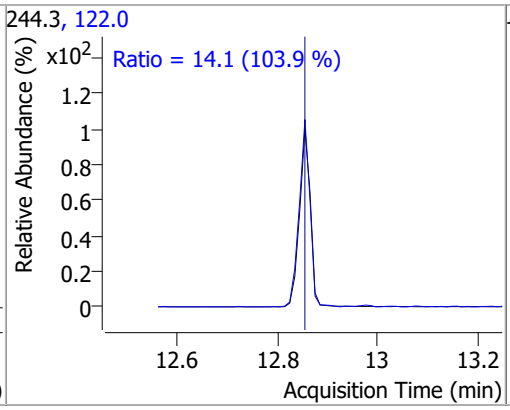

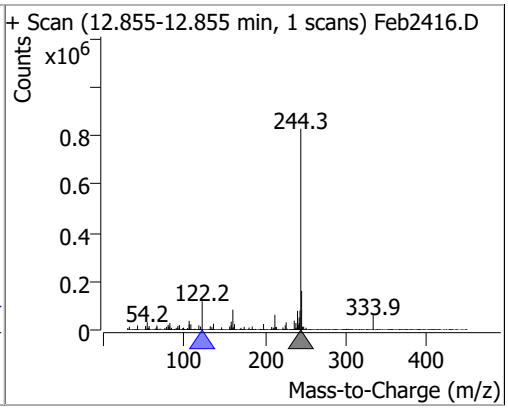

Compound	Conc.	Exp RT	QIon	Exp Ratio	QIon	Exp Ratio
Butylbenzylphthalate	N.D.	14.30	91.0	83.4	206.0	17.7

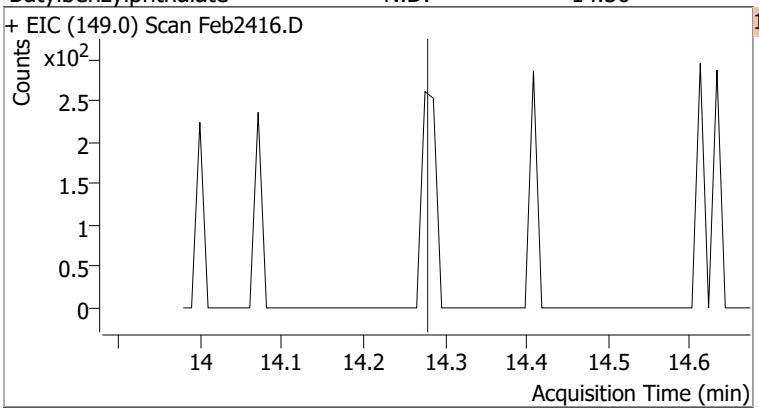

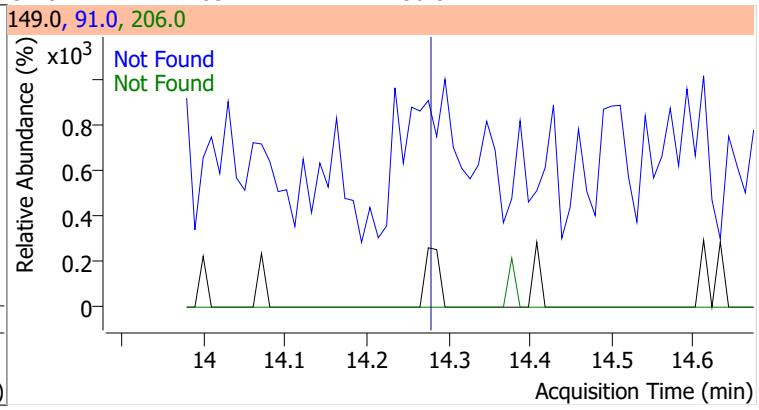

Compound	Conc.	Exp RT	QIon	Exp Ratio	QIon	Exp Ratio
Benzo(a)Anthracene	N.D.	15.50	226.0	26.4	229.0	20.9

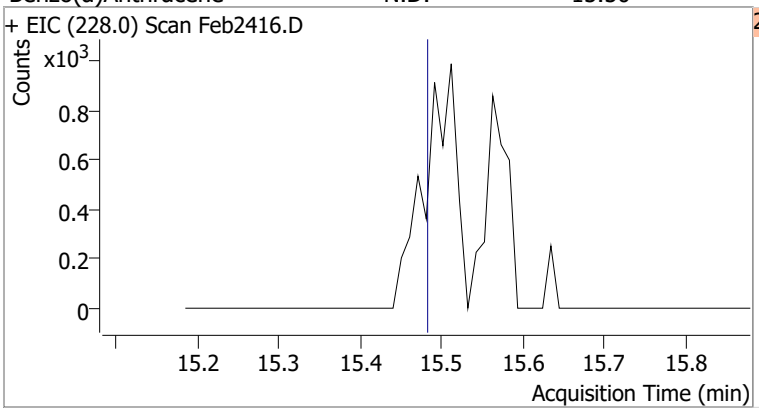

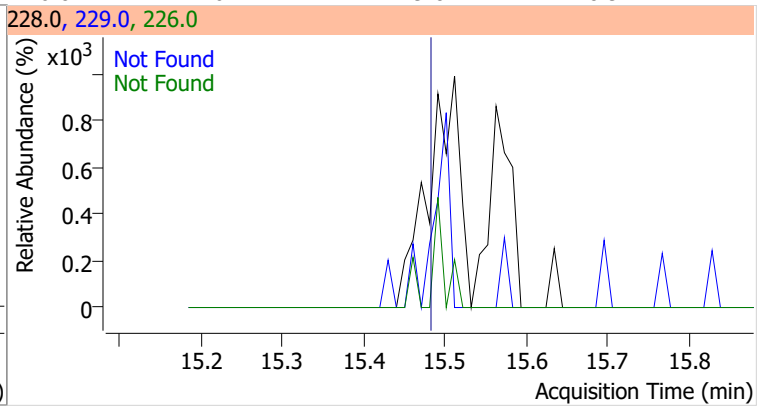

Compound	Conc.	Exp RT	QIon	Exp Ratio	QIon	Exp Ratio
Chrysene	N.D.	15.61	226.0	29.2	229.0	20.4

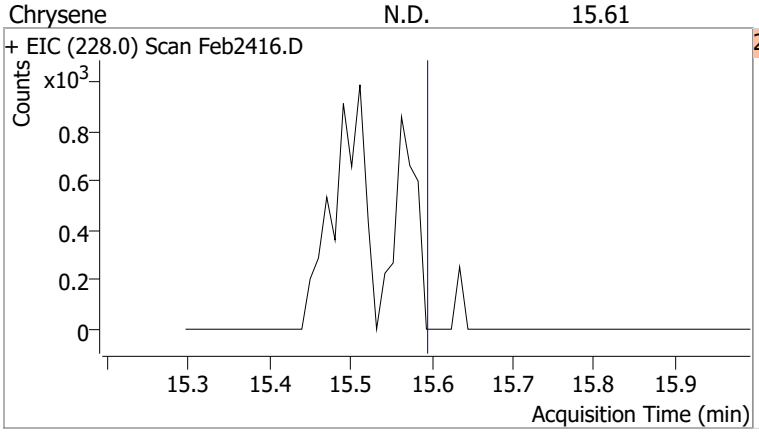

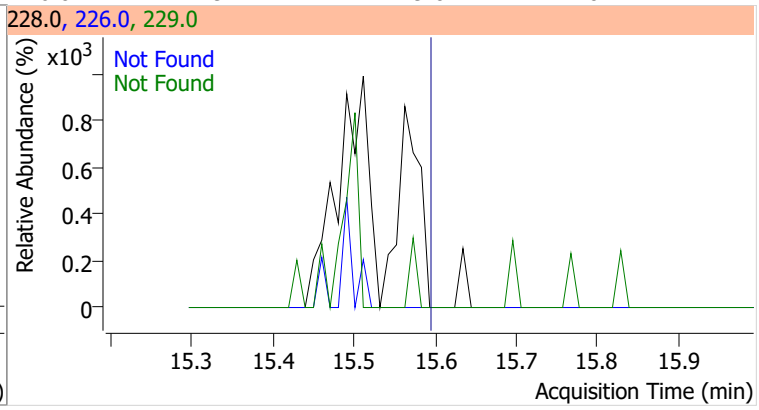

Compound	Conc.	Exp RT	QIon	Exp Ratio
3,3-Dichlorobenzidine	N.D.	15.65	254.0	64.6

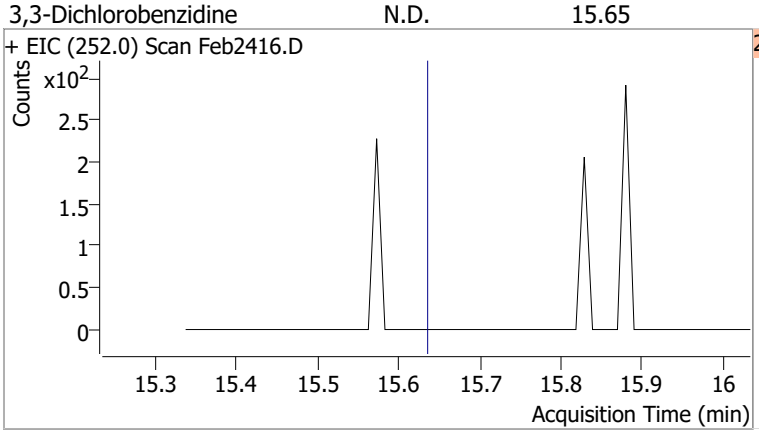

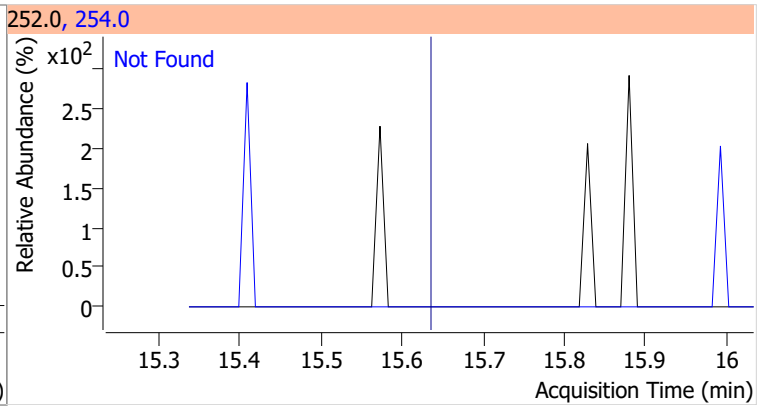

Compound	Conc.	Exp RT	QIon	Exp Ratio	QIon	Exp Ratio
bis(2-ethylhexyl)Phthalate	N.D.	16.35	149.0	391.0	279.0	13.4

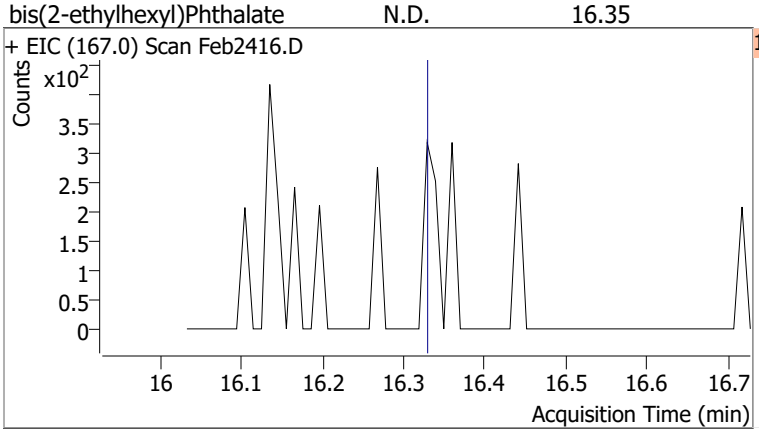

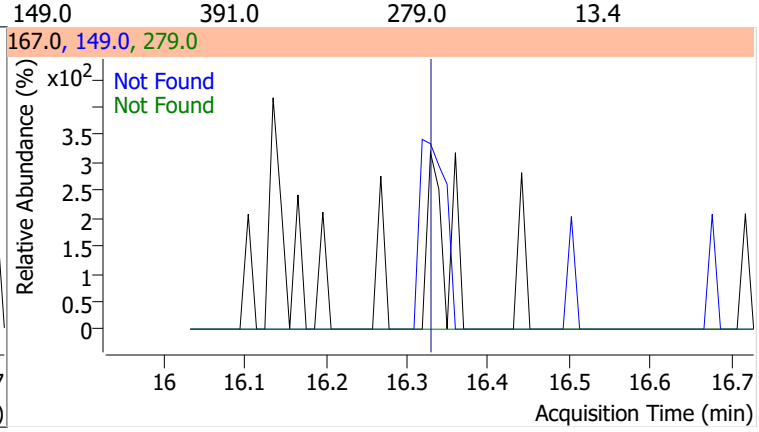

Compound	Conc.	Exp RT	QIon	Exp Ratio
Di-n-octyl Phthalate	N.D.	18.12	150.0	9.5

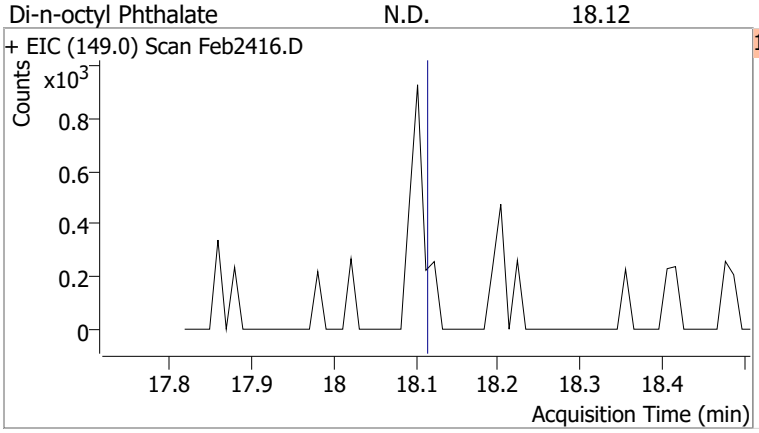

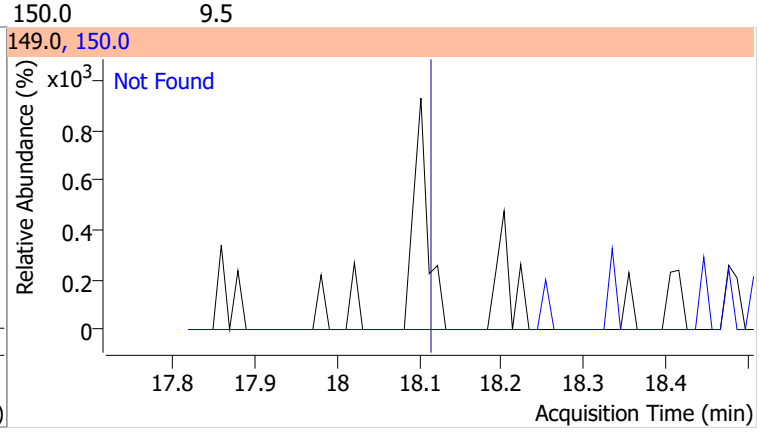

Compound	Conc.	Exp RT	QIon	Exp Ratio
Benzo(b)fluoranthene	N.D.	18.37	253.0	22.9

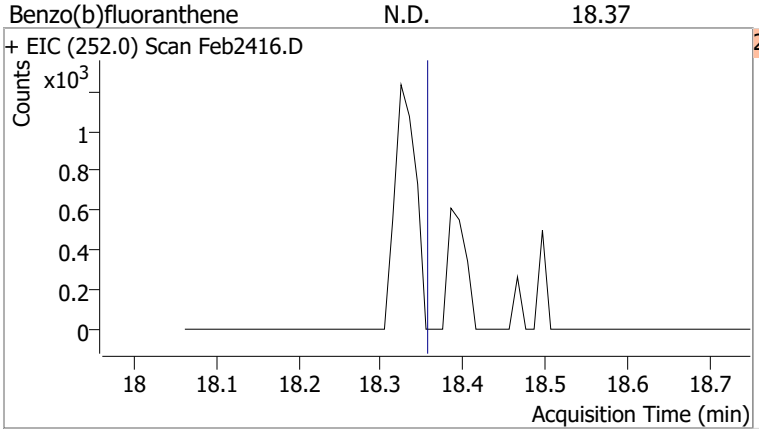

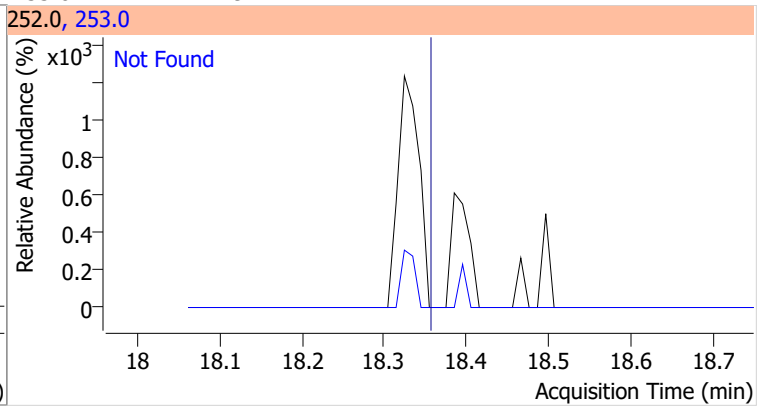

Compound	Conc.	Exp RT	QIon	Exp Ratio
Benzo(k)fluoranthene	N.D.	18.43	253.0	22.8

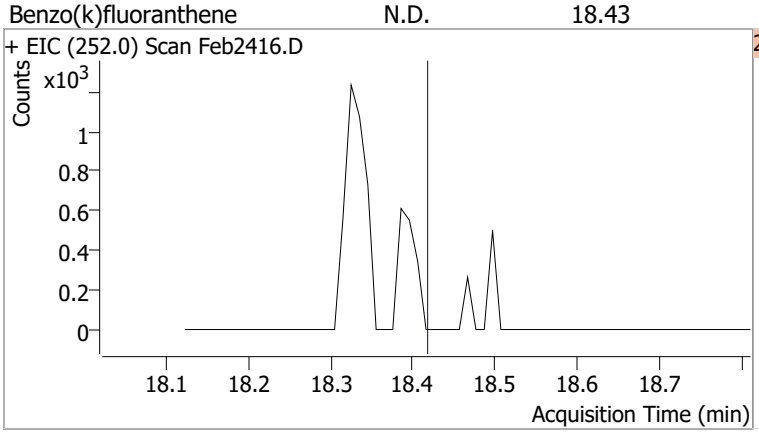

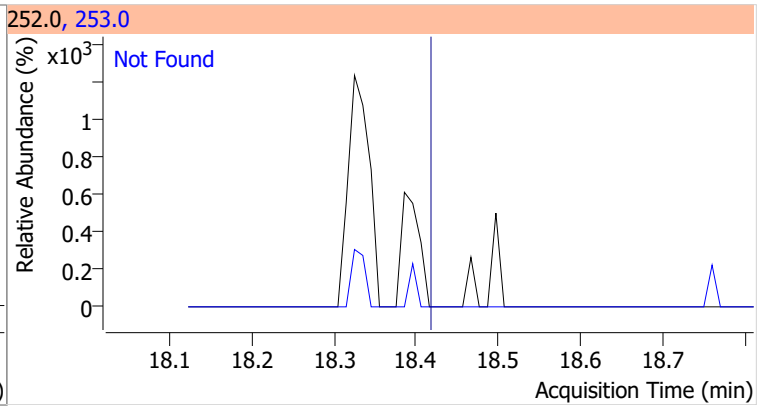

Compound	Conc.	Exp RT	QIon	Exp Ratio
Benzo(a)pyrene	N.D.	18.97	253.0	22.6

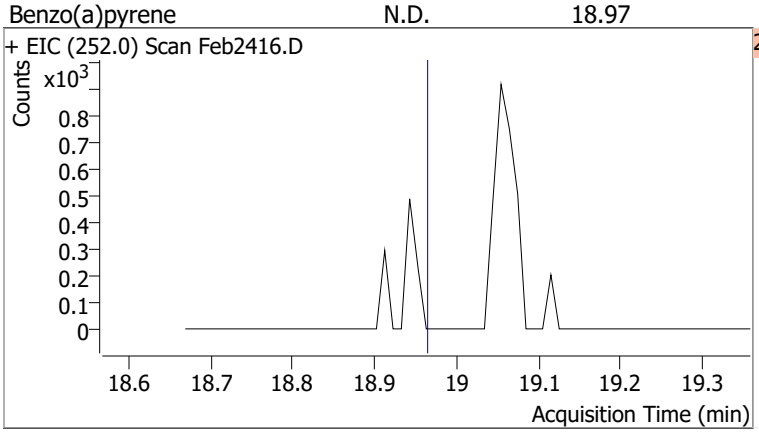

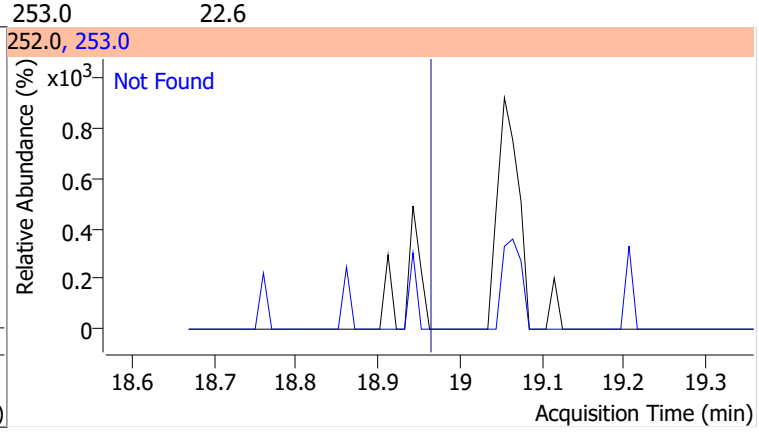

Compound	Conc.	Exp RT	QIon	Exp Ratio
Indeno(1,2,3-c,d)pyrene	N.D.	20.75	138.0	30.2

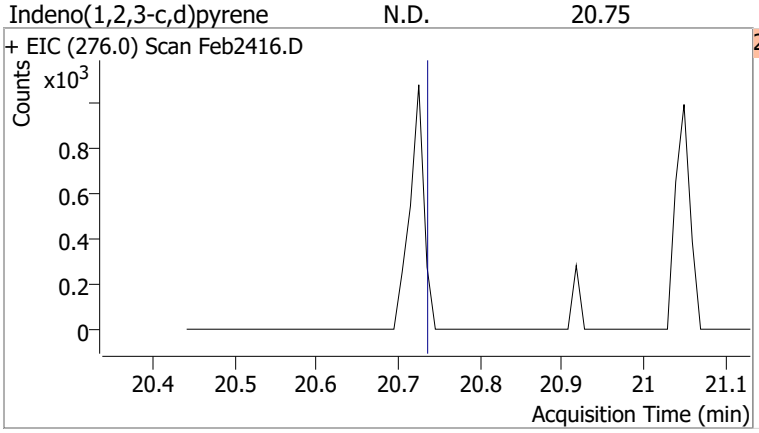

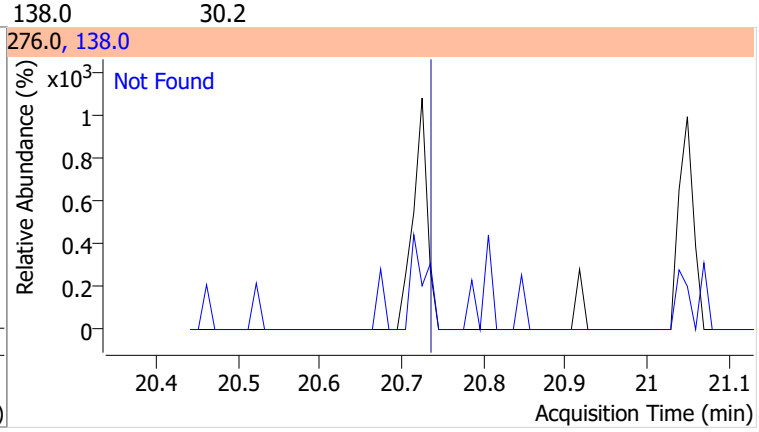

Compound	Conc.	Exp RT	QIon	Exp Ratio	QIon	Exp Ratio
Dibenzo(a,h)anthracene	N.D.	20.81	139.0	25.3	279.0	24.1

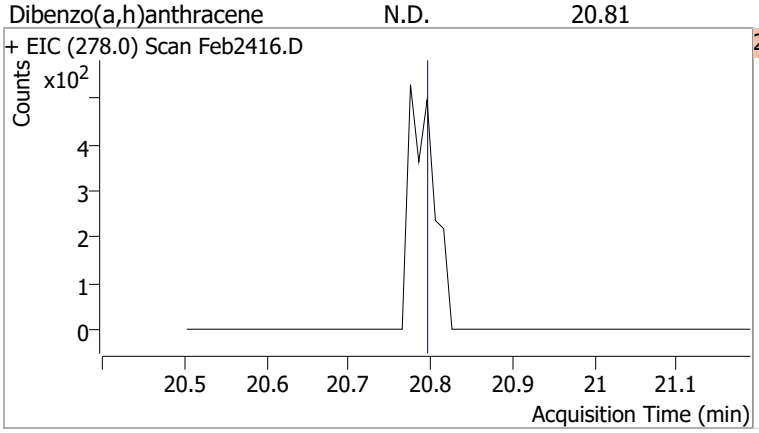

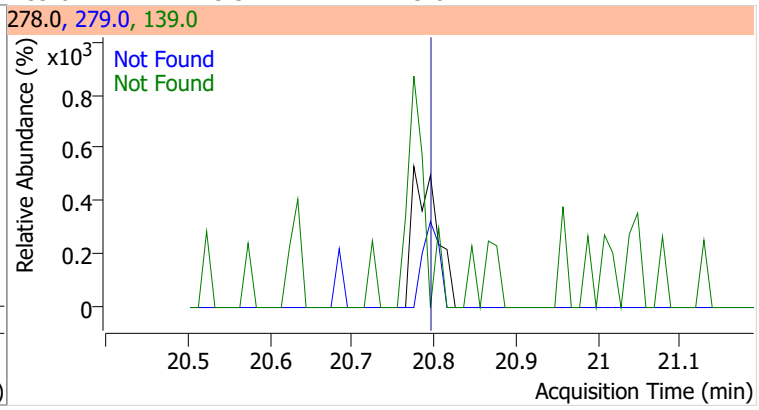

Compound	Conc.	Exp RT	QIon	Exp Ratio	QIon	Exp Ratio
Benzo(g,h,i)perylene	N.D.	21.08	138.0	32.4	277.0	23.6

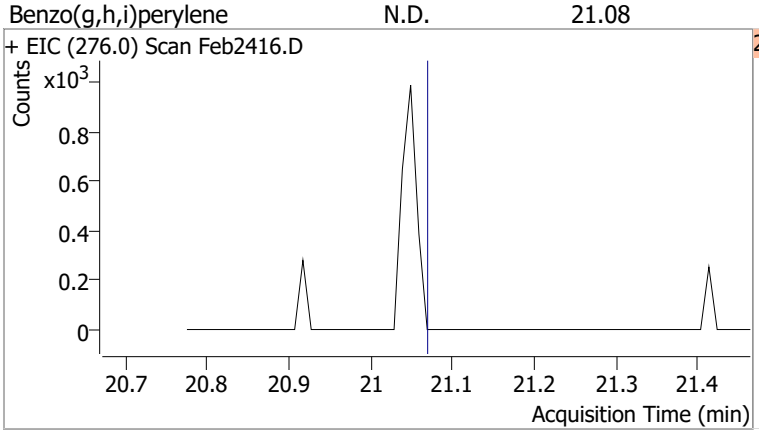

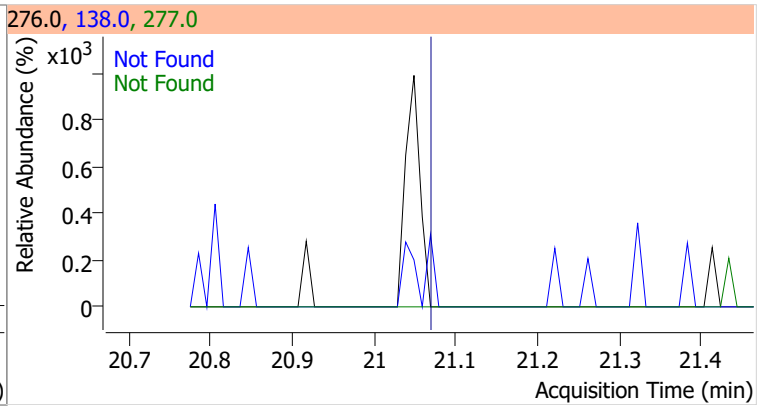

Quantitation Results Report (QT Reviewed)

Data File	Feb2417.D	Operator	LIMS import
Acq. Method	BNA+SIM.M	Acq. Date-Time	2/25/2022 12:14:17 AM
Sample Name	24-Feb-22_CCV_17	Instrument	Instrument #1
Vial	17	Multiplier	1.00
DA Method File		Comment	SVOC-8270-W-LARGO
Tune File	dftppdsm.u	Tune Date	2/18/2022 9:25:00 PM
Batch Name	022422 DoD BNA.batch.bin	Last Calib Update	2/25/2022 7:56:13 AM
Ref Library	D:\Org\Library\NIST129K.l		

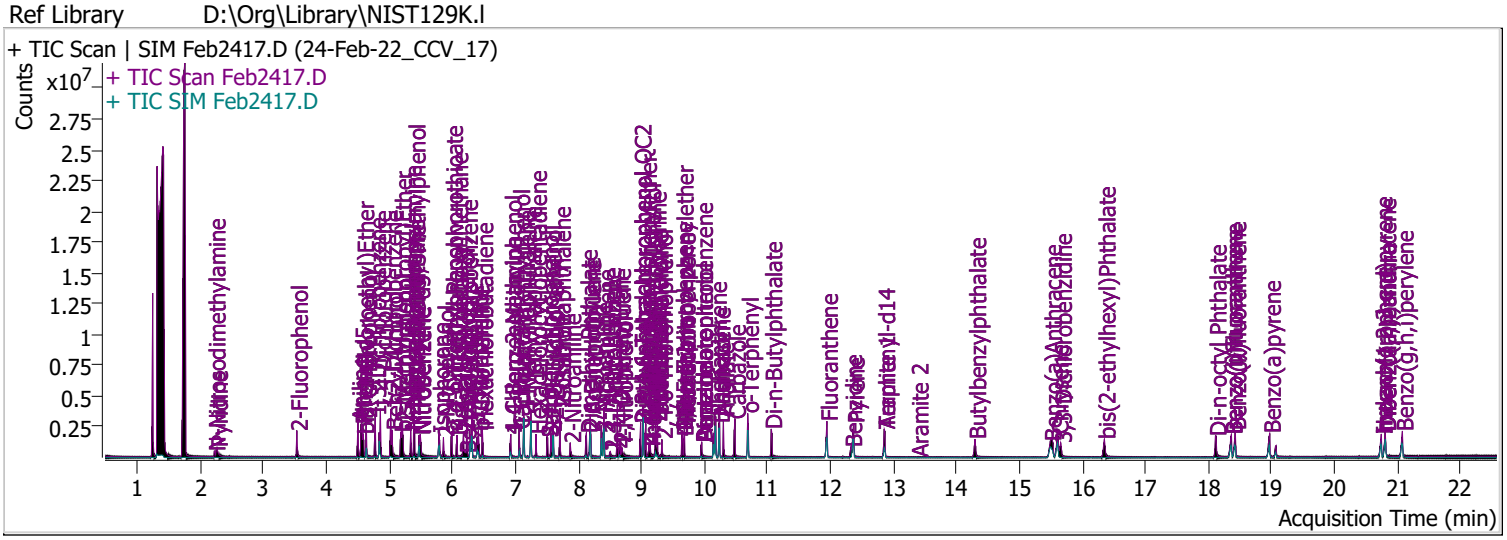

Compound	RT	QIon	Resp.	Conc.	Units		Dev(Min)
Internal Standards							
System Monitoring Compounds							
S 2-Fluorophenol	3.530	112.0	603777	79.6544	µg/L		0.000
Spiked Amount: 200.000	Range: 10.0 - 75.0%			Recovery = 39.83%			
S Phenol-d5	4.552	99.0	783144	80.5056	µg/L		0.000
Spiked Amount: 200.000	Range: 10.0 - 65.0%			Recovery = 40.25%			
S Nitrobenzene-d5	5.471	82.0	453294	83.3151	µg/L		0.000
Spiked Amount: 100.000	Range: 32.0 - 94.0%			Recovery = 83.32%			
S 2-Fluorobiphenyl	7.594	172.0	1107552	74.1238	µg/L		0.000
Spiked Amount: 100.000	Range: 28.0 - 107.0%			Recovery = 74.12%			
S 2,4,6-Tribromophenol	9.325	329.8	99938	79.4200	µg/L		0.000
Spiked Amount: 200.000	Range: 25.0 - 140.0%			Recovery = 39.71%			
S Terphenyl-d14	12.855	244.3	1210957	76.4753	µg/L		-0.010
Spiked Amount: 100.000	Range: 32.0 - 122.0%			Recovery = 76.48%			
Target Compounds							**QValue**
T N-Nitrosodimethylamine	2.223	74.0	185015	79.9603	µg/L		73
T Pyridine	2.264	79.0	490525	84.1510	µg/L		93
T Aniline	4.501	93.0	1054297	76.1116	µg/L		98
T Phenol	4.562	94.0	822232	75.8504	µg/L		93
T bis(-2-Chloroethyl)Ether	4.582	63.0	569520	77.7727	µg/L		99
T 2-Chlorophenol	4.634	128.0	708131	82.0820	µg/L		99
T 1,3-Dichlorobenzene	4.776	146.0	846441	76.4988	µg/L	m	99
T 1,4-Dichlorobenzene	4.858	146.0	808106	72.1847	µg/L	m	100
T 1,2-Dichlorobenzene	5.022	146.0	857607	79.8114	µg/L	m	99
T Benzyl Alcohol	5.042	108.0	394937	88.3862	µg/L		98
T bis(2-chloroisopropyl)Ether	5.185	121.0	224709	77.1982	µg/L		98
T 2-Methylphenol	5.205	107.0	590550	78.4770	µg/L		99
T N-nitroso-Di-n-propylamine	5.338	70.0	424595	81.6032	µg/L		91
T Hexachloroethane	5.389	117.0	259149	78.1605	µg/L		98
T 4Methylphenol/3Methylphenol	5.399	107.0	833411	81.4698	µg/L		99

Compound	RT	QIon	Resp.	Conc.	Units	Dev(Min)
T Nitrobenzene	5.491	123.1	216454	79.0498	µg/L	99
T Isophorone	5.788	82.0	1055480	80.7335	µg/L	99
T 2-Nitrophenol	5.859	139.0	234981	80.0409	µg/L	95
T 2,4-Dimethylphenol	5.992	122.0	474914	78.0497	µg/L	98
T bis(-2-Chloroethoxy)Methane	6.074	93.0	588977	77.3689	µg/L	97
T 2,4-Dichlorophenol	6.177	162.0	439380	75.5905	µg/L	97
T Benzoic Acid	6.208	105.0	199636	66.0681	µg/L	99
T 1,2,4-Trichlorobenzene	6.228	180.0	502022	71.6851	µg/L	99
T Naphthalene	6.311	128.0	1568666	75.3496	µg/L	99
T 4-Chlorophenol	6.393	130.0	182402	83.5664	µg/L	99
T p-Chloroaniline	6.413	127.0	599076	73.8138	µg/L	98
T Hexachlorobutadiene	6.475	224.9	260253	71.9963	µg/L	99
T 4-Chloro-2-Methylphenol	6.927	107.0	411861	76.3038	µg/L	96
T 4-Chloro-3-Methylphenol	7.060	107.0	448749	79.7391	µg/L	98
T 2-Methylnaphthalene	7.132	141.0	819620	69.9332	µg/L	98
T 1-Methylnaphthalene	7.245	141.0	855804	74.7176	µg/L	99
T Hexachlorocyclopentadiene	7.327	236.9	174259	82.3631	µg/L	99
T 2,4,6-Trichlorophenol	7.512	196.0	299832	81.2771	µg/L	99
T 2,4,5-Trichlorophenol	7.563	196.0	330102	80.0852	µg/L	99
T 2-Chloronaphthalene	7.707	162.0	1021575	81.4043	µg/L	99
T 2-Nitroaniline	7.872	65.0	173364	77.4775	µg/L	91
T Dimethyl Phthalate	8.128	163.0	1072097	84.5659	µg/L	99
T 2,6-Dinitrotoluene	8.179	165.0	147470	84.9164	µg/L	96
T Acenaphthylene	8.190	152.1	1561369	77.8043	µg/L	100
T 3-Nitroaniline	8.374	138.0	153731	78.1586	µg/L	95
T Acenaphthene	8.404	154.0	865133	74.8193	µg/L	99
T 2,4-Dinitrophenol	8.507	184.0	69310	79.3430	µg/L	95
T Dibenzofuran	8.619	168.0	1476169	78.0203	µg/L	99
T 2,4-Dinitrotoluene	8.660	165.0	186693	85.3409	µg/L	99
T 4-Nitrophenol	8.691	109.0	174308	81.4156	µg/L	97
T Diethylphthalate	8.988	149.0	1129520	85.6595	µg/L	100
T Fluorene	9.029	166.0	1131650	74.6864	µg/L	100
T 4-Chlorophenyl-phenylether	9.069	204.0	545403	80.1082	µg/L	98
T 4-Nitroaniline	9.121	138.0	157713	72.3191	µg/L	100
T 4,6-Dinitro-2-methylphenol	9.141	198.0	101365	76.4491	µg/L	98
T N-nitrosodiphenylamine	9.223	169.0	772799	74.7664	µg/L	98
T Azobenzene	9.254	77.0	1063258	77.8419	µg/L	88
T 4-Bromophenyl-phenylether	9.653	248.0	285418	73.6501	µg/L	100
T Hexachlorobenzene	9.683	283.9	316701	79.4536	µg/L	95
T Pentachlorophenol	9.958	265.9	151833	81.7370	µg/L	98
T Phenanthrene	10.181	178.0	1645657	76.1942	µg/L	100
T Anthracene	10.242	178.0	1646794	81.0806	µg/L	99
T Triallate	10.302	86.0	377426	78.1949	µg/L	99
T Carbazole	10.485	167.0	1581876	76.7986	µg/L	99
T o-Terphenyl	10.687	230.0	854648	74.6916	µg/L	99
T Di-n-Butylphthalate	11.062	149.0	1567143	80.5171	µg/L	100
T Fluoranthene	11.943	202.0	1665781	77.2423	µg/L	97
T Benzidine	12.328	184.0	498372	64.4647	µg/L	97
T Pyrene	12.369	202.0	1794573	76.2223	µg/L	96
T Butylbenzylphthalate	14.296	149.0	524220	79.8332	µg/L	99
T Benzo(a)Anthracene	15.491	228.0	1327777	76.4527	µg/L	100
T Chrysene	15.604	228.0	1489801	76.5123	µg/L	100
T 3,3-Dichlorobenzidine	15.655	252.0	453329	74.3353	µg/L	99
T bis(2-ethylhexyl)Phthalate	16.350	167.0	180686	79.9637	µg/L	100
T Di-n-octyl Phthalate	18.112	149.0	1251355	79.9597	µg/L	100

Compound	RT	QIon	Resp.	Conc.	Units	Dev(Min)
T Benzo(b)fluoranthene	18.365	252.0	1299794	75.3180	µg/L	99
T Benzo(k)fluoranthene	18.426	252.0	1330552	73.3739	µg/L	99
T Benzo(a)pyrene	18.973	252.0	1248746	76.5232	µg/L	99
T Indeno(1,2,3-c,d)pyrene	20.745	276.0	1015456	74.1180	µg/L	95
T Dibenzo(a,h)anthracene	20.806	278.0	1109703	74.4374	µg/L	99
T Benzo(g,h,i)perylene	21.079	276.0	1166915	73.8916	µg/L	97

(#) = Qualifier Out of Range; (m) = Manual Integration; (+) = Area Summed; (*) = Surrogate Percent Recovery Out of Range; (d): Zeroed Peak

Compound	Conc.	RT	Dev(Min)	Resp.	QIon	QRatio	Lower	Upper
N-Nitrosodimethylamine	79.9603	2.22	0.00	185015	42.0	140.9	78.4	145.6

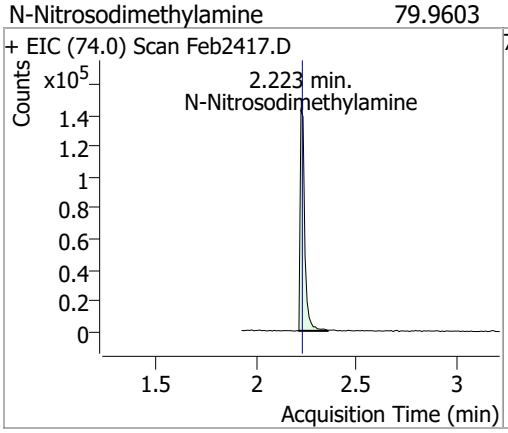

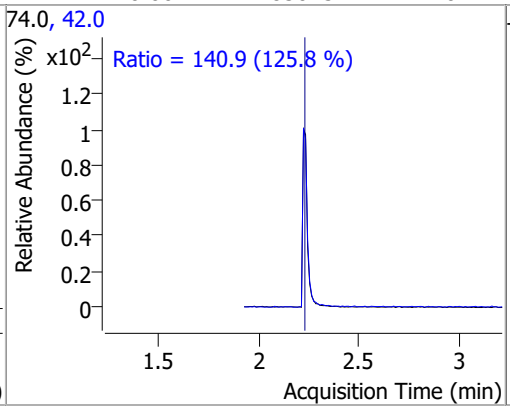

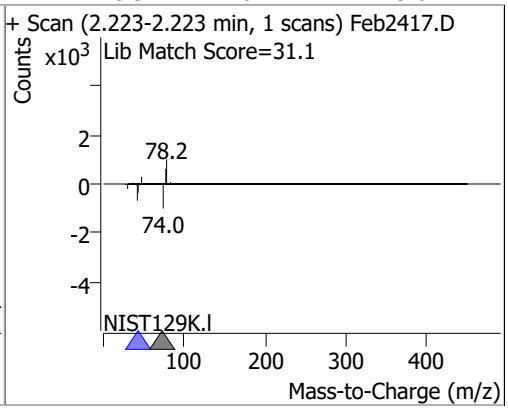

Compound	Conc.	RT	Dev(Min)	Resp.	QIon	QRatio	Lower	Upper
Pyridine	84.1510	2.26	0.00	490525	52.0	74.1	56.5	104.9

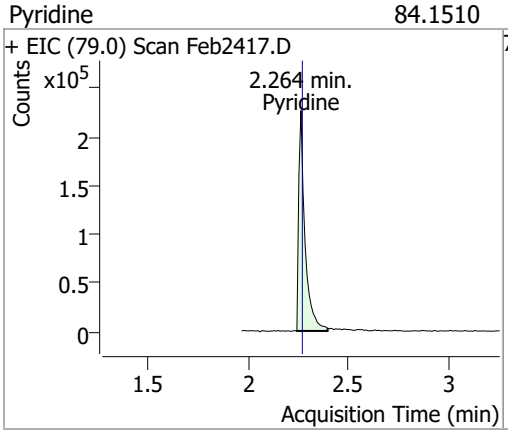

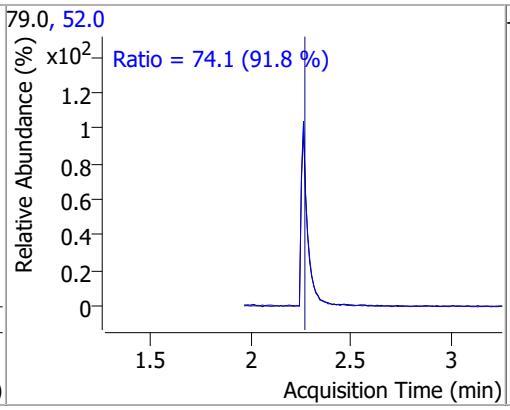

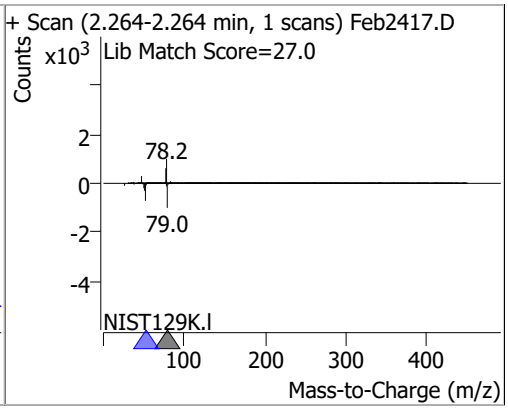

Compound	Conc.	RT	Dev(Min)	Resp.	QIon	QRatio	Lower	Upper
2-Fluorophenol	79.6544	3.53	0.00	603777	64.0	50.4	35.5	65.9
					92.0	20.6	14.8	27.5

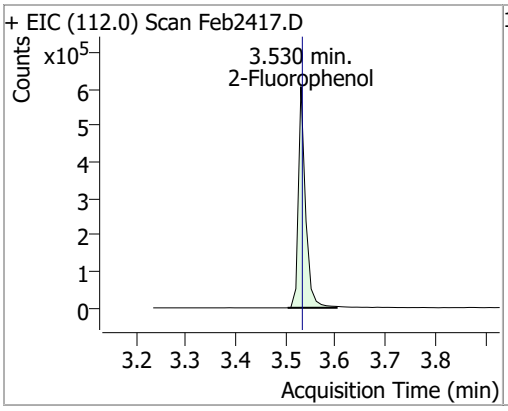

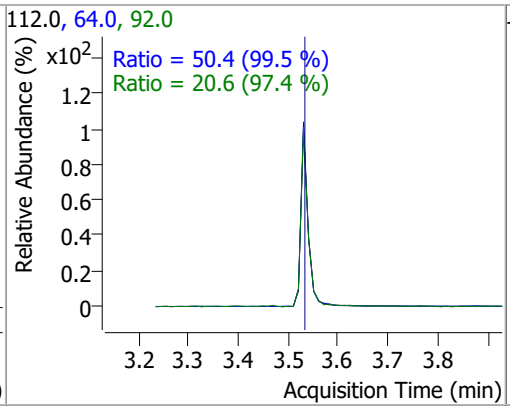

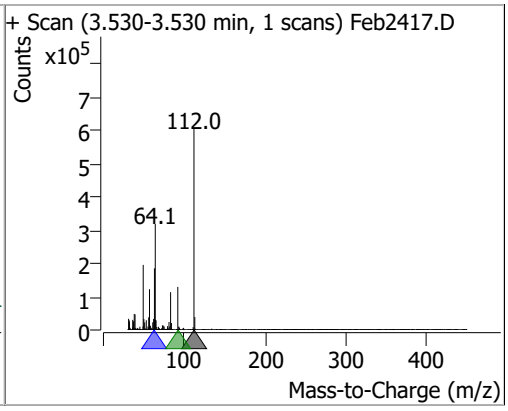

Compound	Conc.	RT	Dev(Min)	Resp.	QIon	QRatio	Lower	Upper
Aniline	76.1116	4.50	0.00	1054297	66.0	36.7	24.8	46.0
					65.0	19.3	13.1	24.4

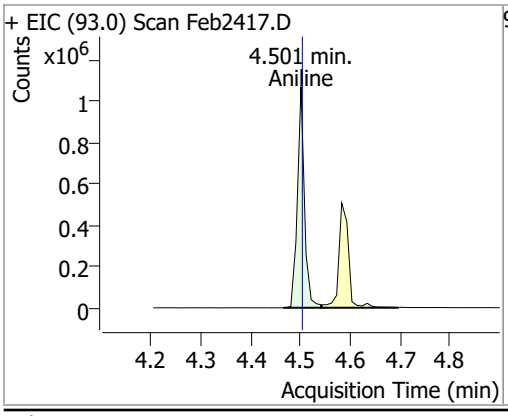

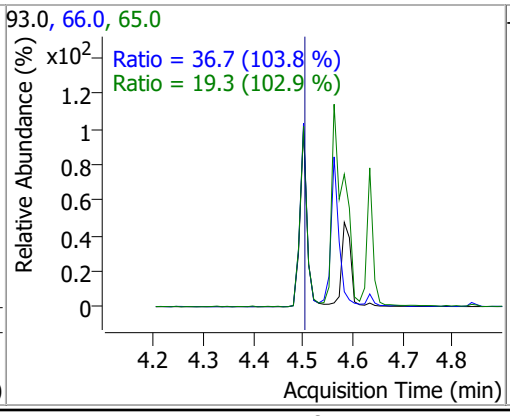

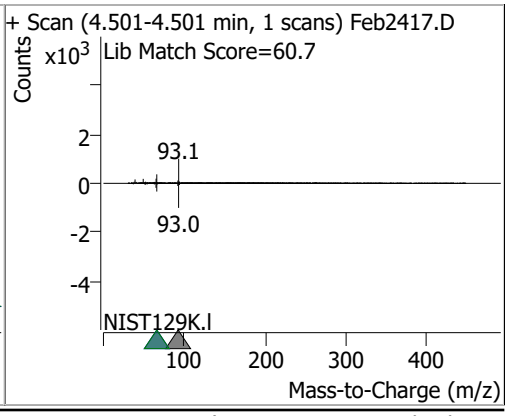

Compound	Conc.	RT	Dev(Min)	Resp.	QIon	QRatio	Lower	Upper
Phenol-d5	80.5056	4.55	0.00	783144	71.0	34.8	25.0	46.4

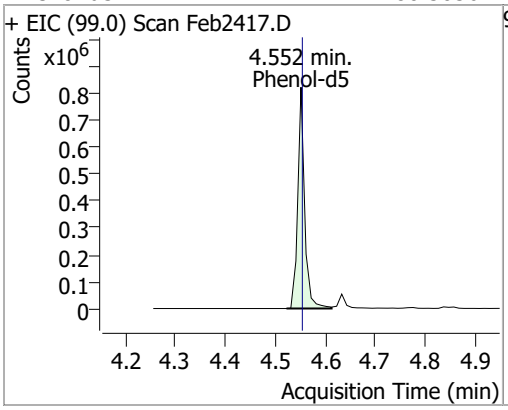

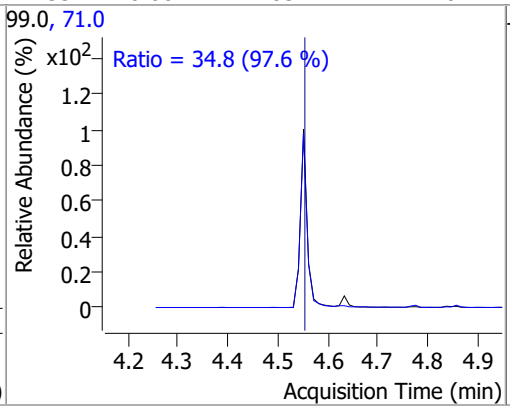

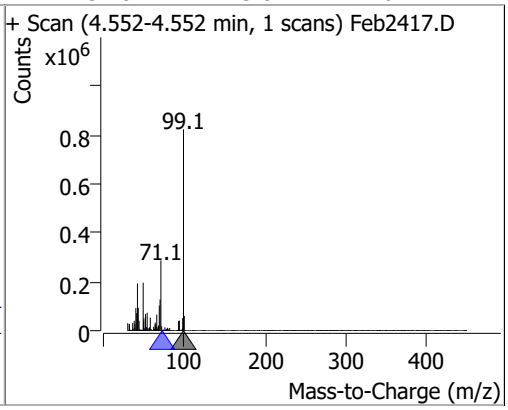

Compound	Conc.	RT	Dev(Min)	Resp.	QIon	QRatio	Lower	Upper
Phenol	75.8504	4.56	-0.01	822232	66.0	44.5	28.3	52.5

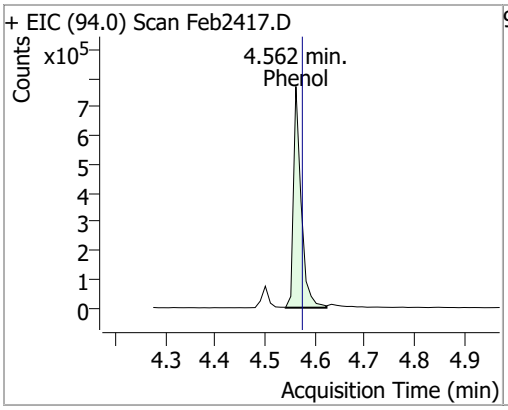

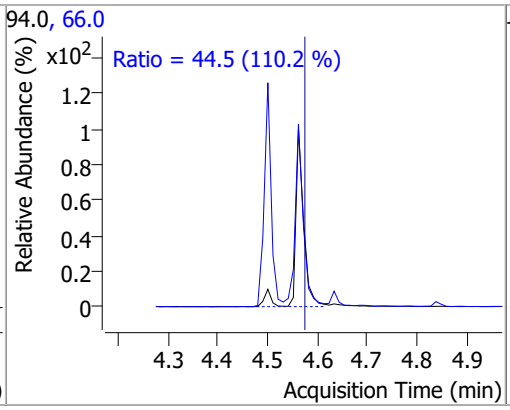

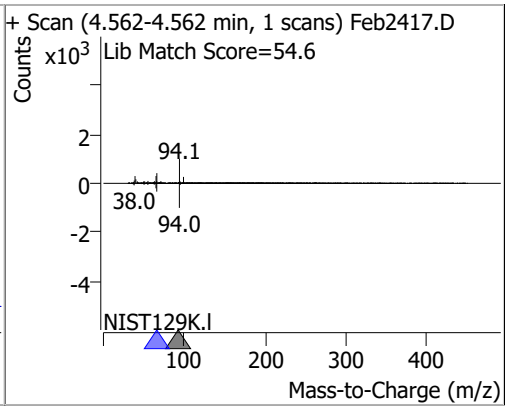

Compound	Conc.	RT	Dev(Min)	Resp.	QIon	QRatio	Lower	Upper
bis(-2-Chloroethyl)Ether	77.7727	4.58	0.00	569520	64.0	10.5	7.2	13.3

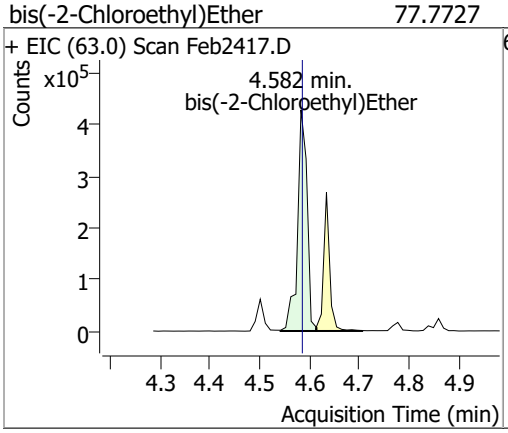

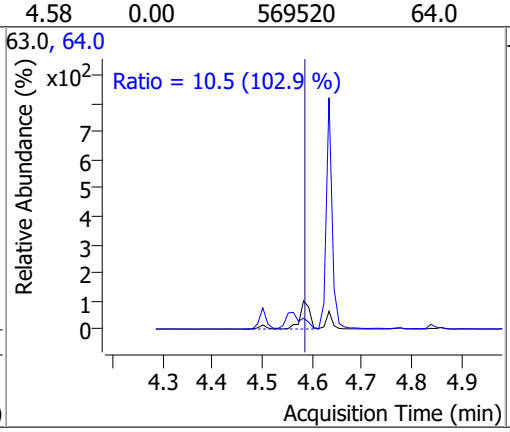

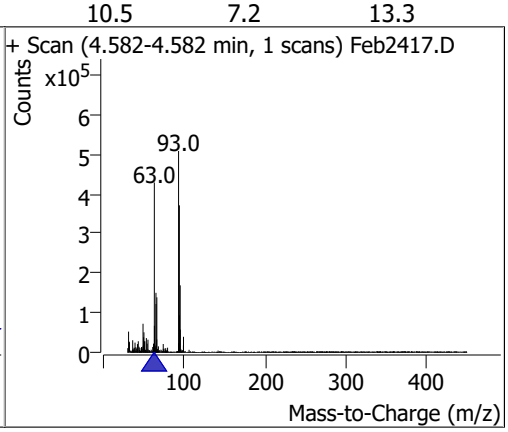

Compound	Conc.	RT	Dev(Min)	Resp.	QIon	QRatio	Lower	Upper
2-Chlorophenol	82.0820	4.63	0.00	708131	130.0	31.7	22.6	42.1

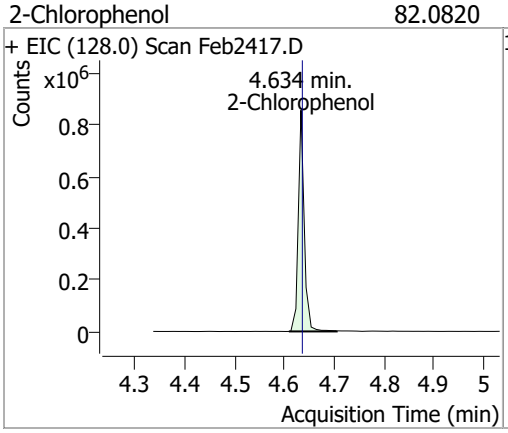

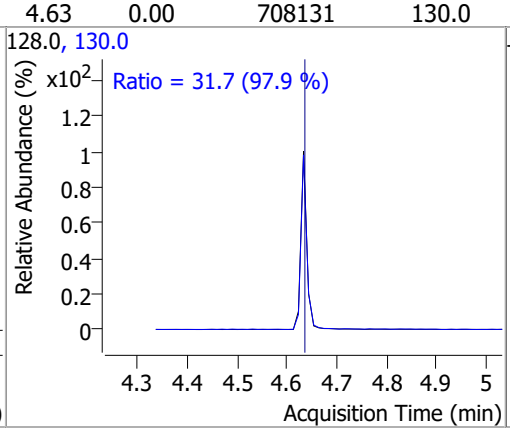

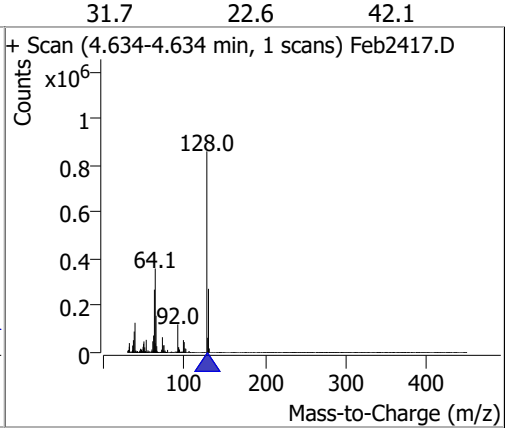

Compound	Conc.	RT	Dev(Min)	Resp.	QIon	QRatio	Lower	Upper
1,3-Dichlorobenzene	76.4988	4.78	0.00	846441 (m)	148.0	62.7	44.6	82.9
					111.0	36.0	24.7	45.9

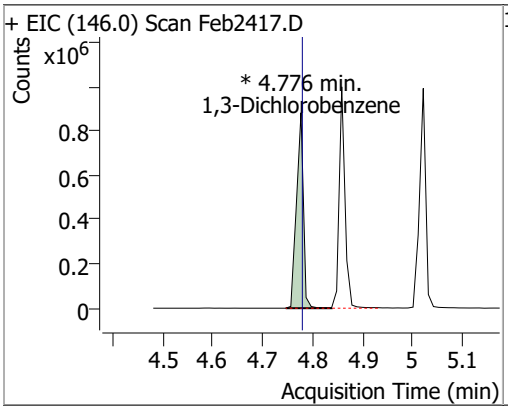

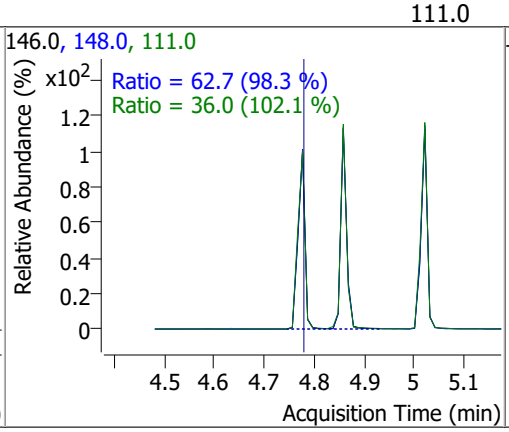

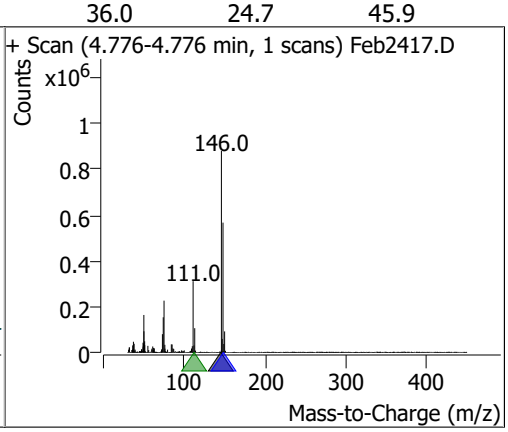

Compound	Conc.	RT	Dev(Min)	Resp.	QIon	QRatio	Lower	Upper
1,4-Dichlorobenzene	72.1847	4.86	0.00	808106 (m)	148.0	64.3	45.0	83.7
					111.0	35.7	24.7	45.9

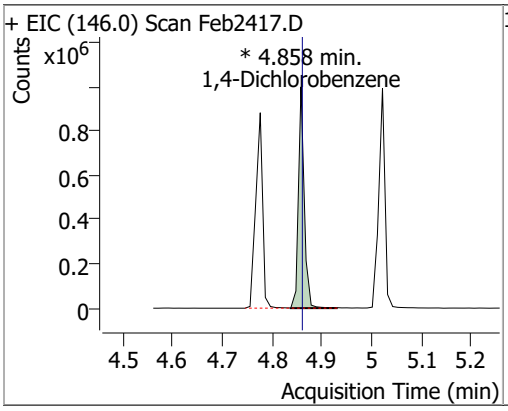

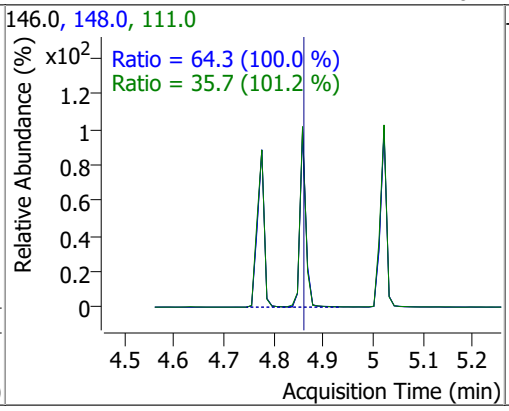

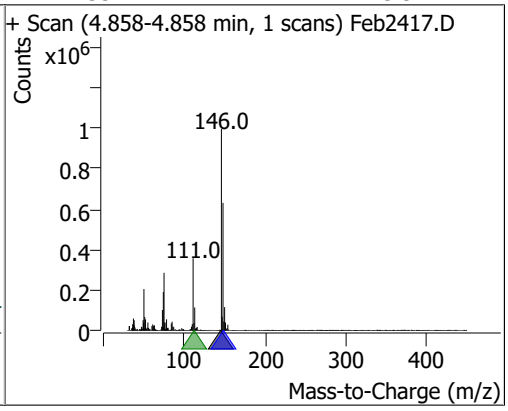

Compound	Conc.	RT	Dev(Min)	Resp.	QIon	QRatio	Lower	Upper
1,2-Dichlorobenzene	79.8114	5.02	0.00	857607 (m)	148.0	63.4	44.6	82.8
					111.0	36.9	26.2	48.7

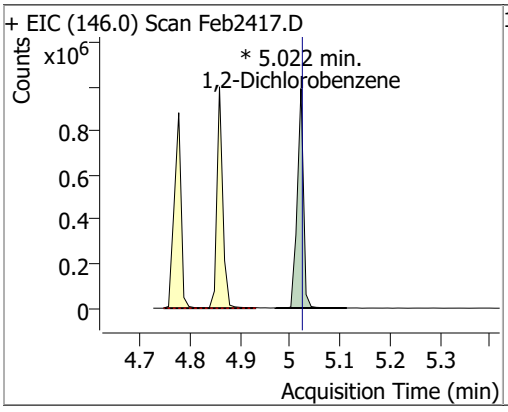

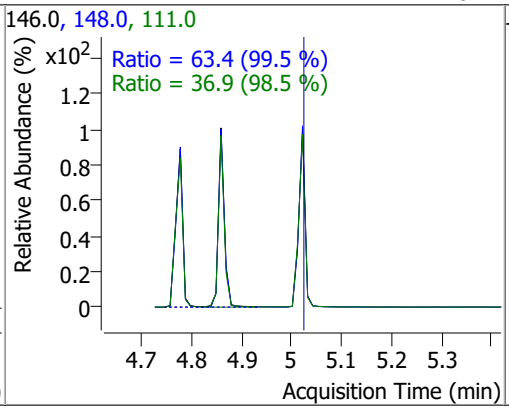

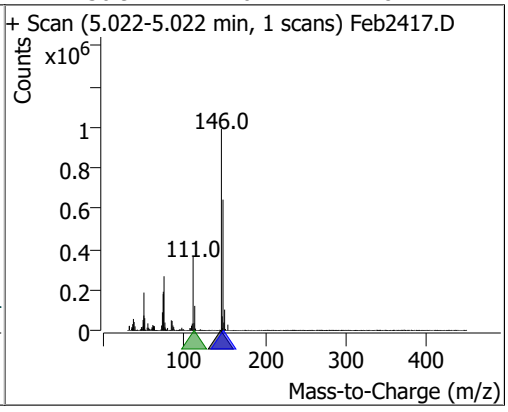

Compound	Conc.	RT	Dev(Min)	Resp.	QIon	QRatio	Lower	Upper
Benzyl Alcohol	88.3862	5.04	0.00	394937	79.0	116.0	83.2	154.5
					107.0	68.8	48.2	89.5

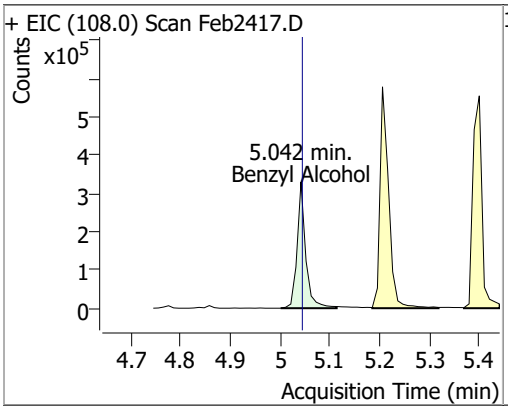

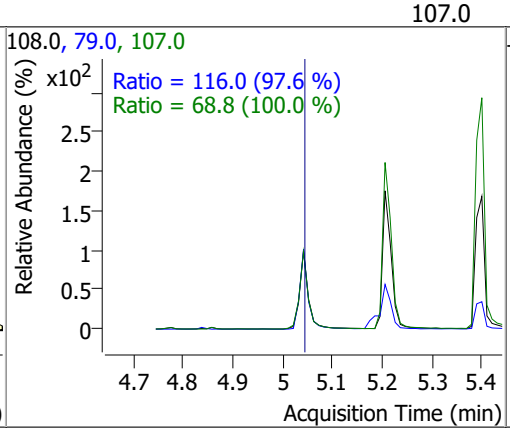

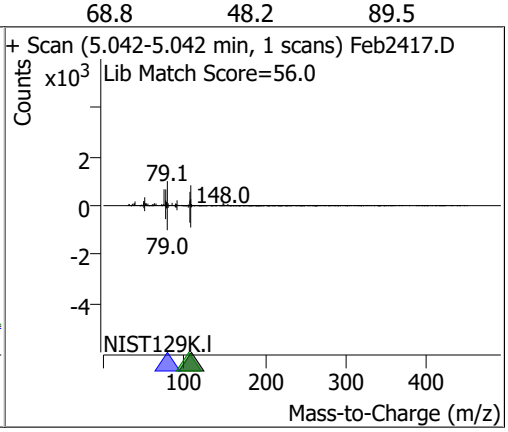

Compound	Conc.	RT	Dev(Min)	Resp.	QIon	QRatio	Lower	Upper
bis(2-chloroisopropyl)Ether	77.1982	5.19	0.00	224709	123.0	32.5	22.1	41.1

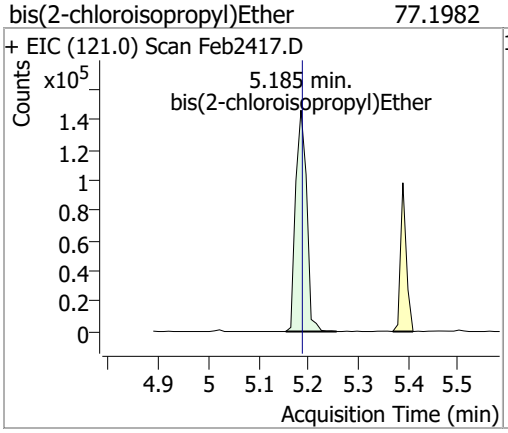

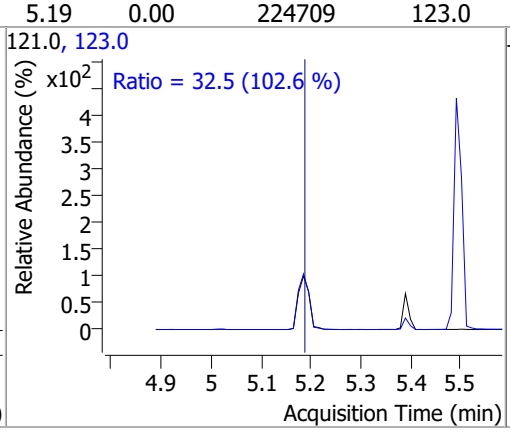

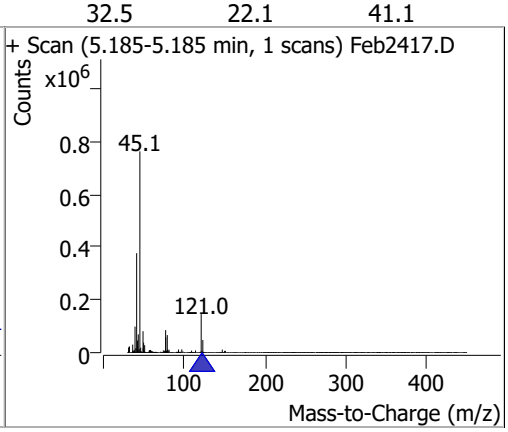

Compound	Conc.	RT	Dev(Min)	Resp.	QIon	QRatio	Lower	Upper
2-Methylphenol	78.4770	5.21	-0.01	590550	108.0	118.0	82.2	152.6

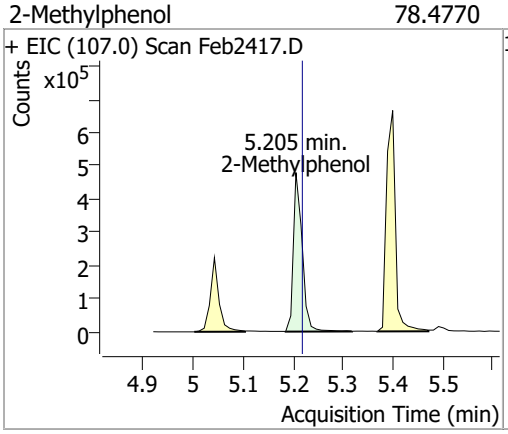

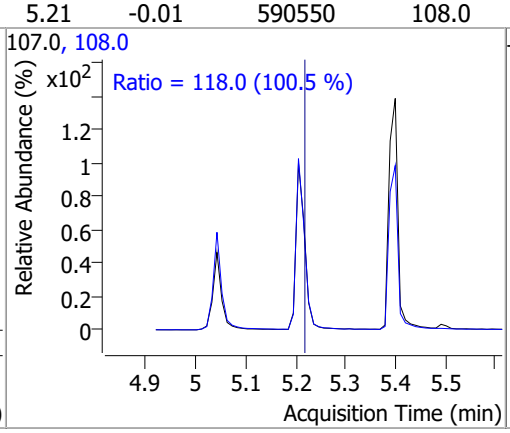

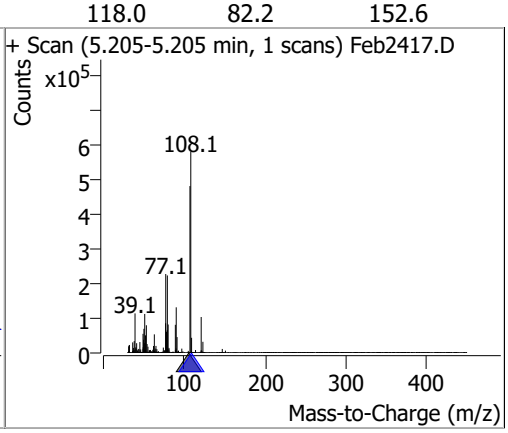

Compound	Conc.	RT	Dev(Min)	Resp.	QIon	QRatio	Lower	Upper
N-nitroso-Di-n-propylamine	81.6032	5.34	0.00	424595	130.0	21.0	0.0	34.0

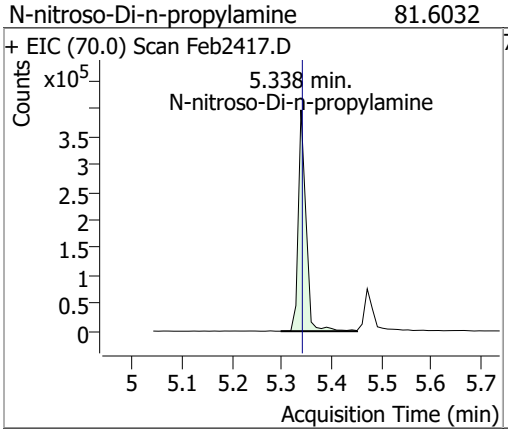

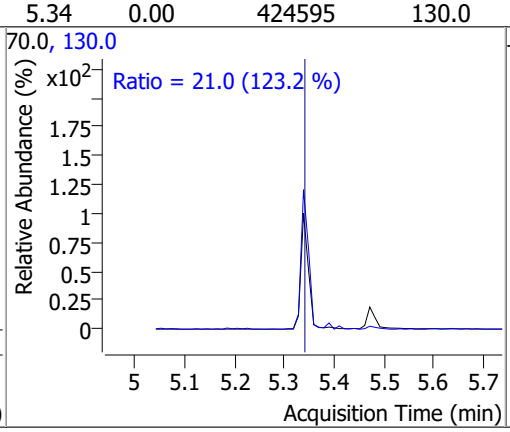

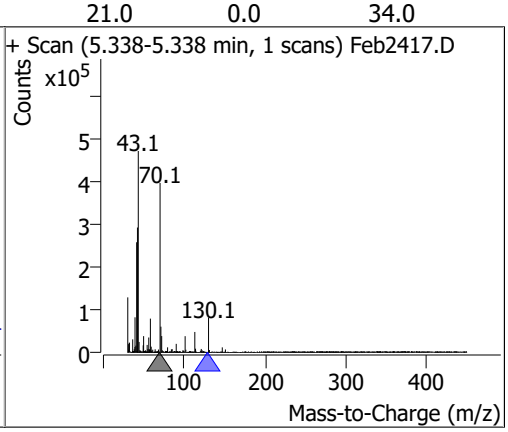

Compound	Conc.	RT	Dev(Min)	Resp.	QIon	QRatio	Lower	Upper
Hexachloroethane	78.1605	5.39	0.00	259149	201.0	88.9	62.4	115.9
					199.0	56.0	41.5	77.1

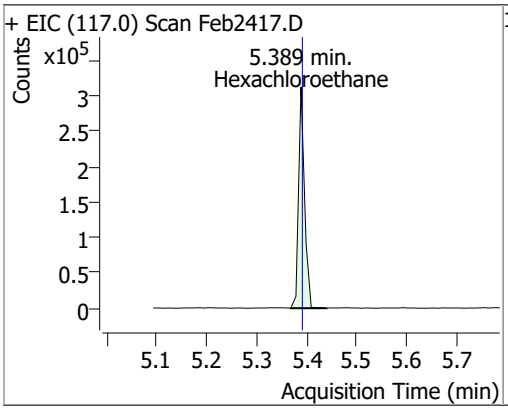

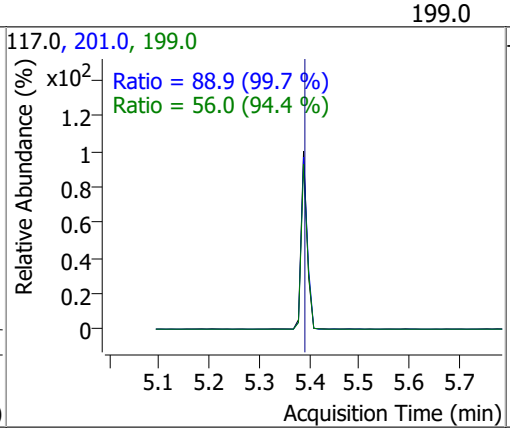

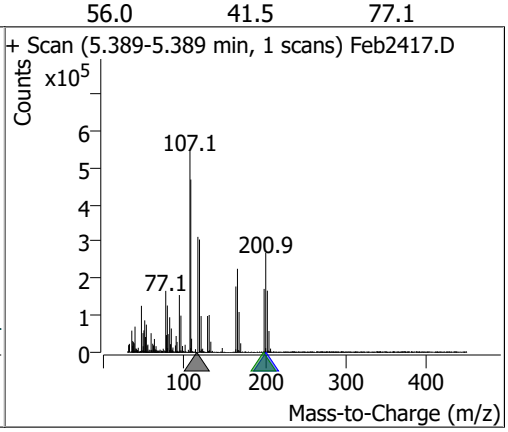

Compound	Conc.	RT	Dev(Min)	Resp.	QIon	QRatio	Lower	Upper
4Methylphenol/3Methylphenol	81.4698	5.40	0.00	833411	108.0	83.7	59.0	109.5

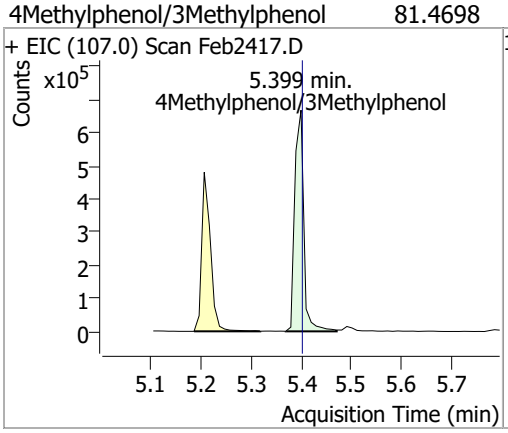

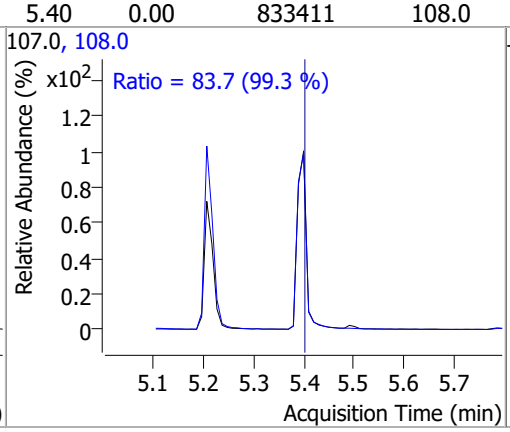

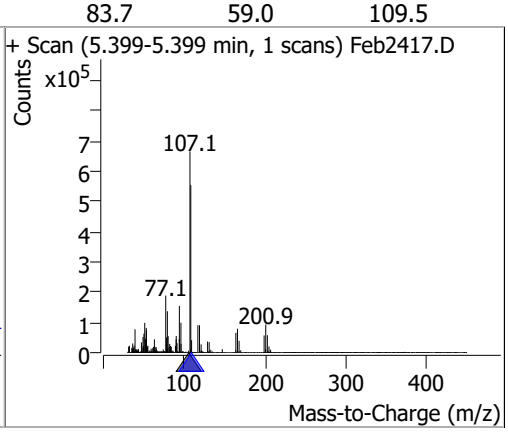

Compound	Conc.	RT	Dev(Min)	Resp.	QIon	QRatio	Lower	Upper
Nitrobenzene-d5	83.3151	5.47	0.00	453294	54.0	62.7	44.9	83.4
					128.0	47.0	33.4	62.1

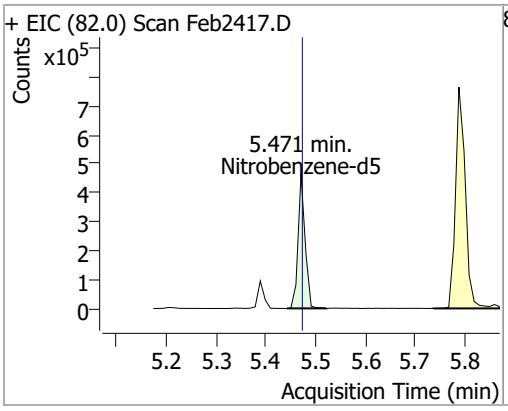

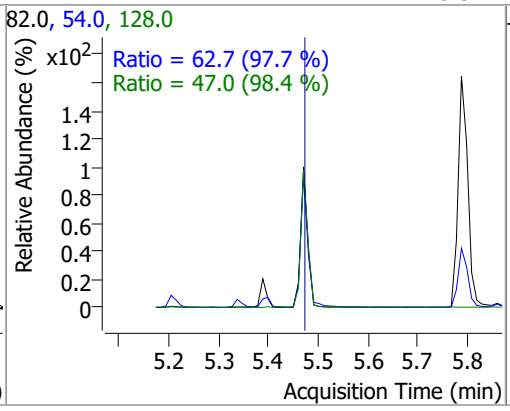

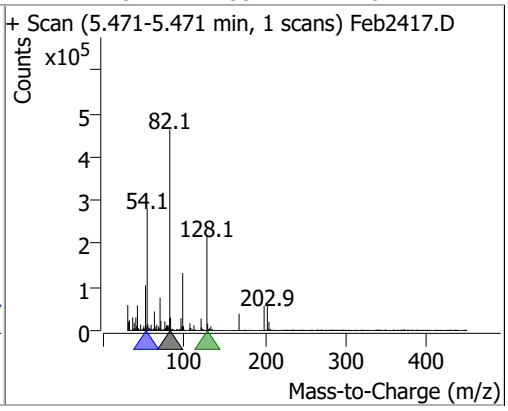

Compound	Conc.	RT	Dev(Min)	Resp.	QIon	QRatio	Lower	Upper
Nitrobenzene	79.0498	5.49	0.00	216454	77.0	210.9	146.7	272.5
					51.0	129.0	89.2	165.7

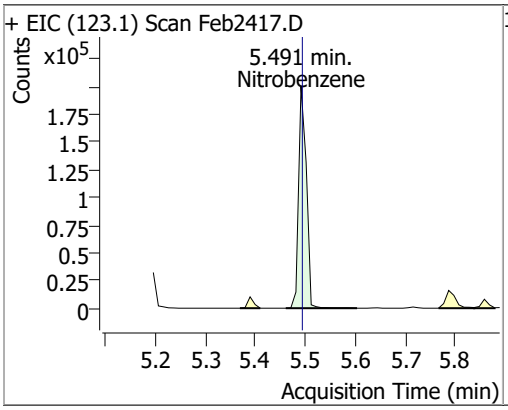

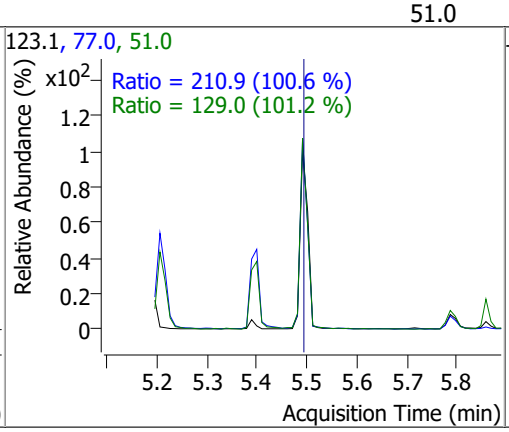

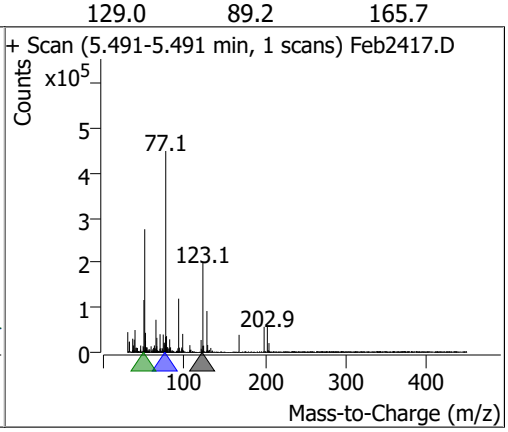

Compound	Conc.	RT	Dev(Min)	Resp.	QIon	QRatio	Lower	Upper
Isophorone	80.7335	5.79	0.00	1055480	138.0	20.7	14.2	26.4

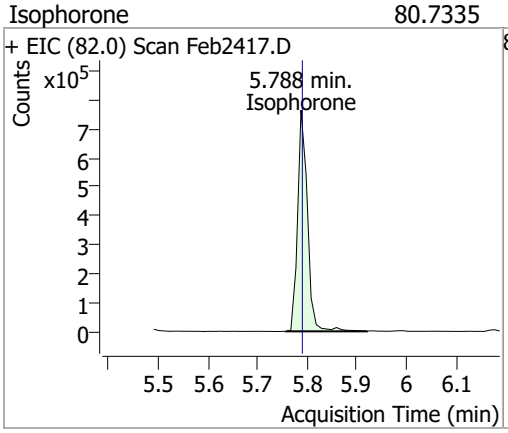

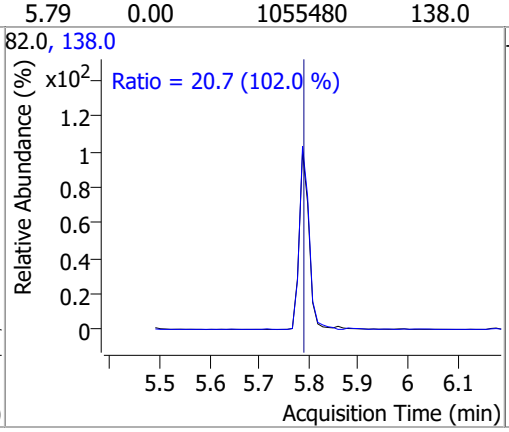

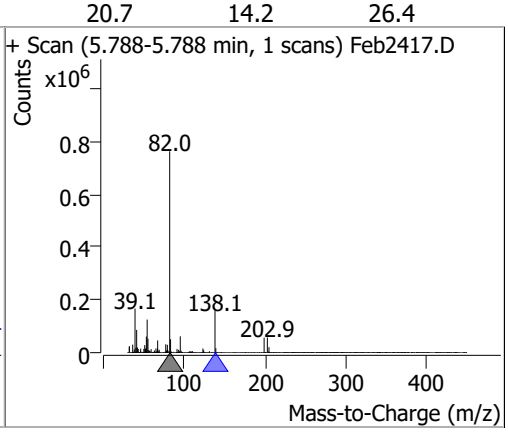

Compound	Conc.	RT	Dev(Min)	Resp.	QIon	QRatio	Lower	Upper
2-Nitrophenol	80.0409	5.86	0.00	234981	65.0	48.9	35.9	66.7
					109.0	39.5	25.0	46.4

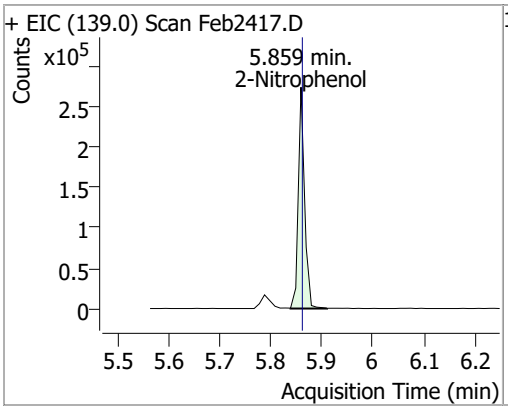

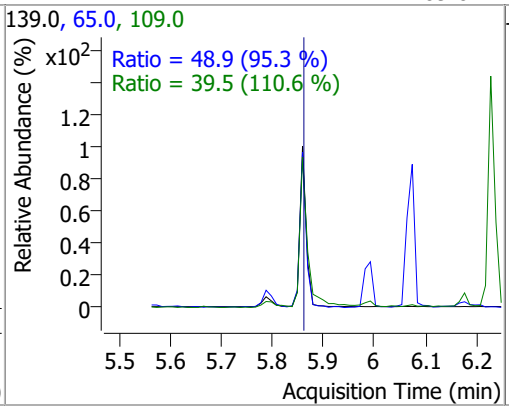

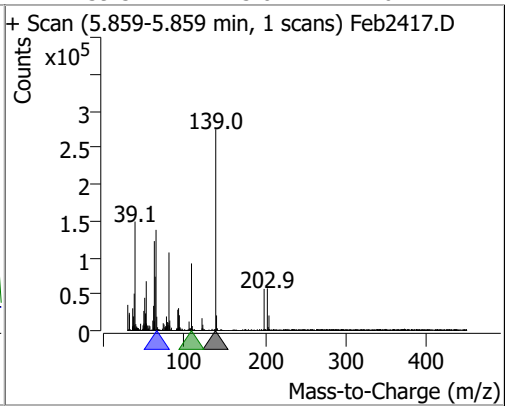

Compound	Conc.	RT	Dev(Min)	Resp.	QIon	QRatio	Lower	Upper
2,4-Dimethylphenol	78.0497	5.99	0.00	474914	107.0	110.1	77.8	144.4
					77.0	33.0	21.2	39.3

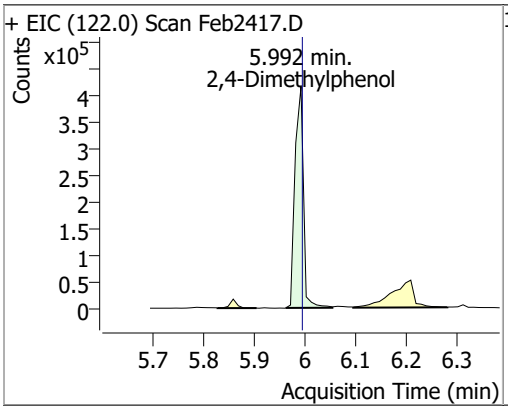

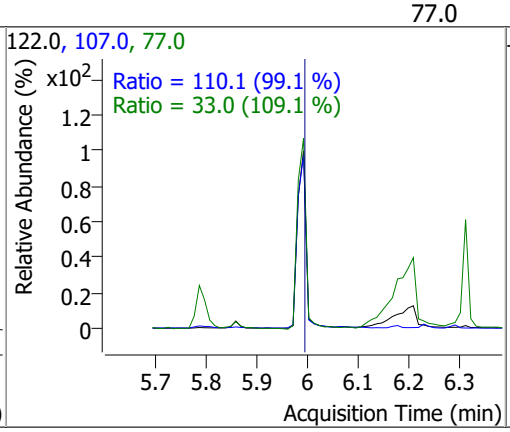

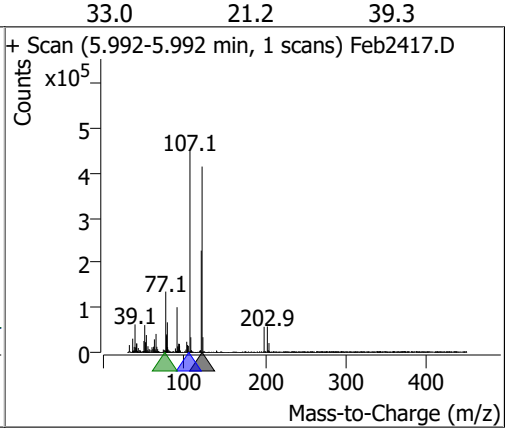

Compound	Conc.	RT	Dev(Min)	Resp.	QIon	QRatio	Lower	Upper
bis(-2-Chloroethoxy)Methane	77.3689	6.07	0.00	588977	63.0	72.9	49.1	91.2
					95.0	32.1	22.3	41.4

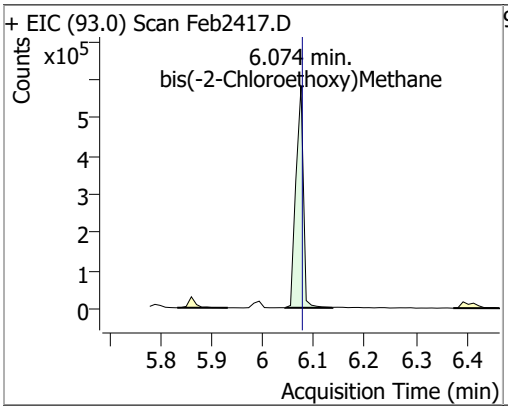

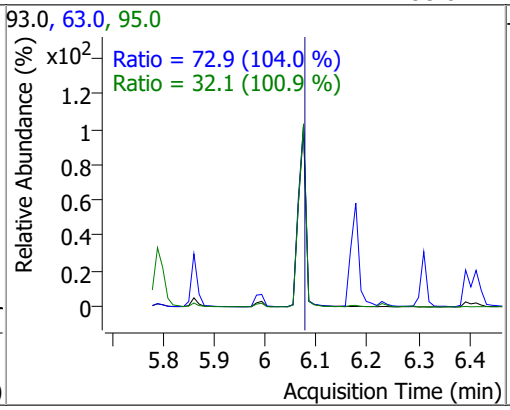

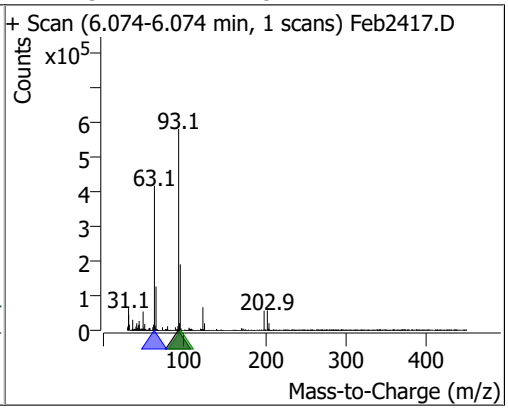

Compound	Conc.	RT	Dev(Min)	Resp.	QIon	QRatio	Lower	Upper
2,4-Dichlorophenol	75.5905	6.18	0.00	439380	164.0	63.2	46.3	86.0
					98.0	32.7	24.1	44.8

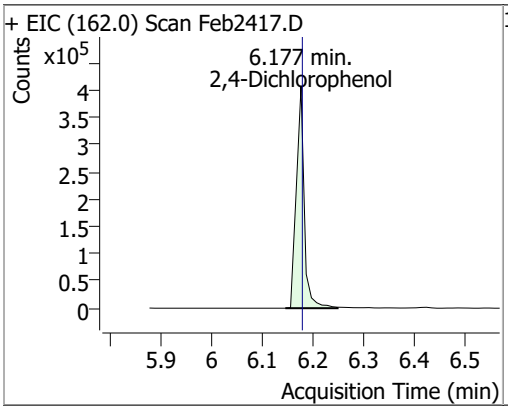

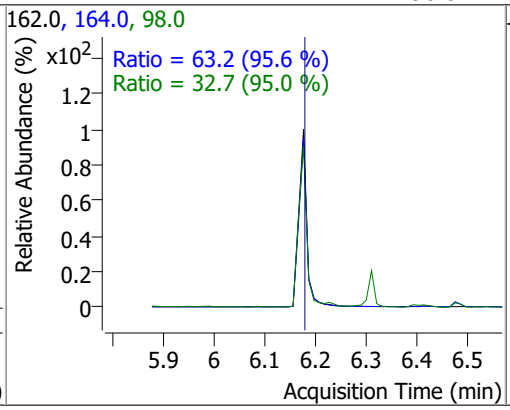

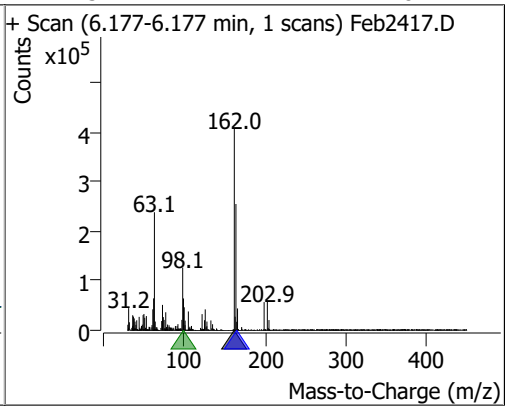

Compound	Conc.	RT	Dev(Min)	Resp.	QIon	QRatio	Lower	Upper
Benzoic Acid	66.0681	6.21	0.00	199636	122.0	85.5	60.5	112.4
					77.0	78.2	55.7	103.4

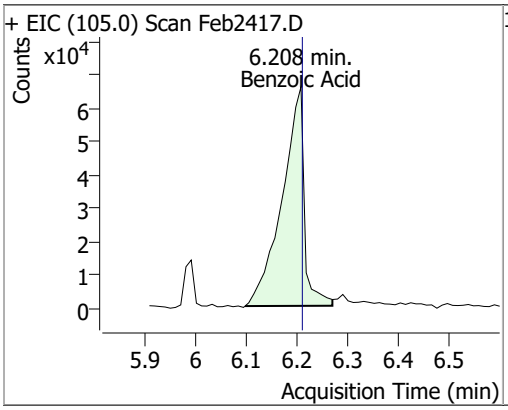

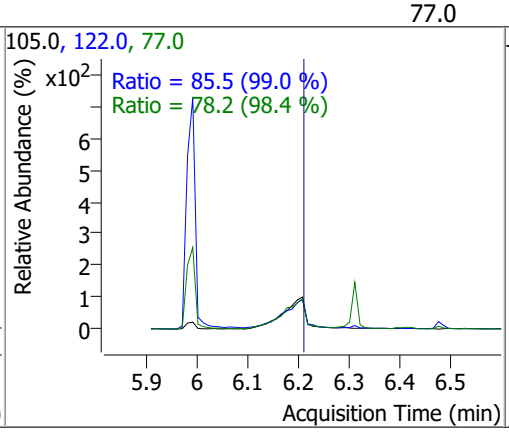

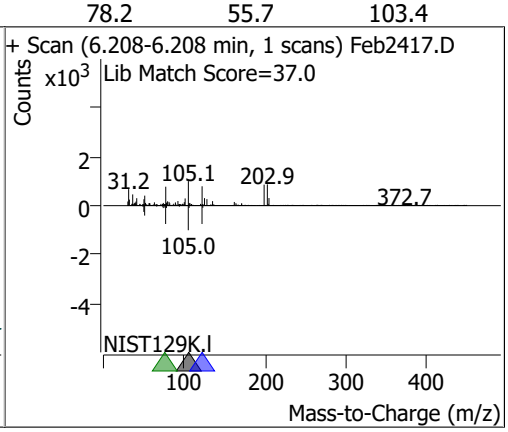

Compound	Conc.	RT	Dev(Min)	Resp.	QIon	QRatio	Lower	Upper
1,2,4-Trichlorobenzene	71.6851	6.23	0.00	502022	182.0	94.7	66.8	124.1
					145.0	28.3	19.9	37.0

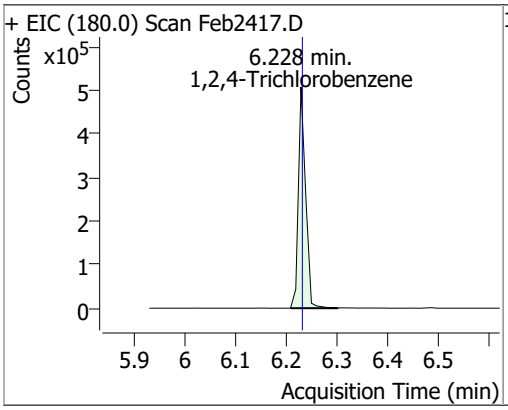

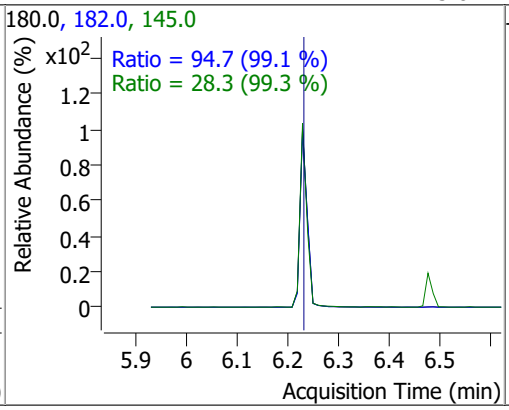

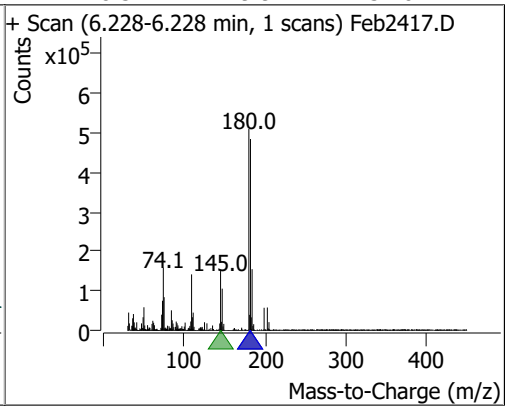

Compound	Conc.	RT	Dev(Min)	Resp.	QIon	QRatio	Lower	Upper
Naphthalene	75.3496	6.31	0.00	1568666	129.0	11.1	7.7	14.4
					102.0	9.6	6.4	11.9

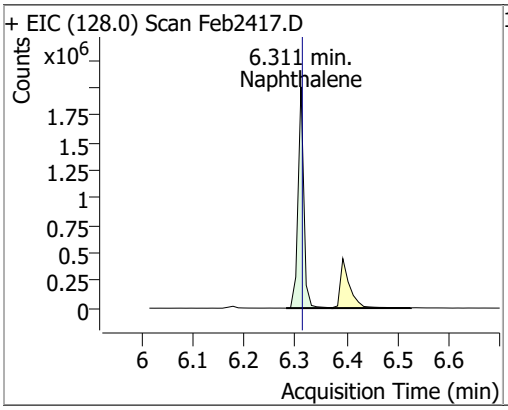

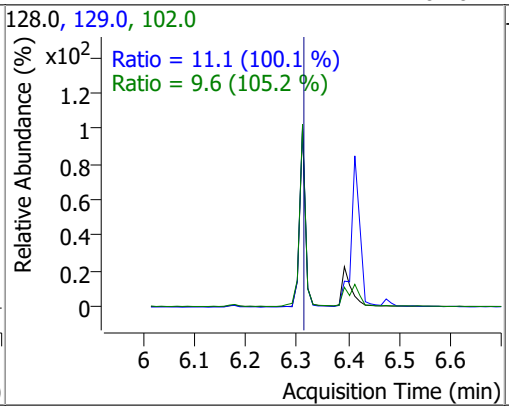

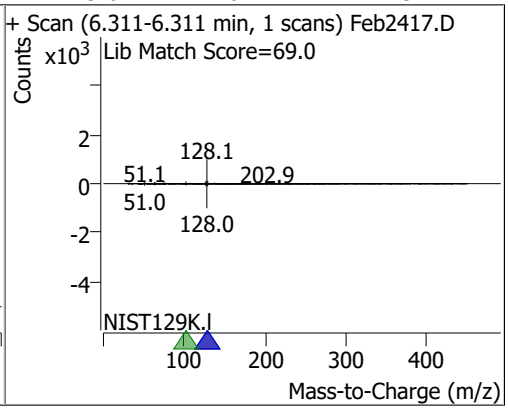

Compound	Conc.	RT	Dev(Min)	Resp.	QIon	QRatio	Lower	Upper
4-Chlorophenol	83.5664	6.39	-0.01	182402	128.0	318.0	221.7	411.6

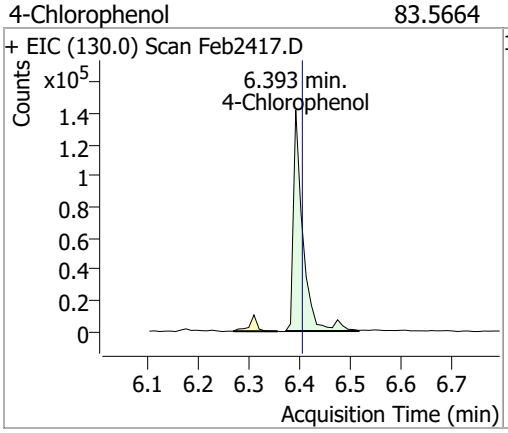

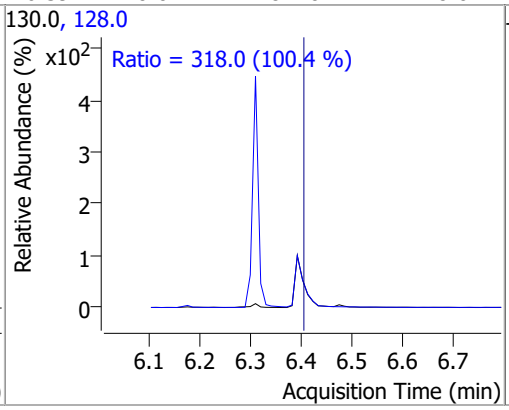

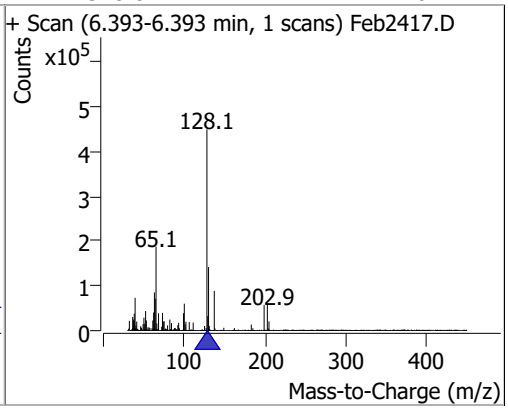

Compound	Conc.	RT	Dev(Min)	Resp.	QIon	QRatio	Lower	Upper
p-Chloroaniline	73.8138	6.41	0.00	599076	65.0	62.0	42.8	79.5
					129.0	38.9	25.3	47.1

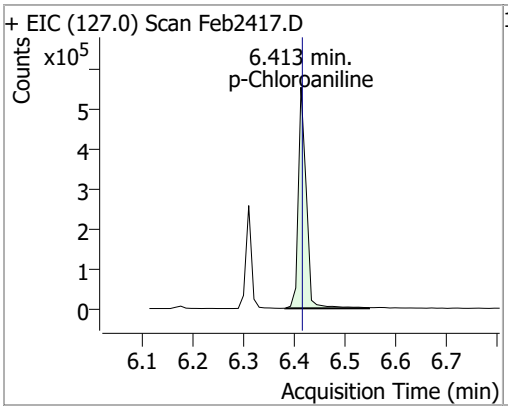

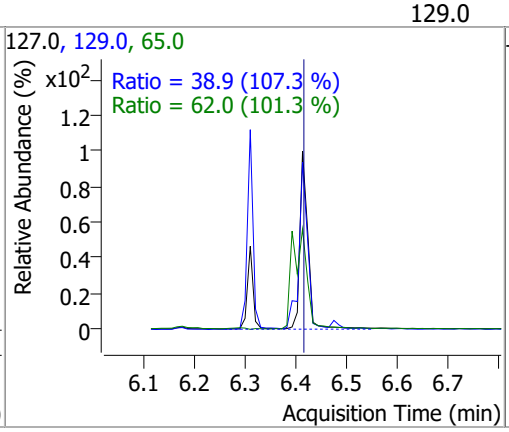

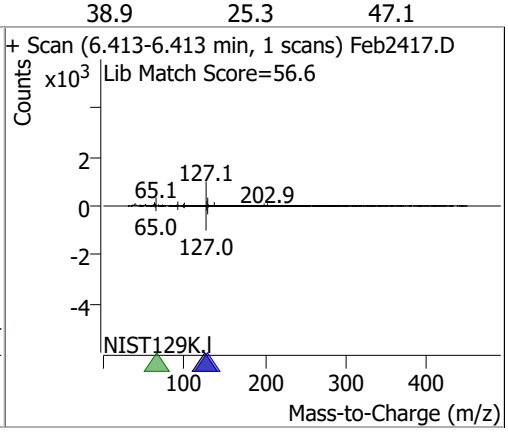

Compound	Conc.	RT	Dev(Min)	Resp.	QIon	QRatio	Lower	Upper
Hexachlorobutadiene	71.9963	6.47	0.00	260253	223.0	63.3	44.2	82.2
					227.0	64.1	43.7	81.2

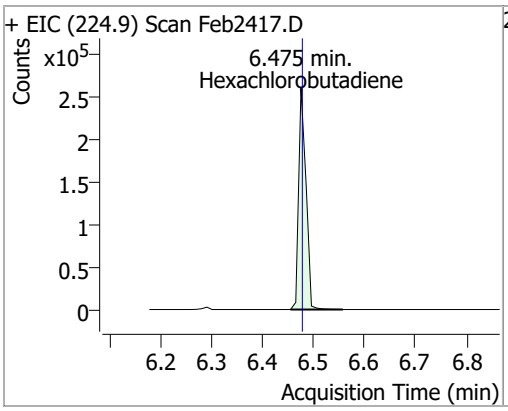

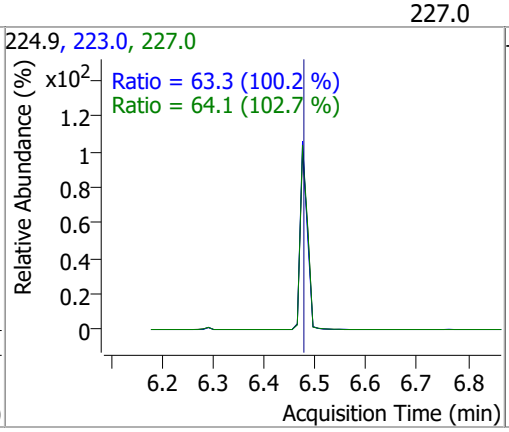

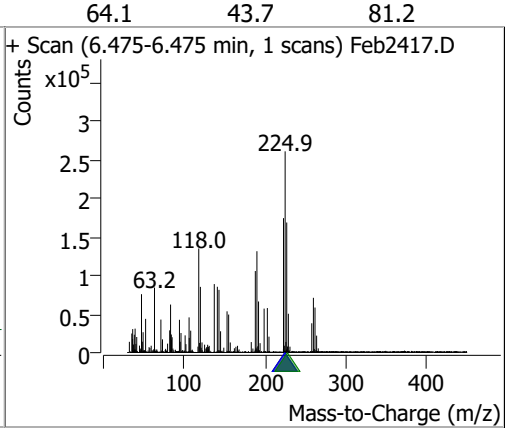

Compound	Conc.	RT	Dev(Min)	Resp.	QIon	QRatio	Lower	Upper
4-Chloro-2-Methylphenol	76.3038	6.93	0.00	411861	144.0	25.9	19.5	36.2

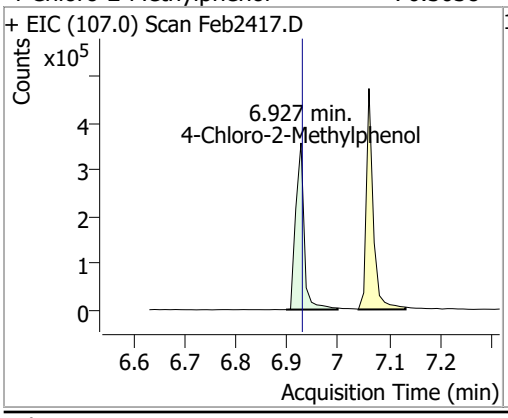

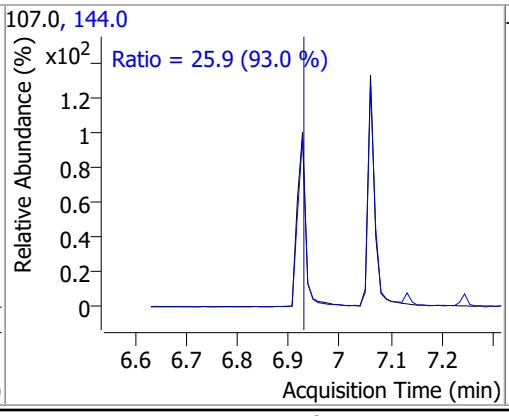

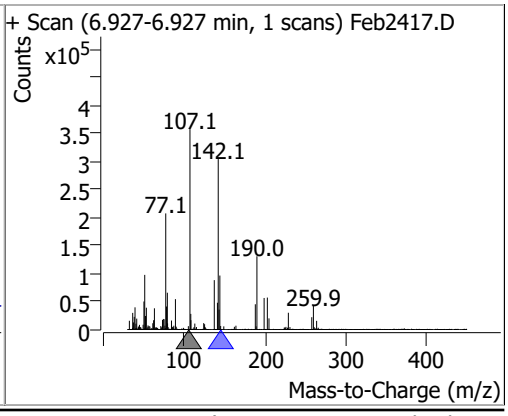

Compound	Conc.	RT	Dev(Min)	Resp.	QIon	QRatio	Lower	Upper
4-Chloro-3-Methylphenol	79.7391	7.06	-0.01	448749	144.0	27.5	18.7	34.7

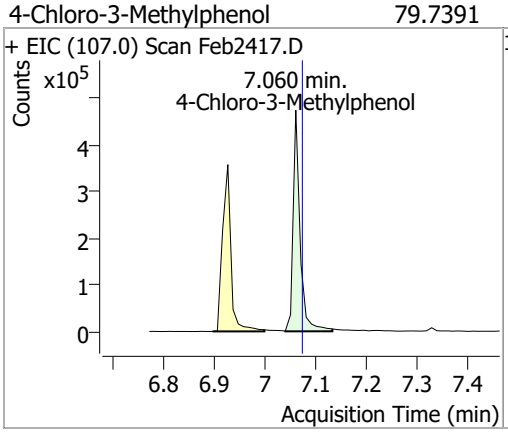

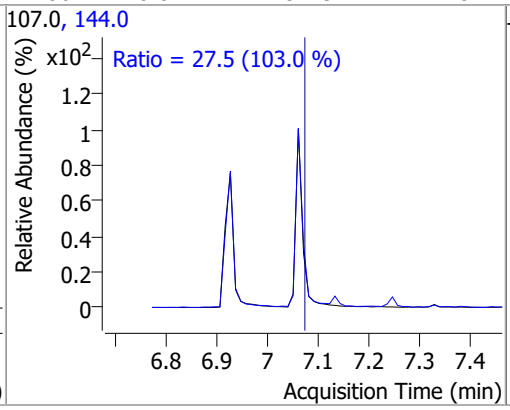

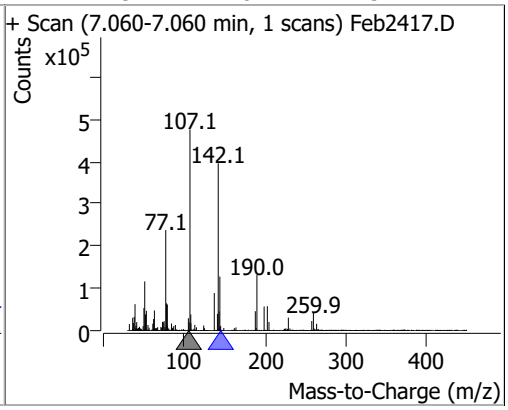

Compound	Conc.	RT	Dev(Min)	Resp.	QIon	QRatio	Lower	Upper
2-Methylnaphthalene	69.9332	7.13	0.00	819620	142.0	117.9	84.6	157.1
					115.0	40.3	28.1	52.2

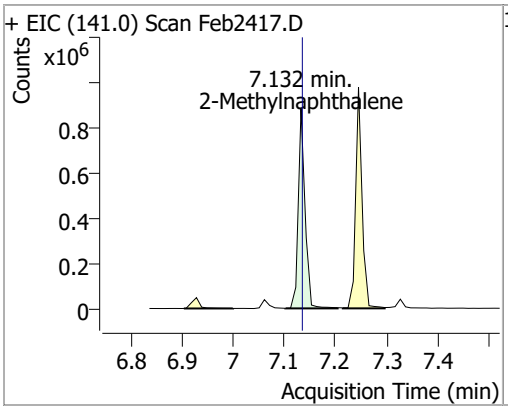

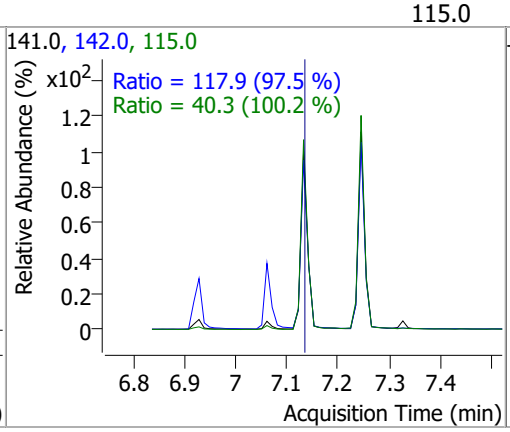

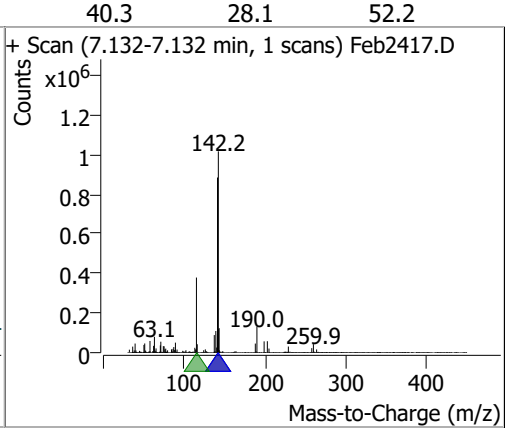

Compound	Conc.	RT	Dev(Min)	Resp.	QIon	QRatio	Lower	Upper
1-Methylnaphthalene	74.7176	7.25	0.00	855804	142.0	115.0	81.2	150.8
					115.0	43.2	29.3	54.5

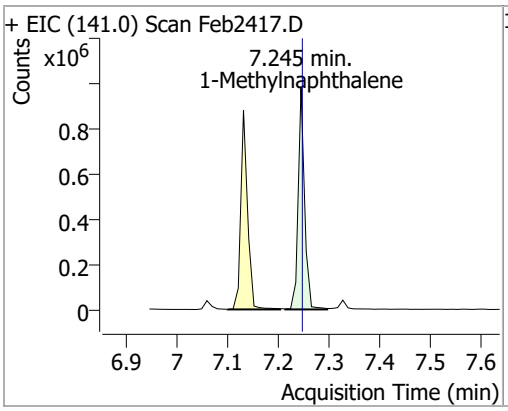

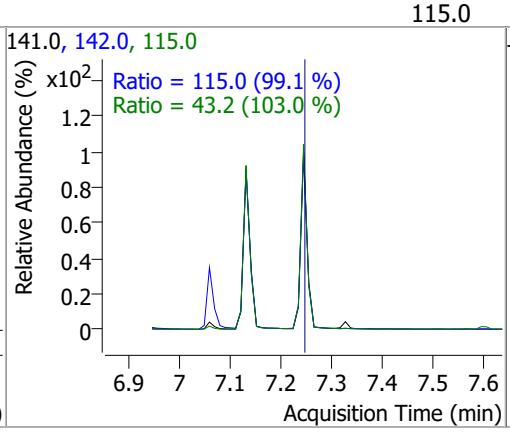

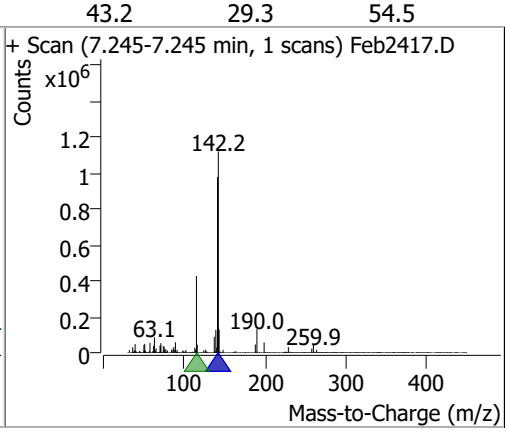

Compound	Conc.	RT	Dev(Min)	Resp.	QIon	QRatio	Lower	Upper
Hexachlorocyclopentadiene	82.3631	7.33	0.00	174259	238.9	63.7	44.9	83.5
					234.9	62.6	43.4	80.7

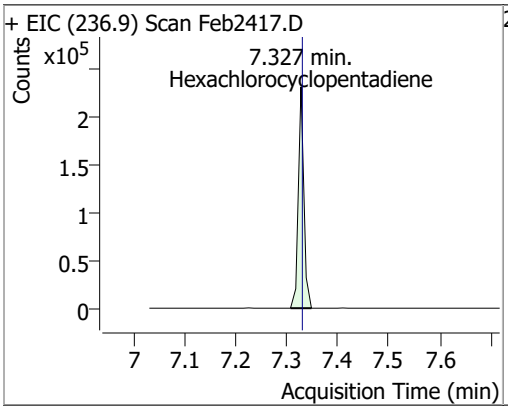

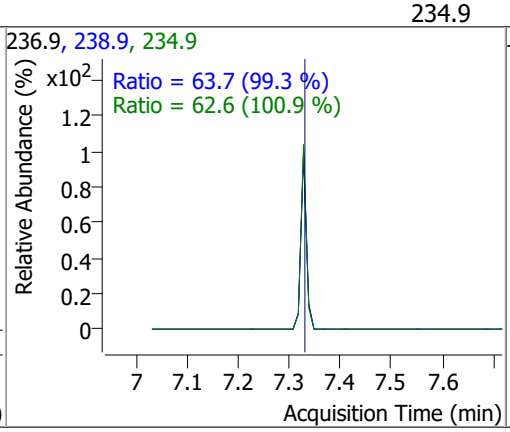

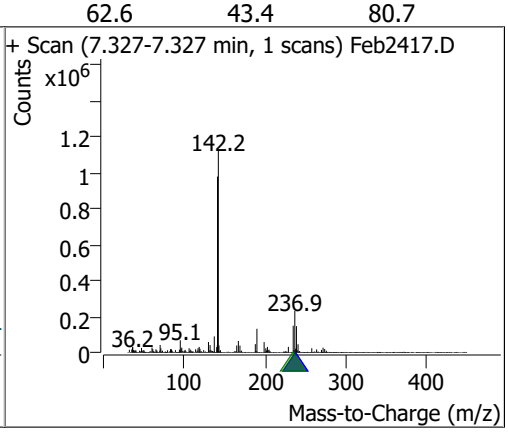

Compound	Conc.	RT	Dev(Min)	Resp.	QIon	QRatio	Lower	Upper
2,4,6-Trichlorophenol	81.2771	7.51	0.00	299832	198.0	93.7	64.8	120.4

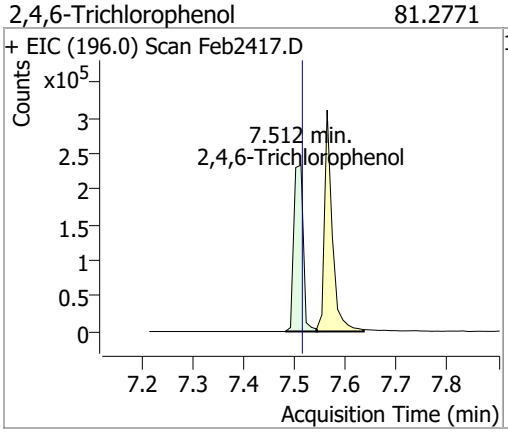

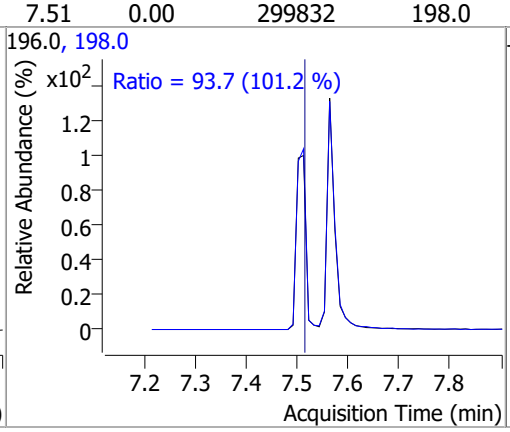

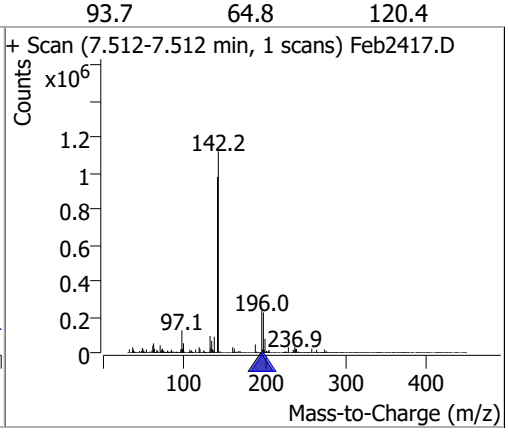

Compound	Conc.	RT	Dev(Min)	Resp.	QIon	QRatio	Lower	Upper
2,4,5-Trichlorophenol	80.0852	7.56	-0.01	330102	198.0	92.9	65.9	122.3

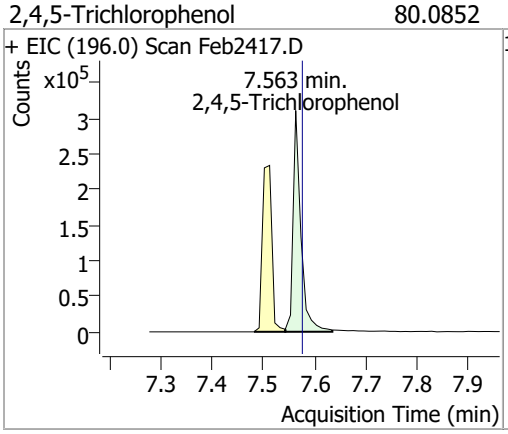

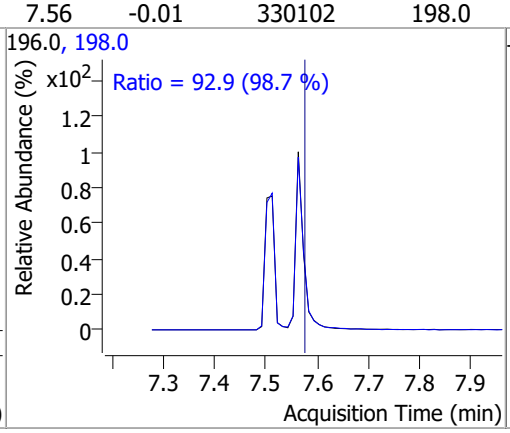

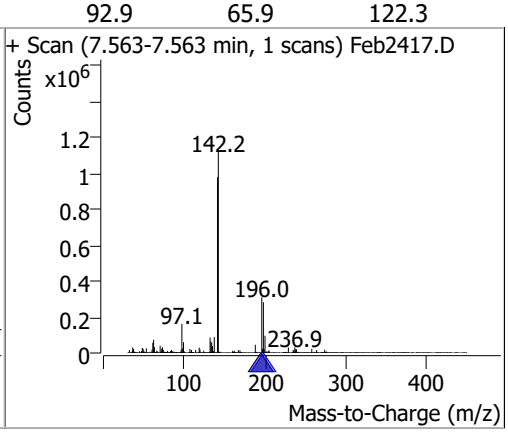

Compound	Conc.	RT	Dev(Min)	Resp.	QIon	QRatio	Lower	Upper
2-Fluorobiphenyl	74.1238	7.59	0.00	1107552	171.0	35.1	24.1	44.7

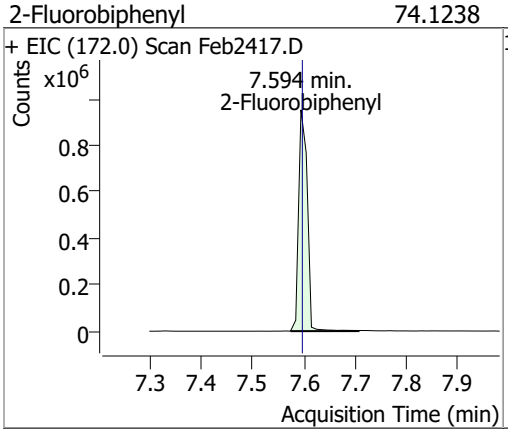

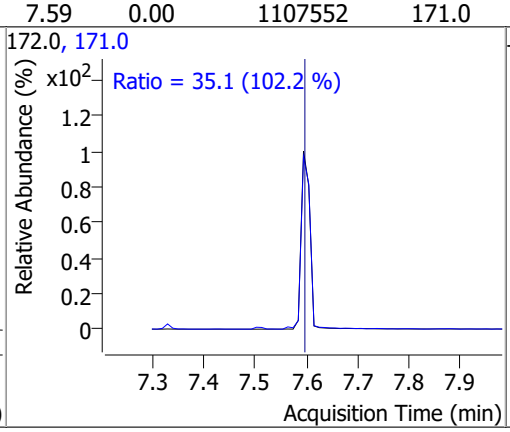

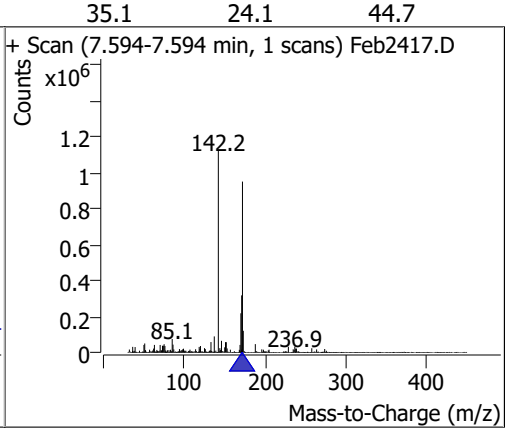

Compound	Conc.	RT	Dev(Min)	Resp.	QIon	QRatio	Lower	Upper
2-Chloronaphthalene	81.4043	7.71	0.00	1021575	127.0	36.8	25.0	46.4
					164.0	32.9	22.8	42.4

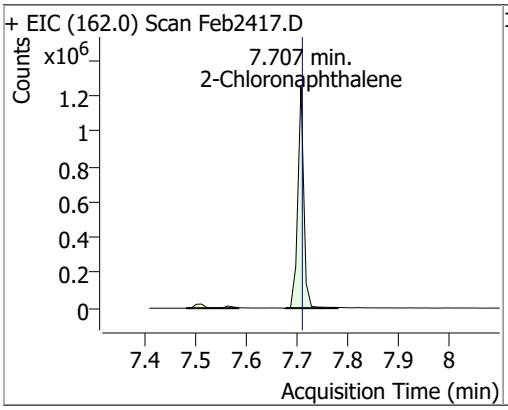

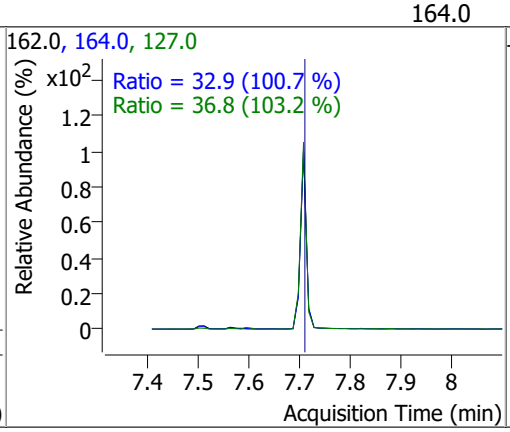

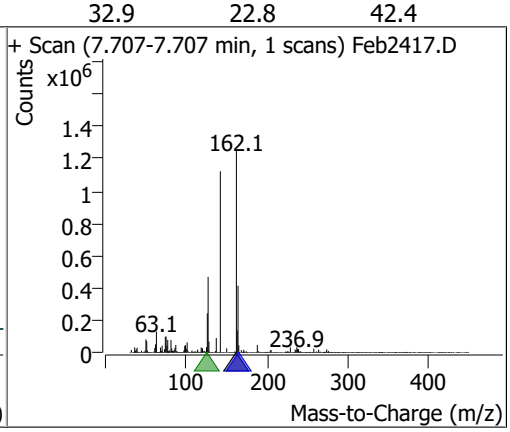

Compound	Conc.	RT	Dev(Min)	Resp.	QIon	QRatio	Lower	Upper
2-Nitroaniline	77.4775	7.87	0.00	173364	138.0	112.9	86.1	159.9

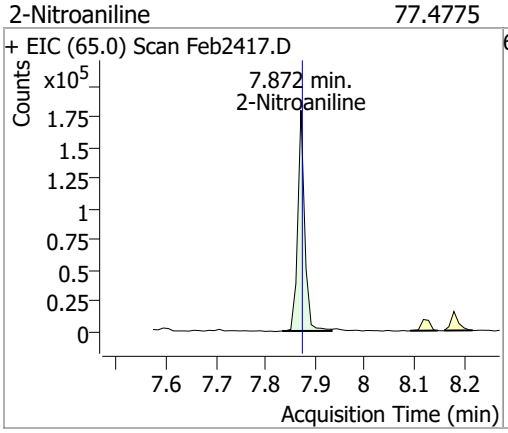

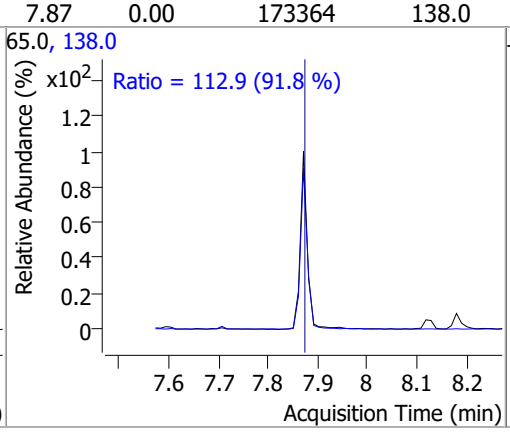

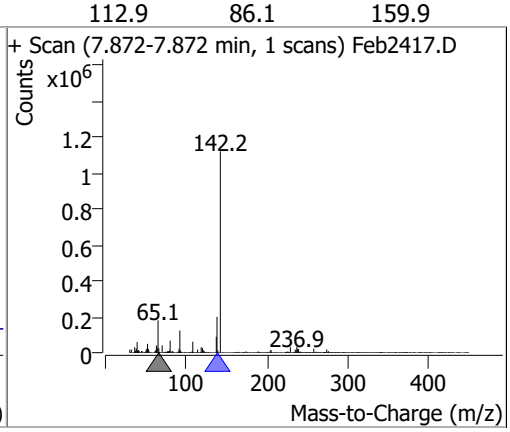

Compound	Conc.	RT	Dev(Min)	Resp.	QIon	QRatio	Lower	Upper
Dimethyl Phthalate	84.5659	8.13	0.00	1072097	77.0	19.3	13.9	25.8

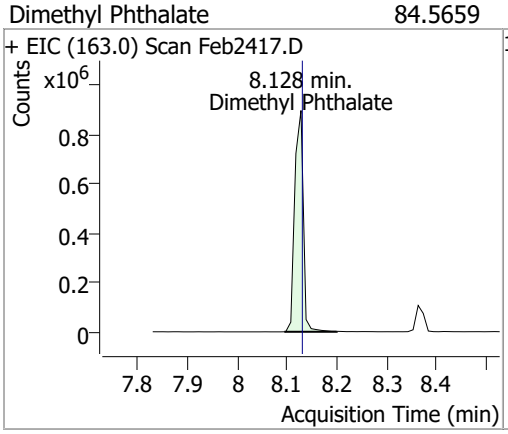

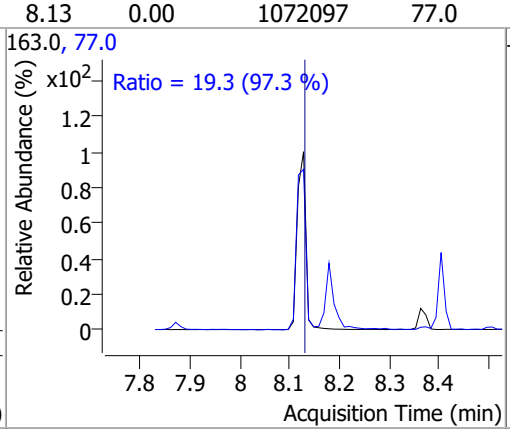

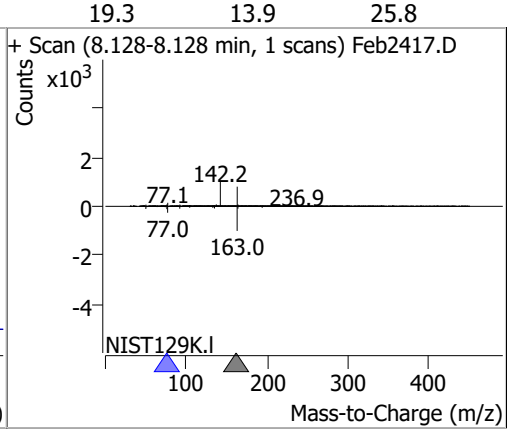

Compound	Conc.	RT	Dev(Min)	Resp.	QIon	QRatio	Lower	Upper
2,6-Dinitrotoluene	84.9164	8.18	0.00	147470	63.0	130.2	95.6	177.5
					89.0	64.3	45.4	84.4

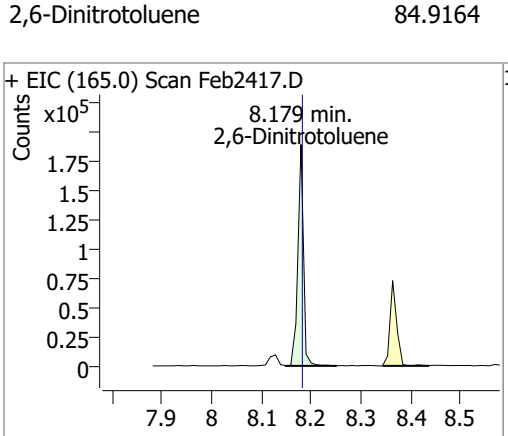

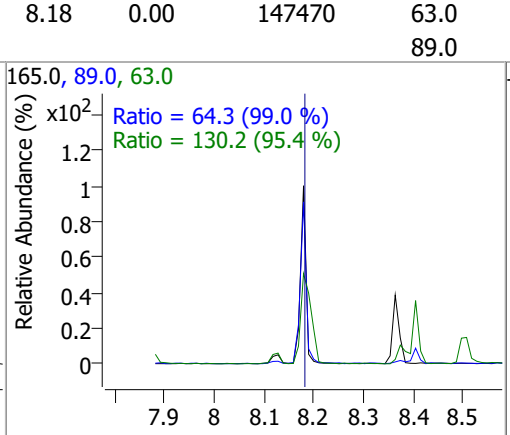

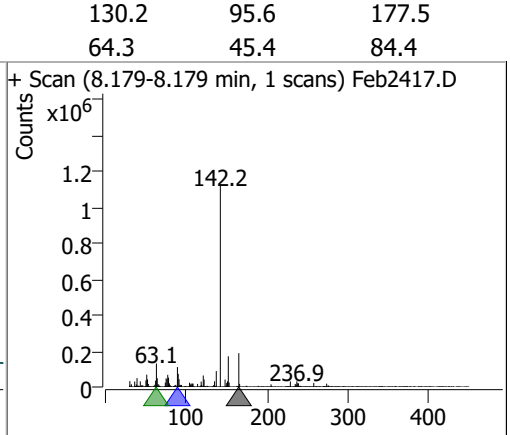

Compound	Conc.	RT	Dev(Min)	Resp.	QIon	QRatio	Lower	Upper
Acenaphthylene	77.8043	8.19	0.00	1561369	153.1	13.9	9.8	18.2

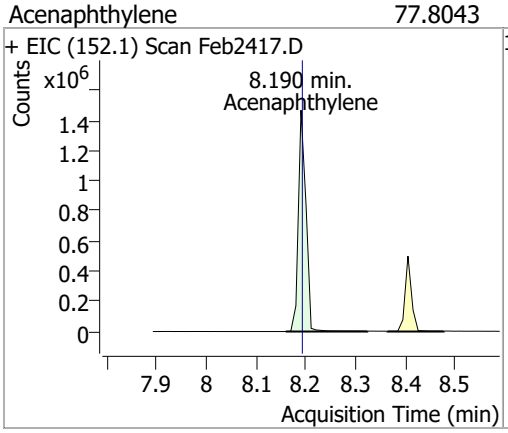

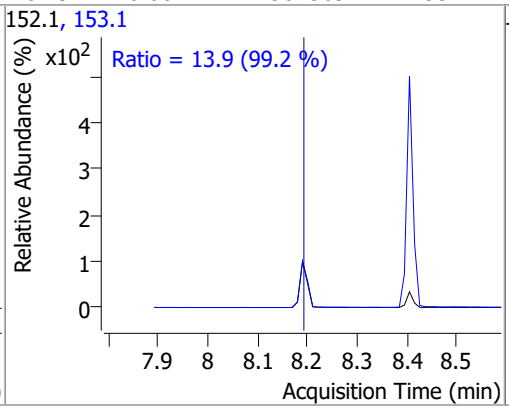

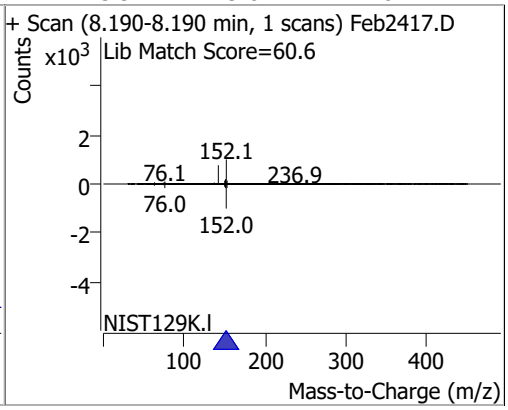

Compound	Conc.	RT	Dev(Min)	Resp.	QIon	QRatio	Lower	Upper
3-Nitroaniline	78.1586	8.37	-0.01	153731	65.0	124.5	92.2	171.2
					92.0	109.6	78.8	146.4

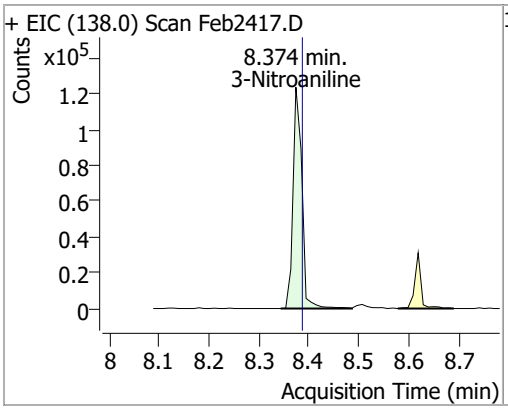

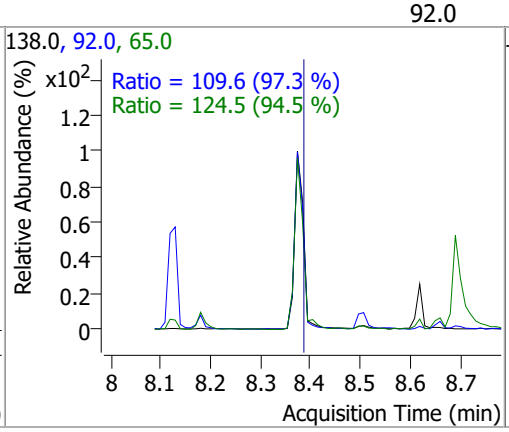

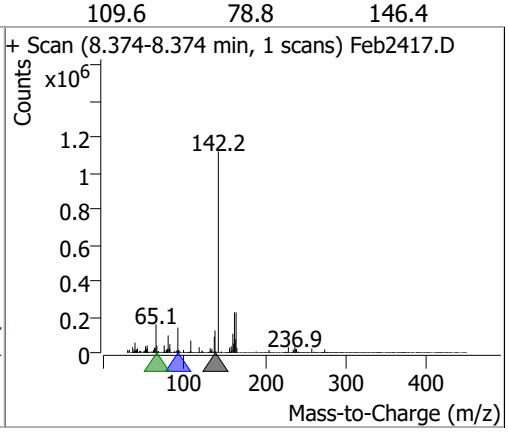

Compound	Conc.	RT	Dev(Min)	Resp.	QIon	QRatio	Lower	Upper
Acenaphthene	74.8193	8.40	0.00	865133	153.0	105.4	74.6	138.6
					152.0	52.6	36.7	68.2

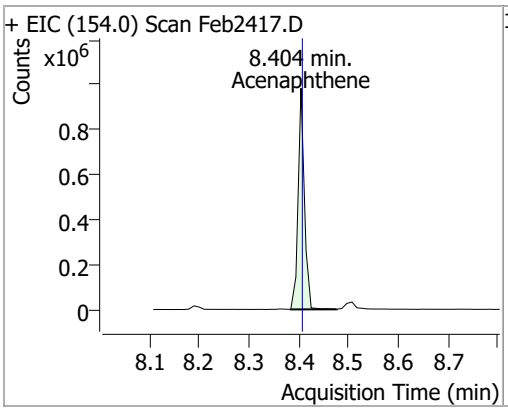

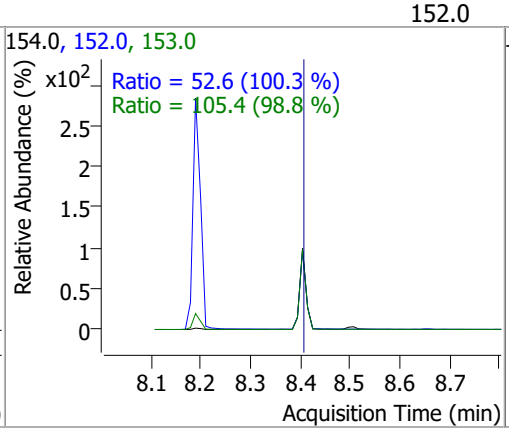

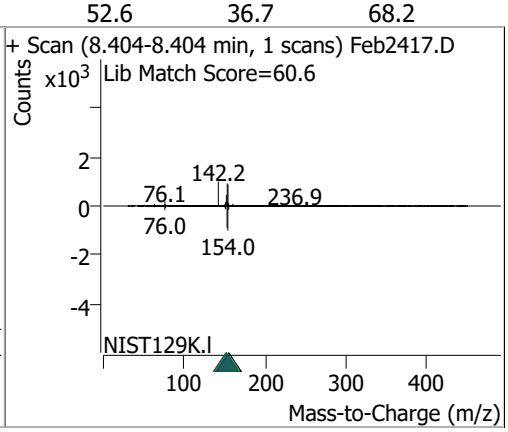

Compound	Conc.	RT	Dev(Min)	Resp.	QIon	QRatio	Lower	Upper
2,4-Dinitrophenol	79.3430	8.51	0.00	69310	154.0	63.1	41.5	77.0

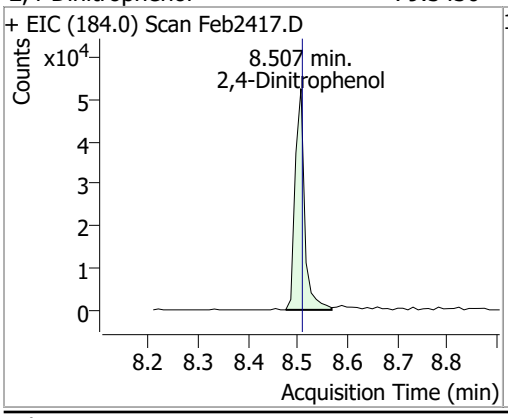

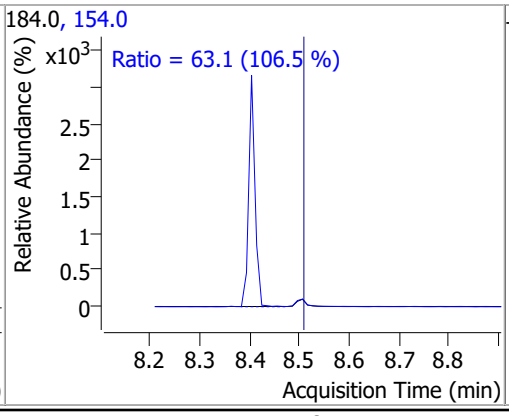

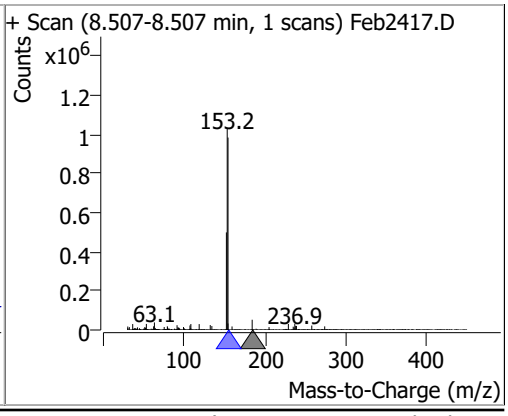

Compound	Conc.	RT	Dev(Min)	Resp.	QIon	QRatio	Lower	Upper
Dibenzofuran	78.0203	8.62	0.00	1476169	139.0	38.2	26.3	48.9

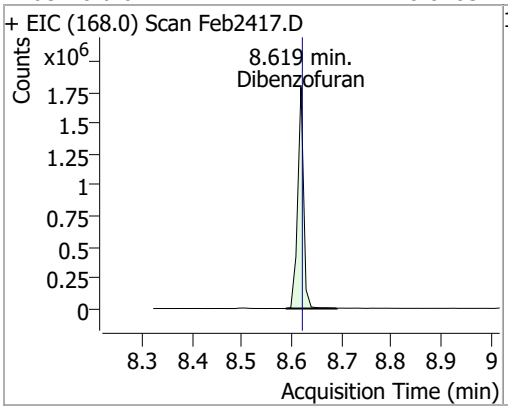

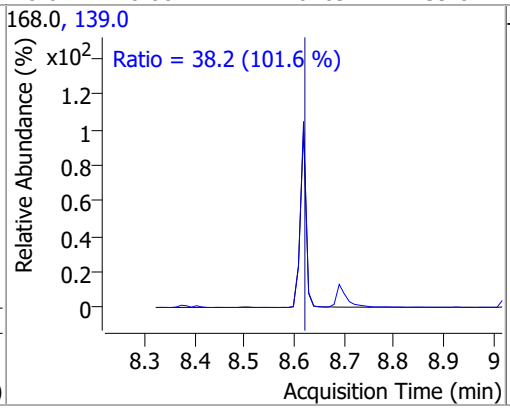

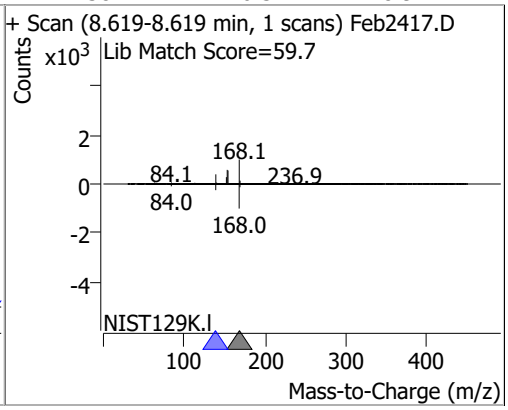

Compound	Conc.	RT	Dev(Min)	Resp.	QIon	QRatio	Lower	Upper
2,4-Dinitrotoluene	85.3409	8.66	0.00	186693	89.0	75.8	53.1	98.6
					63.0	45.8	30.9	57.3

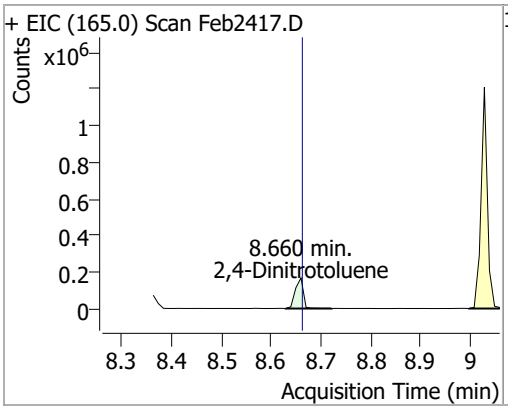

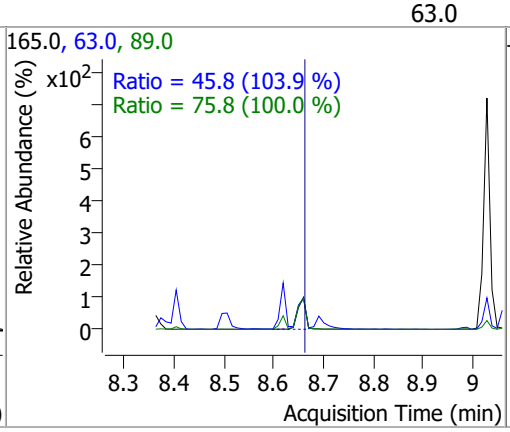

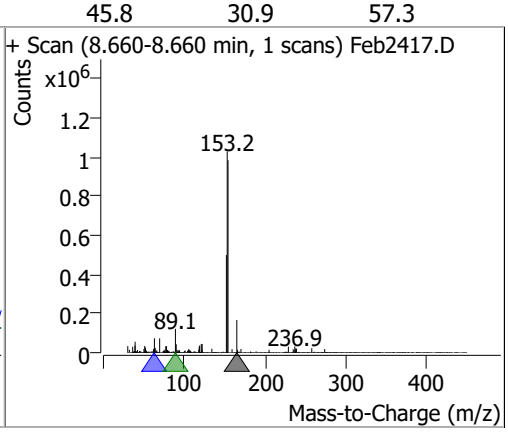

Compound	Conc.	RT	Dev(Min)	Resp.	QIon	QRatio	Lower	Upper
4-Nitrophenol	81.4156	8.69	-0.02	174308	139.0	73.6	54.8	101.9
					65.0	70.9	50.1	93.1

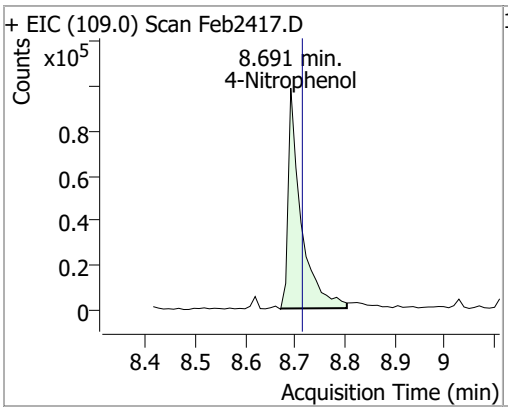

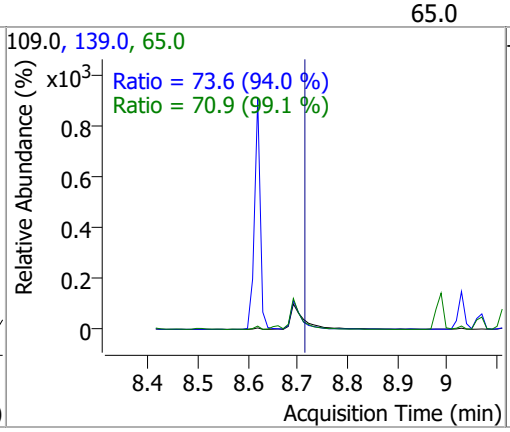

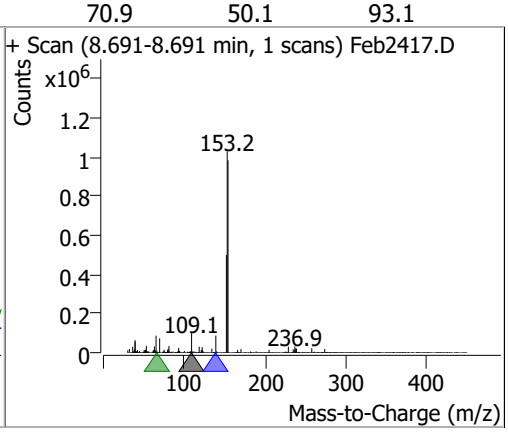

Compound	Conc.	RT	Dev(Min)	Resp.	QIon	QRatio	Lower	Upper
Diethylphthalate	85.6595	8.99	0.00	1129520	177.0	21.0	14.9	27.7
					150.0	12.5	8.9	16.5

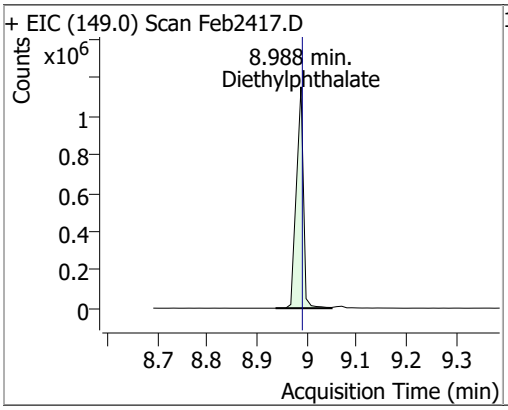

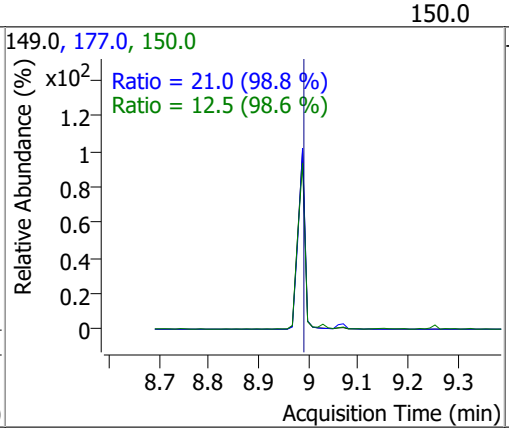

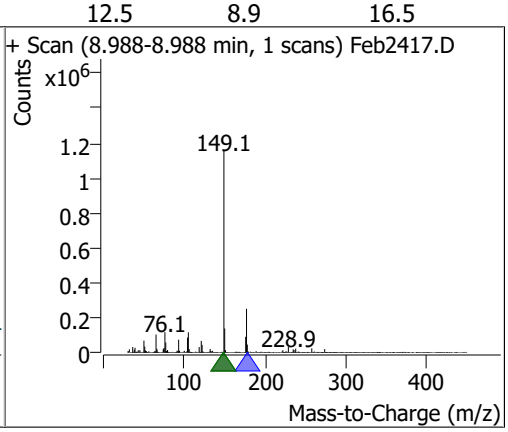

Compound	Conc.	RT	Dev(Min)	Resp.	QIon	QRatio	Lower	Upper
Fluorene	74.6864	9.03	0.00	1131650	165.0	94.6	65.9	122.3
					167.0	13.5	9.4	17.4

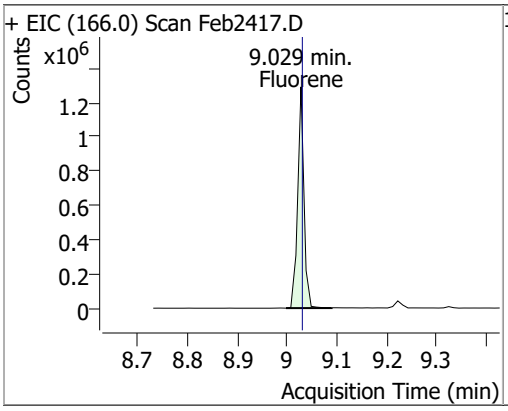

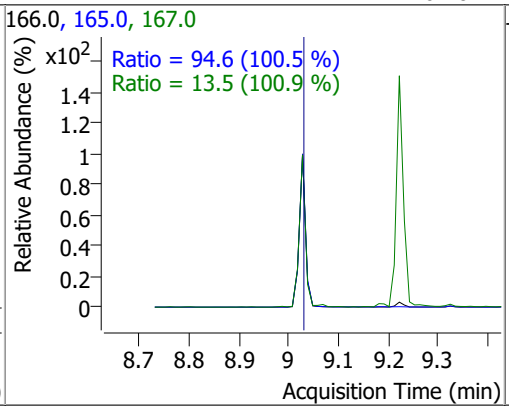

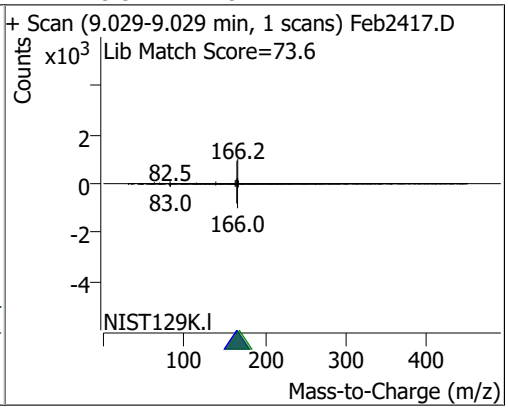

Compound	Conc.	RT	Dev(Min)	Resp.	QIon	QRatio	Lower	Upper
4-Chlorophenyl-phenylether	80.1082	9.07	0.00	545403	141.0	61.1	43.2	80.2
					206.0	32.2	23.8	44.1

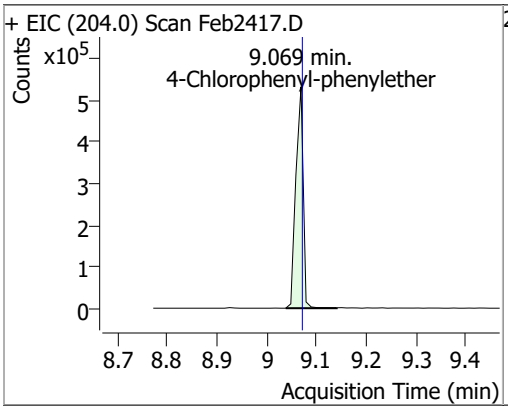

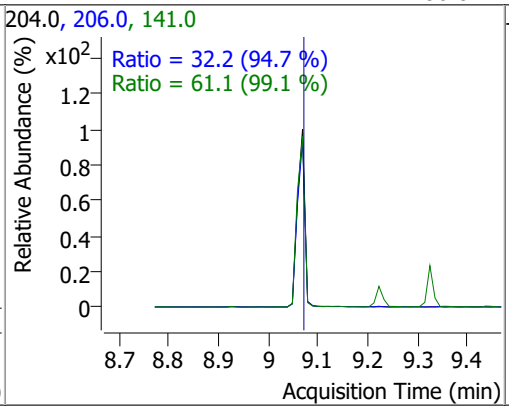

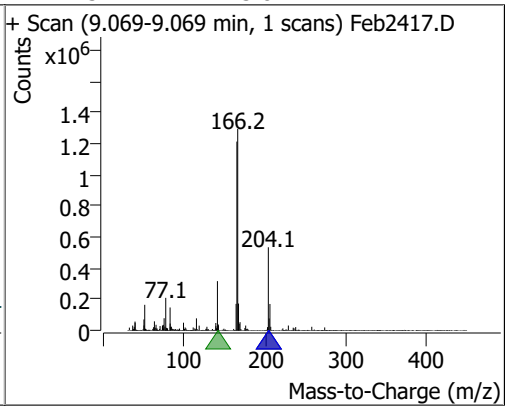

Compound	Conc.	RT	Dev(Min)	Resp.	QIon	QRatio	Lower	Upper
4-Nitroaniline	72.3191	9.12	0.00	157713	65.0	109.4	76.4	142.0
					92.0	47.5	33.1	61.4

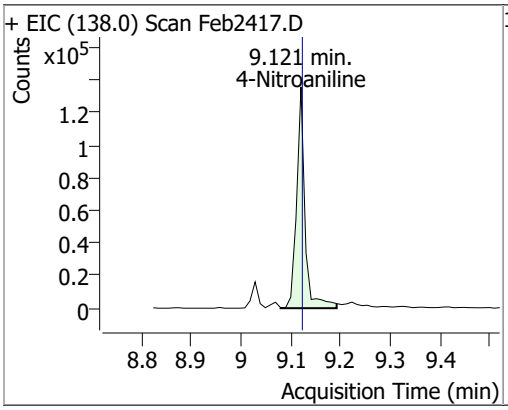

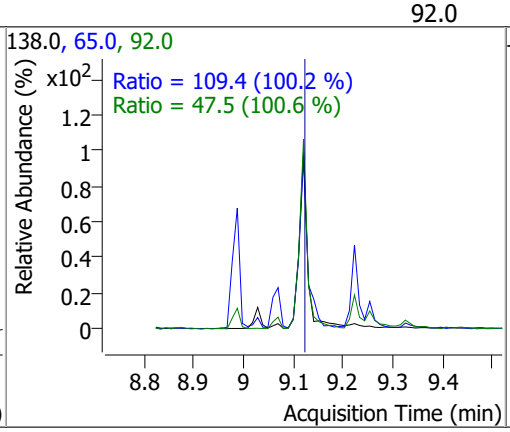

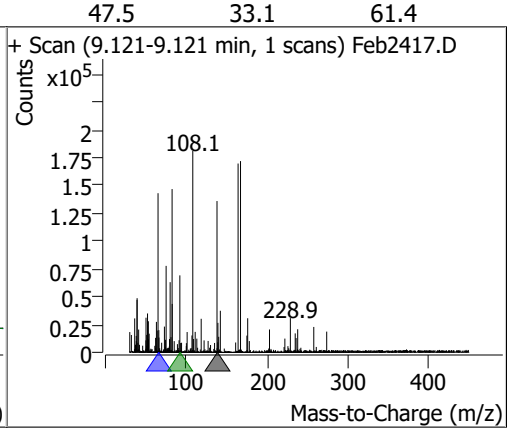

Compound	Conc.	RT	Dev(Min)	Resp.	QIon	QRatio	Lower	Upper
4,6-Dinitro-2-methylphenol	76.4491	9.14	0.00	101365	121.0	50.2	34.1	63.3

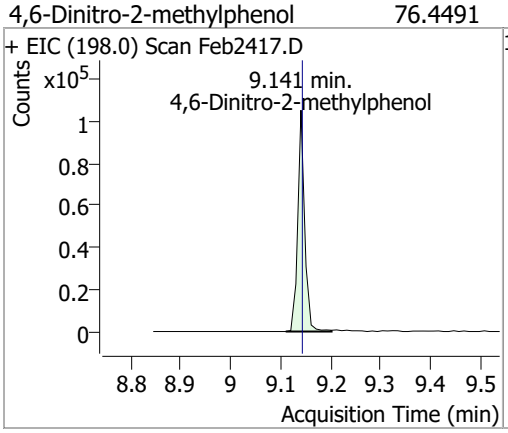

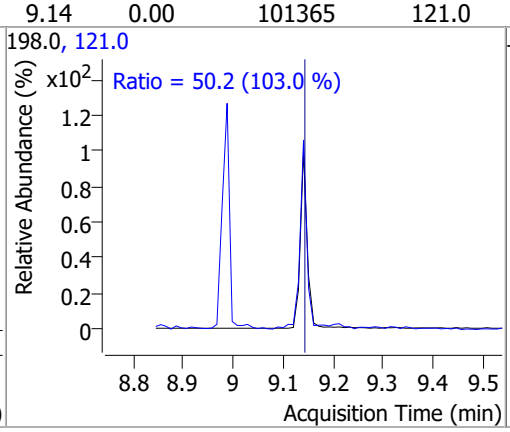

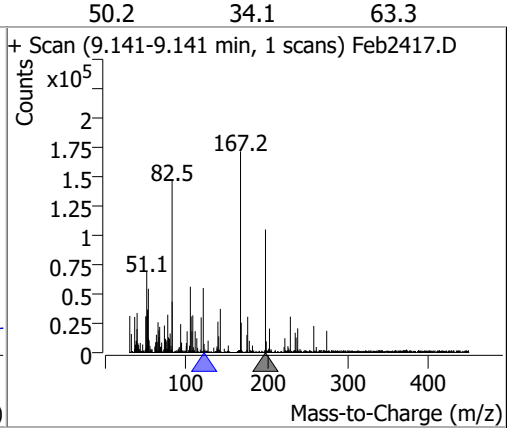

Compound	Conc.	RT	Dev(Min)	Resp.	QIon	QRatio	Lower	Upper
N-nitrosodiphenylamine	74.7664	9.22	0.00	772799	168.0	62.8	45.2	84.0
					167.0	33.1	24.2	44.9

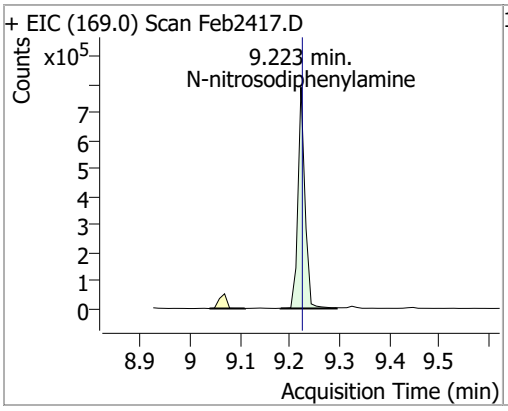

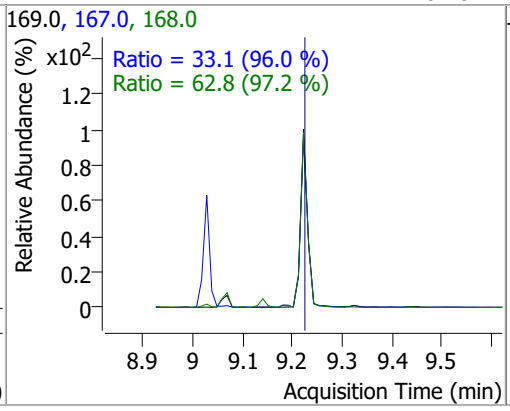

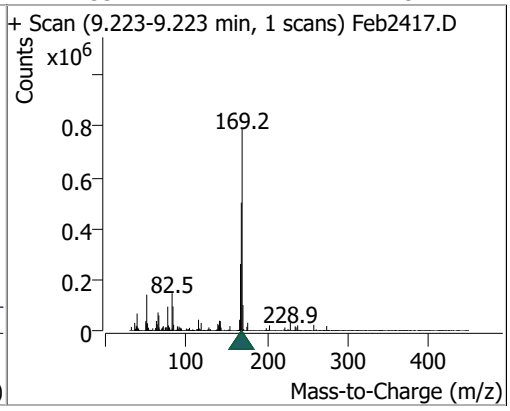

Compound	Conc.	RT	Dev(Min)	Resp.	QIon	QRatio	Lower	Upper
Azobenzene	77.8419	9.25	0.00	1063258	51.0	37.6	34.2	63.5
					182.0	24.9	18.2	33.8

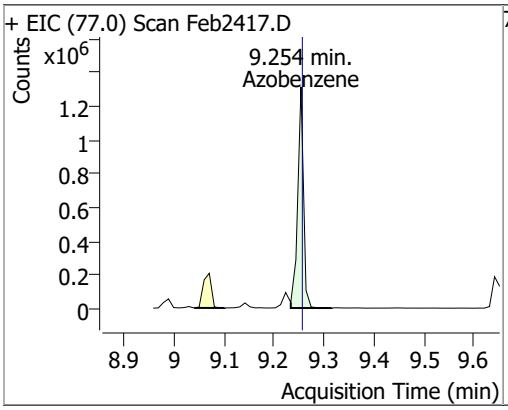

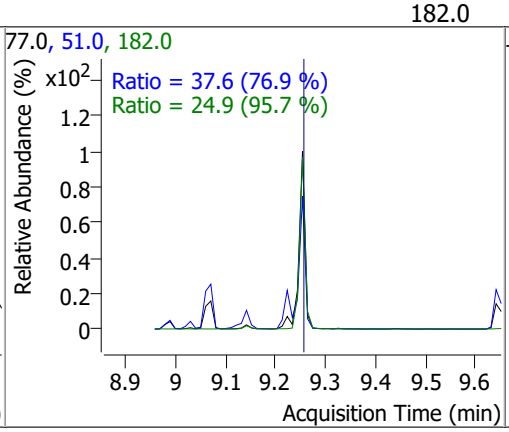

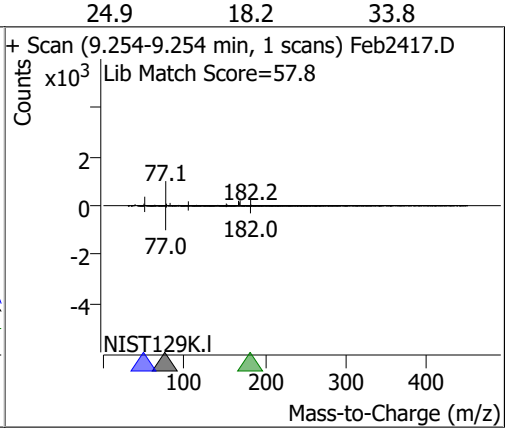

Compound	Conc.	RT	Dev(Min)	Resp.	QIon	QRatio	Lower	Upper
2,4,6-Tribromophenol	79.4200	9.33	0.00	99938	331.8	90.8	63.6	118.2

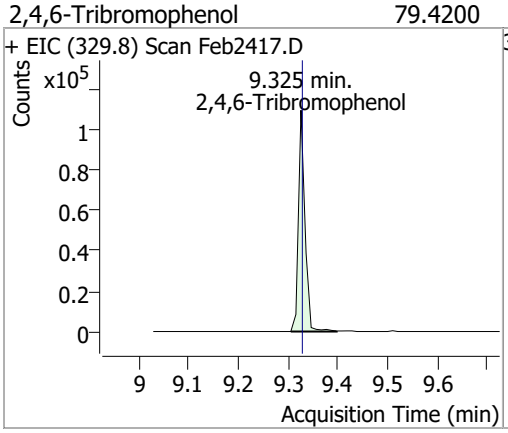

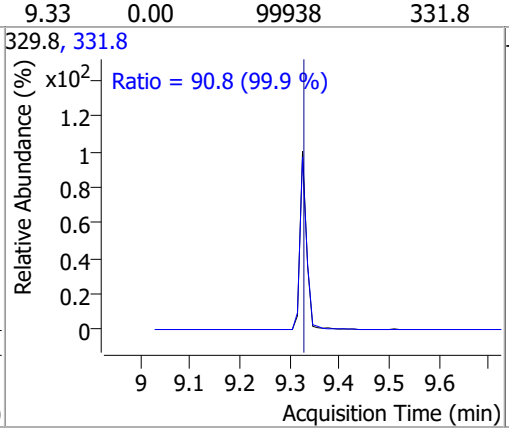

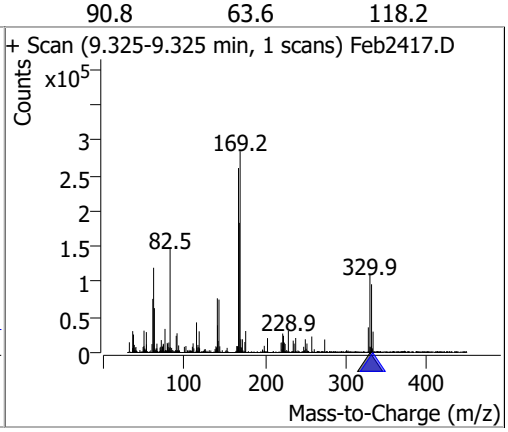

Compound	Conc.	RT	Dev(Min)	Resp.	QIon	QRatio	Lower	Upper
4-Bromophenyl-phenylether	73.6501	9.65	0.00	285418	141.0	100.9	70.3	130.5
					250.0	99.5	69.6	129.3

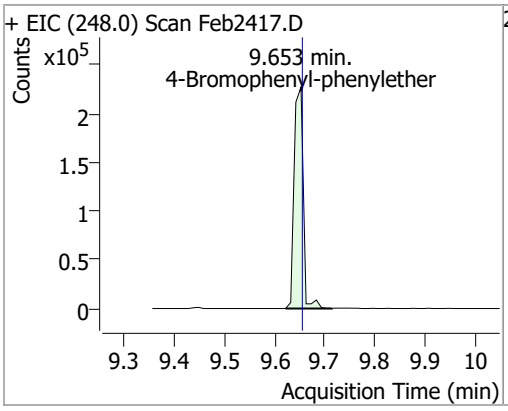

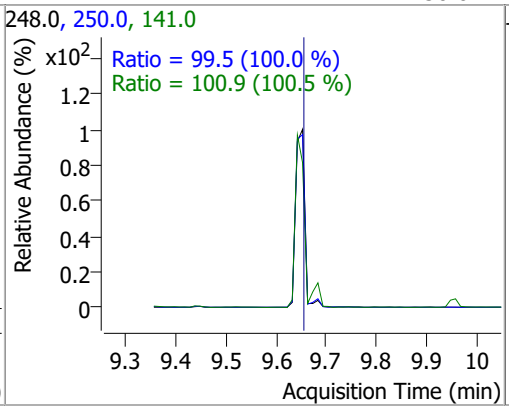

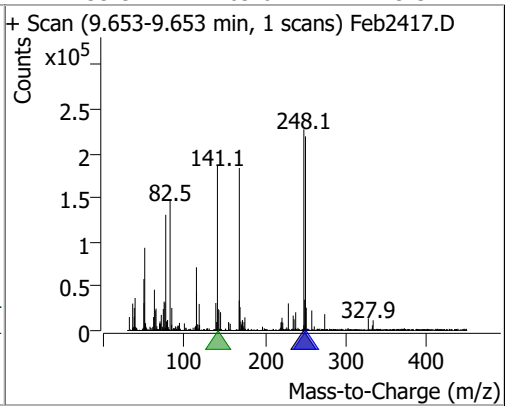

Compound	Conc.	RT	Dev(Min)	Resp.	QIon	QRatio	Lower	Upper
Hexachlorobenzene	79.4536	9.68	0.00	316701	142.0	52.6	34.5	64.1

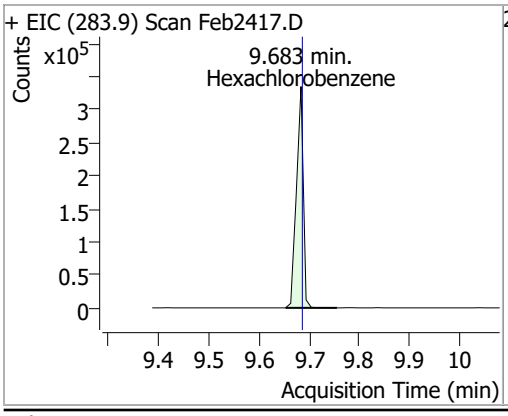

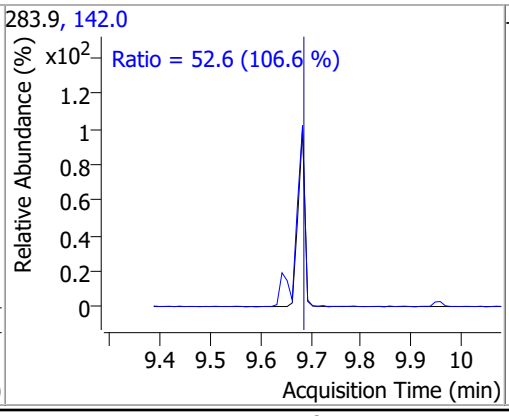

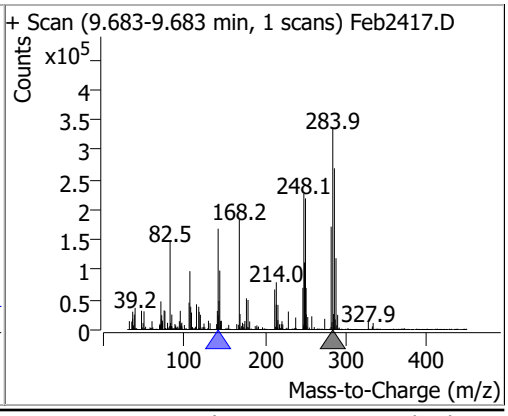

Compound	Conc.	RT	Dev(Min)	Resp.	QIon	QRatio	Lower	Upper
Pentachlorophenol	81.7370	9.96	0.00	151833	263.9	64.2	44.2	82.0
					267.9	60.7	43.7	81.1

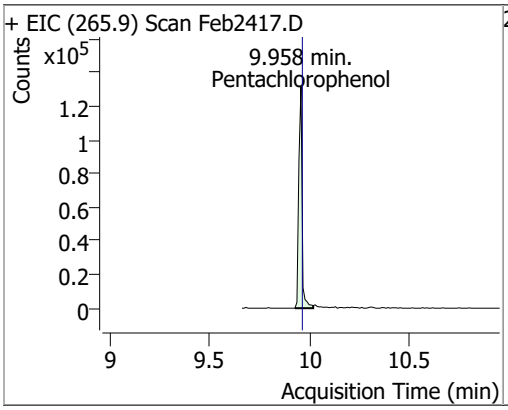

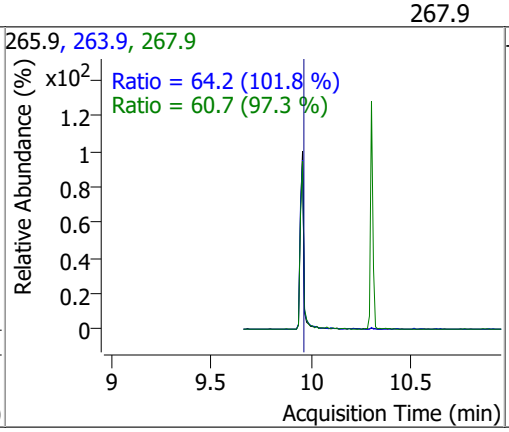

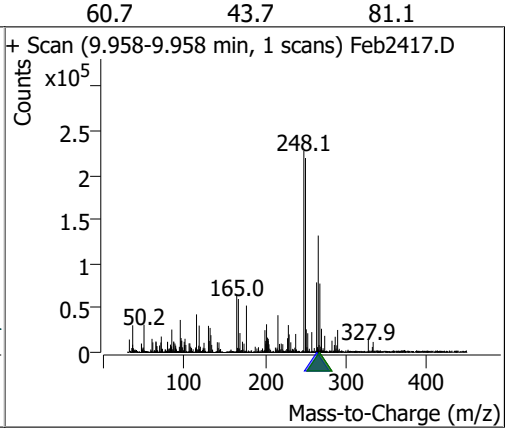

Compound	Conc.	RT	Dev(Min)	Resp.	QIon	QRatio	Lower	Upper
Phenanthrene	76.1942	10.18	0.00	1645657	176.0	18.8	13.3	24.6

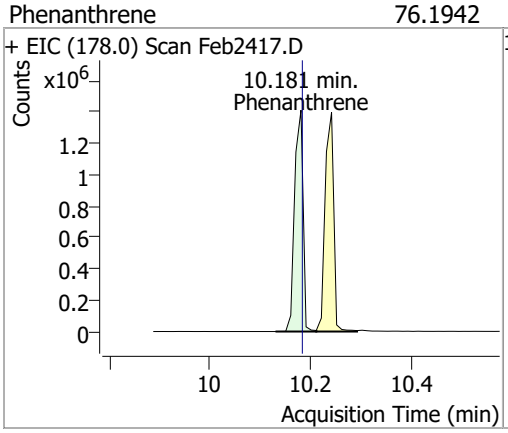

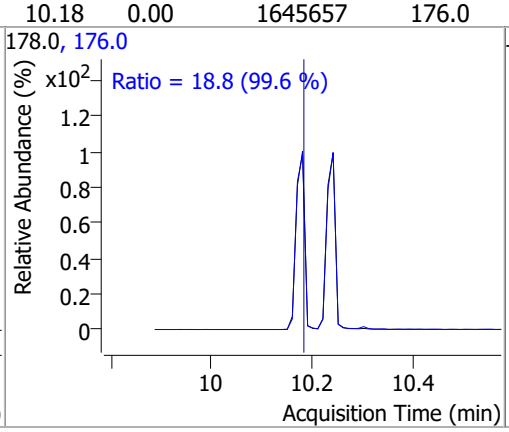

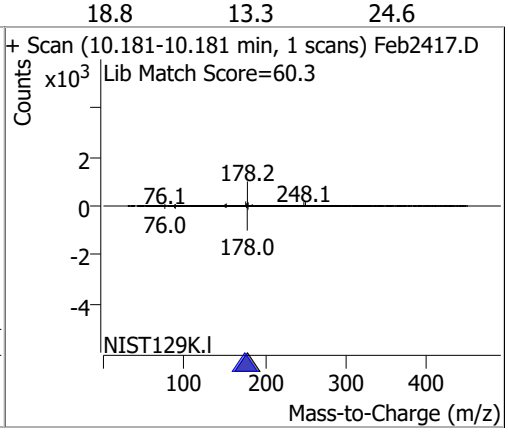

Compound	Conc.	RT	Dev(Min)	Resp.	QIon	QRatio	Lower	Upper
Anthracene	81.0806	10.24	0.00	1646794	176.0	18.7	12.8	23.7

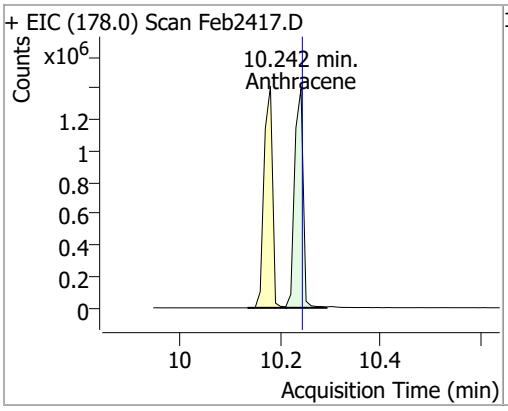

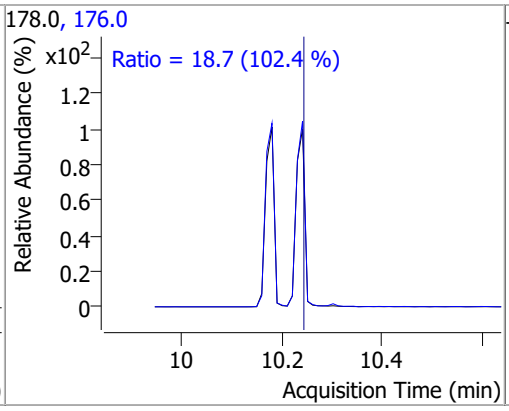

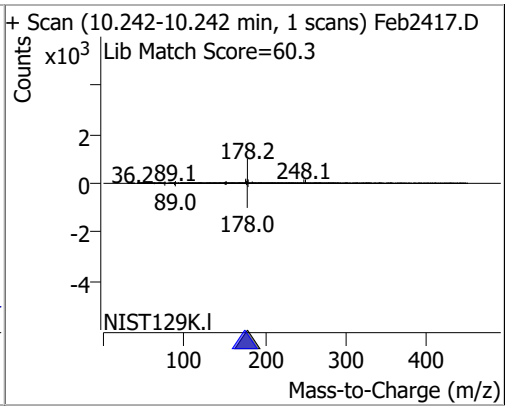

Compound	Conc.	RT	Dev(Min)	Resp.	QIon	QRatio	Lower	Upper
Triallate	78.1949	10.30	0.00	377426	268.0	22.9	16.7	31.0
					143.0	22.3	15.3	28.4

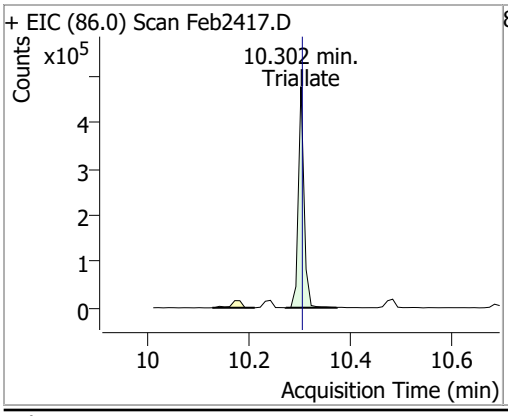

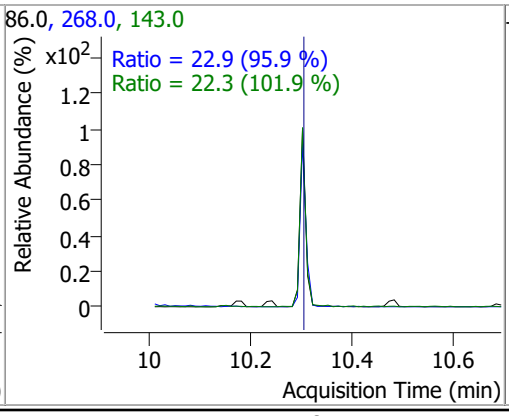

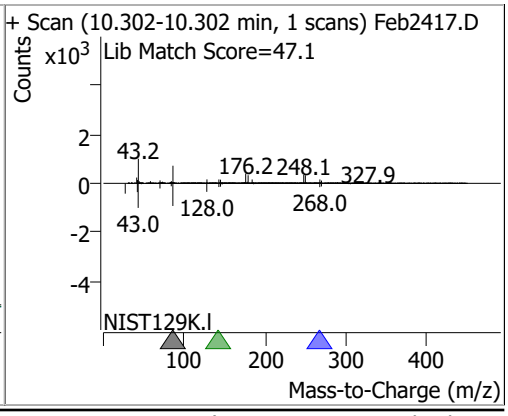

Compound	Conc.	RT	Dev(Min)	Resp.	QIon	QRatio	Lower	Upper
Carbazole	76.7986	10.48	0.00	1581876	139.0	13.3	9.1	16.9

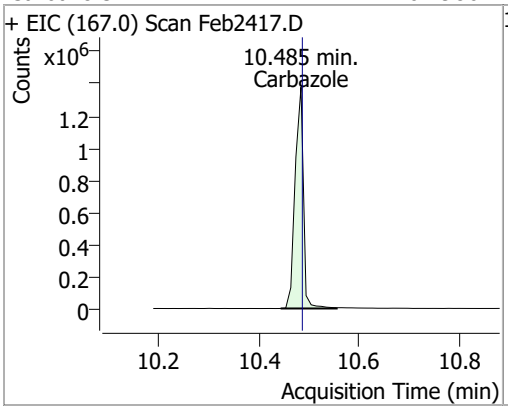

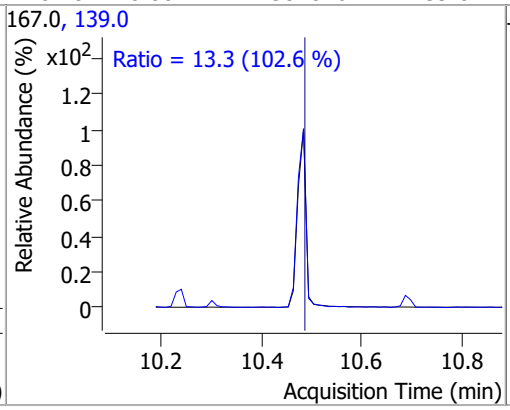

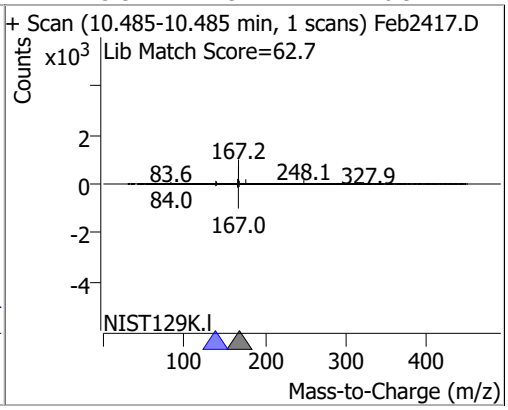

Compound	Conc.	RT	Dev(Min)	Resp.	QIon	QRatio	Lower	Upper
o-Terphenyl	74.6916	10.69	0.00	854648	229.0	64.9	45.3	84.0
					215.0	37.1	27.0	50.1

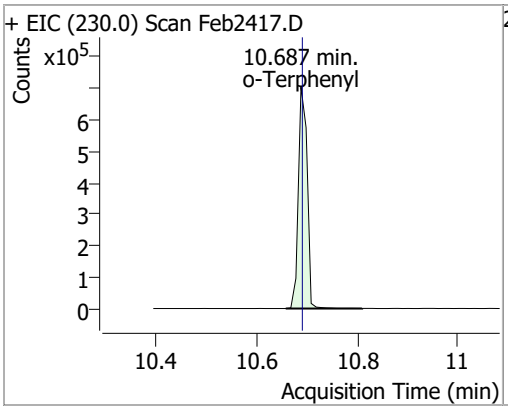

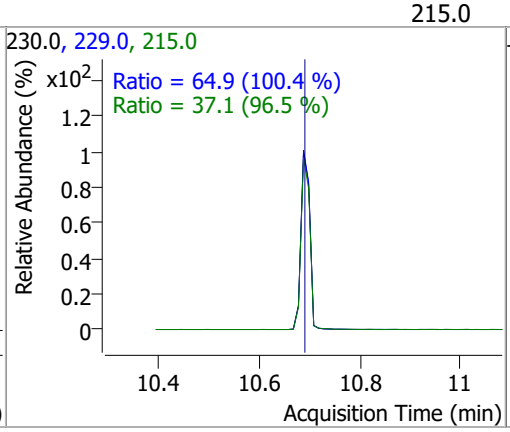

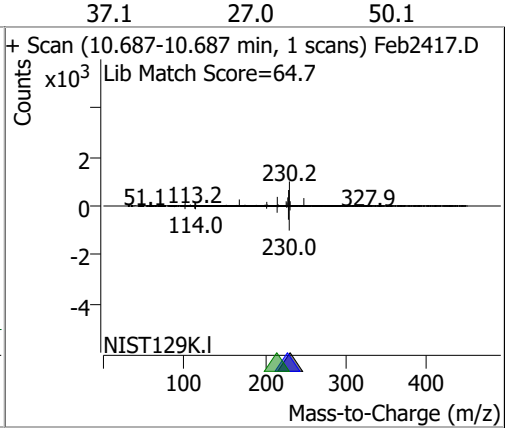

Compound	Conc.	RT	Dev(Min)	Resp.	QIon	QRatio	Lower	Upper
Di-n-Butylphthalate	80.5171	11.06	-0.01	1567143	150.0	9.2	6.4	11.8
					104.0	6.2	4.3	8.1

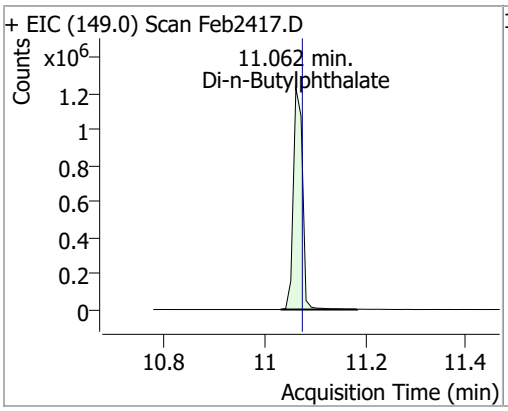

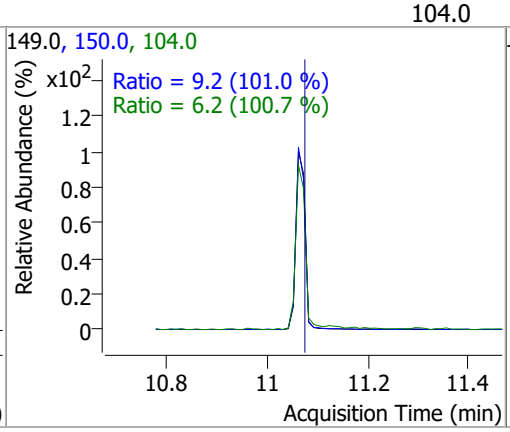

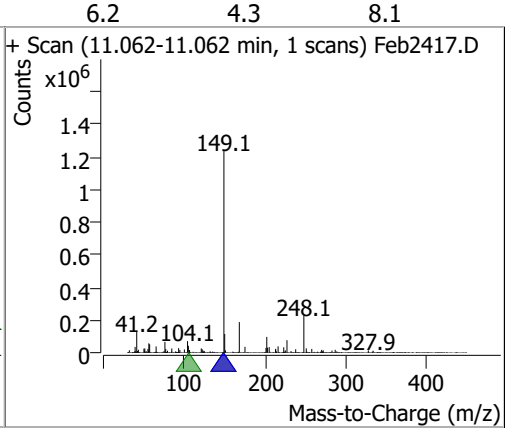

Compound	Conc.	RT	Dev(Min)	Resp.	QIon	QRatio	Lower	Upper
Fluoranthene	77.2423	11.94	0.00	1665781	101.0	14.0	8.9	16.6

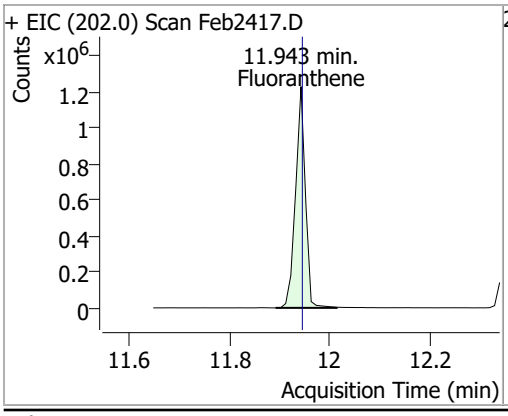

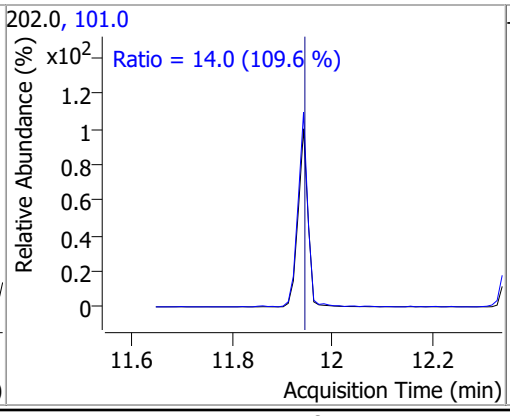

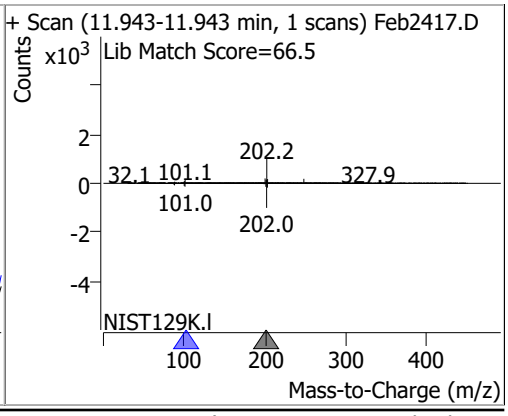

Compound	Conc.	RT	Dev(Min)	Resp.	QIon	QRatio	Lower	Upper
Benzidine	64.4647	12.33	0.00	498372	183.0	11.8	7.9	14.7
					92.0	8.8	5.0	9.2

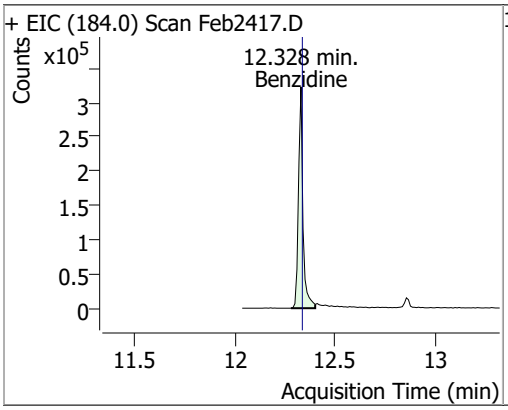

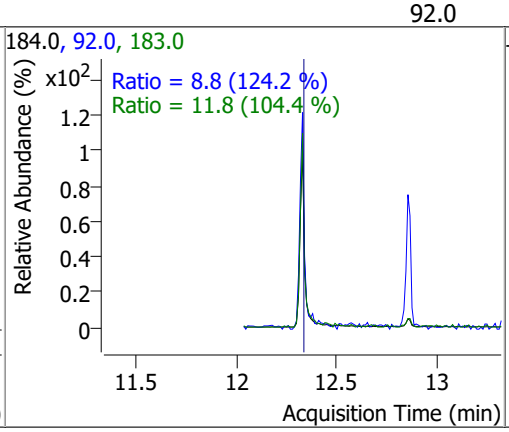

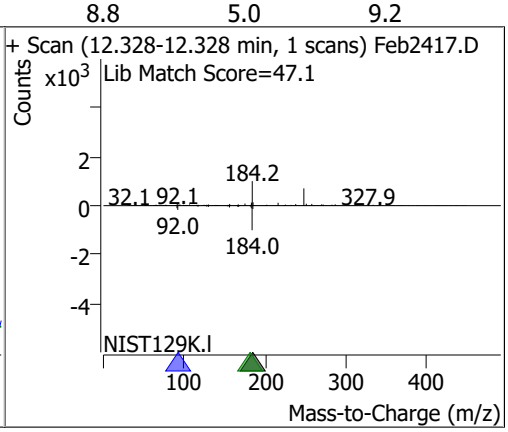

Compound	Conc.	RT	Dev(Min)	Resp.	QIon	QRatio	Lower	Upper
Pyrene	76.2223	12.37	0.00	1794573	101.0	17.0	10.6	19.7

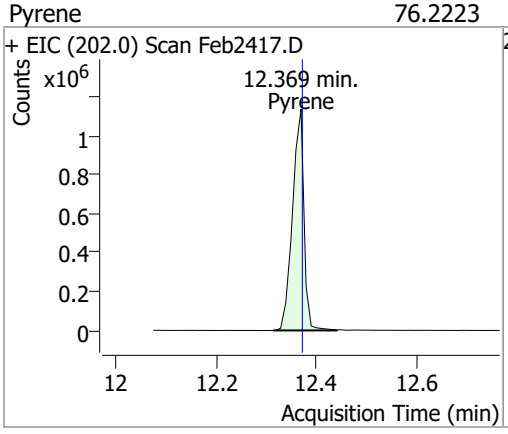

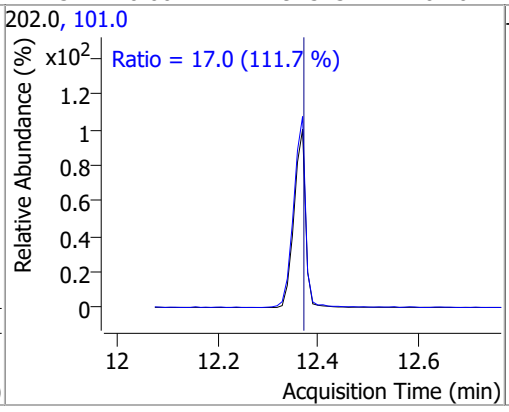

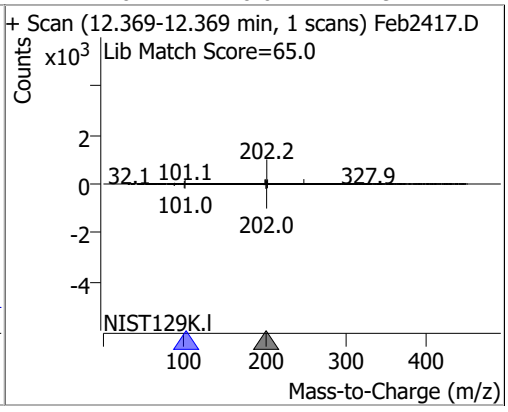

Compound	Conc.	RT	Dev(Min)	Resp.	QIon	QRatio	Lower	Upper
Terphenyl-d14	76.4753	12.85	-0.01	1210957	122.0	15.1	9.5	17.6

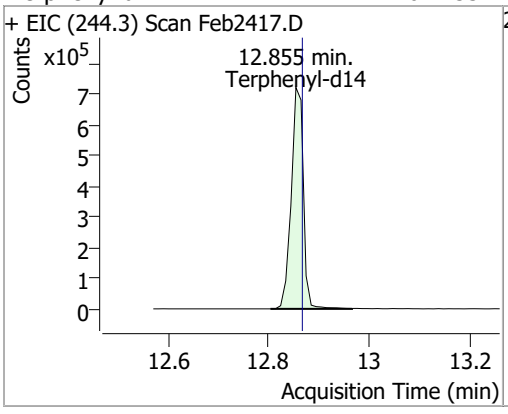

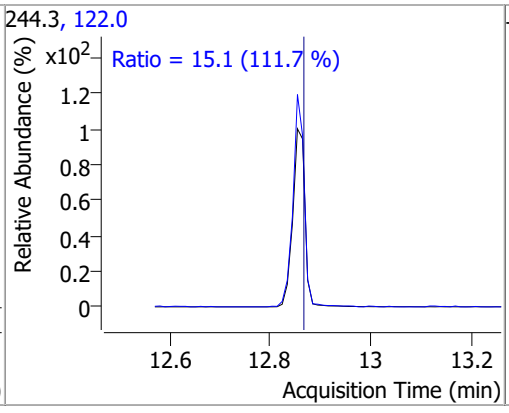

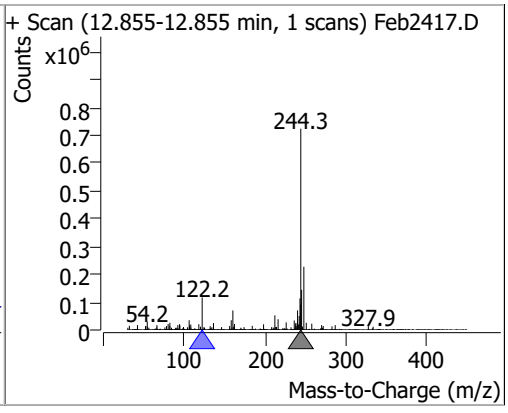

Compound	Conc.	RT	Dev(Min)	Resp.	QIon	QRatio	Lower	Upper
Butylbenzylphthalate	79.8332	14.30	0.00	524220	91.0	84.8	58.3	108.4
					206.0	17.6	12.4	23.1

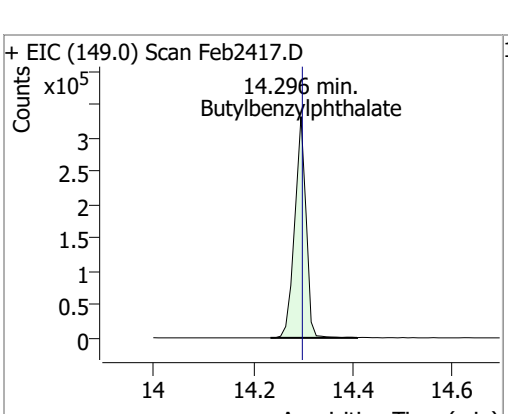

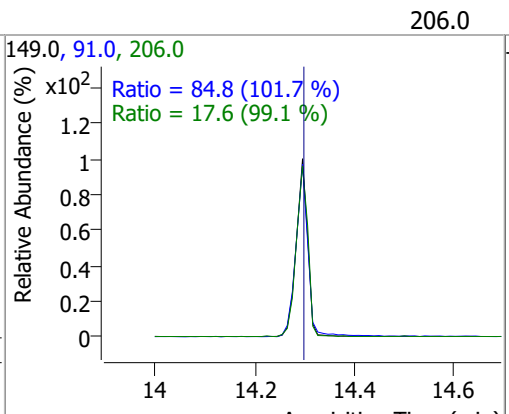

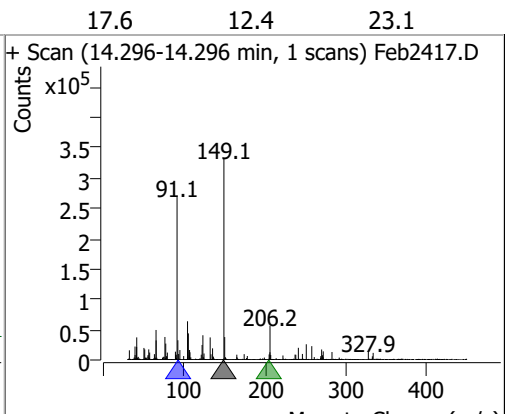

Compound	Conc.	RT	Dev(Min)	Resp.	QIon	QRatio	Lower	Upper
Benzo(a)Anthracene	76.4527	15.49	-0.01	1327777	226.0	26.5	18.5	34.3
					229.0	21.2	14.6	27.2

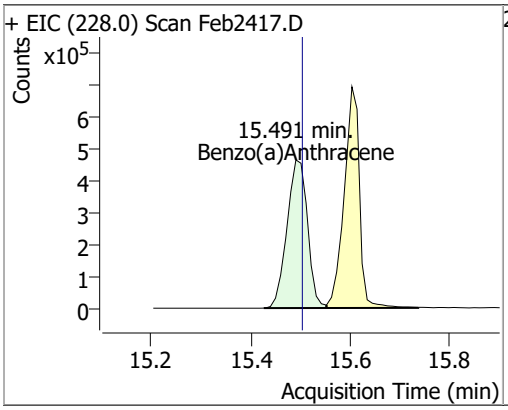

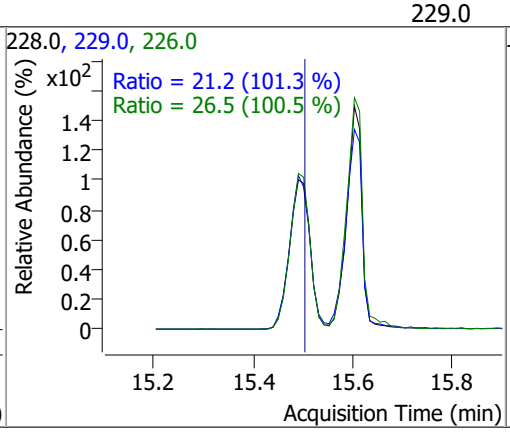

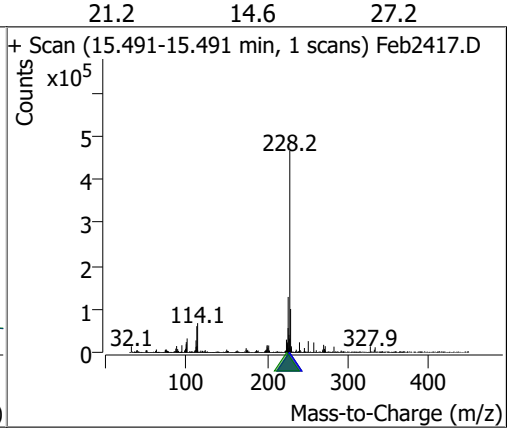

Compound	Conc.	RT	Dev(Min)	Resp.	QIon	QRatio	Lower	Upper
Chrysene	76.5123	15.60	-0.01	1489801	226.0	29.1	20.4	37.9
					229.0	20.1	14.3	26.5

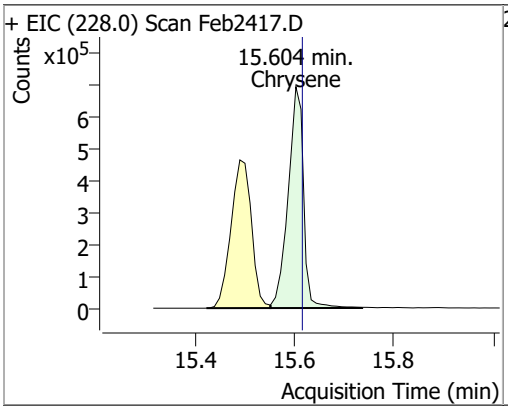

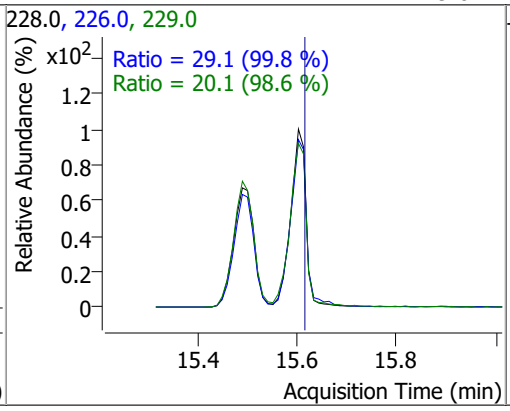

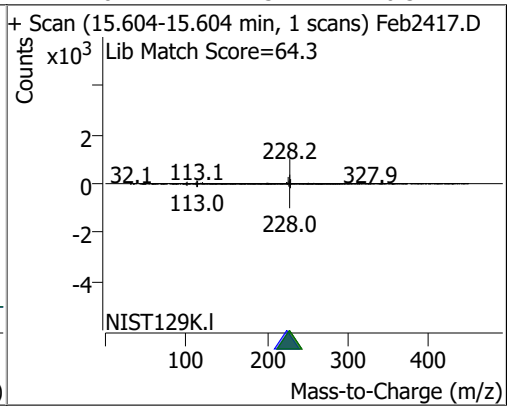

Compound	Conc.	RT	Dev(Min)	Resp.	QIon	QRatio	Lower	Upper
3,3-Dichlorobenzidine	74.3353	15.65	0.00	453329	254.0	64.1	45.2	83.9

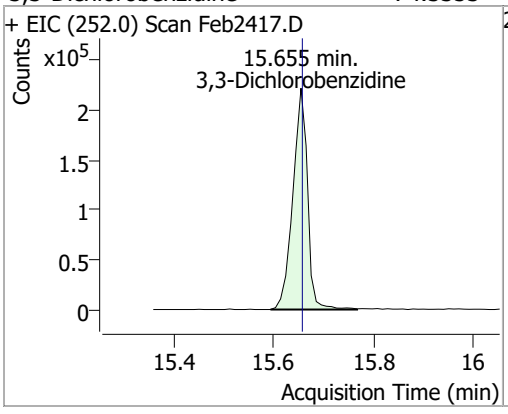

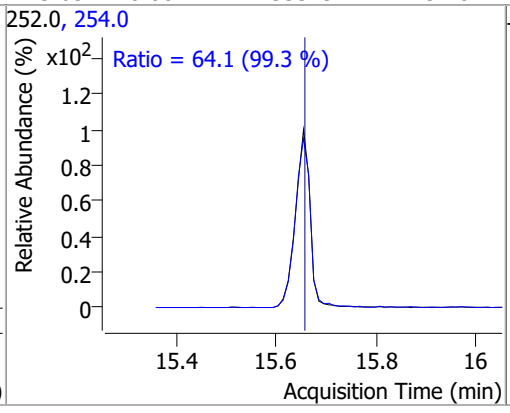

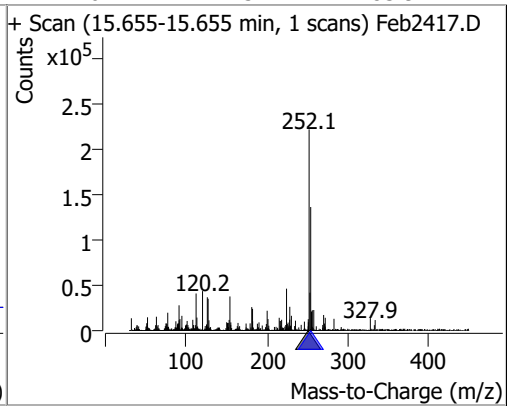

Compound	Conc.	RT	Dev(Min)	Resp.	QIon	QRatio	Lower	Upper
bis(2-ethylhexyl)Phthalate	79.9637	16.35	0.00	180686	149.0	392.0	273.7	508.3
					279.0	12.8	9.4	17.4

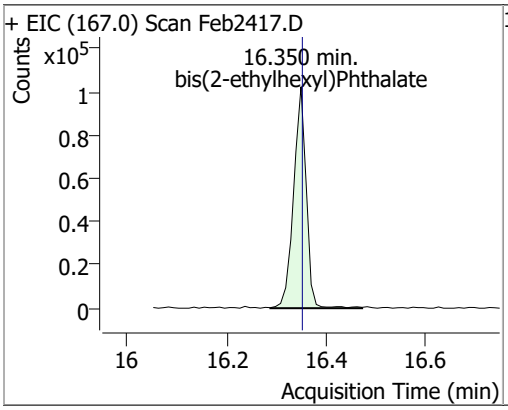

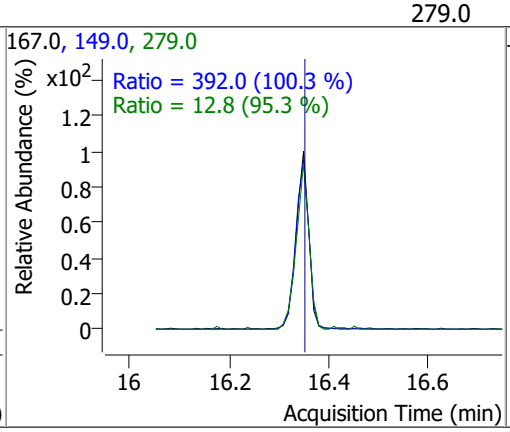

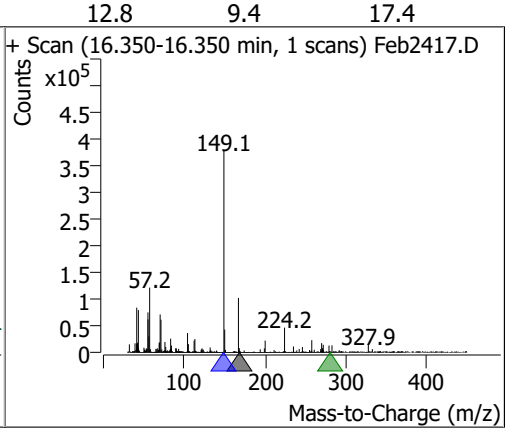

Compound	Conc.	RT	Dev(Min)	Resp.	QIon	QRatio	Lower	Upper
Di-n-octyl Phthalate	79.9597	18.11	-0.01	1251355	150.0	9.5	6.6	12.3

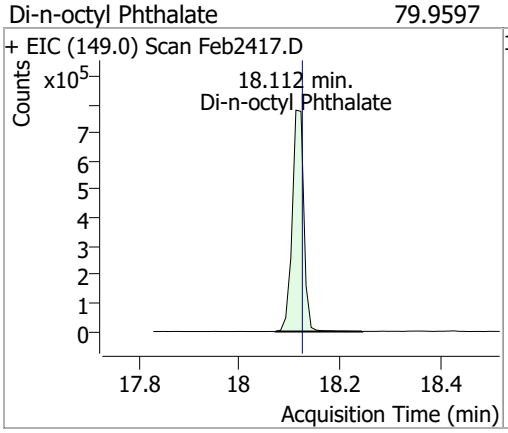

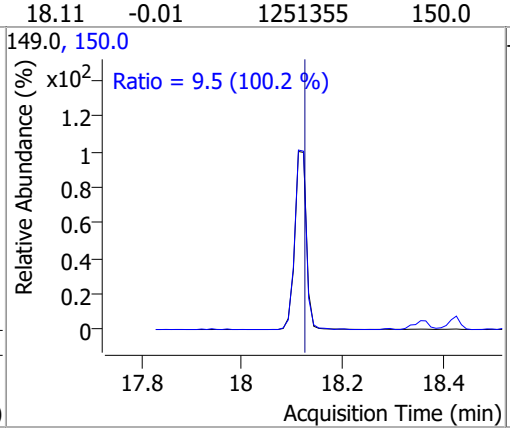

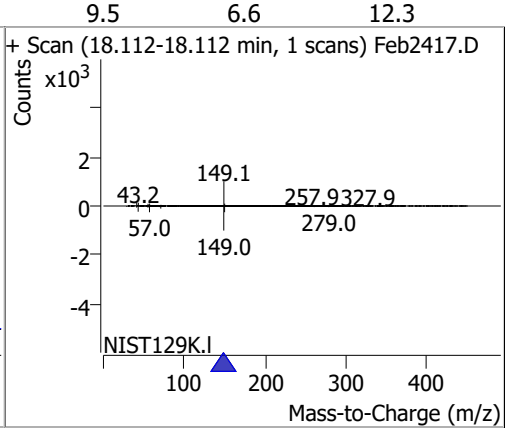

Compound	Conc.	RT	Dev(Min)	Resp.	QIon	QRatio	Lower	Upper
Benzo(b)fluoranthene	75.3180	18.37	0.00	1299794	253.0	22.3	16.0	29.7

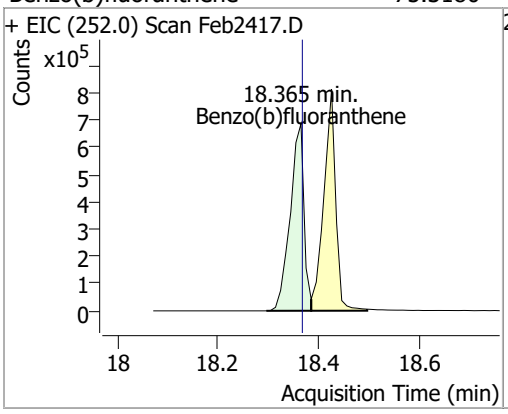

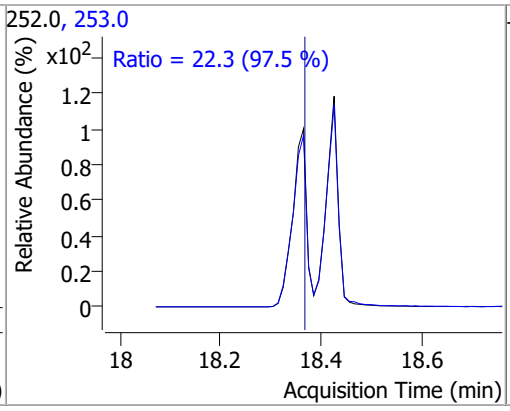

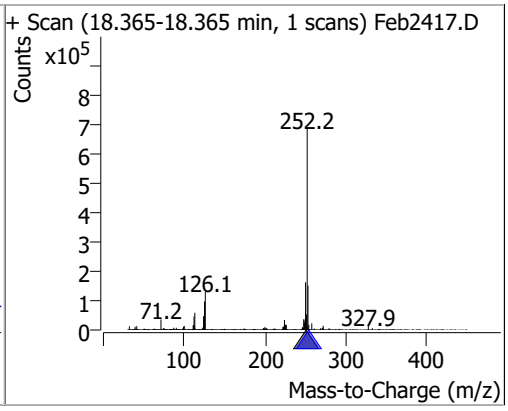

Compound	Conc.	RT	Dev(Min)	Resp.	QIon	QRatio	Lower	Upper
Benzo(k)fluoranthene	73.3739	18.43	0.00	1330552	253.0	22.4	16.0	29.7

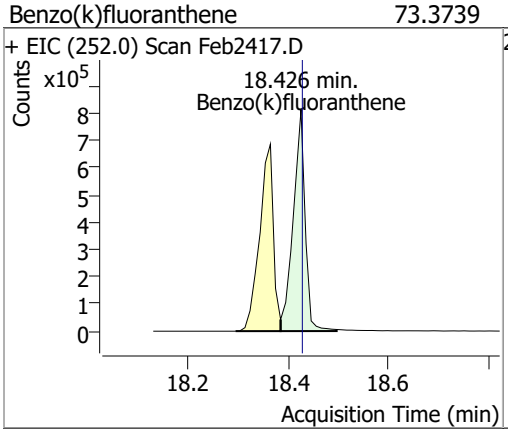

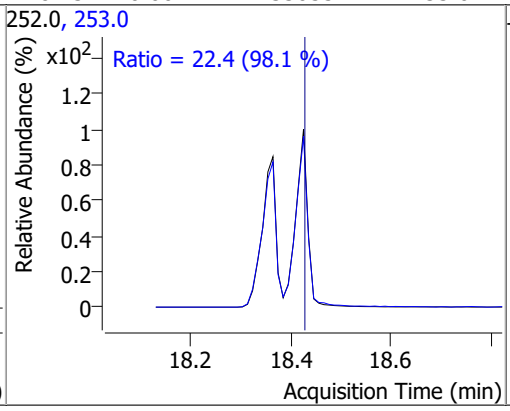

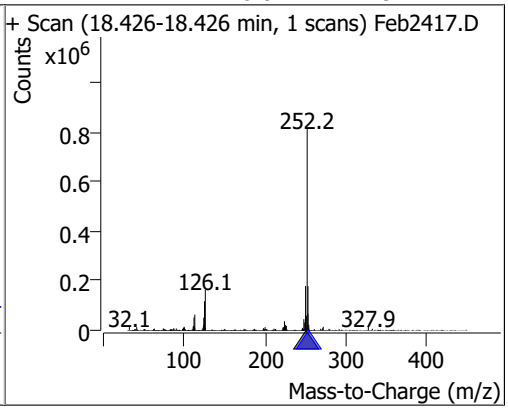

Compound	Conc.	RT	Dev(Min)	Resp.	QIon	QRatio	Lower	Upper
Benzo(a)pyrene	76.5232	18.97	0.00	1248746	253.0	22.3	15.8	29.4

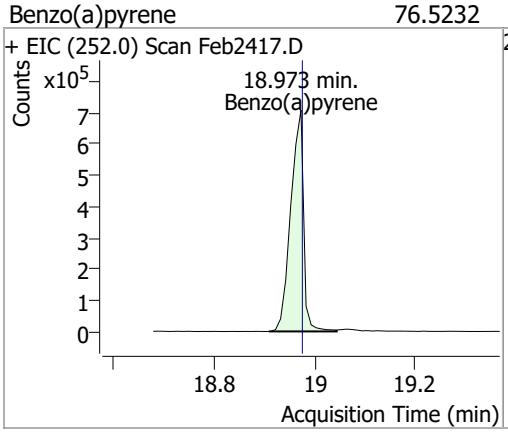

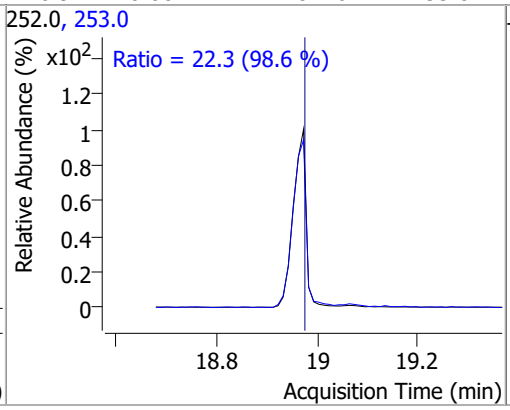

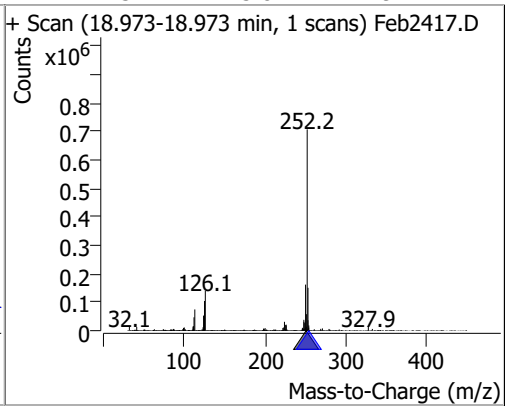

Compound	Conc.	RT	Dev(Min)	Resp.	QIon	QRatio	Lower	Upper
Indeno(1,2,3-c,d)pyrene	74.1180	20.74	0.00	1015456	138.0	32.9	21.2	39.3

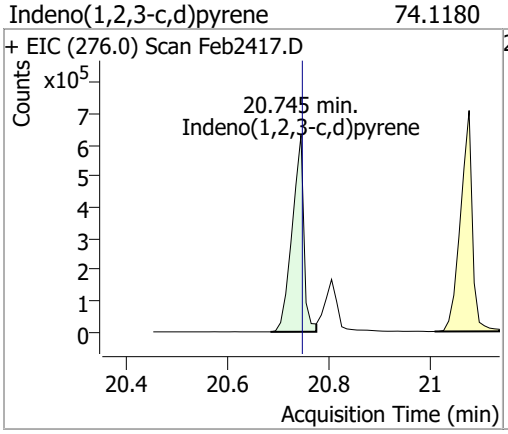

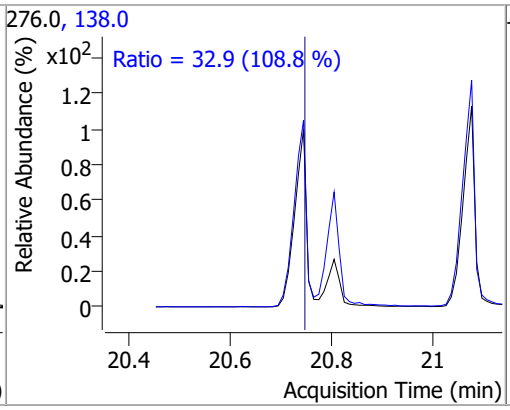

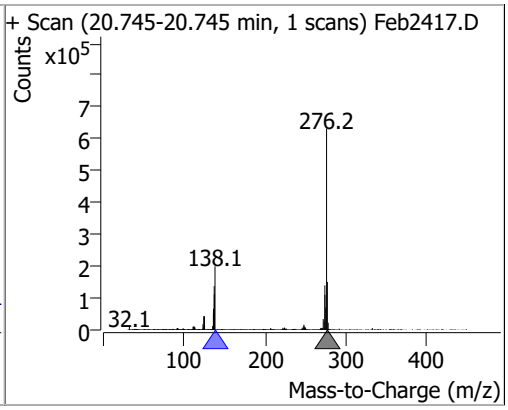

Compound	Conc.	RT	Dev(Min)	Resp.	QIon	QRatio	Lower	Upper
Dibenzo(a,h)anthracene	74.4374	20.81	0.00	1109703	139.0	25.6	17.7	32.9
					279.0	24.4	16.8	31.3

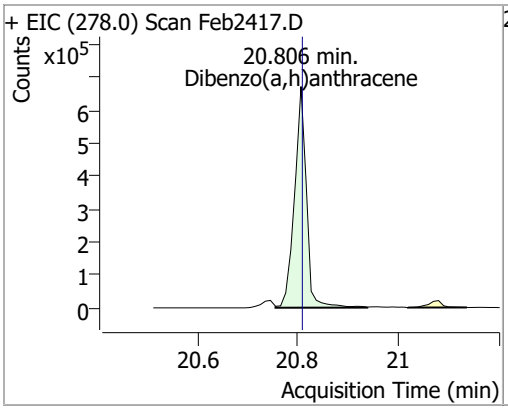

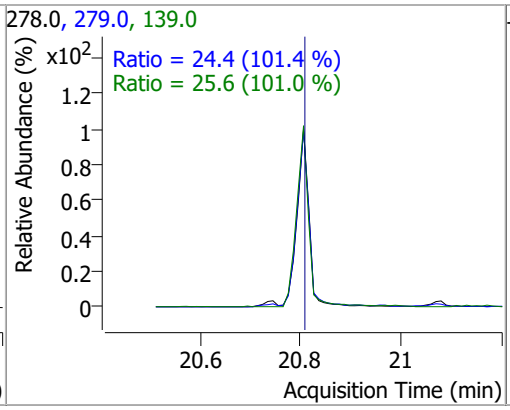

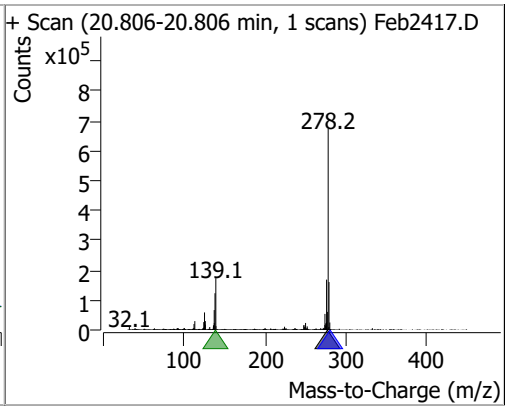

Compound	Conc.	RT	Dev(Min)	Resp.	QIon	QRatio	Lower	Upper
Benzo(g,h,i)perylene	73.8916	21.08	0.00	1166915	138.0	34.8	22.6	42.1
					277.0	24.2	16.5	30.6

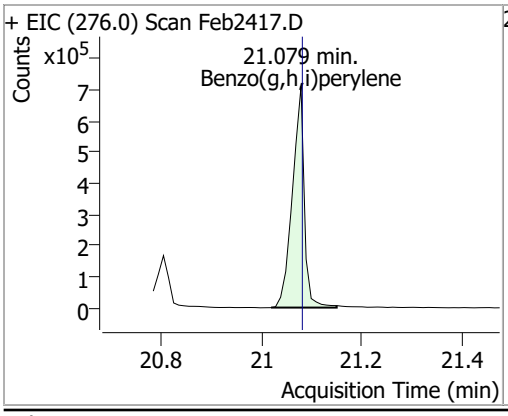

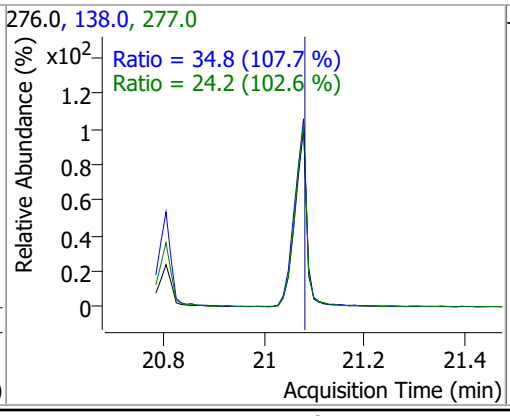

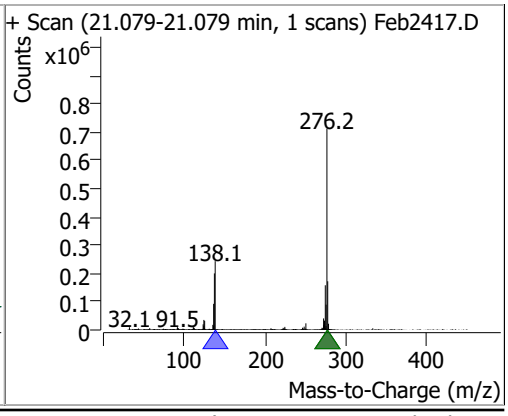

Audit Trail report

Batch name and path: \\MASSHUNTER\Org\Data\SV5973N.I\sd022422\DoD BNA 1\QuantResults\022422 DoD BNA.batch.bin
Quant batch version: 10.0
Quant reporting version: 10.0

Name	User	Time	Action	Reason	Comment	Succeed	Exception
CmdNewBatchTable	BL2000\sean	2/25/2022 7:26:29 AM	Create new batch \\MASSHUNTER\Org\Data\SV5973N.I\sd022422\DoD BNA 1\022422 DoD BNA.batch.bin			✓	
CmdImportSamplesFromWorklist	BL2000\sean	2/25/2022 7:30:15 AM	Add samples from worklist: \\MASSHUNTER\Org\Data\SV5973N.I\sd022422\DoD BNA 1\Feb2424.D, \\MASSHUNTER\Org\Data\SV5973N.I\sd022422\DoD BNA 1\Feb2423.D, \\MASSHUNTER\Org\Data\SV5973N.I\sd022422\DoD BNA 1\Feb2422.D, \\MASSHUNTER\Org\Data\SV5973N.I\sd022422\DoD BNA 1\Feb2421.D, \\MASSHUNTER\Org\Data\SV5973N.I\sd022422\DoD BNA 1\Feb2420.D, \\MASSHUNTER\Org\Data\SV5973N.I\sd022422\DoD BNA 1\Feb2419.D, \\MASSHUNTER\Org\Data\SV5973N.I\sd022422\DoD BNA 1\Feb2418.D, \\MASSHUNTER\Org\Data\SV5973N.I\sd022422\DoD BNA 1\Feb2417.D, \\MASSHUNTER\Org\Data\SV5973N.I\sd022422\DoD BNA 1\Feb2416.D, \\MASSHUNTER\Org\Data\SV5973N.I\sd022422\DoD BNA 1\Feb2415.D, \\MASSHUNTER\Org\Data\SV5973N.I\sd022422\DoD BNA 1\Feb2414.D, \\MASSHUNTER\Org\Data\SV5973N.I\sd022422\DoD BNA 1\Feb2413.D, \\MASSHUNTER\Org\Data\SV5973N.I\sd022422\DoD BNA 1\Feb2412.D, \\MASSHUNTER\Org\Data\SV5973N.I\sd022422\DoD BNA 1\Feb2411.D, \\MASSHUNTER\Org\Data\SV5973N.I\sd022422\DoD BNA 1\Feb2410.D, \\MASSHUNTER\Org\Data\SV5973N.I\sd022422\DoD BNA 1\Feb2409.D, \\MASSHUNTER\Org\Data\SV5973N.I\sd022422\DoD BNA 1\Feb2408.D, \\MASSHUNTER\Org\Data\SV5973N.I\sd022422\DoD BNA 1\Feb2407.D, \\MASSHUNTER\Org\Data\SV5973N.I\sd022422\DoD BNA 1\Feb2406.D, \\MASSHUNTER\Org\Data\SV5973N.I\sd022422\DoD BNA 1\Feb2405.D, \\MASSHUNTER\Org\Data\SV5973N.I\sd022422\DoD BNA 1\Feb2404.D, \\MASSHUNTER\Org\Data\SV5973N.I\sd022422\DoD BNA 1\Feb2403.D, \\MASSHUNTER\Org\Data\SV5973N.I\sd022422\DoD BNA 1\Feb2402.D, \\MASSHUNTER\Org\Data\SV5973N.I\sd022422\DoD BNA 1\Feb2401.D			✓	

Name	User	Time	Action	Reason	Comment	Succeed	Exception
CmdSetSampleAttribute	BL2000\sean	2/25/2022 7:37:12 AM	Set SampleType = TuneCheck for sample Feb2401.D; previous value = Sample			✓	
CmdSaveBatchTable	BL2000\sean	2/25/2022 7:37:55 AM	Save batch \\MASSHUNTER\Org\Data\SV5973N.I\sd022422\DoD BNA 1\QuantResults\022422 DoD BNA.batch.bin			✓	
CmdOpenAndApplyMethodFromBatch	BL2000\sean	2/25/2022 7:40:33 AM	Open and apply method from batch: \\MASSHUNTER\Org\Data\SV5973N.I\sd022322\BNA et al 1\022322 BNA.batch.bin			✓	
CmdSetSampleAttribute	BL2000\sean	2/25/2022 7:40:49 AM	Set SampleType = CC for sample Feb2402.D; previous value = Sample			✓	
CmdSetSampleAttribute	BL2000\sean	2/25/2022 7:40:57 AM	Set LevelName = CCV for sample Feb2402.D; previous value =			✓	
CmdSetSampleAttribute	BL2000\sean	2/25/2022 7:41:13 AM	Set SampleType = Blank for sample Feb2404.D; previous value = Sample			✓	
CmdSetSampleAttribute	BL2000\sean	2/25/2022 7:41:27 AM	Set SampleType = MatrixBlank for sample Feb2405.D; previous value = Sample			✓	
CmdSetSampleAttribute	BL2000\sean	2/25/2022 7:41:35 AM	Set SampleType = Matrix for sample Feb2405.D; previous value = MatrixBlank			✓	
CmdSetSampleAttribute	BL2000\sean	2/25/2022 7:41:47 AM	Set SampleType = MatrixDup for sample Feb2406.D; previous value = Sample			✓	
CmdSetSampleAttribute	BL2000\sean	2/25/2022 7:41:55 AM	Set SampleType = Matrix for sample Feb2408.D; previous value = Sample			✓	
CmdSetSampleAttribute	BL2000\sean	2/25/2022 7:41:59 AM	Set SampleInformation = MatrixA for sample Feb2408.D; previous value =			✓	
CmdSetSampleAttribute	BL2000\sean	2/25/2022 7:42:06 AM	Set SampleInformation = MatrixA for sample Feb2406.D; previous value =			✓	
CmdSetSampleAttribute	BL2000\sean	2/25/2022 7:42:07 AM	Set SampleInformation = MatrixA for sample Feb2405.D; previous value =			✓	
CmdSetSampleAttribute	BL2000\sean	2/25/2022 7:42:11 AM	Set MatrixSpikeGroup = MB-163957 for sample Feb2404.D; previous value =			✓	
CmdSetSampleAttribute	BL2000\sean	2/25/2022 7:42:12 AM	Set MatrixSpikeGroup = MB-163957 for sample Feb2405.D; previous value =			✓	
CmdSetSampleAttribute	BL2000\sean	2/25/2022 7:42:13 AM	Set MatrixSpikeGroup = MB-163957 for sample Feb2406.D; previous value =			✓	
CmdSetSampleAttribute	BL2000\sean	2/25/2022 7:42:16 AM	Set MatrixSpikeGroup = B22021435-001C for sample Feb2407.D; previous value =			✓	
CmdSetSampleAttribute	BL2000\sean	2/25/2022 7:42:17 AM	Set MatrixSpikeGroup = B22021435-001C for sample Feb2408.D; previous value =			✓	

Name	User	Time	Action	Reason	Comment	Succeed	Exception
CmdSetSampleAttribute	BL2000\sean	2/25/2022 7:42:24 AM	Set SampleInformation = MatrixA for sample Feb2410.D; previous value =			✓	
CmdSetSampleAttribute	BL2000\sean	2/25/2022 7:42:34 AM	Set SampleType = Matrix for sample Feb2410.D; previous value = Sample			✓	
CmdSetSampleAttribute	BL2000\sean	2/25/2022 7:42:37 AM	Set MatrixSpikeGroup = B22021435-006C for sample Feb2409.D; previous value =			✓	
CmdSetSampleAttribute	BL2000\sean	2/25/2022 7:42:38 AM	Set MatrixSpikeGroup = B22021435-006C for sample Feb2410.D; previous value =			✓	
CmdSetSampleAttribute	BL2000\sean	2/25/2022 7:42:54 AM	Set SampleType = CC for sample Feb2417.D; previous value = Sample			✓	
CmdSetSampleAttribute	BL2000\sean	2/25/2022 7:43:04 AM	Set LevelName = CCV for sample Feb2417.D; previous value =			✓	
CmdSetSampleAttribute	BL2000\sean	2/25/2022 7:43:14 AM	Set SampleInformation = MatrixA for sample Feb2419.D; previous value =			✓	
CmdSetSampleAttribute	BL2000\sean	2/25/2022 7:43:15 AM	Set SampleInformation = MatrixA for sample Feb2422.D; previous value =			✓	
CmdSetSampleAttribute	BL2000\sean	2/25/2022 7:43:17 AM	Set SampleInformation = MatrixA for sample Feb2424.D; previous value =			✓	
CmdSetSampleAttribute	BL2000\sean	2/25/2022 7:43:21 AM	Set MatrixSpikeGroup = B22021273-002A for sample Feb2423.D; previous value =			✓	
CmdSetSampleAttribute	BL2000\sean	2/25/2022 7:43:22 AM	Set MatrixSpikeGroup = B22021273-002A for sample Feb2424.D; previous value =			✓	
CmdSetSampleAttribute	BL2000\sean	2/25/2022 7:43:24 AM	Set MatrixSpikeGroup = B22021231-002A for sample Feb2421.D; previous value =			✓	
CmdSetSampleAttribute	BL2000\sean	2/25/2022 7:43:25 AM	Set MatrixSpikeGroup = B22021231-002A for sample Feb2422.D; previous value =			✓	
CmdSetSampleAttribute	BL2000\sean	2/25/2022 7:43:28 AM	Set MatrixSpikeGroup = MB-163901 for sample Feb2418.D; previous value =			✓	
CmdSetSampleAttribute	BL2000\sean	2/25/2022 7:43:29 AM	Set MatrixSpikeGroup = MB-163901 for sample Feb2419.D; previous value =			✓	
CmdSetSampleAttribute	BL2000\sean	2/25/2022 7:43:42 AM	Set SampleType = Blank for sample Feb2418.D; previous value = Sample			✓	
CmdSetSampleAttribute	BL2000\sean	2/25/2022 7:43:54 AM	Set SampleType = Matrix for sample Feb2419.D; previous value = Sample			✓	
CmdSetSampleAttribute	BL2000\sean	2/25/2022 7:44:07 AM	Set SampleType = Matrix for sample Feb2422.D; previous value = Sample			✓	
CmdSetSampleAttribute	BL2000\sean	2/25/2022 7:44:23 AM	Set SampleType = Matrix for sample Feb2424.D; previous value = Sample			✓	
CmdQuantitate	BL2000\sean	2/25/2022 7:48:35 AM	Quantitate all compounds in all samples			✓	

Name	User	Time	Action	Reason	Comment	Succeed	Exception
CmdManuallyIntegratePeak	BL2000\sean	2/25/2022 7:50:13 AM	Manually integrate compound Benzoic Acid in sample Feb2402.D, from x, y = 6.085, 197 to 6.475, 0, result = 155477; previous integration is from x, y = 6.100, 527 to 6.259, 651 and previous response = 133850.			✓	
CmdManuallyIntegrate DropBaseline	BL2000\sean	2/25/2022 7:50:14 AM	Drop baseline for compound Benzoic Acid in sample Feb2402.D to y = 0, new integration is from x, y = 6.085, 0 to 6.475, 0 and new response = 157788; previous integration is from x, y = 6.085, 197 to 6.475, 0 and previous response = 155477.			✓	
CmdManuallyIntegrateSplit	BL2000\sean	2/25/2022 7:50:20 AM	Split qualifier 77.0 of compound Benzoic Acid in sample Feb2402.D and keep left peak, new integration is from x, y = 6.099, 1373.22791017907 to 6.270, 1398.21107036436 and new response = 102451, previous integration is from x, y = 6.099, 1373 to 6.331, 1407 and previous response = 148652.			✓	
CmdManuallyIntegrateApplyTargetRtToQualifier	BL2000\sean	2/25/2022 7:50:28 AM	Apply target integration range 4.470-4.552 to qualifier 65.0 for compound Aniline in sample Feb2402.D, new integration is from x, y = 4.470, 1007 to 4.552, 9970 and new response = 143032; previously no peak.			✓	
CmdManuallyIntegrate DropBaseline	BL2000\sean	2/25/2022 7:50:28 AM	Drop baseline for qualifier 65.0 of compound Aniline in sample Feb2402.D to y = 1007, new integration is from x, y = 4.470, 1007 to 4.552, 1007 and new response = 164996; previous integration is from x, y = 4.470, 1007 to 4.552, 9970 and previous response = 143032.			✓	
CmdManuallyIntegrateApplyTargetRtToQualifier	BL2000\sean	2/25/2022 7:50:41 AM	Apply target integration range 4.818-4.930 to qualifier 111.0 for compound 1,4-Dichlorobenzene in sample Feb2402.D, new integration is from x, y = 4.818, 459 to 4.930, 391 and new response = 235414; previous integration is from x, y = 4.981, 0 to 5.093, 0 and previous response = 251326.			✓	
CmdManuallyIntegrate DropBaseline	BL2000\sean	2/25/2022 7:50:43 AM	Drop baseline for qualifier 111.0 of compound 1,4-Dichlorobenzene in sample Feb2402.D to y = 391, new integration is from x, y = 4.818, 391 to 4.930, 391 and new response = 235643; previous integration is from x, y = 4.818, 459 to 4.930, 391 and previous response = 235414.			✓	

Name	User	Time	Action	Reason	Comment	Succeed	Exception
CmdManuallyIntegratePeak	BL2000\sean	2/25/2022 7:53:03 AM	Manually integrate compound 1,2-Dichlorobenzene in sample Feb2402.D, from x, y = 4.971, 237584 to 5.073, 277349, result = -908785; previous integration is from x, y = 4.818, 0 to 4.930, 0 and previous response = 668498.			✓	
CmdManuallyIntegrateSnapBaseline	BL2000\sean	2/25/2022 7:53:04 AM	Snap baseline for compound 1,2-Dichlorobenzene in sample Feb2402.D, from x = 4.971 to x = 5.073, new integration is from x, y = 4.971, 687 to 5.073, 1493 and new response = 662290; previous integration is from x, y = 4.971, 237584 to 5.073, 277349 and previous response = -908785.			✓	
CmdManuallyIntegrateApplyTargetRtToQualifier	BL2000\sean	2/25/2022 7:53:07 AM	Apply target integration range 4.971-5.073 to qualifier 148.0 for compound 1,2-Dichlorobenzene in sample Feb2402.D, new integration is from x, y = 4.971, 0 to 5.073, 1558 and new response = 427098; previously no peak.			✓	
CmdManuallyIntegratePeak	BL2000\sean	2/25/2022 7:53:20 AM	Manually integrate compound 4Methylphenol/3Methylphenol in sample Feb2402.D, from x, y = 5.369, 367278 to 5.379, 376149, result = -226690; previous integration is from x, y = 5.186, 1379 to 5.287, 1431 and previous response = 441449.			✓	
CmdManuallyIntegratePeak	BL2000\sean	2/25/2022 7:53:23 AM	Manually integrate compound 4Methylphenol/3Methylphenol in sample Feb2402.D, from x, y = 5.349, 274572 to 5.532, 337757, result = -2696430; previous integration is from x, y = 5.369, 367278 to 5.379, 376149 and previous response = -226690.			✓	
CmdManuallyIntegrateSnapBaseline	BL2000\sean	2/25/2022 7:53:24 AM	Snap baseline for compound 4Methylphenol/3Methylphenol in sample Feb2402.D, from x = 5.349 to x = 5.532, new integration is from x, y = 5.349, 1865 to 5.532, 3866 and new response = 648956; previous integration is from x, y = 5.349, 274572 to 5.532, 337757 and previous response = -2696430.			✓	
CmdManuallyIntegrateDropBaseline	BL2000\sean	2/25/2022 7:53:25 AM	Drop baseline for compound 4Methylphenol/3Methylphenol in sample Feb2402.D to y = 1865, new integration is from x, y = 5.349, 1865 to 5.532, 1865 and new response = 659991; previous integration is from x, y = 5.349, 1865 to 5.532, 3866 and previous response = 648956.			✓	

Name	User	Time	Action	Reason	Comment	Succeed	Exception
CmdManuallyIntegrateSplit	BL2000\sean	2/25/2022 7:53:26 AM	Split peak for compound 4Methylphenol/3Methylphenol in sample Feb2402.D and keep left peak, new integration is from x, y = 5.349, 1865 to 5.471, 1865 and new response = 639950, previous integration is from x, y = 5.349, 1865 to 5.532, 1865 and previous response = 659991.			✓	
CmdManuallyIntegrateApplyTargetRtToQualifier	BL2000\sean	2/25/2022 7:53:32 AM	Apply target integration range 5.349-5.471 to qualifier 108.0 for compound 4Methylphenol/3Methylphenol in sample Feb2402.D, new integration is from x, y = 5.349, 2252 to 5.471, 7532 and new response = 508002; previously no peak.			✓	
CmdManuallyIntegrateDropBaseline	BL2000\sean	2/25/2022 7:53:33 AM	Drop baseline for qualifier 108.0 of compound 4Methylphenol/3Methylphenol in sample Feb2402.D to y = 2252, new integration is from x, y = 5.349, 2252 to 5.471, 2252 and new response = 527417; previous integration is from x, y = 5.349, 2252 to 5.471, 7532 and previous response = 508002.			✓	
CmdManuallyIntegrateSplit	BL2000\sean	2/25/2022 7:53:41 AM	Split qualifier 77.0 of compound Nitrobenzene in sample Feb2402.D and keep right peak, new integration is from x, y = 5.451, 2304.22089721173 to 5.563, 2039.37738986055 and new response = 330753, previous integration is from x, y = 5.379, 2474 to 5.563, 2039 and previous response = 517421.			✓	
CmdManuallyIntegrateApplyTargetRtToQualifier	BL2000\sean	2/25/2022 7:53:52 AM	Apply target integration range 6.280-6.383 to qualifier 129.0 for compound Naphthalene in sample Feb2402.D, new integration is from x, y = 6.280, 478 to 6.383, 881 and new response = 130490; previously no peak.			✓	
CmdManuallyIntegrateDropBaseline	BL2000\sean	2/25/2022 7:53:53 AM	Drop baseline for qualifier 129.0 of compound Naphthalene in sample Feb2402.D to y = 478, new integration is from x, y = 6.280, 478 to 6.383, 478 and new response = 131732; previous integration is from x, y = 6.280, 478 to 6.383, 881 and previous response = 130490.			✓	

Name	User	Time	Action	Reason	Comment	Succeed	Exception
CmdManuallyIntegrateSplit	BL2000\sean	2/25/2022 7:53:59 AM	Split qualifier 129.0 of compound p-Chloroaniline in sample Feb2402.D and keep right peak, new integration is from x, y = 6.362, 292.862888068915 to 6.547, 336.410432397291 and new response = 192966, previous integration is from x, y = 6.167, 247 to 6.547, 336 and previous response = 328398.			✓	
CmdManuallyIntegrateSplit	BL2000\sean	2/25/2022 7:54:00 AM	Split qualifier 129.0 of compound p-Chloroaniline in sample Feb2402.D and keep left peak, new integration is from x, y = 6.362, 292.862888068915 to 6.455, 314.634697040229 and new response = 180587, previous integration is from x, y = 6.362, 293 to 6.547, 336 and previous response = 192966.			✓	
CmdManuallyIntegratePeak	BL2000\sean	2/25/2022 7:54:08 AM	Manually integrate compound 4-Chloro-3-Methylphenol in sample Feb2402.D, from x, y = 7.030, 156142 to 7.266, 182287, result = -2053979; previous integration is from x, y = 6.904, 443 to 6.999, 597 and previous response = 310075.			✓	
CmdManuallyIntegrateSnapBaseline	BL2000\sean	2/25/2022 7:54:09 AM	Snap baseline for compound 4-Chloro-3-Methylphenol in sample Feb2402.D, from x = 7.030 to x = 7.266, new integration is from x, y = 7.030, 2409 to 7.266, 1498 and new response = 316440; previous integration is from x, y = 7.030, 156142 to 7.266, 182287 and previous response = -2053979.			✓	
CmdManuallyIntegrateDropBaseline	BL2000\sean	2/25/2022 7:54:09 AM	Drop baseline for compound 4-Chloro-3-Methylphenol in sample Feb2402.D to y = 1498, new integration is from x, y = 7.030, 1498 to 7.266, 1498 and new response = 322895; previous integration is from x, y = 7.030, 2409 to 7.266, 1498 and previous response = 316440.			✓	
CmdManuallyIntegrateApplyTargetRtToQualifier	BL2000\sean	2/25/2022 7:54:12 AM	Apply target integration range 7.030-7.266 to qualifier 144.0 for compound 4-Chloro-3-Methylphenol in sample Feb2402.D, new integration is from x, y = 7.030, 864 to 7.266, 681 and new response = 91965; previously no peak.			✓	
CmdManuallyIntegrateDropBaseline	BL2000\sean	2/25/2022 7:54:13 AM	Drop baseline for qualifier 144.0 of compound 4-Chloro-3-Methylphenol in sample Feb2402.D to y = 681, new integration is from x, y = 7.030, 681 to 7.266, 681 and new response = 93262; previous integration is from x, y = 7.030, 864 to 7.266, 681 and previous response = 91965.			✓	

Name	User	Time	Action	Reason	Comment	Succeed	Exception
CmdManuallyIntegrateSplit	BL2000\sean	2/25/2022 7:54:14 AM	Split qualifier 144.0 of compound 4-Chloro-3-Methylphenol in sample Feb2402.D and keep left peak, new integration is from x, y = 7.030, 681 to 7.215, 681 and new response = 88814, previous integration is from x, y = 7.030, 681 to 7.266, 681 and previous response = 93262.			✓	
CmdSetTargetCompoundAttribute	BL2000\sean	2/25/2022 7:54:23 AM	Set UserAnnotation = CO for compound 4-Chloro-3-Methylphenol in sample Feb2402.D; previous value =			✓	
CmdManuallyIntegratePeak	BL2000\sean	2/25/2022 7:54:32 AM	Manually integrate compound 2,4,5-Trichlorophenol in sample Feb2402.D, from x, y = 7.440, 126130 to 7.707, 120373, result = -1539428; previous integration is from x, y = 7.471, 0 to 7.553, 0 and previous response = 210976.			✓	
CmdManuallyIntegrateSnapBaseline	BL2000\sean	2/25/2022 7:54:34 AM	Snap baseline for compound 2,4,5-Trichlorophenol in sample Feb2402.D, from x = 7.440 to x = 7.707, new integration is from x, y = 7.440, 0 to 7.707, 546 and new response = 430811; previous integration is from x, y = 7.440, 126130 to 7.707, 120373 and previous response = -1539428.			✓	
CmdManuallyIntegrateDropBaseline	BL2000\sean	2/25/2022 7:54:35 AM	Drop baseline for compound 2,4,5-Trichlorophenol in sample Feb2402.D to y = 0, new integration is from x, y = 7.440, 0 to 7.707, 0 and new response = 435184; previous integration is from x, y = 7.440, 0 to 7.707, 546 and previous response = 430811.			✓	
CmdManuallyIntegrateSplit	BL2000\sean	2/25/2022 7:54:36 AM	Split peak for compound 2,4,5-Trichlorophenol in sample Feb2402.D and keep right peak, new integration is from x, y = 7.553, 0 to 7.707, 0 and new response = 224209, previous integration is from x, y = 7.440, 0 to 7.707, 0 and previous response = 435184.			✓	
CmdSetTargetCompoundAttribute	BL2000\sean	2/25/2022 7:54:38 AM	Set UserAnnotation = CO for compound 2,4,5-Trichlorophenol in sample Feb2402.D; previous value =			✓	
CmdManuallyIntegrateApplyTargetRtToQualifier	BL2000\sean	2/25/2022 7:54:39 AM	Apply target integration range 7.553-7.707 to qualifier 198.0 for compound 2,4,5-Trichlorophenol in sample Feb2402.D, new integration is from x, y = 7.553, 2391 to 7.707, 498 and new response = 196079; previously no peak.			✓	

Name	User	Time	Action	Reason	Comment	Succeed	Exception
CmdManuallyIntegrateDropBaseline	BL2000\sean	2/25/2022 7:54:40 AM	Drop baseline for qualifier 198.0 of compound 2,4,5-Trichlorophenol in sample Feb2402.D to y = 498, new integration is from x, y = 7.553, 498 to 7.707, 498 and new response = 204828; previous integration is from x, y = 7.553, 2391 to 7.707, 498 and previous response = 196079.			✓	
CmdManuallyIntegrateApplyTargetRtToQualifier	BL2000\sean	2/25/2022 7:54:47 AM	Apply target integration range 8.149-8.292 to qualifier 153.1 for compound Acenaphthylene in sample Feb2402.D, new integration is from x, y = 8.149, 0 to 8.292, 582 and new response = 173556; previously no peak.			✓	
CmdManuallyIntegrateApplyTargetRtToQualifier	BL2000\sean	2/25/2022 7:54:57 AM	Apply target integration range 8.466-8.630 to qualifier 154.0 for compound 2,4-Dinitrophenol in sample Feb2402.D, new integration is from x, y = 8.466, 2248 to 8.630, 1016 and new response = 32620; previous integration is from x, y = 8.384, 409 to 8.476, 474 and previous response = 698792.			✓	
CmdManuallyIntegrateDropBaseline	BL2000\sean	2/25/2022 7:54:58 AM	Drop baseline for qualifier 154.0 of compound 2,4-Dinitrophenol in sample Feb2402.D to y = 1016, new integration is from x, y = 8.466, 1016 to 8.630, 1016 and new response = 38669; previous integration is from x, y = 8.466, 2248 to 8.630, 1016 and previous response = 32620.			✓	
CmdManuallyIntegrateSplit	BL2000\sean	2/25/2022 7:55:05 AM	Split qualifier 63.0 of compound 2,4-Dinitrotoluene in sample Feb2402.D and keep right peak, new integration is from x, y = 8.640, 1195.1533245184 to 8.691, 1154.76580664695 and new response = 68043, previous integration is from x, y = 8.599, 1227 to 8.691, 1155 and previous response = 130895.			✓	
CmdManuallyIntegrateSplit	BL2000\sean	2/25/2022 7:55:09 AM	Split qualifier 167.0 of compound Fluorene in sample Feb2402.D and keep left peak, new integration is from x, y = 8.978, 0 to 9.172, 0 and new response = 126775, previous integration is from x, y = 8.978, 0 to 9.346, 0 and previous response = 346962.			✓	
CmdSaveBatchTable	BL2000\sean	2/25/2022 7:55:55 AM	Save batch \\MASSHUNTER\Org\Data\SV5973N.I\sd022422\DoD BNA 1\QuantResults\022422 DoD BNA.batch.bin			✓	

Name	User	Time	Action	Reason	Comment	Succeed	Exception
CmdCalibrate	BL2000\sean	2/25/2022 7:56:15 AM	Replace level CCV with CC sample Feb2402.D for compounds {Terphenyl-d14, 2,4,6-Tribromophenol, 2-Fluorobiphenyl, Nitrobenzene-d5, Phenol-d5, 2-Fluorophenol, Benzo(g,h,i)perylene, Dibenzo(a,h)anthracene, Indeno(1,2,3-c,d)pyrene, Benzo(a)pyrene, Benzo(k)fluoranthene, Benzo(b)fluoranthene, Di-n-octyl Phthalate, bis(2-ethylhexyl)Phthalate, 3,3-Dichlorobenzidine, Chrysene, Benzo(a)Anthracene, Butylbenzylphthalate, Pyrene, Benzidine, Fluoranthene, Di-n-Butylphthalate, Triallate, Anthracene, Phenanthrene, Pentachlorophenol, Hexachlorobenzene, 4-Bromophenyl-phenylether, Azobenzene, N-nitrosodiphenylamine, 4,6-Dinitro-2-methylphenol, 4-Nitroaniline, Diethylphthalate, 4-Chlorophenyl-phenylether, Fluorene, 2,4-Dinitrotoluene, 4-Nitrophenol, Dibenzofuran, 2,4-Dinitrophenol, 3-Nitroaniline, Acenaphthene, 2,6-Dinitrotoluene, Acenaphthylene, Dimethyl Phthalate, 2-Nitroaniline, 2-Chloronaphthalene, 2,4,5-Trichlorophenol, 2,4,6-Trichlorophenol, Hexachlorocyclopentadiene, 4-Chloro-2-Methylphenol, 1-Methylnaphthalene, 2-Methylnaphthalene, 4-Chloro-3-Methylphenol, Hexachlorobutadiene, p-Chloroaniline, 4-Chlorophenol, Naphthalene, 1,2,4-Trichlorobenzene, 2,4-Dichlorophenol, bis(-2-Chloroethoxy)Methane, 2,4-Dimethylphenol, 2-Nitrophenol, Isophorone, Nitrobenzene, N-nitroso-Di-n-propylamine, Hexachloroethane, 4Methylphenol/3Methylphenol, 2-Methylphenol, bis(2-chloroisopropyl)Ether, Benzyl Alcohol, 1,2-Dichlorobenzene, 1,4-Dichlorobenzene, 1,3-Dichlorobenzene, 2-Chlorophenol, bis(-2-Chloroethyl)Ether, Phenol, Aniline, Pyridine, Carbazole, Benzoic Acid, o-Terphenyl, N-Nitrosodimethylamine};			✓	
CmdQuantitate	BL2000\sean	2/25/2022 8:00:24 AM	Quantitate all compounds in all samples			✓	
CmdSaveBatchTable	BL2000\sean	2/25/2022 8:01:51 AM	Save batch \\MASSHUNTER\Org\Data\SV5973N.I\sd022422\DoD BNA 1\QuantResults\022422 DoD BNA.batch.bin			✓	

Name	User	Time	Action	Reason	Comment	Succeed	Exception
CmdUpdateRetentionTimes	BL2000\sean	2/25/2022 8:02:31 AM	Update retention time for compound Perylene-d12; Chrysene-d12; Phenanthrene-d10; Acenaphthene-d10; Naphthalene-d8; Terphenyl-d14; 2,4,6-Tribromophenol; 2-Fluorobiphenyl; Nitrobenzene-d5; Phenol-d5; 2-Fluorophenol; Benzo(g,h,i)perylene; Dibenzo(a,h)anthracene; Indeno(1,2,3-c,d)pyrene; Benzo(a)pyrene; Benzo(k)fluoranthene; Benzo(b)fluoranthene; Di-n-octyl Phthalate; bis(2-ethylhexyl)Phthalate; 3,3-Dichlorobenzidine; Chrysene; Benzo(a)Anthracene; Butylbenzylphthalate; Pyrene; Benzidine; Fluoranthene; Di-n-Butylphthalate; Triallate; Anthracene; Phenanthrene; Pentachlorophenol; Hexachlorobenzene; 4-Bromophenyl-phenylether; Azobenzene; N-nitrosodiphenylamine; 4,6-Dinitro-2-methylphenol; 4-Nitroaniline; Diethylphthalate; 4-Chlorophenyl-phenylether; Fluorene; 2,4-Dinitrotoluene; 4-Nitrophenol; Dibenzofuran; 2,4-Dinitrophenol; 3-Nitroaniline; Acenaphthene; 2,6-Dinitrotoluene; Acenaphthylene; Dimethyl Phthalate; 2-Nitroaniline; 2-Chloronaphthalene; 2,4,5-Trichlorophenol; 2,4,6-Trichlorophenol; Hexachlorocyclopentadiene; 4-Chloro-2-Methylphenol; 1-Methylnaphthalene; 2-Methylnaphthalene; 4-Chloro-3-Methylphenol; Hexachlorobutadiene; p-Chloroaniline; 4-Chlorophenol; Naphthalene; 1,2,4-Trichlorobenzene; 2,4-Dichlorophenol; bis(-2-Chloroethoxy)Methane; 2,4-Dimethylphenol; 2-Nitrophenol; Isophorone; Nitrobenzene; N-nitroso-Di-n-propylamine; Hexachloroethane; 4Methylphenol/3Methylphenol; 2-Methylphenol; bis(2-chloroisopropyl)Ether; Benzyl Alcohol; 1,2-Dichlorobenzene; 1,4-Dichlorobenzene; 1,3-Dichlorobenzene; 2-Chlorophenol; bis(-2-Chloroethyl)Ether; Phenol; Aniline; Pyridine; Carbazole; Benzoic Acid; o-Terphenyl; N-Nitrosodimethylamine; 1,4-Dichlorobenzene-d4;			✓	
CmdQuantitate	BL2000\sean	2/25/2022 8:06:44 AM	Quantitate all compounds in all samples			✓	

Name	User	Time	Action	Reason	Comment	Succeed	Exception
CmdSaveBatchTable	BL2000\sean	2/25/2022 8:38:13 AM	Save batch \\MASSHUNTER\Org\Data\SV5973N.I\sd022422\DoD BNA 1\QuantResults\022422 DoD BNA.batch.bin			✓	
CmdOpenBatchTable	BL2000\sean	2/25/2022 9:02:13 AM	Open batch \\MASSHUNTER\Org\Data\SV5973N.I\sd022422\DoD BNA 1\022422 DoD BNA.batch.bin			✓	
CmdSelectPeak	BL2000\sean	2/25/2022 9:03:13 AM	Select peak for compound bis(-2-Chloroethyl)Ether in sample Feb2402.D			✓	
CmdSetTargetCompoundAttribute	BL2000\sean	2/25/2022 9:03:14 AM	Set UserAnnotation = CO for compound bis(-2-Chloroethyl)Ether in sample Feb2402.D; previous value =			✓	
CmdSelectPeak	BL2000\sean	2/25/2022 9:03:20 AM	Select peak for compound 1,3-Dichlorobenzene in sample Feb2402.D			✓	
CmdSetTargetCompoundAttribute	BL2000\sean	2/25/2022 9:03:22 AM	Set UserAnnotation = CO for compound 1,3-Dichlorobenzene in sample Feb2402.D; previous value =			✓	
CmdSaveBatchTable	BL2000\sean	2/25/2022 9:05:41 AM	Save batch \\MASSHUNTER\Org\Data\SV5973N.I\sd022422\DoD BNA 1\QuantResults\022422 DoD BNA.batch.bin			✓	

Name	User	Time	Action	Reason	Comment	Succeed	Exception
CmdUpdateRetentionTimes	BL2000\sean	2/25/2022 9:06:27 AM	Update retention time for compound Perylene-d12; Chrysene-d12; Phenanthrene-d10; Acenaphthene-d10; Naphthalene-d8; Terphenyl-d14; 2,4,6-Tribromophenol; 2-Fluorobiphenyl; Nitrobenzene-d5; Phenol-d5; 2-Fluorophenol; Benzo(g,h,i)perylene; Dibenzo(a,h)anthracene; Indeno(1,2,3-c,d)pyrene; Benzo(a)pyrene; Benzo(k)fluoranthene; Benzo(b)fluoranthene; Di-n-octyl Phthalate; bis(2-ethylhexyl)Phthalate; 3,3-Dichlorobenzidine; Chrysene; Benzo(a)Anthracene; Butylbenzylphthalate; Pyrene; Benzidine; Fluoranthene; Di-n-Butylphthalate; Triallate; Anthracene; Phenanthrene; Pentachlorophenol; Hexachlorobenzene; 4-Bromophenyl-phenylether; Azobenzene; N-nitrosodiphenylamine; 4,6-Dinitro-2-methylphenol; 4-Nitroaniline; Diethylphthalate; 4-Chlorophenyl-phenylether; Fluorene; 2,4-Dinitrotoluene; 4-Nitrophenol; Dibenzofuran; 2,4-Dinitrophenol; 3-Nitroaniline; Acenaphthene; 2,6-Dinitrotoluene; Acenaphthylene; Dimethyl Phthalate; 2-Nitroaniline; 2-Chloronaphthalene; 2,4,5-Trichlorophenol; 2,4,6-Trichlorophenol; Hexachlorocyclopentadiene; 4-Chloro-2-Methylphenol; 1-Methylnaphthalene; 2-Methylnaphthalene; 4-Chloro-3-Methylphenol; Hexachlorobutadiene; p-Chloroaniline; 4-Chlorophenol; Naphthalene; 1,2,4-Trichlorobenzene; 2,4-Dichlorophenol; bis(-2-Chloroethoxy)Methane; 2,4-Dimethylphenol; 2-Nitrophenol; Isophorone; Nitrobenzene; N-nitroso-Di-n-propylamine; Hexachloroethane; 4Methylphenol/3Methylphenol; 2-Methylphenol; bis(2-chloroisopropyl)Ether; Benzyl Alcohol; 1,2-Dichlorobenzene; 1,4-Dichlorobenzene; 1,3-Dichlorobenzene; 2-Chlorophenol; bis(-2-Chloroethyl)Ether; Phenol; Aniline; Pyridine; Carbazole; Benzoic Acid; o-Terphenyl; N-Nitrosodimethylamine; 1,4-Dichlorobenzene-d4;			✓	
CmdQuantitate	BL2000\sean	2/25/2022 9:13:47 AM	Quantitate all compounds in all samples			✓	

Name	User	Time	Action	Reason	Comment	Succeed	Exception
CmdSaveBatchTable	BL2000\sean	2/25/2022 10:52:40 AM	Save batch \\MASSHUNTER\Org\Data\SV5973N.I\sd022422\DoD BNA 1\QuantResults\022422 DoD BNA.batch.bin			✓	
CmdManuallyIntegratePeak	BL2000\sean	2/25/2022 10:53:07 AM	Manually integrate compound Benzoic Acid in sample Feb2405.D, from x, y = 6.064, -255 to 6.270, -3, result = 36140; previous integration is from x, y = 6.097, 352 to 6.218, 378 and previous response = 28180.			✓	
CmdManuallyIntegrateSnapBaseline	BL2000\sean	2/25/2022 10:53:08 AM	Snap baseline for compound Benzoic Acid in sample Feb2405.D, from x = 6.064 to x = 6.270, new integration is from x, y = 6.064, 0 to 6.270, 506 and new response = 31430; previous integration is from x, y = 6.064, -255 to 6.270, -3 and previous response = 36140.			✓	
CmdManuallyIntegrateDropBaseline	BL2000\sean	2/25/2022 10:53:10 AM	Drop baseline for compound Benzoic Acid in sample Feb2405.D to y = 0, new integration is from x, y = 6.064, 0 to 6.270, 0 and new response = 34548; previous integration is from x, y = 6.064, 0 to 6.270, 506 and previous response = 31430.			✓	
CmdManuallyIntegrateSplit	BL2000\sean	2/25/2022 10:53:25 AM	Split qualifier 64.0 of compound bis(-2-Chloroethyl)Ether in sample Feb2405.D and keep right peak, new integration is from x, y = 4.531, 289.78517008926 to 4.613, 314.227102180078 and new response = 40336, previous integration is from x, y = 4.480, 275 to 4.613, 314 and previous response = 50145.			✓	
CmdManuallyIntegrateSplit	BL2000\sean	2/25/2022 10:53:33 AM	Split peak for compound 1,3-Dichlorobenzene in sample Feb2405.D and keep left peak, new integration is from x, y = 4.747, 211.444391270484 to 4.817, 291.390593993219 and new response = 550420, previous integration is from x, y = 4.747, 211 to 4.930, 418 and previous response = 1075053.			✓	
CmdManuallyIntegrateSplit	BL2000\sean	2/25/2022 10:53:36 AM	Split qualifier 148.0 of compound 1,3-Dichlorobenzene in sample Feb2405.D and keep left peak, new integration is from x, y = 4.746, 106.830620372225 to 4.817, 158.871899324143 and new response = 349001, previous integration is from x, y = 4.746, 107 to 4.920, 234 and previous response = 672903.			✓	

Name	User	Time	Action	Reason	Comment	Succeed	Exception
CmdManuallyIntegrateSplit	BL2000\sean	2/25/2022 10:53:39 AM	Split qualifier 111.0 of compound 1,3-Dichlorobenzene in sample Feb2405.D and keep left peak, new integration is from x, y = 4.736, 0 to 4.828, 0 and new response = 200008, previous integration is from x, y = 4.736, 0 to 4.930, 0 and previous response = 390106.			✓	
CmdManuallyIntegrateSplit	BL2000\sean	2/25/2022 10:53:44 AM	Split peak for compound 1,4-Dichlorobenzene in sample Feb2405.D and keep right peak, new integration is from x, y = 4.817, 161.377661284892 to 4.930, 219.935084547028 and new response = 526751, previous integration is from x, y = 4.746, 124 to 4.930, 220 and previous response = 1076568.			✓	
CmdSetTargetCompoundAttribute	BL2000\sean	2/25/2022 10:53:45 AM	Set UserAnnotation = CO for compound 1,4-Dichlorobenzene in sample Feb2405.D; previous value =			✓	
CmdManuallyIntegrateSplit	BL2000\sean	2/25/2022 10:53:48 AM	Split qualifier 148.0 of compound 1,4-Dichlorobenzene in sample Feb2405.D and keep right peak, new integration is from x, y = 4.817, 0 to 4.920, 0 and new response = 325808, previous integration is from x, y = 4.746, 0 to 4.920, 0 and previous response = 675378.			✓	
CmdManuallyIntegrateSplit	BL2000\sean	2/25/2022 10:53:50 AM	Split qualifier 111.0 of compound 1,4-Dichlorobenzene in sample Feb2405.D and keep right peak, new integration is from x, y = 4.828, 0 to 4.930, 0 and new response = 190097, previous integration is from x, y = 4.736, 0 to 4.930, 0 and previous response = 390106.			✓	
CmdManuallyIntegratePeak	BL2000\sean	2/25/2022 10:53:55 AM	Manually integrate compound 1,2-Dichlorobenzene in sample Feb2405.D, from x, y = 4.981, 366585 to 5.093, 437242, result = -2150367; previous integration is from x, y = 4.746, 0 to 4.930, 0 and previous response = 1079533.			✓	
CmdManuallyIntegrateSnapBaseline	BL2000\sean	2/25/2022 10:53:57 AM	Snap baseline for compound 1,2-Dichlorobenzene in sample Feb2405.D, from x = 4.981 to x = 5.093, new integration is from x, y = 4.981, 720 to 5.093, 1701 and new response = 550370; previous integration is from x, y = 4.981, 366585 to 5.093, 437242 and previous response = -2150367.			✓	

Name	User	Time	Action	Reason	Comment	Succeed	Exception
CmdManuallyIntegrateDropBaseline	BL2000\sean	2/25/2022 10:53:58 AM	Drop baseline for compound 1,2-Dichlorobenzene in sample Feb2405.D to y = 720, new integration is from x, y = 4.981, 720 to 5.093, 720 and new response = 553676; previous integration is from x, y = 4.981, 720 to 5.093, 1701 and previous response = 550370.			✓	
CmdManuallyIntegrateApplyTargetRtToQualifier	BL2000\sean	2/25/2022 10:54:01 AM	Apply target integration range 4.981-5.093 to qualifier 148.0 for compound 1,2-Dichlorobenzene in sample Feb2405.D, new integration is from x, y = 4.981, 264 to 5.093, 385 and new response = 358522; previously no peak.			✓	
CmdManuallyIntegrateSplit	BL2000\sean	2/25/2022 10:54:16 AM	Split qualifier 77.0 of compound Nitrobenzene in sample Feb2405.D and keep right peak, new integration is from x, y = 5.451, 1664.11841866245 to 5.604, 1543.13458850495 and new response = 352937, previous integration is from x, y = 5.377, 1722 to 5.604, 1543 and previous response = 531045.			✓	
CmdManuallyIntegrateApplyTargetRtToQualifier	BL2000\sean	2/25/2022 10:54:36 AM	Apply target integration range 6.280-6.372 to qualifier 129.0 for compound Naphthalene in sample Feb2405.D, new integration is from x, y = 6.280, 279 to 6.372, 931 and new response = 134889; previously no peak.			✓	
CmdManuallyIntegrateDropBaseline	BL2000\sean	2/25/2022 10:54:37 AM	Drop baseline for qualifier 129.0 of compound Naphthalene in sample Feb2405.D to y = 279, new integration is from x, y = 6.280, 279 to 6.372, 279 and new response = 136697; previous integration is from x, y = 6.280, 279 to 6.372, 931 and previous response = 134889.			✓	
CmdManuallyIntegrateSplit	BL2000\sean	2/25/2022 10:54:45 AM	Split qualifier 129.0 of compound p-Chloroaniline in sample Feb2405.D and keep right peak, new integration is from x, y = 6.362, 296.077575579684 to 6.526, 332.945963781376 and new response = 159139, previous integration is from x, y = 6.279, 278 to 6.526, 333 and previous response = 295537.			✓	
CmdManuallyIntegrateSplit	BL2000\sean	2/25/2022 10:54:47 AM	Split qualifier 129.0 of compound p-Chloroaniline in sample Feb2405.D and keep left peak, new integration is from x, y = 6.362, 296.077575579684 to 6.454, 316.815576449879 and new response = 149458, previous integration is from x, y = 6.362, 296 to 6.526, 333 and previous response = 159139.			✓	

Name	User	Time	Action	Reason	Comment	Succeed	Exception
CmdManuallyIntegrateSplit	BL2000\sean	2/25/2022 10:54:55 AM	Split peak for compound 4-Chloro-3-Methylphenol in sample Feb2405.D and keep right peak, new integration is from x, y = 7.040, 494.230976896284 to 7.184, 684.168167584833 and new response = 348145, previous integration is from x, y = 6.906, 318 to 7.184, 684 and previous response = 647758.			✓	
CmdSetTargetCompoundAttribute	BL2000\sean	2/25/2022 10:54:56 AM	Set UserAnnotation = CO for compound 4-Chloro-3-Methylphenol in sample Feb2405.D; previous value =			✓	
CmdManuallyIntegrateSplit	BL2000\sean	2/25/2022 10:54:59 AM	Split qualifier 144.0 of compound 4-Chloro-3-Methylphenol in sample Feb2405.D and keep right peak, new integration is from x, y = 7.019, 0 to 7.173, 0 and new response = 103985, previous integration is from x, y = 6.886, 0 to 7.173, 0 and previous response = 191996.			✓	
CmdManuallyIntegrateSplit	BL2000\sean	2/25/2022 10:55:00 AM	Split qualifier 144.0 of compound 4-Chloro-3-Methylphenol in sample Feb2405.D and keep left peak, new integration is from x, y = 7.019, 0 to 7.112, 0 and new response = 94275, previous integration is from x, y = 7.019, 0 to 7.173, 0 and previous response = 103985.			✓	
CmdManuallyIntegrateSplit	BL2000\sean	2/25/2022 10:55:09 AM	Split peak for compound 4-Chloro-2-Methylphenol in sample Feb2405.D and keep left peak, new integration is from x, y = 6.906, 298.643722777437 to 7.040, 679.577441264603 and new response = 325641, previous integration is from x, y = 6.906, 299 to 7.184, 1090 and previous response = 644537.			✓	
CmdSetTargetCompoundAttribute	BL2000\sean	2/25/2022 10:55:10 AM	Set UserAnnotation = CO for compound 4-Chloro-2-Methylphenol in sample Feb2405.D; previous value =			✓	
CmdManuallyIntegrateSplit	BL2000\sean	2/25/2022 10:55:13 AM	Split qualifier 144.0 of compound 4-Chloro-2-Methylphenol in sample Feb2405.D and keep left peak, new integration is from x, y = 6.892, 128.231398112405 to 7.019, 240.025395294511 and new response = 86569, previous integration is from x, y = 6.892, 128 to 7.173, 375 and previous response = 187711.			✓	

Name	User	Time	Action	Reason	Comment	Succeed	Exception
CmdManuallyIntegrateApplyTargetRtToQualifier	BL2000\sean	2/25/2022 10:55:32 AM	Apply target integration range 8.476-8.568 to qualifier 154.0 for compound 2,4-Dinitrophenol in sample Feb2405.D, new integration is from x, y = 8.476, 1735 to 8.568, 1478 and new response = 34480; previous integration is from x, y = 8.384, 316 to 8.476, 341 and previous response = 834443.			✓	
CmdManuallyIntegrateDropBaseline	BL2000\sean	2/25/2022 10:55:33 AM	Drop baseline for qualifier 154.0 of compound 2,4-Dinitrophenol in sample Feb2405.D to y = 1478, new integration is from x, y = 8.476, 1478 to 8.568, 1478 and new response = 35190; previous integration is from x, y = 8.476, 1735 to 8.568, 1478 and previous response = 34480.			✓	
CmdManuallyIntegrateApplyTargetRtToQualifier	BL2000\sean	2/25/2022 10:57:32 AM	Apply target integration range 8.671-8.844 to qualifier 139.0 for compound 4-Nitrophenol in sample Feb2405.D, new integration is from x, y = 8.671, 1589 to 8.844, 584 and new response = 44775; previously no peak.			✓	
CmdManuallyIntegrateDropBaseline	BL2000\sean	2/25/2022 10:57:34 AM	Drop baseline for qualifier 139.0 of compound 4-Nitrophenol in sample Feb2405.D to y = 584, new integration is from x, y = 8.671, 584 to 8.844, 584 and new response = 50022; previous integration is from x, y = 8.671, 1589 to 8.844, 584 and previous response = 44775.			✓	
CmdManuallyIntegrateApplyTargetRtToQualifier	BL2000\sean	2/25/2022 10:57:41 AM	Apply target integration range 8.599-8.722 to qualifier 63.0 for compound 2,4-Dinitrotoluene in sample Feb2405.D, new integration is from x, y = 8.599, 2009 to 8.722, 5162 and new response = 153469; previous integration is from x, y = 8.582, 1345 to 8.732, 1184 and previous response = 172961.			✓	
CmdManuallyIntegrateDropBaseline	BL2000\sean	2/25/2022 10:57:43 AM	Drop baseline for qualifier 63.0 of compound 2,4-Dinitrotoluene in sample Feb2405.D to y = 2009, new integration is from x, y = 8.599, 2009 to 8.722, 2009 and new response = 165081; previous integration is from x, y = 8.599, 2009 to 8.722, 5162 and previous response = 153469.			✓	
CmdManuallyIntegrateSplit	BL2000\sean	2/25/2022 10:57:46 AM	Split qualifier 63.0 of compound 2,4-Dinitrotoluene in sample Feb2405.D and keep right peak, new integration is from x, y = 8.640, 2009 to 8.722, 2009 and new response = 89167, previous integration is from x, y = 8.599, 2009 to 8.722, 2009 and previous response = 165081.			✓	

Name	User	Time	Action	Reason	Comment	Succeed	Exception
CmdManuallyIntegrateSplit	BL2000\sean	2/25/2022 10:57:48 AM	Split qualifier 63.0 of compound 2,4-Dinitrotoluene in sample Feb2405.D and keep left peak, new integration is from x, y = 8.640, 2009 to 8.691, 2009 and new response = 80608, previous integration is from x, y = 8.640, 2009 to 8.722, 2009 and previous response = 89167.			✓	
CmdManuallyIntegrateApplyTargetRtToQualifier	BL2000\sean	2/25/2022 10:58:04 AM	Apply target integration range 8.998-9.100 to qualifier 167.0 for compound Fluorene in sample Feb2405.D, new integration is from x, y = 8.998, 208 to 9.100, 460 and new response = 136528; previous integration is from x, y = 9.141, 0 to 9.295, 0 and previous response = 272853.			✓	
CmdManuallyIntegrateDropBaseline	BL2000\sean	2/25/2022 10:58:05 AM	Drop baseline for qualifier 167.0 of compound Fluorene in sample Feb2405.D to y = 208, new integration is from x, y = 8.998, 208 to 9.100, 208 and new response = 137302; previous integration is from x, y = 8.998, 208 to 9.100, 460 and previous response = 136528.			✓	
CmdManuallyIntegrateApplyTargetRtToQualifier	BL2000\sean	2/25/2022 10:58:28 AM	Apply target integration range 10.211-10.292 to qualifier 176.0 for compound Anthracene in sample Feb2405.D, new integration is from x, y = 10.211, 1032 to 10.292, 1198 and new response = 286866; previously no peak.			✓	
CmdManuallyIntegrateDropBaseline	BL2000\sean	2/25/2022 10:58:29 AM	Drop baseline for qualifier 176.0 of compound Anthracene in sample Feb2405.D to y = 1032, new integration is from x, y = 10.211, 1032 to 10.292, 1032 and new response = 287269; previous integration is from x, y = 10.211, 1032 to 10.292, 1198 and previous response = 286866.			✓	
CmdSaveBatchTable	BL2000\sean	2/25/2022 11:00:07 AM	Save batch \\MASSHUNTER\Org\Data\SV5973N.I\sd022422\DoD BNA 1\QuantResults\022422 DoD BNA.batch.bin			✓	
CmdManuallyIntegratePeak	BL2000\sean	2/25/2022 11:00:18 AM	Manually integrate compound Benzoic Acid in sample Feb2406.D, from x, y = 6.095, 115 to 6.249, 129, result = 29716; previous integration is from x, y = 6.095, 252 to 6.208, 260 and previous response = 26560.			✓	

Name	User	Time	Action	Reason	Comment	Succeed	Exception
CmdManuallyIntegrateDropBaseline	BL2000\sean	2/25/2022 11:00:19 AM	Drop baseline for compound Benzoic Acid in sample Feb2406.D to y = 115, new integration is from x, y = 6.095, 115 to 6.249, 115 and new response = 29784; previous integration is from x, y = 6.095, 115 to 6.249, 129 and previous response = 29716.			✓	
CmdManuallyIntegrateApplyTargetRtToQualifier	BL2000\sean	2/25/2022 11:00:23 AM	Apply target integration range 6.095-6.249 to qualifier 77.0 for compound Benzoic Acid in sample Feb2406.D, new integration is from x, y = 6.095, 876 to 6.249, 1587 and new response = 20606; previous integration is from x, y = 6.270, 967 to 6.380, 915 and previous response = 43256.			✓	
CmdManuallyIntegrateDropBaseline	BL2000\sean	2/25/2022 11:00:24 AM	Drop baseline for qualifier 77.0 of compound Benzoic Acid in sample Feb2406.D to y = 876, new integration is from x, y = 6.095, 876 to 6.249, 876 and new response = 23892; previous integration is from x, y = 6.095, 876 to 6.249, 1587 and previous response = 20606.			✓	
CmdManuallyIntegrateSplit	BL2000\sean	2/25/2022 11:00:40 AM	Split peak for compound 1,3-Dichlorobenzene in sample Feb2406.D and keep left peak, new integration is from x, y = 4.746, 0 to 4.828, 0 and new response = 498333, previous integration is from x, y = 4.746, 0 to 4.930, 0 and previous response = 975542.			✓	
CmdSetTargetCompoundAttribute	BL2000\sean	2/25/2022 11:00:41 AM	Set UserAnnotation = CO for compound 1,3-Dichlorobenzene in sample Feb2406.D; previous value =			✓	
CmdManuallyIntegrateApplyTargetRtToQualifier	BL2000\sean	2/25/2022 11:00:44 AM	Apply target integration range 4.746-4.828 to qualifier 148.0 for compound 1,3-Dichlorobenzene in sample Feb2406.D, new integration is from x, y = 4.746, 0 to 4.828, 413 and new response = 311427; previous integration is from x, y = 4.817, 0 to 4.909, 0 and previous response = 300658.			✓	
CmdManuallyIntegrateApplyTargetRtToQualifier	BL2000\sean	2/25/2022 11:00:45 AM	Apply target integration range 4.746-4.828 to qualifier 111.0 for compound 1,3-Dichlorobenzene in sample Feb2406.D, new integration is from x, y = 4.746, 0 to 4.828, 411 and new response = 183922; previous integration is from x, y = 4.746, 0 to 4.940, 0 and previous response = 359580.			✓	

Name	User	Time	Action	Reason	Comment	Succeed	Exception
CmdManuallyIntegrateSplit	BL2000\sean	2/25/2022 11:00:50 AM	Split peak for compound 1,4-Dichlorobenzene in sample Feb2406.D and keep right peak, new integration is from x, y = 4.828, 0 to 4.930, 0 and new response = 477209, previous integration is from x, y = 4.746, 0 to 4.930, 0 and previous response = 975542.			✓	
CmdSetTargetCompoundAttribute	BL2000\sean	2/25/2022 11:00:51 AM	Set UserAnnotation = CO for compound 1,4-Dichlorobenzene in sample Feb2406.D; previous value =			✓	
CmdManuallyIntegrateSplit	BL2000\sean	2/25/2022 11:00:55 AM	Split qualifier 111.0 of compound 1,4-Dichlorobenzene in sample Feb2406.D and keep right peak, new integration is from x, y = 4.817, 0 to 4.940, 0 and new response = 174877, previous integration is from x, y = 4.746, 0 to 4.940, 0 and previous response = 359580.			✓	
CmdManuallyIntegratePeak	BL2000\sean	2/25/2022 11:00:59 AM	Manually integrate compound 1,2-Dichlorobenzene in sample Feb2406.D, from x, y = 4.981, 489507 to 5.083, 499414, result = -2454585; previous integration is from x, y = 4.746, 0 to 4.930, 0 and previous response = 975542.			✓	
CmdManuallyIntegrateSnapBaseline	BL2000\sean	2/25/2022 11:01:01 AM	Snap baseline for compound 1,2-Dichlorobenzene in sample Feb2406.D, from x = 4.981 to x = 5.083, new integration is from x, y = 4.981, 1139 to 5.083, 976 and new response = 568987; previous integration is from x, y = 4.981, 489507 to 5.083, 499414 and previous response = -2454585.			✓	
CmdManuallyIntegrateDropBaseline	BL2000\sean	2/25/2022 11:01:02 AM	Drop baseline for compound 1,2-Dichlorobenzene in sample Feb2406.D to y = 976, new integration is from x, y = 4.981, 976 to 5.083, 976 and new response = 569487; previous integration is from x, y = 4.981, 1139 to 5.083, 976 and previous response = 568987.			✓	
CmdManuallyIntegrateApplyTargetRtToQualifier	BL2000\sean	2/25/2022 11:01:09 AM	Apply target integration range 4.981-5.083 to qualifier 148.0 for compound 1,2-Dichlorobenzene in sample Feb2406.D, new integration is from x, y = 4.981, 267 to 5.083, 548 and new response = 369074; previously no peak.			✓	
CmdManuallyIntegrateApplyTargetRtToQualifier	BL2000\sean	2/25/2022 11:01:19 AM	Apply target integration range 5.359-5.471 to qualifier 108.0 for compound 4Methylphenol/3Methylphenol in sample Feb2406.D, new integration is from x, y = 5.359, 1282 to 5.471, 3958 and new response = 418703; previously no peak.			✓	

Name	User	Time	Action	Reason	Comment	Succeed	Exception
CmdManuallyIntegrateDropBaseline	BL2000\sean	2/25/2022 11:01:20 AM	Drop baseline for qualifier 108.0 of compound 4Methylphenol/3Methylphenol in sample Feb2406.D to y = 1282, new integration is from x, y = 5.359, 1282 to 5.471, 1282 and new response = 427722; previous integration is from x, y = 5.359, 1282 to 5.471, 3958 and previous response = 418703.			✓	
CmdManuallyIntegrateSplit	BL2000\sean	2/25/2022 11:01:30 AM	Split qualifier 77.0 of compound Nitrobenzene in sample Feb2406.D and keep right peak, new integration is from x, y = 5.461, 1537.47568181641 to 5.573, 1485.10035449137 and new response = 344468, previous integration is from x, y = 5.379, 1576 to 5.573, 1485 and previous response = 485066.			✓	
CmdManuallyIntegrateSplit	BL2000\sean	2/25/2022 11:01:32 AM	Split qualifier 51.0 of compound Nitrobenzene in sample Feb2406.D and keep right peak, new integration is from x, y = 5.451, 1674.46668708792 to 5.614, 1517.20876448809 and new response = 213546, previous integration is from x, y = 5.379, 1743 to 5.614, 1517 and previous response = 286381.			✓	
CmdManuallyIntegrateApplyTargetRtToQualifier	BL2000\sean	2/25/2022 11:01:49 AM	Apply target integration range 6.362-6.465 to qualifier 128.0 for compound 4-Chlorophenol in sample Feb2406.D, new integration is from x, y = 6.362, 4017 to 6.465, 5852 and new response = 316480; previously no peak.			✓	
CmdManuallyIntegrateDropBaseline	BL2000\sean	2/25/2022 11:01:50 AM	Drop baseline for qualifier 128.0 of compound 4-Chlorophenol in sample Feb2406.D to y = 4017, new integration is from x, y = 6.362, 4017 to 6.465, 4017 and new response = 322134; previous integration is from x, y = 6.362, 4017 to 6.465, 5852 and previous response = 316480.			✓	
CmdManuallyIntegrateApplyTargetRtToQualifier	BL2000\sean	2/25/2022 11:02:16 AM	Apply target integration range 8.159-8.312 to qualifier 153.1 for compound Acenaphthylene in sample Feb2406.D, new integration is from x, y = 8.159, 0 to 8.312, 938 and new response = 196441; previously no peak.			✓	
CmdManuallyIntegrateDropBaseline	BL2000\sean	2/25/2022 11:02:18 AM	Drop baseline for qualifier 153.1 of compound Acenaphthylene in sample Feb2406.D to y = 0, new integration is from x, y = 8.159, 0 to 8.312, 0 and new response = 200759; previous integration is from x, y = 8.159, 0 to 8.312, 938 and previous response = 196441.			✓	

Name	User	Time	Action	Reason	Comment	Succeed	Exception
CmdManuallyIntegrateSplit	BL2000\sean	2/25/2022 11:02:28 AM	Split qualifier 154.0 of compound 2,4-Dinitrophenol in sample Feb2406.D and keep right peak, new integration is from x, y = 8.466, 606.016728028622 to 8.538, 628.790784973912 and new response = 36730, previous integration is from x, y = 8.384, 580 to 8.538, 629 and previous response = 906994.			✓	
CmdManuallyIntegrateApplyTargetRtToQualifier	BL2000\sean	2/25/2022 11:02:34 AM	Apply target integration range 8.681-8.844 to qualifier 139.0 for compound 4-Nitrophenol in sample Feb2406.D, new integration is from x, y = 8.681, 1304 to 8.844, 1244 and new response = 39839; previous integration is from x, y = 8.589, 299 to 8.691, 433 and previous response = 540570.			✓	
CmdManuallyIntegrateDropBaseline	BL2000\sean	2/25/2022 11:02:36 AM	Drop baseline for qualifier 139.0 of compound 4-Nitrophenol in sample Feb2406.D to y = 1244, new integration is from x, y = 8.681, 1244 to 8.844, 1244 and new response = 40133; previous integration is from x, y = 8.681, 1304 to 8.844, 1244 and previous response = 39839.			✓	
CmdManuallyIntegrateSplit	BL2000\sean	2/25/2022 11:02:40 AM	Split qualifier 65.0 of compound 4-Nitrophenol in sample Feb2406.D and keep right peak, new integration is from x, y = 8.681, 1146.15306817829 to 8.814, 1173.01079985953 and new response = 46091, previous integration is from x, y = 8.585, 1127 to 8.814, 1173 and previous response = 68085.			✓	
CmdManuallyIntegrateSplit	BL2000\sean	2/25/2022 11:02:48 AM	Split qualifier 63.0 of compound 2,4-Dinitrotoluene in sample Feb2406.D and keep right peak, new integration is from x, y = 8.640, 1086.61595325712 to 8.732, 1009.1153183403 and new response = 106013, previous integration is from x, y = 8.578, 1138 to 8.732, 1009 and previous response = 185380.			✓	
CmdManuallyIntegrateSplit	BL2000\sean	2/25/2022 11:02:49 AM	Split qualifier 63.0 of compound 2,4-Dinitrotoluene in sample Feb2406.D and keep left peak, new integration is from x, y = 8.640, 1086.61595325712 to 8.691, 1043.55848610294 and new response = 92549, previous integration is from x, y = 8.640, 1087 to 8.732, 1009 and previous response = 106013.			✓	

Name	User	Time	Action	Reason	Comment	Succeed	Exception
CmdManuallyIntegratePeak	BL2000\sean	2/25/2022 11:03:14 AM	Manually integrate compound Anthracene in sample Feb2406.D, from x, y = 10.140, 1359562 to 10.343, 1500648, result = -14005391; previous integration is from x, y = 10.140, 217 to 10.211, 331 and previous response = 1734261.			✓	
CmdManuallyIntegrateSnapBaseline	BL2000\sean	2/25/2022 11:03:16 AM	Snap baseline for compound Anthracene in sample Feb2406.D, from x = 10.140 to x = 10.343, new integration is from x, y = 10.140, 257 to 10.343, 3082 and new response = 3355815; previous integration is from x, y = 10.140, 1359562 to 10.343, 1500648 and previous response = -14005391.			✓	
CmdManuallyIntegrate DropBaseline	BL2000\sean	2/25/2022 11:03:17 AM	Drop baseline for compound Anthracene in sample Feb2406.D to y = 257, new integration is from x, y = 10.140, 257 to 10.343, 257 and new response = 3372982; previous integration is from x, y = 10.140, 257 to 10.343, 3082 and previous response = 3355815.			✓	
CmdManuallyIntegrateSplit	BL2000\sean	2/25/2022 11:03:18 AM	Split peak for compound Anthracene in sample Feb2406.D and keep right peak, new integration is from x, y = 10.211, 257 to 10.343, 257 and new response = 1638650, previous integration is from x, y = 10.140, 257 to 10.343, 257 and previous response = 3372982.			✓	
CmdManuallyIntegrateApplyTargetRtToQualifier	BL2000\sean	2/25/2022 11:03:26 AM	Apply target integration range 10.211-10.343 to qualifier 176.0 for compound Anthracene in sample Feb2406.D, new integration is from x, y = 10.211, 1371 to 10.343, 582 and new response = 299511; previously no peak.			✓	
CmdManuallyIntegrate DropBaseline	BL2000\sean	2/25/2022 11:03:27 AM	Drop baseline for qualifier 176.0 of compound Anthracene in sample Feb2406.D to y = 582, new integration is from x, y = 10.211, 582 to 10.343, 582 and new response = 302628; previous integration is from x, y = 10.211, 1371 to 10.343, 582 and previous response = 299511.			✓	
CmdManuallyIntegrateSplit	BL2000\sean	2/25/2022 11:03:31 AM	Split qualifier 176.0 of compound Anthracene in sample Feb2406.D and keep left peak, new integration is from x, y = 10.211, 582 to 10.282, 582 and new response = 299021, previous integration is from x, y = 10.211, 582 to 10.343, 582 and previous response = 302628.			✓	

Name	User	Time	Action	Reason	Comment	Succeed	Exception
CmdSaveBatchTable	BL2000\sean	2/25/2022 11:04:14 AM	Save batch \\MASSHUNTER\Org\Data\SV5973N.I\sd022422\DoD BNA 1\QuantResults\022422 DoD BNA.batch.bin			✓	
CmdManuallyIntegrateApplyTargetRtToQualifier	BL2000\sean	2/25/2022 11:04:29 AM	Apply target integration range 6.087-6.229 to qualifier 122.0 for compound Benzoic Acid in sample Feb2408.D, new integration is from x, y = 6.087, 1394 to 6.229, 3364 and new response = 16973; previous integration is from x, y = 5.962, 164 to 6.054, 165 and previous response = 409345.			✓	
CmdManuallyIntegrateDropBaseline	BL2000\sean	2/25/2022 11:04:30 AM	Drop baseline for qualifier 122.0 of compound Benzoic Acid in sample Feb2408.D to y = 1394, new integration is from x, y = 6.087, 1394 to 6.229, 1394 and new response = 25335; previous integration is from x, y = 6.087, 1394 to 6.229, 3364 and previous response = 16973.			✓	
CmdManuallyIntegrateApplyTargetRtToQualifier	BL2000\sean	2/25/2022 11:04:34 AM	Apply target integration range 6.087-6.229 to qualifier 77.0 for compound Benzoic Acid in sample Feb2408.D, new integration is from x, y = 6.087, 1015 to 6.229, 2804 and new response = 20290; previously no peak.			✓	
CmdManuallyIntegrateDropBaseline	BL2000\sean	2/25/2022 11:04:35 AM	Drop baseline for qualifier 77.0 of compound Benzoic Acid in sample Feb2408.D to y = 1015, new integration is from x, y = 6.087, 1015 to 6.229, 1015 and new response = 27883; previous integration is from x, y = 6.087, 1015 to 6.229, 2804 and previous response = 20290.			✓	
CmdManuallyIntegrateSplit	BL2000\sean	2/25/2022 11:04:46 AM	Split qualifier 66.0 of compound Phenol in sample Feb2408.D and keep left peak, new integration is from x, y = 4.542, 633.341268541209 to 4.623, 703.831053372016 and new response = 206939, previous integration is from x, y = 4.542, 633 to 4.695, 766 and previous response = 231730.			✓	
CmdManuallyIntegrateSplit	BL2000\sean	2/25/2022 11:04:55 AM	Split peak for compound 1,3-Dichlorobenzene in sample Feb2408.D and keep left peak, new integration is from x, y = 4.736, 0 to 4.828, 0 and new response = 594713, previous integration is from x, y = 4.736, 0 to 4.920, 0 and previous response = 1166993.			✓	
CmdSetTargetCompoundAttribute	BL2000\sean	2/25/2022 11:04:56 AM	Set UserAnnotation = CO for compound 1,3-Dichlorobenzene in sample Feb2408.D; previous value =			✓	

Name	User	Time	Action	Reason	Comment	Succeed	Exception
CmdManuallyIntegrateSplit	BL2000\sean	2/25/2022 11:04:59 AM	Split qualifier 148.0 of compound 1,3-Dichlorobenzene in sample Feb2408.D and keep left peak, new integration is from x, y = 4.746, 106.212467970236 to 4.828, 166.404653644258 and new response = 382272, previous integration is from x, y = 4.746, 106 to 4.930, 242 and previous response = 740854.			✓	
CmdManuallyIntegrateSplit	BL2000\sean	2/25/2022 11:05:01 AM	Split qualifier 111.0 of compound 1,3-Dichlorobenzene in sample Feb2408.D and keep left peak, new integration is from x, y = 4.746, 0 to 4.828, 0 and new response = 217290, previous integration is from x, y = 4.746, 0 to 4.909, 0 and previous response = 419495.			✓	
CmdManuallyIntegrateSplit	BL2000\sean	2/25/2022 11:05:09 AM	Split peak for compound 1,4-Dichlorobenzene in sample Feb2408.D and keep right peak, new integration is from x, y = 4.828, 227.356678043673 to 4.920, 300.357942378624 and new response = 570824, previous integration is from x, y = 4.741, 158 to 4.920, 300 and previous response = 1164483.			✓	
CmdSetTargetCompoundAttribute	BL2000\sean	2/25/2022 11:05:11 AM	Set UserAnnotation = CO for compound 1,4-Dichlorobenzene in sample Feb2408.D; previous value =			✓	
CmdManuallyIntegrateSplit	BL2000\sean	2/25/2022 11:05:14 AM	Split qualifier 148.0 of compound 1,4-Dichlorobenzene in sample Feb2408.D and keep right peak, new integration is from x, y = 4.828, 106.49985088195 to 4.930, 165.663113614306 and new response = 359905, previous integration is from x, y = 4.746, 59 to 4.930, 166 and previous response = 741504.			✓	
CmdManuallyIntegrateSplit	BL2000\sean	2/25/2022 11:05:16 AM	Split qualifier 111.0 of compound 1,4-Dichlorobenzene in sample Feb2408.D and keep right peak, new integration is from x, y = 4.828, 0 to 4.909, 0 and new response = 202205, previous integration is from x, y = 4.746, 0 to 4.909, 0 and previous response = 419495.			✓	
CmdManuallyIntegratePeak	BL2000\sean	2/25/2022 11:05:22 AM	Manually integrate compound 1,2-Dichlorobenzene in sample Feb2408.D, from x, y = 4.971, 474525 to 5.103, 489698, result = -3233773; previous integration is from x, y = 4.745, 292 to 4.920, 296 and previous response = 1163750.			✓	

Name	User	Time	Action	Reason	Comment	Succeed	Exception
CmdManuallyIntegrateSnapBaseline	BL2000\sean	2/25/2022 11:05:23 AM	Snap baseline for compound 1,2-Dichlorobenzene in sample Feb2408.D, from x = 4.971 to x = 5.103, new integration is from x, y = 4.971, 685 to 5.103, 735 and new response = 601068; previous integration is from x, y = 4.971, 474525 to 5.103, 489698 and previous response = -3233773.			✓	
CmdManuallyIntegrateDropBaseline	BL2000\sean	2/25/2022 11:05:25 AM	Drop baseline for compound 1,2-Dichlorobenzene in sample Feb2408.D to y = 685, new integration is from x, y = 4.971, 685 to 5.103, 685 and new response = 601268; previous integration is from x, y = 4.971, 685 to 5.103, 735 and previous response = 601068.			✓	
CmdManuallyIntegrateQualifierPeak	BL2000\sean	2/25/2022 11:05:27 AM	Manually integrate qualifier 111.0 of compound 1,2-Dichlorobenzene in sample Feb2408.D, from x, y = 4.736, 203262 to 4.766, 209628, result = 231228; previous integration is from x, y = 4.991, 0 to 5.093, 0 and previous response = 231228.			✓	
CmdManuallyIntegrateApplyTargetRtToQualifier	BL2000\sean	2/25/2022 11:05:28 AM	Apply target integration range 4.971-5.103 to qualifier 111.0 for compound 1,2-Dichlorobenzene in sample Feb2408.D, new integration is from x, y = 4.971, 0 to 5.103, 462 and new response = 229610; previous integration is from x, y = 4.991, 0 to 5.093, 0 and previous response = 231228.			✓	
CmdManuallyIntegrateApplyTargetRtToQualifier	BL2000\sean	2/25/2022 11:05:31 AM	Apply target integration range 4.971-5.103 to qualifier 148.0 for compound 1,2-Dichlorobenzene in sample Feb2408.D, new integration is from x, y = 4.971, 425 to 5.103, 259 and new response = 384772; previously no peak.			✓	
CmdManuallyIntegrateSplit	BL2000\sean	2/25/2022 11:05:42 AM	Split qualifier 77.0 of compound Nitrobenzene in sample Feb2408.D and keep right peak, new integration is from x, y = 5.461, 2835.4398064069 to 5.559, 2379.16921519094 and new response = 355389, previous integration is from x, y = 5.379, 3217 to 5.559, 2379 and previous response = 512030.			✓	

Name	User	Time	Action	Reason	Comment	Succeed	Exception
CmdManuallyIntegrateSplit	BL2000\sean	2/25/2022 11:05:55 AM	Split qualifier 129.0 of compound Naphthalene in sample Feb2408.D and keep left peak, new integration is from x, y = 6.290, 327.629747656595 to 6.383, 350.709995719841 and new response = 139399, previous integration is from x, y = 6.290, 328 to 6.516, 384 and previous response = 296318.			✓	
CmdManuallyIntegrateApplyTargetRtToQualifier	BL2000\sean	2/25/2022 11:06:00 AM	Apply target integration range 6.374-6.465 to qualifier 128.0 for compound 4-Chlorophenol in sample Feb2408.D, new integration is from x, y = 6.374, 4095 to 6.465, 7375 and new response = 386449; previously no peak.			✓	
CmdManuallyIntegrateDropBaseline	BL2000\sean	2/25/2022 11:06:01 AM	Drop baseline for qualifier 128.0 of compound 4-Chlorophenol in sample Feb2408.D to y = 4095, new integration is from x, y = 6.374, 4095 to 6.465, 4095 and new response = 395404; previous integration is from x, y = 6.374, 4095 to 6.465, 7375 and previous response = 386449.			✓	
CmdManuallyIntegrateSplit	BL2000\sean	2/25/2022 11:06:27 AM	Split qualifier 129.0 of compound p-Chloroaniline in sample Feb2408.D and keep right peak, new integration is from x, y = 6.383, 383.566092264669 to 6.516, 370.080257610413 and new response = 156843, previous integration is from x, y = 6.290, 393 to 6.516, 370 and previous response = 295970.			✓	
CmdManuallyIntegrateSplit	BL2000\sean	2/25/2022 11:06:34 AM	Split peak for compound 4-Chloro-3-Methylphenol in sample Feb2408.D and keep right peak, new integration is from x, y = 7.040, 488.035040803983 to 7.173, 679.593518552324 and new response = 391001, previous integration is from x, y = 6.906, 295 to 7.173, 680 and previous response = 746904.			✓	
CmdSetTargetCompoundAttribute	BL2000\sean	2/25/2022 11:06:36 AM	Set UserAnnotation = CO for compound 4-Chloro-3-Methylphenol in sample Feb2408.D; previous value =			✓	
CmdManuallyIntegrateSplit	BL2000\sean	2/25/2022 11:06:38 AM	Split qualifier 144.0 of compound 4-Chloro-3-Methylphenol in sample Feb2408.D and keep right peak, new integration is from x, y = 7.040, 0 to 7.184, 0 and new response = 114093, previous integration is from x, y = 6.906, 0 to 7.184, 0 and previous response = 211251.			✓	

Name	User	Time	Action	Reason	Comment	Succeed	Exception
CmdManuallyIntegrateSplit	BL2000\sean	2/25/2022 11:06:40 AM	Split qualifier 144.0 of compound 4-Chloro-3-Methylphenol in sample Feb2408.D and keep left peak, new integration is from x, y = 7.040, 0 to 7.112, 0 and new response = 103552, previous integration is from x, y = 7.040, 0 to 7.184, 0 and previous response = 114093.			✓	
CmdManuallyIntegrateSplit	BL2000\sean	2/25/2022 11:06:49 AM	Split peak for compound 4-Chloro-2-Methylphenol in sample Feb2408.D and keep left peak, new integration is from x, y = 6.906, 439.454277655754 to 7.040, 707.985364114673 and new response = 354530, previous integration is from x, y = 6.906, 439 to 7.173, 977 and previous response = 713382.			✓	
CmdSetTargetCompoundAttribute	BL2000\sean	2/25/2022 11:06:50 AM	Set UserAnnotation = CO for compound 4-Chloro-2-Methylphenol in sample Feb2408.D; previous value =			✓	
CmdManuallyIntegrateSplit	BL2000\sean	2/25/2022 11:06:53 AM	Split qualifier 144.0 of compound 4-Chloro-2-Methylphenol in sample Feb2408.D and keep left peak, new integration is from x, y = 6.906, 116.982918192198 to 7.040, 223.387010878381 and new response = 95796, previous integration is from x, y = 6.906, 117 to 7.184, 338 and previous response = 200031.			✓	
CmdManuallyIntegrateApplyTargetRtToQualifier	BL2000\sean	2/25/2022 11:07:05 AM	Apply target integration range 8.159-8.313 to qualifier 153.1 for compound Acenaphthylene in sample Feb2408.D, new integration is from x, y = 8.159, 0 to 8.313, 1199 and new response = 194648; previously no peak.			✓	
CmdManuallyIntegrateApplyTargetRtToQualifier	BL2000\sean	2/25/2022 11:07:16 AM	Apply target integration range 8.476-8.578 to qualifier 154.0 for compound 2,4-Dinitrophenol in sample Feb2408.D, new integration is from x, y = 8.476, 2052 to 8.578, 1809 and new response = 33732; previous integration is from x, y = 8.374, 564 to 8.476, 613 and previous response = 856668.			✓	
CmdManuallyIntegrateDropBaseline	BL2000\sean	2/25/2022 11:07:17 AM	Drop baseline for qualifier 154.0 of compound 2,4-Dinitrophenol in sample Feb2408.D to y = 1809, new integration is from x, y = 8.476, 1809 to 8.578, 1809 and new response = 34478; previous integration is from x, y = 8.476, 2052 to 8.578, 1809 and previous response = 33732.			✓	

Name	User	Time	Action	Reason	Comment	Succeed	Exception
CmdManuallyIntegrateApplyTargetRtToQualifier	BL2000\sean	2/25/2022 11:07:24 AM	Apply target integration range 8.681-8.824 to qualifier 139.0 for compound 4-Nitrophenol in sample Feb2408.D, new integration is from x, y = 8.681, 1801 to 8.824, 1187 and new response = 41556; previous integration is from x, y = 8.590, 377 to 8.671, 472 and previous response = 550675.			✓	
CmdManuallyIntegrateDropBaseline	BL2000\sean	2/25/2022 11:07:25 AM	Drop baseline for qualifier 139.0 of compound 4-Nitrophenol in sample Feb2408.D to y = 1187, new integration is from x, y = 8.681, 1187 to 8.824, 1187 and new response = 44190; previous integration is from x, y = 8.681, 1801 to 8.824, 1187 and previous response = 41556.			✓	
CmdManuallyIntegrateSplit	BL2000\sean	2/25/2022 11:07:31 AM	Split qualifier 63.0 of compound 2,4-Dinitrotoluene in sample Feb2408.D and keep right peak, new integration is from x, y = 8.640, 1175.73959201582 to 8.732, 1102.23586962733 and new response = 107174, previous integration is from x, y = 8.558, 1241 to 8.732, 1102 and previous response = 193358.			✓	
CmdManuallyIntegrateSplit	BL2000\sean	2/25/2022 11:07:32 AM	Split qualifier 63.0 of compound 2,4-Dinitrotoluene in sample Feb2408.D and keep left peak, new integration is from x, y = 8.640, 1175.73959201582 to 8.691, 1134.91010350717 and new response = 93153, previous integration is from x, y = 8.640, 1176 to 8.732, 1102 and previous response = 107174.			✓	
CmdManuallyIntegrateSplit	BL2000\sean	2/25/2022 11:07:42 AM	Split qualifier 65.0 of compound 4-Nitroaniline in sample Feb2408.D and keep right peak, new integration is from x, y = 9.090, 1529.49904605426 to 9.192, 1640.4938164964 and new response = 160912, previous integration is from x, y = 8.955, 1384 to 9.192, 1640 and previous response = 321893.			✓	
CmdManuallyIntegratePeak	BL2000\sean	2/25/2022 11:07:57 AM	Manually integrate compound Anthracene in sample Feb2408.D, from x, y = 10.120, 1650111 to 10.363, 1602842, result = -20263624; previous integration is from x, y = 10.140, 219 to 10.211, 341 and previous response = 1764979.			✓	

Name	User	Time	Action	Reason	Comment	Succeed	Exception
CmdManuallyIntegrateSnapBaseline	BL2000\sean	2/25/2022 11:07:59 AM	Snap baseline for compound Anthracene in sample Feb2408.D, from x = 10.120 to x = 10.363, new integration is from x, y = 10.120, 226 to 10.363, 2216 and new response = 3440731; previous integration is from x, y = 10.120, 1650111 to 10.363, 1602842 and previous response = -20263624.			✓	
CmdManuallyIntegrateDropBaseline	BL2000\sean	2/25/2022 11:08:00 AM	Drop baseline for compound Anthracene in sample Feb2408.D to y = 226, new integration is from x, y = 10.120, 226 to 10.363, 226 and new response = 3455243; previous integration is from x, y = 10.120, 226 to 10.363, 2216 and previous response = 3440731.			✓	
CmdManuallyIntegrateSplit	BL2000\sean	2/25/2022 11:08:02 AM	Split peak for compound Anthracene in sample Feb2408.D and keep right peak, new integration is from x, y = 10.211, 226 to 10.363, 226 and new response = 1689729, previous integration is from x, y = 10.120, 226 to 10.363, 226 and previous response = 3455243.			✓	
CmdSetTargetCompoundAttribute	BL2000\sean	2/25/2022 11:08:03 AM	Set UserAnnotation = CO for compound Anthracene in sample Feb2408.D; previous value =			✓	
CmdManuallyIntegrateApplyTargetRtToQualifier	BL2000\sean	2/25/2022 11:08:06 AM	Apply target integration range 10.211-10.363 to qualifier 176.0 for compound Anthracene in sample Feb2408.D, new integration is from x, y = 10.211, 965 to 10.363, 405 and new response = 301185; previously no peak.			✓	
CmdManuallyIntegrateDropBaseline	BL2000\sean	2/25/2022 11:08:08 AM	Drop baseline for qualifier 176.0 of compound Anthracene in sample Feb2408.D to y = 405, new integration is from x, y = 10.211, 405 to 10.363, 405 and new response = 303737; previous integration is from x, y = 10.211, 965 to 10.363, 405 and previous response = 301185.			✓	
CmdSaveBatchTable	BL2000\sean	2/25/2022 11:10:30 AM	Save batch \\MASSHUNTER\Org\Data\SV5973N.I\sd022422\DoD BNA 1\QuantResults\022422 DoD BNA.batch.bin			✓	
CmdManuallyIntegrateSplit	BL2000\sean	2/25/2022 11:10:55 AM	Split peak for compound 1,3-Dichlorobenzene in sample Feb2410.D and keep left peak, new integration is from x, y = 4.746, 0 to 4.838, 0 and new response = 564931, previous integration is from x, y = 4.746, 0 to 4.930, 0 and previous response = 1100445.			✓	

Name	User	Time	Action	Reason	Comment	Succeed	Exception
CmdSetTargetCompoundAttribute	BL2000\sean	2/25/2022 11:11:01 AM	Set UserAnnotation = CO for compound 1,3-Dichlorobenzene in sample Feb2410.D; previous value =			✓	
CmdManuallyIntegrateSplit	BL2000\sean	2/25/2022 11:11:04 AM	Split qualifier 148.0 of compound 1,3-Dichlorobenzene in sample Feb2410.D and keep left peak, new integration is from x, y = 4.747, 129.993169601024 to 4.828, 200.064606227252 and new response = 357909, previous integration is from x, y = 4.747, 130 to 4.930, 289 and previous response = 701656.			✓	
CmdManuallyIntegrateSplit	BL2000\sean	2/25/2022 11:11:05 AM	Split qualifier 111.0 of compound 1,3-Dichlorobenzene in sample Feb2410.D and keep left peak, new integration is from x, y = 4.746, 0 to 4.817, 0 and new response = 205047, previous integration is from x, y = 4.746, 0 to 4.909, 0 and previous response = 397403.			✓	
CmdManuallyIntegrateSplit	BL2000\sean	2/25/2022 11:11:20 AM	Split peak for compound 1,4-Dichlorobenzene in sample Feb2410.D and keep right peak, new integration is from x, y = 4.838, 0 to 4.930, 0 and new response = 535514, previous integration is from x, y = 4.746, 0 to 4.930, 0 and previous response = 1100445.			✓	
CmdSetTargetCompoundAttribute	BL2000\sean	2/25/2022 11:11:21 AM	Set UserAnnotation = CO for compound 1,4-Dichlorobenzene in sample Feb2410.D; previous value =			✓	
CmdManuallyIntegrateSplit	BL2000\sean	2/25/2022 11:11:24 AM	Split qualifier 148.0 of compound 1,4-Dichlorobenzene in sample Feb2410.D and keep right peak, new integration is from x, y = 4.828, 0 to 4.930, 0 and new response = 345444, previous integration is from x, y = 4.746, 0 to 4.930, 0 and previous response = 704159.			✓	
CmdManuallyIntegrateSplit	BL2000\sean	2/25/2022 11:11:26 AM	Split qualifier 111.0 of compound 1,4-Dichlorobenzene in sample Feb2410.D and keep right peak, new integration is from x, y = 4.817, 0 to 4.909, 0 and new response = 192356, previous integration is from x, y = 4.746, 0 to 4.909, 0 and previous response = 397403.			✓	
CmdManuallyIntegratePeak	BL2000\sean	2/25/2022 11:11:31 AM	Manually integrate compound 1,2-Dichlorobenzene in sample Feb2410.D, from x, y = 4.960, 505143 to 5.083, 569008, result = -3369476; previous integration is from x, y = 4.747, 279 to 4.930, 304 and previous response = 1096773.			✓	

Name	User	Time	Action	Reason	Comment	Succeed	Exception
CmdManuallyIntegrateSnapBaseline	BL2000\sean	2/25/2022 11:11:32 AM	Snap baseline for compound 1,2-Dichlorobenzene in sample Feb2410.D, from x = 4.960 to x = 5.083, new integration is from x, y = 4.960, 671 to 5.083, 890 and new response = 573899; previous integration is from x, y = 4.960, 505143 to 5.083, 569008 and previous response = -3369476.			✓	
CmdManuallyIntegrateDropBaseline	BL2000\sean	2/25/2022 11:11:34 AM	Drop baseline for compound 1,2-Dichlorobenzene in sample Feb2410.D to y = 671, new integration is from x, y = 4.960, 671 to 5.083, 671 and new response = 574704; previous integration is from x, y = 4.960, 671 to 5.083, 890 and previous response = 573899.			✓	
CmdSetTargetCompoundAttribute	BL2000\sean	2/25/2022 11:11:40 AM	Set UserAnnotation = CO for compound 1,2-Dichlorobenzene in sample Feb2410.D; previous value =			✓	
CmdManuallyIntegrateApplyTargetRtToQualifier	BL2000\sean	2/25/2022 11:11:43 AM	Apply target integration range 4.960-5.083 to qualifier 148.0 for compound 1,2-Dichlorobenzene in sample Feb2410.D, new integration is from x, y = 4.960, 535 to 5.083, 661 and new response = 364843; previously no peak.			✓	
CmdManuallyIntegrateApplyTargetRtToQualifier	BL2000\sean	2/25/2022 11:11:45 AM	Apply target integration range 4.960-5.083 to qualifier 111.0 for compound 1,2-Dichlorobenzene in sample Feb2410.D, new integration is from x, y = 4.960, 230 to 5.083, 507 and new response = 214697; previously no peak.			✓	
CmdManuallyIntegrateApplyTargetRtToQualifier	BL2000\sean	2/25/2022 11:44:10 AM	Apply target integration range 6.270-6.383 to qualifier 129.0 for compound Naphthalene in sample Feb2410.D, new integration is from x, y = 6.270, 270 to 6.383, 653 and new response = 147576; previously no peak.			✓	
CmdManuallyIntegrateDropBaseline	BL2000\sean	2/25/2022 11:44:11 AM	Drop baseline for qualifier 129.0 of compound Naphthalene in sample Feb2410.D to y = 270, new integration is from x, y = 6.270, 270 to 6.383, 270 and new response = 148874; previous integration is from x, y = 6.270, 270 to 6.383, 653 and previous response = 147576.			✓	
CmdManuallyIntegrateSplit	BL2000\sean	2/25/2022 11:44:19 AM	Split peak for compound p-Chloroaniline in sample Feb2410.D and keep right peak, new integration is from x, y = 6.372, 226.737924374092 to 6.485, 358.930042809334 and new response = 343924, previous integration is from x, y = 6.284, 123 to 6.485, 359 and previous response = 507615.			✓	

Name	User	Time	Action	Reason	Comment	Succeed	Exception
CmdManuallyIntegrateApplyTargetRtToQualifier	BL2000\sean	2/25/2022 11:44:23 AM	Apply target integration range 6.372-6.485 to qualifier 129.0 for compound p-Chloroaniline in sample Feb2410.D, new integration is from x, y = 6.372, 540 to 6.485, 4297 and new response = 125224; previous integration is from x, y = 6.268, 229 to 6.526, 394 and previous response = 291233.			✓	
CmdManuallyIntegrateSnapBaseline	BL2000\sean	2/25/2022 11:44:24 AM	Snap baseline for qualifier 129.0 of compound p-Chloroaniline in sample Feb2410.D from x = 6.372 to x = 6.485, new integration is from x, y = 6.372, 540 to 6.485, 4297 and new response = 125224; previous integration is from x, y = 6.372, 540 to 6.485, 4297 and previous response = 125224.			✓	
CmdManuallyIntegrateSplit	BL2000\sean	2/25/2022 11:44:27 AM	Split qualifier 129.0 of compound p-Chloroaniline in sample Feb2410.D and keep left peak, new integration is from x, y = 6.372, 540 to 6.465, 3614.11065210975 and new response = 124640, previous integration is from x, y = 6.372, 540 to 6.485, 4297 and previous response = 125224.			✓	
CmdManuallyIntegrateDropBaseline	BL2000\sean	2/25/2022 11:44:30 AM	Drop baseline for qualifier 129.0 of compound p-Chloroaniline in sample Feb2410.D to y = 540, new integration is from x, y = 6.372, 540 to 6.465, 540 and new response = 133164; previous integration is from x, y = 6.372, 540 to 6.465, 3614 and previous response = 124640.			✓	
CmdManuallyIntegrateApplyTargetRtToQualifier	BL2000\sean	2/25/2022 11:46:10 AM	Apply target integration range 8.476-8.568 to qualifier 154.0 for compound 2,4-Dinitrophenol in sample Feb2410.D, new integration is from x, y = 8.476, 2640 to 8.568, 1968 and new response = 30689; previous integration is from x, y = 8.374, 562 to 8.466, 628 and previous response = 894532.			✓	
CmdManuallyIntegrateDropBaseline	BL2000\sean	2/25/2022 11:46:11 AM	Drop baseline for qualifier 154.0 of compound 2,4-Dinitrophenol in sample Feb2410.D to y = 1968, new integration is from x, y = 8.476, 1968 to 8.568, 1968 and new response = 32545; previous integration is from x, y = 8.476, 2640 to 8.568, 1968 and previous response = 30689.			✓	

Name	User	Time	Action	Reason	Comment	Succeed	Exception
CmdManuallyIntegrateApplyTargetRtToQualifier	BL2000\sean	2/25/2022 11:46:17 AM	Apply target integration range 8.674-8.885 to qualifier 139.0 for compound 4-Nitrophenol in sample Feb2410.D, new integration is from x, y = 8.674, 1657 to 8.885, 604 and new response = 38093; previous integration is from x, y = 8.589, 216 to 8.681, 319 and previous response = 544249.			✓	
CmdManuallyIntegrateDropBaseline	BL2000\sean	2/25/2022 11:46:19 AM	Drop baseline for qualifier 139.0 of compound 4-Nitrophenol in sample Feb2410.D to y = 604, new integration is from x, y = 8.674, 604 to 8.885, 604 and new response = 44999; previous integration is from x, y = 8.674, 1657 to 8.885, 604 and previous response = 38093.			✓	
CmdManuallyIntegratePeak	BL2000\sean	2/25/2022 11:46:20 AM	Manually integrate compound 4-Nitrophenol in sample Feb2410.D, from x, y = 8.855, 29924 to 8.865, 28982, result = -17355; previous integration is from x, y = 8.674, 681 to 8.885, 729 and previous response = 66647.			✓	
CmdClearManualIntegration	BL2000\sean	2/25/2022 11:46:25 AM	Clear manual integration of target signal for compound 4-Nitrophenol in sample Feb2410.D			✓	
CmdManuallyIntegrateSplit	BL2000\sean	2/25/2022 11:46:31 AM	Split qualifier 63.0 of compound 2,4-Dinitrotoluene in sample Feb2410.D and keep right peak, new integration is from x, y = 8.640, 905.196493634076 to 8.732, 894.99052016159 and new response = 109429, previous integration is from x, y = 8.589, 911 to 8.732, 895 and previous response = 192548.			✓	
CmdManuallyIntegrateSplit	BL2000\sean	2/25/2022 11:46:33 AM	Split qualifier 63.0 of compound 2,4-Dinitrotoluene in sample Feb2410.D and keep left peak, new integration is from x, y = 8.640, 905.196493634076 to 8.691, 899.526303086092 and new response = 95754, previous integration is from x, y = 8.640, 905 to 8.732, 895 and previous response = 109429.			✓	
CmdManuallyIntegratePeak	BL2000\sean	2/25/2022 11:46:53 AM	Manually integrate compound Anthracene in sample Feb2410.D, from x, y = 10.140, 859110 to 10.292, 1043280, result = -5203981; previous integration is from x, y = 10.140, 252 to 10.211, 343 and previous response = 1750387.			✓	

Name	User	Time	Action	Reason	Comment	Succeed	Exception
CmdManuallyIntegrateSnapBaseline	BL2000\sean	2/25/2022 11:46:54 AM	Snap baseline for compound Anthracene in sample Feb2410.D, from x = 10.140 to x = 10.292, new integration is from x, y = 10.140, 464 to 10.292, 6212 and new response = 3436682; previous integration is from x, y = 10.140, 859110 to 10.292, 1043280 and previous response = -5203981.			✓	
CmdManuallyIntegrateDropBaseline	BL2000\sean	2/25/2022 11:46:55 AM	Drop baseline for compound Anthracene in sample Feb2410.D to y = 464, new integration is from x, y = 10.140, 464 to 10.292, 464 and new response = 3462881; previous integration is from x, y = 10.140, 464 to 10.292, 6212 and previous response = 3436682.			✓	
CmdManuallyIntegrateSplit	BL2000\sean	2/25/2022 11:46:58 AM	Split peak for compound Anthracene in sample Feb2410.D and keep right peak, new integration is from x, y = 10.211, 464 to 10.292, 464 and new response = 1713201, previous integration is from x, y = 10.140, 464 to 10.292, 464 and previous response = 3462881.			✓	
CmdSetTargetCompoundAttribute	BL2000\sean	2/25/2022 11:46:58 AM	Set UserAnnotation = CO for compound Anthracene in sample Feb2410.D; previous value =			✓	
CmdManuallyIntegrateApplyTargetRtToQualifier	BL2000\sean	2/25/2022 11:47:01 AM	Apply target integration range 10.211-10.292 to qualifier 176.0 for compound Anthracene in sample Feb2410.D, new integration is from x, y = 10.211, 1227 to 10.292, 1249 and new response = 312495; previously no peak.			✓	
CmdManuallyIntegrateDropBaseline	BL2000\sean	2/25/2022 11:47:02 AM	Drop baseline for qualifier 176.0 of compound Anthracene in sample Feb2410.D to y = 1227, new integration is from x, y = 10.211, 1227 to 10.292, 1227 and new response = 312549; previous integration is from x, y = 10.211, 1227 to 10.292, 1249 and previous response = 312495.			✓	
CmdManuallyIntegrateApplyTargetRtToQualifier	BL2000\sean	2/25/2022 11:48:00 AM	Apply target integration range 4.465-4.542 to qualifier 66.0 for compound Aniline in sample Feb2417.D, new integration is from x, y = 4.465, 607 to 4.542, 15131 and new response = 353858; previously no peak.			✓	

Name	User	Time	Action	Reason	Comment	Succeed	Exception
CmdManuallyIntegrateDropBaseline	BL2000\sean	2/25/2022 11:48:01 AM	Drop baseline for qualifier 66.0 of compound Aniline in sample Feb2417.D to y = 607, new integration is from x, y = 4.465, 607 to 4.542, 607 and new response = 387038; previous integration is from x, y = 4.465, 607 to 4.542, 15131 and previous response = 353858.			✓	
CmdManuallyIntegrateApplyTargetRtToQualifier	BL2000\sean	2/25/2022 11:48:03 AM	Apply target integration range 4.465-4.542 to qualifier 65.0 for compound Aniline in sample Feb2417.D, new integration is from x, y = 4.465, 622 to 4.542, 5064 and new response = 193587; previously no peak.			✓	
CmdManuallyIntegrateDropBaseline	BL2000\sean	2/25/2022 11:48:04 AM	Drop baseline for qualifier 65.0 of compound Aniline in sample Feb2417.D to y = 622, new integration is from x, y = 4.465, 622 to 4.542, 622 and new response = 203735; previous integration is from x, y = 4.465, 622 to 4.542, 5064 and previous response = 193587.			✓	
CmdManuallyIntegrateSplit	BL2000\sean	2/25/2022 11:48:09 AM	Split qualifier 66.0 of compound Phenol in sample Feb2417.D and keep right peak, new integration is from x, y = 4.531, 683.324785228391 to 4.613, 755.470739211059 and new response = 365716, previous integration is from x, y = 4.470, 629 to 4.613, 755 and previous response = 745021.			✓	
CmdZeroOutPeak	BL2000\sean	2/25/2022 11:48:12 AM	Zero out primary peak of compound bis(-2-Chloroethyl)Ether in sample Feb2417.D			✓	
CmdClearManualIntegration	BL2000\sean	2/25/2022 11:48:17 AM	Clear manual integration of target signal for compound bis(-2-Chloroethyl)Ether in sample Feb2417.D			✓	
CmdManuallyIntegrateSplit	BL2000\sean	2/25/2022 11:48:19 AM	Split qualifier 64.0 of compound bis(-2-Chloroethyl)Ether in sample Feb2417.D and keep right peak, new integration is from x, y = 4.531, 268.239973453743 to 4.613, 312.921249255581 and new response = 59932, previous integration is from x, y = 4.462, 230 to 4.613, 313 and previous response = 91289.			✓	
CmdManuallyIntegrateSplit	BL2000\sean	2/25/2022 11:48:26 AM	Split peak for compound 1,3-Dichlorobenzene in sample Feb2417.D and keep left peak, new integration is from x, y = 4.746, 0 to 4.838, 0 and new response = 846441, previous integration is from x, y = 4.746, 0 to 4.930, 0 and previous response = 1656300.			✓	

Name	User	Time	Action	Reason	Comment	Succeed	Exception
CmdSetTargetCompoundAttribute	BL2000\sean	2/25/2022 11:48:27 AM	Set UserAnnotation = CO for compound 1,3-Dichlorobenzene in sample Feb2417.D; previous value =			✓	
CmdManuallyIntegrateApplyTargetRtToQualifier	BL2000\sean	2/25/2022 11:48:30 AM	Apply target integration range 4.746-4.838 to qualifier 148.0 for compound 1,3-Dichlorobenzene in sample Feb2417.D, new integration is from x, y = 4.746, 0 to 4.838, 2480 and new response = 530297; previously no peak.			✓	
CmdManuallyIntegrateSplit	BL2000\sean	2/25/2022 11:49:49 AM	Split peak for compound 1,4-Dichlorobenzene in sample Feb2417.D and keep right peak, new integration is from x, y = 4.838, 275.766604082481 to 4.930, 359.652947279244 and new response = 808106, previous integration is from x, y = 4.746, 192 to 4.930, 360 and previous response = 1650932.			✓	
CmdSetTargetCompoundAttribute	BL2000\sean	2/25/2022 11:49:50 AM	Set UserAnnotation = CO for compound 1,4-Dichlorobenzene in sample Feb2417.D; previous value =			✓	
CmdManuallyIntegrateSplit	BL2000\sean	2/25/2022 11:49:52 AM	Split qualifier 148.0 of compound 1,4-Dichlorobenzene in sample Feb2417.D and keep right peak, new integration is from x, y = 4.828, 0 to 4.930, 0 and new response = 519856, previous integration is from x, y = 4.746, 0 to 4.930, 0 and previous response = 1055854.			✓	
CmdManuallyIntegratePeak	BL2000\sean	2/25/2022 11:49:57 AM	Manually integrate compound 1,2-Dichlorobenzene in sample Feb2417.D, from x, y = 4.971, 836728 to 5.114, 815602, result = -6223309; previous integration is from x, y = 4.746, 141 to 4.930, 200 and previous response = 1652060.			✓	
CmdManuallyIntegrateSnapBaseline	BL2000\sean	2/25/2022 11:49:59 AM	Snap baseline for compound 1,2-Dichlorobenzene in sample Feb2417.D, from x = 4.971 to x = 5.114, new integration is from x, y = 4.971, 1319 to 5.114, 787 and new response = 855325; previous integration is from x, y = 4.971, 836728 to 5.114, 815602 and previous response = -6223309.			✓	
CmdManuallyIntegrateDropBaseline	BL2000\sean	2/25/2022 11:50:00 AM	Drop baseline for compound 1,2-Dichlorobenzene in sample Feb2417.D to y = 787, new integration is from x, y = 4.971, 787 to 5.114, 787 and new response = 857607; previous integration is from x, y = 4.971, 1319 to 5.114, 787 and previous response = 855325.			✓	

Name	User	Time	Action	Reason	Comment	Succeed	Exception
CmdSetTargetCompoundAttribute	BL2000\sean	2/25/2022 11:50:01 AM	Set UserAnnotation = CO for compound 1,2-Dichlorobenzene in sample Feb2417.D; previous value =			✓	
CmdManuallyIntegrateApplyTargetRtToQualifier	BL2000\sean	2/25/2022 11:50:03 AM	Apply target integration range 4.971-5.114 to qualifier 148.0 for compound 1,2-Dichlorobenzene in sample Feb2417.D, new integration is from x, y = 4.971, 899 to 5.114, 839 and new response = 543361; previously no peak.			✓	
CmdManuallyIntegrateApplyTargetRtToQualifier	BL2000\sean	2/25/2022 11:50:05 AM	Apply target integration range 4.971-5.114 to qualifier 111.0 for compound 1,2-Dichlorobenzene in sample Feb2417.D, new integration is from x, y = 4.971, 366 to 5.114, 449 and new response = 316507; previously no peak.			✓	
CmdManuallyIntegrateApplyTargetRtToQualifier	BL2000\sean	2/25/2022 11:50:26 AM	Apply target integration range 6.281-6.372 to qualifier 129.0 for compound Naphthalene in sample Feb2417.D, new integration is from x, y = 6.281, 905 to 6.372, 927 and new response = 173363; previously no peak.			✓	
CmdManuallyIntegrateDropBaseline	BL2000\sean	2/25/2022 11:50:27 AM	Drop baseline for qualifier 129.0 of compound Naphthalene in sample Feb2417.D to y = 905, new integration is from x, y = 6.281, 905 to 6.372, 905 and new response = 173423; previous integration is from x, y = 6.281, 905 to 6.372, 927 and previous response = 173363.			✓	
CmdManuallyIntegrateApplyTargetRtToQualifier	BL2000\sean	2/25/2022 11:50:35 AM	Apply target integration range 6.382-6.547 to qualifier 129.0 for compound p-Chloroaniline in sample Feb2417.D, new integration is from x, y = 6.382, 2199 to 6.547, 920 and new response = 226513; previous integration is from x, y = 6.262, 328 to 6.547, 451 and previous response = 415226.			✓	
CmdManuallyIntegrateDropBaseline	BL2000\sean	2/25/2022 11:50:36 AM	Drop baseline for qualifier 129.0 of compound p-Chloroaniline in sample Feb2417.D to y = 920, new integration is from x, y = 6.382, 920 to 6.547, 920 and new response = 232817; previous integration is from x, y = 6.382, 2199 to 6.547, 920 and previous response = 226513.			✓	
CmdManuallyIntegrateApplyTargetRtToQualifier	BL2000\sean	2/25/2022 11:51:19 AM	Apply target integration range 8.159-8.323 to qualifier 153.1 for compound Acenaphthylene in sample Feb2417.D, new integration is from x, y = 8.159, 0 to 8.323, 1030 and new response = 212288; previously no peak.			✓	

Name	User	Time	Action	Reason	Comment	Succeed	Exception
CmdManuallyIntegrateDropBaseline	BL2000\sean	2/25/2022 11:51:20 AM	Drop baseline for qualifier 153.1 of compound Acenaphthylene in sample Feb2417.D to y = 0, new integration is from x, y = 8.159, 0 to 8.323, 0 and new response = 217346; previous integration is from x, y = 8.159, 0 to 8.323, 1030 and previous response = 212288.			✓	
CmdManuallyIntegrateApplyTargetRtToQualifier	BL2000\sean	2/25/2022 11:54:35 AM	Apply target integration range 8.476-8.568 to qualifier 154.0 for compound 2,4-Dinitrophenol in sample Feb2417.D, new integration is from x, y = 8.476, 1699 to 8.568, 2239 and new response = 42250; previous integration is from x, y = 8.384, 682 to 8.476, 700 and previous response = 865158.			✓	
CmdManuallyIntegrateDropBaseline	BL2000\sean	2/25/2022 11:54:36 AM	Drop baseline for qualifier 154.0 of compound 2,4-Dinitrophenol in sample Feb2417.D to y = 1699, new integration is from x, y = 8.476, 1699 to 8.568, 1699 and new response = 43741; previous integration is from x, y = 8.476, 1699 to 8.568, 2239 and previous response = 42250.			✓	
CmdManuallyIntegrateSplit	BL2000\sean	2/25/2022 11:55:13 AM	Split qualifier 63.0 of compound 2,4-Dinitrotoluene in sample Feb2417.D and keep right peak, new integration is from x, y = 8.630, 1324.37776067272 to 8.670, 1307.47686274129 and new response = 85504, previous integration is from x, y = 8.599, 1337 to 8.670, 1307 and previous response = 167051.			✓	
CmdSaveBatchTable	BL2000\sean	2/25/2022 12:02:55 PM	Save batch \\MASSHUNTER\Org\Data\SV5973N.I\sd022422\DoD BNA 1\QuantResults\022422 DoD BNA.batch.bin			✓	
CmdManuallyIntegrateSplit	BL2000\sean	2/25/2022 12:03:16 PM	Split peak for compound Aniline in sample Feb2419.D and keep left peak, new integration is from x, y = 4.399, 0 to 4.552, 0 and new response = 564503, previous integration is from x, y = 4.399, 0 to 4.715, 0 and previous response = 1214731.			✓	
CmdManuallyIntegrateSplit	BL2000\sean	2/25/2022 12:03:19 PM	Split qualifier 66.0 of compound Aniline in sample Feb2419.D and keep left peak, new integration is from x, y = 4.464, 737.808052326016 to 4.531, 790.864868034884 and new response = 191118, previous integration is from x, y = 4.464, 738 to 4.613, 855 and previous response = 432903.			✓	

Name	User	Time	Action	Reason	Comment	Succeed	Exception
CmdManuallyIntegrateSplit	BL2000\sean	2/25/2022 12:03:21 PM	Split qualifier 65.0 of compound Aniline in sample Feb2419.D and keep left peak, new integration is from x, y = 4.480, 814.140953760183 to 4.531, 891.187093832954 and new response = 100161, previous integration is from x, y = 4.480, 814 to 4.613, 1014 and previous response = 390328.			✓	
CmdManuallyIntegrateSplit	BL2000\sean	2/25/2022 12:03:26 PM	Split qualifier 66.0 of compound Phenol in sample Feb2419.D and keep right peak, new integration is from x, y = 4.531, 724.223423213248 to 4.613, 778.669983156112 and new response = 242161, previous integration is from x, y = 4.462, 678 to 4.613, 779 and previous response = 433485.			✓	
CmdManuallyIntegrateSplit	BL2000\sean	2/25/2022 12:03:32 PM	Split qualifier 64.0 of compound bis(-2-Chloroethyl)Ether in sample Feb2419.D and keep right peak, new integration is from x, y = 4.531, 302.258841672951 to 4.613, 348.589388516801 and new response = 47293, previous integration is from x, y = 4.471, 268 to 4.613, 349 and previous response = 61650.			✓	
CmdManuallyIntegratePeak	BL2000\sean	2/25/2022 12:03:41 PM	Manually integrate compound 1,2-Dichlorobenzene in sample Feb2419.D, from x, y = 4.981, 404446 to 5.073, 454430, result = -1708453; previous integration is from x, y = 4.838, 49 to 4.930, 96 and previous response = 638937.			✓	
CmdManuallyIntegrateSnapBaseline	BL2000\sean	2/25/2022 12:03:42 PM	Snap baseline for compound 1,2-Dichlorobenzene in sample Feb2419.D, from x = 4.981 to x = 5.073, new integration is from x, y = 4.981, 1139 to 5.073, 1202 and new response = 653440; previous integration is from x, y = 4.981, 404446 to 5.073, 454430 and previous response = -1708453.			✓	
CmdManuallyIntegrateApplyTargetRtToQualifier	BL2000\sean	2/25/2022 12:03:45 PM	Apply target integration range 4.981-5.073 to qualifier 148.0 for compound 1,2-Dichlorobenzene in sample Feb2419.D, new integration is from x, y = 4.981, 641 to 5.073, 759 and new response = 418399; previously no peak.			✓	
CmdManuallyIntegrateApplyTargetRtToQualifier	BL2000\sean	2/25/2022 12:03:47 PM	Apply target integration range 4.981-5.073 to qualifier 111.0 for compound 1,2-Dichlorobenzene in sample Feb2419.D, new integration is from x, y = 4.981, 245 to 5.073, 818 and new response = 246803; previously no peak.			✓	

Name	User	Time	Action	Reason	Comment	Succeed	Exception
CmdManuallyIntegrateSplit	BL2000\sean	2/25/2022 12:03:52 PM	Split peak for compound Benzyl Alcohol in sample Feb2419.D and keep left peak, new integration is from x, y = 4.991, 0 to 5.154, 0 and new response = 305094, previous integration is from x, y = 4.991, 0 to 5.318, 0 and previous response = 906705.			✓	
CmdManuallyIntegrateApplyTargetRtToQualifier	BL2000\sean	2/25/2022 12:03:56 PM	Apply target integration range 4.991-5.154 to qualifier 107.0 for compound Benzyl Alcohol in sample Feb2419.D, new integration is from x, y = 4.991, 0 to 5.154, 1653 and new response = 210045; previously no peak.			✓	
CmdManuallyIntegrateDropBaseline	BL2000\sean	2/25/2022 12:03:58 PM	Drop baseline for qualifier 107.0 of compound Benzyl Alcohol in sample Feb2419.D to y = 0, new integration is from x, y = 4.991, 0 to 5.154, 0 and new response = 218148; previous integration is from x, y = 4.991, 0 to 5.154, 1653 and previous response = 210045.			✓	
CmdManuallyIntegrateSplit	BL2000\sean	2/25/2022 12:04:04 PM	Split qualifier 108.0 of compound 2-Methylphenol in sample Feb2419.D and keep right peak, new integration is from x, y = 5.154, 688.007829454092 to 5.318, 1197.7424133845 and new response = 592367, previous integration is from x, y = 4.997, 197 to 5.318, 1198 and previous response = 893214.			✓	
CmdManuallyIntegrateApplyTargetRtToQualifier	BL2000\sean	2/25/2022 12:04:21 PM	Apply target integration range 6.281-6.372 to qualifier 129.0 for compound Naphthalene in sample Feb2419.D, new integration is from x, y = 6.281, 449 to 6.372, 455 and new response = 161241; previously no peak.			✓	
CmdManuallyIntegrateDropBaseline	BL2000\sean	2/25/2022 12:04:23 PM	Drop baseline for qualifier 129.0 of compound Naphthalene in sample Feb2419.D to y = 449, new integration is from x, y = 6.281, 449 to 6.372, 449 and new response = 161258; previous integration is from x, y = 6.281, 449 to 6.372, 455 and previous response = 161241.			✓	
CmdManuallyIntegrateApplyTargetRtToQualifier	BL2000\sean	2/25/2022 12:04:49 PM	Apply target integration range 8.159-8.312 to qualifier 153.1 for compound Acenaphthylene in sample Feb2419.D, new integration is from x, y = 8.159, 237 to 8.312, 627 and new response = 219250; previously no peak.			✓	

Name	User	Time	Action	Reason	Comment	Succeed	Exception
CmdManuallyIntegrateDropBaseline	BL2000\sean	2/25/2022 12:04:51 PM	Drop baseline for qualifier 153.1 of compound Acenaphthylene in sample Feb2419.D to y = 237, new integration is from x, y = 8.159, 237 to 8.312, 237 and new response = 221045; previous integration is from x, y = 8.159, 237 to 8.312, 627 and previous response = 219250.			✓	
CmdManuallyIntegrateApplyTargetRtToQualifier	BL2000\sean	2/25/2022 12:04:59 PM	Apply target integration range 8.476-8.578 to qualifier 154.0 for compound 2,4-Dinitrophenol in sample Feb2419.D, new integration is from x, y = 8.476, 2575 to 8.578, 2553 and new response = 42194; previous integration is from x, y = 8.374, 615 to 8.456, 678 and previous response = 952284.			✓	
CmdManuallyIntegrateDropBaseline	BL2000\sean	2/25/2022 12:05:00 PM	Drop baseline for qualifier 154.0 of compound 2,4-Dinitrophenol in sample Feb2419.D to y = 2553, new integration is from x, y = 8.476, 2553 to 8.578, 2553 and new response = 42262; previous integration is from x, y = 8.476, 2575 to 8.578, 2553 and previous response = 42194.			✓	
CmdManuallyIntegrateApplyTargetRtToQualifier	BL2000\sean	2/25/2022 12:05:06 PM	Apply target integration range 8.671-8.824 to qualifier 139.0 for compound 4-Nitrophenol in sample Feb2419.D, new integration is from x, y = 8.671, 1890 to 8.824, 987 and new response = 47558; previous integration is from x, y = 8.589, 288 to 8.671, 388 and previous response = 628728.			✓	
CmdManuallyIntegrateDropBaseline	BL2000\sean	2/25/2022 12:05:07 PM	Drop baseline for qualifier 139.0 of compound 4-Nitrophenol in sample Feb2419.D to y = 987, new integration is from x, y = 8.671, 987 to 8.824, 987 and new response = 51715; previous integration is from x, y = 8.671, 1890 to 8.824, 987 and previous response = 47558.			✓	
CmdManuallyIntegrateSplit	BL2000\sean	2/25/2022 12:05:13 PM	Split qualifier 63.0 of compound 2,4-Dinitrotoluene in sample Feb2419.D and keep right peak, new integration is from x, y = 8.630, 1030.17609505403 to 8.732, 1052.10281626596 and new response = 124872, previous integration is from x, y = 8.589, 1021 to 8.732, 1052 and previous response = 212929.			✓	

Name	User	Time	Action	Reason	Comment	Succeed	Exception
CmdManuallyIntegrateSplit	BL2000\sean	2/25/2022 12:05:14 PM	Split qualifier 63.0 of compound 2,4-Dinitrotoluene in sample Feb2419.D and keep left peak, new integration is from x, y = 8.630, 1030.17609505403 to 8.681, 1041.14124151447 and new response = 105750, previous integration is from x, y = 8.630, 1030 to 8.732, 1052 and previous response = 124872.			✓	
CmdSaveBatchTable	BL2000\sean	2/25/2022 12:06:01 PM	Save batch \\MASSHUNTER\Org\Data\SV5973N.I\sd022422\DoD BNA 1\QuantResults\022422 DoD BNA.batch.bin			✓	
CmdManuallyIntegratePeak	BL2000\sean	2/25/2022 12:06:13 PM	Manually integrate compound N-Nitrosodimethylamine in sample Feb2422.D, from x, y = 2.969, 40859 to 2.989, 38922, result = -48585; previous integration is from x, y = 2.224, 231 to 2.377, 231 and previous response = 95133.			✓	
CmdClearManualIntegration	BL2000\sean	2/25/2022 12:06:18 PM	Clear manual integration of target signal for compound N-Nitrosodimethylamine in sample Feb2422.D			✓	
CmdManuallyIntegrateSplit	BL2000\sean	2/25/2022 12:06:27 PM	Split qualifier 77.0 of compound Benzoic Acid in sample Feb2422.D and keep left peak, new integration is from x, y = 6.211, 1851.12512624953 to 6.290, 1949.13098626463 and new response = 89141, previous integration is from x, y = 6.211, 1851 to 6.373, 2050 and previous response = 168597.			✓	
CmdSelectPeak	BL2000\sean	2/25/2022 12:06:34 PM	Select peak for compound Phenol in sample Feb2422.D			✓	
CmdManuallyIntegrateMerge	BL2000\sean	2/25/2022 12:06:43 PM	Merge peak with right peak for compound 2-Chlorophenol in sample Feb2422.D, new integration is from x, y = 4.645, 530 to 4.950, 557 and new response = 564720; previous integration is from x, y= 4.645, 530 to 4.726, 537 and previous response =256512.			✓	
CmdManuallyIntegrateMerge	BL2000\sean	2/25/2022 12:06:46 PM	Merge peak with right peak for qualifier 130.0 of compound 2-Chlorophenol in sample Feb2422.D, new integration is from x, y = 4.644, 0 to 4.940, 0 and new response = 183537;previous integration is from x, y = 4.644, 0 to 4.726, 0 and previous response = 84370.			✓	

Name	User	Time	Action	Reason	Comment	Succeed	Exception
CmdManuallyIntegrateSplit	BL2000\sean	2/25/2022 12:06:53 PM	Split peak for compound 1,3-Dichlorobenzene in sample Feb2422.D and keep left peak, new integration is from x, y = 4.746, 0 to 4.838, 0 and new response = 499778, previous integration is from x, y = 4.746, 0 to 4.910, 0 and previous response = 1014534.			✓	
CmdManuallyIntegrateSplit	BL2000\sean	2/25/2022 12:06:55 PM	Split qualifier 148.0 of compound 1,3-Dichlorobenzene in sample Feb2422.D and keep left peak, new integration is from x, y = 4.756, 0 to 4.838, 0 and new response = 318039, previous integration is from x, y = 4.756, 0 to 4.910, 0 and previous response = 656123.			✓	
CmdManuallyIntegrateSplit	BL2000\sean	2/25/2022 12:06:59 PM	Split peak for compound 1,4-Dichlorobenzene in sample Feb2422.D and keep right peak, new integration is from x, y = 4.838, 231.589583399015 to 4.910, 264.37581183818 and new response = 513692, previous integration is from x, y = 4.756, 194 to 4.910, 264 and previous response = 1012309.			✓	
CmdManuallyIntegrateSplit	BL2000\sean	2/25/2022 12:06:59 PM	Split qualifier 0 of compound 40 in sample 21, keep right peak.			✓	
CmdManuallyIntegrate QualifierPeak	BL2000\sean	2/25/2022 12:07:02 PM	Manually integrate qualifier148.0 of compound 1,4-Dichlorobenzene in sample Feb2422.D from x, y = 5.206, 275571 to 5.216, 272008; result = 0			✓	
CmdManuallyIntegrateApplyTargetRtToQualifier	BL2000\sean	2/25/2022 12:07:04 PM	Apply target integration range 4.838-4.910 to qualifier 148.0 for compound 1,4-Dichlorobenzene in sample Feb2422.D, new integration is from x, y = 4.838, 943 to 4.910, 1808 and new response = 332182; previously no peak.			✓	
CmdManuallyIntegrateApplyTargetRtToQualifier	BL2000\sean	2/25/2022 12:07:05 PM	Apply target integration range 4.838-4.910 to qualifier 148.0 for compound 1,4-Dichlorobenzene in sample Feb2422.D, new integration is from x, y = 4.838, 943 to 4.910, 1808 and new response = 332182; previous integration is from x, y = 4.838, 943 to 4.910, 1808 and previous response = 332182.			✓	
CmdManuallyIntegrateSplit	BL2000\sean	2/25/2022 12:07:18 PM	Split peak for compound 2-Methylphenol in sample Feb2422.D and keep left peak, new integration is from x, y = 5.277, 3939.22325786347 to 5.349, 4703.25654484359 and new response = 465571, previous integration is from x, y = 5.277, 3939 to 5.430, 5580 and previous response = 604393.			✓	

Name	User	Time	Action	Reason	Comment	Succeed	Exception
CmdSelectPeak	BL2000\sean	2/25/2022 12:07:37 PM	Select peak for compound 4-Chlorophenol in sample Feb2422.D			✓	
CmdManuallyIntegrateApplyTargetRtToQualifier	BL2000\sean	2/25/2022 12:07:41 PM	Apply target integration range 6.465-6.629 to qualifier 128.0 for compound 4-Chlorophenol in sample Feb2422.D, new integration is from x, y = 6.465, 10870 to 6.629, 2500 and new response = 434661; previously no peak.			✓	
CmdManuallyIntegrateDropBaseline	BL2000\sean	2/25/2022 12:07:42 PM	Drop baseline for qualifier 128.0 of compound 4-Chlorophenol in sample Feb2422.D to y = 2500, new integration is from x, y = 6.465, 2500 to 6.629, 2500 and new response = 475917; previous integration is from x, y = 6.465, 10870 to 6.629, 2500 and previous response = 434661.			✓	
CmdManuallyIntegrateMerge	BL2000\sean	2/25/2022 12:07:55 PM	Merge peak with right peak for qualifier 65.0 of compound p-Chloroaniline in sample Feb2422.D, new integration is from x, y = 6.429, 1989 to 6.619, 1989 and new response = 269880;previous integration is from x, y = 6.429, 1989 to 6.485, 1989 and previous response = 65287.			✓	
CmdManuallyIntegrateApplyTargetRtToQualifier	BL2000\sean	2/25/2022 12:08:13 PM	Apply target integration range 7.512-7.615 to qualifier 198.0 for compound 2,4,6-Trichlorophenol in sample Feb2422.D, new integration is from x, y = 7.512, 0 to 7.615, 1172 and new response = 257977; previously no peak.			✓	
CmdManuallyIntegrateDropBaseline	BL2000\sean	2/25/2022 12:08:15 PM	Drop baseline for qualifier 198.0 of compound 2,4,6-Trichlorophenol in sample Feb2422.D to y = 0, new integration is from x, y = 7.512, 0 to 7.615, 0 and new response = 261587; previous integration is from x, y = 7.512, 0 to 7.615, 1172 and previous response = 257977.			✓	
CmdSelectPeak	BL2000\sean	2/25/2022 12:08:18 PM	Select peak for compound 2,4,5-Trichlorophenol in sample Feb2422.D			✓	
CmdManuallyIntegrateSplit	BL2000\sean	2/25/2022 12:08:22 PM	Split qualifier 198.0 of compound 2,4,5-Trichlorophenol in sample Feb2422.D and keep right peak, new integration is from x, y = 7.615, 128.100710900934 to 7.769, 218.268906087748 and new response = 286792, previous integration is from x, y = 7.513, 68 to 7.769, 218 and previous response = 547067.			✓	

Name	User	Time	Action	Reason	Comment	Succeed	Exception
CmdManuallyIntegrateApplyTargetRtToQualifier	BL2000\sean	2/25/2022 12:08:38 PM	Apply target integration range 8.497-8.640 to qualifier 154.0 for compound 2,4-Dinitrophenol in sample Feb2422.D, new integration is from x, y = 8.497, 2207 to 8.640, 2255 and new response = 46171; previous integration is from x, y = 8.384, 621 to 8.466, 676 and previous response = 818854.			✓	
CmdManuallyIntegrateDropBaseline	BL2000\sean	2/25/2022 12:08:39 PM	Drop baseline for qualifier 154.0 of compound 2,4-Dinitrophenol in sample Feb2422.D to y = 2207, new integration is from x, y = 8.497, 2207 to 8.640, 2207 and new response = 46377; previous integration is from x, y = 8.497, 2207 to 8.640, 2255 and previous response = 46171.			✓	
CmdSelectPeak	BL2000\sean	2/25/2022 12:10:48 PM	Select peak for compound 4-Nitrophenol in sample Feb2422.D			✓	
CmdManuallyIntegrateDropBaseline	BL2000\sean	2/25/2022 12:10:50 PM	Drop baseline for compound 4-Nitrophenol in sample Feb2422.D to y = 1614, new integration is from x, y = 8.805, 1614 to 8.957, 1614 and new response = 92060; previous integration is from x, y = 8.805, 1614 to 8.957, 5151 and previous response = 75875.			✓	
CmdManuallyIntegrateQualifierPeak	BL2000\sean	2/25/2022 12:11:06 PM	Manually integrate qualifier 65.0 of compound 4-Nitroaniline in sample Feb2422.D, from x, y = 9.172, 14207 to 9.213, 12733, result = 230025; previous integration is from x, y = 9.090, 8171 to 9.453, 12362 and previous response = 752140.			✓	
CmdManuallyIntegrateQualifierPeak	BL2000\sean	2/25/2022 12:11:10 PM	Manually integrate qualifier 92.0 of compound 4-Nitroaniline in sample Feb2422.D, from x, y = 9.172, 3514 to 9.223, 5275, result = 93146; previous integration is from x, y = 9.101, 2721 to 9.285, 3152 and previous response = 194404.			✓	
CmdZeroOutPeak	BL2000\sean	2/25/2022 12:11:34 PM	Zero out primary peak of compound Benzidine in sample Feb2422.D			✓	
CmdManuallyIntegrateApplyTargetRtToQualifier	BL2000\sean	2/25/2022 12:11:40 PM	Apply target integration range 12.328-12.450 to qualifier 101.0 for compound Pyrene in sample Feb2422.D, new integration is from x, y = 12.328, 718 to 12.450, 1242 and new response = 238120; previous integration is from x, y = 12.446, 1101 to 12.642, 1490 and previous response = 3157911.			✓	

Name	User	Time	Action	Reason	Comment	Succeed	Exception
CmdManuallyIntegrateDropBaseline	BL2000\sean	2/25/2022 12:11:42 PM	Drop baseline for qualifier 101.0 of compound Pyrene in sample Feb2422.D to y = 718, new integration is from x, y = 12.328, 718 to 12.450, 718 and new response = 240031; previous integration is from x, y = 12.328, 718 to 12.450, 1242 and previous response = 238120.			✓	
CmdSaveBatchTable	BL2000\sean	2/25/2022 12:12:09 PM	Save batch \\MASSHUNTER\Org\Data\SV5973N.I\sd022422\DoD BNA 1\QuantResults\022422 DoD BNA.batch.bin			✓	
CmdSelectPeak	BL2000\sean	2/25/2022 12:12:27 PM	Select peak for compound Phenol in sample Feb2424.D			✓	
CmdManuallyIntegrateApplyTargetRtToQualifier	BL2000\sean	2/25/2022 12:12:32 PM	Apply target integration range 4.573-4.654 to qualifier 64.0 for compound bis(-2-Chloroethyl)Ether in sample Feb2424.D, new integration is from x, y = 4.573, 405 to 4.654, 0 and new response = 12174; previous integration is from x, y = 4.509, 338 to 4.560, 368 and previous response = 7114.			✓	
CmdManuallyIntegrateDropBaseline	BL2000\sean	2/25/2022 12:12:33 PM	Drop baseline for qualifier 64.0 of compound bis(-2-Chloroethyl)Ether in sample Feb2424.D to y = 0, new integration is from x, y = 4.573, 0 to 4.654, 0 and new response = 13167; previous integration is from x, y = 4.573, 405 to 4.654, 0 and previous response = 12174.			✓	
CmdSelectPeak	BL2000\sean	2/25/2022 12:13:04 PM	Select peak for compound 4-Chlorophenol in sample Feb2424.D			✓	
CmdManuallyIntegrateApplyTargetRtToQualifier	BL2000\sean	2/25/2022 12:13:08 PM	Apply target integration range 6.516-6.670 to qualifier 128.0 for compound 4-Chlorophenol in sample Feb2424.D, new integration is from x, y = 6.516, 1379 to 6.670, 3434 and new response = 353383; previously no peak.			✓	
CmdManuallyIntegrateDropBaseline	BL2000\sean	2/25/2022 12:13:09 PM	Drop baseline for qualifier 128.0 of compound 4-Chlorophenol in sample Feb2424.D to y = 1379, new integration is from x, y = 6.516, 1379 to 6.670, 1379 and new response = 362880; previous integration is from x, y = 6.516, 1379 to 6.670, 3434 and previous response = 353383.			✓	
CmdSelectPeak	BL2000\sean	2/25/2022 12:13:19 PM	Select peak for compound 4-Chloro-3-Methylphenol in sample Feb2424.D			✓	

Name	User	Time	Action	Reason	Comment	Succeed	Exception
CmdManuallyIntegratePeak	BL2000\sean	2/25/2022 12:13:26 PM	Manually integrate compound 1-Methylnaphthalene in sample Feb2424.D, from x, y = 7.215, 497743 to 7.297, 568159, result = -1943177; previous integration is from x, y = 7.112, 615 to 7.215, 743 and previous response = 765953.			✓	
CmdManuallyIntegrateSnapBaseline	BL2000\sean	2/25/2022 12:13:28 PM	Snap baseline for compound 1-Methylnaphthalene in sample Feb2424.D, from x = 7.215 to x = 7.297, new integration is from x, y = 7.215, 5635 to 7.297, 4976 and new response = 657590; previous integration is from x, y = 7.215, 497743 to 7.297, 568159 and previous response = -1943177.			✓	
CmdManuallyIntegrateDropBaseline	BL2000\sean	2/25/2022 12:13:29 PM	Drop baseline for compound 1-Methylnaphthalene in sample Feb2424.D to y = 4976, new integration is from x, y = 7.215, 4976 to 7.297, 4976 and new response = 659214; previous integration is from x, y = 7.215, 5635 to 7.297, 4976 and previous response = 657590.			✓	
CmdManuallyIntegrateApplyTargetRtToQualifier	BL2000\sean	2/25/2022 12:13:35 PM	Apply target integration range 7.215-7.297 to qualifier 115.0 for compound 1-Methylnaphthalene in sample Feb2424.D, new integration is from x, y = 7.215, 1412 to 7.297, 2352 and new response = 280349; previously no peak.			✓	
CmdSelectPeak	BL2000\sean	2/25/2022 12:13:47 PM	Select peak for compound 2,4,5-Trichlorophenol in sample Feb2424.D			✓	
CmdManuallyIntegrateApplyTargetRtToQualifier	BL2000\sean	2/25/2022 12:14:00 PM	Apply target integration range 8.384-8.487 to qualifier 152.0 for compound Acenaphthene in sample Feb2424.D, new integration is from x, y = 8.384, 1684 to 8.487, 2721 and new response = 398114; previously no peak.			✓	
CmdManuallyIntegrateDropBaseline	BL2000\sean	2/25/2022 12:14:01 PM	Drop baseline for qualifier 152.0 of compound Acenaphthene in sample Feb2424.D to y = 1684, new integration is from x, y = 8.384, 1684 to 8.487, 1684 and new response = 401297; previous integration is from x, y = 8.384, 1684 to 8.487, 2721 and previous response = 398114.			✓	

Name	User	Time	Action	Reason	Comment	Succeed	Exception
CmdManuallyIntegrateApplyTargetRtToQualifier	BL2000\sean	2/25/2022 12:14:09 PM	Apply target integration range 8.517-8.620 to qualifier 154.0 for compound 2,4-Dinitrophenol in sample Feb2424.D, new integration is from x, y = 8.517, 1625 to 8.620, 2145 and new response = 23603; previous integration is from x, y = 8.384, 552 to 8.487, 562 and previous response = 798516.			✓	
CmdManuallyIntegrateDropBaseline	BL2000\sean	2/25/2022 12:14:10 PM	Drop baseline for qualifier 154.0 of compound 2,4-Dinitrophenol in sample Feb2424.D to y = 1625, new integration is from x, y = 8.517, 1625 to 8.620, 1625 and new response = 25199; previous integration is from x, y = 8.517, 1625 to 8.620, 2145 and previous response = 23603.			✓	
CmdManuallyIntegrateSplit	BL2000\sean	2/25/2022 12:14:18 PM	Split qualifier 63.0 of compound 2,4-Dinitrotoluene in sample Feb2424.D and keep right peak, new integration is from x, y = 8.650, 1190.96638947053 to 8.732, 1132.55555623482 and new response = 84947, previous integration is from x, y = 8.599, 1227 to 8.732, 1133 and previous response = 152710.			✓	
CmdManuallyIntegrateApplyTargetRtToQualifier	BL2000\sean	2/25/2022 12:14:23 PM	Apply target integration range 9.008-9.090 to qualifier 167.0 for compound Fluorene in sample Feb2424.D, new integration is from x, y = 9.008, 311 to 9.090, 404 and new response = 122754; previous integration is from x, y = 9.162, 0 to 9.305, 0 and previous response = 252163.			✓	
CmdManuallyIntegrateDropBaseline	BL2000\sean	2/25/2022 12:14:25 PM	Drop baseline for qualifier 167.0 of compound Fluorene in sample Feb2424.D to y = 311, new integration is from x, y = 9.008, 311 to 9.090, 311 and new response = 122982; previous integration is from x, y = 9.008, 311 to 9.090, 404 and previous response = 122754.			✓	
CmdSelectPeak	BL2000\sean	2/25/2022 12:14:32 PM	Select peak for compound 4-Nitroaniline in sample Feb2424.D			✓	
CmdManuallyIntegratePeak	BL2000\sean	2/25/2022 12:14:46 PM	Manually integrate compound Anthracene in sample Feb2424.D, from x, y = 10.151, 596452 to 10.333, 651819, result = -4296601; previous integration is from x, y = 10.152, 312 to 10.222, 397 and previous response = 1296531.			✓	

Name	User	Time	Action	Reason	Comment	Succeed	Exception
CmdManuallyIntegrateSnapBaseline	BL2000\sean	2/25/2022 12:14:48 PM	Snap baseline for compound Anthracene in sample Feb2424.D, from x = 10.151 to x = 10.333, new integration is from x, y = 10.151, 273 to 10.333, 2780 and new response = 2514123; previous integration is from x, y = 10.151, 596452 to 10.333, 651819 and previous response = -4296601.			✓	
CmdManuallyIntegrate DropBaseline	BL2000\sean	2/25/2022 12:14:49 PM	Drop baseline for compound Anthracene in sample Feb2424.D to y = 273, new integration is from x, y = 10.151, 273 to 10.333, 273 and new response = 2527835; previous integration is from x, y = 10.151, 273 to 10.333, 2780 and previous response = 2514123.			✓	
CmdManuallyIntegrateSplit	BL2000\sean	2/25/2022 12:14:51 PM	Split peak for compound Anthracene in sample Feb2424.D and keep right peak, new integration is from x, y = 10.222, 273 to 10.333, 273 and new response = 1230905, previous integration is from x, y = 10.151, 273 to 10.333, 273 and previous response = 2527835.			✓	
CmdManuallyIntegrateApplyTargetRtToQualifier	BL2000\sean	2/25/2022 12:14:55 PM	Apply target integration range 10.222-10.333 to qualifier 176.0 for compound Anthracene in sample Feb2424.D, new integration is from x, y = 10.222, 1620 to 10.333, 1309 and new response = 219990; previously no peak.			✓	
CmdManuallyIntegrate DropBaseline	BL2000\sean	2/25/2022 12:14:56 PM	Drop baseline for qualifier 176.0 of compound Anthracene in sample Feb2424.D to y = 1309, new integration is from x, y = 10.222, 1309 to 10.333, 1309 and new response = 221030; previous integration is from x, y = 10.222, 1620 to 10.333, 1309 and previous response = 219990.			✓	
CmdSaveBatchTable	BL2000\sean	2/25/2022 12:15:34 PM	Save batch \\MASSHUNTER\Org\Data\SV5973N.I\sd022422\DoD BNA 1\QuantResults\022422 DoD BNA.batch.bin			✓	
CmdZeroOutPeak	BL2000\sean	2/25/2022 12:15:50 PM	Zero out primary peak of compound 2,6-Dinitrotoluene in sample Feb2423.D			✓	
CmdZeroOutPeak	BL2000\sean	2/25/2022 12:15:52 PM	Zero out primary peak of compound N-nitroso-Di-n-propylamine in sample Feb2423.D			✓	
CmdZeroOutPeak	BL2000\sean	2/25/2022 12:15:53 PM	Zero out primary peak of compound Dimethyl Phthalate in sample Feb2423.D			✓	

Name	User	Time	Action	Reason	Comment	Succeed	Exception
CmdZeroOutPeak	BL2000\sean	2/25/2022 12:15:55 PM	Zero out primary peak of compound Benzidine in sample Feb2423.D			✓	
CmdZeroOutPeak	BL2000\sean	2/25/2022 12:15:56 PM	Zero out primary peak of compound 2-Nitroaniline in sample Feb2423.D			✓	
CmdZeroOutPeak	BL2000\sean	2/25/2022 12:15:57 PM	Zero out primary peak of compound 4-Chlorophenol in sample Feb2423.D			✓	
CmdZeroOutPeak	BL2000\sean	2/25/2022 12:16:07 PM	Zero out primary peak of compound 4-Chloro-2-Methylphenol in sample Feb2421.D			✓	
CmdZeroOutPeak	BL2000\sean	2/25/2022 12:16:09 PM	Zero out primary peak of compound 4-Chloro-3-Methylphenol in sample Feb2421.D			✓	
CmdZeroOutPeak	BL2000\sean	2/25/2022 12:16:12 PM	Zero out primary peak of compound 2-Methylphenol in sample Feb2421.D			✓	
CmdZeroOutPeak	BL2000\sean	2/25/2022 12:16:23 PM	Zero out primary peak of compound Azobenzene in sample Feb2421.D			✓	
CmdZeroOutPeak	BL2000\sean	2/25/2022 12:16:24 PM	Zero out primary peak of compound N-nitroso-Di-n-propylamine in sample Feb2421.D			✓	
CmdZeroOutPeak	BL2000\sean	2/25/2022 12:16:28 PM	Zero out primary peak of compound 3-Nitroaniline in sample Feb2421.D			✓	
CmdZeroOutPeak	BL2000\sean	2/25/2022 12:16:32 PM	Zero out primary peak of compound Carbazole in sample Feb2421.D			✓	
CmdZeroOutPeak	BL2000\sean	2/25/2022 12:16:34 PM	Zero out primary peak of compound Dimethyl Phthalate in sample Feb2421.D			✓	
CmdZeroOutPeak	BL2000\sean	2/25/2022 12:16:35 PM	Zero out primary peak of compound Diethylphthalate in sample Feb2421.D			✓	
CmdZeroOutPeak	BL2000\sean	2/25/2022 12:16:36 PM	Zero out primary peak of compound 2-Nitroaniline in sample Feb2421.D			✓	
CmdZeroOutPeak	BL2000\sean	2/25/2022 12:16:37 PM	Zero out primary peak of compound 4,6-Dinitro-2-methylphenol in sample Feb2421.D			✓	
CmdZeroOutPeak	BL2000\sean	2/25/2022 12:16:43 PM	Zero out primary peak of compound 4-Nitrophenol in sample Feb2421.D			✓	
CmdSelectPeak	BL2000\sean	2/25/2022 12:16:46 PM	Select peak for compound Phenol-d5 in sample Feb2421.D			✓	
CmdZeroOutPeak	BL2000\sean	2/25/2022 12:16:49 PM	Zero out primary peak of compound 4-Nitroaniline in sample Feb2421.D			✓	
CmdZeroOutPeak	BL2000\sean	2/25/2022 12:16:51 PM	Zero out primary peak of compound N-Nitrosodimethylamine in sample Feb2421.D			✓	
CmdZeroOutPeak	BL2000\sean	2/25/2022 12:16:53 PM	Zero out primary peak of compound Benzidine in sample Feb2421.D			✓	
CmdZeroOutPeak	BL2000\sean	2/25/2022 12:16:53 PM	Zero out primary peak of compound 2,6-Dinitrotoluene in sample Feb2421.D			✓	
CmdZeroOutPeak	BL2000\sean	2/25/2022 12:16:56 PM	Zero out primary peak of compound 2,4-Dimethylphenol in sample Feb2421.D			✓	

Name	User	Time	Action	Reason	Comment	Succeed	Exception
CmdZeroOutPeak	BL2000\sean	2/25/2022 12:16:57 PM	Zero out primary peak of compound 4-Chlorophenol in sample Feb2421.D			✓	
CmdZeroOutPeak	BL2000\sean	2/25/2022 12:17:09 PM	Zero out primary peak of compound 2,6-Dinitrotoluene in sample Feb2420.D			✓	
CmdZeroOutPeak	BL2000\sean	2/25/2022 12:17:10 PM	Zero out primary peak of compound N-nitroso-Di-n-propylamine in sample Feb2420.D			✓	
CmdZeroOutPeak	BL2000\sean	2/25/2022 12:17:11 PM	Zero out primary peak of compound Dimethyl Phthalate in sample Feb2420.D			✓	
CmdZeroOutPeak	BL2000\sean	2/25/2022 12:17:11 PM	Zero out primary peak of compound 4-Nitroaniline in sample Feb2420.D			✓	
CmdZeroOutPeak	BL2000\sean	2/25/2022 12:17:13 PM	Zero out primary peak of compound 2,4-Dinitrophenol in sample Feb2420.D			✓	
CmdZeroOutPeak	BL2000\sean	2/25/2022 12:17:14 PM	Zero out primary peak of compound 4,6-Dinitro-2-methylphenol in sample Feb2420.D			✓	
CmdZeroOutPeak	BL2000\sean	2/25/2022 12:17:15 PM	Zero out primary peak of compound Benzidine in sample Feb2420.D			✓	
CmdZeroOutPeak	BL2000\sean	2/25/2022 12:17:30 PM	Zero out primary peak of compound 2,6-Dinitrotoluene in sample Feb2418.D			✓	
CmdZeroOutPeak	BL2000\sean	2/25/2022 12:17:32 PM	Zero out primary peak of compound N-nitroso-Di-n-propylamine in sample Feb2418.D			✓	
CmdZeroOutPeak	BL2000\sean	2/25/2022 12:17:42 PM	Zero out primary peak of compound Dimethyl Phthalate in sample Feb2418.D			✓	
CmdZeroOutPeak	BL2000\sean	2/25/2022 12:17:44 PM	Zero out primary peak of compound Benzidine in sample Feb2418.D			✓	
CmdZeroOutPeak	BL2000\sean	2/25/2022 12:17:46 PM	Zero out primary peak of compound 4,6-Dinitro-2-methylphenol in sample Feb2418.D			✓	
CmdManuallyIntegrateApplyTargetRtToQualifier	BL2000\sean	2/25/2022 12:17:50 PM	Apply target integration range 16.289-16.370 to qualifier 149.0 for compound bis(2-ethylhexyl)Phthalate in sample Feb2418.D, new integration is from x, y = 16.289, 0 to 16.370, 469 and new response = 16730; previously no peak.			✓	
CmdManuallyIntegrateApplyTargetRtToQualifier	BL2000\sean	2/25/2022 12:17:51 PM	Apply target integration range 16.289-16.370 to qualifier 279.0 for compound bis(2-ethylhexyl)Phthalate in sample Feb2418.D, new integration is from x, y = 16.289, 0 to 16.370, 0 and new response = 541; previously no peak.			✓	

Name	User	Time	Action	Reason	Comment	Succeed	Exception
CmdManuallyIntegrateDropBaseline	BL2000\sean	2/25/2022 12:17:55 PM	Drop baseline for qualifier 149.0 of compound bis(2-ethylhexyl)Phthalate in sample Feb2418.D to y = 0, new integration is from x, y = 16.289, 0 to 16.370, 0 and new response = 17880; previous integration is from x, y = 16.289, 0 to 16.370, 469 and previous response = 16730.			✓	
CmdSaveBatchTable	BL2000\sean	2/25/2022 12:18:00 PM	Save batch \\MASSHUNTER\Org\Data\SV5973N.I\sd022422\DoD BNA 1\QuantResults\022422 DoD BNA.batch.bin			✓	
CmdZeroOutPeak	BL2000\sean	2/25/2022 12:22:50 PM	Zero out primary peak of compound 2,6-Dinitrotoluene in sample Feb2403.D			✓	
CmdSetTargetCompoundAttribute	BL2000\sean	2/25/2022 12:22:51 PM	Set UserAnnotation = INT for compound 2,6-Dinitrotoluene in sample Feb2403.D; previous value =			✓	
CmdZeroOutPeak	BL2000\sean	2/25/2022 12:22:53 PM	Zero out primary peak of compound Dimethyl Phthalate in sample Feb2403.D			✓	
CmdSetTargetCompoundAttribute	BL2000\sean	2/25/2022 12:22:53 PM	Set UserAnnotation = INT for compound Dimethyl Phthalate in sample Feb2403.D; previous value =			✓	
CmdZeroOutPeak	BL2000\sean	2/25/2022 12:23:02 PM	Zero out primary peak of compound 2,6-Dinitrotoluene in sample Feb2404.D			✓	
CmdSetTargetCompoundAttribute	BL2000\sean	2/25/2022 12:23:03 PM	Set UserAnnotation = INT for compound 2,6-Dinitrotoluene in sample Feb2404.D; previous value =			✓	
CmdZeroOutPeak	BL2000\sean	2/25/2022 12:23:05 PM	Zero out primary peak of compound N-nitroso-Di-n-propylamine in sample Feb2404.D			✓	
CmdSetTargetCompoundAttribute	BL2000\sean	2/25/2022 12:23:06 PM	Set UserAnnotation = INT for compound N-nitroso-Di-n-propylamine in sample Feb2404.D; previous value =			✓	
CmdZeroOutPeak	BL2000\sean	2/25/2022 12:23:08 PM	Zero out primary peak of compound Dimethyl Phthalate in sample Feb2404.D			✓	
CmdSetTargetCompoundAttribute	BL2000\sean	2/25/2022 12:23:08 PM	Set UserAnnotation = INT for compound Dimethyl Phthalate in sample Feb2404.D; previous value =			✓	
CmdZeroOutPeak	BL2000\sean	2/25/2022 12:23:10 PM	Zero out primary peak of compound Benzidine in sample Feb2404.D			✓	
CmdSetTargetCompoundAttribute	BL2000\sean	2/25/2022 12:23:12 PM	Set UserAnnotation = INT for compound Benzidine in sample Feb2404.D; previous value =			✓	
CmdZeroOutPeak	BL2000\sean	2/25/2022 12:23:27 PM	Zero out primary peak of compound 2,6-Dinitrotoluene in sample Feb2407.D			✓	

Name	User	Time	Action	Reason	Comment	Succeed	Exception
CmdSetTargetCompoundAttribute	BL2000\sean	2/25/2022 12:23:28 PM	Set UserAnnotation = INT for compound 2,6-Dinitrotoluene in sample Feb2407.D; previous value =			✓	
CmdZeroOutPeak	BL2000\sean	2/25/2022 12:23:30 PM	Zero out primary peak of compound N-nitroso-Di-n-propylamine in sample Feb2407.D			✓	
CmdSetTargetCompoundAttribute	BL2000\sean	2/25/2022 12:23:32 PM	Set UserAnnotation = INT for compound N-nitroso-Di-n-propylamine in sample Feb2407.D; previous value =			✓	
CmdZeroOutPeak	BL2000\sean	2/25/2022 12:23:33 PM	Zero out primary peak of compound Dimethyl Phthalate in sample Feb2407.D			✓	
CmdSetTargetCompoundAttribute	BL2000\sean	2/25/2022 12:23:34 PM	Set UserAnnotation = INT for compound Dimethyl Phthalate in sample Feb2407.D; previous value =			✓	
CmdZeroOutPeak	BL2000\sean	2/25/2022 12:23:37 PM	Zero out primary peak of compound Benzidine in sample Feb2407.D			✓	
CmdSetTargetCompoundAttribute	BL2000\sean	2/25/2022 12:23:38 PM	Set UserAnnotation = INT for compound Benzidine in sample Feb2407.D; previous value =			✓	
CmdZeroOutPeak	BL2000\sean	2/25/2022 12:23:51 PM	Zero out primary peak of compound 2,6-Dinitrotoluene in sample Feb2409.D			✓	
CmdSetTargetCompoundAttribute	BL2000\sean	2/25/2022 12:23:52 PM	Set UserAnnotation = INT for compound 2,6-Dinitrotoluene in sample Feb2409.D; previous value =			✓	
CmdZeroOutPeak	BL2000\sean	2/25/2022 12:23:54 PM	Zero out primary peak of compound N-nitroso-Di-n-propylamine in sample Feb2409.D			✓	
CmdSetTargetCompoundAttribute	BL2000\sean	2/25/2022 12:23:55 PM	Set UserAnnotation = INT for compound N-nitroso-Di-n-propylamine in sample Feb2409.D; previous value =			✓	
CmdZeroOutPeak	BL2000\sean	2/25/2022 12:23:57 PM	Zero out primary peak of compound Dimethyl Phthalate in sample Feb2409.D			✓	
CmdSetTargetCompoundAttribute	BL2000\sean	2/25/2022 12:23:59 PM	Set UserAnnotation = INT for compound Dimethyl Phthalate in sample Feb2409.D; previous value =			✓	
CmdZeroOutPeak	BL2000\sean	2/25/2022 12:24:01 PM	Zero out primary peak of compound Benzidine in sample Feb2409.D			✓	
CmdSetTargetCompoundAttribute	BL2000\sean	2/25/2022 12:24:02 PM	Set UserAnnotation = INT for compound Benzidine in sample Feb2409.D; previous value =			✓	
CmdZeroOutPeak	BL2000\sean	2/25/2022 12:24:11 PM	Zero out primary peak of compound 2,6-Dinitrotoluene in sample Feb2411.D			✓	
CmdSetTargetCompoundAttribute	BL2000\sean	2/25/2022 12:24:11 PM	Set UserAnnotation = INT for compound 2,6-Dinitrotoluene in sample Feb2411.D; previous value =			✓	

Name	User	Time	Action	Reason	Comment	Succeed	Exception
CmdZeroOutPeak	BL2000\sean	2/25/2022 12:24:13 PM	Zero out primary peak of compound N-nitroso-Di-n-propylamine in sample Feb2411.D			✓	
CmdSetTargetCompoundAttribute	BL2000\sean	2/25/2022 12:24:14 PM	Set UserAnnotation = INT for compound N-nitroso-Di-n-propylamine in sample Feb2411.D; previous value =			✓	
CmdZeroOutPeak	BL2000\sean	2/25/2022 12:24:16 PM	Zero out primary peak of compound Dimethyl Phthalate in sample Feb2411.D			✓	
CmdSetTargetCompoundAttribute	BL2000\sean	2/25/2022 12:24:17 PM	Set UserAnnotation = INT for compound Dimethyl Phthalate in sample Feb2411.D; previous value =			✓	
CmdZeroOutPeak	BL2000\sean	2/25/2022 12:24:19 PM	Zero out primary peak of compound Benzidine in sample Feb2411.D			✓	
CmdSetTargetCompoundAttribute	BL2000\sean	2/25/2022 12:24:21 PM	Set UserAnnotation = INT for compound Benzidine in sample Feb2411.D; previous value =			✓	
CmdZeroOutPeak	BL2000\sean	2/25/2022 12:24:23 PM	Zero out primary peak of compound bis(2-chloroisopropyl)Ether in sample Feb2411.D			✓	
CmdSetTargetCompoundAttribute	BL2000\sean	2/25/2022 12:24:23 PM	Set UserAnnotation = INT for compound bis(2-chloroisopropyl)Ether in sample Feb2411.D; previous value =			✓	
CmdZeroOutPeak	BL2000\sean	2/25/2022 12:24:32 PM	Zero out primary peak of compound 2,6-Dinitrotoluene in sample Feb2412.D			✓	
CmdSetTargetCompoundAttribute	BL2000\sean	2/25/2022 12:24:33 PM	Set UserAnnotation = INT for compound 2,6-Dinitrotoluene in sample Feb2412.D; previous value =			✓	
CmdZeroOutPeak	BL2000\sean	2/25/2022 12:24:35 PM	Zero out primary peak of compound N-nitroso-Di-n-propylamine in sample Feb2412.D			✓	
CmdSetTargetCompoundAttribute	BL2000\sean	2/25/2022 12:24:36 PM	Set UserAnnotation = INT for compound N-nitroso-Di-n-propylamine in sample Feb2412.D; previous value =			✓	
CmdZeroOutPeak	BL2000\sean	2/25/2022 12:24:38 PM	Zero out primary peak of compound Dimethyl Phthalate in sample Feb2412.D			✓	
CmdSetTargetCompoundAttribute	BL2000\sean	2/25/2022 12:24:39 PM	Set UserAnnotation = INT for compound Dimethyl Phthalate in sample Feb2412.D; previous value =			✓	
CmdZeroOutPeak	BL2000\sean	2/25/2022 12:24:41 PM	Zero out primary peak of compound Benzidine in sample Feb2412.D			✓	
CmdSetTargetCompoundAttribute	BL2000\sean	2/25/2022 12:24:42 PM	Set UserAnnotation = INT for compound Benzidine in sample Feb2412.D; previous value =			✓	
CmdZeroOutPeak	BL2000\sean	2/25/2022 12:24:44 PM	Zero out primary peak of compound 4,6-Dinitro-2-methylphenol in sample Feb2412.D			✓	

Name	User	Time	Action	Reason	Comment	Succeed	Exception
CmdSetTargetCompoundAttribute	BL2000\sean	2/25/2022 12:24:46 PM	Set UserAnnotation = INT for compound 4,6-Dinitro-2-methylphenol in sample Feb2412.D; previous value =			✓	
CmdZeroOutPeak	BL2000\sean	2/25/2022 12:24:53 PM	Zero out primary peak of compound 2,6-Dinitrotoluene in sample Feb2413.D			✓	
CmdSetTargetCompoundAttribute	BL2000\sean	2/25/2022 12:24:55 PM	Set UserAnnotation = INT for compound 2,6-Dinitrotoluene in sample Feb2413.D; previous value =			✓	
CmdZeroOutPeak	BL2000\sean	2/25/2022 12:25:19 PM	Zero out primary peak of compound N-nitroso-Di-n-propylamine in sample Feb2413.D			✓	
CmdSetTargetCompoundAttribute	BL2000\sean	2/25/2022 12:25:20 PM	Set UserAnnotation = INT for compound N-nitroso-Di-n-propylamine in sample Feb2413.D; previous value =			✓	
CmdZeroOutPeak	BL2000\sean	2/25/2022 12:25:22 PM	Zero out primary peak of compound Dimethyl Phthalate in sample Feb2413.D			✓	
CmdSetTargetCompoundAttribute	BL2000\sean	2/25/2022 12:25:24 PM	Set UserAnnotation = INT for compound Dimethyl Phthalate in sample Feb2413.D; previous value =			✓	
CmdZeroOutPeak	BL2000\sean	2/25/2022 12:25:25 PM	Zero out primary peak of compound Benzidine in sample Feb2413.D			✓	
CmdSetTargetCompoundAttribute	BL2000\sean	2/25/2022 12:25:27 PM	Set UserAnnotation = INT for compound Benzidine in sample Feb2413.D; previous value =			✓	
CmdZeroOutPeak	BL2000\sean	2/25/2022 12:25:36 PM	Zero out primary peak of compound N-nitroso-Di-n-propylamine in sample Feb2414.D			✓	
CmdSetTargetCompoundAttribute	BL2000\sean	2/25/2022 12:25:37 PM	Set UserAnnotation = INT for compound N-nitroso-Di-n-propylamine in sample Feb2414.D; previous value =			✓	
CmdZeroOutPeak	BL2000\sean	2/25/2022 12:25:39 PM	Zero out primary peak of compound Dimethyl Phthalate in sample Feb2414.D			✓	
CmdSetTargetCompoundAttribute	BL2000\sean	2/25/2022 12:25:40 PM	Set UserAnnotation = INT for compound Dimethyl Phthalate in sample Feb2414.D; previous value =			✓	
CmdZeroOutPeak	BL2000\sean	2/25/2022 12:25:42 PM	Zero out primary peak of compound 2,6-Dinitrotoluene in sample Feb2414.D			✓	
CmdSetTargetCompoundAttribute	BL2000\sean	2/25/2022 12:25:43 PM	Set UserAnnotation = INT for compound 2,6-Dinitrotoluene in sample Feb2414.D; previous value =			✓	
CmdZeroOutPeak	BL2000\sean	2/25/2022 12:25:46 PM	Zero out primary peak of compound Benzidine in sample Feb2414.D			✓	
CmdSetTargetCompoundAttribute	BL2000\sean	2/25/2022 12:25:47 PM	Set UserAnnotation = INT for compound Benzidine in sample Feb2414.D; previous value =			✓	

Name	User	Time	Action	Reason	Comment	Succeed	Exception
CmdZeroOutPeak	BL2000\sean	2/25/2022 12:25:53 PM	Zero out primary peak of compound 2,6-Dinitrotoluene in sample Feb2415.D			✓	
CmdSetTargetCompoundAttribute	BL2000\sean	2/25/2022 12:25:54 PM	Set UserAnnotation = INT for compound 2,6-Dinitrotoluene in sample Feb2415.D; previous value =			✓	
CmdZeroOutPeak	BL2000\sean	2/25/2022 12:25:56 PM	Zero out primary peak of compound N-nitroso-Di-n-propylamine in sample Feb2415.D			✓	
CmdSetTargetCompoundAttribute	BL2000\sean	2/25/2022 12:25:57 PM	Set UserAnnotation = INT for compound N-nitroso-Di-n-propylamine in sample Feb2415.D; previous value =			✓	
CmdZeroOutPeak	BL2000\sean	2/25/2022 12:25:59 PM	Zero out primary peak of compound Dimethyl Phthalate in sample Feb2415.D			✓	
CmdSetTargetCompoundAttribute	BL2000\sean	2/25/2022 12:26:01 PM	Set UserAnnotation = INT for compound Dimethyl Phthalate in sample Feb2415.D; previous value =			✓	
CmdZeroOutPeak	BL2000\sean	2/25/2022 12:26:03 PM	Zero out primary peak of compound Benzidine in sample Feb2415.D			✓	
CmdSetTargetCompoundAttribute	BL2000\sean	2/25/2022 12:26:04 PM	Set UserAnnotation = INT for compound Benzidine in sample Feb2415.D; previous value =			✓	
CmdZeroOutPeak	BL2000\sean	2/25/2022 12:26:12 PM	Zero out primary peak of compound N-nitroso-Di-n-propylamine in sample Feb2416.D			✓	
CmdSetTargetCompoundAttribute	BL2000\sean	2/25/2022 12:26:14 PM	Set UserAnnotation = INT for compound N-nitroso-Di-n-propylamine in sample Feb2416.D; previous value =			✓	
CmdZeroOutPeak	BL2000\sean	2/25/2022 12:26:16 PM	Zero out primary peak of compound Dimethyl Phthalate in sample Feb2416.D			✓	
CmdSetTargetCompoundAttribute	BL2000\sean	2/25/2022 12:26:17 PM	Set UserAnnotation = INT for compound Dimethyl Phthalate in sample Feb2416.D; previous value =			✓	
CmdZeroOutPeak	BL2000\sean	2/25/2022 12:26:19 PM	Zero out primary peak of compound 2,6-Dinitrotoluene in sample Feb2416.D			✓	
CmdSetTargetCompoundAttribute	BL2000\sean	2/25/2022 12:26:20 PM	Set UserAnnotation = INT for compound 2,6-Dinitrotoluene in sample Feb2416.D; previous value =			✓	
CmdZeroOutPeak	BL2000\sean	2/25/2022 12:26:22 PM	Zero out primary peak of compound Benzidine in sample Feb2416.D			✓	
CmdSetTargetCompoundAttribute	BL2000\sean	2/25/2022 12:26:23 PM	Set UserAnnotation = INT for compound Benzidine in sample Feb2416.D; previous value =			✓	

Name	User	Time	Action	Reason	Comment	Succeed	Exception
CmdSaveBatchTable	BL2000\sean	2/25/2022 12:26:34 PM	Save batch \\MASSHUNTER\Org\Data\SV5973N.I\sd022422\DoD BNA 1\QuantResults\022422 DoD BNA.batch.bin			✓	
CmdQuantitate	BL2000\sean	2/25/2022 12:31:31 PM	Quantitate all compounds in all samples			✓	
CmdSaveBatchTable	BL2000\sean	2/25/2022 12:36:56 PM	Save batch \\MASSHUNTER\Org\Data\SV5973N.I\sd022422\DoD BNA 1\QuantResults\022422 DoD BNA.batch.bin			✓	
CmdSetSampleAttribute	BL2000\sean	2/25/2022 12:38:02 PM	Set SampleApproved = True for sample Feb2401.D; previous value = False			✓	
CmdSetSampleAttribute	BL2000\sean	2/25/2022 12:38:03 PM	Set SampleApproved = True for sample Feb2402.D; previous value = False			✓	
CmdSetSampleAttribute	BL2000\sean	2/25/2022 12:38:04 PM	Set SampleApproved = True for sample Feb2403.D; previous value = False			✓	
CmdSetSampleAttribute	BL2000\sean	2/25/2022 12:38:05 PM	Set SampleApproved = True for sample Feb2404.D; previous value = False			✓	
CmdSetSampleAttribute	BL2000\sean	2/25/2022 12:38:07 PM	Set SampleApproved = True for sample Feb2405.D; previous value = False			✓	
CmdSetSampleAttribute	BL2000\sean	2/25/2022 12:38:07 PM	Set SampleApproved = True for sample Feb2406.D; previous value = False			✓	
CmdSetSampleAttribute	BL2000\sean	2/25/2022 12:38:09 PM	Set SampleApproved = True for sample Feb2407.D; previous value = False			✓	
CmdSetSampleAttribute	BL2000\sean	2/25/2022 12:38:10 PM	Set SampleApproved = True for sample Feb2408.D; previous value = False			✓	
CmdSetSampleAttribute	BL2000\sean	2/25/2022 12:38:12 PM	Set SampleApproved = True for sample Feb2409.D; previous value = False			✓	
CmdSetSampleAttribute	BL2000\sean	2/25/2022 12:38:13 PM	Set SampleApproved = True for sample Feb2410.D; previous value = False			✓	
CmdSetSampleAttribute	BL2000\sean	2/25/2022 12:38:13 PM	Set SampleApproved = True for sample Feb2411.D; previous value = False			✓	
CmdSetSampleAttribute	BL2000\sean	2/25/2022 12:38:14 PM	Set SampleApproved = True for sample Feb2412.D; previous value = False			✓	
CmdSetSampleAttribute	BL2000\sean	2/25/2022 12:38:15 PM	Set SampleApproved = True for sample Feb2413.D; previous value = False			✓	

Audit Trail report

Name	User	Time	Action	Reason	Comment	Succeed	Exception
CmdSetSampleAttribute	BL2000\sean	2/25/2022 12:38:15 PM	Set SampleApproved = True for sample Feb2414.D; previous value = False			✓	
CmdSetSampleAttribute	BL2000\sean	2/25/2022 12:38:16 PM	Set SampleApproved = True for sample Feb2415.D; previous value = False			✓	
CmdSetSampleAttribute	BL2000\sean	2/25/2022 12:38:16 PM	Set SampleApproved = True for sample Feb2416.D; previous value = False			✓	
CmdSetSampleAttribute	BL2000\sean	2/25/2022 12:38:18 PM	Set SampleApproved = True for sample Feb2417.D; previous value = False			✓	
CmdSaveBatchTable	BL2000\sean	2/25/2022 12:38:33 PM	Save batch \\MASSHUNTER\Org\Data\SV5973N.I\sd022422\DoD BNA 1\QuantResults\022422 DoD BNA.batch.bin			✓	

Continuing Calibration Report

Batch Name \\MASSHUNTER\Org\Data\SV5973N.I\sd022422\DoD BNA 1\QuantResults\022422 DoD BNA.batch.bin
Method File
Daily CC \\MASSHUNTER\Org\Data\SV5973N.I\sd022422\DoD BNA 1Feb2402.D

Level name	Injection Time	Calibration Files
1	2/19/2022 11:48:03 AM	\\MASSHUNTER\Org\Data\SV5973N.I\sd021822\DoD BNA cal 1\Feb1808.D
2	2/19/2022 11:15:42 AM	\\MASSHUNTER\Org\Data\SV5973N.I\sd021822\DoD BNA cal 1\Feb1807.D
3	2/19/2022 10:43:35 AM	\\MASSHUNTER\Org\Data\SV5973N.I\sd021822\DoD BNA cal 1\Feb1806.D
4	2/19/2022 9:57:53 AM	\\MASSHUNTER\Org\Data\SV5973N.I\sd021822\DoD BNA cal 1\Feb1805.D
5	2/19/2022 9:25:44 AM	\\MASSHUNTER\Org\Data\SV5973N.I\sd021822\DoD BNA cal 1\Feb1804.D
6	2/19/2022 8:53:27 AM	\\MASSHUNTER\Org\Data\SV5973N.I\sd021822\DoD BNA cal 1\Feb1803.D
7	2/19/2022 8:21:26 AM	\\MASSHUNTER\Org\Data\SV5973N.I\sd021822\DoD BNA cal 1\Feb1802.D
CCV	2/24/2022 4:11:35 PM	\\MASSHUNTER\Org\Data\SV5973N.I\sd022422\DoD BNA 1\Feb2402.D <======

ISTD Compound:	Avg Resp	Mid Resp	CC Resp	Area%	A/M
1,4-Dichlorobenzene-d4	349222	362851	278429	76.73	M
Naphthalene-d8	1013729	1062572	803343	75.60	M
Acenaphthene-d10	558272	582178	444840	76.41	M
Phenanthrene-d10	990554	1023524	803437	78.50	M
Chrysene-d12	720048	738511	579209	78.43	M
Perylene-d12	459625	469307	384523	81.93	M

Target Compound	AvgRF/R2	CC RF	Exp. Conc	Calc. Conc	%Dev	Area%	Curve Fit
1,4-Dichlorobenzene-d4	----------ISTD----------						
N-Nitrosodimethylamine	0.9982	0.3207	75.00	83.04	-10.72	142.06	Quadratic
Pyridine	0.9984	0.7671	75.00	79.56	-6.08	126.96	Quadratic
2-Fluorophenol	0.9992	0.8684	75.00	69.44	7.41	109.25	Quadratic
Aniline	0.9988	1.6180	75.00	70.23	6.36	110.11	Quadratic
Phenol-d5	0.9995	1.1719	75.00	72.50	3.33	113.15	Quadratic
Phenol	0.9987	1.2501	75.00	69.54	7.28	110.52	Quadratic
bis(-2-Chloroethyl)Ether	0.9996	0.8481	75.00	69.67	7.10	110.07	Quadratic
2-Chlorophenol	0.9991	0.9095	75.00	62.97	16.04	100.54	Quadratic
1,3-Dichlorobenzene	0.9991	1.2977	75.00	70.21	6.39	110.49	Quadratic
1,4-Dichlorobenzene	0.9990	1.2805	75.00	68.55	8.60	107.50	Quadratic
1,2-Dichlorobenzene	0.9998	1.2686	75.00	70.45	6.07	108.28	Quadratic
Benzyl Alcohol	0.9973	0.5463	75.00	75.72	-0.95	133.82	Quadratic
bis(2-chloroisopropyl)Ether	0.9984	0.3319	75.00	68.32	8.90	107.86	Quadratic
2-Methylphenol	0.9983	0.8427	75.00	67.32	10.24	105.70	Quadratic
N-nitroso-Di-n-propylamine	0.9994	0.6335	75.00	73.94	1.41	111.94	Quadratic
Hexachloroethane	0.9987	0.3851	75.00	70.17	6.45	113.64	Quadratic
4Methylphenol/3Methylphenol	0.9990	1.2258	75.00	71.82	4.24	113.46	Quadratic
Nitrobenzene-d5	0.9990	0.6313	75.00	70.27	6.31	113.79	Quadratic
Nitrobenzene	0.9943	0.3001	75.00	65.50	12.67	102.18	Quadratic
Naphthalene-d8	----------ISTD----------						
Isophorone	0.9986	0.5618	75.00	76.26	-1.68	122.73	Quadratic
2-Nitrophenol	0.9966	0.1204	75.00	73.67	1.78	124.30	Quadratic
2,4-Dimethylphenol	0.9946	0.2532	75.00	73.54	1.94	122.64	Quadratic
bis(-2-Chloroethoxy)Methane	0.9977	0.3087	75.00	72.12	3.84	109.72	Quadratic
2,4-Dichlorophenol	0.9975	0.2025	75.00	62.01	17.32	100.76	Quadratic
Benzoic Acid	0.9948	0.1048	75.00	62.21	17.05	104.57	Quadratic
1,2,4-Trichlorobenzene	0.9993	0.2672	75.00	67.35	10.20	105.45	Quadratic
Naphthalene	0.9979	0.8093	75.00	68.28	8.96	109.80	Quadratic
4-Chlorophenol	0.9994	0.0826	75.00	67.18	10.43	106.41	Quadratic
p-Chloroaniline	0.9987	0.3262	75.00	71.11	5.19	108.40	Quadratic
Hexachlorobutadiene	0.9987	0.1354	75.00	66.45	11.40	108.44	Quadratic
4-Chloro-2-Methylphenol	0.9965	0.2056	75.00	67.20	10.40	113.00	Quadratic

Target Compound	AvgRF/R2	CC RF	Exp. Conc	Calc. Conc	%Dev	Area%	Curve Fit
4-Chloro-3-Methylphenol	0.2382	0.2144	75.00	67.50	9.99	103.53	Avg RF
2-Methylnaphthalene	0.9998	0.4392	75.00	66.47	11.37	98.64	Quadratic
1-Methylnaphthalene	0.9993	0.4339	75.00	67.12	10.51	97.24	Quadratic
Acenaphthene-d10	----------ISTD----------						
Hexachlorocyclopentadiene	0.9982	0.1648	75.00	73.66	1.79	121.66	Quadratic
2,4,6-Trichlorophenol	0.9939	0.2529	75.00	65.01	13.32	113.23	Quadratic
2,4,5-Trichlorophenol	0.9986	0.2688	75.00	61.70	17.73	100.40	Quadratic
2-Fluorobiphenyl	0.9986	1.0861	75.00	68.26	8.98	107.78	Quadratic
2-Chloronaphthalene	1.0024	0.9211	75.00	68.92	8.11	105.75	Avg RF
2-Nitroaniline	0.9911	0.1585	75.00	66.96	10.72	108.84	Quadratic
Dimethyl Phthalate	0.9976	0.9650	75.00	72.39	3.49	122.23	Quadratic
2,6-Dinitrotoluene	0.9930	0.1350	75.00	73.23	2.36	121.48	Quadratic
Acenaphthylene	0.9997	1.4959	75.00	69.96	6.72	104.36	Quadratic
3-Nitroaniline	0.9942	0.1486	75.00	71.48	4.69	124.81	Quadratic
Acenaphthene	0.9995	0.8370	75.00	67.57	9.91	100.50	Quadratic
2,4-Dinitrophenol	0.9987	0.0724	75.00	78.14	-4.18	137.81	Quadratic
Dibenzofuran	0.9969	1.3757	75.00	67.38	10.16	110.87	Quadratic
2,4-Dinitrotoluene	0.9989	0.1737	75.00	75.86	-1.15	125.01	Quadratic
4-Nitrophenol	0.9972	0.1522	75.00	67.97	9.37	116.74	Quadratic
Diethylphthalate	0.9968	0.9744	75.00	70.61	5.86	121.27	Quadratic
Fluorene	0.9988	1.1032	75.00	68.13	9.16	103.20	Quadratic
4-Chlorophenyl-phenylether	0.9957	0.5208	75.00	72.09	3.88	120.72	Quadratic
Phenanthrene-d10	----------ISTD----------						
4-Nitroaniline	0.9926	0.0773	75.00	62.52	16.64	112.57	Quadratic
4,6-Dinitro-2-methylphenol	0.9985	0.0578	75.00	76.01	-1.34	128.06	Quadratic
N-nitrosodiphenylamine	0.9998	0.4146	75.00	69.92	6.78	110.83	Quadratic
Azobenzene	0.9991	0.5089	75.00	65.92	12.11	101.18	Quadratic
2,4,6-Tribromophenol	0.9995	0.0484	75.00	68.80	8.26	116.89	Quadratic
4-Bromophenyl-phenylether	0.9969	0.1596	75.00	71.89	4.15	111.73	Quadratic
Hexachlorobenzene	0.9959	0.1571	75.00	68.55	8.60	113.73	Quadratic
Pentachlorophenol	0.9986	0.0658	75.00	64.77	13.64	107.98	Quadratic
Phenanthrene	0.9974	0.8817	75.00	70.75	5.66	114.31	Quadratic
Anthracene	0.8750	0.8758	75.00	75.08	-0.10	120.76	Avg RF
Triallate	0.9997	0.1821	75.00	67.03	10.63	107.40	Quadratic
Carbazole	1.0000	0.8083	75.00	68.40	8.80	108.33	Quadratic
o-Terphenyl	0.9973	0.4587	75.00	69.69	7.07	113.37	Quadratic
Di-n-Butylphthalate	0.9987	0.7560	75.00	69.38	7.49	117.32	Quadratic
Fluoranthene	0.9997	0.9002	75.00	72.69	3.08	115.36	Quadratic
Benzidine	0.9992	0.2941	75.00	66.39	11.48	103.03	Quadratic
Pyrene	0.9996	0.9562	75.00	70.65	5.80	110.12	Quadratic
Terphenyl-d14	0.6821	0.6390	75.00	70.26	6.32	113.10	Avg RF
Chrysene-d12	----------ISTD----------						
Butylbenzylphthalate	0.9985	0.3799	75.00	74.57	0.58	135.22	Quadratic
Benzo(a)Anthracene	1.0282	1.0079	75.00	73.52	1.97	115.91	Avg RF
Chrysene	0.9996	1.0714	75.00	69.48	7.36	110.80	Quadratic
3,3-Dichlorobenzidine	0.9980	0.2973	75.00	63.12	15.83	107.69	Quadratic
bis(2-ethylhexyl)Phthalate	0.9986	0.1312	75.00	74.85	0.20	136.25	Quadratic
Perylene-d12	----------ISTD----------						
Di-n-octyl Phthalate	0.9982	1.3533	75.00	72.04	3.95	138.02	Quadratic
Benzo(b)fluoranthene	0.9994	1.4399	75.00	67.63	9.82	114.30	Quadratic
Benzo(k)fluoranthene	0.9991	1.5114	75.00	67.78	9.62	113.96	Quadratic
Benzo(a)pyrene	0.9994	1.3526	75.00	67.40	10.14	111.69	Quadratic
Indeno(1,2,3-c,d)pyrene	0.9983	1.1166	75.00	66.25	11.67	113.09	Quadratic
Dibenzo(a,h)anthracene	0.9990	1.1810	75.00	64.48	14.02	110.96	Quadratic
Benzo(g,h,i)perylene	0.9993	1.2862	75.00	66.21	11.71	112.70	Quadratic

A -- against Average; M -- against Mid Point; P -- against Previous CC in the Method;

Continuing Calibration Report

Batch Name \\MASSHUNTER\Org\Data\SV5973N.I\sd022422\DoD BNA 1\QuantResults\022422 DoD BNA.batch.bin
Method File
Daily CC \\MASSHUNTER\Org\Data\SV5973N.I\sd022422\DoD BNA 1Feb2417.D

Level name	Injection Time	Calibration Files
1	2/19/2022 11:48:03 AM	\\MASSHUNTER\Org\Data\SV5973N.I\sd021822\DoD BNA cal 1\Feb1808.D
2	2/19/2022 11:15:42 AM	\\MASSHUNTER\Org\Data\SV5973N.I\sd021822\DoD BNA cal 1\Feb1807.D
3	2/19/2022 10:43:35 AM	\\MASSHUNTER\Org\Data\SV5973N.I\sd021822\DoD BNA cal 1\Feb1806.D
4	2/19/2022 9:57:53 AM	\\MASSHUNTER\Org\Data\SV5973N.I\sd021822\DoD BNA cal 1\Feb1805.D
5	2/19/2022 9:25:44 AM	\\MASSHUNTER\Org\Data\SV5973N.I\sd021822\DoD BNA cal 1\Feb1804.D
6	2/19/2022 8:53:27 AM	\\MASSHUNTER\Org\Data\SV5973N.I\sd021822\DoD BNA cal 1\Feb1803.D
7	2/19/2022 8:21:26 AM	\\MASSHUNTER\Org\Data\SV5973N.I\sd021822\DoD BNA cal 1\Feb1802.D
CCV	2/24/2022 4:11:35 PM	\\MASSHUNTER\Org\Data\SV5973N.I\sd022422\DoD BNA 1\Feb2402.D <======

ISTD Compound:	Avg Resp	Mid Resp	CC Resp	Area%	A/M
1,4-Dichlorobenzene-d4	349222	362851	321307	88.55	M
Naphthalene-d8	1013729	1062572	945158	88.95	M
Acenaphthene-d10	558272	582178	500767	86.02	M
Phenanthrene-d10	990554	1023524	928535	90.72	M
Chrysene-d12	720048	738511	675668	91.49	M
Perylene-d12	459625	469307	433995	92.48	M

Target Compound	AvgRF/R2	CC RF	Exp. Conc	Calc. Conc	%Dev	Area%	Curve Fit
1,4-Dichlorobenzene-d4	----------ISTD----------						
N-Nitrosodimethylamine	0.9982	0.3071	75.00	79.96	-6.61	156.99	Quadratic
Pyridine	0.9984	0.8142	75.00	84.15	-12.20	155.52	Quadratic
2-Fluorophenol	0.9992	1.0022	75.00	79.65	-6.21	145.50	Quadratic
Aniline	0.9988	1.7500	75.00	76.11	-1.48	137.44	Quadratic
Phenol-d5	0.9995	1.2999	75.00	80.51	-7.34	144.84	Quadratic
Phenol	0.9987	1.3648	75.00	75.85	-1.13	139.24	Quadratic
bis(-2-Chloroethyl)Ether	0.9996	0.9453	75.00	77.77	-3.70	141.58	Quadratic
2-Chlorophenol	0.9991	1.1754	75.00	82.08	-9.44	149.96	Quadratic
1,3-Dichlorobenzene	0.9991	1.4050	75.00	76.50	-2.00	138.05	Quadratic
1,4-Dichlorobenzene	0.9990	1.3414	75.00	72.18	3.75	129.95	Quadratic
1,2-Dichlorobenzene	0.9998	1.4235	75.00	79.81	-6.42	140.21	Quadratic
Benzyl Alcohol	0.9973	0.6556	75.00	88.39	-17.85	185.31	Quadratic
bis(2-chloroisopropyl)Ether	0.9984	0.3730	75.00	77.20	-2.93	139.87	Quadratic
2-Methylphenol	0.9983	0.9802	75.00	78.48	-4.64	141.89	Quadratic
N-nitroso-Di-n-propylamine	0.9994	0.7048	75.00	81.60	-8.80	143.71	Quadratic
Hexachloroethane	0.9987	0.4302	75.00	78.16	-4.21	146.48	Quadratic
4Methylphenol/3Methylphenol	0.9990	1.3834	75.00	81.47	-8.63	147.76	Quadratic
Nitrobenzene-d5	0.9990	0.7524	75.00	83.32	-11.09	156.52	Quadratic
Nitrobenzene	0.9943	0.3593	75.00	79.05	-5.40	141.17	Quadratic
Naphthalene-d8	----------ISTD----------						
Isophorone	0.9986	0.5956	75.00	80.73	-7.64	153.09	Quadratic
2-Nitrophenol	0.9966	0.1326	75.00	80.04	-6.72	161.10	Quadratic
2,4-Dimethylphenol	0.9946	0.2680	75.00	78.05	-4.07	152.71	Quadratic
bis(-2-Chloroethoxy)Methane	0.9977	0.3323	75.00	77.37	-3.16	138.96	Quadratic
2,4-Dichlorophenol	0.9975	0.2479	75.00	75.59	-0.79	145.15	Quadratic
Benzoic Acid	0.9948	0.1127	75.00	66.07	11.91	132.31	Quadratic
1,2,4-Trichlorobenzene	0.9993	0.2833	75.00	71.69	4.42	131.54	Quadratic
Naphthalene	0.9979	0.8852	75.00	75.35	-0.47	141.30	Quadratic
4-Chlorophenol	0.9994	0.1029	75.00	83.57	-11.42	156.04	Quadratic
p-Chloroaniline	0.9987	0.3380	75.00	73.81	1.58	132.18	Quadratic
Hexachlorobutadiene	0.9987	0.1469	75.00	72.00	4.00	138.41	Quadratic
4-Chloro-2-Methylphenol	0.9965	0.2324	75.00	76.30	-1.74	150.31	Quadratic

Target Compound	AvgRF/R2	CC RF	Exp. Conc	Calc. Conc	%Dev	Area%	Curve Fit
4-Chloro-3-Methylphenol	0.2382	0.2532	75.00	79.74	-6.32	143.88	Avg RF
2-Methylnaphthalene	0.9998	0.4625	75.00	69.93	6.76	122.20	Quadratic
1-Methylnaphthalene	0.9993	0.4829	75.00	74.72	0.38	127.33	Quadratic
Acenaphthene-d10	----------ISTD----------						
Hexachlorocyclopentadiene	0.9982	0.1856	75.00	82.36	-9.82	154.21	Quadratic
2,4,6-Trichlorophenol	0.9939	0.3193	75.00	81.28	-8.37	160.92	Quadratic
2,4,5-Trichlorophenol	0.9986	0.3516	75.00	80.09	-6.78	147.82	Quadratic
2-Fluorobiphenyl	0.9986	1.1796	75.00	74.12	1.17	131.77	Quadratic
2-Chloronaphthalene	1.0024	1.0880	75.00	81.40	-8.54	140.62	Avg RF
2-Nitroaniline	0.9911	0.1846	75.00	77.48	-3.30	142.70	Quadratic
Dimethyl Phthalate	0.9976	1.1418	75.00	84.57	-12.75	162.82	Quadratic
2,6-Dinitrotoluene	0.9930	0.1571	75.00	84.92	-13.22	159.12	Quadratic
Acenaphthylene	0.9997	1.6629	75.00	77.80	-3.74	130.60	Quadratic
3-Nitroaniline	0.9942	0.1637	75.00	78.16	-4.21	154.79	Quadratic
Acenaphthene	0.9995	0.9214	75.00	74.82	0.24	124.54	Quadratic
2,4-Dinitrophenol	0.9987	0.0738	75.00	79.34	-5.79	158.16	Quadratic
Dibenzofuran	0.9969	1.5722	75.00	78.02	-4.03	142.64	Quadratic
2,4-Dinitrotoluene	0.9989	0.1988	75.00	85.34	-13.79	161.10	Quadratic
4-Nitrophenol	0.9972	0.1856	75.00	81.42	-8.55	160.35	Quadratic
Diethylphthalate	0.9968	1.2030	75.00	85.66	-14.21	168.54	Quadratic
Fluorene	0.9988	1.2052	75.00	74.69	0.42	126.92	Quadratic
4-Chlorophenyl-phenylether	0.9957	0.5809	75.00	80.11	-6.81	151.57	Quadratic
Phenanthrene-d10	----------ISTD----------						
4-Nitroaniline	0.9926	0.0906	75.00	72.32	3.57	152.52	Quadratic
4,6-Dinitro-2-methylphenol	0.9985	0.0582	75.00	76.45	-1.93	149.04	Quadratic
N-nitrosodiphenylamine	0.9998	0.4439	75.00	74.77	0.31	137.14	Quadratic
Azobenzene	0.9991	0.6107	75.00	77.84	-3.79	140.34	Quadratic
2,4,6-Tribromophenol	0.9995	0.0574	75.00	79.42	-5.89	160.28	Quadratic
4-Bromophenyl-phenylether	0.9969	0.1639	75.00	73.65	1.80	132.65	Quadratic
Hexachlorobenzene	0.9959	0.1819	75.00	79.45	-5.94	152.23	Quadratic
Pentachlorophenol	0.9986	0.0872	75.00	81.74	-8.98	165.47	Quadratic
Phenanthrene	0.9974	0.9452	75.00	76.19	-1.59	141.63	Quadratic
Anthracene	0.8750	0.9459	75.00	81.08	-8.11	150.72	Avg RF
Triallate	0.9997	0.2168	75.00	78.19	-4.26	147.76	Quadratic
Carbazole	1.0000	0.9086	75.00	76.80	-2.40	140.74	Quadratic
o-Terphenyl	0.9973	0.4909	75.00	74.69	0.41	140.21	Quadratic
Di-n-Butylphthalate	0.9987	0.9001	75.00	80.52	-7.36	161.43	Quadratic
Fluoranthene	0.9997	0.9568	75.00	77.24	-2.99	141.70	Quadratic
Benzidine	0.9992	0.2863	75.00	64.46	14.05	115.87	Quadratic
Pyrene	0.9996	1.0308	75.00	76.22	-1.63	137.19	Quadratic
Terphenyl-d14	0.6821	0.6956	75.00	76.48	-1.97	142.27	Avg RF
Chrysene-d12	----------ISTD----------						
Butylbenzylphthalate	0.9985	0.4138	75.00	79.83	-6.44	171.81	Quadratic
Benzo(a)Anthracene	1.0282	1.0481	75.00	76.45	-1.94	140.61	Avg RF
Chrysene	0.9996	1.1760	75.00	76.51	-2.02	141.86	Quadratic
3,3-Dichlorobenzidine	0.9980	0.3578	75.00	74.34	0.89	151.22	Quadratic
bis(2-ethylhexyl)Phthalate	0.9986	0.1426	75.00	79.96	-6.62	172.85	Quadratic
Perylene-d12	----------ISTD----------						
Di-n-octyl Phthalate	0.9982	1.5378	75.00	79.96	-6.61	177.02	Quadratic
Benzo(b)fluoranthene	0.9994	1.5973	75.00	75.32	-0.42	143.11	Quadratic
Benzo(k)fluoranthene	0.9991	1.6351	75.00	73.37	2.17	139.15	Quadratic
Benzo(a)pyrene	0.9994	1.5346	75.00	76.52	-2.03	143.02	Quadratic
Indeno(1,2,3-c,d)pyrene	0.9983	1.2479	75.00	74.12	1.18	142.64	Quadratic
Dibenzo(a,h)anthracene	0.9990	1.3637	75.00	74.44	0.75	144.60	Quadratic
Benzo(g,h,i)perylene	0.9993	1.4340	75.00	73.89	1.48	141.81	Quadratic

A -- against Average; M -- against Mid Point; P -- against Previous CC in the Method;

Prep Batch 163957 Standards Traceability Report

Spike ID: sv83514
Spike Name: Additionals
Prep Date: 9/22/2021
Exp Date: 10/1/2022
Department: GCMSPR
Vendor: AccuStandard
Lot Number: 22002155-02
Balance ID:
Comments: 12x1mL ampules

Type: Primary
Prep By: Ryan F. Benge
Status: Open
Final Volume: 1 mL

Chemical/Solvent Used	Bottle No	Amt	Units	Expires
Custom Semi-Volatile Standard	14279	1	mL	10/1/2022

Stock Source	Base Units	Amount Added

Prep Batch 163957 Standards Traceability Report

Spike ID: sv83604
Spike Name: BN Surr
Prep Date: 10/25/2021
Exp Date: 7/31/2027
Department: GCMSPR
Vendor: Restek
Lot Number: A0175748
Balance ID:
Comments: 6 ampules

Type: Primary
Prep By: Ryan F. Benge
Status: New
Final Volume: 5 mL

Chemical/Solvent Used	Bottle No	Amt	Units	Expires
B/N Surrogate Mix (4/89 SOW)	14431	5	mL	7/31/2027

Stock Source	Base Units	Amount Added

Prep Batch 163957 Standards Traceability Report

Spike ID: sv83608
Spike Name: 625 LCS
Prep Date: 11/29/2021
Exp Date: 9/15/2026
Department: GCMSPR
Vendor:
Lot Number:
Balance ID:
Comments: 20x1 mL ampule

Type: Secondary
Prep By: Ryan F. Benge
Status: New
Final Volume: mL

Chemical/Solvent Used	Bottle No	Amt	Units	Expires
CLP Semi-volatile calibration standard	14546		mL	9/15/2026

Stock Source	Base Units	Amount Added

Prep Batch 163957 Standards Traceability Report

Spike ID: sv83609
Spike Name: AE Surrogate
Prep Date: 11/29/2021
Exp Date: 3/6/2023
Department: GCMSPR
Vendor:
Lot Number:
Balance ID:
Comments: 5x1 mL ampule

Type: Secondary
Prep By: Ryan F. Benge
Status: New
Final Volume: mL

Chemical/Solvent Used	Bottle No	Amt	Units	Expires
Acid Surrogate	14527		mL	3/6/2023

Stock Source	Base Units	Amount Added

Prep Batch 163957 Standards Traceability Report

Spike ID: sv92718
Spike Name: BNA Surr
Prep Date: 1/17/2022
Exp Date: 3/31/2022
Department: GCMSPR
Vendor:
Lot Number:
Balance ID:
Comments: 2000/1000ug/mL

Type: Tertiary
Prep By: Zachary B. Zaccardi
Status: New
Final Volume: 25 mL

Chemical/Solvent Used	Bottle No	Amt	Units	Expires
Acetone DZ963	13755	17.5	mL	3/31/2022

Stock Source	Base Units	Amount Added
sv83609	ug/mL	2.5 mL
sv83604	ug/mL	5 mL

Prep Batch 163957 Standards Traceability Report

Spike ID: sv92807
Spike Name: AE Surrogate
Prep Date: 2/3/2022
Exp Date: 3/6/2023
Department: GCMSPR
Vendor:
Lot Number:
Balance ID:
Comments: 5x1 mL ampule

Type: Secondary
Prep By: Zachary B. Zaccardi
Status: New
Final Volume: mL

Chemical/Solvent Used	Bottle No	Amt	Units	Expires
Acid Surrogate	14587		mL	3/6/2023

Stock Source	Base Units	Amount Added

Prep Batch 163957 Standards Traceability Report

Spike ID: sv92809
Spike Name: LCS/Add Extractions
Prep Date: 2/7/2022
Exp Date: 7/22/2022
Department: GCMSPR
Vendor:
Lot Number:
Balance ID:
Comments: 100ug/mL. Spike 1mL into water.

Type: Secondary
Prep By: Zachary B. Zaccardi
Status: New
Final Volume: 25 mL

Chemical/Solvent Used	Bottle No	Amt	Units	Expires
Acetone DZ509	13553	21.25	mL	7/22/2022

Stock Source	Base Units	Amount Added
sv83514	ug/mL	1.25 mL
sv83608	ug/mL	2.5 mL

Prep Batch 163957 Standards Traceability Report

Spike ID: sv92811
Spike Name: BNA Surr
Prep Date: 2/7/2022
Exp Date: 7/22/2022
Department: GCMSPR
Vendor:
Lot Number:
Balance ID:
Comments: 2000/1000ug/mL

Type: Tertiary
Prep By: Zachary B. Zaccardi
Status: New
Final Volume: 25 mL

Chemical/Solvent Used	Bottle No	Amt	Units	Expires
Acetone DZ509	13553	17.5	mL	7/22/2022

Stock Source	Base Units	Amount Added
sv92807	ug/mL	2.5 mL
sv83604	ug/mL	5 mL

Prep Batch 163957 Standards Traceability Report

Spike ID: sv92901
Spike Name: LL BNA Surr
Prep Date: 2/23/2022
Exp Date: 7/22/2022
Department: GCMSPR
Vendor:
Lot Number:
Balance ID:
Comments: 100/50 ug/mL

Type: Tertiary
Prep By: Zachary B. Zaccardi
Status: New
Final Volume: 4 mL

Chemical/Solvent Used	Bottle No	Amt	Units	Expires
Acetone DZ509	13553	3.8	mL	7/22/2022

Stock Source	Base Units	Amount Added
sv92718	ug/mL	0.2 mL

4KML

ID #: 13553
Opened:
Acetone DZ509
Expires: 7/22/2022
Rec'd: 2/16/2021
Energy Laboratories Inc 1120 So. 27th Street
Billings MT 59107

Honeywell

CERTIFICATE OF ANALYSIS

Honeywell Burdick & Jackson®
1953 South Harvey Street
Muskegon, MI 49442
Phone: (800) 368-0050
Fax: (231) 728-8226
lab.honeywell.com

Brand:	Research Chemicals - B&J
Product:	010
Lot No.:	DZ509
Production Date:	22-Jul-2020
Best Before:	22-Jul-2022

Acetone, B&J Brand™, >99.9%

for HPLC, GC, pesticide residue analysis and spectrophotometry

Parameter	Specification Min.	Max.	Result	Units
Water by Karl Fischer Titration		0.50	0.24	%
UV Cutoff		330	328	nm
Refractive Index (20°C)	1.3583	1.3589	1.3587	
Residue		1	<0.5	mg/L
GC Analysis (excluding water)	99.9		99.98	%
Electron Capture GC		10	<10	ng/L
UV Absorbance @ 340 nm		0.060	0.0511	AU
UV Absorbance @ 350 nm		0.010	0.0007	AU
UV Absorbance @ 375 nm		0.005	<0.0001	AU
UV Absorbance @ 400 nm		0.005	0.0004	AU

Honeywell
Quality Control Approval
Janna Dickinson

Muskegon 7/22/2020 LIMS Sample No.: AL02344

ID #: 13755
Opened:_____
Acetone DZ963
Expires: 9/24/2022
Rec'd: 4/13/2021
Energy Laboratories Inc 1120 So. 27th Street
Billings MT 59107

Honeywell

CERTIFICATE OF ANALYSIS

Honeywell Burdick & Jackson®
1953 South Harvey Street
Muskegon, MI 49442
Phone: (800) 368-0050
Fax: (231) 728-8226
lab.honeywell.com

Brand:	Research Chemicals - B&J
Product:	010
Lot No.:	DZ963
Production Date:	24-Sep-2020
Best Before:	24-Sep-2022

Acetone, B&J Brand™, >99.9%
for HPLC, GC, pesticide residue analysis and spectrophotometry

Parameter	Specification Min.	Max.	Result	Units
Water by Karl Fischer Titration		0.50	0.45	%
UV Cutoff		330	328	nm
Refractive Index (20°C)	1.3583	1.3589	1.3585	
Residue		1	<0.5	mg/L
GC Analysis (excluding water)	99.9		99.98	%
Electron Capture GC		10	<10	ng/L
UV Absorbance @ 340 nm		0.060	0.0482	AU
UV Absorbance @ 350 nm		0.010	0.0047	AU
UV Absorbance @ 375 nm		0.005	<0.0001	AU
UV Absorbance @ 400 nm		0.005	<0.0001	AU

Honeywell
Quality Control Approval
Janna Dickinson

Muskegon 9/24/2020 LIMS Sample No.: AL03008

125 Market Street
New Haven, CT 06513
USA

AccuStandard®

Tel (203)786-5290
Fax (203)786-5287
www.AccuStandard.com

CERTIFICATE OF ANALYSIS

Catalog No: S-14500-R2
Description: Custom Semi-Volatile Standard
Lot: 220021255-02
Solvent: Dichloromethane
Hazards: *Refer to SDS for complete safety information*

Signal Word: Warning

Date Certified: Aug 31, 2021
Expiration: Oct 1, 2022
Sample Size: 1 mL
Components: 10
Storage Condition: Freeze (<-10 °C)/Sonicate

Certified Reference Material

ANAB ACCREDITED REFERENCE MATERIAL PRODUCER AR-1463

ilac-MRA

Component	CAS #	Purity % (GC/MS)	Prepared Concentration² (µg/mL)	Certified Analyte Concentration¹ (µg/mL)
Pyridine	110-86-1	98.7	2026	2000
4-Chlorophenol	106-48-9	100.0	2019	2019
1-Methylnaphthalene	90-12-0	98.5	2003	1973
N-Nitrosodiphenylamine	86-30-6	100.0	2022	2022
4-Chloro-2-methylphenol	1570-64-5	97.0	2069*	2007
Benzoic acid	65-85-0	99.5	2010	2000
Aniline	62-53-3	98.0	2002	1962
Benzyl alcohol	100-51-6	99.9	2011	2009
Triallate	2303-17-5	99.9	2013	2011
o-Terphenyl	84-15-1	99.9	2019	2017

ID #: 14279
Opened:
Custom Semi-Volatile Standard
Expires: 10/1/2022
Rec'd: 9/16/2021
Energy Laboratories Inc 1120 So. 27th Street
Billings MT 59107

This Certified Reference Material was verified in accordance with ISO/IEC 17025

* Weight compensated to 100% purity.

A product with a suffix (-1A, -2B, etc. or -01, -02, etc.) on its lot number has had its expiration date extended and is identical to the same lot number without the suffix.

² All weights are traceable through NIST, Test No. 684/289871-17

¹ Certified Analyte Concentration = Purity x Prepared Concentration.

The Uncertainty associated with the certified concentration reported on this certificate is ±2.4%. This value is the combined expanded uncertainty and represents an estimated standard deviation equal to the positive square root of the total variation of the uncertainty of components. A normal distribution is assumed and a coverage factor of K=2 is chosen using approximately a 95% confidence level.

Labels and certificates follow U.S. Conventions in reporting numerical values: A comma (,) is used to separate units of one-thousand or greater. A period (.) is used as a decimal place marker.

The information on this certificate may not be reproduced without the express permission of the manufacturer. See reverse side for additional information

Hazard Information: Please refer to the SDS for information regarding the hazards associated with using this material.

This product was prepared according to in-house procedures and is guaranteed to be homogeneous.

Certified By: Larry Decker, Organic QC Manager

For use in routine laboratory analysis.

AccuStandard is accredited to ISO 17034, ISO/IEC 17025 and certified to ISO 9001:2015

RESTEK®
110 Benner Circle
Bellefonte, PA 16823-8812
Tel: (800)356-1688
Fax: (814)353-1309

www.restek.com

CERTIFIED REFERENCE MATERIAL

Certificate of Analysis

ACCREDITED
ISO 17034 Accredited
Reference Material Producer
Certificate #3222.01

ACCREDITED
ISO/IEC 17025 Accredited
Testing Laboratory
Certificate #3222.02

FOR LABORATORY USE ONLY-READ SDS PRIOR TO USE.

This Reference Material is intended for Laboratory Use Only as a standard for the qualitative and/or quantitative determination of the analyte(s) listed.

Catalog No. : 31086 **Lot No.:** A0175748

Description : B/N Surrogate Mix (4/89 SOW)

Base Neutral Surrogate 5000µg/mL, Methylene Chloride, 5mL/ampul

Container Size : 5 mL **Pkg Amt:** > 5 mL

Expiration Date : July 31, 2027 **Storage:** 10°C or colder

Handling: Sonicate prior to use. **Ship:** Ambient

ID #: 14431
Opened:
B/N Surrogate Mix (4/89 SOW)
Expires: 7/31/2027
Rec'd: 10/25/2021
Energy Laboratories Inc 1120 So. 27th Street
Billings MT 59107

CERTIFIED VALUES

Elution Order	Compound		Grav. Conc. (weight/volume)	Expanded Uncertainty (95% C.L.; K=2)	
1	Nitrobenzene-d5 **CAS #** 4165-60-0 **Purity** 99%	(Lot PR-29940A)	5,027.3 µg/mL	+/- 29.2293 µg/mL +/- 226.4341 µg/mL +/- 251.2566 µg/mL	Gravimetric Unstressed Stressed
2	2-Fluorobiphenyl **CAS #** 321-60-8 **Purity** 99%	(Lot 00019169)	5,001.1 µg/mL	+/- 29.0767 µg/mL +/- 225.2518 µg/mL +/- 249.9447 µg/mL	Gravimetric Unstressed Stressed
3	p-Terphenyl-d14 **CAS #** 1718-51-0 **Purity** 99%	(Lot PR-30504)	5,001.4 µg/mL	+/- 29.0787 µg/mL +/- 225.2668 µg/mL +/- 249.9613 µg/mL	Gravimetric Unstressed Stressed

Solvent: Methylene chloride
CAS # 75-09-2
Purity 99%

Tech Tips:
Due to the limited solubility of p-terphenyl-d14 in methanol, we do not recommend that this mixture be diluted in methanol.

Column:
30m x 0.25mm x 0.25µm
Rtx-5 (cat.#10223)

Carrier Gas:
hydrogen-constant pressure 10 psi.

Temp. Program:
40°C (hold 2 min.) to 330°C
@ 10°C/min. (hold 10 min.)

Inj. Temp:
250°C

Det. Temp:
330°C

Det. Type:
FID

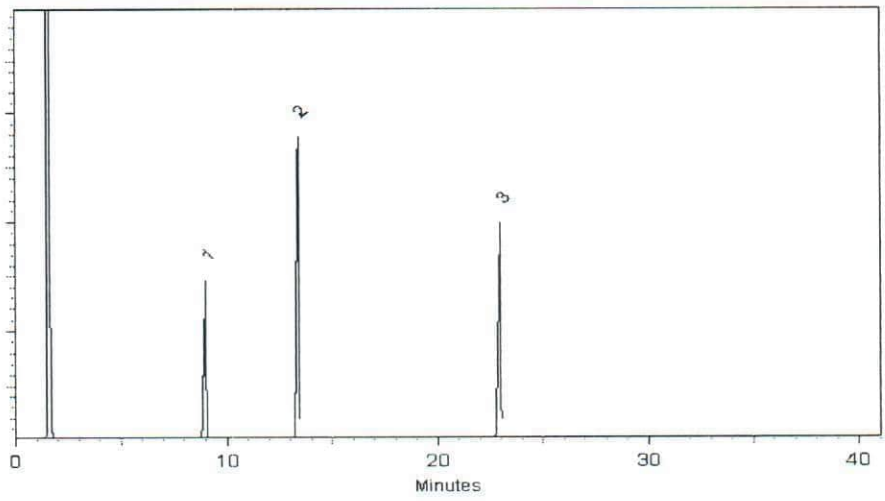

This chromatogram represents a general set of testing conditions chosen for product acceptance. For optimal results in your lab, conditions should be adjusted for your specific instrument, method, and application.

Sam Moodler - Operations Tech I

Date Mixed: 25-Aug-2021 **Balance:** B345965662

Marlina Cowan - Operations Tech I

Date Passed: 27-Aug-2021

Manufactured under Restek's ISO 9001:2015
Registered Quality System
Certificate #FM 80397

General Certified Reference Material Notes

Expiration Notes:

- Expiration date valid for unopened ampul stored in compliance with the recommended conditions.
- Uncertainty, concentration, and expiration of the CRM are based on the unopened product being stored according to the recommended condition found in the storage field.

Purity Notes:

- Purity and/or chemical identity are determined by one or more of the following techniques: GC/FID, HPLC, GC/μECD, GC/MS, LC/MS, RI, and/or melting point.
- Compounds with a listed purity of less than 99% have been weight corrected to compensate for impurities and/or salts. A correction factor is used to calculate the amount of compound necessary to achieve the desired concentration of the parent compound in solution.
- Purity of isomeric compounds is reported as the sum of the isomers.
- Purity values are rounded to the nearest whole number.

Certified Uncertainty Value Notes:

- The uncertainties are determined in accordance with ISO 17034 and Guide 35. The certified combined stressed uncertainty value (includes gravimetric uncertainty, homogeneity between-ampul uncertainty, storage stability uncertainty and shipping stability uncertainty and were combined using the following formula:

$$U_{combined\ stressed} = k\sqrt{U^2_{gravimetric} + U^2_{homogeneity} + U^2_{storage\ stability} + U^2_{shipping\ stability}}$$

  k is a coverage factor of 2, which gives a level of confidence of approximately 95%.
- It is important to note that the shipping stability uncertainty was obtained under temperature extremes for specific time intervals; therefore, the certified combined stressed uncertainty value should only be applied to the product if it was stored at non-standard temperature conditions up to and including 7 days. Contact Restek Technical Service at www.restek.com/Contact-Us for use recommendations if your shipment was in-transit for more than 7 days at non-standard temperature conditions.
- Apply the certified combined unstressed uncertainty value if the product was received under standard shipping conditions. Apply the certified combined stressed uncertainty value if the product was received under non-standard conditions as specified below.

Label Conditions	Standard Conditions	Non-Standard Conditions
25°C Nominal (Room Temperature)	< 60°C	≥ 60°C up to 7 days
10°C or colder (Refrigerate)	< 40°C	≥ 40°C up to 7 days
0°C or colder (Freezer) -20°C or colder (Deep Freezer)	< 25°C	≥ 25°C up to 7 days

- Separate (not combined) uncertainty values for gravimetric uncertainty are also displayed on the certificate, if needed, separate homogeneity between-ampul uncertainty, storage stability uncertainty and shipping stability uncertainty values are available by contacting Restek Technical Service at www.restek.com/Contact-Us.
- The packaged amount is the minimum sample size for which uncertainty is valid. The ampules are over-filled to ensure that the minimum packaged amount can be sufficiently transferred.

Manufacturing Notes:

- Concentration is based upon gravimetric preparation using either a balance whose calibration has been verified daily using NIST traceable weights, and/or dilutions with Class A glassware.

Handling Notes:

- Stability of the unopened product, when stored in compliance with the recommended conditions, is guaranteed through the expiration displayed on the product label and certificate. Contact Restek for additional opened product stability information, with the knowledge/understanding that open product stability is subject to the specific handling and environmental conditions to which the product is exposed. For your convenience Restek supplies deactivated vials with most standards packed in 2mL ampules. Larger volume deactivated vials are available through Restek as a custom ordered item. Additionally, Restek sells DMDCS for the purpose of glassware deactivation as catalog number 31861, which includes complete instructions.

125 Market Street
New Haven, CT 06513
USA

AccuStandard®

Tel (203)786-5290
Fax (203)786-5287
www.AccuStandard.com

CERTIFICATE OF ANALYSIS

Catalog No: CLP-AS-10X
Description: Acid Surrogate
Lot: 220031065
Solvent: Methanol
Hazards: *Refer to SDS for complete safety information*

Signal Word: Danger

Date Certified: Mar 6, 2020
Expiration: Mar 6, 2023
Sample Size: 1 mL
Components: 3
Storage Condition: Ambient (>5 °C)

Certified Reference Material

ANAB ACCREDITED REFERENCE MATERIAL PRODUCER AR-1463
ANAB ACCREDITED TESTING LABORATORY AT-1339
ilac-MRA

Component	CAS #	Purity % (GC/MS)	Prepared Concentration[2] (mg/mL)	Certified Analyte Concentration[1] (mg/mL)
2-Fluorophenol	367-12-4	99.8	20.20	20.16
Phenol-d5	4165-62-2	99.9	20.05	20.03
2,4,6-Tribromophenol	118-79-6	99.9	20.19	20.17

ID #: 14527
Opened:
Acid Surrogate
Expires: 3/6/2023
Rec'd: 11/17/2021
Energy Laboratories Inc 1120 So. 27th Street
Billings MT 59107

A product with a suffix (-1A, -2B, etc. or -01, -02, etc.) on its lot number has had its expiration date extended and is identical to the same lot number without the suffix.

[2] All weights are traceable through NIST, Test No. 684/289871-17

[1] Certified Analyte Concentration = Purity x Prepared Concentration.

The Uncertainty associated with the certified concentration reported on this certificate is ±2.4%. This value is the combined expanded uncertainty and represents an estimated standard deviation equal to the positive square root of the total variation of the uncertainty of components. A normal distribution is assumed and a coverage factor of K=2 is chosen using approximately a 95% confidence level.

Labels and certificates follow U.S. Conventions in reporting numerical values: A comma (,) is used to separate units of one-thousand or greater. A period (.) is used as a decimal place marker.

The information on this certificate may not be reproduced without the express permission of the manufacturer. See reverse side for additional information

Hazard Information: Please refer to the SDS for information regarding the hazards associated with using this material.

This product was prepared according to in-house procedures and is guaranteed to be homogeneous.

Certified By: Larry Decker, Organic QC Manager

For use in routine laboratory analysis.

AccuStandard is accredited to ISO 17034, ISO/IEC 17025 and certified to ISO 9001:2015

Absolute Standards, Inc.
800-368-1131
www.absolutestandards.com

Certified Reference Material CRM

ANAB ISO 17034 Accredited
AR-1539 Certificate Number
https://Absolutestandards.com

CERTIFIED WEIGHT REPORT

Part Number: 92180
Lot Number: 091521
Description: CLP Semi-Volatile Calibration Standard
64 components
Expiration Date: 091526
Recommended Storage: Freezer (0 °C)
Nominal Concentration (µg/mL): 1000
NIST Test ID#: 6UTB

Solvent: Methylene chloride **Lot#** 104929

Weight(s) shown below were combined and diluted to (mL): 100.0 5E-05 Balance Uncertainty 0.003 Flask Uncertainty

Formulated By: Prashant Chauhan 091521 DATE

Reviewed By: Pedro L. Rentas 091521 DATE

Compound	(RM#) Part Number	Lot Number	Dil. Factor	Initial Vol. (mL)	Initial Conc (ug/mL)	Nominal Conc (µg/mL)	Purity (%)	Uncertainty Purity (%)	Uncertainty Pipette (mL)	Target Weight(g)	Actual Weight(g)	Actual Conc (µg/mL)	Expanded Uncertainty (+/-) (µg/mL)	SDS Information (Solvent Safety Info. On Attached pg.) CAS#	OSHA PEL (TWA)	LD50
1. 2,2'-Oxybis(1-chloropropane)	(0078)	012016AR	NA	NA	NA	1000	98.9	0.2	NA	0.10112	0.10129	1001.7	4.2	108-60-1	N/A	orl-rat 240mg/kg
2. Hexachlorobenzene	(0195)	051697	NA	NA	NA	1000	99	0.2	NA	0.10102	0.10128	1002.6	4.2	118-74-1	N/A	orl-rat 10g/kg
3. bis(2-Chloroethoxy) methane	10111	011214	0.05	5.00	20018.4	1000	NA	NA	0.017	NA	NA	1000.8	8.0	111-91-1	N/A	N/A
4. bis(2-Chloroethyl) ether	10111	011214	0.05	5.00	20012.4	1000	NA	NA	0.017	NA	NA	1000.5	8.0	111-44-4	15 ppm (90mg/m3/8H)(skin)	orl-rat 75mg/kg
5. bis(2-Ethylhexyl) phthalate	10111	011214	0.05	5.00	20014.3	1000	NA	NA	0.017	NA	NA	1000.6	8.0	117-81-7	5mg/m3/8H	orl-rat 30600mg/kg
6. 4-Bromophenyl phenyl ether	10111	011214	0.05	5.00	20008.8	1000	NA	NA	0.017	NA	NA	1000.3	8.0	101-55-3	N/A	N/A
7. Benzyl butyl phthalate	10111	011214	0.05	5.00	20011.3	1000	NA	NA	0.017	NA	NA	1000.5	8.0	85-68-7	N/A	orl-rat 2330mg/kg
8. 4-Chlorophenyl phenyl ether	10111	011214	0.05	5.00	20009.5	1000	NA	NA	0.017	NA	NA	1000.4	8.0	7005-72-3	N/A	N/A
9. Diethyl phthalate	10111	011214	0.05	5.00	20013.6	1000	NA	NA	0.017	NA	NA	1000.6	8.0	84-66-2	5mg/m3/8H	orl-rat 8600mg/kg
10. Dimethyl phthalate	10111	011214	0.05	5.00	20015.7	1000	NA	NA	0.017	NA	NA	1000.7	8.0	131-11-3	5mg/m3/8H	orl-rat 6800mg/kg
11. Di-n-butyl phthalate	10111	011214	0.05	5.00	20011.6	1000	NA	NA	0.017	NA	NA	1000.5	8.0	84-74-2	5mg/m3/8H	orl-rat 8000mg/kg
12. Di-n-octyl phthalate	10111	011214	0.05	5.00	20012.2	1000	NA	NA	0.017	NA	NA	1000.5	8.0	117-84-0	N/A	orl-rat 47000mg/kg
13. N-Nitrosodimethylamine	10111	011214	0.05	5.00	20010.0	1000	NA	NA	0.017	NA	NA	1000.4	8.0	62-75-9	N/A	orl-rat 58mg/kg
14. N-Nitrosodi-n-propylamine	10111	011214	0.05	5.00	20010.5	1000	NA	NA	0.017	NA	NA	1000.4	8.0	621-64-7	N/A	orl-rat 480mg/kg
15. 1,2-Diphenylhydrazine (as Azobenzene)	10112	042820	0.05	5.00	20003.9	1000	NA	NA	0.017	NA	NA	1000.1	8.1	103-33-3	N/A	orl-rat 1000mg/kg
16. 2-Chloronaphthalene	10112	042820	0.05	5.00	20002.3	1000	NA	NA	0.017	NA	NA	1000.0	8.0	91-58-7	N/A	orl-rat 2078mg/kg
17. 1,2-Dichlorobenzene	10112	042820	0.05	5.00	20005.4	1000	NA	NA	0.017	NA	NA	1000.2	8.0	95-50-1	50 ppm (300mg/m3) (CL)	orl-rat 500mg/kg
18. 1,3-Dichlorobenzene	10112	042820	0.05	5.00	20003.7	1000	NA	NA	0.017	NA	NA	1000.1	8.0	541-73-1	N/A	ipr-mus 1062mg/kg
19. 1,4-Dichlorobenzene	10112	042820	0.05	5.00	20005.4	1000	NA	NA	0.017	NA	NA	1000.2	8.0	106-46-7	75 ppm (450mg/m3/8H)	orl-rat 500mg/kg
20. 2,4-Dinitrotoluene	10112	042820	0.05	5.00	20003.3	1000	NA	NA	0.017	NA	NA	1000.1	8.1	121-14-2	1.5mg/m3/8H (skin)	orl-rat 268mg/kg
21. 2,6-Dinitrotoluene	10112	042820	0.05	5.00	20002.4	1000	NA	NA	0.017	NA	NA	1000.0	8.0	606-20-2	1.5mg/m3/8H (skin)	orl-rat 177mg/kg
22. Hexachloro-1,3-butadiene	10112	042820	0.05	5.00	20009.4	1000	NA	NA	0.017	NA	NA	1000.4	12.4	87-68-3	0.02 ppm (0.24mg/m3/8H)	orl-rat 82mg/kg
23. Hexachlorocyclopentadiene	10112	042820	0.05	5.00	20001.8	1000	NA	NA	0.017	NA	NA	1000.0	8.0	77-47-4	0.01 ppm (0.1mg/m3/8H)	orl-rat 1300mg/kg
24. Hexachloroethane	10112	042820	0.05	5.00	20002.4	1000	NA	NA	0.017	NA	NA	1000.0	8.0	67-72-1	1 ppm (10mg/m3/8H)(skin)	orl-gpg 4970mg/kg
25. Isophorone	10112	042820	0.05	5.00	20003.8	1000	NA	NA	0.017	NA	NA	1000.1	8.1	78-59-1	25 ppm	orl-rat 2330mg/kg
26. Nitrobenzene	10112	042820	0.05	5.00	20004.9	1000	NA	NA	0.017	NA	NA	1000.1	8.0	98-95-3	1 ppm (5mg/m3/8H)(skin)	orl-rat 780mg/kg
27. 1,2,4-Trichlorobenzene	10112	042820	0.05	5.00	20002.0	1000	NA	NA	0.017	NA	NA	1000.0	8.0	120-82-1	5 ppm (CL) (40mg/m3)	orl-rat 756mg/kg
28. o-Cresol (2-Methylphenol)	10114	081919	0.05	5.00	20010.2	1000	NA	NA	0.017	NA	NA	1000.4	8.0	95-48-7	5 ppm (22mg/m3/8H)(skin)	orl-rat 121mg/kg
29. p-Cresol (4-Methylphenol)	10114	081919	0.05	5.00	20061.2	1000	NA	NA	0.017	NA	NA	1003.0	8.0	106-44-5	5 ppm (22mg/m3/8H)(skin)	orl-rat 207mg/kg
30. 2,4,5-Trichlorophenol	10114	081919	0.05	5.00	20023.2	1000	NA	NA	0.017	NA	NA	1001.1	8.0	95-95-4	N/A	orl-rat 820mg/kg
31. 4-Chloroaniline	10115	060512	0.05	5.00	20009.6	1000	NA	NA	0.017	NA	NA	1000.4	8.0	106-47-8	N/A	orl-rat 310mg/kg
32. Dibenzofuran	10115	060512	0.05	5.00	20020.2	1000	NA	NA	0.017	NA	NA	1000.9	8.0	132-64-9	N/A	N/A
33. 2-Methylnaphthalene	10115	060512	0.05	5.00	20012.9	1000	NA	NA	0.017	NA	NA	1000.5	8.1	91-57-6	N/A	orl-rat 1630mg/kg
34. 2-Nitroaniline	10115	060512	0.05	5.00	20011.8	1000	NA	NA	0.017	NA	NA	1000.5	8.0	88-74-4	N/A	orl-rat 1600mg/kg
35. 3-Nitroaniline	10115	060512	0.05	5.00	20018.6	1000	NA	NA	0.017	NA	NA	1000.8	8.0	99-09-2	N/A	orl-rat 535mg/kg
36. 4-Nitroaniline	10115	060512	0.05	5.00	20014.9	1000	NA	NA	0.017	NA	NA	1000.6	8.0	100-01-6	1 ppm (6mg/m3/8H)(skin)	orl-rat 750mg/kg
37. 4-Chloro-3-methylphenol	10118	072120	0.05	5.00	20003.9	1000	NA	NA	0.017	NA	NA	1000.1	8.0	59-50-7	N/A	orl-rat 1830mg/kg
38. 2-Chlorophenol	10118	072120	0.05	5.00	20002.9	1000	NA	NA	0.017	NA	NA	1000.0	8.0	95-57-8	N/A	orl-rat 670mg/kg
39. 2,4-Dichlorophenol	10118	072120	0.05	5.00	20003.1	1000	NA	NA	0.017	NA	NA	1000.1	8.0	120-83-2	N/A	orl-rat 580mg/kg
40. 2,4-Dimethylphenol	10118	072120	0.05	5.00	20003.3	1000	NA	NA	0.017	NA	NA	1000.1	8.1	105-67-9	N/A	orl-rat 3200mg/kg
41. 2,4-Dinitrophenol	10118	072120	0.05	5.00	20001.8	1000	NA	NA	0.017	NA	NA	1000.0	8.0	51-28-5	N/A	orl-rat 30mg/kg
42. 4,6-Dinitro-2-methylphenol	10118	072120	0.05	5.00	20002.5	1000	NA	NA	0.017	NA	NA	1000.0	8.0	534-52-1	N/A	N/A
43. 2-Nitrophenol	10118	072120	0.05	5.00	20003.7	1000	NA	NA	0.017	NA	NA	1000.1	8.0	88-75-5	N/A	orl-rat 334mg/kg
44. 4-Nitrophenol	10118	072120	0.05	5.00	20002.0	1000	NA	NA	0.017	NA	NA	1000.0	8.0	100-02-7	N/A	orl-rat 250mg/kg
45. Pentachlorophenol	10118	072120	0.05	5.00	20002.8	1000	NA	NA	0.017	NA	NA	1000.0	8.0	87-86-5	0.5mg/m3/8H (skin)	orl-rat 27mg/kg
46. Phenol	10118	072120	0.05	5.00	20003.9	1000	NA	NA	0.017	NA	NA	1000.1	8.0	108-95-2	5 ppm (19mg/m3/8H)(skin)	orl-rat 317mg/kg
47. 2,4,6-Trichlorophenol	10118	072120	0.05	5.00	20004.2	1000	NA	NA	0.017	NA	NA	1000.1	8.0	88-06-2	N/A	orl-rat 820mg/kg
48. Acenaphthene	10007	042420	0.50	50.00	2001.2	1000	NA	NA	0.018	NA	NA	1000.5	4.1	83-32-9	N/A	ipr-rat 600mg/kg
49. Acenaphthylene	10007	042420	0.50	50.00	2000.2	1000	NA	NA	0.018	NA	NA	1000.0	4.2	208-96-8	N/A	N/A
50. Anthracene	10007	042420	0.50	50.00	2000.3	1000	NA	NA	0.018	NA	NA	1000.1	4.1	120-12-7	0.2mg/m3 (8H)	ipr-mus 430mg/kg
51. Benzo(a)anthracene	10007	042420	0.50	50.00	2001.3	1000	NA	NA	0.018	NA	NA	1000.6	4.2	56-55-3	N/A	N/A
52. Benzo(a)pyrene	10007	042420	0.50	50.00	2000.0	1000	NA	NA	0.018	NA	NA	999.9	4.1	50-32-8	0.2mg/m3 (8H)	scu-rat 50mg/kg
53. Benzo(b)fluoranthene	10007	042420	0.50	50.00	2000.9	1000	NA	NA	0.018	NA	NA	1000.4	4.1	205-99-2	N/A	N/A
54. Benzo(k)fluoranthene	10007	042420	0.50	50.00	2001.2	1000	NA	NA	0.018	NA	NA	1000.5	4.1	207-08-9	N/A	N/A
55. Benzo(g,h,i)perylene	10007	042420	0.50	50.00	2000.0	1000	NA	NA	0.018	NA	NA	999.9	4.1	191-24-2	N/A	N/A
56. Carbazole	10007	042420	0.50	50.00	2000.3	1000	NA	NA	0.018	NA	NA	1000.0	4.2	86-74-8	N/A	ipr-mus 200mg/kg
57. Chrysene	10007	042420	0.50	50.00	2000.8	1000	NA	NA	0.018	NA	NA	1000.3	4.2	218-01-9	0.2mg/m3	N/A
58. Dibenzo(a,h)anthracene	10007	042420	0.50	50.00	2000.8	1000	NA	NA	0.018	NA	NA	1000.3	4.2	53-70-3	0.2mg/m3	N/A
59. Fluoranthene	10007	042420	0.50	50.00	2000.3	1000	NA	NA	0.018	NA	NA	1000.1	4.2	206-44-0	N/A	orl-rat 2000mg/kg
60. Fluorene	10007	042420	0.50	50.00	2000.9	1000	NA	NA	0.018	NA	NA	1000.3	4.2	86-73-7	N/A	ipr-mus 2 g/kg
61. Indeno(1,2,3-cd)pyrene	10007	042420	0.50	50.00	2000.1	1000	NA	NA	0.018	NA	NA	1000.0	4.1	193-39-5	N/A	N/A
62. Naphthalene	10007	042420	0.50	50.00	2000.9	1000	NA	NA	0.018	NA	NA	1000.4	4.1	91-20-3	10 ppm (50mg/m3/8H)	orl-rat 490mg/kg
63. Phenanthrene	10007	042420	0.50	50.00	2000.9	1000	NA	NA	0.018	NA	NA	1000.4	4.1	85-01-8	0.2mg/m3/8H	orl-mus 700mg/kg
64. Pyrene	10007	042420	0.50	50.00	2001.0	1000	NA	NA	0.018	NA	NA	1000.4	4.2	129-00-0	0.2mg/m3/8H	orl-rat 2700mg/kg

- The certified value is the concentration calculated from gravimetric and volumetric measurements unless otherwise stated.
- Standards are prepared gravimetrically using balances that are calibrated with weights traceable to NIST (see above).
- Standards are certified (+/-) 0.5% of the stated value, unless otherwise stated.
- All Standards, after opening ampule, should be stored with caps tight and under appropriate laboratory conditions.
- Uncertainty Reference: Taylor, B.N. and Kuyat, C.E., "Guidelines for Evaluating and Expressing the Uncertainty of NIST Measurement Result," NIST Technical Note 1297, U.S. Government Printing Office, Washington, DC, (1994).

ID #: 14546
Opened:
CLP Semi-volatile calibration standard
Expires: 9/15/2026
Rec'd: 11/23/2021
Energy Laboratories Inc 1120 So. 27th Street
Billings MT 59107

Method GC8MSD-2.M: Column:SBB-5 (30m X 0.25mm ID X 0.25µm film thickness) Temp 1 = 50°C (1min.), Temp 2 = 300°C (14 min.), Rate = 10°C/min., Injector B= 250°C, Detector B = 290°C, Split Ratio = 100:1, Scan Rate = 2. Analysis performed by Melissa Stonier.



Peak No	Name	MSD RT (min.)
1	N-nitrosodimethylamine	2.67
2	Phenol	6.05
3	bis(2-Chloroethyl)ether	6.20
4	2-Chlorophenol	6.26
5	1,3-Dichlorobenzene	6.55
6	1,4-Dichlorobenzene	6.63
7	1,2-Dichlorobenzene	7.04
8	o-Cresol (2-methylphenol)	7.29
9	bis(2-Chloroisopropyl)ether	7.34
10	p-Cresol (4-methylphenol)/N-nitrosodi-n-propylamine	7.63
11	Hexachloroethane	7.70
12	Nitrobenzene	7.92
13	Isophorone	8.49
14	2-Nitrophenol	8.66
15	2,4-Dimethylphenol	8.84
16	bis(2-Chloroethoxy)methane	9.07
17	2,4-Dichlorophenol	9.22
18	1,2,4-Trichlorobenzene	9.41
19	Naphthalene	9.54
20	4-Chloroaniline	9.76
21	Hexachloro-1,3-butadiene	10.03
22	4-Chloro-3-methylphenol	11.02
23	2-Methylnaphthalene	11.24
24	Hexachlorocyclopentadiene	11.84
25	2,4,6-Trichlorophenol	12.04
26	2,4,5-Trichlorophenol	12.13
27	2-Chloronaphthalene	12.45
28	2-Nitroaniline	12.84
29	Dimethyl phthalate	13.45
30	Acenaphthylene	13.50
31	2,6-Dinitrotoluene	13.59
32	3-Nitroaniline	13.91
33	Acenaphthene	13.99
34	2,4-Dinitrophenol	14.16
35	Dibenzofuran/4-Nitrophenol	14.40
36	2,4-Dinitrotoluene	14.57
37	Diethyl phthalate/Fluorene	15.27
38	4-Chlorophenyl phenyl ether	15.33
39	4-Nitroaniline	15.52
40	4,6-Dinitro-2-methylphenol	15.60
41	Azobenzene	15.73
42	4-Bromophenyl phenyl ether	16.56
43	Hexachlorobenzene	16.89
44	Pentachlorophenol	13.35
45	Phenanthrene	17.70
46	Anthracene	17.82
47	Carbazole	18.27
48	Di-n-butyl phthalate	19.45
49	Fluoranthene	20.75
50	Pyrene	21.31
51	Benzyl butyl phthalate	23.23
52	Benzo(a)anthracene	24.40
53	Chrysene	24.51
54	bis(2-Ehtylhexyl)phthalate	24.82
55	Di-n-octyl phthalate	26.30
56	Benzo(b)fluoranthene	27.07
57	Benzo(k)fluoranthene	27.15
58	Benzo(a)pyrene	27.92
59	Indeno(1,2,3-cd)pyrene/Dibenzo(a,h)anthracene	31.68
60	Benzo(g,h,i)perylene	32.61

Analytical RunID SV5973N.I_220224A Standards Traceability Report

Spike ID: sv100507
Spike Name: BNA mix
Prep Date: 6/9/2021
Exp Date: 3/31/2022
Department: GCMSSEMI
Vendor:
Lot Number:
Balance ID:
Comments: 200 ug/mL

Type: Secondary
Prep By: Sean McGrew
Status: New
Final Volume: 1.5 mL

Chemical/Solvent Used	Bottle No	Amt	Units	Expires
Dichloromethane EA342	13510	0.51	mL	3/31/2022

Stock Source	Base Units	Amount Added
sv82908	ug/mL	0.03 mL
sv83301	ug/mL	0.15 mL
sv83406	ug/mL	0.15 mL
sv83419	ug/mL	0.15 mL
sv82913	ug/mL	0.15 mL
sv83410	ug/mL	0.15 mL
sv83407	ug/mL	0.06 mL
sv83201	ug/mL	0.15 mL

Analytical RunID SV5973N.I_220224A Standards Traceability Report

Spike ID: sv100516
Spike Name: BNA Internals 2000 ug/mL
Prep Date: 7/25/2021
Exp Date: 6/30/2023
Department: GCMSSEMI
Vendor: Chemservice
Lot Number: 8443500
Balance ID:
Comments:

Type: Secondary
Prep By: John P. Heine
Status: New
Final Volume: 2.12 mL

Chemical/Solvent Used	Bottle No	Amt	Units	Expires
Dichloromethane EA342	13510	1.06	mL	6/30/2023

Stock Source	Base Units	Amount Added
sv83506	ug/mL	1.06 mL

Analytical RunID SV5973N.I_220224A Standards Traceability Report

Spike ID: sv100714
Spike Name: BNA 2nd source
Prep Date: 12/20/2021
Exp Date: 10/1/2022
Department: GCMSSEMI
Vendor:
Lot Number:
Balance ID:
Comments: 200 ug/mL

Type: Secondary
Prep By: Sean McGrew
Status: New
Final Volume: 1 mL

Chemical/Solvent Used	Bottle No	Amt	Units	Expires
Dichloromethane EA342	13510	0.54	mL	10/1/2022

Stock Source	Base Units	Amount Added
sv83514	ug/mL	0.1 mL
sv82702	ug/mL	0.02 mL
sv83218	ug/mL	0.1 mL
sv83408	ug/mL	0.2 mL
sv83411	ug/mL	0.04 mL

Analytical RunID SV5973N.I_220224A Standards Traceability Report

Standard ID: sv82702
Standard Name: AE Surr
Prep Date: 8/28/2018
Exp Date: 4/30/2023
Department: GCMSPR
Vendor: Restek
Lot Number: A0137474
Balance ID:
Comments:

Type: Primary
Prep By: Craig A. Bardelli
Status: New
Final Volume: mL

Chemical/Solvent Used	Bottle No	Amt	Units	Expires
Acid Surrogate Standard Mix (4/89)	10707	1	mL	4/30/2023

Stock Source	Base Units	Amount Added

Analytical RunID SV5973N.I_220224A Standards Traceability Report

Spike ID: sv82908
Spike Name: AE surr
Prep Date: 4/10/2019
Exp Date: 3/31/2022
Department: GCMSSEMI
Vendor: Sigma-Aldrich
Lot Number: LRAC2239
Balance ID:
Comments:

Type: Primary
Prep By: Sean McGrew
Status: New
Final Volume: mL

Chemical/Solvent Used	Bottle No	Amt	Units	Expires
EPA 8270 Acids Surrogate Spike Mix HC	11383		mL	3/31/2022

Stock Source	Base Units	Amount Added

Analytical RunID SV5973N.I_220224A Standards Traceability Report

Spike ID: sv82913
Spike Name: BNA Custom for cal
Prep Date: 5/2/2019
Exp Date: 5/28/2023
Department: GCMSSEMI
Vendor: AccuStandard
Lot Number: 219041483
Balance ID:
Comments:

Type: Primary
Prep By: Sean McGrew
Status: New
Final Volume: 1 mL

Chemical/Solvent Used	Bottle No	Amt	Units	Expires
Custom BNA Mix	11451		mL	5/28/2023

Stock Source	Base Units	Amount Added

Analytical RunID SV5973N.I_220224A Standards Traceability Report

Spike ID: sv83201
Spike Name: Phenols mix
Prep Date: 3/17/2020
Exp Date: 1/31/2028
Department: GCMSSEMI
Vendor: Restek
Lot Number: A0157111
Balance ID:
Comments:

Type: Primary
Prep By: Sean McGrew
Status: New
Final Volume: 1 mL

Chemical/Solvent Used	Bottle No	Amt	Units	Expires
604 Phenols Calibration Mix	12512		mL	1/31/2028

Stock Source	Base Units	Amount Added

Analytical RunID SV5973N.I_220224A Standards Traceability Report

Spike ID: SV83202
Spike Name: BNA 2nd source short
Prep Date: 3/24/2020
Exp Date: 3/16/2023
Department: GCMSSEMI
Vendor: Absolute Standards
Lot Number: 031620
Balance ID:
Comments:

Type: Primary
Prep By: Sean McGrew
Status: New
Final Volume: 1 mL

Chemical/Solvent Used	Bottle No	Amt	Units	Expires
BNA 2nd Source Standard Rev 1	12532		mL	3/16/2023

Stock Source	Base Units	Amount Added

Analytical RunID SV5973N.I_220224A Standards Traceability Report

Spike ID: sv83218
Spike Name: Benzidines
Prep Date: 7/7/2020
Exp Date: 5/1/2024
Department: GCMSSEMI
Vendor: AccuStandard
Lot Number: 220041353
Balance ID:
Comments: 2000 ug/mL 12839

Type: Primary
Prep By: John P. Heine
Status: New
Final Volume: 1 mL

Chemical/Solvent Used	Bottle No	Amt	Units	Expires
Benzidine & 3,3'-Dichlorobenzidine	12839	1	mL	5/1/2024

Stock Source	Base Units	Amount Added

Analytical RunID SV5973N.I_220224A Standards Traceability Report

Spike ID: sv83301
Spike Name: PAH Mix
Prep Date: 7/13/2020
Exp Date: 9/30/2022
Department: GCMSSEMI
Vendor: Sigma-Aldrich
Lot Number: LRAC3877
Balance ID:
Comments: 4 x 1mlL

Type: Primary
Prep By: John P. Heine
Status: New
Final Volume: 6 mL

Chemical/Solvent Used	Bottle No	Amt	Units	Expires
TCL PAH Mix	12846	6	mL	9/30/2022

Stock Source	Base Units	Amount Added

Analytical RunID SV5973N.I_220224A Standards Traceability Report

Spike ID: sv83406
Spike Name: BN mix 2000ug/mL
Prep Date: 1/20/2021
Exp Date: 1/31/2023
Department: GCMSSEMI
Vendor: Sigma-Aldrich
Lot Number: LRAC4915
Balance ID:
Comments:

Type: Primary
Prep By: Sean McGrew
Status: New
Final Volume: 1 mL

Chemical/Solvent Used	Bottle No	Amt	Units	Expires
TCL Base-Neutrals Mix	13494	1	mL	1/31/2023

Stock Source	Base Units	Amount Added

Analytical RunID SV5973N.I_220224A Standards Traceability Report

Standard ID: sv83407
Standard Name: BN Surr 5000 ug/mL
Prep Date: 12/14/2020
Exp Date: 10/31/2026
Department: GCMSSEMI
Vendor: Restek
Lot Number: A0166081
Balance ID:
Comments:

Type: Primary
Prep By: John P. Heine
Status: New
Final Volume: 5 mL

Chemical/Solvent Used	Bottle No	Amt	Units	Expires
B/N Surrogate Mix (4/89 SOW)	13328	1	mL	10/31/2026

Stock Source	Base Units	Amount Added

Analytical RunID SV5973N.I_220224A Standards Traceability Report

Spike ID: sv83408
Spike Name: 625 LCS Spk
Prep Date: 2/9/2021
Exp Date: 2/2/2026
Department: GCMSPR
Vendor: Absolute Standards
Lot Number: 050120
Balance ID:
Comments: 12x1mL ampules

Type: Primary
Prep By: Ryan F. Benge
Status: Open
Final Volume: 1 mL

Chemical/Solvent Used	Bottle No	Amt	Units	Expires
CLP Semi-Volatiel Calibration Standard	13539	1	mL	2/2/2026

Stock Source	Base Units	Amount Added

Analytical RunID SV5973N.I_220224A Standards Traceability Report

Spike ID: sv83410
Spike Name: H.S. Mix
Prep Date: 4/7/2021
Exp Date: 2/28/2024
Department: GCMSSEMI
Vendor: Sigma-Aldrich
Lot Number: LRAC9004
Balance ID:
Comments: 2000 ug/mL

Type: Primary
Prep By: Sean McGrew
Status: New
Final Volume: mL

Chemical/Solvent Used	Bottle No	Amt	Units	Expires
EPA TCL Hazardous Substances Mix (12 cmpds)	13691		mL	2/28/2024

Stock Source	Base Units	Amount Added

Analytical RunID SV5973N.I_220224A Standards Traceability Report

Spike ID: sv83411
Spike Name: BN surr
Prep Date: 4/7/2021
Exp Date: 11/20/2026
Department: GCMSSEMI
Vendor: Restek
Lot Number: A6167670
Balance ID:
Comments: 5000 ug/mL

Type: Primary
Prep By: Sean McGrew
Status: New
Final Volume: mL

Chemical/Solvent Used	Bottle No	Amt	Units	Expires
B/N Surrogate Mix (4/89 SOW)	13666		mL	11/20/2026

Stock Source	Base Units	Amount Added

Analytical RunID SV5973N.I_220224A Standards Traceability Report

Spike ID: sv83419
Spike Name: Benzidines CAL 2000ug/mL
Prep Date: 5/18/2021
Exp Date: 4/30/2023
Department: GCMSSEMI
Vendor: Agilent
Lot Number: 0006592783
Balance ID:
Comments: 2000 ug/mL

Type: Primary
Prep By: John P. Heine
Status: New
Final Volume: 1 mL

Chemical/Solvent Used	Bottle No	Amt	Units	Expires
Benzidines Standard	13854	1	mL	4/30/2023

Stock Source	Base Units	Amount Added

Analytical RunID SV5973N.I_220224A Standards Traceability Report

Standard ID: sv83506
Standard Name: BNA Internals 4000 ug/mL
Prep Date: 6/18/2021
Exp Date: 6/30/2023
Department: GCMSSEMI
Vendor: Chemservice
Lot Number: 8443500
Balance ID:
Comments:

Type: Secondary
Prep By: John P. Heine
Status: New
Final Volume: 8 mL

Chemical/Solvent Used	Bottle No	Amt	Units	Expires
Mixture #8-Internal Standards	13968	8	mL	6/30/2023

Stock Source	Base Units	Amount Added

Analytical RunID SV5973N.I_220224A Standards Traceability Report

Spike ID: sv83514
Spike Name: Additionals
Prep Date: 9/22/2021
Exp Date: 10/1/2022
Department: GCMSPR
Vendor: AccuStandard
Lot Number: 22002155-02
Balance ID:
Comments: 12x1mL ampules

Type: Primary
Prep By: Ryan F. Benge
Status: Open
Final Volume: 1 mL

Chemical/Solvent Used	Bottle No	Amt	Units	Expires
Custom Semi-Volatile Standard	14279	1	mL	10/1/2022

Stock Source	Base Units	Amount Added

Analytical RunID SV5973N.I_220224A Standards Traceability Report

Spike ID: sv90820
Spike Name: BNA 2nd source short (new)
Prep Date: 3/24/2020
Exp Date: 3/16/2023
Department: GCMSSEMI
Vendor:
Lot Number:
Balance ID:
Comments: 200 ug/mL

Type: Secondary
Prep By: Sean McGrew
Status: New
Final Volume: 1.5 mL

Chemical/Solvent Used	Bottle No	Amt	Units	Expires
Dichloromethane DX975	12485	1.35	mL	3/16/2023

Stock Source	Base Units	Amount Added
sv83202	ug/mL	0.15 mL

RESTEK® **CERTIFIED REFERENCE MATERIAL**

110 Benner Circle
Bellefonte, PA 16823-8812
Tel: (800)356-1688
Fax: (814)353-1309

www.restek.com

Certificate of Analysis

ACCREDITED ISO 17034 Accredited Reference Material Producer Certificate #3222.01

ACCREDITED ISO/IEC 17025 Accredited Testing Laboratory Certificate #3222.02

FOR LABORATORY USE ONLY-READ SDS PRIOR TO USE.

This Reference Material is intended for Laboratory Use Only as a standard for the qualitative and/or quantitative determination of the analyte(s) listed.

Catalog No. : 31063 **Lot No.:** A0137474

Description : Acid Surrogate Standard Mix (4/89)

Acid Surrogate Standard Mix (4/89) 10,000 µg/mL, Methanol, 1mL/ampul

Container Size : 2 mL **Pkg Amt:** > 1 mL

Expiration Date : April 30, 2023 **Storage:** 10°C or colder

CERTIFIED VALUES

Elution Order	Compound		Grav. Conc. (weight/volume)	Expanded Uncertainty (95 % C.L., K=2)	
1	2-Fluorophenol		10,046.4 µg/mL	+/- 58.8239 µg/mL	Gravimetric
	CAS # 367-12-4	(Lot STBD7945V)		+/- 293.2702 µg/mL	Unstressed
	Purity 99%			+/- 355.8400 µg/mL	Stressed
2	Phenol-d6		10,023.6 µg/mL	+/- 58.6904 µg/mL	Gravimetric
	CAS # 13127-88-3	(Lot PR-27801)		+/- 292.6047 µg/mL	Unstressed
	Purity 99%			+/- 355.0324 µg/mL	Stressed
3	2,4,6-Tribromophenol		10,057.2 µg/mL	+/- 58.8871 µg/mL	Gravimetric
	CAS # 118-79-6	(Lot 29699MJV)		+/- 293.5855 µg/mL	Unstressed
	Purity 99%			+/- 356.2225 µg/mL	Stressed

Solvent: Methanol
CAS # 67-56-1
Purity 99%

ID #: 10707
Opened:
Acid Surrogate Standard Mix (4/89)
Expires: 4/30/2023
Rec'd: 8/24/2018
Energy Laboratories Inc 1120 So 27th Street
Billings MT 59107

Certificate of Analysis

EPA 8270 ACIDS SURROGATE SPIKE MIX HC,1X1ML,10MG/ML,METHANOL

Certified Reference Material

Description

Product ID 47260-U
Lot LRAC2239
Expiration Date March 2022
Manufacturing Date March 2019
Storage Conditions Room Temperature
Solvent/Matrix METHANOL

Certified Values

Analyte	*Units*	*Certified Value* [1,4]	*Raw Material Purity,%*	*Analytical Value*	*Elution order*	*Raw Material Lot*	*CAS*
2-FLUOROPHENOL	µg/mL	9930 ± 288	99.9	10037	1	LB92543	367-12-4
PHENOL-D6	µg/mL	9930 ± 290	99.4	9900	2	LB91188	13127-88-3
2,4,6-TRIBROMOPHENOL	µg/mL	9930 ± 318	99.7	9900	3	LB81262	118-79-6

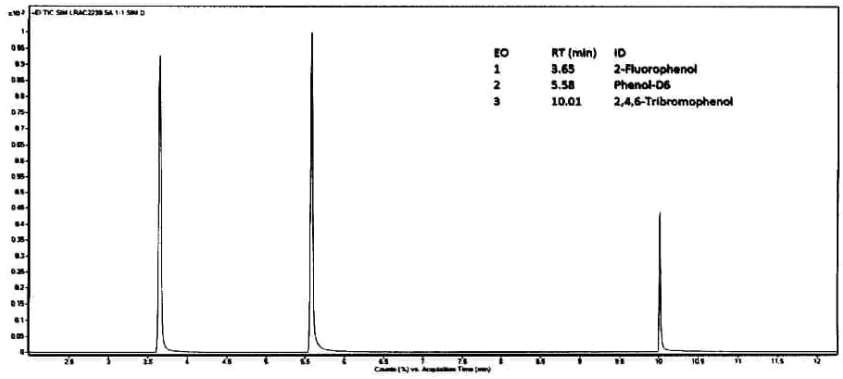

Additional Information:
Analytical Method Parameters:

Column: SLB-5MS, 30 m x 0.25 mm x 0.25 µm df , Flow: 1.0 ml/min
Inlet: 200 °C, Injection Mode: Split, 60:1
80 °C (5 min) to 250 °C (3 min) at 40 °C /min
Detector: MSD, SIM, Transfer line: 250 °C
Injection Volume: 0.5 µL

ID #: 11383
Opened:
EPA 8270 Acids Surrogate Spike Mix HC
Expires: 3/31/2022
Rec'd: 4/10/2019
Energy Laboratories Inc 1120 So. 27th Street
Billings MT 59107

ANAB ACCREDITED REFERENCE MATERIAL PRODUCER
ANAB ACCREDITED TESTING LABORATORY

SIGMA-ALDRICH®
2931 Soldier Springs Rd. Laramie, Wyoming 82070 USA
307-742-5452
ritstechgroup@sial.com www.sigma-aldrich.com

125 Market Street
New Haven, CT 06513
USA

AccuStandard®

Tel (203)786-5290
Fax (203)786-5287
www.AccuStandard.com

CERTIFICATE OF ANALYSIS

Catalog No: S-6237A-R1
Description: Custom BNA Mix
Lot: 219041483
Solvent: Dichloromethane
Hazards: *Refer to SDS for complete safety information*

Signal Word: Warning

Date Certified: Apr 24, 2019
Expiration: May 24, 2021
Sample Size: 1 mL
Components: 6
Storage Condition: Ambient (>5 °C)

Certified Reference Material

ANAB AR-1483 ANAB AT-1339 ilac-MRA

Component	CAS #	Purity % (GC/MS)	Prepared Concentration[2] (µg/mL)	Certified Analyte Concentration[3] (µg/mL)
4-Chloro-2-methylphenol	1570-64-5	97.0	2068*	2006
4-Chlorophenol	106-48-9	98.6	2000	1972
1-Methylnaphthalene	90-12-0	98.4	2000	1968
Pyridine	110-86-1	98.7	2008	1982
o-Terphenyl	84-15-1	99.9	2000	1998
Triallate	2303-17-5	99.9	2004	2002

ID #: 11451
Opened:
Custom BNA Mix
Expires: 5/24/2021
Rec'd: 5/2/2019
Energy Laboratories Inc 1120 So. 27th Street
Billings MT 59107

* Weight compensated to 100% purity.

A product with a suffix (-1A, -2B, etc. or -01, -02, etc.) on its lot number has had its expiration date extended and is identical to the same lot number without the suffix.

[2] All weights are traceable through NIST, Test No. 684/289871-17

[3] Certified Analyte Concentration = Purity x Prepared Concentration.

The Uncertainty associated with the certified concentration reported on this certificate is ±2.4%. This value is the combined expanded uncertainty and represents an estimated standard deviation equal to the positive square root of the total variation of the uncertainty of components. A normal distribution is assumed and a coverage factor of K=2 is chosen using approximately a 95% confidence level.

Labels and certificates follow U.S. Conventions in reporting numerical values: A comma (,) is used to separate units of one-thousand or greater. A period (.) is used as a decimal place marker.

The information on this certificate may not be reproduced without the express permission of the manufacturer. See reverse side for additional information

Certified By: Larry Decker, Organic QC Manager

For use in routine laboratory analysis.

AccuStandard is accredited to ISO 17034, ISO/IEC 17025 and certified to ISO 9001:2015

QR-ORG/INO-001
Rev. 5/18

Absolute Standards, Inc.
800-368-1131
www.absolutestandards.com

Certified Reference Material CRM

ISO 17034 Accredited
Scopes: http://AbsoluteStandards.com

CERTIFIED WEIGHT REPORT

Part Number: 93726
Lot Number: 050818
Description: Tetraethyllead

Solvent(s): Methylene chloride
Lot#: 76782

Expiration Date: 050823
Recommended Storage: Refrigerate (4 °C)
Nominal Concentration (µg/mL): 2000
NIST Test ID#: 2684186

Weight(s) shown below were combined and diluted to (mL): 50.0

SE-05 Balance Uncertainty
0.010 Flask Uncertainty

Formulated By: Justin Dippold — 050818 — DATE

Reviewed By: Pedro L. Rentas — 050818 — DATE

Compound	RM#	Lot Number	Nominal Conc (µg/mL)	Purity (%)	Uncertainty Purity	Target Weight (g)	Actual Weight (g)	Actual Conc(µg/mL)	Expanded Uncertainty (+/-) (µg/mL)	SDS Information (Solvent Safety Info. On Attached pg.) CAS#	OSHA PEL (TWA)	LD50
1. Tetraethyllead	1412	15309DO	2000	99.99	0.2	0.10001	0.10025	2004.7	8.3	78-00-2	0.075mg/m3/8H(skin)	orl-rat 12300ug/kg

Method GC6MSD-1: Column: Vocol (60m X 0.25mm ID X 1.5µm film thickness). Temp. 1 = 35°C (10min.), Temp. 2 = 200°C (8.75 min.), Rate = 4°C/min., Injector Temp.= 200°C, Detector Temp. = 220°C. Analysis performed by Candice Warren.

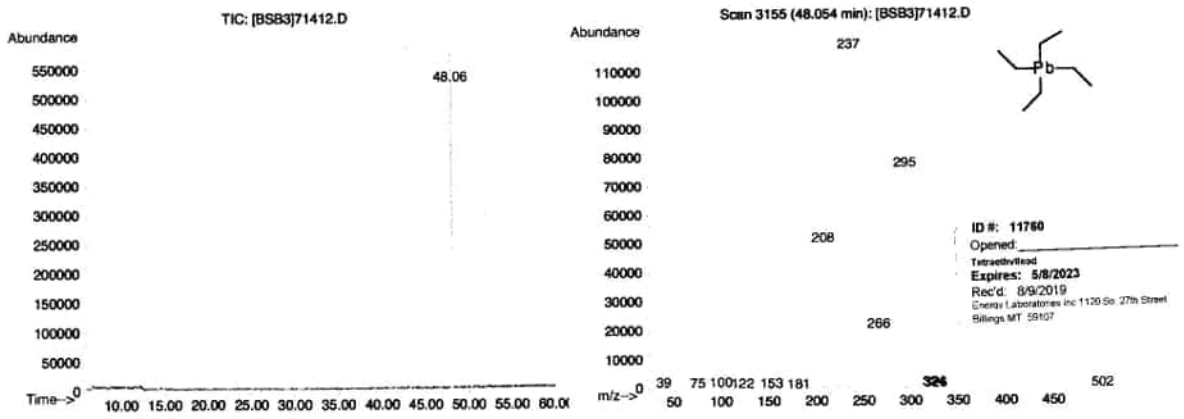

ID #: 11760
Opened:
Tetraethyllead
Expires: 5/8/2023
Rec'd: 8/9/2019
Energy Laboratories Inc 1120 So 27th Street
Billings, MT 59107

- The certified value is the concentration calculated from gravimetric and volumetric measurements unless otherwise stated.
- Standards are prepared gravimetrically using balances that are calibrated with weights traceable to NIST (see above).
- Standards are certified (+/-) 0.5% of the stated value, unless otherwise stated.
- All Standards, after opening ampule, should be stored with caps tight and under appropriate laboratory conditions.
- Uncertainty Reference: Taylor, B.N. and Kuyat, C.E., "Guidelines for Evaluating and Expressing the Uncertainty of NIST Measurement Result," NIST Technical Note 1297, U.S. Government Printing Office, Washington, DC, (1994).

2

Honeywell

CERTIFICATE OF ANALYSIS

Honeywell Burdick & Jackson®
1953 South Harvey Street
Muskegon, MI 49442
Phone: (800) 368-0050
Fax: (231) 728-8226
www.lab-honeywell.com

Brand:	Research Chemicals - B&J
Product:	CS299AA-200
Lot No.:	DX975
Production Date:	16-Dec-2019
Best Before:	15-Dec-2021

Dichloromethane, Custom, Contains Amylene Preservative, >99.9%
for pesticide residue analysis

Parameter	Specification Min.	Max.	Result	Units
Water by Karl Fischer Titration		0.010	0.0014	%
UV Cutoff		233	230	nm
Refractive Index (20°C)	1.4236	1.4246	1.4243	
Residue		1	<0.5	mg/L
GC Analysis	99.9		>99.99	%
Acidity (as HCl)		1	<1	mg/L
Chloride		10	<10	mg/L
Electron Capture GC		10	<10	ng/L
Flame Ionization GC		5	<5	ppb
UV Absorbance @ 240 nm		0.100	0.0898	AU
UV Absorbance @ 250 nm		0.010	0.0097	AU
UV Absorbance @ 300 nm		0.005	0.0004	AU
UV Absorbance @ 400 nm		0.005	0.0020	AU

ID #: 12485
Opened:
Dichloromethane DX975
Expires: 12/15/2021
Rec'd: 3/10/2020
Energy Laboratories Inc 1120 So. 27th Street
Billings MT 59107

Honeywell
Quality Control Approval

Muskegon 12/16/2019 LIMS Sample No.: AK03676

RESTEK
110 Benner Circle
Bellefonte, PA 16823-8812
Tel: (800)356-1688
Fax: (814)353-1309

www.restek.com

CERTIFIED REFERENCE MATERIAL

Certificate of Analysis

ACCREDITED ISO 17034 Accredited Reference Material Producer Certificate #3222.01

ACCREDITED ISO/IEC 17025 Accredited Testing Laboratory Certificate #3222.02

FOR LABORATORY USE ONLY-READ SDS PRIOR TO USE.

This Reference Material is intended for Laboratory Use Only as a standard for the qualitative and/or quantitative determination of the analyte(s) listed.

Catalog No. : 31029 **Lot No.:** A0157111

Description : 604 Phenols Calibration Mix

604 Calibration Std Phenols 2000µg/mL, Methanol, 1mL/ampul

Container Size : 2 mL **Pkg Amt:** > 1 mL

Expiration Date : January 31, 2028 **Storage:** 10°C or colder

ID #: 12512
Opened:
604 Phenols Calibration Mix
Expires: 1/31/2028
Rec'd: 3/17/2020
Energy Laboratories Inc 1120 So. 27th Street Billings MT 59107

CERTIFIED VALUES

Elution Order	Compound		Grav. Conc. (weight/volume)	Expanded Uncertainty (95% C.I., K=2)	
1	Phenol **CAS #** 108-95-2 **Purity** 99%	(Lot SHBF9719V)	2,004.0 µg/mL	+/- 11.9032 µg/mL +/- 58.5341 µg/mL +/- 71.0092 µg/mL	Gravimetric Unstressed Stressed
2	2-Chlorophenol **CAS #** 95-57-8 **Purity** 99%	(Lot STBH7290)	2,000.0 µg/mL	+/- 11.8794 µg/mL +/- 58.4173 µg/mL +/- 70.8674 µg/mL	Gravimetric Unstressed Stressed
3	2-Nitrophenol **CAS #** 88-75-5 **Purity** 99%	(Lot BCBH7602V)	2,000.0 µg/mL	+/- 11.8794 µg/mL +/- 58.4173 µg/mL +/- 70.8674 µg/mL	Gravimetric Unstressed Stressed
4	2,4-Dimethylphenol **CAS #** 105-67-9 **Purity** 99%	(Lot 10165155)	2,000.0 µg/mL	+/- 11.8794 µg/mL +/- 58.4173 µg/mL +/- 70.8674 µg/mL	Gravimetric Unstressed Stressed
5	2,4-Dichlorophenol **CAS #** 120-83-2 **Purity** 99%	(Lot BCBJ8113V)	2,004.0 µg/mL	+/- 11.9032 µg/mL +/- 58.5341 µg/mL +/- 71.0092 µg/mL	Gravimetric Unstressed Stressed
6	4-Chloro-3-methylphenol **CAS #** 59-50-7 **Purity** 99%	(Lot STBC7309V)	2,004.0 µg/mL	+/- 11.9032 µg/mL +/- 58.5341 µg/mL +/- 71.0092 µg/mL	Gravimetric Unstressed Stressed
7	2,4,6-Trichlorophenol **CAS #** 88-06-2 **Purity** 99%	(Lot STBH7520)	2,002.0 µg/mL	+/- 11.8913 µg/mL +/- 58.4757 µg/mL +/- 70.9383 µg/mL	Gravimetric Unstressed Stressed

Absolute Standards, Inc.
800-368-1131
www.absolutestandards.com

Certified Reference Material CRM

ANAB ISO 17034 Accredited
AR-1539 Certificate Number
https://Absolutestandards.com

CERTIFIED WEIGHT REPORT

Part Number: 64480
Lot Number: 031620
Description: BNA 2nd Source Standard Rev 1
5 components
Expiration Date: 031623
Recommended Storage: Refrigerate (4 °C)
Nominal Concentration (µg/mL): 2000
NIST Test ID#: 6UTB

Solvent: Methylene chloride **Lot#** 104929

5E-05 Balance Uncertainty
Weight(s) shown below were combined and diluted to (mL): 20.0 0.003 Flask Uncertainty

Gabriel Helland 031620
Formulated By: Gabriel Helland DATE

Pedro Rentas 031620
Reviewed By: Pedro L. Rentas DATE

	Compound	RM#	Lot Number	Nominal Conc (µg/mL)	Purity (%)	Uncertainty Purity	Target Weight(g)	Actual Weight(g)	Actual Conc (µg/mL)	Expanded Uncertainty (+/-) (µg/mL)	SDS Information (Solvent Safety Info. On Attached pg.) CAS#	OSHA PEL (TWA)	LD50
1.	Aniline	11	03929TV	2000	99	0.2	0.04043	0.04075	2015.9	9.6	62-53-3	5 ppm (8H)	orl-rat 250mg/kg
2.	Benzidine	27	SLBH5327V	2000	98	0.2	0.04084	0.04088	2001.9	9.5	92-87-5	N/A	orl-rat 309mg/kg
3.	4-Chloroaniline	67	052597	2000	98	0.2	0.04084	0.04094	2004.9	9.6	106-47-8	N/A	orl-rat 310mg/kg
4.	3,3'-Dichlorobenzidine	130	040919	2000	98	0.2	0.04084	0.04087	2001.5	9.5	91-94-1	Cancer Suspect Agent	orl-rat 3.82g/kg
5.	Pyridine	260	SHBG3194V	2000	99.8	0.2	0.04010	0.04030	2009.8	9.5	110-86-1	5 ppm (15mg/m3/8H)	orl-rat 891mg/kg

ID #: 12532
Opened:_____
BNA 2nd Source Standard Rev 1
Expires: 3/16/2023
Rec'd: 3/23/2020
Energy Laboratories Inc 1120 So. 27th Street
Billings MT 59107

- **The certified value is the concentration calculated from gravimetric and volumetric measurements unless otherwise stated.**
- **Standards are prepared gravimetrically using balances that are calibrated with weights traceable to NIST (see above).**
- **Standards are certified (+/-) 0.5% of the stated value, unless otherwise stated.**
- **All Standards, after opening ampule, should be stored with caps tight and under appropriate laboratory conditions.**
- **Uncertainty Reference: Taylor, B.N. and Kuyat, C.E., "Guidelines for Evaluating and Expressing the Uncertainty of NIST Measurement Result," NIST Technical Note 1297, U.S. Government Printing Office, Washington, DC, (1994).**

Certificate of Analysis

TCL PAH
MIX,1X1ML,2000UG/ML,BENZENE:DICHLOROMETHANE

Certified Reference Material

Description

Product ID CRM48905
Lot **LRAC3877**
Expiration Date September 2022
Manufacturing Date September 2019
Storage Conditions Refrigerate
Solvent/Matrix methylene chloride: benzene (1:1)

Certified Values

Analyte	*Certified Value* [1,4]	*Units*	*Raw Material Purity,%*	*Analytical Value* [6]	*Elution order*	*Raw Material Lot*	*CAS*
NAPHTHALENE	2000 ± 32	µg/mL	100.0	2022	01	01112017-5	91-20-
ACENAPHTHYLENE	2000 ± 66	µg/mL	99.8	2005	02	LC21494	208-96-
ACENAPHTHENE	2000 ± 63	µg/mL	99.9	2031	03	MKCC8329	83-32-
FLUORENE	2000 ± 90	µg/mL	99.4	2009	04	LC19126	86-73-
PHENANTHRENE	2000 ± 56	µg/mL	99.6	2043	05	MKCD3760	85-01-
ANTHRACENE	2000 ± 39	µg/mL	99.9	2005	06	LC14310	120-12-
FLUORANTHENE	2000 ± 69	µg/mL	98.5	2031	07	LB99099	206-44-
PYRENE	2000 ± 68	µg/mL	91.6	2078	08	LB70761	129-00-
BENZO (A) ANTHRACENE	2000 ± 63	µg/mL	99.9	2002	09	LC19271	56-55-
CHRYSENE	2000 ± 59	µg/mL	99.0	2026	10	21L74	218-01-
BENZO (B) FLUORANTHENE	2000 ± 62	µg/mL	99.5	1998	11	LB95773	205-99-
BENZO (K) FLUORANTHENE	2000 ± 62	µg/mL	99.9	2043	12	0000029501	207-08-
BENZO(A)PYRENE	2002 ± 64	µg/mL	99.6	2037	13	LB73826	50-32-
DIBENZ (A,H) ANTHRACENE	2000 ± 64	µg/mL	99.0	2050	14	0012014	53-70-
BENZO (G,H,I) PERYLENE	2000 ± 67	µg/mL	98.5	2059	15	LC19498	191-24-
INDENO (1,2,3-CD) PYRENE	2000 ± 64	µg/mL	99.5	1995	16	ER082107-02	193-39-

ID #: 12846
Opened:
TCL PAH
Expires: 9/30/2022
Rec'd: 7/13/2020
Energy Laboratories Inc 1120 So 27th Street
Billings MT 59107

ANAB ACCREDITED ISO 17034 REFERENCE MATERIAL PRODUCER
ANAB ACCREDITED ISO/IEC 17025 TESTING LABORATORY

SIGMA-ALDRICH
2931 Soldier Springs Rd. Laramie, Wyoming 82070 USA
307-742-5452
rtctechgroup@sial.com
www.sigma-aldrich.com

Description

Lot LRAC3877
Expiration Date September 2022
Manufacturing Date September 2019
Storage Conditions Refrigerate
Solvent/Matrix methylene chloride: benzene (1:1)

Informational Values

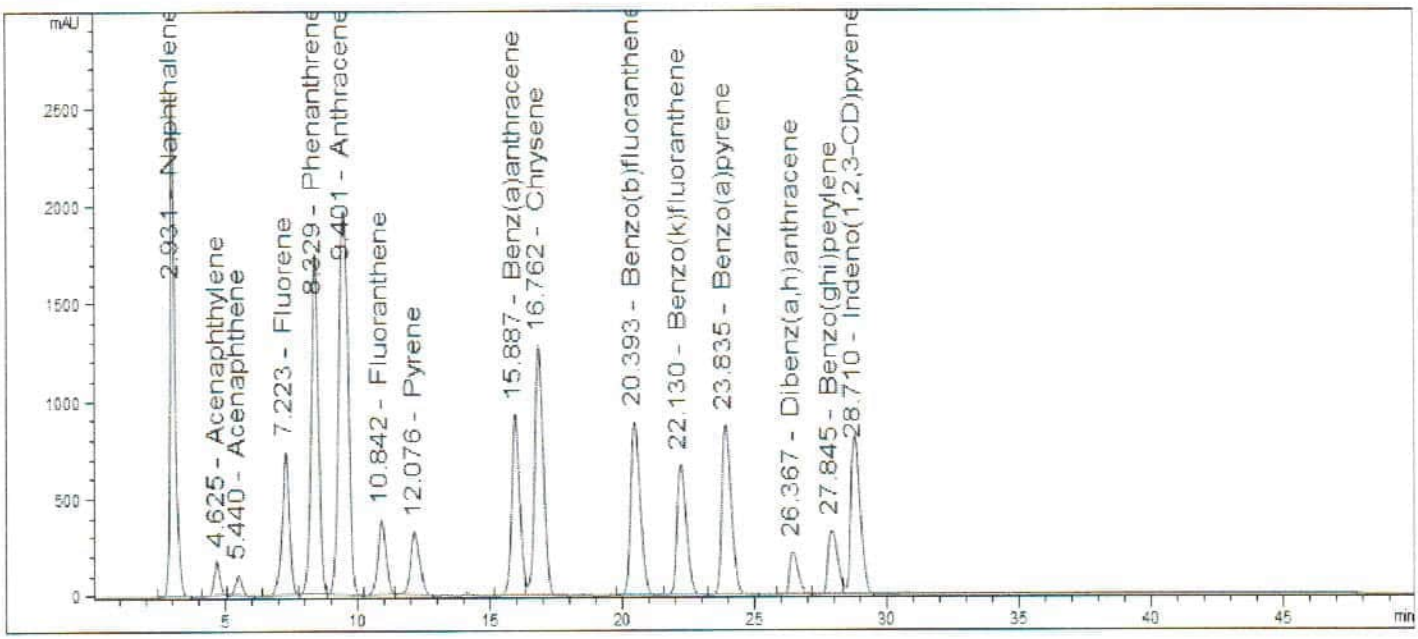

Additional Information:

Analytical Method Parameters:
Column: Supelco LC-PAH, 250 mm x 4.6mm, 5µm particle size
Mobile Phase A: Water
Mobile Phase B: Acetonitrile
Detector: UV/DAD/VWD, Wavelength: 254 nm
Flow Rate: 1.7 mL/min
Column Temperature: 30 °C
Injection Volume: 2 µL

Gradient

TIME (min)	A%	B%
0	40	60
5	40	60
30	0	100
45	0	100
50	40	60

Certificate of Analysis

TCL PAH
MIX,1X1ML,2000UG/ML,BENZENE:DICHLOROMETHANE

Certified Reference Material

Description

Product ID CRM48905
Lot **LRAC3877**
Expiration Date September 2022
Manufacturing Date September 2019
Storage Conditions Refrigerate
Solvent/Matrix methylene chloride: benzene (1:1)

1 **Metrological traceability:** Traceable to the SI and higher order standards from NIST through an unbroken chain of comparisons. The balance used to weigh raw materials is accurate to +/-0.0001 g and calibrated regularly using mass standards traceable to NIST. All dilutions were performed gravimetrically. Additionally, individual analytes are traceable to NIST SRMs where available and specified above.
4 Ucrm - Uncertainty values in this document are expressed as Expanded Uncertainty (Ucrm) corresponding to the 95% confidence interval. Ucrm is derived from the combined standard uncertainty multiplied by the coverage factor k, which is obtained from a *t*-distribution and degrees of freedom. The components of combined standard uncertainty include the uncertainties due to characterization, homogeneity, long term stability, and short term stability (transport). The components due to stability are generally considered to be negligible unless otherwise indicated by stability studies. The mathematical representation of the Ucrm calculation is as follows:

$$u_{CRM} = \sqrt{u^2_{char} + u^2_{homogeneity} + u^2_{stability}}$$

k: Coverage factor derived from a t-distribution table, based on the degrees of freedom of the data set. Assume 2.0 for a **Confidence Interval** = 95%

6 Analytical Value- For QC verification of the certified value only- not to be used in calculations. Represents the analytical data obtained by comparison to a standard as analyzed by the method described in the CoA or another acceptable method. The result may differ from the certified value and UCRM based on method uncertainty as well as the uncertainty associated with the standard used for comparison.

Traceability: The standard was manufactured under an ISO/IEC 17025:2017 certified quality system. The balance used to weigh raw materials is accurate to +/- 0.0001g and calibrated regularly using mass standards traceable to NIST. All dilutions were preformed gravimetrically. Additionally, individual analytes are traceable to NIST SRMs where available and specified above.

Homogeneity: Homogeneity was assessed in accordance with ISO 17034:2016. Completed units were sampled using a random stratified sampling protocol. The results of chemical analysis were then compared using a one-way analysis of variance approach as described by TNI EL-V3-2009 Appendix A.2. See Instructions for minimum sub-sample size.

Expiration is at end of month given on certificate and label.

THIS PRODUCT WAS DESIGNED, PRODUCED AND VERIFIED FOR ACCURACY AND STABILITY IN ACCORDANCE WITH **ISO/IEC 17025:2017 (ANAB Cert AT-1467)** and **ISO 17034:2016 (ANAB Cert AR-1470).**

MSDS reports for components comprising greater than 1.0% of the solution or 0.1% for components known to be carcinogens are available upon request.

Andy Ommen - QC Manager

Mark Pooler - QA Supervisor

Certification Date October 17, 2019
Version 0-10172019

ANAB ACCREDITED ISO 17034 REFERENCE MATERIAL PRODUCER
ANAB ACCREDITED ISO/IEC 17025 TESTING LABORATORY

SIGMA-ALDRICH
2931 Soldier Springs Rd. Laramie, Wyoming 82070 USA
307-742-5452
rtctechgroup@sial.com www.sigma-aldrich.com

RESTEK® CERTIFIED REFERENCE MATERIAL

110 Benner Circle
Bellefonte, PA 16823-8812
Tel: (800)356-1688
Fax: (814)353-1309

www.restek.com

Certificate of Analysis

ACCREDITED
ISO 17034 Accredited
Reference Material Producer
Certificate #3222.01

ACCREDITED
ISO/IEC 17025 Accredited
Testing Laboratory
Certificate #3222.02

FOR LABORATORY USE ONLY-READ SDS PRIOR TO USE.

This Reference Material is intended for Laboratory Use Only as a standard for the qualitative and/or quantitative determination of the analyte(s) listed.

Catalog No. : 31086 **Lot No.:** A0166081

Description : B/N Surrogate Mix (4/89 SOW)

Base Neutral Surrogate 5000µg/mL, Methylene Chloride, 5mL/ampul

Container Size : 5 mL **Pkg Amt:** > 5 mL

Expiration Date : October 31, 2026 **Storage:** 10°C or colder

Handling: Sonicate prior to use. **Ship:** Ambient

ID #: 13328
Opened:
B/N Surrogate Mix (4/89 SOW)
Expires: 10/31/2026
Rec'd: 12/14/2020
Energy Laboratories Inc 1120 So. 27th Street
Billings MT 59107

CERTIFIED VALUES

Elution Order	Compound	Grav. Conc. (weight/volume)	Expanded Uncertainty (95% C.L.; K=2)	
1	Nitrobenzene-d5 **CAS #** 4165-60-0 **Purity** 99% (Lot PR-29940B)	5,017.7 µg/mL	+/- 29.1731 µg/mL +/- 225.9987 µg/mL +/- 250.7735 µg/mL	Gravimetric Unstressed Stressed
2	2-Fluorobiphenyl **CAS #** 321-60-8 **Purity** 99% (Lot 00019169)	5,049.7 µg/mL	+/- 29.3592 µg/mL +/- 227.4400 µg/mL +/- 252.3728 µg/mL	Gravimetric Unstressed Stressed
3	p-Terphenyl-d14 **CAS #** 1718-51-0 **Purity** 99% (Lot PR-27278)	5,029.9 µg/mL	+/- 29.2444 µg/mL +/- 226.5505 µg/mL +/- 251.3857 µg/mL	Gravimetric Unstressed Stressed

Solvent: Methylene chloride
CAS # 75-09-2
Purity 99%

Tech Tips:
Due to the limited solubility of p-terphenyl-d14 in methanol, we do not recommend that this mixture be diluted in methanol.

Column:
30m x 0.25mm x 0.25µm
Rtx-5 (cat.#10223)

Carrier Gas:
hydrogen-constant pressure 10 psi.

Temp. Program:
40°C (hold 2 min.) to 330°C
@ 10°C/min. (hold 10 min.)

Inj. Temp:
250°C

Det. Temp:
330°C

Det. Type:
FID

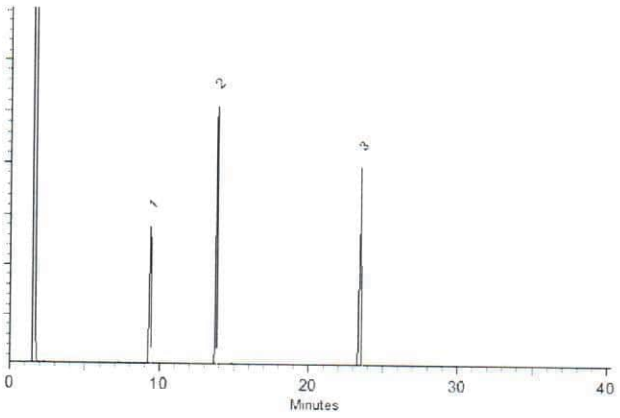

This chromatogram represents a general set of testing conditions chosen for product acceptance. For optimal results in your lab, conditions should be adjusted for your specific instrument, method, and application.

Dalton Stover - Operations Technician I

Date Mixed: 04-Nov-2020 **Balance:** 1128353505

Justine Albertson - Operations Tech-ARM QC

Date Passed: 06-Nov-2020

Manufactured under Restek's ISO 9001:2015 Registered Quality System Certificate #FM 80397

General Certified Reference Material Notes

Expiration Notes:

- Expiration date valid for unopened ampul stored in compliance with the recommended conditions.
- Uncertainty, concentration, and expiration of the CRM are based on the unopened product being stored according to the recommended condition found in the storage field.

Purity Notes:

- Purity and/or chemical identity are determined by one or more of the following techniques: GC/FID, HPLC, GC/μECD, GC/MS, LC/MS, RI, and/or melting point.
- Compounds with a listed purity of less than 99% have been weight corrected to compensate for impurities and/or salts. A correction factor is used to calculate the amount of compound necessary to achieve the desired concentration of the parent compound in solution.
- Purity of isomeric compounds is reported as the sum of the isomers.
- Purity values are rounded to the nearest whole number.

Certified Uncertainty Value Notes:

- The uncertainties are determined in accordance with ISO 17034 and Guide 35. The certified combined stressed uncertainty value (includes gravimetric uncertainty, homogeneity between-ampul uncertainty, storage stability uncertainty and shipping stability uncertainty and were combined using the following formula:

$$U_{combined\ stressed} = k\sqrt{U^2_{gravimetric} + U^2_{homogeneity} + U^2_{storage\ stability} + U^2_{shipping\ stability}}$$

  k is a coverage factor of 2, which gives a level of confidence of approximately 95%.
- It is important to note that the shipping stability uncertainty was obtained under temperature extremes for specific time intervals; therefore, the certified combined stressed uncertainty value should only be applied to the product if it was stored at non-standard temperature conditions up to and including 7 days. Contact Restek Technical Service at www.restek.com/Contact-Us for use recommendations if your shipment was in-transit for more than 7 days at non-standard temperature conditions.
- Apply the certified combined unstressed uncertainty value if the product was received under standard shipping conditions. Apply the certified combined stressed uncertainty value if the product was received under non-standard conditions as specified below.

Label Conditions	Standard Conditions	Non-Standard Conditions
25°C Nominal (Room Temperature)	< 60°C	≥ 60°C up to 7 days
10°C or colder (Refrigerate)	< 40°C	≥ 40°C up to 7 days
0°C or colder (Freezer) -20°C or colder (Deep Freezer)	< 25°C	≥ 25°C up to 7 days

- Separate (not combined) uncertainty values for gravimetric uncertainty are also displayed on the certificate, if needed, separate homogeneity between-ampul uncertainty, storage stability uncertainty and shipping stability uncertainty values are available by contacting Restek Technical Service at www.restek.com/Contact-Us.
- The packaged amount is the minimum sample size for which uncertainty is valid. The ampules are over-filled to ensure that the minimum packaged amount can be sufficiently transferred.

Manufacturing Notes:

- Concentration is based upon gravimetric preparation using either a balance whose calibration has been verified daily using NIST traceable weights, and/or dilutions with Class A glassware.

Handling Notes:

- Stability of the unopened product, when stored in compliance with the recommended conditions, is guaranteed through the expiration displayed on the product label and certificate. Contact Restek for additional opened product stability information, with the knowledge/understanding that open product stability is subject to the specific handling and environmental conditions to which the product is exposed. For your convenience Restek supplies deactivated vials with most standards packed in 2mL ampules. Larger volume deactivated vials are available through Restek as a custom ordered item. Additionally, Restek sells DMDCS for the purpose of glassware deactivation as catalog number 31861, which includes complete instructions.

Certificate of Analysis

TCL BASE-NEUTRALS MIX,1X1ML,2000UG/ML,DICHLOROMETHANE

Certified Reference Material

Description

Product ID 47991-U
Lot **LRAC4915**
Expiration Date January 2023
Manufacturing Date January 2020
Storage Conditions Refrigerate
Solvent/Matrix DICHLOROMETHANE

ID #: 13494
Opened:_____
TCL Base-Neutrals Mix
Expires: 1/31/2023
Rec'd: 1/20/2021
Energy Laboratories Inc 1120 So. 27th Street
Billings MT 59107

Certified Values

Analyte	Certified Value [1,4]	Units	Raw Material Purity,%	Elution order	Raw Material Lot	CAS
N-NITROSODIMETHYLAMINE	1999 ± 39	µg/mL	98.1	1	11-RFS-142-1	62-75-9
BIS (2-CHLOROETHYL) ETHER	2003 ± 42	µg/mL	99.4	2	06413MS	111-44-4
1,3-DICHLOROBENZENE	2001 ± 47	µg/mL	99.6	3	11221HC	541-73-1
1,4-DICHLOROBENZENE	2000 ± 66	µg/mL	99.9	4	MKBG7690V	106-46-7
1,2-DICHLOROBENZENE	2005 ± 65	µg/mL	99.4	5	LB58923	95-50-1
BIS (2-CHLOROISOPROPYL) ETHER	2000 ± 45	µg/mL	96.7	6	LC19632	108-60-1
N-NITROSODI-N-PROPYLAMINE	2001 ± 36	µg/mL	100.0	7	2D5VJ-PB	621-64-7
HEXACHLOROETHANE	2000 ± 125	µg/mL	99.9	8	12719AO	67-72-1
NITROBENZENE	2000 ± 53	µg/mL	99.9	9	LB47070	98-95-3
ISOPHORONE	1999 ± 34	µg/mL	99.5	10	LC14006	78-59-1
BIS (2-CHLOROETHOXY) METHANE	2000 ± 33	µg/mL	98.7	11	LB46081	111-91-1
1,2,4-TRICHLOROBENZENE	2003 ± 91	µg/mL	99.9	12	447	120-82-1
HEXACHLOROBUTADIENE	1999 ± 97	µg/mL	97.2	13	MKCG6212	87-68-3
HEXACHLOROCYCLOPENTADIENE	2001 ± 111	µg/mL	96.0	14	LB95525	77-47-4
2-CHLORONAPHTHALENE	2000 ± 120	µg/mL	99.9	15	LC11403	91-58-7
DIMETHYL PHTHALATE	2006 ± 44	µg/mL	99.9	16	LB30494	131-11-3
2,6-DINITROTOLUENE	2000 ± 91	µg/mL	99.2	17	11231AN	606-20-2
2,4-DINITROTOLUENE	2000 ± 71	µg/mL	98.9	18	12316HF	121-14-2
DIETHYL PHTHALATE	1998 ± 51	µg/mL	99.9	19	207	84-66-2
4-CHLOROPHENYLPHENYL ETHER	2006 ± 52	µg/mL	99.3	20	JS00081	7005-72-3
N-NITROSODIPHENYLAMINE	2000 ± 72	µg/mL	95.5	21	LC07185	86-30-6
AZOBENZENE	2000 ± 48	µg/mL	98.2	22	BCBS6535V	103-33-3
4-BROMOPHENYLPHENYL ETHER	2006 ± 48	µg/mL	99.0	23	05916LS	101-55-3

ANAB ACCREDITED ISO 17034 REFERENCE MATERIAL PRODUCER
ANAB ACCREDITED ISO/IEC 17025 TESTING LABORATORY

SIGMA-ALDRICH
2931 Soldier Springs Rd. Laramie, Wyoming 82070 USA
800-325-5832
TechService@milliporesigma.com www.sigma-aldrich.com

Description

Lot LRAC4915
Expiration Date January 2023
Manufacturing Date January 2020
Storage Conditions Refrigerate
Solvent/Matrix DICHLOROMETHANE

HEXACHLOROBENZENE	2000 ± 116	µg/mL	98.0	24	1-AWT-44-1	118-74-1
CARBAZOLE	2000 ± 117	µg/mL	98.1	25	LC13236	86-74-8
DI-N-BUTYL PHTHALATE	1999 ± 81	µg/mL	99.9	26	10202KN	84-74-2
BENZYL BUTYL PHTHALATE	2001 ± 40	µg/mL	99.0	27	1628	85-68-7
BIS (2-ETHYLHEXYL) PHTHALATE	1999 ± 51	µg/mL	99.7	28	LB39572	117-81-7
DI-N-OCTYL PHTHALATE	2004 ± 51	µg/mL	98.3	29	BCBR9722V	117-84-0

Informational Values

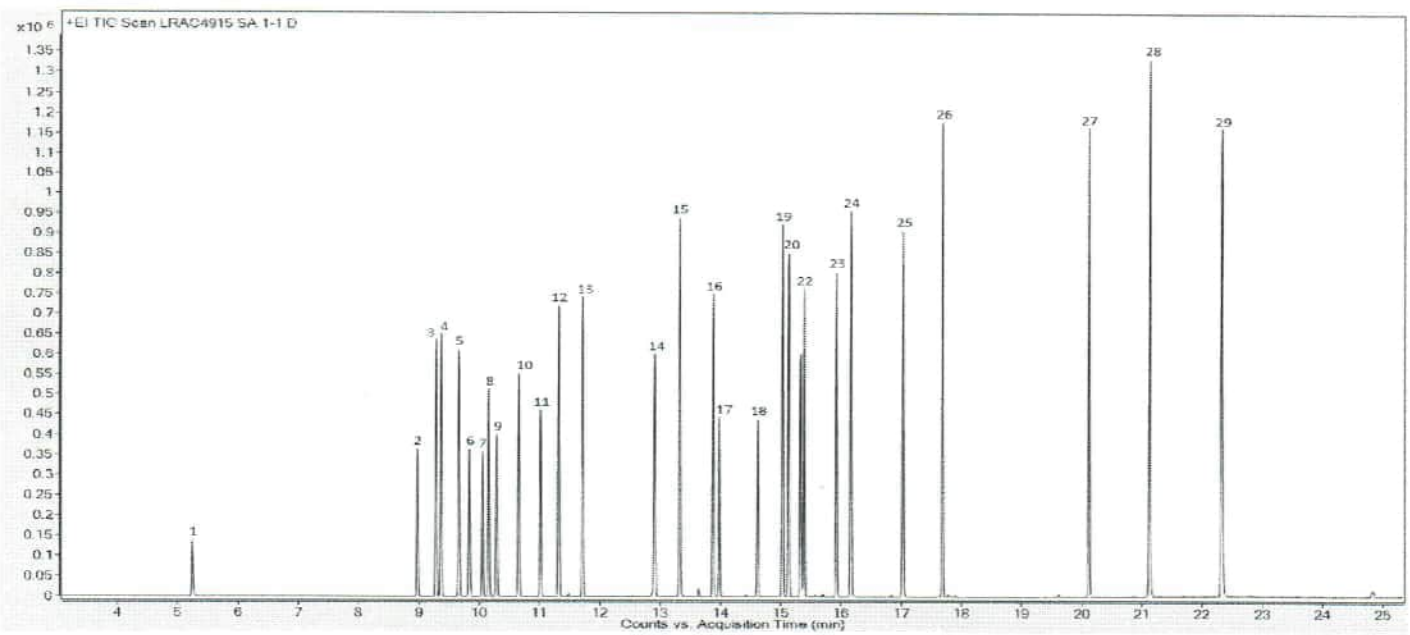

Certificate of Analysis

TCL BASE-NEUTRALS
MIX,1X1ML,2000UG/ML,DICHLOROMETHANE

Certified Reference Material

Description

Product ID 47991-U
Lot **LRAC4915**
Expiration Date January 2023
Manufacturing Date January 2020
Storage Conditions Refrigerate
Solvent/Matrix DICHLOROMETHANE

ELUTION DETAILS

EO	RT(MIN)	ANALYTE
1	5.25	N-nitrosodimethylamine
2	8.98	Bis-(2-chloroethyl) ether
3	9.29	1,3-dichlorobenzene
4	9.37	1,4-dichlorobenzene
5	9.67	1,2-dichlorobenzene
6	9.84	Bis-(2-chloroisopropyl) ether
7	10.06	N-nitrosodipropylamine
8	10.16	Hexachloroethane
9	10.29	Nitrobenzene
10	10.66	Isophorone
11	11.02	Bis-(2-chloroethoxy) methane
12	11.32	1,2,4-trichlorobenzene
13	11.72	Hexachlorobutadiene
14	12.91	Hexachlorocyclopentadiene
15	13.33	2-chloronaphthalene
16	13.88	Dimethyl phthalate
17	13.99	2,6-dinitrotoluene
18	14.62	2,4-dinitrotoluene
19	15.03	Diethyl Phthalate
20	15.13	4-chlorodiphenylether
21	15.33	N-nitrosodiphenylamine
22	15.39	Azobenzene
23	15.93	4-bromodiphenylether
24	16.17	Hexachlorobenzene
25	17.04	Carbazole
26	17.69	Dibutyl phthalate
27	20.12	Benzyl butyl phthalate
28	21.13	Bis-(2-ethylhexyl) phthalate
29	22.33	Di-n-octyl phthalate

Additional Information:

Analytical Method Parameters:
Column: SPB-5, 30 m × 0.25 mm I.D., 0.25 µm film thickness (Column #230)
Carrier Gas: He, Flow: 0.8 mL/min
Inlet Temperature: 240 °C, Injection Volume: 0.5 µL
Injection Mode: Split with Split Ratio 70:1
Temperature Program: 40 °C (Hold 3 min) @ 15 °C/min to 300 °C (Hold 5 min)
Detector: MSD, Mode: FS, Mass Range: 40-400 m/z, Scan Rate: 4 scans/sec Solvent delay: 3.0 min
Detector Temperature: Transfer line: 300 °C, Ion Source: 230 °C, and Quadrupole: 150 °C

SIGMA-ALDRICH
2931 Soldier Springs Rd. Laramie, Wyoming 82070 USA
800-325-5832
TechService@milliporesigma.com www.sigma-aldrich.com

Description

Lot LRAC4915
Expiration Date January 2023
Manufacturing Date January 2020
Storage Conditions Refrigerate
Solvent/Matrix DICHLOROMETHANE

1 **Metrological traceability:** Traceable to the SI and higher order standards from NIST through an unbroken chain of comparisons. The balance used to weigh raw materials is accurate to +/-0.0001 g and calibrated regularly using mass standards traceable to NIST. All dilutions were performed gravimetrically. Additionally, individual analytes are traceable to NIST SRMs where available and specified above.
4 Ucrm - Uncertainty values in this document are expressed as Expanded Uncertainty (Ucrm) corresponding to the 95% confidence interval. Ucrm is derived from the combined standard uncertainty multiplied by the coverage factor k, which is obtained from a *t*-distribution and degrees of freedom. The components of combined standard uncertainty include the uncertainties due to characterization, homogeneity, long term stability, and short term stability (transport). The components due to stability are generally considered to be negligible unless otherwise indicated by stability studies. The mathematical representation of the Ucrm calculation is as follows:

$$u_{CRM} = \sqrt{u^2_{char} + u^2_{hom.\ eccenity} + u^2_{stability}}$$

k: Coverage factor derived from a t-distribution table, based on the degrees of freedom of the data set. Assume 2.0 for a **Confidence Interval = 95%**

6 Analytical Value- For QC verification of the certified value only- not to be used in calculations. Represents the analytical data obtained by comparison to a standard as analyzed by the method described in the CoA or another acceptable method. The result may differ from the certified value and UCRM based on method uncertainty as well as the uncertainty associated with the standard used for comparison.

Traceability: The standard was manufactured under an ISO/IEC 17025:2017 certified quality system. The balance used to weigh raw materials is accurate to +/- 0.0001g and calibrated regularly using mass standards traceable to NIST. All dilutions were preformed gravimetrically. Additionally, individual analytes are traceable to NIST SRMs where available and specified above.

Homogeneity: Homogeneity was assessed in accordance with ISO 17034:2016. Completed units were sampled using a random stratified sampling protocol. The results of chemical analysis were then compared using a one-way analysis of variance approach as described by TNI EL-V3-2009 Appendix A.2. See Instructions for minimum sub-sample size.

Expiration is at end of month given on certificate and label.

MSDS reports for components comprising greater than 1.0% of the solution or 0.1% for components known to be carcinogens are available upon request.

THIS PRODUCT WAS DESIGNED, PRODUCED AND VERIFIED FOR ACCURACY AND STABILITY IN ACCORDANCE WITH **ISO/IEC 17025:2017 (ANAB Cert AT-1467)** and **ISO 17034:2016 (ANAB Cert AR-1470).**

Andy Ommen - QC Manager

Mark Pooler - QA Supervisor

Certification Date February 28, 2020
Version 0-2282020

ID #: 13510
Opened:
Dichloromethane EA342
Expires: 11/17/2022
Rec'd: 1/26/2021
Energy Laboratories Inc 1120 So. 27th Street
Billings MT 59107

Honeywell

CERTIFICATE OF ANALYSIS

Honeywell Burdick & Jackson®
1953 South Harvey Street
Muskegon, MI 49442
Phone: (800) 368-0050
Fax: (231) 728-8226
lab.honeywell.com

Brand:	Research Chemicals - B&J
Product:	CS299AA-200
Lot No.:	EA342
Production Date:	17-Nov-2020
Best Before:	17-Nov-2022

Dichloromethane, Custom, Contains Amylene Preservative, >99.9%
for pesticide residue analysis

Parameter	Specification Min.	Max.	Result	Units
Water by Karl Fischer Titration		0.010	0.0016	%
UV Cutoff		233	230	nm
Refractive Index (20°C)	1.4236	1.4246	1.4241	
Residue		1	<0.5	mg/L
GC Analysis	99.9		>99.99	%
Acidity (as HCl)		1	<1	mg/L
Chloride		10	<10	mg/L
Electron Capture GC		10	<10	ng/L
Flame Ionization GC		5	<5	ppb
UV Absorbance @ 240 nm		0.100	0.0920	AU
UV Absorbance @ 250 nm		0.010	0.0099	AU
UV Absorbance @ 300 nm		0.005	0.0008	AU
UV Absorbance @ 400 nm		0.005	0.0028	AU

Honeywell
Quality Control Approval

Janna Dickinson

Muskegon 11/17/2020 LIMS Sample No.: AL03611

CERTIFIED WEIGHT REPORT

Part Number: 92180
Lot Number: 020221
Description: CLP Semi-Volatile Calibration Standard
64 components
Expiration Date: 020226
Recommended Storage: Freezer (0 °C)
Nominal Concentration (µg/mL): 1000
NIST Test ID#: 23060

Solvent: Methylene chloride **Lot#** 104929

Formulated By:	Eli Aliaga	020221 DATE
Reviewed By:	Pedro L. Rentas	020221 DATE

5E-05 Balance Uncertainty

Weight(s) shown below were combined and diluted to (mL): 100.0 0.003 Flask Uncertainty

	Compound	(RM#) Part Number	Lot Number	Dil. Factor	Intial Vol. (mL)	Initial Conc.(ug/mL)	Nominal Conc (µg/mL)	Purity (%)	Uncertainty Purity (%)	Uncertainty Pipette (mL)	Target Weight(g)	Actual Weight(g)	Actual Conc (µg/mL)	Expanded Uncertainty (+/-) (µg/mL)	SDS Information (Solvent Safety Info. On Attached pg.) CAS#	OSHA PEL (TWA)	LD50
1.	2,2'-Oxybis(1-chloropropane)	(0078)	012016AR	NA	NA	NA	1000	98.9	0.2	NA	0.10112	0.10135	1002.3	4.2	108-60-1	N/A	orl-rat 240mg/kg
2.	Hexachlorobenzene	(0195)	051697	NA	NA	NA	1000	99	0.2	NA	0.10102	0.10121	1001.9	4.2	118-74-1	N/A	orl-rat 10g/kg
3.	bis(2-Chloroethoxy) methane	10111	011214	0.05	5.00	20018.4	1000	NA	NA	0.017	NA	NA	1000.8	8.0	111-91-1	N/A	N/A
4.	bis(2-Chloroethyl) ether	10111	011214	0.05	5.00	20012.4	1000	NA	NA	0.017	NA	NA	1000.5	8.0	111-44-4	15 ppm (90mg/m3/8H)(skin)	orl-rat 75mg/kg
5.	bis(2-Ethylhexyl) phthalate	10111	011214	0.05	5.00	20014.3	1000	NA	NA	0.017	NA	NA	1000.6	8.0	117-81-7	5mg/m3/8H	orl-rat 30600mg/kg
6.	4-Bromophenyl phenyl ether	10111	011214	0.05	5.00	20008.8	1000	NA	NA	0.017	NA	NA	1000.3	8.0	101-55-3	N/A	N/A
7.	Benzyl butyl phthalate	10111	011214	0.05	5.00	20011.3	1000	NA	NA	0.017	NA	NA	1000.5	8.0	85-68-7	N/A	orl-rat 2330mg/kg
8.	4-Chlorophenyl phenyl ether	10111	011214	0.05	5.00	20009.5	1000	NA	NA	0.017	NA	NA	1000.4	8.0	7005-72-3	N/A	N/A
9.	Diethyl phthalate	10111	011214	0.05	5.00	20013.6	1000	NA	NA	0.017	NA	NA	1000.6	8.0	84-66-2	5mg/m3/8H	orl-rat 8600mg/kg
10.	Dimethyl phthalate	10111	011214	0.05	5.00	20015.7	1000	NA	NA	0.017	NA	NA	1000.7	8.0	131-11-3	5mg/m3/8H	orl-rat 6900mg/kg
11.	Di-n-butyl phthalate	10111	011214	0.05	5.00	20011.6	1000	NA	NA	0.017	NA	NA	1000.5	8.0	84-74-2	5mg/m3/8H	orl-rat 8000mg/kg
12.	Di-n-octyl phthalate	10111	011214	0.05	5.00	20012.2	1000	NA	NA	0.017	NA	NA	1000.5	8.0	117-84-0	N/A	orl-rat 47000mg/kg
13.	N-Nitrosodimethylamine	10111	011214	0.05	5.00	20010.0	1000	NA	NA	0.017	NA	NA	1000.4	8.0	62-75-9	N/A	orl-rat 58mg/kg
14.	N-Nitrosodi-n-propylamine	10111	011214	0.05	5.00	20010.5	1000	NA	NA	0.017	NA	NA	1000.4	8.0	621-64-7	N/A	orl-rat 480mg/kg
15.	1,2-Diphenylhydrazine (as Azobenzene)	10112	042820	0.05	5.00	20003.9	1000	NA	NA	0.017	NA	NA	1000.1	8.1	103-33-3	N/A	orl-rat 1000mg/kg
16.	2-Chloronaphthalene	10112	042820	0.05	5.00	20002.3	1000	NA	NA	0.017	NA	NA	1000.0	8.0	91-58-7	N/A	orl-rat 2078mg/kg
17.	1,2-Dichlorobenzene	10112	042820	0.05	5.00	20005.4	1000	NA	NA	0.017	NA	NA	1000.2	8.0	95-50-1	50 ppm (300mg/m3) (CL)	orl-rat 500mg/kg
18.	1,3-Dichlorobenzene	10112	042820	0.05	5.00	20003.7	1000	NA	NA	0.017	NA	NA	1000.1	8.0	541-73-1	N/A	ipr-mus 1062mg/kg
19.	1,4-Dichlorobenzene	10112	042820	0.05	5.00	20005.4	1000	NA	NA	0.017	NA	NA	1000.2	8.0	106-46-7	75 ppm (450mg/m3/8H)	orl-rat 500mg/kg
20.	2,4-Dinitrotoluene	10112	042820	0.05	5.00	20003.3	1000	NA	NA	0.017	NA	NA	1000.1	8.1	121-14-2	1.5mg/m3/8H (skin)	orl-rat 268mg/kg
21.	2,6-Dinitrotoluene	10112	042820	0.05	5.00	20002.4	1000	NA	NA	0.017	NA	NA	1000.0	8.0	606-20-2	1.5mg/m3/8H (skin)	orl-rat 177mg/kg
22.	Hexachloro-1,3-butadiene	10112	042820	0.05	5.00	20009.4	1000	NA	NA	0.017	NA	NA	1000.4	12.4	87-68-3	0.02 ppm (0.24mg/m3/8H)	orl-rat 82mg/kg
23.	Hexachlorocyclopentadiene	10112	042820	0.05	5.00	20001.8	1000	NA	NA	0.017	NA	NA	1000.0	8.0	77-47-4	0.01 ppm (0.1mg/m3/8H)	orl-rat 1300mg/kg
24.	Hexachloroethane	10112	042820	0.05	5.00	20002.4	1000	NA	NA	0.017	NA	NA	1000.0	8.0	67-72-1	1 ppm (10mg/m3/8H)(skin)	orl-gpg 4070mg/kg
25.	Isophorone	10112	042820	0.05	5.00	20003.8	1000	NA	NA	0.017	NA	NA	1000.1	8.1	78-59-1	25 ppm	orl-rat 2330mg/kg
26.	Nitrobenzene	10112	042820	0.05	5.00	20004.9	1000	NA	NA	0.017	NA	NA	1000.1	8.0	98-95-3	1 ppm (5mg/m3/8H)(skin)	orl-rat 780mg/kg
27.	1,2,4-Trichlorobenzene	10112	042820	0.05	5.00	20002.0	1000	NA	NA	0.017	NA	NA	1000.0	8.0	120-82-1	5 ppm (CL) (40mg/m3)	orl-rat 756mg/kg
28.	o-Cresol (2-Methylphenol)	10114	081919	0.05	5.00	20010.2	1000	NA	NA	0.017	NA	NA	1000.4	8.0	95-48-7	5 ppm (22mg/m3/8H)(skin)	orl-rat 121mg/kg
29.	p-Cresol (4-Methylphenol)	10114	081919	0.05	5.00	20061.2	1000	NA	NA	0.017	NA	NA	1003.0	8.0	106-44-5	5 ppm (22mg/m3/8H)(skin)	orl-rat 207mg/kg
30.	2,4,5-Trichlorophenol	10114	081919	0.05	5.00	20023.2	1000	NA	NA	0.017	NA	NA	1001.1	8.0	95-95-4	N/A	orl-rat 820mg/kg
31.	4-Chloroaniline	10115	060512	0.05	5.00	20009.6	1000	NA	NA	0.017	NA	NA	1000.4	8.0	106-47-8	N/A	orl-rat 310mg/kg
32.	Dibenzofuran	10115	060512	0.05	5.00	20020.2	1000	NA	NA	0.017	NA	NA	1000.9	8.0	132-64-9	N/A	N/A
33.	2-Methylnaphthalene	10115	060512	0.05	5.00	20012.9	1000	NA	NA	0.017	NA	NA	1000.5	8.1	91-57-6	N/A	orl-rat 1630mg/kg
34.	2-Nitroaniline	10115	060512	0.05	5.00	20011.8	1000	NA	NA	0.017	NA	NA	1000.5	8.0	88-74-4	N/A	orl-rat 1600mg/kg
35.	3-Nitroaniline	10115	060512	0.05	5.00	20018.6	1000	NA	NA	0.017	NA	NA	1000.8	8.0	99-09-2	N/A	orl-rat 535mg/kg
36.	4-Nitroaniline	10115	060512	0.05	5.00	20014.9	1000	NA	NA	0.017	NA	NA	1000.6	8.0	100-01-6	1 ppm (6mg/m3/8H)(skin)	orl-rat 750mg/kg
37.	4-Chloro-3-methylphenol	10118	072120	0.05	5.00	20003.9	1000	NA	NA	0.017	NA	NA	1000.1	8.0	59-50-7	N/A	orl-rat 1830mg/kg
38.	2-Chlorophenol	10118	072120	0.05	5.00	20002.9	1000	NA	NA	0.017	NA	NA	1000.0	8.0	95-57-8	N/A	orl-rat 670mg/kg
39.	2,4-Dichlorophenol	10118	072120	0.05	5.00	20003.1	1000	NA	NA	0.017	NA	NA	1000.1	8.0	120-83-2	N/A	orl-rat 580mg/kg
40.	2,4-Dimethylphenol	10118	072120	0.05	5.00	20003.3	1000	NA	NA	0.017	NA	NA	1000.1	8.1	105-67-9	N/A	orl-rat 3200mg/kg
41.	2,4-Dinitrophenol	10118	072120	0.05	5.00	20001.8	1000	NA	NA	0.017	NA	NA	1000.0	8.0	51-28-5	N/A	orl-rat 30mg/kg
42.	4,6-Dinitro-2-methylphenol	10118	072120	0.05	5.00	20002.5	1000	NA	NA	0.017	NA	NA	1000.0	8.0	534-52-1	N/A	N/A
43.	2-Nitrophenol	10118	072120	0.05	5.00	20003.7	1000	NA	NA	0.017	NA	NA	1000.1	8.0	88-75-5	N/A	orl-rat 334mg/kg
44.	4-Nitrophenol	10118	072120	0.05	5.00	20002.0	1000	NA	NA	0.017	NA	NA	1000.0	8.0	100-02-7	N/A	orl-rat 250mg/kg
45.	Pentachlorophenol	10118	072120	0.05	5.00	20002.8	1000	NA	NA	0.017	NA	NA	1000.0	8.0	87-86-5	0.5mg/m3/8H (skin)	orl-rat 27mg/kg
46.	Phenol	10118	072120	0.05	5.00	20003.9	1000	NA	NA	0.017	NA	NA	1000.1	8.0	108-95-2	5 ppm (19mg/m3/8H)(skin)	orl-rat 317mg/kg
47.	2,4,6-Trichlorophenol	10118	072120	0.05	5.00	20004.2	1000	NA	NA	0.017	NA	NA	1000.1	8.0	88-06-2	N/A	orl-rat 820mg/kg
48.	Acenaphthene	10007	042420	0.50	50.00	2001.2	1000	NA	NA	0.018	NA	NA	1000.5	4.1	83-32-9	N/A	ipr-rat 600mg/kg
49.	Acenaphthylene	10007	042420	0.50	50.00	2000.2	1000	NA	NA	0.018	NA	NA	1000.0	4.2	208-96-8	N/A	N/A
50.	Anthracene	10007	042420	0.50	50.00	2000.3	1000	NA	NA	0.018	NA	NA	1000.1	4.1	120-12-7	0.2mg/m3 (8H)	ipr-mus 430mg/kg
51.	Benzo(a)anthracene	10007	042420	0.50	50.00	2001.3	1000	NA	NA	0.018	NA	NA	1000.6	4.2	56-55-3	N/A	N/A
52.	Benzo(a)pyrene	10007	042420	0.50	50.00	2000.0	1000	NA	NA	0.018	NA	NA	999.9	4.1	50-32-8	0.2mg/m3 (8H)	scu-rat 50mg/kg
53.	Benzo(b)fluoranthene	10007	042420	0.50	50.00	2000.9	1000	NA	NA	0.018	NA	NA	1000.4	4.1	205-99-2	N/A	N/A
54.	Benzo(k)fluoranthene	10007	042420	0.50	50.00	2001.2	1000	NA	NA	0.018	NA	NA	1000.5	4.1	207-08-9	N/A	N/A
55.	Benzo(g,h,i)perylene	10007	042420	0.50	50.00	2000.0	1000	NA	NA	0.018	NA	NA	999.9	4.1	191-24-2	N/A	N/A
56.	Carbazole	10007	042420	0.50	50.00	2000.3	1000	NA	NA	0.018	NA	NA	1000.0	4.2	86-74-8	N/A	ipr-mus 200mg/kg
57.	Chrysene	10007	042420	0.50	50.00	2000.8	1000	NA	NA	0.018	NA	NA	1000.3	4.2	218-01-9	0.2mg/m3	N/A
58.	Dibenzo(a,h)anthracene	10007	042420	0.50	50.00	2000.8	1000	NA	NA	0.018	NA	NA	1000.3	4.2	53-70-3	0.2mg/m3	N/A
59.	Fluoranthene	10007	042420	0.50	50.00	2000.3	1000	NA	NA	0.018	NA	NA	1000.1	4.2	206-44-0	N/A	orl-rat 2000mg/kg
60.	Fluorene	10007	042420	0.50	50.00	2000.9	1000	NA	NA	0.018	NA	NA	1000.3	4.2	86-73-7	N/A	ipr-mus 2 g/kg
61.	Indeno(1,2,3-cd)pyrene	10007	042420	0.50	50.00	2000.1	1000	NA	NA	0.018	NA	NA	1000.0	4.1	193-39-5	N/A	N/A
62.	Naphthalene	10007	042420	0.50	50.00	2000.9	1000	NA	NA	0.018	NA	NA	1000.4	4.1	91-20-3	10 ppm (50mg/m3/8H)	orl-rat 490mg/kg
63.	Phenanthrene	10007	042420	0.50	50.00	2000.9	1000	NA	NA	0.018	NA	NA	1000.4	4.1	85-01-8	0.2mg/m3/8H	orl-mus 700mg/kg
64.	Pyrene	10007	042420	0.50	50.00	2001.0	1000	NA	NA	0.018	NA	NA	1000.4	4.2	129-00-0	0.2mg/m3/8H	orl-rat 2700mg/kg

- The certified value is the concentration calculated from gravimetric and volumetric measurements unless otherwise stated.
- Standards are prepared gravimetrically using balances that are calibrated with weights traceable to NIST (see above).
- Standards are certified (+/-) 0.5% of the stated value, unless otherwise stated.
- All Standards, after opening ampule, should be stored with caps tight and under appropriate laboratory conditions.
- Uncertainty Reference: Taylor, B.N. and Kuyat, C.E., "Guidelines for Evaluating and Expressing the Uncertainty of NIST Measurement Result," NIST Technical Note 1297, U.S. Government Printing Office, Washington, DC, (1994).

ID #: 13539
Opened: _____
CLP Semi-Volatiel Calibration Standard
Expires: 2/2/2026
Rec'd: 2/5/2021
Energy Laboratories Inc 1120 So. 27th Street
Billings MT 59107

Method GC8MSD-2.M: Column:SBB-5 (30m X 0.25mm ID X 0.25µm film thickness) Temp 1 = 50°C (1min.), Temp 2 = 300°C (14 min.), Rate = 10°C/min., Injector B= 250°C, Detector B = 290°C, Split Ratio = 100:1, Scan Rate = 2. Analysis performed by Melissa Stonier.

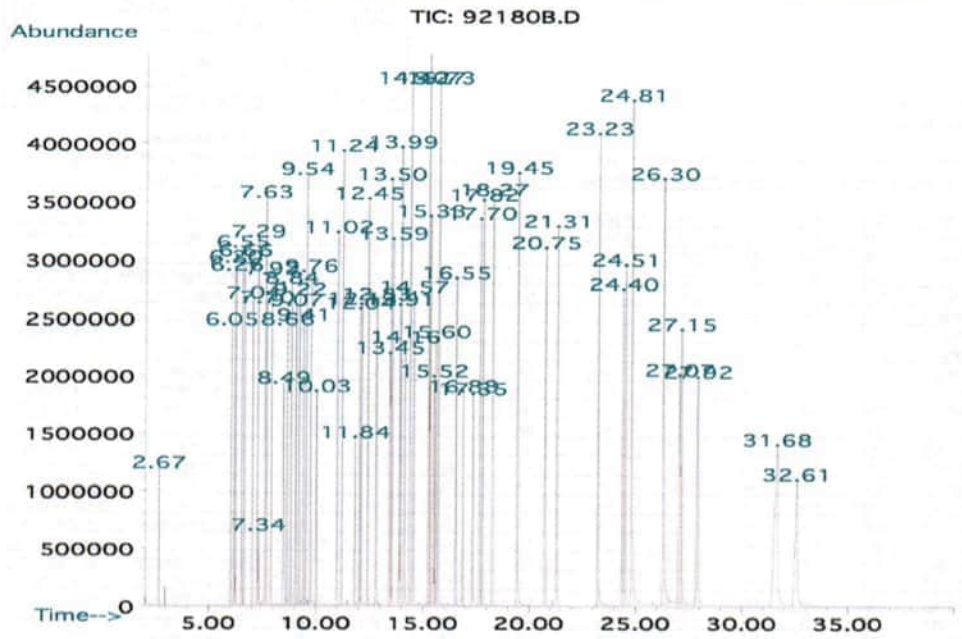

Peak No	Name	MSD RT (min.)
1	N-nitrosodimethylamine	2.67
2	Phenol	6.05
3	bis(2-Chloroethyl)ether	6.20
4	2-Chlorophenol	6.26
5	1,3-Dichlorobenzene	6.55
6	1,4-Dichlorobenzene	6.63
7	1,2-Dichlorobenzene	7.04
8	o-Cresol (2-methylphenol)	7.29
9	bis(2-Chloroisopropyl)ether	7.34
10	p-Cresol (4-methylphenol)/N-nitrosodi-n-propylamine	7.63
11	Hexachloroethane	7.70
12	Nitrobenzene	7.92
13	Isophorone	8.49
14	2-Nitrophenol	8.66
15	2,4-Dimethylphenol	8.84
16	bis(2-Chloroethoxy)methane	9.07
17	2,4-Dichlorophenol	9.22
18	1,2,4-Trichlorobenzene	9.41
19	Naphthalene	9.54
20	4-Chloroaniline	9.76
21	Hexachloro-1,3-butadiene	10.03
22	4-Chloro-3-methylphenol	11.02
23	2-Methylnaphthalene	11.24
24	Hexachlorocyclopentadiene	11.84
25	2,4,6-Trichlorophenol	12.04
26	2,4,5-Trichlorophenol	12.13
27	2-Chloronaphthalene	12.45
28	2-Nitroaniline	12.84
29	Dimethyl phthalate	13.45
30	Acenaphthylene	13.50
31	2,6-Dinitrotoluene	13.59
32	3-Nitroaniline	13.91
33	Acenaphthene	13.99
34	2,4-Dinitrophenol	14.16
35	Dibenzofuran/4-Nitrophenol	14.40
36	2,4-Dinitrotoluene	14.57
37	Diethyl phthalate/Fluorene	15.27
38	4-Chlorophenyl phenyl ether	15.33
39	4-Nitroaniline	15.52
40	4,6-Dinitro-2-methylphenol	15.60
41	Azobenzene	15.73
42	4-Bromophenyl phenyl ether	16.56
43	Hexachlorobenzene	16.89
44	Pentachlorophenol	13.35
45	Phenanthrene	17.70
46	Anthracene	17.82
47	Carbazole	18.27
48	Di-n-butyl phthalate	19.45
49	Fluoranthene	20.75
50	Pyrene	21.31
51	Benzyl butyl phthalate	23.23
52	Benzo(a)anthracene	24.40
53	Chrysene	24.51
54	bis(2-Ehtylhexyl)phthalate	24.82
55	Di-n-octyl phthalate	26.30
56	Benzo(b)fluoranthene	27.07
57	Benzo(k)fluoranthene	27.15
58	Benzo(a)pyrene	27.92
59	Indeno(1,2,3-cd)pyrene/Dibenz(a,h)anthracene	31.68
60	Benzo(g,h,i)perylene	32.61

RESTEK
110 Benner Circle
Bellefonte, PA 16823-8812
Tel: (800)356-1688
Fax: (814)353-1309

www.restek.com

CERTIFIED REFERENCE MATERIAL

Certificate of Analysis

ACCREDITED
ISO 17034 Accredited
Reference Material Producer
Certificate #3222.01

ACCREDITED
ISO/IEC 17025 Accredited
Testing Laboratory
Certificate #3222.02

FOR LABORATORY USE ONLY-READ SDS PRIOR TO USE.

This Reference Material is intended for Laboratory Use Only as a standard for the qualitative and/or quantitative determination of the analyte(s) listed.

Catalog No. : 31062 **Lot No.:** A0167670

Description : B/N Surrogate Mix (4/89 SOW)

Base Neutral Surrogate 4/89(SOW) 5000µg/mL, Methylene Chloride, 1mL/ampul

Container Size : 2 mL **Pkg Amt:** > 1 mL

Expiration Date : November 30, 2026 **Storage:** 10°C or colder

Handling: Sonicate prior to use. **Ship:** Ambient

CERTIFIED VALUES

Elution Order	Compound		Grav. Conc. (weight/volume)	Expanded Uncertainty (95% C.L.; K=2)	
1	Nitrobenzene-d5 **CAS #** 4165-60-0 **Purity** 99%	(Lot PR-29940B)	5,014.0 µg/mL	+/- 29.3583 µg/mL +/- 225.8621 µg/mL +/- 250.6163 µg/mL	Gravimetric Unstressed Stressed
2	2-Fluorobiphenyl **CAS #** 321-60-8 **Purity** 99%	(Lot 00019169)	5,019.6 µg/mL	+/- 29.3911 µg/mL +/- 226.1143 µg/mL +/- 250.8962 µg/mL	Gravimetric Unstressed Stressed
3	p-Terphenyl-d14 **CAS #** 1718-51-0 **Purity** 99%	(Lot PR-27278)	5,020.6 µg/mL	+/- 29.3967 µg/mL +/- 226.1576 µg/mL +/- 250.9442 µg/mL	Gravimetric Unstressed Stressed

Solvent: Methylene chloride
CAS # 75-09-2
Purity 99%

ID #: 13666
Opened:
B/N Surrogate Mix (4/89 SOW)
Expires: 11/30/2026
Rec'd: 3/19/2021
Energy Laboratories Inc 1120 So. 27th Street
Billings MT 59107

Tech Tips:
Due to the limited solubility of p-terphenyl-d14 in methanol, we do not recommend that this mixture be diluted in methanol.

Column:
30m x 0.25mm x 0.25µm
Rtx-5 (cat.#10223)

Carrier Gas:
hydrogen-constant pressure 10 psi.

Temp. Program:
75°C (hold 1 min.) to 330°C
@ 20°C/min. (hold 10 min.)

Inj. Temp:
250°C

Det. Temp:
330°C

Det. Type:
FID

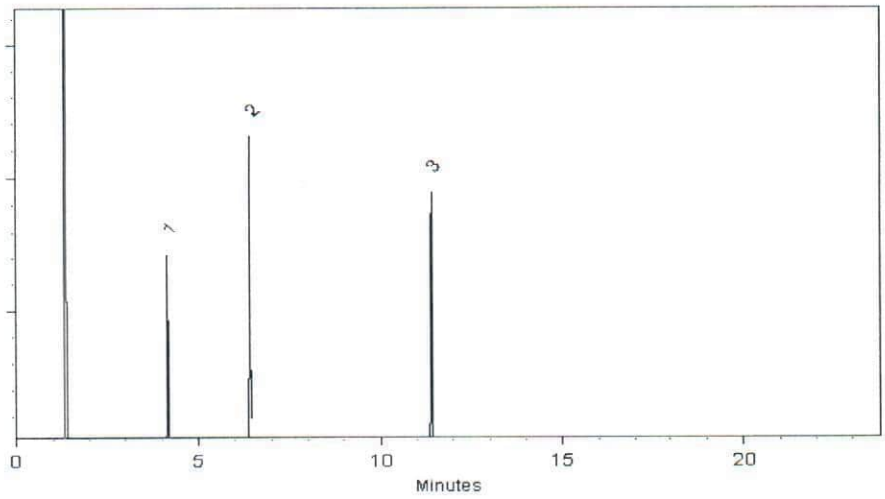

This chromatogram represents a general set of testing conditions chosen for product acceptance. For optimal results in your lab, conditions should be adjusted for your specific instrument, method, and application.

Katelyn McGinnl - Operations Tech I

Date Mixed: 30-Dec-2020 **Balance:** 1128353505

Alexis Shelow - Operations Tech I

Date Passed: 06-Jan-2021

Manufactured under Restek's ISO 9001:2015 Registered Quality System Certificate #FM 80397

General Certified Reference Material Notes

Expiration Notes:

- Expiration date valid for unopened ampul stored in compliance with the recommended conditions.
- Uncertainty, concentration, and expiration of the CRM are based on the unopened product being stored according to the recommended condition found in the storage field.

Purity Notes:

- Purity and/or chemical identity are determined by one or more of the following techniques: GC/FID, HPLC, GC/μECD, GC/MS, LC/MS, RI, and/or melting point.
- Compounds with a listed purity of less than 99% have been weight corrected to compensate for impurities and/or salts. A correction factor is used to calculate the amount of compound necessary to achieve the desired concentration of the parent compound in solution.
- Purity of isomeric compounds is reported as the sum of the isomers.
- Purity values are rounded to the nearest whole number.

Certified Uncertainty Value Notes:

- The uncertainties are determined in accordance with ISO 17034 and Guide 35. The certified combined stressed uncertainty value (includes gravimetric uncertainty, homogeneity between-ampul uncertainty, storage stability uncertainty and shipping stability uncertainty and were combined using the following formula:

$$U_{combined\ stressed} = k\sqrt{U^2_{gravimetric} + U^2_{homogeneity} + U^2_{storage\ stability} + U^2_{shipping\ stability}}$$

k is a coverage factor of 2, which gives a level of confidence of approximately 95%.

- It is important to note that the shipping stability uncertainty was obtained under temperature extremes for specific time intervals; therefore, the certified combined stressed uncertainty value should only be applied to the product if it was stored at non-standard temperature conditions up to and including 7 days. Contact Restek Technical Service at www.restek.com/Contact-Us for use recommendations if your shipment was in-transit for more than 7 days at non-standard temperature conditions.
- Apply the certified combined unstressed uncertainty value if the product was received under standard shipping conditions. Apply the certified combined stressed uncertainty value if the product was received under non-standard conditions as specified below.

Label Conditions	Standard Conditions	Non-Standard Conditions
25°C Nominal (Room Temperature)	< 60°C	≥ 60°C up to 7 days
10°C or colder (Refrigerate)	< 40°C	≥ 40°C up to 7 days
0°C or colder (Freezer) -20°C or colder (Deep Freezer)	< 25°C	≥ 25°C up to 7 days

- Separate (not combined) uncertainty values for gravimetric uncertainty are also displayed on the certificate, if needed, separate homogeneity between-ampul uncertainty, storage stability uncertainty and shipping stability uncertainty values are available by contacting Restek Technical Service at www.restek.com/Contact-Us.
- The packaged amount is the minimum sample size for which uncertainty is valid. The ampules are over-filled to ensure that the minimum packaged amount can be sufficiently transferred.

Manufacturing Notes:

- Concentration is based upon gravimetric preparation using either a balance whose calibration has been verified daily using NIST traceable weights, and/or dilutions with Class A glassware.

Handling Notes:

- Stability of the unopened product, when stored in compliance with the recommended conditions, is guaranteed through the expiration displayed on the product label and certificate. Contact Restek for additional opened product stability information, with the knowledge/understanding that open product stability is subject to the specific handling and environmental conditions to which the product is exposed. For your convenience Restek supplies deactivated vials with most standards packed in 2mL ampules. Larger volume deactivated vials are available through Restek as a custom ordered item. Additionally, Restek sells DMDCS for the purpose of glassware deactivation as catalog number 31861, which includes complete instructions.

Supelco®

www.sigmaaldrich.com

Certificate of Analysis - Certified Reference Material

EPA TCL Hazardous Substances Mix (12 cmpds)

Product no.: 47990-U
Lot no.: LRAC9004
Expiry Date: February 2024
Manufacturing Date: February 2021
Storage: Refrigerate
Solvent/Matrix: Dichloromethane
Certificate version: LRAC9004.01 *(Note: Certificates may be updated due to the availability of new data. Check our website at: www.sigma-aldrich.com for the most current version.)*

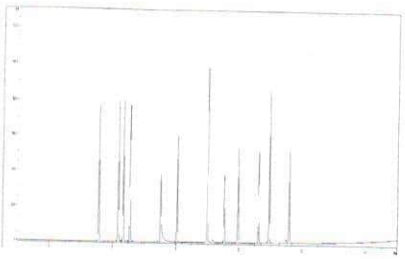

Certified Values:

Analyte	Certified Value	Units	Raw Material Purity,%	Elution order	Raw Material Lot
ANILINE CAS# 62-53-3	2022 ± 25	µg/mL	99.9	01	LA41596
BENZYL ALCOHOL CAS# 100-51-6	2022 ± 15	µg/mL	99.7	02	LB99705
2-METHYLPHENOL CAS# 95-48-7	2022 ± 14	µg/mL	99.9	03	LB91878
4-METHYLPHENOL CAS# 106-44-5	2022 ± 17	µg/mL	99.9	04	LB32518
BENZOIC ACID CAS# 65-85-0	2021 ± 27	µg/mL	98.8	05	442-137B
4-CHLOROANILINE CAS# 106-47-8	2022 ± 32	µg/mL	100.0	06	MKBZ6909V
2,4,5-TRICHLOROPHENOL CAS# 95-95-4	2022 ± 18	µg/mL	99.9	07	JS00008
2-METHYLNAPHTHALENE CAS# 91-57-6	2021 ± 11	µg/mL	98.2	08	LB97828
2-NITROANILINE CAS# 88-74-4	2022 ± 12	µg/mL	99.9	09	07411KN
3-NITROANILINE CAS# 99-09-2	2022 ± 15	µg/mL	99.9	10	LC09264
DIBENZOFURAN CAS# 132-64-9	2021 ± 10	µg/mL	98.8	11	LB78814
4-NITROANILINE CAS# 100-01-6	2022 ± 23	µg/mL	99.9	12	15609AA

ID #: 13691
Opened:
EPA TCL Hazardous Substances Mix (12 cmp
Expires: 2/28/2024
Rec'd: 3/26/2021
Energy Laboratories Inc 1120 So. 27th Street
Billings MT 59107

Sigma-Aldrich RTC, 2931 Soldier Springs Rd. Laramie, WY 82070, USA;
Tel. 1 307-742-5452; Fax 1 307-855-831-9211; www.sigmaaldrich.com
Sigma-Aldrich RTC is a subsidiary of Merck KGaA, Darmstadt, Germany.

Informational Values:

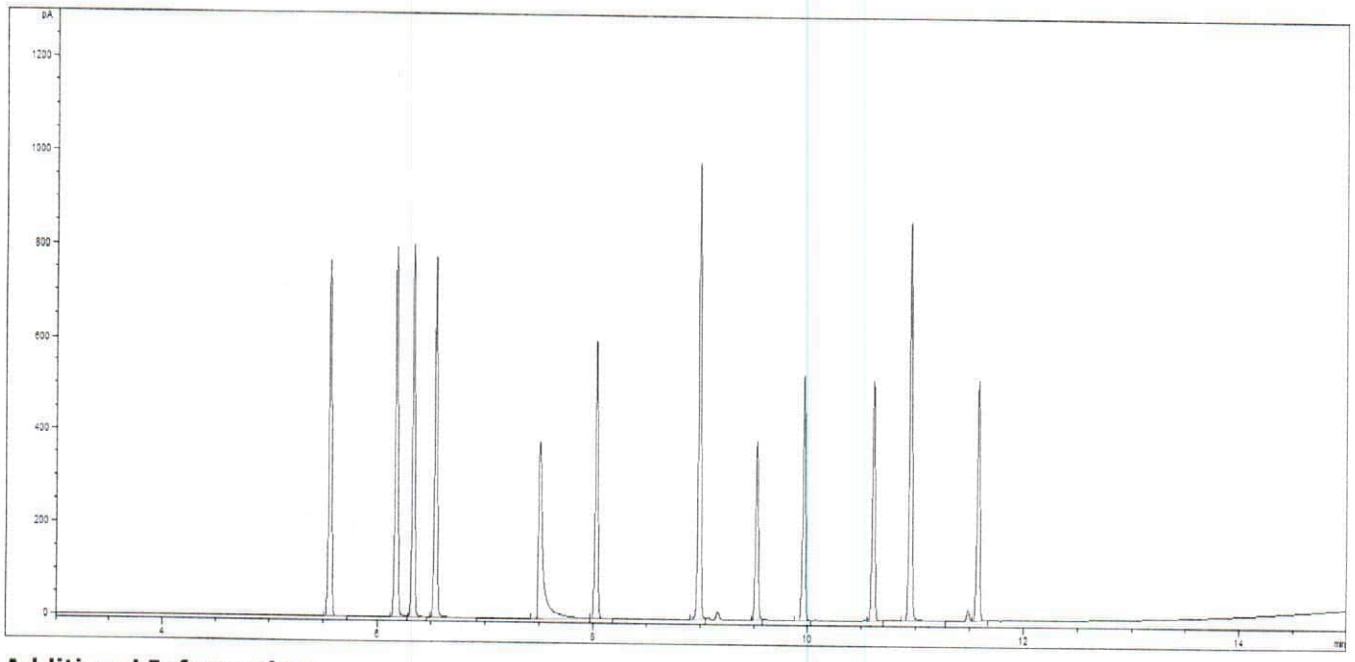

Additional Information:

Analytical Method Parameters:
Column: SPB-5, 30 m × 0.53 mm I.D., 1.5 µm film thickness (Column #214)
Carrier Gas: H2, Flow: 4.5 mL/min
Inlet Temperature: 240 °C, Injection Volume: 1 µL
Injection Mode: Split, Split Ratio: 25:1
Temperature Program: 80 °C (Hold 2 min) @ 15 °C/min to 280 °C (Hold 2 min)
Detector: FID
Detector Temperature: 310 °C

Metrological traceability:	Traceable to the SI and higher order standards from NIST through an unbroken chain of comparisons. The balance used to weigh raw materials is accurate to +/-0.0001 g and calibrated regularly using mass standards traceable to NIST. All dilutions were performed gravimetrically. Additionally, individual analytes are traceable to NIST SRMs where available and specified above.
Measurement method:	Where applicable, the assigned value is based on a purity determination by mass balance and gravimetrically prepared value.
Intended use:	Intended for R&D and Analytical Use only. Not for drug, household or other uses.
Minimum sample size:	1 µL
Packaging:	1 ML IN AMBER AMPULE
Instructions for handling and correct use:	Use on the as is basis. The internal pressure of the container may be slightly different from the atmospheric pressure at the user`s location. Open slowly and carefully to avoid dispersion of the material.
Health and safety information:	All chemical reference materials should be considered potentially hazardous and should be used only by qualified laboratory personnel. Please refer to the Safety Data Sheet for detailed information about the nature of any hazard and appropriate precautions to be taken.
Accreditation:	Sigma-Aldrich RTC is accredited by the US accreditation authority ANAB as a registered reference material producer AR-1470 in accordance with ISO 17034.
Certificate issue date:	26-Feb-2021

ANAB ACCREDITED ISO 17034 REFERENCE MATERIAL PRODUCER

Andy Ommen - QC Manager

Mark Pooler - QA Supervisor

Details on metrological traceability:

This standard has been gravimetrically prepared using balances that have been fully qualified and calibrated to ISO 17025 requirements. All calibrations utilize NIST traceable weights which are calibrated externally by a qualified ISO 17025 accredited calibration laboratory to NIST standards. Qualification of each balance includes the assignment of a minimum weighing by a qualified and ISO 17025 accredited calibration vendor taking into consideration the balance and installed environmental conditions to ensure compliance with USP tolerances of NMT 0.10% relative error. Fill volume to predetermined specifications is gravimetrically verified throughout the dispensing process using qualified and calibrated balances. Further traceability to a corresponding Primary Standard may be achieved through a direct comparison assay. Where a Primary Standard is available, the assay value will be included in the specified section of the COA.

Details on metrological traceability:

Ucrm - Uncertainty values in this document are expressed as Expanded Uncertainty (Ucrm) corresponding to the 95% confidence interval. Ucrm is derived from the combined standard uncertainty multiplied by the coverage factor k, which is obtained from a *t*-distribution and degrees of freedom. The components of combined standard uncertainty include the uncertainties due to characterization, homogeneity, long term stability, and short term stability (transport). The components due to stability are generally considered to be negligible unless otherwise indicated by stability studies. The mathematical

$$u_{CRM} = \sqrt{u_{char}^2 + u_{hom\ ogeneity}^2 + u_{stability}^2}$$

Homogeneity assessment:

Homogeneity was assessed in accordance with ISO Guide 35. Completed units were sampled using a random stratified sampling protocol. The results of chemical analysis were then compared by Single Factor Analysis of Variance (ANOVA). The uncertainty due to homogeneity was derived from the ANOVA. Heterogeneity was not detected under the conditions of the ANOVA.

Stability assessment:

Significance of the stability assessment will be demonstrated if the analytical result of the study and the range of values represented by the Expanded Uncertainty do not overlap the result of the original assay and the range of its values represented by the Expanded Uncertainty. The method employed will usually be the same method used to characterize the assay value in the initial

Certificate of analysis revision history:

Certificate version	Date	Reason for version
LRAC9004.01	26-Feb-2021	Original Release Date

Disclaimer: The purchaser is required to determine the suitability of this product for any particular application. Sigma-Aldrich RTC makes no warranty of any kind, express or implied, other than its products meet all quality control standards set by Sigma-Aldrich RTC. We do not guarantee that the product can be used for any particular application.

The vibrant M, Supelco, TraceCERT and Sigma-Aldrich are trademarks of Merck KGaA, Darmstadt, Germany or its affiliates. All other trademarks are the property of their respective owners. Detailed information on trademarks is available via publicly accessible resources. © 2018 Merck KGaA, Darmstadt, Germany and/or its affiliates. All Rights Reserved.

The life science business of Merck KGaA, Darmstadt, Germany operates as MilliporeSigma in the US and Canada.

Agilent

ID #: 13854
Opened:
Benzidines Standard
Expires: 4/30/2023
Rec'd: 5/14/2021
Energy Laboratories Inc 1120 So. 27th Street
Billings MT 59107

Certificate of Analysis

Product Name: Benzidines Standard

Product Number: US-290-1

Lot Number: 0006592783

Lot Issue Date: 03-Mar-2021

Expiration Date: 30-Apr-2023

Description:
This analytical reference material (RM) was manufactured and verified in accordance with an ISO 9001 registered quality system and analyte concentrations were verified by an ISO 17025 accredited laboratory. The concentration and uncertainty value at the 95% confidence level for each analyte, determined gravimetrically, is listed below.

Analyte	CAS#	Analyte Lot	Concentration ± Uncertainty
benzidine	000092-87-5	RM10200	2004 ± 10 µg/mL
3,3'-dichlorobenzidine	000091-94-1	RM12559	2001 ± 10 µg/mL

Matrix: methylene chloride (dichloromethane)

Storage Conditions: Store at Room Temperature (15° to 30°C).

Traceability:
The balances used for these measurements are calibrated with weights traceable to NIST in compliance with ANSI/NCSL Z540.3, ISO 9001, ISO 17025, and ISO 17034. Calibrated Class A glassware is used for volumetric measurements. Thermometers are calibrated against a NIST traceable thermometer in accordance with NIST Special Publication 1088.

Homogeneity:
This RM was unitized according to an in-house procedure and is guaranteed to be homogeneous. There is no minimum sub-sample size required.

Intended Use:
This RM is intended for the preparation of working reference samples for use in routine laboratory analyses, calibration of instruments, validation of analytical methods, assessments of measurement methods, and continuing calibration verification.

Instructions for Use:
Sample aliquots for analysis should be withdrawn at 20°C to 25°C immediately after opening the container and should be processed without delay for the certified values to be valid within the stated uncertainties.

Hazards:
Refer to the Safety Data Sheet on www.agilent.com for information regarding this RM.

Expiration of Certification:
The certification of this RM is valid until the expiration date specified above, provided the RM is handled and stored in accordance with the instructions given in this certificate. This certification is nullified if the RM is damaged, contaminated, or otherwise modified.

Maintenance of Certification:
If substantive changes are noted that affect the certification before the expiration of this certificate, Agilent will notify the purchaser.

Sample lot approver:

Monica Bourgeois
QMS Representative

ANAB ACCREDITED ISO17034 REFERENCE MATERIAL PRODUCER
ISO 17034 Cert No. AR-1936

RM was produced in accordance with the LRQA registered ISO 9001:2015 Quality Management System. Cert # 10303760
Page: 1 of 1

www.agilent.com/quality/
CSD-QA-015.1

ANAB ACCREDITED ISO/IEC 17025 TESTING LABORATORY
ISO 17025 Cert No. AT-1937

250 Smith Street North Kingstown, Rhode Island 02852 www.agilent.com/quality

Absolute Standards, Inc.
800-368-1131
www.absolutestandards.com

Certified Reference Material CRM

ANAB ISO 17034 Accredite
AR-1539 Certificate Numbe
https://Absolutestandards.cor

CERTIFIED WEIGHT REPORT

Part Number: **95230**
Lot Number: 050721
Description: Semi-Volatile Mix
11 components
Expiration Date: 050726
Recommended Storage: Refrigerate (4 °C)
Nominal Concentration (µg/mL): 2000
NIST Test ID#: 6UTB
Weight(s) shown below were combined and diluted to (mL): 50.0

Solvent(s): **Lot#**
Methylene chloride 105345

5E-05 Balance Uncertainty
0.058 Flask Uncertainty

Formulated By:	Prashant Chauhan	050721 DATE
Reviewed By:	Pedro L. Rentas	050721 DATE

	Compound	RM#	Lot Number	Nominal Conc (µg/mL)	Purity (%)	Uncertainty Purity	Target Weight (g)	Actual Weight (g)	Actual Conc(µg/mL)	Expanded Uncertainty (+/-) (µg/mL)	SDS Information (Solvent Safety Info. On Attached pg.) CAS#	OSHA PEL (TWA)	LD50
1.	Acetophenone	434	04511JX	2000	99	0.2	0.10106	0.10122	2003.1	9.6	98-86-2	N/A	orl-rat 815mg/kg
2.	Atrazine	23	BCBZ3835	2000	99.1	0.2	0.10096	0.10120	2004.7	9.6	1912-24-9	5mg/m3	orl-rat 1960mg/kg
3.	Benzaldehyde	1707	22496TMV	2000	99.5	0.2	0.10056	0.10073	2003.5	9.5	100-52-7	N/A	orl-rat 1300mg/kg
4.	Biphenyl	556	MKBS5244V	2000	99.5	0.2	0.10056	0.10070	2002.9	9.5	92-52-4	0.2 ppm(1mg/m3/8H)	orl-rat 2400mg/kg
5.	ε-Caprolactam	1695	MKBK9562V	2000	99	0.5	0.10106	0.10116	2001.9	20.8	105-60-2	1 mg/m3	orl-rat 1210 mg/kg
6.	n-Decane	106	00936AA	2000	99	0.2	0.10106	0.10116	2001.9	9.6	124-18-5	N/A	N/A
7.	2,3-Dichloroaniline	1131	05612AI	2000	99	0.2	0.10106	0.10121	2002.9	9.6	608-27-5	N/A	N/A
8.	n-Octadecane	971	MKCG6046	2000	100	0.2	0.10005	0.10015	2002.0	9.5	593-45-3	N/A	N/A
9.	alpha-Terpineol	1752	GG01	2000	95	0.2	0.10532	0.10545	2002.5	9.8	98-55-5	N/A	N/A
10.	1,2,4,5-Tetrachlorobenzene	274	10408AS	2000	98	0.2	0.10209	0.10220	2002.1	9.6	95-94-3	N/A	orl-rat 1500mg/kg
11.	2,3,4,6-Tetrachlorophenol	477	100317	2000	99.3	0.2	0.10076	0.10095	2003.8	9.5	58-90-2	N/A	orl-rat 140mg/kg

ID #: 13964
Opened:_____
Semi-Volatile Mix
Expires: 5/7/2026
Rec'd: 6/17/2021
Energy Laboratories Inc 1120 So. 27th Street
Billings MT 59107

- The certified value is the concentration calculated from gravimetric and volumetric measurements unless otherwise stated.
- Standards are prepared gravimetrically using balances that are calibrated with weights traceable to NIST (see above).
- Standards are certifed (+/-) 0.5% of the stated value, unless otherwise stated.
- All Standards, after opening ampule, should be stored with caps tight and under appropriate laboratory conditions.
- Uncertainty Reference: Taylor, B.N. and Kuyat, C.E., "Guidelines for Evaluating and Expressing the Uncertainty of NIST Measurement Result," NIST Technical Note 1297, U.S. Government Printing Office, Washington, DC, (1994).

TIC: 95230.D

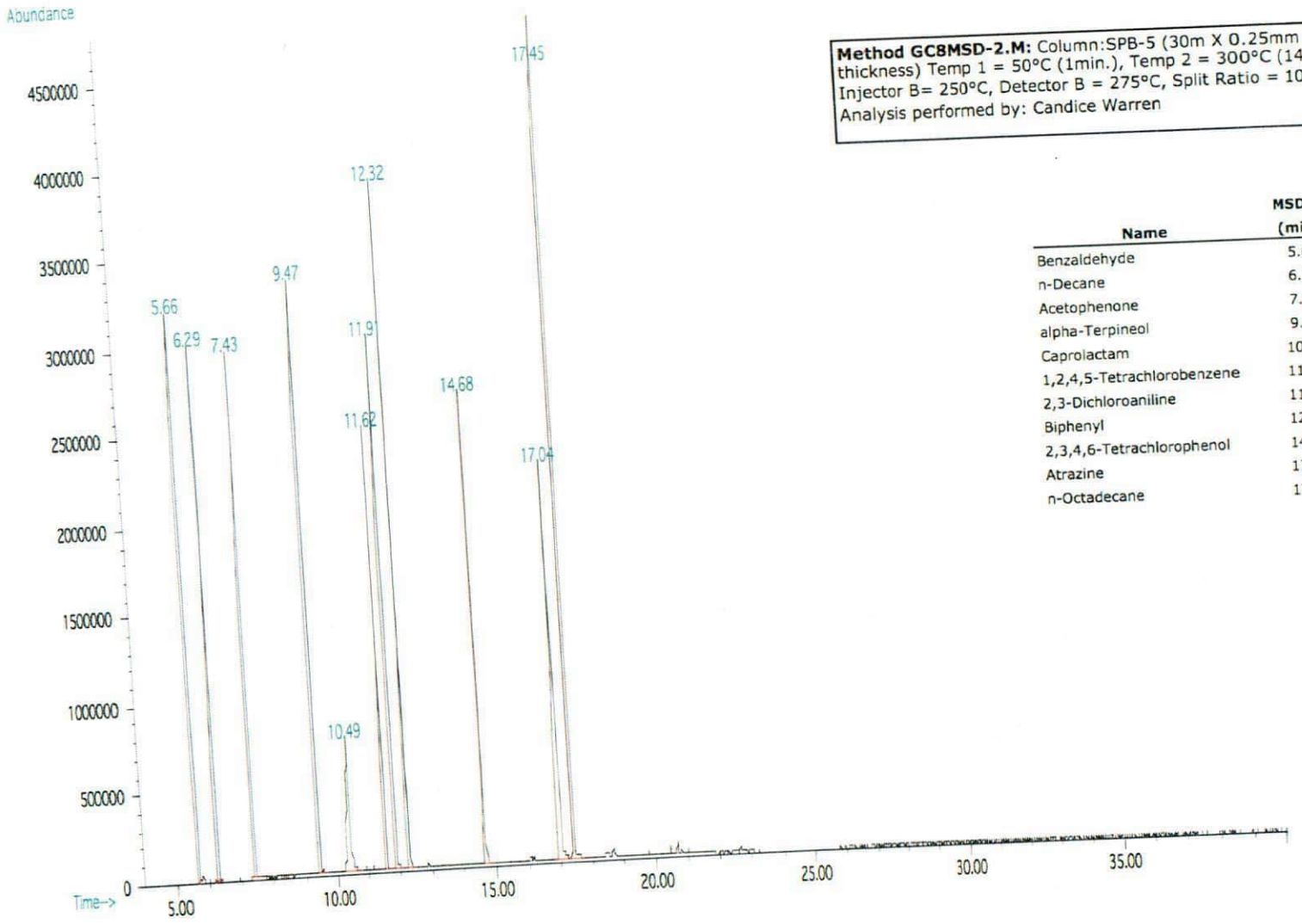

Method GC8MSD-2.M: Column:SPB-5 (30m X 0.25mm ID X 0.25µm film thickness) Temp 1 = 50°C (1min.), Temp 2 = 300°C (14min.), Rate = 10°C/min., Injector B= 250°C, Detector B = 275°C, Split Ratio = 100:1, Scan Rate = 2.
Analysis performed by: Candice Warren

Name	MSD RT (min.)
Benzaldehyde	5.66
n-Decane	6.29
Acetophenone	7.43
alpha-Terpineol	9.47
Caprolactam	10.49
1,2,4,5-Tetrachlorobenzene	11.62
2,3-Dichloroaniline	11.91
Biphenyl	12.32
2,3,4,6-Tetrachlorophenol	14.68
Atrazine	17.04
n-Octadecane	17.45

John

CHEM SERVICE INC

660 Tower Lane • P.O. Box 599 • West Chester, PA 19381-0599
1-800-452-9994 • 1-610-692-3026 • Fax 1-610-692-8729
info@chemservice.com • www.chemservice.com

CERTIFICATE OF ANALYSIS

Mixture #8-Internal Standards

CONCENTRATION	4000ug/ml in Methylene chloride
CATALOG NUMBER	M-PPHC8X12-1ML
LOT NUMBER	11925100
DATE CERTIFIED	06/09/21
EXPIRATION DATE	06/30/23
STORAGE	Store at room temperature (20 - 25 °C).
HANDLING	See Safety Data Sheet
INTENDED USE	For laboratoy use only.
ISO 17034:2016 CERTIFIED	[X]

ID	Analyte	CAS	Weight Analyte (mg)	Lot	Purity	Certified Concentration (ug/mL)
N-11000	Acenaphthene-d10	15067-26-2	804.000	00026778	99.5	3999.9
N-11467	Chrysene-d12	1719-03-5	809.700	00025144	99.5	4028.3
N-10217	1,4-Dichlorobenzene-d4	3855-82-1	804.000	00027328	99.5	3999.9
N-12645	Naphthalene-d8	1146-65-2	807.500	00029881	99.3	4009.2
N-12851	Perylene-d12	1520-96-3	805.100	00024295	99.5	4005.4
N-12856	Phenanthrene-d10	1517-22-2	808.700	00027331	99.0	4003.1

Analytical Test	Value
CONCENTRATION (GC/FID)	VERIFIED

ID #: 13968
Opened:
Mixture #8-Internal Standards
Expires: 6/30/2023
Rec'd: 6/18/2021
Energy Laboratories Inc 1120 So. 27th Street
Billings MT 59107

COA Form
Revision 3 (3/2015)

PJLA Testing
Accreditation #63329

Print Date: 06/14/21

660 Tower Lane • P.O. Box 599 • West Chester, PA 19381-0599
1-800-452-9994 • 1-610-692-3026 • Fax 1-610-692-8729
info@chemservice.com • www.chemservice.com

Instructions for Use:
Shake mixture prior to use. If particles are present, sonicate for homogeneity. If sample is diluted to lower concentrations, Class A volumetric glassware must be used.
Minimum Sample Size- 0.2 uL for Direct Injection.
Chem Service Inc. guarantees the expanded uncertainty of the above analytes to be +/- 2.0% of the certified concentrations based on gravimetric preparation. The test results published in this report were obtained using equipment capable of producing results that are traceable to NIST and through NIST to the International System of Units (SI). The reported expanded uncertainty of measurement is stated as the combined standard uncertainty of measurement multiplied by the coverage factor k (k=2) such that the coverage probability corresponds to approximately 95%. For certified reference materials, homogeneity and thermal stability testing are available upon request.

Certified By:

Mary Beth O'Donnell

Mary Beth O'Donnell
CSM/TC

PJLA
Testing

660 Tower Lane • P.O. Box 599 • West Chester, PA 19381-0599
1-800-452-9994 • 1-610-692-3026 • Fax 1-610-692-8729
info@chemservice.com • www.chemservice.com

CERTIFICATE OF ANALYSIS

Gas Chromatography / Flame Ionization Detector (GC/FID)

Data file:	C:\CHEM32\1\DATA\2021 DATA\0621\M-PPHC8X12.D		
Sample name:	M-PPHC8X12		
Acq. method:	SCREEN-BACK.M		
Instrument:	GC3	**Location:**	201
Injection date:	6/9/2021 11:56:12 AM	**Injection Vol:**	1.000
Column name:	RTx-5MS (30m x 0.25mm x 0.5µm)	**# Of Injections:**	1

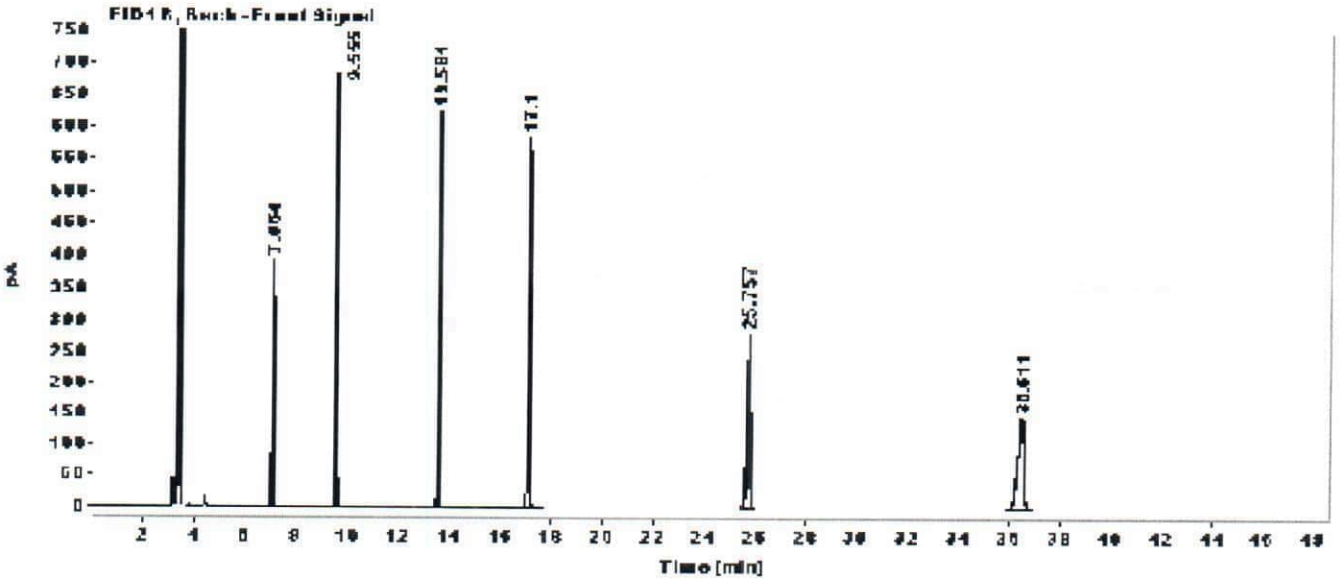

Signal: FID1 B, Back - Front Signal

RT [min]	Type	Width [min]	Area	Height	Area%
7.064	BB	0.0442	1119.2875	393.3396	8.4245
9.555	BV R	0.0512	2239.5649	684.7053	16.8565
13.581	BB	0.0598	2394.9761	624.3607	18.0262
17.100	BB	0.0685	2531.9221	584.9907	19.0569
25.757	BB	0.1314	2450.2429	284.7773	18.4422
36.511	BB	0.2375	2550.0964	149.1623	19.1937
		Sum	13286.0900		

PJLA Testing

125 Market Street
New Haven, CT 06513
USA

AccuStandard®

Tel (203)786-5290
Fax (203)786-5287
www.AccuStandard.com

CERTIFICATE OF ANALYSIS

Catalog No: S-14500-R2
Description: Custom Semi-Volatile Standard
Lot: 220021255-02
Solvent: Dichloromethane
Hazards: *Refer to SDS for complete safety information*

Signal Word: Warning

Date Certified: Aug 31, 2021
Expiration: Oct 1, 2022
Sample Size: 1 mL
Components: 10
Storage Condition: Freeze (<-10 °C)/Sonicate

Certified Reference Material

ANAB ACCREDITED REFERENCE MATERIAL PRODUCER AR-1463

ilac-MRA

Component	CAS #	Purity % (GC/MS)	Prepared Concentration² (µg/mL)	Certified Analyte Concentration¹ (µg/mL)
Pyridine	110-86-1	98.7	2026	2000
4-Chlorophenol	106-48-9	100.0	2019	2019
1-Methylnaphthalene	90-12-0	98.5	2003	1973
N-Nitrosodiphenylamine	86-30-6	100.0	2022	2022
4-Chloro-2-methylphenol	1570-64-5	97.0	2069*	2007
Benzoic acid	65-85-0	99.5	2010	2000
Aniline	62-53-3	98.0	2002	1962
Benzyl alcohol	100-51-6	99.9	2011	2009
Triallate	2303-17-5	99.9	2013	2011
o-Terphenyl	84-15-1	99.9	2019	2017

ID #: 14279
Opened:
Custom Semi-Volatile Standard
Expires: 10/1/2022
Rec'd: 9/16/2021
Energy Laboratories Inc 1120 So. 27th Street
Billings MT 59107

This Certified Reference Material was verified in accordance with ISO/IEC 17025

* Weight compensated to 100% purity.

A product with a suffix (-1A, -2B, etc. or -01, -02, etc.) on its lot number has had its expiration date extended and is identical to the same lot number without the suffix.

² All weights are traceable through NIST, Test No. 684/289871-17

¹ Certified Analyte Concentration = Purity x Prepared Concentration.

The Uncertainty associated with the certified concentration reported on this certificate is ±2.4%. This value is the combined expanded uncertainty and represents an estimated standard deviation equal to the positive square root of the total variation of the uncertainty of components. A normal distribution is assumed and a coverage factor of K=2 is chosen using approximately a 95% confidence level.

Labels and certificates follow U.S. Conventions in reporting numerical values: A comma (,) is used to separate units of one-thousand or greater. A period (.) is used as a decimal place marker.

The information on this certificate may not be reproduced without the express permission of the manufacturer. See reverse side for additional information

Hazard Information: Please refer to the SDS for information regarding the hazards associated with using this material.

This product was prepared according to in-house procedures and is guaranteed to be homogeneous.

Certified By: Larry Decker, Organic QC Manager

Page 1 of 1

For use in routine laboratory analysis.

125 Market Street
New Haven, CT 06513
USA

AccuStandard®

Tel (203)786-5290
Fax (203)786-5287
www.AccuStandard.com

CERTIFICATE OF ANALYSIS

Catalog No: Z-014F
Description: Benzidine & 3,3'-Dichlorobenzidine
Lot: 220041353
Solvent: Methanol
Hazards: *Refer to SDS for complete safety information*

Signal Word: Danger

Date Certified: May 1, 2020
Expiration: May 1, 2024
Sample Size: 1 mL
Components: 2
Storage Condition: Ambient (>5 °C)

Certified Reference Material

ANAB ACCREDITED INTERNATIONAL MATERIAL PRODUCER AR-1463
ANAB ACCREDITED TESTING LABORATORY AT-1339
ilac-MRA

Component	CAS #	Purity % (GC/MS)	Prepared Concentration² (µg/mL)	Certified Analyte Concentration¹ (µg/mL)
Benzidine **	92-87-5	99.9	2004	2002
3,3'-Dichlorobenzidine **	91-94-1	100.0	2001	2001

ID #: 12839
Opened:_____
Benzidine & 3,3'-Dichlorobenzidine
Expires: 5/1/2024
Rec'd: 7/7/2020
Energy Laboratories Inc 1120 So. 27th Street
Billings MT 59107

**Benzidine and 3,3'-Dichlorobenzidine are subject to oxidative degradation

**Benzidine and 3,3'-Dichlorobenzidine are subject to oxidative degredation

A product with a suffix (-1A, -2B, etc. or -01, -02, etc.) on its lot number has had its expiration date extended and is identical to the same lot number without the suffix.

² All weights are traceable through NIST, Test No. 684/289871-17

¹ Certified Analyte Concentration = Purity x Prepared Concentration.

The Uncertainty associated with the certified concentration reported on this certificate is ±2.4%. This value is the combined expanded uncertainty and represents an estimated standard deviation equal to the positive square root of the total variation of the uncertainty of components. A normal distribution is assumed and a coverage factor of K=2 is chosen using approximately a 95% confidence level.

Labels and certificates follow U.S. Conventions in reporting numerical values: A comma (,) is used to separate units of one-thousand or greater. A period (.) is used as a decimal place marker.

The information on this certificate may not be reproduced without the express permission of the manufacturer. See reverse side for additional information

Certified By: _____
Larry Decker, Organic QC Manager

For use in routine laboratory analysis.

AccuStandard is accredited to ISO 17034, ISO/IEC 17025 and certified to ISO 9001:2015

125 Market Street
New Haven, CT 06513
USA

AccuStandard®

Tel (203)786-5290
Fax (203)786-5287
www.AccuStandard.com

CERTIFICATE OF ANALYSIS

Catalog No: Z-014F
Description: Benzidine & 3,3'-Dichlorobenzidine
Lot: 220041353
Solvent: Methanol

Date Certified: May 1, 2020
Expiration: May 1, 2024
Sample Size: 1 mL
Components: 2

T-TEST

AccuStandard, Inc.
Statistical Report for CLP (SOW 1991)
1-May-2020

QR-QCO-003 rev. 1/16

Peak #	Component	Z-014F 220041353 Run #1	Run #2	Run #3	Run #4	Mean	Std Dev	% RSD	Z-014F 220031213 Run #1	Run #2	Run #3	Run #4	Mean	Std Dev	% RSD	NOTES: L-025 test	CI 220041353 Component	CI 220031213	# of Runs	10 % error check of Conc. means
1	Benzidine (92-87-5)	90	83	79	75	83	5.45	6.60%	84	84	80	76	81	3.83	4.73%	0.45	20.7	21.9	4	2000	2 %
2	3,3'-Dichlorobenzidine (91-94-1)	104	96	93	91	96	5.72	5.95%	98	99	94	89	95	4.27	4.51%	0.55	20.9	15.8	4	2000	1 %

AccuStandard

For use in routine laboratory analysis.

AccuStandard is accredited to ISO 17034, ISO/IEC 17025 and certified to ISO 9001:2015

QR-ORG/INO-001
Rev. 5/18

125 Market Street
New Haven, CT 06513
USA

AccuStandard®

Tel (203)786-5290
Fax (203)786-5287
www.AccuStandard.com

CERTIFICATE OF ANALYSIS

Catalog No: Z-014F
Description: Benzidine & 3,3'-Dichlorobenzidine
Lot: 220041353
Solvent: Methanol

Date Certified: May 1, 2020
Expiration: May 1, 2024
Sample Size: 1 mL
Components: 2

Chromatogram

```
File       :D:\MassHunter\GCMS\1\DATA\043020\14-  220041353.D
Operator   : Organic QC Lab
Acquired   : 30 Apr 2020  17:16     using AcqMethod CHICK_2019_S100.M
Instrument :   GCMS 6
Sample Name: Z-014F  (220041353)
Misc Info  : Z-014F @2000ug/mL in Methanol
Vial Number: 138
```

AccuStandard®
Leader in Analytical Reference Standards

Column: . DB-5MS, 30m, 0.25 ID, 0.25 um
Oven Program: 80c 17c/min to 340c, 8min
GC Parameters: Cons. Split, 12psi constant flow
Split 100:1, 1uL inj.; GC/MS; INJ 270c

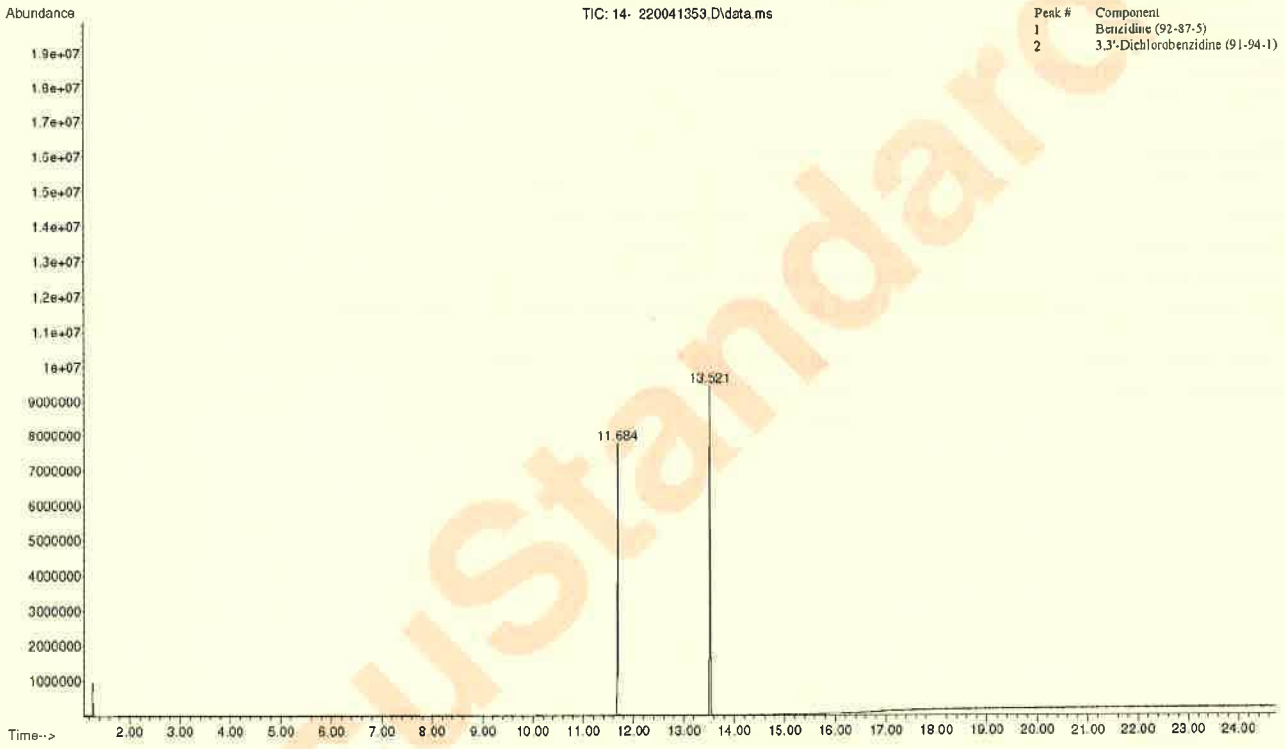

Peak #	Component
1	Benzidine (92-87-5)
2	3,3'-Dichlorobenzidine (91-94-1)

AccuStandard

For use in routine laboratory analysis.

AccuStandard is accredited to ISO 17034, ISO/IEC 17025 and certified to ISO 9001:2015

QR-ORG/INO-001
Rev. 5/18

125 Market Street
New Haven, CT 06513
USA

AccuStandard®

Tel (203)786-5290
Fax (203)786-5287
www.AccuStandard.com

CERTIFICATE OF ANALYSIS

Catalog No: Z-014F
Description: Benzidine & 3,3'-Dichlorobenzidine
Lot: 220041353
Solvent: Methanol

Date Certified: May 1, 2020
Expiration: May 1, 2024
Sample Size: 1 mL
Components: 2

RAW DATA

```
Data Path : D:\MassHunter\GCMS\1\DATA\043020\
Data File : 14-  220041353.D
Acq On    : 30 Apr 20  05:16 pm
Operator  : Organic QC Lab
Sample    : Z-014F  (220041353)
Misc      : Z-014F @2000ug/mL in Methanol
ALS Vial  : 138   Sample Multiplier: 1

Integration Parameters: events.e
Integrator: ChemStation

Method    : D:\MassHunter\GCMS\1\methods\CHICK_2019.M
Title     :

Signal      : TIC: 14-  220041353.D\data.ms
```

peak #	R.T. min	first scan	max scan	last scan	PK TY	peak height	corr. area	corr. % max.	% of total
1	11.684	2371	2386	2399	PV	7555441	90932217	86.94%	46.506%
2	13.521	2790	2799	2825	BB	9071921	104594086	100.00%	53.494%

For use in routine laboratory analysis.

AccuStandard is accredited to ISO 17034, ISO/IEC 17025 and certified to ISO 9001:2015

QR-ORG/INC-001
Rev. 5/18

ANALYTICAL SUMMARY REPORT

March 08, 2022

AECOM - Honolulu
1001 Bishop Street, Suite 1600
Honolulu HI, 96813-3698

Work Order: B22021627 Quote ID: 5912

Project Name: CV18F0126, 60571032.02.46.01

Energy Laboratories Inc Billings MT received the following 15 samples from AECOM - Honolulu on 2/24/2022 for analysis.

Lab ID	Client Sample ID	Collect Date	Received Date	Matrix	Test
B22021627-001	ERH2565 (RHMW2254-01 Bailer)	02/22/22 13:20	02/24/2022	Ground Water	Metals Digestion by SW3010A DRO-Liquid-Liquid Extraction SW3520C Low Level PAH by 8270C SIM SW8270CSIM Separatory Funnel SW3510C Liquid-Liquid Ext. Carbon, Total Organic SW9060A Metals by ICP-MS, Dissolved SW6020 Metals by ICP-MS, Total SW6020 8260-Volatile Organic Compounds-Short List SW8260B EDB in Water by ECD SW8011 Gasoline Range Organics SW8015C Diesel Range Organics SW8015C Headspace Gas Analysis SW8015M Semi-Volatile Organic Compounds, Extended List SW8270C SW8011 Microextraction
B22021627-002	ERH2564 (Trip Blank)-14833	02/22/22 13:20	02/24/2022	Trip Blank	8260-Volatile Organic Compounds-Short List SW8260B
B22021627-003	ERH2564 (Trip Blank)-14754	02/22/22 13:20	02/24/2022	Trip Blank	Gasoline Range Organics SW8015C
B22021627-004	ERH2564 (Trip Blank)-14733	02/22/22 13:20	02/24/2022	Trip Blank	EDB in Water by ECD SW8011 SW8011 Microextraction
B22021627-005	ERH2564 (Trip Blank)-14808	02/22/22 13:20	02/24/2022	Trip Blank	Headspace Gas Analysis SW8015M

ANALYTICAL SUMMARY REPORT

B22021627-006	ERH2569 (Sump Adit 3)	02/22/22 15:10	02/24/2022	Ground Water	Metals Digestion by SW3010A DRO-Liquid-Liquid Extraction SW3520C Low Level PAH by 8270C SIM SW8270CSIM Separatory Funnel SW3510C Liquid-Liquid Ext. Carbon, Total Organic SW9060A Metals by ICP-MS, Dissolved SW6020 Metals by ICP-MS, Total SW6020 8260-Volatile Organic Compounds-Short List SW8260B EDB in Water by ECD SW8011 Gasoline Range Organics SW8015C Diesel Range Organics SW8015C Headspace Gas Analysis SW8015M Semi-Volatile Organic Compounds, Extended List SW8270C SW8011 Microextraction
B22021627-007	ERH 2568 (Trip Blank)-14525	02/22/22 15:10	02/24/2022	Trip Blank	8260-Volatile Organic Compounds-Short List SW8260B
B22021627-008	ERH 2568 (Trip Blank)-14754	02/22/22 15:10	02/24/2022	Trip Blank	Gasoline Range Organics SW8015C
B22021627-009	ERH 2568 (Trip Blank)-14733	02/22/22 15:10	02/24/2022	Trip Blank	EDB in Water by ECD SW8011 SW8011 Microextraction
B22021627-010	ERH 2568 (Trip Blank)-14732	02/22/22 15:10	02/24/2022	Trip Blank	Headspace Gas Analysis SW8015M
B22021627-011	ERH2567 (RHMW2254-01 Low-flow)	02/22/22 13:45	02/24/2022	Ground Water	Metals Digestion by SW3010A DRO-Liquid-Liquid Extraction SW3520C Low Level PAH by 8270C SIM SW8270CSIM Separatory Funnel SW3510C Liquid-Liquid Ext. Carbon, Total Organic SW9060A Metals by ICP-MS, Dissolved SW6020 Metals by ICP-MS, Total SW6020 8260-Volatile Organic Compounds-Short List SW8260B EDB in Water by ECD SW8011 Gasoline Range Organics SW8015C Diesel Range Organics SW8015C Headspace Gas Analysis SW8015M Semi-Volatile Organic Compounds, Extended List SW8270C SW8011 Microextraction
B22021627-012	ERH2566 (Trip Blank)-14833	02/22/22 13:45	02/24/2022	Trip Blank	8260-Volatile Organic Compounds-Short List SW8260B

ANALYTICAL SUMMARY REPORT

B22021627-013	ERH2566 (Trip Blank)-14754	02/22/22 13:45	02/24/2022	Trip Blank	Gasoline Range Organics SW8015C
B22021627-014	ERH2566 (Trip Blank)-14833	02/22/22 13:45	02/24/2022	Trip Blank	EDB in Water by ECD SW8011 SW8011 Microextraction
B22021627-015	ERH2566 (Trip Blank)-14732	02/22/22 13:45	02/24/2022	Trip Blank	Headspace Gas Analysis SW8015M

The analyses presented in this report were performed by Energy Laboratories, Inc., 1120 S 27th St., Billings, MT 59101, unless otherwise noted. Any exceptions or problems with the analyses are noted in the report package. Any issues encountered during sample receipt are documented in the Work Order Receipt Checklist.

The results as reported relate only to the item(s) submitted for testing. This report shall be used or copied only in its entirety. Energy Laboratories, Inc. is not responsible for the consequences arising from the use of a partial report.

If you have any questions regarding these test results, please contact your Project Manager.

Report Approved By:

Quality Assurance Manager

Digitally signed by
Leigh Ann. Wise
Date: 2022.03.08 18:45:17 -07:00

CLIENT: AECOM - Honolulu
Project: CV18F0126, 60571032.02.46.01
Work Order: B22021627
Report Date: 3/8/2022

CASE NARRATIVE

General Comments:

For any question please contact your Project Manager at (406) 252-6325 or billingspm@energylab.com.

All analyses have been performed in accordance with DOD QSM Version 5.3 unless otherwise noted below. The specific methodologies used in obtaining the enclosed analytical results are indicated on the Analytical Summary Report and the Laboratory Analytical Report. The samples were received at the appropriate temperature and in accordance with the chain of custody unless otherwise noted in the Work Order Receipt Checklist.

The tests listed below are accredited and meet the requirements of DoD QSM Version 5.3 as verified by ANSI-ASQ National Accreditation Board (ANAB) certificate number ADE-2588. Exceptions to this require client authorization and records documenting this approval are attached in the Sample Management Records. Accreditation may not be offered or required for all methods and analytes reported in this package. Refer to the certificate and scope of accreditation located at https://www.energylab.com/whyus/certifications-quality-control/ or contact your project manager.

Tests for Total Organic Carbon by SW9060A associated with analyst identified as ELI-CA were subcontracted to Energy Laboratories, PO Box 247, Casper, WY, EPA Number WY00002.

Project specific matrix quality control samples may not be reported if site specific samples were not submitted. Matrix quality control samples were performed on project samples where adequate volume was available. All quality control measures met criteria unless otherwise noted in the Analytical QC Exceptions report and in the Analysis Specific Comments below. Where available, sample management records are attached.

The Stage 4 Validation Package includes data reports for all analyses associated with the instrument calibration, quality control (QC) sample analysis, and sample analysis. All analytical data is within method specifications except as noted in the Analytical QC Exceptions report or the Analysis Specific Comments below. The analytical report identifies preparation batch and analytical run IDs associated with each result for a sample. Only the raw data associated with the parameters listed on this report should be validated.

Analysis Specific Comments:

An Analytical QC Exceptions Report has been attached, summarizing all qualified QC results. Where qualified, an analyte exceeded quality control limits, but was not detected in the associated sample(s).

EPA Method 8260B:

Sample ERH2569 (Sump Adit 3) (B22021627-006) had a slightly high recovery for surrogate 1,2-Dichloroethane-d4. This recovery was above the QSM 5.3 recovery limits but within EPA 8260B method defined limits. Re-analysis of a second vial produced similar results.

EPA Method 8270C:

B22021627-011: Insufficient sample was available to perform a re-extraction for low surrogate recovery on 2-Fluorobiphenyl.

ENERGY LABORATORIES
Trust our People. Trust our Data.

Chain of Custody & Analytical Request Record

COC # 202202-25NOI

www.energylab.com

DoD Samples Page 1 of 1

Account Information (Billing information)

Company/Name	AECOM
Contact	Alethea Ramos / Margie Pascua
Phone	808-529-7283 / 808-356-5373
Mailing Address	1001 Bishop St., Suite 1600
City, State, Zip	Honolulu, Hawaii 96813
Email	alethea ramos / margie.pascua@aecom.com
Receive Invoice	☐Hard Copy ☒Email
Receive Report	☐Hard Copy ☒Email
Purchase Order	N/A
Quote	N/A
Bottle Order	N/A

Report Information (if different than Account Information)

Company/Name	AECOM
Contact	see Account information
Phone	
Mailing Address	
City, State, Zip	
Email	USAPImaging@aecom com
Receive Report	☐Hard Copy ☒Email

Special Report/Formats: ☒ LEVEL IV ☐NELAC ☒ EDD/EDT (contact laboratory) ☐ Other

Comments

1 Project performed under DoD QSM.
2. TPH-d/o needs 3520 extraction
3. Preliminary data (or Level 1) in 1-2 business days; Level IV report in 10 working days
4. Note. NOI log is separate from other COC's.
5. *SVOC/VOC (full suite), PAH SIM (naphthalene, 1-methylnaphthalene, 2-methylnaphthlene)

Project Information

Project Name, PWSID, Permit, etc.	CV18F0126, 60571032.02.46.01
Sampler Name	MY, NL, KL
Sampler Phone	808-349-4738
Sample Origin State	Hawaii
EPA/State Compliance	☐ Yes ☒ No

The following tests will be subcontracted to other certified laboratories as shown. Signing this COC is authorization to subcontract the analyses as indicated.

Analysis	Subcontract Lab
TOC	Energy Laboratories Inc., Casper

Matrix Codes

A - Air
W - Water
S - Soils/Solids
V - Vegetation
B - Bioassay
O - Oil
DW - Drinking Water

All turnaround times are standard unless marked as RUSH.
Energy Laboratories MUST be contacted prior to RUSH sample submittal for charges and scheduling – See Instructions Page

	Sample Identification (Name, Location, Interval, etc.)	Collection Date	Collection Time	Number of Containers	Matrix (See Codes Above)	8260 VOC's (Full Suite) + DCA* [40ml VOA w/HCL]	8015 TPH-g [40ml VOA w/ HCL]	RSK175 Methane [40ml VOA w/H2SO4]	8011 EDB [40ml VOA w/HCL]	SVOCs (full suite+Nap, 1-2-Methylnap) by 8270DSIM*	EPA 3630/8015 TPH-d/o +SGC [1-L AG w/H2SO4]	EPA 9060 TOC [250ml AG w/ H3PO4]	EPA 6020 Total Lead [250ml HDPE w/HNO3]	EPA 6020 Diss. Lead [250ml HDPE w/HNO3] (field Filtered)	See Attached	RUSH TAT	
1	ERH2565 (RHMW2254-01 Bailer)	02/22/2022	0920	19	GW	✔	✔	✔	✔	✔	✔	✔	✔	✔		X	B22021627-001
2	ERH 2564 (Trip Blank)	02/22/2022	0850	8	WQ	✔	✔	✔	✔							X	-002, -003-004-005
3																	
4	TB(8260) -14833	2															-002
5	TB(GRO) -14754	2															-003
6	TB(8011) -14733	2															-004
7	TB(Methane) -14808	2	4W	2/24/22													-005
8	TB2/24/22																
9																	

ELI is REQUIRED to provide preservative traceability. If the preservatives supplied with the bottle order were **NOT** used, please attach your preservative information with this COC.

Custody Record MUST be signed	Relinquished by (print)	Date/Time	Signature	Received by (print)	Date/Time	Signature
	Alex Edmonds	2/22/22 1515				
	Relinquished by (print)	Date/Time	Signature	Received by Laboratory (print)	Date/Time	Signature
				Taylor Binns	2/24/22 1140	

LABORATORY USE ONLY

Shipped By	Cooler ID(s)	Custody Seals Y N C B	Intact Y N	Receipt Temp	Temp Blank Y N	On Ice Y N	Payment Type CC Cash Check	Amount $	Receipt Number (cash/check only)
				0.1 °C	(Y) N	(Y) N			

In certain circumstances, samples submitted to Energy Laboratories, Inc. may be subcontracted to other certified laboratories in order to complete the analysis requested. This serves as notice of this possibility. All subcontracted data will be clearly notated on your analytical report.

ENERGY LABORATORIES
Trust our People. Trust our Data.

Chain of Custody & Analytical Request Record

COC # 202202-27NOI

www.energylab.com

DoD Samples Page 1 of 1

Account Information (Billing information)

Company/Name	AECOM
Contact	Alethea Ramos / Margie Pascua
Phone	808-529-7283 / 808-356-5373
Mailing Address	1001 Bishop St., Suite 1600
City, State, Zip	Honolulu, Hawaii 96813
Email	alethea ramos / margie.pascua@aecom.com
Receive Invoice	☐Hard Copy ☒Email
Receive Report	☐Hard Copy ☒Email
Purchase Order	N/A
Quote	N/A
Bottle Order	N/A

Report Information (If different than Account Information)

Company/Name	AECOM
Contact	see Account information
Phone	
Mailing Address	
City, State, Zip	
Email	USAPimaging@aecom.com
Receive Report	☐Hard Copy ☒Email

Special Report/Formats: ☒ LEVEL IV ☐NELAC ☒ EDD/EDT (contact laboratory) ☐ Other_____

Comments

1 Project performed under DoD QSM.
2 TPH-d/o needs 3520 extraction.
3 Preliminary data (or Level 1) in 1-2 business days; Level IV report in 10 working days.
4 Note NOI log is separate from other COC's.
5 *SVOC/VOC (full suite), PAH SIM (naphthalene, 1-methylnaphthalene, 2-methylnaphthlene)

Project Information

Project Name, PWSID, Permit, etc.	CV18F0126, 60571032.02.46.01
Sampler Name	Nicolette Lawler
Sampler Phone	9168356425
Sample Origin State	Hawaii
EPA/State Compliance	☐ Yes ☒ No

The following tests will be subcontracted to other certified laboratories as shown. Signing this COC is authorization to subcontract the analyses as indicated.

Analysis	Subcontract Lab
TOC	Energy Laboratories Inc., Casper

Matrix Codes

A - Air
W - Water
S - Soils/Solids
V - Vegetation
B - Bioassay
O - Oil
DW - Drinking Water

All turnaround times are standard unless marked as RUSH.
Energy Laboratories MUST be contacted prior to RUSH sample submittal for charges and scheduling – See Instructions Page

	Sample Identification (Name, Location, Interval, etc.)	Collection Date	Collection Time	Number of Containers	Matrix (See Codes Above)	8260 VOC's (Full Suite) + DCA* [40ml VOA w/HCL]	8015 TPH-g [40ml VOA w/ HCL]	RSK175 Methane [40ml VOA w/H2SO4]	8011 EDB [40ml VOA w/HCL]	SVOCs (full suite+Nap, 1-2-Methylnap) by 8270SIM*	EPA 3630/8015 TPH-d/o +SGC [1-L AG w/H2SO4]	EPA 9060 TOC [250ml AG w/ H3PO4]	EPA 6020 Total Lead [250ml HDPE w/HNO3]	EPA 6020 Diss. Lead [250ml HDPE w/HNO3] (field Filtered)	See Attached	RUSH TAT	ELI LAB ID (Laboratory Use Only)
1	ERH2569 (Sump Adit 3)	02/22/2022	11:10	19	GW	✔	✔	✔	✔	✔	✔	✔	✔	✔		X	B22021627-005
2	ERH 2568 (Trip Blank)	02/22/2022	10:45	8	WQ	✔	✔	✔	✔							X	~~006~~ ~~007~~ ~~008~~ ~~009~~ TB 2/24 kc
3																	
4	TB (8260) - 14525	2															-007 ~~006~~
5	TB (GRO) - 14754	2		2/22/22													~~008~~ -007
6	TB (8011) - 14733	2			DE												-009 ~~008~~
7	TB (Methane) - 14732 TB 2/24/22	2															-010 ~~009~~
8																	
9																	

ELI is REQUIRED to provide preservative traceability. If the preservatives supplied with the bottle order were **NOT** used, please attach your preservative information with this COC.

Custody Record MUST be signed	Relinquished by (print)	Date/Time	Signature	Received by (print)	Date/Time	Signature
	Diana Escobar	2/22/22 1615				
	Relinquished by (print)	Date/Time	Signature	Received by Laboratory (print)	Date/Time	Signature
				Richard SLJ	2/24/22 11:40	

LABORATORY USE ONLY

Shipped By	Cooler ID(s)	Custody Seals Y N C B	Intact Y N	Receipt Temp °C	Temp Blank Y N	On Ice Y N	Payment Type CC Cash Check_____	Amount $	Receipt Number (cash/check only)
				0.1	Y N	Y N			

In certain circumstances, samples submitted to Energy Laboratories, Inc. may be subcontracted to other certified laboratories in order to complete the analysis requested. This serves as notice of this possibility. All subcontracted data will be clearly notated on your analytical report.

QC Form

Sample ID/Well Number: SumpAdit 3 / ERH 2568 / ERH 2569

1. QC SIGN/DATE: 2/21/22 Diana Escobar

2. QC SIGN/DATE: 2/21/22

3. QC SIGN/DATE 2/22/22 Diana Escobar

Analysis	Container	Preservative	Bottle Count	ERH # from Label	1. QC Prep. kit	2. QC Field Samples	3. QC Packing
VOCs (Full Suite) + DCA by 8260 +TPG-g by 8015	40mL VOAs	HCl	6	ERH 2569	✓	6	✓
Methane by RSK175	40mL VOAs	H2SO4	2	ERH 2569	✓	2	✓
EDB by 8011	40mL VOAs	HCl	3	ERH 2569	✓	3	
SVOCs (full suite + Nap, 1-2 Methylnap) by 8270DSIM	1L amber glass	UNPRESERVED	2	ERH 2569	✓	2	✓
TPH d/o	1L amber glass	H2SO4	2	ERH 2569	✓	2	✓
Total Organic Carbon by EPA 9060	250 mL amber glass	H3PO4	2	ERH 2569	✓	2	✓
Total Lead by EPA 6020	250 mL plastic	HNO3	1	ERH 2569	✓	1	
Dissolved Lead by EPA 6020 (field filtered)	250 mL plastic	HNO3	1	ERH 2569	✓	1	
TRIP BLANKS							
VOCs, TPH-G	40-mL VOA	HCl	4	ERH 2568	✓	4	✓
EDB	40-mL VOA	HCl	2	ERH 2568	✓	2	✓
Methane	40-mL VOA	H2SO4	2	ERH 2568	✓	2	✓

Comments:

ALL VOAs CHECKED FOR BUBBLES? (Y)/ N is bubble smaller than a pea-size? (Y)/ N; if No, please bring to one of the Lead's attention. *TB 8011 (1 bottle)

FILTER INSIDE COOLERS? (Y)/N

ADDITIONAL PLASTIC BAGS? (Y)/ N

CUSTODY SEAL INCLUDED? (Y)/ N

LIST LABS TO SEND SAMPLES: ENERGY

***** Keep the form attached to the inside top of cooler*****

* Removed TB #14833 bubble bigger than a pea-size.

* New TB #14525

ENERGY LABORATORIES
Trust our People. Trust our Data.

Chain of Custody & Analytical Request Record

www.energylab.com

COC #202202-26NOI

DoD Samples Page 1 of 1

Account Information (Billing information)

Company/Name	AECOM
Contact	Alethea Ramos / Margie Pascua
Phone	808-529-7283 / 808-356-5373
Mailing Address	1001 Bishop St., Suite 1600
City, State, Zip	Honolulu, Hawaii 96813
Email	alethea.ramos / margie.pascua@aecom.com
Receive Invoice	☐Hard Copy ☒Email
Receive Report	☐Hard Copy ☒Email
Purchase Order	N/A
Quote	N/A
Bottle Order	N/A

Report Information (if different than Account Information)

Company/Name	AECOM
Contact	see Account information
Phone	
Mailing Address	
City, State, Zip	
Email	USAPimaging@aecom.com
Receive Report	☐Hard Copy ☒Email
Special Report/Formats:	☒ LEVEL IV ☐NELAC ☒ EDD/EDT (contact laboratory) ☐ Other

Comments

1. Project performed under DoD QSM
2. TPH-d/o needs 3520 extraction.
3. Preliminary data (or Level 1) in 1-2 business days; Level IV report in 10 working days.
4. Note: NOI log is separate from other COC's.
5 *SVOC/VOC (full suite); PAH SIM (naphthalene, 1-methylnaphthalene, 2-methylnaphthlene)

Project Information

Project Name, PWSID, Permit, etc.	CV18F0126, 60571032.02.46.01
Sampler Name	Kevin Lee
Sampler Phone	808-636-3319
Sample Origin State	Hawaii
EPA/State Compliance	☐ Yes ☒ No

The following tests will be subcontracted to other certified laboratories as shown. Signing this COC is authorization to subcontract the analyses as indicated.

Analysis	Subcontract Lab
TOC	Energy Laboratories Inc., Casper

Matrix Codes

A - Air
W - Water
S - Soils/Solids
V - Vegetation
B - Bioassay
O - Oil
DW - Drinking Water

All turnaround times are standard unless marked as RUSH

Energy Laboratories MUST be contacted prior to RUSH sample submittal for charges and scheduling – See Instructions Page

Analysis Requested

#	Sample Identification (Name, Location, Interval, etc.)	Collection Date	Collection Time	Number of Containers	Matrix (See Codes Above)	8260 VOC's (Full Suite) + DCA* [40ml VOA w/HCL]	8015 TPH-g [40ml VOA w/HCL]	RSK175 Methane [40ml VOA w/H2SO4]	8011 EDB [40ml VOA w/HCL]	SVOCs (full suite+Nap, 1-2-Methylnap) by 8270DSIM*	EPA 3630/8015 TPH-d/o +SGC [1-L AG w/H2SO4]	EPA 9060 TOC [250ml AG w/H3PO4]	EPA 6020 Total Lead [250ml HDPE w/HNO3]	EPA 6020 Diss. Lead [250ml HDPE w/HNO3] (field Filtered)	See Attached	RUSH TAT	ELI LAB ID Laboratory Use Only
1	ERH2567 (RHMW2254-01 Low-flow)	02/22/2022	0945	19	GW	✔	✔	✔	✔	✔	✔	✔	✔	✔		X	B2202 1627-011
2	ERH 2566 (Trip Blank)	02/22/2022	0910	8	WQ	✔	✔	✔	✔							X	-012-013 -014-015
3	TB (8260) - 14833	2															-012
4	TB (GRO) - 14754	2															-013
5	TB (8011) - 14833	2															-014
6	TB (Methane) - 14732	2	UW 2/22/22														-015
7	TB 2/24/22																
8																	
9																	

ELI is REQUIRED to provide preservative traceability. If the preservatives supplied with the bottle order were **NOT** used, please attach your preservative information with this COC.

Custody Record MUST be signed	Relinquished by (print)	Date/Time	Signature	Received by (print)	Date/Time	Signature
	Alex Edmonds	2/22/22 1575	[signature]			
	Relinquished by (print)	Date/Time	Signature	Received by Laboratory (print)	Date/Time	Signature
				Jay Jorborris	2/24/22 1140	[signature]

LABORATORY USE ONLY

Shipped By	Cooler ID(s)	Custody Seals	Intact	Receipt Temp	Temp Blank	On Ice	Payment Type	Amount	Receipt Number (cash/check only)
		Y N C B	Y N	0.2 °C	Y N	Y N	CC Cash Check	$	

In certain circumstances, samples submitted to Energy Laboratories, Inc. may be subcontracted to other certified laboratories in order to complete the analysis requested. This serves as notice of this possibility. All subcontracted data will be clearly notated on your analytical report.

Work Order Receipt Checklist

AECOM - Honolulu

B22021627

Login completed by:

Date Received: 2/24/2022

Reviewed by: BL2000\gmccartney

Received by: tkb

Reviewed Date: 3/1/2022

Carrier name: FedEx

Shipping container/cooler in good condition?	Yes ☑	No ☐	Not Present ☐
Custody seals intact on all shipping container(s)/cooler(s)?	Yes ☑	No ☐	Not Present ☐
Custody seals intact on all sample bottles?	Yes ☑	No ☐	Not Present ☐
Chain of custody present?	Yes ☑	No ☐	
Chain of custody signed when relinquished and received?	Yes ☑	No ☐	
Chain of custody agrees with sample labels?	Yes ☑	No ☐	
Samples in proper container/bottle?	Yes ☑	No ☐	
Sample containers intact?	Yes ☑	No ☐	
Sufficient sample volume for indicated test?	Yes ☑	No ☐	
All samples received within holding time? (Exclude analyses that are considered field parameters such as pH, DO, Res Cl, Sulfite, Ferrous Iron, etc.)	Yes ☑	No ☐	
Temp Blank received in all shipping container(s)/cooler(s)?	Yes ☑	No ☐	Not Applicable ☐
Container/Temp Blank temperature:	°C On Ice		
Water - VOA vials have zero headspace?	Yes ☑	No ☐	Not Applicable ☐
Water - pH acceptable upon receipt?	Yes ☑	No ☐	Not Applicable ☐

Standard Reporting Procedures:

Lab measurement of analytes considered field parameters that require analysis within 15 minutes of sampling such as pH, Dissolved Oxygen and Residual Chlorine, are qualified as being analyzed outside of recommended holding time.

Solid/soil samples are reported on a wet weight basis (as received) unless specifically indicated. If moisture corrected, data units are typically noted as –dry. For agricultural and mining soil parameters/characteristics, all samples are dried and ground prior to sample analysis.

Contact and Corrective Action Comments:

The Temperature Blank temperature for shipping container 1 was 0.1°C, shipping container 2 was 0.1°C, shipping container 3 was 0.2°C.

The collection time indicated on the Chain of Custody for all samples is in Hawaii-Aleutian Standard Time. The collection time has been converted (+4 Hours) to Mountain Standard Time.

Additional Received By:
Richard L. Shular
Taylor K. Burris
The shipping containers are processed by multiple sample receiving personel. Reference each Chain of Custody for the individual received by signature.

Qualifiers and Abbreviations

Qualifier	Qualifier Description
##	Limit of Quantitation (LOQ) for this analyte exceeds the Maximum Contaminant Level (MCL)
*	Result exceeds the Maximum Contaminant Level (MCL)
A	The analyte level was greater than four times the spike level - in accordance with the method, percent recovery is not calculated
B	Analyte detected in the method blank
C	Continuing calibration verification was outside of the quality control advisory limits
D	Limit of Quantitation (LOQ) increased due to sample matrix
E	Estimated value - result exceeds the instrument upper quantitation limit
H	Analysis performed past the method holding time
J	The reported result is an estimated value
L	Lowest Limit of Quantitation (LOQ) available for the analytical method used
N	Analyte concentration was not sufficiently high to calculate a Relative Percent Difference (RPD) for the serial dilution test
O	Diluted out
P	Poor method performance - method validations have shown no recoveries at low concentrations or method performance was erratic
Q	Values reported below the Limit of Quantitation (LOQ) are statistically invalid
R	Relative Percent Difference (RPD) exceeds advisory limit
S	Spike recovery outside of advisory limits
T	Analyte detected in the associated trip blank
U	Not detected at the Limit of Detection (LOD)
V	The RPD value for this duplicate represents the RER value and the RPDLimit of 2 is the RER upper limit.

Qualifiers and Abbreviations

Abbreviation

Reporting	Explanation of Abbreviation
DF	Dilution Factor
DL	Detection Limit
LOD	Limit of Detection
LOQ	Limit of Quantitation
MCL	Maximum Contaminant Level
MDC	Minimum Detectable Concentration
ND	Not detected at the Limit of Quantitaton (LOQ)
RBSL	Risk-Based Screening Levels
REC	Recovery
RER	Relative Error Ratio
RPD	Relative Percent Difference
SPK	Spike

Sample Types	Explanation of Abbreviation
CCB	Continuing Calibration Blank
CCV	Continuing Calibration Verification Standard
DUP	Sample Duplicate
ICSA	Interference Check Sample A
ICSAB	Interference Check Sample AB
ICV	Initial Calibration Verification Standard
LCS	Laboratory Control Sample
LCSD	Laboratory Control Sample Duplicate
LFB	Laboratory Fortified Blank
LRB	Laboratory Reagent Blank
MBLK	Method Blank
MS	Sample Matrix Spike
MSD	Sample Matrix Spike Duplicate
PDS	Post Digestion/Distillation Spike
QCS	Quality Control Sample
SD	Serial Dilution
SRM	Standard Reference Material

LABORATORY ANALYTICAL REPORT

Prepared by Billings, MT Branch

Client: AECOM - Honolulu
Client Sample ID: ERH2565 (RHMW2254-01 Bailer)
Project: CV18F0126, 60571032.02.46.01
Matrix: Ground Water

Lab ID: B22021627-001
Collection Date: 02/22/2022 13:20
Date Received: 02/24/2022
Report Date: 03/08/2022

Analyses	Result	Units	DF	Qual	LOQ	LOD	DL	MCL	Method	Analysis Date / By	RunID : Run Order	BatchID
LOW LEVEL PAH BY 8270C SIM												
1-Methylnaphthalene	ND	ug/L	1	U	0.10	0.048	0.020		SW8270CSIM	03/3/2022 18:24/jph	SV5975.I_220303A : 7	164073
2-Methylnaphthalene	0.053	ug/L	1	J	0.10	0.048	0.017		SW8270CSIM	03/3/2022 18:24/jph	SV5975.I_220303A : 7	164073
Acenaphthene	0.032	ug/L	1	J	0.10	0.048	0.030		SW8270CSIM	03/3/2022 18:24/jph	SV5975.I_220303A : 7	164073
Acenaphthylene	ND	ug/L	1	U	0.10	0.048	0.024		SW8270CSIM	03/3/2022 18:24/jph	SV5975.I_220303A : 7	164073
Anthracene	0.063	ug/L	1	J	0.10	0.048	0.027		SW8270CSIM	03/3/2022 18:24/jph	SV5975.I_220303A : 7	164073
Benzo(a)anthracene	ND	ug/L	1	U	0.10	0.048	0.026		SW8270CSIM	03/3/2022 18:24/jph	SV5975.I_220303A : 7	164073
Benzo(a)pyrene	ND	ug/L	1	U	0.10	0.048	0.033		SW8270CSIM	03/3/2022 18:24/jph	SV5975.I_220303A : 7	164073
Benzo(b)fluoranthene	ND	ug/L	1	U	0.10	0.048	0.022		SW8270CSIM	03/3/2022 18:24/jph	SV5975.I_220303A : 7	164073
Benzo(g,h,i)perylene	ND	ug/L	1	U	0.10	0.048	0.026		SW8270CSIM	03/3/2022 18:24/jph	SV5975.I_220303A : 7	164073
Benzo(k)fluoranthene	ND	ug/L	1	U	0.10	0.048	0.028		SW8270CSIM	03/3/2022 18:24/jph	SV5975.I_220303A : 7	164073
Chrysene	ND	ug/L	1	U	0.10	0.048	0.044		SW8270CSIM	03/3/2022 18:24/jph	SV5975.I_220303A : 7	164073
Dibenzo(a,h)anthracene	ND	ug/L	1	U	0.10	0.048	0.035		SW8270CSIM	03/3/2022 18:24/jph	SV5975.I_220303A : 7	164073
Fluoranthene	0.063	ug/L	1	J	0.10	0.048	0.022		SW8270CSIM	03/3/2022 18:24/jph	SV5975.I_220303A : 7	164073
Fluorene	0.078	ug/L	1	J	0.10	0.048	0.022		SW8270CSIM	03/3/2022 18:24/jph	SV5975.I_220303A : 7	164073
Indeno(1,2,3-cd)pyrene	ND	ug/L	1	U	0.10	0.048	0.047		SW8270CSIM	03/3/2022 18:24/jph	SV5975.I_220303A : 7	164073
Naphthalene	0.048	ug/L	1	J	0.10	0.048	0.028		SW8270CSIM	03/3/2022 18:24/jph	SV5975.I_220303A : 7	164073
Phenanthrene	0.057	ug/L	1	J	0.10	0.048	0.028		SW8270CSIM	03/3/2022 18:24/jph	SV5975.I_220303A : 7	164073
Pyrene	0.044	ug/L	1	J	0.10	0.048	0.023		SW8270CSIM	03/3/2022 18:24/jph	SV5975.I_220303A : 7	164073
AGGREGATE ORGANICS												
Organic Carbon, Total (TOC) - TOC Range is 0.3 to 0.3	0.32	mg/L	1	J	0.50	0.50	0.17		SW9060A	03/1/2022 16:38/eli-ca	SUB-C280105 : 4	C_R280105
METALS, DISSOLVED												
Lead	0.00004	mg/L	1	J	0.001	0.00005	0.00003		SW6020	03/1/2022 15:41/car	ICPMS207-B_220301B : 36	R375488
METALS, TOTAL												
Lead	0.00022	mg/L	1	J	0.001	0.0001	0.00005		SW6020	03/1/2022 16:12/car	ICPMS207-B_220301B : 41	164029
VOLATILE ORGANIC COMPOUNDS												
Benzene	ND	ug/L	1	U	1.0	0.20	0.091		SW8260B	02/25/2022 14:52/msc	VOA5975C.I_220225A : 8	R375412
Bromobenzene	ND	ug/L	1	U	1.0	0.20	0.083		SW8260B	02/25/2022 14:52/msc	VOA5975C.I_220225A : 8	R375412
Bromochloromethane	ND	ug/L	1	U	1.0	0.50	0.14		SW8260B	02/25/2022 14:52/msc	VOA5975C.I_220225A : 8	R375412
Bromodichloromethane	ND	ug/L	1	U	1.0	0.25	0.12		SW8260B	02/25/2022 14:52/msc	VOA5975C.I_220225A : 8	R375412
Bromoform	ND	ug/L	1	U	1.0	0.25	0.12		SW8260B	02/25/2022 14:52/msc	VOA5975C.I_220225A : 8	R375412
Carbon tetrachloride	ND	ug/L	1	U	1.0	0.50	0.14		SW8260B	02/25/2022 14:52/msc	VOA5975C.I_220225A : 8	R375412
Chlorobenzene	ND	ug/L	1	U	1.0	0.20	0.091		SW8260B	02/25/2022 14:52/msc	VOA5975C.I_220225A : 8	R375412
Chlorodibromomethane	ND	ug/L	1	U	1.0	0.20	0.084		SW8260B	02/25/2022 14:52/msc	VOA5975C.I_220225A : 8	R375412
Chloroethane	ND	ug/L	1	U	1.0	0.50	0.17		SW8260B	02/25/2022 14:52/msc	VOA5975C.I_220225A : 8	R375412
Chloroform	ND	ug/L	1	U	1.0	0.20	0.079		SW8260B	02/25/2022 14:52/msc	VOA5975C.I_220225A : 8	R375412
Chloromethane	ND	ug/L	1	U	1.0	0.50	0.16		SW8260B	02/25/2022 14:52/msc	VOA5975C.I_220225A : 8	R375412

LABORATORY ANALYTICAL REPORT

Prepared by Billings, MT Branch

Client: AECOM - Honolulu
Client Sample ID: ERH2565 (RHMW2254-01 Bailer)
Project: CV18F0126, 60571032.02.46.01
Matrix: Ground Water

Lab ID: B22021627-001
Collection Date: 02/22/2022 13:20
Date Received: 02/24/2022
Report Date: 03/08/2022

Analyses	Result	Units	DF	Qual	LOQ	LOD	DL	MCL	Method	Analysis Date / By	RunID : Run Order	BatchID
VOLATILE ORGANIC COMPOUNDS												
1,2-Dibromoethane	ND	ug/L	1	U	1.0	0.20	0.092		SW8260B	02/25/2022 14:52/msc	VOA5975C.I_220225A : 8	R375412
2-Chlorotoluene	ND	ug/L	1	U	1.0	0.20	0.088		SW8260B	02/25/2022 14:52/msc	VOA5975C.I_220225A : 8	R375412
4-Chlorotoluene	ND	ug/L	1	U	1.0	0.20	0.073		SW8260B	02/25/2022 14:52/msc	VOA5975C.I_220225A : 8	R375412
Dibromomethane	ND	ug/L	1	U	1.0	0.50	0.15		SW8260B	02/25/2022 14:52/msc	VOA5975C.I_220225A : 8	R375412
1,2-Dichlorobenzene	ND	ug/L	1	U	1.0	0.20	0.075		SW8260B	02/25/2022 14:52/msc	VOA5975C.I_220225A : 8	R375412
1,3-Dichlorobenzene	ND	ug/L	1	U	1.0	0.20	0.080		SW8260B	02/25/2022 14:52/msc	VOA5975C.I_220225A : 8	R375412
1,4-Dichlorobenzene	ND	ug/L	1	U	1.0	0.20	0.086		SW8260B	02/25/2022 14:52/msc	VOA5975C.I_220225A : 8	R375412
Dichlorodifluoromethane	ND	ug/L	1	U	1.0	0.50	0.18		SW8260B	02/25/2022 14:52/msc	VOA5975C.I_220225A : 8	R375412
1,1-Dichloroethane	ND	ug/L	1	U	1.0	0.50	0.14		SW8260B	02/25/2022 14:52/msc	VOA5975C.I_220225A : 8	R375412
1,2-Dichloroethane	ND	ug/L	1	U	1.0	0.25	0.12		SW8260B	02/25/2022 14:52/msc	VOA5975C.I_220225A : 8	R375412
1,1-Dichloroethene	ND	ug/L	1	U	1.0	0.50	0.14		SW8260B	02/25/2022 14:52/msc	VOA5975C.I_220225A : 8	R375412
cis-1,2-Dichloroethene	ND	ug/L	1	U	1.0	0.25	0.11		SW8260B	02/25/2022 14:52/msc	VOA5975C.I_220225A : 8	R375412
trans-1,2-Dichloroethene	ND	ug/L	1	U	1.0	0.25	0.12		SW8260B	02/25/2022 14:52/msc	VOA5975C.I_220225A : 8	R375412
1,2-Dichloropropane	ND	ug/L	1	U	1.0	0.20	0.085		SW8260B	02/25/2022 14:52/msc	VOA5975C.I_220225A : 8	R375412
1,3-Dichloropropane	ND	ug/L	1	U	1.0	0.20	0.079		SW8260B	02/25/2022 14:52/msc	VOA5975C.I_220225A : 8	R375412
2,2-Dichloropropane	ND	ug/L	1	U	1.0	0.50	0.19		SW8260B	02/25/2022 14:52/msc	VOA5975C.I_220225A : 8	R375412
1,1-Dichloropropene	ND	ug/L	1	U	1.0	0.20	0.083		SW8260B	02/25/2022 14:52/msc	VOA5975C.I_220225A : 8	R375412
cis-1,3-Dichloropropene	ND	ug/L	1	U	1.0	0.20	0.073		SW8260B	02/25/2022 14:52/msc	VOA5975C.I_220225A : 8	R375412
trans-1,3-Dichloropropene	ND	ug/L	1	U	1.0	0.20	0.085		SW8260B	02/25/2022 14:52/msc	VOA5975C.I_220225A : 8	R375412
Ethylbenzene	ND	ug/L	1	U	1.0	0.20	0.084		SW8260B	02/25/2022 14:52/msc	VOA5975C.I_220225A : 8	R375412
Methyl ethyl ketone	ND	ug/L	1	U	20	5.0	1.8		SW8260B	02/25/2022 14:52/msc	VOA5975C.I_220225A : 8	R375412
Methyl tert-butyl ether (MTBE)	ND	ug/L	1	U	1.0	0.25	0.10		SW8260B	02/25/2022 14:52/msc	VOA5975C.I_220225A : 8	R375412
Methylene chloride	ND	ug/L	1	U	1.0	0.50	0.34		SW8260B	02/25/2022 14:52/msc	VOA5975C.I_220225A : 8	R375412
Styrene	ND	ug/L	1	U	1.0	0.20	0.067		SW8260B	02/25/2022 14:52/msc	VOA5975C.I_220225A : 8	R375412
1,1,1,2-Tetrachloroethane	ND	ug/L	1	U	1.0	0.25	0.10		SW8260B	02/25/2022 14:52/msc	VOA5975C.I_220225A : 8	R375412
1,1,2,2-Tetrachloroethane	ND	ug/L	1	U	1.0	0.20	0.087		SW8260B	02/25/2022 14:52/msc	VOA5975C.I_220225A : 8	R375412
Tetrachloroethene	ND	ug/L	1	U	1.0	0.20	0.067		SW8260B	02/25/2022 14:52/msc	VOA5975C.I_220225A : 8	R375412
Toluene	ND	ug/L	1	UT	1.0	0.20	0.068		SW8260B	02/25/2022 14:52/msc	VOA5975C.I_220225A : 8	R375412
1,1,1-Trichloroethane	ND	ug/L	1	U	1.0	0.50	0.13		SW8260B	02/25/2022 14:52/msc	VOA5975C.I_220225A : 8	R375412
1,1,2-Trichloroethane	ND	ug/L	1	U	1.0	0.25	0.11		SW8260B	02/25/2022 14:52/msc	VOA5975C.I_220225A : 8	R375412
Trichloroethene	ND	ug/L	1	U	1.0	0.20	0.099		SW8260B	02/25/2022 14:52/msc	VOA5975C.I_220225A : 8	R375412
Trichlorofluoromethane	ND	ug/L	1	U	1.0	0.50	0.13		SW8260B	02/25/2022 14:52/msc	VOA5975C.I_220225A : 8	R375412
1,2,3-Trichloropropane	ND	ug/L	1	U	1.0	0.50	0.24		SW8260B	02/25/2022 14:52/msc	VOA5975C.I_220225A : 8	R375412
Vinyl chloride	ND	ug/L	1	U	1.0	0.50	0.15		SW8260B	02/25/2022 14:52/msc	VOA5975C.I_220225A : 8	R375412
m+p-Xylenes	ND	ug/L	1	U	1.0	0.50	0.15		SW8260B	02/25/2022 14:52/msc	VOA5975C.I_220225A : 8	R375412
o-Xylene	ND	ug/L	1	U	1.0	0.20	0.060		SW8260B	02/25/2022 14:52/msc	VOA5975C.I_220225A : 8	R375412
Xylenes, Total	ND	ug/L	1	U	1.0	0.50	0.15		SW8260B	02/25/2022 14:52/msc	VOA5975C.I_220225A : 8	R375412
Surr: Dibromofluoromethane	112.0	%REC	1		80-119				SW8260B	02/25/2022 14:52/msc	VOA5975C.I_220225A : 8	R375412
Surr: 1,2-Dichloroethane-d4	118.0	%REC	1		81-118				SW8260B	02/25/2022 14:52/msc	VOA5975C.I_220225A : 8	R375412

LABORATORY ANALYTICAL REPORT

Prepared by Billings, MT Branch

Client: AECOM - Honolulu
Client Sample ID: ERH2565 (RHMW2254-01 Bailer)
Project: CV18F0126, 60571032.02.46.01
Matrix: Ground Water

Lab ID: B22021627-001
Collection Date: 02/22/2022 13:20
Date Received: 02/24/2022
Report Date: 03/08/2022

Analyses	Result	Units	DF	Qual	LOQ	LOD	DL	MCL	Method	Analysis Date / By	RunID : Run Order	BatchID
VOLATILE ORGANIC COMPOUNDS												
Surr: Toluene-d8	106.0	%REC	1		89-112				SW8260B	02/25/2022 14:52/msc	VOA5975C.I_220225A : 8	R375412
Surr: p-Bromofluorobenzene	109.0	%REC	1		85-114				SW8260B	02/25/2022 14:52/msc	VOA5975C.I_220225A : 8	R375412
VOCS BY MICROEXTRACTION-ECD												
1,2-Dibromoethane	ND	ug/L	1	U	0.010	0.0049	0.0025		SW8011	02/25/2022 16:54/clt	GECD.I_220225A : 12	164037
Surr: 1,1,1,2-Tetrachloroethane	108.0	%REC	1		70-130				SW8011	02/25/2022 16:54/clt	GECD.I_220225A : 12	164037
PETROLEUM HYDROCARBONS-VOLATILE												
C6 to C10	ND	ug/L	1	U	20	8.7	2.0		SW8015C	02/25/2022 11:44/jp	VARIAN1_220225A : 5	R375235
Total Purgeable Hydrocarbons	13	ug/L	1	J	20	10	3.1		SW8015C	02/25/2022 11:44/jp	VARIAN1_220225A : 5	R375235
Surr: Trifluorotoluene	75.0	%REC	1		70-130				SW8015C	02/25/2022 11:44/jp	VARIAN1_220225A : 5	R375235
- Note 1: C6 to C10 is defined as all hydrocarbons eluting between 2-Methylpentane and 1,2,4-Trimethylbenzene.												
- Note 2: Total Purgeable Hydrocarbons are defined as the total hydrocarbon response regardless of elution time.												
PETROLEUM HYDROCARBONS-SEMI-VOLATILE												
Diesel Range Organics (C10 to C24)	0.049	mg/L	1	J	0.30	0.14	0.037		SW8015C	02/28/2022 15:37/amn	GCFID-HP5-B_220228A : 7	164025
Diesel Range Organics (SGT-C10 to C24)	ND	mg/L	1	U	0.30	0.11	0.027		SW8015C	03/1/2022 16:30/amn	GCFID-HP5-B_220301A : 6	164025
Oil Range Hydrocarbons (C24 to C40)	0.18	mg/L	1	J	0.30	0.14	0.084		SW8015C	02/28/2022 15:37/amn	GCFID-HP5-B_220228A : 7	164025
Oil Range Hydrocarbons (SGT-C24 to C40)	ND	mg/L	1	U	0.30	0.14	0.084		SW8015C	03/1/2022 16:30/amn	GCFID-HP5-B_220301A : 6	164025
Total Extractable Hydrocarbons	0.26	mg/L	1	J	0.30	0.14	0.071		SW8015C	02/28/2022 15:37/amn	GCFID-HP5-B_220228A : 7	164025
Total Extractable Hydrocarbons (SGT)	0.083	mg/L	1	J	0.30	0.11	0.034		SW8015C	03/1/2022 16:30/amn	GCFID-HP5-B_220301A : 6	164025
Surr: o-Terphenyl	90.0	%REC	1		56-125				SW8015C	02/28/2022 15:37/amn	GCFID-HP5-B_220228A : 7	164025
Surr: o-Terphenyl (SGT)	90.0	%REC	1		56-125				SW8015C	03/1/2022 16:30/amn	GCFID-HP5-B_220301A : 6	164025
Surr: n-Triacontane	91.0	%REC	1		50-150				SW8015C	02/28/2022 15:37/amn	GCFID-HP5-B_220228A : 7	164025
Surr: n-Triacontane (SGT)	88.0	%REC	1		50-150				SW8015C	03/1/2022 16:30/amn	GCFID-HP5-B_220301A : 6	164025
- Note: Total Extractable Hydrocarbons are defined as the total hydrocarbon responses regardless of elution time.												
ORGANIC CHARACTERISTICS												
Methane	ND	mg/L	1	U	0.0020	0.0012	0.00070		SW8015M	03/1/2022 10:11/jdw	FID-HEADSPACE_220301A : 5	R375386
SEMI-VOLATILE ORGANIC COMPOUNDS												
1,2,4-Trichlorobenzene	ND	ug/L	1	U	10	4.8	1.8		SW8270C	03/3/2022 19:10/dsm	SV5973N.I_220303A : 6	164073
1,2-Dichlorobenzene	ND	ug/L	1	U	10	4.8	1.9		SW8270C	03/3/2022 19:10/dsm	SV5973N.I_220303A : 6	164073
1,3-Dichlorobenzene	ND	ug/L	1	U	10	4.8	2.0		SW8270C	03/3/2022 19:10/dsm	SV5973N.I_220303A : 6	164073
1,4-Dichlorobenzene	ND	ug/L	1	U	10	4.8	1.9		SW8270C	03/3/2022 19:10/dsm	SV5973N.I_220303A : 6	164073
2,4,5-Trichlorophenol	ND	ug/L	1	U	10	4.8	2.1		SW8270C	03/3/2022 19:10/dsm	SV5973N.I_220303A : 6	164073
2,4,6-Trichlorophenol	ND	ug/L	1	U	10	4.8	2.5		SW8270C	03/3/2022 19:10/dsm	SV5973N.I_220303A : 6	164073
2,4-Dichlorophenol	ND	ug/L	1	U	10	4.8	1.6		SW8270C	03/3/2022 19:10/dsm	SV5973N.I_220303A : 6	164073
2,4-Dimethylphenol	ND	ug/L	1	U	10	4.8	1.6		SW8270C	03/3/2022 19:10/dsm	SV5973N.I_220303A : 6	164073
2,4-Dinitrophenol	ND	ug/L	1	U	10	9.6	4.1		SW8270C	03/3/2022 19:10/dsm	SV5973N.I_220303A : 6	164073
2,4-Dinitrotoluene	ND	ug/L	1	U	10	4.8	2.9		SW8270C	03/3/2022 19:10/dsm	SV5973N.I_220303A : 6	164073

LABORATORY ANALYTICAL REPORT

Prepared by Billings, MT Branch

Client: AECOM - Honolulu
Client Sample ID: ERH2565 (RHMW2254-01 Bailer)
Project: CV18F0126, 60571032.02.46.01
Matrix: Ground Water

Lab ID: B22021627-001
Collection Date: 02/22/2022 13:20
Date Received: 02/24/2022
Report Date: 03/08/2022

Analyses	Result	Units	DF	Qual	LOQ	LOD	DL	MCL	Method	Analysis Date / By	RunID : Run Order	BatchID
SEMI-VOLATILE ORGANIC COMPOUNDS												
2,6-Dinitrotoluene	ND	ug/L	1	U	10	4.8	3.1		SW8270C	03/3/2022 19:10/dsm	SV5973N.I_220303A : 6	164073
2-Chloronaphthalene	ND	ug/L	1	U	10	4.8	2.1		SW8270C	03/3/2022 19:10/dsm	SV5973N.I_220303A : 6	164073
2-Chlorophenol	ND	ug/L	1	U	10	4.8	2.4		SW8270C	03/3/2022 19:10/dsm	SV5973N.I_220303A : 6	164073
2-Nitrophenol	ND	ug/L	1	U	10	4.8	2.3		SW8270C	03/3/2022 19:10/dsm	SV5973N.I_220303A : 6	164073
3,3´-Dichlorobenzidine	ND	ug/L	1	U	10	4.8	2.0		SW8270C	03/3/2022 19:10/dsm	SV5973N.I_220303A : 6	164073
4,6-Dinitro-2-methylphenol	ND	ug/L	1	U	10	9.6	2.2		SW8270C	03/3/2022 19:10/dsm	SV5973N.I_220303A : 6	164073
4-Bromophenyl phenyl ether	ND	ug/L	1	U	10	4.8	1.7		SW8270C	03/3/2022 19:10/dsm	SV5973N.I_220303A : 6	164073
4-Chloro-3-methylphenol	ND	ug/L	1	U	10	4.8	1.4		SW8270C	03/3/2022 19:10/dsm	SV5973N.I_220303A : 6	164073
4-Chlorophenol	ND	ug/L	1	U	10	4.8	2.5		SW8270C	03/3/2022 19:10/dsm	SV5973N.I_220303A : 6	164073
4-Chlorophenyl phenyl ether	ND	ug/L	1	U	10	4.8	2.0		SW8270C	03/3/2022 19:10/dsm	SV5973N.I_220303A : 6	164073
4-Nitrophenol	ND	ug/L	1	U	10	9.6	2.4		SW8270C	03/3/2022 19:10/dsm	SV5973N.I_220303A : 6	164073
Azobenzene	ND	ug/L	1	U	10	4.8	1.0		SW8270C	03/3/2022 19:10/dsm	SV5973N.I_220303A : 6	164073
bis(-2-chloroethoxy)Methane	ND	ug/L	1	U	10	4.8	1.3		SW8270C	03/3/2022 19:10/dsm	SV5973N.I_220303A : 6	164073
bis(-2-chloroethyl)Ether	ND	ug/L	1	U	10	4.8	2.5		SW8270C	03/3/2022 19:10/dsm	SV5973N.I_220303A : 6	164073
bis(2-chloroisopropyl)Ether	ND	ug/L	1	U	10	4.8	1.4		SW8270C	03/3/2022 19:10/dsm	SV5973N.I_220303A : 6	164073
bis(2-ethylhexyl)Phthalate	ND	ug/L	1	U	10	4.8	1.8		SW8270C	03/3/2022 19:10/dsm	SV5973N.I_220303A : 6	164073
Butylbenzylphthalate	ND	ug/L	1	U	10	4.8	1.5		SW8270C	03/3/2022 19:10/dsm	SV5973N.I_220303A : 6	164073
Di-n-butyl phthalate	ND	ug/L	1	U	10	4.8	0.90		SW8270C	03/3/2022 19:10/dsm	SV5973N.I_220303A : 6	164073
Di-n-octyl phthalate	ND	ug/L	1	U	10	4.8	1.3		SW8270C	03/3/2022 19:10/dsm	SV5973N.I_220303A : 6	164073
Diethyl phthalate	ND	ug/L	1	U	10	4.8	2.1		SW8270C	03/3/2022 19:10/dsm	SV5973N.I_220303A : 6	164073
Dimethyl phthalate	ND	ug/L	1	U	10	4.8	1.7		SW8270C	03/3/2022 19:10/dsm	SV5973N.I_220303A : 6	164073
Hexachlorobenzene	ND	ug/L	1	U	10	4.8	1.3		SW8270C	03/3/2022 19:10/dsm	SV5973N.I_220303A : 6	164073
Hexachlorobutadiene	ND	ug/L	1	U	10	4.8	2.2		SW8270C	03/3/2022 19:10/dsm	SV5973N.I_220303A : 6	164073
Hexachlorocyclopentadiene	ND	ug/L	1	U	10	4.8	2.9		SW8270C	03/3/2022 19:10/dsm	SV5973N.I_220303A : 6	164073
Hexachloroethane	ND	ug/L	1	U	10	4.8	1.7		SW8270C	03/3/2022 19:10/dsm	SV5973N.I_220303A : 6	164073
Isophorone	ND	ug/L	1	U	10	4.8	1.6		SW8270C	03/3/2022 19:10/dsm	SV5973N.I_220303A : 6	164073
m+p-Cresols	ND	ug/L	1	U	10	4.8	1.7		SW8270C	03/3/2022 19:10/dsm	SV5973N.I_220303A : 6	164073
n-Nitroso-di-n-propylamine	ND	ug/L	1	U	10	4.8	1.5		SW8270C	03/3/2022 19:10/dsm	SV5973N.I_220303A : 6	164073
n-Nitrosodimethylamine	ND	ug/L	1	U	10	4.8	1.5		SW8270C	03/3/2022 19:10/dsm	SV5973N.I_220303A : 6	164073
n-Nitrosodiphenylamine	ND	ug/L	1	U	10	4.8	1.1		SW8270C	03/3/2022 19:10/dsm	SV5973N.I_220303A : 6	164073
Nitrobenzene	ND	ug/L	1	U	10	4.8	2.2		SW8270C	03/3/2022 19:10/dsm	SV5973N.I_220303A : 6	164073
o-Cresol	ND	ug/L	1	U	10	4.8	1.8		SW8270C	03/3/2022 19:10/dsm	SV5973N.I_220303A : 6	164073
Pentachlorophenol	ND	ug/L	1	U	10	9.6	4.1		SW8270C	03/3/2022 19:10/dsm	SV5973N.I_220303A : 6	164073
Phenol	ND	ug/L	1	U	10	4.8	1.4		SW8270C	03/3/2022 19:10/dsm	SV5973N.I_220303A : 6	164073
Pyridine	ND	ug/L	1	U	10	4.8	3.1		SW8270C	03/3/2022 19:10/dsm	SV5973N.I_220303A : 6	164073
Surr: 2,4,6-Tribromophenol	71.0	%REC	1		43-140				SW8270C	03/3/2022 19:10/dsm	SV5973N.I_220303A : 6	164073
Surr: 2-Fluorobiphenyl	45.0	%REC	1		44-119				SW8270C	03/3/2022 19:10/dsm	SV5973N.I_220303A : 6	164073
Surr: 2-Fluorophenol	34.0	%REC	1		19-119				SW8270C	03/3/2022 19:10/dsm	SV5973N.I_220303A : 6	164073
Surr: Nitrobenzene-d5	62.0	%REC	1		44-120				SW8270C	03/3/2022 19:10/dsm	SV5973N.I_220303A : 6	164073

LABORATORY ANALYTICAL REPORT

Prepared by Billings, MT Branch

Lab ID: B22021627-001
Client: AECOM - Honolulu
Collection Date: 02/22/2022 13:20
Client Sample ID: ERH2565 (RHMW2254-01 Bailer)
Date Received: 02/24/2022
Project: CV18F0126, 60571032.02.46.01
Report Date: 03/08/2022
Matrix: Ground Water

Analyses	Result	Units	DF	Qual	LOQ	LOD	DL	MCL	Method	Analysis Date / By	RunID : Run Order	BatchID
SEMI-VOLATILE ORGANIC COMPOUNDS												
Surr: Phenol-d5	36.0	%REC	1		10-65				SW8270C	03/3/2022 19:10/dsm	SV5973N.I_220303A : 6	164073
Surr: Terphenyl-d14	105.0	%REC	1		50-134				SW8270C	03/3/2022 19:10/dsm	SV5973N.I_220303A : 6	164073

LABORATORY ANALYTICAL REPORT

Prepared by Billings, MT Branch

Client: AECOM - Honolulu
Client Sample ID: ERH2564 (Trip Blank)-14833
Project: CV18F0126, 60571032.02.46.01
Matrix: Trip Blank

Lab ID: B22021627-002
Collection Date: 02/22/2022 13:20
Date Received: 02/24/2022
Report Date: 03/08/2022

Analyses	Result	Units	DF	Qual	LOQ	LOD	DL	MCL	Method	Analysis Date / By	RunID : Run Order	BatchID
VOLATILE ORGANIC COMPOUNDS												
Benzene	ND	ug/L	1	U	1.0	0.20	0.091		SW8260B	02/25/2022 16:14/msc	VOA5975C.I_220225A : 10	R375412
Bromobenzene	ND	ug/L	1	U	1.0	0.20	0.083		SW8260B	02/25/2022 16:14/msc	VOA5975C.I_220225A : 10	R375412
Bromochloromethane	ND	ug/L	1	U	1.0	0.50	0.14		SW8260B	02/25/2022 16:14/msc	VOA5975C.I_220225A : 10	R375412
Bromodichloromethane	ND	ug/L	1	U	1.0	0.25	0.12		SW8260B	02/25/2022 16:14/msc	VOA5975C.I_220225A : 10	R375412
Bromoform	ND	ug/L	1	U	1.0	0.25	0.12		SW8260B	02/25/2022 16:14/msc	VOA5975C.I_220225A : 10	R375412
Carbon tetrachloride	ND	ug/L	1	U	1.0	0.50	0.14		SW8260B	02/25/2022 16:14/msc	VOA5975C.I_220225A : 10	R375412
Chlorobenzene	ND	ug/L	1	U	1.0	0.20	0.091		SW8260B	02/25/2022 16:14/msc	VOA5975C.I_220225A : 10	R375412
Chlorodibromomethane	ND	ug/L	1	U	1.0	0.20	0.084		SW8260B	02/25/2022 16:14/msc	VOA5975C.I_220225A : 10	R375412
Chloroethane	ND	ug/L	1	U	1.0	0.50	0.17		SW8260B	02/25/2022 16:14/msc	VOA5975C.I_220225A : 10	R375412
Chloroform	ND	ug/L	1	U	1.0	0.20	0.079		SW8260B	02/25/2022 16:14/msc	VOA5975C.I_220225A : 10	R375412
Chloromethane	ND	ug/L	1	U	1.0	0.50	0.16		SW8260B	02/25/2022 16:14/msc	VOA5975C.I_220225A : 10	R375412
1,2-Dibromoethane	ND	ug/L	1	U	1.0	0.20	0.092		SW8260B	02/25/2022 16:14/msc	VOA5975C.I_220225A : 10	R375412
2-Chlorotoluene	ND	ug/L	1	U	1.0	0.20	0.088		SW8260B	02/25/2022 16:14/msc	VOA5975C.I_220225A : 10	R375412
4-Chlorotoluene	ND	ug/L	1	U	1.0	0.20	0.073		SW8260B	02/25/2022 16:14/msc	VOA5975C.I_220225A : 10	R375412
Dibromomethane	ND	ug/L	1	U	1.0	0.50	0.15		SW8260B	02/25/2022 16:14/msc	VOA5975C.I_220225A : 10	R375412
1,2-Dichlorobenzene	ND	ug/L	1	U	1.0	0.20	0.075		SW8260B	02/25/2022 16:14/msc	VOA5975C.I_220225A : 10	R375412
1,3-Dichlorobenzene	ND	ug/L	1	U	1.0	0.20	0.080		SW8260B	02/25/2022 16:14/msc	VOA5975C.I_220225A : 10	R375412
1,4-Dichlorobenzene	ND	ug/L	1	U	1.0	0.20	0.086		SW8260B	02/25/2022 16:14/msc	VOA5975C.I_220225A : 10	R375412
Dichlorodifluoromethane	ND	ug/L	1	U	1.0	0.50	0.18		SW8260B	02/25/2022 16:14/msc	VOA5975C.I_220225A : 10	R375412
1,1-Dichloroethane	ND	ug/L	1	U	1.0	0.50	0.14		SW8260B	02/25/2022 16:14/msc	VOA5975C.I_220225A : 10	R375412
1,2-Dichloroethane	ND	ug/L	1	U	1.0	0.25	0.12		SW8260B	02/25/2022 16:14/msc	VOA5975C.I_220225A : 10	R375412
1,1-Dichloroethene	ND	ug/L	1	U	1.0	0.50	0.14		SW8260B	02/25/2022 16:14/msc	VOA5975C.I_220225A : 10	R375412
cis-1,2-Dichloroethene	ND	ug/L	1	U	1.0	0.25	0.11		SW8260B	02/25/2022 16:14/msc	VOA5975C.I_220225A : 10	R375412
trans-1,2-Dichloroethene	ND	ug/L	1	U	1.0	0.25	0.12		SW8260B	02/25/2022 16:14/msc	VOA5975C.I_220225A : 10	R375412
1,2-Dichloropropane	ND	ug/L	1	U	1.0	0.20	0.085		SW8260B	02/25/2022 16:14/msc	VOA5975C.I_220225A : 10	R375412
1,3-Dichloropropane	ND	ug/L	1	U	1.0	0.20	0.079		SW8260B	02/25/2022 16:14/msc	VOA5975C.I_220225A : 10	R375412
2,2-Dichloropropane	ND	ug/L	1	U	1.0	0.50	0.19		SW8260B	02/25/2022 16:14/msc	VOA5975C.I_220225A : 10	R375412
1,1-Dichloropropene	ND	ug/L	1	U	1.0	0.20	0.083		SW8260B	02/25/2022 16:14/msc	VOA5975C.I_220225A : 10	R375412
cis-1,3-Dichloropropene	ND	ug/L	1	U	1.0	0.20	0.073		SW8260B	02/25/2022 16:14/msc	VOA5975C.I_220225A : 10	R375412
trans-1,3-Dichloropropene	ND	ug/L	1	U	1.0	0.20	0.085		SW8260B	02/25/2022 16:14/msc	VOA5975C.I_220225A : 10	R375412
Ethylbenzene	ND	ug/L	1	U	1.0	0.20	0.084		SW8260B	02/25/2022 16:14/msc	VOA5975C.I_220225A : 10	R375412
Methyl ethyl ketone	ND	ug/L	1	U	20	5.0	1.8		SW8260B	02/25/2022 16:14/msc	VOA5975C.I_220225A : 10	R375412
Methyl tert-butyl ether (MTBE)	ND	ug/L	1	U	1.0	0.25	0.10		SW8260B	02/25/2022 16:14/msc	VOA5975C.I_220225A : 10	R375412
Methylene chloride	ND	ug/L	1	U	1.0	0.50	0.34		SW8260B	02/25/2022 16:14/msc	VOA5975C.I_220225A : 10	R375412
Styrene	ND	ug/L	1	U	1.0	0.20	0.067		SW8260B	02/25/2022 16:14/msc	VOA5975C.I_220225A : 10	R375412
1,1,1,2-Tetrachloroethane	ND	ug/L	1	U	1.0	0.25	0.10		SW8260B	02/25/2022 16:14/msc	VOA5975C.I_220225A : 10	R375412
1,1,2,2-Tetrachloroethane	ND	ug/L	1	U	1.0	0.20	0.087		SW8260B	02/25/2022 16:14/msc	VOA5975C.I_220225A : 10	R375412
Tetrachloroethene	ND	ug/L	1	U	1.0	0.20	0.067		SW8260B	02/25/2022 16:14/msc	VOA5975C.I_220225A : 10	R375412
Toluene	0.079	ug/L	1	J	1.0	0.20	0.068		SW8260B	02/25/2022 16:14/msc	VOA5975C.I_220225A : 10	R375412

LABORATORY ANALYTICAL REPORT

Prepared by Billings, MT Branch

Lab ID: B22021627-002
Client: AECOM - Honolulu
Collection Date: 02/22/2022 13:20
Client Sample ID: ERH2564 (Trip Blank)-14833
Date Received: 02/24/2022
Project: CV18F0126, 60571032.02.46.01
Report Date: 03/08/2022
Matrix: Trip Blank

Analyses	Result	Units	DF	Qual	LOQ	LOD	DL	MCL	Method	Analysis Date / By	RunID : Run Order	BatchID
VOLATILE ORGANIC COMPOUNDS												
1,1,1-Trichloroethane	ND	ug/L	1	U	1.0	0.50	0.13		SW8260B	02/25/2022 16:14/msc	VOA5975C.I_220225A : 10	R375412
1,1,2-Trichloroethane	ND	ug/L	1	U	1.0	0.25	0.11		SW8260B	02/25/2022 16:14/msc	VOA5975C.I_220225A : 10	R375412
Trichloroethene	ND	ug/L	1	U	1.0	0.20	0.099		SW8260B	02/25/2022 16:14/msc	VOA5975C.I_220225A : 10	R375412
Trichlorofluoromethane	ND	ug/L	1	U	1.0	0.50	0.13		SW8260B	02/25/2022 16:14/msc	VOA5975C.I_220225A : 10	R375412
1,2,3-Trichloropropane	ND	ug/L	1	U	1.0	0.50	0.24		SW8260B	02/25/2022 16:14/msc	VOA5975C.I_220225A : 10	R375412
Vinyl chloride	ND	ug/L	1	U	1.0	0.50	0.15		SW8260B	02/25/2022 16:14/msc	VOA5975C.I_220225A : 10	R375412
m+p-Xylenes	ND	ug/L	1	U	1.0	0.50	0.15		SW8260B	02/25/2022 16:14/msc	VOA5975C.I_220225A : 10	R375412
o-Xylene	ND	ug/L	1	U	1.0	0.20	0.060		SW8260B	02/25/2022 16:14/msc	VOA5975C.I_220225A : 10	R375412
Xylenes, Total	ND	ug/L	1	U	1.0	0.20	0.060		SW8260B	02/25/2022 16:14/msc	VOA5975C.I_220225A : 10	R375412
Surr: Dibromofluoromethane	109.0	%REC	1		80-119				SW8260B	02/25/2022 16:14/msc	VOA5975C.I_220225A : 10	R375412
Surr: 1,2-Dichloroethane-d4	117.0	%REC	1		81-118				SW8260B	02/25/2022 16:14/msc	VOA5975C.I_220225A : 10	R375412
Surr: Toluene-d8	107.0	%REC	1		89-112				SW8260B	02/25/2022 16:14/msc	VOA5975C.I_220225A : 10	R375412
Surr: p-Bromofluorobenzene	108.0	%REC	1		85-114				SW8260B	02/25/2022 16:14/msc	VOA5975C.I_220225A : 10	R375412

LABORATORY ANALYTICAL REPORT

Prepared by Billings, MT Branch

Lab ID: B22021627-003
Client: AECOM - Honolulu
Collection Date: 02/22/2022 13:20
Client Sample ID: ERH2564 (Trip Blank)-14754
Date Received: 02/24/2022
Project: CV18F0126, 60571032.02.46.01
Report Date: 03/08/2022
Matrix: Trip Blank

Analyses	Result	Units	DF	Qual	LOQ	LOD	DL	MCL	Method	Analysis Date / By	RunID : Run Order	BatchID
PETROLEUM HYDROCARBONS-VOLATILE												
C6 to C10	ND	ug/L	1	U	20	8.7	2.0		SW8015C	02/25/2022 15:12/jp	VARIAN1_220225A : 8	R375235
Total Purgeable Hydrocarbons	ND	ug/L	1	U	20	10	3.1		SW8015C	02/25/2022 15:12/jp	VARIAN1_220225A : 8	R375235
Surr: Trifluorotoluene	75.0	%REC	1		70-130				SW8015C	02/25/2022 15:12/jp	VARIAN1_220225A : 8	R375235

- Note 1: C6 to C10 is defined as all hydrocarbons eluting between 2-Methylpentane and 1,2,4-Trimethylbenzene.
- Note 2: Total Purgeable Hydrocarbons are defined as the total hydrocarbon response regardless of elution time.

LABORATORY ANALYTICAL REPORT

Prepared by Billings, MT Branch

Lab ID: B22021627-004
Client: AECOM - Honolulu
Collection Date: 02/22/2022 13:20
Client Sample ID: ERH2564 (Trip Blank)-14733
Date Received: 02/24/2022
Project: CV18F0126, 60571032.02.46.01
Report Date: 03/08/2022
Matrix: Trip Blank

Analyses	Result	Units	DF	Qual	LOQ	LOD	DL	MCL	Method	Analysis Date / By	RunID : Run Order	BatchID
VOCS BY MICROEXTRACTION-ECD												
1,2-Dibromoethane	ND	ug/L	1	U	0.010	0.0049	0.0025		SW8011	02/25/2022 14:36/clt	GECD.I_220225A : 5	164037
Surr: 1,1,1,2-Tetrachloroethane	96.0	%REC	1		70-130				SW8011	02/25/2022 14:36/clt	GECD.I_220225A : 5	164037

LABORATORY ANALYTICAL REPORT

Prepared by Billings, MT Branch

Lab ID: B22021627-005
Client: AECOM - Honolulu
Collection Date: 02/22/2022 13:20
Client Sample ID: ERH2564 (Trip Blank)-14808
Date Received: 02/24/2022
Project: CV18F0126, 60571032.02.46.01
Report Date: 03/08/2022
Matrix: Trip Blank

Analyses	Result	Units	DF	Qual	LOQ	LOD	DL	MCL	Method	Analysis Date / By	RunID : Run Order	BatchID
ORGANIC CHARACTERISTICS												
Methane	ND	mg/L	1	U	0.0020	0.0012	0.00070		SW8015M	03/1/2022 10:18/jdw	FID-HEADSPACE_220301A : 6	R375386

LABORATORY ANALYTICAL REPORT

Prepared by Billings, MT Branch

Client: AECOM - Honolulu
Client Sample ID: ERH2569 (Sump Adit 3)
Project: CV18F0126, 60571032.02.46.01
Matrix: Ground Water

Lab ID: B22021627-006
Collection Date: 02/22/2022 15:10
Date Received: 02/24/2022
Report Date: 03/08/2022

Analyses	Result	Units	DF	Qual	LOQ	LOD	DL	MCL	Method	Analysis Date / By	RunID : Run Order	BatchID
LOW LEVEL PAH BY 8270C SIM												
1-Methylnaphthalene	0.042	ug/L	1	J	0.10	0.048	0.020		SW8270CSIM	03/3/2022 19:29/jph	SV5975.I_220303A : 9	164073
2-Methylnaphthalene	0.048	ug/L	1	J	0.10	0.048	0.017		SW8270CSIM	03/3/2022 19:29/jph	SV5975.I_220303A : 9	164073
Acenaphthene	ND	ug/L	1	U	0.10	0.048	0.030		SW8270CSIM	03/3/2022 19:29/jph	SV5975.I_220303A : 9	164073
Acenaphthylene	ND	ug/L	1	U	0.10	0.048	0.024		SW8270CSIM	03/3/2022 19:29/jph	SV5975.I_220303A : 9	164073
Anthracene	ND	ug/L	1	U	0.10	0.048	0.027		SW8270CSIM	03/3/2022 19:29/jph	SV5975.I_220303A : 9	164073
Benzo(a)anthracene	ND	ug/L	1	U	0.10	0.048	0.026		SW8270CSIM	03/3/2022 19:29/jph	SV5975.I_220303A : 9	164073
Benzo(a)pyrene	ND	ug/L	1	U	0.10	0.048	0.033		SW8270CSIM	03/3/2022 19:29/jph	SV5975.I_220303A : 9	164073
Benzo(b)fluoranthene	ND	ug/L	1	U	0.10	0.048	0.022		SW8270CSIM	03/3/2022 19:29/jph	SV5975.I_220303A : 9	164073
Benzo(g,h,i)perylene	ND	ug/L	1	U	0.10	0.048	0.026		SW8270CSIM	03/3/2022 19:29/jph	SV5975.I_220303A : 9	164073
Benzo(k)fluoranthene	ND	ug/L	1	U	0.10	0.048	0.028		SW8270CSIM	03/3/2022 19:29/jph	SV5975.I_220303A : 9	164073
Chrysene	ND	ug/L	1	U	0.10	0.048	0.044		SW8270CSIM	03/3/2022 19:29/jph	SV5975.I_220303A : 9	164073
Dibenzo(a,h)anthracene	ND	ug/L	1	U	0.10	0.048	0.035		SW8270CSIM	03/3/2022 19:29/jph	SV5975.I_220303A : 9	164073
Fluoranthene	ND	ug/L	1	U	0.10	0.048	0.022		SW8270CSIM	03/3/2022 19:29/jph	SV5975.I_220303A : 9	164073
Fluorene	ND	ug/L	1	U	0.10	0.048	0.022		SW8270CSIM	03/3/2022 19:29/jph	SV5975.I_220303A : 9	164073
Indeno(1,2,3-cd)pyrene	ND	ug/L	1	U	0.10	0.048	0.047		SW8270CSIM	03/3/2022 19:29/jph	SV5975.I_220303A : 9	164073
Naphthalene	0.074	ug/L	1	J	0.10	0.048	0.028		SW8270CSIM	03/3/2022 19:29/jph	SV5975.I_220303A : 9	164073
Phenanthrene	ND	ug/L	1	U	0.10	0.048	0.028		SW8270CSIM	03/3/2022 19:29/jph	SV5975.I_220303A : 9	164073
Pyrene	ND	ug/L	1	U	0.10	0.048	0.023		SW8270CSIM	03/3/2022 19:29/jph	SV5975.I_220303A : 9	164073
AGGREGATE ORGANICS												
Organic Carbon, Total (TOC) - TOC Range is 0.5 to 0.5	0.53	mg/L	1		0.50	0.50	0.17		SW9060A	03/1/2022 18:45/eli-ca	SUB-C280105 : 7	C_R280105
METALS, DISSOLVED												
Lead	0.00021	mg/L	1	J	0.001	0.00005	0.00003		SW6020	03/1/2022 17:02/car	ICPMS207-B_220301B : 49	R375488
METALS, TOTAL												
Lead	0.001	mg/L	1		0.001	0.0001	0.00005		SW6020	03/1/2022 17:08/car	ICPMS207-B_220301B : 50	164029
VOLATILE ORGANIC COMPOUNDS												
Benzene	ND	ug/L	1	U	1.0	0.20	0.091		SW8260B	02/25/2022 13:58/msc	VOA5975C.I_220225A : 6	R375412
Bromobenzene	ND	ug/L	1	U	1.0	0.20	0.083		SW8260B	02/25/2022 13:58/msc	VOA5975C.I_220225A : 6	R375412
Bromochloromethane	ND	ug/L	1	U	1.0	0.50	0.14		SW8260B	02/25/2022 13:58/msc	VOA5975C.I_220225A : 6	R375412
Bromodichloromethane	ND	ug/L	1	U	1.0	0.25	0.12		SW8260B	02/25/2022 13:58/msc	VOA5975C.I_220225A : 6	R375412
Bromoform	ND	ug/L	1	U	1.0	0.25	0.12		SW8260B	02/25/2022 13:58/msc	VOA5975C.I_220225A : 6	R375412
Carbon tetrachloride	ND	ug/L	1	U	1.0	0.50	0.14		SW8260B	02/25/2022 13:58/msc	VOA5975C.I_220225A : 6	R375412
Chlorobenzene	ND	ug/L	1	U	1.0	0.20	0.091		SW8260B	02/25/2022 13:58/msc	VOA5975C.I_220225A : 6	R375412
Chlorodibromomethane	ND	ug/L	1	U	1.0	0.20	0.084		SW8260B	02/25/2022 13:58/msc	VOA5975C.I_220225A : 6	R375412
Chloroethane	ND	ug/L	1	U	1.0	0.50	0.17		SW8260B	02/25/2022 13:58/msc	VOA5975C.I_220225A : 6	R375412
Chloroform	0.11	ug/L	1	J	1.0	0.20	0.079		SW8260B	02/25/2022 13:58/msc	VOA5975C.I_220225A : 6	R375412
Chloromethane	ND	ug/L	1	U	1.0	0.50	0.16		SW8260B	02/25/2022 13:58/msc	VOA5975C.I_220225A : 6	R375412

LABORATORY ANALYTICAL REPORT

Prepared by Billings, MT Branch

Client: AECOM - Honolulu
Client Sample ID: ERH2569 (Sump Adit 3)
Project: CV18F0126, 60571032.02.46.01
Matrix: Ground Water

Lab ID: B22021627-006
Collection Date: 02/22/2022 15:10
Date Received: 02/24/2022
Report Date: 03/08/2022

Analyses	Result	Units	DF	Qual	LOQ	LOD	DL	MCL	Method	Analysis Date / By	RunID : Run Order	BatchID
VOLATILE ORGANIC COMPOUNDS												
1,2-Dibromoethane	ND	ug/L	1	U	1.0	0.20	0.092		SW8260B	02/25/2022 13:58/msc	VOA5975C.I_220225A : 6	R375412
2-Chlorotoluene	ND	ug/L	1	U	1.0	0.20	0.088		SW8260B	02/25/2022 13:58/msc	VOA5975C.I_220225A : 6	R375412
4-Chlorotoluene	ND	ug/L	1	U	1.0	0.20	0.073		SW8260B	02/25/2022 13:58/msc	VOA5975C.I_220225A : 6	R375412
Dibromomethane	ND	ug/L	1	U	1.0	0.50	0.15		SW8260B	02/25/2022 13:58/msc	VOA5975C.I_220225A : 6	R375412
1,2-Dichlorobenzene	ND	ug/L	1	U	1.0	0.20	0.075		SW8260B	02/25/2022 13:58/msc	VOA5975C.I_220225A : 6	R375412
1,3-Dichlorobenzene	ND	ug/L	1	U	1.0	0.20	0.080		SW8260B	02/25/2022 13:58/msc	VOA5975C.I_220225A : 6	R375412
1,4-Dichlorobenzene	ND	ug/L	1	U	1.0	0.20	0.086		SW8260B	02/25/2022 13:58/msc	VOA5975C.I_220225A : 6	R375412
Dichlorodifluoromethane	ND	ug/L	1	U	1.0	0.50	0.18		SW8260B	02/25/2022 13:58/msc	VOA5975C.I_220225A : 6	R375412
1,1-Dichloroethane	ND	ug/L	1	U	1.0	0.50	0.14		SW8260B	02/25/2022 13:58/msc	VOA5975C.I_220225A : 6	R375412
1,2-Dichloroethane	ND	ug/L	1	U	1.0	0.25	0.12		SW8260B	02/25/2022 13:58/msc	VOA5975C.I_220225A : 6	R375412
1,1-Dichloroethene	ND	ug/L	1	U	1.0	0.50	0.14		SW8260B	02/25/2022 13:58/msc	VOA5975C.I_220225A : 6	R375412
cis-1,2-Dichloroethene	ND	ug/L	1	U	1.0	0.25	0.11		SW8260B	02/25/2022 13:58/msc	VOA5975C.I_220225A : 6	R375412
trans-1,2-Dichloroethene	ND	ug/L	1	U	1.0	0.25	0.12		SW8260B	02/25/2022 13:58/msc	VOA5975C.I_220225A : 6	R375412
1,2-Dichloropropane	ND	ug/L	1	U	1.0	0.20	0.085		SW8260B	02/25/2022 13:58/msc	VOA5975C.I_220225A : 6	R375412
1,3-Dichloropropane	ND	ug/L	1	U	1.0	0.20	0.079		SW8260B	02/25/2022 13:58/msc	VOA5975C.I_220225A : 6	R375412
2,2-Dichloropropane	ND	ug/L	1	U	1.0	0.50	0.19		SW8260B	02/25/2022 13:58/msc	VOA5975C.I_220225A : 6	R375412
1,1-Dichloropropene	ND	ug/L	1	U	1.0	0.20	0.083		SW8260B	02/25/2022 13:58/msc	VOA5975C.I_220225A : 6	R375412
cis-1,3-Dichloropropene	ND	ug/L	1	U	1.0	0.20	0.073		SW8260B	02/25/2022 13:58/msc	VOA5975C.I_220225A : 6	R375412
trans-1,3-Dichloropropene	ND	ug/L	1	U	1.0	0.20	0.085		SW8260B	02/25/2022 13:58/msc	VOA5975C.I_220225A : 6	R375412
Ethylbenzene	ND	ug/L	1	U	1.0	0.20	0.084		SW8260B	02/25/2022 13:58/msc	VOA5975C.I_220225A : 6	R375412
Methyl ethyl ketone	ND	ug/L	1	U	20	5.0	1.8		SW8260B	02/25/2022 13:58/msc	VOA5975C.I_220225A : 6	R375412
Methyl tert-butyl ether (MTBE)	ND	ug/L	1	U	1.0	0.25	0.10		SW8260B	02/25/2022 13:58/msc	VOA5975C.I_220225A : 6	R375412
Methylene chloride	ND	ug/L	1	U	1.0	0.50	0.34		SW8260B	02/25/2022 13:58/msc	VOA5975C.I_220225A : 6	R375412
Styrene	ND	ug/L	1	U	1.0	0.20	0.067		SW8260B	02/25/2022 13:58/msc	VOA5975C.I_220225A : 6	R375412
1,1,1,2-Tetrachloroethane	ND	ug/L	1	U	1.0	0.25	0.10		SW8260B	02/25/2022 13:58/msc	VOA5975C.I_220225A : 6	R375412
1,1,2,2-Tetrachloroethane	ND	ug/L	1	U	1.0	0.20	0.087		SW8260B	02/25/2022 13:58/msc	VOA5975C.I_220225A : 6	R375412
Tetrachloroethene	ND	ug/L	1	U	1.0	0.20	0.067		SW8260B	02/25/2022 13:58/msc	VOA5975C.I_220225A : 6	R375412
Toluene	ND	ug/L	1	UT	1.0	0.20	0.068		SW8260B	02/25/2022 13:58/msc	VOA5975C.I_220225A : 6	R375412
1,1,1-Trichloroethane	ND	ug/L	1	U	1.0	0.50	0.13		SW8260B	02/25/2022 13:58/msc	VOA5975C.I_220225A : 6	R375412
1,1,2-Trichloroethane	ND	ug/L	1	U	1.0	0.25	0.11		SW8260B	02/25/2022 13:58/msc	VOA5975C.I_220225A : 6	R375412
Trichloroethene	ND	ug/L	1	U	1.0	0.20	0.099		SW8260B	02/25/2022 13:58/msc	VOA5975C.I_220225A : 6	R375412
Trichlorofluoromethane	ND	ug/L	1	U	1.0	0.50	0.13		SW8260B	02/25/2022 13:58/msc	VOA5975C.I_220225A : 6	R375412
1,2,3-Trichloropropane	ND	ug/L	1	U	1.0	0.50	0.24		SW8260B	02/25/2022 13:58/msc	VOA5975C.I_220225A : 6	R375412
Vinyl chloride	ND	ug/L	1	U	1.0	0.50	0.15		SW8260B	02/25/2022 13:58/msc	VOA5975C.I_220225A : 6	R375412
m+p-Xylenes	ND	ug/L	1	U	1.0	0.50	0.15		SW8260B	02/25/2022 13:58/msc	VOA5975C.I_220225A : 6	R375412
o-Xylene	0.11	ug/L	1	J	1.0	0.20	0.060		SW8260B	02/25/2022 13:58/msc	VOA5975C.I_220225A : 6	R375412
Xylenes, Total	0.11	ug/L	1	J	1.0	0.20	0.060		SW8260B	02/25/2022 13:58/msc	VOA5975C.I_220225A : 6	R375412
Surr: Dibromofluoromethane	115.0	%REC	1		80-119				SW8260B	02/25/2022 13:58/msc	VOA5975C.I_220225A : 6	R375412
Surr: 1,2-Dichloroethane-d4	119.0	%REC	1	S	81-118				SW8260B	02/25/2022 13:58/msc	VOA5975C.I_220225A : 6	R375412

LABORATORY ANALYTICAL REPORT

Prepared by Billings, MT Branch

Lab ID: B22021627-006
Client: AECOM - Honolulu
Collection Date: 02/22/2022 15:10
Client Sample ID: ERH2569 (Sump Adit 3)
Date Received: 02/24/2022
Project: CV18F0126, 60571032.02.46.01
Report Date: 03/08/2022
Matrix: Ground Water

Analyses	Result	Units	DF	Qual	LOQ	LOD	DL	MCL	Method	Analysis Date / By	RunID : Run Order	BatchID
VOLATILE ORGANIC COMPOUNDS												
Surr: Toluene-d8	107.0	%REC	1		89-112				SW8260B	02/25/2022 13:58/msc	VOA5975C.I_220225A : 6	R375412
Surr: p-Bromofluorobenzene	102.0	%REC	1		85-114				SW8260B	02/25/2022 13:58/msc	VOA5975C.I_220225A : 6	R375412
- The sample had a slightly high recovery for surrogate 1,2-Dichloroethane-d4. This recovery was above the QSM 5.3 recovery limits but within EPA 8260B method defined limits. Re-analysis of a second vial produced similar results.												
VOCS BY MICROEXTRACTION-ECD												
1,2-Dibromoethane	ND	ug/L	1	U	0.010	0.0049	0.0025		SW8011	02/25/2022 14:55/clt	GECD.I_220225A : 6	164037
Surr: 1,1,1,2-Tetrachloroethane	105.0	%REC	1		70-130				SW8011	02/25/2022 14:55/clt	GECD.I_220225A : 6	164037
PETROLEUM HYDROCARBONS-VOLATILE												
C6 to C10	12	ug/L	1	J	20	8.7	2.0		SW8015C	02/25/2022 12:52/jp	VARIAN1_220225A : 6	R375235
Total Purgeable Hydrocarbons	135	ug/L	1		20	10	3.1		SW8015C	02/25/2022 12:52/jp	VARIAN1_220225A : 6	R375235
Surr: Trifluorotoluene	77.0	%REC	1		70-130				SW8015C	02/25/2022 12:52/jp	VARIAN1_220225A : 6	R375235
- Note 1: C6 to C10 is defined as all hydrocarbons eluting between 2-Methylpentane and 1,2,4-Trimethylbenzene.												
- Note 2: Total Purgeable Hydrocarbons are defined as the total hydrocarbon response regardless of elution time.												
PETROLEUM HYDROCARBONS-SEMI-VOLATILE												
Diesel Range Organics (C10 to C24)	1.1	mg/L	1		0.30	0.14	0.037		SW8015C	02/28/2022 17:46/amn	GCFID-HP5-B_220228A : 9	164025
Diesel Range Organics (SGT-C10 to C24)	0.95	mg/L	1		0.30	0.11	0.026		SW8015C	03/1/2022 18:39/amn	GCFID-HP5-B_220301A : 8	164025
Oil Range Hydrocarbons (C24 to C40)	0.16	mg/L	1	J	0.30	0.14	0.083		SW8015C	02/28/2022 17:46/amn	GCFID-HP5-B_220228A : 9	164025
Oil Range Hydrocarbons (SGT-C24 to C40)	0.12	mg/L	1	J	0.30	0.14	0.083		SW8015C	03/1/2022 18:39/amn	GCFID-HP5-B_220301A : 8	164025
Total Extractable Hydrocarbons	1.3	mg/L	1		0.30	0.14	0.071		SW8015C	02/28/2022 17:46/amn	GCFID-HP5-B_220228A : 9	164025
Total Extractable Hydrocarbons (SGT)	1.1	mg/L	1		0.30	0.11	0.034		SW8015C	03/1/2022 18:39/amn	GCFID-HP5-B_220301A : 8	164025
Surr: o-Terphenyl	92.0	%REC	1		56-125				SW8015C	02/28/2022 17:46/amn	GCFID-HP5-B_220228A : 9	164025
Surr: o-Terphenyl (SGT)	90.0	%REC	1		56-125				SW8015C	03/1/2022 18:39/amn	GCFID-HP5-B_220301A : 8	164025
Surr: n-Triacontane	85.0	%REC	1		50-150				SW8015C	02/28/2022 17:46/amn	GCFID-HP5-B_220228A : 9	164025
Surr: n-Triacontane (SGT)	76.0	%REC	1		50-150				SW8015C	03/1/2022 18:39/amn	GCFID-HP5-B_220301A : 8	164025
- Note: Total Extractable Hydrocarbons are defined as the total hydrocarbon responses regardless of elution time.												
ORGANIC CHARACTERISTICS												
Methane	0.0032	mg/L	1		0.0020	0.0012	0.00070		SW8015M	03/1/2022 10:23/jdw	FID-HEADSPACE_220301A : 7	R375386
SEMI-VOLATILE ORGANIC COMPOUNDS												
1,2,4-Trichlorobenzene	ND	ug/L	1	U	10	4.8	1.8		SW8270C	03/3/2022 19:42/dsm	SV5973N.I_220303A : 7	164073
1,2-Dichlorobenzene	ND	ug/L	1	U	10	4.8	1.9		SW8270C	03/3/2022 19:42/dsm	SV5973N.I_220303A : 7	164073
1,3-Dichlorobenzene	ND	ug/L	1	U	10	4.8	2.0		SW8270C	03/3/2022 19:42/dsm	SV5973N.I_220303A : 7	164073
1,4-Dichlorobenzene	ND	ug/L	1	U	10	4.8	1.9		SW8270C	03/3/2022 19:42/dsm	SV5973N.I_220303A : 7	164073
2,4,5-Trichlorophenol	ND	ug/L	1	U	10	4.8	2.1		SW8270C	03/3/2022 19:42/dsm	SV5973N.I_220303A : 7	164073
2,4,6-Trichlorophenol	ND	ug/L	1	U	10	4.8	2.5		SW8270C	03/3/2022 19:42/dsm	SV5973N.I_220303A : 7	164073
2,4-Dichlorophenol	ND	ug/L	1	U	10	4.8	1.6		SW8270C	03/3/2022 19:42/dsm	SV5973N.I_220303A : 7	164073
2,4-Dimethylphenol	ND	ug/L	1	U	10	4.8	1.6		SW8270C	03/3/2022 19:42/dsm	SV5973N.I_220303A : 7	164073
2,4-Dinitrophenol	ND	ug/L	1	U	10	9.6	4.1		SW8270C	03/3/2022 19:42/dsm	SV5973N.I_220303A : 7	164073

LABORATORY ANALYTICAL REPORT

Prepared by Billings, MT Branch

Client: AECOM - Honolulu
Client Sample ID: ERH2569 (Sump Adit 3)
Project: CV18F0126, 60571032.02.46.01
Matrix: Ground Water

Lab ID: B22021627-006
Collection Date: 02/22/2022 15:10
Date Received: 02/24/2022
Report Date: 03/08/2022

Analyses	Result	Units	DF	Qual	LOQ	LOD	DL	MCL	Method	Analysis Date / By	RunID : Run Order	BatchID
SEMI-VOLATILE ORGANIC COMPOUNDS												
2,4-Dinitrotoluene	ND	ug/L	1	U	10	4.8	2.9		SW8270C	03/3/2022 19:42/dsm	SV5973N.I_220303A : 7	164073
2,6-Dinitrotoluene	ND	ug/L	1	U	10	4.8	3.1		SW8270C	03/3/2022 19:42/dsm	SV5973N.I_220303A : 7	164073
2-Chloronaphthalene	ND	ug/L	1	U	10	4.8	2.1		SW8270C	03/3/2022 19:42/dsm	SV5973N.I_220303A : 7	164073
2-Chlorophenol	ND	ug/L	1	U	10	4.8	2.4		SW8270C	03/3/2022 19:42/dsm	SV5973N.I_220303A : 7	164073
2-Nitrophenol	ND	ug/L	1	U	10	4.8	2.3		SW8270C	03/3/2022 19:42/dsm	SV5973N.I_220303A : 7	164073
3,3´-Dichlorobenzidine	ND	ug/L	1	U	10	4.8	2.0		SW8270C	03/3/2022 19:42/dsm	SV5973N.I_220303A : 7	164073
4,6-Dinitro-2-methylphenol	ND	ug/L	1	U	10	9.6	2.2		SW8270C	03/3/2022 19:42/dsm	SV5973N.I_220303A : 7	164073
4-Bromophenyl phenyl ether	ND	ug/L	1	U	10	4.8	1.7		SW8270C	03/3/2022 19:42/dsm	SV5973N.I_220303A : 7	164073
4-Chloro-3-methylphenol	ND	ug/L	1	U	10	4.8	1.4		SW8270C	03/3/2022 19:42/dsm	SV5973N.I_220303A : 7	164073
4-Chlorophenol	ND	ug/L	1	U	10	4.8	2.5		SW8270C	03/3/2022 19:42/dsm	SV5973N.I_220303A : 7	164073
4-Chlorophenyl phenyl ether	ND	ug/L	1	U	10	4.8	2.0		SW8270C	03/3/2022 19:42/dsm	SV5973N.I_220303A : 7	164073
4-Nitrophenol	ND	ug/L	1	U	10	9.6	2.4		SW8270C	03/3/2022 19:42/dsm	SV5973N.I_220303A : 7	164073
Azobenzene	ND	ug/L	1	U	10	4.8	1.0		SW8270C	03/3/2022 19:42/dsm	SV5973N.I_220303A : 7	164073
bis(-2-chloroethoxy)Methane	ND	ug/L	1	U	10	4.8	1.3		SW8270C	03/3/2022 19:42/dsm	SV5973N.I_220303A : 7	164073
bis(-2-chloroethyl)Ether	ND	ug/L	1	U	10	4.8	2.5		SW8270C	03/3/2022 19:42/dsm	SV5973N.I_220303A : 7	164073
bis(2-chloroisopropyl)Ether	ND	ug/L	1	U	10	4.8	1.4		SW8270C	03/3/2022 19:42/dsm	SV5973N.I_220303A : 7	164073
bis(2-ethylhexyl)Phthalate	ND	ug/L	1	U	10	4.8	1.8		SW8270C	03/3/2022 19:42/dsm	SV5973N.I_220303A : 7	164073
Butylbenzylphthalate	ND	ug/L	1	U	10	4.8	1.5		SW8270C	03/3/2022 19:42/dsm	SV5973N.I_220303A : 7	164073
Di-n-butyl phthalate	ND	ug/L	1	U	10	4.8	0.90		SW8270C	03/3/2022 19:42/dsm	SV5973N.I_220303A : 7	164073
Di-n-octyl phthalate	ND	ug/L	1	U	10	4.8	1.3		SW8270C	03/3/2022 19:42/dsm	SV5973N.I_220303A : 7	164073
Diethyl phthalate	ND	ug/L	1	U	10	4.8	2.1		SW8270C	03/3/2022 19:42/dsm	SV5973N.I_220303A : 7	164073
Dimethyl phthalate	ND	ug/L	1	U	10	4.8	1.7		SW8270C	03/3/2022 19:42/dsm	SV5973N.I_220303A : 7	164073
Hexachlorobenzene	ND	ug/L	1	U	10	4.8	1.3		SW8270C	03/3/2022 19:42/dsm	SV5973N.I_220303A : 7	164073
Hexachlorobutadiene	ND	ug/L	1	U	10	4.8	2.2		SW8270C	03/3/2022 19:42/dsm	SV5973N.I_220303A : 7	164073
Hexachlorocyclopentadiene	ND	ug/L	1	U	10	4.8	2.9		SW8270C	03/3/2022 19:42/dsm	SV5973N.I_220303A : 7	164073
Hexachloroethane	ND	ug/L	1	U	10	4.8	1.7		SW8270C	03/3/2022 19:42/dsm	SV5973N.I_220303A : 7	164073
Isophorone	ND	ug/L	1	U	10	4.8	1.6		SW8270C	03/3/2022 19:42/dsm	SV5973N.I_220303A : 7	164073
m+p-Cresols	ND	ug/L	1	U	10	4.8	1.7		SW8270C	03/3/2022 19:42/dsm	SV5973N.I_220303A : 7	164073
n-Nitroso-di-n-propylamine	ND	ug/L	1	U	10	4.8	1.5		SW8270C	03/3/2022 19:42/dsm	SV5973N.I_220303A : 7	164073
n-Nitrosodimethylamine	ND	ug/L	1	U	10	4.8	1.5		SW8270C	03/3/2022 19:42/dsm	SV5973N.I_220303A : 7	164073
n-Nitrosodiphenylamine	ND	ug/L	1	U	10	4.8	1.1		SW8270C	03/3/2022 19:42/dsm	SV5973N.I_220303A : 7	164073
Nitrobenzene	ND	ug/L	1	U	10	4.8	2.2		SW8270C	03/3/2022 19:42/dsm	SV5973N.I_220303A : 7	164073
o-Cresol	ND	ug/L	1	U	10	4.8	1.8		SW8270C	03/3/2022 19:42/dsm	SV5973N.I_220303A : 7	164073
Pentachlorophenol	ND	ug/L	1	U	10	9.6	4.1		SW8270C	03/3/2022 19:42/dsm	SV5973N.I_220303A : 7	164073
Phenol	ND	ug/L	1	U	10	4.8	1.4		SW8270C	03/3/2022 19:42/dsm	SV5973N.I_220303A : 7	164073
Pyridine	ND	ug/L	1	U	10	4.8	3.1		SW8270C	03/3/2022 19:42/dsm	SV5973N.I_220303A : 7	164073
Surr: 2,4,6-Tribromophenol	78.0	%REC	1		43-140				SW8270C	03/3/2022 19:42/dsm	SV5973N.I_220303A : 7	164073
Surr: 2-Fluorobiphenyl	57.0	%REC	1		44-119				SW8270C	03/3/2022 19:42/dsm	SV5973N.I_220303A : 7	164073
Surr: 2-Fluorophenol	33.0	%REC	1		19-119				SW8270C	03/3/2022 19:42/dsm	SV5973N.I_220303A : 7	164073

LABORATORY ANALYTICAL REPORT

Prepared by Billings, MT Branch

Lab ID: B22021627-006
Client: AECOM - Honolulu
Collection Date: 02/22/2022 15:10
Client Sample ID: ERH2569 (Sump Adit 3)
Date Received: 02/24/2022
Project: CV18F0126, 60571032.02.46.01
Report Date: 03/08/2022
Matrix: Ground Water

Analyses	Result	Units	DF	Qual	LOQ	LOD	DL	MCL	Method	Analysis Date / By	RunID : Run Order	BatchID
SEMI-VOLATILE ORGANIC COMPOUNDS												
Surr: Nitrobenzene-d5	67.0	%REC	1		44-120				SW8270C	03/3/2022 19:42/dsm	SV5973N.I_220303A : 7	164073
Surr: Phenol-d5	34.0	%REC	1		10-65				SW8270C	03/3/2022 19:42/dsm	SV5973N.I_220303A : 7	164073
Surr: Terphenyl-d14	110.0	%REC	1		50-134				SW8270C	03/3/2022 19:42/dsm	SV5973N.I_220303A : 7	164073

LABORATORY ANALYTICAL REPORT

Prepared by Billings, MT Branch

Client: AECOM - Honolulu
Client Sample ID: ERH 2568 (Trip Blank)-14525
Project: CV18F0126, 60571032.02.46.01
Matrix: Trip Blank

Lab ID: B22021627-007
Collection Date: 02/22/2022 15:10
Date Received: 02/24/2022
Report Date: 03/08/2022

Analyses	Result	Units	DF	Qual	LOQ	LOD	DL	MCL	Method	Analysis Date / By	RunID : Run Order	BatchID
VOLATILE ORGANIC COMPOUNDS												
Benzene	ND	ug/L	1	U	1.0	0.20	0.091		SW8260B	02/25/2022 16:42/msc	VOA5975C.I_220225A : 11	R375412
Bromobenzene	ND	ug/L	1	U	1.0	0.20	0.083		SW8260B	02/25/2022 16:42/msc	VOA5975C.I_220225A : 11	R375412
Bromochloromethane	ND	ug/L	1	U	1.0	0.50	0.14		SW8260B	02/25/2022 16:42/msc	VOA5975C.I_220225A : 11	R375412
Bromodichloromethane	ND	ug/L	1	U	1.0	0.25	0.12		SW8260B	02/25/2022 16:42/msc	VOA5975C.I_220225A : 11	R375412
Bromoform	ND	ug/L	1	U	1.0	0.25	0.12		SW8260B	02/25/2022 16:42/msc	VOA5975C.I_220225A : 11	R375412
Carbon tetrachloride	ND	ug/L	1	U	1.0	0.50	0.14		SW8260B	02/25/2022 16:42/msc	VOA5975C.I_220225A : 11	R375412
Chlorobenzene	ND	ug/L	1	U	1.0	0.20	0.091		SW8260B	02/25/2022 16:42/msc	VOA5975C.I_220225A : 11	R375412
Chlorodibromomethane	ND	ug/L	1	U	1.0	0.20	0.084		SW8260B	02/25/2022 16:42/msc	VOA5975C.I_220225A : 11	R375412
Chloroethane	ND	ug/L	1	U	1.0	0.50	0.17		SW8260B	02/25/2022 16:42/msc	VOA5975C.I_220225A : 11	R375412
Chloroform	ND	ug/L	1	U	1.0	0.20	0.079		SW8260B	02/25/2022 16:42/msc	VOA5975C.I_220225A : 11	R375412
Chloromethane	ND	ug/L	1	U	1.0	0.50	0.16		SW8260B	02/25/2022 16:42/msc	VOA5975C.I_220225A : 11	R375412
1,2-Dibromoethane	ND	ug/L	1	U	1.0	0.20	0.092		SW8260B	02/25/2022 16:42/msc	VOA5975C.I_220225A : 11	R375412
2-Chlorotoluene	ND	ug/L	1	U	1.0	0.20	0.088		SW8260B	02/25/2022 16:42/msc	VOA5975C.I_220225A : 11	R375412
4-Chlorotoluene	ND	ug/L	1	U	1.0	0.20	0.073		SW8260B	02/25/2022 16:42/msc	VOA5975C.I_220225A : 11	R375412
Dibromomethane	ND	ug/L	1	U	1.0	0.50	0.15		SW8260B	02/25/2022 16:42/msc	VOA5975C.I_220225A : 11	R375412
1,2-Dichlorobenzene	ND	ug/L	1	U	1.0	0.20	0.075		SW8260B	02/25/2022 16:42/msc	VOA5975C.I_220225A : 11	R375412
1,3-Dichlorobenzene	ND	ug/L	1	U	1.0	0.20	0.080		SW8260B	02/25/2022 16:42/msc	VOA5975C.I_220225A : 11	R375412
1,4-Dichlorobenzene	ND	ug/L	1	U	1.0	0.20	0.086		SW8260B	02/25/2022 16:42/msc	VOA5975C.I_220225A : 11	R375412
Dichlorodifluoromethane	ND	ug/L	1	U	1.0	0.50	0.18		SW8260B	02/25/2022 16:42/msc	VOA5975C.I_220225A : 11	R375412
1,1-Dichloroethane	ND	ug/L	1	U	1.0	0.50	0.14		SW8260B	02/25/2022 16:42/msc	VOA5975C.I_220225A : 11	R375412
1,2-Dichloroethane	ND	ug/L	1	U	1.0	0.25	0.12		SW8260B	02/25/2022 16:42/msc	VOA5975C.I_220225A : 11	R375412
1,1-Dichloroethene	ND	ug/L	1	U	1.0	0.50	0.14		SW8260B	02/25/2022 16:42/msc	VOA5975C.I_220225A : 11	R375412
cis-1,2-Dichloroethene	ND	ug/L	1	U	1.0	0.25	0.11		SW8260B	02/25/2022 16:42/msc	VOA5975C.I_220225A : 11	R375412
trans-1,2-Dichloroethene	ND	ug/L	1	U	1.0	0.25	0.12		SW8260B	02/25/2022 16:42/msc	VOA5975C.I_220225A : 11	R375412
1,2-Dichloropropane	ND	ug/L	1	U	1.0	0.20	0.085		SW8260B	02/25/2022 16:42/msc	VOA5975C.I_220225A : 11	R375412
1,3-Dichloropropane	ND	ug/L	1	U	1.0	0.20	0.079		SW8260B	02/25/2022 16:42/msc	VOA5975C.I_220225A : 11	R375412
2,2-Dichloropropane	ND	ug/L	1	U	1.0	0.50	0.19		SW8260B	02/25/2022 16:42/msc	VOA5975C.I_220225A : 11	R375412
1,1-Dichloropropene	ND	ug/L	1	U	1.0	0.20	0.083		SW8260B	02/25/2022 16:42/msc	VOA5975C.I_220225A : 11	R375412
cis-1,3-Dichloropropene	ND	ug/L	1	U	1.0	0.20	0.073		SW8260B	02/25/2022 16:42/msc	VOA5975C.I_220225A : 11	R375412
trans-1,3-Dichloropropene	ND	ug/L	1	U	1.0	0.20	0.085		SW8260B	02/25/2022 16:42/msc	VOA5975C.I_220225A : 11	R375412
Ethylbenzene	ND	ug/L	1	U	1.0	0.20	0.084		SW8260B	02/25/2022 16:42/msc	VOA5975C.I_220225A : 11	R375412
Methyl ethyl ketone	ND	ug/L	1	U	20	5.0	1.8		SW8260B	02/25/2022 16:42/msc	VOA5975C.I_220225A : 11	R375412
Methyl tert-butyl ether (MTBE)	ND	ug/L	1	U	1.0	0.25	0.10		SW8260B	02/25/2022 16:42/msc	VOA5975C.I_220225A : 11	R375412
Methylene chloride	ND	ug/L	1	U	1.0	0.50	0.34		SW8260B	02/25/2022 16:42/msc	VOA5975C.I_220225A : 11	R375412
Styrene	ND	ug/L	1	U	1.0	0.20	0.067		SW8260B	02/25/2022 16:42/msc	VOA5975C.I_220225A : 11	R375412
1,1,1,2-Tetrachloroethane	ND	ug/L	1	U	1.0	0.25	0.10		SW8260B	02/25/2022 16:42/msc	VOA5975C.I_220225A : 11	R375412
1,1,2,2-Tetrachloroethane	ND	ug/L	1	U	1.0	0.20	0.087		SW8260B	02/25/2022 16:42/msc	VOA5975C.I_220225A : 11	R375412
Tetrachloroethene	ND	ug/L	1	U	1.0	0.20	0.067		SW8260B	02/25/2022 16:42/msc	VOA5975C.I_220225A : 11	R375412
Toluene	0.17	ug/L	1	J	1.0	0.20	0.068		SW8260B	02/25/2022 16:42/msc	VOA5975C.I_220225A : 11	R375412

LABORATORY ANALYTICAL REPORT

Prepared by Billings, MT Branch

Lab ID: B22021627-007
Client: AECOM - Honolulu
Collection Date: 02/22/2022 15:10
Client Sample ID: ERH 2568 (Trip Blank)-14525
Date Received: 02/24/2022
Project: CV18F0126, 60571032.02.46.01
Report Date: 03/08/2022
Matrix: Trip Blank

Analyses	Result	Units	DF	Qual	LOQ	LOD	DL	MCL	Method	Analysis Date / By	RunID : Run Order	BatchID
VOLATILE ORGANIC COMPOUNDS												
1,1,1-Trichloroethane	ND	ug/L	1	U	1.0	0.50	0.13		SW8260B	02/25/2022 16:42/msc	VOA5975C.I_220225A : 11	R375412
1,1,2-Trichloroethane	ND	ug/L	1	U	1.0	0.25	0.11		SW8260B	02/25/2022 16:42/msc	VOA5975C.I_220225A : 11	R375412
Trichloroethene	ND	ug/L	1	U	1.0	0.20	0.099		SW8260B	02/25/2022 16:42/msc	VOA5975C.I_220225A : 11	R375412
Trichlorofluoromethane	ND	ug/L	1	U	1.0	0.50	0.13		SW8260B	02/25/2022 16:42/msc	VOA5975C.I_220225A : 11	R375412
1,2,3-Trichloropropane	ND	ug/L	1	U	1.0	0.50	0.24		SW8260B	02/25/2022 16:42/msc	VOA5975C.I_220225A : 11	R375412
Vinyl chloride	ND	ug/L	1	U	1.0	0.50	0.15		SW8260B	02/25/2022 16:42/msc	VOA5975C.I_220225A : 11	R375412
m+p-Xylenes	ND	ug/L	1	U	1.0	0.50	0.15		SW8260B	02/25/2022 16:42/msc	VOA5975C.I_220225A : 11	R375412
o-Xylene	ND	ug/L	1	U	1.0	0.20	0.060		SW8260B	02/25/2022 16:42/msc	VOA5975C.I_220225A : 11	R375412
Xylenes, Total	ND	ug/L	1	U	1.0	0.20	0.060		SW8260B	02/25/2022 16:42/msc	VOA5975C.I_220225A : 11	R375412
Surr: Dibromofluoromethane	112.0	%REC	1		80-119				SW8260B	02/25/2022 16:42/msc	VOA5975C.I_220225A : 11	R375412
Surr: 1,2-Dichloroethane-d4	117.0	%REC	1		81-118				SW8260B	02/25/2022 16:42/msc	VOA5975C.I_220225A : 11	R375412
Surr: Toluene-d8	106.0	%REC	1		89-112				SW8260B	02/25/2022 16:42/msc	VOA5975C.I_220225A : 11	R375412
Surr: p-Bromofluorobenzene	109.0	%REC	1		85-114				SW8260B	02/25/2022 16:42/msc	VOA5975C.I_220225A : 11	R375412

LABORATORY ANALYTICAL REPORT

Prepared by Billings, MT Branch

Lab ID: B22021627-008
Client: AECOM - Honolulu
Collection Date: 02/22/2022 15:10
Client Sample ID: ERH 2568 (Trip Blank)-14754
Date Received: 02/24/2022
Project: CV18F0126, 60571032.02.46.01
Report Date: 03/08/2022
Matrix: Trip Blank

Analyses	Result	Units	DF	Qual	LOQ	LOD	DL	MCL	Method	Analysis Date / By	RunID : Run Order	BatchID
PETROLEUM HYDROCARBONS-VOLATILE												
C6 to C10	ND	ug/L	1	U	20	8.7	2.0		SW8015C	02/25/2022 15:46/jp	VARIAN1_220225A : 9	R375235
Total Purgeable Hydrocarbons	ND	ug/L	1	U	20	10	3.1		SW8015C	02/25/2022 15:46/jp	VARIAN1_220225A : 9	R375235
Surr: Trifluorotoluene	77.0	%REC	1		70-130				SW8015C	02/25/2022 15:46/jp	VARIAN1_220225A : 9	R375235

- Note 1: C6 to C10 is defined as all hydrocarbons eluting between 2-Methylpentane and 1,2,4-Trimethylbenzene.
- Note 2: Total Purgeable Hydrocarbons are defined as the total hydrocarbon response regardless of elution time.

LABORATORY ANALYTICAL REPORT

Prepared by Billings, MT Branch

Lab ID: B22021627-009
Client: AECOM - Honolulu
Collection Date: 02/22/2022 15:10
Client Sample ID: ERH 2568 (Trip Blank)-14733
Date Received: 02/24/2022
Project: CV18F0126, 60571032.02.46.01
Report Date: 03/08/2022
Matrix: Trip Blank

Analyses	Result	Units	DF	Qual	LOQ	LOD	DL	MCL	Method	Analysis Date / By	RunID : Run Order	BatchID
VOCS BY MICROEXTRACTION-ECD												
1,2-Dibromoethane	ND	ug/L	1	U	0.010	0.0049	0.0025		SW8011	02/25/2022 15:15/clt	GECD.I_220225A : 7	164037
Surr: 1,1,1,2-Tetrachloroethane	106.0	%REC	1		70-130				SW8011	02/25/2022 15:15/clt	GECD.I_220225A : 7	164037

LABORATORY ANALYTICAL REPORT

Prepared by Billings, MT Branch

Lab ID: B22021627-010
Client: AECOM - Honolulu
Collection Date: 02/22/2022 15:10
Client Sample ID: ERH 2568 (Trip Blank)-14732
Date Received: 02/24/2022
Project: CV18F0126, 60571032.02.46.01
Report Date: 03/08/2022
Matrix: Trip Blank

Analyses	Result	Units	DF	Qual	LOQ	LOD	DL	MCL	Method	Analysis Date / By	RunID : Run Order	BatchID
ORGANIC CHARACTERISTICS												
Methane	ND	mg/L	1	U	0.0020	0.0012	0.00070		SW8015M	03/1/2022 10:50/jdw	FID-HEADSPACE_220301A : 9	R375386

LABORATORY ANALYTICAL REPORT

Prepared by Billings, MT Branch

Client: AECOM - Honolulu
Client Sample ID: ERH2567 (RHMW2254-01 Low-flow)
Project: CV18F0126, 60571032.02.46.01
Matrix: Ground Water

Lab ID: B22021627-011
Collection Date: 02/22/2022 13:45
Date Received: 02/24/2022
Report Date: 03/08/2022

Analyses	Result	Units	DF	Qual	LOQ	LOD	DL	MCL	Method	Analysis Date / By	RunID : Run Order	BatchID
LOW LEVEL PAH BY 8270C SIM												
1-Methylnaphthalene	ND	ug/L	1	U	0.10	0.048	0.020		SW8270CSIM	03/3/2022 20:34/jph	SV5975.I_220303A : 11	164073
2-Methylnaphthalene	ND	ug/L	1	U	0.10	0.048	0.017		SW8270CSIM	03/3/2022 20:34/jph	SV5975.I_220303A : 11	164073
Acenaphthene	ND	ug/L	1	U	0.10	0.048	0.030		SW8270CSIM	03/3/2022 20:34/jph	SV5975.I_220303A : 11	164073
Acenaphthylene	ND	ug/L	1	U	0.10	0.048	0.024		SW8270CSIM	03/3/2022 20:34/jph	SV5975.I_220303A : 11	164073
Anthracene	ND	ug/L	1	U	0.10	0.048	0.027		SW8270CSIM	03/3/2022 20:34/jph	SV5975.I_220303A : 11	164073
Benzo(a)anthracene	ND	ug/L	1	U	0.10	0.048	0.026		SW8270CSIM	03/3/2022 20:34/jph	SV5975.I_220303A : 11	164073
Benzo(a)pyrene	ND	ug/L	1	U	0.10	0.048	0.033		SW8270CSIM	03/3/2022 20:34/jph	SV5975.I_220303A : 11	164073
Benzo(b)fluoranthene	ND	ug/L	1	U	0.10	0.048	0.022		SW8270CSIM	03/3/2022 20:34/jph	SV5975.I_220303A : 11	164073
Benzo(g,h,i)perylene	ND	ug/L	1	U	0.10	0.048	0.025		SW8270CSIM	03/3/2022 20:34/jph	SV5975.I_220303A : 11	164073
Benzo(k)fluoranthene	ND	ug/L	1	U	0.10	0.048	0.028		SW8270CSIM	03/3/2022 20:34/jph	SV5975.I_220303A : 11	164073
Chrysene	ND	ug/L	1	U	0.10	0.048	0.044		SW8270CSIM	03/3/2022 20:34/jph	SV5975.I_220303A : 11	164073
Dibenzo(a,h)anthracene	ND	ug/L	1	U	0.10	0.048	0.035		SW8270CSIM	03/3/2022 20:34/jph	SV5975.I_220303A : 11	164073
Fluoranthene	ND	ug/L	1	U	0.10	0.048	0.022		SW8270CSIM	03/3/2022 20:34/jph	SV5975.I_220303A : 11	164073
Fluorene	ND	ug/L	1	U	0.10	0.048	0.021		SW8270CSIM	03/3/2022 20:34/jph	SV5975.I_220303A : 11	164073
Indeno(1,2,3-cd)pyrene	ND	ug/L	1	U	0.10	0.048	0.047		SW8270CSIM	03/3/2022 20:34/jph	SV5975.I_220303A : 11	164073
Naphthalene	ND	ug/L	1	U	0.10	0.048	0.028		SW8270CSIM	03/3/2022 20:34/jph	SV5975.I_220303A : 11	164073
Phenanthrene	ND	ug/L	1	U	0.10	0.048	0.028		SW8270CSIM	03/3/2022 20:34/jph	SV5975.I_220303A : 11	164073
Pyrene	ND	ug/L	1	U	0.10	0.048	0.023		SW8270CSIM	03/3/2022 20:34/jph	SV5975.I_220303A : 11	164073
AGGREGATE ORGANICS												
Organic Carbon, Total (TOC) - TOC Range is 0.3 to 0.3	0.26	mg/L	1	J	0.50	0.50	0.17		SW9060A	03/1/2022 19:26/eli-ca	SUB-C280105 : 8	C_R280105
METALS, DISSOLVED												
Lead	ND	mg/L	1	U	0.001	0.00005	0.00003		SW6020	03/1/2022 17:14/car	ICPMS207-B_220301B : 51	R375488
METALS, TOTAL												
Lead	ND	mg/L	1	U	0.001	0.0001	0.00005		SW6020	03/1/2022 17:20/car	ICPMS207-B_220301B : 52	164029
VOLATILE ORGANIC COMPOUNDS												
Benzene	ND	ug/L	1	U	1.0	0.20	0.091		SW8260B	02/25/2022 14:25/msc	VOA5975C.I_220225A : 7	R375412
Bromobenzene	ND	ug/L	1	U	1.0	0.20	0.083		SW8260B	02/25/2022 14:25/msc	VOA5975C.I_220225A : 7	R375412
Bromochloromethane	ND	ug/L	1	U	1.0	0.50	0.14		SW8260B	02/25/2022 14:25/msc	VOA5975C.I_220225A : 7	R375412
Bromodichloromethane	ND	ug/L	1	U	1.0	0.25	0.12		SW8260B	02/25/2022 14:25/msc	VOA5975C.I_220225A : 7	R375412
Bromoform	ND	ug/L	1	U	1.0	0.25	0.12		SW8260B	02/25/2022 14:25/msc	VOA5975C.I_220225A : 7	R375412
Carbon tetrachloride	ND	ug/L	1	U	1.0	0.50	0.14		SW8260B	02/25/2022 14:25/msc	VOA5975C.I_220225A : 7	R375412
Chlorobenzene	ND	ug/L	1	U	1.0	0.20	0.091		SW8260B	02/25/2022 14:25/msc	VOA5975C.I_220225A : 7	R375412
Chlorodibromomethane	ND	ug/L	1	U	1.0	0.20	0.084		SW8260B	02/25/2022 14:25/msc	VOA5975C.I_220225A : 7	R375412
Chloroethane	ND	ug/L	1	U	1.0	0.50	0.17		SW8260B	02/25/2022 14:25/msc	VOA5975C.I_220225A : 7	R375412
Chloroform	ND	ug/L	1	U	1.0	0.20	0.079		SW8260B	02/25/2022 14:25/msc	VOA5975C.I_220225A : 7	R375412
Chloromethane	ND	ug/L	1	U	1.0	0.50	0.16		SW8260B	02/25/2022 14:25/msc	VOA5975C.I_220225A : 7	R375412

LABORATORY ANALYTICAL REPORT

Prepared by Billings, MT Branch

Lab ID: B22021627-011
Collection Date: 02/22/2022 13:45
Date Received: 02/24/2022
Report Date: 03/08/2022

Client: AECOM - Honolulu
Client Sample ID: ERH2567 (RHMW2254-01 Low-flow)
Project: CV18F0126, 60571032.02.46.01
Matrix: Ground Water

Analyses	Result	Units	DF	Qual	LOQ	LOD	DL	MCL	Method	Analysis Date / By	RunID : Run Order	BatchID
VOLATILE ORGANIC COMPOUNDS												
1,2-Dibromoethane	ND	ug/L	1	U	1.0	0.20	0.092		SW8260B	02/25/2022 14:25/msc	VOA5975C.I_220225A : 7	R375412
2-Chlorotoluene	ND	ug/L	1	U	1.0	0.20	0.088		SW8260B	02/25/2022 14:25/msc	VOA5975C.I_220225A : 7	R375412
4-Chlorotoluene	ND	ug/L	1	U	1.0	0.20	0.073		SW8260B	02/25/2022 14:25/msc	VOA5975C.I_220225A : 7	R375412
Dibromomethane	ND	ug/L	1	U	1.0	0.50	0.15		SW8260B	02/25/2022 14:25/msc	VOA5975C.I_220225A : 7	R375412
1,2-Dichlorobenzene	ND	ug/L	1	U	1.0	0.20	0.075		SW8260B	02/25/2022 14:25/msc	VOA5975C.I_220225A : 7	R375412
1,3-Dichlorobenzene	ND	ug/L	1	U	1.0	0.20	0.080		SW8260B	02/25/2022 14:25/msc	VOA5975C.I_220225A : 7	R375412
1,4-Dichlorobenzene	ND	ug/L	1	U	1.0	0.20	0.086		SW8260B	02/25/2022 14:25/msc	VOA5975C.I_220225A : 7	R375412
Dichlorodifluoromethane	ND	ug/L	1	U	1.0	0.50	0.18		SW8260B	02/25/2022 14:25/msc	VOA5975C.I_220225A : 7	R375412
1,1-Dichloroethane	ND	ug/L	1	U	1.0	0.50	0.14		SW8260B	02/25/2022 14:25/msc	VOA5975C.I_220225A : 7	R375412
1,2-Dichloroethane	ND	ug/L	1	U	1.0	0.25	0.12		SW8260B	02/25/2022 14:25/msc	VOA5975C.I_220225A : 7	R375412
1,1-Dichloroethene	ND	ug/L	1	U	1.0	0.50	0.14		SW8260B	02/25/2022 14:25/msc	VOA5975C.I_220225A : 7	R375412
cis-1,2-Dichloroethene	ND	ug/L	1	U	1.0	0.25	0.11		SW8260B	02/25/2022 14:25/msc	VOA5975C.I_220225A : 7	R375412
trans-1,2-Dichloroethene	ND	ug/L	1	U	1.0	0.25	0.12		SW8260B	02/25/2022 14:25/msc	VOA5975C.I_220225A : 7	R375412
1,2-Dichloropropane	ND	ug/L	1	U	1.0	0.20	0.085		SW8260B	02/25/2022 14:25/msc	VOA5975C.I_220225A : 7	R375412
1,3-Dichloropropane	ND	ug/L	1	U	1.0	0.20	0.079		SW8260B	02/25/2022 14:25/msc	VOA5975C.I_220225A : 7	R375412
2,2-Dichloropropane	ND	ug/L	1	U	1.0	0.50	0.19		SW8260B	02/25/2022 14:25/msc	VOA5975C.I_220225A : 7	R375412
1,1-Dichloropropene	ND	ug/L	1	U	1.0	0.20	0.083		SW8260B	02/25/2022 14:25/msc	VOA5975C.I_220225A : 7	R375412
cis-1,3-Dichloropropene	ND	ug/L	1	U	1.0	0.20	0.073		SW8260B	02/25/2022 14:25/msc	VOA5975C.I_220225A : 7	R375412
trans-1,3-Dichloropropene	ND	ug/L	1	U	1.0	0.20	0.085		SW8260B	02/25/2022 14:25/msc	VOA5975C.I_220225A : 7	R375412
Ethylbenzene	ND	ug/L	1	U	1.0	0.20	0.084		SW8260B	02/25/2022 14:25/msc	VOA5975C.I_220225A : 7	R375412
Methyl ethyl ketone	ND	ug/L	1	U	20	5.0	1.8		SW8260B	02/25/2022 14:25/msc	VOA5975C.I_220225A : 7	R375412
Methyl tert-butyl ether (MTBE)	ND	ug/L	1	U	1.0	0.25	0.10		SW8260B	02/25/2022 14:25/msc	VOA5975C.I_220225A : 7	R375412
Methylene chloride	ND	ug/L	1	U	1.0	0.50	0.34		SW8260B	02/25/2022 14:25/msc	VOA5975C.I_220225A : 7	R375412
Styrene	ND	ug/L	1	U	1.0	0.20	0.067		SW8260B	02/25/2022 14:25/msc	VOA5975C.I_220225A : 7	R375412
1,1,1,2-Tetrachloroethane	ND	ug/L	1	U	1.0	0.25	0.10		SW8260B	02/25/2022 14:25/msc	VOA5975C.I_220225A : 7	R375412
1,1,2,2-Tetrachloroethane	ND	ug/L	1	U	1.0	0.20	0.087		SW8260B	02/25/2022 14:25/msc	VOA5975C.I_220225A : 7	R375412
Tetrachloroethene	ND	ug/L	1	U	1.0	0.20	0.067		SW8260B	02/25/2022 14:25/msc	VOA5975C.I_220225A : 7	R375412
Toluene	ND	ug/L	1	U	1.0	0.20	0.068		SW8260B	02/25/2022 14:25/msc	VOA5975C.I_220225A : 7	R375412
1,1,1-Trichloroethane	ND	ug/L	1	U	1.0	0.50	0.13		SW8260B	02/25/2022 14:25/msc	VOA5975C.I_220225A : 7	R375412
1,1,2-Trichloroethane	ND	ug/L	1	U	1.0	0.25	0.11		SW8260B	02/25/2022 14:25/msc	VOA5975C.I_220225A : 7	R375412
Trichloroethene	ND	ug/L	1	U	1.0	0.20	0.099		SW8260B	02/25/2022 14:25/msc	VOA5975C.I_220225A : 7	R375412
Trichlorofluoromethane	ND	ug/L	1	U	1.0	0.50	0.13		SW8260B	02/25/2022 14:25/msc	VOA5975C.I_220225A : 7	R375412
1,2,3-Trichloropropane	ND	ug/L	1	U	1.0	0.50	0.24		SW8260B	02/25/2022 14:25/msc	VOA5975C.I_220225A : 7	R375412
Vinyl chloride	ND	ug/L	1	U	1.0	0.50	0.15		SW8260B	02/25/2022 14:25/msc	VOA5975C.I_220225A : 7	R375412
m+p-Xylenes	ND	ug/L	1	U	1.0	0.50	0.15		SW8260B	02/25/2022 14:25/msc	VOA5975C.I_220225A : 7	R375412
o-Xylene	ND	ug/L	1	U	1.0	0.20	0.060		SW8260B	02/25/2022 14:25/msc	VOA5975C.I_220225A : 7	R375412
Xylenes, Total	ND	ug/L	1	U	1.0	0.20	0.060		SW8260B	02/25/2022 14:25/msc	VOA5975C.I_220225A : 7	R375412
Surr: Dibromofluoromethane	110.0	%REC	1		80-119				SW8260B	02/25/2022 14:25/msc	VOA5975C.I_220225A : 7	R375412
Surr: 1,2-Dichloroethane-d4	112.0	%REC	1		81-118				SW8260B	02/25/2022 14:25/msc	VOA5975C.I_220225A : 7	R375412

LABORATORY ANALYTICAL REPORT

Prepared by Billings, MT Branch

Lab ID: B22021627-011
Client: AECOM - Honolulu
Collection Date: 02/22/2022 13:45
Client Sample ID: ERH2567 (RHMW2254-01 Low-flow)
Date Received: 02/24/2022
Project: CV18F0126, 60571032.02.46.01
Report Date: 03/08/2022
Matrix: Ground Water

Analyses	Result	Units	DF	Qual	LOQ	LOD	DL	MCL	Method	Analysis Date / By	RunID : Run Order	BatchID
VOLATILE ORGANIC COMPOUNDS												
Surr: Toluene-d8	107.0	%REC	1		89-112				SW8260B	02/25/2022 14:25/msc	VOA5975C.I_220225A : 7	R375412
Surr: p-Bromofluorobenzene	107.0	%REC	1		85-114				SW8260B	02/25/2022 14:25/msc	VOA5975C.I_220225A : 7	R375412
VOCS BY MICROEXTRACTION-ECD												
1,2-Dibromoethane	ND	ug/L	1	U	0.010	0.0049	0.0025		SW8011	02/25/2022 15:35/clt	GECD.I_220225A : 8	164037
Surr: 1,1,1,2-Tetrachloroethane	101.0	%REC	1		70-130				SW8011	02/25/2022 15:35/clt	GECD.I_220225A : 8	164037
PETROLEUM HYDROCARBONS-VOLATILE												
C6 to C10	ND	ug/L	1	U	20	8.7	2.0		SW8015C	02/25/2022 14:03/jp	VARIAN1_220225A : 7	R375235
Total Purgeable Hydrocarbons	ND	ug/L	1	U	20	10	3.1		SW8015C	02/25/2022 14:03/jp	VARIAN1_220225A : 7	R375235
Surr: Trifluorotoluene	77.0	%REC	1		70-130				SW8015C	02/25/2022 14:03/jp	VARIAN1_220225A : 7	R375235
- Note 1: C6 to C10 is defined as all hydrocarbons eluting between 2-Methylpentane and 1,2,4-Trimethylbenzene.												
- Note 2: Total Purgeable Hydrocarbons are defined as the total hydrocarbon response regardless of elution time.												
PETROLEUM HYDROCARBONS-SEMI-VOLATILE												
Diesel Range Organics (C10 to C24)	ND	mg/L	1	U	0.30	0.14	0.037		SW8015C	02/28/2022 14:54/amn	GCFID-HP5-B_220228A : 6	164025
Oil Range Hydrocarbons (C24 to C40)	ND	mg/L	1	U	0.30	0.14	0.083		SW8015C	02/28/2022 14:54/amn	GCFID-HP5-B_220228A : 6	164025
Total Extractable Hydrocarbons	ND	mg/L	1	U	0.30	0.14	0.071		SW8015C	02/28/2022 14:54/amn	GCFID-HP5-B_220228A : 6	164025
Surr: o-Terphenyl	106.0	%REC	1		56-125				SW8015C	02/28/2022 14:54/amn	GCFID-HP5-B_220228A : 6	164025
Surr: n-Triacontane	97.0	%REC	1		50-150				SW8015C	02/28/2022 14:54/amn	GCFID-HP5-B_220228A : 6	164025
- Note: Total Extractable Hydrocarbons are defined as the total hydrocarbon responses regardless of elution time.												
- Since there were no detectable hydrocarbons, Silica Gel Treatment (SGT) results are equivalent to non-SGT results.												
ORGANIC CHARACTERISTICS												
Methane	ND	mg/L	1	U	0.0020	0.0012	0.00070		SW8015M	03/1/2022 10:56/jdw	FID-HEADSPACE_220301A : 10	R375386
SEMI-VOLATILE ORGANIC COMPOUNDS												
1,2,4-Trichlorobenzene	ND	ug/L	1	U	10	4.8	1.8		SW8270C	03/3/2022 20:15/dsm	SV5973N.I_220303A : 8	164073
1,2-Dichlorobenzene	ND	ug/L	1	U	10	4.8	1.9		SW8270C	03/3/2022 20:15/dsm	SV5973N.I_220303A : 8	164073
1,3-Dichlorobenzene	ND	ug/L	1	U	10	4.8	2.0		SW8270C	03/3/2022 20:15/dsm	SV5973N.I_220303A : 8	164073
1,4-Dichlorobenzene	ND	ug/L	1	U	10	4.8	1.9		SW8270C	03/3/2022 20:15/dsm	SV5973N.I_220303A : 8	164073
2,4,5-Trichlorophenol	ND	ug/L	1	U	10	4.8	2.1		SW8270C	03/3/2022 20:15/dsm	SV5973N.I_220303A : 8	164073
2,4,6-Trichlorophenol	ND	ug/L	1	U	10	4.8	2.5		SW8270C	03/3/2022 20:15/dsm	SV5973N.I_220303A : 8	164073
2,4-Dichlorophenol	ND	ug/L	1	U	10	4.8	1.6		SW8270C	03/3/2022 20:15/dsm	SV5973N.I_220303A : 8	164073
2,4-Dimethylphenol	ND	ug/L	1	U	10	4.8	1.6		SW8270C	03/3/2022 20:15/dsm	SV5973N.I_220303A : 8	164073
2,4-Dinitrophenol	ND	ug/L	1	U	10	9.5	4.1		SW8270C	03/3/2022 20:15/dsm	SV5973N.I_220303A : 8	164073
2,4-Dinitrotoluene	ND	ug/L	1	U	10	4.8	2.9		SW8270C	03/3/2022 20:15/dsm	SV5973N.I_220303A : 8	164073
2,6-Dinitrotoluene	ND	ug/L	1	U	10	4.8	3.0		SW8270C	03/3/2022 20:15/dsm	SV5973N.I_220303A : 8	164073
2-Chloronaphthalene	ND	ug/L	1	U	10	4.8	2.0		SW8270C	03/3/2022 20:15/dsm	SV5973N.I_220303A : 8	164073
2-Chlorophenol	ND	ug/L	1	U	10	4.8	2.4		SW8270C	03/3/2022 20:15/dsm	SV5973N.I_220303A : 8	164073
2-Nitrophenol	ND	ug/L	1	U	10	4.8	2.2		SW8270C	03/3/2022 20:15/dsm	SV5973N.I_220303A : 8	164073
3,3´-Dichlorobenzidine	ND	ug/L	1	U	10	4.8	2.0		SW8270C	03/3/2022 20:15/dsm	SV5973N.I_220303A : 8	164073
4,6-Dinitro-2-methylphenol	ND	ug/L	1	U	10	9.5	2.2		SW8270C	03/3/2022 20:15/dsm	SV5973N.I_220303A : 8	164073

LABORATORY ANALYTICAL REPORT

Prepared by Billings, MT Branch

Lab ID: B22021627-011
Client: AECOM - Honolulu
Collection Date: 02/22/2022 13:45
Client Sample ID: ERH2567 (RHMW2254-01 Low-flow)
Date Received: 02/24/2022
Project: CV18F0126, 60571032.02.46.01
Report Date: 03/08/2022
Matrix: Ground Water

Analyses	Result	Units	DF	Qual	LOQ	LOD	DL	MCL	Method	Analysis Date / By	RunID : Run Order	BatchID
SEMI-VOLATILE ORGANIC COMPOUNDS												
4-Bromophenyl phenyl ether	ND	ug/L	1	U	10	4.8	1.7		SW8270C	03/3/2022 20:15/dsm	SV5973N.I_220303A : 8	164073
4-Chloro-3-methylphenol	ND	ug/L	1	U	10	4.8	1.4		SW8270C	03/3/2022 20:15/dsm	SV5973N.I_220303A : 8	164073
4-Chlorophenol	ND	ug/L	1	U	10	4.8	2.5		SW8270C	03/3/2022 20:15/dsm	SV5973N.I_220303A : 8	164073
4-Chlorophenyl phenyl ether	ND	ug/L	1	U	10	4.8	1.9		SW8270C	03/3/2022 20:15/dsm	SV5973N.I_220303A : 8	164073
4-Nitrophenol	ND	ug/L	1	U	10	9.5	2.4		SW8270C	03/3/2022 20:15/dsm	SV5973N.I_220303A : 8	164073
Azobenzene	ND	ug/L	1	U	10	4.8	1.0		SW8270C	03/3/2022 20:15/dsm	SV5973N.I_220303A : 8	164073
bis(-2-chloroethoxy)Methane	ND	ug/L	1	U	10	4.8	1.3		SW8270C	03/3/2022 20:15/dsm	SV5973N.I_220303A : 8	164073
bis(-2-chloroethyl)Ether	ND	ug/L	1	U	10	4.8	2.4		SW8270C	03/3/2022 20:15/dsm	SV5973N.I_220303A : 8	164073
bis(2-chloroisopropyl)Ether	ND	ug/L	1	U	10	4.8	1.4		SW8270C	03/3/2022 20:15/dsm	SV5973N.I_220303A : 8	164073
bis(2-ethylhexyl)Phthalate	ND	ug/L	1	U	10	4.8	1.8		SW8270C	03/3/2022 20:15/dsm	SV5973N.I_220303A : 8	164073
Butylbenzylphthalate	ND	ug/L	1	U	10	4.8	1.5		SW8270C	03/3/2022 20:15/dsm	SV5973N.I_220303A : 8	164073
Di-n-butyl phthalate	ND	ug/L	1	U	10	4.8	0.89		SW8270C	03/3/2022 20:15/dsm	SV5973N.I_220303A : 8	164073
Di-n-octyl phthalate	ND	ug/L	1	U	10	4.8	1.3		SW8270C	03/3/2022 20:15/dsm	SV5973N.I_220303A : 8	164073
Diethyl phthalate	ND	ug/L	1	U	10	4.8	2.1		SW8270C	03/3/2022 20:15/dsm	SV5973N.I_220303A : 8	164073
Dimethyl phthalate	ND	ug/L	1	U	10	4.8	1.6		SW8270C	03/3/2022 20:15/dsm	SV5973N.I_220303A : 8	164073
Hexachlorobenzene	ND	ug/L	1	U	10	4.8	1.3		SW8270C	03/3/2022 20:15/dsm	SV5973N.I_220303A : 8	164073
Hexachlorobutadiene	ND	ug/L	1	U	10	4.8	2.2		SW8270C	03/3/2022 20:15/dsm	SV5973N.I_220303A : 8	164073
Hexachlorocyclopentadiene	ND	ug/L	1	U	10	4.8	2.8		SW8270C	03/3/2022 20:15/dsm	SV5973N.I_220303A : 8	164073
Hexachloroethane	ND	ug/L	1	U	10	4.8	1.7		SW8270C	03/3/2022 20:15/dsm	SV5973N.I_220303A : 8	164073
Isophorone	ND	ug/L	1	U	10	4.8	1.6		SW8270C	03/3/2022 20:15/dsm	SV5973N.I_220303A : 8	164073
m+p-Cresols	ND	ug/L	1	U	10	4.8	1.7		SW8270C	03/3/2022 20:15/dsm	SV5973N.I_220303A : 8	164073
n-Nitroso-di-n-propylamine	ND	ug/L	1	U	10	4.8	1.5		SW8270C	03/3/2022 20:15/dsm	SV5973N.I_220303A : 8	164073
n-Nitrosodimethylamine	ND	ug/L	1	U	10	4.8	1.5		SW8270C	03/3/2022 20:15/dsm	SV5973N.I_220303A : 8	164073
n-Nitrosodiphenylamine	ND	ug/L	1	U	10	4.8	1.1		SW8270C	03/3/2022 20:15/dsm	SV5973N.I_220303A : 8	164073
Nitrobenzene	ND	ug/L	1	U	10	4.8	2.2		SW8270C	03/3/2022 20:15/dsm	SV5973N.I_220303A : 8	164073
o-Cresol	ND	ug/L	1	U	10	4.8	1.7		SW8270C	03/3/2022 20:15/dsm	SV5973N.I_220303A : 8	164073
Pentachlorophenol	ND	ug/L	1	U	10	9.5	4.0		SW8270C	03/3/2022 20:15/dsm	SV5973N.I_220303A : 8	164073
Phenol	ND	ug/L	1	U	10	4.8	1.4		SW8270C	03/3/2022 20:15/dsm	SV5973N.I_220303A : 8	164073
Pyridine	ND	ug/L	1	U	10	4.8	3.1		SW8270C	03/3/2022 20:15/dsm	SV5973N.I_220303A : 8	164073
Surr: 2,4,6-Tribromophenol	72.0	%REC	1		43-140				SW8270C	03/3/2022 20:15/dsm	SV5973N.I_220303A : 8	164073
Surr: 2-Fluorobiphenyl	39.0	%REC	1	S	44-119				SW8270C	03/3/2022 20:15/dsm	SV5973N.I_220303A : 8	164073
Surr: 2-Fluorophenol	32.0	%REC	1		19-119				SW8270C	03/3/2022 20:15/dsm	SV5973N.I_220303A : 8	164073
Surr: Nitrobenzene-d5	59.0	%REC	1		44-120				SW8270C	03/3/2022 20:15/dsm	SV5973N.I_220303A : 8	164073
Surr: Phenol-d5	31.0	%REC	1		10-65				SW8270C	03/3/2022 20:15/dsm	SV5973N.I_220303A : 8	164073
Surr: Terphenyl-d14	102.0	%REC	1		50-134				SW8270C	03/3/2022 20:15/dsm	SV5973N.I_220303A : 8	164073

LABORATORY ANALYTICAL REPORT

Prepared by Billings, MT Branch

Client: AECOM - Honolulu
Client Sample ID: ERH2566 (Trip Blank)-14833
Project: CV18F0126, 60571032.02.46.01
Matrix: Trip Blank

Lab ID: B22021627-012
Collection Date: 02/22/2022 13:45
Date Received: 02/24/2022
Report Date: 03/08/2022

Analyses	Result	Units	DF	Qual	LOQ	LOD	DL	MCL	Method	Analysis Date / By	RunID : Run Order	BatchID
VOLATILE ORGANIC COMPOUNDS												
Benzene	ND	ug/L	1	U	1.0	0.20	0.091		SW8260B	02/25/2022 17:09/msc	VOA5975C.I_220225A : 12	R375412
Bromobenzene	ND	ug/L	1	U	1.0	0.20	0.083		SW8260B	02/25/2022 17:09/msc	VOA5975C.I_220225A : 12	R375412
Bromochloromethane	ND	ug/L	1	U	1.0	0.50	0.14		SW8260B	02/25/2022 17:09/msc	VOA5975C.I_220225A : 12	R375412
Bromodichloromethane	ND	ug/L	1	U	1.0	0.25	0.12		SW8260B	02/25/2022 17:09/msc	VOA5975C.I_220225A : 12	R375412
Bromoform	ND	ug/L	1	U	1.0	0.25	0.12		SW8260B	02/25/2022 17:09/msc	VOA5975C.I_220225A : 12	R375412
Carbon tetrachloride	ND	ug/L	1	U	1.0	0.50	0.14		SW8260B	02/25/2022 17:09/msc	VOA5975C.I_220225A : 12	R375412
Chlorobenzene	ND	ug/L	1	U	1.0	0.20	0.091		SW8260B	02/25/2022 17:09/msc	VOA5975C.I_220225A : 12	R375412
Chlorodibromomethane	ND	ug/L	1	U	1.0	0.20	0.084		SW8260B	02/25/2022 17:09/msc	VOA5975C.I_220225A : 12	R375412
Chloroethane	ND	ug/L	1	U	1.0	0.50	0.17		SW8260B	02/25/2022 17:09/msc	VOA5975C.I_220225A : 12	R375412
Chloroform	ND	ug/L	1	U	1.0	0.20	0.079		SW8260B	02/25/2022 17:09/msc	VOA5975C.I_220225A : 12	R375412
Chloromethane	ND	ug/L	1	U	1.0	0.50	0.16		SW8260B	02/25/2022 17:09/msc	VOA5975C.I_220225A : 12	R375412
1,2-Dibromoethane	ND	ug/L	1	U	1.0	0.20	0.092		SW8260B	02/25/2022 17:09/msc	VOA5975C.I_220225A : 12	R375412
2-Chlorotoluene	ND	ug/L	1	U	1.0	0.20	0.088		SW8260B	02/25/2022 17:09/msc	VOA5975C.I_220225A : 12	R375412
4-Chlorotoluene	ND	ug/L	1	U	1.0	0.20	0.073		SW8260B	02/25/2022 17:09/msc	VOA5975C.I_220225A : 12	R375412
Dibromomethane	ND	ug/L	1	U	1.0	0.50	0.15		SW8260B	02/25/2022 17:09/msc	VOA5975C.I_220225A : 12	R375412
1,2-Dichlorobenzene	ND	ug/L	1	U	1.0	0.20	0.075		SW8260B	02/25/2022 17:09/msc	VOA5975C.I_220225A : 12	R375412
1,3-Dichlorobenzene	ND	ug/L	1	U	1.0	0.20	0.080		SW8260B	02/25/2022 17:09/msc	VOA5975C.I_220225A : 12	R375412
1,4-Dichlorobenzene	ND	ug/L	1	U	1.0	0.20	0.086		SW8260B	02/25/2022 17:09/msc	VOA5975C.I_220225A : 12	R375412
Dichlorodifluoromethane	ND	ug/L	1	U	1.0	0.50	0.18		SW8260B	02/25/2022 17:09/msc	VOA5975C.I_220225A : 12	R375412
1,1-Dichloroethane	ND	ug/L	1	U	1.0	0.50	0.14		SW8260B	02/25/2022 17:09/msc	VOA5975C.I_220225A : 12	R375412
1,2-Dichloroethane	ND	ug/L	1	U	1.0	0.25	0.12		SW8260B	02/25/2022 17:09/msc	VOA5975C.I_220225A : 12	R375412
1,1-Dichloroethene	ND	ug/L	1	U	1.0	0.50	0.14		SW8260B	02/25/2022 17:09/msc	VOA5975C.I_220225A : 12	R375412
cis-1,2-Dichloroethene	ND	ug/L	1	U	1.0	0.25	0.11		SW8260B	02/25/2022 17:09/msc	VOA5975C.I_220225A : 12	R375412
trans-1,2-Dichloroethene	ND	ug/L	1	U	1.0	0.25	0.12		SW8260B	02/25/2022 17:09/msc	VOA5975C.I_220225A : 12	R375412
1,2-Dichloropropane	ND	ug/L	1	U	1.0	0.20	0.085		SW8260B	02/25/2022 17:09/msc	VOA5975C.I_220225A : 12	R375412
1,3-Dichloropropane	ND	ug/L	1	U	1.0	0.20	0.079		SW8260B	02/25/2022 17:09/msc	VOA5975C.I_220225A : 12	R375412
2,2-Dichloropropane	ND	ug/L	1	U	1.0	0.50	0.19		SW8260B	02/25/2022 17:09/msc	VOA5975C.I_220225A : 12	R375412
1,1-Dichloropropene	ND	ug/L	1	U	1.0	0.20	0.083		SW8260B	02/25/2022 17:09/msc	VOA5975C.I_220225A : 12	R375412
cis-1,3-Dichloropropene	ND	ug/L	1	U	1.0	0.20	0.073		SW8260B	02/25/2022 17:09/msc	VOA5975C.I_220225A : 12	R375412
trans-1,3-Dichloropropene	ND	ug/L	1	U	1.0	0.20	0.085		SW8260B	02/25/2022 17:09/msc	VOA5975C.I_220225A : 12	R375412
Ethylbenzene	ND	ug/L	1	U	1.0	0.20	0.084		SW8260B	02/25/2022 17:09/msc	VOA5975C.I_220225A : 12	R375412
Methyl ethyl ketone	ND	ug/L	1	U	20	5.0	1.8		SW8260B	02/25/2022 17:09/msc	VOA5975C.I_220225A : 12	R375412
Methyl tert-butyl ether (MTBE)	ND	ug/L	1	U	1.0	0.25	0.10		SW8260B	02/25/2022 17:09/msc	VOA5975C.I_220225A : 12	R375412
Methylene chloride	ND	ug/L	1	U	1.0	0.50	0.34		SW8260B	02/25/2022 17:09/msc	VOA5975C.I_220225A : 12	R375412
Styrene	ND	ug/L	1	U	1.0	0.20	0.067		SW8260B	02/25/2022 17:09/msc	VOA5975C.I_220225A : 12	R375412
1,1,1,2-Tetrachloroethane	ND	ug/L	1	U	1.0	0.25	0.10		SW8260B	02/25/2022 17:09/msc	VOA5975C.I_220225A : 12	R375412
1,1,2,2-Tetrachloroethane	ND	ug/L	1	U	1.0	0.20	0.087		SW8260B	02/25/2022 17:09/msc	VOA5975C.I_220225A : 12	R375412
Tetrachloroethene	ND	ug/L	1	U	1.0	0.20	0.067		SW8260B	02/25/2022 17:09/msc	VOA5975C.I_220225A : 12	R375412
Toluene	ND	ug/L	1	U	1.0	0.20	0.068		SW8260B	02/25/2022 17:09/msc	VOA5975C.I_220225A : 12	R375412

LABORATORY ANALYTICAL REPORT

Prepared by Billings, MT Branch

Lab ID: B22021627-012
Client: AECOM - Honolulu
Collection Date: 02/22/2022 13:45
Client Sample ID: ERH2566 (Trip Blank)-14833
Date Received: 02/24/2022
Project: CV18F0126, 60571032.02.46.01
Report Date: 03/08/2022
Matrix: Trip Blank

Analyses	Result	Units	DF	Qual	LOQ	LOD	DL	MCL	Method	Analysis Date / By	RunID : Run Order	BatchID
VOLATILE ORGANIC COMPOUNDS												
1,1,1-Trichloroethane	ND	ug/L	1	U	1.0	0.50	0.13		SW8260B	02/25/2022 17:09/msc	VOA5975C.I_220225A : 12	R375412
1,1,2-Trichloroethane	ND	ug/L	1	U	1.0	0.25	0.11		SW8260B	02/25/2022 17:09/msc	VOA5975C.I_220225A : 12	R375412
Trichloroethene	ND	ug/L	1	U	1.0	0.20	0.099		SW8260B	02/25/2022 17:09/msc	VOA5975C.I_220225A : 12	R375412
Trichlorofluoromethane	ND	ug/L	1	U	1.0	0.50	0.13		SW8260B	02/25/2022 17:09/msc	VOA5975C.I_220225A : 12	R375412
1,2,3-Trichloropropane	ND	ug/L	1	U	1.0	0.50	0.24		SW8260B	02/25/2022 17:09/msc	VOA5975C.I_220225A : 12	R375412
Vinyl chloride	ND	ug/L	1	U	1.0	0.50	0.15		SW8260B	02/25/2022 17:09/msc	VOA5975C.I_220225A : 12	R375412
m+p-Xylenes	ND	ug/L	1	U	1.0	0.50	0.15		SW8260B	02/25/2022 17:09/msc	VOA5975C.I_220225A : 12	R375412
o-Xylene	ND	ug/L	1	U	1.0	0.20	0.060		SW8260B	02/25/2022 17:09/msc	VOA5975C.I_220225A : 12	R375412
Xylenes, Total	ND	ug/L	1	U	1.0	0.20	0.060		SW8260B	02/25/2022 17:09/msc	VOA5975C.I_220225A : 12	R375412
Surr: Dibromofluoromethane	110.0	%REC	1		80-119				SW8260B	02/25/2022 17:09/msc	VOA5975C.I_220225A : 12	R375412
Surr: 1,2-Dichloroethane-d4	113.0	%REC	1		81-118				SW8260B	02/25/2022 17:09/msc	VOA5975C.I_220225A : 12	R375412
Surr: Toluene-d8	105.0	%REC	1		89-112				SW8260B	02/25/2022 17:09/msc	VOA5975C.I_220225A : 12	R375412
Surr: p-Bromofluorobenzene	106.0	%REC	1		85-114				SW8260B	02/25/2022 17:09/msc	VOA5975C.I_220225A : 12	R375412

LABORATORY ANALYTICAL REPORT

Prepared by Billings, MT Branch

Lab ID: B22021627-013
Client: AECOM - Honolulu
Collection Date: 02/22/2022 13:45
Client Sample ID: ERH2566 (Trip Blank)-14754
Date Received: 02/24/2022
Project: CV18F0126, 60571032.02.46.01
Report Date: 03/08/2022
Matrix: Trip Blank

Analyses	Result	Units	DF	Qual	LOQ	LOD	DL	MCL	Method	Analysis Date / By	RunID : Run Order	BatchID
PETROLEUM HYDROCARBONS-VOLATILE												
C6 to C10	ND	ug/L	1	U	20	8.7	2.0		SW8015C	02/25/2022 16:20/jp	VARIAN1_220225A : 10	R375235
Total Purgeable Hydrocarbons	ND	ug/L	1	U	20	10	3.1		SW8015C	02/25/2022 16:20/jp	VARIAN1_220225A : 10	R375235
Surr: Trifluorotoluene	78.0	%REC	1		70-130				SW8015C	02/25/2022 16:20/jp	VARIAN1_220225A : 10	R375235

- Note 1: C6 to C10 is defined as all hydrocarbons eluting between 2-Methylpentane and 1,2,4-Trimethylbenzene.
- Note 2: Total Purgeable Hydrocarbons are defined as the total hydrocarbon response regardless of elution time.

LABORATORY ANALYTICAL REPORT

Prepared by Billings, MT Branch

Lab ID: B22021627-014
Client: AECOM - Honolulu
Collection Date: 02/22/2022 13:45
Client Sample ID: ERH2566 (Trip Blank)-14833
Date Received: 02/24/2022
Project: CV18F0126, 60571032.02.46.01
Report Date: 03/08/2022
Matrix: Trip Blank

Analyses	Result	Units	DF	Qual	LOQ	LOD	DL	MCL	Method	Analysis Date / By	RunID : Run Order	BatchID
VOCS BY MICROEXTRACTION-ECD												
1,2-Dibromoethane	ND	ug/L	1	U	0.010	0.0049	0.0025		SW8011	02/25/2022 15:55/clt	GECD.I_220225A : 9	164037
Surr: 1,1,1,2-Tetrachloroethane	102.0	%REC	1		70-130				SW8011	02/25/2022 15:55/clt	GECD.I_220225A : 9	164037

LABORATORY ANALYTICAL REPORT

Prepared by Billings, MT Branch

Lab ID: B22021627-015
Client: AECOM - Honolulu
Collection Date: 02/22/2022 13:45
Client Sample ID: ERH2566 (Trip Blank)-14732
Date Received: 02/24/2022
Project: CV18F0126, 60571032.02.46.01
Report Date: 03/08/2022
Matrix: Trip Blank

Analyses	Result	Units	DF	Qual	LOQ	LOD	DL	MCL	Method	Analysis Date / By	RunID : Run Order	BatchID
ORGANIC CHARACTERISTICS												
Methane	ND	mg/L	1	U	0.0020	0.0012	0.00070		SW8015M	03/1/2022 11:02/jdw	FID-HEADSPACE_220301A : 11	R375386

Analytical QC Summary Report

Prepared by Billings, MT Branch

Client: AECOM - Honolulu
Workorder: B22021627
Project: CV18F0126, 60571032.02.46.01 **Report Date:** 03/08/2022

Run ID: Run Order: SV5975.I_220303A: 4 **SampType:** Method Blank **Batch ID:** 164073
Method: SW8270CSIM **Analysis Date:** 03/03/2022 16:46 **Prep Date:** 02/28/2022 08:50
Lab ID: MB-164073 **Units:** ug/L **Prep Method:** SW3510C

Analytes	Result	LOQ	Spk value	Spk RefVal	%REC	LowLimit	HighLimit	RPD RefVal	%RPD	RPDLimit	Qual
1-Methylnaphthalene	ND	0.10									
2-Methylnaphthalene	ND	0.10									
Acenaphthene	ND	0.10									
Acenaphthylene	ND	0.10									
Anthracene	ND	0.10									
Benzo(a)anthracene	ND	0.10									
Benzo(a)pyrene	ND	0.10									
Benzo(b)fluoranthene	ND	0.10									
Benzo(g,h,i)perylene	ND	0.10									
Benzo(k)fluoranthene	ND	0.10									
Chrysene	ND	0.10									
Dibenzo(a,h)anthracene	ND	0.10									
Fluoranthene	ND	0.10									
Fluorene	ND	0.10									
Indeno(1,2,3-cd)pyrene	ND	0.10									
Naphthalene	ND	0.10									
Phenanthrene	ND	0.10									
Pyrene	ND	0.10									

Associated Samples: **B22021627-001C, B22021627-006C, B22021627-011C**

Run ID: Run Order: SV5975.I_220303A: 5 **SampType:** Laboratory Control Sample **Batch ID:** 164073
Method: SW8270CSIM **Analysis Date:** 03/03/2022 17:18 **Prep Date:** 02/28/2022 08:50
Lab ID: LLCS-164073 **Units:** ug/L **Prep Method:** SW3510C

Analytes	Result	LOQ	Spk value	Spk RefVal	%REC	LowLimit	HighLimit	RPD RefVal	%RPD	RPDLimit	Qual
1-Methylnaphthalene	2.8	0.10	5.0		57.0	41	115				

Analytical QC Summary Report

Prepared by Billings, MT Branch

Client: AECOM - Honolulu
Workorder: B22021627
Project: CV18F0126, 60571032.02.46.01 **Report Date:** 03/08/2022

Run ID: Run Order: SV5975.I_220303A: 5 **SampType:** Laboratory Control Sample **Batch ID:** 164073
Method: SW8270CSIM **Analysis Date:** 03/03/2022 17:18 **Prep Date:** 02/28/2022 08:50
Lab ID: LLCS-164073 **Units:** ug/L **Prep Method:** SW3510C

Analytes	Result	LOQ	Spk value	Spk RefVal	%REC	LowLimit	HighLimit	RPD RefVal	%RPD	RPDLimit	Qual
2-Methylnaphthalene	3.4	0.10	5.0		69.0	39	114				
Acenaphthene	3.7	0.10	5.0		75.0	48	114				
Acenaphthylene	3.3	0.10	5.0		67.0	35	121				
Anthracene	4.2	0.10	5.0		83.0	53	119				
Benzo(a)anthracene	4.4	0.10	5.0		88.0	59	120				
Benzo(a)pyrene	3.9	0.10	5.0		79.0	53	120				
Benzo(b)fluoranthene	4.5	0.10	5.0		89.0	53	126				
Benzo(g,h,i)perylene	4.1	0.10	5.0		81.0	44	128				
Benzo(k)fluoranthene	4.1	0.10	5.0		82.0	54	125				
Chrysene	4.6	0.10	5.0		92.0	57	120				
Dibenzo(a,h)anthracene	4.2	0.10	5.0		84.0	44	141				
Fluoranthene	4.0	0.10	5.0		80.0	58	120				
Fluorene	3.8	0.10	5.0		76.0	50	118				
Indeno(1,2,3-cd)pyrene	4.2	0.10	5.0		83.0	48	130				
Naphthalene	3.0	0.10	5.0		60.0	43	114				
Phenanthrene	4.2	0.10	5.0		84.0	53	115				
Pyrene	4.3	0.10	5.0		85.0	53	121				

Associated Samples: **B22021627-001C, B22021627-006C, B22021627-011C**

Run ID: Run Order: SV5975.I_220303A: 6 **SampType:** Laboratory Control Sample Duplicate **Batch ID:** 164073
Method: SW8270CSIM **Analysis Date:** 03/03/2022 17:51 **Prep Date:** 02/28/2022 08:50
Lab ID: LLCSD-164073 **Units:** ug/L **Prep Method:** SW3510C

Analytes	Result	LOQ	Spk value	Spk RefVal	%REC	LowLimit	HighLimit	RPD RefVal	%RPD	RPDLimit	Qual
1-Methylnaphthalene	2.5	0.10	5.0		50.0	41	115	2.8	13.0	40.0	
2-Methylnaphthalene	3.0	0.10	5.0		60.0	39	114	3.4	14.0	40.0	

Analytical QC Summary Report

Prepared by Billings, MT Branch

Client: AECOM - Honolulu
Workorder: B22021627
Project: CV18F0126, 60571032.02.46.01 **Report Date:** 03/08/2022

Run ID: Run Order: SV5975.I_220303A: 6 **SampType:** Laboratory Control Sample Duplicate **Batch ID:** 164073
Method: SW8270CSIM **Analysis Date:** 03/03/2022 17:51 **Prep Date:** 02/28/2022 08:50
Lab ID: LLCSD-164073 **Units:** ug/L **Prep Method:** SW3510C

Analytes	Result	LOQ	Spk value	Spk RefVal	%REC	LowLimit	HighLimit	RPD RefVal	%RPD	RPDLimit	Qual
Acenaphthene	3.6	0.10	5.0		72.0	48	114	3.7	3.8	40.0	
Acenaphthylene	3.2	0.10	5.0		65.0	35	121	3.3	3.1	40.0	
Anthracene	4.3	0.10	5.0		86.0	53	119	4.2	3.0	40.0	
Benzo(a)anthracene	4.4	0.10	5.0		87.0	59	120	4.4	1.0	40.0	
Benzo(a)pyrene	3.9	0.10	5.0		78.0	53	120	3.9	1.7	40.0	
Benzo(b)fluoranthene	4.4	0.10	5.0		88.0	53	126	4.5	1.1	40.0	
Benzo(g,h,i)perylene	4.1	0.10	5.0		82.0	44	128	4.1	0.3	40.0	
Benzo(k)fluoranthene	4.4	0.10	5.0		88.0	54	125	4.1	6.3	40.0	
Chrysene	4.6	0.10	5.0		92.0	57	120	4.6	0.2	40.0	
Dibenzo(a,h)anthracene	4.1	0.10	5.0		82.0	44	141	4.2	2.7	40.0	
Fluoranthene	3.9	0.10	5.0		79.0	58	120	4.0	1.0	40.0	
Fluorene	3.7	0.10	5.0		75.0	50	118	3.8	1.3	40.0	
Indeno(1,2,3-cd)pyrene	4.1	0.10	5.0		82.0	48	130	4.2	1.9	40.0	
Naphthalene	2.5	0.10	5.0		49.0	43	114	3.0	20.0	40.0	
Phenanthrene	4.2	0.10	5.0		83.0	53	115	4.2	1.3	40.0	
Pyrene	4.3	0.10	5.0		87.0	53	121	4.3	1.4	40.0	

Associated Samples: **B22021627-001C, B22021627-006C, B22021627-011C**

Run ID: Run Order: SV5975.I_220303A: 8 **SampType:** Sample Matrix Spike **Batch ID:** 164073
Method: SW8270CSIM **Analysis Date:** 03/03/2022 18:56 **Prep Date:** 02/28/2022 08:51
Lab ID: B22021627-001CLMS **Units:** ug/L **Prep Method:** SW3510C

Analytes	Result	LOQ	Spk value	Spk RefVal	%REC	LowLimit	HighLimit	RPD RefVal	%RPD	RPDLimit	Qual
1-Methylnaphthalene	2.3	0.10	4.8	0.0	48.0	41	115				
2-Methylnaphthalene	2.8	0.10	4.8	0.053	57.0	39	114				
Acenaphthene	3.0	0.10	4.8	0.032	62.0	48	114				

Analytical QC Summary Report

Prepared by Billings, MT Branch

Client: AECOM - Honolulu
Workorder: B22021627
Project: CV18F0126, 60571032.02.46.01 **Report Date:** 03/08/2022

Run ID: Run Order: SV5975.I_220303A: 8 **SampType:** Sample Matrix Spike **Batch ID:** 164073
Method: SW8270CSIM **Analysis Date:** 03/03/2022 18:56 **Prep Date:** 02/28/2022 08:51
Lab ID: B22021627-001CLMS **Units:** ug/L **Prep Method:** SW3510C

Analytes	Result	LOQ	Spk value	Spk RefVal	%REC	LowLimit	HighLimit	RPD RefVal	%RPD	RPDLimit	Qual
Acenaphthylene	2.6	0.10	4.8	0.0	55.0	35	121				
Anthracene	3.9	0.10	4.8	0.063	81.0	53	119				
Benzo(a)anthracene	4.3	0.10	4.8	0.0	90.0	59	120				
Benzo(a)pyrene	3.8	0.10	4.8	0.0	79.0	53	120				
Benzo(b)fluoranthene	5.3	0.10	4.8	0.0	109.0	53	126				
Benzo(g,h,i)perylene	4.6	0.10	4.8	0.0	95.0	44	128				
Benzo(k)fluoranthene	4.6	0.10	4.8	0.0	95.0	54	125				
Chrysene	4.3	0.10	4.8	0.0	89.0	57	120				
Dibenzo(a,h)anthracene	5.0	0.10	4.8	0.0	105.0	44	141				
Fluoranthene	3.9	0.10	4.8	0.063	79.0	58	120				
Fluorene	3.5	0.10	4.8	0.078	71.0	50	118				
Indeno(1,2,3-cd)pyrene	4.4	0.10	4.8	0.0	91.0	48	130				
Naphthalene	2.4	0.10	4.8	0.048	48.0	43	114				
Phenanthrene	4.0	0.10	4.8	0.057	81.0	53	115				
Pyrene	4.0	0.10	4.8	0.044	82.0	53	121				

Associated Samples: **B22021627-001C, B22021627-006C, B22021627-011C**

Analytical QC Summary Report

Prepared by Billings, MT Branch

Client: AECOM - Honolulu
Workorder: B22021627
Project: CV18F0126, 60571032.02.46.01 **Report Date:** 03/08/2022

Run ID: Run Order: SV5975.I_220303A: 10 **SampType:** Sample Matrix Spike **Batch ID:** 164073
Method: SW8270CSIM **Analysis Date:** 03/03/2022 20:02 **Prep Date:** 02/28/2022 08:51
Lab ID: B22021627-006CLMS **Units:** ug/L **Prep Method:** SW3510C

Analytes	Result	LOQ	Spk value	Spk RefVal	%REC	LowLimit	HighLimit	RPD RefVal	%RPD	RPDLimit	Qual
1-Methylnaphthalene	2.2	0.10	4.8	0.042	45.0	41	115				
2-Methylnaphthalene	2.3	0.10	4.8	0.048	47.0	39	114				
Acenaphthene	2.4	0.10	4.8	0.0	50.0	48	114				
Acenaphthylene	2.0	0.10	4.8	0.0	42.0	35	121				
Anthracene	3.7	0.10	4.8	0.0	76.0	53	119				
Benzo(a)anthracene	4.0	0.10	4.8	0.0	83.0	59	120				
Benzo(a)pyrene	3.5	0.10	4.8	0.0	72.0	53	120				
Benzo(b)fluoranthene	4.1	0.10	4.8	0.0	85.0	53	126				
Benzo(g,h,i)perylene	3.6	0.10	4.8	0.0	75.0	44	128				
Benzo(k)fluoranthene	3.7	0.10	4.8	0.0	76.0	54	125				
Chrysene	4.0	0.10	4.8	0.0	84.0	57	120				
Dibenzo(a,h)anthracene	3.8	0.10	4.8	0.0	78.0	44	141				
Fluoranthene	3.5	0.10	4.8	0.0	74.0	58	120				
Fluorene	2.8	0.10	4.8	0.0	59.0	50	118				
Indeno(1,2,3-cd)pyrene	3.6	0.10	4.8	0.0	74.0	48	130				
Naphthalene	2.1	0.10	4.8	0.074	43.0	43	114				
Phenanthrene	3.6	0.10	4.8	0.0	75.0	53	115				
Pyrene	3.8	0.10	4.8	0.0	79.0	53	121				

Associated Samples: **B22021627-001C, B22021627-006C, B22021627-011C**

Analytical QC Summary Report

Prepared by Billings, MT Branch

Client: AECOM - Honolulu
Workorder: B22021627
Project: CV18F0126, 60571032.02.46.01 **Report Date:** 03/08/2022

Run ID: Run Order: SV5975.I_220303A: 2 **SampType:** Continuing Calibration Verification Standard **Batch ID:** R375581
Method: SW8270CSIM **Analysis Date:** 03/03/2022 12:25 **Prep Date:**
Lab ID: 03-Mar-22_CCV_2 **Units:** ug/L **Prep Method:**

Analytes	Result	LOQ	Spk value	Spk RefVal	%REC	LowLimit	HighLimit	RPD RefVal	%RPD	RPDLimit	Qual
1-Methylnaphthalene	2.0	0.10	2.0		99.0	80	120				
2-Methylnaphthalene	2.0	0.10	2.0		99.0	80	120				
Acenaphthene	1.9	0.10	2.0		95.0	80	120				
Acenaphthylene	1.7	0.10	2.0		87.0	80	120				
Anthracene	1.8	0.10	2.0		88.0	80	120				
Benzo(a)anthracene	1.8	0.10	2.0		89.0	80	120				
Benzo(a)pyrene	1.9	0.10	2.0		96.0	80	120				
Benzo(b)fluoranthene	2.1	0.10	2.0		106.0	80	120				
Benzo(g,h,i)perylene	2.0	0.10	2.0		100.0	80	120				
Benzo(k)fluoranthene	2.0	0.10	2.0		98.0	80	120				
Chrysene	2.0	0.10	2.0		98.0	80	120				
Dibenzo(a,h)anthracene	1.9	0.10	2.0		97.0	80	120				
Fluoranthene	1.7	0.10	2.0		84.0	80	120				
Fluorene	1.9	0.10	2.0		93.0	80	120				
Indeno(1,2,3-cd)pyrene	1.8	0.10	2.0		92.0	80	120				
Naphthalene	1.9	0.10	2.0		93.0	80	120				
Phenanthrene	1.8	0.10	2.0		90.0	80	120				
Pyrene	1.7	0.10	2.0		87.0	80	120				

Associated Samples: **B22021627-001C, B22021627-006C, B22021627-011C**

Run ID: Run Order: SV5975.I_220303A: 17 **SampType:** Continuing Calibration Verification Standard **Batch ID:** R375581
Method: SW8270CSIM **Analysis Date:** 03/03/2022 23:50 **Prep Date:**
Lab ID: 03-Mar-22_CCV_23 **Units:** ug/L **Prep Method:**

Analytes	Result	LOQ	Spk value	Spk RefVal	%REC	LowLimit	HighLimit	RPD RefVal	%RPD	RPDLimit	Qual
1-Methylnaphthalene	1.9	0.10	2.0		94.0	50	150				

Analytical QC Summary Report

Prepared by Billings, MT Branch

Client: AECOM - Honolulu
Workorder: B22021627
Project: CV18F0126, 60571032.02.46.01 **Report Date:** 03/08/2022

Run ID: Run Order: SV5975.I_220303A: 17 **SampType:** Continuing Calibration Verification Standard **Batch ID:** R375581
Method: SW8270CSIM **Analysis Date:** 03/03/2022 23:50 **Prep Date:**
Lab ID: 03-Mar-22_CCV_23 **Units:** ug/L **Prep Method:**

Analytes	Result	LOQ	Spk value	Spk RefVal	%REC	LowLimit	HighLimit	RPD RefVal	%RPD	RPDLimit	Qual
2-Methylnaphthalene	2.1	0.10	2.0		107.0	50	150				
Acenaphthene	1.8	0.10	2.0		91.0	50	150				
Acenaphthylene	1.7	0.10	2.0		86.0	50	150				
Anthracene	1.8	0.10	2.0		89.0	50	150				
Benzo(a)anthracene	1.8	0.10	2.0		89.0	50	150				
Benzo(a)pyrene	1.9	0.10	2.0		93.0	50	150				
Benzo(b)fluoranthene	2.0	0.10	2.0		101.0	50	150				
Benzo(g,h,i)perylene	1.9	0.10	2.0		97.0	50	150				
Benzo(k)fluoranthene	2.0	0.10	2.0		102.0	50	150				
Chrysene	1.8	0.10	2.0		92.0	50	150				
Dibenzo(a,h)anthracene	1.9	0.10	2.0		96.0	50	150				
Fluoranthene	1.8	0.10	2.0		88.0	50	150				
Fluorene	1.8	0.10	2.0		89.0	50	150				
Indeno(1,2,3-cd)pyrene	1.9	0.10	2.0		95.0	50	150				
Naphthalene	1.9	0.10	2.0		95.0	50	150				
Phenanthrene	1.8	0.10	2.0		90.0	50	150				
Pyrene	1.8	0.10	2.0		89.0	50	150				

Associated Samples: **B22021627-001C, B22021627-006C, B22021627-011C**

Analytical QC Summary Report

Prepared by Billings, MT Branch

Client: AECOM - Honolulu
Workorder: B22021627
Project: CV18F0126, 60571032.02.46.01 **Report Date:** 03/08/2022

Run ID: Run Order: SUB-C280105: 2 **SampType:** Method Blank **Batch ID:** C_R280105
Method: SW9060A **Analysis Date:** 03/01/2022 15:18 **Prep Date:**
Lab ID: MBLK **Units:** mg/L **Prep Method:**

Analytes	Result	LOQ	Spk value	Spk RefVal	%REC	LowLimit	HighLimit	RPD RefVal	%RPD	RPDLimit	Qual
Organic Carbon, Total (TOC)	ND	0.20									

Associated Samples: **B22021627-001E, B22021627-006E, B22021627-011E**
- TOC Range is 0.0 to 0.0

Run ID: Run Order: SUB-C280105: 1 **SampType:** Laboratory Control Sample **Batch ID:** C_R280105
Method: SW9060A **Analysis Date:** 03/01/2022 14:37 **Prep Date:**
Lab ID: LCS **Units:** mg/L **Prep Method:**

Analytes	Result	LOQ	Spk value	Spk RefVal	%REC	LowLimit	HighLimit	RPD RefVal	%RPD	RPDLimit	Qual
Organic Carbon, Total (TOC)	5.0	0.50	5.0		99.0	91	111				

Associated Samples: **B22021627-001E, B22021627-006E, B22021627-011E**
- TOC Range is 4.9 to 5.0

Run ID: Run Order: SUB-C280105: 5 **SampType:** Sample Matrix Spike **Batch ID:** C_R280105
Method: SW9060A **Analysis Date:** 03/01/2022 17:20 **Prep Date:**
Lab ID: C22030010-001EMS **Units:** mg/L **Prep Method:**

Analytes	Result	LOQ	Spk value	Spk RefVal	%REC	LowLimit	HighLimit	RPD RefVal	%RPD	RPDLimit	Qual
Organic Carbon, Total (TOC)	5.1	0.50	5.0	0.32	96.0	91	111				

Associated Samples: **B22021627-001E, B22021627-006E, B22021627-011E**
- TOC Range is 5.1 to 5.1

Analytical QC Summary Report

Prepared by Billings, MT Branch

Client: AECOM - Honolulu
Workorder: B22021627
Project: CV18F0126, 60571032.02.46.01 **Report Date:** 03/08/2022

Run ID: Run Order: SUB-C280105: 6 **SampType:** Sample Matrix Spike Duplicate **Batch ID:** C_R280105
Method: SW9060A **Analysis Date:** 03/01/2022 18:02 **Prep Date:**
Lab ID: C22030010-001EMSD **Units:** mg/L **Prep Method:**

Analytes	Result	LOQ	Spk value	Spk RefVal	%REC	LowLimit	HighLimit	RPD RefVal	%RPD	RPDLimit	Qual
Organic Carbon, Total (TOC)	5.1	0.50	5.0	0.32	96.0	91	111	5.1	0.1	10.0	

Associated Samples: **B22021627-001E, B22021627-006E, B22021627-011E**
- TOC Range is 5.1 to 5.1

Run ID: Run Order: SUB-C280105: 3 **SampType:** Continuing Calibration Verification Standard **Batch ID:** C_R280105
Method: SW9060A **Analysis Date:** 03/01/2022 15:57 **Prep Date:**
Lab ID: CCV **Units:** mg/L **Prep Method:**

Analytes	Result	LOQ	Spk value	Spk RefVal	%REC	LowLimit	HighLimit	RPD RefVal	%RPD	RPDLimit	Qual
Organic Carbon, Total (TOC)	4.8	0.50	5.0		97.0	90	110				

Associated Samples: **B22021627-001E, B22021627-006E, B22021627-011E**
- TOC Range is 4.8 to 4.9

Run ID: Run Order: SUB-C280105: 9 **SampType:** Continuing Calibration Verification Standard **Batch ID:** C_R280105
Method: SW9060A **Analysis Date:** 03/01/2022 22:49 **Prep Date:**
Lab ID: CCV **Units:** mg/L **Prep Method:**

Analytes	Result	LOQ	Spk value	Spk RefVal	%REC	LowLimit	HighLimit	RPD RefVal	%RPD	RPDLimit	Qual
Organic Carbon, Total (TOC)	4.9	0.50	5.0		97.0	90	110				

Associated Samples: **B22021627-001E, B22021627-006E, B22021627-011E**
- TOC Range is 4.8 to 4.9

Analytical QC Summary Report

Prepared by Billings, MT Branch

Client: AECOM - Honolulu
Workorder: B22021627
Project: CV18F0126, 60571032.02.46.01 **Report Date:** 03/08/2022

Run ID: Run Order: ICPMS207-B_220301B: 45 **SampType:** Post Digestion/Distillation Spike **Batch ID:** R375488
Method: SW6020 **Analysis Date:** 03/01/2022 16:37 **Prep Date:** 02/25/2022 08:25
Lab ID: B22021627-001BPDS1 **Units:** mg/L **Prep Method:**

Analytes	Result	LOQ	Spk value	Spk RefVal	%REC	LowLimit	HighLimit	RPD RefVal	%RPD	RPDLimit	Qual
Lead	0.049	0.001	0.052	0	94.0	80	120				

Associated Samples: **B22021627-001A, B22021627-001B, B22021627-006A, B22021627-011A**

Run ID: Run Order: ICPMS207-B_220301B: 23 **SampType:** Method Blank **Batch ID:** R375488
Method: SW6020 **Analysis Date:** 03/01/2022 14:19 **Prep Date:**
Lab ID: LRB **Units:** mg/L **Prep Method:**

Analytes	Result	LOQ	Spk value	Spk RefVal	%REC	LowLimit	HighLimit	RPD RefVal	%RPD	RPDLimit	Qual
Lead	ND	0.0005									

Associated Samples: **B22021627-001A, B22021627-006A, B22021627-011A**

Run ID: Run Order: ICPMS207-B_220301B: 24 **SampType:** Laboratory Fortified Blank **Batch ID:** R375488
Method: SW6020 **Analysis Date:** 03/01/2022 14:26 **Prep Date:**
Lab ID: LFB **Units:** mg/L **Prep Method:**

Analytes	Result	LOQ	Spk value	Spk RefVal	%REC	LowLimit	HighLimit	RPD RefVal	%RPD	RPDLimit	Qual
Lead	0.050	0.001	0.050		101.0	85	115				

Associated Samples: **B22021627-001A, B22021627-006A, B22021627-011A**

Analytical QC Summary Report

Prepared by Billings, MT Branch

Client: AECOM - Honolulu
Workorder: B22021627
Project: CV18F0126, 60571032.02.46.01 **Report Date:** 03/08/2022

Run ID: Run Order: ICPMS207-B_220301B: 38 **SampType:** Sample Matrix Spike **Batch ID:** R375488
Method: SW6020 **Analysis Date:** 03/01/2022 15:53 **Prep Date:**
Lab ID: B22021627-001AMS **Units:** mg/L **Prep Method:**

Analytes	Result	LOQ	Spk value	Spk RefVal	%REC	LowLimit	HighLimit	RPD RefVal	%RPD	RPDLimit	Qual
Lead	0.050	0.001	0.050	0	100.0	88	115				

Associated Samples: **B22021627-001A, B22021627-006A, B22021627-011A**

Run ID: Run Order: ICPMS207-B_220301B: 39 **SampType:** Sample Matrix Spike Duplicate **Batch ID:** R375488
Method: SW6020 **Analysis Date:** 03/01/2022 15:59 **Prep Date:**
Lab ID: B22021627-001AMSD **Units:** mg/L **Prep Method:**

Analytes	Result	LOQ	Spk value	Spk RefVal	%REC	LowLimit	HighLimit	RPD RefVal	%RPD	RPDLimit	Qual
Lead	0.051	0.001	0.050	0	101.0	88	115	0.050	0.9	20.0	

Associated Samples: **B22021627-001A, B22021627-006A, B22021627-011A**

Run ID: Run Order: ICPMS207-B_220301B: 37 **SampType:** Serial Dilution **Batch ID:** R375488
Method: SW6020 **Analysis Date:** 03/01/2022 15:47 **Prep Date:**
Lab ID: B22021627-001ADIL **Units:** mg/L **Prep Method:**

Analytes	Result	LOQ	Spk value	Spk RefVal	%REC	LowLimit	HighLimit	RPD RefVal	%RPD	RPDLimit	Qual
Lead	ND	0.001						0		10.0	

Associated Samples: **B22021627-001A, B22021627-006A, B22021627-011A**

Analytical QC Summary Report

Prepared by Billings, MT Branch

Client: AECOM - Honolulu
Workorder: B22021627
Project: CV18F0126, 60571032.02.46.01 **Report Date:** 03/08/2022

Run ID: Run Order: ICPMS207-B_220301B: 33 **SampType:** Laboratory Control Sample **Batch ID:** 164029
Method: SW6020 **Analysis Date:** 03/01/2022 15:22 **Prep Date:** 02/25/2022 08:24
Lab ID: LCS4-164029 **Units:** mg/L **Prep Method:** SW3010A

Analytes	Result	LOQ	Spk value	Spk RefVal	%REC	LowLimit	HighLimit	RPD RefVal	%RPD	RPDLimit	Qual
Lead	0.097	0.001	0.100		97.0	88	115				

Associated Samples: **B22021627-001B, B22021627-006B, B22021627-011B**

Run ID: Run Order: ICPMS207-B_220301B: 46 **SampType:** Matrix Spike **Batch ID:** 164029
Method: SW6020 **Analysis Date:** 03/01/2022 16:43 **Prep Date:** 02/25/2022 08:25
Lab ID: B22021627-001BMS4 **Units:** mg/L **Prep Method:** SW3010A

Analytes	Result	LOQ	Spk value	Spk RefVal	%REC	LowLimit	HighLimit	RPD RefVal	%RPD	RPDLimit	Qual
Lead	0.098	0.001	0.100	0	97.0	88	115				

Associated Samples: **B22021627-001B, B22021627-006B, B22021627-011B**

Run ID: Run Order: ICPMS207-B_220301B: 47 **SampType:** Sample Matrix Spike Duplicate **Batch ID:** 164029
Method: SW6020 **Analysis Date:** 03/01/2022 16:49 **Prep Date:** 02/25/2022 08:25
Lab ID: B22021627-001BMSD4 **Units:** mg/L **Prep Method:** SW3010A

Analytes	Result	LOQ	Spk value	Spk RefVal	%REC	LowLimit	HighLimit	RPD RefVal	%RPD	RPDLimit	Qual
Lead	0.095	0.001	0.100	0	95.0	88	115	0.098	2.5	20.0	

Associated Samples: **B22021627-001B, B22021627-006B, B22021627-011B**

Analytical QC Summary Report

Prepared by Billings, MT Branch

Client: AECOM - Honolulu
Workorder: B22021627
Project: CV18F0126, 60571032.02.46.01 **Report Date:** 03/08/2022

Run ID: Run Order: ICPMS207-B_220301B: 31 **SampType:** Method Blank **Batch ID:** 164029
Method: SW6020 **Analysis Date:** 03/01/2022 15:09 **Prep Date:** 02/25/2022 08:24
Lab ID: MB-164029 **Units:** mg/L **Prep Method:** SW3010A

Analytes	Result	LOQ	Spk value	Spk RefVal	%REC	LowLimit	HighLimit	RPD RefVal	%RPD	RPDLimit	Qual
Lead	ND	0.0005									

Associated Samples: **B22021627-001B, B22021627-006B, B22021627-011B**

Run ID: Run Order: ICPMS207-B_220301B: 42 **SampType:** Serial Dilution **Batch ID:** 164029
Method: SW6020 **Analysis Date:** 03/01/2022 16:18 **Prep Date:** 02/25/2022 08:25
Lab ID: B22021627-001BDIL **Units:** mg/L **Prep Method:** SW3010A

Analytes	Result	LOQ	Spk value	Spk RefVal	%REC	LowLimit	HighLimit	RPD RefVal	%RPD	RPDLimit	Qual
Lead	ND	0.001						0		10.0	N

Associated Samples: **B22021627-001B, B22021627-006B, B22021627-011B**

Run ID: Run Order: ICPMS207-B_220301B: 29 **SampType:** Continuing Calibration Verification Standard **Batch ID:** R375488
Method: SW6020 **Analysis Date:** 03/01/2022 14:57 **Prep Date:**
Lab ID: CCV **Units:** mg/L **Prep Method:**

Analytes	Result	LOQ	Spk value	Spk RefVal	%REC	LowLimit	HighLimit	RPD RefVal	%RPD	RPDLimit	Qual
Lead	0.048	0.001	0.050		96.0	90	110				

Associated Samples: **B22021627-001A, B22021627-001B, B22021627-006A, B22021627-006B, B22021627-011A, B22021627-011B**

Analytical QC Summary Report

Prepared by Billings, MT Branch

Client: AECOM - Honolulu
Workorder: B22021627
Project: CV18F0126, 60571032.02.46.01 **Report Date:** 03/08/2022

Run ID: Run Order: ICPMS207-B_220301B: 43 **SampType:** Continuing Calibration Verification Standard **Batch ID:** R375488
Method: SW6020 **Analysis Date:** 03/01/2022 16:24 **Prep Date:**
Lab ID: CCV **Units:** mg/L **Prep Method:**

Analytes	Result	LOQ	Spk value	Spk RefVal	%REC	LowLimit	HighLimit	RPD RefVal	%RPD	RPDLimit	Qual
Lead	0.050	0.001	0.050		100.0	90	110				

Associated Samples: **B22021627-001A, B22021627-001B, B22021627-006A, B22021627-006B, B22021627-011A, B22021627-011B**

Run ID: Run Order: ICPMS207-B_220301B: 53 **SampType:** Continuing Calibration Verification Standard **Batch ID:** R375488
Method: SW6020 **Analysis Date:** 03/01/2022 17:27 **Prep Date:**
Lab ID: CCV **Units:** mg/L **Prep Method:**

Analytes	Result	LOQ	Spk value	Spk RefVal	%REC	LowLimit	HighLimit	RPD RefVal	%RPD	RPDLimit	Qual
Lead	0.049	0.001	0.050		98.0	90	110				

Associated Samples: **B22021627-001A, B22021627-001B, B22021627-006A, B22021627-006B, B22021627-011A, B22021627-011B**

Analytical QC Summary Report

Prepared by Billings, MT Branch

Client: AECOM - Honolulu
Workorder: B22021627
Project: CV18F0126, 60571032.02.46.01 **Report Date:** 03/08/2022

Run ID: Run Order: VOA5975C.I_220225A: 4 **SampType:** Method Blank **Batch ID:** R375412
Method: SW8260B **Analysis Date:** 02/25/2022 12:37 **Prep Date:**
Lab ID: MBLK022522_ **Units:** ug/L **Prep Method:**

Analytes	Result	LOQ	Spk value	Spk RefVal	%REC	LowLimit	HighLimit	RPD RefVal	%RPD	RPDLimit	Qual
Benzene	ND	0.50									
Bromobenzene	ND	0.50									
Bromochloromethane	ND	0.50									
Bromodichloromethane	ND	0.50									
Bromoform	ND	0.50									
Carbon tetrachloride	ND	0.50									
Chlorobenzene	ND	0.50									
Chlorodibromomethane	ND	0.50									
Chloroethane	ND	0.50									
Chloroform	ND	0.50									
Chloromethane	ND	0.50									
1,2-Dibromoethane	ND	0.50									
2-Chlorotoluene	ND	0.50									
Dibromomethane	ND	0.50									
1,2-Dichlorobenzene	ND	0.50									
4-Chlorotoluene	ND	0.50									
1,3-Dichlorobenzene	ND	0.50									
1,4-Dichlorobenzene	ND	0.50									
Dichlorodifluoromethane	ND	0.50									
1,1-Dichloroethane	ND	0.50									
1,2-Dichloroethane	ND	0.50									
1,1-Dichloroethene	ND	0.50									
cis-1,2-Dichloroethene	ND	0.50									
trans-1,2-Dichloroethene	ND	0.50									
1,2-Dichloropropane	ND	0.50									
1,3-Dichloropropane	ND	0.50									
2,2-Dichloropropane	ND	0.50									

Analytical QC Summary Report

Prepared by Billings, MT Branch

Client: AECOM - Honolulu
Workorder: B22021627
Project: CV18F0126, 60571032.02.46.01 **Report Date:** 03/08/2022

Run ID: Run Order: VOA5975C.I_220225A: 4 **SampType:** Method Blank **Batch ID:** R375412
Method: SW8260B **Analysis Date:** 02/25/2022 12:37 **Prep Date:**
Lab ID: MBLK022522_ **Units:** ug/L **Prep Method:**

Analytes	Result	LOQ	Spk value	Spk RefVal	%REC	LowLimit	HighLimit	RPD RefVal	%RPD	RPDLimit	Qual
1,1-Dichloropropene	ND	0.50									
cis-1,3-Dichloropropene	ND	0.50									
trans-1,3-Dichloropropene	ND	0.50									
Ethylbenzene	ND	0.50									
Methyl tert-butyl ether (MTBE)	ND	0.50									
Methyl ethyl ketone	ND	10									
Methylene chloride	ND	0.50									
Styrene	ND	0.50									
1,1,1,2-Tetrachloroethane	ND	0.50									
1,1,2,2-Tetrachloroethane	ND	0.50									
Tetrachloroethene	ND	0.50									
Toluene	ND	0.50									
1,1,1-Trichloroethane	ND	0.50									
1,1,2-Trichloroethane	ND	0.50									
Trichloroethene	ND	0.50									
Trichlorofluoromethane	ND	0.50									
1,2,3-Trichloropropane	ND	0.50									
Vinyl chloride	ND	0.50									
m+p-Xylenes	ND	0.50									
o-Xylene	ND	0.50									
Xylenes, Total	ND	0.50									
Surr: 1,2-Dichloroethane-d4	11	0.50	10		114.0	81	118				
Surr: Dibromofluoromethane	11	0.50	10		112.0	80	119				
Surr: p-Bromofluorobenzene	11	0.50	10		106.0	85	114				
Surr: Toluene-d8	11	0.50	10		105.0	89	112				

Associated Samples: **B22021627-001F, B22021627-002A, B22021627-006F, B22021627-007A, B22021627-011F, B22021627-012A**

Analytical QC Summary Report

Prepared by Billings, MT Branch

Client: AECOM - Honolulu
Workorder: B22021627
Project: CV18F0126, 60571032.02.46.01 **Report Date:** 03/08/2022

Run ID: Run Order: VOA5975C.I_220225A: 3 **SampType:** Laboratory Control Sample **Batch ID:** R375412
Method: SW8260B **Analysis Date:** 02/25/2022 11:42 **Prep Date:**
Lab ID: LCS022522_ **Units:** ug/L **Prep Method:**

Analytes	Result	LOQ	Spk value	Spk RefVal	%REC	LowLimit	HighLimit	RPD RefVal	%RPD	RPDLimit	Qual
Benzene	4.7	0.50	5.0		95.0	79	120				
Bromobenzene	5.0	0.50	5.0		100.0	80	120				
Bromochloromethane	4.6	0.50	5.0		92.0	78	123				
Bromodichloromethane	4.9	0.50	5.0		98.0	79	125				
Bromoform	4.9	0.50	5.0		99.0	66	130				
Carbon tetrachloride	4.6	0.50	5.0		92.0	72	136				
Chlorobenzene	4.9	0.50	5.0		98.0	82	118				
Chlorodibromomethane	4.7	0.50	5.0		94.0	74	126				
Chloroethane	5.3	0.50	5.0		105.0	60	138				
Chloroform	4.5	0.50	5.0		89.0	79	124				
Chloromethane	5.1	0.50	5.0		102.0	50	139				
1,2-Dibromoethane	4.8	0.50	5.0		96.0	78	122				
2-Chlorotoluene	4.9	0.50	5.0		98.0	79	122				
Dibromomethane	4.8	0.50	5.0		96.0	79	123				
1,2-Dichlorobenzene	4.9	0.50	5.0		98.0	80	119				
4-Chlorotoluene	5.1	0.50	5.0		103.0	78	122				
1,3-Dichlorobenzene	5.0	0.50	5.0		100.0	80	119				
1,4-Dichlorobenzene	4.9	0.50	5.0		98.0	79	118				
Dichlorodifluoromethane	4.9	0.50	5.0		98.0	32	152				
1,1-Dichloroethane	4.7	0.50	5.0		95.0	77	125				
1,2-Dichloroethane	4.6	0.50	5.0		92.0	73	128				
1,1-Dichloroethene	4.6	0.50	5.0		92.0	71	131				
cis-1,2-Dichloroethene	4.6	0.50	5.0		93.0	78	123				
trans-1,2-Dichloroethene	4.7	0.50	5.0		95.0	75	124				
1,2-Dichloropropane	4.8	0.50	5.0		97.0	78	122				
1,3-Dichloropropane	4.8	0.50	5.0		97.0	80	119				
2,2-Dichloropropane	4.8	0.50	5.0		96.0	60	139				

Analytical QC Summary Report

Prepared by Billings, MT Branch

Client: AECOM - Honolulu
Workorder: B22021627
Project: CV18F0126, 60571032.02.46.01 **Report Date:** 03/08/2022

Run ID: Run Order: VOA5975C.I_220225A: 3 **SampType:** Laboratory Control Sample **Batch ID:** R375412
Method: SW8260B **Analysis Date:** 02/25/2022 11:42 **Prep Date:**
Lab ID: LCS022522_ **Units:** ug/L **Prep Method:**

Analytes	Result	LOQ	Spk value	Spk RefVal	%REC	LowLimit	HighLimit	RPD RefVal	%RPD	RPDLimit	Qual
1,1-Dichloropropene	4.5	0.50	5.0		89.0	79	125				
cis-1,3-Dichloropropene	4.5	0.50	5.0		91.0	75	124				
trans-1,3-Dichloropropene	4.9	0.50	5.0		99.0	73	127				
Ethylbenzene	4.7	0.50	5.0		94.0	79	121				
Methyl tert-butyl ether (MTBE)	4.7	0.50	5.0		93.0	71	124				
Methyl ethyl ketone	50	10	50		99.0	56	143				
Methylene chloride	4.6	0.50	5.0		93.0	74	124				
Styrene	4.8	0.50	5.0		95.0	78	123				
1,1,1,2-Tetrachloroethane	4.6	0.50	5.0		92.0	78	124				
1,1,2,2-Tetrachloroethane	5.0	0.50	5.0		101.0	71	121				
Tetrachloroethene	4.6	0.50	5.0		91.0	74	129				
Toluene	4.9	0.50	5.0		97.0	80	121				
1,1,1-Trichloroethane	4.6	0.50	5.0		92.0	74	131				
1,1,2-Trichloroethane	5.0	0.50	5.0		99.0	80	119				
Trichloroethene	4.8	0.50	5.0		96.0	79	123				
Trichlorofluoromethane	5.5	0.50	5.0		109.0	65	141				
1,2,3-Trichloropropane	4.8	0.50	5.0		96.0	73	125				
Vinyl chloride	5.4	0.50	5.0		108.0	58	137				
m+p-Xylenes	9.2	0.50	10		92.0	80	121				
o-Xylene	4.7	0.50	5.0		95.0	78	122				
Xylenes, Total	14	0.50	15		93.0	79	121				
Surr: 1,2-Dichloroethane-d4	11	0.50	10		114.0	81	118				
Surr: Dibromofluoromethane	11	0.50	10		109.0	80	119				
Surr: p-Bromofluorobenzene	11	0.50	10		108.0	85	114				
Surr: Toluene-d8	11	0.50	10		109.0	89	112				

Associated Samples: **B22021627-001F, B22021627-002A, B22021627-006F, B22021627-007A, B22021627-011F, B22021627-012A**

Analytical QC Summary Report

Prepared by Billings, MT Branch

Client: AECOM - Honolulu
Workorder: B22021627
Project: CV18F0126, 60571032.02.46.01 **Report Date:** 03/08/2022

Run ID: Run Order: VOA5975C.I_220225A: 14 **SampType:** Sample Matrix Spike **Batch ID:** R375412
Method: SW8260B **Analysis Date:** 02/25/2022 17:36 **Prep Date:**
Lab ID: B22021627-011FMS **Units:** ug/L **Prep Method:**

Analytes	Result	LOQ	Spk value	Spk RefVal	%REC	LowLimit	HighLimit	RPD RefVal	%RPD	RPDLimit	Qual
Benzene	4.8	0.50	5.0	0.0	97.0	79	120				
Bromobenzene	5.0	0.50	5.0	0.0	101.0	80	120				
Bromochloromethane	4.6	0.50	5.0	0.0	92.0	78	123				
Bromodichloromethane	4.9	0.50	5.0	0.0	97.0	79	125				
Bromoform	4.8	0.50	5.0	0.0	97.0	66	130				
Carbon tetrachloride	4.8	0.50	5.0	0.0	96.0	72	136				
Chlorobenzene	5.0	0.50	5.0	0.0	99.0	82	118				
Chlorodibromomethane	4.9	0.50	5.0	0.0	97.0	74	126				
Chloroethane	4.7	0.50	5.0	0.0	94.0	60	138				
Chloroform	4.5	0.50	5.0	0.0	90.0	79	124				
Chloromethane	4.7	0.50	5.0	0.0	93.0	50	139				
1,2-Dibromoethane	4.7	0.50	5.0	0.0	94.0	78	122				
2-Chlorotoluene	5.3	0.50	5.0	0.0	105.0	79	122				
Dibromomethane	4.8	0.50	5.0	0.0	96.0	79	123				
1,2-Dichlorobenzene	4.9	0.50	5.0	0.0	98.0	80	119				
4-Chlorotoluene	5.3	0.50	5.0	0.0	107.0	78	122				
1,3-Dichlorobenzene	5.0	0.50	5.0	0.0	100.0	80	119				
1,4-Dichlorobenzene	5.0	0.50	5.0	0.0	100.0	79	118				
Dichlorodifluoromethane	4.7	0.50	5.0	0.0	94.0	32	152				
1,1-Dichloroethane	4.9	0.50	5.0	0.0	97.0	77	125				
1,2-Dichloroethane	4.7	0.50	5.0	0.0	94.0	73	128				
1,1-Dichloroethene	4.7	0.50	5.0	0.0	94.0	71	131				
cis-1,2-Dichloroethene	4.7	0.50	5.0	0.0	95.0	78	123				
trans-1,2-Dichloroethene	4.7	0.50	5.0	0.0	94.0	75	124				
1,2-Dichloropropane	4.8	0.50	5.0	0.0	96.0	78	122				
1,3-Dichloropropane	4.7	0.50	5.0	0.0	93.0	80	119				
2,2-Dichloropropane	4.9	0.50	5.0	0.0	99.0	60	139				

Analytical QC Summary Report

Prepared by Billings, MT Branch

Client: AECOM - Honolulu
Workorder: B22021627
Project: CV18F0126, 60571032.02.46.01 **Report Date:** 03/08/2022

Run ID: Run Order: VOA5975C.I_220225A: 14 **SampType:** Sample Matrix Spike **Batch ID:** R375412
Method: SW8260B **Analysis Date:** 02/25/2022 17:36 **Prep Date:**
Lab ID: B22021627-011FMS **Units:** ug/L **Prep Method:**

Analytes	Result	LOQ	Spk value	Spk RefVal	%REC	LowLimit	HighLimit	RPD RefVal	%RPD	RPDLimit	Qual
1,1-Dichloropropene	4.7	0.50	5.0	0.0	94.0	79	125				
cis-1,3-Dichloropropene	4.5	0.50	5.0	0.0	90.0	75	124				
trans-1,3-Dichloropropene	5.1	0.50	5.0	0.0	101.0	73	127				
Ethylbenzene	4.9	0.50	5.0	0.0	97.0	79	121				
Methyl tert-butyl ether (MTBE)	4.5	0.50	5.0	0.0	90.0	71	124				
Methyl ethyl ketone	48	10	50	0.0	95.0	56	143				
Methylene chloride	4.6	0.50	5.0	0.0	92.0	74	124				
Styrene	4.9	0.50	5.0	0.0	98.0	78	123				
1,1,1,2-Tetrachloroethane	4.8	0.50	5.0	0.0	97.0	78	124				
1,1,2,2-Tetrachloroethane	5.0	0.50	5.0	0.0	100.0	71	121				
Tetrachloroethene	5.0	0.50	5.0	0.0	100.0	74	129				
Toluene	5.0	0.50	5.0	0.0	99.0	80	121				
1,1,1-Trichloroethane	4.8	0.50	5.0	0.0	96.0	74	131				
1,1,2-Trichloroethane	4.8	0.50	5.0	0.0	97.0	80	119				
Trichloroethene	4.9	0.50	5.0	0.0	97.0	79	123				
Trichlorofluoromethane	4.9	0.50	5.0	0.0	98.0	65	141				
1,2,3-Trichloropropane	4.7	0.50	5.0	0.0	93.0	73	125				
Vinyl chloride	4.9	0.50	5.0	0.0	98.0	58	137				
m+p-Xylenes	9.5	0.50	10	0.0	95.0	80	121				
o-Xylene	4.9	0.50	5.0	0.0	98.0	78	122				
Xylenes, Total	14	0.50	15	0.0	96.0	79	121				
Surr: 1,2-Dichloroethane-d4	11	0.50	10	0.0	108.0	81	118				
Surr: Dibromofluoromethane	11	0.50	10	0.0	108.0	80	119				
Surr: p-Bromofluorobenzene	11	0.50	10	0.0	105.0	85	114				
Surr: Toluene-d8	11	0.50	10	0.0	111.0	89	112				

Associated Samples: **B22021627-001F, B22021627-002A, B22021627-006F, B22021627-007A, B22021627-011F, B22021627-012A**

Analytical QC Summary Report

Prepared by Billings, MT Branch

Client: AECOM - Honolulu
Workorder: B22021627
Project: CV18F0126, 60571032.02.46.01 **Report Date:** 03/08/2022

Run ID: Run Order: VOA5975C.I_220225A: 15 **SampType:** Sample Matrix Spike Duplicate **Batch ID:** R375412
Method: SW8260B **Analysis Date:** 02/25/2022 18:03 **Prep Date:**
Lab ID: B22021627-011FMSD **Units:** ug/L **Prep Method:**

Analytes	Result	LOQ	Spk value	Spk RefVal	%REC	LowLimit	HighLimit	RPD RefVal	%RPD	RPDLimit	Qual
Benzene	5.0	0.50	5.0	0.0	100.0	79	120	4.8	3.3	20.0	
Bromobenzene	5.3	0.50	5.0	0.0	105.0	80	120	5.0	4.8	20.0	
Bromochloromethane	4.6	0.50	5.0	0.0	93.0	78	123	4.6	1.0	20.0	
Bromodichloromethane	5.2	0.50	5.0	0.0	103.0	79	125	4.9	6.0	20.0	
Bromoform	4.9	0.50	5.0	0.0	99.0	66	130	4.8	2.0	20.0	
Carbon tetrachloride	5.1	0.50	5.0	0.0	101.0	72	136	4.8	5.0	20.0	
Chlorobenzene	5.1	0.50	5.0	0.0	103.0	82	118	5.0	3.2	20.0	
Chlorodibromomethane	5.0	0.50	5.0	0.0	100.0	74	126	4.9	2.9	20.0	
Chloroethane	4.7	0.50	5.0	0.0	95.0	60	138	4.7	0.7	20.0	
Chloroform	4.7	0.50	5.0	0.0	94.0	79	124	4.5	3.5	20.0	
Chloromethane	4.9	0.50	5.0	0.0	98.0	50	139	4.7	5.4	20.0	
1,2-Dibromoethane	5.1	0.50	5.0	0.0	102.0	78	122	4.7	8.6	20.0	
2-Chlorotoluene	5.3	0.50	5.0	0.0	107.0	79	122	5.3	1.5	20.0	
Dibromomethane	5.1	0.50	5.0	0.0	101.0	79	123	4.8	5.8	20.0	
1,2-Dichlorobenzene	5.2	0.50	5.0	0.0	104.0	80	119	4.9	5.5	20.0	
4-Chlorotoluene	5.5	0.50	5.0	0.0	110.0	78	122	5.3	3.3	20.0	
1,3-Dichlorobenzene	5.3	0.50	5.0	0.0	107.0	80	119	5.0	6.6	20.0	
1,4-Dichlorobenzene	5.2	0.50	5.0	0.0	104.0	79	118	5.0	3.4	20.0	
Dichlorodifluoromethane	4.8	0.50	5.0	0.0	97.0	32	152	4.7	3.3	20.0	
1,1-Dichloroethane	5.0	0.50	5.0	0.0	99.0	77	125	4.9	2.0	20.0	
1,2-Dichloroethane	4.8	0.50	5.0	0.0	96.0	73	128	4.7	1.4	20.0	
1,1-Dichloroethene	4.9	0.50	5.0	0.0	98.0	71	131	4.7	4.0	20.0	
cis-1,2-Dichloroethene	5.0	0.50	5.0	0.0	99.0	78	123	4.7	4.3	20.0	
trans-1,2-Dichloroethene	4.8	0.50	5.0	0.0	97.0	75	124	4.7	3.4	20.0	
1,2-Dichloropropane	5.2	0.50	5.0	0.0	104.0	78	122	4.8	7.7	20.0	
1,3-Dichloropropane	4.9	0.50	5.0	0.0	98.0	80	119	4.7	5.7	20.0	
2,2-Dichloropropane	5.0	0.50	5.0	0.0	99.0	60	139	4.9	0.2	20.0	

Analytical QC Summary Report

Prepared by Billings, MT Branch

Client: AECOM - Honolulu
Workorder: B22021627
Project: CV18F0126, 60571032.02.46.01 **Report Date:** 03/08/2022

Run ID: Run Order: VOA5975C.I_220225A: 15 **SampType:** Sample Matrix Spike Duplicate **Batch ID:** R375412
Method: SW8260B **Analysis Date:** 02/25/2022 18:03 **Prep Date:**
Lab ID: B22021627-011FMSD **Units:** ug/L **Prep Method:**

Analytes	Result	LOQ	Spk value	Spk RefVal	%REC	LowLimit	HighLimit	RPD RefVal	%RPD	RPDLimit	Qual
1,1-Dichloropropene	4.8	0.50	5.0	0.0	97.0	79	125	4.7	3.0	20.0	
cis-1,3-Dichloropropene	4.8	0.50	5.0	0.0	96.0	75	124	4.5	6.3	20.0	
trans-1,3-Dichloropropene	5.2	0.50	5.0	0.0	104.0	73	127	5.1	2.2	20.0	
Ethylbenzene	5.0	0.50	5.0	0.0	100.0	79	121	4.9	3.0	20.0	
Methyl tert-butyl ether (MTBE)	4.9	0.50	5.0	0.0	98.0	71	124	4.5	8.0	20.0	
Methyl ethyl ketone	49	10	50	0.0	98.0	56	143	48	2.7	20.0	
Methylene chloride	4.7	0.50	5.0	0.0	94.0	74	124	4.6	2.2	20.0	
Styrene	5.1	0.50	5.0	0.0	101.0	78	123	4.9	3.3	20.0	
1,1,1,2-Tetrachloroethane	5.0	0.50	5.0	0.0	101.0	78	124	4.8	4.1	20.0	
1,1,2,2-Tetrachloroethane	5.4	0.50	5.0	0.0	108.0	71	121	5.0	8.0	20.0	
Tetrachloroethene	5.1	0.50	5.0	0.0	101.0	74	129	5.0	1.5	20.0	
Toluene	5.2	0.50	5.0	0.0	105.0	80	121	5.0	5.7	20.0	
1,1,1-Trichloroethane	5.1	0.50	5.0	0.0	102.0	74	131	4.8	5.8	20.0	
1,1,2-Trichloroethane	5.1	0.50	5.0	0.0	101.0	80	119	4.8	4.7	20.0	
Trichloroethene	5.0	0.50	5.0	0.0	100.0	79	123	4.9	2.9	20.0	
Trichlorofluoromethane	5.4	0.50	5.0	0.0	107.0	65	141	4.9	9.0	20.0	
1,2,3-Trichloropropane	5.1	0.50	5.0	0.0	102.0	73	125	4.7	9.1	20.0	
Vinyl chloride	5.1	0.50	5.0	0.0	102.0	58	137	4.9	4.5	20.0	
m+p-Xylenes	10	0.50	10	0.0	100.0	80	121	9.5	4.4	20.0	
o-Xylene	5.0	0.50	5.0	0.0	101.0	78	122	4.9	2.4	20.0	
Xylenes, Total	15	0.50	15	0.0	100.0	79	121	14	3.8	20.0	
Surr: 1,2-Dichloroethane-d4	11	0.50	10	0.0	110.0	81	118	0.0			
Surr: Dibromofluoromethane	11	0.50	10	0.0	107.0	80	119	0.0			
Surr: p-Bromofluorobenzene	11	0.50	10	0.0	105.0	85	114	0.0			
Surr: Toluene-d8	11	0.50	10	0.0	110.0	89	112	0.0			

Associated Samples: **B22021627-001F, B22021627-002A, B22021627-006F, B22021627-007A, B22021627-011F, B22021627-012A**

Analytical QC Summary Report

Prepared by Billings, MT Branch

Client: AECOM - Honolulu
Workorder: B22021627
Project: CV18F0126, 60571032.02.46.01 **Report Date:** 03/08/2022

Run ID: Run Order: VOA5975C.I_220225A: 2 **SampType:** Continuing Calibration Verification Standard **Batch ID:** R375412
Method: SW8260B **Analysis Date:** 02/25/2022 10:46 **Prep Date:**
Lab ID: CCV022522_ **Units:** ug/L **Prep Method:**

Analytes	Result	LOQ	Spk value	Spk RefVal	%REC	LowLimit	HighLimit	RPD RefVal	%RPD	RPDLimit	Qual
Benzene	5.2	0.50	5.0		104.0	80	120				
Bromobenzene	5.3	0.50	5.0		106.0	80	120				
Bromochloromethane	4.9	0.50	5.0		99.0	80	120				
Bromodichloromethane	5.3	0.50	5.0		105.0	80	120				
Bromoform	5.3	0.50	5.0		106.0	80	120				
Carbon tetrachloride	5.2	0.50	5.0		104.0	80	120				
Chlorobenzene	5.2	0.50	5.0		104.0	80	120				
Chlorodibromomethane	5.2	0.50	5.0		105.0	80	120				
Chloroethane	5.0	0.50	5.0		100.0	80	120				
Chloroform	5.0	0.50	5.0		100.0	80	120				
Chloromethane	5.0	0.50	5.0		100.0	80	120				
1,2-Dibromoethane	5.4	0.50	5.0		108.0	80	120				
2-Chlorotoluene	5.4	0.50	5.0		107.0	80	120				
Dibromomethane	5.3	0.50	5.0		105.0	80	120				
1,2-Dichlorobenzene	5.1	0.50	5.0		102.0	80	120				
4-Chlorotoluene	5.5	0.50	5.0		109.0	80	120				
1,3-Dichlorobenzene	5.2	0.50	5.0		104.0	80	120				
1,4-Dichlorobenzene	5.2	0.50	5.0		104.0	80	120				
Dichlorodifluoromethane	4.9	0.50	5.0		98.0	80	120				
1,1-Dichloroethane	5.2	0.50	5.0		105.0	80	120				
1,2-Dichloroethane	5.1	0.50	5.0		101.0	80	120				
1,1-Dichloroethene	5.1	0.50	5.0		102.0	80	120				
cis-1,2-Dichloroethene	5.1	0.50	5.0		102.0	80	120				
trans-1,2-Dichloroethene	4.9	0.50	5.0		99.0	80	120				
1,2-Dichloropropane	5.3	0.50	5.0		105.0	80	120				
1,3-Dichloropropane	5.3	0.50	5.0		107.0	80	120				
2,2-Dichloropropane	5.3	0.50	5.0		106.0	80	120				

Analytical QC Summary Report

Prepared by Billings, MT Branch

Client: AECOM - Honolulu
Workorder: B22021627
Project: CV18F0126, 60571032.02.46.01 **Report Date:** 03/08/2022

Run ID: Run Order: VOA5975C.I_220225A: 2 **SampType:** Continuing Calibration Verification Standard **Batch ID:** R375412
Method: SW8260B **Analysis Date:** 02/25/2022 10:46 **Prep Date:**
Lab ID: CCV022522_ **Units:** ug/L **Prep Method:**

Analytes	Result	LOQ	Spk value	Spk RefVal	%REC	LowLimit	HighLimit	RPD RefVal	%RPD	RPDLimit	Qual
1,1-Dichloropropene	5.3	0.50	5.0		105.0	80	120				
cis-1,3-Dichloropropene	5.1	0.50	5.0		103.0	80	120				
trans-1,3-Dichloropropene	5.4	0.50	5.0		107.0	80	120				
Ethylbenzene	5.1	0.50	5.0		102.0	80	120				
Methyl tert-butyl ether (MTBE)	5.0	0.50	5.0		99.0	80	120				
Methyl ethyl ketone	48	10	50		95.0	80	120				
Methylene chloride	5.1	0.50	5.0		102.0	80	120				
Styrene	5.1	0.50	5.0		101.0	80	120				
1,1,1,2-Tetrachloroethane	5.2	0.50	5.0		103.0	80	120				
1,1,2,2-Tetrachloroethane	5.5	0.50	5.0		111.0	80	120				
Tetrachloroethene	5.1	0.50	5.0		102.0	80	120				
Toluene	5.4	0.50	5.0		107.0	80	120				
1,1,1-Trichloroethane	5.2	0.50	5.0		104.0	80	120				
1,1,2-Trichloroethane	5.2	0.50	5.0		104.0	80	120				
Trichloroethene	5.1	0.50	5.0		103.0	80	120				
Trichlorofluoromethane	5.2	0.50	5.0		103.0	80	120				
1,2,3-Trichloropropane	5.5	0.50	5.0		109.0	80	120				
Vinyl chloride	4.9	0.50	5.0		98.0	80	120				
m+p-Xylenes	10	0.50	10		103.0	80	120				
o-Xylene	5.0	0.50	5.0		100.0	80	120				
Xylenes, Total	15	0.50	15		102.0	80	120				
Surr: 1,2-Dichloroethane-d4	11	0.50	10		113.0	80	120				
Surr: Dibromofluoromethane	11	0.50	10		108.0	80	120				
Surr: p-Bromofluorobenzene	11	0.50	10		108.0	80	120				
Surr: Toluene-d8	11	0.50	10		110.0	80	120				

Associated Samples: **B22021627-001F, B22021627-002A, B22021627-006F, B22021627-007A, B22021627-011F, B22021627-012A**

Analytical QC Summary Report

Prepared by Billings, MT Branch

Client: AECOM - Honolulu
Workorder: B22021627
Project: CV18F0126, 60571032.02.46.01 **Report Date:** 03/08/2022

Run ID: Run Order: VOA5975C.I_220225A: 16 **SampType:** Continuing Calibration Verification Standard **Batch ID:** R375412
Method: SW8260B **Analysis Date:** 02/25/2022 18:58 **Prep Date:**
Lab ID: CCV022522_Closing **Units:** ug/L **Prep Method:**

Analytes	Result	LOQ	Spk value	Spk RefVal	%REC	LowLimit	HighLimit	RPD RefVal	%RPD	RPDLimit	Qual
Benzene	4.9	0.50	5.0		97.0	50	150				
Bromobenzene	5.0	0.50	5.0		100.0	50	150				
Bromochloromethane	4.7	0.50	5.0		94.0	50	150				
Bromodichloromethane	5.0	0.50	5.0		100.0	50	150				
Bromoform	4.8	0.50	5.0		96.0	50	150				
Carbon tetrachloride	5.5	0.50	5.0		109.0	50	150				
Chlorobenzene	5.0	0.50	5.0		100.0	50	150				
Chlorodibromomethane	5.1	0.50	5.0		102.0	50	150				
Chloroethane	5.0	0.50	5.0		100.0	50	150				
Chloroform	4.8	0.50	5.0		95.0	50	150				
Chloromethane	4.6	0.50	5.0		93.0	50	150				
1,2-Dibromoethane	5.0	0.50	5.0		100.0	50	150				
2-Chlorotoluene	5.0	0.50	5.0		100.0	50	150				
Dibromomethane	4.9	0.50	5.0		99.0	50	150				
1,2-Dichlorobenzene	4.9	0.50	5.0		99.0	50	150				
4-Chlorotoluene	5.1	0.50	5.0		102.0	50	150				
1,3-Dichlorobenzene	4.9	0.50	5.0		98.0	50	150				
1,4-Dichlorobenzene	4.8	0.50	5.0		96.0	50	150				
Dichlorodifluoromethane	5.1	0.50	5.0		101.0	50	150				
1,1-Dichloroethane	4.9	0.50	5.0		97.0	50	150				
1,2-Dichloroethane	4.8	0.50	5.0		97.0	50	150				
1,1-Dichloroethene	5.1	0.50	5.0		102.0	50	150				
cis-1,2-Dichloroethene	4.7	0.50	5.0		95.0	50	150				
trans-1,2-Dichloroethene	4.7	0.50	5.0		95.0	50	150				
1,2-Dichloropropane	4.9	0.50	5.0		97.0	50	150				
1,3-Dichloropropane	4.9	0.50	5.0		97.0	50	150				
2,2-Dichloropropane	5.2	0.50	5.0		104.0	50	150				

Analytical QC Summary Report

Prepared by Billings, MT Branch

Client: AECOM - Honolulu
Workorder: B22021627
Project: CV18F0126, 60571032.02.46.01 **Report Date:** 03/08/2022

Run ID: Run Order: VOA5975C.I_220225A: 16 **SampType:** Continuing Calibration Verification Standard **Batch ID:** R375412
Method: SW8260B **Analysis Date:** 02/25/2022 18:58 **Prep Date:**
Lab ID: CCV022522_Closing **Units:** ug/L **Prep Method:**

Analytes	Result	LOQ	Spk value	Spk RefVal	%REC	LowLimit	HighLimit	RPD RefVal	%RPD	RPDLimit	Qual
1,1-Dichloropropene	5.3	0.50	5.0		105.0	50	150				
cis-1,3-Dichloropropene	4.9	0.50	5.0		97.0	50	150				
trans-1,3-Dichloropropene	5.1	0.50	5.0		103.0	50	150				
Ethylbenzene	5.1	0.50	5.0		101.0	50	150				
Methyl tert-butyl ether (MTBE)	4.7	0.50	5.0		95.0	50	150				
Methyl ethyl ketone	41	10	50		81.0	50	150				
Methylene chloride	4.6	0.50	5.0		91.0	50	150				
Styrene	5.1	0.50	5.0		102.0	50	150				
1,1,1,2-Tetrachloroethane	5.1	0.50	5.0		103.0	50	150				
1,1,2,2-Tetrachloroethane	4.4	0.50	5.0		88.0	50	150				
Tetrachloroethene	5.3	0.50	5.0		106.0	50	150				
Toluene	5.2	0.50	5.0		105.0	50	150				
1,1,1-Trichloroethane	5.2	0.50	5.0		105.0	50	150				
1,1,2-Trichloroethane	4.8	0.50	5.0		96.0	50	150				
Trichloroethene	5.1	0.50	5.0		103.0	50	150				
Trichlorofluoromethane	5.6	0.50	5.0		112.0	50	150				
1,2,3-Trichloropropane	4.9	0.50	5.0		99.0	50	150				
Vinyl chloride	4.4	0.50	5.0		88.0	50	150				
m+p-Xylenes	10	0.50	10		103.0	50	150				
o-Xylene	5.0	0.50	5.0		101.0	50	150				
Xylenes, Total	15	0.50	15		102.0	50	150				
Surr: 1,2-Dichloroethane-d4	11	0.50	10		108.0	50	150				
Surr: Dibromofluoromethane	11	0.50	10		107.0	50	150				
Surr: p-Bromofluorobenzene	10	0.50	10		101.0	50	150				
Surr: Toluene-d8	11	0.50	10		111.0	50	150				

Associated Samples: **B22021627-001F, B22021627-002A, B22021627-006F, B22021627-007A, B22021627-011F, B22021627-012A**

Analytical QC Summary Report

Prepared by Billings, MT Branch

Client: AECOM - Honolulu
Workorder: B22021627
Project: CV18F0126, 60571032.02.46.01 **Report Date:** 03/08/2022

Run ID: Run Order: GECD.I_220225A: 2 **SampType:** Method Blank **Batch ID:** 164037
Method: SW8011 **Analysis Date:** 02/25/2022 13:16 **Prep Date:** 02/25/2022 09:49
Lab ID: MB-164037 **Units:** ug/L **Prep Method:** SW8011

Analytes	Result	LOQ	Spk value	Spk RefVal	%REC	LowLimit	HighLimit	RPD RefVal	%RPD	RPDLimit	Qual
1,2-Dibromoethane	ND	0.0050									
Surr: 1,1,1,2-Tetrachloroethane	0.10	0.020	0.10		100.0	70	130				

Associated Samples: **B22021627-001H, B22021627-004A, B22021627-006H, B22021627-009A, B22021627-011H, B22021627-014A**

Run ID: Run Order: GECD.I_220225A: 3 **SampType:** Laboratory Control Sample **Batch ID:** 164037
Method: SW8011 **Analysis Date:** 02/25/2022 13:36 **Prep Date:** 02/25/2022 09:49
Lab ID: LCS-164037 **Units:** ug/L **Prep Method:** SW8011

Analytes	Result	LOQ	Spk value	Spk RefVal	%REC	LowLimit	HighLimit	RPD RefVal	%RPD	RPDLimit	Qual
1,2-Dibromoethane	0.25	0.010	0.25		98.0	60	140				
Surr: 1,1,1,2-Tetrachloroethane	0.098	0.020	0.10		98.0	70	130				

Associated Samples: **B22021627-001H, B22021627-004A, B22021627-006H, B22021627-009A, B22021627-011H, B22021627-014A**

Run ID: Run Order: GECD.I_220225A: 4 **SampType:** Laboratory Control Sample **Batch ID:** 164037
Method: SW8011 **Analysis Date:** 02/25/2022 13:56 **Prep Date:** 02/25/2022 09:49
Lab ID: LCS1-164037 **Units:** ug/L **Prep Method:** SW8011

Analytes	Result	LOQ	Spk value	Spk RefVal	%REC	LowLimit	HighLimit	RPD RefVal	%RPD	RPDLimit	Qual
1,2-Dibromoethane	0.10	0.010	0.10		102.0	60	140				
Surr: 1,1,1,2-Tetrachloroethane	0.098	0.020	0.10		98.0	70	130				

Associated Samples: **B22021627-001H, B22021627-004A, B22021627-006H, B22021627-009A, B22021627-011H, B22021627-014A**

Analytical QC Summary Report

Prepared by Billings, MT Branch

Client: AECOM - Honolulu
Workorder: B22021627
Project: CV18F0126, 60571032.02.46.01 **Report Date:** 03/08/2022

Run ID: Run Order: GECD.I_220225A: 13 **SampType:** Sample Matrix Spike **Batch ID:** 164037
Method: SW8011 **Analysis Date:** 02/25/2022 17:14 **Prep Date:** 02/25/2022 09:50
Lab ID: B22021627-001HMS **Units:** ug/L **Prep Method:** SW8011

Analytes	Result	LOQ	Spk value	Spk RefVal	%REC	LowLimit	HighLimit	RPD RefVal	%RPD	RPDLimit	Qual
1,2-Dibromoethane	0.25	0.010	0.24	0.0	102.0	60	140				
Surr: 1,1,1,2-Tetrachloroethane	0.10	0.020	0.098	0.0	102.0	70	130				

Associated Samples: **B22021627-001H, B22021627-004A, B22021627-006H, B22021627-009A, B22021627-011H, B22021627-014A**

Run ID: Run Order: GECD.I_220225A: 14 **SampType:** Sample Matrix Spike Duplicate **Batch ID:** 164037
Method: SW8011 **Analysis Date:** 02/25/2022 17:34 **Prep Date:** 02/25/2022 09:50
Lab ID: B22021627-001HMSD **Units:** ug/L **Prep Method:** SW8011

Analytes	Result	LOQ	Spk value	Spk RefVal	%REC	LowLimit	HighLimit	RPD RefVal	%RPD	RPDLimit	Qual
1,2-Dibromoethane	0.25	0.010	0.24	0.0	105.0	60	140	0.25	2.1	20.0	
Surr: 1,1,1,2-Tetrachloroethane	0.10	0.020	0.097	0.0	107.0	70	130	0.0			

Associated Samples: **B22021627-001H, B22021627-004A, B22021627-006H, B22021627-009A, B22021627-011H, B22021627-014A**

Run ID: Run Order: GECD.I_220225A: 1 **SampType:** Continuing Calibration Verification Standard **Batch ID:** 164037
Method: SW8011 **Analysis Date:** 02/25/2022 12:56 **Prep Date:** 02/25/2022 09:50
Lab ID: CK3-164037 **Units:** ug/L **Prep Method:** SW8011

Analytes	Result	LOQ	Spk value	Spk RefVal	%REC	LowLimit	HighLimit	RPD RefVal	%RPD	RPDLimit	Qual
1,2-Dibromoethane	0.11	0.010	0.10		111.0	80	120				
Surr: 1,1,1,2-Tetrachloroethane	0.10	0.020	0.10		101.0	80	120				

Associated Samples: **B22021627-001H, B22021627-004A, B22021627-006H, B22021627-009A, B22021627-011H, B22021627-014A**

Analytical QC Summary Report

Prepared by Billings, MT Branch

Client: AECOM - Honolulu
Workorder: B22021627
Project: CV18F0126, 60571032.02.46.01 **Report Date:** 03/08/2022

Run ID: Run Order: GECD.I_220225A: 15 **SampType:** Continuing Calibration Verification Standard **Batch ID:** 164037
Method: SW8011 **Analysis Date:** 02/25/2022 18:13 **Prep Date:** 02/25/2022 09:50
Lab ID: CK5-164037 **Units:** ug/L **Prep Method:** SW8011

Analytes	Result	LOQ	Spk value	Spk RefVal	%REC	LowLimit	HighLimit	RPD RefVal	%RPD	RPDLimit	Qual
1,2-Dibromoethane	0.45	0.010	0.40		112.0	80	120				
Surr: 1,1,1,2-Tetrachloroethane	0.46	0.020	0.40		115.0	80	120				

Associated Samples: **B22021627-001H, B22021627-004A, B22021627-006H, B22021627-009A, B22021627-011H, B22021627-014A**

Analytical QC Summary Report

Prepared by Billings, MT Branch

Client: AECOM - Honolulu
Workorder: B22021627
Project: CV18F0126, 60571032.02.46.01 **Report Date:** 03/08/2022

Run ID: Run Order: VARIAN1_220225A: 4 **SampType:** Method Blank **Batch ID:** R375235
Method: SW8015C **Analysis Date:** 02/25/2022 11:10 **Prep Date:**
Lab ID: MBLK_0225VAR07r **Units:** ug/L **Prep Method:**

Analytes	Result	LOQ	Spk value	Spk RefVal	%REC	LowLimit	HighLimit	RPD RefVal	%RPD	RPDLimit	Qual
C6 to C10	ND	10									
Total Purgeable Hydrocarbons	ND	10									
Surr: Trifluorotoluene	19	1.0	25		77.0	70	130				

Associated Samples: **B22021627-001G, B22021627-003A, B22021627-006G, B22021627-008A, B22021627-011G, B22021627-013A**

Run ID: Run Order: VARIAN1_220225A: 3 **SampType:** Laboratory Control Sample **Batch ID:** R375235
Method: SW8015C **Analysis Date:** 02/25/2022 10:02 **Prep Date:**
Lab ID: LCS_0225VAR05r **Units:** ug/L **Prep Method:**

Analytes	Result	LOQ	Spk value	Spk RefVal	%REC	LowLimit	HighLimit	RPD RefVal	%RPD	RPDLimit	Qual
C6 to C10	173	20	170		102.0	78	122				
Total Purgeable Hydrocarbons	208	20	200		104.0	70	130				
Surr: Trifluorotoluene	23	1.0	25		91.0	70	130				

Associated Samples: **B22021627-001G, B22021627-003A, B22021627-006G, B22021627-008A, B22021627-011G, B22021627-013A**

Run ID: Run Order: VARIAN1_220225A: 11 **SampType:** Sample Matrix Spike **Batch ID:** R375235
Method: SW8015C **Analysis Date:** 02/25/2022 16:54 **Prep Date:**
Lab ID: B22021627-001GMS **Units:** ug/L **Prep Method:**

Analytes	Result	LOQ	Spk value	Spk RefVal	%REC	LowLimit	HighLimit	RPD RefVal	%RPD	RPDLimit	Qual
C6 to C10	163	20	170	0.0	96.0	78	122				
Total Purgeable Hydrocarbons	203	20	200	13	95.0	70	130				
Surr: Trifluorotoluene	22	1.0	25	0.0	86.0	70	130				

Associated Samples: **B22021627-001G, B22021627-003A, B22021627-006G, B22021627-008A, B22021627-011G, B22021627-013A**

Analytical QC Summary Report

Prepared by Billings, MT Branch

Client: AECOM - Honolulu
Workorder: B22021627
Project: CV18F0126, 60571032.02.46.01 **Report Date:** 03/08/2022

Run ID: Run Order: VARIAN1_220225A: 12 **SampType:** Sample Matrix Spike Duplicate **Batch ID:** R375235
Method: SW8015C **Analysis Date:** 02/25/2022 17:28 **Prep Date:**
Lab ID: B22021627-001GMSD **Units:** ug/L **Prep Method:**

Analytes	Result	LOQ	Spk value	Spk RefVal	%REC	LowLimit	HighLimit	RPD RefVal	%RPD	RPDLimit	Qual
C6 to C10	169	20	170	0.0	100.0	78	122	163	4.0	20.0	
Total Purgeable Hydrocarbons	207	20	200	13	97.0	70	130	203	2.0	20.0	
Surr: Trifluorotoluene	22	1.0	25	0.0	87.0	70	130	0.0			

Associated Samples: **B22021627-001G, B22021627-003A, B22021627-006G, B22021627-008A, B22021627-011G, B22021627-013A**

Run ID: Run Order: GCFID-HP5-B_220228A: 5 **SampType:** Method Blank **Batch ID:** 164025
Method: SW8015C **Analysis Date:** 02/28/2022 14:11 **Prep Date:** 02/24/2022 16:20
Lab ID: MB-164025 **Units:** mg/L **Prep Method:** SW3520C

Analytes	Result	LOQ	Spk value	Spk RefVal	%REC	LowLimit	HighLimit	RPD RefVal	%RPD	RPDLimit	Qual
Diesel Range Organics (C10 to C24)	ND	0.15									
Oil Range Hydrocarbons (C24 to C40)	ND	0.15									
Total Extractable Hydrocarbons	ND	0.15									
Surr: o-Terphenyl	0.21	0.0020	0.20		105.0	56	125				
Surr: n-Triacontane	0.097	0.0020	0.10		97.0	50	150				

Associated Samples: **B22021627-001D, B22021627-006D, B22021627-011D**

Analytical QC Summary Report

Prepared by Billings, MT Branch

Client: AECOM - Honolulu
Workorder: B22021627
Project: CV18F0126, 60571032.02.46.01 **Report Date:** 03/08/2022

Run ID: Run Order: GCFID-HP5-B_220301A: 5 **SampType:** Method Blank **Batch ID:** 164025
Method: SW8015C **Analysis Date:** 03/01/2022 15:48 **Prep Date:** 02/24/2022 16:20
Lab ID: MB-164025 **Units:** mg/L **Prep Method:** SW3520C

Analytes	Result	LOQ	Spk value	Spk RefVal	%REC	LowLimit	HighLimit	RPD RefVal	%RPD	RPDLimit	Qual
Diesel Range Organics (SGT-C10 to C24)	ND	0.15									
Oil Range Hydrocarbons (SGT-C24 to C40)	ND	0.15									
Total Extractable Hydrocarbons (SGT)	ND	0.15									
Surr: o-Terphenyl (SGT)	0.20	0.0020	0.20		98.0	56	125				
Surr: n-Triacontane (SGT)	0.088	0.0020	0.10		88.0	50	150				

Associated Samples: **B22021627-001D, B22021627-006D, B22021627-011D**

Run ID: Run Order: GCFID-HP5-B_220228A: 3 **SampType:** Laboratory Control Sample **Batch ID:** 164025
Method: SW8015C **Analysis Date:** 02/28/2022 12:45 **Prep Date:** 02/24/2022 16:20
Lab ID: LCS-164025 **Units:** mg/L **Prep Method:** SW3520C

Analytes	Result	LOQ	Spk value	Spk RefVal	%REC	LowLimit	HighLimit	RPD RefVal	%RPD	RPDLimit	Qual
Diesel Range Organics (C10 to C24)	14	0.30	15		90.0	36	132				
Total Extractable Hydrocarbons	14	0.30	15		96.0	60	132				
Surr: o-Terphenyl	0.21	0.0020	0.20		104.0	56	125				

Associated Samples: **B22021627-001D, B22021627-006D, B22021627-011D**

Run ID: Run Order: GCFID-HP5-B_220228A: 4 **SampType:** Laboratory Control Sample Duplicate **Batch ID:** 164025
Method: SW8015C **Analysis Date:** 02/28/2022 13:28 **Prep Date:** 02/24/2022 16:20
Lab ID: LCSD-164025 **Units:** mg/L **Prep Method:** SW3520C

Analytes	Result	LOQ	Spk value	Spk RefVal	%REC	LowLimit	HighLimit	RPD RefVal	%RPD	RPDLimit	Qual
Diesel Range Organics (C10 to C24)	14	0.30	15		93.0	36	132	14	3.1	20.0	
Total Extractable Hydrocarbons	15	0.30	15		99.0	60	132	14	3.2	20.0	

Analytical QC Summary Report

Prepared by Billings, MT Branch

Client: AECOM - Honolulu
Workorder: B22021627
Project: CV18F0126, 60571032.02.46.01 **Report Date:** 03/08/2022

Run ID: Run Order: GCFID-HP5-B_220228A: 4 **SampType:** Laboratory Control Sample Duplicate **Batch ID:** 164025
Method: SW8015C **Analysis Date:** 02/28/2022 13:28 **Prep Date:** 02/24/2022 16:20
Lab ID: LCSD-164025 **Units:** mg/L **Prep Method:** SW3520C

Analytes	Result	LOQ	Spk value	Spk RefVal	%REC	LowLimit	HighLimit	RPD RefVal	%RPD	RPDLimit	Qual
Surr: o-Terphenyl	0.21	0.0020	0.20		105.0	56	125	0.0			

Associated Samples: **B22021627-001D, B22021627-006D, B22021627-011D**

Run ID: Run Order: GCFID-HP5-B_220228A: 11 **SampType:** Laboratory Control Sample **Batch ID:** 164025
Method: SW8015C **Analysis Date:** 02/28/2022 19:12 **Prep Date:** 02/24/2022 16:20
Lab ID: LCS-RRO-164025 **Units:** mg/L **Prep Method:** SW3520C

Analytes	Result	LOQ	Spk value	Spk RefVal	%REC	LowLimit	HighLimit	RPD RefVal	%RPD	RPDLimit	Qual
TEH(Oil Range)	5.3	0.30	5.0		106.0	41	113				
Surr: n-Triacontane	0.088	0.0020	0.10		88.0	50	150				

Associated Samples: **B22021627-001D, B22021627-006D, B22021627-011D**

Run ID: Run Order: GCFID-HP5-B_220228A: 12 **SampType:** Laboratory Control Sample Duplicate **Batch ID:** 164025
Method: SW8015C **Analysis Date:** 02/28/2022 19:56 **Prep Date:** 02/24/2022 16:20
Lab ID: LCSD-RRO-164025 **Units:** mg/L **Prep Method:** SW3520C

Analytes	Result	LOQ	Spk value	Spk RefVal	%REC	LowLimit	HighLimit	RPD RefVal	%RPD	RPDLimit	Qual
TEH(Oil Range)	5.6	0.30	5.0		113.0	41	113	5.3	6.4	20.0	
Surr: n-Triacontane	0.095	0.0020	0.10		95.0	50	150	0.0			

Associated Samples: **B22021627-001D, B22021627-006D, B22021627-011D**

Analytical QC Summary Report

Prepared by Billings, MT Branch

Client: AECOM - Honolulu
Workorder: B22021627
Project: CV18F0126, 60571032.02.46.01 **Report Date:** 03/08/2022

Run ID: Run Order: GCFID-HP5-B_220301A: 3 **SampType:** Laboratory Control Sample **Batch ID:** 164025
Method: SW8015C **Analysis Date:** 03/01/2022 14:23 **Prep Date:** 02/24/2022 16:20
Lab ID: LCS-164025 **Units:** mg/L **Prep Method:** SW3520C

Analytes	Result	LOQ	Spk value	Spk RefVal	%REC	LowLimit	HighLimit	RPD RefVal	%RPD	RPDLimit	Qual
Diesel Range Organics (SGT-C10 to C24)	12	0.30	15		80.0	36	132				
Total Extractable Hydrocarbons (SGT)	13	0.30	15		85.0	60	132				
Surr: o-Terphenyl (SGT)	0.20	0.0020	0.20		98.0	56	125				

Associated Samples: **B22021627-001D, B22021627-006D, B22021627-011D**

Run ID: Run Order: GCFID-HP5-B_220301A: 4 **SampType:** Laboratory Control Sample Duplicate **Batch ID:** 164025
Method: SW8015C **Analysis Date:** 03/01/2022 15:05 **Prep Date:** 02/24/2022 16:20
Lab ID: LCSD-164025 **Units:** mg/L **Prep Method:** SW3520C

Analytes	Result	LOQ	Spk value	Spk RefVal	%REC	LowLimit	HighLimit	RPD RefVal	%RPD	RPDLimit	Qual
Diesel Range Organics (SGT-C10 to C24)	11	0.30	15		76.0	36	132	12	5.1	20.0	
Total Extractable Hydrocarbons (SGT)	12	0.30	15		81.0	60	132	13	5.2	20.0	
Surr: o-Terphenyl (SGT)	0.18	0.0020	0.20		92.0	56	125	0.0			

Associated Samples: **B22021627-001D, B22021627-006D, B22021627-011D**

Run ID: Run Order: GCFID-HP5-B_220301A: 10 **SampType:** Laboratory Control Sample **Batch ID:** 164025
Method: SW8015C **Analysis Date:** 03/01/2022 20:47 **Prep Date:** 02/24/2022 16:20
Lab ID: LCS-RRO-164025 **Units:** mg/L **Prep Method:** SW3520C

Analytes	Result	LOQ	Spk value	Spk RefVal	%REC	LowLimit	HighLimit	RPD RefVal	%RPD	RPDLimit	Qual
TEH (SGT-Oil Range)	5.3	0.30	5.0		106.0	41	113				
Surr: n-Triacontane (SGT)	0.084	0.0020	0.10		84.0	50	150				

Associated Samples: **B22021627-001D, B22021627-006D, B22021627-011D**

Analytical QC Summary Report

Prepared by Billings, MT Branch

Client: AECOM - Honolulu
Workorder: B22021627
Project: CV18F0126, 60571032.02.46.01 **Report Date:** 03/08/2022

Run ID: Run Order: GCFID-HP5-B_220301A: 11 **SampType:** Laboratory Control Sample Duplicate **Batch ID:** 164025
Method: SW8015C **Analysis Date:** 03/01/2022 21:30 **Prep Date:** 02/24/2022 16:20
Lab ID: LCSD-RRO-164025 **Units:** mg/L **Prep Method:** SW3520C

Analytes	Result	LOQ	Spk value	Spk RefVal	%REC	LowLimit	HighLimit	RPD RefVal	%RPD	RPDLimit	Qual
TEH (SGT-Oil Range)	5.2	0.30	5.0		104.0	41	113	5.3	1.3	20.0	
Surr: n-Triacontane (SGT)	0.080	0.0020	0.10		80.0	50	150	0.0			

Associated Samples: **B22021627-001D, B22021627-006D, B22021627-011D**

Run ID: Run Order: GCFID-HP5-B_220228A: 8 **SampType:** Sample Matrix Spike **Batch ID:** 164025
Method: SW8015C **Analysis Date:** 02/28/2022 16:19 **Prep Date:** 02/24/2022 16:20
Lab ID: B22021627-001DMS **Units:** mg/L **Prep Method:** SW3520C

Analytes	Result	LOQ	Spk value	Spk RefVal	%REC	LowLimit	HighLimit	RPD RefVal	%RPD	RPDLimit	Qual
Diesel Range Organics (C10 to C24)	12	0.30	14	0.049	83.0	36	132				
Total Extractable Hydrocarbons	13	0.30	14	0.26	89.0	60	132				
Surr: o-Terphenyl	0.17	0.0020	0.19	0.0	88.0	56	125				

Associated Samples: **B22021627-001D, B22021627-006D, B22021627-011D**

Run ID: Run Order: GCFID-HP5-B_220228A: 10 **SampType:** Sample Matrix Spike **Batch ID:** 164025
Method: SW8015C **Analysis Date:** 02/28/2022 18:29 **Prep Date:** 02/24/2022 16:21
Lab ID: B22021627-006DMS-RRO **Units:** mg/L **Prep Method:** SW3520C

Analytes	Result	LOQ	Spk value	Spk RefVal	%REC	LowLimit	HighLimit	RPD RefVal	%RPD	RPDLimit	Qual
TEH(Oil Range)	5.1	0.30	4.7	0.44	98.0	41	113				
Surr: n-Triacontane	0.087	0.0020	0.094	0.0	92.0	50	150				

Associated Samples: **B22021627-001D, B22021627-006D, B22021627-011D**

Analytical QC Summary Report

Prepared by Billings, MT Branch

Client: AECOM - Honolulu
Workorder: B22021627
Project: CV18F0126, 60571032.02.46.01 **Report Date:** 03/08/2022

Run ID: Run Order: GCFID-HP5-B_220301A: 7 **SampType:** Sample Matrix Spike **Batch ID:** 164025
Method: SW8015C **Analysis Date:** 03/01/2022 17:13 **Prep Date:** 02/24/2022 16:20
Lab ID: B22021627-001DMS **Units:** mg/L **Prep Method:** SW3520C

Analytes	Result	LOQ	Spk value	Spk RefVal	%REC	LowLimit	HighLimit	RPD RefVal	%RPD	RPDLimit	Qual
Diesel Range Organics (SGT-C10 to C24)	11	0.30	14	0.0	76.0	36	132				
Total Extractable Hydrocarbons (SGT)	11	0.30	14	0.083	80.0	60	132				
Surr: o-Terphenyl (SGT)	0.16	0.0020	0.19	0.0	85.0	56	125				

Associated Samples: **B22021627-001D, B22021627-006D, B22021627-011D**

Run ID: Run Order: GCFID-HP5-B_220301A: 9 **SampType:** Sample Matrix Spike **Batch ID:** 164025
Method: SW8015C **Analysis Date:** 03/01/2022 19:21 **Prep Date:** 02/24/2022 16:21
Lab ID: B22021627-006DMS-RRO **Units:** mg/L **Prep Method:** SW3520C

Analytes	Result	LOQ	Spk value	Spk RefVal	%REC	LowLimit	HighLimit	RPD RefVal	%RPD	RPDLimit	Qual
TEH (SGT-Oil Range)	4.8	0.30	4.7	0.35	94.0	41	113				
Surr: n-Triacontane (SGT)	0.075	0.0020	0.094	0.0	80.0	50	150				

Associated Samples: **B22021627-001D, B22021627-006D, B22021627-011D**

Run ID: Run Order: VARIAN1_220225A: 2 **SampType:** Continuing Calibration Verification Standard **Batch ID:** R375235
Method: SW8015C **Analysis Date:** 02/25/2022 09:28 **Prep Date:**
Lab ID: CCV_0225VAR04r **Units:** ug/L **Prep Method:**

Analytes	Result	LOQ	Spk value	Spk RefVal	%REC	LowLimit	HighLimit	RPD RefVal	%RPD	RPDLimit	Qual
C6 to C10	176	20	168		105.0	80	120				
Total Purgeable Hydrocarbons	212	20	200		106.0	80	120				
Surr: Trifluorotoluene	22	1.0	25		88.0	80	120				

Associated Samples: **B22021627-001G, B22021627-003A, B22021627-006G, B22021627-008A, B22021627-011G, B22021627-013A**

Analytical QC Summary Report

Prepared by Billings, MT Branch

Client: AECOM - Honolulu
Workorder: B22021627
Project: CV18F0126, 60571032.02.46.01 **Report Date:** 03/08/2022

Run ID: Run Order: VARIAN1_220225A: 14 **SampType:** Continuing Calibration Verification Standard **Batch ID:** R375235
Method: SW8015C **Analysis Date:** 02/25/2022 19:11 **Prep Date:**
Lab ID: CCV_0225VAR21r **Units:** ug/L **Prep Method:**

Analytes	Result	LOQ	Spk value	Spk RefVal	%REC	LowLimit	HighLimit	RPD RefVal	%RPD	RPDLimit	Qual
C6 to C10	177	20	168		105.0	80	120				
Total Purgeable Hydrocarbons	212	20	200		106.0	80	120				
Surr: Trifluorotoluene	23	1.0	25		91.0	80	120				

Associated Samples: **B22021627-001G, B22021627-003A, B22021627-006G, B22021627-008A, B22021627-011G, B22021627-013A**

Run ID: Run Order: GCFID-HP5-B_220228A: 1 **SampType:** Continuing Calibration Verification Standard **Batch ID:** R375375
Method: SW8015C **Analysis Date:** 02/28/2022 09:54 **Prep Date:**
Lab ID: CCV_0228HP504r-W **Units:** mg/L **Prep Method:**

Analytes	Result	LOQ	Spk value	Spk RefVal	%REC	LowLimit	HighLimit	RPD RefVal	%RPD	RPDLimit	Qual
TEH(Oil Range)	4.7	0.30	5.0		94.0	80	120				
Surr: n-Triacontane	0.17	0.0020	0.20		87.0	80	120				

Associated Samples: **B22021627-001D, B22021627-006D, B22021627-011D**

Run ID: Run Order: GCFID-HP5-B_220228A: 2 **SampType:** Continuing Calibration Verification Standard **Batch ID:** R375375
Method: SW8015C **Analysis Date:** 02/28/2022 10:37 **Prep Date:**
Lab ID: CCV_0228HP505r **Units:** mg/L **Prep Method:**

Analytes	Result	LOQ	Spk value	Spk RefVal	%REC	LowLimit	HighLimit	RPD RefVal	%RPD	RPDLimit	Qual
Diesel Range Organics (C10 to C24)	16	0.30	15		108.0	80	120				
Total Extractable Hydrocarbons	17	0.30	15		112.0	80	120				
Surr: o-Terphenyl	0.21	0.0020	0.20		103.0	80	120				

Associated Samples: **B22021627-001D, B22021627-006D, B22021627-011D**

Analytical QC Summary Report

Prepared by Billings, MT Branch

Client: AECOM - Honolulu
Workorder: B22021627
Project: CV18F0126, 60571032.02.46.01 **Report Date:** 03/08/2022

Run ID: Run Order: GCFID-HP5-B_220228A: 13 **SampType:** Continuing Calibration Verification Standard **Batch ID:** R375375
Method: SW8015C **Analysis Date:** 02/28/2022 21:22 **Prep Date:**
Lab ID: CCV_0228HP520r-W **Units:** mg/L **Prep Method:**

Analytes	Result	LOQ	Spk value	Spk RefVal	%REC	LowLimit	HighLimit	RPD RefVal	%RPD	RPDLimit	Qual
TEH(Oil Range)	4.8	0.30	5.0		97.0	80	120				
Surr: n-Triacontane	0.18	0.0020	0.20		89.0	80	120				

Associated Samples: **B22021627-001D, B22021627-006D, B22021627-011D**

Run ID: Run Order: GCFID-HP5-B_220228A: 14 **SampType:** Continuing Calibration Verification Standard **Batch ID:** R375375
Method: SW8015C **Analysis Date:** 02/28/2022 22:05 **Prep Date:**
Lab ID: CCV_0228HP521r **Units:** mg/L **Prep Method:**

Analytes	Result	LOQ	Spk value	Spk RefVal	%REC	LowLimit	HighLimit	RPD RefVal	%RPD	RPDLimit	Qual
Diesel Range Organics (C10 to C24)	16	0.30	15		104.0	80	120				
Total Extractable Hydrocarbons	16	0.30	15		107.0	80	120				
Surr: o-Terphenyl	0.20	0.0020	0.20		99.0	80	120				

Associated Samples: **B22021627-001D, B22021627-006D, B22021627-011D**

Run ID: Run Order: GCFID-HP5-B_220301A: 1 **SampType:** Continuing Calibration Verification Standard **Batch ID:** R375439
Method: SW8015C **Analysis Date:** 03/01/2022 11:33 **Prep Date:**
Lab ID: CCV_0301HP504r-W **Units:** mg/L **Prep Method:**

Analytes	Result	LOQ	Spk value	Spk RefVal	%REC	LowLimit	HighLimit	RPD RefVal	%RPD	RPDLimit	Qual
TEH(Oil Range)	4.8	0.30	5.0		96.0	80	120				
Surr: n-Triacontane	0.18	0.0020	0.20		90.0	80	120				

Associated Samples: **B22021627-001D, B22021627-006D**

Analytical QC Summary Report

Prepared by Billings, MT Branch

Client: AECOM - Honolulu
Workorder: B22021627
Project: CV18F0126, 60571032.02.46.01 **Report Date:** 03/08/2022

Run ID: Run Order: GCFID-HP5-B_220301A: 2 **SampType:** Continuing Calibration Verification Standard **Batch ID:** R375439
Method: SW8015C **Analysis Date:** 03/01/2022 12:16 **Prep Date:**
Lab ID: CCV_0301HP505r **Units:** mg/L **Prep Method:**

Analytes	Result	LOQ	Spk value	Spk RefVal	%REC	LowLimit	HighLimit	RPD RefVal	%RPD	RPDLimit	Qual
Diesel Range Organics (C10 to C24)	16	0.30	15		106.0	80	120				
Total Extractable Hydrocarbons	16	0.30	15		109.0	80	120				
Surr: o-Terphenyl	0.20	0.0020	0.20		101.0	80	120				

Associated Samples: **B22021627-001D, B22021627-006D**

Run ID: Run Order: GCFID-HP5-B_220301A: 12 **SampType:** Continuing Calibration Verification Standard **Batch ID:** R375439
Method: SW8015C **Analysis Date:** 03/01/2022 22:56 **Prep Date:**
Lab ID: CCV_0301HP520r-W **Units:** mg/L **Prep Method:**

Analytes	Result	LOQ	Spk value	Spk RefVal	%REC	LowLimit	HighLimit	RPD RefVal	%RPD	RPDLimit	Qual
TEH(Oil Range)	4.8	0.30	5.0		96.0	80	120				
Surr: n-Triacontane	0.18	0.0020	0.20		89.0	80	120				

Associated Samples: **B22021627-001D, B22021627-006D**

Run ID: Run Order: GCFID-HP5-B_220301A: 13 **SampType:** Continuing Calibration Verification Standard **Batch ID:** R375439
Method: SW8015C **Analysis Date:** 03/01/2022 23:40 **Prep Date:**
Lab ID: CCV_0301HP521r **Units:** mg/L **Prep Method:**

Analytes	Result	LOQ	Spk value	Spk RefVal	%REC	LowLimit	HighLimit	RPD RefVal	%RPD	RPDLimit	Qual
Diesel Range Organics (C10 to C24)	14	0.30	15		90.0	80	120				
Total Extractable Hydrocarbons	14	0.30	15		93.0	80	120				
Surr: o-Terphenyl	0.18	0.0020	0.20		92.0	80	120				

Associated Samples: **B22021627-001D, B22021627-006D**

Analytical QC Summary Report

Prepared by Billings, MT Branch

Client: AECOM - Honolulu
Workorder: B22021627
Project: CV18F0126, 60571032.02.46.01 **Report Date:** 03/08/2022

Run ID: Run Order: FID-HEADSPACE_220301A: 4 **SampType:** Method Blank **Batch ID:** R375386
Method: SW8015M **Analysis Date:** 03/01/2022 10:05 **Prep Date:**
Lab ID: MBLK **Units:** mg/L **Prep Method:**

Analytes	Result	LOQ	Spk value	Spk RefVal	%REC	LowLimit	HighLimit	RPD RefVal	%RPD	RPDLimit	Qual
Methane	ND	0.0010			0.0						

Associated Samples: **B22021627-001I, B22021627-005A, B22021627-006I, B22021627-010A, B22021627-011I, B22021627-015A**

Run ID: Run Order: FID-HEADSPACE_220301A: 2 **SampType:** Laboratory Control Sample **Batch ID:** R375386
Method: SW8015M **Analysis Date:** 03/01/2022 08:54 **Prep Date:**
Lab ID: LCS **Units:** ppm **Prep Method:**

Analytes	Result	LOQ	Spk value	Spk RefVal	%REC	LowLimit	HighLimit	RPD RefVal	%RPD	RPDLimit	Qual
Methane	100	2.0	100		101.0	85	115				

Associated Samples: **B22021627-001I, B22021627-005A, B22021627-006I, B22021627-010A, B22021627-011I, B22021627-015A**

Run ID: Run Order: FID-HEADSPACE_220301A: 3 **SampType:** Laboratory Control Sample Duplicate **Batch ID:** R375386
Method: SW8015M **Analysis Date:** 03/01/2022 09:00 **Prep Date:**
Lab ID: LCSD **Units:** ppm **Prep Method:**

Analytes	Result	LOQ	Spk value	Spk RefVal	%REC	LowLimit	HighLimit	RPD RefVal	%RPD	RPDLimit	Qual
Methane	100	2.0	100		102.0	85	115	100	1.0	20.0	

Associated Samples: **B22021627-001I, B22021627-005A, B22021627-006I, B22021627-010A, B22021627-011I, B22021627-015A**

Analytical QC Summary Report

Prepared by Billings, MT Branch

Client: AECOM - Honolulu
Workorder: B22021627
Project: CV18F0126, 60571032.02.46.01 **Report Date:** 03/08/2022

Run ID: Run Order: FID-HEADSPACE_220301A: 8 **SampType:** Sample Duplicate **Batch ID:** R375386
Method: SW8015M **Analysis Date:** 03/01/2022 10:39 **Prep Date:**
Lab ID: B22021627-006IDUP **Units:** mg/L **Prep Method:**

Analytes	Result	LOQ	Spk value	Spk RefVal	%REC	LowLimit	HighLimit	RPD RefVal	%RPD	RPDLimit	Qual
Methane	0.0034	0.0020			0.0			0.0032	4.2	20.0	

Associated Samples: **B22021627-001I, B22021627-005A, B22021627-006I, B22021627-010A, B22021627-011I, B22021627-015A**

Run ID: Run Order: FID-HEADSPACE_220301A: 1 **SampType:** Continuing Calibration Verification Standard **Batch ID:** R375386
Method: SW8015M **Analysis Date:** 03/01/2022 08:49 **Prep Date:**
Lab ID: CCV **Units:** ppm **Prep Method:**

Analytes	Result	LOQ	Spk value	Spk RefVal	%REC	LowLimit	HighLimit	RPD RefVal	%RPD	RPDLimit	Qual
Methane	98	2.0	100		98.0	85	115				

Associated Samples: **B22021627-001I, B22021627-005A, B22021627-006I, B22021627-010A, B22021627-011I, B22021627-015A**

Run ID: Run Order: FID-HEADSPACE_220301A: 12 **SampType:** Continuing Calibration Verification Standard **Batch ID:** R375386
Method: SW8015M **Analysis Date:** 03/01/2022 11:06 **Prep Date:**
Lab ID: CCV **Units:** ppm **Prep Method:**

Analytes	Result	LOQ	Spk value	Spk RefVal	%REC	LowLimit	HighLimit	RPD RefVal	%RPD	RPDLimit	Qual
Methane	98	2.0	100		98.0	85	115				

Associated Samples: **B22021627-001I, B22021627-005A, B22021627-006I, B22021627-010A, B22021627-011I, B22021627-015A**

Analytical QC Summary Report

Prepared by Billings, MT Branch

Client: AECOM - Honolulu
Workorder: B22021627
Project: CV18F0126, 60571032.02.46.01 **Report Date:** 03/08/2022

Run ID: Run Order: SV5973N.I_220303A: 3 **SampType:** Method Blank **Batch ID:** 164073
Method: SW8270C **Analysis Date:** 03/03/2022 17:33 **Prep Date:** 02/28/2022 08:50
Lab ID: MB-164073 **Units:** ug/L **Prep Method:** SW3510C

Analytes	Result	LOQ	Spk value	Spk RefVal	%REC	LowLimit	HighLimit	RPD RefVal	%RPD	RPDLimit	Qual
1,2,4-Trichlorobenzene	ND	5.0									
1,2-Dichlorobenzene	ND	5.0									
1,3-Dichlorobenzene	ND	5.0									
1,4-Dichlorobenzene	ND	5.0									
2,4,5-Trichlorophenol	ND	5.0									
2,4,6-Trichlorophenol	ND	5.0									
2,4-Dichlorophenol	ND	5.0									
2,4-Dimethylphenol	ND	5.0									
2,4-Dinitrophenol	ND	10									
2,4-Dinitrotoluene	ND	5.0									
2,6-Dinitrotoluene	ND	5.0									
2-Chloronaphthalene	ND	5.0									
2-Chlorophenol	ND	5.0									
2-Nitrophenol	ND	5.0									
3,3´-Dichlorobenzidine	ND	10									
4,6-Dinitro-2-methylphenol	ND	10									
4-Bromophenyl phenyl ether	ND	5.0									
4-Chloro-3-methylphenol	ND	5.0									
4-Chlorophenol	ND	5.0									
4-Chlorophenyl phenyl ether	ND	5.0									
4-Nitrophenol	ND	10									
Azobenzene	ND	5.0									
bis(-2-chloroethoxy)Methane	ND	5.0									
bis(-2-chloroethyl)Ether	ND	5.0									
bis(2-chloroisopropyl)Ether	ND	5.0									
bis(2-ethylhexyl)Phthalate	ND	5.0									
Butylbenzylphthalate	ND	5.0									

Analytical QC Summary Report

Prepared by Billings, MT Branch

Client: AECOM - Honolulu
Workorder: B22021627
Project: CV18F0126, 60571032.02.46.01 **Report Date:** 03/08/2022

Run ID: Run Order: SV5973N.I_220303A: 3 **SampType:** Method Blank **Batch ID:** 164073
Method: SW8270C **Analysis Date:** 03/03/2022 17:33 **Prep Date:** 02/28/2022 08:50
Lab ID: MB-164073 **Units:** ug/L **Prep Method:** SW3510C

Analytes	Result	LOQ	Spk value	Spk RefVal	%REC	LowLimit	HighLimit	RPD RefVal	%RPD	RPDLimit	Qual
Diethyl phthalate	ND	5.0									
Dimethyl phthalate	ND	5.0									
Di-n-butyl phthalate	ND	5.0									
Di-n-octyl phthalate	ND	5.0									
Hexachlorobenzene	ND	5.0									
Hexachlorobutadiene	ND	5.0									
Hexachlorocyclopentadiene	ND	5.0									
Hexachloroethane	ND	5.0									
Isophorone	ND	5.0									
m+p-Cresols	ND	5.0									
Nitrobenzene	ND	5.0									
n-Nitrosodimethylamine	ND	5.0									
n-Nitroso-di-n-propylamine	ND	5.0									
n-Nitrosodiphenylamine	ND	10									
o-Cresol	ND	5.0									
Pentachlorophenol	ND	10									
Phenol	ND	5.0									
Pyridine	ND	5.0									
Surr: 2,4,6-Tribromophenol	135	5.0	200		68.0	25	140				
Surr: 2-Fluorobiphenyl	52	5.0	100		52.0	28	107				
Surr: 2-Fluorophenol	64	5.0	200		32.0	10	75				
Surr: Nitrobenzene-d5	62	5.0	100		62.0	32	94				
Surr: Phenol-d5	70	5.0	200		35.0	10	65				
Surr: Terphenyl-d14	102	5.0	100		102.0	32	122				

Associated Samples: **B22021627-001C, B22021627-006C, B22021627-011C**

Analytical QC Summary Report

Prepared by Billings, MT Branch

Client: AECOM - Honolulu
Workorder: B22021627
Project: CV18F0126, 60571032.02.46.01 **Report Date:** 03/08/2022

Run ID: Run Order: SV5973N.I_220303A: 4 **SampType:** Laboratory Control Sample **Batch ID:** 164073
Method: SW8270C **Analysis Date:** 03/03/2022 18:05 **Prep Date:** 02/28/2022 08:50
Lab ID: LCS-164073 **Units:** ug/L **Prep Method:** SW3510C

Analytes	Result	LOQ	Spk value	Spk RefVal	%REC	LowLimit	HighLimit	RPD RefVal	%RPD	RPDLimit	Qual
1,2,4-Trichlorobenzene	67	10	100		67.0	29	116				
1,2-Dichlorobenzene	60	10	100		60.0	32	111				
1,3-Dichlorobenzene	58	10	100		58.0	28	110				
1,4-Dichlorobenzene	54	10	100		54.0	29	112				
2,4,5-Trichlorophenol	83	10	100		83.0	53	123				
2,4,6-Trichlorophenol	86	10	100		86.0	50	125				
2,4-Dichlorophenol	67	10	100		67.0	47	121				
2,4-Dimethylphenol	75	10	100		75.0	31	124				
2,4-Dinitrophenol	100	10	100		100.0	23	142				
2,4-Dinitrotoluene	100	10	100		100.0	57	128				
2,6-Dinitrotoluene	87	10	100		87.0	50	118				
2-Chloronaphthalene	91	10	100		91.0	40	116				
2-Chlorophenol	63	10	100		63.0	38	117				
2-Nitrophenol	78	10	100		78.0	47	123				
3,3´-Dichlorobenzidine	64	10	100		64.0	27	129				
4,6-Dinitro-2-methylphenol	90	10	100		90.0	44	137				
4-Bromophenyl phenyl ether	92	10	100		92.0	55	124				
4-Chloro-3-methylphenol	87	10	100		87.0	52	119				
4-Chlorophenol	74	10	100		74.0	41	81				
4-Chlorophenyl phenyl ether	103	10	100		103.0	53	121				
4-Nitrophenol	36	10	100		36.0	15	36				
Azobenzene	76	10	100		76.0	61	116				
bis(-2-chloroethoxy)Methane	82	10	100		82.0	48	120				
bis(-2-chloroethyl)Ether	70	10	100		70.0	43	118				
bis(2-chloroisopropyl)Ether	62	10	100		62.0	37	130				
bis(2-ethylhexyl)Phthalate	88	10	100		88.0	55	135				
Butylbenzylphthalate	83	10	100		83.0	53	134				

Analytical QC Summary Report

Prepared by Billings, MT Branch

Client: AECOM - Honolulu
Workorder: B22021627
Project: CV18F0126, 60571032.02.46.01 **Report Date:** 03/08/2022

Run ID: Run Order: SV5973N.I_220303A: 4 **SampType:** Laboratory Control Sample **Batch ID:** 164073
Method: SW8270C **Analysis Date:** 03/03/2022 18:05 **Prep Date:** 02/28/2022 08:50
Lab ID: LCS-164073 **Units:** ug/L **Prep Method:** SW3510C

Analytes	Result	LOQ	Spk value	Spk RefVal	%REC	LowLimit	HighLimit	RPD RefVal	%RPD	RPDLimit	Qual
Diethyl phthalate	103	10	100		103.0	56	125				
Dimethyl phthalate	103	10	100		103.0	45	127				
Di-n-butyl phthalate	91	10	100		91.0	59	127				
Di-n-octyl phthalate	71	10	100		71.0	51	140				
Hexachlorobenzene	88	10	100		88.0	53	125				
Hexachlorobutadiene	60	10	100		60.0	22	124				
Hexachlorocyclopentadiene	73	10	100		73.0	39	91				
Hexachloroethane	52	10	100		52.0	21	115				
Isophorone	85	10	100		85.0	42	124				
m+p-Cresols	68	10	100		68.0	29	110				
Nitrobenzene	68	10	100		68.0	45	121				
n-Nitrosodimethylamine	56	10	100		56.0	20	45				S
n-Nitroso-di-n-propylamine	89	10	100		89.0	49	119				
n-Nitrosodiphenylamine	94	10	100		94.0	51	123				
o-Cresol	72	10	100		72.0	30	117				
Pentachlorophenol	90	10	100		90.0	35	138				
Phenol	50	10	100		50.0	37	75				
Pyridine	40	10	100		40.0	16	45				
Surr: 2,4,6-Tribromophenol	161	10	200		81.0	43	140				
Surr: 2-Fluorobiphenyl	71	10	100		71.0	44	119				
Surr: 2-Fluorophenol	78	10	200		39.0	19	119				
Surr: Nitrobenzene-d5	70	10	100		70.0	44	120				
Surr: Phenol-d5	87	10	200		44.0	10	65				
Surr: Terphenyl-d14	100	10	100		100.0	50	134				

Associated Samples: **B22021627-001C, B22021627-006C, B22021627-011C**

Analytical QC Summary Report

Prepared by Billings, MT Branch

Client: AECOM - Honolulu
Workorder: B22021627
Project: CV18F0126, 60571032.02.46.01 **Report Date:** 03/08/2022

Run ID: Run Order: SV5973N.I_220303A: 5 **SampType:** Laboratory Control Sample Duplicate **Batch ID:** 164073
Method: SW8270C **Analysis Date:** 03/03/2022 18:38 **Prep Date:** 02/28/2022 08:50
Lab ID: LCSD-164073 **Units:** ug/L **Prep Method:** SW3510C

Analytes	Result	LOQ	Spk value	Spk RefVal	%REC	LowLimit	HighLimit	RPD RefVal	%RPD	RPDLimit	Qual
1,2,4-Trichlorobenzene	81	10	100		81.0	29	116	67	19.0	20.0	
1,2-Dichlorobenzene	73	10	100		73.0	32	111	60	19.0	20.0	
1,3-Dichlorobenzene	70	10	100		70.0	28	110	58	19.0	20.0	
1,4-Dichlorobenzene	69	10	100		69.0	29	112	54	24.0	20.0	R
2,4,5-Trichlorophenol	89	10	100		89.0	53	123	83	6.3	20.0	
2,4,6-Trichlorophenol	90	10	100		90.0	50	125	86	5.4	20.0	
2,4-Dichlorophenol	79	10	100		79.0	47	121	67	17.0	20.0	
2,4-Dimethylphenol	90	10	100		90.0	31	124	75	17.0	20.0	
2,4-Dinitrophenol	101	10	100		101.0	23	142	100	1.4	20.0	
2,4-Dinitrotoluene	104	10	100		104.0	57	128	100	3.3	20.0	
2,6-Dinitrotoluene	99	10	100		99.0	50	118	87	13.0	20.0	
2-Chloronaphthalene	98	10	100		98.0	40	116	91	7.5	20.0	
2-Chlorophenol	73	10	100		73.0	38	117	63	15.0	20.0	
2-Nitrophenol	88	10	100		88.0	47	123	78	13.0	20.0	
3,3´-Dichlorobenzidine	67	10	100		67.0	27	129	64	4.8	20.0	
4,6-Dinitro-2-methylphenol	92	10	100		92.0	44	137	90	1.7	20.0	
4-Bromophenyl phenyl ether	96	10	100		96.0	55	124	92	4.2	20.0	
4-Chloro-3-methylphenol	93	10	100		93.0	52	119	87	6.3	20.0	
4-Chlorophenol	87	10	100		87.0	41	81	74	16.0	20.0	S
4-Chlorophenyl phenyl ether	112	10	100		112.0	53	121	103	7.7	20.0	
4-Nitrophenol	39	10	100		39.0	15	36	36	8.5	20.0	S
Azobenzene	87	10	100		87.0	61	116	76	13.0	20.0	
bis(-2-chloroethoxy)Methane	82	10	100		82.0	48	120	82	0.8	20.0	
bis(-2-chloroethyl)Ether	76	10	100		76.0	43	118	70	9.1	20.0	
bis(2-chloroisopropyl)Ether	69	10	100		69.0	37	130	62	12.0	20.0	
bis(2-ethylhexyl)Phthalate	90	10	100		90.0	55	135	88	1.7	20.0	
Butylbenzylphthalate	90	10	100		90.0	53	134	83	7.4	20.0	

Analytical QC Summary Report

Prepared by Billings, MT Branch

Client: AECOM - Honolulu
Workorder: B22021627
Project: CV18F0126, 60571032.02.46.01 **Report Date:** 03/08/2022

Run ID: Run Order: SV5973N.I_220303A: 5 **SampType:** Laboratory Control Sample Duplicate **Batch ID:** 164073
Method: SW8270C **Analysis Date:** 03/03/2022 18:38 **Prep Date:** 02/28/2022 08:50
Lab ID: LCSD-164073 **Units:** ug/L **Prep Method:** SW3510C

Analytes	Result	LOQ	Spk value	Spk RefVal	%REC	LowLimit	HighLimit	RPD RefVal	%RPD	RPDLimit	Qual
Diethyl phthalate	114	10	100		114.0	56	125	103	9.2	20.0	
Dimethyl phthalate	111	10	100		111.0	45	127	103	7.8	20.0	
Di-n-butyl phthalate	94	10	100		94.0	59	127	91	3.0	20.0	
Di-n-octyl phthalate	76	10	100		76.0	51	140	71	7.5	20.0	
Hexachlorobenzene	90	10	100		90.0	53	125	88	2.5	20.0	
Hexachlorobutadiene	71	10	100		71.0	22	124	60	17.0	20.0	
Hexachlorocyclopentadiene	81	10	100		81.0	39	91	73	11.0	20.0	
Hexachloroethane	61	10	100		61.0	21	115	52	16.0	20.0	
Isophorone	98	10	100		98.0	42	124	85	14.0	20.0	
m+p-Cresols	76	10	100		76.0	29	110	68	11.0	20.0	
Nitrobenzene	82	10	100		82.0	45	121	68	19.0	20.0	
n-Nitrosodimethylamine	60	10	100		60.0	20	45	56	7.5	20.0	S
n-Nitroso-di-n-propylamine	101	10	100		101.0	49	119	89	13.0	20.0	
n-Nitrosodiphenylamine	95	10	100		95.0	51	123	94	0.8	20.0	
o-Cresol	77	10	100		77.0	30	117	72	6.9	20.0	
Pentachlorophenol	99	10	100		99.0	35	138	90	9.8	20.0	
Phenol	56	10	100		56.0	37	75	50	11.0	20.0	
Pyridine	42	10	100		42.0	16	45	40	6.3	20.0	
Surr: 2,4,6-Tribromophenol	162	10	200		81.0	43	140	0.0	0.0		
Surr: 2-Fluorobiphenyl	98	10	100		98.0	44	119	0.0	0.0		
Surr: 2-Fluorophenol	90	10	200		45.0	19	119	0.0	0.0		
Surr: Nitrobenzene-d5	76	10	100		76.0	44	120	0.0	0.0		
Surr: Phenol-d5	97	10	200		49.0	10	65	0.0	0.0		
Surr: Terphenyl-d14	101	10	100		101.0	50	134	0.0	0.0		

Associated Samples: **B22021627-001C, B22021627-006C, B22021627-011C**

Analytical QC Summary Report

Prepared by Billings, MT Branch

Client: AECOM - Honolulu
Workorder: B22021627
Project: CV18F0126, 60571032.02.46.01 **Report Date:** 03/08/2022

Run ID: Run Order: SV5973N.I_220303A: 9 **SampType:** Sample Matrix Spike **Batch ID:** 164073
Method: SW8270C **Analysis Date:** 03/03/2022 20:47 **Prep Date:** 02/28/2022 08:51
Lab ID: B22021627-011CMS **Units:** ug/L **Prep Method:** SW3510C

Analytes	Result	LOQ	Spk value	Spk RefVal	%REC	LowLimit	HighLimit	RPD RefVal	%RPD	RPDLimit	Qual
1,2,4-Trichlorobenzene	58	10	95	0.0	61.0	29	116				
1,2-Dichlorobenzene	55	10	95	0.0	58.0	32	111				
1,3-Dichlorobenzene	52	10	95	0.0	54.0	28	110				
1,4-Dichlorobenzene	49	10	95	0.0	51.0	29	112				
2,4,5-Trichlorophenol	84	10	95	0.0	88.0	53	123				
2,4,6-Trichlorophenol	84	10	95	0.0	88.0	50	125				
2,4-Dichlorophenol	70	10	95	0.0	73.0	47	121				
2,4-Dimethylphenol	75	10	95	0.0	79.0	31	124				
2,4-Dinitrophenol	95	10	95	0.0	100.0	23	142				
2,4-Dinitrotoluene	92	10	95	0.0	97.0	57	128				
2,6-Dinitrotoluene	77	10	95	0.0	81.0	50	118				
2-Chloronaphthalene	86	10	95	0.0	91.0	40	116				
2-Chlorophenol	65	10	95	0.0	68.0	38	117				
2-Nitrophenol	76	10	95	0.0	79.0	47	123				
3,3´-Dichlorobenzidine	66	10	95	0.0	70.0	27	129				
4,6-Dinitro-2-methylphenol	82	10	95	0.0	86.0	44	137				
4-Bromophenyl phenyl ether	85	10	95	0.0	90.0	55	124				
4-Chloro-3-methylphenol	78	10	95	0.0	82.0	52	119				
4-Chlorophenol	70	10	95	0.0	74.0	41	81				
4-Chlorophenyl phenyl ether	95	10	95	0.0	100.0	53	121				
4-Nitrophenol	35	10	95	0.0	37.0	15	36				S
Azobenzene	76	10	95	0.0	80.0	61	116				
bis(-2-chloroethoxy)Methane	75	10	95	0.0	79.0	48	120				
bis(-2-chloroethyl)Ether	69	10	95	0.0	72.0	43	118				
bis(2-chloroisopropyl)Ether	62	10	95	0.0	65.0	37	130				
bis(2-ethylhexyl)Phthalate	89	10	95	0.0	93.0	55	135				
Butylbenzylphthalate	88	10	95	0.0	92.0	53	134				

Analytical QC Summary Report

Prepared by Billings, MT Branch

Client: AECOM - Honolulu
Workorder: B22021627
Project: CV18F0126, 60571032.02.46.01 **Report Date:** 03/08/2022

Run ID: Run Order: SV5973N.I_220303A: 9 **SampType:** Sample Matrix Spike **Batch ID:** 164073
Method: SW8270C **Analysis Date:** 03/03/2022 20:47 **Prep Date:** 02/28/2022 08:51
Lab ID: B22021627-011CMS **Units:** ug/L **Prep Method:** SW3510C

Analytes	Result	LOQ	Spk value	Spk RefVal	%REC	LowLimit	HighLimit	RPD RefVal	%RPD	RPDLimit	Qual
Diethyl phthalate	101	10	95	0.0	106.0	56	125				
Dimethyl phthalate	100	10	95	0.0	105.0	45	127				
Di-n-butyl phthalate	89	10	95	0.0	94.0	59	127				
Di-n-octyl phthalate	75	10	95	0.0	79.0	51	140				
Hexachlorobenzene	83	10	95	0.0	87.0	53	125				
Hexachlorobutadiene	53	10	95	0.0	56.0	22	124				
Hexachlorocyclopentadiene	59	10	95	0.0	62.0	39	91				
Hexachloroethane	45	10	95	0.0	48.0	21	115				
Isophorone	85	10	95	0.0	89.0	42	124				
m+p-Cresols	67	10	95	0.0	70.0	29	110				
Nitrobenzene	69	10	95	0.0	72.0	45	121				
n-Nitrosodimethylamine	55	10	95	0.0	57.0	20	45				S
n-Nitroso-di-n-propylamine	90	10	95	0.0	94.0	49	119				
n-Nitrosodiphenylamine	89	10	95	0.0	94.0	51	123				
o-Cresol	72	10	95	0.0	76.0	30	117				
Pentachlorophenol	91	10	95	0.0	96.0	35	138				
Phenol	46	10	95	0.0	48.0	37	75				
Pyridine	33	10	95	0.0	34.0	16	45				
Surr: 2,4,6-Tribromophenol	152	10	190	0.0	80.0	43	140				
Surr: 2-Fluorobiphenyl	74	10	95	0.0	78.0	44	119				
Surr: 2-Fluorophenol	72	10	190	0.0	38.0	19	119				
Surr: Nitrobenzene-d5	68	10	95	0.0	71.0	44	120				
Surr: Phenol-d5	78	10	190	0.0	41.0	10	65				
Surr: Terphenyl-d14	92	10	95	0.0	97.0	50	134				

Associated Samples: **B22021627-001C, B22021627-006C, B22021627-011C**

Analytical QC Summary Report

Prepared by Billings, MT Branch

Client: AECOM - Honolulu
Workorder: B22021627
Project: CV18F0126, 60571032.02.46.01 **Report Date:** 03/08/2022

Run ID: Run Order: SV5973N.I_220303A: 11 **SampType:** Sample Matrix Spike **Batch ID:** 164073
Method: SW8270C **Analysis Date:** 03/03/2022 21:52 **Prep Date:** 02/28/2022 08:51
Lab ID: B22021684-001CMS **Units:** ug/L **Prep Method:** SW3510C

Analytes	Result	LOQ	Spk value	Spk RefVal	%REC	LowLimit	HighLimit	RPD RefVal	%RPD	RPDLimit	Qual
1,2,4-Trichlorobenzene	44	10	100	0.0	44.0	29	116				
1,2-Dichlorobenzene	47	10	100	0.0	47.0	32	111				
1,3-Dichlorobenzene	42	10	100	0.0	42.0	28	110				
1,4-Dichlorobenzene	42	10	100	0.0	42.0	29	112				
2,4,5-Trichlorophenol	80	10	100	0.0	80.0	53	123				
2,4,6-Trichlorophenol	77	10	100	0.0	77.0	50	125				
2,4-Dichlorophenol	83	10	100	0.0	83.0	47	121				
2,4-Dimethylphenol	84	10	100	0.0	84.0	31	124				
2,4-Dinitrophenol	69	20	100	0.0	69.0	23	142				
2,4-Dinitrotoluene	84	10	100	0.0	84.0	57	128				
2,6-Dinitrotoluene	72	10	100	0.0	72.0	50	118				
2-Chloronaphthalene	56	10	100	0.0	56.0	40	116				
2-Chlorophenol	79	10	100	0.0	79.0	38	117				
2-Nitrophenol	81	10	100	0.0	81.0	47	123				
3,3´-Dichlorobenzidine	37	20	100	0.0	37.0	27	129				
4,6-Dinitro-2-methylphenol	50	20	100	0.0	50.0	44	137				
4-Bromophenyl phenyl ether	45	10	100	0.0	45.0	55	124				S
4-Chloro-3-methylphenol	91	10	100	0.0	91.0	52	119				
4-Chlorophenol	81	10	100	0.0	81.0	41	81				
4-Chlorophenyl phenyl ether	44	10	100	0.0	44.0	53	121				S
4-Nitrophenol	59	20	100	0.0	59.0	15	36				S
Azobenzene	52	10	100	0.0	52.0	61	116				S
bis(-2-chloroethoxy)Methane	82	10	100	0.0	82.0	48	120				
bis(-2-chloroethyl)Ether	64	10	100	0.0	64.0	43	118				
bis(2-chloroisopropyl)Ether	56	10	100	0.0	56.0	37	130				
bis(2-ethylhexyl)Phthalate	55	10	100	0.0	55.0	55	135				
Butylbenzylphthalate	68	10	100	0.0	68.0	53	134				

Analytical QC Summary Report

Prepared by Billings, MT Branch

Client: AECOM - Honolulu
Workorder: B22021627
Project: CV18F0126, 60571032.02.46.01 **Report Date:** 03/08/2022

Run ID: Run Order: SV5973N.I_220303A: 11 **SampType:** Sample Matrix Spike **Batch ID:** 164073
Method: SW8270C **Analysis Date:** 03/03/2022 21:52 **Prep Date:** 02/28/2022 08:51
Lab ID: B22021684-001CMS **Units:** ug/L **Prep Method:** SW3510C

Analytes	Result	LOQ	Spk value	Spk RefVal	%REC	LowLimit	HighLimit	RPD RefVal	%RPD	RPDLimit	Qual
Diethyl phthalate	75	10	100	0.0	75.0	56	125				
Dimethyl phthalate	85	10	100	0.0	85.0	45	127				
Di-n-butyl phthalate	60	10	100	0.0	60.0	59	127				
Di-n-octyl phthalate	36	10	100	0.0	36.0	51	140				S
Hexachlorobenzene	39	10	100	0.0	39.0	53	125				S
Hexachlorobutadiene	30	10	100	0.0	30.0	22	124				
Hexachlorocyclopentadiene	16	10	100	0.0	16.0	39	91				S
Hexachloroethane	37	10	100	0.0	37.0	21	115				
Isophorone	78	10	100	0.0	78.0	42	124				
m+p-Cresols	191	10	100	72	119.0	29	110				S
Nitrobenzene	74	10	100	0.0	74.0	45	121				
n-Nitrosodimethylamine	58	10	100	0.0	58.0	20	45				S
n-Nitroso-di-n-propylamine	94	10	100	0.0	94.0	49	119				
n-Nitrosodiphenylamine	63	20	100	0.0	63.0	51	123				
o-Cresol	77	10	100	0.0	77.0	30	117				
Pentachlorophenol	86	20	100	0.0	86.0	35	138				
Phenol	91	10	100	20	71.0	37	75				
Pyridine	39	10	100	0.0	39.0	16	45				
Surr: 2,4,6-Tribromophenol	146	10	200	0.0	73.0	43	140				
Surr: 2-Fluorobiphenyl	44	10	100	0.0	44.0	44	119				
Surr: 2-Fluorophenol	107	10	200	0.0	54.0	19	119				
Surr: Nitrobenzene-d5	69	10	100	0.0	69.0	44	120				
Surr: Phenol-d5	99	10	200	0.0	50.0	10	65				
Surr: Terphenyl-d14	78	10	100	0.0	78.0	50	134				

Associated Samples: **B22021627-001C, B22021627-006C, B22021627-011C**

Analytical QC Summary Report

Prepared by Billings, MT Branch

Client: AECOM - Honolulu
Workorder: B22021627
Project: CV18F0126, 60571032.02.46.01 **Report Date:** 03/08/2022

Run ID: Run Order: SV5973N.I_220303A: 2 **SampType:** Continuing Calibration Verification Standard **Batch ID:** R375601
Method: SW8270C **Analysis Date:** 03/03/2022 17:00 **Prep Date:**
Lab ID: 03-Mar-22_CCV_2 **Units:** ug/L **Prep Method:**

Analytes	Result	LOQ	Spk value	Spk RefVal	%REC	LowLimit	HighLimit	RPD RefVal	%RPD	RPDLimit	Qual
1,2,4-Trichlorobenzene	77	10	75		103.0	80	120				
1,2-Dichlorobenzene	83	10	75		110.0	80	120				
1,3-Dichlorobenzene	82	10	75		109.0	80	120				
1,4-Dichlorobenzene	78	10	75		104.0	80	120				
2,4,5-Trichlorophenol	73	10	75		98.0	80	120				
2,4,6-Trichlorophenol	74	10	75		99.0	80	120				
2,4-Dichlorophenol	67	10	75		89.0	80	120				
2,4-Dimethylphenol	73	10	75		97.0	80	120				
2,4-Dinitrophenol	93	10	75		123.0	80	120				S
2,4-Dinitrotoluene	90	10	75		120.0	80	120				
2,6-Dinitrotoluene	77	10	75		102.0	80	120				
2-Chloronaphthalene	92	10	75		123.0	80	120				S
2-Chlorophenol	69	10	75		92.0	80	120				
2-Nitrophenol	76	10	75		102.0	80	120				
3,3´-Dichlorobenzidine	72	10	75		96.0	80	120				
4,6-Dinitro-2-methylphenol	83	10	75		111.0	80	120				
4-Bromophenyl phenyl ether	77	10	75		102.0	80	120				
4-Chloro-3-methylphenol	73	10	75		97.0	80	120				
4-Chlorophenol	82	10	75		109.0	80	120				
4-Chlorophenyl phenyl ether	86	10	75		115.0	80	120				
4-Nitrophenol	71	10	75		95.0	80	120				
Azobenzene	76	10	75		101.0	80	120				
bis(-2-chloroethoxy)Methane	76	10	75		101.0	80	120				
bis(-2-chloroethyl)Ether	76	10	75		101.0	80	120				
bis(2-chloroisopropyl)Ether	78	10	75		104.0	80	120				
bis(2-ethylhexyl)Phthalate	76	10	75		101.0	80	120				
Butylbenzylphthalate	76	10	75		101.0	80	120				

Analytical QC Summary Report

Prepared by Billings, MT Branch

Client: AECOM - Honolulu
Workorder: B22021627
Project: CV18F0126, 60571032.02.46.01 **Report Date:** 03/08/2022

Run ID: Run Order: SV5973N.I_220303A: 2 **SampType:** Continuing Calibration Verification Standard **Batch ID:** R375601
Method: SW8270C **Analysis Date:** 03/03/2022 17:00 **Prep Date:**
Lab ID: 03-Mar-22_CCV_2 **Units:** ug/L **Prep Method:**

Analytes	Result	LOQ	Spk value	Spk RefVal	%REC	LowLimit	HighLimit	RPD RefVal	%RPD	RPDLimit	Qual
Diethyl phthalate	79	10	75		105.0	80	120				
Dimethyl phthalate	85	10	75		114.0	80	120				
Di-n-butyl phthalate	71	10	75		95.0	80	120				
Di-n-octyl phthalate	66	10	75		88.0	80	120				
Hexachlorobenzene	79	10	75		105.0	80	120				
Hexachlorobutadiene	77	10	75		102.0	80	120				
Hexachlorocyclopentadiene	84	10	75		113.0	80	120				
Hexachloroethane	74	10	75		98.0	80	120				
Isophorone	87	10	75		116.0	80	120				
m+p-Cresols	74	10	75		99.0	80	120				
Nitrobenzene	69	10	75		92.0	80	120				
n-Nitrosodimethylamine	85	10	75		114.0	80	120				
n-Nitroso-di-n-propylamine	81	10	75		108.0	80	120				
n-Nitrosodiphenylamine	79	10	75		105.0	80	120				
o-Cresol	77	10	75		103.0	80	120				
Pentachlorophenol	71	10	75		95.0	80	120				
Phenol	86	10	75		114.0	80	120				
Pyridine	89	10	75		119.0	80	120				
Surr: 2,4,6-Tribromophenol	72	10	75		96.0	80	120				
Surr: 2-Fluorobiphenyl	82	10	75		109.0	80	120				
Surr: 2-Fluorophenol	75	10	75		101.0	80	120				
Surr: Nitrobenzene-d5	69	10	75		93.0	80	120				
Surr: Phenol-d5	84	10	75		112.0	80	120				
Surr: Terphenyl-d14	79	10	75		106.0	80	120				

Associated Samples: **B22021627-001C, B22021627-006C, B22021627-011C**

Analytical QC Summary Report

Prepared by Billings, MT Branch

Client: AECOM - Honolulu
Workorder: B22021627
Project: CV18F0126, 60571032.02.46.01 **Report Date:** 03/08/2022

Run ID: Run Order: SV5973N.I_220303A: 17 **SampType:** Continuing Calibration Verification Standard **Batch ID:** R375601
Method: SW8270C **Analysis Date:** 03/04/2022 01:06 **Prep Date:**
Lab ID: 03-Mar-22_CCV_17 **Units:** ug/L **Prep Method:**

Analytes	Result	LOQ	Spk value	Spk RefVal	%REC	LowLimit	HighLimit	RPD RefVal	%RPD	RPDLimit	Qual
1,2,4-Trichlorobenzene	82	10	75		109.0	50	150				
1,2-Dichlorobenzene	81	10	75		108.0	50	150				
1,3-Dichlorobenzene	78	10	75		104.0	50	150				
1,4-Dichlorobenzene	77	10	75		103.0	50	150				
2,4,5-Trichlorophenol	78	10	75		103.0	50	150				
2,4,6-Trichlorophenol	83	10	75		110.0	50	150				
2,4-Dichlorophenol	79	10	75		105.0	50	150				
2,4-Dimethylphenol	81	10	75		109.0	50	150				
2,4-Dinitrophenol	81	10	75		109.0	50	150				
2,4-Dinitrotoluene	79	10	75		105.0	50	150				
2,6-Dinitrotoluene	83	10	75		110.0	50	150				
2-Chloronaphthalene	78	10	75		103.0	50	150				
2-Chlorophenol	80	10	75		107.0	50	150				
2-Nitrophenol	77	10	75		102.0	50	150				
3,3´-Dichlorobenzidine	65	10	75		87.0	50	150				
4,6-Dinitro-2-methylphenol	79	10	75		105.0	50	150				
4-Bromophenyl phenyl ether	80	10	75		107.0	50	150				
4-Chloro-3-methylphenol	81	10	75		108.0	50	150				
4-Chlorophenol	85	10	75		113.0	50	150				
4-Chlorophenyl phenyl ether	84	10	75		112.0	50	150				
4-Nitrophenol	82	10	75		109.0	50	150				
Azobenzene	81	10	75		107.0	50	150				
bis(-2-chloroethoxy)Methane	74	10	75		98.0	50	150				
bis(-2-chloroethyl)Ether	79	10	75		106.0	50	150				
bis(2-chloroisopropyl)Ether	78	10	75		104.0	50	150				
bis(2-ethylhexyl)Phthalate	78	10	75		104.0	50	150				
Butylbenzylphthalate	78	10	75		104.0	50	150				

Analytical QC Summary Report

Prepared by Billings, MT Branch

Client: AECOM - Honolulu
Workorder: B22021627
Project: CV18F0126, 60571032.02.46.01 **Report Date:** 03/08/2022

Run ID: Run Order: SV5973N.I_220303A: 17 **SampType:** Continuing Calibration Verification Standard **Batch ID:** R375601
Method: SW8270C **Analysis Date:** 03/04/2022 01:06 **Prep Date:**
Lab ID: 03-Mar-22_CCV_17 **Units:** ug/L **Prep Method:**

Analytes	Result	LOQ	Spk value	Spk RefVal	%REC	LowLimit	HighLimit	RPD RefVal	%RPD	RPDLimit	Qual
Diethyl phthalate	88	10	75		117.0	50	150				
Dimethyl phthalate	89	10	75		119.0	50	150				
Di-n-butyl phthalate	84	10	75		112.0	50	150				
Di-n-octyl phthalate	65	10	75		87.0	50	150				
Hexachlorobenzene	76	10	75		101.0	50	150				
Hexachlorobutadiene	80	10	75		107.0	50	150				
Hexachlorocyclopentadiene	79	10	75		105.0	50	150				
Hexachloroethane	75	10	75		101.0	50	150				
Isophorone	83	10	75		110.0	50	150				
m+p-Cresols	77	10	75		102.0	50	150				
Nitrobenzene	81	10	75		108.0	50	150				
n-Nitrosodimethylamine	88	10	75		118.0	50	150				
n-Nitroso-di-n-propylamine	81	10	75		108.0	50	150				
n-Nitrosodiphenylamine	83	10	75		110.0	50	150				
o-Cresol	79	10	75		105.0	50	150				
Pentachlorophenol	83	10	75		110.0	50	150				
Phenol	82	10	75		109.0	50	150				
Pyridine	74	10	75		98.0	50	150				
Surr: 2,4,6-Tribromophenol	80	10	75		107.0	50	150				
Surr: 2-Fluorobiphenyl	79	10	75		105.0	50	150				
Surr: 2-Fluorophenol	80	10	75		107.0	50	150				
Surr: Nitrobenzene-d5	78	10	75		104.0	50	150				
Surr: Phenol-d5	87	10	75		116.0	50	150				
Surr: Terphenyl-d14	77	10	75		103.0	50	150				

Associated Samples: **B22021627-001C, B22021627-006C, B22021627-011C**

Analytical QC Exceptions Report

Prepared by Billings, MT Branch

Client: AECOM - Honolulu
Workorder: B22021627
Project: CV18F0126, 60571032.02.46.01

Report Date: 03/08/2022

Analysis Method	Analysis	Batch ID	Associated Samples	Sample Type	Lab ID	Analysis Date	Analysis Time	Analyte	%REC	Low Limit	High Limit	% RPD	RPD Limit	Qual
SW6020	Metals by ICP-MS, Total	164029	001B, 006B, 011B	SD	B22021627-001BDIL	3/1/2022	16:18	Lead					10.0	N
SW8270C	Semi-Volatile Organic Compounds, Extended List	164073	001C, 006C, 011C	LCS-DOD	LCS-164073	3/3/2022	18:05	n-Nitrosodimethylamine	56.0	20	45			S
				LCSD-DOD	LCSD-164073	3/3/2022	18:38	1,4-Dichlorobenzene	69.0	29	112	24	20.0	R
								4-Chlorophenol	87.0	41	81	16	20.0	S
								4-Nitrophenol	39.0	15	36	8.5	20.0	S
								n-Nitrosodimethylamine	60.0	20	45	7.5	20.0	S
				MS-DOD	B22021627-011CMS	3/3/2022	20:47	4-Nitrophenol	37.0	15	36			S
								n-Nitrosodimethylamine	57.0	20	45			S
				MS-DOD	B22021684-001CMS	3/3/2022	21:52	4-Bromophenyl phenyl ether	45.0	55	124			S
								4-Chlorophenyl phenyl ether	44.0	53	121			S
								4-Nitrophenol	59.0	15	36			S
								Azobenzene	52.0	61	116			S
								Di-n-octyl phthalate	36.0	51	140			S
								Hexachlorobenzene	39.0	53	125			S
								Hexachlorocyclopentadiene	16.0	39	91			S
								m+p-Cresols	119.0	29	110			S
								n-Nitrosodimethylamine	58.0	20	45			S
		R375601	001C, 006C, 011C	CCV	03-Mar-22_CCV_2	3/3/2022	17:00	2,4-Dinitrophenol	123.0	80	120			S
								2-Chloronaphthalene	123.0	80	120			S

Preparation and Analysis Dates Report

Work Order: B22021627
Client: AECOM - Honolulu
Project Name: CV18F0126, 60571032.02.46.01
Report Date: 3/08/2022

Lab ID	Client Sample ID	Collection Date	Matrix	Test Name	TCLP Date	Prep Method	Prep Date	Prep Batch	Analysis Method	Analysis Date
001B	ERH2565 (RHMW2254-01 Bailer)	02/22/2022 13:20	Ground Water	Metals by ICP-MS, Total		SW3010A	02/25/2022 08:25	164029	SW6020	03/01/2022 16:12
001C	ERH2565 (RHMW2254-01 Bailer)	02/22/2022 13:20	Ground Water	Low Level PAH by 8270C SIM		SW3510C	02/28/2022 08:50	164073	SW8270CSIM	03/03/2022 18:24
				Semi-Volatile Organic Compounds, Extended List		SW3510C	02/28/2022 08:50	164073	SW8270C	03/03/2022 19:10
001D	ERH2565 (RHMW2254-01 Bailer)	02/22/2022 13:20	Ground Water	Diesel Range Organics		SW3520C	02/24/2022 16:20	164025	SW8015C	02/28/2022 15:37
						SW3520C	02/24/2022 16:20	164025	SW8015C	03/01/2022 16:30
001H	ERH2565 (RHMW2254-01 Bailer)	02/22/2022 13:20	Ground Water	EDB in Water by ECD		SW8011	02/25/2022 09:50	164037	SW8011	02/25/2022 16:54
004A	ERH2564 (Trip Blank)-14733	02/22/2022 13:20	Trip Blank	EDB in Water by ECD		SW8011	02/25/2022 09:50	164037	SW8011	02/25/2022 14:36
006B	ERH2569 (Sump Adit 3)	02/22/2022 15:10	Ground Water	Metals by ICP-MS, Total		SW3010A	02/25/2022 08:25	164029	SW6020	03/01/2022 17:08
006C	ERH2569 (Sump Adit 3)	02/22/2022 15:10	Ground Water	Low Level PAH by 8270C SIM		SW3510C	02/28/2022 08:50	164073	SW8270CSIM	03/03/2022 19:29
				Semi-Volatile Organic Compounds, Extended List		SW3510C	02/28/2022 08:50	164073	SW8270C	03/03/2022 19:42
006D	ERH2569 (Sump Adit 3)	02/22/2022 15:10	Ground Water	Diesel Range Organics		SW3520C	02/24/2022 16:21	164025	SW8015C	02/28/2022 17:46
						SW3520C	02/24/2022 16:21	164025	SW8015C	03/01/2022 18:39
006H	ERH2569 (Sump Adit 3)	02/22/2022 15:10	Ground Water	EDB in Water by ECD		SW8011	02/25/2022 09:50	164037	SW8011	02/25/2022 14:55
009A	ERH 2568 (Trip Blank)-14733	02/22/2022 15:10	Trip Blank	EDB in Water by ECD		SW8011	02/25/2022 09:50	164037	SW8011	02/25/2022 15:15
011B	ERH2567 (RHMW2254-01 Low-flow)	02/22/2022 13:45	Ground Water	Metals by ICP-MS, Total		SW3010A	02/25/2022 08:25	164029	SW6020	03/01/2022 17:20
011C	ERH2567 (RHMW2254-01 Low-flow)	02/22/2022 13:45	Ground Water	Low Level PAH by 8270C SIM		SW3510C	02/28/2022 08:50	164073	SW8270CSIM	03/03/2022 20:34
				Semi-Volatile Organic Compounds, Extended List		SW3510C	02/28/2022 08:50	164073	SW8270C	03/03/2022 20:15
						SW3510C	02/28/2022 08:50	164073	SW8270C	03/07/2022 17:37
011D	ERH2567 (RHMW2254-01 Low-flow)	02/22/2022 13:45	Ground Water	Diesel Range Organics		SW3520C	02/24/2022 16:21	164025	SW8015C	02/28/2022 14:54
011H	ERH2567 (RHMW2254-01 Low-flow)	02/22/2022 13:45	Ground Water	EDB in Water by ECD		SW8011	02/25/2022 09:50	164037	SW8011	02/25/2022 15:35
014A	ERH2566 (Trip Blank)-14833	02/22/2022 13:45	Trip Blank	EDB in Water by ECD		SW8011	02/25/2022 09:50	164037	SW8011	02/25/2022 15:55

Chemical Abstracts Service (CAS) Registry Numbers

Prepared by Billings, MT Branch

Client: AECOM - Honolulu
Workorder: B22021627
Project: CV18F0126, 60571032.02.46.01 **Report Date:** 03/08/2022

Analyses	CAS No
LOW LEVEL PAH BY 8270C SIM	
1-Methylnaphthalene	90-12-0
2-Methylnaphthalene	91-57-6
Acenaphthene	83-32-9
Acenaphthylene	208-96-8
Anthracene	120-12-7
Benzo(a)anthracene	56-55-3
Benzo(a)pyrene	50-32-8
Benzo(b)fluoranthene	205-99-2
Benzo(g,h,i)perylene	191-24-2
Benzo(k)fluoranthene	207-08-9
Chrysene	218-01-9
Dibenzo(a,h)anthracene	53-70-3
Fluoranthene	206-44-0
Fluorene	86-73-7
Indeno(1,2,3-cd)pyrene	193-39-5
Naphthalene	91-20-3
Phenanthrene	85-01-8
Pyrene	129-00-0
AGGREGATE ORGANICS	
Organic Carbon, Total (TOC)	7440-44-0
METALS, TOTAL	
Lead	7439-92-1
METALS, DISSOLVED	
Lead	7439-92-1
VOLATILE ORGANIC COMPOUNDS	
Benzene	71-43-2
Bromobenzene	108-86-1
Bromochloromethane	74-97-5
Bromodichloromethane	75-27-4
Bromoform	75-25-2
Carbon tetrachloride	56-23-5
Chlorobenzene	108-90-7
Chlorodibromomethane	124-48-1
Chloroethane	75-00-3
Chloroform	67-66-3
Chloromethane	74-87-3
1,2-Dibromoethane	106-93-4

2-Chlorotoluene	95-49-8
4-Chlorotoluene	106-43-4
Dibromomethane	74-95-3
1,2-Dichlorobenzene	95-50-1
1,3-Dichlorobenzene	541-73-1
1,4-Dichlorobenzene	106-46-7
Dichlorodifluoromethane	75-71-8
1,1-Dichloroethane	75-34-3
1,2-Dichloroethane	107-06-2
1,1-Dichloroethene	75-35-4
cis-1,2-Dichloroethene	156-59-2
trans-1,2-Dichloroethene	156-60-5
1,2-Dichloropropane	78-87-5
1,3-Dichloropropane	142-28-9
2,2-Dichloropropane	594-20-7
1,1-Dichloropropene	563-58-6
cis-1,3-Dichloropropene	10061-01-5
trans-1,3-Dichloropropene	10061-02-6
Ethylbenzene	100-41-4
Methyl ethyl ketone	78-93-3
Methyl tert-butyl ether (MTBE)	1634-04-4
Methylene chloride	75-09-2
Styrene	100-42-5
1,1,1,2-Tetrachloroethane	630-20-6
1,1,2,2-Tetrachloroethane	79-34-5
Tetrachloroethene	127-18-4
Toluene	108-88-3
1,1,1-Trichloroethane	71-55-6
1,1,2-Trichloroethane	79-00-5
Trichloroethene	79-01-6
Trichlorofluoromethane	75-69-4
1,2,3-Trichloropropane	96-18-4
Vinyl chloride	75-01-4
m+p-Xylenes	179601-23-1
o-Xylene	95-47-6
Xylenes, Total	1330-20-7

VOCS BY MICROEXTRACTION-ECD

1,2-Dibromoethane	106-93-4

PETROLEUM HYDROCARBONS-VOLATILE

C6 to C10

Total Purgeable Hydrocarbons

PETROLEUM HYDROCARBONS-SEMI-VOLATILE

Diesel Range Organics (C10 to C24)

Diesel Range Organics (SGT-C10 to C24)

Oil Range Hydrocarbons (C24 to C40)

Oil Range Hydrocarbons (SGT-C24 to C40)

Total Extractable Hydrocarbons

Total Extractable Hydrocarbons (SGT)

ORGANIC CHARACTERISTICS

Methane	74-82-8

SEMI-VOLATILE ORGANIC COMPOUNDS

1,2,4-Trichlorobenzene	120-82-1
1,2-Dichlorobenzene	95-50-1
1,3-Dichlorobenzene	541-73-1
1,4-Dichlorobenzene	106-46-7
2,4,5-Trichlorophenol	95-95-4
2,4,6-Trichlorophenol	88-06-2
2,4-Dichlorophenol	120-83-2
2,4-Dimethylphenol	105-67-9
2,4-Dinitrophenol	51-28-5
2,4-Dinitrotoluene	121-14-2
2,6-Dinitrotoluene	606-20-2
2-Chloronaphthalene	91-58-7
2-Chlorophenol	95-57-8
2-Nitrophenol	88-75-5
3,3´-Dichlorobenzidine	91-94-1
4,6-Dinitro-2-methylphenol	534-52-1
4-Bromophenyl phenyl ether	101-55-3
4-Chloro-3-methylphenol	59-50-7
4-Chlorophenol	106-48-9
4-Chlorophenyl phenyl ether	7005-72-3
4-Nitrophenol	100-02-7
Azobenzene	103-33-3
bis(-2-chloroethoxy)Methane	111-91-1
bis(-2-chloroethyl)Ether	111-44-4
bis(2-chloroisopropyl)Ether	108-60-1
bis(2-ethylhexyl)Phthalate	117-81-7
Butylbenzylphthalate	85-68-7
Di-n-butyl phthalate	84-74-2
Di-n-octyl phthalate	117-84-0
Diethyl phthalate	84-66-2
Dimethyl phthalate	131-11-3
Hexachlorobenzene	118-74-1
Hexachlorobutadiene	87-68-3
Hexachlorocyclopentadiene	77-47-4
Hexachloroethane	67-72-1
Isophorone	78-59-1
m+p-Cresols	15831-10-4
n-Nitroso-di-n-propylamine	621-64-7
n-Nitrosodimethylamine	62-75-9
n-Nitrosodiphenylamine	86-30-6
Nitrobenzene	98-95-3
o-Cresol	95-48-7
Pentachlorophenol	87-86-5
Phenol	108-95-2
Pyridine	110-86-1

ERH2565 (RHMW2254-01 Bailer)

G:\Org\VAR\DAT\VAR022522_b\0225VARB.0008.RAW B22021627-001G ;0225VAR , $HC-8015-GRO-W,

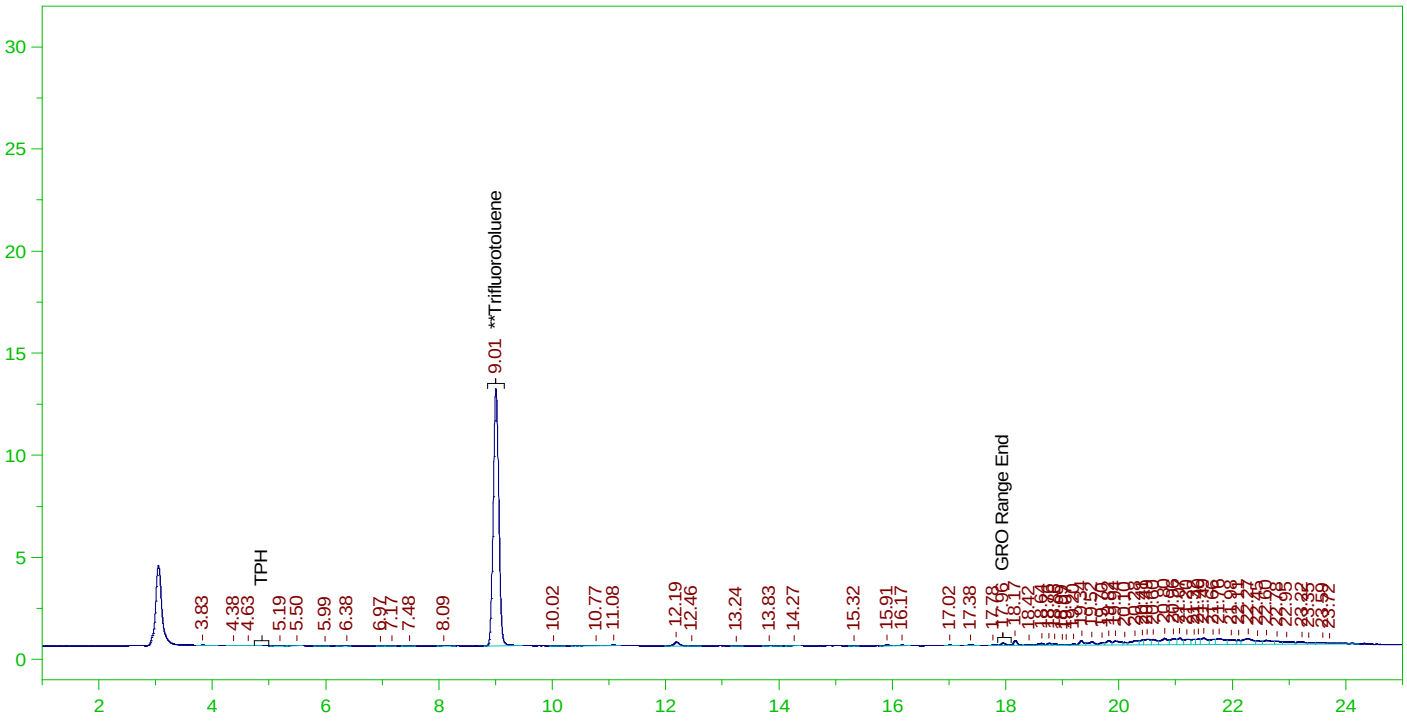

GASOLINE RANGE ORGANICS CHROMATOGRAM REPORT

Sample Name: B22021627-001G ;0225VAR , $HC-8015-GRO-W,
Raw File: G:\Org\VAR\DAT\VAR022522_b\0225VARB.0008.RAW
Date & Time Acquired: 2/25/2022 11:44:21 AM
Method File: G:\Org\VAR\Methods\211208G1627-1DoDB%.MET
Calibration File: G:\Org\VAR\Cals\211208GRO8015CB.CAL
Sample Weight: 5 Dilution: 1 S.A.: 1

Mean RF for C6 to C10: 979.9788
Mean RF for TPH: 955.6747
Rt range for Gasoline Range Organics: 4.75 to 18.09

SURROGATE COMPOUND	RT	ACTUAL	MEASURED	%REC	
**Trifluorotoluene	9.006	25.	18.689	74.76	-

C6 to C10 Area:5688.481 C6 to C10 Amount: 1.16094
TPH Area:61703.75 TPH Amount: 12.91313

ERH2564 (Trip Blank)-14754

G:\Org\VAR\DAT\VAR022522_b\0225VARB.0014.RAW B22021627-003A ;0225VAR , $HC-8015-GRO-W,

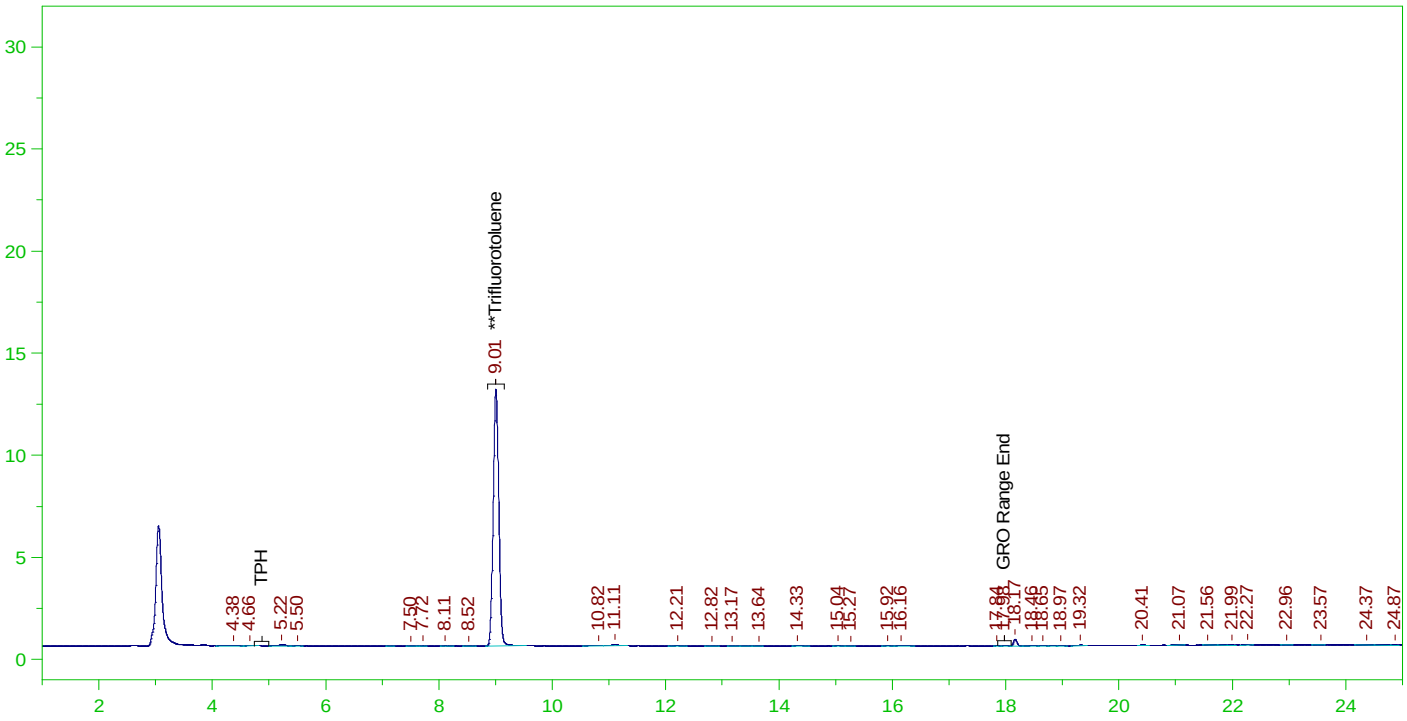

GASOLINE RANGE ORGANICS CHROMATOGRAM REPORT

Sample Name: B22021627-003A ;0225VAR , $HC-8015-GRO-W,
Raw File: G:\Org\VAR\DAT\VAR022522_b\0225VARB.0014.RAW
Date & Time Acquired: 2/25/2022 3:12:09 PM
Method File: G:\Org\VAR\Methods\211208G1627-3DoDB%.MET
Calibration File: G:\Org\VAR\Cals\211208GRO8015CB.CAL
Sample Weight: 5 Dilution: 1 S.A.: 1

Mean RF for C6 to C10: 979.9788
Mean RF for TPH: 955.6747
Rt range for Gasoline Range Organics: 4.75 to 18.09

SURROGATE COMPOUND	RT	ACTUAL	MEASURED	%REC	
**Trifluorotoluene	9.005	25.	18.651	74.6	-

C6 to C10 Area:3587.475 C6 to C10 Amount: 0.7321536
TPH Area:7749.319 TPH Amount: 1.621748

ERH2569 (Sump Adit 3)

G:\Org\VAR\DAT\VAR022522_b\0225VARB.0010.RAW B22021627-006G ;0225VAR , $HC-8015-GRO-W,

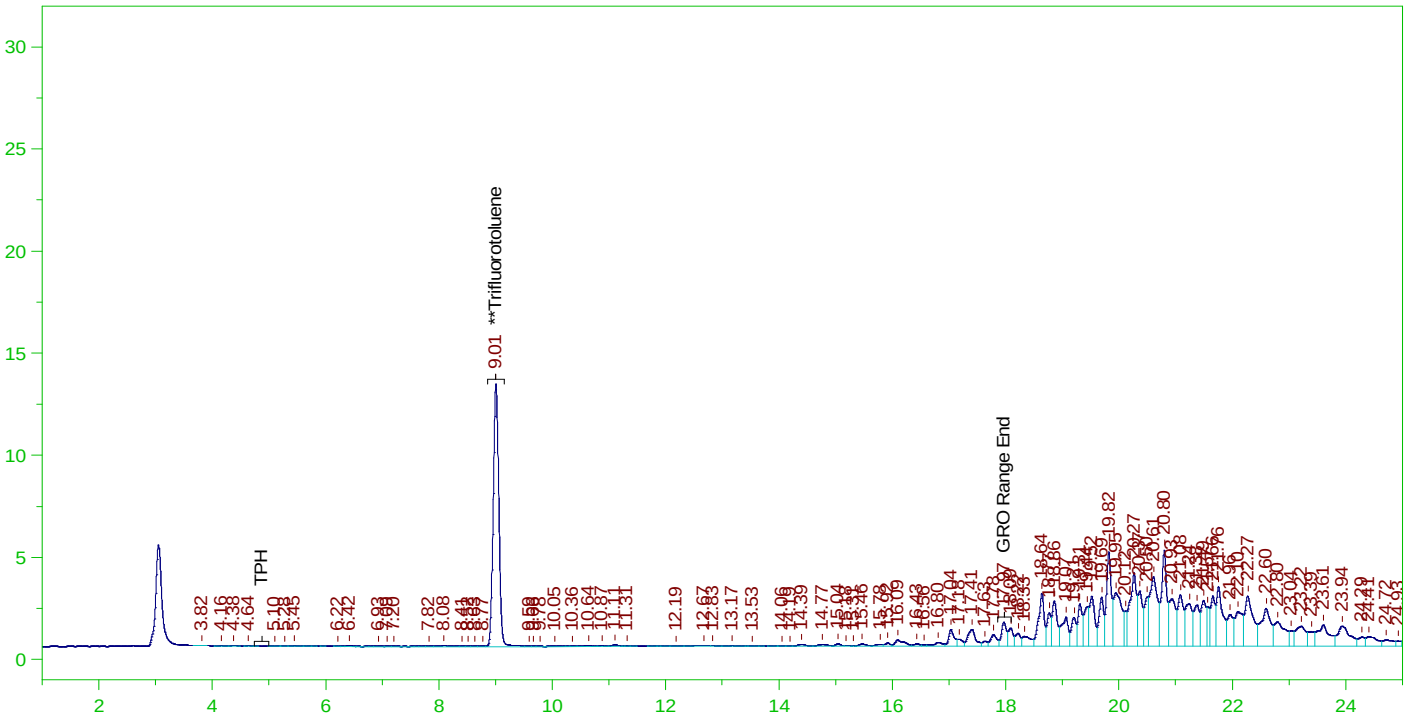

GASOLINE RANGE ORGANICS CHROMATOGRAM REPORT

Sample Name: B22021627-006G ;0225VAR , $HC-8015-GRO-W,
Raw File: G:\Org\VAR\DAT\VAR022522_b\0225VARB.0010.RAW
Date & Time Acquired: 2/25/2022 12:52:30 PM
Method File: G:\Org\VAR\Methods\211208G1627-6DoDB%.MET
Calibration File: G:\Org\VAR\Cals\211208GRO8015CB.CAL
Sample Weight: 5 Dilution: 1 S.A.: 1

Mean RF for C6 to C10: 979.9788
Mean RF for TPH: 955.6747
Rt range for Gasoline Range Organics: 4.75 to 18.09

SURROGATE COMPOUND	RT	ACTUAL	MEASURED	%REC	
**Trifluorotoluene	9.006	25.	19.217	76.87	-

C6 to C10 Area:56909.14 C6 to C10 Amount: 11.61436
TPH Area:646048.9 TPH Amount: 135.2027

ERH 2568 (Trip Blank)-14754

G:\Org\VAR\DAT\VAR022522_b\0225VARB.0015.RAW B22021627-008A ;0225VAR , $HC-8015-GRO-W,

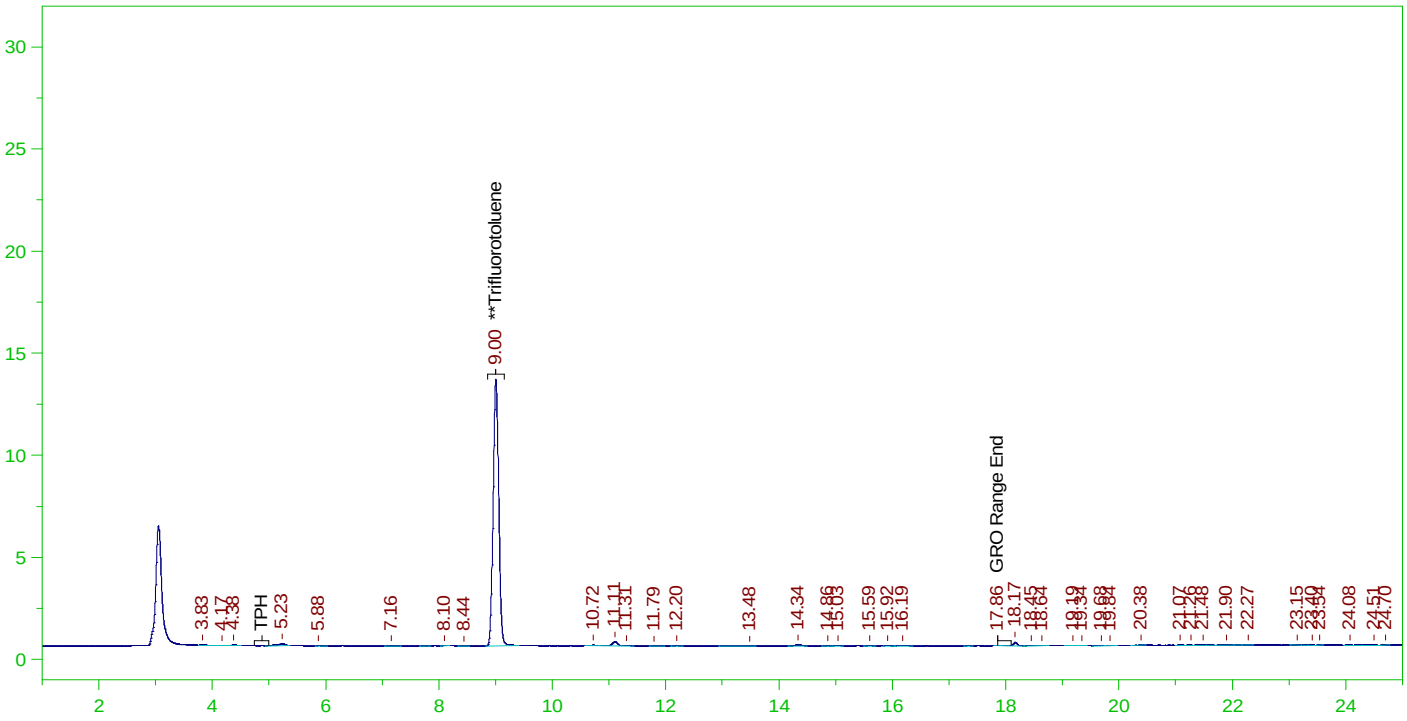

GASOLINE RANGE ORGANICS CHROMATOGRAM REPORT

Sample Name: B22021627-008A ;0225VAR , $HC-8015-GRO-W,
Raw File: G:\Org\VAR\DAT\VAR022522_b\0225VARB.0015.RAW
Date & Time Acquired: 2/25/2022 3:46:27 PM
Method File: G:\Org\VAR\Methods\211208G1627-8DoDB%.MET
Calibration File: G:\Org\VAR\Cals\211208GRO8015CB.CAL
Sample Weight: 5 Dilution: 1 S.A.: 1

Mean RF for C6 to C10: 979.9788
Mean RF for TPH: 955.6747
Rt range for Gasoline Range Organics: 4.75 to 18.09

SURROGATE COMPOUND	RT	ACTUAL	MEASURED	%REC	
**Trifluorotoluene	9.004	25.	19.317	77.27	-

C6 to C10 Area:5160.613 C6 to C10 Amount: 1.053209
TPH Area:9337.213 TPH Amount: 1.954057

ERH2567 (RHMW2254-01 Low-flow)

G:\Org\VAR\DAT\VAR022522_b\0225VARB.0012.RAW B22021627-011G ;0225VAR , $HC-8015-GRO-W,

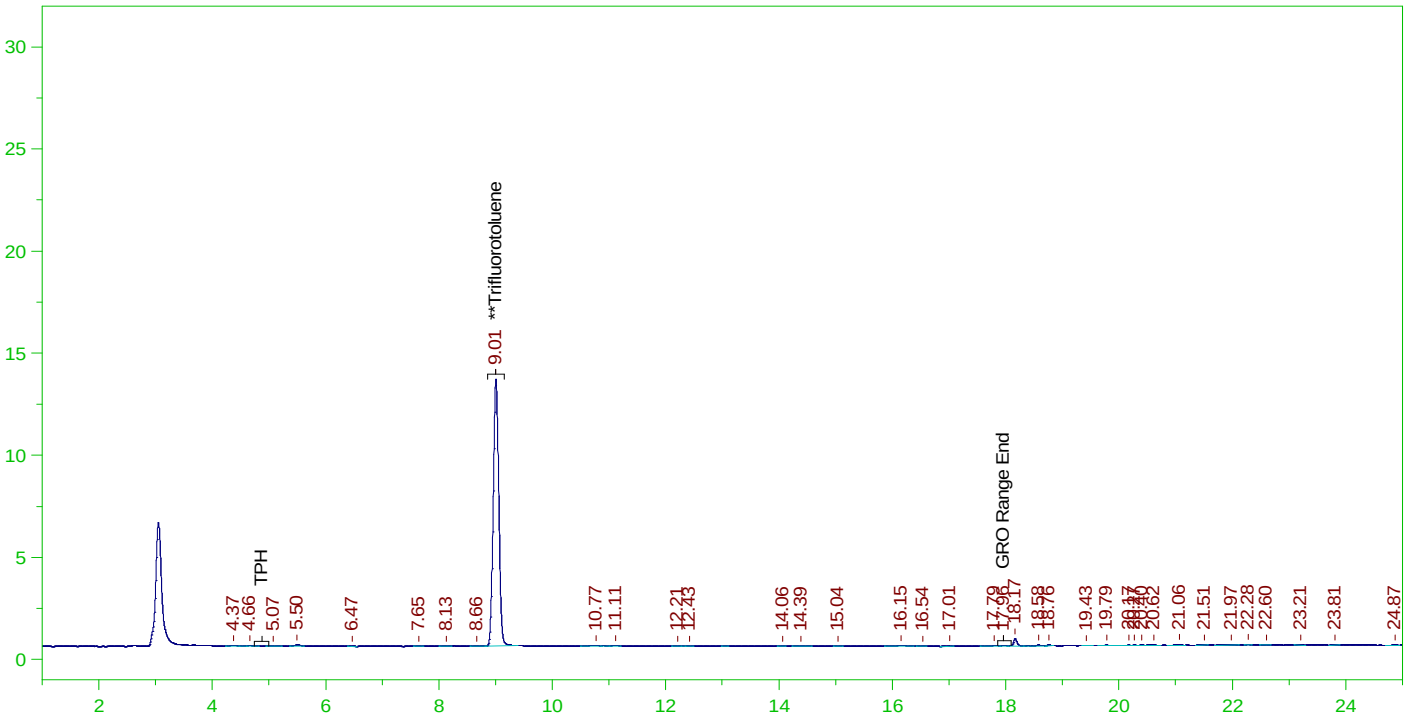

GASOLINE RANGE ORGANICS CHROMATOGRAM REPORT

Sample Name: B22021627-011G ;0225VAR , $HC-8015-GRO-W,
Raw File: G:\Org\VAR\DAT\VAR022522_b\0225VARB.0012.RAW
Date & Time Acquired: 2/25/2022 2:03:46 PM
Method File: G:\Org\VAR\Methods\211208G1627-11DoDB%.MET
Calibration File: G:\Org\VAR\Cals\211208GRO8015CB.CAL
Sample Weight: 5 Dilution: 1 S.A.: 1

Mean RF for C6 to C10: 979.9788
Mean RF for TPH: 955.6747
Rt range for Gasoline Range Organics: 4.75 to 18.09

SURROGATE COMPOUND	RT	ACTUAL	MEASURED	%REC	
**Trifluorotoluene	9.005	25.	19.313	77.25	-

C6 to C10 Area:3250.948 C6 to C10 Amount: 0.6634732
TPH Area:8040.776 TPH Amount: 1.682743

ERH2566 (Trip Blank)-14754

G:\Org\VAR\DAT\VAR022522_b\0225VARB.0016.RAW B22021627-013A ;0225VAR , $HC-8015-GRO-W,

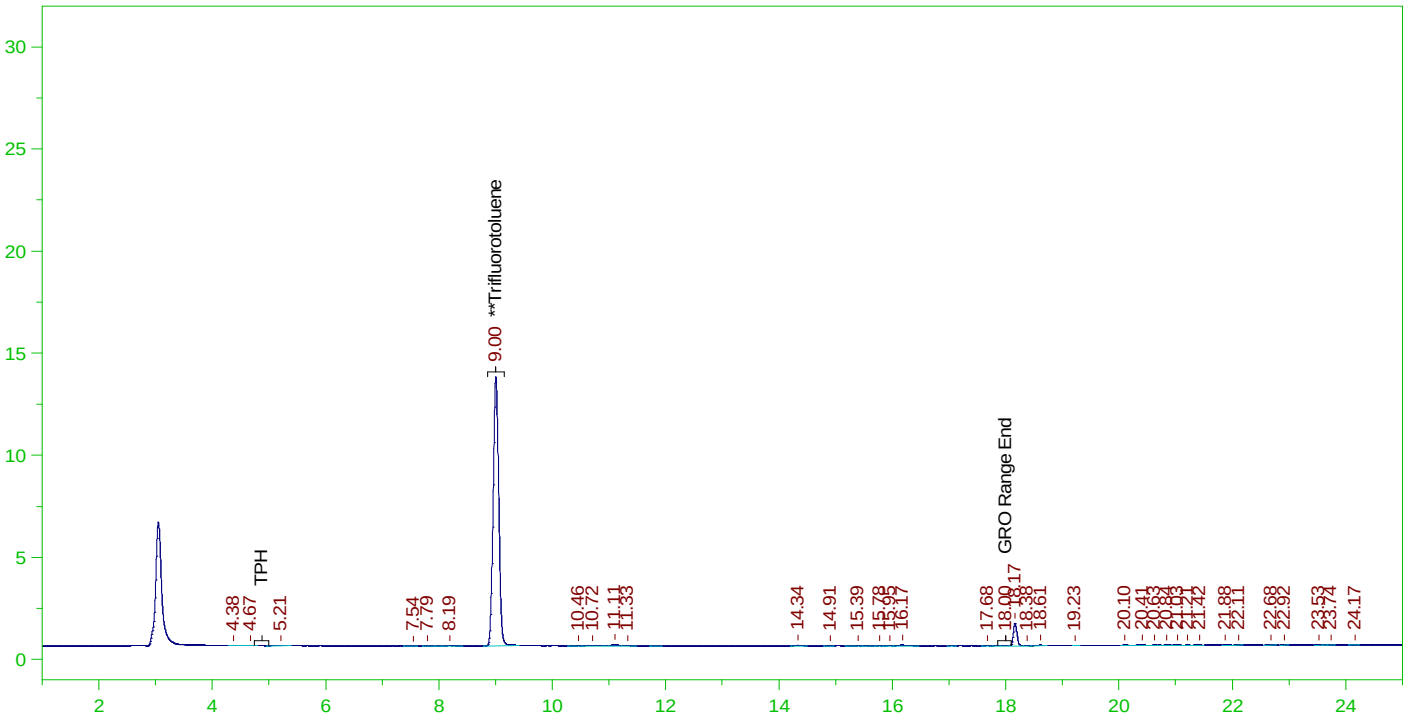

GASOLINE RANGE ORGANICS CHROMATOGRAM REPORT

Sample Name: B22021627-013A ;0225VAR , $HC-8015-GRO-W,
Raw File: G:\Org\VAR\DAT\VAR022522_b\0225VARB.0016.RAW
Date & Time Acquired: 2/25/2022 4:20:42 PM
Method File: G:\Org\VAR\Methods\211208G1627-13DoDB%.MET
Calibration File: G:\Org\VAR\Cals\211208GRO8015CB.CAL
Sample Weight: 5 Dilution: 1 S.A.: 1

Mean RF for C6 to C10: 979.9788
Mean RF for TPH: 955.6747
Rt range for Gasoline Range Organics: 4.75 to 18.09

SURROGATE COMPOUND	RT	ACTUAL	MEASURED	%REC	
**Trifluorotoluene	9.004	25.	19.525	78.1	-

C6 to C10 Area:3857.252 C6 to C10 Amount: 0.7872113
TPH Area:11847.42 TPH Amount: 2.479384

ERH2565 (RHMW2254-01 Bailer) Batch ID: 164025

G:\org\HP5\DAT\HP5022822_b\0228HP5.0012.RAW B22021627-001D ;0228HP5 , $HC-8015-DRO-W,

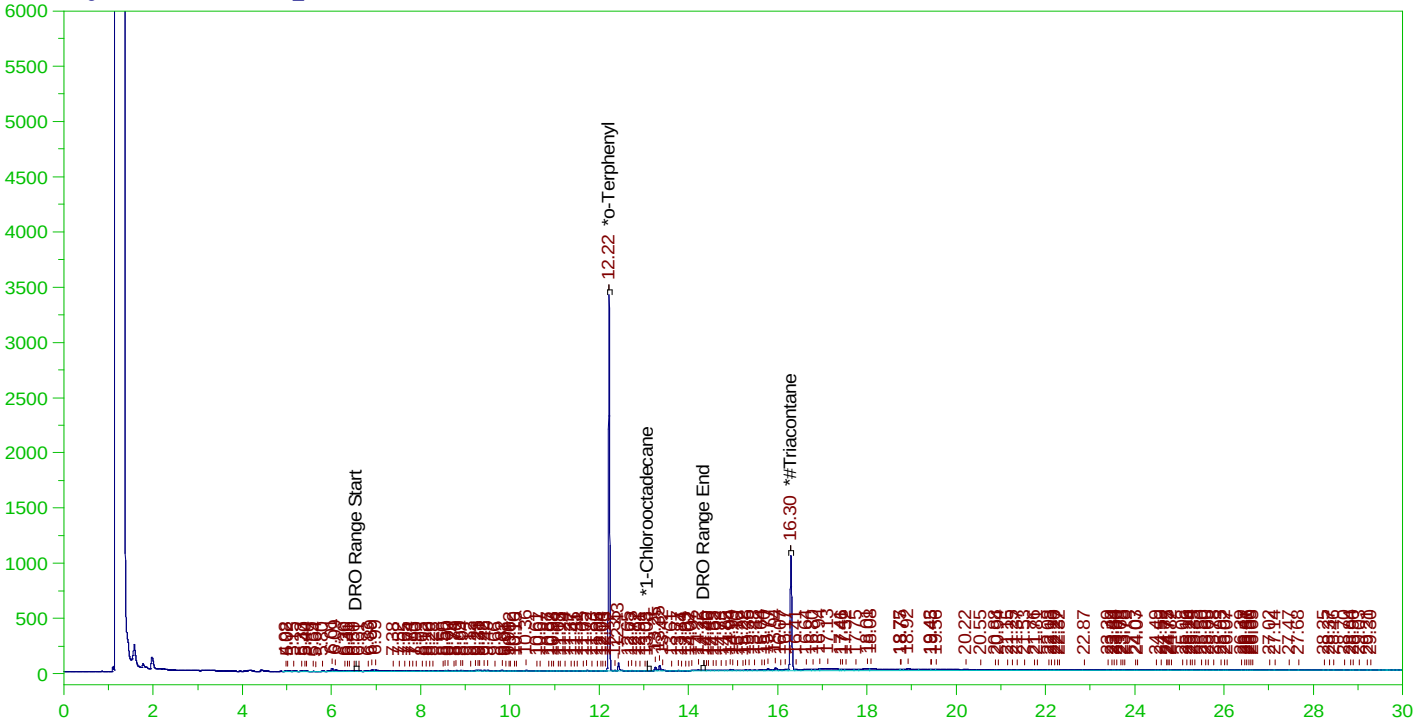

DIESEL RANGE ORGANICS CHROMATOGRAM REPORT

Sample Name: B22021627-001D ;0228HP5 , $HC-8015-DRO-W,
Raw File: G:\org\HP5\DAT\HP5022822_b\0228HP5.0012.RAW
Date & Time Acquired: 2/28/2022 3:37:03 PM
Method File: G:\Org\HP5\Methods\D3_8015-C24T-JFb-L%.met
Calibration File: G:\Org\HP5\Cals\SW8015C_DRO220111JFb-C24-T.CAL
Sample Weight: 1050 Dilution: 1 S.A.: 1

Mean RF for TEH: 32675.36
Rt range for Diesel Range Organics: 6.51 to 14.38

SURROGATE COMPOUND	RT	ACTUAL	MEASURED	%REC	
*o-Terphenyl	12.218	.19	.172	90.11	-
*1-Chlorooctadecane	13.08	.19	.	.09	-
*#Triacontane	16.295	.19	.091	47.97	-

DRO Area:1683136 DRO Amount: 4.905796E-02
TEH Area:8866128 TEH Amount: 0.2584189

ERH2565 (RHMW2254-01 Bailer) Batch ID: 164025

G:\org\HP5\DAT\HP5022822_b\0228HP5.0012.RAW B22021627-001D ;0228HP5 , $HC-8015-DRO-W,

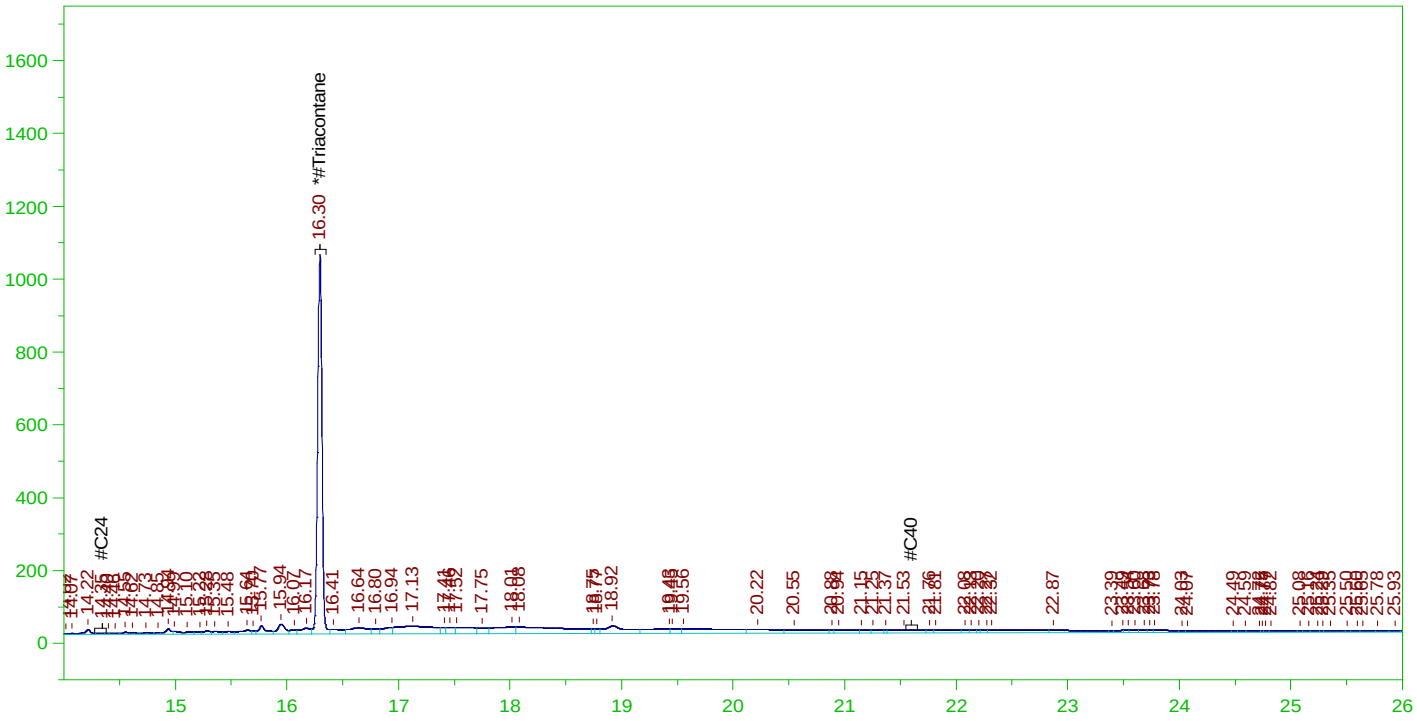

RESIDUAL RANGE ORGANICS CHROMATOGRAM

Sample Name: B22021627-001D ;0228HP5 , $HC-8015-DRO-W,
Raw File: G:\org\HP5\DAT\HP5022822_b\0228HP5.0012.RAW
Date & Time Acquired: 2/28/2022 3:37:03 PM
Method File: G:\Org\HP5\Methods\D3_OROS-BF-L%.MET
Calibration File: G:\Org\HP5\Cals\SW8015C_ORO220111BF_SAMP.CAL
Sample Weight: 1050 Dilution: 1 S.A.: 1

Mean RF for for Residual Range Organics Calculations: 26424.55
Rt range for Residual Range Organics: 14.28 to 21.65

SURROGATE COMPOUND	RT	ACTUAL	MEASURED	%REC	
*#Triacontane	16.295	.476	.091	19.19	-

RRO Area:5077042 RRO AMOUNT: 0.1829843

ERH2569 (Sump Adit 3) Batch ID: 164025

G:\org\HP5\DAT\HP5022822_b\0228HP5.0015.RAW B22021627-006D ;0228HP5 , $HC-8015-DRO-W,

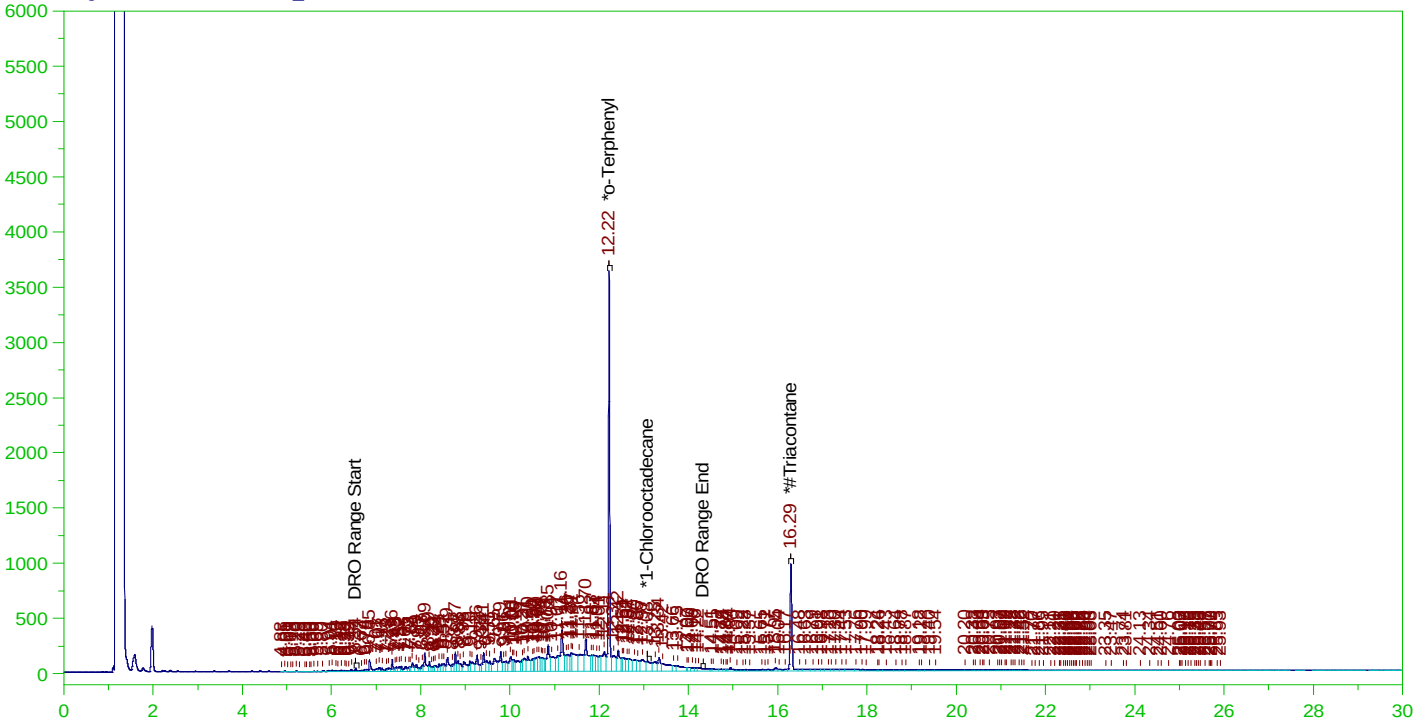

DIESEL RANGE ORGANICS CHROMATOGRAM REPORT

Sample Name: B22021627-006D ;0228HP5 , $HC-8015-DRO-W,
Raw File: G:\org\HP5\DAT\HP5022822_b\0228HP5.0015.RAW
Date & Time Acquired: 2/28/2022 5:46:26 PM
Method File: G:\Org\HP5\Methods\D3_8015-022815-JFb-L%.met
Calibration File: G:\Org\HP5\Cals\SW8015C_DRO220111JFb-C24-T.CAL
Sample Weight: 1060 Dilution: 1 S.A.: 1

Mean RF for TEH: 32675.36
Rt range for Diesel Range Organics: 6.51 to 14.38

SURROGATE COMPOUND	RT	ACTUAL	MEASURED	%REC	
*o-Terphenyl	12.218	.189	.198	104.83	-
*1-Chlorooctadecane	13.079	.189	.016	8.63	-
*#Triacontane	16.294	.189	.087	46.15	-

DRO Area:3.884418E+07 DRO Amount: 1.121501
TEH Area:4.43087E+07 TEH Amount: 1.279272

ERH2569 (Sump Adit 3) Batch ID: 164025

G:\org\HP5\DAT\HP5022822_b\0228HP5.0015.RAW B22021627-006D ;0228HP5 , $HC-8015-DRO-W,

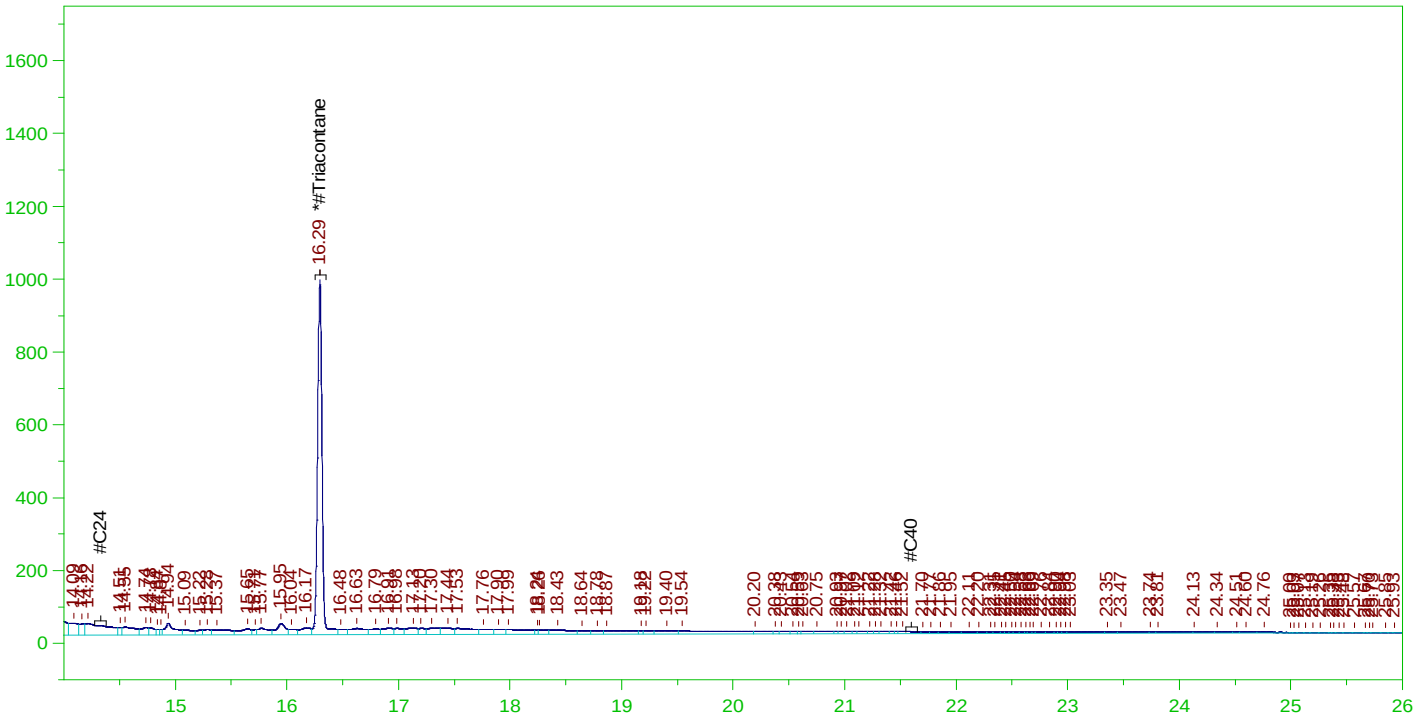

RESIDUAL RANGE ORGANICS CHROMATOGRAM

Sample Name: B22021627-006D ;0228HP5 , $HC-8015-DRO-W,
Raw File: G:\org\HP5\DAT\HP5022822_b\0228HP5.0015.RAW
Date & Time Acquired: 2/28/2022 5:46:26 PM
Method File: G:\Org\HP5\Methods\D3_OROS-022815-BF-L%.MET
Calibration File: G:\Org\HP5\Cals\SW8015C_ORO220111BF_SAMP.CAL
Sample Weight: 1060 Dilution: 1 S.A.: 1

Mean RF for for Residual Range Organics Calculations: 26424.55
Rt range for Residual Range Organics: 14.28 to 21.65

SURROGATE COMPOUND	RT	ACTUAL	MEASURED	%REC	
*#Triacontane	16.294	.472	.087	18.46	-

RRO Area:4527913 RRO AMOUNT: 0.1616533

ERH2567 (RHMW2254-01 Low-flow) Batch ID: 164025

G:\org\HP5\DAT\HP5022822_b\0228HP5.0011.RAW B22021627-011D ;0228HP5 , $HC-8015-DRO-W,

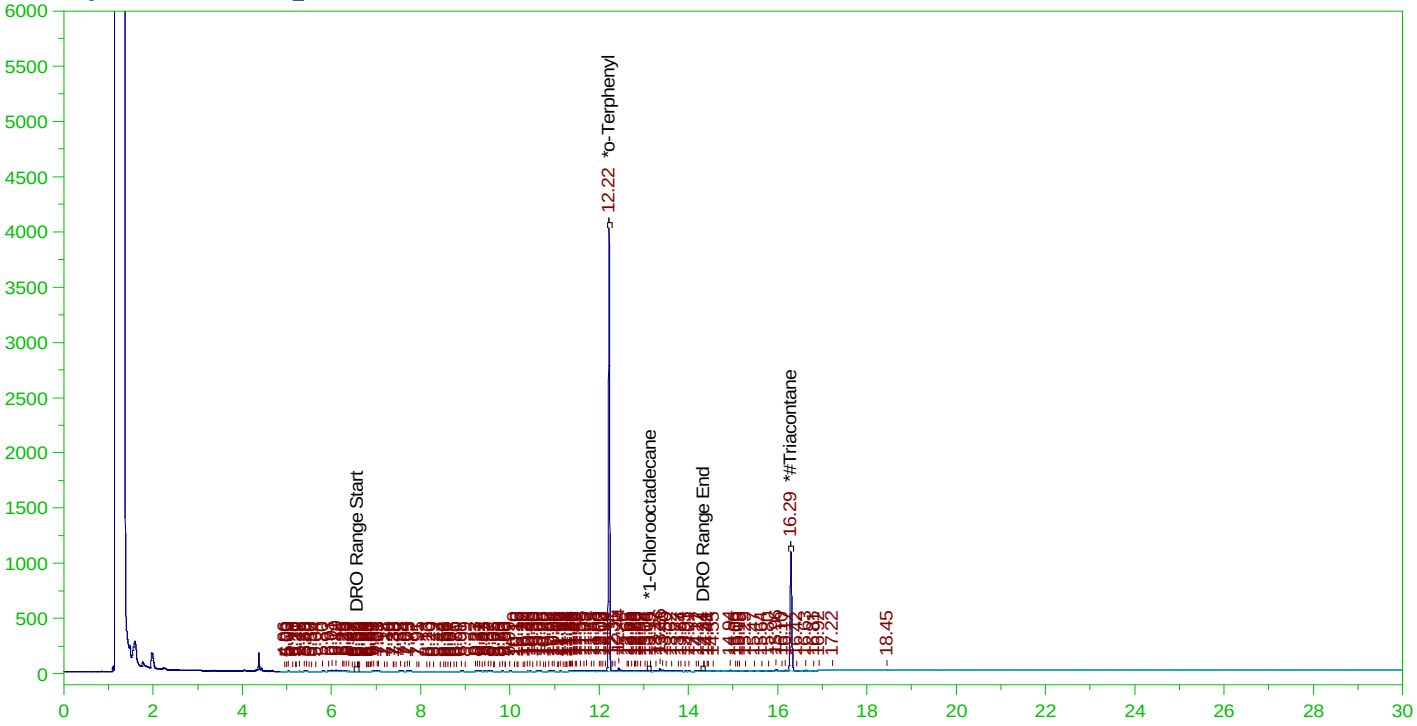

DIESEL RANGE ORGANICS CHROMATOGRAM REPORT

Sample Name: B22021627-011D ;0228HP5 , $HC-8015-DRO-W,
Raw File: G:\org\HP5\DAT\HP5022822_b\0228HP5.0011.RAW
Date & Time Acquired: 2/28/2022 2:54:01 PM
Method File: G:\Org\HP5\Methods\DR_8015-C24T-JFb-L%.met
Calibration File: G:\Org\HP5\Cals\SW8015C_DRO220111JFb-C24-T.CAL
Sample Weight: 1060 Dilution: 1 S.A.: 1

Mean RF for TEH: 32675.36
Rt range for Diesel Range Organics: 6.51 to 14.38

SURROGATE COMPOUND	RT	ACTUAL	MEASURED	%REC	
*o-Terphenyl	12.217	.189	.2	105.91	-
*1-Chlorooctadecane	13.145	.189	.	.01	-
*#Triacontane	16.295	.189	.091	48.45	-

DRO Area:641070.1 DRO Amount: 1.850884E-02
TEH Area:987348.9 TEH Amount: 2.850653E-02

ERH2567 (RHMW2254-01 Low-flow) Batch ID: 164025

G:\org\HP5\DAT\HP5022822_b\0228HP5.0011.RAW B22021627-011D ;0228HP5 , $HC-8015-DRO-W,

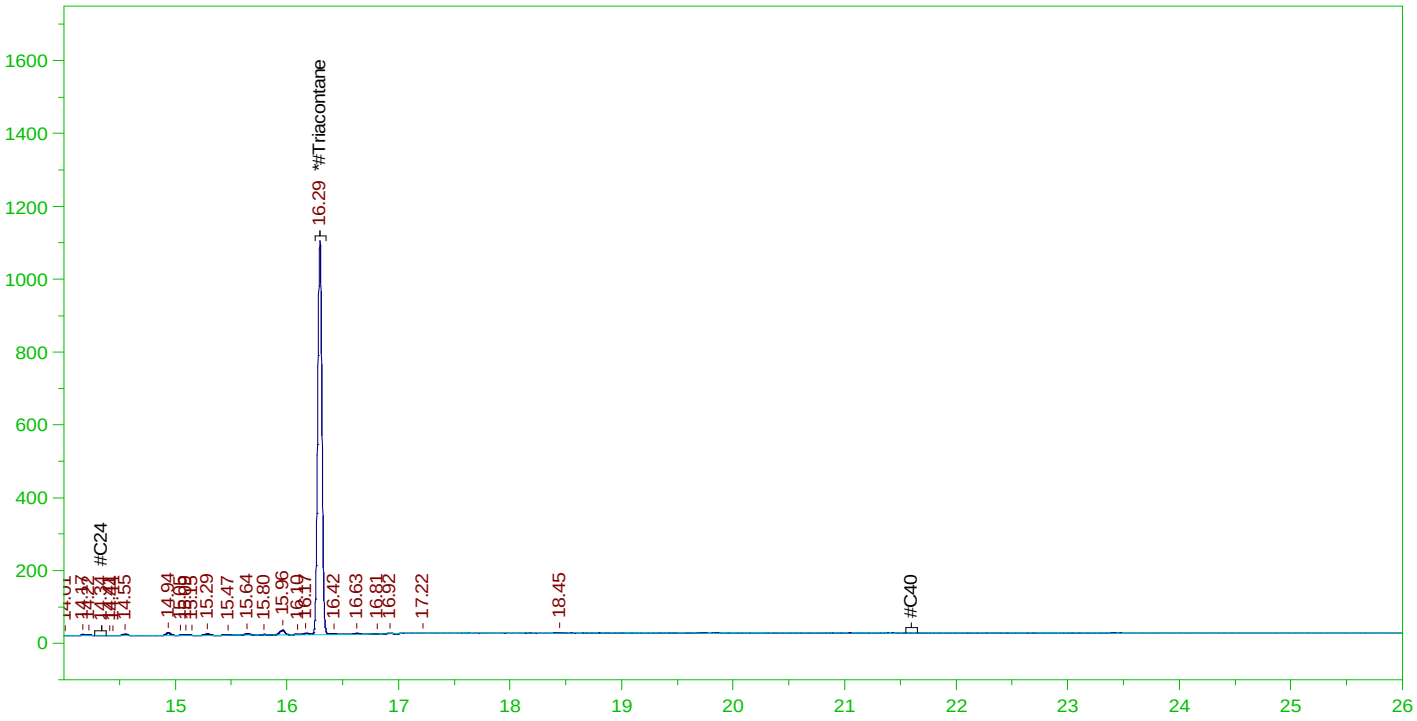

RESIDUAL RANGE ORGANICS CHROMATOGRAM

Sample Name: B22021627-011D ;0228HP5 , $HC-8015-DRO-W,
Raw File: G:\org\HP5\DAT\HP5022822_b\0228HP5.0011.RAW
Date & Time Acquired: 2/28/2022 2:54:01 PM
Method File: G:\Org\HP5\Methods\DR_OROS-BF-L%.MET
Calibration File: G:\Org\HP5\Cals\SW8015C_ORO220111BF_SAMP.CAL
Sample Weight: 1060 Dilution: 1 S.A.: 1

Mean RF for for Residual Range Organics Calculations: 26424.55
Rt range for Residual Range Organics: 14.28 to 21.65

SURROGATE COMPOUND	RT	ACTUAL	MEASURED	%REC	
*#Triacontane	16.295	.472	.091	19.38	-

RRO Area:167281.7 RRO AMOUNT: 5.972207E-03

ERH2565 (RHMW2254-01 Bailer) Batch ID: 164025

G:\org\HP5\DAT\HP5030122_b\0301HP5.0011.RAW B22021627-001D ;0301HP5 , $HC-8015-DRO-W, SGT

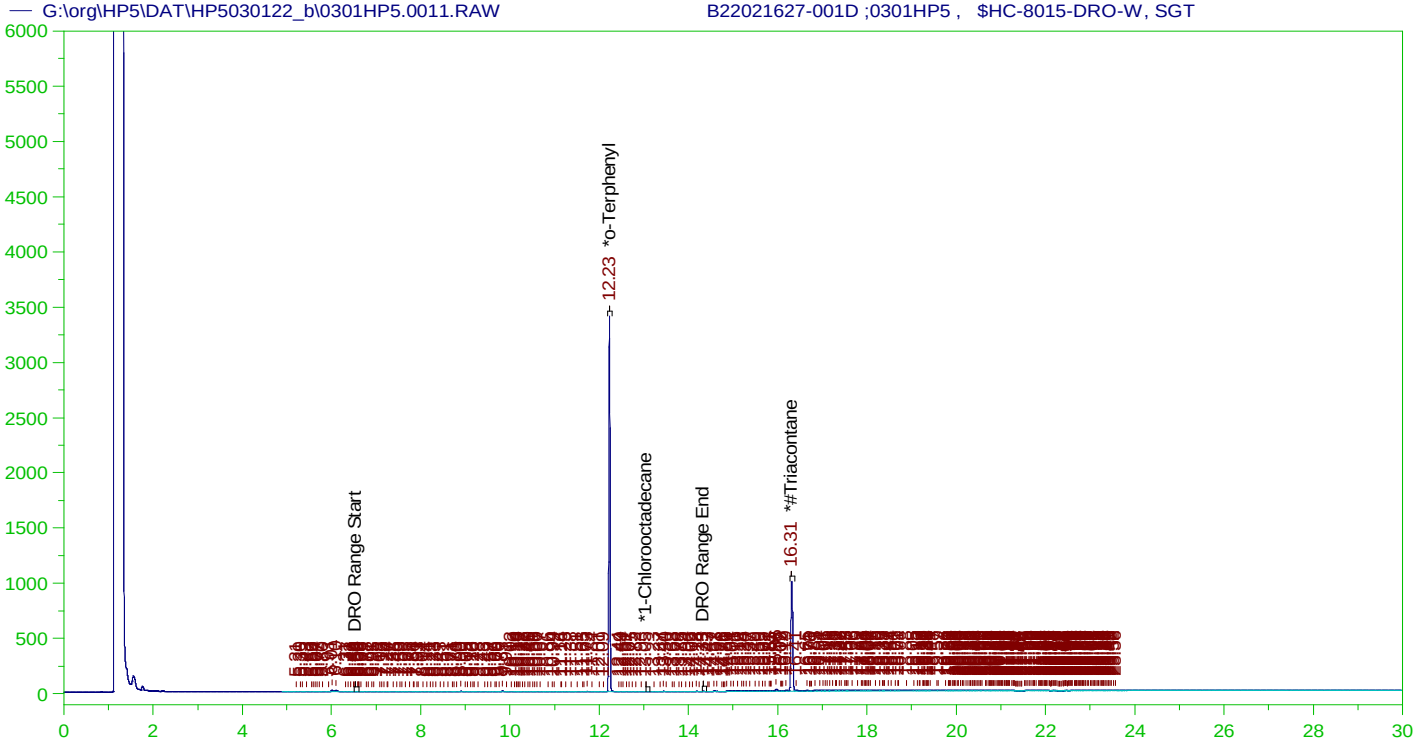

DIESEL RANGE ORGANICS CHROMATOGRAM REPORT

Sample Name: B22021627-001D ;0301HP5 , $HC-8015-DRO-W, SGT
Raw File: G:\org\HP5\DAT\HP5030122_b\0301HP5.0011.RAW
Date & Time Acquired: 3/1/2022 4:30:48 PM
Method File: G:\Org\HP5\Methods\DR_8015-030111-JG-L%.met
Calibration File: G:\Org\HP5\Cals\SW8015C_DRO220111JG-C24-T.CAL
Sample Weight: 1050 Dilution: 1 S.A.: 1

Mean RF for TEH: 32675.36
Rt range for Diesel Range Organics: 6.51 to 14.41

SURROGATE COMPOUND	RT	ACTUAL	MEASURED	%REC	
*o-Terphenyl	12.225	.19	.171	89.88	-
*1-Chlorooctadecane	13.049	.19	.	.08	-
*#Triacontane	16.313	.19	.086	44.93	-

DRO Area:537915.5 DRO Amount: 0.0156785
TEH Area:2849868 TEH Amount: 8.306444E-02

ERH2565 (RHMW2254-01 Bailer) Batch ID: 164025

G:\org\HP5\DAT\HP5030122_b\0301HP5.0011.RAW B22021627-001D ;0301HP5 , $HC-8015-DRO-W, SGT

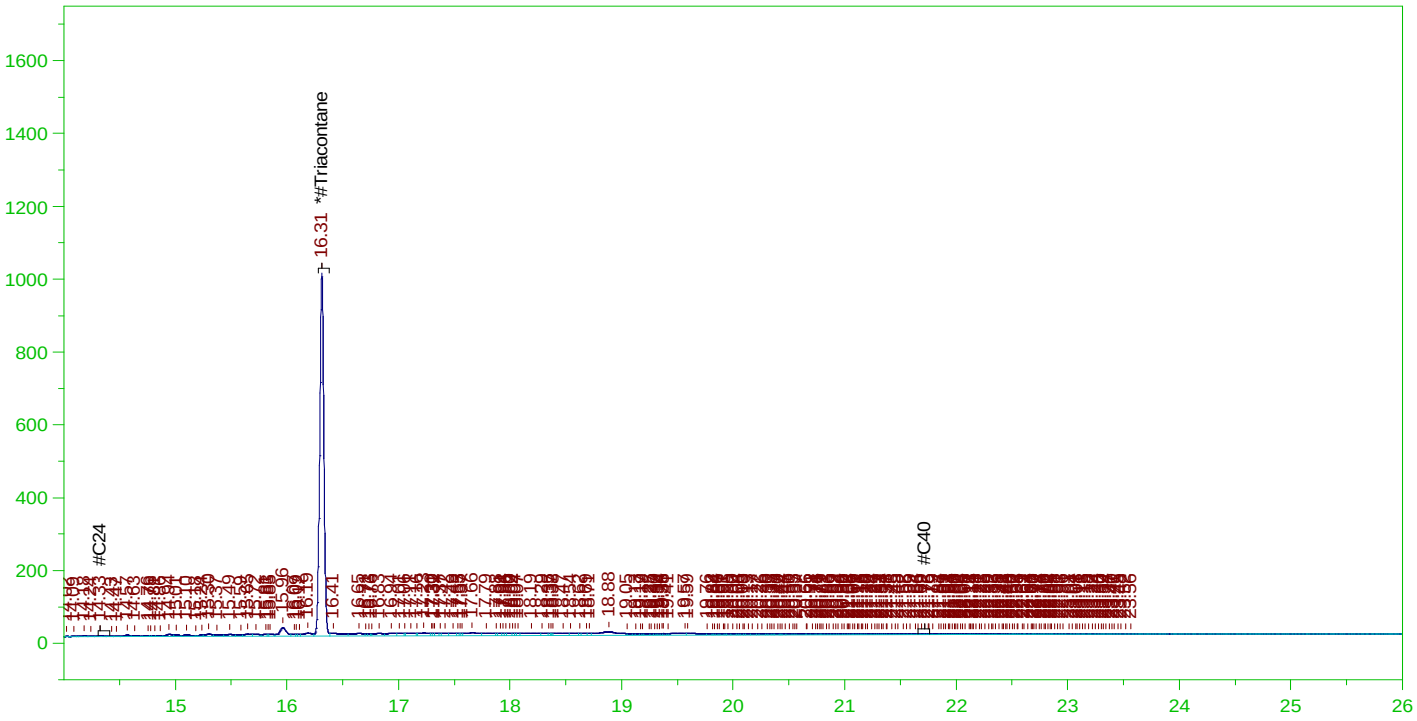

RESIDUAL RANGE ORGANICS CHROMATOGRAM

Sample Name: B22021627-001D ;0301HP5 , $HC-8015-DRO-W, SGT
Raw File: G:\org\HP5\DAT\HP5030122_b\0301HP5.0011.RAW
Date & Time Acquired: 3/1/2022 4:30:48 PM
Method File: G:\Org\HP5\Methods\D3_OROS-030111-BG-L%.MET
Calibration File: G:\Org\HP5\Cals\SW8015C_ORO220111BG_SAMP.CAL
Sample Weight: 1050 Dilution: 1 S.A.: 1

Mean RF for for Residual Range Organics Calculations: 26424.55
Rt range for Residual Range Organics: 14.31 to 21.76

SURROGATE COMPOUND	RT	ACTUAL	MEASURED	%REC	
*#Triacontane	16.313	.476	.086	17.97	-

RRO Area:2015539 RRO AMOUNT: 0.0726431

ERH2569 (Sump Adit 3) Batch ID: 164025

G:\org\HP5\DAT\HP5030122_b\0301HP5.0014.RAW B22021627-006D ;0301HP5 , $HC-8015-DRO-W, SGT

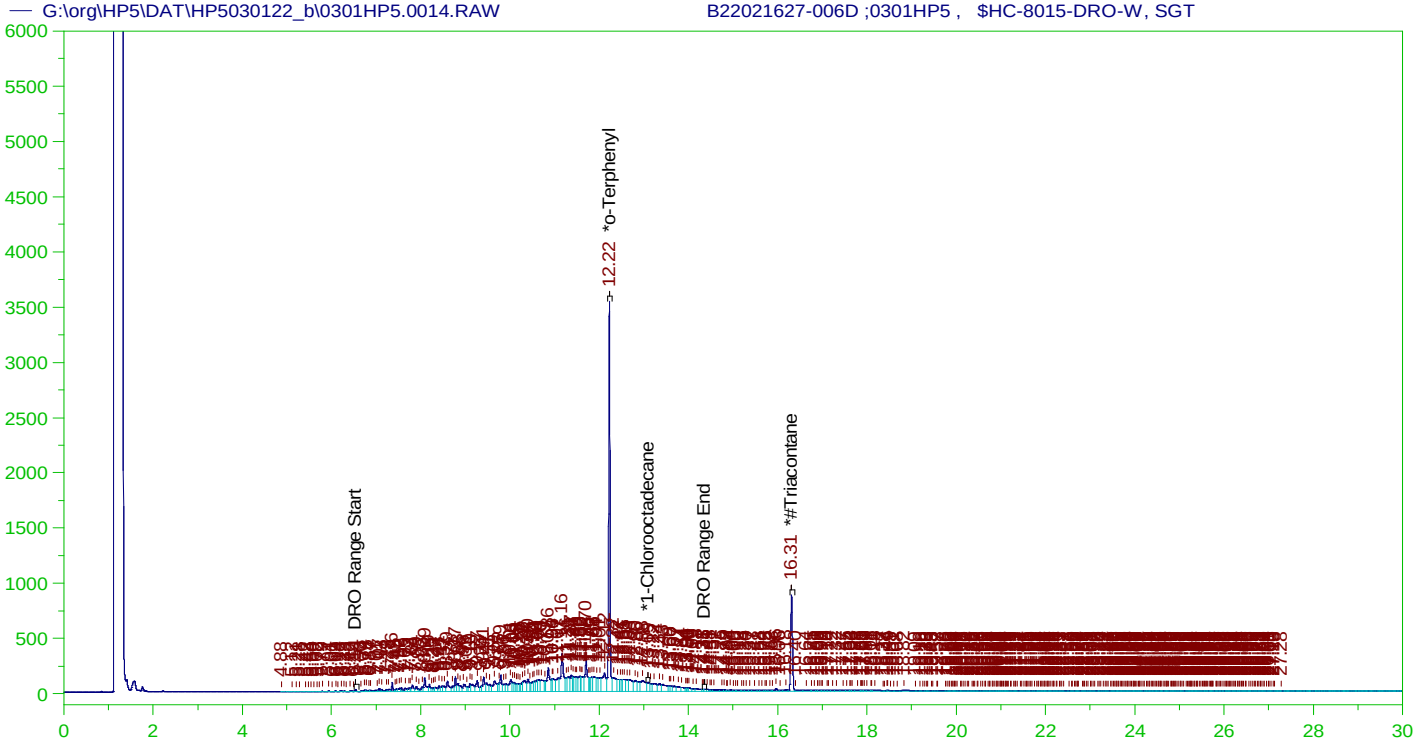

DIESEL RANGE ORGANICS CHROMATOGRAM REPORT

Sample Name: B22021627-006D ;0301HP5 , $HC-8015-DRO-W, SGT
Raw File: G:\org\HP5\DAT\HP5030122_b\0301HP5.0014.RAW
Date & Time Acquired: 3/1/2022 6:39:01 PM
Method File: G:\Org\HP5\Methods\DR_8015-030114-JG-L%.met
Calibration File: G:\Org\HP5\Cals\SW8015C_DRO220111JG-C24-T.CAL
Sample Weight: 1060 Dilution: 1 S.A.: 1

Mean RF for TEH: 32675.36
Rt range for Diesel Range Organics: 6.51 to 14.41

SURROGATE COMPOUND	RT	ACTUAL	MEASURED	%REC	
*o-Terphenyl	12.224	.189	.194	102.94	-
*1-Chlorooctadecane	13.089	.189	.01	5.31	-
*#Triacontane	16.307	.189	.075	39.95	-

DRO Area:3.283126E+07 DRO Amount: 0.9478972
TEH Area:3.657471E+07 TEH Amount: 1.055977

ERH2569 (Sump Adit 3) Batch ID: 164025

G:\org\HP5\DAT\HP5030122_b\0301HP5.0014.RAW B22021627-006D ;0301HP5 , $HC-8015-DRO-W, SGT

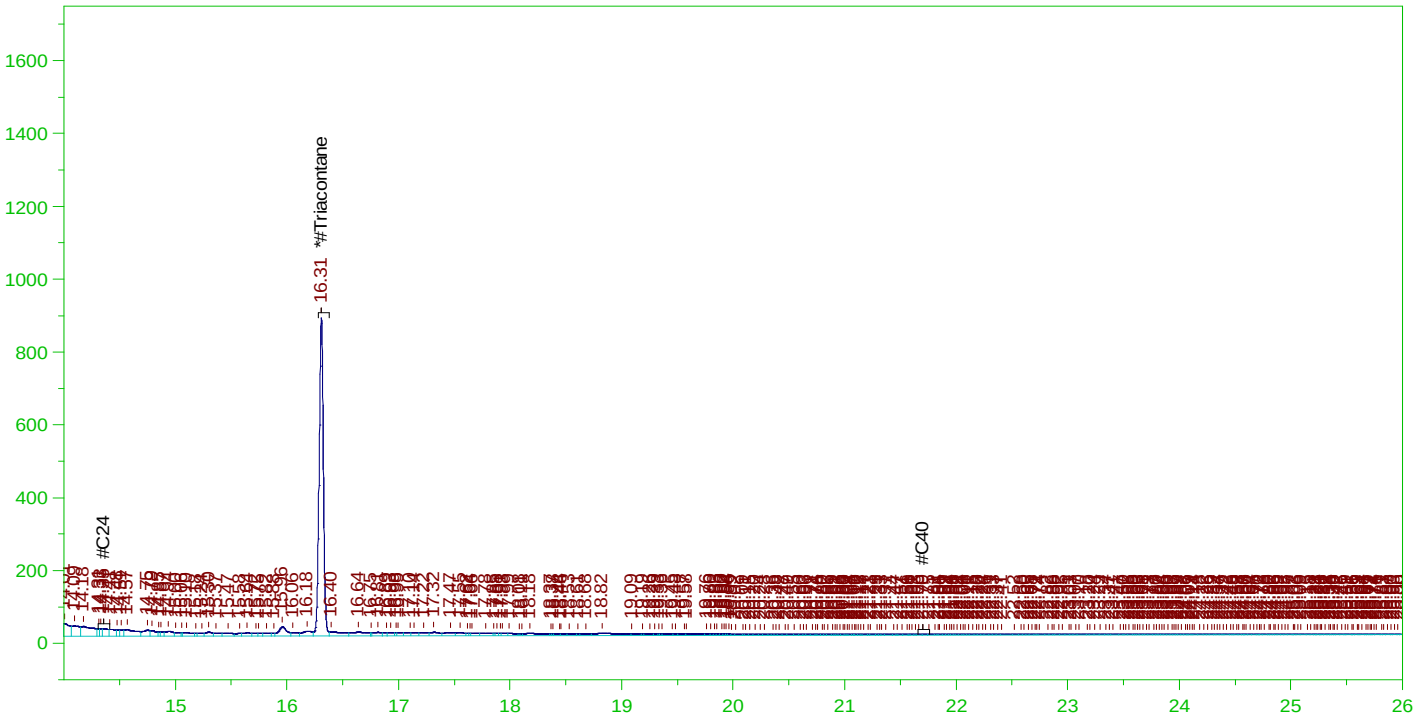

RESIDUAL RANGE ORGANICS CHROMATOGRAM

Sample Name: B22021627-006D ;0301HP5 , $HC-8015-DRO-W, SGT
Raw File: G:\org\HP5\DAT\HP5030122_b\0301HP5.0014.RAW
Date & Time Acquired: 3/1/2022 6:39:01 PM
Method File: G:\Org\HP5\Methods\D3_OROS-030114-BG-L%.MET
Calibration File: G:\Org\HP5\Cals\SW8015C_ORO220111BG_SAMP.CAL
Sample Weight: 1060 Dilution: 1 S.A.: 1

Mean RF for for Residual Range Organics Calculations: 26424.55
Rt range for Residual Range Organics: 14.31 to 21.76

SURROGATE COMPOUND	RT	ACTUAL	MEASURED	%REC	
*#Triacontane	16.307	.472	.075	15.98	-

RRO Area:3233399 RRO AMOUNT: 0.1154372

From: Ramos, Alethea <alethea.ramos@aecom.com>
Sent: Monday, December 13, 2021 3:11 PM
To: Tabitha Edwards
Cc: Pascua, Margie; billingsPM@energylab.com
Subject: RE: [EXTERNAL] FW: CV18F0126: Expedited NOI Groundwater Samples, Saturday 12/12 Submission

Categories: Must Attend

Hi Tabitha,

I believe Casper WY is DoD ELAP accredited in the TOC 9060 method. I spoke to Shari and she indicated there is a daily courier between Billings and Casper, and would be appx. a day delay. Under those stipulations, please subcontract these samples and inform on expedited TAT.

Thank you,

Alethea Ramos, CIH
Environmental Scientist, Environmental Health & Science, Environment
D +1-808-529-7283
M +1-808-389-5383
alethea.ramos@aecom.com

AECOM
1001 Bishop Street
Suite 1600
Honolulu, HI 96813, United States of America
aecom.com

Imagine it. Delivered.

LinkedIn | Twitter | Facebook | Instagram

Fortune World's Most Admired Companies 2020

From: Tabitha Edwards <tedwards@energylab.com>
Sent: Monday, December 13, 2021 7:05 AM
To: Ramos, Alethea <alethea.ramos@aecom.com>
Cc: Pascua, Margie <Margie.Pascua@aecom.com>; billingsPM@energylab.com
Subject: [EXTERNAL] FW: CV18F0126: Expedited NOI Groundwater Samples, Saturday 12/12 Submission
Importance: High

Alethea,

The TOC by 9060 must be subcontracted to our office in Casper, WY. I need authorization from you to subcontract these. Once that has been received we will discuss the TAT with them and let you know what is achievable.

Thank you,

Energy Laboratories, Inc.
Trust our People. Trust our Data.

Tabitha Edwards | Office Manager | Billings, MT
O: 406-869-6286 | tedwards@energylab.com | www.energylab.com

This transmission may contain confidential information and is for the use of the intended recipient(s).
If you received this in error, please contact the sender and delete this email and all copies.

***We want to help you ship successfully**! Please plan ahead and allow extra time to receive supplies from the lab and for the lab to receive your samples. All carriers are in full-swing holiday peak season operating with double the volume and limited capacity. We appreciate your business so please contact your local branch or Project Manager to discuss adjustments to your shipping schedule or to ask questions.*

From: Ramos, Alethea [mailto:alethea.ramos@aecom.com]
Sent: Saturday, December 11, 2021 3:20 AM
To: Shari Endy; billingsPM@energylab.com
Cc: Jillian Miller; Pascua, Margie; KaaihiliChoy, Terri Ann
Subject: CV18F0126: Expedited NOI Groundwater Samples, Saturday 12/12 Submission
Importance: High

Hi Shari and Billings PM,

You will be receiving a Saturday shipment (12/12) of groundwater samples indicated in the attached COCs. We will need results by **Wednesday, December 15th**, and will pay any fees incurred for an expedited TAT. Please proceed with analysis without preservation traceability. Please see below tracking information links:

https://www.fedex.com/fedextrack/?trknbr=287337969629&trkqual=2459558000~287337969629~FX
https://www.fedex.com/fedextrack/?trknbr=287343101019&trkqual=2459559000~287343101019~FX

Thank you,

Alethea Ramos, CIH
Environmental Scientist, Environmental Health & Science, Environment
D +1-808-529-7283
M +1-808-389-5383
alethea.ramos@aecom.com

AECOM
1001 Bishop Street
Suite 1600
Honolulu, HI 96813, United States of America
aecom.com

Imagine it. Delivered.

LinkedIn | Twitter | Facebook | Instagram

Fortune World's Most Admired Companies 2020

PREP BATCH REPORT

Prep Code: **PRP-3010** Technician: **Amanda E. McDaniels** Prep Start Date: **2/25/2022 8:24:41 AM**

Prep Batch **164029** Prep Temp **91 °C** Batch Units: **ML** Prep End Date: **2/25/2022 6:06:00 PM**

Sample ID	Matrix	pH	Initial Samp Amt	Sol Added	Sol Recovered	Final Vol (mL)	Factor	Balance	Prep Start Date	Prep End Date
MB-164029			50	0	0	50	1		2/25/2022	2/25/2022
Temp cell E4, supervised by JPV										
LCS4-164029			50	0	0	50	1		2/25/2022	2/25/2022
B22021627-001B	Ground Water		50	0	0	50	1		2/25/2022	2/25/2022
B22021627-001BMS4			50	0	0	50	1		2/25/2022	2/25/2022
B22021627-001BMSD4			50	0	0	50	1		2/25/2022	2/25/2022
B22021627-006B	Ground Water		50	0	0	50	1		2/25/2022	2/25/2022
B22021627-011B	Ground Water		50	0	0	50	1		2/25/2022	2/25/2022

Number	Reagent Name	Exp Date	A
14614	50mL DigiTubes J526127-2104	12/10/2022	
14755	Hydrochloric Acid, 36.5-38.0% 0000281827	3/29/2026	1 mL
14778	Nitric Acid, 69.0-70.0% D0521	1/18/2027	6 mL

Spk ID	Spike Name	SampType	AmtAdd	Exp Date
ME220125 EL-MS	EL-MSICV-2	LCS4/MS4	0.05 ml	1/25/2023
ME220216 EL200	EL-200.2MS	LCS4/MS4	0.05 mL	2/16/2023
ME220223 AUDI	AUDIGSPK	LCS4/MS4	0.05 ml	10/25/2022

PREP BATCH REPORT

Prep Code: **PRP-3010** Technician: **Amanda E. McDaniels** Prep Start Date: **2/28/2022 1:22:36 PM**

Prep Batch **164095** Prep Temp **91.8 °C** Batch Units: **ML** Prep End Date: **3/1/2022 1:31:00 PM**

Sample ID	Matrix	pH	Initial Samp Amt	Sol Added	Sol Recovered	Final Vol (mL)	Factor	Balance	Prep Start Date	Prep End Date
MB-164095			50	0	0	50	1		2/28/2022	3/1/2022
Temp Cell D8, supervised by JPV										
LCS4-164095			50	0	0	50	1		2/28/2022	3/1/2022
B22021763-001B	Ground Water		50	0	0	50	1		2/28/2022	3/1/2022
B22021763-001BMS4			50	0	0	50	1		2/28/2022	3/1/2022
B22021763-001BMSD4			50	0	0	50	1		2/28/2022	3/1/2022
B22021763-006B	Ground Water		50	0	0	50	1		2/28/2022	3/1/2022
B22021763-011B	Ground Water		50	0	0	50	1		2/28/2022	3/1/2022
B22021763-016B	Ground Water		50	0	0	50	1		2/28/2022	3/1/2022

Number	Reagent Name	Exp Date	A
14614	50mL DigiTubes J526127-2104	12/10/2022	
14755	Hydrochloric Acid, 36.5-38.0% 0000281827	3/29/2026	1 mL
14778	Nitric Acid, 69.0-70.0% D0521	1/18/2027	6 mL

Spk ID	Spike Name	SampType	AmtAdd	Exp Date
ME220125 EL-MS	EL-MSICV-2	LCS4/MS4	0.05 ml	1/25/2023
ME220216 EL200	EL-200.2MS	LCS4/MS4	0.05 mL	2/16/2023
ME220223 AUDI	AUDIGSPK	LCS4/MS4	0.05 ml	10/25/2022

Energy Laboratories Inc

ANALYTICAL RUN Summary

07-Mar-22

Run ID ICPMS207-B_220301B

Run Start Date: 3/1/2022 11:58:35 A
Analyst: Cindy Rohrer
Ical: 0
Column ID:
Comments:

Instrument ID	Description
05K74291	Metals 0.5-5 mL Adjustable Pipette
06H37847	100-1000 uL volume displacement pipette
340760037	Metals 100-1000 uL Adjustable Pipette
340760040	Metals 100-1000 uL Adjustable Pipette
841980007	1000-5000uL Pipette
841980009	1000-5000uL Pipette
M38354H	eppendorf adjustable 10-100 ul pipet

Std ID	Std Name	Std Amount	Std Units	Samp Amount	Samp Units	SampType	Expiration Date
ME210901 ICSA	ICSA					ICSA	9/1/2022
ME210901 ICSAB	ICSAB					ICSAB	9/1/2022
ME211206 ICV STANDARD	ICV for ICPMS Standards					ICV	4/30/2022
ME220112 0.025 PPB STAND	0.025 ppb Standard						11/18/2022
ME220112 0.05 PPB STANDA	0.5 ppb Standard						11/18/2022
ME220112 0.1 PPB STANDAR	0.1 ppb Standard						11/18/2022
ME220112 0.5 PPB STANDAR	0.5 ppb Standard						11/18/2022
ME220112 1 PPB STANDARD	1 ppb Standard						11/18/2022
ME220112 10 PPB STANDAR	10 ppb Standard					CCV	11/18/2022
ME220112 100 PPB STANDAR	100 ppb Standard					CAL8	11/18/2022
ME220112 50 PPB STANDAR	50 ppb Standard/CCV					CRI	11/18/2022
ME220112 SS1	SS1 ICPMS Spiking Solution					LFB/MS	12/8/2022
ME220112A 1000 PPB STAND	1000 PPB Standard					URL	11/18/2022
ME220114A Tune Solution	Tune Solution						12/7/2022

Seq No	Lab ID	Test Code	Sample Typ	File ID	Analysis Date	DF	Batch ID	Prep Date	SPKref	RPDref	pmoist
15064045	Rinse	ICPMS-6020-W-	SAMP		3/1/2022 11:58:3	1	R375488		0	0	

Analyte	T	Units	RAW	Final	Text	Spike	SPKref	RPDref	MDL	PQL	UQL	%REC	LOW	HIGH	%RPD	Q

Seq No	Lab ID	Test Code	Sample Typ	File ID	Analysis Date	DF	Batch ID	Prep Date	SPKref	RPDref	pmoist
15064046	Rinse	ICPMS-6020-W-	SAMP		3/1/2022 12:04:4	1	R375488		0	0	

Analyte	T	Units	RAW	Final	Text	Spike	SPKref	RPDref	MDL	PQL	UQL	%REC	LOW	HIGH	%RPD	Q

Seq No	Lab ID	Test Code	Sample Typ	File ID	Analysis Date	DF	Batch ID	Prep Date	SPKref	RPDref	pmoist
15064047	Rinse	ICPMS-6020-W-	SAMP		3/1/2022 12:11:0	1	R375488		0	0	

Analyte	T	Units	RAW	Final	Text	Spike	SPKref	RPDref	MDL	PQL	UQL	%REC	LOW	HIGH	%RPD	Q

Seq No	Lab ID	Test Code	Sample Typ	File ID	Analysis Date	DF	Batch ID	Prep Date	SPKref	RPDref	pmoist
15064048	Rinse	ICPMS-6020-W-	SAMP		3/1/2022 12:17:1	1	R375488		0	0	

Analyte	T	Units	RAW	Final	Text	Spike	SPKref	RPDref	MDL	PQL	UQL	%REC	LOW	HIGH	%RPD	Q

Seq No	Lab ID	Test Code	Sample Typ	File ID	Analysis Date	DF	Batch ID	Prep Date	SPKref	RPDref	pmoist
15064049	Rinse	ICPMS-6020-W-	SAMP		3/1/2022 12:23:2	1	R375488		0	0	

Analyte	T	Units	RAW	Final	Text	Spike	SPKref	RPDref	MDL	PQL	UQL	%REC	LOW	HIGH	%RPD	Q

Seq No	Lab ID	Test Code	Sample Typ	File ID	Analysis Date	DF	Batch ID	Prep Date	SPKref	RPDref	pmoist
15064050	Cal Blk	ICPMS-6020-W-	SAMP		3/1/2022 12:29:4	1	R375488		0	0	

Analyte	T	Units	RAW	Final	Text	Spike	SPKref	RPDref	MDL	PQL	UQL	%REC	LOW	HIGH	%RPD	Q
Aluminum	A	mg/L	0	0		0	0	0	0.0017836	0.001	1	0%	0	0	0%	
Antimony	A	mg/L	0	0		0	0	0	6.768E-05	0.001	0.1	0%	0	0	0%	
Arsenic	A	mg/L	0	0		0	0	0	8.203E-05	0.001	1	0%	0	0	0%	
Barium	A	mg/L	0	0		0	0	0	6.762E-05	0.001	1	0%	0	0	0%	
Beryllium	A	mg/L	0	0		0	0	0	8.516E-05	0.001	1	0%	0	0	0%	
Cadmium	A	mg/L	0	0		0	0	0	2.308E-05	0.001	1	0%	0	0	0%	
Cerium	A	mg/L	0	0		0	0	0	0.0000222	0.001	0.1	0%	0	0	0%	
Chromium	A	mg/L	0	0		0	0	0	0.0002538	0.001	1	0%	0	0	0%	
Cobalt	A	mg/L	0	0		0	0	0	2.141E-05	0.001	1	0%	0	0	0%	
Lanthanum	A	mg/L	0	0		0	0	0	6.805E-05	0.001	0.1	0%	0	0	0%	
Lead	A	mg/L	0	0		0	0	0	3.031E-05	0.001	1	0%	0	0	0%	
Manganese	A	mg/L	0	0		0	0	0	7.309E-05	0.001	1	0%	0	0	0%	
Mercury	A	mg/L	0	0		0	0	0	3.043E-05	0.001	0.002	0%	0	0	0%	
Molybdenum	A	mg/L	0	0		0	0	0	8.113E-05	0.001	0.1	0%	0	0	0%	
Nickel	A	mg/L	0	0		0	0	0	0.0001769	0.001	1	0%	0	0	0%	
Selenium	A	mg/L	0	0		0	0	0	7.174E-05	0.001	1	0%	0	0	0%	
Silicon	A	mg/L	0	0		0	0	0	0.0033337	0.1	0.4	0%	0	0	0%	
Silver	A	mg/L	0	0		0	0	0	2.644E-05	0.001	0.04	0%	0	0	0%	
Strontium	A	mg/L	0	0		0	0	0	9.743E-05	0.001	1	0%	0	0	0%	

Seq No	Lab ID	Test Code	Sample Typ	File ID	Analysis Date	DF	Batch ID	Prep Date	SPKref	RPDref	pmoist
15064050	Cal Blk	ICPMS-6020-W-	SAMP		3/1/2022 12:29:4	1	R375488		0	0	

Analyte	T	Units	RAW	Final	Text	Spike	SPKref	RPDref	MDL	PQL	UQL	%REC	LOW	HIGH	%RPD	Q
Thallium	A	mg/L	0	0		0	0	0	4.842E-05	0.001	1	0%	0	0	0%	
Thorium	A	mg/L	0	0		0	0	0	3.018E-05	0.001	1	0%	0	0	0%	
Titanium	A	mg/L	0	0		0	0	0	0.0001004	0.001	1	0%	0	0	0%	
Uranium	A	mg/L	0	0		0	0	0	2.468E-05	0.0003	1	0%	0	0	0%	
Calcium	B	mg/L	0	0		0	0	0	0.2027235	0.02092	50	0%	0	0	0%	L
Iron	B	mg/L	0	0		0	0	0	0.0021157	0.00119	5	0%	0	0	0%	
Iron, Ferrous	B	mg/L	0	0		0	0	0	0.0021157	0.00119	5	0%	0	0	0%	
Magnesium	B	mg/L	0	0		0	0	0	0.0203306	0.00564	50	0%	0	0	0%	L
Potassium	B	mg/L	0	0		0	0	0	0.0215433	0.08139	50	0%	0	0	0%	L
Sodium	B	mg/L	0	0		0	0	0	0.0451914	0.02171	50	0%	0	0	0%	L
Tin	B	mg/L	0	0		0	0	0	0.0009928	0.00132	0.1	0%	0	0	0%	
Zinc	B	mg/L	0	0		0	0	0	0.0010089	0.00273	1	0%	0	0	0%	L

Seq No	Lab ID	Test Code	Sample Typ	File ID	Analysis Date	DF	Batch ID	Prep Date	SPKref	RPDref	pmoist
15064051	0.025 ppb STD	ICPMS-6020B-C	Cal1		3/1/2022 12:36:3	1	R375488		0	0	

Analyte	T	Units	RAW	Final	Text	Spike	SPKref	RPDref	MDL	PQL	UQL	%REC	LOW	HIGH	%RPD	Q
Aluminum	A	mg/L	0.0001893	0.0001893		0	0	0		0.01		0%			0%	
Antimony	A	mg/L	0.00002217	0.00002217		0	0	0		0.001		0%			0%	
Arsenic	A	mg/L	0.0000349	0.0000349		0.000025	0	0		0.001		140%	80	120	0%	S
Barium	A	mg/L	0.00003944	0.00003944		0.000025	0	0		0.0003		158%	80	120	0%	S
Beryllium	A	mg/L	9.624E-06	9.624E-06		0.000025	0	0		0.001		38%	80	120	0%	S
Boron	A	mg/L	-2.887E-07	-2.887E-07		0	0	0		0.1		0%			0%	
Cadmium	A	mg/L	0.00002757	0.00002757		0.000025	0	0		0.001		110%	80	120	0%	
Calcium	A	mg/L	0.009598	0.009598		0	0	0		1		0%			0%	
Cerium	A	mg/L	0.00002667	0.00002667		0.000025	0	0		0.001		107%	80	120	0%	
Chromium	A	mg/L	0.00004817	0.00004817		0.000025	0	0		0.001		193%	80	120	0%	S
Cobalt	A	mg/L	0.00002706	0.00002706		0.000025	0	0		0.001		108%	80	120	0%	
Copper	A	mg/L	0.00003019	0.00003019		0	0	0		0.005		0%			0%	
Iron	A	mg/L	0.001	0.001		0	0	0		0.01		0%			0%	
Lanthanum	A	mg/L	0.00002632	0.00002632		0.000025	0	0		0.001		105%	80	120	0%	
Lead	A	mg/L	0.00002414	0.00002414		0.000025	0	0		0.001		97%	80	120	0%	
Lithium	A	mg/L	0.0002466	0.0002466		0.0003125	0	0		1		79%	80	120	0%	S
Magnesium	A	mg/L	0.00788	0.00788		0	0	0		1		0%			0%	
Manganese	A	mg/L	0.00002844	0.00002844		0	0	0		0.001		0%			0%	

Seq No	Lab ID	Test Code	Sample Typ	File ID	Analysis Date	DF	Batch ID	Prep Date	SPKref	RPDref	pmoist
15064051	0.025 ppb STD	ICPMS-6020B-C	Cal1		3/1/2022 12:36:3	1	R375488		0	0	

Analyte	T	Units	RAW	Final	Text	Spike	SPKref	RPDref	MDL	PQL	UQL	%REC	LOW	HIGH	%RPD	Q
Mercury	A	mg/L	-8.455E-06	-8.455E-06		0	0	0		0.001		0%			0%	
Molybdenum	A	mg/L	0.00007997	0.00007997		0	0	0		0.001		0%			0%	
Nickel	A	mg/L	0.00005559	0.00005559		0	0	0		0.005		0%			0%	
Potassium	A	mg/L	0.007154	0.007154		0.00625	0	0		1		114%	80	120	0%	
Selenium	A	mg/L	0.00002081	0.00002081		0.000025	0	0		0.005		83%	80	120	0%	
Silicon	A	mg/L	0.0005239	0.0005239		0	0	0		0.1		0%			0%	
Silver	A	mg/L	0.00001321	0.00001321		0	0	0		0.001		0%			0%	
Sodium	A	mg/L	0.006983	0.006983		0.00625	0	0		1		112%	80	120	0%	
Strontium	A	mg/L	0.00002913	0.00002913		0	0	0		0.001		0%	80	120	0%	
Thallium	A	mg/L	0.00002385	0.00002385		0	0	0		0.001		0%			0%	
Thorium	A	mg/L	0.00001081	0.00001081		0	0	0		0.05		0%			0%	
Tin	A	mg/L	0.00003134	0.00003134		0	0	0		0.001		0%			0%	
Titanium	A	mg/L	0.0001098	0.0001098		0	0	0		0.001		0%			0%	
Uranium	A	mg/L	0.00002472	0.00002472		0.000025	0	0		0.001		99%	80	120	0%	
Vanadium	A	mg/L	0.0001729	0.0001729		0	0	0		0.005		0%			0%	
Zinc	A	mg/L	0.00009618	0.00009618		0	0	0		0.01		0%			0%	
Iron, Ferrous	C	mg/L	0.001	0.001		0.000025	0	0		0.01	5	4000%	80	120	0%	S
Silicon as SiO2	C	mg/L	0.00112115	0.00112115		0.0000535	0	0		0.214	0.9	2096%	80	120	0%	S

Seq No	Lab ID	Test Code	Sample Typ	File ID	Analysis Date	DF	Batch ID	Prep Date	SPKref	RPDref	pmoist
15064052	0.05 ppb STD	ICPMS-6020B-C	Cal2		3/1/2022 12:43:1	1	R375488		0	0	

Analyte	T	Units	RAW	Final	Text	Spike	SPKref	RPDref	MDL	PQL	UQL	%REC	LOW	HIGH	%RPD	Q
Aluminum	A	mg/L	0.0002155	0.0002155		0	0	0		0.01		0%			0%	
Antimony	A	mg/L	0.00005372	0.00005372		0.00005	0	0		0.001		107%	80	120	0%	
Arsenic	A	mg/L	0.00006913	0.00006913		0.00005	0	0		0.001		138%	80	120	0%	S
Barium	A	mg/L	0.00005635	0.00005635		0.00005	0	0		0.0003		113%	80	120	0%	
Beryllium	A	mg/L	0.00003485	0.00003485		0.00005	0	0		0.001		70%	80	120	0%	S
Boron	A	mg/L	0.0000142	0.0000142		0	0	0		0.1		0%			0%	
Cadmium	A	mg/L	0.00006134	0.00006134		0.00005	0	0		0.001		123%	80	120	0%	S
Calcium	A	mg/L	0.01953	0.01953		0.0125	0	0		1		156%	80	120	0%	S
Cerium	A	mg/L	0.00006408	0.00006408		0.00005	0	0		0.001		128%	80	120	0%	S
Chromium	A	mg/L	0.00006663	0.00006663		0.00005	0	0		0.001		133%	80	120	0%	S
Cobalt	A	mg/L	0.00006955	0.00006955		0	0	0		0.001		0%			0%	
Copper	A	mg/L	0.0000585	0.0000585		0.00005	0	0		0.005		117%	80	120	0%	

Seq No	Lab ID	Test Code	Sample Typ	File ID	Analysis Date	DF	Batch ID	Prep Date	SPKref	RPDref	pmoist
15064052	0.05 ppb STD	ICPMS-6020B-C	Cal2		3/1/2022 12:43:1	1	R375488		0	0	

Analyte	T	Units	RAW	Final	Text	Spike	SPKref	RPDref	MDL	PQL	UQL	%REC	LOW	HIGH	%RPD	Q
Iron	A	mg/L	0.001767	0.001767		0.00125	0	0		0.01		141%	80	120	0%	S
Lanthanum	A	mg/L	0.00006268	0.00006268		0.00005	0	0		0.001		125%	80	120	0%	S
Lead	A	mg/L	0.00005667	0.00005667		0.00005	0	0		0.001		113%	80	120	0%	
Lithium	A	mg/L	0.0005767	0.0005767		0.000625	0	0		1		92%	80	120	0%	
Magnesium	A	mg/L	0.01732	0.01732		0.0125	0	0		1		139%	80	120	0%	S
Manganese	A	mg/L	0.00006856	0.00006856		0.00005	0	0		0.001		137%	80	120	0%	S
Mercury	A	mg/L	-5.546E-06	-5.546E-06		0	0	0		0.001		0%			0%	
Molybdenum	A	mg/L	0.00005515	0.00005515		0.00005	0	0		0.001		110%	80	120	0%	
Nickel	A	mg/L	0.00007792	0.00007792		0	0	0		0.005		0%			0%	
Potassium	A	mg/L	0.01269	0.01269		0.0125	0	0		1		102%	80	120	0%	
Selenium	A	mg/L	0.00005149	0.00005149		0.00005	0	0		0.005		103%	80	120	0%	
Silicon	A	mg/L	0.0005837	0.0005837		0	0	0		0.1		0%			0%	
Silver	A	mg/L	0.00002674	0.00002674		0.00002	0	0		0.001		134%	80	120	0%	S
Sodium	A	mg/L	0.01416	0.01416		0.0125	0	0		1		113%	80	120	0%	
Strontium	A	mg/L	0.00007045	0.00007045		0.00005	0	0		0.001		141%	80	120	0%	S
Thallium	A	mg/L	0.00005674	0.00005674		0	0	0		0.001		0%			0%	
Thorium	A	mg/L	0.0000273	0.0000273		0	0	0		0.05		0%			0%	
Tin	A	mg/L	0.00007063	0.00007063		0	0	0		0.001		0%			0%	
Titanium	A	mg/L	0.0001494	0.0001494		0	0	0		0.001		0%			0%	
Uranium	A	mg/L	0.00005545	0.00005545		0.00005	0	0		0.001		111%	80	120	0%	
Vanadium	A	mg/L	0.0003206	0.0003206		0	0	0		0.005		0%			0%	
Zinc	A	mg/L	0.000188	0.000188		0	0	0		0.01		0%			0%	
Iron, Ferrous	C	mg/L	0.001767	0.001767		0.00005	0	0		0.01	5	3534%	80	120	0%	S
Silicon as SiO2	C	mg/L	0.00124912	0.00124912		0.00428	0	0		0.214	0.9	29%	80	120	0%	S

Seq No	Lab ID	Test Code	Sample Typ	File ID	Analysis Date	DF	Batch ID	Prep Date	SPKref	RPDref	pmoist
15064053	0.10 ppb STD	ICPMS-6020B-C	Cal3		3/1/2022 12:49:5	1	R375488		0	0	

Analyte	T	Units	RAW	Final	Text	Spike	SPKref	RPDref	MDL	PQL	UQL	%REC	LOW	HIGH	%RPD	Q
Aluminum	A	mg/L	0.0002725	0.0002725		0.0001	0	0		0.01		273%	80	120	0%	S
Antimony	A	mg/L	0.0001025	0.0001025		0.0001	0	0		0.001		103%	80	120	0%	
Arsenic	A	mg/L	0.0001277	0.0001277		0.0001	0	0		0.001		128%	80	120	0%	S
Barium	A	mg/L	0.0001202	0.0001202		0.0001	0	0		0.0003		120%	80	120	0%	
Beryllium	A	mg/L	0.00008897	0.00008897		0.0001	0	0		0.001		89%	80	120	0%	
Boron	A	mg/L	0.0000179	0.0000179		0	0	0		0.1		0%			0%	

Seq No	Lab ID	Test Code	Sample Typ	File ID	Analysis Date	DF	Batch ID	Prep Date	SPKref	RPDref	pmoist
15064053	0.10 ppb STD	ICPMS-6020B-C	Cal3		3/1/2022 12:49:5	1	R375488		0	0	

Analyte	T	Units	RAW	Final	Text	Spike	SPKref	RPDref	MDL	PQL	UQL	%REC	LOW	HIGH	%RPD	Q
Cadmium	A	mg/L	0.0001218	0.0001218		0.0001	0	0		0.001		122%	80	120	0%	S
Calcium	A	mg/L	0.03483	0.03483		0.025	0	0		1		139%	80	120	0%	S
Cerium	A	mg/L	0.000118	0.000118		0.0001	0	0		0.001		118%	80	120	0%	
Chromium	A	mg/L	0.000118	0.000118		0.0001	0	0		0.001		118%	80	120	0%	
Cobalt	A	mg/L	0.0001197	0.0001197		0.0001	0	0		0.001		120%	80	120	0%	
Copper	A	mg/L	0.0001204	0.0001204		0.0001	0	0		0.005		120%	80	120	0%	
Iron	A	mg/L	0.00333	0.00333		0.0025	0	0		0.01		133%	80	120	0%	S
Lanthanum	A	mg/L	0.0001179	0.0001179		0.0001	0	0		0.001		118%	80	120	0%	
Lead	A	mg/L	0.0001098	0.0001098		0.0001	0	0		0.001		110%	80	120	0%	
Lithium	A	mg/L	0.001159	0.001159		0.00125	0	0		1		93%	80	120	0%	
Magnesium	A	mg/L	0.03327	0.03327		0.025	0	0		1		133%	80	120	0%	S
Manganese	A	mg/L	0.0001248	0.0001248		0.0001	0	0		0.001		125%	80	120	0%	S
Mercury	A	mg/L	-0.000028	-0.000028		0.000002	0	0		0.001		-1400%	80	120	0%	S
Molybdenum	A	mg/L	0.0001183	0.0001183		0.0001	0	0		0.001		118%	80	120	0%	
Nickel	A	mg/L	0.0001639	0.0001639		0.0001	0	0		0.005		164%	80	120	0%	S
Potassium	A	mg/L	0.03009	0.03009		0.025	0	0		1		120%	80	120	0%	
Selenium	A	mg/L	0.0001107	0.0001107		0.0001	0	0		0.005		111%	80	120	0%	
Silicon	A	mg/L	0.0005839	0.0005839		0.0004	0	0		0.1		146%	80	120	0%	S
Silver	A	mg/L	0.00004904	0.00004904		0.00004	0	0		0.001		123%	80	120	0%	S
Sodium	A	mg/L	0.02874	0.02874		0.025	0	0		1		115%	80	120	0%	
Strontium	A	mg/L	0.0001265	0.0001265		0.0001	0	0		0.001		127%	80	120	0%	S
Thallium	A	mg/L	0.0001034	0.0001034		0.0001	0	0		0.001		103%	80	120	0%	
Thorium	A	mg/L	0.00005843	0.00005843		0.0001	0	0		0.05		58%	80	120	0%	S
Tin	A	mg/L	0.0001217	0.0001217		0.0001	0	0		0.001		122%	80	120	0%	S
Titanium	A	mg/L	0.0001733	0.0001733		0.0001	0	0		0.001		173%	80	120	0%	S
Uranium	A	mg/L	0.0001047	0.0001047		0.0001	0	0		0.001		105%	80	120	0%	
Vanadium	A	mg/L	0.0004332	0.0004332		0.0001	0	0		0.005		433%	80	120	0%	S
Zinc	A	mg/L	0.0002363	0.0002363		0.0001	0	0		0.01		236%	80	120	0%	S
Iron, Ferrous	C	mg/L	0.00333	0.00333		0.0001	0	0		0.01	5	3330%	80	120	0%	S
Silicon as SiO2	C	mg/L	0.00124955	0.00124955		0.00856	0	0		0.214	0.9	15%	80	120	0%	S

Seq No	Lab ID	Test Code	Sample Typ	File ID	Analysis Date	DF	Batch ID	Prep Date	SPKref	RPDref	pmoist
15064054	0.5 ppb STD	ICPMS-6020B-C	Cal4		3/1/2022 12:56:3	1	R375488		0	0	

Analyte	T	Units	RAW	Final	Text	Spike	SPKref	RPDref	MDL	PQL	UQL	%REC	LOW	HIGH	%RPD	Q

Seq No	Lab ID	Test Code	Sample Typ	File ID	Analysis Date	DF	Batch ID	Prep Date	SPKref	RPDref	pmoist
15064054	0.5 ppb STD	ICPMS-6020B-C Cal4			3/1/2022 12:56:3	1	R375488		0	0	

Analyte	T	Units	RAW	Final	Text	Spike	SPKref	RPDref	MDL	PQL	UQL	%REC	LOW	HIGH	%RPD	Q
Aluminum	A	mg/L	0.0007298	0.0007298		0.0005	0	0		0.01		146%	80	120	0%	S
Antimony	A	mg/L	0.0005048	0.0005048		0.0005	0	0		0.001		101%	80	120	0%	
Arsenic	A	mg/L	0.0005518	0.0005518		0.0005	0	0		0.001		110%	80	120	0%	
Barium	A	mg/L	0.0005186	0.0005186		0.0005	0	0		0.0003		104%	80	120	0%	
Beryllium	A	mg/L	0.0004586	0.0004586		0.0005	0	0		0.001		92%	80	120	0%	
Boron	A	mg/L	0.0004604	0.0004604		0.0005	0	0		0.1		92%	80	120	0%	
Cadmium	A	mg/L	0.000546	0.000546		0.0005	0	0		0.001		109%	80	120	0%	
Calcium	A	mg/L	0.1481	0.1481		0.125	0	0		1		118%	80	120	0%	
Cerium	A	mg/L	0.0005512	0.0005512		0.0005	0	0		0.001		110%	80	120	0%	
Chromium	A	mg/L	0.0005785	0.0005785		0.0005	0	0		0.001		116%	80	120	0%	
Cobalt	A	mg/L	0.0005477	0.0005477		0.0005	0	0		0.001		110%	80	120	0%	
Copper	A	mg/L	0.000602	0.000602		0.0005	0	0		0.005		120%	80	120	0%	
Iron	A	mg/L	0.01491	0.01491		0.0125	0	0		0.01		119%	80	120	0%	
Lanthanum	A	mg/L	0.0005433	0.0005433		0.0005	0	0		0.001		109%	80	120	0%	
Lead	A	mg/L	0.0005112	0.0005112		0.0005	0	0		0.001		102%	80	120	0%	
Lithium	A	mg/L	0.00604	0.00604		0.00625	0	0		1		97%	80	120	0%	
Magnesium	A	mg/L	0.1467	0.1467		0.125	0	0		1		117%	80	120	0%	
Manganese	A	mg/L	0.0005611	0.0005611		0.0005	0	0		0.001		112%	80	120	0%	
Mercury	A	mg/L	-3.91E-06	-3.91E-06		0.00001	0	0		0.001		-39%	80	120	0%	S
Molybdenum	A	mg/L	0.0005119	0.0005119		0.0005	0	0		0.001		102%	80	120	0%	
Nickel	A	mg/L	0.0006054	0.0006054		0.0005	0	0		0.005		121%	80	120	0%	S
Potassium	A	mg/L	0.1342	0.1342		0.125	0	0		1		107%	80	120	0%	
Selenium	A	mg/L	0.0005481	0.0005481		0.0005	0	0		0.005		110%	80	120	0%	
Silicon	A	mg/L	0.002384	0.002384		0.002	0	0		0.1		119%	80	120	0%	
Silver	A	mg/L	0.0002215	0.0002215		0.0002	0	0		0.001		111%	80	120	0%	
Sodium	A	mg/L	0.142	0.142		0.125	0	0		1		114%	80	120	0%	
Strontium	A	mg/L	0.000567	0.000567		0.0005	0	0		0.001		113%	80	120	0%	
Thallium	A	mg/L	0.00051	0.00051		0.0005	0	0		0.001		102%	80	120	0%	
Thorium	A	mg/L	0.0003415	0.0003415		0.0005	0	0		0.05		68%	80	120	0%	S
Tin	A	mg/L	0.0005146	0.0005146		0.0005	0	0		0.001		103%	80	120	0%	
Titanium	A	mg/L	0.0006003	0.0006003		0.0005	0	0		0.001		120%	80	120	0%	
Uranium	A	mg/L	0.0004888	0.0004888		0.0005	0	0		0.001		98%	80	120	0%	
Vanadium	A	mg/L	0.0005494	0.0005494		0.0005	0	0		0.005		110%	80	120	0%	
Zinc	A	mg/L	0.0006711	0.0006711		0.0005	0	0		0.01		134%	80	120	0%	S
Iron, Ferrous	C	mg/L	0.01491	0.01491		0.0005	0	0		0.01	5	2982%	80	120	0%	S

Seq No	Lab ID	Test Code	Sample Typ	File ID	Analysis Date	DF	Batch ID	Prep Date	SPKref	RPDref	pmoist
15064054	0.5 ppb STD	ICPMS-6020B-C	Cal4		3/1/2022 12:56:3	1	R375488		0	0	

Analyte	T	Units	RAW	Final	Text	Spike	SPKref	RPDref	MDL	PQL	UQL	%REC	LOW	HIGH	%RPD	Q
Silicon as SiO2	C	mg/L	0.00510176	0.00510176		0.0428	0	0		0.214	0.9	12%	80	120	0%	S

Seq No	Lab ID	Test Code	Sample Typ	File ID	Analysis Date	DF	Batch ID	Prep Date	SPKref	RPDref	pmoist
15064055	1 ppb STD	ICPMS-6020B-C	Cal5		3/1/2022 1:03:14	1	R375488		0	0	

Analyte	T	Units	RAW	Final	Text	Spike	SPKref	RPDref	MDL	PQL	UQL	%REC	LOW	HIGH	%RPD	Q
Aluminum	A	mg/L	0.001312	0.001312		0.001	0	0		0.01		131%	80	120	0%	S
Antimony	A	mg/L	0.001093	0.001093		0.001	0	0		0.001		109%	80	120	0%	
Arsenic	A	mg/L	0.001108	0.001108		0.001	0	0		0.001		111%	80	120	0%	
Barium	A	mg/L	0.001069	0.001069		0.001	0	0		0.0003		107%	80	120	0%	
Beryllium	A	mg/L	0.0008901	0.0008901		0.001	0	0		0.001		89%	80	120	0%	
Boron	A	mg/L	0.00089	0.00089		0.001	0	0		0.1		89%	80	120	0%	
Cadmium	A	mg/L	0.001118	0.001118		0.001	0	0		0.001		112%	80	120	0%	
Calcium	A	mg/L	0.2905	0.2905		0.25	0	0		1		116%	80	120	0%	
Cerium	A	mg/L	0.001099	0.001099		0.001	0	0		0.001		110%	80	120	0%	
Chromium	A	mg/L	0.001144	0.001144		0.001	0	0		0.001		114%	80	120	0%	
Cobalt	A	mg/L	0.001146	0.001146		0.001	0	0		0.001		115%	80	120	0%	
Copper	A	mg/L	0.001249	0.001249		0.001	0	0		0.005		125%	80	120	0%	S
Iron	A	mg/L	0.02973	0.02973		0.025	0	0		0.01		119%	80	120	0%	
Lanthanum	A	mg/L	0.001159	0.001159		0.001	0	0		0.001		116%	80	120	0%	
Lead	A	mg/L	0.001045	0.001045		0.001	0	0		0.001		104%	80	120	0%	
Lithium	A	mg/L	0.01156	0.01156		0.0125	0	0		1		92%	80	120	0%	
Magnesium	A	mg/L	0.3019	0.3019		0.25	0	0		1		121%	80	120	0%	S
Manganese	A	mg/L	0.001176	0.001176		0.001	0	0		0.001		118%	80	120	0%	
Mercury	A	mg/L	0.00000643	0.00000643		0.00002	0	0		0.001		32%	80	120	0%	S
Molybdenum	A	mg/L	0.001099	0.001099		0.001	0	0		0.001		110%	80	120	0%	
Nickel	A	mg/L	0.001154	0.001154		0.001	0	0		0.005		115%	80	120	0%	
Potassium	A	mg/L	0.2682	0.2682		0.25	0	0		1		107%	80	120	0%	
Selenium	A	mg/L	0.001102	0.001102		0.001	0	0		0.005		110%	80	120	0%	
Silicon	A	mg/L	0.004667	0.004667		0.004	0	0		0.1		117%	80	120	0%	
Silver	A	mg/L	0.0004686	0.0004686		0.0004	0	0		0.001		117%	80	120	0%	
Sodium	A	mg/L	0.2905	0.2905		0.25	0	0		1		116%	80	120	0%	
Strontium	A	mg/L	0.001125	0.001125		0.001	0	0		0.001		113%	80	120	0%	
Thallium	A	mg/L	0.001073	0.001073		0.001	0	0		0.001		107%	80	120	0%	
Thorium	A	mg/L	0.0008576	0.0008576		0.001	0	0		0.05		86%	80	120	0%	

Seq No	Lab ID	Test Code	Sample Typ	File ID	Analysis Date	DF	Batch ID	Prep Date	SPKref	RPDref	pmoist
15064055	1 ppb STD	ICPMS-6020B-C	Cal5		3/1/2022 1:03:14	1	R375488		0	0	

Analyte	T	Units	RAW	Final	Text	Spike	SPKref	RPDref	MDL	PQL	UQL	%REC	LOW	HIGH	%RPD	Q
Tin	A	mg/L	0.001086	0.001086		0.001	0	0		0.001		109%	80	120	0%	
Titanium	A	mg/L	0.001185	0.001185		0.001	0	0		0.001		119%	80	120	0%	
Uranium	A	mg/L	0.0009947	0.0009947		0.001	0	0		0.001		99%	80	120	0%	
Vanadium	A	mg/L	0.000753	0.000753		0.001	0	0		0.005		75%	80	120	0%	S
Zinc	A	mg/L	0.001449	0.001449		0.001	0	0		0.01		145%	80	120	0%	S
Iron, Ferrous	C	mg/L	0.02973	0.02973		0.001	0	0		0.01	5	2973%	80	120	0%	S
Silicon as SiO2	C	mg/L	0.00998738	0.00998738		0.0856	0	0		0.214	0.9	12%	80	120	0%	S

Seq No	Lab ID	Test Code	Sample Typ	File ID	Analysis Date	DF	Batch ID	Prep Date	SPKref	RPDref	pmoist
15064056	10 ppb STD	ICPMS-6020B-C	Cal6		3/1/2022 1:09:52	1	R375488		0	0	

Analyte	T	Units	RAW	Final	Text	Spike	SPKref	RPDref	MDL	PQL	UQL	%REC	LOW	HIGH	%RPD	Q
Aluminum	A	mg/L	0.01042	0.01042		0.01	0	0		0.01		104%	90	110	0%	
Antimony	A	mg/L	0.01051	0.01051		0.01	0	0		0.001		105%	90	110	0%	
Arsenic	A	mg/L	0.011	0.011		0.01	0	0		0.001		110%	90	110	0%	
Barium	A	mg/L	0.0103	0.0103		0.01	0	0		0.0003		103%	90	110	0%	
Beryllium	A	mg/L	0.008975	0.008975		0.01	0	0		0.001		90%	90	110	0%	
Boron	A	mg/L	0.009651	0.009651		0.01	0	0		0.1		97%	90	110	0%	
Cadmium	A	mg/L	0.01052	0.01052		0.01	0	0		0.001		105%	90	110	0%	
Calcium	A	mg/L	2.786	2.786		2.5	0	0		1		111%	90	110	0%	S
Cerium	A	mg/L	0.01081	0.01081		0.01	0	0		0.001		108%	90	110	0%	
Chromium	A	mg/L	0.01107	0.01107		0.01	0	0		0.001		111%	90	110	0%	S
Cobalt	A	mg/L	0.01091	0.01091		0.01	0	0		0.001		109%	90	110	0%	
Copper	A	mg/L	0.01214	0.01214		0.01	0	0		0.005		121%	90	110	0%	S
Iron	A	mg/L	0.2914	0.2914		0.25	0	0		0.01		117%	90	110	0%	S
Lanthanum	A	mg/L	0.01102	0.01102		0.01	0	0		0.001		110%	90	110	0%	
Lead	A	mg/L	0.01046	0.01046		0.01	0	0		0.001		105%	90	110	0%	
Lithium	A	mg/L	0.1157	0.1157		0.125	0	0		1		93%	90	110	0%	
Magnesium	A	mg/L	2.89	2.89		2.5	0	0		1		116%	90	110	0%	S
Manganese	A	mg/L	0.01135	0.01135		0.01	0	0		0.001		114%	90	110	0%	S
Mercury	A	mg/L	0.0001515	0.0001515		0.0002	0	0		0.001		76%	90	110	0%	S
Molybdenum	A	mg/L	0.01048	0.01048		0.01	0	0		0.001		105%	90	110	0%	
Nickel	A	mg/L	0.01188	0.01188		0.01	0	0		0.005		119%	90	110	0%	S
Potassium	A	mg/L	2.845	2.845		2.5	0	0		1		114%	90	110	0%	S
Selenium	A	mg/L	0.01089	0.01089		0.01	0	0		0.005		109%	90	110	0%	

Seq No	Lab ID	Test Code	Sample Typ	File ID	Analysis Date	DF	Batch ID	Prep Date	SPKref	RPDref	pmoist
15064056	10 ppb STD	ICPMS-6020B-C	Cal6		3/1/2022 1:09:52	1	R375488		0	0	

Analyte	T	Units	RAW	Final	Text	Spike	SPKref	RPDref	MDL	PQL	UQL	%REC	LOW	HIGH	%RPD	Q
Silicon	A	mg/L	0.04206	0.04206		0.04	0	0		0.1		105%	90	110	0%	
Silver	A	mg/L	0.004318	0.004318		0.004	0	0		0.001		108%	90	110	0%	
Sodium	A	mg/L	2.778	2.778		2.5	0	0		1		111%	90	110	0%	S
Strontium	A	mg/L	0.0111	0.0111		0.01	0	0		0.001		111%	90	110	0%	S
Thallium	A	mg/L	0.0104	0.0104		0.01	0	0		0.001		104%	90	110	0%	
Thorium	A	mg/L	0.009938	0.009938		0.01	0	0		0.05		99%	90	110	0%	
Tin	A	mg/L	0.01058	0.01058		0.01	0	0		0.001		106%	90	110	0%	
Titanium	A	mg/L	0.01071	0.01071		0.01	0	0		0.001		107%	90	110	0%	
Uranium	A	mg/L	0.0102	0.0102		0.01	0	0		0.001		102%	90	110	0%	
Vanadium	A	mg/L	0.009644	0.009644		0.01	0	0		0.005		96%	90	110	0%	
Zinc	A	mg/L	0.01128	0.01128		0.01	0	0		0.01		113%	90	110	0%	S
Iron, Ferrous	C	mg/L	0.2914	0.2914		0.01	0	0		0.01	5	2914%	90	110	0%	S
Silicon as SiO2	C	mg/L	0.0900084	0.0900084		0.856	0	0		0.214	0.9	11%	90	110	0%	S

Seq No	Lab ID	Test Code	Sample Typ	File ID	Analysis Date	DF	Batch ID	Prep Date	SPKref	RPDref	pmoist
15064057	50 ppb STD	ICPMS-6020B-C	Cal7		3/1/2022 1:16:30	1	R375488		0	0	

Analyte	T	Units	RAW	Final	Text	Spike	SPKref	RPDref	MDL	PQL	UQL	%REC	LOW	HIGH	%RPD	Q
Aluminum	A	mg/L	0.05078	0.05078		0.05	0	0		0.01		102%	90	110	0%	
Antimony	A	mg/L	0.05035	0.05035		0.05	0	0		0.001		101%	90	110	0%	
Arsenic	A	mg/L	0.05117	0.05117		0.05	0	0		0.001		102%	90	110	0%	
Barium	A	mg/L	0.04991	0.04991		0.05	0	0		0.0003		100%	90	110	0%	
Beryllium	A	mg/L	0.04587	0.04587		0.05	0	0		0.001		92%	90	110	0%	
Boron	A	mg/L	0.04826	0.04826		0.05	0	0		0.1		97%	90	110	0%	
Cadmium	A	mg/L	0.05006	0.05006		0.05	0	0		0.001		100%	90	110	0%	
Calcium	A	mg/L	12.59	12.59		12.5	0	0		1		101%	90	110	0%	
Cerium	A	mg/L	0.05191	0.05191		0.05	0	0		0.001		104%	90	110	0%	
Chromium	A	mg/L	0.05023	0.05023		0.05	0	0		0.001		100%	90	110	0%	
Cobalt	A	mg/L	0.05084	0.05084		0.05	0	0		0.001		102%	90	110	0%	
Copper	A	mg/L	0.05428	0.05428		0.05	0	0		0.005		109%	90	110	0%	
Iron	A	mg/L	1.316	1.316		1.25	0	0		0.01		105%	90	110	0%	
Lanthanum	A	mg/L	0.05237	0.05237		0.05	0	0		0.001		105%	90	110	0%	
Lead	A	mg/L	0.04983	0.04983		0.05	0	0		0.001		100%	90	110	0%	
Lithium	A	mg/L	0.5608	0.5608		0.625	0	0		1		90%	90	110	0%	
Magnesium	A	mg/L	13.16	13.16		12.5	0	0		1		105%	90	110	0%	

Seq No	Lab ID	Test Code	Sample Typ	File ID	Analysis Date	DF	Batch ID	Prep Date	SPKref	RPDref	pmoist
15064057	50 ppb STD	ICPMS-6020B-C	Cal7		3/1/2022 1:16:30	1	R375488		0	0	

Analyte	T	Units	RAW	Final	Text	Spike	SPKref	RPDref	MDL	PQL	UQL	%REC	LOW	HIGH	%RPD	Q
Manganese	A	mg/L	0.05215	0.05215		0.05	0	0		0.001		104%	90	110	0%	
Mercury	A	mg/L	0.0009736	0.0009736		0.001	0	0		0.001		97%	90	110	0%	
Molybdenum	A	mg/L	0.05008	0.05008		0.05	0	0		0.001		100%	90	110	0%	
Nickel	A	mg/L	0.0541	0.0541		0.05	0	0		0.005		108%	90	110	0%	
Potassium	A	mg/L	12.91	12.91		12.5	0	0		1		103%	90	110	0%	
Selenium	A	mg/L	0.05048	0.05048		0.05	0	0		0.005		101%	90	110	0%	
Silicon	A	mg/L	0.2021	0.2021		0.2	0	0		0.1		101%	90	110	0%	
Silver	A	mg/L	0.0204	0.0204		0.02	0	0		0.001		102%	90	110	0%	
Sodium	A	mg/L	12.64	12.64		12.5	0	0		1		101%	90	110	0%	
Strontium	A	mg/L	0.05192	0.05192		0.05	0	0		0.001		104%	90	110	0%	
Thallium	A	mg/L	0.05038	0.05038		0.05	0	0		0.001		101%	90	110	0%	
Thorium	A	mg/L	0.04953	0.04953		0.05	0	0		0.05		99%	90	110	0%	
Tin	A	mg/L	0.05139	0.05139		0.05	0	0		0.001		103%	90	110	0%	
Titanium	A	mg/L	0.04873	0.04873		0.05	0	0		0.001		97%	90	110	0%	
Uranium	A	mg/L	0.04849	0.04849		0.05	0	0		0.001		97%	90	110	0%	
Vanadium	A	mg/L	0.05023	0.05023		0.05	0	0		0.005		100%	90	110	0%	
Zinc	A	mg/L	0.05187	0.05187		0.05	0	0		0.01		104%	90	110	0%	
Iron, Ferrous	C	mg/L	1.316	1.316		0.05	0	0		0.01	5	2632%	90	110	0%	S
Silicon as SiO2	C	mg/L	0.432494	0.432494		4.28	0	0		0.214	0.9	10%	90	110	0%	S

Seq No	Lab ID	Test Code	Sample Typ	File ID	Analysis Date	DF	Batch ID	Prep Date	SPKref	RPDref	pmoist
15064058	100 ppb STD	ICPMS-6020B-C	Cal8		3/1/2022 1:23:06	1	R375488		0	0	

Analyte	T	Units	RAW	Final	Text	Spike	SPKref	RPDref	MDL	PQL	UQL	%REC	LOW	HIGH	%RPD	Q
Aluminum	A	mg/L	0.09888	0.09888		0.1	0	0		0.01		99%	90	110	0%	
Antimony	A	mg/L	0.09977	0.09977		0.1	0	0		0.001		100%	90	110	0%	
Arsenic	A	mg/L	0.1012	0.1012		0.1	0	0		0.001		101%	90	110	0%	
Barium	A	mg/L	0.09747	0.09747		0.1	0	0		0.0003		97%	90	110	0%	
Beryllium	A	mg/L	0.09654	0.09654		0.1	0	0		0.001		97%	90	110	0%	
Boron	A	mg/L	0.09938	0.09938		0.1	0	0		0.1		99%	90	110	0%	
Cadmium	A	mg/L	0.1006	0.1006		0.1	0	0		0.001		101%	90	110	0%	
Calcium	A	mg/L	25.08	25.08		25	0	0		1		100%	90	110	0%	
Cerium	A	mg/L	0.09896	0.09896		0.1	0	0		0.001		99%	90	110	0%	
Chromium	A	mg/L	0.1007	0.1007		0.1	0	0		0.001		101%	90	110	0%	
Cobalt	A	mg/L	0.09798	0.09798		0.1	0	0		0.001		98%	90	110	0%	

Seq No	Lab ID	Test Code	Sample Typ	File ID	Analysis Date	DF	Batch ID	Prep Date	SPKref	RPDref	pmoist
15064058	100 ppb STD	ICPMS-6020B-C	Cal8		3/1/2022 1:23:06	1	R375488		0	0	

Analyte	T	Units	RAW	Final	Text	Spike	SPKref	RPDref	MDL	PQL	UQL	%REC	LOW	HIGH	%RPD	Q
Copper	A	mg/L	0.1042	0.1042		0.1	0	0		0.005		104%	90	110	0%	
Iron	A	mg/L	2.595	2.595		2.5	0	0		0.01		104%	90	110	0%	
Lanthanum	A	mg/L	0.09871	0.09871		0.1	0	0		0.001		99%	90	110	0%	
Lead	A	mg/L	0.09848	0.09848		0.1	0	0		0.001		98%	90	110	0%	
Lithium	A	mg/L	1.225	1.225		1.25	0	0		1		98%	90	110	0%	
Magnesium	A	mg/L	25.87	25.87		25	0	0		1		103%	90	110	0%	
Manganese	A	mg/L	0.1025	0.1025		0.1	0	0		0.001		102%	90	110	0%	
Mercury	A	mg/L	0.002018	0.002018		0.002	0	0		0.001		101%	90	110	0%	
Molybdenum	A	mg/L	0.09991	0.09991		0.1	0	0		0.001		100%	90	110	0%	
Nickel	A	mg/L	0.1059	0.1059		0.1	0	0		0.005		106%	90	110	0%	
Potassium	A	mg/L	25.28	25.28		25	0	0		1		101%	90	110	0%	
Selenium	A	mg/L	0.101	0.101		0.1	0	0		0.005		101%	90	110	0%	
Silicon	A	mg/L	0.3987	0.3987		0.4	0	0		0.1		100%	90	110	0%	
Silver	A	mg/L	0.03977	0.03977		0.04	0	0		0.001		99%	90	110	0%	
Sodium	A	mg/L	24.98	24.98		25	0	0		1		100%	90	110	0%	
Strontium	A	mg/L	0.1026	0.1026		0.1	0	0		0.001		103%	90	110	0%	
Thallium	A	mg/L	0.1034	0.1034		0.1	0	0		0.001		103%	90	110	0%	
Thorium	A	mg/L	0.1003	0.1003		0.1	0	0		0.05		100%	90	110	0%	
Tin	A	mg/L	0.09925	0.09925		0.1	0	0		0.001		99%	90	110	0%	
Titanium	A	mg/L	0.1006	0.1006		0.1	0	0		0.001		101%	90	110	0%	
Uranium	A	mg/L	0.09756	0.09756		0.1	0	0		0.001		98%	90	110	0%	
Vanadium	A	mg/L	0.09732	0.09732		0.1	0	0		0.005		97%	90	110	0%	
Zinc	A	mg/L	0.1012	0.1012		0.1	0	0		0.01		101%	90	110	0%	
Iron, Ferrous	C	mg/L	2.595	2.595		0.1	0	0		0.01	5	2595%	90	110	0%	S
Silicon as SiO2	C	mg/L	0.853218	0.853218		8.56	0	0		0.214	0.9	10%	90	110	0%	S

Seq No	Lab ID	Test Code	Sample Typ	File ID	Analysis Date	DF	Batch ID	Prep Date	SPKref	RPDref	pmoist
15064059	1000 ppb STD	ICPMS-6020B-C	Cal10		3/1/2022 1:29:39	1	R375488		0	0	

Analyte	T	Units	RAW	Final	Text	Spike	SPKref	RPDref	MDL	PQL	UQL	%REC	LOW	HIGH	%RPD	Q
Aluminum	A	mg/L	1	1		1	0	0		0.01		100%	90	110	0%	
Antimony	A	mg/L	0.0003009	0.0003009		0	0	0		0.001		0%			0%	
Arsenic	A	mg/L	0.9998	0.9998		1	0	0		0.001		100%	90	110	0%	
Barium	A	mg/L	1	1		1	0	0		0.0003		100%	90	110	0%	
Beryllium	A	mg/L	1.001	1.001		1	0	0		0.001		100%	90	110	0%	

Seq No	Lab ID	Test Code	Sample Typ	File ID	Analysis Date	DF	Batch ID	Prep Date	SPKref	RPDref	pmoist
15064059	1000 ppb STD	ICPMS-6020B-C	Cal10		3/1/2022 1:29:39	1	R375488		0	0	

Analyte	T	Units	RAW	Final	Text	Spike	SPKref	RPDref	MDL	PQL	UQL	%REC	LOW	HIGH	%RPD	Q
Boron	A	mg/L	1	1		1	0	0		0.1		100%	90	110	0%	
Cadmium	A	mg/L	0.9999	0.9999		1	0	0		0.001		100%	90	110	0%	
Calcium	A	mg/L	49.92	49.92		50	0	0		1		100%	90	110	0%	
Cerium	A	mg/L	0.00002247	0.00002247		0	0	0		0.001		0%			0%	
Chromium	A	mg/L	0.9999	0.9999		1	0	0		0.001		100%	90	110	0%	
Cobalt	A	mg/L	1	1		1	0	0		0.001		100%	90	110	0%	
Copper	A	mg/L	0.9993	0.9993		1	0	0		0.005		100%	90	110	0%	
Iron	A	mg/L	5.997	5.997		6	0	0		0.01		100%	90	110	0%	
Lanthanum	A	mg/L	9.476E-06	9.476E-06		0	0	0		0.001		0%			0%	
Lead	A	mg/L	1	1		1	0	0		0.001		100%	90	110	0%	
Lithium	A	mg/L	2.529	2.529		2.5	0	0		1		101%	90	110	0%	
Magnesium	A	mg/L	49.38	49.38		50	0	0		1		99%	90	110	0%	
Manganese	A	mg/L	0.9996	0.9996		1	0	0		0.001		100%	90		0%	
Mercury	A	mg/L	-1.952E-06	-1.952E-06		0	0	0		0.001		0%			0%	
Molybdenum	A	mg/L	0.0001053	0.0001053		0	0	0		0.001		0%			0%	
Nickel	A	mg/L	0.9992	0.9992		1	0	0		0.005		100%	90	110	0%	
Potassium	A	mg/L	49.74	49.74		50	0	0		1		99%	90	110	0%	
Selenium	A	mg/L	0.9999	0.9999		1	0	0		0.005		100%	90	110	0%	
Silicon	A	mg/L	0.002054	0.002054		0	0	0		0.1		0%			0%	
Silver	A	mg/L	0.3198	0.3198		0	0	0		0.001		0%			0%	
Sodium	A	mg/L	49.96	49.96		50	0	0		1		100%	90	110	0%	
Strontium	A	mg/L	0.9996	0.9996		1	0	0		0.001		100%	90	110	0%	
Thallium	A	mg/L	0.9996	0.9996		1	0	0		0.001		100%	90	110	0%	
Thorium	A	mg/L	1	1		1	0	0		0.05		100%	90	110	0%	
Tin	A	mg/L	0.0001312	0.0001312		0	0	0		0.001		0%			0%	
Titanium	A	mg/L	0.006839	0.006839		1	0	0		0.001		1%	90	110	0%	S
Uranium	A	mg/L	1	1		1	0	0		0.001		100%	90	110	0%	
Vanadium	A	mg/L	1	1		1	0	0		0.005		100%	90	110	0%	
Zinc	A	mg/L	0.9998	0.9998		1	0	0		0.01		100%	90	110	0%	
Iron, Ferrous	C	mg/L	5.997	5.997		0	0	0		0.01	5	0%			0%	
Silicon as SiO2	C	mg/L	0.00439556	0.00439556		0	0	0		0.214	0.9	0%			0%	

Seq No	Lab ID	Test Code	Sample Typ	File ID	Analysis Date	DF	Batch ID	Prep Date	SPKref	RPDref	pmoist
15064060	100 ppb Br STD	ICPMS-6020-W-	SAMP		3/1/2022 1:36:07	1	R375488		0	0	

Analyte	T	Units	RAW	Final	Text	Spike	SPKref	RPDref	MDL	PQL	UQL	%REC	LOW	HIGH	%RPD	Q
Aluminum	A	mg/L	0.0001366	0		0	0	0	0.0017836	0.001	1	0%	0	0	0%	
Antimony	A	mg/L	0.00005994	0		0	0	0	6.768E-05	0.001	0.1	0%	0	0	0%	
Arsenic	A	mg/L	0.0001089	0.0001089		0	0	0	8.203E-05	0.001	1	0%	0	0	0%	J
Barium	A	mg/L	0.00001639	0		0	0	0	6.762E-05	0.001	1	0%	0	0	0%	
Beryllium	A	mg/L	-1.638E-05	0		0	0	0	8.516E-05	0.001	1	0%	0	0	0%	
Cadmium	A	mg/L	0.000025	0.000025		0	0	0	2.308E-05	0.001	1	0%	0	0	0%	J
Cerium	A	mg/L	2.143E-06	0		0	0	0	0.0000222	0.001	0.1	0%	0	0	0%	
Chromium	A	mg/L	0.00005536	0		0	0	0	0.0002538	0.001	1	0%	0	0	0%	
Cobalt	A	mg/L	8.308E-06	0		0	0	0	2.141E-05	0.001	1	0%	0	0	0%	
Lanthanum	A	mg/L	1.915E-06	0		0	0	0	6.805E-05	0.001	0.1	0%	0	0	0%	
Lead	A	mg/L	0.00008249	0.00008249		0	0	0	3.031E-05	0.001	1	0%	0	0	0%	J
Manganese	A	mg/L	0.00002334	0		0	0	0	7.309E-05	0.001	1	0%	0	0	0%	
Mercury	A	mg/L	-6.125E-05	0		0	0	0	3.043E-05	0.001	0.002	0%	0	0	0%	
Molybdenum	A	mg/L	0.00002023	0		0	0	0	8.113E-05	0.001	0.1	0%	0	0	0%	
Nickel	A	mg/L	0.00004249	0		0	0	0	0.0001769	0.001	1	0%	0	0	0%	
Selenium	A	mg/L	0.0001672	0.0001672		0	0	0	7.174E-05	0.001	1	0%	0	0	0%	J
Silicon	A	mg/L	0.001664	0		0	0	0	0.0033337	0.1	0.4	0%	0	0	0%	
Silver	A	mg/L	0.0005969	0.0005969		0	0	0	2.644E-05	0.001	0.04	0%	0	0	0%	J
Strontium	A	mg/L	5.187E-06	0		0	0	0	9.743E-05	0.001	1	0%	0	0	0%	
Thorium	A	mg/L	0.0003035	0.0003035		0	0	0	3.018E-05	0.001	1	0%	0	0	0%	J
Titanium	A	mg/L	0.0001371	0.0001371		0	0	0	0.0001004	0.001	1	0%	0	0	0%	J
Uranium	A	mg/L	0.00002578	0.00002578		0	0	0	2.468E-05	0.0003	1	0%	0	0	0%	J
Calcium	B	mg/L	0.002712	0		0	0	0	0.2027235	0.02092	50	0%	0	0	0%	L
Iron	B	mg/L	0.000713	0		0	0	0	0.0021157	0.00119	5	0%	0	0	0%	
Iron, Ferrous	B	mg/L	0.000713	0		0	0	0	0.0021157	0.00119	5	0%	0	0	0%	
Magnesium	B	mg/L	-0.0005682	0		0	0	0	0.0203306	0.00564	50	0%	0	0	0%	L
Potassium	B	mg/L	0.7791	0.7791		0	0	0	0.0215433	0.08139	50	0%	0	0	0%	D
Sodium	B	mg/L	-0.002297	0		0	0	0	0.0451914	0.02171	50	0%	0	0	0%	L
Tin	B	mg/L	0.000305	0		0	0	0	0.0009928	0.00132	0.1	0%	0	0	0%	
Vanadium	B	mg/L	-0.001185	0		0	0	0	0.0018612	0.0013	1	0%	0	0	0%	
Zinc	B	mg/L	0.0004396	0		0	0	0	0.0010089	0.00273	1	0%	0	0	0%	L

Seq No	Lab ID	Test Code	Sample Typ	File ID	Analysis Date	DF	Batch ID	Prep Date	SPKref	RPDref	pmoist
15064061	Rinse	ICPMS-6020-W-	SAMP		3/1/2022 1:42:30	1	R375488		0	0	

Analyte	T	Units	RAW	Final	Text	Spike	SPKref	RPDref	MDL	PQL	UQL	%REC	LOW	HIGH	%RPD	Q
Aluminum	A	mg/L	-0.0001176	0		0	0	0	0.0017836	0.001	1	0%	0	0	0%	
Antimony	A	mg/L	0.00002347	0		0	0	0	6.768E-05	0.001	0.1	0%	0	0	0%	
Arsenic	A	mg/L	-2.613E-05	0		0	0	0	8.203E-05	0.001	1	0%	0	0	0%	
Barium	A	mg/L	3.894E-06	0		0	0	0	6.762E-05	0.001	1	0%	0	0	0%	
Beryllium	A	mg/L	-4.809E-05	0		0	0	0	8.516E-05	0.001	1	0%	0	0	0%	
Cadmium	A	mg/L	7.247E-06	0		0	0	0	2.308E-05	0.001	1	0%	0	0	0%	
Cerium	A	mg/L	-1.706E-07	0		0	0	0	0.0000222	0.001	0.1	0%	0	0	0%	
Chromium	A	mg/L	-4.228E-05	0		0	0	0	0.0002538	0.001	1	0%	0	0	0%	
Cobalt	A	mg/L	1.655E-06	0		0	0	0	2.141E-05	0.001	1	0%	0	0	0%	
Lanthanum	A	mg/L	-1.614E-07	0		0	0	0	6.805E-05	0.001	0.1	0%	0	0	0%	
Lead	A	mg/L	0.00003105	0.00003105		0	0	0	3.031E-05	0.001	1	0%	0	0	0%	J
Manganese	A	mg/L	3.669E-06	0		0	0	0	7.309E-05	0.001	1	0%	0	0	0%	
Mercury	A	mg/L	-5.474E-05	0		0	0	0	3.043E-05	0.001	0.002	0%	0	0	0%	
Molybdenum	A	mg/L	0.00000791	0		0	0	0	8.113E-05	0.001	0.1	0%	0	0	0%	
Nickel	A	mg/L	-1.535E-06	0		0	0	0	0.0001769	0.001	1	0%	0	0	0%	
Selenium	A	mg/L	0.00004789	0		0	0	0	7.174E-05	0.001	1	0%	0	0	0%	
Silicon	A	mg/L	-6.621E-05	0		0	0	0	0.0033337	0.1	0.4	0%	0	0	0%	
Silver	A	mg/L	6.801E-06	0		0	0	0	2.644E-05	0.001	0.04	0%	0	0	0%	
Strontium	A	mg/L	6.033E-07	0		0	0	0	9.743E-05	0.001	1	0%	0	0	0%	
Thallium	A	mg/L	0.0004295	0.0004295		0	0	0	4.842E-05	0.001	1	0%	0	0	0%	J
Thorium	A	mg/L	0.00005713	0.00005713		0	0	0	3.018E-05	0.001	1	0%	0	0	0%	J
Titanium	A	mg/L	-2.847E-06	0		0	0	0	0.0001004	0.001	1	0%	0	0	0%	
Uranium	A	mg/L	4.346E-06	0		0	0	0	2.468E-05	0.0003	1	0%	0	0	0%	
Calcium	B	mg/L	-0.0007545	0		0	0	0	0.2027235	0.02092	50	0%	0	0	0%	L
Iron	B	mg/L	0.00002488	0		0	0	0	0.0021157	0.00119	5	0%	0	0	0%	
Iron, Ferrous	B	mg/L	0.00002488	0		0	0	0	0.0021157	0.00119	5	0%	0	0	0%	
Magnesium	B	mg/L	-0.001041	0		0	0	0	0.0203306	0.00564	50	0%	0	0	0%	L
Potassium	B	mg/L	0.01304	0		0	0	0	0.0215433	0.08139	50	0%	0	0	0%	L
Sodium	B	mg/L	-0.0117	0		0	0	0	0.0451914	0.02171	50	0%	0	0	0%	L
Tin	B	mg/L	0.00002319	0		0	0	0	0.0009928	0.00132	0.1	0%	0	0	0%	
Zinc	B	mg/L	-0.0000919	0		0	0	0	0.0010089	0.00273	1	0%	0	0	0%	L

Seq No	Lab ID	Test Code	Sample Typ	File ID	Analysis Date	DF	Batch ID	Prep Date	SPKref	RPDref	pmoist				
15064062	QCS	ICPMS-6020-W- ICV			3/1/2022 1:48:44	1	R375488		0	0					

Analyte	T	Units	RAW	Final	Text	Spike	SPKref	RPDref	MDL	PQL	UQL	%REC	LOW	HIGH	%RPD	Q
Aluminum	A	mg/L	0.2554	0.2554		0.25	0	0	0.0017836	0.001	1	102%	90	110	0%	
Antimony	A	mg/L	0.04971	0.04971		0.05	0	0	6.768E-05	0.001	0.1	99%	90	110	0%	
Arsenic	A	mg/L	0.04982	0.04982		0.05	0	0	8.203E-05	0.001	1	100%	90	110	0%	
Barium	A	mg/L	0.05172	0.05172		0.05	0	0	6.762E-05	0.001	1	103%	90	110	0%	
Beryllium	A	mg/L	0.02366	0.02366		0.025	0	0	8.516E-05	0.001	1	95%	90	110	0%	
Boron	A	mg/L	0.0558	0.0558		0.05	0	0	0.0039526	0.00561	1	112%	90	110	0%	S
Cadmium	A	mg/L	0.02626	0.02626		0.025	0	0	2.308E-05	0.001	1	105%	90	110	0%	
Calcium	A	mg/L	2.523	2.523		2.5	0	0	0.2027235	0.02092	50	101%	90	110	0%	
Cerium	A	mg/L	0.05006	0.05006		0.05	0	0	0.0000222	0.001	0.1	100%	90	110	0%	
Chromium	A	mg/L	0.05018	0.05018		0.05	0	0	0.0002538	0.001	1	100%	90	110	0%	
Cobalt	A	mg/L	0.05244	0.05244		0.05	0	0	2.141E-05	0.001	1	105%	90	110	0%	
Copper	A	mg/L	0.05527	0.05527		0.05	0	0	0.0001748	0.001	1	111%	90	110	0%	S
Iron	A	mg/L	0.2579	0.2579		0.25	0	0	0.0021157	0.00119	5	103%	90	110	0%	
Lanthanum	A	mg/L	0.04957	0.04957		0.05	0	0	6.805E-05	0.001	0.1	99%	90	110	0%	
Lead	A	mg/L	0.04768	0.04768		0.05	0	0	3.031E-05	0.001	1	95%	90	110	0%	
Magnesium	A	mg/L	2.626	2.626		2.5	0	0	0.0203306	0.00564	50	105%	90	110	0%	
Manganese	A	mg/L	0.2586	0.2586		0.25	0	0	7.309E-05	0.001	1	103%	90	110	0%	
Mercury	A	mg/L	0.0009352	0.0009352		0.001	0	0	3.043E-05	0.001	0.002	94%	90	110	0%	
Molybdenum	A	mg/L	0.04982	0.04982		0.05	0	0	8.113E-05	0.001	0.1	100%	90	110	0%	
Nickel	A	mg/L	0.05352	0.05352		0.05	0	0	0.0001769	0.001	1	107%	90	110	0%	
Potassium	A	mg/L	2.499	2.499		2.5	0	0	0.0215433	0.08139	50	100%	90	110	0%	
Selenium	A	mg/L	0.0515	0.0515		0.05	0	0	7.174E-05	0.001	1	103%	90	110	0%	
Silicon	A	mg/L	0.493	0.493		0.5	0	0	0.0033337	0.1	0.4	99%	90	110	0%	
Silver	A	mg/L	0.02624	0.02624		0.025	0	0	2.644E-05	0.001	0.04	105%	90	110	0%	
Sodium	A	mg/L	2.605	2.605		2.5	0	0	0.0451914	0.02171	50	104%	90	110	0%	
Strontium	A	mg/L	0.05086	0.05086		0.05	0	0	9.743E-05	0.001	1	102%	90	110	0%	
Thallium	A	mg/L	0.04919	0.04919		0.05	0	0	4.842E-05	0.001	1	98%	90	110	0%	
Thorium	A	mg/L	0.04783	0.04783		0.05	0	0	3.018E-05	0.001	1	96%	90	110	0%	
Tin	A	mg/L	0.05086	0.05086		0.05	0	0	0.0009928	0.00132	0.1	102%	90	110	0%	
Titanium	A	mg/L	0.04944	0.04944		0.05	0	0	0.0001004	0.001	1	99%	90	110	0%	
Uranium	A	mg/L	0.04999	0.04999		0.05	0	0	2.468E-05	0.0003	1	100%	90	110	0%	
Vanadium	A	mg/L	0.04797	0.04797		0.05	0	0	0.0018612	0.0013	1	96%	90	110	0%	
Zinc	A	mg/L	0.05077	0.05077		0.05	0	0	0.0010089	0.00273	1	102%	90	110	0%	
Iron, Ferrous	C	mg/L	0.2579	0.2579		0	0	0	0.0021157	0.00119	5	0%	0	0	0%	

Seq No	Lab ID	Test Code	Sample Typ	File ID	Analysis Date	DF	Batch ID	Prep Date	SPKref	RPDref	pmoist
15064063	ICB	ICPMS-6020-W-	ICB		3/1/2022 1:54:59	1	R375488		0	0	

Analyte	T	Units	RAW	Final	Text	Spike	SPKref	RPDref	MDL	PQL	UQL	%REC	LOW	HIGH	%RPD	Q
Aluminum	A	mg/L	-8.275E-05	-8.275E-05		0	0	0	0.0017836	0.001	1	0%	0	0	0%	
Antimony	A	mg/L	0.0001257	0.0001257		0	0	0	6.768E-05	0.001	0.1	0%	0	0	0%	
Arsenic	A	mg/L	-8.234E-05	-8.234E-05		0	0	0	8.203E-05	0.001	1	0%	0	0	0%	
Barium	A	mg/L	2.297E-06	2.297E-06		0	0	0	6.762E-05	0.001	1	0%	0	0	0%	
Beryllium	A	mg/L	-5.018E-05	-5.018E-05		0	0	0	8.516E-05	0.001	1	0%	0	0	0%	
Boron	A	mg/L	0.003373	0.003373		0	0	0	0.0039526	0.00561	1	0%	0	0	0%	
Cadmium	A	mg/L	2.636E-06	2.636E-06		0	0	0	2.308E-05	0.001	1	0%	0	0	0%	
Calcium	A	mg/L	-0.0005673	-0.0005673		0	0	0	0.2027235	0.02092	50	0%	0	0	0%	
Cerium	A	mg/L	1.188E-07	1.188E-07		0	0	0	0.0000222	0.001	0.1	0%	0	0	0%	
Chromium	A	mg/L	-0.0000209	-0.0000209		0	0	0	0.0002538	0.001	1	0%	0	0	0%	
Cobalt	A	mg/L	-1.943E-07	-1.943E-07		0	0	0	2.141E-05	0.001	1	0%	0	0	0%	
Copper	A	mg/L	-2.638E-05	-2.638E-05		0	0	0	0.0001748	0.001	1	0%	0	0	0%	
Iron	A	mg/L	0.00002729	0.00002729		0	0	0	0.0021157	0.00119	5	0%	0	0	0%	
Lanthanum	A	mg/L	1.901E-07	1.901E-07		0	0	0	6.805E-05	0.001	0.1	0%	0	0	0%	
Lead	A	mg/L	0.00002602	0.00002602		0	0	0	3.031E-05	0.001	1	0%	0	0	0%	
Magnesium	A	mg/L	-0.0006249	-0.0006249		0	0	0	0.0203306	0.00564	50	0%	0	0	0%	
Manganese	A	mg/L	1.973E-06	1.973E-06		0	0	0	7.309E-05	0.001	1	0%	0	0	0%	
Mercury	A	mg/L	-5.695E-05	-5.695E-05		0	0	0	3.043E-05	0.001	0.002	0%	0	0	0%	
Molybdenum	A	mg/L	0.0000316	0.0000316		0	0	0	8.113E-05	0.001	0.1	0%	0	0	0%	
Nickel	A	mg/L	0.00001655	0.00001655		0	0	0	0.0001769	0.001	1	0%	0	0	0%	
Potassium	A	mg/L	0.00207	0.00207		0	0	0	0.0215433	0.08139	50	0%	0	0	0%	
Selenium	A	mg/L	0.00001828	0.00001828		0	0	0	7.174E-05	0.001	1	0%	0	0	0%	
Silicon	A	mg/L	-0.00105	-0.00105		0	0	0	0.0033337	0.1	0.4	0%	0	0	0%	
Silver	A	mg/L	3.427E-06	3.427E-06		0	0	0	2.644E-05	0.001	0.04	0%	0	0	0%	
Sodium	A	mg/L	-0.0125	-0.0125		0	0	0	0.0451914	0.02171	50	0%	0	0	0%	
Strontium	A	mg/L	2.712E-06	2.712E-06		0	0	0	9.743E-05	0.001	1	0%	0	0	0%	
Thallium	A	mg/L	0.000157	0.000157		0	0	0	4.842E-05	0.001	1	0%	0	0	0%	
Thorium	A	mg/L	0.00004133	0.00004133		0	0	0	3.018E-05	0.001	1	0%	0	0	0%	
Tin	A	mg/L	0.00005779	0.00005779		0	0	0	0.0009928	0.00132	0.1	0%	0	0	0%	
Titanium	A	mg/L	-3.075E-05	-3.075E-05		0	0	0	0.0001004	0.001	1	0%	0	0	0%	
Uranium	A	mg/L	3.202E-06	3.202E-06		0	0	0	2.468E-05	0.0003	1	0%	0	0	0%	
Vanadium	A	mg/L	-0.001917	-0.001917		0	0	0	0.0018612	0.0013	1	0%	0	0	0%	
Zinc	A	mg/L	-0.000179	-0.000179		0	0	0	0.0010089	0.00273	1	0%	0	0	0%	
Iron, Ferrous	C	mg/L	0.00002729	0.00002729		0	0	0	0.0021157	0.00119	5	0%	0	0	0%	

Seq No	Lab ID	Test Code	Sample Typ	File ID	Analysis Date	DF	Batch ID	Prep Date	SPKref	RPDref	pmoist
15064064	CCV	ICPMS-6020-W- CCV			3/1/2022 2:01:13	1	R375488		0	0	

Analyte	T	Units	RAW	Final	Text	Spike	SPKref	RPDref	MDL	PQL	UQL	%REC	LOW	HIGH	%RPD	Q
Aluminum	A	mg/L	0.05092	0.05092		0.05	0	0	0.0017836	0.001	1	102%	90	110	0%	
Antimony	A	mg/L	0.05331	0.05331		0.05	0	0	6.768E-05	0.001	0.1	107%	90	110	0%	
Arsenic	A	mg/L	0.0511	0.0511		0.05	0	0	8.203E-05	0.001	1	102%	90	110	0%	
Barium	A	mg/L	0.05296	0.05296		0.05	0	0	6.762E-05	0.001	1	106%	90	110	0%	
Beryllium	A	mg/L	0.04661	0.04661		0.05	0	0	8.516E-05	0.001	1	93%	90	110	0%	
Boron	A	mg/L	0.05039	0.05039		0.05	0	0	0.0039526	0.00561	1	101%	90	110	0%	
Cadmium	A	mg/L	0.05379	0.05379		0.05	0	0	2.308E-05	0.001	1	108%	90	110	0%	
Calcium	A	mg/L	12.17	12.17		12.5	0	0	0.2027235	0.02092	50	97%	90	110	0%	
Cerium	A	mg/L	0.05158	0.05158		0.05	0	0	0.0000222	0.001	0.1	103%	90	110	0%	
Chromium	A	mg/L	0.05008	0.05008		0.05	0	0	0.0002538	0.001	1	100%	90	110	0%	
Cobalt	A	mg/L	0.0521	0.0521		0.05	0	0	2.141E-05	0.001	1	104%	90	110	0%	
Copper	A	mg/L	0.05392	0.05392		0.05	0	0	0.0001748	0.001	1	108%	90	110	0%	
Iron	A	mg/L	1.305	1.305		1.3	0	0	0.0021157	0.00119	5	100%	90	110	0%	
Lanthanum	A	mg/L	0.05286	0.05286		0.05	0	0	6.805E-05	0.001	0.1	106%	90	110	0%	
Lead	A	mg/L	0.04963	0.04963		0.05	0	0	3.031E-05	0.001	1	99%	90	110	0%	
Magnesium	A	mg/L	13.12	13.12		12.5	0	0	0.0203306	0.00564	50	105%	90	110	0%	
Manganese	A	mg/L	0.05157	0.05157		0.05	0	0	7.309E-05	0.001	1	103%	90	110	0%	
Mercury	A	mg/L	0.0009314	0.0009314		0.001	0	0	3.043E-05	0.001	0.002	93%	90	110	0%	
Molybdenum	A	mg/L	0.05268	0.05268		0.05	0	0	8.113E-05	0.001	0.1	105%	90	110	0%	
Nickel	A	mg/L	0.05455	0.05455		0.05	0	0	0.0001769	0.001	1	109%	90	110	0%	
Potassium	A	mg/L	12.56	12.56		12.5	0	0	0.0215433	0.08139	50	100%	90	110	0%	
Selenium	A	mg/L	0.05076	0.05076		0.05	0	0	7.174E-05	0.001	1	102%	90	110	0%	
Silicon	A	mg/L	0.1978	0.1978		0.2	0	0	0.0033337	0.1	0.4	99%	90	110	0%	
Silver	A	mg/L	0.02151	0.02151		0.02	0	0	2.644E-05	0.001	0.04	108%	90	110	0%	
Sodium	A	mg/L	12.91	12.91		12.5	0	0	0.0451914	0.02171	50	103%	90	110	0%	
Strontium	A	mg/L	0.05141	0.05141		0.05	0	0	9.743E-05	0.001	1	103%	90	110	0%	
Thallium	A	mg/L	0.05043	0.05043		0.05	0	0	4.842E-05	0.001	1	101%	90	110	0%	
Thorium	A	mg/L	0.04959	0.04959		0.05	0	0	3.018E-05	0.001	1	99%	90	110	0%	
Tin	A	mg/L	0.05326	0.05326		0.05	0	0	0.0009928	0.00132	0.1	107%	90	110	0%	
Titanium	A	mg/L	0.04926	0.04926		0.05	0	0	0.0001004	0.001	1	99%	90	110	0%	
Uranium	A	mg/L	0.04818	0.04818		0.05	0	0	2.468E-05	0.0003	1	96%	90	110	0%	
Vanadium	A	mg/L	0.04939	0.04939		0.05	0	0	0.0018612	0.0013	1	99%	90	110	0%	
Zinc	A	mg/L	0.05118	0.05118		0.05	0	0	0.0010089	0.00273	1	102%	90	110	0%	
Iron, Ferrous	C	mg/L	1.305	1.305		0	0	0	0.0021157	0.00119	5	0%	0	0	0%	

Seq No	Lab ID	Test Code	Sample Typ	File ID	Analysis Date	DF	Batch ID	Prep Date	SPKref	RPDref	pmoist			
15064065	CCB	ICPMS-6020-W-	CCB		3/1/2022 2:07:27	1	R375488		0	0				

Analyte	T	Units	RAW	Final	Text	Spike	SPKref	RPDref	MDL	PQL	UQL	%REC	LOW	HIGH	%RPD	Q
Aluminum	A	mg/L	-8.027E-05	-8.027E-05		0	0	0	0.0017836	0.001	1	0%			0%	
Antimony	A	mg/L	0.0001449	0.0001449		0	0	0	6.768E-05	0.001	0.1	0%			0%	
Arsenic	A	mg/L	-5.423E-05	-5.423E-05		0	0	0	8.203E-05	0.001	1	0%			0%	
Barium	A	mg/L	1.571E-06	1.571E-06		0	0	0	6.762E-05	0.001	1	0%			0%	
Beryllium	A	mg/L	-6.307E-05	-6.307E-05		0	0	0	8.516E-05	0.001	1	0%			0%	
Boron	A	mg/L	0.002518	0.002518		0	0	0	0.0039526	0.00561	1	0%			0%	
Cadmium	A	mg/L	4.085E-06	4.085E-06		0	0	0	2.308E-05	0.001	1	0%			0%	
Calcium	A	mg/L	-0.001264	-0.001264		0	0	0	0.2027235	0.02092	50	0%			0%	
Cerium	A	mg/L	-2.527E-07	-2.527E-07		0	0	0	0.0000222	0.001	0.1	0%	0	0	0%	
Chromium	A	mg/L	-7.599E-06	-7.599E-06		0	0	0	0.0002538	0.001	1	0%			0%	
Cobalt	A	mg/L	2.755E-07	2.755E-07		0	0	0	2.141E-05	0.001	1	0%			0%	
Copper	A	mg/L	-0.0000336	-0.0000336		0	0	0	0.0001748	0.001	1	0%			0%	
Iron	A	mg/L	0.00005017	0.00005017		0	0	0	0.0021157	0.00119	5	0%			0%	
Lanthanum	A	mg/L	5.152E-07	5.152E-07		0	0	0	6.805E-05	0.001	0.1	0%	0	0	0%	
Lead	A	mg/L	0.00001923	0.00001923		0	0	0	3.031E-05	0.001	1	0%			0%	
Magnesium	A	mg/L	-0.0002346	-0.0002346		0	0	0	0.0203306	0.00564	50	0%			0%	
Manganese	A	mg/L	-2.626E-06	-2.626E-06		0	0	0	7.309E-05	0.001	1	0%			0%	
Mercury	A	mg/L	-4.611E-05	-4.611E-05		0	0	0	3.043E-05	0.001	0.002	0%			0%	
Molybdenum	A	mg/L	0.00003814	0.00003814		0	0	0	8.113E-05	0.001	0.1	0%			0%	
Nickel	A	mg/L	0.00001831	0.00001831		0	0	0	0.0001769	0.001	1	0%			0%	
Potassium	A	mg/L	0.00217	0.00217		0	0	0	0.0215433	0.08139	50	0%			0%	
Selenium	A	mg/L	0.00001383	0.00001383		0	0	0	7.174E-05	0.001	1	0%			0%	
Silicon	A	mg/L	-0.0007193	-0.0007193		0	0	0	0.0033337	0.1	0.4	0%	0	0	0%	
Silver	A	mg/L	0.00000299	0.00000299		0	0	0	2.644E-05	0.001	0.04	0%			0%	
Sodium	A	mg/L	-0.008561	-0.008561		0	0	0	0.0451914	0.02171	50	0%			0%	
Strontium	A	mg/L	9.372E-08	9.372E-08		0	0	0	9.743E-05	0.001	1	0%	0	0	0%	
Thallium	A	mg/L	0.0001295	0.0001295		0	0	0	4.842E-05	0.001	1	0%	0	0	0%	
Thorium	A	mg/L	0.00004524	0.00004524		0	0	0	3.018E-05	0.001	1	0%	0	0	0%	
Tin	A	mg/L	0.00006839	0.00006839		0	0	0	0.0009928	0.00132	0.1	0%	0	0	0%	
Titanium	A	mg/L	-1.404E-05	-1.404E-05		0	0	0	0.0001004	0.001	1	0%	0	0	0%	
Uranium	A	mg/L	2.329E-06	2.329E-06		0	0	0	2.468E-05	0.0003	1	0%	0	0	0%	
Vanadium	A	mg/L	-0.001074	-0.001074		0	0	0	0.0018612	0.0013	1	0%	0	0	0%	
Zinc	A	mg/L	-0.0001732	-0.0001732		0	0	0	0.0010089	0.00273	1	0%	0	0	0%	
Iron, Ferrous	C	mg/L	0.00005017	0.00005017		0	0	0	0.0021157	0.00119	5	0%	0	0	0%	

Seq No	Lab ID	Test Code	Sample Typ	File ID	Analysis Date	DF	Batch ID	Prep Date	SPKref	RPDref	pmoist
15064066	Rinse	ICPMS-6020-W-	SAMP		3/1/2022 2:13:42	1	R375488		0	0	

Analyte	T	Units	RAW	Final	Text	Spike	SPKref	RPDref	MDL	PQL	UQL	%REC	LOW	HIGH	%RPD	Q
Aluminum	A	mg/L	-8.374E-05	0		0	0	0	0.0017836	0.001	1	0%	0	0	0%	
Antimony	A	mg/L	0.00002458	0		0	0	0	6.768E-05	0.001	0.1	0%	0	0	0%	
Arsenic	A	mg/L	-8.153E-05	0		0	0	0	8.203E-05	0.001	1	0%	0	0	0%	
Barium	A	mg/L	0.00000136	0		0	0	0	6.762E-05	0.001	1	0%	0	0	0%	
Cadmium	A	mg/L	1.366E-06	0		0	0	0	2.308E-05	0.001	1	0%	0	0	0%	
Cerium	A	mg/L	-1.645E-07	0		0	0	0	0.0000222	0.001	0.1	0%	0	0	0%	
Chromium	A	mg/L	0.00001038	0		0	0	0	0.0002538	0.001	1	0%	0	0	0%	
Cobalt	A	mg/L	-8.622E-07	0		0	0	0	2.141E-05	0.001	1	0%	0	0	0%	
Lanthanum	A	mg/L	1.737E-07	0		0	0	0	6.805E-05	0.001	0.1	0%	0	0	0%	
Lead	A	mg/L	0.0000114	0		0	0	0	3.031E-05	0.001	1	0%	0	0	0%	
Manganese	A	mg/L	-1.892E-06	0		0	0	0	7.309E-05	0.001	1	0%	0	0	0%	
Mercury	A	mg/L	-6.315E-05	0		0	0	0	3.043E-05	0.001	0.002	0%	0	0	0%	
Molybdenum	A	mg/L	7.037E-06	0		0	0	0	8.113E-05	0.001	0.1	0%	0	0	0%	
Nickel	A	mg/L	8.776E-06	0		0	0	0	0.0001769	0.001	1	0%	0	0	0%	
Selenium	A	mg/L	3.011E-06	0		0	0	0	7.174E-05	0.001	1	0%	0	0	0%	
Silicon	A	mg/L	-0.001333	0		0	0	0	0.0033337	0.1	0.4	0%	0	0	0%	
Silver	A	mg/L	3.291E-06	0		0	0	0	2.644E-05	0.001	0.04	0%	0	0	0%	
Strontium	A	mg/L	3.146E-06	0		0	0	0	9.743E-05	0.001	1	0%	0	0	0%	
Thallium	A	mg/L	0.00006599	0.00006599		0	0	0	4.842E-05	0.001	1	0%	0	0	0%	J
Thorium	A	mg/L	0.00001636	0		0	0	0	3.018E-05	0.001	1	0%	0	0	0%	
Titanium	A	mg/L	-3.808E-05	0		0	0	0	0.0001004	0.001	1	0%	0	0	0%	
Uranium	A	mg/L	9.061E-07	0		0	0	0	2.468E-05	0.0003	1	0%	0	0	0%	
Calcium	B	mg/L	-0.0005677	0		0	0	0	0.2027235	0.02092	50	0%	0	0	0%	L
Iron	B	mg/L	0.00002521	0		0	0	0	0.0021157	0.00119	5	0%	0	0	0%	
Iron, Ferrous	B	mg/L	0.00002521	0		0	0	0	0.0021157	0.00119	5	0%	0	0	0%	
Magnesium	B	mg/L	-0.0003607	0		0	0	0	0.0203306	0.00564	50	0%	0	0	0%	L
Potassium	B	mg/L	-0.006706	0		0	0	0	0.0215433	0.08139	50	0%	0	0	0%	L
Sodium	B	mg/L	-0.009607	0		0	0	0	0.0451914	0.02171	50	0%	0	0	0%	L
Tin	B	mg/L	0.0000286	0		0	0	0	0.0009928	0.00132	0.1	0%	0	0	0%	
Zinc	B	mg/L	-0.0001567	0		0	0	0	0.0010089	0.00273	1	0%	0	0	0%	L

Seq No	Lab ID	Test Code	Sample Typ	File ID	Analysis Date	DF	Batch ID	Prep Date	SPKref	RPDref	pmoist
15064067	LRB	ICPMS-6020-W-	MBLK		3/1/2022 2:19:56	1	R375488		0	0	

Analyte	T	Units	RAW	Final	Text	Spike	SPKref	RPDref	MDL	PQL	UQL	%REC	LOW	HIGH	%RPD	Q

Seq No	Lab ID	Test Code	Sample Typ	File ID	Analysis Date	DF	Batch ID	Prep Date	SPKref	RPDref	pmoist
15064067	LRB	ICPMS-6020-W-	MBLK		3/1/2022 2:19:56	1	R375488		0	0	

Analyte	T	Units	RAW	Final	Text	Spike	SPKref	RPDref	MDL	PQL	UQL	%REC	LOW	HIGH	%RPD	Q
Aluminum	A	mg/L	0.0003329	0		0	0	0	0.0017836	0.001	1	0%	0	0	0%	
Antimony	A	mg/L	-3.07E-06	0		0	0	0	6.768E-05	0.001	0.1	0%	0	0	0%	
Arsenic	A	mg/L	-6.235E-05	0		0	0	0	8.203E-05	0.001	1	0%	0	0	0%	
Barium	A	mg/L	0.00005401	0		0	0	0	6.762E-05	0.001	1	0%	0	0	0%	
Beryllium	A	mg/L	-5.501E-05	0		0	0	0	8.516E-05	0.001	1	0%	0	0	0%	
Boron	A	mg/L	0.0009543	0		0	0	0	0.0039526	0.00561	1	0%	0	0	0%	
Cadmium	A	mg/L	3.283E-06	0		0	0	0	2.308E-05	0.001	1	0%	0	0	0%	
Calcium	A	mg/L	0.005908	0		0	0	0	0.2027235	0.02092	50	0%	0	0	0%	
Cerium	A	mg/L	5.285E-07	0		0	0	0	0.0000222	0.001	0.1	0%	0	0	0%	
Chromium	A	mg/L	0.00003524	0		0	0	0	0.0002538	0.001	1	0%	0	0	0%	
Cobalt	A	mg/L	6.101E-07	0		0	0	0	2.141E-05	0.001	1	0%	0	0	0%	
Copper	A	mg/L	-2.766E-05	0		0	0	0	0.0001748	0.001	1	0%	0	0	0%	
Iron	A	mg/L	0.0003495	0		0	0	0	0.0021157	0.00119	5	0%	0	0	0%	
Lanthanum	A	mg/L	9.11E-07	0		0	0	0	6.805E-05	0.001	0.1	0%	0	0	0%	
Lead	A	mg/L	0.00001422	0		0	0	0	3.031E-05	0.001	1	0%	0	0	0%	
Magnesium	A	mg/L	0.0006867	0		0	0	0	0.0203306	0.00564	50	0%	0	0	0%	
Manganese	A	mg/L	7.889E-06	0		0	0	0	7.309E-05	0.001	1	0%	0	0	0%	
Mercury	A	mg/L	-7.366E-05	0		0	0	0	3.043E-05	0.001	0.002	0%	0	0	0%	
Molybdenum	A	mg/L	1.223E-06	0		0	0	0	8.113E-05	0.001	0.1	0%	0	0	0%	
Nickel	A	mg/L	0.00002079	0		0	0	0	0.0001769	0.001	1	0%	0	0	0%	
Potassium	A	mg/L	-0.005393	0		0	0	0	0.0215433	0.08139	50	0%	0	0	0%	
Selenium	A	mg/L	3.626E-06	0		0	0	0	7.174E-05	0.001	1	0%	0	0	0%	
Silicon	A	mg/L	0.02513	0.02513		0	0	0	0.0033337	0.1	0.4	0%	0	0	0%	
Silver	A	mg/L	1.951E-06	0		0	0	0	2.644E-05	0.001	0.04	0%	0	0	0%	
Sodium	A	mg/L	0.0005903	0		0	0	0	0.0451914	0.02171	50	0%	0	0	0%	
Strontium	A	mg/L	6.748E-06	0		0	0	0	9.743E-05	0.001	1	0%	0	0	0%	
Thallium	A	mg/L	0.00002639	0		0	0	0	4.842E-05	0.001	1	0%	0	0	0%	
Thorium	A	mg/L	9.136E-06	0		0	0	0	3.018E-05	0.001	1	0%	0	0	0%	
Tin	A	mg/L	0.00006129	0		0	0	0	0.0009928	0.00132	0.1	0%	0	0	0%	
Titanium	A	mg/L	-1.448E-05	0		0	0	0	0.0001004	0.001	1	0%	0	0	0%	
Uranium	A	mg/L	6.194E-07	0		0	0	0	2.468E-05	0.0003	1	0%	0	0	0%	
Vanadium	A	mg/L	-0.001499	0		0	0	0	0.0018612	0.0013	1	0%	0	0	0%	
Zinc	A	mg/L	0.001525	0.001525		0	0	0	0.0010089	0.00273	1	0%	0	0	0%	
Iron, Ferrous	C	mg/L	0.0003495	0		0	0	0	0.0021157	0.00119	5	0%	0	0	0%	

Seq No	Lab ID	Test Code	Sample Typ	File ID	Analysis Date	DF	Batch ID	Prep Date	SPKref	RPDref	pmoist
15064068	LFB	ICPMS-6020-W-	LFB		3/1/2022 2:26:10	1.03	R375488		0	0	

Analyte	T	Units	RAW	Final	Text	Spike	SPKref	RPDref	MDL	PQL	UQL	%REC	LOW	HIGH	%RPD	Q
Aluminum	A	mg/L	0.04944	0.0509232		0.05	0	0	0.0018371	0.001	1	102%	85	115	0%	
Antimony	A	mg/L	0.04791	0.0493473		0.05	0	0	6.971E-05	0.001	0.1	99%	85	115	0%	
Arsenic	A	mg/L	0.04975	0.0512425		0.05	0	0	8.449E-05	0.001	1	102%	85	115	0%	
Barium	A	mg/L	0.04891	0.0503773		0.05	0	0	6.965E-05	0.001	1	101%	85	115	0%	
Beryllium	A	mg/L	0.04334	0.0446402		0.05	0	0	8.771E-05	0.001	1	89%	85	115	0%	
Boron	A	mg/L	0.04786	0.0492958		0.05	0	0	0.0040712	0.0057783	1	99%	85	115	0%	
Cadmium	A	mg/L	0.04904	0.0505112		0.05	0	0	2.377E-05	0.001	1	101%	85	115	0%	
Calcium	A	mg/L	45.39	46.7517		50	0	0	0.2088052	0.0215476	50	94%	85	115	0%	
Cerium	A	mg/L	0.05157	0.0531171		0.05	0	0	2.287E-05	0.001	0.1	106%	85	115	0%	
Chromium	A	mg/L	0.04801	0.0494503		0.05	0	0	0.0002614	0.001	1	99%	85	115	0%	
Cobalt	A	mg/L	0.04769	0.0491207		0.05	0	0	2.205E-05	0.001	1	98%	85	115	0%	
Copper	A	mg/L	0.0519	0.053457		0.05	0	0	0.0001801	0.001	1	107%	85	115	0%	
Iron	A	mg/L	4.618	4.75654		5.05	0	0	0.0021792	0.0012257	5	94%	85	115	0%	
Lanthanum	A	mg/L	0.05272	0.0543016		0.05	0	0	7.009E-05	0.001	0.1	109%	85	115	0%	
Lead	A	mg/L	0.04892	0.0503876		0.05	0	0	3.122E-05	0.001	1	101%	85	115	0%	
Magnesium	A	mg/L	47.36	48.7808		50	0	0	0.0209406	0.0058092	50	98%	85	115	0%	
Manganese	A	mg/L	0.04979	0.0512837		0.05	0	0	7.528E-05	0.001	1	103%	85	115	0%	
Mercury	A	mg/L	0.0009167	0.00094420		0.001	0	0	3.134E-05	0.001	0.002	94%	85	115	0%	
Molybdenum	A	mg/L	0.04815	0.0495945		0.05	0	0	8.356E-05	0.001	0.1	99%	85	115	0%	
Nickel	A	mg/L	0.05136	0.0529008		0.05	0	0	0.0001822	0.001	1	106%	85	115	0%	
Potassium	A	mg/L	46.21	47.5963		50	0	0	0.0221896	0.0838317	50	95%	85	115	0%	
Selenium	A	mg/L	0.04912	0.0505936		0.05	0	0	7.389E-05	0.001	1	101%	85	115	0%	
Silicon	A	mg/L	0.2143	0.220729		0.2	0	0	0.0034337	0.1	0.4	110%	85	115	0%	
Silver	A	mg/L	0.0196	0.020188		0.02	0	0	2.723E-05	0.001	0.04	101%	85	115	0%	
Sodium	A	mg/L	47.09	48.5027		50	0	0	0.0465471	0.0223613	50	97%	85	115	0%	
Strontium	A	mg/L	0.04984	0.0513352		0.05	0	0	0.0001004	0.001	1	103%	85	115	0%	
Thallium	A	mg/L	0.04949	0.0509747		0.05	0	0	4.987E-05	0.001	1	102%	85	115	0%	
Thorium	A	mg/L	0.04918	0.0506554		0.05	0	0	3.109E-05	0.001	1	101%	85	115	0%	
Tin	A	mg/L	0.0488	0.050264		0.05	0	0	0.0010226	0.0013596	0.1	101%	85	115	0%	
Titanium	A	mg/L	0.05163	0.0531789		0.05	0	0	0.0001034	0.001	1	106%	85	115	0%	
Uranium	A	mg/L	0.04939	0.0508717		0.05	0	0	2.542E-05	0.0003	1	102%	85	115	0%	
Vanadium	A	mg/L	0.04817	0.0496151		0.05	0	0	0.001917	0.001339	1	99%	85	115	0%	
Zinc	A	mg/L	0.0519	0.053457		0.05	0	0	0.0010392	0.0028119	1	107%	85	115	0%	
Iron, Ferrous	C	mg/L	4.618	4.75654		0	0	0	0.0021792	0.0012257	5	0%	0	0	0%	

Seq No	Lab ID	Test Code	Sample Typ	File ID	Analysis Date	DF	Batch ID	Prep Date	SPKref	RPDref	pmoist			
15064069	ICSA	ICPMS-6020-W-	ICSA		3/1/2022 2:32:25	1	R375488		0	0				

Analyte	T	Units	RAW	Final	Text	Spike	SPKref	RPDref	MDL	PQL	UQL	%REC	LOW	HIGH	%RPD	Q
Aluminum	A	mg/L	40.34	40.34		40	0	0	0.0017836	0.001	1	101%	80	120	0%	
Antimony	A	mg/L	0.0002181	0.0002181		0	0	0	6.768E-05	0.001	0.1	0%			0%	
Arsenic	A	mg/L	-8.751E-05	-8.751E-05		0	0	0	8.203E-05	0.001	1	0%			0%	
Barium	A	mg/L	0.0002146	0.0002146		0	0	0	6.762E-05	0.001	1	0%			0%	
Beryllium	A	mg/L	-8.575E-05	-8.575E-05		0	0	0	8.516E-05	0.001	1	0%			0%	
Boron	A	mg/L	0.00132	0.00132		0	0	0	0.0039526	0.00561	1	0%			0%	
Cadmium	A	mg/L	0.00005723	0.00005723		0	0	0	2.308E-05	0.001	1	0%			0%	
Calcium	A	mg/L	124.6	124.6		120	0	0	0.2027235	0.02092	50	104%	80	120	0%	
Cerium	A	mg/L	9.702E-06	9.702E-06		0	0	0	0.0000222	0.001	0.1	0%			0%	
Chromium	A	mg/L	0.001872	0.001872		0	0	0	0.0002538	0.001	1	0%			0%	
Cobalt	A	mg/L	0.0001988	0.0001988		0	0	0	2.141E-05	0.001	1	0%			0%	
Copper	A	mg/L	0.00007658	0.00007658		0	0	0	0.0001748	0.001	1	0%			0%	
Iron	A	mg/L	106.2	106.2		100	0	0	0.0021157	0.00119	5	106%	80	120	0%	
Lanthanum	A	mg/L	6.168E-06	6.168E-06		0	0	0	6.805E-05	0.001	0.1	0%			0%	
Lead	A	mg/L	0.00005082	0.00005082		0	0	0	3.031E-05	0.001	1	0%			0%	
Magnesium	A	mg/L	42.16	42.16		50	0	0	0.0203306	0.00564	50	84%			0%	
Manganese	A	mg/L	0.0002981	0.0002981		0	0	0	7.309E-05	0.001	1	0%			0%	
Mercury	A	mg/L	-7.102E-05	-7.102E-05		0	0	0	3.043E-05	0.001	0.002	0%			0%	
Molybdenum	A	mg/L	0.8794	0.8794		0.8	0	0	8.113E-05	0.001	0.1	110%	80	120	0%	
Nickel	A	mg/L	0.0001465	0.0001465		0	0	0	0.0001769	0.001	1	0%			0%	
Potassium	A	mg/L	40.57	40.57		50	0	0	0.0215433	0.08139	50	81%			0%	
Selenium	A	mg/L	0.0001794	0.0001794		0	0	0	7.174E-05	0.001	1	0%			0%	
Silicon	A	mg/L	0.0018	0.0018		0	0	0	0.0033337	0.1	0.4	0%			0%	
Silver	A	mg/L	0.00001639	0.00001639		0	0	0	2.644E-05	0.001	0.04	0%			0%	
Sodium	A	mg/L	102.5	102.5		100	0	0	0.0451914	0.02171	50	102%			0%	
Strontium	A	mg/L	0.001097	0.001097		0	0	0	9.743E-05	0.001	1	0%			0%	
Thallium	A	mg/L	0.00006732	0.00006732		0	0	0	4.842E-05	0.001	1	0%			0%	
Thorium	A	mg/L	0.00005985	0.00005985		0	0	0	3.018E-05	0.001	1	0%			0%	
Tin	A	mg/L	0.0004445	0.0004445		0	0	0	0.0009928	0.00132	0.1	0%			0%	
Titanium	A	mg/L	0.8269	0.8269		0.8	0	0	0.0001004	0.001	1	103%			0%	
Uranium	A	mg/L	0.00002284	0.00002284		0	0	0	2.468E-05	0.0003	1	0%			0%	
Vanadium	A	mg/L	-0.003604	-0.003604		0	0	0	0.0018612	0.0013	1	0%			0%	
Zinc	A	mg/L	0.001849	0.001849		0	0	0	0.0010089	0.00273	1	0%			0%	
Iron, Ferrous	C	mg/L	106.2	106.2		0	0	0	0.0021157	0.00119	5	0%			0%	

Seq No	Lab ID	Test Code	Sample Typ	File ID	Analysis Date	DF	Batch ID	Prep Date	SPKref	RPDref	pmoist
15064070	ICSAB	ICPMS-6020-W-	ICSAB		3/1/2022 2:38:42	1	R375488		0	0	

Analyte	T	Units	RAW	Final	Text	Spike	SPKref	RPDref	MDL	PQL	UQL	%REC	LOW	HIGH	%RPD	Q
Aluminum	A	mg/L	38.07	38.07		40	0	0	0.0017836	0.001	1	95%	80	120	0%	
Antimony	A	mg/L	0.00009937	0.00009937		0	0	0	6.768E-05	0.001	0.1	0%			0%	
Arsenic	A	mg/L	0.0102	0.0102		0.01	0	0	8.203E-05	0.001	1	102%	80	120	0%	
Barium	A	mg/L	0.0001714	0.0001714		0	0	0	6.762E-05	0.001	1	0%			0%	
Beryllium	A	mg/L	-9.357E-05	-9.357E-05		0	0	0	8.516E-05	0.001	1	0%			0%	
Boron	A	mg/L	0.000802	0.000802		0	0	0	0.0039526	0.00561	1	0%			0%	
Cadmium	A	mg/L	0.01051	0.01051		0.01	0	0	2.308E-05	0.001	1	105%	80	120	0%	
Calcium	A	mg/L	121.2	121.2		120	0	0	0.2027235	0.02092	50	101%	80	120	0%	
Cerium	A	mg/L	9.101E-06	9.101E-06		0	0	0	0.0000222	0.001	0.1	0%			0%	
Chromium	A	mg/L	0.02151	0.02151		0.02	0	0	0.0002538	0.001	1	108%	80	120	0%	
Cobalt	A	mg/L	0.01976	0.01976		0.02	0	0	2.141E-05	0.001	1	99%	80	120	0%	
Copper	A	mg/L	0.02144	0.02144		0.02	0	0	0.0001748	0.001	1	107%	80	120	0%	
Iron	A	mg/L	103.1	103.1		100	0	0	0.0021157	0.00119	5	103%	80	120	0%	
Lanthanum	A	mg/L	6.159E-06	6.159E-06		0	0	0	6.805E-05	0.001	0.1	0%			0%	
Lead	A	mg/L	0.00004974	0.00004974		0	0	0	3.031E-05	0.001	1	0%			0%	
Magnesium	A	mg/L	41.76	41.76		40	0	0	0.0203306	0.00564	50	104%	80	120	0%	
Manganese	A	mg/L	0.0207	0.0207		0.02	0	0	7.309E-05	0.001	1	103%	80	120	0%	
Mercury	A	mg/L	-7.787E-05	-7.787E-05		0	0	0	3.043E-05	0.001	0.002	0%			0%	
Molybdenum	A	mg/L	0.8513	0.8513		0.8	0	0	8.113E-05	0.001	0.1	106%	80	120	0%	
Nickel	A	mg/L	0.02137	0.02137		0.02	0	0	0.0001769	0.001	1	107%	80	120	0%	
Potassium	A	mg/L	38.88	38.88		40	0	0	0.0215433	0.08139	50	97%	80	120	0%	
Selenium	A	mg/L	0.01065	0.01065		0.01	0	0	7.174E-05	0.001	1	106%	80	120	0%	
Silicon	A	mg/L	0.0007228	0.0007228		0	0	0	0.0033337	0.1	0.4	0%			0%	
Silver	A	mg/L	0.005259	0.005259		0.005	0	0	2.644E-05	0.001	0.04	105%	80	120	0%	
Sodium	A	mg/L	100.4	100.4		100	0	0	0.0451914	0.02171	50	100%	80	120	0%	
Strontium	A	mg/L	0.001085	0.001085		0	0	0	9.743E-05	0.001	1	0%			0%	
Thallium	A	mg/L	0.00002683	0.00002683		0	0	0	4.842E-05	0.001	1	0%			0%	
Thorium	A	mg/L	0.00002893	0.00002893		0	0	0	3.018E-05	0.001	1	0%			0%	
Tin	A	mg/L	0.0007219	0.0007219		0	0	0	0.0009928	0.00132	0.1	0%			0%	
Titanium	A	mg/L	0.7869	0.7869		0.8	0	0	0.0001004	0.001	1	98%	80	120	0%	
Uranium	A	mg/L	0.0000208	0.0000208		0	0	0	2.468E-05	0.0003	1	0%			0%	
Vanadium	A	mg/L	0.01623	0.01623		0.02	0	0	0.0018612	0.0013	1	81%	80	120	0%	
Zinc	A	mg/L	0.01141	0.01141		0.01	0	0	0.0010089	0.00273	1	114%	80	120	0%	
Iron, Ferrous	C	mg/L	103.1	103.1		0	0	0	0.0021157	0.00119	5	0%			0%	

Seq No	Lab ID	Test Code	Sample Typ	File ID	Analysis Date	DF	Batch ID	Prep Date	SPKref	RPDref	pmoist
15064071	Rinse	ICPMS-6020-W-	SAMP		3/1/2022 2:44:59	1	R375488		0	0	

Analyte	T	Units	RAW	Final	Text	Spike	SPKref	RPDref	MDL	PQL	UQL	%REC	LOW	HIGH	%RPD	Q
Aluminum	A	mg/L	0.0001316	0		0	0	0	0.0017836	0.001	1	0%	0	0	0%	
Antimony	A	mg/L	0.00005131	0		0	0	0	6.768E-05	0.001	0.1	0%	0	0	0%	
Arsenic	A	mg/L	-0.0001351	0		0	0	0	8.203E-05	0.001	1	0%	0	0	0%	
Barium	A	mg/L	-3.48E-06	0		0	0	0	6.762E-05	0.001	1	0%	0	0	0%	
Cadmium	A	mg/L	-8.745E-07	0		0	0	0	2.308E-05	0.001	1	0%	0	0	0%	
Cerium	A	mg/L	-3.424E-07	0		0	0	0	0.0000222	0.001	0.1	0%	0	0	0%	
Chromium	A	mg/L	-5.611E-05	0		0	0	0	0.0002538	0.001	1	0%	0	0	0%	
Cobalt	A	mg/L	1.493E-06	0		0	0	0	2.141E-05	0.001	1	0%	0	0	0%	
Lanthanum	A	mg/L	5.714E-08	0		0	0	0	6.805E-05	0.001	0.1	0%	0	0	0%	
Lead	A	mg/L	5.676E-06	0		0	0	0	3.031E-05	0.001	1	0%	0	0	0%	
Manganese	A	mg/L	-1.685E-06	0		0	0	0	7.309E-05	0.001	1	0%	0	0	0%	
Mercury	A	mg/L	-5.923E-05	0		0	0	0	3.043E-05	0.001	0.002	0%	0	0	0%	
Molybdenum	A	mg/L	0.0004013	0.0004013		0	0	0	8.113E-05	0.001	0.1	0%	0	0	0%	J
Nickel	A	mg/L	-0.0000349	0		0	0	0	0.0001769	0.001	1	0%	0	0	0%	
Selenium	A	mg/L	0.00001903	0		0	0	0	7.174E-05	0.001	1	0%	0	0	0%	
Silicon	A	mg/L	-0.000607	0		0	0	0	0.0033337	0.1	0.4	0%	0	0	0%	
Silver	A	mg/L	2.226E-06	0		0	0	0	2.644E-05	0.001	0.04	0%	0	0	0%	
Strontium	A	mg/L	-3.85E-06	0		0	0	0	9.743E-05	0.001	1	0%	0	0	0%	
Thallium	A	mg/L	0.00003577	0		0	0	0	4.842E-05	0.001	1	0%	0	0	0%	
Thorium	A	mg/L	0.00001114	0		0	0	0	3.018E-05	0.001	1	0%	0	0	0%	
Titanium	A	mg/L	0.0002567	0.0002567		0	0	0	0.0001004	0.001	1	0%	0	0	0%	J
Uranium	A	mg/L	3.269E-07	0		0	0	0	2.468E-05	0.0003	1	0%	0	0	0%	
Calcium	B	mg/L	-0.0008811	0		0	0	0	0.2027235	0.02092	50	0%	0	0	0%	L
Iron	B	mg/L	0.001165	0		0	0	0	0.0021157	0.00119	5	0%	0	0	0%	
Iron, Ferrous	B	mg/L	0.001165	0		0	0	0	0.0021157	0.00119	5	0%	0	0	0%	
Magnesium	B	mg/L	-0.000748	0		0	0	0	0.0203306	0.00564	50	0%	0	0	0%	L
Potassium	B	mg/L	-0.008498	0		0	0	0	0.0215433	0.08139	50	0%	0	0	0%	L
Sodium	B	mg/L	0.01291	0		0	0	0	0.0451914	0.02171	50	0%	0	0	0%	L
Tin	B	mg/L	0.00001735	0		0	0	0	0.0009928	0.00132	0.1	0%	0	0	0%	
Zinc	B	mg/L	-0.0001605	0		0	0	0	0.0010089	0.00273	1	0%	0	0	0%	L

Seq No	Lab ID	Test Code	Sample Typ	File ID	Analysis Date	DF	Batch ID	Prep Date	SPKref	RPDref	pmoist
15064072	Rinse	ICPMS-6020-W-	SAMP		3/1/2022 2:51:12	1	R375488		0	0	

Analyte	T	Units	RAW	Final	Text	Spike	SPKref	RPDref	MDL	PQL	UQL	%REC	LOW	HIGH	%RPD	Q

Seq No	Lab ID	Test Code	Sample Typ	File ID	Analysis Date	DF	Batch ID	Prep Date	SPKref	RPDref	pmoist
15064072	Rinse	ICPMS-6020-W-	SAMP		3/1/2022 2:51:12	1	R375488		0	0	

Analyte	T	Units	RAW	Final	Text	Spike	SPKref	RPDref	MDL	PQL	UQL	%REC	LOW	HIGH	%RPD	Q
Aluminum	A	mg/L	0.00006288	0		0	0	0	0.0017836	0.001	1	0%	0	0	0%	
Antimony	A	mg/L	-1.16E-06	0		0	0	0	6.768E-05	0.001	0.1	0%	0	0	0%	
Arsenic	A	mg/L	-0.0001762	0		0	0	0	8.203E-05	0.001	1	0%	0	0	0%	
Barium	A	mg/L	-3.316E-07	0		0	0	0	6.762E-05	0.001	1	0%	0	0	0%	
Cadmium	A	mg/L	-6.016E-07	0		0	0	0	2.308E-05	0.001	1	0%	0	0	0%	
Cerium	A	mg/L	-2.799E-08	0		0	0	0	0.0000222	0.001	0.1	0%	0	0	0%	
Chromium	A	mg/L	-3.126E-05	0		0	0	0	0.0002538	0.001	1	0%	0	0	0%	
Cobalt	A	mg/L	-3.876E-06	0		0	0	0	2.141E-05	0.001	1	0%	0	0	0%	
Lanthanum	A	mg/L	1.754E-07	0		0	0	0	6.805E-05	0.001	0.1	0%	0	0	0%	
Lead	A	mg/L	5.213E-06	0		0	0	0	3.031E-05	0.001	1	0%	0	0	0%	
Manganese	A	mg/L	-3.769E-06	0		0	0	0	7.309E-05	0.001	1	0%	0	0	0%	
Mercury	A	mg/L	-8.365E-05	0		0	0	0	3.043E-05	0.001	0.002	0%	0	0	0%	
Molybdenum	A	mg/L	0.00006098	0		0	0	0	8.113E-05	0.001	0.1	0%	0	0	0%	
Nickel	A	mg/L	-4.142E-05	0		0	0	0	0.0001769	0.001	1	0%	0	0	0%	
Selenium	A	mg/L	-2.201E-06	0		0	0	0	7.174E-05	0.001	1	0%	0	0	0%	
Silicon	A	mg/L	-0.002062	0		0	0	0	0.0033337	0.1	0.4	0%	0	0	0%	
Silver	A	mg/L	2.008E-06	0		0	0	0	2.644E-05	0.001	0.04	0%	0	0	0%	
Strontium	A	mg/L	-2.514E-06	0		0	0	0	9.743E-05	0.001	1	0%	0	0	0%	
Thallium	A	mg/L	0.00001495	0		0	0	0	4.842E-05	0.001	1	0%	0	0	0%	
Thorium	A	mg/L	3.707E-06	0		0	0	0	3.018E-05	0.001	1	0%	0	0	0%	
Titanium	A	mg/L	0.00003037	0		0	0	0	0.0001004	0.001	1	0%	0	0	0%	
Uranium	A	mg/L	1.623E-07	0		0	0	0	2.468E-05	0.0003	1	0%	0	0	0%	
Calcium	B	mg/L	-0.001357	0		0	0	0	0.2027235	0.02092	50	0%	0	0	0%	L
Iron	B	mg/L	0.0003644	0		0	0	0	0.0021157	0.00119	5	0%	0	0	0%	
Iron, Ferrous	B	mg/L	0.0003644	0		0	0	0	0.0021157	0.00119	5	0%	0	0	0%	
Magnesium	B	mg/L	-0.0005176	0		0	0	0	0.0203306	0.00564	50	0%	0	0	0%	L
Potassium	B	mg/L	-0.0118	0		0	0	0	0.0215433	0.08139	50	0%	0	0	0%	L
Sodium	B	mg/L	0.01088	0		0	0	0	0.0451914	0.02171	50	0%	0	0	0%	L
Tin	B	mg/L	2.766E-06	0		0	0	0	0.0009928	0.00132	0.1	0%	0	0	0%	
Zinc	B	mg/L	-0.0001212	0		0	0	0	0.0010089	0.00273	1	0%	0	0	0%	L

Seq No	Lab ID	Test Code	Sample Typ	File ID	Analysis Date	DF	Batch ID	Prep Date	SPKref	RPDref	pmoist
15064073	CCV	ICPMS-6020-W-	CCV		3/1/2022 2:57:25	1	R375488		0	0	

Analyte	T	Units	RAW	Final	Text	Spike	SPKref	RPDref	MDL	PQL	UQL	%REC	LOW	HIGH	%RPD	Q

Seq No	Lab ID	Test Code	Sample Typ	File ID	Analysis Date	DF	Batch ID	Prep Date	SPKref	RPDref	pmoist				
15064073	CCV	ICPMS-6020-W-	CCV		3/1/2022 2:57:25	1	R375488		0	0					

Analyte	T	Units	RAW	Final	Text	Spike	SPKref	RPDref	MDL	PQL	UQL	%REC	LOW	HIGH	%RPD	Q
Aluminum	A	mg/L	0.04789	0.04789		0.05	0	0	0.0017836	0.001	1	96%	90	110	0%	
Antimony	A	mg/L	0.05163	0.05163		0.05	0	0	6.768E-05	0.001	0.1	103%	90	110	0%	
Arsenic	A	mg/L	0.04961	0.04961		0.05	0	0	8.203E-05	0.001	1	99%	90	110	0%	
Barium	A	mg/L	0.05057	0.05057		0.05	0	0	6.762E-05	0.001	1	101%	90	110	0%	
Beryllium	A	mg/L	0.03987	0.03987		0.05	0	0	8.516E-05	0.001	1	80%	90	110	0%	S
Boron	A	mg/L	0.04333	0.04333		0.05	0	0	0.0039526	0.00561	1	87%	90	110	0%	S
Cadmium	A	mg/L	0.05202	0.05202		0.05	0	0	2.308E-05	0.001	1	104%	90	110	0%	
Calcium	A	mg/L	11.84	11.84		12.5	0	0	0.2027235	0.02092	50	95%	90	110	0%	
Cerium	A	mg/L	0.05231	0.05231		0.05	0	0	0.0000222	0.001	0.1	105%	90	110	0%	
Chromium	A	mg/L	0.04762	0.04762		0.05	0	0	0.0002538	0.001	1	95%	90	110	0%	
Cobalt	A	mg/L	0.04865	0.04865		0.05	0	0	2.141E-05	0.001	1	97%	90	110	0%	
Copper	A	mg/L	0.05383	0.05383		0.05	0	0	0.0001748	0.001	1	108%	90	110	0%	
Iron	A	mg/L	1.292	1.292		1.3	0	0	0.0021157	0.00119	5	99%	90	110	0%	
Lanthanum	A	mg/L	0.05241	0.05241		0.05	0	0	6.805E-05	0.001	0.1	105%	90	110	0%	
Lead	A	mg/L	0.04817	0.04817		0.05	0	0	3.031E-05	0.001	1	96%	90	110	0%	
Magnesium	A	mg/L	13.2	13.2		12.5	0	0	0.0203306	0.00564	50	106%	90	110	0%	
Manganese	A	mg/L	0.0495	0.0495		0.05	0	0	7.309E-05	0.001	1	99%	90	110	0%	
Mercury	A	mg/L	0.0009455	0.0009455		0.001	0	0	3.043E-05	0.001	0.002	95%	90	110	0%	
Molybdenum	A	mg/L	0.05089	0.05089		0.05	0	0	8.113E-05	0.001	0.1	102%	90	110	0%	
Nickel	A	mg/L	0.05391	0.05391		0.05	0	0	0.0001769	0.001	1	108%	90	110	0%	
Potassium	A	mg/L	11.4	11.4		12.5	0	0	0.0215433	0.08139	50	91%	90	110	0%	
Selenium	A	mg/L	0.05089	0.05089		0.05	0	0	7.174E-05	0.001	1	102%	90	110	0%	
Silicon	A	mg/L	0.1934	0.1934		0.2	0	0	0.0033337	0.1	0.4	97%	90	110	0%	
Silver	A	mg/L	0.02055	0.02055		0.02	0	0	2.644E-05	0.001	0.04	103%	90	110	0%	
Sodium	A	mg/L	12.77	12.77		12.5	0	0	0.0451914	0.02171	50	102%	90	110	0%	
Strontium	A	mg/L	0.05036	0.05036		0.05	0	0	9.743E-05	0.001	1	101%	90	110	0%	
Thallium	A	mg/L	0.04889	0.04889		0.05	0	0	4.842E-05	0.001	1	98%	90	110	0%	
Thorium	A	mg/L	0.05123	0.05123		0.05	0	0	3.018E-05	0.001	1	102%	90	110	0%	
Tin	A	mg/L	0.0505	0.0505		0.05	0	0	0.0009928	0.00132	0.1	101%	90	110	0%	
Titanium	A	mg/L	0.04668	0.04668		0.05	0	0	0.0001004	0.001	1	93%	90	110	0%	
Uranium	A	mg/L	0.04795	0.04795		0.05	0	0	2.468E-05	0.0003	1	96%	90	110	0%	
Vanadium	A	mg/L	0.04642	0.04642		0.05	0	0	0.0018612	0.0013	1	93%	90	110	0%	
Zinc	A	mg/L	0.05171	0.05171		0.05	0	0	0.0010089	0.00273	1	103%	90	110	0%	
Iron, Ferrous	C	mg/L	1.292	1.292		0	0	0	0.0021157	0.00119	5	0%	0	0	0%	

Seq No	Lab ID	Test Code	Sample Typ	File ID	Analysis Date	DF	Batch ID	Prep Date	SPKref	RPDref	pmoist
15064074	CCB	ICPMS-6020-W-	CCB		3/1/2022 3:03:40	1	R375488		0	0	

Analyte	T	Units	RAW	Final	Text	Spike	SPKref	RPDref	MDL	PQL	UQL	%REC	LOW	HIGH	%RPD	Q
Aluminum	A	mg/L	0.0001503	0.0001503		0	0	0	0.0017836	0.001	1	0%			0%	
Antimony	A	mg/L	0.0001333	0.0001333		0	0	0	6.768E-05	0.001	0.1	0%			0%	
Arsenic	A	mg/L	-0.0001543	-0.0001543		0	0	0	8.203E-05	0.001	1	0%			0%	
Barium	A	mg/L	5.636E-07	5.636E-07		0	0	0	6.762E-05	0.001	1	0%			0%	
Beryllium	A	mg/L	-8.295E-05	-8.295E-05		0	0	0	8.516E-05	0.001	1	0%			0%	
Boron	A	mg/L	0.0007162	0.0007162		0	0	0	0.0039526	0.00561	1	0%			0%	
Cadmium	A	mg/L	4.506E-06	4.506E-06		0	0	0	2.308E-05	0.001	1	0%			0%	
Calcium	A	mg/L	-0.001021	-0.001021		0	0	0	0.2027235	0.02092	50	0%			0%	
Cerium	A	mg/L	1.646E-07	1.646E-07		0	0	0	0.0000222	0.001	0.1	0%	0	0	0%	
Chromium	A	mg/L	-1.484E-05	-1.484E-05		0	0	0	0.0002538	0.001	1	0%			0%	
Cobalt	A	mg/L	1.223E-06	1.223E-06		0	0	0	2.141E-05	0.001	1	0%			0%	
Copper	A	mg/L	-4.538E-05	-4.538E-05		0	0	0	0.0001748	0.001	1	0%			0%	
Iron	A	mg/L	0.0002648	0.0002648		0	0	0	0.0021157	0.00119	5	0%			0%	
Lanthanum	A	mg/L	-2.485E-07	-2.485E-07		0	0	0	6.805E-05	0.001	0.1	0%	0	0	0%	
Lead	A	mg/L	8.886E-06	8.886E-06		0	0	0	3.031E-05	0.001	1	0%			0%	
Magnesium	A	mg/L	0.0002445	0.0002445		0	0	0	0.0203306	0.00564	50	0%			0%	
Manganese	A	mg/L	-5.552E-06	-5.552E-06		0	0	0	7.309E-05	0.001	1	0%			0%	
Mercury	A	mg/L	-5.732E-05	-5.732E-05		0	0	0	3.043E-05	0.001	0.002	0%			0%	
Molybdenum	A	mg/L	0.00005526	0.00005526		0	0	0	8.113E-05	0.001	0.1	0%			0%	
Nickel	A	mg/L	-2.128E-05	-2.128E-05		0	0	0	0.0001769	0.001	1	0%			0%	
Potassium	A	mg/L	-0.02488	-0.02488		0	0	0	0.0215433	0.08139	50	0%			0%	
Selenium	A	mg/L	0.00001119	0.00001119		0	0	0	7.174E-05	0.001	1	0%			0%	
Silicon	A	mg/L	-0.0009709	-0.0009709		0	0	0	0.0033337	0.1	0.4	0%	0	0	0%	
Silver	A	mg/L	3.598E-06	3.598E-06		0	0	0	2.644E-05	0.001	0.04	0%			0%	
Sodium	A	mg/L	0.01682	0.01682		0	0	0	0.0451914	0.02171	50	0%			0%	
Strontium	A	mg/L	-3.425E-06	-3.425E-06		0	0	0	9.743E-05	0.001	1	0%	0	0	0%	
Thallium	A	mg/L	0.00006698	0.00006698		0	0	0	4.842E-05	0.001	1	0%	0	0	0%	
Thorium	A	mg/L	0.0000361	0.0000361		0	0	0	3.018E-05	0.001	1	0%	0	0	0%	
Tin	A	mg/L	0.00005327	0.00005327		0	0	0	0.0009928	0.00132	0.1	0%	0	0	0%	
Titanium	A	mg/L	-1.954E-06	-1.954E-06		0	0	0	0.0001004	0.001	1	0%	0	0	0%	
Uranium	A	mg/L	0.00000215	0.00000215		0	0	0	2.468E-05	0.0003	1	0%	0	0	0%	
Vanadium	A	mg/L	-0.002898	-0.002898		0	0	0	0.0018612	0.0013	1	0%	0	0	0%	
Zinc	A	mg/L	-0.0001203	-0.0001203		0	0	0	0.0010089	0.00273	1	0%	0	0	0%	
Iron, Ferrous	C	mg/L	0.0002648	0.0002648		0	0	0	0.0021157	0.00119	5	0%	0	0	0%	

Seq No	Lab ID	Test Code	Sample Typ	File ID	Analysis Date	DF	Batch ID	Prep Date	SPKref	RPDref	pmoist				
15064075	MB-164029	ICPMS-6020-W-	MBLK		3/1/2022 3:09:55	1	164029	2/25/2022 8:	0	0					

Analyte	T	Units	RAW	Final	Text	Spike	SPKref	RPDref	MDL	PQL	UQL	%REC	LOW	HIGH	%RPD	Q
Aluminum	A	mg/L	0.00179	0		0	0	0	0.0029215	0.0031975	1	0%	0	0	0%	
Antimony	A	mg/L	0.0000277	0		0	0	0	0.0002485	0.001	0.1	0%	0	0	0%	
Arsenic	A	mg/L	-8.666E-05	0		0	0	0	0.0002595	0.001	1	0%	0	0	0%	
Barium	A	mg/L	0.0001818	0.0001818		0	0	0	0.0001041	0.001	1	0%	0	0	0%	
Beryllium	A	mg/L	-7.635E-05	0		0	0	0	0.0001071	0.01	1	0%	0	0	0%	
Boron	A	mg/L	0.0005164	0		0	0	0	0.0030301	0.01467	1	0%	0	0	0%	
Cadmium	A	mg/L	2.908E-06	0		0	0	0	0.0000141	0.005	1	0%	0	0	0%	
Calcium	A	mg/L	0.007949	0		0	0	0	0.0372936	0.1103481	50	0%	0	0	0%	
Cerium	A	mg/L	6.489E-07	0		0	0	0	0.0000087	0.001	0.1	0%	0	0	0%	
Chromium	A	mg/L	0.00007145	0		0	0	0	0.0005265	0.0015375	1	0%	0	0	0%	
Cobalt	A	mg/L	0.00004082	0		0	0	0	8.402E-05	0.001	1	0%	0	0	0%	
Copper	A	mg/L	0.0002813	0		0	0	0	0.0005744	0.00198	1	0%	0	0	0%	
Iron	A	mg/L	0.00116	0		0	0	0	0.007424	0.00513	5	0%	0	0	0%	
Lanthanum	A	mg/L	2.485E-07	0		0	0	0	1.105E-05	0.001	0.1	0%	0	0	0%	
Lead	A	mg/L	0.00002346	0		0	0	0	5.246E-05	0.001	1	0%	0	0	0%	
Magnesium	A	mg/L	0.00196	0		0	0	0	0.0686349	0.0081522	50	0%	0	0	0%	
Manganese	A	mg/L	0.00003859	0		0	0	0	0.0002595	0.001	1	0%	0	0	0%	
Molybdenum	A	mg/L	0.00005441	0		0	0	0	0.0000966	0.001	0.1	0%	0	0	0%	
Nickel	A	mg/L	0.00005264	0		0	0	0	0.0002388	0.0024200	1	0%	0	0	0%	
Potassium	A	mg/L	-0.03564	0		0	0	0	0.0289412	0.0261205	50	0%	0	0	0%	
Selenium	A	mg/L	8.814E-06	0		0	0	0	6.251E-05	0.001	1	0%	0	0	0%	
Silicon	A	mg/L	0.01747	0		0	0	0	0.0218797	0.0053212	0.4	0%	0	0	0%	
Silver	A	mg/L	1.057E-06	0		0	0	0	2.318E-05	0.001	0.04	0%	0	0	0%	
Sodium	A	mg/L	0.05771	0		0	0	0	0.0721517	0.7330269	50	0%	0	0	0%	
Strontium	A	mg/L	0.00001353	0		0	0	0	7.178E-05	0.001	1	0%	0	0	0%	
Thallium	A	mg/L	0.00002356	0		0	0	0	0.0001114	0.001	1	0%	0	0	0%	
Thorium	A	mg/L	0.0001004	0.0001004		0	0	0	5.898E-05	0.00415	1	0%	0	0	0%	
Tin	A	mg/L	0.0002175	0		0	0	0	0.0018932	0.0011175	0.1	0%	0	0	0%	
Titanium	A	mg/L	0.0004012	0		0	0	0	0.0004924	0.001	1	0%	0	0	0%	
Uranium	A	mg/L	1.308E-06	0		0	0	0	1.084E-05	0.0003	1	0%	0	0	0%	
Vanadium	A	mg/L	-0.00271	0		0	0	0	0.0012418	0.0021085	1	0%	0	0	0%	
Zinc	A	mg/L	0.00009781	0		0	0	0	0.0011617	0.0065544	1	0%	0	0	0%	
Silica	C	mg/L	0.03737182	0		0	0	0	0.0468049	0.0113831	5	0%	0	0	0%	
Silicon as SiO2	C	mg/L	0.03737182	0		0	0	0	0.0468049	0.0113831	5	0%	0	0	0%	

Seq No	Lab ID	Test Code	Sample Typ	File ID	Analysis Date	DF	Batch ID	Prep Date	SPKref	RPDref	pmoist				
15064076	MB-164095	ICPMS-6020-W-	MBLK		3/1/2022 3:16:09	1	164095	2/28/2022 1:	0	0					

Analyte	T	Units	RAW	Final	Text	Spike	SPKref	RPDref	MDL	PQL	UQL	%REC	LOW	HIGH	%RPD	Q
Aluminum	A	mg/L	0.001871	0		0	0	0	0.0029215	0.0031975	1	0%	0	0	0%	
Antimony	A	mg/L	0.00003282	0		0	0	0	0.0002485	0.001	0.1	0%	0	0	0%	
Arsenic	A	mg/L	-9.518E-05	0		0	0	0	0.0002595	0.001	1	0%	0	0	0%	
Barium	A	mg/L	0.00002612	0		0	0	0	0.0001041	0.001	1	0%	0	0	0%	
Beryllium	A	mg/L	-6.534E-05	0		0	0	0	0.0001071	0.01	1	0%	0	0	0%	
Boron	A	mg/L	0.0004568	0		0	0	0	0.0030301	0.01467	1	0%	0	0	0%	
Cadmium	A	mg/L	9.387E-07	0		0	0	0	0.0000141	0.005	1	0%	0	0	0%	
Calcium	A	mg/L	0.01561	0		0	0	0	0.0372936	0.1103481	50	0%	0	0	0%	
Cerium	A	mg/L	2.198E-06	0		0	0	0	0.0000087	0.001	0.1	0%	0	0	0%	
Chromium	A	mg/L	0.0001511	0		0	0	0	0.0005265	0.0015375	1	0%	0	0	0%	
Cobalt	A	mg/L	0.0000291	0		0	0	0	8.402E-05	0.001	1	0%	0	0	0%	
Copper	A	mg/L	0.0002916	0		0	0	0	0.0005744	0.00198	1	0%	0	0	0%	
Iron	A	mg/L	0.001844	0		0	0	0	0.007424	0.00513	5	0%	0	0	0%	
Lanthanum	A	mg/L	0.00002266	0.00002266		0	0	0	1.105E-05	0.001	0.1	0%	0	0	0%	
Lead	A	mg/L	0.00002447	0		0	0	0	5.246E-05	0.001	1	0%	0	0	0%	
Magnesium	A	mg/L	0.002429	0		0	0	0	0.0686349	0.0081522	50	0%	0	0	0%	
Manganese	A	mg/L	0.00004174	0		0	0	0	0.0002595	0.001	1	0%	0	0	0%	
Molybdenum	A	mg/L	0.0003493	0.0003493		0	0	0	0.0000966	0.001	0.1	0%	0	0	0%	
Nickel	A	mg/L	0.00004679	0		0	0	0	0.0002388	0.0024200	1	0%	0	0	0%	
Potassium	A	mg/L	-0.05467	0		0	0	0	0.0289412	0.0261205	50	0%	0	0	0%	
Selenium	A	mg/L	0.00001341	0		0	0	0	6.251E-05	0.001	1	0%	0	0	0%	
Silicon	A	mg/L	0.02454	0.02454		0	0	0	0.0218797	0.0053212	0.4	0%	0	0	0%	
Silver	A	mg/L	1.206E-06	0		0	0	0	2.318E-05	0.001	0.04	0%	0	0	0%	
Sodium	A	mg/L	0.06477	0		0	0	0	0.0721517	0.7330269	50	0%	0	0	0%	
Strontium	A	mg/L	0.00001632	0		0	0	0	7.178E-05	0.001	1	0%	0	0	0%	
Thallium	A	mg/L	0.00002981	0		0	0	0	0.0001114	0.001	1	0%	0	0	0%	
Thorium	A	mg/L	0.00006864	0.00006864		0	0	0	5.898E-05	0.00415	1	0%	0	0	0%	
Tin	A	mg/L	0.0001937	0		0	0	0	0.0018932	0.0011175	0.1	0%	0	0	0%	
Titanium	A	mg/L	0.0003381	0		0	0	0	0.0004924	0.001	1	0%	0	0	0%	
Uranium	A	mg/L	7.165E-07	0		0	0	0	1.084E-05	0.0003	1	0%	0	0	0%	
Vanadium	A	mg/L	-0.002872	0		0	0	0	0.0012418	0.0021085	1	0%	0	0	0%	
Zinc	A	mg/L	0.0001818	0		0	0	0	0.0011617	0.0065544	1	0%	0	0	0%	
Silica	C	mg/L	0.05249597	0.05249597		0	0	0	0.0468049	0.0113831	5	0%	0	0	0%	
Silicon as SiO2	C	mg/L	0.05249597	0.05249597		0	0	0	0.0468049	0.0113831	5	0%	0	0	0%	

Seq No	Lab ID	Test Code	Sample Typ	File ID	Analysis Date	DF	Batch ID	Prep Date	SPKref	RPDref	pmoist
15064077	LCS4-164029	ICPMS-6020-W-	LCS4-DOD		3/1/2022 3:22:24	1	164029	2/25/2022 8:	0	0	

Analyte	T	Units	RAW	Final	Text	Spike	SPKref	RPDref	MDL	PQL	UQL	%REC	LOW	HIGH	%RPD	Q
Aluminum	A	mg/L	0.3951	0.3951		0.5	0	0	0.0029215	0.0031975	1	79%	80	120	0%	S
Antimony	A	mg/L	0.09868	0.09868		0.1	0	0	0.0002485	0.001	0.1	99%	80	120	0%	
Arsenic	A	mg/L	0.09847	0.09847		0.1	0	0	0.0002595	0.001	1	98%	80	120	0%	
Barium	A	mg/L	0.09095	0.09095		0.1	0	0	0.0001041	0.001	1	91%	80	120	0%	
Beryllium	A	mg/L	0.03013	0.03013		0.05	0	0	0.0001071	0.01	1	60%	80	120	0%	S
Boron	A	mg/L	0.06846	0.06846		0.1	0	0	0.0030301	0.01467	1	68%	80	120	0%	S
Cadmium	A	mg/L	0.05357	0.05357		0.05	0	0	0.0000141	0.005	1	107%	80	120	0%	
Calcium	A	mg/L	4.482	4.482		5	0	0	0.0372936	0.1103481	50	90%	80	120	0%	
Cerium	A	mg/L	0.1109	0.1109		0.1	0	0	0.0000087	0.001	0.1	111%	80	120	0%	
Chromium	A	mg/L	0.09579	0.09579		0.1	0	0	0.0005265	0.0015375	1	96%	80	120	0%	
Cobalt	A	mg/L	0.094	0.094		0.1	0	0	8.402E-05	0.001	1	94%	80	120	0%	
Copper	A	mg/L	0.1111	0.1111		0.1	0	0	0.0005744	0.00198	1	111%	80	120	0%	
Iron	A	mg/L	0.4849	0.4849		0.5	0	0	0.007424	0.00513	5	97%	80	120	0%	
Lanthanum	A	mg/L	0.1104	0.1104		0.1	0	0	1.105E-05	0.001	0.1	110%	80	120	0%	
Lead	A	mg/L	0.09746	0.09746		0.1	0	0	5.246E-05	0.001	1	97%	88	115	0%	
Magnesium	A	mg/L	4.821	4.821		5	0	0	0.0686349	0.0081522	50	96%	80	120	0%	
Manganese	A	mg/L	0.4765	0.4765		0.5	0	0	0.0002595	0.001	1	95%	80	120	0%	
Molybdenum	A	mg/L	0.09285	0.09285		0.1	0	0	0.0000966	0.001	0.1	93%	80	120	0%	
Nickel	A	mg/L	0.1065	0.1065		0.1	0	0	0.0002388	0.0024200	1	106%	80	120	0%	
Potassium	A	mg/L	4.123	4.123		5	0	0	0.0289412	0.0261205	50	82%	80	120	0%	
Selenium	A	mg/L	0.09808	0.09808		0.1	0	0	6.251E-05	0.001	1	98%	80	120	0%	
Silicon	A	mg/L	0.944	0.944		1	0	0	0.0218797	0.0053212	0.4	94%	80	120	0%	
Silver	A	mg/L	0.009488	0.009488		0.01	0	0	2.318E-05	0.001	0.04	95%	80	120	0%	
Sodium	A	mg/L	4.982	4.982		5	0	0	0.0721517	0.7330269	50	100%	80	120	0%	
Strontium	A	mg/L	0.1031	0.1031		0.1	0	0	7.178E-05	0.001	1	103%	80	120	0%	
Thallium	A	mg/L	0.1028	0.1028		0.1	0	0	0.0001114	0.001	1	103%	80	120	0%	
Thorium	A	mg/L	0.09956	0.09956		0.1	0	0	5.898E-05	0.00415	1	100%	80	120	0%	
Tin	A	mg/L	0.1012	0.1012		0.1	0	0	0.0018932	0.0011175	0.1	101%	80	120	0%	
Titanium	A	mg/L	0.08361	0.08361		0.1	0	0	0.0004924	0.001	1	84%	80	120	0%	
Uranium	A	mg/L	0.09853	0.09853		0.1	0	0	1.084E-05	0.0003	1	99%	80	120	0%	
Vanadium	A	mg/L	0.08897	0.08897		0.1	0	0	0.0012418	0.0021085	1	89%	80	120	0%	
Zinc	A	mg/L	0.1001	0.1001		0.1	0	0	0.0011617	0.0065544	1	100%	80	120	0%	
Silica	C	mg/L	2.0194048	2.0194048		0	0	0	0.0468049	0.0113831	5	0%	0	0	0%	
Silicon as SiO2	C	mg/L	2.0194048	2.0194048		2.14	0	0	0.0468049	0.0113831	5	94%	80	120	0%	

Seq No	Lab ID	Test Code	Sample Typ	File ID	Analysis Date	DF	Batch ID	Prep Date	SPKref	RPDref	pmoist
15064078	LCS4-164095	ICPMS-6020-W-	LCS4-DOD		3/1/2022 3:28:37	1	164095	2/28/2022 1:	0	0	

Analyte	T	Units	RAW	Final	Text	Spike	SPKref	RPDref	MDL	PQL	UQL	%REC	LOW	HIGH	%RPD	Q
Aluminum	A	mg/L	0.4073	0.4073		0.5	0	0	0.0029215	0.0031975	1	81%	80	120	0%	
Antimony	A	mg/L	0.1021	0.1021		0.1	0	0	0.0002485	0.001	0.1	102%	80	120	0%	
Arsenic	A	mg/L	0.0983	0.0983		0.1	0	0	0.0002595	0.001	1	98%	80	120	0%	
Barium	A	mg/L	0.09515	0.09515		0.1	0	0	0.0001041	0.001	1	95%	80	120	0%	
Beryllium	A	mg/L	0.03148	0.03148		0.05	0	0	0.0001071	0.01	1	63%	80	120	0%	S
Boron	A	mg/L	0.0692	0.0692		0.1	0	0	0.0030301	0.01467	1	69%	80	120	0%	S
Cadmium	A	mg/L	0.05303	0.05303		0.05	0	0	0.0000141	0.005	1	106%	80	120	0%	
Calcium	A	mg/L	4.447	4.447		5	0	0	0.0372936	0.1103481	50	89%	80	120	0%	
Cerium	A	mg/L	0.107	0.107		0.1	0	0	0.0000087	0.001	0.1	107%	80	120	0%	
Chromium	A	mg/L	0.09288	0.09288		0.1	0	0	0.0005265	0.0015375	1	93%	80	120	0%	
Cobalt	A	mg/L	0.09098	0.09098		0.1	0	0	8.402E-05	0.001	1	91%	80	120	0%	
Copper	A	mg/L	0.1104	0.1104		0.1	0	0	0.0005744	0.00198	1	110%	80	120	0%	
Iron	A	mg/L	0.4949	0.4949		0.5	0	0	0.007424	0.00513	5	99%	80	120	0%	
Lanthanum	A	mg/L	0.1093	0.1093		0.1	0	0	1.105E-05	0.001	0.1	109%	80	120	0%	
Lead	A	mg/L	0.09974	0.09974		0.1	0	0	5.246E-05	0.001	1	100%	88	115	0%	
Magnesium	A	mg/L	4.91	4.91		5	0	0	0.0686349	0.0081522	50	98%	80	120	0%	
Manganese	A	mg/L	0.4785	0.4785		0.5	0	0	0.0002595	0.001	1	96%	80	120	0%	
Molybdenum	A	mg/L	0.09246	0.09246		0.1	0	0	0.0000966	0.001	0.1	92%	80	120	0%	
Nickel	A	mg/L	0.1082	0.1082		0.1	0	0	0.0002388	0.0024200	1	108%	80	120	0%	
Potassium	A	mg/L	4.056	4.056		5	0	0	0.0289412	0.0261205	50	81%	80	120	0%	
Selenium	A	mg/L	0.1009	0.1009		0.1	0	0	6.251E-05	0.001	1	101%	80	120	0%	
Silicon	A	mg/L	0.9524	0.9524		1	0	0	0.0218797	0.0053212	0.4	95%	80	120	0%	
Silver	A	mg/L	0.00935	0.00935		0.01	0	0	2.318E-05	0.001	0.04	94%	80	120	0%	
Sodium	A	mg/L	4.918	4.918		5	0	0	0.0721517	0.7330269	50	98%	80	120	0%	
Strontium	A	mg/L	0.1016	0.1016		0.1	0	0	7.178E-05	0.001	1	102%	80	120	0%	
Thallium	A	mg/L	0.1041	0.1041		0.1	0	0	0.0001114	0.001	1	104%	80	120	0%	
Thorium	A	mg/L	0.1005	0.1005		0.1	0	0	5.898E-05	0.00415	1	100%	80	120	0%	
Tin	A	mg/L	0.105	0.105		0.1	0	0	0.0018932	0.0011175	0.1	105%	80	120	0%	
Titanium	A	mg/L	0.08097	0.08097		0.1	0	0	0.0004924	0.001	1	81%	80	120	0%	
Uranium	A	mg/L	0.1025	0.1025		0.1	0	0	1.084E-05	0.0003	1	102%	80	120	0%	
Vanadium	A	mg/L	0.09004	0.09004		0.1	0	0	0.0012418	0.0021085	1	90%	80	120	0%	
Zinc	A	mg/L	0.1	0.1		0.1	0	0	0.0011617	0.0065544	1	100%	80	120	0%	
Silica	C	mg/L	2.03737408	2.03737408		0	0	0	0.0468049	0.0113831	5	0%	0	0	0%	
Silicon as SiO2	C	mg/L	2.03737408	2.03737408		2.14	0	0	0.0468049	0.0113831	5	95%	80	120	0%	

Seq No	Lab ID	Test Code	Sample Typ	File ID	Analysis Date	DF	Batch ID	Prep Date	SPKref	RPDref	pmoist
15064079	Rinse	ICPMS-6020-W-	SAMP		3/1/2022 3:34:50	1	R375488		0	0	

Analyte	T	Units	RAW	Final	Text	Spike	SPKref	RPDref	MDL	PQL	UQL	%REC	LOW	HIGH	%RPD	Q
Antimony	A	mg/L	0.0002398	0.0002398		0	0	0	6.768E-05	0.001	0.1	0%	0	0	0%	J
Arsenic	A	mg/L	-0.0001718	0		0	0	0	8.203E-05	0.001	1	0%	0	0	0%	
Barium	A	mg/L	1.603E-06	0		0	0	0	6.762E-05	0.001	1	0%	0	0	0%	
Cadmium	A	mg/L	2.082E-06	0		0	0	0	2.308E-05	0.001	1	0%	0	0	0%	
Cerium	A	mg/L	1.07E-08	0		0	0	0	0.0000222	0.001	0.1	0%	0	0	0%	
Chromium	A	mg/L	0.00002462	0		0	0	0	0.0002538	0.001	1	0%	0	0	0%	
Cobalt	A	mg/L	0.00000395	0		0	0	0	2.141E-05	0.001	1	0%	0	0	0%	
Lanthanum	A	mg/L	4.462E-07	0		0	0	0	6.805E-05	0.001	0.1	0%	0	0	0%	
Lead	A	mg/L	0.00001624	0		0	0	0	3.031E-05	0.001	1	0%	0	0	0%	
Manganese	A	mg/L	7.714E-06	0		0	0	0	7.309E-05	0.001	1	0%	0	0	0%	
Mercury	A	mg/L	-3.125E-05	0		0	0	0	3.043E-05	0.001	0.002	0%	0	0	0%	
Molybdenum	A	mg/L	0.00003037	0		0	0	0	8.113E-05	0.001	0.1	0%	0	0	0%	
Nickel	A	mg/L	-0.0000075	0		0	0	0	0.0001769	0.001	1	0%	0	0	0%	
Selenium	A	mg/L	1.141E-06	0		0	0	0	7.174E-05	0.001	1	0%	0	0	0%	
Silicon	A	mg/L	-0.0009197	0		0	0	0	0.0033337	0.1	0.4	0%	0	0	0%	
Silver	A	mg/L	2.281E-06	0		0	0	0	2.644E-05	0.001	0.04	0%	0	0	0%	
Strontium	A	mg/L	1.652E-06	0		0	0	0	9.743E-05	0.001	1	0%	0	0	0%	
Thallium	A	mg/L	0.0001654	0.0001654		0	0	0	4.842E-05	0.001	1	0%	0	0	0%	J
Thorium	A	mg/L	0.00006966	0.00006966		0	0	0	3.018E-05	0.001	1	0%	0	0	0%	J
Uranium	A	mg/L	2.737E-06	0		0	0	0	2.468E-05	0.0003	1	0%	0	0	0%	
Iron	B	mg/L	0.0001516	0		0	0	0	0.0021157	0.00119	5	0%	0	0	0%	
Iron, Ferrous	B	mg/L	0.0001516	0		0	0	0	0.0021157	0.00119	5	0%	0	0	0%	
Magnesium	B	mg/L	0.001482	0		0	0	0	0.0203306	0.00564	50	0%	0	0	0%	L
Tin	B	mg/L	0.00002019	0		0	0	0	0.0009928	0.00132	0.1	0%	0	0	0%	
Zinc	B	mg/L	-0.0001236	0		0	0	0	0.0010089	0.00273	1	0%	0	0	0%	L

Seq No	Lab ID	Test Code	Sample Typ	File ID	Analysis Date	DF	Batch ID	Prep Date	SPKref	RPDref	pmoist
15064080	B22021627-001	ICPMS-6020-W-	SAMP		3/1/2022 3:41:04	1	R375488		0	0	

Analyte	T	Units	RAW	Final	Text	Spike	SPKref	RPDref	MDL	PQL	UQL	%REC	LOW	HIGH	%RPD	Q
Antimony	A	mg/L	0.000214	0.000214		0	0	0	6.768E-05	0.001	0.1	0%	0	0	0%	J
Arsenic	A	mg/L	-0.000226	0		0	0	0	8.203E-05	0.001	1	0%	0	0	0%	U
Barium	A	mg/L	0.008131	0.008131		0	0	0	6.762E-05	0.001	1	0%	0	0	0%	
Cadmium	A	mg/L	8.983E-06	0		0	0	0	2.308E-05	0.001	1	0%	0	0	0%	U
Cerium	A	mg/L	0.00000178	0		0	0	0	0.0000222	0.001	0.1	0%	0	0	0%	U

Seq No	Lab ID	Test Code	Sample Typ	File ID	Analysis Date	DF	Batch ID	Prep Date	SPKref	RPDref	pmoist
15064080	B22021627-001	ICPMS-6020-W-	SAMP		3/1/2022 3:41:04	1	R375488		0	0	

Analyte	T	Units	RAW	Final	Text	Spike	SPKref	RPDref	MDL	PQL	UQL	%REC	LOW	HIGH	%RPD	Q
Chromium	A	mg/L	0.001933	0.001933		0	0	0	0.0002538	0.001	1	0%	0	0	0%	
Cobalt	A	mg/L	0.00003687	0.00003687		0	0	0	2.141E-05	0.001	1	0%	0	0	0%	J
Lanthanum	A	mg/L	3.77E-07	0		0	0	0	6.805E-05	0.001	0.1	0%	0	0	0%	U
Lead	A	mg/L	0.00003691	0.00003691		0	0	0	3.031E-05	0.001	1	0%	0	0	0%	J
Manganese	A	mg/L	0.001476	0.001476		0	0	0	7.309E-05	0.001	1	0%	0	0	0%	
Mercury	A	mg/L	4.667E-06	0		0	0	0	3.043E-05	0.001	0.002	0%	0	0	0%	U
Molybdenum	A	mg/L	0.0003128	0.0003128		0	0	0	8.113E-05	0.001	0.1	0%	0	0	0%	J
Nickel	A	mg/L	0.0002055	0.0002055		0	0	0	0.0001769	0.001	1	0%	0	0	0%	J
Selenium	A	mg/L	0.0002913	0.0002913		0	0	0	7.174E-05	0.001	1	0%	0	0	0%	J
Silver	A	mg/L	1.611E-06	0		0	0	0	2.644E-05	0.001	0.04	0%	0	0	0%	U
Strontium	A	mg/L	0.1635	0.1635		0	0	0	9.743E-05	0.001	1	0%	0	0	0%	
Thallium	A	mg/L	0.00007682	0.00007682		0	0	0	4.842E-05	0.001	1	0%	0	0	0%	J
Thorium	A	mg/L	0.00001394	0		0	0	0	3.018E-05	0.001	1	0%	0	0	0%	U
Uranium	A	mg/L	0.00002717	0.00002717		0	0	0	2.468E-05	0.0003	1	0%	0	0	0%	J
Iron	B	mg/L	0.002648	0.002648		0	0	0	0.0021157	0.00119	5	0%	0	0	0%	U
Iron, Ferrous	B	mg/L	0.002648	0.002648		0	0	0	0.0021157	0.00119	5	0%	0	0	0%	U
Magnesium	B	mg/L	21.05	21.05		0	0	0	0.0203306	0.00564	50	0%	0	0	0%	D
Tin	B	mg/L	-3.365E-05	0		0	0	0	0.0009928	0.00132	0.1	0%	0	0	0%	U
Zinc	B	mg/L	0.003829	0.003829		0	0	0	0.0010089	0.00273	1	0%	0	0	0%	D

Seq No	Lab ID	Test Code	Sample Typ	File ID	Analysis Date	DF	Batch ID	Prep Date	SPKref	RPDref	pmoist
15064081	B22021627-001	ICPMS-6020-W-	SD		3/1/2022 3:47:18	5	R375488		0	2E+07	

Analyte	T	Units	RAW	Final	Text	Spike	SPKref	RPDref	MDL	PQL	UQL	%REC	LOW	HIGH	%RPD	Q
Aluminum	A	mg/L	0.002211	0.011055		0	0	0.001927	0.0089181	0.0043	1	0%				N
Antimony	A	mg/L	0.00006852	0.0003426		0	0	0.000214	0.0003384	0.0021	0.1	0%				N
Arsenic	A	mg/L	-0.0001533	0		0	0	0	0.0004102	0.001	1	0%				
Barium	A	mg/L	0.001706	0.00853		0	0	0.008131	0.0003381	0.001	1	0%			5%	
Beryllium	A	mg/L	-8.344E-05	0		0	0	0	0.0004258	0.001	1	0%				
Boron	A	mg/L	0.009502	0.04751		0	0	0.04675	0.0197631	0.02805	1	0%				N
Cadmium	A	mg/L	5.254E-06	0		0	0	0	0.0001154	0.001	1	0%				
Calcium	A	mg/L	4.102	20.51		0	0	20.41	1.0136175	0.1046	50	0%			0%	
Cerium	A	mg/L	2.115E-06	0		0	0	0	0.000111	0.001	0.1	0%				
Chromium	A	mg/L	0.0004163	0.0020815		0	0	0.001933	0.001269	0.001	1	0%				N
Cobalt	A	mg/L	6.363E-06	0		0	0	3.687E-05	0.0001071	0.001	1	0%				

Seq No	Lab ID	Test Code	Sample Typ	File ID	Analysis Date	DF	Batch ID	Prep Date	SPKref	RPDref	pmoist
15064081	B22021627-001	ICPMS-6020-W- SD			3/1/2022 3:47:18	5	R375488		0	2E+07	

Analyte	T	Units	RAW	Final	Text	Spike	SPKref	RPDref	MDL	PQL	UQL	%REC	LOW	HIGH	%RPD	Q
Copper	A	mg/L	0.00009645	0		0	0	0	0.0008742	0.00135	1	0%				
Iron	A	mg/L	0.0008197	0		0	0	0.002648	0.0105787	0.00595	5	0%				
Lanthanum	A	mg/L	9.466E-07	0		0	0	0	0.0003403	0.001	0.1	0%				
Lead	A	mg/L	0.00001983	0		0	0	3.691E-05	0.0001516	0.001	1	0%				
Magnesium	A	mg/L	4.295	21.475		0	0	21.05	0.1016532	0.0282	50	0%			2%	
Manganese	A	mg/L	0.0003167	0.0015835		0	0	0.001476	0.0003655	0.001	1	0%				N
Mercury	A	mg/L	-5.132E-05	0		0	0	0	0.0001522	0.001	0.002	0%				
Molybdenum	A	mg/L	0.00007069	0		0	0	0.0003128	0.0004057	0.001	0.1	0%				
Nickel	A	mg/L	0.00008873	0		0	0	0.0002055	0.0008844	0.00315	1	0%				
Potassium	A	mg/L	0.4214	2.107		0	0	2.544	0.1077164	0.40695	50	0%			19%	R
Selenium	A	mg/L	0.00005404	0		0	0	0.0002913	0.0003587	0.00165	1	0%				
Silicon	A	mg/L	4.024	20.12		0	0	20.26	0.0166685	0.1	0.4	0%			1%	
Silver	A	mg/L	2.168E-06	0		0	0	0	0.0001322	0.001	0.04	0%				
Sodium	A	mg/L	9.972	49.86		0	0	50.13	0.225957	0.10855	50	0%			1%	
Strontium	A	mg/L	0.0323	0.1615		0	0	0.1635	0.0004872	0.001	1	0%			1%	
Thallium	A	mg/L	0.00002312	0		0	0	7.682E-05	0.0002421	0.001	1	0%				
Thorium	A	mg/L	0.0000129	0		0	0	0	0.0001509	0.00305	1	0%				
Tin	A	mg/L	0.00003384	0		0	0	0	0.0049642	0.0066	0.1	0%				
Titanium	A	mg/L	0.0002853	0.0014265		0	0	0.00139	0.000502	0.001	1	0%				N
Uranium	A	mg/L	6.371E-06	0		0	0	2.717E-05	0.0001234	0.0003	1	0%				
Vanadium	A	mg/L	0.001337	0		0	0	0.01176	0.0093058	0.0065	1	0%				
Zinc	A	mg/L	0.001965	0.009825		0	0	0.003829	0.0050446	0.01365	1	0%				N
Iron, Ferrous	C	mg/L	0.0008197	0		0	0	0.002648	0.0105787	0.00595	5	0%				

Seq No	Lab ID	Test Code	Sample Typ	File ID	Analysis Date	DF	Batch ID	Prep Date	SPKref	RPDref	pmoist
15064082	B22021627-001	ICPMS-6020-W- MS-DOD			3/1/2022 3:53:32	1.03	R375488		2E+07	0	

Analyte	T	Units	RAW	Final	Text	Spike	SPKref	RPDref	MDL	PQL	UQL	%REC	LOW	HIGH	%RPD	Q
Aluminum	A	mg/L	0.0439	0.045217		0.05	0.001927	0	0.0018371	0.001	1	87%	75	125	0%	
Antimony	A	mg/L	0.04453	0.0458659		0.05	0.000214	0	6.971E-05	0.001	0.1	91%	75	125	0%	
Arsenic	A	mg/L	0.04892	0.0503876		0.05	0	0	8.449E-05	0.001	1	101%	75	125	0%	
Barium	A	mg/L	0.05734	0.0590602		0.05	0.008131	0	6.965E-05	0.001	1	102%	75	125	0%	
Beryllium	A	mg/L	0.03449	0.0355247		0.05	0	0	8.771E-05	0.001	1	71%	75	125	0%	S
Boron	A	mg/L	0.07972	0.0821116		0.05	0.04675	0	0.0040712	0.0057783	1	71%	75	125	0%	S
Cadmium	A	mg/L	0.04957	0.0510571		0.05	0	0	2.377E-05	0.001	1	102%	75	125	0%	

Seq No	Lab ID	Test Code	Sample Typ	File ID	Analysis Date	DF	Batch ID	Prep Date	SPKref	RPDref	pmoist
15064082	B22021627-001	ICPMS-6020-W-	MS-DOD		3/1/2022 3:53:32	1.03	R375488		2E+07	0	

Analyte	T	Units	RAW	Final	Text	Spike	SPKref	RPDref	MDL	PQL	UQL	%REC	LOW	HIGH	%RPD	Q
Calcium	A	mg/L	61.32	63.1596		50	20.41	0	0.2088052	0.0215476	50	85%	75	125	0%	
Cerium	A	mg/L	0.05359	0.0551977		0.05	0	0	2.287E-05	0.001	0.1	110%	75	125	0%	
Chromium	A	mg/L	0.04731	0.0487293		0.05	0.001933	0	0.0002614	0.001	1	94%	75	125	0%	
Cobalt	A	mg/L	0.04355	0.0448565		0.05	3.687E-05	0	2.205E-05	0.001	1	90%	75	125	0%	
Copper	A	mg/L	0.04993	0.0514279		0.05	0	0	0.0001801	0.001	1	103%	75	125	0%	
Iron	A	mg/L	4.65	4.7895		5.05	0.002648	0	0.0021792	0.0012257	5	95%	75	125	0%	
Lanthanum	A	mg/L	0.05272	0.0543016		0.05	0	0	7.009E-05	0.001	0.1	109%	75	125	0%	
Lead	A	mg/L	0.04867	0.0501301		0.05	3.691E-05	0	3.122E-05	0.001	1	100%	88	115	0%	
Magnesium	A	mg/L	66.3	68.289		50	21.05	0	0.0209406	0.0058092	50	94%	75	125	0%	
Manganese	A	mg/L	0.048	0.04944		0.05	0.001476	0	7.528E-05	0.001	1	96%	75	125	0%	
Mercury	A	mg/L	0.000938	0.00096614		0.001	0	0	3.134E-05	0.001	0.002	97%	75	125	0%	
Molybdenum	A	mg/L	0.04756	0.0489868		0.05	0.0003128	0	8.356E-05	0.001	0.1	97%	75	125	0%	
Nickel	A	mg/L	0.04899	0.0504597		0.05	0.0002055	0	0.0001822	0.001	1	101%	75	125	0%	
Potassium	A	mg/L	43.3	44.599		50	2.544	0	0.0221896	0.0838317	50	84%	75	125	0%	
Selenium	A	mg/L	0.0495	0.050985		0.05	0.0002913	0	7.389E-05	0.001	1	101%	75	125	0%	
Silicon	A	mg/L	19.82	20.4146		0.2	20.26	0	0.0034337	0.1	0.4		75	125	0%	A
Silver	A	mg/L	0.01931	0.0198893		0.02	0	0	2.723E-05	0.001	0.04	99%	75	125	0%	
Sodium	A	mg/L	90.62	93.3386		50	50.13	0	0.0465471	0.0223613	50	86%	75	125	0%	
Strontium	A	mg/L	0.2002	0.206206		0.05	0.1635	0	0.0001004	0.001	1	85%	75	125	0%	
Thallium	A	mg/L	0.04914	0.0506142		0.05	7.682E-05	0	4.987E-05	0.001	1	101%	75	125	0%	
Thorium	A	mg/L	0.05063	0.0521489		0.05	0	0	3.109E-05	0.001	1	104%	75	125	0%	
Tin	A	mg/L	0.04919	0.0506657		0.05	0	0	0.0010226	0.0013596	0.1	101%	75	125	0%	
Titanium	A	mg/L	0.04666	0.0480598		0.05	0.00139	0	0.0001034	0.001	1	93%	75	125	0%	
Uranium	A	mg/L	0.04962	0.0511086		0.05	2.717E-05	0	2.542E-05	0.0003	1	102%	75	125	0%	
Vanadium	A	mg/L	0.05944	0.0612232		0.05	0.01176	0	0.001917	0.001339	1	99%	75	125	0%	
Zinc	A	mg/L	0.05356	0.0551668		0.05	0.003829	0	0.0010392	0.0028119	1	103%	75	125	0%	
Iron, Ferrous	C	mg/L	4.65	4.7895		0	0.002648	0	0.0021792	0.0012257	5	0%	0	0	0%	

Seq No	Lab ID	Test Code	Sample Typ	File ID	Analysis Date	DF	Batch ID	Prep Date	SPKref	RPDref	pmoist
15064083	B22021627-001	ICPMS-6020-W-	MSD-DOD		3/1/2022 3:59:46	1.03	R375488		2E+07	2E+07	

Analyte	T	Units	RAW	Final	Text	Spike	SPKref	RPDref	MDL	PQL	UQL	%REC	LOW	HIGH	%RPD	Q
Aluminum	A	mg/L	0.04329	0.0445887		0.05	0.001927	0.045217	0.0018371	0.001	1	85%	75	125	1%	
Antimony	A	mg/L	0.04636	0.0477508		0.05	0.000214	0.0458659	6.971E-05	0.001	0.1	95%	75	125	4%	
Arsenic	A	mg/L	0.0493	0.050779		0.05	0	0.0503876	8.449E-05	0.001	1	102%	75	125	1%	

Seq No	Lab ID	Test Code	Sample Typ	File ID	Analysis Date	DF	Batch ID	Prep Date	SPKref	RPDref	pmoist				
15064083	B22021627-001	ICPMS-6020-W-	MSD-DOD		3/1/2022 3:59:46	1.03	R375488		2E+07	2E+07					

Analyte	T	Units	RAW	Final	Text	Spike	SPKref	RPDref	MDL	PQL	UQL	%REC	LOW	HIGH	%RPD	Q
Barium	A	mg/L	0.05889	0.0606567		0.05	0.008131	0.0590602	6.965E-05	0.001	1	105%	75	125	3%	
Beryllium	A	mg/L	0.03378	0.0347934		0.05	0	0.0355247	8.771E-05	0.001	1	70%	75	125	2%	S
Boron	A	mg/L	0.07906	0.0814318		0.05	0.04675	0.0821116	0.0040712	0.0057783	1	69%	75	125	1%	S
Cadmium	A	mg/L	0.05004	0.0515412		0.05	0	0.0510571	2.377E-05	0.001	1	103%	75	125	1%	
Calcium	A	mg/L	63.16	65.0548		50	20.41	63.1596	0.2088052	0.0215476	50	89%	75	125	3%	
Cerium	A	mg/L	0.05281	0.0543943		0.05	0	0.0551977	2.287E-05	0.001	0.1	109%	75	125	1%	
Chromium	A	mg/L	0.04807	0.0495121		0.05	0.001933	0.0487293	0.0002614	0.001	1	95%	75	125	2%	
Cobalt	A	mg/L	0.04499	0.0463397		0.05	3.687E-05	0.0448565	2.205E-05	0.001	1	93%	75	125	3%	
Copper	A	mg/L	0.05133	0.0528699		0.05	0	0.0514279	0.0001801	0.001	1	106%	75	125	3%	
Iron	A	mg/L	4.601	4.73903		5.05	0.002648	4.7895	0.0021792	0.0012257	5	94%	75	125	1%	
Lanthanum	A	mg/L	0.054	0.05562		0.05	0	0.0543016	7.009E-05	0.001	0.1	111%	75	125	2%	
Lead	A	mg/L	0.04912	0.0505936		0.05	3.691E-05	0.0501301	3.122E-05	0.001	1	101%	88	115	1%	
Magnesium	A	mg/L	65.23	67.1869		50	21.05	68.289	0.0209406	0.0058092	50	92%	75	125	2%	
Manganese	A	mg/L	0.04841	0.0498623		0.05	0.001476	0.04944	7.528E-05	0.001	1	97%	75	125	1%	
Mercury	A	mg/L	0.0009382	0.00096635		0.001	0	0.0009661	3.134E-05	0.001	0.002	97%	75	125		
Molybdenum	A	mg/L	0.04855	0.0500065		0.05	0.0003128	0.0489868	8.356E-05	0.001	0.1	99%	75	125	2%	
Nickel	A	mg/L	0.04957	0.0510571		0.05	0.0002055	0.0504597	0.0001822	0.001	1	102%	75	125	1%	
Potassium	A	mg/L	43.7	45.011		50	2.544	44.599	0.0221896	0.0838317	50	85%	75	125	1%	
Selenium	A	mg/L	0.04944	0.0509232		0.05	0.0002913	0.050985	7.389E-05	0.001	1	101%	75	125	0%	
Silicon	A	mg/L	19.48	20.0644		0.2	20.26	20.4146	0.0034337	0.1	0.4		75	125	2%	A
Silver	A	mg/L	0.01949	0.0200747		0.02	0	0.0198893	2.723E-05	0.001	0.04	100%	75	125	1%	
Sodium	A	mg/L	89.59	92.2777		50	50.13	93.3386	0.0465471	0.0223613	50	84%	75	125	1%	
Strontium	A	mg/L	0.2054	0.211562		0.05	0.1635	0.206206	0.0001004	0.001	1	96%	75	125	3%	
Thallium	A	mg/L	0.04948	0.0509644		0.05	7.682E-05	0.0506142	4.987E-05	0.001	1	102%	75	125	1%	
Thorium	A	mg/L	0.05075	0.0522725		0.05	0	0.0521489	3.109E-05	0.001	1	105%	75	125	0%	
Tin	A	mg/L	0.05019	0.0516957		0.05	0	0.0506657	0.0010226	0.0013596	0.1	103%	75	125	2%	
Titanium	A	mg/L	0.04908	0.0505524		0.05	0.00139	0.0480598	0.0001034	0.001	1	98%	75	125	5%	
Uranium	A	mg/L	0.04895	0.0504185		0.05	2.717E-05	0.0511086	2.542E-05	0.0003	1	101%	75	125	1%	
Vanadium	A	mg/L	0.061	0.06283		0.05	0.01176	0.0612232	0.001917	0.001339	1	102%	75	125	3%	
Zinc	A	mg/L	0.05368	0.0552904		0.05	0.003829	0.0551668	0.0010392	0.0028119	1	103%	75	125	0%	
Iron, Ferrous	C	mg/L	4.601	4.73903		0	0.002648	4.7895	0.0021792	0.0012257	5	0%	0	0	1%	

Seq No	Lab ID	Test Code	Sample Typ	File ID	Analysis Date	DF	Batch ID	Prep Date	SPKref	RPDref	pmoist
15064084	Rinse	ICPMS-6020-W-	SAMP		3/1/2022 4:06:00	1	R375488		0	0	

Analyte	T	Units	RAW	Final	Text	Spike	SPKref	RPDref	MDL	PQL	UQL	%REC	LOW	HIGH	%RPD	Q
Antimony	A	mg/L	0.00174	0.00174		0	0	0	6.768E-05	0.001	0.1	0%	0	0	0%	
Arsenic	A	mg/L	-8.098E-05	0		0	0	0	8.203E-05	0.001	1	0%	0	0	0%	
Barium	A	mg/L	-2.38E-06	0		0	0	0	6.762E-05	0.001	1	0%	0	0	0%	
Cadmium	A	mg/L	1.266E-06	0		0	0	0	2.308E-05	0.001	1	0%	0	0	0%	
Cerium	A	mg/L	6.806E-08	0		0	0	0	0.0000222	0.001	0.1	0%	0	0	0%	
Chromium	A	mg/L	0.00002931	0		0	0	0	0.0002538	0.001	1	0%	0	0	0%	
Cobalt	A	mg/L	-1.122E-06	0		0	0	0	2.141E-05	0.001	1	0%	0	0	0%	
Lanthanum	A	mg/L	-7.085E-08	0		0	0	0	6.805E-05	0.001	0.1	0%	0	0	0%	
Lead	A	mg/L	4.961E-06	0		0	0	0	3.031E-05	0.001	1	0%	0	0	0%	
Manganese	A	mg/L	9.715E-07	0		0	0	0	7.309E-05	0.001	1	0%	0	0	0%	
Mercury	A	mg/L	-6.342E-05	0		0	0	0	3.043E-05	0.001	0.002	0%	0	0	0%	
Molybdenum	A	mg/L	0.00006932	0		0	0	0	8.113E-05	0.001	0.1	0%	0	0	0%	
Nickel	A	mg/L	-2.029E-05	0		0	0	0	0.0001769	0.001	1	0%	0	0	0%	
Selenium	A	mg/L	0.00000889	0		0	0	0	7.174E-05	0.001	1	0%	0	0	0%	
Silicon	A	mg/L	0.001506	0		0	0	0	0.0033337	0.1	0.4	0%	0	0	0%	
Silver	A	mg/L	3.742E-06	0		0	0	0	2.644E-05	0.001	0.04	0%	0	0	0%	
Strontium	A	mg/L	-1.429E-06	0		0	0	0	9.743E-05	0.001	1	0%	0	0	0%	
Thallium	A	mg/L	0.00005364	0.00005364		0	0	0	4.842E-05	0.001	1	0%	0	0	0%	J
Thorium	A	mg/L	0.00005191	0.00005191		0	0	0	3.018E-05	0.001	1	0%	0	0	0%	J
Uranium	A	mg/L	2.992E-06	0		0	0	0	2.468E-05	0.0003	1	0%	0	0	0%	
Iron	B	mg/L	0.0002343	0		0	0	0	0.0021157	0.00119	5	0%	0	0	0%	
Iron, Ferrous	B	mg/L	0.0002343	0		0	0	0	0.0021157	0.00119	5	0%	0	0	0%	
Magnesium	B	mg/L	0.002018	0		0	0	0	0.0203306	0.00564	50	0%	0	0	0%	L
Tin	B	mg/L	0.0001347	0		0	0	0	0.0009928	0.00132	0.1	0%	0	0	0%	
Zinc	B	mg/L	-0.0001156	0		0	0	0	0.0010089	0.00273	1	0%	0	0	0%	L

Seq No	Lab ID	Test Code	Sample Typ	File ID	Analysis Date	DF	Batch ID	Prep Date	SPKref	RPDref	pmoist
15064085	B22021627-001	ICPMS-6020-W-	SAMP		3/1/2022 4:12:14	1	164029	2/25/2022 8:	0	0	

Analyte	T	Units	RAW	Final	Text	Spike	SPKref	RPDref	MDL	PQL	UQL	%REC	LOW	HIGH	%RPD	Q
Antimony	A	mg/L	0.001806	0.001806		0	0	0	0.0002485	0.001	0.1	0%	0	0	0%	
Arsenic	A	mg/L	0.00006493	0		0	0	0	0.0002595	0.001	1	0%	0	0	0%	U
Barium	A	mg/L	0.008428	0.008428		0	0	0	0.0001041	0.001	1	0%	0	0	0%	
Cadmium	A	mg/L	8.109E-06	0		0	0	0	0.0000141	0.005	1	0%	0	0	0%	U
Cerium	A	mg/L	4.299E-06	0		0	0	0	0.0000087	0.001	0.1	0%	0	0	0%	U

Seq No	Lab ID	Test Code	Sample Typ	File ID	Analysis Date	DF	Batch ID	Prep Date	SPKref	RPDref	pmoist
15064085	B22021627-001	ICPMS-6020-W-	SAMP		3/1/2022 4:12:14	1	164029	2/25/2022 8:	0	0	

Analyte	T	Units	RAW	Final	Text	Spike	SPKref	RPDref	MDL	PQL	UQL	%REC	LOW	HIGH	%RPD	Q
Cobalt	A	mg/L	0.00007167	0		0	0	0	8.402E-05	0.001	1	0%	0	0	0%	U
Lanthanum	A	mg/L	4.245E-06	0		0	0	0	1.105E-05	0.001	0.1	0%	0	0	0%	U
Lead	A	mg/L	0.0002163	0.0002163		0	0	0	5.246E-05	0.001	1	0%	0	0	0%	J
Manganese	A	mg/L	0.004982	0.004982		0	0	0	0.0002595	0.001	1	0%	0	0	0%	
Molybdenum	A	mg/L	0.000359	0.000359		0	0	0	0.0000966	0.001	0.1	0%	0	0	0%	J
Selenium	A	mg/L	0.0003429	0.0003429		0	0	0	6.251E-05	0.001	1	0%	0	0	0%	J
Silver	A	mg/L	3.687E-06	0		0	0	0	2.318E-05	0.001	0.04	0%	0	0	0%	U
Strontium	A	mg/L	0.168	0.168		0	0	0	7.178E-05	0.001	1	0%	0	0	0%	
Thallium	A	mg/L	0.0000507	0		0	0	0	0.0001114	0.001	1	0%	0	0	0%	U
Uranium	A	mg/L	0.00003019	0.00003019		0	0	0	1.084E-05	0.0003	1	0%	0	0	0%	J
Chromium	B	mg/L	0.002088	0.002088		0	0	0	0.0005265	0.0015375	1	0%	0	0	0%	D
Iron	B	mg/L	0.02337	0.02337		0	0	0	0.007424	0.00513	5	0%	0	0	0%	D
Magnesium	B	mg/L	20.62	20.62		0	0	0	0.0686349	0.0081522	50	0%	0	0	0%	D
Nickel	B	mg/L	0.0003351	0.0003351		0	0	0	0.0002388	0.0024200	1	0%	0	0	0%	JL
Sodium	B	mg/L	46.17	46.17		0	0	0	0.0721517	0.7330269	50	0%	0	0	0%	D
Thorium	B	mg/L	0.000154	0.000154		0	0	0	5.898E-05	0.00415	1	0%	0	0	0%	JL
Tin	B	mg/L	0.0003819	0		0	0	0	0.0018932	0.0011175	0.1	0%	0	0	0%	U
Zinc	B	mg/L	0.003762	0.003762		0	0	0	0.0011617	0.0065544	1	0%	0	0	0%	JL

Seq No	Lab ID	Test Code	Sample Typ	File ID	Analysis Date	DF	Batch ID	Prep Date	SPKref	RPDref	pmoist
15064086	B22021627-001	ICPMS-6020-W-	SD		3/1/2022 4:18:28	5	164029	2/25/2022 8:	0	2E+07	

Analyte	T	Units	RAW	Final	Text	Spike	SPKref	RPDref	MDL	PQL	UQL	%REC	LOW	HIGH	%RPD	Q
Aluminum	A	mg/L	0.001901	0		0	0	0.004643	0.0146074	0.0159875	1	0%	0	0		
Antimony	A	mg/L	0.0002826	0.001413		0	0	0.001806	0.0012426	0.0049	0.1	0%	0	0		N
Arsenic	A	mg/L	-9.545E-05	0		0	0	0	0.0012977	0.0013383	1	0%	0	0		
Barium	A	mg/L	0.001644	0.00822		0	0	0.008428	0.0005204	0.0012039	1	0%	0	0	2%	
Beryllium	A	mg/L	-8.825E-05	0		0	0	0	0.0005353	0.01	1	0%	0	0		
Boron	A	mg/L	0.007948	0.03974		0	0	0.03792	0.0151506	0.07335	1	0%	0	0		N
Cadmium	A	mg/L	6.531E-06	0		0	0	0	0.0000705	0.005	1	0%	0	0		
Calcium	A	mg/L	3.974	19.87		0	0	19.65	0.1864681	0.5517403	50	0%	0	0	1%	
Cerium	A	mg/L	8.525E-06	0		0	0	0	0.0000435	0.001	0.1	0%	0	0		
Chromium	A	mg/L	0.0004585	0		0	0	0.002088	0.0026324	0.0076875	1	0%	0	0		
Cobalt	A	mg/L	0.00001878	0		0	0	0	0.0004201	0.001	1	0%	0	0		
Copper	A	mg/L	0.00009535	0		0	0	0	0.0028718	0.0099	1	0%	0	0		

Seq No	Lab ID	Test Code	Sample Typ	File ID	Analysis Date	DF	Batch ID	Prep Date	SPKref	RPDref	pmoist
15064086	B22021627-001	ICPMS-6020-W-	SD		3/1/2022 4:18:28	5	164029	2/25/2022 8:	0	2E+07	

Analyte	T	Units	RAW	Final	Text	Spike	SPKref	RPDref	MDL	PQL	UQL	%REC	LOW	HIGH	%RPD	Q
Iron	A	mg/L	0.00521	0		0	0	0.02337	0.0371198	0.02565	5	0%	0	0		
Lanthanum	A	mg/L	0.00001544	0.0000772		0	0	0	5.525E-05	0.001	0.1	0%	0	0		N
Lead	A	mg/L	0.00005317	0.00026585		0	0	0.0002163	0.0002623	0.001	1	0%	0	0		N
Magnesium	A	mg/L	4.195	20.975		0	0	20.62	0.3431747	0.0407608	50	0%	0	0	2%	
Manganese	A	mg/L	0.001058	0.00529		0	0	0.004982	0.0012975	0.0010695	1	0%	0	0		N
Molybdenum	A	mg/L	0.00006614	0		0	0	0.000359	0.000483	0.001	0.1	0%	0	0		
Nickel	A	mg/L	0.00006568	0		0	0	0.0003351	0.0011941	0.0121000	1	0%	0	0		
Potassium	A	mg/L	0.3972	1.986		0	0	2.226	0.1447062	0.1306027	50	0%	0	0	11%	R
Selenium	A	mg/L	0.00006273	0.00031365		0	0	0.0003429	0.0003126	0.0029274	1	0%	0	0		N
Silicon	A	mg/L	3.944	19.72		0	0	19.57	0.1093983	0.026606	0.4	0%	0	0	1%	
Silver	A	mg/L	1.995E-06	0		0	0	0	0.0001159	0.001	0.04	0%	0	0		
Sodium	A	mg/L	9.72	48.6		0	0	46.17	0.3607583	3.6651346	50	0%	0	0	5%	
Strontium	A	mg/L	0.0331	0.1655		0	0	0.168	0.0003589	0.001	1	0%	0	0	1%	
Thallium	A	mg/L	0.00001766	0		0	0	0	0.0005569	0.001	1	0%	0	0		
Thorium	A	mg/L	0.00001317	0		0	0	0.000154	0.0002949	0.02075	1	0%	0	0		
Tin	A	mg/L	0.00007967	0		0	0	0	0.0094659	0.0055874	0.1	0%	0	0		
Titanium	A	mg/L	0.0002923	0		0	0	0.001623	0.0024621	0.001	1	0%	0	0		
Uranium	A	mg/L	8.273E-06	0		0	0	3.019E-05	0.0000542	0.0004224	1	0%	0	0		
Vanadium	A	mg/L	0.002349	0.011745		0	0	0.0147	0.0062091	0.0105423	1	0%	0	0		N
Zinc	A	mg/L	0.005659	0.028295		0	0	0.003762	0.0058087	0.0327721	1	0%	0	0		N
Silica	C	mg/L	8.4370048	42.185024		0	0	0	0.2340247	0.0569155	5	0%	0	0		N
Silicon as SiO2	C	mg/L	8.4370048	42.185024		0	0	0	0.2340247	0.0569155	5	0%	0	0		N

Seq No	Lab ID	Test Code	Sample Typ	File ID	Analysis Date	DF	Batch ID	Prep Date	SPKref	RPDref	pmoist
15064087	CCV	ICPMS-6020-W-	CCV		3/1/2022 4:24:42	1	R375488		0	0	

Analyte	T	Units	RAW	Final	Text	Spike	SPKref	RPDref	MDL	PQL	UQL	%REC	LOW	HIGH	%RPD	Q
Aluminum	A	mg/L	0.04315	0.04315		0.05	0	0	0.0017836	0.001	1	86%	90	110	0%	S
Antimony	A	mg/L	0.0511	0.0511		0.05	0	0	6.768E-05	0.001	0.1	102%	90	110	0%	
Arsenic	A	mg/L	0.05089	0.05089		0.05	0	0	8.203E-05	0.001	1	102%	90	110	0%	
Barium	A	mg/L	0.05073	0.05073		0.05	0	0	6.762E-05	0.001	1	101%	90	110	0%	
Beryllium	A	mg/L	0.0345	0.0345		0.05	0	0	8.516E-05	0.001	1	69%	90	110	0%	S
Boron	A	mg/L	0.03831	0.03831		0.05	0	0	0.0039526	0.00561	1	77%	90	110	0%	S
Cadmium	A	mg/L	0.05023	0.05023		0.05	0	0	2.308E-05	0.001	1	100%	90	110	0%	
Calcium	A	mg/L	11.11	11.11		12.5	0	0	0.2027235	0.02092	50	89%	90	110	0%	S

Seq No	Lab ID	Test Code	Sample Typ	File ID	Analysis Date	DF	Batch ID	Prep Date	SPKref	RPDref	pmoist
15064087	CCV	ICPMS-6020-W- CCV			3/1/2022 4:24:42	1	R375488		0	0	

Analyte	T	Units	RAW	Final	Text	Spike	SPKref	RPDref	MDL	PQL	UQL	%REC	LOW	HIGH	%RPD	Q
Cerium	A	mg/L	0.05518	0.05518		0.05	0	0	0.0000222	0.001	0.1	110%	90	110	0%	
Chromium	A	mg/L	0.04741	0.04741		0.05	0	0	0.0002538	0.001	1	95%	90	110	0%	
Cobalt	A	mg/L	0.04557	0.04557		0.05	0	0	2.141E-05	0.001	1	91%	90	110	0%	
Copper	A	mg/L	0.05506	0.05506		0.05	0	0	0.0001748	0.001	1	110%	90	110	0%	
Iron	A	mg/L	1.244	1.244		1.3	0	0	0.0021157	0.00119	5	96%	90	110	0%	
Lanthanum	A	mg/L	0.0547	0.0547		0.05	0	0	6.805E-05	0.001	0.1	109%	90	110	0%	
Lead	A	mg/L	0.04979	0.04979		0.05	0	0	3.031E-05	0.001	1	100%	90	110	0%	
Magnesium	A	mg/L	12.2	12.2		12.5	0	0	0.0203306	0.00564	50	98%	90	110	0%	
Manganese	A	mg/L	0.04856	0.04856		0.05	0	0	7.309E-05	0.001	1	97%	90	110	0%	
Mercury	A	mg/L	0.001008	0.001008		0.001	0	0	3.043E-05	0.001	0.002	101%	90	110	0%	
Molybdenum	A	mg/L	0.04729	0.04729		0.05	0	0	8.113E-05	0.001	0.1	95%	90	110	0%	
Nickel	A	mg/L	0.05413	0.05413		0.05	0	0	0.0001769	0.001	1	108%	90	110	0%	
Potassium	A	mg/L	10.36	10.36		12.5	0	0	0.0215433	0.08139	50	83%	90	110	0%	S
Selenium	A	mg/L	0.05062	0.05062		0.05	0	0	7.174E-05	0.001	1	101%	90	110	0%	
Silicon	A	mg/L	0.1973	0.1973		0.2	0	0	0.0033337	0.1	0.4	99%	90	110	0%	
Silver	A	mg/L	0.01973	0.01973		0.02	0	0	2.644E-05	0.001	0.04	99%	90	110	0%	
Sodium	A	mg/L	12.22	12.22		12.5	0	0	0.0451914	0.02171	50	98%	90	110	0%	
Strontium	A	mg/L	0.05158	0.05158		0.05	0	0	9.743E-05	0.001	1	103%	90	110	0%	
Thallium	A	mg/L	0.05102	0.05102		0.05	0	0	4.842E-05	0.001	1	102%	90	110	0%	
Thorium	A	mg/L	0.05101	0.05101		0.05	0	0	3.018E-05	0.001	1	102%	90	110	0%	
Tin	A	mg/L	0.04992	0.04992		0.05	0	0	0.0009928	0.00132	0.1	100%	90	110	0%	
Titanium	A	mg/L	0.04129	0.04129		0.05	0	0	0.0001004	0.001	1	83%	90	110	0%	S
Uranium	A	mg/L	0.05018	0.05018		0.05	0	0	2.468E-05	0.0003	1	100%	90	110	0%	
Vanadium	A	mg/L	0.04594	0.04594		0.05	0	0	0.0018612	0.0013	1	92%	90	110	0%	
Zinc	A	mg/L	0.0524	0.0524		0.05	0	0	0.0010089	0.00273	1	105%	90	110	0%	
Iron, Ferrous	C	mg/L	1.244	1.244		0	0	0	0.0021157	0.00119	5	0%	0	0	0%	

Seq No	Lab ID	Test Code	Sample Typ	File ID	Analysis Date	DF	Batch ID	Prep Date	SPKref	RPDref	pmoist
15064088	CCB	ICPMS-6020-W- CCB			3/1/2022 4:30:57	1	R375488		0	0	

Analyte	T	Units	RAW	Final	Text	Spike	SPKref	RPDref	MDL	PQL	UQL	%REC	LOW	HIGH	%RPD	Q
Aluminum	A	mg/L	0.0002252	0.0002252		0	0	0	0.0017836	0.001	1	0%			0%	
Antimony	A	mg/L	0.0002686	0.0002686		0	0	0	6.768E-05	0.001	0.1	0%			0%	
Arsenic	A	mg/L	-0.0001218	-0.0001218		0	0	0	8.203E-05	0.001	1	0%			0%	
Barium	A	mg/L	-2.632E-07	-2.632E-07		0	0	0	6.762E-05	0.001	1	0%			0%	

Seq No	Lab ID	Test Code	Sample Typ	File ID	Analysis Date	DF	Batch ID	Prep Date	SPKref	RPDref	pmoist
15064088	CCB	ICPMS-6020-W-	CCB		3/1/2022 4:30:57	1	R375488		0	0	

Analyte	T	Units	RAW	Final	Text	Spike	SPKref	RPDref	MDL	PQL	UQL	%REC	LOW	HIGH	%RPD	Q
Beryllium	A	mg/L	-7.384E-05	-7.384E-05		0	0	0	8.516E-05	0.001	1	0%			0%	
Boron	A	mg/L	0.0006628	0.0006628		0	0	0	0.0039526	0.00561	1	0%			0%	
Cadmium	A	mg/L	2.939E-06	2.939E-06		0	0	0	2.308E-05	0.001	1	0%			0%	
Calcium	A	mg/L	-0.003334	-0.003334		0	0	0	0.2027235	0.02092	50	0%			0%	
Cerium	A	mg/L	1.24E-07	1.24E-07		0	0	0	0.0000222	0.001	0.1	0%	0	0	0%	
Chromium	A	mg/L	0.00004324	0.00004324		0	0	0	0.0002538	0.001	1	0%			0%	
Cobalt	A	mg/L	-0.0000001	-0.0000001		0	0	0	2.141E-05	0.001	1	0%			0%	
Copper	A	mg/L	-3.377E-05	-3.377E-05		0	0	0	0.0001748	0.001	1	0%			0%	
Iron	A	mg/L	0.000172	0.000172		0	0	0	0.0021157	0.00119	5	0%			0%	
Lanthanum	A	mg/L	3.135E-07	3.135E-07		0	0	0	6.805E-05	0.001	0.1	0%	0	0	0%	
Lead	A	mg/L	5.039E-06	5.039E-06		0	0	0	3.031E-05	0.001	1	0%			0%	
Magnesium	A	mg/L	0.002646	0.002646		0	0	0	0.0203306	0.00564	50	0%			0%	
Manganese	A	mg/L	1.098E-06	1.098E-06		0	0	0	7.309E-05	0.001	1	0%			0%	
Mercury	A	mg/L	-5.711E-05	-5.711E-05		0	0	0	3.043E-05	0.001	0.002	0%			0%	
Molybdenum	A	mg/L	0.00003583	0.00003583		0	0	0	8.113E-05	0.001	0.1	0%			0%	
Nickel	A	mg/L	-0.0000182	-0.0000182		0	0	0	0.0001769	0.001	1	0%			0%	
Potassium	A	mg/L	-0.06505	-0.06505		0	0	0	0.0215433	0.08139	50	0%			0%	
Selenium	A	mg/L	-8.66E-06	-8.66E-06		0	0	0	7.174E-05	0.001	1	0%			0%	
Silicon	A	mg/L	0.001279	0.001279		0	0	0	0.0033337	0.1	0.4	0%	0	0	0%	
Silver	A	mg/L	3.229E-06	3.229E-06		0	0	0	2.644E-05	0.001	0.04	0%			0%	
Sodium	A	mg/L	0.04012	0.04012		0	0	0	0.0451914	0.02171	50	0%			0%	
Strontium	A	mg/L	-6.617E-06	-6.617E-06		0	0	0	9.743E-05	0.001	1	0%	0	0	0%	
Thallium	A	mg/L	0.00005244	0.00005244		0	0	0	4.842E-05	0.001	1	0%	0	0	0%	
Thorium	A	mg/L	0.00004137	0.00004137		0	0	0	3.018E-05	0.001	1	0%	0	0	0%	
Tin	A	mg/L	0.00006965	0.00006965		0	0	0	0.0009928	0.00132	0.1	0%	0	0	0%	
Titanium	A	mg/L	-3.271E-05	-3.271E-05		0	0	0	0.0001004	0.001	1	0%	0	0	0%	
Uranium	A	mg/L	2.118E-06	2.118E-06		0	0	0	2.468E-05	0.0003	1	0%	0	0	0%	
Vanadium	A	mg/L	-0.0004791	-0.0004791		0	0	0	0.0018612	0.0013	1	0%	0	0	0%	
Zinc	A	mg/L	-0.0001823	-0.0001823		0	0	0	0.0010089	0.00273	1	0%	0	0	0%	
Iron, Ferrous	C	mg/L	0.000172	0.000172		0	0	0	0.0021157	0.00119	5	0%	0	0	0%	

Seq No	Lab ID	Test Code	Sample Typ	File ID	Analysis Date	DF	Batch ID	Prep Date	SPKref	RPDref	pmoist
15064089	B22021627-001	ICPMS-6020-W-	PDS1-DOD		3/1/2022 4:37:11	1.03	R375488	2/25/2022 8:	2E+07	0	

Analyte	T	Units	RAW	Final	Text	Spike	SPKref	RPDref	MDL	PQL	UQL	%REC	LOW	HIGH	%RPD	Q

Seq No	Lab ID	Test Code	Sample Typ	File ID	Analysis Date	DF	Batch ID	Prep Date	SPKref	RPDref	pmoist
15064089	B22021627-001	ICPMS-6020-W-	PDS1-DOD		3/1/2022 4:37:11	1.03	R375488	2/25/2022 8:	2E+07	0	

Analyte	T	Units	RAW	Final	Text	Spike	SPKref	RPDref	MDL	PQL	UQL	%REC	LOW	HIGH	%RPD	Q
Aluminum	A	mg/L	0.04179	0.0430437		0.0515	0.004643	0	0.0030091	0.0032934	1	75%	75	125	0%	
Antimony	A	mg/L	0.04545	0.0468135		0.0515	0.001806	0	0.000256	0.0010094	0.1	87%	75	125	0%	
Arsenic	A	mg/L	0.04907	0.0505421		0.0515	0	0	0.0002673	0.001	1	98%	75	125	0%	
Barium	A	mg/L	0.0567	0.058401		0.0515	0.008428	0	0.0001072	0.001	1	97%	75	125	0%	
Beryllium	A	mg/L	0.02938	0.0302614		0.0515	0	0	0.0001103	0.01	1	59%	75	125	0%	S
Boron	A	mg/L	0.0718	0.073954		0.0515	0.03792	0	0.0031210	0.0151101	1	70%	75	125	0%	S
Cadmium	A	mg/L	0.05168	0.0532304		0.0515	0	0	1.452E-05	0.005	1	103%	75	125	0%	
Calcium	A	mg/L	60.03	61.8309		51.5	19.65	0	0.0384124	0.1136585	50	82%	75	125	0%	
Cerium	A	mg/L	0.05456	0.0561968		0.0515	0	0	8.961E-06	0.001	0.1	109%	75	125	0%	
Chromium	A	mg/L	0.04733	0.0487499		0.0515	0.002088	0	0.0005423	0.0015836	1	91%	75	125	0%	
Cobalt	A	mg/L	0.0427	0.043981		0.0515	0	0	8.654E-05	0.001	1	85%	75	125	0%	
Copper	A	mg/L	0.05226	0.0538278		0.0515	0	0	0.0005916	0.0020394	1	105%	75	125	0%	
Iron	A	mg/L	4.515	4.65045		5.15	0.02337	0	0.0076467	0.0052839	5	90%	75	125	0%	
Lanthanum	A	mg/L	0.05284	0.0544252		0.0515	0	0	1.138E-05	0.001	0.1	106%	75	125	0%	
Lead	A	mg/L	0.0474	0.048822		0.0515	0.0002163	0	5.403E-05	0.001	1	94%	80	120	0%	
Magnesium	A	mg/L	62.86	64.7458		51.5	20.62	0	0.070694	0.0083967	50	86%	75	125	0%	
Manganese	A	mg/L	0.05048	0.0519944		0.0515	0.004982	0	0.0002673	0.001	1	91%	75	125	0%	
Molybdenum	A	mg/L	0.0467	0.048101		0.0515	0.000359	0	9.95E-05	0.001	0.1	93%	75	125	0%	
Nickel	A	mg/L	0.05042	0.0519326		0.0515	0.0003351	0	0.000246	0.0024926	1	100%	75	125	0%	
Potassium	A	mg/L	40.5	41.715		51.5	2.226	0	0.0298095	0.0269042	50	77%	75	125	0%	
Selenium	A	mg/L	0.04845	0.0499035		0.0515	0.0003429	0	6.439E-05	0.001	1	96%	75	125	0%	
Silicon	A	mg/L	19.31	19.8893		0.206	19.57	0	0.0225360	0.0054808	0.4		75	125	0%	A
Silver	A	mg/L	0.01869	0.0192507		0.0206	0	0	2.388E-05	0.001	0.04	93%	75	125	0%	
Sodium	A	mg/L	87.22	89.8366		51.5	46.17	0	0.0743162	0.7550177	50	85%	75	125	0%	
Strontium	A	mg/L	0.2085	0.214755		0.0515	0.168	0	7.393E-05	0.001	1	91%	75	125	0%	
Thallium	A	mg/L	0.04776	0.0491928		0.0515	0	0	0.0001147	0.001	1	96%	75	125	0%	
Thorium	A	mg/L	0.04925	0.0507275		0.0515	0.000154	0	6.075E-05	0.0042745	1	98%	75	125	0%	
Tin	A	mg/L	0.04981	0.0513043		0.0515	0	0	0.00195	0.001151	0.1	100%	75	125	0%	
Titanium	A	mg/L	0.04416	0.0454848		0.0515	0.001623	0	0.0005072	0.001	1	85%	75	125	0%	
Uranium	A	mg/L	0.04892	0.0503876		0.0515	3.019E-05	0	1.117E-05	0.0003	1	98%	75	125	0%	
Vanadium	A	mg/L	0.06107	0.0629021		0.0515	0.0147	0	0.0012791	0.0021717	1	94%	75	125	0%	
Zinc	A	mg/L	0.05092	0.0524476		0.0515	0.003762	0	0.0011966	0.0067511	1	95%	75	125	0%	
Silica	C	mg/L	41.307952	42.5471906		0	0	0	0.0482091	0.0117246	5	0%	0	0	0%	
Silicon as SiO2	C	mg/L	41.307952	42.5471906		0.0515	0	0	0.0482091	0.0117246	5	82616%	75	125	0%	S

Seq No	Lab ID	Test Code	Sample Typ	File ID	Analysis Date	DF	Batch ID	Prep Date	SPKref	RPDref	pmoist
15064090	B22021627-001	ICPMS-6020-W- MS4-DOD			3/1/2022 4:43:25	1	164029	2/25/2022 8:	2E+07	0	

Analyte	T	Units	RAW	Final	Text	Spike	SPKref	RPDref	MDL	PQL	UQL	%REC	LOW	HIGH	%RPD	Q
Aluminum	A	mg/L	0.385	0.385		0.5	0.004643	0	0.0029215	0.0031975	1	76%	75	125	0%	
Antimony	A	mg/L	0.1044	0.1044		0.1	0.001806	0	0.0002485	0.001	0.1	103%	75	125	0%	
Arsenic	A	mg/L	0.09724	0.09724		0.1	0	0	0.0002595	0.001	1	97%	75	125	0%	
Barium	A	mg/L	0.1003	0.1003		0.1	0.008428	0	0.0001041	0.001	1	92%	75	125	0%	
Beryllium	A	mg/L	0.02982	0.02982		0.05	0	0	0.0001071	0.01	1	60%	75	125	0%	S
Boron	A	mg/L	0.1027	0.1027		0.1	0.03792	0	0.0030301	0.01467	1	65%	75	125	0%	S
Cadmium	A	mg/L	0.054	0.054		0.05	0	0	0.0000141	0.005	1	108%	75	125	0%	
Calcium	A	mg/L	23.75	23.75		5	19.65	0	0.0372936	0.1103481	50	82%	75	125	0%	
Cerium	A	mg/L	0.1117	0.1117		0.1	0	0	0.0000087	0.001	0.1	112%	75	125	0%	
Chromium	A	mg/L	0.09276	0.09276		0.1	0.002088	0	0.0005265	0.0015375	1	91%	75	125	0%	
Cobalt	A	mg/L	0.08774	0.08774		0.1	0	0	8.402E-05	0.001	1	88%	75	125	0%	
Copper	A	mg/L	0.105	0.105		0.1	0	0	0.0005744	0.00198	1	105%	75	125	0%	
Iron	A	mg/L	0.4983	0.4983		0.5	0.02337	0	0.007424	0.00513	5	95%	75	125	0%	
Lanthanum	A	mg/L	0.11	0.11		0.1	0	0	1.105E-05	0.001	0.1	110%	75	125	0%	
Lead	A	mg/L	0.09754	0.09754		0.1	0.0002163	0	5.246E-05	0.001	1	97%	88	115	0%	
Magnesium	A	mg/L	24.41	24.41		5	20.62	0	0.0686349	0.0081522	50		75	125	0%	A
Manganese	A	mg/L	0.4602	0.4602		0.5	0.004982	0	0.0002595	0.001	1	91%	75	125	0%	
Molybdenum	A	mg/L	0.09241	0.09241		0.1	0.000359	0	0.0000966	0.001	0.1	92%	75	125	0%	
Nickel	A	mg/L	0.09854	0.09854		0.1	0.0003351	0	0.0002388	0.0024200	1	98%	75	125	0%	
Potassium	A	mg/L	5.861	5.861		5	2.226	0	0.0289412	0.0261205	50	73%	75	125	0%	S
Selenium	A	mg/L	0.09905	0.09905		0.1	0.0003429	0	6.251E-05	0.001	1	99%	75	125	0%	
Silicon	A	mg/L	19.87	19.87		1	19.57	0	0.0218797	0.0053212	0.4		75	125	0%	A
Silver	A	mg/L	0.009243	0.009243		0.01	0	0	2.318E-05	0.001	0.04	92%	75	125	0%	
Sodium	A	mg/L	50.57	50.57		5	46.17	0	0.0721517	0.7330269	50		75	125	0%	A
Strontium	A	mg/L	0.2645	0.2645		0.1	0.168	0	7.178E-05	0.001	1	96%	75	125	0%	
Thallium	A	mg/L	0.1007	0.1007		0.1	0	0	0.0001114	0.001	1	101%	75	125	0%	
Thorium	A	mg/L	0.09854	0.09854		0.1	0.000154	0	5.898E-05	0.00415	1	98%	75	125	0%	
Tin	A	mg/L	0.1034	0.1034		0.1	0	0	0.0018932	0.0011175	0.1	103%	75	125	0%	
Titanium	A	mg/L	0.08224	0.08224		0.1	0.001623	0	0.0004924	0.001	1	81%	75	125	0%	
Uranium	A	mg/L	0.09913	0.09913		0.1	3.019E-05	0	1.084E-05	0.0003	1	99%	75	125	0%	
Vanadium	A	mg/L	0.1032	0.1032		0.1	0.0147	0	0.0012418	0.0021085	1	88%	75	125	0%	
Zinc	A	mg/L	0.1016	0.1016		0.1	0.003762	0	0.0011617	0.0065544	1	98%	75	125	0%	
Silica	C	mg/L	42.505904	42.505904		0	0	0	0.0468049	0.0113831	5	0%	0	0	0%	
Silicon as SiO2	C	mg/L	42.505904	42.505904		2.14	0	0	0.0468049	0.0113831	5	1986%	75	125	0%	S

Seq No	Lab ID	Test Code	Sample Typ	File ID	Analysis Date	DF	Batch ID	Prep Date	SPKref	RPDref	pmoist				
15064091	B22021627-001	ICPMS-6020-W-	MSD4-DOD		3/1/2022 4:49:40	1	164029	2/25/2022 8:	2E+07	2E+07					

Analyte	T	Units	RAW	Final	Text	Spike	SPKref	RPDref	MDL	PQL	UQL	%REC	LOW	HIGH	%RPD	Q
Aluminum	A	mg/L	0.3738	0.3738		0.5	0.004643	0.385	0.0029215	0.0031975	1	74%	75	125	3%	S
Antimony	A	mg/L	0.1035	0.1035		0.1	0.001806	0.1044	0.0002485	0.001	0.1	102%	75	125	1%	
Arsenic	A	mg/L	0.09878	0.09878		0.1	0	0.09724	0.0002595	0.001	1	99%	75	125	2%	
Barium	A	mg/L	0.1026	0.1026		0.1	0.008428	0.1003	0.0001041	0.001	1	94%	75	125	2%	
Beryllium	A	mg/L	0.02991	0.02991		0.05	0	0.02982	0.0001071	0.01	1	60%	75	125	0%	S
Boron	A	mg/L	0.1048	0.1048		0.1	0.03792	0.1027	0.0030301	0.01467	1	67%	75	125	2%	S
Cadmium	A	mg/L	0.05346	0.05346		0.05	0	0.054	0.0000141	0.005	1	107%	75	125	1%	
Calcium	A	mg/L	23.39	23.39		5	19.65	23.75	0.0372936	0.1103481	50	75%	75	125	2%	
Cerium	A	mg/L	0.1121	0.1121		0.1	0	0.1117	0.0000087	0.001	0.1	112%	75	125	0%	
Chromium	A	mg/L	0.09306	0.09306		0.1	0.002088	0.09276	0.0005265	0.0015375	1	91%	75	125	0%	
Cobalt	A	mg/L	0.08222	0.08222		0.1	0	0.08774	8.402E-05	0.001	1	82%	75	125	6%	
Copper	A	mg/L	0.1071	0.1071		0.1	0	0.105	0.0005744	0.00198	1	107%	75	125	2%	
Iron	A	mg/L	0.4978	0.4978		0.5	0.02337	0.4983	0.007424	0.00513	5	95%	75	125	0%	
Lanthanum	A	mg/L	0.1089	0.1089		0.1	0	0.11	1.105E-05	0.001	0.1	109%	75	125	1%	
Lead	A	mg/L	0.09511	0.09511		0.1	0.0002163	0.09754	5.246E-05	0.001	1	95%	88	115	3%	
Magnesium	A	mg/L	25.01	25.01		5	20.62	24.41	0.0686349	0.0081522	50		75	125	2%	A
Manganese	A	mg/L	0.4677	0.4677		0.5	0.004982	0.4602	0.0002595	0.001	1	93%	75	125	2%	
Molybdenum	A	mg/L	0.09225	0.09225		0.1	0.000359	0.09241	0.0000966	0.001	0.1	92%	75	125	0%	
Nickel	A	mg/L	0.1046	0.1046		0.1	0.0003351	0.09854	0.0002388	0.0024200	1	104%	75	125	6%	
Potassium	A	mg/L	6.03	6.03		5	2.226	5.861	0.0289412	0.0261205	50	76%	75	125	3%	
Selenium	A	mg/L	0.09985	0.09985		0.1	0.0003429	0.09905	6.251E-05	0.001	1	100%	75	125	1%	
Silicon	A	mg/L	20.41	20.41		1	19.57	19.87	0.0218797	0.0053212	0.4		75	125	3%	A
Silver	A	mg/L	0.009207	0.009207		0.01	0	0.009243	2.318E-05	0.001	0.04	92%	75	125	0%	
Sodium	A	mg/L	50.93	50.93		5	46.17	50.57	0.0721517	0.7330269	50		75	125	1%	A
Strontium	A	mg/L	0.2739	0.2739		0.1	0.168	0.2645	7.178E-05	0.001	1	106%	75	125	3%	
Thallium	A	mg/L	0.1055	0.1055		0.1	0	0.1007	0.0001114	0.001	1	105%	75	125	5%	
Thorium	A	mg/L	0.1065	0.1065		0.1	0.000154	0.09854	5.898E-05	0.00415	1	106%	75	125	8%	
Tin	A	mg/L	0.1057	0.1057		0.1	0	0.1034	0.0018932	0.0011175	0.1	106%	75	125	2%	
Titanium	A	mg/L	0.07659	0.07659		0.1	0.001623	0.08224	0.0004924	0.001	1	75%	75	125	7%	
Uranium	A	mg/L	0.09727	0.09727		0.1	3.019E-05	0.09913	1.084E-05	0.0003	1	97%	75	125	2%	
Vanadium	A	mg/L	0.1057	0.1057		0.1	0.0147	0.1032	0.0012418	0.0021085	1	91%	75	125	2%	
Zinc	A	mg/L	0.102	0.102		0.1	0.003762	0.1016	0.0011617	0.0065544	1	98%	75	125	0%	
Silica	C	mg/L	43.661072	43.661072		0	0	42.505904	0.0468049	0.0113831	5	0%	0	0	3%	
Silicon as SiO2	C	mg/L	43.661072	43.661072		2.14	0	42.505904	0.0468049	0.0113831	5	2040%	75	125	3%	S

Seq No	Lab ID	Test Code	Sample Typ	File ID	Analysis Date	DF	Batch ID	Prep Date	SPKref	RPDref	pmoist
15064092	Rinse	ICPMS-6020-W-	SAMP		3/1/2022 4:55:53	1	R375488		0	0	

Analyte	T	Units	RAW	Final	Text	Spike	SPKref	RPDref	MDL	PQL	UQL	%REC	LOW	HIGH	%RPD	Q
Antimony	A	mg/L	0.0003079	0.0003079		0	0	0	6.768E-05	0.001	0.1	0%	0	0	0%	J
Arsenic	A	mg/L	-0.000129	0		0	0	0	8.203E-05	0.001	1	0%	0	0	0%	
Barium	A	mg/L	-9.152E-07	0		0	0	0	6.762E-05	0.001	1	0%	0	0	0%	
Cadmium	A	mg/L	2.312E-06	0		0	0	0	2.308E-05	0.001	1	0%	0	0	0%	
Cerium	A	mg/L	1.367E-07	0		0	0	0	0.0000222	0.001	0.1	0%	0	0	0%	
Chromium	A	mg/L	0.00003049	0		0	0	0	0.0002538	0.001	1	0%	0	0	0%	
Cobalt	A	mg/L	-1.721E-06	0		0	0	0	2.141E-05	0.001	1	0%	0	0	0%	
Lanthanum	A	mg/L	-6.669E-08	0		0	0	0	6.805E-05	0.001	0.1	0%	0	0	0%	
Lead	A	mg/L	9.778E-06	0		0	0	0	3.031E-05	0.001	1	0%	0	0	0%	
Manganese	A	mg/L	5.168E-06	0		0	0	0	7.309E-05	0.001	1	0%	0	0	0%	
Mercury	A	mg/L	-6.648E-05	0		0	0	0	3.043E-05	0.001	0.002	0%	0	0	0%	
Molybdenum	A	mg/L	0.0000195	0		0	0	0	8.113E-05	0.001	0.1	0%	0	0	0%	
Nickel	A	mg/L	-1.346E-05	0		0	0	0	0.0001769	0.001	1	0%	0	0	0%	
Selenium	A	mg/L	-7.446E-07	0		0	0	0	7.174E-05	0.001	1	0%	0	0	0%	
Silicon	A	mg/L	0.01236	0.01236		0	0	0	0.0033337	0.1	0.4	0%	0	0	0%	J
Silver	A	mg/L	2.506E-06	0		0	0	0	2.644E-05	0.001	0.04	0%	0	0	0%	
Strontium	A	mg/L	-7.261E-06	0		0	0	0	9.743E-05	0.001	1	0%	0	0	0%	
Thallium	A	mg/L	0.0001226	0.0001226		0	0	0	4.842E-05	0.001	1	0%	0	0	0%	J
Thorium	A	mg/L	0.00006258	0.00006258		0	0	0	3.018E-05	0.001	1	0%	0	0	0%	J
Uranium	A	mg/L	2.213E-06	0		0	0	0	2.468E-05	0.0003	1	0%	0	0	0%	
Iron	B	mg/L	0.000126	0		0	0	0	0.0021157	0.00119	5	0%	0	0	0%	
Iron, Ferrous	B	mg/L	0.000126	0		0	0	0	0.0021157	0.00119	5	0%	0	0	0%	
Magnesium	B	mg/L	0.00291	0		0	0	0	0.0203306	0.00564	50	0%	0	0	0%	L
Tin	B	mg/L	8.631E-06	0		0	0	0	0.0009928	0.00132	0.1	0%	0	0	0%	
Zinc	B	mg/L	-9.635E-05	0		0	0	0	0.0010089	0.00273	1	0%	0	0	0%	L

Seq No	Lab ID	Test Code	Sample Typ	File ID	Analysis Date	DF	Batch ID	Prep Date	SPKref	RPDref	pmoist
15064093	B22021627-006	ICPMS-6020-W-	SAMP		3/1/2022 5:02:07	1	R375488		0	0	

Analyte	T	Units	RAW	Final	Text	Spike	SPKref	RPDref	MDL	PQL	UQL	%REC	LOW	HIGH	%RPD	Q
Antimony	A	mg/L	0.0001435	0.0001435		0	0	0	6.768E-05	0.001	0.1	0%	0	0	0%	J
Arsenic	A	mg/L	-0.000122	0		0	0	0	8.203E-05	0.001	1	0%	0	0	0%	U
Barium	A	mg/L	0.02178	0.02178		0	0	0	6.762E-05	0.001	1	0%	0	0	0%	
Cadmium	A	mg/L	0.00001492	0		0	0	0	2.308E-05	0.001	1	0%	0	0	0%	U
Cerium	A	mg/L	0.00001161	0		0	0	0	0.0000222	0.001	0.1	0%	0	0	0%	U

Seq No	Lab ID	Test Code	Sample Typ	File ID	Analysis Date	DF	Batch ID	Prep Date	SPKref	RPDref	pmoist
15064093	B22021627-006	ICPMS-6020-W-	SAMP		3/1/2022 5:02:07	1	R375488		0	0	

Analyte	T	Units	RAW	Final	Text	Spike	SPKref	RPDref	MDL	PQL	UQL	%REC	LOW	HIGH	%RPD	Q
Chromium	A	mg/L	0.001568	0.001568		0	0	0	0.0002538	0.001	1	0%	0	0	0%	
Cobalt	A	mg/L	0.0000783	0.0000783		0	0	0	2.141E-05	0.001	1	0%	0	0	0%	J
Lanthanum	A	mg/L	0.00000447	0		0	0	0	6.805E-05	0.001	0.1	0%	0	0	0%	U
Lead	A	mg/L	0.0002116	0.0002116		0	0	0	3.031E-05	0.001	1	0%	0	0	0%	J
Manganese	A	mg/L	0.01756	0.01756		0	0	0	7.309E-05	0.001	1	0%	0	0	0%	
Mercury	A	mg/L	-5.417E-05	0		0	0	0	3.043E-05	0.001	0.002	0%	0	0	0%	U
Molybdenum	A	mg/L	0.0003472	0.0003472		0	0	0	8.113E-05	0.001	0.1	0%	0	0	0%	J
Nickel	A	mg/L	0.0009549	0.0009549		0	0	0	0.0001769	0.001	1	0%	0	0	0%	J
Selenium	A	mg/L	0.0003726	0.0003726		0	0	0	7.174E-05	0.001	1	0%	0	0	0%	J
Silver	A	mg/L	1.356E-06	0		0	0	0	2.644E-05	0.001	0.04	0%	0	0	0%	U
Strontium	A	mg/L	0.1823	0.1823		0	0	0	9.743E-05	0.001	1	0%	0	0	0%	
Thallium	A	mg/L	0.00006988	0.00006988		0	0	0	4.842E-05	0.001	1	0%	0	0	0%	J
Thorium	A	mg/L	0.00003876	0.00003876		0	0	0	3.018E-05	0.001	1	0%	0	0	0%	J
Uranium	A	mg/L	0.00002657	0.00002657		0	0	0	2.468E-05	0.0003	1	0%	0	0	0%	J
Iron	B	mg/L	0.02149	0.02149		0	0	0	0.0021157	0.00119	5	0%	0	0	0%	
Iron, Ferrous	B	mg/L	0.02149	0.02149		0	0	0	0.0021157	0.00119	5	0%	0	0	0%	
Magnesium	B	mg/L	22.87	22.87		0	0	0	0.0203306	0.00564	50	0%	0	0	0%	D
Tin	B	mg/L	-4.262E-05	0		0	0	0	0.0009928	0.00132	0.1	0%	0	0	0%	U
Zinc	B	mg/L	0.003817	0.003817		0	0	0	0.0010089	0.00273	1	0%	0	0	0%	D

Seq No	Lab ID	Test Code	Sample Typ	File ID	Analysis Date	DF	Batch ID	Prep Date	SPKref	RPDref	pmoist
15064094	B22021627-006	ICPMS-6020-W-	SAMP		3/1/2022 5:08:22	1	164029	2/25/2022 8:	0	0	

Analyte	T	Units	RAW	Final	Text	Spike	SPKref	RPDref	MDL	PQL	UQL	%REC	LOW	HIGH	%RPD	Q
Antimony	A	mg/L	0.0003129	0.0003129		0	0	0	0.0002485	0.001	0.1	0%	0	0	0%	J
Arsenic	A	mg/L	0.0002174	0		0	0	0	0.0002595	0.001	1	0%	0	0	0%	U
Barium	A	mg/L	0.02084	0.02084		0	0	0	0.0001041	0.001	1	0%	0	0	0%	
Cadmium	A	mg/L	0.0000314	0.0000314		0	0	0	0.0000141	0.005	1	0%	0	0	0%	J
Cerium	A	mg/L	0.0000718	0.0000718		0	0	0	0.0000087	0.001	0.1	0%	0	0	0%	J
Cobalt	A	mg/L	0.0001426	0.0001426		0	0	0	8.402E-05	0.001	1	0%	0	0	0%	J
Lanthanum	A	mg/L	0.00003672	0.00003672		0	0	0	1.105E-05	0.001	0.1	0%	0	0	0%	J
Lead	A	mg/L	0.001385	0.001385		0	0	0	5.246E-05	0.001	1	0%	0	0	0%	
Manganese	A	mg/L	0.01845	0.01845		0	0	0	0.0002595	0.001	1	0%	0	0	0%	
Molybdenum	A	mg/L	0.0004188	0.0004188		0	0	0	0.0000966	0.001	0.1	0%	0	0	0%	J
Selenium	A	mg/L	0.0003858	0.0003858		0	0	0	6.251E-05	0.001	1	0%	0	0	0%	J

Seq No	Lab ID	Test Code	Sample Typ	File ID	Analysis Date	DF	Batch ID	Prep Date	SPKref	RPDref	pmoist
15064094	B22021627-006	ICPMS-6020-W-	SAMP		3/1/2022 5:08:22	1	164029	2/25/2022 8:	0	0	

Analyte	T	Units	RAW	Final	Text	Spike	SPKref	RPDref	MDL	PQL	UQL	%REC	LOW	HIGH	%RPD	Q
Silver	A	mg/L	5.115E-06	0		0	0	0	2.318E-05	0.001	0.04	0%	0	0	0%	U
Strontium	A	mg/L	0.1861	0.1861		0	0	0	7.178E-05	0.001	1	0%	0	0	0%	
Thallium	A	mg/L	0.00006446	0		0	0	0	0.0001114	0.001	1	0%	0	0	0%	U
Uranium	A	mg/L	0.00002886	0.00002886		0	0	0	1.084E-05	0.0003	1	0%	0	0	0%	J
Chromium	B	mg/L	0.002061	0.002061		0	0	0	0.0005265	0.0015375	1	0%	0	0	0%	D
Iron	B	mg/L	0.2172	0.2172		0	0	0	0.007424	0.00513	5	0%	0	0	0%	D
Magnesium	B	mg/L	21.8	21.8		0	0	0	0.0686349	0.0081522	50	0%	0	0	0%	D
Nickel	B	mg/L	0.001156	0.001156		0	0	0	0.0002388	0.0024200	1	0%	0	0	0%	JL
Thorium	B	mg/L	0.0001467	0.0001467		0	0	0	5.898E-05	0.00415	1	0%	0	0	0%	JL
Tin	B	mg/L	0.0002344	0		0	0	0	0.0018932	0.0011175	0.1	0%	0	0	0%	U
Zinc	B	mg/L	0.007358	0.007358		0	0	0	0.0011617	0.0065544	1	0%	0	0	0%	D

Seq No	Lab ID	Test Code	Sample Typ	File ID	Analysis Date	DF	Batch ID	Prep Date	SPKref	RPDref	pmoist
15064095	B22021627-011	ICPMS-6020-W-	SAMP		3/1/2022 5:14:38	1	R375488		0	0	

Analyte	T	Units	RAW	Final	Text	Spike	SPKref	RPDref	MDL	PQL	UQL	%REC	LOW	HIGH	%RPD	Q
Antimony	A	mg/L	8.311E-08	0		0	0	0	6.768E-05	0.001	0.1	0%	0	0	0%	U
Arsenic	A	mg/L	-0.0002458	0		0	0	0	8.203E-05	0.001	1	0%	0	0	0%	U
Barium	A	mg/L	0.007739	0.007739		0	0	0	6.762E-05	0.001	1	0%	0	0	0%	
Cadmium	A	mg/L	3.143E-06	0		0	0	0	2.308E-05	0.001	1	0%	0	0	0%	U
Cerium	A	mg/L	8.368E-07	0		0	0	0	0.0000222	0.001	0.1	0%	0	0	0%	U
Chromium	A	mg/L	0.001814	0.001814		0	0	0	0.0002538	0.001	1	0%	0	0	0%	
Cobalt	A	mg/L	0.00001938	0		0	0	0	2.141E-05	0.001	1	0%	0	0	0%	U
Lanthanum	A	mg/L	-1.289E-08	0		0	0	0	6.805E-05	0.001	0.1	0%	0	0	0%	U
Lead	A	mg/L	9.785E-06	0		0	0	0	3.031E-05	0.001	1	0%	0	0	0%	U
Manganese	A	mg/L	0.000773	0.000773		0	0	0	7.309E-05	0.001	1	0%	0	0	0%	J
Mercury	A	mg/L	-0.0000462	0		0	0	0	3.043E-05	0.001	0.002	0%	0	0	0%	U
Molybdenum	A	mg/L	0.0002885	0.0002885		0	0	0	8.113E-05	0.001	0.1	0%	0	0	0%	J
Nickel	A	mg/L	0.0001262	0		0	0	0	0.0001769	0.001	1	0%	0	0	0%	U
Selenium	A	mg/L	0.000286	0.000286		0	0	0	7.174E-05	0.001	1	0%	0	0	0%	J
Silver	A	mg/L	4.37E-07	0		0	0	0	2.644E-05	0.001	0.04	0%	0	0	0%	U
Strontium	A	mg/L	0.1609	0.1609		0	0	0	9.743E-05	0.001	1	0%	0	0	0%	
Thallium	A	mg/L	0.00002393	0		0	0	0	4.842E-05	0.001	1	0%	0	0	0%	U
Thorium	A	mg/L	9.193E-07	0		0	0	0	3.018E-05	0.001	1	0%	0	0	0%	U
Uranium	A	mg/L	0.00002639	0.00002639		0	0	0	2.468E-05	0.0003	1	0%	0	0	0%	J

Seq No	Lab ID	Test Code	Sample Typ	File ID	Analysis Date	DF	Batch ID	Prep Date	SPKref	RPDref	pmoist
15064095	B22021627-011	ICPMS-6020-W-	SAMP		3/1/2022 5:14:38	1	R375488		0	0	

Analyte	T	Units	RAW	Final	Text	Spike	SPKref	RPDref	MDL	PQL	UQL	%REC	LOW	HIGH	%RPD	Q
Iron	B	mg/L	0.0007963	0		0	0	0	0.0021157	0.00119	5	0%	0	0	0%	U
Iron, Ferrous	B	mg/L	0.0007963	0		0	0	0	0.0021157	0.00119	5	0%	0	0	0%	U
Magnesium	B	mg/L	20.26	20.26		0	0	0	0.0203306	0.00564	50	0%	0	0	0%	D
Sodium	B	mg/L	47.43	47.43		0	0	0	0.0451914	0.02171	50	0%	0	0	0%	D
Tin	B	mg/L	-4.413E-05	0		0	0	0	0.0009928	0.00132	0.1	0%	0	0	0%	U
Zinc	B	mg/L	0.0002817	0		0	0	0	0.0010089	0.00273	1	0%	0	0	0%	LU

Seq No	Lab ID	Test Code	Sample Typ	File ID	Analysis Date	DF	Batch ID	Prep Date	SPKref	RPDref	pmoist
15064096	B22021627-011	ICPMS-6020-W-	SAMP		3/1/2022 5:20:52	1	164029	2/25/2022 8:	0	0	

Analyte	T	Units	RAW	Final	Text	Spike	SPKref	RPDref	MDL	PQL	UQL	%REC	LOW	HIGH	%RPD	Q
Antimony	A	mg/L	0.00009008	0		0	0	0	0.0002485	0.001	0.1	0%	0	0	0%	U
Arsenic	A	mg/L	0.00005184	0		0	0	0	0.0002595	0.001	1	0%	0	0	0%	U
Barium	A	mg/L	0.008117	0.008117		0	0	0	0.0001041	0.001	1	0%	0	0	0%	
Cadmium	A	mg/L	2.026E-06	0		0	0	0	0.0000141	0.005	1	0%	0	0	0%	U
Cerium	A	mg/L	4.438E-06	0		0	0	0	0.0000087	0.001	0.1	0%	0	0	0%	U
Cobalt	A	mg/L	0.00005105	0		0	0	0	8.402E-05	0.001	1	0%	0	0	0%	U
Lanthanum	A	mg/L	1.215E-06	0		0	0	0	1.105E-05	0.001	0.1	0%	0	0	0%	U
Lead	A	mg/L	0.00004316	0		0	0	0	5.246E-05	0.001	1	0%	0	0	0%	U
Manganese	A	mg/L	0.002561	0.002561		0	0	0	0.0002595	0.001	1	0%	0	0	0%	
Molybdenum	A	mg/L	0.0003678	0.0003678		0	0	0	0.0000966	0.001	0.1	0%	0	0	0%	J
Selenium	A	mg/L	0.0003392	0.0003392		0	0	0	6.251E-05	0.001	1	0%	0	0	0%	J
Silver	A	mg/L	2.404E-06	0		0	0	0	2.318E-05	0.001	0.04	0%	0	0	0%	U
Strontium	A	mg/L	0.1597	0.1597		0	0	0	7.178E-05	0.001	1	0%	0	0	0%	
Thallium	A	mg/L	0.00002422	0		0	0	0	0.0001114	0.001	1	0%	0	0	0%	U
Uranium	A	mg/L	0.00002832	0.00002832		0	0	0	1.084E-05	0.0003	1	0%	0	0	0%	J
Chromium	B	mg/L	0.002029	0.002029		0	0	0	0.0005265	0.0015375	1	0%	0	0	0%	D
Iron	B	mg/L	0.01247	0.01247		0	0	0	0.007424	0.00513	5	0%	0	0	0%	DU
Magnesium	B	mg/L	20.01	20.01		0	0	0	0.0686349	0.0081522	50	0%	0	0	0%	D
Nickel	B	mg/L	0.0002453	0.0002453		0	0	0	0.0002388	0.0024200	1	0%	0	0	0%	JL
Sodium	B	mg/L	46.23	46.23		0	0	0	0.0721517	0.7330269	50	0%	0	0	0%	D
Thorium	B	mg/L	0.00006091	0.00006091		0	0	0	5.898E-05	0.00415	1	0%	0	0	0%	JL
Tin	B	mg/L	0.00019	0		0	0	0	0.0018932	0.0011175	0.1	0%	0	0	0%	U
Zinc	B	mg/L	0.0003823	0		0	0	0	0.0011617	0.0065544	1	0%	0	0	0%	LU

Seq No	Lab ID	Test Code	Sample Typ	File ID	Analysis Date	DF	Batch ID	Prep Date	SPKref	RPDref	pmoist				
15064097	CCV	ICPMS-6020-W-	CCV		3/1/2022 5:27:05	1	R375488		0	0					

Analyte	T	Units	RAW	Final	Text	Spike	SPKref	RPDref	MDL	PQL	UQL	%REC	LOW	HIGH	%RPD	Q
Aluminum	A	mg/L	0.04079	0.04079		0.05	0	0	0.0017836	0.001	1	82%	90	110	0%	S
Antimony	A	mg/L	0.05103	0.05103		0.05	0	0	6.768E-05	0.001	0.1	102%	90	110	0%	
Arsenic	A	mg/L	0.05012	0.05012		0.05	0	0	8.203E-05	0.001	1	100%	90	110	0%	
Barium	A	mg/L	0.05032	0.05032		0.05	0	0	6.762E-05	0.001	1	101%	90	110	0%	
Beryllium	A	mg/L	0.0317	0.0317		0.05	0	0	8.516E-05	0.001	1	63%	90	110	0%	S
Boron	A	mg/L	0.03584	0.03584		0.05	0	0	0.0039526	0.00561	1	72%	90	110	0%	S
Cadmium	A	mg/L	0.05026	0.05026		0.05	0	0	2.308E-05	0.001	1	101%	90	110	0%	
Calcium	A	mg/L	11	11		12.5	0	0	0.2027235	0.02092	50	88%	90	110	0%	S
Cerium	A	mg/L	0.05443	0.05443		0.05	0	0	0.0000222	0.001	0.1	109%	90	110	0%	
Chromium	A	mg/L	0.04753	0.04753		0.05	0	0	0.0002538	0.001	1	95%	90	110	0%	
Cobalt	A	mg/L	0.04584	0.04584		0.05	0	0	2.141E-05	0.001	1	92%	90	110	0%	
Copper	A	mg/L	0.0548	0.0548		0.05	0	0	0.0001748	0.001	1	110%	90	110	0%	
Iron	A	mg/L	1.238	1.238		1.3	0	0	0.0021157	0.00119	5	95%	90	110	0%	
Lanthanum	A	mg/L	0.05458	0.05458		0.05	0	0	6.805E-05	0.001	0.1	109%	90	110	0%	
Lead	A	mg/L	0.04918	0.04918		0.05	0	0	3.031E-05	0.001	1	98%	90	110	0%	
Magnesium	A	mg/L	12.69	12.69		12.5	0	0	0.0203306	0.00564	50	102%	90	110	0%	
Manganese	A	mg/L	0.04791	0.04791		0.05	0	0	7.309E-05	0.001	1	96%	90	110	0%	
Mercury	A	mg/L	0.0009741	0.0009741		0.001	0	0	3.043E-05	0.001	0.002	97%	90	110	0%	
Molybdenum	A	mg/L	0.04609	0.04609		0.05	0	0	8.113E-05	0.001	0.1	92%	90	110	0%	
Nickel	A	mg/L	0.05242	0.05242		0.05	0	0	0.0001769	0.001	1	105%	90	110	0%	
Potassium	A	mg/L	10.36	10.36		12.5	0	0	0.0215433	0.08139	50	83%	90	110	0%	S
Selenium	A	mg/L	0.05017	0.05017		0.05	0	0	7.174E-05	0.001	1	100%	90	110	0%	
Silicon	A	mg/L	0.2053	0.2053		0.2	0	0	0.0033337	0.1	0.4	103%	90	110	0%	
Silver	A	mg/L	0.01959	0.01959		0.02	0	0	2.644E-05	0.001	0.04	98%	90	110	0%	
Sodium	A	mg/L	12.36	12.36		12.5	0	0	0.0451914	0.02171	50	99%	90	110	0%	
Strontium	A	mg/L	0.05173	0.05173		0.05	0	0	9.743E-05	0.001	1	103%	90	110	0%	
Thallium	A	mg/L	0.04981	0.04981		0.05	0	0	4.842E-05	0.001	1	100%	90	110	0%	
Thorium	A	mg/L	0.05085	0.05085		0.05	0	0	3.018E-05	0.001	1	102%	90	110	0%	
Tin	A	mg/L	0.05064	0.05064		0.05	0	0	0.0009928	0.00132	0.1	101%	90	110	0%	
Titanium	A	mg/L	0.04196	0.04196		0.05	0	0	0.0001004	0.001	1	84%	90	110	0%	S
Uranium	A	mg/L	0.05012	0.05012		0.05	0	0	2.468E-05	0.0003	1	100%	90	110	0%	
Vanadium	A	mg/L	0.04624	0.04624		0.05	0	0	0.0018612	0.0013	1	92%	90	110	0%	
Zinc	A	mg/L	0.05149	0.05149		0.05	0	0	0.0010089	0.00273	1	103%	90	110	0%	
Iron, Ferrous	C	mg/L	1.238	1.238		0	0	0	0.0021157	0.00119	5	0%	0	0	0%	

Seq No	Lab ID	Test Code	Sample Typ	File ID	Analysis Date	DF	Batch ID	Prep Date	SPKref	RPDref	pmoist
15064098	CCB	ICPMS-6020-W-	CCB		3/1/2022 5:33:20	1	R375488		0	0	

Analyte	T	Units	RAW	Final	Text	Spike	SPKref	RPDref	MDL	PQL	UQL	%REC	LOW	HIGH	%RPD	Q
Aluminum	A	mg/L	0.0001362	0.0001362		0	0	0	0.0017836	0.001	1	0%			0%	
Antimony	A	mg/L	0.000143	0.000143		0	0	0	6.768E-05	0.001	0.1	0%			0%	
Arsenic	A	mg/L	-0.000131	-0.000131		0	0	0	8.203E-05	0.001	1	0%			0%	
Barium	A	mg/L	2.384E-06	2.384E-06		0	0	0	6.762E-05	0.001	1	0%			0%	
Beryllium	A	mg/L	-8.276E-05	-8.276E-05		0	0	0	8.516E-05	0.001	1	0%			0%	
Boron	A	mg/L	0.0006368	0.0006368		0	0	0	0.0039526	0.00561	1	0%			0%	
Cadmium	A	mg/L	3.009E-06	3.009E-06		0	0	0	2.308E-05	0.001	1	0%			0%	
Calcium	A	mg/L	-0.003739	-0.003739		0	0	0	0.2027235	0.02092	50	0%			0%	
Cerium	A	mg/L	-6.987E-08	-6.987E-08		0	0	0	0.0000222	0.001	0.1	0%	0	0	0%	
Chromium	A	mg/L	0.00005074	0.00005074		0	0	0	0.0002538	0.001	1	0%			0%	
Cobalt	A	mg/L	-2.507E-06	-2.507E-06		0	0	0	2.141E-05	0.001	1	0%			0%	
Copper	A	mg/L	-0.0000371	-0.0000371		0	0	0	0.0001748	0.001	1	0%			0%	
Iron	A	mg/L	0.0001472	0.0001472		0	0	0	0.0021157	0.00119	5	0%			0%	
Lanthanum	A	mg/L	5.601E-07	5.601E-07		0	0	0	6.805E-05	0.001	0.1	0%	0	0	0%	
Lead	A	mg/L	2.648E-06	2.648E-06		0	0	0	3.031E-05	0.001	1	0%			0%	
Magnesium	A	mg/L	0.003675	0.003675		0	0	0	0.0203306	0.00564	50	0%			0%	
Manganese	A	mg/L	-3.339E-07	-3.339E-07		0	0	0	7.309E-05	0.001	1	0%			0%	
Mercury	A	mg/L	-0.0000651	-0.0000651		0	0	0	3.043E-05	0.001	0.002	0%			0%	
Molybdenum	A	mg/L	0.00002537	0.00002537		0	0	0	8.113E-05	0.001	0.1	0%			0%	
Nickel	A	mg/L	0.00000716	0.00000716		0	0	0	0.0001769	0.001	1	0%			0%	
Potassium	A	mg/L	-0.07769	-0.07769		0	0	0	0.0215433	0.08139	50	0%			0%	
Selenium	A	mg/L	-5.056E-06	-5.056E-06		0	0	0	7.174E-05	0.001	1	0%			0%	
Silicon	A	mg/L	0.003752	0.003752		0	0	0	0.0033337	0.1	0.4	0%	0	0	0%	
Silver	A	mg/L	3.629E-06	3.629E-06		0	0	0	2.644E-05	0.001	0.04	0%			0%	
Sodium	A	mg/L	0.06525	0.06525		0	0	0	0.0451914	0.02171	50	0%			0%	
Strontium	A	mg/L	-5.427E-06	-5.427E-06		0	0	0	9.743E-05	0.001	1	0%	0	0	0%	
Thallium	A	mg/L	0.00007123	0.00007123		0	0	0	4.842E-05	0.001	1	0%	0	0	0%	
Thorium	A	mg/L	0.00004185	0.00004185		0	0	0	3.018E-05	0.001	1	0%	0	0	0%	
Tin	A	mg/L	0.00005987	0.00005987		0	0	0	0.0009928	0.00132	0.1	0%	0	0	0%	
Titanium	A	mg/L	-5.776E-05	-5.776E-05		0	0	0	0.0001004	0.001	1	0%	0	0	0%	
Uranium	A	mg/L	0.00000195	0.00000195		0	0	0	2.468E-05	0.0003	1	0%	0	0	0%	
Vanadium	A	mg/L	-0.0006052	-0.0006052		0	0	0	0.0018612	0.0013	1	0%	0	0	0%	
Zinc	A	mg/L	-0.0001721	-0.0001721		0	0	0	0.0010089	0.00273	1	0%	0	0	0%	
Iron, Ferrous	C	mg/L	0.0001472	0.0001472		0	0	0	0.0021157	0.00119	5	0%	0	0	0%	

Seq No	Lab ID	Test Code	Sample Typ	File ID	Analysis Date	DF	Batch ID	Prep Date	SPKref	RPDref	pmoist
15064099	Cal Blk	ICPMS-6020-W-	SAMP		3/1/2022 5:39:36	1	R375488		0	0	

Analyte	T	Units	RAW	Final	Text	Spike	SPKref	RPDref	MDL	PQL	UQL	%REC	LOW	HIGH	%RPD	Q
Antimony	A	mg/L	0	0		0	0	0	6.768E-05	0.001	0.1	0%	0	0	0%	
Arsenic	A	mg/L	0	0		0	0	0	8.203E-05	0.001	1	0%	0	0	0%	
Barium	A	mg/L	0	0		0	0	0	6.762E-05	0.001	1	0%	0	0	0%	
Cadmium	A	mg/L	0	0		0	0	0	2.308E-05	0.001	1	0%	0	0	0%	
Cerium	A	mg/L	0	0		0	0	0	0.0000222	0.001	0.1	0%	0	0	0%	
Chromium	A	mg/L	0	0		0	0	0	0.0002538	0.001	1	0%	0	0	0%	
Cobalt	A	mg/L	0	0		0	0	0	2.141E-05	0.001	1	0%	0	0	0%	
Lanthanum	A	mg/L	0	0		0	0	0	6.805E-05	0.001	0.1	0%	0	0	0%	
Lead	A	mg/L	0	0		0	0	0	3.031E-05	0.001	1	0%	0	0	0%	
Manganese	A	mg/L	0	0		0	0	0	7.309E-05	0.001	1	0%	0	0	0%	
Mercury	A	mg/L	0	0		0	0	0	3.043E-05	0.001	0.002	0%	0	0	0%	
Molybdenum	A	mg/L	0	0		0	0	0	8.113E-05	0.001	0.1	0%	0	0	0%	
Nickel	A	mg/L	0	0		0	0	0	0.0001769	0.001	1	0%	0	0	0%	
Selenium	A	mg/L	0	0		0	0	0	7.174E-05	0.001	1	0%	0	0	0%	
Silicon	A	mg/L	0	0		0	0	0	0.0033337	0.1	0.4	0%	0	0	0%	
Silver	A	mg/L	0	0		0	0	0	2.644E-05	0.001	0.04	0%	0	0	0%	
Strontium	A	mg/L	0	0		0	0	0	9.743E-05	0.001	1	0%	0	0	0%	
Thallium	A	mg/L	0	0		0	0	0	4.842E-05	0.001	1	0%	0	0	0%	
Thorium	A	mg/L	0	0		0	0	0	3.018E-05	0.001	1	0%	0	0	0%	
Uranium	A	mg/L	0	0		0	0	0	2.468E-05	0.0003	1	0%	0	0	0%	
Iron	B	mg/L	0	0		0	0	0	0.0021157	0.00119	5	0%	0	0	0%	
Iron, Ferrous	B	mg/L	0	0		0	0	0	0.0021157	0.00119	5	0%	0	0	0%	
Magnesium	B	mg/L	0	0		0	0	0	0.0203306	0.00564	50	0%	0	0	0%	L
Sodium	B	mg/L	0	0		0	0	0	0.0451914	0.02171	50	0%	0	0	0%	L
Tin	B	mg/L	0	0		0	0	0	0.0009928	0.00132	0.1	0%	0	0	0%	
Zinc	B	mg/L	0	0		0	0	0	0.0010089	0.00273	1	0%	0	0	0%	L

Seq No	Lab ID	Test Code	Sample Typ	File ID	Analysis Date	DF	Batch ID	Prep Date	SPKref	RPDref	pmoist
15064100	0.025 ppb STD	ICPMS-6020B-C	Cal1		3/1/2022 5:45:59	1	R375488		0	0	

Analyte	T	Units	RAW	Final	Text	Spike	SPKref	RPDref	MDL	PQL	UQL	%REC	LOW	HIGH	%RPD	Q
Aluminum	A	mg/L	0.0002914	0.0002914		0	0	0		0.01		0%			0%	
Antimony	A	mg/L	-8.986E-06	-8.986E-06		0	0	0		0.001		0%			0%	
Arsenic	A	mg/L	0.00002954	0.00002954		0.000025	0	0		0.001		118%	80	120	0%	
Barium	A	mg/L	0.00002161	0.00002161		0.000025	0	0		0.0003		86%	80	120	0%	

Seq No	Lab ID	Test Code	Sample Typ	File ID	Analysis Date	DF	Batch ID	Prep Date	SPKref	RPDref	pmoist
15064100	0.025 ppb STD	ICPMS-6020B-C	Cal1		3/1/2022 5:45:59	1	R375488		0	0	

Analyte	T	Units	RAW	Final	Text	Spike	SPKref	RPDref	MDL	PQL	UQL	%REC	LOW	HIGH	%RPD	Q
Beryllium	A	mg/L	0.0000196	0.0000196		0.000025	0	0		0.001		78%	80	120	0%	S
Boron	A	mg/L	-0.0003841	-0.0003841		0	0	0		0.1		0%			0%	
Cadmium	A	mg/L	0.00002403	0.00002403		0.000025	0	0		0.001		96%	80	120	0%	
Calcium	A	mg/L	0.01001	0.01001		0	0	0		1		0%			0%	
Cerium	A	mg/L	0.00002788	0.00002788		0.000025	0	0		0.001		112%	80	120	0%	
Chromium	A	mg/L	0.00005144	0.00005144		0.000025	0	0		0.001		206%	80	120	0%	S
Cobalt	A	mg/L	7.658E-06	7.658E-06		0.000025	0	0		0.001		31%	80	120	0%	S
Copper	A	mg/L	0.00004699	0.00004699		0	0	0		0.005		0%			0%	
Iron	A	mg/L	0.0009721	0.0009721		0	0	0		0.01		0%			0%	
Lanthanum	A	mg/L	0.00002697	0.00002697		0.000025	0	0		0.001		108%	80	120	0%	
Lead	A	mg/L	0.0000264	0.0000264		0.000025	0	0		0.001		106%	80	120	0%	
Lithium	A	mg/L	0.0009502	0.0009502		0.0003125	0	0		1		304%	80	120	0%	S
Magnesium	A	mg/L	0.007569	0.007569		0	0	0		1		0%			0%	
Manganese	A	mg/L	0.00003506	0.00003506		0	0	0		0.001		0%			0%	
Mercury	A	mg/L	-1.298E-05	-1.298E-05		0	0	0		0.001		0%			0%	
Molybdenum	A	mg/L	0.00008068	0.00008068		0	0	0		0.001		0%			0%	
Nickel	A	mg/L	0.00005909	0.00005909		0	0	0		0.005		0%			0%	
Potassium	A	mg/L	0.007038	0.007038		0.00625	0	0		1		113%	80	120	0%	
Selenium	A	mg/L	0.00002466	0.00002466		0.000025	0	0		0.005		99%	80	120	0%	
Silicon	A	mg/L	-0.00091	-0.00091		0	0	0		0.1		0%			0%	
Silver	A	mg/L	0.00001036	0.00001036		0	0	0		0.001		0%			0%	
Sodium	A	mg/L	0.02102	0.02102		0.00625	0	0		1		336%	80	120	0%	S
Strontium	A	mg/L	0.00003242	0.00003242		0	0	0		0.001		0%	80	120	0%	
Thallium	A	mg/L	6.938E-06	6.938E-06		0	0	0		0.001		0%			0%	
Thorium	A	mg/L	7.883E-06	7.883E-06		0	0	0		0.05		0%			0%	
Tin	A	mg/L	0.00004088	0.00004088		0	0	0		0.001		0%			0%	
Titanium	A	mg/L	0.0001159	0.0001159		0	0	0		0.001		0%			0%	
Uranium	A	mg/L	0.00002526	0.00002526		0.000025	0	0		0.001		101%	80	120	0%	
Vanadium	A	mg/L	0.00007857	0.00007857		0	0	0		0.005		0%			0%	
Zinc	A	mg/L	0.0002061	0.0002061		0	0	0		0.01		0%			0%	
Iron, Ferrous	C	mg/L	0.0009721	0.0009721		0.000025	0	0		0.01	5	3888%	80	120	0%	S
Silicon as SiO2	C	mg/L	-0.0019474	-0.0019474		0.0000535	0	0		0.214	0.9	-3640%	80	120	0%	S

Seq No	Lab ID	Test Code	Sample Typ	File ID	Analysis Date	DF	Batch ID	Prep Date	SPKref	RPDref	pmoist				
15064101	0.05 ppb STD	ICPMS-6020B-C	Cal2		3/1/2022 5:52:22	1	R375488		0	0					

Analyte	T	Units	RAW	Final	Text	Spike	SPKref	RPDref	MDL	PQL	UQL	%REC	LOW	HIGH	%RPD	Q
Aluminum	A	mg/L	0.0004437	0.0004437		0	0	0		0.01		0%			0%	
Antimony	A	mg/L	0.00002089	0.00002089		0.00005	0	0		0.001		42%	80	120	0%	S
Arsenic	A	mg/L	0.00005759	0.00005759		0.00005	0	0		0.001		115%	80	120	0%	
Barium	A	mg/L	0.00007219	0.00007219		0.00005	0	0		0.0003		144%	80	120	0%	S
Beryllium	A	mg/L	0.00006797	0.00006797		0.00005	0	0		0.001		136%	80	120	0%	S
Boron	A	mg/L	-0.000311	-0.000311		0	0	0		0.1		0%			0%	
Cadmium	A	mg/L	0.00006374	0.00006374		0.00005	0	0		0.001		127%	80	120	0%	S
Calcium	A	mg/L	0.01849	0.01849		0.0125	0	0		1		148%	80	120	0%	S
Cerium	A	mg/L	0.00006987	0.00006987		0.00005	0	0		0.001		140%	80	120	0%	S
Chromium	A	mg/L	0.0001046	0.0001046		0.00005	0	0		0.001		209%	80	120	0%	S
Cobalt	A	mg/L	0.00003945	0.00003945		0	0	0		0.001		0%			0%	
Copper	A	mg/L	0.00007693	0.00007693		0.00005	0	0		0.005		154%	80	120	0%	S
Iron	A	mg/L	0.001774	0.001774		0.00125	0	0		0.01		142%	80	120	0%	S
Lanthanum	A	mg/L	0.00006363	0.00006363		0.00005	0	0		0.001		127%	80	120	0%	S
Lead	A	mg/L	0.00005935	0.00005935		0.00005	0	0		0.001		119%	80	120	0%	
Lithium	A	mg/L	0.002488	0.002488		0.000625	0	0		1		398%	80	120	0%	S
Magnesium	A	mg/L	0.01834	0.01834		0.0125	0	0		1		147%	80	120	0%	S
Manganese	A	mg/L	0.00006627	0.00006627		0.00005	0	0		0.001		133%	80	120	0%	S
Mercury	A	mg/L	-8.453E-06	-8.453E-06		0	0	0		0.001		0%			0%	
Molybdenum	A	mg/L	0.00006827	0.00006827		0.00005	0	0		0.001		137%	80	120	0%	S
Nickel	A	mg/L	0.00004192	0.00004192		0	0	0		0.005		0%			0%	
Potassium	A	mg/L	0.007167	0.007167		0.0125	0	0		1		57%	80	120	0%	S
Selenium	A	mg/L	0.00005389	0.00005389		0.00005	0	0		0.005		108%	80	120	0%	
Silicon	A	mg/L	-0.0008113	-0.0008113		0	0	0		0.1		0%			0%	
Silver	A	mg/L	0.00002575	0.00002575		0.00002	0	0		0.001		129%	80	120	0%	S
Sodium	A	mg/L	0.03663	0.03663		0.0125	0	0		1		293%	80	120	0%	S
Strontium	A	mg/L	0.0000643	0.0000643		0.00005	0	0		0.001		129%	80	120	0%	S
Thallium	A	mg/L	0.00004363	0.00004363		0	0	0		0.001		0%			0%	
Thorium	A	mg/L	0.0000256	0.0000256		0	0	0		0.05		0%			0%	
Tin	A	mg/L	0.000106	0.000106		0	0	0		0.001		0%			0%	
Titanium	A	mg/L	0.0001244	0.0001244		0	0	0		0.001		0%			0%	
Uranium	A	mg/L	0.00005675	0.00005675		0.00005	0	0		0.001		114%	80	120	0%	
Vanadium	A	mg/L	0.0001109	0.0001109		0	0	0		0.005		0%			0%	
Zinc	A	mg/L	0.0003603	0.0003603		0	0	0		0.01		0%			0%	
Iron, Ferrous	C	mg/L	0.001774	0.001774		0.00005	0	0		0.01	5	3548%	80	120	0%	S

Seq No	Lab ID	Test Code	Sample Typ	File ID	Analysis Date	DF	Batch ID	Prep Date	SPKref	RPDref	pmoist
15064101	0.05 ppb STD	ICPMS-6020B-C	Cal2		3/1/2022 5:52:22	1	R375488		0	0	

Analyte	T	Units	RAW	Final	Text	Spike	SPKref	RPDref	MDL	PQL	UQL	%REC	LOW	HIGH	%RPD	Q
Silicon as SiO2	C	mg/L	-0.0017362	-0.0017362		0.00428	0	0		0.214	0.9	-41%	80	120	0%	S

Seq No	Lab ID	Test Code	Sample Typ	File ID	Analysis Date	DF	Batch ID	Prep Date	SPKref	RPDref	pmoist
15064102	0.10 ppb STD	ICPMS-6020B-C	Cal3		3/1/2022 5:58:45	1	R375488		0	0	

Analyte	T	Units	RAW	Final	Text	Spike	SPKref	RPDref	MDL	PQL	UQL	%REC	LOW	HIGH	%RPD	Q
Aluminum	A	mg/L	0.0006041	0.0006041		0.0001	0	0		0.01		604%	80	120	0%	S
Antimony	A	mg/L	0.00007001	0.00007001		0.0001	0	0		0.001		70%	80	120	0%	S
Arsenic	A	mg/L	0.0001164	0.0001164		0.0001	0	0		0.001		116%	80	120	0%	
Barium	A	mg/L	0.0001058	0.0001058		0.0001	0	0		0.0003		106%	80	120	0%	
Beryllium	A	mg/L	0.0001188	0.0001188		0.0001	0	0		0.001		119%	80	120	0%	
Boron	A	mg/L	-0.0003067	-0.0003067		0	0	0		0.1		0%			0%	
Cadmium	A	mg/L	0.0001201	0.0001201		0.0001	0	0		0.001		120%	80	120	0%	
Calcium	A	mg/L	0.03165	0.03165		0.025	0	0		1		127%	80	120	0%	S
Cerium	A	mg/L	0.0001283	0.0001283		0.0001	0	0		0.001		128%	80	120	0%	S
Chromium	A	mg/L	0.0001562	0.0001562		0.0001	0	0		0.001		156%	80	120	0%	S
Cobalt	A	mg/L	0.00009525	0.00009525		0.0001	0	0		0.001		95%	80	120	0%	
Copper	A	mg/L	0.0001377	0.0001377		0.0001	0	0		0.005		138%	80	120	0%	S
Iron	A	mg/L	0.003197	0.003197		0.0025	0	0		0.01		128%	80	120	0%	S
Lanthanum	A	mg/L	0.0001204	0.0001204		0.0001	0	0		0.001		120%	80	120	0%	
Lead	A	mg/L	0.0001078	0.0001078		0.0001	0	0		0.001		108%	80	120	0%	
Lithium	A	mg/L	0.003617	0.003617		0.00125	0	0		1		289%	80	120	0%	S
Magnesium	A	mg/L	0.03592	0.03592		0.025	0	0		1		144%	80	120	0%	S
Manganese	A	mg/L	0.0001133	0.0001133		0.0001	0	0		0.001		113%	80	120	0%	
Mercury	A	mg/L	-3.769E-06	-3.769E-06		0.000002	0	0		0.001		-188%	80	120	0%	S
Molybdenum	A	mg/L	0.0001113	0.0001113		0.0001	0	0		0.001		111%	80	120	0%	
Nickel	A	mg/L	0.0001155	0.0001155		0.0001	0	0		0.005		116%	80	120	0%	
Potassium	A	mg/L	0.02111	0.02111		0.025	0	0		1		84%	80	120	0%	
Selenium	A	mg/L	0.0001016	0.0001016		0.0001	0	0		0.005		102%	80	120	0%	
Silicon	A	mg/L	-0.0008325	-0.0008325		0.0004	0	0		0.1		-208%	80	120	0%	S
Silver	A	mg/L	0.00004876	0.00004876		0.00004	0	0		0.001		122%	80	120	0%	S
Sodium	A	mg/L	0.05964	0.05964		0.025	0	0		1		239%	80	120	0%	S
Strontium	A	mg/L	0.0001299	0.0001299		0.0001	0	0		0.001		130%	80	120	0%	S
Thallium	A	mg/L	0.00008848	0.00008848		0.0001	0	0		0.001		88%	80	120	0%	
Thorium	A	mg/L	0.00005382	0.00005382		0.0001	0	0		0.05		54%	80	120	0%	S

Seq No	Lab ID	Test Code	Sample Typ	File ID	Analysis Date	DF	Batch ID	Prep Date	SPKref	RPDref	pmoist
15064102	0.10 ppb STD	ICPMS-6020B-C	Cal3		3/1/2022 5:58:45	1	R375488		0	0	

Analyte	T	Units	RAW	Final	Text	Spike	SPKref	RPDref	MDL	PQL	UQL	%REC	LOW	HIGH	%RPD	Q
Tin	A	mg/L	0.000127	0.000127		0.0001	0	0		0.001		127%	80	120	0%	S
Titanium	A	mg/L	0.0002221	0.0002221		0.0001	0	0		0.001		222%	80	120	0%	S
Uranium	A	mg/L	0.000107	0.000107		0.0001	0	0		0.001		107%	80	120	0%	
Vanadium	A	mg/L	0.00005541	0.00005541		0.0001	0	0		0.005		55%	80	120	0%	S
Zinc	A	mg/L	0.0003868	0.0003868		0.0001	0	0		0.01		387%	80	120	0%	S
Iron, Ferrous	C	mg/L	0.003197	0.003197		0.0001	0	0		0.01	5	3197%	80	120	0%	S
Silicon as SiO2	C	mg/L	-0.0017816	-0.0017816		0.00856	0	0		0.214	0.9	-21%	80	120	0%	S

Seq No	Lab ID	Test Code	Sample Typ	File ID	Analysis Date	DF	Batch ID	Prep Date	SPKref	RPDref	pmoist
15064103	0.5 ppb STD	ICPMS-6020B-C	Cal4		3/1/2022 6:05:08	1	R375488		0	0	

Analyte	T	Units	RAW	Final	Text	Spike	SPKref	RPDref	MDL	PQL	UQL	%REC	LOW	HIGH	%RPD	Q
Aluminum	A	mg/L	0.001023	0.001023		0.0005	0	0		0.01		205%	80	120	0%	S
Antimony	A	mg/L	0.0004775	0.0004775		0.0005	0	0		0.001		95%	80	120	0%	
Arsenic	A	mg/L	0.0005317	0.0005317		0.0005	0	0		0.001		106%	80	120	0%	
Barium	A	mg/L	0.0005197	0.0005197		0.0005	0	0		0.0003		104%	80	120	0%	
Beryllium	A	mg/L	0.0004933	0.0004933		0.0005	0	0		0.001		99%	80	120	0%	
Boron	A	mg/L	0.00005503	0.00005503		0.0005	0	0		0.1		11%	80	120	0%	S
Cadmium	A	mg/L	0.0005231	0.0005231		0.0005	0	0		0.001		105%	80	120	0%	
Calcium	A	mg/L	0.1356	0.1356		0.125	0	0		1		108%	80	120	0%	
Cerium	A	mg/L	0.0005626	0.0005626		0.0005	0	0		0.001		113%	80	120	0%	
Chromium	A	mg/L	0.0005275	0.0005275		0.0005	0	0		0.001		105%	80	120	0%	
Cobalt	A	mg/L	0.0005028	0.0005028		0.0005	0	0		0.001		101%	80	120	0%	
Copper	A	mg/L	0.0006301	0.0006301		0.0005	0	0		0.005		126%	80	120	0%	S
Iron	A	mg/L	0.0141	0.0141		0.0125	0	0		0.01		113%	80	120	0%	
Lanthanum	A	mg/L	0.0005515	0.0005515		0.0005	0	0		0.001		110%	80	120	0%	
Lead	A	mg/L	0.0005137	0.0005137		0.0005	0	0		0.001		103%	80	120	0%	
Lithium	A	mg/L	0.008508	0.008508		0.00625	0	0		1		136%	80	120	0%	S
Magnesium	A	mg/L	0.1422	0.1422		0.125	0	0		1		114%	80	120	0%	
Manganese	A	mg/L	0.0005254	0.0005254		0.0005	0	0		0.001		105%	80	120	0%	
Mercury	A	mg/L	2.793E-06	2.793E-06		0.00001	0	0		0.001		28%	80	120	0%	S
Molybdenum	A	mg/L	0.0004983	0.0004983		0.0005	0	0		0.001		100%	80	120	0%	
Nickel	A	mg/L	0.0005714	0.0005714		0.0005	0	0		0.005		114%	80	120	0%	
Potassium	A	mg/L	0.1117	0.1117		0.125	0	0		1		89%	80	120	0%	
Selenium	A	mg/L	0.0005384	0.0005384		0.0005	0	0		0.005		108%	80	120	0%	

Seq No	Lab ID	Test Code	Sample Typ	File ID	Analysis Date	DF	Batch ID	Prep Date	SPKref	RPDref	pmoist
15064103	0.5 ppb STD	ICPMS-6020B-C	Cal4		3/1/2022 6:05:08	1	R375488		0	0	

Analyte	T	Units	RAW	Final	Text	Spike	SPKref	RPDref	MDL	PQL	UQL	%REC	LOW	HIGH	%RPD	Q
Silicon	A	mg/L	0.0002904	0.0002904		0.002	0	0		0.1		15%	80	120	0%	S
Silver	A	mg/L	0.0002116	0.0002116		0.0002	0	0		0.001		106%	80	120	0%	
Sodium	A	mg/L	0.1674	0.1674		0.125	0	0		1		134%	80	120	0%	S
Strontium	A	mg/L	0.0005627	0.0005627		0.0005	0	0		0.001		113%	80	120	0%	
Thallium	A	mg/L	0.0004658	0.0004658		0.0005	0	0		0.001		93%	80	120	0%	
Thorium	A	mg/L	0.0003456	0.0003456		0.0005	0	0		0.05		69%	80	120	0%	S
Tin	A	mg/L	0.0005594	0.0005594		0.0005	0	0		0.001		112%	80	120	0%	
Titanium	A	mg/L	0.0005804	0.0005804		0.0005	0	0		0.001		116%	80	120	0%	
Uranium	A	mg/L	0.0005049	0.0005049		0.0005	0	0		0.001		101%	80	120	0%	
Vanadium	A	mg/L	0.0004975	0.0004975		0.0005	0	0		0.005		99%	80	120	0%	
Zinc	A	mg/L	0.0007611	0.0007611		0.0005	0	0		0.01		152%	80	120	0%	S
Iron, Ferrous	C	mg/L	0.0141	0.0141		0.0005	0	0		0.01	5	2820%	80	120	0%	S
Silicon as SiO2	C	mg/L	0.00062146	0.00062146		0.0428	0	0		0.214	0.9	1%	80	120	0%	S

Seq No	Lab ID	Test Code	Sample Typ	File ID	Analysis Date	DF	Batch ID	Prep Date	SPKref	RPDref	pmoist
15064104	1 ppb STD	ICPMS-6020B-C	Cal5		3/1/2022 6:11:31	1	R375488		0	0	

Analyte	T	Units	RAW	Final	Text	Spike	SPKref	RPDref	MDL	PQL	UQL	%REC	LOW	HIGH	%RPD	Q
Aluminum	A	mg/L	0.001513	0.001513		0.001	0	0		0.01		151%	80	120	0%	S
Antimony	A	mg/L	0.00104	0.00104		0.001	0	0		0.001		104%	80	120	0%	
Arsenic	A	mg/L	0.00114	0.00114		0.001	0	0		0.001		114%	80	120	0%	
Barium	A	mg/L	0.001076	0.001076		0.001	0	0		0.0003		108%	80	120	0%	
Beryllium	A	mg/L	0.0009852	0.0009852		0.001	0	0		0.001		99%	80	120	0%	
Boron	A	mg/L	0.0005322	0.0005322		0.001	0	0		0.1		53%	80	120	0%	S
Cadmium	A	mg/L	0.00107	0.00107		0.001	0	0		0.001		107%	80	120	0%	
Calcium	A	mg/L	0.2718	0.2718		0.25	0	0		1		109%	80	120	0%	
Cerium	A	mg/L	0.001146	0.001146		0.001	0	0		0.001		115%	80	120	0%	
Chromium	A	mg/L	0.001187	0.001187		0.001	0	0		0.001		119%	80	120	0%	
Cobalt	A	mg/L	0.001127	0.001127		0.001	0	0		0.001		113%	80	120	0%	
Copper	A	mg/L	0.001321	0.001321		0.001	0	0		0.005		132%	80	120	0%	S
Iron	A	mg/L	0.02937	0.02937		0.025	0	0		0.01		117%	80	120	0%	
Lanthanum	A	mg/L	0.00111	0.00111		0.001	0	0		0.001		111%	80	120	0%	
Lead	A	mg/L	0.001037	0.001037		0.001	0	0		0.001		104%	80	120	0%	
Lithium	A	mg/L	0.0146	0.0146		0.0125	0	0		1		117%	80	120	0%	
Magnesium	A	mg/L	0.295	0.295		0.25	0	0		1		118%	80	120	0%	

Seq No	Lab ID	Test Code	Sample Typ	File ID	Analysis Date	DF	Batch ID	Prep Date	SPKref	RPDref	pmoist
15064104	1 ppb STD	ICPMS-6020B-C	Cal5		3/1/2022 6:11:31	1	R375488		0	0	

Analyte	T	Units	RAW	Final	Text	Spike	SPKref	RPDref	MDL	PQL	UQL	%REC	LOW	HIGH	%RPD	Q
Manganese	A	mg/L	0.001118	0.001118		0.001	0	0		0.001		112%	80	120	0%	
Mercury	A	mg/L	0.00001876	0.00001876		0.00002	0	0		0.001		94%	80	120	0%	
Molybdenum	A	mg/L	0.001002	0.001002		0.001	0	0		0.001		100%	80	120	0%	
Nickel	A	mg/L	0.001199	0.001199		0.001	0	0		0.005		120%	80	120	0%	
Potassium	A	mg/L	0.2412	0.2412		0.25	0	0		1		96%	80	120	0%	
Selenium	A	mg/L	0.001116	0.001116		0.001	0	0		0.005		112%	80	120	0%	
Silicon	A	mg/L	0.001946	0.001946		0.004	0	0		0.1		49%	80	120	0%	S
Silver	A	mg/L	0.0004367	0.0004367		0.0004	0	0		0.001		109%	80	120	0%	
Sodium	A	mg/L	0.3219	0.3219		0.25	0	0		1		129%	80	120	0%	S
Strontium	A	mg/L	0.001208	0.001208		0.001	0	0		0.001		121%	80	120	0%	S
Thallium	A	mg/L	0.001043	0.001043		0.001	0	0		0.001		104%	80	120	0%	
Thorium	A	mg/L	0.0008401	0.0008401		0.001	0	0		0.05		84%	80	120	0%	
Tin	A	mg/L	0.001118	0.001118		0.001	0	0		0.001		112%	80	120	0%	
Titanium	A	mg/L	0.00114	0.00114		0.001	0	0		0.001		114%	80	120	0%	
Uranium	A	mg/L	0.001038	0.001038		0.001	0	0		0.001		104%	80	120	0%	
Vanadium	A	mg/L	0.0008632	0.0008632		0.001	0	0		0.005		86%	80	120	0%	
Zinc	A	mg/L	0.00166	0.00166		0.001	0	0		0.01		166%	80	120	0%	S
Iron, Ferrous	C	mg/L	0.02937	0.02937		0.001	0	0		0.01	5	2937%	80	120	0%	S
Silicon as SiO2	C	mg/L	0.00416444	0.00416444		0.0856	0	0		0.214	0.9	5%	80	120	0%	S

Seq No	Lab ID	Test Code	Sample Typ	File ID	Analysis Date	DF	Batch ID	Prep Date	SPKref	RPDref	pmoist
15064105	10 ppb STD	ICPMS-6020B-C	Cal6		3/1/2022 6:17:54	1	R375488		0	0	

Analyte	T	Units	RAW	Final	Text	Spike	SPKref	RPDref	MDL	PQL	UQL	%REC	LOW	HIGH	%RPD	Q
Aluminum	A	mg/L	0.0104	0.0104		0.01	0	0		0.01		104%	90	110	0%	
Antimony	A	mg/L	0.01055	0.01055		0.01	0	0		0.001		105%	90	110	0%	
Arsenic	A	mg/L	0.01125	0.01125		0.01	0	0		0.001		113%	90	110	0%	S
Barium	A	mg/L	0.01056	0.01056		0.01	0	0		0.0003		106%	90	110	0%	
Beryllium	A	mg/L	0.009313	0.009313		0.01	0	0		0.001		93%	90	110	0%	
Boron	A	mg/L	0.008698	0.008698		0.01	0	0		0.1		87%	90	110	0%	S
Cadmium	A	mg/L	0.01048	0.01048		0.01	0	0		0.001		105%	90	110	0%	
Calcium	A	mg/L	2.653	2.653		2.5	0	0		1		106%	90	110	0%	
Cerium	A	mg/L	0.01135	0.01135		0.01	0	0		0.001		114%	90	110	0%	S
Chromium	A	mg/L	0.01055	0.01055		0.01	0	0		0.001		105%	90	110	0%	
Cobalt	A	mg/L	0.01112	0.01112		0.01	0	0		0.001		111%	90	110	0%	S

Seq No	Lab ID	Test Code	Sample Typ	File ID	Analysis Date	DF	Batch ID	Prep Date	SPKref	RPDref	pmoist
15064105	10 ppb STD	ICPMS-6020B-C Cal6			3/1/2022 6:17:54	1	R375488		0	0	

Analyte	T	Units	RAW	Final	Text	Spike	SPKref	RPDref	MDL	PQL	UQL	%REC	LOW	HIGH	%RPD	Q
Copper	A	mg/L	0.01251	0.01251		0.01	0	0		0.005		125%	90	110	0%	S
Iron	A	mg/L	0.2834	0.2834		0.25	0	0		0.01		113%	90	110	0%	S
Lanthanum	A	mg/L	0.01089	0.01089		0.01	0	0		0.001		109%	90	110	0%	
Lead	A	mg/L	0.009983	0.009983		0.01	0	0		0.001		100%	90	110	0%	
Lithium	A	mg/L	0.1143	0.1143		0.125	0	0		1		91%	90	110	0%	
Magnesium	A	mg/L	2.756	2.756		2.5	0	0		1		110%	90	110	0%	
Manganese	A	mg/L	0.01068	0.01068		0.01	0	0		0.001		107%	90	110	0%	
Mercury	A	mg/L	0.0002019	0.0002019		0.0002	0	0		0.001		101%	90	110	0%	
Molybdenum	A	mg/L	0.01018	0.01018		0.01	0	0		0.001		102%	90	110	0%	
Nickel	A	mg/L	0.01198	0.01198		0.01	0	0		0.005		120%	90	110	0%	S
Potassium	A	mg/L	2.475	2.475		2.5	0	0		1		99%	90	110	0%	
Selenium	A	mg/L	0.01087	0.01087		0.01	0	0		0.005		109%	90	110	0%	
Silicon	A	mg/L	0.03951	0.03951		0.04	0	0		0.1		99%	90	110	0%	
Silver	A	mg/L	0.004258	0.004258		0.004	0	0		0.001		106%	90	110	0%	
Sodium	A	mg/L	2.798	2.798		2.5	0	0		1		112%	90	110	0%	S
Strontium	A	mg/L	0.0115	0.0115		0.01	0	0		0.001		115%	90	110	0%	S
Thallium	A	mg/L	0.0106	0.0106		0.01	0	0		0.001		106%	90	110	0%	
Thorium	A	mg/L	0.01018	0.01018		0.01	0	0		0.05		102%	90	110	0%	
Tin	A	mg/L	0.01099	0.01099		0.01	0	0		0.001		110%	90	110	0%	
Titanium	A	mg/L	0.01	0.01		0.01	0	0		0.001		100%	90	110	0%	
Uranium	A	mg/L	0.009952	0.009952		0.01	0	0		0.001		100%	90	110	0%	
Vanadium	A	mg/L	0.009836	0.009836		0.01	0	0		0.005		98%	90	110	0%	
Zinc	A	mg/L	0.01192	0.01192		0.01	0	0		0.01		119%	90	110	0%	S
Iron, Ferrous	C	mg/L	0.2834	0.2834		0.01	0	0		0.01	5	2834%	90	110	0%	S
Silicon as SiO2	C	mg/L	0.0845514	0.0845514		0.856	0	0		0.214	0.9	10%	90	110	0%	S

Seq No	Lab ID	Test Code	Sample Typ	File ID	Analysis Date	DF	Batch ID	Prep Date	SPKref	RPDref	pmoist
15064106	50 ppb STD	ICPMS-6020B-C Cal7			3/1/2022 6:24:17	1	R375488		0	0	

Analyte	T	Units	RAW	Final	Text	Spike	SPKref	RPDref	MDL	PQL	UQL	%REC	LOW	HIGH	%RPD	Q
Aluminum	A	mg/L	0.04777	0.04777		0.05	0	0		0.01		96%	90	110	0%	
Antimony	A	mg/L	0.05146	0.05146		0.05	0	0		0.001		103%	90	110	0%	
Arsenic	A	mg/L	0.04965	0.04965		0.05	0	0		0.001		99%	90	110	0%	
Barium	A	mg/L	0.04896	0.04896		0.05	0	0		0.0003		98%	90	110	0%	
Beryllium	A	mg/L	0.04603	0.04603		0.05	0	0		0.001		92%	90	110	0%	

Seq No	Lab ID	Test Code	Sample Typ	File ID	Analysis Date	DF	Batch ID	Prep Date	SPKref	RPDref	pmoist
15064106	50 ppb STD	ICPMS-6020B-C Cal7			3/1/2022 6:24:17	1	R375488		0	0	

Analyte	T	Units	RAW	Final	Text	Spike	SPKref	RPDref	MDL	PQL	UQL	%REC	LOW	HIGH	%RPD	Q
Boron	A	mg/L	0.04488	0.04488		0.05	0	0		0.1		90%	90	110	0%	
Cadmium	A	mg/L	0.05017	0.05017		0.05	0	0		0.001		100%	90	110	0%	
Calcium	A	mg/L	11.89	11.89		12.5	0	0		1		95%	90	110	0%	
Cerium	A	mg/L	0.05189	0.05189		0.05	0	0		0.001		104%	90	110	0%	
Chromium	A	mg/L	0.04636	0.04636		0.05	0	0		0.001		93%	90	110	0%	
Cobalt	A	mg/L	0.05097	0.05097		0.05	0	0		0.001		102%	90	110	0%	
Copper	A	mg/L	0.0528	0.0528		0.05	0	0		0.005		106%	90	110	0%	
Iron	A	mg/L	1.289	1.289		1.25	0	0		0.01		103%	90	110	0%	
Lanthanum	A	mg/L	0.05116	0.05116		0.05	0	0		0.001		102%	90	110	0%	
Lead	A	mg/L	0.05015	0.05015		0.05	0	0		0.001		100%	90	110	0%	
Lithium	A	mg/L	0.5226	0.5226		0.625	0	0		1		84%	90	110	0%	S
Magnesium	A	mg/L	12.37	12.37		12.5	0	0		1		99%	90	110	0%	
Manganese	A	mg/L	0.04672	0.04672		0.05	0	0		0.001		93%	90	110	0%	
Mercury	A	mg/L	0.001002	0.001002		0.001	0	0		0.001		100%	90	110	0%	
Molybdenum	A	mg/L	0.0503	0.0503		0.05	0	0		0.001		101%	90	110	0%	
Nickel	A	mg/L	0.04987	0.04987		0.05	0	0		0.005		100%	90	110	0%	
Potassium	A	mg/L	10.42	10.42		12.5	0	0		1		83%	90	110	0%	S
Selenium	A	mg/L	0.0507	0.0507		0.05	0	0		0.005		101%	90	110	0%	
Silicon	A	mg/L	0.1973	0.1973		0.2	0	0		0.1		99%	90	110	0%	
Silver	A	mg/L	0.02035	0.02035		0.02	0	0		0.001		102%	90	110	0%	
Sodium	A	mg/L	12.46	12.46		12.5	0	0		1		100%	90	110	0%	
Strontium	A	mg/L	0.04884	0.04884		0.05	0	0		0.001		98%	90	110	0%	
Thallium	A	mg/L	0.04987	0.04987		0.05	0	0		0.001		100%	90	110	0%	
Thorium	A	mg/L	0.04932	0.04932		0.05	0	0		0.05		99%	90	110	0%	
Tin	A	mg/L	0.0506	0.0506		0.05	0	0		0.001		101%	90	110	0%	
Titanium	A	mg/L	0.04855	0.04855		0.05	0	0		0.001		97%	90	110	0%	
Uranium	A	mg/L	0.0506	0.0506		0.05	0	0		0.001		101%	90	110	0%	
Vanadium	A	mg/L	0.04404	0.04404		0.05	0	0		0.005		88%	90	110	0%	S
Zinc	A	mg/L	0.05038	0.05038		0.05	0	0		0.01		101%	90	110	0%	
Iron, Ferrous	C	mg/L	1.289	1.289		0.05	0	0		0.01	5	2578%	90	110	0%	S
Silicon as SiO2	C	mg/L	0.422222	0.422222		4.28	0	0		0.214	0.9	10%	90	110	0%	S

Seq No	Lab ID	Test Code	Sample Typ	File ID	Analysis Date	DF	Batch ID	Prep Date	SPKref	RPDref	pmoist				
15064107	100 ppb STD	ICPMS-6020B-C Cal8			3/1/2022 6:30:40	1	R375488		0	0					

Analyte	T	Units	RAW	Final	Text	Spike	SPKref	RPDref	MDL	PQL	UQL	%REC	LOW	HIGH	%RPD	Q
Aluminum	A	mg/L	0.09147	0.09147		0.1	0	0		0.01		91%	90	110	0%	
Antimony	A	mg/L	0.09921	0.09921		0.1	0	0		0.001		99%	90	110	0%	
Arsenic	A	mg/L	0.1031	0.1031		0.1	0	0		0.001		103%	90	110	0%	
Barium	A	mg/L	0.09759	0.09759		0.1	0	0		0.0003		98%	90	110	0%	
Beryllium	A	mg/L	0.0906	0.0906		0.1	0	0		0.001		91%	90	110	0%	
Boron	A	mg/L	0.08819	0.08819		0.1	0	0		0.1		88%	90	110	0%	S
Cadmium	A	mg/L	0.099	0.099		0.1	0	0		0.001		99%	90	110	0%	
Calcium	A	mg/L	24.8	24.8		25	0	0		1		99%	90	110	0%	
Cerium	A	mg/L	0.09892	0.09892		0.1	0	0		0.001		99%	90	110	0%	
Chromium	A	mg/L	0.09617	0.09617		0.1	0	0		0.001		96%	90	110	0%	
Cobalt	A	mg/L	0.09606	0.09606		0.1	0	0		0.001		96%	90	110	0%	
Copper	A	mg/L	0.1065	0.1065		0.1	0	0		0.005		106%	90	110	0%	
Iron	A	mg/L	2.667	2.667		2.5	0	0		0.01		107%	90	110	0%	
Lanthanum	A	mg/L	0.09933	0.09933		0.1	0	0		0.001		99%	90	110	0%	
Lead	A	mg/L	0.1004	0.1004		0.1	0	0		0.001		100%	90	110	0%	
Lithium	A	mg/L	1.108	1.108		1.25	0	0		1		89%	90	110	0%	S
Magnesium	A	mg/L	26.4	26.4		25	0	0		1		106%	90	110	0%	
Manganese	A	mg/L	0.1016	0.1016		0.1	0	0		0.001		102%	90	110	0%	
Mercury	A	mg/L	0.001999	0.001999		0.002	0	0		0.001		100%	90	110	0%	
Molybdenum	A	mg/L	0.09983	0.09983		0.1	0	0		0.001		100%	90	110	0%	
Nickel	A	mg/L	0.1013	0.1013		0.1	0	0		0.005		101%	90	110	0%	
Potassium	A	mg/L	24	24		25	0	0		1		96%	90	110	0%	
Selenium	A	mg/L	0.1006	0.1006		0.1	0	0		0.005		101%	90	110	0%	
Silicon	A	mg/L	0.4014	0.4014		0.4	0	0		0.1		100%	90	110	0%	
Silver	A	mg/L	0.0398	0.0398		0.04	0	0		0.001		99%	90	110	0%	
Sodium	A	mg/L	24.75	24.75		25	0	0		1		99%	90	110	0%	
Strontium	A	mg/L	0.1037	0.1037		0.1	0	0		0.001		104%	90	110	0%	
Thallium	A	mg/L	0.102	0.102		0.1	0	0		0.001		102%	90	110	0%	
Thorium	A	mg/L	0.09841	0.09841		0.1	0	0		0.05		98%	90	110	0%	
Tin	A	mg/L	0.0996	0.0996		0.1	0	0		0.001		100%	90	110	0%	
Titanium	A	mg/L	0.1007	0.1007		0.1	0	0		0.001		101%	90	110	0%	
Uranium	A	mg/L	0.09897	0.09897		0.1	0	0		0.001		99%	90	110	0%	
Vanadium	A	mg/L	0.09673	0.09673		0.1	0	0		0.005		97%	90	110	0%	
Zinc	A	mg/L	0.1057	0.1057		0.1	0	0		0.01		106%	90	110	0%	
Iron, Ferrous	C	mg/L	2.667	2.667		0.1	0	0		0.01	5	2667%	90	110	0%	S

Seq No	Lab ID	Test Code	Sample Typ	File ID	Analysis Date	DF	Batch ID	Prep Date	SPKref	RPDref	pmoist
15064107	100 ppb STD	ICPMS-6020B-C	Cal8		3/1/2022 6:30:40	1	R375488		0	0	

Analyte	T	Units	RAW	Final	Text	Spike	SPKref	RPDref	MDL	PQL	UQL	%REC	LOW	HIGH	%RPD	Q
Silicon as SiO2	C	mg/L	0.858996	0.858996		8.56	0	0		0.214	0.9	10%	90	110	0%	S

Seq No	Lab ID	Test Code	Sample Typ	File ID	Analysis Date	DF	Batch ID	Prep Date	SPKref	RPDref	pmoist
15064108	1000 ppb STD	ICPMS-6020B-C	Cal10		3/1/2022 6:37:03	1	R375488		0	0	

Analyte	T	Units	RAW	Final	Text	Spike	SPKref	RPDref	MDL	PQL	UQL	%REC	LOW	HIGH	%RPD	Q
Aluminum	A	mg/L	1.001	1.001		1	0	0		0.01		100%	90	110	0%	
Antimony	A	mg/L	0.0002653	0.0002653		0	0	0		0.001		0%			0%	
Arsenic	A	mg/L	0.9997	0.9997		1	0	0		0.001		100%	90	110	0%	
Barium	A	mg/L	1	1		1	0	0		0.0003		100%	90	110	0%	
Beryllium	A	mg/L	1.001	1.001		1	0	0		0.001		100%	90	110	0%	
Boron	A	mg/L	1.001	1.001		1	0	0		0.1		100%	90	110	0%	
Cadmium	A	mg/L	1	1		1	0	0		0.001		100%	90	110	0%	
Calcium	A	mg/L	50.24	50.24		50	0	0		1		100%	90	110	0%	
Cerium	A	mg/L	0.00002084	0.00002084		0	0	0		0.001		0%			0%	
Chromium	A	mg/L	1.001	1.001		1	0	0		0.001		100%	90	110	0%	
Cobalt	A	mg/L	1	1		1	0	0		0.001		100%	90	110	0%	
Copper	A	mg/L	0.9992	0.9992		1	0	0		0.005		100%	90	110	0%	
Iron	A	mg/L	5.972	5.972		6	0	0		0.01		100%	90	110	0%	
Lanthanum	A	mg/L	7.671E-06	7.671E-06		0	0	0		0.001		0%			0%	
Lead	A	mg/L	0.9999	0.9999		1	0	0		0.001		100%	90	110	0%	
Lithium	A	mg/L	2.597	2.597		2.5	0	0		1		104%	90	110	0%	
Magnesium	A	mg/L	49.32	49.32		50	0	0		1		99%	90	110	0%	
Manganese	A	mg/L	1	1		1	0	0		0.001		100%	90		0%	
Mercury	A	mg/L	-9.386E-06	-9.386E-06		0	0	0		0.001		0%			0%	
Molybdenum	A	mg/L	0.0001007	0.0001007		0	0	0		0.001		0%			0%	
Nickel	A	mg/L	0.9999	0.9999		1	0	0		0.005		100%	90	110	0%	
Potassium	A	mg/L	51.02	51.02		50	0	0		1		102%	90	110	0%	
Selenium	A	mg/L	0.9999	0.9999		1	0	0		0.005		100%	90	110	0%	
Silicon	A	mg/L	-0.0006787	-0.0006787		0	0	0		0.1		0%			0%	
Silver	A	mg/L	0.3099	0.3099		0	0	0		0.001		0%			0%	
Sodium	A	mg/L	50.12	50.12		50	0	0		1		100%	90	110	0%	
Strontium	A	mg/L	0.9997	0.9997		1	0	0		0.001		100%	90	110	0%	
Thallium	A	mg/L	0.9998	0.9998		1	0	0		0.001		100%	90	110	0%	
Thorium	A	mg/L	1	1		1	0	0		0.05		100%	90	110	0%	

Seq No	Lab ID	Test Code	Sample Typ	File ID	Analysis Date	DF	Batch ID	Prep Date	SPKref	RPDref	pmoist
15064108	1000 ppb STD	ICPMS-6020B-C	Cal10		3/1/2022 6:37:03	1	R375488		0	0	

Analyte	T	Units	RAW	Final	Text	Spike	SPKref	RPDref	MDL	PQL	UQL	%REC	LOW	HIGH	%RPD	Q
Tin	A	mg/L	0.0001434	0.0001434		0	0	0		0.001		0%			0%	
Titanium	A	mg/L	0.006198	0.006198		1	0	0		0.001		1%	90	110	0%	S
Uranium	A	mg/L	1	1		1	0	0		0.001		100%	90	110	0%	
Vanadium	A	mg/L	1.001	1.001		1	0	0		0.005		100%	90	110	0%	
Zinc	A	mg/L	0.9994	0.9994		1	0	0		0.01		100%	90	110	0%	
Iron, Ferrous	C	mg/L	5.972	5.972		0	0	0		0.01	5	0%			0%	
Silicon as SiO2	C	mg/L	-0.0014524	-0.0014524		0	0	0		0.214	0.9	0%			0%	

Seq No	Lab ID	Test Code	Sample Typ	File ID	Analysis Date	DF	Batch ID	Prep Date	SPKref	RPDref	pmoist
15064109	100 ppb Br STD	ICPMS-6020-W-	SAMP		3/1/2022 6:43:27	1	R375488		0	0	

Analyte	T	Units	RAW	Final	Text	Spike	SPKref	RPDref	MDL	PQL	UQL	%REC	LOW	HIGH	%RPD	Q
Antimony	A	mg/L	0.00003764	0		0	0	0	6.768E-05	0.001	0.1	0%	0	0	0%	
Arsenic	A	mg/L	0.0001056	0.0001056		0	0	0	8.203E-05	0.001	1	0%	0	0	0%	J
Barium	A	mg/L	0.00001472	0		0	0	0	6.762E-05	0.001	1	0%	0	0	0%	
Cadmium	A	mg/L	0.00002301	0		0	0	0	2.308E-05	0.001	1	0%	0	0	0%	
Cerium	A	mg/L	3.029E-06	0		0	0	0	0.0000222	0.001	0.1	0%	0	0	0%	
Chromium	A	mg/L	0.0001625	0		0	0	0	0.0002538	0.001	1	0%	0	0	0%	
Cobalt	A	mg/L	-2.104E-05	0		0	0	0	2.141E-05	0.001	1	0%	0	0	0%	
Lanthanum	A	mg/L	1.432E-06	0		0	0	0	6.805E-05	0.001	0.1	0%	0	0	0%	
Lead	A	mg/L	0.00006694	0.00006694		0	0	0	3.031E-05	0.001	1	0%	0	0	0%	J
Manganese	A	mg/L	0.00002927	0		0	0	0	7.309E-05	0.001	1	0%	0	0	0%	
Mercury	A	mg/L	-1.546E-05	0		0	0	0	3.043E-05	0.001	0.002	0%	0	0	0%	
Molybdenum	A	mg/L	0.00001497	0		0	0	0	8.113E-05	0.001	0.1	0%	0	0	0%	
Nickel	A	mg/L	0.00006217	0		0	0	0	0.0001769	0.001	1	0%	0	0	0%	
Selenium	A	mg/L	0.0001963	0.0001963		0	0	0	7.174E-05	0.001	1	0%	0	0	0%	J
Silicon	A	mg/L	0.0002842	0		0	0	0	0.0033337	0.1	0.4	0%	0	0	0%	
Silver	A	mg/L	0.0005323	0.0005323		0	0	0	2.644E-05	0.001	0.04	0%	0	0	0%	J
Strontium	A	mg/L	4.078E-06	0		0	0	0	9.743E-05	0.001	1	0%	0	0	0%	
Thallium	A	mg/L	0.001622	0.001622		0	0	0	4.842E-05	0.001	1	0%	0	0	0%	
Thorium	A	mg/L	0.0002954	0.0002954		0	0	0	3.018E-05	0.001	1	0%	0	0	0%	J
Uranium	A	mg/L	0.00002493	0.00002493		0	0	0	2.468E-05	0.0003	1	0%	0	0	0%	J
Iron	B	mg/L	0.0006884	0		0	0	0	0.0021157	0.00119	5	0%	0	0	0%	
Iron, Ferrous	B	mg/L	0.0006884	0		0	0	0	0.0021157	0.00119	5	0%	0	0	0%	
Magnesium	B	mg/L	0.002141	0		0	0	0	0.0203306	0.00564	50	0%	0	0	0%	L

Seq No	Lab ID	Test Code	Sample Typ	File ID	Analysis Date	DF	Batch ID	Prep Date	SPKref	RPDref	pmoist
15064109	100 ppb Br STD	ICPMS-6020-W-	SAMP		3/1/2022 6:43:27	1	R375488		0	0	

Analyte	T	Units	RAW	Final	Text	Spike	SPKref	RPDref	MDL	PQL	UQL	%REC	LOW	HIGH	%RPD	Q
Tin	B	mg/L	0.000276	0		0	0	0	0.0009928	0.00132	0.1	0%	0	0	0%	
Zinc	B	mg/L	0.0006635	0		0	0	0	0.0010089	0.00273	1	0%	0	0	0%	L

Seq No	Lab ID	Test Code	Sample Typ	File ID	Analysis Date	DF	Batch ID	Prep Date	SPKref	RPDref	pmoist
15064110	Rinse	ICPMS-6020-W-	SAMP		3/1/2022 6:49:49	1	R375488		0	0	

Analyte	T	Units	RAW	Final	Text	Spike	SPKref	RPDref	MDL	PQL	UQL	%REC	LOW	HIGH	%RPD	Q
Antimony	A	mg/L	-2.147E-05	0		0	0	0	6.768E-05	0.001	0.1	0%	0	0	0%	
Arsenic	A	mg/L	-0.0000342	0		0	0	0	8.203E-05	0.001	1	0%	0	0	0%	
Barium	A	mg/L	-9.536E-07	0		0	0	0	6.762E-05	0.001	1	0%	0	0	0%	
Cadmium	A	mg/L	0.00000659	0		0	0	0	2.308E-05	0.001	1	0%	0	0	0%	
Cerium	A	mg/L	-5.934E-08	0		0	0	0	0.0000222	0.001	0.1	0%	0	0	0%	
Chromium	A	mg/L	0.00002204	0		0	0	0	0.0002538	0.001	1	0%	0	0	0%	
Cobalt	A	mg/L	-2.642E-05	0		0	0	0	2.141E-05	0.001	1	0%	0	0	0%	
Lanthanum	A	mg/L	-8.184E-08	0		0	0	0	6.805E-05	0.001	0.1	0%	0	0	0%	
Lead	A	mg/L	0.00002297	0		0	0	0	3.031E-05	0.001	1	0%	0	0	0%	
Manganese	A	mg/L	9.226E-06	0		0	0	0	7.309E-05	0.001	1	0%	0	0	0%	
Mercury	A	mg/L	-1.271E-05	0		0	0	0	3.043E-05	0.001	0.002	0%	0	0	0%	
Molybdenum	A	mg/L	2.897E-06	0		0	0	0	8.113E-05	0.001	0.1	0%	0	0	0%	
Nickel	A	mg/L	0.00002187	0		0	0	0	0.0001769	0.001	1	0%	0	0	0%	
Selenium	A	mg/L	0.00003089	0		0	0	0	7.174E-05	0.001	1	0%	0	0	0%	
Silicon	A	mg/L	-0.003508	0		0	0	0	0.0033337	0.1	0.4	0%	0	0	0%	
Silver	A	mg/L	6.466E-06	0		0	0	0	2.644E-05	0.001	0.04	0%	0	0	0%	
Strontium	A	mg/L	4.791E-06	0		0	0	0	9.743E-05	0.001	1	0%	0	0	0%	
Thallium	A	mg/L	0.0005373	0.0005373		0	0	0	4.842E-05	0.001	1	0%	0	0	0%	J
Thorium	A	mg/L	0.00003485	0.00003485		0	0	0	3.018E-05	0.001	1	0%	0	0	0%	J
Uranium	A	mg/L	3.196E-06	0		0	0	0	2.468E-05	0.0003	1	0%	0	0	0%	
Iron	B	mg/L	7.914E-06	0		0	0	0	0.0021157	0.00119	5	0%	0	0	0%	
Iron, Ferrous	B	mg/L	7.914E-06	0		0	0	0	0.0021157	0.00119	5	0%	0	0	0%	
Magnesium	B	mg/L	0.001336	0		0	0	0	0.0203306	0.00564	50	0%	0	0	0%	L
Tin	B	mg/L	3.382E-06	0		0	0	0	0.0009928	0.00132	0.1	0%	0	0	0%	
Zinc	B	mg/L	0.00001343	0		0	0	0	0.0010089	0.00273	1	0%	0	0	0%	L

Seq No	Lab ID	Test Code	Sample Typ	File ID	Analysis Date	DF	Batch ID	Prep Date	SPKref	RPDref	pmoist				
15064111	QCS	ICPMS-6020-W- ICV			3/1/2022 6:56:03	1	R375488		0	0					

Analyte	T	Units	RAW	Final	Text	Spike	SPKref	RPDref	MDL	PQL	UQL	%REC	LOW	HIGH	%RPD	Q
Aluminum	A	mg/L	0.2292	0.2292		0.25	0	0	0.0017836	0.001	1	92%	90	110	0%	
Antimony	A	mg/L	0.04763	0.04763		0.05	0	0	6.768E-05	0.001	0.1	95%	90	110	0%	
Arsenic	A	mg/L	0.05276	0.05276		0.05	0	0	8.203E-05	0.001	1	106%	90	110	0%	
Barium	A	mg/L	0.04949	0.04949		0.05	0	0	6.762E-05	0.001	1	99%	90	110	0%	
Beryllium	A	mg/L	0.02153	0.02153		0.025	0	0	8.516E-05	0.001	1	86%	90	110	0%	S
Boron	A	mg/L	0.04516	0.04516		0.05	0	0	0.0039526	0.00561	1	90%	90	110	0%	
Cadmium	A	mg/L	0.02455	0.02455		0.025	0	0	2.308E-05	0.001	1	98%	90	110	0%	
Calcium	A	mg/L	2.4	2.4		2.5	0	0	0.2027235	0.02092	50	96%	90	110	0%	
Cerium	A	mg/L	0.05199	0.05199		0.05	0	0	0.0000222	0.001	0.1	104%	90	110	0%	
Chromium	A	mg/L	0.04983	0.04983		0.05	0	0	0.0002538	0.001	1	100%	90	110	0%	
Cobalt	A	mg/L	0.04989	0.04989		0.05	0	0	2.141E-05	0.001	1	100%	90	110	0%	
Copper	A	mg/L	0.05731	0.05731		0.05	0	0	0.0001748	0.001	1	115%	90	110	0%	S
Iron	A	mg/L	0.2476	0.2476		0.25	0	0	0.0021157	0.00119	5	99%	90	110	0%	
Lanthanum	A	mg/L	0.0486	0.0486		0.05	0	0	6.805E-05	0.001	0.1	97%	90	110	0%	
Lead	A	mg/L	0.04915	0.04915		0.05	0	0	3.031E-05	0.001	1	98%	90	110	0%	
Magnesium	A	mg/L	2.537	2.537		2.5	0	0	0.0203306	0.00564	50	101%	90	110	0%	
Manganese	A	mg/L	0.2467	0.2467		0.25	0	0	7.309E-05	0.001	1	99%	90	110	0%	
Mercury	A	mg/L	0.0009884	0.0009884		0.001	0	0	3.043E-05	0.001	0.002	99%	90	110	0%	
Molybdenum	A	mg/L	0.04781	0.04781		0.05	0	0	8.113E-05	0.001	0.1	96%	90	110	0%	
Nickel	A	mg/L	0.05235	0.05235		0.05	0	0	0.0001769	0.001	1	105%	90	110	0%	
Potassium	A	mg/L	2.134	2.134		2.5	0	0	0.0215433	0.08139	50	85%	90	110	0%	S
Selenium	A	mg/L	0.05087	0.05087		0.05	0	0	7.174E-05	0.001	1	102%	90	110	0%	
Silicon	A	mg/L	0.4847	0.4847		0.5	0	0	0.0033337	0.1	0.4	97%	90	110	0%	
Silver	A	mg/L	0.02503	0.02503		0.025	0	0	2.644E-05	0.001	0.04	100%	90	110	0%	
Sodium	A	mg/L	2.506	2.506		2.5	0	0	0.0451914	0.02171	50	100%	90	110	0%	
Strontium	A	mg/L	0.05497	0.05497		0.05	0	0	9.743E-05	0.001	1	110%	90	110	0%	
Thallium	A	mg/L	0.05046	0.05046		0.05	0	0	4.842E-05	0.001	1	101%	90	110	0%	
Thorium	A	mg/L	0.04992	0.04992		0.05	0	0	3.018E-05	0.001	1	100%	90	110	0%	
Tin	A	mg/L	0.04984	0.04984		0.05	0	0	0.0009928	0.00132	0.1	100%	90	110	0%	
Titanium	A	mg/L	0.04692	0.04692		0.05	0	0	0.0001004	0.001	1	94%	90	110	0%	
Uranium	A	mg/L	0.05115	0.05115		0.05	0	0	2.468E-05	0.0003	1	102%	90	110	0%	
Vanadium	A	mg/L	0.04435	0.04435		0.05	0	0	0.0018612	0.0013	1	89%	90	110	0%	S
Zinc	A	mg/L	0.05445	0.05445		0.05	0	0	0.0010089	0.00273	1	109%	90	110	0%	
Iron, Ferrous	C	mg/L	0.2476	0.2476		0	0	0	0.0021157	0.00119	5	0%	0	0	0%	

Seq No	Lab ID	Test Code	Sample Typ	File ID	Analysis Date	DF	Batch ID	Prep Date	SPKref	RPDref	pmoist
15064112	ICB	ICPMS-6020-W- ICB			3/1/2022 7:02:18	1	R375488		0	0	

Analyte	T	Units	RAW	Final	Text	Spike	SPKref	RPDref	MDL	PQL	UQL	%REC	LOW	HIGH	%RPD	Q
Antimony	A	mg/L	0.0001032	0.0001032		0	0	0	6.768E-05	0.001	0.1	0%	0	0	0%	
Arsenic	A	mg/L	-5.467E-05	-5.467E-05		0	0	0	8.203E-05	0.001	1	0%	0	0	0%	
Barium	A	mg/L	-3.315E-07	-3.315E-07		0	0	0	6.762E-05	0.001	1	0%	0	0	0%	
Cadmium	A	mg/L	3.154E-06	3.154E-06		0	0	0	2.308E-05	0.001	1	0%	0	0	0%	
Cerium	A	mg/L	3.647E-07	3.647E-07		0	0	0	0.0000222	0.001	0.1	0%	0	0	0%	
Chromium	A	mg/L	0.00008321	0.00008321		0	0	0	0.0002538	0.001	1	0%	0	0	0%	
Cobalt	A	mg/L	-2.212E-05	-2.212E-05		0	0	0	2.141E-05	0.001	1	0%	0	0	0%	
Lanthanum	A	mg/L	-2.869E-08	-2.869E-08		0	0	0	6.805E-05	0.001	0.1	0%	0	0	0%	
Lead	A	mg/L	0.0000188	0.0000188		0	0	0	3.031E-05	0.001	1	0%	0	0	0%	
Manganese	A	mg/L	0.0000144	0.0000144		0	0	0	7.309E-05	0.001	1	0%	0	0	0%	
Mercury	A	mg/L	-1.256E-05	-1.256E-05		0	0	0	3.043E-05	0.001	0.002	0%	0	0	0%	
Molybdenum	A	mg/L	0.00002726	0.00002726		0	0	0	8.113E-05	0.001	0.1	0%	0	0	0%	
Nickel	A	mg/L	0.00002755	0.00002755		0	0	0	0.0001769	0.001	1	0%	0	0	0%	
Selenium	A	mg/L	0.0000122	0.0000122		0	0	0	7.174E-05	0.001	1	0%	0	0	0%	
Silicon	A	mg/L	-0.003918	-0.003918		0	0	0	0.0033337	0.1	0.4	0%	0	0	0%	
Silver	A	mg/L	1.599E-06	1.599E-06		0	0	0	2.644E-05	0.001	0.04	0%	0	0	0%	
Strontium	A	mg/L	3.465E-06	3.465E-06		0	0	0	9.743E-05	0.001	1	0%	0	0	0%	
Thallium	A	mg/L	0.0001711	0.0001711		0	0	0	4.842E-05	0.001	1	0%	0	0	0%	
Thorium	A	mg/L	0.00003065	0.00003065		0	0	0	3.018E-05	0.001	1	0%	0	0	0%	
Titanium	A	mg/L	-1.492E-06	-1.492E-06		0	0	0	0.0001004	0.001	1	0%	0	0	0%	
Uranium	A	mg/L	2.622E-06	2.622E-06		0	0	0	2.468E-05	0.0003	1	0%	0	0	0%	
Calcium	B	mg/L	0.0003335	0.0003335		0	0	0	0.2027235	0.02092	50	0%	0	0	0%	
Iron	B	mg/L	0.00002114	0.00002114		0	0	0	0.0021157	0.00119	5	0%	0	0	0%	
Iron, Ferrous	B	mg/L	0.00002114	0.00002114		0	0	0	0.0021157	0.00119	5	0%	0	0	0%	
Magnesium	B	mg/L	0.003491	0.003491		0	0	0	0.0203306	0.00564	50	0%	0	0	0%	
Tin	B	mg/L	0.00003889	0.00003889		0	0	0	0.0009928	0.00132	0.1	0%	0	0	0%	
Zinc	B	mg/L	-2.262E-05	-2.262E-05		0	0	0	0.0010089	0.00273	1	0%	0	0	0%	

Seq No	Lab ID	Test Code	Sample Typ	File ID	Analysis Date	DF	Batch ID	Prep Date	SPKref	RPDref	pmoist
15064113	CCV	ICPMS-6020-W- CCV			3/1/2022 7:08:31	1	R375488		0	0	

Analyte	T	Units	RAW	Final	Text	Spike	SPKref	RPDref	MDL	PQL	UQL	%REC	LOW	HIGH	%RPD	Q
Aluminum	A	mg/L	0.04365	0.04365		0.05	0	0	0.0017836	0.001	1	87%	90	110	0%	S
Antimony	A	mg/L	0.04949	0.04949		0.05	0	0	6.768E-05	0.001	0.1	99%	90	110	0%	
Arsenic	A	mg/L	0.05029	0.05029		0.05	0	0	8.203E-05	0.001	1	101%	90	110	0%	

Seq No	Lab ID	Test Code	Sample Typ	File ID	Analysis Date	DF	Batch ID	Prep Date	SPKref	RPDref	pmoist				
15064113	CCV	ICPMS-6020-W- CCV			3/1/2022 7:08:31	1	R375488		0	0					

Analyte	T	Units	RAW	Final	Text	Spike	SPKref	RPDref	MDL	PQL	UQL	%REC	LOW	HIGH	%RPD	Q
Barium	A	mg/L	0.04959	0.04959		0.05	0	0	6.762E-05	0.001	1	99%	90	110	0%	
Beryllium	A	mg/L	0.0405	0.0405		0.05	0	0	8.516E-05	0.001	1	81%	90	110	0%	S
Boron	A	mg/L	0.04009	0.04009		0.05	0	0	0.0039526	0.00561	1	80%	90	110	0%	S
Cadmium	A	mg/L	0.04919	0.04919		0.05	0	0	2.308E-05	0.001	1	98%	90	110	0%	
Calcium	A	mg/L	12.13	12.13		12.5	0	0	0.2027235	0.02092	50	97%	90	110	0%	
Cerium	A	mg/L	0.05231	0.05231		0.05	0	0	0.0000222	0.001	0.1	105%	90	110	0%	
Chromium	A	mg/L	0.0457	0.0457		0.05	0	0	0.0002538	0.001	1	91%	90	110	0%	
Cobalt	A	mg/L	0.0515	0.0515		0.05	0	0	2.141E-05	0.001	1	103%	90	110	0%	
Copper	A	mg/L	0.05391	0.05391		0.05	0	0	0.0001748	0.001	1	108%	90	110	0%	
Iron	A	mg/L	1.347	1.347		1.3	0	0	0.0021157	0.00119	5	104%	90	110	0%	
Lanthanum	A	mg/L	0.0507	0.0507		0.05	0	0	6.805E-05	0.001	0.1	101%	90	110	0%	
Lead	A	mg/L	0.04849	0.04849		0.05	0	0	3.031E-05	0.001	1	97%	90	110	0%	
Magnesium	A	mg/L	12.39	12.39		12.5	0	0	0.0203306	0.00564	50	99%	90	110	0%	
Manganese	A	mg/L	0.04604	0.04604		0.05	0	0	7.309E-05	0.001	1	92%	90	110	0%	
Mercury	A	mg/L	0.001008	0.001008		0.001	0	0	3.043E-05	0.001	0.002	101%	90	110	0%	
Molybdenum	A	mg/L	0.04794	0.04794		0.05	0	0	8.113E-05	0.001	0.1	96%	90	110	0%	
Nickel	A	mg/L	0.05004	0.05004		0.05	0	0	0.0001769	0.001	1	100%	90	110	0%	
Potassium	A	mg/L	10.29	10.29		12.5	0	0	0.0215433	0.08139	50	82%	90	110	0%	S
Selenium	A	mg/L	0.05227	0.05227		0.05	0	0	7.174E-05	0.001	1	105%	90	110	0%	
Silicon	A	mg/L	0.1981	0.1981		0.2	0	0	0.0033337	0.1	0.4	99%	90	110	0%	
Silver	A	mg/L	0.02019	0.02019		0.02	0	0	2.644E-05	0.001	0.04	101%	90	110	0%	
Sodium	A	mg/L	12.57	12.57		12.5	0	0	0.0451914	0.02171	50	101%	90	110	0%	
Strontium	A	mg/L	0.05022	0.05022		0.05	0	0	9.743E-05	0.001	1	100%	90	110	0%	
Thallium	A	mg/L	0.04995	0.04995		0.05	0	0	4.842E-05	0.001	1	100%	90	110	0%	
Thorium	A	mg/L	0.05014	0.05014		0.05	0	0	3.018E-05	0.001	1	100%	90	110	0%	
Tin	A	mg/L	0.04844	0.04844		0.05	0	0	0.0009928	0.00132	0.1	97%	90	110	0%	
Titanium	A	mg/L	0.04932	0.04932		0.05	0	0	0.0001004	0.001	1	99%	90	110	0%	
Uranium	A	mg/L	0.04806	0.04806		0.05	0	0	2.468E-05	0.0003	1	96%	90	110	0%	
Vanadium	A	mg/L	0.04457	0.04457		0.05	0	0	0.0018612	0.0013	1	89%	90	110	0%	S
Zinc	A	mg/L	0.05273	0.05273		0.05	0	0	0.0010089	0.00273	1	105%	90	110	0%	
Iron, Ferrous	C	mg/L	1.347	1.347		0	0	0	0.0021157	0.00119	5	0%	0	0	0%	

Seq No	Lab ID	Test Code	Sample Typ	File ID	Analysis Date	DF	Batch ID	Prep Date	SPKref	RPDref	pmoist			
15064114	CCB	ICPMS-6020-W-	CCB		3/1/2022 7:14:46	1	R375488		0	0				

Analyte	T	Units	RAW	Final	Text	Spike	SPKref	RPDref	MDL	PQL	UQL	%REC	LOW	HIGH	%RPD	Q
Aluminum	A	mg/L	0.0001958	0.0001958		0	0	0	0.0017836	0.001	1	0%			0%	
Antimony	A	mg/L	0.0001022	0.0001022		0	0	0	6.768E-05	0.001	0.1	0%			0%	
Arsenic	A	mg/L	-4.454E-05	-4.454E-05		0	0	0	8.203E-05	0.001	1	0%			0%	
Barium	A	mg/L	6.225E-06	6.225E-06		0	0	0	6.762E-05	0.001	1	0%			0%	
Beryllium	A	mg/L	0.00002961	0.00002961		0	0	0	8.516E-05	0.001	1	0%			0%	
Boron	A	mg/L	0.0005371	0.0005371		0	0	0	0.0039526	0.00561	1	0%			0%	
Cadmium	A	mg/L	1.876E-06	1.876E-06		0	0	0	2.308E-05	0.001	1	0%			0%	
Calcium	A	mg/L	-0.0001494	-0.0001494		0	0	0	0.2027235	0.02092	50	0%			0%	
Cerium	A	mg/L	-7.176E-08	-7.176E-08		0	0	0	0.0000222	0.001	0.1	0%	0	0	0%	
Chromium	A	mg/L	0.00007297	0.00007297		0	0	0	0.0002538	0.001	1	0%			0%	
Cobalt	A	mg/L	-2.307E-05	-2.307E-05		0	0	0	2.141E-05	0.001	1	0%			0%	
Copper	A	mg/L	-1.153E-06	-1.153E-06		0	0	0	0.0001748	0.001	1	0%			0%	
Iron	A	mg/L	8.595E-06	8.595E-06		0	0	0	0.0021157	0.00119	5	0%			0%	
Lanthanum	A	mg/L	3.06E-07	3.06E-07		0	0	0	6.805E-05	0.001	0.1	0%	0	0	0%	
Lead	A	mg/L	0.00001233	0.00001233		0	0	0	3.031E-05	0.001	1	0%			0%	
Magnesium	A	mg/L	0.00247	0.00247		0	0	0	0.0203306	0.00564	50	0%			0%	
Manganese	A	mg/L	6.119E-06	6.119E-06		0	0	0	7.309E-05	0.001	1	0%			0%	
Mercury	A	mg/L	-1.999E-05	-1.999E-05		0	0	0	3.043E-05	0.001	0.002	0%			0%	
Molybdenum	A	mg/L	0.00002677	0.00002677		0	0	0	8.113E-05	0.001	0.1	0%			0%	
Nickel	A	mg/L	0.00000983	0.00000983		0	0	0	0.0001769	0.001	1	0%			0%	
Potassium	A	mg/L	-0.005043	-0.005043		0	0	0	0.0215433	0.08139	50	0%			0%	
Selenium	A	mg/L	0.00001317	0.00001317		0	0	0	7.174E-05	0.001	1	0%			0%	
Silicon	A	mg/L	-0.004147	-0.004147		0	0	0	0.0033337	0.1	0.4	0%	0	0	0%	
Silver	A	mg/L	-1.345E-06	-1.345E-06		0	0	0	2.644E-05	0.001	0.04	0%			0%	
Sodium	A	mg/L	0.01279	0.01279		0	0	0	0.0451914	0.02171	50	0%			0%	
Strontium	A	mg/L	-1.905E-06	-1.905E-06		0	0	0	9.743E-05	0.001	1	0%	0	0	0%	
Thallium	A	mg/L	0.0001281	0.0001281		0	0	0	4.842E-05	0.001	1	0%	0	0	0%	
Thorium	A	mg/L	0.0000335	0.0000335		0	0	0	3.018E-05	0.001	1	0%	0	0	0%	
Tin	A	mg/L	0.00005471	0.00005471		0	0	0	0.0009928	0.00132	0.1	0%	0	0	0%	
Titanium	A	mg/L	-4.46E-06	-4.46E-06		0	0	0	0.0001004	0.001	1	0%	0	0	0%	
Uranium	A	mg/L	2.046E-06	2.046E-06		0	0	0	2.468E-05	0.0003	1	0%	0	0	0%	
Vanadium	A	mg/L	-0.001716	-0.001716		0	0	0	0.0018612	0.0013	1	0%	0	0	0%	
Zinc	A	mg/L	-1.801E-05	-1.801E-05		0	0	0	0.0010089	0.00273	1	0%	0	0	0%	
Iron, Ferrous	C	mg/L	8.595E-06	8.595E-06		0	0	0	0.0021157	0.00119	5	0%	0	0	0%	

Seq No	Lab ID	Test Code	Sample Typ	File ID	Analysis Date	DF	Batch ID	Prep Date	SPKref	RPDref	pmoist
15064115	B22021763-001	ICPMS-6020-W-	SAMP		3/1/2022 7:21:00	1	R375488		0	0	

Analyte	T	Units	RAW	Final	Text	Spike	SPKref	RPDref	MDL	PQL	UQL	%REC	LOW	HIGH	%RPD	Q
Antimony	A	mg/L	0.0006734	0.0006734		0	0	0	6.768E-05	0.001	0.1	0%	0	0	0%	J
Arsenic	A	mg/L	0.00001498	0		0	0	0	8.203E-05	0.001	1	0%	0	0	0%	U
Barium	A	mg/L	0.005129	0.005129		0	0	0	6.762E-05	0.001	1	0%	0	0	0%	
Cadmium	A	mg/L	1.464E-06	0		0	0	0	2.308E-05	0.001	1	0%	0	0	0%	U
Cerium	A	mg/L	0.00001159	0		0	0	0	0.0000222	0.001	0.1	0%	0	0	0%	U
Chromium	A	mg/L	0.00229	0.00229		0	0	0	0.0002538	0.001	1	0%	0	0	0%	
Cobalt	A	mg/L	0.00002456	0.00002456		0	0	0	2.141E-05	0.001	1	0%	0	0	0%	J
Lanthanum	A	mg/L	4.939E-06	0		0	0	0	6.805E-05	0.001	0.1	0%	0	0	0%	U
Lead	A	mg/L	0.00003825	0.00003825		0	0	0	3.031E-05	0.001	1	0%	0	0	0%	J
Manganese	A	mg/L	0.0003224	0.0003224		0	0	0	7.309E-05	0.001	1	0%	0	0	0%	J
Mercury	A	mg/L	-0.0000137	0		0	0	0	3.043E-05	0.001	0.002	0%	0	0	0%	U
Molybdenum	A	mg/L	0.0002251	0.0002251		0	0	0	8.113E-05	0.001	0.1	0%	0	0	0%	J
Nickel	A	mg/L	0.0007405	0.0007405		0	0	0	0.0001769	0.001	1	0%	0	0	0%	J
Selenium	A	mg/L	0.000123	0.000123		0	0	0	7.174E-05	0.001	1	0%	0	0	0%	J
Silver	A	mg/L	1.095E-06	0		0	0	0	2.644E-05	0.001	0.04	0%	0	0	0%	U
Strontium	A	mg/L	0.07082	0.07082		0	0	0	9.743E-05	0.001	1	0%	0	0	0%	
Thallium	A	mg/L	0.000124	0.000124		0	0	0	4.842E-05	0.001	1	0%	0	0	0%	J
Thorium	A	mg/L	-5.702E-06	0		0	0	0	3.018E-05	0.001	1	0%	0	0	0%	U
Titanium	A	mg/L	0.002729	0.002729		0	0	0	0.0001004	0.001	1	0%	0	0	0%	
Uranium	A	mg/L	0.00001867	0		0	0	0	2.468E-05	0.0003	1	0%	0	0	0%	U
Calcium	B	mg/L	10.36	10.36		0	0	0	0.2027235	0.02092	50	0%	0	0	0%	D
Iron	B	mg/L	0.01263	0.01263		0	0	0	0.0021157	0.00119	5	0%	0	0	0%	
Iron, Ferrous	B	mg/L	0.01263	0.01263		0	0	0	0.0021157	0.00119	5	0%	0	0	0%	
Magnesium	B	mg/L	9.751	9.751		0	0	0	0.0203306	0.00564	50	0%	0	0	0%	D
Sodium	B	mg/L	32.77	32.77		0	0	0	0.0451914	0.02171	50	0%	0	0	0%	D
Tin	B	mg/L	0.0003846	0		0	0	0	0.0009928	0.00132	0.1	0%	0	0	0%	U
Zinc	B	mg/L	0.016	0.016		0	0	0	0.0010089	0.00273	1	0%	0	0	0%	D

Seq No	Lab ID	Test Code	Sample Typ	File ID	Analysis Date	DF	Batch ID	Prep Date	SPKref	RPDref	pmoist
15064116	B22021763-001	ICPMS-6020-W-	SAMP		3/1/2022 7:27:14	1	164095	2/28/2022 1:	0	0	

Analyte	T	Units	RAW	Final	Text	Spike	SPKref	RPDref	MDL	PQL	UQL	%REC	LOW	HIGH	%RPD	Q
Antimony	A	mg/L	0.0004789	0.0004789		0	0	0	0.0002485	0.001	0.1	0%	0	0	0%	J
Arsenic	A	mg/L	0.0002144	0		0	0	0	0.0002595	0.001	1	0%	0	0	0%	U
Barium	A	mg/L	0.005619	0.005619		0	0	0	0.0001041	0.001	1	0%	0	0	0%	

Seq No	Lab ID	Test Code	Sample Typ	File ID	Analysis Date	DF	Batch ID	Prep Date	SPKref	RPDref	pmoist
15064116	B22021763-001	ICPMS-6020-W-	SAMP		3/1/2022 7:27:14	1	164095	2/28/2022 1:	0	0	

Analyte	T	Units	RAW	Final	Text	Spike	SPKref	RPDref	MDL	PQL	UQL	%REC	LOW	HIGH	%RPD	Q
Cadmium	A	mg/L	5.339E-06	0		0	0	0	0.0000141	0.005	1	0%	0	0	0%	U
Cerium	A	mg/L	0.00004057	0.00004057		0	0	0	0.0000087	0.001	0.1	0%	0	0	0%	J
Cobalt	A	mg/L	0.00004216	0		0	0	0	8.402E-05	0.001	1	0%	0	0	0%	U
Lanthanum	A	mg/L	0.00001513	0.00001513		0	0	0	1.105E-05	0.001	0.1	0%	0	0	0%	J
Lead	A	mg/L	0.0000943	0.0000943		0	0	0	5.246E-05	0.001	1	0%	0	0	0%	J
Manganese	A	mg/L	0.0007106	0.0007106		0	0	0	0.0002595	0.001	1	0%	0	0	0%	J
Molybdenum	A	mg/L	0.0002643	0.0002643		0	0	0	0.0000966	0.001	0.1	0%	0	0	0%	J
Selenium	A	mg/L	0.0001564	0.0001564		0	0	0	6.251E-05	0.001	1	0%	0	0	0%	J
Silver	A	mg/L	7.502E-06	0		0	0	0	2.318E-05	0.001	0.04	0%	0	0	0%	U
Strontium	A	mg/L	0.07381	0.07381		0	0	0	7.178E-05	0.001	1	0%	0	0	0%	
Thallium	A	mg/L	0.0000472	0		0	0	0	0.0001114	0.001	1	0%	0	0	0%	U
Titanium	A	mg/L	0.003854	0.003854		0	0	0	0.0004924	0.001	1	0%	0	0	0%	
Uranium	A	mg/L	0.00002211	0.00002211		0	0	0	1.084E-05	0.0003	1	0%	0	0	0%	J
Calcium	B	mg/L	9.861	9.861		0	0	0	0.0372936	0.1103481	50	0%	0	0	0%	D
Chromium	B	mg/L	0.002513	0.002513		0	0	0	0.0005265	0.0015375	1	0%	0	0	0%	D
Iron	B	mg/L	0.03963	0.03963		0	0	0	0.007424	0.00513	5	0%	0	0	0%	D
Magnesium	B	mg/L	9.734	9.734		0	0	0	0.0686349	0.0081522	50	0%	0	0	0%	D
Nickel	B	mg/L	0.000711	0.000711		0	0	0	0.0002388	0.0024200	1	0%	0	0	0%	JL
Sodium	B	mg/L	32.22	32.22		0	0	0	0.0721517	0.7330269	50	0%	0	0	0%	D
Thorium	B	mg/L	0.0001276	0.0001276		0	0	0	5.898E-05	0.00415	1	0%	0	0	0%	JL
Tin	B	mg/L	0.0008148	0		0	0	0	0.0018932	0.0011175	0.1	0%	0	0	0%	U
Zinc	B	mg/L	0.0276	0.0276		0	0	0	0.0011617	0.0065544	1	0%	0	0	0%	D

Seq No	Lab ID	Test Code	Sample Typ	File ID	Analysis Date	DF	Batch ID	Prep Date	SPKref	RPDref	pmoist
15064117	B22021763-001	ICPMS-6020-W-	SD		3/1/2022 7:33:27	5	164095	2/28/2022 1:	0	2E+07	

Analyte	T	Units	RAW	Final	Text	Spike	SPKref	RPDref	MDL	PQL	UQL	%REC	LOW	HIGH	%RPD	Q
Aluminum	A	mg/L	0.008337	0.041685		0	0	0.03348	0.0146074	0.0159875	1	0%	0	0		N
Antimony	A	mg/L	0.00007104	0		0	0	0.0004789	0.0012426	0.0049	0.1	0%	0	0		
Arsenic	A	mg/L	0.0000234	0		0	0	0	0.0012977	0.0013383	1	0%	0	0		
Barium	A	mg/L	0.001198	0.00599		0	0	0.005619	0.0005204	0.0012039	1	0%	0	0	6%	
Beryllium	A	mg/L	0.0000275	0		0	0	0	0.0005353	0.01	1	0%	0	0		
Boron	A	mg/L	0.008369	0.041845		0	0	0.03783	0.0151506	0.07335	1	0%	0	0		N
Cadmium	A	mg/L	0.00000281	0		0	0	0	0.0000705	0.005	1	0%	0	0		
Calcium	A	mg/L	2.083	10.415		0	0	9.861	0.1864681	0.5517403	50	0%	0	0	5%	

Seq No	Lab ID	Test Code	Sample Typ	File ID	Analysis Date	DF	Batch ID	Prep Date	SPKref	RPDref	pmoist
15064117	B22021763-001	ICPMS-6020-W-	SD		3/1/2022 7:33:27	5	164095	2/28/2022 1:	0	2E+07	

Analyte	T	Units	RAW	Final	Text	Spike	SPKref	RPDref	MDL	PQL	UQL	%REC	LOW	HIGH	%RPD	Q
Cerium	A	mg/L	0.0000113	0.0000565		0	0	4.057E-05	0.0000435	0.001	0.1	0%	0	0		N
Chromium	A	mg/L	0.0005858	0.002929		0	0	0.002513	0.0026324	0.0076875	1	0%	0	0		N
Cobalt	A	mg/L	-8.547E-06	0		0	0	0	0.0004201	0.001	1	0%	0	0		
Copper	A	mg/L	0.0002253	0		0	0	0.0008377	0.0028718	0.0099	1	0%	0	0		
Iron	A	mg/L	0.01101	0.05505		0	0	0.03963	0.0371198	0.02565	5	0%	0	0		N
Lanthanum	A	mg/L	0.00001065	0		0	0	1.513E-05	5.525E-05	0.001	0.1	0%	0	0		
Lead	A	mg/L	0.00009212	0.0004606		0	0	0.0000943	0.0002623	0.001	1	0%	0	0		N
Magnesium	A	mg/L	2.007	10.035		0	0	9.734	0.3431747	0.0407608	50	0%	0	0	3%	
Manganese	A	mg/L	0.0001845	0		0	0	0.0007106	0.0012975	0.0010695	1	0%	0	0		
Molybdenum	A	mg/L	0.0000489	0		0	0	0.0002643	0.000483	0.001	0.1	0%	0	0		
Nickel	A	mg/L	0.0001879	0		0	0	0.000711	0.0011941	0.0121000	1	0%	0	0		
Potassium	A	mg/L	0.5264	2.632		0	0	2.629	0.1447062	0.1306027	50	0%	0	0	0%	
Selenium	A	mg/L	0.00003084	0		0	0	0.0001564	0.0003126	0.0029274	1	0%	0	0		
Silicon	A	mg/L	4.251	21.255		0	0	20.93	0.1093983	0.026606	0.4	0%	0	0	2%	
Silver	A	mg/L	3.156E-06	0		0	0	0	0.0001159	0.001	0.04	0%	0	0		
Sodium	A	mg/L	6.49	32.45		0	0	32.22	0.3607583	3.6651346	50	0%	0	0	1%	
Strontium	A	mg/L	0.01503	0.07515		0	0	0.07381	0.0003589	0.001	1	0%	0	0	2%	
Thallium	A	mg/L	0.00003574	0		0	0	0	0.0005569	0.001	1	0%	0	0		
Thorium	A	mg/L	5.949E-06	0		0	0	0.0001276	0.0002949	0.02075	1	0%	0	0		
Tin	A	mg/L	0.0001896	0		0	0	0	0.0094659	0.0055874	0.1	0%	0	0		
Titanium	A	mg/L	0.000749	0.003745		0	0	0.003854	0.0024621	0.001	1	0%	0	0		N
Uranium	A	mg/L	7.629E-06	0		0	0	2.211E-05	0.0000542	0.0004224	1	0%	0	0		
Vanadium	A	mg/L	0.002174	0.01087		0	0	0.0156	0.0062091	0.0105423	1	0%	0	0		N
Zinc	A	mg/L	0.008982	0.04491		0	0	0.0276	0.0058087	0.0327721	1	0%	0	0		N
Silica	C	mg/L	9.0937392	45.468696		0	0	0	0.2340247	0.0569155	5	0%	0	0		N
Silicon as SiO2	C	mg/L	9.0937392	45.468696		0	0	0	0.2340247	0.0569155	5	0%	0	0		N

Seq No	Lab ID	Test Code	Sample Typ	File ID	Analysis Date	DF	Batch ID	Prep Date	SPKref	RPDref	pmoist
15064118	B22021763-001	ICPMS-6020-W-	PDS1-DOD		3/1/2022 7:39:40	1.03	164095	2/28/2022 1:	2E+07	0	

Analyte	T	Units	RAW	Final	Text	Spike	SPKref	RPDref	MDL	PQL	UQL	%REC	LOW	HIGH	%RPD	Q
Aluminum	A	mg/L	0.07193	0.0740879		0.0515	0.03348	0	0.0030091	0.0032934	1	79%	75	125	0%	
Antimony	A	mg/L	0.04499	0.0463397		0.0515	0.0004789	0	0.000256	0.0010094	0.1	89%	75	125	0%	
Arsenic	A	mg/L	0.04904	0.0505112		0.0515	0	0	0.0002673	0.001	1	98%	75	125	0%	
Barium	A	mg/L	0.05205	0.0536115		0.0515	0.005619	0	0.0001072	0.001	1	93%	75	125	0%	

Seq No	Lab ID	Test Code	Sample Typ	File ID	Analysis Date	DF	Batch ID	Prep Date	SPKref	RPDref	pmoist
15064118	B22021763-001	ICPMS-6020-W-	PDS1-DOD		3/1/2022 7:39:40	1.03	164095	2/28/2022 1:	2E+07	0	

Analyte	T	Units	RAW	Final	Text	Spike	SPKref	RPDref	MDL	PQL	UQL	%REC	LOW	HIGH	%RPD	Q
Beryllium	A	mg/L	0.03974	0.0409322		0.0515	0	0	0.0001103	0.01	1	79%	75	125	0%	
Boron	A	mg/L	0.07687	0.0791761		0.0515	0.03783	0	0.0031210	0.0151101	1	80%	75	125	0%	
Cadmium	A	mg/L	0.04979	0.0512837		0.0515	0	0	1.452E-05	0.005	1	100%	75	125	0%	
Calcium	A	mg/L	53.05	54.6415		51.5	9.861	0	0.0384124	0.1136585	50	87%	75	125	0%	
Cerium	A	mg/L	0.05047	0.0519841		0.0515	4.057E-05	0	8.961E-06	0.001	0.1	101%	75	125	0%	
Chromium	A	mg/L	0.04781	0.0492443		0.0515	0.002513	0	0.0005423	0.0015836	1	91%	75	125	0%	
Cobalt	A	mg/L	0.04644	0.0478332		0.0515	0	0	8.654E-05	0.001	1	93%	75	125	0%	
Copper	A	mg/L	0.05208	0.0536424		0.0515	0.0008377	0	0.0005916	0.0020394	1	103%	75	125	0%	
Iron	A	mg/L	4.587	4.72461		5.15	0.03963	0	0.0076467	0.0052839	5	91%	75	125	0%	
Lanthanum	A	mg/L	0.05119	0.0527257		0.0515	1.513E-05	0	1.138E-05	0.001	0.1	102%	75	125	0%	
Lead	A	mg/L	0.04605	0.0474315		0.0515	0.0000943	0	5.403E-05	0.001	1	92%	80	120	0%	
Magnesium	A	mg/L	53.47	55.0741		51.5	9.734	0	0.070694	0.0083967	50	88%	75	125	0%	
Manganese	A	mg/L	0.04646	0.0478538		0.0515	0.0007106	0	0.0002673	0.001	1	92%	75	125	0%	
Molybdenum	A	mg/L	0.04674	0.0481422		0.0515	0.0002643	0	9.95E-05	0.001	0.1	93%	75	125	0%	
Nickel	A	mg/L	0.04818	0.0496254		0.0515	0.000711	0	0.000246	0.0024926	1	95%	75	125	0%	
Potassium	A	mg/L	42.26	43.5278		51.5	2.629	0	0.0298095	0.0269042	50	79%	75	125	0%	
Selenium	A	mg/L	0.04852	0.0499756		0.0515	0.0001564	0	6.439E-05	0.001	1	97%	75	125	0%	
Silicon	A	mg/L	20.89	21.5167		0.206	20.93	0	0.0225360	0.0054808	0.4		75	125	0%	A
Silver	A	mg/L	0.01871	0.0192713		0.0206	0	0	2.388E-05	0.001	0.04	94%	75	125	0%	
Sodium	A	mg/L	73.36	75.5608		51.5	32.22	0	0.0743162	0.7550177	50	84%	75	125	0%	
Strontium	A	mg/L	0.1238	0.127514		0.0515	0.07381	0	7.393E-05	0.001	1	104%	75	125	0%	
Thallium	A	mg/L	0.04871	0.0501713		0.0515	0	0	0.0001147	0.001	1	97%	75	125	0%	
Thorium	A	mg/L	0.04931	0.0507893		0.0515	0.0001276	0	6.075E-05	0.0042745	1	98%	75	125	0%	
Tin	A	mg/L	0.04867	0.0501301		0.0515	0	0	0.00195	0.001151	0.1	97%	75	125	0%	
Titanium	A	mg/L	0.05325	0.0548475		0.0515	0.003854	0	0.0005072	0.001	1	99%	75	125	0%	
Uranium	A	mg/L	0.04719	0.0486057		0.0515	2.211E-05	0	1.117E-05	0.0003	1	94%	75	125	0%	
Vanadium	A	mg/L	0.05997	0.0617691		0.0515	0.0156	0	0.0012791	0.0021717	1	90%	75	125	0%	
Zinc	A	mg/L	0.07596	0.0782388		0.0515	0.0276	0	0.0011966	0.0067511	1	98%	75	125	0%	
Silica	C	mg/L	44.687888	46.0285246		0	0	0	0.0482091	0.0117246	5	0%	0	0	0%	
Silicon as SiO2	C	mg/L	44.687888	46.0285246		0.0515	0	0	0.0482091	0.0117246	5	89376%	75	125	0%	S

Seq No	Lab ID	Test Code	Sample Typ	File ID	Analysis Date	DF	Batch ID	Prep Date	SPKref	RPDref	pmoist
15064119	B22021763-001	ICPMS-6020-W-	MS4-DOD		3/1/2022 7:45:55	1	164095	2/28/2022 1:	2E+07	0	

Analyte	T	Units	RAW	Final	Text	Spike	SPKref	RPDref	MDL	PQL	UQL	%REC	LOW	HIGH	%RPD	Q

Seq No	Lab ID	Test Code	Sample Typ	File ID	Analysis Date	DF	Batch ID	Prep Date	SPKref	RPDref	pmoist
15064119	B22021763-001	ICPMS-6020-W- MS4-DOD			3/1/2022 7:45:55	1	164095	2/28/2022 1:	2E+07	0	

Analyte	T	Units	RAW	Final	Text	Spike	SPKref	RPDref	MDL	PQL	UQL	%REC	LOW	HIGH	%RPD	Q
Aluminum	A	mg/L	0.4734	0.4734		0.5	0.03348	0	0.0029215	0.0031975	1	88%	75	125	0%	
Antimony	A	mg/L	0.1016	0.1016		0.1	0.0004789	0	0.0002485	0.001	0.1	101%	75	125	0%	
Arsenic	A	mg/L	0.1029	0.1029		0.1	0	0	0.0002595	0.001	1	103%	75	125	0%	
Barium	A	mg/L	0.09507	0.09507		0.1	0.005619	0	0.0001041	0.001	1	89%	75	125	0%	
Beryllium	A	mg/L	0.04165	0.04165		0.05	0	0	0.0001071	0.01	1	83%	75	125	0%	
Boron	A	mg/L	0.1231	0.1231		0.1	0.03783	0	0.0030301	0.01467	1	85%	75	125	0%	
Cadmium	A	mg/L	0.0534	0.0534		0.05	0	0	0.0000141	0.005	1	107%	75	125	0%	
Calcium	A	mg/L	13.7	13.7		5	9.861	0	0.0372936	0.1103481	50	77%	75	125	0%	
Cerium	A	mg/L	0.1065	0.1065		0.1	4.057E-05	0	0.0000087	0.001	0.1	106%	75	125	0%	
Chromium	A	mg/L	0.09768	0.09768		0.1	0.002513	0	0.0005265	0.0015375	1	95%	75	125	0%	
Cobalt	A	mg/L	0.09985	0.09985		0.1	0	0	8.402E-05	0.001	1	100%	75	125	0%	
Copper	A	mg/L	0.1112	0.1112		0.1	0.0008377	0	0.0005744	0.00198	1	110%	75	125	0%	
Iron	A	mg/L	0.5085	0.5085		0.5	0.03963	0	0.007424	0.00513	5	94%	75	125	0%	
Lanthanum	A	mg/L	0.1066	0.1066		0.1	1.513E-05	0	1.105E-05	0.001	0.1	107%	75	125	0%	
Lead	A	mg/L	0.1019	0.1019		0.1	0.0000943	0	5.246E-05	0.001	1	102%	88	115	0%	
Magnesium	A	mg/L	14.47	14.47		5	9.734	0	0.0686349	0.0081522	50	95%	75	125	0%	
Manganese	A	mg/L	0.4797	0.4797		0.5	0.0007106	0	0.0002595	0.001	1	96%	75	125	0%	
Molybdenum	A	mg/L	0.09648	0.09648		0.1	0.0002643	0	0.0000966	0.001	0.1	96%	75	125	0%	
Nickel	A	mg/L	0.1013	0.1013		0.1	0.000711	0	0.0002388	0.0024200	1	101%	75	125	0%	
Potassium	A	mg/L	6.699	6.699		5	2.629	0	0.0289412	0.0261205	50	81%	75	125	0%	
Selenium	A	mg/L	0.09905	0.09905		0.1	0.0001564	0	6.251E-05	0.001	1	99%	75	125	0%	
Silicon	A	mg/L	19.4	19.4		1	20.93	0	0.0218797	0.0053212	0.4		75	125	0%	A
Silver	A	mg/L	0.009242	0.009242		0.01	0	0	2.318E-05	0.001	0.04	92%	75	125	0%	
Sodium	A	mg/L	35.27	35.27		5	32.22	0	0.0721517	0.7330269	50		75	125	0%	A
Strontium	A	mg/L	0.1849	0.1849		0.1	0.07381	0	7.178E-05	0.001	1	111%	75	125	0%	
Thallium	A	mg/L	0.1082	0.1082		0.1	0	0	0.0001114	0.001	1	108%	75	125	0%	
Thorium	A	mg/L	0.1063	0.1063		0.1	0.0001276	0	5.898E-05	0.00415	1	106%	75	125	0%	
Tin	A	mg/L	0.1013	0.1013		0.1	0	0	0.0018932	0.0011175	0.1	101%	75	125	0%	
Titanium	A	mg/L	0.1035	0.1035		0.1	0.003854	0	0.0004924	0.001	1	100%	75	125	0%	
Uranium	A	mg/L	0.103	0.103		0.1	2.211E-05	0	1.084E-05	0.0003	1	103%	75	125	0%	
Vanadium	A	mg/L	0.1072	0.1072		0.1	0.0156	0	0.0012418	0.0021085	1	92%	75	125	0%	
Zinc	A	mg/L	0.1321	0.1321		0.1	0.0276	0	0.0011617	0.0065544	1	104%	75	125	0%	
Silica	C	mg/L	41.50048	41.50048		0	0	0	0.0468049	0.0113831	5	0%	0	0	0%	
Silicon as SiO2	C	mg/L	41.50048	41.50048		2.14	0	0	0.0468049	0.0113831	5	1939%	75	125	0%	S

Seq No	Lab ID	Test Code	Sample Typ	File ID	Analysis Date	DF	Batch ID	Prep Date	SPKref	RPDref	pmoist				
15064120	B22021763-001	ICPMS-6020-W-	MSD4-DOD		3/1/2022 7:52:08	1	164095	2/28/2022 1:	2E+07	2E+07					

Analyte	T	Units	RAW	Final	Text	Spike	SPKref	RPDref	MDL	PQL	UQL	%REC	LOW	HIGH	%RPD	Q
Aluminum	A	mg/L	0.4386	0.4386		0.5	0.03348	0.4734	0.0029215	0.0031975	1	81%	75	125	8%	
Antimony	A	mg/L	0.1034	0.1034		0.1	0.0004789	0.1016	0.0002485	0.001	0.1	103%	75	125	2%	
Arsenic	A	mg/L	0.102	0.102		0.1	0	0.1029	0.0002595	0.001	1	102%	75	125	1%	
Barium	A	mg/L	0.09827	0.09827		0.1	0.005619	0.09507	0.0001041	0.001	1	93%	75	125	3%	
Beryllium	A	mg/L	0.04024	0.04024		0.05	0	0.04165	0.0001071	0.01	1	80%	75	125	3%	
Boron	A	mg/L	0.1139	0.1139		0.1	0.03783	0.1231	0.0030301	0.01467	1	76%	75	125	8%	
Cadmium	A	mg/L	0.05365	0.05365		0.05	0	0.0534	0.0000141	0.005	1	107%	75	125	0%	
Calcium	A	mg/L	14.33	14.33		5	9.861	13.7	0.0372936	0.1103481	50	89%	75	125	4%	
Cerium	A	mg/L	0.1045	0.1045		0.1	4.057E-05	0.1065	0.0000087	0.001	0.1	104%	75	125	2%	
Chromium	A	mg/L	0.09565	0.09565		0.1	0.002513	0.09768	0.0005265	0.0015375	1	93%	75	125	2%	
Cobalt	A	mg/L	0.09684	0.09684		0.1	0	0.09985	8.402E-05	0.001	1	97%	75	125	3%	
Copper	A	mg/L	0.1096	0.1096		0.1	0.0008377	0.1112	0.0005744	0.00198	1	109%	75	125	1%	
Iron	A	mg/L	0.5303	0.5303		0.5	0.03963	0.5085	0.007424	0.00513	5	98%	75	125	4%	
Lanthanum	A	mg/L	0.1055	0.1055		0.1	1.513E-05	0.1066	1.105E-05	0.001	0.1	105%	75	125	1%	
Lead	A	mg/L	0.09868	0.09868		0.1	0.0000943	0.1019	5.246E-05	0.001	1	99%	88	115	3%	
Magnesium	A	mg/L	14.65	14.65		5	9.734	14.47	0.0686349	0.0081522	50	98%	75	125	1%	
Manganese	A	mg/L	0.4716	0.4716		0.5	0.0007106	0.4797	0.0002595	0.001	1	94%	75	125	2%	
Molybdenum	A	mg/L	0.09584	0.09584		0.1	0.0002643	0.09648	0.0000966	0.001	0.1	96%	75	125	1%	
Nickel	A	mg/L	0.1039	0.1039		0.1	0.000711	0.1013	0.0002388	0.0024200	1	103%	75	125	3%	
Potassium	A	mg/L	6.48	6.48		5	2.629	6.699	0.0289412	0.0261205	50	77%	75	125	3%	
Selenium	A	mg/L	0.1011	0.1011		0.1	0.0001564	0.09905	6.251E-05	0.001	1	101%	75	125	2%	
Silicon	A	mg/L	18.98	18.98		1	20.93	19.4	0.0218797	0.0053212	0.4		75	125	2%	A
Silver	A	mg/L	0.009272	0.009272		0.01	0	0.009242	2.318E-05	0.001	0.04	93%	75	125	0%	
Sodium	A	mg/L	35.05	35.05		5	32.22	35.27	0.0721517	0.7330269	50		75	125	1%	A
Strontium	A	mg/L	0.1823	0.1823		0.1	0.07381	0.1849	7.178E-05	0.001	1	108%	75	125	1%	
Thallium	A	mg/L	0.1063	0.1063		0.1	0	0.1082	0.0001114	0.001	1	106%	75	125	2%	
Thorium	A	mg/L	0.1054	0.1054		0.1	0.0001276	0.1063	5.898E-05	0.00415	1	105%	75	125	1%	
Tin	A	mg/L	0.09769	0.09769		0.1	0	0.1013	0.0018932	0.0011175	0.1	98%	75	125	4%	
Titanium	A	mg/L	0.09798	0.09798		0.1	0.003854	0.1035	0.0004924	0.001	1	94%	75	125	5%	
Uranium	A	mg/L	0.1005	0.1005		0.1	2.211E-05	0.103	1.084E-05	0.0003	1	100%	75	125	2%	
Vanadium	A	mg/L	0.1075	0.1075		0.1	0.0156	0.1072	0.0012418	0.0021085	1	92%	75	125	0%	
Zinc	A	mg/L	0.1305	0.1305		0.1	0.0276	0.1321	0.0011617	0.0065544	1	103%	75	125	1%	
Silica	C	mg/L	40.602016	40.602016		0	0	41.50048	0.0468049	0.0113831	5	0%	0	0	2%	
Silicon as SiO2	C	mg/L	40.602016	40.602016		2.14	0	41.50048	0.0468049	0.0113831	5	1897%	75	125	2%	S

Seq No	Lab ID	Test Code	Sample Typ	File ID	Analysis Date	DF	Batch ID	Prep Date	SPKref	RPDref	pmoist
15064121	Rinse	ICPMS-6020-W-	SAMP		3/1/2022 7:58:21	1	R375488		0	0	

Analyte	T	Units	RAW	Final	Text	Spike	SPKref	RPDref	MDL	PQL	UQL	%REC	LOW	HIGH	%RPD	Q
Antimony	A	mg/L	0.0002713	0.0002713		0	0	0	6.768E-05	0.001	0.1	0%	0	0	0%	J
Arsenic	A	mg/L	-5.087E-05	0		0	0	0	8.203E-05	0.001	1	0%	0	0	0%	
Barium	A	mg/L	3.846E-06	0		0	0	0	6.762E-05	0.001	1	0%	0	0	0%	
Cadmium	A	mg/L	8.92E-07	0		0	0	0	2.308E-05	0.001	1	0%	0	0	0%	
Cerium	A	mg/L	5.275E-07	0		0	0	0	0.0000222	0.001	0.1	0%	0	0	0%	
Chromium	A	mg/L	0.00007508	0		0	0	0	0.0002538	0.001	1	0%	0	0	0%	
Cobalt	A	mg/L	-0.0000222	0		0	0	0	2.141E-05	0.001	1	0%	0	0	0%	
Lanthanum	A	mg/L	-4.388E-08	0		0	0	0	6.805E-05	0.001	0.1	0%	0	0	0%	
Lead	A	mg/L	0.00000839	0		0	0	0	3.031E-05	0.001	1	0%	0	0	0%	
Manganese	A	mg/L	0.00001096	0		0	0	0	7.309E-05	0.001	1	0%	0	0	0%	
Mercury	A	mg/L	-1.902E-06	0		0	0	0	3.043E-05	0.001	0.002	0%	0	0	0%	
Molybdenum	A	mg/L	0.00001905	0		0	0	0	8.113E-05	0.001	0.1	0%	0	0	0%	
Nickel	A	mg/L	0.00002516	0		0	0	0	0.0001769	0.001	1	0%	0	0	0%	
Selenium	A	mg/L	0.00000575	0		0	0	0	7.174E-05	0.001	1	0%	0	0	0%	
Silver	A	mg/L	-7.459E-07	0		0	0	0	2.644E-05	0.001	0.04	0%	0	0	0%	
Strontium	A	mg/L	-1.418E-06	0		0	0	0	9.743E-05	0.001	1	0%	0	0	0%	
Thallium	A	mg/L	0.0002543	0.0002543		0	0	0	4.842E-05	0.001	1	0%	0	0	0%	J
Thorium	A	mg/L	0.00005049	0.00005049		0	0	0	3.018E-05	0.001	1	0%	0	0	0%	J
Titanium	A	mg/L	0.00005296	0		0	0	0	0.0001004	0.001	1	0%	0	0	0%	
Uranium	A	mg/L	2.263E-06	0		0	0	0	2.468E-05	0.0003	1	0%	0	0	0%	
Calcium	B	mg/L	0.0001475	0		0	0	0	0.2027235	0.02092	50	0%	0	0	0%	L
Iron	B	mg/L	0.00001245	0		0	0	0	0.0021157	0.00119	5	0%	0	0	0%	
Iron, Ferrous	B	mg/L	0.00001245	0		0	0	0	0.0021157	0.00119	5	0%	0	0	0%	
Magnesium	B	mg/L	0.003172	0		0	0	0	0.0203306	0.00564	50	0%	0	0	0%	L
Tin	B	mg/L	8.155E-06	0		0	0	0	0.0009928	0.00132	0.1	0%	0	0	0%	
Zinc	B	mg/L	4.857E-06	0		0	0	0	0.0010089	0.00273	1	0%	0	0	0%	L

Seq No	Lab ID	Test Code	Sample Typ	File ID	Analysis Date	DF	Batch ID	Prep Date	SPKref	RPDref	pmoist
15064122	B22021763-006	ICPMS-6020-W-	SAMP		3/1/2022 8:04:34	1	R375488		0	0	

Analyte	T	Units	RAW	Final	Text	Spike	SPKref	RPDref	MDL	PQL	UQL	%REC	LOW	HIGH	%RPD	Q
Antimony	A	mg/L	0.0003085	0.0003085		0	0	0	6.768E-05	0.001	0.1	0%	0	0	0%	J
Arsenic	A	mg/L	-4.236E-05	0		0	0	0	8.203E-05	0.001	1	0%	0	0	0%	U
Barium	A	mg/L	0.004128	0.004128		0	0	0	6.762E-05	0.001	1	0%	0	0	0%	
Cadmium	A	mg/L	5.145E-06	0		0	0	0	2.308E-05	0.001	1	0%	0	0	0%	U

Seq No	Lab ID	Test Code	Sample Typ	File ID	Analysis Date	DF	Batch ID	Prep Date	SPKref	RPDref	pmoist
15064122	B22021763-006	ICPMS-6020-W-	SAMP		3/1/2022 8:04:34	1	R375488		0	0	

Analyte	T	Units	RAW	Final	Text	Spike	SPKref	RPDref	MDL	PQL	UQL	%REC	LOW	HIGH	%RPD	Q
Cerium	A	mg/L	1.695E-06	0		0	0	0	0.0000222	0.001	0.1	0%	0	0	0%	U
Chromium	A	mg/L	0.000764	0.000764		0	0	0	0.0002538	0.001	1	0%	0	0	0%	J
Cobalt	A	mg/L	0.0000139	0		0	0	0	2.141E-05	0.001	1	0%	0	0	0%	U
Lanthanum	A	mg/L	9.489E-07	0		0	0	0	6.805E-05	0.001	0.1	0%	0	0	0%	U
Lead	A	mg/L	0.00001032	0		0	0	0	3.031E-05	0.001	1	0%	0	0	0%	U
Manganese	A	mg/L	0.005913	0.005913		0	0	0	7.309E-05	0.001	1	0%	0	0	0%	
Mercury	A	mg/L	-9.575E-06	0		0	0	0	3.043E-05	0.001	0.002	0%	0	0	0%	U
Molybdenum	A	mg/L	0.0003755	0.0003755		0	0	0	8.113E-05	0.001	0.1	0%	0	0	0%	J
Nickel	A	mg/L	0.001053	0.001053		0	0	0	0.0001769	0.001	1	0%	0	0	0%	
Selenium	A	mg/L	0.0002249	0.0002249		0	0	0	7.174E-05	0.001	1	0%	0	0	0%	J
Silver	A	mg/L	-1.763E-06	0		0	0	0	2.644E-05	0.001	0.04	0%	0	0	0%	U
Strontium	A	mg/L	0.1687	0.1687		0	0	0	9.743E-05	0.001	1	0%	0	0	0%	
Thallium	A	mg/L	0.00009832	0.00009832		0	0	0	4.842E-05	0.001	1	0%	0	0	0%	J
Thorium	A	mg/L	-1.707E-06	0		0	0	0	3.018E-05	0.001	1	0%	0	0	0%	U
Titanium	A	mg/L	0.001666	0.001666		0	0	0	0.0001004	0.001	1	0%	0	0	0%	
Uranium	A	mg/L	0.00001114	0		0	0	0	2.468E-05	0.0003	1	0%	0	0	0%	U
Calcium	B	mg/L	16.22	16.22		0	0	0	0.2027235	0.02092	50	0%	0	0	0%	D
Iron	B	mg/L	0.0003696	0		0	0	0	0.0021157	0.00119	5	0%	0	0	0%	U
Iron, Ferrous	B	mg/L	0.0003696	0		0	0	0	0.0021157	0.00119	5	0%	0	0	0%	U
Magnesium	B	mg/L	16.62	16.62		0	0	0	0.0203306	0.00564	50	0%	0	0	0%	D
Sodium	B	mg/L	36.72	36.72		0	0	0	0.0451914	0.02171	50	0%	0	0	0%	D
Tin	B	mg/L	-5.334E-05	0		0	0	0	0.0009928	0.00132	0.1	0%	0	0	0%	U
Zinc	B	mg/L	0.0008931	0		0	0	0	0.0010089	0.00273	1	0%	0	0	0%	LU

Seq No	Lab ID	Test Code	Sample Typ	File ID	Analysis Date	DF	Batch ID	Prep Date	SPKref	RPDref	pmoist
15064123	B22021763-006	ICPMS-6020-W-	SAMP		3/1/2022 8:10:48	1	164095	2/28/2022 1:	0	0	

Analyte	T	Units	RAW	Final	Text	Spike	SPKref	RPDref	MDL	PQL	UQL	%REC	LOW	HIGH	%RPD	Q
Antimony	A	mg/L	0.0004303	0.0004303		0	0	0	0.0002485	0.001	0.1	0%	0	0	0%	J
Arsenic	A	mg/L	0.0001985	0		0	0	0	0.0002595	0.001	1	0%	0	0	0%	U
Barium	A	mg/L	0.0045	0.0045		0	0	0	0.0001041	0.001	1	0%	0	0	0%	
Cadmium	A	mg/L	3.093E-06	0		0	0	0	0.0000141	0.005	1	0%	0	0	0%	U
Cerium	A	mg/L	0.00002671	0.00002671		0	0	0	0.0000087	0.001	0.1	0%	0	0	0%	J
Cobalt	A	mg/L	0.00007754	0		0	0	0	8.402E-05	0.001	1	0%	0	0	0%	U
Lanthanum	A	mg/L	0.00001116	0.00001116		0	0	0	1.105E-05	0.001	0.1	0%	0	0	0%	J

Seq No	Lab ID	Test Code	Sample Typ	File ID	Analysis Date	DF	Batch ID	Prep Date	SPKref	RPDref	pmoist
15064123	B22021763-006	ICPMS-6020-W-	SAMP		3/1/2022 8:10:48	1	164095	2/28/2022 1:	0	0	

Analyte	T	Units	RAW	Final	Text	Spike	SPKref	RPDref	MDL	PQL	UQL	%REC	LOW	HIGH	%RPD	Q
Lead	A	mg/L	0.0000603	0.0000603		0	0	0	5.246E-05	0.001	1	0%	0	0	0%	J
Manganese	A	mg/L	0.008104	0.008104		0	0	0	0.0002595	0.001	1	0%	0	0	0%	
Molybdenum	A	mg/L	0.000858	0.000858		0	0	0	0.0000966	0.001	0.1	0%	0	0	0%	J
Selenium	A	mg/L	0.0002806	0.0002806		0	0	0	6.251E-05	0.001	1	0%	0	0	0%	J
Silver	A	mg/L	4.497E-06	0		0	0	0	2.318E-05	0.001	0.04	0%	0	0	0%	U
Strontium	A	mg/L	0.1794	0.1794		0	0	0	7.178E-05	0.001	1	0%	0	0	0%	
Thallium	A	mg/L	0.00004814	0		0	0	0	0.0001114	0.001	1	0%	0	0	0%	U
Titanium	A	mg/L	0.003778	0.003778		0	0	0	0.0004924	0.001	1	0%	0	0	0%	
Uranium	A	mg/L	0.00001261	0.00001261		0	0	0	1.084E-05	0.0003	1	0%	0	0	0%	J
Calcium	B	mg/L	15.41	15.41		0	0	0	0.0372936	0.1103481	50	0%	0	0	0%	D
Chromium	B	mg/L	0.001091	0.001091		0	0	0	0.0005265	0.0015375	1	0%	0	0	0%	JL
Iron	B	mg/L	0.03073	0.03073		0	0	0	0.007424	0.00513	5	0%	0	0	0%	D
Magnesium	B	mg/L	17.39	17.39		0	0	0	0.0686349	0.0081522	50	0%	0	0	0%	D
Nickel	B	mg/L	0.00118	0.00118		0	0	0	0.0002388	0.0024200	1	0%	0	0	0%	JL
Sodium	B	mg/L	36.38	36.38		0	0	0	0.0721517	0.7330269	50	0%	0	0	0%	D
Thorium	B	mg/L	0.0001072	0.0001072		0	0	0	5.898E-05	0.00415	1	0%	0	0	0%	JL
Tin	B	mg/L	0.0001653	0		0	0	0	0.0018932	0.0011175	0.1	0%	0	0	0%	U
Zinc	B	mg/L	0.001194	0.001194		0	0	0	0.0011617	0.0065544	1	0%	0	0	0%	JL

Seq No	Lab ID	Test Code	Sample Typ	File ID	Analysis Date	DF	Batch ID	Prep Date	SPKref	RPDref	pmoist
15064124	B22021763-011	ICPMS-6020-W-	SAMP		3/1/2022 8:17:01	1	R375488		0	0	

Analyte	T	Units	RAW	Final	Text	Spike	SPKref	RPDref	MDL	PQL	UQL	%REC	LOW	HIGH	%RPD	Q
Antimony	A	mg/L	0.0004618	0.0004618		0	0	0	6.768E-05	0.001	0.1	0%	0	0	0%	J
Arsenic	A	mg/L	0.0003279	0.0003279		0	0	0	8.203E-05	0.001	1	0%	0	0	0%	J
Barium	A	mg/L	0.004669	0.004669		0	0	0	6.762E-05	0.001	1	0%	0	0	0%	
Cadmium	A	mg/L	-1.091E-07	0		0	0	0	2.308E-05	0.001	1	0%	0	0	0%	U
Cerium	A	mg/L	0.00002214	0		0	0	0	0.0000222	0.001	0.1	0%	0	0	0%	U
Chromium	A	mg/L	-5.738E-06	0		0	0	0	0.0002538	0.001	1	0%	0	0	0%	U
Cobalt	A	mg/L	0.0003464	0.0003464		0	0	0	2.141E-05	0.001	1	0%	0	0	0%	J
Lanthanum	A	mg/L	3.435E-06	0		0	0	0	6.805E-05	0.001	0.1	0%	0	0	0%	U
Lead	A	mg/L	0.00001729	0		0	0	0	3.031E-05	0.001	1	0%	0	0	0%	U
Manganese	A	mg/L	0.4803	0.4803		0	0	0	7.309E-05	0.001	1	0%	0	0	0%	
Mercury	A	mg/L	0.0001155	0.0001155		0	0	0	3.043E-05	0.001	0.002	0%	0	0	0%	J
Molybdenum	A	mg/L	0.0002448	0.0002448		0	0	0	8.113E-05	0.001	0.1	0%	0	0	0%	J

Seq No	Lab ID	Test Code	Sample Typ	File ID	Analysis Date	DF	Batch ID	Prep Date	SPKref	RPDref	pmoist
15064124	B22021763-011	ICPMS-6020-W-	SAMP		3/1/2022 8:17:01	1	R375488		0	0	

Analyte	T	Units	RAW	Final	Text	Spike	SPKref	RPDref	MDL	PQL	UQL	%REC	LOW	HIGH	%RPD	Q
Nickel	A	mg/L	0.0008404	0.0008404		0	0	0	0.0001769	0.001	1	0%	0	0	0%	J
Selenium	A	mg/L	7.546E-06	0		0	0	0	7.174E-05	0.001	1	0%	0	0	0%	U
Silver	A	mg/L	-3.179E-06	0		0	0	0	2.644E-05	0.001	0.04	0%	0	0	0%	U
Strontium	A	mg/L	0.06605	0.06605		0	0	0	9.743E-05	0.001	1	0%	0	0	0%	
Thallium	A	mg/L	0.00003814	0		0	0	0	4.842E-05	0.001	1	0%	0	0	0%	U
Thorium	A	mg/L	-9.32E-06	0		0	0	0	3.018E-05	0.001	1	0%	0	0	0%	U
Titanium	A	mg/L	0.002175	0.002175		0	0	0	0.0001004	0.001	1	0%	0	0	0%	
Uranium	A	mg/L	7.848E-06	0		0	0	0	2.468E-05	0.0003	1	0%	0	0	0%	U
Calcium	B	mg/L	9.106	9.106		0	0	0	0.2027235	0.02092	50	0%	0	0	0%	D
Iron	B	mg/L	0.4414	0.4414		0	0	0	0.0021157	0.00119	5	0%	0	0	0%	
Iron, Ferrous	B	mg/L	0.4414	0.4414		0	0	0	0.0021157	0.00119	5	0%	0	0	0%	
Magnesium	B	mg/L	10.18	10.18		0	0	0	0.0203306	0.00564	50	0%	0	0	0%	D
Sodium	B	mg/L	38.65	38.65		0	0	0	0.0451914	0.02171	50	0%	0	0	0%	D
Tin	B	mg/L	-3.808E-05	0		0	0	0	0.0009928	0.00132	0.1	0%	0	0	0%	U
Zinc	B	mg/L	0.001239	0.001239		0	0	0	0.0010089	0.00273	1	0%	0	0	0%	JL

Seq No	Lab ID	Test Code	Sample Typ	File ID	Analysis Date	DF	Batch ID	Prep Date	SPKref	RPDref	pmoist
15064125	B22021763-011	ICPMS-6020-W-	SAMP		3/1/2022 8:23:15	1	164095	2/28/2022 1:	0	0	

Analyte	T	Units	RAW	Final	Text	Spike	SPKref	RPDref	MDL	PQL	UQL	%REC	LOW	HIGH	%RPD	Q
Antimony	A	mg/L	0.0006629	0.0006629		0	0	0	0.0002485	0.001	0.1	0%	0	0	0%	J
Arsenic	A	mg/L	0.0004655	0.0004655		0	0	0	0.0002595	0.001	1	0%	0	0	0%	J
Barium	A	mg/L	0.005171	0.005171		0	0	0	0.0001041	0.001	1	0%	0	0	0%	
Cadmium	A	mg/L	8.529E-07	0		0	0	0	0.0000141	0.005	1	0%	0	0	0%	U
Cerium	A	mg/L	0.00006864	0.00006864		0	0	0	0.0000087	0.001	0.1	0%	0	0	0%	J
Cobalt	A	mg/L	0.0003378	0.0003378		0	0	0	8.402E-05	0.001	1	0%	0	0	0%	J
Lanthanum	A	mg/L	0.00001565	0.00001565		0	0	0	1.105E-05	0.001	0.1	0%	0	0	0%	J
Lead	A	mg/L	0.0000969	0.0000969		0	0	0	5.246E-05	0.001	1	0%	0	0	0%	J
Manganese	A	mg/L	0.4761	0.4761		0	0	0	0.0002595	0.001	1	0%	0	0	0%	
Molybdenum	A	mg/L	0.00128	0.00128		0	0	0	0.0000966	0.001	0.1	0%	0	0	0%	
Selenium	A	mg/L	0.00004736	0		0	0	0	6.251E-05	0.001	1	0%	0	0	0%	U
Silver	A	mg/L	9.114E-06	0		0	0	0	2.318E-05	0.001	0.04	0%	0	0	0%	U
Strontium	A	mg/L	0.06945	0.06945		0	0	0	7.178E-05	0.001	1	0%	0	0	0%	
Thallium	A	mg/L	0.00001242	0		0	0	0	0.0001114	0.001	1	0%	0	0	0%	U
Titanium	A	mg/L	0.003797	0.003797		0	0	0	0.0004924	0.001	1	0%	0	0	0%	

Seq No	Lab ID	Test Code	Sample Typ	File ID	Analysis Date	DF	Batch ID	Prep Date	SPKref	RPDref	pmoist
15064125	B22021763-011	ICPMS-6020-W-	SAMP		3/1/2022 8:23:15	1	164095	2/28/2022 1:	0	0	

Analyte	T	Units	RAW	Final	Text	Spike	SPKref	RPDref	MDL	PQL	UQL	%REC	LOW	HIGH	%RPD	Q
Uranium	A	mg/L	8.882E-06	0		0	0	0	1.084E-05	0.0003	1	0%	0	0	0%	U
Calcium	B	mg/L	8.552	8.552		0	0	0	0.0372936	0.1103481	50	0%	0	0	0%	D
Chromium	B	mg/L	0.0002862	0		0	0	0	0.0005265	0.0015375	1	0%	0	0	0%	LU
Iron	B	mg/L	0.5273	0.5273		0	0	0	0.007424	0.00513	5	0%	0	0	0%	D
Magnesium	B	mg/L	10.27	10.27		0	0	0	0.0686349	0.0081522	50	0%	0	0	0%	D
Nickel	B	mg/L	0.0008857	0.0008857		0	0	0	0.0002388	0.0024200	1	0%	0	0	0%	JL
Sodium	B	mg/L	39.7	39.7		0	0	0	0.0721517	0.7330269	50	0%	0	0	0%	D
Thorium	B	mg/L	0.0000559	0		0	0	0	5.898E-05	0.00415	1	0%	0	0	0%	LU
Tin	B	mg/L	0.0001723	0		0	0	0	0.0018932	0.0011175	0.1	0%	0	0	0%	U
Zinc	B	mg/L	0.002051	0.002051		0	0	0	0.0011617	0.0065544	1	0%	0	0	0%	JL

Seq No	Lab ID	Test Code	Sample Typ	File ID	Analysis Date	DF	Batch ID	Prep Date	SPKref	RPDref	pmoist
15064126	CCV	ICPMS-6020-W-	CCV		3/1/2022 8:29:29	1	R375488		0	0	

Analyte	T	Units	RAW	Final	Text	Spike	SPKref	RPDref	MDL	PQL	UQL	%REC	LOW	HIGH	%RPD	Q
Aluminum	A	mg/L	0.04458	0.04458		0.05	0	0	0.0017836	0.001	1	89%	90	110	0%	S
Antimony	A	mg/L	0.04954	0.04954		0.05	0	0	6.768E-05	0.001	0.1	99%	90	110	0%	
Arsenic	A	mg/L	0.04992	0.04992		0.05	0	0	8.203E-05	0.001	1	100%	90	110	0%	
Barium	A	mg/L	0.04977	0.04977		0.05	0	0	6.762E-05	0.001	1	100%	90	110	0%	
Beryllium	A	mg/L	0.04452	0.04452		0.05	0	0	8.516E-05	0.001	1	89%	90	110	0%	S
Boron	A	mg/L	0.04235	0.04235		0.05	0	0	0.0039526	0.00561	1	85%	90	110	0%	S
Cadmium	A	mg/L	0.04877	0.04877		0.05	0	0	2.308E-05	0.001	1	98%	90	110	0%	
Calcium	A	mg/L	11.9	11.9		12.5	0	0	0.2027235	0.02092	50	95%	90	110	0%	
Cerium	A	mg/L	0.05228	0.05228		0.05	0	0	0.0000222	0.001	0.1	105%	90	110	0%	
Chromium	A	mg/L	0.04655	0.04655		0.05	0	0	0.0002538	0.001	1	93%	90	110	0%	
Cobalt	A	mg/L	0.05069	0.05069		0.05	0	0	2.141E-05	0.001	1	101%	90	110	0%	
Copper	A	mg/L	0.05353	0.05353		0.05	0	0	0.0001748	0.001	1	107%	90	110	0%	
Iron	A	mg/L	1.292	1.292		1.3	0	0	0.0021157	0.00119	5	99%	90	110	0%	
Lanthanum	A	mg/L	0.05194	0.05194		0.05	0	0	6.805E-05	0.001	0.1	104%	90	110	0%	
Lead	A	mg/L	0.04983	0.04983		0.05	0	0	3.031E-05	0.001	1	100%	90	110	0%	
Magnesium	A	mg/L	12.77	12.77		12.5	0	0	0.0203306	0.00564	50	102%	90	110	0%	
Manganese	A	mg/L	0.04741	0.04741		0.05	0	0	7.309E-05	0.001	1	95%	90	110	0%	
Mercury	A	mg/L	0.0009753	0.0009753		0.001	0	0	3.043E-05	0.001	0.002	98%	90	110	0%	
Molybdenum	A	mg/L	0.04814	0.04814		0.05	0	0	8.113E-05	0.001	0.1	96%	90	110	0%	
Nickel	A	mg/L	0.04981	0.04981		0.05	0	0	0.0001769	0.001	1	100%	90	110	0%	

Seq No	Lab ID	Test Code	Sample Typ	File ID	Analysis Date	DF	Batch ID	Prep Date	SPKref	RPDref	pmoist
15064126	CCV	ICPMS-6020-W-	CCV		3/1/2022 8:29:29	1	R375488		0	0	

Analyte	T	Units	RAW	Final	Text	Spike	SPKref	RPDref	MDL	PQL	UQL	%REC	LOW	HIGH	%RPD	Q
Potassium	A	mg/L	10.57	10.57		12.5	0	0	0.0215433	0.08139	50	85%	90	110	0%	S
Selenium	A	mg/L	0.04968	0.04968		0.05	0	0	7.174E-05	0.001	1	99%	90	110	0%	
Silicon	A	mg/L	0.2453	0.2453		0.2	0	0	0.0033337	0.1	0.4	123%	90	110	0%	S
Silver	A	mg/L	0.01988	0.01988		0.02	0	0	2.644E-05	0.001	0.04	99%	90	110	0%	
Sodium	A	mg/L	12.63	12.63		12.5	0	0	0.0451914	0.02171	50	101%	90	110	0%	
Strontium	A	mg/L	0.05095	0.05095		0.05	0	0	9.743E-05	0.001	1	102%	90	110	0%	
Thallium	A	mg/L	0.05069	0.05069		0.05	0	0	4.842E-05	0.001	1	101%	90	110	0%	
Thorium	A	mg/L	0.04947	0.04947		0.05	0	0	3.018E-05	0.001	1	99%	90	110	0%	
Tin	A	mg/L	0.04836	0.04836		0.05	0	0	0.0009928	0.00132	0.1	97%	90	110	0%	
Titanium	A	mg/L	0.0498	0.0498		0.05	0	0	0.0001004	0.001	1	100%	90	110	0%	
Uranium	A	mg/L	0.04982	0.04982		0.05	0	0	2.468E-05	0.0003	1	100%	90	110	0%	
Vanadium	A	mg/L	0.04553	0.04553		0.05	0	0	0.0018612	0.0013	1	91%	90	110	0%	
Zinc	A	mg/L	0.05105	0.05105		0.05	0	0	0.0010089	0.00273	1	102%	90	110	0%	
Iron, Ferrous	C	mg/L	1.292	1.292		0	0	0	0.0021157	0.00119	5	0%	0	0	0%	

Seq No	Lab ID	Test Code	Sample Typ	File ID	Analysis Date	DF	Batch ID	Prep Date	SPKref	RPDref	pmoist
15064127	CCB	ICPMS-6020-W-	CCB		3/1/2022 8:35:43	1	R375488		0	0	

Analyte	T	Units	RAW	Final	Text	Spike	SPKref	RPDref	MDL	PQL	UQL	%REC	LOW	HIGH	%RPD	Q
Aluminum	A	mg/L	0.00007184	0.00007184		0	0	0	0.0017836	0.001	1	0%			0%	
Antimony	A	mg/L	0.00009361	0.00009361		0	0	0	6.768E-05	0.001	0.1	0%			0%	
Arsenic	A	mg/L	-4.252E-05	-4.252E-05		0	0	0	8.203E-05	0.001	1	0%			0%	
Barium	A	mg/L	4.049E-07	4.049E-07		0	0	0	6.762E-05	0.001	1	0%			0%	
Beryllium	A	mg/L	8.631E-07	8.631E-07		0	0	0	8.516E-05	0.001	1	0%			0%	
Boron	A	mg/L	-0.0001816	-0.0001816		0	0	0	0.0039526	0.00561	1	0%			0%	
Cadmium	A	mg/L	2.401E-06	2.401E-06		0	0	0	2.308E-05	0.001	1	0%			0%	
Calcium	A	mg/L	0.000573	0.000573		0	0	0	0.2027235	0.02092	50	0%			0%	
Cerium	A	mg/L	2.841E-07	2.841E-07		0	0	0	0.0000222	0.001	0.1	0%	0	0	0%	
Chromium	A	mg/L	0.00005986	0.00005986		0	0	0	0.0002538	0.001	1	0%			0%	
Cobalt	A	mg/L	-2.289E-05	-2.289E-05		0	0	0	2.141E-05	0.001	1	0%			0%	
Copper	A	mg/L	5.193E-06	5.193E-06		0	0	0	0.0001748	0.001	1	0%			0%	
Iron	A	mg/L	0.00008461	0.00008461		0	0	0	0.0021157	0.00119	5	0%			0%	
Lanthanum	A	mg/L	-3.295E-07	-3.295E-07		0	0	0	6.805E-05	0.001	0.1	0%	0	0	0%	
Lead	A	mg/L	4.369E-06	4.369E-06		0	0	0	3.031E-05	0.001	1	0%			0%	
Magnesium	A	mg/L	0.003351	0.003351		0	0	0	0.0203306	0.00564	50	0%			0%	

Seq No	Lab ID	Test Code	Sample Typ	File ID	Analysis Date	DF	Batch ID	Prep Date	SPKref	RPDref	pmoist
15064127	CCB	ICPMS-6020-W-	CCB		3/1/2022 8:35:43	1	R375488		0	0	

Analyte	T	Units	RAW	Final	Text	Spike	SPKref	RPDref	MDL	PQL	UQL	%REC	LOW	HIGH	%RPD	Q
Manganese	A	mg/L	0.00001635	0.00001635		0	0	0	7.309E-05	0.001	1	0%			0%	
Mercury	A	mg/L	-1.997E-05	-1.997E-05		0	0	0	3.043E-05	0.001	0.002	0%			0%	
Molybdenum	A	mg/L	0.00002707	0.00002707		0	0	0	8.113E-05	0.001	0.1	0%			0%	
Nickel	A	mg/L	1.114E-06	1.114E-06		0	0	0	0.0001769	0.001	1	0%			0%	
Potassium	A	mg/L	-0.01925	-0.01925		0	0	0	0.0215433	0.08139	50	0%			0%	
Selenium	A	mg/L	8.954E-06	8.954E-06		0	0	0	7.174E-05	0.001	1	0%			0%	
Silicon	A	mg/L	0.01694	0.01694		0	0	0	0.0033337	0.1	0.4	0%	0	0	0%	
Silver	A	mg/L	-1.041E-06	-1.041E-06		0	0	0	2.644E-05	0.001	0.04	0%			0%	
Sodium	A	mg/L	0.05988	0.05988		0	0	0	0.0451914	0.02171	50	0%			0%	
Strontium	A	mg/L	3.912E-06	3.912E-06		0	0	0	9.743E-05	0.001	1	0%	0	0	0%	
Thallium	A	mg/L	0.00008162	0.00008162		0	0	0	4.842E-05	0.001	1	0%	0	0	0%	
Thorium	A	mg/L	0.00002949	0.00002949		0	0	0	3.018E-05	0.001	1	0%	0	0	0%	
Tin	A	mg/L	0.0000507	0.0000507		0	0	0	0.0009928	0.00132	0.1	0%	0	0	0%	
Titanium	A	mg/L	0.00004246	0.00004246		0	0	0	0.0001004	0.001	1	0%	0	0	0%	
Uranium	A	mg/L	1.976E-06	1.976E-06		0	0	0	2.468E-05	0.0003	1	0%	0	0	0%	
Vanadium	A	mg/L	-0.0003247	-0.0003247		0	0	0	0.0018612	0.0013	1	0%	0	0	0%	
Zinc	A	mg/L	-4.245E-05	-4.245E-05		0	0	0	0.0010089	0.00273	1	0%	0	0	0%	
Iron, Ferrous	C	mg/L	0.00008461	0.00008461		0	0	0	0.0021157	0.00119	5	0%	0	0	0%	

Seq No	Lab ID	Test Code	Sample Typ	File ID	Analysis Date	DF	Batch ID	Prep Date	SPKref	RPDref	pmoist
15064128	B22021763-016	ICPMS-6020-W-	SAMP		3/1/2022 8:41:57	1	R375488		0	0	

Analyte	T	Units	RAW	Final	Text	Spike	SPKref	RPDref	MDL	PQL	UQL	%REC	LOW	HIGH	%RPD	Q
Antimony	A	mg/L	-2.577E-05	0		0	0	0	6.768E-05	0.001	0.1	0%	0	0	0%	U
Arsenic	A	mg/L	0.0004442	0.0004442		0	0	0	8.203E-05	0.001	1	0%	0	0	0%	J
Barium	A	mg/L	0.01184	0.01184		0	0	0	6.762E-05	0.001	1	0%	0	0	0%	
Cadmium	A	mg/L	4.799E-06	0		0	0	0	2.308E-05	0.001	1	0%	0	0	0%	U
Cerium	A	mg/L	5.824E-06	0		0	0	0	0.0000222	0.001	0.1	0%	0	0	0%	U
Chromium	A	mg/L	0.0004016	0.0004016		0	0	0	0.0002538	0.001	1	0%	0	0	0%	J
Cobalt	A	mg/L	0.0001251	0.0001251		0	0	0	2.141E-05	0.001	1	0%	0	0	0%	J
Lanthanum	A	mg/L	1.087E-06	0		0	0	0	6.805E-05	0.001	0.1	0%	0	0	0%	U
Lead	A	mg/L	0.00001958	0		0	0	0	3.031E-05	0.001	1	0%	0	0	0%	U
Manganese	A	mg/L	0.002532	0.002532		0	0	0	7.309E-05	0.001	1	0%	0	0	0%	
Mercury	A	mg/L	0.0004227	0.0004227		0	0	0	3.043E-05	0.001	0.002	0%	0	0	0%	J
Molybdenum	A	mg/L	0.001238	0.001238		0	0	0	8.113E-05	0.001	0.1	0%	0	0	0%	

Seq No	Lab ID	Test Code	Sample Typ	File ID	Analysis Date	DF	Batch ID	Prep Date	SPKref	RPDref	pmoist
15064128	B22021763-016	ICPMS-6020-W-	SAMP		3/1/2022 8:41:57	1	R375488		0	0	

Analyte	T	Units	RAW	Final	Text	Spike	SPKref	RPDref	MDL	PQL	UQL	%REC	LOW	HIGH	%RPD	Q
Nickel	A	mg/L	0.0004474	0.0004474		0	0	0	0.0001769	0.001	1	0%	0	0	0%	J
Selenium	A	mg/L	0.0003896	0.0003896		0	0	0	7.174E-05	0.001	1	0%	0	0	0%	J
Silver	A	mg/L	5.616E-06	0		0	0	0	2.644E-05	0.001	0.04	0%	0	0	0%	U
Strontium	A	mg/L	0.2834	0.2834		0	0	0	9.743E-05	0.001	1	0%	0	0	0%	
Thallium	A	mg/L	0.00002919	0		0	0	0	4.842E-05	0.001	1	0%	0	0	0%	U
Thorium	A	mg/L	-7.36E-06	0		0	0	0	3.018E-05	0.001	1	0%	0	0	0%	U
Titanium	A	mg/L	0.001719	0.001719		0	0	0	0.0001004	0.001	1	0%	0	0	0%	
Uranium	A	mg/L	0.00005472	0.00005472		0	0	0	2.468E-05	0.0003	1	0%	0	0	0%	J
Calcium	B	mg/L	38.28	38.28		0	0	0	0.2027235	0.02092	50	0%	0	0	0%	D
Iron	B	mg/L	0.03121	0.03121		0	0	0	0.0021157	0.00119	5	0%	0	0	0%	
Iron, Ferrous	B	mg/L	0.03121	0.03121		0	0	0	0.0021157	0.00119	5	0%	0	0	0%	
Magnesium	B	mg/L	38.26	38.26		0	0	0	0.0203306	0.00564	50	0%	0	0	0%	D
Tin	B	mg/L	-3.154E-05	0		0	0	0	0.0009928	0.00132	0.1	0%	0	0	0%	U
Zinc	B	mg/L	0.001166	0.001166		0	0	0	0.0010089	0.00273	1	0%	0	0	0%	JL

Seq No	Lab ID	Test Code	Sample Typ	File ID	Analysis Date	DF	Batch ID	Prep Date	SPKref	RPDref	pmoist
15064129	B22021763-016	ICPMS-6020-W-	SAMP		3/1/2022 8:48:13	1	164095	2/28/2022 1:	0	0	

Analyte	T	Units	RAW	Final	Text	Spike	SPKref	RPDref	MDL	PQL	UQL	%REC	LOW	HIGH	%RPD	Q
Antimony	A	mg/L	0.00003847	0		0	0	0	0.0002485	0.001	0.1	0%	0	0	0%	U
Arsenic	A	mg/L	0.0007802	0.0007802		0	0	0	0.0002595	0.001	1	0%	0	0	0%	J
Barium	A	mg/L	0.01239	0.01239		0	0	0	0.0001041	0.001	1	0%	0	0	0%	
Cadmium	A	mg/L	5.521E-06	0		0	0	0	0.0000141	0.005	1	0%	0	0	0%	U
Cerium	A	mg/L	0.00003006	0.00003006		0	0	0	0.0000087	0.001	0.1	0%	0	0	0%	J
Cobalt	A	mg/L	0.0001549	0.0001549		0	0	0	8.402E-05	0.001	1	0%	0	0	0%	J
Lanthanum	A	mg/L	0.00001381	0.00001381		0	0	0	1.105E-05	0.001	0.1	0%	0	0	0%	J
Lead	A	mg/L	0.00005791	0.00005791		0	0	0	5.246E-05	0.001	1	0%	0	0	0%	J
Manganese	A	mg/L	0.002713	0.002713		0	0	0	0.0002595	0.001	1	0%	0	0	0%	
Molybdenum	A	mg/L	0.001511	0.001511		0	0	0	0.0000966	0.001	0.1	0%	0	0	0%	
Selenium	A	mg/L	0.00045	0.00045		0	0	0	6.251E-05	0.001	1	0%	0	0	0%	J
Silver	A	mg/L	0.000067	0.000067		0	0	0	2.318E-05	0.001	0.04	0%	0	0	0%	J
Strontium	A	mg/L	0.303	0.303		0	0	0	7.178E-05	0.001	1	0%	0	0	0%	
Thallium	A	mg/L	7.51E-07	0		0	0	0	0.0001114	0.001	1	0%	0	0	0%	U
Titanium	A	mg/L	0.003358	0.003358		0	0	0	0.0004924	0.001	1	0%	0	0	0%	
Uranium	A	mg/L	0.00005848	0.00005848		0	0	0	1.084E-05	0.0003	1	0%	0	0	0%	J

Seq No	Lab ID	Test Code	Sample Typ	File ID	Analysis Date	DF	Batch ID	Prep Date	SPKref	RPDref	pmoist
15064129	B22021763-016	ICPMS-6020-W-	SAMP		3/1/2022 8:48:13	1	164095	2/28/2022 1:	0	0	

Analyte	T	Units	RAW	Final	Text	Spike	SPKref	RPDref	MDL	PQL	UQL	%REC	LOW	HIGH	%RPD	Q
Calcium	B	mg/L	35.41	35.41		0	0	0	0.0372936	0.1103481	50	0%	0	0	0%	D
Chromium	B	mg/L	0.0008833	0.0008833		0	0	0	0.0005265	0.0015375	1	0%	0	0	0%	JL
Iron	B	mg/L	0.1067	0.1067		0	0	0	0.007424	0.00513	5	0%	0	0	0%	D
Magnesium	B	mg/L	36.14	36.14		0	0	0	0.0686349	0.0081522	50	0%	0	0	0%	D
Nickel	B	mg/L	0.0006106	0.0006106		0	0	0	0.0002388	0.0024200	1	0%	0	0	0%	JL
Thorium	B	mg/L	0.00008417	0.00008417		0	0	0	5.898E-05	0.00415	1	0%	0	0	0%	JL
Tin	B	mg/L	0.000225	0		0	0	0	0.0018932	0.0011175	0.1	0%	0	0	0%	U
Zinc	B	mg/L	0.001601	0.001601		0	0	0	0.0011617	0.0065544	1	0%	0	0	0%	JL

Seq No	Lab ID	Test Code	Sample Typ	File ID	Analysis Date	DF	Batch ID	Prep Date	SPKref	RPDref	pmoist
15064130	CCV	ICPMS-6020-W-	CCV		3/1/2022 8:54:27	1	R375488		0	0	

Analyte	T	Units	RAW	Final	Text	Spike	SPKref	RPDref	MDL	PQL	UQL	%REC	LOW	HIGH	%RPD	Q
Aluminum	A	mg/L	0.04635	0.04635		0.05	0	0	0.0017836	0.001	1	93%	90	110	0%	
Antimony	A	mg/L	0.04921	0.04921		0.05	0	0	6.768E-05	0.001	0.1	98%	90	110	0%	
Arsenic	A	mg/L	0.05045	0.05045		0.05	0	0	8.203E-05	0.001	1	101%	90	110	0%	
Barium	A	mg/L	0.049	0.049		0.05	0	0	6.762E-05	0.001	1	98%	90	110	0%	
Beryllium	A	mg/L	0.04268	0.04268		0.05	0	0	8.516E-05	0.001	1	85%	90	110	0%	S
Boron	A	mg/L	0.04144	0.04144		0.05	0	0	0.0039526	0.00561	1	83%	90	110	0%	S
Cadmium	A	mg/L	0.04875	0.04875		0.05	0	0	2.308E-05	0.001	1	97%	90	110	0%	
Calcium	A	mg/L	11.9	11.9		12.5	0	0	0.2027235	0.02092	50	95%	90	110	0%	
Cerium	A	mg/L	0.05035	0.05035		0.05	0	0	0.0000222	0.001	0.1	101%	90	110	0%	
Chromium	A	mg/L	0.04743	0.04743		0.05	0	0	0.0002538	0.001	1	95%	90	110	0%	
Cobalt	A	mg/L	0.05002	0.05002		0.05	0	0	2.141E-05	0.001	1	100%	90	110	0%	
Copper	A	mg/L	0.05387	0.05387		0.05	0	0	0.0001748	0.001	1	108%	90	110	0%	
Iron	A	mg/L	1.262	1.262		1.3	0	0	0.0021157	0.00119	5	97%	90	110	0%	
Lanthanum	A	mg/L	0.04921	0.04921		0.05	0	0	6.805E-05	0.001	0.1	98%	90	110	0%	
Lead	A	mg/L	0.04859	0.04859		0.05	0	0	3.031E-05	0.001	1	97%	90	110	0%	
Magnesium	A	mg/L	12.34	12.34		12.5	0	0	0.0203306	0.00564	50	99%	90	110	0%	
Manganese	A	mg/L	0.04803	0.04803		0.05	0	0	7.309E-05	0.001	1	96%	90	110	0%	
Mercury	A	mg/L	0.0009526	0.0009526		0.001	0	0	3.043E-05	0.001	0.002	95%	90	110	0%	
Molybdenum	A	mg/L	0.04736	0.04736		0.05	0	0	8.113E-05	0.001	0.1	95%	90	110	0%	
Nickel	A	mg/L	0.04982	0.04982		0.05	0	0	0.0001769	0.001	1	100%	90	110	0%	
Potassium	A	mg/L	10.75	10.75		12.5	0	0	0.0215433	0.08139	50	86%	90	110	0%	S
Selenium	A	mg/L	0.04945	0.04945		0.05	0	0	7.174E-05	0.001	1	99%	90	110	0%	

Seq No	Lab ID	Test Code	Sample Typ	File ID	Analysis Date	DF	Batch ID	Prep Date	SPKref	RPDref	pmoist
15064130	CCV	ICPMS-6020-W- CCV			3/1/2022 8:54:27	1	R375488		0	0	

Analyte	T	Units	RAW	Final	Text	Spike	SPKref	RPDref	MDL	PQL	UQL	%REC	LOW	HIGH	%RPD	Q
Silicon	A	mg/L	0.2297	0.2297		0.2	0	0	0.0033337	0.1	0.4	115%	90	110	0%	S
Silver	A	mg/L	0.01949	0.01949		0.02	0	0	2.644E-05	0.001	0.04	97%	90	110	0%	
Sodium	A	mg/L	12.5	12.5		12.5	0	0	0.0451914	0.02171	50	100%	90	110	0%	
Strontium	A	mg/L	0.05011	0.05011		0.05	0	0	9.743E-05	0.001	1	100%	90	110	0%	
Thallium	A	mg/L	0.05004	0.05004		0.05	0	0	4.842E-05	0.001	1	100%	90	110	0%	
Thorium	A	mg/L	0.04952	0.04952		0.05	0	0	3.018E-05	0.001	1	99%	90	110	0%	
Tin	A	mg/L	0.04785	0.04785		0.05	0	0	0.0009928	0.00132	0.1	96%	90	110	0%	
Titanium	A	mg/L	0.04999	0.04999		0.05	0	0	0.0001004	0.001	1	100%	90	110	0%	
Uranium	A	mg/L	0.04763	0.04763		0.05	0	0	2.468E-05	0.0003	1	95%	90	110	0%	
Vanadium	A	mg/L	0.04498	0.04498		0.05	0	0	0.0018612	0.0013	1	90%	90	110	0%	
Zinc	A	mg/L	0.05108	0.05108		0.05	0	0	0.0010089	0.00273	1	102%	90	110	0%	
Iron, Ferrous	C	mg/L	1.262	1.262		0	0	0	0.0021157	0.00119	5	0%	0	0	0%	

Seq No	Lab ID	Test Code	Sample Typ	File ID	Analysis Date	DF	Batch ID	Prep Date	SPKref	RPDref	pmoist
15064131	CCB	ICPMS-6020-W- CCB			3/1/2022 9:00:42	1	R375488		0	0	

Analyte	T	Units	RAW	Final	Text	Spike	SPKref	RPDref	MDL	PQL	UQL	%REC	LOW	HIGH	%RPD	Q
Aluminum	A	mg/L	-0.0001251	-0.0001251		0	0	0	0.0017836	0.001	1	0%			0%	
Antimony	A	mg/L	0.00007728	0.00007728		0	0	0	6.768E-05	0.001	0.1	0%			0%	
Arsenic	A	mg/L	-2.793E-05	-2.793E-05		0	0	0	8.203E-05	0.001	1	0%			0%	
Barium	A	mg/L	0.00000366	0.00000366		0	0	0	6.762E-05	0.001	1	0%			0%	
Beryllium	A	mg/L	-2.494E-05	-2.494E-05		0	0	0	8.516E-05	0.001	1	0%			0%	
Boron	A	mg/L	-0.0003191	-0.0003191		0	0	0	0.0039526	0.00561	1	0%			0%	
Cadmium	A	mg/L	2.108E-07	2.108E-07		0	0	0	2.308E-05	0.001	1	0%			0%	
Calcium	A	mg/L	0.001777	0.001777		0	0	0	0.2027235	0.02092	50	0%			0%	
Cerium	A	mg/L	1.94E-07	1.94E-07		0	0	0	0.0000222	0.001	0.1	0%	0	0	0%	
Chromium	A	mg/L	0.00005608	0.00005608		0	0	0	0.0002538	0.001	1	0%			0%	
Cobalt	A	mg/L	-3.018E-05	-3.018E-05		0	0	0	2.141E-05	0.001	1	0%			0%	
Copper	A	mg/L	-9.509E-06	-9.509E-06		0	0	0	0.0001748	0.001	1	0%			0%	
Iron	A	mg/L	0.00002375	0.00002375		0	0	0	0.0021157	0.00119	5	0%			0%	
Lanthanum	A	mg/L	3.174E-07	3.174E-07		0	0	0	6.805E-05	0.001	0.1	0%	0	0	0%	
Lead	A	mg/L	1.191E-06	1.191E-06		0	0	0	3.031E-05	0.001	1	0%			0%	
Magnesium	A	mg/L	0.000993	0.000993		0	0	0	0.0203306	0.00564	50	0%			0%	
Manganese	A	mg/L	4.068E-06	4.068E-06		0	0	0	7.309E-05	0.001	1	0%			0%	
Mercury	A	mg/L	-1.889E-05	-1.889E-05		0	0	0	3.043E-05	0.001	0.002	0%			0%	

Seq No	Lab ID	Test Code	Sample Typ	File ID	Analysis Date	DF	Batch ID	Prep Date	SPKref	RPDref	pmoist			
15064131	CCB	ICPMS-6020-W-	CCB		3/1/2022 9:00:42	1	R375488		0	0				

Analyte	T	Units	RAW	Final	Text	Spike	SPKref	RPDref	MDL	PQL	UQL	%REC	LOW	HIGH	%RPD	Q
Molybdenum	A	mg/L	0.00003024	0.00003024		0	0	0	8.113E-05	0.001	0.1	0%			0%	
Nickel	A	mg/L	-8.776E-06	-8.776E-06		0	0	0	0.0001769	0.001	1	0%			0%	
Potassium	A	mg/L	-0.01478	-0.01478		0	0	0	0.0215433	0.08139	50	0%			0%	
Selenium	A	mg/L	8.843E-06	8.843E-06		0	0	0	7.174E-05	0.001	1	0%			0%	
Silicon	A	mg/L	0.01171	0.01171		0	0	0	0.0033337	0.1	0.4	0%	0	0	0%	
Silver	A	mg/L	-1.063E-06	-1.063E-06		0	0	0	2.644E-05	0.001	0.04	0%			0%	
Sodium	A	mg/L	0.03113	0.03113		0	0	0	0.0451914	0.02171	50	0%			0%	
Strontium	A	mg/L	-4.469E-06	-4.469E-06		0	0	0	9.743E-05	0.001	1	0%	0	0	0%	
Thallium	A	mg/L	0.00007501	0.00007501		0	0	0	4.842E-05	0.001	1	0%	0	0	0%	
Thorium	A	mg/L	0.00002518	0.00002518		0	0	0	3.018E-05	0.001	1	0%	0	0	0%	
Tin	A	mg/L	0.00002686	0.00002686		0	0	0	0.0009928	0.00132	0.1	0%	0	0	0%	
Titanium	A	mg/L	0.00002323	0.00002323		0	0	0	0.0001004	0.001	1	0%	0	0	0%	
Uranium	A	mg/L	2.023E-06	2.023E-06		0	0	0	2.468E-05	0.0003	1	0%	0	0	0%	
Vanadium	A	mg/L	-0.0001637	-0.0001637		0	0	0	0.0018612	0.0013	1	0%	0	0	0%	
Zinc	A	mg/L	-3.954E-05	-3.954E-05		0	0	0	0.0010089	0.00273	1	0%	0	0	0%	
Iron, Ferrous	C	mg/L	0.00002375	0.00002375		0	0	0	0.0021157	0.00119	5	0%	0	0	0%	

Batch Summary Report

Batch Folder: D:\Agilent\ICPMH\1\DATA\220301ADoD.b\
Analysis File: 220301ADoD.batch.bin
Tune Step: #1 No Gas
#2 H2
#3 He

	Rjct	Acq. Date-Time	Data File	Sample Name	Type	Level	Dilution
1		2022-03-01 12:23:29	005BLKV.d	Rinse	BlkVrfy		1.0000
2		2022-03-01 12:29:43	006CALB.d	Cal Blk	CalBlk	1	1.0000
3		2022-03-01 12:36:38	007CALS.d	0.025 ppb STD	CalStd	2	1.0000
4		2022-03-01 12:43:17	008CALS.d	0.05 ppb STD	CalStd	3	1.0000
5		2022-03-01 12:49:56	009CALS.d	0.10 ppb STD	CalStd	4	1.0000
6		2022-03-01 12:56:35	010CALS.d	0.5 ppb STD	CalStd	5	1.0000
7		2022-03-01 13:03:14	011CALS.d	1 ppb STD	CalStd	6	1.0000
8		2022-03-01 13:09:52	012CALS.d	10 ppb STD	CalStd	7	1.0000
9		2022-03-01 13:16:30	013CALS.d	50 ppb STD	CalStd	8	1.0000
10		2022-03-01 13:23:06	014CALS.d	100 ppb STD	CalStd	9	1.0000
11		2022-03-01 13:29:39	015CALS.d	1000 ppb STD	CalStd	10	1.0000
12		2022-03-01 13:36:07	016CALS.d	100 ppb Br STD	CalStd	11	1.0000
13		2022-03-01 13:42:30	017BLKV.d	Rinse	BlkVrfy		1.0000
14		2022-03-01 13:48:44	018_QC1.d	QCS	QC1		1.0000
15		2022-03-01 13:54:59	019_CCB.d	ICB	CCB		1.0000
16		2022-03-01 14:01:13	020_CCV.d	CCV	CCV		1.0000
17		2022-03-01 14:07:27	021_CCB.d	CCB	CCB		1.0000
18		2022-03-01 14:13:42	022BLKV.d	Rinse	BlkVrfy		1.0000
19		2022-03-01 14:19:56	023MBLK.d	LRB	MBLK		1.0000
20		2022-03-01 14:26:10	024_LFB.d	LFB	LFB		1.0300
21		2022-03-01 14:32:25	025ICSA.d	ICSA	ICSA		1.0000
22		2022-03-01 14:38:42	026ICSB.d	ICSAB	ICSAB		1.0000
23		2022-03-01 14:44:59	027BLKV.d	Rinse	BlkVrfy		1.0000
24		2022-03-01 14:51:12	028BLKV.d	Rinse	BlkVrfy		1.0000
25		2022-03-01 14:57:25	029_CCV.d	CCV	CCV		1.0000

	Rjct	Acq. Date-Time	Data File	Sample Name	Type	Level	Dilution
26		2022-03-01 15:03:40	030_CCB.d	CCB	CCB		1.0000
27		2022-03-01 15:09:55	031ARef.d	MB-164029	AllRef		1.0000
28		2022-03-01 15:16:09	032ARef.d	MB-164095	AllRef		1.0000
29		2022-03-01 15:22:24	033LCS4.d	LCS4-164029	LCS4		1.0000
30		2022-03-01 15:28:37	034LCS4.d	LCS4-164095	LCS4		1.0000
31		2022-03-01 15:34:50	035BLKV.d	Rinse	BlkVrfy		1.0000
32		2022-03-01 15:41:04	036SMPL.d	B22021627-001A	Sample		1.0000
33		2022-03-01 15:47:18	037ARef.d	B22021627-001ADIL	AllRef		5.0000
34		2022-03-01 15:53:32	038MS.d	B22021627-001AMS	MS		1.0300
35		2022-03-01 15:59:46	039MSD.d	B22021627-001AMSD	MSD		1.0300
36		2022-03-01 16:06:00	040BLKV.d	Rinse	BlkVrfy		1.0000
37		2022-03-01 16:12:14	041SMPL.d	B22021627-001B	Sample		1.0000
38		2022-03-01 16:18:28	042SMPL.d	B22021627-001BDIL	Sample		5.0000
39		2022-03-01 16:24:42	043_CCV.d	CCV	CCV		1.0000
40		2022-03-01 16:30:57	044_CCB.d	CCB	CCB		1.0000
41		2022-03-01 16:37:11	045ARef.d	B22021627-001BPDS1	AllRef		1.0300
42		2022-03-01 16:43:25	046MS4.d	B22021627-001BMS4	MS4		1.0000
43		2022-03-01 16:49:40	047MSD4.d	B22021627-001BMSD4	MSD4		1.0000
44		2022-03-01 16:55:53	048BLKV.d	Rinse	BlkVrfy		1.0000
45		2022-03-01 17:02:07	049SMPL.d	B22021627-006A	Sample		1.0000
46		2022-03-01 17:08:22	050SMPL.d	B22021627-006B	Sample		1.0000
47		2022-03-01 17:14:38	051SMPL.d	B22021627-011A	Sample		1.0000
48		2022-03-01 17:20:52	052SMPL.d	B22021627-011B	Sample		1.0000
49		2022-03-01 17:27:05	053_CCV.d	CCV	CCV		1.0000
50		2022-03-01 17:33:20	054_CCB.d	CCB	CCB		1.0000
51		2022-03-01 17:39:36	055CALB.d	Cal Blk	CalBlk	1	1.0000
52		2022-03-01 17:45:59	056CALS.d	0.025 ppb STD	CalStd	2	1.0000
53		2022-03-01 17:52:22	057CALS.d	0.05 ppb STD	CalStd	3	1.0000
54		2022-03-01 17:58:45	058CALS.d	0.10 ppb STD	CalStd	4	1.0000
55		2022-03-01 18:05:08	059CALS.d	0.5 ppb STD	CalStd	5	1.0000
56		2022-03-01 18:11:31	060CALS.d	1 ppb STD	CalStd	6	1.0000
57		2022-03-01 18:17:54	061CALS.d	10 ppb STD	CalStd	7	1.0000

	Rjct	Acq. Date-Time	Data File	Sample Name	Type	Level	Dilution
58		2022-03-01 18:24:17	062CALS.d	50 ppb STD	CalStd	8	1.0000
59		2022-03-01 18:30:40	063CALS.d	100 ppb STD	CalStd	9	1.0000
60		2022-03-01 18:37:03	064CALS.d	1000 ppb STD	CalStd	10	1.0000
61		2022-03-01 18:43:27	065CALS.d	100 ppb Br STD	CalStd	11	1.0000
62		2022-03-01 18:49:49	066BLKV.d	Rinse	BlkVrfy		1.0000
63		2022-03-01 18:56:03	067_QC1.d	QCS	QC1		1.0000
64		2022-03-01 19:02:18	068BLKV.d	Rinse	BlkVrfy		1.0000
65		2022-03-01 19:08:31	069_CCV.d	CCV	CCV		1.0000
66		2022-03-01 19:14:46	070_CCB.d	CCB	CCB		1.0000
67		2022-03-01 19:21:00	071SMPL.d	B22021763-001A	Sample		1.0000
68		2022-03-01 19:27:14	072SMPL.d	B22021763-001B	Sample		1.0000
69		2022-03-01 19:33:27	073SMPL.d	B22021763-001BDIL	Sample		5.0000
70		2022-03-01 19:39:40	074ARef.d	B22021763-001BPDS1	AllRef		1.0300
71		2022-03-01 19:45:55	075MS4.d	B22021763-001BMS4	MS4		1.0000
72		2022-03-01 19:52:08	076MSD4.d	B22021763-001BMSD4	MSD4		1.0000
73		2022-03-01 19:58:21	077BLKV.d	Rinse	BlkVrfy		1.0000
74		2022-03-01 20:04:34	078SMPL.d	B22021763-006A	Sample		1.0000
75		2022-03-01 20:10:48	079SMPL.d	B22021763-006B	Sample		1.0000
76		2022-03-01 20:17:01	080SMPL.d	B22021763-011A	Sample		1.0000
77		2022-03-01 20:23:15	081SMPL.d	B22021763-011B	Sample		1.0000
78		2022-03-01 20:29:29	082_CCV.d	CCV	CCV		1.0000
79		2022-03-01 20:35:43	083_CCB.d	CCB	CCB		1.0000
80		2022-03-01 20:41:57	084SMPL.d	B22021763-016A	Sample		1.0000
81		2022-03-01 20:48:13	085SMPL.d	B22021763-016B	Sample		1.0000
82		2022-03-01 20:54:27	086_CCV.d	CCV	CCV		1.0000
83		2022-03-01 21:00:42	087_CCB.d	CCB	CCB		1.0000

Tune Report

Operator Name	elim
Acq/Data Batch	D:\Agilent\ICPMH\1\DATA\220301ADoD.b
Acq. Date-Time	2022-03-01 11:32:36
Report Comment	ICPMS207-B JPV
Instrument Name	G8403A JP17281923

[No Gas]

Sensitivity

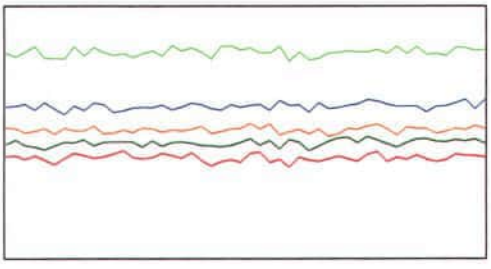

Mass	Range	Count	RSD%	Background
9	500000	197945	3.633	4.200
24	50000	40931	2.079	2.500
59	100000	60028	2.308	2.100
115	100000	50648	2.362	4.400
208	50000	22807	2.821	6.600

Sampling Period [sec]	0.514
Integration Time [sec]	0.1

Oxide/Doubly Charged Ratio

Oxide	156 / 140 0.998 %
Doubly Charged	70 / 140 1.172 %

Resolution/Axis



Mass	Peak Height	Axis	W-50%	W-10%
9	204508.68	9.05	0.63	0.764
24	41689.92	23.95	0.63	0.737
59	61152.46	59.00	0.60	0.723
115	51196.50	115.05	0.54	0.708
208	22708.22	208.00	0.56	0.733

Integration Time [sec]	0.1
Acquisition Time [sec]	37.4
Y Axis	Linear

Tune Parameters

Plasma Parameters

Plasma Mode	---	Nebulizer Gas	0.80 L/min	Dilution Gas	0.12 L/min
RF Power	1600 W	Option Gas	---	Auxiliary Gas	0.90 L/min
RF Matching	1.00 V	Nebulizer Pump	0.10 rps	Plasma Gas	15.0 L/min
Sample Depth	8.0 mm	S/C Temp	2 °C		

Lens Parameters

Extract 1	0.0 V	Omega Lens	11.6 V	Deflect	15.6 V
Extract 2	-250.0 V	Cell Entrance	-30 V	Plate Bias	-35 V

Tune Report

Omega Bias	-85 V	Cell Exit	-50 V		
Cell Parameters					
Use Gas	No	3rd Gas Flow	---	Energy Discrimination	5.0 V
He Flow	0.0 mL/min	OctP Bias	-8.0 V		
H2 Flow	0.0 mL/min	OctP RF	160 V		
QP Parameters					
Mass Gain	125	Axis Gain	0.9990	QP Bias	-3.0 V
Mass Offset	126	Axis Offset	0.10		
Hardware Settings					
Torch					
Torch H	-0.7 mm	Torch V	-0.4 mm		
EM					
Discriminator	5.2 mV	Analog HV	2346 V	Pulse HV	1801 V

[H2]

Sensitivity

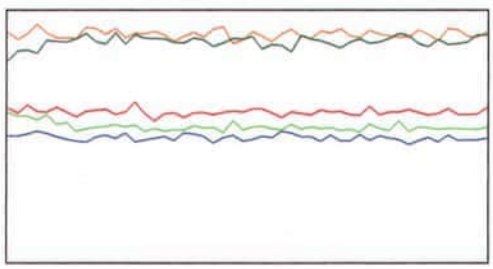

Mass	Range	Count	RSD%	Background
9	50000	29665	2.235	0.500
24	20000	10718	3.380	0.000
59	50000	24551	2.586	0.300
115	50000	45388	1.931	0.000
208	20000	17561	2.574	0.300

Sampling Period [sec] 0.514
Integration Time [sec] 0.1

Oxide/Doubly Charged Ratio

Oxide ---
Doubly Charged 70 / 140 1.084 %

Resolution/Axis

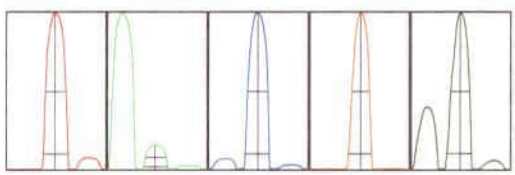

Mass	Peak Height	Axis	W-50%	W-10%
9	28975.47	9.00	0.63	0.761
24	10659.16	23.95	0.63	0.733
59	24590.01	59.00	0.61	0.722
115	44990.95	115.05	0.53	0.702
208	17528.73	208.00	0.57	0.734

Integration Time [sec] 0.1
Acquisition Time [sec] 37.4
Y Axis Linear

Tune Parameters

Plasma Parameters

Tune Report

Plasma Mode	---	Nebulizer Gas	0.80 L/min	Dilution Gas	0.12 L/min
RF Power	1600 W	Option Gas	---	Auxiliary Gas	0.90 L/min
RF Matching	1.00 V	Nebulizer Pump	0.10 rps	Plasma Gas	15.0 L/min
Sample Depth	8.0 mm	S/C Temp	2 °C		

Lens Parameters

Extract 1	0.0 V	Omega Lens	10.7 V	Deflect	3.0 V
Extract 2	-215.0 V	Cell Entrance	-30 V	Plate Bias	-80 V
Omega Bias	-100 V	Cell Exit	-50 V		

Cell Parameters

Use Gas	Yes	3rd Gas Flow	---	Energy Discrimination	5.0 V
He Flow	0.0 mL/min	OctP Bias	-18.0 V		
H2 Flow	3.8 mL/min	OctP RF	180 V		

QP Parameters

Mass Gain	125	Axis Gain	0.9990	QP Bias	-13.0 V
Mass Offset	126	Axis Offset	0.10		

Hardware Settings

Torch

Torch H	-0.7 mm	Torch V	-0.4 mm

EM

Discriminator	5.2 mV	Analog HV	2346 V	Pulse HV	1801 V

[He]

Sensitivity

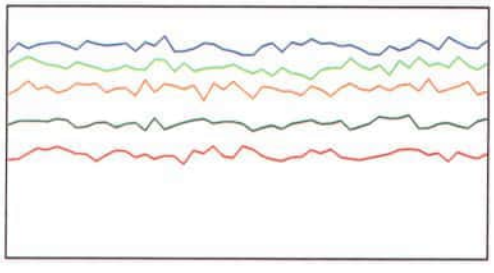

Mass	Range	Count	RSD%	Background
9	5000	2057	4.265	2.200
24	2000	1528	2.661	0.800
59	20000	16929	2.203	0.500
115	20000	13552	2.915	1.100
208	20000	10739	2.921	1.700

Sampling Period [sec] 0.514
Integration Time [sec] 0.1

Oxide/Doubly Charged Ratio

Oxide	---
Doubly Charged	70 / 140 1.086 %

Resolution/Axis

Tune Report

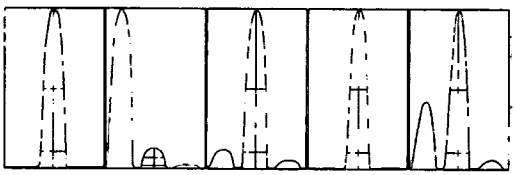

Mass	Peak Height	Axis	W-50%	W-10%
9	2056.47	9.00	0.62	0.761
24	1565.61	24.00	0.63	0.730
59	17180.02	59.00	0.60	0.719
115	13667.48	115.05	0.52	0.687
208	10733.58	208.00	0.53	0.710

Integration Time [sec]	0.1
Acquisition Time [sec]	37.4
Y Axis	Linear

Tune Parameters

Plasma Parameters

Plasma Mode	—	Nebulizer Gas	0.80 L/min	Dilution Gas	0.12 L/min
RF Power	1600 W	Option Gas	—	Auxiliary Gas	0.90 L/min
RF Matching	1.00 V	Nebulizer Pump	0.10 rps	Plasma Gas	15.0 L/min
Sample Depth	8.0 mm	S/C Temp	2 °C		

Lens Parameters

Extract 1	0.0 V	Omega Lens	11.4 V	Deflect	0.8 V
Extract 2	-225.0 V	Cell Entrance	-30 V	Plate Bias	-80 V
Omega Bias	-85 V	Cell Exit	-50 V		

Cell Parameters

Use Gas	Yes	3rd Gas Flow	—	Energy Discrimination	5.0 V
He Flow	4.0 mL/min	OctP Bias	-18.0 V		
H2 Flow	0.0 mL/min	OctP RF	190 V		

QP Parameters

Mass Gain	125	Axis Gain	0.9990	QP Bias	-13.0 V
Mass Offset	126	Axis Offset	0.10		

Hardware Settings

Torch

Torch H	-0.7 mm	Torch V	-0.4 mm

EM

Discriminator	5.2 mV	Analog HV	2346 V	Pulse HV	1801 V

Calibration for 016CALS.d

Batch Folder: D:\Agilent\ICPMH\1\DATA\220301ADoD.b\
Analysis File: 220301ADoD.batch.bin
DA Date-Time: 2022-03-01 13:39:15
Calibration Title:
Calibration Method: External Calibration
VIS Interpolation Fit:

Level	Standard Data File	Sample Name	Acq. Date-Time
1	006CALB.d	Cal Blk	2022-03-01 12:29:43
2	007CALS.d	0.025 ppb STD	2022-03-01 12:36:38
3	008CALS.d	0.05 ppb STD	2022-03-01 12:43:17
4	009CALS.d	0.10 ppb STD	2022-03-01 12:49:56
5	010CALS.d	0.5 ppb STD	2022-03-01 12:56:35
6	011CALS.d	1 ppb STD	2022-03-01 13:03:14
7	012CALS.d	10 ppb STD	2022-03-01 13:09:52
8	013CALS.d	50 ppb STD	2022-03-01 13:16:30
9	014CALS.d	100 ppb STD	2022-03-01 13:23:06
10	015CALS.d	1000 ppb STD	2022-03-01 13:29:39
11	016CALS.d	100 ppb Br STD	2022-03-01 13:36:07

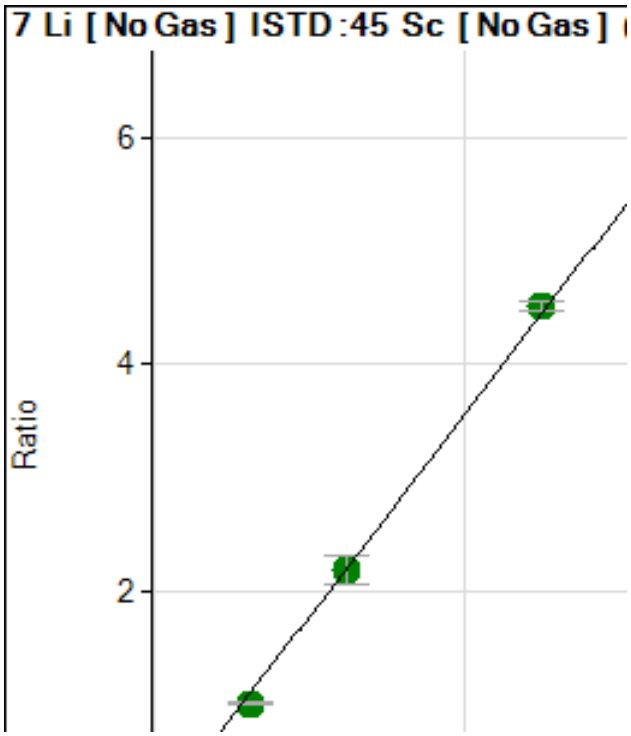

	Rjct	Conc.	Calc Conc.	CPS	Ratio	Det.	RSD	%RE
1	☐	0.000	0.000	17595.84	0.004		1.2	
2	☐	0.313	0.247	19295.94	0.004		1.0	-21
3	☐	0.625	0.577	22007.34	0.005		0.2	-7.7
4	☐	1.250	1.159	25603.08	0.006		2.7	-7.3
5	☐	6.250	6.040	59080.83	0.015		4.3	-3.4
6	☐	12.500	11.558	95403.01	0.025		2.7	-7.5
7	☐	125.00	115.71	853045.6	0.210		2.7	-7.4
8	☐	625.00	560.81	3972459.	1.004		1.5	-10
9	☐	1250.0	1225.2	9321960.	2.188		11.	-2.0
10	☐	2500.0	2528.9	19453510	4.511		2.0	1.2
11	☐			37176.16	0.009		17.	

y = 0.0018 * x + 0.0044
R = 0.9996
DL = 0.08754 ug/l
BEC = 2.491 ug/l

Weight: 1/y
Min Conc: <None>

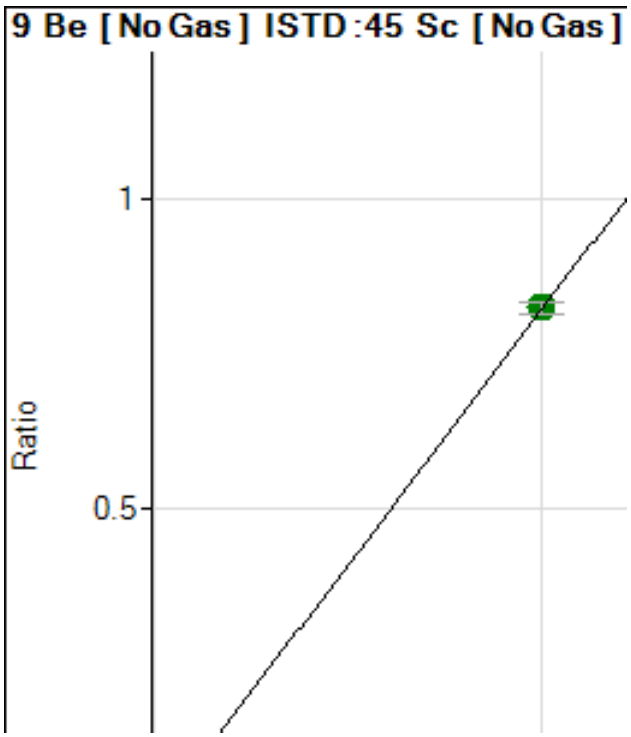

	Rjct	Conc.	Calc Conc.	CPS	Ratio	Det.	RSD	%RE
1	☐	0.000	0.000	409.92	0.000		3.5	
2	☐	0.025	0.010	440.25	0.000		2.7	-61
3	☐	0.050	0.035	531.90	0.000		4.3	-30
4	☐	0.100	0.089	695.88	0.000		4.0	-11
5	☐	0.500	0.459	1871.08	0.000		6.7	-8.3
6	☐	1.000	0.890	3191.04	0.000		3.4	-11
7	☐	10.000	8.975	30397.35	0.007		1.1	-10
8	☐	50.000	45.869	150089.5	0.037		2.5	-8.3
9	☐	100.00	96.544	339669.8	0.079		11.	-3.5
10	☐	1000.0	1000.5	3559368.	0.825		2.6	0.1
11	☐			369.60	0.000		9.6	

y = 8.2486E-004 * x + 1.0340E-004
R = 1.0000

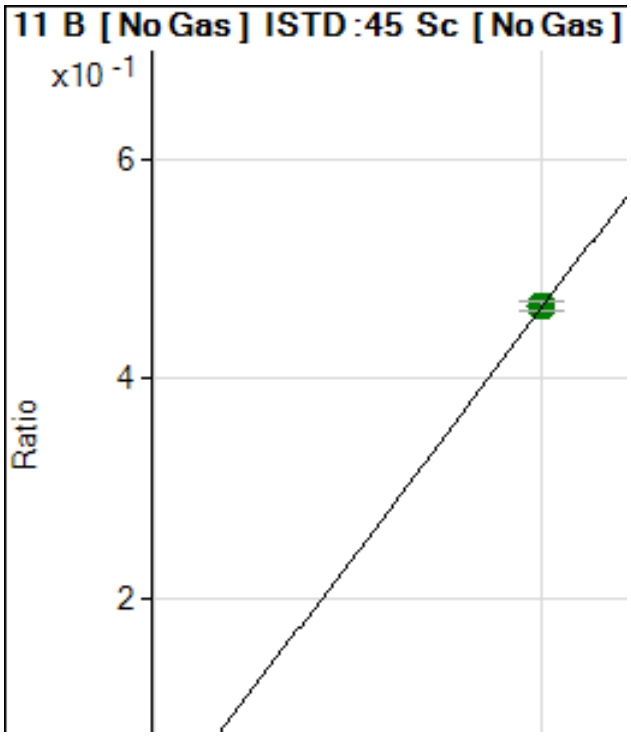

	Rjct	Conc.	Calc Conc.	CPS	Ratio	Det.	RSD	%RE
1	☐	0.000	0.000	623.60	0.000		6.8	
2	☐			621.59	0.000		5.0	
3	☐	0.050	0.014	659.62	0.000		4.9	-71
4	☐	0.100	0.018	651.61	0.000		6.3	-82
5	☐	0.500	0.460	1442.65	0.000		5.9	-7.9
6	☐	1.000	0.890	2174.37	0.000		6.2	-11
7	☐	10.000	9.651	18813.29	0.004		2.6	-3.5
8	☐	50.000	48.260	89434.31	0.022		1.9	-3.5
9	☐	100.00	99.376	197777.4	0.046		9.9	-0.6
10	☐	1000.0	1000.1	2006733.	0.465		2.0	0.0
11	☐			14395.95	0.003		14.	

y = 4.6509E-004 * x + 1.5728E-004

R = 1.0000

DL = 0.06892 ug/l

BEC = 0.3382 ug/l

Weight: 1/y

Min Conc: <None>

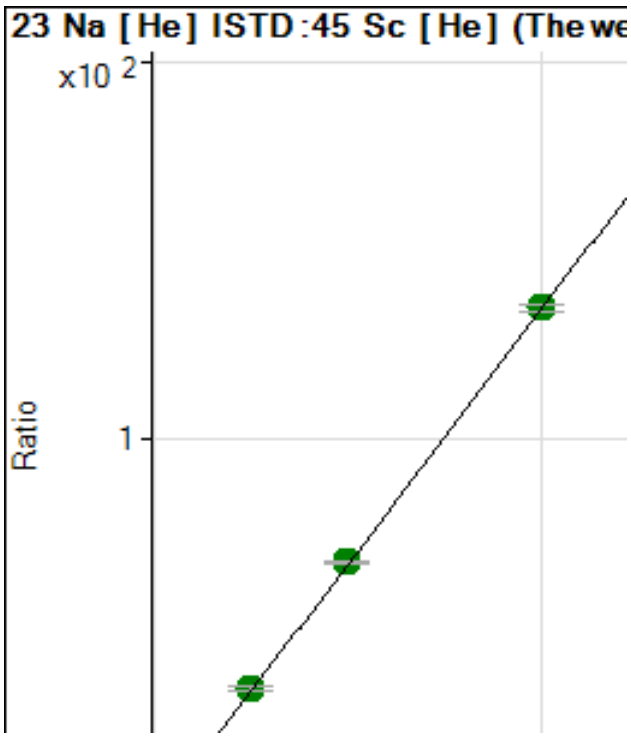

	Rjct	Conc.	Calc Conc.	CPS	Ratio	Det.	RSD	%RE
1	☐	0.000	0.000	62310.41	0.225		0.7	
2	☐	6.250	6.983	67355.36	0.243		1.8	11.7
3	☐	12.500	14.156	72797.02	0.263		0.3	13.2
4	☐	25.000	28.740	83117.83	0.302		2.3	15.0
5	☐	125.00	142.01	163222.3	0.607		1.3	13.6
6	☐	250.00	290.47	265936.9	1.008		1.9	16.2
7	☐	2500.0	2777.9	2139958.	7.714		1.0	11.1
8	☐	12500.	12637.	9934952.	34.29		3.0	1.1
9	☐	25000.	24979.	21330069	67.56		1.1	-0.1
10	☐	50000.	49961.	42561861	134.9		1.7	-0.1
11	☐			64081.08	0.218		1.4	

y = 0.0027 * x + 0.2250

R = 1.0000

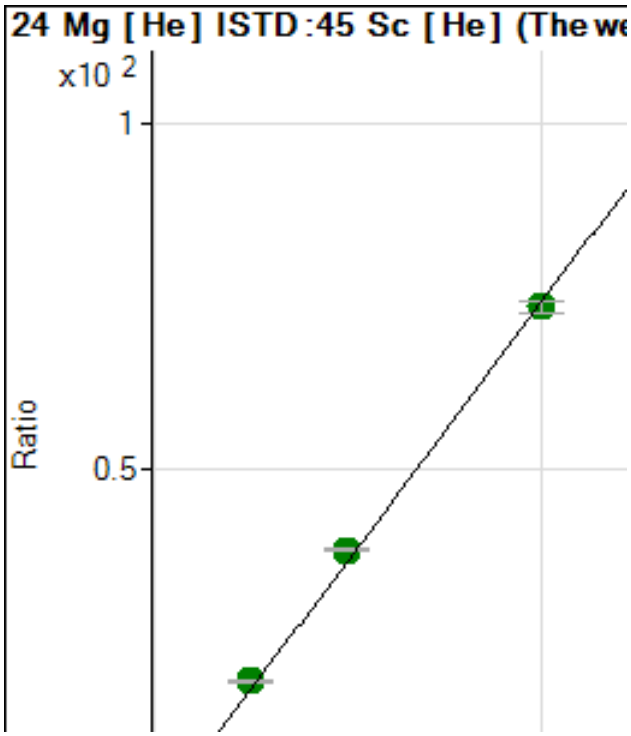

	Rjct	Conc.	Calc Conc.	CPS	Ratio	Det.	RSD	%RE
1	☐	0.000	0.000	1533.71	0.005		7.3	
2	☐	6.250	7.880	4771.31	0.017		1.7	26.1
3	☐	12.500	17.317	8662.00	0.031		3.2	38.5
4	☐	25.000	33.273	15127.71	0.055		4.3	33.1
5	☐	125.00	146.68	60134.40	0.223		2.1	17.3
6	☐	250.00	301.88	120016.9	0.454		2.1	20.8
7	☐	2500.0	2890.1	1194923.	4.307		2.6	15.6
8	☐	12500.	13158.	5676705.	19.59		2.4	5.3
9	☐	25000.	25874.	12160533	38.52		0.9	3.5
10	☐	50000.	49378.	23188588	73.51		2.4	-1.2
11	☐			1374.00	0.004		9.3	

y = 0.0015 * x + 0.0055

R = 0.9997

DL = 0.8178 ug/l

BEC = 3.72 ug/l

Weight: 1/y

Min Conc: <None>

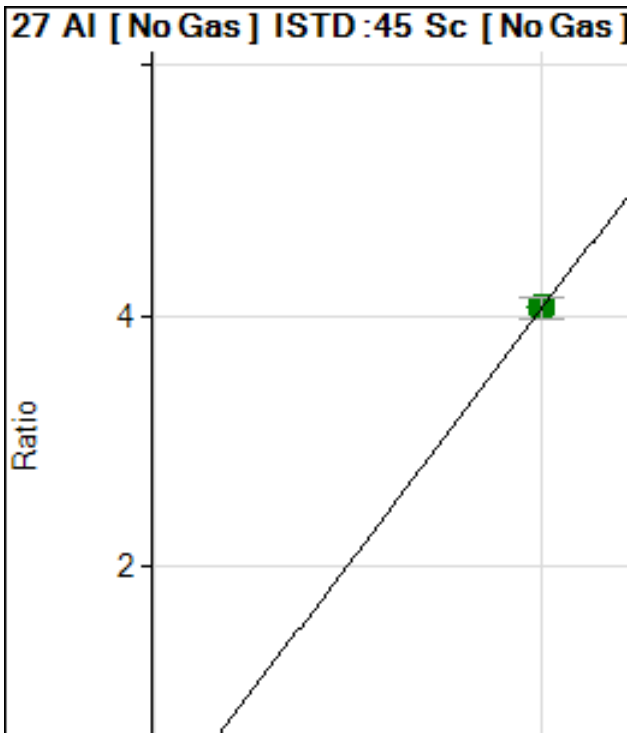

	Rjct	Conc.	Calc Conc.	CPS	Ratio	Det.	RSD	%RE
1	☐	0.000	0.000	10193.52	0.002		2.1	
2	☐			13212.54	0.003		1.8	
3	☐	0.050	0.216	13877.58	0.003		1.4	331
4	☐	0.100	0.273	14482.59	0.003		1.0	172
5	☐	0.500	0.730	21514.37	0.005		4.5	46.0
6	☐	1.000	1.312	30113.64	0.007		2.8	31.2
7	☐	10.000	10.416	181792.7	0.044		1.8	4.2
8	☐	50.000	50.776	826308.3	0.208		3.7	1.6
9	☐	100.00	98.875	1721919.	0.404		12.	-1.1
10	☐	1000.0	1000.0	17529291	4.066		4.4	0.0
11	☐			12815.56	0.003		11.	

y = 0.0041 * x + 0.0026

R = 1.0000

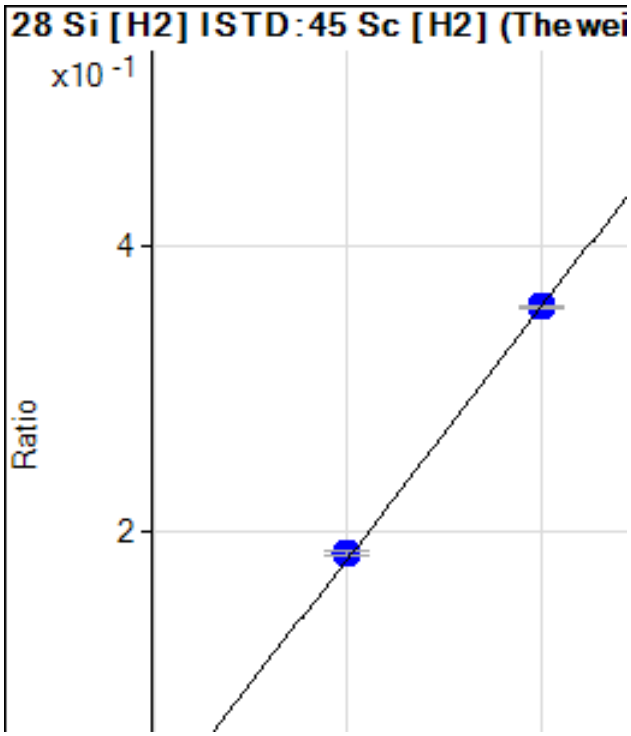

	Rjct	Conc.	Calc Conc.	CPS	Ratio	Det.	RSD	%RE
1	☐	0.000	0.000	16221.28	0.007		1.6	
2	☐			17167.36	0.007		1.0	
3	☐	0.200	0.584	17459.89	0.007		0.6	191
4	☐	0.400	0.584	17218.15	0.007		0.4	46.0
5	☐	2.000	2.384	20887.57	0.009		2.3	19.2
6	☐	4.000	4.667	25179.22	0.011		2.3	16.7
7	☐	40.000	42.064	100465.0	0.044		1.1	5.2
8	☐	200.00	202.14	424423.6	0.184		1.2	1.1
9	☐	400.00	398.71	852573.4	0.357		0.7	-0.3
10	☐			21114.64	0.008		1.8	
11	☐			19657.43	0.008		0.6	

y = 8.7857E-004 * x + 0.0070

R = 1.0000

DL = 0.3738 ug/l

BEC = 8.007 ug/l

Weight: 1/y

Min Conc: <None>

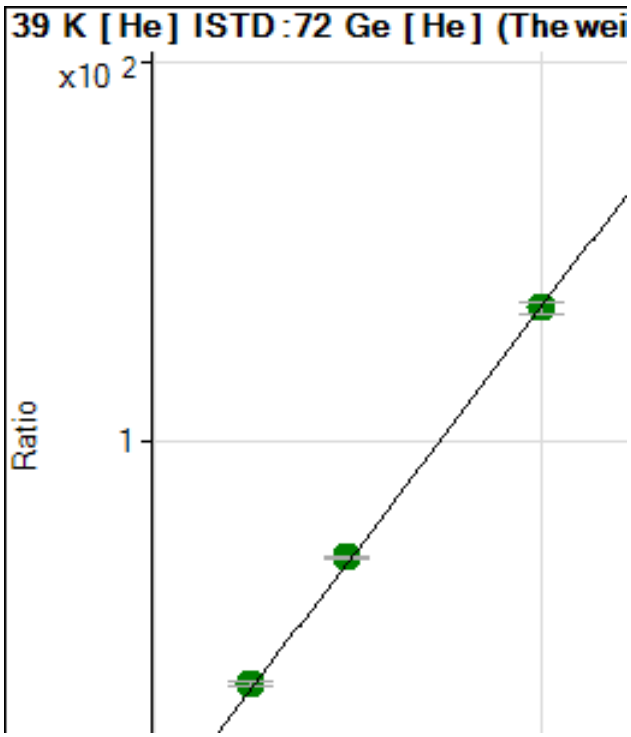

	Rjct	Conc.	Calc Conc.	CPS	Ratio	Det.	RSD	%RE
1	☐	0.000	0.000	114747.1	0.690		1.2	
2	☐	6.250	7.154	120254.8	0.710		2.3	14.5
3	☐	12.500	12.685	121888.0	0.725		1.3	1.5
4	☐	25.000	30.092	128066.5	0.772		1.0	20.4
5	☐	125.00	134.15	171916.6	1.053		3.1	7.3
6	☐	250.00	268.19	227932.1	1.415		0.1	7.3
7	☐	2500.0	2844.8	1382170.	8.379		1.5	13.8
8	☐	12500.	12912.	6252066.	35.58		3.2	3.3
9	☐	25000.	25283.	12915486	69.02		0.4	1.1
10	☐	50000.	49737.	25837122	135.1		2.2	-0.5
11	☐			489193.0	2.796		1.3	

y = 0.0027 * x + 0.6909

R = 0.9999

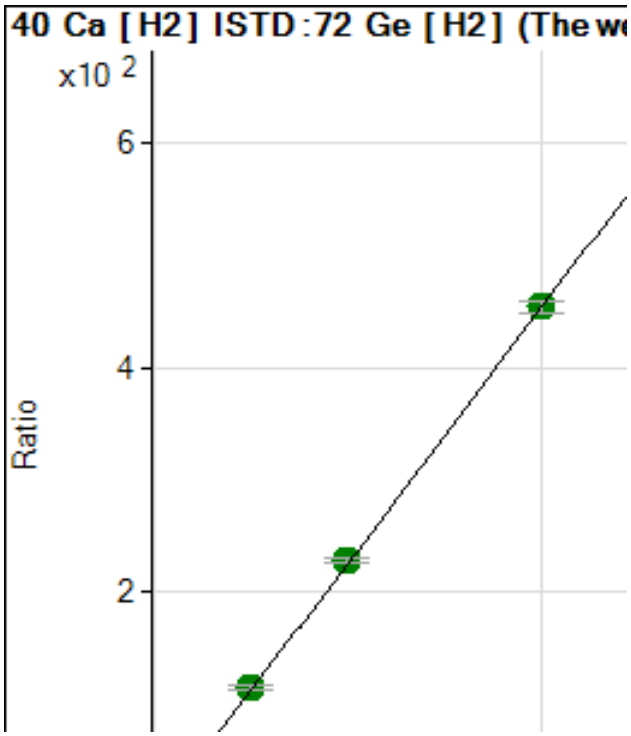

	Rjct	Conc.	Calc Conc.	CPS	Ratio	Det.	RSD	%RE
1	☐	0.000	0.000	162498.8	0.202		4.1	
2	☐	6.250	9.598	228958.7	0.289		1.8	53.6
3	☐	12.500	19.529	295449.5	0.379		1.6	56.2
4	☐	25.000	34.829	398742.2	0.519		2.6	39.3
5	☐	125.00	148.08	1185360.	1.549		2.1	18.5
6	☐	250.00	290.51	2225017.	2.844		0.4	16.2
7	☐	2500.0	2785.5	20031516	25.53		0.6	11.4
8	☐	12500.	12594.	92035468	114.7		3.7	0.8
9	☐	25000.	25079.	18918747	228.3		1.5	0.3
10	☐	50000.	49921.	37278404	454.3		2.5	-0.2
11	☐			179186.5	0.226		2.4	

y = 0.0091 * x + 0.2022

R = 1.0000

DL = 2.704 ug/l

BEC = 22.23 ug/l

Weight: 1/y

Min Conc: <None>

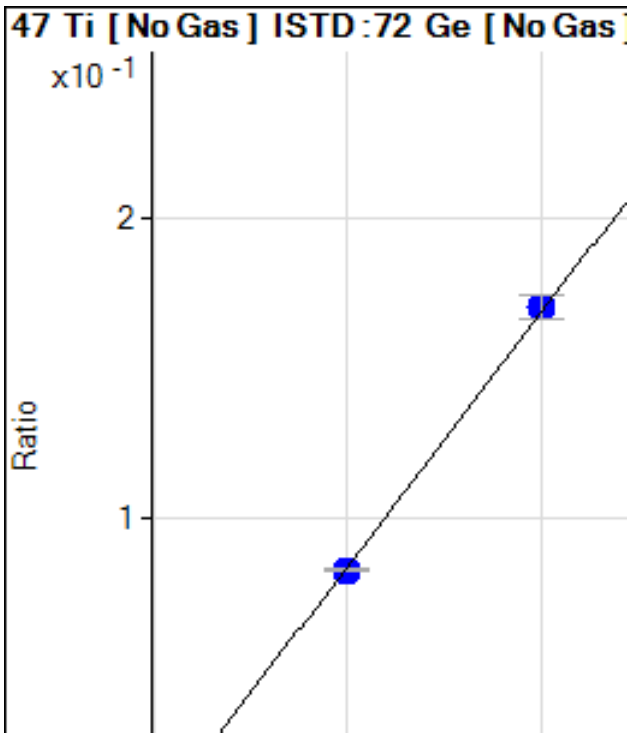

	Rjct	Conc.	Calc Conc.	CPS	Ratio	Det.	RSD	%RE
1	☐	0.000	0.000	296.97	0.000		15.	
2	☐	0.025	0.110	480.49	0.000		2.1	339
3	☐	0.050	0.149	538.89	0.000		12.	198
4	☐	0.100	0.173	582.27	0.000		8.7	73.3
5	☐	0.500	0.600	1326.40	0.001		6.5	20.1
6	☐	1.000	1.185	2242.43	0.002		2.2	18.5
7	☐	10.000	10.714	18695.75	0.018		3.1	7.1
8	☐	50.000	48.727	84348.42	0.082		1.2	-2.5
9	☐	100.00	100.56	184623.1	0.169		4.6	0.6
10	☐			12833.55	0.011		3.9	
11	☐			542.22	0.000		16.	

y = 0.0017 * x + 2.8545E-004

R = 0.9999

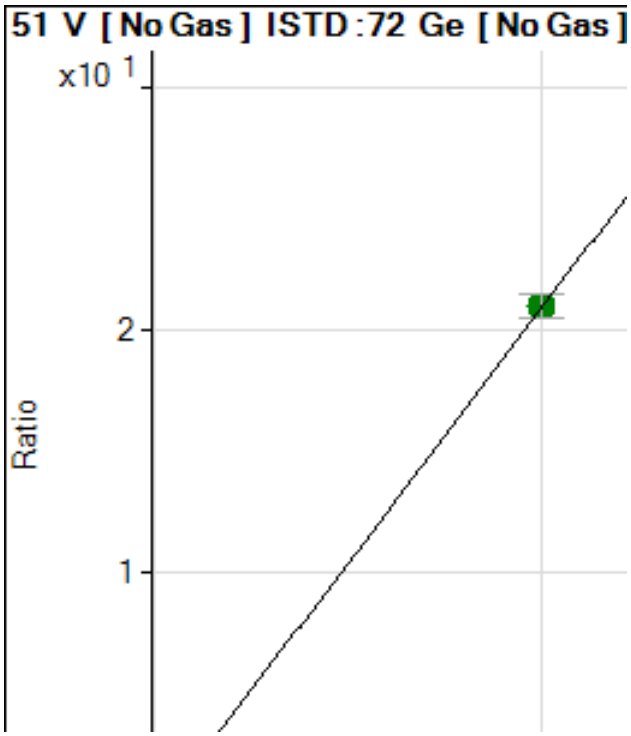

	Rjct	Conc.	Calc Conc.	CPS	Ratio	Det.	RSD	%RE
1	☐	0.000	0.000	-26350.68	-0.02		-10	
2	☐	0.025	-1.031	-44786.96	-0.04		-21	-422
3	☐	0.050	-0.986	-46094.81	-0.04		-18.	-207
4	☐	0.100	-2.015	-67570.56	-0.06		-11	-211
5	☐	0.500	0.092	-23536.58	-0.02		-14	-81
6	☐	1.000	1.325	2905.35	0.002		147	32.5
7	☐	10.000	9.557	179276.4	0.175		10.	-4.4
8	☐	50.000	47.698	998391.3	0.976		9.9	-4.6
9	☐	100.00	93.869	2117697.	1.945		3.3	-6.1
10	☐	1000.0	1000.7	22780779	20.98		4.8	0.1
11	☐			-22124.80	-0.02		-57.	

y = 0.0210 * x - 0.0252

R = 1.0000

DL = 3.804 ug/l

BEC = -1.202 ug/l

Weight: 1/y

Min Conc: <None>

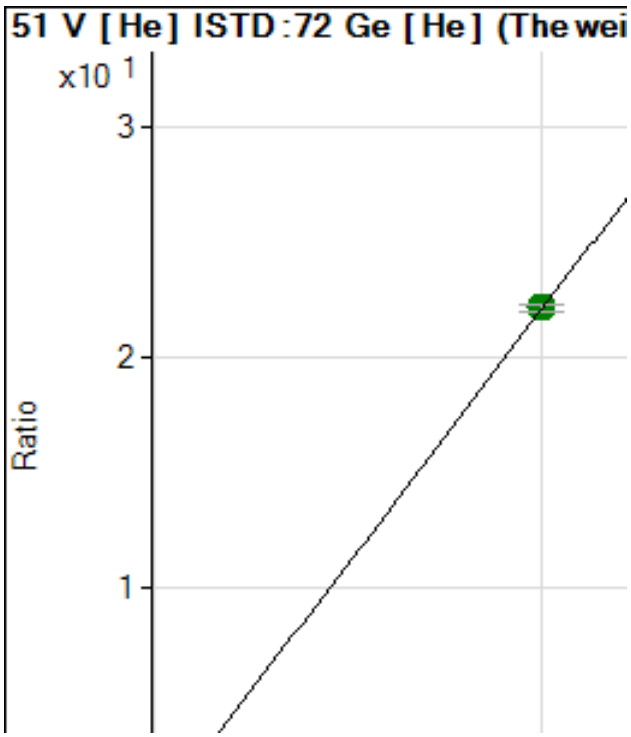

	Rjct	Conc.	Calc Conc.	CPS	Ratio	Det.	RSD	%RE
1	☐	0.000	0.000	15371.48	0.092		0.9	
2	☐	0.025	0.173	16320.27	0.096		1.6	591
3	☐	0.050	0.321	16739.61	0.099		0.5	541
4	☐	0.100	0.433	16927.60	0.102		0.8	333
5	☐	0.500	0.549	17068.86	0.104		5.2	9.9
6	☐	1.000	0.753	17568.40	0.109		3.4	-24
7	☐	10.000	9.644	50291.49	0.304		2.1	-3.6
8	☐	50.000	50.234	210569.7	1.198		4.0	0.5
9	☐	100.00	97.318	418352.1	2.235		0.7	-2.7
10	☐	1000.0	1000.2	4230116.	22.11		1.3	0.0
11	☐			11622.42	0.066		3.1	

y = 0.0220 * x + 0.0925

R = 1.0000

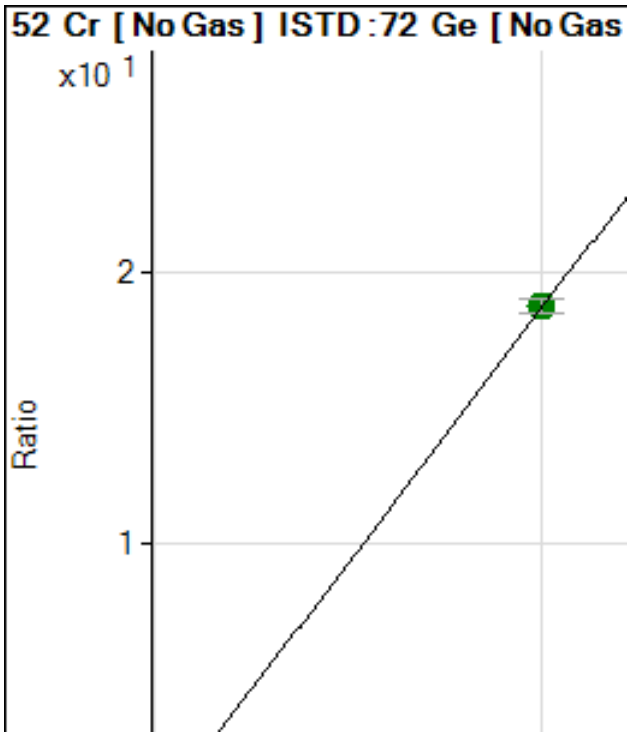

	Rjct	Conc.	Calc Conc.	CPS	Ratio	Det.	RSD	%RE
1	☐	0.000	0.000	54890.84	0.052		2.0	
2	☐	0.025	0.235	58319.88	0.057		4.4	840
3	☐	0.050	0.308	58671.12	0.058		3.0	516
4	☐	0.100	0.267	58243.79	0.057		1.5	167
5	☐	0.500	0.692	67247.49	0.065		2.6	38.4
6	☐	1.000	1.017	70438.85	0.071		1.9	1.7
7	☐	10.000	10.737	257425.3	0.253		6.8	7.4
8	☐	50.000	51.115	1029253.	1.006		1.9	2.2
9	☐	100.00	98.025	2046065.	1.881		2.8	-2.0
10	☐	1000.0	1000.1	20310813	18.70		2.9	0.0
11	☐			57508.52	0.054		10.	

y = 0.0187 * x + 0.0528

R = 1.0000

DL = 0.1721 ug/l

BEC = 2.831 ug/l

Weight: 1/y

Min Conc: <None>

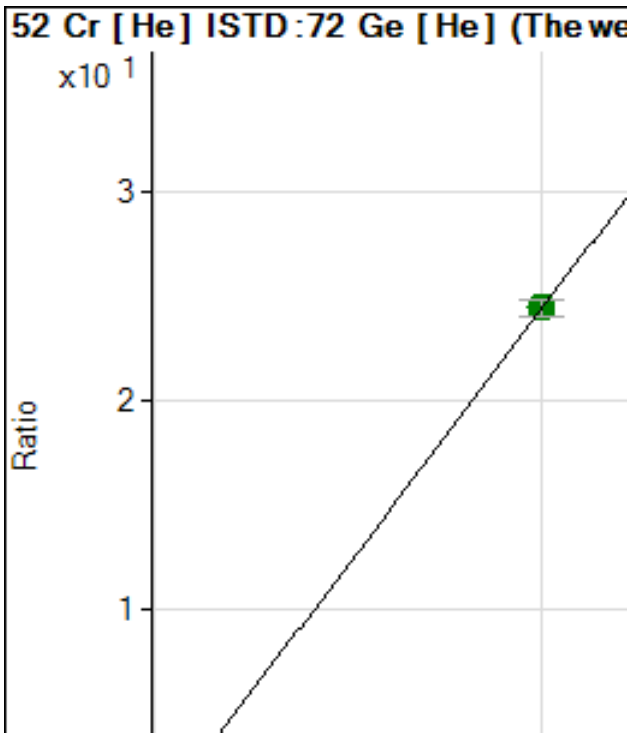

	Rjct	Conc.	Calc Conc.	CPS	Ratio	Det.	RSD	%RE
1	☐	0.000	0.000	1044.49	0.006		6.1	
2	☐	0.025	0.048	1264.51	0.007		4.9	92.7
3	☐	0.050	0.067	1331.18	0.007		4.5	33.3
4	☐	0.100	0.118	1521.20	0.009		2.9	18.0
5	☐	0.500	0.579	3333.73	0.020		3.3	15.7
6	☐	1.000	1.144	5515.51	0.034		2.0	14.4
7	☐	10.000	11.070	45660.97	0.276		2.7	10.7
8	☐	50.000	50.228	216811.8	1.234		2.8	0.5
9	☐	100.00	100.72	461821.2	2.468		2.3	0.7
10	☐	1000.0	999.90	4675300.	24.44		3.0	0.0
11	☐			1336.73	0.007		3.0	

y = 0.0244 * x + 0.0063

R = 1.0000

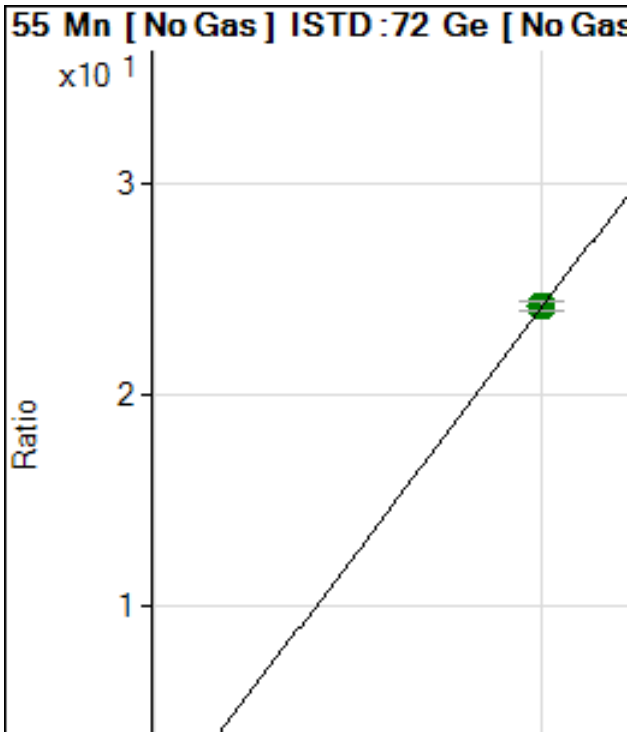

	Rjct	Conc.	Calc Conc.	CPS	Ratio	Det.	RSD	%RE
1	☐	0.000	0.000	4801.29	0.004		1.6	
2	☐	0.025	0.047	5866.22	0.005		3.2	87.1
3	☐	0.050	0.077	6488.60	0.006		6.4	53.5
4	☐	0.100	0.132	7883.17	0.007		6.3	32.3
5	☐	0.500	0.553	18388.49	0.018		4.1	10.5
6	☐	1.000	1.170	32304.77	0.032		2.3	17.0
7	☐	10.000	11.124	278630.7	0.273		2.6	11.2
8	☐	50.000	51.517	1278889.	1.250		1.0	3.0
9	☐	100.00	101.44	2668917.	2.456		5.2	1.4
10	☐	1000.0	999.76	26249339	24.17		2.0	0.0
11	☐			12720.30	0.012		9.1	

y = 0.0242 * x + 0.0046

R = 1.0000

DL = 0.008905 ug/l

BEC = 0.1911 ug/l

Weight: 1/y

Min Conc: <None>

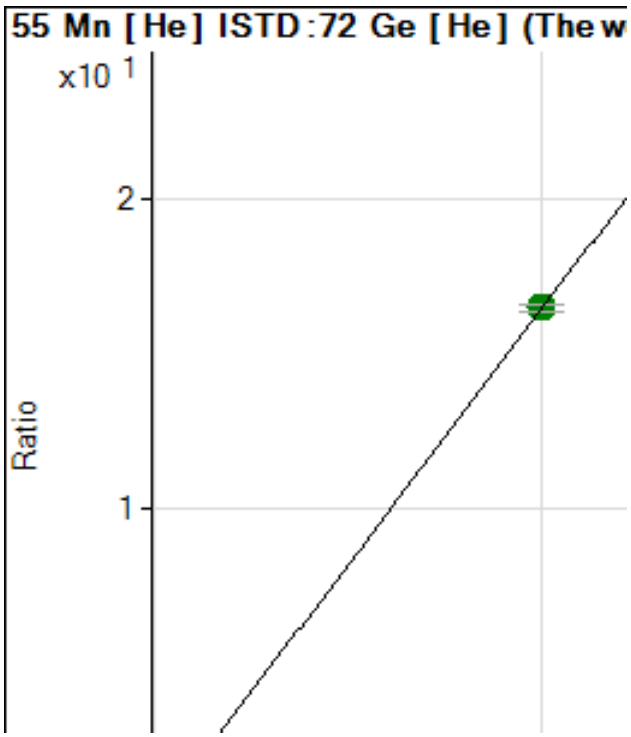

	Rjct	Conc.	Calc Conc.	CPS	Ratio	Det.	RSD	%RE
1	☐	0.000	0.000	94.98	0.000		7.1	
2	☐	0.025	0.028	175.97	0.001		10.	13.8
3	☐	0.050	0.069	285.95	0.001		1.4	37.1
4	☐	0.100	0.125	435.92	0.002		6.3	24.8
5	☐	0.500	0.561	1602.10	0.009		2.6	12.2
6	☐	1.000	1.176	3210.71	0.019		2.7	17.6
7	☐	10.000	11.347	30927.88	0.187		1.9	13.5
8	☐	50.000	52.150	151055.2	0.859		2.2	4.3
9	☐	100.00	102.51	316144.5	1.689		0.5	2.5
10	☐	1000.0	999.62	3149405.	16.46		1.5	0.0
11	☐			167.30	0.001		18.	

y = 0.0165 * x + 5.7176E-004

R = 1.0000

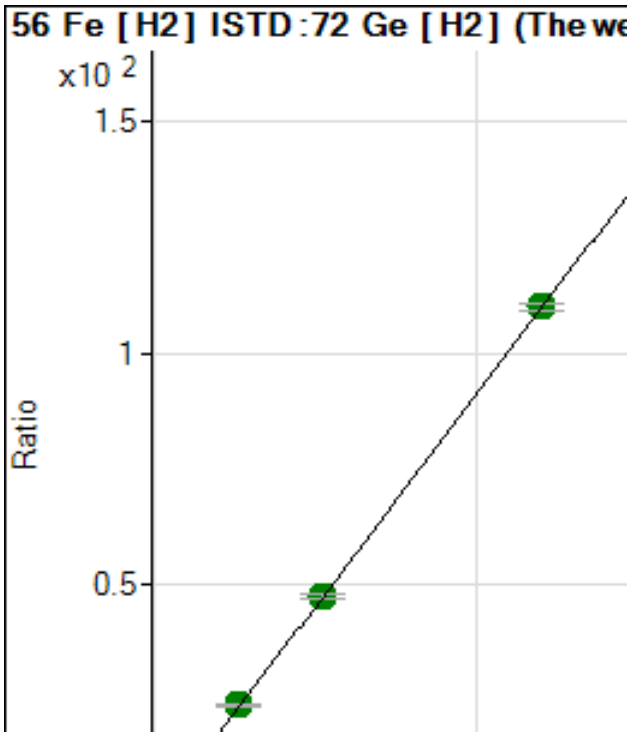

	Rjct	Conc.	Calc Conc.	CPS	Ratio	Det.	RSD	%RE
1	☐	0.000	0.000	9746.40	0.012		2.4	
2	☐	0.650	1.000	24097.26	0.030		3.8	53.9
3	☐	1.300	1.767	34643.94	0.044		1.6	35.9
4	☐	2.600	3.330	56253.76	0.073		2.7	28.1
5	☐	13.000	14.906	218504.6	0.285		2.0	14.7
6	☐	26.000	29.731	436111.7	0.557		1.9	14.4
7	☐	260.00	291.39	4201743.	5.357		3.5	12.1
8	☐	1300.0	1316.0	19374959	24.15		1.7	1.2
9	☐	2600.0	2594.7	39451334	47.61		2.0	-0.2
10	☐	6000.0	5997.4	90283549	110.0		1.2	0.0
11	☐			19908.56	0.025		3.7	

y = 0.0183 * x + 0.0121

R = 1.0000

DL = 0.04678 ug/l

BEC = 0.661 ug/l

Weight: 1/y

Min Conc: <None>

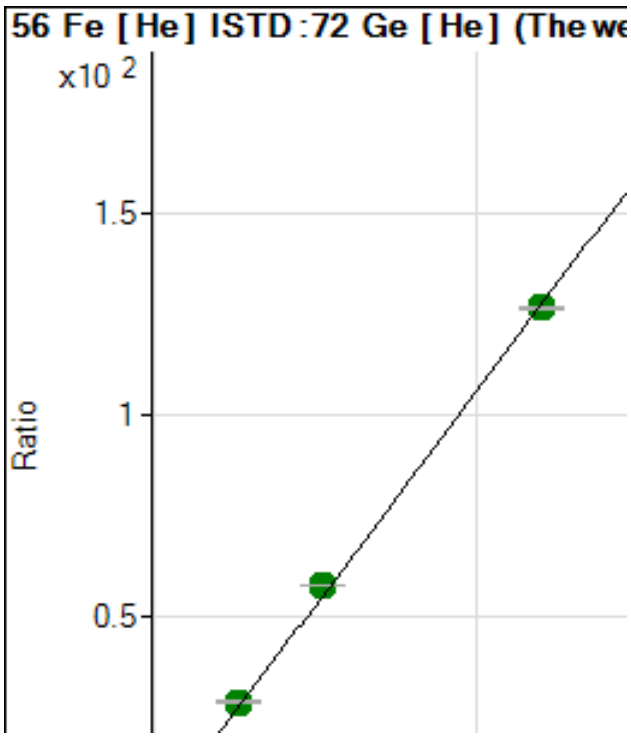

	Rjct	Conc.	Calc Conc.	CPS	Ratio	Det.	RSD	%RE
1	☐	0.000	0.000	6022.31	0.036		2.3	
2	☐	0.650	1.000	9748.07	0.057		2.3	53.8
3	☐	1.300	1.858	12741.72	0.075		3.5	42.9
4	☐	2.600	3.359	17877.24	0.107		0.7	29.2
5	☐	13.000	14.859	57565.84	0.352		2.3	14.3
6	☐	26.000	31.046	112285.7	0.697		1.2	19.4
7	☐	260.00	305.16	1077849.	6.535		2.2	17.4
8	☐	1300.0	1346.5	5044587.	28.71		2.8	3.6
9	☐	2600.0	2704.2	10783869	57.62		0.6	4.0
10	☐	6000.0	5942.7	24210333	126.5		0.6	-1.0
11	☐			9606.15	0.054		1.6	

y = 0.0213 * x + 0.0363

R = 0.9998

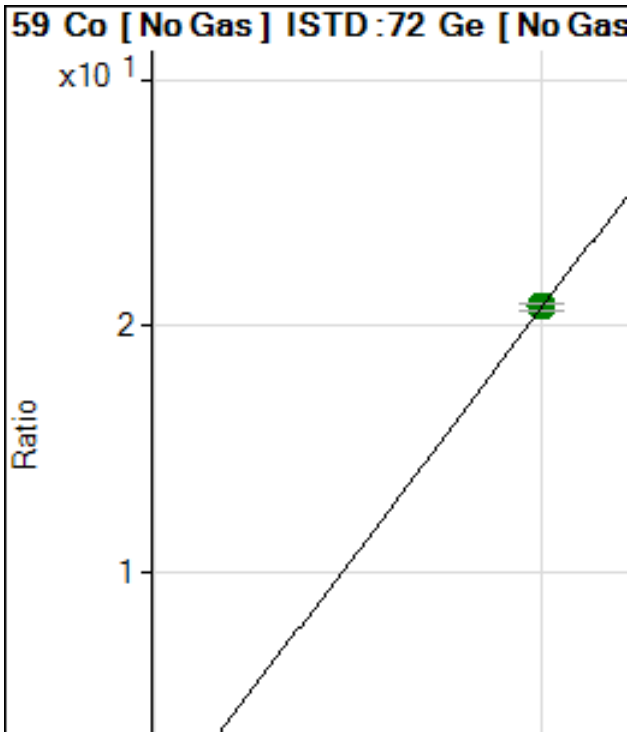

	Rjct	Conc.	Calc Conc.	CPS	Ratio	Det.	RSD	%RE
1	☐	0.000	0.000	349.31	0.000		26.	
2	☐	0.025	0.027	918.22	0.000		4.2	8.2
3	☐	0.050	0.070	1783.24	0.001		5.5	39.1
4	☐	0.100	0.120	2844.64	0.002		1.5	19.7
5	☐	0.500	0.548	11974.58	0.011		6.3	9.5
6	☐	1.000	1.146	23685.64	0.024		2.7	14.6
7	☐	10.000	10.910	231092.4	0.226		2.9	9.1
8	☐	50.000	50.842	1080596.	1.056		2.1	1.7
9	☐	100.00	97.975	2212659.	2.035		2.7	-2.0
10	☐	1000.0	1000.1	22553455	20.77		1.4	0.0
11	☐			532.29	0.000		22.	

y = 0.0208 * x + 3.3632E-004

R = 1.0000

DL = 0.01277 ug/l

BEC = 0.01619 ug/l

Weight: 1/y

Min Conc: <None>

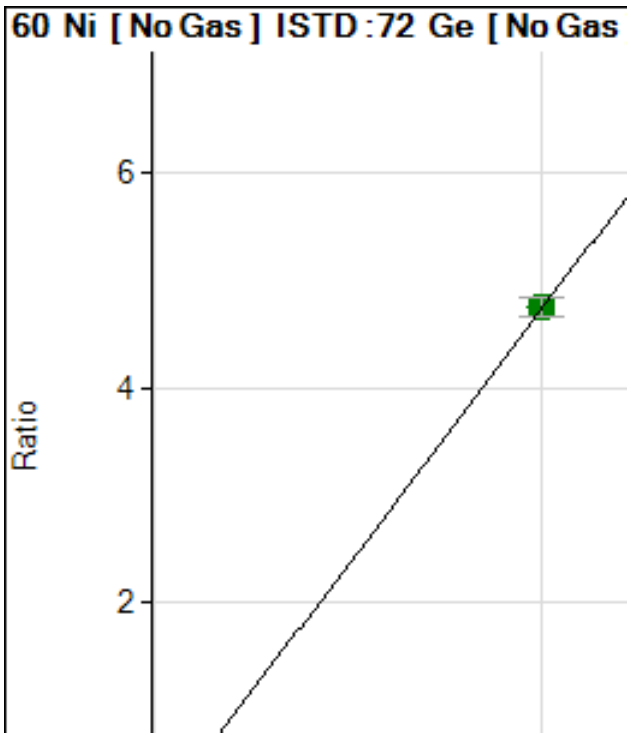

	Rjct	Conc.	Calc Conc.	CPS	Ratio	Det.	RSD	%RE
1	☐	0.000	0.000	1187.70	0.001		4.1	
2	☐	0.025	-0.015	1091.21	0.001		15.	-158
3	☐	0.050	0.017	1227.63	0.001		14.	-65
4	☐	0.100	0.073	1500.44	0.001		4.8	-27
5	☐	0.500	0.514	3669.87	0.003		4.1	2.9
6	☐	1.000	1.119	6335.56	0.006		1.9	11.9
7	☐	10.000	10.371	51301.70	0.050		2.3	3.7
8	☐	50.000	49.887	243372.5	0.237		1.8	-0.2
9	☐	100.00	97.563	504438.7	0.464		5.2	-2.4
10	☐	1000.0	1000.2	5155322.	4.748		3.7	0.0
11	☐			1473.82	0.001		10.	

y = 0.0047 * x + 0.0011

R = 1.0000

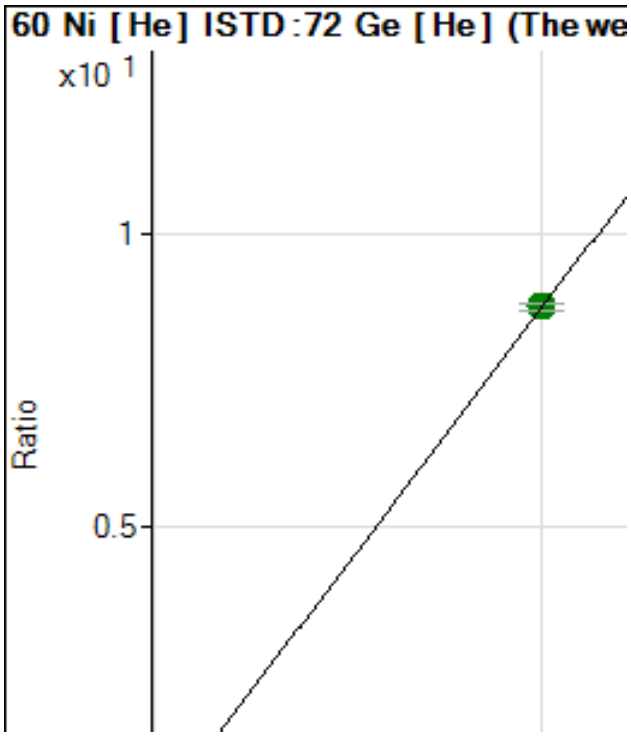

	Rjct	Conc.	Calc Conc.	CPS	Ratio	Det.	RSD	%RE
1	☐	0.000	0.000	175.56	0.001		2.3	
2	☐	0.025	0.056	261.12	0.001		22.	122
3	☐	0.050	0.078	292.23	0.001		9.7	55.8
4	☐	0.100	0.164	413.34	0.002		8.4	63.9
5	☐	0.500	0.605	1037.82	0.006		3.9	21.1
6	☐	1.000	1.154	1797.90	0.011		4.1	15.4
7	☐	10.000	11.884	17339.27	0.105		4.5	18.8
8	☐	50.000	54.096	83429.67	0.475		4.0	8.2
9	☐	100.00	105.92	173845.3	0.929		2.3	5.9
10	☐	1000.0	999.18	1674181.	8.754		1.1	-0.1
11	☐			250.00	0.001		4.7	

y = 0.0088 * x + 0.0011

R = 1.0000

DL = 0.008223 ug/l

BEC = 0.1207 ug/l

Weight: 1/y

Min Conc: <None>

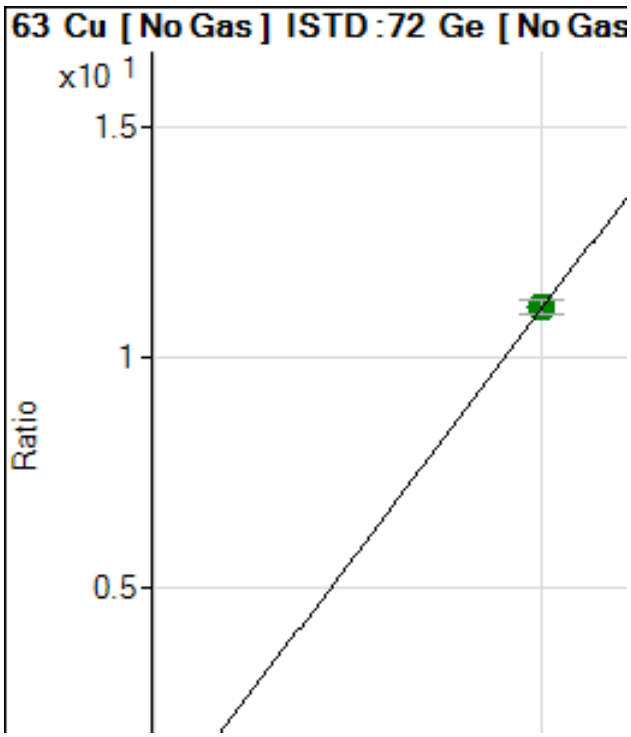

	Rjct	Conc.	Calc Conc.	CPS	Ratio	Det.	RSD	%RE
1	☐	0.000	0.000	3381.09	0.003		5.4	
2	☐	0.025	0.023	3578.55	0.003		4.8	-8.0
3	☐	0.050	0.029	3587.22	0.003		3.8	-41
4	☐	0.100	0.060	3946.12	0.003		4.9	-40
5	☐	0.500	0.491	8894.29	0.008		2.9	-1.8
6	☐	1.000	1.108	15244.74	0.015		3.0	10.8
7	☐	10.000	11.447	132501.7	0.130		4.1	14.5
8	☐	50.000	52.389	597501.6	0.584		1.4	4.8
9	☐	100.00	101.82	1230197.	1.132		4.1	1.8
10	☐	1000.0	999.68	12035979	11.08		2.7	0.0
11	☐			4745.35	0.004		9.6	

y = 0.0111 * x + 0.0033

R = 1.0000

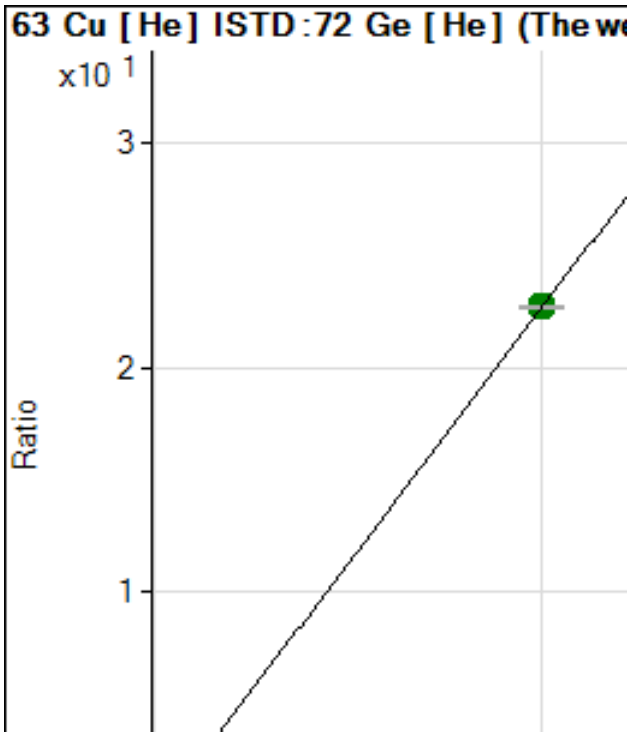

	Rjct	Conc.	Calc Conc.	CPS	Ratio	Det.	RSD	%RE
1	☐	0.000	0.000	556.23	0.003		1.4	
2	☐	0.025	0.030	683.21	0.004		1.0	20.8
3	☐	0.050	0.058	786.20	0.004		1.5	17.0
4	☐	0.100	0.120	1008.84	0.006		5.1	20.4
5	☐	0.500	0.602	2776.04	0.017		6.3	20.4
6	☐	1.000	1.249	5107.88	0.031		0.2	24.9
7	☐	10.000	12.142	46034.05	0.279		2.5	21.4
8	☐	50.000	54.279	217157.7	1.236		3.3	8.6
9	☐	100.00	104.21	443548.0	2.370		0.9	4.2
10	☐	1000.0	999.34	4341301.	22.70		0.6	-0.1
11	☐			789.53	0.004		6.9	

y = 0.0227 * x + 0.0033

R = 1.0000

DL = 0.006179 ug/l

BEC = 0.1474 ug/l

Weight: 1/y

Min Conc: <None>

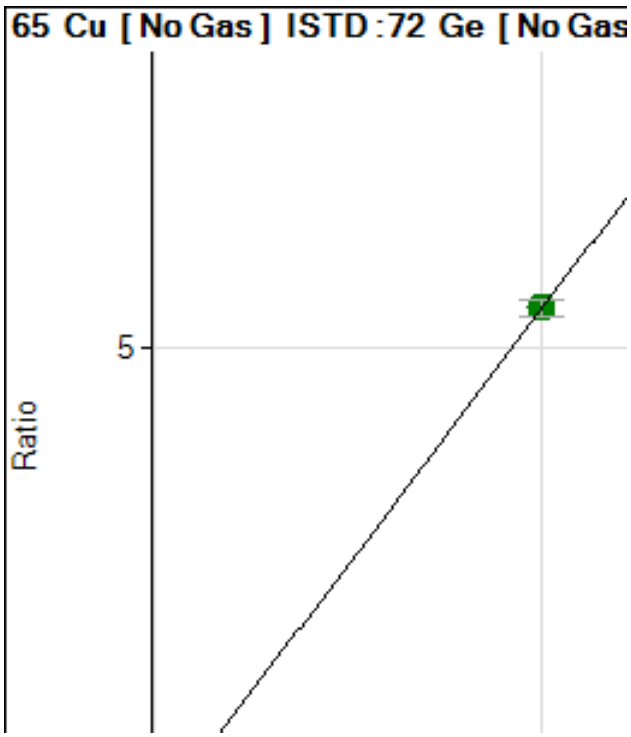

	Rjct	Conc.	Calc Conc.	CPS	Ratio	Det.	RSD	%RE
1	☐	0.000	0.000	843.70	0.000		7.0	
2	☐	0.025	0.037	1030.45	0.001		5.6	46.6
3	☐	0.050	0.058	1126.50	0.001		4.8	15.3
4	☐	0.100	0.121	1482.67	0.001		1.6	21.5
5	☐	0.500	0.516	3688.62	0.003		2.8	3.1
6	☐	1.000	1.167	7003.18	0.007		2.6	16.7
7	☐	10.000	10.955	61274.81	0.060		4.4	9.5
8	☐	50.000	51.127	284358.4	0.277		0.8	2.3
9	☐	100.00	98.887	583750.5	0.536		3.5	-1.1
10	☐	1000.0	1000.0	5886385.	5.421		3.1	0.0
11	☐			1187.20	0.001		11.	

y = 0.0054 * x + 8.1225E-004

R = 1.0000

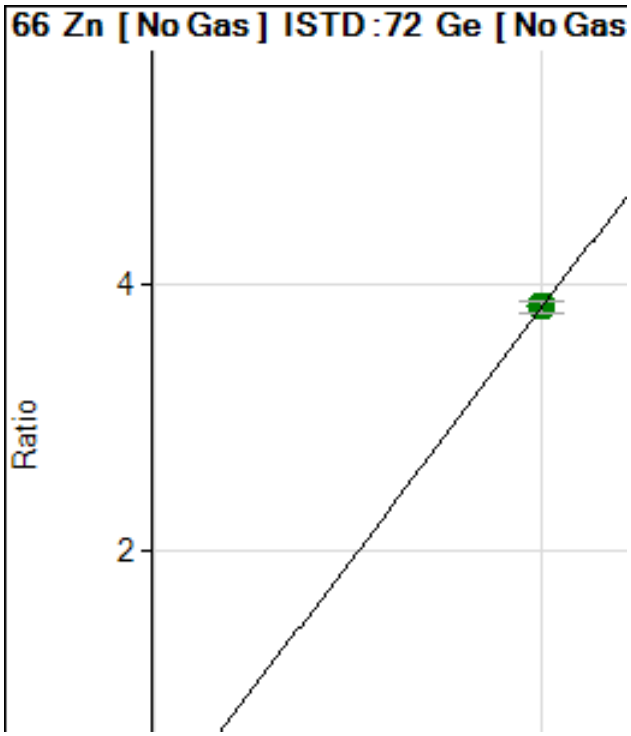

	Rjct	Conc.	Calc Conc.	CPS	Ratio	Det.	RSD	%RE
1	☐	0.000	0.000	780.51	0.000		11.	
2	☐			1495.94	0.001		14.	
3	☐	0.050	0.305	1925.27	0.001		4.3	510
4	☐	0.100	0.306	1938.51	0.001		5.4	206
5	☐	0.500	0.746	3691.77	0.003		3.7	49.3
6	☐	1.000	1.546	6547.15	0.006		2.0	54.6
7	☐	10.000	11.238	44557.89	0.043		5.3	12.4
8	☐	50.000	52.218	205311.9	0.200		0.9	4.4
9	☐	100.00	100.21	417692.6	0.384		4.9	0.2
10	☐	1000.0	999.85	4157341.	3.828		2.2	0.0
11	☐			3183.31	0.003		13.	

y = 0.0038 * x + 7.5143E-004

R = 1.0000

DL = 0.06545 ug/l

BEC = 0.1963 ug/l

Weight: 1/y

Min Conc: <None>

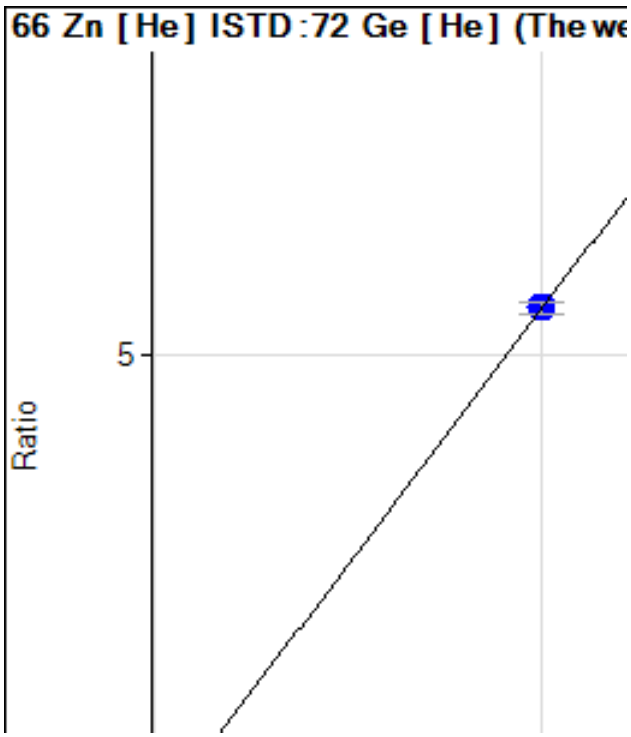

	Rjct	Conc.	Calc Conc.	CPS	Ratio	Det.	RSD	%RE
1	☐	0.000	0.000	294.45	0.001		5.6	
2	☐			390.01	0.002		0.3	
3	☐	0.050	0.188	472.23	0.002		10.	275
4	☐	0.100	0.236	510.01	0.003		10.	136
5	☐	0.500	0.671	892.26	0.005		6.2	34.2
6	☐	1.000	1.449	1570.10	0.009		1.5	44.9
7	☐	10.000	11.280	10540.57	0.063		1.8	12.8
8	☐	50.000	51.869	50492.01	0.287		4.4	3.7
9	☐	100.00	101.23	104678.7	0.559		1.8	1.2
10	☐	1000.0	999.77	1053398.	5.508		2.1	0.0
11	☐			733.36	0.004		10.	

y = 0.0055 * x + 0.0018

R = 1.0000

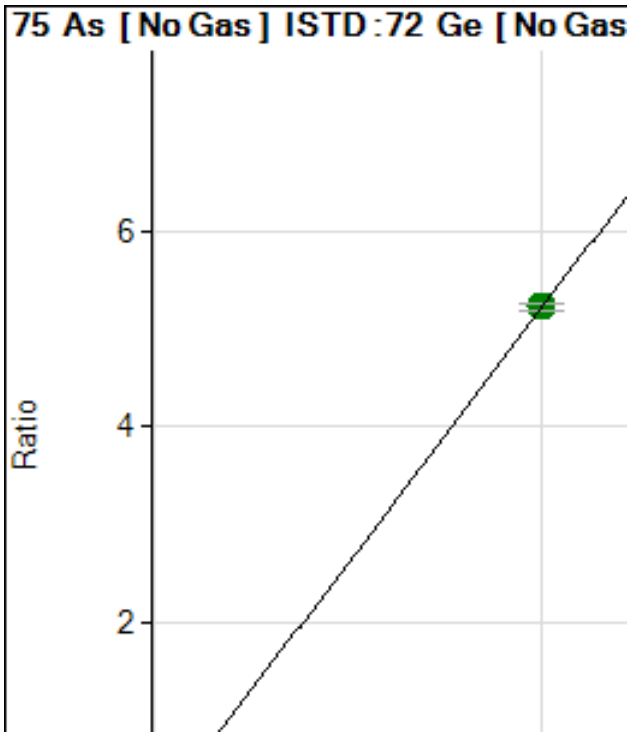

	Rjct	Conc.	Calc Conc.	CPS	Ratio	Det.	RSD	%RE
1	☐	0.000	0.000	10900.36	0.010		44.	
2	☐	0.025	0.140	11287.99	0.011		78.	461
3	☐	0.050	-0.040	10264.37	0.010		30.	-180
4	☐	0.100	0.812	14929.24	0.014		30.	711
5	☐	0.500	0.387	12832.51	0.012		24.	-22
6	☐	1.000	-0.144	9585.02	0.009		13.	-114
7	☐	10.000	10.553	66747.27	0.065		8.5	5.5
8	☐	50.000	50.813	282259.7	0.275		1.9	1.6
9	☐	100.00	99.543	576485.2	0.530		4.4	-0.5
10	☐	1000.0	1000.0	5682972.	5.233		1.7	0.0
11	☐			12033.46	0.011		28.	

y = 0.0052 * x + 0.0105

R = 1.0000

DL = 2.662 ug/l

BEC = 2.011 ug/l

Weight: 1/y

Min Conc: <None>

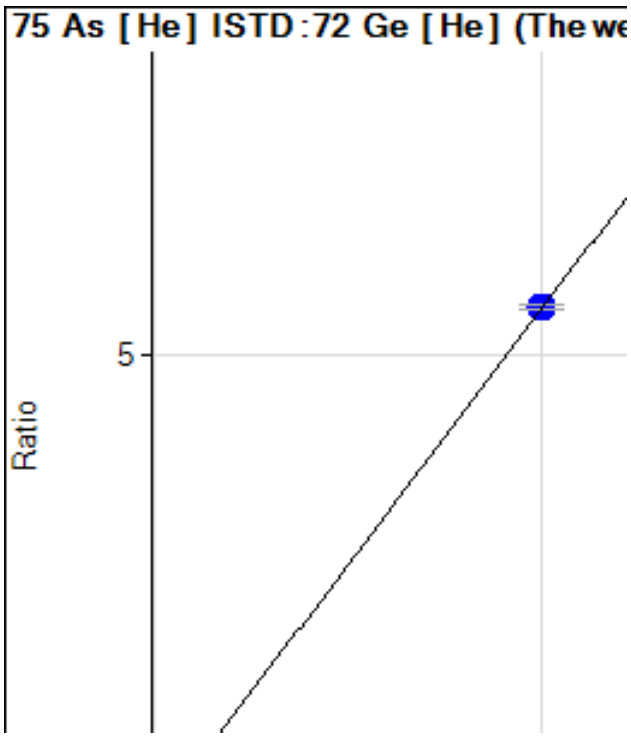

	Rjct	Conc.	Calc Conc.	CPS	Ratio	Det.	RSD	%RE
1	☐	0.000	0.000	337.73	0.002		7.8	
2	☐	0.025	0.035	377.07	0.002		2.4	39.6
3	☐	0.050	0.069	406.07	0.002		3.7	38.3
4	☐	0.100	0.128	454.00	0.002		3.3	27.7
5	☐	0.500	0.552	827.74	0.005		5.7	10.4
6	☐	1.000	1.108	1310.43	0.008		1.7	10.8
7	☐	10.000	10.996	10328.31	0.062		1.6	10.0
8	☐	50.000	51.166	49886.12	0.283		2.4	2.3
9	☐	100.00	101.18	104697.9	0.559		0.4	1.2
10	☐	1000.0	999.81	1053817.	5.510		0.8	0.0
11	☐			460.87	0.002		2.0	

y = 0.0055 * x + 0.0020

R = 1.0000

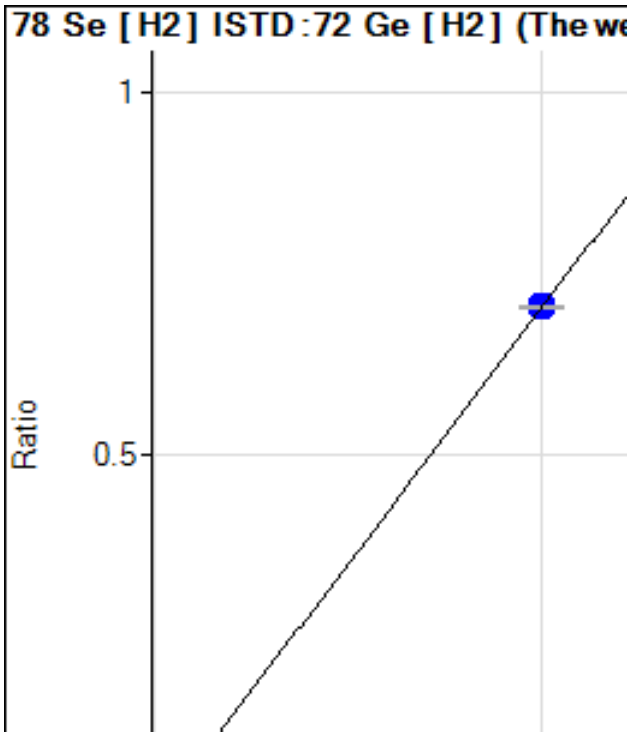

	Rjct	Conc.	Calc Conc.	CPS	Ratio	Det.	RSD	%RE
1	☐	0.000	0.000	28.22	0.000		5.4	
2	☐	0.025	0.021	39.33	0.000		12.	-16
3	☐	0.050	0.051	55.56	0.000		6.4	3.0
4	☐	0.100	0.111	87.00	0.000		0.7	10.7
5	☐	0.500	0.548	322.67	0.000		5.1	9.6
6	☐	1.000	1.102	635.35	0.000		0.6	10.2
7	☐	10.000	10.892	6051.70	0.007		1.4	8.9
8	☐	50.000	50.482	28582.54	0.035		1.8	1.0
9	☐	100.00	101.02	59060.27	0.071		0.8	1.0
10	☐	1000.0	999.86	578581.0	0.705		0.6	0.0
11	☐			120.89	0.000		3.6	

y = 7.0522E-004 * x + 3.5120E-005

R = 1.0000

DL = 0.008079 ug/l

BEC = 0.0498 ug/l

Weight: 1/y

Min Conc: <None>

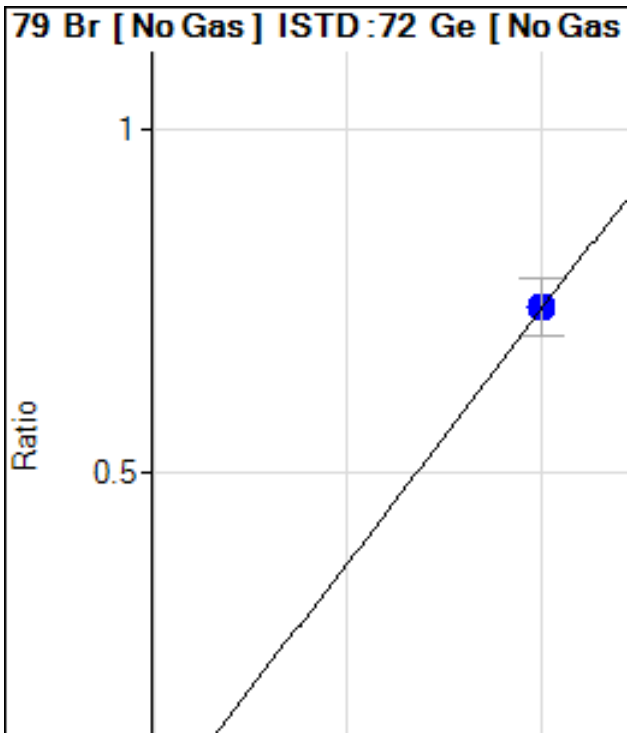

	Rjct	Conc.	Calc Conc.	CPS	Ratio	Det.	RSD	%RE
1	☐	0.000	0.000	7899.88	0.007		2.6	
2	☐			10499.66	0.010		5.8	
3	☐			10726.11	0.010		4.0	
4	☐			10752.72	0.010		5.0	
5	☐			10706.11	0.010		9.4	
6	☐			10659.50	0.010		3.2	
7	☐			10190.09	0.010		3.4	
8	☐			11062.38	0.010		5.6	
9	☐			11555.13	0.010		6.7	
10	☐			14172.23	0.013		1.2	
11	☐	100.00	100.00	779216.8	0.739		11.	0.0

y = 0.0073 * x + 0.0076

R = 1.0000

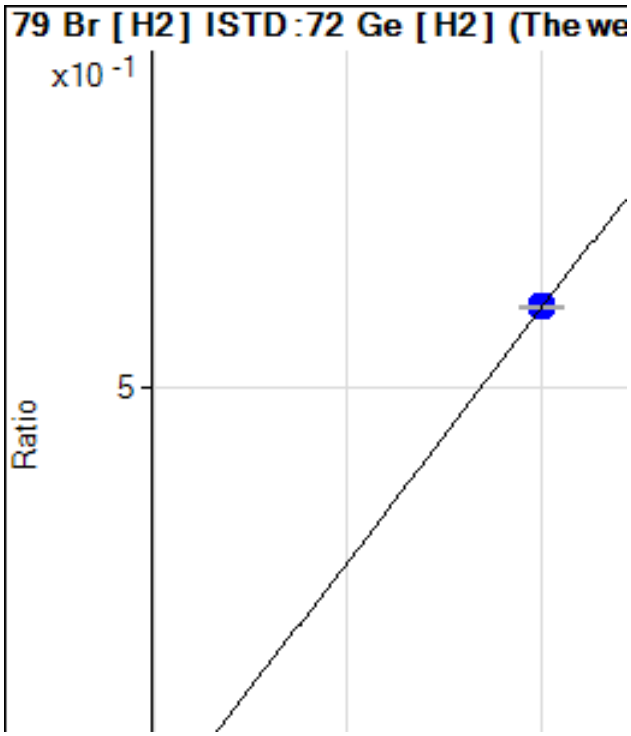

	Rjct	Conc.	Calc Conc.	CPS	Ratio	Det.	RSD	%RE
1	☐	0.000	0.000	4584.99	0.005		5.4	
2	☐			6232.33	0.007		3.1	
3	☐			6202.42	0.008		3.1	
4	☐			6352.15	0.008		2.0	
5	☐			6042.62	0.007		6.1	
6	☐			6049.28	0.007		4.6	
7	☐			6305.56	0.008		4.6	
8	☐			6844.75	0.008		3.3	
9	☐			8052.95	0.009		1.6	
10	☐			20164.17	0.024		2.6	
11	☐	100.00	100.00	469226.8	0.594		0.8	0.0

y = 0.0059 * x + 0.0057

R = 1.0000

DL = 0.1562 ug/l

BEC = 0.9696 ug/l

Weight: 1/y

Min Conc: <None>

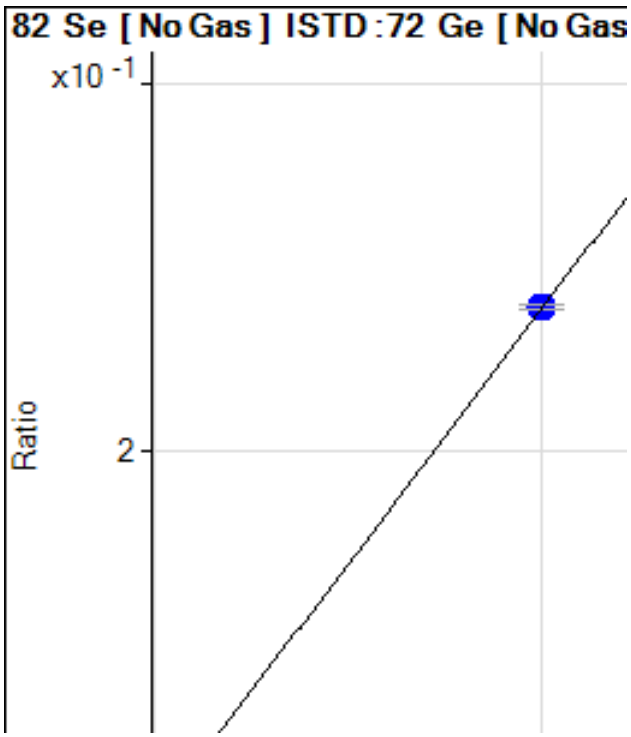

	Rjct	Conc.	Calc Conc.	CPS	Ratio	Det.	RSD	%RE
1	☐	0.000	0.000	630.74	0.000		25.	
2	☐	0.025	-0.287	538.87	0.000		13.	-124
3	☐	0.050	-0.068	591.27	0.000		9.6	-236
4	☐	0.100	0.072	633.41	0.000		11.	-27
5	☐	0.500	0.083	646.07	0.000		8.0	-83
6	☐	1.000	0.992	867.02	0.000		2.1	-0.8
7	☐	10.000	10.903	3691.34	0.003		8.3	9.0
8	☐	50.000	52.373	15468.92	0.015		1.9	4.7
9	☐	100.00	101.55	31258.49	0.028		4.9	1.6
10	☐	1000.0	999.71	301487.8	0.277		1.0	0.0
11	☐			1129.31	0.001		9.2	

y = 2.7712E-004 * x + 6.0847E-004

R = 1.0000

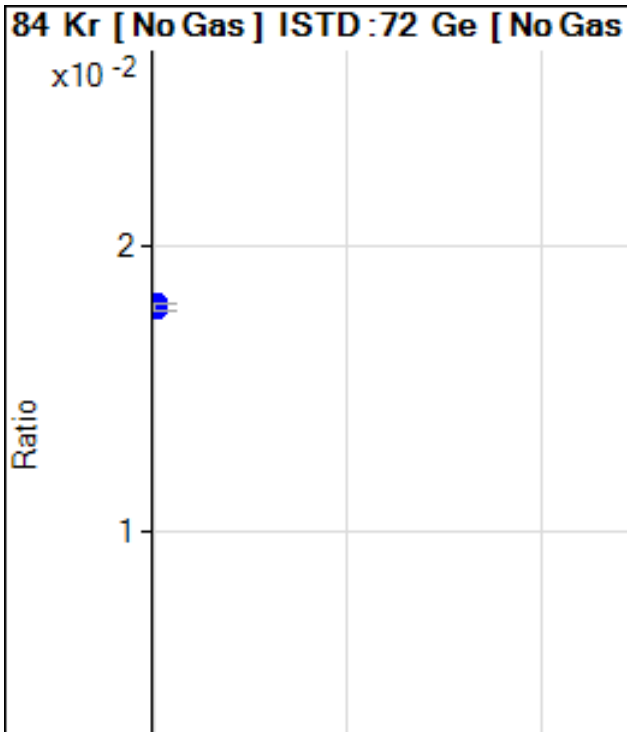

	Rjct	Conc.	Calc Conc.	CPS	Ratio	Det.	RSD	%RE
1	☐	0.000		18568.53	0.017		1.4	
2	☐			17988.86	0.017		5.2	
3	☐			18032.26	0.018		8.3	
4	☐			17732.39	0.017		6.2	
5	☐			17615.84	0.017		5.3	
6	☐			17316.02	0.017		0.6	
7	☐			20147.39	0.019		4.8	
8	☐			29085.03	0.028		3.2	
9	☐			41224.04	0.037		3.6	
10	☐			233320.4	0.214		3.0	
11	☐			19094.79	0.018		9.0	

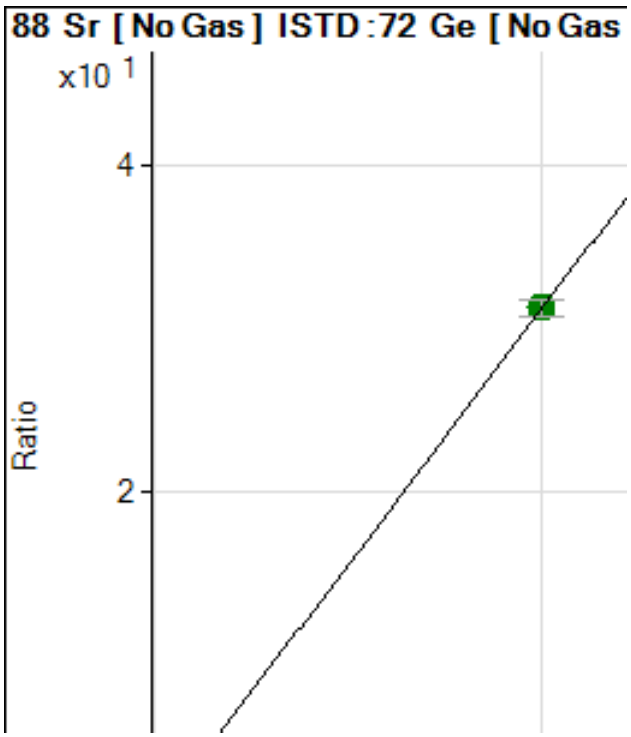

	Rjct	Conc.	Calc Conc.	CPS	Ratio	Det.	RSD	%RE
1	☐	0.000	0.000	395.89	0.000		18.	
2	☐	0.025	0.030	1357.38	0.001		9.4	21.6
3	☐	0.050	0.067	2478.64	0.002		10.	33.9
4	☐	0.100	0.121	4195.65	0.004		7.1	20.9
5	☐	0.500	0.538	17652.65	0.017		4.0	7.7
6	☐	1.000	1.134	35217.09	0.035		0.5	13.4
7	☐	10.000	11.055	352812.8	0.346		4.1	10.5
8	☐	50.000	50.682	1624301.	1.587		3.3	1.4
9	☐	100.00	99.473	3387677.	3.115		2.9	-0.5
10	☐	1000.0	1000.0	34001707	31.31		3.0	0.0
11	☐			781.81	0.000		21.	

y = 0.0313 * x + 3.8119E-004

R = 1.0000

DL = 0.006594 ug/l

BEC = 0.01217 ug/l

Weight: 1/y

Min Conc: <None>

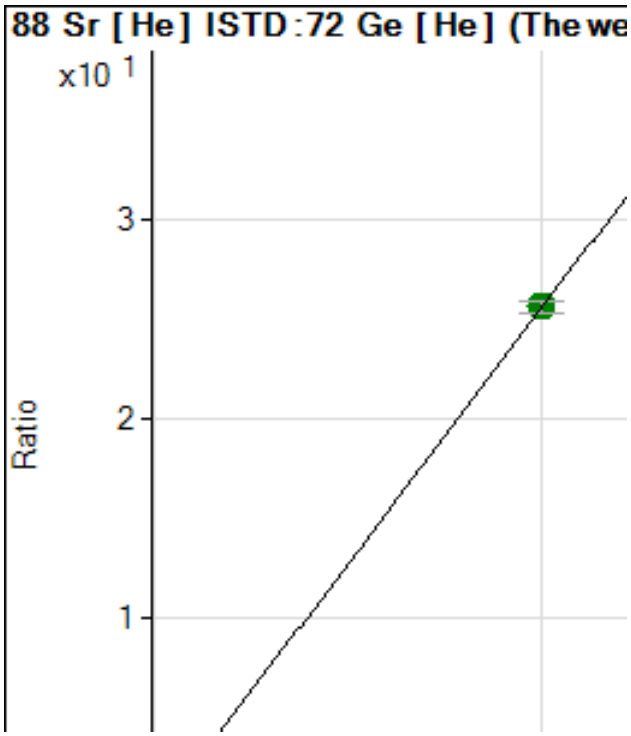

	Rjct	Conc.	Calc Conc.	CPS	Ratio	Det.	RSD	%RE
1	☐	0.000	0.000	138.89	0.000		14.	
2	☐	0.025	0.029	268.90	0.001		17.	16.5
3	☐	0.050	0.070	444.46	0.002		10.	40.9
4	☐	0.100	0.127	676.69	0.004		6.6	26.5
5	☐	0.500	0.567	2510.24	0.015		1.5	13.4
6	☐	1.000	1.125	4779.72	0.029		2.9	12.5
7	☐	10.000	11.096	47076.46	0.285		1.6	11.0
8	☐	50.000	51.920	234036.0	1.332		4.0	3.8
9	☐	100.00	102.63	492695.9	2.632		1.1	2.6
10	☐	1000.0	999.62	4902527.	25.63		2.2	0.0
11	☐			170.00	0.001		31.	

y = 0.0256 * x + 8.3703E-004

R = 1.0000

DL = 0.014 ug/l

BEC = 0.03264 ug/l

Weight: 1/y

Min Conc: <None>

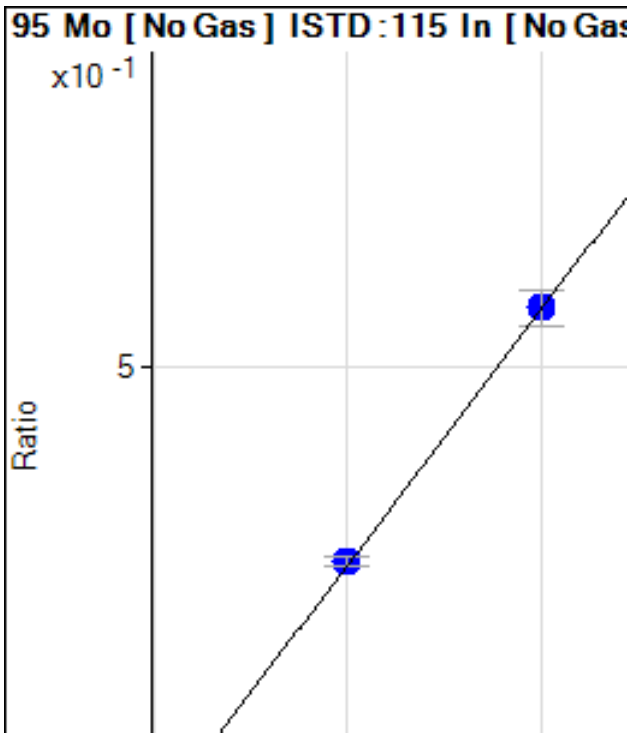

	Rjct	Conc.	Calc Conc.	CPS	Ratio	Det.	RSD	%RE
1	☐	0.000	0.000	42.22	0.000		23.	
2	☐	0.025	0.080	516.68	0.000		11.	219
3	☐	0.050	0.055	382.23	0.000		6.8	10.3
4	☐	0.100	0.118	746.69	0.000		9.9	18.3
5	☐	0.500	0.512	3104.80	0.002		5.6	2.4
6	☐	1.000	1.099	6380.35	0.006		4.5	9.9
7	☐	10.000	10.479	64257.70	0.059		2.3	4.8
8	☐	50.000	50.084	305603.4	0.283		3.6	0.2
9	☐	100.00	99.909	638787.7	0.565		6.8	-0.1
10	☐			725.58	0.000		8.7	
11	☐			173.33	0.000		14.	

y = 0.0057 * x + 3.9146E-005

R = 1.0000

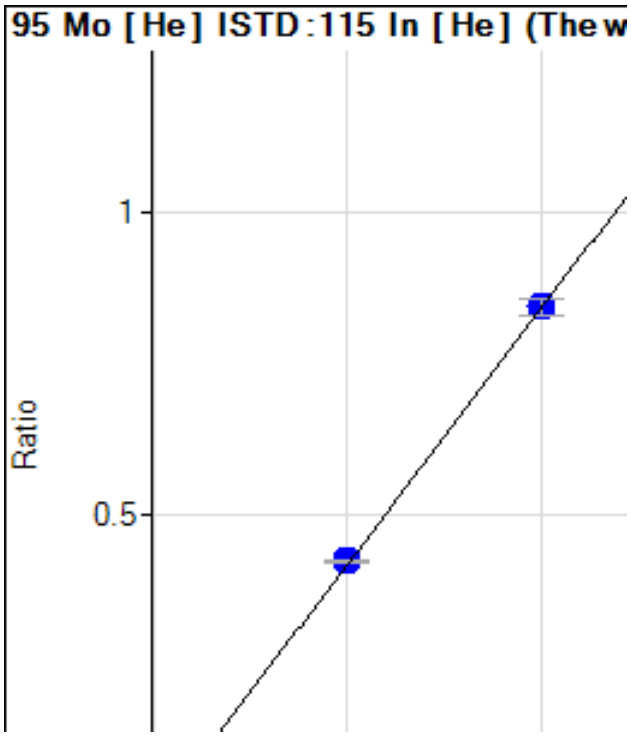

	Rjct	Conc.	Calc Conc.	CPS	Ratio	Det.	RSD	%RE
1	☐	0.000	0.000	22.22	0.000		31.	
2	☐	0.025	0.078	204.45	0.000		6.6	210
3	☐	0.050	0.065	171.11	0.000		3.2	29.5
4	☐	0.100	0.124	306.67	0.001		17.	24.0
5	☐	0.500	0.500	1165.61	0.004		3.0	0.0
6	☐	1.000	1.127	2544.69	0.009		4.3	12.7
7	☐	10.000	10.460	24338.76	0.088		5.0	4.6
8	☐	50.000	50.060	118520.5	0.423		1.3	0.1
9	☐	100.00	99.923	255455.7	0.844		3.4	-0.1
10	☐			240.00	0.000		11.	
11	☐			63.34	0.000		9.4	

y = 0.0085 * x + 8.0166E-005

R = 1.0000

DL = 0.008892 ug/l

BEC = 0.009485 ug/l

Weight: 1/y

Min Conc: <None>

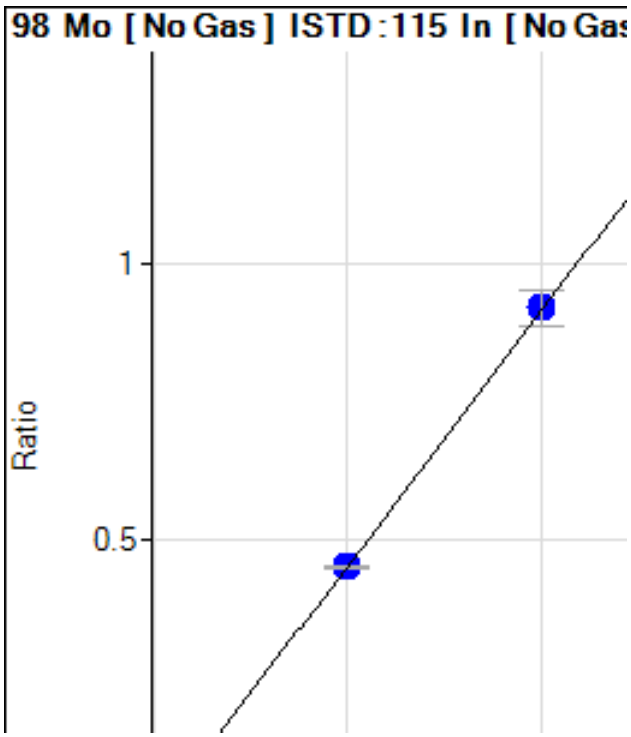

	Rjct	Conc.	Calc Conc.	CPS	Ratio	Det.	RSD	%RE
1	☐	0.000	0.000	72.30	0.000		6.8	
2	☐	0.025	0.078	820.59	0.000		1.4	211
3	☐	0.050	0.054	610.09	0.000		5.9	7.5
4	☐	0.100	0.115	1180.27	0.001		4.2	14.8
5	☐	0.500	0.521	5124.71	0.004		5.4	4.2
6	☐	1.000	1.110	10456.71	0.010		2.9	11.0
7	☐	10.000	10.248	101924.5	0.094		1.6	2.5
8	☐	50.000	49.347	488569.8	0.452		1.2	-1.3
9	☐	100.00	100.30	1039552.	0.920		7.3	0.3
10	☐			1406.76	0.001		6.8	
11	☐			257.58	0.000		4.1	

y = 0.0092 * x + 6.6989E-005

R = 1.0000

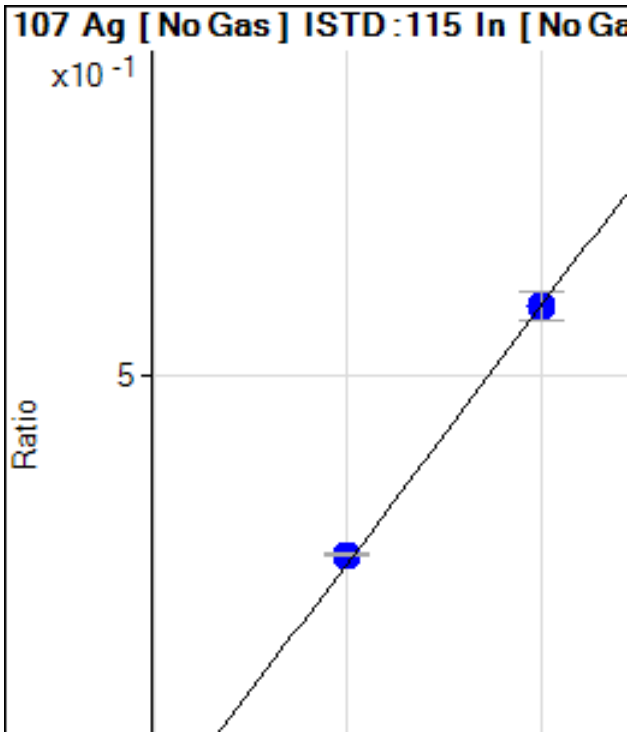

	Rjct	Conc.	Calc Conc.	CPS	Ratio	Det.	RSD	%RE
1	☐	0.000	0.000	62.02	0.000		31.	
2	☐	0.010	0.013	262.11	0.000		4.5	32.1
3	☐	0.020	0.027	485.54	0.000		0.8	33.7
4	☐	0.040	0.049	811.02	0.000		8.0	22.6
5	☐	0.200	0.222	3465.83	0.003		2.5	10.8
6	☐	0.400	0.469	6999.22	0.006		2.3	17.2
7	☐	4.000	4.318	67956.79	0.062		3.3	7.9
8	☐	20.000	20.401	319695.3	0.296		0.7	2.0
9	☐	40.000	39.767	652919.9	0.577		5.5	-0.6
10	☐			5304059.	4.645		3.7	
11	☐			9749.35	0.008		18.	

y = 0.0145 * x + 5.7502E-005

R = 0.9999

DL = 0.003745 ug/l

BEC = 0.003958 ug/l

Weight: 1/y

Min Conc: <None>

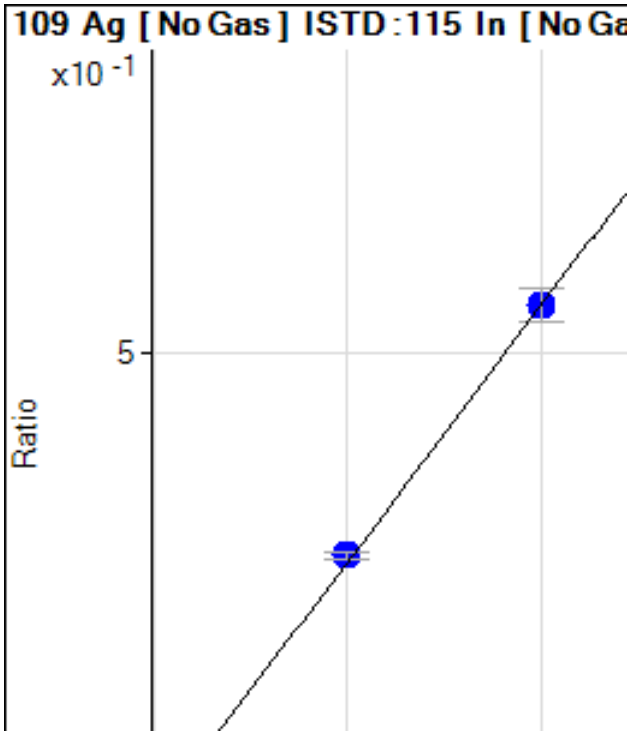

	Rjct	Conc.	Calc Conc.	CPS	Ratio	Det.	RSD	%RE
1	☐	0.000	0.000	66.03	0.000		8.4	
2	☐	0.010	0.013	252.77	0.000		9.1	29.9
3	☐	0.020	0.025	444.19	0.000		4.0	25.6
4	☐	0.040	0.051	813.02	0.000		3.9	28.5
5	☐	0.200	0.221	3289.71	0.003		5.4	10.5
6	☐	0.400	0.465	6609.54	0.006		1.7	16.3
7	☐	4.000	4.308	64467.57	0.059		2.4	7.7
8	☐	20.000	20.340	302895.1	0.280		2.4	1.7
9	☐	40.000	39.799	620829.9	0.549		6.6	-0.5
10	☐			4926626.	4.318		6.3	
11	☐			9302.19	0.008		16.	

y = 0.0138 * x + 6.1129E-005

R = 0.9999

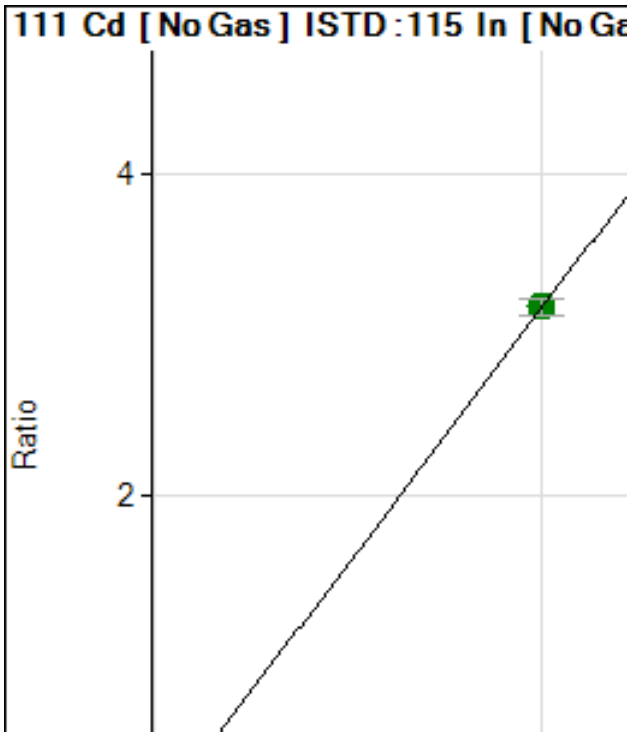

	Rjct	Conc.	Calc Conc.	CPS	Ratio	Det.	RSD	%RE
1	☐	0.000	0.000	8.23	0.000		127	
2	☐	0.025	0.025	90.20	0.000		17.	-1.4
3	☐	0.050	0.065	231.17	0.000		7.8	29.1
4	☐	0.100	0.124	420.67	0.000		9.8	23.5
5	☐	0.500	0.546	1839.68	0.001		2.8	9.1
6	☐	1.000	1.153	3739.99	0.003		4.6	15.3
7	☐	10.000	10.667	36686.33	0.033		1.7	6.7
8	☐	50.000	50.639	173385.3	0.160		2.7	1.3
9	☐	100.00	100.72	361349.2	0.319		6.6	0.7
10	☐	1000.0	999.88	3623558.	3.175		3.6	0.0
11	☐			107.32	0.000		9.1	

y = 0.0032 * x + 7.5814E-006

R = 1.0000

DL = 0.009104 ug/l

BEC = 0.002387 ug/l

Weight: 1/y

Min Conc: <None>

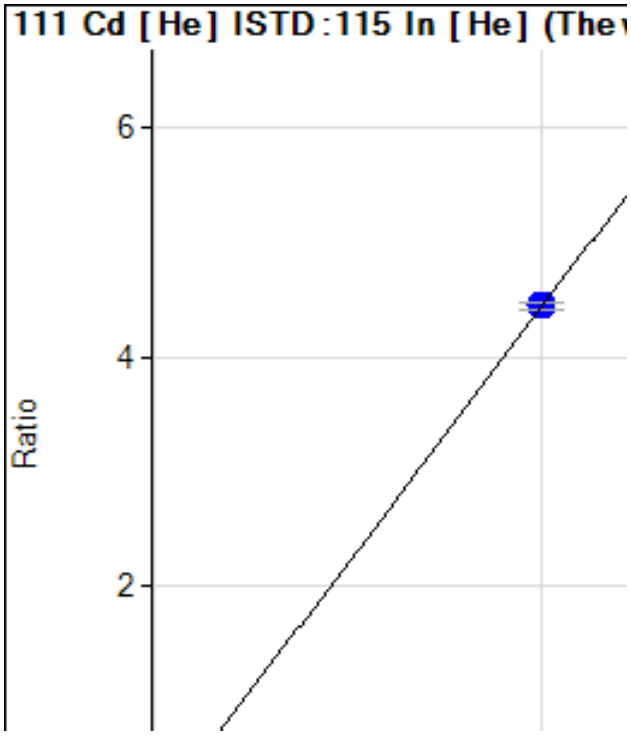

	Rjct	Conc.	Calc Conc.	CPS	Ratio	Det.	RSD	%RE
1	☐	0.000	0.000	1.44	0.000		57.	
2	☐	0.025	0.030	38.33	0.000		4.8	19.6
3	☐	0.050	0.068	83.33	0.000		8.7	35.1
4	☐	0.100	0.127	155.44	0.000		7.2	27.5
5	☐	0.500	0.552	665.57	0.002		4.2	10.4
6	☐	1.000	1.113	1312.84	0.005		2.0	11.3
7	☐	10.000	10.812	13224.58	0.048		2.7	8.1
8	☐	50.000	51.866	64568.70	0.230		1.4	3.7
9	☐	100.00	99.992	134474.1	0.444		1.9	0.0
10	☐	1000.0	999.89	1370104.	4.445		1.4	0.0
11	☐			29.67	0.000		11.	

y = 0.0044 * x + 5.2009E-006

R = 1.0000

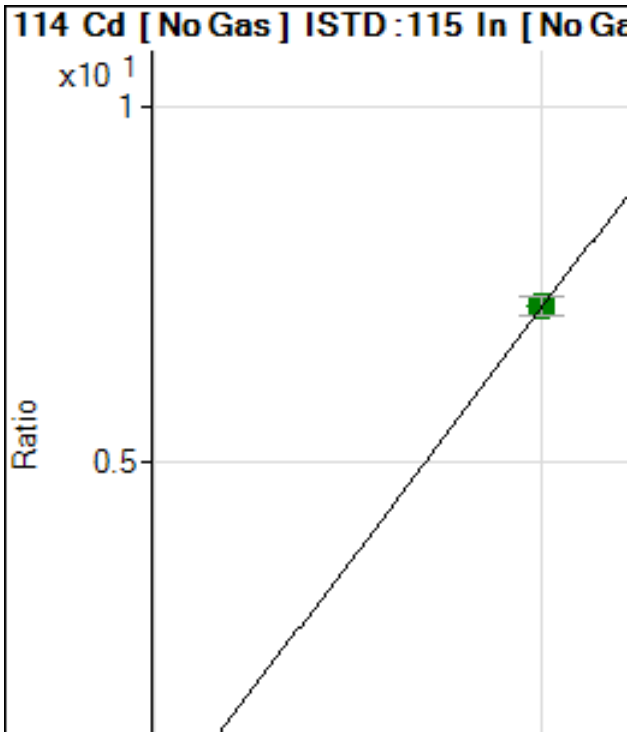

	Rjct	Conc.	Calc Conc.	CPS	Ratio	Det.	RSD	%RE
1	☐	0.000	0.000	-3.40	0.000		-54	
2	☐	0.025	0.028	205.08	0.000		8.6	10.3
3	☐	0.050	0.061	476.92	0.000		3.4	22.7
4	☐	0.100	0.122	919.82	0.000		2.8	21.8
5	☐	0.500	0.546	4148.38	0.003		1.7	9.2
6	☐	1.000	1.118	8194.04	0.008		3.7	11.8
7	☐	10.000	10.518	81901.36	0.075		2.4	5.2
8	☐	50.000	50.057	388213.3	0.360		1.8	0.1
9	☐	100.00	100.59	817355.9	0.723		6.2	0.6
10	☐	1000.0	999.93	8207512.	7.192		3.6	0.0
11	☐			198.47	0.000		16.	

y = 0.0072 * x - 3.1414E-006

R = 1.0000

DL = 0.007085 ug/l

BEC = -0.0004368 ug/l

Weight: 1/y

Min Conc: <None>

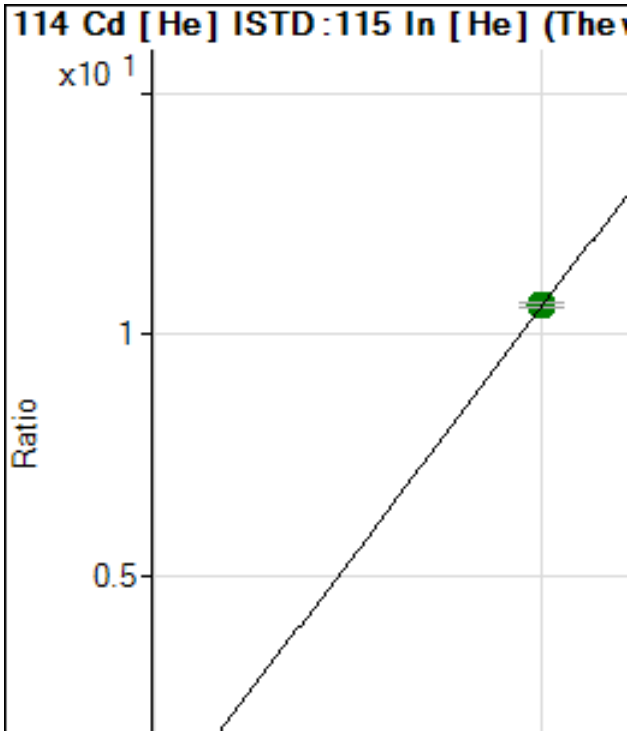

	Rjct	Conc.	Calc Conc.	CPS	Ratio	Det.	RSD	%RE
1	☐	0.000	0.000	-0.25	0.000		-49	
2	☐	0.025	0.029	85.29	0.000		2.0	16.2
3	☐	0.050	0.064	184.88	0.000		5.9	28.0
4	☐	0.100	0.121	348.35	0.001		4.2	20.9
5	☐	0.500	0.544	1561.25	0.005		1.6	8.8
6	☐	1.000	1.128	3169.33	0.012		1.8	12.8
7	☐	10.000	10.959	31980.07	0.116		2.3	9.6
8	☐	50.000	52.053	154600.6	0.552		1.4	4.1
9	☐	100.00	102.52	328945.3	1.087		2.0	2.5
10	☐	1000.0	999.63	3268131.	10.60		0.9	0.0
11	☐			56.93	0.000		7.1	

y = 0.0106 * x - 8.9153E-007

R = 1.0000

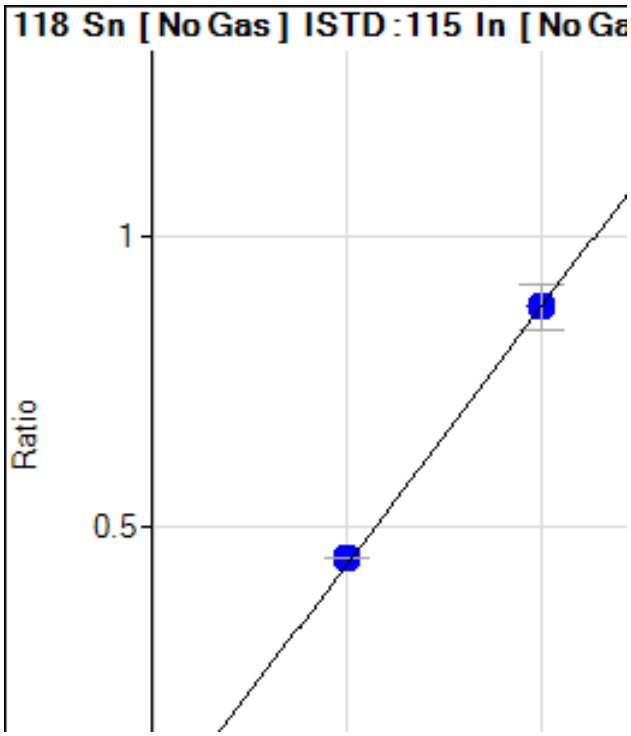

	Rjct	Conc.	Calc Conc.	CPS	Ratio	Det.	RSD	%RE
1	☐	0.000	0.000	725.25	0.000		22.	
2	☐	0.025	0.047	1141.13	0.001		1.6	88.2
3	☐	0.050	0.079	1493.79	0.001		5.6	58.9
4	☐	0.100	0.130	1916.34	0.001		6.9	29.9
5	☐	0.500	0.561	5936.17	0.005		4.9	12.1
6	☐	1.000	1.090	10476.47	0.010		2.5	9.0
7	☐	10.000	10.147	97568.05	0.090		2.4	1.5
8	☐	50.000	50.596	481789.5	0.446		0.8	1.2
9	☐	100.00	99.686	992784.4	0.879		8.7	-0.3
10	☐			2508.59	0.002		1.2	
11	☐			3746.42	0.003		14.	

y = 0.0088 * x + 6.7122E-004

R = 1.0000

DL = 0.05121 ug/l

BEC = 0.07615 ug/l

Weight: 1/y

Min Conc: <None>

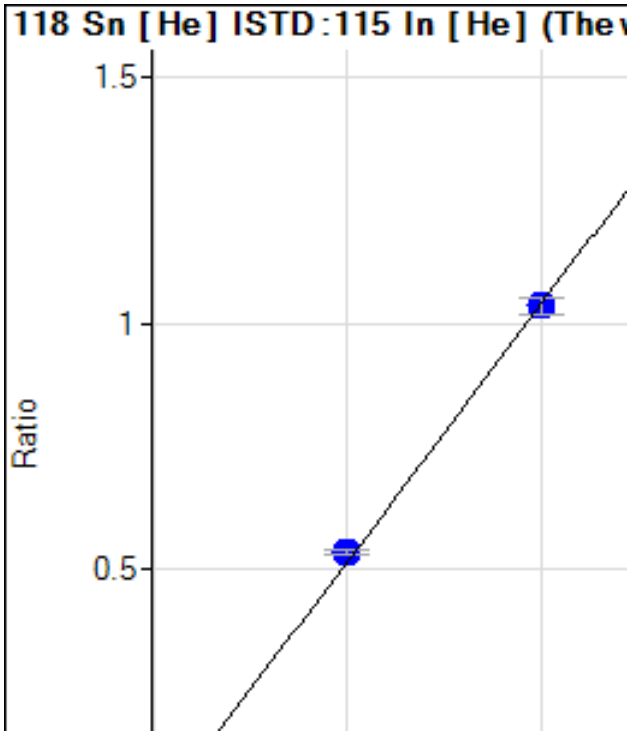

	Rjct	Conc.	Calc Conc.	CPS	Ratio	Det.	RSD	%RE
1	☐	0.000	0.000	264.45	0.001		26.	
2	☐	0.025	0.031	355.56	0.001		7.7	25.4
3	☐	0.050	0.071	461.12	0.001		9.3	41.3
4	☐	0.100	0.122	604.46	0.002		4.8	21.7
5	☐	0.500	0.515	1710.12	0.006		4.1	2.9
6	☐	1.000	1.086	3252.63	0.012		2.2	8.6
7	☐	10.000	10.579	30623.48	0.111		2.5	5.8
8	☐	50.000	51.391	150373.8	0.537		1.6	2.8
9	☐	100.00	99.245	313429.0	1.036		3.0	-0.8
10	☐			715.58	0.002		2.2	
11	☐			1134.50	0.003		4.4	

y = 0.0104 * x + 9.5366E-004

R = 0.9999

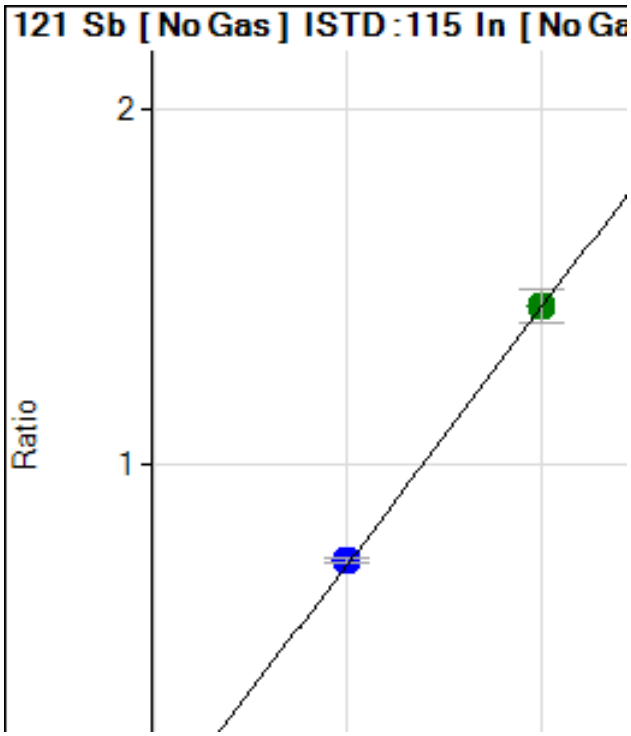

	Rjct	Conc.	Calc Conc.	CPS	Ratio	Det.	RSD	%RE
1	☐	0.000	0.000	817.11	0.000		6.5	
2	☐	0.025	0.022	1132.50	0.001		1.6	-11
3	☐	0.050	0.054	1669.60	0.001		2.9	7.4
4	☐	0.100	0.103	2360.44	0.002		2.3	2.5
5	☐	0.500	0.505	8518.10	0.008		2.6	1.0
6	☐	1.000	1.093	16884.16	0.016		4.2	9.3
7	☐	10.000	10.513	165420.9	0.152		2.5	5.1
8	☐	50.000	50.355	786127.9	0.729		2.0	0.7
9	☐	100.00	99.770	1630863.	1.443		6.5	-0.2
10	☐			5824.47	0.005		9.6	
11	☐			1829.31	0.001		7.5	

y = 0.0145 * x + 7.5710E-004

R = 1.0000

DL = 0.01023 ug/l

BEC = 0.05235 ug/l

Weight: 1/y

Min Conc: <None>

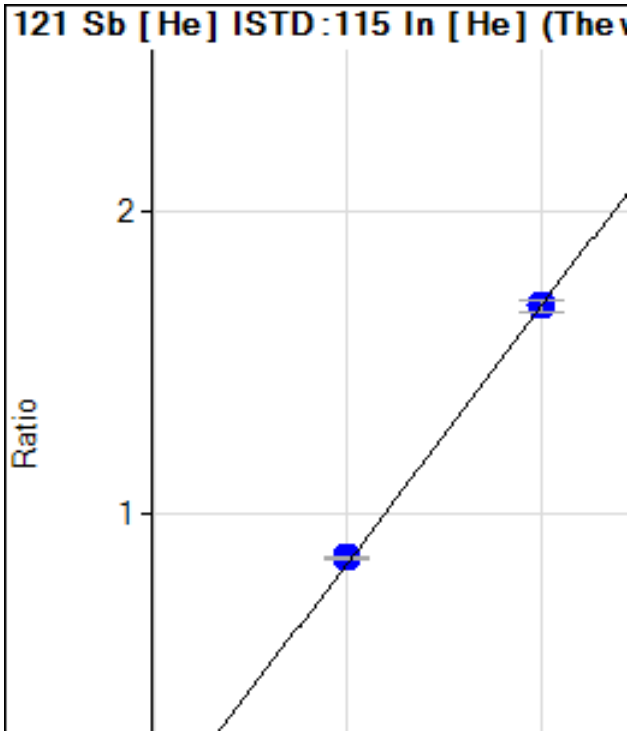

	Rjct	Conc.	Calc Conc.	CPS	Ratio	Det.	RSD	%RE
1	☐	0.000	0.000	274.03	0.001		8.1	
2	☐	0.025	0.024	388.04	0.001		5.0	-3.1
3	☐	0.050	0.054	520.40	0.001		3.1	8.7
4	☐	0.100	0.098	720.09	0.002		5.3	-1.8
5	☐	0.500	0.502	2565.49	0.009		3.8	0.4
6	☐	1.000	1.048	4958.05	0.018		1.9	4.8
7	☐	10.000	10.358	48468.08	0.176		3.3	3.6
8	☐	50.000	50.491	239471.1	0.855		0.5	1.0
9	☐	100.00	99.718	510529.3	1.687		2.5	-0.3
10	☐			1381.54	0.004		7.4	
11	☐			506.06	0.001		4.3	

y = 0.0169 * x + 9.8842E-004

R = 1.0000

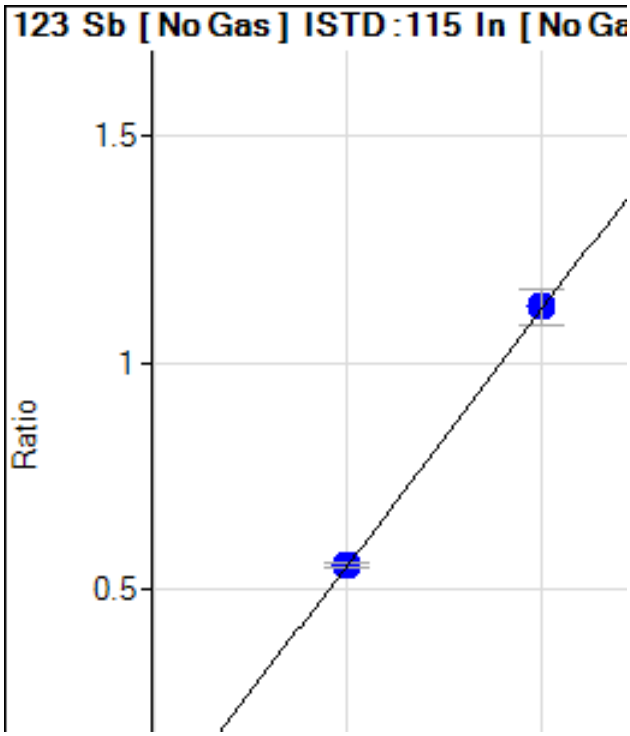

	Rjct	Conc.	Calc Conc.	CPS	Ratio	Det.	RSD	%RE
1	☐	0.000	0.000	620.75	0.000		2.0	
2	☐	0.025	0.022	863.11	0.000		5.5	-12
3	☐	0.050	0.052	1254.52	0.001		6.4	3.1
4	☐	0.100	0.096	1743.29	0.001		5.3	-3.7
5	☐	0.500	0.509	6634.91	0.006		1.2	1.7
6	☐	1.000	1.078	12899.90	0.012		3.6	7.8
7	☐	10.000	10.259	125126.1	0.115		2.1	2.6
8	☐	50.000	49.344	597022.0	0.553		1.6	-1.3
9	☐	100.00	100.30	1270290.	1.124		7.2	0.3
10	☐			4644.91	0.004		8.2	
11	☐			1398.21	0.001		8.3	

y = 0.0112 * x + 5.7499E-004

R = 1.0000

DL = 0.003137 ug/l

BEC = 0.0513 ug/l

Weight: 1/y

Min Conc: <None>

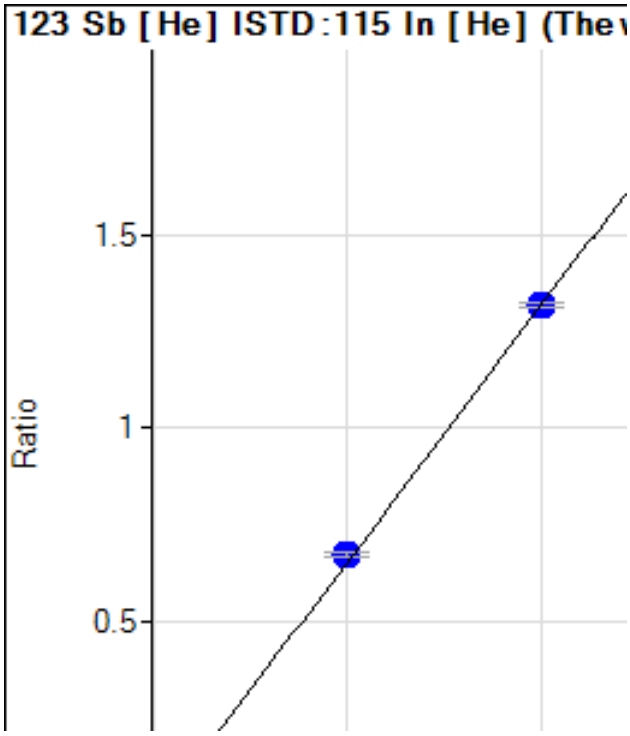

	Rjct	Conc.	Calc Conc.	CPS	Ratio	Det.	RSD	%RE
1	☐	0.000	0.000	212.69	0.000		3.5	
2	☐	0.025	0.018	280.37	0.001		9.6	-26
3	☐	0.050	0.050	391.38	0.001		4.1	1.0
4	☐	0.100	0.101	572.74	0.002		0.6	1.3
5	☐	0.500	0.509	2028.02	0.007		0.4	1.7
6	☐	1.000	1.079	3982.30	0.015		2.2	7.9
7	☐	10.000	10.408	38062.51	0.138		3.1	4.1
8	☐	50.000	50.939	188797.3	0.674		1.3	1.9
9	☐	100.00	99.489	398182.5	1.316		1.1	-0.5
10	☐			1106.16	0.003		5.5	
11	☐			420.38	0.001		2.9	

y = 0.0132 * x + 7.6715E-004

R = 0.9999

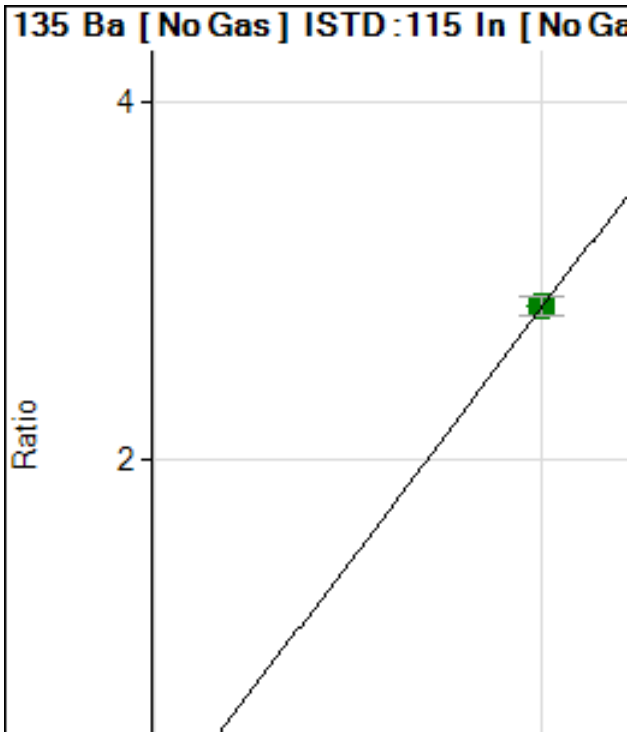

	Rjct	Conc.	Calc Conc.	CPS	Ratio	Det.	RSD	%RE
1	☐	0.000	0.000	33.27	0.000		18.	
2	☐	0.025	0.011	66.54	0.000		99.	-54
3	☐	0.050	0.060	219.57	0.000		5.8	19.8
4	☐	0.100	0.116	379.25	0.000		35.	16.0
5	☐	0.500	0.508	1566.98	0.001		5.5	1.5
6	☐	1.000	1.094	3214.01	0.003		5.8	9.4
7	☐	10.000	10.507	32506.96	0.030		2.9	5.1
8	☐	50.000	49.740	153150.8	0.142		2.2	-0.5
9	☐	100.00	99.139	319984.5	0.283		6.3	-0.9
10	☐	1000.0	1000.0	3258563.	2.855		3.7	0.0
11	☐			73.19	0.000		20.	

y = 0.0029 * x + 3.0835E-005

R = 1.0000

DL = 0.005834 ug/l

BEC = 0.0108 ug/l

Weight: 1/y

Min Conc: <None>

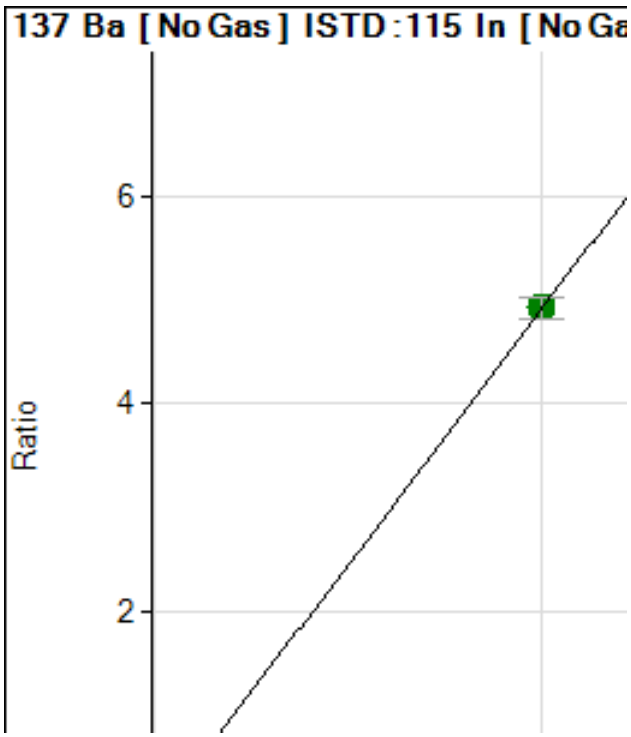

	Rjct	Conc.	Calc Conc.	CPS	Ratio	Det.	RSD	%RE
1	☐	0.000	0.000	39.92	0.000		90.	
2	☐	0.025	0.039	242.86	0.000		22.	57.8
3	☐	0.050	0.056	342.66	0.000		29.	12.7
4	☐	0.100	0.120	662.04	0.000		9.7	20.2
5	☐	0.500	0.519	2738.17	0.002		1.3	3.7
6	☐	1.000	1.069	5403.72	0.005		2.6	6.9
7	☐	10.000	10.304	54913.24	0.050		3.8	3.0
8	☐	50.000	49.911	264880.5	0.245		2.4	-0.2
9	☐	100.00	97.466	541887.6	0.479		6.2	-2.5
10	☐	1000.0	1000.2	5616620.	4.922		4.1	0.0
11	☐			133.07	0.000		20.	

y = 0.0049 * x + 3.6986E-005

R = 1.0000

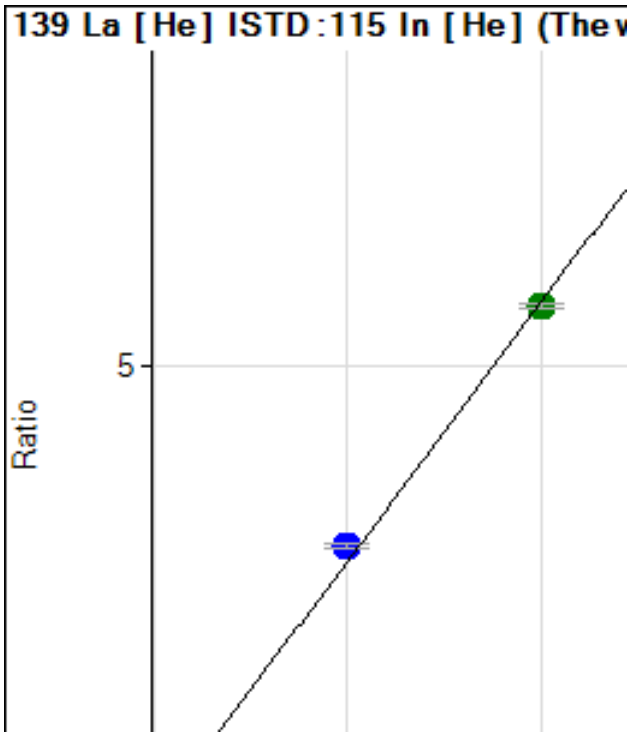

	Rjct	Conc.	Calc Conc.	CPS	Ratio	Det.	RSD	%RE
1	☐	0.000	0.000	8.89	0.000		77.	
2	☐	0.025	0.026	426.68	0.001		1.9	5.3
3	☐	0.050	0.063	986.71	0.003		9.6	25.4
4	☐	0.100	0.118	1842.36	0.006		4.7	17.9
5	☐	0.500	0.543	8415.93	0.031		2.2	8.7
6	☐	1.000	1.159	17565.71	0.066		1.5	15.9
7	☐	10.000	11.020	173336.7	0.630		3.6	10.2
8	☐	50.000	52.372	838636.4	2.994		1.5	4.7
9	☐	100.00	98.710	1707823.	5.644		0.9	-1.3
10	☐			176.67	0.000		11.	
11	☐			41.11	0.000		29.	

y = 0.0572 * x + 3.2007E-005

R = 0.9996

DL = 0.001304 ug/l

BEC = 0.0005597 ug/l

Weight: 1/y

Min Conc: <None>

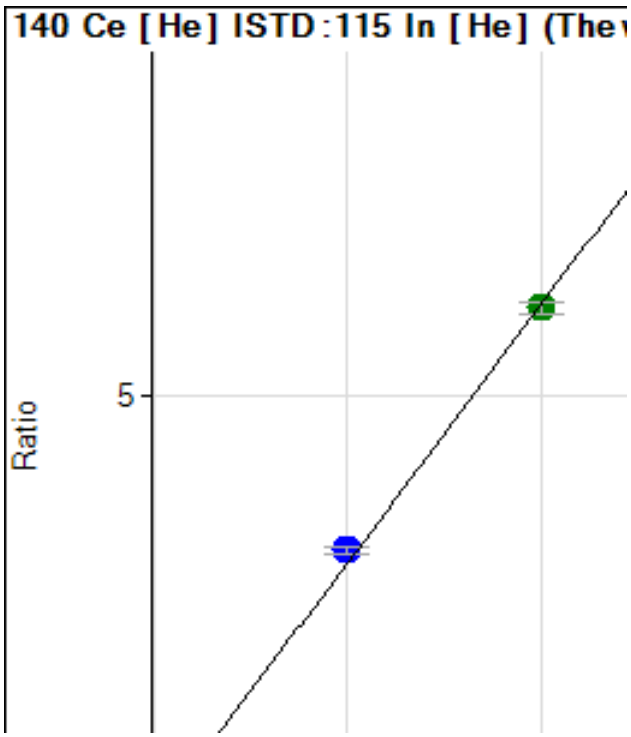

	Rjct	Conc.	Calc Conc.	CPS	Ratio	Det.	RSD	%RE
1	☐	0.000	0.000	14.45	0.000		74.	
2	☐	0.025	0.027	466.68	0.001		6.6	6.7
3	☐	0.050	0.064	1082.27	0.004		2.9	28.2
4	☐	0.100	0.118	1974.60	0.007		8.3	18.0
5	☐	0.500	0.551	9127.51	0.033		0.9	10.2
6	☐	1.000	1.099	17806.01	0.067		1.7	9.9
7	☐	10.000	10.813	181722.0	0.660		4.1	8.1
8	☐	50.000	51.909	887963.1	3.171		2.6	3.8
9	☐	100.00	98.963	1828957.	6.045		2.2	-1.0
10	☐			438.90	0.001		6.4	
11	☐			53.33	0.000		28.	

y = 0.0611 * x + 5.2213E-005

R = 0.9997

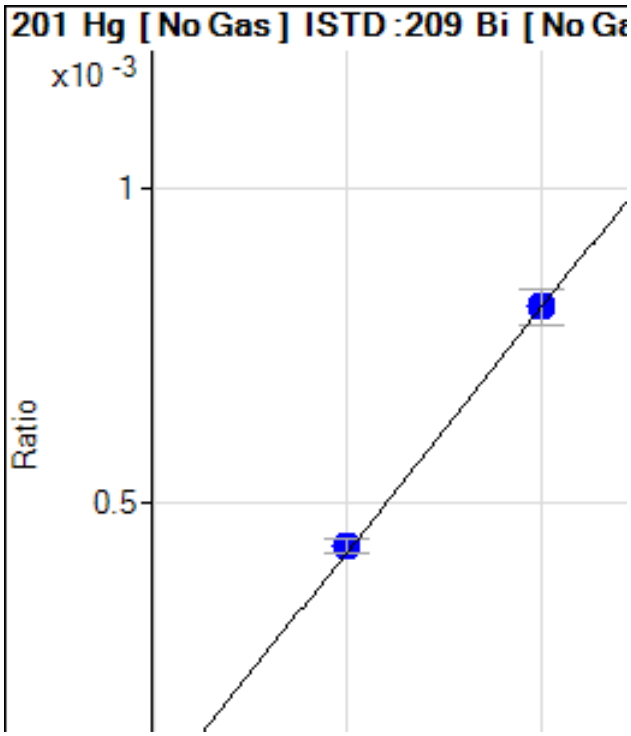

	Rjct	Conc.	Calc Conc.	CPS	Ratio	Det.	RSD	%RE
1	☐	0.000	0.000	190.30	0.000		13.	
2	☐			197.96	0.000		10.	
3	☐	0.001	-0.013	175.30	0.000		6.4	-137
4	☐	0.002	-0.028	141.30	0.000		4.3	-148
5	☐	0.010	0.000	190.30	0.000		7.3	-101
6	☐	0.020	0.007	198.63	0.000		7.8	-66
7	☐	0.200	0.188	517.91	0.000		1.1	-6.0
8	☐	1.000	1.010	1949.42	0.000		5.3	1.0
9	☐	2.000	1.997	3869.79	0.000		7.3	-0.2
10	☐			174.30	0.000		8.3	
11	☐			123.98	0.000		9.5	

y = 3.8598E-004 * x + 4.0427E-005

R = 0.9999

DL = 0.04093 ug/l

BEC = 0.1047 ug/l

Weight: 1/y

Min Conc: <None>

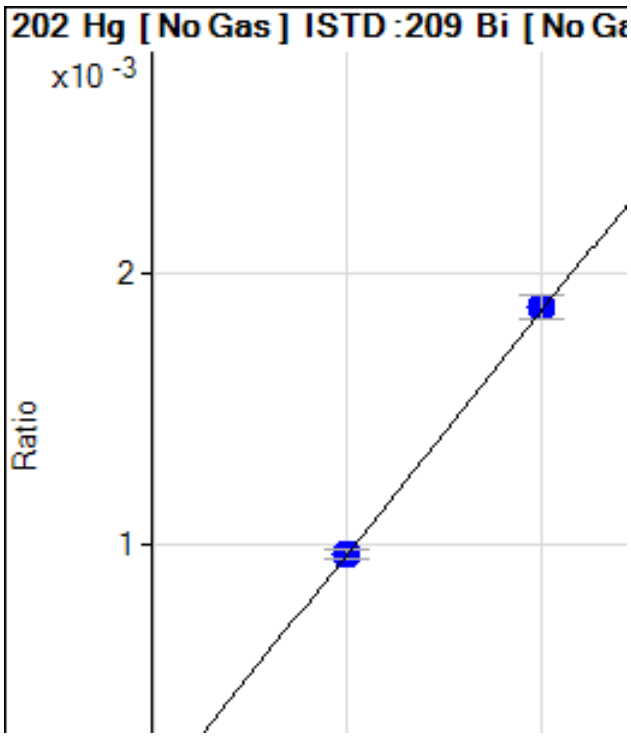

	Rjct	Conc.	Calc Conc.	CPS	Ratio	Det.	RSD	%RE
1	☐	0.000	0.000	438.59	0.000		2.5	
2	☐			420.92	0.000		5.1	
3	☐	0.001	-0.012	410.26	0.000		7.0	-125
4	☐	0.002	-0.028	324.27	0.000		5.6	-151
5	☐	0.010	-0.006	415.92	0.000		14.	-155
6	☐	0.020	0.011	475.91	0.000		8.5	-43
7	☐	0.200	0.189	1194.48	0.000		5.5	-5.5
8	☐	1.000	0.987	4383.85	0.001		3.0	-1.3
9	☐	2.000	2.008	8936.21	0.001		4.7	0.4
10	☐			434.59	0.000		14.	
11	☐			304.27	0.000		13.	

y = 8.8521E-004 * x + 9.3287E-005

R = 0.9999

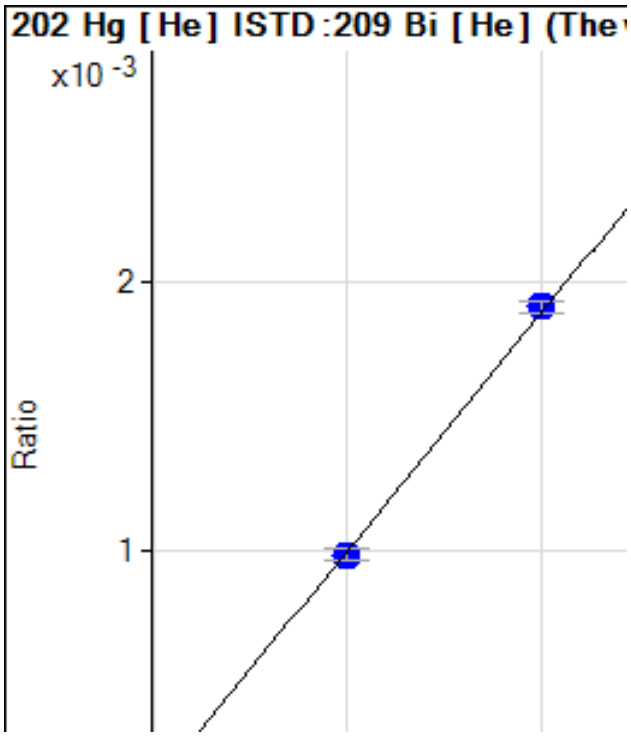

	Rjct	Conc.	Calc Conc.	CPS	Ratio	Det.	RSD	%RE
1	☐	0.000	0.000	261.28	0.000		3.4	
2	☐			245.62	0.000		5.8	
3	☐	0.001	-0.006	260.28	0.000		15.	-654
4	☐	0.002	-0.028	218.63	0.000		8.5	-150
5	☐	0.010	-0.004	252.95	0.000		18.	-139
6	☐	0.020	0.006	266.62	0.000		7.2	-67
7	☐	0.200	0.151	546.24	0.000		4.2	-24
8	☐	1.000	0.974	2137.08	0.001		5.3	-2.6
9	☐	2.000	2.018	4326.17	0.001		2.5	0.9
10	☐			277.28	0.000		11.	
11	☐			152.30	0.000		10.	

y = 8.8765E-004 * x + 1.1969E-004

R = 0.9997

DL = 0.01376 ug/l

BEC = 0.1348 ug/l

Weight: 1/y

Min Conc: <None>

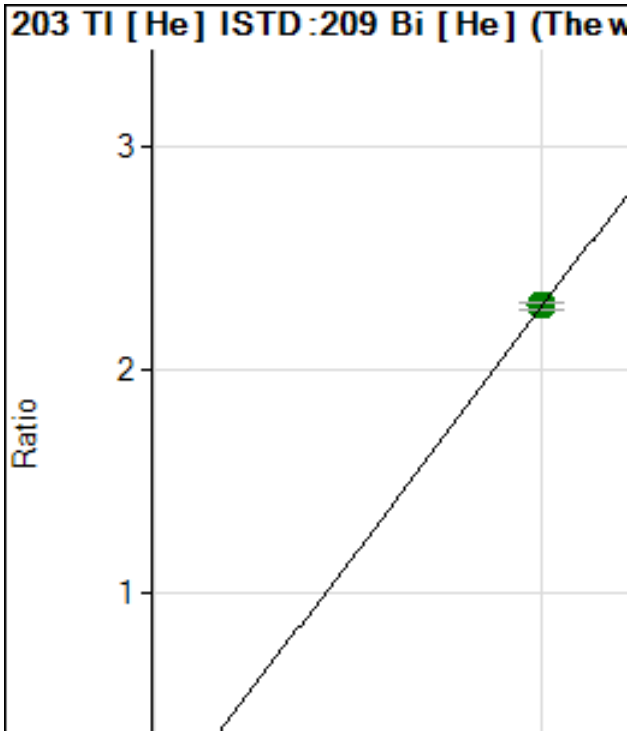

	Rjct	Conc.	Calc Conc.	CPS	Ratio	Det.	RSD	%RE
1	☐	0.000	0.000	66.70	0.000		5.7	
2	☐	0.025	0.024	188.74	0.000		3.2	-2.8
3	☐	0.050	0.052	339.47	0.000		14.	4.3
4	☐	0.100	0.102	608.26	0.000		5.1	1.9
5	☐	0.500	0.504	2580.63	0.001		4.5	0.8
6	☐	1.000	1.050	5167.76	0.002		4.3	5.0
7	☐	10.000	10.230	50361.95	0.023		1.0	2.3
8	☐	50.000	50.322	250333.9	0.115		1.2	0.6
9	☐	100.00	100.72	521764.6	0.230		4.5	0.7
10	☐	1000.0	999.90	5379705.	2.288		1.5	0.0
11	☐			8086.40	0.003		11.	

y = 0.0023 * x + 3.0543E-005

R = 1.0000

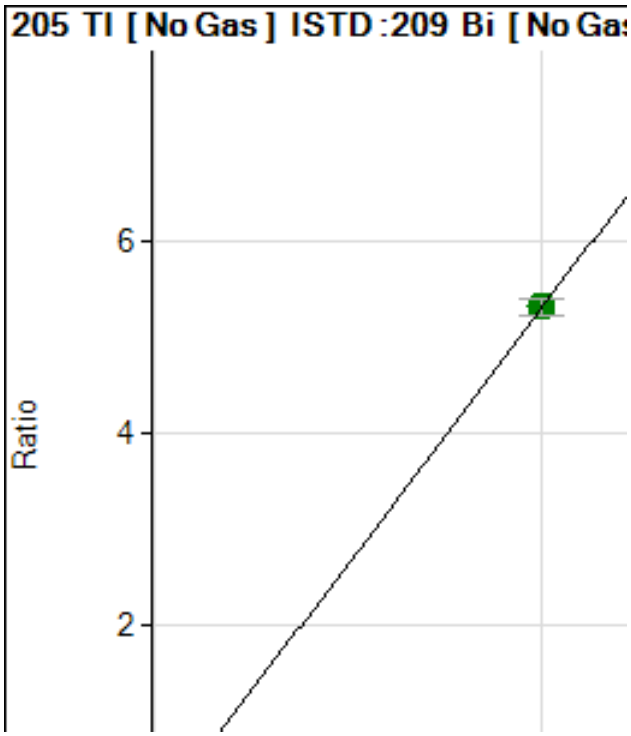

	Rjct	Conc.	Calc Conc.	CPS	Ratio	Det.	RSD	%RE
1	☐	0.000	0.000	282.23	0.000		19.	
2	☐	0.025	0.024	873.37	0.000		0.9	-5.9
3	☐	0.050	0.053	1696.79	0.000		5.2	6.8
4	☐	0.100	0.102	2864.78	0.000		4.1	2.4
5	☐	0.500	0.500	12811.80	0.002		4.2	0.0
6	☐	1.000	1.057	26175.97	0.005		2.2	5.7
7	☐	10.000	10.472	255128.5	0.055		1.9	4.7
8	☐	50.000	50.038	1204948.	0.265		4.1	0.1
9	☐	100.00	97.333	2466931.	0.517		7.2	-2.7
10	☐	1000.0	1000.2	25466792	5.312		3.5	0.0
11	☐			31836.12	0.006		23.	

y = 0.0053 * x + 5.9928E-005

R = 1.0000

DL = 0.006421 ug/l

BEC = 0.01128 ug/l

Weight: 1/y

Min Conc: <None>

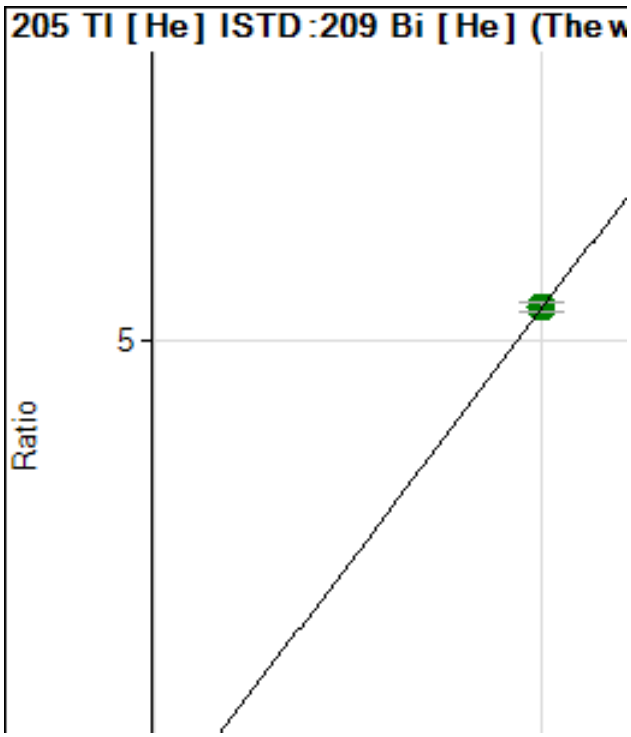

	Rjct	Conc.	Calc Conc.	CPS	Ratio	Det.	RSD	%RE
1	☐	0.000	0.000	159.40	0.000		16.	
2	☐	0.025	0.024	440.18	0.000		10.	-4.6
3	☐	0.050	0.057	853.71	0.000		3.8	13.5
4	☐	0.100	0.103	1444.00	0.000		5.7	3.4
5	☐	0.500	0.510	6107.87	0.002		3.7	2.0
6	☐	1.000	1.073	12352.05	0.005		1.0	7.3
7	☐	10.000	10.399	119703.0	0.055		1.5	4.0
8	☐	50.000	50.383	586136.9	0.269		2.0	0.8
9	☐	100.00	103.36	1251864.	0.553		5.4	3.4
10	☐	1000.0	999.64	12577277	5.349		2.0	0.0
11	☐			20157.41	0.008		8.6	

y = 0.0054 * x + 7.3000E-005

R = 1.0000

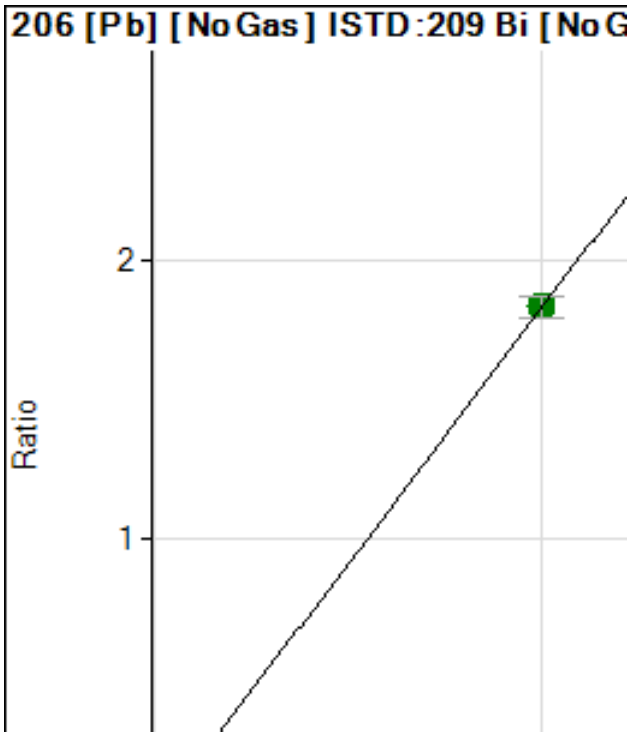

	Rjct	Conc.	Calc Conc.	CPS	Ratio	Det.	RSD	%RE
1	☐	0.000	0.000	138.89	0.000		10.	
2	☐	0.025	0.023	338.89	0.000		2.7	-7.9
3	☐	0.050	0.057	661.13	0.000		4.2	13.7
4	☐	0.100	0.113	1124.50	0.000		8.4	13.5
5	☐	0.500	0.522	4653.08	0.001		3.4	4.4
6	☐	1.000	1.032	8858.56	0.001		3.7	3.2
7	☐	10.000	10.502	88378.67	0.019		3.4	5.0
8	☐	50.000	49.967	415442.8	0.091		3.4	-0.1
9	☐	100.00	100.01	875554.0	0.183		6.0	0.0
10	☐	1000.0	999.99	8788017.	1.833		4.4	0.0
11	☐			950.04	0.000		14.	

y = 0.0018 * x + 2.9515E-005

R = 1.0000

DL = 0.005083 ug/l

BEC = 0.0161 ug/l

Weight: 1/y

Min Conc: <None>

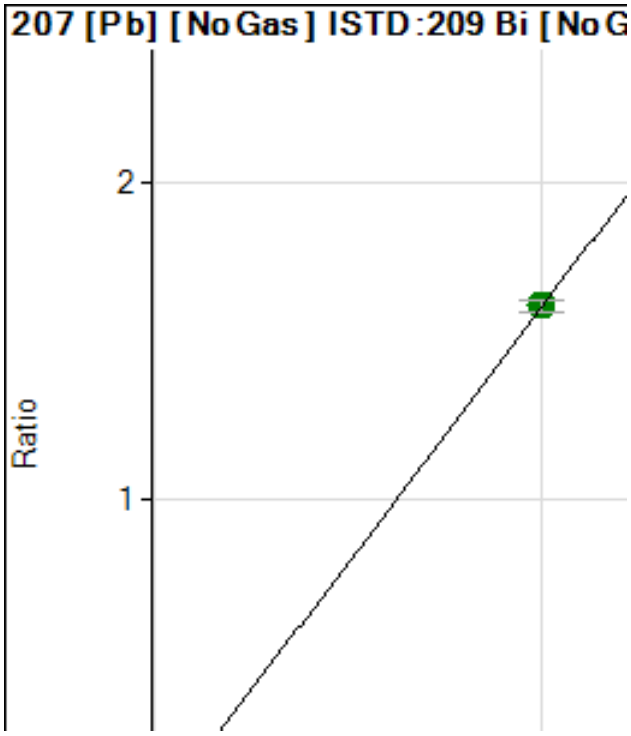

	Rjct	Conc.	Calc Conc.	CPS	Ratio	Det.	RSD	%RE
1	☐	0.000	0.000	115.56	0.000		8.7	
2	☐	0.025	0.023	294.45	0.000		10.	-6.4
3	☐	0.050	0.057	578.90	0.000		2.8	15.0
4	☐	0.100	0.107	928.93	0.000		5.5	6.5
5	☐	0.500	0.515	4030.64	0.000		0.9	3.0
6	☐	1.000	1.017	7665.59	0.001		4.0	1.7
7	☐	10.000	10.471	77392.97	0.016		1.6	4.7
8	☐	50.000	49.354	360399.7	0.079		2.7	-1.3
9	☐	100.00	97.393	748337.8	0.156		7.6	-2.6
10	☐	1000.0	1000.2	7722561.	1.610		2.6	0.0
11	☐			830.03	0.000		11.	

y = 0.0016 * x + 2.4559E-005

R = 1.0000

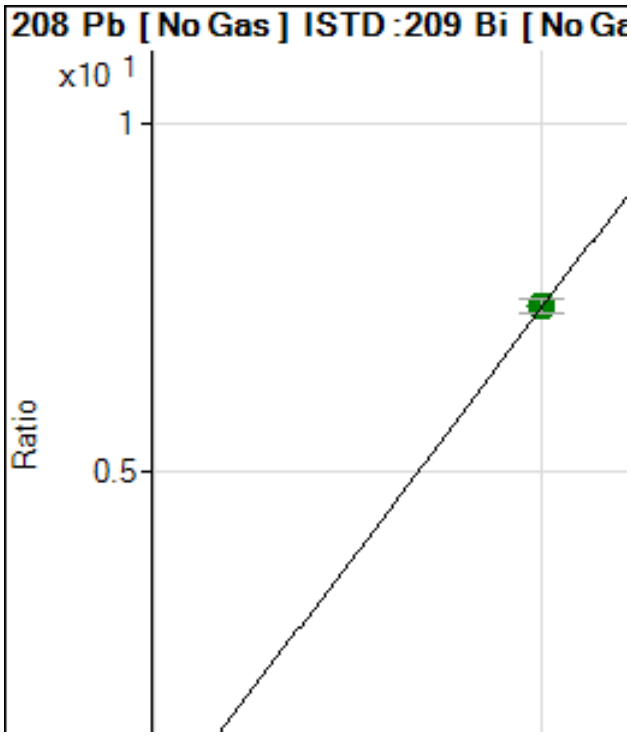

	Rjct	Conc.	Calc Conc.	CPS	Ratio	Det.	RSD	%RE
1	☐	0.000	0.000	521.12	0.000		9.0	
2	☐	0.025	0.024	1363.37	0.000		6.1	-3.5
3	☐	0.050	0.057	2609.01	0.000		1.8	13.3
4	☐	0.100	0.110	4353.65	0.000		5.7	9.8
5	☐	0.500	0.511	18267.24	0.003		3.1	2.2
6	☐	1.000	1.045	36003.01	0.007		1.7	4.5
7	☐	10.000	10.458	353230.5	0.077		1.0	4.6
8	☐	50.000	49.833	1663070.	0.366		3.2	-0.3
9	☐	100.00	98.482	3461921.	0.724		5.9	-1.5
10	☐	1000.0	1000.1	35291178	7.361		2.8	0.0
11	☐			3668.00	0.000		11.	

y = 0.0074 * x + 1.1075E-004

R = 1.0000

DL = 0.004042 ug/l

BEC = 0.01505 ug/l

Weight: 1/y

Min Conc: <None>

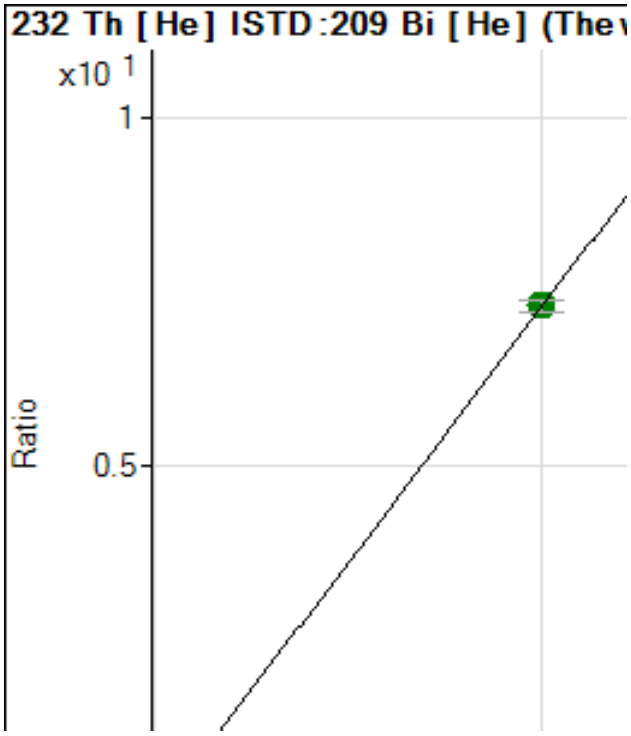

	Rjct	Conc.	Calc Conc.	CPS	Ratio	Det.	RSD	%RE
1	☐	0.000	0.000	119.38	0.000		9.5	
2	☐	0.025	0.011	292.12	0.000		9.8	-56
3	☐	0.050	0.027	575.58	0.000		5.1	-45
4	☐	0.100	0.058	1110.50	0.000		4.8	-41
5	☐	0.500	0.342	5552.75	0.002		5.6	-31
6	☐	1.000	0.858	13413.61	0.006		1.9	-14
7	☐	10.000	9.938	155940.8	0.072		2.8	-0.6
8	☐	50.000	49.533	786016.1	0.361		2.5	-0.9
9	☐	100.00	100.31	1657577.	0.732		3.5	0.3
10	☐	1000.0	999.99	17161668	7.300		2.5	0.0
11	☐			5285.21	0.002		7.5	

y = 0.0073 * x + 5.4669E-005

R = 1.0000

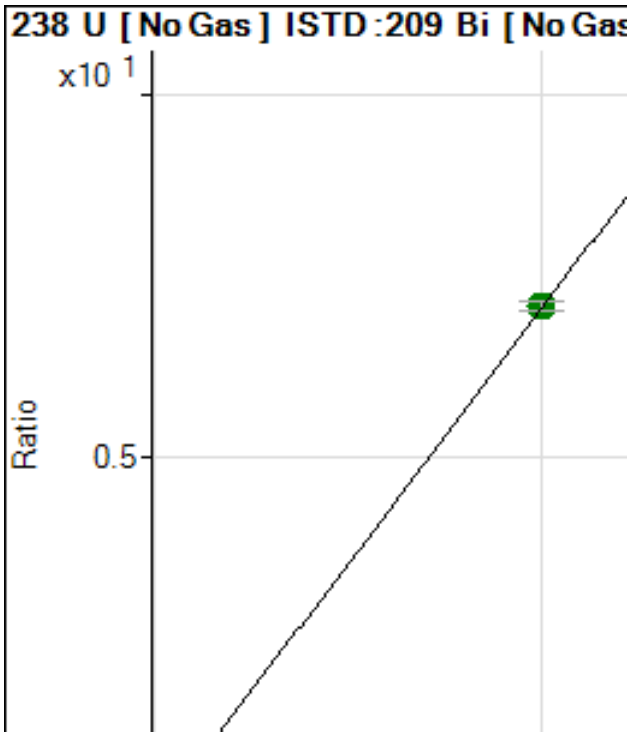

	Rjct	Conc.	Calc Conc.	CPS	Ratio	Det.	RSD	%RE
1	☐	0.000	0.000	11.67	0.000		16.	
2	☐	0.025	0.025	837.19	0.000		3.4	-1.1
3	☐	0.050	0.055	1948.43	0.000		3.7	10.9
4	☐	0.100	0.105	3519.11	0.000		4.7	4.7
5	☐	0.500	0.489	16298.27	0.003		5.6	-2.2
6	☐	1.000	0.995	32438.75	0.007		1.2	-0.5
7	☐	10.000	10.198	330349.9	0.072		0.6	2.0
8	☐	50.000	48.491	1553564.	0.342		3.1	-3.0
9	☐	100.00	97.560	3292524.	0.689		5.4	-2.4
10	☐	1000.0	1000.3	33899245	7.069		2.0	0.0
11	☐			948.85	0.000		9.1	

y = 0.0071 * x + 2.4779E-006

R = 1.0000

DL = 0.0001727 ug/l

BEC = 0.0003506 ug/l

Weight: 1/y

Min Conc: <None>

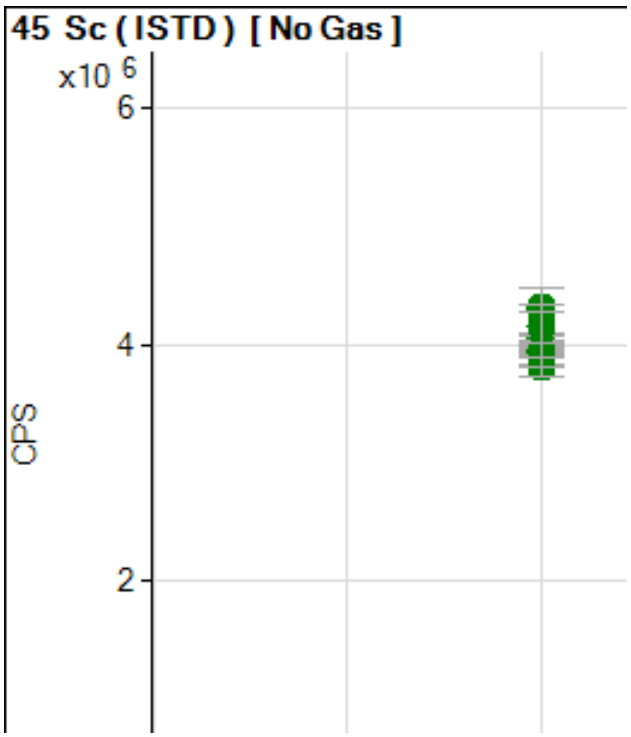

	Rjct	Conc.	Calc Conc.	CPS	Ratio	Det.	RSD	%RE
1	☐	1.000		3963765.			1.6	
2	☐	1.000		3954503.			0.8	
3	☐	1.000		4025028.			0.5	
4	☐	1.000		3936172.			1.3	
5	☐	1.000		3888632.			2.9	
6	☐	1.000		3812807.			4.0	
7	☐	1.000		4049700.			1.1	
8	☐	1.000		3957825.			3.3	
9	☐	1.000		4290410.			9.3	
10	☐	1.000		4312469.			1.5	
11	☐	1.000		4150331.			16.	

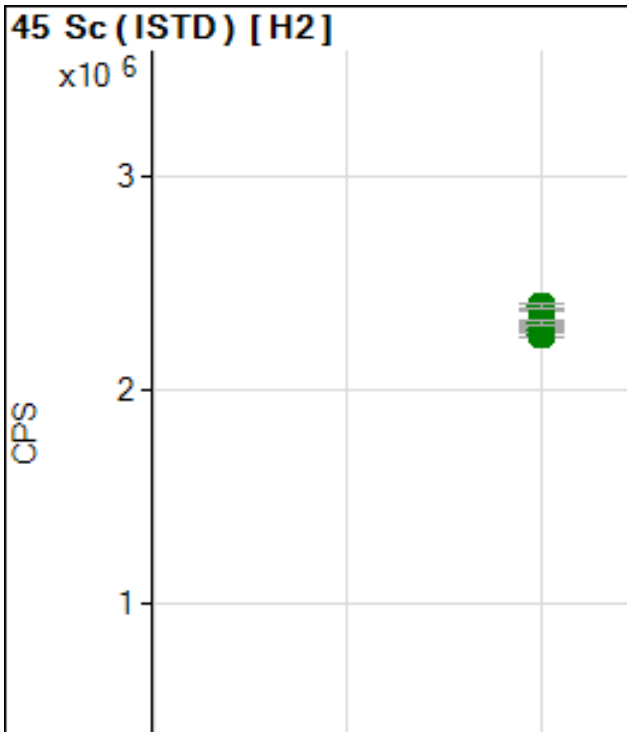

	Rjct	Conc.	Calc Conc.	CPS	Ratio	Det.	RSD	%RE
1	☐	1.000		2306117.			1.8	
2	☐	1.000		2290535.			0.8	
3	☐	1.000		2313260.			0.4	
4	☐	1.000		2281064.			1.4	
5	☐	1.000		2288366.			1.3	
6	☐	1.000		2261548.			1.0	
7	☐	1.000		2284000.			1.6	
8	☐	1.000		2298672.			0.4	
9	☐	1.000		2385820.			1.3	
10	☐	1.000		2388582.			1.0	
11	☐	1.000		2313394.			0.6	

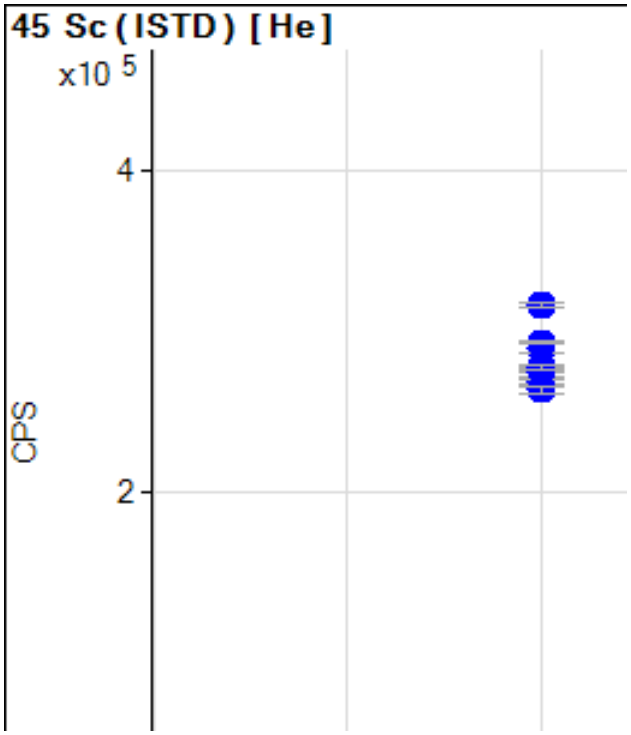

	Rjct	Conc.	Calc Conc.	CPS	Ratio	Det.	RSD	%RE
1	☐	1.000		276920.9			0.1	
2	☐	1.000		276266.0			1.1	
3	☐	1.000		276616.6			0.9	
4	☐	1.000		274871.0			2.2	
5	☐	1.000		268539.3			1.1	
6	☐	1.000		263856.3			1.7	
7	☐	1.000		277432.4			1.2	
8	☐	1.000		289810.6			2.0	
9	☐	1.000		315687.8			0.8	
10	☐	1.000		315488.3			0.9	
11	☐	1.000		292861.3			0.4	

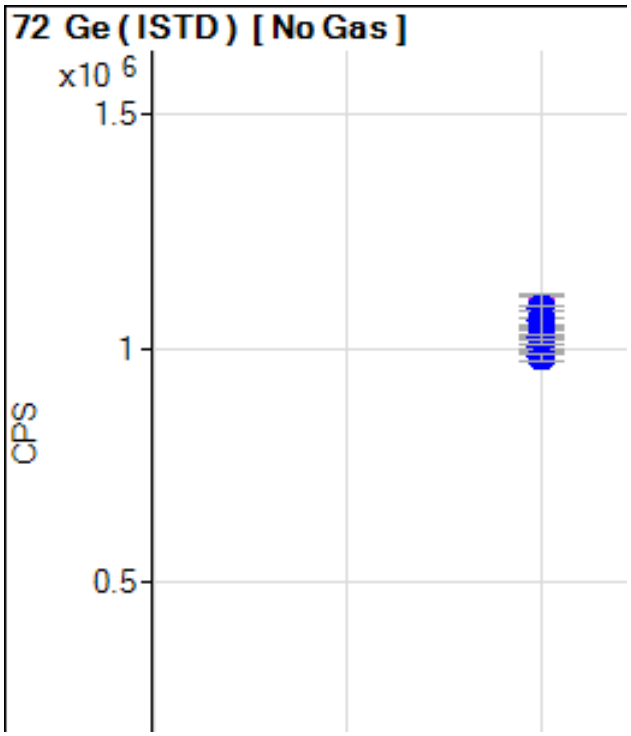

	Rjct	Conc.	Calc Conc.	CPS	Ratio	Det.	RSD	%RE
1	☐	1.000		1039321.			1.8	
2	☐	1.000		1020951.			4.5	
3	☐	1.000		1002487.			3.0	
4	☐	1.000		1008226.			3.2	
5	☐	1.000		1023142.			2.6	
6	☐	1.000		981586.3			1.5	
7	☐	1.000		1019278.			4.5	
8	☐	1.000		1023051.			0.9	
9	☐	1.000		1088016.			4.4	
10	☐	1.000		1085905.			0.7	
11	☐	1.000		1061281.			10.	

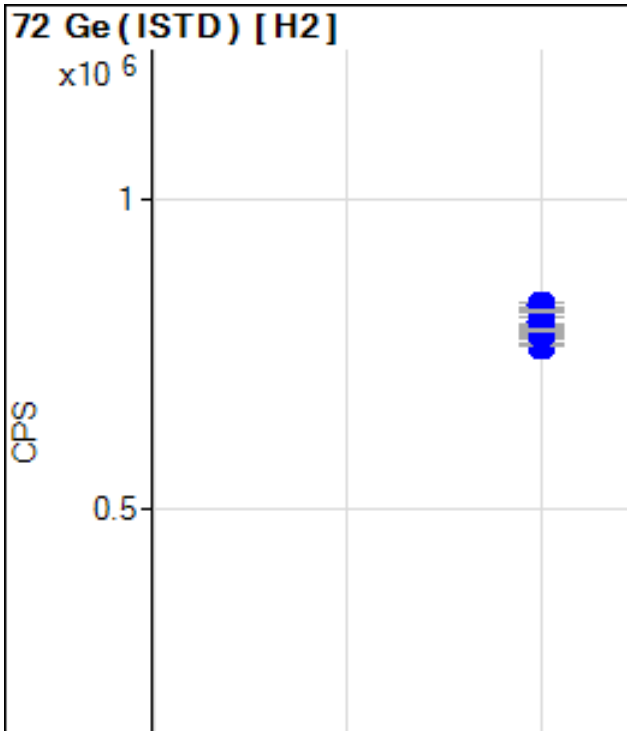

	Rjct	Conc.	Calc Conc.	CPS	Ratio	Det.	RSD	%RE
1	☐	1.000		803850.9			1.2	
2	☐	1.000		790954.7			1.9	
3	☐	1.000		777784.1			0.3	
4	☐	1.000		768419.9			1.4	
5	☐	1.000		765160.8			0.5	
6	☐	1.000		782130.9			0.9	
7	☐	1.000		784306.7			0.7	
8	☐	1.000		802210.3			1.6	
9	☐	1.000		828596.3			0.9	
10	☐	1.000		820508.2			0.5	
11	☐	1.000		789761.5			0.3	

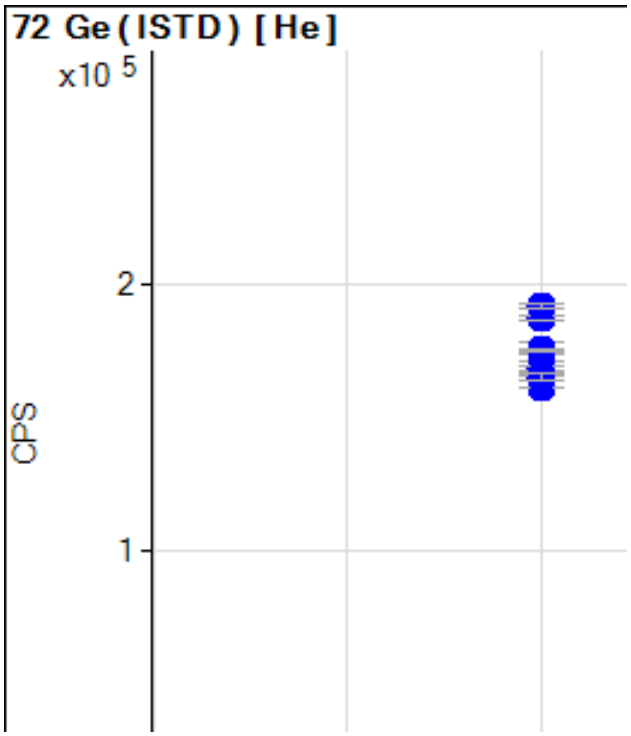

	Rjct	Conc.	Calc Conc.	CPS	Ratio	Det.	RSD	%RE
1	☐	1.000		166097.5			1.2	
2	☐	1.000		169362.1			2.0	
3	☐	1.000		168068.1			1.3	
4	☐	1.000		165832.7			0.6	
5	☐	1.000		163288.2			3.0	
6	☐	1.000		161000.0			0.2	
7	☐	1.000		164979.9			2.1	
8	☐	1.000		175761.1			2.2	
9	☐	1.000		187125.1			0.7	
10	☐	1.000		191247.4			0.8	
11	☐	1.000		174940.0			0.9	

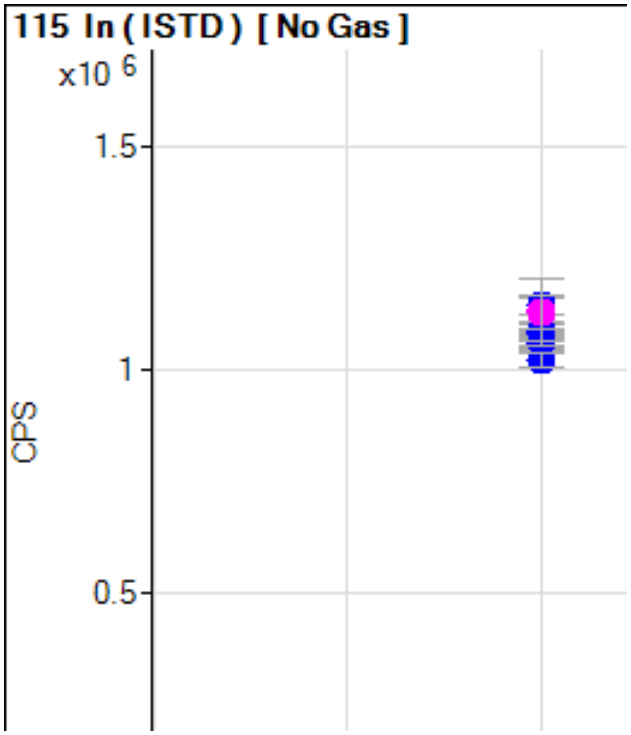

	Rjct	Conc.	Calc Conc.	CPS	Ratio	Det.	RSD	%RE
1	☐	1.000		1079708.			1.0	
2	☐	1.000		1050832.			0.3	
3	☐	1.000		1088734.			2.1	
4	☐	1.000		1053989.			2.9	
5	☐	1.000		1057550.			2.8	
6	☐	1.000		1019869.			2.9	
7	☐	1.000		1083280.			3.9	
8	☐	1.000		1078560.			2.5	
9	☐	1.000		1131963.			5.0	
10	☐	1.000		1142229.			3.9	
11	☐	1.000		1129664.			13.	

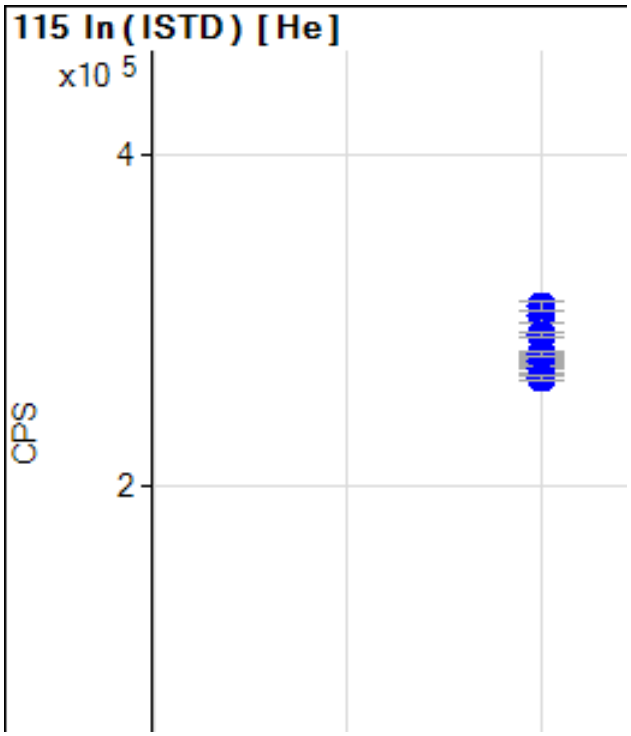

	Rjct	Conc.	Calc Conc.	CPS	Ratio	Det.	RSD	%RE
1	☐	1.000		277269.0			0.5	
2	☐	1.000		277627.9			1.1	
3	☐	1.000		272811.6			0.3	
4	☐	1.000		271918.4			1.0	
5	☐	1.000		270652.2			1.4	
6	☐	1.000		264962.5			1.1	
7	☐	1.000		275229.3			2.5	
8	☐	1.000		280050.1			1.1	
9	☐	1.000		302592.3			2.3	
10	☐	1.000		308267.7			1.8	
11	☐	1.000		290986.8			0.8	

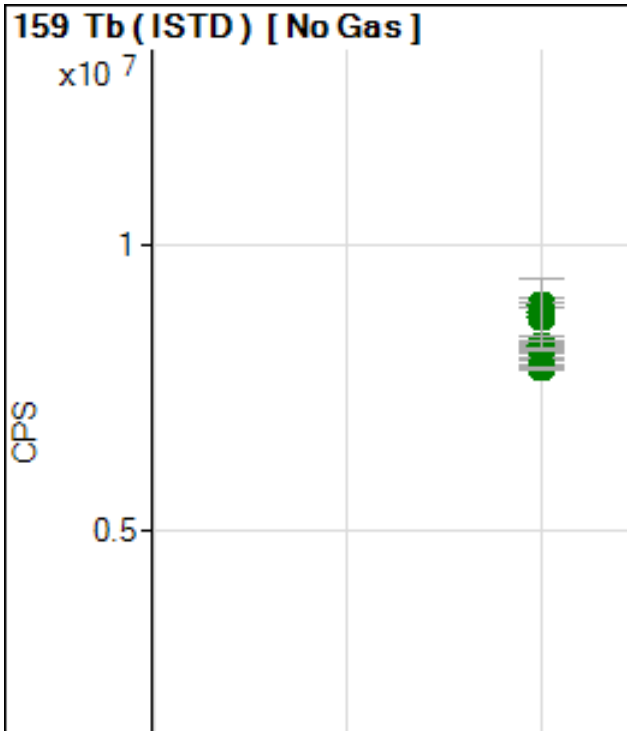

	Rjct	Conc.	Calc Conc.	CPS	Ratio	Det.	RSD	%RE
1	☐	1.000		8022193.			3.8	
2	☐	1.000		8133781.			0.9	
3	☐	1.000		8103336.			3.3	
4	☐	1.000		8198028.			2.0	
5	☐	1.000		8129006.			2.5	
6	☐	1.000		7831157.			0.6	
7	☐	1.000		8200073.			2.2	
8	☐	1.000		8229959.			2.2	
9	☐	1.000		8720926.			7.6	
10	☐	1.000		8922125.			1.1	
11	☐	1.000		8791735.			13.	

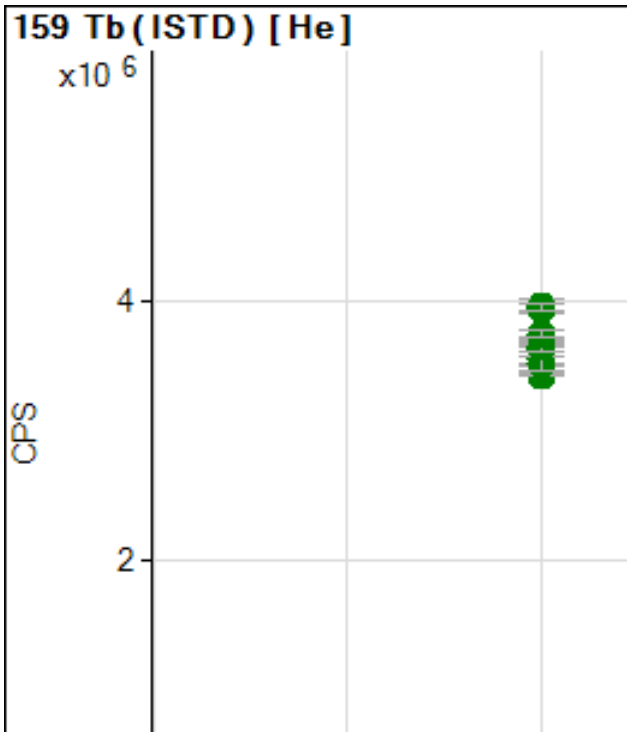

	Rjct	Conc.	Calc Conc.	CPS	Ratio	Det.	RSD	%RE
1	☐	1.000		3500691.			0.2	
2	☐	1.000		3574291.			2.6	
3	☐	1.000		3690658.			0.6	
4	☐	1.000		3626433.			2.7	
5	☐	1.000		3564784.			5.5	
6	☐	1.000		3439030.			0.2	
7	☐	1.000		3526856.			2.8	
8	☐	1.000		3657130.			1.9	
9	☐	1.000		3965073.			2.8	
10	☐	1.000		3953030.			1.4	
11	☐	1.000		3754515.			1.7	

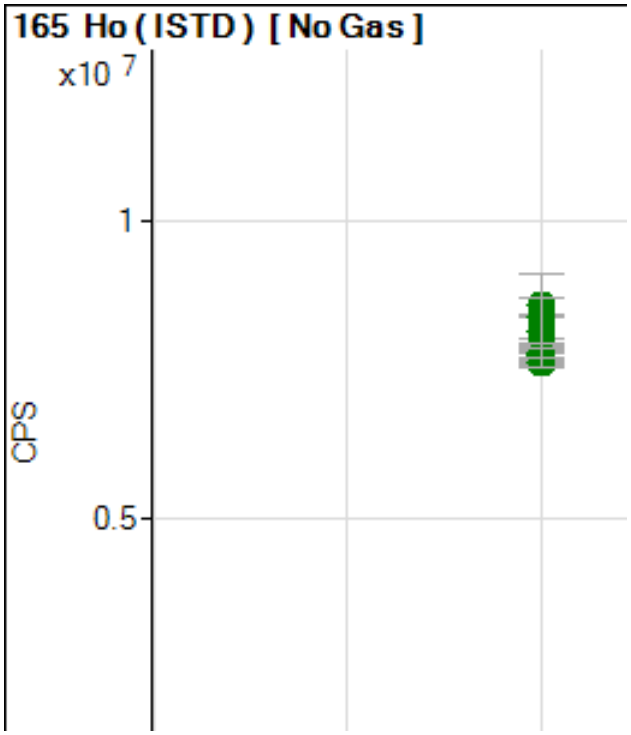

	Rjct	Conc.	Calc Conc.	CPS	Ratio	Det.	RSD	%RE
1	☐	1.000		7701285.			2.6	
2	☐	1.000		7941108.			2.3	
3	☐	1.000		7672740.			2.5	
4	☐	1.000		7771604.			3.1	
5	☐	1.000		7769202.			3.9	
6	☐	1.000		7618004.			0.8	
7	☐	1.000		7747395.			2.5	
8	☐	1.000		7632863.			2.1	
9	☐	1.000		8163836.			5.2	
10	☐	1.000		8574895.			3.1	
11	☐	1.000		8392052.			16.	

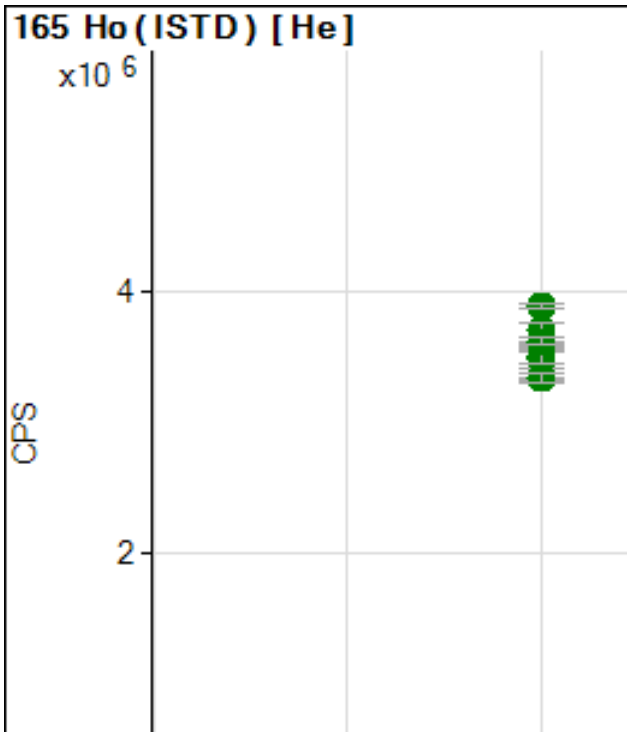

	Rjct	Conc.	Calc Conc.	CPS	Ratio	Det.	RSD	%RE
1	☐	1.000		3375644.			3.7	
2	☐	1.000		3490163.			2.7	
3	☐	1.000		3505302.			5.9	
4	☐	1.000		3606878.			2.1	
5	☐	1.000		3367362.			2.2	
6	☐	1.000		3330064.			0.6	
7	☐	1.000		3343590.			2.2	
8	☐	1.000		3502622.			2.7	
9	☐	1.000		3701748.			2.9	
10	☐	1.000		3877977.			1.0	
11	☐	1.000		3614538.			1.6	

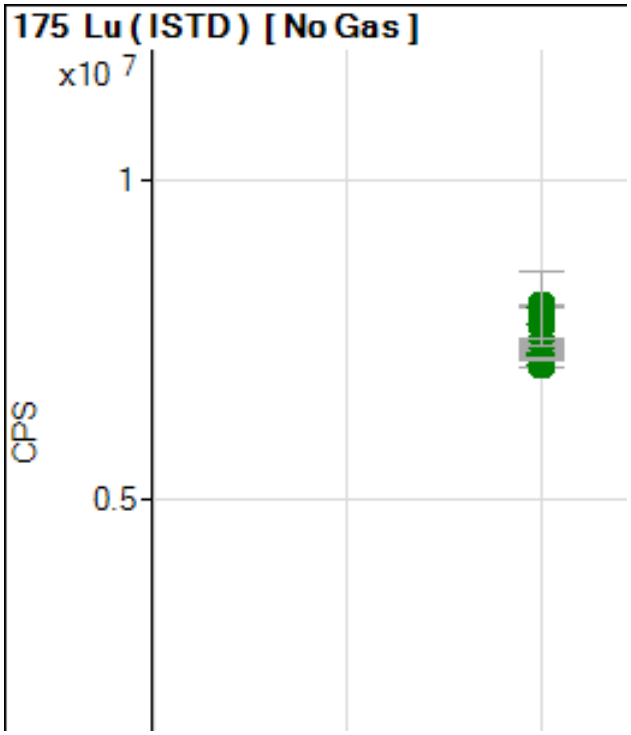

	Rjct	Conc.	Calc Conc.	CPS	Ratio	Det.	RSD	%RE
1	☐	1.000		7200067.			1.0	
2	☐	1.000		7428116.			2.6	
3	☐	1.000		7379449.			2.9	
4	☐	1.000		7405233.			0.6	
5	☐	1.000		7289130.			0.8	
6	☐	1.000		7121159.			2.0	
7	☐	1.000		7248915.			2.1	
8	☐	1.000		7193145.			0.6	
9	☐	1.000		7750943.			6.4	
10	☐	1.000		8034614.			0.4	
11	☐	1.000		7990861.			15.	

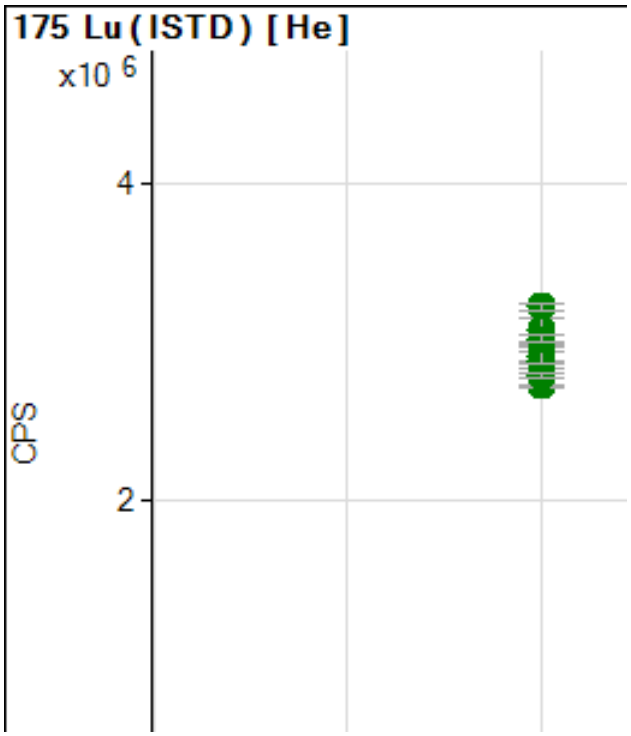

	Rjct	Conc.	Calc Conc.	CPS	Ratio	Det.	RSD	%RE
1	☐	1.000		2794064.			2.1	
2	☐	1.000		2876020.			0.5	
3	☐	1.000		2868822.			5.1	
4	☐	1.000		2968173.			0.4	
5	☐	1.000		2770923.			3.8	
6	☐	1.000		2722497.			0.5	
7	☐	1.000		2788719.			1.2	
8	☐	1.000		2910772.			3.8	
9	☐	1.000		3077178.			4.8	
10	☐	1.000		3218105.			1.5	
11	☐	1.000		3016058.			1.7	

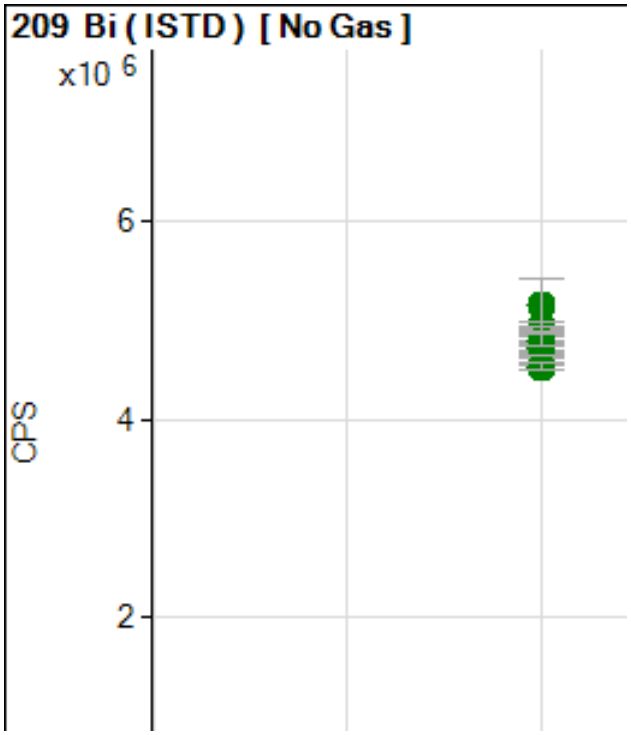

	Rjct	Conc.	Calc Conc.	CPS	Ratio	Det.	RSD	%RE
1	☐	1.000		4701204.			1.5	
2	☐	1.000		4725971.			1.8	
3	☐	1.000		4942173.			1.4	
4	☐	1.000		4743568.			3.5	
5	☐	1.000		4719056.			2.6	
6	☐	1.000		4613367.			1.4	
7	☐	1.000		4583135.			1.5	
8	☐	1.000		4534599.			1.5	
9	☐	1.000		4785157.			6.3	
10	☐	1.000		4796546.			2.7	
11	☐	1.000		5144117.			10.	

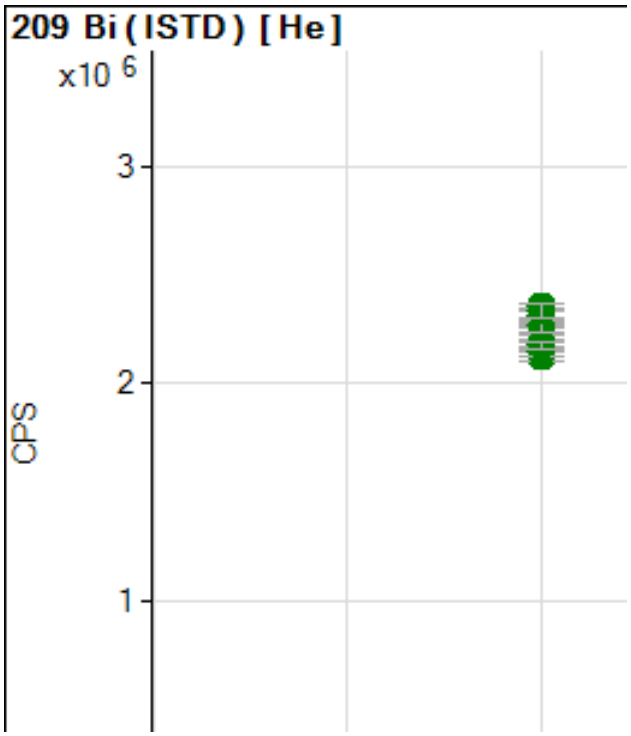

	Rjct	Conc.	Calc Conc.	CPS	Ratio	Det.	RSD	%RE
1	☐	1.000		2182739.			1.2	
2	☐	1.000		2190644.			2.6	
3	☐	1.000		2267001.			0.9	
4	☐	1.000		2308101.			3.2	
5	☐	1.000		2180477.			1.5	
6	☐	1.000		2124281.			2.1	
7	☐	1.000		2148363.			2.0	
8	☐	1.000		2173408.			1.9	
9	☐	1.000		2264462.			2.5	
10	☐	1.000		2351279.			1.2	
11	☐	1.000		2330800.			2.7	

Calibration for 067_QC1.d

Batch Folder: D:\Agilent\ICPMH\1\DATA\220301ADoD.b\
Analysis File: 220301ADoD.batch.bin
DA Date-Time: 2022-03-01 18:59:03
Calibration Title:
Calibration Method: External Calibration
VIS Interpolation Fit:

Level	Standard Data File	Sample Name	Acq. Date-Time
1	055CALB.d	Cal Blk	2022-03-01 17:39:36
2	056CALS.d	0.025 ppb STD	2022-03-01 17:45:59
3	057CALS.d	0.05 ppb STD	2022-03-01 17:52:22
4	058CALS.d	0.10 ppb STD	2022-03-01 17:58:45
5	059CALS.d	0.5 ppb STD	2022-03-01 18:05:08
6	060CALS.d	1 ppb STD	2022-03-01 18:11:31
7	061CALS.d	10 ppb STD	2022-03-01 18:17:54
8	062CALS.d	50 ppb STD	2022-03-01 18:24:17
9	063CALS.d	100 ppb STD	2022-03-01 18:30:40
10	064CALS.d	1000 ppb STD	2022-03-01 18:37:03
11	065CALS.d	100 ppb Br STD	2022-03-01 18:43:27

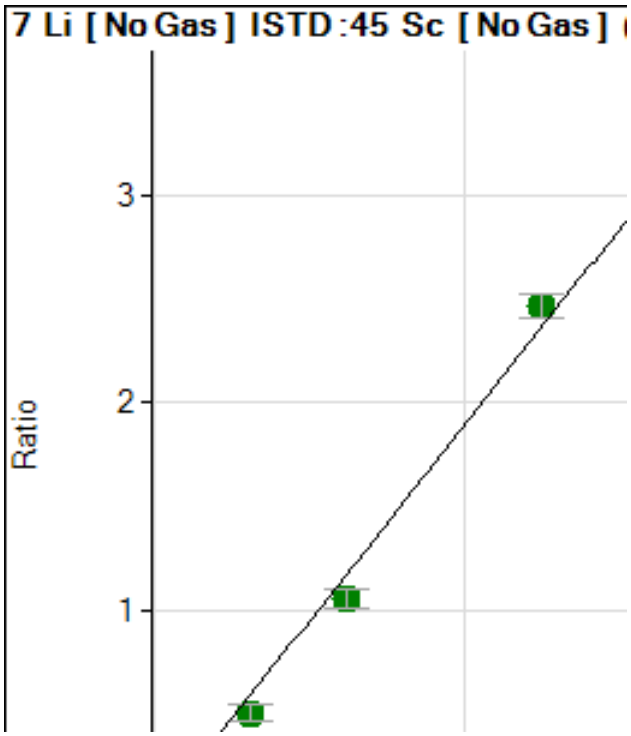

	Rjct	Conc.	Calc Conc.	CPS	Ratio	Det.	RSD	%RE
1	☐	0.000	0.000	24443.37	0.010		1.4	
2	☐	0.313	0.950	24885.59	0.011		3.4	204
3	☐	0.625	2.488	26316.52	0.012		5.4	298
4	☐	1.250	3.617	27380.16	0.013		1.2	189
5	☐	6.250	8.508	36445.98	0.018		4.4	36.1
6	☐	12.500	14.600	47790.49	0.024		1.3	16.8
7	☐	125.00	114.28	232771.6	0.118		3.3	-8.6
8	☐	625.00	522.63	1041166.	0.504		17.	-16
9	☐	1250.0	1107.9	2559463.	1.057		8.4	-11
10	☐	2500.0	2597.1	7217828.	2.465		4.7	3.9
11	☐			36327.10	0.015		1.1	

y = 9.4527E-004 * x + 0.0102

R = 0.9971

DL = 0.4551 ug/l

BEC = 10.77 ug/l

Weight: 1/y

Min Conc: <None>

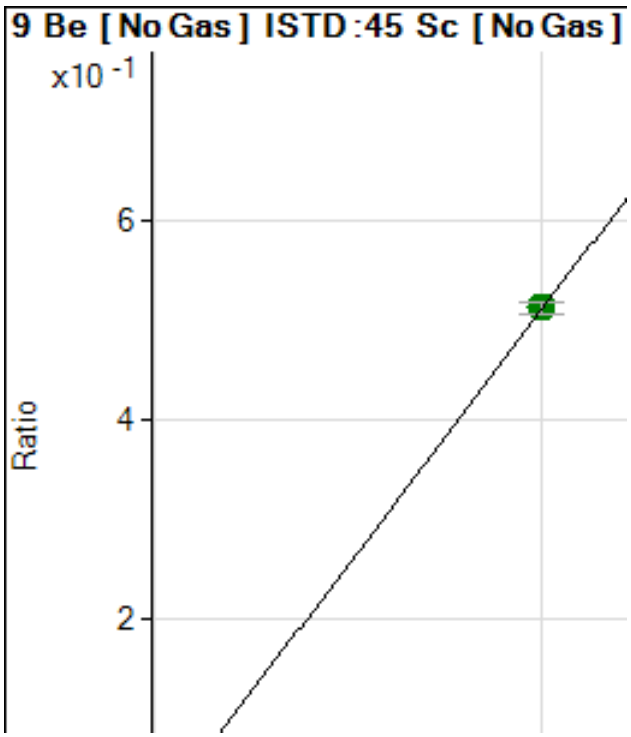

	Rjct	Conc.	Calc Conc.	CPS	Ratio	Det.	RSD	%RE
1	☐	0.000	0.000	100.65	0.000		14.	
2	☐	0.025	0.020	116.65	0.000		6.4	-21
3	☐	0.050	0.068	160.64	0.000		13.	35.9
4	☐	0.100	0.119	206.96	0.000		3.3	18.8
5	☐	0.500	0.493	589.23	0.000		6.0	-1.3
6	☐	1.000	0.985	1088.82	0.000		0.9	-1.5
7	☐	10.000	9.313	9476.11	0.004		1.2	-6.9
8	☐	50.000	46.030	48774.07	0.023		17.	-7.9
9	☐	100.00	90.600	112402.2	0.046		6.3	-9.4
10	☐	1000.0	1001.1	1500008.	0.512		2.5	0.1
11	☐			281.62	0.000		4.7	

y = 5.1201E-004 * x + 4.1909E-005

R = 1.0000

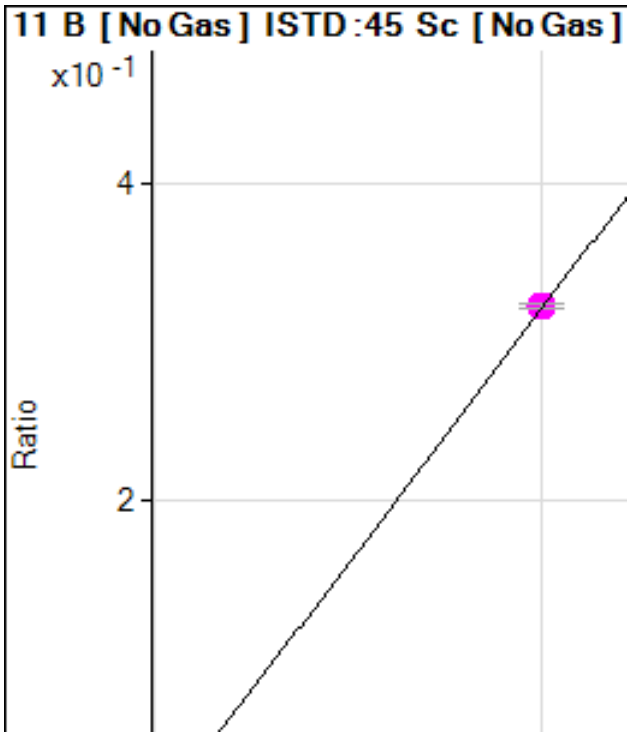

	Rjct	Conc.	Calc Conc.	CPS	Ratio	Det.	RSD	%RE
1	☐	0.000	0.000	875.05	0.000		5.1	
2	☐			540.89	0.000		9.9	
3	☐	0.050	-0.311	556.90	0.000		5.1	-722
4	☐	0.100	-0.307	534.89	0.000		10.	-406
5	☐	0.500	0.055	765.00	0.000		1.7	-89
6	☐	1.000	0.532	1067.80	0.000		1.5	-46
7	☐	10.000	8.698	6223.80	0.003		4.9	-13
8	☐	50.000	44.878	30478.66	0.014		19.	-10
9	☐	100.00	88.192	69530.87	0.028		6.2	-11
10	☐	1000.0	1001.4	942495.7	0.322		0.9	0.1
11	☐			4305.69	0.001		2.0	

y = 3.2157E-004 * x + 3.6444E-004

R = 0.9999

DL = 0.1723 ug/l

BEC = 1.133 ug/l

Weight: 1/y

Min Conc: <None>

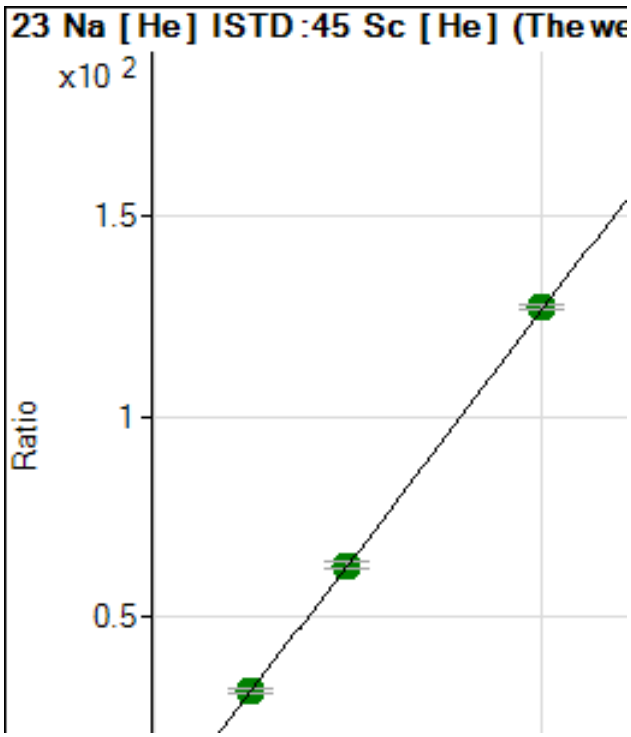

	Rjct	Conc.	Calc Conc.	CPS	Ratio	Det.	RSD	%RE
1	☐	0.000	0.000	58369.19	0.400		1.3	
2	☐	6.250	21.016	60670.43	0.453		1.3	236
3	☐	12.500	36.628	62457.71	0.492		1.7	193
4	☐	25.000	59.636	66532.83	0.550		2.2	138
5	☐	125.00	167.37	99358.63	0.823		2.6	33.9
6	☐	250.00	321.92	143076.9	1.213		1.9	28.8
7	☐	2500.0	2798.2	903172.5	7.466		1.5	11.9
8	☐	12500.	12455.	4335160.	31.85		3.6	-0.4
9	☐	25000.	24751.	10620040	62.90		3.4	-1.0
10	☐	50000.	50120.	26183696	126.9		0.9	0.2
11	☐			54025.38	0.427		2.5	

y = 0.0025 * x + 0.4003

R = 1.0000

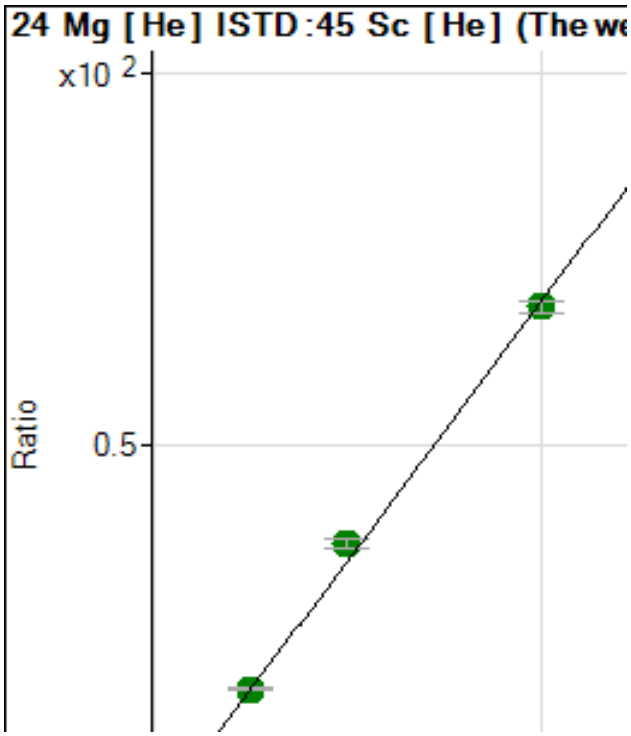

	Rjct	Conc.	Calc Conc.	CPS	Ratio	Det.	RSD	%RE
1	☐	0.000	0.000	1710.05	0.011		4.3	
2	☐	6.250	7.569	2977.73	0.022		6.7	21.1
3	☐	12.500	18.339	4721.41	0.037		1.9	46.7
4	☐	25.000	35.924	7457.12	0.061		3.3	43.7
5	☐	125.00	142.19	25324.80	0.209		3.3	13.8
6	☐	250.00	294.95	49768.51	0.422		1.3	18.0
7	☐	2500.0	2755.6	465316.9	3.845		2.3	10.2
8	☐	12500.	12370.	2346189.	17.22		2.6	-1.0
9	☐	25000.	26399.	6208127.	36.74		3.8	5.6
10	☐	50000.	49319.	14155559	68.63		2.6	-1.4
11	☐			1859.77	0.014		5.0	

y = 0.0014 * x + 0.0117

R = 0.9995

DL = 1.093 ug/l

BEC = 8.428 ug/l

Weight: 1/y

Min Conc: <None>

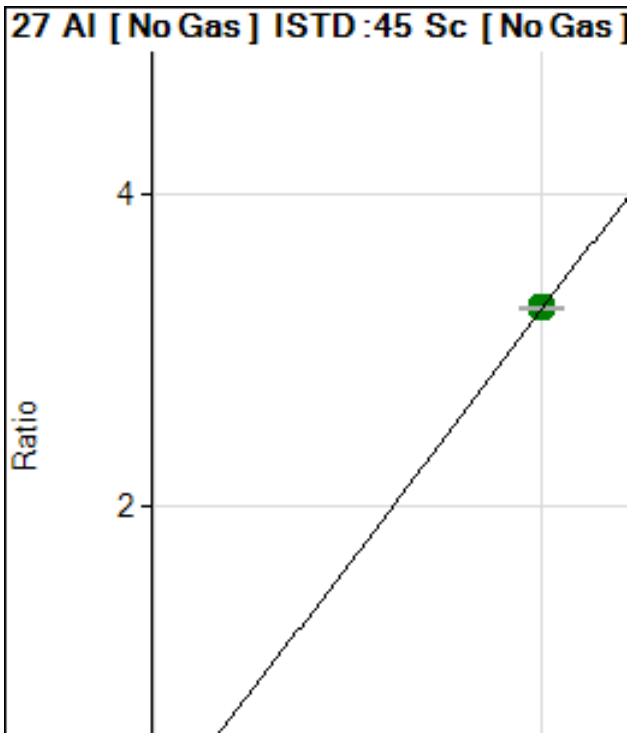

	Rjct	Conc.	Calc Conc.	CPS	Ratio	Det.	RSD	%RE
1	☐	0.000	0.000	7908.80	0.003		1.0	
2	☐			9540.85	0.004		1.7	
3	☐	0.050	0.444	9957.79	0.004		4.2	787
4	☐	0.100	0.604	10596.01	0.005		2.2	504
5	☐	0.500	1.023	13259.23	0.006		4.5	104
6	☐	1.000	1.513	16385.69	0.008		3.7	51.3
7	☐	10.000	10.399	73285.85	0.037		2.2	4.0
8	☐	50.000	47.771	328045.4	0.159		18.	-4.5
9	☐	100.00	91.475	729873.2	0.301		5.5	-8.5
10	☐	1000.0	1000.9	9549728.	3.266		0.6	0.1
11	☐			9461.91	0.004		5.1	

y = 0.0033 * x + 0.0033

R = 1.0000

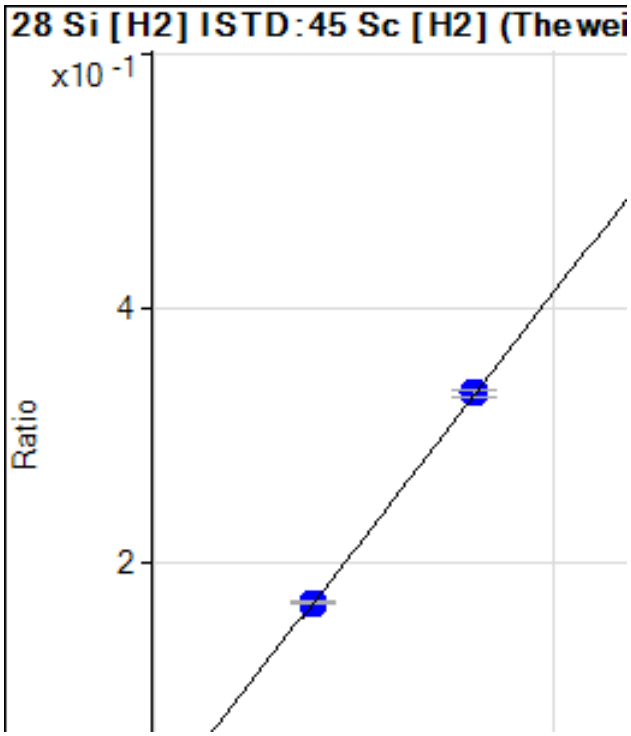

	Rjct	Conc.	Calc Conc.	CPS	Ratio	Det.	RSD	%RE
1	☐	0.000	0.000	15010.24	0.009		5.5	
2	☐			13137.74	0.008		1.4	
3	☐	0.200	-0.811	13034.95	0.008		2.1	-505
4	☐	0.400	-0.832	12989.54	0.008		0.8	-308
5	☐	2.000	0.290	13856.68	0.009		1.9	-85
6	☐	4.000	1.946	15884.84	0.010		1.1	-51
7	☐	40.000	39.509	59224.31	0.041		1.4	-1.2
8	☐	200.00	197.32	252705.8	0.168		1.1	-1.3
9	☐	400.00	401.41	545170.8	0.333		1.7	0.4
10	☐			16386.88	0.008		1.1	
11	☐			14591.00	0.009		0.3	

y = 8.0812E-004 * x + 0.0093

R = 1.0000

DL = 1.886 ug/l

BEC = 11.5 ug/l

Weight: 1/y

Min Conc: <None>

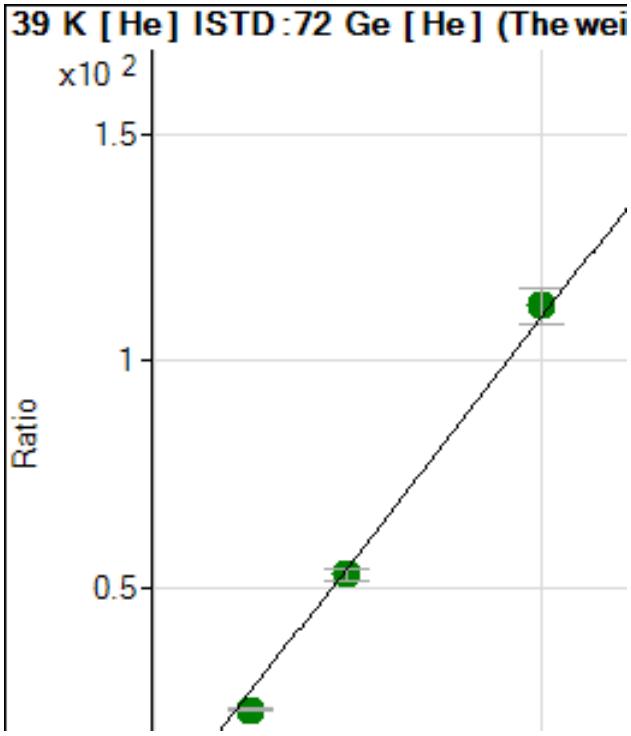

	Rjct	Conc.	Calc Conc.	CPS	Ratio	Det.	RSD	%RE
1	☐	0.000	0.000	51788.57	0.462		2.8	
2	☐	6.250	7.038	48673.29	0.478		3.5	12.6
3	☐	12.500	7.167	47616.60	0.478		2.2	-42
4	☐	25.000	21.112	49619.83	0.509		0.5	-15
5	☐	125.00	111.69	67775.46	0.707		1.2	-10
6	☐	250.00	241.18	91869.83	0.991		4.1	-3.5
7	☐	2500.0	2474.8	550462.0	5.883		2.8	-1.0
8	☐	12500.	10424.	2508259.	23.29		2.0	-16
9	☐	25000.	24002.	6409028.	53.03		4.5	-4.0
10	☐	50000.	51019.	15907120	112.2		6.9	2.0
11	☐			184228.2	1.901		4.1	

y = 0.0022 * x + 0.4627

R = 0.9989

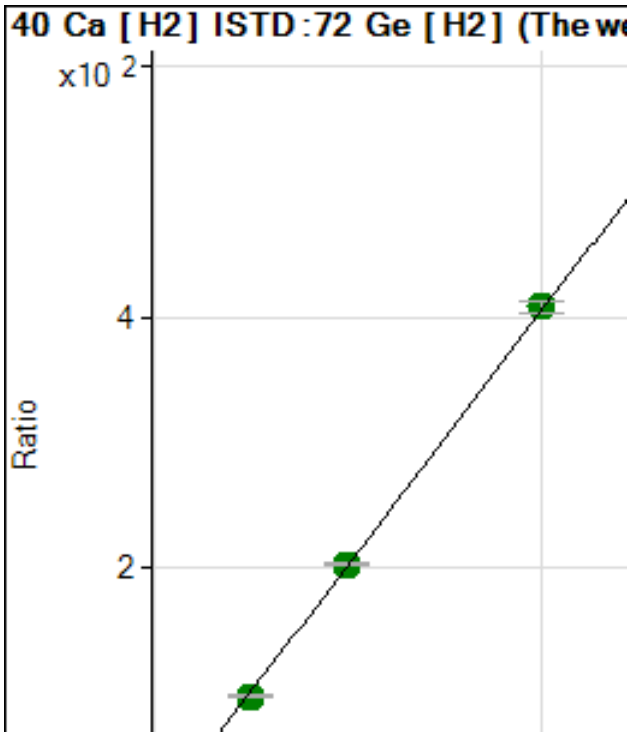

	Rjct	Conc.	Calc Conc.	CPS	Ratio	Det.	RSD	%RE
1	☐	0.000	0.000	101620.9	0.169		4.0	
2	☐	6.250	10.014	143111.7	0.250		3.2	60.2
3	☐	12.500	18.487	182097.6	0.319		1.6	47.9
4	☐	25.000	31.653	247703.9	0.426		2.6	26.6
5	☐	125.00	135.60	709150.7	1.270		2.1	8.5
6	☐	250.00	271.78	1330053.	2.375		2.7	8.7
7	☐	2500.0	2653.2	12211660	21.71		1.9	6.1
8	☐	12500.	11889.	57211345	96.69		1.2	-4.9
9	☐	25000.	24801.	12762382	201.5		0.9	-0.8
10	☐	50000.	50244.	27803131	408.0		2.1	0.5
11	☐			116261.5	0.200		1.2	

y = 0.0081 * x + 0.1692

R = 0.9999

DL = 2.491 ug/l

BEC = 20.84 ug/l

Weight: 1/y

Min Conc: <None>

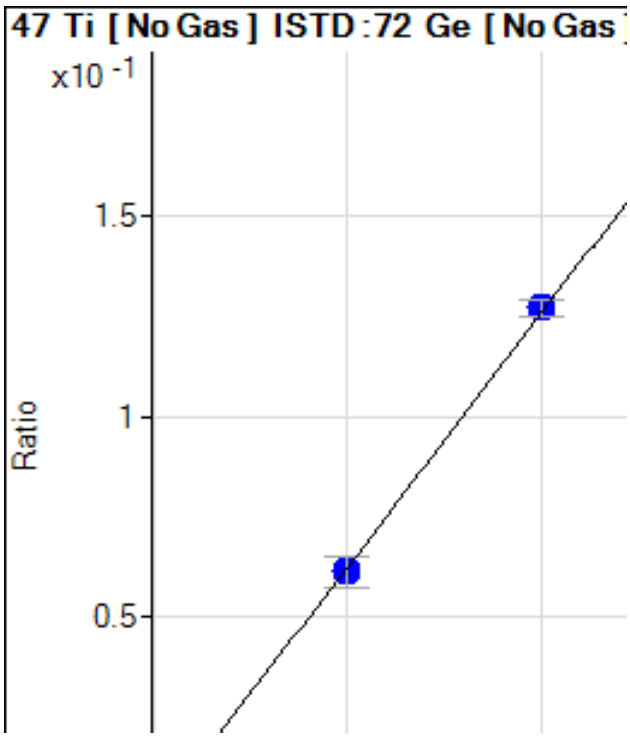

	Rjct	Conc.	Calc Conc.	CPS	Ratio	Det.	RSD	%RE
1	☐	0.000	0.000	118.45	0.000		20.	
2	☐	0.025	0.116	218.55	0.000		6.2	363
3	☐	0.050	0.124	230.23	0.000		3.4	148
4	☐	0.100	0.222	313.65	0.000		5.1	122
5	☐	0.500	0.580	637.32	0.000		10.	16.1
6	☐	1.000	1.140	1104.49	0.001		6.3	14.0
7	☐	10.000	10.003	8794.84	0.012		6.0	0.0
8	☐	50.000	48.549	45596.91	0.061		12.	-2.9
9	☐	100.00	100.72	102369.7	0.127		3.5	0.7
10	☐			7027.12	0.008		4.0	
11	☐			210.21	0.000		16.	

y = 0.0013 * x + 1.5489E-004

R = 0.9999

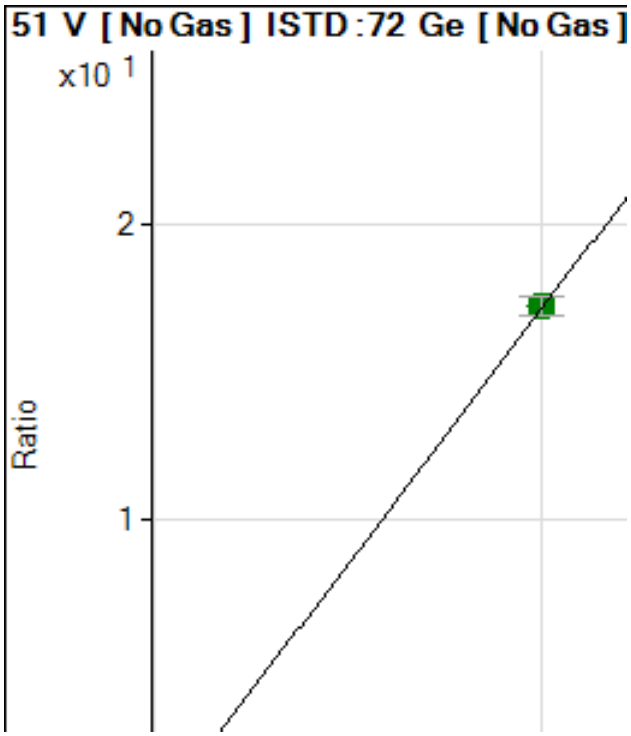

	Rjct	Conc.	Calc Conc.	CPS	Ratio	Det.	RSD	%RE
1	☐	0.000	0.000	-34268.89	-0.04		-14	
2	☐	0.025	5.151	33290.47	0.045		92.	205
3	☐	0.050	2.186	-4374.70	-0.00		-11	427
4	☐	0.100	6.187	46275.55	0.063		103	608
5	☐	0.500	-0.583	-38527.16	-0.05		-12	-216
6	☐	1.000	1.462	-12812.51	-0.01		-43	46.2
7	☐	10.000	12.168	114961.7	0.167		57.	21.7
8	☐	50.000	49.167	597063.0	0.806		17.	-1.7
9	☐	100.00	86.400	1166481.	1.449		11.	-13
10	☐	1000.0	1001.3	15235595	17.26		3.7	0.1
11	☐			-11700.99	-0.01		-14	

y = 0.0173 * x - 0.0433

R = 0.9999

DL = 11.22 ug/l

BEC = -2.504 ug/l

Weight: 1/y

Min Conc: <None>

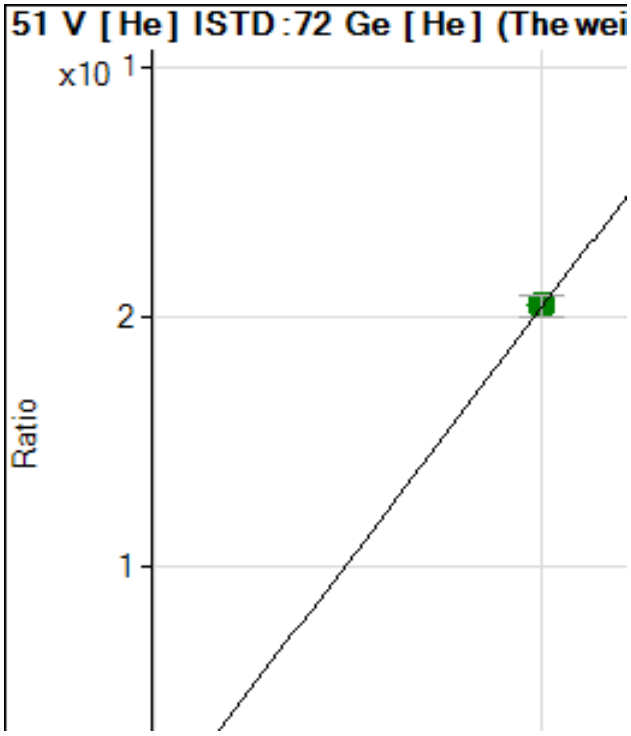

	Rjct	Conc.	Calc Conc.	CPS	Ratio	Det.	RSD	%RE
1	☐	0.000	0.000	8388.03	0.074		2.4	
2	☐	0.025	0.079	7794.35	0.076		1.0	214
3	☐	0.050	0.111	7684.33	0.077		6.4	121
4	☐	0.100	0.055	7417.49	0.076		2.3	-44
5	☐	0.500	0.498	8151.22	0.085		1.6	-0.5
6	☐	1.000	0.863	8580.35	0.092		2.4	-13
7	☐	10.000	9.836	25756.46	0.275		2.2	-1.6
8	☐	50.000	44.038	104629.8	0.971		2.8	-11
9	☐	100.00	96.725	247134.6	2.044		1.6	-3.3
10	☐	1000.0	1000.6	2902181.	20.45		4.1	0.1
11	☐			4275.10	0.044		4.5	

y = 0.0204 * x + 0.0749

R = 1.0000

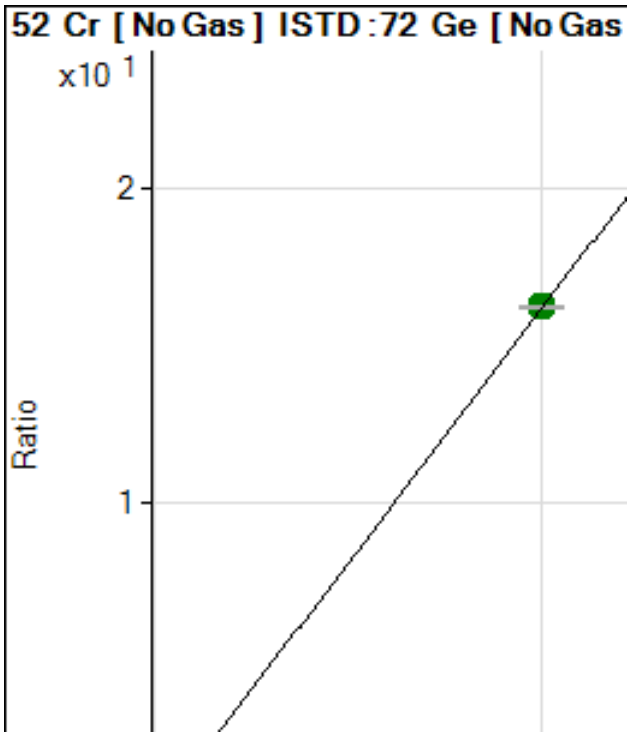

	Rjct	Conc.	Calc Conc.	CPS	Ratio	Det.	RSD	%RE
1	☐	0.000	0.000	32311.94	0.042		3.0	
2	☐	0.025	0.083	31548.40	0.043		3.0	230
3	☐	0.050	0.052	31698.32	0.042		1.9	3.4
4	☐	0.100	0.070	31188.25	0.043		3.1	-29
5	☐	0.500	0.442	35439.55	0.049		4.1	-11
6	☐	1.000	0.896	39251.54	0.056		0.9	-10
7	☐	10.000	10.017	140760.0	0.204		5.1	0.2
8	☐	50.000	47.908	607067.3	0.817		13.	-4.2
9	☐	100.00	94.246	1261877.	1.567		2.2	-5.8
10	☐	1000.0	1000.6	14325218	16.23		0.8	0.1
11	☐			33298.73	0.042		1.1	

y = 0.0162 * x + 0.0421

R = 1.0000

DL = 0.2308 ug/l

BEC = 2.6 ug/l

Weight: 1/y

Min Conc: <None>

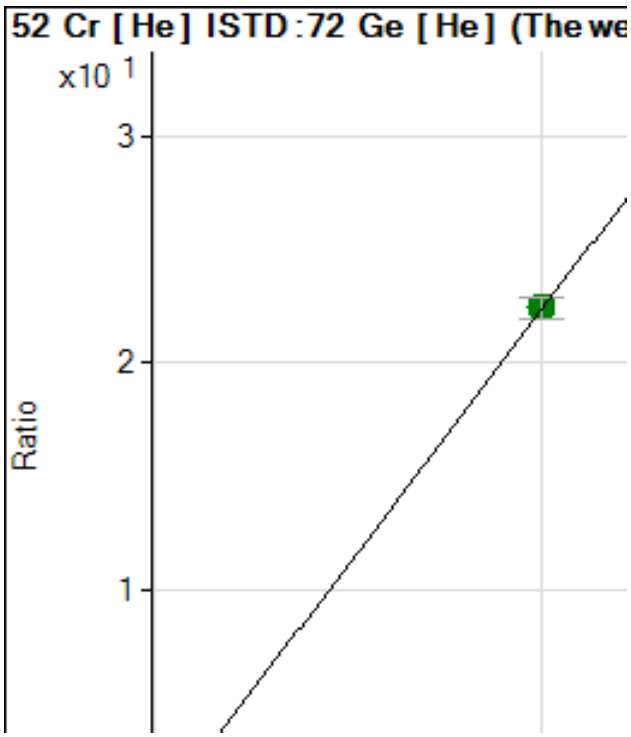

	Rjct	Conc.	Calc Conc.	CPS	Ratio	Det.	RSD	%RE
1	☐	0.000	0.000	873.36	0.007		16.	
2	☐	0.025	0.051	913.37	0.009		1.7	105
3	☐	0.050	0.105	1011.15	0.010		5.9	109
4	☐	0.100	0.156	1103.38	0.011		1.6	56.2
5	☐	0.500	0.528	1882.36	0.019		4.0	5.5
6	☐	1.000	1.187	3193.70	0.034		1.6	18.7
7	☐	10.000	10.548	22863.61	0.244		3.6	5.5
8	☐	50.000	46.362	112763.4	1.047		2.3	-7.3
9	☐	100.00	96.175	261440.2	2.164		3.5	-3.8
10	☐	1000.0	1000.5	3184131.	22.44		4.1	0.1
11	☐			1110.05	0.011		4.7	

y = 0.0224 * x + 0.0078

R = 1.0000

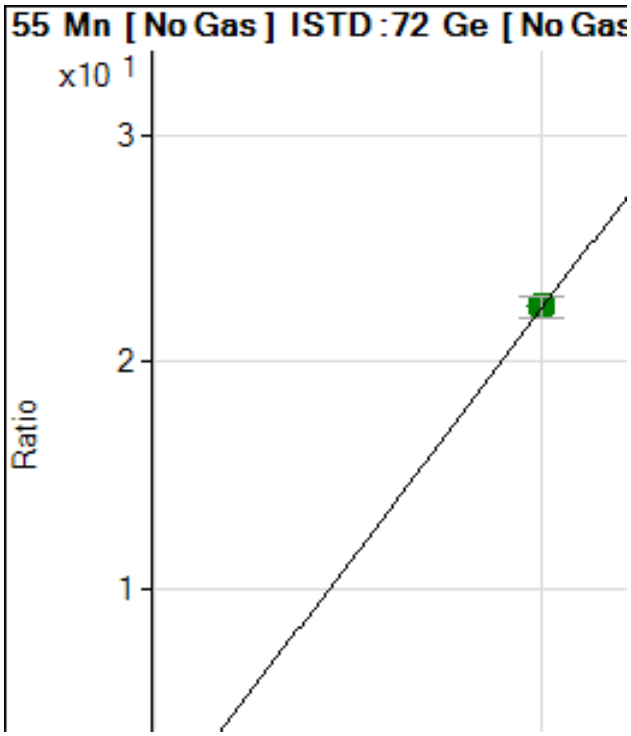

	Rjct	Conc.	Calc Conc.	CPS	Ratio	Det.	RSD	%RE
1	☐	0.000	0.000	5716.47	0.007		2.8	
2	☐	0.025	0.008	5533.41	0.007		4.9	-69
3	☐	0.050	0.045	6242.32	0.008		3.2	-10
4	☐	0.100	0.091	6851.37	0.009		2.1	-8.7
5	☐	0.500	0.531	13929.10	0.019		1.3	6.3
6	☐	1.000	1.074	21860.00	0.031		0.8	7.4
7	☐	10.000	10.822	172282.8	0.250		1.7	8.2
8	☐	50.000	48.908	820364.8	1.103		12.	-2.2
9	☐	100.00	95.116	1722772.	2.139		4.3	-4.9
10	☐	1000.0	1000.5	19790645	22.43		4.4	0.1
11	☐			7886.49	0.010		1.7	

y = 0.0224 * x + 0.0074

R = 1.0000

DL = 0.02744 ug/l

BEC = 0.3322 ug/l

Weight: 1/y

Min Conc: <None>

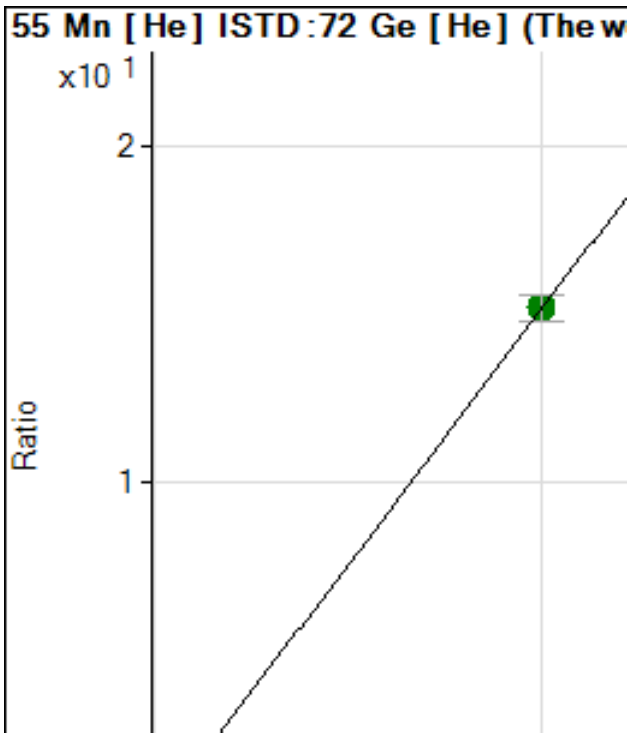

	Rjct	Conc.	Calc Conc.	CPS	Ratio	Det.	RSD	%RE
1	☐	0.000	0.000	54.66	0.000		34.	
2	☐	0.025	0.035	103.65	0.001		14.	40.2
3	☐	0.050	0.066	148.64	0.001		7.1	32.5
4	☐	0.100	0.113	215.29	0.002		2.5	13.3
5	☐	0.500	0.525	810.53	0.008		3.6	5.1
6	☐	1.000	1.118	1619.44	0.017		3.5	11.8
7	☐	10.000	10.683	15220.22	0.162		0.4	6.8
8	☐	50.000	46.722	76422.39	0.709		2.5	-6.6
9	☐	100.00	101.55	186314.3	1.542		4.5	1.6
10	☐	1000.0	1000.0	2153102.	15.18		5.4	0.0
11	☐			90.31	0.000		3.7	

y = 0.0152 * x + 4.8732E-004

R = 1.0000

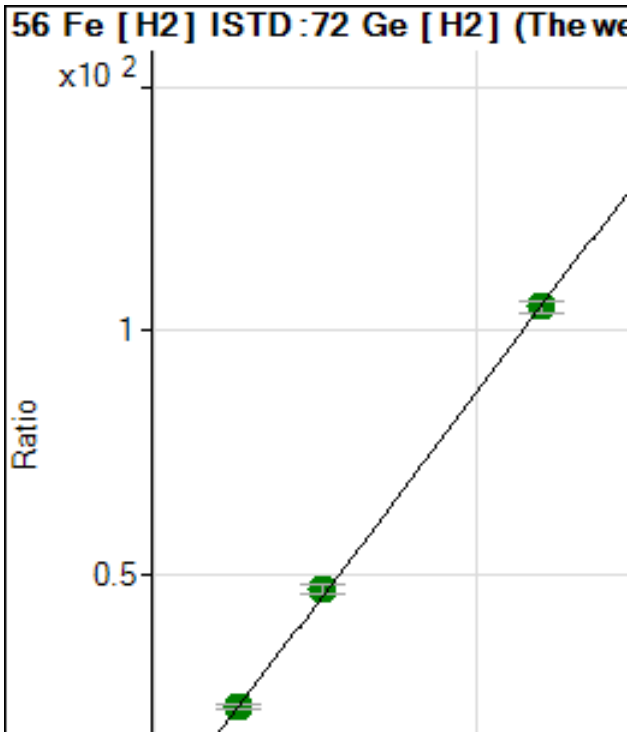

	Rjct	Conc.	Calc Conc.	CPS	Ratio	Det.	RSD	%RE
1	☐	0.000	0.000	8990.14	0.015		3.4	
2	☐	0.650	0.972	18296.52	0.032		4.4	49.6
3	☐	1.300	1.774	26293.41	0.046		1.9	36.5
4	☐	2.600	3.197	41309.67	0.071		2.6	22.9
5	☐	13.000	14.098	146450.3	0.262		4.2	8.4
6	☐	26.000	29.373	296881.7	0.530		5.7	13.0
7	☐	260.00	283.35	2805276.	4.988		3.3	9.0
8	☐	1300.0	1289.1	13377385	22.64		4.8	-0.8
9	☐	2600.0	2667.3	29653626	46.82		3.5	2.6
10	☐	6000.0	5972.1	71426429	104.8		2.1	-0.5
11	☐			15675.96	0.027		3.3	

y = 0.0176 * x + 0.0150
R = 0.9999
DL = 0.08604 ug/l
BEC = 0.8527 ug/l

Weight: 1/y
Min Conc: <None>

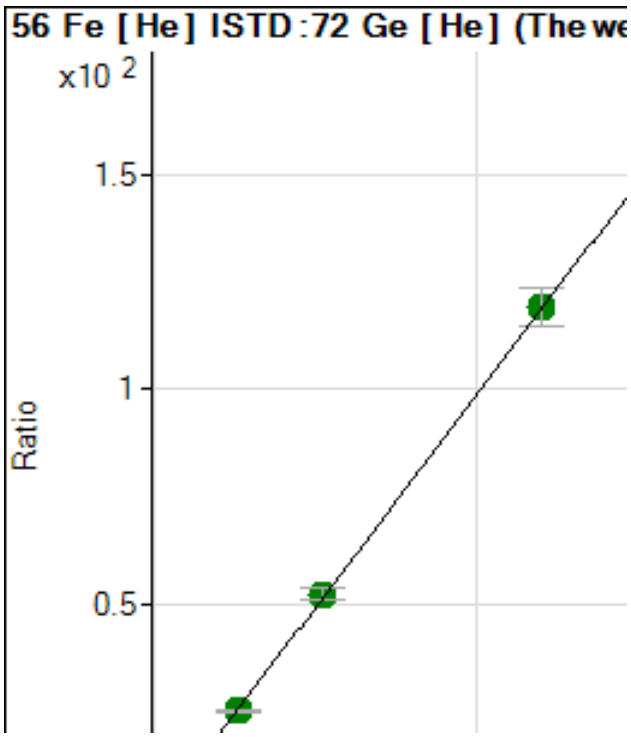

	Rjct	Conc.	Calc Conc.	CPS	Ratio	Det.	RSD	%RE
1	☐	0.000	0.000	3854.40	0.034		2.8	
2	☐	0.650	1.012	5549.99	0.054		0.8	55.6
3	☐	1.300	1.720	6823.49	0.068		3.6	32.3
4	☐	2.600	3.358	9853.29	0.101		1.1	29.2
5	☐	13.000	14.586	31039.50	0.323		3.6	12.2
6	☐	26.000	29.930	58221.56	0.628		4.9	15.1
7	☐	260.00	296.31	553295.9	5.913		1.1	14.0
8	☐	1300.0	1258.5	2692126.	25.00		1.1	-3.2
9	☐	2600.0	2623.1	6289257.	52.07		5.4	0.9
10	☐	6000.0	5997.3	16866460	119.0		7.6	0.0
11	☐			4742.22	0.048		0.6	

y = 0.0198 * x + 0.0344
R = 0.9999

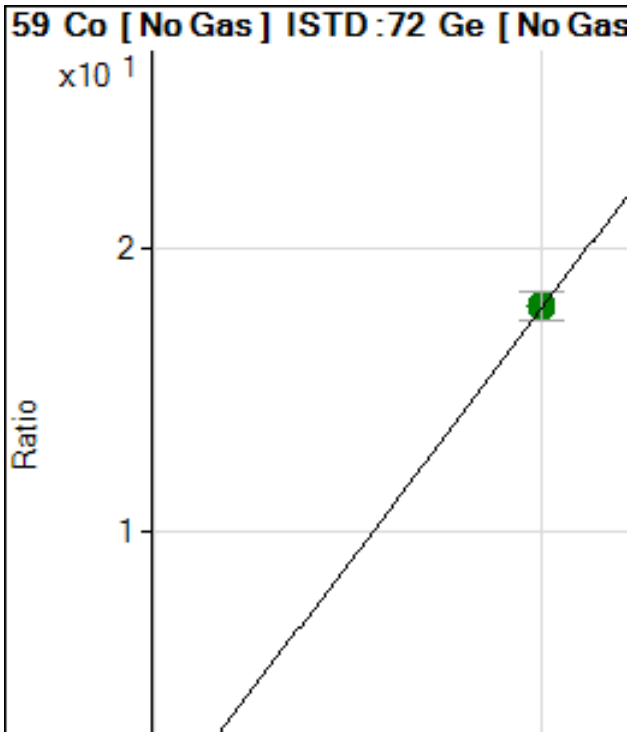

	Rjct	Conc.	Calc Conc.	CPS	Ratio	Det.	RSD	%RE
1	☐	0.000	0.000	645.90	0.000		102	
2	☐	0.025	0.008	695.31	0.001		18.	-69
3	☐	0.050	0.039	1127.81	0.001		12.	-21
4	☐	0.100	0.095	1823.17	0.002		7.1	-4.7
5	☐	0.500	0.503	7074.45	0.009		6.4	0.6
6	☐	1.000	1.127	14575.13	0.021		1.7	12.7
7	☐	10.000	11.116	137837.2	0.200		2.9	11.2
8	☐	50.000	50.972	679496.1	0.914		12.	1.9
9	☐	100.00	96.064	1386395.	1.722		3.8	-3.9
10	☐	1000.0	1000.3	15818021	17.92		5.7	0.0
11	☐			345.99	0.000		26.	

y = 0.0179 * x + 8.2129E-004

R = 1.0000

DL = 0.1402 ug/l

BEC = 0.04583 ug/l

Weight: 1/y

Min Conc: <None>

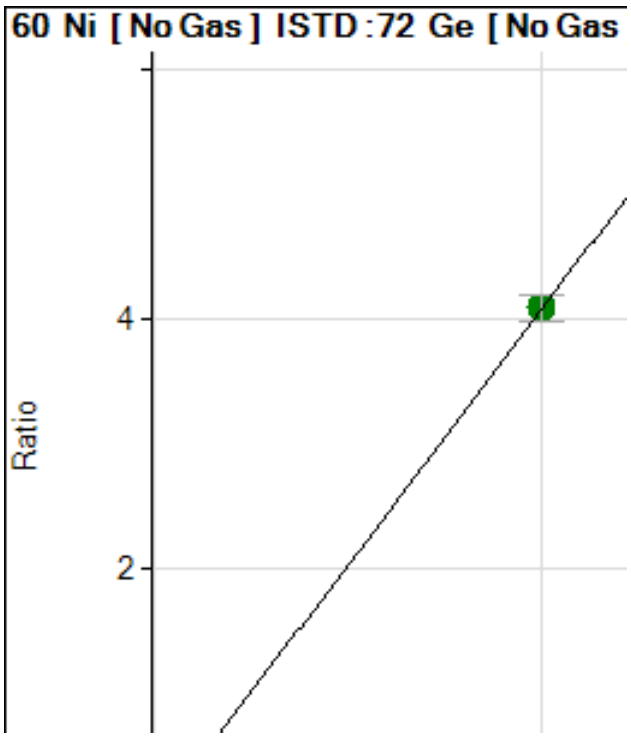

	Rjct	Conc.	Calc Conc.	CPS	Ratio	Det.	RSD	%RE
1	☐	0.000	0.000	449.12	0.000		9.8	
2	☐	0.025	0.033	522.31	0.000		10.	32.4
3	☐	0.050	0.094	715.27	0.001		10.	88.9
4	☐	0.100	0.138	828.38	0.001		8.8	38.5
5	☐	0.500	0.531	1979.55	0.002		3.1	6.2
6	☐	1.000	1.129	3603.31	0.005		5.0	12.9
7	☐	10.000	10.803	30808.54	0.044		6.0	8.0
8	☐	50.000	49.297	149954.2	0.201		13.	-1.4
9	☐	100.00	97.350	320638.4	0.398		1.4	-2.6
10	☐	1000.0	1000.2	3605112.	4.086		5.4	0.0
11	☐			688.65	0.000		18.	

y = 0.0041 * x + 5.8331E-004

R = 1.0000

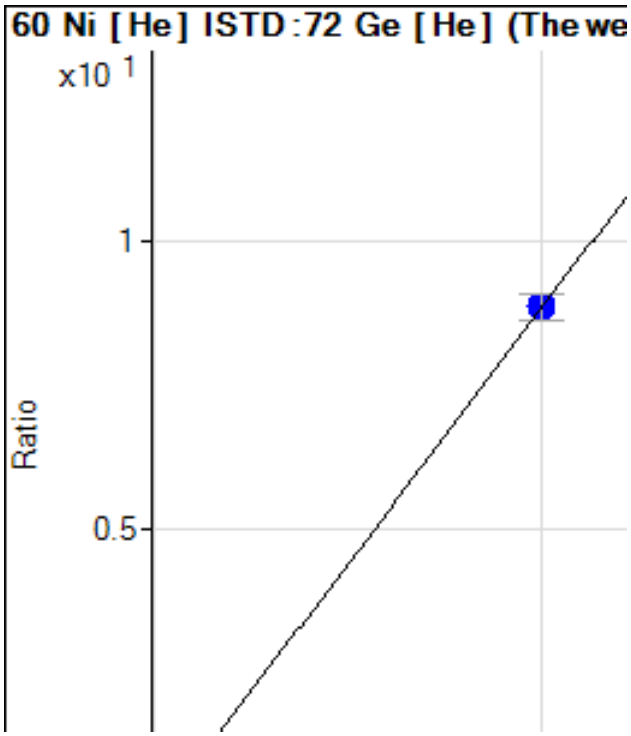

	Rjct	Conc.	Calc Conc.	CPS	Ratio	Det.	RSD	%RE
1	☐	0.000	0.000	132.22	0.001		4.8	
2	☐	0.025	0.059	173.34	0.001		8.4	136
3	☐	0.050	0.042	154.45	0.001		5.0	-16
4	☐	0.100	0.115	214.45	0.002		15.	15.5
5	☐	0.500	0.571	597.79	0.006		1.5	14.3
6	☐	1.000	1.199	1093.38	0.011		6.8	19.9
7	☐	10.000	11.984	10031.32	0.107		2.4	19.8
8	☐	50.000	49.870	47641.69	0.442		2.7	-0.3
9	☐	100.00	101.30	108444.3	0.897		3.2	1.3
10	☐	1000.0	999.85	1255233.	8.848		4.9	0.0
11	☐			167.78	0.001		10.	

y = 0.0088 * x + 0.0012

R = 1.0000

DL = 0.01916 ug/l

BEC = 0.1335 ug/l

Weight: 1/y

Min Conc: <None>

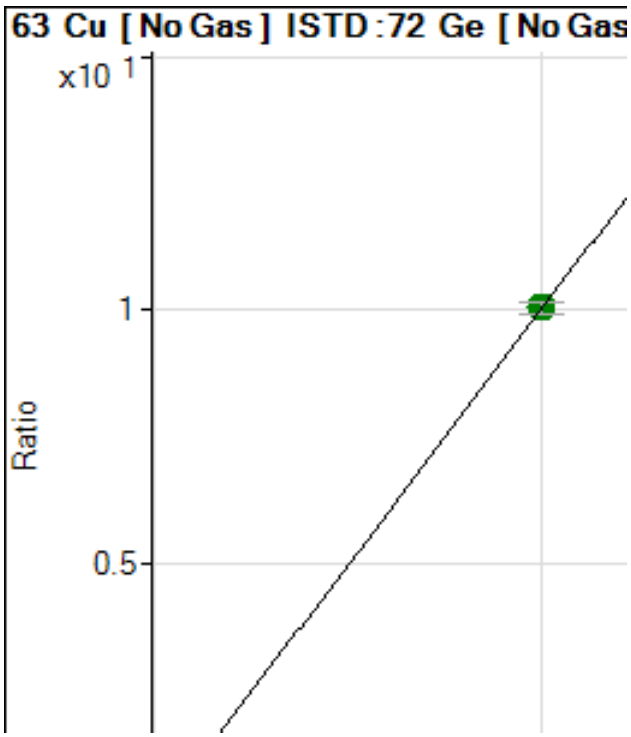

	Rjct	Conc.	Calc Conc.	CPS	Ratio	Det.	RSD	%RE
1	☐	0.000	0.000	903.73	0.001		3.0	
2	☐	0.025	0.058	1277.24	0.001		3.5	131
3	☐	0.050	0.068	1375.95	0.001		6.2	36.4
4	☐	0.100	0.171	2088.33	0.002		2.6	70.8
5	☐	0.500	0.597	5167.67	0.007		0.8	19.5
6	☐	1.000	1.206	9221.97	0.013		2.8	20.6
7	☐	10.000	11.189	78327.90	0.113		1.1	11.9
8	☐	50.000	50.123	374759.3	0.505		13.	0.2
9	☐	100.00	100.18	811980.2	1.008		1.8	0.2
10	☐	1000.0	999.96	8869997.	10.05		2.3	0.0
11	☐			1400.63	0.001		7.5	

y = 0.0101 * x + 0.0012

R = 1.0000

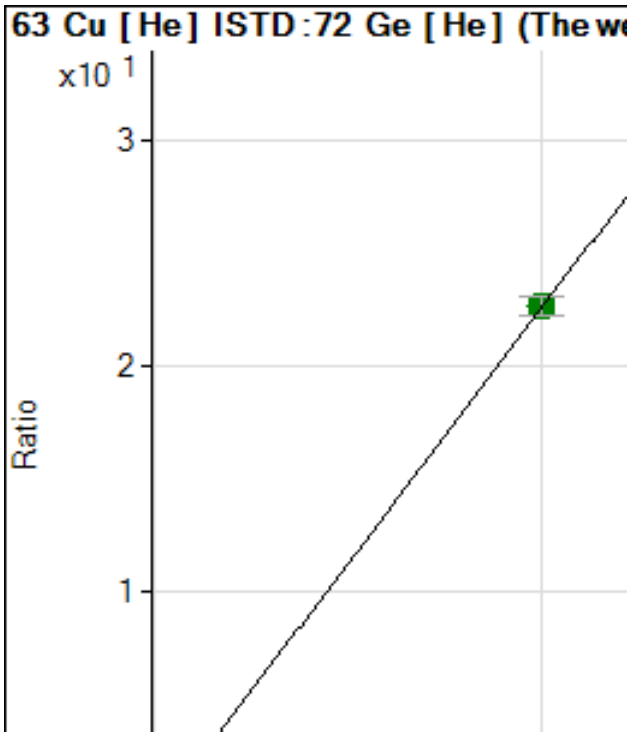

	Rjct	Conc.	Calc Conc.	CPS	Ratio	Det.	RSD	%RE
1	☐	0.000	0.000	261.28	0.002		7.0	
2	☐	0.025	0.047	345.94	0.003		1.9	88.0
3	☐	0.050	0.077	405.59	0.004		8.2	53.9
4	☐	0.100	0.138	531.23	0.005		1.8	37.7
5	☐	0.500	0.630	1590.10	0.016		3.2	26.0
6	☐	1.000	1.321	2983.38	0.032		7.4	32.1
7	☐	10.000	12.511	26697.83	0.285		0.9	25.1
8	☐	50.000	52.804	128849.9	1.196		0.6	5.6
9	☐	100.00	106.49	291245.6	2.411		4.5	6.5
10	☐	1000.0	999.18	3207511.	22.60		3.8	-0.1
11	☐			374.60	0.003		3.0	

y = 0.0226 * x + 0.0023

R = 1.0000

DL = 0.02175 ug/l

BEC = 0.1032 ug/l

Weight: 1/y

Min Conc: <None>

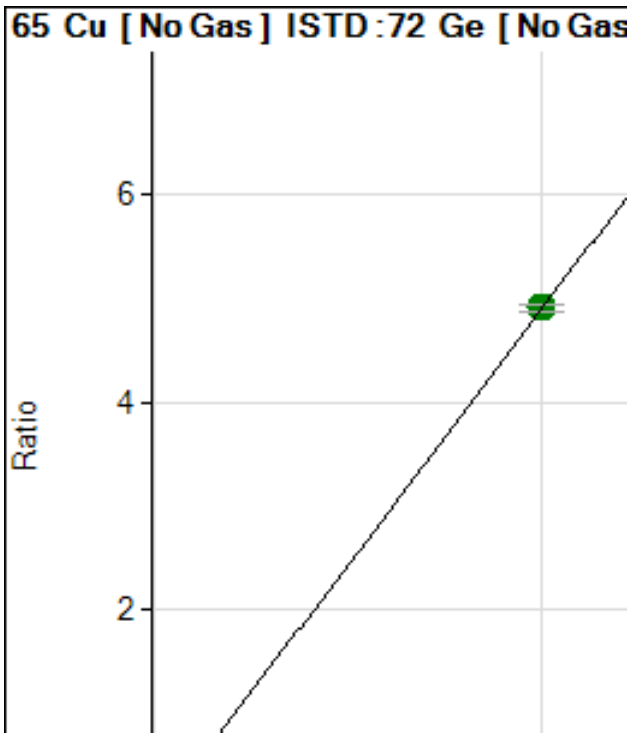

	Rjct	Conc.	Calc Conc.	CPS	Ratio	Det.	RSD	%RE
1	☐	0.000	0.000	340.81	0.000		7.5	
2	☐	0.025	0.041	467.53	0.000		4.0	62.7
3	☐	0.050	0.084	631.60	0.000		2.1	67.6
4	☐	0.100	0.141	819.02	0.001		3.5	40.9
5	☐	0.500	0.530	2190.38	0.003		0.5	5.9
6	☐	1.000	1.159	4254.34	0.006		1.4	15.9
7	☐	10.000	11.208	38218.51	0.055		2.1	12.1
8	☐	50.000	49.223	179650.8	0.242		13.	-1.6
9	☐	100.00	97.833	387018.0	0.480		2.2	-2.2
10	☐	1000.0	1000.2	4331833.	4.910		1.2	0.0
11	☐			603.59	0.000		6.9	

y = 0.0049 * x + 4.4392E-004

R = 1.0000

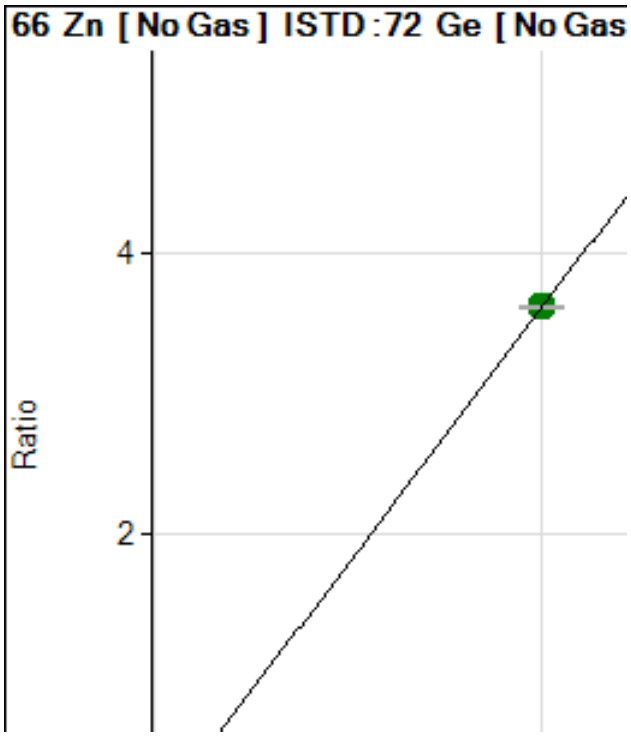

	Rjct	Conc.	Calc Conc.	CPS	Ratio	Det.	RSD	%RE
1	☐	0.000	0.000	398.50	0.000		12.	
2	☐			964.12	0.001		12.	
3	☐	0.050	0.328	1260.09	0.001		2.4	555
4	☐	0.100	0.303	1167.05	0.001		4.7	203
5	☐	0.500	0.733	2284.82	0.003		9.8	46.7
6	☐	1.000	1.539	4221.38	0.006		5.5	53.9
7	☐	10.000	11.529	29075.64	0.042		4.3	15.3
8	☐	50.000	51.192	137729.5	0.185		13.	2.4
9	☐	100.00	101.96	297285.1	0.369		3.4	2.0
10	☐	1000.0	999.72	3189176.	3.614		0.4	0.0
11	☐			2165.49	0.002		11.	

y = 0.0036 * x + 5.2015E-004

R = 1.0000

DL = 0.05187 ug/l

BEC = 0.1439 ug/l

Weight: 1/y

Min Conc: <None>

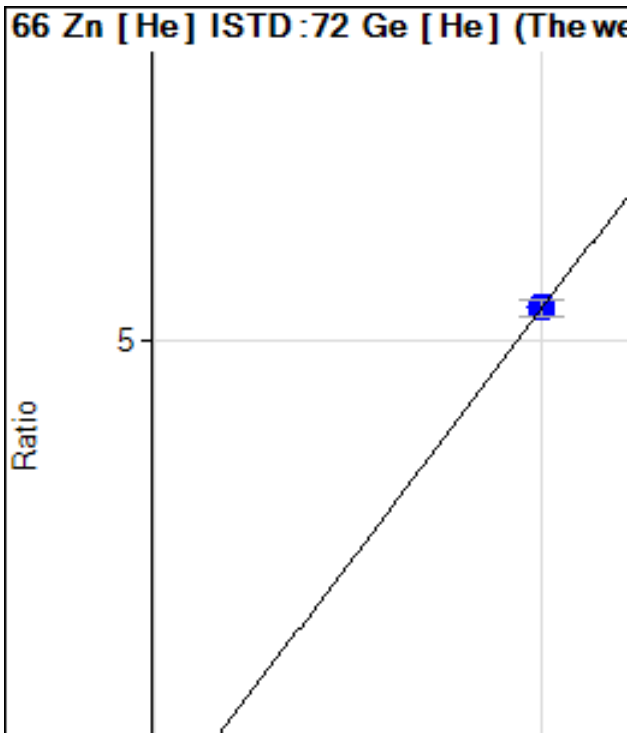

	Rjct	Conc.	Calc Conc.	CPS	Ratio	Det.	RSD	%RE
1	☐	0.000	0.000	101.11	0.000		29.	
2	☐			204.45	0.002		13.	
3	☐	0.050	0.360	282.23	0.002		6.6	620
4	☐	0.100	0.387	290.01	0.003		22.	286
5	☐	0.500	0.761	477.79	0.005		6.4	52.2
6	☐	1.000	1.660	908.93	0.009		1.0	66.0
7	☐	10.000	11.917	6057.97	0.064		2.8	19.2
8	☐	50.000	50.378	29148.34	0.270		2.4	0.8
9	☐	100.00	105.68	68524.09	0.566		3.4	5.7
10	☐	1000.0	999.39	759853.0	5.353		3.3	-0.1
11	☐			432.23	0.004		5.4	

y = 0.0054 * x + 9.0565E-004

R = 1.0000

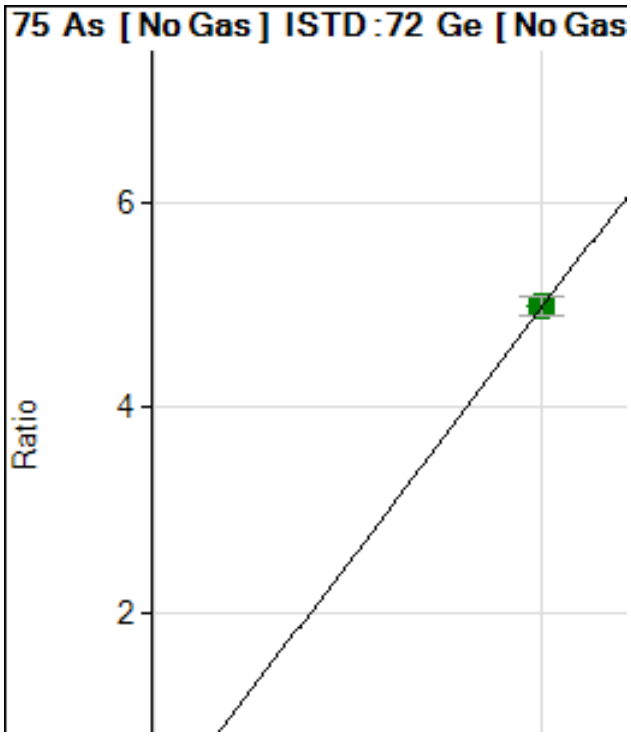

	Rjct	Conc.	Calc Conc.	CPS	Ratio	Det.	RSD	%RE
1	☐	0.000	0.000	9509.82	0.012		47.	
2	☐	0.025	0.270	9964.77	0.013		30.	980
3	☐	0.050	-0.061	8920.06	0.012		36.	-222
4	☐	0.100	-0.056	8749.38	0.012		21.	-156
5	☐	0.500	1.189	13167.55	0.018		29.	137
6	☐	1.000	1.340	13184.32	0.019		20.	34.0
7	☐	10.000	11.095	46505.16	0.067		1.6	11.0
8	☐	50.000	50.927	196694.1	0.265		14.	1.9
9	☐	100.00	99.597	408085.0	0.506		2.8	-0.4
10	☐	1000.0	999.98	4392035.	4.977		3.7	0.0
11	☐			10474.08	0.013		19.	

y = 0.0050 * x + 0.0124

R = 1.0000

DL = 3.554 ug/l

BEC = 2.492 ug/l

Weight: 1/y

Min Conc: <None>

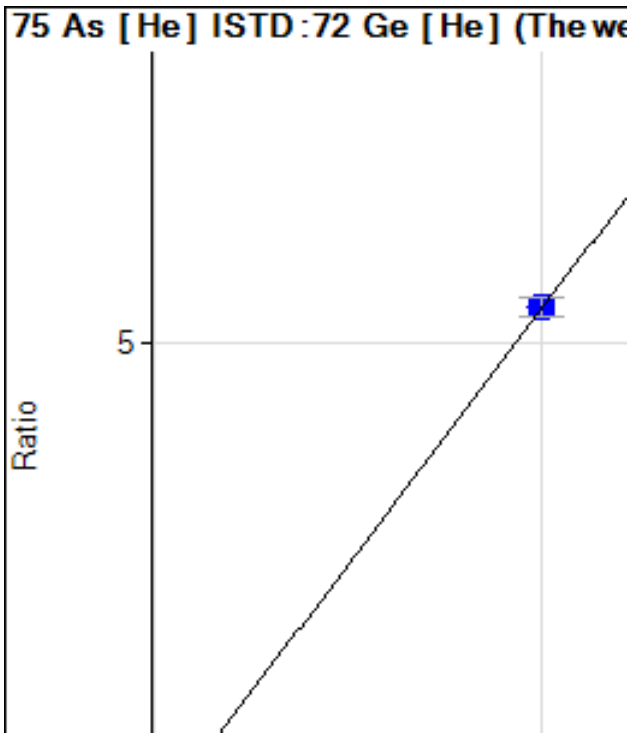

	Rjct	Conc.	Calc Conc.	CPS	Ratio	Det.	RSD	%RE
1	☐	0.000	0.000	137.40	0.001		2.5	
2	☐	0.025	0.030	141.07	0.001		5.1	18.2
3	☐	0.050	0.058	152.93	0.001		3.1	15.2
4	☐	0.100	0.116	180.47	0.001		6.1	16.4
5	☐	0.500	0.532	390.93	0.004		2.3	6.3
6	☐	1.000	1.140	680.20	0.007		8.7	14.0
7	☐	10.000	11.249	5761.62	0.061		0.2	12.5
8	☐	50.000	49.649	28811.03	0.267		0.8	-0.7
9	☐	100.00	103.05	66937.61	0.554		3.8	3.1
10	☐	1000.0	999.70	761197.9	5.364		3.9	0.0
11	☐			173.93	0.001		5.0	

y = 0.0054 * x + 0.0012

R = 1.0000

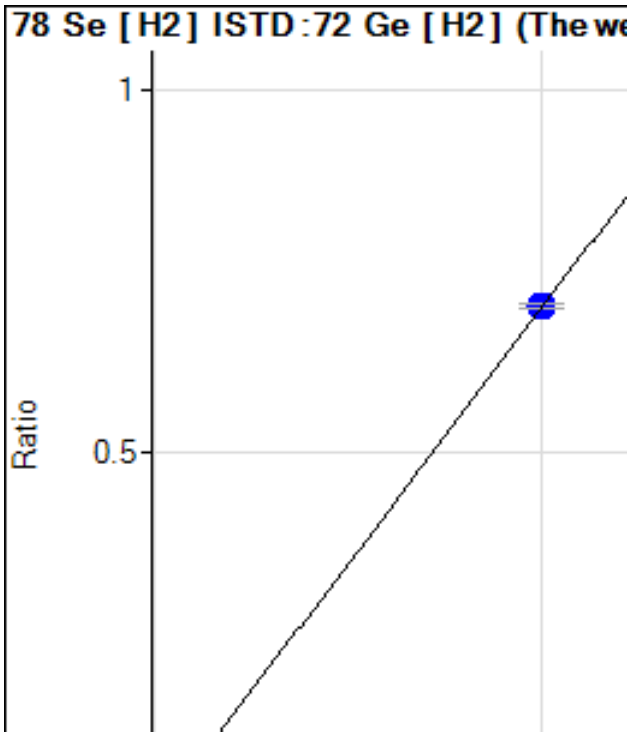

	Rjct	Conc.	Calc Conc.	CPS	Ratio	Det.	RSD	%RE
1	☐	0.000	0.000	19.55	0.000		5.2	
2	☐	0.025	0.025	28.44	0.000		16.	-1.3
3	☐	0.050	0.054	40.11	0.000		5.2	7.8
4	☐	0.100	0.102	60.34	0.000		1.7	1.6
5	☐	0.500	0.538	228.89	0.000		5.0	7.7
6	☐	1.000	1.116	456.45	0.000		3.2	11.6
7	☐	10.000	10.865	4304.30	0.007		3.3	8.7
8	☐	50.000	50.705	21039.31	0.035		3.6	1.4
9	☐	100.00	100.64	44713.26	0.070		2.7	0.6
10	☐	1000.0	999.89	477880.6	0.701		0.9	0.0
11	☐			98.67	0.000		5.3	

y = 7.0140E-004 * x + 3.2540E-005

R = 1.0000

DL = 0.007247 ug/l

BEC = 0.04639 ug/l

Weight: 1/y

Min Conc: <None>

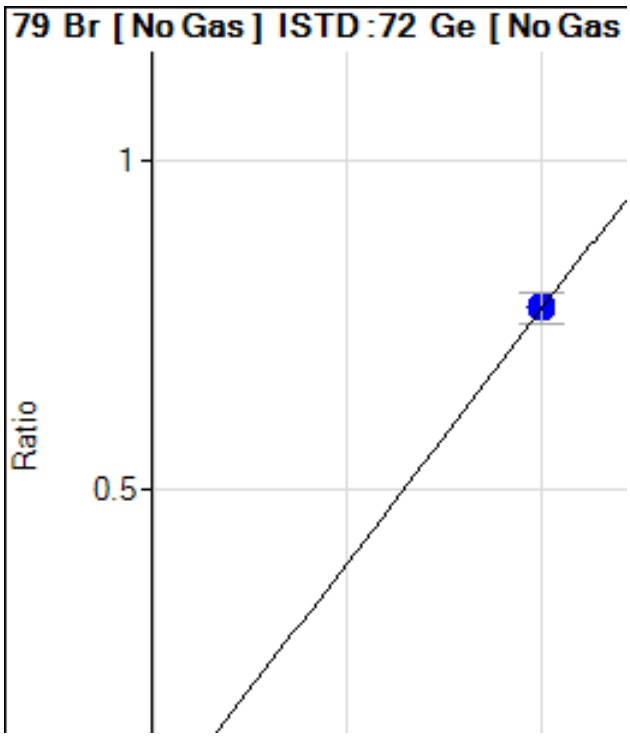

	Rjct	Conc.	Calc Conc.	CPS	Ratio	Det.	RSD	%RE
1	☐	0.000	0.000	6714.95	0.008		9.3	
2	☐			8149.49	0.011		6.5	
3	☐			7653.55	0.010		2.9	
4	☐			8066.32	0.011		8.7	
5	☐			7743.42	0.010		2.2	
6	☐			7626.91	0.011		2.2	
7	☐			8016.33	0.011		6.8	
8	☐			9144.85	0.012		10.	
9	☐			9034.98	0.011		5.3	
10	☐			11222.16	0.012		1.4	
11	☐	100.00	100.00	600980.8	0.775		6.1	0.0

y = 0.0077 * x + 0.0088

R = 1.0000

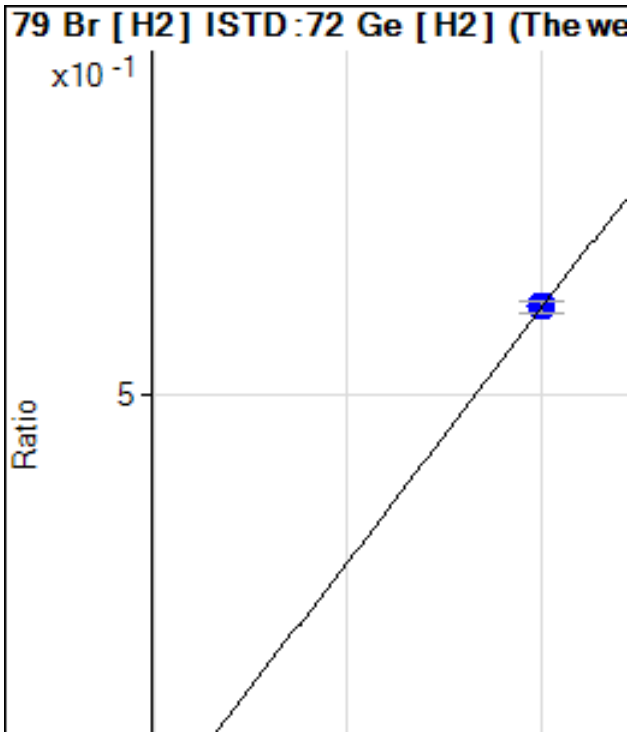

	Rjct	Conc.	Calc Conc.	CPS	Ratio	Det.	RSD	%RE
1	☐	0.000	0.000	3822.93	0.006		3.7	
2	☐			4688.16	0.008		3.9	
3	☐			4541.73	0.008		1.2	
4	☐			4841.24	0.008		4.1	
5	☐			4654.86	0.008		8.4	
6	☐			4488.47	0.008		4.2	
7	☐			4501.79	0.008		5.6	
8	☐			5450.25	0.009		6.3	
9	☐			5716.50	0.009		2.4	
10	☐			14631.87	0.021		2.3	
11	☐	100.00	100.00	350352.6	0.604		2.2	0.0

y = 0.0060 * x + 0.0064

R = 1.0000

DL = 0.1165 ug/l

BEC = 1.063 ug/l

Weight: 1/y

Min Conc: <None>

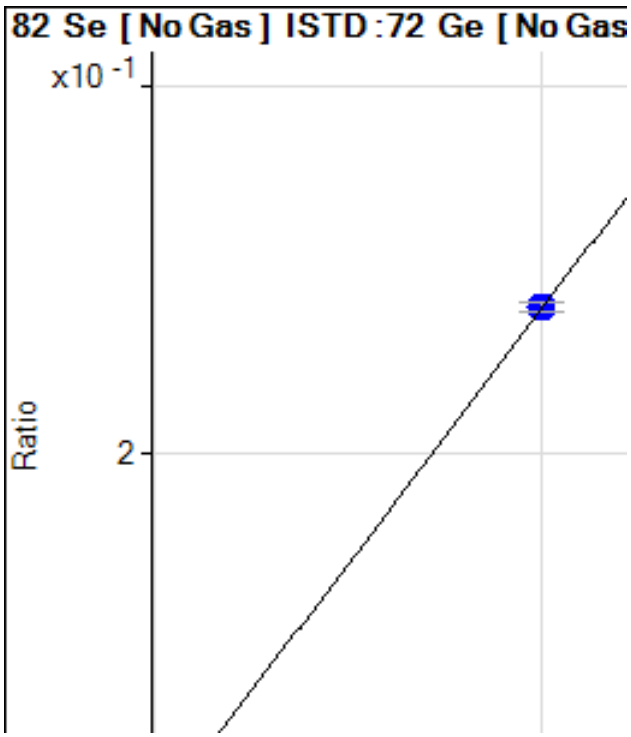

	Rjct	Conc.	Calc Conc.	CPS	Ratio	Det.	RSD	%RE
1	☐	0.000	0.000	516.75	0.000		49.	
2	☐	0.025	-0.074	471.27	0.000		4.8	-395
3	☐	0.050	-0.459	399.42	0.000		25.	-101
4	☐	0.100	-0.276	428.08	0.000		20.	-376
5	☐	0.500	0.186	520.22	0.000		32.	-62
6	☐	1.000	0.854	629.27	0.000		3.8	-14
7	☐	10.000	11.195	2610.05	0.003		2.7	12.0
8	☐	50.000	52.550	11354.33	0.015		14.	5.1
9	☐	100.00	101.35	23263.23	0.028		3.0	1.4
10	☐	1000.0	999.72	246221.2	0.279		2.0	0.0
11	☐			761.95	0.001		8.2	

y = 2.7848E-004 * x + 6.6940E-004

R = 1.0000

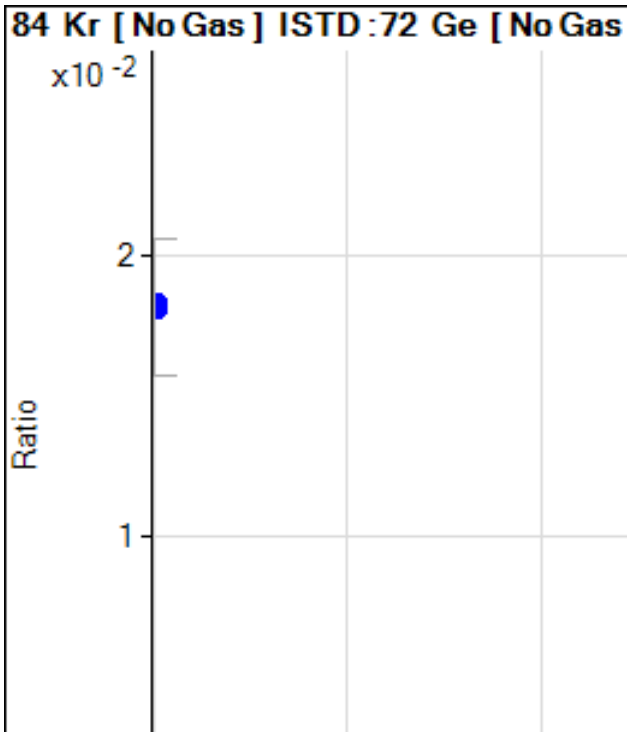

	Rjct	Conc.	Calc Conc.	CPS	Ratio	Det.	RSD	%RE
1	☐	0.000		13956.13	0.018		26.	
2	☐			12484.37	0.017		21.	
3	☐			12421.15	0.016		26.	
4	☐			12727.48	0.017		24.	
5	☐			12853.93	0.017		22.	
6	☐			12767.22	0.018		12.	
7	☐			13726.23	0.019		17.	
8	☐			20720.92	0.028		23.	
9	☐			31042.13	0.038		8.1	
10	☐			191753.9	0.217		2.0	
11	☐			13456.53	0.017		19.	

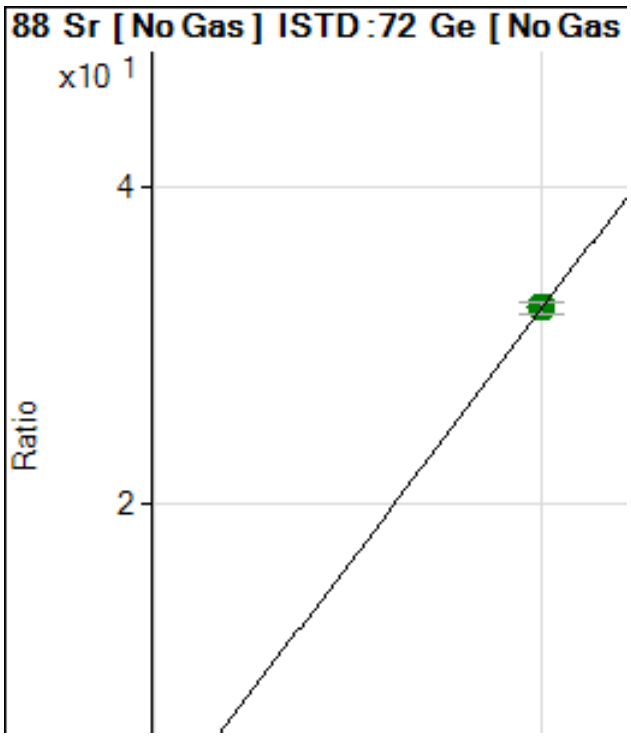

	Rjct	Conc.	Calc Conc.	CPS	Ratio	Det.	RSD	%RE
1	☐	0.000	0.000	302.74	0.000		18.	
2	☐	0.025	0.033	1064.60	0.001		5.1	32.4
3	☐	0.050	0.073	2026.14	0.002		6.3	45.2
4	☐	0.100	0.140	3560.07	0.004		6.8	40.4
5	☐	0.500	0.584	13889.28	0.019		2.4	16.9
6	☐	1.000	1.220	27665.27	0.039		5.3	22.0
7	☐	10.000	12.078	269678.7	0.391		1.0	20.8
8	☐	50.000	53.340	1280786.	1.726		14.	6.7
9	☐	100.00	100.53	2620753.	3.254		1.3	0.5
10	☐	1000.0	999.75	28544170	32.35		2.1	0.0
11	☐			552.25	0.000		13.	

y = 0.0324 * x + 3.9250E-004

R = 1.0000

DL = 0.006552 ug/l

BEC = 0.01213 ug/l

Weight: 1/y

Min Conc: <None>

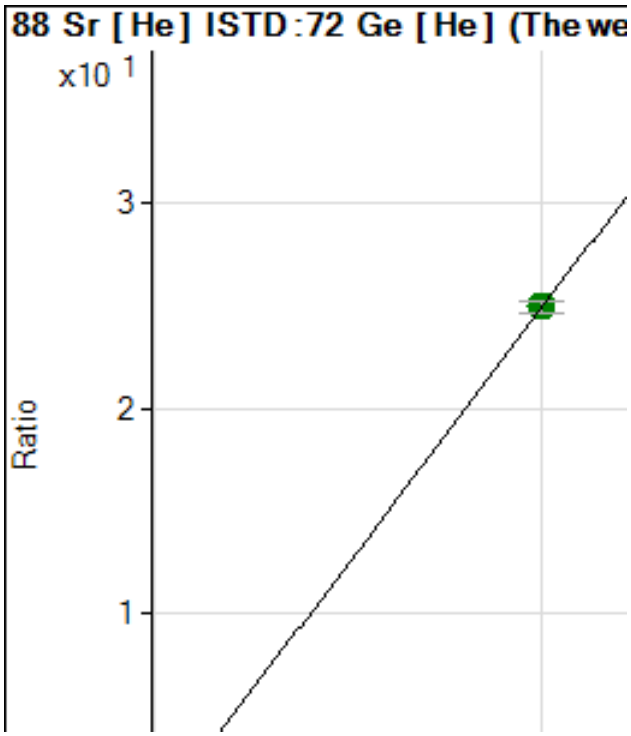

	Rjct	Conc.	Calc Conc.	CPS	Ratio	Det.	RSD	%RE
1	☐	0.000	0.000	87.78	0.000		12.	
2	☐	0.025	0.032	162.22	0.001		17.	29.7
3	☐	0.050	0.064	237.78	0.002		6.2	28.6
4	☐	0.100	0.130	392.23	0.004		12.	29.9
5	☐	0.500	0.563	1421.19	0.014		2.2	12.5
6	☐	1.000	1.208	2871.42	0.031		1.2	20.8
7	☐	10.000	11.497	26935.65	0.287		1.9	15.0
8	☐	50.000	48.844	131394.9	1.220		4.3	-2.3
9	☐	100.00	103.66	312949.4	2.589		4.9	3.7
10	☐	1000.0	999.67	3544655.	24.96		2.1	0.0
11	☐			85.55	0.000		30.	

y = 0.0250 * x + 7.8338E-004

R = 1.0000

DL = 0.01131 ug/l

BEC = 0.03137 ug/l

Weight: 1/y

Min Conc: <None>

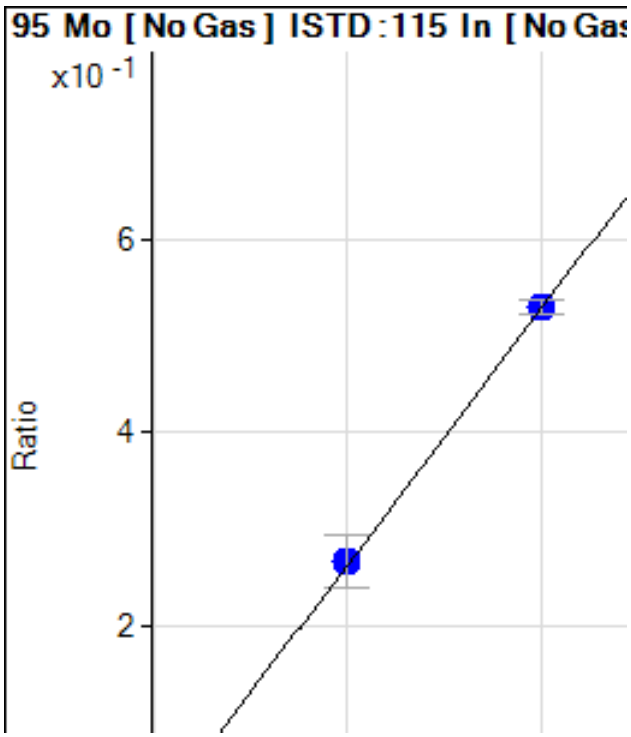

	Rjct	Conc.	Calc Conc.	CPS	Ratio	Det.	RSD	%RE
1	☐	0.000	0.000	44.44	0.000		22.	
2	☐	0.025	0.081	452.23	0.000		12.	222
3	☐	0.050	0.068	393.34	0.000		5.7	36.5
4	☐	0.100	0.111	591.13	0.000		1.2	11.3
5	☐	0.500	0.498	2545.80	0.002		2.1	-0.3
6	☐	1.000	1.002	5074.28	0.005		2.3	0.2
7	☐	10.000	10.180	49822.95	0.054		1.7	1.8
8	☐	50.000	50.300	250348.9	0.266		20.	0.6
9	☐	100.00	99.832	519184.6	0.528		3.0	-0.2
10	☐			577.79	0.000		8.0	
11	☐			121.11	0.000		15.	

y = 0.0053 * x + 4.6609E-005

R = 1.0000

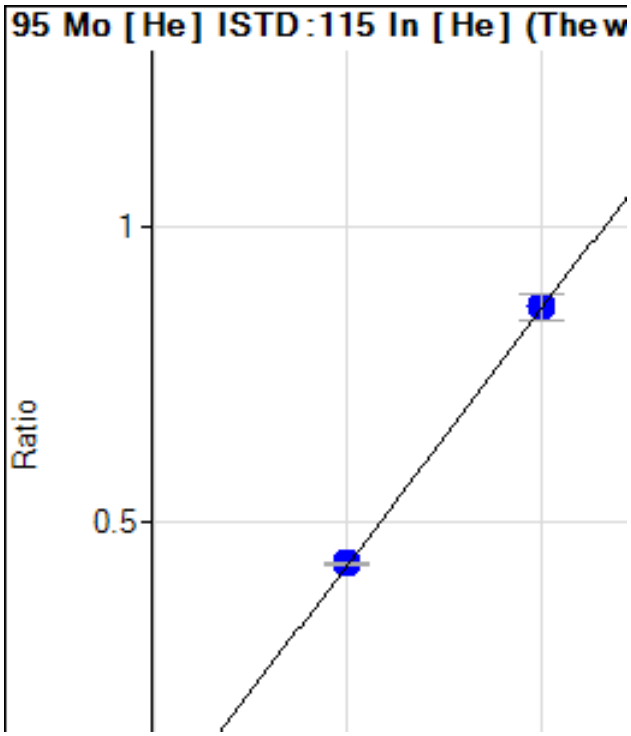

	Rjct	Conc.	Calc Conc.	CPS	Ratio	Det.	RSD	%RE
1	☐	0.000	0.000	21.11	0.000		25.	
2	☐	0.025	0.069	133.33	0.000		10.	177
3	☐	0.050	0.062	116.67	0.000		20.	23.2
4	☐	0.100	0.113	200.00	0.001		10.	12.7
5	☐	0.500	0.502	817.81	0.004		6.5	0.4
6	☐	1.000	1.092	1741.23	0.009		3.2	9.2
7	☐	10.000	10.733	16929.09	0.092		2.4	7.3
8	☐	50.000	49.683	82680.24	0.428		1.3	-0.6
9	☐	100.00	100.08	185458.8	0.862		5.0	0.1
10	☐			191.11	0.000		3.3	
11	☐			48.89	0.000		31.	

y = 0.0086 * x + 1.0234E-004

R = 1.0000

DL = 0.009106 ug/l

BEC = 0.01187 ug/l

Weight: 1/y

Min Conc: <None>

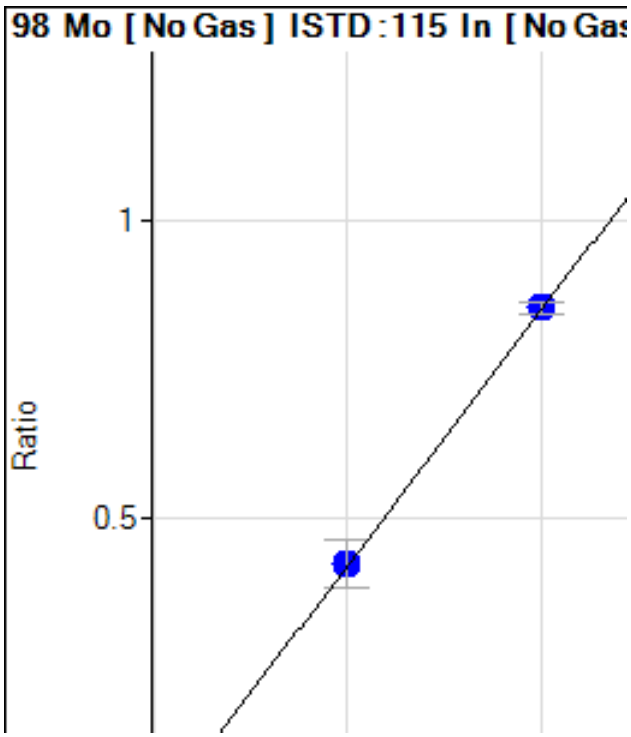

	Rjct	Conc.	Calc Conc.	CPS	Ratio	Det.	RSD	%RE
1	☐	0.000	0.000	118.89	0.000		4.3	
2	☐	0.025	0.077	751.76	0.000		9.5	209
3	☐	0.050	0.052	544.46	0.000		7.4	3.2
4	☐	0.100	0.099	898.93	0.001		1.8	-1.2
5	☐	0.500	0.507	4220.66	0.004		4.2	1.5
6	☐	1.000	1.013	8305.33	0.008		4.0	1.3
7	☐	10.000	10.435	82296.36	0.089		2.7	4.3
8	☐	50.000	49.786	400041.7	0.424		18.	-0.4
9	☐	100.00	100.06	838744.5	0.853		2.5	0.1
10	☐			995.67	0.001		9.7	
11	☐			195.07	0.000		4.2	

y = 0.0085 * x + 1.2462E-004

R = 1.0000

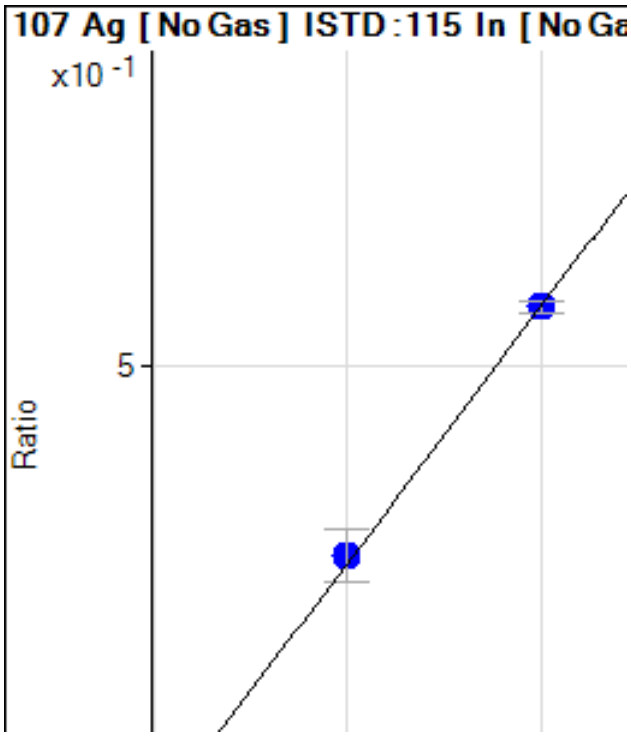

	Rjct	Conc.	Calc Conc.	CPS	Ratio	Det.	RSD	%RE
1	☐	0.000	0.000	106.71	0.000		13.	
2	☐	0.010	0.010	248.10	0.000		5.8	3.6
3	☐	0.020	0.026	460.86	0.000		9.9	28.7
4	☐	0.040	0.049	748.99	0.000		3.7	21.9
5	☐	0.200	0.212	2957.51	0.003		3.1	5.8
6	☐	0.400	0.437	5989.04	0.006		3.5	9.2
7	☐	4.000	4.258	56003.13	0.060		3.0	6.5
8	☐	20.000	20.352	272145.1	0.289		19.	1.8
9	☐	40.000	39.798	555848.7	0.566		2.3	-0.5
10	☐			4394803.	4.406		3.1	
11	☐			7383.59	0.007		15.	

y = 0.0142 * x + 1.1202E-004

R = 0.9999

DL = 0.003103 ug/l

BEC = 0.007876 ug/l

Weight: 1/y

Min Conc: <None>

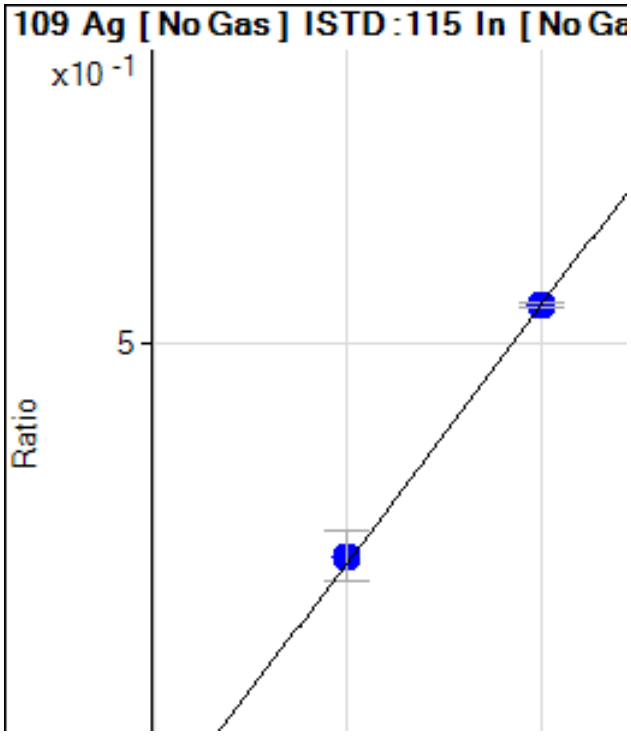

	Rjct	Conc.	Calc Conc.	CPS	Ratio	Det.	RSD	%RE
1	☐	0.000	0.000	100.71	0.000		17.	
2	☐	0.010	0.011	244.77	0.000		3.9	11.1
3	☐	0.020	0.025	428.18	0.000		5.6	25.2
4	☐	0.040	0.047	692.96	0.000		4.0	18.2
5	☐	0.200	0.221	2937.49	0.003		2.7	10.6
6	☐	0.400	0.437	5710.13	0.006		3.4	9.4
7	☐	4.000	4.287	53656.22	0.058		5.7	7.2
8	☐	20.000	20.300	258607.4	0.274		19.	1.5
9	☐	40.000	39.821	529430.2	0.539		0.8	-0.4
10	☐			4262054.	4.270		2.7	
11	☐			7132.04	0.007		16.	

y = 0.0135 * x + 1.0569E-004

R = 0.9999

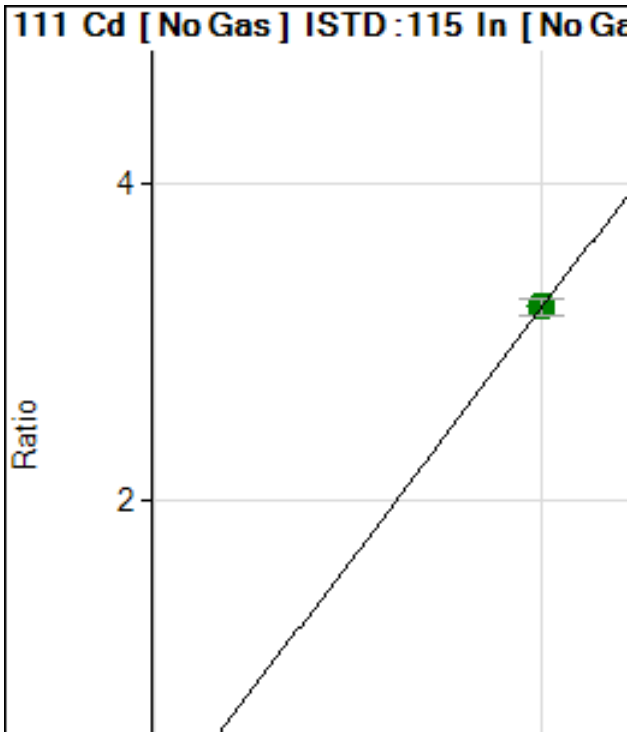

	Rjct	Conc.	Calc Conc.	CPS	Ratio	Det.	RSD	%RE
1	☐	0.000	0.000	14.23	0.000		126	
2	☐	0.025	0.025	90.94	0.000		7.9	-0.8
3	☐	0.050	0.063	210.78	0.000		3.9	26.5
4	☐	0.100	0.121	377.60	0.000		9.0	21.4
5	☐	0.500	0.527	1623.47	0.001		2.9	5.3
6	☐	1.000	1.101	3374.74	0.003		1.2	10.1
7	☐	10.000	10.612	31582.41	0.034		1.5	6.1
8	☐	50.000	50.493	152997.3	0.162		19.	1.0
9	☐	100.00	100.02	316545.1	0.322		1.3	0.0
10	☐	1000.0	999.96	3213704.	3.222		3.4	0.0
11	☐			74.08	0.000		20.	

y = 0.0032 * x + 1.5018E-005

R = 1.0000

DL = 0.01768 ug/l

BEC = 0.00466 ug/l

Weight: 1/y

Min Conc: <None>

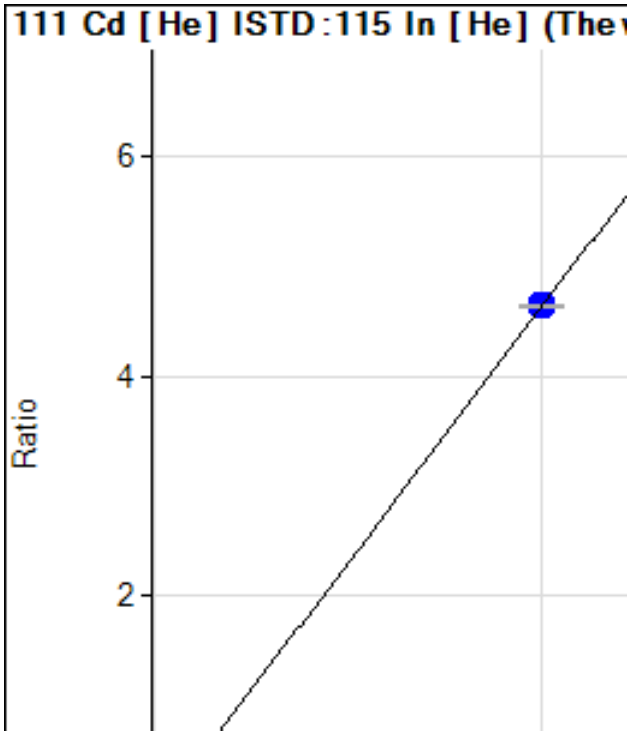

	Rjct	Conc.	Calc Conc.	CPS	Ratio	Det.	RSD	%RE
1	☐	0.000	0.000	2.22	0.000		52.	
2	☐	0.025	0.026	25.11	0.000		6.1	4.5
3	☐	0.050	0.065	57.89	0.000		10.	30.5
4	☐	0.100	0.118	104.00	0.000		11.	18.0
5	☐	0.500	0.565	485.34	0.002		2.9	12.9
6	☐	1.000	1.163	989.15	0.005		2.4	16.3
7	☐	10.000	11.241	9535.98	0.052		1.9	12.4
8	☐	50.000	52.410	46938.15	0.243		0.9	4.8
9	☐	100.00	102.26	101993.2	0.474		1.8	2.3
10	☐	1000.0	999.64	1084933.	4.637		0.3	0.0
11	☐			15.89	0.000		31.	

y = 0.0046 * x + 1.0750E-005

R = 1.0000

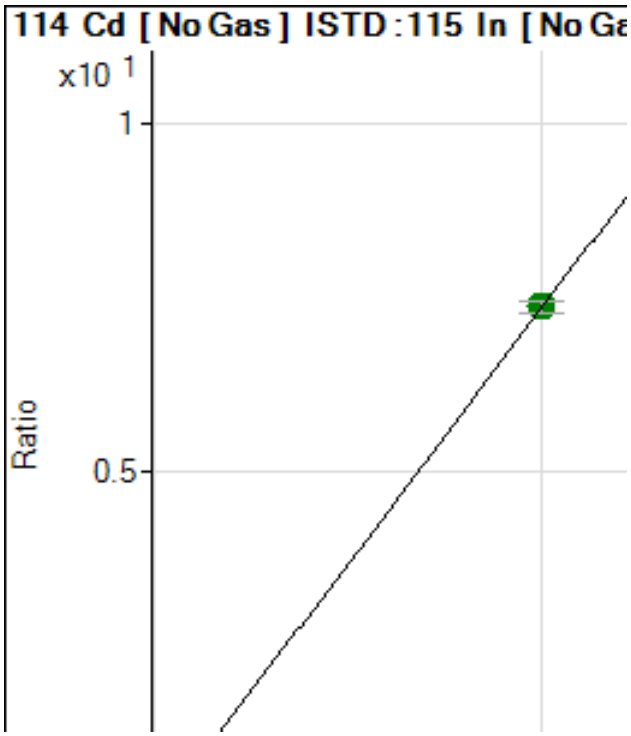

	Rjct	Conc.	Calc Conc.	CPS	Ratio	Det.	RSD	%RE
1	☐	0.000	0.000	-0.67	0.000		-22	
2	☐	0.025	0.024	169.18	0.000		14.	-3.9
3	☐	0.050	0.064	451.22	0.000		6.5	27.5
4	☐	0.100	0.120	821.17	0.000		3.1	20.1
5	☐	0.500	0.523	3649.44	0.003		2.3	4.6
6	☐	1.000	1.070	7459.74	0.007		0.4	7.0
7	☐	10.000	10.483	71246.22	0.077		2.4	4.8
8	☐	50.000	50.172	347338.1	0.369		19.	0.3
9	☐	100.00	98.999	715788.8	0.728		1.6	-1.0
10	☐	1000.0	1000.0	7344892.	7.363		2.5	0.0
11	☐			162.99	0.000		9.7	

y = 0.0074 * x - 6.1700E-007

R = 1.0000

DL = 0.005753 ug/l

BEC = -8.38E-05 ug/l

Weight: 1/y

Min Conc: <None>

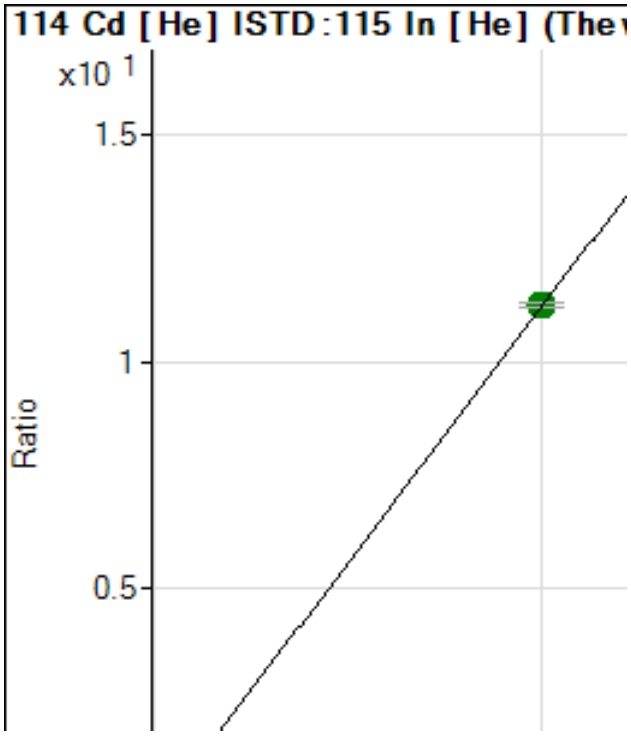

	Rjct	Conc.	Calc Conc.	CPS	Ratio	Det.	RSD	%RE
1	☐	0.000	0.000	0.90	0.000		170	
2	☐	0.025	0.028	60.79	0.000		9.4	12.2
3	☐	0.050	0.062	129.12	0.000		5.6	23.7
4	☐	0.100	0.125	262.45	0.001		4.3	24.9
5	☐	0.500	0.560	1162.48	0.006		2.8	12.1
6	☐	1.000	1.178	2422.37	0.013		3.0	17.8
7	☐	10.000	11.491	23605.52	0.129		2.1	14.9
8	☐	50.000	53.073	115133.0	0.596		1.0	6.1
9	☐	100.00	102.98	248789.0	1.157		1.3	3.0
10	☐	1000.0	999.53	2627500.	11.23		0.8	0.0
11	☐			32.74	0.000		15.	

y = 0.0112 * x + 4.3545E-006

R = 1.0000

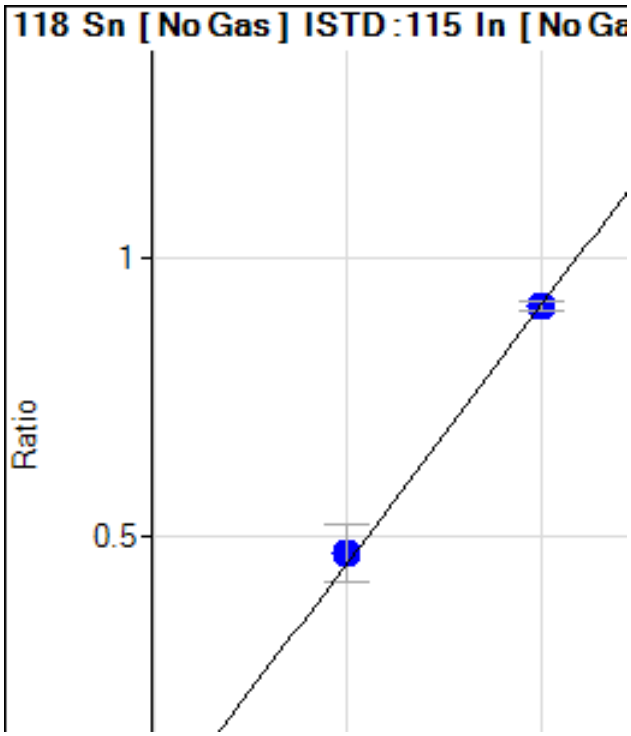

	Rjct	Conc.	Calc Conc.	CPS	Ratio	Det.	RSD	%RE
1	☐	0.000	0.000	738.56	0.000		39.	
2	☐	0.025	0.041	1104.53	0.001		5.5	65.0
3	☐	0.050	0.062	1297.49	0.001		2.3	24.1
4	☐	0.100	0.153	2026.16	0.002		3.6	52.9
5	☐	0.500	0.550	5516.87	0.005		6.8	10.0
6	☐	1.000	1.059	9943.89	0.010		1.3	5.9
7	☐	10.000	10.109	86297.82	0.093		4.1	1.1
8	☐	50.000	51.276	441805.3	0.471		21.	2.6
9	☐	100.00	99.350	895400.3	0.912		2.0	-0.6
10	☐			1989.53	0.002		1.8	
11	☐			3187.38	0.003		3.9	

y = 0.0092 * x + 7.7770E-004

R = 0.9999

DL = 0.1004 ug/l

BEC = 0.08479 ug/l

Weight: 1/y

Min Conc: <None>

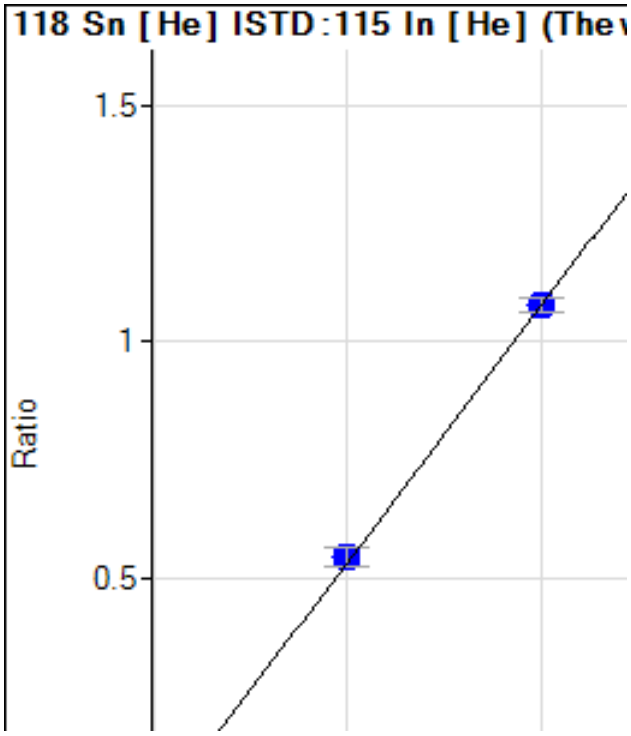

	Rjct	Conc.	Calc Conc.	CPS	Ratio	Det.	RSD	%RE
1	☐	0.000	0.000	176.67	0.000		9.9	
2	☐	0.025	0.041	246.67	0.001		11.	63.5
3	☐	0.050	0.106	370.01	0.002		5.4	112
4	☐	0.100	0.127	415.56	0.002		10.	27.0
5	☐	0.500	0.559	1272.29	0.006		4.5	11.9
6	☐	1.000	1.118	2364.66	0.012		6.6	11.8
7	☐	10.000	10.994	21862.73	0.119		5.4	9.9
8	☐	50.000	50.597	105605.5	0.547		7.3	1.2
9	☐	100.00	99.601	231458.2	1.076		2.9	-0.4
10	☐			562.24	0.002		8.9	
11	☐			824.48	0.004		4.7	

y = 0.0108 * x + 8.5517E-004

R = 0.9999

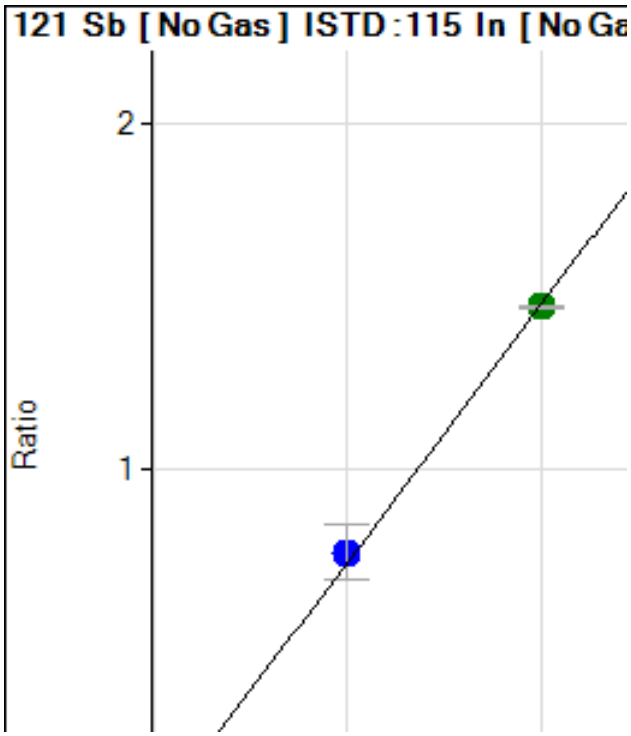

	Rjct	Conc.	Calc Conc.	CPS	Ratio	Det.	RSD	%RE
1	☐	0.000	0.000	1252.19	0.001		4.6	
2	☐	0.025	-0.009	1128.16	0.001		3.5	-135
3	☐	0.050	0.021	1561.91	0.001		7.0	-58
4	☐	0.100	0.070	2183.73	0.002		2.9	-30
5	☐	0.500	0.478	7945.72	0.008		1.7	-4.5
6	☐	1.000	1.040	15828.16	0.016		1.7	4.0
7	☐	10.000	10.555	145467.5	0.157		3.2	5.5
8	☐	50.000	51.464	716235.2	0.763		21.	2.9
9	☐	100.00	99.212	1443886.	1.470		0.3	-0.8
10	☐			5219.84	0.005		10.	
11	☐			1834.31	0.001		3.4	

y = 0.0148 * x + 0.0013
R = 0.9999
DL = 0.01232 ug/l
BEC = 0.08868 ug/l

Weight: 1/y
Min Conc: <None>

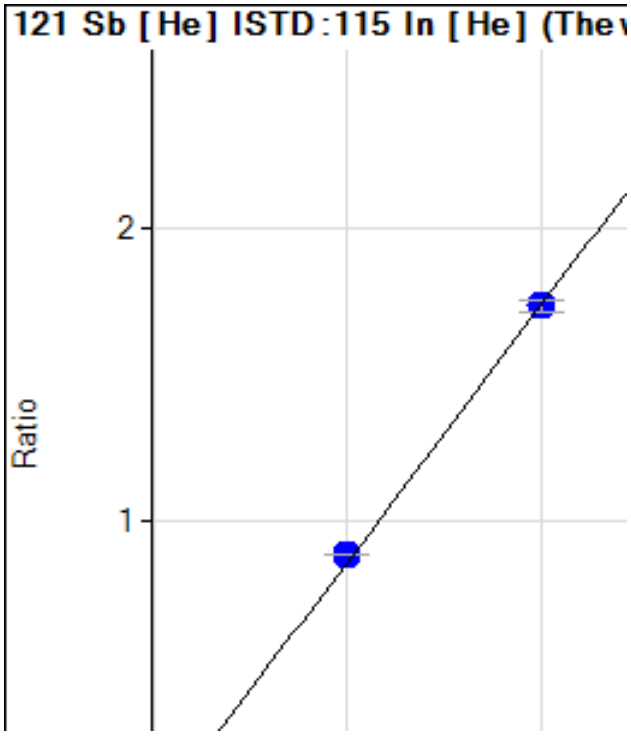

	Rjct	Conc.	Calc Conc.	CPS	Ratio	Det.	RSD	%RE
1	☐	0.000	0.000	266.03	0.001		6.1	
2	☐	0.025	0.014	291.03	0.001		5.2	-44
3	☐	0.050	0.045	383.38	0.002		7.7	-9.2
4	☐	0.100	0.095	548.40	0.002		2.8	-5.0
5	☐	0.500	0.499	1840.64	0.010		1.1	-0.2
6	☐	1.000	1.091	3713.87	0.020		2.3	9.1
7	☐	10.000	10.787	34582.31	0.189		2.6	7.9
8	☐	50.000	50.899	171405.0	0.887		0.5	1.8
9	☐	100.00	99.471	372766.6	1.734		2.1	-0.5
10	☐			1080.82	0.004		3.3	
11	☐			426.72	0.002		4.3	

y = 0.0174 * x + 0.0013
R = 0.9999

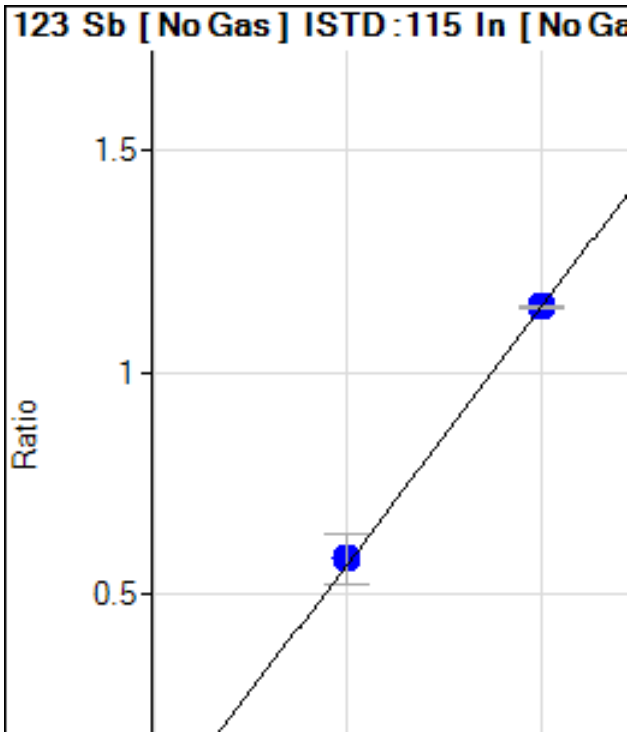

	Rjct	Conc.	Calc Conc.	CPS	Ratio	Det.	RSD	%RE
1	☐	0.000	0.000	980.14	0.001		7.6	
2	☐	0.025	-0.013	837.44	0.000		1.5	-153
3	☐	0.050	0.016	1167.83	0.001		5.6	-67
4	☐	0.100	0.070	1701.94	0.001		1.3	-30
5	☐	0.500	0.471	6111.95	0.006		0.7	-5.7
6	☐	1.000	1.001	11880.54	0.012		2.1	0.1
7	☐	10.000	10.433	111692.3	0.121		1.8	4.3
8	☐	50.000	50.430	546035.1	0.580		19.	0.9
9	☐	100.00	99.742	1127219.	1.147		0.6	-0.3
10	☐			4113.02	0.004		11.	
11	☐			1406.88	0.001		6.5	

y = 0.0115 * x + 0.0010

R = 1.0000

DL = 0.02035 ug/l

BEC = 0.08942 ug/l

Weight: 1/y

Min Conc: <None>

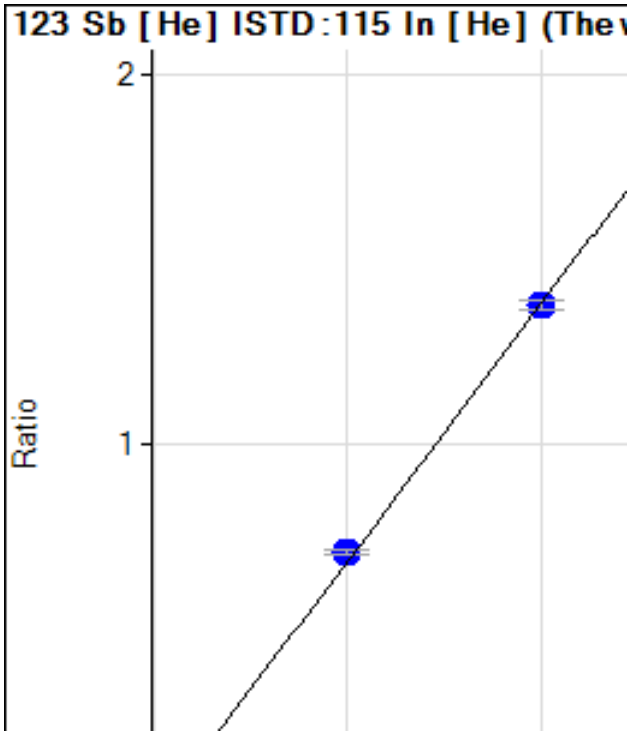

	Rjct	Conc.	Calc Conc.	CPS	Ratio	Det.	RSD	%RE
1	☐	0.000	0.000	218.02	0.001		7.2	
2	☐	0.025	0.006	217.02	0.001		8.3	-75
3	☐	0.050	0.033	279.70	0.001		2.8	-33
4	☐	0.100	0.088	424.72	0.002		3.8	-11
5	☐	0.500	0.503	1481.56	0.008		0.9	0.7
6	☐	1.000	1.087	2949.28	0.016		0.7	8.7
7	☐	10.000	10.873	27733.13	0.151		1.2	8.7
8	☐	50.000	51.394	137648.1	0.713		1.9	2.8
9	☐	100.00	99.215	295720.2	1.375		1.8	-0.8
10	☐			875.78	0.003		5.3	
11	☐			346.37	0.001		9.8	

y = 0.0139 * x + 0.0011

R = 0.9998

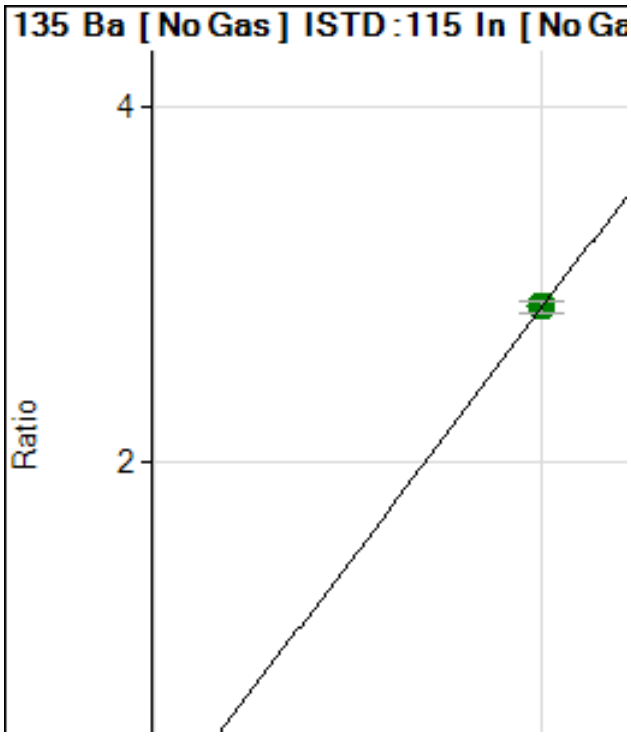

	Rjct	Conc.	Calc Conc.	CPS	Ratio	Det.	RSD	%RE
1	☐	0.000	0.000	19.96	0.000		86.	
2	☐	0.025	0.033	109.78	0.000		20.	30.7
3	☐	0.050	0.065	199.61	0.000		16.	29.1
4	☐	0.100	0.116	329.35	0.000		10.	15.9
5	☐	0.500	0.569	1570.31	0.001		8.6	13.7
6	☐	1.000	1.158	3177.41	0.003		6.8	15.8
7	☐	10.000	11.177	29726.34	0.032		1.7	11.8
8	☐	50.000	51.736	140464.0	0.149		17.	3.5
9	☐	100.00	101.58	287201.4	0.292		0.9	1.6
10	☐	1000.0	999.74	2872716.	2.878		2.2	0.0
11	☐			73.19	0.000		10.	

y = 0.0029 * x + 2.1105E-005

R = 1.0000

DL = 0.01905 ug/l

BEC = 0.007331 ug/l

Weight: 1/y

Min Conc: <None>

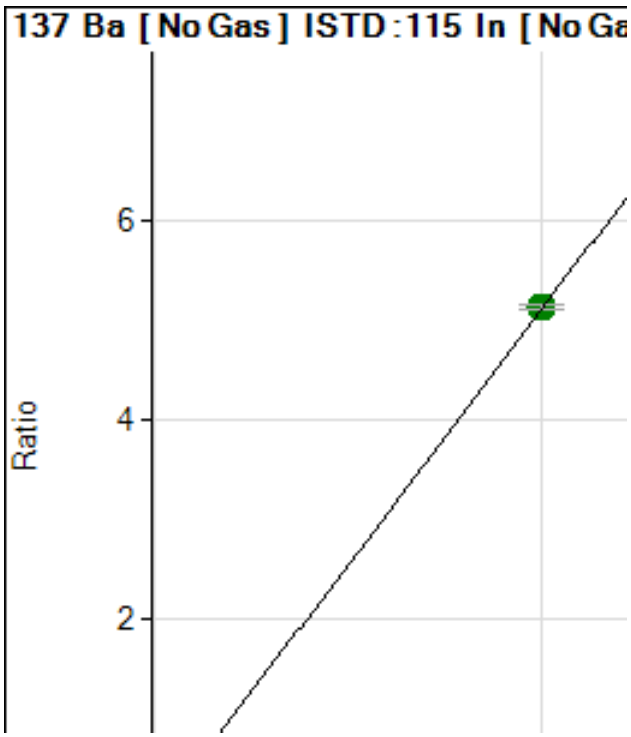

	Rjct	Conc.	Calc Conc.	CPS	Ratio	Det.	RSD	%RE
1	☐	0.000	0.000	43.25	0.000		34.	
2	☐	0.025	0.022	149.70	0.000		13.	-13
3	☐	0.050	0.072	399.21	0.000		21.	44.4
4	☐	0.100	0.106	545.60	0.000		5.0	5.8
5	☐	0.500	0.520	2568.50	0.002		8.3	3.9
6	☐	1.000	1.076	5260.58	0.005		7.2	7.6
7	☐	10.000	10.558	49954.84	0.054		4.0	5.6
8	☐	50.000	48.962	235959.9	0.250		18.	-2.1
9	☐	100.00	97.591	490719.8	0.499		2.3	-2.4
10	☐	1000.0	1000.2	5111919.	5.122		0.8	0.0
11	☐			116.43	0.000		10.	

y = 0.0051 * x + 4.5227E-005

R = 1.0000

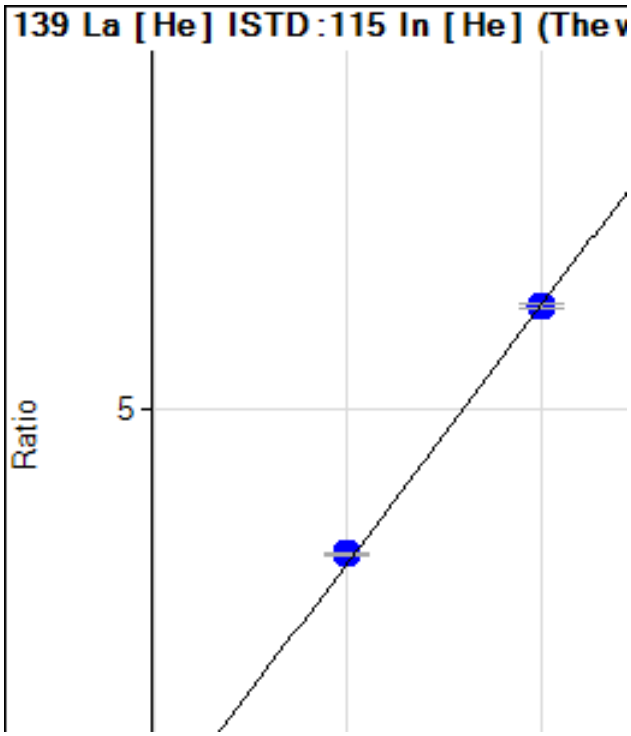

	Rjct	Conc.	Calc Conc.	CPS	Ratio	Det.	RSD	%RE
1	☐	0.000	0.000	11.11	0.000		16.	
2	☐	0.025	0.027	333.34	0.001		9.3	7.9
3	☐	0.050	0.064	750.03	0.004		6.5	27.3
4	☐	0.100	0.120	1424.53	0.007		4.1	20.4
5	☐	0.500	0.551	6420.43	0.034		1.4	10.3
6	☐	1.000	1.110	12807.11	0.070		2.3	11.0
7	☐	10.000	10.886	125413.7	0.686		1.8	8.9
8	☐	50.000	51.161	622237.3	3.223		0.9	2.3
9	☐	100.00	99.329	1345489.	6.258		0.9	-0.7
10	☐			125.56	0.000		7.7	
11	☐			26.67	0.000		33.	

y = 0.0630 * x + 5.3706E-005

R = 0.9999

DL = 0.0004282 ug/l

BEC = 0.0008524 ug/l

Weight: 1/y

Min Conc: <None>

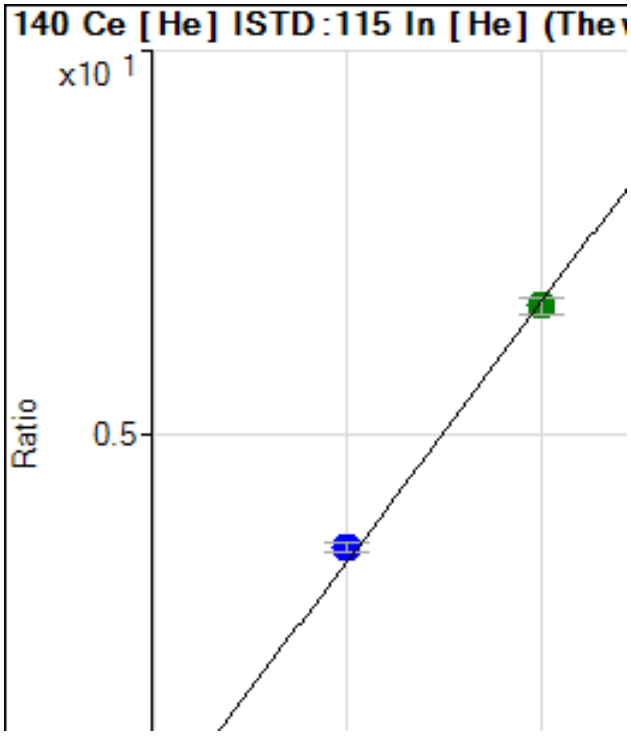

	Rjct	Conc.	Calc Conc.	CPS	Ratio	Det.	RSD	%RE
1	☐	0.000	0.000	11.11	0.000		61.	
2	☐	0.025	0.028	367.79	0.001		9.2	11.5
3	☐	0.050	0.070	878.92	0.004		8.5	39.7
4	☐	0.100	0.128	1622.33	0.008		1.5	28.3
5	☐	0.500	0.563	7008.49	0.038		1.3	12.5
6	☐	1.000	1.146	14143.98	0.077		1.8	14.6
7	☐	10.000	11.351	139920.5	0.765		1.4	13.5
8	☐	50.000	51.891	675347.9	3.498		3.5	3.8
9	☐	100.00	98.917	1433714.	6.669		3.0	-1.1
10	☐			341.12	0.001		12.	
11	☐			47.78	0.000		8.8	

y = 0.0674 * x + 5.3414E-005

R = 0.9997

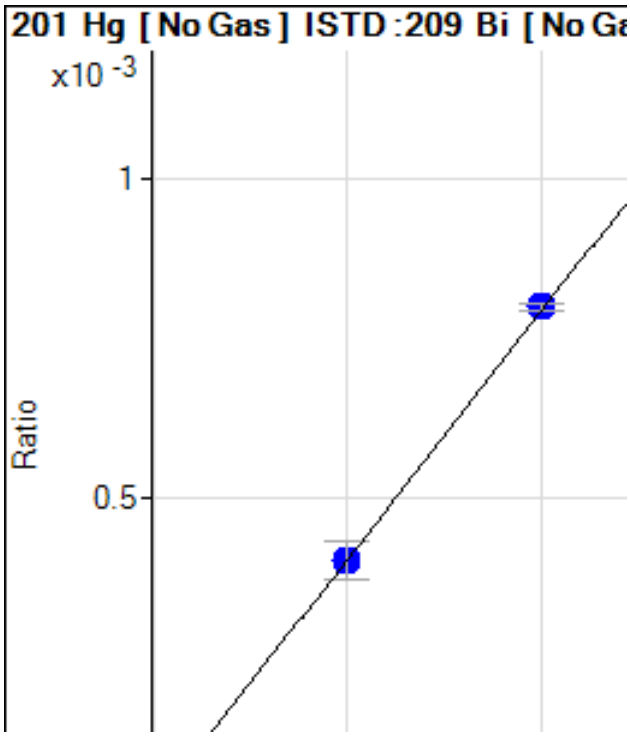

	Rjct	Conc.	Calc Conc.	CPS	Ratio	Det.	RSD	%RE
1	☐	0.000	0.000	109.65	0.000		7.2	
2	☐			67.99	0.000		12.	
3	☐	0.001	-0.011	84.32	0.000		18.	-117
4	☐	0.002	-0.018	72.32	0.000		5.1	-100
5	☐	0.010	-0.005	96.98	0.000		16.	-154
6	☐	0.020	0.005	120.31	0.000		6.9	-73
7	☐	0.200	0.179	485.24	0.000		5.1	-10
8	☐	1.000	0.984	2036.42	0.000		15.	-1.6
9	☐	2.000	2.010	4031.14	0.000		1.5	0.5
10	☐			82.32	0.000		10.	
11	☐			62.99	0.000		2.4	

y = 3.8727E-004 * x + 2.0472E-005

R = 0.9999

DL = 0.01148 ug/l

BEC = 0.05286 ug/l

Weight: 1/y

Min Conc: <None>

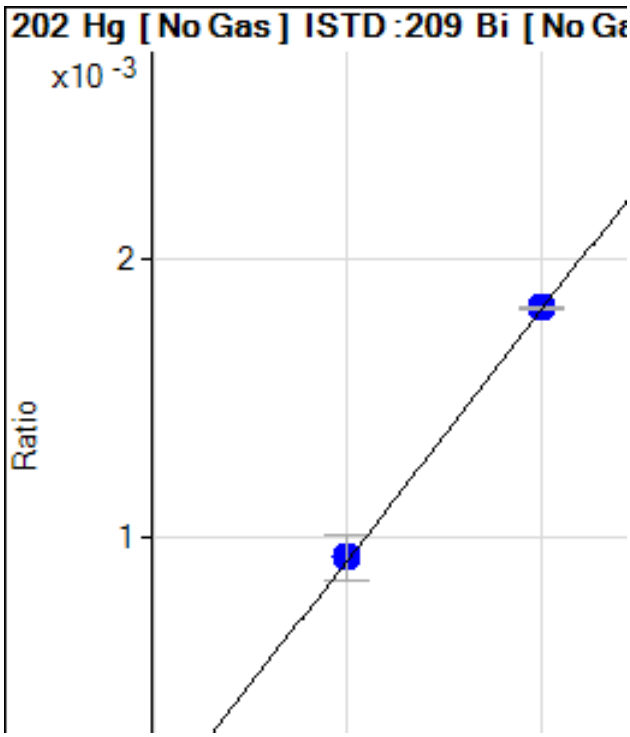

	Rjct	Conc.	Calc Conc.	CPS	Ratio	Det.	RSD	%RE
1	☐	0.000	0.000	221.96	0.000		2.5	
2	☐			169.97	0.000		1.6	
3	☐	0.001	-0.006	185.30	0.000		4.7	-743
4	☐	0.002	-0.005	196.30	0.000		6.2	-372
5	☐	0.010	0.008	256.28	0.000		2.4	-19
6	☐	0.020	0.013	282.61	0.000		5.3	-35
7	☐	0.200	0.184	1110.50	0.000		1.2	-7.9
8	☐	1.000	0.999	4711.90	0.000		16.	-0.1
9	☐	2.000	2.002	9203.67	0.001		0.7	0.1
10	☐			208.63	0.000		3.6	
11	☐			176.30	0.000		8.3	

y = 8.9035E-004 * x + 4.1445E-005

R = 1.0000

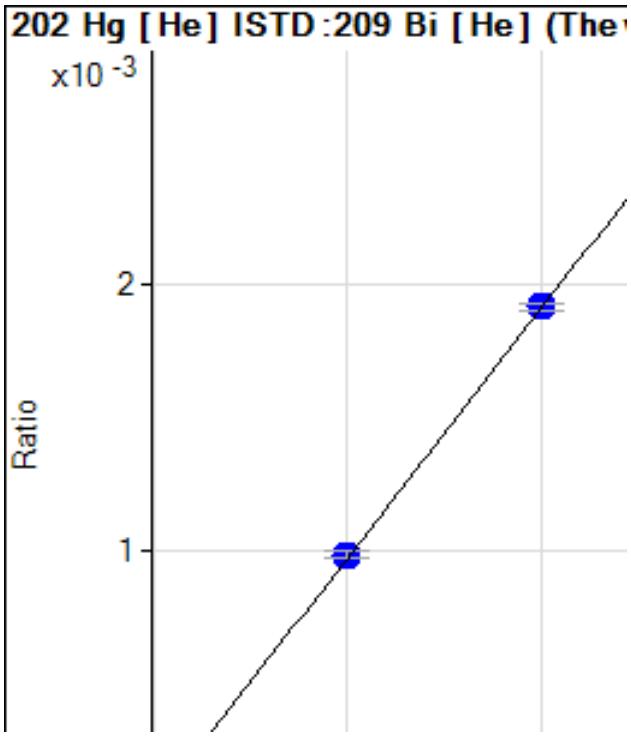

	Rjct	Conc.	Calc Conc.	CPS	Ratio	Det.	RSD	%RE
1	☐	0.000	0.000	106.31	0.000		10.	
2	☐			75.98	0.000		25.	
3	☐	0.001	-0.008	82.65	0.000		0.7	-945
4	☐	0.002	-0.004	91.98	0.000		7.7	-288
5	☐	0.010	0.003	106.31	0.000		5.8	-72
6	☐	0.020	0.019	135.64	0.000		8.6	-6.2
7	☐	0.200	0.202	485.25	0.000		5.5	1.0
8	☐	1.000	1.002	2025.09	0.001		2.6	0.2
9	☐	2.000	1.999	3986.81	0.001		1.4	0.0
10	☐			81.98	0.000		16.	
11	☐			65.66	0.000		6.8	

y = 9.3496E-004 * x + 4.8259E-005

R = 1.0000

DL = 0.01586 ug/l

BEC = 0.05162 ug/l

Weight: 1/y

Min Conc: <None>

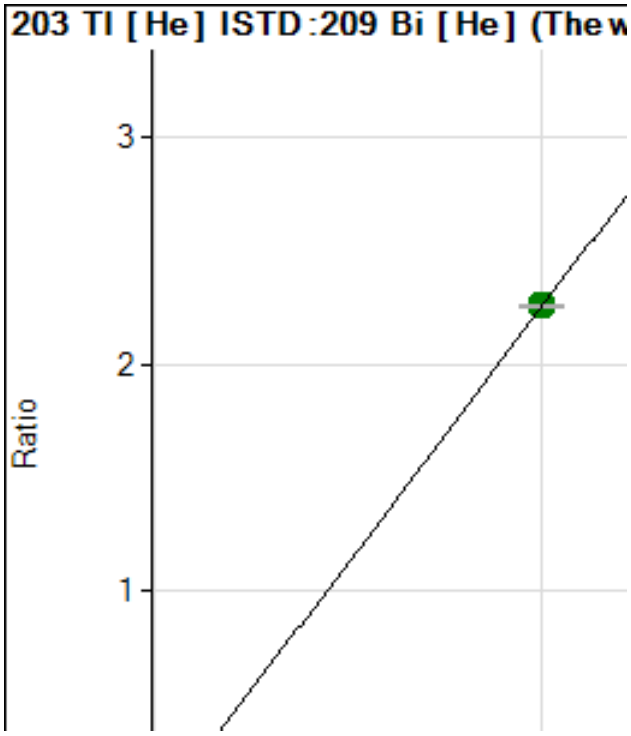

	Rjct	Conc.	Calc Conc.	CPS	Ratio	Det.	RSD	%RE
1	☐	0.000	0.000	222.76	0.000		10.	
2	☐	0.025	0.007	246.77	0.000		2.3	-71
3	☐	0.050	0.046	418.84	0.000		8.4	-8.3
4	☐	0.100	0.090	624.94	0.000		10.	-10
5	☐	0.500	0.458	2371.84	0.001		2.4	-8.4
6	☐	1.000	1.039	5044.32	0.002		2.9	3.9
7	☐	10.000	10.245	47563.90	0.023		0.7	2.5
8	☐	50.000	49.622	230530.4	0.112		1.9	-0.8
9	☐	100.00	98.701	463475.4	0.222		1.9	-1.3
10	☐	1000.0	1000.1	4693739.	2.257		0.7	0.0
11	☐			9644.09	0.005		8.2	

y = 0.0023 * x + 1.0099E-004

R = 1.0000

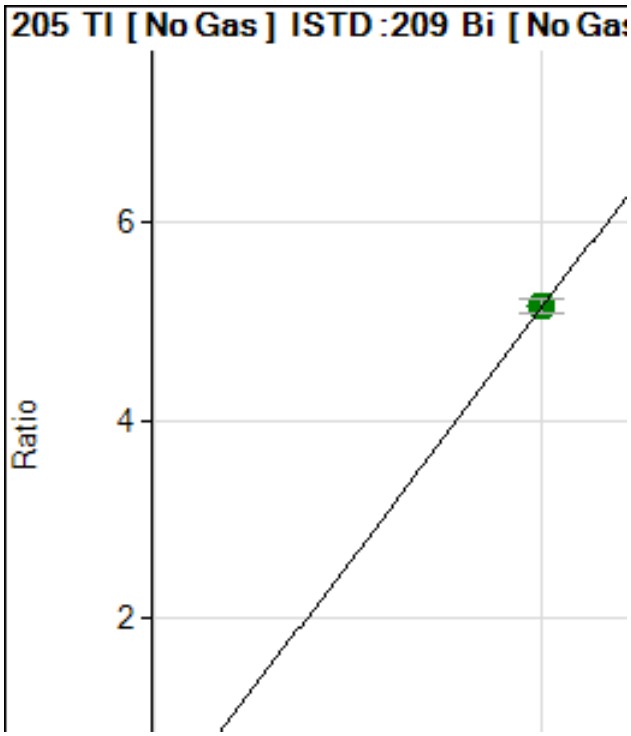

	Rjct	Conc.	Calc Conc.	CPS	Ratio	Det.	RSD	%RE
1	☐	0.000	0.000	987.82	0.000		28.	
2	☐	0.025	0.009	1202.29	0.000		13.	-62
3	☐	0.050	0.043	2102.40	0.000		9.9	-13
4	☐	0.100	0.092	3512.71	0.000		5.2	-8.5
5	☐	0.500	0.507	14723.87	0.002		4.2	1.4
6	☐	1.000	1.029	29311.52	0.005		3.4	2.9
7	☐	10.000	10.021	280241.5	0.051		1.7	0.2
8	☐	50.000	52.316	1366110.	0.269		17.	4.6
9	☐	100.00	99.760	2595739.	0.514		1.3	-0.2
10	☐	1000.0	999.90	25195050	5.154		3.0	0.0
11	☐			43405.81	0.008		26.	

y = 0.0052 * x + 1.8329E-004

R = 1.0000

DL = 0.03069 ug/l

BEC = 0.03555 ug/l

Weight: 1/y

Min Conc: <None>

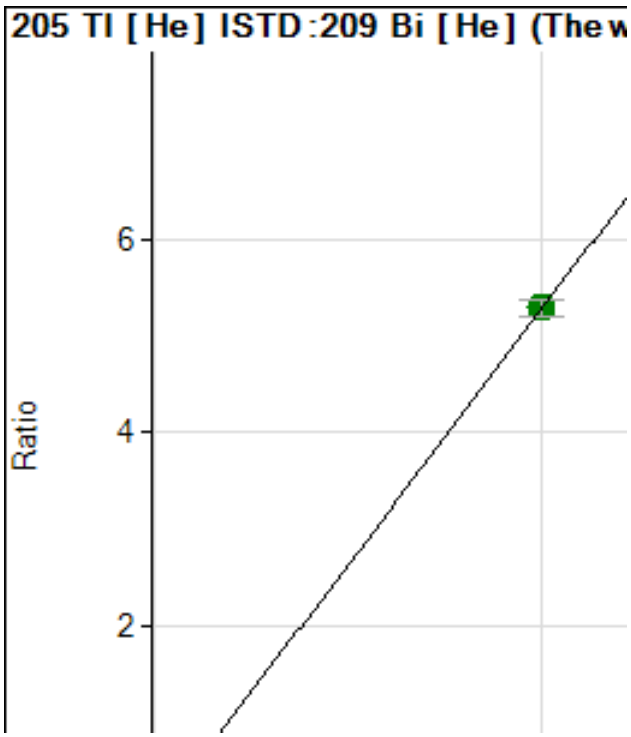

	Rjct	Conc.	Calc Conc.	CPS	Ratio	Det.	RSD	%RE
1	☐	0.000	0.000	572.24	0.000		1.8	
2	☐	0.025	0.007	624.27	0.000		4.4	-72
3	☐	0.050	0.044	1004.44	0.000		6.2	-12
4	☐	0.100	0.088	1497.36	0.000		4.2	-11
5	☐	0.500	0.466	5699.53	0.002		5.3	-6.8
6	☐	1.000	1.043	11932.86	0.005		1.6	4.3
7	☐	10.000	10.604	115557.7	0.056		1.8	6.0
8	☐	50.000	49.870	543763.3	0.264		4.0	-0.3
9	☐	100.00	101.96	1123856.	0.540		1.1	2.0
10	☐	1000.0	999.80	11010771	5.297		3.4	0.0
11	☐			23241.76	0.012		3.8	

y = 0.0053 * x + 2.5932E-004

R = 1.0000

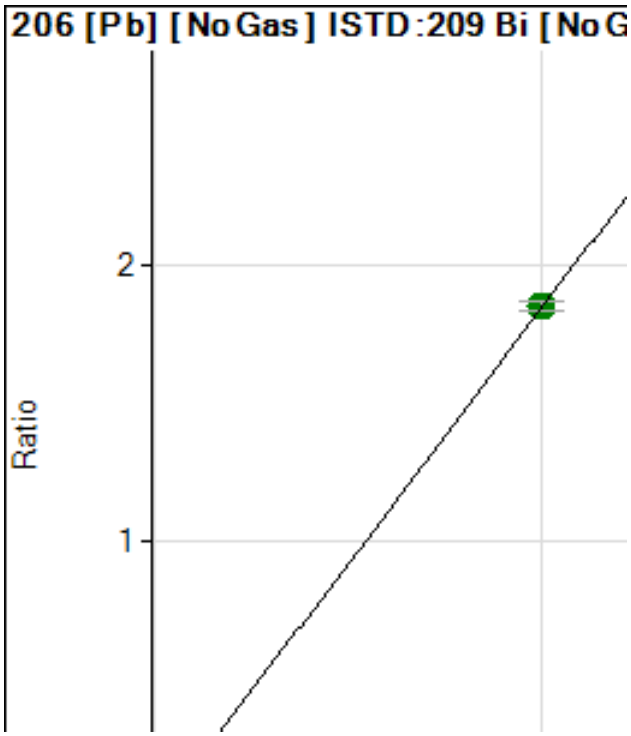

	Rjct	Conc.	Calc Conc.	CPS	Ratio	Det.	RSD	%RE
1	☐	0.000	0.000	167.78	0.000		25.	
2	☐	0.025	0.023	380.01	0.000		6.9	-10
3	☐	0.050	0.051	648.91	0.000		7.1	1.4
4	☐	0.100	0.107	1227.85	0.000		7.8	7.1
5	☐	0.500	0.495	4979.86	0.000		2.3	-0.9
6	☐	1.000	1.009	10118.37	0.001		2.0	0.9
7	☐	10.000	9.728	97204.28	0.018		3.3	-2.7
8	☐	50.000	47.964	449221.3	0.088		14.	-4.1
9	☐	100.00	99.200	923865.6	0.183		1.8	-0.8
10	☐	1000.0	1000.1	9024549.	1.846		1.8	0.0
11	☐			714.47	0.000		12.	

y = 0.0018 * x + 3.1585E-005

R = 1.0000

DL = 0.01329 ug/l

BEC = 0.01711 ug/l

Weight: 1/y

Min Conc: <None>

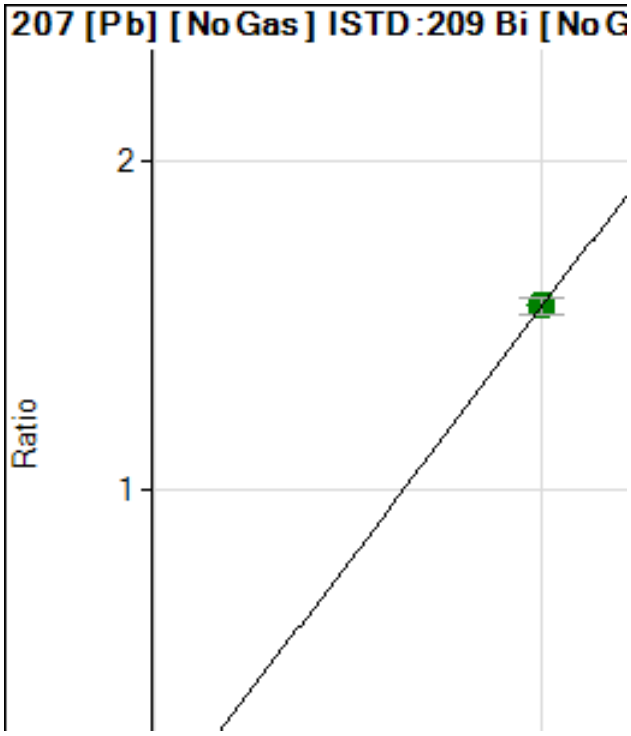

	Rjct	Conc.	Calc Conc.	CPS	Ratio	Det.	RSD	%RE
1	☐	0.000	0.000	128.89	0.000		23.	
2	☐	0.025	0.030	372.23	0.000		10.	21.6
3	☐	0.050	0.065	648.91	0.000		6.1	29.6
4	☐	0.100	0.105	1007.83	0.000		6.6	5.1
5	☐	0.500	0.539	4553.04	0.000		0.5	7.7
6	☐	1.000	1.090	9213.28	0.001		5.4	9.0
7	☐	10.000	10.229	86407.78	0.016		2.3	2.3
8	☐	50.000	51.482	406107.7	0.080		18.	3.0
9	☐	100.00	101.87	802333.6	0.159		1.7	1.9
10	☐	1000.0	999.73	7623923.	1.560		3.3	0.0
11	☐			673.35	0.000		11.	

y = 0.0016 * x + 2.4183E-005

R = 1.0000

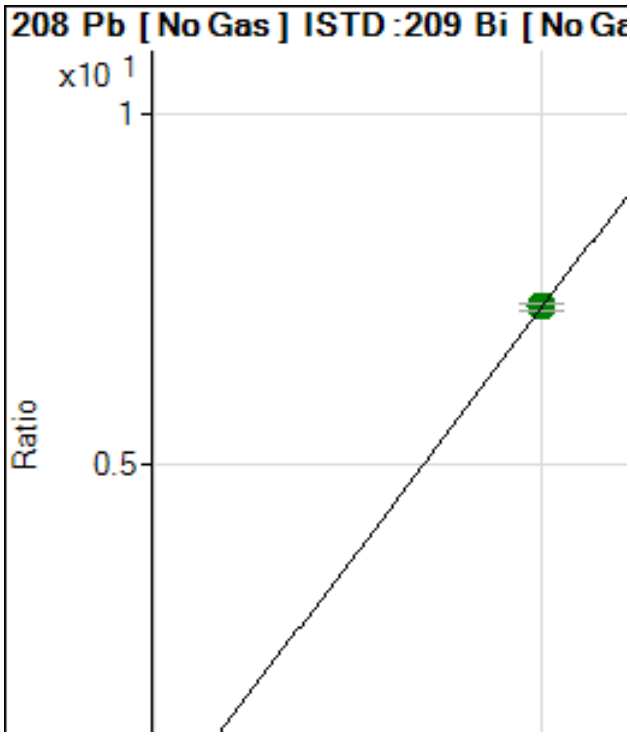

	Rjct	Conc.	Calc Conc.	CPS	Ratio	Det.	RSD	%RE
1	☐	0.000	0.000	597.79	0.000		18.	
2	☐	0.025	0.026	1577.83	0.000		4.4	5.6
3	☐	0.050	0.059	2809.03	0.000		7.5	18.7
4	☐	0.100	0.108	4789.27	0.000		2.5	7.8
5	☐	0.500	0.514	20186.12	0.003		2.7	2.7
6	☐	1.000	1.037	40727.93	0.007		2.9	3.7
7	☐	10.000	9.983	391615.8	0.072		2.1	-0.2
8	☐	50.000	50.147	1841103.	0.363		16.	0.3
9	☐	100.00	100.44	3673122.	0.728		1.4	0.4
10	☐	1000.0	999.94	35425735	7.246		1.1	0.0
11	☐			3031.27	0.000		7.5	

y = 0.0072 * x + 1.1227E-004

R = 1.0000

DL = 0.008484 ug/l

BEC = 0.01549 ug/l

Weight: 1/y

Min Conc: <None>

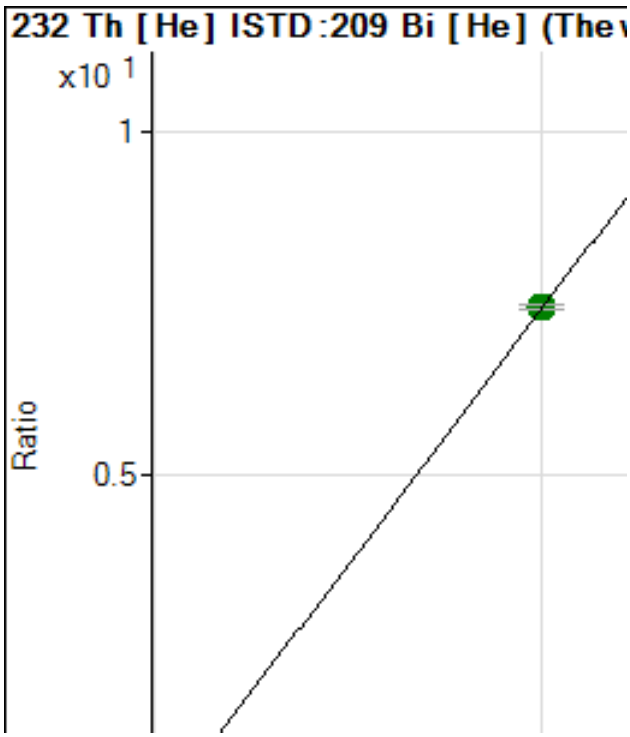

	Rjct	Conc.	Calc Conc.	CPS	Ratio	Det.	RSD	%RE
1	☐	0.000	0.000	312.80	0.000		6.8	
2	☐	0.025	0.008	422.85	0.000		4.7	-68
3	☐	0.050	0.026	680.29	0.000		3.3	-48
4	☐	0.100	0.054	1114.50	0.000		5.9	-46
5	☐	0.500	0.346	5670.85	0.002		0.7	-30
6	☐	1.000	0.840	13172.61	0.006		3.4	-16
7	☐	10.000	10.178	155179.5	0.075		3.6	1.8
8	☐	50.000	49.317	754218.7	0.366		2.2	-1.4
9	☐	100.00	98.407	1521555.	0.731		1.7	-1.6
10	☐	1000.0	1000.1	15461080	7.435		1.1	0.0
11	☐			4547.97	0.002		6.9	

y = 0.0074 * x + 1.4190E-004

R = 1.0000

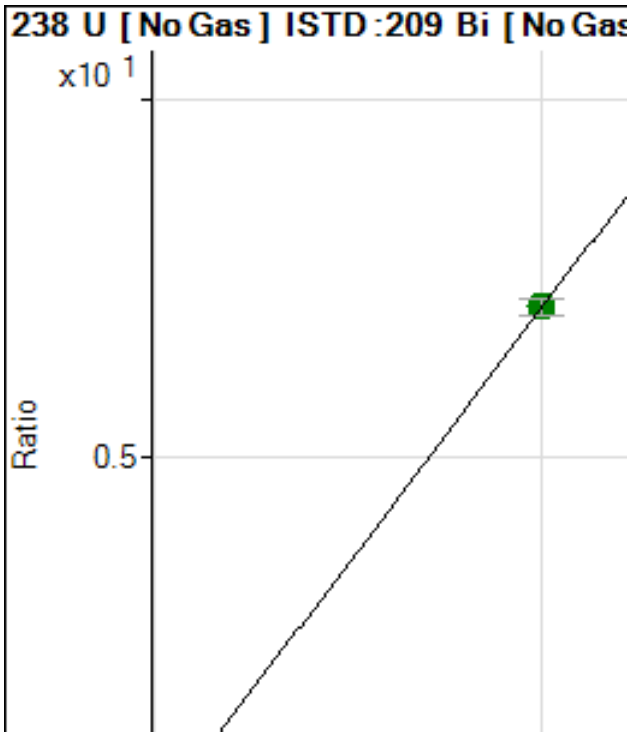

	Rjct	Conc.	Calc Conc.	CPS	Ratio	Det.	RSD	%RE
1	☐	0.000	0.000	24.33	0.000		6.3	
2	☐	0.025	0.025	957.51	0.000		2.4	1.0
3	☐	0.050	0.057	2115.75	0.000		3.1	13.5
4	☐	0.100	0.107	4105.50	0.000		2.3	7.0
5	☐	0.500	0.505	18916.92	0.003		5.0	1.0
6	☐	1.000	1.038	39433.52	0.007		4.3	3.8
7	☐	10.000	9.952	382552.1	0.070		2.3	-0.5
8	☐	50.000	50.600	1822921.	0.359		16.	1.2
9	☐	100.00	98.970	3550804.	0.703		0.8	-1.0
10	☐	1000.0	1000.0	34754178	7.111		3.3	0.0
11	☐			922.18	0.000		12.	

y = 0.0071 * x + 4.5492E-006

R = 1.0000

DL = 0.0001213 ug/l

BEC = 0.0006398 ug/l

Weight: 1/y

Min Conc: <None>

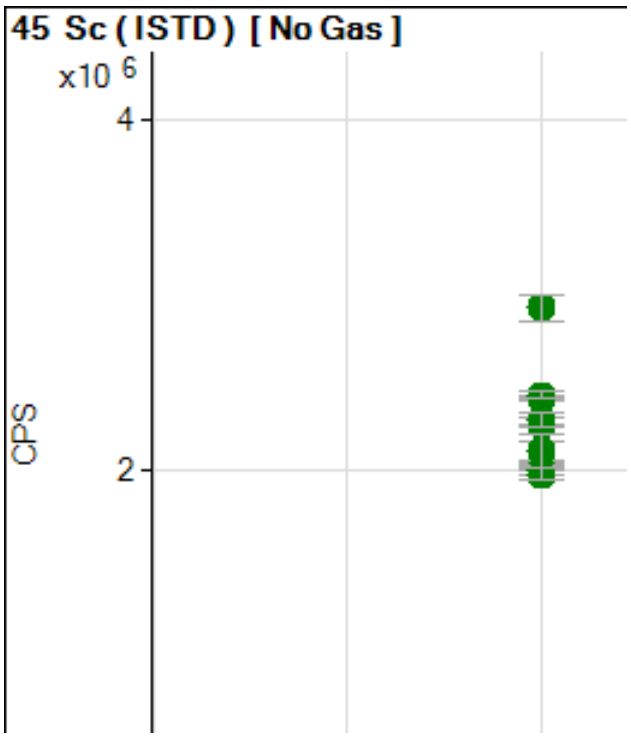

	Rjct	Conc.	Calc Conc.	CPS	Ratio	Det.	RSD	%RE
1	☐	1.000		2401562.			1.0	
2	☐	1.000		2248556.			3.9	
3	☐	1.000		2104190.			5.5	
4	☐	1.000		2013925.			2.0	
5	☐	1.000		2002702.			4.3	
6	☐	1.000		1993316.			3.1	
7	☐	1.000		1970117.			3.3	
8	☐	1.000		2101370.			15.	
9	☐	1.000		2421515.			1.8	
10	☐	1.000		2923704.			4.9	
11	☐	1.000		2279250.			3.8	

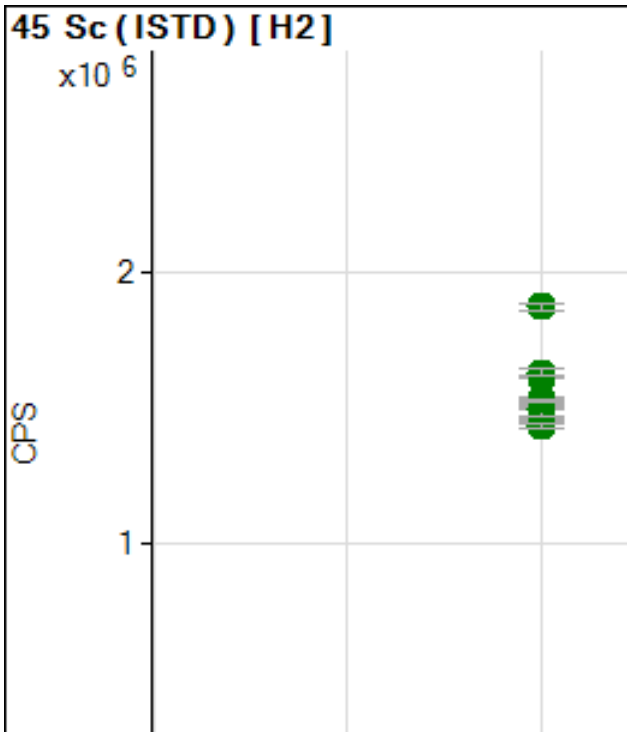

	Rjct	Conc.	Calc Conc.	CPS	Ratio	Det.	RSD	%RE
1	☐	1.000		1615001.			0.6	
2	☐	1.000		1534697.			0.7	
3	☐	1.000		1508860.			1.6	
4	☐	1.000		1506289.			0.6	
5	☐	1.000		1453786.			0.6	
6	☐	1.000		1461518.			0.3	
7	☐	1.000		1436760.			1.2	
8	☐	1.000		1497145.			3.0	
9	☐	1.000		1634042.			1.8	
10	☐	1.000		1873516.			1.6	
11	☐	1.000		1531748.			0.6	

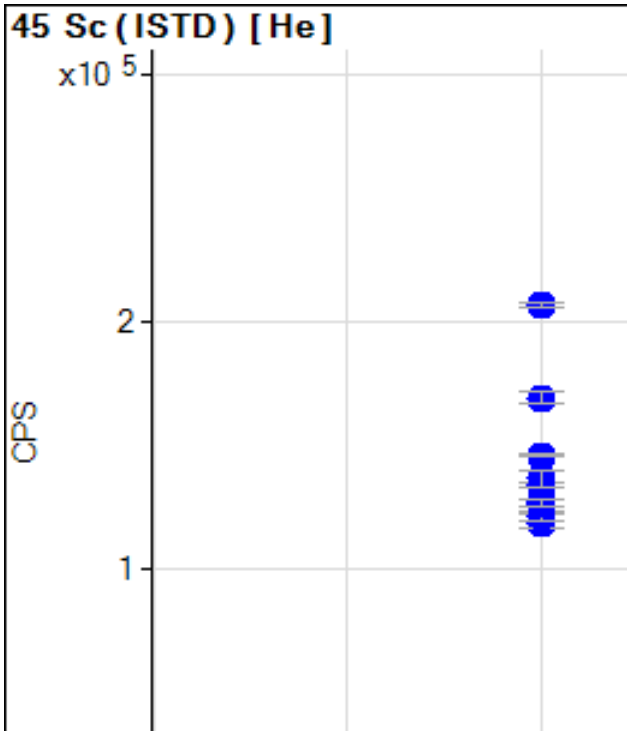

	Rjct	Conc.	Calc Conc.	CPS	Ratio	Det.	RSD	%RE
1	☐	1.000		145819.8			0.4	
2	☐	1.000		133831.1			0.8	
3	☐	1.000		126772.3			2.1	
4	☐	1.000		120805.5			2.1	
5	☐	1.000		120777.5			2.1	
6	☐	1.000		117898.9			2.0	
7	☐	1.000		120987.7			3.1	
8	☐	1.000		136253.2			4.7	
9	☐	1.000		168942.6			3.1	
10	☐	1.000		206212.8			0.9	
11	☐	1.000		126372.9			2.3	

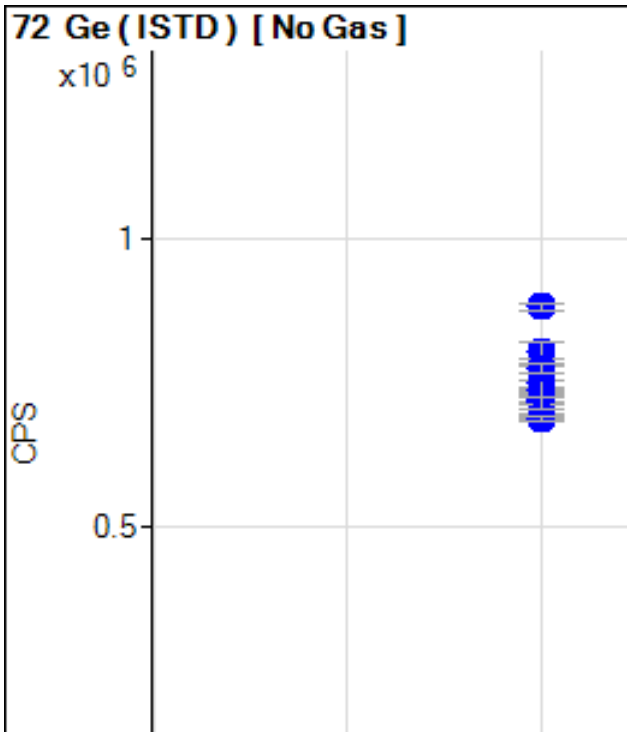

	Rjct	Conc.	Calc Conc.	CPS	Ratio	Det.	RSD	%RE
1	☐	1.000		768188.8			3.6	
2	☐	1.000		727010.4			3.0	
3	☐	1.000		738650.8			1.2	
4	☐	1.000		721736.1			2.3	
5	☐	1.000		719651.2			1.7	
6	☐	1.000		693773.4			1.1	
7	☐	1.000		689248.4			1.2	
8	☐	1.000		750196.3			11.	
9	☐	1.000		805469.3			3.5	
10	☐	1.000		882296.3			1.3	
11	☐	1.000		775920.4			2.3	

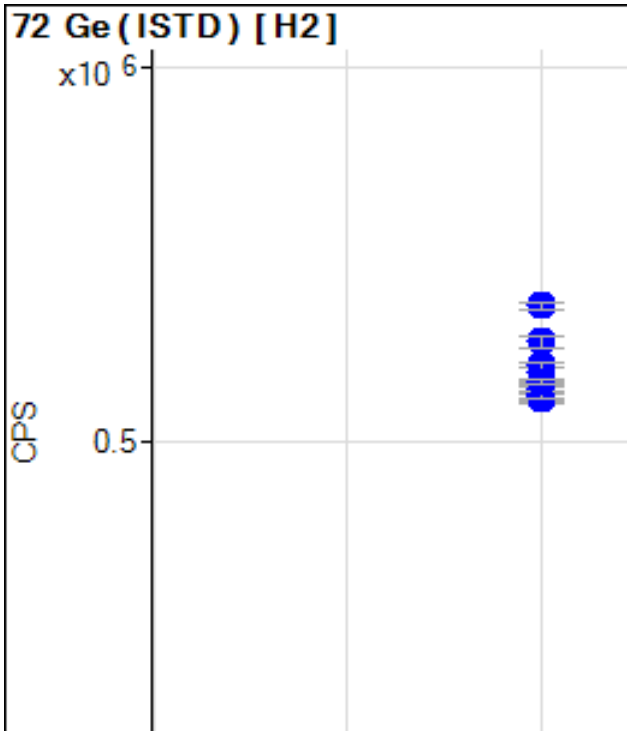

	Rjct	Conc.	Calc Conc.	CPS	Ratio	Det.	RSD	%RE
1	☐	1.000		600857.5			1.0	
2	☐	1.000		571637.7			2.3	
3	☐	1.000		570448.8			1.3	
4	☐	1.000		581337.8			0.8	
5	☐	1.000		558534.7			2.7	
6	☐	1.000		560069.0			2.1	
7	☐	1.000		562618.3			1.9	
8	☐	1.000		591666.7			4.4	
9	☐	1.000		633374.2			2.3	
10	☐	1.000		681414.2			1.2	
11	☐	1.000		579496.7			0.7	

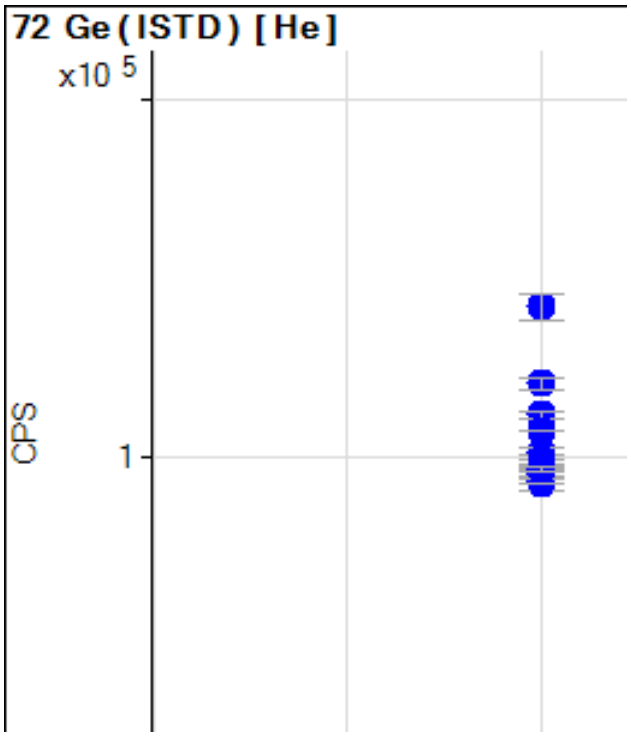

	Rjct	Conc.	Calc Conc.	CPS	Ratio	Det.	RSD	%RE
1	☐	1.000		111934.7			1.3	
2	☐	1.000		101834.8			1.8	
3	☐	1.000		99525.47			0.2	
4	☐	1.000		97489.19			1.4	
5	☐	1.000		95829.01			2.1	
6	☐	1.000		92787.55			3.6	
7	☐	1.000		93573.40			1.0	
8	☐	1.000		107669.8			0.3	
9	☐	1.000		120887.4			2.8	
10	☐	1.000		142093.0			5.2	
11	☐	1.000		96891.41			1.8	

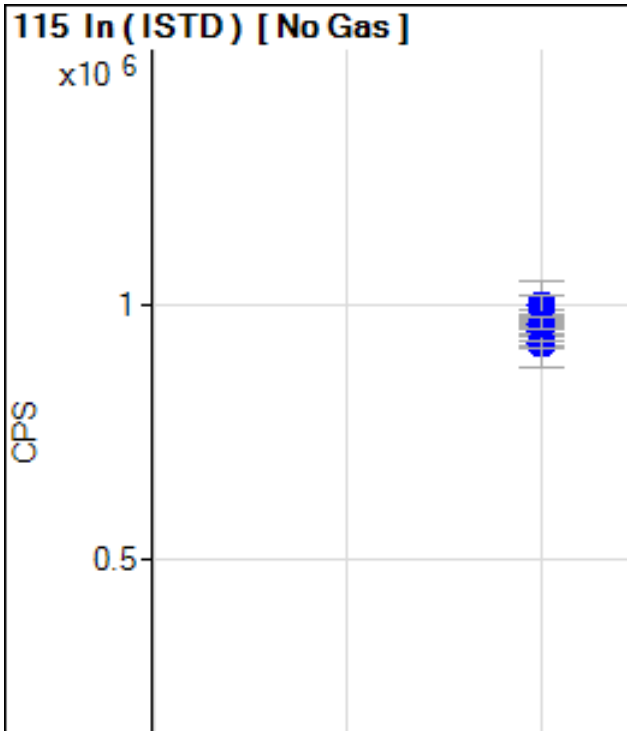

	Rjct	Conc.	Calc Conc.	CPS	Ratio	Det.	RSD	%RE
1	☐	1.000		954134.2			1.9	
2	☐	1.000		956892.3			4.2	
3	☐	1.000		963255.8			1.2	
4	☐	1.000		929315.1			2.3	
5	☐	1.000		947946.5			2.2	
6	☐	1.000		947345.9			1.3	
7	☐	1.000		923246.5			1.3	
8	☐	1.000		961701.5			17.	
9	☐	1.000		981950.4			2.0	
10	☐	1.000		998059.3			3.9	
11	☐	1.000		963813.0			2.6	

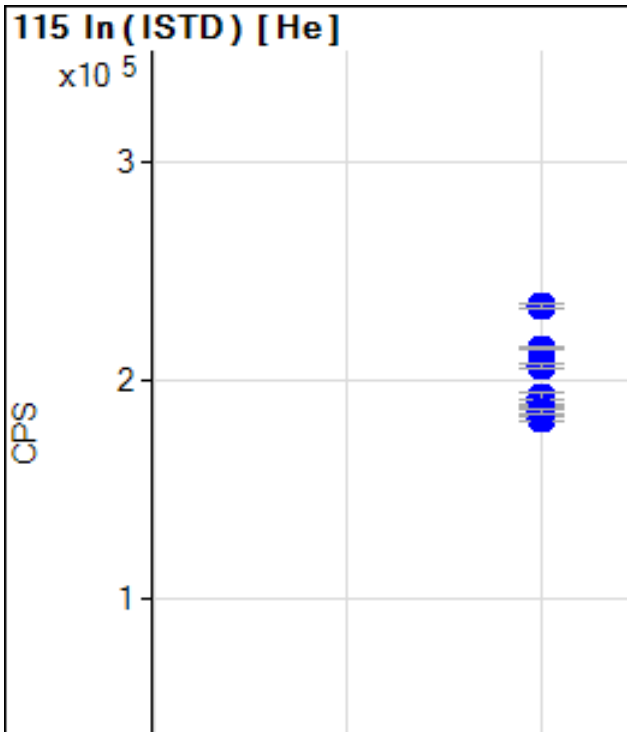

	Rjct	Conc.	Calc Conc.	CPS	Ratio	Det.	RSD	%RE
1	☐	1.000		206762.6			1.5	
2	☐	1.000		190309.7			1.6	
3	☐	1.000		184805.6			3.3	
4	☐	1.000		186435.9			1.4	
5	☐	1.000		184503.8			0.8	
6	☐	1.000		182981.0			1.1	
7	☐	1.000		182832.9			1.5	
8	☐	1.000		193037.8			1.3	
9	☐	1.000		214980.3			0.5	
10	☐	1.000		233929.5			1.1	
11	☐	1.000		185544.5			1.3	

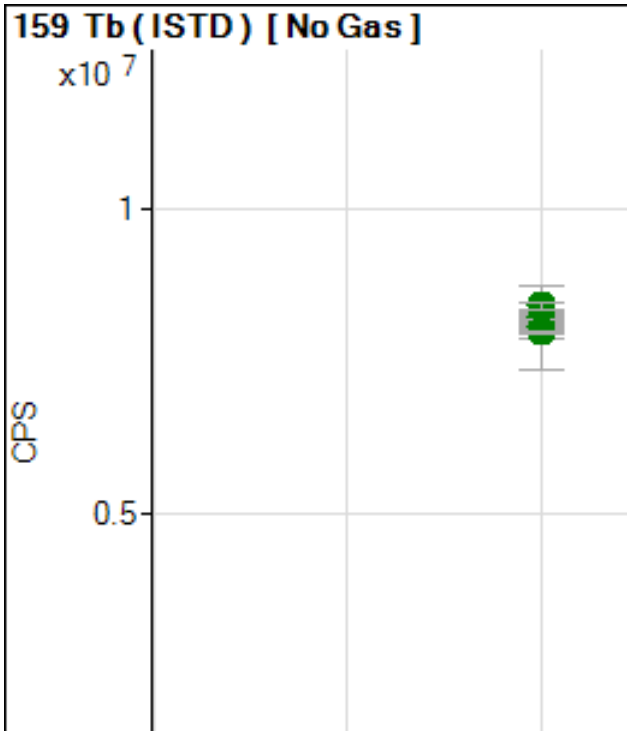

	Rjct	Conc.	Calc Conc.	CPS	Ratio	Det.	RSD	%RE
1	☐	1.000		8208438.			0.9	
2	☐	1.000		8128086.			2.0	
3	☐	1.000		8234380.			3.3	
4	☐	1.000		8228662.			3.2	
5	☐	1.000		8270703.			0.3	
6	☐	1.000		7999637.			2.5	
7	☐	1.000		8194316.			2.8	
8	☐	1.000		8060782.			17.	
9	☐	1.000		8240211.			1.5	
10	☐	1.000		8421893.			1.2	
11	☐	1.000		7991620.			0.6	

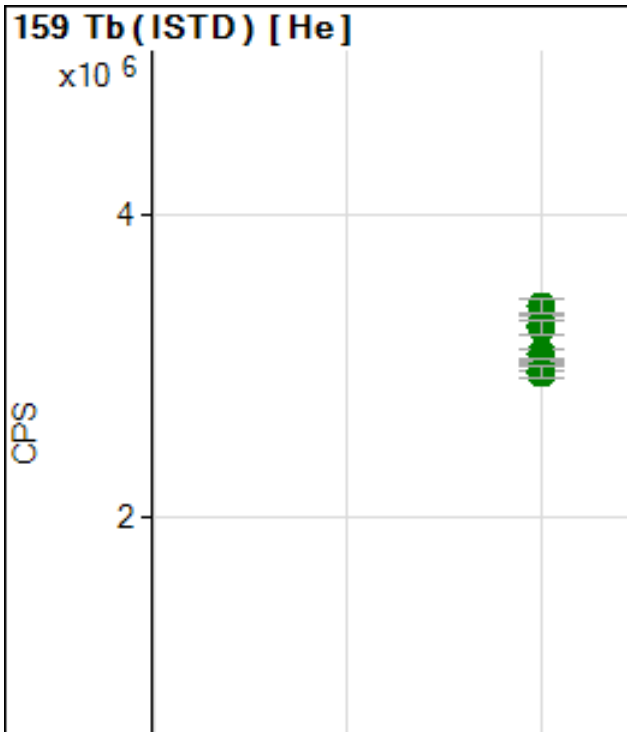

	Rjct	Conc.	Calc Conc.	CPS	Ratio	Det.	RSD	%RE
1	☐	1.000		3263156.			3.8	
2	☐	1.000		3022975.			1.4	
3	☐	1.000		3077840.			1.9	
4	☐	1.000		3000318.			2.0	
5	☐	1.000		2965964.			3.2	
6	☐	1.000		2962935.			3.4	
7	☐	1.000		2970550.			3.6	
8	☐	1.000		3039826.			0.5	
9	☐	1.000		3251586.			3.0	
10	☐	1.000		3389729.			2.7	
11	☐	1.000		2955513.			2.4	

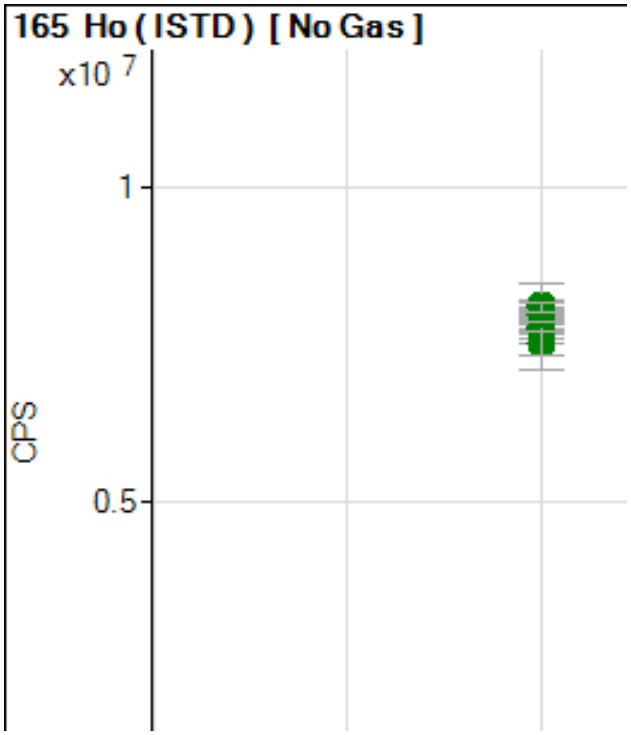

	Rjct	Conc.	Calc Conc.	CPS	Ratio	Det.	RSD	%RE
1	☐	1.000		8110663.			1.9	
2	☐	1.000		7776095.			1.1	
3	☐	1.000		7925781.			1.6	
4	☐	1.000		7742077.			2.0	
5	☐	1.000		7969824.			1.6	
6	☐	1.000		7721236.			3.0	
7	☐	1.000		7715230.			5.7	
8	☐	1.000		7788310.			17.	
9	☐	1.000		7981789.			2.8	
10	☐	1.000		8080536.			2.0	
11	☐	1.000		7509923.			4.8	

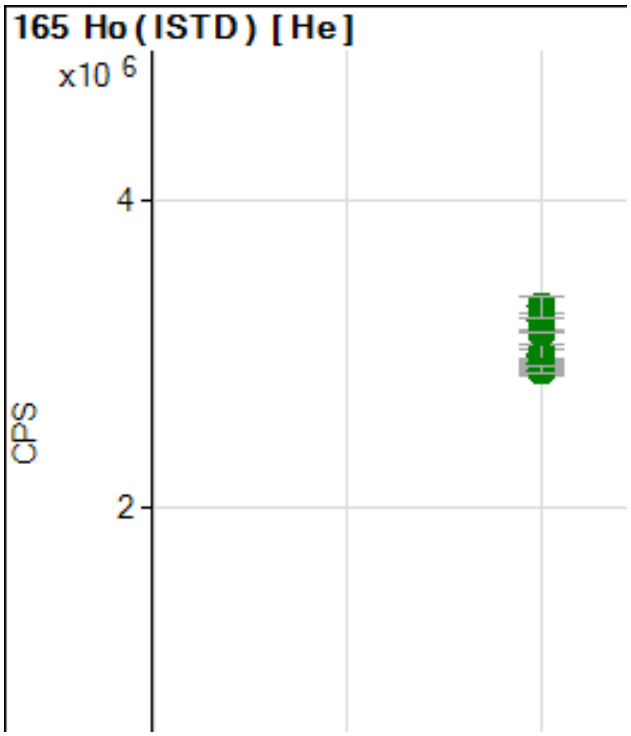

	Rjct	Conc.	Calc Conc.	CPS	Ratio	Det.	RSD	%RE
1	☐	1.000		3218819.			3.4	
2	☐	1.000		3004471.			1.7	
3	☐	1.000		2929515.			2.5	
4	☐	1.000		2929312.			2.5	
5	☐	1.000		2903448.			2.6	
6	☐	1.000		2936388.			1.0	
7	☐	1.000		2886297.			1.8	
8	☐	1.000		2982107.			5.3	
9	☐	1.000		3144644.			0.2	
10	☐	1.000		3308821.			4.2	
11	☐	1.000		2900455.			2.0	

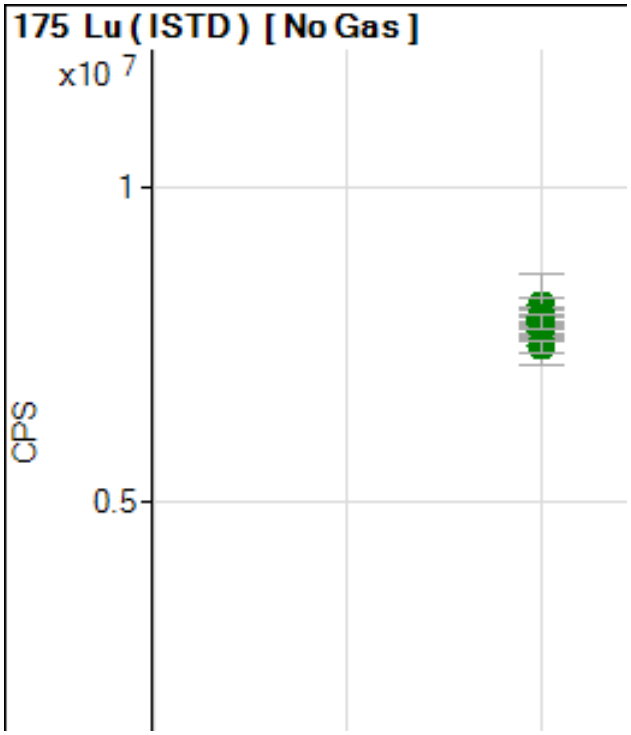

	Rjct	Conc.	Calc Conc.	CPS	Ratio	Det.	RSD	%RE
1	☐	1.000		8131531.			3.5	
2	☐	1.000		7728079.			1.8	
3	☐	1.000		7892161.			1.6	
4	☐	1.000		7851697.			5.7	
5	☐	1.000		7948553.			3.6	
6	☐	1.000		7829227.			3.7	
7	☐	1.000		7769834.			2.9	
8	☐	1.000		7913644.			18.	
9	☐	1.000		7935524.			1.7	
10	☐	1.000		7863700.			2.8	
11	☐	1.000		7484633.			2.6	



	Rjct	Conc.	Calc Conc.	CPS	Ratio	Det.	RSD	%RE
1	☐	1.000		2517762.			0.4	
2	☐	1.000		2421515.			1.5	
3	☐	1.000		2318852.			0.9	
4	☐	1.000		2254632.			1.8	
5	☐	1.000		2290043.			4.0	
6	☐	1.000		2330738.			1.9	
7	☐	1.000		2274184.			1.9	
8	☐	1.000		2382313.			1.3	
9	☐	1.000		2431442.			1.2	
10	☐	1.000		2657037.			3.3	
11	☐	1.000		2271446.			1.6	

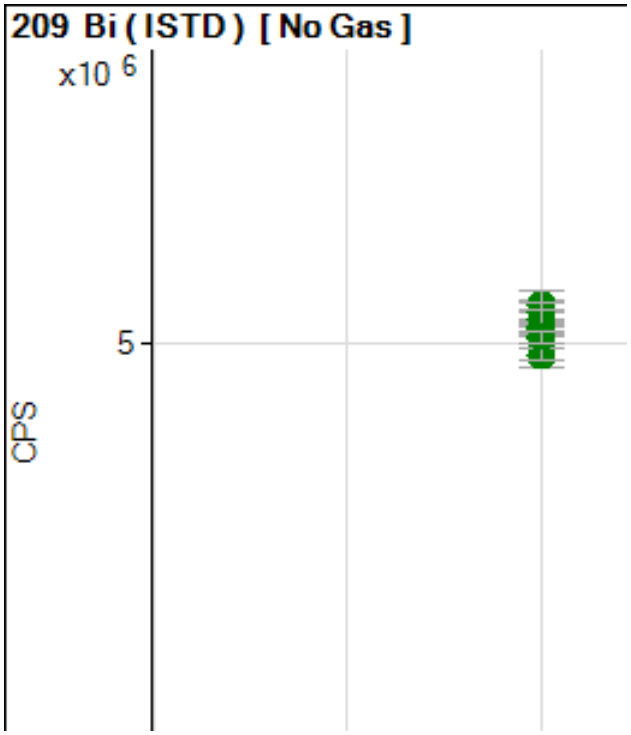

	Rjct	Conc.	Calc Conc.	CPS	Ratio	Det.	RSD	%RE
1	☐	1.000		5352032.			4.4	
2	☐	1.000		5198725.			0.8	
3	☐	1.000		5187398.			3.3	
4	☐	1.000		5364018.			3.3	
5	☐	1.000		5266475.			2.6	
6	☐	1.000		5345718.			3.9	
7	☐	1.000		5405995.			1.2	
8	☐	1.000		5152369.			15.	
9	☐	1.000		5045968.			1.3	
10	☐	1.000		4889736.			2.3	
11	☐	1.000		5075749.			2.4	

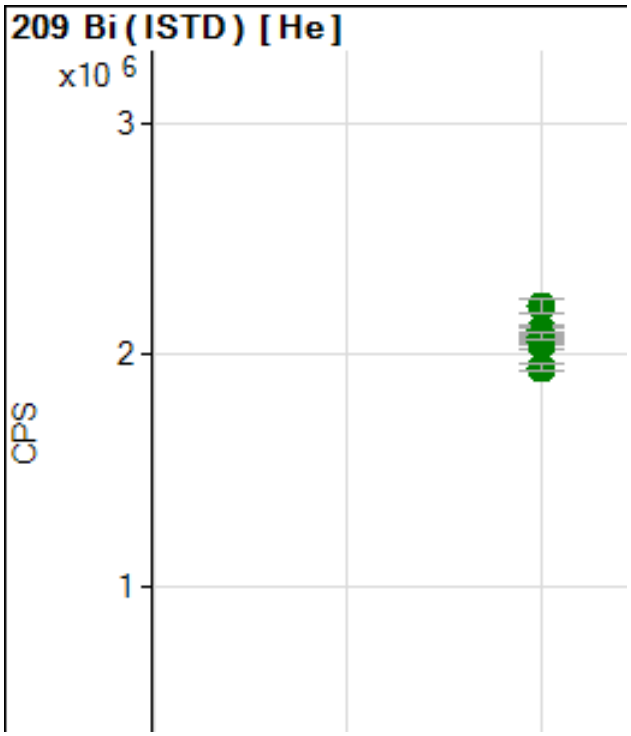

	Rjct	Conc.	Calc Conc.	CPS	Ratio	Det.	RSD	%RE
1	☐	1.000		2207309.			2.9	
2	☐	1.000		2108268.			1.9	
3	☐	1.000		2047889.			0.8	
4	☐	1.000		2057379.			1.6	
5	☐	1.000		2091194.			2.1	
6	☐	1.000		2062615.			1.0	
7	☐	1.000		2047871.			1.9	
8	☐	1.000		2056599.			1.2	
9	☐	1.000		2079490.			0.8	
10	☐	1.000		2079126.			1.3	
11	☐	1.000		1943827.			1.5	

ICPMS207-B Analytical Data

Sample Name	Rinse
File Name	005BLKV.d
Data Path Name	D:\Agilent\ICPMH\1\DATA\220301ADoD.b
Acq Time	2022-03-01 12:23:29
Sample Type	BlkVrfy
Total Dilution	1.0000
Comment	ICPMS-6020-W-D
Operator	CAR/SRH/JPV/AEM
Method	SW6020/SW6020B

Name	Mass	ISTD	Tune Step	Tune Mode	Conc.	Units	CPS
Li	7	45	1	No Gas		ug/l	17983.15
Be	9	45	1	No Gas		ug/l	399.59
B	11	45	1	No Gas		ug/l	648.94
Na	23	45	3	He		ug/l	63555.64
Mg	24	45	3	He		ug/l	1603.58
Al	27	45	1	No Gas		ug/l	10314.69
Si	28	45	2	H2		ug/l	15778.64
K	39	72	3	He		ug/l	112398.59
Ca	40	72	2	H2		ug/l	164713.00
Ti	47	72	1	No Gas		ug/l	286.96
V	51	72	1	No Gas		ug/l	-45236.16
V	51	72	3	He		ug/l	15205.69
Cr	52	72	1	No Gas		ug/l	52733.51
Cr	52	72	3	He		ug/l	1045.60
Mn	55	72	1	No Gas		ug/l	5077.51
Mn	55	72	3	He		ug/l	97.98
Fe	56	72	2	H2		ug/l	9773.10
Fe	56	72	3	He		ug/l	6212.58
Co	59	72	1	No Gas		ug/l	342.66
Ni	60	72	1	No Gas		ug/l	1091.22
Ni	60	72	3	He		ug/l	214.45
Cu	63	72	1	No Gas		ug/l	3684.62
Cu	63	72	3	He		ug/l	567.90
Cu	65	72	1	No Gas		ug/l	877.72
Zn	66	72	1	No Gas		ug/l	857.11
Zn	66	72	3	He		ug/l	215.56
As	75	72	1	No Gas		ug/l	9823.36
As	75	72	3	He		ug/l	331.00
Se	78	72	2	H2		ug/l	27.22
Br	79	72	1	No Gas		ug/l	7976.42
Br	79	72	2	H2		ug/l	4628.24
Se	82	72	1	No Gas		ug/l	566.08
Kr	84	72	1	No Gas		ug/l	17649.13
Sr	88	72	1	No Gas		ug/l	532.29
Sr	88	72	3	He		ug/l	167.78
Mo	95	115	1	No Gas		ug/l	26.67
Mo	95	115	3	He		ug/l	13.33
Mo	98	115	1	No Gas		ug/l	61.19
Ag	107	115	1	No Gas		ug/l	70.03
Ag	109	115	1	No Gas		ug/l	72.69
Cd	111	115	1	No Gas		ug/l	14.34

ICPMS207-B Analytical Data

Name	Mass	ISTD	Tune Step	Tune Mode	Conc.	Units	CPS
Cd	111	115	3	He		ug/l	1.22
Cd	114	115	1	No Gas		ug/l	-3.40
Cd	114	115	3	He		ug/l	1.50
Sn	118	115	1	No Gas		ug/l	765.17
Sn	118	115	3	He		ug/l	248.89
Sb	121	115	1	No Gas		ug/l	849.45
Sb	121	115	3	He		ug/l	281.70
Sb	123	115	1	No Gas		ug/l	627.41
Sb	123	115	3	He		ug/l	216.35
Ba	135	115	1	No Gas		ug/l	29.94
Ba	137	115	1	No Gas		ug/l	53.23
La	139	115	3	He		ug/l	6.67
Ce	140	115	3	He		ug/l	15.55
Hg	201	209	1	No Gas		ug/l	153.97
Hg	202	209	1	No Gas		ug/l	363.27
Hg	202	209	3	He		ug/l	220.96
Tl	203	209	3	He		ug/l	65.36
Tl	205	209	1	No Gas		ug/l	248.89
Tl	205	209	3	He		ug/l	154.73
[Pb]	206	209	1	No Gas		ug/l	141.11
[Pb]	207	209	1	No Gas		ug/l	108.89
Pb	208	209	1	No Gas		ug/l	483.34
Th	232	209	3	He		ug/l	111.38
U	238	209	1	No Gas		ug/l	10.00

Name	Mass	Tune Step	Tune Mode	CPS	ISTD Recovery %
Sc	45	1	No Gas	3980288.61	
Sc	45	2	H2	2368647.82	
Sc	45	3	He	275411.25	
Ge	72	1	No Gas	997654.74	
Ge	72	2	H2	771634.95	
Ge	72	3	He	165980.62	
In	115	1	No Gas	1034021.82	
In	115	3	He	272110.62	
Tb	159	1	No Gas	7938494.88	
Tb	159	3	He	3627523.52	
Ho	165	1	No Gas	7633732.00	
Ho	165	3	He	3352359.64	
Lu	175	1	No Gas	7170600.04	
Lu	175	3	He	2880499.56	
Bi	209	1	No Gas	5247722.85	
Bi	209	3	He	2305520.95	

ICPMS207-B Analytical Data

Sample Name	Cal Blk
File Name	006CALB.d
Data Path Name	D:\Agilent\ICPMH\1\DATA\220301ADoD.b
Acq Time	2022-03-01 12:29:43
Sample Type	CalBlk
Total Dilution	1.0000
Comment	ICPMS-6020-W-D
Operator	CAR/SRH/JPV/AEM
Method	SW6020/SW6020B

Name	Mass	ISTD	Tune Step	Tune Mode	Conc.	Units	CPS
Li	7	45	1	No Gas	0.000	ug/l	17595.84
Be	9	45	1	No Gas	0.000	ug/l	409.92
B	11	45	1	No Gas	0.000	ug/l	623.60
Na	23	45	3	He	0.000	ug/l	62310.41
Mg	24	45	3	He	0.000	ug/l	1533.71
Al	27	45	1	No Gas	0.000	ug/l	10193.52
Si	28	45	2	H2	0.000	ug/l	16221.28
K	39	72	3	He	0.000	ug/l	114747.18
Ca	40	72	2	H2	0.000	ug/l	162498.82
Ti	47	72	1	No Gas	0.000	ug/l	296.97
V	51	72	1	No Gas	0.000	ug/l	-26350.68
V	51	72	3	He	0.000	ug/l	15371.48
Cr	52	72	1	No Gas	0.000	ug/l	54890.84
Cr	52	72	3	He	0.000	ug/l	1044.49
Mn	55	72	1	No Gas	0.000	ug/l	4801.29
Mn	55	72	3	He	0.000	ug/l	94.98
Fe	56	72	2	H2	0.000	ug/l	9746.40
Fe	56	72	3	He	0.000	ug/l	6022.31
Co	59	72	1	No Gas	0.000	ug/l	349.31
Ni	60	72	1	No Gas	0.000	ug/l	1187.70
Ni	60	72	3	He	0.000	ug/l	175.56
Cu	63	72	1	No Gas	0.000	ug/l	3381.09
Cu	63	72	3	He	0.000	ug/l	556.23
Cu	65	72	1	No Gas	0.000	ug/l	843.70
Zn	66	72	1	No Gas	0.000	ug/l	780.51
Zn	66	72	3	He	0.000	ug/l	294.45
As	75	72	1	No Gas	0.000	ug/l	10900.36
As	75	72	3	He	0.000	ug/l	337.73
Se	78	72	2	H2	0.000	ug/l	28.22
Br	79	72	1	No Gas	0.000	ug/l	7899.88
Br	79	72	2	H2	0.000	ug/l	4584.99
Se	82	72	1	No Gas	0.000	ug/l	630.74
Kr	84	72	1	No Gas		ug/l	18568.53
Sr	88	72	1	No Gas	0.000	ug/l	395.89
Sr	88	72	3	He	0.000	ug/l	138.89
Mo	95	115	1	No Gas	0.000	ug/l	42.22
Mo	95	115	3	He	0.000	ug/l	22.22
Mo	98	115	1	No Gas	0.000	ug/l	72.30
Ag	107	115	1	No Gas	0.000	ug/l	62.02
Ag	109	115	1	No Gas	0.000	ug/l	66.03
Cd	111	115	1	No Gas	0.000	ug/l	8.23

ICPMS207-B Analytical Data

Name	Mass	ISTD	Tune Step	Tune Mode	Conc.	Units	CPS
Cd	111	115	3	He	0.000	ug/l	1.44
Cd	114	115	1	No Gas	0.000	ug/l	-3.40
Cd	114	115	3	He	0.000	ug/l	-0.25
Sn	118	115	1	No Gas	0.000	ug/l	725.25
Sn	118	115	3	He	0.000	ug/l	264.45
Sb	121	115	1	No Gas	0.000	ug/l	817.11
Sb	121	115	3	He	0.000	ug/l	274.03
Sb	123	115	1	No Gas	0.000	ug/l	620.75
Sb	123	115	3	He	0.000	ug/l	212.69
Ba	135	115	1	No Gas	0.000	ug/l	33.27
Ba	137	115	1	No Gas	0.000	ug/l	39.92
La	139	115	3	He	0.000	ug/l	8.89
Ce	140	115	3	He	0.000	ug/l	14.45
Hg	201	209	1	No Gas	0.000	ug/l	190.30
Hg	202	209	1	No Gas	0.000	ug/l	438.59
Hg	202	209	3	He	0.000	ug/l	261.28
Tl	203	209	3	He	0.000	ug/l	66.70
Tl	205	209	1	No Gas	0.000	ug/l	282.23
Tl	205	209	3	He	0.000	ug/l	159.40
[Pb]	206	209	1	No Gas	0.000	ug/l	138.89
[Pb]	207	209	1	No Gas	0.000	ug/l	115.56
Pb	208	209	1	No Gas	0.000	ug/l	521.12
Th	232	209	3	He	0.000	ug/l	119.38
U	238	209	1	No Gas	0.000	ug/l	11.67

Name	Mass	Tune Step	Tune Mode	CPS	ISTD Recovery %
Sc	45	1	No Gas	3963765.72	100.0
Sc	45	2	H2	2306117.60	100.0
Sc	45	3	He	276920.98	100.0
Ge	72	1	No Gas	1039321.08	100.0
Ge	72	2	H2	803850.97	100.0
Ge	72	3	He	166097.57	100.0
In	115	1	No Gas	1079708.67	100.0
In	115	3	He	277269.08	100.0
Tb	159	1	No Gas	8022193.06	100.0
Tb	159	3	He	3500691.17	100.0
Ho	165	1	No Gas	7701285.91	100.0
Ho	165	3	He	3375644.14	100.0
Lu	175	1	No Gas	7200067.31	100.0
Lu	175	3	He	2794064.54	100.0
Bi	209	1	No Gas	4701204.42	100.0
Bi	209	3	He	2182739.09	100.0

ICPMS207-B Analytical Data

Sample Name	0.025 ppb STD
File Name	007CALS.d
Data Path Name	D:\Agilent\ICPMH\1\DATA\220301ADoD.b
Acq Time	2022-03-01 12:36:38
Sample Type	CalStd
Total Dilution	1.0000
Comment	ICPMS-6020B-Cal
Operator	CAR/SRH/JPV/AEM
Method	SW6020/SW6020B

Name	Mass	ISTD	Tune Step	Tune Mode	Conc.	Units	CPS
Li	7	45	1	No Gas	0.247	ug/l	19295.94
Be	9	45	1	No Gas	0.010	ug/l	440.25
B	11	45	1	No Gas	0.000	ug/l	621.59
Na	23	45	3	He	6.983	ug/l	67355.36
Mg	24	45	3	He	7.880	ug/l	4771.31
Al	27	45	1	No Gas	0.189	ug/l	13212.54
Si	28	45	2	H2	0.524	ug/l	17167.36
K	39	72	3	He	7.154	ug/l	120254.81
Ca	40	72	2	H2	9.598	ug/l	228958.73
Ti	47	72	1	No Gas	0.110	ug/l	480.49
V	51	72	1	No Gas	-1.031	ug/l	-44786.96
V	51	72	3	He	0.173	ug/l	16320.27
Cr	52	72	1	No Gas	0.235	ug/l	58319.88
Cr	52	72	3	He	0.048	ug/l	1264.51
Mn	55	72	1	No Gas	0.047	ug/l	5866.22
Mn	55	72	3	He	0.028	ug/l	175.97
Fe	56	72	2	H2	1.000	ug/l	24097.26
Fe	56	72	3	He	1.000	ug/l	9748.07
Co	59	72	1	No Gas	0.027	ug/l	918.22
Ni	60	72	1	No Gas	-0.015	ug/l	1091.21
Ni	60	72	3	He	0.056	ug/l	261.12
Cu	63	72	1	No Gas	0.023	ug/l	3578.55
Cu	63	72	3	He	0.030	ug/l	683.21
Cu	65	72	1	No Gas	0.037	ug/l	1030.45
Zn	66	72	1	No Gas	0.188	ug/l	1495.94
Zn	66	72	3	He	0.096	ug/l	390.01
As	75	72	1	No Gas	0.140	ug/l	11287.99
As	75	72	3	He	0.035	ug/l	377.07
Se	78	72	2	H2	0.021	ug/l	39.33
Br	79	72	1	No Gas	0.367	ug/l	10499.66
Br	79	72	2	H2	0.370	ug/l	6232.33
Se	82	72	1	No Gas	-0.287	ug/l	538.87
Kr	84	72	1	No Gas		ug/l	17988.86
Sr	88	72	1	No Gas	0.030	ug/l	1357.38
Sr	88	72	3	He	0.029	ug/l	268.90
Mo	95	115	1	No Gas	0.080	ug/l	516.68
Mo	95	115	3	He	0.078	ug/l	204.45
Mo	98	115	1	No Gas	0.078	ug/l	820.59
Ag	107	115	1	No Gas	0.013	ug/l	262.11
Ag	109	115	1	No Gas	0.013	ug/l	252.77
Cd	111	115	1	No Gas	0.025	ug/l	90.20

ICPMS207-B Analytical Data

Name	Mass	ISTD	Tune Step	Tune Mode	Conc.	Units	CPS
Cd	111	115	3	He	0.030	ug/l	38.33
Cd	114	115	1	No Gas	0.028	ug/l	205.08
Cd	114	115	3	He	0.029	ug/l	85.29
Sn	118	115	1	No Gas	0.047	ug/l	1141.13
Sn	118	115	3	He	0.031	ug/l	355.56
Sb	121	115	1	No Gas	0.022	ug/l	1132.50
Sb	121	115	3	He	0.024	ug/l	388.04
Sb	123	115	1	No Gas	0.022	ug/l	863.11
Sb	123	115	3	He	0.018	ug/l	280.37
Ba	135	115	1	No Gas	0.011	ug/l	66.54
Ba	137	115	1	No Gas	0.039	ug/l	242.86
La	139	115	3	He	0.026	ug/l	426.68
Ce	140	115	3	He	0.027	ug/l	466.68
Hg	201	209	1	No Gas	0.004	ug/l	197.96
Hg	202	209	1	No Gas	-0.005	ug/l	420.92
Hg	202	209	3	He	-0.008	ug/l	245.62
Tl	203	209	3	He	0.024	ug/l	188.74
Tl	205	209	1	No Gas	0.024	ug/l	873.37
Tl	205	209	3	He	0.024	ug/l	440.18
[Pb]	206	209	1	No Gas	0.023	ug/l	338.89
[Pb]	207	209	1	No Gas	0.023	ug/l	294.45
Pb	208	209	1	No Gas	0.024	ug/l	1363.37
Th	232	209	3	He	0.011	ug/l	292.12
U	238	209	1	No Gas	0.025	ug/l	837.19

Name	Mass	Tune Step	Tune Mode	CPS	ISTD Recovery %
Sc	45	1	No Gas	3954503.67	99.8
Sc	45	2	H2	2290535.56	99.3
Sc	45	3	He	276266.01	99.8
Ge	72	1	No Gas	1020951.43	98.2
Ge	72	2	H2	790954.73	98.4
Ge	72	3	He	169362.19	102.0
In	115	1	No Gas	1050832.41	97.3
In	115	3	He	277627.94	100.1
Tb	159	1	No Gas	8133781.05	101.4
Tb	159	3	He	3574291.54	102.1
Ho	165	1	No Gas	7941108.64	103.1
Ho	165	3	He	3490163.74	103.4
Lu	175	1	No Gas	7428116.71	103.2
Lu	175	3	He	2876020.37	102.9
Bi	209	1	No Gas	4725971.31	100.5
Bi	209	3	He	2190644.25	100.4

ICPMS207-B Analytical Data

Sample Name	0.05 ppb STD
File Name	008CALS.d
Data Path Name	D:\Agilent\ICPMH\1\DATA\220301ADoD.b
Acq Time	2022-03-01 12:43:17
Sample Type	CalStd
Total Dilution	1.0000
Comment	ICPMS-6020B-Cal
Operator	CAR/SRH/JPV/AEM
Method	SW6020/SW6020B

Name	Mass	ISTD	Tune Step	Tune Mode	Conc.	Units	CPS
Li	7	45	1	No Gas	0.577	ug/l	22007.34
Be	9	45	1	No Gas	0.035	ug/l	531.90
B	11	45	1	No Gas	0.014	ug/l	659.62
Na	23	45	3	He	14.156	ug/l	72797.02
Mg	24	45	3	He	17.317	ug/l	8662.00
Al	27	45	1	No Gas	0.216	ug/l	13877.58
Si	28	45	2	H2	0.584	ug/l	17459.89
K	39	72	3	He	12.685	ug/l	121888.06
Ca	40	72	2	H2	19.529	ug/l	295449.55
Ti	47	72	1	No Gas	0.149	ug/l	538.89
V	51	72	1	No Gas	-0.986	ug/l	-46094.81
V	51	72	3	He	0.321	ug/l	16739.61
Cr	52	72	1	No Gas	0.308	ug/l	58671.12
Cr	52	72	3	He	0.067	ug/l	1331.18
Mn	55	72	1	No Gas	0.077	ug/l	6488.60
Mn	55	72	3	He	0.069	ug/l	285.95
Fe	56	72	2	H2	1.767	ug/l	34643.94
Fe	56	72	3	He	1.858	ug/l	12741.72
Co	59	72	1	No Gas	0.070	ug/l	1783.24
Ni	60	72	1	No Gas	0.017	ug/l	1227.63
Ni	60	72	3	He	0.078	ug/l	292.23
Cu	63	72	1	No Gas	0.029	ug/l	3587.22
Cu	63	72	3	He	0.058	ug/l	786.20
Cu	65	72	1	No Gas	0.058	ug/l	1126.50
Zn	66	72	1	No Gas	0.305	ug/l	1925.27
Zn	66	72	3	He	0.188	ug/l	472.23
As	75	72	1	No Gas	-0.040	ug/l	10264.37
As	75	72	3	He	0.069	ug/l	406.07
Se	78	72	2	H2	0.051	ug/l	55.56
Br	79	72	1	No Gas	0.424	ug/l	10726.11
Br	79	72	2	H2	0.386	ug/l	6202.42
Se	82	72	1	No Gas	-0.068	ug/l	591.27
Kr	84	72	1	No Gas		ug/l	18032.26
Sr	88	72	1	No Gas	0.067	ug/l	2478.64
Sr	88	72	3	He	0.070	ug/l	444.46
Mo	95	115	1	No Gas	0.055	ug/l	382.23
Mo	95	115	3	He	0.065	ug/l	171.11
Mo	98	115	1	No Gas	0.054	ug/l	610.09
Ag	107	115	1	No Gas	0.027	ug/l	485.54
Ag	109	115	1	No Gas	0.025	ug/l	444.19
Cd	111	115	1	No Gas	0.065	ug/l	231.17

ICPMS207-B Analytical Data

Name	Mass	ISTD	Tune Step	Tune Mode	Conc.	Units	CPS
Cd	111	115	3	He	0.068	ug/l	83.33
Cd	114	115	1	No Gas	0.061	ug/l	476.92
Cd	114	115	3	He	0.064	ug/l	184.88
Sn	118	115	1	No Gas	0.079	ug/l	1493.79
Sn	118	115	3	He	0.071	ug/l	461.12
Sb	121	115	1	No Gas	0.054	ug/l	1669.60
Sb	121	115	3	He	0.054	ug/l	520.40
Sb	123	115	1	No Gas	0.052	ug/l	1254.52
Sb	123	115	3	He	0.050	ug/l	391.38
Ba	135	115	1	No Gas	0.060	ug/l	219.57
Ba	137	115	1	No Gas	0.056	ug/l	342.66
La	139	115	3	He	0.063	ug/l	986.71
Ce	140	115	3	He	0.064	ug/l	1082.27
Hg	201	209	1	No Gas	-0.013	ug/l	175.30
Hg	202	209	1	No Gas	-0.012	ug/l	410.26
Hg	202	209	3	He	-0.006	ug/l	260.28
Tl	203	209	3	He	0.052	ug/l	339.47
Tl	205	209	1	No Gas	0.053	ug/l	1696.79
Tl	205	209	3	He	0.057	ug/l	853.71
[Pb]	206	209	1	No Gas	0.057	ug/l	661.13
[Pb]	207	209	1	No Gas	0.057	ug/l	578.90
Pb	208	209	1	No Gas	0.057	ug/l	2609.01
Th	232	209	3	He	0.027	ug/l	575.58
U	238	209	1	No Gas	0.055	ug/l	1948.43

Name	Mass	Tune Step	Tune Mode	CPS	ISTD Recovery %
Sc	45	1	No Gas	4025028.22	101.5
Sc	45	2	H2	2313260.42	100.3
Sc	45	3	He	276616.69	99.9
Ge	72	1	No Gas	1002487.94	96.5
Ge	72	2	H2	777784.15	96.8
Ge	72	3	He	168068.11	101.2
In	115	1	No Gas	1088734.66	100.8
In	115	3	He	272811.67	98.4
Tb	159	1	No Gas	8103336.91	101.0
Tb	159	3	He	3690658.42	105.4
Ho	165	1	No Gas	7672740.12	99.6
Ho	165	3	He	3505302.11	103.8
Lu	175	1	No Gas	7379449.71	102.5
Lu	175	3	He	2868822.03	102.7
Bi	209	1	No Gas	4942173.67	105.1
Bi	209	3	He	2267001.45	103.9

ICPMS207-B Analytical Data

Sample Name	0.10 ppb STD
File Name	009CALS.d
Data Path Name	D:\Agilent\ICPMH\1\DATA\220301ADoD.b
Acq Time	2022-03-01 12:49:56
Sample Type	CalStd
Total Dilution	1.0000
Comment	ICPMS-6020B-Cal
Operator	CAR/SRH/JPV/AEM
Method	SW6020/SW6020B

Name	Mass	ISTD	Tune Step	Tune Mode	Conc.	Units	CPS
Li	7	45	1	No Gas	1.159	ug/l	25603.08
Be	9	45	1	No Gas	0.089	ug/l	695.88
B	11	45	1	No Gas	0.018	ug/l	651.61
Na	23	45	3	He	28.740	ug/l	83117.83
Mg	24	45	3	He	33.273	ug/l	15127.71
Al	27	45	1	No Gas	0.273	ug/l	14482.59
Si	28	45	2	H2	0.584	ug/l	17218.15
K	39	72	3	He	30.092	ug/l	128066.54
Ca	40	72	2	H2	34.829	ug/l	398742.29
Ti	47	72	1	No Gas	0.173	ug/l	582.27
V	51	72	1	No Gas	-2.015	ug/l	-67570.56
V	51	72	3	He	0.433	ug/l	16927.60
Cr	52	72	1	No Gas	0.267	ug/l	58243.79
Cr	52	72	3	He	0.118	ug/l	1521.20
Mn	55	72	1	No Gas	0.132	ug/l	7883.17
Mn	55	72	3	He	0.125	ug/l	435.92
Fe	56	72	2	H2	3.330	ug/l	56253.76
Fe	56	72	3	He	3.359	ug/l	17877.24
Co	59	72	1	No Gas	0.120	ug/l	2844.64
Ni	60	72	1	No Gas	0.073	ug/l	1500.44
Ni	60	72	3	He	0.164	ug/l	413.34
Cu	63	72	1	No Gas	0.060	ug/l	3946.12
Cu	63	72	3	He	0.120	ug/l	1008.84
Cu	65	72	1	No Gas	0.121	ug/l	1482.67
Zn	66	72	1	No Gas	0.306	ug/l	1938.51
Zn	66	72	3	He	0.236	ug/l	510.01
As	75	72	1	No Gas	0.812	ug/l	14929.24
As	75	72	3	He	0.128	ug/l	454.00
Se	78	72	2	H2	0.111	ug/l	87.00
Br	79	72	1	No Gas	0.420	ug/l	10752.72
Br	79	72	2	H2	0.435	ug/l	6352.15
Se	82	72	1	No Gas	0.072	ug/l	633.41
Kr	84	72	1	No Gas		ug/l	17732.39
Sr	88	72	1	No Gas	0.121	ug/l	4195.65
Sr	88	72	3	He	0.127	ug/l	676.69
Mo	95	115	1	No Gas	0.118	ug/l	746.69
Mo	95	115	3	He	0.124	ug/l	306.67
Mo	98	115	1	No Gas	0.115	ug/l	1180.27
Ag	107	115	1	No Gas	0.049	ug/l	811.02
Ag	109	115	1	No Gas	0.051	ug/l	813.02
Cd	111	115	1	No Gas	0.124	ug/l	420.67

ICPMS207-B Analytical Data

Name	Mass	ISTD	Tune Step	Tune Mode	Conc.	Units	CPS
Cd	111	115	3	He	0.127	ug/l	155.44
Cd	114	115	1	No Gas	0.122	ug/l	919.82
Cd	114	115	3	He	0.121	ug/l	348.35
Sn	118	115	1	No Gas	0.130	ug/l	1916.34
Sn	118	115	3	He	0.122	ug/l	604.46
Sb	121	115	1	No Gas	0.103	ug/l	2360.44
Sb	121	115	3	He	0.098	ug/l	720.09
Sb	123	115	1	No Gas	0.096	ug/l	1743.29
Sb	123	115	3	He	0.101	ug/l	572.74
Ba	135	115	1	No Gas	0.116	ug/l	379.25
Ba	137	115	1	No Gas	0.120	ug/l	662.04
La	139	115	3	He	0.118	ug/l	1842.36
Ce	140	115	3	He	0.118	ug/l	1974.60
Hg	201	209	1	No Gas	-0.028	ug/l	141.30
Hg	202	209	1	No Gas	-0.028	ug/l	324.27
Hg	202	209	3	He	-0.028	ug/l	218.63
Tl	203	209	3	He	0.102	ug/l	608.26
Tl	205	209	1	No Gas	0.102	ug/l	2864.78
Tl	205	209	3	He	0.103	ug/l	1444.00
[Pb]	206	209	1	No Gas	0.113	ug/l	1124.50
[Pb]	207	209	1	No Gas	0.107	ug/l	928.93
Pb	208	209	1	No Gas	0.110	ug/l	4353.65
Th	232	209	3	He	0.058	ug/l	1110.50
U	238	209	1	No Gas	0.105	ug/l	3519.11

Name	Mass	Tune Step	Tune Mode	CPS	ISTD Recovery %
Sc	45	1	No Gas	3936172.86	99.3
Sc	45	2	H2	2281064.73	98.9
Sc	45	3	He	274871.07	99.3
Ge	72	1	No Gas	1008226.55	97.0
Ge	72	2	H2	768419.93	95.6
Ge	72	3	He	165832.79	99.8
In	115	1	No Gas	1053989.91	97.6
In	115	3	He	271918.44	98.1
Tb	159	1	No Gas	8198028.78	102.2
Tb	159	3	He	3626433.65	103.6
Ho	165	1	No Gas	7771604.04	100.9
Ho	165	3	He	3606878.58	106.9
Lu	175	1	No Gas	7405233.77	102.8
Lu	175	3	He	2968173.67	106.2
Bi	209	1	No Gas	4743568.31	100.9
Bi	209	3	He	2308101.66	105.7

ICPMS207-B Analytical Data

Sample Name	0.5 ppb STD
File Name	010CALS.d
Data Path Name	D:\Agilent\ICPMH\1\DATA\220301ADoD.b
Acq Time	2022-03-01 12:56:35
Sample Type	CalStd
Total Dilution	1.0000
Comment	ICPMS-6020B-Cal
Operator	CAR/SRH/JPV/AEM
Method	SW6020/SW6020B

Name	Mass	ISTD	Tune Step	Tune Mode	Conc.	Units	CPS
Li	7	45	1	No Gas	6.040	ug/l	59080.83
Be	9	45	1	No Gas	0.459	ug/l	1871.08
B	11	45	1	No Gas	0.460	ug/l	1442.65
Na	23	45	3	He	142.017	ug/l	163222.37
Mg	24	45	3	He	146.685	ug/l	60134.40
Al	27	45	1	No Gas	0.730	ug/l	21514.37
Si	28	45	2	H2	2.384	ug/l	20887.57
K	39	72	3	He	134.158	ug/l	171916.64
Ca	40	72	2	H2	148.089	ug/l	1185360.50
Ti	47	72	1	No Gas	0.600	ug/l	1326.40
V	51	72	1	No Gas	0.092	ug/l	-23536.58
V	51	72	3	He	0.549	ug/l	17068.86
Cr	52	72	1	No Gas	0.692	ug/l	67247.49
Cr	52	72	3	He	0.579	ug/l	3333.73
Mn	55	72	1	No Gas	0.553	ug/l	18388.49
Mn	55	72	3	He	0.561	ug/l	1602.10
Fe	56	72	2	H2	14.906	ug/l	218504.63
Fe	56	72	3	He	14.859	ug/l	57565.84
Co	59	72	1	No Gas	0.548	ug/l	11974.58
Ni	60	72	1	No Gas	0.514	ug/l	3669.87
Ni	60	72	3	He	0.605	ug/l	1037.82
Cu	63	72	1	No Gas	0.491	ug/l	8894.29
Cu	63	72	3	He	0.602	ug/l	2776.04
Cu	65	72	1	No Gas	0.516	ug/l	3688.62
Zn	66	72	1	No Gas	0.746	ug/l	3691.77
Zn	66	72	3	He	0.671	ug/l	892.26
As	75	72	1	No Gas	0.387	ug/l	12832.51
As	75	72	3	He	0.552	ug/l	827.74
Se	78	72	2	H2	0.548	ug/l	322.67
Br	79	72	1	No Gas	0.393	ug/l	10706.11
Br	79	72	2	H2	0.372	ug/l	6042.62
Se	82	72	1	No Gas	0.083	ug/l	646.07
Kr	84	72	1	No Gas		ug/l	17615.84
Sr	88	72	1	No Gas	0.538	ug/l	17652.65
Sr	88	72	3	He	0.567	ug/l	2510.24
Mo	95	115	1	No Gas	0.512	ug/l	3104.80
Mo	95	115	3	He	0.500	ug/l	1165.61
Mo	98	115	1	No Gas	0.521	ug/l	5124.71
Ag	107	115	1	No Gas	0.222	ug/l	3465.83
Ag	109	115	1	No Gas	0.221	ug/l	3289.71
Cd	111	115	1	No Gas	0.546	ug/l	1839.68

ICPMS207-B Analytical Data

Name	Mass	ISTD	Tune Step	Tune Mode	Conc.	Units	CPS
Cd	111	115	3	He	0.552	ug/l	665.57
Cd	114	115	1	No Gas	0.546	ug/l	4148.38
Cd	114	115	3	He	0.544	ug/l	1561.25
Sn	118	115	1	No Gas	0.561	ug/l	5936.17
Sn	118	115	3	He	0.515	ug/l	1710.12
Sb	121	115	1	No Gas	0.505	ug/l	8518.10
Sb	121	115	3	He	0.502	ug/l	2565.49
Sb	123	115	1	No Gas	0.509	ug/l	6634.91
Sb	123	115	3	He	0.509	ug/l	2028.02
Ba	135	115	1	No Gas	0.508	ug/l	1566.98
Ba	137	115	1	No Gas	0.519	ug/l	2738.17
La	139	115	3	He	0.543	ug/l	8415.93
Ce	140	115	3	He	0.551	ug/l	9127.51
Hg	201	209	1	No Gas	0.000	ug/l	190.30
Hg	202	209	1	No Gas	-0.006	ug/l	415.92
Hg	202	209	3	He	-0.004	ug/l	252.95
Tl	203	209	3	He	0.504	ug/l	2580.63
Tl	205	209	1	No Gas	0.500	ug/l	12811.80
Tl	205	209	3	He	0.510	ug/l	6107.87
[Pb]	206	209	1	No Gas	0.522	ug/l	4653.08
[Pb]	207	209	1	No Gas	0.515	ug/l	4030.64
Pb	208	209	1	No Gas	0.511	ug/l	18267.24
Th	232	209	3	He	0.342	ug/l	5552.75
U	238	209	1	No Gas	0.489	ug/l	16298.27

Name	Mass	Tune Step	Tune Mode	CPS	ISTD Recovery %
Sc	45	1	No Gas	3888632.70	98.1
Sc	45	2	H2	2288366.53	99.2
Sc	45	3	He	268539.30	97.0
Ge	72	1	No Gas	1023142.32	98.4
Ge	72	2	H2	765160.81	95.2
Ge	72	3	He	163288.20	98.3
In	115	1	No Gas	1057550.61	97.9
In	115	3	He	270652.23	97.6
Tb	159	1	No Gas	8129006.64	101.3
Tb	159	3	He	3564784.03	101.8
Ho	165	1	No Gas	7769202.42	100.9
Ho	165	3	He	3367362.50	99.8
Lu	175	1	No Gas	7289130.54	101.2
Lu	175	3	He	2770923.45	99.2
Bi	209	1	No Gas	4719056.35	100.4
Bi	209	3	He	2180477.23	99.9

ICPMS207-B Analytical Data

Sample Name	1 ppb STD
File Name	011CALS.d
Data Path Name	D:\Agilent\ICPMH\1\DATA\220301ADoD.b
Acq Time	2022-03-01 13:03:14
Sample Type	CalStd
Total Dilution	1.0000
Comment	ICPMS-6020B-Cal
Operator	CAR/SRH/JPV/AEM
Method	SW6020/SW6020B

Name	Mass	ISTD	Tune Step	Tune Mode	Conc.	Units	CPS
Li	7	45	1	No Gas	11.558	ug/l	95403.01
Be	9	45	1	No Gas	0.890	ug/l	3191.04
B	11	45	1	No Gas	0.890	ug/l	2174.37
Na	23	45	3	He	290.471	ug/l	265936.94
Mg	24	45	3	He	301.887	ug/l	120016.92
Al	27	45	1	No Gas	1.312	ug/l	30113.64
Si	28	45	2	H2	4.667	ug/l	25179.22
K	39	72	3	He	268.194	ug/l	227932.13
Ca	40	72	2	H2	290.514	ug/l	2225017.26
Ti	47	72	1	No Gas	1.185	ug/l	2242.43
V	51	72	1	No Gas	1.325	ug/l	2905.35
V	51	72	3	He	0.753	ug/l	17568.40
Cr	52	72	1	No Gas	1.017	ug/l	70438.85
Cr	52	72	3	He	1.144	ug/l	5515.51
Mn	55	72	1	No Gas	1.170	ug/l	32304.77
Mn	55	72	3	He	1.176	ug/l	3210.71
Fe	56	72	2	H2	29.731	ug/l	436111.70
Fe	56	72	3	He	31.046	ug/l	112285.78
Co	59	72	1	No Gas	1.146	ug/l	23685.64
Ni	60	72	1	No Gas	1.119	ug/l	6335.56
Ni	60	72	3	He	1.154	ug/l	1797.90
Cu	63	72	1	No Gas	1.108	ug/l	15244.74
Cu	63	72	3	He	1.249	ug/l	5107.88
Cu	65	72	1	No Gas	1.167	ug/l	7003.18
Zn	66	72	1	No Gas	1.546	ug/l	6547.15
Zn	66	72	3	He	1.449	ug/l	1570.10
As	75	72	1	No Gas	-0.144	ug/l	9585.02
As	75	72	3	He	1.108	ug/l	1310.43
Se	78	72	2	H2	1.102	ug/l	635.35
Br	79	72	1	No Gas	0.445	ug/l	10659.50
Br	79	72	2	H2	0.345	ug/l	6049.28
Se	82	72	1	No Gas	0.992	ug/l	867.02
Kr	84	72	1	No Gas		ug/l	17316.02
Sr	88	72	1	No Gas	1.134	ug/l	35217.09
Sr	88	72	3	He	1.125	ug/l	4779.72
Mo	95	115	1	No Gas	1.099	ug/l	6380.35
Mo	95	115	3	He	1.127	ug/l	2544.69
Mo	98	115	1	No Gas	1.110	ug/l	10456.71
Ag	107	115	1	No Gas	0.469	ug/l	6999.22
Ag	109	115	1	No Gas	0.465	ug/l	6609.54
Cd	111	115	1	No Gas	1.153	ug/l	3739.99

ICPMS207-B Analytical Data

Name	Mass	ISTD	Tune Step	Tune Mode	Conc.	Units	CPS
Cd	111	115	3	He	1.113	ug/l	1312.84
Cd	114	115	1	No Gas	1.118	ug/l	8194.04
Cd	114	115	3	He	1.128	ug/l	3169.33
Sn	118	115	1	No Gas	1.090	ug/l	10476.47
Sn	118	115	3	He	1.086	ug/l	3252.63
Sb	121	115	1	No Gas	1.093	ug/l	16884.16
Sb	121	115	3	He	1.048	ug/l	4958.05
Sb	123	115	1	No Gas	1.078	ug/l	12899.90
Sb	123	115	3	He	1.079	ug/l	3982.30
Ba	135	115	1	No Gas	1.094	ug/l	3214.01
Ba	137	115	1	No Gas	1.069	ug/l	5403.72
La	139	115	3	He	1.159	ug/l	17565.71
Ce	140	115	3	He	1.099	ug/l	17806.01
Hg	201	209	1	No Gas	0.007	ug/l	198.63
Hg	202	209	1	No Gas	0.011	ug/l	475.91
Hg	202	209	3	He	0.006	ug/l	266.62
Tl	203	209	3	He	1.050	ug/l	5167.76
Tl	205	209	1	No Gas	1.057	ug/l	26175.97
Tl	205	209	3	He	1.073	ug/l	12352.05
[Pb]	206	209	1	No Gas	1.032	ug/l	8858.56
[Pb]	207	209	1	No Gas	1.017	ug/l	7665.59
Pb	208	209	1	No Gas	1.045	ug/l	36003.01
Th	232	209	3	He	0.858	ug/l	13413.61
U	238	209	1	No Gas	0.995	ug/l	32438.75

Name	Mass	Tune Step	Tune Mode	CPS	ISTD Recovery %
Sc	45	1	No Gas	3812807.19	96.2
Sc	45	2	H2	2261548.01	98.1
Sc	45	3	He	263856.31	95.3
Ge	72	1	No Gas	981586.35	94.4
Ge	72	2	H2	782130.92	97.3
Ge	72	3	He	161000.02	96.9
In	115	1	No Gas	1019869.32	94.5
In	115	3	He	264962.55	95.6
Tb	159	1	No Gas	7831157.18	97.6
Tb	159	3	He	3439030.58	98.2
Ho	165	1	No Gas	7618004.82	98.9
Ho	165	3	He	3330064.95	98.6
Lu	175	1	No Gas	7121159.08	98.9
Lu	175	3	He	2722497.97	97.4
Bi	209	1	No Gas	4613367.45	98.1
Bi	209	3	He	2124281.17	97.3

ICPMS207-B Analytical Data

Sample Name	10 ppb STD
File Name	012CALS.d
Data Path Name	D:\Agilent\ICPMH\1\DATA\220301ADoD.b
Acq Time	2022-03-01 13:09:52
Sample Type	CalStd
Total Dilution	1.0000
Comment	ICPMS-6020B-Cal
Operator	CAR/SRH/JPV/AEM
Method	SW6020/SW6020B

Name	Mass	ISTD	Tune Step	Tune Mode	Conc.	Units	CPS
Li	7	45	1	No Gas	115.712	ug/l	853045.68
Be	9	45	1	No Gas	8.975	ug/l	30397.35
B	11	45	1	No Gas	9.651	ug/l	18813.29
Na	23	45	3	He	2777.929	ug/l	2139958.96
Mg	24	45	3	He	2890.156	ug/l	1194923.64
Al	27	45	1	No Gas	10.416	ug/l	181792.77
Si	28	45	2	H2	42.064	ug/l	100465.08
K	39	72	3	He	2844.851	ug/l	1382170.24
Ca	40	72	2	H2	2785.515	ug/l	20031516.02
Ti	47	72	1	No Gas	10.714	ug/l	18695.75
V	51	72	1	No Gas	9.557	ug/l	179276.42
V	51	72	3	He	9.644	ug/l	50291.49
Cr	52	72	1	No Gas	10.737	ug/l	257425.30
Cr	52	72	3	He	11.070	ug/l	45660.97
Mn	55	72	1	No Gas	11.124	ug/l	278630.78
Mn	55	72	3	He	11.347	ug/l	30927.88
Fe	56	72	2	H2	291.391	ug/l	4201743.21
Fe	56	72	3	He	305.166	ug/l	1077849.28
Co	59	72	1	No Gas	10.910	ug/l	231092.44
Ni	60	72	1	No Gas	10.371	ug/l	51301.70
Ni	60	72	3	He	11.884	ug/l	17339.27
Cu	63	72	1	No Gas	11.447	ug/l	132501.75
Cu	63	72	3	He	12.142	ug/l	46034.05
Cu	65	72	1	No Gas	10.955	ug/l	61274.81
Zn	66	72	1	No Gas	11.238	ug/l	44557.89
Zn	66	72	3	He	11.280	ug/l	10540.57
As	75	72	1	No Gas	10.553	ug/l	66747.27
As	75	72	3	He	10.996	ug/l	10328.31
Se	78	72	2	H2	10.892	ug/l	6051.70
Br	79	72	1	No Gas	0.328	ug/l	10190.09
Br	79	72	2	H2	0.397	ug/l	6305.56
Se	82	72	1	No Gas	10.903	ug/l	3691.34
Kr	84	72	1	No Gas		ug/l	20147.39
Sr	88	72	1	No Gas	11.055	ug/l	352812.89
Sr	88	72	3	He	11.096	ug/l	47076.46
Mo	95	115	1	No Gas	10.479	ug/l	64257.70
Mo	95	115	3	He	10.460	ug/l	24338.76
Mo	98	115	1	No Gas	10.248	ug/l	101924.53
Ag	107	115	1	No Gas	4.318	ug/l	67956.79
Ag	109	115	1	No Gas	4.308	ug/l	64467.57
Cd	111	115	1	No Gas	10.667	ug/l	36686.33

ICPMS207-B Analytical Data

Name	Mass	ISTD	Tune Step	Tune Mode	Conc.	Units	CPS
Cd	111	115	3	He	10.812	ug/l	13224.58
Cd	114	115	1	No Gas	10.518	ug/l	81901.36
Cd	114	115	3	He	10.959	ug/l	31980.07
Sn	118	115	1	No Gas	10.147	ug/l	97568.05
Sn	118	115	3	He	10.579	ug/l	30623.48
Sb	121	115	1	No Gas	10.513	ug/l	165420.94
Sb	121	115	3	He	10.358	ug/l	48468.08
Sb	123	115	1	No Gas	10.259	ug/l	125126.10
Sb	123	115	3	He	10.408	ug/l	38062.51
Ba	135	115	1	No Gas	10.507	ug/l	32506.96
Ba	137	115	1	No Gas	10.304	ug/l	54913.24
La	139	115	3	He	11.020	ug/l	173336.74
Ce	140	115	3	He	10.813	ug/l	181722.02
Hg	201	209	1	No Gas	0.188	ug/l	517.91
Hg	202	209	1	No Gas	0.189	ug/l	1194.48
Hg	202	209	3	He	0.151	ug/l	546.24
Tl	203	209	3	He	10.230	ug/l	50361.95
Tl	205	209	1	No Gas	10.472	ug/l	255128.59
Tl	205	209	3	He	10.399	ug/l	119703.09
[Pb]	206	209	1	No Gas	10.502	ug/l	88378.67
[Pb]	207	209	1	No Gas	10.471	ug/l	77392.97
Pb	208	209	1	No Gas	10.458	ug/l	353230.57
Th	232	209	3	He	9.938	ug/l	155940.88
U	238	209	1	No Gas	10.198	ug/l	330349.93

Name	Mass	Tune Step	Tune Mode	CPS	ISTD Recovery %
Sc	45	1	No Gas	4049700.86	102.2
Sc	45	2	H2	2284000.46	99.0
Sc	45	3	He	277432.48	100.2
Ge	72	1	No Gas	1019278.51	98.1
Ge	72	2	H2	784306.72	97.6
Ge	72	3	He	164979.98	99.3
In	115	1	No Gas	1083280.26	100.3
In	115	3	He	275229.32	99.3
Tb	159	1	No Gas	8200073.27	102.2
Tb	159	3	He	3526856.89	100.7
Ho	165	1	No Gas	7747395.30	100.6
Ho	165	3	He	3343590.56	99.1
Lu	175	1	No Gas	7248915.33	100.7
Lu	175	3	He	2788719.06	99.8
Bi	209	1	No Gas	4583135.64	97.5
Bi	209	3	He	2148363.17	98.4

ICPMS207-B Analytical Data

Sample Name	50 ppb STD
File Name	013CALS.d
Data Path Name	D:\Agilent\ICPMH\1\DATA\220301ADoD.b
Acq Time	2022-03-01 13:16:30
Sample Type	CalStd
Total Dilution	1.0000
Comment	ICPMS-6020B-Cal
Operator	CAR/SRH/JPV/AEM
Method	SW6020/SW6020B

Name	Mass	ISTD	Tune Step	Tune Mode	Conc.	Units	CPS
Li	7	45	1	No Gas	560.816	ug/l	3972459.39
Be	9	45	1	No Gas	45.869	ug/l	150089.57
B	11	45	1	No Gas	48.260	ug/l	89434.31
Na	23	45	3	He	12637.065	ug/l	9934952.56
Mg	24	45	3	He	13158.901	ug/l	5676705.95
Al	27	45	1	No Gas	50.776	ug/l	826308.39
Si	28	45	2	H2	202.144	ug/l	424423.67
K	39	72	3	He	12912.600	ug/l	6252066.99
Ca	40	72	2	H2	12594.053	ug/l	92035468.89
Ti	47	72	1	No Gas	48.727	ug/l	84348.42
V	51	72	1	No Gas	47.698	ug/l	998391.36
V	51	72	3	He	50.234	ug/l	210569.70
Cr	52	72	1	No Gas	51.115	ug/l	1029253.32
Cr	52	72	3	He	50.228	ug/l	216811.87
Mn	55	72	1	No Gas	51.517	ug/l	1278889.87
Mn	55	72	3	He	52.150	ug/l	151055.26
Fe	56	72	2	H2	1316.010	ug/l	19374959.28
Fe	56	72	3	He	1346.555	ug/l	5044587.69
Co	59	72	1	No Gas	50.842	ug/l	1080596.95
Ni	60	72	1	No Gas	49.887	ug/l	243372.52
Ni	60	72	3	He	54.096	ug/l	83429.67
Cu	63	72	1	No Gas	52.389	ug/l	597501.67
Cu	63	72	3	He	54.279	ug/l	217157.74
Cu	65	72	1	No Gas	51.127	ug/l	284358.48
Zn	66	72	1	No Gas	52.218	ug/l	205311.98
Zn	66	72	3	He	51.869	ug/l	50492.01
As	75	72	1	No Gas	50.813	ug/l	282259.77
As	75	72	3	He	51.166	ug/l	49886.12
Se	78	72	2	H2	50.482	ug/l	28582.54
Br	79	72	1	No Gas	0.439	ug/l	11062.38
Br	79	72	2	H2	0.481	ug/l	6844.75
Se	82	72	1	No Gas	52.373	ug/l	15468.92
Kr	84	72	1	No Gas		ug/l	29085.03
Sr	88	72	1	No Gas	50.682	ug/l	1624301.10
Sr	88	72	3	He	51.920	ug/l	234036.07
Mo	95	115	1	No Gas	50.084	ug/l	305603.44
Mo	95	115	3	He	50.060	ug/l	118520.52
Mo	98	115	1	No Gas	49.347	ug/l	488569.81
Ag	107	115	1	No Gas	20.401	ug/l	319695.38
Ag	109	115	1	No Gas	20.340	ug/l	302895.15
Cd	111	115	1	No Gas	50.639	ug/l	173385.34

ICPMS207-B Analytical Data

Name	Mass	ISTD	Tune Step	Tune Mode	Conc.	Units	CPS
Cd	111	115	3	He	51.866	ug/l	64568.70
Cd	114	115	1	No Gas	50.057	ug/l	388213.39
Cd	114	115	3	He	52.053	ug/l	154600.60
Sn	118	115	1	No Gas	50.596	ug/l	481789.55
Sn	118	115	3	He	51.391	ug/l	150373.80
Sb	121	115	1	No Gas	50.355	ug/l	786127.95
Sb	121	115	3	He	50.491	ug/l	239471.15
Sb	123	115	1	No Gas	49.344	ug/l	597022.05
Sb	123	115	3	He	50.939	ug/l	188797.35
Ba	135	115	1	No Gas	49.740	ug/l	153150.89
Ba	137	115	1	No Gas	49.911	ug/l	264880.50
La	139	115	3	He	52.372	ug/l	838636.44
Ce	140	115	3	He	51.909	ug/l	887963.10
Hg	201	209	1	No Gas	1.010	ug/l	1949.42
Hg	202	209	1	No Gas	0.987	ug/l	4383.85
Hg	202	209	3	He	0.974	ug/l	2137.08
Tl	203	209	3	He	50.322	ug/l	250333.92
Tl	205	209	1	No Gas	50.038	ug/l	1204948.48
Tl	205	209	3	He	50.383	ug/l	586136.93
[Pb]	206	209	1	No Gas	49.967	ug/l	415442.83
[Pb]	207	209	1	No Gas	49.354	ug/l	360399.73
Pb	208	209	1	No Gas	49.833	ug/l	1663070.83
Th	232	209	3	He	49.533	ug/l	786016.16
U	238	209	1	No Gas	48.491	ug/l	1553564.77

Name	Mass	Tune Step	Tune Mode	CPS	ISTD Recovery %
Sc	45	1	No Gas	3957825.07	99.9
Sc	45	2	H2	2298672.10	99.7
Sc	45	3	He	289810.65	104.7
Ge	72	1	No Gas	1023051.40	98.4
Ge	72	2	H2	802210.39	99.8
Ge	72	3	He	175761.13	105.8
In	115	1	No Gas	1078560.16	99.9
In	115	3	He	280050.10	101.0
Tb	159	1	No Gas	8229959.77	102.6
Tb	159	3	He	3657130.00	104.5
Ho	165	1	No Gas	7632863.95	99.1
Ho	165	3	He	3502622.34	103.8
Lu	175	1	No Gas	7193145.34	99.9
Lu	175	3	He	2910772.70	104.2
Bi	209	1	No Gas	4534599.98	96.5
Bi	209	3	He	2173408.33	99.6

ICPMS207-B Analytical Data

Sample Name	100 ppb STD
File Name	014CALS.d
Data Path Name	D:\Agilent\ICPMH\1\DATA\220301ADoD.b
Acq Time	2022-03-01 13:23:06
Sample Type	CalStd
Total Dilution	1.0000
Comment	ICPMS-6020B-Cal
Operator	CAR/SRH/JPV/AEM
Method	SW6020/SW6020B

Name	Mass	ISTD	Tune Step	Tune Mode	Conc.	Units	CPS
Li	7	45	1	No Gas	1225.227	ug/l	9321960.49
Be	9	45	1	No Gas	96.544	ug/l	339669.84
B	11	45	1	No Gas	99.376	ug/l	197777.48
Na	23	45	3	He	24979.506	ug/l	21330069.54
Mg	24	45	3	He	25874.371	ug/l	12160533.83
Al	27	45	1	No Gas	98.875	ug/l	1721919.82
Si	28	45	2	H2	398.713	ug/l	852573.45
K	39	72	3	He	25283.548	ug/l	12915486.06
Ca	40	72	2	H2	25079.968	ug/l	189187474.14
Ti	47	72	1	No Gas	100.563	ug/l	184623.10
V	51	72	1	No Gas	93.869	ug/l	2117697.68
V	51	72	3	He	97.318	ug/l	418352.19
Cr	52	72	1	No Gas	98.025	ug/l	2046065.02
Cr	52	72	3	He	100.724	ug/l	461821.20
Mn	55	72	1	No Gas	101.440	ug/l	2668917.55
Mn	55	72	3	He	102.514	ug/l	316144.58
Fe	56	72	2	H2	2594.729	ug/l	39451334.95
Fe	56	72	3	He	2704.271	ug/l	10783869.53
Co	59	72	1	No Gas	97.975	ug/l	2212659.50
Ni	60	72	1	No Gas	97.563	ug/l	504438.73
Ni	60	72	3	He	105.923	ug/l	173845.38
Cu	63	72	1	No Gas	101.823	ug/l	1230197.62
Cu	63	72	3	He	104.217	ug/l	443548.09
Cu	65	72	1	No Gas	98.887	ug/l	583750.59
Zn	66	72	1	No Gas	100.218	ug/l	417692.67
Zn	66	72	3	He	101.237	ug/l	104678.71
As	75	72	1	No Gas	99.543	ug/l	576485.23
As	75	72	3	He	101.186	ug/l	104697.95
Se	78	72	2	H2	101.026	ug/l	59060.27
Br	79	72	1	No Gas	0.415	ug/l	11555.13
Br	79	72	2	H2	0.682	ug/l	8052.95
Se	82	72	1	No Gas	101.556	ug/l	31258.49
Kr	84	72	1	No Gas		ug/l	41224.04
Sr	88	72	1	No Gas	99.473	ug/l	3387677.10
Sr	88	72	3	He	102.635	ug/l	492695.97
Mo	95	115	1	No Gas	99.909	ug/l	638787.78
Mo	95	115	3	He	99.923	ug/l	255455.79
Mo	98	115	1	No Gas	100.300	ug/l	1039552.50
Ag	107	115	1	No Gas	39.767	ug/l	652919.94
Ag	109	115	1	No Gas	39.799	ug/l	620829.90
Cd	111	115	1	No Gas	100.723	ug/l	361349.22

ICPMS207-B Analytical Data

Name	Mass	ISTD	Tune Step	Tune Mode	Conc.	Units	CPS
Cd	111	115	3	He	99.992	ug/l	134474.15
Cd	114	115	1	No Gas	100.590	ug/l	817355.92
Cd	114	115	3	He	102.520	ug/l	328945.31
Sn	118	115	1	No Gas	99.686	ug/l	992784.48
Sn	118	115	3	He	99.245	ug/l	313429.02
Sb	121	115	1	No Gas	99.770	ug/l	1630863.02
Sb	121	115	3	He	99.718	ug/l	510529.39
Sb	123	115	1	No Gas	100.301	ug/l	1270290.17
Sb	123	115	3	He	99.489	ug/l	398182.53
Ba	135	115	1	No Gas	99.139	ug/l	319984.58
Ba	137	115	1	No Gas	97.466	ug/l	541887.68
La	139	115	3	He	98.710	ug/l	1707823.27
Ce	140	115	3	He	98.963	ug/l	1828957.33
Hg	201	209	1	No Gas	1.997	ug/l	3869.79
Hg	202	209	1	No Gas	2.008	ug/l	8936.21
Hg	202	209	3	He	2.018	ug/l	4326.17
Tl	203	209	3	He	100.724	ug/l	521764.60
Tl	205	209	1	No Gas	97.333	ug/l	2466931.86
Tl	205	209	3	He	103.366	ug/l	1251864.13
[Pb]	206	209	1	No Gas	100.019	ug/l	875554.03
[Pb]	207	209	1	No Gas	97.393	ug/l	748337.80
Pb	208	209	1	No Gas	98.482	ug/l	3461921.26
Th	232	209	3	He	100.314	ug/l	1657577.49
U	238	209	1	No Gas	97.560	ug/l	3292524.82

Name	Mass	Tune Step	Tune Mode	CPS	ISTD Recovery %
Sc	45	1	No Gas	4290410.75	108.2
Sc	45	2	H2	2385820.04	103.5
Sc	45	3	He	315687.86	114.0
Ge	72	1	No Gas	1088016.20	104.7
Ge	72	2	H2	828596.39	103.1
Ge	72	3	He	187125.14	112.7
In	115	1	No Gas	1131963.61	104.8
In	115	3	He	302592.33	109.1
Tb	159	1	No Gas	8720926.82	108.7
Tb	159	3	He	3965073.86	113.3
Ho	165	1	No Gas	8163836.72	106.0
Ho	165	3	He	3701748.94	109.7
Lu	175	1	No Gas	7750943.38	107.7
Lu	175	3	He	3077178.74	110.1
Bi	209	1	No Gas	4785157.06	101.8
Bi	209	3	He	2264462.57	103.7

ICPMS207-B Analytical Data

Sample Name	1000 ppb STD
File Name	015CALS.d
Data Path Name	D:\Agilent\ICPMH\1\DATA\220301ADoD.b
Acq Time	2022-03-01 13:29:39
Sample Type	CalStd
Total Dilution	1.0000
Comment	ICPMS-6020B-Cal
Operator	CAR/SRH/JPV/AEM
Method	SW6020/SW6020B

Name	Mass	ISTD	Tune Step	Tune Mode	Conc.	Units	CPS
Li	7	45	1	No Gas	2528.902	ug/l	19453510.95
Be	9	45	1	No Gas	1000.563	ug/l	3559368.64
B	11	45	1	No Gas	1000.153	ug/l	2006733.82
Na	23	45	3	He	49961.837	ug/l	42561861.31
Mg	24	45	3	He	49378.263	ug/l	23188588.42
Al	27	45	1	No Gas	1000.069	ug/l	17529291.13
Si	28	45	2	H2	2.054	ug/l	21114.64
K	39	72	3	He	49737.717	ug/l	25837122.95
Ca	40	72	2	H2	49921.960	ug/l	372784047.59
Ti	47	72	1	No Gas	6.839	ug/l	12833.55
V	51	72	1	No Gas	1000.733	ug/l	22780779.82
V	51	72	3	He	1000.260	ug/l	4230116.64
Cr	52	72	1	No Gas	1000.134	ug/l	20310813.27
Cr	52	72	3	He	999.905	ug/l	4675300.21
Mn	55	72	1	No Gas	999.769	ug/l	26249339.50
Mn	55	72	3	He	999.627	ug/l	3149405.99
Fe	56	72	2	H2	5997.434	ug/l	90283549.54
Fe	56	72	3	He	5942.745	ug/l	24210333.02
Co	59	72	1	No Gas	1000.151	ug/l	22553455.13
Ni	60	72	1	No Gas	1000.246	ug/l	5155322.46
Ni	60	72	3	He	999.184	ug/l	1674181.75
Cu	63	72	1	No Gas	999.684	ug/l	12035979.28
Cu	63	72	3	He	999.343	ug/l	4341301.26
Cu	65	72	1	No Gas	1000.045	ug/l	5886385.63
Zn	66	72	1	No Gas	999.854	ug/l	4157341.32
Zn	66	72	3	He	999.770	ug/l	1053398.63
As	75	72	1	No Gas	1000.001	ug/l	5682972.43
As	75	72	3	He	999.813	ug/l	1053817.12
Se	78	72	2	H2	999.864	ug/l	578581.03
Br	79	72	1	No Gas	0.744	ug/l	14172.23
Br	79	72	2	H2	3.207	ug/l	20164.17
Se	82	72	1	No Gas	999.717	ug/l	301487.85
Kr	84	72	1	No Gas		ug/l	233320.42
Sr	88	72	1	No Gas	1000.008	ug/l	34001707.05
Sr	88	72	3	He	999.629	ug/l	4902527.88
Mo	95	115	1	No Gas	0.105	ug/l	725.58
Mo	95	115	3	He	0.083	ug/l	240.00
Mo	98	115	1	No Gas	0.127	ug/l	1406.76
Ag	107	115	1	No Gas	319.784	ug/l	5304059.75
Ag	109	115	1	No Gas	312.763	ug/l	4926626.29
Cd	111	115	1	No Gas	999.889	ug/l	3623558.63

ICPMS207-B Analytical Data

Name	Mass	ISTD	Tune Step	Tune Mode	Conc.	Units	CPS
Cd	111	115	3	He	999.899	ug/l	1370104.01
Cd	114	115	1	No Gas	999.933	ug/l	8207512.95
Cd	114	115	3	He	999.636	ug/l	3268131.87
Sn	118	115	1	No Gas	0.173	ug/l	2508.59
Sn	118	115	3	He	0.131	ug/l	715.58
Sb	121	115	1	No Gas	0.301	ug/l	5824.47
Sb	121	115	3	He	0.207	ug/l	1381.54
Sb	123	115	1	No Gas	0.312	ug/l	4644.91
Sb	123	115	3	He	0.214	ug/l	1106.16
Ba	135	115	1	No Gas	1000.094	ug/l	3258563.92
Ba	137	115	1	No Gas	1000.255	ug/l	5616620.70
La	139	115	3	He	0.009	ug/l	176.67
Ce	140	115	3	He	0.022	ug/l	438.90
Hg	201	209	1	No Gas	-0.011	ug/l	174.30
Hg	202	209	1	No Gas	-0.003	ug/l	434.59
Hg	202	209	3	He	-0.002	ug/l	277.28
Tl	203	209	3	He	999.909	ug/l	5379705.88
Tl	205	209	1	No Gas	1000.260	ug/l	25466792.40
Tl	205	209	3	He	999.640	ug/l	12577277.12
[Pb]	206	209	1	No Gas	999.995	ug/l	8788017.86
[Pb]	207	209	1	No Gas	1000.288	ug/l	7722561.34
Pb	208	209	1	No Gas	1000.156	ug/l	35291178.23
Th	232	209	3	He	999.993	ug/l	17161668.94
U	238	209	1	No Gas	1000.317	ug/l	33899245.03

Name	Mass	Tune Step	Tune Mode	CPS	ISTD Recovery %
Sc	45	1	No Gas	4312469.91	108.8
Sc	45	2	H2	2388582.34	103.6
Sc	45	3	He	315488.30	113.9
Ge	72	1	No Gas	1085905.39	104.5
Ge	72	2	H2	820508.23	102.1
Ge	72	3	He	191247.42	115.1
In	115	1	No Gas	1142229.85	105.8
In	115	3	He	308267.71	111.2
Tb	159	1	No Gas	8922125.14	111.2
Tb	159	3	He	3953030.21	112.9
Ho	165	1	No Gas	8574895.33	111.3
Ho	165	3	He	3877977.74	114.9
Lu	175	1	No Gas	8034614.59	111.6
Lu	175	3	He	3218105.99	115.2
Bi	209	1	No Gas	4796546.05	102.0
Bi	209	3	He	2351279.42	107.7

ICPMS207-B Analytical Data

Sample Name	100 ppb Br STD
File Name	016CALS.d
Data Path Name	D:\Agilent\ICPMH\1\DATA\220301ADoD.b
Acq Time	2022-03-01 13:36:07
Sample Type	CalStd
Total Dilution	1.0000
Comment	ICPMS-6020-W-D
Operator	CAR/SRH/JPV/AEM
Method	SW6020/SW6020B

Name	Mass	ISTD	Tune Step	Tune Mode	Conc.	Units	CPS
Li	7	45	1	No Gas	2.628	ug/l	37176.16
Be	9	45	1	No Gas	-0.016	ug/l	369.60
B	11	45	1	No Gas	7.235	ug/l	14395.95
Na	23	45	3	He	-2.297	ug/l	64081.08
Mg	24	45	3	He	-0.568	ug/l	1374.00
Al	27	45	1	No Gas	0.137	ug/l	12815.56
Si	28	45	2	H2	1.664	ug/l	19657.43
K	39	72	3	He	779.081	ug/l	489193.05
Ca	40	72	2	H2	2.712	ug/l	179186.50
Ti	47	72	1	No Gas	0.137	ug/l	542.22
V	51	72	1	No Gas	0.237	ug/l	-22124.80
V	51	72	3	He	-1.185	ug/l	11622.42
Cr	52	72	1	No Gas	0.093	ug/l	57508.52
Cr	52	72	3	He	0.055	ug/l	1336.73
Mn	55	72	1	No Gas	0.308	ug/l	12720.30
Mn	55	72	3	He	0.023	ug/l	167.30
Fe	56	72	2	H2	0.713	ug/l	19908.56
Fe	56	72	3	He	0.876	ug/l	9606.15
Co	59	72	1	No Gas	0.008	ug/l	532.29
Ni	60	72	1	No Gas	0.054	ug/l	1473.82
Ni	60	72	3	He	0.042	ug/l	250.00
Cu	63	72	1	No Gas	0.112	ug/l	4745.35
Cu	63	72	3	He	0.051	ug/l	789.53
Cu	65	72	1	No Gas	0.058	ug/l	1187.20
Zn	66	72	1	No Gas	0.593	ug/l	3183.31
Zn	66	72	3	He	0.440	ug/l	733.36
As	75	72	1	No Gas	0.184	ug/l	12033.46
As	75	72	3	He	0.109	ug/l	460.87
Se	78	72	2	H2	0.167	ug/l	120.89
Br	79	72	1	No Gas	100.000	ug/l	779216.87
Br	79	72	2	H2	100.000	ug/l	469226.82
Se	82	72	1	No Gas	1.668	ug/l	1129.31
Kr	84	72	1	No Gas		ug/l	19094.79
Sr	88	72	1	No Gas	0.012	ug/l	781.81
Sr	88	72	3	He	0.005	ug/l	170.00
Mo	95	115	1	No Gas	0.020	ug/l	173.33
Mo	95	115	3	He	0.016	ug/l	63.34
Mo	98	115	1	No Gas	0.018	ug/l	257.58
Ag	107	115	1	No Gas	0.597	ug/l	9749.35
Ag	109	115	1	No Gas	0.598	ug/l	9302.19
Cd	111	115	1	No Gas	0.028	ug/l	107.32

ICPMS207-B Analytical Data

Name	Mass	ISTD	Tune Step	Tune Mode	Conc.	Units	CPS
Cd	111	115	3	He	0.022	ug/l	29.67
Cd	114	115	1	No Gas	0.025	ug/l	198.47
Cd	114	115	3	He	0.019	ug/l	56.93
Sn	118	115	1	No Gas	0.305	ug/l	3746.42
Sn	118	115	3	He	0.282	ug/l	1134.50
Sb	121	115	1	No Gas	0.060	ug/l	1829.31
Sb	121	115	3	He	0.044	ug/l	506.06
Sb	123	115	1	No Gas	0.060	ug/l	1398.21
Sb	123	115	3	He	0.051	ug/l	420.38
Ba	135	115	1	No Gas	0.012	ug/l	73.19
Ba	137	115	1	No Gas	0.016	ug/l	133.07
La	139	115	3	He	0.002	ug/l	41.11
Ce	140	115	3	He	0.002	ug/l	53.33
Hg	201	209	1	No Gas	-0.042	ug/l	123.98
Hg	202	209	1	No Gas	-0.038	ug/l	304.27
Hg	202	209	3	He	-0.061	ug/l	152.30
Tl	203	209	3	He	1.506	ug/l	8086.40
Tl	205	209	1	No Gas	1.166	ug/l	31836.12
Tl	205	209	3	He	1.605	ug/l	20157.41
[Pb]	206	209	1	No Gas	0.085	ug/l	950.04
[Pb]	207	209	1	No Gas	0.085	ug/l	830.03
Pb	208	209	1	No Gas	0.082	ug/l	3668.00
Th	232	209	3	He	0.304	ug/l	5285.21
U	238	209	1	No Gas	0.026	ug/l	948.85

Name	Mass	Tune Step	Tune Mode	CPS	ISTD Recovery %
Sc	45	1	No Gas	4150331.79	104.7
Sc	45	2	H2	2313394.93	100.3
Sc	45	3	He	292861.35	105.8
Ge	72	1	No Gas	1061281.13	102.1
Ge	72	2	H2	789761.57	98.2
Ge	72	3	He	174940.02	105.3
In	115	1	No Gas	1129664.98	104.6
In	115	3	He	290986.83	104.9
Tb	159	1	No Gas	8791735.44	109.6
Tb	159	3	He	3754515.92	107.3
Ho	165	1	No Gas	8392052.59	109.0
Ho	165	3	He	3614538.61	107.1
Lu	175	1	No Gas	7990861.93	111.0
Lu	175	3	He	3016058.37	107.9
Bi	209	1	No Gas	5144117.33	109.4
Bi	209	3	He	2330800.63	106.8

ICPMS207-B Analytical Data

Sample Name	Rinse
File Name	017BLKV.d
Data Path Name	D:\Agilent\ICPMH\1\DATA\220301ADoD.b
Acq Time	2022-03-01 13:42:30
Sample Type	BlkVrfy
Total Dilution	1.0000
Comment	ICPMS-6020-W-D
Operator	CAR/SRH/JPV/AEM
Method	SW6020/SW6020B

Name	Mass	ISTD	Tune Step	Tune Mode	Conc.	Units	CPS
Li	7	45	1	No Gas	0.927	ug/l	25476.11
Be	9	45	1	No Gas	-0.048	ug/l	266.62
B	11	45	1	No Gas	4.710	ug/l	9817.14
Na	23	45	3	He	-11.703	ug/l	56196.54
Mg	24	45	3	He	-1.041	ug/l	1157.76
Al	27	45	1	No Gas	-0.118	ug/l	8755.95
Si	28	45	2	H2	-0.066	ug/l	16213.94
K	39	72	3	He	13.039	ug/l	126808.46
Ca	40	72	2	H2	-0.755	ug/l	154389.51
Ti	47	72	1	No Gas	-0.003	ug/l	291.96
V	51	72	1	No Gas	0.665	ug/l	-11595.67
V	51	72	3	He	-1.862	ug/l	8997.25
Cr	52	72	1	No Gas	-0.523	ug/l	44842.78
Cr	52	72	3	He	-0.042	ug/l	917.81
Mn	55	72	1	No Gas	0.160	ug/l	8838.47
Mn	55	72	3	He	0.004	ug/l	110.31
Fe	56	72	2	H2	0.025	ug/l	9945.07
Fe	56	72	3	He	0.039	ug/l	6474.62
Co	59	72	1	No Gas	0.002	ug/l	385.91
Ni	60	72	1	No Gas	-0.028	ug/l	1051.29
Ni	60	72	3	He	-0.002	ug/l	182.23
Cu	63	72	1	No Gas	-0.014	ug/l	3232.33
Cu	63	72	3	He	-0.015	ug/l	524.91
Cu	65	72	1	No Gas	-0.008	ug/l	802.34
Zn	66	72	1	No Gas	-0.021	ug/l	697.95
Zn	66	72	3	He	-0.092	ug/l	221.11
As	75	72	1	No Gas	0.287	ug/l	12461.90
As	75	72	3	He	-0.026	ug/l	330.13
Se	78	72	2	H2	0.048	ug/l	54.44
Br	79	72	1	No Gas	1.410	ug/l	18668.46
Br	79	72	2	H2	1.183	ug/l	10010.29
Se	82	72	1	No Gas	-0.083	ug/l	610.47
Kr	84	72	1	No Gas		ug/l	19028.15
Sr	88	72	1	No Gas	0.001	ug/l	419.18
Sr	88	72	3	He	0.001	ug/l	148.89
Mo	95	115	1	No Gas	0.008	ug/l	94.44
Mo	95	115	3	He	0.008	ug/l	43.34
Mo	98	115	1	No Gas	0.006	ug/l	140.77
Ag	107	115	1	No Gas	0.007	ug/l	175.40
Ag	109	115	1	No Gas	0.007	ug/l	172.74
Cd	111	115	1	No Gas	0.006	ug/l	31.22

ICPMS207-B Analytical Data

Name	Mass	ISTD	Tune Step	Tune Mode	Conc.	Units	CPS
Cd	111	115	3	He	0.009	ug/l	13.44
Cd	114	115	1	No Gas	0.007	ug/l	54.94
Cd	114	115	3	He	0.009	ug/l	26.94
Sn	118	115	1	No Gas	0.023	ug/l	984.76
Sn	118	115	3	He	0.009	ug/l	306.67
Sb	121	115	1	No Gas	0.025	ug/l	1259.18
Sb	121	115	3	He	0.023	ug/l	403.38
Sb	123	115	1	No Gas	0.023	ug/l	941.46
Sb	123	115	3	He	0.025	ug/l	319.70
Ba	135	115	1	No Gas	-0.001	ug/l	29.94
Ba	137	115	1	No Gas	0.004	ug/l	63.21
La	139	115	3	He	0.000	ug/l	6.67
Ce	140	115	3	He	0.000	ug/l	12.22
Hg	201	209	1	No Gas	-0.038	ug/l	135.64
Hg	202	209	1	No Gas	-0.042	ug/l	292.95
Hg	202	209	3	He	-0.055	ug/l	166.30
Tl	203	209	3	He	0.802	ug/l	4371.15
Tl	205	209	1	No Gas	0.430	ug/l	12293.81
Tl	205	209	3	He	0.803	ug/l	10236.07
[Pb]	206	209	1	No Gas	0.032	ug/l	462.23
[Pb]	207	209	1	No Gas	0.027	ug/l	355.56
Pb	208	209	1	No Gas	0.031	ug/l	1785.62
Th	232	209	3	He	0.057	ug/l	1105.83
U	238	209	1	No Gas	0.004	ug/l	174.97

Name	Mass	Tune Step	Tune Mode	CPS	ISTD Recovery %
Sc	45	1	No Gas	4181669.43	105.5
Sc	45	2	H2	2323983.94	100.8
Sc	45	3	He	290542.29	104.9
Ge	72	1	No Gas	1041695.00	100.2
Ge	72	2	H2	790323.50	98.3
Ge	72	3	He	174620.43	105.1
In	115	1	No Gas	1123215.09	104.0
In	115	3	He	292417.16	105.5
Tb	159	1	No Gas	8645349.31	107.8
Tb	159	3	He	3809514.07	108.8
Ho	165	1	No Gas	8426191.52	109.4
Ho	165	3	He	3733620.31	110.6
Lu	175	1	No Gas	7858306.36	109.1
Lu	175	3	He	3068385.46	109.8
Bi	209	1	No Gas	5262265.03	111.9
Bi	209	3	He	2343168.10	107.3

ICPMS207-B Analytical Data

Sample Name	QCS
File Name	018_QC1.d
Data Path Name	D:\Agilent\ICPMH\1\DATA\220301ADoD.b
Acq Time	2022-03-01 13:48:44
Sample Type	QC1
Total Dilution	1.0000
Comment	ICPMS-6020-W-D
Operator	CAR/SRH/JPV/AEM
Method	SW6020/SW6020B

Name	Mass	ISTD	Tune Step	Tune Mode	Conc.	Units	CPS
Li	7	45	1	No Gas	49.977	ug/l	372871.51
Be	9	45	1	No Gas	23.658	ug/l	78224.12
B	11	45	1	No Gas	55.798	ug/l	104109.16
Na	23	45	3	He	2604.877	ug/l	2064461.45
Mg	24	45	3	He	2626.005	ug/l	1115081.43
Al	27	45	1	No Gas	255.351	ug/l	4147978.34
Si	28	45	2	H2	492.960	ug/l	1013368.38
K	39	72	3	He	2498.809	ug/l	1318818.76
Ca	40	72	2	H2	2523.240	ug/l	18437552.95
Ti	47	72	1	No Gas	49.435	ug/l	86303.27
V	51	72	1	No Gas	53.026	ug/l	1123237.88
V	51	72	3	He	47.975	ug/l	203555.60
Cr	52	72	1	No Gas	52.367	ug/l	1062796.35
Cr	52	72	3	He	50.179	ug/l	218418.26
Mn	55	72	1	No Gas	264.318	ug/l	6599257.49
Mn	55	72	3	He	258.597	ug/l	754851.15
Fe	56	72	2	H2	257.867	ug/l	3776860.63
Fe	56	72	3	He	269.506	ug/l	1023121.31
Co	59	72	1	No Gas	52.438	ug/l	1124394.75
Ni	60	72	1	No Gas	51.532	ug/l	253617.56
Ni	60	72	3	He	53.515	ug/l	83246.68
Cu	63	72	1	No Gas	54.427	ug/l	626096.01
Cu	63	72	3	He	55.265	ug/l	222938.37
Cu	65	72	1	No Gas	52.556	ug/l	294838.58
Zn	66	72	1	No Gas	53.089	ug/l	210669.27
Zn	66	72	3	He	50.771	ug/l	49859.75
As	75	72	1	No Gas	50.450	ug/l	282875.93
As	75	72	3	He	49.822	ug/l	48988.46
Se	78	72	2	H2	51.501	ug/l	28949.27
Br	79	72	1	No Gas	0.921	ug/l	14801.68
Br	79	72	2	H2	0.967	ug/l	9074.87
Se	82	72	1	No Gas	51.647	ug/l	15399.78
Kr	84	72	1	No Gas		ug/l	29761.68
Sr	88	72	1	No Gas	53.477	ug/l	1729222.30
Sr	88	72	3	He	50.857	ug/l	231197.01
Mo	95	115	1	No Gas	49.817	ug/l	307827.58
Mo	95	115	3	He	47.532	ug/l	118365.29
Mo	98	115	1	No Gas	50.412	ug/l	504786.78
Ag	107	115	1	No Gas	26.236	ug/l	415743.68
Ag	109	115	1	No Gas	26.354	ug/l	397194.62
Cd	111	115	1	No Gas	26.440	ug/l	91608.24

ICPMS207-B Analytical Data

Name	Mass	ISTD	Tune Step	Tune Mode	Conc.	Units	CPS
Cd	111	115	3	He	25.124	ug/l	32902.39
Cd	114	115	1	No Gas	26.264	ug/l	206093.09
Cd	114	115	3	He	25.535	ug/l	79779.38
Sn	118	115	1	No Gas	50.863	ug/l	490343.42
Sn	118	115	3	He	48.575	ug/l	149530.59
Sb	121	115	1	No Gas	50.752	ug/l	801618.58
Sb	121	115	3	He	48.172	ug/l	240331.99
Sb	123	115	1	No Gas	49.715	ug/l	608432.13
Sb	123	115	3	He	48.504	ug/l	189121.80
Ba	135	115	1	No Gas	52.756	ug/l	164381.79
Ba	137	115	1	No Gas	51.718	ug/l	277700.19
La	139	115	3	He	49.567	ug/l	834920.26
Ce	140	115	3	He	50.059	ug/l	900824.92
Hg	201	209	1	No Gas	0.918	ug/l	2017.09
Hg	202	209	1	No Gas	0.914	ug/l	4616.55
Hg	202	209	3	He	0.935	ug/l	2211.08
Tl	203	209	3	He	48.847	ug/l	260316.88
Tl	205	209	1	No Gas	49.189	ug/l	1336936.56
Tl	205	209	3	He	50.498	ug/l	629409.07
[Pb]	206	209	1	No Gas	47.082	ug/l	441435.50
[Pb]	207	209	1	No Gas	48.174	ug/l	396843.72
Pb	208	209	1	No Gas	47.675	ug/l	1795318.69
Th	232	209	3	He	47.830	ug/l	813116.70
U	238	209	1	No Gas	49.988	ug/l	1806960.41

Name	Mass	Tune Step	Tune Mode	CPS	ISTD Recovery %
Sc	45	1	No Gas	3988278.21	100.6
Sc	45	2	H2	2302612.05	99.8
Sc	45	3	He	284853.51	102.9
Ge	72	1	No Gas	1032653.96	99.4
Ge	72	2	H2	796325.46	99.1
Ge	72	3	He	177162.81	106.7
In	115	1	No Gas	1093352.79	101.3
In	115	3	He	294566.00	106.2
Tb	159	1	No Gas	8658500.70	107.9
Tb	159	3	He	3704383.24	105.8
Ho	165	1	No Gas	8271532.86	107.4
Ho	165	3	He	3657327.09	108.3
Lu	175	1	No Gas	7820635.36	108.6
Lu	175	3	He	3042483.42	108.9
Bi	209	1	No Gas	5123563.55	109.0
Bi	209	3	He	2328856.37	106.7

ICPMS207-B Analytical Data

Sample Name	ICB
File Name	019_CCB.d
Data Path Name	D:\Agilent\ICPMH\1\DATA\220301ADoD.b
Acq Time	2022-03-01 13:54:59
Sample Type	CCB
Total Dilution	1.0000
Comment	ICPMS-6020-W-D
Operator	CAR/SRH/JPV/AEM
Method	SW6020/SW6020B

Name	Mass	ISTD	Tune Step	Tune Mode	Conc.	Units	CPS
Li	7	45	1	No Gas	0.456	ug/l	20203.48
Be	9	45	1	No Gas	-0.050	ug/l	238.62
B	11	45	1	No Gas	3.373	ug/l	6631.46
Na	23	45	3	He	-12.503	ug/l	52715.22
Mg	24	45	3	He	-0.625	ug/l	1270.87
Al	27	45	1	No Gas	-0.083	ug/l	8605.86
Si	28	45	2	H2	-1.050	ug/l	14003.52
K	39	72	3	He	2.070	ug/l	117870.52
Ca	40	72	2	H2	-0.567	ug/l	155685.75
Ti	47	72	1	No Gas	-0.031	ug/l	240.24
V	51	72	1	No Gas	1.024	ug/l	-4006.22
V	51	72	3	He	-1.917	ug/l	8523.64
Cr	52	72	1	No Gas	-0.519	ug/l	44435.63
Cr	52	72	3	He	-0.021	ug/l	977.82
Mn	55	72	1	No Gas	0.095	ug/l	7124.27
Mn	55	72	3	He	0.002	ug/l	102.31
Fe	56	72	2	H2	0.027	ug/l	9975.10
Fe	56	72	3	He	0.100	ug/l	6496.33
Co	59	72	1	No Gas	0.000	ug/l	342.66
Ni	60	72	1	No Gas	-0.031	ug/l	1024.67
Ni	60	72	3	He	0.017	ug/l	203.34
Cu	63	72	1	No Gas	-0.069	ug/l	2565.26
Cu	63	72	3	He	-0.026	ug/l	465.58
Cu	65	72	1	No Gas	-0.026	ug/l	690.96
Zn	66	72	1	No Gas	-0.038	ug/l	628.01
Zn	66	72	3	He	-0.179	ug/l	133.33
As	75	72	1	No Gas	-0.005	ug/l	10737.28
As	75	72	3	He	-0.082	ug/l	267.53
Se	78	72	2	H2	0.018	ug/l	37.89
Br	79	72	1	No Gas	0.215	ug/l	9454.43
Br	79	72	2	H2	0.155	ug/l	5227.28
Se	82	72	1	No Gas	0.157	ug/l	669.01
Kr	84	72	1	No Gas		ug/l	17745.76
Sr	88	72	1	No Gas	0.001	ug/l	422.50
Sr	88	72	3	He	0.003	ug/l	153.34
Mo	95	115	1	No Gas	0.032	ug/l	243.34
Mo	95	115	3	He	0.018	ug/l	65.56
Mo	98	115	1	No Gas	0.027	ug/l	355.22
Ag	107	115	1	No Gas	0.003	ug/l	120.05
Ag	109	115	1	No Gas	0.002	ug/l	106.71
Cd	111	115	1	No Gas	0.001	ug/l	13.18

ICPMS207-B Analytical Data

Name	Mass	ISTD	Tune Step	Tune Mode	Conc.	Units	CPS
Cd	111	115	3	He	0.002	ug/l	4.45
Cd	114	115	1	No Gas	0.003	ug/l	18.71
Cd	114	115	3	He	0.003	ug/l	7.65
Sn	118	115	1	No Gas	0.058	ug/l	1337.42
Sn	118	115	3	He	0.019	ug/l	325.56
Sb	121	115	1	No Gas	0.132	ug/l	3005.30
Sb	121	115	3	He	0.092	ug/l	717.76
Sb	123	115	1	No Gas	0.126	ug/l	2246.08
Sb	123	115	3	He	0.094	ug/l	566.07
Ba	135	115	1	No Gas	0.005	ug/l	53.23
Ba	137	115	1	No Gas	0.002	ug/l	53.23
La	139	115	3	He	0.000	ug/l	12.22
Ce	140	115	3	He	0.000	ug/l	16.67
Hg	201	209	1	No Gas	-0.035	ug/l	137.31
Hg	202	209	1	No Gas	-0.027	ug/l	351.27
Hg	202	209	3	He	-0.057	ug/l	160.97
Tl	203	209	3	He	0.244	ug/l	1372.63
Tl	205	209	1	No Gas	0.157	ug/l	4537.50
Tl	205	209	3	He	0.256	ug/l	3363.12
[Pb]	206	209	1	No Gas	0.023	ug/l	368.90
[Pb]	207	209	1	No Gas	0.028	ug/l	350.01
Pb	208	209	1	No Gas	0.026	ug/l	1542.27
Th	232	209	3	He	0.041	ug/l	830.36
U	238	209	1	No Gas	0.003	ug/l	128.98

Name	Mass	Tune Step	Tune Mode	CPS	ISTD Recovery %
Sc	45	1	No Gas	3909973.46	98.6
Sc	45	2	H2	2290875.28	99.3
Sc	45	3	He	275686.59	99.6
Ge	72	1	No Gas	1035575.86	99.6
Ge	72	2	H2	790192.04	98.3
Ge	72	3	He	169337.04	102.0
In	115	1	No Gas	1132336.09	104.9
In	115	3	He	281747.06	101.6
Tb	159	1	No Gas	8756958.42	109.2
Tb	159	3	He	3838074.55	109.6
Ho	165	1	No Gas	8375956.13	108.8
Ho	165	3	He	3616185.46	107.1
Lu	175	1	No Gas	7989384.36	111.0
Lu	175	3	He	2957574.76	105.9
Bi	209	1	No Gas	5119142.27	108.9
Bi	209	3	He	2331044.29	106.8

ICPMS207-B Analytical Data

Sample Name	CCV
File Name	020_CCV.d
Data Path Name	D:\Agilent\ICPMH\1\DATA\220301ADoD.b
Acq Time	2022-03-01 14:01:13
Sample Type	CCV
Total Dilution	1.0000
Comment	ICPMS-6020-W-D
Operator	CAR/SRH/JPV/AEM
Method	SW6020/SW6020B

Name	Mass	ISTD	Tune Step	Tune Mode	Conc.	Units	CPS
Li	7	45	1	No Gas	567.268	ug/l	3938742.12
Be	9	45	1	No Gas	46.612	ug/l	149555.87
B	11	45	1	No Gas	50.390	ug/l	91531.11
Na	23	45	3	He	12905.239	ug/l	9878939.09
Mg	24	45	3	He	13123.665	ug/l	5512337.55
Al	27	45	1	No Gas	50.917	ug/l	812504.59
Si	28	45	2	H2	197.835	ug/l	416398.27
K	39	72	3	He	12562.376	ug/l	5963331.79
Ca	40	72	2	H2	12168.101	ug/l	87669075.15
Ti	47	72	1	No Gas	49.260	ug/l	84769.88
V	51	72	1	No Gas	48.250	ug/l	1004813.99
V	51	72	3	He	49.394	ug/l	203224.63
Cr	52	72	1	No Gas	50.942	ug/l	1019705.08
Cr	52	72	3	He	50.084	ug/l	211853.47
Mn	55	72	1	No Gas	52.238	ug/l	1288830.91
Mn	55	72	3	He	51.569	ug/l	146357.53
Fe	56	72	2	H2	1305.189	ug/l	18941667.87
Fe	56	72	3	He	1359.946	ug/l	4993131.24
Co	59	72	1	No Gas	52.095	ug/l	1099886.45
Ni	60	72	1	No Gas	52.113	ug/l	252675.88
Ni	60	72	3	He	54.552	ug/l	82468.68
Cu	63	72	1	No Gas	52.647	ug/l	596613.18
Cu	63	72	3	He	53.924	ug/l	211427.31
Cu	65	72	1	No Gas	51.013	ug/l	281923.49
Zn	66	72	1	No Gas	52.431	ug/l	204756.70
Zn	66	72	3	He	51.185	ug/l	48840.71
As	75	72	1	No Gas	50.293	ug/l	277601.44
As	75	72	3	He	51.098	ug/l	48825.00
Se	78	72	2	H2	50.759	ug/l	28331.39
Br	79	72	1	No Gas	0.703	ug/l	12973.49
Br	79	72	2	H2	0.711	ug/l	7816.63
Se	82	72	1	No Gas	51.745	ug/l	15190.44
Kr	84	72	1	No Gas		ug/l	28708.27
Sr	88	72	1	No Gas	51.422	ug/l	1637763.27
Sr	88	72	3	He	51.411	ug/l	227185.56
Mo	95	115	1	No Gas	52.677	ug/l	306574.64
Mo	95	115	3	He	50.362	ug/l	118829.95
Mo	98	115	1	No Gas	52.791	ug/l	498668.83
Ag	107	115	1	No Gas	21.506	ug/l	321268.93
Ag	109	115	1	No Gas	21.233	ug/l	301849.79
Cd	111	115	1	No Gas	54.100	ug/l	176684.20

ICPMS207-B Analytical Data

Name	Mass	ISTD	Tune Step	Tune Mode	Conc.	Units	CPS
Cd	111	115	3	He	51.436	ug/l	63829.11
Cd	114	115	1	No Gas	53.787	ug/l	397905.55
Cd	114	115	3	He	52.184	ug/l	154500.58
Sn	118	115	1	No Gas	53.259	ug/l	483186.25
Sn	118	115	3	He	49.736	ug/l	145055.50
Sb	121	115	1	No Gas	54.012	ug/l	803969.00
Sb	121	115	3	He	50.540	ug/l	238904.29
Sb	123	115	1	No Gas	53.314	ug/l	614927.05
Sb	123	115	3	He	51.070	ug/l	188670.58
Ba	135	115	1	No Gas	53.329	ug/l	156689.96
Ba	137	115	1	No Gas	52.964	ug/l	268041.87
La	139	115	3	He	52.861	ug/l	843621.43
Ce	140	115	3	He	51.584	ug/l	879893.43
Hg	201	209	1	No Gas	0.966	ug/l	1947.43
Hg	202	209	1	No Gas	0.983	ug/l	4534.20
Hg	202	209	3	He	0.931	ug/l	2137.08
Tl	203	209	3	He	48.342	ug/l	249768.40
Tl	205	209	1	No Gas	50.426	ug/l	1261314.80
Tl	205	209	3	He	49.903	ug/l	603053.79
[Pb]	206	209	1	No Gas	50.243	ug/l	434360.13
[Pb]	207	209	1	No Gas	49.455	ug/l	375674.93
Pb	208	209	1	No Gas	49.627	ug/l	1721212.83
Th	232	209	3	He	49.595	ug/l	817428.02
U	238	209	1	No Gas	48.183	ug/l	1604082.53

Name	Mass	Tune Step	Tune Mode	CPS	ISTD Recovery %
Sc	45	1	No Gas	3881983.68	97.9
Sc	45	2	H2	2302598.01	99.8
Sc	45	3	He	282133.42	101.9
Ge	72	1	No Gas	1017933.56	97.9
Ge	72	2	H2	790734.78	98.4
Ge	72	3	He	172204.41	103.7
In	115	1	No Gas	1033720.42	95.7
In	115	3	He	279194.97	100.7
Tb	159	1	No Gas	8068098.86	100.6
Tb	159	3	He	3688788.45	105.4
Ho	165	1	No Gas	7886795.37	102.4
Ho	165	3	He	3469674.55	102.8
Lu	175	1	No Gas	7337696.86	101.9
Lu	175	3	He	2797155.23	100.1
Bi	209	1	No Gas	4739016.50	100.8
Bi	209	3	He	2258647.49	103.5

ICPMS207-B Analytical Data

Sample Name	CCB
File Name	021_CCB.d
Data Path Name	D:\Agilent\ICPMH\1\DATA\220301ADoD.b
Acq Time	2022-03-01 14:07:27
Sample Type	CCB
Total Dilution	1.0000
Comment	ICPMS-6020-W-D
Operator	CAR/SRH/JPV/AEM
Method	SW6020/SW6020B

Name	Mass	ISTD	Tune Step	Tune Mode	Conc.	Units	CPS
Li	7	45	1	No Gas	0.560	ug/l	20690.99
Be	9	45	1	No Gas	-0.063	ug/l	196.63
B	11	45	1	No Gas	2.518	ug/l	5062.22
Na	23	45	3	He	-8.561	ug/l	53742.14
Mg	24	45	3	He	-0.235	ug/l	1380.66
Al	27	45	1	No Gas	-0.080	ug/l	8549.14
Si	28	45	2	H2	-0.719	ug/l	14437.42
K	39	72	3	He	2.170	ug/l	112624.62
Ca	40	72	2	H2	-1.264	ug/l	150610.34
Ti	47	72	1	No Gas	-0.014	ug/l	265.27
V	51	72	1	No Gas	-1.036	ug/l	-48522.12
V	51	72	3	He	-1.074	ug/l	11134.26
Cr	52	72	1	No Gas	-0.417	ug/l	45810.75
Cr	52	72	3	He	-0.008	ug/l	986.71
Mn	55	72	1	No Gas	0.077	ug/l	6605.10
Mn	55	72	3	He	-0.003	ug/l	85.32
Fe	56	72	2	H2	0.050	ug/l	10303.99
Fe	56	72	3	He	0.214	ug/l	6601.50
Co	59	72	1	No Gas	0.000	ug/l	345.99
Ni	60	72	1	No Gas	-0.032	ug/l	1008.04
Ni	60	72	3	He	0.018	ug/l	196.67
Cu	63	72	1	No Gas	-0.087	ug/l	2338.47
Cu	63	72	3	He	-0.034	ug/l	418.26
Cu	65	72	1	No Gas	-0.041	ug/l	598.25
Zn	66	72	1	No Gas	-0.049	ug/l	571.25
Zn	66	72	3	He	-0.173	ug/l	132.22
As	75	72	1	No Gas	0.095	ug/l	11196.55
As	75	72	3	He	-0.054	ug/l	280.53
Se	78	72	2	H2	0.014	ug/l	35.44
Br	79	72	1	No Gas	0.134	ug/l	8715.38
Br	79	72	2	H2	0.039	ug/l	4688.14
Se	82	72	1	No Gas	0.180	ug/l	666.88
Kr	84	72	1	No Gas		ug/l	17948.90
Sr	88	72	1	No Gas	0.000	ug/l	392.56
Sr	88	72	3	He	0.000	ug/l	135.56
Mo	95	115	1	No Gas	0.038	ug/l	274.45
Mo	95	115	3	He	0.030	ug/l	90.00
Mo	98	115	1	No Gas	0.034	ug/l	408.41
Ag	107	115	1	No Gas	0.003	ug/l	108.71
Ag	109	115	1	No Gas	0.003	ug/l	104.04
Cd	111	115	1	No Gas	0.002	ug/l	14.99

ICPMS207-B Analytical Data

Name	Mass	ISTD	Tune Step	Tune Mode	Conc.	Units	CPS
Cd	111	115	3	He	0.002	ug/l	3.44
Cd	114	115	1	No Gas	0.004	ug/l	28.86
Cd	114	115	3	He	0.003	ug/l	7.56
Sn	118	115	1	No Gas	0.068	ug/l	1364.04
Sn	118	115	3	He	0.031	ug/l	345.56
Sb	121	115	1	No Gas	0.151	ug/l	3163.69
Sb	121	115	3	He	0.102	ug/l	738.09
Sb	123	115	1	No Gas	0.145	ug/l	2363.44
Sb	123	115	3	He	0.097	ug/l	557.40
Ba	135	115	1	No Gas	-0.003	ug/l	23.29
Ba	137	115	1	No Gas	0.002	ug/l	46.57
La	139	115	3	He	0.001	ug/l	16.67
Ce	140	115	3	He	0.000	ug/l	10.00
Hg	201	209	1	No Gas	-0.032	ug/l	135.97
Hg	202	209	1	No Gas	-0.031	ug/l	318.94
Hg	202	209	3	He	-0.046	ug/l	178.97
Tl	203	209	3	He	0.201	ug/l	1112.50
Tl	205	209	1	No Gas	0.129	ug/l	3618.32
Tl	205	209	3	He	0.213	ug/l	2760.74
[Pb]	206	209	1	No Gas	0.020	ug/l	318.90
[Pb]	207	209	1	No Gas	0.021	ug/l	287.78
Pb	208	209	1	No Gas	0.019	ug/l	1226.70
Th	232	209	3	He	0.045	ug/l	875.05
U	238	209	1	No Gas	0.002	ug/l	92.31

Name	Mass	Tune Step	Tune Mode	CPS	ISTD Recovery %
Sc	45	1	No Gas	3819890.45	96.4
Sc	45	2	H2	2254899.57	97.8
Sc	45	3	He	266158.45	96.1
Ge	72	1	No Gas	1019412.12	98.1
Ge	72	2	H2	789808.43	98.3
Ge	72	3	He	161683.64	97.3
In	115	1	No Gas	1076493.82	99.7
In	115	3	He	271567.49	97.9
Tb	159	1	No Gas	8183802.63	102.0
Tb	159	3	He	3639343.38	104.0
Ho	165	1	No Gas	7850962.30	101.9
Ho	165	3	He	3529731.77	104.6
Lu	175	1	No Gas	7410003.70	102.9
Lu	175	3	He	2880632.25	103.1
Bi	209	1	No Gas	4863740.03	103.5
Bi	209	3	He	2272953.99	104.1

ICPMS207-B Analytical Data

Sample Name	Rinse
File Name	022BLKV.d
Data Path Name	D:\Agilent\ICPMH\1\DATA\220301ADoD.b
Acq Time	2022-03-01 14:13:42
Sample Type	BlkVrfy
Total Dilution	1.0000
Comment	ICPMS-6020-W-D
Operator	CAR/SRH/JPV/AEM
Method	SW6020/SW6020B

Name	Mass	ISTD	Tune Step	Tune Mode	Conc.	Units	CPS
Li	7	45	1	No Gas	0.142	ug/l	18055.92
Be	9	45	1	No Gas	-0.067	ug/l	185.96
B	11	45	1	No Gas	1.887	ug/l	3980.13
Na	23	45	3	He	-9.607	ug/l	52103.15
Mg	24	45	3	He	-0.361	ug/l	1307.46
Al	27	45	1	No Gas	-0.084	ug/l	8586.95
Si	28	45	2	H2	-1.333	ug/l	13311.93
K	39	72	3	He	-6.706	ug/l	107485.81
Ca	40	72	2	H2	-0.568	ug/l	151174.58
Ti	47	72	1	No Gas	-0.038	ug/l	221.89
V	51	72	1	No Gas	-0.480	ug/l	-35486.24
V	51	72	3	He	-1.528	ug/l	9408.62
Cr	52	72	1	No Gas	-0.534	ug/l	42997.64
Cr	52	72	3	He	0.010	ug/l	1044.49
Mn	55	72	1	No Gas	0.073	ug/l	6398.70
Mn	55	72	3	He	-0.002	ug/l	86.31
Fe	56	72	2	H2	0.025	ug/l	9656.25
Fe	56	72	3	He	0.044	ug/l	5943.86
Co	59	72	1	No Gas	-0.001	ug/l	319.37
Ni	60	72	1	No Gas	-0.036	ug/l	974.77
Ni	60	72	3	He	0.009	ug/l	181.11
Cu	63	72	1	No Gas	-0.107	ug/l	2074.99
Cu	63	72	3	He	-0.038	ug/l	395.93
Cu	65	72	1	No Gas	-0.033	ug/l	637.60
Zn	66	72	1	No Gas	-0.048	ug/l	568.01
Zn	66	72	3	He	-0.157	ug/l	145.56
As	75	72	1	No Gas	-0.371	ug/l	8594.46
As	75	72	3	He	-0.082	ug/l	253.27
Se	78	72	2	H2	0.003	ug/l	28.56
Br	79	72	1	No Gas	0.093	ug/l	8315.91
Br	79	72	2	H2	0.000	ug/l	4378.67
Se	82	72	1	No Gas	-0.066	ug/l	592.07
Kr	84	72	1	No Gas		ug/l	17379.35
Sr	88	72	1	No Gas	0.002	ug/l	435.81
Sr	88	72	3	He	0.003	ug/l	146.67
Mo	95	115	1	No Gas	0.007	ug/l	83.33
Mo	95	115	3	He	0.005	ug/l	32.22
Mo	98	115	1	No Gas	0.004	ug/l	107.29
Ag	107	115	1	No Gas	0.003	ug/l	110.71
Ag	109	115	1	No Gas	0.002	ug/l	94.70
Cd	111	115	1	No Gas	0.000	ug/l	7.07

ICPMS207-B Analytical Data

Name	Mass	ISTD	Tune Step	Tune Mode	Conc.	Units	CPS
Cd	111	115	3	He	0.002	ug/l	4.11
Cd	114	115	1	No Gas	0.001	ug/l	7.17
Cd	114	115	3	He	0.002	ug/l	5.02
Sn	118	115	1	No Gas	0.029	ug/l	974.77
Sn	118	115	3	He	-0.009	ug/l	225.56
Sb	121	115	1	No Gas	0.028	ug/l	1220.51
Sb	121	115	3	He	0.003	ug/l	272.70
Sb	123	115	1	No Gas	0.025	ug/l	895.12
Sb	123	115	3	He	0.003	ug/l	212.02
Ba	135	115	1	No Gas	-0.004	ug/l	19.96
Ba	137	115	1	No Gas	0.001	ug/l	46.57
La	139	115	3	He	0.000	ug/l	11.11
Ce	140	115	3	He	0.000	ug/l	11.11
Hg	201	209	1	No Gas	-0.036	ug/l	129.64
Hg	202	209	1	No Gas	-0.033	ug/l	312.28
Hg	202	209	3	He	-0.063	ug/l	138.64
Tl	203	209	3	He	0.109	ug/l	611.59
Tl	205	209	1	No Gas	0.066	ug/l	2009.06
Tl	205	209	3	He	0.109	ug/l	1425.32
[Pb]	206	209	1	No Gas	0.010	ug/l	234.45
[Pb]	207	209	1	No Gas	0.012	ug/l	213.34
Pb	208	209	1	No Gas	0.011	ug/l	954.47
Th	232	209	3	He	0.016	ug/l	379.49
U	238	209	1	No Gas	0.001	ug/l	43.66

Name	Mass	Tune Step	Tune Mode	CPS	ISTD Recovery %
Sc	45	1	No Gas	3851074.90	97.2
Sc	45	2	H2	2270077.50	98.4
Sc	45	3	He	261719.33	94.5
Ge	72	1	No Gas	1003536.70	96.6
Ge	72	2	H2	767355.54	95.5
Ge	72	3	He	159763.70	96.2
In	115	1	No Gas	1053869.52	97.6
In	115	3	He	263586.35	95.1
Tb	159	1	No Gas	8403689.96	104.8
Tb	159	3	He	3683580.66	105.2
Ho	165	1	No Gas	7878544.73	102.3
Ho	165	3	He	3479969.61	103.1
Lu	175	1	No Gas	7573247.98	105.2
Lu	175	3	He	2765118.07	99.0
Bi	209	1	No Gas	4906479.12	104.4
Bi	209	3	He	2177762.36	99.8

ICPMS207-B Analytical Data

Sample Name	LRB
File Name	023MBLK.d
Data Path Name	D:\Agilent\ICPMH\1\DATA\220301ADoD.b
Acq Time	2022-03-01 14:19:56
Sample Type	MBLK
Total Dilution	1.0000
Comment	ICPMS-6020-W-D
Operator	CAR/SRH/JPV/AEM
Method	SW6020/SW6020B

Name	Mass	ISTD	Tune Step	Tune Mode	Conc.	Units	CPS
Li	7	45	1	No Gas	0.301	ug/l	17355.48
Be	9	45	1	No Gas	-0.055	ug/l	202.63
B	11	45	1	No Gas	0.954	ug/l	2098.33
Na	23	45	3	He	0.590	ug/l	55479.48
Mg	24	45	3	He	0.687	ug/l	1606.91
Al	27	45	1	No Gas	0.333	ug/l	13690.77
Si	28	45	2	H2	25.126	ug/l	60625.03
K	39	72	3	He	-5.393	ug/l	103025.15
Ca	40	72	2	H2	5.908	ug/l	184204.71
Ti	47	72	1	No Gas	-0.014	ug/l	238.58
V	51	72	1	No Gas	0.255	ug/l	-18414.27
V	51	72	3	He	-1.499	ug/l	9068.40
Cr	52	72	1	No Gas	-0.462	ug/l	40355.52
Cr	52	72	3	He	0.035	ug/l	1090.04
Mn	55	72	1	No Gas	0.085	ug/l	6099.18
Mn	55	72	3	He	0.008	ug/l	106.98
Fe	56	72	2	H2	0.349	ug/l	13364.90
Fe	56	72	3	He	0.339	ug/l	6626.52
Co	59	72	1	No Gas	0.001	ug/l	319.37
Ni	60	72	1	No Gas	-0.036	ug/l	888.27
Ni	60	72	3	He	0.021	ug/l	188.89
Cu	63	72	1	No Gas	-0.088	ug/l	2078.32
Cu	63	72	3	He	-0.028	ug/l	414.59
Cu	65	72	1	No Gas	-0.032	ug/l	584.92
Zn	66	72	1	No Gas	1.722	ug/l	6704.29
Zn	66	72	3	He	1.525	ug/l	1550.09
As	75	72	1	No Gas	0.665	ug/l	12794.32
As	75	72	3	He	-0.062	ug/l	257.73
Se	78	72	2	H2	0.004	ug/l	27.11
Br	79	72	1	No Gas	1.088	ug/l	14218.86
Br	79	72	2	H2	0.874	ug/l	7806.65
Se	82	72	1	No Gas	-0.064	ug/l	539.94
Kr	84	72	1	No Gas		ug/l	16739.97
Sr	88	72	1	No Gas	0.013	ug/l	705.29
Sr	88	72	3	He	0.007	ug/l	153.34
Mo	95	115	1	No Gas	0.001	ug/l	45.56
Mo	95	115	3	He	-0.002	ug/l	15.55
Mo	98	115	1	No Gas	0.002	ug/l	85.07
Ag	107	115	1	No Gas	0.002	ug/l	84.70
Ag	109	115	1	No Gas	0.000	ug/l	67.36
Cd	111	115	1	No Gas	0.004	ug/l	19.30

ICPMS207-B Analytical Data

Name	Mass	ISTD	Tune Step	Tune Mode	Conc.	Units	CPS
Cd	111	115	3	He	0.003	ug/l	4.22
Cd	114	115	1	No Gas	0.003	ug/l	20.13
Cd	114	115	3	He	0.002	ug/l	4.46
Sn	118	115	1	No Gas	0.061	ug/l	1201.02
Sn	118	115	3	He	0.044	ug/l	353.34
Sb	121	115	1	No Gas	-0.005	ug/l	670.75
Sb	121	115	3	He	-0.001	ug/l	242.03
Sb	123	115	1	No Gas	-0.003	ug/l	534.40
Sb	123	115	3	He	-0.003	ug/l	183.69
Ba	135	115	1	No Gas	0.073	ug/l	236.20
Ba	137	115	1	No Gas	0.054	ug/l	299.41
La	139	115	3	He	0.001	ug/l	21.11
Ce	140	115	3	He	0.001	ug/l	21.11
Hg	201	209	1	No Gas	-0.057	ug/l	83.31
Hg	202	209	1	No Gas	-0.053	ug/l	210.96
Hg	202	209	3	He	-0.074	ug/l	115.31
Tl	203	209	3	He	0.060	ug/l	354.81
Tl	205	209	1	No Gas	0.026	ug/l	902.26
Tl	205	209	3	He	0.064	ug/l	877.72
[Pb]	206	209	1	No Gas	0.015	ug/l	261.12
[Pb]	207	209	1	No Gas	0.015	ug/l	221.12
Pb	208	209	1	No Gas	0.014	ug/l	973.36
Th	232	209	3	He	0.009	ug/l	256.77
U	238	209	1	No Gas	0.001	ug/l	30.99

Name	Mass	Tune Step	Tune Mode	CPS	ISTD Recovery %
Sc	45	1	No Gas	3488607.61	88.0
Sc	45	2	H2	2083442.70	90.3
Sc	45	3	He	244840.67	88.4
Ge	72	1	No Gas	913240.00	87.9
Ge	72	2	H2	719782.33	89.5
Ge	72	3	He	152384.97	91.7
In	115	1	No Gas	989111.52	91.6
In	115	3	He	250768.99	90.4
Tb	159	1	No Gas	7564371.66	94.3
Tb	159	3	He	3435579.89	98.1
Ho	165	1	No Gas	7532162.84	97.8
Ho	165	3	He	3253938.98	96.4
Lu	175	1	No Gas	7181772.61	99.7
Lu	175	3	He	2620104.54	93.8
Bi	209	1	No Gas	4523370.64	96.2
Bi	209	3	He	2114383.92	96.9

ICPMS207-B Analytical Data

Sample Name	LFB
File Name	024_LFB.d
Data Path Name	D:\Agilent\ICPMH\1\DATA\220301ADoD.b
Acq Time	2022-03-01 14:26:10
Sample Type	LFB
Total Dilution	1.0300
Comment	ICPMS-6020-W-D
Operator	CAR/SRH/JPV/AEM
Method	SW6020/SW6020B

Name	Mass	ISTD	Tune Step	Tune Mode	Conc.	Units	CPS
Li	7	45	1	No Gas	2066.544	ug/l	13057806.16
Be	9	45	1	No Gas	44.639	ug/l	130763.06
B	11	45	1	No Gas	49.294	ug/l	81757.82
Na	23	45	3	He	48502.175	ug/l	34555867.26
Mg	24	45	3	He	48781.163	ug/l	19153277.90
Al	27	45	1	No Gas	50.921	ug/l	742041.45
Si	28	45	2	H2	220.688	ug/l	429831.31
K	39	72	3	He	47595.095	ug/l	21113469.55
Ca	40	72	2	H2	46755.894	ug/l	318689985.43
Ti	47	72	1	No Gas	53.183	ug/l	88709.87
V	51	72	1	No Gas	46.237	ug/l	932034.35
V	51	72	3	He	49.617	ug/l	193896.05
Cr	52	72	1	No Gas	50.373	ug/l	980468.57
Cr	52	72	3	He	49.446	ug/l	198312.81
Mn	55	72	1	No Gas	50.126	ug/l	1199208.28
Mn	55	72	3	He	51.286	ug/l	138020.01
Fe	56	72	2	H2	4756.566	ug/l	65375918.62
Fe	56	72	3	He	4967.228	ug/l	17266896.50
Co	59	72	1	No Gas	49.125	ug/l	1006698.01
Ni	60	72	1	No Gas	47.722	ug/l	224612.26
Ni	60	72	3	He	52.904	ug/l	75849.36
Cu	63	72	1	No Gas	49.498	ug/l	544432.27
Cu	63	72	3	He	53.452	ug/l	198693.40
Cu	65	72	1	No Gas	49.137	ug/l	263561.33
Zn	66	72	1	No Gas	50.202	ug/l	190335.11
Zn	66	72	3	He	53.456	ug/l	48354.77
As	75	72	1	No Gas	48.383	ug/l	259856.39
As	75	72	3	He	51.242	ug/l	46415.93
Se	78	72	2	H2	50.596	ug/l	26758.43
Br	79	72	1	No Gas	1.460	ug/l	18248.73
Br	79	72	2	H2	1.360	ug/l	10396.50
Se	82	72	1	No Gas	49.957	ug/l	14270.62
Kr	84	72	1	No Gas		ug/l	28865.10
Sr	88	72	1	No Gas	50.710	ug/l	1566797.58
Sr	88	72	3	He	51.331	ug/l	215071.76
Mo	95	115	1	No Gas	49.593	ug/l	287788.83
Mo	95	115	3	He	51.496	ug/l	114374.59
Mo	98	115	1	No Gas	49.488	ug/l	465886.49
Ag	107	115	1	No Gas	20.183	ug/l	300816.06
Ag	109	115	1	No Gas	20.034	ug/l	283723.86
Cd	111	115	1	No Gas	50.947	ug/l	165883.04

ICPMS207-B Analytical Data

Name	Mass	ISTD	Tune Step	Tune Mode	Conc.	Units	CPS
Cd	111	115	3	He	51.551	ug/l	60217.75
Cd	114	115	1	No Gas	50.510	ug/l	372520.08
Cd	114	115	3	He	52.474	ug/l	146215.52
Sn	118	115	1	No Gas	50.268	ug/l	454944.71
Sn	118	115	3	He	50.153	ug/l	137702.78
Sb	121	115	1	No Gas	50.444	ug/l	748784.91
Sb	121	115	3	He	50.060	ug/l	222754.98
Sb	123	115	1	No Gas	49.351	ug/l	567776.26
Sb	123	115	3	He	50.722	ug/l	176398.83
Ba	135	115	1	No Gas	49.859	ug/l	146004.58
Ba	137	115	1	No Gas	50.377	ug/l	254297.10
La	139	115	3	He	54.302	ug/l	815720.45
Ce	140	115	3	He	53.116	ug/l	852614.97
Hg	201	209	1	No Gas	1.020	ug/l	1892.43
Hg	202	209	1	No Gas	0.994	ug/l	4242.17
Hg	202	209	3	He	0.944	ug/l	2022.08
Tl	203	209	3	He	49.312	ug/l	237464.54
Tl	205	209	1	No Gas	50.976	ug/l	1177848.85
Tl	205	209	3	He	50.390	ug/l	567566.20
[Pb]	206	209	1	No Gas	50.483	ug/l	402491.33
[Pb]	207	209	1	No Gas	50.008	ug/l	350302.01
Pb	208	209	1	No Gas	50.391	ug/l	1613090.59
Th	232	209	3	He	50.660	ug/l	778232.77
U	238	209	1	No Gas	50.867	ug/l	1563214.45

Name	Mass	Tune Step	Tune Mode	CPS	ISTD Recovery %
Sc	45	1	No Gas	3647636.04	92.0
Sc	45	2	H2	2201308.35	95.5
Sc	45	3	He	271806.06	98.2
Ge	72	1	No Gas	1015906.61	97.7
Ge	72	2	H2	771777.99	96.0
Ge	72	3	He	168137.59	101.2
In	115	1	No Gas	1056410.38	97.8
In	115	3	He	270633.08	97.6
Tb	159	1	No Gas	8430951.70	105.1
Tb	159	3	He	3586273.75	102.4
Ho	165	1	No Gas	8022837.66	104.2
Ho	165	3	He	3537519.40	104.8
Lu	175	1	No Gas	7423327.08	103.1
Lu	175	3	He	2891228.99	103.5
Bi	209	1	No Gas	4480716.48	95.3
Bi	209	3	He	2166925.76	99.3

ICPMS207-B Analytical Data

Sample Name	ICSA
File Name	025ICSA.d
Data Path Name	D:\Agilent\ICPMH\1\DATA\220301ADoD.b
Acq Time	2022-03-01 14:32:25
Sample Type	ICSA
Total Dilution	1.0000
Comment	ICPMS-6020-W-D
Operator	CAR/SRH/JPV/AEM
Method	SW6020/SW6020B

Name	Mass	ISTD	Tune Step	Tune Mode	Conc.	Units	CPS
Li	7	45	1	No Gas	1.200	ug/l	27122.31
Be	9	45	1	No Gas	-0.086	ug/l	134.64
B	11	45	1	No Gas	1.320	ug/l	3178.95
Na	23	45	3	He	102532.133	ug/l	75599706.10
Mg	24	45	3	He	42158.409	ug/l	17152439.11
Al	27	45	1	No Gas	40341.310	ug/l	675724909.93
Si	28	45	2	H2	1.800	ug/l	19169.42
K	39	72	3	He	40574.339	ug/l	18807027.36
Ca	40	72	2	H2	124646.013	ug/l	871928110.73
Ti	47	72	1	No Gas	826.889	ug/l	1501547.86
V	51	72	1	No Gas	1.671	ug/l	10571.88
V	51	72	3	He	-3.604	ug/l	2246.86
Cr	52	72	1	No Gas	0.732	ug/l	71563.04
Cr	52	72	3	He	1.872	ug/l	8870.50
Mn	55	72	1	No Gas	0.429	ug/l	16146.91
Mn	55	72	3	He	0.298	ug/l	934.51
Fe	56	72	2	H2	106168.233	ug/l	1497798425.66
Fe	56	72	3	He	107447.417	ug/l	390007066.66
Co	59	72	1	No Gas	0.199	ug/l	4807.95
Ni	60	72	1	No Gas	0.761	ug/l	5117.44
Ni	60	72	3	He	0.146	ug/l	398.89
Cu	63	72	1	No Gas	2.439	ug/l	32613.29
Cu	63	72	3	He	0.077	ug/l	867.19
Cu	65	72	1	No Gas	0.675	ug/l	4816.74
Zn	66	72	1	No Gas	2.383	ug/l	10634.01
Zn	66	72	3	He	1.849	ug/l	2037.93
As	75	72	1	No Gas	-0.149	ug/l	10480.31
As	75	72	3	He	-0.088	ug/l	264.60
Se	78	72	2	H2	0.179	ug/l	124.22
Br	79	72	1	No Gas	1.010	ug/l	16153.82
Br	79	72	2	H2	0.603	ug/l	7117.67
Se	82	72	1	No Gas	0.033	ug/l	665.01
Kr	84	72	1	No Gas		ug/l	19071.52
Sr	88	72	1	No Gas	1.085	ug/l	36987.92
Sr	88	72	3	He	1.097	ug/l	4938.67
Mo	95	115	1	No Gas	879.433	ug/l	5600048.15
Mo	95	115	3	He	851.424	ug/l	2059248.65
Mo	98	115	1	No Gas	865.346	ug/l	8940996.19
Ag	107	115	1	No Gas	0.016	ug/l	332.81
Ag	109	115	1	No Gas	0.018	ug/l	349.48
Cd	111	115	1	No Gas	0.036	ug/l	137.31

ICPMS207-B Analytical Data

Name	Mass	ISTD	Tune Step	Tune Mode	Conc.	Units	CPS
Cd	111	115	3	He	0.246	ug/l	314.56
Cd	114	115	1	No Gas	0.057	ug/l	460.50
Cd	114	115	3	He	0.187	ug/l	566.80
Sn	118	115	1	No Gas	0.445	ug/l	5164.07
Sn	118	115	3	He	0.414	ug/l	1510.09
Sb	121	115	1	No Gas	0.221	ug/l	4433.15
Sb	121	115	3	He	0.144	ug/l	980.80
Sb	123	115	1	No Gas	0.218	ug/l	3391.76
Sb	123	115	3	He	0.153	ug/l	798.43
Ba	135	115	1	No Gas	0.203	ug/l	685.33
Ba	137	115	1	No Gas	0.215	ug/l	1227.63
La	139	115	3	He	0.006	ug/l	110.00
Ce	140	115	3	He	0.010	ug/l	184.45
Hg	201	209	1	No Gas	-0.040	ug/l	126.31
Hg	202	209	1	No Gas	-0.039	ug/l	298.28
Hg	202	209	3	He	-0.071	ug/l	132.64
Tl	203	209	3	He	0.087	ug/l	540.23
Tl	205	209	1	No Gas	0.067	ug/l	2127.97
Tl	205	209	3	He	0.089	ug/l	1286.58
[Pb]	206	209	1	No Gas	0.056	ug/l	672.24
[Pb]	207	209	1	No Gas	0.047	ug/l	511.12
Pb	208	209	1	No Gas	0.051	ug/l	2465.66
Th	232	209	3	He	0.060	ug/l	1153.19
U	238	209	1	No Gas	0.023	ug/l	833.53

Name	Mass	Tune Step	Tune Mode	CPS	ISTD Recovery %
Sc	45	1	No Gas	4122988.25	104.0
Sc	45	2	H2	2224811.85	96.5
Sc	45	3	He	273269.82	98.7
Ge	72	1	No Gas	1076777.46	103.6
Ge	72	2	H2	769028.90	95.7
Ge	72	3	He	170436.37	102.6
In	115	1	No Gas	1125667.11	104.3
In	115	3	He	286200.60	103.2
Tb	159	1	No Gas	9353001.73	116.6
Tb	159	3	He	4046269.75	115.6
Ho	165	1	No Gas	8941969.99	116.1
Ho	165	3	He	3945508.84	116.9
Lu	175	1	No Gas	8445118.67	117.3
Lu	175	3	He	3207489.90	114.8
Bi	209	1	No Gas	5089524.01	108.3
Bi	209	3	He	2345815.25	107.5

ICPMS207-B Analytical Data

Sample Name	ICSAB
File Name	026ICSB.d
Data Path Name	D:\Agilent\ICPMH\1\DATA\220301ADoD.b
Acq Time	2022-03-01 14:38:42
Sample Type	ICSAB
Total Dilution	1.0000
Comment	ICPMS-6020-W-D
Operator	CAR/SRH/JPV/AEM
Method	SW6020/SW6020B

Name	Mass	ISTD	Tune Step	Tune Mode	Conc.	Units	CPS
Li	7	45	1	No Gas	0.603	ug/l	21272.71
Be	9	45	1	No Gas	-0.094	ug/l	101.31
B	11	45	1	No Gas	0.802	ug/l	2044.97
Na	23	45	3	He	100369.232	ug/l	69658997.29
Mg	24	45	3	He	41758.509	ug/l	15991964.61
Al	27	45	1	No Gas	38070.983	ug/l	597030986.66
Si	28	45	2	H2	0.723	ug/l	16338.13
K	39	72	3	He	38878.413	ug/l	17191676.69
Ca	40	72	2	H2	121192.468	ug/l	816324302.21
Ti	47	72	1	No Gas	786.893	ug/l	1357504.40
V	51	72	1	No Gas	22.042	ug/l	447978.71
V	51	72	3	He	16.229	ug/l	73174.98
Cr	52	72	1	No Gas	19.854	ug/l	433027.01
Cr	52	72	3	He	21.512	ug/l	86520.69
Mn	55	72	1	No Gas	20.655	ug/l	515438.15
Mn	55	72	3	He	20.701	ug/l	55539.30
Fe	56	72	2	H2	103121.164	ug/l	1400768265.59
Fe	56	72	3	He	104618.606	ug/l	362177538.12
Co	59	72	1	No Gas	19.757	ug/l	420005.56
Ni	60	72	1	No Gas	20.039	ug/l	98452.23
Ni	60	72	3	He	21.370	ug/l	30617.69
Cu	63	72	1	No Gas	22.032	ug/l	253155.93
Cu	63	72	3	He	21.443	ug/l	79717.29
Cu	65	72	1	No Gas	19.922	ug/l	111280.60
Zn	66	72	1	No Gas	11.785	ug/l	46921.67
Zn	66	72	3	He	11.413	ug/l	10506.08
As	75	72	1	No Gas	9.874	ug/l	63477.28
As	75	72	3	He	10.201	ug/l	9467.68
Se	78	72	2	H2	10.645	ug/l	5584.29
Br	79	72	1	No Gas	1.207	ug/l	16816.46
Br	79	72	2	H2	0.869	ug/l	8006.37
Se	82	72	1	No Gas	10.320	ug/l	3548.79
Kr	84	72	1	No Gas		ug/l	18635.21
Sr	88	72	1	No Gas	1.047	ug/l	33956.16
Sr	88	72	3	He	1.085	ug/l	4657.45
Mo	95	115	1	No Gas	851.327	ug/l	5114465.79
Mo	95	115	3	He	839.281	ug/l	1906024.55
Mo	98	115	1	No Gas	856.536	ug/l	8347734.25
Ag	107	115	1	No Gas	5.259	ug/l	81190.58
Ag	109	115	1	No Gas	5.190	ug/l	76190.50
Cd	111	115	1	No Gas	10.592	ug/l	35729.32

ICPMS207-B Analytical Data

Name	Mass	ISTD	Tune Step	Tune Mode	Conc.	Units	CPS
Cd	111	115	3	He	10.766	ug/l	12861.81
Cd	114	115	1	No Gas	10.513	ug/l	80310.18
Cd	114	115	3	He	10.876	ug/l	30997.19
Sn	118	115	1	No Gas	0.722	ug/l	7473.85
Sn	118	115	3	He	0.709	ug/l	2243.54
Sb	121	115	1	No Gas	0.101	ug/l	2362.11
Sb	121	115	3	He	0.100	ug/l	719.09
Sb	123	115	1	No Gas	0.099	ug/l	1794.63
Sb	123	115	3	He	0.101	ug/l	565.07
Ba	135	115	1	No Gas	0.181	ug/l	582.20
Ba	137	115	1	No Gas	0.171	ug/l	934.85
La	139	115	3	He	0.006	ug/l	103.33
Ce	140	115	3	He	0.009	ug/l	163.34
Hg	201	209	1	No Gas	-0.057	ug/l	89.31
Hg	202	209	1	No Gas	-0.059	ug/l	201.63
Hg	202	209	3	He	-0.078	ug/l	112.31
Tl	203	209	3	He	0.067	ug/l	409.51
Tl	205	209	1	No Gas	0.027	ug/l	983.38
Tl	205	209	3	He	0.065	ug/l	939.08
[Pb]	206	209	1	No Gas	0.053	ug/l	612.24
[Pb]	207	209	1	No Gas	0.049	ug/l	504.46
Pb	208	209	1	No Gas	0.050	ug/l	2317.87
Th	232	209	3	He	0.029	ug/l	590.25
U	238	209	1	No Gas	0.021	ug/l	726.21

Name	Mass	Tune Step	Tune Mode	CPS	ISTD Recovery %
Sc	45	1	No Gas	3861500.92	97.4
Sc	45	2	H2	2130160.89	92.4
Sc	45	3	He	257225.72	92.9
Ge	72	1	No Gas	1023328.99	98.5
Ge	72	2	H2	740465.00	92.1
Ge	72	3	He	162712.27	98.0
In	115	1	No Gas	1062635.55	98.4
In	115	3	He	268707.95	96.9
Tb	159	1	No Gas	8759823.99	109.2
Tb	159	3	He	3902721.62	111.5
Ho	165	1	No Gas	8522474.99	110.7
Ho	165	3	He	3778830.00	111.9
Lu	175	1	No Gas	8253670.78	114.6
Lu	175	3	He	3034889.29	108.6
Bi	209	1	No Gas	4859530.18	103.4
Bi	209	3	He	2219791.49	101.7

ICPMS207-B Analytical Data

Sample Name	Rinse
File Name	027BLKV.d
Data Path Name	D:\Agilent\ICPMH\1\DATA\220301ADoD.b
Acq Time	2022-03-01 14:44:59
Sample Type	BlkVrfy
Total Dilution	1.0000
Comment	ICPMS-6020-W-D
Operator	CAR/SRH/JPV/AEM
Method	SW6020/SW6020B

Name	Mass	ISTD	Tune Step	Tune Mode	Conc.	Units	CPS
Li	7	45	1	No Gas	0.669	ug/l	21911.84
Be	9	45	1	No Gas	-0.083	ug/l	135.97
B	11	45	1	No Gas	0.918	ug/l	2272.42
Na	23	45	3	He	12.910	ug/l	68180.08
Mg	24	45	3	He	-0.748	ug/l	1161.08
Al	27	45	1	No Gas	0.132	ug/l	12088.25
Si	28	45	2	H2	-0.607	ug/l	14245.83
K	39	72	3	He	-8.498	ug/l	112631.29
Ca	40	72	2	H2	-0.881	ug/l	149790.10
Ti	47	72	1	No Gas	0.257	ug/l	727.42
V	51	72	1	No Gas	1.383	ug/l	3779.65
V	51	72	3	He	-3.416	ug/l	2919.20
Cr	52	72	1	No Gas	-1.611	ug/l	23002.54
Cr	52	72	3	He	-0.056	ug/l	830.03
Mn	55	72	1	No Gas	0.209	ug/l	9777.25
Mn	55	72	3	He	-0.002	ug/l	91.65
Fe	56	72	2	H2	1.165	ug/l	25848.66
Fe	56	72	3	He	0.898	ug/l	9340.72
Co	59	72	1	No Gas	0.001	ug/l	369.27
Ni	60	72	1	No Gas	-0.048	ug/l	924.87
Ni	60	72	3	He	-0.035	ug/l	126.67
Cu	63	72	1	No Gas	0.273	ug/l	6343.27
Cu	63	72	3	He	-0.050	ug/l	372.26
Cu	65	72	1	No Gas	-0.038	ug/l	611.60
Zn	66	72	1	No Gas	-0.030	ug/l	641.84
Zn	66	72	3	He	-0.161	ug/l	150.00
As	75	72	1	No Gas	0.168	ug/l	11572.22
As	75	72	3	He	-0.135	ug/l	217.53
Se	78	72	2	H2	0.019	ug/l	37.44
Br	79	72	1	No Gas	0.158	ug/l	8848.56
Br	79	72	2	H2	0.005	ug/l	4425.26
Se	82	72	1	No Gas	-0.208	ug/l	558.21
Kr	84	72	1	No Gas		ug/l	18225.52
Sr	88	72	1	No Gas	0.000	ug/l	399.22
Sr	88	72	3	He	-0.004	ug/l	124.45
Mo	95	115	1	No Gas	0.401	ug/l	2662.49
Mo	95	115	3	He	0.280	ug/l	694.47
Mo	98	115	1	No Gas	0.379	ug/l	4080.27
Ag	107	115	1	No Gas	0.002	ug/l	104.04
Ag	109	115	1	No Gas	0.002	ug/l	106.71
Cd	111	115	1	No Gas	-0.002	ug/l	-0.69

ICPMS207-B Analytical Data

Name	Mass	ISTD	Tune Step	Tune Mode	Conc.	Units	CPS
Cd	111	115	3	He	0.001	ug/l	2.78
Cd	114	115	1	No Gas	-0.001	ug/l	-11.78
Cd	114	115	3	He	0.002	ug/l	5.50
Sn	118	115	1	No Gas	0.017	ug/l	951.48
Sn	118	115	3	He	-0.002	ug/l	265.56
Sb	121	115	1	No Gas	0.051	ug/l	1725.28
Sb	121	115	3	He	0.047	ug/l	505.39
Sb	123	115	1	No Gas	0.051	ug/l	1328.87
Sb	123	115	3	He	0.044	ug/l	381.71
Ba	135	115	1	No Gas	-0.003	ug/l	26.61
Ba	137	115	1	No Gas	-0.003	ug/l	23.29
La	139	115	3	He	0.000	ug/l	10.00
Ce	140	115	3	He	0.000	ug/l	8.89
Hg	201	209	1	No Gas	-0.050	ug/l	113.31
Hg	202	209	1	No Gas	-0.049	ug/l	264.95
Hg	202	209	3	He	-0.059	ug/l	162.64
Tl	203	209	3	He	0.077	ug/l	498.21
Tl	205	209	1	No Gas	0.036	ug/l	1342.30
Tl	205	209	3	He	0.077	ug/l	1177.86
[Pb]	206	209	1	No Gas	0.004	ug/l	201.12
[Pb]	207	209	1	No Gas	0.006	ug/l	185.56
Pb	208	209	1	No Gas	0.006	ug/l	816.69
Th	232	209	3	He	0.011	ug/l	329.47
U	238	209	1	No Gas	0.000	ug/l	25.66

Name	Mass	Tune Step	Tune Mode	CPS	ISTD Recovery %
Sc	45	1	No Gas	3891771.32	98.2
Sc	45	2	H2	2191454.49	95.0
Sc	45	3	He	262415.59	94.8
Ge	72	1	No Gas	1011293.75	97.3
Ge	72	2	H2	771314.68	96.0
Ge	72	3	He	168636.19	101.5
In	115	1	No Gas	1155828.54	107.1
In	115	3	He	283497.06	102.2
Tb	159	1	No Gas	8893524.15	110.9
Tb	159	3	He	3804552.15	108.7
Ho	165	1	No Gas	8687885.81	112.8
Ho	165	3	He	3710570.33	109.9
Lu	175	1	No Gas	8288667.70	115.1
Lu	175	3	He	3131803.44	112.1
Bi	209	1	No Gas	5349774.60	113.8
Bi	209	3	He	2422921.17	111.0

ICPMS207-B Analytical Data

Sample Name	Rinse
File Name	028BLKV.d
Data Path Name	D:\Agilent\ICPMH\1\DATA\220301ADoD.b
Acq Time	2022-03-01 14:51:12
Sample Type	BlkVrfy
Total Dilution	1.0000
Comment	ICPMS-6020-W-D
Operator	CAR/SRH/JPV/AEM
Method	SW6020/SW6020B

Name	Mass	ISTD	Tune Step	Tune Mode	Conc.	Units	CPS
Li	7	45	1	No Gas	0.594	ug/l	20597.47
Be	9	45	1	No Gas	-0.089	ug/l	111.98
B	11	45	1	No Gas	0.410	ug/l	1304.58
Na	23	45	3	He	10.879	ug/l	62127.41
Mg	24	45	3	He	-0.518	ug/l	1164.41
Al	27	45	1	No Gas	0.063	ug/l	10592.69
Si	28	45	2	H2	-2.062	ug/l	11213.39
K	39	72	3	He	-11.797	ug/l	103182.81
Ca	40	72	2	H2	-1.357	ug/l	146283.21
Ti	47	72	1	No Gas	0.030	ug/l	337.01
V	51	72	1	No Gas	1.301	ug/l	2108.55
V	51	72	3	He	-3.457	ug/l	2569.13
Cr	52	72	1	No Gas	-1.609	ug/l	22832.51
Cr	52	72	3	He	-0.031	ug/l	865.58
Mn	55	72	1	No Gas	0.174	ug/l	8838.48
Mn	55	72	3	He	-0.004	ug/l	79.65
Fe	56	72	2	H2	0.364	ug/l	14496.75
Fe	56	72	3	He	0.277	ug/l	6603.15
Co	59	72	1	No Gas	-0.004	ug/l	256.16
Ni	60	72	1	No Gas	-0.071	ug/l	808.42
Ni	60	72	3	He	-0.041	ug/l	108.89
Cu	63	72	1	No Gas	0.098	ug/l	4345.73
Cu	63	72	3	He	-0.050	ug/l	345.27
Cu	65	72	1	No Gas	-0.057	ug/l	505.55
Zn	66	72	1	No Gas	-0.016	ug/l	691.79
Zn	66	72	3	He	-0.121	ug/l	173.34
As	75	72	1	No Gas	0.234	ug/l	11745.53
As	75	72	3	He	-0.176	ug/l	166.60
Se	78	72	2	H2	-0.002	ug/l	25.89
Br	79	72	1	No Gas	-0.004	ug/l	7586.98
Br	79	72	2	H2	-0.019	ug/l	4312.11
Se	82	72	1	No Gas	0.002	ug/l	609.94
Kr	84	72	1	No Gas		ug/l	17755.84
Sr	88	72	1	No Gas	0.001	ug/l	405.87
Sr	88	72	3	He	-0.003	ug/l	121.11
Mo	95	115	1	No Gas	0.061	ug/l	437.79
Mo	95	115	3	He	0.053	ug/l	138.89
Mo	98	115	1	No Gas	0.052	ug/l	613.97
Ag	107	115	1	No Gas	0.002	ug/l	98.71
Ag	109	115	1	No Gas	0.001	ug/l	90.03
Cd	111	115	1	No Gas	-0.002	ug/l	1.02

ICPMS207-B Analytical Data

Name	Mass	ISTD	Tune Step	Tune Mode	Conc.	Units	CPS
Cd	111	115	3	He	0.001	ug/l	2.44
Cd	114	115	1	No Gas	-0.001	ug/l	-8.40
Cd	114	115	3	He	0.002	ug/l	5.70
Sn	118	115	1	No Gas	0.003	ug/l	791.79
Sn	118	115	3	He	-0.017	ug/l	204.45
Sb	121	115	1	No Gas	-0.002	ug/l	825.78
Sb	121	115	3	He	-0.009	ug/l	222.02
Sb	123	115	1	No Gas	-0.001	ug/l	639.75
Sb	123	115	3	He	-0.014	ug/l	154.02
Ba	135	115	1	No Gas	0.001	ug/l	39.92
Ba	137	115	1	No Gas	0.000	ug/l	39.92
La	139	115	3	He	0.000	ug/l	11.11
Ce	140	115	3	He	0.000	ug/l	13.33
Hg	201	209	1	No Gas	-0.057	ug/l	100.31
Hg	202	209	1	No Gas	-0.054	ug/l	245.28
Hg	202	209	3	He	-0.084	ug/l	107.31
Tl	203	209	3	He	0.033	ug/l	251.44
Tl	205	209	1	No Gas	0.015	ug/l	761.14
Tl	205	209	3	He	0.033	ug/l	581.58
[Pb]	206	209	1	No Gas	0.003	ug/l	191.11
[Pb]	207	209	1	No Gas	0.004	ug/l	164.45
Pb	208	209	1	No Gas	0.005	ug/l	808.90
Th	232	209	3	He	0.004	ug/l	192.75
U	238	209	1	No Gas	0.000	ug/l	19.67

Name	Mass	Tune Step	Tune Mode	CPS	ISTD Recovery %
Sc	45	1	No Gas	3747888.75	94.6
Sc	45	2	H2	2146812.61	93.1
Sc	45	3	He	244279.28	88.2
Ge	72	1	No Gas	1001361.00	96.3
Ge	72	2	H2	770738.04	95.9
Ge	72	3	He	156656.90	94.3
In	115	1	No Gas	1138714.49	105.5
In	115	3	He	264340.97	95.3
Tb	159	1	No Gas	8835402.80	110.1
Tb	159	3	He	3701172.89	105.7
Ho	165	1	No Gas	8630412.50	112.1
Ho	165	3	He	3548593.18	105.1
Lu	175	1	No Gas	8383997.03	116.4
Lu	175	3	He	2909946.95	104.1
Bi	209	1	No Gas	5437464.37	115.7
Bi	209	3	He	2357366.22	108.0

ICPMS207-B Analytical Data

Sample Name	CCV
File Name	029_CCV.d
Data Path Name	D:\Agilent\ICPMH\1\DATA\220301ADoD.b
Acq Time	2022-03-01 14:57:25
Sample Type	CCV
Total Dilution	1.0000
Comment	ICPMS-6020-W-D
Operator	CAR/SRH/JPV/AEM
Method	SW6020/SW6020B

Name	Mass	ISTD	Tune Step	Tune Mode	Conc.	Units	CPS
Li	7	45	1	No Gas	479.451	ug/l	2821687.11
Be	9	45	1	No Gas	39.869	ug/l	108429.47
B	11	45	1	No Gas	43.334	ug/l	66765.22
Na	23	45	3	He	12773.064	ug/l	8083635.71
Mg	24	45	3	He	13199.133	ug/l	4583823.77
Al	27	45	1	No Gas	47.888	ug/l	647852.60
Si	28	45	2	H2	193.366	ug/l	359035.56
K	39	72	3	He	11397.500	ug/l	4824167.39
Ca	40	72	2	H2	11843.215	ug/l	78091432.02
Ti	47	72	1	No Gas	46.684	ug/l	73672.50
V	51	72	1	No Gas	46.051	ug/l	877895.58
V	51	72	3	He	46.425	ug/l	170816.34
Cr	52	72	1	No Gas	47.622	ug/l	877599.71
Cr	52	72	3	He	47.621	ug/l	179229.53
Mn	55	72	1	No Gas	51.854	ug/l	1173009.26
Mn	55	72	3	He	49.497	ug/l	125014.73
Fe	56	72	2	H2	1292.364	ug/l	17165008.36
Fe	56	72	3	He	1289.202	ug/l	4210631.05
Co	59	72	1	No Gas	48.650	ug/l	942708.67
Ni	60	72	1	No Gas	48.094	ug/l	214053.72
Ni	60	72	3	He	53.913	ug/l	72491.75
Cu	63	72	1	No Gas	51.160	ug/l	532042.75
Cu	63	72	3	He	53.829	ug/l	187798.39
Cu	65	72	1	No Gas	49.463	ug/l	250664.88
Zn	66	72	1	No Gas	52.676	ug/l	188643.64
Zn	66	72	3	He	51.709	ug/l	43891.92
As	75	72	1	No Gas	49.571	ug/l	251413.94
As	75	72	3	He	49.614	ug/l	42178.62
Se	78	72	2	H2	50.886	ug/l	25992.27
Br	79	72	1	No Gas	0.404	ug/l	9827.21
Br	79	72	2	H2	0.267	ug/l	5263.88
Se	82	72	1	No Gas	50.901	ug/l	13729.77
Kr	84	72	1	No Gas		ug/l	27041.89
Sr	88	72	1	No Gas	52.000	ug/l	1519809.87
Sr	88	72	3	He	50.365	ug/l	197986.19
Mo	95	115	1	No Gas	50.891	ug/l	291755.90
Mo	95	115	3	He	50.854	ug/l	108956.76
Mo	98	115	1	No Gas	50.014	ug/l	465006.05
Ag	107	115	1	No Gas	20.554	ug/l	302559.04
Ag	109	115	1	No Gas	20.731	ug/l	289973.47
Cd	111	115	1	No Gas	52.640	ug/l	169300.07

ICPMS207-B Analytical Data

Name	Mass	ISTD	Tune Step	Tune Mode	Conc.	Units	CPS
Cd	111	115	3	He	51.909	ug/l	58496.07
Cd	114	115	1	No Gas	52.024	ug/l	378978.75
Cd	114	115	3	He	52.980	ug/l	142436.03
Sn	118	115	1	No Gas	50.498	ug/l	451539.51
Sn	118	115	3	He	49.967	ug/l	132355.98
Sb	121	115	1	No Gas	52.199	ug/l	765375.89
Sb	121	115	3	He	49.794	ug/l	213796.16
Sb	123	115	1	No Gas	51.628	ug/l	586626.62
Sb	123	115	3	He	50.408	ug/l	169129.63
Ba	135	115	1	No Gas	51.998	ug/l	150382.03
Ba	137	115	1	No Gas	50.566	ug/l	252029.52
La	139	115	3	He	52.412	ug/l	759816.31
Ce	140	115	3	He	52.313	ug/l	810224.22
Hg	201	209	1	No Gas	0.925	ug/l	1930.42
Hg	202	209	1	No Gas	0.926	ug/l	4438.19
Hg	202	209	3	He	0.945	ug/l	2017.42
Tl	203	209	3	He	50.190	ug/l	241699.87
Tl	205	209	1	No Gas	48.894	ug/l	1261556.58
Tl	205	209	3	He	50.915	ug/l	573373.61
[Pb]	206	209	1	No Gas	47.624	ug/l	424159.35
[Pb]	207	209	1	No Gas	47.795	ug/l	373924.24
Pb	208	209	1	No Gas	48.169	ug/l	1722234.19
Th	232	209	3	He	51.233	ug/l	786915.59
U	238	209	1	No Gas	47.950	ug/l	1646447.09

Name	Mass	Tune Step	Tune Mode	CPS	ISTD Recovery %
Sc	45	1	No Gas	3287787.51	82.9
Sc	45	2	H2	2029374.06	88.0
Sc	45	3	He	233244.20	84.2
Ge	72	1	No Gas	933091.04	89.8
Ge	72	2	H2	723619.55	90.0
Ge	72	3	He	153211.39	92.2
In	115	1	No Gas	1012862.67	93.8
In	115	3	He	253503.15	91.4
Tb	159	1	No Gas	8220538.01	102.5
Tb	159	3	He	3399308.90	97.1
Ho	165	1	No Gas	7805777.12	101.4
Ho	165	3	He	3339601.83	98.9
Lu	175	1	No Gas	7572298.91	105.2
Lu	175	3	He	2692262.85	96.4
Bi	209	1	No Gas	4859136.41	103.4
Bi	209	3	He	2103997.17	96.4

ICPMS207-B Analytical Data

Sample Name	CCB
File Name	030_CCB.d
Data Path Name	D:\Agilent\ICPMH\1\DATA\220301ADoD.b
Acq Time	2022-03-01 15:03:40
Sample Type	CCB
Total Dilution	1.0000
Comment	ICPMS-6020-W-D
Operator	CAR/SRH/JPV/AEM
Method	SW6020/SW6020B

Name	Mass	ISTD	Tune Step	Tune Mode	Conc.	Units	CPS
Li	7	45	1	No Gas	1.264	ug/l	22823.51
Be	9	45	1	No Gas	-0.083	ug/l	119.31
B	11	45	1	No Gas	0.716	ug/l	1672.77
Na	23	45	3	He	16.822	ug/l	58978.22
Mg	24	45	3	He	0.245	ug/l	1287.50
Al	27	45	1	No Gas	0.150	ug/l	10850.62
Si	28	45	2	H2	-0.971	ug/l	12570.35
K	39	72	3	He	-24.875	ug/l	90729.66
Ca	40	72	2	H2	-1.021	ug/l	136542.48
Ti	47	72	1	No Gas	-0.002	ug/l	266.94
V	51	72	1	No Gas	0.523	ug/l	-13687.63
V	51	72	3	He	-2.898	ug/l	4177.29
Cr	52	72	1	No Gas	-1.263	ug/l	27701.37
Cr	52	72	3	He	-0.015	ug/l	862.25
Mn	55	72	1	No Gas	0.180	ug/l	8502.29
Mn	55	72	3	He	-0.006	ug/l	69.99
Fe	56	72	2	H2	0.265	ug/l	12020.35
Fe	56	72	3	He	0.220	ug/l	5955.56
Co	59	72	1	No Gas	0.001	ug/l	342.66
Ni	60	72	1	No Gas	-0.104	ug/l	615.46
Ni	60	72	3	He	-0.021	ug/l	126.67
Cu	63	72	1	No Gas	0.007	ug/l	3160.95
Cu	63	72	3	He	-0.045	ug/l	336.94
Cu	65	72	1	No Gas	-0.053	ug/l	498.21
Zn	66	72	1	No Gas	-0.048	ug/l	538.65
Zn	66	72	3	He	-0.120	ug/l	161.11
As	75	72	1	No Gas	-0.547	ug/l	7238.87
As	75	72	3	He	-0.154	ug/l	172.27
Se	78	72	2	H2	0.011	ug/l	30.45
Br	79	72	1	No Gas	0.093	ug/l	7839.95
Br	79	72	2	H2	0.026	ug/l	4145.72
Se	82	72	1	No Gas	0.410	ug/l	684.75
Kr	84	72	1	No Gas		ug/l	16403.58
Sr	88	72	1	No Gas	0.002	ug/l	422.50
Sr	88	72	3	He	-0.003	ug/l	108.89
Mo	95	115	1	No Gas	0.055	ug/l	383.34
Mo	95	115	3	He	0.043	ug/l	110.00
Mo	98	115	1	No Gas	0.051	ug/l	579.53
Ag	107	115	1	No Gas	0.004	ug/l	119.38
Ag	109	115	1	No Gas	0.002	ug/l	95.37
Cd	111	115	1	No Gas	0.003	ug/l	19.32

ICPMS207-B Analytical Data

Name	Mass	ISTD	Tune Step	Tune Mode	Conc.	Units	CPS
Cd	111	115	3	He	0.003	ug/l	4.22
Cd	114	115	1	No Gas	0.005	ug/l	31.74
Cd	114	115	3	He	0.002	ug/l	5.60
Sn	118	115	1	No Gas	0.053	ug/l	1244.26
Sn	118	115	3	He	0.033	ug/l	323.34
Sb	121	115	1	No Gas	0.133	ug/l	2915.60
Sb	121	115	3	He	0.091	ug/l	632.74
Sb	123	115	1	No Gas	0.133	ug/l	2251.08
Sb	123	115	3	He	0.087	ug/l	478.72
Ba	135	115	1	No Gas	0.000	ug/l	33.27
Ba	137	115	1	No Gas	0.001	ug/l	43.25
La	139	115	3	He	0.000	ug/l	4.44
Ce	140	115	3	He	0.000	ug/l	15.55
Hg	201	209	1	No Gas	-0.044	ug/l	122.98
Hg	202	209	1	No Gas	-0.045	ug/l	279.61
Hg	202	209	3	He	-0.057	ug/l	156.30
Tl	203	209	3	He	0.094	ug/l	557.57
Tl	205	209	1	No Gas	0.067	ug/l	2187.98
Tl	205	209	3	He	0.107	ug/l	1471.34
[Pb]	206	209	1	No Gas	0.006	ug/l	208.89
[Pb]	207	209	1	No Gas	0.009	ug/l	206.67
Pb	208	209	1	No Gas	0.009	ug/l	923.35
Th	232	209	3	He	0.036	ug/l	722.31
U	238	209	1	No Gas	0.002	ug/l	92.65

Name	Mass	Tune Step	Tune Mode	CPS	ISTD Recovery %
Sc	45	1	No Gas	3411899.78	86.1
Sc	45	2	H2	2033439.97	88.2
Sc	45	3	He	218219.40	78.8
Ge	72	1	No Gas	947322.13	91.1
Ge	72	2	H2	707728.06	88.0
Ge	72	3	He	145464.48	87.6
In	115	1	No Gas	1089442.41	100.9
In	115	3	He	249638.82	90.0
Tb	159	1	No Gas	8537362.17	106.4
Tb	159	3	He	3393928.23	97.0
Ho	165	1	No Gas	8346992.64	108.4
Ho	165	3	He	3381731.12	100.2
Lu	175	1	No Gas	7925731.39	110.1
Lu	175	3	He	2814090.01	100.7
Bi	209	1	No Gas	5240231.16	111.5
Bi	209	3	He	2269339.37	104.0

ICPMS207-B Analytical Data

Sample Name	MB-164029
File Name	031ARef.d
Data Path Name	D:\Agilent\ICPMH\1\DATA\220301ADoD.b
Acq Time	2022-03-01 15:09:55
Sample Type	AllRef
Total Dilution	1.0000
Comment	ICPMS-6020-W-T
Operator	CAR/SRH/JPV/AEM
Method	SW6020/SW6020B

Name	Mass	ISTD	Tune Step	Tune Mode	Conc.	Units	CPS
Li	7	45	1	No Gas	2.138	ug/l	24239.59
Be	9	45	1	No Gas	-0.076	ug/l	118.64
B	11	45	1	No Gas	0.516	ug/l	1169.19
Na	23	45	3	He	57.712	ug/l	67581.88
Mg	24	45	3	He	1.960	ug/l	1500.44
Al	27	45	1	No Gas	1.790	ug/l	28899.04
Si	28	45	2	H2	17.468	ug/l	40679.50
K	39	72	3	He	-35.644	ug/l	72210.04
Ca	40	72	2	H2	7.949	ug/l	177837.30
Ti	47	72	1	No Gas	0.401	ug/l	837.54
V	51	72	1	No Gas	1.843	ug/l	11429.46
V	51	72	3	He	-2.710	ug/l	3995.03
Cr	52	72	1	No Gas	-0.883	ug/l	31614.89
Cr	52	72	3	He	0.071	ug/l	977.82
Mn	55	72	1	No Gas	0.801	ug/l	20860.17
Mn	55	72	3	He	0.039	ug/l	146.64
Fe	56	72	2	H2	1.160	ug/l	21644.43
Fe	56	72	3	He	1.258	ug/l	7664.75
Co	59	72	1	No Gas	0.041	ug/l	1031.33
Ni	60	72	1	No Gas	-0.034	ug/l	858.33
Ni	60	72	3	He	0.053	ug/l	183.34
Cu	63	72	1	No Gas	0.810	ug/l	10673.53
Cu	63	72	3	He	0.281	ug/l	1181.81
Cu	65	72	1	No Gas	0.239	ug/l	1835.52
Zn	66	72	1	No Gas	0.212	ug/l	1360.41
Zn	66	72	3	He	0.098	ug/l	281.12
As	75	72	1	No Gas	0.228	ug/l	10136.93
As	75	72	3	He	-0.087	ug/l	189.13
Se	78	72	2	H2	0.009	ug/l	26.78
Br	79	72	1	No Gas	0.609	ug/l	10509.71
Br	79	72	2	H2	0.613	ug/l	6029.33
Se	82	72	1	No Gas	0.225	ug/l	583.54
Kr	84	72	1	No Gas		ug/l	16083.88
Sr	88	72	1	No Gas	0.019	ug/l	838.37
Sr	88	72	3	He	0.014	ug/l	143.34
Mo	95	115	1	No Gas	0.054	ug/l	345.56
Mo	95	115	3	He	0.049	ug/l	106.67
Mo	98	115	1	No Gas	0.054	ug/l	560.64
Ag	107	115	1	No Gas	0.001	ug/l	72.69
Ag	109	115	1	No Gas	0.002	ug/l	84.03
Cd	111	115	1	No Gas	0.002	ug/l	12.94

ICPMS207-B Analytical Data

Name	Mass	ISTD	Tune Step	Tune Mode	Conc.	Units	CPS
Cd	111	115	3	He	0.001	ug/l	2.55
Cd	114	115	1	No Gas	0.001	ug/l	5.51
Cd	114	115	3	He	0.003	ug/l	6.48
Sn	118	115	1	No Gas	0.217	ug/l	2575.14
Sn	118	115	3	He	0.207	ug/l	677.80
Sb	121	115	1	No Gas	0.031	ug/l	1197.51
Sb	121	115	3	He	0.019	ug/l	284.70
Sb	123	115	1	No Gas	0.028	ug/l	881.45
Sb	123	115	3	He	0.020	ug/l	224.69
Ba	135	115	1	No Gas	0.165	ug/l	499.02
Ba	137	115	1	No Gas	0.182	ug/l	924.87
La	139	115	3	He	0.000	ug/l	10.00
Ce	140	115	3	He	0.001	ug/l	20.00
Hg	201	209	1	No Gas	-0.015	ug/l	169.30
Hg	202	209	1	No Gas	-0.017	ug/l	383.60
Hg	202	209	3	He	-0.033	ug/l	181.97
Tl	203	209	3	He	0.025	ug/l	179.41
Tl	205	209	1	No Gas	0.019	ug/l	786.70
Tl	205	209	3	He	0.024	ug/l	402.83
[Pb]	206	209	1	No Gas	0.021	ug/l	336.67
[Pb]	207	209	1	No Gas	0.022	ug/l	297.78
Pb	208	209	1	No Gas	0.023	ug/l	1393.37
Th	232	209	3	He	0.100	ug/l	1590.07
U	238	209	1	No Gas	0.001	ug/l	57.66

Name	Mass	Tune Step	Tune Mode	CPS	ISTD Recovery %
Sc	45	1	No Gas	2947492.59	74.4
Sc	45	2	H2	1817700.35	78.8
Sc	45	3	He	177617.18	64.1
Ge	72	1	No Gas	871158.14	83.8
Ge	72	2	H2	647742.55	80.6
Ge	72	3	He	121543.60	73.2
In	115	1	No Gas	995662.28	92.2
In	115	3	He	217832.94	78.6
Tb	159	1	No Gas	8037018.98	100.2
Tb	159	3	He	3062606.66	87.5
Ho	165	1	No Gas	7715861.69	100.2
Ho	165	3	He	3025888.88	89.6
Lu	175	1	No Gas	7392084.38	102.7
Lu	175	3	He	2469090.25	88.4
Bi	209	1	No Gas	4916151.82	104.6
Bi	209	3	He	2020661.66	92.6

ICPMS207-B Analytical Data

Sample Name	MB-164095
File Name	032ARef.d
Data Path Name	D:\Agilent\ICPMH\1\DATA\220301ADoD.b
Acq Time	2022-03-01 15:16:09
Sample Type	AllRef
Total Dilution	1.0000
Comment	ICPMS-6020-W-T
Operator	CAR/SRH/JPV/AEM
Method	SW6020/SW6020B

Name	Mass	ISTD	Tune Step	Tune Mode	Conc.	Units	CPS
Li	7	45	1	No Gas	2.311	ug/l	23187.57
Be	9	45	1	No Gas	-0.065	ug/l	133.97
B	11	45	1	No Gas	0.457	ug/l	1001.11
Na	23	45	3	He	64.766	ug/l	66895.58
Mg	24	45	3	He	2.429	ug/l	1530.39
Al	27	45	1	No Gas	1.871	ug/l	27553.11
Si	28	45	2	H2	24.540	ug/l	49073.50
K	39	72	3	He	-54.668	ug/l	64115.38
Ca	40	72	2	H2	15.614	ug/l	213112.59
Ti	47	72	1	No Gas	0.338	ug/l	670.70
V	51	72	1	No Gas	2.476	ug/l	20734.85
V	51	72	3	He	-2.872	ug/l	3464.89
Cr	52	72	1	No Gas	-0.828	ug/l	29294.96
Cr	52	72	3	He	0.151	ug/l	1180.06
Mn	55	72	1	No Gas	0.789	ug/l	18581.58
Mn	55	72	3	He	0.042	ug/l	148.64
Fe	56	72	2	H2	1.844	ug/l	28456.30
Fe	56	72	3	He	1.775	ug/l	8743.12
Co	59	72	1	No Gas	0.029	ug/l	738.56
Ni	60	72	1	No Gas	0.023	ug/l	981.43
Ni	60	72	3	He	0.047	ug/l	173.34
Cu	63	72	1	No Gas	1.057	ug/l	11744.78
Cu	63	72	3	He	0.292	ug/l	1179.15
Cu	65	72	1	No Gas	0.253	ug/l	1711.46
Zn	66	72	1	No Gas	0.284	ug/l	1440.27
Zn	66	72	3	He	0.182	ug/l	326.67
As	75	72	1	No Gas	0.144	ug/l	8789.06
As	75	72	3	He	-0.095	ug/l	178.27
Se	78	72	2	H2	0.013	ug/l	27.67
Br	79	72	1	No Gas	0.894	ug/l	11115.64
Br	79	72	2	H2	0.677	ug/l	5992.73
Se	82	72	1	No Gas	0.092	ug/l	498.88
Kr	84	72	1	No Gas		ug/l	15394.44
Sr	88	72	1	No Gas	0.023	ug/l	851.68
Sr	88	72	3	He	0.016	ug/l	147.78
Mo	95	115	1	No Gas	0.349	ug/l	1905.70
Mo	95	115	3	He	0.388	ug/l	701.13
Mo	98	115	1	No Gas	0.354	ug/l	3129.39
Ag	107	115	1	No Gas	0.001	ug/l	70.70
Ag	109	115	1	No Gas	0.000	ug/l	63.36
Cd	111	115	1	No Gas	0.001	ug/l	11.11

ICPMS207-B Analytical Data

Name	Mass	ISTD	Tune Step	Tune Mode	Conc.	Units	CPS
Cd	111	115	3	He	0.000	ug/l	1.11
Cd	114	115	1	No Gas	0.003	ug/l	15.03
Cd	114	115	3	He	0.001	ug/l	1.88
Sn	118	115	1	No Gas	0.194	ug/l	2245.77
Sn	118	115	3	He	0.179	ug/l	588.90
Sb	121	115	1	No Gas	0.034	ug/l	1174.84
Sb	121	115	3	He	0.042	ug/l	355.04
Sb	123	115	1	No Gas	0.033	ug/l	890.45
Sb	123	115	3	He	0.033	ug/l	249.70
Ba	135	115	1	No Gas	0.027	ug/l	99.80
Ba	137	115	1	No Gas	0.026	ug/l	156.36
La	139	115	3	He	0.023	ug/l	276.67
Ce	140	115	3	He	0.002	ug/l	38.89
Hg	201	209	1	No Gas	0.038	ug/l	255.62
Hg	202	209	1	No Gas	0.031	ug/l	558.57
Hg	202	209	3	He	0.095	ug/l	392.26
Tl	203	209	3	He	0.031	ug/l	196.08
Tl	205	209	1	No Gas	0.014	ug/l	616.69
Tl	205	209	3	He	0.030	ug/l	447.52
[Pb]	206	209	1	No Gas	0.024	ug/l	340.01
[Pb]	207	209	1	No Gas	0.023	ug/l	284.45
Pb	208	209	1	No Gas	0.024	ug/l	1346.71
Th	232	209	3	He	0.069	ug/l	1069.81
U	238	209	1	No Gas	0.001	ug/l	34.99

Name	Mass	Tune Step	Tune Mode	CPS	ISTD Recovery %
Sc	45	1	No Gas	2709187.27	68.3
Sc	45	2	H2	1716178.24	74.4
Sc	45	3	He	167563.96	60.5
Ge	72	1	No Gas	784700.03	75.5
Ge	72	2	H2	619217.75	77.0
Ge	72	3	He	118160.43	71.1
In	115	1	No Gas	945307.16	87.6
In	115	3	He	208410.81	75.2
Tb	159	1	No Gas	7491104.12	93.4
Tb	159	3	He	3097037.09	88.5
Ho	165	1	No Gas	7191766.36	93.4
Ho	165	3	He	2996344.73	88.8
Lu	175	1	No Gas	7120281.75	98.9
Lu	175	3	He	2418747.77	86.6
Bi	209	1	No Gas	4632003.97	98.5
Bi	209	3	He	1925149.34	88.2

ICPMS207-B Analytical Data

Sample Name	LCS4-164029
File Name	033LCS4.d
Data Path Name	D:\Agilent\ICPMH\1\DATA\220301ADoD.b
Acq Time	2022-03-01 15:22:24
Sample Type	LCS4
Total Dilution	1.0000
Comment	ICPMS-6020-W-T
Operator	CAR/SRH/JPV/AEM
Method	SW6020/SW6020B

Name	Mass	ISTD	Tune Step	Tune Mode	Conc.	Units	CPS
Li	7	45	1	No Gas	58.712	ug/l	297108.30
Be	9	45	1	No Gas	30.127	ug/l	67994.10
B	11	45	1	No Gas	68.463	ug/l	87174.53
Na	23	45	3	He	4981.781	ug/l	2337809.10
Mg	24	45	3	He	4820.792	ug/l	1229418.93
Al	27	45	1	No Gas	395.095	ug/l	4387530.98
Si	28	45	2	H2	943.962	ug/l	1436799.23
K	39	72	3	He	4122.616	ug/l	1444689.77
Ca	40	72	2	H2	4481.690	ug/l	26866530.79
Ti	47	72	1	No Gas	83.614	ug/l	117621.10
V	51	72	1	No Gas	82.259	ug/l	1415832.64
V	51	72	3	He	88.970	ug/l	250521.90
Cr	52	72	1	No Gas	84.671	ug/l	1358943.87
Cr	52	72	3	He	95.787	ug/l	286661.53
Mn	55	72	1	No Gas	482.663	ug/l	9722385.48
Mn	55	72	3	He	476.546	ug/l	958652.10
Fe	56	72	2	H2	484.890	ug/l	5841201.67
Fe	56	72	3	He	501.442	ug/l	1308231.14
Co	59	72	1	No Gas	94.004	ug/l	1625391.78
Ni	60	72	1	No Gas	89.812	ug/l	355762.12
Ni	60	72	3	He	106.535	ug/l	114092.16
Cu	63	72	1	No Gas	97.830	ug/l	905810.38
Cu	63	72	3	He	111.146	ug/l	308652.19
Cu	65	72	1	No Gas	95.262	ug/l	430540.36
Zn	66	72	1	No Gas	97.554	ug/l	311655.96
Zn	66	72	3	He	100.127	ug/l	67555.27
As	75	72	1	No Gas	95.266	ug/l	423106.46
As	75	72	3	He	98.469	ug/l	66489.04
Se	78	72	2	H2	98.081	ug/l	45376.87
Br	79	72	1	No Gas	0.655	ug/l	10323.24
Br	79	72	2	H2	0.662	ug/l	6295.55
Se	82	72	1	No Gas	105.554	ug/l	24868.24
Kr	84	72	1	No Gas		ug/l	33923.10
Sr	88	72	1	No Gas	107.330	ug/l	2798193.50
Sr	88	72	3	He	103.061	ug/l	322806.12
Mo	95	115	1	No Gas	92.849	ug/l	531787.15
Mo	95	115	3	He	101.843	ug/l	187103.84
Mo	98	115	1	No Gas	92.189	ug/l	855179.75
Ag	107	115	1	No Gas	9.488	ug/l	139542.15
Ag	109	115	1	No Gas	9.440	ug/l	131982.45
Cd	111	115	1	No Gas	48.338	ug/l	155219.76

ICPMS207-B Analytical Data

Name	Mass	ISTD	Tune Step	Tune Mode	Conc.	Units	CPS
Cd	111	115	3	He	52.289	ug/l	50538.91
Cd	114	115	1	No Gas	47.831	ug/l	347775.82
Cd	114	115	3	He	53.573	ug/l	123542.16
Sn	118	115	1	No Gas	101.156	ug/l	903172.90
Sn	118	115	3	He	104.675	ug/l	237614.39
Sb	121	115	1	No Gas	98.112	ug/l	1436068.56
Sb	121	115	3	He	102.013	ug/l	375351.25
Sb	123	115	1	No Gas	98.680	ug/l	1119435.18
Sb	123	115	3	He	104.191	ug/l	299615.91
Ba	135	115	1	No Gas	93.679	ug/l	270581.68
Ba	137	115	1	No Gas	90.951	ug/l	452152.01
La	139	115	3	He	110.401	ug/l	1372543.08
Ce	140	115	3	He	110.861	ug/l	1472502.01
Hg	201	209	1	No Gas	0.113	ug/l	399.26
Hg	202	209	1	No Gas	0.128	ug/l	981.18
Hg	202	209	3	He	0.204	ug/l	601.56
Tl	203	209	3	He	101.153	ug/l	463229.43
Tl	205	209	1	No Gas	99.698	ug/l	2537216.06
Tl	205	209	3	He	102.844	ug/l	1101356.79
[Pb]	206	209	1	No Gas	98.080	ug/l	859347.18
[Pb]	207	209	1	No Gas	96.287	ug/l	743932.50
Pb	208	209	1	No Gas	97.457	ug/l	3434257.26
Th	232	209	3	He	99.561	ug/l	1454278.81
U	238	209	1	No Gas	98.533	ug/l	3333206.63

Name	Mass	Tune Step	Tune Mode	CPS	ISTD Recovery %
Sc	45	1	No Gas	2731135.07	68.9
Sc	45	2	H2	1717851.14	74.5
Sc	45	3	He	171204.41	61.8
Ge	72	1	No Gas	833112.99	80.2
Ge	72	2	H2	655881.44	81.6
Ge	72	3	He	122104.65	73.5
In	115	1	No Gas	1017546.99	94.2
In	115	3	He	217480.04	78.4
Tb	159	1	No Gas	8023240.72	100.0
Tb	159	3	He	3156782.71	90.2
Ho	165	1	No Gas	7774499.17	101.0
Ho	165	3	He	3034842.84	89.9
Lu	175	1	No Gas	7570906.79	105.2
Lu	175	3	He	2437385.89	87.2
Bi	209	1	No Gas	4816743.46	102.5
Bi	209	3	He	2001030.63	91.7

ICPMS207-B Analytical Data

Sample Name	LCS4-164095
File Name	034LCS4.d
Data Path Name	D:\Agilent\ICPMH\1\DATA\220301ADoD.b
Acq Time	2022-03-01 15:28:37
Sample Type	LCS4
Total Dilution	1.0000
Comment	ICPMS-6020-W-T
Operator	CAR/SRH/JPV/AEM
Method	SW6020/SW6020B

Name	Mass	ISTD	Tune Step	Tune Mode	Conc.	Units	CPS
Li	7	45	1	No Gas	58.805	ug/l	303735.63
Be	9	45	1	No Gas	31.476	ug/l	72479.43
B	11	45	1	No Gas	69.203	ug/l	89930.19
Na	23	45	3	He	4917.632	ug/l	2323641.37
Mg	24	45	3	He	4909.869	ug/l	1260892.32
Al	27	45	1	No Gas	407.264	ug/l	4609103.99
Si	28	45	2	H2	952.361	ug/l	1459170.31
K	39	72	3	He	4055.594	ug/l	1437481.95
Ca	40	72	2	H2	4447.189	ug/l	26337751.62
Ti	47	72	1	No Gas	80.969	ug/l	118589.14
V	51	72	1	No Gas	81.458	ug/l	1459761.66
V	51	72	3	He	90.036	ug/l	255991.14
Cr	52	72	1	No Gas	87.297	ug/l	1456746.62
Cr	52	72	3	He	92.880	ug/l	280874.35
Mn	55	72	1	No Gas	457.105	ug/l	9584966.46
Mn	55	72	3	He	478.534	ug/l	972730.96
Fe	56	72	2	H2	494.892	ug/l	5889748.19
Fe	56	72	3	He	490.969	ug/l	1294580.42
Co	59	72	1	No Gas	90.977	ug/l	1638521.25
Ni	60	72	1	No Gas	90.929	ug/l	375090.05
Ni	60	72	3	He	108.179	ug/l	117073.74
Cu	63	72	1	No Gas	96.422	ug/l	929297.06
Cu	63	72	3	He	110.419	ug/l	309835.83
Cu	65	72	1	No Gas	94.250	ug/l	443668.31
Zn	66	72	1	No Gas	95.073	ug/l	316190.18
Zn	66	72	3	He	100.031	ug/l	68201.05
As	75	72	1	No Gas	95.469	ug/l	441370.40
As	75	72	3	He	98.295	ug/l	67070.58
Se	78	72	2	H2	100.934	ug/l	46127.10
Br	79	72	1	No Gas	0.586	ug/l	10316.60
Br	79	72	2	H2	0.761	ug/l	6601.75
Se	82	72	1	No Gas	100.919	ug/l	24766.56
Kr	84	72	1	No Gas		ug/l	33966.21
Sr	88	72	1	No Gas	107.473	ug/l	2918407.40
Sr	88	72	3	He	101.626	ug/l	321670.59
Mo	95	115	1	No Gas	92.461	ug/l	539755.28
Mo	95	115	3	He	102.614	ug/l	191749.54
Mo	98	115	1	No Gas	94.971	ug/l	899225.39
Ag	107	115	1	No Gas	9.350	ug/l	140213.39
Ag	109	115	1	No Gas	9.410	ug/l	134094.96
Cd	111	115	1	No Gas	48.899	ug/l	160192.78

ICPMS207-B Analytical Data

Name	Mass	ISTD	Tune Step	Tune Mode	Conc.	Units	CPS
Cd	111	115	3	He	51.790	ug/l	50895.56
Cd	114	115	1	No Gas	48.425	ug/l	359321.46
Cd	114	115	3	He	53.026	ug/l	124324.42
Sn	118	115	1	No Gas	104.979	ug/l	955350.29
Sn	118	115	3	He	101.330	ug/l	233867.12
Sb	121	115	1	No Gas	99.586	ug/l	1486525.48
Sb	121	115	3	He	100.881	ug/l	377450.33
Sb	123	115	1	No Gas	102.104	ug/l	1181275.18
Sb	123	115	3	He	105.118	ug/l	307379.69
Ba	135	115	1	No Gas	94.191	ug/l	277407.25
Ba	137	115	1	No Gas	95.149	ug/l	483175.52
La	139	115	3	He	109.267	ug/l	1381093.28
Ce	140	115	3	He	106.998	ug/l	1444892.50
Hg	201	209	1	No Gas	0.022	ug/l	237.62
Hg	202	209	1	No Gas	0.024	ug/l	557.90
Hg	202	209	3	He	0.002	ug/l	246.29
Tl	203	209	3	He	101.380	ug/l	470955.35
Tl	205	209	1	No Gas	100.561	ug/l	2598435.01
Tl	205	209	3	He	104.134	ug/l	1130874.93
[Pb]	206	209	1	No Gas	99.555	ug/l	888476.73
[Pb]	207	209	1	No Gas	99.351	ug/l	778105.96
Pb	208	209	1	No Gas	99.738	ug/l	3572856.78
Th	232	209	3	He	100.476	ug/l	1488497.55
U	238	209	1	No Gas	102.490	ug/l	3523808.04

Name	Mass	Tune Step	Tune Mode	CPS	ISTD Recovery %
Sc	45	1	No Gas	2781571.59	70.2
Sc	45	2	H2	1729386.82	75.0
Sc	45	3	He	172359.95	62.2
Ge	72	1	No Gas	867261.79	83.4
Ge	72	2	H2	647818.43	80.6
Ge	72	3	He	123391.37	74.3
In	115	1	No Gas	1031828.20	95.6
In	115	3	He	221057.59	79.7
Tb	159	1	No Gas	8224810.72	102.5
Tb	159	3	He	3237612.27	92.5
Ho	165	1	No Gas	7632334.83	99.1
Ho	165	3	He	3159124.30	93.6
Lu	175	1	No Gas	7524579.00	104.5
Lu	175	3	He	2463414.63	88.2
Bi	209	1	No Gas	4869056.72	103.6
Bi	209	3	He	2031311.88	93.1

ICPMS207-B Analytical Data

Sample Name	Rinse
File Name	035BLKV.d
Data Path Name	D:\Agilent\ICPMH\1\DATA\220301ADoD.b
Acq Time	2022-03-01 15:34:50
Sample Type	BlkVrfy
Total Dilution	1.0000
Comment	ICPMS-6020-W-D
Operator	CAR/SRH/JPV/AEM
Method	SW6020/SW6020B

Name	Mass	ISTD	Tune Step	Tune Mode	Conc.	Units	CPS
Li	7	45	1	No Gas	1.223	ug/l	19176.40
Be	9	45	1	No Gas	-0.071	ug/l	130.31
B	11	45	1	No Gas	0.452	ug/l	1066.47
Na	23	45	3	He	21.802	ug/l	54243.81
Mg	24	45	3	He	1.482	ug/l	1480.48
Al	27	45	1	No Gas	0.379	ug/l	11918.13
Si	28	45	2	H2	-0.920	ug/l	11477.71
K	39	72	3	He	-53.261	ug/l	71757.45
Ca	40	72	2	H2	-2.411	ug/l	123276.14
Ti	47	72	1	No Gas	-0.063	ug/l	156.83
V	51	72	1	No Gas	1.077	ug/l	-2401.31
V	51	72	3	He	-2.961	ug/l	3583.80
Cr	52	72	1	No Gas	-1.336	ug/l	24518.62
Cr	52	72	3	He	0.025	ug/l	904.48
Mn	55	72	1	No Gas	0.133	ug/l	6891.28
Mn	55	72	3	He	0.008	ug/l	91.65
Fe	56	72	2	H2	0.152	ug/l	10192.14
Fe	56	72	3	He	0.055	ug/l	4905.77
Co	59	72	1	No Gas	0.004	ug/l	369.27
Ni	60	72	1	No Gas	-0.125	ug/l	485.71
Ni	60	72	3	He	-0.008	ug/l	130.00
Cu	63	72	1	No Gas	-0.100	ug/l	1882.88
Cu	63	72	3	He	-0.030	ug/l	350.60
Cu	65	72	1	No Gas	-0.048	ug/l	484.20
Zn	66	72	1	No Gas	0.004	ug/l	671.75
Zn	66	72	3	He	-0.124	ug/l	143.34
As	75	72	1	No Gas	-0.289	ug/l	7909.80
As	75	72	3	He	-0.172	ug/l	142.73
Se	78	72	2	H2	0.001	ug/l	24.56
Br	79	72	1	No Gas	-0.067	ug/l	6245.67
Br	79	72	2	H2	-0.112	ug/l	3450.26
Se	82	72	1	No Gas	0.049	ug/l	546.48
Kr	84	72	1	No Gas		ug/l	15567.63
Sr	88	72	1	No Gas	-0.002	ug/l	292.76
Sr	88	72	3	He	0.002	ug/l	115.56
Mo	95	115	1	No Gas	0.030	ug/l	218.89
Mo	95	115	3	He	0.021	ug/l	60.00
Mo	98	115	1	No Gas	0.025	ug/l	312.23
Ag	107	115	1	No Gas	0.002	ug/l	94.04
Ag	109	115	1	No Gas	0.001	ug/l	74.70
Cd	111	115	1	No Gas	0.000	ug/l	6.26

ICPMS207-B Analytical Data

Name	Mass	ISTD	Tune Step	Tune Mode	Conc.	Units	CPS
Cd	111	115	3	He	0.002	ug/l	3.11
Cd	114	115	1	No Gas	0.002	ug/l	12.17
Cd	114	115	3	He	0.003	ug/l	6.70
Sn	118	115	1	No Gas	0.020	ug/l	881.62
Sn	118	115	3	He	0.000	ug/l	221.11
Sb	121	115	1	No Gas	0.247	ug/l	4485.52
Sb	121	115	3	He	0.174	ug/l	906.79
Sb	123	115	1	No Gas	0.240	ug/l	3384.76
Sb	123	115	3	He	0.171	ug/l	699.76
Ba	135	115	1	No Gas	-0.005	ug/l	16.63
Ba	137	115	1	No Gas	0.002	ug/l	46.57
La	139	115	3	He	0.000	ug/l	13.33
Ce	140	115	3	He	0.000	ug/l	12.22
Hg	201	209	1	No Gas	-0.030	ug/l	151.30
Hg	202	209	1	No Gas	-0.028	ug/l	357.27
Hg	202	209	3	He	-0.031	ug/l	201.96
Tl	203	209	3	He	0.213	ug/l	1134.51
Tl	205	209	1	No Gas	0.165	ug/l	4897.65
Tl	205	209	3	He	0.224	ug/l	2788.09
[Pb]	206	209	1	No Gas	0.014	ug/l	287.78
[Pb]	207	209	1	No Gas	0.020	ug/l	293.34
Pb	208	209	1	No Gas	0.016	ug/l	1197.81
Th	232	209	3	He	0.070	ug/l	1235.89
U	238	209	1	No Gas	0.003	ug/l	113.65

Name	Mass	Tune Step	Tune Mode	CPS	ISTD Recovery %
Sc	45	1	No Gas	2900299.45	73.2
Sc	45	2	H2	1843221.02	79.9
Sc	45	3	He	191154.34	69.0
Ge	72	1	No Gas	879202.16	84.6
Ge	72	2	H2	683828.48	85.1
Ge	72	3	He	131199.03	79.0
In	115	1	No Gas	1037414.64	96.1
In	115	3	He	231070.00	83.3
Tb	159	1	No Gas	8349281.23	104.1
Tb	159	3	He	3356105.60	95.9
Ho	165	1	No Gas	7987529.23	103.7
Ho	165	3	He	3319766.89	98.3
Lu	175	1	No Gas	7737740.59	107.5
Lu	175	3	He	2650540.11	94.9
Bi	209	1	No Gas	5208653.08	110.8
Bi	209	3	He	2196193.77	100.6

ICPMS207-B Analytical Data

Sample Name	B22021627-001A
File Name	036SMPL.d
Data Path Name	D:\Agilent\ICPMH\1\DATA\220301ADoD.b
Acq Time	2022-03-01 15:41:04
Sample Type	Sample
Total Dilution	1.0000
Comment	ICPMS-6020-W-D
Operator	CAR/SRH/JPV/AEM
Method	SW6020/SW6020B

Name	Mass	ISTD	Tune Step	Tune Mode	Conc.	Units	CPS
Li	7	45	1	No Gas	-0.092	ug/l	16356.66
Be	9	45	1	No Gas	-0.092	ug/l	105.31
B	11	45	1	No Gas	46.755	ug/l	83782.48
Na	23	45	3	He	50130.758	ug/l	33720561.72
Mg	24	45	3	He	21051.555	ug/l	7807785.83
Al	27	45	1	No Gas	1.927	ug/l	39853.91
Si	28	45	2	H2	20263.554	ug/l	38754621.62
K	39	72	3	He	2544.082	ug/l	1209974.29
Ca	40	72	2	H2	20406.847	ug/l	141320800.82
Ti	47	72	1	No Gas	1.390	ug/l	2669.61
V	51	72	1	No Gas	15.836	ug/l	311579.36
V	51	72	3	He	11.759	ug/l	56205.22
Cr	52	72	1	No Gas	0.483	ug/l	62675.91
Cr	52	72	3	He	1.933	ug/l	8560.31
Mn	55	72	1	No Gas	1.479	ug/l	40972.75
Mn	55	72	3	He	1.476	ug/l	3979.75
Fe	56	72	2	H2	2.648	ug/l	46173.38
Fe	56	72	3	He	2.253	ug/l	13469.82
Co	59	72	1	No Gas	0.037	ug/l	1117.83
Ni	60	72	1	No Gas	0.153	ug/l	1899.70
Ni	60	72	3	He	0.206	ug/l	456.68
Cu	63	72	1	No Gas	0.327	ug/l	6973.14
Cu	63	72	3	He	0.175	ug/l	1169.81
Cu	65	72	1	No Gas	0.219	ug/l	2026.29
Zn	66	72	1	No Gas	3.862	ug/l	15764.17
Zn	66	72	3	He	3.829	ug/l	3653.81
As	75	72	1	No Gas	-0.123	ug/l	10016.96
As	75	72	3	He	-0.226	ug/l	126.27
Se	78	72	2	H2	0.291	ug/l	182.89
Br	79	72	1	No Gas	39.289	ug/l	299344.10
Br	79	72	2	H2	38.356	ug/l	175939.47
Se	82	72	1	No Gas	1.289	ug/l	979.56
Kr	84	72	1	No Gas		ug/l	49450.09
Sr	88	72	1	No Gas	169.067	ug/l	5369293.68
Sr	88	72	3	He	163.494	ug/l	670371.71
Mo	95	115	1	No Gas	0.313	ug/l	2043.50
Mo	95	115	3	He	0.307	ug/l	718.91
Mo	98	115	1	No Gas	0.301	ug/l	3191.00
Ag	107	115	1	No Gas	0.002	ug/l	91.37
Ag	109	115	1	No Gas	0.001	ug/l	83.37
Cd	111	115	1	No Gas	0.007	ug/l	35.01

ICPMS207-B Analytical Data

Name	Mass	ISTD	Tune Step	Tune Mode	Conc.	Units	CPS
Cd	111	115	3	He	0.012	ug/l	15.78
Cd	114	115	1	No Gas	0.009	ug/l	69.59
Cd	114	115	3	He	0.012	ug/l	32.65
Sn	118	115	1	No Gas	-0.034	ug/l	422.50
Sn	118	115	3	He	-0.055	ug/l	103.33
Sb	121	115	1	No Gas	0.218	ug/l	4422.48
Sb	121	115	3	He	0.205	ug/l	1201.17
Sb	123	115	1	No Gas	0.214	ug/l	3359.08
Sb	123	115	3	He	0.222	ug/l	997.14
Ba	135	115	1	No Gas	8.214	ug/l	26539.69
Ba	137	115	1	No Gas	8.131	ug/l	45237.54
La	139	115	3	He	0.000	ug/l	14.44
Ce	140	115	3	He	0.002	ug/l	43.33
Hg	201	209	1	No Gas	-0.013	ug/l	192.96
Hg	202	209	1	No Gas	-0.012	ug/l	448.25
Hg	202	209	3	He	0.005	ug/l	296.28
Tl	203	209	3	He	0.128	ug/l	773.00
Tl	205	209	1	No Gas	0.077	ug/l	2545.83
Tl	205	209	3	He	0.131	ug/l	1853.55
[Pb]	206	209	1	No Gas	0.037	ug/l	531.12
[Pb]	207	209	1	No Gas	0.033	ug/l	421.12
Pb	208	209	1	No Gas	0.037	ug/l	2080.08
Th	232	209	3	He	0.014	ug/l	373.49
U	238	209	1	No Gas	0.027	ug/l	1058.17

Name	Mass	Tune Step	Tune Mode	CPS	ISTD Recovery %
Sc	45	1	No Gas	3827140.50	96.6
Sc	45	2	H2	2176113.42	94.4
Sc	45	3	He	249177.52	90.0
Ge	72	1	No Gas	1014658.48	97.6
Ge	72	2	H2	760487.25	94.6
Ge	72	3	He	159902.00	96.3
In	115	1	No Gas	1129898.20	104.6
In	115	3	He	269142.29	97.1
Tb	159	1	No Gas	9160217.81	114.2
Tb	159	3	He	3795415.41	108.4
Ho	165	1	No Gas	8764565.82	113.8
Ho	165	3	He	3750021.90	111.1
Lu	175	1	No Gas	8596522.89	119.4
Lu	175	3	He	2972585.50	106.4
Bi	209	1	No Gas	5440022.21	115.7
Bi	209	3	He	2394306.14	109.7

ICPMS207-B Analytical Data

Sample Name	B22021627-001ADIL
File Name	037ARef.d
Data Path Name	D:\Agilent\ICPMH\1\DATA\220301ADoD.b
Acq Time	2022-03-01 15:47:18
Sample Type	AllRef
Total Dilution	5.0000
Comment	ICPMS-6020-W-D
Operator	CAR/SRH/JPV/AEM
Method	SW6020/SW6020B

Name	Mass	ISTD	Tune Step	Tune Mode	Conc.	Units	CPS
Li	7	45	1	No Gas	5.972	ug/l	20018.49
Be	9	45	1	No Gas	-0.417	ug/l	105.31
B	11	45	1	No Gas	47.509	ug/l	13960.83
Na	23	45	3	He	49857.837	ug/l	5394584.99
Mg	24	45	3	He	21474.930	ug/l	1273050.22
Al	27	45	1	No Gas	11.057	ug/l	35230.12
Si	28	45	2	H2	20121.984	ug/l	6766518.37
K	39	72	3	He	2106.872	ug/l	253982.94
Ca	40	72	2	H2	20510.427	ug/l	25688621.88
Ti	47	72	1	No Gas	1.427	ug/l	682.37
V	51	72	1	No Gas	17.537	ug/l	42795.98
V	51	72	3	He	6.683	ug/l	16920.99
Cr	52	72	1	No Gas	-2.453	ug/l	38887.77
Cr	52	72	3	He	2.081	ug/l	2285.75
Mn	55	72	1	No Gas	2.318	ug/l	14095.50
Mn	55	72	3	He	1.584	ug/l	803.53
Fe	56	72	2	H2	4.099	ug/l	18600.54
Fe	56	72	3	He	3.374	ug/l	7032.12
Co	59	72	1	No Gas	0.032	ug/l	415.85
Ni	60	72	1	No Gas	-0.001	ug/l	1018.02
Ni	60	72	3	He	0.444	ug/l	254.45
Cu	63	72	1	No Gas	0.236	ug/l	3363.08
Cu	63	72	3	He	0.482	ug/l	769.20
Cu	65	72	1	No Gas	0.540	ug/l	1244.56
Zn	66	72	1	No Gas	10.364	ug/l	7732.35
Zn	66	72	3	He	9.824	ug/l	1746.78
As	75	72	1	No Gas	1.548	ug/l	10754.97
As	75	72	3	He	-0.766	ug/l	165.13
Se	78	72	2	H2	0.270	ug/l	50.11
Br	79	72	1	No Gas	41.800	ug/l	61321.84
Br	79	72	2	H2	38.283	ug/l	34759.66
Se	82	72	1	No Gas	1.644	ug/l	624.61
Kr	84	72	1	No Gas		ug/l	22043.20
Sr	88	72	1	No Gas	173.588	ug/l	968171.05
Sr	88	72	3	He	161.478	ug/l	115072.33
Mo	95	115	1	No Gas	0.353	ug/l	481.12
Mo	95	115	3	He	0.299	ug/l	143.34
Mo	98	115	1	No Gas	0.365	ug/l	807.46
Ag	107	115	1	No Gas	0.011	ug/l	97.37
Ag	109	115	1	No Gas	0.004	ug/l	80.03
Cd	111	115	1	No Gas	0.032	ug/l	30.50

ICPMS207-B Analytical Data

Name	Mass	ISTD	Tune Step	Tune Mode	Conc.	Units	CPS
Cd	111	115	3	He	0.022	ug/l	6.00
Cd	114	115	1	No Gas	0.026	ug/l	38.03
Cd	114	115	3	He	0.028	ug/l	14.39
Sn	118	115	1	No Gas	0.169	ug/l	1061.27
Sn	118	115	3	He	0.111	ug/l	290.01
Sb	121	115	1	No Gas	0.357	ug/l	1961.67
Sb	121	115	3	He	0.240	ug/l	440.72
Sb	123	115	1	No Gas	0.343	ug/l	1470.89
Sb	123	115	3	He	0.260	ug/l	356.04
Ba	135	115	1	No Gas	8.386	ug/l	5280.57
Ba	137	115	1	No Gas	8.528	ug/l	9228.12
La	139	115	3	He	0.005	ug/l	21.11
Ce	140	115	3	He	0.011	ug/l	44.44
Hg	201	209	1	No Gas	-0.107	ug/l	172.30
Hg	202	209	1	No Gas	-0.099	ug/l	405.93
Hg	202	209	3	He	-0.257	ug/l	174.30
Tl	203	209	3	He	0.190	ug/l	276.78
Tl	205	209	1	No Gas	0.116	ug/l	980.05
Tl	205	209	3	He	0.218	ug/l	721.65
[Pb]	206	209	1	No Gas	0.095	ug/l	344.45
[Pb]	207	209	1	No Gas	0.087	ug/l	282.23
Pb	208	209	1	No Gas	0.099	ug/l	1375.59
Th	232	209	3	He	0.064	ug/l	349.48
U	238	209	1	No Gas	0.032	ug/l	254.62

Name	Mass	Tune Step	Tune Mode	CPS	ISTD Recovery %
Sc	45	1	No Gas	3050684.70	77.0
Sc	45	2	H2	1909961.35	82.8
Sc	45	3	He	199022.73	71.9
Ge	72	1	No Gas	890927.66	85.7
Ge	72	2	H2	684803.88	85.2
Ge	72	3	He	138853.23	83.6
In	115	1	No Gas	1095374.35	101.5
In	115	3	He	244798.81	88.3
Tb	159	1	No Gas	8759000.57	109.2
Tb	159	3	He	3615607.82	103.3
Ho	165	1	No Gas	8549197.75	111.0
Ho	165	3	He	3622392.92	107.3
Lu	175	1	No Gas	8323679.01	115.6
Lu	175	3	He	2872171.16	102.8
Bi	209	1	No Gas	5359210.94	114.0
Bi	209	3	He	2350651.42	107.7

ICPMS207-B Analytical Data

Sample Name	B22021627-001AMS
File Name	038MS.d
Data Path Name	D:\Agilent\ICPMH\1\DATA\220301ADoD.b
Acq Time	2022-03-01 15:53:32
Sample Type	MS
Total Dilution	1.0300
Comment	ICPMS-6020-W-D
Operator	CAR/SRH/JPV/AEM
Method	SW6020/SW6020B

Name	Mass	ISTD	Tune Step	Tune Mode	Conc.	Units	CPS
Li	7	45	1	No Gas	1550.216	ug/l	8664953.95
Be	9	45	1	No Gas	35.529	ug/l	92097.21
B	11	45	1	No Gas	82.110	ug/l	120059.40
Na	23	45	3	He	93335.473	ug/l	54293180.86
Mg	24	45	3	He	68289.981	ug/l	21915692.72
Al	27	45	1	No Gas	45.221	ug/l	583669.23
Si	28	45	2	H2	20418.472	ug/l	33376337.44
K	39	72	3	He	44600.841	ug/l	17322542.80
Ca	40	72	2	H2	63159.196	ug/l	390543212.79
Ti	47	72	1	No Gas	48.058	ug/l	73845.91
V	51	72	1	No Gas	52.904	ug/l	984637.75
V	51	72	3	He	61.225	ug/l	206231.12
Cr	52	72	1	No Gas	47.855	ug/l	859865.27
Cr	52	72	3	He	48.727	ug/l	171086.17
Mn	55	72	1	No Gas	48.427	ug/l	1066782.99
Mn	55	72	3	He	49.444	ug/l	116461.22
Fe	56	72	2	H2	4789.157	ug/l	59701921.07
Fe	56	72	3	He	4685.072	ug/l	14259730.27
Co	59	72	1	No Gas	44.859	ug/l	845787.36
Ni	60	72	1	No Gas	45.383	ug/l	196480.70
Ni	60	72	3	He	50.463	ug/l	63310.98
Cu	63	72	1	No Gas	47.889	ug/l	484812.48
Cu	63	72	3	He	51.431	ug/l	167384.06
Cu	65	72	1	No Gas	46.610	ug/l	230002.20
Zn	66	72	1	No Gas	52.338	ug/l	182401.17
Zn	66	72	3	He	55.162	ug/l	43668.93
As	75	72	1	No Gas	48.618	ug/l	240108.12
As	75	72	3	He	50.384	ug/l	39958.97
Se	78	72	2	H2	50.981	ug/l	24455.94
Br	79	72	1	No Gas	42.335	ug/l	288059.52
Br	79	72	2	H2	40.738	ug/l	166878.46
Se	82	72	1	No Gas	52.130	ug/l	13673.07
Kr	84	72	1	No Gas		ug/l	54659.22
Sr	88	72	1	No Gas	219.794	ug/l	6245465.22
Sr	88	72	3	He	206.176	ug/l	755478.63
Mo	95	115	1	No Gas	48.983	ug/l	279577.28
Mo	95	115	3	He	50.561	ug/l	102013.96
Mo	98	115	1	No Gas	48.866	ug/l	452319.13
Ag	107	115	1	No Gas	19.891	ug/l	291398.76
Ag	109	115	1	No Gas	20.025	ug/l	278877.35
Cd	111	115	1	No Gas	51.190	ug/l	163908.41

ICPMS207-B Analytical Data

Name	Mass	ISTD	Tune Step	Tune Mode	Conc.	Units	CPS
Cd	111	115	3	He	51.827	ug/l	54993.96
Cd	114	115	1	No Gas	51.060	ug/l	370272.85
Cd	114	115	3	He	52.911	ug/l	133936.64
Sn	118	115	1	No Gas	50.664	ug/l	450869.89
Sn	118	115	3	He	50.509	ug/l	125950.56
Sb	121	115	1	No Gas	46.290	ug/l	675827.64
Sb	121	115	3	He	45.402	ug/l	183571.27
Sb	123	115	1	No Gas	45.869	ug/l	519005.89
Sb	123	115	3	He	46.155	ug/l	145818.48
Ba	135	115	1	No Gas	59.843	ug/l	172332.29
Ba	137	115	1	No Gas	59.056	ug/l	293025.36
La	139	115	3	He	54.303	ug/l	741093.15
Ce	140	115	3	He	55.201	ug/l	804991.39
Hg	201	209	1	No Gas	1.004	ug/l	2046.75
Hg	202	209	1	No Gas	0.978	ug/l	4589.88
Hg	202	209	3	He	0.966	ug/l	2006.08
Tl	203	209	3	He	50.524	ug/l	236518.02
Tl	205	209	1	No Gas	50.611	ug/l	1282305.88
Tl	205	209	3	He	51.015	ug/l	558503.07
[Pb]	206	209	1	No Gas	50.218	ug/l	439250.31
[Pb]	207	209	1	No Gas	50.002	ug/l	384138.33
Pb	208	209	1	No Gas	50.131	ug/l	1760531.95
Th	232	209	3	He	52.151	ug/l	778707.84
U	238	209	1	No Gas	51.108	ug/l	1722954.79

Name	Mass	Tune Step	Tune Mode	CPS	ISTD Recovery %
Sc	45	1	No Gas	3224344.55	81.3
Sc	45	2	H2	1915935.58	83.1
Sc	45	3	He	222069.01	80.2
Ge	72	1	No Gas	935661.16	90.0
Ge	72	2	H2	700104.14	87.1
Ge	72	3	He	147157.30	88.6
In	115	1	No Gas	1038703.78	96.2
In	115	3	He	245905.62	88.7
Tb	159	1	No Gas	8558514.57	106.7
Tb	159	3	He	3507691.97	100.2
Ho	165	1	No Gas	8168857.58	106.1
Ho	165	3	He	3368104.10	99.8
Lu	175	1	No Gas	7926962.31	110.1
Lu	175	3	He	2774614.52	99.3
Bi	209	1	No Gas	4914465.65	104.5
Bi	209	3	He	2106514.21	96.5

ICPMS207-B Analytical Data

Sample Name	B22021627-001AMSD
File Name	039MSD.d
Data Path Name	D:\Agilent\ICPMH\1\DATA\220301ADoD.b
Acq Time	2022-03-01 15:59:46
Sample Type	MSD
Total Dilution	1.0300
Comment	ICPMS-6020-W-D
Operator	CAR/SRH/JPV/AEM
Method	SW6020/SW6020B

Name	Mass	ISTD	Tune Step	Tune Mode	Conc.	Units	CPS
Li	7	45	1	No Gas	1591.847	ug/l	9840195.52
Be	9	45	1	No Gas	34.793	ug/l	99717.93
B	11	45	1	No Gas	81.427	ug/l	131674.17
Na	23	45	3	He	92274.396	ug/l	56917445.82
Mg	24	45	3	He	67182.190	ug/l	22869433.18
Al	27	45	1	No Gas	44.590	ug/l	636185.82
Si	28	45	2	H2	20068.031	ug/l	34970126.58
K	39	72	3	He	45012.990	ug/l	18224666.67
Ca	40	72	2	H2	65058.282	ug/l	425094736.43
Ti	47	72	1	No Gas	50.552	ug/l	81368.05
V	51	72	1	No Gas	57.294	ug/l	1117598.91
V	51	72	3	He	62.826	ug/l	220230.67
Cr	52	72	1	No Gas	48.345	ug/l	910058.91
Cr	52	72	3	He	49.514	ug/l	181222.22
Mn	55	72	1	No Gas	49.691	ug/l	1148896.53
Mn	55	72	3	He	49.866	ug/l	122436.25
Fe	56	72	2	H2	4738.583	ug/l	62409794.68
Fe	56	72	3	He	4841.151	ug/l	15360506.94
Co	59	72	1	No Gas	46.342	ug/l	916250.15
Ni	60	72	1	No Gas	44.856	ug/l	203656.36
Ni	60	72	3	He	51.059	ug/l	66777.31
Cu	63	72	1	No Gas	48.948	ug/l	519728.22
Cu	63	72	3	He	52.871	ug/l	179345.39
Cu	65	72	1	No Gas	47.693	ug/l	246822.70
Zn	66	72	1	No Gas	53.321	ug/l	195036.29
Zn	66	72	3	He	55.286	ug/l	45619.47
As	75	72	1	No Gas	50.014	ug/l	258913.08
As	75	72	3	He	50.777	ug/l	41976.50
Se	78	72	2	H2	50.926	ug/l	25816.07
Br	79	72	1	No Gas	42.432	ug/l	303170.61
Br	79	72	2	H2	40.659	ug/l	176080.69
Se	82	72	1	No Gas	52.458	ug/l	14437.38
Kr	84	72	1	No Gas		ug/l	58052.29
Sr	88	72	1	No Gas	218.336	ug/l	6506441.71
Sr	88	72	3	He	211.524	ug/l	807973.50
Mo	95	115	1	No Gas	50.005	ug/l	292555.10
Mo	95	115	3	He	49.957	ug/l	105284.76
Mo	98	115	1	No Gas	49.732	ug/l	471567.96
Ag	107	115	1	No Gas	20.074	ug/l	301336.16
Ag	109	115	1	No Gas	20.105	ug/l	286896.05
Cd	111	115	1	No Gas	51.761	ug/l	169840.09

ICPMS207-B Analytical Data

Name	Mass	ISTD	Tune Step	Tune Mode	Conc.	Units	CPS
Cd	111	115	3	He	51.981	ug/l	57608.53
Cd	114	115	1	No Gas	51.543	ug/l	383083.01
Cd	114	115	3	He	52.797	ug/l	139600.94
Sn	118	115	1	No Gas	51.698	ug/l	471522.84
Sn	118	115	3	He	51.006	ug/l	132859.42
Sb	121	115	1	No Gas	48.507	ug/l	725689.84
Sb	121	115	3	He	47.690	ug/l	201357.60
Sb	123	115	1	No Gas	47.748	ug/l	553546.76
Sb	123	115	3	He	47.299	ug/l	156083.18
Ba	135	115	1	No Gas	61.241	ug/l	180636.57
Ba	137	115	1	No Gas	60.652	ug/l	308435.48
La	139	115	3	He	55.619	ug/l	792842.27
Ce	140	115	3	He	54.398	ug/l	828435.08
Hg	201	209	1	No Gas	0.993	ug/l	2026.08
Hg	202	209	1	No Gas	0.972	ug/l	4556.21
Hg	202	209	3	He	0.966	ug/l	2040.75
Tl	203	209	3	He	50.232	ug/l	239192.68
Tl	205	209	1	No Gas	50.963	ug/l	1289224.31
Tl	205	209	3	He	51.438	ug/l	572874.94
[Pb]	206	209	1	No Gas	50.591	ug/l	442273.74
[Pb]	207	209	1	No Gas	49.896	ug/l	382944.31
Pb	208	209	1	No Gas	50.594	ug/l	1775893.80
Th	232	209	3	He	52.277	ug/l	794157.48
U	238	209	1	No Gas	50.421	ug/l	1698416.97

Name	Mass	Tune Step	Tune Mode	CPS	ISTD Recovery %
Sc	45	1	No Gas	3564586.02	89.9
Sc	45	2	H2	2042111.07	88.6
Sc	45	3	He	235556.88	85.1
Ge	72	1	No Gas	980850.24	94.4
Ge	72	2	H2	740052.38	92.1
Ge	72	3	He	153398.47	92.4
In	115	1	No Gas	1064207.90	98.6
In	115	3	He	256768.29	92.6
Tb	159	1	No Gas	8803020.94	109.7
Tb	159	3	He	3596963.14	102.8
Ho	165	1	No Gas	8333469.22	108.2
Ho	165	3	He	3521483.31	104.3
Lu	175	1	No Gas	8106673.73	112.6
Lu	175	3	He	2829027.47	101.3
Bi	209	1	No Gas	4915438.81	104.6
Bi	209	3	He	2143547.79	98.2

ICPMS207-B Analytical Data

Sample Name	Rinse
File Name	040BLKV.d
Data Path Name	D:\Agilent\ICPMH\1\DATA\220301ADoD.b
Acq Time	2022-03-01 16:06:00
Sample Type	BlkVrfy
Total Dilution	1.0000
Comment	ICPMS-6020-W-D
Operator	CAR/SRH/JPV/AEM
Method	SW6020/SW6020B

Name	Mass	ISTD	Tune Step	Tune Mode	Conc.	Units	CPS
Li	7	45	1	No Gas	3.262	ug/l	33698.63
Be	9	45	1	No Gas	-0.092	ug/l	89.65
B	11	45	1	No Gas	1.160	ug/l	2284.43
Na	23	45	3	He	35.534	ug/l	64816.41
Mg	24	45	3	He	2.018	ug/l	1726.68
Al	27	45	1	No Gas	0.029	ug/l	8869.35
Si	28	45	2	H2	1.506	ug/l	16177.26
K	39	72	3	He	-46.305	ug/l	77948.68
Ca	40	72	2	H2	-1.767	ug/l	131145.06
Ti	47	72	1	No Gas	0.061	ug/l	363.70
V	51	72	1	No Gas	-1.162	ug/l	-51174.23
V	51	72	3	He	0.060	ug/l	12926.89
Cr	52	72	1	No Gas	-0.229	ug/l	45560.48
Cr	52	72	3	He	0.029	ug/l	964.48
Mn	55	72	1	No Gas	0.230	ug/l	9554.23
Mn	55	72	3	He	0.001	ug/l	80.98
Fe	56	72	2	H2	0.234	ug/l	11571.23
Fe	56	72	3	He	0.251	ug/l	5731.92
Co	59	72	1	No Gas	-0.001	ug/l	289.43
Ni	60	72	1	No Gas	-0.137	ug/l	469.08
Ni	60	72	3	He	-0.020	ug/l	121.11
Cu	63	72	1	No Gas	-0.179	ug/l	1183.86
Cu	63	72	3	He	-0.045	ug/l	319.94
Cu	65	72	1	No Gas	-0.055	ug/l	478.87
Zn	66	72	1	No Gas	-0.032	ug/l	594.24
Zn	66	72	3	He	-0.116	ug/l	156.67
As	75	72	1	No Gas	-0.059	ug/l	9749.25
As	75	72	3	He	-0.081	ug/l	218.73
Se	78	72	2	H2	0.009	ug/l	29.11
Br	79	72	1	No Gas	0.431	ug/l	10180.15
Br	79	72	2	H2	0.311	ug/l	5310.47
Se	82	72	1	No Gas	0.451	ug/l	693.81
Kr	84	72	1	No Gas		ug/l	16733.54
Sr	88	72	1	No Gas	0.002	ug/l	425.83
Sr	88	72	3	He	-0.001	ug/l	110.00
Mo	95	115	1	No Gas	0.069	ug/l	464.46
Mo	95	115	3	He	0.064	ug/l	146.67
Mo	98	115	1	No Gas	0.067	ug/l	737.95
Ag	107	115	1	No Gas	0.004	ug/l	121.38
Ag	109	115	1	No Gas	0.003	ug/l	117.38
Cd	111	115	1	No Gas	0.000	ug/l	6.66

ICPMS207-B Analytical Data

Name	Mass	ISTD	Tune Step	Tune Mode	Conc.	Units	CPS
Cd	111	115	3	He	0.001	ug/l	2.11
Cd	114	115	1	No Gas	0.001	ug/l	5.72
Cd	114	115	3	He	0.003	ug/l	7.83
Sn	118	115	1	No Gas	0.135	ug/l	2006.18
Sn	118	115	3	He	0.095	ug/l	458.90
Sb	121	115	1	No Gas	1.775	ug/l	28468.68
Sb	121	115	3	He	1.665	ug/l	6892.73
Sb	123	115	1	No Gas	1.740	ug/l	21589.78
Sb	123	115	3	He	1.649	ug/l	5336.22
Ba	135	115	1	No Gas	0.001	ug/l	36.59
Ba	137	115	1	No Gas	-0.002	ug/l	26.61
La	139	115	3	He	0.000	ug/l	6.67
Ce	140	115	3	He	0.000	ug/l	13.33
Hg	201	209	1	No Gas	-0.052	ug/l	111.31
Hg	202	209	1	No Gas	-0.050	ug/l	263.28
Hg	202	209	3	He	-0.063	ug/l	140.64
Tl	203	209	3	He	0.089	ug/l	523.56
Tl	205	209	1	No Gas	0.054	ug/l	1849.03
Tl	205	209	3	He	0.090	ug/l	1235.89
[Pb]	206	209	1	No Gas	0.003	ug/l	196.67
[Pb]	207	209	1	No Gas	0.004	ug/l	172.23
Pb	208	209	1	No Gas	0.005	ug/l	798.91
Th	232	209	3	He	0.052	ug/l	961.76
U	238	209	1	No Gas	0.003	ug/l	129.64

Name	Mass	Tune Step	Tune Mode	CPS	ISTD Recovery %
Sc	45	1	No Gas	3354096.79	84.6
Sc	45	2	H2	1935495.01	83.9
Sc	45	3	He	202099.62	73.0
Ge	72	1	No Gas	948987.04	91.3
Ge	72	2	H2	704673.32	87.7
Ge	72	3	He	137756.71	82.9
In	115	1	No Gas	1088655.84	100.8
In	115	3	He	236554.36	85.3
Tb	159	1	No Gas	8758779.93	109.2
Tb	159	3	He	3401111.95	97.2
Ho	165	1	No Gas	8341429.31	108.3
Ho	165	3	He	3334772.16	98.8
Lu	175	1	No Gas	8088707.85	112.3
Lu	175	3	He	2681445.75	96.0
Bi	209	1	No Gas	5476324.18	116.5
Bi	209	3	He	2220798.52	101.7

ICPMS207-B Analytical Data

Sample Name	B22021627-001B
File Name	041SMPL.d
Data Path Name	D:\Agilent\ICPMH\1\DATA\220301ADoD.b
Acq Time	2022-03-01 16:12:14
Sample Type	Sample
Total Dilution	1.0000
Comment	ICPMS-6020-W-T
Operator	CAR/SRH/JPV/AEM
Method	SW6020/SW6020B

Name	Mass	ISTD	Tune Step	Tune Mode	Conc.	Units	CPS
Li	7	45	1	No Gas	4.053	ug/l	32431.39
Be	9	45	1	No Gas	-0.085	ug/l	92.31
B	11	45	1	No Gas	37.921	ug/l	49467.98
Na	23	45	3	He	46173.940	ug/l	21783936.34
Mg	24	45	3	He	20624.309	ug/l	5364413.24
Al	27	45	1	No Gas	4.643	ug/l	59609.17
Si	28	45	2	H2	19573.398	ug/l	29507245.55
K	39	72	3	He	2225.686	ug/l	817595.45
Ca	40	72	2	H2	19652.693	ug/l	112517154.86
Ti	47	72	1	No Gas	1.623	ug/l	2537.79
V	51	72	1	No Gas	10.441	ug/l	162555.81
V	51	72	3	He	14.698	ug/l	50713.16
Cr	52	72	1	No Gas	2.152	ug/l	78053.89
Cr	52	72	3	He	2.088	ug/l	6988.37
Mn	55	72	1	No Gas	5.949	ug/l	124587.70
Mn	55	72	3	He	4.982	ug/l	10074.78
Fe	56	72	2	H2	23.372	ug/l	277105.71
Fe	56	72	3	He	23.147	ug/l	64519.38
Co	59	72	1	No Gas	0.072	ug/l	1530.38
Ni	60	72	1	No Gas	0.309	ug/l	2189.16
Ni	60	72	3	He	0.335	ug/l	486.68
Cu	63	72	1	No Gas	0.630	ug/l	8600.01
Cu	63	72	3	He	0.419	ug/l	1567.11
Cu	65	72	1	No Gas	0.454	ug/l	2747.37
Zn	66	72	1	No Gas	3.529	ug/l	11977.75
Zn	66	72	3	He	3.762	ug/l	2742.50
As	75	72	1	No Gas	0.630	ug/l	11571.83
As	75	72	3	He	0.065	ug/l	291.60
Se	78	72	2	H2	0.343	ug/l	174.11
Br	79	72	1	No Gas	10.257	ug/l	69442.67
Br	79	72	2	H2	10.033	ug/l	40696.77
Se	82	72	1	No Gas	0.556	ug/l	639.41
Kr	84	72	1	No Gas		ug/l	42862.79
Sr	88	72	1	No Gas	172.280	ug/l	4529582.62
Sr	88	72	3	He	168.016	ug/l	525466.19
Mo	95	115	1	No Gas	0.359	ug/l	2012.38
Mo	95	115	3	He	0.379	ug/l	716.69
Mo	98	115	1	No Gas	0.362	ug/l	3294.99
Ag	107	115	1	No Gas	0.004	ug/l	108.04
Ag	109	115	1	No Gas	0.003	ug/l	98.71
Cd	111	115	1	No Gas	0.004	ug/l	19.79

ICPMS207-B Analytical Data

Name	Mass	ISTD	Tune Step	Tune Mode	Conc.	Units	CPS
Cd	111	115	3	He	0.008	ug/l	8.56
Cd	114	115	1	No Gas	0.005	ug/l	29.77
Cd	114	115	3	He	0.008	ug/l	18.56
Sn	118	115	1	No Gas	0.382	ug/l	3926.09
Sn	118	115	3	He	0.321	ug/l	942.26
Sb	121	115	1	No Gas	1.808	ug/l	26171.97
Sb	121	115	3	He	1.406	ug/l	5407.27
Sb	123	115	1	No Gas	1.806	ug/l	20245.96
Sb	123	115	3	He	1.420	ug/l	4268.75
Ba	135	115	1	No Gas	8.802	ug/l	24459.85
Ba	137	115	1	No Gas	8.428	ug/l	40355.25
La	139	115	3	He	0.004	ug/l	60.00
Ce	140	115	3	He	0.004	ug/l	68.89
Hg	201	209	1	No Gas	0.050	ug/l	300.28
Hg	202	209	1	No Gas	0.044	ug/l	663.89
Hg	202	209	3	He	0.095	ug/l	436.25
Tl	203	209	3	He	0.052	ug/l	317.47
Tl	205	209	1	No Gas	0.031	ug/l	1132.28
Tl	205	209	3	He	0.051	ug/l	735.65
[Pb]	206	209	1	No Gas	0.234	ug/l	2305.77
[Pb]	207	209	1	No Gas	0.191	ug/l	1666.78
Pb	208	209	1	No Gas	0.216	ug/l	8547.82
Th	232	209	3	He	0.154	ug/l	2517.26
U	238	209	1	No Gas	0.030	ug/l	1083.50

Name	Mass	Tune Step	Tune Mode	CPS	ISTD Recovery %
Sc	45	1	No Gas	2780926.52	70.2
Sc	45	2	H2	1715273.63	74.4
Sc	45	3	He	174681.83	63.1
Ge	72	1	No Gas	839714.07	80.8
Ge	72	2	H2	628959.97	78.2
Ge	72	3	He	121988.36	73.4
In	115	1	No Gas	972416.00	90.1
In	115	3	He	218624.04	78.8
Tb	159	1	No Gas	8207649.13	102.3
Tb	159	3	He	3347773.96	95.6
Ho	165	1	No Gas	8011542.14	104.0
Ho	165	3	He	3294252.13	97.6
Lu	175	1	No Gas	7773143.75	108.0
Lu	175	3	He	2549726.41	91.3
Bi	209	1	No Gas	5020012.57	106.8
Bi	209	3	He	2135821.76	97.9

ICPMS207-B Analytical Data

Sample Name	B22021627-001BDIL
File Name	042SMPL.d
Data Path Name	D:\Agilent\ICPMH\1\DATA\220301ADoD.b
Acq Time	2022-03-01 16:18:28
Sample Type	Sample
Total Dilution	5.0000
Comment	ICPMS-6020-W-T
Operator	CAR/SRH/JPV/AEM
Method	SW6020/SW6020B

Name	Mass	ISTD	Tune Step	Tune Mode	Conc.	Units	CPS
Li	7	45	1	No Gas	12.147	ug/l	25885.62
Be	9	45	1	No Gas	-0.441	ug/l	89.65
B	11	45	1	No Gas	39.741	ug/l	11379.57
Na	23	45	3	He	48599.598	ug/l	4576130.04
Mg	24	45	3	He	20977.435	ug/l	1082598.11
Al	27	45	1	No Gas	9.505	ug/l	30374.16
Si	28	45	2	H2	19721.741	ug/l	6170674.79
K	39	72	3	He	1985.856	ug/l	217202.86
Ca	40	72	2	H2	19871.567	ug/l	23769144.14
Ti	47	72	1	No Gas	1.462	ug/l	674.03
V	51	72	1	No Gas	-5.278	ug/l	-41280.87
V	51	72	3	He	11.744	ug/l	17756.45
Cr	52	72	1	No Gas	-0.405	ug/l	44392.65
Cr	52	72	3	He	2.293	ug/l	2153.51
Mn	55	72	1	No Gas	6.756	ug/l	32275.02
Mn	55	72	3	He	5.289	ug/l	2215.40
Fe	56	72	2	H2	26.049	ug/l	70402.21
Fe	56	72	3	He	24.605	ug/l	17361.13
Co	59	72	1	No Gas	0.094	ug/l	628.77
Ni	60	72	1	No Gas	-0.100	ug/l	908.23
Ni	60	72	3	He	0.328	ug/l	201.11
Cu	63	72	1	No Gas	0.082	ug/l	2977.51
Cu	63	72	3	He	0.477	ug/l	678.55
Cu	65	72	1	No Gas	0.398	ug/l	1077.14
Zn	66	72	1	No Gas	27.420	ug/l	18820.46
Zn	66	72	3	He	28.295	ug/l	4052.81
As	75	72	1	No Gas	3.999	ug/l	12652.82
As	75	72	3	He	-0.477	ug/l	185.67
Se	78	72	2	H2	0.314	ug/l	51.89
Br	79	72	1	No Gas	15.185	ug/l	25855.34
Br	79	72	2	H2	14.513	ug/l	14898.23
Se	82	72	1	No Gas	-0.251	ug/l	518.88
Kr	84	72	1	No Gas		ug/l	20367.80
Sr	88	72	1	No Gas	172.526	ug/l	935776.13
Sr	88	72	3	He	165.493	ug/l	104599.91
Mo	95	115	1	No Gas	0.331	ug/l	448.90
Mo	95	115	3	He	0.415	ug/l	174.45
Mo	98	115	1	No Gas	0.304	ug/l	679.53
Ag	107	115	1	No Gas	0.010	ug/l	94.04
Ag	109	115	1	No Gas	0.009	ug/l	92.04
Cd	111	115	1	No Gas	0.026	ug/l	25.91

ICPMS207-B Analytical Data

Name	Mass	ISTD	Tune Step	Tune Mode	Conc.	Units	CPS
Cd	111	115	3	He	0.037	ug/l	8.56
Cd	114	115	1	No Gas	0.027	ug/l	37.80
Cd	114	115	3	He	0.033	ug/l	15.22
Sn	118	115	1	No Gas	0.398	ug/l	1487.14
Sn	118	115	3	He	0.382	ug/l	391.12
Sb	121	115	1	No Gas	1.438	ug/l	5338.89
Sb	121	115	3	He	1.423	ug/l	1295.19
Sb	123	115	1	No Gas	1.413	ug/l	4058.34
Sb	123	115	3	He	1.470	ug/l	1039.14
Ba	135	115	1	No Gas	8.416	ug/l	5237.28
Ba	137	115	1	No Gas	8.222	ug/l	8815.36
La	139	115	3	He	0.077	ug/l	204.45
Ce	140	115	3	He	0.043	ug/l	127.78
Hg	201	209	1	No Gas	-0.135	ug/l	165.97
Hg	202	209	1	No Gas	-0.097	ug/l	420.92
Hg	202	209	3	He	-0.196	ug/l	196.29
Tl	203	209	3	He	0.094	ug/l	170.07
Tl	205	209	1	No Gas	0.055	ug/l	651.13
Tl	205	209	3	He	0.088	ug/l	387.49
[Pb]	206	209	1	No Gas	0.280	ug/l	731.14
[Pb]	207	209	1	No Gas	0.265	ug/l	610.02
Pb	208	209	1	No Gas	0.266	ug/l	2781.24
Th	232	209	3	He	0.066	ug/l	348.81
U	238	209	1	No Gas	0.041	ug/l	337.27

Name	Mass	Tune Step	Tune Mode	CPS	ISTD Recovery %
Sc	45	1	No Gas	2961881.91	74.7
Sc	45	2	H2	1777051.09	77.1
Sc	45	3	He	173202.00	62.5
Ge	72	1	No Gas	866173.44	83.3
Ge	72	2	H2	653737.57	81.3
Ge	72	3	He	123108.71	74.1
In	115	1	No Gas	1085890.53	100.6
In	115	3	He	223338.59	80.5
Tb	159	1	No Gas	8769150.51	109.3
Tb	159	3	He	3448591.57	98.5
Ho	165	1	No Gas	8538433.60	110.9
Ho	165	3	He	3332350.49	98.7
Lu	175	1	No Gas	8542009.21	118.6
Lu	175	3	He	2652764.39	94.9
Bi	209	1	No Gas	5546010.69	118.0
Bi	209	3	He	2313471.97	106.0

ICPMS207-B Analytical Data

Sample Name	CCV
File Name	043_CCV.d
Data Path Name	D:\Agilent\ICPMH\1\DATA\220301ADoD.b
Acq Time	2022-03-01 16:24:42
Sample Type	CCV
Total Dilution	1.0000
Comment	ICPMS-6020-W-D
Operator	CAR/SRH/JPV/AEM
Method	SW6020/SW6020B

Name	Mass	ISTD	Tune Step	Tune Mode	Conc.	Units	CPS
Li	7	45	1	No Gas	389.209	ug/l	1994346.94
Be	9	45	1	No Gas	34.499	ug/l	81587.06
B	11	45	1	No Gas	38.315	ug/l	51341.62
Na	23	45	3	He	12219.526	ug/l	6353563.38
Mg	24	45	3	He	12200.362	ug/l	3480850.73
Al	27	45	1	No Gas	43.147	ug/l	508141.52
Si	28	45	2	H2	197.348	ug/l	332629.89
K	39	72	3	He	10362.262	ug/l	3805797.76
Ca	40	72	2	H2	11110.241	ug/l	69884122.50
Ti	47	72	1	No Gas	41.293	ug/l	63611.11
V	51	72	1	No Gas	40.191	ug/l	744404.14
V	51	72	3	He	45.944	ug/l	146438.65
Cr	52	72	1	No Gas	43.958	ug/l	793927.23
Cr	52	72	3	He	47.412	ug/l	154502.94
Mn	55	72	1	No Gas	47.172	ug/l	1042099.15
Mn	55	72	3	He	48.563	ug/l	106162.35
Fe	56	72	2	H2	1244.429	ug/l	15768943.49
Fe	56	72	3	He	1288.235	ug/l	3644728.32
Co	59	72	1	No Gas	45.571	ug/l	861341.29
Ni	60	72	1	No Gas	44.082	ug/l	191308.20
Ni	60	72	3	He	54.128	ug/l	63009.68
Cu	63	72	1	No Gas	47.455	ug/l	481624.78
Cu	63	72	3	He	55.062	ug/l	166284.83
Cu	65	72	1	No Gas	45.933	ug/l	227273.95
Zn	66	72	1	No Gas	49.289	ug/l	172329.66
Zn	66	72	3	He	52.404	ug/l	38505.53
As	75	72	1	No Gas	47.757	ug/l	236527.36
As	75	72	3	He	50.893	ug/l	37449.93
Se	78	72	2	H2	50.617	ug/l	24666.97
Br	79	72	1	No Gas	0.707	ug/l	11628.34
Br	79	72	2	H2	0.680	ug/l	6701.63
Se	82	72	1	No Gas	51.761	ug/l	13606.50
Kr	84	72	1	No Gas		ug/l	25359.32
Sr	88	72	1	No Gas	53.602	ug/l	1527398.76
Sr	88	72	3	He	51.578	ug/l	175489.88
Mo	95	115	1	No Gas	47.290	ug/l	288518.11
Mo	95	115	3	He	51.377	ug/l	102404.71
Mo	98	115	1	No Gas	46.615	ug/l	460867.42
Ag	107	115	1	No Gas	19.728	ug/l	308808.72
Ag	109	115	1	No Gas	19.813	ug/l	294794.04
Cd	111	115	1	No Gas	50.551	ug/l	172937.80

ICPMS207-B Analytical Data

Name	Mass	ISTD	Tune Step	Tune Mode	Conc.	Units	CPS
Cd	111	115	3	He	53.451	ug/l	56025.97
Cd	114	115	1	No Gas	50.225	ug/l	389106.76
Cd	114	115	3	He	54.800	ug/l	137033.45
Sn	118	115	1	No Gas	49.916	ug/l	474662.55
Sn	118	115	3	He	51.102	ug/l	125887.49
Sb	121	115	1	No Gas	51.236	ug/l	799101.42
Sb	121	115	3	He	52.092	ug/l	207993.51
Sb	123	115	1	No Gas	51.097	ug/l	617593.93
Sb	123	115	3	He	51.681	ug/l	161274.19
Ba	135	115	1	No Gas	50.284	ug/l	154684.23
Ba	137	115	1	No Gas	50.726	ug/l	268948.93
La	139	115	3	He	54.701	ug/l	737435.92
Ce	140	115	3	He	55.177	ug/l	794640.92
Hg	201	209	1	No Gas	0.976	ug/l	2249.07
Hg	202	209	1	No Gas	0.987	ug/l	5218.65
Hg	202	209	3	He	1.008	ug/l	2248.74
Tl	203	209	3	He	49.714	ug/l	252329.88
Tl	205	209	1	No Gas	51.021	ug/l	1461752.88
Tl	205	209	3	He	50.911	ug/l	604303.92
[Pb]	206	209	1	No Gas	49.942	ug/l	493905.10
[Pb]	207	209	1	No Gas	48.583	ug/l	422149.23
Pb	208	209	1	No Gas	49.794	ug/l	1976776.92
Th	232	209	3	He	51.013	ug/l	825926.93
U	238	209	1	No Gas	50.182	ug/l	1912444.01

Name	Mass	Tune Step	Tune Mode	CPS	ISTD Recovery %
Sc	45	1	No Gas	2857741.23	72.1
Sc	45	2	H2	1843584.08	79.9
Sc	45	3	He	191626.66	69.2
Ge	72	1	No Gas	910362.98	87.6
Ge	72	2	H2	690465.69	85.9
Ge	72	3	He	132647.41	79.9
In	115	1	No Gas	1077637.20	99.8
In	115	3	He	235805.95	85.0
Tb	159	1	No Gas	8662270.82	108.0
Tb	159	3	He	3463997.42	99.0
Ho	165	1	No Gas	8417217.23	109.3
Ho	165	3	He	3350206.70	99.2
Lu	175	1	No Gas	8481777.10	117.8
Lu	175	3	He	2652728.29	94.9
Bi	209	1	No Gas	5395149.17	114.8
Bi	209	3	He	2218232.58	101.6

ICPMS207-B Analytical Data

Sample Name	CCB
File Name	044_CCB.d
Data Path Name	D:\Agilent\ICPMH\1\DATA\220301ADoD.b
Acq Time	2022-03-01 16:30:57
Sample Type	CCB
Total Dilution	1.0000
Comment	ICPMS-6020-W-D
Operator	CAR/SRH/JPV/AEM
Method	SW6020/SW6020B

Name	Mass	ISTD	Tune Step	Tune Mode	Conc.	Units	CPS
Li	7	45	1	No Gas	2.916	ug/l	26153.53
Be	9	45	1	No Gas	-0.074	ug/l	114.98
B	11	45	1	No Gas	0.663	ug/l	1263.23
Na	23	45	3	He	40.124	ug/l	57294.07
Mg	24	45	3	He	2.646	ug/l	1630.19
Al	27	45	1	No Gas	0.225	ug/l	9464.14
Si	28	45	2	H2	1.279	ug/l	14186.43
K	39	72	3	He	-65.055	ug/l	62584.03
Ca	40	72	2	H2	-3.334	ug/l	111223.19
Ti	47	72	1	No Gas	-0.033	ug/l	196.87
V	51	72	1	No Gas	-0.707	ug/l	-35108.79
V	51	72	3	He	-0.479	ug/l	9960.11
Cr	52	72	1	No Gas	-0.431	ug/l	38370.93
Cr	52	72	3	He	0.043	ug/l	892.26
Mn	55	72	1	No Gas	0.148	ug/l	7024.43
Mn	55	72	3	He	0.001	ug/l	71.66
Fe	56	72	2	H2	0.172	ug/l	9888.28
Fe	56	72	3	He	0.138	ug/l	4762.25
Co	59	72	1	No Gas	0.000	ug/l	286.10
Ni	60	72	1	No Gas	-0.139	ug/l	412.52
Ni	60	72	3	He	-0.018	ug/l	108.89
Cu	63	72	1	No Gas	-0.181	ug/l	1067.14
Cu	63	72	3	He	-0.034	ug/l	313.61
Cu	65	72	1	No Gas	-0.061	ug/l	412.84
Zn	66	72	1	No Gas	-0.058	ug/l	454.75
Zn	66	72	3	He	-0.182	ug/l	93.33
As	75	72	1	No Gas	0.091	ug/l	9412.24
As	75	72	3	He	-0.122	ug/l	165.67
Se	78	72	2	H2	-0.009	ug/l	18.78
Br	79	72	1	No Gas	0.241	ug/l	8023.00
Br	79	72	2	H2	0.119	ug/l	4145.71
Se	82	72	1	No Gas	0.010	ug/l	524.21
Kr	84	72	1	No Gas		ug/l	15228.36
Sr	88	72	1	No Gas	-0.002	ug/l	266.14
Sr	88	72	3	He	-0.007	ug/l	81.11
Mo	95	115	1	No Gas	0.036	ug/l	250.00
Mo	95	115	3	He	0.024	ug/l	62.22
Mo	98	115	1	No Gas	0.030	ug/l	351.12
Ag	107	115	1	No Gas	0.003	ug/l	108.04
Ag	109	115	1	No Gas	0.003	ug/l	102.04
Cd	111	115	1	No Gas	0.006	ug/l	28.01

ICPMS207-B Analytical Data

Name	Mass	ISTD	Tune Step	Tune Mode	Conc.	Units	CPS
Cd	111	115	3	He	0.001	ug/l	2.56
Cd	114	115	1	No Gas	0.003	ug/l	18.73
Cd	114	115	3	He	0.001	ug/l	3.04
Sn	118	115	1	No Gas	0.070	ug/l	1327.44
Sn	118	115	3	He	0.037	ug/l	298.89
Sb	121	115	1	No Gas	0.273	ug/l	4857.68
Sb	121	115	3	He	0.214	ug/l	1025.14
Sb	123	115	1	No Gas	0.269	ug/l	3705.54
Sb	123	115	3	He	0.220	ug/l	818.44
Ba	135	115	1	No Gas	0.002	ug/l	36.59
Ba	137	115	1	No Gas	0.000	ug/l	36.59
La	139	115	3	He	0.000	ug/l	11.11
Ce	140	115	3	He	0.000	ug/l	13.33
Hg	201	209	1	No Gas	-0.045	ug/l	128.64
Hg	202	209	1	No Gas	-0.043	ug/l	304.28
Hg	202	209	3	He	-0.057	ug/l	155.30
Tl	203	209	3	He	0.084	ug/l	500.21
Tl	205	209	1	No Gas	0.052	ug/l	1882.37
Tl	205	209	3	He	0.080	ug/l	1131.84
[Pb]	206	209	1	No Gas	0.002	ug/l	188.89
[Pb]	207	209	1	No Gas	0.008	ug/l	205.56
Pb	208	209	1	No Gas	0.005	ug/l	821.12
Th	232	209	3	He	0.041	ug/l	803.02
U	238	209	1	No Gas	0.002	ug/l	96.98

Name	Mass	Tune Step	Tune Mode	CPS	ISTD Recovery %
Sc	45	1	No Gas	2717225.96	68.6
Sc	45	2	H2	1739000.68	75.4
Sc	45	3	He	172002.61	62.1
Ge	72	1	No Gas	856777.54	82.4
Ge	72	2	H2	647099.95	80.5
Ge	72	3	He	121509.64	73.2
In	115	1	No Gas	1034685.31	95.8
In	115	3	He	222833.44	80.4
Tb	159	1	No Gas	8555405.73	106.6
Tb	159	3	He	3331279.62	95.2
Ho	165	1	No Gas	8157759.45	105.9
Ho	165	3	He	3212282.69	95.2
Lu	175	1	No Gas	8294887.41	115.2
Lu	175	3	He	2597299.76	93.0
Bi	209	1	No Gas	5559372.00	118.3
Bi	209	3	He	2251144.35	103.1

ICPMS207-B Analytical Data

Sample Name	B22021627-001BPDS1
File Name	045ARef.d
Data Path Name	D:\Agilent\ICPMH\1\DATA\220301ADoD.b
Acq Time	2022-03-01 16:37:11
Sample Type	AllRef
Total Dilution	1.0300
Comment	ICPMS-6020-W-T
Operator	CAR/SRH/JPV/AEM
Method	SW6020/SW6020B

Name	Mass	ISTD	Tune Step	Tune Mode	Conc.	Units	CPS
Li	7	45	1	No Gas	1253.154	ug/l	5661810.89
Be	9	45	1	No Gas	30.264	ug/l	63385.09
B	11	45	1	No Gas	73.956	ug/l	87378.21
Na	23	45	3	He	89840.685	ug/l	41849196.88
Mg	24	45	3	He	64741.661	ug/l	16648133.54
Al	27	45	1	No Gas	43.046	ug/l	448708.71
Si	28	45	2	H2	19884.836	ug/l	28449302.40
K	39	72	3	He	41710.601	ug/l	13682716.32
Ca	40	72	2	H2	61833.723	ug/l	349889754.10
Ti	47	72	1	No Gas	45.488	ug/l	62246.56
V	51	72	1	No Gas	53.235	ug/l	882689.05
V	51	72	3	He	62.902	ug/l	178590.86
Cr	52	72	1	No Gas	45.587	ug/l	731212.41
Cr	52	72	3	He	48.748	ug/l	144497.08
Mn	55	72	1	No Gas	51.306	ug/l	1006028.43
Mn	55	72	3	He	51.996	ug/l	103359.01
Fe	56	72	2	H2	4650.452	ug/l	53052592.81
Fe	56	72	3	He	4854.230	ug/l	12472510.61
Co	59	72	1	No Gas	43.976	ug/l	738475.95
Ni	60	72	1	No Gas	43.398	ug/l	167465.47
Ni	60	72	3	He	51.931	ug/l	55003.06
Cu	63	72	1	No Gas	46.224	ug/l	416913.38
Cu	63	72	3	He	53.823	ug/l	147820.21
Cu	65	72	1	No Gas	44.170	ug/l	194189.03
Zn	66	72	1	No Gas	49.223	ug/l	152932.08
Zn	66	72	3	He	52.444	ug/l	35053.64
As	75	72	1	No Gas	48.441	ug/l	213312.22
As	75	72	3	He	50.545	ug/l	33833.87
Se	78	72	2	H2	49.900	ug/l	21901.90
Br	79	72	1	No Gas	10.939	ug/l	71074.09
Br	79	72	2	H2	10.462	ug/l	41934.34
Se	82	72	1	No Gas	51.198	ug/l	11971.81
Kr	84	72	1	No Gas		ug/l	50545.66
Sr	88	72	1	No Gas	222.382	ug/l	5627859.27
Sr	88	72	3	He	214.751	ug/l	664111.57
Mo	95	115	1	No Gas	48.102	ug/l	259686.78
Mo	95	115	3	He	51.462	ug/l	93814.13
Mo	98	115	1	No Gas	47.430	ug/l	415254.55
Ag	107	115	1	No Gas	19.251	ug/l	266647.08
Ag	109	115	1	No Gas	19.220	ug/l	253038.47
Cd	111	115	1	No Gas	49.636	ug/l	150252.95

ICPMS207-B Analytical Data

Name	Mass	ISTD	Tune Step	Tune Mode	Conc.	Units	CPS
Cd	111	115	3	He	52.135	ug/l	49984.68
Cd	114	115	1	No Gas	49.478	ug/l	339199.11
Cd	114	115	3	He	53.231	ug/l	121769.91
Sn	118	115	1	No Gas	51.301	ug/l	431757.01
Sn	118	115	3	He	52.134	ug/l	117506.84
Sb	121	115	1	No Gas	47.834	ug/l	660240.23
Sb	121	115	3	He	47.769	ug/l	174489.44
Sb	123	115	1	No Gas	46.812	ug/l	500672.72
Sb	123	115	3	He	48.548	ug/l	138584.65
Ba	135	115	1	No Gas	58.403	ug/l	158977.08
Ba	137	115	1	No Gas	58.398	ug/l	274206.92
La	139	115	3	He	54.429	ug/l	671141.77
Ce	140	115	3	He	56.195	ug/l	740399.36
Hg	201	209	1	No Gas	0.961	ug/l	1961.76
Hg	202	209	1	No Gas	0.991	ug/l	4629.55
Hg	202	209	3	He	0.969	ug/l	2010.42
Tl	203	209	3	He	48.589	ug/l	227215.76
Tl	205	209	1	No Gas	49.554	ug/l	1251785.61
Tl	205	209	3	He	49.195	ug/l	537858.46
[Pb]	206	209	1	No Gas	49.009	ug/l	427447.40
[Pb]	207	209	1	No Gas	47.558	ug/l	364274.38
Pb	208	209	1	No Gas	48.825	ug/l	1709575.50
Th	232	209	3	He	50.726	ug/l	756785.38
U	238	209	1	No Gas	50.387	ug/l	1693658.63

Name	Mass	Tune Step	Tune Mode	CPS	ISTD Recovery %
Sc	45	1	No Gas	2603093.80	65.7
Sc	45	2	H2	1676559.46	72.7
Sc	45	3	He	177777.93	64.2
Ge	72	1	No Gas	832427.45	80.1
Ge	72	2	H2	640458.09	79.7
Ge	72	3	He	124234.41	74.8
In	115	1	No Gas	982220.90	91.0
In	115	3	He	222155.60	80.1
Tb	159	1	No Gas	8087538.71	100.8
Tb	159	3	He	3244179.85	92.7
Ho	165	1	No Gas	7823351.10	101.6
Ho	165	3	He	3128827.52	92.7
Lu	175	1	No Gas	7639769.66	106.1
Lu	175	3	He	2492551.87	89.2
Bi	209	1	No Gas	4900059.59	104.2
Bi	209	3	He	2104639.69	96.4

ICPMS207-B Analytical Data

Sample Name	B22021627-001BMS4
File Name	046MS4.d
Data Path Name	D:\Agilent\ICPMH\1\DATA\220301ADoD.b
Acq Time	2022-03-01 16:43:25
Sample Type	MS4
Total Dilution	1.0000
Comment	ICPMS-6020-W-T
Operator	CAR/SRH/JPV/AEM
Method	SW6020/SW6020B

Name	Mass	ISTD	Tune Step	Tune Mode	Conc.	Units	CPS
Li	7	45	1	No Gas	55.206	ug/l	286177.17
Be	9	45	1	No Gas	29.822	ug/l	68744.34
B	11	45	1	No Gas	102.724	ug/l	133399.36
Na	23	45	3	He	50573.320	ug/l	23264489.65
Mg	24	45	3	He	24412.414	ug/l	6190085.98
Al	27	45	1	No Gas	384.954	ug/l	4360078.72
Si	28	45	2	H2	19873.223	ug/l	29706422.55
K	39	72	3	He	5861.218	ug/l	2044097.64
Ca	40	72	2	H2	23750.174	ug/l	140461546.60
Ti	47	72	1	No Gas	82.239	ug/l	117553.24
V	51	72	1	No Gas	90.406	ug/l	1581331.96
V	51	72	3	He	103.176	ug/l	292345.45
Cr	52	72	1	No Gas	87.083	ug/l	1417274.60
Cr	52	72	3	He	92.755	ug/l	281168.37
Mn	55	72	1	No Gas	448.228	ug/l	9166651.83
Mn	55	72	3	He	460.181	ug/l	937771.32
Fe	56	72	2	H2	498.297	ug/l	5942607.76
Fe	56	72	3	He	501.146	ug/l	1324645.90
Co	59	72	1	No Gas	87.740	ug/l	1540551.08
Ni	60	72	1	No Gas	88.348	ug/l	355264.19
Ni	60	72	3	He	98.535	ug/l	106801.59
Cu	63	72	1	No Gas	94.495	ug/l	888486.27
Cu	63	72	3	He	104.964	ug/l	295246.79
Cu	65	72	1	No Gas	92.883	ug/l	426325.65
Zn	66	72	1	No Gas	100.206	ug/l	325032.92
Zn	66	72	3	He	101.562	ug/l	69411.50
As	75	72	1	No Gas	95.353	ug/l	430136.31
As	75	72	3	He	97.235	ug/l	66505.85
Se	78	72	2	H2	99.049	ug/l	45379.47
Br	79	72	1	No Gas	9.269	ug/l	63825.04
Br	79	72	2	H2	8.836	ug/l	37461.01
Se	82	72	1	No Gas	103.279	ug/l	24724.77
Kr	84	72	1	No Gas		ug/l	59690.14
Sr	88	72	1	No Gas	278.597	ug/l	7373954.05
Sr	88	72	3	He	264.457	ug/l	838764.72
Mo	95	115	1	No Gas	92.409	ug/l	529701.68
Mo	95	115	3	He	102.503	ug/l	186697.65
Mo	98	115	1	No Gas	93.615	ug/l	870680.31
Ag	107	115	1	No Gas	9.243	ug/l	136040.99
Ag	109	115	1	No Gas	9.331	ug/l	130547.62
Cd	111	115	1	No Gas	49.034	ug/l	157709.48

ICPMS207-B Analytical Data

Name	Mass	ISTD	Tune Step	Tune Mode	Conc.	Units	CPS
Cd	111	115	3	He	52.684	ug/l	50471.38
Cd	114	115	1	No Gas	48.393	ug/l	352525.24
Cd	114	115	3	He	53.998	ug/l	123408.42
Sn	118	115	1	No Gas	103.425	ug/l	924132.35
Sn	118	115	3	He	106.252	ug/l	239013.17
Sb	121	115	1	No Gas	101.627	ug/l	1489427.82
Sb	121	115	3	He	103.936	ug/l	379040.89
Sb	123	115	1	No Gas	104.419	ug/l	1186070.60
Sb	123	115	3	He	107.691	ug/l	306943.25
Ba	135	115	1	No Gas	102.709	ug/l	297060.07
Ba	137	115	1	No Gas	100.305	ug/l	500213.77
La	139	115	3	He	109.971	ug/l	1355001.54
Ce	140	115	3	He	111.682	ug/l	1470002.65
Hg	201	209	1	No Gas	0.044	ug/l	282.95
Hg	202	209	1	No Gas	0.052	ug/l	684.88
Hg	202	209	3	He	0.091	ug/l	417.26
Tl	203	209	3	He	96.179	ug/l	458448.97
Tl	205	209	1	No Gas	96.247	ug/l	2513478.00
Tl	205	209	3	He	100.742	ug/l	1123313.79
[Pb]	206	209	1	No Gas	97.418	ug/l	878509.00
[Pb]	207	209	1	No Gas	95.519	ug/l	756505.08
Pb	208	209	1	No Gas	97.537	ug/l	3531168.46
Th	232	209	3	He	98.545	ug/l	1498202.17
U	238	209	1	No Gas	99.133	ug/l	3444978.14

Name	Mass	Tune Step	Tune Mode	CPS	ISTD Recovery %
Sc	45	1	No Gas	2782919.75	70.2
Sc	45	2	H2	1700794.44	73.8
Sc	45	3	He	170335.62	61.5
Ge	72	1	No Gas	846190.62	81.4
Ge	72	2	H2	649571.04	80.8
Ge	72	3	He	123743.13	74.5
In	115	1	No Gas	1012976.38	93.8
In	115	3	He	215482.38	77.7
Tb	159	1	No Gas	8242597.93	102.7
Tb	159	3	He	3335095.11	95.3
Ho	165	1	No Gas	8048528.82	104.5
Ho	165	3	He	3154888.55	93.5
Lu	175	1	No Gas	7778337.28	108.0
Lu	175	3	He	2496217.93	89.3
Bi	209	1	No Gas	4917625.68	104.6
Bi	209	3	He	2083344.52	95.4

ICPMS207-B Analytical Data

Sample Name	B22021627-001BMSD4
File Name	047MSD4.d
Data Path Name	D:\Agilent\ICPMH\1\DATA\220301ADoD.b
Acq Time	2022-03-01 16:49:40
Sample Type	MSD4
Total Dilution	1.0000
Comment	ICPMS-6020-W-T
Operator	CAR/SRH/JPV/AEM
Method	SW6020/SW6020B

Name	Mass	ISTD	Tune Step	Tune Mode	Conc.	Units	CPS
Li	7	45	1	No Gas	54.347	ug/l	280771.49
Be	9	45	1	No Gas	29.907	ug/l	68655.84
B	11	45	1	No Gas	104.783	ug/l	135517.86
Na	23	45	3	He	50931.952	ug/l	23411379.93
Mg	24	45	3	He	25011.727	ug/l	6341024.00
Al	27	45	1	No Gas	373.761	ug/l	4216482.72
Si	28	45	2	H2	20409.306	ug/l	30519176.30
K	39	72	3	He	6030.067	ug/l	2110283.73
Ca	40	72	2	H2	23388.982	ug/l	138428465.26
Ti	47	72	1	No Gas	76.586	ug/l	114612.40
V	51	72	1	No Gas	82.075	ug/l	1502604.34
V	51	72	3	He	105.673	ug/l	300506.04
Cr	52	72	1	No Gas	83.148	ug/l	1419927.23
Cr	52	72	3	He	93.060	ug/l	283387.60
Mn	55	72	1	No Gas	444.346	ug/l	9514277.42
Mn	55	72	3	He	467.725	ug/l	957237.28
Fe	56	72	2	H2	497.782	ug/l	5943954.32
Fe	56	72	3	He	477.330	ug/l	1267044.92
Co	59	72	1	No Gas	82.217	ug/l	1512043.86
Ni	60	72	1	No Gas	82.226	ug/l	346629.66
Ni	60	72	3	He	104.609	ug/l	113958.01
Cu	63	72	1	No Gas	89.153	ug/l	877994.69
Cu	63	72	3	He	107.073	ug/l	302421.53
Cu	65	72	1	No Gas	87.721	ug/l	421725.10
Zn	66	72	1	No Gas	93.446	ug/l	317467.16
Zn	66	72	3	He	101.969	ug/l	69979.08
As	75	72	1	No Gas	92.470	ug/l	437069.16
As	75	72	3	He	98.777	ug/l	67852.41
Se	78	72	2	H2	99.853	ug/l	45792.73
Br	79	72	1	No Gas	9.195	ug/l	66351.41
Br	79	72	2	H2	9.108	ug/l	38545.13
Se	82	72	1	No Gas	99.519	ug/l	24955.81
Kr	84	72	1	No Gas		ug/l	61400.47
Sr	88	72	1	No Gas	270.511	ug/l	7499046.37
Sr	88	72	3	He	273.877	ug/l	872542.68
Mo	95	115	1	No Gas	92.255	ug/l	540785.07
Mo	95	115	3	He	100.021	ug/l	190498.57
Mo	98	115	1	No Gas	92.152	ug/l	876532.74
Ag	107	115	1	No Gas	9.207	ug/l	138646.07
Ag	109	115	1	No Gas	9.383	ug/l	134310.69
Cd	111	115	1	No Gas	49.116	ug/l	161637.79

ICPMS207-B Analytical Data

Name	Mass	ISTD	Tune Step	Tune Mode	Conc.	Units	CPS
Cd	111	115	3	He	52.357	ug/l	52446.31
Cd	114	115	1	No Gas	48.839	ug/l	363974.21
Cd	114	115	3	He	53.456	ug/l	127750.58
Sn	118	115	1	No Gas	105.719	ug/l	966257.87
Sn	118	115	3	He	106.248	ug/l	249926.43
Sb	121	115	1	No Gas	99.938	ug/l	1498491.17
Sb	121	115	3	He	103.647	ug/l	395276.76
Sb	123	115	1	No Gas	103.465	ug/l	1202098.15
Sb	123	115	3	He	106.456	ug/l	317293.36
Ba	135	115	1	No Gas	104.020	ug/l	307797.02
Ba	137	115	1	No Gas	102.568	ug/l	523163.41
La	139	115	3	He	108.866	ug/l	1402664.99
Ce	140	115	3	He	112.114	ug/l	1543214.91
Hg	201	209	1	No Gas	0.069	ug/l	356.27
Hg	202	209	1	No Gas	0.082	ug/l	880.52
Hg	202	209	3	He	0.130	ug/l	495.24
Tl	203	209	3	He	102.158	ug/l	491294.95
Tl	205	209	1	No Gas	94.908	ug/l	2670709.32
Tl	205	209	3	He	105.545	ug/l	1187383.63
[Pb]	206	209	1	No Gas	95.823	ug/l	931106.62
[Pb]	207	209	1	No Gas	93.952	ug/l	802068.76
Pb	208	209	1	No Gas	95.115	ug/l	3710883.64
Th	232	209	3	He	106.462	ug/l	1633802.67
U	238	209	1	No Gas	97.271	ug/l	3642843.89

Name	Mass	Tune Step	Tune Mode	CPS	ISTD Recovery %
Sc	45	1	No Gas	2771686.20	69.9
Sc	45	2	H2	1701274.14	73.8
Sc	45	3	He	170253.44	61.5
Ge	72	1	No Gas	885568.33	85.2
Ge	72	2	H2	649986.75	80.9
Ge	72	3	He	124218.24	74.8
In	115	1	No Gas	1036531.74	96.0
In	115	3	He	225315.23	81.3
Tb	159	1	No Gas	8337480.05	103.9
Tb	159	3	He	3415159.05	97.6
Ho	165	1	No Gas	8214391.39	106.7
Ho	165	3	He	3309369.85	98.0
Lu	175	1	No Gas	8208891.05	114.0
Lu	175	3	He	2624709.77	93.9
Bi	209	1	No Gas	5303517.90	112.8
Bi	209	3	He	2103411.94	96.4

ICPMS207-B Analytical Data

Sample Name	Rinse
File Name	048BLKV.d
Data Path Name	D:\Agilent\ICPMH\1\DATA\220301ADoD.b
Acq Time	2022-03-01 16:55:53
Sample Type	BlkVrfy
Total Dilution	1.0000
Comment	ICPMS-6020-W-D
Operator	CAR/SRH/JPV/AEM
Method	SW6020/SW6020B

Name	Mass	ISTD	Tune Step	Tune Mode	Conc.	Units	CPS
Li	7	45	1	No Gas	2.130	ug/l	24613.00
Be	9	45	1	No Gas	-0.085	ug/l	99.98
B	11	45	1	No Gas	0.778	ug/l	1550.71
Na	23	45	3	He	52.356	ug/l	69848.83
Mg	24	45	3	He	2.910	ug/l	1879.73
Al	27	45	1	No Gas	0.032	ug/l	8082.22
Si	28	45	2	H2	12.364	ug/l	33425.37
K	39	72	3	He	-65.017	ug/l	67697.77
Ca	40	72	2	H2	-3.348	ug/l	118093.23
Ti	47	72	1	No Gas	-0.059	ug/l	168.50
V	51	72	1	No Gas	-0.053	ug/l	-24271.30
V	51	72	3	He	-1.258	ug/l	8518.09
Cr	52	72	1	No Gas	-0.773	ug/l	34852.52
Cr	52	72	3	He	0.030	ug/l	924.48
Mn	55	72	1	No Gas	0.149	ug/l	7467.13
Mn	55	72	3	He	0.005	ug/l	86.31
Fe	56	72	2	H2	0.126	ug/l	9926.68
Fe	56	72	3	He	-0.005	ug/l	4750.57
Co	59	72	1	No Gas	-0.002	ug/l	272.80
Ni	60	72	1	No Gas	-0.137	ug/l	445.79
Ni	60	72	3	He	-0.013	ug/l	123.33
Cu	63	72	1	No Gas	-0.188	ug/l	1062.47
Cu	63	72	3	He	-0.038	ug/l	327.94
Cu	65	72	1	No Gas	-0.063	ug/l	430.18
Zn	66	72	1	No Gas	0.002	ug/l	691.32
Zn	66	72	3	He	-0.096	ug/l	163.34
As	75	72	1	No Gas	0.210	ug/l	10472.10
As	75	72	3	He	-0.129	ug/l	173.93
Se	78	72	2	H2	-0.001	ug/l	23.78
Br	79	72	1	No Gas	0.318	ug/l	9011.67
Br	79	72	2	H2	0.282	ug/l	5067.52
Se	82	72	1	No Gas	-0.570	ug/l	405.01
Kr	84	72	1	No Gas		ug/l	15194.87
Sr	88	72	1	No Gas	0.004	ug/l	445.79
Sr	88	72	3	He	-0.007	ug/l	85.56
Mo	95	115	1	No Gas	0.019	ug/l	167.78
Mo	95	115	3	He	0.018	ug/l	55.55
Mo	98	115	1	No Gas	0.015	ug/l	232.36
Ag	107	115	1	No Gas	0.003	ug/l	105.37
Ag	109	115	1	No Gas	0.001	ug/l	87.37
Cd	111	115	1	No Gas	0.002	ug/l	15.68

ICPMS207-B Analytical Data

Name	Mass	ISTD	Tune Step	Tune Mode	Conc.	Units	CPS
Cd	111	115	3	He	0.003	ug/l	4.44
Cd	114	115	1	No Gas	0.002	ug/l	15.21
Cd	114	115	3	He	0.004	ug/l	10.15
Sn	118	115	1	No Gas	0.009	ug/l	838.36
Sn	118	115	3	He	-0.009	ug/l	204.45
Sb	121	115	1	No Gas	0.308	ug/l	5845.82
Sb	121	115	3	He	0.239	ug/l	1196.84
Sb	123	115	1	No Gas	0.308	ug/l	4519.53
Sb	123	115	3	He	0.232	ug/l	914.13
Ba	135	115	1	No Gas	0.000	ug/l	33.27
Ba	137	115	1	No Gas	-0.001	ug/l	36.59
La	139	115	3	He	0.000	ug/l	6.67
Ce	140	115	3	He	0.000	ug/l	14.44
Hg	201	209	1	No Gas	-0.043	ug/l	133.97
Hg	202	209	1	No Gas	-0.039	ug/l	330.61
Hg	202	209	3	He	-0.066	ug/l	138.64
Tl	203	209	3	He	0.154	ug/l	873.71
Tl	205	209	1	No Gas	0.123	ug/l	4011.78
Tl	205	209	3	He	0.163	ug/l	2156.38
[Pb]	206	209	1	No Gas	0.010	ug/l	265.56
[Pb]	207	209	1	No Gas	0.007	ug/l	202.23
Pb	208	209	1	No Gas	0.010	ug/l	1026.69
Th	232	209	3	He	0.063	ug/l	1165.85
U	238	209	1	No Gas	0.002	ug/l	101.65

Name	Mass	Tune Step	Tune Mode	CPS	ISTD Recovery %
Sc	45	1	No Gas	2988891.77	75.4
Sc	45	2	H2	1867671.94	81.0
Sc	45	3	He	190889.13	68.9
Ge	72	1	No Gas	908363.34	87.4
Ge	72	2	H2	687735.93	85.6
Ge	72	3	He	131406.53	79.1
In	115	1	No Gas	1122310.12	103.9
In	115	3	He	237859.15	85.8
Tb	159	1	No Gas	9062280.82	113.0
Tb	159	3	He	3519528.75	100.5
Ho	165	1	No Gas	8713793.28	113.1
Ho	165	3	He	3544095.38	105.0
Lu	175	1	No Gas	8612481.34	119.6
Lu	175	3	He	2789534.15	99.8
Bi	209	1	No Gas	5620990.14	119.6
Bi	209	3	He	2287361.46	104.8

ICPMS207-B Analytical Data

Sample Name	B22021627-006A
File Name	049SMPL.d
Data Path Name	D:\Agilent\ICPMH\1\DATA\220301ADoD.b
Acq Time	2022-03-01 17:02:07
Sample Type	Sample
Total Dilution	1.0000
Comment	ICPMS-6020-W-D
Operator	CAR/SRH/JPV/AEM
Method	SW6020/SW6020B

Name	Mass	ISTD	Tune Step	Tune Mode	Conc.	Units	CPS
Li	7	45	1	No Gas	0.659	ug/l	19434.82
Be	9	45	1	No Gas	-0.098	ug/l	79.32
B	11	45	1	No Gas	47.576	ug/l	77141.65
Na	23	45	3	He	55713.415	ug/l	33727890.61
Mg	24	45	3	He	22867.116	ug/l	7633486.25
Al	27	45	1	No Gas	6.268	ug/l	97077.88
Si	28	45	2	H2	19624.775	ug/l	35162156.05
K	39	72	3	He	2429.341	ug/l	1069686.71
Ca	40	72	2	H2	22864.061	ug/l	151893137.79
Ti	47	72	1	No Gas	1.327	ug/l	2415.98
V	51	72	1	No Gas	14.587	ug/l	269255.14
V	51	72	3	He	10.009	ug/l	46142.64
Cr	52	72	1	No Gas	-0.101	ug/l	48788.00
Cr	52	72	3	He	1.568	ug/l	6574.85
Mn	55	72	1	No Gas	17.981	ug/l	420781.96
Mn	55	72	3	He	17.564	ug/l	42750.45
Fe	56	72	2	H2	21.488	ug/l	296351.28
Fe	56	72	3	He	21.292	ug/l	72198.88
Co	59	72	1	No Gas	0.078	ug/l	1879.74
Ni	60	72	1	No Gas	0.813	ug/l	4787.96
Ni	60	72	3	He	0.955	ug/l	1387.85
Cu	63	72	1	No Gas	0.767	ug/l	11259.55
Cu	63	72	3	He	0.567	ug/l	2393.39
Cu	65	72	1	No Gas	0.601	ug/l	3898.09
Zn	66	72	1	No Gas	3.749	ug/l	14471.62
Zn	66	72	3	He	3.817	ug/l	3362.64
As	75	72	1	No Gas	-0.063	ug/l	9746.72
As	75	72	3	He	-0.122	ug/l	200.93
Se	78	72	2	H2	0.373	ug/l	217.34
Br	79	72	1	No Gas	39.348	ug/l	283327.26
Br	79	72	2	H2	38.556	ug/l	169657.13
Se	82	72	1	No Gas	0.945	ug/l	833.56
Kr	84	72	1	No Gas		ug/l	52118.59
Sr	88	72	1	No Gas	198.983	ug/l	5969110.53
Sr	88	72	3	He	182.340	ug/l	689922.99
Mo	95	115	1	No Gas	0.347	ug/l	2145.73
Mo	95	115	3	He	0.366	ug/l	781.14
Mo	98	115	1	No Gas	0.354	ug/l	3555.54
Ag	107	115	1	No Gas	0.001	ug/l	82.70
Ag	109	115	1	No Gas	0.002	ug/l	95.37
Cd	111	115	1	No Gas	0.013	ug/l	50.13

ICPMS207-B Analytical Data

Name	Mass	ISTD	Tune Step	Tune Mode	Conc.	Units	CPS
Cd	111	115	3	He	0.015	ug/l	17.89
Cd	114	115	1	No Gas	0.015	ug/l	110.78
Cd	114	115	3	He	0.017	ug/l	44.62
Sn	118	115	1	No Gas	-0.043	ug/l	316.05
Sn	118	115	3	He	-0.056	ug/l	92.22
Sb	121	115	1	No Gas	0.141	ug/l	3000.29
Sb	121	115	3	He	0.132	ug/l	793.44
Sb	123	115	1	No Gas	0.144	ug/l	2338.43
Sb	123	115	3	He	0.133	ug/l	623.74
Ba	135	115	1	No Gas	21.900	ug/l	66971.86
Ba	137	115	1	No Gas	21.784	ug/l	114843.42
La	139	115	3	He	0.004	ug/l	71.11
Ce	140	115	3	He	0.012	ug/l	187.78
Hg	201	209	1	No Gas	-0.048	ug/l	116.98
Hg	202	209	1	No Gas	-0.044	ug/l	291.28
Hg	202	209	3	He	-0.054	ug/l	159.30
Tl	203	209	3	He	0.106	ug/l	609.59
Tl	205	209	1	No Gas	0.070	ug/l	2290.23
Tl	205	209	3	He	0.115	ug/l	1532.04
[Pb]	206	209	1	No Gas	0.220	ug/l	2306.88
[Pb]	207	209	1	No Gas	0.205	ug/l	1890.14
Pb	208	209	1	No Gas	0.212	ug/l	8892.33
Th	232	209	3	He	0.039	ug/l	751.66
U	238	209	1	No Gas	0.027	ug/l	1013.84

Name	Mass	Tune Step	Tune Mode	CPS	ISTD Recovery %
Sc	45	1	No Gas	3462009.79	87.3
Sc	45	2	H2	2038824.38	88.4
Sc	45	3	He	224249.84	81.0
Ge	72	1	No Gas	958030.11	92.2
Ge	72	2	H2	729608.36	90.8
Ge	72	3	He	147514.84	88.8
In	115	1	No Gas	1072029.40	99.3
In	115	3	He	246648.54	89.0
Tb	159	1	No Gas	9344152.99	116.5
Tb	159	3	He	3586329.69	102.4
Ho	165	1	No Gas	8706902.43	113.1
Ho	165	3	He	3488647.92	103.3
Lu	175	1	No Gas	8347763.93	115.9
Lu	175	3	He	2902056.28	103.9
Bi	209	1	No Gas	5331905.94	113.4
Bi	209	3	He	2225271.22	101.9

ICPMS207-B Analytical Data

Sample Name	B22021627-006B
File Name	050SMPL.d
Data Path Name	D:\Agilent\ICPMH\1\DATA\220301ADoD.b
Acq Time	2022-03-01 17:08:22
Sample Type	Sample
Total Dilution	1.0000
Comment	ICPMS-6020-W-T
Operator	CAR/SRH/JPV/AEM
Method	SW6020/SW6020B

Name	Mass	ISTD	Tune Step	Tune Mode	Conc.	Units	CPS
Li	7	45	1	No Gas	4.207	ug/l	29010.47
Be	9	45	1	No Gas	-0.079	ug/l	92.31
B	11	45	1	No Gas	36.642	ug/l	41777.69
Na	23	45	3	He	53150.938	ug/l	19353240.83
Mg	24	45	3	He	21797.273	ug/l	4376303.65
Al	27	45	1	No Gas	44.544	ug/l	445591.32
Si	28	45	2	H2	19099.460	ug/l	26102516.90
K	39	72	3	He	1961.091	ug/l	633567.44
Ca	40	72	2	H2	22008.090	ug/l	114352058.03
Ti	47	72	1	No Gas	4.485	ug/l	5897.15
V	51	72	1	No Gas	7.497	ug/l	98975.37
V	51	72	3	He	12.454	ug/l	38819.80
Cr	52	72	1	No Gas	2.299	ug/l	71884.73
Cr	52	72	3	He	2.061	ug/l	5990.16
Mn	55	72	1	No Gas	19.450	ug/l	356617.22
Mn	55	72	3	He	18.452	ug/l	32213.40
Fe	56	72	2	H2	217.206	ug/l	2280572.31
Fe	56	72	3	He	202.566	ug/l	459823.73
Co	59	72	1	No Gas	0.143	ug/l	2475.31
Ni	60	72	1	No Gas	1.086	ug/l	4728.09
Ni	60	72	3	He	1.156	ug/l	1183.39
Cu	63	72	1	No Gas	1.646	ug/l	16152.20
Cu	63	72	3	He	1.589	ug/l	4172.43
Cu	65	72	1	No Gas	1.446	ug/l	6495.41
Zn	66	72	1	No Gas	7.076	ug/l	20918.23
Zn	66	72	3	He	7.358	ug/l	4475.17
As	75	72	1	No Gas	1.815	ug/l	14982.10
As	75	72	3	He	0.217	ug/l	341.73
Se	78	72	2	H2	0.386	ug/l	175.33
Br	79	72	1	No Gas	7.530	ug/l	47133.81
Br	79	72	2	H2	7.333	ug/l	27881.84
Se	82	72	1	No Gas	0.808	ug/l	624.48
Kr	84	72	1	No Gas		ug/l	42142.13
Sr	88	72	1	No Gas	207.784	ug/l	4885572.16
Sr	88	72	3	He	186.090	ug/l	504746.57
Mo	95	115	1	No Gas	0.419	ug/l	2237.97
Mo	95	115	3	He	0.464	ug/l	775.58
Mo	98	115	1	No Gas	0.409	ug/l	3547.69
Ag	107	115	1	No Gas	0.005	ug/l	122.05
Ag	109	115	1	No Gas	0.004	ug/l	103.38
Cd	111	115	1	No Gas	0.024	ug/l	79.32

ICPMS207-B Analytical Data

Name	Mass	ISTD	Tune Step	Tune Mode	Conc.	Units	CPS
Cd	111	115	3	He	0.028	ug/l	25.56
Cd	114	115	1	No Gas	0.027	ug/l	178.37
Cd	114	115	3	He	0.031	ug/l	64.41
Sn	118	115	1	No Gas	0.234	ug/l	2541.87
Sn	118	115	3	He	0.233	ug/l	655.58
Sb	121	115	1	No Gas	0.305	ug/l	4801.31
Sb	121	115	3	He	0.310	ug/l	1209.51
Sb	123	115	1	No Gas	0.313	ug/l	3790.57
Sb	123	115	3	He	0.301	ug/l	921.46
Ba	135	115	1	No Gas	20.724	ug/l	54969.77
Ba	137	115	1	No Gas	20.836	ug/l	95265.49
La	139	115	3	He	0.037	ug/l	413.34
Ce	140	115	3	He	0.072	ug/l	861.14
Hg	201	209	1	No Gas	0.023	ug/l	250.29
Hg	202	209	1	No Gas	0.030	ug/l	607.89
Hg	202	209	3	He	0.090	ug/l	381.59
Tl	203	209	3	He	0.067	ug/l	354.81
Tl	205	209	1	No Gas	0.036	ug/l	1264.52
Tl	205	209	3	He	0.064	ug/l	801.02
[Pb]	206	209	1	No Gas	1.434	ug/l	13514.80
[Pb]	207	209	1	No Gas	1.375	ug/l	11373.82
Pb	208	209	1	No Gas	1.385	ug/l	52369.45
Th	232	209	3	He	0.147	ug/l	2157.05
U	238	209	1	No Gas	0.029	ug/l	1048.84

Name	Mass	Tune Step	Tune Mode	CPS	ISTD Recovery %
Sc	45	1	No Gas	2438521.02	61.5
Sc	45	2	H2	1554334.59	67.4
Sc	45	3	He	134814.22	48.7
Ge	72	1	No Gas	751262.58	72.3
Ge	72	2	H2	570666.49	71.0
Ge	72	3	He	105808.51	63.7
In	115	1	No Gas	929692.14	86.1
In	115	3	He	193937.24	69.9
Tb	159	1	No Gas	7962149.74	99.3
Tb	159	3	He	3069277.68	87.7
Ho	165	1	No Gas	7874838.31	102.3
Ho	165	3	He	3036732.22	90.0
Lu	175	1	No Gas	7683204.97	106.7
Lu	175	3	He	2391715.28	85.6
Bi	209	1	No Gas	5097277.42	108.4
Bi	209	3	He	1917405.64	87.8

ICPMS207-B Analytical Data

Sample Name	B22021627-011A
File Name	051SMPL.d
Data Path Name	D:\Agilent\ICPMH\1\DATA\220301ADoD.b
Acq Time	2022-03-01 17:14:38
Sample Type	Sample
Total Dilution	1.0000
Comment	ICPMS-6020-W-D
Operator	CAR/SRH/JPV/AEM
Method	SW6020/SW6020B

Name	Mass	ISTD	Tune Step	Tune Mode	Conc.	Units	CPS
Li	7	45	1	No Gas	0.787	ug/l	19990.43
Be	9	45	1	No Gas	-0.106	ug/l	54.99
B	11	45	1	No Gas	38.056	ug/l	61087.34
Na	23	45	3	He	47434.605	ug/l	27819058.47
Mg	24	45	3	He	20255.664	ug/l	6547420.69
Al	27	45	1	No Gas	0.872	ug/l	20919.12
Si	28	45	2	H2	19568.335	ug/l	36039601.34
K	39	72	3	He	2417.157	ug/l	1060215.87
Ca	40	72	2	H2	19866.582	ug/l	132062551.23
Ti	47	72	1	No Gas	1.045	ug/l	1953.77
V	51	72	1	No Gas	15.586	ug/l	288122.32
V	51	72	3	He	11.227	ug/l	49849.23
Cr	52	72	1	No Gas	0.293	ug/l	55598.35
Cr	52	72	3	He	1.814	ug/l	7430.81
Mn	55	72	1	No Gas	0.758	ug/l	21906.31
Mn	55	72	3	He	0.773	ug/l	1952.74
Fe	56	72	2	H2	0.796	ug/l	19515.93
Fe	56	72	3	He	0.615	ug/l	7239.14
Co	59	72	1	No Gas	0.019	ug/l	705.29
Ni	60	72	1	No Gas	0.118	ug/l	1623.54
Ni	60	72	3	He	0.126	ug/l	316.67
Cu	63	72	1	No Gas	0.326	ug/l	6551.44
Cu	63	72	3	He	0.132	ug/l	932.18
Cu	65	72	1	No Gas	0.167	ug/l	1638.09
Zn	66	72	1	No Gas	0.353	ug/l	2006.73
Zn	66	72	3	He	0.282	ug/l	487.79
As	75	72	1	No Gas	-0.434	ug/l	7838.68
As	75	72	3	He	-0.246	ug/l	99.80
Se	78	72	2	H2	0.286	ug/l	172.89
Br	79	72	1	No Gas	38.533	ug/l	276444.42
Br	79	72	2	H2	37.633	ug/l	165806.66
Se	82	72	1	No Gas	0.567	ug/l	729.67
Kr	84	72	1	No Gas		ug/l	47888.69
Sr	88	72	1	No Gas	170.583	ug/l	5096162.96
Sr	88	72	3	He	160.933	ug/l	605564.35
Mo	95	115	1	No Gas	0.288	ug/l	1851.24
Mo	95	115	3	He	0.293	ug/l	633.35
Mo	98	115	1	No Gas	0.287	ug/l	2994.93
Ag	107	115	1	No Gas	0.000	ug/l	70.70
Ag	109	115	1	No Gas	0.000	ug/l	70.03
Cd	111	115	1	No Gas	0.004	ug/l	22.02

ICPMS207-B Analytical Data

Name	Mass	ISTD	Tune Step	Tune Mode	Conc.	Units	CPS
Cd	111	115	3	He	0.002	ug/l	3.56
Cd	114	115	1	No Gas	0.003	ug/l	21.58
Cd	114	115	3	He	0.003	ug/l	6.46
Sn	118	115	1	No Gas	-0.044	ug/l	312.72
Sn	118	115	3	He	-0.052	ug/l	102.22
Sb	121	115	1	No Gas	0.001	ug/l	848.45
Sb	121	115	3	He	-0.011	ug/l	198.69
Sb	123	115	1	No Gas	0.000	ug/l	637.75
Sb	123	115	3	He	-0.006	ug/l	168.69
Ba	135	115	1	No Gas	7.630	ug/l	24159.91
Ba	137	115	1	No Gas	7.739	ug/l	42214.39
La	139	115	3	He	0.000	ug/l	7.78
Ce	140	115	3	He	0.001	ug/l	25.55
Hg	201	209	1	No Gas	-0.036	ug/l	142.97
Hg	202	209	1	No Gas	-0.034	ug/l	337.94
Hg	202	209	3	He	-0.046	ug/l	173.97
Tl	203	209	3	He	0.040	ug/l	268.11
Tl	205	209	1	No Gas	0.024	ug/l	1003.38
Tl	205	209	3	He	0.038	ug/l	610.26
[Pb]	206	209	1	No Gas	0.009	ug/l	248.89
[Pb]	207	209	1	No Gas	0.008	ug/l	203.34
Pb	208	209	1	No Gas	0.010	ug/l	980.02
Th	232	209	3	He	0.001	ug/l	136.05
U	238	209	1	No Gas	0.026	ug/l	1013.51

Name	Mass	Tune Step	Tune Mode	CPS	ISTD Recovery %
Sc	45	1	No Gas	3421283.67	86.3
Sc	45	2	H2	2095411.03	90.9
Sc	45	3	He	217183.78	78.4
Ge	72	1	No Gas	954423.55	91.8
Ge	72	2	H2	729958.89	90.8
Ge	72	3	He	146802.21	88.4
In	115	1	No Gas	1107360.14	102.6
In	115	3	He	247390.72	89.2
Tb	159	1	No Gas	9066824.21	113.0
Tb	159	3	He	3569585.53	102.0
Ho	165	1	No Gas	8743794.21	113.5
Ho	165	3	He	3470108.84	102.8
Lu	175	1	No Gas	8571152.52	119.0
Lu	175	3	He	2821001.45	101.0
Bi	209	1	No Gas	5362345.04	114.1
Bi	209	3	He	2215090.63	101.5

ICPMS207-B Analytical Data

Sample Name	B22021627-011B
File Name	052SMPL.d
Data Path Name	D:\Agilent\ICPMH\1\DATA\220301ADoD.b
Acq Time	2022-03-01 17:20:52
Sample Type	Sample
Total Dilution	1.0000
Comment	ICPMS-6020-W-T
Operator	CAR/SRH/JPV/AEM
Method	SW6020/SW6020B

Name	Mass	ISTD	Tune Step	Tune Mode	Conc.	Units	CPS
Li	7	45	1	No Gas	3.866	ug/l	27706.22
Be	9	45	1	No Gas	-0.085	ug/l	81.98
B	11	45	1	No Gas	33.040	ug/l	37955.23
Na	23	45	3	He	46233.021	ug/l	17756852.37
Mg	24	45	3	He	20009.707	ug/l	4236732.79
Al	27	45	1	No Gas	2.532	ug/l	31443.25
Si	28	45	2	H2	19096.404	ug/l	26205551.95
K	39	72	3	He	1984.621	ug/l	650308.21
Ca	40	72	2	H2	19268.521	ug/l	100860181.63
Ti	47	72	1	No Gas	1.273	ug/l	1843.65
V	51	72	1	No Gas	12.016	ug/l	172336.75
V	51	72	3	He	13.785	ug/l	42543.71
Cr	52	72	1	No Gas	2.012	ug/l	68447.65
Cr	52	72	3	He	2.029	ug/l	6002.39
Mn	55	72	1	No Gas	3.178	ug/l	61735.32
Mn	55	72	3	He	2.561	ug/l	4593.14
Fe	56	72	2	H2	12.473	ug/l	138496.21
Fe	56	72	3	He	11.786	ug/l	30855.58
Co	59	72	1	No Gas	0.051	ug/l	1057.95
Ni	60	72	1	No Gas	0.171	ug/l	1480.48
Ni	60	72	3	He	0.245	ug/l	344.45
Cu	63	72	1	No Gas	0.443	ug/l	6187.14
Cu	63	72	3	He	0.275	ug/l	1029.85
Cu	65	72	1	No Gas	0.286	ug/l	1792.17
Zn	66	72	1	No Gas	0.474	ug/l	1946.86
Zn	66	72	3	He	0.382	ug/l	416.68
As	75	72	1	No Gas	0.695	ug/l	10712.34
As	75	72	3	He	0.052	ug/l	249.20
Se	78	72	2	H2	0.339	ug/l	157.66
Br	79	72	1	No Gas	9.059	ug/l	56045.02
Br	79	72	2	H2	9.035	ug/l	33836.06
Se	82	72	1	No Gas	0.643	ug/l	596.35
Kr	84	72	1	No Gas		ug/l	38885.80
Sr	88	72	1	No Gas	176.037	ug/l	4178235.02
Sr	88	72	3	He	159.708	ug/l	440004.26
Mo	95	115	1	No Gas	0.368	ug/l	1931.26
Mo	95	115	3	He	0.410	ug/l	695.58
Mo	98	115	1	No Gas	0.369	ug/l	3143.70
Ag	107	115	1	No Gas	0.002	ug/l	84.04
Ag	109	115	1	No Gas	0.001	ug/l	73.36
Cd	111	115	1	No Gas	0.004	ug/l	18.32

ICPMS207-B Analytical Data

Name	Mass	ISTD	Tune Step	Tune Mode	Conc.	Units	CPS
Cd	111	115	3	He	0.004	ug/l	4.67
Cd	114	115	1	No Gas	0.004	ug/l	23.55
Cd	114	115	3	He	0.002	ug/l	4.03
Sn	118	115	1	No Gas	0.190	ug/l	2135.94
Sn	118	115	3	He	0.226	ug/l	648.91
Sb	121	115	1	No Gas	0.090	ug/l	1872.65
Sb	121	115	3	He	0.089	ug/l	489.06
Sb	123	115	1	No Gas	0.090	ug/l	1441.22
Sb	123	115	3	He	0.094	ug/l	395.71
Ba	135	115	1	No Gas	8.050	ug/l	20967.80
Ba	137	115	1	No Gas	8.117	ug/l	36425.93
La	139	115	3	He	0.001	ug/l	20.00
Ce	140	115	3	He	0.004	ug/l	63.33
Hg	201	209	1	No Gas	-0.007	ug/l	181.30
Hg	202	209	1	No Gas	-0.002	ug/l	441.92
Hg	202	209	3	He	0.033	ug/l	303.94
Tl	203	209	3	He	0.022	ug/l	166.73
Tl	205	209	1	No Gas	0.012	ug/l	585.57
Tl	205	209	3	He	0.024	ug/l	412.84
[Pb]	206	209	1	No Gas	0.045	ug/l	543.35
[Pb]	207	209	1	No Gas	0.045	ug/l	470.01
Pb	208	209	1	No Gas	0.043	ug/l	2071.19
Th	232	209	3	He	0.061	ug/l	1018.45
U	238	209	1	No Gas	0.028	ug/l	980.51

Name	Mass	Tune Step	Tune Mode	CPS	ISTD Recovery %
Sc	45	1	No Gas	2445922.96	61.7
Sc	45	2	H2	1561209.43	67.7
Sc	45	3	He	142209.07	51.4
Ge	72	1	No Gas	757907.40	72.9
Ge	72	2	H2	574846.01	71.5
Ge	72	3	He	107413.15	64.7
In	115	1	No Gas	911376.88	84.4
In	115	3	He	196134.31	70.7
Tb	159	1	No Gas	7783056.95	97.0
Tb	159	3	He	3069258.66	87.7
Ho	165	1	No Gas	7631176.01	99.1
Ho	165	3	He	3014802.48	89.3
Lu	175	1	No Gas	7506106.83	104.3
Lu	175	3	He	2380418.38	85.2
Bi	209	1	No Gas	4839216.63	102.9
Bi	209	3	He	2038748.38	93.4

ICPMS207-B Analytical Data

Sample Name	CCV
File Name	053_CCV.d
Data Path Name	D:\Agilent\ICPMH\1\DATA\220301ADoD.b
Acq Time	2022-03-01 17:27:05
Sample Type	CCV
Total Dilution	1.0000
Comment	ICPMS-6020-W-D
Operator	CAR/SRH/JPV/AEM
Method	SW6020/SW6020B

Name	Mass	ISTD	Tune Step	Tune Mode	Conc.	Units	CPS
Li	7	45	1	No Gas	357.024	ug/l	1744935.89
Be	9	45	1	No Gas	31.697	ug/l	71471.05
B	11	45	1	No Gas	35.837	ug/l	45808.20
Na	23	45	3	He	12364.052	ug/l	6314607.34
Mg	24	45	3	He	12686.453	ug/l	3554296.91
Al	27	45	1	No Gas	40.794	ug/l	458267.61
Si	28	45	2	H2	205.259	ug/l	341014.68
K	39	72	3	He	10358.430	ug/l	3805168.97
Ca	40	72	2	H2	10995.834	ug/l	68622770.35
Ti	47	72	1	No Gas	41.965	ug/l	61269.31
V	51	72	1	No Gas	37.075	ug/l	649075.67
V	51	72	3	He	46.237	ug/l	147400.83
Cr	52	72	1	No Gas	43.283	ug/l	741968.32
Cr	52	72	3	He	47.532	ug/l	154932.51
Mn	55	72	1	No Gas	47.996	ug/l	1004138.53
Mn	55	72	3	He	47.909	ug/l	104837.63
Fe	56	72	2	H2	1237.600	ug/l	15554418.24
Fe	56	72	3	He	1246.054	ug/l	3527991.04
Co	59	72	1	No Gas	45.844	ug/l	820689.09
Ni	60	72	1	No Gas	45.649	ug/l	187604.70
Ni	60	72	3	He	52.417	ug/l	61058.95
Cu	63	72	1	No Gas	48.720	ug/l	468330.07
Cu	63	72	3	He	54.805	ug/l	165686.41
Cu	65	72	1	No Gas	46.846	ug/l	219618.50
Zn	66	72	1	No Gas	49.628	ug/l	164382.83
Zn	66	72	3	He	51.491	ug/l	37901.89
As	75	72	1	No Gas	49.391	ug/l	231432.63
As	75	72	3	He	50.120	ug/l	36906.92
Se	78	72	2	H2	50.168	ug/l	24248.50
Br	79	72	1	No Gas	0.958	ug/l	12600.53
Br	79	72	2	H2	0.868	ug/l	7403.92
Se	82	72	1	No Gas	52.159	ug/l	12984.03
Kr	84	72	1	No Gas		ug/l	24026.44
Sr	88	72	1	No Gas	54.744	ug/l	1477944.32
Sr	88	72	3	He	51.726	ug/l	175824.90
Mo	95	115	1	No Gas	46.092	ug/l	274691.10
Mo	95	115	3	He	49.562	ug/l	99291.80
Mo	98	115	1	No Gas	47.875	ug/l	462364.35
Ag	107	115	1	No Gas	19.586	ug/l	299559.03
Ag	109	115	1	No Gas	20.004	ug/l	290739.21
Cd	111	115	1	No Gas	51.133	ug/l	170905.21

ICPMS207-B Analytical Data

Name	Mass	ISTD	Tune Step	Tune Mode	Conc.	Units	CPS
Cd	111	115	3	He	52.929	ug/l	55761.37
Cd	114	115	1	No Gas	50.256	ug/l	380426.43
Cd	114	115	3	He	53.743	ug/l	135082.38
Sn	118	115	1	No Gas	50.640	ug/l	470460.11
Sn	118	115	3	He	50.698	ug/l	125532.96
Sb	121	115	1	No Gas	51.379	ug/l	782901.92
Sb	121	115	3	He	51.023	ug/l	204762.50
Sb	123	115	1	No Gas	51.031	ug/l	602571.01
Sb	123	115	3	He	52.180	ug/l	163654.52
Ba	135	115	1	No Gas	48.992	ug/l	147289.93
Ba	137	115	1	No Gas	50.321	ug/l	260643.65
La	139	115	3	He	54.581	ug/l	739648.38
Ce	140	115	3	He	54.426	ug/l	787957.55
Hg	201	209	1	No Gas	0.963	ug/l	2199.41
Hg	202	209	1	No Gas	0.958	ug/l	5019.95
Hg	202	209	3	He	0.974	ug/l	2220.75
Tl	203	209	3	He	49.060	ug/l	253253.93
Tl	205	209	1	No Gas	49.815	ug/l	1413090.41
Tl	205	209	3	He	50.142	ug/l	605342.43
[Pb]	206	209	1	No Gas	49.330	ug/l	483180.26
[Pb]	207	209	1	No Gas	48.796	ug/l	419299.84
Pb	208	209	1	No Gas	49.184	ug/l	1933171.86
Th	232	209	3	He	50.848	ug/l	837149.25
U	238	209	1	No Gas	50.117	ug/l	1891431.34

Name	Mass	Tune Step	Tune Mode	CPS	ISTD Recovery %
Sc	45	1	No Gas	2722320.64	68.7
Sc	45	2	H2	1820084.99	78.9
Sc	45	3	He	188233.78	68.0
Ge	72	1	No Gas	862170.40	83.0
Ge	72	2	H2	684712.76	85.2
Ge	72	3	He	132828.75	80.0
In	115	1	No Gas	1052700.66	97.5
In	115	3	He	236978.66	85.5
Tb	159	1	No Gas	8650190.62	107.8
Tb	159	3	He	3515798.23	100.4
Ho	165	1	No Gas	8544927.75	111.0
Ho	165	3	He	3402243.37	100.8
Lu	175	1	No Gas	8399316.21	116.7
Lu	175	3	He	2748561.25	98.4
Bi	209	1	No Gas	5344064.93	113.7
Bi	209	3	He	2255898.24	103.4

ICPMS207-B Analytical Data

Sample Name	CCB
File Name	054_CCB.d
Data Path Name	D:\Agilent\ICPMH\1\DATA\220301ADoD.b
Acq Time	2022-03-01 17:33:20
Sample Type	CCB
Total Dilution	1.0000
Comment	ICPMS-6020-W-D
Operator	CAR/SRH/JPV/AEM
Method	SW6020/SW6020B

Name	Mass	ISTD	Tune Step	Tune Mode	Conc.	Units	CPS
Li	7	45	1	No Gas	2.952	ug/l	24624.38
Be	9	45	1	No Gas	-0.083	ug/l	89.31
B	11	45	1	No Gas	0.637	ug/l	1149.84
Na	23	45	3	He	65.252	ug/l	61995.75
Mg	24	45	3	He	3.675	ug/l	1703.38
Al	27	45	1	No Gas	0.136	ug/l	7927.69
Si	28	45	2	H2	3.752	ug/l	17124.03
K	39	72	3	He	-77.687	ug/l	54368.65
Ca	40	72	2	H2	-3.739	ug/l	105361.72
Ti	47	72	1	No Gas	-0.058	ug/l	153.49
V	51	72	1	No Gas	-0.138	ug/l	-23627.72
V	51	72	3	He	-0.605	ug/l	8957.29
Cr	52	72	1	No Gas	-0.550	ug/l	34882.47
Cr	52	72	3	He	0.051	ug/l	851.14
Mn	55	72	1	No Gas	0.122	ug/l	6199.05
Mn	55	72	3	He	0.000	ug/l	63.99
Fe	56	72	2	H2	0.147	ug/l	9285.61
Fe	56	72	3	He	0.014	ug/l	4134.76
Co	59	72	1	No Gas	-0.003	ug/l	232.87
Ni	60	72	1	No Gas	-0.098	ug/l	555.58
Ni	60	72	3	He	0.007	ug/l	126.67
Cu	63	72	1	No Gas	-0.190	ug/l	938.41
Cu	63	72	3	He	-0.037	ug/l	283.28
Cu	65	72	1	No Gas	-0.062	ug/l	388.16
Zn	66	72	1	No Gas	-0.056	ug/l	441.41
Zn	66	72	3	He	-0.172	ug/l	93.33
As	75	72	1	No Gas	1.171	ug/l	13611.91
As	75	72	3	He	-0.131	ug/l	148.47
Se	78	72	2	H2	-0.005	ug/l	19.78
Br	79	72	1	No Gas	0.292	ug/l	7983.11
Br	79	72	2	H2	0.199	ug/l	4305.46
Se	82	72	1	No Gas	-0.170	ug/l	459.95
Kr	84	72	1	No Gas		ug/l	14482.40
Sr	88	72	1	No Gas	0.001	ug/l	329.35
Sr	88	72	3	He	-0.005	ug/l	78.89
Mo	95	115	1	No Gas	0.025	ug/l	185.56
Mo	95	115	3	He	0.021	ug/l	53.33
Mo	98	115	1	No Gas	0.024	ug/l	292.23
Ag	107	115	1	No Gas	0.004	ug/l	112.05
Ag	109	115	1	No Gas	0.003	ug/l	100.71
Cd	111	115	1	No Gas	0.003	ug/l	16.43

ICPMS207-B Analytical Data

Name	Mass	ISTD	Tune Step	Tune Mode	Conc.	Units	CPS
Cd	111	115	3	He	0.002	ug/l	2.56
Cd	114	115	1	No Gas	0.003	ug/l	18.79
Cd	114	115	3	He	0.002	ug/l	4.76
Sn	118	115	1	No Gas	0.060	ug/l	1217.64
Sn	118	115	3	He	0.035	ug/l	272.23
Sb	121	115	1	No Gas	0.148	ug/l	2949.61
Sb	121	115	3	He	0.116	ug/l	607.74
Sb	123	115	1	No Gas	0.143	ug/l	2213.07
Sb	123	115	3	He	0.100	ug/l	431.72
Ba	135	115	1	No Gas	0.002	ug/l	36.59
Ba	137	115	1	No Gas	0.002	ug/l	49.90
La	139	115	3	He	0.001	ug/l	13.33
Ce	140	115	3	He	0.000	ug/l	10.00
Hg	201	209	1	No Gas	-0.056	ug/l	103.31
Hg	202	209	1	No Gas	-0.053	ug/l	252.62
Hg	202	209	3	He	-0.065	ug/l	130.97
Tl	203	209	3	He	0.107	ug/l	584.91
Tl	205	209	1	No Gas	0.071	ug/l	2390.25
Tl	205	209	3	He	0.116	ug/l	1469.34
[Pb]	206	209	1	No Gas	0.000	ug/l	164.45
[Pb]	207	209	1	No Gas	0.002	ug/l	151.11
Pb	208	209	1	No Gas	0.003	ug/l	707.79
Th	232	209	3	He	0.042	ug/l	762.99
U	238	209	1	No Gas	0.002	ug/l	88.31

Name	Mass	Tune Step	Tune Mode	CPS	ISTD Recovery %
Sc	45	1	No Gas	2543138.08	64.2
Sc	45	2	H2	1658015.54	71.9
Sc	45	3	He	154728.28	55.9
Ge	72	1	No Gas	820250.81	78.9
Ge	72	2	H2	626402.31	77.9
Ge	72	3	He	113056.94	68.1
In	115	1	No Gas	1017406.80	94.2
In	115	3	He	206338.61	74.4
Tb	159	1	No Gas	8399194.94	104.7
Tb	159	3	He	3257319.44	93.0
Ho	165	1	No Gas	8186075.63	106.3
Ho	165	3	He	3125503.10	92.6
Lu	175	1	No Gas	8096734.36	112.5
Lu	175	3	He	2505859.81	89.7
Bi	209	1	No Gas	5438419.96	115.7
Bi	209	3	He	2118359.91	97.1

ICPMS207-B Analytical Data

Sample Name	Cal Blk
File Name	055CALB.d
Data Path Name	D:\Agilent\ICPMH\1\DATA\220301ADoD.b
Acq Time	2022-03-01 17:39:36
Sample Type	CalBlk
Total Dilution	1.0000
Comment	ICPMS-6020-W-D
Operator	CAR/SRH/JPV/AEM
Method	SW6020/SW6020B

Name	Mass	ISTD	Tune Step	Tune Mode	Conc.	Units	CPS
Li	7	45	1	No Gas	0.000	ug/l	24443.37
Be	9	45	1	No Gas	0.000	ug/l	100.65
B	11	45	1	No Gas	0.000	ug/l	875.05
Na	23	45	3	He	0.000	ug/l	58369.19
Mg	24	45	3	He	0.000	ug/l	1710.05
Al	27	45	1	No Gas	0.000	ug/l	7908.80
Si	28	45	2	H2	0.000	ug/l	15010.24
K	39	72	3	He	0.000	ug/l	51788.57
Ca	40	72	2	H2	0.000	ug/l	101620.94
Ti	47	72	1	No Gas	0.000	ug/l	118.45
V	51	72	1	No Gas	0.000	ug/l	-34268.89
V	51	72	3	He	0.000	ug/l	8388.03
Cr	52	72	1	No Gas	0.000	ug/l	32311.94
Cr	52	72	3	He	0.000	ug/l	873.36
Mn	55	72	1	No Gas	0.000	ug/l	5716.47
Mn	55	72	3	He	0.000	ug/l	54.66
Fe	56	72	2	H2	0.000	ug/l	8990.14
Fe	56	72	3	He	0.000	ug/l	3854.40
Co	59	72	1	No Gas	0.000	ug/l	645.90
Ni	60	72	1	No Gas	0.000	ug/l	449.12
Ni	60	72	3	He	0.000	ug/l	132.22
Cu	63	72	1	No Gas	0.000	ug/l	903.73
Cu	63	72	3	He	0.000	ug/l	261.28
Cu	65	72	1	No Gas	0.000	ug/l	340.81
Zn	66	72	1	No Gas	0.000	ug/l	398.50
Zn	66	72	3	He	0.000	ug/l	101.11
As	75	72	1	No Gas	0.000	ug/l	9509.82
As	75	72	3	He	0.000	ug/l	137.40
Se	78	72	2	H2	0.000	ug/l	19.55
Br	79	72	1	No Gas	0.000	ug/l	6714.95
Br	79	72	2	H2	0.000	ug/l	3822.93
Se	82	72	1	No Gas	0.000	ug/l	516.75
Kr	84	72	1	No Gas		ug/l	13956.13
Sr	88	72	1	No Gas	0.000	ug/l	302.74
Sr	88	72	3	He	0.000	ug/l	87.78
Mo	95	115	1	No Gas	0.000	ug/l	44.44
Mo	95	115	3	He	0.000	ug/l	21.11
Mo	98	115	1	No Gas	0.000	ug/l	118.89
Ag	107	115	1	No Gas	0.000	ug/l	106.71
Ag	109	115	1	No Gas	0.000	ug/l	100.71
Cd	111	115	1	No Gas	0.000	ug/l	14.23

ICPMS207-B Analytical Data

Name	Mass	ISTD	Tune Step	Tune Mode	Conc.	Units	CPS
Cd	111	115	3	He	0.000	ug/l	2.22
Cd	114	115	1	No Gas	0.000	ug/l	-0.67
Cd	114	115	3	He	0.000	ug/l	0.90
Sn	118	115	1	No Gas	0.000	ug/l	738.56
Sn	118	115	3	He	0.000	ug/l	176.67
Sb	121	115	1	No Gas	0.000	ug/l	1252.19
Sb	121	115	3	He	0.000	ug/l	266.03
Sb	123	115	1	No Gas	0.000	ug/l	980.14
Sb	123	115	3	He	0.000	ug/l	218.02
Ba	135	115	1	No Gas	0.000	ug/l	19.96
Ba	137	115	1	No Gas	0.000	ug/l	43.25
La	139	115	3	He	0.000	ug/l	11.11
Ce	140	115	3	He	0.000	ug/l	11.11
Hg	201	209	1	No Gas	0.000	ug/l	109.65
Hg	202	209	1	No Gas	0.000	ug/l	221.96
Hg	202	209	3	He	0.000	ug/l	106.31
Tl	203	209	3	He	0.000	ug/l	222.76
Tl	205	209	1	No Gas	0.000	ug/l	987.82
Tl	205	209	3	He	0.000	ug/l	572.24
[Pb]	206	209	1	No Gas	0.000	ug/l	167.78
[Pb]	207	209	1	No Gas	0.000	ug/l	128.89
Pb	208	209	1	No Gas	0.000	ug/l	597.79
Th	232	209	3	He	0.000	ug/l	312.80
U	238	209	1	No Gas	0.000	ug/l	24.33

Name	Mass	Tune Step	Tune Mode	CPS	ISTD Recovery %
Sc	45	1	No Gas	2401562.74	100.0
Sc	45	2	H2	1615001.82	100.0
Sc	45	3	He	145819.82	100.0
Ge	72	1	No Gas	768188.85	100.0
Ge	72	2	H2	600857.55	100.0
Ge	72	3	He	111934.70	100.0
In	115	1	No Gas	954134.20	100.0
In	115	3	He	206762.63	100.0
Tb	159	1	No Gas	8208438.15	100.0
Tb	159	3	He	3263156.35	100.0
Ho	165	1	No Gas	8110663.51	100.0
Ho	165	3	He	3218819.51	100.0
Lu	175	1	No Gas	8131531.09	100.0
Lu	175	3	He	2517762.10	100.0
Bi	209	1	No Gas	5352032.85	100.0
Bi	209	3	He	2207309.48	100.0

ICPMS207-B Analytical Data

Sample Name	0.025 ppb STD
File Name	056CALS.d
Data Path Name	D:\Agilent\ICPMH\1\DATA\220301ADoD.b
Acq Time	2022-03-01 17:45:59
Sample Type	CalStd
Total Dilution	1.0000
Comment	ICPMS-6020B-Cal
Operator	CAR/SRH/JPV/AEM
Method	SW6020/SW6020B

Name	Mass	ISTD	Tune Step	Tune Mode	Conc.	Units	CPS
Li	7	45	1	No Gas	0.950	ug/l	24885.59
Be	9	45	1	No Gas	0.020	ug/l	116.65
B	11	45	1	No Gas	-0.384	ug/l	540.89
Na	23	45	3	He	21.016	ug/l	60670.43
Mg	24	45	3	He	7.569	ug/l	2977.73
Al	27	45	1	No Gas	0.291	ug/l	9540.85
Si	28	45	2	H2	-0.910	ug/l	13137.74
K	39	72	3	He	7.038	ug/l	48673.29
Ca	40	72	2	H2	10.014	ug/l	143111.77
Ti	47	72	1	No Gas	0.116	ug/l	218.55
V	51	72	1	No Gas	5.151	ug/l	33290.47
V	51	72	3	He	0.079	ug/l	7794.35
Cr	52	72	1	No Gas	0.083	ug/l	31548.40
Cr	52	72	3	He	0.051	ug/l	913.37
Mn	55	72	1	No Gas	0.008	ug/l	5533.41
Mn	55	72	3	He	0.035	ug/l	103.65
Fe	56	72	2	H2	0.972	ug/l	18296.52
Fe	56	72	3	He	1.012	ug/l	5549.99
Co	59	72	1	No Gas	0.008	ug/l	695.31
Ni	60	72	1	No Gas	0.033	ug/l	522.31
Ni	60	72	3	He	0.059	ug/l	173.34
Cu	63	72	1	No Gas	0.058	ug/l	1277.24
Cu	63	72	3	He	0.047	ug/l	345.94
Cu	65	72	1	No Gas	0.041	ug/l	467.53
Zn	66	72	1	No Gas	0.224	ug/l	964.12
Zn	66	72	3	He	0.206	ug/l	204.45
As	75	72	1	No Gas	0.270	ug/l	9964.77
As	75	72	3	He	0.030	ug/l	141.07
Se	78	72	2	H2	0.025	ug/l	28.44
Br	79	72	1	No Gas	0.322	ug/l	8149.49
Br	79	72	2	H2	0.308	ug/l	4688.16
Se	82	72	1	No Gas	-0.074	ug/l	471.27
Kr	84	72	1	No Gas		ug/l	12484.37
Sr	88	72	1	No Gas	0.033	ug/l	1064.60
Sr	88	72	3	He	0.032	ug/l	162.22
Mo	95	115	1	No Gas	0.081	ug/l	452.23
Mo	95	115	3	He	0.069	ug/l	133.33
Mo	98	115	1	No Gas	0.077	ug/l	751.76
Ag	107	115	1	No Gas	0.010	ug/l	248.10
Ag	109	115	1	No Gas	0.011	ug/l	244.77
Cd	111	115	1	No Gas	0.025	ug/l	90.94

ICPMS207-B Analytical Data

Name	Mass	ISTD	Tune Step	Tune Mode	Conc.	Units	CPS
Cd	111	115	3	He	0.026	ug/l	25.11
Cd	114	115	1	No Gas	0.024	ug/l	169.18
Cd	114	115	3	He	0.028	ug/l	60.79
Sn	118	115	1	No Gas	0.041	ug/l	1104.53
Sn	118	115	3	He	0.041	ug/l	246.67
Sb	121	115	1	No Gas	-0.009	ug/l	1128.16
Sb	121	115	3	He	0.014	ug/l	291.03
Sb	123	115	1	No Gas	-0.013	ug/l	837.44
Sb	123	115	3	He	0.006	ug/l	217.02
Ba	135	115	1	No Gas	0.033	ug/l	109.78
Ba	137	115	1	No Gas	0.022	ug/l	149.70
La	139	115	3	He	0.027	ug/l	333.34
Ce	140	115	3	He	0.028	ug/l	367.79
Hg	201	209	1	No Gas	-0.019	ug/l	67.99
Hg	202	209	1	No Gas	-0.010	ug/l	169.97
Hg	202	209	3	He	-0.013	ug/l	75.98
Tl	203	209	3	He	0.007	ug/l	246.77
Tl	205	209	1	No Gas	0.009	ug/l	1202.29
Tl	205	209	3	He	0.007	ug/l	624.27
[Pb]	206	209	1	No Gas	0.023	ug/l	380.01
[Pb]	207	209	1	No Gas	0.030	ug/l	372.23
Pb	208	209	1	No Gas	0.026	ug/l	1577.83
Th	232	209	3	He	0.008	ug/l	422.85
U	238	209	1	No Gas	0.025	ug/l	957.51

Name	Mass	Tune Step	Tune Mode	CPS	ISTD Recovery %
Sc	45	1	No Gas	2248556.70	93.6
Sc	45	2	H2	1534697.08	95.0
Sc	45	3	He	133831.10	91.8
Ge	72	1	No Gas	727010.48	94.6
Ge	72	2	H2	571637.76	95.1
Ge	72	3	He	101834.88	91.0
In	115	1	No Gas	956892.30	100.3
In	115	3	He	190309.77	92.0
Tb	159	1	No Gas	8128086.24	99.0
Tb	159	3	He	3022975.48	92.6
Ho	165	1	No Gas	7776095.87	95.9
Ho	165	3	He	3004471.29	93.3
Lu	175	1	No Gas	7728079.21	95.0
Lu	175	3	He	2421515.91	96.2
Bi	209	1	No Gas	5198725.29	97.1
Bi	209	3	He	2108268.94	95.5

ICPMS207-B Analytical Data

Sample Name	0.05 ppb STD
File Name	057CALS.d
Data Path Name	D:\Agilent\ICPMH\1\DATA\220301ADoD.b
Acq Time	2022-03-01 17:52:22
Sample Type	CalStd
Total Dilution	1.0000
Comment	ICPMS-6020B-Cal
Operator	CAR/SRH/JPV/AEM
Method	SW6020/SW6020B

Name	Mass	ISTD	Tune Step	Tune Mode	Conc.	Units	CPS
Li	7	45	1	No Gas	2.488	ug/l	26316.52
Be	9	45	1	No Gas	0.068	ug/l	160.64
B	11	45	1	No Gas	-0.311	ug/l	556.90
Na	23	45	3	He	36.628	ug/l	62457.71
Mg	24	45	3	He	18.339	ug/l	4721.41
Al	27	45	1	No Gas	0.444	ug/l	9957.79
Si	28	45	2	H2	-0.811	ug/l	13034.95
K	39	72	3	He	7.167	ug/l	47616.60
Ca	40	72	2	H2	18.487	ug/l	182097.61
Ti	47	72	1	No Gas	0.124	ug/l	230.23
V	51	72	1	No Gas	2.186	ug/l	-4374.70
V	51	72	3	He	0.111	ug/l	7684.33
Cr	52	72	1	No Gas	0.052	ug/l	31698.32
Cr	52	72	3	He	0.105	ug/l	1011.15
Mn	55	72	1	No Gas	0.045	ug/l	6242.32
Mn	55	72	3	He	0.066	ug/l	148.64
Fe	56	72	2	H2	1.774	ug/l	26293.41
Fe	56	72	3	He	1.720	ug/l	6823.49
Co	59	72	1	No Gas	0.039	ug/l	1127.81
Ni	60	72	1	No Gas	0.094	ug/l	715.27
Ni	60	72	3	He	0.042	ug/l	154.45
Cu	63	72	1	No Gas	0.068	ug/l	1375.95
Cu	63	72	3	He	0.077	ug/l	405.59
Cu	65	72	1	No Gas	0.084	ug/l	631.60
Zn	66	72	1	No Gas	0.328	ug/l	1260.09
Zn	66	72	3	He	0.360	ug/l	282.23
As	75	72	1	No Gas	-0.061	ug/l	8920.06
As	75	72	3	He	0.058	ug/l	152.93
Se	78	72	2	H2	0.054	ug/l	40.11
Br	79	72	1	No Gas	0.209	ug/l	7653.55
Br	79	72	2	H2	0.267	ug/l	4541.73
Se	82	72	1	No Gas	-0.459	ug/l	399.42
Kr	84	72	1	No Gas		ug/l	12421.15
Sr	88	72	1	No Gas	0.073	ug/l	2026.14
Sr	88	72	3	He	0.064	ug/l	237.78
Mo	95	115	1	No Gas	0.068	ug/l	393.34
Mo	95	115	3	He	0.062	ug/l	116.67
Mo	98	115	1	No Gas	0.052	ug/l	544.46
Ag	107	115	1	No Gas	0.026	ug/l	460.86
Ag	109	115	1	No Gas	0.025	ug/l	428.18
Cd	111	115	1	No Gas	0.063	ug/l	210.78

ICPMS207-B Analytical Data

Name	Mass	ISTD	Tune Step	Tune Mode	Conc.	Units	CPS
Cd	111	115	3	He	0.065	ug/l	57.89
Cd	114	115	1	No Gas	0.064	ug/l	451.22
Cd	114	115	3	He	0.062	ug/l	129.12
Sn	118	115	1	No Gas	0.062	ug/l	1297.49
Sn	118	115	3	He	0.106	ug/l	370.01
Sb	121	115	1	No Gas	0.021	ug/l	1561.91
Sb	121	115	3	He	0.045	ug/l	383.38
Sb	123	115	1	No Gas	0.016	ug/l	1167.83
Sb	123	115	3	He	0.033	ug/l	279.70
Ba	135	115	1	No Gas	0.065	ug/l	199.61
Ba	137	115	1	No Gas	0.072	ug/l	399.21
La	139	115	3	He	0.064	ug/l	750.03
Ce	140	115	3	He	0.070	ug/l	878.92
Hg	201	209	1	No Gas	-0.011	ug/l	84.32
Hg	202	209	1	No Gas	-0.006	ug/l	185.30
Hg	202	209	3	He	-0.008	ug/l	82.65
Tl	203	209	3	He	0.046	ug/l	418.84
Tl	205	209	1	No Gas	0.043	ug/l	2102.40
Tl	205	209	3	He	0.044	ug/l	1004.44
[Pb]	206	209	1	No Gas	0.051	ug/l	648.91
[Pb]	207	209	1	No Gas	0.065	ug/l	648.91
Pb	208	209	1	No Gas	0.059	ug/l	2809.03
Th	232	209	3	He	0.026	ug/l	680.29
U	238	209	1	No Gas	0.057	ug/l	2115.75

Name	Mass	Tune Step	Tune Mode	CPS	ISTD Recovery %
Sc	45	1	No Gas	2104190.12	87.6
Sc	45	2	H2	1508860.34	93.4
Sc	45	3	He	126772.39	86.9
Ge	72	1	No Gas	738650.87	96.2
Ge	72	2	H2	570448.83	94.9
Ge	72	3	He	99525.47	88.9
In	115	1	No Gas	963255.84	101.0
In	115	3	He	184805.61	89.4
Tb	159	1	No Gas	8234380.18	100.3
Tb	159	3	He	3077840.65	94.3
Ho	165	1	No Gas	7925781.39	97.7
Ho	165	3	He	2929515.69	91.0
Lu	175	1	No Gas	7892161.73	97.1
Lu	175	3	He	2318852.34	92.1
Bi	209	1	No Gas	5187398.58	96.9
Bi	209	3	He	2047889.61	92.8

ICPMS207-B Analytical Data

Sample Name	0.10 ppb STD
File Name	058CALS.d
Data Path Name	D:\Agilent\ICPMH\1\DATA\220301ADoD.b
Acq Time	2022-03-01 17:58:45
Sample Type	CalStd
Total Dilution	1.0000
Comment	ICPMS-6020B-Cal
Operator	CAR/SRH/JPV/AEM
Method	SW6020/SW6020B

Name	Mass	ISTD	Tune Step	Tune Mode	Conc.	Units	CPS
Li	7	45	1	No Gas	3.617	ug/l	27380.16
Be	9	45	1	No Gas	0.119	ug/l	206.96
B	11	45	1	No Gas	-0.307	ug/l	534.89
Na	23	45	3	He	59.636	ug/l	66532.83
Mg	24	45	3	He	35.924	ug/l	7457.12
Al	27	45	1	No Gas	0.604	ug/l	10596.01
Si	28	45	2	H2	-0.832	ug/l	12989.54
K	39	72	3	He	21.112	ug/l	49619.83
Ca	40	72	2	H2	31.653	ug/l	247703.91
Ti	47	72	1	No Gas	0.222	ug/l	313.65
V	51	72	1	No Gas	6.187	ug/l	46275.55
V	51	72	3	He	0.055	ug/l	7417.49
Cr	52	72	1	No Gas	0.070	ug/l	31188.25
Cr	52	72	3	He	0.156	ug/l	1103.38
Mn	55	72	1	No Gas	0.091	ug/l	6851.37
Mn	55	72	3	He	0.113	ug/l	215.29
Fe	56	72	2	H2	3.197	ug/l	41309.67
Fe	56	72	3	He	3.358	ug/l	9853.29
Co	59	72	1	No Gas	0.095	ug/l	1823.17
Ni	60	72	1	No Gas	0.138	ug/l	828.38
Ni	60	72	3	He	0.115	ug/l	214.45
Cu	63	72	1	No Gas	0.171	ug/l	2088.33
Cu	63	72	3	He	0.138	ug/l	531.23
Cu	65	72	1	No Gas	0.141	ug/l	819.02
Zn	66	72	1	No Gas	0.303	ug/l	1167.05
Zn	66	72	3	He	0.387	ug/l	290.01
As	75	72	1	No Gas	-0.056	ug/l	8749.38
As	75	72	3	He	0.116	ug/l	180.47
Se	78	72	2	H2	0.102	ug/l	60.34
Br	79	72	1	No Gas	0.317	ug/l	8066.32
Br	79	72	2	H2	0.329	ug/l	4841.24
Se	82	72	1	No Gas	-0.276	ug/l	428.08
Kr	84	72	1	No Gas		ug/l	12727.48
Sr	88	72	1	No Gas	0.140	ug/l	3560.07
Sr	88	72	3	He	0.130	ug/l	392.23
Mo	95	115	1	No Gas	0.111	ug/l	591.13
Mo	95	115	3	He	0.113	ug/l	200.00
Mo	98	115	1	No Gas	0.099	ug/l	898.93
Ag	107	115	1	No Gas	0.049	ug/l	748.99
Ag	109	115	1	No Gas	0.047	ug/l	692.96
Cd	111	115	1	No Gas	0.121	ug/l	377.60

ICPMS207-B Analytical Data

Name	Mass	ISTD	Tune Step	Tune Mode	Conc.	Units	CPS
Cd	111	115	3	He	0.118	ug/l	104.00
Cd	114	115	1	No Gas	0.120	ug/l	821.17
Cd	114	115	3	He	0.125	ug/l	262.45
Sn	118	115	1	No Gas	0.153	ug/l	2026.16
Sn	118	115	3	He	0.127	ug/l	415.56
Sb	121	115	1	No Gas	0.070	ug/l	2183.73
Sb	121	115	3	He	0.095	ug/l	548.40
Sb	123	115	1	No Gas	0.070	ug/l	1701.94
Sb	123	115	3	He	0.088	ug/l	424.72
Ba	135	115	1	No Gas	0.116	ug/l	329.35
Ba	137	115	1	No Gas	0.106	ug/l	545.60
La	139	115	3	He	0.120	ug/l	1424.53
Ce	140	115	3	He	0.128	ug/l	1622.33
Hg	201	209	1	No Gas	-0.018	ug/l	72.32
Hg	202	209	1	No Gas	-0.005	ug/l	196.30
Hg	202	209	3	He	-0.004	ug/l	91.98
Tl	203	209	3	He	0.090	ug/l	624.94
Tl	205	209	1	No Gas	0.092	ug/l	3512.71
Tl	205	209	3	He	0.088	ug/l	1497.36
[Pb]	206	209	1	No Gas	0.107	ug/l	1227.85
[Pb]	207	209	1	No Gas	0.105	ug/l	1007.83
Pb	208	209	1	No Gas	0.108	ug/l	4789.27
Th	232	209	3	He	0.054	ug/l	1114.50
U	238	209	1	No Gas	0.107	ug/l	4105.50

Name	Mass	Tune Step	Tune Mode	CPS	ISTD Recovery %
Sc	45	1	No Gas	2013925.23	83.9
Sc	45	2	H2	1506289.22	93.3
Sc	45	3	He	120805.55	82.8
Ge	72	1	No Gas	721736.19	94.0
Ge	72	2	H2	581337.85	96.8
Ge	72	3	He	97489.19	87.1
In	115	1	No Gas	929315.13	97.4
In	115	3	He	186435.97	90.2
Tb	159	1	No Gas	8228662.80	100.2
Tb	159	3	He	3000318.39	91.9
Ho	165	1	No Gas	7742077.38	95.5
Ho	165	3	He	2929312.80	91.0
Lu	175	1	No Gas	7851697.88	96.6
Lu	175	3	He	2254632.63	89.5
Bi	209	1	No Gas	5364018.87	100.2
Bi	209	3	He	2057379.71	93.2

ICPMS207-B Analytical Data

Sample Name	0.5 ppb STD
File Name	059CALS.d
Data Path Name	D:\Agilent\ICPMH\1\DATA\220301ADoD.b
Acq Time	2022-03-01 18:05:08
Sample Type	CalStd
Total Dilution	1.0000
Comment	ICPMS-6020B-Cal
Operator	CAR/SRH/JPV/AEM
Method	SW6020/SW6020B

Name	Mass	ISTD	Tune Step	Tune Mode	Conc.	Units	CPS
Li	7	45	1	No Gas	8.508	ug/l	36445.98
Be	9	45	1	No Gas	0.493	ug/l	589.23
B	11	45	1	No Gas	0.055	ug/l	765.00
Na	23	45	3	He	167.371	ug/l	99358.63
Mg	24	45	3	He	142.199	ug/l	25324.80
Al	27	45	1	No Gas	1.023	ug/l	13259.23
Si	28	45	2	H2	0.290	ug/l	13856.68
K	39	72	3	He	111.696	ug/l	67775.46
Ca	40	72	2	H2	135.609	ug/l	709150.75
Ti	47	72	1	No Gas	0.580	ug/l	637.32
V	51	72	1	No Gas	-0.583	ug/l	-38527.16
V	51	72	3	He	0.498	ug/l	8151.22
Cr	52	72	1	No Gas	0.442	ug/l	35439.55
Cr	52	72	3	He	0.528	ug/l	1882.36
Mn	55	72	1	No Gas	0.531	ug/l	13929.10
Mn	55	72	3	He	0.525	ug/l	810.53
Fe	56	72	2	H2	14.098	ug/l	146450.35
Fe	56	72	3	He	14.586	ug/l	31039.50
Co	59	72	1	No Gas	0.503	ug/l	7074.45
Ni	60	72	1	No Gas	0.531	ug/l	1979.55
Ni	60	72	3	He	0.571	ug/l	597.79
Cu	63	72	1	No Gas	0.597	ug/l	5167.67
Cu	63	72	3	He	0.630	ug/l	1590.10
Cu	65	72	1	No Gas	0.530	ug/l	2190.38
Zn	66	72	1	No Gas	0.733	ug/l	2284.82
Zn	66	72	3	He	0.761	ug/l	477.79
As	75	72	1	No Gas	1.189	ug/l	13167.55
As	75	72	3	He	0.532	ug/l	390.93
Se	78	72	2	H2	0.538	ug/l	228.89
Br	79	72	1	No Gas	0.261	ug/l	7743.42
Br	79	72	2	H2	0.331	ug/l	4654.86
Se	82	72	1	No Gas	0.186	ug/l	520.22
Kr	84	72	1	No Gas		ug/l	12853.93
Sr	88	72	1	No Gas	0.584	ug/l	13889.28
Sr	88	72	3	He	0.563	ug/l	1421.19
Mo	95	115	1	No Gas	0.498	ug/l	2545.80
Mo	95	115	3	He	0.502	ug/l	817.81
Mo	98	115	1	No Gas	0.507	ug/l	4220.66
Ag	107	115	1	No Gas	0.212	ug/l	2957.51
Ag	109	115	1	No Gas	0.221	ug/l	2937.49
Cd	111	115	1	No Gas	0.527	ug/l	1623.47

ICPMS207-B Analytical Data

Name	Mass	ISTD	Tune Step	Tune Mode	Conc.	Units	CPS
Cd	111	115	3	He	0.565	ug/l	485.34
Cd	114	115	1	No Gas	0.523	ug/l	3649.44
Cd	114	115	3	He	0.560	ug/l	1162.48
Sn	118	115	1	No Gas	0.550	ug/l	5516.87
Sn	118	115	3	He	0.559	ug/l	1272.29
Sb	121	115	1	No Gas	0.478	ug/l	7945.72
Sb	121	115	3	He	0.499	ug/l	1840.64
Sb	123	115	1	No Gas	0.471	ug/l	6111.95
Sb	123	115	3	He	0.503	ug/l	1481.56
Ba	135	115	1	No Gas	0.569	ug/l	1570.31
Ba	137	115	1	No Gas	0.520	ug/l	2568.50
La	139	115	3	He	0.551	ug/l	6420.43
Ce	140	115	3	He	0.563	ug/l	7008.49
Hg	201	209	1	No Gas	-0.005	ug/l	96.98
Hg	202	209	1	No Gas	0.008	ug/l	256.28
Hg	202	209	3	He	0.003	ug/l	106.31
Tl	203	209	3	He	0.458	ug/l	2371.84
Tl	205	209	1	No Gas	0.507	ug/l	14723.87
Tl	205	209	3	He	0.466	ug/l	5699.53
[Pb]	206	209	1	No Gas	0.495	ug/l	4979.86
[Pb]	207	209	1	No Gas	0.539	ug/l	4553.04
Pb	208	209	1	No Gas	0.514	ug/l	20186.12
Th	232	209	3	He	0.346	ug/l	5670.85
U	238	209	1	No Gas	0.505	ug/l	18916.92

Name	Mass	Tune Step	Tune Mode	CPS	ISTD Recovery %
Sc	45	1	No Gas	2002702.87	83.4
Sc	45	2	H2	1453786.50	90.0
Sc	45	3	He	120777.58	82.8
Ge	72	1	No Gas	719651.24	93.7
Ge	72	2	H2	558534.75	93.0
Ge	72	3	He	95829.01	85.6
In	115	1	No Gas	947946.58	99.4
In	115	3	He	184503.88	89.2
Tb	159	1	No Gas	8270703.90	100.8
Tb	159	3	He	2965964.40	90.9
Ho	165	1	No Gas	7969824.23	98.3
Ho	165	3	He	2903448.68	90.2
Lu	175	1	No Gas	7948553.74	97.7
Lu	175	3	He	2290043.27	91.0
Bi	209	1	No Gas	5266475.88	98.4
Bi	209	3	He	2091194.42	94.7

ICPMS207-B Analytical Data

Sample Name	1 ppb STD
File Name	060CALS.d
Data Path Name	D:\Agilent\ICPMH\1\DATA\220301ADoD.b
Acq Time	2022-03-01 18:11:31
Sample Type	CalStd
Total Dilution	1.0000
Comment	ICPMS-6020B-Cal
Operator	CAR/SRH/JPV/AEM
Method	SW6020/SW6020B

Name	Mass	ISTD	Tune Step	Tune Mode	Conc.	Units	CPS
Li	7	45	1	No Gas	14.600	ug/l	47790.49
Be	9	45	1	No Gas	0.985	ug/l	1088.82
B	11	45	1	No Gas	0.532	ug/l	1067.80
Na	23	45	3	He	321.924	ug/l	143076.99
Mg	24	45	3	He	294.956	ug/l	49768.51
Al	27	45	1	No Gas	1.513	ug/l	16385.69
Si	28	45	2	H2	1.946	ug/l	15884.84
K	39	72	3	He	241.189	ug/l	91869.83
Ca	40	72	2	H2	271.784	ug/l	1330053.43
Ti	47	72	1	No Gas	1.140	ug/l	1104.49
V	51	72	1	No Gas	1.462	ug/l	-12812.51
V	51	72	3	He	0.863	ug/l	8580.35
Cr	52	72	1	No Gas	0.896	ug/l	39251.54
Cr	52	72	3	He	1.187	ug/l	3193.70
Mn	55	72	1	No Gas	1.074	ug/l	21860.00
Mn	55	72	3	He	1.118	ug/l	1619.44
Fe	56	72	2	H2	29.373	ug/l	296881.78
Fe	56	72	3	He	29.930	ug/l	58221.56
Co	59	72	1	No Gas	1.127	ug/l	14575.13
Ni	60	72	1	No Gas	1.129	ug/l	3603.31
Ni	60	72	3	He	1.199	ug/l	1093.38
Cu	63	72	1	No Gas	1.206	ug/l	9221.97
Cu	63	72	3	He	1.321	ug/l	2983.38
Cu	65	72	1	No Gas	1.159	ug/l	4254.34
Zn	66	72	1	No Gas	1.539	ug/l	4221.38
Zn	66	72	3	He	1.660	ug/l	908.93
As	75	72	1	No Gas	1.340	ug/l	13184.32
As	75	72	3	He	1.140	ug/l	680.20
Se	78	72	2	H2	1.116	ug/l	456.45
Br	79	72	1	No Gas	0.292	ug/l	7626.91
Br	79	72	2	H2	0.277	ug/l	4488.47
Se	82	72	1	No Gas	0.854	ug/l	629.27
Kr	84	72	1	No Gas		ug/l	12767.22
Sr	88	72	1	No Gas	1.220	ug/l	27665.27
Sr	88	72	3	He	1.208	ug/l	2871.42
Mo	95	115	1	No Gas	1.002	ug/l	5074.28
Mo	95	115	3	He	1.092	ug/l	1741.23
Mo	98	115	1	No Gas	1.013	ug/l	8305.33
Ag	107	115	1	No Gas	0.437	ug/l	5989.04
Ag	109	115	1	No Gas	0.437	ug/l	5710.13
Cd	111	115	1	No Gas	1.101	ug/l	3374.74

ICPMS207-B Analytical Data

Name	Mass	ISTD	Tune Step	Tune Mode	Conc.	Units	CPS
Cd	111	115	3	He	1.163	ug/l	989.15
Cd	114	115	1	No Gas	1.070	ug/l	7459.74
Cd	114	115	3	He	1.178	ug/l	2422.37
Sn	118	115	1	No Gas	1.059	ug/l	9943.89
Sn	118	115	3	He	1.118	ug/l	2364.66
Sb	121	115	1	No Gas	1.040	ug/l	15828.16
Sb	121	115	3	He	1.091	ug/l	3713.87
Sb	123	115	1	No Gas	1.001	ug/l	11880.54
Sb	123	115	3	He	1.087	ug/l	2949.28
Ba	135	115	1	No Gas	1.158	ug/l	3177.41
Ba	137	115	1	No Gas	1.076	ug/l	5260.58
La	139	115	3	He	1.110	ug/l	12807.11
Ce	140	115	3	He	1.146	ug/l	14143.98
Hg	201	209	1	No Gas	0.005	ug/l	120.31
Hg	202	209	1	No Gas	0.013	ug/l	282.61
Hg	202	209	3	He	0.019	ug/l	135.64
Tl	203	209	3	He	1.039	ug/l	5044.32
Tl	205	209	1	No Gas	1.029	ug/l	29311.52
Tl	205	209	3	He	1.043	ug/l	11932.86
[Pb]	206	209	1	No Gas	1.009	ug/l	10118.37
[Pb]	207	209	1	No Gas	1.090	ug/l	9213.28
Pb	208	209	1	No Gas	1.037	ug/l	40727.93
Th	232	209	3	He	0.840	ug/l	13172.61
U	238	209	1	No Gas	1.038	ug/l	39433.52

Name	Mass	Tune Step	Tune Mode	CPS	ISTD Recovery %
Sc	45	1	No Gas	1993316.84	83.0
Sc	45	2	H2	1461518.24	90.5
Sc	45	3	He	117898.98	80.9
Ge	72	1	No Gas	693773.45	90.3
Ge	72	2	H2	560069.09	93.2
Ge	72	3	He	92787.55	82.9
In	115	1	No Gas	947345.98	99.3
In	115	3	He	182981.01	88.5
Tb	159	1	No Gas	7999637.27	97.5
Tb	159	3	He	2962935.46	90.8
Ho	165	1	No Gas	7721236.22	95.2
Ho	165	3	He	2936388.42	91.2
Lu	175	1	No Gas	7829227.96	96.3
Lu	175	3	He	2330738.36	92.6
Bi	209	1	No Gas	5345718.11	99.9
Bi	209	3	He	2062615.81	93.4

ICPMS207-B Analytical Data

Sample Name	10 ppb STD
File Name	061CALS.d
Data Path Name	D:\Agilent\ICPMH\1\DATA\220301ADoD.b
Acq Time	2022-03-01 18:17:54
Sample Type	CalStd
Total Dilution	1.0000
Comment	ICPMS-6020B-Cal
Operator	CAR/SRH/JPV/AEM
Method	SW6020/SW6020B

Name	Mass	ISTD	Tune Step	Tune Mode	Conc.	Units	CPS
Li	7	45	1	No Gas	114.281	ug/l	232771.69
Be	9	45	1	No Gas	9.313	ug/l	9476.11
B	11	45	1	No Gas	8.698	ug/l	6223.80
Na	23	45	3	He	2798.285	ug/l	903172.57
Mg	24	45	3	He	2755.610	ug/l	465316.94
Al	27	45	1	No Gas	10.399	ug/l	73285.85
Si	28	45	2	H2	39.509	ug/l	59224.31
K	39	72	3	He	2474.866	ug/l	550462.09
Ca	40	72	2	H2	2653.273	ug/l	12211660.19
Ti	47	72	1	No Gas	10.003	ug/l	8794.84
V	51	72	1	No Gas	12.168	ug/l	114961.72
V	51	72	3	He	9.836	ug/l	25756.46
Cr	52	72	1	No Gas	10.017	ug/l	140760.06
Cr	52	72	3	He	10.548	ug/l	22863.61
Mn	55	72	1	No Gas	10.822	ug/l	172282.85
Mn	55	72	3	He	10.683	ug/l	15220.22
Fe	56	72	2	H2	283.354	ug/l	2805276.40
Fe	56	72	3	He	296.319	ug/l	553295.98
Co	59	72	1	No Gas	11.116	ug/l	137837.23
Ni	60	72	1	No Gas	10.803	ug/l	30808.54
Ni	60	72	3	He	11.984	ug/l	10031.32
Cu	63	72	1	No Gas	11.189	ug/l	78327.90
Cu	63	72	3	He	12.511	ug/l	26697.83
Cu	65	72	1	No Gas	11.208	ug/l	38218.51
Zn	66	72	1	No Gas	11.529	ug/l	29075.64
Zn	66	72	3	He	11.917	ug/l	6057.97
As	75	72	1	No Gas	11.095	ug/l	46505.16
As	75	72	3	He	11.249	ug/l	5761.62
Se	78	72	2	H2	10.865	ug/l	4304.30
Br	79	72	1	No Gas	0.375	ug/l	8016.33
Br	79	72	2	H2	0.275	ug/l	4501.79
Se	82	72	1	No Gas	11.195	ug/l	2610.05
Kr	84	72	1	No Gas		ug/l	13726.23
Sr	88	72	1	No Gas	12.078	ug/l	269678.75
Sr	88	72	3	He	11.497	ug/l	26935.65
Mo	95	115	1	No Gas	10.180	ug/l	49822.95
Mo	95	115	3	He	10.733	ug/l	16929.09
Mo	98	115	1	No Gas	10.435	ug/l	82296.36
Ag	107	115	1	No Gas	4.258	ug/l	56003.13
Ag	109	115	1	No Gas	4.287	ug/l	53656.22
Cd	111	115	1	No Gas	10.612	ug/l	31582.41

ICPMS207-B Analytical Data

Name	Mass	ISTD	Tune Step	Tune Mode	Conc.	Units	CPS
Cd	111	115	3	He	11.241	ug/l	9535.98
Cd	114	115	1	No Gas	10.483	ug/l	71246.22
Cd	114	115	3	He	11.491	ug/l	23605.52
Sn	118	115	1	No Gas	10.109	ug/l	86297.82
Sn	118	115	3	He	10.994	ug/l	21862.73
Sb	121	115	1	No Gas	10.555	ug/l	145467.52
Sb	121	115	3	He	10.787	ug/l	34582.31
Sb	123	115	1	No Gas	10.433	ug/l	111692.34
Sb	123	115	3	He	10.873	ug/l	27733.13
Ba	135	115	1	No Gas	11.177	ug/l	29726.34
Ba	137	115	1	No Gas	10.558	ug/l	49954.84
La	139	115	3	He	10.886	ug/l	125413.79
Ce	140	115	3	He	11.351	ug/l	139920.51
Hg	201	209	1	No Gas	0.179	ug/l	485.24
Hg	202	209	1	No Gas	0.184	ug/l	1110.50
Hg	202	209	3	He	0.202	ug/l	485.25
Tl	203	209	3	He	10.245	ug/l	47563.90
Tl	205	209	1	No Gas	10.021	ug/l	280241.54
Tl	205	209	3	He	10.604	ug/l	115557.74
[Pb]	206	209	1	No Gas	9.728	ug/l	97204.28
[Pb]	207	209	1	No Gas	10.229	ug/l	86407.78
Pb	208	209	1	No Gas	9.983	ug/l	391615.80
Th	232	209	3	He	10.178	ug/l	155179.58
U	238	209	1	No Gas	9.952	ug/l	382552.19

Name	Mass	Tune Step	Tune Mode	CPS	ISTD Recovery %
Sc	45	1	No Gas	1970117.76	82.0
Sc	45	2	H2	1436760.64	89.0
Sc	45	3	He	120987.79	83.0
Ge	72	1	No Gas	689248.47	89.7
Ge	72	2	H2	562618.37	93.6
Ge	72	3	He	93573.40	83.6
In	115	1	No Gas	923246.53	96.8
In	115	3	He	182832.97	88.4
Tb	159	1	No Gas	8194316.94	99.8
Tb	159	3	He	2970550.97	91.0
Ho	165	1	No Gas	7715230.17	95.1
Ho	165	3	He	2886297.86	89.7
Lu	175	1	No Gas	7769834.56	95.6
Lu	175	3	He	2274184.99	90.3
Bi	209	1	No Gas	5405995.11	101.0
Bi	209	3	He	2047871.91	92.8

ICPMS207-B Analytical Data

Sample Name	50 ppb STD
File Name	062CALS.d
Data Path Name	D:\Agilent\ICPMH\1\DATA\220301ADoD.b
Acq Time	2022-03-01 18:24:17
Sample Type	CalStd
Total Dilution	1.0000
Comment	ICPMS-6020B-Cal
Operator	CAR/SRH/JPV/AEM
Method	SW6020/SW6020B

Name	Mass	ISTD	Tune Step	Tune Mode	Conc.	Units	CPS
Li	7	45	1	No Gas	522.634	ug/l	1041166.09
Be	9	45	1	No Gas	46.030	ug/l	48774.07
B	11	45	1	No Gas	44.878	ug/l	30478.66
Na	23	45	3	He	12455.147	ug/l	4335160.60
Mg	24	45	3	He	12370.031	ug/l	2346189.92
Al	27	45	1	No Gas	47.771	ug/l	328045.42
Si	28	45	2	H2	197.325	ug/l	252705.81
K	39	72	3	He	10424.642	ug/l	2508259.93
Ca	40	72	2	H2	11889.015	ug/l	57211345.58
Ti	47	72	1	No Gas	48.549	ug/l	45596.91
V	51	72	1	No Gas	49.167	ug/l	597063.05
V	51	72	3	He	44.038	ug/l	104629.86
Cr	52	72	1	No Gas	47.908	ug/l	607067.37
Cr	52	72	3	He	46.362	ug/l	112763.44
Mn	55	72	1	No Gas	48.908	ug/l	820364.85
Mn	55	72	3	He	46.722	ug/l	76422.39
Fe	56	72	2	H2	1289.183	ug/l	13377385.25
Fe	56	72	3	He	1258.596	ug/l	2692126.04
Co	59	72	1	No Gas	50.972	ug/l	679496.12
Ni	60	72	1	No Gas	49.297	ug/l	149954.27
Ni	60	72	3	He	49.870	ug/l	47641.69
Cu	63	72	1	No Gas	50.123	ug/l	374759.38
Cu	63	72	3	He	52.804	ug/l	128849.92
Cu	65	72	1	No Gas	49.223	ug/l	179650.85
Zn	66	72	1	No Gas	51.192	ug/l	137729.51
Zn	66	72	3	He	50.378	ug/l	29148.34
As	75	72	1	No Gas	50.927	ug/l	196694.12
As	75	72	3	He	49.649	ug/l	28811.03
Se	78	72	2	H2	50.705	ug/l	21039.31
Br	79	72	1	No Gas	0.461	ug/l	9144.85
Br	79	72	2	H2	0.478	ug/l	5450.25
Se	82	72	1	No Gas	52.550	ug/l	11354.33
Kr	84	72	1	No Gas		ug/l	20720.92
Sr	88	72	1	No Gas	53.340	ug/l	1280786.76
Sr	88	72	3	He	48.844	ug/l	131394.99
Mo	95	115	1	No Gas	50.300	ug/l	250348.96
Mo	95	115	3	He	49.683	ug/l	82680.24
Mo	98	115	1	No Gas	49.786	ug/l	400041.73
Ag	107	115	1	No Gas	20.352	ug/l	272145.19
Ag	109	115	1	No Gas	20.300	ug/l	258607.45
Cd	111	115	1	No Gas	50.493	ug/l	152997.37

ICPMS207-B Analytical Data

Name	Mass	ISTD	Tune Step	Tune Mode	Conc.	Units	CPS
Cd	111	115	3	He	52.410	ug/l	46938.15
Cd	114	115	1	No Gas	50.172	ug/l	347338.10
Cd	114	115	3	He	53.073	ug/l	115133.02
Sn	118	115	1	No Gas	51.276	ug/l	441805.34
Sn	118	115	3	He	50.597	ug/l	105605.50
Sb	121	115	1	No Gas	51.464	ug/l	716235.21
Sb	121	115	3	He	50.899	ug/l	171405.04
Sb	123	115	1	No Gas	50.430	ug/l	546035.19
Sb	123	115	3	He	51.394	ug/l	137648.16
Ba	135	115	1	No Gas	51.736	ug/l	140464.04
Ba	137	115	1	No Gas	48.962	ug/l	235959.92
La	139	115	3	He	51.161	ug/l	622237.33
Ce	140	115	3	He	51.891	ug/l	675347.93
Hg	201	209	1	No Gas	0.984	ug/l	2036.42
Hg	202	209	1	No Gas	0.999	ug/l	4711.90
Hg	202	209	3	He	1.002	ug/l	2025.09
Tl	203	209	3	He	49.622	ug/l	230530.43
Tl	205	209	1	No Gas	52.316	ug/l	1366110.71
Tl	205	209	3	He	49.870	ug/l	543763.35
[Pb]	206	209	1	No Gas	47.964	ug/l	449221.30
[Pb]	207	209	1	No Gas	51.482	ug/l	406107.72
Pb	208	209	1	No Gas	50.147	ug/l	1841103.35
Th	232	209	3	He	49.317	ug/l	754218.74
U	238	209	1	No Gas	50.600	ug/l	1822921.52

Name	Mass	Tune Step	Tune Mode	CPS	ISTD Recovery %
Sc	45	1	No Gas	2101370.14	87.5
Sc	45	2	H2	1497145.78	92.7
Sc	45	3	He	136253.20	93.4
Ge	72	1	No Gas	750196.38	97.7
Ge	72	2	H2	591666.74	98.5
Ge	72	3	He	107669.81	96.2
In	115	1	No Gas	961701.50	100.8
In	115	3	He	193037.82	93.4
Tb	159	1	No Gas	8060782.06	98.2
Tb	159	3	He	3039826.65	93.2
Ho	165	1	No Gas	7788310.22	96.0
Ho	165	3	He	2982107.68	92.6
Lu	175	1	No Gas	7913644.46	97.3
Lu	175	3	He	2382313.53	94.6
Bi	209	1	No Gas	5152369.24	96.3
Bi	209	3	He	2056599.79	93.2

ICPMS207-B Analytical Data

Sample Name	100 ppb STD
File Name	063CALS.d
Data Path Name	D:\Agilent\ICPMH\1\DATA\220301ADoD.b
Acq Time	2022-03-01 18:30:40
Sample Type	CalStd
Total Dilution	1.0000
Comment	ICPMS-6020B-Cal
Operator	CAR/SRH/JPV/AEM
Method	SW6020/SW6020B

Name	Mass	ISTD	Tune Step	Tune Mode	Conc.	Units	CPS
Li	7	45	1	No Gas	1107.918	ug/l	2559463.66
Be	9	45	1	No Gas	90.600	ug/l	112402.27
B	11	45	1	No Gas	88.192	ug/l	69530.87
Na	23	45	3	He	24751.081	ug/l	10620040.47
Mg	24	45	3	He	26399.724	ug/l	6208127.91
Al	27	45	1	No Gas	91.475	ug/l	729873.22
Si	28	45	2	H2	401.417	ug/l	545170.80
K	39	72	3	He	24002.255	ug/l	6409028.93
Ca	40	72	2	H2	24801.548	ug/l	127623825.16
Ti	47	72	1	No Gas	100.723	ug/l	102369.73
V	51	72	1	No Gas	86.400	ug/l	1166481.22
V	51	72	3	He	96.725	ug/l	247134.62
Cr	52	72	1	No Gas	94.246	ug/l	1261877.94
Cr	52	72	3	He	96.175	ug/l	261440.29
Mn	55	72	1	No Gas	95.116	ug/l	1722772.95
Mn	55	72	3	He	101.553	ug/l	186314.39
Fe	56	72	2	H2	2667.346	ug/l	29653626.33
Fe	56	72	3	He	2623.162	ug/l	6289257.58
Co	59	72	1	No Gas	96.064	ug/l	1386395.64
Ni	60	72	1	No Gas	97.350	ug/l	320638.46
Ni	60	72	3	He	101.307	ug/l	108444.38
Cu	63	72	1	No Gas	100.181	ug/l	811980.26
Cu	63	72	3	He	106.491	ug/l	291245.62
Cu	65	72	1	No Gas	97.833	ug/l	387018.05
Zn	66	72	1	No Gas	101.967	ug/l	297285.16
Zn	66	72	3	He	105.682	ug/l	68524.09
As	75	72	1	No Gas	99.597	ug/l	408085.06
As	75	72	3	He	103.053	ug/l	66937.61
Se	78	72	2	H2	100.644	ug/l	44713.26
Br	79	72	1	No Gas	0.322	ug/l	9034.98
Br	79	72	2	H2	0.445	ug/l	5716.50
Se	82	72	1	No Gas	101.359	ug/l	23263.23
Kr	84	72	1	No Gas		ug/l	31042.13
Sr	88	72	1	No Gas	100.538	ug/l	2620753.74
Sr	88	72	3	He	103.666	ug/l	312949.40
Mo	95	115	1	No Gas	99.832	ug/l	519184.67
Mo	95	115	3	He	100.084	ug/l	185458.85
Mo	98	115	1	No Gas	100.064	ug/l	838744.55
Ag	107	115	1	No Gas	39.798	ug/l	555848.71
Ag	109	115	1	No Gas	39.821	ug/l	529430.20
Cd	111	115	1	No Gas	100.025	ug/l	316545.10

ICPMS207-B Analytical Data

Name	Mass	ISTD	Tune Step	Tune Mode	Conc.	Units	CPS
Cd	111	115	3	He	102.260	ug/l	101993.27
Cd	114	115	1	No Gas	98.999	ug/l	715788.84
Cd	114	115	3	He	102.983	ug/l	248789.02
Sn	118	115	1	No Gas	99.350	ug/l	895400.34
Sn	118	115	3	He	99.601	ug/l	231458.23
Sb	121	115	1	No Gas	99.212	ug/l	1443886.14
Sb	121	115	3	He	99.471	ug/l	372766.60
Sb	123	115	1	No Gas	99.742	ug/l	1127219.72
Sb	123	115	3	He	99.215	ug/l	295720.23
Ba	135	115	1	No Gas	101.589	ug/l	287201.48
Ba	137	115	1	No Gas	97.591	ug/l	490719.84
La	139	115	3	He	99.329	ug/l	1345489.12
Ce	140	115	3	He	98.917	ug/l	1433714.70
Hg	201	209	1	No Gas	2.010	ug/l	4031.14
Hg	202	209	1	No Gas	2.002	ug/l	9203.67
Hg	202	209	3	He	1.999	ug/l	3986.81
Tl	203	209	3	He	98.701	ug/l	463475.44
Tl	205	209	1	No Gas	99.760	ug/l	2595739.10
Tl	205	209	3	He	101.963	ug/l	1123856.65
[Pb]	206	209	1	No Gas	99.200	ug/l	923865.68
[Pb]	207	209	1	No Gas	101.878	ug/l	802333.67
Pb	208	209	1	No Gas	100.445	ug/l	3673122.66
Th	232	209	3	He	98.407	ug/l	1521555.77
U	238	209	1	No Gas	98.970	ug/l	3550804.22

Name	Mass	Tune Step	Tune Mode	CPS	ISTD Recovery %
Sc	45	1	No Gas	2421515.52	100.8
Sc	45	2	H2	1634042.91	101.2
Sc	45	3	He	168942.63	115.9
Ge	72	1	No Gas	805469.36	104.9
Ge	72	2	H2	633374.27	105.4
Ge	72	3	He	120887.40	108.0
In	115	1	No Gas	981950.44	102.9
In	115	3	He	214980.33	104.0
Tb	159	1	No Gas	8240211.38	100.4
Tb	159	3	He	3251586.94	99.6
Ho	165	1	No Gas	7981789.06	98.4
Ho	165	3	He	3144644.75	97.7
Lu	175	1	No Gas	7935524.52	97.6
Lu	175	3	He	2431442.16	96.6
Bi	209	1	No Gas	5045968.17	94.3
Bi	209	3	He	2079490.34	94.2

ICPMS207-B Analytical Data

Sample Name	1000 ppb STD
File Name	064CALS.d
Data Path Name	D:\Agilent\ICPMH\1\DATA\220301ADoD.b
Acq Time	2022-03-01 18:37:03
Sample Type	CalStd
Total Dilution	1.0000
Comment	ICPMS-6020B-Cal
Operator	CAR/SRH/JPV/AEM
Method	SW6020/SW6020B

Name	Mass	ISTD	Tune Step	Tune Mode	Conc.	Units	CPS
Li	7	45	1	No Gas	2597.151	ug/l	7217828.71
Be	9	45	1	No Gas	1001.145	ug/l	1500008.19
B	11	45	1	No Gas	1001.451	ug/l	942495.77
Na	23	45	3	He	50120.268	ug/l	26183696.28
Mg	24	45	3	He	49319.575	ug/l	14155559.45
Al	27	45	1	No Gas	1000.959	ug/l	9549728.19
Si	28	45	2	H2	-0.679	ug/l	16386.88
K	39	72	3	He	51019.049	ug/l	15907120.60
Ca	40	72	2	H2	50244.168	ug/l	278031311.52
Ti	47	72	1	No Gas	6.198	ug/l	7027.12
V	51	72	1	No Gas	1001.379	ug/l	15235595.96
V	51	72	3	He	1000.627	ug/l	2902181.76
Cr	52	72	1	No Gas	1000.680	ug/l	14325218.89
Cr	52	72	3	He	1000.559	ug/l	3184131.17
Mn	55	72	1	No Gas	1000.535	ug/l	19790645.68
Mn	55	72	3	He	1000.002	ug/l	2153102.12
Fe	56	72	2	H2	5972.131	ug/l	71426429.75
Fe	56	72	3	He	5997.339	ug/l	16866460.87
Co	59	72	1	No Gas	1000.334	ug/l	15818021.03
Ni	60	72	1	No Gas	1000.292	ug/l	3605112.11
Ni	60	72	3	He	999.856	ug/l	1255233.16
Cu	63	72	1	No Gas	999.964	ug/l	8869997.46
Cu	63	72	3	He	999.185	ug/l	3207511.56
Cu	65	72	1	No Gas	1000.243	ug/l	4331833.01
Zn	66	72	1	No Gas	999.728	ug/l	3189176.80
Zn	66	72	3	He	999.393	ug/l	759853.01
As	75	72	1	No Gas	999.982	ug/l	4392035.53
As	75	72	3	He	999.700	ug/l	761197.95
Se	78	72	2	H2	999.892	ug/l	477880.65
Br	79	72	1	No Gas	0.517	ug/l	11222.16
Br	79	72	2	H2	2.526	ug/l	14631.87
Se	82	72	1	No Gas	999.725	ug/l	246221.24
Kr	84	72	1	No Gas		ug/l	191753.99
Sr	88	72	1	No Gas	999.758	ug/l	28544170.52
Sr	88	72	3	He	999.676	ug/l	3544655.89
Mo	95	115	1	No Gas	0.101	ug/l	577.79
Mo	95	115	3	He	0.083	ug/l	191.11
Mo	98	115	1	No Gas	0.103	ug/l	995.67
Ag	107	115	1	No Gas	309.851	ug/l	4394803.44
Ag	109	115	1	No Gas	315.450	ug/l	4262054.10
Cd	111	115	1	No Gas	999.967	ug/l	3213704.24

ICPMS207-B Analytical Data

Name	Mass	ISTD	Tune Step	Tune Mode	Conc.	Units	CPS
Cd	111	115	3	He	999.641	ug/l	1084933.29
Cd	114	115	1	No Gas	1000.087	ug/l	7344892.74
Cd	114	115	3	He	999.533	ug/l	2627500.35
Sn	118	115	1	No Gas	0.133	ug/l	1989.53
Sn	118	115	3	He	0.143	ug/l	562.24
Sb	121	115	1	No Gas	0.265	ug/l	5219.84
Sb	121	115	3	He	0.191	ug/l	1080.82
Sb	123	115	1	No Gas	0.270	ug/l	4113.02
Sb	123	115	3	He	0.194	ug/l	875.78
Ba	135	115	1	No Gas	999.742	ug/l	2872716.18
Ba	137	115	1	No Gas	1000.287	ug/l	5111919.89
La	139	115	3	He	0.008	ug/l	125.56
Ce	140	115	3	He	0.021	ug/l	341.12
Hg	201	209	1	No Gas	-0.009	ug/l	82.32
Hg	202	209	1	No Gas	0.001	ug/l	208.63
Hg	202	209	3	He	-0.009	ug/l	81.98
Tl	203	209	3	He	1000.146	ug/l	4693739.06
Tl	205	209	1	No Gas	999.908	ug/l	25195050.74
Tl	205	209	3	He	999.804	ug/l	11010771.47
[Pb]	206	209	1	No Gas	1000.184	ug/l	9024549.03
[Pb]	207	209	1	No Gas	999.736	ug/l	7623923.01
Pb	208	209	1	No Gas	999.948	ug/l	35425735.38
Th	232	209	3	He	1000.192	ug/l	15461080.07
U	238	209	1	No Gas	1000.073	ug/l	34754178.01

Name	Mass	Tune Step	Tune Mode	CPS	ISTD Recovery %
Sc	45	1	No Gas	2923704.38	121.7
Sc	45	2	H2	1873516.36	116.0
Sc	45	3	He	206212.89	141.4
Ge	72	1	No Gas	882296.35	114.9
Ge	72	2	H2	681414.28	113.4
Ge	72	3	He	142093.00	126.9
In	115	1	No Gas	998059.35	104.6
In	115	3	He	233929.51	113.1
Tb	159	1	No Gas	8421893.99	102.6
Tb	159	3	He	3389729.43	103.9
Ho	165	1	No Gas	8080536.35	99.6
Ho	165	3	He	3308821.57	102.8
Lu	175	1	No Gas	7863700.25	96.7
Lu	175	3	He	2657037.42	105.5
Bi	209	1	No Gas	4889736.05	91.4
Bi	209	3	He	2079126.85	94.2

ICPMS207-B Analytical Data

Sample Name	100 ppb Br STD
File Name	065CALS.d
Data Path Name	D:\Agilent\ICPMH\1\DATA\220301ADoD.b
Acq Time	2022-03-01 18:43:27
Sample Type	CalStd
Total Dilution	1.0000
Comment	ICPMS-6020-W-D
Operator	CAR/SRH/JPV/AEM
Method	SW6020/SW6020B

Name	Mass	ISTD	Tune Step	Tune Mode	Conc.	Units	CPS
Li	7	45	1	No Gas	6.097	ug/l	36327.10
Be	9	45	1	No Gas	0.160	ug/l	281.62
B	11	45	1	No Gas	4.739	ug/l	4305.69
Na	23	45	3	He	10.839	ug/l	54025.38
Mg	24	45	3	He	2.141	ug/l	1859.77
Al	27	45	1	No Gas	0.265	ug/l	9461.91
Si	28	45	2	H2	0.284	ug/l	14591.00
K	39	72	3	He	657.026	ug/l	184228.28
Ca	40	72	2	H2	3.874	ug/l	116261.52
Ti	47	72	1	No Gas	0.092	ug/l	210.21
V	51	72	1	No Gas	1.638	ug/l	-11700.99
V	51	72	3	He	-1.515	ug/l	4275.10
Cr	52	72	1	No Gas	0.052	ug/l	33298.73
Cr	52	72	3	He	0.162	ug/l	1110.05
Mn	55	72	1	No Gas	0.121	ug/l	7886.49
Mn	55	72	3	He	0.029	ug/l	90.31
Fe	56	72	2	H2	0.688	ug/l	15675.96
Fe	56	72	3	He	0.731	ug/l	4742.22
Co	59	72	1	No Gas	-0.021	ug/l	345.99
Ni	60	72	1	No Gas	0.074	ug/l	688.65
Ni	60	72	3	He	0.062	ug/l	167.78
Cu	63	72	1	No Gas	0.063	ug/l	1400.63
Cu	63	72	3	He	0.068	ug/l	374.60
Cu	65	72	1	No Gas	0.068	ug/l	603.59
Zn	66	72	1	No Gas	0.628	ug/l	2165.49
Zn	66	72	3	He	0.663	ug/l	432.23
As	75	72	1	No Gas	0.220	ug/l	10474.08
As	75	72	3	He	0.106	ug/l	173.93
Se	78	72	2	H2	0.196	ug/l	98.67
Br	79	72	1	No Gas	100.000	ug/l	600980.89
Br	79	72	2	H2	100.000	ug/l	350352.62
Se	82	72	1	No Gas	1.125	ug/l	761.95
Kr	84	72	1	No Gas		ug/l	13456.53
Sr	88	72	1	No Gas	0.010	ug/l	552.25
Sr	88	72	3	He	0.004	ug/l	85.55
Mo	95	115	1	No Gas	0.015	ug/l	121.11
Mo	95	115	3	He	0.019	ug/l	48.89
Mo	98	115	1	No Gas	0.009	ug/l	195.07
Ag	107	115	1	No Gas	0.532	ug/l	7383.59
Ag	109	115	1	No Gas	0.540	ug/l	7132.04
Cd	111	115	1	No Gas	0.019	ug/l	74.08

ICPMS207-B Analytical Data

Name	Mass	ISTD	Tune Step	Tune Mode	Conc.	Units	CPS
Cd	111	115	3	He	0.016	ug/l	15.89
Cd	114	115	1	No Gas	0.023	ug/l	162.99
Cd	114	115	3	He	0.015	ug/l	32.74
Sn	118	115	1	No Gas	0.276	ug/l	3187.38
Sn	118	115	3	He	0.332	ug/l	824.48
Sb	121	115	1	No Gas	0.040	ug/l	1834.31
Sb	121	115	3	He	0.058	ug/l	426.72
Sb	123	115	1	No Gas	0.038	ug/l	1406.88
Sb	123	115	3	He	0.059	ug/l	346.37
Ba	135	115	1	No Gas	0.019	ug/l	73.19
Ba	137	115	1	No Gas	0.015	ug/l	116.43
La	139	115	3	He	0.001	ug/l	26.67
Ce	140	115	3	He	0.003	ug/l	47.78
Hg	201	209	1	No Gas	-0.021	ug/l	62.99
Hg	202	209	1	No Gas	-0.008	ug/l	176.30
Hg	202	209	3	He	-0.015	ug/l	65.66
Tl	203	209	3	He	2.152	ug/l	9644.09
Tl	205	209	1	No Gas	1.622	ug/l	43405.81
Tl	205	209	3	He	2.207	ug/l	23241.76
[Pb]	206	209	1	No Gas	0.059	ug/l	714.47
[Pb]	207	209	1	No Gas	0.070	ug/l	673.35
Pb	208	209	1	No Gas	0.067	ug/l	3031.27
Th	232	209	3	He	0.295	ug/l	4547.97
U	238	209	1	No Gas	0.025	ug/l	922.18

Name	Mass	Tune Step	Tune Mode	CPS	ISTD Recovery %
Sc	45	1	No Gas	2279250.39	94.9
Sc	45	2	H2	1531748.92	94.8
Sc	45	3	He	126372.99	86.7
Ge	72	1	No Gas	775920.46	101.0
Ge	72	2	H2	579496.73	96.4
Ge	72	3	He	96891.41	86.6
In	115	1	No Gas	963813.00	101.0
In	115	3	He	185544.55	89.7
Tb	159	1	No Gas	7991620.24	97.4
Tb	159	3	He	2955513.41	90.6
Ho	165	1	No Gas	7509923.51	92.6
Ho	165	3	He	2900455.04	90.1
Lu	175	1	No Gas	7484633.33	92.0
Lu	175	3	He	2271446.89	90.2
Bi	209	1	No Gas	5075749.17	94.8
Bi	209	3	He	1943827.54	88.1

ICPMS207-B Analytical Data

Sample Name	Rinse
File Name	066BLKV.d
Data Path Name	D:\Agilent\ICPMH\1\DATA\220301ADoD.b
Acq Time	2022-03-01 18:49:49
Sample Type	BlkVrfy
Total Dilution	1.0000
Comment	ICPMS-6020-W-D
Operator	CAR/SRH/JPV/AEM
Method	SW6020/SW6020B

Name	Mass	ISTD	Tune Step	Tune Mode	Conc.	Units	CPS
Li	7	45	1	No Gas	1.780	ug/l	25336.49
Be	9	45	1	No Gas	0.090	ug/l	186.63
B	11	45	1	No Gas	2.069	ug/l	2191.04
Na	23	45	3	He	11.951	ug/l	52070.65
Mg	24	45	3	He	1.336	ug/l	1643.50
Al	27	45	1	No Gas	0.145	ug/l	8057.75
Si	28	45	2	H2	-3.508	ug/l	9437.68
K	39	72	3	He	-9.425	ug/l	43163.01
Ca	40	72	2	H2	0.585	ug/l	96491.21
Ti	47	72	1	No Gas	0.018	ug/l	130.13
V	51	72	1	No Gas	3.045	ug/l	6949.91
V	51	72	3	He	-2.129	ug/l	3083.69
Cr	52	72	1	No Gas	-0.684	ug/l	22526.17
Cr	52	72	3	He	0.022	ug/l	811.14
Mn	55	72	1	No Gas	-0.017	ug/l	5117.45
Mn	55	72	3	He	0.009	ug/l	61.32
Fe	56	72	2	H2	0.008	ug/l	8384.18
Fe	56	72	3	He	-0.051	ug/l	3261.99
Co	59	72	1	No Gas	-0.026	ug/l	252.84
Ni	60	72	1	No Gas	0.034	ug/l	522.31
Ni	60	72	3	He	0.022	ug/l	134.44
Cu	63	72	1	No Gas	0.067	ug/l	1346.61
Cu	63	72	3	He	0.024	ug/l	279.95
Cu	65	72	1	No Gas	0.007	ug/l	344.14
Zn	66	72	1	No Gas	0.049	ug/l	508.69
Zn	66	72	3	He	0.013	ug/l	95.56
As	75	72	1	No Gas	-0.570	ug/l	6855.40
As	75	72	3	He	-0.034	ug/l	101.93
Se	78	72	2	H2	0.031	ug/l	30.11
Br	79	72	1	No Gas	1.487	ug/l	14658.49
Br	79	72	2	H2	1.220	ug/l	7586.99
Se	82	72	1	No Gas	0.069	ug/l	494.61
Kr	84	72	1	No Gas		ug/l	12560.76
Sr	88	72	1	No Gas	0.003	ug/l	362.62
Sr	88	72	3	He	0.005	ug/l	87.78
Mo	95	115	1	No Gas	0.003	ug/l	55.56
Mo	95	115	3	He	0.000	ug/l	18.89
Mo	98	115	1	No Gas	-0.001	ug/l	107.78
Ag	107	115	1	No Gas	0.006	ug/l	186.08
Ag	109	115	1	No Gas	0.006	ug/l	174.74
Cd	111	115	1	No Gas	0.004	ug/l	24.76

ICPMS207-B Analytical Data

Name	Mass	ISTD	Tune Step	Tune Mode	Conc.	Units	CPS
Cd	111	115	3	He	0.004	ug/l	5.22
Cd	114	115	1	No Gas	0.007	ug/l	43.56
Cd	114	115	3	He	0.004	ug/l	9.73
Sn	118	115	1	No Gas	0.003	ug/l	748.54
Sn	118	115	3	He	0.012	ug/l	178.89
Sb	121	115	1	No Gas	-0.019	ug/l	944.46
Sb	121	115	3	He	-0.003	ug/l	222.69
Sb	123	115	1	No Gas	-0.021	ug/l	719.42
Sb	123	115	3	He	-0.009	ug/l	167.69
Ba	135	115	1	No Gas	0.003	ug/l	26.61
Ba	137	115	1	No Gas	-0.001	ug/l	36.59
La	139	115	3	He	0.000	ug/l	8.89
Ce	140	115	3	He	0.000	ug/l	8.89
Hg	201	209	1	No Gas	-0.022	ug/l	60.66
Hg	202	209	1	No Gas	-0.012	ug/l	157.64
Hg	202	209	3	He	-0.013	ug/l	71.32
Tl	203	209	3	He	0.855	ug/l	3982.88
Tl	205	209	1	No Gas	0.537	ug/l	15004.52
Tl	205	209	3	He	0.907	ug/l	9937.74
[Pb]	206	209	1	No Gas	0.021	ug/l	358.90
[Pb]	207	209	1	No Gas	0.021	ug/l	295.56
Pb	208	209	1	No Gas	0.023	ug/l	1425.60
Th	232	209	3	He	0.035	ug/l	787.01
U	238	209	1	No Gas	0.003	ug/l	139.30

Name	Mass	Tune Step	Tune Mode	CPS	ISTD Recovery %
Sc	45	1	No Gas	2168094.45	90.3
Sc	45	2	H2	1461533.90	90.5
Sc	45	3	He	121011.00	83.0
Ge	72	1	No Gas	729315.91	94.9
Ge	72	2	H2	555053.19	92.4
Ge	72	3	He	97669.25	87.3
In	115	1	No Gas	923126.00	96.8
In	115	3	He	181497.58	87.8
Tb	159	1	No Gas	7765360.14	94.6
Tb	159	3	He	2923342.28	89.6
Ho	165	1	No Gas	7599165.10	93.7
Ho	165	3	He	2799902.93	87.0
Lu	175	1	No Gas	7293184.86	89.7
Lu	175	3	He	2189034.19	86.9
Bi	209	1	No Gas	5139964.63	96.0
Bi	209	3	He	1962493.27	88.9

ICPMS207-B Analytical Data

Sample Name	QCS
File Name	067_QC1.d
Data Path Name	D:\Agilent\ICPMH\1\DATA\220301ADoD.b
Acq Time	2022-03-01 18:56:03
Sample Type	QC1
Total Dilution	1.0000
Comment	ICPMS-6020-W-D
Operator	CAR/SRH/JPV/AEM
Method	SW6020/SW6020B

Name	Mass	ISTD	Tune Step	Tune Mode	Conc.	Units	CPS
Li	7	45	1	No Gas	43.157	ug/l	102037.86
Be	9	45	1	No Gas	21.529	ug/l	22149.79
B	11	45	1	No Gas	45.164	ug/l	29798.89
Na	23	45	3	He	2505.671	ug/l	796761.54
Mg	24	45	3	He	2536.610	ug/l	419232.65
Al	27	45	1	No Gas	229.241	ug/l	1502364.02
Si	28	45	2	H2	484.731	ug/l	583629.30
K	39	72	3	He	2133.915	ug/l	482976.50
Ca	40	72	2	H2	2399.873	ug/l	11283578.18
Ti	47	72	1	No Gas	46.920	ug/l	42707.20
V	51	72	1	No Gas	46.403	ug/l	544949.21
V	51	72	3	He	44.345	ug/l	91960.88
Cr	52	72	1	No Gas	47.965	ug/l	588365.04
Cr	52	72	3	He	49.826	ug/l	105738.41
Mn	55	72	1	No Gas	240.299	ug/l	3884399.66
Mn	55	72	3	He	246.734	ug/l	352185.46
Fe	56	72	2	H2	247.598	ug/l	2502982.53
Fe	56	72	3	He	256.081	ug/l	480915.29
Co	59	72	1	No Gas	49.892	ug/l	644545.55
Ni	60	72	1	No Gas	50.287	ug/l	148245.66
Ni	60	72	3	He	52.348	ug/l	43648.67
Cu	63	72	1	No Gas	52.150	ug/l	378109.67
Cu	63	72	3	He	57.315	ug/l	122108.16
Cu	65	72	1	No Gas	52.402	ug/l	185463.35
Zn	66	72	1	No Gas	51.016	ug/l	133181.30
Zn	66	72	3	He	54.448	ug/l	27495.21
As	75	72	1	No Gas	50.327	ug/l	188691.38
As	75	72	3	He	52.760	ug/l	26725.58
Se	78	72	2	H2	50.873	ug/l	20501.42
Br	79	72	1	No Gas	0.767	ug/l	10542.98
Br	79	72	2	H2	0.781	ug/l	6332.23
Se	82	72	1	No Gas	52.558	ug/l	11011.36
Kr	84	72	1	No Gas		ug/l	20424.27
Sr	88	72	1	No Gas	53.882	ug/l	1256173.54
Sr	88	72	3	He	54.968	ug/l	129093.41
Mo	95	115	1	No Gas	47.814	ug/l	235818.48
Mo	95	115	3	He	49.348	ug/l	77990.57
Mo	98	115	1	No Gas	47.647	ug/l	378566.82
Ag	107	115	1	No Gas	25.032	ug/l	331514.97
Ag	109	115	1	No Gas	25.339	ug/l	319396.35
Cd	111	115	1	No Gas	24.814	ug/l	74445.25

ICPMS207-B Analytical Data

Name	Mass	ISTD	Tune Step	Tune Mode	Conc.	Units	CPS
Cd	111	115	3	He	26.238	ug/l	22323.40
Cd	114	115	1	No Gas	24.552	ug/l	168263.56
Cd	114	115	3	He	26.611	ug/l	54837.90
Sn	118	115	1	No Gas	49.841	ug/l	426264.27
Sn	118	115	3	He	50.557	ug/l	100330.05
Sb	121	115	1	No Gas	48.698	ug/l	672472.57
Sb	121	115	3	He	49.858	ug/l	159505.20
Sb	123	115	1	No Gas	47.627	ug/l	510715.01
Sb	123	115	3	He	49.346	ug/l	125567.57
Ba	135	115	1	No Gas	51.096	ug/l	136926.23
Ba	137	115	1	No Gas	49.486	ug/l	235931.98
La	139	115	3	He	48.599	ug/l	561334.62
Ce	140	115	3	He	51.991	ug/l	642963.33
Hg	201	209	1	No Gas	0.919	ug/l	1882.43
Hg	202	209	1	No Gas	0.943	ug/l	4405.52
Hg	202	209	3	He	0.988	ug/l	1835.43
Tl	203	209	3	He	51.390	ug/l	219197.39
Tl	205	209	1	No Gas	50.459	ug/l	1302068.39
Tl	205	209	3	He	52.558	ug/l	526198.57
[Pb]	206	209	1	No Gas	48.623	ug/l	449208.62
[Pb]	207	209	1	No Gas	49.539	ug/l	386683.84
Pb	208	209	1	No Gas	49.149	ug/l	1781968.42
Th	232	209	3	He	49.919	ug/l	701012.39
U	238	209	1	No Gas	51.151	ug/l	1819051.59

Name	Mass	Tune Step	Tune Mode	CPS	ISTD Recovery %
Sc	45	1	No Gas	2002048.61	83.4
Sc	45	2	H2	1455397.47	90.1
Sc	45	3	He	118443.77	81.2
Ge	72	1	No Gas	720824.83	93.8
Ge	72	2	H2	574218.63	95.6
Ge	72	3	He	94030.41	84.0
In	115	1	No Gas	930799.85	97.6
In	115	3	He	183402.56	88.7
Tb	159	1	No Gas	7767407.60	94.6
Tb	159	3	He	2787282.68	85.4
Ho	165	1	No Gas	7727153.81	95.3
Ho	165	3	He	2649753.25	82.3
Lu	175	1	No Gas	7511653.89	92.4
Lu	175	3	He	2218955.44	88.1
Bi	209	1	No Gas	5003319.24	93.5
Bi	209	3	He	1888540.63	85.6

ICPMS207-B Analytical Data

Sample Name	Rinse
File Name	068BLKV.d
Data Path Name	D:\Agilent\ICPMH\1\DATA\220301ADoD.b
Acq Time	2022-03-01 19:02:18
Sample Type	BlkVrfy
Total Dilution	1.0000
Comment	ICPMS-6020-W-D
Operator	CAR/SRH/JPV/AEM
Method	SW6020/SW6020B

Name	Mass	ISTD	Tune Step	Tune Mode	Conc.	Units	CPS
Li	7	45	1	No Gas	1.636	ug/l	23616.37
Be	9	45	1	No Gas	0.040	ug/l	125.31
B	11	45	1	No Gas	0.826	ug/l	1268.56
Na	23	45	3	He	21.933	ug/l	51325.96
Mg	24	45	3	He	3.491	ug/l	1869.74
Al	27	45	1	No Gas	0.221	ug/l	8084.45
Si	28	45	2	H2	-3.918	ug/l	8587.93
K	39	72	3	He	-13.998	ug/l	39158.54
Ca	40	72	2	H2	0.334	ug/l	93835.65
Ti	47	72	1	No Gas	-0.001	ug/l	106.78
V	51	72	1	No Gas	-0.600	ug/l	-37560.59
V	51	72	3	He	-2.137	ug/l	2846.97
Cr	52	72	1	No Gas	-0.620	ug/l	22319.58
Cr	52	72	3	He	0.083	ug/l	875.59
Mn	55	72	1	No Gas	-0.043	ug/l	4518.43
Mn	55	72	3	He	0.014	ug/l	63.99
Fe	56	72	2	H2	0.021	ug/l	8369.15
Fe	56	72	3	He	0.027	ug/l	3168.54
Co	59	72	1	No Gas	-0.022	ug/l	296.08
Ni	60	72	1	No Gas	0.023	ug/l	472.41
Ni	60	72	3	He	0.028	ug/l	128.89
Cu	63	72	1	No Gas	0.039	ug/l	1091.15
Cu	63	72	3	He	0.013	ug/l	237.62
Cu	65	72	1	No Gas	0.010	ug/l	344.14
Zn	66	72	1	No Gas	0.021	ug/l	415.60
Zn	66	72	3	He	-0.023	ug/l	71.11
As	75	72	1	No Gas	0.237	ug/l	9443.68
As	75	72	3	He	-0.055	ug/l	84.60
Se	78	72	2	H2	0.012	ug/l	22.45
Br	79	72	1	No Gas	0.185	ug/l	7087.71
Br	79	72	2	H2	0.165	ug/l	4009.30
Se	82	72	1	No Gas	-0.360	ug/l	397.81
Kr	84	72	1	No Gas		ug/l	12600.58
Sr	88	72	1	No Gas	0.000	ug/l	272.80
Sr	88	72	3	He	0.003	ug/l	78.89
Mo	95	115	1	No Gas	0.027	ug/l	173.33
Mo	95	115	3	He	0.027	ug/l	57.78
Mo	98	115	1	No Gas	0.024	ug/l	297.30
Ag	107	115	1	No Gas	0.002	ug/l	122.72
Ag	109	115	1	No Gas	0.001	ug/l	108.71
Cd	111	115	1	No Gas	-0.001	ug/l	12.19

ICPMS207-B Analytical Data

Name	Mass	ISTD	Tune Step	Tune Mode	Conc.	Units	CPS
Cd	111	115	3	He	0.001	ug/l	3.00
Cd	114	115	1	No Gas	0.003	ug/l	20.44
Cd	114	115	3	He	0.003	ug/l	6.22
Sn	118	115	1	No Gas	0.039	ug/l	1037.98
Sn	118	115	3	He	0.034	ug/l	210.00
Sb	121	115	1	No Gas	0.102	ug/l	2571.16
Sb	121	115	3	He	0.095	ug/l	503.39
Sb	123	115	1	No Gas	0.103	ug/l	2020.35
Sb	123	115	3	He	0.087	ug/l	386.05
Ba	135	115	1	No Gas	0.013	ug/l	53.23
Ba	137	115	1	No Gas	0.000	ug/l	39.92
La	139	115	3	He	0.000	ug/l	8.89
Ce	140	115	3	He	0.000	ug/l	13.33
Hg	201	209	1	No Gas	-0.016	ug/l	69.66
Hg	202	209	1	No Gas	-0.010	ug/l	159.30
Hg	202	209	3	He	-0.013	ug/l	69.66
Tl	203	209	3	He	0.296	ug/l	1467.34
Tl	205	209	1	No Gas	0.171	ug/l	5277.83
Tl	205	209	3	He	0.308	ug/l	3606.61
[Pb]	206	209	1	No Gas	0.015	ug/l	290.00
[Pb]	207	209	1	No Gas	0.021	ug/l	281.11
Pb	208	209	1	No Gas	0.019	ug/l	1223.36
Th	232	209	3	He	0.031	ug/l	705.64
U	238	209	1	No Gas	0.003	ug/l	113.98

Name	Mass	Tune Step	Tune Mode	CPS	ISTD Recovery %
Sc	45	1	No Gas	2015505.94	83.9
Sc	45	2	H2	1401318.22	86.8
Sc	45	3	He	112658.76	77.3
Ge	72	1	No Gas	696508.56	90.7
Ge	72	2	H2	545897.52	90.9
Ge	72	3	He	90625.40	81.0
In	115	1	No Gas	913607.28	95.8
In	115	3	He	170932.21	82.7
Tb	159	1	No Gas	7646473.23	93.2
Tb	159	3	He	2739545.28	84.0
Ho	165	1	No Gas	7398412.42	91.2
Ho	165	3	He	2661861.38	82.7
Lu	175	1	No Gas	7219685.37	88.8
Lu	175	3	He	2071657.08	82.3
Bi	209	1	No Gas	4934259.77	92.2
Bi	209	3	He	1908882.96	86.5

ICPMS207-B Analytical Data

Sample Name	CCV
File Name	069_CCV.d
Data Path Name	D:\Agilent\ICPMH\1\DATA\220301ADoD.b
Acq Time	2022-03-01 19:08:31
Sample Type	CCV
Total Dilution	1.0000
Comment	ICPMS-6020-W-D
Operator	CAR/SRH/JPV/AEM
Method	SW6020/SW6020B

Name	Mass	ISTD	Tune Step	Tune Mode	Conc.	Units	CPS
Li	7	45	1	No Gas	467.824	ug/l	956512.04
Be	9	45	1	No Gas	40.500	ug/l	43930.18
B	11	45	1	No Gas	40.089	ug/l	28020.89
Na	23	45	3	He	12574.754	ug/l	4014582.79
Mg	24	45	3	He	12388.224	ug/l	2152542.63
Al	27	45	1	No Gas	43.651	ug/l	307822.01
Si	28	45	2	H2	198.118	ug/l	247203.43
K	39	72	3	He	10291.662	ug/l	2335179.59
Ca	40	72	2	H2	12130.070	ug/l	55093044.44
Ti	47	72	1	No Gas	49.316	ug/l	43689.35
V	51	72	1	No Gas	45.374	ug/l	518954.20
V	51	72	3	He	44.567	ug/l	99741.33
Cr	52	72	1	No Gas	47.764	ug/l	571571.98
Cr	52	72	3	He	45.703	ug/l	104790.10
Mn	55	72	1	No Gas	50.876	ug/l	806630.09
Mn	55	72	3	He	46.040	ug/l	70998.43
Fe	56	72	2	H2	1347.033	ug/l	13209975.14
Fe	56	72	3	He	1248.919	ug/l	2518825.43
Co	59	72	1	No Gas	51.502	ug/l	648326.26
Ni	60	72	1	No Gas	49.023	ug/l	140720.36
Ni	60	72	3	He	50.043	ug/l	45070.23
Cu	63	72	1	No Gas	50.857	ug/l	359460.33
Cu	63	72	3	He	53.914	ug/l	124014.25
Cu	65	72	1	No Gas	50.229	ug/l	173335.44
Zn	66	72	1	No Gas	54.422	ug/l	138287.63
Zn	66	72	3	He	52.733	ug/l	28760.94
As	75	72	1	No Gas	51.444	ug/l	187739.22
As	75	72	3	He	50.295	ug/l	27510.82
Se	78	72	2	H2	52.267	ug/l	20487.29
Br	79	72	1	No Gas	0.503	ug/l	8828.56
Br	79	72	2	H2	0.419	ug/l	4947.73
Se	82	72	1	No Gas	53.593	ug/l	10929.90
Kr	84	72	1	No Gas		ug/l	20750.59
Sr	88	72	1	No Gas	55.247	ug/l	1253913.45
Sr	88	72	3	He	50.222	ug/l	127357.51
Mo	95	115	1	No Gas	47.941	ug/l	229646.98
Mo	95	115	3	He	50.564	ug/l	78919.08
Mo	98	115	1	No Gas	49.331	ug/l	380838.31
Ag	107	115	1	No Gas	20.189	ug/l	259708.56
Ag	109	115	1	No Gas	20.183	ug/l	247125.97
Cd	111	115	1	No Gas	49.546	ug/l	144394.58

ICPMS207-B Analytical Data

Name	Mass	ISTD	Tune Step	Tune Mode	Conc.	Units	CPS
Cd	111	115	3	He	52.746	ug/l	44285.99
Cd	114	115	1	No Gas	49.190	ug/l	327446.46
Cd	114	115	3	He	53.002	ug/l	107797.36
Sn	118	115	1	No Gas	48.444	ug/l	402665.32
Sn	118	115	3	He	50.528	ug/l	98931.87
Sb	121	115	1	No Gas	50.309	ug/l	674772.67
Sb	121	115	3	He	51.052	ug/l	161181.50
Sb	123	115	1	No Gas	49.493	ug/l	515398.98
Sb	123	115	3	He	50.902	ug/l	127809.86
Ba	135	115	1	No Gas	50.522	ug/l	131516.35
Ba	137	115	1	No Gas	49.588	ug/l	229678.28
La	139	115	3	He	50.700	ug/l	578090.12
Ce	140	115	3	He	52.307	ug/l	638196.24
Hg	201	209	1	No Gas	0.962	ug/l	1904.09
Hg	202	209	1	No Gas	0.981	ug/l	4431.19
Hg	202	209	3	He	1.008	ug/l	1834.43
Tl	203	209	3	He	50.864	ug/l	212815.63
Tl	205	209	1	No Gas	49.954	ug/l	1248828.00
Tl	205	209	3	He	51.790	ug/l	508756.83
[Pb]	206	209	1	No Gas	47.940	ug/l	428912.30
[Pb]	207	209	1	No Gas	48.443	ug/l	366348.09
Pb	208	209	1	No Gas	48.493	ug/l	1703345.33
Th	232	209	3	He	50.136	ug/l	690736.68
U	238	209	1	No Gas	48.061	ug/l	1655883.52

Name	Mass	Tune Step	Tune Mode	CPS	ISTD Recovery %
Sc	45	1	No Gas	2113852.95	88.0
Sc	45	2	H2	1459598.79	90.4
Sc	45	3	He	124893.81	85.6
Ge	72	1	No Gas	701973.61	91.4
Ge	72	2	H2	558519.16	93.0
Ge	72	3	He	101507.67	90.7
In	115	1	No Gas	904922.21	94.8
In	115	3	He	180983.43	87.5
Tb	159	1	No Gas	7606169.34	92.7
Tb	159	3	He	2862862.50	87.7
Ho	165	1	No Gas	7395829.43	91.2
Ho	165	3	He	2825193.22	87.8
Lu	175	1	No Gas	7195938.29	88.5
Lu	175	3	He	2220677.01	88.2
Bi	209	1	No Gas	4846394.82	90.6
Bi	209	3	He	1853238.85	84.0

ICPMS207-B Analytical Data

Sample Name	CCB
File Name	070_CCB.d
Data Path Name	D:\Agilent\ICPMH\1\DATA\220301ADoD.b
Acq Time	2022-03-01 19:14:46
Sample Type	CCB
Total Dilution	1.0000
Comment	ICPMS-6020-W-D
Operator	CAR/SRH/JPV/AEM
Method	SW6020/SW6020B

Name	Mass	ISTD	Tune Step	Tune Mode	Conc.	Units	CPS
Li	7	45	1	No Gas	1.287	ug/l	23607.68
Be	9	45	1	No Gas	0.030	ug/l	118.64
B	11	45	1	No Gas	0.537	ug/l	1116.49
Na	23	45	3	He	12.789	ug/l	50847.69
Mg	24	45	3	He	2.470	ug/l	1783.24
Al	27	45	1	No Gas	0.196	ug/l	8138.91
Si	28	45	2	H2	-4.147	ug/l	8567.25
K	39	72	3	He	-5.043	ug/l	42586.83
Ca	40	72	2	H2	-0.149	ug/l	94312.64
Ti	47	72	1	No Gas	-0.004	ug/l	108.44
V	51	72	1	No Gas	1.316	ug/l	-15047.32
V	51	72	3	He	-1.716	ug/l	3772.74
Cr	52	72	1	No Gas	-0.541	ug/l	24218.86
Cr	52	72	3	He	0.073	ug/l	892.26
Mn	55	72	1	No Gas	-0.065	ug/l	4345.39
Mn	55	72	3	He	0.006	ug/l	54.66
Fe	56	72	2	H2	0.009	ug/l	8494.37
Fe	56	72	3	He	0.057	ug/l	3352.10
Co	59	72	1	No Gas	-0.023	ug/l	296.09
Ni	60	72	1	No Gas	0.011	ug/l	455.77
Ni	60	72	3	He	0.010	ug/l	118.89
Cu	63	72	1	No Gas	-0.013	ug/l	758.99
Cu	63	72	3	He	-0.001	ug/l	217.29
Cu	65	72	1	No Gas	0.002	ug/l	331.47
Zn	66	72	1	No Gas	-0.015	ug/l	338.95
Zn	66	72	3	He	-0.018	ug/l	76.67
As	75	72	1	No Gas	-0.189	ug/l	8323.93
As	75	72	3	He	-0.045	ug/l	93.13
Se	78	72	2	H2	0.013	ug/l	23.44
Br	79	72	1	No Gas	-0.025	ug/l	6222.38
Br	79	72	2	H2	0.050	ug/l	3746.41
Se	82	72	1	No Gas	-0.389	ug/l	408.08
Kr	84	72	1	No Gas		ug/l	12923.71
Sr	88	72	1	No Gas	0.004	ug/l	382.58
Sr	88	72	3	He	-0.002	ug/l	68.89
Mo	95	115	1	No Gas	0.027	ug/l	168.89
Mo	95	115	3	He	0.026	ug/l	58.89
Mo	98	115	1	No Gas	0.020	ug/l	264.59
Ag	107	115	1	No Gas	-0.001	ug/l	84.70
Ag	109	115	1	No Gas	-0.001	ug/l	89.37
Cd	111	115	1	No Gas	0.000	ug/l	13.71

ICPMS207-B Analytical Data

Name	Mass	ISTD	Tune Step	Tune Mode	Conc.	Units	CPS
Cd	111	115	3	He	0.002	ug/l	3.56
Cd	114	115	1	No Gas	0.002	ug/l	13.07
Cd	114	115	3	He	0.003	ug/l	6.23
Sn	118	115	1	No Gas	0.055	ug/l	1151.10
Sn	118	115	3	He	0.025	ug/l	205.56
Sb	121	115	1	No Gas	0.102	ug/l	2550.49
Sb	121	115	3	He	0.081	ug/l	491.73
Sb	123	115	1	No Gas	0.102	ug/l	1983.01
Sb	123	115	3	He	0.075	ug/l	381.04
Ba	135	115	1	No Gas	0.002	ug/l	23.29
Ba	137	115	1	No Gas	0.006	ug/l	66.53
La	139	115	3	He	0.000	ug/l	13.34
Ce	140	115	3	He	0.000	ug/l	8.89
Hg	201	209	1	No Gas	-0.025	ug/l	54.66
Hg	202	209	1	No Gas	-0.014	ug/l	147.30
Hg	202	209	3	He	-0.020	ug/l	57.99
Tl	203	209	3	He	0.213	ug/l	1141.18
Tl	205	209	1	No Gas	0.128	ug/l	4269.67
Tl	205	209	3	He	0.222	ug/l	2820.77
[Pb]	206	209	1	No Gas	0.011	ug/l	264.45
[Pb]	207	209	1	No Gas	0.013	ug/l	221.12
Pb	208	209	1	No Gas	0.012	ug/l	1013.35
Th	232	209	3	He	0.033	ug/l	767.00
U	238	209	1	No Gas	0.002	ug/l	95.98

Name	Mass	Tune Step	Tune Mode	CPS	ISTD Recovery %
Sc	45	1	No Gas	2076363.99	86.5
Sc	45	2	H2	1441217.01	89.2
Sc	45	3	He	117589.12	80.6
Ge	72	1	No Gas	726564.06	94.6
Ge	72	2	H2	562145.88	93.6
Ge	72	3	He	94336.01	84.3
In	115	1	No Gas	907981.46	95.2
In	115	3	He	182441.81	88.2
Tb	159	1	No Gas	7871419.11	95.9
Tb	159	3	He	2886774.43	88.5
Ho	165	1	No Gas	7493615.59	92.4
Ho	165	3	He	2798216.32	86.9
Lu	175	1	No Gas	7438308.98	91.5
Lu	175	3	He	2118828.99	84.2
Bi	209	1	No Gas	5030080.24	94.0
Bi	209	3	He	1961843.43	88.9

ICPMS207-B Analytical Data

Sample Name	B22021763-001A
File Name	071SMPL.d
Data Path Name	D:\Agilent\ICPMH\1\DATA\220301ADoD.b
Acq Time	2022-03-01 19:21:00
Sample Type	Sample
Total Dilution	1.0000
Comment	ICPMS-6020-W-D
Operator	CAR/SRH/JPV/AEM
Method	SW6020/SW6020B

Name	Mass	ISTD	Tune Step	Tune Mode	Conc.	Units	CPS
Li	7	45	1	No Gas	-0.895	ug/l	27421.60
Be	9	45	1	No Gas	-0.021	ug/l	91.65
B	11	45	1	No Gas	42.986	ug/l	41685.30
Na	23	45	3	He	32769.150	ug/l	15657982.82
Mg	24	45	3	He	9751.416	ug/l	2557301.56
Al	27	45	1	No Gas	10.852	ug/l	113588.01
Si	28	45	2	H2	22043.392	ug/l	33379261.94
K	39	72	3	He	3913.524	ug/l	1183907.59
Ca	40	72	2	H2	10362.909	ug/l	58036013.13
Ti	47	72	1	No Gas	2.729	ug/l	3100.74
V	51	72	1	No Gas	20.140	ug/l	263476.07
V	51	72	3	He	13.360	ug/l	45477.35
Cr	52	72	1	No Gas	1.344	ug/l	55197.94
Cr	52	72	3	He	2.290	ug/l	7750.99
Mn	55	72	1	No Gas	0.160	ug/l	9540.88
Mn	55	72	3	He	0.322	ug/l	705.21
Fe	56	72	2	H2	12.635	ug/l	163032.36
Fe	56	72	3	He	13.828	ug/l	40461.71
Co	59	72	1	No Gas	0.025	ug/l	1087.89
Ni	60	72	1	No Gas	0.839	ug/l	3466.87
Ni	60	72	3	He	0.740	ug/l	1013.37
Cu	63	72	1	No Gas	1.060	ug/l	10235.73
Cu	63	72	3	He	0.817	ug/l	2728.72
Cu	65	72	1	No Gas	0.824	ug/l	3881.42
Zn	66	72	1	No Gas	16.208	ug/l	51134.12
Zn	66	72	3	He	16.001	ug/l	11348.96
As	75	72	1	No Gas	-0.219	ug/l	9780.36
As	75	72	3	He	0.015	ug/l	171.40
Se	78	72	2	H2	0.123	ug/l	81.78
Br	79	72	1	No Gas	11.940	ug/l	86741.68
Br	79	72	2	H2	12.432	ug/l	55583.13
Se	82	72	1	No Gas	0.030	ug/l	586.34
Kr	84	72	1	No Gas		ug/l	27475.23
Sr	88	72	1	No Gas	73.854	ug/l	2067049.08
Sr	88	72	3	He	70.820	ug/l	231845.39
Mo	95	115	1	No Gas	0.225	ug/l	1238.95
Mo	95	115	3	He	0.206	ug/l	416.67
Mo	98	115	1	No Gas	0.209	ug/l	1907.92
Ag	107	115	1	No Gas	0.001	ug/l	127.39
Ag	109	115	1	No Gas	-0.001	ug/l	98.04
Cd	111	115	1	No Gas	-0.002	ug/l	8.59

ICPMS207-B Analytical Data

Name	Mass	ISTD	Tune Step	Tune Mode	Conc.	Units	CPS
Cd	111	115	3	He	0.002	ug/l	4.67
Cd	114	115	1	No Gas	0.001	ug/l	10.13
Cd	114	115	3	He	0.003	ug/l	7.64
Sn	118	115	1	No Gas	0.385	ug/l	4298.84
Sn	118	115	3	He	0.385	ug/l	1112.27
Sb	121	115	1	No Gas	0.687	ug/l	11465.50
Sb	121	115	3	He	0.690	ug/l	2953.61
Sb	123	115	1	No Gas	0.673	ug/l	8755.95
Sb	123	115	3	He	0.693	ug/l	2365.44
Ba	135	115	1	No Gas	5.074	ug/l	14598.77
Ba	137	115	1	No Gas	5.129	ug/l	26252.94
La	139	115	3	He	0.005	ug/l	81.11
Ce	140	115	3	He	0.012	ug/l	185.56
Hg	201	209	1	No Gas	-0.024	ug/l	59.32
Hg	202	209	1	No Gas	-0.014	ug/l	152.64
Hg	202	209	3	He	-0.014	ug/l	74.65
Tl	203	209	3	He	0.214	ug/l	1230.56
Tl	205	209	1	No Gas	0.124	ug/l	4305.21
Tl	205	209	3	He	0.198	ug/l	2758.07
[Pb]	206	209	1	No Gas	0.036	ug/l	516.68
[Pb]	207	209	1	No Gas	0.039	ug/l	444.46
Pb	208	209	1	No Gas	0.038	ug/l	2041.19
Th	232	209	3	He	-0.006	ug/l	210.09
U	238	209	1	No Gas	0.019	ug/l	719.54

Name	Mass	Tune Step	Tune Mode	CPS	ISTD Recovery %
Sc	45	1	No Gas	2937973.01	122.3
Sc	45	2	H2	1873055.85	116.0
Sc	45	3	He	188295.56	129.1
Ge	72	1	No Gas	865187.11	112.6
Ge	72	2	H2	688479.80	114.6
Ge	72	3	He	131044.86	117.1
In	115	1	No Gas	998504.17	104.7
In	115	3	He	222049.28	107.4
Tb	159	1	No Gas	8714752.15	106.2
Tb	159	3	He	3289095.78	100.8
Ho	165	1	No Gas	8186755.01	100.9
Ho	165	3	He	3217316.76	100.0
Lu	175	1	No Gas	7923878.55	97.4
Lu	175	3	He	2595073.47	103.1
Bi	209	1	No Gas	5242141.20	97.9
Bi	209	3	He	2109090.61	95.6

ICPMS207-B Analytical Data

Sample Name	B22021763-001B
File Name	072SMPL.d
Data Path Name	D:\Agilent\ICPMH\1\DATA\220301ADoD.b
Acq Time	2022-03-01 19:27:14
Sample Type	Sample
Total Dilution	1.0000
Comment	ICPMS-6020-W-T
Operator	CAR/SRH/JPV/AEM
Method	SW6020/SW6020B

Name	Mass	ISTD	Tune Step	Tune Mode	Conc.	Units	CPS
Li	7	45	1	No Gas	6.352	ug/l	33016.84
Be	9	45	1	No Gas	0.028	ug/l	114.98
B	11	45	1	No Gas	37.832	ug/l	25560.69
Na	23	45	3	He	32217.703	ug/l	8918117.23
Mg	24	45	3	He	9733.863	ug/l	1478375.47
Al	27	45	1	No Gas	33.475	ug/l	229302.28
Si	28	45	2	H2	20932.108	ug/l	23277932.14
K	39	72	3	He	2629.335	ug/l	557133.78
Ca	40	72	2	H2	9861.255	ug/l	42736668.50
Ti	47	72	1	No Gas	3.854	ug/l	3355.45
V	51	72	1	No Gas	16.640	ug/l	164003.18
V	51	72	3	He	15.605	ug/l	35140.46
Cr	52	72	1	No Gas	2.974	ug/l	60385.35
Cr	52	72	3	He	2.513	ug/l	5743.39
Mn	55	72	1	No Gas	1.319	ug/l	24768.82
Mn	55	72	3	He	0.711	ug/l	1009.17
Fe	56	72	2	H2	39.631	ug/l	378417.74
Fe	56	72	3	He	40.832	ug/l	75595.74
Co	59	72	1	No Gas	0.042	ug/l	1054.62
Ni	60	72	1	No Gas	0.667	ug/l	2215.78
Ni	60	72	3	He	0.711	ug/l	668.91
Cu	63	72	1	No Gas	1.100	ug/l	8187.61
Cu	63	72	3	He	0.838	ug/l	1904.75
Cu	65	72	1	No Gas	0.848	ug/l	3084.24
Zn	66	72	1	No Gas	26.347	ug/l	64042.58
Zn	66	72	3	He	27.604	ug/l	13319.58
As	75	72	1	No Gas	1.594	ug/l	13571.37
As	75	72	3	He	0.214	ug/l	212.93
Se	78	72	2	H2	0.156	ug/l	75.78
Br	79	72	1	No Gas	4.592	ug/l	29411.93
Br	79	72	2	H2	4.303	ug/l	17096.23
Se	82	72	1	No Gas	0.085	ug/l	464.88
Kr	84	72	1	No Gas		ug/l	23176.09
Sr	88	72	1	No Gas	78.415	ug/l	1697916.55
Sr	88	72	3	He	73.805	ug/l	165034.06
Mo	95	115	1	No Gas	0.264	ug/l	1247.84
Mo	95	115	3	He	0.286	ug/l	423.34
Mo	98	115	1	No Gas	0.260	ug/l	2024.60
Ag	107	115	1	No Gas	0.008	ug/l	188.74
Ag	109	115	1	No Gas	0.010	ug/l	204.08
Cd	111	115	1	No Gas	0.004	ug/l	22.57

ICPMS207-B Analytical Data

Name	Mass	ISTD	Tune Step	Tune Mode	Conc.	Units	CPS
Cd	111	115	3	He	0.004	ug/l	5.00
Cd	114	115	1	No Gas	0.003	ug/l	18.87
Cd	114	115	3	He	0.005	ug/l	10.63
Sn	118	115	1	No Gas	0.815	ug/l	7114.45
Sn	118	115	3	He	0.896	ug/l	1742.34
Sb	121	115	1	No Gas	0.488	ug/l	7367.35
Sb	121	115	3	He	0.529	ug/l	1736.62
Sb	123	115	1	No Gas	0.479	ug/l	5637.71
Sb	123	115	3	He	0.521	ug/l	1366.54
Ba	135	115	1	No Gas	5.606	ug/l	13946.11
Ba	137	115	1	No Gas	5.619	ug/l	24843.08
La	139	115	3	He	0.015	ug/l	166.67
Ce	140	115	3	He	0.041	ug/l	461.12
Hg	201	209	1	No Gas	0.000	ug/l	98.98
Hg	202	209	1	No Gas	0.017	ug/l	272.28
Hg	202	209	3	He	0.037	ug/l	156.64
Tl	203	209	3	He	0.050	ug/l	400.83
Tl	205	209	1	No Gas	0.026	ug/l	1533.44
Tl	205	209	3	He	0.047	ug/l	959.76
[Pb]	206	209	1	No Gas	0.096	ug/l	994.49
[Pb]	207	209	1	No Gas	0.093	ug/l	805.59
Pb	208	209	1	No Gas	0.094	ug/l	3803.57
Th	232	209	3	He	0.128	ug/l	2053.66
U	238	209	1	No Gas	0.022	ug/l	773.87

Name	Mass	Tune Step	Tune Mode	CPS	ISTD Recovery %
Sc	45	1	No Gas	2041269.51	85.0
Sc	45	2	H2	1375919.66	85.2
Sc	45	3	He	109096.22	74.8
Ge	72	1	No Gas	669386.95	87.1
Ge	72	2	H2	532697.57	88.7
Ge	72	3	He	89524.31	80.0
In	115	1	No Gas	862616.15	90.4
In	115	3	He	165312.98	80.0
Tb	159	1	No Gas	7645394.50	93.1
Tb	159	3	He	2754843.70	84.4
Ho	165	1	No Gas	7514288.03	92.6
Ho	165	3	He	2679522.27	83.2
Lu	175	1	No Gas	7321987.67	90.0
Lu	175	3	He	2168129.59	86.1
Bi	209	1	No Gas	4786911.73	89.4
Bi	209	3	He	1883512.82	85.3

ICPMS207-B Analytical Data

Sample Name	B22021763-001BDIL
File Name	073SMPL.d
Data Path Name	D:\Agilent\ICPMH\1\DATA\220301ADoD.b
Acq Time	2022-03-01 19:33:27
Sample Type	Sample
Total Dilution	5.0000
Comment	ICPMS-6020-W-T
Operator	CAR/SRH/JPV/AEM
Method	SW6020/SW6020B

Name	Mass	ISTD	Tune Step	Tune Mode	Conc.	Units	CPS
Li	7	45	1	No Gas	33.893	ug/l	30828.77
Be	9	45	1	No Gas	0.137	ug/l	103.98
B	11	45	1	No Gas	41.846	ug/l	5684.03
Na	23	45	3	He	32451.469	ug/l	1874208.93
Mg	24	45	3	He	10034.812	ug/l	313121.19
Al	27	45	1	No Gas	41.685	ug/l	56660.59
Si	28	45	2	H2	21256.440	ug/l	4815191.51
K	39	72	3	He	2631.924	ug/l	147461.25
Ca	40	72	2	H2	10416.007	ug/l	9106063.97
Ti	47	72	1	No Gas	3.745	ug/l	739.10
V	51	72	1	No Gas	33.317	ug/l	48266.58
V	51	72	3	He	10.870	ug/l	10891.95
Cr	52	72	1	No Gas	1.041	ug/l	30545.07
Cr	52	72	3	He	2.929	ug/l	1912.36
Mn	55	72	1	No Gas	1.525	ug/l	9597.46
Mn	55	72	3	He	0.922	ug/l	300.28
Fe	56	72	2	H2	55.061	ug/l	111016.87
Fe	56	72	3	He	52.633	ug/l	22214.41
Co	59	72	1	No Gas	-0.043	ug/l	449.12
Ni	60	72	1	No Gas	1.058	ug/l	974.77
Ni	60	72	3	He	0.940	ug/l	260.00
Cu	63	72	1	No Gas	1.396	ug/l	2678.66
Cu	63	72	3	He	1.126	ug/l	678.88
Cu	65	72	1	No Gas	1.042	ug/l	985.76
Zn	66	72	1	No Gas	42.225	ug/l	20879.94
Zn	66	72	3	He	44.909	ug/l	4471.84
As	75	72	1	No Gas	-3.335	ug/l	6114.60
As	75	72	3	He	0.117	ug/l	123.67
Se	78	72	2	H2	0.154	ug/l	28.89
Br	79	72	1	No Gas	7.966	ug/l	14095.62
Br	79	72	2	H2	7.600	ug/l	8236.06
Se	82	72	1	No Gas	0.985	ug/l	486.48
Kr	84	72	1	No Gas		ug/l	14135.66
Sr	88	72	1	No Gas	78.803	ug/l	343256.47
Sr	88	72	3	He	75.149	ug/l	34334.97
Mo	95	115	1	No Gas	0.245	ug/l	276.67
Mo	95	115	3	He	0.272	ug/l	98.89
Mo	98	115	1	No Gas	0.235	ug/l	473.34
Ag	107	115	1	No Gas	0.016	ug/l	141.39
Ag	109	115	1	No Gas	0.008	ug/l	114.05
Cd	111	115	1	No Gas	0.006	ug/l	16.48

ICPMS207-B Analytical Data

Name	Mass	ISTD	Tune Step	Tune Mode	Conc.	Units	CPS
Cd	111	115	3	He	0.013	ug/l	4.00
Cd	114	115	1	No Gas	0.014	ug/l	17.91
Cd	114	115	3	He	0.014	ug/l	6.21
Sn	118	115	1	No Gas	0.948	ug/l	2272.36
Sn	118	115	3	He	1.037	ug/l	535.57
Sb	121	115	1	No Gas	0.306	ug/l	2002.35
Sb	121	115	3	He	0.437	ug/l	485.73
Sb	123	115	1	No Gas	0.355	ug/l	1668.98
Sb	123	115	3	He	0.386	ug/l	367.71
Ba	135	115	1	No Gas	5.802	ug/l	3031.00
Ba	137	115	1	No Gas	5.988	ug/l	5583.42
La	139	115	3	He	0.053	ug/l	125.56
Ce	140	115	3	He	0.057	ug/l	141.12
Hg	201	209	1	No Gas	0.011	ug/l	108.98
Hg	202	209	1	No Gas	0.041	ug/l	248.62
Hg	202	209	3	He	0.048	ug/l	111.65
Tl	203	209	3	He	0.164	ug/l	341.47
Tl	205	209	1	No Gas	0.081	ug/l	1365.64
Tl	205	209	3	He	0.179	ug/l	873.72
[Pb]	206	209	1	No Gas	0.466	ug/l	1040.05
[Pb]	207	209	1	No Gas	0.446	ug/l	834.48
Pb	208	209	1	No Gas	0.461	ug/l	3983.60
Th	232	209	3	He	0.030	ug/l	361.48
U	238	209	1	No Gas	0.038	ug/l	300.28

Name	Mass	Tune Step	Tune Mode	CPS	ISTD Recovery %
Sc	45	1	No Gas	1860192.23	77.5
Sc	45	2	H2	1398553.31	86.6
Sc	45	3	He	111667.42	76.6
Ge	72	1	No Gas	672345.44	87.5
Ge	72	2	H2	533151.52	88.7
Ge	72	3	He	91388.22	81.6
In	115	1	No Gas	903097.20	94.7
In	115	3	He	173010.60	83.7
Tb	159	1	No Gas	7857497.43	95.7
Tb	159	3	He	2884295.29	88.4
Ho	165	1	No Gas	7524574.05	92.8
Ho	165	3	He	2816074.59	87.5
Lu	175	1	No Gas	7448866.05	91.6
Lu	175	3	He	2205231.82	87.6
Bi	209	1	No Gas	5107848.61	95.4
Bi	209	3	He	1947679.59	88.2

ICPMS207-B Analytical Data

Sample Name	B22021763-001BPDS1
File Name	074ARef.d
Data Path Name	D:\Agilent\ICPMH\1\DATA\220301ADoD.b
Acq Time	2022-03-01 19:39:40
Sample Type	AllRef
Total Dilution	1.0300
Comment	ICPMS-6020-W-T
Operator	CAR/SRH/JPV/AEM
Method	SW6020/SW6020B

Name	Mass	ISTD	Tune Step	Tune Mode	Conc.	Units	CPS
Li	7	45	1	No Gas	1830.761	ug/l	3215472.55
Be	9	45	1	No Gas	40.934	ug/l	38805.29
B	11	45	1	No Gas	79.178	ug/l	47715.86
Na	23	45	3	He	75557.158	ug/l	22418470.50
Mg	24	45	3	He	55075.650	ug/l	8986236.82
Al	27	45	1	No Gas	74.091	ug/l	452554.11
Si	28	45	2	H2	21520.748	ug/l	23130682.57
K	39	72	3	He	43530.396	ug/l	8862234.31
Ca	40	72	2	H2	54637.797	ug/l	229507988.24
Ti	47	72	1	No Gas	54.843	ug/l	44685.27
V	51	72	1	No Gas	54.070	ug/l	573862.05
V	51	72	3	He	61.772	ug/l	123501.27
Cr	52	72	1	No Gas	48.516	ug/l	534324.32
Cr	52	72	3	He	49.248	ug/l	102891.86
Mn	55	72	1	No Gas	47.137	ug/l	686521.90
Mn	55	72	3	He	47.852	ug/l	67240.58
Fe	56	72	2	H2	4724.315	ug/l	42889011.67
Fe	56	72	3	He	4825.642	ug/l	8859004.63
Co	59	72	1	No Gas	47.831	ug/l	553563.99
Ni	60	72	1	No Gas	46.732	ug/l	123513.27
Ni	60	72	3	He	49.625	ug/l	40733.00
Cu	63	72	1	No Gas	48.738	ug/l	316798.12
Cu	63	72	3	He	53.644	ug/l	112461.55
Cu	65	72	1	No Gas	48.305	ug/l	153231.24
Zn	66	72	1	No Gas	74.172	ug/l	173294.83
Zn	66	72	3	He	78.243	ug/l	38847.08
As	75	72	1	No Gas	50.703	ug/l	170632.83
As	75	72	3	He	50.512	ug/l	25183.14
Se	78	72	2	H2	49.973	ug/l	18145.86
Br	79	72	1	No Gas	5.069	ug/l	30872.23
Br	79	72	2	H2	4.783	ug/l	18185.54
Se	82	72	1	No Gas	51.785	ug/l	9747.85
Kr	84	72	1	No Gas		ug/l	29532.13
Sr	88	72	1	No Gas	130.126	ug/l	2716975.94
Sr	88	72	3	He	127.521	ug/l	294642.53
Mo	95	115	1	No Gas	48.140	ug/l	215098.57
Mo	95	115	3	He	49.370	ug/l	73528.30
Mo	98	115	1	No Gas	48.270	ug/l	347454.71
Ag	107	115	1	No Gas	19.267	ug/l	231187.72
Ag	109	115	1	No Gas	19.294	ug/l	220347.90
Cd	111	115	1	No Gas	47.782	ug/l	129864.92

ICPMS207-B Analytical Data

Name	Mass	ISTD	Tune Step	Tune Mode	Conc.	Units	CPS
Cd	111	115	3	He	50.775	ug/l	40699.51
Cd	114	115	1	No Gas	47.238	ug/l	293312.78
Cd	114	115	3	He	51.285	ug/l	99557.55
Sn	118	115	1	No Gas	50.128	ug/l	388429.11
Sn	118	115	3	He	51.790	ug/l	96788.32
Sb	121	115	1	No Gas	46.462	ug/l	581355.11
Sb	121	115	3	He	47.961	ug/l	144561.18
Sb	123	115	1	No Gas	46.337	ug/l	450248.57
Sb	123	115	3	He	47.380	ug/l	113585.78
Ba	135	115	1	No Gas	56.725	ug/l	137747.74
Ba	137	115	1	No Gas	53.612	ug/l	231557.60
La	139	115	3	He	52.723	ug/l	573932.89
Ce	140	115	3	He	51.980	ug/l	605504.91
Hg	201	209	1	No Gas	0.961	ug/l	1828.76
Hg	202	209	1	No Gas	0.983	ug/l	4267.84
Hg	202	209	3	He	0.992	ug/l	1745.44
Tl	203	209	3	He	49.357	ug/l	199275.78
Tl	205	209	1	No Gas	48.101	ug/l	1153578.45
Tl	205	209	3	He	50.176	ug/l	475331.27
[Pb]	206	209	1	No Gas	45.944	ug/l	394376.58
[Pb]	207	209	1	No Gas	47.906	ug/l	347558.72
Pb	208	209	1	No Gas	47.437	ug/l	1598672.08
Th	232	209	3	He	50.787	ug/l	674645.49
U	238	209	1	No Gas	48.602	ug/l	1606471.51

Name	Mass	Tune Step	Tune Mode	CPS	ISTD Recovery %
Sc	45	1	No Gas	1903265.64	79.3
Sc	45	2	H2	1369301.59	84.8
Sc	45	3	He	120809.95	82.8
Ge	72	1	No Gas	664387.39	86.5
Ge	72	2	H2	532724.22	88.7
Ge	72	3	He	95274.24	85.1
In	115	1	No Gas	868622.97	91.0
In	115	3	He	177934.42	86.1
Tb	159	1	No Gas	7498192.72	91.3
Tb	159	3	He	2783919.47	85.3
Ho	165	1	No Gas	7375757.74	90.9
Ho	165	3	He	2704115.17	84.0
Lu	175	1	No Gas	7223309.77	88.8
Lu	175	3	He	2153842.36	85.5
Bi	209	1	No Gas	4788532.59	89.5
Bi	209	3	He	1840646.46	83.4

ICPMS207-B Analytical Data

Sample Name	B22021763-001BMS4
File Name	075MS4.d
Data Path Name	D:\Agilent\ICPMH\1\DATA\220301ADoD.b
Acq Time	2022-03-01 19:45:55
Sample Type	MS4
Total Dilution	1.0000
Comment	ICPMS-6020-W-T
Operator	CAR/SRH/JPV/AEM
Method	SW6020/SW6020B

Name	Mass	ISTD	Tune Step	Tune Mode	Conc.	Units	CPS
Li	7	45	1	No Gas	86.435	ug/l	183614.65
Be	9	45	1	No Gas	41.651	ug/l	42699.66
B	11	45	1	No Gas	123.127	ug/l	79844.37
Na	23	45	3	He	35271.619	ug/l	10010430.27
Mg	24	45	3	He	14470.157	ug/l	2253026.25
Al	27	45	1	No Gas	473.373	ug/l	3090067.69
Si	28	45	2	H2	19398.898	ug/l	22144257.03
K	39	72	3	He	6699.074	ug/l	1382736.05
Ca	40	72	2	H2	13701.227	ug/l	63350020.29
Ti	47	72	1	No Gas	103.494	ug/l	91942.19
V	51	72	1	No Gas	112.886	ug/l	1343981.46
V	51	72	3	He	107.232	ug/l	206365.18
Cr	52	72	1	No Gas	96.886	ug/l	1133362.67
Cr	52	72	3	He	97.677	ug/l	200794.10
Mn	55	72	1	No Gas	477.479	ug/l	7538419.19
Mn	55	72	3	He	479.660	ug/l	665410.22
Fe	56	72	2	H2	508.533	ug/l	5084411.89
Fe	56	72	3	He	535.458	ug/l	973654.15
Co	59	72	1	No Gas	99.855	ug/l	1260518.49
Ni	60	72	1	No Gas	98.994	ug/l	285022.11
Ni	60	72	3	He	101.268	ug/l	81978.16
Cu	63	72	1	No Gas	101.948	ug/l	722349.42
Cu	63	72	3	He	111.238	ug/l	230113.74
Cu	65	72	1	No Gas	100.529	ug/l	347653.83
Zn	66	72	1	No Gas	126.179	ug/l	321456.67
Zn	66	72	3	He	132.119	ug/l	64740.06
As	75	72	1	No Gas	103.244	ug/l	369586.37
As	75	72	3	He	102.946	ug/l	50573.04
Se	78	72	2	H2	99.054	ug/l	39533.34
Br	79	72	1	No Gas	2.957	ug/l	22129.84
Br	79	72	2	H2	2.973	ug/l	13732.68
Se	82	72	1	No Gas	106.812	ug/l	21411.82
Kr	84	72	1	No Gas		ug/l	40340.07
Sr	88	72	1	No Gas	187.899	ug/l	4281162.00
Sr	88	72	3	He	184.899	ug/l	422056.35
Mo	95	115	1	No Gas	96.485	ug/l	478245.18
Mo	95	115	3	He	101.677	ug/l	150436.34
Mo	98	115	1	No Gas	96.771	ug/l	772344.90
Ag	107	115	1	No Gas	9.242	ug/l	123055.73
Ag	109	115	1	No Gas	9.170	ug/l	116235.39
Cd	111	115	1	No Gas	47.934	ug/l	144521.85

ICPMS207-B Analytical Data

Name	Mass	ISTD	Tune Step	Tune Mode	Conc.	Units	CPS
Cd	111	115	3	He	53.103	ug/l	42287.03
Cd	114	115	1	No Gas	47.343	ug/l	326146.00
Cd	114	115	3	He	53.398	ug/l	102994.45
Sn	118	115	1	No Gas	101.325	ug/l	870217.07
Sn	118	115	3	He	107.937	ug/l	200236.68
Sb	121	115	1	No Gas	98.920	ug/l	1371729.86
Sb	121	115	3	He	104.157	ug/l	311628.58
Sb	123	115	1	No Gas	101.650	ug/l	1094722.24
Sb	123	115	3	He	106.500	ug/l	253427.08
Ba	135	115	1	No Gas	99.920	ug/l	268999.06
Ba	137	115	1	No Gas	95.067	ug/l	455357.48
La	139	115	3	He	106.560	ug/l	1152552.26
Ce	140	115	3	He	106.540	ug/l	1232978.08
Hg	201	209	1	No Gas	0.026	ug/l	140.97
Hg	202	209	1	No Gas	0.037	ug/l	341.27
Hg	202	209	3	He	0.055	ug/l	173.97
Tl	203	209	3	He	105.645	ug/l	416063.68
Tl	205	209	1	No Gas	102.245	ug/l	2428348.76
Tl	205	209	3	He	108.181	ug/l	999621.64
[Pb]	206	209	1	No Gas	100.244	ug/l	852126.94
[Pb]	207	209	1	No Gas	103.806	ug/l	745949.31
Pb	208	209	1	No Gas	101.895	ug/l	3400844.14
Th	232	209	3	He	106.281	ug/l	1378405.61
U	238	209	1	No Gas	102.968	ug/l	3372520.47

Name	Mass	Tune Step	Tune Mode	CPS	ISTD Recovery %
Sc	45	1	No Gas	1999346.79	83.3
Sc	45	2	H2	1411842.03	87.4
Sc	45	3	He	111950.82	76.8
Ge	72	1	No Gas	704106.19	91.7
Ge	72	2	H2	568892.25	94.7
Ge	72	3	He	91383.93	81.6
In	115	1	No Gas	936624.06	98.2
In	115	3	He	171639.80	83.0
Tb	159	1	No Gas	7683072.75	93.6
Tb	159	3	He	2713910.71	83.2
Ho	165	1	No Gas	7294910.54	89.9
Ho	165	3	He	2682964.66	83.4
Lu	175	1	No Gas	7142661.11	87.8
Lu	175	3	He	2098221.01	83.3
Bi	209	1	No Gas	4609341.03	86.1
Bi	209	3	He	1744881.05	79.1

ICPMS207-B Analytical Data

Sample Name	B22021763-001BMSD4
File Name	076MSD4.d
Data Path Name	D:\Agilent\ICPMH\1\DATA\220301ADoD.b
Acq Time	2022-03-01 19:52:08
Sample Type	MSD4
Total Dilution	1.0000
Comment	ICPMS-6020-W-T
Operator	CAR/SRH/JPV/AEM
Method	SW6020/SW6020B

Name	Mass	ISTD	Tune Step	Tune Mode	Conc.	Units	CPS
Li	7	45	1	No Gas	83.570	ug/l	161904.52
Be	9	45	1	No Gas	40.239	ug/l	37466.68
B	11	45	1	No Gas	113.868	ug/l	67158.79
Na	23	45	3	He	35052.546	ug/l	9265262.22
Mg	24	45	3	He	14646.142	ug/l	2123410.63
Al	27	45	1	No Gas	438.601	ug/l	2600434.44
Si	28	45	2	H2	18983.348	ug/l	20516583.83
K	39	72	3	He	6479.822	ug/l	1278857.01
Ca	40	72	2	H2	14325.686	ug/l	61384119.04
Ti	47	72	1	No Gas	97.984	ug/l	81375.06
V	51	72	1	No Gas	86.967	ug/l	961770.41
V	51	72	3	He	107.535	ug/l	197651.57
Cr	52	72	1	No Gas	90.642	ug/l	995619.95
Cr	52	72	3	He	95.649	ug/l	187815.54
Mn	55	72	1	No Gas	470.054	ug/l	6959499.36
Mn	55	72	3	He	471.607	ug/l	624831.40
Fe	56	72	2	H2	530.266	ug/l	4914364.56
Fe	56	72	3	He	513.353	ug/l	891769.68
Co	59	72	1	No Gas	96.837	ug/l	1144801.55
Ni	60	72	1	No Gas	95.915	ug/l	258624.44
Ni	60	72	3	He	103.942	ug/l	80379.13
Cu	63	72	1	No Gas	98.260	ug/l	652647.30
Cu	63	72	3	He	109.592	ug/l	216537.75
Cu	65	72	1	No Gas	97.809	ug/l	316923.98
Zn	66	72	1	No Gas	123.487	ug/l	294594.04
Zn	66	72	3	He	130.517	ug/l	61081.42
As	75	72	1	No Gas	101.836	ug/l	342076.35
As	75	72	3	He	102.026	ug/l	47871.96
Se	78	72	2	H2	101.148	ug/l	37416.44
Br	79	72	1	No Gas	2.645	ug/l	19178.15
Br	79	72	2	H2	2.728	ug/l	11954.65
Se	82	72	1	No Gas	104.423	ug/l	19644.44
Kr	84	72	1	No Gas		ug/l	36651.02
Sr	88	72	1	No Gas	185.659	ug/l	3964655.01
Sr	88	72	3	He	182.319	ug/l	397386.85
Mo	95	115	1	No Gas	95.836	ug/l	446249.58
Mo	95	115	3	He	102.901	ug/l	148057.83
Mo	98	115	1	No Gas	96.694	ug/l	724801.99
Ag	107	115	1	No Gas	9.272	ug/l	115870.77
Ag	109	115	1	No Gas	9.443	ug/l	112425.28
Cd	111	115	1	No Gas	48.673	ug/l	137749.68

ICPMS207-B Analytical Data

Name	Mass	ISTD	Tune Step	Tune Mode	Conc.	Units	CPS
Cd	111	115	3	He	53.142	ug/l	41143.83
Cd	114	115	1	No Gas	47.836	ug/l	309343.61
Cd	114	115	3	He	53.652	ug/l	100634.57
Sn	118	115	1	No Gas	97.694	ug/l	787387.52
Sn	118	115	3	He	104.816	ug/l	189026.13
Sb	121	115	1	No Gas	100.795	ug/l	1312602.38
Sb	121	115	3	He	105.189	ug/l	306027.66
Sb	123	115	1	No Gas	103.367	ug/l	1044917.33
Sb	123	115	3	He	106.293	ug/l	245938.27
Ba	135	115	1	No Gas	100.797	ug/l	254903.12
Ba	137	115	1	No Gas	98.266	ug/l	442133.82
La	139	115	3	He	105.503	ug/l	1109253.46
Ce	140	115	3	He	104.519	ug/l	1175702.60
Hg	201	209	1	No Gas	0.029	ug/l	146.30
Hg	202	209	1	No Gas	0.045	ug/l	377.26
Hg	202	209	3	He	0.061	ug/l	181.63
Tl	203	209	3	He	103.401	ug/l	404544.12
Tl	205	209	1	No Gas	99.541	ug/l	2376963.40
Tl	205	209	3	He	106.338	ug/l	976515.28
[Pb]	206	209	1	No Gas	96.691	ug/l	826469.16
[Pb]	207	209	1	No Gas	99.435	ug/l	718543.72
Pb	208	209	1	No Gas	98.678	ug/l	3311516.37
Th	232	209	3	He	105.393	ug/l	1357635.69
U	238	209	1	No Gas	100.467	ug/l	3307921.77

Name	Mass	Tune Step	Tune Mode	CPS	ISTD Recovery %
Sc	45	1	No Gas	1817267.00	75.7
Sc	45	2	H2	1336650.12	82.8
Sc	45	3	He	104274.54	71.5
Ge	72	1	No Gas	662659.90	86.3
Ge	72	2	H2	527248.09	87.7
Ge	72	3	He	87276.31	78.0
In	115	1	No Gas	879499.46	92.2
In	115	3	He	166970.71	80.8
Tb	159	1	No Gas	7460379.13	90.9
Tb	159	3	He	2724320.74	83.5
Ho	165	1	No Gas	7270560.05	89.6
Ho	165	3	He	2628798.57	81.7
Lu	175	1	No Gas	7082789.10	87.1
Lu	175	3	He	2057647.06	81.7
Bi	209	1	No Gas	4630596.52	86.5
Bi	209	3	He	1732629.19	78.5

ICPMS207-B Analytical Data

Sample Name	Rinse
File Name	077BLKV.d
Data Path Name	D:\Agilent\ICPMH\1\DATA\220301ADoD.b
Acq Time	2022-03-01 19:58:21
Sample Type	BlkVrfy
Total Dilution	1.0000
Comment	ICPMS-6020-W-D
Operator	CAR/SRH/JPV/AEM
Method	SW6020/SW6020B

Name	Mass	ISTD	Tune Step	Tune Mode	Conc.	Units	CPS
Li	7	45	1	No Gas	5.879	ug/l	31523.77
Be	9	45	1	No Gas	0.011	ug/l	94.98
B	11	45	1	No Gas	0.030	ug/l	749.65
Na	23	45	3	He	65.529	ug/l	61937.78
Mg	24	45	3	He	3.172	ug/l	1766.62
Al	27	45	1	No Gas	0.128	ug/l	7434.09
Si	28	45	2	H2	65.481	ug/l	87952.15
K	39	72	3	He	-31.621	ug/l	36725.60
Ca	40	72	2	H2	0.147	ug/l	93648.33
Ti	47	72	1	No Gas	0.053	ug/l	155.16
V	51	72	1	No Gas	1.080	ug/l	-17195.16
V	51	72	3	He	-1.337	ug/l	4454.05
Cr	52	72	1	No Gas	-0.682	ug/l	21700.02
Cr	52	72	3	He	0.075	ug/l	887.81
Mn	55	72	1	No Gas	-0.059	ug/l	4278.82
Mn	55	72	3	He	0.011	ug/l	60.99
Fe	56	72	2	H2	0.012	ug/l	8347.45
Fe	56	72	3	He	0.009	ug/l	3233.63
Co	59	72	1	No Gas	-0.022	ug/l	296.08
Ni	60	72	1	No Gas	0.039	ug/l	518.98
Ni	60	72	3	He	0.025	ug/l	131.11
Cu	63	72	1	No Gas	0.000	ug/l	824.35
Cu	63	72	3	He	0.011	ug/l	239.95
Cu	65	72	1	No Gas	0.007	ug/l	332.81
Zn	66	72	1	No Gas	0.071	ug/l	541.83
Zn	66	72	3	He	0.005	ug/l	86.67
As	75	72	1	No Gas	0.634	ug/l	10851.50
As	75	72	3	He	-0.051	ug/l	89.33
Se	78	72	2	H2	0.006	ug/l	20.11
Br	79	72	1	No Gas	-0.036	ug/l	5929.50
Br	79	72	2	H2	-0.030	ug/l	3397.02
Se	82	72	1	No Gas	-0.033	ug/l	462.21
Kr	84	72	1	No Gas		ug/l	12244.25
Sr	88	72	1	No Gas	0.003	ug/l	342.66
Sr	88	72	3	He	-0.001	ug/l	70.00
Mo	95	115	1	No Gas	0.019	ug/l	136.67
Mo	95	115	3	He	0.013	ug/l	37.78
Mo	98	115	1	No Gas	0.011	ug/l	205.07
Ag	107	115	1	No Gas	-0.001	ug/l	94.04
Ag	109	115	1	No Gas	-0.002	ug/l	78.03
Cd	111	115	1	No Gas	-0.004	ug/l	3.48

ICPMS207-B Analytical Data

Name	Mass	ISTD	Tune Step	Tune Mode	Conc.	Units	CPS
Cd	111	115	3	He	0.001	ug/l	2.33
Cd	114	115	1	No Gas	0.001	ug/l	5.80
Cd	114	115	3	He	0.003	ug/l	6.70
Sn	118	115	1	No Gas	0.008	ug/l	788.46
Sn	118	115	3	He	0.007	ug/l	163.34
Sb	121	115	1	No Gas	0.271	ug/l	4930.37
Sb	121	115	3	He	0.220	ug/l	895.12
Sb	123	115	1	No Gas	0.271	ug/l	3839.59
Sb	123	115	3	He	0.216	ug/l	707.42
Ba	135	115	1	No Gas	-0.002	ug/l	13.31
Ba	137	115	1	No Gas	0.004	ug/l	59.88
La	139	115	3	He	0.000	ug/l	8.89
Ce	140	115	3	He	0.001	ug/l	15.55
Hg	201	209	1	No Gas	-0.008	ug/l	86.65
Hg	202	209	1	No Gas	0.001	ug/l	208.29
Hg	202	209	3	He	-0.002	ug/l	85.31
Tl	203	209	3	He	0.349	ug/l	1632.09
Tl	205	209	1	No Gas	0.254	ug/l	7341.12
Tl	205	209	3	He	0.346	ug/l	3840.11
[Pb]	206	209	1	No Gas	0.007	ug/l	223.34
[Pb]	207	209	1	No Gas	0.009	ug/l	191.11
Pb	208	209	1	No Gas	0.008	ug/l	861.13
Th	232	209	3	He	0.050	ug/l	949.09
U	238	209	1	No Gas	0.002	ug/l	102.98

Name	Mass	Tune Step	Tune Mode	CPS	ISTD Recovery %
Sc	45	1	No Gas	2004531.60	83.5
Sc	45	2	H2	1414312.53	87.6
Sc	45	3	He	109498.30	75.1
Ge	72	1	No Gas	699347.60	91.0
Ge	72	2	H2	549697.72	91.5
Ge	72	3	He	93426.74	83.5
In	115	1	No Gas	927437.40	97.2
In	115	3	He	174791.29	84.5
Tb	159	1	No Gas	7781615.35	94.8
Tb	159	3	He	2764886.98	84.7
Ho	165	1	No Gas	7604158.89	93.8
Ho	165	3	He	2763938.43	85.9
Lu	175	1	No Gas	7395302.44	90.9
Lu	175	3	He	2113523.21	83.9
Bi	209	1	No Gas	4975985.32	93.0
Bi	209	3	He	1836789.19	83.2

ICPMS207-B Analytical Data

Sample Name	B22021763-006A
File Name	078SMPL.d
Data Path Name	D:\Agilent\ICPMH\1\DATA\220301ADoD.b
Acq Time	2022-03-01 20:04:34
Sample Type	Sample
Total Dilution	1.0000
Comment	ICPMS-6020-W-D
Operator	CAR/SRH/JPV/AEM
Method	SW6020/SW6020B

Name	Mass	ISTD	Tune Step	Tune Mode	Conc.	Units	CPS
Li	7	45	1	No Gas	-0.659	ug/l	25686.56
Be	9	45	1	No Gas	-0.035	ug/l	64.99
B	11	45	1	No Gas	37.192	ug/l	33186.79
Na	23	45	3	He	36720.480	ug/l	15608437.55
Mg	24	45	3	He	16616.521	ug/l	3876800.93
Al	27	45	1	No Gas	1.834	ug/l	24968.96
Si	28	45	2	H2	26330.805	ug/l	37590234.90
K	39	72	3	He	3012.328	ug/l	852561.97
Ca	40	72	2	H2	16216.271	ug/l	85509321.31
Ti	47	72	1	No Gas	1.666	ug/l	1843.64
V	51	72	1	No Gas	10.079	ug/l	107278.87
V	51	72	3	He	4.370	ug/l	19792.38
Cr	52	72	1	No Gas	-0.175	ug/l	32058.14
Cr	52	72	3	He	0.764	ug/l	3010.33
Mn	55	72	1	No Gas	5.995	ug/l	115844.57
Mn	55	72	3	He	5.913	ug/l	10893.88
Fe	56	72	2	H2	0.370	ug/l	13917.50
Fe	56	72	3	He	0.393	ug/l	5102.87
Co	59	72	1	No Gas	0.014	ug/l	874.96
Ni	60	72	1	No Gas	1.151	ug/l	4322.09
Ni	60	72	3	He	1.053	ug/l	1267.84
Cu	63	72	1	No Gas	0.601	ug/l	5892.90
Cu	63	72	3	He	0.321	ug/l	1157.82
Cu	65	72	1	No Gas	0.369	ug/l	1842.86
Zn	66	72	1	No Gas	0.943	ug/l	3212.63
Zn	66	72	3	He	0.893	ug/l	686.69
As	75	72	1	No Gas	-0.344	ug/l	8707.49
As	75	72	3	He	-0.042	ug/l	120.80
Se	78	72	2	H2	0.225	ug/l	123.44
Br	79	72	1	No Gas	13.340	ug/l	90719.07
Br	79	72	2	H2	13.506	ug/l	56541.63
Se	82	72	1	No Gas	0.256	ug/l	603.67
Kr	84	72	1	No Gas		ug/l	42455.26
Sr	88	72	1	No Gas	183.144	ug/l	4842576.27
Sr	88	72	3	He	168.719	ug/l	508779.15
Mo	95	115	1	No Gas	0.375	ug/l	1981.26
Mo	95	115	3	He	0.371	ug/l	677.80
Mo	98	115	1	No Gas	0.369	ug/l	3185.45
Ag	107	115	1	No Gas	-0.002	ug/l	84.70
Ag	109	115	1	No Gas	-0.001	ug/l	87.37
Cd	111	115	1	No Gas	0.003	ug/l	22.61

ICPMS207-B Analytical Data

Name	Mass	ISTD	Tune Step	Tune Mode	Conc.	Units	CPS
Cd	111	115	3	He	0.003	ug/l	5.22
Cd	114	115	1	No Gas	0.005	ug/l	36.14
Cd	114	115	3	He	0.004	ug/l	11.07
Sn	118	115	1	No Gas	-0.053	ug/l	279.45
Sn	118	115	3	He	-0.038	ug/l	92.22
Sb	121	115	1	No Gas	0.315	ug/l	5824.14
Sb	121	115	3	He	0.327	ug/l	1435.89
Sb	123	115	1	No Gas	0.308	ug/l	4453.82
Sb	123	115	3	He	0.333	ug/l	1165.17
Ba	135	115	1	No Gas	4.203	ug/l	11804.96
Ba	137	115	1	No Gas	4.128	ug/l	20621.30
La	139	115	3	He	0.001	ug/l	23.33
Ce	140	115	3	He	0.002	ug/l	34.45
Hg	201	209	1	No Gas	-0.015	ug/l	74.65
Hg	202	209	1	No Gas	-0.010	ug/l	167.97
Hg	202	209	3	He	-0.010	ug/l	80.98
Tl	203	209	3	He	0.146	ug/l	889.06
Tl	205	209	1	No Gas	0.098	ug/l	3509.42
Tl	205	209	3	He	0.163	ug/l	2313.80
[Pb]	206	209	1	No Gas	0.009	ug/l	246.67
[Pb]	207	209	1	No Gas	0.012	ug/l	220.00
Pb	208	209	1	No Gas	0.010	ug/l	954.46
Th	232	209	3	He	-0.002	ug/l	266.11
U	238	209	1	No Gas	0.011	ug/l	427.25

Name	Mass	Tune Step	Tune Mode	CPS	ISTD Recovery %
Sc	45	1	No Gas	2692277.86	112.1
Sc	45	2	H2	1766014.45	109.4
Sc	45	3	He	167638.07	115.0
Ge	72	1	No Gas	817271.34	106.4
Ge	72	2	H2	648822.47	108.0
Ge	72	3	He	120753.73	107.9
In	115	1	No Gas	974373.50	102.1
In	115	3	He	205673.41	99.5
Tb	159	1	No Gas	8109749.46	98.8
Tb	159	3	He	3129867.83	95.9
Ho	165	1	No Gas	8068813.37	99.5
Ho	165	3	He	3084256.57	95.8
Lu	175	1	No Gas	7872636.42	96.8
Lu	175	3	He	2404476.79	95.5
Bi	209	1	No Gas	5101133.73	95.3
Bi	209	3	He	2061766.09	93.4

ICPMS207-B Analytical Data

Sample Name	B22021763-006B
File Name	079SMPL.d
Data Path Name	D:\Agilent\ICPMH\1\DATA\220301ADoD.b
Acq Time	2022-03-01 20:10:48
Sample Type	Sample
Total Dilution	1.0000
Comment	ICPMS-6020-W-T
Operator	CAR/SRH/JPV/AEM
Method	SW6020/SW6020B

Name	Mass	ISTD	Tune Step	Tune Mode	Conc.	Units	CPS
Li	7	45	1	No Gas	10.534	ug/l	36017.49
Be	9	45	1	No Gas	0.022	ug/l	95.31
B	11	45	1	No Gas	34.591	ug/l	20550.41
Na	23	45	3	He	36383.276	ug/l	9252222.01
Mg	24	45	3	He	17386.051	ug/l	2426169.50
Al	27	45	1	No Gas	38.150	ug/l	228267.02
Si	28	45	2	H2	20159.383	ug/l	21429127.66
K	39	72	3	He	2638.538	ug/l	517950.81
Ca	40	72	2	H2	15406.898	ug/l	62393527.16
Ti	47	72	1	No Gas	3.778	ug/l	3140.19
V	51	72	1	No Gas	2.174	ug/l	-4533.61
V	51	72	3	He	7.822	ug/l	19438.71
Cr	52	72	1	No Gas	1.326	ug/l	40565.95
Cr	52	72	3	He	1.091	ug/l	2679.15
Mn	55	72	1	No Gas	8.772	ug/l	130306.97
Mn	55	72	3	He	8.104	ug/l	10256.89
Fe	56	72	2	H2	30.733	ug/l	276144.12
Fe	56	72	3	He	30.210	ug/l	52648.51
Co	59	72	1	No Gas	0.078	ug/l	1410.61
Ni	60	72	1	No Gas	1.222	ug/l	3560.06
Ni	60	72	3	He	1.180	ug/l	964.48
Cu	63	72	1	No Gas	0.804	ug/l	5906.25
Cu	63	72	3	He	0.508	ug/l	1148.82
Cu	65	72	1	No Gas	0.534	ug/l	1957.59
Zn	66	72	1	No Gas	1.135	ug/l	2952.67
Zn	66	72	3	He	1.194	ug/l	605.57
As	75	72	1	No Gas	-0.087	ug/l	7583.50
As	75	72	3	He	0.198	ug/l	190.33
Se	78	72	2	H2	0.281	ug/l	114.22
Br	79	72	1	No Gas	3.256	ug/l	21510.18
Br	79	72	2	H2	2.915	ug/l	11851.46
Se	82	72	1	No Gas	-0.663	ug/l	308.76
Kr	84	72	1	No Gas		ug/l	34843.42
Sr	88	72	1	No Gas	190.499	ug/l	3931978.57
Sr	88	72	3	He	179.359	ug/l	371981.18
Mo	95	115	1	No Gas	0.858	ug/l	3741.64
Mo	95	115	3	He	0.896	ug/l	1230.06
Mo	98	115	1	No Gas	0.849	ug/l	5999.73
Ag	107	115	1	No Gas	0.004	ug/l	143.39
Ag	109	115	1	No Gas	0.004	ug/l	134.72
Cd	111	115	1	No Gas	0.000	ug/l	13.25

ICPMS207-B Analytical Data

Name	Mass	ISTD	Tune Step	Tune Mode	Conc.	Units	CPS
Cd	111	115	3	He	0.002	ug/l	3.11
Cd	114	115	1	No Gas	0.002	ug/l	14.78
Cd	114	115	3	He	0.003	ug/l	6.15
Sn	118	115	1	No Gas	0.165	ug/l	1866.50
Sn	118	115	3	He	0.188	ug/l	455.57
Sb	121	115	1	No Gas	0.442	ug/l	6404.78
Sb	121	115	3	He	0.469	ug/l	1490.23
Sb	123	115	1	No Gas	0.430	ug/l	4868.68
Sb	123	115	3	He	0.477	ug/l	1207.17
Ba	135	115	1	No Gas	4.869	ug/l	11432.15
Ba	137	115	1	No Gas	4.500	ug/l	18808.88
La	139	115	3	He	0.011	ug/l	118.89
Ce	140	115	3	He	0.027	ug/l	293.34
Hg	201	209	1	No Gas	-0.003	ug/l	87.98
Hg	202	209	1	No Gas	0.008	ug/l	222.63
Hg	202	209	3	He	0.027	ug/l	129.31
Tl	203	209	3	He	0.048	ug/l	370.82
Tl	205	209	1	No Gas	0.023	ug/l	1377.87
Tl	205	209	3	He	0.048	ug/l	907.06
[Pb]	206	209	1	No Gas	0.058	ug/l	633.36
[Pb]	207	209	1	No Gas	0.057	ug/l	516.68
Pb	208	209	1	No Gas	0.060	ug/l	2503.45
Th	232	209	3	He	0.107	ug/l	1655.44
U	238	209	1	No Gas	0.013	ug/l	429.25

Name	Mass	Tune Step	Tune Mode	CPS	ISTD Recovery %
Sc	45	1	No Gas	1789085.55	74.5
Sc	45	2	H2	1314621.05	81.4
Sc	45	3	He	100269.36	68.8
Ge	72	1	No Gas	638406.43	83.1
Ge	72	2	H2	498134.02	82.9
Ge	72	3	He	83060.46	74.2
In	115	1	No Gas	814786.75	85.4
In	115	3	He	157512.62	76.2
Tb	159	1	No Gas	7302005.03	89.0
Tb	159	3	He	2624250.25	80.4
Ho	165	1	No Gas	7063208.38	87.1
Ho	165	3	He	2570019.20	79.8
Lu	175	1	No Gas	7170262.09	88.2
Lu	175	3	He	2002176.31	79.5
Bi	209	1	No Gas	4557279.50	85.2
Bi	209	3	He	1763612.38	79.9

ICPMS207-B Analytical Data

Sample Name	B22021763-011A
File Name	080SMPL.d
Data Path Name	D:\Agilent\ICPMH\1\DATA\220301ADoD.b
Acq Time	2022-03-01 20:17:01
Sample Type	Sample
Total Dilution	1.0000
Comment	ICPMS-6020-W-D
Operator	CAR/SRH/JPV/AEM
Method	SW6020/SW6020B

Name	Mass	ISTD	Tune Step	Tune Mode	Conc.	Units	CPS
Li	7	45	1	No Gas	-1.220	ug/l	25929.73
Be	9	45	1	No Gas	-0.041	ug/l	60.32
B	11	45	1	No Gas	60.039	ug/l	56572.78
Na	23	45	3	He	38646.349	ug/l	17817796.82
Mg	24	45	3	He	10180.239	ug/l	2577365.13
Al	27	45	1	No Gas	3.863	ug/l	45665.80
Si	28	45	2	H2	27225.953	ug/l	40843289.38
K	39	72	3	He	1930.645	ug/l	603124.19
Ca	40	72	2	H2	9105.864	ug/l	49812571.23
Ti	47	72	1	No Gas	2.175	ug/l	2446.01
V	51	72	1	No Gas	3.400	ug/l	13292.05
V	51	72	3	He	-2.280	ug/l	3668.26
Cr	52	72	1	No Gas	-1.020	ug/l	21596.48
Cr	52	72	3	He	-0.006	ug/l	988.93
Mn	55	72	1	No Gas	504.383	ug/l	9548577.26
Mn	55	72	3	He	480.253	ug/l	937914.30
Fe	56	72	2	H2	441.446	ug/l	5217470.98
Fe	56	72	3	He	445.301	ug/l	1141017.59
Co	59	72	1	No Gas	0.346	ug/l	5929.48
Ni	60	72	1	No Gas	0.857	ug/l	3446.92
Ni	60	72	3	He	0.840	ug/l	1110.05
Cu	63	72	1	No Gas	0.471	ug/l	4994.21
Cu	63	72	3	He	0.183	ug/l	832.53
Cu	65	72	1	No Gas	0.228	ug/l	1321.26
Zn	66	72	1	No Gas	1.301	ug/l	4413.79
Zn	66	72	3	He	1.239	ug/l	970.04
As	75	72	1	No Gas	0.043	ug/l	10620.46
As	75	72	3	He	0.328	ug/l	384.13
Se	78	72	2	H2	0.008	ug/l	25.44
Br	79	72	1	No Gas	13.483	ug/l	94639.39
Br	79	72	2	H2	13.537	ug/l	58722.41
Se	82	72	1	No Gas	-0.351	ug/l	483.41
Kr	84	72	1	No Gas		ug/l	27125.05
Sr	88	72	1	No Gas	70.903	ug/l	1938049.60
Sr	88	72	3	He	66.045	ug/l	212305.29
Mo	95	115	1	No Gas	0.245	ug/l	1367.85
Mo	95	115	3	He	0.239	ug/l	471.12
Mo	98	115	1	No Gas	0.247	ug/l	2268.74
Ag	107	115	1	No Gas	-0.003	ug/l	68.03
Ag	109	115	1	No Gas	0.009	ug/l	236.28
Cd	111	115	1	No Gas	-0.004	ug/l	0.61

ICPMS207-B Analytical Data

Name	Mass	ISTD	Tune Step	Tune Mode	Conc.	Units	CPS
Cd	111	115	3	He	-0.001	ug/l	1.78
Cd	114	115	1	No Gas	0.000	ug/l	-1.37
Cd	114	115	3	He	0.001	ug/l	3.07
Sn	118	115	1	No Gas	-0.038	ug/l	435.81
Sn	118	115	3	He	-0.035	ug/l	104.44
Sb	121	115	1	No Gas	0.476	ug/l	8511.77
Sb	121	115	3	He	0.508	ug/l	2205.40
Sb	123	115	1	No Gas	0.462	ug/l	6451.47
Sb	123	115	3	He	0.498	ug/l	1731.95
Ba	135	115	1	No Gas	4.935	ug/l	14478.92
Ba	137	115	1	No Gas	4.669	ug/l	24376.60
La	139	115	3	He	0.003	ug/l	58.89
Ce	140	115	3	He	0.022	ug/l	336.67
Hg	201	209	1	No Gas	-0.005	ug/l	102.31
Hg	202	209	1	No Gas	0.139	ug/l	907.52
Hg	202	209	3	He	0.116	ug/l	335.27
Tl	203	209	3	He	0.052	ug/l	469.53
Tl	205	209	1	No Gas	0.038	ug/l	2085.74
Tl	205	209	3	He	0.054	ug/l	1172.52
[Pb]	206	209	1	No Gas	0.015	ug/l	327.79
[Pb]	207	209	1	No Gas	0.017	ug/l	280.01
Pb	208	209	1	No Gas	0.017	ug/l	1301.15
Th	232	209	3	He	-0.009	ug/l	155.40
U	238	209	1	No Gas	0.008	ug/l	330.61

Name	Mass	Tune Step	Tune Mode	CPS	ISTD Recovery %
Sc	45	1	No Gas	2874743.79	119.7
Sc	45	2	H2	1855768.41	114.9
Sc	45	3	He	181843.82	124.7
Ge	72	1	No Gas	844503.52	109.9
Ge	72	2	H2	672354.15	111.9
Ge	72	3	He	128728.79	115.0
In	115	1	No Gas	1018034.59	106.7
In	115	3	He	217652.51	105.3
Tb	159	1	No Gas	8740641.90	106.5
Tb	159	3	He	3275276.46	100.4
Ho	165	1	No Gas	8429343.42	103.9
Ho	165	3	He	3174146.67	98.6
Lu	175	1	No Gas	8411001.85	103.4
Lu	175	3	He	2564702.03	101.9
Bi	209	1	No Gas	5479138.04	102.4
Bi	209	3	He	2147180.13	97.3

ICPMS207-B Analytical Data

Sample Name	B22021763-011B
File Name	081SMPL.d
Data Path Name	D:\Agilent\ICPMH\1\DATA\220301ADoD.b
Acq Time	2022-03-01 20:23:15
Sample Type	Sample
Total Dilution	1.0000
Comment	ICPMS-6020-W-T
Operator	CAR/SRH/JPV/AEM
Method	SW6020/SW6020B

Name	Mass	ISTD	Tune Step	Tune Mode	Conc.	Units	CPS
Li	7	45	1	No Gas	10.498	ug/l	37797.18
Be	9	45	1	No Gas	0.009	ug/l	87.31
B	11	45	1	No Gas	54.465	ug/l	33614.58
Na	23	45	3	He	39698.128	ug/l	10410517.48
Mg	24	45	3	He	10269.662	ug/l	1479401.30
Al	27	45	1	No Gas	16.071	ug/l	104700.35
Si	28	45	2	H2	26716.181	ug/l	28965708.95
K	39	72	3	He	1673.934	ug/l	351067.62
Ca	40	72	2	H2	8551.785	ug/l	35067940.45
Ti	47	72	1	No Gas	3.797	ug/l	3222.03
V	51	72	1	No Gas	4.814	ug/l	26259.46
V	51	72	3	He	1.798	ug/l	9486.49
Cr	52	72	1	No Gas	0.954	ug/l	37489.64
Cr	52	72	3	He	0.286	ug/l	1210.06
Mn	55	72	1	No Gas	484.321	ug/l	7079493.75
Mn	55	72	3	He	476.113	ug/l	614617.73
Fe	56	72	2	H2	527.345	ug/l	4670581.82
Fe	56	72	3	He	522.235	ug/l	883890.04
Co	59	72	1	No Gas	0.338	ug/l	4481.82
Ni	60	72	1	No Gas	0.916	ug/l	2818.04
Ni	60	72	3	He	0.886	ug/l	766.70
Cu	63	72	1	No Gas	1.142	ug/l	8246.34
Cu	63	72	3	He	0.862	ug/l	1855.75
Cu	65	72	1	No Gas	0.858	ug/l	3034.88
Zn	66	72	1	No Gas	1.859	ug/l	4722.93
Zn	66	72	3	He	2.051	ug/l	1011.15
As	75	72	1	No Gas	1.845	ug/l	14049.78
As	75	72	3	He	0.465	ug/l	316.73
Se	78	72	2	H2	0.047	ug/l	33.11
Br	79	72	1	No Gas	4.855	ug/l	29968.52
Br	79	72	2	H2	4.593	ug/l	17056.32
Se	82	72	1	No Gas	-0.139	ug/l	410.35
Kr	84	72	1	No Gas		ug/l	21270.32
Sr	88	72	1	No Gas	72.114	ug/l	1520718.99
Sr	88	72	3	He	69.449	ug/l	147525.59
Mo	95	115	1	No Gas	1.280	ug/l	5764.54
Mo	95	115	3	He	1.385	ug/l	1943.48
Mo	98	115	1	No Gas	1.342	ug/l	9777.56
Ag	107	115	1	No Gas	0.009	ug/l	204.09
Ag	109	115	1	No Gas	0.010	ug/l	201.42
Cd	111	115	1	No Gas	0.002	ug/l	18.57

ICPMS207-B Analytical Data

Name	Mass	ISTD	Tune Step	Tune Mode	Conc.	Units	CPS
Cd	111	115	3	He	0.001	ug/l	2.66
Cd	114	115	1	No Gas	0.002	ug/l	13.32
Cd	114	115	3	He	0.001	ug/l	2.24
Sn	118	115	1	No Gas	0.172	ug/l	1989.54
Sn	118	115	3	He	0.225	ug/l	530.01
Sb	121	115	1	No Gas	0.688	ug/l	9711.01
Sb	121	115	3	He	0.731	ug/l	2262.41
Sb	123	115	1	No Gas	0.663	ug/l	7307.65
Sb	123	115	3	He	0.740	ug/l	1825.97
Ba	135	115	1	No Gas	5.560	ug/l	13536.42
Ba	137	115	1	No Gas	5.171	ug/l	22410.46
La	139	115	3	He	0.016	ug/l	167.78
Ce	140	115	3	He	0.069	ug/l	755.58
Hg	201	209	1	No Gas	0.006	ug/l	110.98
Hg	202	209	1	No Gas	0.100	ug/l	631.89
Hg	202	209	3	He	0.087	ug/l	235.29
Tl	203	209	3	He	0.007	ug/l	214.09
Tl	205	209	1	No Gas	-0.002	ug/l	840.04
Tl	205	209	3	He	0.012	ug/l	591.59
[Pb]	206	209	1	No Gas	0.095	ug/l	1006.71
[Pb]	207	209	1	No Gas	0.099	ug/l	865.59
Pb	208	209	1	No Gas	0.097	ug/l	3944.70
Th	232	209	3	He	0.056	ug/l	1017.12
U	238	209	1	No Gas	0.009	ug/l	327.94

Name	Mass	Tune Step	Tune Mode	CPS	ISTD Recovery %
Sc	45	1	No Gas	1880952.96	78.3
Sc	45	2	H2	1340942.78	83.0
Sc	45	3	He	103505.63	71.0
Ge	72	1	No Gas	651900.68	84.9
Ge	72	2	H2	504338.01	83.9
Ge	72	3	He	85029.01	76.0
In	115	1	No Gas	844769.02	88.5
In	115	3	He	161398.31	78.1
Tb	159	1	No Gas	7478645.05	91.1
Tb	159	3	He	2654086.62	81.3
Ho	165	1	No Gas	7308822.73	90.1
Ho	165	3	He	2681419.71	83.3
Lu	175	1	No Gas	7137662.83	87.8
Lu	175	3	He	2046683.98	81.3
Bi	209	1	No Gas	4845452.77	90.5
Bi	209	3	He	1823241.85	82.6

ICPMS207-B Analytical Data

Sample Name	CCV
File Name	082_CCV.d
Data Path Name	D:\Agilent\ICPMH\1\DATA\220301ADoD.b
Acq Time	2022-03-01 20:29:29
Sample Type	CCV
Total Dilution	1.0000
Comment	ICPMS-6020-W-D
Operator	CAR/SRH/JPV/AEM
Method	SW6020/SW6020B

Name	Mass	ISTD	Tune Step	Tune Mode	Conc.	Units	CPS
Li	7	45	1	No Gas	538.936	ug/l	1090884.86
Be	9	45	1	No Gas	44.519	ug/l	47903.08
B	11	45	1	No Gas	42.348	ug/l	29355.29
Na	23	45	3	He	12633.018	ug/l	4096371.05
Mg	24	45	3	He	12770.557	ug/l	2254901.09
Al	27	45	1	No Gas	44.578	ug/l	311296.55
Si	28	45	2	H2	245.293	ug/l	307804.32
K	39	72	3	He	10565.507	ug/l	2408875.47
Ca	40	72	2	H2	11899.491	ug/l	56454750.68
Ti	47	72	1	No Gas	49.798	ug/l	45282.17
V	51	72	1	No Gas	47.275	ug/l	556386.17
V	51	72	3	He	45.532	ug/l	102305.21
Cr	52	72	1	No Gas	46.700	ug/l	573730.23
Cr	52	72	3	He	46.554	ug/l	107327.04
Mn	55	72	1	No Gas	49.091	ug/l	797304.99
Mn	55	72	3	He	47.412	ug/l	73520.07
Fe	56	72	2	H2	1292.052	ug/l	13238894.37
Fe	56	72	3	He	1262.652	ug/l	2560016.12
Co	59	72	1	No Gas	50.691	ug/l	654281.46
Ni	60	72	1	No Gas	50.151	ug/l	147765.20
Ni	60	72	3	He	49.806	ug/l	45102.80
Cu	63	72	1	No Gas	50.684	ug/l	367474.39
Cu	63	72	3	He	53.525	ug/l	123803.18
Cu	65	72	1	No Gas	50.582	ug/l	178899.10
Zn	66	72	1	No Gas	51.991	ug/l	135665.16
Zn	66	72	3	He	51.052	ug/l	28001.64
As	75	72	1	No Gas	51.370	ug/l	192434.24
As	75	72	3	He	49.920	ug/l	27461.40
Se	78	72	2	H2	49.684	ug/l	20348.53
Br	79	72	1	No Gas	0.403	ug/l	8529.01
Br	79	72	2	H2	0.476	ug/l	5370.37
Se	82	72	1	No Gas	51.961	ug/l	10890.68
Kr	84	72	1	No Gas		ug/l	21426.89
Sr	88	72	1	No Gas	54.408	ug/l	1267065.67
Sr	88	72	3	He	50.947	ug/l	129949.33
Mo	95	115	1	No Gas	48.142	ug/l	238275.38
Mo	95	115	3	He	50.523	ug/l	78376.81
Mo	98	115	1	No Gas	49.105	ug/l	391513.70
Ag	107	115	1	No Gas	19.883	ug/l	264310.10
Ag	109	115	1	No Gas	19.829	ug/l	250768.42
Cd	111	115	1	No Gas	49.580	ug/l	149249.59

ICPMS207-B Analytical Data

Name	Mass	ISTD	Tune Step	Tune Mode	Conc.	Units	CPS
Cd	111	115	3	He	52.765	ug/l	44047.88
Cd	114	115	1	No Gas	48.766	ug/l	335388.88
Cd	114	115	3	He	53.663	ug/l	108519.24
Sn	118	115	1	No Gas	48.358	ug/l	415417.05
Sn	118	115	3	He	52.001	ug/l	101223.45
Sb	121	115	1	No Gas	49.996	ug/l	692928.02
Sb	121	115	3	He	51.665	ug/l	162203.25
Sb	123	115	1	No Gas	49.538	ug/l	532975.43
Sb	123	115	3	He	51.187	ug/l	127821.79
Ba	135	115	1	No Gas	51.734	ug/l	139154.06
Ba	137	115	1	No Gas	49.768	ug/l	238053.33
La	139	115	3	He	51.935	ug/l	588620.44
Ce	140	115	3	He	52.279	ug/l	634311.82
Hg	201	209	1	No Gas	1.033	ug/l	2074.75
Hg	202	209	1	No Gas	0.994	ug/l	4568.54
Hg	202	209	3	He	0.975	ug/l	1844.76
Tl	203	209	3	He	49.208	ug/l	213487.35
Tl	205	209	1	No Gas	50.695	ug/l	1289926.15
Tl	205	209	3	He	50.208	ug/l	511493.76
[Pb]	206	209	1	No Gas	49.225	ug/l	448223.13
[Pb]	207	209	1	No Gas	50.280	ug/l	387092.43
Pb	208	209	1	No Gas	49.830	ug/l	1781647.85
Th	232	209	3	He	49.470	ug/l	706746.42
U	238	209	1	No Gas	49.823	ug/l	1747651.29

Name	Mass	Tune Step	Tune Mode	CPS	ISTD Recovery %
Sc	45	1	No Gas	2098962.28	87.4
Sc	45	2	H2	1483356.06	91.8
Sc	45	3	He	126822.46	87.0
Ge	72	1	No Gas	719725.05	93.7
Ge	72	2	H2	583528.70	97.1
Ge	72	3	He	102101.81	91.2
In	115	1	No Gas	934385.26	97.9
In	115	3	He	180029.04	87.1
Tb	159	1	No Gas	7893336.81	96.2
Tb	159	3	He	2870851.82	88.0
Ho	165	1	No Gas	7572957.01	93.4
Ho	165	3	He	2876299.01	89.4
Lu	175	1	No Gas	7335690.85	90.2
Lu	175	3	He	2217485.14	88.1
Bi	209	1	No Gas	4932985.04	92.2
Bi	209	3	He	1923045.75	87.1

ICPMS207-B Analytical Data

Sample Name	CCB
File Name	083_CCB.d
Data Path Name	D:\Agilent\ICPMH\1\DATA\220301ADoD.b
Acq Time	2022-03-01 20:35:43
Sample Type	CCB
Total Dilution	1.0000
Comment	ICPMS-6020-W-D
Operator	CAR/SRH/JPV/AEM
Method	SW6020/SW6020B

Name	Mass	ISTD	Tune Step	Tune Mode	Conc.	Units	CPS
Li	7	45	1	No Gas	8.543	ug/l	34485.38
Be	9	45	1	No Gas	0.001	ug/l	79.98
B	11	45	1	No Gas	-0.182	ug/l	578.91
Na	23	45	3	He	59.881	ug/l	61178.08
Mg	24	45	3	He	3.351	ug/l	1816.51
Al	27	45	1	No Gas	0.072	ug/l	6663.74
Si	28	45	2	H2	16.942	ug/l	32085.97
K	39	72	3	He	-19.247	ug/l	37702.43
Ca	40	72	2	H2	0.573	ug/l	93001.30
Ti	47	72	1	No Gas	0.042	ug/l	138.48
V	51	72	1	No Gas	-0.048	ug/l	-29847.37
V	51	72	3	He	-0.325	ug/l	6124.67
Cr	52	72	1	No Gas	-0.152	ug/l	26382.12
Cr	52	72	3	He	0.060	ug/l	821.14
Mn	55	72	1	No Gas	-0.063	ug/l	4022.60
Mn	55	72	3	He	0.016	ug/l	65.99
Fe	56	72	2	H2	0.085	ug/l	8801.59
Fe	56	72	3	He	0.026	ug/l	3135.17
Co	59	72	1	No Gas	-0.023	ug/l	272.80
Ni	60	72	1	No Gas	0.018	ug/l	435.81
Ni	60	72	3	He	0.001	ug/l	106.67
Cu	63	72	1	No Gas	-0.006	ug/l	744.99
Cu	63	72	3	He	0.005	ug/l	219.63
Cu	65	72	1	No Gas	-0.002	ug/l	287.45
Zn	66	72	1	No Gas	-0.003	ug/l	338.64
Zn	66	72	3	He	-0.042	ug/l	61.11
As	75	72	1	No Gas	0.555	ug/l	10076.24
As	75	72	3	He	-0.043	ug/l	89.60
Se	78	72	2	H2	0.009	ug/l	20.78
Br	79	72	1	No Gas	0.020	ug/l	5939.47
Br	79	72	2	H2	-0.050	ug/l	3243.95
Se	82	72	1	No Gas	0.615	ug/l	559.82
Kr	84	72	1	No Gas		ug/l	12727.12
Sr	88	72	1	No Gas	0.002	ug/l	316.04
Sr	88	72	3	He	0.004	ug/l	78.89
Mo	95	115	1	No Gas	0.027	ug/l	173.33
Mo	95	115	3	He	0.014	ug/l	37.78
Mo	98	115	1	No Gas	0.020	ug/l	270.00
Ag	107	115	1	No Gas	-0.001	ug/l	88.70
Ag	109	115	1	No Gas	0.000	ug/l	97.37
Cd	111	115	1	No Gas	-0.001	ug/l	10.10

ICPMS207-B Analytical Data

Name	Mass	ISTD	Tune Step	Tune Mode	Conc.	Units	CPS
Cd	111	115	3	He	0.000	ug/l	2.11
Cd	114	115	1	No Gas	0.002	ug/l	15.70
Cd	114	115	3	He	0.002	ug/l	4.91
Sn	118	115	1	No Gas	0.051	ug/l	1131.14
Sn	118	115	3	He	0.036	ug/l	208.89
Sb	121	115	1	No Gas	0.094	ug/l	2468.47
Sb	121	115	3	He	0.088	ug/l	475.72
Sb	123	115	1	No Gas	0.094	ug/l	1919.66
Sb	123	115	3	He	0.082	ug/l	369.38
Ba	135	115	1	No Gas	-0.005	ug/l	6.65
Ba	137	115	1	No Gas	0.000	ug/l	43.25
La	139	115	3	He	0.000	ug/l	5.56
Ce	140	115	3	He	0.000	ug/l	12.22
Hg	201	209	1	No Gas	-0.022	ug/l	60.66
Hg	202	209	1	No Gas	-0.015	ug/l	143.31
Hg	202	209	3	He	-0.020	ug/l	56.32
Tl	203	209	3	He	0.115	ug/l	684.96
Tl	205	209	1	No Gas	0.082	ug/l	3038.17
Tl	205	209	3	He	0.115	ug/l	1652.77
[Pb]	206	209	1	No Gas	0.004	ug/l	197.78
[Pb]	207	209	1	No Gas	0.004	ug/l	155.56
Pb	208	209	1	No Gas	0.004	ug/l	722.23
Th	232	209	3	He	0.029	ug/l	684.96
U	238	209	1	No Gas	0.002	ug/l	93.32

Name	Mass	Tune Step	Tune Mode	CPS	ISTD Recovery %
Sc	45	1	No Gas	1890309.78	78.7
Sc	45	2	H2	1395817.69	86.4
Sc	45	3	He	110937.70	76.1
Ge	72	1	No Gas	666645.94	86.8
Ge	72	2	H2	535072.60	89.1
Ge	72	3	He	89688.94	80.1
In	115	1	No Gas	914448.15	95.8
In	115	3	He	168250.48	81.4
Tb	159	1	No Gas	7967115.48	97.1
Tb	159	3	He	2632135.17	80.7
Ho	165	1	No Gas	7501721.98	92.5
Ho	165	3	He	2675465.29	83.1
Lu	175	1	No Gas	7355384.71	90.5
Lu	175	3	He	2100712.38	83.4
Bi	209	1	No Gas	5024595.54	93.9
Bi	209	3	He	1897279.89	86.0

ICPMS207-B Analytical Data

Sample Name	B22021763-016A
File Name	084SMPL.d
Data Path Name	D:\Agilent\ICPMH\1\DATA\220301ADoD.b
Acq Time	2022-03-01 20:41:57
Sample Type	Sample
Total Dilution	1.0000
Comment	ICPMS-6020-W-D
Operator	CAR/SRH/JPV/AEM
Method	SW6020/SW6020B

Name	Mass	ISTD	Tune Step	Tune Mode	Conc.	Units	CPS
Li	7	45	1	No Gas	-1.253	ug/l	24743.98
Be	9	45	1	No Gas	-0.035	ug/l	65.66
B	11	45	1	No Gas	72.496	ug/l	65257.79
Na	23	45	3	He	96475.529	ug/l	42428108.26
Mg	24	45	3	He	38262.345	ug/l	9262666.36
Al	27	45	1	No Gas	3.350	ug/l	39160.48
Si	28	45	2	H2	25001.206	ug/l	35922787.29
K	39	72	3	He	2505.170	ug/l	744569.68
Ca	40	72	2	H2	38282.127	ug/l	203127955.80
Ti	47	72	1	No Gas	1.719	ug/l	1932.07
V	51	72	1	No Gas	19.308	ug/l	241442.88
V	51	72	3	He	12.408	ug/l	41005.39
Cr	52	72	1	No Gas	-0.434	ug/l	29171.18
Cr	52	72	3	He	0.402	ug/l	2104.61
Mn	55	72	1	No Gas	2.345	ug/l	50016.72
Mn	55	72	3	He	2.532	ug/l	4870.84
Fe	56	72	2	H2	31.210	ug/l	367587.06
Fe	56	72	3	He	31.235	ug/l	81867.81
Co	59	72	1	No Gas	0.125	ug/l	2555.16
Ni	60	72	1	No Gas	0.599	ug/l	2521.90
Ni	60	72	3	He	0.447	ug/l	643.35
Cu	63	72	1	No Gas	1.118	ug/l	10340.51
Cu	63	72	3	He	0.453	ug/l	1574.77
Cu	65	72	1	No Gas	0.555	ug/l	2641.31
Zn	66	72	1	No Gas	1.291	ug/l	4319.08
Zn	66	72	3	He	1.166	ug/l	894.48
As	75	72	1	No Gas	-0.173	ug/l	9590.76
As	75	72	3	He	0.444	ug/l	451.80
Se	78	72	2	H2	0.390	ug/l	199.78
Br	79	72	1	No Gas	72.100	ug/l	467606.96
Br	79	72	2	H2	70.769	ug/l	280711.01
Se	82	72	1	No Gas	1.399	ug/l	883.68
Kr	84	72	1	No Gas		ug/l	63136.94
Sr	88	72	1	No Gas	305.126	ug/l	8224516.23
Sr	88	72	3	He	283.424	ug/l	885585.29
Mo	95	115	1	No Gas	1.238	ug/l	6564.90
Mo	95	115	3	He	1.314	ug/l	2386.89
Mo	98	115	1	No Gas	1.206	ug/l	10345.57
Ag	107	115	1	No Gas	0.006	ug/l	190.74
Ag	109	115	1	No Gas	0.006	ug/l	187.41
Cd	111	115	1	No Gas	0.002	ug/l	20.78

ICPMS207-B Analytical Data

Name	Mass	ISTD	Tune Step	Tune Mode	Conc.	Units	CPS
Cd	111	115	3	He	0.004	ug/l	5.78
Cd	114	115	1	No Gas	0.005	ug/l	34.64
Cd	114	115	3	He	0.007	ug/l	17.25
Sn	118	115	1	No Gas	-0.032	ug/l	485.71
Sn	118	115	3	He	-0.023	ug/l	126.67
Sb	121	115	1	No Gas	-0.024	ug/l	952.46
Sb	121	115	3	He	-0.009	ug/l	235.69
Sb	123	115	1	No Gas	-0.026	ug/l	727.09
Sb	123	115	3	He	-0.013	ug/l	182.69
Ba	135	115	1	No Gas	12.372	ug/l	35408.35
Ba	137	115	1	No Gas	11.836	ug/l	60251.85
La	139	115	3	He	0.001	ug/l	25.56
Ce	140	115	3	He	0.006	ug/l	93.33
Hg	201	209	1	No Gas	0.005	ug/l	115.65
Hg	202	209	1	No Gas	0.512	ug/l	2550.07
Hg	202	209	3	He	0.423	ug/l	875.19
Tl	203	209	3	He	0.062	ug/l	474.87
Tl	205	209	1	No Gas	0.029	ug/l	1707.91
Tl	205	209	3	He	0.059	ug/l	1124.50
[Pb]	206	209	1	No Gas	0.016	ug/l	314.45
[Pb]	207	209	1	No Gas	0.024	ug/l	314.45
Pb	208	209	1	No Gas	0.020	ug/l	1302.26
Th	232	209	3	He	-0.007	ug/l	172.07
U	238	209	1	No Gas	0.055	ug/l	2017.09

Name	Mass	Tune Step	Tune Mode	CPS	ISTD Recovery %
Sc	45	1	No Gas	2754443.55	114.7
Sc	45	2	H2	1777722.70	110.1
Sc	45	3	He	173992.56	119.3
Ge	72	1	No Gas	832958.34	108.4
Ge	72	2	H2	653308.86	108.7
Ge	72	3	He	125155.75	111.8
In	115	1	No Gas	993560.40	104.1
In	115	3	He	208958.19	101.1
Tb	159	1	No Gas	8418345.44	102.6
Tb	159	3	He	3188547.03	97.7
Ho	165	1	No Gas	8133930.78	100.3
Ho	165	3	He	3065198.35	95.2
Lu	175	1	No Gas	8054801.39	99.1
Lu	175	3	He	2489053.19	98.9
Bi	209	1	No Gas	5126925.59	95.8
Bi	209	3	He	1973731.83	89.4

ICPMS207-B Analytical Data

Sample Name	B22021763-016B
File Name	085SMPL.d
Data Path Name	D:\Agilent\ICPMH\1\DATA\220301ADoD.b
Acq Time	2022-03-01 20:48:13
Sample Type	Sample
Total Dilution	1.0000
Comment	ICPMS-6020-W-T
Operator	CAR/SRH/JPV/AEM
Method	SW6020/SW6020B

Name	Mass	ISTD	Tune Step	Tune Mode	Conc.	Units	CPS
Li	7	45	1	No Gas	6.696	ug/l	32302.38
Be	9	45	1	No Gas	-0.021	ug/l	61.32
B	11	45	1	No Gas	65.247	ug/l	41771.73
Na	23	45	3	He	89919.120	ug/l	25424352.95
Mg	24	45	3	He	36143.890	ug/l	5623554.24
Al	27	45	1	No Gas	17.782	ug/l	119900.96
Si	28	45	2	H2	24785.286	ug/l	27163928.28
K	39	72	3	He	2114.017	ug/l	456904.35
Ca	40	72	2	H2	35411.756	ug/l	151706901.56
Ti	47	72	1	No Gas	3.358	ug/l	2793.09
V	51	72	1	No Gas	17.582	ug/l	166818.94
V	51	72	3	He	15.220	ug/l	34524.27
Cr	52	72	1	No Gas	1.751	ug/l	44910.43
Cr	52	72	3	He	0.883	ug/l	2476.89
Mn	55	72	1	No Gas	3.474	ug/l	54376.98
Mn	55	72	3	He	2.713	ug/l	3737.07
Fe	56	72	2	H2	106.706	ug/l	995803.93
Fe	56	72	3	He	105.338	ug/l	190542.48
Co	59	72	1	No Gas	0.155	ug/l	2295.64
Ni	60	72	1	No Gas	0.845	ug/l	2571.80
Ni	60	72	3	He	0.611	ug/l	590.02
Cu	63	72	1	No Gas	1.429	ug/l	9914.73
Cu	63	72	3	He	0.640	ug/l	1509.11
Cu	65	72	1	No Gas	0.768	ug/l	2684.66
Zn	66	72	1	No Gas	1.759	ug/l	4392.27
Zn	66	72	3	He	1.601	ug/l	848.92
As	75	72	1	No Gas	1.483	ug/l	12582.02
As	75	72	3	He	0.780	ug/l	485.73
Se	78	72	2	H2	0.450	ug/l	183.56
Br	79	72	1	No Gas	16.290	ug/l	85199.43
Br	79	72	2	H2	14.304	ug/l	48485.61
Se	82	72	1	No Gas	0.256	ug/l	473.28
Kr	84	72	1	No Gas		ug/l	53446.78
Sr	88	72	1	No Gas	326.369	ug/l	6735522.57
Sr	88	72	3	He	303.043	ug/l	678649.45
Mo	95	115	1	No Gas	1.511	ug/l	6795.01
Mo	95	115	3	He	1.535	ug/l	2160.18
Mo	98	115	1	No Gas	1.472	ug/l	10707.43
Ag	107	115	1	No Gas	0.067	ug/l	898.39
Ag	109	115	1	No Gas	0.067	ug/l	848.37
Cd	111	115	1	No Gas	0.001	ug/l	16.18

ICPMS207-B Analytical Data

Name	Mass	ISTD	Tune Step	Tune Mode	Conc.	Units	CPS
Cd	111	115	3	He	0.004	ug/l	4.78
Cd	114	115	1	No Gas	0.005	ug/l	33.50
Cd	114	115	3	He	0.006	ug/l	10.79
Sn	118	115	1	No Gas	0.225	ug/l	2398.80
Sn	118	115	3	He	0.266	ug/l	604.46
Sb	121	115	1	No Gas	0.036	ug/l	1558.58
Sb	121	115	3	He	0.063	ug/l	386.05
Sb	123	115	1	No Gas	0.038	ug/l	1241.85
Sb	123	115	3	He	0.061	ug/l	307.70
Ba	135	115	1	No Gas	12.681	ug/l	30819.94
Ba	137	115	1	No Gas	12.393	ug/l	53648.07
La	139	115	3	He	0.014	ug/l	150.00
Ce	140	115	3	He	0.030	ug/l	336.67
Hg	201	209	1	No Gas	0.028	ug/l	137.30
Hg	202	209	1	No Gas	0.669	ug/l	2797.74
Hg	202	209	3	He	0.539	ug/l	919.18
Tl	203	209	3	He	0.008	ug/l	198.08
Tl	205	209	1	No Gas	-0.002	ug/l	760.03
Tl	205	209	3	He	0.001	ug/l	438.18
[Pb]	206	209	1	No Gas	0.058	ug/l	607.80
[Pb]	207	209	1	No Gas	0.054	ug/l	475.57
Pb	208	209	1	No Gas	0.058	ug/l	2335.65
Th	232	209	3	He	0.084	ug/l	1276.58
U	238	209	1	No Gas	0.058	ug/l	1846.77

Name	Mass	Tune Step	Tune Mode	CPS	ISTD Recovery %
Sc	45	1	No Gas	1956993.60	81.5
Sc	45	2	H2	1355728.68	83.9
Sc	45	3	He	111797.09	76.7
Ge	72	1	No Gas	638134.63	83.1
Ge	72	2	H2	527448.64	87.8
Ge	72	3	He	89711.43	80.1
In	115	1	No Gas	844984.78	88.6
In	115	3	He	162080.63	78.4
Tb	159	1	No Gas	7373693.64	89.8
Tb	159	3	He	2655343.97	81.4
Ho	165	1	No Gas	7195867.80	88.7
Ho	165	3	He	2545011.01	79.1
Lu	175	1	No Gas	7227151.85	88.9
Lu	175	3	He	1977281.08	78.5
Bi	209	1	No Gas	4394359.49	82.1
Bi	209	3	He	1664879.02	75.4

ICPMS207-B Analytical Data

Sample Name	CCV
File Name	086_CCV.d
Data Path Name	D:\Agilent\ICPMH\1\DATA\220301ADoD.b
Acq Time	2022-03-01 20:54:27
Sample Type	CCV
Total Dilution	1.0000
Comment	ICPMS-6020-W-D
Operator	CAR/SRH/JPV/AEM
Method	SW6020/SW6020B

Name	Mass	ISTD	Tune Step	Tune Mode	Conc.	Units	CPS
Li	7	45	1	No Gas	513.804	ug/l	1086274.54
Be	9	45	1	No Gas	42.679	ug/l	47969.99
B	11	45	1	No Gas	41.443	ug/l	29997.38
Na	23	45	3	He	12499.409	ug/l	4576954.79
Mg	24	45	3	He	12342.121	ug/l	2460510.94
Al	27	45	1	No Gas	46.349	ug/l	338315.43
Si	28	45	2	H2	229.750	ug/l	309457.26
K	39	72	3	He	10750.493	ug/l	2612296.71
Ca	40	72	2	H2	11902.660	ug/l	59394702.61
Ti	47	72	1	No Gas	49.994	ug/l	47536.41
V	51	72	1	No Gas	49.822	ug/l	616129.83
V	51	72	3	He	44.977	ug/l	107839.20
Cr	52	72	1	No Gas	47.285	ug/l	607210.65
Cr	52	72	3	He	47.434	ug/l	116579.84
Mn	55	72	1	No Gas	48.527	ug/l	823514.82
Mn	55	72	3	He	48.032	ug/l	79398.61
Fe	56	72	2	H2	1262.410	ug/l	13609440.21
Fe	56	72	3	He	1239.996	ug/l	2680727.53
Co	59	72	1	No Gas	50.021	ug/l	674981.03
Ni	60	72	1	No Gas	48.369	ug/l	149096.15
Ni	60	72	3	He	49.815	ug/l	48094.39
Cu	63	72	1	No Gas	50.888	ug/l	385713.93
Cu	63	72	3	He	53.870	ug/l	132849.76
Cu	65	72	1	No Gas	49.645	ug/l	183625.79
Zn	66	72	1	No Gas	51.540	ug/l	140604.25
Zn	66	72	3	He	51.083	ug/l	29868.78
As	75	72	1	No Gas	51.792	ug/l	202835.16
As	75	72	3	He	50.446	ug/l	29581.81
Se	78	72	2	H2	49.453	ug/l	21319.47
Br	79	72	1	No Gas	0.832	ug/l	11388.64
Br	79	72	2	H2	0.647	ug/l	6282.32
Se	82	72	1	No Gas	51.282	ug/l	11248.96
Kr	84	72	1	No Gas		ug/l	21620.34
Sr	88	72	1	No Gas	53.411	ug/l	1301598.89
Sr	88	72	3	He	50.106	ug/l	136220.91
Mo	95	115	1	No Gas	47.360	ug/l	235512.11
Mo	95	115	3	He	50.361	ug/l	83673.73
Mo	98	115	1	No Gas	49.618	ug/l	397268.07
Ag	107	115	1	No Gas	19.488	ug/l	260247.03
Ag	109	115	1	No Gas	19.888	ug/l	252723.38
Cd	111	115	1	No Gas	49.499	ug/l	149695.53

ICPMS207-B Analytical Data

Name	Mass	ISTD	Tune Step	Tune Mode	Conc.	Units	CPS
Cd	111	115	3	He	50.765	ug/l	45389.76
Cd	114	115	1	No Gas	48.752	ug/l	336850.73
Cd	114	115	3	He	51.321	ug/l	111143.24
Sn	118	115	1	No Gas	47.850	ug/l	412700.73
Sn	118	115	3	He	49.215	ug/l	102597.54
Sb	121	115	1	No Gas	49.745	ug/l	692540.99
Sb	121	115	3	He	49.348	ug/l	165908.68
Sb	123	115	1	No Gas	49.211	ug/l	532008.78
Sb	123	115	3	He	49.022	ug/l	131086.02
Ba	135	115	1	No Gas	50.475	ug/l	136409.69
Ba	137	115	1	No Gas	48.998	ug/l	235518.29
La	139	115	3	He	49.205	ug/l	597465.75
Ce	140	115	3	He	50.347	ug/l	654214.40
Hg	201	209	1	No Gas	0.962	ug/l	1882.09
Hg	202	209	1	No Gas	0.966	ug/l	4319.17
Hg	202	209	3	He	0.953	ug/l	1748.10
Tl	203	209	3	He	49.643	ug/l	208813.67
Tl	205	209	1	No Gas	50.043	ug/l	1236645.38
Tl	205	209	3	He	50.703	ug/l	500644.02
[Pb]	206	209	1	No Gas	47.287	ug/l	418225.02
[Pb]	207	209	1	No Gas	49.228	ug/l	368089.11
Pb	208	209	1	No Gas	48.591	ug/l	1687285.65
Th	232	209	3	He	49.517	ug/l	685728.20
U	238	209	1	No Gas	47.633	ug/l	1622498.49

Name	Mass	Tune Step	Tune Mode	CPS	ISTD Recovery %
Sc	45	1	No Gas	2189895.27	91.2
Sc	45	2	H2	1587695.59	98.3
Sc	45	3	He	143188.00	98.2
Ge	72	1	No Gas	752687.54	98.0
Ge	72	2	H2	614325.22	102.2
Ge	72	3	He	108820.57	97.2
In	115	1	No Gas	938609.16	98.4
In	115	3	He	192737.40	93.2
Tb	159	1	No Gas	7904842.48	96.3
Tb	159	3	He	2882923.97	88.3
Ho	165	1	No Gas	7651271.32	94.3
Ho	165	3	He	2891607.55	89.8
Lu	175	1	No Gas	7404668.68	91.1
Lu	175	3	He	2216242.26	88.0
Bi	209	1	No Gas	4790420.92	89.5
Bi	209	3	He	1862357.17	84.4

ICPMS207-B Analytical Data

Sample Name	CCB
File Name	087_CCB.d
Data Path Name	D:\Agilent\ICPMH\1\DATA\220301ADoD.b
Acq Time	2022-03-01 21:00:42
Sample Type	CCB
Total Dilution	1.0000
Comment	ICPMS-6020-W-D
Operator	CAR/SRH/JPV/AEM
Method	SW6020/SW6020B

Name	Mass	ISTD	Tune Step	Tune Mode	Conc.	Units	CPS
Li	7	45	1	No Gas	2.298	ug/l	26365.97
Be	9	45	1	No Gas	-0.025	ug/l	62.32
B	11	45	1	No Gas	-0.319	ug/l	558.90
Na	23	45	3	He	31.129	ug/l	60064.63
Mg	24	45	3	He	0.993	ug/l	1640.18
Al	27	45	1	No Gas	-0.125	ug/l	6157.99
Si	28	45	2	H2	11.713	ug/l	28546.71
K	39	72	3	He	-14.781	ug/l	42070.98
Ca	40	72	2	H2	1.777	ug/l	103948.20
Ti	47	72	1	No Gas	0.023	ug/l	135.14
V	51	72	1	No Gas	-0.761	ug/l	-40730.07
V	51	72	3	He	-0.164	ug/l	7002.85
Cr	52	72	1	No Gas	-0.328	ug/l	27101.49
Cr	52	72	3	He	0.056	ug/l	887.81
Mn	55	72	1	No Gas	-0.074	ug/l	4265.50
Mn	55	72	3	He	0.004	ug/l	53.66
Fe	56	72	2	H2	0.024	ug/l	8719.71
Fe	56	72	3	He	0.066	ug/l	3492.27
Co	59	72	1	No Gas	-0.030	ug/l	206.26
Ni	60	72	1	No Gas	0.027	ug/l	512.33
Ni	60	72	3	He	-0.009	ug/l	107.78
Cu	63	72	1	No Gas	-0.017	ug/l	738.99
Cu	63	72	3	He	-0.010	ug/l	207.29
Cu	65	72	1	No Gas	-0.011	ug/l	288.79
Zn	66	72	1	No Gas	-0.033	ug/l	295.52
Zn	66	72	3	He	-0.040	ug/l	67.78
As	75	72	1	No Gas	-0.080	ug/l	8811.48
As	75	72	3	He	-0.028	ug/l	105.40
Se	78	72	2	H2	0.009	ug/l	22.00
Br	79	72	1	No Gas	0.090	ug/l	6961.23
Br	79	72	2	H2	0.085	ug/l	3889.51
Se	82	72	1	No Gas	-0.249	ug/l	442.61
Kr	84	72	1	No Gas		ug/l	13160.00
Sr	88	72	1	No Gas	0.002	ug/l	339.33
Sr	88	72	3	He	-0.004	ug/l	65.56
Mo	95	115	1	No Gas	0.030	ug/l	192.23
Mo	95	115	3	He	0.015	ug/l	42.22
Mo	98	115	1	No Gas	0.019	ug/l	265.56
Ag	107	115	1	No Gas	-0.001	ug/l	90.04
Ag	109	115	1	No Gas	-0.002	ug/l	78.03
Cd	111	115	1	No Gas	-0.005	ug/l	0.37

ICPMS207-B Analytical Data

Name	Mass	ISTD	Tune Step	Tune Mode	Conc.	Units	CPS
Cd	111	115	3	He	0.001	ug/l	2.44
Cd	114	115	1	No Gas	0.000	ug/l	1.20
Cd	114	115	3	He	0.002	ug/l	4.26
Sn	118	115	1	No Gas	0.027	ug/l	954.81
Sn	118	115	3	He	0.038	ug/l	228.89
Sb	121	115	1	No Gas	0.085	ug/l	2397.78
Sb	121	115	3	He	0.061	ug/l	426.71
Sb	123	115	1	No Gas	0.077	ug/l	1783.29
Sb	123	115	3	He	0.063	ug/l	350.71
Ba	135	115	1	No Gas	0.010	ug/l	46.57
Ba	137	115	1	No Gas	0.004	ug/l	59.88
La	139	115	3	He	0.000	ug/l	13.33
Ce	140	115	3	He	0.000	ug/l	12.22
Hg	201	209	1	No Gas	-0.024	ug/l	54.99
Hg	202	209	1	No Gas	-0.014	ug/l	141.30
Hg	202	209	3	He	-0.019	ug/l	58.32
Tl	203	209	3	He	0.108	ug/l	658.95
Tl	205	209	1	No Gas	0.075	ug/l	2807.01
Tl	205	209	3	He	0.100	ug/l	1502.69
[Pb]	206	209	1	No Gas	0.002	ug/l	172.23
[Pb]	207	209	1	No Gas	0.001	ug/l	127.78
Pb	208	209	1	No Gas	0.001	ug/l	595.57
Th	232	209	3	He	0.025	ug/l	628.27
U	238	209	1	No Gas	0.002	ug/l	93.31

Name	Mass	Tune Step	Tune Mode	CPS	ISTD Recovery %
Sc	45	1	No Gas	2135827.90	88.9
Sc	45	2	H2	1522312.10	94.3
Sc	45	3	He	125455.54	86.0
Ge	72	1	No Gas	737356.12	96.0
Ge	72	2	H2	567024.38	94.4
Ge	72	3	He	97809.93	87.4
In	115	1	No Gas	932120.00	97.7
In	115	3	He	181473.38	87.8
Tb	159	1	No Gas	7748023.27	94.4
Tb	159	3	He	2743207.35	84.1
Ho	165	1	No Gas	7508481.70	92.6
Ho	165	3	He	2671969.19	83.0
Lu	175	1	No Gas	7322761.72	90.1
Lu	175	3	He	2151992.96	85.5
Bi	209	1	No Gas	4926584.22	92.1
Bi	209	3	He	1908472.66	86.5

Energy Laboratories Inc

Spike LOG

Standard ID:	ME220223 AUDIGSPK		
Standard Name	AUDIGSPK	Type:	Secondary
Date Prepared	2/23/2022	BY:	Amanda E. McDani
Date Expires:	10/25/2022		
Department	ME	Status:	Open
Vendor:			
Lot Number:			
Balance ID:			

Comments:

Final Volume: 50 mL

Stock Source		Base Units	Amount Added
ME211202A	U Stock	ug/mL	5 mL
ME220215 Th Sec	Th Seondary Stock	ug/mL	5 mL
ME211222 Ce 2nd	Ce Secondary Stock	ug/mL	5 mL
ME211222 La Sec	La Secondary Stock	ug/mL	5 mL
ME220103Au	Au Stock	ug/mL	15 mL
ME211025A	Te Stock	ug/mL	15 mL

Analytes	CAS	Conc:	ug/mL

Energy Laboratories Inc

Standard LOG

Standard ID:	ME211025A		
Standard Name	Te Stock	Type:	Primary
Date Prepared	10/25/2021	BY:	Stacy R. Hendricks
Date Expires:	10/25/2022		
Department	ME	Status:	Open
Vendor:	SCP Science		
Lot Number:	S200130018		
Balance ID:			
Comments:	Opened 10/25/2021; Expires 10/25/2022		

Chemical / Solvent Used	BottleNo	Amt	Units	Exp
ICP/ICPMS Standard Tellurium	14418	500	mL	10/25

Final Volume: 500 mL

Stock Source	**Base Units**	**Amount Added**
Analytes	**CAS**	Conc: **ug/mL**

SCP SCIENCE

Providing Innovative Solutions to Analytical Chemists

Certificate of Analysis

1.0 DESCRIPTION:

	***Plasma*CAL ICP/ICPMS Standard - Tellurium 1000 µg/ml**
Catalogue Number:	140-051-520/-521/-525
Starting Material:	Tellurium Metal 99.99+%
Lot Number:	**S210615004**
Matrix:	10% HNO3 (See Section 3 for actual matrix)
Expiration Date (End of month):	**June 2023** (or 15 months after bottle is opened, whichever comes first)

Te

2.0 CERTIFIED VALUES AND ASSOCIATED UNCERTAINTY:

Certified Concentration: **1005 µg/ml +/- 5 µg/ml**
958 µg/g +/- 5 µg/g

Method of analysis: Inductively Coupled Plasma Atomic Emission Spectroscopy (ICP-AES)

Traceability: NIST Standard Reference Material 3156 Lot: **140830**

Note: The uncertainty of the certified value has been calculated from applicable uncertainty contributors (u_i) including uncertainty established during characterization of the material (u_{char}), the between bottle variation (u_{bb}), short-term stability (u_{sts}) and long-term stability (u_{lts}) according to the model $u_c = \sqrt{(u_{char}^2 + u_{bb}^2 + u_{sts}^2 + u_{lts}^2)}$. This combined uncertainty has been further multiplied by a coverage factor (k) of 2 to provide a 95% confidence interval.

ID #: 14418
Opened:
ICP/ICPMS Standard Tellurium
Expires: 6/30/2023
Rec'd: 10/20/2021
Energy Laboratories Inc 1120 So. 27th Street
Billings MT 59107

3.0 REFERENCE VALUES:

Density: **1.049 g/ml @ 25.5 °C**
Actual Matrix: **10.0% (v/v) HNO3**

Trace Metal Impurities as tested by ICP-AES:

Element	Conc. (ppm)	Element	Conc. (ppm)	Element	Conc. (ppm)	Element	Conc. (ppm)
Ag	<0.0010	Fe	<0.0018	Nd	**0.0449**	Sn	<0.0010
Al	<0.0010	Ga	<0.0010	Ni	<0.0010	Sr	<0.0025
As	<0.0010	Gd	<0.0010	Os	<0.0010	Ta	<0.0010
Au	<0.0010	Ge	<0.0010	P	**0.0184**	Tb	<0.0010
B	<0.0015	Hf	<0.0010	Pb	<0.0010	Te	N/A
Ba	<0.0010	Hg	*	Pd	<0.0010	Th	<0.0010
Be	<0.0010	Ho	<0.0010	Pr	**0.0028**	Ti	<0.0012
Bi	<0.0010	In	**0.0020**	Pt	<0.0010	Tl	<0.0011
Ca	<0.0135	Ir	<0.0010	Rb	<0.0010	Tm	<0.0010
Cd	<0.0010	K	<0.0024	Re	<0.0010	U	<0.0010
Ce	<0.0010	La	<0.0010	Rh	<0.0010	V	<0.0010
Co	<0.0010	Li	<0.0010	Ru	<0.0010	W	<0.0020
Cr	<0.0010	Lu	<0.0010	S	*	Y	<0.0010
Cs	<0.0010	Mg	<0.0020	Sb	<0.0010	Yb	<0.0010
Cu	<0.0010	Mn	<0.0010	Sc	<0.0010	Zn	<0.0010
Dy	<0.0010	Mo	<0.0010	Se	<0.1	Zr	<0.0010
Er	<0.0010	Na	<0.0025	Si	<0.1		
Eu	<0.0010	Nb	<0.0010	Sm	<0.0010	*: Not tested	

4.0 APPROVAL AND DATE OF CERTIFICATION:

Certification Approval: Daniel Boisvert, Chemist
Certification Date: June 30, 2021

Daniel Boisvert

ACCREDITED
Reference Material Producer
CERTIFICATE 2885.01

5.0 INTENDED USE / *UTILISATION PRÉVUE*:

- ICP Standards: For the calibration of, including but not limited to: ICP-AES, ICP-MS, FAAS, GFAA, XRF and DCP. / *Étalons ICP : Pour l'étalonnage d'instruments de mesure tels que: ICP-AES, ICP-MS, FAAS, GFAA, XRF et DCP.*
- AA Standards: For the calibration of Flame (FAAS) and Graphite Furnace (GFAA) Atomic Absorption Spectrometers. / *Étalons AA : Pour l'étalonnage de spectromètres d'absorption atomique flamme (GFAA) et four au graphite (GFAA).*
- Matrix Modifiers: For the optimization of analytical conditions to provide better Graphite Furnace Atomic Absorption (GFAA) instrument response and improved detection limits. / *Modificateur de matrice : Pour l'optimisation des conditions analytiques afin de fournir des meilleurs réponses instrumentales et limites de détection pour SAA four au graphite.*
- pH Standards: For the calibrating pH meters or for other wet chemistry applications. / *Étalons pH : Pour étalonnage de pH mètres et autres applications de chimie humide.*
- Conductivity Standards: For electrolytic conductivity measurement as a calibration standard. / *Étalons de conductivité : Comme étalon pour les mesures de conductivité électrolytiques.*
- IC Standards: for calibration of, but not limited to IC, HPLC, TLC, ISE, IR, NMR, MS, UV/VIS or other wet chemistry applications. / *Étalons IC : Pour étalonnage d'instruments tels que : IC, HPLC, TLC, ISE, IR, NMR, MS, UV/VIS et autres applications de chimie humide.*

For any inquiries, please contact **SCP SCIENCE**. / *Pour toute question, veuillez contacter* ***SCP SCIENCE***.

6.0 INSTRUCTIONS FOR USE / *INSTRUCTIONS D'UTILISATION*:

Handling and Storage / Manutention et entreposage: Keep product tightly capped when not in use. The solution should be opened for a minimum amount of time necessary to dispense the amount required. Do not pipet or use directly from container. Do not return unused portions back to container. Store under normal laboratory conditions. Avoid exposure to excessive sources of heat and humidity or direct sunlight. / *Garder les contenants bien fermés lorsque non utilisés. Le contenant devrait être ouvert seulement pour le temps requis afin de prélever la quantité nécessaire. Ne pas pipetter ou utiliser directement du contenant. Ne pas retourner les portions non-utilisées dans le contentant. Conserver dans des conditions normales de laboratoire. Éviter l'exposition à des sources de chaleur et d'humidité excessives ou à l'exposition solaire directe.*

Stability / *Stabilité*: This Standard is guaranteed to be stable and accurate to within the specified uncertainty of measurement up to the unopened expiry date, if sealed, or up to the opened expiry date (when indicated), whichever comes first, provided the solution is kept tightly capped and stored under the indicated storage conditions. Purchasers will be notified of any significant changes resulting in re-certification or withdrawal of the product prior to the expiration date. / *La stabilité et l'exactitude de cet étalon sont garanties d'être à l'intérieur de l'incertitude de mesure, jusqu'à la date d'expiration de la bouteille non-ouverte, si scellée, ou jusqu'à la date d'expiration de la bouteille ouverte (si indiquée), en présumant que le contenant est maintenu fermé et gardé dans les conditions d'entreposage indiquées. Les acheteurs seront avisés dans le cas où il y aura des changements significatifs nécessitant une re-certification ou un rappel du produit avant la date d'expiration.*

7.0 HAZARDOUS INFORMATION / *INFORMATION SUR LES RISQUES POTENTIELS*:

Please refer to the associated Safety Data Sheet (SDS) for information regarding this product (available at www.SCPSCIENCE.com). / *SVP vous référer à la Fiche Signalétique applicable pour de l'information sur ce produit (Disponible à www.SCPSCIENCE.com).*

8.0 HOMOGENEITY / *HOMOGÉNÉITÉ:*

This solution has been blended according to an in-house procedure and its homogeneity is guaranteed to be fit for purpose when a sample size sufficient for the intended method of analysis is used. / *Cette solution a été préparée selon une procédure maison et nous assurons que sa homogénéité est approprié à l'emploi lorsqu'un échantillon suffisant pour la méthode d'analyse prévue est utilisé.*

9.0 TRACEABILITY / *TRAÇABILITÉ*:

This CRM (Certified Reference Material) is traceable to the NIST SRM (Standard Reference Material) indicated in section 2 through an unbroken chain of comparisons. In addition, balances used are regularly calibrated using weights which are traceable to NIST (National Institute of Standards and Technology) or NRC (National Research Council of Canada) standards. All conductivity meters used to analyze this standard have been regularly calibrated using a NIST or NRC traceable Thermometer and standards. All pH meters used to analyze this standard have been regularly calibrated using a NIST or NRC traceable thermometer and pH/MV simulator. / *Ce matériel de référence certifié est traçable au Matériel de Référence Standardisé de NIST indiqué à la section 2 par une chaine de comparaison ininterrompue. De plus, les balances utilisées sont étalonnées régulièrement en utilisant des poids qui sont traçables au NIST (National Institute of Standards and Technology) ou au CRNC (Conseil National de Recherches Canada). Tout conductimètre utilisé afin d'analyser cet étalon a été sujet à un étalonnage périodique utilisant des thermomètres et étalons traçables au NIST ou CNRC. Tout pH mètre utilisé afin d'analyser cet étalon a été sujet à un étalonnage périodique utilisant des thermomètres et un simulateur pH/MV traçables au NIST ou au CNRC.*

10.0 PREPARATION / *PRÉPARATION:*

For the preparation of these solutions, 18 meghom/cm double deionized water, high-purity acids and glassware calibrated to ASTM Class A specifications are used. / *Une eau de 18 meghom/cm doublement déionisé, de l'acide de haute pureté, ainsi que de la verrerie étalonnée afin de satisfaire les spécifications Classe A de ASTM ont été utilisés pour la préparation de cet étalon.*

11.0 QUALITY SYSTEM CERTIFICATIONS / *CERTIFICATIONS DE SYSTÈME QUALITÉ:*

ISO 9001 Certification / *Certification ISO 9001*: This standard was produced in a facility which operates under a **registered** ISO 9001 Quality Management System. Please consult our web site for a copy of the most recent revision of our certificate of registration. / *Cet étalon a été fabriqué dans un laboratoire qui utilise un Système de Gestion de la Qualité* ***enregistré*** *à la norme ISO 9001. Veuillez consulter notre site web pour obtenir la version la plus récente de notre certificat d'enregistrement.*

ISO 17025 Accreditation / *Accréditation ISO 17025*: SCP SCIENCE (Corporate Headquarters) operates an ISO 17025 **accredited** laboratory. Please consult our web site for a copy of the most recent revision of our certificate and scope of accreditation. / ***SCP SCIENCE (Siège social)*** *est* ***accréditée*** *ISO 17025. Veuillez consulter notre site web afin d'obtenir la plus récente version de notre certificat d'accréditation ainsi que la portée de notre accréditation.*

ISO 17034 Accreditation / *Accréditation ISO 17034* : SCP SCIENCE (Corporate Headquarters) is an ISO 17034 accredited Reference Material Producer. Please consult our website for a copy of our most recent certificate and scope of accreditation. / ***SCP SCIENCE (Siège social)*** *est un Fabricant de Matériaux de Référence Accrédité ISO 17034. Veuillez consulter notre site web afin d'obtenir la plus récente version de notre certificat d'accréditation ainsi que la portée de notre accréditation.*

CORPORATE HEADQUARTERS
21800 Clark Graham
Baie D'Urfé (Montréal), Quebec,
H9X 4B6 Canada
Phone: +1 (800) 361-6820
Fax: +1 (800) 253-5549

USA
3rd Party Distribution Center
348 Route 11, Champlain,
N.Y. 12919-4816
Phone: +1 (800) 361-6820
Fax: +1 (800) 253-5549

FRANCE
12 Ave. de Québec, Bat. IRIS
91140, Villebon-sur-Yvette
Phone: +33 (0) 1 69 18 71 17
Fax: +33 (0) 1 60 92 05 67

GERMANY
Alte Marktoberdorfer Straße 14, 87616
Marktoberdorf
Phone: +49 (0) 8342-89560-61
Fax: +49 (0) 8342-89560-69

Energy Laboratories Inc

Standard LOG

Standard ID:	ME211202A		
Standard Name	U Stock	Type:	Primary
Date Prepared	12/2/2021	BY:	Amanda E. McDani
Date Expires:	12/2/2022		
Department	ME	Status:	New
Vendor:	SCP Science		
Lot Number:	S210517021		
Balance ID:			

Comments:

Chemical / Solvent Used	BottleNo	Amt	Units	Expires
ICP/ICPMS Standard Uranium	14419	500	mL	12/2/2022

Final Volume:
500 mL

Stock Source **Base Units** **Amount Added**

Analytes **CAS** Conc: **ug/mL**

SCP SCIENCE

Providing Innovative Solutions to Analytical Chemists

Certificate of Analysis

1.0 DESCRIPTION:

***Plasma*CAL ICP/ICPMS Standard - Uranium 1000 µg/ml**

Catalogue Number: 140-051-920/-921/-925

Starting Material: Uranyl Nitrate 99.99%

Lot Number: **S210517021**

Matrix: 4% HNO_3 (See Section 3 for actual matrix)

Expiration Date (End of month): **May 2023** (or 15 months after bottle is opened, whichever comes first)

U

2.0 CERTIFIED VALUES AND ASSOCIATED UNCERTAINTY:

Certified Concentration: **1004 µg/ml +/- 4 µg/ml**

985 µg/g +/- 4 µg/g

Method of analysis: Inductively Coupled Plasma Atomic Emission Spectroscopy (ICP-AES)

Traceability: NIST Standard Reference Material 3164 Lot: **080521**

Note: The uncertainty of the certified value has been calculated from applicable uncertainty contributors (u_i) including uncertainty established during characterization of the material (u_{char}), the between bottle variation (u_{bb}), short-term stability (u_{sts}) and long-term stability (u_{lts}) according to the model $u_c = \sqrt{(u_{char}^2 + u_{bb}^2 + u_{sts}^2 + u_{lts}^2)}$. This combined uncertainty has been further multiplied by a coverage factor (k) of 2 to provide a 95% confidence interval.

ID #: 14419
Opened:_____
ICP/ICPMS Standard Uranium
Expires: 5/31/2023
Rec'd: 10/20/2021
Energy Laboratories Inc 1120 So. 27th Street
Billings MT 59107

3.0 REFERENCE VALUES:

Density: **1.020 g/ml @ 24.0 °C**

Actual Matrix: **4.0% (v/v) HNO_3**

% abundance of stable isotopes : ^{238}U : 99. 82% ; ^{235}U : 0.18%

Note : The uranyl nitrate comes from a depleted source of uranium.

Trace Metal Impurities as tested by ICP-MS:

Element	Conc. (ppm)	Element	Conc. (ppm)	Element	Conc. (ppm)	Element	Conc. (ppm)
Ag	<0.0010	Fe	<0.0018	Nd	<0.0010	Sn	<0.0010
Al	**0.0252**	Ga	<0.0010	Ni	<0.0010	Sr	<0.0025
As	<0.0010	Gd	<0.0010	Os	<0.0010	Ta	<0.0010
Au	<0.0010	Ge	<0.0010	P	<0.0026	Tb	<0.0010
B	<0.0015	Hf	<0.0010	Pb	<0.0010	Te	<0.0010
Ba	<0.0010	Hg	*	Pd	<0.0010	Th	<0.0010
Be	<0.0010	Ho	<0.0010	Pr	<0.0010	Ti	<0.0012
Bi	<0.0010	In	<0.0010	Pt	<0.0010	Tl	<0.0011
Ca	<0.0135	Ir	<0.0010	Rb	<0.0010	Tm	<0.0010
Cd	<0.0010	K	<0.0024	Re	<0.0010	U	N/A
Ce	<0.0010	La	<0.0010	Rh	<0.0010	V	<0.0010
Co	<0.0010	Li	<0.0010	Ru	<0.0010	W	<0.0020
Cr	<0.0010	Lu	<0.0010	S	*	Y	<0.0010
Cs	<0.0010	Mg	<0.0020	Sb	<0.0010	Yb	<0.0010
Cu	<0.0010	Mn	<0.0010	Sc	<0.0010	Zn	<0.0010
Dy	<0.0010	Mo	<0.0010	Se	<0.0010	Zr	<0.0010
Er	<0.0010	Na	<0.0010	Si	<0.1		
Eu	<0.0010	Nb	<0.0010	Sm	<0.0010	*: Not tested	

4.0 APPROVAL AND DATE OF CERTIFICATION:

Certification Approval: Yaling Sui, Chemist

Certification Date: May 27, 2021

Yaling Sui

ACCREDITED Reference Material Producer CERTIFICATE 2285.01

5.0 INTENDED USE / *UTILISATION PRÉVUE*:

- ICP Standards: For the calibration of, including but not limited to: ICP-AES, ICP-MS, FAAS, GFAA, XRF and DCP. / *Étalons ICP : Pour l'étalonnage d'instruments de mesure tels que: ICP-AES, ICP-MS, FAAS, GFAA, XRF et DCP.*
- AA Standards: For the calibration of Flame (FAAS) and Graphite Furnace (GFAA) Atomic Absorption Spectrometers. / *Étalons AA : Pour l'étalonnage de spectromètres d'absorption atomique flamme (GFAA) et four au graphite (GFAA).*
- Matrix Modifiers: For the optimization of analytical conditions to provide better Graphite Furnace Atomic Absorption (GFAA) instrument response and improved detection limits. / *Modificateur de matrice : Pour l'optimisation des conditions analytiques afin de fournir des meilleurs réponses instrumentales et limites de détection pour SAA four au graphite.*
- pH Standards: For the calibrating pH meters or for other wet chemistry applications. / *Étalons pH : Pour étalonnage de pH mètres et autres applications de chimie humide.*
- Conductivity Standards: For electrolytic conductivity measurement as a calibration standard. / *Étalons de conductivité : Comme étalon pour les mesures de conductivité électrolytiques.*
- IC Standards: for calibration of, but not limited to IC, HPLC, TLC, ISE, IR, NMR, MS, UV/VIS or other wet chemistry applications. / *Étalons IC : Pour étalonnage d'instruments tels que : IC, HPLC, TLC, ISE, IR, NMR, MS, UV/VIS et autres applications de chimie humide.*

For any inquiries, please contact **SCP SCIENCE**. / *Pour toute question, veuillez contacter* ***SCP SCIENCE***.

6.0 INSTRUCTIONS FOR USE / *INSTRUCTIONS D'UTILISATION*:

Handling and Storage / Manutention et entreposage: Keep product tightly capped when not in use. The solution should be opened for a minimum amount of time necessary to dispense the amount required. Do not pipet or use directly from container. Do not return unused portions back to container. Store under normal laboratory conditions. Avoid exposure to excessive sources of heat and humidity or direct sunlight. / *Garder les contenants bien fermés lorsque non utilisés. Le contenant devrait être ouvert seulement pour le temps requis afin de prélever la quantité nécessaire. Ne pas pipetter ou utiliser directement du contenant. Ne pas retourner les portions non-utilisées dans le contentant. Conserver dans des conditions normales de laboratoire. Éviter l'exposition à des sources de chaleur et d'humidité excessives ou à l'exposition solaire directe.*

Stability / *Stabilité*: This Standard is guaranteed to be stable and accurate to within the specified uncertainty of measurement up to the unopened expiry date, if sealed, or up to the opened expiry date (when indicated), whichever comes first, provided the solution is kept tightly capped and stored under the indicated storage conditions. Purchasers will be notified of any significant changes resulting in re-certification or withdrawal of the product prior to the expiration date. / *La stabilité et l'exactitude de cet étalon sont garanties d'être à l'intérieur de l'incertitude de mesure, jusqu'à la date d'expiration de la bouteille non-ouverte, si scellée, ou jusqu'à la date d'expiration de la bouteille ouverte (si indiquée), en présumant que le contenant est maintenu fermé et gardé dans les conditions d'entreposage indiquées. Les acheteurs seront avisés dans le cas où il y aura des changements significatifs nécessitant une re-certification ou un rappel du produit avant la date d'expiration.*

7.0 HAZARDOUS INFORMATION / *INFORMATION SUR LES RISQUES POTENTIELS*:

Please refer to the associated Safety Data Sheet (SDS) for information regarding this product (available at www.SCPSCIENCE.com). / *SVP vous référer à la Fiche Signalétique applicable pour de l'information sur ce produit (Disponible à www.SCPSCIENCE.com).*

8.0 HOMOGENEITY / *HOMOGÉNÉITÉ:*

This solution has been blended according to an in-house procedure and its homogeneity is guaranteed to be fit for purpose when a sample size sufficient for the intended method of analysis is used. / *Cette solution a été préparée selon une procédure maison et nous assurons que sa homogénéité est approprié à l'emploi lorsqu'un échantillon suffisant pour la méthode d'analyse prévue est utilisé.*

9.0 TRACEABILITY / *TRAÇABILITÉ*:

This CRM (Certified Reference Material) is traceable to the NIST SRM (Standard Reference Material) indicated in section 2 through an unbroken chain of comparisons. In addition, balances used are regularly calibrated using weights which are traceable to NIST (National Institute of Standards and Technology) or NRC (National Research Council of Canada) standards. All conductivity meters used to analyze this standard have been regularly calibrated using a NIST or NRC traceable Thermometer and standards. All pH meters used to analyze this standard have been regularly calibrated using a NIST or NRC traceable thermometer and pH/MV simulator. / *Ce matériel de référence certifié est traçable au Matériel de Référence Standardisé de NIST indiqué à la section 2 par une chaine de comparaison ininterrompue. De plus, les balances utilisées sont étalonnées régulièrement en utilisant des poids qui sont traçables au NIST (National Institute of Standards and Technology) ou au CRNC (Conseil National de Recherches Canada). Tout conductimètre utilisé afin d'analyser cet étalon a été sujet à un étalonnage périodique utilisant des thermomètres et étalons traçables au NIST ou CNRC. Tout pH mètre utilisé afin d'analyser cet étalon a été sujet à un étalonnage périodique utilisant des thermomètres et un simulateur pH/MV traçables au NIST ou au CNRC.*

10.0 PREPARATION / *PRÉPARATION:*

For the preparation of these solutions, 18 meghom/cm double deionized water, high-purity acids and glassware calibrated to ASTM Class A specifications are used. / *Une eau de 18 meghom/cm doublement déionisé, de l'acide de haute pureté, ainsi que de la verrerie étalonnée afin de satisfaire les spécifications Classe A de ASTM ont été utilisés pour la préparation de cet étalon.*

11.0 QUALITY SYSTEM CERTIFICATIONS / *CERTIFICATIONS DE SYSTÈME QUALITÉ:*

ISO 9001 Certification / *Certification ISO 9001*: This standard was produced in a facility which operates under a **registered** ISO 9001 Quality Management System. Please consult our web site for a copy of the most recent revision of our certificate of registration. / *Cet étalon a été fabriqué dans un laboratoire qui utilise un Système de Gestion de la Qualité* ***enregistré*** *à la norme ISO 9001. Veuillez consulter notre site web pour obtenir la version la plus récente de notre certificat d'enregistrement.*

ISO 17025 Accreditation / *Accréditation ISO 17025*: SCP SCIENCE (Corporate Headquarters) operates an ISO 17025 **accredited** laboratory. Please consult our web site for a copy of the most recent revision of our certificate and scope of accreditation. / ***SCP SCIENCE (Siège social)*** *est* ***accréditée*** *ISO 17025. Veuillez consulter notre site web afin d'obtenir la plus récente version de notre certificat d'accréditation ainsi que la portée de notre accréditation.*

ISO 17034 Accreditation / *Accréditation ISO 17034* : SCP SCIENCE (Corporate Headquarters) is an ISO 17034 accredited Reference Material Producer. Please consult our website for a copy of our most recent certificate and scope of accreditation. / ***SCP SCIENCE (Siège social)*** *est un Fabricant de Matériaux de Référence Accrédité ISO 17034. Veuillez consulter notre site web afin d'obtenir la plus récente version de notre certificat d'accréditation ainsi que la portée de notre accréditation.*

CORPORATE HEADQUARTERS
21800 Clark Graham
Baie D'Urfé (Montréal), Quebec,
H9X 4B6 Canada
Phone: +1 (800) 361-6820
Fax: +1 (800) 253-5549

USA
3rd Party Distribution Center
348 Route 11, Champlain,
N.Y. 12919-4816

Phone: +1 (800) 361-6820
Fax: +1 (800) 253-5549

FRANCE
12 Ave. de Québec, Bat. IRIS
SILIC 642, 91965
Villebon sur Yvette, France
Phone: +33 (0) 1 69 18 71 17
Fax: +33 (0) 1 60 92 05 67

GERMANY
Alte Marktoberdorfer Straße 14, 87616
Marktoberdorf

Phone: +49 (0) 8342-89560-61
Fax: +49 (0) 8342-89560-69

Energy Laboratories Inc

Standard LOG

Standard ID:	ME211222 LA SECOND SOURCE		
Standard Name	La Secondary Stock	Type:	Primary
Date Prepared	12/22/2021	BY:	Amanda E. McDani
Date Expires:	12/22/2022		
Department	ME	Status:	Open
Vendor:	SCP Science		
Lot Number:	S210803016		
Balance ID:			
Comments:	opened 12/22/2021, expires 12/22/2022		

Chemical / Solvent Used	BottleNo	Amt	Units	Expires
Lanthanum PlasmaCal Standard	14326	125	mL	12/22/2022

Final Volume: mL

Stock Source **Base Units** **Amount Added**

Analytes **CAS** Conc: **ug/mL**

SCP SCIENCE

Providing Innovative Solutions to Analytical Chemists

Certificate of Analysis

1.0 DESCRIPTION:

PlasmaCAL ICP/ICPMS Standard - Lanthanum 1000 µg/ml

Catalogue Number: 140-051-570/-571/-575

Starting Material: Lanthanum(III) Oxide 99.99+%

Lot Number: **S210803016**

Matrix: 4% HNO_3 (See Section 3 for actual matrix)

Expiration Date (End of month): **August 2023** (or 15 months after bottle is opened, whichever comes first)

La

2.0 CERTIFIED VALUES AND ASSOCIATED UNCERTAINTY:

Certified Concentration: **1005 µg/ml +/- 4 µg/ml**

985 µg/g +/- 3 µg/g

Method of analysis: Inductively Coupled Plasma Atomic Emission Spectroscopy (ICP-AES)

Traceability: NIST Standard Reference Material 3127a Lot: **151030**

Note: The uncertainty of the certified value has been calculated from applicable uncertainty contributors (u_i) including uncertainty established during characterization of the material (u_{char}), the between bottle variation (u_{bb}), short-term stability (u_{sts}) and long-term stability (u_{lts}) according to the model $u_c = \sqrt{(u_{char}^2 + u_{bb}^2 + u_{sts}^2 + u_{lts}^2)}$. This combined uncertainty has been further multiplied by a coverage factor (k) of 2 to provide a 95% confidence interval.

3.0 REFERENCE VALUES:

Density: **1.020 g/ml @ 23.2 °C**

Actual Matrix: **4.0% (v/v) HNO_3**

ID #: **14326**
Opened:_____
Lanthanum PlasmaCal Standard
Expires: 8/31/2023
Rec'd: 9/29/2021
Energy Laboratories Inc 1120 So. 27th Street
Billings MT 59107

Trace Metal Impurities as tested by ICP-MS:

Element	Conc. (ppm)	Element	Conc. (ppm)	Element	Conc. (ppm)	Element	Conc. (ppm)
Ag	<0.0010	Fe	<0.0018	Nd	<0.0010	Sn	<0.0010
Al	**0.0106**	Ga	<0.0010	Ni	<0.0010	Sr	<0.0025
As	<0.0010	Gd	**0.0889**	Os	<0.0010	Ta	<0.0010
Au	<0.0010	Ge	<0.0010	P	<0.0026	Tb	<0.0010
B	<0.0015	Hf	<0.0010	Pb	<0.0010	Te	<0.0010
Ba	**0.0031**	Hg	*	Pd	<0.0010	Th	<0.0010
Be	<0.0010	Ho	<0.0010	Pr	<0.0010	Ti	<0.0062
Bi	<0.0010	In	<0.0010	Pt	<0.0010	Tl	<0.0011
Ca	**0.0169**	Ir	<0.0010	Rb	<0.0010	Tm	<0.0010
Cd	<0.0010	K	<0.0024	Re	<0.0010	U	<0.0010
Ce	**0.0272**	La	N/A	Rh	<0.0010	V	<0.0010
Co	<0.0010	Li	<0.0010	Ru	<0.0010	W	<0.0020
Cr	<0.0010	Lu	<0.0010	S	*	Y	**0.0020**
Cs	<0.0010	Mg	<0.0010	Sb	<0.0010	Yb	<0.0010
Cu	<0.0010	Mn	<0.0010	Sc	<0.0010	Zn	<0.0010
Dy	<0.0010	Mo	<0.0010	Se	<0.0010	Zr	<0.0010
Er	<0.0010	Na	**0.0156**	Si	<0.1		
Eu	<0.0010	Nb	<0.0010	Sm	<0.0010	*: Not tested	

4.0 APPROVAL AND DATE OF CERTIFICATION:

Certification Approval: Daniel Boisvert, Chemist

Certification Date: August 12, 2021

Daniel Boisvert

ACCREDITED Reference Material Producer CERTIFICATE 2285.01

5.0 INTENDED USE / *UTILISATION PRÉVUE*:

- ICP Standards: For the calibration of, including but not limited to: ICP-AES, ICP-MS, FAAS, GFAA, XRF and DCP. / *Étalons ICP : Pour l'étalonnage d'instruments de mesure tels que: ICP-AES, ICP-MS, FAAS, GFAA, XRF et DCP.*
- AA Standards: For the calibration of Flame (FAAS) and Graphite Furnace (GFAA) Atomic Absorption Spectrometers. / *Étalons AA : Pour l'étalonnage de spectromètres d'absorption atomique flamme (GFAA) et four au graphite (GFAA).*
- Matrix Modifiers: For the optimization of analytical conditions to provide better Graphite Furnace Atomic Absorption (GFAA) instrument response and improved detection limits. / *Modificateur de matrice : Pour l'optimisation des conditions analytiques afin de fournir des meilleurs réponses instrumentales et limites de détection pour SAA four au graphite.*
- pH Standards: For the calibrating pH meters or for other wet chemistry applications. / *Étalons pH : Pour étalonnage de pH mètres et autres applications de chimie humide.*
- Conductivity Standards: For electrolytic conductivity measurement as a calibration standard. / *Étalons de conductivité : Comme étalon pour les mesures de conductivité électrolytiques.*
- IC Standards: for calibration of, but not limited to IC, HPLC, TLC, ISE, IR, NMR, MS, UV/VIS or other wet chemistry applications. / *Étalons IC : Pour étalonnage d'instruments tels que : IC, HPLC, TLC, ISE, IR, NMR, MS, UV/VIS et autres applications de chimie humide.*

For any inquiries, please contact **SCP SCIENCE**. / *Pour toute question, veuillez contacter **SCP SCIENCE**.*

6.0 INSTRUCTIONS FOR USE / *INSTRUCTIONS D'UTILISATION*:

Handling and Storage / Manutention et entreposage: Keep product tightly capped when not in use. The solution should be opened for a minimum amount of time necessary to dispense the amount required. Do not pipet or use directly from container. Do not return unused portions back to container. Store under normal laboratory conditions. Avoid exposure to excessive sources of heat and humidity or direct sunlight. / *Garder les contenants bien fermés lorsque non utilisés. Le contenant devrait être ouvert seulement pour le temps requis afin de prélever la quantité nécessaire. Ne pas pipetter ou utiliser directement du contenant. Ne pas retourner les portions non-utilisées dans le contentant. Conserver dans des conditions normales de laboratoire. Éviter l'exposition à des sources de chaleur et d'humidité excessives ou à l'exposition solaire directe.*

Stability / *Stabilité*: This Standard is guaranteed to be stable and accurate to within the specified uncertainty of measurement up to the unopened expiry date, if sealed, or up to the opened expiry date (when indicated), whichever comes first, provided the solution is kept tightly capped and stored under the indicated storage conditions. Purchasers will be notified of any significant changes resulting in re-certification or withdrawal of the product prior to the expiration date. / *La stabilité et l'exactitude de cet étalon sont garanties d'être à l'intérieur de l'incertitude de mesure, jusqu'à la date d'expiration de la bouteille non-ouverte, si scellée, ou jusqu'à la date d'expiration de la bouteille ouverte (si indiquée), en présumant que le contenant est maintenu fermé et gardé dans les conditions d'entreposage indiquées. Les acheteurs seront avisés dans le cas où il y aura des changements significatifs nécessitant une re-certification ou un rappel du produit avant la date d'expiration.*

7.0 HAZARDOUS INFORMATION / *INFORMATION SUR LES RISQUES POTENTIELS*:

Please refer to the associated Safety Data Sheet (SDS) for information regarding this product (available at www.SCPSCIENCE.com). / *SVP vous référer à la Fiche Signalétique applicable pour de l'information sur ce produit (Disponible à www.SCPSCIENCE.com).*

8.0 HOMOGENEITY / *HOMOGÉNÉITÉ:*

This solution has been blended according to an in-house procedure and its homogeneity is guaranteed to be fit for purpose when a sample size sufficient for the intended method of analysis is used. / *Cette solution a été préparée selon une procédure maison et nous assurons que sa homogénéité est approprié à l'emploi lorsqu'un échantillon suffisant pour la méthode d'analyse prévue est utilisé.*

9.0 TRACEABILITY / *TRAÇABILITÉ*:

This CRM (Certified Reference Material) is traceable to the NIST SRM (Standard Reference Material) indicated in section 2 through an unbroken chain of comparisons. In addition, balances used are regularly calibrated using weights which are traceable to NIST (National Institute of Standards and Technology) or NRC (National Research Council of Canada) standards. All conductivity meters used to analyze this standard have been regularly calibrated using a NIST or NRC traceable Thermometer and standards. All pH meters used to analyze this standard have been regularly calibrated using a NIST or NRC traceable thermometer and pH/MV simulator. / *Ce matériel de référence certifié est traçable au Matériel de Référence Standardisé de NIST indiqué à la section 2 par une chaine de comparaison ininterrompue. De plus, les balances utilisées sont étalonnées régulièrement en utilisant des poids qui sont traçables au NIST (National Institute of Standards and Technology) ou au CRNC (Conseil National de Recherches Canada). Tout conductimètre utilisé afin d'analyser cet étalon a été sujet à un étalonnage périodique utilisant des thermomètres et étalons traçables au NIST ou CNRC. Tout pH mètre utilisé afin d'analyser cet étalon a été sujet à un étalonnage périodique utilisant des thermomètres et un simulateur pH/MV traçables au NIST ou au CNRC.*

10.0 PREPARATION / *PRÉPARATION:*

For the preparation of these solutions, 18 meghom/cm double deionized water, high-purity acids and glassware calibrated to ASTM Class A specifications are used. / *Une eau de 18 meghom/cm doublement déionisé, de l'acide de haute pureté, ainsi que de la verrerie étalonnée afin de satisfaire les spécifications Classe A de ASTM ont été utilisés pour la préparation de cet étalon.*

11.0 QUALITY SYSTEM CERTIFICATIONS / *CERTIFICATIONS DE SYSTÈME QUALITÉ:*

ISO 9001 Certification / *Certification ISO 9001*: This standard was produced in a facility which operates under a **registered** ISO 9001 Quality Management System. Please consult our web site for a copy of the most recent revision of our certificate of registration. / *Cet étalon a été fabriqué dans un laboratoire qui utilise un Système de Gestion de la Qualité **enregistré** à la norme ISO 9001. Veuillez consulter notre site web pour obtenir la version la plus récente de notre certificat d'enregistrement.*

ISO 17025 Accreditation / *Accréditation ISO 17025*: SCP SCIENCE (Corporate Headquarters) operates an ISO 17025 **accredited** laboratory. Please consult our web site for a copy of the most recent revision of our certificate and scope of accreditation. / ***SCP SCIENCE (Siège social)** est **accréditée** ISO 17025. Veuillez consulter notre site web afin d'obtenir la plus récente version de notre certificat d'accréditation ainsi que la portée de notre accréditation.*

ISO 17034 Accreditation / *Accréditation ISO 17034* : SCP SCIENCE (Corporate Headquarters) is an ISO 17034 accredited Reference Material Producer. Please consult our website for a copy of our most recent certificate and scope of accreditation. / ***SCP SCIENCE (Siège social)** est un Fabricant de Matériaux de Référence Accrédité ISO 17034. Veuillez consulter notre site web afin d'obtenir la plus récente version de notre certificat d'accréditation ainsi que la portée de notre accréditation.*

CORPORATE HEADQUARTERS
21800 Clark Graham
Baie D'Urfé (Montréal), Quebec,
H9X 4B6 Canada
Phone: +1 (800) 361-6820
Fax: +1 (800) 253-5549

USA
3rd Party Distribution Center
348 Route 11, Champlain,
N.Y. 12919-4816

Phone: +1 (800) 361-6820
Fax: +1 (800) 253-5549

FRANCE
12 Ave. de Québec, Bat. IRIS
91140, Villebon-sur-Yvette

Phone: +33 (0) 1 69 18 71 17
Fax: +33 (0) 1 60 92 05 67

GERMANY
Alte Marktoberdorfer Straße 14, 87616
Marktoberdorf

Phone: +49 (0) 8342-89560-61
Fax: +49 (0) 8342-89560-69

Energy Laboratories Inc

Standard LOG

Standard ID:	ME211222 CE 2ND SOURCE		
Standard Name	Ce Secondary Stock	Type:	Primary
Date Prepared	12/22/2021	BY:	Amanda E. McDani
Date Expires:	12/22/2022		
Department	ME	Status:	Open
Vendor:	SCP Science		
Lot Number:	S210208003		
Balance ID:			
Comments:	opened 12/22/2021, expires 12/22/2022		

Chemical / Solvent Used	BottleNo	Amt	Units	Expires
Cerium PlasmaCal Standard	14327	125	mL	12/22/2022

Final Volume:
125 mL

Stock Source | **Base Units** | **Amount Added**

Analytes		**CAS**	Conc:	**ug/mL**
A	Cerium	7440-45-1		1000

SCP SCIENCE

Providing Innovative Solutions to Analytical Chemists

Certificate of Analysis

1.0 DESCRIPTION:

***Plasma*CAL ICP/ICPMS Standard - Cerium 1000 µg/ml**

Catalogue Number: 140-051-580/-581/-585

Starting Material: Cerium(III) Nitrate Hexahydrate 99.99+%

Lot Number: **S210208003**

Matrix: 4% HNO_3 (See Section 3 for actual matrix)

Expiration Date (End of month): **February 2023** (or 15 months after bottle is opened, whichever comes first)

Ce

2.0 CERTIFIED VALUES AND ASSOCIATED UNCERTAINTY:

Certified Concentration: **1003 µg/ml +/- 4 µg/ml**

982 µg/g +/- 4 µg/g

Method of analysis: Inductively Coupled Plasma Atomic Emission Spectroscopy (ICP-AES)

Traceability: NIST Standard Reference Material 3110 Lot: **090504**

Note: The uncertainty of the certified value has been calculated from applicable uncertainty contributors (u_i) including uncertainty established during characterization of the material (u_{char}), the between bottle variation (u_{bb}), short-term stability (u_{sts}) and long-term stability (u_{lts}) according to the model $u_c = \sqrt{(u_{char}^2 + u_{bb}^2 + u_{sts}^2 + u_{lts}^2)}$. This combined uncertainty has been further multiplied by a coverage factor (k) of 2 to provide a 95% confidence interval.

3.0 REFERENCE VALUES:

Density: **1.021 g/ml @ 22.5 °C**

Actual Matrix: **4.0% (v/v) HNO_3**

Trace Metal Impurities as tested by ICP-MS:

ID #: 14327
Opened: _____
Cerium PlasmaCal Standard
Expires: 2/28/2023
Rec'd: 9/29/2021
Energy Laboratories Inc 1120 So. 27th Street
Billings MT 59107

Element	Conc. (ppm)	Element	Conc. (ppm)	Element	Conc. (ppm)	Element	Conc. (ppm)
Ag	<0.0010	Fe	<0.0018	Nd	**0.0102**	Sn	<0.0010
Al	**0.0148**	Ga	**0.0526**	Ni	**0.0064**	Sr	<0.0025
As	<0.0010	Gd	<0.0010	Os	<0.0010	Ta	<0.0010
Au	<0.0010	Ge	<0.0010	P	<0.0132	Tb	<0.0010
B	<0.0015	Hf	<0.0010	Pb	<0.0010	Te	<0.0010
Ba	<0.0010	Hg	*	Pd	<0.0010	Th	<0.0010
Be	<0.0010	Ho	<0.0010	Pr	**0.0235**	Ti	<0.0012
Bi	<0.0010	In	<0.0010	Pt	<0.0010	Tl	<0.0011
Ca	**0.0375**	Ir	<0.0010	Rb	<0.0010	Tm	<0.0010
Cd	<0.0010	K	<0.0024	Re	<0.0010	U	<0.0010
Ce	N/A	La	<0.10	Rh	<0.0010	V	<0.0010
Co	<0.0010	Li	<0.0010	Ru	<0.0010	W	<0.0020
Cr	<0.0010	Lu	<0.0010	S	*	Y	<0.0010
Cs	<0.0010	Mg	<0.0010	Sb	<0.0010	Yb	<0.0010
Cu	**0.0121**	Mn	<0.0010	Sc	<0.0010	Zn	<0.0010
Dy	<0.0010	Mo	<0.0010	Se	<0.0010	Zr	<0.0010
Er	<0.0010	Na	<0.0010	Si	<0.10		
Eu	**0.0035**	Nb	<0.0010	Sm	<0.0010	*: Not tested	

4.0 APPROVAL AND DATE OF CERTIFICATION:

Certification Approval: Yaling Sui, Chemist

Certification Date: February 22, 2021

Yaling Sui

ACCREDITED Reference Material Producer CERTIFICATE 3985.01

5.0 INTENDED USE / *UTILISATION PRÉVUE*:

- ICP Standards: For the calibration of, including but not limited to: ICP-AES, ICP-MS, FAAS, GFAA, XRF and DCP. / *Étalons ICP : Pour l'étalonnage d'instruments de mesure tels que: ICP-AES, ICP-MS, FAAS, GFAA, XRF et DCP.*
- AA Standards: For the calibration of Flame (FAAS) and Graphite Furnace (GFAA) Atomic Absorption Spectrometers. / *Étalons AA : Pour l'étalonnage de spectromètres d'absorption atomique flamme (GFAA) et four au graphite (GFAA).*
- Matrix Modifiers: For the optimization of analytical conditions to provide better Graphite Furnace Atomic Absorption (GFAA) instrument response and improved detection limits. / *Modificateur de matrice : Pour l'optimisation des conditions analytiques afin de fournir des meilleurs réponses instrumentales et limites de détection pour SAA four au graphite.*
- pH Standards: For the calibrating pH meters or for other wet chemistry applications. / *Étalons pH : Pour étalonnage de pH mètres et autres applications de chimie humide.*
- Conductivity Standards: For electrolytic conductivity measurement as a calibration standard. / *Étalons de conductivité : Comme étalon pour les mesures de conductivité électrolytiques.*
- IC Standards: for calibration of, but not limited to IC, HPLC, TLC, ISE, IR, NMR, MS, UV/VIS or other wet chemistry applications. / *Étalons IC : Pour étalonnage d'instruments tels que : IC, HPLC, TLC, ISE, IR, NMR, MS, UV/VIS et autres applications de chimie humide.*

For any inquiries, please contact **SCP SCIENCE**. / *Pour toute question, veuillez contacter* ***SCP SCIENCE***.

6.0 INSTRUCTIONS FOR USE / *INSTRUCTIONS D'UTILISATION*:

Handling and Storage / Manutention et entreposage: Keep product tightly capped when not in use. The solution should be opened for a minimum amount of time necessary to dispense the amount required. Do not pipet or use directly from container. Do not return unused portions back to container. Store under normal laboratory conditions. Avoid exposure to excessive sources of heat and humidity or direct sunlight. / *Garder les contenants bien fermés lorsque non utilisés. Le contenant devrait être ouvert seulement pour le temps requis afin de prélever la quantité nécessaire. Ne pas pipetter ou utiliser directement du contenant. Ne pas retourner les portions non-utilisées dans le contentant. Conserver dans des conditions normales de laboratoire. Éviter l'exposition à des sources de chaleur et d'humidité excessives ou à l'exposition solaire directe.*

Stability / *Stabilité*: This Standard is guaranteed to be stable and accurate to within the specified uncertainty of measurement up to the unopened expiry date, if sealed, or up to the opened expiry date (when indicated), whichever comes first, provided the solution is kept tightly capped and stored under the indicated storage conditions. Purchasers will be notified of any significant changes resulting in re-certification or withdrawal of the product prior to the expiration date. / *La stabilité et l'exactitude de cet étalon sont garanties d'être à l'intérieur de l'incertitude de mesure, jusqu'à la date d'expiration de la bouteille non-ouverte, si scellée, ou jusqu'à la date d'expiration de la bouteille ouverte (si indiquée), en présumant que le contenant est maintenu fermé et gardé dans les conditions d'entreposage indiquées. Les acheteurs seront avisés dans le cas où il y aura des changements significatifs nécessitant une re-certification ou un rappel du produit avant la date d'expiration.*

7.0 HAZARDOUS INFORMATION / *INFORMATION SUR LES RISQUES POTENTIELS*:

Please refer to the associated Safety Data Sheet (SDS) for information regarding this product (available at www.SCPSCIENCE.com). / *SVP vous référer à la Fiche Signalétique applicable pour de l'information sur ce produit (Disponible à www.SCPSCIENCE.com).*

8.0 HOMOGENEITY / *HOMOGÉNÉITÉ:*

This solution has been blended according to an in-house procedure and its homogeneity is guaranteed to be fit for purpose when a sample size sufficient for the intended method of analysis is used. / *Cette solution a été préparée selon une procédure maison et nous assurons que sa homogénéité est approprié à l'emploi lorsqu'un échantillon suffisant pour la méthode d'analyse prévue est utilisé.*

9.0 TRACEABILITY / *TRAÇABILITÉ*:

This CRM (Certified Reference Material) is traceable to the NIST SRM (Standard Reference Material) indicated in section 2 through an unbroken chain of comparisons. In addition, balances used are regularly calibrated using weights which are traceable to NIST (National Institute of Standards and Technology) or NRC (National Research Council of Canada) standards. All conductivity meters used to analyze this standard have been regularly calibrated using a NIST or NRC traceable Thermometer and standards. All pH meters used to analyze this standard have been regularly calibrated using a NIST or NRC traceable thermometer and pH/MV simulator. / *Ce matériel de référence certifié est traçable au Matériel de Référence Standardisé de NIST indiqué à la section 2 par une chaine de comparaison ininterrompue. De plus, les balances utilisées sont étalonnées régulièrement en utilisant des poids qui sont traçables au NIST (National Institute of Standards and Technology) ou au CRNC (Conseil National de Recherches Canada). Tout conductimètre utilisé afin d'analyser cet étalon a été sujet à un étalonnage périodique utilisant des thermomètres et étalons traçables au NIST ou CNRC. Tout pH mètre utilisé afin d'analyser cet étalon a été sujet à un étalonnage périodique utilisant des thermomètres et un simulateur pH/MV traçables au NIST ou au CNRC.*

10.0 PREPARATION / *PRÉPARATION:*

For the preparation of these solutions, 18 meghom/cm double deionized water, high-purity acids and glassware calibrated to ASTM Class A specifications are used. / *Une eau de 18 meghom/cm doublement délonisé, de l'acide de haute pureté, ainsi que de la verrerie étalonnée afin de satisfaire les spécifications Classe A de ASTM ont été utilisés pour la préparation de cet étalon.*

11.0 QUALITY SYSTEM CERTIFICATIONS / *CERTIFICATIONS DE SYSTÈME QUALITÉ:*

ISO 9001 Certification / *Certification ISO 9001*: This standard was produced in a facility which operates under a **registered** ISO 9001 Quality Management System. Please consult our web site for a copy of the most recent revision of our certificate of registration. / *Cet étalon a été fabriqué dans un laboratoire qui utilise un Système de Gestion de la Qualité* ***enregistré*** *à la norme ISO 9001. Veuillez consulter notre site web pour obtenir la version la plus récente de notre certificat d'enregistrement.*

ISO 17025 Accreditation / *Accréditation ISO 17025*: SCP SCIENCE (Corporate Headquarters) operates an ISO 17025 **accredited** laboratory. Please consult our web site for a copy of the most recent revision of our certificate and scope of accreditation. / ***SCP SCIENCE (Siège social)*** *est* ***accréditée*** *ISO 17025. Veuillez consulter notre site web afin d'obtenir la plus récente version de notre certificat d'accréditation ainsi que la portée de notre accréditation.*

ISO 17034 Accreditation / *Accréditation ISO 17034* : SCP SCIENCE (Corporate Headquarters) is an ISO 17034 accredited Reference Material Producer. Please consult our website for a copy of our most recent certificate and scope of accreditation. / ***SCP SCIENCE (Siège social)*** *est un Fabricant de Matériaux de Référence Accrédité ISO 17034. Veuillez consulter notre site web afin d'obtenir la plus récente version de notre certificat d'accréditation ainsi que la portée de notre accréditation.*

CORPORATE HEADQUARTERS
21800 Clark Graham
Baie D'Urfé (Montréal), Quebec,
H9X 4B6 Canada
Phone: +1 (800) 361-6820
Fax: +1 (800) 253-5549

USA
3rd Party Distribution Center
348 Route 11, Champlain,
N.Y. 12919-4816

Phone: +1 (800) 361-6820
Fax: +1 (800) 253-5549

FRANCE
12 Ave. de Québec, Bat. IRIS
SILIC 642, 91965
Villebon sur Yvette, France
Phone: +33 (0) 1 69 18 71 17
Fax: +33 (0) 1 60 92 05 67

GERMANY
Alte Marktoberdorfer Straße 14, 87616
Marktoberdorf

Phone: +49 (0) 8342-89560-61
Fax: +49 (0) 8342-89560-69

Energy Laboratories Inc

Standard LOG

Standard ID:	ME220103AU		
Standard Name	Au Stock	Type:	Primary
Date Prepared	1/3/2022	BY:	Ron Hunt
Date Expires:	1/8/2023		
Department	ME	Status:	Open
Vendor:	Inorganic Ventures		
Lot Number:	S2-AU706428		
Balance ID:			

Comments:

Chemical / Solvent Used	BottleNo	Amt	Units	Exp
Gold Single Analyte Custom Grade So	14213	500	mL	7/4/2

Final Volume: 500 mL

Stock Source	**Base Units**	**Amount Added**	
Analytes	**CAS**	Conc:	**ug/mL**
A Gold	7440-57-5		1000

INORGANIC VENTURES
Refine your results. Redefine your industry.

Certificate of Analysis

300 Technology Drive
Christiansburg, VA 24073 USA
inorganicventures.com

P: 800-669-6799/540-585-3030
F: 540-585-3012
info@inorganicventures.com

1.0 ACCREDITATION / REGISTRATION

INORGANIC VENTURES is accredited to ISO 17034, "General Requirements for the Competence of Reference Material Producers" and ISO/IEC 17025, "General Requirements for the Competence of Testing and Calibration Laboratories". Inorganic Ventures is also an ISO 9001 registered manufacturer (QSR Certificate Number QSR-1034).

ACCREDITED Testing Laboratory Certificate 883.01 ACCREDITED Reference Material Producer Certificate 883.02

2.0 PRODUCT DESCRIPTION

Product Code:	Single Analyte Custom Grade Solution
Catalog Number:	CGAU1
Lot Number:	S2-AU706428
Matrix:	10% (v/v) HCl
Value / Analyte(s):	1 000 µg/mL ea: Gold
Starting Material:	HAuCl4
Starting Material Lot#:	2426
Starting Material Purity:	99.9985%

ID #: 14213
Opened:_____
Gold Single Analyte Custom Grade Solution
Expires: 7/4/2025
Rec'd: 8/27/2021
Energy Laboratories Inc 1120 So. 27th Street
Billings MT 59107

3.0 CERTIFIED VALUES AND UNCERTAINTIES

Certified Value: 999 ± 6 µg/mL

Density: 1.021 g/mL (measured at 20 ± 4 °C)

Assay Information:

Assay Method #1 **999 ± 5 µg/mL**
ICP Assay NIST SRM 3121 Lot Number: 170531

- The Calculated Value is a value calculated from the weight of a starting material that has been certified directly vs. a National Institute of Standards and Technology (NIST) SRM/RM. See Sec 4.2 for balance traceability.

The following equations are used in the calculation of the certified value and the uncertainty. Reported uncertainties represent expanded uncertainties expressed at approximately the 95% confidence level using a coverage factor of k = 2.

Characterization of CRM/RM by Two or More Methods

Certified Value, $X_{CRM/RM}$, where two or more methods of characterization are used is the weighted mean of the results:

$X_{CRM/RM} = \Sigma(w_i)(X_i)$

X_i = mean of Assay Method i with standard uncertainty $u_{char\ i}$

w_i = the weighting factors for each method calculated using the inverse square of the variance:

$w_i = (1/u_{char\ i})^2 / (\Sigma(1/(u_{char\ i})^2)$

CRM/RM Expanded Uncertainty (±) = $U_{CRM/RM} = k\,(u^2_{char} + u^2_{bb} + u^2_{lts} + u^2_{ts})^{1/2}$

k = coverage factor = 2

$u_{char} = [\Sigma((w_i)^2\,(u_{char\ i})^2)]^{1/2}$ where $u_{char\ i}$ are the errors from each characterization method

u_{bb} = bottle to bottle homogeneity standard uncertainty

u_{lts} = long term stability standard uncertainty (storage)

u_{ts} = transport stability standard uncertainty

Characterization of CRM/RM by One Method

Certified Value, $X_{CRM/RM}$, where one method of characterization is used is the mean of individual results:

$X_{CRM/RM} = (X_a)\,(u_{char\ a})$

X_a = mean of Assay Method A with

$u_{char\ a}$ = the standard uncertainty of characterization Method A

CRM/RM Expanded Uncertainty (±) = $U_{CRM/RM} = k\,(u^2_{char\ a} + u^2_{bb} + u^2_{lts} + u^2_{ts})^{1/2}$

k = coverage factor = 2

$u_{char\ a}$ = the errors from characterization

u_{bb} = bottle to bottle homogeneity standard uncertainty

u_{lts} = long term stability standard uncertainty (storage)

u_{ts} = transport stability standard uncertainty

4.0 TRACEABILITY TO NIST

- This product is traceable to NIST via an unbroken chain of comparisons. The uncertainties for each certified value are reported, taking into account the SRM/RM uncertainty error and the measurement, weighing and volume dilution errors. In rare cases where no NIST SRM/RM are available, the term 'in-house std.' is specified.

4.1 Thermometer Calibration

- All thermometers are NIST traceable through thermometers that are calibrated by an accredited calibration laboratory.

4.2 Balance Calibration

- All analytical balances are calibrated by an accredited calibration laboratory and procedure. The weights used for testing are annually compared to master weights and are traceable to NIST.

4.3 Glassware Calibration

- An in-house procedure is used to calibrate all Class A glassware used in the manufacturing and quality control of CRM/RMs.

5.0 TRACE METALLIC IMPURITIES (TMI) DETERMINED BY ICP-MS AND ICP-OES (µg/mL)

CRM/RMs are tested for trace metallic impurities by Axial ICP-OES and ICP-MS. The result from the most sensitive method for each element, is reported below. Solutions tested by ICP-MS were analyzed in an ULPA-Filtered Clean Room. An ULPA-Filter is 99.9985% efficient for the removal of particles down to 0.3 µm.

M	Ag	0.022000	M	Eu	< 0.000011	O	Na	0.003500	M	Se	< 0.013000	M	Zn	0.002700
M	Al	0.000960	O	Fe	0.001600	M	Nb	< 0.000011	O	Si	< 0.005000	M	Zr	< 0.000210
M	As	< 0.002100	M	Ga	< 0.000150	M	Nd	< 0.000011	M	Sm	< 0.000011			
s	Au	<	M	Gd	< 0.000011	M	Ni	< 0.000650	M	Sn	0.000420			
O	B	< 0.003000	M	Ge	< 0.000130	M	Os	< 0.001200	M	Sr	< 0.000062			
M	Ba	< 0.000045	M	Hf	< 0.000011	O	P	< 0.026000	M	Ta	< 0.000011			
O	Be	< 0.000072	M	Hg	< 0.001200	M	Pb	< 0.000031	M	Tb	< 0.000011			
M	Bi	< 0.000011	M	Ho	< 0.000011	M	Pd	0.001300	M	Te	< 0.000240			
O	Ca	0.007500	M	In	< 0.000098	M	Pr	< 0.000011	M	Th	< 0.000190			
M	Cd	< 0.000021	M	Ir	< 0.000170	M	Pt	0.005100	O	Ti	< 0.000380			
M	Ce	< 0.000041	M	K	< 0.004500	M	Rb	< 0.000011	M	Tl	< 0.000011			
M	Co	< 0.000038	M	La	< 0.000011	M	Re	< 0.000011	M	Tm	< 0.000011			
O	Cr	< 0.001600	O	Li	< 0.000079	M	Rh	0.000070	M	U	< 0.000011			
M	Cs	< 0.000060	M	Lu	< 0.000011	M	Ru	< 0.000065	O	V	< 0.000710			
M	Cu	0.002900	O	Mg	0.000880	O	S	< 0.022000	M	W	< 0.000140			
M	Dy	< 0.000011	M	Mn	< 0.000130	M	Sb	< 0.000031	M	Y	< 0.000011			
M	Er	< 0.000011	M	Mo	< 0.000046	M	Sc	< 0.000120	M	Yb	< 0.000011			

M - Checked by ICP-MS O - Checked by ICP-OES i - Spectral Interference
n - Not Checked For s - Solution Standard Element

6.0 INTENDED USE

- For the calibration of analytical instruments and validation of analytical methods as appropriate.

7.0 INSTRUCTIONS FOR THE CORRECT USE OF THIS REFERENCE MATERIAL

7.1 Storage and Handling Recommendations

- Store between approximately 4° - 30° C while in sealed TCT bag.

- While stored in the sealed TCT bag, transpiration of this CRM/RM is negligible. After opening the sealed TCT bag transpiration of the CRM/RM will occur, resulting in a gradual increase in the analyte concentration(s). It is the responsibility of the user to account for this effect. When the bottle is weighed both before and after being placed in storage, the mass difference observed will be a measure of transpiration mass loss.

- After opening the sealed TCT bag, keep cap tightly sealed when not in use and store between 4° - 24° C to minimize the effects of transpiration. Use at 20° ± 4° C to minimize volumetric dilution error when using the reported density. Do not pipette from the container. Do not return removed aliquots to container.

- For more information, visit **www.inorganicventures.com/TCT**

Atomic Weight; Valence; Coordination Number; Chemical Form in Solution - 196.97 +3 6 Au(Cl)63

Chemical Compatibility -Stable in HCl, and HNO3, as the chloride complex. Avoid basic media. Stable with most metals and inorganic anions in acidic media.

Stability - 2-100 ppb levels. 2-10 ppb Au is stable for #1day maximum in 1% HNO3 / LDPE container. 100 ppb is stable for #2 days maximum in 1% HNO3 / LDPE container. 1-10,000 ppm solutions chemically stable for years in 10% HCl / LDPE container.

Au Containing Samples (Preparation and Solution) - Metal (Aqua Regia); Oxides (Soluble in HCl); Ores (Dissolve in HCl / HNO3).

Atomic Spectroscopic Information (ICP-OES D.L.s are given as radial/axial view):

Technique/Line	**Estimated D.L.**	**Order**	**Interferences** (underlined indicates severe)
ICP-MS 197 amu	5 ppt	N/A	181Ta16O
ICP-OES 208.209 nm	0.04/0.01 µg/mL	1	Ir, Re
ICP-OES 242.795 nm	0.02/0.003 µg/mL	1	Mn, Os, Th, Ta, Pt, Co, F
ICP-OES 267.595 nm	0.03/0.003 µg/mL	1	Nb, Ta, U, Cr, Th, Rh, Ru

8.0 HAZARDOUS INFORMATION

- Please refer to the Safety Data Sheet for information regarding this CRM/RM.

9.0 HOMOGENEITY

- This solution was mixed according to an in-house procedure and is guaranteed to be homogeneous. Homogeneity data indicate that the end user should take a minimum sample size of 0.2 mL to assure homogeneity.

10.0 QUALITY STANDARD DOCUMENTATION

10.1 ISO 9001 Quality Management System Registration

- QSR Certificate Number QSR-1034

10.2 ISO/IEC 17025 "General Requirements for the Competence of Testing and Calibration Laboratories"

- Chemical Testing - Accredited / A2LA Certificate Number 883.01

10.3 ISO 17034 "General Requirements for the Competence of Reference Material Producers"

- Reference Material Producer - Accredited / A2LA Certificate Number 883.02

Inorganic Ventures, 300 Technology Drive, Christiansburg, Va. 24073, USA; Telephone: 800.669.6799; 540.585.3030, Fax: 540.585.3012; inorganicventures.com; info@inorganicventures.com

11.0 CERTIFICATION, LOT EXPIRATION AND PERIOD OF VALIDITY

11.1 Certification Issue Date

July 04, 2021

- The certification is valid within the measurement uncertainty specified provided the CRM/RM is stored and handled in accordance with instructions given in Sec 7.1. This certification is nullified if instructions in Sec 7.1 are not followed or if the CRM/RM is damaged, contaminated, or otherwise modified.

11.2 Lot Expiration Date

- July 04, 2025

- The date after which this CRM/RM should not be used.

- The lot expiration date reflects the period of time that the stability of a CRM/RM can be supported by long term stability studies conducted on properly stored and handled CRM/RMs. Lot expiration is limited primarily by transpiration (loss of water from the solution) and infrequently by chemical stability.

11.3 Period of Validity

- Sealed TCT Bag Open Date: _____

- This CRM/RM should not be used longer than one year (or six months in the case of a 30 mL bottle) from the date of opening the aluminized bag or after the date given in Sec. 11.2, whichever comes first. This is contingent upon the CRM/RM being stored and handled in accordance with the instructions given in Sec. 7.1.

12.0 NAMES AND SIGNATURES OF CERTIFYING OFFICERS

Certificate Approved By:

Michael Booth
Director, Quality Control

Certifying Officer:

Paul Gaines
Chairman / Senior Technical Director

Energy Laboratories Inc

Standard LOG

Standard ID:	ME220215 TH SECONDARY STOCK		
Standard Name	Th Seondary Stock	Type:	Secondary
Date Prepared	2/15/2022	BY:	Amanda E. McDani
Date Expires:	2/15/2023		
Department	ME	Status:	Open
Vendor:	Inorganic Ventures		
Lot Number:	S2-TH706436		
Balance ID:			
Comments:	Opened 2/15/2022; expires 2/15/2023		

Chemical / Solvent Used	BottleNo	Amt	Units	Exp
Thorium Single Analyste Custom Grad	13749	500	mL	2/15/

Final Volume: 500 mL

Stock Source	**Base Units**	**Amount Added**
Analytes	**CAS**	Conc: **ug/mL**

INORGANIC VENTURES
300 Technology Drive
Christiansburg, VA 24073 - USA
inorganicventures.com

CERTIFICATE OF ANALYSIS

tel: 800.669.6799 - 540.585.3030
fax: 540.585.3012
info@inorganicventures.com

1.0 ACCREDITATION / REGISTRATION

INORGANIC VENTURES is accredited to ISO 17034, "General Requirements for the Competence of Reference Material Producers" and ISO/IEC 17025, "General Requirements for the Competence of Testing and Calibration Laboratories". Inorganic Ventures is also an ISO 9001 registered manufacturer (QSR Certificate Number QSR-1034).

ACCREDITED Testing Laboratory Certificate 883.01 ACCREDITED Reference Material Producer Certificate 883.02

2.0 PRODUCT DESCRIPTION

Product Code:	Single Analyte Custom Grade Solution
Catalog Number:	CGTH1
Lot Number:	R2-TH698957
Matrix:	5% (v/v) HNO3
Value / Analyte(s):	1 000 µg/mL ea: Thorium
Starting Material:	TH(NO3)4*4H2O
Starting Material Lot#:	2250
Starting Material Purity:	99.9905%

ID #: 13749
Opened:
Thorium Single Analyste Custom Grade Solut
Expires: 11/16/2024
Rec'd: 4/12/2021
Energy Laboratories Inc 1120 So. 27th Street
Billings MT 59107

3.0 CERTIFIED VALUES AND UNCERTAINTIES

Certified Value: 1000 ± 4 µg/mL

Density: 1.026 g/mL (measured at 20 ± 4 °C)

Assay Information:

Assay Method #1 **1000 ± 3 µg/mL**
EDTA NIST SRM 928 Lot Number: 928

Assay Method #2 **1002 ± 4 µg/mL**
Calculated NIST SRM Lot Number: See Sec. 4.2

- The Calculated Value is a value calculated from the weight of a starting material that has been certified directly vs. a National Institute of Standards and Technology (NIST) SRM/RM. See Sec 4.2 for balance traceability.

The following equations are used in the calculation of the certified value and the uncertainty. Reported uncertainties represent expanded uncertainties expressed at approximately the 95% confidence level using a coverage factor of k = 2.

Characterization of CRM/RM by Two or More Methods

Certified Value, $X_{CRM/RM}$, where two or more methods of characterization are used is the weighted mean of the results:

$X_{CRM/RM} = \Sigma(w_i)(X_i)$

X_i = mean of Assay Method i with standard uncertainty $u_{char\ i}$

w_i = the weighting factors for each method calculated using the inverse square of the variance:

$w_i = (1/u_{char\ i})^2 / (\Sigma(1/(u_{char\ i})^2)$

CRM/RM Expanded Uncertainty (±) = $U_{CRM/RM} = k\,(u^2_{char} + u^2_{bb} + u^2_{lts} + u^2_{ts})^{1/2}$

k = coverage factor = 2

$u_{char} = [\Sigma((w_i)^2\,(u_{char\ i})^2)]^{1/2}$ where $u_{char\ i}$ are the errors from each characterization method

u_{bb} = bottle to bottle homogeneity standard uncertainty

u_{lts} = long term stability standard uncertainty (storage)

u_{ts} = transport stability standard uncertainty

Characterization of CRM/RM by One Method

Certified Value, $X_{CRM/RM}$, where one method of characterization is used is the mean of individual results:

$X_{CRM/RM} = (X_a)\,(u_{char\ a})$

X_a = mean of Assay Method A with

$u_{char\ a}$ = the standard uncertainty of characterization Method A

CRM/RM Expanded Uncertainty (±) = $U_{CRM/RM} = k\,(u^2_{char\ a} + u^2_{bb} + u^2_{lts} + u^2_{ts})^{1/2}$

k = coverage factor = 2

$u_{char\ a}$ = the errors from characterization

u_{bb} = bottle to bottle homogeneity standard uncertainty

u_{lts} = long term stability standard uncertainty (storage)

u_{ts} = transport stability standard uncertainty

4.0 TRACEABILITY TO NIST

- This product is traceable to NIST via an unbroken chain of comparisons. The uncertainties for each certified value are reported, taking into account the SRM/RM uncertainty error and the measurement, weighing and volume dilution errors. In rare cases where no NIST SRM/RM are available, the term 'in-house std.' is specified.

4.1 Thermometer Calibration

- All thermometers are NIST traceable through thermometers that are calibrated by an accredited calibration laboratory.

4.2 Balance Calibration

- All analytical balances are calibrated by an accredited calibration laboratory and procedure. The weights used for testing are annually compared to master weights and are traceable to NIST.

4.3 Glassware Calibration

- An in-house procedure is used to calibrate all Class A glassware used in the manufacturing and quality control of CRM/RMs.

5.0 TRACE METALLIC IMPURITIES (TMI) DETERMINED BY ICP-MS AND ICP-OES (µg/mL)

CRM/RMs are tested for trace metallic impurities by Axial ICP-OES and ICP-MS. The result from the most sensitive method for each element, is reported below. Solutions tested by ICP-MS were analyzed in an ULPA-Filtered Clean Room. An ULPA-Filter is 99.9985% efficient for the removal of particles down to 0.3 µm.

M	Ag <	0.000448	M	Eu <	0.000224	O	Na	0.064009	M	Se <	0.005827	M	Zn	0.003180
O	Al	0.010950	M	Fe	0.012379	M	Nb <	0.003138	i	Si <		M	Zr <	0.010310
M	As <	0.038776	M	Ga <	0.004931	M	Nd	0.004692	M	Sm	0.000870			
M	Au <	0.000224	M	Gd	0.000300	M	Ni <	0.006724	M	Sn <	0.028242			
M	B <	0.021293	M	Ge <	0.008965	M	Os <	0.000224	M	Sr	0.002579			
M	Ba	0.001315	M	Hf <	0.000224	i	P <		M	Ta <	0.001344			
M	Be <	0.000224	M	Hg <	0.000448	M	Pb	0.003283	M	Tb <	0.001793			
M	Bi <	0.001793	M	Ho <	0.001344	M	Pd <	0.000448	M	Te <	0.010086			
O	Ca	0.051913	M	In	0.000134	M	Pr	0.001201	s	Th <				
M	Cd <	0.001344	M	Ir <	0.000224	M	Pt <	0.000224	M	Ti <	0.004258			
M	Ce	0.015404	O	K	0.028897	M	Rb <	0.005155	M	Tl <	0.000224			
M	Co <	0.001344	M	La	0.003573	M	Re <	0.000224	M	Tm <	0.000224			
M	Cr <	0.015465	M	Li <	0.000448	M	Rh <	0.000224	M	U	0.006557			
M	Cs <	0.013896	M	Lu <	0.000224	M	Ru <	0.000224	M	V <	0.001793			
M	Cu	0.001470	O	Mg	0.027885	i	S <		M	W <	0.000224			
M	Dy	0.000196	M	Mn	0.001812	M	Sb <	0.004931	M	Y	0.000859			
M	Er <	0.002241	M	Mo <	0.000896	M	Sc <	0.000672	M	Yb <	0.000224			

M - Checked by ICP-MS O - Checked by ICP-OES i - Spectral Interference
n - Not Checked For s - Solution Standard Element

6.0 INTENDED USE

- For the calibration of analytical instruments and validation of analytical methods as appropriate.

7.0 INSTRUCTIONS FOR THE CORRECT USE OF THIS REFERENCE MATERIAL

7.1 Storage and Handling Recommendations

- Store between approximately 4° - 30° C while in sealed TCT bag.

- While stored in the sealed TCT bag, transpiration of this CRM/RM is negligible. After opening the sealed TCT bag transpiration of the CRM/RM will occur, resulting in a gradual increase in the analyte concentration(s). It is the responsibility of the user to account for this effect. When the bottle is weighed both before and after being placed in storage, the mass difference observed will be a measure of transpiration mass loss.

- After opening the sealed TCT bag, keep cap tightly sealed when not in use and store between 4° - 24° C to minimize the effects of transpiration. Use at 20° ± 4° C to minimize volumetric dilution error when using the reported density. Do not pipette from the container. Do not return removed aliquots to container.

- For more information, visit **www.inorganicventures.com/TCT**

Atomic Weight; Valence; Coordination Number; Chemical Form in Solution - 232.04 +4 8 Th(OH) 3+ and Th(OH)22+

Chemical Compatibility -Soluble in HCl, and HNO3. Avoid H3PO4, H2SO4 and HF although solubilities may not be a problem depending upon pH and matrix (For example: ThF4 is soluble in acids). Avoid neutral to basic media. Th4+ is stable with most metals and inorganic anions forming an insoluble carbonate, oxide, fluoride, oxalate, sulfate and phosphate in neutral to slightly acidic media.

Stability - 2-100 ppb levels stable for months in 1% HNO3 / LDPE container. 1-10,000 ppm solutions chemically stable for years in 2-5% HNO3 / LDPE container.

Th Containing Samples (Preparation and Solution) -Metal (Soluble in Aqua Regia); Oxide (The heated oxide is not soluble in acids except hot conc. H2SO4); Ores (Na2O2 fusion at 480 ± 20EC for 7 minutes, cool and treat sintered mass with 50 mL cold water and stand until disintegrated. The mass is transferred to a beaker and acidified with HCl with 25 mL excess HCl added. Any residue is collected on a Whatman No. 42 filter, dried and ignited to 1000 EC in Pt0 crucible and the ash treated with H2SO4 / HF and fumed. If residue remains, then treat it by peroxide fusion as above.)

Atomic Spectroscopic Information (ICP-OES D.L.s are given as radial/axial view):

Technique/Line	Estimated D.L.	Order	Interferences (underlined indicates severe)
ICP-MS 232 amu	1 ppt	N/A	
ICP-OES 274.716 nm	0.08 / 0.008 µg/mL	1	Ti, Ta, Fe, V
ICP-OES 283.231 nm	0.07 / 0.007 µg/mL	1	U, Mo, Ti, Fe, Cr
ICP-OES 283.730 nm	0.07 / 0.007 µg/mL	1	U, Zr

8.0 HAZARDOUS INFORMATION

- Please refer to the Safety Data Sheet for information regarding this CRM/RM.

9.0 HOMOGENEITY

- This solution was mixed according to an in-house procedure and is guaranteed to be homogeneous. Homogeneity data indicate that the end user should take a minimum sample size of 0.2 mL to assure homogeneity.

10.0 QUALITY STANDARD DOCUMENTATION

10.1 ISO 9001 Quality Management System Registration

- QSR Certificate Number QSR-1034

10.2 ISO/IEC 17025 "General Requirements for the Competence of Testing and Calibration Laboratories"

- Chemical Testing - Accredited / A2LA Certificate Number 883.01

10.3 ISO 17034 "General Requirements for the Competence of Reference Material Producers"

- Reference Material Producer - Accredited / A2LA Certificate Number 883.02

Inorganic Ventures, 300 Technology Drive, Christiansburg, Va. 24073, USA; Telephone: 800.669.6799; 540.585.3030. Fax: 540.585.3012; inorganicventures.com; info@inorganicventures.com

11.0 CERTIFICATION, LOT EXPIRATION AND PERIOD OF VALIDITY

11.1 Certification Issue Date

November 16, 2020

- The certification is valid within the measurement uncertainty specified provided the CRM/RM is stored and handled in accordance with instructions given in Sec 7.1. This certification is nullified if instructions in Sec 7.1 are not followed or if the CRM/RM is damaged, contaminated, or otherwise modified.

11.2 Lot Expiration Date

- November 16, 2024

- The date after which this CRM/RM should not be used.

- The lot expiration date reflects the period of time that the stability of a CRM/RM can be supported by long term stability studies conducted on properly stored and handled CRM/RMs. Lot expiration is limited primarily by transpiration (loss of water from the solution) and infrequently by chemical stability.

11.3 Period of Validity

- Sealed TCT Bag Open Date: _____

- This CRM/RM should not be used longer than one year (or six months in the case of a 30 mL bottle) from the date of opening the aluminized bag or after the date given in Sec. 11.2, whichever comes first. This is contingent upon the CRM/RM being stored and handled in accordance with the instructions given in Sec. 7.1.

12.0 NAMES AND SIGNATURES OF CERTIFYING OFFICERS

Certificate Approved By:

Michael Booth
Director, Quality Control

Michael J Booth

Certifying Officer:

Paul Gaines
Chairman / Senior Technical Director

Paul R Gaines

Energy Laboratories Inc

Standard LOG

Standard ID:	ME220125 EL-MSICV-2		
Standard Name	EL-MSICV-2	Type:	Primary
Date Prepared	1/25/2022	BY:	Amanda E. McDani
Date Expires:	1/25/2023		
Department	ME	Status:	Open
Vendor:	Inorganic Ventures		
Lot Number:	R2-MEB696849		
Balance ID:			
Comments:	opened 1/25/2022, expires 1/25/2023		

Chemical / Solvent Used	BottleNo	Amt	Units	Exp
Multi Analyte Custom Grade Solution	14673	500	mL	1/25/

Final Volume: mL

Stock Source	**Base Units**	**Amount Added**
Analytes	**CAS**	Conc: **ug/mL**

INORGANIC VENTURES™
300 Technology Drive
Christiansburg, VA 24073 · USA
inorganicventures.com

CERTIFICATE OF ANALYSIS

tel: 800.669.6799 · 540.585.3030
fax: 540.585.3012
info@inorganicventures.com

1.0 ACCREDITATION / REGISTRATION

INORGANIC VENTURES is accredited to ISO 17034, "General Requirements for the Competence of Reference Material Producers" and ISO/IEC 17025, "General Requirements for the Competence of Testing and Calibration Laboratories". Inorganic Ventures is also an ISO 9001 registered manufacturer (QSR Certificate Number QSR-1034).

ACCREDITED Testing Laboratory Certificate 883.01 ACCREDITED Reference Material Producer Certificate 883.02

2.0 PRODUCT DESCRIPTION

Product Code:	Multi Analyte Custom Grade Solution
Catalog Number:	EL-MSICV-2
Lot Number:	R2-MEB696849
Matrix:	3% (v/v) HNO_3 tr. HF
Value / Analyte(s):	1 000 µg/mL ea: Silicon, 100 µg/mL ea: Tin, Titanium, Molybdenum, Antimony

ID #: 14673
Opened:_____
Multi Analyte Custom Grade Solution
Expires: 9/14/2024
Rec'd: 12/28/2021
Energy Laboratories Inc 1120 So. 27th Street
Billings MT 59107

Second Source: Whenever possible, this solution was manufactured from a second set of concentrates in our manufacturing facility.

3.0 CERTIFIED VALUES AND UNCERTAINTIES

ANALYTE	CERTIFIED VALUE	ANALYTE	CERTIFIED VALUE
Antimony, Sb	100.0 ± 0.6 µg/mL	Molybdenum, Mo	100.0 ± 0.5 µg/mL
Silicon, Si	1 000 ± 7 µg/mL	Tin, Sn	99.9 ± 0.4 µg/mL
Titanium, Ti	99.9 ± 0.6 µg/mL		

Density: 1.019 g/mL (measured at 20 ± 4 °C)

Assay Information:

ANALYTE	METHOD	NIST SRM#	SRM LOT#
Mo	ICP Assay	3134	130418
Sb	ICP Assay	3102a	140911
Si	ICP Assay	3150	130912
Sn	ICP Assay	3161a	070330
Sn	Calculated		See Sec. 4.2
Ti	ICP Assay	3162a	130925

The following equations are used in the calculation of the certified value and the uncertainty. Reported uncertainties represent expanded uncertainties expressed at approximately the 95% confidence level using a coverage factor of k = 2.

Characterization of CRM/RM by Two or More Methods

Certified Value, $X_{CRM/RM}$, where two or more methods of characterization are used is the weighted mean of the results:

$X_{CRM/RM} = \Sigma(w_i)(X_i)$

X_i = mean of Assay Method i with standard uncertainty $u_{char\ i}$

w_i = the weighting factors for each method calculated using the inverse square of the variance:

$w_i = (1/u_{char\ i})^2 / (\Sigma(1/(u_{char\ i})^2)$

CRM/RM Expanded Uncertainty (±) $= U_{CRM/RM} = k\,(u^2_{char} + u^2_{bb} + u^2_{lts} + u^2_{ts})^{½}$

k = coverage factor = 2

$u_{char} = [\Sigma((w_i)^2\,(u_{char\ i})^2)]^{¼}$ where $u_{char\ i}$ are the errors from each characterization method

u_{bb} = bottle to bottle homogeneity standard uncertainty

u_{lts} = long term stability standard uncertainty (storage)

u_{ts} = transport stability standard uncertainty

Characterization of CRM/RM by One Method

Certified Value, $X_{CRM/RM}$, where one method of characterization is used is the mean of individual results:

$X_{CRM/RM} = (X_a)(u_{char\ a})$

X_a = mean of Assay Method A with

$u_{char\ a}$ = the standard uncertainty of characterization Method A

CRM/RM Expanded Uncertainty (±) $= U_{CRM/RM} = k\,(u^2_{char\ a} + u^2_{bb} + u^2_{lts} + u^2_{ts})^{½}$

k = coverage factor = 2

$u_{char\ a}$ = the errors from characterization

u_{bb} = bottle to bottle homogeneity standard uncertainty

u_{lts} = long term stability standard uncertainty (storage)

u_{ts} = transport stability standard uncertainty

4.0 TRACEABILITY TO NIST

- This product is traceable to NIST via an unbroken chain of comparisons. The uncertainties for each certified value are reported, taking into account the SRM/RM uncertainty error and the measurement, weighing and volume dilution errors. In rare cases where no NIST SRM/RM are available, the term 'in-house std.' is specified.

4.1 Thermometer Calibration

- All thermometers are NIST traceable through thermometers that are calibrated by an accredited calibration laboratory.

4.2 Balance Calibration

- All analytical balances are calibrated by an accredited calibration laboratory and procedure. The weights used for testing are annually compared to master weights and are traceable to NIST.

4.3 Glassware Calibration

- An in-house procedure is used to calibrate all Class A glassware used in the manufacturing and quality control of CRM/RMs.

5.0 TRACE METALLIC IMPURITIES (TMI) DETERMINED BY ICP-MS AND ICP-OES (µg/mL)

N/A

6.0 INTENDED USE

- For the calibration of analytical instruments and validation of analytical methods as appropriate.

7.0 INSTRUCTIONS FOR THE CORRECT USE OF THIS REFERENCE MATERIAL

7.1 Storage and Handling Recommendations

- Store between approximately 4° - 30° C while in sealed TCT bag.

- While stored in the sealed TCT bag, transpiration of this CRM/RM is negligible. After opening the sealed TCT bag transpiration of the CRM/RM will occur, resulting in a gradual increase in the analyte concentration(s). It is the responsibility of the user to account for this effect. When the bottle is weighed both before and after being placed in storage, the mass difference observed will be a measure of transpiration mass loss.

- After opening the sealed TCT bag, keep cap tightly sealed when not in use and store between 4° - 24° C to minimize the effects of transpiration. Use at 20° ± 4° C to minimize volumetric dilution error when using the reported density. Do not pipette from the container. Do not return removed aliquots to container.

HF Note: This standard should not be prepared or stored in glass.

8.0 HAZARDOUS INFORMATION

- Please refer to the Safety Data Sheet for information regarding this CRM/RM.

9.0 HOMOGENEITY

- This solution was mixed according to an in-house procedure and is guaranteed to be homogeneous. Homogeneity data indicate that the end user should take a minimum sample size of 0.2 mL to assure homogeneity.

10.0 QUALITY STANDARD DOCUMENTATION

10.1 ISO 9001 Quality Management System Registration

- QSR Certificate Number QSR-1034

10.2 ISO/IEC 17025 "General Requirements for the Competence of Testing and Calibration Laboratories"

- Chemical Testing - Accredited / A2LA Certificate Number 883.01

10.3 ISO 17034 "General Requirements for the Competence of Reference Material Producers"

- Reference Material Producer - Accredited / A2LA Certificate Number 883.02

Inorganic Ventures, 300 Technology Drive, Christiansburg, Va. 24073, USA; Telephone: 800.669.6799; 540.585.3030, Fax: 540.585.3012; inorganicventures.com; info@inorganicventures.com

11.0 CERTIFICATION, EXPIRATION AND PERIOD OF VALIDITY

11.1 Certification Issue Date

September 14, 2020

- The certification is valid within the measurement uncertainty specified provided the CRM/RM is stored and handled in accordance with instructions given in Sec 7.1. This certification is nullified if instructions in Sec 7.1 are not followed or if the CRM/RM is damaged, contaminated, or otherwise modified.

11.2 Lot Expiration Date

- September 14, 2024

- The date after which this CRM/RM should not be used.

- The lot expiration date reflects the period of time that the stability of a CRM/RM can be supported by long term stability studies conducted on properly stored and handled CRM/RMs. Lot expiration is limited primarily by transpiration (loss of water from the solution) and infrequently by chemical stability.

11.3 Period of Validity

- Sealed TCT Bag Open Date: _____

- This CRM/RM should not be used longer than one year (or six months in the case of a 30 mL bottle) from the date of opening the aluminized bag or after the date given in Sec. 11.2, whichever comes first. This is contingent upon the CRM/RM being stored and handled in accordance with the instructions given in Sec. 7.1.

12.0 NAMES AND SIGNATURES OF CERTIFYING OFFICERS

Certificate Approved By:

Michael Booth
Director, Quality Control

Michael J Booth

Certifying Officer:

Paul Gaines
Chairman / Senior Technical Director

Paul R Gaines

Energy Laboratories Inc

Standard LOG

Standard ID:	ME220216 EL200.2MS		
Standard Name	EL-200.2MS	Type:	Primary
Date Prepared	2/16/2022	BY:	Amanda E. McDani
Date Expires:	2/16/2023		
Department	ME	Status:	Open
Vendor:	Inorganic Ventures		
Lot Number:	P2-MEB685870		
Balance ID:			
Comments:	opened 2/16/2022; expires 2/16/2023		

Chemical / Solvent Used	BottleNo	Amt	Units	Exp
Multi Analyte Custom Grade Solution	14672	500	mL	2/16/

Final Volume: 500 mL

Stock Source	**Base Units**	**Amount Added**
Analytes	**CAS**	Conc: **ug/mL**

INORGANIC VENTURES
Refine your results. Redefine your industry.

Certificate of Analysis

300 Technology Drive
Christiansburg, VA 24073 USA
inorganicventures.com

P: 800-669-6799/540-585-3030
F: 540-585-3012
info@inorganicventures.com

1.0 ACCREDITATION / REGISTRATION

INORGANIC VENTURES is accredited to ISO 17034, "General Requirements for the Competence of Reference Material Producers" and ISO/IEC 17025, "General Requirements for the Competence of Testing and Calibration Laboratories". Inorganic Ventures is also an ISO 9001 registered manufacturer (QSR Certificate Number QSR-1034).

ACCREDITED Testing Laboratory Certificate 883.01
ACCREDITED Reference Material Producer Certificate 883.02

2.0 PRODUCT DESCRIPTION

Product Code:	Multi Analyte Custom Grade Solution
Catalog Number:	EL-200.2MS
Lot Number:	S2-MEB702960
Matrix:	5% (v/v) HNO3
Value / Analyte(s):	5 000 µg/mL ea: Calcium, Potassium, Magnesium, Sodium, 1 000 µg/mL ea: Phosphorus, 500 µg/mL ea: Manganese, Iron, Aluminum, 100 µg/mL ea: Arsenic, Boron, Barium, Cobalt, Chromium, Copper, Lithium, Nickel, Lead, Selenium, Strontium, Thallium, Vanadium, Zinc, 50 µg/mL ea: Cadmium, Beryllium, 10 µg/mL ea: Silver

ID #: 14672
Opened:
Multi Analyte Custom Grade Solution
Expires: 3/8/2025
Rec'd: 12/28/2021
Energy Laboratories Inc 1120 So. 27th Street
Billings MT 59107

3.0 CERTIFIED VALUES AND UNCERTAINTIES

ANALYTE	CERTIFIED VALUE	ANALYTE	CERTIFIED VALUE
Aluminum, Al	499.9 ± 1.9 µg/mL	Arsenic, As	100.0 ± 0.8 µg/mL
Barium, Ba	100.0 ± 0.4 µg/mL	Beryllium, Be	50.01 ± 0.30 µg/mL
Boron, B	100.0 ± 0.7 µg/mL	Cadmium, Cd	50.01 ± 0.22 µg/mL
Calcium, Ca	5 000 ± 20 µg/mL	Chromium, Cr	100.0 ± 0.7 µg/mL
Cobalt, Co	100.0 ± 0.5 µg/mL	Copper, Cu	100.0 ± 0.4 µg/mL
Iron, Fe	499.8 ± 2.1 µg/mL	Lead, Pb	100.0 ± 0.5 µg/mL
Lithium, Li	100.0 ± 0.4 µg/mL	Magnesium, Mg	5 000 ± 20 µg/mL
Manganese, Mn	500.1 ± 2.0 µg/mL	Nickel, Ni	100.0 ± 0.5 µg/mL
Phosphorus, P	1 000 ± 6 µg/mL	Potassium, K	5 000 ± 19 µg/mL
Selenium, Se	100.0 ± 0.8 µg/mL	Silver, Ag	10.00 ± 0.05 µg/mL
Sodium, Na	5 000 ± 18 µg/mL	Strontium, Sr	100.0 ± 0.4 µg/mL
Thallium, Tl	100.0 ± 0.7 µg/mL	Vanadium, V	100.0 ± 0.5 µg/mL
Zinc, Zn	100.1 ± 0.4 µg/mL		

Density: 1.097 g/mL (measured at 20 ± 4 °C)

Assay Information:

ANALYTE	METHOD	NIST SRM#	SRM LOT#
Ag	ICP Assay	3151	160729
Ag	Volhard	999c	999c
Al	ICP Assay	3101a	140903
Al	EDTA	928	928
As	ICP Assay	3103a	100818
B	ICP Assay	3107	110830
Ba	ICP Assay	3104a	140909
Ba	Gravimetric		See Sec. 4.2
Be	ICP Assay	3105a	090514
Ca	ICP Assay	3109a	130213
Ca	EDTA	928	928
Cd	ICP Assay	3108	130116
Cd	EDTA	928	928
Co	ICP Assay	3113	190630
Co	EDTA	928	928
Cr	ICP Assay	3112a	170630
Cu	ICP Assay	3114	121207
Cu	EDTA	928	928
Fe	ICP Assay	3126a	140812
Fe	EDTA	928	928
K	ICP Assay	3141a	140813
K	Gravimetric		See Sec. 4.2
Li	ICP Assay	3129a	100714
Li	Gravimetric		See Sec. 4.2
Mg	ICP Assay	3131a	140110
Mg	EDTA	928	928
Mn	ICP Assay	3132	050429
Mn	EDTA	928	928
Na	ICP Assay	3152a	120715
Na	Gravimetric		See Sec. 4.2
Ni	ICP Assay	3136	120619
Ni	EDTA	928	928
P	ICP Assay	3139a	060717
P	Acidimetric	84L	84L
Pb	ICP Assay	3128	101026
Pb	EDTA	928	928
Se	ICP Assay	3149	100901
Sr	EDTA	928	928
Sr	ICP Assay	Traceable to 3153a	K2-SR650985
Tl	ICP Assay	3158	151215
V	ICP Assay	3165	160906
V	EDTA	928	928
Zn	ICP Assay	3168a	120629
Zn	EDTA	928	928

The following equations are used in the calculation of the certified value and the uncertainty. Reported uncertainties represent expanded uncertainties expressed at approximately the 95% confidence level using a coverage factor of k = 2.

Characterization of CRM/RM by Two or More Methods

Certified Value, $X_{CRM/RM}$, where two or more methods of characterization are used is the weighted mean of the results:

$X_{CRM/RM} = \Sigma(w_i)(X_i)$

X_i = mean of Assay Method i with standard uncertainty $u_{char\ i}$

w_i = the weighting factors for each method calculated using the inverse square of the variance:

$w_i = (1/u_{char\ i})^2 / (\Sigma(1/(u_{char\ i})^2)$

CRM/RM Expanded Uncertainty (±) = $U_{CRM/RM} = k\,(u^2_{char} + u^2_{bb} + u^2_{lts} + u^2_{ts})^{½}$

k = coverage factor = 2

$u_{char} = [\Sigma((w_i)^2\,(u_{char\ i})^2)]^{½}$ where $u_{char\ i}$ are the errors from each characterization method

u_{bb} = bottle to bottle homogeneity standard uncertainty

u_{lts} = long term stability standard uncertainty (storage)

u_{ts} = transport stability standard uncertainty

Characterization of CRM/RM by One Method

Certified Value, $X_{CRM/RM}$, where one method of characterization is used is the mean of individual results:

$X_{CRM/RM} = (X_a)\,(u_{char\ a})$

X_a = mean of Assay Method A with

$u_{char\ a}$ = the standard uncertainty of characterization Method A

CRM/RM Expanded Uncertainty (±) = $U_{CRM/RM} = k\,(u^2_{char\ a} + u^2_{bb} + u^2_{lts} + u^2_{ts})^{½}$

k = coverage factor = 2

$u_{char\ a}$ = the errors from characterization

u_{bb} = bottle to bottle homogeneity standard uncertainty

u_{lts} = long term stability standard uncertainty (storage)

u_{ts} = transport stability standard uncertainty

4.0 TRACEABILITY TO NIST

- This product is traceable to NIST via an unbroken chain of comparisons. The uncertainties for each certified value are reported, taking into account the SRM/RM uncertainty error and the measurement, weighing and volume dilution errors. In rare cases where no NIST SRM/RM are available, the term 'in-house std.' is specified.

4.1 Thermometer Calibration

- All thermometers are NIST traceable through thermometers that are calibrated by an accredited calibration laboratory.

4.2 Balance Calibration

- All analytical balances are calibrated by an accredited calibration laboratory and procedure. The weights used for testing are annually compared to master weights and are traceable to NIST.

4.3 Glassware Calibration

- An in-house procedure is used to calibrate all Class A glassware used in the manufacturing and quality control of CRM/RMs.

5.0 TRACE METALLIC IMPURITIES (TMI) DETERMINED BY ICP-MS AND ICP-OES (µg/mL)

N/A

6.0 INTENDED USE

- For the calibration of analytical instruments and validation of analytical methods as appropriate.

7.0 INSTRUCTIONS FOR THE CORRECT USE OF THIS REFERENCE MATERIAL

7.1 Storage and Handling Recommendations

- Store between approximately 4° - 30° C while in sealed TCT bag.

- While stored in the sealed TCT bag, transpiration of this CRM/RM is negligible. After opening the sealed TCT bag transpiration of the CRM/RM will occur, resulting in a gradual increase in the analyte concentration(s). It is the responsibility of the user to account for this effect. When the bottle is weighed both before and after being placed in storage, the mass difference observed will be a measure of transpiration mass loss.

- After opening the sealed TCT bag, keep cap tightly sealed when not in use and store between 4° - 24° C to minimize the effects of transpiration. Use at 20° ± 4° C to minimize volumetric dilution error when using the reported density. Do not pipette from the container. Do not return removed aliquots to container.

Low Silver Note: This solution contains "LOW" levels of Silver. Please store this entire bottle inside a sealed glass jar.

8.0 HAZARDOUS INFORMATION

- Please refer to the Safety Data Sheet for information regarding this CRM/RM.

9.0 HOMOGENEITY

- This solution was mixed according to an in-house procedure and is guaranteed to be homogeneous. Homogeneity data indicate that the end user should take a minimum sample size of 0.2 mL to assure homogeneity.

10.0 QUALITY STANDARD DOCUMENTATION

10.1 ISO 9001 Quality Management System Registration

- QSR Certificate Number QSR-1034

10.2 ISO/IEC 17025 "General Requirements for the Competence of Testing and Calibration Laboratories"

- Chemical Testing - Accredited / A2LA Certificate Number 883.01

10.3 ISO 17034 "General Requirements for the Competence of Reference Material Producers"

- Reference Material Producer - Accredited / A2LA Certificate Number 883.02

Inorganic Ventures, 300 Technology Drive, Christiansburg, Va. 24073, USA; Telephone: 800.669.6799; 540.585.3030, Fax: 540.585.3012; inorganicventures.com; info@inorganicventures.com

11.0 CERTIFICATION, EXPIRATION AND PERIOD OF VALIDITY

11.1 Certification Issue Date

March 08, 2021

- The certification is valid within the measurement uncertainty specified provided the CRM/RM is stored and handled in accordance with instructions given in Sec 7.1. This certification is nullified if instructions in Sec 7.1 are not followed or if the CRM/RM is damaged, contaminated, or otherwise modified.

11.2 Lot Expiration Date

- March 08, 2025

- The date after which this CRM/RM should not be used.

- The lot expiration date reflects the period of time that the stability of a CRM/RM can be supported by long term stability studies conducted on properly stored and handled CRM/RMs. Lot expiration is limited primarily by transpiration (loss of water from the solution) and infrequently by chemical stability.

11.3 Period of Validity

- Sealed TCT Bag Open Date: _____

- This CRM/RM should not be used longer than one year (or six months in the case of a 30 mL bottle) from the date of opening the aluminized bag or after the date given in Sec. 11.2, whichever comes first. This is contingent upon the CRM/RM being stored and handled in accordance with the instructions given in Sec. 7.1.

12.0 NAMES AND SIGNATURES OF CERTIFYING OFFICERS

Certificate Approved By:

Michael Booth
Director, Quality Control

Michael J Booth

Certifying Officer:

Paul Gaines
Chairman / Senior Technical Director

Paul R Gaines

Energy Laboratories Inc

Standard LOG

Standard ID: ME220114A TUNE SOLUTION
Standard Name: Tune Solution
Type: Secondary
Date Prepared: 1/14/2022
BY: Stacy R. Hendricks
Date Expires: 12/7/2022
Department: ME
Status: Open
Vendor:
Lot Number:
Balance ID:

Comments: All elements except Be at 10 ppb. Be is spiked at 210 ppb.

Chemical / Solvent Used	BottleNo	Amt	Units	Exp
Nitric Acid, 69.0-70.0%,0000282671	14178	5	mL	4/11/
Milli-Q H2O	391	493	mL	6/1/2
Multi Analyte Custom Grade Solution	13795	0.5	mL	12/7/
Beryliium Single Analyte Custom Grad	14679	0.2	mL	9/17/

Final Volume: 500 mL

Stock Source	Base Units	Amount Added
ME220114 TUNE S Tune Solution Stock	ug/mL	1 mL

Analytes	CAS	Conc: ug/mL

INORGANIC VENTURES
300 Technology Drive
Christiansburg, VA 24073 - USA
inorganicventures.com

CERTIFICATE OF ANALYSIS

tel: 800.669.2799 - 543.585.3030
fax: 540.585.3012
info@inorganicventures.com

1.0 ACCREDITATION / REGISTRATION

INORGANIC VENTURES is accredited to ISO 17034, "General Requirements for the Competence of Reference Material Producers" and ISO/IEC 17025, "General Requirements for the Competence of Testing and Calibration Laboratories". Inorganic Ventures is also an ISO 9001 registered manufacturer (QSR Certificate Number QSR-1034).

ACCREDITED Testing Laboratory Certificate 883.01
ACCREDITED Reference Material Producer Certificate 883.02

2.0 PRODUCT DESCRIPTION

Product Code:	Multi Analyte Custom Grade Solution
Catalog Number:	2008TS
Lot Number:	R2-MEB691898
Matrix:	3% (v/v) HNO3
Value / Analyte(s):	10 µg/mL ea: Beryllium, Cobalt, Indium, Magnesium, Lead

ID #: 13795
Opened:_____
Multi Analyte Custom Grade Solution
Expires: 4/8/2024
Rec'd: 4/29/2021
Energy Laboratories Inc 1120 So. 27th Street
Billings MT 59107

3.0 CERTIFIED VALUES AND UNCERTAINTIES

ANALYTE	CERTIFIED VALUE	ANALYTE	CERTIFIED VALUE
Beryllium, Be	10.01 ± 0.06 µg/mL	Cobalt, Co	10.01 ± 0.04 µg/mL
Indium, In	10.01 ± 0.04 µg/mL	Lead, Pb	10.01 ± 0.04 µg/mL
Magnesium, Mg	10.01 ± 0.05 µg/mL		

Density: 1.014 g/mL (measured at 20 ± 4 °C)

Assay Information:

ANALYTE	METHOD	NIST SRM#	SRM LOT#
Be	ICP Assay	3105a	090514
Co	EDTA	928	928
Co	ICP Assay	traceable to 3113	M2-CO661665
Co	Calculated		See Sec. 4.2
In	ICP Assay	3124a	110516
In	EDTA	928	928
In	Calculated		See Sec. 4.2
Mg	ICP Assay	3131a	140110
Mg	EDTA	928	928
Mg	Calculated		See Sec. 4.2
Pb	ICP Assay	3128	101026
Pb	EDTA	928	928
Pb	Calculated		See Sec. 4.2

The following equations are used in the calculation of the certified value and the uncertainty. Reported uncertainties represent expanded uncertainties expressed at approximately the 95% confidence level using a coverage factor of k = 2.

Characterization of CRM/RM by Two or More Methods

Certified Value, $X_{CRM/RM}$, where two or more methods of characterization are used is the weighted mean of the results:

$X_{CRM/RM} = \Sigma(w_i)(X_i)$

X_i = mean of Assay Method i with standard uncertainty $u_{char\ i}$

w_i = the weighting factors for each method calculated using the inverse square of the variance:

$w_i = (1/u_{char\ i})^2 / (\Sigma(1/(u_{char\ i})^2)$

CRM/RM Expanded Uncertainty (±) = $U_{CRM/RM} = k\,(u^2_{char} + u^2_{bb} + u^2_{lts} + u^2_{ts})^{1/2}$

k = coverage factor = 2

$u_{char} = [\Sigma((w_i)^2\,(u_{char\ i})^2)]^{1/2}$ where $u_{char\ i}$ are the errors from each characterization method

u_{bb} = bottle to bottle homogeneity standard uncertainty

u_{lts} = long term stability standard uncertainty (storage)

u_{ts} = transport stability standard uncertainty

Characterization of CRM/RM by One Method

Certified Value, $X_{CRM/RM}$, where one method of characterization is used is the mean of individual results:

$X_{CRM/RM} = (X_a)\,(u_{char\ a})$

X_a = mean of Assay Method A with

$u_{char\ a}$ = the standard uncertainty of characterization Method A

CRM/RM Expanded Uncertainty (±) = $U_{CRM/RM} = k\,(u^2_{char\ a} + u^2_{bb} + u^2_{lts} + u^2_{ts})^{1/2}$

k = coverage factor = 2

$u_{char\ a}$ = the errors from characterization

u_{bb} = bottle to bottle homogeneity standard uncertainty

u_{lts} = long term stability standard uncertainty (storage)

u_{ts} = transport stability standard uncertainty

4.0 TRACEABILITY TO NIST

- This product is traceable to NIST via an unbroken chain of comparisons. The uncertainties for each certified value are reported, taking into account the SRM/RM uncertainty error and the measurement, weighing and volume dilution errors. In rare cases where no NIST SRM/RM are available, the term 'in-house std.' is specified.

4.1 Thermometer Calibration

- All thermometers are NIST traceable through thermometers that are calibrated by an accredited calibration laboratory.

4.2 Balance Calibration

- All analytical balances are calibrated by an accredited calibration laboratory and procedure. The weights used for testing are annually compared to master weights and are traceable to NIST.

4.3 Glassware Calibration

- An in-house procedure is used to calibrate all Class A glassware used in the manufacturing and quality control of CRM/RMs.

5.0 TRACE METALLIC IMPURITIES (TMI) DETERMINED BY ICP-MS AND ICP-OES (µg/mL)

N/A

6.0 INTENDED USE

- For the calibration of analytical instruments and validation of analytical methods as appropriate.

7.0 INSTRUCTIONS FOR THE CORRECT USE OF THIS REFERENCE MATERIAL

7.1 Storage and Handling Recommendations

- Store between approximately 4° - 30° C while in sealed TCT bag.

- While stored in the sealed TCT bag, transpiration of this CRM/RM is negligible. After opening the sealed TCT bag transpiration of the CRM/RM will occur, resulting in a gradual increase in the analyte concentration(s). It is the responsibility of the user to account for this effect. When the bottle is weighed both before and after being placed in storage, the mass difference observed will be a measure of transpiration mass loss.

- After opening the sealed TCT bag, keep cap tightly sealed when not in use and store between 4° - 24° C to minimize the effects of transpiration. Use at 20° ± 4° C to minimize volumetric dilution error when using the reported density. Do not pipette from the container. Do not return removed aliquots to container.

- For more information, visit **www.inorganicventures.com/TCT**

8.0 HAZARDOUS INFORMATION

- Please refer to the Safety Data Sheet for information regarding this CRM/RM.

9.0 HOMOGENEITY

- This solution was mixed according to an in-house procedure and is guaranteed to be homogeneous. Homogeneity data indicate that the end user should take a minimum sample size of 0.2 mL to assure homogeneity.

10.0 QUALITY STANDARD DOCUMENTATION

10.1 ISO 9001 Quality Management System Registration

- QSR Certificate Number QSR-1034

10.2 ISO/IEC 17025 "General Requirements for the Competence of Testing and Calibration Laboratories"

- Chemical Testing - Accredited / A2LA Certificate Number 883.01

10.3 ISO 17034 "General Requirements for the Competence of Reference Material Producers"

- Reference Material Producer - Accredited / A2LA Certificate Number 883.02

Inorganic Ventures, 300 Technology Drive, Christiansburg, Va. 24073, USA; Telephone: 800.669.6799; 540.585.3030, Fax: 540.585.3012; inorganicventures.com; info@inorganicventures.com

11.0 CERTIFICATION, LOT EXPIRATION AND PERIOD OF VALIDITY

11.1 Certification Issue Date

April 08, 2020

- The certification is valid within the measurement uncertainty specified provided the CRM/RM is stored and handled in accordance with instructions given in Sec 7.1. This certification is nullified if instructions in Sec 7.1 are not followed or if the CRM/RM is damaged, contaminated, or otherwise modified.

11.2 Lot Expiration Date

- April 08, 2024

- The date after which this CRM/RM should not be used.

- The lot expiration date reflects the period of time that the stability of a CRM/RM can be supported by long term stability studies conducted on properly stored and handled CRM/RMs. Lot expiration is limited primarily by transpiration (loss of water from the solution) and infrequently by chemical stability.

11.3 Period of Validity

- Sealed TCT Bag Open Date: _____

- This CRM/RM should not be used longer than one year (or six months in the case of a 30 mL bottle) from the date of opening the aluminized bag or after the date given in Sec. 11.2, whichever comes first. This is contingent upon the CRM/RM being stored and handled in accordance with the instructions given in Sec. 7.1.

12.0 NAMES AND SIGNATURES OF CERTIFYING OFFICERS

Certificate Approved By:

Michael Booth
Manager, Quality Control

Michael J Booth

Certifying Officer:

Paul Gaines
CEO, Senior Technical Director

Paul R Gaines

INORGANIC VENTURES
Refine your results. Redefine your industry.

Certificate of Analysis

300 Technology Drive
Christiansburg, VA 24073 USA
inorganicventures.com

P: 800-669-6799/540-585-3030
F: 540-585-3012
info@inorganicventures.com

1.0 ACCREDITATION / REGISTRATION

INORGANIC VENTURES is accredited to ISO 17034, "General Requirements for the Competence of Reference Material Producers" and ISO/IEC 17025, "General Requirements for the Competence of Testing and Calibration Laboratories". Inorganic Ventures is also an ISO 9001 registered manufacturer (QSR Certificate Number QSR-1034).

ACCREDITED Testing Laboratory Certificate 883.01
ACCREDITED Reference Material Producer Certificate 883.02

2.0 PRODUCT DESCRIPTION

Product Code:	Single Analyte Custom Grade Solution
Catalog Number:	CGBE1
Lot Number:	S2-BE708103
Matrix:	3% (v/v) HNO3
Value / Analyte(s):	1 000 µg/mL ea: Beryllium
Starting Material:	Beryllium Acetate
Starting Material Lot#:	2354
Starting Material Purity:	99.9997%

ID #: 14679
Opened:
Beryllium Single Analyte Custom Grade Solut
Expires: 9/17/2026
Rec'd: 12/28/2021
Energy Laboratories Inc 1120 So. 27th Street
Billings MT 59107

3.0 CERTIFIED VALUES AND UNCERTAINTIES

Certified Value: 1002 ± 5 µg/mL

Density: 1.020 g/mL (measured at 20 ± 4 °C)

Assay Information:

Assay Method #1	**1003 ± 5 µg/mL** ICP Assay NIST SRM 3105a Lot Number: 090514
Assay Method #2	**1002 ± 6 µg/mL** Calculated NIST SRM Lot Number: See Sec. 4.2

- The Calculated Value is a value calculated from the weight of a starting material that has been certified directly vs. a National Institute of Standards and Technology (NIST) SRM/RM. See Sec 4.2 for balance traceability.

The following equations are used in the calculation of the certified value and the uncertainty. Reported uncertainties represent expanded uncertainties expressed at approximately the 95% confidence level using a coverage factor of k = 2.

Characterization of CRM/RM by Two or More Methods

Certified Value, $X_{CRM/RM}$, where two or more methods of characterization are used is the weighted mean of the results:

$X_{CRM/RM} = \Sigma(w_i)(X_i)$

X_i = mean of Assay Method i with standard uncertainty $u_{char\ i}$

w_i = the weighting factors for each method calculated using the inverse square of the variance:

$w_i = (1/u_{char\ i})^2 / (\Sigma(1/(u_{char\ i})^2)$

CRM/RM Expanded Uncertainty (±) = $U_{CRM/RM} = k\,(u^2_{char} + u^2_{bb} + u^2_{lts} + u^2_{ts})^{½}$

k = coverage factor = 2

$u_{char} = [\Sigma((w_i)^2\,(u_{char\ i})^2)]^{½}$ where $u_{char\ i}$ are the errors from each characterization method

u_{bb} = bottle to bottle homogeneity standard uncertainty

u_{lts} = long term stability standard uncertainty (storage)

u_{ts} = transport stability standard uncertainty

Characterization of CRM/RM by One Method

Certified Value, $X_{CRM/RM}$, where one method of characterization is used is the mean of individual results:

$X_{CRM/RM} = (X_a)\,(u_{char\ a})$

X_a = mean of Assay Method A with

$u_{char\ a}$ = the standard uncertainty of characterization Method A

CRM/RM Expanded Uncertainty (±) = $U_{CRM/RM} = k\,(u^2_{char\ a} + u^2_{bb} + u^2_{lts} + u^2_{ts})^{½}$

k = coverage factor = 2

$u_{char\ a}$ = the errors from characterization

u_{bb} = bottle to bottle homogeneity standard uncertainty

u_{lts} = long term stability standard uncertainty (storage)

u_{ts} = transport stability standard uncertainty

4.0 TRACEABILITY TO NIST

- This product is traceable to NIST via an unbroken chain of comparisons. The uncertainties for each certified value are reported, taking into account the SRM/RM uncertainty error and the measurement, weighing and volume dilution errors. In rare cases where no NIST SRM/RM are available, the term 'in-house std.' is specified.

4.1 Thermometer Calibration

- All thermometers are NIST traceable through thermometers that are calibrated by an accredited calibration laboratory.

4.2 Balance Calibration

- All analytical balances are calibrated by an accredited calibration laboratory and procedure. The weights used for testing are annually compared to master weights and are traceable to NIST.

4.3 Glassware Calibration

- An in-house procedure is used to calibrate all Class A glassware used in the manufacturing and quality control of CRM/RMs.

5.0 TRACE METALLIC IMPURITIES (TMI) DETERMINED BY ICP-MS AND ICP-OES (µg/mL)

CRM/RMs are tested for trace metallic impurities by Axial ICP-OES and ICP-MS. The result from the most sensitive method for each element, is reported below. Solutions tested by ICP-MS were analyzed in an ULPA-Filtered Clean Room. An ULPA-Filter is 99.9985% efficient for the removal of particles down to 0.3 µm.

M	Ag	<	0.000940	M	Eu	<	0.000240	O	Na		0.003944	M	Se	<	0.018000	O	Zn		0.001126
M	Al		0.005019	O	Fe		0.001024	M	Nb	<	0.000240	O	Si		0.021513	M	Zr	<	0.000470
M	As	<	0.005500	M	Ga	<	0.000710	M	Nd	<	0.000240	M	Sm	<	0.000240				
M	Au	<	0.000240	M	Gd	<	0.000240	M	Ni	<	0.004700	M	Sn	<	0.003300				
M	B	<	0.045000	M	Ge	<	0.003100	M	Os	<	0.000240	M	Sr	<	0.001900				
M	Ba	<	0.001900	M	Hf	<	0.000240	O	P	<	0.130000	M	Ta	<	0.000240				
s	Be	<		M	Hg	<	0.000470	M	Pb	<	0.000470	M	Tb	<	0.000240				
M	Bi	<	0.003300	M	Ho	<	0.000240	M	Pd	<	0.000470	M	Te	<	0.009700				
O	Ca		0.002919	M	In	<	0.001900	M	Pr	<	0.000240	M	Th	<	0.000240				
M	Cd	<	0.000470	M	Ir	<	0.000240	M	Pt	<	0.000240	O	Ti	<	0.003600				
M	Ce	<	0.000240	M	K		0.004968	M	Rb	<	0.001500	M	Tl	<	0.000240				
O	Co	<	0.002100	M	La	<	0.000240	M	Re	<	0.000240	M	Tm	<	0.000240				
O	Cr	<	0.002100	M	Li	<	0.002200	M	Rh	<	0.000240	M	U	<	0.000240				
M	Cs		0.000133	M	Lu	<	0.000240	M	Ru	<	0.000710	M	V	<	0.001500				
O	Cu	<	0.013000	O	Mg		0.000819	i	S	<		M	W	<	0.001700				
M	Dy	<	0.000240	O	Mn	<	0.001900	M	Sb	<	0.000940	M	Y	<	0.000940				
M	Er	<	0.000240	M	Mo	<	0.001700	M	Sc	<	0.003600	M	Yb	<	0.000240				

M - Checked by ICP-MS O - Checked by ICP-OES i - Spectral Interference
n - Not Checked For s - Solution Standard Element

6.0 INTENDED USE

- For the calibration of analytical instruments and validation of analytical methods as appropriate.

7.0 INSTRUCTIONS FOR THE CORRECT USE OF THIS REFERENCE MATERIAL

7.1 Storage and Handling Recommendations

- Store between approximately 4° - 30° C while in sealed TCT bag.

- While stored in the sealed TCT bag, transpiration of this CRM/RM is negligible. After opening the sealed TCT bag transpiration of the CRM/RM will occur, resulting in a gradual increase in the analyte concentration(s). It is the responsibility of the user to account for this effect. When the bottle is weighed both before and after being placed in storage, the mass difference observed will be a measure of transpiration mass loss.

- After opening the sealed TCT bag, keep cap tightly sealed when not in use and store between 4° - 24° C to minimize the effects of transpiration. Use at 20° ± 4° C to minimize volumetric dilution error when using the reported density. Do not pipette from the container. Do not return removed aliquots to container.

- For more information, visit **www.inorganicventures.com/TCT**

Atomic Weight; Valence; Coordination Number; Chemical Form in Solution - 9.01 ; +2 ; 4 ; $Be(H_2O)_4^{+2}$

Chemical Compatibility -Soluble in HCl, HNO_3, H_2SO_4 and HF aqueous matrices. Stable with all metals and inorganic anions.

Stability - 2-100 ppb levels stable for months in 1 % HNO_3 / LDPE container. 1-10,000 ppm solutions chemically stable for years in 5-10 % HNO_3 / LDPE container.

Be Containing Samples (Preparation and Solution) - Meta l(is best dissolved in diluted H_2SO_4); BeO (boiling nitric, hydrochloric, or sulfuric acids or $KHSO_4$ fusion); Ores (H_2SO_4/HF digestion or carbonate fusion in Pt0); Organic Matrices (sulfuric/peroxide digestion or nitric/sulfuric/perchloric acid decomposition, or dry ash and dissolution according to the BeO procedure above).

Atomic Spectroscopic Information (ICP-OES D.L.s are given as radial/axial view):

Technique/Line	**Estimated D.L.**	**Order**	**Interferences** (underlined indicates severe)
ICP-MS 9 amu	4 ppt	N/A	
ICP-OES 234.861 nm	0.0003/0.00016 µg/mL	1	Fe, Ta, Mo
ICP-OES 313.042 nm	0.0003/0.00009 µg/mL	1	V, Ce, U
ICP-OES 313.107 nm	0.0007/0.0005 µg/mL	1	Ce, Th, Tm

8.0 HAZARDOUS INFORMATION

- Please refer to the Safety Data Sheet for information regarding this CRM/RM.

9.0 HOMOGENEITY

- This solution was mixed according to an in-house procedure and is guaranteed to be homogeneous. Homogeneity data indicate that the end user should take a minimum sample size of 0.2 mL to assure homogeneity.

10.0 QUALITY STANDARD DOCUMENTATION

10.1 ISO 9001 Quality Management System Registration

- QSR Certificate Number QSR-1034

10.2 ISO/IEC 17025 "General Requirements for the Competence of Testing and Calibration Laboratories"

- Chemical Testing - Accredited / A2LA Certificate Number 883.01

10.3 ISO 17034 "General Requirements for the Competence of Reference Material Producers"

- Reference Material Producer - Accredited / A2LA Certificate Number 883.02

Inorganic Ventures, 300 Technology Drive, Christiansburg, Va. 24073, USA; Telephone: 800.669.6799; 540.585.3030, Fax: 540.585.3012; inorganicventures.com; info@inorganicventures.com

11.0 CERTIFICATION, LOT EXPIRATION AND PERIOD OF VALIDITY

11.1 Certification Issue Date

September 17, 2021

- The certification is valid within the measurement uncertainty specified provided the CRM/RM is stored and handled in accordance with instructions given in Sec 7.1. This certification is nullified if instructions in Sec 7.1 are not followed or if the CRM/RM is damaged, contaminated, or otherwise modified.

11.2 Lot Expiration Date

- September 17, 2026

- The date after which this CRM/RM should not be used.

- The lot expiration date reflects the period of time that the stability of a CRM/RM can be supported by long term stability studies conducted on properly stored and handled CRM/RMs. Lot expiration is limited primarily by transpiration (loss of water from the solution) and infrequently by chemical stability.

11.3 Period of Validity

- Sealed TCT Bag Open Date: _____

- This CRM/RM should not be used longer than one year (or six months in the case of a 30 mL bottle) from the date of opening the aluminized bag or after the date given in Sec. 11.2, whichever comes first. This is contingent upon the CRM/RM being stored and handled in accordance with the instructions given in Sec. 7.1.

12.0 NAMES AND SIGNATURES OF CERTIFYING OFFICERS

Certificate Approved By:

Michael Booth
Director, Quality Control

Michael J Booth

Certifying Officer:

Paul Gaines
Chairman / Senior Technical Director

Paul R Gaines

Energy Laboratories Inc

Standard LOG

Standard ID: ME220114 TUNE STOCK
Standard Name: Tune Solution Stock
Date Prepared: 1/14/2022
Date Expires: 12/22/2022
Department: ME
Vendor:
Lot Number:
Balance ID:

Type: Secondary
BY: Stacy R. Hendricks
Status: Open

Comments: Solution is 1% HNO3 preserved

Chemical / Solvent Used	BottleNo	Amt	Units	Exp
Nitric Acid Instra Analyzed 000026478	13061	5	mL	5/12/
Milli-Q H2O	391	482.25	mL	6/1/2
Yittrium Single Analyte Custom Grade	14210	2.5	mL	1/25/
Cerium PlasmaCal Standard	14327	2.5	mL	12/22
Cobalt Single Analyte Custom Grade S	14683	2.5	mL	3/22/
Lithium Single Analyte Custom Grade	14687	2.5	mL	2/11/
Magnesium Single Analyte Custom Gr	14688	0.25	mL	4/23/
Thallium Single Analyte Custom Grade	14693	2.5	mL	8/5/2

Final Volume: 500 mL

Stock Source **Base Units** **Amount Added**

Analytes **CAS** Conc: **ug/mL**

INORGANIC VENTURES
300 Technology Drive
Christiansburg, VA 24073 • USA
inorganicventures.com

CERTIFICATE OF ANALYSIS

tel: 800.669.6799 • 540.585.3030
fax: 540.585.3012
info@inorganicventures.com

1.0 ACCREDITATION / REGISTRATION

INORGANIC VENTURES is accredited to ISO 17034, "General Requirements for the Competence of Reference Material Producers" and ISO/IEC 17025, "General Requirements for the Competence of Testing and Calibration Laboratories". Inorganic Ventures is also an ISO 9001 registered manufacturer (QSR Certificate Number QSR-1034).

ACCREDITED Testing Laboratory Certificate 883.01
ACCREDITED Reference Material Producer Certificate 883.02

2.0 PRODUCT DESCRIPTION

Product Code:	Single Analyte Custom Grade Solution
Catalog Number:	CGY1
Lot Number:	S2-Y700840
Matrix:	2% (v/v) HNO3
Value / Analyte(s):	1 000 µg/mL ea: Yttrium
Starting Material:	Yttrium Oxide
Starting Material Lot#:	623052
Starting Material Purity:	99.9991%

3.0 CERTIFIED VALUES AND UNCERTAINTIES

Certified Value: 1000 ± 4 µg/mL

Density: 1.011 g/mL (measured at 20 ± 4 °C)

Assay Information:

Assay Method #1	**999 ± 3 µg/mL** EDTA NIST SRM 928 Lot Number: 928
Assay Method #2	**1000 ± 5 µg/mL** ICP Assay NIST SRM 3167a Lot Number: 120314
Assay Method #3	**1001 ± 3 µg/mL** Calculated NIST SRM Lot Number: See Sec. 4.2

- The Calculated Value is a value calculated from the weight of a starting material that has been certified directly vs. a National Institute of Standards and Technology (NIST) SRM/RM. See Sec 4.2 for balance traceability.

The following equations are used in the calculation of the certified value and the uncertainty. Reported uncertainties represent expanded uncertainties expressed at approximately the 95% confidence level using a coverage factor of k = 2.

ID #: 14210
Opened:_____
Yttrium Single Analyte Custom Grade Solutio
Expires: 1/25/2025
Rec'd: 8/27/2021
Energy Laboratories Inc 1120 So. 27th Street
Billings MT 59107

Characterization of CRM/RM by Two or More Methods

Certified Value, $X_{CRM/RM}$, where two or more methods of characterization are used is the weighted mean of the results:

$X_{CRM/RM} = \Sigma(w_i)(X_i)$

X_i = mean of Assay Method i with standard uncertainty $u_{char\ i}$

w_i = the weighting factors for each method calculated using the inverse square of the variance:

$w_i = (1/u_{char\ i})^2 / (\Sigma(1/(u_{char\ i})^2)$

CRM/RM Expanded Uncertainty (±) $= U_{CRM/RM} = k\,(u^2_{char} + u^2_{bb} + u^2_{lts} + u^2_{ts})^{1/2}$

k = coverage factor = 2

$u_{char} = [\Sigma((w_i)^2 (u_{char\ i})^2)]^{1/2}$ where $u_{char\ i}$ are the errors from each characterization method

u_{bb} = bottle to bottle homogeneity standard uncertainty

u_{lts} = long term stability standard uncertainty (storage)

u_{ts} = transport stability standard uncertainty

Characterization of CRM/RM by One Method

Certified Value, $X_{CRM/RM}$, where one method of characterization is used is the mean of individual results:

$X_{CRM/RM} = (X_a)(u_{char\ a})$

X_a = mean of Assay Method A with

$u_{char\ a}$ = the standard uncertainty of characterization Method A

CRM/RM Expanded Uncertainty (±) $= U_{CRM/RM} = k\,(u^2_{char\ a} + u^2_{bb} + u^2_{lts} + u^2_{ts})^{1/2}$

k = coverage factor = 2

$u_{char\ a}$ = the errors from characterization

u_{bb} = bottle to bottle homogeneity standard uncertainty

u_{lts} = long term stability standard uncertainty (storage)

u_{ts} = transport stability standard uncertainty

4.0 TRACEABILITY TO NIST

- This product is traceable to NIST via an unbroken chain of comparisons. The uncertainties for each certified value are reported, taking into account the SRM/RM uncertainty error and the measurement, weighing and volume dilution errors. In rare cases where no NIST SRM/RM are available, the term 'in-house std.' is specified.

4.1 Thermometer Calibration

- All thermometers are NIST traceable through thermometers that are calibrated by an accredited calibration laboratory.

4.2 Balance Calibration

- All analytical balances are calibrated by an accredited calibration laboratory and procedure. The weights used for testing are annually compared to master weights and are traceable to NIST.

4.3 Glassware Calibration

- An in-house procedure is used to calibrate all Class A glassware used in the manufacturing and quality control of CRM/RMs.

5.0 TRACE METALLIC IMPURITIES (TMI) DETERMINED BY ICP-MS AND ICP-OES (µg/mL)

CRM/RMs are tested for trace metallic impurities by Axial ICP-OES and ICP-MS. The result from the most sensitive method for each element, is reported below. Solutions tested by ICP-MS were analyzed in an ULPA-Filtered Clean Room. An ULPA-Filter is 99.9985% efficient for the removal of particles down to 0.3 µm.

M	Ag	<	0.038000	M	Eu		0.002235	O	Na	<	0.060000	M	Se	<	0.027000	O	Zn	0.002642
O	Al	<	0.016000	O	Fe		0.000193	M	Nb	<	0.000570	O	Si		0.003658	O	Zr	< 0.012000
M	As	<	0.002300	M	Ga	<	0.000570	M	Nd	<	0.000570	M	Sm	<	0.000570			
M	Au	<	0.008000	M	Gd	<	0.000570	M	Ni	<	0.004600	M	Sn	<	0.001800			
O	B	<	0.022000	M	Ge	<	0.001200	M	Os	<	0.000570	O	Sr	<	0.003100			
M	Ba	<	0.001200	M	Hf	<	0.000570	n	P	<		M	Ta	<	0.000570			
O	Be	<	0.002900	M	Hg	<	0.002900	M	Pb		0.000833	M	Tb	<	0.000570			
M	Bi	<	0.005600	M	Ho		0.001524	i	Pd	<		M	Te	<	0.006900			
O	Ca		0.000304	M	In	<	0.002500	M	Pr	<	0.000570	M	Th	<	0.000570			
M	Cd	<	0.000570	M	Ir	<	0.000570	M	Pt	<	0.000570	M	Ti	<	0.005700			
M	Ce	<	0.000570	O	K		0.001117	M	Rb	<	0.001400	M	Tl	<	0.000570			
M	Co	<	0.000570	M	La	<	0.000570	M	Re	<	0.000570	M	Tm	<	0.001200			
M	Cr	<	0.003500	O	Li	<	0.004200	M	Rh	<	0.011000	M	U	<	0.000570			
M	Cs	<	0.005700	M	Lu	<	0.000570	M	Ru	<	0.000570	O	V	<	0.013000			
M	Cu		0.000365	O	Mg		0.000223	n	S	<		M	W	<	0.006900			
M	Dy		0.000508	O	Mn	<	0.001400	M	Sb		0.000365	s	Y	<				
M	Er		0.000197	M	Mo	<	0.006200	O	Sc	<	0.011000	M	Yb	<	0.003500			

M - Checked by ICP-MS O - Checked by ICP-OES i - Spectral Interference
n - Not Checked For s - Solution Standard Element

6.0 INTENDED USE

- For the calibration of analytical instruments and validation of analytical methods as appropriate.

7.0 INSTRUCTIONS FOR THE CORRECT USE OF THIS REFERENCE MATERIAL

7.1 Storage and Handling Recommendations

- Store between approximately 4° - 30° C while in sealed TCT bag.

- While stored in the sealed TCT bag, transpiration of this CRM/RM is negligible. After opening the sealed TCT bag transpiration of the CRM/RM will occur, resulting in a gradual increase in the analyte concentration(s). It is the responsibility of the user to account for this effect. When the bottle is weighed both before and after being placed in storage, the mass difference observed will be a measure of transpiration mass loss.

- After opening the sealed TCT bag, keep cap tightly sealed when not in use and store between 4° - 24° C to minimize the effects of transpiration. Use at 20° ± 4° C to minimize volumetric dilution error when using the reported density. Do not pipette from the container. Do not return removed aliquots to container.

- For more information, visit **www.inorganicventures.com/TCT**

Atomic Weight; Valence; Coordination Number; Chemical Form in Solution - 88.91 +3 6 Y(OH)(H2O)x+2

Chemical Compatibility -Soluble in HCl, H2SO4 and HNO3. Avoid HF, H3PO4 and neutral to basic media. Stable with most metals and inorganic anions forming an insoluble carbonate, oxide, oxalate, and fluoride. Avoid mixing with elements / solutions containing moderate amounts of fluoride.

Stability - 2-100 ppb levels stable for months in 1% HNO3 / LDPE container. 1-10,000 ppm solutions chemically stable for years in 2-5% HNO3 / LDPE container.

Y Containing Samples (Preparation and Solution) - Metal (Soluble in acids); Oxide (Dissolve by heating in H2O/ HNO3); Ores (Carbonate fusion in Pt0 followed by HCl dissolution); Organic Matrices (Dry ash and dissolve in 1:1 H2O / HCl or HNO3).

Atomic Spectroscopic Information (ICP-OES D.L.s are given as radial/axial view):

Technique/Line	Estimated D.L.	Order	Interferences (underlined indicates severe)
ICP-MS 89 amu	0.8 ppt	N/A	73Ge16O, 178Hf+2
ICP-OES 360.073 nm	0.005 / 0.000036 µg/mL	1	Ce, Th
ICP-OES 371.030 nm	0.004 / 0.00007 µg/mL	1	Ce
ICP-OES 377.433 nm	0.005 / 0.0009 µg/mL	1	Ta, Th

8.0 HAZARDOUS INFORMATION

- Please refer to the Safety Data Sheet for information regarding this CRM/RM.

9.0 HOMOGENEITY

- This solution was mixed according to an in-house procedure and is guaranteed to be homogeneous. Homogeneity data indicate that the end user should take a minimum sample size of 0.2 mL to assure homogeneity.

10.0 QUALITY STANDARD DOCUMENTATION

10.1 ISO 9001 Quality Management System Registration

- QSR Certificate Number QSR-1034

10.2 ISO/IEC 17025 "General Requirements for the Competence of Testing and Calibration Laboratories"

- Chemical Testing - Accredited / A2LA Certificate Number 883.01

10.3 ISO 17034 "General Requirements for the Competence of Reference Material Producers"

- Reference Material Producer - Accredited / A2LA Certificate Number 883.02

Inorganic Ventures, 300 Technology Drive, Christiansburg, Va. 24073, USA; Telephone: 800.669.6799; 540.585.3030, Fax: 540.585.3012; inorganicventures.com; info@inorganicventures.com

11.0 CERTIFICATION, LOT EXPIRATION AND PERIOD OF VALIDITY

11.1 Certification Issue Date

January 25, 2021

- The certification is valid within the measurement uncertainty specified provided the CRM/RM is stored and handled in accordance with instructions given in Sec 7.1. This certification is nullified if instructions in Sec 7.1 are not followed or if the CRM/RM is damaged, contaminated, or otherwise modified.

11.2 Lot Expiration Date

- January 25, 2025

- The date after which this CRM/RM should not be used.

- The lot expiration date reflects the period of time that the stability of a CRM/RM can be supported by long term stability studies conducted on properly stored and handled CRM/RMs. Lot expiration is limited primarily by transpiration (loss of water from the solution) and infrequently by chemical stability.

11.3 Period of Validity

- Sealed TCT Bag Open Date: _____

- This CRM/RM should not be used longer than one year (or six months in the case of a 30 mL bottle) from the date of opening the aluminized bag or after the date given in Sec. 11.2, whichever comes first. This is contingent upon the CRM/RM being stored and handled in accordance with the instructions given in Sec. 7.1.

12.0 NAMES AND SIGNATURES OF CERTIFYING OFFICERS

Certificate Approved By:

Michael Booth
Director, Quality Control

Michael J Booth

Certifying Officer:

Paul Gaines
Chairman / Senior Technical Director

Paul R Gaines

SCP SCIENCE

Providing Innovative Solutions to Analytical Chemists

Certificate of Analysis

1.0 DESCRIPTION:

***Plasma*CAL ICP/ICPMS Standard - Cerium 1000 µg/ml**

Catalogue Number: 140-051-580/-581/-585

Starting Material: Cerium(III) Nitrate Hexahydrate 99.99+%

Lot Number: **S210208003**

Matrix: 4% HNO_3 (See Section 3 for actual matrix)

Expiration Date (End of month): **February 2023** (or 15 months after bottle is opened, whichever comes first)

Ce

2.0 CERTIFIED VALUES AND ASSOCIATED UNCERTAINTY:

Certified Concentration: **1003 µg/ml +/- 4 µg/ml**

982 µg/g +/- 4 µg/g

Method of analysis: Inductively Coupled Plasma Atomic Emission Spectroscopy (ICP-AES)

Traceability: NIST Standard Reference Material 3110 Lot: **090504**

Note: The uncertainty of the certified value has been calculated from applicable uncertainty contributors (u_i) including uncertainty established during characterization of the material (u_{char}), the between bottle variation (u_{bb}), short-term stability (u_{sts}) and long-term stability (u_{lts}) according to the model $u_c = \sqrt{(u_{char}^2 + u_{bb}^2 + u_{sts}^2 + u_{lts}^2)}$. This combined uncertainty has been further multiplied by a coverage factor (k) of 2 to provide a 95% confidence interval.

3.0 REFERENCE VALUES:

Density: **1.021 g/ml @ 22.5 °C**

Actual Matrix: **4.0% (v/v) HNO_3**

ID #: **14327**
Opened: _____
Cerium PlasmaCal Standard
Expires: 2/28/2023
Rec'd: 9/29/2021
Energy Laboratories Inc 1120 So. 27th Street
Billings MT 59107

Trace Metal Impurities as tested by ICP-MS:

Element	Conc. (ppm)	Element	Conc. (ppm)	Element	Conc. (ppm)	Element	Conc. (ppm)
Ag	<0.0010	Fe	<0.0018	Nd	**0.0102**	Sn	<0.0010
Al	**0.0148**	Ga	**0.0526**	Ni	**0.0064**	Sr	<0.0025
As	<0.0010	Gd	<0.0010	Os	<0.0010	Ta	<0.0010
Au	<0.0010	Ge	<0.0010	P	<0.0132	Tb	<0.0010
B	<0.0015	Hf	<0.0010	Pb	<0.0010	Te	<0.0010
Ba	<0.0010	Hg	*	Pd	<0.0010	Th	<0.0010
Be	<0.0010	Ho	<0.0010	Pr	**0.0235**	Ti	<0.0012
Bi	<0.0010	In	<0.0010	Pt	<0.0010	Tl	<0.0011
Ca	**0.0375**	Ir	<0.0010	Rb	<0.0010	Tm	<0.0010
Cd	<0.0010	K	<0.0024	Re	<0.0010	U	<0.0010
Ce	N/A	La	<0.10	Rh	<0.0010	V	<0.0010
Co	<0.0010	Li	<0.0010	Ru	<0.0010	W	<0.0020
Cr	<0.0010	Lu	<0.0010	S	*	Y	<0.0010
Cs	<0.0010	Mg	<0.0010	Sb	<0.0010	Yb	<0.0010
Cu	**0.0121**	Mn	<0.0010	Sc	<0.0010	Zn	<0.0010
Dy	<0.0010	Mo	<0.0010	Se	<0.0010	Zr	<0.0010
Er	<0.0010	Na	<0.0010	Si	<0.10		
Eu	**0.0035**	Nb	<0.0010	Sm	<0.0010	*: Not tested	

4.0 APPROVAL AND DATE OF CERTIFICATION:

Certification Approval: Yaling Sui, Chemist

Certification Date: February 22, 2021

Yaling Sui

ACCREDITED
Reference Material Producer
CERTIFICATE 3985.01

5.0 INTENDED USE / *UTILISATION PRÉVUE*:

- ICP Standards: For the calibration of, including but not limited to: ICP-AES, ICP-MS, FAAS, GFAA, XRF and DCP. / *Étalons ICP : Pour l'étalonnage d'instruments de mesure tels que: ICP-AES, ICP-MS, FAAS, GFAA, XRF et DCP.*
- AA Standards: For the calibration of Flame (FAAS) and Graphite Furnace (GFAA) Atomic Absorption Spectrometers. / *Étalons AA : Pour l'étalonnage de spectromètres d'absorption atomique flamme (GFAA) et four au graphite (GFAA).*
- Matrix Modifiers: For the optimization of analytical conditions to provide better Graphite Furnace Atomic Absorption (GFAA) instrument response and improved detection limits. / *Modificateur de matrice : Pour l'optimisation des conditions analytiques afin de fournir des meilleurs réponses instrumentales et limites de détection pour SAA four au graphite.*
- pH Standards: For the calibrating pH meters or for other wet chemistry applications. / *Étalons pH : Pour étalonnage de pH mètres et autres applications de chimie humide.*
- Conductivity Standards: For electrolytic conductivity measurement as a calibration standard. / *Étalons de conductivité : Comme étalon pour les mesures de conductivité électrolytiques.*
- IC Standards: for calibration of, but not limited to IC, HPLC, TLC, ISE, IR, NMR, MS, UV/VIS or other wet chemistry applications. / *Étalons IC : Pour étalonnage d'instruments tels que : IC, HPLC, TLC, ISE, IR, NMR, MS, UV/VIS et autres applications de chimie humide.*

For any inquiries, please contact **SCP SCIENCE**. / *Pour toute question, veuillez contacter* ***SCP SCIENCE***.

6.0 INSTRUCTIONS FOR USE / *INSTRUCTIONS D'UTILISATION*:

Handling and Storage / Manutention et entreposage: Keep product tightly capped when not in use. The solution should be opened for a minimum amount of time necessary to dispense the amount required. Do not pipet or use directly from container. Do not return unused portions back to container. Store under normal laboratory conditions. Avoid exposure to excessive sources of heat and humidity or direct sunlight. / *Garder les contenants bien fermés lorsque non utilisés. Le contenant devrait être ouvert seulement pour le temps requis afin de prélever la quantité nécessaire. Ne pas pipetter ou utiliser directement du contenant. Ne pas retourner les portions non-utilisées dans le contentant. Conserver dans des conditions normales de laboratoire. Éviter l'exposition à des sources de chaleur et d'humidité excessives ou à l'exposition solaire directe.*

Stability / *Stabilité*: This Standard is guaranteed to be stable and accurate to within the specified uncertainty of measurement up to the unopened expiry date, if sealed, or up to the opened expiry date (when indicated), whichever comes first, provided the solution is kept tightly capped and stored under the indicated storage conditions. Purchasers will be notified of any significant changes resulting in re-certification or withdrawal of the product prior to the expiration date. / *La stabilité et l'exactitude de cet étalon sont garanties d'être à l'intérieur de l'incertitude de mesure, jusqu'à la date d'expiration de la bouteille non-ouverte, si scellée, ou jusqu'à la date d'expiration de la bouteille ouverte (si indiquée), en présumant que le contenant est maintenu fermé et gardé dans les conditions d'entreposage indiquées. Les acheteurs seront avisés dans le cas où il y aura des changements significatifs nécessitant une re-certification ou un rappel du produit avant la date d'expiration.*

7.0 HAZARDOUS INFORMATION / *INFORMATION SUR LES RISQUES POTENTIELS*:

Please refer to the associated Safety Data Sheet (SDS) for information regarding this product (available at www.SCPSCIENCE.com). / *SVP vous référer à la Fiche Signalétique applicable pour de l'information sur ce produit (Disponible à www.SCPSCIENCE.com).*

8.0 HOMOGENEITY / *HOMOGÉNÉITÉ:*

This solution has been blended according to an in-house procedure and its homogeneity is guaranteed to be fit for purpose when a sample size sufficient for the intended method of analysis is used. / *Cette solution a été préparée selon une procédure maison et nous assurons que sa homogénéité est approprié à l'emploi lorsqu'un échantillon suffisant pour la méthode d'analyse prévue est utilisé.*

9.0 TRACEABILITY / *TRAÇABILITÉ*:

This CRM (Certified Reference Material) is traceable to the NIST SRM (Standard Reference Material) indicated in section 2 through an unbroken chain of comparisons. In addition, balances used are regularly calibrated using weights which are traceable to NIST (National Institute of Standards and Technology) or NRC (National Research Council of Canada) standards. All conductivity meters used to analyze this standard have been regularly calibrated using a NIST or NRC traceable Thermometer and standards. All pH meters used to analyze this standard have been regularly calibrated using a NIST or NRC traceable thermometer and pH/MV simulator. / *Ce matériel de référence certifié est traçable au Matériel de Référence Standardisé de NIST indiqué à la section 2 par une chaine de comparaison ininterrompue. De plus, les balances utilisées sont étalonnées régulièrement en utilisant des poids qui sont traçables au NIST (National Institute of Standards and Technology) ou au CRNC (Conseil National de Recherches Canada). Tout conductimètre utilisé afin d'analyser cet étalon a été sujet à un étalonnage périodique utilisant des thermomètres et étalons traçables au NIST ou CNRC. Tout pH mètre utilisé afin d'analyser cet étalon a été sujet à un étalonnage périodique utilisant des thermomètres et un simulateur pH/MV traçables au NIST ou au CNRC.*

10.0 PREPARATION / *PRÉPARATION:*

For the preparation of these solutions, 18 meghom/cm double deionized water, high-purity acids and glassware calibrated to ASTM Class A specifications are used. / *Une eau de 18 meghom/cm doublement délonisé, de l'acide de haute pureté, ainsi que de la verrerie étalonnée afin de satisfaire les spécifications Classe A de ASTM ont été utilisés pour la préparation de cet étalon.*

11.0 QUALITY SYSTEM CERTIFICATIONS / *CERTIFICATIONS DE SYSTÈME QUALITÉ:*

ISO 9001 Certification / *Certification ISO 9001*: This standard was produced in a facility which operates under a **registered** ISO 9001 Quality Management System. Please consult our web site for a copy of the most recent revision of our certificate of registration. / *Cet étalon a été fabriqué dans un laboratoire qui utilise un Système de Gestion de la Qualité* ***enregistré*** *à la norme ISO 9001. Veuillez consulter notre site web pour obtenir la version la plus récente de notre certificat d'enregistrement.*

ISO 17025 Accreditation / *Accréditation ISO 17025*: SCP SCIENCE (Corporate Headquarters) operates an ISO 17025 **accredited** laboratory. Please consult our web site for a copy of the most recent revision of our certificate and scope of accreditation. / ***SCP SCIENCE (Siège social)*** *est* ***accréditée*** *ISO 17025. Veuillez consulter notre site web afin d'obtenir la plus récente version de notre certificat d'accréditation ainsi que la portée de notre accréditation.*

ISO 17034 Accreditation / *Accréditation ISO 17034* : SCP SCIENCE (Corporate Headquarters) is an ISO 17034 accredited Reference Material Producer. Please consult our website for a copy of our most recent certificate and scope of accreditation. / ***SCP SCIENCE (Siège social)*** *est un Fabricant de Matériaux de Référence Accrédité ISO 17034. Veuillez consulter notre site web afin d'obtenir la plus récente version de notre certificat d'accréditation ainsi que la portée de notre accréditation.*

CORPORATE HEADQUARTERS
21800 Clark Graham
Baie D'Urfé (Montréal), Quebec,
H9X 4B6 Canada
Phone: +1 (800) 361-6820
Fax: +1 (800) 253-5549

USA
3rd Party Distribution Center
348 Route 11, Champlain,
N.Y. 12919-4816

Phone: +1 (800) 361-6820
Fax: +1 (800) 253-5549

FRANCE
12 Ave. de Québec, Bat. IRIS
SILIC 642, 91965
Villebon sur Yvette, France
Phone: +33 (0) 1 69 18 71 17
Fax: +33 (0) 1 60 92 05 67

GERMANY
Alte Marktoberdorfer Straße 14, 87616
Marktoberdorf

Phone: +49 (0) 8342-89560-61
Fax: +49 (0) 8342-89560-69

INORGANIC VENTURES
Refine your results. Redefine your industry.

300 Technology Drive
Christiansburg, VA 24073 USA
inorganicventures.com

P: 800-669-6799/540-585-3030
F: 540-585-3012
info@inorganicventures.com

Certificate of Analysis

1.0 ACCREDITATION / REGISTRATION

INORGANIC VENTURES is accredited to ISO 17034, "General Requirements for the Competence of Reference Material Producers" and ISO/IEC 17025, "General Requirements for the Competence of Testing and Calibration Laboratories". Inorganic Ventures is also an ISO 9001 registered manufacturer (QSR Certificate Number QSR-1034).

ACCREDITED Testing Laboratory Certificate 883.01 ACCREDITED Reference Material Producer Certificate 883.02

2.0 PRODUCT DESCRIPTION

Product Code:	Single Analyte Custom Grade Solution
Catalog Number:	CGCO1
Lot Number:	S2-CO702699
Matrix:	3% (v/v) HNO3
Value / Analyte(s):	1 000 µg/mL ea: Cobalt
Starting Material:	Co Metal
Starting Material Lot#:	2326
Starting Material Purity:	99.9934%

ID #: 14683
Opened:
Cobalt Single Analyte Custom Grade Solution
Expires: 3/22/2025
Rec'd: 12/28/2021
Energy Laboratories Inc 1120 So. 27th Street
Billings MT 59107

3.0 CERTIFIED VALUES AND UNCERTAINTIES

Certified Value: 998 ± 3 µg/mL

Density: 1.018 g/mL (measured at 20 ± 4 °C)

Assay Information:

Assay Method #1	**994 ± 5 µg/mL** ICP Assay NIST SRM 3113 Lot Number: 190630
Assay Method #2	**997 ± 3 µg/mL** EDTA NIST SRM 928 Lot Number: 928
Assay Method #3	**1001 ± 3 µg/mL** Calculated NIST SRM Lot Number: See Sec. 4.2

- The Calculated Value is a value calculated from the weight of a starting material that has been certified directly vs. a National Institute of Standards and Technology (NIST) SRM/RM. See Sec 4.2 for balance traceability.

The following equations are used in the calculation of the certified value and the uncertainty. Reported uncertainties represent expanded uncertainties expressed at approximately the 95% confidence level using a coverage factor of k = 2.

Characterization of CRM/RM by Two or More Methods

Certified Value, $X_{CRM/RM}$, where two or more methods of characterization are used is the weighted mean of the results:

$X_{CRM/RM} = \Sigma(w_i)(X_i)$

X_i = mean of Assay Method i with standard uncertainty $u_{char\ i}$

w_i = the weighting factors for each method calculated using the inverse square of the variance:

$w_i = (1/u_{char\ i})^2 / (\Sigma(1/(u_{char\ i})^2)$

CRM/RM Expanded Uncertainty (±) = $U_{CRM/RM} = k\,(u^2_{char} + u^2_{bb} + u^2_{lts} + u^2_{ts})^{½}$

k = coverage factor = 2

$u_{char} = [\Sigma((w_i)^2\,(u_{char\ i})^2)]^{½}$ where $u_{char\ i}$ are the errors from each characterization method

u_{bb} = bottle to bottle homogeneity standard uncertainty

u_{lts} = long term stability standard uncertainty (storage)

u_{ts} = transport stability standard uncertainty

Characterization of CRM/RM by One Method

Certified Value, $X_{CRM/RM}$, where one method of characterization is used is the mean of individual results:

$X_{CRM/RM} = (X_a)\,(u_{char\ a})$

X_a = mean of Assay Method A with

$u_{char\ a}$ = the standard uncertainty of characterization Method A

CRM/RM Expanded Uncertainty (±) = $U_{CRM/RM} = k\,(u^2_{char\ a} + u^2_{bb} + u^2_{lts} + u^2_{ts})^{½}$

k = coverage factor = 2

$u_{char\ a}$ = the errors from characterization

u_{bb} = bottle to bottle homogeneity standard uncertainty

u_{lts} = long term stability standard uncertainty (storage)

u_{ts} = transport stability standard uncertainty

4.0 TRACEABILITY TO NIST

- This product is traceable to NIST via an unbroken chain of comparisons. The uncertainties for each certified value are reported, taking into account the SRM/RM uncertainty error and the measurement, weighing and volume dilution errors. In rare cases where no NIST SRM/RM are available, the term 'in-house std.' is specified.

4.1 Thermometer Calibration

- All thermometers are NIST traceable through thermometers that are calibrated by an accredited calibration laboratory.

4.2 Balance Calibration

- All analytical balances are calibrated by an accredited calibration laboratory and procedure. The weights used for testing are annually compared to master weights and are traceable to NIST.

4.3 Glassware Calibration

- An in-house procedure is used to calibrate all Class A glassware used in the manufacturing and quality control of CRM/RMs.

5.0 TRACE METALLIC IMPURITIES (TMI) DETERMINED BY ICP-MS AND ICP-OES (µg/mL)

CRM/RMs are tested for trace metallic impurities by Axial ICP-OES and ICP-MS. The result from the most sensitive method for each element, is reported below. Solutions tested by ICP-MS were analyzed in an ULPA-Filtered Clean Room. An ULPA-Filter is 99.9985% efficient for the removal of particles down to 0.3 µm.

M	Ag		0.001515	M	Eu	<	0.000590	O	Na		0.000778	M	Se	<	0.019000	M	Zn		0.000357
M	Al	<	0.024000	M	Fe		0.005262	M	Nb	<	0.000590	O	Si		0.007789	M	Zr	<	0.001200
i	As	<		M	Ga	<	0.000590	M	Nd	<	0.000590	M	Sm	<	0.000590				
M	Au	<	0.004100	M	Gd	<	0.000590	O	Ni		0.044207	M	Sn	<	0.001200				
M	B	<	0.031000	M	Ge	<	0.003000	M	Os	<	0.000590	O	Sr	<	0.000260				
M	Ba	<	0.000590	M	Hf	<	0.000590	n	P	<		M	Ta	<	0.001200				
O	Be	<	0.001300	M	Hg	<	0.001800	M	Pb		0.000336	M	Tb	<	0.000590				
M	Bi	<	0.003000	M	Ho	<	0.000590	M	Pd	<	0.000590	M	Te	<	0.005300				
O	Ca		0.001094	M	In	<	0.001200	M	Pr	<	0.000590	M	Th	<	0.000590				
M	Cd	<	0.004700	M	Ir	<	0.001200	M	Pt	<	0.002400	M	Ti	<	0.014000				
M	Ce	<	0.000590	O	K		0.000842	M	Rb	<	0.000590	M	Tl		0.000273				
s	Co	<		M	La	<	0.000590	M	Re	<	0.000590	M	Tm	<	0.000590				
M	Cr	<	0.021000	O	Li	<	0.000130	M	Rh	<	0.000590	M	U	<	0.000590				
M	Cs	<	0.002400	M	Lu	<	0.000590	M	Ru	<	0.007100	O	V	<	0.000880				
M	Cu		0.019577	O	Mg		0.000195	n	S	<		M	W	<	0.000590				
M	Dy	<	0.000590	M	Mn	<	0.001800	M	Sb	<	0.003600	M	Y	<	0.000590				
M	Er	<	0.000590	M	Mo	<	0.002400	O	Sc	<	0.001600	M	Yb	<	0.000590				

M - Checked by ICP-MS O - Checked by ICP-OES i - Spectral Interference
n - Not Checked For s - Solution Standard Element

6.0 INTENDED USE

- For the calibration of analytical instruments and validation of analytical methods as appropriate.

7.0 INSTRUCTIONS FOR THE CORRECT USE OF THIS REFERENCE MATERIAL

7.1 Storage and Handling Recommendations

- Store between approximately 4° - 30° C while in sealed TCT bag.

- While stored in the sealed TCT bag, transpiration of this CRM/RM is negligible. After opening the sealed TCT bag transpiration of the CRM/RM will occur, resulting in a gradual increase in the analyte concentration(s). It is the responsibility of the user to account for this effect. When the bottle is weighed both before and after being placed in storage, the mass difference observed will be a measure of transpiration mass loss.

- After opening the sealed TCT bag, keep cap tightly sealed when not in use and store between 4° - 24° C to minimize the effects of transpiration. Use at 20° ± 4° C to minimize volumetric dilution error when using the reported density. Do not pipette from the container. Do not return removed aliquots to container.

- For more information, visit **www.inorganicventures.com/TCT**

Atomic Weight; Valence; Coordination Number; Chemical Form in Solution - 58.93 +2 6 $Co(H_2O)_6^{2+}$

Chemical Compatibility -Stable in HCl, HNO_3, H_2SO_4 ,HF, H_3PO_4. Avoid basic media. Stable with most metals and inorganic anions in acidic media.

Stability - 2-100 ppb levels stable for months in 1% HNO_3 / LDPE container. 1-10,000 ppm solutions chemically stable for years in 1-5% HNO_3 / LDPE container.

Co Containing Samples (Preparation and Solution) - Metal (soluble in HNO_3); Oxides (Soluble in HCl); Ores (dissolve in HCl / HNO_3).

Atomic Spectroscopic Information (ICP-OES D.L.s are given as radial/axial view):

Technique/Line	Estimated D.L.	Order	Interferences (underlined indicates severe)
ICP-MS 59 amu	2 ppt	n/a	42Ca16O1H , 40Ar18O1H , 36Ar23Na, 43Ca16O, 24Mg35Cl
ICP-OES 228.616 nm	0.01/0.001 µg/mL	1	
ICP-OES 237.862 nm	0.01/0.002 µg/mL	1	W, Re, Al, Ta
ICP-OES 238.892 nm	0.01/0.002 µg/mL	1	Fe, W, Ta

8.0 HAZARDOUS INFORMATION

- Please refer to the Safety Data Sheet for information regarding this CRM/RM.

9.0 HOMOGENEITY

- This solution was mixed according to an in-house procedure and is guaranteed to be homogeneous. Homogeneity data indicate that the end user should take a minimum sample size of 0.2 mL to assure homogeneity.

10.0 QUALITY STANDARD DOCUMENTATION

10.1 ISO 9001 Quality Management System Registration

- QSR Certificate Number QSR-1034

10.2 ISO/IEC 17025 "General Requirements for the Competence of Testing and Calibration Laboratories"

- Chemical Testing - Accredited / A2LA Certificate Number 883.01

10.3 ISO 17034 "General Requirements for the Competence of Reference Material Producers"

- Reference Material Producer - Accredited / A2LA Certificate Number 883.02

Inorganic Ventures, 300 Technology Drive, Christiansburg, Va. 24073, USA; Telephone: 800.669.6799; 540.585.3030, Fax: 540.585.3012; inorganicventures.com; info@inorganicventures.com

11.0 CERTIFICATION, LOT EXPIRATION AND PERIOD OF VALIDITY

INORGANIC VENTURES
300 Technology Drive
Christiansburg, VA 24073 - USA
inorganicventures.com

CERTIFICATE OF ANALYSIS

tel: 800.669.6799 - 540.585.3030
fax: 540.585.3012
info@inorganicventures.com

1.0 ACCREDITATION / REGISTRATION

INORGANIC VENTURES is accredited to ISO 17034, "General Requirements for the Competence of Reference Material Producers" and ISO/IEC 17025, "General Requirements for the Competence of Testing and Calibration Laboratories". Inorganic Ventures is also an ISO 9001 registered manufacturer (QSR Certificate Number QSR-1034).

ACCREDITED Testing Laboratory Certificate 883.01
ACCREDITED Reference Material Producer Certificate 883.02

2.0 PRODUCT DESCRIPTION

Product Code:	Single Analyte Custom Grade Solution
Catalog Number:	CGLI1
Lot Number:	S2-LI701641
Matrix:	0.1% (v/v) HNO3
Value / Analyte(s):	1 000 µg/mL ea: Lithium
Starting Material:	Lithium Carbonate
Starting Material Lot#:	1613
Starting Material Purity:	99.9962%

ID #: 14687
Opened:
Lithium Single Analyte Custom Grade Solution
Expires: 2/11/2025
Rec'd: 12/28/2021
Energy Laboratories Inc 1120 So. 27th Street
Billings MT 59107

3.0 CERTIFIED VALUES AND UNCERTAINTIES

Certified Value: 1000 ± 3 µg/mL

Density: 1.005 g/mL (measured at 20 ± 4 °C)

Assay Information:

Assay Method #1	**997 ± 4 µg/mL** ICP Assay NIST SRM 3129a Lot Number: 100714
Assay Method #2	**1000 ± 1 µg/mL** Gravimetric NIST SRM Lot Number: See Sec. 4.2
Assay Method #3	**1001 ± 3 µg/mL** Calculated NIST SRM Lot Number: See Sec. 4.2

- The Calculated Value is a value calculated from the weight of a starting material that has been certified directly vs. a National Institute of Standards and Technology (NIST) SRM/RM. See Sec 4.2 for balance traceability.

The following equations are used in the calculation of the certified value and the uncertainty. Reported uncertainties represent expanded uncertainties expressed at approximately the 95% confidence level using a coverage factor of k = 2.

Characterization of CRM/RM by Two or More Methods

Certified Value, $X_{CRM/RM}$, where two or more methods of characterization are used is the weighted mean of the results:

$X_{CRM/RM} = \Sigma(w_i)(X_i)$

X_i = mean of Assay Method i with standard uncertainty $u_{char\ i}$

w_i = the weighting factors for each method calculated using the inverse square of the variance:

$w_i = (1/u_{char\ i})^2 / (\Sigma(1/(u_{char\ i})^2)$

CRM/RM Expanded Uncertainty (±) = $U_{CRM/RM} = k\,(u^2_{char} + u^2_{bb} + u^2_{lts} + u^2_{ts})^{1/2}$

k = coverage factor = 2

$u_{char} = [\Sigma((w_i)^2\,(u_{char\ i})^2)]^{1/2}$ where $u_{char\ i}$ are the errors from each characterization method

u_{bb} = bottle to bottle homogeneity standard uncertainty

u_{lts} = long term stability standard uncertainty (storage)

u_{ts} = transport stability standard uncertainty

Characterization of CRM/RM by One Method

Certified Value, $X_{CRM/RM}$, where one method of characterization is used is the mean of individual results:

$X_{CRM/RM} = (X_a)\,(u_{char\ a})$

X_a = mean of Assay Method A with

$u_{char\ a}$ = the standard uncertainty of characterization Method A

CRM/RM Expanded Uncertainty (±) = $U_{CRM/RM} = k\,(u^2_{char\ a} + u^2_{bb} + u^2_{lts} + u^2_{ts})^{1/2}$

k = coverage factor = 2

$u_{char\ a}$ = the errors from characterization

u_{bb} = bottle to bottle homogeneity standard uncertainty

u_{lts} = long term stability standard uncertainty (storage)

u_{ts} = transport stability standard uncertainty

4.0 TRACEABILITY TO NIST

- This product is traceable to NIST via an unbroken chain of comparisons. The uncertainties for each certified value are reported, taking into account the SRM/RM uncertainty error and the measurement, weighing and volume dilution errors. In rare cases where no NIST SRM/RM are available, the term 'in-house std.' is specified.

4.1 Thermometer Calibration

- All thermometers are NIST traceable through thermometers that are calibrated by an accredited calibration laboratory.

4.2 Balance Calibration

- All analytical balances are calibrated by an accredited calibration laboratory and procedure. The weights used for testing are annually compared to master weights and are traceable to NIST.

4.3 Glassware Calibration

- An in-house procedure is used to calibrate all Class A glassware used in the manufacturing and quality control of CRM/RMs.

5.0 TRACE METALLIC IMPURITIES (TMI) DETERMINED BY ICP-MS AND ICP-OES (µg/mL)

CRM/RMs are tested for trace metallic impurities by Axial ICP-OES and ICP-MS. The result from the most sensitive method for each element, is reported below. Solutions tested by ICP-MS were analyzed in an ULPA-Filtered Clean Room. An ULPA-Filter is 99.9985% efficient for the removal of particles down to 0.3 µm.

M	Ag	<	0.000500	M	Eu	<	0.000500	O	Na		0.018534	M	Se	<	0.011000	M	Zn		0.003494
O	Al		0.000741	O	Fe		0.004342	M	Nb	<	0.000500	M	Si		0.111204	M	Zr	<	0.002000
M	As	<	0.011000	M	Ga	<	0.000500	M	Nd	<	0.000500	M	Sm	<	0.000500				
M	Au	<	0.010000	M	Gd	<	0.000500	M	Ni	<	0.007000	M	Sn	<	0.001000				
O	B		0.000503	M	Ge	<	0.004500	M	Os	<	0.001000	M	Sr		0.000243				
O	Ba		0.000381	M	Hf	<	0.000500	O	P	<	0.045000	M	Ta	<	0.000500				
O	Be		0.000046	M	Hg	<	0.000500	M	Pb	<	0.003000	M	Tb	<	0.000500				
M	Bi	<	0.000500	M	Ho	<	0.000500	M	Pd	<	0.000500	M	Te	<	0.005000				
O	Ca		0.058249	M	In	<	0.000500	M	Pr	<	0.000500	M	Th	<	0.000500				
M	Cd	<	0.000500	M	Ir	<	0.000500	M	Pt	<	0.000500	M	Ti	<	0.002500				
M	Ce	<	0.000500	O	K		0.029124	M	Rb	<	0.001000	M	Tl	<	0.000500				
M	Co	<	0.000500	M	La	<	0.000500	M	Re	<	0.000500	M	Tm	<	0.000500				
M	Cr		0.000153	s	Li	<		M	Rh	<	0.000500	M	U	<	0.000500				
M	Cs	<	0.000500	M	Lu	<	0.000500	M	Ru	<	0.000500	M	V		0.000953				
M	Cu	<	0.002000	O	Mg		0.011649	O	S		0.031772	M	W	<	0.001000				
M	Dy	<	0.000500	O	Mn		0.000164	M	Sb	<	0.003000	M	Y	<	0.000500				
M	Er	<	0.000500	M	Mo	<	0.000500	M	Sc	<	0.001500	M	Yb	<	0.000500				

M - Checked by ICP-MS O - Checked by ICP-OES i - Spectral Interference
n - Not Checked For s - Solution Standard Element

6.0 INTENDED USE

- For the calibration of analytical instruments and validation of analytical methods as appropriate.

7.0 INSTRUCTIONS FOR THE CORRECT USE OF THIS REFERENCE MATERIAL

7.1 Storage and Handling Recommendations

- Store between approximately 4° - 30° C while in sealed TCT bag.

- While stored in the sealed TCT bag, transpiration of this CRM/RM is negligible. After opening the sealed TCT bag transpiration of the CRM/RM will occur, resulting in a gradual increase in the analyte concentration(s). It is the responsibility of the user to account for this effect. When the bottle is weighed both before and after being placed in storage, the mass difference observed will be a measure of transpiration mass loss.

- After opening the sealed TCT bag, keep cap tightly sealed when not in use and store between 4° - 24° C to minimize the effects of transpiration. Use at 20° ± 4° C to minimize volumetric dilution error when using the reported density. Do not pipette from the container. Do not return removed aliquots to container.

- For more information, visit **www.inorganicventures.com/TCT**

Atomic Weight; Valence; Coordination Number; Chemical Form in Solution - 6.94 +1 (6) Li+(aq) large effective radius due to hydration sphere

Chemical Compatibility -Soluble in HCl, HNO_3, H_2SO_4 and HF aqueous matrices. Stable with all metals and inorganic anions.

Stability - 2-100 ppb levels stable for months in 1% HNO_3 / LDPE container. 1-10,000 ppm solutions chemically stable for years in 1-5% HNO_3 / LDPE container.

Li Containing Samples (Preparation and Solution) -Metal (Dissolves very rapidly in water); Ores (Sodium carbonate fusion in Pt0 followed by HCl dissolution-blank levels of Li in sodium carbonate critical); Organic Matrices (Sulfuric / peroxide digestion or nitric / sulfuric / perchloric acid decomposition).

Atomic Spectroscopic Information (ICP-OES D.L.s are given as radial/axial view):

Technique/Line	**Estimated D.L.**	**Order**	**Interferences** (underlined indicates severe)
ICP-MS 7 amu	10 ppt	n/a	
ICP-OES 323.261 nm	1.1 / 0.05 micro;g/mL	1	Sb, Th, Ni
ICP-OES 460.286 nm	0.9 / 0.04 µg/mL	1	Zr, Th
ICP-OES 670.784 nm	0.002 / 0.00002 µg/mL	1	2nd order radiation from R.E.s on some optical designs

8.0 HAZARDOUS INFORMATION

- Please refer to the Safety Data Sheet for information regarding this CRM/RM.

9.0 HOMOGENEITY

- This solution was mixed according to an in-house procedure and is guaranteed to be homogeneous. Homogeneity data indicate that the end user should take a minimum sample size of 0.2 mL to assure homogeneity.

10.0 QUALITY STANDARD DOCUMENTATION

10.1 ISO 9001 Quality Management System Registration

- QSR Certificate Number QSR-1034

10.2 ISO/IEC 17025 "General Requirements for the Competence of Testing and Calibration Laboratories"

- Chemical Testing - Accredited / A2LA Certificate Number 883.01

10.3 ISO 17034 "General Requirements for the Competence of Reference Material Producers"

- Reference Material Producer - Accredited / A2LA Certificate Number 883.02

Inorganic Ventures, 300 Technology Drive, Christiansburg, Va. 24073, USA; Telephone: 800.669.6799; 540.585.3030, Fax: 540.585.3012; inorganicventures.com; info@inorganicventures.com

11.0 CERTIFICATION, LOT EXPIRATION AND PERIOD OF VALIDITY

11.1 Certification Issue Date

February 11, 2021

- The certification is valid within the measurement uncertainty specified provided the CRM/RM is stored and handled in accordance with instructions given in Sec 7.1. This certification is nullified if instructions in Sec 7.1 are not followed or if the CRM/RM is damaged, contaminated, or otherwise modified.

11.2 Lot Expiration Date

- February 11, 2025

- The date after which this CRM/RM should not be used.

- The lot expiration date reflects the period of time that the stability of a CRM/RM can be supported by long term stability studies conducted on properly stored and handled CRM/RMs. Lot expiration is limited primarily by transpiration (loss of water from the solution) and infrequently by chemical stability.

11.3 Period of Validity

- Sealed TCT Bag Open Date: _____

- This CRM/RM should not be used longer than one year (or six months in the case of a 30 mL bottle) from the date of opening the aluminized bag or after the date given in Sec. 11.2, whichever comes first. This is contingent upon the CRM/RM being stored and handled in accordance with the instructions given in Sec. 7.1.

12.0 NAMES AND SIGNATURES OF CERTIFYING OFFICERS

Certificate Approved By:

Michael Booth
Director, Quality Control

Michael J Booth

Certifying Officer:

Paul Gaines
Chairman / Senior Technical Director

Paul R Gaines

INORGANIC VENTURES
Refine your results. Redefine your industry.

Certificate of Analysis

300 Technology Drive
Christiansburg, VA 24073 USA
inorganicventures.com

P: 800-669-6799/540-585-3030
F: 540-585-3012
info@inorganicventures.com

1.0 ACCREDITATION / REGISTRATION

INORGANIC VENTURES is accredited to ISO 17034, "General Requirements for the Competence of Reference Material Producers" and ISO/IEC 17025, "General Requirements for the Competence of Testing and Calibration Laboratories". Inorganic Ventures is also an ISO 9001 registered manufacturer (QSR Certificate Number QSR-1034).

ACCREDITED Testing Laboratory Certificate 883.01
ACCREDITED Reference Material Producer Certificate 883.02

2.0 PRODUCT DESCRIPTION

Product Code:	Single Analyte Custom Grade Solution
Catalog Number:	CGMG10
Lot Number:	S2-MG704239
Matrix:	2% (v/v) HNO3
Value / Analyte(s):	10 000 µg/mL ea: Magnesium
Starting Material:	Magnesium Metal
Starting Material Lot#:	2168
Starting Material Purity:	99.9984%

ID #: 14688
Opened:
Magnesium Single Analyte Custom Grade Sol
Expires: 4/23/2025
Rec'd: 12/28/2021
Energy Laboratories Inc 1120 So. 27th Street
Billings MT 59107

3.0 CERTIFIED VALUES AND UNCERTAINTIES

Certified Value: 10053 ± 30 µg/mL

Density: 1.053 g/mL (measured at 20 ± 4 °C)

Assay Information:

Assay Method #1	**10022 ± 62 µg/mL** ICP Assay NIST SRM 3131a Lot Number: 140110
Assay Method #2	**10078 ± 26 µg/mL** EDTA NIST SRM 928 Lot Number: 928
Assay Method #3	**10033 ± 26 µg/mL** Calculated NIST SRM Lot Number: See Sec. 4.2

- The Calculated Value is a value calculated from the weight of a starting material that has been certified directly vs. a National Institute of Standards and Technology (NIST) SRM/RM. See Sec 4.2 for balance traceability.

The following equations are used in the calculation of the certified value and the uncertainty. Reported uncertainties represent expanded uncertainties expressed at approximately the 95% confidence level using a coverage factor of k = 2.

Characterization of CRM/RM by Two or More Methods

Certified Value, $X_{CRM/RM}$, where two or more methods of characterization are used is the weighted mean of the results:

$X_{CRM/RM} = \Sigma(w_i)(X_i)$

X_i = mean of Assay Method i with standard uncertainty $u_{char\ i}$

w_i = the weighting factors for each method calculated using the inverse square of the variance:

$w_i = (1/u_{char\ i})^2 / (\Sigma(1/(u_{char\ i})^2)$

CRM/RM Expanded Uncertainty (±) = $U_{CRM/RM} = k\,(u^2_{char} + u^2_{bb} + u^2_{lts} + u^2_{ts})^{1/2}$

k = coverage factor = 2

$u_{char} = [\Sigma((w_i)^2\,(u_{char\ i})^2)]^{1/2}$ where $u_{char\ i}$ are the errors from each characterization method

u_{bb} = bottle to bottle homogeneity standard uncertainty

u_{lts} = long term stability standard uncertainty (storage)

u_{ts} = transport stability standard uncertainty

Characterization of CRM/RM by One Method

Certified Value, $X_{CRM/RM}$, where one method of characterization is used is the mean of individual results:

$X_{CRM/RM} = (X_a)\,(u_{char\ a})$

X_a = mean of Assay Method A with

$u_{char\ a}$ = the standard uncertainty of characterization Method A

CRM/RM Expanded Uncertainty (±) = $U_{CRM/RM} = k\,(u^2_{char\ a} + u^2_{bb} + u^2_{lts} + u^2_{ts})^{1/2}$

k = coverage factor = 2

$u_{char\ a}$ = the errors from characterization

u_{bb} = bottle to bottle homogeneity standard uncertainty

u_{lts} = long term stability standard uncertainty (storage)

u_{ts} = transport stability standard uncertainty

4.0 TRACEABILITY TO NIST

- This product is traceable to NIST via an unbroken chain of comparisons. The uncertainties for each certified value are reported, taking into account the SRM/RM uncertainty error and the measurement, weighing and volume dilution errors. In rare cases where no NIST SRM/RM are available, the term 'in-house std.' is specified.

4.1 Thermometer Calibration

- All thermometers are NIST traceable through thermometers that are calibrated by an accredited calibration laboratory.

4.2 Balance Calibration

- All analytical balances are calibrated by an accredited calibration laboratory and procedure. The weights used for testing are annually compared to master weights and are traceable to NIST.

4.3 Glassware Calibration

- An in-house procedure is used to calibrate all Class A glassware used in the manufacturing and quality control of CRM/RMs.

5.0 TRACE METALLIC IMPURITIES (TMI) DETERMINED BY ICP-MS AND ICP-OES (µg/mL)

CRM/RMs are tested for trace metallic impurities by Axial ICP-OES and ICP-MS. The result from the most sensitive method for each element, is reported below. Solutions tested by ICP-MS were analyzed in an ULPA-Filtered Clean Room. An ULPA-Filter is 99.9985% efficient for the removal of particles down to 0.3 µm.

O	Ag		0.002106	M	Eu	<	0.000910	O	Na		0.071075	O	Se	<	0.048000	O	Zn	0.003299
M	Al		0.003553	M	Fe		0.002538	M	Nb	<	0.000460	O	Si	<	0.032000	O	Zr	< 0.002700
M	As	<	0.001400	M	Ga	<	0.000460	M	Nd	<	0.000910	M	Sm	<	0.000460			
M	Au	<	0.001400	M	Gd	<	0.000460	O	Ni	<	0.001600	M	Sn	<	0.002300			
O	B		0.006853	M	Ge	<	0.001400	M	Os	<	0.000460	O	Sr		0.000279			
O	Ba		0.000964	M	Hf	<	0.000460	O	P		0.015230	M	Ta	<	0.000460			
O	Be	<	0.000120	M	Hg	<	0.000460	M	Pb	<	0.000460	M	Tb	<	0.000460			
M	Bi	<	0.000460	M	Ho	<	0.000460	M	Pd	<	0.003200	M	Te	<	0.007300			
O	Ca		0.053306	M	In	<	0.000460	M	Pr	<	0.000460	M	Th	<	0.000460			
O	Cd	<	0.000360	M	Ir	<	0.000460	M	Pt	<	0.001900	O	Ti	<	0.001700			
M	Ce	<	0.002300	M	K		0.048229	M	Rb		0.002411	M	Tl		0.003046			
M	Co	<	0.000910	M	La	<	0.002800	M	Re	<	0.000460	M	Tm	<	0.000460			
M	Cr	<	0.002300	O	Li		0.027922	M	Rh	<	0.000460	M	U	<	0.000460			
M	Cs		0.001040	M	Lu	<	0.000460	M	Ru	<	0.000460	M	V	<	0.000460			
O	Cu	<	0.003000	s	Mg	<		O	S	<	0.190000	M	W	<	0.000460			
M	Dy	<	0.000460	O	Mn		0.015230	M	Sb		0.020814	O	Y	<	0.000720			
M	Er	<	0.000460	M	Mo	<	0.000910	O	Sc	<	0.000480	M	Yb	<	0.000460			

M - Checked by ICP-MS O - Checked by ICP-OES i - Spectral Interference
n - Not Checked For s - Solution Standard Element

6.0 INTENDED USE

- For the calibration of analytical instruments and validation of analytical methods as appropriate.

7.0 INSTRUCTIONS FOR THE CORRECT USE OF THIS REFERENCE MATERIAL

7.1 Storage and Handling Recommendations

- Store between approximately 4° - 30° C while in sealed TCT bag.

- While stored in the sealed TCT bag, transpiration of this CRM/RM is negligible. After opening the sealed TCT bag transpiration of the CRM/RM will occur, resulting in a gradual increase in the analyte concentration(s). It is the responsibility of the user to account for this effect. When the bottle is weighed both before and after being placed in storage, the mass difference observed will be a measure of transpiration mass loss.

- After opening the sealed TCT bag, keep cap tightly sealed when not in use and store between 4° - 24° C to minimize the effects of transpiration. Use at 20° ± 4° C to minimize volumetric dilution error when using the reported density. Do not pipette from the container. Do not return removed aliquots to container.

- For more information, visit **www.inorganicventures.com/TCT**

Atomic Weight; Valence; Coordination Number; Chemical Form in Solution - 24.31 +2 6 $Mg(H_2O)_6^{+2}$

Chemical Compatibility -Soluble in HCl, HNO_3, and H_2SO_4 avoid HF, H_3PO_4 and neutral to basic media. Stable with most metals and inorganic anions forming insoluble silicates, carbonates, hydroxides, oxides, and tungstates in neutral and slightly acidic media.

Stability - 2-100 ppb levels stable for months in 1% HNO_3 / LDPE container. 1-10,000 ppm solutions chemically stable for years in 1-10% HNO_3 / LDPE container.

Mg Containing Samples (Preparation and Solution) -Metal (Best dissolved in diluted HNO_3); Oxide (Readily soluble in above compatible aqueous acidic solutions); Ores (Carbonate fusion in Pt0 followed by HCl dissolution); Organic Matrices (Sulfuric / peroxide digestion or nitric / sulfuric / perchloric acid decomposition, or dry ash and dissolution in dilute HCl).

Atomic Spectroscopic Information (ICP-OES D.L.s are given as radial/axial view):

Technique/Line	**Estimated D.L.**	**Order**	**Interferences** (underlined indicates severe)
ICP-MS 24 amu	42 ppt	n/a	7Li17O, 48Ti+2 , 48Ca+2
ICP-OES 279.553 nm	0.0002 / 0.00003 µg/mL	1	Th
ICP-OES 280.270 nm	0.0003 / 0.00005 µg/mL	1	U, V
ICP-OES 285.213 nm	0.002 / 0.00003 µg/mL	1	U, Hf, Cr, Zr

8.0 HAZARDOUS INFORMATION

- Please refer to the Safety Data Sheet for information regarding this CRM/RM.

9.0 HOMOGENEITY

- This solution was mixed according to an in-house procedure and is guaranteed to be homogeneous. Homogeneity data indicate that the end user should take a minimum sample size of 0.2 mL to assure homogeneity.

10.0 QUALITY STANDARD DOCUMENTATION

10.1 ISO 9001 Quality Management System Registration

- QSR Certificate Number QSR-1034

10.2 ISO/IEC 17025 "General Requirements for the Competence of Testing and Calibration Laboratories"

- Chemical Testing - Accredited / A2LA Certificate Number 883.01

10.3 ISO 17034 "General Requirements for the Competence of Reference Material Producers"

- Reference Material Producer - Accredited / A2LA Certificate Number 883.02

Inorganic Ventures, 300 Technology Drive, Christiansburg, Va. 24073, USA; Telephone: 800.669.6799; 540.585.3030, Fax: 540.585.3012; inorganicventures.com; info@inorganicventures.com

11.0 CERTIFICATION, LOT EXPIRATION AND PERIOD OF VALIDITY

11.1 Certification Issue Date

April 23, 2021

- The certification is valid within the measurement uncertainty specified provided the CRM/RM is stored and handled in accordance with instructions given in Sec 7.1. This certification is nullified if instructions in Sec 7.1 are not followed or if the CRM/RM is damaged, contaminated, or otherwise modified.

11.2 Lot Expiration Date

- **April 23, 2025**

- The date after which this CRM/RM should not be used.

- The lot expiration date reflects the period of time that the stability of a CRM/RM can be supported by long term stability studies conducted on properly stored and handled CRM/RMs. Lot expiration is limited primarily by transpiration (loss of water from the solution) and infrequently by chemical stability.

11.3 Period of Validity

- Sealed TCT Bag Open Date: _____

- This CRM/RM should not be used longer than one year (or six months in the case of a 30 mL bottle) from the date of opening the aluminized bag or after the date given in Sec. 11.2, whichever comes first. This is contingent upon the CRM/RM being stored and handled in accordance with the instructions given in Sec. 7.1.

12.0 NAMES AND SIGNATURES OF CERTIFYING OFFICERS

Certificate Approved By:

Michael Booth
Director, Quality Control

Certifying Officer:

Paul Gaines
Chairman / Senior Technical Director

INORGANIC VENTURES
300 Technology Drive
Christiansburg, VA 24073 - USA
inorganicventures.com

CERTIFICATE OF ANALYSIS

tel: 800.669.6799 - 540.585.3030
fax: 540.585.3012
info@inorganicventures.com

1.0 ACCREDITATION / REGISTRATION

INORGANIC VENTURES is accredited to ISO 17034, "General Requirements for the Competence of Reference Material Producers" and ISO/IEC 17025, "General Requirements for the Competence of Testing and Calibration Laboratories". Inorganic Ventures is also an ISO 9001 registered manufacturer (QSR Certificate Number QSR-1034).

ACCREDITED Testing Laboratory Certificate 883.01 — ACCREDITED Reference Material Producer Certificate 883.02

2.0 PRODUCT DESCRIPTION

Product Code:	Single Analyte Custom Grade Solution
Catalog Number:	CGTL1
Lot Number:	R2-TL694852
Matrix:	1% (v/v) HNO3
Value / Analyte(s):	1 000 µg/mL ea: Thallium
Starting Material:	TlNO3
Starting Material Lot#:	2118
Starting Material Purity:	99.9998%

ID #: 14693
Opened:
Thallium Single Analyte Custom Grade Solutic
Expires: 8/5/2024
Rec'd: 12/28/2021
Energy Laboratories Inc 1120 So. 27th Street
Billings MT 59107

3.0 CERTIFIED VALUES AND UNCERTAINTIES

Certified Value: 1002 ± 5 µg/mL

Density: 1.005 g/mL (measured at 20 ± 4 °C)

Assay Information:

Assay Method #1 — **1003 ± 4 µg/mL**
ICP Assay NIST SRM 3158 Lot Number: 151215

Assay Method #2 — **1000 ± 7 µg/mL**
Calculated NIST SRM Lot Number: See Sec. 4.2

- The Calculated Value is a value calculated from the weight of a starting material that has been certified directly vs. a National Institute of Standards and Technology (NIST) SRM/RM. See Sec 4.2 for balance traceability.

The following equations are used in the calculation of the certified value and the uncertainty. Reported uncertainties represent expanded uncertainties expressed at approximately the 95% confidence level using a coverage factor of k = 2.

Characterization of CRM/RM by Two or More Methods

Certified Value, $X_{CRM/RM}$, where two or more methods of characterization are used is the weighted mean of the results:

$X_{CRM/RM} = \Sigma(w_i)(X_i)$

X_i = mean of Assay Method i with standard uncertainty $u_{char\ i}$

w_i = the weighting factors for each method calculated using the inverse square of the variance:

$w_i = (1/u_{char\ i})^2 / (\Sigma(1/(u_{char\ i})^2)$

CRM/RM Expanded Uncertainty (±) = $U_{CRM/RM} = k\ (u^2_{char} + u^2_{bb} + u^2_{lts} + u^2_{ts})^{1/2}$

k = coverage factor = 2

$u_{char} = [\Sigma((w_i)^2\ (u_{char\ i})^2)]^{1/2}$ where $u_{char\ i}$ are the errors from each characterization method

u_{bb} = bottle to bottle homogeneity standard uncertainty

u_{lts} = long term stability standard uncertainty (storage)

u_{ts} = transport stability standard uncertainty

Characterization of CRM/RM by One Method

Certified Value, $X_{CRM/RM}$, where one method of characterization is used is the mean of individual results:

$X_{CRM/RM} = (X_a)\ (u_{char\ a})$

X_a = mean of Assay Method A with

$u_{char\ a}$ = the standard uncertainty of characterization Method A

CRM/RM Expanded Uncertainty (±) = $U_{CRM/RM} = k\ (u^2_{char\ a} + u^2_{bb} + u^2_{lts} + u^2_{ts})^{1/2}$

k = coverage factor = 2

$u_{char\ a}$ = the errors from characterization

u_{bb} = bottle to bottle homogeneity standard uncertainty

u_{lts} = long term stability standard uncertainty (storage)

u_{ts} = transport stability standard uncertainty

4.0 TRACEABILITY TO NIST

- This product is traceable to NIST via an unbroken chain of comparisons. The uncertainties for each certified value are reported, taking into account the SRM/RM uncertainty error and the measurement, weighing and volume dilution errors. In rare cases where no NIST SRM/RM are available, the term 'in-house std.' is specified.

4.1 Thermometer Calibration

- All thermometers are NIST traceable through thermometers that are calibrated by an accredited calibration laboratory.

4.2 Balance Calibration

- All analytical balances are calibrated by an accredited calibration laboratory and procedure. The weights used for testing are annually compared to master weights and are traceable to NIST.

4.3 Glassware Calibration

- An in-house procedure is used to calibrate all Class A glassware used in the manufacturing and quality control of CRM/RMs.

5.0 TRACE METALLIC IMPURITIES (TMI) DETERMINED BY ICP-MS AND ICP-OES (µg/mL)

CRM/RMs are tested for trace metallic impurities by Axial ICP-OES and ICP-MS. The result from the most sensitive method for each element, is reported below. Solutions tested by ICP-MS were analyzed in an ULPA-Filtered Clean Room. An ULPA-Filter is 99.9985% efficient for the removal of particles down to 0.3 µm.

M	Ag	<	0.000200	M	Eu	<	0.000200	O	Na		0.000256	M	Se	<	0.011019	O	Zn	0.000236
O	Al	<	0.004184	O	Fe	<	0.002824	M	Nb	<	0.000200	O	Si		0.000387	M	Zr	< 0.000200
M	As	<	0.002003	M	Ga	<	0.000200	M	Nd	<	0.000200	M	Sm	<	0.000200			
O	Au	<	0.002824	M	Gd	<	0.000200	M	Ni		0.000177	M	Sn	<	0.000601			
O	B	<	0.004184	M	Ge	<	0.000801	M	Os	<	0.000198	O	Sr	<	0.000313			
M	Ba	<	0.000400	M	Hf	<	0.000200	O	P	<	0.010460	M	Ta	<	0.000200			
O	Be	<	0.000104	M	Hg	<	0.000794	M	Pb		0.000083	M	Tb	<	0.000200			
M	Bi	<	0.005209	M	Ho	<	0.000200	M	Pd	<	0.000400	M	Te	<	0.005008			
O	Ca		0.000250	M	In	<	0.000200	M	Pr	<	0.000200	M	Th	<	0.000200			
M	Cd		0.000135	M	Ir	<	0.000198	M	Pt	<	0.000801	O	Ti	<	0.001255			
M	Ce	<	0.000200	O	K		0.000636	M	Rb	<	0.000200	s	Tl	<				
M	Co	<	0.000601	M	La	<	0.000200	M	Re	<	0.000200	M	Tm	<	0.000200			
M	Cr	<	0.000801	O	Li	<	0.000177	M	Rh	<	0.000200	M	U	<	0.000200			
M	Cs	<	0.003606	M	Lu	<	0.000200	M	Ru	<	0.000397	M	V	<	0.002203			
M	Cu	<	0.001001	O	Mg		0.000054	O	S	<	0.015690	M	W	<	0.000601			
M	Dy	<	0.000200	M	Mn	<	0.000801	M	Sb	<	0.000400	M	Y	<	0.000200			
M	Er	<	0.000200	M	Mo	<	0.001202	O	Sc	<	0.000711	M	Yb	<	0.000200			

M - Checked by ICP-MS O - Checked by ICP-OES i - Spectral Interference
n - Not Checked For s - Solution Standard Element

6.0 INTENDED USE

- For the calibration of analytical instruments and validation of analytical methods as appropriate.

7.0 INSTRUCTIONS FOR THE CORRECT USE OF THIS REFERENCE MATERIAL

7.1 Storage and Handling Recommendations

- Store between approximately 4° - 30° C while in sealed TCT bag.

- While stored in the sealed TCT bag, transpiration of this CRM/RM is negligible. After opening the sealed TCT bag transpiration of the CRM/RM will occur, resulting in a gradual increase in the analyte concentration(s). It is the responsibility of the user to account for this effect. When the bottle is weighed both before and after being placed in storage, the mass difference observed will be a measure of transpiration mass loss.

- After opening the sealed TCT bag, keep cap tightly sealed when not in use and store between 4° - 24° C to minimize the effects of transpiration. Use at 20° ± 4° C to minimize volumetric dilution error when using the reported density. Do not pipette from the container. Do not return removed aliquots to container.

- For more information, visit **www.inorganicventures.com/TCT**

Atomic Weight; Valence; Coordination Number; Chemical Form in Solution - 204.38 +1 6 Tl(H2O)61+

Chemical Compatibility - Soluble in HCl, HNO3, and H2SO4. Stable with most metals and inorganic anions. The sulfite, thiocyanate and oxalate are moderately soluble; the phosphate and arsenite are slightly soluble and the sulfide is insoluble.

Stability - 2-100 ppb levels stable for months in 1% HNO3 / LDPE container. 1-10,000 ppm solutions chemically stable for years in 2-5% HNO3 / LDPE container.

Tl Containing Samples (Preparation and Solution) -Metal (Best dissolved in HNO3 which forms chiefly the Tl1+ ion.); Oxide (The thallous oxide is readily soluble in water. The thallic oxide requires high levels of acid); Ores (Carbonate fusion in Pt0 followed by HCl dissolution); Organic Matrices (Sulfuric/peroxide digestion or dry ash and dissolution in HCl).

Atomic Spectroscopic Information (ICP-OES D.L.s are given as radial/axial view):

Technique/Line	Estimated D.L.	Order	Interferences (underlined indicates severe)
ICP-MS 205 amu	2 ppt	N/A	189Os16O
ICP-OES 190.864 nm	0.04 / 0.004 µg/mL	1	V, Ti
ICP-OES 276.787 nm	0.1 / 0.01 µg/mL	1	Ta, V, Fe, Cr
ICP-OES 351.924 nm	0.2 / 0.02 µg/mL	1	Th, Ce, Zr

8.0 HAZARDOUS INFORMATION

- Please refer to the Safety Data Sheet for information regarding this CRM/RM.

9.0 HOMOGENEITY

- This solution was mixed according to an in-house procedure and is guaranteed to be homogeneous. Homogeneity data indicate that the end user should take a minimum sample size of 0.2 mL to assure homogeneity.

10.0 QUALITY STANDARD DOCUMENTATION

10.1 ISO 9001 Quality Management System Registration

- QSR Certificate Number QSR-1034

10.2 ISO/IEC 17025 "General Requirements for the Competence of Testing and Calibration Laboratories"

- Chemical Testing - Accredited / A2LA Certificate Number 883.01

10.3 ISO 17034 "General Requirements for the Competence of Reference Material Producers"

- Reference Material Producer - Accredited / A2LA Certificate Number 883.02

Inorganic Ventures, 300 Technology Drive, Christiansburg, Va. 24073, USA; Telephone: 800.669.6799; 540.585.3030, Fax: 540.585.3012; inorganicventures.com; info@inorganicventures.com

11.0 CERTIFICATION, LOT EXPIRATION AND PERIOD OF VALIDITY

11.1 Certification Issue Date

August 05, 2020

- The certification is valid within the measurement uncertainty specified provided the CRM/RM is stored and handled in accordance with instructions given in Sec 7.1. This certification is nullified if instructions in Sec 7.1 are not followed or if the CRM/RM is damaged, contaminated, or otherwise modified.

11.2 Lot Expiration Date

- **August 05, 2024**

- The date after which this CRM/RM should not be used.

- The lot expiration date reflects the period of time that the stability of a CRM/RM can be supported by long term stability studies conducted on properly stored and handled CRM/RMs. Lot expiration is limited primarily by transpiration (loss of water from the solution) and infrequently by chemical stability.

11.3 Period of Validity

- Sealed TCT Bag Open Date: _____

- This CRM/RM should not be used longer than one year (or six months in the case of a 30 mL bottle) from the date of opening the aluminized bag or after the date given in Sec. 11.2, whichever comes first. This is contingent upon the CRM/RM being stored and handled in accordance with the instructions given in Sec. 7.1.

12.0 NAMES AND SIGNATURES OF CERTIFYING OFFICERS

Certificate Approved By:

Michael Booth
Director, Quality Control

Certifying Officer:

Paul Gaines
Chairman / Senior Technical Director

Energy Laboratories Inc

Standard LOG

Standard ID:	ME220112A 1000 PPB STANDARD		
Standard Name	1000 PPB Standard	Type:	Secondary
Date Prepared	1/12/2022	BY:	Cindy Rohrer
Date Expires:	11/18/2022		
Department	ME	Status:	Open
Vendor:			
Lot Number:			
Balance ID:			
Comments:	Made fresh daily		

Chemical / Solvent Used	BottleNo	Amt	Units	Expires
Hydrochloric Acid E1421	14721	0.25	mL	1/4/2027
Nitric Acid 69.0- 70.0% D0521	14626	0.5	mL	12/14/2026
Milli-Q H2O	391	48.25	mL	6/1/2100

Final Volume:
50 mL

Stock Source		**Base Units**	**Amount Added**
ME211208 MSCAL	MSCAL 2B	ug/mL	0.5 mL
ME211118 MSCAL	EL-MSCAL-5A	ug/mL	0.5 mL
ME211229A AU 2n	Au 2nd source Stock	ug/mL	0.01 mL

Analytes	**CAS**	Conc:	**mg/L**

Energy Laboratories Inc

Standard LOG

Standard ID:	ME211208 MSCAL2B		
Standard Name	MSCAL 2B	Type:	Primary
Date Prepared	12/8/2021	BY:	Stacy R. Hendricks
Date Expires:	12/8/2022		
Department	ME	Status:	Open
Vendor:	Inorganic Ventures		
Lot Number:	S2-MEB704403		
Balance ID:			
Comments:	Opened 12/08/2021; Expires 12/08/2022		

Chemical / Solvent Used	BottleNo	Amt	Units	Expires
Multi Analyte Custom Grade Solution	13793		mL	12/8/2022

Final Volume:
mL

Stock Source **Base Units** **Amount Added**

Analytes **CAS** Conc: **ug/mL**

INORGANIC VENTURES™
Refine your results. Redefine your industry.

Certificate of Analysis

300 Technology Drive
Christiansburg, VA 24073 USA
inorganicventures.com

P: 800-669-6799/540-585-3030
F: 540-585-3012
info@inorganicventures.com

1.0 ACCREDITATION / REGISTRATION

INORGANIC VENTURES is accredited to ISO 17034, "General Requirements for the Competence of Reference Material Producers" and ISO/IEC 17025, "General Requirements for the Competence of Testing and Calibration Laboratories". Inorganic Ventures is also an ISO 9001 registered manufacturer (QSR Certificate Number QSR-1034).

ACCREDITED
Testing Laboratory
Certificate 883.01

ACCREDITED
Reference Material Producer
Certificate 883.02

2.0 PRODUCT DESCRIPTION

Product Code:	Multi Analyte Custom Grade Solution
Catalog Number:	EL-MSCAL-2B
Lot Number:	S2-MEB704403
Matrix:	5% (v/v) HNO3
Value / Analyte(s):	100 µg/mL ea:

Aluminum, Arsenic,
Boron, Barium,
Beryllium, Cadmium,
Cobalt, Chromium,
Copper, Iron,
Manganese, Nickel,
Lead, Selenium,
Strontium, Thorium,
Thallium, Uranium,
Vanadium, Zinc,

40 µg/mL ea:
Silver

3.0 CERTIFIED VALUES AND UNCERTAINTIES

ID #: 13793
Opened:
Multi Analyte Custom Grade Solution
Expires: 4/21/2025
Rec'd: 4/29/2021
Energy Laboratories Inc 1120 So. 27th Street
Billings MT 59107

ANALYTE	CERTIFIED VALUE	ANALYTE	CERTIFIED VALUE
Aluminum, Al	100.0 ± 0.4 µg/mL	Arsenic, As	100.0 ± 0.9 µg/mL
Barium, Ba	100.0 ± 0.5 µg/mL	Beryllium, Be	100.0 ± 0.7 µg/mL
Boron, B	100.0 ± 0.7 µg/mL	Cadmium, Cd	100.0 ± 0.5 µg/mL
Chromium, Cr	100.0 ± 0.8 µg/mL	Cobalt, Co	100.0 ± 0.6 µg/mL
Copper, Cu	100.0 ± 0.5 µg/mL	Iron, Fe	100.1 ± 0.4 µg/mL
Lead, Pb	100.0 ± 0.6 µg/mL	Manganese, Mn	100.0 ± 0.5 µg/mL
Nickel, Ni	100.0 ± 0.6 µg/mL	Selenium, Se	100.0 ± 0.7 µg/mL
Silver, Ag	39.99 ± 0.18 µg/mL	Strontium, Sr	100.0 ± 0.4 µg/mL
Thallium, Tl	100.0 ± 0.6 µg/mL	Thorium, Th	100.0 ± 0.5 µg/mL
Uranium, U	100.0 ± 0.5 µg/mL	Vanadium, V	100.0 ± 0.5 µg/mL
Zinc, Zn	100.0 ± 0.5 µg/mL		

Density: 1.033 g/mL (measured at 20 ± 4 °C)

Assay Information:

ANALYTE	METHOD	NIST SRM#	SRM LOT#
Ag	ICP Assay	3151	160729
Ag	Volhard	999c	999c
Al	ICP Assay	3101a	140903
Al	EDTA	928	928
As	ICP Assay	3103a	100818
B	ICP Assay	3107	110830
Ba	ICP Assay	3104a	140909
Ba	Gravimetric		See Sec. 4.2
Be	ICP Assay	3105a	090514
Cd	ICP Assay	3108	130116
Cd	EDTA	928	928
Co	ICP Assay	3113	190630
Co	EDTA	928	928
Cr	ICP Assay	3112a	170630
Cu	ICP Assay	3114	121207
Cu	EDTA	928	928
Fe	ICP Assay	3126a	140812
Fe	EDTA	928	928
Fe	Calculated		See Sec. 4.2
Mn	ICP Assay	3132	050429
Mn	EDTA	928	928
Ni	ICP Assay	3136	120619
Ni	EDTA	928	928
Pb	ICP Assay	3128	101026
Pb	EDTA	928	928
Se	ICP Assay	3149	100901
Se	Calculated		See Sec. 4.2
Sr	EDTA	928	928
Sr	ICP Assay	Traceable to 3153a	K2-SR650985
Sr	Calculated		See Sec. 4.2
Th	EDTA	928	928
Th	Calculated		See Sec. 4.2
Tl	ICP Assay	3158	151215
U	ICP Assay	3164	080521
U	Calculated		See Sec. 4.2
V	ICP Assay	3165	160906
V	EDTA	928	928
Zn	ICP Assay	3168a	120629
Zn	EDTA	928	928

The following equations are used in the calculation of the certified value and the uncertainty. Reported uncertainties represent expanded uncertainties expressed at approximately the 95% confidence level using a coverage factor of k = 2.

Characterization of CRM/RM by Two or More Methods

Certified Value, $X_{CRM/RM}$, where two or more methods of characterization are used is the weighted mean of the results:

$X_{CRM/RM} = \Sigma(w_i)(X_i)$

X_i = mean of Assay Method i with standard uncertainty $u_{char\ i}$

w_i = the weighting factors for each method calculated using the inverse square of the variance:

$w_i = (1/u_{char\ i})^2 / (\Sigma(1/(u_{char\ i})^2)$

CRM/RM Expanded Uncertainty (±) = $U_{CRM/RM} = k\,(u^2_{char} + u^2_{bb} + u^2_{lts} + u^2_{ts})^{1/2}$

k = coverage factor = 2

$u_{char} = [\Sigma((w_i)^2\,(u_{char\ i})^2)]^{1/2}$ where $u_{char\ i}$ are the errors from each characterization method

u_{bb} = bottle to bottle homogeneity standard uncertainty

u_{lts} = long term stability standard uncertainty (storage)

u_{ts} = transport stability standard uncertainty

Characterization of CRM/RM by One Method

Certified Value, $X_{CRM/RM}$, where one method of characterization is used is the mean of individual results:

$X_{CRM/RM} = (X_a)\,(u_{char\ a})$

X_a = mean of Assay Method A with

$u_{char\ a}$ = the standard uncertainty of characterization Method A

CRM/RM Expanded Uncertainty (±) = $U_{CRM/RM} = k\,(u^2_{char\ a} + u^2_{bb} + u^2_{lts} + u^2_{ts})^{1/2}$

k = coverage factor = 2

$u_{char\ a}$ = the errors from characterization

u_{bb} = bottle to bottle homogeneity standard uncertainty

u_{lts} = long term stability standard uncertainty (storage)

u_{ts} = transport stability standard uncertainty

Certified Abundance:

IV's Certified Abundance

Isotope	Atom %
Uranium 238U	99.8 ± 0.1
Uranium 235U	0.24 ± 0.05

4.0 TRACEABILITY TO NIST

- This product is traceable to NIST via an unbroken chain of comparisons. The uncertainties for each certified value are reported, taking into account the SRM/RM uncertainty error and the measurement, weighing and volume dilution errors. In rare cases where no NIST SRM/RM are available, the term 'in-house std.' is specified.

4.1 Thermometer Calibration

- All thermometers are NIST traceable through thermometers that are calibrated by an accredited calibration laboratory.

4.2 Balance Calibration

- All analytical balances are calibrated by an accredited calibration laboratory and procedure. The weights used for testing are annually compared to master weights and are traceable to NIST.

4.3 Glassware Calibration

- An in-house procedure is used to calibrate all Class A glassware used in the manufacturing and quality control of CRM/RMs.

5.0 TRACE METALLIC IMPURITIES (TMI) DETERMINED BY ICP-MS AND ICP-OES (µg/mL)

N/A

6.0 INTENDED USE

- For the calibration of analytical instruments and validation of analytical methods as appropriate.

7.0 INSTRUCTIONS FOR THE CORRECT USE OF THIS REFERENCE MATERIAL

7.1 Storage and Handling Recommendations

- Store between approximately 4° - 30° C while in sealed TCT bag.

- While stored in the sealed TCT bag, transpiration of this CRM/RM is negligible. After opening the sealed TCT bag transpiration of the CRM/RM will occur, resulting in a gradual increase in the analyte concentration(s). It is the responsibility of the user to account for this effect. When the bottle is weighed both before and after being placed in storage, the mass difference observed will be a measure of transpiration mass loss.

- After opening the sealed TCT bag, keep cap tightly sealed when not in use and store between 4° - 24° C to minimize the effects of transpiration. Use at 20° ± 4° C to minimize volumetric dilution error when using the reported density. Do not pipette from the container. Do not return removed aliquots to container.

- For more information, visit **www.inorganicventures.com/TCT**

8.0 HAZARDOUS INFORMATION

- Please refer to the Safety Data Sheet for information regarding this CRM/RM.

9.0 HOMOGENEITY

- This solution was mixed according to an in-house procedure and is guaranteed to be homogeneous. Homogeneity data indicate that the end user should take a minimum sample size of 0.2 mL to assure homogeneity.

10.0 QUALITY STANDARD DOCUMENTATION

10.1 ISO 9001 Quality Management System Registration

- QSR Certificate Number QSR-1034

10.2 ISO/IEC 17025 "General Requirements for the Competence of Testing and Calibration Laboratories"

- Chemical Testing - Accredited / A2LA Certificate Number 883.01

10.3 ISO 17034 "General Requirements for the Competence of Reference Material Producers"

- Reference Material Producer - Accredited / A2LA Certificate Number 883.02

Inorganic Ventures, 300 Technology Drive, Christiansburg, Va. 24073, USA; Telephone: 800.669.6799; 540.585.3030, Fax: 540.585.3012; inorganicventures.com; info@inorganicventures.com

11.0 CERTIFICATION, LOT EXPIRATION AND PERIOD OF VALIDITY

11.1 Certification Issue Date

April 21, 2021

- The certification is valid within the measurement uncertainty specified provided the CRM/RM is stored and handled in accordance with instructions given in Sec 7.1. This certification is nullified if instructions in Sec 7.1 are not followed or if the CRM/RM is damaged, contaminated, or otherwise modified.

11.2 Lot Expiration Date

- April 21, 2025

- The date after which this CRM/RM should not be used.

- The lot expiration date reflects the period of time that the stability of a CRM/RM can be supported by long term stability studies conducted on properly stored and handled CRM/RMs. Lot expiration is limited primarily by transpiration (loss of water from the solution) and infrequently by chemical stability.

11.3 Period of Validity

- Sealed TCT Bag Open Date: _____

- This CRM/RM should not be used longer than one year (or six months in the case of a 30 mL bottle) from the date of opening the aluminized bag or after the date given in Sec. 11.2, whichever comes first. This is contingent upon the CRM/RM being stored and handled in accordance with the instructions given in Sec. 7.1.

12.0 NAMES AND SIGNATURES OF CERTIFYING OFFICERS

Certificate Approved By:

Michael Booth
Director, Quality Control

Michael J Booth

Certifying Officer:

Paul Gaines
Chairman / Senior Technical Director

Paul R Gaines

Energy Laboratories Inc

Standard LOG

Standard ID:	ME211118 MSCAL-5A		
Standard Name	EL-MSCAL-5A	Type:	Primary
Date Prepared	11/18/2021	BY:	Stacy R. Hendricks
Date Expires:	11/18/2022		
Department	ME	Status:	Open
Vendor:	Inorganic Ventures		
Lot Number:	P2-MEB687200		
Balance ID:			
Comments:	Opened 11/18/2021; Expires 11/18/2022		

Chemical / Solvent Used	BottleNo	Amt	Units	Expires
Multi Analyte Custom Grade Solution	13175	500	mL	11/18/2022

Final Volume:
500 mL

Stock Source **Base Units** **Amount Added**

Analytes **CAS** Conc: **ug/mL**

INORGANIC VENTURES™
300 Technology Drive
Christiansburg, VA 24073 · USA
inorganicventures.com

CERTIFICATE OF ANALYSIS

tel: 800.669.6799 · 540.585.3030
fax: 540.585.3012
info@inorganicventures.com

1.0 ACCREDITATION / REGISTRATION

INORGANIC VENTURES is accredited to ISO 17034, "General Requirements for the Competence of Reference Material Producers" and ISO/IEC 17025, "General Requirements for the Competence of Testing and Calibration Laboratories". Inorganic Ventures is also an ISO 9001 registered manufacturer (QSR Certificate Number QSR-1034).

ACCREDITED Testing Laboratory Certificate 883.01 ACCREDITED Reference Material Producer Certificate 883.02

2.0 PRODUCT DESCRIPTION

Product Code:	Multi Analyte Custom Grade Solution
Catalog Number:	EL-MSCAL-5A
Lot Number:	P2-MEB687200
Matrix:	3% (v/v) HNO3
Value / Analyte(s):	5 000 µg/mL ea: Calcium, Potassium, Magnesium, Sodium, 500 µg/mL ea: Phosphorus, Iron, 250 µg/mL ea: Lithium

3.0 CERTIFIED VALUES AND UNCERTAINTIES

ANALYTE	CERTIFIED VALUE	ANALYTE	CERTIFIED VALUE
Calcium, Ca	**5 000 ± 20 µg/mL**	**Iron, Fe**	**499.9 ± 2.1 µg/mL**
Lithium, Li	**250.0 ± 1.1 µg/mL**	**Magnesium, Mg**	**5 000 ± 21 µg/mL**
Phosphorus, P	**499.8 ± 2.5 µg/mL**	**Potassium, K**	**5 000 ± 18 µg/mL**
Sodium, Na	**5 000 ± 18 µg/mL**		

Density: 1.076 g/mL (measured at 20 ± 4 °C)

Assay Information:

ID #: 13175
Opened:
Multi Analyte Custom Grade Solution
Expires: 12/2/2023
Rec'd: 10/12/2020
Energy Laboratories Inc 1120 So. 27th Street
Billings MT 59107

ANALYTE	METHOD	NIST SRM#	SRM LOT#
Ca	ICP Assay	3109a	130213
Ca	EDTA	928	928
Fe	ICP Assay	3126a	140812
Fe	EDTA	928	928
K	ICP Assay	3141a	140813
K	Gravimetric		See Sec. 4.2
Li	ICP Assay	3129a	100714
Li	Gravimetric		See Sec. 4.2
Mg	ICP Assay	3131a	140110
Mg	EDTA	928	928
Na	ICP Assay	3152a	120715
Na	Gravimetric		See Sec. 4.2
P	ICP Assay	3139a	060717
P	Acidimetric	84L	84L

The following equations are used in the calculation of the certified value and the uncertainty. Reported uncertainties represent expanded uncertainties expressed at approximately the 95% confidence level using a coverage factor of k = 2.

Characterization of CRM/RM by Two or More Methods

Certified Value, $X_{CRM/RM}$, where two or more methods of characterization are used is the weighted mean of the results:

$X_{CRM/RM} = \Sigma(w_i)(X_i)$

X_i = mean of Assay Method i with standard uncertainty $u_{char\ i}$

w_i = the weighting factors for each method calculated using the inverse square of the variance:

$w_i = (1/u_{char\ i})^2 / (\Sigma(1/(u_{char\ i})^2)$

CRM/RM Expanded Uncertainty (±) = $U_{CRM/RM} = k\ (u^2_{char} + u^2_{bb} + u^2_{lts} + u^2_{ts})^{½}$

k = coverage factor = 2

$u_{char} = [\Sigma((w_i)^2\ (u_{char\ i})^2)]^{½}$ where $u_{char\ i}$ are the errors from each characterization method

u_{bb} = bottle to bottle homogeneity standard uncertainty

u_{lts} = long term stability standard uncertainty (storage)

u_{ts} = transport stability standard uncertainty

Characterization of CRM/RM by One Method

Certified Value, $X_{CRM/RM}$, where one method of characterization is used is the mean of individual results:

$X_{CRM/RM} = (X_a)\ (u_{char\ a})$

X_a = mean of Assay Method A with

$u_{char\ a}$ = the standard uncertainty of characterization Method A

CRM/RM Expanded Uncertainty (±) = $U_{CRM/RM} = k\ (u^2_{char\ a} + u^2_{bb} + u^2_{lts} + u^2_{ts})^{½}$

k = coverage factor = 2

$u_{char\ a}$ = the errors from characterization

u_{bb} = bottle to bottle homogeneity standard uncertainty

u_{lts} = long term stability standard uncertainty (storage)

u_{ts} = transport stability standard uncertainty

4.0 TRACEABILITY TO NIST

- This product is traceable to NIST via an unbroken chain of comparisons. The uncertainties for each certified value are reported, taking into account the SRM/RM uncertainty error and the measurement, weighing and volume dilution errors. In rare cases where no NIST SRM/RM are available, the term 'in-house std.' is specified.

4.1 Thermometer Calibration

- All thermometers are NIST traceable through thermometers that are calibrated by an accredited calibration laboratory.

4.2 Balance Calibration

- All analytical balances are calibrated by an accredited calibration laboratory and procedure. The weights used for testing are annually compared to master weights and are traceable to NIST.

4.3 Glassware Calibration

- An in-house procedure is used to calibrate all Class A glassware used in the manufacturing and quality control of CRM/RMs.

5.0 TRACE METALLIC IMPURITIES (TMI) DETERMINED BY ICP-MS AND ICP-OES (µg/mL)

N/A

6.0 INTENDED USE

- For the calibration of analytical instruments and validation of analytical methods as appropriate.

7.0 INSTRUCTIONS FOR THE CORRECT USE OF THIS REFERENCE MATERIAL

7.1 Storage and Handling Recommendations

- Store between approximately 4° - 30° C while in sealed outer bag.

- While stored in the sealed outer bag, transpiration of this CRM/RM is negligible. After opening the sealed outer bag transpiration of the CRM/RM will occur, resulting in a gradual increase in the analyte concentration(s). It is the responsibility of the user to account for this effect. When the bottle is weighed both before and after being placed in storage, the mass difference observed will be a measure of transpiration mass loss.

- After opening the sealed outer bag, keep cap tightly sealed when not in use and store between 4° - 24° C to minimize the effects of transpiration. Use at 20° ± 4° C to minimize volumetric dilution error when using the reported density. Do not pipette from the container. Do not return removed aliquots to container.

8.0 HAZARDOUS INFORMATION

- Please refer to the Safety Data Sheet for information regarding this CRM/RM.

9.0 HOMOGENEITY

- This solution was mixed according to an in-house procedure and is guaranteed to be homogeneous. Homogeneity data indicate that the end user should take a minimum sample size of 0.2 mL to assure homogeneity.

10.0 QUALITY STANDARD DOCUMENTATION

10.1 ISO 9001 Quality Management System Registration

- QSR Certificate Number QSR-1034

10.2 ISO/IEC 17025 "General Requirements for the Competence of Testing and Calibration Laboratories"

- Chemical Testing - Accredited / A2LA Certificate Number 883.01

10.3 ISO 17034 "General Requirements for the Competence of Reference Material Producers"

- Reference Material Producer - Accredited / A2LA Certificate Number 883.02

Inorganic Ventures, 300 Technology Drive, Christiansburg, Va. 24073, USA; Telephone: 800.669.6799; 540.585.3030, Fax: 540.585.3012; Inorganicventures.com; info@inorganicventures.com

11.0 CERTIFICATION, EXPIRATION AND PERIOD OF VALIDITY

11.1 Certification Issue Date

December 02, 2019

- The certification is valid within the measurement uncertainty specified provided the CRM/RM is stored and handled in accordance with instructions given in Sec 7.1. This certification is nullified if instructions in Sec 7.1 are not followed or if the CRM/RM is damaged, contaminated, or otherwise modified.

11.2 Lot Expiration Date

- December 02, 2023

- The date after which this CRM/RM should not be used.

- The lot expiration date reflects the period of time that the stability of a CRM/RM can be supported by long term stability studies conducted on properly stored and handled CRM/RMs. Lot expiration is limited primarily by transpiration (loss of water from the solution) and infrequently by chemical stability.

11.3 Period of Validity

- Sealed outer Bag Open Date: _____

- This CRM/RM should not be used longer than one year (or six months in the case of a 30 mL bottle) from the date of opening the aluminized bag or after the date given in Sec. 11.2, whichever comes first. This is contingent upon the CRM/RM being stored and handled in accordance with the instructions given in Sec. 7.1.

12.0 NAMES AND SIGNATURES OF CERTIFYING OFFICERS

Certificate Approved By:

Michael Booth
Manager, Quality Control

Certifying Officer:

Paul Gaines
CEO, Senior Technical Director

Energy Laboratories Inc

Standard LOG

Standard ID:	ME211229A AU 2ND SOURCE		
Standard Name	Au 2nd source Stock	Type:	Primary
Date Prepared	12/29/2021	BY:	Amanda E. McDani
Date Expires:	12/29/2022		
Department	ME	Status:	Open
Vendor:	SCP Science		
Lot Number:	S211129013		
Balance ID:			
Comments:	opened 12/29/2021; expires 12/29/2022		

Chemical / Solvent Used	BottleNo	Amt	Units	Expires
ICP/ICPMS Standard Gold	14710	500	mL	12/29/2022

Final Volume:
500 mL

Stock Source **Base Units** **Amount Added**

Analytes **CAS** Conc: **ug/mL**

ID #: 14710
Opened:
ICP/ICPMS Standard Gold
Expires: 12/31/2023
Rec'd: 12/29/2021
Energy Laboratories Inc 1120 So. 27th Street
Billings MT 59107

SCP SCIENC
Providing Innovative Solutions to Analytical

Certificate of Analysis

1.0 DESCRIPTION:

PlasmaCAL ICP/ICPMS Standard - Gold 1000 µg/ml

Au

Catalogue Number: 140-052-790/-791/-795
Starting Material: Gold Metal 99.99+%
Lot Number: **S211129013**
Matrix: 10% HCl (See Section 3 for actual matrix)
Expiration Date (End of month): **December 2023** (or 15 months after bottle is opened, whichever comes first)

2.0 CERTIFIED VALUES AND ASSOCIATED UNCERTAINTY:

Certified Concentration: **1001 µg/ml +/- 4 µg/ml**
982 µg/g +/- 4 µg/g

Method of analysis: Inductively Coupled Plasma Atomic Emission Spectroscopy (ICP-AES)

Traceability: NIST Standard Reference Material 3121 Lot: **991806**

Note: The uncertainty of the certified value has been calculated from applicable uncertainty contributors (u_i) including uncertainty established during characterization of the material (u_{char}), the between bottle variation (u_{bb}), short-term stability (u_{sts}) and long-term stability (u_{lts}) according to the model $u_c = \sqrt{(u_{char}^2 + u_{bb}^2 + u_{sts}^2 + u_{lts}^2)}$. This combined uncertainty has been further multiplied by a coverage factor (k) of 2 to provide a 95% confidence interval.

3.0 REFERENCE VALUES:

Density: **1.019 g/ml @ 22.4 °C**
Actual Matrix: **10.0% (v/v) HCl**

Trace Metal Impurities as tested by ICP-MS:

Element	Conc. (ppm)	Element	Conc. (ppm)	Element	Conc. (ppm)	Element	Conc. (ppm)
Ag	**0.3851**	Fe	<0.0090	Nd	<0.0010	Sn	<0.0010
Al	**0.0062**	Ga	<0.0010	Ni	<0.0010	Sr	<0.0025
As	<0.0010	Gd	<0.0010	Os	<0.0010	Ta	<0.0010
Au	N/A	Ge	<0.0010	P	<0.0132	Tb	<0.0010
B	<0.0015	Hf	<0.0010	Pb	<0.0010	Te	<0.0010
Ba	<0.0010	Hg	*	Pd	**0.0434**	Th	<0.0010
Be	<0.0010	Ho	<0.0010	Pr	<0.0010	Ti	<0.0012
Bi	<0.0010	In	<0.0010	Pt	**0.0048**	Tl	<0.0011
Ca	<0.0135	Ir	<0.0010	Rb	<0.0010	Tm	<0.0010
Cd	<0.0010	K	**0.0362**	Re	<0.0010	U	<0.0010
Ce	<0.0010	La	<0.0010	Rh	<0.0010	V	<0.0010
Co	<0.0010	Li	<0.0010	Ru	<0.0010	W	<0.0020
Cr	<0.0010	Lu	<0.0010	S	*	Y	<0.0010
Cs	**0.0029**	Mg	<0.0010	Sb	<0.0010	Yb	<0.0010
Cu	**0.0023**	Mn	<0.0010	Sc	<0.0010	Zn	<0.0010
Dy	<0.0010	Mo	<0.0010	Se	<0.01	Zr	<0.0010
Er	<0.0010	Na	**0.0070**	Si	<0.1		
Eu	<0.0010	Nb	<0.0010	Sm	<0.0010	*: Not tested	

4.0 APPROVAL AND DATE OF CERTIFICATION:

Certification Approval: Daniel Boisvert, Chemist
Certification Date: December 10, 2021

Daniel Boisvert

ACCREDITED
Reference Material Producer
CERTIFICATE 2885.01

5.0 INTENDED USE / *UTILISATION PRÉVUE*:

- ICP Standards: For the calibration of, including but not limited to: ICP-AES, ICP-MS, FAAS, GFAA, XRF and DCP. / *Étalons ICP : Pour l'étalonnage d'instruments de mesure tels que: ICP-AES, ICP-MS, FAAS, GFAA, XRF et DCP.*
- AA Standards: For the calibration of Flame (FAAS) and Graphite Furnace (GFAA) Atomic Absorption Spectrometers. / *Étalons AA : Pour l'étalonnage de spectromètres d'absorption atomique flamme (GFAA) et four au graphite (GFAA).*
- Matrix Modifiers: For the optimization of analytical conditions to provide better Graphite Furnace Atomic Absorption (GFAA) instrument response and improved detection limits. / *Modificateur de matrice : Pour l'optimisation des conditions analytiques afin de fournir des meilleurs réponses instrumentales et limites de détection pour SAA four au graphite.*
- pH Standards: For the calibrating pH meters or for other wet chemistry applications. / *Étalons pH : Pour étalonnage de pH mètres et autres applications de chimie humide.*
- Conductivity Standards: For electrolytic conductivity measurement as a calibration standard. / *Étalons de conductivité : Comme étalon pour les mesures de conductivité électrolytiques.*
- IC Standards: for calibration of, but not limited to IC, HPLC, TLC, ISE, IR, NMR, MS, UV/VIS or other wet chemistry applications. / *Étalons IC : Pour étalonnage d'instruments tels que : IC, HPLC, TLC, ISE, IR, NMR, MS, UV/VIS et autres applications de chimie humide.*

For any inquiries, please contact **SCP SCIENCE**. / *Pour toute question, veuillez contacter **SCP SCIENCE**.*

6.0 INSTRUCTIONS FOR USE / *INSTRUCTIONS D'UTILISATION*:

Handling and Storage / Manutention et entreposage: Keep product tightly capped when not in use. The solution should be opened for a minimum amount of time necessary to dispense the amount required. Do not pipet or use directly from container. Do not return unused portions back to container. Store under normal laboratory conditions. Avoid exposure to excessive sources of heat and humidity or direct sunlight. / *Garder les contenants bien fermés lorsque non utilisés. Le contenant devrait être ouvert seulement pour le temps requis afin de prélever la quantité nécessaire. Ne pas pipetter ou utiliser directement du contenant. Ne pas retourner les portions non-utilisées dans le contentant. Conserver dans des conditions normales de laboratoire. Éviter l'exposition à des sources de chaleur et d'humidité excessives ou à l'exposition solaire directe.*

Stability / *Stabilité*: This Standard is guaranteed to be stable and accurate to within the specified uncertainty of measurement up to the unopened expiry date, if sealed, or up to the opened expiry date (when indicated), whichever comes first, provided the solution is kept tightly capped and stored under the indicated storage conditions. Purchasers will be notified of any significant changes resulting in re-certification or withdrawal of the product prior to the expiration date. / *La stabilité et l'exactitude de cet étalon sont garanties d'être à l'intérieur de l'incertitude de mesure, jusqu'à la date d'expiration de la bouteille non-ouverte, si scellée, ou jusqu'à la date d'expiration de la bouteille ouverte (si indiquée), en présumant que le contenant est maintenu fermé et gardé dans les conditions d'entreposage indiquées. Les acheteurs seront avisés dans le cas où il y aura des changements significatifs nécessitant une re-certification ou un rappel du produit avant la date d'expiration.*

7.0 HAZARDOUS INFORMATION / *INFORMATION SUR LES RISQUES POTENTIELS*:

Please refer to the associated Safety Data Sheet (SDS) for information regarding this product (available at www.SCPSCIENCE.com). / *SVP vous référer à la Fiche Signalétique applicable pour de l'information sur ce produit (Disponible à www.SCPSCIENCE.com).*

8.0 HOMOGENEITY / *HOMOGÉNÉITÉ:*

This solution has been blended according to an in-house procedure and its homogeneity is guaranteed to be fit for purpose when a sample size sufficient for the intended method of analysis is used. / *Cette solution a été préparée selon une procédure maison et nous assurons que sa homogénéité est approprié à l'emploi lorsqu'un échantillon suffisant pour la méthode d'analyse prévue est utilisé.*

9.0 TRACEABILITY / *TRAÇABILITÉ*:

This CRM (Certified Reference Material) is traceable to the NIST SRM (Standard Reference Material) indicated in section 2 through an unbroken chain of comparisons. In addition, balances used are regularly calibrated using weights which are traceable to NIST (National Institute of Standards and Technology) or NRC (National Research Council of Canada) standards. All conductivity meters used to analyze this standard have been regularly calibrated using a NIST or NRC traceable Thermometer and standards. All pH meters used to analyze this standard have been regularly calibrated using a NIST or NRC traceable thermometer and pH/MV simulator. / *Ce matériel de référence certifié est traçable au Matériel de Référence Standardisé de NIST indiqué à la section 2 par une chaine de comparaison ininterrompue. De plus, les balances utilisées sont étalonnées régulièrement en utilisant des poids qui sont traçables au NIST (National Institute of Standards and Technology) ou au CRNC (Conseil National de Recherches Canada). Tout conductimètre utilisé afin d'analyser cet étalon a été sujet à un étalonnage périodique utilisant des thermomètres et étalons traçables au NIST ou CNRC. Tout pH mètre utilisé afin d'analyser cet étalon a été sujet à un étalonnage périodique utilisant des thermomètres et un simulateur pH/MV traçables au NIST ou au CNRC.*

10.0 PREPARATION / *PRÉPARATION:*

For the preparation of these solutions, 18 meghom/cm double deionized water, high-purity acids and glassware calibrated to ASTM Class A specifications are used. / *Une eau de 18 meghom/cm doublement déionisé, de l'acide de haute pureté, ainsi que de la verrerie étalonnée afin de satisfaire les spécifications Classe A de ASTM ont été utilisés pour la préparation de cet étalon.*

11.0 QUALITY SYSTEM CERTIFICATIONS / *CERTIFICATIONS DE SYSTÈME QUALITÉ:*

ISO 9001 Certification / *Certification ISO 9001*: This standard was produced in a facility which operates under a **registered** ISO 9001 Quality Management System. Please consult our web site for a copy of the most recent revision of our certificate of registration. / *Cet étalon a été fabriqué dans un laboratoire qui utilise un Système de Gestion de la Qualité **enregistré** à la norme ISO 9001. Veuillez consulter notre site web pour obtenir la version la plus récente de notre certificat d'enregistrement.*

ISO 17025 Accreditation / *Accréditation ISO 17025*: **SCP SCIENCE (Corporate Headquarters)** operates an ISO 17025 **accredited** laboratory. Please consult our web site for a copy of the most recent revision of our certificate and scope of accreditation. / ***SCP SCIENCE (Siège social)** est **accréditée** ISO 17025. Veuillez consulter notre site web afin d'obtenir la plus récente version de notre certificat d'accréditation ainsi que la portée de notre accréditation.*

ISO 17034 Accreditation / *Accréditation ISO 17034* : SCP SCIENCE (Corporate Headquarters) is an ISO 17034 accredited Reference Material Producer. Please consult our website for a copy of our most recent certificate and scope of accreditation. / ***SCP SCIENCE (Siège social)** est un Fabricant de Matériaux de Référence Accrédité ISO 17034. Veuillez consulter notre site web afin d'obtenir la plus récente version de notre certificat d'accréditation ainsi que la portée de notre accréditation.*

CORPORATE HEADQUARTERS
21800 Clark Graham
Baie D'Urfé (Montréal), Quebec,
H9X 4B6 Canada
Phone: +1 (800) 361-6820
Fax: +1 (800) 253-5549

USA
3rd Party Distribution Center
348 Route 11, Champlain,
N.Y. 12919-4816
Phone: +1 (800) 361-6820
Fax: +1 (800) 253-5549

FRANCE
12 Ave. de Québec, Bat. IRIS
91140, Villebon-sur-Yvette
Phone: +33 (0) 1 69 18 71 17
Fax: +33 (0) 1 60 92 05 67

GERMANY
Alte Marktoberdorfer Straße 14, 87616
Marktoberdorf
Phone: +49 (0) 8342-89560-61
Fax: +49 (0) 8342-89560-69

Energy Laboratories Inc

Standard LOG

Standard ID:	ME220112 100 PPB STANDARD		
Standard Name	100 ppb Standard	Type:	Secondary
Date Prepared	1/12/2022	BY:	Cindy Rohrer
Date Expires:	11/18/2022		
Department	ME	Status:	Open
Vendor:	Inorganic Ventures		
Lot Number:			
Balance ID:			

Comments: Made Fresh Daily

Chemical / Solvent Used	BottleNo	Amt	Units	Expires
Hydrochloric Acid E1421	14721	0.25	mL	1/4/2027
Nitric Acid 69.0- 70.0% D0521	14626	0.5	mL	12/14/2026
Milli-Q H2O	391	48.335	mL	6/1/2100

Final Volume:
50 mL

Stock Source		**Base Units**	**Amount Added**
ME211221 MSCAL	MSCAL 3C	ug/mL	0.05 mL
ME211118 MSCAL	EL-MSCAL-5A	ug/mL	0.25 mL
ME220105 HgPrim	Primary Hg Stock 2 PPM	ug/mL	0.05 mL
ME211208 MSCAL	MSCAL 2B	ug/mL	0.05 mL
ME211229A AU 2n	Au 2nd source Stock	ug/mL	0.01 mL
ME220110 Ce, La	Ce, La Primary	ug/mL	0.05 mL

Analytes	**CAS**	Conc:	**mg/L**

Energy Laboratories Inc

Standard LOG

Standard ID:	ME211221 MSCAL 3C		
Standard Name	MSCAL 3C	Type:	Primary
Date Prepared	12/21/2021	BY:	Stacy R. Hendricks
Date Expires:	12/21/2022		
Department	ME	Status:	Open
Vendor:	Inorganic Ventures		
Lot Number:	S2-MEB700780		
Balance ID:			
Comments:	Opened 12/21/21; expires 12/21/22		

Chemical / Solvent Used	BottleNo	Amt	Units	Expires
Multi Analyte Custom Grade Solution	13473	250	mL	12/21/2022

Final Volume:
250 mL

Stock Source **Base Units** **Amount Added**

Analytes **CAS** Conc: **ug/mL**

INORGANIC VENTURES

CERTIFICATE OF ANALYSIS

1.0 ACCREDITATION / REGISTRATION

INORGANIC VENTURES is accredited to ISO 17034, "General Requirements for the Competence of Reference Material Producers" and ISO/IEC 17025, "General Requirements for the Competence of Testing and Calibration Laboratories". Inorganic Ventures is also an ISO 9001 registered manufacturer (QSR Certificate Number QSR-1034).

ACCREDITED Testing Laboratory Certificate 883.01 ACCREDITED Reference Material Producer Certificate 883.02

2.0 PRODUCT DESCRIPTION

Product Code:	Multi Analyte Custom Grade Solution
Catalog Number:	EL-MSCAL-3C
Lot Number:	S2-MEB700780
Matrix:	3% (v/v) HNO3 tr. HF
Value / Analyte(s):	400 µg/mL ea: Silicon, 100 µg/mL ea: Tin, Molybdenum, Titanium, Antimony

1-6-2025

ID #: 13473
Opened:_____
Multi Analyte Custom Grade Solution
Expires: 1/6/2025
Rec'd: 1/15/2021
Energy Laboratories Inc 1120 So 27th Street
Billings MT 59107

3.0 CERTIFIED VALUES AND UNCERTAINTIES

ANALYTE	CERTIFIED VALUE	ANALYTE	CERTIFIED VALUE
Antimony, Sb	100.0 ± 0.8 µg/mL	Molybdenum, Mo	100.0 ± 0.6 µg/mL
Silicon, Si	399.9 ± 3.0 µg/mL	Tin, Sn	100.0 ± 0.6 µg/mL
Titanium, Ti	100.0 ± 0.7 µg/mL		

Density: 1.018 g/mL (measured at 20 ± 4 °C)

Assay Information:

ANALYTE	METHOD	NIST SRM#	SRM LOT#
Mo	ICP Assay	3134	130418
Sb	ICP Assay	3102a	140911
Si	ICP Assay	3150	130912
Sn	ICP Assay	3161a	140917
Ti	ICP Assay	3162a	130925

The following equations are used in the calculation of the certified value and the uncertainty. Reported uncertainties represent expanded uncertainties expressed at approximately the 95% confidence level using a coverage factor of k = 2.

Characterization of CRM/RM by Two or More Methods

Certified Value, $X_{CRM/RM}$, where two or more methods of characterization are used is the weighted mean of the results:

$X_{CRM/RM} = \Sigma(w_i)(X_i)$

X_i = mean of Assay Method i with standard uncertainty $u_{char\ i}$

w_i = the weighting factors for each method calculated using the inverse square of the variance:

$w_i = (1/u_{char\ i})^2 / (\Sigma(1/(u_{char\ i})^2)$

CRM/RM Expanded Uncertainty (±) = $U_{CRM/RM} = k\ (u^2_{char} + u^2_{bb} + u^2_{lts} + u^2_{ts})^{½}$

k = coverage factor = 2

$u_{char} = [\Sigma((w_i)^2\ (u_{char\ i})^2)]^{½}$ where $u_{char\ i}$ are the errors from each characterization method

u_{bb} = bottle to bottle homogeneity standard uncertainty

u_{lts} = long term stability standard uncertainty (storage)

u_{ts} = transport stability standard uncertainty

Characterization of CRM/RM by One Method

Certified Value, $X_{CRM/RM}$, where one method of characterization is used is the mean of individual results:

$X_{CRM/RM} = (X_a)\ (u_{char\ a})$

X_a = mean of Assay Method A with

$u_{char\ a}$ = the standard uncertainty of characterization Method A

CRM/RM Expanded Uncertainty (±) = $U_{CRM/RM} = k\ (u^2_{char\ a} + u^2_{bb} + u^2_{lts} + u^2_{ts})^{½}$

k = coverage factor = 2

$u_{char\ a}$ = the errors from characterization

u_{bb} = bottle to bottle homogeneity standard uncertainty

u_{lts} = long term stability standard uncertainty (storage)

u_{ts} = transport stability standard uncertainty

4.0 TRACEABILITY TO NIST

- This product is traceable to NIST via an unbroken chain of comparisons. The uncertainties for each certified value are reported, taking into account the SRM/RM uncertainty error and the measurement, weighing and volume dilution errors. In rare cases where no NIST SRM/RM are available, the term 'in-house std.' is specified.

4.1 Thermometer Calibration

- All thermometers are NIST traceable through thermometers that are calibrated by an accredited calibration laboratory.

4.2 Balance Calibration

- All analytical balances are calibrated by an accredited calibration laboratory and procedure. The weights used for testing are annually compared to master weights and are traceable to NIST.

4.3 Glassware Calibration

- An in-house procedure is used to calibrate all Class A glassware used in the manufacturing and quality control of CRM/RMs.

5.0 TRACE METALLIC IMPURITIES (TMI) DETERMINED BY ICP-MS AND ICP-OES (µg/mL)

N/A

6.0 INTENDED USE

- For the calibration of analytical instruments and validation of analytical methods as appropriate.

7.0 INSTRUCTIONS FOR THE CORRECT USE OF THIS REFERENCE MATERIAL

7.1 Storage and Handling Recommendations

- Store between approximately 4° - 30° C while in sealed TCT bag.

- While stored in the sealed TCT bag, transpiration of this CRM/RM is negligible. After opening the sealed TCT bag transpiration of the CRM/RM will occur, resulting in a gradual increase in the analyte concentration(s). It is the responsibility of the user to account for this effect. When the bottle is weighed both before and after being placed in storage, the mass difference observed will be a measure of transpiration mass loss.

- After opening the sealed TCT bag, keep cap tightly sealed when not in use and store between 4° - 24° C to minimize the effects of transpiration. Use at 20° ± 4° C to minimize volumetric dilution error when using the reported density. Do not pipette from the container. Do not return removed aliquots to container.

- For more information, visit **www.inorganicventures.com/TCT**

HF Note: This standard should not be prepared or stored in glass.

8.0 HAZARDOUS INFORMATION

- Please refer to the Safety Data Sheet for information regarding this CRM/RM.

9.0 HOMOGENEITY

- This solution was mixed according to an in-house procedure and is guaranteed to be homogeneous. Homogeneity data indicate that the end user should take a minimum sample size of 0.2 mL to assure homogeneity.

10.0 QUALITY STANDARD DOCUMENTATION

10.1 ISO 9001 Quality Management System Registration

- QSR Certificate Number QSR-1034

10.2 ISO/IEC 17025 "General Requirements for the Competence of Testing and Calibration Laboratories"

- Chemical Testing - Accredited / A2LA Certificate Number 883.01

10.3 ISO 17034 "General Requirements for the Competence of Reference Material Producers"

- Reference Material Producer - Accredited / A2LA Certificate Number 883.02

Inorganic Ventures, 300 Technology Drive, Christiansburg, Va. 24073, USA; Telephone: 800.669.6799; 540.585.3030, Fax: 540.585.3012; inorganicventures.com; info@inorganicventures.com

11.0 CERTIFICATION, LOT EXPIRATION AND PERIOD OF VALIDITY

11.1 Certification Issue Date

January 06, 2021

- The certification is valid within the measurement uncertainty specified provided the CRM/RM is stored and handled in accordance with instructions given in Sec 7.1. This certification is nullified if instructions in Sec 7.1 are not followed or if the CRM/RM is damaged, contaminated, or otherwise modified.

11.2 Lot Expiration Date

- January 06, 2025

- The date after which this CRM/RM should not be used.

- The lot expiration date reflects the period of time that the stability of a CRM/RM can be supported by long term stability studies conducted on properly stored and handled CRM/RMs. Lot expiration is limited primarily by transpiration (loss of water from the solution) and infrequently by chemical stability.

11.3 Period of Validity

- Sealed TCT Bag Open Date: _____

- This CRM/RM should not be used longer than one year (or six months in the case of a 30 mL bottle) from the date of opening the aluminized bag or after the date given in Sec. 11.2, whichever comes first. This is contingent upon the CRM/RM being stored and handled in accordance with the instructions given in Sec. 7.1.

12.0 NAMES AND SIGNATURES OF CERTIFYING OFFICERS

Certificate Approved By:

Michael Booth
Director, Quality Control

Michael J Booth

Certifying Officer:

Paul Gaines
Chairman / Senior Technical Director

Paul R Gaines

Energy Laboratories Inc

Standard LOG

Standard ID:	ME211118 MSCAL-5A		
Standard Name	EL-MSCAL-5A	Type:	Primary
Date Prepared	11/18/2021	BY:	Stacy R. Hendricks
Date Expires:	11/18/2022		
Department	ME	Status:	Open
Vendor:	Inorganic Ventures		
Lot Number:	P2-MEB687200		
Balance ID:			
Comments:	Opened 11/18/2021; Expires 11/18/2022		

Chemical / Solvent Used	BottleNo	Amt	Units	Expires
Multi Analyte Custom Grade Solution	13175	500	mL	11/18/2022

Final Volume:
500 mL

Stock Source **Base Units** **Amount Added**

Analytes **CAS** Conc: **ug/mL**

INORGANIC VENTURES™
300 Technology Drive
Christiansburg, VA 24073 · USA
inorganicventures.com

CERTIFICATE OF ANALYSIS

tel: 800.669.6799 · 540.585.3030
fax: 540.585.3012
info@inorganicventures.com

1.0 ACCREDITATION / REGISTRATION

INORGANIC VENTURES is accredited to ISO 17034, "General Requirements for the Competence of Reference Material Producers" and ISO/IEC 17025, "General Requirements for the Competence of Testing and Calibration Laboratories". Inorganic Ventures is also an ISO 9001 registered manufacturer (QSR Certificate Number QSR-1034).

ACCREDITED Testing Laboratory Certificate 883.01
ACCREDITED Reference Material Producer Certificate 883.02

2.0 PRODUCT DESCRIPTION

Product Code:	Multi Analyte Custom Grade Solution
Catalog Number:	EL-MSCAL-5A
Lot Number:	P2-MEB687200
Matrix:	3% (v/v) HNO3
Value / Analyte(s):	5 000 µg/mL ea: Calcium, Potassium, Magnesium, Sodium, 500 µg/mL ea: Phosphorus, Iron, 250 µg/mL ea: Lithium

3.0 CERTIFIED VALUES AND UNCERTAINTIES

ANALYTE	CERTIFIED VALUE	ANALYTE	CERTIFIED VALUE
Calcium, Ca	**5 000 ± 20 µg/mL**	**Iron, Fe**	**499.9 ± 2.1 µg/mL**
Lithium, Li	**250.0 ± 1.1 µg/mL**	**Magnesium, Mg**	**5 000 ± 21 µg/mL**
Phosphorus, P	**499.8 ± 2.5 µg/mL**	**Potassium, K**	**5 000 ± 18 µg/mL**
Sodium, Na	**5 000 ± 18 µg/mL**		

Density: 1.076 g/mL (measured at 20 ± 4 °C)

Assay Information:

ID #: 13175
Opened:
Multi Analyte Custom Grade Solution
Expires: 12/2/2023
Rec'd: 10/12/2020
Energy Laboratories Inc 1120 So. 27th Street
Billings MT 59107

ANALYTE	METHOD	NIST SRM#	SRM LOT#
Ca	ICP Assay	3109a	130213
Ca	EDTA	928	928
Fe	ICP Assay	3126a	140812
Fe	EDTA	928	928
K	ICP Assay	3141a	140813
K	Gravimetric		See Sec. 4.2
Li	ICP Assay	3129a	100714
Li	Gravimetric		See Sec. 4.2
Mg	ICP Assay	3131a	140110
Mg	EDTA	928	928
Na	ICP Assay	3152a	120715
Na	Gravimetric		See Sec. 4.2
P	ICP Assay	3139a	060717
P	Acidimetric	84L	84L

The following equations are used in the calculation of the certified value and the uncertainty. Reported uncertainties represent expanded uncertainties expressed at approximately the 95% confidence level using a coverage factor of k = 2.

Characterization of CRM/RM by Two or More Methods

Certified Value, $X_{CRM/RM}$, where two or more methods of characterization are used is the weighted mean of the results:

$X_{CRM/RM} = \Sigma(w_i)(X_i)$

X_i = mean of Assay Method i with standard uncertainty $u_{char\ i}$

w_i = the weighting factors for each method calculated using the inverse square of the variance:

$w_i = (1/u_{char\ i})^2 / (\Sigma(1/(u_{char\ i})^2)$

CRM/RM Expanded Uncertainty (±) = $U_{CRM/RM} = k\,(u^2_{char} + u^2_{bb} + u^2_{lts} + u^2_{ts})^{½}$

k = coverage factor = 2

$u_{char} = [\Sigma((w_i)^2 (u_{char\ i})^2)]^{½}$ where $u_{char\ i}$ are the errors from each characterization method

u_{bb} = bottle to bottle homogeneity standard uncertainty

u_{lts} = long term stability standard uncertainty (storage)

u_{ts} = transport stability standard uncertainty

Characterization of CRM/RM by One Method

Certified Value, $X_{CRM/RM}$, where one method of characterization is used is the mean of individual results:

$X_{CRM/RM} = (X_a)(u_{char\ a})$

X_a = mean of Assay Method A with

$u_{char\ a}$ = the standard uncertainty of characterization Method A

CRM/RM Expanded Uncertainty (±) = $U_{CRM/RM} = k\,(u^2_{char\ a} + u^2_{bb} + u^2_{lts} + u^2_{ts})^{½}$

k = coverage factor = 2

$u_{char\ a}$ = the errors from characterization

u_{bb} = bottle to bottle homogeneity standard uncertainty

u_{lts} = long term stability standard uncertainty (storage)

u_{ts} = transport stability standard uncertainty

4.0 TRACEABILITY TO NIST

- This product is traceable to NIST via an unbroken chain of comparisons. The uncertainties for each certified value are reported, taking into account the SRM/RM uncertainty error and the measurement, weighing and volume dilution errors. In rare cases where no NIST SRM/RM are available, the term 'in-house std.' is specified.

4.1 Thermometer Calibration

- All thermometers are NIST traceable through thermometers that are calibrated by an accredited calibration laboratory.

4.2 Balance Calibration

- All analytical balances are calibrated by an accredited calibration laboratory and procedure. The weights used for testing are annually compared to master weights and are traceable to NIST.

4.3 Glassware Calibration

- An in-house procedure is used to calibrate all Class A glassware used in the manufacturing and quality control of CRM/RMs.

5.0 TRACE METALLIC IMPURITIES (TMI) DETERMINED BY ICP-MS AND ICP-OES (µg/mL)

N/A

6.0 INTENDED USE

- For the calibration of analytical instruments and validation of analytical methods as appropriate.

7.0 INSTRUCTIONS FOR THE CORRECT USE OF THIS REFERENCE MATERIAL

7.1 Storage and Handling Recommendations

- Store between approximately 4° - 30° C while in sealed outer bag.

- While stored in the sealed outer bag, transpiration of this CRM/RM is negligible. After opening the sealed outer bag transpiration of the CRM/RM will occur, resulting in a gradual increase in the analyte concentration(s). It is the responsibility of the user to account for this effect. When the bottle is weighed both before and after being placed in storage, the mass difference observed will be a measure of transpiration mass loss.

- After opening the sealed outer bag, keep cap tightly sealed when not in use and store between 4° - 24° C to minimize the effects of transpiration. Use at 20° ± 4° C to minimize volumetric dilution error when using the reported density. Do not pipette from the container. Do not return removed aliquots to container.

8.0 HAZARDOUS INFORMATION

- Please refer to the Safety Data Sheet for information regarding this CRM/RM.

9.0 HOMOGENEITY

- This solution was mixed according to an in-house procedure and is guaranteed to be homogeneous. Homogeneity data indicate that the end user should take a minimum sample size of 0.2 mL to assure homogeneity.

10.0 QUALITY STANDARD DOCUMENTATION

10.1 ISO 9001 Quality Management System Registration

- QSR Certificate Number QSR-1034

10.2 ISO/IEC 17025 "General Requirements for the Competence of Testing and Calibration Laboratories"

- Chemical Testing - Accredited / A2LA Certificate Number 883.01

10.3 ISO 17034 "General Requirements for the Competence of Reference Material Producers"

- Reference Material Producer - Accredited / A2LA Certificate Number 883.02

Inorganic Ventures, 300 Technology Drive, Christiansburg, Va. 24073, USA; Telephone: 800.669.6799; 540.585.3030, Fax: 540.585.3012; Inorganicventures.com; info@inorganicventures.com

11.0 CERTIFICATION, EXPIRATION AND PERIOD OF VALIDITY

11.1 Certification Issue Date

December 02, 2019

- The certification is valid within the measurement uncertainty specified provided the CRM/RM is stored and handled in accordance with instructions given in Sec 7.1. This certification is nullified if instructions in Sec 7.1 are not followed or if the CRM/RM is damaged, contaminated, or otherwise modified.

11.2 Lot Expiration Date

- December 02, 2023

- The date after which this CRM/RM should not be used.

- The lot expiration date reflects the period of time that the stability of a CRM/RM can be supported by long term stability studies conducted on properly stored and handled CRM/RMs. Lot expiration is limited primarily by transpiration (loss of water from the solution) and infrequently by chemical stability.

11.3 Period of Validity

- Sealed outer Bag Open Date: _____

- This CRM/RM should not be used longer than one year (or six months in the case of a 30 mL bottle) from the date of opening the aluminized bag or after the date given in Sec. 11.2, whichever comes first. This is contingent upon the CRM/RM being stored and handled in accordance with the instructions given in Sec. 7.1.

12.0 NAMES AND SIGNATURES OF CERTIFYING OFFICERS

Certificate Approved By:

Michael Booth
Manager, Quality Control

Certifying Officer:

Paul Gaines
CEO, Senior Technical Director

Energy Laboratories Inc

Spike LOG

Standard ID:	ME220105 HGPRIMARY		
Standard Name	Primary Hg Stock 2 PPM	Type:	Secondary
Date Prepared	1/5/2022	BY:	Amanda E. McDani
Date Expires:	12/29/2022		
Department	ME	Status:	Open
Vendor:	Inorganic Ventures		
Lot Number:			
Balance ID:			

Comments: Made with different HG stock than QCS

Chemical / Solvent Used	BottleNo	Amt	Units	Expires
Nitric Acid 69.0- 70.0% D0521	14626	0.5	mL	12/14/2026
Hydrochloric Acid E1421	14721	0.25	mL	1/4/2027

Final Volume: 25 mL

Stock Source		**Base Units**	**Amount Added**
ME220110HG	HG Stock	ug/mL	0.05 mL
ME211229A AU 2N	Au 2nd source Stock	ug/mL	0.05 mL

Analytes	**CAS**	Conc:	**ug/mL**

Page:*1 of 1*

Energy Laboratories Inc

Standard LOG

Standard ID:	ME220110HG		
Standard Name	HG Stock	Type:	Primary
Date Prepared	1/10/2022	BY:	Amanda E. McDani
Date Expires:	1/10/2023		
Department	ME	Status:	Open
Vendor:	SCP Science		
Lot Number:	S210729017		
Balance ID:			

Comments:

Chemical / Solvent Used	BottleNo	Amt	Units	Expires
ICP/ICPMS Standard Mercury	14711	125	mL	1/10/2023

Final Volume:
125 mL

Stock Source **Base Units** **Amount Added**

Analytes **CAS** Conc: **ug/mL**

ID #: 14711
Opened:
ICP/ICPMS Standard Mercury
Expires: 7/31/2023
Rec'd: 12/29/2021
Energy Laboratories Inc 1120 So. 27th Street
Billings MT 59107

SCP SCIENCE
Providing Innovative Solutions to Analytical Chemists

rtificate of Analysis

1.0 DESCRIPTION:

PlasmaCAL ICP/ICPMS Standard - Mercury 1000 µg/ml

Catalogue Number: 140-051-800/-801/-805
Starting Material: Mercury(II) oxide 99.99+%
Lot Number: **S210729017**
Matrix: 10% HNO_3 (See Section 3 for actual matrix)
Expiration Date (End of month): **July 2023** (or 15 months after bottle is opened, whichever comes first)

Hg

2.0 CERTIFIED VALUES AND ASSOCIATED UNCERTAINTY:

Certified Concentration: **999 µg/ml +/- 5 µg/ml**
952 µg/g +/- 5 µg/g
Method of analysis: Inductively Coupled Plasma Atomic Emission Spectroscopy (ICP-AES)
Traceability: NIST Standard Reference Material 3133 Lot: **160921**

Note: The uncertainty of the certified value has been calculated from applicable uncertainty contributors (u_i) including uncertainty established during characterization of the material (u_{char}), the between bottle variation (u_{bb}), short-term stability (u_{sts}) and long-term stability (u_{lts}) according to the model $u_c = \sqrt{(u_{char}^2 + u_{bb}^2 + u_{sts}^2 + u_{lts}^2)}$. This combined uncertainty has been further multiplied by a coverage factor (k) of 2 to provide a 95% confidence interval.

3.0 REFERENCE VALUES:

Density: **1.050 g/ml @ 23.6 °C**
Actual Matrix: **10.0% (v/v) HNO_3**

Trace Metal Impurities as tested by ICP-MS:

Element	Conc. (ppm)	Element	Conc. (ppm)	Element	Conc. (ppm)	Element	Conc. (ppm)
Ag	<0.0010	Fe	**0.0322**	Nd	<0.0010	Sn	<0.0010
Al	**0.0042**	Ga	<0.0010	Ni	**0.0039**	Sr	<0.0025
As	<0.0010	Gd	<0.0010	Os	<0.0010	Ta	<0.0010
Au	<0.0010	Ge	<0.0010	P	<0.0132	Tb	<0.0010
B	<0.0015	Hf	<0.0010	Pb	<0.0010	Te	<0.0010
Ba	<0.0010	Hg	N/A	Pd	<0.0010	Th	<0.0010
Be	<0.0010	Ho	<0.0010	Pr	<0.0010	Ti	<0.0012
Bi	<0.0010	In	<0.0010	Pt	<0.0010	Tl	**0.0117**
Ca	<0.0135	Ir	<0.0010	Rb	<0.0010	Tm	<0.0010
Cd	<0.0010	K	<0.0024	Re	<0.0010	U	<0.0010
Ce	<0.0010	La	<0.0010	Rh	<0.0010	V	<0.0010
Co	<0.0010	Li	<0.0010	Ru	<0.0010	W	<0.0020
Cr	**0.0112**	Lu	<0.0010	S	*	Y	<0.0010
Cs	<0.0010	Mg	<0.0010	Sb	<0.0010	Yb	<0.0010
Cu	**0.0060**	Mn	<0.0010	Sc	<0.0010	Zn	<0.0010
Dy	<0.0010	Mo	<0.0010	Se	<0.0010	Zr	<0.0010
Er	<0.0010	Na	**0.0092**	Si	<0.1		
Eu	<0.0010	Nb	<0.0010	Sm	<0.0010	*: Not tested	

4.0 APPROVAL AND DATE OF CERTIFICATION:

Certification Approval: Daniel Boisvert, Chemist
Certification Date: August 12, 2021

Daniel Boisvert

ACCREDITED
Reference Material Producer
CERTIFICATE 2285.01

5.0 INTENDED USE / *UTILISATION PRÉVUE*:

- ICP Standards: For the calibration of, including but not limited to: ICP-AES, ICP-MS, FAAS, GFAA, XRF and DCP. / *Étalons ICP : Pour l'étalonnage d'instruments de mesure tels que: ICP-AES, ICP-MS, FAAS, GFAA, XRF et DCP.*
- AA Standards: For the calibration of Flame (FAAS) and Graphite Furnace (GFAA) Atomic Absorption Spectrometers. / *Étalons AA : Pour l'étalonnage de spectromètres d'absorption atomique flamme (GFAA) et four au graphite (GFAA).*
- Matrix Modifiers: For the optimization of analytical conditions to provide better Graphite Furnace Atomic Absorption (GFAA) instrument response and improved detection limits. / *Modificateur de matrice : Pour l'optimisation des conditions analytiques afin de fournir des meilleurs réponses instrumentales et limites de détection pour SAA four au graphite.*
- pH Standards: For the calibrating pH meters or for other wet chemistry applications. / *Étalons pH : Pour étalonnage de pH mètres et autres applications de chimie humide.*
- Conductivity Standards: For electrolytic conductivity measurement as a calibration standard. / *Étalons de conductivité : Comme étalon pour les mesures de conductivité électrolytiques.*
- IC Standards: for calibration of, but not limited to IC, HPLC, TLC, ISE, IR, NMR, MS, UV/VIS or other wet chemistry applications. / *Étalons IC : Pour étalonnage d'instruments tels que : IC, HPLC, TLC, ISE, IR, NMR, MS, UV/VIS et autres applications de chimie humide.*

For any inquiries, please contact **SCP SCIENCE**. / *Pour toute question, veuillez contacter* ***SCP SCIENCE***.

6.0 INSTRUCTIONS FOR USE / *INSTRUCTIONS D'UTILISATION*:

Handling and Storage / Manutention et entreposage: Keep product tightly capped when not in use. The solution should be opened for a minimum amount of time necessary to dispense the amount required. Do not pipet or use directly from container. Do not return unused portions back to container. Store under normal laboratory conditions. Avoid exposure to excessive sources of heat and humidity or direct sunlight. / *Garder les contenants bien fermés lorsque non utilisés. Le contenant devrait être ouvert seulement pour le temps requis afin de prélever la quantité nécessaire. Ne pas pipetter ou utiliser directement du contenant. Ne pas retourner les portions non-utilisées dans le contentant. Conserver dans des conditions normales de laboratoire. Éviter l'exposition à des sources de chaleur et d'humidité excessives ou à l'exposition solaire directe.*

Stability / *Stabilité*: This Standard is guaranteed to be stable and accurate to within the specified uncertainty of measurement up to the unopened expiry date, if sealed, or up to the opened expiry date (when indicated), whichever comes first, provided the solution is kept tightly capped and stored under the indicated storage conditions. Purchasers will be notified of any significant changes resulting in re-certification or withdrawal of the product prior to the expiration date. / *La stabilité et l'exactitude de cet étalon sont garanties d'être à l'intérieur de l'incertitude de mesure, jusqu'à la date d'expiration de la bouteille non-ouverte, si scellée, ou jusqu'à la date d'expiration de la bouteille ouverte (si indiquée), en présumant que le contenant est maintenu fermé et gardé dans les conditions d'entreposage indiquées. Les acheteurs seront avisés dans le cas où il y aura des changements significatifs nécessitant une re-certification ou un rappel du produit avant la date d'expiration.*

7.0 HAZARDOUS INFORMATION / *INFORMATION SUR LES RISQUES POTENTIELS*:

Please refer to the associated Safety Data Sheet (SDS) for information regarding this product (available at www.SCPSCIENCE.com). / *SVP vous référer à la Fiche Signalétique applicable pour de l'information sur ce produit (Disponible à www.SCPSCIENCE.com).*

8.0 HOMOGENEITY / *HOMOGÉNÉITÉ*:

This solution has been blended according to an in-house procedure and its homogeneity is guaranteed to be fit for purpose when a sample size sufficient for the intended method of analysis is used. / *Cette solution a été préparée selon une procédure maison et nous assurons que sa homogénéité est approprié à l'emploi lorsqu'un échantillon suffisant pour la méthode d'analyse prévue est utilisé.*

9.0 TRACEABILITY / *TRAÇABILITÉ*:

This CRM (Certified Reference Material) is traceable to the NIST SRM (Standard Reference Material) indicated in section 2 through an unbroken chain of comparisons. In addition, balances used are regularly calibrated using weights which are traceable to NIST (National Institute of Standards and Technology) or NRC (National Research Council of Canada) standards. All conductivity meters used to analyze this standard have been regularly calibrated using a NIST or NRC traceable Thermometer and standards. All pH meters used to analyze this standard have been regularly calibrated using a NIST or NRC traceable thermometer and pH/MV simulator. / *Ce matériel de référence certifié est traçable au Matériel de Référence Standardisé de NIST indiqué à la section 2 par une chaine de comparaison ininterrompue. De plus, les balances utilisées sont étalonnées régulièrement en utilisant des poids qui sont traçables au NIST (National Institute of Standards and Technology) ou au CRNC (Conseil National de Recherches Canada). Tout conductimètre utilisé afin d'analyser cet étalon a été sujet à un étalonnage périodique utilisant des thermomètres et étalons traçables au NIST ou CNRC. Tout pH mètre utilisé afin d'analyser cet étalon a été sujet à un étalonnage périodique utilisant des thermomètres et un simulateur pH/MV traçables au NIST ou au CNRC.*

10.0 PREPARATION / *PRÉPARATION*:

For the preparation of these solutions, 18 meghom/cm double deionized water, high-purity acids and glassware calibrated to ASTM Class A specifications are used. / *Une eau de 18 meghom/cm doublement déionisé, de l'acide de haute pureté, ainsi que de la verrerie étalonnée afin de satisfaire les spécifications Classe A de ASTM ont été utilisés pour la préparation de cet étalon.*

11.0 QUALITY SYSTEM CERTIFICATIONS / *CERTIFICATIONS DE SYSTÈME QUALITÉ*:

ISO 9001 Certification / *Certification ISO 9001*: This standard was produced in a facility which operates under a **registered** ISO 9001 Quality Management System. Please consult our web site for a copy of the most recent revision of our certificate of registration. / *Cet étalon a été fabriqué dans un laboratoire qui utilise un Système de Gestion de la Qualité* ***enregistré*** *à la norme ISO 9001. Veuillez consulter notre site web pour obtenir la version la plus récente de notre certificat d'enregistrement.*

ISO 17025 Accreditation / *Accréditation ISO 17025*: **SCP SCIENCE (Corporate Headquarters)** operates an ISO 17025 **accredited** laboratory. Please consult our web site for a copy of the most recent revision of our certificate and scope of accreditation. / ***SCP SCIENCE (Siège social)*** *est* ***accréditée*** *ISO 17025. Veuillez consulter notre site web afin d'obtenir la plus récente version de notre certificat d'accréditation ainsi que la portée de notre accréditation.*

ISO 17034 Accreditation / *Accréditation ISO 17034*: **SCP SCIENCE (Corporate Headquarters)** is an ISO 17034 accredited Reference Material Producer. Please consult our website for a copy of our most recent certificate and scope of accreditation. / ***SCP SCIENCE (Siège social)*** *est un Fabricant de Matériaux de Référence Accrédité ISO 17034. Veuillez consulter notre site web afin d'obtenir la plus récente version de notre certificat d'accréditation ainsi que la portée de notre accréditation.*

CORPORATE HEADQUARTERS
21800 Clark Graham
Baie D'Urfé (Montréal), Quebec,
H9X 4B6 Canada
Phone: +1 (800) 361-6820
Fax: +1 (800) 253-5549

USA
3rd Party Distribution Center
348 Route 11, Champlain,
N.Y. 12919-4816
Phone: +1 (800) 361-6820
Fax: +1 (800) 253-5549

FRANCE
12 Ave. de Québec, Bat. IRIS
91140, Villebon-sur-Yvette
Phone: +33 (0) 1 69 18 71 17
Fax: +33 (0) 1 60 92 05 67

GERMANY
Alte Marktoberdorfer Straße 14, 87616
Marktoberdorf
Phone: +49 (0) 8342-89560-61
Fax: +49 (0) 8342-89560-69

Energy Laboratories Inc

Standard LOG

Standard ID:	ME211229A AU 2ND SOURCE		
Standard Name	Au 2nd source Stock	Type:	Primary
Date Prepared	12/29/2021	BY:	Amanda E. McDani
Date Expires:	12/29/2022		
Department	ME	Status:	Open
Vendor:	SCP Science		
Lot Number:	S211129013		
Balance ID:			
Comments:	opened 12/29/2021; expires 12/29/2022		

Chemical / Solvent Used	BottleNo	Amt	Units	Expires
ICP/ICPMS Standard Gold	14710	500	mL	12/29/2022

Final Volume:
500 mL

Stock Source **Base Units** **Amount Added**

Analytes **CAS** Conc: **ug/mL**

ID #: 14710
Opened:
ICP/ICPMS Standard Gold
Expires: 12/31/2023
Rec'd: 12/29/2021
Energy Laboratories Inc 1120 So. 27th Street
Billings MT 59107

SCP SCIENC
Providing Innovative Solutions to Analytical

Certificate of Analysis

1.0 DESCRIPTION:

PlasmaCAL ICP/ICPMS Standard - Gold 1000 µg/ml

Au

Catalogue Number: 140-052-790/-791/-795
Starting Material: Gold Metal 99.99+%
Lot Number: **S211129013**
Matrix: 10% HCl (See Section 3 for actual matrix)
Expiration Date (End of month): **December 2023** (or 15 months after bottle is opened, whichever comes first)

2.0 CERTIFIED VALUES AND ASSOCIATED UNCERTAINTY:

Certified Concentration: **1001 µg/ml +/- 4 µg/ml**
982 µg/g +/- 4 µg/g

Method of analysis: Inductively Coupled Plasma Atomic Emission Spectroscopy (ICP-AES)

Traceability: NIST Standard Reference Material 3121 Lot: **991806**

Note: The uncertainty of the certified value has been calculated from applicable uncertainty contributors (u_i) including uncertainty established during characterization of the material (u_{char}), the between bottle variation (u_{bb}), short-term stability (u_{sts}) and long-term stability (u_{lts}) according to the model $u_c = \sqrt{(u_{char}^2 + u_{bb}^2 + u_{sts}^2 + u_{lts}^2)}$. This combined uncertainty has been further multiplied by a coverage factor (k) of 2 to provide a 95% confidence interval.

3.0 REFERENCE VALUES:

Density: **1.019 g/ml @ 22.4 °C**
Actual Matrix: **10.0% (v/v) HCl**

Trace Metal Impurities as tested by ICP-MS:

Element	Conc. (ppm)	Element	Conc. (ppm)	Element	Conc. (ppm)	Element	Conc. (ppm)
Ag	**0.3851**	Fe	<0.0090	Nd	<0.0010	Sn	<0.0010
Al	**0.0062**	Ga	<0.0010	Ni	<0.0010	Sr	<0.0025
As	<0.0010	Gd	<0.0010	Os	<0.0010	Ta	<0.0010
Au	N/A	Ge	<0.0010	P	<0.0132	Tb	<0.0010
B	<0.0015	Hf	<0.0010	Pb	<0.0010	Te	<0.0010
Ba	<0.0010	Hg	*	Pd	**0.0434**	Th	<0.0010
Be	<0.0010	Ho	<0.0010	Pr	<0.0010	Ti	<0.0012
Bi	<0.0010	In	<0.0010	Pt	**0.0048**	Tl	<0.0011
Ca	<0.0135	Ir	<0.0010	Rb	<0.0010	Tm	<0.0010
Cd	<0.0010	K	**0.0362**	Re	<0.0010	U	<0.0010
Ce	<0.0010	La	<0.0010	Rh	<0.0010	V	<0.0010
Co	<0.0010	Li	<0.0010	Ru	<0.0010	W	<0.0020
Cr	<0.0010	Lu	<0.0010	S	*	Y	<0.0010
Cs	**0.0029**	Mg	<0.0010	Sb	<0.0010	Yb	<0.0010
Cu	**0.0023**	Mn	<0.0010	Sc	<0.0010	Zn	<0.0010
Dy	<0.0010	Mo	<0.0010	Se	<0.01	Zr	<0.0010
Er	<0.0010	Na	**0.0070**	Si	<0.1		
Eu	<0.0010	Nb	<0.0010	Sm	<0.0010	*: Not tested	

4.0 APPROVAL AND DATE OF CERTIFICATION:

Certification Approval: Daniel Boisvert, Chemist
Certification Date: December 10, 2021

Daniel Boisvert

ACCREDITED
Reference Material Producer
CERTIFICATE 2885.01

5.0 INTENDED USE / *UTILISATION PRÉVUE*:

- ICP Standards: For the calibration of, including but not limited to: ICP-AES, ICP-MS, FAAS, GFAA, XRF and DCP. / *Étalons ICP : Pour l'étalonnage d'instruments de mesure tels que: ICP-AES, ICP-MS, FAAS, GFAA, XRF et DCP.*
- AA Standards: For the calibration of Flame (FAAS) and Graphite Furnace (GFAA) Atomic Absorption Spectrometers. / *Étalons AA : Pour l'étalonnage de spectromètres d'absorption atomique flamme (GFAA) et four au graphite (GFAA).*
- Matrix Modifiers: For the optimization of analytical conditions to provide better Graphite Furnace Atomic Absorption (GFAA) instrument response and improved detection limits. / *Modificateur de matrice : Pour l'optimisation des conditions analytiques afin de fournir des meilleurs réponses instrumentales et limites de détection pour SAA four au graphite.*
- pH Standards: For the calibrating pH meters or for other wet chemistry applications. / *Étalons pH : Pour étalonnage de pH mètres et autres applications de chimie humide.*
- Conductivity Standards: For electrolytic conductivity measurement as a calibration standard. / *Étalons de conductivité : Comme étalon pour les mesures de conductivité électrolytiques.*
- IC Standards: for calibration of, but not limited to IC, HPLC, TLC, ISE, IR, NMR, MS, UV/VIS or other wet chemistry applications. / *Étalons IC : Pour étalonnage d'instruments tels que : IC, HPLC, TLC, ISE, IR, NMR, MS, UV/VIS et autres applications de chimie humide.*

For any inquiries, please contact **SCP SCIENCE**. / *Pour toute question, veuillez contacter **SCP SCIENCE**.*

6.0 INSTRUCTIONS FOR USE / *INSTRUCTIONS D'UTILISATION*:

Handling and Storage / Manutention et entreposage: Keep product tightly capped when not in use. The solution should be opened for a minimum amount of time necessary to dispense the amount required. Do not pipet or use directly from container. Do not return unused portions back to container. Store under normal laboratory conditions. Avoid exposure to excessive sources of heat and humidity or direct sunlight. / *Garder les contenants bien fermés lorsque non utilisés. Le contenant devrait être ouvert seulement pour le temps requis afin de prélever la quantité nécessaire. Ne pas pipetter ou utiliser directement du contenant. Ne pas retourner les portions non-utilisées dans le contentant. Conserver dans des conditions normales de laboratoire. Éviter l'exposition à des sources de chaleur et d'humidité excessives ou à l'exposition solaire directe.*

Stability / *Stabilité*: This Standard is guaranteed to be stable and accurate to within the specified uncertainty of measurement up to the unopened expiry date, if sealed, or up to the opened expiry date (when indicated), whichever comes first, provided the solution is kept tightly capped and stored under the indicated storage conditions. Purchasers will be notified of any significant changes resulting in re-certification or withdrawal of the product prior to the expiration date. / *La stabilité et l'exactitude de cet étalon sont garanties d'être à l'intérieur de l'incertitude de mesure, jusqu'à la date d'expiration de la bouteille non-ouverte, si scellée, ou jusqu'à la date d'expiration de la bouteille ouverte (si indiquée), en présumant que le contenant est maintenu fermé et gardé dans les conditions d'entreposage indiquées. Les acheteurs seront avisés dans le cas où il y aura des changements significatifs nécessitant une re-certification ou un rappel du produit avant la date d'expiration.*

7.0 HAZARDOUS INFORMATION / *INFORMATION SUR LES RISQUES POTENTIELS*:

Please refer to the associated Safety Data Sheet (SDS) for information regarding this product (available at www.SCPSCIENCE.com). / *SVP vous référer à la Fiche Signalétique applicable pour de l'information sur ce produit (Disponible à www.SCPSCIENCE.com).*

8.0 HOMOGENEITY / *HOMOGÉNÉITÉ:*

This solution has been blended according to an in-house procedure and its homogeneity is guaranteed to be fit for purpose when a sample size sufficient for the intended method of analysis is used. / *Cette solution a été préparée selon une procédure maison et nous assurons que sa homogénéité est approprié à l'emploi lorsqu'un échantillon suffisant pour la méthode d'analyse prévue est utilisé.*

9.0 TRACEABILITY / *TRAÇABILITÉ*:

This CRM (Certified Reference Material) is traceable to the NIST SRM (Standard Reference Material) indicated in section 2 through an unbroken chain of comparisons. In addition, balances used are regularly calibrated using weights which are traceable to NIST (National Institute of Standards and Technology) or NRC (National Research Council of Canada) standards. All conductivity meters used to analyze this standard have been regularly calibrated using a NIST or NRC traceable Thermometer and standards. All pH meters used to analyze this standard have been regularly calibrated using a NIST or NRC traceable thermometer and pH/MV simulator. / *Ce matériel de référence certifié est traçable au Matériel de Référence Standardisé de NIST indiqué à la section 2 par une chaine de comparaison ininterrompue. De plus, les balances utilisées sont étalonnées régulièrement en utilisant des poids qui sont traçables au NIST (National Institute of Standards and Technology) ou au CRNC (Conseil National de Recherches Canada). Tout conductimètre utilisé afin d'analyser cet étalon a été sujet à un étalonnage périodique utilisant des thermomètres et étalons traçables au NIST ou CNRC. Tout pH mètre utilisé afin d'analyser cet étalon a été sujet à un étalonnage périodique utilisant des thermomètres et un simulateur pH/MV traçables au NIST ou au CNRC.*

10.0 PREPARATION / *PRÉPARATION:*

For the preparation of these solutions, 18 meghom/cm double deionized water, high-purity acids and glassware calibrated to ASTM Class A specifications are used. / *Une eau de 18 meghom/cm doublement déionisé, de l'acide de haute pureté, ainsi que de la verrerie étalonnée afin de satisfaire les spécifications Classe A de ASTM ont été utilisés pour la préparation de cet étalon.*

11.0 QUALITY SYSTEM CERTIFICATIONS / *CERTIFICATIONS DE SYSTÈME QUALITÉ:*

ISO 9001 Certification / *Certification ISO 9001*: This standard was produced in a facility which operates under a **registered** ISO 9001 Quality Management System. Please consult our web site for a copy of the most recent revision of our certificate of registration. / *Cet étalon a été fabriqué dans un laboratoire qui utilise un Système de Gestion de la Qualité **enregistré** à la norme ISO 9001. Veuillez consulter notre site web pour obtenir la version la plus récente de notre certificat d'enregistrement.*

ISO 17025 Accreditation / *Accréditation ISO 17025*: **SCP SCIENCE (Corporate Headquarters)** operates an ISO 17025 **accredited** laboratory. Please consult our web site for a copy of the most recent revision of our certificate and scope of accreditation. / ***SCP SCIENCE (Siège social)** est **accréditée** ISO 17025. Veuillez consulter notre site web afin d'obtenir la plus récente version de notre certificat d'accréditation ainsi que la portée de notre accréditation.*

ISO 17034 Accreditation / *Accréditation ISO 17034* : SCP SCIENCE (Corporate Headquarters) is an ISO 17034 accredited Reference Material Producer. Please consult our website for a copy of our most recent certificate and scope of accreditation. / ***SCP SCIENCE (Siège social)** est un Fabricant de Matériaux de Référence Accrédité ISO 17034. Veuillez consulter notre site web afin d'obtenir la plus récente version de notre certificat d'accréditation ainsi que la portée de notre accréditation.*

CORPORATE HEADQUARTERS
21800 Clark Graham
Baie D'Urfé (Montréal), Quebec,
H9X 4B6 Canada
Phone: +1 (800) 361-6820
Fax: +1 (800) 253-5549

USA
3rd Party Distribution Center
348 Route 11, Champlain,
N.Y. 12919-4816
Phone: +1 (800) 361-6820
Fax: +1 (800) 253-5549

FRANCE
12 Ave. de Québec, Bat. IRIS
91140, Villebon-sur-Yvette
Phone: +33 (0) 1 69 18 71 17
Fax: +33 (0) 1 60 92 05 67

GERMANY
Alte Marktoberdorfer Straße 14, 87616
Marktoberdorf
Phone: +49 (0) 8342-89560-61
Fax: +49 (0) 8342-89560-69

Energy Laboratories Inc

Standard LOG

Standard ID:	ME211208 MSCAL2B		
Standard Name	MSCAL 2B	Type:	Primary
Date Prepared	12/8/2021	BY:	Stacy R. Hendricks
Date Expires:	12/8/2022		
Department	ME	Status:	Open
Vendor:	Inorganic Ventures		
Lot Number:	S2-MEB704403		
Balance ID:			
Comments:	Opened 12/08/2021; Expires 12/08/2022		

Chemical / Solvent Used	BottleNo	Amt	Units	Expires
Multi Analyte Custom Grade Solution	13793		mL	12/8/2022

Final Volume:
mL

Stock Source **Base Units** **Amount Added**

Analytes **CAS** Conc: **ug/mL**

INORGANIC VENTURES™
Refine your results. Redefine your industry.

Certificate of Analysis

300 Technology Drive
Christiansburg, VA 24073 USA
inorganicventures.com

P: 800-669-6799/540-585-3030
F: 540-585-3012
info@inorganicventures.com

1.0 ACCREDITATION / REGISTRATION

INORGANIC VENTURES is accredited to ISO 17034, "General Requirements for the Competence of Reference Material Producers" and ISO/IEC 17025, "General Requirements for the Competence of Testing and Calibration Laboratories". Inorganic Ventures is also an ISO 9001 registered manufacturer (QSR Certificate Number QSR-1034).

ACCREDITED Testing Laboratory Certificate 883.01
ACCREDITED Reference Material Producer Certificate 883.02

2.0 PRODUCT DESCRIPTION

Product Code:	Multi Analyte Custom Grade Solution
Catalog Number:	EL-MSCAL-2B
Lot Number:	S2-MEB704403
Matrix:	5% (v/v) HNO3
Value / Analyte(s):	100 µg/mL ea:

Aluminum, Arsenic,
Boron, Barium,
Beryllium, Cadmium,
Cobalt, Chromium,
Copper, Iron,
Manganese, Nickel,
Lead, Selenium,
Strontium, Thorium,
Thallium, Uranium,
Vanadium, Zinc,

40 µg/mL ea:
Silver

3.0 CERTIFIED VALUES AND UNCERTAINTIES

ID #: 13793
Opened:
Multi Analyte Custom Grade Solution
Expires: 4/21/2025
Rec'd: 4/29/2021
Energy Laboratories Inc 1120 So. 27th Street
Billings MT 59107

ANALYTE	CERTIFIED VALUE	ANALYTE	CERTIFIED VALUE
Aluminum, Al	100.0 ± 0.4 µg/mL	Arsenic, As	100.0 ± 0.9 µg/mL
Barium, Ba	100.0 ± 0.5 µg/mL	Beryllium, Be	100.0 ± 0.7 µg/mL
Boron, B	100.0 ± 0.7 µg/mL	Cadmium, Cd	100.0 ± 0.5 µg/mL
Chromium, Cr	100.0 ± 0.8 µg/mL	Cobalt, Co	100.0 ± 0.6 µg/mL
Copper, Cu	100.0 ± 0.5 µg/mL	Iron, Fe	100.1 ± 0.4 µg/mL
Lead, Pb	100.0 ± 0.6 µg/mL	Manganese, Mn	100.0 ± 0.5 µg/mL
Nickel, Ni	100.0 ± 0.6 µg/mL	Selenium, Se	100.0 ± 0.7 µg/mL
Silver, Ag	39.99 ± 0.18 µg/mL	Strontium, Sr	100.0 ± 0.4 µg/mL
Thallium, Tl	100.0 ± 0.6 µg/mL	Thorium, Th	100.0 ± 0.5 µg/mL
Uranium, U	100.0 ± 0.5 µg/mL	Vanadium, V	100.0 ± 0.5 µg/mL
Zinc, Zn	100.0 ± 0.5 µg/mL		

Density: 1.033 g/mL (measured at 20 ± 4 °C)

Assay Information:

ANALYTE	METHOD	NIST SRM#	SRM LOT#
Ag	ICP Assay	3151	160729
Ag	Volhard	999c	999c
Al	ICP Assay	3101a	140903
Al	EDTA	928	928
As	ICP Assay	3103a	100818
B	ICP Assay	3107	110830
Ba	ICP Assay	3104a	140909
Ba	Gravimetric		See Sec. 4.2
Be	ICP Assay	3105a	090514
Cd	ICP Assay	3108	130116
Cd	EDTA	928	928
Co	ICP Assay	3113	190630
Co	EDTA	928	928
Cr	ICP Assay	3112a	170630
Cu	ICP Assay	3114	121207
Cu	EDTA	928	928
Fe	ICP Assay	3126a	140812
Fe	EDTA	928	928
Fe	Calculated		See Sec. 4.2
Mn	ICP Assay	3132	050429
Mn	EDTA	928	928
Ni	ICP Assay	3136	120619
Ni	EDTA	928	928
Pb	ICP Assay	3128	101026
Pb	EDTA	928	928
Se	ICP Assay	3149	100901
Se	Calculated		See Sec. 4.2
Sr	EDTA	928	928
Sr	ICP Assay	Traceable to 3153a	K2-SR650985
Sr	Calculated		See Sec. 4.2
Th	EDTA	928	928
Th	Calculated		See Sec. 4.2
Tl	ICP Assay	3158	151215
U	ICP Assay	3164	080521
U	Calculated		See Sec. 4.2
V	ICP Assay	3165	160906
V	EDTA	928	928
Zn	ICP Assay	3168a	120629
Zn	EDTA	928	928

The following equations are used in the calculation of the certified value and the uncertainty. Reported uncertainties represent expanded uncertainties expressed at approximately the 95% confidence level using a coverage factor of k = 2.

Characterization of CRM/RM by Two or More Methods

Certified Value, $X_{CRM/RM}$, where two or more methods of characterization are used is the weighted mean of the results:

$X_{CRM/RM} = \Sigma(w_i)(X_i)$

X_i = mean of Assay Method i with standard uncertainty $u_{char\ i}$

w_i = the weighting factors for each method calculated using the inverse square of the variance:

$w_i = (1/u_{char\ i})^2 / (\Sigma(1/(u_{char\ i})^2)$

CRM/RM Expanded Uncertainty (±) = $U_{CRM/RM} = k\,(u^2_{char} + u^2_{bb} + u^2_{lts} + u^2_{ts})^{1/2}$

k = coverage factor = 2

$u_{char} = [\Sigma((w_i)^2 (u_{char\ i})^2)]^{1/2}$ where $u_{char\ i}$ are the errors from each characterization method

u_{bb} = bottle to bottle homogeneity standard uncertainty

u_{lts} = long term stability standard uncertainty (storage)

u_{ts} = transport stability standard uncertainty

Characterization of CRM/RM by One Method

Certified Value, $X_{CRM/RM}$, where one method of characterization is used is the mean of individual results:

$X_{CRM/RM} = (X_a)(u_{char\ a})$

X_a = mean of Assay Method A with

$u_{char\ a}$ = the standard uncertainty of characterization Method A

CRM/RM Expanded Uncertainty (±) = $U_{CRM/RM} = k\,(u^2_{char\ a} + u^2_{bb} + u^2_{lts} + u^2_{ts})^{1/2}$

k = coverage factor = 2

$u_{char\ a}$ = the errors from characterization

u_{bb} = bottle to bottle homogeneity standard uncertainty

u_{lts} = long term stability standard uncertainty (storage)

u_{ts} = transport stability standard uncertainty

Certified Abundance:

IV's Certified Abundance

Isotope	Atom %
Uranium 238U	99.8 ± 0.1
Uranium 235U	0.24 ± 0.05

4.0 TRACEABILITY TO NIST

- This product is traceable to NIST via an unbroken chain of comparisons. The uncertainties for each certified value are reported, taking into account the SRM/RM uncertainty error and the measurement, weighing and volume dilution errors. In rare cases where no NIST SRM/RM are available, the term 'in-house std.' is specified.

4.1 Thermometer Calibration

- All thermometers are NIST traceable through thermometers that are calibrated by an accredited calibration laboratory.

4.2 Balance Calibration

- All analytical balances are calibrated by an accredited calibration laboratory and procedure. The weights used for testing are annually compared to master weights and are traceable to NIST.

4.3 Glassware Calibration

- An in-house procedure is used to calibrate all Class A glassware used in the manufacturing and quality control of CRM/RMs.

5.0 TRACE METALLIC IMPURITIES (TMI) DETERMINED BY ICP-MS AND ICP-OES (µg/mL)

N/A

6.0 INTENDED USE

- For the calibration of analytical instruments and validation of analytical methods as appropriate.

7.0 INSTRUCTIONS FOR THE CORRECT USE OF THIS REFERENCE MATERIAL

7.1 Storage and Handling Recommendations

- Store between approximately 4° - 30° C while in sealed TCT bag.

- While stored in the sealed TCT bag, transpiration of this CRM/RM is negligible. After opening the sealed TCT bag transpiration of the CRM/RM will occur, resulting in a gradual increase in the analyte concentration(s). It is the responsibility of the user to account for this effect. When the bottle is weighed both before and after being placed in storage, the mass difference observed will be a measure of transpiration mass loss.

- After opening the sealed TCT bag, keep cap tightly sealed when not in use and store between 4° - 24° C to minimize the effects of transpiration. Use at 20° ± 4° C to minimize volumetric dilution error when using the reported density. Do not pipette from the container. Do not return removed aliquots to container.

- For more information, visit **www.inorganicventures.com/TCT**

8.0 HAZARDOUS INFORMATION

- Please refer to the Safety Data Sheet for information regarding this CRM/RM.

9.0 HOMOGENEITY

- This solution was mixed according to an in-house procedure and is guaranteed to be homogeneous. Homogeneity data indicate that the end user should take a minimum sample size of 0.2 mL to assure homogeneity.

10.0 QUALITY STANDARD DOCUMENTATION

10.1 ISO 9001 Quality Management System Registration

- QSR Certificate Number QSR-1034

10.2 ISO/IEC 17025 "General Requirements for the Competence of Testing and Calibration Laboratories"

- Chemical Testing - Accredited / A2LA Certificate Number 883.01

10.3 ISO 17034 "General Requirements for the Competence of Reference Material Producers"

- Reference Material Producer - Accredited / A2LA Certificate Number 883.02

Inorganic Ventures, 300 Technology Drive, Christiansburg, Va. 24073, USA; Telephone: 800.669.6799; 540.585.3030, Fax: 540.585.3012; inorganicventures.com; info@inorganicventures.com

11.0 CERTIFICATION, LOT EXPIRATION AND PERIOD OF VALIDITY

11.1 Certification Issue Date

April 21, 2021

- The certification is valid within the measurement uncertainty specified provided the CRM/RM is stored and handled in accordance with instructions given in Sec 7.1. This certification is nullified if instructions in Sec 7.1 are not followed or if the CRM/RM is damaged, contaminated, or otherwise modified.

11.2 Lot Expiration Date

- April 21, 2025

- The date after which this CRM/RM should not be used.

- The lot expiration date reflects the period of time that the stability of a CRM/RM can be supported by long term stability studies conducted on properly stored and handled CRM/RMs. Lot expiration is limited primarily by transpiration (loss of water from the solution) and infrequently by chemical stability.

11.3 Period of Validity

- Sealed TCT Bag Open Date: _____

- This CRM/RM should not be used longer than one year (or six months in the case of a 30 mL bottle) from the date of opening the aluminized bag or after the date given in Sec. 11.2, whichever comes first. This is contingent upon the CRM/RM being stored and handled in accordance with the instructions given in Sec. 7.1.

12.0 NAMES AND SIGNATURES OF CERTIFYING OFFICERS

Certificate Approved By:

Michael Booth
Director, Quality Control

Michael J Booth

Certifying Officer:

Paul Gaines
Chairman / Senior Technical Director

Paul R Gaines

Energy Laboratories Inc

Standard LOG

Standard ID:	ME211229A AU 2ND SOURCE		
Standard Name	Au 2nd source Stock	Type:	Primary
Date Prepared	12/29/2021	BY:	Amanda E. McDani
Date Expires:	12/29/2022		
Department	ME	Status:	Open
Vendor:	SCP Science		
Lot Number:	S211129013		
Balance ID:			
Comments:	opened 12/29/2021; expires 12/29/2022		

Chemical / Solvent Used	BottleNo	Amt	Units	Expires
ICP/ICPMS Standard Gold	14710	500	mL	12/29/2022

Final Volume:
500 mL

Stock Source **Base Units** **Amount Added**

Analytes **CAS** Conc: **ug/mL**

ID #: 14710
Opened:
ICP/ICPMS Standard Gold
Expires: 12/31/2023
Rec'd: 12/29/2021
Energy Laboratories Inc 1120 So. 27th Street
Billings MT 59107

SCP SCIENC
Providing Innovative Solutions to Analytical

Certificate of Analysis

1.0 DESCRIPTION:

PlasmaCAL ICP/ICPMS Standard - Gold 1000 µg/ml

Au

Catalogue Number: 140-052-790/-791/-795
Starting Material: Gold Metal 99.99+%
Lot Number: **S211129013**
Matrix: 10% HCl (See Section 3 for actual matrix)
Expiration Date (End of month): **December 2023** (or 15 months after bottle is opened, whichever comes first)

2.0 CERTIFIED VALUES AND ASSOCIATED UNCERTAINTY:

Certified Concentration: **1001 µg/ml +/- 4 µg/ml**
982 µg/g +/- 4 µg/g

Method of analysis: Inductively Coupled Plasma Atomic Emission Spectroscopy (ICP-AES)

Traceability: NIST Standard Reference Material 3121 Lot: **991806**

Note: The uncertainty of the certified value has been calculated from applicable uncertainty contributors (u_i) including uncertainty established during characterization of the material (u_{char}), the between bottle variation (u_{bb}), short-term stability (u_{sts}) and long-term stability (u_{lts}) according to the model $u_c = \sqrt{(u_{char}^2 + u_{bb}^2 + u_{sts}^2 + u_{lts}^2)}$. This combined uncertainty has been further multiplied by a coverage factor (k) of 2 to provide a 95% confidence interval.

3.0 REFERENCE VALUES:

Density: **1.019 g/ml @ 22.4 °C**
Actual Matrix: **10.0% (v/v) HCl**

Trace Metal Impurities as tested by ICP-MS:

Element	Conc. (ppm)	Element	Conc. (ppm)	Element	Conc. (ppm)	Element	Conc. (ppm)
Ag	**0.3851**	Fe	<0.0090	Nd	<0.0010	Sn	<0.0010
Al	**0.0062**	Ga	<0.0010	Ni	<0.0010	Sr	<0.0025
As	<0.0010	Gd	<0.0010	Os	<0.0010	Ta	<0.0010
Au	N/A	Ge	<0.0010	P	<0.0132	Tb	<0.0010
B	<0.0015	Hf	<0.0010	Pb	<0.0010	Te	<0.0010
Ba	<0.0010	Hg	*	Pd	**0.0434**	Th	<0.0010
Be	<0.0010	Ho	<0.0010	Pr	<0.0010	Ti	<0.0012
Bi	<0.0010	In	<0.0010	Pt	**0.0048**	Tl	<0.0011
Ca	<0.0135	Ir	<0.0010	Rb	<0.0010	Tm	<0.0010
Cd	<0.0010	K	**0.0362**	Re	<0.0010	U	<0.0010
Ce	<0.0010	La	<0.0010	Rh	<0.0010	V	<0.0010
Co	<0.0010	Li	<0.0010	Ru	<0.0010	W	<0.0020
Cr	<0.0010	Lu	<0.0010	S	*	Y	<0.0010
Cs	**0.0029**	Mg	<0.0010	Sb	<0.0010	Yb	<0.0010
Cu	**0.0023**	Mn	<0.0010	Sc	<0.0010	Zn	<0.0010
Dy	<0.0010	Mo	<0.0010	Se	<0.01	Zr	<0.0010
Er	<0.0010	Na	**0.0070**	Si	<0.1		
Eu	<0.0010	Nb	<0.0010	Sm	<0.0010	*: Not tested	

4.0 APPROVAL AND DATE OF CERTIFICATION:

Certification Approval: Daniel Boisvert, Chemist
Certification Date: December 10, 2021

Daniel Boisvert

ACCREDITED
Reference Material Producer
CERTIFICATE 2885.01

5.0 INTENDED USE / *UTILISATION PRÉVUE*:

- ICP Standards: For the calibration of, including but not limited to: ICP-AES, ICP-MS, FAAS, GFAA, XRF and DCP. / *Étalons ICP : Pour l'étalonnage d'instruments de mesure tels que: ICP-AES, ICP-MS, FAAS, GFAA, XRF et DCP.*
- AA Standards: For the calibration of Flame (FAAS) and Graphite Furnace (GFAA) Atomic Absorption Spectrometers. / *Étalons AA : Pour l'étalonnage de spectromètres d'absorption atomique flamme (GFAA) et four au graphite (GFAA).*
- Matrix Modifiers: For the optimization of analytical conditions to provide better Graphite Furnace Atomic Absorption (GFAA) instrument response and improved detection limits. / *Modificateur de matrice : Pour l'optimisation des conditions analytiques afin de fournir des meilleurs réponses instrumentales et limites de détection pour SAA four au graphite.*
- pH Standards: For the calibrating pH meters or for other wet chemistry applications. / *Étalons pH : Pour étalonnage de pH mètres et autres applications de chimie humide.*
- Conductivity Standards: For electrolytic conductivity measurement as a calibration standard. / *Étalons de conductivité : Comme étalon pour les mesures de conductivité électrolytiques.*
- IC Standards: for calibration of, but not limited to IC, HPLC, TLC, ISE, IR, NMR, MS, UV/VIS or other wet chemistry applications. / *Étalons IC : Pour étalonnage d'instruments tels que : IC, HPLC, TLC, ISE, IR, NMR, MS, UV/VIS et autres applications de chimie humide.*

For any inquiries, please contact **SCP SCIENCE**. / *Pour toute question, veuillez contacter **SCP SCIENCE**.*

6.0 INSTRUCTIONS FOR USE / *INSTRUCTIONS D'UTILISATION*:

Handling and Storage / Manutention et entreposage: Keep product tightly capped when not in use. The solution should be opened for a minimum amount of time necessary to dispense the amount required. Do not pipet or use directly from container. Do not return unused portions back to container. Store under normal laboratory conditions. Avoid exposure to excessive sources of heat and humidity or direct sunlight. / *Garder les contenants bien fermés lorsque non utilisés. Le contenant devrait être ouvert seulement pour le temps requis afin de prélever la quantité nécessaire. Ne pas pipetter ou utiliser directement du contenant. Ne pas retourner les portions non-utilisées dans le contentant. Conserver dans des conditions normales de laboratoire. Éviter l'exposition à des sources de chaleur et d'humidité excessives ou à l'exposition solaire directe.*

Stability / *Stabilité*: This Standard is guaranteed to be stable and accurate to within the specified uncertainty of measurement up to the unopened expiry date, if sealed, or up to the opened expiry date (when indicated), whichever comes first, provided the solution is kept tightly capped and stored under the indicated storage conditions. Purchasers will be notified of any significant changes resulting in re-certification or withdrawal of the product prior to the expiration date. / *La stabilité et l'exactitude de cet étalon sont garanties d'être à l'intérieur de l'incertitude de mesure, jusqu'à la date d'expiration de la bouteille non-ouverte, si scellée, ou jusqu'à la date d'expiration de la bouteille ouverte (si indiquée), en présumant que le contenant est maintenu fermé et gardé dans les conditions d'entreposage indiquées. Les acheteurs seront avisés dans le cas où il y aura des changements significatifs nécessitant une re-certification ou un rappel du produit avant la date d'expiration.*

7.0 HAZARDOUS INFORMATION / *INFORMATION SUR LES RISQUES POTENTIELS*:

Please refer to the associated Safety Data Sheet (SDS) for information regarding this product (available at www.SCPSCIENCE.com). / *SVP vous référer à la Fiche Signalétique applicable pour de l'information sur ce produit (Disponible à www.SCPSCIENCE.com).*

8.0 HOMOGENEITY / *HOMOGÉNÉITÉ:*

This solution has been blended according to an in-house procedure and its homogeneity is guaranteed to be fit for purpose when a sample size sufficient for the intended method of analysis is used. / *Cette solution a été préparée selon une procédure maison et nous assurons que sa homogénéité est approprié à l'emploi lorsqu'un échantillon suffisant pour la méthode d'analyse prévue est utilisé.*

9.0 TRACEABILITY / *TRAÇABILITÉ*:

This CRM (Certified Reference Material) is traceable to the NIST SRM (Standard Reference Material) indicated in section 2 through an unbroken chain of comparisons. In addition, balances used are regularly calibrated using weights which are traceable to NIST (National Institute of Standards and Technology) or NRC (National Research Council of Canada) standards. All conductivity meters used to analyze this standard have been regularly calibrated using a NIST or NRC traceable Thermometer and standards. All pH meters used to analyze this standard have been regularly calibrated using a NIST or NRC traceable thermometer and pH/MV simulator. / *Ce matériel de référence certifié est traçable au Matériel de Référence Standardisé de NIST indiqué à la section 2 par une chaine de comparaison ininterrompue. De plus, les balances utilisées sont étalonnées régulièrement en utilisant des poids qui sont traçables au NIST (National Institute of Standards and Technology) ou au CRNC (Conseil National de Recherches Canada). Tout conductimètre utilisé afin d'analyser cet étalon a été sujet à un étalonnage périodique utilisant des thermomètres et étalons traçables au NIST ou CNRC. Tout pH mètre utilisé afin d'analyser cet étalon a été sujet à un étalonnage périodique utilisant des thermomètres et un simulateur pH/MV traçables au NIST ou au CNRC.*

10.0 PREPARATION / *PRÉPARATION:*

For the preparation of these solutions, 18 meghom/cm double deionized water, high-purity acids and glassware calibrated to ASTM Class A specifications are used. / *Une eau de 18 meghom/cm doublement déionisé, de l'acide de haute pureté, ainsi que de la verrerie étalonnée afin de satisfaire les spécifications Classe A de ASTM ont été utilisés pour la préparation de cet étalon.*

11.0 QUALITY SYSTEM CERTIFICATIONS / *CERTIFICATIONS DE SYSTÈME QUALITÉ:*

ISO 9001 Certification / *Certification ISO 9001*: This standard was produced in a facility which operates under a **registered** ISO 9001 Quality Management System. Please consult our web site for a copy of the most recent revision of our certificate of registration. / *Cet étalon a été fabriqué dans un laboratoire qui utilise un Système de Gestion de la Qualité **enregistré** à la norme ISO 9001. Veuillez consulter notre site web pour obtenir la version la plus récente de notre certificat d'enregistrement.*

ISO 17025 Accreditation / *Accréditation ISO 17025*: **SCP SCIENCE (Corporate Headquarters)** operates an ISO 17025 **accredited** laboratory. Please consult our web site for a copy of the most recent revision of our certificate and scope of accreditation. / ***SCP SCIENCE (Siège social)** est **accréditée** ISO 17025. Veuillez consulter notre site web afin d'obtenir la plus récente version de notre certificat d'accréditation ainsi que la portée de notre accréditation.*

ISO 17034 Accreditation / *Accréditation ISO 17034* : SCP SCIENCE (Corporate Headquarters) is an ISO 17034 accredited Reference Material Producer. Please consult our website for a copy of our most recent certificate and scope of accreditation. / ***SCP SCIENCE (Siège social)** est un Fabricant de Matériaux de Référence Accrédité ISO 17034. Veuillez consulter notre site web afin d'obtenir la plus récente version de notre certificat d'accréditation ainsi que la portée de notre accréditation.*

CORPORATE HEADQUARTERS
21800 Clark Graham
Baie D'Urfé (Montréal), Quebec,
H9X 4B6 Canada
Phone: +1 (800) 361-6820
Fax: +1 (800) 253-5549

USA
3rd Party Distribution Center
348 Route 11, Champlain,
N.Y. 12919-4816
Phone: +1 (800) 361-6820
Fax: +1 (800) 253-5549

FRANCE
12 Ave. de Québec, Bat. IRIS
91140, Villebon-sur-Yvette
Phone: +33 (0) 1 69 18 71 17
Fax: +33 (0) 1 60 92 05 67

GERMANY
Alte Marktoberdorfer Straße 14, 87616
Marktoberdorf
Phone: +49 (0) 8342-89560-61
Fax: +49 (0) 8342-89560-69

Energy Laboratories Inc

Standard LOG

Standard ID:	ME220110 CE, LA PRIMARY		
Standard Name	Ce, La Primary	Type:	Secondary
Date Prepared	1/10/2022	BY:	Amanda E. McDani
Date Expires:	1/6/2023		
Department	ME	Status:	Open
Vendor:	Inorganic Ventures		
Lot Number:	M2-CE657768/M2-		
Balance ID:			

Comments: Used to make standards and spiking solutions; No primary La available

Chemical / Solvent Used	BottleNo	Amt	Units	Expires
Nitric Acid 69.0- 70.0% D0521	14626	0.5	mL	12/14/2026
Milli-Q H2O	391	39.5	mL	6/1/2100

Final Volume:
50 mL

Stock Source		**Base Units**	**Amount Added**
ME220106-CE	Ce Primary Stock	ug/mL	5 mL

Analytes	**CAS**	Conc:	**ug/mL**

Energy Laboratories Inc

Standard LOG

Standard ID:	ME220112 50 PPB STANDARD_CCV		
Standard Name	50 ppb Standard/CCV	Type:	Secondary
Date Prepared	1/12/2022	BY:	Cindy Rohrer
Date Expires:	11/18/2022		
Department	ME	Status:	Open
Vendor:	Inorganic Ventures		
Lot Number:			
Balance ID:			
Comments:	Made Fresh Daily		

Chemical / Solvent Used	BottleNo	Amt	Units	Expires
Hydrochloric Acid E1421	14721	0.25	mL	1/4/2027
Nitric Acid 69.0- 70.0% D0521	14626	0.5	mL	12/14/2026
Milli-Q H2O	391	48.335	mL	6/1/2100

Final Volume:
100 mL

Stock Source		**Base Units**	**Amount Added**
ME211221 MSCAL	MSCAL 3C	ug/mL	0.05 mL
ME211118 MSCAL	EL-MSCAL-5A	ug/mL	0.25 mL
ME220105 HgPrim	Primary Hg Stock 2 PPM	ug/mL	0.05 mL
ME211208 MSCAL	MSCAL 2B	ug/mL	0.05 mL
ME211229A AU 2n	Au 2nd source Stock	ug/mL	0.01 mL
ME220110 Ce, La	Ce, La Primary	ug/mL	0.05 mL

Analytes	**CAS**	Conc:	**mg/L**

Energy Laboratories Inc

Standard LOG

Standard ID:	ME211221 MSCAL 3C		
Standard Name	MSCAL 3C	Type:	Primary
Date Prepared	12/21/2021	BY:	Stacy R. Hendricks
Date Expires:	12/21/2022		
Department	ME	Status:	Open
Vendor:	Inorganic Ventures		
Lot Number:	S2-MEB700780		
Balance ID:			
Comments:	Opened 12/21/21; expires 12/21/22		

Chemical / Solvent Used	BottleNo	Amt	Units	Expires
Multi Analyte Custom Grade Solution	13473	250	mL	12/21/2022

Final Volume:
250 mL

Stock Source **Base Units** **Amount Added**

Analytes **CAS** Conc: **ug/mL**

INORGANIC VENTURES

CERTIFICATE OF ANALYSIS

1.0 ACCREDITATION / REGISTRATION

INORGANIC VENTURES is accredited to ISO 17034, "General Requirements for the Competence of Reference Material Producers" and ISO/IEC 17025, "General Requirements for the Competence of Testing and Calibration Laboratories". Inorganic Ventures is also an ISO 9001 registered manufacturer (QSR Certificate Number QSR-1034).

ACCREDITED Testing Laboratory Certificate 883.01 ACCREDITED Reference Material Producer Certificate 883.02

2.0 PRODUCT DESCRIPTION

Product Code:	Multi Analyte Custom Grade Solution
Catalog Number:	EL-MSCAL-3C
Lot Number:	S2-MEB700780
Matrix:	3% (v/v) HNO3 tr. HF
Value / Analyte(s):	400 µg/mL ea: Silicon, 100 µg/mL ea: Tin, Molybdenum, Titanium, Antimony

1-6-2025

ID #: 13473
Opened:_____
Multi Analyte Custom Grade Solution
Expires: 1/6/2025
Rec'd: 1/15/2021
Energy Laboratories Inc 1120 So 27th Street
Billings MT 59107

3.0 CERTIFIED VALUES AND UNCERTAINTIES

ANALYTE	CERTIFIED VALUE	ANALYTE	CERTIFIED VALUE
Antimony, Sb	100.0 ± 0.8 µg/mL	Molybdenum, Mo	100.0 ± 0.6 µg/mL
Silicon, Si	399.9 ± 3.0 µg/mL	Tin, Sn	100.0 ± 0.6 µg/mL
Titanium, Ti	100.0 ± 0.7 µg/mL		

Density: 1.018 g/mL (measured at 20 ± 4 °C)

Assay Information:

ANALYTE	METHOD	NIST SRM#	SRM LOT#
Mo	ICP Assay	3134	130418
Sb	ICP Assay	3102a	140911
Si	ICP Assay	3150	130912
Sn	ICP Assay	3161a	140917
Ti	ICP Assay	3162a	130925

The following equations are used in the calculation of the certified value and the uncertainty. Reported uncertainties represent expanded uncertainties expressed at approximately the 95% confidence level using a coverage factor of k = 2.

Characterization of CRM/RM by Two or More Methods

Certified Value, $X_{CRM/RM}$, where two or more methods of characterization are used is the weighted mean of the results:

$X_{CRM/RM} = \Sigma(w_i)(X_i)$

X_i = mean of Assay Method i with standard uncertainty $u_{char\ i}$

w_i = the weighting factors for each method calculated using the inverse square of the variance:

$w_i = (1/u_{char\ i})^2 / (\Sigma(1/(u_{char\ i})^2)$

CRM/RM Expanded Uncertainty (±) = $U_{CRM/RM} = k\ (u^2_{char} + u^2_{bb} + u^2_{lts} + u^2_{ts})^{½}$

k = coverage factor = 2

$u_{char} = [\Sigma((w_i)^2\ (u_{char\ i})^2)]^{½}$ where $u_{char\ i}$ are the errors from each characterization method

u_{bb} = bottle to bottle homogeneity standard uncertainty

u_{lts} = long term stability standard uncertainty (storage)

u_{ts} = transport stability standard uncertainty

Characterization of CRM/RM by One Method

Certified Value, $X_{CRM/RM}$, where one method of characterization is used is the mean of individual results:

$X_{CRM/RM} = (X_a)\ (u_{char\ a})$

X_a = mean of Assay Method A with

$u_{char\ a}$ = the standard uncertainty of characterization Method A

CRM/RM Expanded Uncertainty (±) = $U_{CRM/RM} = k\ (u^2_{char\ a} + u^2_{bb} + u^2_{lts} + u^2_{ts})^{½}$

k = coverage factor = 2

$u_{char\ a}$ = the errors from characterization

u_{bb} = bottle to bottle homogeneity standard uncertainty

u_{lts} = long term stability standard uncertainty (storage)

u_{ts} = transport stability standard uncertainty

4.0 TRACEABILITY TO NIST

- This product is traceable to NIST via an unbroken chain of comparisons. The uncertainties for each certified value are reported, taking into account the SRM/RM uncertainty error and the measurement, weighing and volume dilution errors. In rare cases where no NIST SRM/RM are available, the term 'in-house std.' is specified.

4.1 Thermometer Calibration

- All thermometers are NIST traceable through thermometers that are calibrated by an accredited calibration laboratory.

4.2 Balance Calibration

- All analytical balances are calibrated by an accredited calibration laboratory and procedure. The weights used for testing are annually compared to master weights and are traceable to NIST.

4.3 Glassware Calibration

- An in-house procedure is used to calibrate all Class A glassware used in the manufacturing and quality control of CRM/RMs.

5.0 TRACE METALLIC IMPURITIES (TMI) DETERMINED BY ICP-MS AND ICP-OES (µg/mL)

N/A

6.0 INTENDED USE

- For the calibration of analytical instruments and validation of analytical methods as appropriate.

7.0 INSTRUCTIONS FOR THE CORRECT USE OF THIS REFERENCE MATERIAL

7.1 Storage and Handling Recommendations

- Store between approximately 4° - 30° C while in sealed TCT bag.

- While stored in the sealed TCT bag, transpiration of this CRM/RM is negligible. After opening the sealed TCT bag transpiration of the CRM/RM will occur, resulting in a gradual increase in the analyte concentration(s). It is the responsibility of the user to account for this effect. When the bottle is weighed both before and after being placed in storage, the mass difference observed will be a measure of transpiration mass loss.

- After opening the sealed TCT bag, keep cap tightly sealed when not in use and store between 4° - 24° C to minimize the effects of transpiration. Use at 20° ± 4° C to minimize volumetric dilution error when using the reported density. Do not pipette from the container. Do not return removed aliquots to container.

- For more information, visit **www.inorganicventures.com/TCT**

HF Note: This standard should not be prepared or stored in glass.

8.0 HAZARDOUS INFORMATION

- Please refer to the Safety Data Sheet for information regarding this CRM/RM.

9.0 HOMOGENEITY

- This solution was mixed according to an in-house procedure and is guaranteed to be homogeneous. Homogeneity data indicate that the end user should take a minimum sample size of 0.2 mL to assure homogeneity.

10.0 QUALITY STANDARD DOCUMENTATION

10.1 ISO 9001 Quality Management System Registration

- QSR Certificate Number QSR-1034

10.2 ISO/IEC 17025 "General Requirements for the Competence of Testing and Calibration Laboratories"

- Chemical Testing - Accredited / A2LA Certificate Number 883.01

10.3 ISO 17034 "General Requirements for the Competence of Reference Material Producers"

- Reference Material Producer - Accredited / A2LA Certificate Number 883.02

Inorganic Ventures, 300 Technology Drive, Christiansburg, Va. 24073, USA; Telephone: 800.669.6799; 540.585.3030, Fax: 540.585.3012; inorganicventures.com; info@inorganicventures.com

11.0 CERTIFICATION, LOT EXPIRATION AND PERIOD OF VALIDITY

11.1 Certification Issue Date

January 06, 2021

- The certification is valid within the measurement uncertainty specified provided the CRM/RM is stored and handled in accordance with instructions given in Sec 7.1. This certification is nullified if instructions in Sec 7.1 are not followed or if the CRM/RM is damaged, contaminated, or otherwise modified.

11.2 Lot Expiration Date

- January 06, 2025

- The date after which this CRM/RM should not be used.

- The lot expiration date reflects the period of time that the stability of a CRM/RM can be supported by long term stability studies conducted on properly stored and handled CRM/RMs. Lot expiration is limited primarily by transpiration (loss of water from the solution) and infrequently by chemical stability.

11.3 Period of Validity

- Sealed TCT Bag Open Date: _____

- This CRM/RM should not be used longer than one year (or six months in the case of a 30 mL bottle) from the date of opening the aluminized bag or after the date given in Sec. 11.2, whichever comes first. This is contingent upon the CRM/RM being stored and handled in accordance with the instructions given in Sec. 7.1.

12.0 NAMES AND SIGNATURES OF CERTIFYING OFFICERS

Certificate Approved By:

Michael Booth
Director, Quality Control

Michael J Booth

Certifying Officer:

Paul Gaines
Chairman / Senior Technical Director

Paul R Gaines

Energy Laboratories Inc

Standard LOG

Standard ID:	ME211118 MSCAL-5A		
Standard Name	EL-MSCAL-5A	Type:	Primary
Date Prepared	11/18/2021	BY:	Stacy R. Hendricks
Date Expires:	11/18/2022		
Department	ME	Status:	Open
Vendor:	Inorganic Ventures		
Lot Number:	P2-MEB687200		
Balance ID:			
Comments:	Opened 11/18/2021; Expires 11/18/2022		

Chemical / Solvent Used	BottleNo	Amt	Units	Expires
Multi Analyte Custom Grade Solution	13175	500	mL	11/18/2022

Final Volume:
500 mL

Stock Source **Base Units** **Amount Added**

Analytes **CAS** Conc: **ug/mL**

INORGANIC VENTURES™
300 Technology Drive
Christiansburg, VA 24073 · USA
inorganicventures.com

CERTIFICATE OF ANALYSIS

tel: 800.669.6799 · 540.585.3030
fax: 540.585.3012
info@inorganicventures.com

1.0 ACCREDITATION / REGISTRATION

INORGANIC VENTURES is accredited to ISO 17034, "General Requirements for the Competence of Reference Material Producers" and ISO/IEC 17025, "General Requirements for the Competence of Testing and Calibration Laboratories". Inorganic Ventures is also an ISO 9001 registered manufacturer (QSR Certificate Number QSR-1034).

ACCREDITED Testing Laboratory Certificate 883.01
ACCREDITED Reference Material Producer Certificate 883.02

2.0 PRODUCT DESCRIPTION

Product Code:	Multi Analyte Custom Grade Solution
Catalog Number:	EL-MSCAL-5A
Lot Number:	P2-MEB687200
Matrix:	3% (v/v) HNO3
Value / Analyte(s):	5 000 µg/mL ea: Calcium, Potassium, Magnesium, Sodium, 500 µg/mL ea: Phosphorus, Iron, 250 µg/mL ea: Lithium

3.0 CERTIFIED VALUES AND UNCERTAINTIES

ANALYTE	CERTIFIED VALUE	ANALYTE	CERTIFIED VALUE
Calcium, Ca	**5 000 ± 20 µg/mL**	**Iron, Fe**	**499.9 ± 2.1 µg/mL**
Lithium, Li	**250.0 ± 1.1 µg/mL**	**Magnesium, Mg**	**5 000 ± 21 µg/mL**
Phosphorus, P	**499.8 ± 2.5 µg/mL**	**Potassium, K**	**5 000 ± 18 µg/mL**
Sodium, Na	**5 000 ± 18 µg/mL**		

Density: 1.076 g/mL (measured at 20 ± 4 °C)

Assay Information:

ID #: 13175
Opened:
Multi Analyte Custom Grade Solution
Expires: 12/2/2023
Rec'd: 10/12/2020
Energy Laboratories Inc 1120 So. 27th Street
Billings MT 59107

ANALYTE	METHOD	NIST SRM#	SRM LOT#
Ca	ICP Assay	3109a	130213
Ca	EDTA	928	928
Fe	ICP Assay	3126a	140812
Fe	EDTA	928	928
K	ICP Assay	3141a	140813
K	Gravimetric		See Sec. 4.2
Li	ICP Assay	3129a	100714
Li	Gravimetric		See Sec. 4.2
Mg	ICP Assay	3131a	140110
Mg	EDTA	928	928
Na	ICP Assay	3152a	120715
Na	Gravimetric		See Sec. 4.2
P	ICP Assay	3139a	060717
P	Acidimetric	84L	84L

The following equations are used in the calculation of the certified value and the uncertainty. Reported uncertainties represent expanded uncertainties expressed at approximately the 95% confidence level using a coverage factor of k = 2.

Characterization of CRM/RM by Two or More Methods

Certified Value, $X_{CRM/RM}$, where two or more methods of characterization are used is the weighted mean of the results:

$X_{CRM/RM} = \Sigma(w_i)(X_i)$

X_i = mean of Assay Method i with standard uncertainty $u_{char\ i}$

w_i = the weighting factors for each method calculated using the inverse square of the variance:

$w_i = (1/u_{char\ i})^2 / (\Sigma(1/(u_{char\ i})^2)$

CRM/RM Expanded Uncertainty (±) = $U_{CRM/RM} = k\,(u^2_{char} + u^2_{bb} + u^2_{lts} + u^2_{ts})^{½}$

k = coverage factor = 2

$u_{char} = [\Sigma((w_i)^2 (u_{char\ i})^2)]^{½}$ where $u_{char\ i}$ are the errors from each characterization method

u_{bb} = bottle to bottle homogeneity standard uncertainty

u_{lts} = long term stability standard uncertainty (storage)

u_{ts} = transport stability standard uncertainty

Characterization of CRM/RM by One Method

Certified Value, $X_{CRM/RM}$, where one method of characterization is used is the mean of individual results:

$X_{CRM/RM} = (X_a)(u_{char\ a})$

X_a = mean of Assay Method A with

$u_{char\ a}$ = the standard uncertainty of characterization Method A

CRM/RM Expanded Uncertainty (±) = $U_{CRM/RM} = k\,(u^2_{char\ a} + u^2_{bb} + u^2_{lts} + u^2_{ts})^{½}$

k = coverage factor = 2

$u_{char\ a}$ = the errors from characterization

u_{bb} = bottle to bottle homogeneity standard uncertainty

u_{lts} = long term stability standard uncertainty (storage)

u_{ts} = transport stability standard uncertainty

4.0 TRACEABILITY TO NIST

- This product is traceable to NIST via an unbroken chain of comparisons. The uncertainties for each certified value are reported, taking into account the SRM/RM uncertainty error and the measurement, weighing and volume dilution errors. In rare cases where no NIST SRM/RM are available, the term 'in-house std.' is specified.

4.1 Thermometer Calibration

- All thermometers are NIST traceable through thermometers that are calibrated by an accredited calibration laboratory.

4.2 Balance Calibration

- All analytical balances are calibrated by an accredited calibration laboratory and procedure. The weights used for testing are annually compared to master weights and are traceable to NIST.

4.3 Glassware Calibration

- An in-house procedure is used to calibrate all Class A glassware used in the manufacturing and quality control of CRM/RMs.

5.0 TRACE METALLIC IMPURITIES (TMI) DETERMINED BY ICP-MS AND ICP-OES (µg/mL)

N/A

6.0 INTENDED USE

- For the calibration of analytical instruments and validation of analytical methods as appropriate.

7.0 INSTRUCTIONS FOR THE CORRECT USE OF THIS REFERENCE MATERIAL

7.1 Storage and Handling Recommendations

- Store between approximately 4° - 30° C while in sealed outer bag.

- While stored in the sealed outer bag, transpiration of this CRM/RM is negligible. After opening the sealed outer bag transpiration of the CRM/RM will occur, resulting in a gradual increase in the analyte concentration(s). It is the responsibility of the user to account for this effect. When the bottle is weighed both before and after being placed in storage, the mass difference observed will be a measure of transpiration mass loss.

- After opening the sealed outer bag, keep cap tightly sealed when not in use and store between 4° - 24° C to minimize the effects of transpiration. Use at 20° ± 4° C to minimize volumetric dilution error when using the reported density. Do not pipette from the container. Do not return removed aliquots to container.

8.0 HAZARDOUS INFORMATION

- Please refer to the Safety Data Sheet for information regarding this CRM/RM.

9.0 HOMOGENEITY

- This solution was mixed according to an in-house procedure and is guaranteed to be homogeneous. Homogeneity data indicate that the end user should take a minimum sample size of 0.2 mL to assure homogeneity.

10.0 QUALITY STANDARD DOCUMENTATION

10.1 ISO 9001 Quality Management System Registration

- QSR Certificate Number QSR-1034

10.2 ISO/IEC 17025 "General Requirements for the Competence of Testing and Calibration Laboratories"

- Chemical Testing - Accredited / A2LA Certificate Number 883.01

10.3 ISO 17034 "General Requirements for the Competence of Reference Material Producers"

- Reference Material Producer - Accredited / A2LA Certificate Number 883.02

Inorganic Ventures, 300 Technology Drive, Christiansburg, Va. 24073, USA; Telephone: 800.669.6799; 540.585.3030, Fax: 540.585.3012; Inorganicventures.com; info@inorganicventures.com

11.0 CERTIFICATION, EXPIRATION AND PERIOD OF VALIDITY

11.1 Certification Issue Date

December 02, 2019

- The certification is valid within the measurement uncertainty specified provided the CRM/RM is stored and handled in accordance with instructions given in Sec 7.1. This certification is nullified if instructions in Sec 7.1 are not followed or if the CRM/RM is damaged, contaminated, or otherwise modified.

11.2 Lot Expiration Date

- December 02, 2023

- The date after which this CRM/RM should not be used.

- The lot expiration date reflects the period of time that the stability of a CRM/RM can be supported by long term stability studies conducted on properly stored and handled CRM/RMs. Lot expiration is limited primarily by transpiration (loss of water from the solution) and infrequently by chemical stability.

11.3 Period of Validity

- Sealed outer Bag Open Date: _____

- This CRM/RM should not be used longer than one year (or six months in the case of a 30 mL bottle) from the date of opening the aluminized bag or after the date given in Sec. 11.2, whichever comes first. This is contingent upon the CRM/RM being stored and handled in accordance with the instructions given in Sec. 7.1.

12.0 NAMES AND SIGNATURES OF CERTIFYING OFFICERS

Certificate Approved By:

Michael Booth
Manager, Quality Control

Certifying Officer:

Paul Gaines
CEO, Senior Technical Director

Energy Laboratories Inc

Spike LOG

Standard ID:	ME220105 HGPRIMARY		
Standard Name	Primary Hg Stock 2 PPM	Type:	Secondary
Date Prepared	1/5/2022	BY:	Amanda E. McDani
Date Expires:	12/29/2022		
Department	ME	Status:	Open
Vendor:	Inorganic Ventures		
Lot Number:			
Balance ID:			

Comments: Made with different HG stock than QCS

Chemical / Solvent Used	BottleNo	Amt	Units	Expires
Nitric Acid 69.0- 70.0% D0521	14626	0.5	mL	12/14/2026
Hydrochloric Acid E1421	14721	0.25	mL	1/4/2027

Final Volume: 25 mL

Stock Source		**Base Units**	**Amount Added**
ME220110HG	HG Stock	ug/mL	0.05 mL
ME211229A AU 2N	Au 2nd source Stock	ug/mL	0.05 mL

Analytes	**CAS**	Conc:	**ug/mL**

Energy Laboratories Inc

Standard LOG

Standard ID:	ME220110HG		
Standard Name	HG Stock	Type:	Primary
Date Prepared	1/10/2022	BY:	Amanda E. McDani
Date Expires:	1/10/2023		
Department	ME	Status:	Open
Vendor:	SCP Science		
Lot Number:	S210729017		
Balance ID:			

Comments:

Chemical / Solvent Used	BottleNo	Amt	Units	Expires
ICP/ICPMS Standard Mercury	14711	125	mL	1/10/2023

Final Volume:
125 mL

Stock Source **Base Units** **Amount Added**

Analytes **CAS** Conc: **ug/mL**

ID #: 14711
Opened:
ICP/ICPMS Standard Mercury
Expires: 7/31/2023
Rec'd: 12/29/2021
Energy Laboratories Inc 1120 So. 27th Street
Billings MT 59107

SCP SCIENCE
Providing Innovative Solutions to Analytical Chemists

rtificate of Analysis

1.0 DESCRIPTION:

PlasmaCAL ICP/ICPMS Standard - Mercury 1000 µg/ml

Catalogue Number: 140-051-800/-801/-805
Starting Material: Mercury(II) oxide 99.99+%
Lot Number: **S210729017**
Matrix: 10% HNO_3 (See Section 3 for actual matrix)
Expiration Date (End of month): **July 2023** (or 15 months after bottle is opened, whichever comes first)

Hg

2.0 CERTIFIED VALUES AND ASSOCIATED UNCERTAINTY:

Certified Concentration: **999 µg/ml +/- 5 µg/ml**
952 µg/g +/- 5 µg/g
Method of analysis: Inductively Coupled Plasma Atomic Emission Spectroscopy (ICP-AES)
Traceability: NIST Standard Reference Material 3133 Lot: **160921**

Note: The uncertainty of the certified value has been calculated from applicable uncertainty contributors (u_i) including uncertainty established during characterization of the material (u_{char}), the between bottle variation (u_{bb}), short-term stability (u_{sts}) and long-term stability (u_{lts}) according to the model $u_c = \sqrt{(u_{char}^2 + u_{bb}^2 + u_{sts}^2 + u_{lts}^2)}$. This combined uncertainty has been further multiplied by a coverage factor (k) of 2 to provide a 95% confidence interval.

3.0 REFERENCE VALUES:

Density: **1.050 g/ml @ 23.6 °C**
Actual Matrix: **10.0% (v/v) HNO_3**

Trace Metal Impurities as tested by ICP-MS:

Element	Conc. (ppm)	Element	Conc. (ppm)	Element	Conc. (ppm)	Element	Conc. (ppm)
Ag	<0.0010	Fe	**0.0322**	Nd	<0.0010	Sn	<0.0010
Al	**0.0042**	Ga	<0.0010	Ni	**0.0039**	Sr	<0.0025
As	<0.0010	Gd	<0.0010	Os	<0.0010	Ta	<0.0010
Au	<0.0010	Ge	<0.0010	P	<0.0132	Tb	<0.0010
B	<0.0015	Hf	<0.0010	Pb	<0.0010	Te	<0.0010
Ba	<0.0010	Hg	N/A	Pd	<0.0010	Th	<0.0010
Be	<0.0010	Ho	<0.0010	Pr	<0.0010	Ti	<0.0012
Bi	<0.0010	In	<0.0010	Pt	<0.0010	Tl	**0.0117**
Ca	<0.0135	Ir	<0.0010	Rb	<0.0010	Tm	<0.0010
Cd	<0.0010	K	<0.0024	Re	<0.0010	U	<0.0010
Ce	<0.0010	La	<0.0010	Rh	<0.0010	V	<0.0010
Co	<0.0010	Li	<0.0010	Ru	<0.0010	W	<0.0020
Cr	**0.0112**	Lu	<0.0010	S	*	Y	<0.0010
Cs	<0.0010	Mg	<0.0010	Sb	<0.0010	Yb	<0.0010
Cu	**0.0060**	Mn	<0.0010	Sc	<0.0010	Zn	<0.0010
Dy	<0.0010	Mo	<0.0010	Se	<0.0010	Zr	<0.0010
Er	<0.0010	Na	**0.0092**	Si	<0.1		
Eu	<0.0010	Nb	<0.0010	Sm	<0.0010	*: Not tested	

4.0 APPROVAL AND DATE OF CERTIFICATION:

Certification Approval: Daniel Boisvert, Chemist
Certification Date: August 12, 2021

Daniel Boisvert

ACCREDITED Reference Material Producer CERTIFICATE 2285.01

5.0 INTENDED USE / *UTILISATION PRÉVUE*:

- ICP Standards: For the calibration of, including but not limited to: ICP-AES, ICP-MS, FAAS, GFAA, XRF and DCP. / *Étalons ICP : Pour l'étalonnage d'instruments de mesure tels que: ICP-AES, ICP-MS, FAAS, GFAA, XRF et DCP.*
- AA Standards: For the calibration of Flame (FAAS) and Graphite Furnace (GFAA) Atomic Absorption Spectrometers. / *Étalons AA : Pour l'étalonnage de spectromètres d'absorption atomique flamme (GFAA) et four au graphite (GFAA).*
- Matrix Modifiers: For the optimization of analytical conditions to provide better Graphite Furnace Atomic Absorption (GFAA) instrument response and improved detection limits. / *Modificateur de matrice : Pour l'optimisation des conditions analytiques afin de fournir des meilleurs réponses instrumentales et limites de détection pour SAA four au graphite.*
- pH Standards: For the calibrating pH meters or for other wet chemistry applications. / *Étalons pH : Pour étalonnage de pH mètres et autres applications de chimie humide.*
- Conductivity Standards: For electrolytic conductivity measurement as a calibration standard. / *Étalons de conductivité : Comme étalon pour les mesures de conductivité électrolytiques.*
- IC Standards: for calibration of, but not limited to IC, HPLC, TLC, ISE, IR, NMR, MS, UV/VIS or other wet chemistry applications. / *Étalons IC : Pour étalonnage d'instruments tels que : IC, HPLC, TLC, ISE, IR, NMR, MS, UV/VIS et autres applications de chimie humide.*

For any inquiries, please contact **SCP SCIENCE**. / *Pour toute question, veuillez contacter **SCP SCIENCE**.*

6.0 INSTRUCTIONS FOR USE / *INSTRUCTIONS D'UTILISATION*:

Handling and Storage / Manutention et entreposage: Keep product tightly capped when not in use. The solution should be opened for a minimum amount of time necessary to dispense the amount required. Do not pipet or use directly from container. Do not return unused portions back to container. Store under normal laboratory conditions. Avoid exposure to excessive sources of heat and humidity or direct sunlight. / *Garder les contenants bien fermés lorsque non utilisés. Le contenant devrait être ouvert seulement pour le temps requis afin de prélever la quantité nécessaire. Ne pas pipetter ou utiliser directement du contenant. Ne pas retourner les portions non-utilisées dans le contentant. Conserver dans des conditions normales de laboratoire. Éviter l'exposition à des sources de chaleur et d'humidité excessives ou à l'exposition solaire directe.*

Stability / *Stabilité*: This Standard is guaranteed to be stable and accurate to within the specified uncertainty of measurement up to the unopened expiry date, if sealed, or up to the opened expiry date (when indicated), whichever comes first, provided the solution is kept tightly capped and stored under the indicated storage conditions. Purchasers will be notified of any significant changes resulting in re-certification or withdrawal of the product prior to the expiration date. / *La stabilité et l'exactitude de cet étalon sont garanties d'être à l'intérieur de l'incertitude de mesure, jusqu'à la date d'expiration de la bouteille non-ouverte, si scellée, ou jusqu'à la date d'expiration de la bouteille ouverte (si indiquée), en présumant que le contenant est maintenu fermé et gardé dans les conditions d'entreposage indiquées. Les acheteurs seront avisés dans le cas où il y aura des changements significatifs nécessitant une re-certification ou un rappel du produit avant la date d'expiration.*

7.0 HAZARDOUS INFORMATION / *INFORMATION SUR LES RISQUES POTENTIELS*:

Please refer to the associated Safety Data Sheet (SDS) for information regarding this product (available at www.SCPSCIENCE.com). / *SVP vous référer à la Fiche Signalétique applicable pour de l'information sur ce produit (Disponible à www.SCPSCIENCE.com).*

8.0 HOMOGENEITY / *HOMOGÉNÉITÉ*:

This solution has been blended according to an in-house procedure and its homogeneity is guaranteed to be fit for purpose when a sample size sufficient for the intended method of analysis is used. / *Cette solution a été préparée selon une procédure maison et nous assurons que sa homogénéité est approprié à l'emploi lorsqu'un échantillon suffisant pour la méthode d'analyse prévue est utilisé.*

9.0 TRACEABILITY / *TRAÇABILITÉ*:

This CRM (Certified Reference Material) is traceable to the NIST SRM (Standard Reference Material) indicated in section 2 through an unbroken chain of comparisons. In addition, balances used are regularly calibrated using weights which are traceable to NIST (National Institute of Standards and Technology) or NRC (National Research Council of Canada) standards. All conductivity meters used to analyze this standard have been regularly calibrated using a NIST or NRC traceable Thermometer and standards. All pH meters used to analyze this standard have been regularly calibrated using a NIST or NRC traceable thermometer and pH/MV simulator. / *Ce matériel de référence certifié est traçable au Matériel de Référence Standardisé de NIST indiqué à la section 2 par une chaine de comparaison ininterrompue. De plus, les balances utilisées sont étalonnées régulièrement en utilisant des poids qui sont traçables au NIST (National Institute of Standards and Technology) ou au CRNC (Conseil National de Recherches Canada). Tout conductimètre utilisé afin d'analyser cet étalon a été sujet à un étalonnage périodique utilisant des thermomètres et étalons traçables au NIST ou CNRC. Tout pH mètre utilisé afin d'analyser cet étalon a été sujet à un étalonnage périodique utilisant des thermomètres et un simulateur pH/MV traçables au NIST ou au CNRC.*

10.0 PREPARATION / *PRÉPARATION*:

For the preparation of these solutions, 18 meghom/cm double deionized water, high-purity acids and glassware calibrated to ASTM Class A specifications are used. / *Une eau de 18 meghom/cm doublement déionisé, de l'acide de haute pureté, ainsi que de la verrerie étalonnée afin de satisfaire les spécifications Classe A de ASTM ont été utilisés pour la préparation de cet étalon.*

11.0 QUALITY SYSTEM CERTIFICATIONS / *CERTIFICATIONS DE SYSTÈME QUALITÉ*:

ISO 9001 Certification / *Certification ISO 9001*: This standard was produced in a facility which operates under a **registered** ISO 9001 Quality Management System. Please consult our web site for a copy of the most recent revision of our certificate of registration. / *Cet étalon a été fabriqué dans un laboratoire qui utilise un Système de Gestion de la Qualité **enregistré** à la norme ISO 9001. Veuillez consulter notre site web pour obtenir la version la plus récente de notre certificat d'enregistrement.*

ISO 17025 Accreditation / *Accréditation ISO 17025*: **SCP SCIENCE (Corporate Headquarters)** operates an ISO 17025 **accredited** laboratory. Please consult our web site for a copy of the most recent revision of our certificate and scope of accreditation. / ***SCP SCIENCE (Siège social)** est **accréditée** ISO 17025. Veuillez consulter notre site web afin d'obtenir la plus récente version de notre certificat d'accréditation ainsi que la portée de notre accréditation.*

ISO 17034 Accreditation / *Accréditation ISO 17034*: **SCP SCIENCE (Corporate Headquarters)** is an ISO 17034 accredited Reference Material Producer. Please consult our website for a copy of our most recent certificate and scope of accreditation. / ***SCP SCIENCE (Siège social)** est un Fabricant de Matériaux de Référence Accrédité ISO 17034. Veuillez consulter notre site web afin d'obtenir la plus récente version de notre certificat d'accréditation ainsi que la portée de notre accréditation.*

CORPORATE HEADQUARTERS
21800 Clark Graham
Baie D'Urfé (Montréal), Quebec,
H9X 4B6 Canada
Phone: +1 (800) 361-6820
Fax: +1 (800) 253-5549

USA
3rd Party Distribution Center
348 Route 11, Champlain,
N.Y. 12919-4816
Phone: +1 (800) 361-6820
Fax: +1 (800) 253-5549

FRANCE
12 Ave. de Québec, Bat. IRIS
91140, Villebon-sur-Yvette
Phone: +33 (0) 1 69 18 71 17
Fax: +33 (0) 1 60 92 05 67

GERMANY
Alte Marktoberdorfer Straße 14, 87616
Marktoberdorf
Phone: +49 (0) 8342-89560-61
Fax: +49 (0) 8342-89560-69

Energy Laboratories Inc

Standard LOG

Standard ID:	ME211229A AU 2ND SOURCE		
Standard Name	Au 2nd source Stock	Type:	Primary
Date Prepared	12/29/2021	BY:	Amanda E. McDani
Date Expires:	12/29/2022		
Department	ME	Status:	Open
Vendor:	SCP Science		
Lot Number:	S211129013		
Balance ID:			
Comments:	opened 12/29/2021; expires 12/29/2022		

Chemical / Solvent Used	BottleNo	Amt	Units	Expires
ICP/ICPMS Standard Gold	14710	500	mL	12/29/2022

Final Volume:
500 mL

Stock Source **Base Units** **Amount Added**

Analytes **CAS** Conc: **ug/mL**

ID #: 14710
Opened:
ICP/ICPMS Standard Gold
Expires: 12/31/2023
Rec'd: 12/29/2021
Energy Laboratories Inc 1120 So. 27th Street
Billings MT 59107

SCP SCIENC
Providing Innovative Solutions to Analytical

Certificate of Analysis

1.0 DESCRIPTION:

PlasmaCAL ICP/ICPMS Standard - Gold 1000 µg/ml

Au

Catalogue Number: 140-052-790/-791/-795
Starting Material: Gold Metal 99.99+%
Lot Number: **S211129013**
Matrix: 10% HCl (See Section 3 for actual matrix)
Expiration Date (End of month): **December 2023** (or 15 months after bottle is opened, whichever comes first)

2.0 CERTIFIED VALUES AND ASSOCIATED UNCERTAINTY:

Certified Concentration: **1001 µg/ml +/- 4 µg/ml**
982 µg/g +/- 4 µg/g

Method of analysis: Inductively Coupled Plasma Atomic Emission Spectroscopy (ICP-AES)

Traceability: NIST Standard Reference Material 3121 Lot: **991806**

Note: The uncertainty of the certified value has been calculated from applicable uncertainty contributors (u_i) including uncertainty established during characterization of the material (u_{char}), the between bottle variation (u_{bb}), short-term stability (u_{sts}) and long-term stability (u_{lts}) according to the model $u_c = \sqrt{(u_{char}^2 + u_{bb}^2 + u_{sts}^2 + u_{lts}^2)}$. This combined uncertainty has been further multiplied by a coverage factor (k) of 2 to provide a 95% confidence interval.

3.0 REFERENCE VALUES:

Density: **1.019 g/ml @ 22.4 °C**
Actual Matrix: **10.0% (v/v) HCl**

Trace Metal Impurities as tested by ICP-MS:

Element	Conc. (ppm)	Element	Conc. (ppm)	Element	Conc. (ppm)	Element	Conc. (ppm)
Ag	**0.3851**	Fe	<0.0090	Nd	<0.0010	Sn	<0.0010
Al	**0.0062**	Ga	<0.0010	Ni	<0.0010	Sr	<0.0025
As	<0.0010	Gd	<0.0010	Os	<0.0010	Ta	<0.0010
Au	N/A	Ge	<0.0010	P	<0.0132	Tb	<0.0010
B	<0.0015	Hf	<0.0010	Pb	<0.0010	Te	<0.0010
Ba	<0.0010	Hg	*	Pd	**0.0434**	Th	<0.0010
Be	<0.0010	Ho	<0.0010	Pr	<0.0010	Ti	<0.0012
Bi	<0.0010	In	<0.0010	Pt	**0.0048**	Tl	<0.0011
Ca	<0.0135	Ir	<0.0010	Rb	<0.0010	Tm	<0.0010
Cd	<0.0010	K	**0.0362**	Re	<0.0010	U	<0.0010
Ce	<0.0010	La	<0.0010	Rh	<0.0010	V	<0.0010
Co	<0.0010	Li	<0.0010	Ru	<0.0010	W	<0.0020
Cr	<0.0010	Lu	<0.0010	S	*	Y	<0.0010
Cs	**0.0029**	Mg	<0.0010	Sb	<0.0010	Yb	<0.0010
Cu	**0.0023**	Mn	<0.0010	Sc	<0.0010	Zn	<0.0010
Dy	<0.0010	Mo	<0.0010	Se	<0.01	Zr	<0.0010
Er	<0.0010	Na	**0.0070**	Si	<0.1		
Eu	<0.0010	Nb	<0.0010	Sm	<0.0010	*: Not tested	

4.0 APPROVAL AND DATE OF CERTIFICATION:

Certification Approval: Daniel Boisvert, Chemist
Certification Date: December 10, 2021

Daniel Boisvert

ACCREDITED
Reference Material Producer
CERTIFICATE 2885.01

5.0 INTENDED USE / *UTILISATION PRÉVUE*:

- ICP Standards: For the calibration of, including but not limited to: ICP-AES, ICP-MS, FAAS, GFAA, XRF and DCP. / *Étalons ICP : Pour l'étalonnage d'instruments de mesure tels que: ICP-AES, ICP-MS, FAAS, GFAA, XRF et DCP.*
- AA Standards: For the calibration of Flame (FAAS) and Graphite Furnace (GFAA) Atomic Absorption Spectrometers. / *Étalons AA : Pour l'étalonnage de spectromètres d'absorption atomique flamme (GFAA) et four au graphite (GFAA).*
- Matrix Modifiers: For the optimization of analytical conditions to provide better Graphite Furnace Atomic Absorption (GFAA) instrument response and improved detection limits. / *Modificateur de matrice : Pour l'optimisation des conditions analytiques afin de fournir des meilleurs réponses instrumentales et limites de détection pour SAA four au graphite.*
- pH Standards: For the calibrating pH meters or for other wet chemistry applications. / *Étalons pH : Pour étalonnage de pH mètres et autres applications de chimie humide.*
- Conductivity Standards: For electrolytic conductivity measurement as a calibration standard. / *Étalons de conductivité : Comme étalon pour les mesures de conductivité électrolytiques.*
- IC Standards: for calibration of, but not limited to IC, HPLC, TLC, ISE, IR, NMR, MS, UV/VIS or other wet chemistry applications. / *Étalons IC : Pour étalonnage d'instruments tels que : IC, HPLC, TLC, ISE, IR, NMR, MS, UV/VIS et autres applications de chimie humide.*

For any inquiries, please contact **SCP SCIENCE**. / *Pour toute question, veuillez contacter **SCP SCIENCE**.*

6.0 INSTRUCTIONS FOR USE / *INSTRUCTIONS D'UTILISATION*:

Handling and Storage / Manutention et entreposage: Keep product tightly capped when not in use. The solution should be opened for a minimum amount of time necessary to dispense the amount required. Do not pipet or use directly from container. Do not return unused portions back to container. Store under normal laboratory conditions. Avoid exposure to excessive sources of heat and humidity or direct sunlight. / *Garder les contenants bien fermés lorsque non utilisés. Le contenant devrait être ouvert seulement pour le temps requis afin de prélever la quantité nécessaire. Ne pas pipetter ou utiliser directement du contenant. Ne pas retourner les portions non-utilisées dans le contentant. Conserver dans des conditions normales de laboratoire. Éviter l'exposition à des sources de chaleur et d'humidité excessives ou à l'exposition solaire directe.*

Stability / *Stabilité*: This Standard is guaranteed to be stable and accurate to within the specified uncertainty of measurement up to the unopened expiry date, if sealed, or up to the opened expiry date (when indicated), whichever comes first, provided the solution is kept tightly capped and stored under the indicated storage conditions. Purchasers will be notified of any significant changes resulting in re-certification or withdrawal of the product prior to the expiration date. / *La stabilité et l'exactitude de cet étalon sont garanties d'être à l'intérieur de l'incertitude de mesure, jusqu'à la date d'expiration de la bouteille non-ouverte, si scellée, ou jusqu'à la date d'expiration de la bouteille ouverte (si indiquée), en présumant que le contenant est maintenu fermé et gardé dans les conditions d'entreposage indiquées. Les acheteurs seront avisés dans le cas où il y aura des changements significatifs nécessitant une re-certification ou un rappel du produit avant la date d'expiration.*

7.0 HAZARDOUS INFORMATION / *INFORMATION SUR LES RISQUES POTENTIELS*:

Please refer to the associated Safety Data Sheet (SDS) for information regarding this product (available at www.SCPSCIENCE.com). / *SVP vous référer à la Fiche Signalétique applicable pour de l'information sur ce produit (Disponible à www.SCPSCIENCE.com).*

8.0 HOMOGENEITY / *HOMOGÉNÉITÉ:*

This solution has been blended according to an in-house procedure and its homogeneity is guaranteed to be fit for purpose when a sample size sufficient for the intended method of analysis is used. / *Cette solution a été préparée selon une procédure maison et nous assurons que sa homogénéité est approprié à l'emploi lorsqu'un échantillon suffisant pour la méthode d'analyse prévue est utilisé.*

9.0 TRACEABILITY / *TRAÇABILITÉ*:

This CRM (Certified Reference Material) is traceable to the NIST SRM (Standard Reference Material) indicated in section 2 through an unbroken chain of comparisons. In addition, balances used are regularly calibrated using weights which are traceable to NIST (National Institute of Standards and Technology) or NRC (National Research Council of Canada) standards. All conductivity meters used to analyze this standard have been regularly calibrated using a NIST or NRC traceable Thermometer and standards. All pH meters used to analyze this standard have been regularly calibrated using a NIST or NRC traceable thermometer and pH/MV simulator. / *Ce matériel de référence certifié est traçable au Matériel de Référence Standardisé de NIST indiqué à la section 2 par une chaine de comparaison ininterrompue. De plus, les balances utilisées sont étalonnées régulièrement en utilisant des poids qui sont traçables au NIST (National Institute of Standards and Technology) ou au CRNC (Conseil National de Recherches Canada). Tout conductimètre utilisé afin d'analyser cet étalon a été sujet à un étalonnage périodique utilisant des thermomètres et étalons traçables au NIST ou CNRC. Tout pH mètre utilisé afin d'analyser cet étalon a été sujet à un étalonnage périodique utilisant des thermomètres et un simulateur pH/MV traçables au NIST ou au CNRC.*

10.0 PREPARATION / *PRÉPARATION:*

For the preparation of these solutions, 18 meghom/cm double deionized water, high-purity acids and glassware calibrated to ASTM Class A specifications are used. / *Une eau de 18 meghom/cm doublement déionisé, de l'acide de haute pureté, ainsi que de la verrerie étalonnée afin de satisfaire les spécifications Classe A de ASTM ont été utilisés pour la préparation de cet étalon.*

11.0 QUALITY SYSTEM CERTIFICATIONS / *CERTIFICATIONS DE SYSTÈME QUALITÉ:*

ISO 9001 Certification / *Certification ISO 9001*: This standard was produced in a facility which operates under a **registered** ISO 9001 Quality Management System. Please consult our web site for a copy of the most recent revision of our certificate of registration. / *Cet étalon a été fabriqué dans un laboratoire qui utilise un Système de Gestion de la Qualité **enregistré** à la norme ISO 9001. Veuillez consulter notre site web pour obtenir la version la plus récente de notre certificat d'enregistrement.*

ISO 17025 Accreditation / *Accréditation ISO 17025*: **SCP SCIENCE (Corporate Headquarters)** operates an ISO 17025 **accredited** laboratory. Please consult our web site for a copy of the most recent revision of our certificate and scope of accreditation. / ***SCP SCIENCE (Siège social)** est **accréditée** ISO 17025. Veuillez consulter notre site web afin d'obtenir la plus récente version de notre certificat d'accréditation ainsi que la portée de notre accréditation.*

ISO 17034 Accreditation / *Accréditation ISO 17034* : SCP SCIENCE (Corporate Headquarters) is an ISO 17034 accredited Reference Material Producer. Please consult our website for a copy of our most recent certificate and scope of accreditation. / ***SCP SCIENCE (Siège social)** est un Fabricant de Matériaux de Référence Accrédité ISO 17034. Veuillez consulter notre site web afin d'obtenir la plus récente version de notre certificat d'accréditation ainsi que la portée de notre accréditation.*

CORPORATE HEADQUARTERS
21800 Clark Graham
Baie D'Urfé (Montréal), Quebec,
H9X 4B6 Canada
Phone: +1 (800) 361-6820
Fax: +1 (800) 253-5549

USA
3rd Party Distribution Center
348 Route 11, Champlain,
N.Y. 12919-4816
Phone: +1 (800) 361-6820
Fax: +1 (800) 253-5549

FRANCE
12 Ave. de Québec, Bat. IRIS
91140, Villebon-sur-Yvette
Phone: +33 (0) 1 69 18 71 17
Fax: +33 (0) 1 60 92 05 67

GERMANY
Alte Marktoberdorfer Straße 14, 87616
Marktoberdorf
Phone: +49 (0) 8342-89560-61
Fax: +49 (0) 8342-89560-69

Energy Laboratories Inc

Standard LOG

Standard ID:	ME211208 MSCAL2B		
Standard Name	MSCAL 2B	Type:	Primary
Date Prepared	12/8/2021	BY:	Stacy R. Hendricks
Date Expires:	12/8/2022		
Department	ME	Status:	Open
Vendor:	Inorganic Ventures		
Lot Number:	S2-MEB704403		
Balance ID:			
Comments:	Opened 12/08/2021; Expires 12/08/2022		

Chemical / Solvent Used	BottleNo	Amt	Units	Expires
Multi Analyte Custom Grade Solution	13793		mL	12/8/2022

Final Volume: mL

Stock Source **Base Units** **Amount Added**

Analytes **CAS** Conc: **ug/mL**

INORGANIC VENTURES™
Refine your results. Redefine your industry.

Certificate of Analysis

300 Technology Drive
Christiansburg, VA 24073 USA
inorganicventures.com

P: 800-669-6799/540-585-3030
F: 540-585-3012
info@inorganicventures.com

1.0 ACCREDITATION / REGISTRATION

INORGANIC VENTURES is accredited to ISO 17034, "General Requirements for the Competence of Reference Material Producers" and ISO/IEC 17025, "General Requirements for the Competence of Testing and Calibration Laboratories". Inorganic Ventures is also an ISO 9001 registered manufacturer (QSR Certificate Number QSR-1034).

ACCREDITED
Testing Laboratory
Certificate 883.01

ACCREDITED
Reference Material Producer
Certificate 883.02

2.0 PRODUCT DESCRIPTION

Product Code:	Multi Analyte Custom Grade Solution
Catalog Number:	EL-MSCAL-2B
Lot Number:	S2-MEB704403
Matrix:	5% (v/v) HNO3
Value / Analyte(s):	100 µg/mL ea:

Aluminum, Arsenic,
Boron, Barium,
Beryllium, Cadmium,
Cobalt, Chromium,
Copper, Iron,
Manganese, Nickel,
Lead, Selenium,
Strontium, Thorium,
Thallium, Uranium,
Vanadium, Zinc,

40 µg/mL ea:
Silver

3.0 CERTIFIED VALUES AND UNCERTAINTIES

ID #: 13793
Opened:
Multi Analyte Custom Grade Solution
Expires: 4/21/2025
Rec'd: 4/29/2021
Energy Laboratories Inc 1120 So. 27th Street
Billings MT 59107

ANALYTE	CERTIFIED VALUE	ANALYTE	CERTIFIED VALUE
Aluminum, Al	100.0 ± 0.4 µg/mL	Arsenic, As	100.0 ± 0.9 µg/mL
Barium, Ba	100.0 ± 0.5 µg/mL	Beryllium, Be	100.0 ± 0.7 µg/mL
Boron, B	100.0 ± 0.7 µg/mL	Cadmium, Cd	100.0 ± 0.5 µg/mL
Chromium, Cr	100.0 ± 0.8 µg/mL	Cobalt, Co	100.0 ± 0.6 µg/mL
Copper, Cu	100.0 ± 0.5 µg/mL	Iron, Fe	100.1 ± 0.4 µg/mL
Lead, Pb	100.0 ± 0.6 µg/mL	Manganese, Mn	100.0 ± 0.5 µg/mL
Nickel, Ni	100.0 ± 0.6 µg/mL	Selenium, Se	100.0 ± 0.7 µg/mL
Silver, Ag	39.99 ± 0.18 µg/mL	Strontium, Sr	100.0 ± 0.4 µg/mL
Thallium, Tl	100.0 ± 0.6 µg/mL	Thorium, Th	100.0 ± 0.5 µg/mL
Uranium, U	100.0 ± 0.5 µg/mL	Vanadium, V	100.0 ± 0.5 µg/mL
Zinc, Zn	100.0 ± 0.5 µg/mL		

Density: 1.033 g/mL (measured at 20 ± 4 °C)

Assay Information:

ANALYTE	METHOD	NIST SRM#	SRM LOT#
Ag	ICP Assay	3151	160729
Ag	Volhard	999c	999c
Al	ICP Assay	3101a	140903
Al	EDTA	928	928
As	ICP Assay	3103a	100818
B	ICP Assay	3107	110830
Ba	ICP Assay	3104a	140909
Ba	Gravimetric		See Sec. 4.2
Be	ICP Assay	3105a	090514
Cd	ICP Assay	3108	130116
Cd	EDTA	928	928
Co	ICP Assay	3113	190630
Co	EDTA	928	928
Cr	ICP Assay	3112a	170630
Cu	ICP Assay	3114	121207
Cu	EDTA	928	928
Fe	ICP Assay	3126a	140812
Fe	EDTA	928	928
Fe	Calculated		See Sec. 4.2
Mn	ICP Assay	3132	050429
Mn	EDTA	928	928
Ni	ICP Assay	3136	120619
Ni	EDTA	928	928
Pb	ICP Assay	3128	101026
Pb	EDTA	928	928
Se	ICP Assay	3149	100901
Se	Calculated		See Sec. 4.2
Sr	EDTA	928	928
Sr	ICP Assay	Traceable to 3153a	K2-SR650985
Sr	Calculated		See Sec. 4.2
Th	EDTA	928	928
Th	Calculated		See Sec. 4.2
Tl	ICP Assay	3158	151215
U	ICP Assay	3164	080521
U	Calculated		See Sec. 4.2
V	ICP Assay	3165	160906
V	EDTA	928	928
Zn	ICP Assay	3168a	120629
Zn	EDTA	928	928

The following equations are used in the calculation of the certified value and the uncertainty. Reported uncertainties represent expanded uncertainties expressed at approximately the 95% confidence level using a coverage factor of k = 2.

Characterization of CRM/RM by Two or More Methods

Certified Value, $X_{CRM/RM}$, where two or more methods of characterization are used is the weighted mean of the results:

$X_{CRM/RM} = \Sigma(w_i)(X_i)$

X_i = mean of Assay Method i with standard uncertainty $u_{char\ i}$

w_i = the weighting factors for each method calculated using the inverse square of the variance:

$w_i = (1/u_{char\ i})^2 / (\Sigma(1/(u_{char\ i})^2)$

CRM/RM Expanded Uncertainty (±) = $U_{CRM/RM} = k\,(u^2_{char} + u^2_{bb} + u^2_{lts} + u^2_{ts})^{1/2}$

k = coverage factor = 2

$u_{char} = [\Sigma((w_i)^2\,(u_{char\ i})^2)]^{1/2}$ where $u_{char\ i}$ are the errors from each characterization method

u_{bb} = bottle to bottle homogeneity standard uncertainty

u_{lts} = long term stability standard uncertainty (storage)

u_{ts} = transport stability standard uncertainty

Characterization of CRM/RM by One Method

Certified Value, $X_{CRM/RM}$, where one method of characterization is used is the mean of individual results:

$X_{CRM/RM} = (X_a)\,(u_{char\ a})$

X_a = mean of Assay Method A with

$u_{char\ a}$ = the standard uncertainty of characterization Method A

CRM/RM Expanded Uncertainty (±) = $U_{CRM/RM} = k\,(u^2_{char\ a} + u^2_{bb} + u^2_{lts} + u^2_{ts})^{1/2}$

k = coverage factor = 2

$u_{char\ a}$ = the errors from characterization

u_{bb} = bottle to bottle homogeneity standard uncertainty

u_{lts} = long term stability standard uncertainty (storage)

u_{ts} = transport stability standard uncertainty

Certified Abundance:

IV's Certified Abundance

Isotope	Atom %
Uranium 238U	99.8 ± 0.1
Uranium 235U	0.24 ± 0.05

4.0 TRACEABILITY TO NIST

- This product is traceable to NIST via an unbroken chain of comparisons. The uncertainties for each certified value are reported, taking into account the SRM/RM uncertainty error and the measurement, weighing and volume dilution errors. In rare cases where no NIST SRM/RM are available, the term 'in-house std.' is specified.

4.1 Thermometer Calibration

- All thermometers are NIST traceable through thermometers that are calibrated by an accredited calibration laboratory.

4.2 Balance Calibration

- All analytical balances are calibrated by an accredited calibration laboratory and procedure. The weights used for testing are annually compared to master weights and are traceable to NIST.

4.3 Glassware Calibration

- An in-house procedure is used to calibrate all Class A glassware used in the manufacturing and quality control of CRM/RMs.

5.0 TRACE METALLIC IMPURITIES (TMI) DETERMINED BY ICP-MS AND ICP-OES (µg/mL)

N/A

6.0 INTENDED USE

- For the calibration of analytical instruments and validation of analytical methods as appropriate.

7.0 INSTRUCTIONS FOR THE CORRECT USE OF THIS REFERENCE MATERIAL

7.1 Storage and Handling Recommendations

- Store between approximately 4° - 30° C while in sealed TCT bag.

- While stored in the sealed TCT bag, transpiration of this CRM/RM is negligible. After opening the sealed TCT bag transpiration of the CRM/RM will occur, resulting in a gradual increase in the analyte concentration(s). It is the responsibility of the user to account for this effect. When the bottle is weighed both before and after being placed in storage, the mass difference observed will be a measure of transpiration mass loss.

- After opening the sealed TCT bag, keep cap tightly sealed when not in use and store between 4° - 24° C to minimize the effects of transpiration. Use at 20° ± 4° C to minimize volumetric dilution error when using the reported density. Do not pipette from the container. Do not return removed aliquots to container.

- For more information, visit **www.inorganicventures.com/TCT**

8.0 HAZARDOUS INFORMATION

- Please refer to the Safety Data Sheet for information regarding this CRM/RM.

9.0 HOMOGENEITY

- This solution was mixed according to an in-house procedure and is guaranteed to be homogeneous. Homogeneity data indicate that the end user should take a minimum sample size of 0.2 mL to assure homogeneity.

10.0 QUALITY STANDARD DOCUMENTATION

10.1 ISO 9001 Quality Management System Registration

- QSR Certificate Number QSR-1034

10.2 ISO/IEC 17025 "General Requirements for the Competence of Testing and Calibration Laboratories"

- Chemical Testing - Accredited / A2LA Certificate Number 883.01

10.3 ISO 17034 "General Requirements for the Competence of Reference Material Producers"

- Reference Material Producer - Accredited / A2LA Certificate Number 883.02

Inorganic Ventures, 300 Technology Drive, Christiansburg, Va. 24073, USA; Telephone: 800.669.6799; 540.585.3030, Fax: 540.585.3012; inorganicventures.com; info@inorganicventures.com

11.0 CERTIFICATION, LOT EXPIRATION AND PERIOD OF VALIDITY

11.1 Certification Issue Date

April 21, 2021

- The certification is valid within the measurement uncertainty specified provided the CRM/RM is stored and handled in accordance with instructions given in Sec 7.1. This certification is nullified if instructions in Sec 7.1 are not followed or if the CRM/RM is damaged, contaminated, or otherwise modified.

11.2 Lot Expiration Date

- April 21, 2025

- The date after which this CRM/RM should not be used.

- The lot expiration date reflects the period of time that the stability of a CRM/RM can be supported by long term stability studies conducted on properly stored and handled CRM/RMs. Lot expiration is limited primarily by transpiration (loss of water from the solution) and infrequently by chemical stability.

11.3 Period of Validity

- Sealed TCT Bag Open Date: _____

- This CRM/RM should not be used longer than one year (or six months in the case of a 30 mL bottle) from the date of opening the aluminized bag or after the date given in Sec. 11.2, whichever comes first. This is contingent upon the CRM/RM being stored and handled in accordance with the instructions given in Sec. 7.1.

12.0 NAMES AND SIGNATURES OF CERTIFYING OFFICERS

Certificate Approved By:

Michael Booth
Director, Quality Control

Michael J Booth

Certifying Officer:

Paul Gaines
Chairman / Senior Technical Director

Paul R Gaines

Energy Laboratories Inc

Standard LOG

Standard ID:	ME211229A AU 2ND SOURCE		
Standard Name	Au 2nd source Stock	Type:	Primary
Date Prepared	12/29/2021	BY:	Amanda E. McDani
Date Expires:	12/29/2022		
Department	ME	Status:	Open
Vendor:	SCP Science		
Lot Number:	S211129013		
Balance ID:			
Comments:	opened 12/29/2021; expires 12/29/2022		

Chemical / Solvent Used	BottleNo	Amt	Units	Expires
ICP/ICPMS Standard Gold	14710	500	mL	12/29/2022

Final Volume:
500 mL

Stock Source **Base Units** **Amount Added**

Analytes **CAS** Conc: **ug/mL**

ID #: 14710
Opened:
ICP/ICPMS Standard Gold
Expires: 12/31/2023
Rec'd: 12/29/2021
Energy Laboratories Inc 1120 So. 27th Street
Billings MT 59107

SCP SCIENC
Providing Innovative Solutions to Analytical

Certificate of Analysis

1.0 DESCRIPTION:

PlasmaCAL ICP/ICPMS Standard - Gold 1000 µg/ml

Au

Catalogue Number: 140-052-790/-791/-795
Starting Material: Gold Metal 99.99+%
Lot Number: **S211129013**
Matrix: 10% HCl (See Section 3 for actual matrix)
Expiration Date (End of month): **December 2023** (or 15 months after bottle is opened, whichever comes first)

2.0 CERTIFIED VALUES AND ASSOCIATED UNCERTAINTY:

Certified Concentration: **1001 µg/ml +/- 4 µg/ml**
982 µg/g +/- 4 µg/g

Method of analysis: Inductively Coupled Plasma Atomic Emission Spectroscopy (ICP-AES)

Traceability: NIST Standard Reference Material 3121 Lot: **991806**

Note: The uncertainty of the certified value has been calculated from applicable uncertainty contributors (u_i) including uncertainty established during characterization of the material (u_{char}), the between bottle variation (u_{bb}), short-term stability (u_{sts}) and long-term stability (u_{lts}) according to the model $u_c = \sqrt{(u_{char}^2 + u_{bb}^2 + u_{sts}^2 + u_{lts}^2)}$. This combined uncertainty has been further multiplied by a coverage factor (k) of 2 to provide a 95% confidence interval.

3.0 REFERENCE VALUES:

Density: **1.019 g/ml @ 22.4 °C**
Actual Matrix: **10.0% (v/v) HCl**

Trace Metal Impurities as tested by ICP-MS:

Element	Conc. (ppm)	Element	Conc. (ppm)	Element	Conc. (ppm)	Element	Conc. (ppm)
Ag	**0.3851**	Fe	<0.0090	Nd	<0.0010	Sn	<0.0010
Al	**0.0062**	Ga	<0.0010	Ni	<0.0010	Sr	<0.0025
As	<0.0010	Gd	<0.0010	Os	<0.0010	Ta	<0.0010
Au	N/A	Ge	<0.0010	P	<0.0132	Tb	<0.0010
B	<0.0015	Hf	<0.0010	Pb	<0.0010	Te	<0.0010
Ba	<0.0010	Hg	*	Pd	**0.0434**	Th	<0.0010
Be	<0.0010	Ho	<0.0010	Pr	<0.0010	Ti	<0.0012
Bi	<0.0010	In	<0.0010	Pt	**0.0048**	Tl	<0.0011
Ca	<0.0135	Ir	<0.0010	Rb	<0.0010	Tm	<0.0010
Cd	<0.0010	K	**0.0362**	Re	<0.0010	U	<0.0010
Ce	<0.0010	La	<0.0010	Rh	<0.0010	V	<0.0010
Co	<0.0010	Li	<0.0010	Ru	<0.0010	W	<0.0020
Cr	<0.0010	Lu	<0.0010	S	*	Y	<0.0010
Cs	**0.0029**	Mg	<0.0010	Sb	<0.0010	Yb	<0.0010
Cu	**0.0023**	Mn	<0.0010	Sc	<0.0010	Zn	<0.0010
Dy	<0.0010	Mo	<0.0010	Se	<0.01	Zr	<0.0010
Er	<0.0010	Na	**0.0070**	Si	<0.1		
Eu	<0.0010	Nb	<0.0010	Sm	<0.0010	*: Not tested	

4.0 APPROVAL AND DATE OF CERTIFICATION:

Certification Approval: Daniel Boisvert, Chemist
Certification Date: December 10, 2021

Daniel Boisvert

ACCREDITED
Reference Material Producer
CERTIFICATE 2885.01

5.0 INTENDED USE / *UTILISATION PRÉVUE*:

- ICP Standards: For the calibration of, including but not limited to: ICP-AES, ICP-MS, FAAS, GFAA, XRF and DCP. / *Étalons ICP : Pour l'étalonnage d'instruments de mesure tels que: ICP-AES, ICP-MS, FAAS, GFAA, XRF et DCP.*
- AA Standards: For the calibration of Flame (FAAS) and Graphite Furnace (GFAA) Atomic Absorption Spectrometers. / *Étalons AA : Pour l'étalonnage de spectromètres d'absorption atomique flamme (GFAA) et four au graphite (GFAA).*
- Matrix Modifiers: For the optimization of analytical conditions to provide better Graphite Furnace Atomic Absorption (GFAA) instrument response and improved detection limits. / *Modificateur de matrice : Pour l'optimisation des conditions analytiques afin de fournir des meilleurs réponses instrumentales et limites de détection pour SAA four au graphite.*
- pH Standards: For the calibrating pH meters or for other wet chemistry applications. / *Étalons pH : Pour étalonnage de pH mètres et autres applications de chimie humide.*
- Conductivity Standards: For electrolytic conductivity measurement as a calibration standard. / *Étalons de conductivité : Comme étalon pour les mesures de conductivité électrolytiques.*
- IC Standards: for calibration of, but not limited to IC, HPLC, TLC, ISE, IR, NMR, MS, UV/VIS or other wet chemistry applications. / *Étalons IC : Pour étalonnage d'instruments tels que : IC, HPLC, TLC, ISE, IR, NMR, MS, UV/VIS et autres applications de chimie humide.*

For any inquiries, please contact **SCP SCIENCE**. / *Pour toute question, veuillez contacter **SCP SCIENCE**.*

6.0 INSTRUCTIONS FOR USE / *INSTRUCTIONS D'UTILISATION*:

Handling and Storage / Manutention et entreposage: Keep product tightly capped when not in use. The solution should be opened for a minimum amount of time necessary to dispense the amount required. Do not pipet or use directly from container. Do not return unused portions back to container. Store under normal laboratory conditions. Avoid exposure to excessive sources of heat and humidity or direct sunlight. / *Garder les contenants bien fermés lorsque non utilisés. Le contenant devrait être ouvert seulement pour le temps requis afin de prélever la quantité nécessaire. Ne pas pipetter ou utiliser directement du contenant. Ne pas retourner les portions non-utilisées dans le contentant. Conserver dans des conditions normales de laboratoire. Éviter l'exposition à des sources de chaleur et d'humidité excessives ou à l'exposition solaire directe.*

Stability / *Stabilité*: This Standard is guaranteed to be stable and accurate to within the specified uncertainty of measurement up to the unopened expiry date, if sealed, or up to the opened expiry date (when indicated), whichever comes first, provided the solution is kept tightly capped and stored under the indicated storage conditions. Purchasers will be notified of any significant changes resulting in re-certification or withdrawal of the product prior to the expiration date. / *La stabilité et l'exactitude de cet étalon sont garanties d'être à l'intérieur de l'incertitude de mesure, jusqu'à la date d'expiration de la bouteille non-ouverte, si scellée, ou jusqu'à la date d'expiration de la bouteille ouverte (si indiquée), en présumant que le contenant est maintenu fermé et gardé dans les conditions d'entreposage indiquées. Les acheteurs seront avisés dans le cas où il y aura des changements significatifs nécessitant une re-certification ou un rappel du produit avant la date d'expiration.*

7.0 HAZARDOUS INFORMATION / *INFORMATION SUR LES RISQUES POTENTIELS*:

Please refer to the associated Safety Data Sheet (SDS) for information regarding this product (available at www.SCPSCIENCE.com). / *SVP vous référer à la Fiche Signalétique applicable pour de l'information sur ce produit (Disponible à www.SCPSCIENCE.com).*

8.0 HOMOGENEITY / *HOMOGÉNÉITÉ:*

This solution has been blended according to an in-house procedure and its homogeneity is guaranteed to be fit for purpose when a sample size sufficient for the intended method of analysis is used. / *Cette solution a été préparée selon une procédure maison et nous assurons que sa homogénéité est approprié à l'emploi lorsqu'un échantillon suffisant pour la méthode d'analyse prévue est utilisé.*

9.0 TRACEABILITY / *TRAÇABILITÉ*:

This CRM (Certified Reference Material) is traceable to the NIST SRM (Standard Reference Material) indicated in section 2 through an unbroken chain of comparisons. In addition, balances used are regularly calibrated using weights which are traceable to NIST (National Institute of Standards and Technology) or NRC (National Research Council of Canada) standards. All conductivity meters used to analyze this standard have been regularly calibrated using a NIST or NRC traceable Thermometer and standards. All pH meters used to analyze this standard have been regularly calibrated using a NIST or NRC traceable thermometer and pH/MV simulator. / *Ce matériel de référence certifié est traçable au Matériel de Référence Standardisé de NIST indiqué à la section 2 par une chaine de comparaison ininterrompue. De plus, les balances utilisées sont étalonnées régulièrement en utilisant des poids qui sont traçables au NIST (National Institute of Standards and Technology) ou au CRNC (Conseil National de Recherches Canada). Tout conductimètre utilisé afin d'analyser cet étalon a été sujet à un étalonnage périodique utilisant des thermomètres et étalons traçables au NIST ou CNRC. Tout pH mètre utilisé afin d'analyser cet étalon a été sujet à un étalonnage périodique utilisant des thermomètres et un simulateur pH/MV traçables au NIST ou au CNRC.*

10.0 PREPARATION / *PRÉPARATION:*

For the preparation of these solutions, 18 meghom/cm double deionized water, high-purity acids and glassware calibrated to ASTM Class A specifications are used. / *Une eau de 18 meghom/cm doublement déionisé, de l'acide de haute pureté, ainsi que de la verrerie étalonnée afin de satisfaire les spécifications Classe A de ASTM ont été utilisés pour la préparation de cet étalon.*

11.0 QUALITY SYSTEM CERTIFICATIONS / *CERTIFICATIONS DE SYSTÈME QUALITÉ:*

ISO 9001 Certification / *Certification ISO 9001*: This standard was produced in a facility which operates under a **registered** ISO 9001 Quality Management System. Please consult our web site for a copy of the most recent revision of our certificate of registration. / *Cet étalon a été fabriqué dans un laboratoire qui utilise un Système de Gestion de la Qualité **enregistré** à la norme ISO 9001. Veuillez consulter notre site web pour obtenir la version la plus récente de notre certificat d'enregistrement.*

ISO 17025 Accreditation / *Accréditation ISO 17025*: **SCP SCIENCE (Corporate Headquarters)** operates an ISO 17025 **accredited** laboratory. Please consult our web site for a copy of the most recent revision of our certificate and scope of accreditation. / ***SCP SCIENCE (Siège social)** est **accréditée** ISO 17025. Veuillez consulter notre site web afin d'obtenir la plus récente version de notre certificat d'accréditation ainsi que la portée de notre accréditation.*

ISO 17034 Accreditation / *Accréditation ISO 17034* : SCP SCIENCE (Corporate Headquarters) is an ISO 17034 accredited Reference Material Producer. Please consult our website for a copy of our most recent certificate and scope of accreditation. / ***SCP SCIENCE (Siège social)** est un Fabricant de Matériaux de Référence Accrédité ISO 17034. Veuillez consulter notre site web afin d'obtenir la plus récente version de notre certificat d'accréditation ainsi que la portée de notre accréditation.*

CORPORATE HEADQUARTERS
21800 Clark Graham
Baie D'Urfé (Montréal), Quebec,
H9X 4B6 Canada
Phone: +1 (800) 361-6820
Fax: +1 (800) 253-5549

USA
3rd Party Distribution Center
348 Route 11, Champlain,
N.Y. 12919-4816
Phone: +1 (800) 361-6820
Fax: +1 (800) 253-5549

FRANCE
12 Ave. de Québec, Bat. IRIS
91140, Villebon-sur-Yvette
Phone: +33 (0) 1 69 18 71 17
Fax: +33 (0) 1 60 92 05 67

GERMANY
Alte Marktoberdorfer Straße 14, 87616
Marktoberdorf
Phone: +49 (0) 8342-89560-61
Fax: +49 (0) 8342-89560-69

Energy Laboratories Inc

Standard LOG

Standard ID:	ME220110 CE, LA PRIMARY		
Standard Name	Ce, La Primary	Type:	Secondary
Date Prepared	1/10/2022	BY:	Amanda E. McDani
Date Expires:	1/6/2023		
Department	ME	Status:	Open
Vendor:	Inorganic Ventures		
Lot Number:	M2-CE657768/M2-		
Balance ID:			

Comments: Used to make standards and spiking solutions; No primary La available

Chemical / Solvent Used	BottleNo	Amt	Units	Expires
Nitric Acid 69.0- 70.0% D0521	14626	0.5	mL	12/14/2026
Milli-Q H2O	391	39.5	mL	6/1/2100

Final Volume:
50 mL

Stock Source		**Base Units**	**Amount Added**
ME220106-CE	Ce Primary Stock	ug/mL	5 mL

Analytes	**CAS**	Conc:	**ug/mL**

Energy Laboratories Inc

Standard LOG

Standard ID:	ME220112 10 PPB STANDARD		
Standard Name	10 ppb Standard	Type:	Secondary
Date Prepared	1/12/2022	BY:	Cindy Rohrer
Date Expires:	11/18/2022		
Department	ME	Status:	Open
Vendor:	Inorganic Ventures		
Lot Number:			
Balance ID:			
Comments:	Made Fresh Daily		

Chemical / Solvent Used	BottleNo	Amt	Units	Expires
Hydrochloric Acid E1421	14721	0.25	mL	1/4/2027
Nitric Acid 69.0- 70.0% D0521	14626	0.5	mL	12/14/2026
Milli-Q H2O	391	48.335	mL	6/1/2100

Final Volume:
50 mL

Stock Source	**Base Units**	**Amount Added**
ME220112 100 PP 100 ppb Standard	ug/mL	5 mL

Analytes	**CAS**	Conc:	**mg/L**

Energy Laboratories Inc

Standard LOG

Standard ID:	ME220112 1 PPB STANDARD		
Standard Name	1 ppb Standard	Type:	Secondary
Date Prepared	1/12/2022	BY:	Cindy Rohrer
Date Expires:	11/18/2022		
Department	ME	Status:	Open
Vendor:	Inorganic Ventures		
Lot Number:			
Balance ID:			
Comments:	Made Fresh Daily		

Chemical / Solvent Used	BottleNo	Amt	Units	Expires
Hydrochloric Acid E1421	14721	0.25	mL	1/4/2027
Nitric Acid 69.0- 70.0% D0521	14626	0.5	mL	12/14/2026
Milli-Q H2O	391	48.335	mL	6/1/2100

Final Volume:
50 mL

Stock Source	**Base Units**	**Amount Added**
ME220112 10 PPB 10 ppb Standard	ug/mL	5 mL

Analytes	**CAS**	Conc:	**mg/L**

Energy Laboratories Inc

Standard LOG

Standard ID:	ME220112 0.5 PPB STANDARD		
Standard Name	0.5 ppb Standard	Type:	Secondary
Date Prepared	1/12/2022	BY:	Cindy Rohrer
Date Expires:	11/18/2022		
Department	ME	Status:	Open
Vendor:	Inorganic Ventures		
Lot Number:			
Balance ID:			
Comments:	Made Fresh Daily		

Chemical / Solvent Used	BottleNo	Amt	Units	Expires
Hydrochloric Acid E1421	14721	0.25	mL	1/4/2027
Nitric Acid 69.0- 70.0% D0521	14626	0.5	mL	12/14/2026
Milli-Q H2O	391	48.335	mL	6/1/2100

Final Volume:
50 mL

Stock Source	**Base Units**	**Amount Added**
ME220112 10 PPB 10 ppb Standard	ug/mL	2.5 mL

Analytes	**CAS**	Conc:	**mg/L**

Energy Laboratories Inc

Standard LOG

Standard ID:	ME220112 0.1 PPB STANDARD		
Standard Name	0.1 ppb Standard	Type:	Secondary
Date Prepared	1/12/2022	BY:	Cindy Rohrer
Date Expires:	11/18/2022		
Department	ME	Status:	Open
Vendor:	Inorganic Ventures		
Lot Number:			
Balance ID:			
Comments:	Made Fresh Daily		

Chemical / Solvent Used	BottleNo	Amt	Units	Expires
Hydrochloric Acid E1421	14721	0.25	mL	1/4/2027
Nitric Acid 69.0- 70.0% D0521	14626	0.5	mL	12/14/2026
Milli-Q H2O	391	48.335	mL	6/1/2100

Final Volume:
50 mL

Stock Source		**Base Units**	**Amount Added**
ME220112 1 PPB	1 ppb Standard	ug/mL	5 mL

Analytes	**CAS**	Conc:	**mg/L**

Energy Laboratories Inc

Standard LOG

Standard ID:	ME220112 0.05 PPB STANDARD		
Standard Name	0.5 ppb Standard	Type:	Secondary
Date Prepared	1/12/2022	BY:	Cindy Rohrer
Date Expires:	11/18/2022		
Department	ME	Status:	Open
Vendor:	Inorganic Ventures		
Lot Number:			
Balance ID:			
Comments:	Made Fresh Daily		

Chemical / Solvent Used	BottleNo	Amt	Units	Expires
Hydrochloric Acid E1421	14721	0.25	mL	1/4/2027
Nitric Acid 69.0- 70.0% D0521	14626	0.5	mL	12/14/2026
Milli-Q H2O	391	48.335	mL	6/1/2100

Final Volume:
50 mL

Stock Source		**Base Units**	**Amount Added**
ME220112 0.5 PP	0.5 ppb Standard	ug/mL	5 mL

Analytes	**CAS**	Conc:	**mg/L**

Energy Laboratories Inc

Standard LOG

Standard ID:	ME220112 0.025 PPB STANDARD		
Standard Name	0.025 ppb Standard	Type:	Secondary
Date Prepared	1/12/2022	BY:	Cindy Rohrer
Date Expires:	11/18/2022		
Department	ME	Status:	Open
Vendor:	Inorganic Ventures		
Lot Number:			
Balance ID:			
Comments:	Made Fresh Daily		

Chemical / Solvent Used	BottleNo	Amt	Units	Expires
Hydrochloric Acid E1421	14721	0.25	mL	1/4/2027
Nitric Acid 69.0- 70.0% D0521	14626	0.5	mL	12/14/2026
Milli-Q H2O	391	48.335	mL	6/1/2100

Final Volume:
50 mL

Stock Source		**Base Units**	**Amount Added**
ME220112 0.5 PP	0.5 ppb Standard	ug/mL	2.5 mL

Analytes	**CAS**	Conc:	**mg/L**

Energy Laboratories Inc

Standard LOG

Standard ID: ME211206 ICV STANDARD
Standard Name ICV for ICPMS Standards
Date Prepared 12/6/2021
Date Expires: 4/30/2022
Department
Vendor:
Lot Number:
Balance ID:

Type: Secondary
BY: Stacy R. Hendricks
Status: Open

Comments: Made fresh daily

Chemical / Solvent Used	BottleNo	Amt	Units	Exp
Hydrochloric Acid Instra Analyzed 000	14028	1	mL	3/29/
Nitric Acid Instra Analyzed 000028856	14572	2	mL	6/28/
Milli-Q H2O	391		mL	6/1/2

Final Volume: 100 mL

Stock Source		Base Units	Amount Added
ME210211 U Seco	U 2' QCS	ug/mL	0.05 mL
ME211206 Th QC	Th QCS Stock	ug/mL	0.05 mL
ME210901 Hg Sec	Secondary Hg Stock 2 PPM	ug/mL	0.05 mL
ME211124 EL-MSI	EL-MSICV-2	ug/mL	0.05 mL
ME210817 ICV-1A	EL-MSICV-1A	ug/mL	0.05 mL
ME210903 Ce, La	Ce, La Secondary solution	ug/mL	0.05 mL

Analytes	CAS	Conc:	mg/L

Energy Laboratories Inc

Spike LOG

Standard ID: ME210211 U SECOND SOURCE
Standard Name U 2' QCS
Type: Secondary
Date Prepared 2/11/2021
BY: Alyssa A. Olson
Date Expires: 4/30/2022
Department ME
Status: Open
Vendor:
Lot Number:
Balance ID:

Comments:

Chemical / Solvent Used	BottleNo	Amt	Units	Expires
Nitric Acid Instra Analyzed 0000264786	13061	0.25	mL	5/12/2025
Milli-Q H2O	391	22.25	mL	6/1/2100

Final Volume:
25 mL

Stock Source		**Base Units**	**Amount Added**
ME200624A	U Stock	ug/mL	2.5 mL

Analytes	**CAS**	Conc:	**ug/mL**

Energy Laboratories Inc

Standard LOG

Standard ID:	ME200624A		
Standard Name	U Stock	Type:	Primary
Date Prepared	6/24/2020	BY:	Ron Hunt
Date Expires:	4/30/2022		
Department	ME	Status:	Empty/Disposed
Vendor:	SCP Science		
Lot Number:	S200422002		
Balance ID:			

Comments:

Chemical / Solvent Used	BottleNo	Amt	Units	Exp
PlasmaCal Standard Uranium	12767	500	mL	4/30/

Final Volume: 500 mL

Stock Source	**Base Units**	**Amount Added**
Analytes	**CAS**	Conc: **ug/mL**
A Uranium	7440-61-1	1000

SCP SCIENCE

Providing Innovative Solutions to Analytical Chemists

Certificate of Analysis

1.0 DESCRIPTION: ***Plasma*CAL ICP/ICPMS Standard - Uranium 1000 µg/ml**

Catalogue Number: 140-051-920/-921/-925

Starting Material: Uranyl Nitrate 99.99%

Lot Number: **S200422002**

Matrix: 4% HNO_3 (See Section 3 for actual matrix)

Expiration Date (End of month): **April 2022** (or 15 months after bottle is opened, whichever comes first)

U

2.0 CERTIFIED VALUES AND ASSOCIATED UNCERTAINTY:

Certified Concentration: **1003 µg/ml +/- 4 µg/ml**

983 µg/g +/- 4 µg/g

Method of analysis: Inductively Coupled Plasma Atomic Emission Spectroscopy (ICP-AES)

Traceability: NIST Standard Reference Material 3164 Lot: **080521**

Note: The uncertainty of the certified value has been calculated from applicable uncertainty contributors (u_i) including uncertainty established during characterization of the material (u_{char}), the between bottle variation (u_{bb}), short-term stability (u_{sts}) and long-term stability (u_{lts}) according to the model $u_c = \sqrt{(u_{char}^2 + u_{bb}^2 + u_{sts}^2 + u_{lts}^2)}$. This combined uncertainty has been further multiplied by a coverage factor (k) of 2 to provide a 95% confidence interval.

ID #: 12767
Opened:
PlasmaCal Standard Uranium
Expires: 4/30/2022
Rec'd: 6/15/2020
Energy Laboratories Inc 1120 So. 27th Street
Billings MT 59107

3.0 REFERENCE VALUES:

Density: **1.020 g/ml @ 21.7 °C**

Actual Matrix: **4.0% (v/v) HNO_3**

% abundance of stable isotopes : ^{238}U : 99.79% ; ^{235}U : 0.21%

Note : The uranyl nitrate comes from a depleted source of uranium.

Trace Metal Impurities as tested by ICP-MS:

Element	Conc. (ppm)	Element	Conc. (ppm)	Element	Conc. (ppm)	Element	Conc. (ppm)
Ag	<0.0010	Fe	<0.0018	Nd	<0.0010	Sn	<0.0010
Al	**0.0073**	Ga	<0.0010	Ni	**0.0038**	Sr	<0.0025
As	<0.0010	Gd	<0.0010	Os	*	Ta	<0.0010
Au	<0.0010	Ge	<0.0010	P	<0.0026	Tb	<0.0010
B	<0.0015	Hf	<0.0010	Pb	<0.0010	Te	<0.0031
Ba	<0.0010	Hg	*	Pd	<0.0010	Th	**0.0020**
Be	<0.0010	Ho	<0.0010	Pr	<0.0010	Ti	<0.0012
Bi	<0.0010	In	<0.0010	Pt	<0.0010	Tl	<0.0011
Ca	**0.0340**	Ir	<0.0010	Rb	<0.0010	Tm	<0.0010
Cd	<0.0010	K	<0.0024	Re	<0.0010	U	N/A
Ce	<0.0010	La	*	Rh	<0.0010	V	<0.0010
Co	<0.0010	Li	<0.0010	Ru	<0.0010	W	<0.0020
Cr	<0.0010	Lu	<0.0010	S	<1.0000	Y	**0.0049**
Cs	<0.0010	Mg	<0.0010	Sb	<0.0010	Yb	<0.0010
Cu	<0.0010	Mn	<0.0010	Sc	<0.0010	Zn	<0.0010
Dy	<0.0010	Mo	<0.0010	Se	*	Zr	<0.0010
Er	<0.0010	Na	<0.0010	Si	<1.0000		
Eu	<0.0010	Nb	<0.0010	Sm	<0.0010	*: Not tested	

4.0 APPROVAL AND DATE OF CERTIFICATION:

Certification Approval: Daniel Boisvert, Chemist

Certification Date: April 28, 2020

Daniel Boisvert

ACCREDITED
Reference Material Producer
CERTIFICATE #2835.02

5.0 INTENDED USE / *UTILISATION PRÉVUE*:

- ICP Standards: For the calibration of, including but not limited to: ICP-AES, ICP-MS, FAAS, GFAA, XRF and DCP. / *Étalons ICP : Pour l'étalonnage d'instruments de mesure tels que: ICP-AES, ICP-MS, FAAS, GFAA, XRF et DCP.*
- AA Standards: For the calibration of Flame (FAAS) and Graphite Furnace (GFAA) Atomic Absorption Spectrometers. / *Étalons AA : Pour l'étalonnage de spectromètres d'absorption atomique flamme (GFAA) et four au graphite (GFAA).*
- Matrix Modifiers: For the optimization of analytical conditions to provide better Graphite Furnace Atomic Absorption (GFAA) instrument response and improved detection limits. / *Modificateur de matrice : Pour l'optimisation des conditions analytiques afin de fournir des meilleurs réponses instrumentales et limites de détection pour SAA four au graphite.*
- pH Standards: For the calibrating pH meters or for other wet chemistry applications. / *Étalons pH : Pour étalonnage de pH métres et autres applications de chimie humide.*
- Conductivity Standards: For electrolytic conductivity measurement as a calibration standard. / *Étalons de conductivité : Comme étalon pour les mesures de conductivité électrolytiques.*
- IC Standards: for calibration of, but not limited to IC, HPLC, TLC, ISE, IR, NMR, MS, UV/VIS or other wet chemistry applications. / *Étalons IC : Pour étalonnage d'instruments tels que : IC, HPLC, TLC, ISE, IR, NMR, MS, UV/VIS et autres applications de chimie humide.*

For any inquiries, please contact **SCP SCIENCE**. / *Pour toute question, veuillez contacter **SCP SCIENCE**.*

6.0 INSTRUCTIONS FOR USE / *INSTRUCTIONS D'UTILISATION*:

Handling and Storage / Manutention et entreposage: Keep product tightly capped when not in use. The solution should be opened for a minimum amount of time necessary to dispense the amount required. Do not pipet or use directly from container. Do not return unused portions back to container. Store under normal laboratory conditions. Avoid exposure to excessive sources of heat and humidity or direct sunlight. / *Garder les contenants bien fermés lorsque non utilisés. Le contenant devrait être ouvert seulement pour le temps requis afin de prélever la quantité nécessaire. Ne pas pipetter ou utiliser directement du contenant. Ne pas retourner les portions non-utilisées dans le contentant. Conserver dans des conditions normales de laboratoire. Éviter l'exposition à des sources de chaleur et d'humidité excessives ou à l'exposition solaire directe.*

Stability / *Stabilité*: This Standard is guaranteed to be stable and accurate to within the specified uncertainty of measurement up to the unopened expiry date, if sealed, or up to the opened expiry date (when indicated), whichever comes first, provided the solution is kept tightly capped and stored under the indicated storage conditions. Purchasers will be notified of any significant changes resulting in re-certification or withdrawal of the product prior to the expiration date. / *La stabilité et l'exactitude de cet étalon sont garanties d'être à l'intérieur de l'incertitude de mesure, jusqu'à la date d'expiration de la bouteille non-ouverte, si scellée, ou jusqu'à la date d'expiration de la bouteille ouverte (si indiquée), en présumant que le contenant est maintenu fermé et gardé dans les conditions d'entreposage indiquées. Les acheteurs seront avisés dans le cas où il y aura des changements significatifs nécessitant une re-certification ou un rappel du produit avant la date d'expiration.*

7.0 HAZARDOUS INFORMATION / *INFORMATION SUR LES RISQUES POTENTIELS*:

Please refer to the associated Safety Data Sheet (SDS) for information regarding this product (available at www.SCPSCIENCE.com). / *SVP vous référer à la Fiche Signalétique applicable pour de l'information sur ce produit (Disponible à www.SCPSCIENCE.com).*

8.0 HOMOGENEITY / *HOMOGÉNÉITÉ:*

This solution has been blended according to an in-house procedure and its homogeneity is guaranteed to be fit for purpose when a sample size sufficient for the intended method of analysis is used. / *Cette solution a été préparée selon une procédure maison et nous assurons que sa homogénéité est approprié à l'emploi lorsqu'un échantillon suffisant pour la méthode d'analyse prévue est utilisé.*

9.0 TRACEABILITY / *TRAÇABILITÉ*:

This CRM (Certified Reference Material) is traceable to the NIST SRM (Standard Reference Material) indicated in section 2 through an unbroken chain of comparisons. In addition, balances used are regularly calibrated using weights which are traceable to NIST (National Institute of Standards and Technology) or NRC (National Research Council of Canada) standards. All conductivity meters used to analyze this standard have been regularly calibrated using a NIST or NRC traceable Thermometer and standards. All pH meters used to analyze this standard have been regularly calibrated using a NIST or NRC traceable thermometer and pH/MV simulator. / *Ce matériel de référence certifié est traçable au Matériel de Référence Standardisé de NIST indiqué à la section 2 par une chaine de comparaison ininterrompue. De plus, les balances utilisées sont étalonnées régulièrement en utilisant des poids qui sont traçables au NIST (National Institute of Standards and Technology) ou au CRNC (Conseil National de Recherches Canada). Tout conductimètre utilisé afin d'analyser cet étalon a été sujet à un étalonnage périodique utilisant des thermomètres et étalons traçables au NIST ou CNRC. Tout pH mètre utilisé afin d'analyser cet étalon a été sujet à un étalonnage périodique utilisant des thermomètres et un simulateur pH/MV traçables au NIST ou au CNRC.*

10.0 PREPARATION / *PRÉPARATION:*

For the preparation of these solutions, 18 meghom/cm double deionized water, high-purity acids and glassware calibrated to ASTM Class A specifications are used. / *Une eau de 18 meghom/cm doublement déionisé, de l'acide de haute pureté, ainsi que de la verrerie étalonnée afin de satisfaire les spécifications Classe A de ASTM ont été utilisés pour la préparation de cet étalon.*

11.0 QUALITY SYSTEM CERTIFICATIONS / *CERTIFICATIONS DE SYSTÈME QUALITÉ:*

ISO 9001 Certification / *Certification ISO 9001*: This standard was produced in a facility which operates under a **registered** ISO 9001 Quality Management System. Please consult our web site for a copy of the most recent revision of our certificate of registration. / *Cet étalon a été fabriqué dans un laboratoire qui utilise un Système de Gestion de la Qualité **enregistré** à la norme ISO 9001. Veuillez consulter notre site web pour obtenir la version la plus récente de notre certificat d'enregistrement.*

ISO 17025 Accreditation / *Accréditation ISO 17025*: SCP SCIENCE (Corporate Headquarters) operates an ISO 17025 **accredited** laboratory. Please consult our web site for a copy of the most recent revision of our certificate and scope of accreditation. / ***SCP SCIENCE (Siège social)** est **accréditée** ISO 17025. Veuillez consulter notre site web afin d'obtenir la plus récente version de notre certificat d'accréditation ainsi que la portée de notre accréditation.*

ISO 17034 Accreditation / *Accréditation ISO 17034* : SCP SCIENCE (Corporate Headquarters) is an ISO 17034 accredited Reference Material Producer. Please consult our website for a copy of our most recent certificate and scope of accreditation. / ***SCP SCIENCE (Siège social)** est un Fabricant de Matériaux de Référence Accrédité ISO 17034. Veuillez consulter notre site web afin d'obtenir la plus récente version de notre certificat d'accréditation ainsi que la portée de notre accréditation.*

CORPORATE HEADQUARTERS
21800 Clark Graham
Baie D'Urfé (Montréal), Quebec,
H9X 4B6 Canada
Phone: +1 (800) 361-6820
Fax: +1 (800) 253-5549

USA
3rd Party Distribution Center
348 Route 11, Champlain,
N.Y. 12919-4816

Phone: +1 (800) 361-6820
Fax: +1 (800) 253-5549

FRANCE
12 Ave. de Québec, Bat. IRIS
SILIC 642, 91965
Villebon sur Yvette, France
Phone: +33 (0) 1 69 18 71 17
Fax: +33 (0) 1 60 92 05 67

GERMANY
Alte Marktoberdorfer Straße 14, 87616
Marktoberdorf

Phone: +49 (0) 8342-89560-61
Fax: +49 (0) 8342-89560-69

Energy Laboratories Inc

Spike LOG

Standard ID: ME211206 TH QCS STOCK
Standard Name Th QCS Stock
Date Prepared 12/6/2021
Date Expires: 10/25/2022
Department ME
Vendor:
Lot Number:
Balance ID:

Type: Secondary
BY: Stacy R. Hendricks
Status: Open

Comments:

Chemical / Solvent Used	BottleNo	Amt	Units	Exp
Nitric Acid Instra Analyzed 000028856	14572	0.25	mL	6/28/
Milli-Q H2O	391	22.25	mL	6/1/2

Final Volume: 25 mL

Stock Source		**Base Units**	**Amount Added**
ME 211025 Th Sec	Th Seondary Stock	ug/mL	2.5 mL

Analytes	**CAS**	Conc:	**ug/mL**

Page: *1 of 1*

Energy Laboratories Inc

Standard LOG

Standard ID:	ME 211025 TH SECONDARY STOCK		
Standard Name	Th Seondary Stock	Type:	Primary
Date Prepared	10/25/2021	BY:	Stacy R. Hendricks
Date Expires:	10/25/2022		
Department	ME	Status:	Open
Vendor:	Inorganic Ventures		
Lot Number:	S2-TH706436		
Balance ID:			
Comments:	Opened 10/25/2021; Expires 10/25/2022		

Chemical / Solvent Used	BottleNo	Amt	Units	Expires
Thorium Single Analyte Custom Grade Sol	14318	125	mL	10/25/2022

Final Volume:
500 mL

Stock Source **Base Units** **Amount Added**

Analytes **CAS** Conc: **ug/mL**

INORGANIC VENTURES
Refine your results. Redefine your industry.

Certificate of Analysis

300 Technology Drive
Christiansburg, VA 24073 USA
inorganicventures.com

P: 800-669-6799/540-585-3030
F: 540-585-3012
info@inorganicventures.com

1.0 ACCREDITATION / REGISTRATION

INORGANIC VENTURES is accredited to ISO 17034, "General Requirements for the Competence of Reference Material Producers" and ISO/IEC 17025, "General Requirements for the Competence of Testing and Calibration Laboratories". Inorganic Ventures is also an ISO 9001 registered manufacturer (QSR Certificate Number QSR-1034).

ACCREDITED Testing Laboratory Certificate 883.01
ACCREDITED Reference Material Producer Certificate 883.02

2.0 PRODUCT DESCRIPTION

Product Code:	Single Analyte Custom Grade Solution
Catalog Number:	CGTH1
Lot Number:	S2-TH706436
Matrix:	5% (v/v) HNO3
Value / Analyte(s):	1 000 µg/mL ea: Thorium
Starting Material:	TH(NO3)4*4H2O
Starting Material Lot#:	2250
Starting Material Purity:	99.9905%

ID #: 14318
Opened:
Thorium Single Analyte Custom Grade Solutic
Expires: 7/4/2025
Rec'd: 9/24/2021
Energy Laboratories Inc 1120 So. 27th Street
Billings MT 59107

3.0 CERTIFIED VALUES AND UNCERTAINTIES

Certified Value: 1001 ± 4 µg/mL

Density: 1.026 g/mL (measured at 20 ± 4 °C)

Assay Information:

Assay Method #1 **1001 ± 3 µg/mL**
EDTA NIST SRM 928 Lot Number: 928

Assay Method #2 **1001 ± 6 µg/mL**
Calculated NIST SRM Lot Number: See Sec. 4.2

- The Calculated Value is a value calculated from the weight of a starting material that has been certified directly vs. a National Institute of Standards and Technology (NIST) SRM/RM. See Sec 4.2 for balance traceability.

The following equations are used in the calculation of the certified value and the uncertainty. Reported uncertainties represent expanded uncertainties expressed at approximately the 95% confidence level using a coverage factor of k = 2.

Characterization of CRM/RM by Two or More Methods

Certified Value, $X_{CRM/RM}$, where two or more methods of characterization are used is the weighted mean of the results:

$X_{CRM/RM} = \Sigma(w_i)(X_i)$

X_i = mean of Assay Method i with standard uncertainty $u_{char\ i}$

w_i = the weighting factors for each method calculated using the inverse square of the variance:

$w_i = (1/u_{char\ i})^2 / (\Sigma(1/(u_{char\ i})^2)$

CRM/RM Expanded Uncertainty (±) = $U_{CRM/RM} = k\ (u^2_{char} + u^2_{bb} + u^2_{lts} + u^2_{ts})^{½}$

k = coverage factor = 2

$u_{char} = [\Sigma((w_i)^2\ (u_{char\ i})^2)]^{½}$ where $u_{char\ i}$ are the errors from each characterization method

u_{bb} = bottle to bottle homogeneity standard uncertainty

u_{lts} = long term stability standard uncertainty (storage)

u_{ts} = transport stability standard uncertainty

Characterization of CRM/RM by One Method

Certified Value, $X_{CRM/RM}$, where one method of characterization is used is the mean of individual results:

$X_{CRM/RM} = (X_a)\ (u_{char\ a})$

X_a = mean of Assay Method A with

$u_{char\ a}$ = the standard uncertainty of characterization Method A

CRM/RM Expanded Uncertainty (±) = $U_{CRM/RM} = k\ (u^2_{char\ a} + u^2_{bb} + u^2_{lts} + u^2_{ts})^{½}$

k = coverage factor = 2

$u_{char\ a}$ = the errors from characterization

u_{bb} = bottle to bottle homogeneity standard uncertainty

u_{lts} = long term stability standard uncertainty (storage)

u_{ts} = transport stability standard uncertainty

4.0 TRACEABILITY TO NIST

- This product is traceable to NIST via an unbroken chain of comparisons. The uncertainties for each certified value are reported, taking into account the SRM/RM uncertainty error and the measurement, weighing and volume dilution errors. In rare cases where no NIST SRM/RM are available, the term 'in-house std.' is specified.

4.1 Thermometer Calibration

- All thermometers are NIST traceable through thermometers that are calibrated by an accredited calibration laboratory.

4.2 Balance Calibration

- All analytical balances are calibrated by an accredited calibration laboratory and procedure. The weights used for testing are annually compared to master weights and are traceable to NIST.

4.3 Glassware Calibration

- An in-house procedure is used to calibrate all Class A glassware used in the manufacturing and quality control of CRM/RMs.

5.0 TRACE METALLIC IMPURITIES (TMI) DETERMINED BY ICP-MS AND ICP-OES (µg/mL)

CRM/RMs are tested for trace metallic impurities by Axial ICP-OES and ICP-MS. The result from the most sensitive method for each element, is reported below. Solutions tested by ICP-MS were analyzed in an ULPA-Filtered Clean Room. An ULPA-Filter is 99.9985% efficient for the removal of particles down to 0.3 µm.

M	Ag	<	0.000448	M	Eu	<	0.000224	O	Na		0.064077	M	Se	<	0.005827	M	Zn		0.003183
O	Al		0.010962	M	Fe		0.012392	M	Nb	<	0.003138	i	Si	<		M	Zr	<	0.010310
M	As	<	0.038776	M	Ga	<	0.004931	M	Nd		0.004697	M	Sm		0.000871				
M	Au	<	0.000224	M	Gd		0.000300	M	Ni	<	0.006724	M	Sn	<	0.028242				
M	B	<	0.021293	M	Ge	<	0.008965	M	Os	<	0.000224	M	Sr		0.002582				
M	Ba		0.001317	M	Hf	<	0.000224	i	P	<		M	Ta	<	0.001344				
M	Be	<	0.000224	M	Hg	<	0.000448	M	Pb		0.003287	M	Tb	<	0.001793				
M	Bi	<	0.001793	M	Ho	<	0.001344	M	Pd	<	0.000448	M	Te	<	0.010086				
O	Ca		0.051969	M	In		0.000134	M	Pr		0.001202	s	Th	<					
M	Cd	<	0.001344	M	Ir	<	0.000224	M	Pt	<	0.000224	M	Ti	<	0.004258				
M	Ce		0.015420	O	K		0.028928	M	Rb	<	0.005155	M	Tl	<	0.000224				
M	Co	<	0.001344	M	La		0.003577	M	Re	<	0.000224	M	Tm	<	0.000224				
M	Cr	<	0.015465	M	Li	<	0.000448	M	Rh	<	0.000224	M	U		0.006564				
M	Cs	<	0.013896	M	Lu	<	0.000224	M	Ru	<	0.000224	M	V	<	0.001793				
M	Cu		0.001472	O	Mg		0.027914	i	S	<		M	W	<	0.000224				
M	Dy		0.000197	M	Mn		0.001814	M	Sb	<	0.004931	M	Y		0.000860				
M	Er	<	0.002241	M	Mo	<	0.000896	M	Sc	<	0.000672	M	Yb	<	0.000224				

M - Checked by ICP-MS O - Checked by ICP-OES i - Spectral Interference
n - Not Checked For s - Solution Standard Element

6.0 INTENDED USE

- For the calibration of analytical instruments and validation of analytical methods as appropriate.

7.0 INSTRUCTIONS FOR THE CORRECT USE OF THIS REFERENCE MATERIAL

7.1 Storage and Handling Recommendations

- Store between approximately 4° - 30° C while in sealed TCT bag.

- While stored in the sealed TCT bag, transpiration of this CRM/RM is negligible. After opening the sealed TCT bag transpiration of the CRM/RM will occur, resulting in a gradual increase in the analyte concentration(s). It is the responsibility of the user to account for this effect. When the bottle is weighed both before and after being placed in storage, the mass difference observed will be a measure of transpiration mass loss.

- After opening the sealed TCT bag, keep cap tightly sealed when not in use and store between 4° - 24° C to minimize the effects of transpiration. Use at 20° ± 4° C to minimize volumetric dilution error when using the reported density. Do not pipette from the container. Do not return removed aliquots to container.

- For more information, visit **www.inorganicventures.com/TCT**

Atomic Weight; Valence; Coordination Number; Chemical Form in Solution - 232.04 +4 8 Th(OH) 3+ and Th(OH)22+

Chemical Compatibility -Soluble in HCl, and HNO3. Avoid H3PO4, H2SO4 and HF although solubilities may not be a problem depending upon pH and matrix (For example: ThF4 is soluble in acids). Avoid neutral to basic media. Th4+ is stable with most metals and inorganic anions forming an insoluble carbonate, oxide, fluoride, oxalate, sulfate and phosphate in neutral to slightly acidic media.

Stability - 2-100 ppb levels stable for months in 1% HNO3 / LDPE container. 1-10,000 ppm solutions chemically stable for years in 2-5% HNO3 / LDPE container.

Th Containing Samples (Preparation and Solution) -Metal (Soluble in Aqua Regia); Oxide (The heated oxide is not soluble in acids except hot conc. H2SO4); Ores (Na2O2 fusion at 480 ± 20EC for 7 minutes, cool and treat sintered mass with 50 mL cold water and stand until disintegrated. The mass is transferred to a beaker and acidified with HCl with 25 mL excess HCl added. Any residue is collected on a Whatman No. 42 filter, dried and ignited to 1000 EC in Pt0 crucible and the ash treated with H2SO4 / HF and fumed. If residue remains, then treat it by peroxide fusion as above.)

Atomic Spectroscopic Information (ICP-OES D.L.s are given as radial/axial view):

Technique/Line	**Estimated D.L.**	**Order**	**Interferences** (underlined indicates severe)
ICP-MS 232 amu	1 ppt	N/A	
ICP-OES 274.716 nm	0.08 / 0.008 µg/mL	1	Ti, Ta, Fe, V
ICP-OES 283.231 nm	0.07 / 0.007 µg/mL	1	U, Mo, Ti, Fe, Cr
ICP-OES 283.730 nm	0.07 / 0.007 µg/mL	1	U, Zr

8.0 HAZARDOUS INFORMATION

- Please refer to the Safety Data Sheet for information regarding this CRM/RM.

9.0 HOMOGENEITY

- This solution was mixed according to an in-house procedure and is guaranteed to be homogeneous. Homogeneity data indicate that the end user should take a minimum sample size of 0.2 mL to assure homogeneity.

10.0 QUALITY STANDARD DOCUMENTATION

10.1 ISO 9001 Quality Management System Registration

- QSR Certificate Number QSR-1034

10.2 ISO/IEC 17025 "General Requirements for the Competence of Testing and Calibration Laboratories"

- Chemical Testing - Accredited / A2LA Certificate Number 883.01

10.3 ISO 17034 "General Requirements for the Competence of Reference Material Producers"

- Reference Material Producer - Accredited / A2LA Certificate Number 883.02

Inorganic Ventures, 300 Technology Drive, Christiansburg, Va. 24073, USA; Telephone: 800.669.6799; 540.585.3030, Fax: 540.585.3012; inorganicventures.com; info@inorganicventures.com

11.0 CERTIFICATION, LOT EXPIRATION AND PERIOD OF VALIDITY

11.1 Certification Issue Date

July 04, 2021

- The certification is valid within the measurement uncertainty specified provided the CRM/RM is stored and handled in accordance with instructions given in Sec 7.1. This certification is nullified if instructions in Sec 7.1 are not followed or if the CRM/RM is damaged, contaminated, or otherwise modified.

11.2 Lot Expiration Date

- July 04, 2025

- The date after which this CRM/RM should not be used.

- The lot expiration date reflects the period of time that the stability of a CRM/RM can be supported by long term stability studies conducted on properly stored and handled CRM/RMs. Lot expiration is limited primarily by transpiration (loss of water from the solution) and infrequently by chemical stability.

11.3 Period of Validity

- Sealed TCT Bag Open Date: _____

- This CRM/RM should not be used longer than one year (or six months in the case of a 30 mL bottle) from the date of opening the aluminized bag or after the date given in Sec. 11.2, whichever comes first. This is contingent upon the CRM/RM being stored and handled in accordance with the instructions given in Sec. 7.1.

12.0 NAMES AND SIGNATURES OF CERTIFYING OFFICERS

Certificate Approved By:

Michael Booth
Director, Quality Control

Michael J Booth

Certifying Officer:

Paul Gaines
Chairman / Senior Technical Director

Paul R Gaines

Energy Laboratories Inc

Spike LOG

Standard ID:	ME210901 HG SECOND SOURCE		
Standard Name	Secondary Hg Stock 2 PPM	Type:	Secondary
Date Prepared	9/1/2021	BY:	Alyssa A. espinoza
Date Expires:	7/26/2022		
Department	ME	Status:	Open
Vendor:	Inorganic Ventures		
Lot Number:			
Balance ID:			

Comments:

Chemical / Solvent Used	BottleNo	Amt	Units	Exp
Nitric Acid, 69.0-70.0%,0000282671	14178	0.1	mL	4/11/
Hydrochloric Acid Instra Analyzed 000	14028	0.05	mL	3/29/

Final Volume: 50 mL

Stock Source		**Base Units**	**Amount Added**
ME210726	Hg Secondary Source	ug/mL	0.1 mL

Analytes	**CAS**	Conc:	**ug/mL**

Energy Laboratories Inc

Spike LOG

Standard ID: ME210726
Standard Name Hg Secondary Source
Date Prepared 7/26/2021
Date Expires: 7/26/2022
Department
Vendor:
Lot Number:
Balance ID:

Type:
BY: Jordan A. Gjerde
Status: New

Comments:

Chemical / Solvent Used	BottleNo	Amt	Units	Exp
Mercury Single Analyte Custom Grade	13979	120	mL	7/26/

Final Volume: mL

Stock Source	**Base Units**	**Amount Added**
Analytes	**CAS**	Conc: **ug/mL**

INORGANIC VENTURES
300 Technology Drive
Christiansburg, VA 24073 USA
inorganicventures.com

CERTIFICATE OF ANALYSIS

Tel: 800.669.6699 • 540.585.3030
Fax: 540.585.3012
info@inorganicventures.com

1.0 ACCREDITATION / REGISTRATION

INORGANIC VENTURES is accredited to ISO 17034, "General Requirements for the Competence of Reference Material Producers" and ISO/IEC 17025, "General Requirements for the Competence of Testing and Calibration Laboratories". Inorganic Ventures is also an ISO 9001 registered manufacturer (QSR Certificate Number QSR-1034).

ACCREDITED Testing Laboratory Certificate 883.01
ACCREDITED Reference Material Producer Certificate 883.02

2.0 PRODUCT DESCRIPTION

Product Code:	Single Analyte Custom Grade Solution
Catalog Number:	CGHG1
Lot Number:	R2-HG696409
Matrix:	5% (v/v) HNO3
Value / Analyte(s):	1 000 µg/mL ea: Mercury
Starting Material:	Hg metal
Starting Material Lot#:	1959
Starting Material Purity:	99.9994%

ID #: 13979
Opened:
Mercury Single Analyte Custom Grade Solutic
Expires: 9/15/2024
Rec'd: 6/23/2021
Energy Laboratories Inc 1120 So. 27th Street
Billings MT 59107

3.0 CERTIFIED VALUES AND UNCERTAINTIES

Certified Value: 1002 ± 3 µg/mL

Density: 1.026 g/mL (measured at 20 ± 4 °C)

Assay Information:

Assay Method #1 **1004 ± 8 µg/mL**
ICP Assay NIST SRM 3133 Lot Number: 160921

Assay Method #2 **1003 ± 3 µg/mL**
EDTA NIST SRM 928 Lot Number: 928

Assay Method #3 **1001 ± 3 µg/mL**
Calculated NIST SRM Lot Number: See Sec. 4.2

- The Calculated Value is a value calculated from the weight of a starting material that has been certified directly vs. a National Institute of Standards and Technology (NIST) SRM/RM. See Sec 4.2 for balance traceability.

The following equations are used in the calculation of the certified value and the uncertainty. Reported uncertainties represent expanded uncertainties expressed at approximately the 95% confidence level using a coverage factor of k = 2.

Characterization of CRM/RM by Two or More Methods

Certified Value, $X_{CRM/RM}$, where two or more methods of characterization are used is the weighted mean of the results:

$X_{CRM/RM} = \Sigma(w_i)(X_i)$

X_i = mean of Assay Method i with standard uncertainty $u_{char\ i}$

w_i = the weighting factors for each method calculated using the inverse square of the variance:

$w_i = (1/u_{char\ i})^2 / (\Sigma(1/(u_{char\ i})^2)$

CRM/RM Expanded Uncertainty (±) = $U_{CRM/RM} = k\,(u^2_{char} + u^2_{bb} + u^2_{lts} + u^2_{ts})^{1/2}$

k = coverage factor = 2

$u_{char} = [\Sigma((w_i)^2\,(u_{char\ i})^2)]^{1/2}$ where $u_{char\ i}$ are the errors from each characterization method

u_{bb} = bottle to bottle homogeneity standard uncertainty

u_{lts} = long term stability standard uncertainty (storage)

u_{ts} = transport stability standard uncertainty

Characterization of CRM/RM by One Method

Certified Value, $X_{CRM/RM}$, where one method of characterization is used is the mean of individual results:

$X_{CRM/RM} = (X_a)\,(u_{char\ a})$

X_a = mean of Assay Method A with

$u_{char\ a}$ = the standard uncertainty of characterization Method A

CRM/RM Expanded Uncertainty (±) = $U_{CRM/RM} = k\,(u^2_{char\ a} + u^2_{bb} + u^2_{lts} + u^2_{ts})^{1/2}$

k = coverage factor = 2

$u_{char\ a}$ = the errors from characterization

u_{bb} = bottle to bottle homogeneity standard uncertainty

u_{lts} = long term stability standard uncertainty (storage)

u_{ts} = transport stability standard uncertainty

4.0 TRACEABILITY TO NIST

- This product is traceable to NIST via an unbroken chain of comparisons. The uncertainties for each certified value are reported, taking into account the SRM/RM uncertainty error and the measurement, weighing and volume dilution errors. In rare cases where no NIST SRM/RM are available, the term 'in-house std.' is specified.

4.1 Thermometer Calibration

- All thermometers are NIST traceable through thermometers that are calibrated by an accredited calibration laboratory.

4.2 Balance Calibration

- All analytical balances are calibrated by an accredited calibration laboratory and procedure. The weights used for testing are annually compared to master weights and are traceable to NIST.

4.3 Glassware Calibration

- An in-house procedure is used to calibrate all Class A glassware used in the manufacturing and quality control of CRM/RMs.

5.0 TRACE METALLIC IMPURITIES (TMI) DETERMINED BY ICP-MS AND ICP-OES (µg/mL)

CRM/RMs are tested for trace metallic impurities by Axial ICP-OES and ICP-MS. The result from the most sensitive method for each element, is reported below. Solutions tested by ICP-MS were analyzed in an ULPA-Filtered Clean Room. An ULPA-Filter is 99.9985% efficient for the removal of particles down to 0.3 µm.

O	Ag		0.001159	M	Eu	<	0.000201	O	Na		0.000435	M	Se	<	0.015915	O	Zn	<	0.001510
O	Al		0.000090	O	Fe		0.000113	M	Nb	<	0.000201	O	Si		0.000525	M	Zr	<	0.000201
M	As	<	0.000402	M	Ga	<	0.000201	M	Nd	<	0.000201	M	Sm	<	0.000201				
M	Au	<	0.003631	M	Gd	<	0.000201	M	Ni	<	0.000402	M	Sn	<	0.001007				
M	B	<	0.001208	M	Ge	<	0.000201	M	Os	<	0.000605	M	Sr	<	0.000201				
M	Ba	<	0.000201	M	Hf	<	0.000201	O	P	<	0.032370	M	Ta	<	0.000201				
M	Be	<	0.000201	s	Hg	<		M	Pb	<	0.000201	M	Tb	<	0.000201				
M	Bi	<	0.000201	M	Ho	<	0.000201	M	Pd	<	0.000403	M	Te	<	0.002216				
O	Ca		0.000746	M	In	<	0.000201	M	Pr	<	0.000201	M	Th	<	0.000201				
M	Cd	<	0.000201	M	Ir	<	0.000201	M	Pt	<	0.000402	M	Ti	<	0.000402				
M	Ce	<	0.000201	O	K		0.002007	M	Rb	<	0.000201	O	Tl	<	0.016508				
M	Co	<	0.000201	M	La	<	0.000201	M	Re	<	0.000201	M	Tm	<	0.000201				
O	Cr	<	0.003021	O	Li	<	0.000107	M	Rh	<	0.000201	M	U	<	0.008058				
M	Cs	<	0.001208	M	Lu	<	0.000201	M	Ru	<	0.000201	M	V	<	0.000201				
M	Cu	<	0.000402	O	Mg		0.000096	O	S	<	0.053950	M	W	<	0.000604				
M	Dy	<	0.000201	M	Mn	<	0.000604	M	Sb	<	0.001208	M	Y	<	0.000201				
M	Er	<	0.000201	M	Mo		0.000971	M	Sc	<	0.000201	M	Yb	<	0.000201				

M - Checked by ICP-MS O - Checked by ICP-OES i - Spectral Interference
n - Not Checked For s - Solution Standard Element

6.0 INTENDED USE

- For the calibration of analytical instruments and validation of analytical methods as appropriate.

7.0 INSTRUCTIONS FOR THE CORRECT USE OF THIS REFERENCE MATERIAL

7.1 Storage and Handling Recommendations

- Store between approximately 4° - 30° C while in sealed TCT bag.

- While stored in the sealed TCT bag, transpiration of this CRM/RM is negligible. After opening the sealed TCT bag transpiration of the CRM/RM will occur, resulting in a gradual increase in the analyte concentration(s). It is the responsibility of the user to account for this effect. When the bottle is weighed both before and after being placed in storage, the mass difference observed will be a measure of transpiration mass loss.

- After opening the sealed TCT bag, keep cap tightly sealed when not in use and store between 4° - 24° C to minimize the effects of transpiration. Use at 20° ± 4° C to minimize volumetric dilution error when using the reported density. Do not pipette from the container. Do not return removed aliquots to container.

- For more information, visit **www.inorganicventures.com/TCT**

Atomic Weight; Valence; Coordination Number; Chemical Form in Solution - 200.59 +2 4 Hg(OH)(aq) 1+

Chemical Compatibility - Stable in HNO3. Avoid basic media forming insoluble carbonate. The sulfide, basic carbonate, oxalate, phosphate, arsenite, arsenate and iodide are insoluble in water.

Stability - 2-100 ppb levels not stable in 1% HNO3 / LDPE container, stable in 10% HNO3 packaged in borosilicate glass. 1-100 ppm levels stable in 7% HNO3 packaged in borosilicate glass. 1000-10,000 ppm solutions are chemically stable for years in 5-10% HNO3 / LDPE container.

Hg Containing Samples (Preparation and Solution) - Metal (soluble in HNO3); Oxide (Soluble in HNO3); Ores and Organic based (The literature has more references to the preparation of Hg containing samples than any other element. Please consult the literature for your specific sample type, since such preparations are prone to error. Or e-mail our technical staff and we will contact you to discuss your particular sample preparation questions in further detail.).

Atomic Spectroscopic Information (ICP-OES D.L.s are given as radial/axial view):

Technique/Line	Estimated D.L.	Order	Interferences (underlined indicates severe)
ICP-MS 202 amu	9 ppt	n/a	186W16O
ICP-OES 184.950 nm	0.03 / 0.005 µg/mL	1	
ICP-OES 194.227 nm	0.03 / 0.005 µg/mL	1	V
ICP-OES 253.652 nm	0.1 / 0.03 µg/mL	1	Ta, Co, Th ,Rh , Fe, U

8.0 HAZARDOUS INFORMATION

- Please refer to the Safety Data Sheet for information regarding this CRM/RM.

9.0 HOMOGENEITY

- This solution was mixed according to an in-house procedure and is guaranteed to be homogeneous. Homogeneity data indicate that the end user should take a minimum sample size of 0.2 mL to assure homogeneity.

10.0 QUALITY STANDARD DOCUMENTATION

10.1 ISO 9001 Quality Management System Registration

- QSR Certificate Number QSR-1034

10.2 ISO/IEC 17025 "General Requirements for the Competence of Testing and Calibration Laboratories"

- Chemical Testing - Accredited / A2LA Certificate Number 883.01

10.3 ISO 17034 "General Requirements for the Competence of Reference Material Producers"

- Reference Material Producer - Accredited / A2LA Certificate Number 883.02

Inorganic Ventures, 300 Technology Drive, Christiansburg, Va. 24073, USA; Telephone: 800.669.6799; 540.585.3030, Fax: 540.585.3012; inorganicventures.com; info@inorganicventures.com

11.0 CERTIFICATION, LOT EXPIRATION AND PERIOD OF VALIDITY

11.1 Certification Issue Date

September 15, 2020

- The certification is valid within the measurement uncertainty specified provided the CRM/RM is stored and handled in accordance with instructions given in Sec 7.1. This certification is nullified if instructions in Sec 7.1 are not followed or if the CRM/RM is damaged, contaminated, or otherwise modified.

11.2 Lot Expiration Date

- **September 15, 2024**

- The date after which this CRM/RM should not be used.

- The lot expiration date reflects the period of time that the stability of a CRM/RM can be supported by long term stability studies conducted on properly stored and handled CRM/RMs. Lot expiration is limited primarily by transpiration (loss of water from the solution) and infrequently by chemical stability.

11.3 Period of Validity

- Sealed TCT Bag Open Date: _____

- This CRM/RM should not be used longer than one year (or six months in the case of a 30 mL bottle) from the date of opening the aluminized bag or after the date given in Sec. 11.2, whichever comes first. This is contingent upon the CRM/RM being stored and handled in accordance with the instructions given in Sec. 7.1.

12.0 NAMES AND SIGNATURES OF CERTIFYING OFFICERS

Certificate Approved By:

Michael Booth
Director, Quality Control

Certifying Officer:

Paul Gaines
Chairman / Senior Technical Director

Energy Laboratories Inc

Standard LOG

Standard ID:	ME211124 EL-MSICV-2		
Standard Name	EL-MSICV-2	Type:	Primary
Date Prepared	11/24/2021	BY:	Amanda E. McDani
Date Expires:	11/24/2022		
Department	ME	Status:	Open
Vendor:	Inorganic Ventures		
Lot Number:			
Balance ID:			

Comments:

Chemical / Solvent Used	BottleNo	Amt	Units	Exp
Multi Analyte Custom Grade Solution	14023	500	mL	11/24

Final Volume: mL

Stock Source	**Base Units**	**Amount Added**
Analytes	**CAS**	Conc: **ug/mL**

INORGANIC VENTURES™
300 Technology Drive
Christiansburg, VA 24073 - USA
inorganicventures.com

CERTIFICATE OF ANALYSIS

tel: 800.669.6799 - 540.585.3030
fax: 540.585.3012
info@inorganicventures.com

1.0 ACCREDITATION / REGISTRATION

INORGANIC VENTURES is accredited to ISO 17034, "General Requirements for the Competence of Reference Material Producers" and ISO/IEC 17025, "General Requirements for the Competence of Testing and Calibration Laboratories". Inorganic Ventures is also an ISO 9001 registered manufacturer (QSR Certificate Number QSR-1034).

ACCREDITED Testing Laboratory Certificate 883.01 ACCREDITED Reference Material Producer Certificate 883.02

2.0 PRODUCT DESCRIPTION

Product Code:	Multi Analyte Custom Grade Solution
Catalog Number:	EL-MSICV-2
Lot Number:	R2-MEB696849
Matrix:	3% (v/v) HNO_3 tr. HF
Value / Analyte(s):	1 000 µg/mL ea: Silicon, 100 µg/mL ea: Tin, Titanium, Molybdenum, Antimony

Second Source: Whenever possible, this solution was manufactured from a second set of concentrates in our manufacturing facility.

3.0 CERTIFIED VALUES AND UNCERTAINTIES

ANALYTE	CERTIFIED VALUE	ANALYTE	CERTIFIED VALUE
Antimony, Sb	100.0 ± 0.6 µg/mL	Molybdenum, Mo	100.0 ± 0.5 µg/mL
Silicon, Si	1 000 ± 7 µg/mL	Tin, Sn	99.9 ± 0.4 µg/mL
Titanium, Ti	99.9 ± 0.6 µg/mL		

Density: 1.019 g/mL (measured at 20 ± 4 °C)

Assay Information:

ANALYTE	METHOD	NIST SRM#	SRM LOT#
Mo	ICP Assay	3134	130418
Sb	ICP Assay	3102a	140911
Si	ICP Assay	3150	130912
Sn	ICP Assay	3161a	070330
Sn	Calculated		See Sec. 4.2
Ti	ICP Assay	3162a	130925

The follow ing equations are used in the calculation of the certified value and the uncertainty. Reported uncertainties represent expanded uncertainties expressed at approximately the 95% confidence level using a coverage factor of k = 2.

ID #: 14023
Opened:
Multi Analyte Custom Grade Solution
Expires: 9/14/2024
Rec'd: 7/7/2021
Energy Laboratories Inc 1120 So. 27th Street
Billings MT 59107

Characterization of CRM/RM by Two or More Methods

Certified Value, $X_{CRM/RM}$, where two or more methods of characterization are used is the weighted mean of the results:

$X_{CRM/RM} = \Sigma(w_i)(X_i)$

X_i = mean of Assay Method i with standard uncertainty $u_{char\ i}$

w_i = the weighting factors for each method calculated using the inverse square of the variance:

$w_i = (1/u_{char\ i})^2 / (\Sigma(1/(u_{char\ i})^2)$

CRM/RM Expanded Uncertainty (±) = $U_{CRM/RM} = k\,(u^2_{char} + u^2_{bb} + u^2_{lts} + u^2_{ts})^{1/2}$

k = coverage factor = 2

$u_{char} = [\Sigma((w_i)^2\,(u_{char\ i})^2)]^{1/2}$ where $u_{char\ i}$ are the errors from each characterization method

u_{bb} = bottle to bottle homogeneity standard uncertainty

u_{lts} = long term stability standard uncertainty (storage)

u_{ts} = transport stability standard uncertainty

Characterization of CRM/RM by One Method

Certified Value, $X_{CRM/RM}$, where one method of characterization is used is the mean of individual results:

$X_{CRM/RM} = (X_a)\,(u_{char\ a})$

X_a = mean of Assay Method A with

$u_{char\ a}$ = the standard uncertainty of characterization Method A

CRM/RM Expanded Uncertainty (±) = $U_{CRM/RM} = k\,(u^2_{char\ a} + u^2_{bb} + u^2_{lts} + u^2_{ts})^{1/2}$

k = coverage factor = 2

$u_{char\ a}$ = the errors from characterization

u_{bb} = bottle to bottle homogeneity standard uncertainty

u_{lts} = long term stability standard uncertainty (storage)

u_{ts} = transport stability standard uncertainty

4.0 TRACEABILITY TO NIST

- This product is traceable to NIST via an unbroken chain of comparisons. The uncertainties for each certified value are reported, taking into account the SRM/RM uncertainty error and the measurement, weighing and volume dilution errors. In rare cases where no NIST SRM/RM are available, the term 'in-house std.' is specified.

4.1 Thermometer Calibration

- All thermometers are NIST traceable through thermometers that are calibrated by an accredited calibration laboratory.

4.2 Balance Calibration

- All analytical balances are calibrated by an accredited calibration laboratory and procedure. The weights used for testing are annually compared to master weights and are traceable to NIST.

4.3 Glassware Calibration

- An in-house procedure is used to calibrate all Class A glassware used in the manufacturing and quality control of CRM/RMs.

5.0 TRACE METALLIC IMPURITIES (TMI) DETERMINED BY ICP-MS AND ICP-OES (µg/mL)

N/A

6.0 INTENDED USE

- For the calibration of analytical instruments and validation of analytical methods as appropriate.

7.0 INSTRUCTIONS FOR THE CORRECT USE OF THIS REFERENCE MATERIAL

7.1 Storage and Handling Recommendations

- Store between approximately 4° - 30° C while in sealed TCT bag.

- While stored in the sealed TCT bag, transpiration of this CRM/RM is negligible. After opening the sealed TCT bag transpiration of the CRM/RM will occur, resulting in a gradual increase in the analyte concentration(s). It is the responsibility of the user to account for this effect. When the bottle is weighed both before and after being placed in storage, the mass difference observed will be a measure of transpiration mass loss.

- After opening the sealed TCT bag, keep cap tightly sealed when not in use and store between 4° - 24° C to minimize the effects of transpiration. Use at 20° ± 4° C to minimize volumetric dilution error when using the reported density. Do not pipette from the container. Do not return removed aliquots to container.

HF Note: This standard should not be prepared or stored in glass.

8.0 HAZARDOUS INFORMATION

- Please refer to the Safety Data Sheet for information regarding this CRM/RM.

9.0 HOMOGENEITY

- This solution was mixed according to an in-house procedure and is guaranteed to be homogeneous. Homogeneity data indicate that the end user should take a minimum sample size of 0.2 mL to assure homogeneity.

10.0 QUALITY STANDARD DOCUMENTATION

10.1 ISO 9001 Quality Management System Registration

- QSR Certificate Number QSR-1034

10.2 ISO/IEC 17025 "General Requirements for the Competence of Testing and Calibration Laboratories"

- Chemical Testing - Accredited / A2LA Certificate Number 883.01

10.3 ISO 17034 "General Requirements for the Competence of Reference Material Producers"

- Reference Material Producer - Accredited / A2LA Certificate Number 883.02

Inorganic Ventures, 300 Technology Drive, Christiansburg, Va. 24073, USA: Telephone: 800.669.6799; 540.585.3030, Fax: 540.585.3012; inorganicventures.com; info@inorganicventures.com

11.0 CERTIFICATION, EXPIRATION AND PERIOD OF VALIDITY

11.1 Certification Issue Date

September 14, 2020

- The certification is valid within the measurement uncertainty specified provided the CRM/RM is stored and handled in accordance with instructions given in Sec 7.1. This certification is nullified if instructions in Sec 7.1 are not followed or if the CRM/RM is damaged, contaminated, or otherwise modified.

11.2 Lot Expiration Date

- September 14, 2024

- The date after which this CRM/RM should not be used.

- The lot expiration date reflects the period of time that the stability of a CRM/RM can be supported by long term stability studies conducted on properly stored and handled CRM/RMs. Lot expiration is limited primarily by transpiration (loss of water from the solution) and infrequently by chemical stability.

11.3 Period of Validity

- Sealed TCT Bag Open Date: _____

- This CRM/RM should not be used longer than one year (or six months in the case of a 30 mL bottle) from the date of opening the aluminized bag or after the date given in Sec. 11.2, whichever comes first. This is contingent upon the CRM/RM being stored and handled in accordance with the instructions given in Sec. 7.1.

12.0 NAMES AND SIGNATURES OF CERTIFYING OFFICERS

Certificate Approved By:

Michael Booth
Director, Quality Control

Michael J Booth

Certifying Officer:

Paul Gaines
Chairman / Senior Technical Director

Paul R Gaines

Energy Laboratories Inc

Standard LOG

Standard ID:	ME210817 ICV-1A		
Standard Name	EL-MSICV-1A	Type:	Primary
Date Prepared	8/17/2021	BY:	Alyssa A. espinoza
Date Expires:	8/17/2022		
Department	ME	Status:	Open
Vendor:	Inorganic Ventures		
Lot Number:	R2-MEB688457		
Balance ID:			
Comments:	Opened 8/17/2021; Expires 8/17/2022		

Chemical / Solvent Used	BottleNo	Amt	Units	Exp
Multi Analyte Custom Grade Solution	13475	500	mL	8/17/

Final Volume: 500 mL

Stock Source	**Base Units**	**Amount Added**
Analytes	**CAS**	Conc: **ug/mL**

INORGANIC VENTURES™
300 Technology Drive
Christiansburg, VA 24073 · USA
inorganicventures.com

CERTIFICATE OF ANALYSIS

tel: 800.669.6799 · 540.585.3030
fax: 540.585.3012
info@inorganicventures.com

1.0 ACCREDITATION / REGISTRATION

INORGANIC VENTURES is accredited to ISO 17034, "General Requirements for the Competence of Reference Material Producers" and ISO/IEC 17025, "General Requirements for the Competence of Testing and Calibration Laboratories". Inorganic Ventures is also an ISO 9001 registered manufacturer (QSR Certificate Number QSR-1034).

ACCREDITED Testing Laboratory Certificate 883.01 ACCREDITED Reference Material Producer Certificate 883.02

2.0 PRODUCT DESCRIPTION

Product Code:	Multi Analyte Custom Grade Solution
Catalog Number:	EL-MSICV-1A
Lot Number:	R2-MEB688457
Matrix:	5% (v/v) HNO3
Value / Analyte(s):	5 000 µg/mL ea: Calcium, Potassium, Magnesium, Sodium,
	1 000 µg/mL ea: Phosphorus,
	500 µg/mL ea: Manganese, Iron, Aluminum,
	100 µg/mL ea: Arsenic, Boron, Barium, Cobalt, Chromium, Copper, Lithium, Nickel, Lead, Selenium, Strontium, Thallium, Vanadium, Zinc,
	50 µg/mL ea: Silver, Cadmium, Beryllium

ID #: 13475
Opened:_____
Multi Analyte Custom Grade Solution
Expires: 1/10/2024
Rec'd: 1/15/2021
Energy Laboratories Inc 1120 So. 27th Street
Billings MT 59107

Second Source: Whenever possible, this solution was manufactured from a second set of concentrates in our manufacturing facility.

3.0 CERTIFIED VALUES AND UNCERTAINTIES

ANALYTE	CERTIFIED VALUE	ANALYTE	CERTIFIED VALUE
Aluminum, Al	500.3 ± 1.8 µg/mL	Arsenic, As	100.0 ± 0.8 µg/mL
Barium, Ba	99.9 ± 0.4 µg/mL	Beryllium, Be	49.96 ± 0.33 µg/mL
Boron, B	100.0 ± 0.6 µg/mL	Cadmium, Cd	50.10 ± 0.22 µg/mL
Calcium, Ca	5 001 ± 20 µg/mL	Chromium, Cr	100.0 ± 0.6 µg/mL
Cobalt, Co	100.0 ± 0.5 µg/mL	Copper, Cu	100.1 ± 0.4 µg/mL
Iron, Fe	499.7 ± 2.1 µg/mL	Lead, Pb	100.1 ± 0.4 µg/mL
Lithium, Li	100.0 ± 0.4 µg/mL	Magnesium, Mg	5 000 ± 21 µg/mL
Manganese, Mn	499.8 ± 1.9 µg/mL	Nickel, Ni	100.1 ± 0.4 µg/mL
Phosphorus, P	1 000 ± 5 µg/mL	Potassium, K	5 000 ± 18 µg/mL
Selenium, Se	100.1 ± 0.8 µg/mL	Silver, Ag	50.02 ± 0.22 µg/mL
Sodium, Na	5 000 ± 18 µg/mL	Strontium, Sr	100.1 ± 0.4 µg/mL
Thallium, Tl	100.0 ± 0.7 µg/mL	Vanadium, V	99.9 ± 0.5 µg/mL
Zinc, Zn	100.0 ± 0.4 µg/mL		

Density: 1.098 g/mL (measured at 20 ± 4 °C)

Assay Information:

ANALYTE	METHOD	NIST SRM#	SRM LOT#
Ag	ICP Assay	3151	160729
Ag	Volhard	999c	999c
Al	ICP Assay	3101a	140903
Al	EDTA	928	928
As	ICP Assay	3103a	100818
B	ICP Assay	3107	110830
Ba	ICP Assay	3104a	140909
Ba	Gravimetric		See Sec. 4.2
Be	ICP Assay	3105a	090514
Ca	ICP Assay	3109a	130213
Ca	EDTA	928	928
Cd	ICP Assay	3108	130116
Cd	EDTA	928	928
Co	EDTA	928	928
Co	ICP Assay	traceable to 3113	M2-CO661665
Cr	ICP Assay	3112a	170630
Cu	ICP Assay	3114	121207
Cu	EDTA	928	928
Fe	ICP Assay	3126a	140812
Fe	EDTA	928	928
K	ICP Assay	3141a	140813
K	Gravimetric		See Sec. 4.2
Li	ICP Assay	3129a	100714
Li	Gravimetric		See Sec. 4.2
Mg	ICP Assay	3131a	140110
Mg	EDTA	928	928
Mn	ICP Assay	3132	050429
Mn	EDTA	928	928
Na	ICP Assay	3152a	120715
Na	Gravimetric		See Sec. 4.2
Ni	ICP Assay	3136	120619
Ni	EDTA	928	928
P	ICP Assay	3139a	060717
P	Acidimetric	84L	84L
Pb	ICP Assay	3128	101026
Pb	EDTA	928	928
Se	ICP Assay	3149	100901
Sr	EDTA	928	928
Sr	ICP Assay	3153a	990906
Tl	ICP Assay	3158	993012
V	ICP Assay	3165	160906
V	EDTA	928	928
Zn	ICP Assay	3168a	120629
Zn	EDTA	928	928

The following equations are used in the calculation of the certified value and the uncertainty. Reported uncertainties represent expanded uncertainties expressed at approximately the 95% confidence level using a coverage factor of $k = 2$.

Characterization of CRM/RM by Two or More Methods

Certified Value, $X_{CRM/RM}$, where two or more methods of characterization are used is the weighted mean of the results:

$X_{CRM/RM} = \Sigma(w_i)(X_i)$

X_i = mean of Assay Method I with standard uncertainty $u_{char\ I}$

w_i = the weighting factors for each method calculated using the inverse square of the variance:

$w_i = (1/u_{char\ I})^2 / (\Sigma(1/(u_{char\ I})^2)$

CRM/RM Expanded Uncertainty (±) = $U_{CRM/RM} = k\,(u^2_{char} + u^2_{bb} + u^2_{lts} + u^2_{ts})^{1/2}$

k = coverage factor = 2

$u_{char} = [\Sigma((w_i)^2 (u_{char\ I})^2)]^{1/2}$ where $u_{char\ I}$ are the errors from each characterization method

u_{bb} = bottle to bottle homogeneity standard uncertainty

u_{lts} = long term stability standard uncertainty (storage)

u_{ts} = transport stability standard uncertainty

Characterization of CRM/RM by One Method

Certified Value, $X_{CRM/RM}$, where one method of characterization is used is the mean of individual results:

$X_{CRM/RM} = (X_a)\ (u_{char\ a})$

X_a = mean of Assay Method A with

$u_{char\ a}$ = the standard uncertainty of characterization Method A

CRM/RM Expanded Uncertainty (±) = $U_{CRM/RM} = k\,(u^2_{char\ a} + u^2_{bb} + u^2_{lts} + u^2_{ts})^{1/2}$

k = coverage factor = 2

$u_{char\ a}$ = the errors from characterization

u_{bb} = bottle to bottle homogeneity standard uncertainty

u_{lts} = long term stability standard uncertainty (storage)

u_{ts} = transport stability standard uncertainty

4.0 TRACEABILITY TO NIST

- This product is traceable to NIST via an unbroken chain of comparisons. The uncertainties for each certified value are reported, taking into account the SRM/RM uncertainty error and the measurement, weighing and volume dilution errors. In rare cases where no NIST SRM/RM are available, the term 'in-house std.' is specified.

4.1 Thermometer Calibration

- All thermometers are NIST traceable through thermometers that are calibrated by an accredited calibration laboratory.

4.2 Balance Calibration

- All analytical balances are calibrated by an accredited calibration laboratory and procedure. The weights used for testing are annually compared to master weights and are traceable to NIST.

4.3 Glassware Calibration

- An in-house procedure is used to calibrate all Class A glassware used in the manufacturing and quality control of CRM/RMs.

5.0 TRACE METALLIC IMPURITIES (TMI) DETERMINED BY ICP-MS AND ICP-OES (µg/mL)

N/A

6.0 INTENDED USE

- For the calibration of analytical instruments and validation of analytical methods as appropriate.

7.0 INSTRUCTIONS FOR THE CORRECT USE OF THIS REFERENCE MATERIAL

7.1 Storage and Handling Recommendations

- Store between approximately 4° - 30° C while in sealed outer bag.

- While stored in the sealed outer bag, transpiration of this CRM/RM is negligible. After opening the sealed outer bag transpiration of the CRM/RM will occur, resulting in a gradual increase in the analyte concentration(s). It is the responsibility of the user to account for this effect. When the bottle is weighed both before and after being placed in storage, the mass difference observed will be a measure of transpiration mass loss.

- After opening the sealed outer bag, keep cap tightly sealed when not in use and store between 4° - 24° C to minimize the effects of transpiration. Use at 20° ± 4° C to minimize volumetric dilution error when using the reported density. Do not pipette from the container. Do not return removed aliquots to container.

8.0 HAZARDOUS INFORMATION

- Please refer to the Safety Data Sheet for information regarding this CRM/RM.

9.0 HOMOGENEITY

- This solution was mixed according to an in-house procedure and is guaranteed to be homogeneous. Homogeneity data indicate that the end user should take a minimum sample size of 0.2 mL to assure homogeneity.

10.0 QUALITY STANDARD DOCUMENTATION

10.1 ISO 9001 Quality Management System Registration

- QSR Certificate Number QSR-1034

10.2 ISO/IEC 17025 "General Requirements for the Competence of Testing and Calibration Laboratories"

- Chemical Testing - Accredited / A2LA Certificate Number 883.01

10.3 ISO 17034 "General Requirements for the Competence of Reference Material Producers"

- Reference Material Producer - Accredited / A2LA Certificate Number 883.02

Inorganic Ventures, 300 Technology Drive, Christiansburg, Va. 24073, USA; Telephone: 800.669.6799; 540.585.3030, Fax: 540.585.3012; inorganicventures.com; info@inorganicventures.com

11.0 CERTIFICATION, EXPIRATION AND PERIOD OF VALIDITY

11.1 Certification Issue Date

January 10, 2020

- The certification is valid within the measurement uncertainty specified provided the CRM/RM is stored and handled in accordance with instructions given in Sec 7.1. This certification is nullified if instructions in Sec 7.1 are not followed or if the CRM/RM is damaged, contaminated, or otherwise modified.

11.2 Lot Expiration Date

- January 10, 2024

- The date after which this CRM/RM should not be used.

- The lot expiration date reflects the period of time that the stability of a CRM/RM can be supported by long term stability studies conducted on properly stored and handled CRM/RMs. Lot expiration is limited primarily by transpiration (loss of water from the solution) and infrequently by chemical stability.

11.3 Period of Validity

- Sealed outer Bag Open Date: _____

- This CRM/RM should not be used longer than one year (or six months in the case of a 30 mL bottle) from the date of opening the aluminized bag or after the date given in Sec. 11.2, whichever comes first. This is contingent upon the CRM/RM being stored and handled in accordance with the instructions given in Sec. 7.1.

12.0 NAMES AND SIGNATURES OF CERTIFYING OFFICERS

Certificate Approved By:

Michael Booth
Manager, Quality Control

Certifying Officer:

Paul Gaines
CEO, Senior Technical Director

Energy Laboratories Inc

Standard LOG

Standard ID:	ME210903 CE, LA SECONDARY		
Standard Name	Ce, La Secondary solution	Type:	Secondary
Date Prepared	9/3/2021	BY:	Parker A. Pearsall
Date Expires:	5/25/2022		
Department	ME	Status:	Open
Vendor:			
Lot Number:			
Balance ID:			
Comments:	Second Source Stock Solution		

Chemical / Solvent Used	BottleNo	Amt	Units	Exp
Nitric Acid Instra Analyzed 000020579	10902	0.5	mL	7/1/2
Milli-Q H2O	391	39.5	mL	6/1/2

Final Volume: 50 mL

Stock Source		Base Units	Amount Added
ME210903 La Sec	La Secondary Stock	ug/mL	5 mL
ME210525 Ce 2nd	Ce Secondary Stock	ug/mL	5 mL

Analytes	CAS	Conc:	ug/mL

Page: *1 of 1*

Energy Laboratories Inc

Standard LOG

Standard ID:	ME210903 LA SECOND SOURCE		
Standard Name	La Secondary Stock	Type:	Primary
Date Prepared	9/3/2021	BY:	Alyssa A. espinoza
Date Expires:	9/3/2022		
Department	ME	Status:	Open
Vendor:	SCP Science		
Lot Number:	S201029004		
Balance ID:			
Comments:	Opened 9/3/2021; Expires 9/3/2022		

Chemical / Solvent Used	BottleNo	Amt	Units	Expires
Lanthanum PlasmaCal Standard	14019	125	mL	9/3/2022

Final Volume: mL

Stock Source **Base Units** **Amount Added**

Analytes **CAS** Conc: **ug/mL**

SCP SCIENCE

Providing Innovative Solutions to Analytical Chemists

Certificate of Analysis

1.0 DESCRIPTION:

PlasmaCAL ICP/ICPMS Standard - Lanthanum 1000 µg/ml

Catalogue Number: 140-051-570/-571/-575

Starting Material: Lanthanum(III) Oxide 99.99+%

Lot Number: **S201029004**

Matrix: 4% HNO_3 (See Section 3 for actual matrix)

Expiration Date (End of month): **November 2022** (or 15 months after bottle is opened, whichever comes first)

La

2.0 CERTIFIED VALUES AND ASSOCIATED UNCERTAINTY:

Certified Concentration: **1005 µg/ml +/- 4 µg/ml**

985 µg/g +/- 4 µg/g

Method of analysis: Inductively Coupled Plasma Atomic Emission Spectroscopy (ICP-AES)

Traceability: NIST Standard Reference Material 3127a Lot: **151030**

Note: The uncertainty of the certified value has been calculated from applicable uncertainty contributors (u_i) including uncertainty established during characterization of the material (u_{char}), the between bottle variation (u_{bb}), short-term stability (u_{sts}) and long-term stability (u_{lts}) according to the model $u_c = \sqrt{(u_{char}^2 + u_{bb}^2 + u_{sts}^2 + u_{lts}^2)}$. This combined uncertainty has been further multiplied by a coverage factor (k) of 2 to provide a 95% confidence interval.

ID #: 14019
Opened:_____
Lanthanum PlasmaCal Standard
Expires: 11/30/2022
Rec'd: 7/6/2021
Energy Laboratories Inc 1120 So. 27th Street
Billings MT 59107

3.0 REFERENCE VALUES:

Density: **1.020 g/ml @ 23.4 °C**

Actual Matrix: **4.0% (v/v) HNO_3**

Trace Metal Impurities as tested by ICP-AES:

Element	Conc. (ppm)	Element	Conc. (ppm)	Element	Conc. (ppm)	Element	Conc. (ppm)
Ag	<0.0049	Fe	<0.0102	Nd	<0.1595	Sn	<0.0307
Al	<0.0280	Ga	<0.0260	Ni	<0.0139	Sr	<0.0004
As	<0.0525	Gd	<0.0685	Os	*	Ta	<0.0635
Au	<0.0085	Ge	<0.0548	P	<0.0104	Tb	<0.0146
B	<0.2535	Hf	<0.0339	Pb	<0.2460	Te	<0.4025
Ba	<0.0025	Hg	*	Pd	<0.1410	Th	<0.0471
Be	<0.0022	Ho	<0.0065	Pr	<0.0274	Ti	<0.0013
Bi	<0.0780	In	<0.0105	Pt	<0.0533	Tl	<0.5600
Ca	**0.0164**	Ir	<0.0243	Rb	*	Tm	<0.0105
Cd	<0.0048	K	<0.0128	Re	<0.0076	U	<0.2490
Ce	<0.0393	La	N/A	Rh	<0.0163	V	<0.0049
Co	<0.0224	Li	<0.0006	Ru	<0.0304	W	<0.0443
Cr	<0.0063	Lu	<0.0021	S	<0.0515	Y	<0.0033
Cs	*	Mg	<0.0045	Sb	<0.0197	Yb	<0.0057
Cu	<0.0040	Mn	<0.0018	Sc	<0.0055	Zn	<0.0045
Dy	<0.0043	Mo	<0.0229	Se	<0.0249	Zr	<0.0061
Er	<0.0070	Na	<0.0038	Si	<0.0455		
Eu	<0.0086	Nb	<0.0112	Sm	<0.1105	*: Not tested	

4.0 APPROVAL AND DATE OF CERTIFICATION:

Certification Approval: Daniel Boisvert, Chemist

Certification Date: November 04, 2020

Daniel Boisvert

5.0 INTENDED USE / *UTILISATION PRÉVUE*:

- ICP Standards: For the calibration of, including but not limited to: ICP-AES, ICP-MS, FAAS, GFAA, XRF and DCP. / *Étalons ICP : Pour l'étalonnage d'instruments de mesure tels que: ICP-AES, ICP-MS, FAAS, GFAA, XRF et DCP.*
- AA Standards: For the calibration of Flame (FAAS) and Graphite Furnace (GFAA) Atomic Absorption Spectrometers. / *Étalons AA : Pour l'étalonnage de spectromètres d'absorption atomique flamme (GFAA) et four au graphite (GFAA).*
- Matrix Modifiers: For the optimization of analytical conditions to provide better Graphite Furnace Atomic Absorption (GFAA) instrument response and improved detection limits. / *Modificateur de matrice : Pour l'optimisation des conditions analytiques afin de fournir des meilleurs réponses instrumentales et limites de détection pour SAA four au graphite.*
- pH Standards: For the calibrating pH meters or for other wet chemistry applications. / *Étalons pH : Pour étalonnage de pH mètres et autres applications de chimie humide.*
- Conductivity Standards: For electrolytic conductivity measurement as a calibration standard. / *Étalons de conductivité : Comme étalon pour les mesures de conductivité électrolytiques.*
- IC Standards: for calibration of, but not limited to IC, HPLC, TLC, ISE, IR, NMR, MS, UV/VIS or other wet chemistry applications. / *Étalons IC : Pour étalonnage d'instruments tels que : IC, HPLC, TLC, ISE, IR, NMR, MS, UV/VIS et autres applications de chimie humide.*

For any inquiries, please contact **SCP SCIENCE**. / *Pour toute question, veuillez contacter* ***SCP SCIENCE***.

6.0 INSTRUCTIONS FOR USE / *INSTRUCTIONS D'UTILISATION*:

Handling and Storage / Manutention et entreposage: Keep product tightly capped when not in use. The solution should be opened for a minimum amount of time necessary to dispense the amount required. Do not pipet or use directly from container. Do not return unused portions back to container. Store under normal laboratory conditions. Avoid exposure to excessive sources of heat and humidity or direct sunlight. / *Garder les contenants bien fermés lorsque non utilisés. Le contenant devrait être ouvert seulement pour le temps requis afin de prélever la quantité nécessaire. Ne pas pipetter ou utiliser directement du contenant. Ne pas retourner les portions non-utilisées dans le contentant. Conserver dans des conditions normales de laboratoire. Éviter l'exposition à des sources de chaleur et d'humidité excessives ou à l'exposition solaire directe.*

Stability / *Stabilité*: This Standard is guaranteed to be stable and accurate to within the specified uncertainty of measurement up to the unopened expiry date, if sealed, or up to the opened expiry date (when indicated), whichever comes first, provided the solution is kept tightly capped and stored under the indicated storage conditions. Purchasers will be notified of any significant changes resulting in re-certification or withdrawal of the product prior to the expiration date. / *La stabilité et l'exactitude de cet étalon sont garanties d'être à l'intérieur de l'incertitude de mesure, jusqu'à la date d'expiration de la bouteille non-ouverte, si scellée, ou jusqu'à la date d'expiration de la bouteille ouverte (si indiquée), en présumant que le contenant est maintenu fermé et gardé dans les conditions d'entreposage indiquées. Les acheteurs seront avisés dans le cas où il y aura des changements significatifs nécessitant une re-certification ou un rappel du produit avant la date d'expiration.*

7.0 HAZARDOUS INFORMATION / *INFORMATION SUR LES RISQUES POTENTIELS*:

Please refer to the associated Safety Data Sheet (SDS) for information regarding this product (available at www.SCPSCIENCE.com). / *SVP vous référer à la Fiche Signalétique applicable pour de l'information sur ce produit (Disponible à www.SCPSCIENCE.com).*

8.0 HOMOGENEITY / *HOMOGÉNÉITÉ:*

This solution has been blended according to an in-house procedure and its homogeneity is guaranteed to be fit for purpose when a sample size sufficient for the intended method of analysis is used. / *Cette solution a été préparée selon une procédure maison et nous assurons que sa homogénéité est approprié à l'emploi lorsqu'un échantillon suffisant pour la méthode d'analyse prévue est utilisé.*

9.0 TRACEABILITY / *TRAÇABILITÉ*:

This CRM (Certified Reference Material) is traceable to the NIST SRM (Standard Reference Material) indicated in section 2 through an unbroken chain of comparisons. In addition, balances used are regularly calibrated using weights which are traceable to NIST (National Institute of Standards and Technology) or NRC (National Research Council of Canada) standards. All conductivity meters used to analyze this standard have been regularly calibrated using a NIST or NRC traceable Thermometer and standards. All pH meters used to analyze this standard have been regularly calibrated using a NIST or NRC traceable thermometer and pH/MV simulator. / *Ce matériel de référence certifié est traçable au Matériel de Référence Standardisé de NIST indiqué à la section 2 par une chaine de comparaison ininterrompue. De plus, les balances utilisées sont étalonnées régulièrement en utilisant des poids qui sont traçables au NIST (National Institute of Standards and Technology) ou au CRNC (Conseil National de Recherches Canada). Tout conductimètre utilisé afin d'analyser cet étalon a été sujet à un étalonnage périodique utilisant des thermomètres et étalons traçables au NIST ou CNRC. Tout pH mètre utilisé afin d'analyser cet étalon a été sujet à un étalonnage périodique utilisant des thermomètres et un simulateur pH/MV traçables au NIST ou au CNRC.*

10.0 PREPARATION / *PRÉPARATION:*

For the preparation of these solutions, 18 meghom/cm double deionized water, high-purity acids and glassware calibrated to ASTM Class A specifications are used. / *Une eau de 18 meghom/cm doublement déionisé, de l'acide de haute pureté, ainsi que de la verrerie étalonnée afin de satisfaire les spécifications Classe A de ASTM ont été utilisés pour la préparation de cet étalon.*

11.0 QUALITY SYSTEM CERTIFICATIONS / *CERTIFICATIONS DE SYSTÈME QUALITÉ:*

ISO 9001 Certification / *Certification ISO 9001*: This standard was produced in a facility which operates under a **registered** ISO 9001 Quality Management System. Please consult our web site for a copy of the most recent revision of our certificate of registration. / *Cet étalon a été fabriqué dans un laboratoire qui utilise un Système de Gestion de la Qualité* ***enregistré*** *à la norme ISO 9001. Veuillez consulter notre site web pour obtenir la version la plus récente de notre certificat d'enregistrement.*

ISO 17025 Accreditation / *Accréditation ISO 17025*: SCP SCIENCE (Corporate Headquarters) operates an ISO 17025 **accredited** laboratory. Please consult our web site for a copy of the most recent revision of our certificate and scope of accreditation. / ***SCP SCIENCE (Siège social)*** *est* ***accréditée*** *ISO 17025. Veuillez consulter notre site web afin d'obtenir la plus récente version de notre certificat d'accréditation ainsi que la portée de notre accréditation.*

ISO 17034 Accreditation / *Accréditation ISO 17034* : SCP SCIENCE (Corporate Headquarters) is an ISO 17034 accredited Reference Material Producer. Please consult our website for a copy of our most recent certificate and scope of accreditation. / ***SCP SCIENCE (Siège social)*** *est un Fabricant de Matériaux de Référence Accrédité ISO 17034. Veuillez consulter notre site web afin d'obtenir la plus récente version de notre certificat d'accréditation ainsi que la portée de notre accréditation.*

CORPORATE HEADQUARTERS
21800 Clark Graham
Baie D'Urfé (Montréal), Quebec,
H9X 4B6 Canada
Phone: +1 (800) 361-6820
Fax: +1 (800) 253-5549

USA
3rd Party Distribution Center
348 Route 11, Champlain,
N.Y. 12919-4816

Phone: +1 (800) 361-6820
Fax: +1 (800) 253-5549

FRANCE
12 Ave. de Québec, Bat. IRIS
SILIC 642, 91965
Villebon sur Yvette, France
Phone: +33 (0) 1 69 18 71 17
Fax: +33 (0) 1 60 92 05 67

GERMANY
Alte Marktoberdorfer Straße 14, 87616
Marktoberdorf

Phone: +49 (0) 8342-89560-61
Fax: +49 (0) 8342-89560-69

Energy Laboratories Inc

Standard LOG

Standard ID:	ME210525 CE 2ND SOURCE		
Standard Name	Ce Secondary Stock	Type:	Primary
Date Prepared	5/25/2021	BY:	Stacy R. Hendricks
Date Expires:	5/25/2022		
Department	ME	Status:	Empty/Disposed
Vendor:	SCP Science		
Lot Number:	S210208003		
Balance ID:			
Comments:	opened 5/25/2021, expires 5/25/2022		

Chemical / Solvent Used	BottleNo	Amt	Units	Expires
ICP/ICPMS Standard Cerium	13642	125	mL	5/25/2022

Final Volume:
125 mL

Stock Source **Base Units** **Amount Added**

Analytes **CAS** Conc: **ug/mL**

SCP SCIENCE
Providing Innovative Solutions to Analytical Chemists

Certificate of Analysis

1.0 DESCRIPTION:

*Plasma*CAL ICP/ICPMS Standard - Cerium 1000 µg/ml

Catalogue Number: 140-051-580/-581/-585
Starting Material: Cerium(III) Nitrate Hexahydrate 99.99+%
Lot Number: **S210208003**
Matrix: 4% HNO_3 (See Section 3 for actual matrix)
Expiration Date (End of month): **February 2023** (or 15 months after bottle is opened, whichever comes first)

Ce

2.0 CERTIFIED VALUES AND ASSOCIATED UNCERTAINTY:

Certified Concentration: **1003 µg/ml +/- 4 µg/ml**
982 µg/g +/- 4 µg/g
Method of analysis: Inductively Coupled Plasma Atomic Emission Spectroscopy (ICP-AES)
Traceability: NIST Standard Reference Material 3110 Lot: **090504**

Note: The uncertainty of the certified value has been calculated from applicable uncertainty contributors (u_i) including uncertainty established during characterization of the material (u_{char}), the between bottle variation (u_{bb}), short-term stability (u_{sts}) and long-term stability (u_{lts}) according to the model $u_c = \sqrt{(u_{char}^2 + u_{bb}^2 + u_{sts}^2 + u_{lts}^2)}$. This combined uncertainty has been further multiplied by a coverage factor (k) of 2 to provide a 95% confidence interval.

3.0 REFERENCE VALUES:

Density: **1.021 g/ml @ 22.5 °C**
Actual Matrix: **4.0% (v/v) HNO_3**

Trace Metal Impurities as tested by ICP-MS:

ID #: 13642
Opened:_____
ICP/ICPMS Standard Cerium
Expires: 2/28/2023
Rec'd: 3/16/2021
Energy Laboratories Inc 1120 So. 27th Street
Billings MT 59107

Element	Conc. (ppm)	Element	Conc. (ppm)	Element	Conc. (ppm)	Element	Conc. (ppm)
Ag	<0.0010	Fe	<0.0018	Nd	**0.0102**	Sn	<0.0010
Al	**0.0148**	Ga	**0.0526**	Ni	**0.0064**	Sr	<0.0025
As	<0.0010	Gd	<0.0010	Os	<0.0010	Ta	<0.0010
Au	<0.0010	Ge	<0.0010	P	<0.0132	Tb	<0.0010
B	<0.0015	Hf	<0.0010	Pb	<0.0010	Te	<0.0010
Ba	<0.0010	Hg	*	Pd	<0.0010	Th	<0.0010
Be	<0.0010	Ho	<0.0010	Pr	**0.0235**	Ti	<0.0012
Bi	<0.0010	In	<0.0010	Pt	<0.0010	Tl	<0.0011
Ca	**0.0375**	Ir	<0.0010	Rb	<0.0010	Tm	<0.0010
Cd	<0.0010	K	<0.0024	Re	<0.0010	U	<0.0010
Ce	N/A	La	<0.10	Rh	<0.0010	V	<0.0010
Co	<0.0010	Li	<0.0010	Ru	<0.0010	W	<0.0020
Cr	<0.0010	Lu	<0.0010	S	*	Y	<0.0010
Cs	<0.0010	Mg	<0.0010	Sb	<0.0010	Yb	<0.0010
Cu	**0.0121**	Mn	<0.0010	Sc	<0.0010	Zn	<0.0010
Dy	<0.0010	Mo	<0.0010	Se	<0.0010	Zr	<0.0010
Er	<0.0010	Na	<0.0010	Si	<0.10		
Eu	**0.0035**	Nb	<0.0010	Sm	<0.0010	*: Not tested	

4.0 APPROVAL AND DATE OF CERTIFICATION:

Certification Approval: Yaling Sui, Chemist
Certification Date: February 22, 2021

Yaling Sui

ACCREDITED Reference Material Producer CERTIFICATE 3285.01

5.0 INTENDED USE / *UTILISATION PRÉVUE*:

- ICP Standards: For the calibration of, including but not limited to: ICP-AES, ICP-MS, FAAS, GFAA, XRF and DCP. / *Étalons ICP : Pour l'étalonnage d'instruments de mesure tels que: ICP-AES, ICP-MS, FAAS, GFAA, XRF et DCP.*
- AA Standards: For the calibration of Flame (FAAS) and Graphite Furnace (GFAA) Atomic Absorption Spectrometers. / *Étalons AA : Pour l'étalonnage de spectromètres d'absorption atomique flamme (GFAA) et four au graphite (GFAA).*
- Matrix Modifiers: For the optimization of analytical conditions to provide better Graphite Furnace Atomic Absorption (GFAA) instrument response and improved detection limits. / *Modificateur de matrice : Pour l'optimisation des conditions analytiques afin de fournir des meilleurs réponses instrumentales et limites de détection pour SAA four au graphite.*
- pH Standards: For the calibrating pH meters or for other wet chemistry applications. / *Étalons pH : Pour étalonnage de pH mètres et autres applications de chimie humide.*
- Conductivity Standards: For electrolytic conductivity measurement as a calibration standard. / *Étalons de conductivité : Comme étalon pour les mesures de conductivité électrolytiques.*
- IC Standards: for calibration of, but not limited to IC, HPLC, TLC, ISE, IR, NMR, MS, UV/VIS or other wet chemistry applications. / *Étalons IC : Pour étalonnage d'instruments tels que : IC, HPLC, TLC, ISE, IR, NMR, MS, UV/VIS et autres applications de chimie humide.*

For any inquiries, please contact **SCP SCIENCE**. / *Pour toute question, veuillez contacter* ***SCP SCIENCE***.

6.0 INSTRUCTIONS FOR USE / *INSTRUCTIONS D'UTILISATION*:

Handling and Storage / Manutention et entreposage: Keep product tightly capped when not in use. The solution should be opened for a minimum amount of time necessary to dispense the amount required. Do not pipet or use directly from container. Do not return unused portions back to container. Store under normal laboratory conditions. Avoid exposure to excessive sources of heat and humidity or direct sunlight. / *Garder les contenants bien fermés lorsque non utilisés. Le contenant devrait être ouvert seulement pour le temps requis afin de prélever la quantité nécessaire. Ne pas pipetter ou utiliser directement du contenant. Ne pas retourner les portions non-utilisées dans le contentant. Conserver dans des conditions normales de laboratoire. Éviter l'exposition à des sources de chaleur et d'humidité excessives ou à l'exposition solaire directe.*

Stability / *Stabilité*: This Standard is guaranteed to be stable and accurate to within the specified uncertainty of measurement up to the unopened expiry date, if sealed, or up to the opened expiry date (when indicated), whichever comes first, provided the solution is kept tightly capped and stored under the indicated storage conditions. Purchasers will be notified of any significant changes resulting in re-certification or withdrawal of the product prior to the expiration date. / *La stabilité et l'exactitude de cet étalon sont garanties d'être à l'intérieur de l'incertitude de mesure, jusqu'à la date d'expiration de la bouteille non-ouverte, si scellée, ou jusqu'à la date d'expiration de la bouteille ouverte (si indiquée), en présumant que le contenant est maintenu fermé et gardé dans les conditions d'entreposage indiquées. Les acheteurs seront avisés dans le cas où il y aura des changements significatifs nécessitant une re-certification ou un rappel du produit avant la date d'expiration.*

7.0 HAZARDOUS INFORMATION / *INFORMATION SUR LES RISQUES POTENTIELS*:

Please refer to the associated Safety Data Sheet (SDS) for information regarding this product (available at www.SCPSCIENCE.com). / *SVP vous référer à la Fiche Signalétique applicable pour de l'information sur ce produit (Disponible à www.SCPSCIENCE.com).*

8.0 HOMOGENEITY / *HOMOGÉNÉITÉ:*

This solution has been blended according to an in-house procedure and its homogeneity is guaranteed to be fit for purpose when a sample size sufficient for the intended method of analysis is used. / *Cette solution a été préparée selon une procédure maison et nous assurons que sa homogénéité est approprié à l'emploi lorsqu'un échantillon suffisant pour la méthode d'analyse prévue est utilisé.*

9.0 TRACEABILITY / *TRAÇABILITÉ*:

This CRM (Certified Reference Material) is traceable to the NIST SRM (Standard Reference Material) indicated in section 2 through an unbroken chain of comparisons. In addition, balances used are regularly calibrated using weights which are traceable to NIST (National Institute of Standards and Technology) or NRC (National Research Council of Canada) standards. All conductivity meters used to analyze this standard have been regularly calibrated using a NIST or NRC traceable Thermometer and standards. All pH meters used to analyze this standard have been regularly calibrated using a NIST or NRC traceable thermometer and pH/MV simulator. / *Ce matériel de référence certifié est traçable au Matériel de Référence Standardisé de NIST indiqué à la section 2 par une chaine de comparaison ininterrompue. De plus, les balances utilisées sont étalonnées régulièrement en utilisant des poids qui sont traçables au NIST (National Institute of Standards and Technology) ou au CRNC (Conseil National de Recherches Canada). Tout conductimètre utilisé afin d'analyser cet étalon a été sujet à un étalonnage périodique utilisant des thermomètres et étalons traçables au NIST ou CNRC. Tout pH mètre utilisé afin d'analyser cet étalon a été sujet à un étalonnage périodique utilisant des thermomètres et un simulateur pH/MV traçables au NIST ou au CNRC.*

10.0 PREPARATION / *PRÉPARATION:*

For the preparation of these solutions, 18 meghom/cm double deionized water, high-purity acids and glassware calibrated to ASTM Class A specifications are used. / *Une eau de 18 meghom/cm doublement déionisé, de l'acide de haute pureté, ainsi que de la verrerie étalonnée afin de satisfaire les spécifications Classe A de ASTM ont été utilisés pour la préparation de cet étalon.*

11.0 QUALITY SYSTEM CERTIFICATIONS / *CERTIFICATIONS DE SYSTÈME QUALITÉ:*

ISO 9001 Certification / *Certification ISO 9001*: This standard was produced in a facility which operates under a **registered** ISO 9001 Quality Management System. Please consult our web site for a copy of the most recent revision of our certificate of registration. / *Cet étalon a été fabriqué dans un laboratoire qui utilise un Système de Gestion de la Qualité* ***enregistré*** *à la norme ISO 9001. Veuillez consulter notre site web pour obtenir la version la plus récente de notre certificat d'enregistrement.*

ISO 17025 Accreditation / *Accréditation ISO 17025*: SCP SCIENCE (Corporate Headquarters) operates an ISO 17025 **accredited** laboratory. Please consult our web site for a copy of the most recent revision of our certificate and scope of accreditation. / ***SCP SCIENCE (Siège social)*** *est* ***accréditée*** *ISO 17025. Veuillez consulter notre site web afin d'obtenir la plus récente version de notre certificat d'accréditation ainsi que la portée de notre accréditation.*

ISO 17034 Accreditation / *Accréditation ISO 17034* : SCP SCIENCE (Corporate Headquarters) is an ISO 17034 accredited Reference Material Producer. Please consult our website for a copy of our most recent certificate and scope of accreditation. / ***SCP SCIENCE (Siège social)*** *est un Fabricant de Matériaux de Référence Accrédité ISO 17034. Veuillez consulter notre site web afin d'obtenir la plus récente version de notre certificat d'accréditation ainsi que la portée de notre accréditation.*

CORPORATE HEADQUARTERS
21800 Clark Graham
Baie D'Urfé (Montréal), Quebec,
H9X 4B6 Canada
Phone: +1 (800) 361-6820
Fax: +1 (800) 253-5549

USA
3rd Party Distribution Center
348 Route 11, Champlain,
N.Y. 12919-4816

Phone: +1 (800) 361-6820
Fax: +1 (800) 253-5549

FRANCE
12 Ave. de Québec, Bat. IRIS
SILIC 642, 91965
Villebon sur Yvette, France
Phone: +33 (0) 1 69 18 71 17
Fax: +33 (0) 1 60 92 05 67

GERMANY
Alte Marktoberdorfer Straße 14, 87616
Marktoberdorf

Phone: +49 (0) 8342-89560-61
Fax: +49 (0) 8342-89560-69

Energy Laboratories Inc

Standard LOG

Standard ID:	ME210901 ICSAB		
Standard Name	ICSAB	Type:	Secondary
Date Prepared	9/1/2021	BY:	Cindy Rohrer
Date Expires:	9/1/2022		
Department	ME	Status:	Open
Vendor:			
Lot Number:			
Balance ID:			
Comments:	Made fresh every Monday, Wednesday, and Friday		

Chemical / Solvent Used	BottleNo	Amt	Units	Exp
Nitric Acid, 69.0-70.0%,0000282671	14178	1	mL	4/11/
Milli-Q H2O	391	46.45	mL	6/1/2
Hydrochloric Acid Instra Analyzed 000	14028	0.5	mL	3/29/

Final Volume: 50 mL

Stock Source		**Base Units**	**Amount Added**
ME210901 6020IC	6020ICS-8A	ug/mL	2 mL
ME 210901 6020IC	6020ICS-9B	ug/mL	0.05 mL

Analytes	**CAS**	Conc:	**mg/L**

Energy Laboratories Inc

Standard LOG

Standard ID:	ME 210901 6020ICS-9B		
Standard Name	6020ICS-9B	Type:	Primary
Date Prepared	9/1/2021	BY:	Alyssa A. espinoza
Date Expires:	9/1/2022		
Department	ME	Status:	Open
Vendor:	Inorganic Ventures		
Lot Number:	P2-MEB678862		
Balance ID:			
Comments:	Opened 9/1/2021; Expires 9/1/2022		

Chemical / Solvent Used	BottleNo	Amt	Units	Expires
Multi Analyte Custom Grade Solution	13478	125	mL	9/1/2022

Final Volume:
125 mL

Stock Source **Base Units** **Amount Added**

Analytes **CAS** Conc: **mg/L**

INORGANIC VENTURES
300 Technology Drive
Christiansburg, VA 24073 · USA
inorganicventures.com

CERTIFICATE OF ANALYSIS

tel: 800.669.6799 · 540.585.3030
fax: 540.585.3012
info@inorganicventures.com

1.0 ACCREDITATION / REGISTRATION

INORGANIC VENTURES is accredited to ISO 17034, "General Requirements for the Competence of Reference Material Producers" and ISO/IEC 17025, "General Requirements for the Competence of Testing and Calibration Laboratories". Inorganic Ventures is also an ISO 9001 registered manufacturer (QSR Certificate Number QSR-1034).

ACCREDITED Testing Laboratory Certificate 883.01
ACCREDITED Reference Material Producer Certificate 883.02

2.0 PRODUCT DESCRIPTION

Product Code:	Multi Analyte Custom Grade Solution
Catalog Number:	6020ICS-9B
Lot Number:	P2-MEB678862
Matrix:	3% (v/v) HNO3
Value / Analyte(s):	20 µg/mL ea: Cobalt, Chromium, Copper, Manganese, Nickel, Vanadium, 10 µg/mL ea: Zinc, Arsenic, Cadmium, Selenium, 5 µg/mL ea: Silver

ID #: 13478
Opened:_____
Multi Analyte Custom Grade Solution
Expires: 5/17/2023
Rec'd: 1/15/2021
Energy Laboratories Inc 1120 So. 27th Street
Billings MT 59107

3.0 CERTIFIED VALUES AND UNCERTAINTIES

ANALYTE	CERTIFIED VALUE	ANALYTE	CERTIFIED VALUE
Arsenic, As	10.01 ± 0.05 µg/mL	Cadmium, Cd	10.01 ± 0.04 µg/mL
Chromium, Cr	20.02 ± 0.12 µg/mL	Cobalt, Co	20.01 ± 0.10 µg/mL
Copper, Cu	20.02 ± 0.08 µg/mL	Manganese, Mn	20.02 ± 0.09 µg/mL
Nickel, Ni	20.02 ± 0.09 µg/mL	Selenium, Se	10.01 ± 0.06 µg/mL
Silver, Ag	5.005 ± 0.022 µg/mL	Vanadium, V	20.02 ± 0.08 µg/mL
Zinc, Zn	10.01 ± 0.04 µg/mL		

Density: 1.015 g/mL (measured at 20 ± 4 °C)

Assay Information:

ANALYTE	METHOD	NIST SRM#	SRM LOT#
Ag	ICP Assay	3151	160729
Ag	Volhard	999c	999c
As	ICP Assay	3103a	100818
As	Calculated		See Sec. 4.2
Cd	ICP Assay	3108	130116
Cd	EDTA	928	928
Co	EDTA	928	928
Co	ICP Assay	traceable to 3113	M2-CO661665
Cr	ICP Assay	3112a	170630
Cu	ICP Assay	3114	121207
Cu	EDTA	928	928
Mn	EDTA	928	928
Mn	ICP Assay	Traceable to 3132	N2-MN665236
Mn	Calculated		See Sec. 4.2
Ni	ICP Assay	3136	120619
Ni	EDTA	928	928
Se	ICP Assay	3149	100901
Se	Calculated		See Sec. 4.2
V	EDTA	928	928
V	ICP Assay	3165	992706
Zn	ICP Assay	3168a	120629
Zn	EDTA	928	928

The following equations are used in the calculation of the certified value and the uncertainty. Reported uncertainties represent expanded uncertainties expressed at approximately the 95% confidence level using a coverage factor of k = 2.

Characterization of CRM/RM by Two or More Methods

Certified Value, $X_{CRM/RM}$, where two or more methods of characterization are used is the weighted mean of the results:

$X_{CRM/RM} = \Sigma(w_i)(X_i)$

X_i = mean of Assay Method I with standard uncertainty $u_{char\ i}$

w_i = the weighting factors for each method calculated using the inverse square of the variance:

$w_i = (1/u_{char\ i})^2 / (\Sigma(1/(u_{char\ i})^2)$

CRM/RM Expanded Uncertainty (±) = $U_{CRM/RM} = k\ (u^2_{char} + u^2_{bb} + u^2_{lts} + u^2_{ts})^{½}$

k = coverage factor = 2

$u_{char} = [\Sigma((w_i)^2\ (u_{char\ i})^2)]^{½}$ where $u_{char\ i}$ are the errors from each characterization method

u_{bb} = bottle to bottle homogeneity standard uncertainty

u_{lts} = long term stability standard uncertainty (storage)

u_{ts} = transport stability standard uncertainty

Characterization of CRM/RM by One Method

Certified Value, $X_{CRM/RM}$, where one method of characterization is used is the mean of individual results:

$X_{CRM/RM} = (X_a)\ (u_{char\ a})$

X_a = mean of Assay Method A with

$u_{char\ a}$ = the standard uncertainty of characterization Method A

CRM/RM Expanded Uncertainty (±) = $U_{CRM/RM} = k\ (u^2_{char\ a} + u^2_{bb} + u^2_{lts} + u^2_{ts})^{½}$

k = coverage factor = 2

$u_{char\ a}$ = the errors from characterization

u_{bb} = bottle to bottle homogeneity standard uncertainty

u_{lts} = long term stability standard uncertainty (storage)

u_{ts} = transport stability standard uncertainty

4.0 TRACEABILITY TO NIST

- This product is traceable to NIST via an unbroken chain of comparisons. The uncertainties for each certified value are reported, taking into account the SRM/RM uncertainty error and the measurement, weighing and volume dilution errors. In rare cases where no NIST SRM/RM are available, the term 'in-house std.' is specified.

4.1 Thermometer Calibration

- All thermometers are NIST traceable through thermometers that are calibrated by an accredited calibration laboratory.

4.2 *Balance Calibration*

- All analytical balances are calibrated by an accredited calibration laboratory and procedure. The weights used for testing are annually compared to master weights and are traceable to NIST.

4.3 Glassware Calibration

- An in-house procedure is used to calibrate all Class A glassware used in the manufacturing and quality control of CRM/RMs.

5.0 TRACE METALLIC IMPURITIES (TMI) DETERMINED BY ICP-MS AND ICP-OES (µg/mL)

N/A

6.0 INTENDED USE

- For the calibration of analytical instruments and validation of analytical methods as appropriate.

7.0 INSTRUCTIONS FOR THE CORRECT USE OF THIS REFERENCE MATERIAL

7.1 Storage and Handling Recommendations

- Store between approximately 4° - 30° C while in sealed TCT bag.

- While stored in the sealed TCT bag, transpiration of this CRM/RM is negligible. After opening the sealed TCT bag transpiration of the CRM/RM will occur, resulting in a gradual increase in the analyte concentration(s). It is the responsibility of the user to account for this effect. When the bottle is weighed both before and after being placed in storage, the mass difference observed will be a measure of transpiration mass loss.

- After opening the sealed TCT bag, keep cap tightly sealed when not in use and store between 4° - 24° C to minimize the effects of transpiration. Use at 20° ± 4° C to minimize volumetric dilution error when using the reported density. Do not pipette from the container. Do not return removed aliquots to container.

- For more information, visit **www.inorganicventures.com/TCT**

Low Silver Note: This solution contains "LOW" levels of Silver. Please store this entire bottle inside a sealed glass jar.

8.0 HAZARDOUS INFORMATION

- Please refer to the Safety Data Sheet for information regarding this CRM/RM.

9.0 HOMOGENEITY

- This solution was mixed according to an in-house procedure and is guaranteed to be homogeneous. Homogeneity data indicate that the end user should take a minimum sample size of 0.2 mL to assure homogeneity.

10.0 QUALITY STANDARD DOCUMENTATION

10.1 ISO 9001 Quality Management System Registration

- QSR Certificate Number QSR-1034

10.2 ISO/IEC 17025 "General Requirements for the Competence of Testing and Calibration Laboratories"

- Chemical Testing - Accredited / A2LA Certificate Number 883.01

10.3 ISO 17034 "General Requirements for the Competence of Reference Material Producers"

- Reference Material Producer - Accredited / A2LA Certificate Number 883.02

Inorganic Ventures, 300 Technology Drive, Christiansburg, Va. 24073, USA; Telephone: 800.669.6799; 540.585.3030, Fax: 540.585.3012; inorganicventures.com; info@inorganicventures.com

11.0 CERTIFICATION, LOT EXPIRATION AND PERIOD OF VALIDITY

11.1 Certification Issue Date

May 17, 2019

- The certification is valid within the measurement uncertainty specified provided the CRM/RM is stored and handled in accordance with instructions given in Sec 7.1. This certification is nullified if instructions in Sec 7.1 are not followed or if the CRM/RM is damaged, contaminated, or otherwise modified.

11.2 Lot Expiration Date

- May 17, 2023

- The date after which this CRM/RM should not be used.

- The lot expiration date reflects the period of time that the stability of a CRM/RM can be supported by long term stability studies conducted on properly stored and handled CRM/RMs. Lot expiration is limited primarily by transpiration (loss of water from the solution) and infrequently by chemical stability.

11.3 Period of Validity

- Sealed TCT Bag Open Date: _____

- This CRM/RM should not be used longer than one year (or six months in the case of a 30 mL bottle) from the date of opening the aluminized bag or after the date given in Sec. 11.2, whichever comes first. This is contingent upon the CRM/RM being stored and handled in accordance with the instructions given in Sec. 7.1.

12.0 NAMES AND SIGNATURES OF CERTIFYING OFFICERS

Certificate Approved By:

Michael Booth
Supervisor, Quality Control



Certifying Officer:

Paul Gaines
CEO, Senior Technical Director

Energy Laboratories Inc

Standard LOG

Standard ID:	ME220112 SS1		
Standard Name	SS1 ICPMS Spiking Solution	Type:	Secondary
Date Prepared	1/12/2022	BY:	Stacy R. Hendricks
Date Expires:	12/8/2022		
Department	ME	Status:	Open
Vendor:	Inorganic Ventures		
Lot Number:			
Balance ID:			

Comments:

Chemical / Solvent Used	BottleNo	Amt	Units	Expires
Nitric Acid, 69.0-70.0%,0000277202	13781	0.8	mL	1/14/2026
Hydrochloric Acid, 36.5-38.0% 000027567	13784	2	mL	12/15/2025
Milli-Q H2O	391	28.8	mL	6/1/2100

Final Volume:
40 mL

Stock Source		**Base Units**	**Amount Added**
ME220105 HgPrim	Primary Hg Stock 2 PPM	ug/mL	2 mL
ME211208 MSCAL	MSCAL 2B	ug/mL	2 mL
ME211221 MSCAL	MSCAL 3C	ug/mL	2 mL
ME220110 Ce, La	Ce, La Primary	ug/mL	2 mL

Analytes	**CAS**	Conc:	**mg/L**

Energy Laboratories Inc

Spike LOG

Standard ID:	ME220105 HGPRIMARY		
Standard Name	Primary Hg Stock 2 PPM	Type:	Secondary
Date Prepared	1/5/2022	BY:	Amanda E. McDani
Date Expires:	12/29/2022		
Department	ME	Status:	Open
Vendor:	Inorganic Ventures		
Lot Number:			
Balance ID:			

Comments: Made with different HG stock than QCS

Chemical / Solvent Used	BottleNo	Amt	Units	Expires
Nitric Acid 69.0- 70.0% D0521	14626	0.5	mL	12/14/2026
Hydrochloric Acid E1421	14721	0.25	mL	1/4/2027

Final Volume: 25 mL

Stock Source		**Base Units**	**Amount Added**
ME220110HG	HG Stock	ug/mL	0.05 mL
ME211229A AU 2N	Au 2nd source Stock	ug/mL	0.05 mL

Analytes	**CAS**	Conc:	**ug/mL**

Page:*1 of 1*

Energy Laboratories Inc

Standard LOG

Standard ID:	ME220110HG		
Standard Name	HG Stock	Type:	Primary
Date Prepared	1/10/2022	BY:	Amanda E. McDani
Date Expires:	1/10/2023		
Department	ME	Status:	Open
Vendor:	SCP Science		
Lot Number:	S210729017		
Balance ID:			

Comments:

Chemical / Solvent Used	BottleNo	Amt	Units	Expires
ICP/ICPMS Standard Mercury	14711	125	mL	1/10/2023

Final Volume:
125 mL

Stock Source **Base Units** **Amount Added**

Analytes **CAS** Conc: **ug/mL**

ID #: 14711
Opened:
ICP/ICPMS Standard Mercury
Expires: 7/31/2023
Rec'd: 12/29/2021
Energy Laboratories Inc 1120 So. 27th Street
Billings MT 59107

SCP SCIENCE
Providing Innovative Solutions to Analytical Chemists

rtificate of Analysis

1.0 DESCRIPTION:

PlasmaCAL ICP/ICPMS Standard - Mercury 1000 µg/ml

Catalogue Number: 140-051-800/-801/-805
Starting Material: Mercury(II) oxide 99.99+%
Lot Number: **S210729017**
Matrix: 10% HNO_3 (See Section 3 for actual matrix)
Expiration Date (End of month): **July 2023** (or 15 months after bottle is opened, whichever comes first)

Hg

2.0 CERTIFIED VALUES AND ASSOCIATED UNCERTAINTY:

Certified Concentration: **999 µg/ml +/- 5 µg/ml**
952 µg/g +/- 5 µg/g
Method of analysis: Inductively Coupled Plasma Atomic Emission Spectroscopy (ICP-AES)
Traceability: NIST Standard Reference Material 3133 Lot: **160921**

Note: The uncertainty of the certified value has been calculated from applicable uncertainty contributors (u_i) including uncertainty established during characterization of the material (u_{char}), the between bottle variation (u_{bb}), short-term stability (u_{sts}) and long-term stability (u_{lts}) according to the model $u_c = \sqrt{(u_{char}^2 + u_{bb}^2 + u_{sts}^2 + u_{lts}^2)}$. This combined uncertainty has been further multiplied by a coverage factor (k) of 2 to provide a 95% confidence interval.

3.0 REFERENCE VALUES:

Density: **1.050 g/ml @ 23.6 °C**
Actual Matrix: **10.0% (v/v) HNO_3**

Trace Metal Impurities as tested by ICP-MS:

Element	Conc. (ppm)	Element	Conc. (ppm)	Element	Conc. (ppm)	Element	Conc. (ppm)
Ag	<0.0010	Fe	**0.0322**	Nd	<0.0010	Sn	<0.0010
Al	**0.0042**	Ga	<0.0010	Ni	**0.0039**	Sr	<0.0025
As	<0.0010	Gd	<0.0010	Os	<0.0010	Ta	<0.0010
Au	<0.0010	Ge	<0.0010	P	<0.0132	Tb	<0.0010
B	<0.0015	Hf	<0.0010	Pb	<0.0010	Te	<0.0010
Ba	<0.0010	Hg	N/A	Pd	<0.0010	Th	<0.0010
Be	<0.0010	Ho	<0.0010	Pr	<0.0010	Ti	<0.0012
Bi	<0.0010	In	<0.0010	Pt	<0.0010	Tl	**0.0117**
Ca	<0.0135	Ir	<0.0010	Rb	<0.0010	Tm	<0.0010
Cd	<0.0010	K	<0.0024	Re	<0.0010	U	<0.0010
Ce	<0.0010	La	<0.0010	Rh	<0.0010	V	<0.0010
Co	<0.0010	Li	<0.0010	Ru	<0.0010	W	<0.0020
Cr	**0.0112**	Lu	<0.0010	S	*	Y	<0.0010
Cs	<0.0010	Mg	<0.0010	Sb	<0.0010	Yb	<0.0010
Cu	**0.0060**	Mn	<0.0010	Sc	<0.0010	Zn	<0.0010
Dy	<0.0010	Mo	<0.0010	Se	<0.0010	Zr	<0.0010
Er	<0.0010	Na	**0.0092**	Si	<0.1		
Eu	<0.0010	Nb	<0.0010	Sm	<0.0010	*: Not tested	

4.0 APPROVAL AND DATE OF CERTIFICATION:

Certification Approval: Daniel Boisvert, Chemist
Certification Date: August 12, 2021

Daniel Boisvert

ACCREDITED
Reference Material Producer
CERTIFICATE 2285.01

5.0 INTENDED USE / *UTILISATION PRÉVUE*:

- ICP Standards: For the calibration of, including but not limited to: ICP-AES, ICP-MS, FAAS, GFAA, XRF and DCP. / *Étalons ICP : Pour l'étalonnage d'instruments de mesure tels que: ICP-AES, ICP-MS, FAAS, GFAA, XRF et DCP.*
- AA Standards: For the calibration of Flame (FAAS) and Graphite Furnace (GFAA) Atomic Absorption Spectrometers. / *Étalons AA : Pour l'étalonnage de spectromètres d'absorption atomique flamme (GFAA) et four au graphite (GFAA).*
- Matrix Modifiers: For the optimization of analytical conditions to provide better Graphite Furnace Atomic Absorption (GFAA) instrument response and improved detection limits. / *Modificateur de matrice : Pour l'optimisation des conditions analytiques afin de fournir des meilleurs réponses instrumentales et limites de détection pour SAA four au graphite.*
- pH Standards: For the calibrating pH meters or for other wet chemistry applications. / *Étalons pH : Pour étalonnage de pH mètres et autres applications de chimie humide.*
- Conductivity Standards: For electrolytic conductivity measurement as a calibration standard. / *Étalons de conductivité : Comme étalon pour les mesures de conductivité électrolytiques.*
- IC Standards: for calibration of, but not limited to IC, HPLC, TLC, ISE, IR, NMR, MS, UV/VIS or other wet chemistry applications. / *Étalons IC : Pour étalonnage d'instruments tels que : IC, HPLC, TLC, ISE, IR, NMR, MS, UV/VIS et autres applications de chimie humide.*

For any inquiries, please contact **SCP SCIENCE**. / *Pour toute question, veuillez contacter **SCP SCIENCE**.*

6.0 INSTRUCTIONS FOR USE / *INSTRUCTIONS D'UTILISATION*:

Handling and Storage / Manutention et entreposage: Keep product tightly capped when not in use. The solution should be opened for a minimum amount of time necessary to dispense the amount required. Do not pipet or use directly from container. Do not return unused portions back to container. Store under normal laboratory conditions. Avoid exposure to excessive sources of heat and humidity or direct sunlight. / *Garder les contenants bien fermés lorsque non utilisés. Le contenant devrait être ouvert seulement pour le temps requis afin de prélever la quantité nécessaire. Ne pas pipetter ou utiliser directement du contenant. Ne pas retourner les portions non-utilisées dans le contentant. Conserver dans des conditions normales de laboratoire. Éviter l'exposition à des sources de chaleur et d'humidité excessives ou à l'exposition solaire directe.*

Stability / *Stabilité*: This Standard is guaranteed to be stable and accurate to within the specified uncertainty of measurement up to the unopened expiry date, if sealed, or up to the opened expiry date (when indicated), whichever comes first, provided the solution is kept tightly capped and stored under the indicated storage conditions. Purchasers will be notified of any significant changes resulting in re-certification or withdrawal of the product prior to the expiration date. / *La stabilité et l'exactitude de cet étalon sont garanties d'être à l'intérieur de l'incertitude de mesure, jusqu'à la date d'expiration de la bouteille non-ouverte, si scellée, ou jusqu'à la date d'expiration de la bouteille ouverte (si indiquée), en présumant que le contenant est maintenu fermé et gardé dans les conditions d'entreposage indiquées. Les acheteurs seront avisés dans le cas où il y aura des changements significatifs nécessitant une re-certification ou un rappel du produit avant la date d'expiration.*

7.0 HAZARDOUS INFORMATION / *INFORMATION SUR LES RISQUES POTENTIELS*:

Please refer to the associated Safety Data Sheet (SDS) for information regarding this product (available at www.SCPSCIENCE.com). / *SVP vous référer à la Fiche Signalétique applicable pour de l'information sur ce produit (Disponible à www.SCPSCIENCE.com).*

8.0 HOMOGENEITY / *HOMOGÉNÉITÉ*:

This solution has been blended according to an in-house procedure and its homogeneity is guaranteed to be fit for purpose when a sample size sufficient for the intended method of analysis is used. / *Cette solution a été préparée selon une procédure maison et nous assurons que sa homogénéité est approprié à l'emploi lorsqu'un échantillon suffisant pour la méthode d'analyse prévue est utilisé.*

9.0 TRACEABILITY / *TRAÇABILITÉ*:

This CRM (Certified Reference Material) is traceable to the NIST SRM (Standard Reference Material) indicated in section 2 through an unbroken chain of comparisons. In addition, balances used are regularly calibrated using weights which are traceable to NIST (National Institute of Standards and Technology) or NRC (National Research Council of Canada) standards. All conductivity meters used to analyze this standard have been regularly calibrated using a NIST or NRC traceable Thermometer and standards. All pH meters used to analyze this standard have been regularly calibrated using a NIST or NRC traceable thermometer and pH/MV simulator. / *Ce matériel de référence certifié est traçable au Matériel de Référence Standardisé de NIST indiqué à la section 2 par une chaine de comparaison ininterrompue. De plus, les balances utilisées sont étalonnées régulièrement en utilisant des poids qui sont traçables au NIST (National Institute of Standards and Technology) ou au CRNC (Conseil National de Recherches Canada). Tout conductimètre utilisé afin d'analyser cet étalon a été sujet à un étalonnage périodique utilisant des thermomètres et étalons traçables au NIST ou CNRC. Tout pH mètre utilisé afin d'analyser cet étalon a été sujet à un étalonnage périodique utilisant des thermomètres et un simulateur pH/MV traçables au NIST ou au CNRC.*

10.0 PREPARATION / *PRÉPARATION*:

For the preparation of these solutions, 18 meghom/cm double deionized water, high-purity acids and glassware calibrated to ASTM Class A specifications are used. / *Une eau de 18 meghom/cm doublement déionisé, de l'acide de haute pureté, ainsi que de la verrerie étalonnée afin de satisfaire les spécifications Classe A de ASTM ont été utilisés pour la préparation de cet étalon.*

11.0 QUALITY SYSTEM CERTIFICATIONS / *CERTIFICATIONS DE SYSTÈME QUALITÉ*:

ISO 9001 Certification / *Certification ISO 9001*: This standard was produced in a facility which operates under a **registered** ISO 9001 Quality Management System. Please consult our web site for a copy of the most recent revision of our certificate of registration. / *Cet étalon a été fabriqué dans un laboratoire qui utilise un Système de Gestion de la Qualité **enregistré** à la norme ISO 9001. Veuillez consulter notre site web pour obtenir la version la plus récente de notre certificat d'enregistrement.*

ISO 17025 Accreditation / *Accréditation ISO 17025*: **SCP SCIENCE (Corporate Headquarters)** operates an ISO 17025 **accredited** laboratory. Please consult our web site for a copy of the most recent revision of our certificate and scope of accreditation. / ***SCP SCIENCE (Siège social)** est **accréditée** ISO 17025. Veuillez consulter notre site web afin d'obtenir la plus récente version de notre certificat d'accréditation ainsi que la portée de notre accréditation.*

ISO 17034 Accreditation / *Accréditation ISO 17034* : **SCP SCIENCE (Corporate Headquarters)** is an ISO 17034 accredited Reference Material Producer. Please consult our website for a copy of our most recent certificate and scope of accreditation. / ***SCP SCIENCE (Siège social)** est un Fabricant de Matériaux de Référence Accrédité ISO 17034. Veuillez consulter notre site web afin d'obtenir la plus récente version de notre certificat d'accréditation ainsi que la portée de notre accréditation.*

CORPORATE HEADQUARTERS
21800 Clark Graham
Baie D'Urfé (Montréal), Quebec,
H9X 4B6 Canada
Phone: +1 (800) 361-6820
Fax: +1 (800) 253-5549

USA
3rd Party Distribution Center
348 Route 11, Champlain,
N.Y. 12919-4816
Phone: +1 (800) 361-6820
Fax: +1 (800) 253-5549

FRANCE
12 Ave. de Québec, Bat. IRIS
91140, Villebon-sur-Yvette
Phone: +33 (0) 1 69 18 71 17
Fax: +33 (0) 1 60 92 05 67

GERMANY
Alte Marktoberdorfer Straße 14, 87616
Marktoberdorf
Phone: +49 (0) 8342-89560-61
Fax: +49 (0) 8342-89560-69

Energy Laboratories Inc

Standard LOG

Standard ID:	ME211229A AU 2ND SOURCE		
Standard Name	Au 2nd source Stock	Type:	Primary
Date Prepared	12/29/2021	BY:	Amanda E. McDani
Date Expires:	12/29/2022		
Department	ME	Status:	Open
Vendor:	SCP Science		
Lot Number:	S211129013		
Balance ID:			
Comments:	opened 12/29/2021; expires 12/29/2022		

Chemical / Solvent Used	BottleNo	Amt	Units	Expires
ICP/ICPMS Standard Gold	14710	500	mL	12/29/2022

Final Volume:
500 mL

Stock Source **Base Units** **Amount Added**

Analytes **CAS** Conc: **ug/mL**

ID #: 14710
Opened:
ICP/ICPMS Standard Gold
Expires: 12/31/2023
Rec'd: 12/29/2021
Energy Laboratories Inc 1120 So. 27th Street
Billings MT 59107

SCP SCIENC
Providing Innovative Solutions to Analytical

Certificate of Analysis

1.0 DESCRIPTION:

PlasmaCAL ICP/ICPMS Standard - Gold 1000 µg/ml

Au

Catalogue Number: 140-052-790/-791/-795
Starting Material: Gold Metal 99.99+%
Lot Number: **S211129013**
Matrix: 10% HCl (See Section 3 for actual matrix)
Expiration Date (End of month): **December 2023** (or 15 months after bottle is opened, whichever comes first)

2.0 CERTIFIED VALUES AND ASSOCIATED UNCERTAINTY:

Certified Concentration: **1001 µg/ml +/- 4 µg/ml**
982 µg/g +/- 4 µg/g

Method of analysis: Inductively Coupled Plasma Atomic Emission Spectroscopy (ICP-AES)

Traceability: NIST Standard Reference Material 3121 Lot: **991806**

Note: The uncertainty of the certified value has been calculated from applicable uncertainty contributors (u_i) including uncertainty established during characterization of the material (u_{char}), the between bottle variation (u_{bb}), short-term stability (u_{sts}) and long-term stability (u_{lts}) according to the model $u_c = \sqrt{(u_{char}^2 + u_{bb}^2 + u_{sts}^2 + u_{lts}^2)}$. This combined uncertainty has been further multiplied by a coverage factor (k) of 2 to provide a 95% confidence interval.

3.0 REFERENCE VALUES:

Density: **1.019 g/ml @ 22.4 °C**
Actual Matrix: **10.0% (v/v) HCl**

Trace Metal Impurities as tested by ICP-MS:

Element	Conc. (ppm)	Element	Conc. (ppm)	Element	Conc. (ppm)	Element	Conc. (ppm)
Ag	**0.3851**	Fe	<0.0090	Nd	<0.0010	Sn	<0.0010
Al	**0.0062**	Ga	<0.0010	Ni	<0.0010	Sr	<0.0025
As	<0.0010	Gd	<0.0010	Os	<0.0010	Ta	<0.0010
Au	N/A	Ge	<0.0010	P	<0.0132	Tb	<0.0010
B	<0.0015	Hf	<0.0010	Pb	<0.0010	Te	<0.0010
Ba	<0.0010	Hg	*	Pd	**0.0434**	Th	<0.0010
Be	<0.0010	Ho	<0.0010	Pr	<0.0010	Ti	<0.0012
Bi	<0.0010	In	<0.0010	Pt	**0.0048**	Tl	<0.0011
Ca	<0.0135	Ir	<0.0010	Rb	<0.0010	Tm	<0.0010
Cd	<0.0010	K	**0.0362**	Re	<0.0010	U	<0.0010
Ce	<0.0010	La	<0.0010	Rh	<0.0010	V	<0.0010
Co	<0.0010	Li	<0.0010	Ru	<0.0010	W	<0.0020
Cr	<0.0010	Lu	<0.0010	S	*	Y	<0.0010
Cs	**0.0029**	Mg	<0.0010	Sb	<0.0010	Yb	<0.0010
Cu	**0.0023**	Mn	<0.0010	Sc	<0.0010	Zn	<0.0010
Dy	<0.0010	Mo	<0.0010	Se	<0.01	Zr	<0.0010
Er	<0.0010	Na	**0.0070**	Si	<0.1		
Eu	<0.0010	Nb	<0.0010	Sm	<0.0010	*: Not tested	

4.0 APPROVAL AND DATE OF CERTIFICATION:

Certification Approval: Daniel Boisvert, Chemist
Certification Date: December 10, 2021

Daniel Boisvert

ACCREDITED
Reference Material Producer
CERTIFICATE 2885.01

5.0 INTENDED USE / *UTILISATION PRÉVUE*:

- ICP Standards: For the calibration of, including but not limited to: ICP-AES, ICP-MS, FAAS, GFAA, XRF and DCP. / *Étalons ICP : Pour l'étalonnage d'instruments de mesure tels que: ICP-AES, ICP-MS, FAAS, GFAA, XRF et DCP.*
- AA Standards: For the calibration of Flame (FAAS) and Graphite Furnace (GFAA) Atomic Absorption Spectrometers. / *Étalons AA : Pour l'étalonnage de spectromètres d'absorption atomique flamme (GFAA) et four au graphite (GFAA).*
- Matrix Modifiers: For the optimization of analytical conditions to provide better Graphite Furnace Atomic Absorption (GFAA) instrument response and improved detection limits. / *Modificateur de matrice : Pour l'optimisation des conditions analytiques afin de fournir des meilleurs réponses instrumentales et limites de détection pour SAA four au graphite.*
- pH Standards: For the calibrating pH meters or for other wet chemistry applications. / *Étalons pH : Pour étalonnage de pH mètres et autres applications de chimie humide.*
- Conductivity Standards: For electrolytic conductivity measurement as a calibration standard. / *Étalons de conductivité : Comme étalon pour les mesures de conductivité électrolytiques.*
- IC Standards: for calibration of, but not limited to IC, HPLC, TLC, ISE, IR, NMR, MS, UV/VIS or other wet chemistry applications. / *Étalons IC : Pour étalonnage d'instruments tels que : IC, HPLC, TLC, ISE, IR, NMR, MS, UV/VIS et autres applications de chimie humide.*

For any inquiries, please contact **SCP SCIENCE**. / *Pour toute question, veuillez contacter **SCP SCIENCE**.*

6.0 INSTRUCTIONS FOR USE / *INSTRUCTIONS D'UTILISATION*:

Handling and Storage / Manutention et entreposage: Keep product tightly capped when not in use. The solution should be opened for a minimum amount of time necessary to dispense the amount required. Do not pipet or use directly from container. Do not return unused portions back to container. Store under normal laboratory conditions. Avoid exposure to excessive sources of heat and humidity or direct sunlight. / *Garder les contenants bien fermés lorsque non utilisés. Le contenant devrait être ouvert seulement pour le temps requis afin de prélever la quantité nécessaire. Ne pas pipetter ou utiliser directement du contenant. Ne pas retourner les portions non-utilisées dans le contentant. Conserver dans des conditions normales de laboratoire. Éviter l'exposition à des sources de chaleur et d'humidité excessives ou à l'exposition solaire directe.*

Stability / *Stabilité*: This Standard is guaranteed to be stable and accurate to within the specified uncertainty of measurement up to the unopened expiry date, if sealed, or up to the opened expiry date (when indicated), whichever comes first, provided the solution is kept tightly capped and stored under the indicated storage conditions. Purchasers will be notified of any significant changes resulting in re-certification or withdrawal of the product prior to the expiration date. / *La stabilité et l'exactitude de cet étalon sont garanties d'être à l'intérieur de l'incertitude de mesure, jusqu'à la date d'expiration de la bouteille non-ouverte, si scellée, ou jusqu'à la date d'expiration de la bouteille ouverte (si indiquée), en présumant que le contenant est maintenu fermé et gardé dans les conditions d'entreposage indiquées. Les acheteurs seront avisés dans le cas où il y aura des changements significatifs nécessitant une re-certification ou un rappel du produit avant la date d'expiration.*

7.0 HAZARDOUS INFORMATION / *INFORMATION SUR LES RISQUES POTENTIELS*:

Please refer to the associated Safety Data Sheet (SDS) for information regarding this product (available at www.SCPSCIENCE.com). / *SVP vous référer à la Fiche Signalétique applicable pour de l'information sur ce produit (Disponible à www.SCPSCIENCE.com).*

8.0 HOMOGENEITY / *HOMOGÉNÉITÉ:*

This solution has been blended according to an in-house procedure and its homogeneity is guaranteed to be fit for purpose when a sample size sufficient for the intended method of analysis is used. / *Cette solution a été préparée selon une procédure maison et nous assurons que sa homogénéité est approprié à l'emploi lorsqu'un échantillon suffisant pour la méthode d'analyse prévue est utilisé.*

9.0 TRACEABILITY / *TRAÇABILITÉ*:

This CRM (Certified Reference Material) is traceable to the NIST SRM (Standard Reference Material) indicated in section 2 through an unbroken chain of comparisons. In addition, balances used are regularly calibrated using weights which are traceable to NIST (National Institute of Standards and Technology) or NRC (National Research Council of Canada) standards. All conductivity meters used to analyze this standard have been regularly calibrated using a NIST or NRC traceable Thermometer and standards. All pH meters used to analyze this standard have been regularly calibrated using a NIST or NRC traceable thermometer and pH/MV simulator. / *Ce matériel de référence certifié est traçable au Matériel de Référence Standardisé de NIST indiqué à la section 2 par une chaine de comparaison ininterrompue. De plus, les balances utilisées sont étalonnées régulièrement en utilisant des poids qui sont traçables au NIST (National Institute of Standards and Technology) ou au CRNC (Conseil National de Recherches Canada). Tout conductimètre utilisé afin d'analyser cet étalon a été sujet à un étalonnage périodique utilisant des thermomètres et étalons traçables au NIST ou CNRC. Tout pH mètre utilisé afin d'analyser cet étalon a été sujet à un étalonnage périodique utilisant des thermomètres et un simulateur pH/MV traçables au NIST ou au CNRC.*

10.0 PREPARATION / *PRÉPARATION:*

For the preparation of these solutions, 18 meghom/cm double deionized water, high-purity acids and glassware calibrated to ASTM Class A specifications are used. / *Une eau de 18 meghom/cm doublement déionisé, de l'acide de haute pureté, ainsi que de la verrerie étalonnée afin de satisfaire les spécifications Classe A de ASTM ont été utilisés pour la préparation de cet étalon.*

11.0 QUALITY SYSTEM CERTIFICATIONS / *CERTIFICATIONS DE SYSTÈME QUALITÉ:*

ISO 9001 Certification / *Certification ISO 9001*: This standard was produced in a facility which operates under a **registered** ISO 9001 Quality Management System. Please consult our web site for a copy of the most recent revision of our certificate of registration. / *Cet étalon a été fabriqué dans un laboratoire qui utilise un Système de Gestion de la Qualité **enregistré** à la norme ISO 9001. Veuillez consulter notre site web pour obtenir la version la plus récente de notre certificat d'enregistrement.*

ISO 17025 Accreditation / *Accréditation ISO 17025*: **SCP SCIENCE (Corporate Headquarters)** operates an ISO 17025 **accredited** laboratory. Please consult our web site for a copy of the most recent revision of our certificate and scope of accreditation. / ***SCP SCIENCE (Siège social)** est **accréditée** ISO 17025. Veuillez consulter notre site web afin d'obtenir la plus récente version de notre certificat d'accréditation ainsi que la portée de notre accréditation.*

ISO 17034 Accreditation / *Accréditation ISO 17034* : SCP SCIENCE (Corporate Headquarters) is an ISO 17034 accredited Reference Material Producer. Please consult our website for a copy of our most recent certificate and scope of accreditation. / ***SCP SCIENCE (Siège social)** est un Fabricant de Matériaux de Référence Accrédité ISO 17034. Veuillez consulter notre site web afin d'obtenir la plus récente version de notre certificat d'accréditation ainsi que la portée de notre accréditation.*

CORPORATE HEADQUARTERS
21800 Clark Graham
Baie D'Urfé (Montréal), Quebec,
H9X 4B6 Canada
Phone: +1 (800) 361-6820
Fax: +1 (800) 253-5549

USA
3rd Party Distribution Center
348 Route 11, Champlain,
N.Y. 12919-4816
Phone: +1 (800) 361-6820
Fax: +1 (800) 253-5549

FRANCE
12 Ave. de Québec, Bat. IRIS
91140, Villebon-sur-Yvette
Phone: +33 (0) 1 69 18 71 17
Fax: +33 (0) 1 60 92 05 67

GERMANY
Alte Marktoberdorfer Straße 14, 87616
Marktoberdorf
Phone: +49 (0) 8342-89560-61
Fax: +49 (0) 8342-89560-69

Energy Laboratories Inc

Standard LOG

Standard ID:	ME211208 MSCAL2B		
Standard Name	MSCAL 2B	Type:	Primary
Date Prepared	12/8/2021	BY:	Stacy R. Hendricks
Date Expires:	12/8/2022		
Department	ME	Status:	Open
Vendor:	Inorganic Ventures		
Lot Number:	S2-MEB704403		
Balance ID:			
Comments:	Opened 12/08/2021; Expires 12/08/2022		

Chemical / Solvent Used	BottleNo	Amt	Units	Expires
Multi Analyte Custom Grade Solution	13793		mL	12/8/2022

Final Volume: mL

Stock Source **Base Units** **Amount Added**

Analytes **CAS** Conc: **ug/mL**

INORGANIC VENTURES™
Refine your results. Redefine your industry.

Certificate of Analysis

300 Technology Drive
Christiansburg, VA 24073 USA
inorganicventures.com

P: 800-669-6799/540-585-3030
F: 540-585-3012
info@inorganicventures.com

1.0 ACCREDITATION / REGISTRATION

INORGANIC VENTURES is accredited to ISO 17034, "General Requirements for the Competence of Reference Material Producers" and ISO/IEC 17025, "General Requirements for the Competence of Testing and Calibration Laboratories". Inorganic Ventures is also an ISO 9001 registered manufacturer (QSR Certificate Number QSR-1034).

ACCREDITED Testing Laboratory Certificate 883.01
ACCREDITED Reference Material Producer Certificate 883.02

2.0 PRODUCT DESCRIPTION

Product Code:	Multi Analyte Custom Grade Solution
Catalog Number:	EL-MSCAL-2B
Lot Number:	S2-MEB704403
Matrix:	5% (v/v) HNO3
Value / Analyte(s):	100 µg/mL ea:

Aluminum, Arsenic,
Boron, Barium,
Beryllium, Cadmium,
Cobalt, Chromium,
Copper, Iron,
Manganese, Nickel,
Lead, Selenium,
Strontium, Thorium,
Thallium, Uranium,
Vanadium, Zinc,

40 µg/mL ea:
Silver

3.0 CERTIFIED VALUES AND UNCERTAINTIES

ID #: 13793
Opened:
Multi Analyte Custom Grade Solution
Expires: 4/21/2025
Rec'd: 4/29/2021
Energy Laboratories Inc 1120 So. 27th Street
Billings MT 59107

ANALYTE	CERTIFIED VALUE	ANALYTE	CERTIFIED VALUE
Aluminum, Al	100.0 ± 0.4 µg/mL	Arsenic, As	100.0 ± 0.9 µg/mL
Barium, Ba	100.0 ± 0.5 µg/mL	Beryllium, Be	100.0 ± 0.7 µg/mL
Boron, B	100.0 ± 0.7 µg/mL	Cadmium, Cd	100.0 ± 0.5 µg/mL
Chromium, Cr	100.0 ± 0.8 µg/mL	Cobalt, Co	100.0 ± 0.6 µg/mL
Copper, Cu	100.0 ± 0.5 µg/mL	Iron, Fe	100.1 ± 0.4 µg/mL
Lead, Pb	100.0 ± 0.6 µg/mL	Manganese, Mn	100.0 ± 0.5 µg/mL
Nickel, Ni	100.0 ± 0.6 µg/mL	Selenium, Se	100.0 ± 0.7 µg/mL
Silver, Ag	39.99 ± 0.18 µg/mL	Strontium, Sr	100.0 ± 0.4 µg/mL
Thallium, Tl	100.0 ± 0.6 µg/mL	Thorium, Th	100.0 ± 0.5 µg/mL
Uranium, U	100.0 ± 0.5 µg/mL	Vanadium, V	100.0 ± 0.5 µg/mL
Zinc, Zn	100.0 ± 0.5 µg/mL		

Density: 1.033 g/mL (measured at 20 ± 4 °C)

Assay Information:

ANALYTE	METHOD	NIST SRM#	SRM LOT#
Ag	ICP Assay	3151	160729
Ag	Volhard	999c	999c
Al	ICP Assay	3101a	140903
Al	EDTA	928	928
As	ICP Assay	3103a	100818
B	ICP Assay	3107	110830
Ba	ICP Assay	3104a	140909
Ba	Gravimetric		See Sec. 4.2
Be	ICP Assay	3105a	090514
Cd	ICP Assay	3108	130116
Cd	EDTA	928	928
Co	ICP Assay	3113	190630
Co	EDTA	928	928
Cr	ICP Assay	3112a	170630
Cu	ICP Assay	3114	121207
Cu	EDTA	928	928
Fe	ICP Assay	3126a	140812
Fe	EDTA	928	928
Fe	Calculated		See Sec. 4.2
Mn	ICP Assay	3132	050429
Mn	EDTA	928	928
Ni	ICP Assay	3136	120619
Ni	EDTA	928	928
Pb	ICP Assay	3128	101026
Pb	EDTA	928	928
Se	ICP Assay	3149	100901
Se	Calculated		See Sec. 4.2
Sr	EDTA	928	928
Sr	ICP Assay	Traceable to 3153a	K2-SR650985
Sr	Calculated		See Sec. 4.2
Th	EDTA	928	928
Th	Calculated		See Sec. 4.2
Tl	ICP Assay	3158	151215
U	ICP Assay	3164	080521
U	Calculated		See Sec. 4.2
V	ICP Assay	3165	160906
V	EDTA	928	928
Zn	ICP Assay	3168a	120629
Zn	EDTA	928	928

The following equations are used in the calculation of the certified value and the uncertainty. Reported uncertainties represent expanded uncertainties expressed at approximately the 95% confidence level using a coverage factor of k = 2.

Characterization of CRM/RM by Two or More Methods

Certified Value, $X_{CRM/RM}$, where two or more methods of characterization are used is the weighted mean of the results:

$X_{CRM/RM} = \Sigma(w_i)(X_i)$

X_i = mean of Assay Method i with standard uncertainty $u_{char\ i}$

w_i = the weighting factors for each method calculated using the inverse square of the variance:

$w_i = (1/u_{char\ i})^2 / (\Sigma(1/(u_{char\ i})^2)$

CRM/RM Expanded Uncertainty (±) = $U_{CRM/RM} = k\,(u^2_{char} + u^2_{bb} + u^2_{lts} + u^2_{ts})^{1/2}$

k = coverage factor = 2

$u_{char} = [\Sigma((w_i)^2\,(u_{char\ i})^2)]^{1/2}$ where $u_{char\ i}$ are the errors from each characterization method

u_{bb} = bottle to bottle homogeneity standard uncertainty

u_{lts} = long term stability standard uncertainty (storage)

u_{ts} = transport stability standard uncertainty

Characterization of CRM/RM by One Method

Certified Value, $X_{CRM/RM}$, where one method of characterization is used is the mean of individual results:

$X_{CRM/RM} = (X_a)\,(u_{char\ a})$

X_a = mean of Assay Method A with

$u_{char\ a}$ = the standard uncertainty of characterization Method A

CRM/RM Expanded Uncertainty (±) = $U_{CRM/RM} = k\,(u^2_{char\ a} + u^2_{bb} + u^2_{lts} + u^2_{ts})^{1/2}$

k = coverage factor = 2

$u_{char\ a}$ = the errors from characterization

u_{bb} = bottle to bottle homogeneity standard uncertainty

u_{lts} = long term stability standard uncertainty (storage)

u_{ts} = transport stability standard uncertainty

Certified Abundance:

IV's Certified Abundance

Isotope	Atom %
Uranium 238U	99.8 ± 0.1
Uranium 235U	0.24 ± 0.05

4.0 TRACEABILITY TO NIST

- This product is traceable to NIST via an unbroken chain of comparisons. The uncertainties for each certified value are reported, taking into account the SRM/RM uncertainty error and the measurement, weighing and volume dilution errors. In rare cases where no NIST SRM/RM are available, the term 'in-house std.' is specified.

4.1 Thermometer Calibration

- All thermometers are NIST traceable through thermometers that are calibrated by an accredited calibration laboratory.

4.2 Balance Calibration

- All analytical balances are calibrated by an accredited calibration laboratory and procedure. The weights used for testing are annually compared to master weights and are traceable to NIST.

4.3 Glassware Calibration

- An in-house procedure is used to calibrate all Class A glassware used in the manufacturing and quality control of CRM/RMs.

5.0 TRACE METALLIC IMPURITIES (TMI) DETERMINED BY ICP-MS AND ICP-OES (µg/mL)

N/A

6.0 INTENDED USE

- For the calibration of analytical instruments and validation of analytical methods as appropriate.

7.0 INSTRUCTIONS FOR THE CORRECT USE OF THIS REFERENCE MATERIAL

7.1 Storage and Handling Recommendations

- Store between approximately 4° - 30° C while in sealed TCT bag.

- While stored in the sealed TCT bag, transpiration of this CRM/RM is negligible. After opening the sealed TCT bag transpiration of the CRM/RM will occur, resulting in a gradual increase in the analyte concentration(s). It is the responsibility of the user to account for this effect. When the bottle is weighed both before and after being placed in storage, the mass difference observed will be a measure of transpiration mass loss.

- After opening the sealed TCT bag, keep cap tightly sealed when not in use and store between 4° - 24° C to minimize the effects of transpiration. Use at 20° ± 4° C to minimize volumetric dilution error when using the reported density. Do not pipette from the container. Do not return removed aliquots to container.

- For more information, visit **www.inorganicventures.com/TCT**

8.0 HAZARDOUS INFORMATION

- Please refer to the Safety Data Sheet for information regarding this CRM/RM.

9.0 HOMOGENEITY

- This solution was mixed according to an in-house procedure and is guaranteed to be homogeneous. Homogeneity data indicate that the end user should take a minimum sample size of 0.2 mL to assure homogeneity.

10.0 QUALITY STANDARD DOCUMENTATION

10.1 ISO 9001 Quality Management System Registration

- QSR Certificate Number QSR-1034

10.2 ISO/IEC 17025 "General Requirements for the Competence of Testing and Calibration Laboratories"

- Chemical Testing - Accredited / A2LA Certificate Number 883.01

10.3 ISO 17034 "General Requirements for the Competence of Reference Material Producers"

- Reference Material Producer - Accredited / A2LA Certificate Number 883.02

Inorganic Ventures, 300 Technology Drive, Christiansburg, Va. 24073, USA; Telephone: 800.669.6799; 540.585.3030, Fax: 540.585.3012; inorganicventures.com; info@inorganicventures.com

11.0 CERTIFICATION, LOT EXPIRATION AND PERIOD OF VALIDITY

11.1 Certification Issue Date

April 21, 2021

- The certification is valid within the measurement uncertainty specified provided the CRM/RM is stored and handled in accordance with instructions given in Sec 7.1. This certification is nullified if instructions in Sec 7.1 are not followed or if the CRM/RM is damaged, contaminated, or otherwise modified.

11.2 Lot Expiration Date

- April 21, 2025

- The date after which this CRM/RM should not be used.

- The lot expiration date reflects the period of time that the stability of a CRM/RM can be supported by long term stability studies conducted on properly stored and handled CRM/RMs. Lot expiration is limited primarily by transpiration (loss of water from the solution) and infrequently by chemical stability.

11.3 Period of Validity

- Sealed TCT Bag Open Date: _____

- This CRM/RM should not be used longer than one year (or six months in the case of a 30 mL bottle) from the date of opening the aluminized bag or after the date given in Sec. 11.2, whichever comes first. This is contingent upon the CRM/RM being stored and handled in accordance with the instructions given in Sec. 7.1.

12.0 NAMES AND SIGNATURES OF CERTIFYING OFFICERS

Certificate Approved By:

Michael Booth
Director, Quality Control

Michael J Booth

Certifying Officer:

Paul Gaines
Chairman / Senior Technical Director

Paul R Gaines

Energy Laboratories Inc

Standard LOG

Standard ID:	ME211221 MSCAL 3C		
Standard Name	MSCAL 3C	Type:	Primary
Date Prepared	12/21/2021	BY:	Stacy R. Hendricks
Date Expires:	12/21/2022		
Department	ME	Status:	Open
Vendor:	Inorganic Ventures		
Lot Number:	S2-MEB700780		
Balance ID:			
Comments:	Opened 12/21/21; expires 12/21/22		

Chemical / Solvent Used	BottleNo	Amt	Units	Expires
Multi Analyte Custom Grade Solution	13473	250	mL	12/21/2022

Final Volume:
250 mL

Stock Source **Base Units** **Amount Added**

Analytes **CAS** Conc: **ug/mL**

INORGANIC VENTURES

CERTIFICATE OF ANALYSIS

1.0 ACCREDITATION / REGISTRATION

INORGANIC VENTURES is accredited to ISO 17034, "General Requirements for the Competence of Reference Material Producers" and ISO/IEC 17025, "General Requirements for the Competence of Testing and Calibration Laboratories". Inorganic Ventures is also an ISO 9001 registered manufacturer (QSR Certificate Number QSR-1034).

ACCREDITED Testing Laboratory Certificate 883.01 ACCREDITED Reference Material Producer Certificate 883.02

2.0 PRODUCT DESCRIPTION

Product Code:	Multi Analyte Custom Grade Solution
Catalog Number:	EL-MSCAL-3C
Lot Number:	S2-MEB700780
Matrix:	3% (v/v) HNO3 tr. HF
Value / Analyte(s):	400 µg/mL ea: Silicon, 100 µg/mL ea: Tin, Molybdenum, Titanium, Antimony

1-6-2025

ID #: 13473
Opened:_____
Multi Analyte Custom Grade Solution
Expires: 1/6/2025
Rec'd: 1/15/2021
Energy Laboratories Inc 1120 So 27th Street
Billings MT 59107

3.0 CERTIFIED VALUES AND UNCERTAINTIES

ANALYTE	CERTIFIED VALUE	ANALYTE	CERTIFIED VALUE
Antimony, Sb	100.0 ± 0.8 µg/mL	Molybdenum, Mo	100.0 ± 0.6 µg/mL
Silicon, Si	399.9 ± 3.0 µg/mL	Tin, Sn	100.0 ± 0.6 µg/mL
Titanium, Ti	100.0 ± 0.7 µg/mL		

Density: 1.018 g/mL (measured at 20 ± 4 °C)

Assay Information:

ANALYTE	METHOD	NIST SRM#	SRM LOT#
Mo	ICP Assay	3134	130418
Sb	ICP Assay	3102a	140911
Si	ICP Assay	3150	130912
Sn	ICP Assay	3161a	140917
Ti	ICP Assay	3162a	130925

The following equations are used in the calculation of the certified value and the uncertainty. Reported uncertainties represent expanded uncertainties expressed at approximately the 95% confidence level using a coverage factor of k = 2.

Characterization of CRM/RM by Two or More Methods

Certified Value, $X_{CRM/RM}$, where two or more methods of characterization are used is the weighted mean of the results:

$X_{CRM/RM} = \Sigma(w_i)(X_i)$

X_i = mean of Assay Method i with standard uncertainty $u_{char\ i}$

w_i = the weighting factors for each method calculated using the inverse square of the variance:

$w_i = (1/u_{char\ i})^2 / (\Sigma(1/(u_{char\ i})^2)$

CRM/RM Expanded Uncertainty (±) = $U_{CRM/RM} = k\ (u^2_{char} + u^2_{bb} + u^2_{lts} + u^2_{ts})^{½}$

k = coverage factor = 2

$u_{char} = [\Sigma((w_i)^2\ (u_{char\ i})^2)]^{½}$ where $u_{char\ i}$ are the errors from each characterization method

u_{bb} = bottle to bottle homogeneity standard uncertainty

u_{lts} = long term stability standard uncertainty (storage)

u_{ts} = transport stability standard uncertainty

Characterization of CRM/RM by One Method

Certified Value, $X_{CRM/RM}$, where one method of characterization is used is the mean of individual results:

$X_{CRM/RM} = (X_a)\ (u_{char\ a})$

X_a = mean of Assay Method A with

$u_{char\ a}$ = the standard uncertainty of characterization Method A

CRM/RM Expanded Uncertainty (±) = $U_{CRM/RM} = k\ (u^2_{char\ a} + u^2_{bb} + u^2_{lts} + u^2_{ts})^{½}$

k = coverage factor = 2

$u_{char\ a}$ = the errors from characterization

u_{bb} = bottle to bottle homogeneity standard uncertainty

u_{lts} = long term stability standard uncertainty (storage)

u_{ts} = transport stability standard uncertainty

4.0 TRACEABILITY TO NIST

- This product is traceable to NIST via an unbroken chain of comparisons. The uncertainties for each certified value are reported, taking into account the SRM/RM uncertainty error and the measurement, weighing and volume dilution errors. In rare cases where no NIST SRM/RM are available, the term 'in-house std.' is specified.

4.1 Thermometer Calibration

- All thermometers are NIST traceable through thermometers that are calibrated by an accredited calibration laboratory.

4.2 Balance Calibration

- All analytical balances are calibrated by an accredited calibration laboratory and procedure. The weights used for testing are annually compared to master weights and are traceable to NIST.

4.3 Glassware Calibration

- An in-house procedure is used to calibrate all Class A glassware used in the manufacturing and quality control of CRM/RMs.

5.0 TRACE METALLIC IMPURITIES (TMI) DETERMINED BY ICP-MS AND ICP-OES (µg/mL)

N/A

6.0 INTENDED USE

- For the calibration of analytical instruments and validation of analytical methods as appropriate.

7.0 INSTRUCTIONS FOR THE CORRECT USE OF THIS REFERENCE MATERIAL

7.1 Storage and Handling Recommendations

- Store between approximately 4° - 30° C while in sealed TCT bag.

- While stored in the sealed TCT bag, transpiration of this CRM/RM is negligible. After opening the sealed TCT bag transpiration of the CRM/RM will occur, resulting in a gradual increase in the analyte concentration(s). It is the responsibility of the user to account for this effect. When the bottle is weighed both before and after being placed in storage, the mass difference observed will be a measure of transpiration mass loss.

- After opening the sealed TCT bag, keep cap tightly sealed when not in use and store between 4° - 24° C to minimize the effects of transpiration. Use at 20° ± 4° C to minimize volumetric dilution error when using the reported density. Do not pipette from the container. Do not return removed aliquots to container.

- For more information, visit **www.inorganicventures.com/TCT**

HF Note: This standard should not be prepared or stored in glass.

8.0 HAZARDOUS INFORMATION

- Please refer to the Safety Data Sheet for information regarding this CRM/RM.

9.0 HOMOGENEITY

- This solution was mixed according to an in-house procedure and is guaranteed to be homogeneous. Homogeneity data indicate that the end user should take a minimum sample size of 0.2 mL to assure homogeneity.

10.0 QUALITY STANDARD DOCUMENTATION

10.1 ISO 9001 Quality Management System Registration

- QSR Certificate Number QSR-1034

10.2 ISO/IEC 17025 "General Requirements for the Competence of Testing and Calibration Laboratories"

- Chemical Testing - Accredited / A2LA Certificate Number 883.01

10.3 ISO 17034 "General Requirements for the Competence of Reference Material Producers"

- Reference Material Producer - Accredited / A2LA Certificate Number 883.02

Inorganic Ventures, 300 Technology Drive, Christiansburg, Va. 24073, USA; Telephone: 800.669.6799; 540.585.3030, Fax: 540.585.3012; inorganicventures.com; info@inorganicventures.com

11.0 CERTIFICATION, LOT EXPIRATION AND PERIOD OF VALIDITY

11.1 Certification Issue Date

January 06, 2021

- The certification is valid within the measurement uncertainty specified provided the CRM/RM is stored and handled in accordance with instructions given in Sec 7.1. This certification is nullified if instructions in Sec 7.1 are not followed or if the CRM/RM is damaged, contaminated, or otherwise modified.

11.2 Lot Expiration Date

- January 06, 2025

- The date after which this CRM/RM should not be used.

- The lot expiration date reflects the period of time that the stability of a CRM/RM can be supported by long term stability studies conducted on properly stored and handled CRM/RMs. Lot expiration is limited primarily by transpiration (loss of water from the solution) and infrequently by chemical stability.

11.3 Period of Validity

- Sealed TCT Bag Open Date: _____

- This CRM/RM should not be used longer than one year (or six months in the case of a 30 mL bottle) from the date of opening the aluminized bag or after the date given in Sec. 11.2, whichever comes first. This is contingent upon the CRM/RM being stored and handled in accordance with the instructions given in Sec. 7.1.

12.0 NAMES AND SIGNATURES OF CERTIFYING OFFICERS

Certificate Approved By:

Michael Booth
Director, Quality Control

Michael J Booth

Certifying Officer:

Paul Gaines
Chairman / Senior Technical Director

Paul R Gaines

Energy Laboratories Inc

Standard LOG

Standard ID:	ME220110 CE, LA PRIMARY		
Standard Name	Ce, La Primary	Type:	Secondary
Date Prepared	1/10/2022	BY:	Amanda E. McDani
Date Expires:	1/6/2023		
Department	ME	Status:	Open
Vendor:	Inorganic Ventures		
Lot Number:	M2-CE657768/M2-		
Balance ID:			

Comments: Used to make standards and spiking solutions; No primary La available

Chemical / Solvent Used	BottleNo	Amt	Units	Expires
Nitric Acid 69.0- 70.0% D0521	14626	0.5	mL	12/14/2026
Milli-Q H2O	391	39.5	mL	6/1/2100

Final Volume: 50 mL

Stock Source		**Base Units**	**Amount Added**
ME220106-CE	Ce Primary Stock	ug/mL	5 mL

Analytes	**CAS**	Conc:	**ug/mL**

Energy Laboratories Inc

ANALYTICAL RUN Summary

13-Jan-22

Run ID GCFID-HP5-B_220111A

Run Start Date:	1/11/2022
Analyst:	Ann Nebel
Ical:	
Column ID:	
Comments:	ICAL-SW8015C_DRO220111JA.CAL

Std ID	Std Name	Std Amount	Std Units	Samp Amount	Samp Units	SampType	Expiration Date
DRO211012B	#2 Diesel in Acetone 150,000 ug/mL					ICV	11/5/2023
DRO211101A	OTP-4000 ug/mL DCM					OTP-CAL	9/30/2024
DRO211214C	Diesel Fuel #2 50,000 ug/mL in DCM					CCV-CAL	4/30/2023
DRO220102D	ALASKA MARKER-200ug/mL					MARKER	5/31/2022

Seq No	Lab ID	Test Code	Sample Typ	File ID	Analysis Date	DF	Batch ID	Prep Date	SPKref	RPDref	pmoist
14976981	CCV_0111HP50	HC-8015-DRO-	CCV		1/11/2022 8:59:2	1	R373149		0	0	

Analyte	T	Units	RAW	Final	Text	Spike	SPKref	RPDref	MDL	PQL	UQL	%REC	LOW	HIGH	%RPD	Q
Total Extractable Hydrocarbons	A	mg/L		3.205893		15	0	0	0.0749	0.3	50	21%	80	120	0%	S
o-Terphenyl	S	mg/L		0.1968894		0.2	0	0	0.000429	0.002	0	98%	80	120	0%	

Seq No	Lab ID	Test Code	Sample Typ	File ID	Analysis Date	DF	Batch ID	Prep Date	SPKref	RPDref	pmoist
14976982	CCV_0111HP50	HC-8015-DRO-	CAL1		1/11/2022 10:25:	1	R373149		0	0	

Analyte	T	Units	RAW	Final	Text	Spike	SPKref	RPDref	MDL	PQL	UQL	%REC	LOW	HIGH	%RPD	Q
o-Terphenyl	S	mg/L		0.00201677		0.002	0	0	0.000429	0.002	0	101%	80	120	0%	

Seq No	Lab ID	Test Code	Sample Typ	File ID	Analysis Date	DF	Batch ID	Prep Date	SPKref	RPDref	pmoist
14976983	CCV_0111HP50	HC-8015-DRO-	CAL2		1/11/2022 11:08:	1	R373149		0	0	

Analyte	T	Units	RAW	Final	Text	Spike	SPKref	RPDref	MDL	PQL	UQL	%REC	LOW	HIGH	%RPD	Q
o-Terphenyl	S	mg/L		0.0489019		0.05	0	0	0.000429	0.002	0	98%	80	120	0%	

Seq No	Lab ID	Test Code	Sample Typ	File ID	Analysis Date	DF	Batch ID	Prep Date	SPKref	RPDref	pmoist
14976984	CCV_0111HP50	HC-8015-DRO-	CAL3		1/11/2022 11:51:	1	R373149		0	0	

Analyte	T	Units	RAW	Final	Text	Spike	SPKref	RPDref	MDL	PQL	UQL	%REC	LOW	HIGH	%RPD	Q
o-Terphenyl	S	mg/L		0.2047389		0.2	0	0	0.000429	0.002	0	102%	80	120	0%	

Seq No	Lab ID	Test Code	Sample Typ	File ID	Analysis Date	DF	Batch ID	Prep Date	SPKref	RPDref	pmoist
14976985	CCV_0111HP50	HC-8015-DRO-	CAL4		1/11/2022 12:34:	1	R373149		0	0	

Analyte	T	Units	RAW	Final	Text	Spike	SPKref	RPDref	MDL	PQL	UQL	%REC	LOW	HIGH	%RPD	Q
o-Terphenyl	S	mg/L		0.4884362		0.5	0	0	0.000429	0.002	0	98%	80	120	0%	

Seq No	Lab ID	Test Code	Sample Typ	File ID	Analysis Date	DF	Batch ID	Prep Date	SPKref	RPDref	pmoist
14976986	CCV_0111HP50	HC-8015-DRO-	CAL5		1/11/2022 1:17:0	1	R373149		0	0	

Analyte	T	Units	RAW	Final	Text	Spike	SPKref	RPDref	MDL	PQL	UQL	%REC	LOW	HIGH	%RPD	Q
o-Terphenyl	S	mg/L		1.013008		1	0	0	0.000429	0.002	0	101%	80	120	0%	

Seq No	Lab ID	Test Code	Sample Typ	File ID	Analysis Date	DF	Batch ID	Prep Date	SPKref	RPDref	pmoist
14976987	CCV_0111HP50	HC-8015-DRO-	CAL1		1/11/2022 1:59:5	1	R373149		0	0	

Analyte	T	Units	RAW	Final	Text	Spike	SPKref	RPDref	MDL	PQL	UQL	%REC	LOW	HIGH	%RPD	Q
Total Extractable Hydrocarbons	A	mg/L		0.1635249		0.15	0	0	0.0749	0.3	50	109%	80	120	0%	

Seq No	Lab ID	Test Code	Sample Typ	File ID	Analysis Date	DF	Batch ID	Prep Date	SPKref	RPDref	pmoist
14976989	CCV_0111HP51	HC-8015-DRO-	CAL2		1/11/2022 2:42:3	1	R373149		0	0	

Analyte	T	Units	RAW	Final	Text	Spike	SPKref	RPDref	MDL	PQL	UQL	%REC	LOW	HIGH	%RPD	Q
Total Extractable Hydrocarbons	A	mg/L		3.698293		3.75	0	0	0.0749	0.3	50	99%	80	120	0%	

Seq No	Lab ID	Test Code	Sample Typ	File ID	Analysis Date	DF	Batch ID	Prep Date	SPKref	RPDref	pmoist
14976990	CCV_0111HP51	HC-8015-DRO-	CAL3		1/11/2022 3:25:2	1	R373149		0	0	

Analyte	T	Units	RAW	Final	Text	Spike	SPKref	RPDref	MDL	PQL	UQL	%REC	LOW	HIGH	%RPD	Q
Total Extractable Hydrocarbons	A	mg/L		14.75864		15	0	0	0.0749	0.3	50	98%	80	120	0%	

Seq No	Lab ID	Test Code	Sample Typ	File ID	Analysis Date	DF	Batch ID	Prep Date	SPKref	RPDref	pmoist
14976991	CCV_0111HP51	HC-8015-DRO-	CAL4		1/11/2022 4:08:0	1	R373149		0	0	

Analyte	T	Units	RAW	Final	Text	Spike	SPKref	RPDref	MDL	PQL	UQL	%REC	LOW	HIGH	%RPD	Q
Total Extractable Hydrocarbons	A	mg/L		36.29137		37.5	0	0	0.0749	0.3	50	97%	80	120	0%	

Seq No	Lab ID	Test Code	Sample Typ	File ID	Analysis Date	DF	Batch ID	Prep Date	SPKref	RPDref	pmoist
14976992	CCV_0111HP51	HC-8015-DRO-	CAL5		1/11/2022 4:51:0	1	R373149		0	0	

Analyte	T	Units	RAW	Final	Text	Spike	SPKref	RPDref	MDL	PQL	UQL	%REC	LOW	HIGH	%RPD	Q
Total Extractable Hydrocarbons	A	mg/L		48.59718		50	0	0	0.0749	0.3	50	97%	80	120	0%	

Seq No	Lab ID	Test Code	Sample Typ	File ID	Analysis Date	DF	Batch ID	Prep Date	SPKref	RPDref	pmoist
14976993	CCV_0111HP51	HC-8015-DRO-	ICV		1/11/2022 5:34:2	1	R373149		0	0	

Analyte	T	Units	RAW	Final	Text	Spike	SPKref	RPDref	MDL	PQL	UQL	%REC	LOW	HIGH	%RPD	Q
Total Extractable Hydrocarbons	A	mg/L		14.05379		15	0	0	0.0749	0.3	50	94%	80	120	0%	

Write Sequence Data File	Insert Entries(Have the first cell for entries selecte Sample Name	Method	Weight	Dil Factor	Amt Inj.	IS	Cal ID
G:\org\HP5\DAT\HP5011122_b\0111HP5.01r	DCM-Baseline Check-V01	G:\Org\HP5\Methods\DR_8015-IC-LEXP.met	1	1	1	1	0
G:\org\HP5\DAT\HP5011122_b\0111HP5.02r	CCV_0111HP502r, DRO ;0111HP5 , DRO220102D	G:\Org\HP5\Methods\DC_8015-JA-L%.met	1	1	1	1	0
G:\org\HP5\DAT\HP5011122_b\0111HP5.03r	DCM-Baseline Check-V03	G:\Org\HP5\Methods\DR_8015-IC-LEXP.met	1	1	1	1	0
G:\org\HP5\DAT\HP5011122_b\0111HP5.04r	CCV_0111HP504r, CAL1 ;0111HP5 , 2 ug per mL OTP (10 uL of Cal3 + 990 uL DCM(14647)	G:\Org\HP5\Methods\DS_8015-JA-L#.met	1	1	1	1	0
G:\org\HP5\DAT\HP5011122_b\0111HP5.05r	CCV_0111HP505r, CAL2 ;0111HP5 , 50 ug per mL OTP (100 uL Cal4 + 900 uL of DCM(14647)	G:\Org\HP5\Methods\DS_8015-JA-L#.met	1	1	1	1	0
G:\org\HP5\DAT\HP5011122_b\0111HP5.06r	CCV_0111HP506r, CAL3 ;0111HP5 , 200 ug per mL OTP (100uL of Cal5 + 400 uL DCM(14647)	G:\Org\HP5\Methods\DS_8015-JA-L#.met	1	1	1	1	0
G:\org\HP5\DAT\HP5011122_b\0111HP5.07r	CCV_0111HP507r, CAL4 ;0111HP5 , 500 ug per mL OTP (250uL of Cal5 + 250 uL DCM(14647)	G:\Org\HP5\Methods\DS_8015-JA-L#.met	1	1	1	1	0
G:\org\HP5\DAT\HP5011122_b\0111HP5.08r	CCV_0111HP508r, CAL5 ;0111HP5 , 1000 ug per mL OTP (250 uL 4000 ug/mL OTP DRO211101A + 750 DCM(14647)	G:\Org\HP5\Methods\DS_8015-JA-L#.met	1	1	1	1	0
G:\org\HP5\DAT\HP5011122_b\0111HP5.09r	CCV_0111HP509r, CAL1 ;0111HP5 , 150 ug per mL Diesel (20 uL of Cal3 + 980 uL DCM(14647), then 100 uL of that + 100 uL of DCM (14647))	G:\Org\HP5\Methods\DC_8015-JA-L%.met	1	1	1	1	0
G:\org\HP5\DAT\HP5011122_b\0111HP5.10r	CCV_0111HP510r, CAL2 ;0111HP5 , 3750 ug per mL Diesel (100 uL Cal4 + 900 uL of DCM(14647)	G:\Org\HP5\Methods\DC_8015-JA-L%.met	1	1	1	1	0
G:\org\HP5\DAT\HP5011122_b\0111HP5.11r	CCV_0111HP511r, CAL3 ;0111HP5 , 15000 ug per mL Diesel (300 uL of DRO211214C + 700 uL DCM(14647)	G:\Org\HP5\Methods\DC_8015-JA-L%.met	1	1	1	1	0
G:\org\HP5\DAT\HP5011122_b\0111HP5.12r	CCV_0111HP512r, CAL4 ;0111HP5 , 37500ug per mL Diesel (750 uL of DRO211214C + 250 uL DCM(14647)	G:\Org\HP5\Methods\DC_8015-JA-L%.met	1	1	1	1	0
G:\org\HP5\DAT\HP5011122_b\0111HP5.13r	CCV_0111HP513r, CAL5 ;0111HP5 , 50000 ug per mL Diesel (200 uL of DRO211214C)	G:\Org\HP5\Methods\DC_8015-JA-L%.met	1	1	1	1	0
G:\org\HP5\DAT\HP5011122_b\0111HP5.14r	CCV_0111HP514r, Second Source ;0111HP5 , 15000 ug per mL (100uL of DRO211012B + 900uL DCM(14647)	G:\Org\HP5\Methods\DC_8015-JA-L%.met	1	1	1	1	0

File Name: G:\Org\HP5\Cals\SW8015C_DRO220111JA.CAL
Version: 12

Creator: AMN 01/13/2022
Description: 8015C-DRO. New ICal Per 0111HP5 (2022)-2 uL Inj.; COD added using OTP RFs
Reason for change:

External standard calibration
Standard injection volume: 1
Standard sample weight: 1
Area reject threshold: 500
Reference peak area reject threshold: 500
Amount units: nanograms
No default component

Method of calculating data point averages: Equal weight for all updates
No calibration update report

All levels are normal data points.

1 DRO Range Start

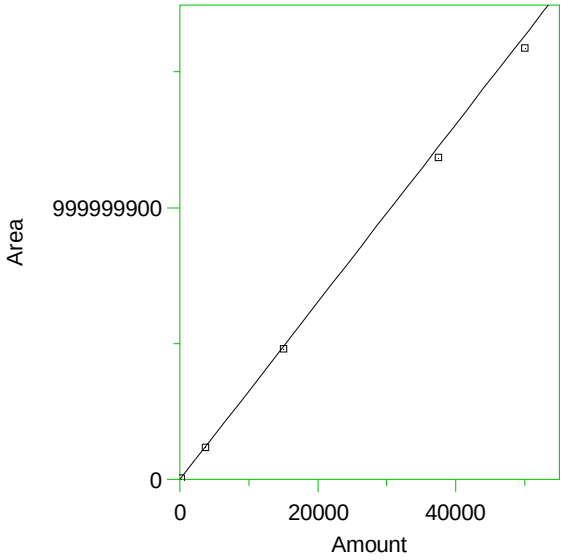

Expected retention time:	6.68 minutes
Search window:	0.05 minutes
No retention time reference component	
Group number:	0
High alarm limit:	0
Low alarm limit:	0
Component constant:	0

Single peak quantification by area

Y = 32675.36 X + 0

Average CF fit with equal weighting, forced to origin

Coefficient of determination:	0.9980255
Average error:	3.607%
Average CF:	32675.36
RSD:	5.100%

Level	Amount	Response	Cal Factor	Error, %	Source	Date and time
1	150	5343235	35621.57	9.017	Manual	1/13/2022 12:28:36 PM
2	3750	1.20843E+08	32224.8	-1.379	Manual	1/13/2022 12:29:11 PM
3	15000	4.82244E+08	32149.6	-1.609	Manual	1/13/2022 12:29:24 PM
4	37500	1.185834E+09	31622.24	-3.223	Manual	1/13/2022 12:29:37 PM
5	50000	1.58793E+09	31758.6	-2.806	Manual	1/13/2022 12:28:57 PM

2 *o-Terphenyl

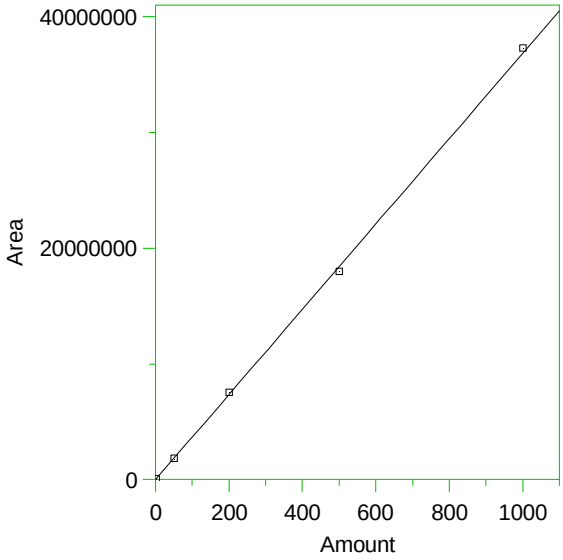

Expected retention time: 12.35 minutes
Search window: 0.05 minutes
No retention time reference component
Group number: 0

High alarm limit: 0
Low alarm limit: 0
Component constant: 0

Single peak quantification by area

Y = 36857.86 X + 0

Average CF fit with equal weighting, forced to origin
Coefficient of determination: 0.9995278
Average error: 1.804%
Average CF: 36857.86
RSD: 2.132%

Level	Amount	Response	Cal Factor	Error, %	Source	Date and time
1	2	74333.97	37166.98	0.839	G:\Org\HP5\DAT\HP5011122_b\0111HP5.0004.BND	1/13/2022 12:27:15 PM
2	50	1802420	36048.4	-2.196	G:\Org\HP5\DAT\HP5011122_b\0111HP5.0005.BND	1/13/2022 12:27:23 PM
3	200	7546240	37731.2	2.369	G:\Org\HP5\DAT\HP5011122_b\0111HP5.0006.BND	1/13/2022 12:27:28 PM
4	500	1.800271E+07	36005.42	-2.313	G:\Org\HP5\DAT\HP5011122_b\0111HP5.0007.BND	1/13/2022 12:27:34 PM
5	1000	3.733731E+07	37337.31	1.301	G:\Org\HP5\DAT\HP5011122_b\0111HP5.0008.BND	1/13/2022 12:27:40 PM

3 *1-Chlorooctadecane

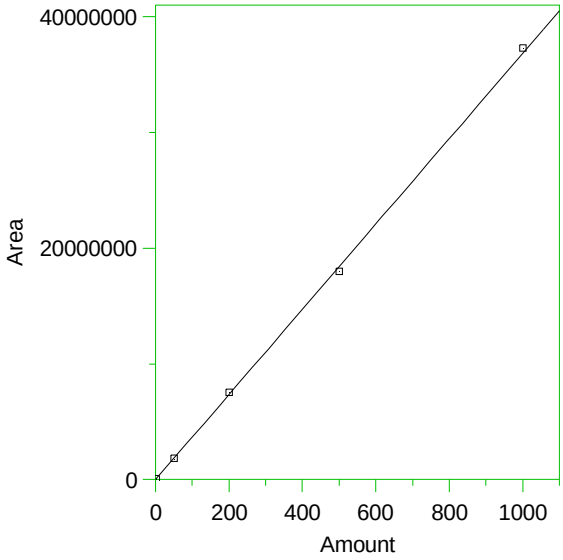

Expected retention time:	13.16 minutes
Search window:	0.05 minutes
No retention time reference component	
Group number:	0
High alarm limit:	0
Low alarm limit:	0
Component constant:	0

Single peak quantification by area

Y = 36857.86 X + 0

Average CF fit with equal weighting, forced to origin

Coefficient of determination:	0.9995278
Average error:	1.804%
Average CF:	36857.86
RSD:	2.132%

Level	Amount	Response	Cal Factor	Error, %	Source	Date and time
1	2	74333.97	37166.98	0.839	Manual	1/13/2022 12:27:45 PM
2	50	1802420	36048.4	-2.196	Manual	1/13/2022 12:27:47 PM
3	200	7546240	37731.2	2.369	Manual	1/13/2022 12:27:49 PM
4	500	1.800271E+07	36005.42	-2.313	Manual	1/13/2022 12:27:51 PM
5	1000	3.733731E+07	37337.31	1.301	Manual	1/13/2022 12:27:53 PM

Write Sequence / Data File	Insert Entries(Have the first cell for entries selecte / Sample Name	Method	Weight	Dil Factor	Amt Inj.	IS	Cal ID	Manual Integrations
G:\org\HP5\DAT\HP5011122_b\0111HP5.01r	DCM-Baseline Check-V01	G:\Org\HP5\Methods\DR_8015-IC-LEXP.met	1	1	1	1	0	No Integration
G:\org\HP5\DAT\HP5011122_b\0111HP5.02r	CCV_0111HP502r, DRO ;0111HP5 , DRO220102D	G:\Org\HP5\Methods\DC_8015-JA-L%.met	1	1	1	1	0	No Integration
G:\org\HP5\DAT\HP5011122_b\0111HP5.03r	DCM-Baseline Check-V03	G:\Org\HP5\Methods\DR_8015-IC-LEXP.met	1	1	1	1	0	No Integration
G:\org\HP5\DAT\HP5011122_b\0111HP5.04r	CCV_0111HP504r, CAL1 ;0111HP5 , 2 ug per mL OTP (10 uL of Cal3 + 990 uL DCM(14647)	G:\Org\HP5\Methods\DS_8015-JA-L#.met	1	1	1	1	0	Surrogates are integrated using a valley to valley integration Set Baseline All Valley on at 12.01 minutes.
G:\org\HP5\DAT\HP5011122_b\0111HP5.05r	CCV_0111HP505r, CAL2 ;0111HP5 , 50 ug per mL OTP (100 uL Cal4 + 900 uL of DCM(14647)	G:\Org\HP5\Methods\DS_8015-JA-L#.met	1	1	1	1	0	Surrogates are integrated using a valley to valley integration Set Baseline All Valley on at 12.01 minutes.
G:\org\HP5\DAT\HP5011122_b\0111HP5.06r	CCV_0111HP506r, CAL3 ;0111HP5 , 200 ug per mL OTP (100uL of Cal5 + 400 uL DCM(14647)	G:\Org\HP5\Methods\DS_8015-JA-L#.met	1	1	1	1	0	Surrogates are integrated using a valley to valley integration Set Baseline All Valley on at 12.01 minutes.
G:\org\HP5\DAT\HP5011122_b\0111HP5.07r	CCV_0111HP507r, CAL4 ;0111HP5 , 500 ug per mL OTP (250uL of Cal5 + 250 uL DCM(14647)	G:\Org\HP5\Methods\DS_8015-JA-L#.met	1	1	1	1	0	Surrogates are integrated using a valley to valley integration Set Baseline All Valley on at 12.01 minutes.
G:\org\HP5\DAT\HP5011122_b\0111HP5.08r	CCV_0111HP508r, CAL5 ;0111HP5 , 1000 ug per mL OTP (250 uL 4000 ug/mL OTP DRO211101A + 750 DCM(14647)	G:\Org\HP5\Methods\DS_8015-JA-L#.met	1	1	1	1	0	Surrogates are integrated using a valley to valley integration Set Baseline All Valley on at 12.01 minutes.
G:\org\HP5\DAT\HP5011122_b\0111HP5.09r	CCV_0111HP509r, CAL1 ;0111HP5 , 150 ug per mL Diesel (20 uL of Cal3 + 980 uL DCM(14647), then 100 uL of that + 100 uL of DCM (14647))	G:\Org\HP5\Methods\DC_8015-JA-L%.met	1	1	1	1	0	The integration of Diesel Range Organics and Total Extractable Hydrocarbons is the hydrocarbon response with reference to the baseline. Assigned Set Baseline on All Valley on at 16.36 minutes.
G:\org\HP5\DAT\HP5011122_b\0111HP5.10r	CCV_0111HP510r, CAL2 ;0111HP5 , 3750 ug per mL Diesel (100 uL Cal4 + 900 uL of DCM(14647)	G:\Org\HP5\Methods\DC_8015-JA-L%.met	1	1	1	1	0	The integration of Diesel Range Organics and Total Extractable Hydrocarbons is the hydrocarbon response with reference to the baseline. Assigned Set Baseline on All Valley on at 16.36 minutes.
G:\org\HP5\DAT\HP5011122_b\0111HP5.11r	CCV_0111HP511r, CAL3 ;0111HP5 , 15000 ug per mL Diesel (300 uL of DRO211214C + 700 uL DCM(14647)	G:\Org\HP5\Methods\DC_8015-JA-L%.met	1	1	1	1	0	The integration of Diesel Range Organics and Total Extractable Hydrocarbons is the hydrocarbon response with reference to the baseline. Assigned Set Baseline on All Valley on at 16.36 minutes.
G:\org\HP5\DAT\HP5011122_b\0111HP5.12r	CCV_0111HP512r, CAL4 ;0111HP5 , 37500ug per mL Diesel (750 uL of DRO211214C + 250 uL DCM(14647)	G:\Org\HP5\Methods\DC_8015-JA-L%.met	1	1	1	1	0	The integration of Diesel Range Organics and Total Extractable Hydrocarbons is the hydrocarbon response with reference to the baseline. Assigned Set Baseline on All Valley on at 16.36 minutes.
G:\org\HP5\DAT\HP5011122_b\0111HP5.13r	CCV_0111HP513r, CAL5 ;0111HP5 , 50000 ug per mL Diesel (200 uL of DRO211214C)	G:\Org\HP5\Methods\DC_8015-JA-L%.met	1	1	1	1	0	The integration of Diesel Range Organics and Total Extractable Hydrocarbons is the hydrocarbon response with reference to the baseline. Assigned Set Baseline on All Valley on at 16.36 minutes.
G:\org\HP5\DAT\HP5011122_b\0111HP5.14r	CCV_0111HP514r, Second Source ;0111HP5 , 15000 ug per mL (100uL of DRO211012B + 900uL DCM(14647)	G:\Org\HP5\Methods\DC_8015-JA-L%.met	1	1	1	1	0	The integration of Diesel Range Organics and Total Extractable Hydrocarbons is the hydrocarbon response with reference to the baseline. Assigned Set Baseline on All Valley on at 16.36 minutes.

Ann Nebel

Digitally signed by
Ann Nebel
Date: 2022.02.11 10:29:19 -07:00

Write Sequence / Data File	Insert Entries(Have the first cell for entries selected) / Sample Name	Method	Weight	Dil Factor	Amt Inj.	IS	Cal ID	Manual Integrations
G:\org\HP5\DAT\HP5011122_b\0111HP5.01r	DCM-Baseline Check-V01	G:\Org\HP5\Methods\DR_8015-IC-LEXP.met	1	1	1	1	0	No Integration
G:\org\HP5\DAT\HP5011122_b\0111HP5.02r	CCV_0111HP502r, DRO ;0111HP5 , DRO220102D	G:\Org\HP5\Methods\DC_8015-JA-L%.met	1	1	1	1	0	No Integration
G:\org\HP5\DAT\HP5011122_b\0111HP5.03r	DCM-Baseline Check-V03	G:\Org\HP5\Methods\DR_8015-IC-LEXP.met	1	1	1	1	0	No Integration
G:\org\HP5\DAT\HP5011122_b\0111HP5.04r	CCV_0111HP504r, CAL1 ;0111HP5 , 2 ug per mL OTP (10 uL of Cal3 + 990 uL DCM(14647)	G:\Org\HP5\Methods\DS_8015-JA-L#.met	1	1	1	1	0	Surrogates are integrated using a valley to valley integration Set Baseline All Valley on at 12.01 minutes.
G:\org\HP5\DAT\HP5011122_b\0111HP5.05r	CCV_0111HP505r, CAL2 ;0111HP5 , 50 ug per mL OTP (100 uL Cal4 + 900 uL of DCM(14647)	G:\Org\HP5\Methods\DS_8015-JA-L#.met	1	1	1	1	0	Surrogates are integrated using a valley to valley integration Set Baseline All Valley on at 12.01 minutes.
G:\org\HP5\DAT\HP5011122_b\0111HP5.06r	CCV_0111HP506r, CAL3 ;0111HP5 , 200 ug per mL OTP (100uL of Cal5 + 400 uL DCM(14647)	G:\Org\HP5\Methods\DS_8015-JA-L#.met	1	1	1	1	0	Surrogates are integrated using a valley to valley integration Set Baseline All Valley on at 12.01 minutes.
G:\org\HP5\DAT\HP5011122_b\0111HP5.07r	CCV_0111HP507r, CAL4 ;0111HP5 , 500 ug per mL OTP (250uL of Cal5 + 250 uL DCM(14647)	G:\Org\HP5\Methods\DS_8015-JA-L#.met	1	1	1	1	0	Surrogates are integrated using a valley to valley integration Set Baseline All Valley on at 12.01 minutes.
G:\org\HP5\DAT\HP5011122_b\0111HP5.08r	CCV_0111HP508r, CAL5 ;0111HP5 , 1000 ug per mL OTP (250 uL 4000 ug/mL OTP DRO211101A + 750 DCM(14647)	G:\Org\HP5\Methods\DS_8015-JA-L#.met	1	1	1	1	0	Surrogates are integrated using a valley to valley integration Set Baseline All Valley on at 12.01 minutes.
G:\org\HP5\DAT\HP5011122_b\0111HP5.09r	CCV_0111HP509r, CAL1 ;0111HP5 , 150 ug per mL Diesel (20 uL of Cal3 + 980 uL DCM(14647), then 100 uL of that + 100 uL of DCM (14647))	G:\Org\HP5\Methods\DC_8015-JA-L%.met	1	1	1	1	0	The integration of Diesel Range Organics and Total Extractable Hydrocarbons is the hydrocarbon response with reference to the baseline. Assigned Set Baseline on All Valley on at 16.36 minutes.
G:\org\HP5\DAT\HP5011122_b\0111HP5.10r	CCV_0111HP510r, CAL2 ;0111HP5 , 3750 ug per mL Diesel (100 uL Cal4 + 900 uL of DCM(14647)	G:\Org\HP5\Methods\DC_8015-JA-L%.met	1	1	1	1	0	The integration of Diesel Range Organics and Total Extractable Hydrocarbons is the hydrocarbon response with reference to the baseline. Assigned Set Baseline on All Valley on at 16.36 minutes.
G:\org\HP5\DAT\HP5011122_b\0111HP5.11r	CCV_0111HP511r, CAL3 ;0111HP5 , 15000 ug per mL Diesel (300 uL of DRO211214C + 700 uL DCM(14647)	G:\Org\HP5\Methods\DC_8015-JA-L%.met	1	1	1	1	0	The integration of Diesel Range Organics and Total Extractable Hydrocarbons is the hydrocarbon response with reference to the baseline. Assigned Set Baseline on All Valley on at 16.36 minutes.
G:\org\HP5\DAT\HP5011122_b\0111HP5.12r	CCV_0111HP512r, CAL4 ;0111HP5 , 37500ug per mL Diesel (750 uL of DRO211214C + 250 uL DCM(14647)	G:\Org\HP5\Methods\DC_8015-JA-L%.met	1	1	1	1	0	The integration of Diesel Range Organics and Total Extractable Hydrocarbons is the hydrocarbon response with reference to the baseline. Assigned Set Baseline on All Valley on at 16.36 minutes.
G:\org\HP5\DAT\HP5011122_b\0111HP5.13r	CCV_0111HP513r, CAL5 ;0111HP5 , 50000 ug per mL Diesel (200 uL of DRO211214C)	G:\Org\HP5\Methods\DC_8015-JA-L%.met	1	1	1	1	0	The integration of Diesel Range Organics and Total Extractable Hydrocarbons is the hydrocarbon response with reference to the baseline. Assigned Set Baseline on All Valley on at 16.36 minutes.
G:\org\HP5\DAT\HP5011122_b\0111HP5.14r	CCV_0111HP514r, Second Source ;0111HP5 , 15000 ug per mL (100uL of DRO211012B + 900uL DCM(14647)	G:\Org\HP5\Methods\DC_8015-JA-L%.met	1	1	1	1	0	The integration of Diesel Range Organics and Total Extractable Hydrocarbons is the hydrocarbon response with reference to the baseline. Assigned Set Baseline on All Valley on at 16.36 minutes.

Digitally signed by
Ann Nebel
Date: 2022.02.11 10:29:19 -07:00

Energy Laboratories Inc

ANALYTICAL RUN Summary

14-Jan-22

Run ID GCFID-HP5-B_220111C

Run Start Date:	1/11/2022
Analyst:	Ann Nebel
Ical:	
Column ID:	
Comments:	ICAL-SW8015C_ORO220111BA.CAL with Triacontane

Std ID	Std Name	Std Amount	Std Units	Samp Amount	Samp Units	SampType	Expiration Date
DRO210902A	50,000 ug/mL Oil Std for RRO-In DCM					ICV	9/1/2026
DRO211006A	Triacontane SURR 2000 ug/mL					CAL-SURR	4/6/2026
DRO211118A	50,000 ug/mL Oil Std For AK103 RRO-In DCM					CAL-ORO	10/31/2028

Seq No	Lab ID	Test Code	Sample Typ	File ID	Analysis Date	DF	Batch ID	Prep Date	SPKref	RPDref	pmoist
14977288	CCV_0111HP52	HC-8015-DRO-	CAL1		1/12/2022 3:39:1	1	R373160		0	0	

Analyte	T	Units	RAW	Final	Text	Spike	SPKref	RPDref	MDL	PQL	UQL	%REC	LOW	HIGH	%RPD	Q
n-Triacontane	S	mg/L		0.00190245		0.002	0	0	0.000336	0.002	0	95%	80	120	0%	

Seq No	Lab ID	Test Code	Sample Typ	File ID	Analysis Date	DF	Batch ID	Prep Date	SPKref	RPDref	pmoist
14977289	CCV_0111HP52	HC-8015-DRO-	CAL2		1/12/2022 4:22:1	1	R373160		0	0	

Analyte	T	Units	RAW	Final	Text	Spike	SPKref	RPDref	MDL	PQL	UQL	%REC	LOW	HIGH	%RPD	Q
n-Triacontane	S	mg/L		0.04984459		0.05	0	0	0.000336	0.002	0	100%	80	120	0%	

Seq No	Lab ID	Test Code	Sample Typ	File ID	Analysis Date	DF	Batch ID	Prep Date	SPKref	RPDref	pmoist
14977290	CCV_0111HP53	HC-8015-DRO-	CAL3		1/12/2022 5:05:2	1	R373160		0	0	

Analyte	T	Units	RAW	Final	Text	Spike	SPKref	RPDref	MDL	PQL	UQL	%REC	LOW	HIGH	%RPD	Q
n-Triacontane	S	mg/L		0.2024053		0.2	0	0	0.000336	0.002	0	101%	80	120	0%	

Seq No	Lab ID	Test Code	Sample Typ	File ID	Analysis Date	DF	Batch ID	Prep Date	SPKref	RPDref	pmoist
14977291	CCV_0111HP53	HC-8015-DRO-	CAL4		1/12/2022 5:48:3	1	R373160		0	0	

Analyte	T	Units	RAW	Final	Text	Spike	SPKref	RPDref	MDL	PQL	UQL	%REC	LOW	HIGH	%RPD	Q
n-Triacontane	S	mg/L		0.5035697		0.5	0	0	0.000336	0.002	0	101%	80	120	0%	

Seq No	Lab ID	Test Code	Sample Typ	File ID	Analysis Date	DF	Batch ID	Prep Date	SPKref	RPDref	pmoist
14977292	CCV_0111HP55	HC-8015-DRO-	CAL5		1/12/2022 8:49:5	1	R373160		0	0	

Analyte	T	Units	RAW	Final	Text	Spike	SPKref	RPDref	MDL	PQL	UQL	%REC	LOW	HIGH	%RPD	Q
n-Triacontane	S	mg/L		1.032718		1	0	0	0.000336	0.002	0	103%	80	120	0%	

Seq No	Lab ID	Test Code	Sample Typ	File ID	Analysis Date	DF	Batch ID	Prep Date	SPKref	RPDref	pmoist
14977293	CCV_0111HP55	HC-8015-DRO-	CAL1		1/13/2022 3:06:1	1	R373160		0	0	

Analyte	T	Units	RAW	Final	Text	Spike	SPKref	RPDref	MDL	PQL	UQL	%REC	LOW	HIGH	%RPD	Q
TEH(Oil Range)	A	mg/L		0.15954587		0.15	0	0	0.0879	0.3	0	106%	80	120	0%	

Seq No	Lab ID	Test Code	Sample Typ	File ID	Analysis Date	DF	Batch ID	Prep Date	SPKref	RPDref	pmoist
14977294	CCV_0111HP55	HC-8015-DRO-	CAL2		1/13/2022 4:31:3	1	R373160		0	0	

Analyte	T	Units	RAW	Final	Text	Spike	SPKref	RPDref	MDL	PQL	UQL	%REC	LOW	HIGH	%RPD	Q
TEH(Oil Range)	A	mg/L		1.03294141		1	0	0	0.0879	0.3	0	103%	80	120	0%	

Seq No	Lab ID	Test Code	Sample Typ	File ID	Analysis Date	DF	Batch ID	Prep Date	SPKref	RPDref	pmoist
14977295	CCV_0111HP55	HC-8015-DRO-	CAL3		1/13/2022 5:57:4	1	R373160		0	0	

Analyte	T	Units	RAW	Final	Text	Spike	SPKref	RPDref	MDL	PQL	UQL	%REC	LOW	HIGH	%RPD	Q
TEH(Oil Range)	A	mg/L		4.9326875		5	0	0	0.0879	0.3	0	99%	80	120	0%	

Seq No	Lab ID	Test Code	Sample Typ	File ID	Analysis Date	DF	Batch ID	Prep Date	SPKref	RPDref	pmoist
14977296	CCV_0111HP56	HC-8015-DRO-	CAL4		1/13/2022 7:24:1	1	R373160		0	0	

Analyte	T	Units	RAW	Final	Text	Spike	SPKref	RPDref	MDL	PQL	UQL	%REC	LOW	HIGH	%RPD	Q
TEH(Oil Range)	A	mg/L		14.328667		15	0	0	0.0879	0.3	0	96%	80	120	0%	

Seq No	Lab ID	Test Code	Sample Typ	File ID	Analysis Date	DF	Batch ID	Prep Date	SPKref	RPDref	pmoist
14977297	CCV_0111HP56	HC-8015-DRO-	CAL5		1/13/2022 8:50:3	1	R373160		0	0	

Analyte	T	Units	RAW	Final	Text	Spike	SPKref	RPDref	MDL	PQL	UQL	%REC	LOW	HIGH	%RPD	Q
TEH(Oil Range)	A	mg/L		28.7914395		30	0	0	0.0879	0.3	0	96%	80	120	0%	

Seq No	Lab ID	Test Code	Sample Typ	File ID	Analysis Date	DF	Batch ID	Prep Date	SPKref	RPDref	pmoist
14977298	CCV_0111HP56	HC-8015-DRO-	ICV		1/14/2022 8:18:1	0	R373160		0	0	

Analyte	T	Units	RAW	Final	Text	Spike	SPKref	RPDref	MDL	PQL	UQL	%REC	LOW	HIGH	%RPD	Q
TEH(Oil Range)	A	mg/L		5.07699902		5	0	0	0	0.3	0	102%	80	120	0%	

Write Sequence Data File	Insert Entries(Have the first cell for entries selected Sample Name	Method	Weight	Dil Factor	Amt Inj.	IS	Cal ID
G:\org\HP5\DAT\HP5011122_b\0111HP5.25r	DCM-Baseline Check-V25	G:\Org\HP5\Methods\DR_8015-IC-LEXP.met	1	1	1	1	0
G:\org\HP5\DAT\HP5011122_b\0111HP5.26r	Marker_0111HP526r, DRO ;0111HP5 , DRO220111A	g:\org\HP5\Methods\\CSC210212.met	1	1	1	1	0
G:\org\HP5\DAT\HP5011122_b\0111HP5.27r	DCM-Baseline Check-V27	G:\Org\HP5\Methods\DR_8015-HS-LEXP.met	1	1	1	1	0
G:\org\HP5\DAT\HP5011122_b\0111HP5.28r	CCV_0111HP528r, CAL1 ;0111HP5 , 2 ug per mL Triacontane (10 uL of Cal3 + 990 uL DCM(14647)	G:\Org\HP5\Methods\DS_ORO-BA-L#.MET	1	1	1	1	0
G:\org\HP5\DAT\HP5011122_b\0111HP5.29r	CCV_0111HP529r, CAL2 ;0111HP5 , 50 ug per mL Triacontane (100 uL Cal4 + 900 uL of DCM(14647)	G:\Org\HP5\Methods\DS_ORO-BA-L#.MET	1	1	1	1	0
G:\org\HP5\DAT\HP5011122_b\0111HP5.30r	CCV_0111HP530r, CAL3 ;0111HP5 , 200 ug per mL Triacontane (100uL of Cal5 + 400 uL DCM(14647)	G:\Org\HP5\Methods\DS_ORO-BA-L#.MET	1	1	1	1	0
G:\org\HP5\DAT\HP5011122_b\0111HP5.31r	CCV_0111HP531r, CAL4 ;0111HP5 , 500 ug per mL Triacontane (250uL of Cal5 + 250 uL DCM(14647)	G:\Org\HP5\Methods\DS_ORO-BA-L#.MET	1	1	1	1	0
G:\org\HP5\DAT\HP5011122_b\0111HP5.32r	DCM-Baseline Check-V33	G:\Org\HP5\Methods\DR_8015-HE-LEXP.met	1	1	1	1	0
G:\org\HP5\DAT\HP5011122_b\0111HP5.50r	CCV_0111HP550r, CAL5 ;0111HP5 , 1000 ug per mL Triacontane (DRO211006A)	G:\Org\HP5\Methods\DS_ORO-BA-L#.MET	1	1	1	1	0
G:\org\HP5\DAT\HP5011122_b\0111HP5.51r	DCM-Baseline Check-V51	G:\Org\HP5\Methods\DR_8015-IC-LEXP.met	1	1	1	1	0
G:\org\HP5\DAT\HP5011122_b\0111HP5.52r	DCM-Baseline Check-V52	G:\Org\HP5\Methods\DR_8015-IC-LEXP.met	1	1	1	1	0
G:\org\HP5\DAT\HP5011122_b\0111HP5.53r	Marker_0111HP553r, DRO ;0111HP5 , DRO220111A	g:\org\HP5\Methods\\CSC210212.met	1	1	1	1	0
G:\org\HP5\DAT\HP5011122_b\0111HP5.54r	DCM-Baseline Check-V54	G:\Org\HP5\Methods\DR_8015-IC-LEXP.met	1	1	1	1	0
G:\org\HP5\DAT\HP5011122_b\0111HP5.55r	CCV_0111HP555r, CAL1 ;0111HP5 , 150 ug per mLOil (10 uL of Cal4 + 990 uL DCM(14647)	G:\Org\HP5\Methods\DC_ORO-55-BA-L%.xls	1	1	1	1	0
G:\org\HP5\DAT\HP5011122_b\0111HP5.56r	DCM-Baseline Check-V56	G:\Org\HP5\Methods\DR_8015-HE-LEXP.met	1	1	1	1	0
G:\org\HP5\DAT\HP5011122_b\0111HP5.57r	CCV_0111HP557r, CAL2 ;0111HP5 , 1000 ug per mL Oil (200 uL of Cal 3 +800 uL DCM(14647)	G:\Org\HP5\Methods\DC_ORO-57-BA-L%.xls	1	1	1	1	0
G:\org\HP5\DAT\HP5011122_b\0111HP5.58r	DCM-Baseline Check-V58	G:\Org\HP5\Methods\DR_8015-HE-LEXP.met	1	1	1	1	0
G:\org\HP5\DAT\HP5011122_b\0111HP5.59r	CCV_0111HP559r, CAL3 ;0111HP5 , 5000 ug per mL Oil (100 uL of DRO211118A + 900 uL DCM(14647)	G:\Org\HP5\Methods\DC_ORO-59-BA-L%.xls	1	1	1	1	0
G:\org\HP5\DAT\HP5011122_b\0111HP5.60r	DCM-Baseline Check-V60	G:\Org\HP5\Methods\DR_8015-HE-LEXP.met	1	1	1	1	0
G:\org\HP5\DAT\HP5011122_b\0111HP5.61r	CCV_0111HP561r, CAL4 ;0111HP5 , 15000 ug per mL Oil (200 uL of CAL5 + 200 uL DCM(14647)	G:\Org\HP5\Methods\DC_ORO-61-BA-L%.xls	1	1	1	1	0
G:\org\HP5\DAT\HP5011122_b\0111HP5.62r	DCM-Baseline Check-V62	G:\Org\HP5\Methods\DR_8015-HE-LEXP.met	1	1	1	1	0
G:\org\HP5\DAT\HP5011122_b\0111HP5.63r	CCV_0111HP563r, CAL5 ;0111HP5 , 30000 ug per mL Oil (600 uL of DRO211118A + 400 uL of DCM)	G:\Org\HP5\Methods\DC_ORO-BA-L%.xls	1	1	1	1	0
G:\org\HP5\DAT\HP5011122_b\0111HP5.64r	DCM-Baseline Check-V64	G:\Org\HP5\Methods\DR_8015-HE-LEXP.met	1	1	1	1	0
G:\org\HP5\DAT\HP5011122_b\0111HP5.65r	DCM-Baseline Check-V65	G:\Org\HP5\Methods\DR_8015-HE-LEXP.met	1	1	1	1	0
G:\org\HP5\DAT\HP5011122_b\0111HP5.66r	DCM-Baseline Check-V66	G:\Org\HP5\Methods\DR_8015-HE-LEXP.met	1	1	1	1	0
G:\org\HP5\DAT\HP5011122_b\0111HP5.68r	DCM-Baseline Check-V68	G:\Org\HP5\Methods\DR_8015-IC-LEXP.met	1	1	1	1	0
G:\org\HP5\DAT\HP5011122_b\0111HP5.69r	CCV_0111HP567r, Second Source ;0111HP5 , 5000 ug per mL (100uL of DRO210902A + 900uL DCM(14647)	G:\Org\HP5\Methods\DC_ORO-59-BA-L%.xls	1	1	1	1	0

File Name: G:\Org\HP5\Cals\SW8015C_ORO220111BA.CAL
Version: 11

Creator: AMN
Description: 8015C-Oil Range with Triacontane. New ICal Per 0111HP5,(2022)-2 uL Inj.;
Reason for change:

External standard calibration
Standard injection volume: 1
Standard sample weight: 1
Area reject threshold: 500
Reference peak area reject threshold: 500
Amount units: nanograms
No default component

Method of calculating data point averages: Equal weight for all updates
No calibration update report

All levels are normal data points.

1 *30-40 Motor Oil

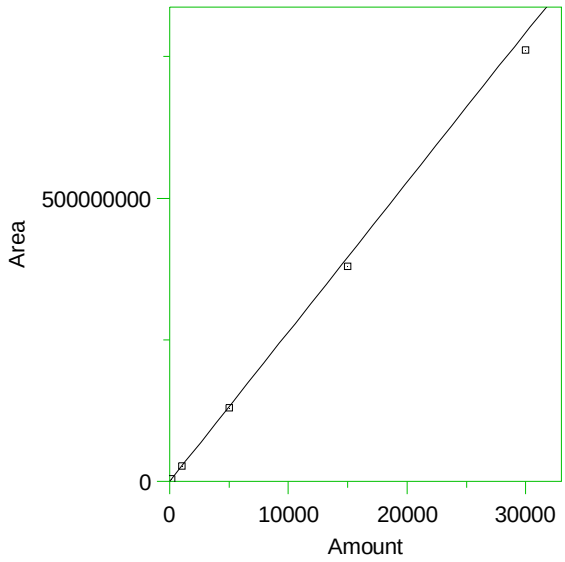

Expected retention time:	6.4 minutes
Search window:	0.05 minutes
No retention time reference component	
Group number:	0
High alarm limit:	0
Low alarm limit:	0
Component constant:	0

Single peak quantification by area

Y = 26424.55 X + 0

Average CF fit with equal weighting, forced to origin

Coefficient of determination:	0.9969108
Average error:	3.495%
Average CF:	26424.55
RSD:	4.293%

Level	Amount	Response	Cal Factor	Error, %	Source	Date and time
1	150	4177025	27846.83	5.382	Manual	1/14/2022 7:51:42 AM
2	1000	2.73111E+07	27311.1	3.355	Manual	1/14/2022 8:05:40 AM
3	5000	1.313247E+08	26264.94	-0.604	Manual	1/14/2022 8:05:24 AM
4	15000	3.796282E+08	25308.55	-4.223	Manual	1/14/2022 8:05:07 AM
5	30000	7.617404E+08	25391.35	-3.910	Manual	1/14/2022 8:04:35 AM

2 #C20

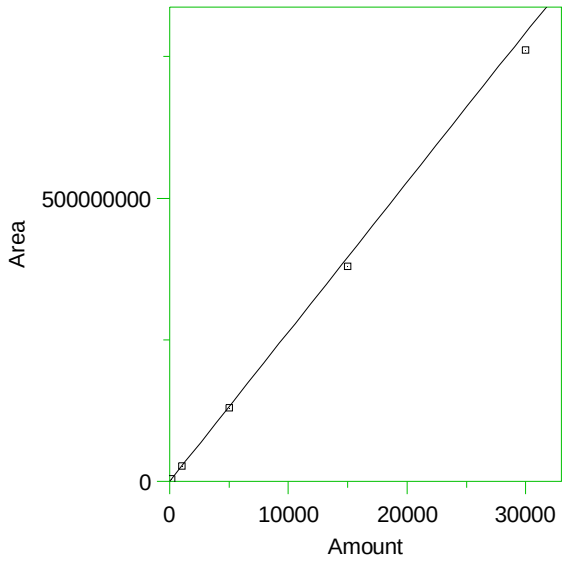

Expected retention time:	12.56 minutes
Search window:	0.05 minutes
No retention time reference component	
Group number:	0
High alarm limit:	0
Low alarm limit:	0
Component constant:	0

Single peak quantification by area

Y = 26424.55 X + 0

Average CF fit with equal weighting, forced to origin

Coefficient of determination:	0.9969108
Average error:	3.495%
Average CF:	26424.55
RSD:	4.293%

Level	Amount	Response	Cal Factor	Error, %	Source	Date and time
1	150	4177025	27846.83	5.382	Manual	1/14/2022 8:06:03 AM
2	1000	2.73111E+07	27311.1	3.355	Manual	1/14/2022 8:06:05 AM
3	5000	1.313247E+08	26264.94	-0.604	Manual	1/14/2022 8:06:06 AM
4	15000	3.796282E+08	25308.55	-4.223	Manual	1/14/2022 8:06:11 AM
5	30000	7.617404E+08	25391.35	-3.910	Manual	1/14/2022 8:06:13 AM

3 *#Triacontane

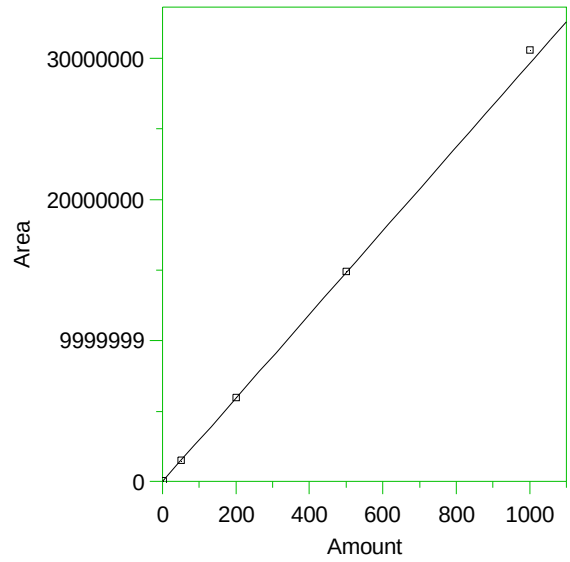

Expected retention time: 16.44 minutes
Search window: 0.05 minutes
No retention time reference component
Group number: 0

High alarm limit: 0
Low alarm limit: 0
Component constant: 0

Single peak quantification by area

Y = 29636.1 X + 0

Average CF fit with equal weighting, forced to origin
Coefficient of determination: 0.9984925
Average error: 2.075%
Average CF: 29636.1
RSD: 3.023%

Level	Amount	Response	Cal Factor	Error, %	Source	Date and time
1	2	56381.2	28190.6	-4.878	Manual	1/13/2022 12:38:47 PM
2	50	1477199	29543.98	-0.311	Manual	1/13/2022 12:38:50 PM
3	200	5998503	29992.52	1.203	Manual	1/13/2022 12:38:53 PM
4	500	1.492384E+07	29847.68	0.714	Manual	1/13/2022 12:38:56 PM
5	1000	3.060573E+07	30605.73	3.272	Manual	1/13/2022 12:39:03 PM

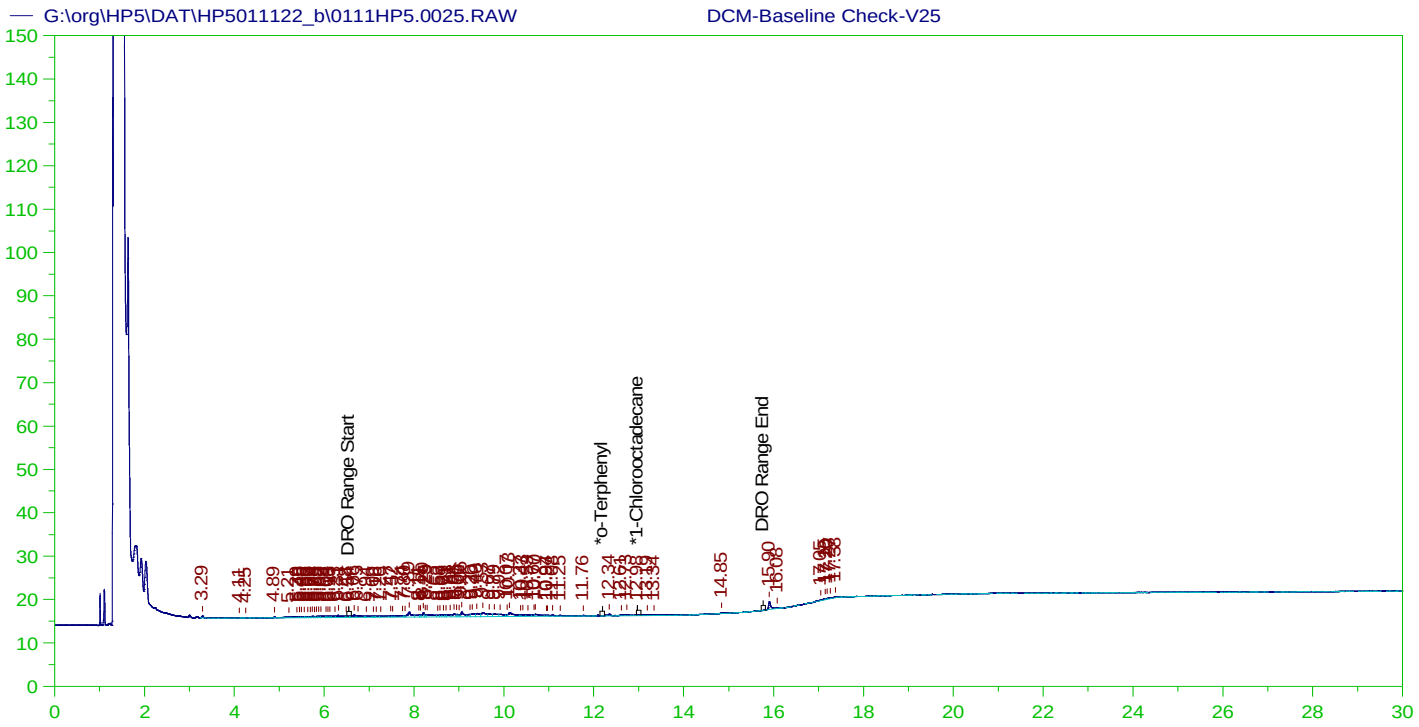

DIESEL RANGE ORGANICS CHROMATOGRAM REPORT
Sample Name: DCM-Baseline Check-V25
Raw File: G:\org\HP5\DAT\HP5011122_b\0111HP5.0025.RAW
Date & Time Acquired: 1/12/2022 1:29:46 AM
Method File: G:\Org\HP5\Methods\DR_8015-IC-LEXP.met
Calibration File: G:\Org\HP5\Cals\SW8015C_DRO211102IC.CAL
Sample Weight: 1 Dilution: 1 S.A.: 1

Mean RF for TEH: 31353.19
Rt range for Diesel Range Organics: 6.5 to 15.82

SURROGATE COMPOUND	RT	ACTUAL	MEASURED	%REC
*o-Terphenyl	29.899	200.	.	-
*1-Chlorooctadecane	12.975	200.	.017	.01 -

DRO Area:132028.6 DRO Amount: 4.211011
TEH Area:186308.4 TEH Amount: 5.942247

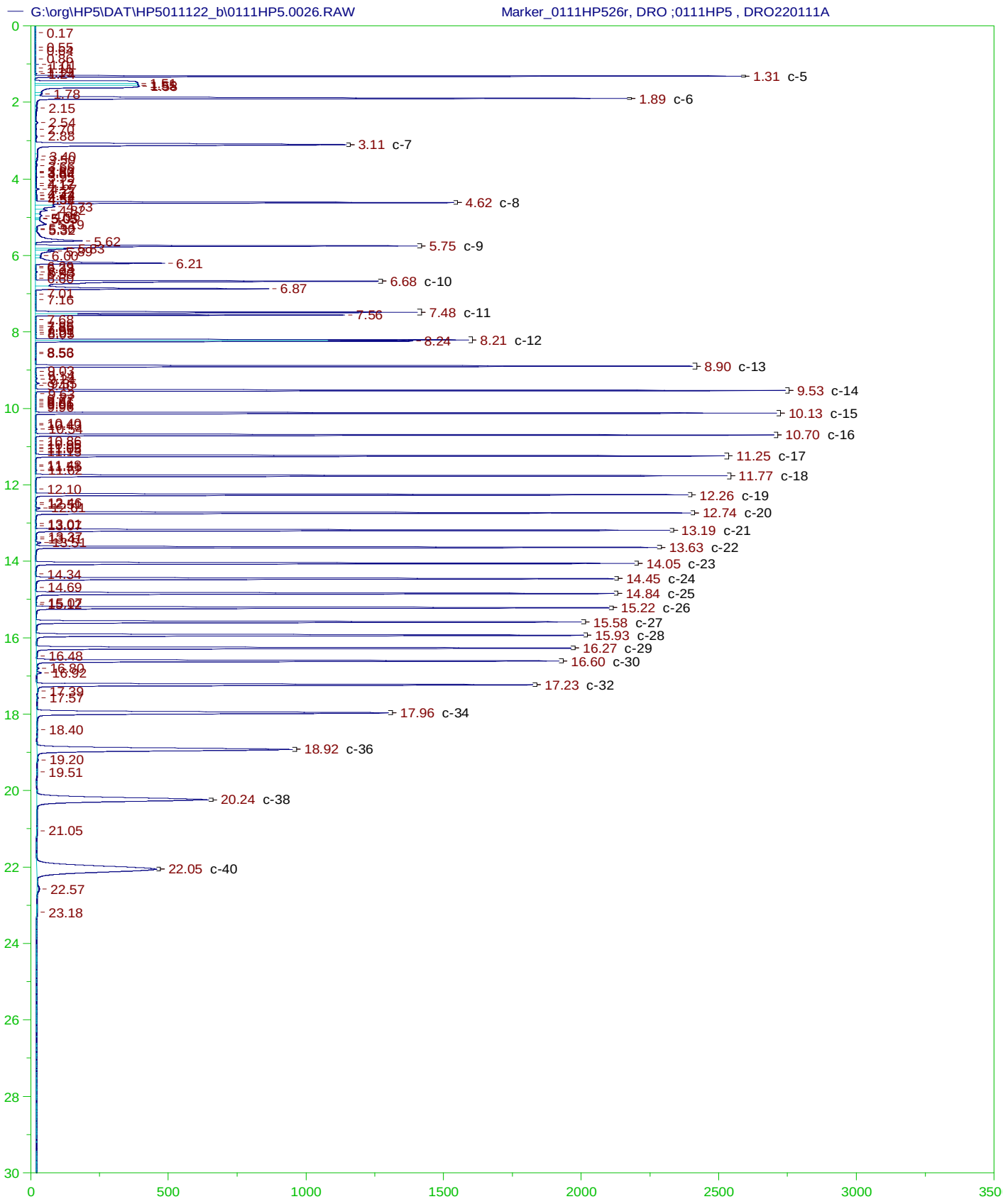

G:\org\HP5\dat\HP5011122_b\Review\026_Marker_0111HP526r_CSC220111.xls

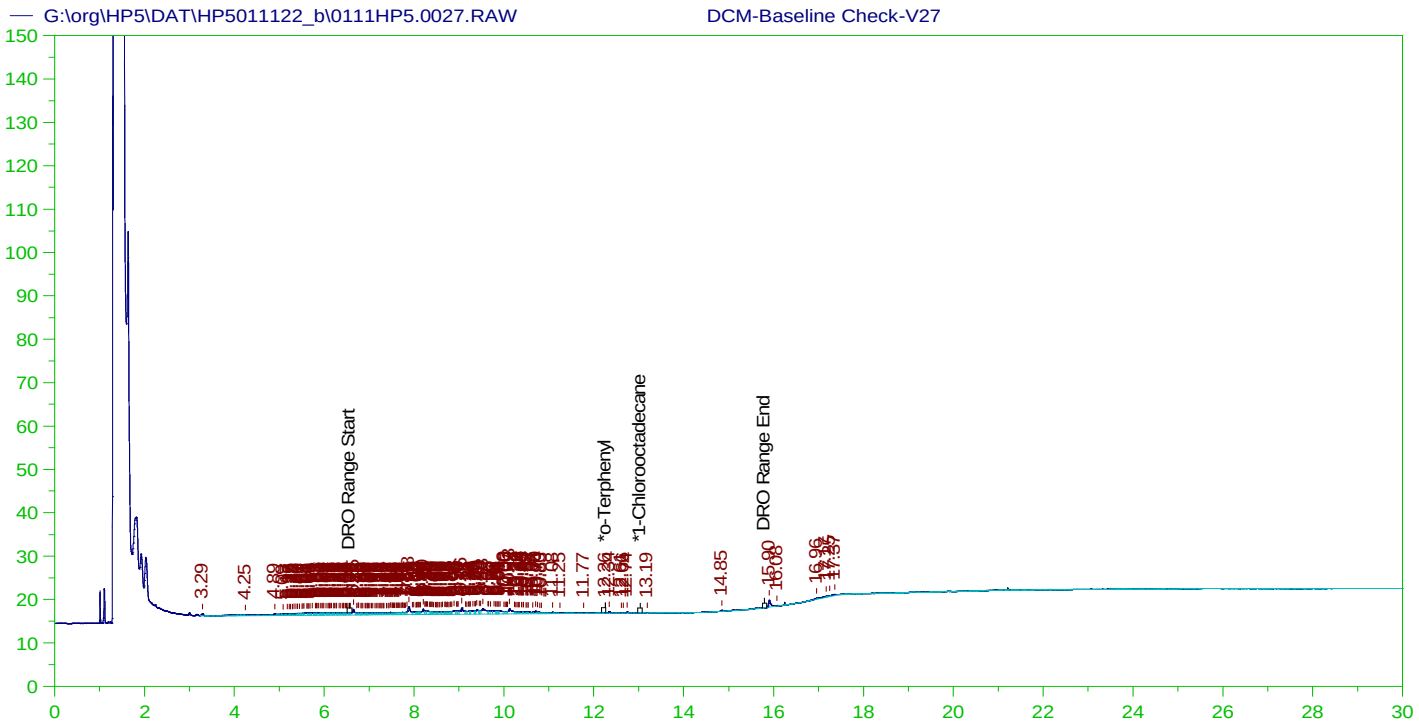

DIESEL RANGE ORGANICS CHROMATOGRAM REPORT
Sample Name: DCM-Baseline Check-V27
Raw File: G:\org\HP5\DAT\HP5011122_b\0111HP5.0027.RAW
Date & Time Acquired: 1/12/2022 2:56:04 AM
Method File: G:\Org\HP5\Methods\DR_8015-HS-LEXP.met
Calibration File: G:\Org\HP5\Cals\SW8015C_DRO210108Hs.CAL
Sample Weight: 1 Dilution: 1 S.A.: 1

Mean RF for TEH: 29457.33
Rt range for Diesel Range Organics: 6.51 to 15.85

SURROGATE COMPOUND	RT	ACTUAL	MEASURED	%REC	
*o-Terphenyl	12.261	200.	.017	.01	-
*1-Chlorooctadecane	29.983	200.	.	.	-

DRO Area:193795.7 DRO Amount: 6.578862
TEH Area:272770 TEH Amount: 9.259835

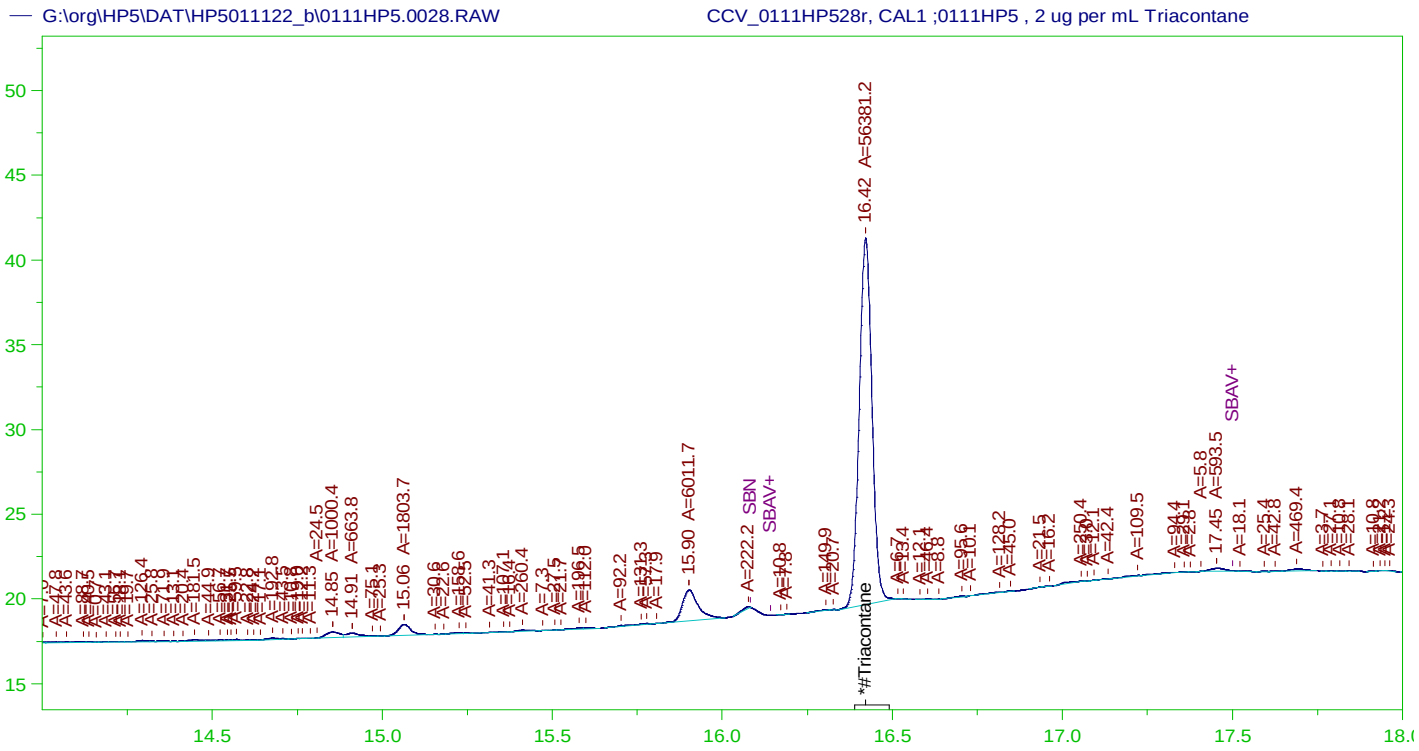

RESIDUAL RANGE ORGANICS CHROMATOGRAM

Sample Name: CCV_0111HP528r, CAL1 ;0111HP5 , 2 ug per mL Triacontane
Raw File: G:\org\HP5\DAT\HP5011122_b\0111HP5.0028.RAW
Date & Time Acquired: 1/12/2022 3:39:11 AM
Method File: G:\Org\HP5\Methods\DS_ORO-BA-L%.MET
Calibration File: G:\Org\HP5\Cals\SW8015C_ORO220111ba.CAL
Sample Weight: 1 Dilution: 1 S.A.: 1

Mean RF for for Residual Range Organics Calculations: 28542.41
Rt range for Residual Range Organics: 12.51 to 30.05

SURROGATE COMPOUND	RT	ACTUAL	MEASURED	%REC	
*#Triacontane	16.421	500.	1.902	.38	-

RRO Area:11465.21 RRO AMOUNT: 0.4016902

CONTINUING CALIBRATION REPORT: G:\org\HP5\DAT\HP5011122_b\0111HP5.0028.RAW

COMPOUND	ACTUAL(NG)	MEASURED(NG)	%RECOVERY	LIMITS
*30-40 Motor Oil	5000.	.056	.	75-125

SURROGATE COMPOUND	RT	ACTUAL	MEASURED	%REC	LIMITS
*#Triacontane	16.421	200.	1.902	.95	75-125

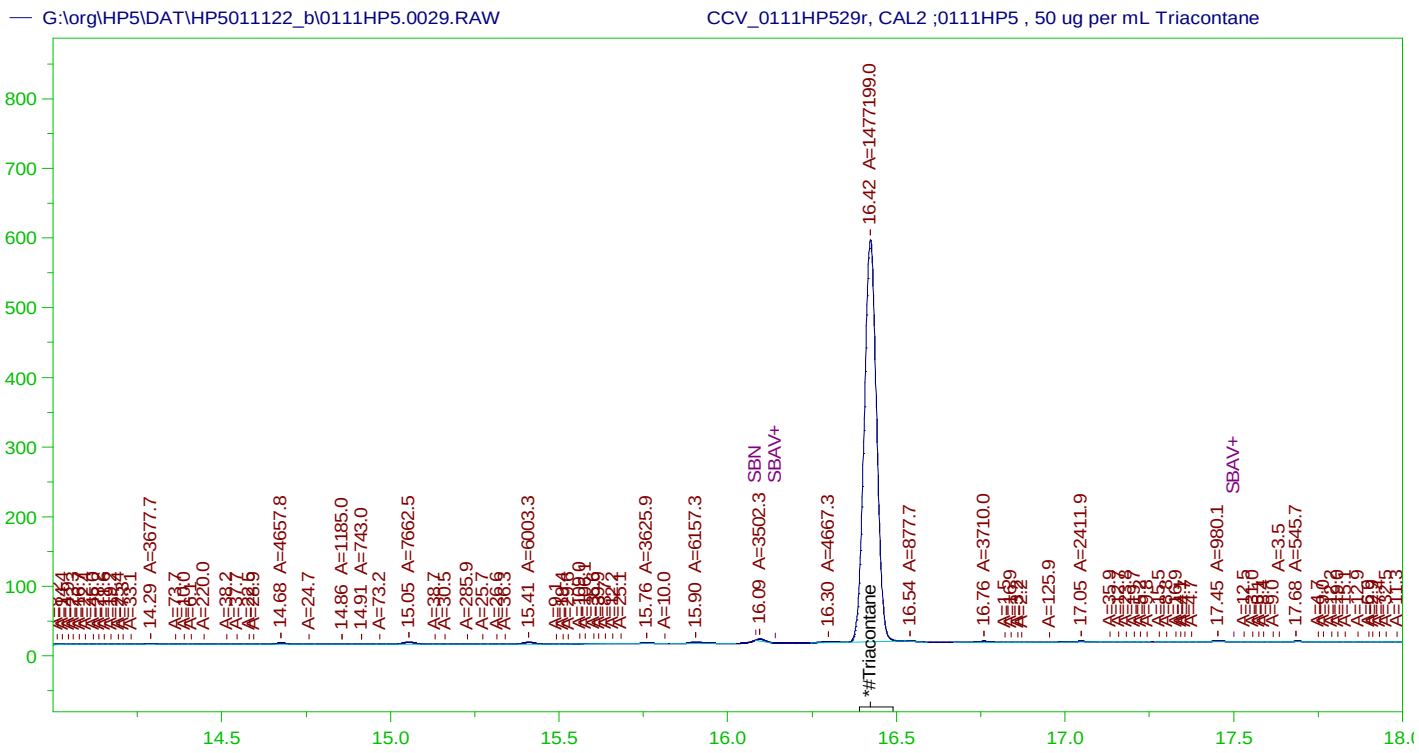

RESIDUAL RANGE ORGANICS CHROMATOGRAM

Sample Name: CCV_0111HP529r, CAL2 ;0111HP5 , 50 ug per mL Triacontane
Raw File: G:\org\HP5\DAT\HP5011122_b\0111HP5.0029.RAW
Date & Time Acquired: 1/12/2022 4:22:15 AM
Method File: G:\Org\HP5\Methods\DS_ORO-BA-L%.MET
Calibration File: G:\Org\HP5\Cals\SW8015C_ORO220111ba.CAL
Sample Weight: 1 Dilution: 1 S.A.: 1

Mean RF for for Residual Range Organics Calculations: 28542.41
Rt range for Residual Range Organics: 12.51 to 30.05

SURROGATE COMPOUND	RT	ACTUAL	MEASURED	%REC	
*#Triacontane	16.423	500.	49.845	9.97	-

RRO Area:60154.51 RRO AMOUNT: 2.107548

CONTINUING CALIBRATION REPORT: G:\org\HP5\DAT\HP5011122_b\0111HP5.0029.RAW

COMPOUND	ACTUAL(NG)	MEASURED(NG)	%RECOVERY	LIMITS
*30-40 Motor Oil	5000.	.023	.	75-125

SURROGATE COMPOUND	RT	ACTUAL	MEASURED	%REC	LIMITS
*#Triacontane	16.423	200.	49.845	24.92	75-125

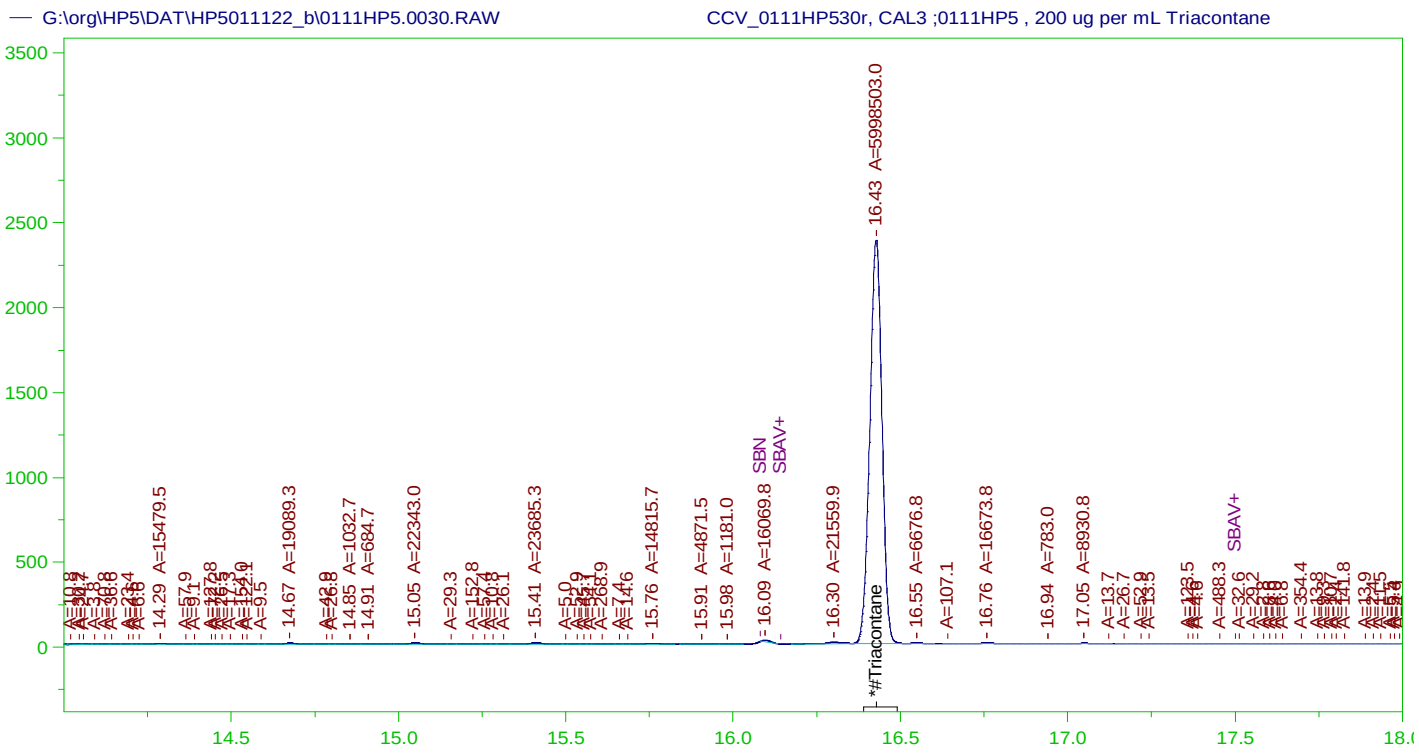

RESIDUAL RANGE ORGANICS CHROMATOGRAM

Sample Name: CCV_0111HP530r, CAL3 ;0111HP5 , 200 ug per mL Triacontane
Raw File: G:\org\HP5\DAT\HP5011122_b\0111HP5.0030.RAW
Date & Time Acquired: 1/12/2022 5:05:25 AM
Method File: G:\Org\HP5\Methods\DS_ORO-BA-L%.MET
Calibration File: G:\Org\HP5\Cals\SW8015C_ORO220111ba.CAL
Sample Weight: 1 Dilution: 1 S.A.: 1

Mean RF for for Residual Range Organics Calculations: 28542.41
Rt range for Residual Range Organics: 12.51 to 30.05

SURROGATE COMPOUND	RT	ACTUAL	MEASURED	%REC	
*#Triacontane	16.427	500.	202.405	40.48	-

RRO Area:200104.8 RRO AMOUNT: 7.01079

CONTINUING CALIBRATION REPORT: G:\org\HP5\DAT\HP5011122_b\0111HP5.0030.RAW

COMPOUND	ACTUAL(NG)	MEASURED(NG)	%RECOVERY	LIMITS
*30-40 Motor Oil	5000.	.	.	75-125

SURROGATE COMPOUND	RT	ACTUAL	MEASURED	%REC	LIMITS
*#Triacontane	16.427	200.	202.405	101.2	75-125

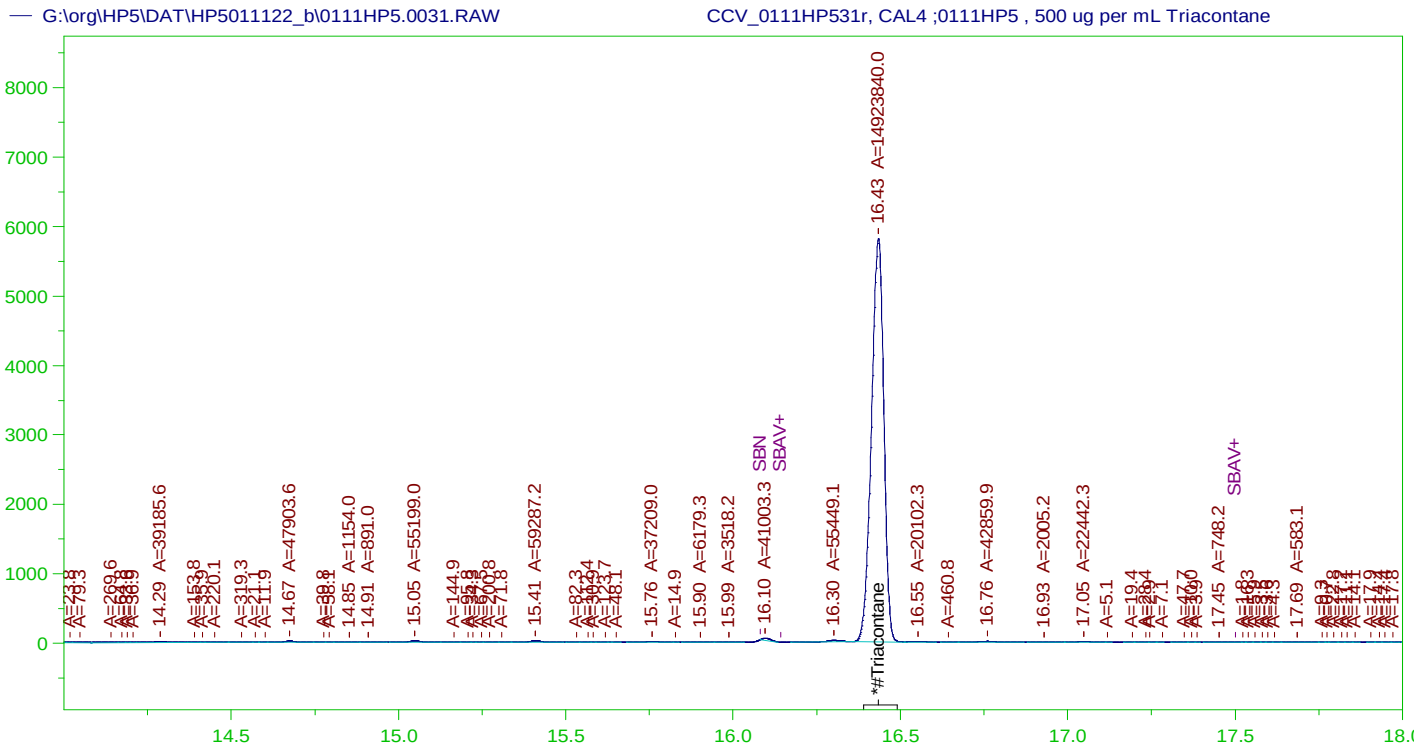

RESIDUAL RANGE ORGANICS CHROMATOGRAM

Sample Name: CCV_0111HP531r, CAL4 ;0111HP5 , 500 ug per mL Triacontane
Raw File: G:\org\HP5\DAT\HP5011122_b\0111HP5.0031.RAW
Date & Time Acquired: 1/12/2022 5:48:34 AM
Method File: G:\Org\HP5\Methods\DS_ORO-BA-L%.MET
Calibration File: G:\Org\HP5\Cals\SW8015C_ORO220111ba.CAL
Sample Weight: 1 Dilution: 1 S.A.: 1

Mean RF for for Residual Range Organics Calculations: 28542.41
Rt range for Residual Range Organics: 12.51 to 30.05

SURROGATE COMPOUND	RT	ACTUAL	MEASURED	%REC	
*#Triacontane	16.434	500.	503.57	100.71	-

RRO Area:497882.9 RRO AMOUNT: 17.44362

CONTINUING CALIBRATION REPORT: G:\org\HP5\DAT\HP5011122_b\0111HP5.0031.RAW

COMPOUND	ACTUAL(NG)	MEASURED(NG)	%RECOVERY	LIMITS
*30-40 Motor Oil	5000.	.	.	75-125

SURROGATE COMPOUND	RT	ACTUAL	MEASURED	%REC	LIMITS
*#Triacontane	16.434	200.	503.57	251.78	75-125

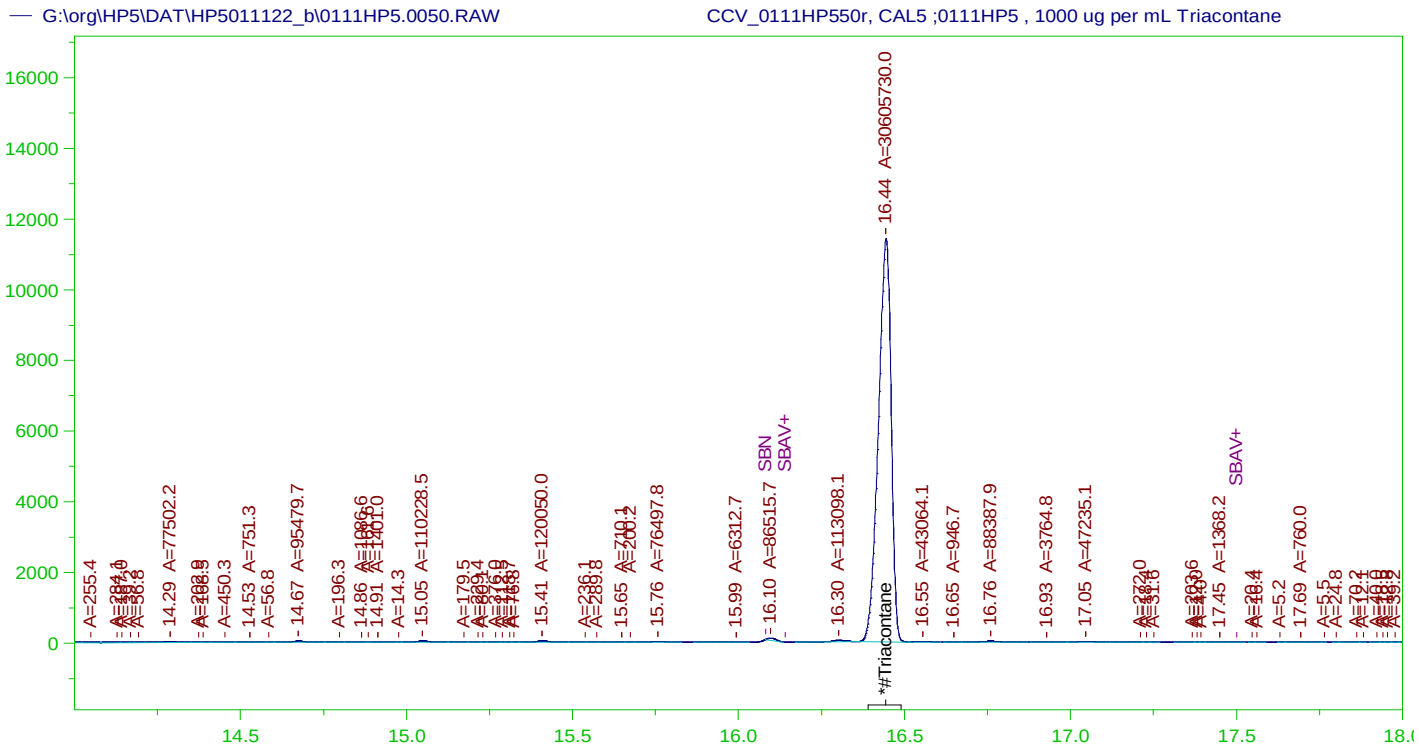

RESIDUAL RANGE ORGANICS CHROMATOGRAM

Sample Name: CCV_0111HP550r, CAL5 ;0111HP5 , 1000 ug per mL Triacontane
Raw File: G:\org\HP5\DAT\HP5011122_b\0111HP5.0050.RAW
Date & Time Acquired: 1/12/2022 8:49:58 PM
Method File: G:\Org\HP5\Methods\DS_ORO-BA-L%.MET
Calibration File: G:\Org\HP5\Cals\SW8015C_ORO220111ba.CAL
Sample Weight: 1 Dilution: 1 S.A.: 1

Mean RF for for Residual Range Organics Calculations: 28542.41
Rt range for Residual Range Organics: 12.51 to 30.05

SURROGATE COMPOUND	RT	ACTUAL	MEASURED	%REC	
*#Triacontane	16.444	500.	1032.718	206.54	-

RRO Area:993904.8 RRO AMOUNT: 34.82203

CONTINUING CALIBRATION REPORT: G:\org\HP5\DAT\HP5011122_b\0111HP5.0050.RAW

COMPOUND	ACTUAL(NG)	MEASURED(NG)	%RECOVERY	LIMITS
*30-40 Motor Oil	5000.	.	.	75-125

SURROGATE COMPOUND	RT	ACTUAL	MEASURED	%REC	LIMITS
*#Triacontane	16.444	200.	1032.718	516.36	75-125

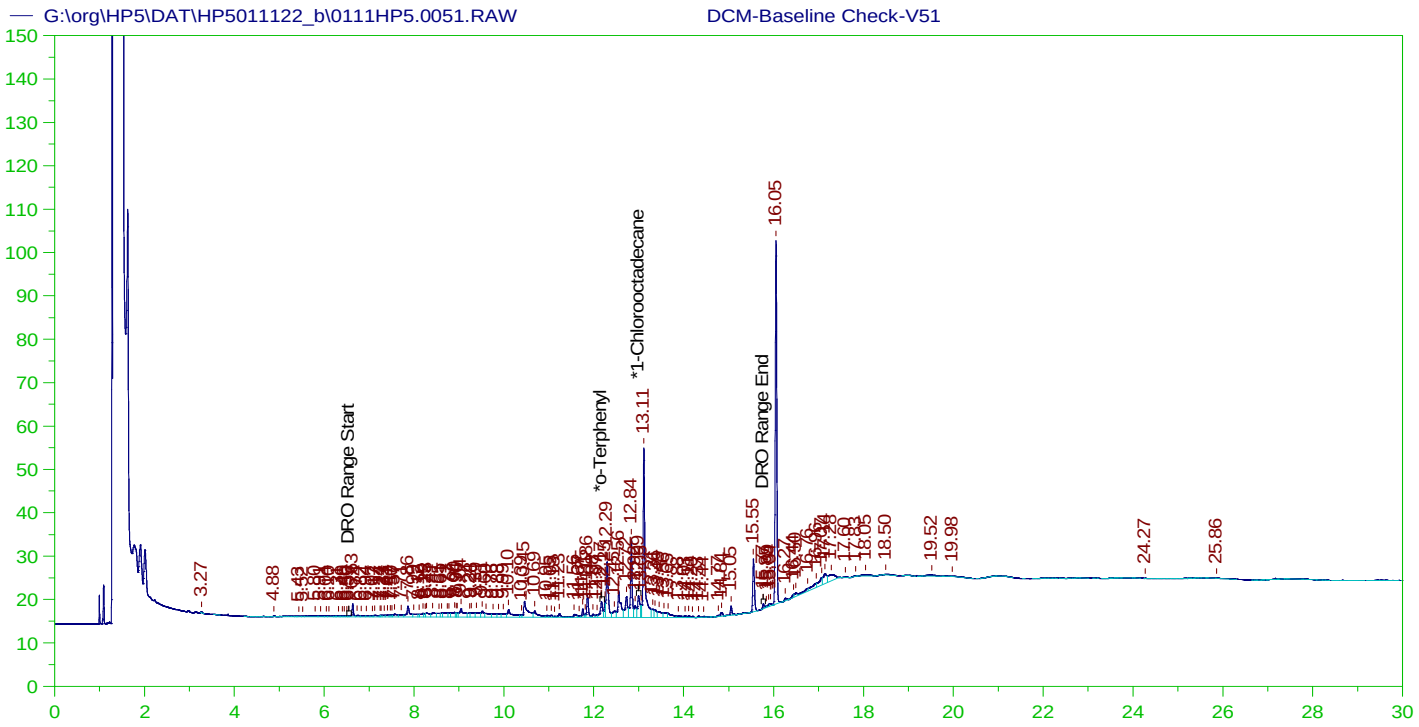

DIESEL RANGE ORGANICS CHROMATOGRAM REPORT
Sample Name: DCM-Baseline Check-V51
Raw File: G:\org\HP5\DAT\HP5011122_b\0111HP5.0051.RAW
Date & Time Acquired: 1/13/2022 12:15:29 PM
Method File: G:\Org\HP5\Methods\DR_8015-IC-LEXP.met
Calibration File: G:\Org\HP5\Cals\SW8015C_DRO211102IC.CAL
Sample Weight: 1 Dilution: 1 S.A.: 1

Mean RF for TEH: 31353.19
Rt range for Diesel Range Organics: 6.5 to 15.82

SURROGATE COMPOUND	RT	ACTUAL	MEASURED	%REC	
*o-Terphenyl	12.166	200.	.369	.18	-
*1-Chlorooctadecane	12.994	200.	.464	.23	-

DRO Area:587062.5 DRO Amount: 18.72417
TEH Area:891448.4 TEH Amount: 28.43246

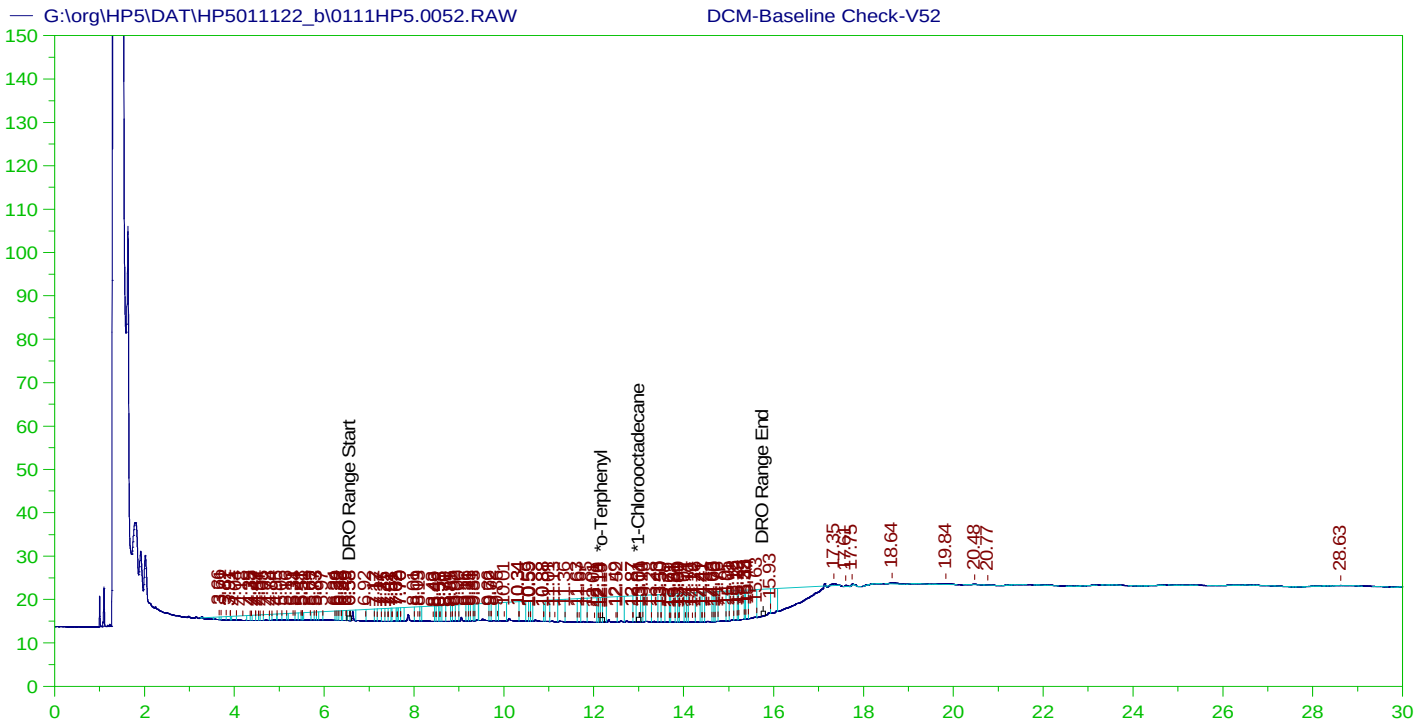

DIESEL RANGE ORGANICS CHROMATOGRAM REPORT
Sample Name: DCM-Baseline Check-V52
Raw File: G:\org\HP5\DAT\HP5011122_b\0111HP5.0052.RAW
Date & Time Acquired: 1/13/2022 12:58:31 PM
Method File: G:\Org\HP5\Methods\DR_8015-IC-LEXP.met
Calibration File: G:\Org\HP5\Cals\SW8015C_DRO211102IC.CAL
Sample Weight: 1 Dilution: 1 S.A.: 1

Mean RF for TEH: 31353.19
Rt range for Diesel Range Organics: 6.5 to 15.82

SURROGATE COMPOUND	RT	ACTUAL	MEASURED	%REC	
*o-Terphenyl	12.192	200.	.855	.43	-
*1-Chlorooctadecane	13.007	200.	.955	.48	-

DRO Area:2710300 DRO Amount: 86.44414
TEH Area:2842315 TEH Amount: 90.65472

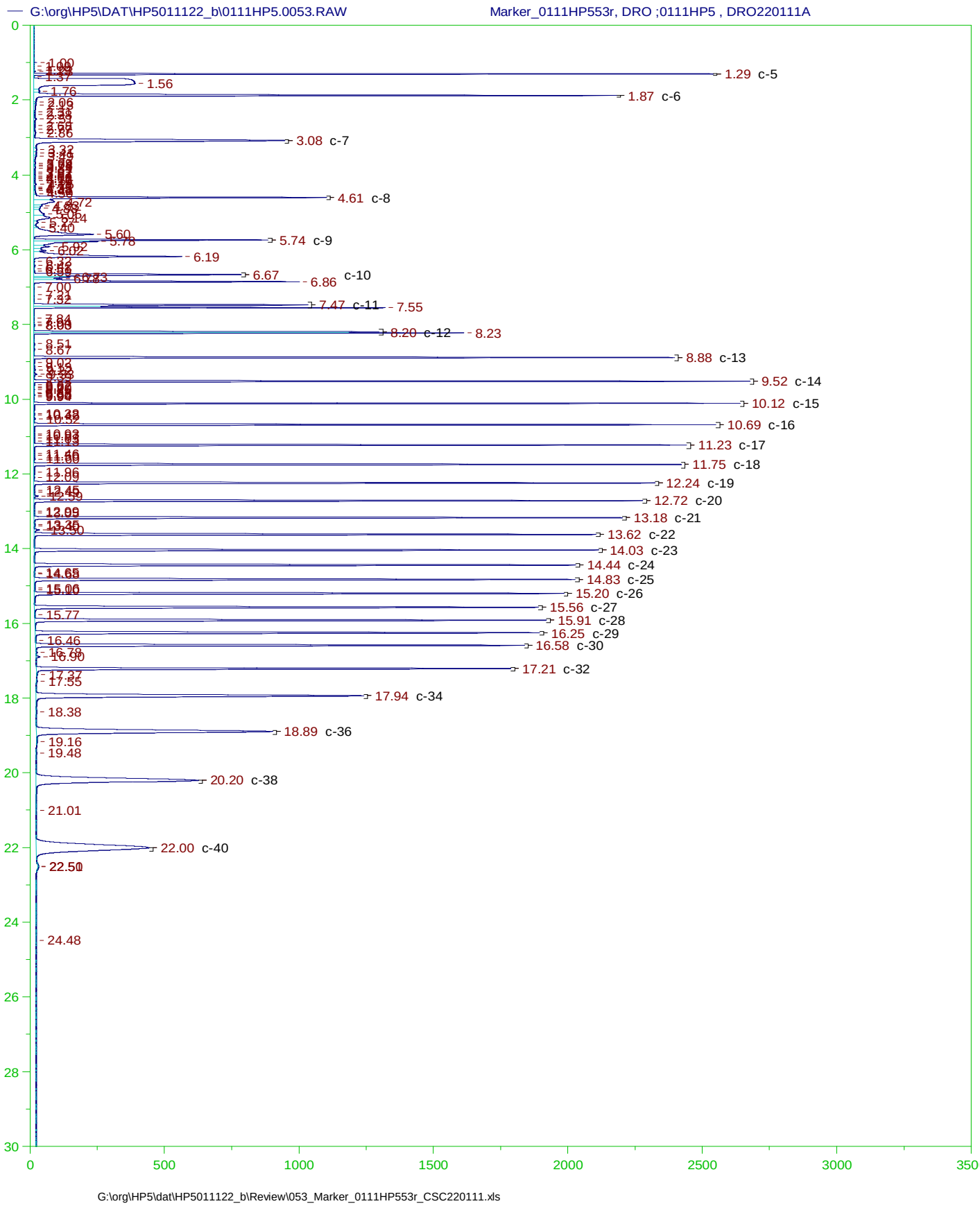
G:\org\HP5\DAT\HP5011122_b\0111HP5.0053.RAW
Marker_0111HP553r, DRO ;0111HP5 , DRO220111A
1.29 c-5
1.56
1.87 c-6
3.08 c-7
4.61 c-8
5.74 c-9
6.19
6.67
6.86 c-10
7.47 c-11
7.55
8.20 c-12
8.23
8.88 c-13
9.52 c-14
10.12 c-15
10.69 c-16
11.23 c-17
11.75 c-18
12.24 c-19
12.72 c-20
13.18 c-21
13.62 c-22
14.03 c-23
14.44 c-24
14.83 c-25
15.20 c-26
15.56 c-27
15.77
15.91 c-28
16.25 c-29
16.46
16.58 c-30
17.21 c-32
17.55
17.94 c-34
18.38
18.89 c-36
19.16
19.48
20.20 c-38
21.01
22.00 c-40
24.48
0
500
1000
1500
2000
2500
3000
G:\org\HP5\dat\HP5011122_b\Review\053_Marker_0111HP553r_CSC220111.xls

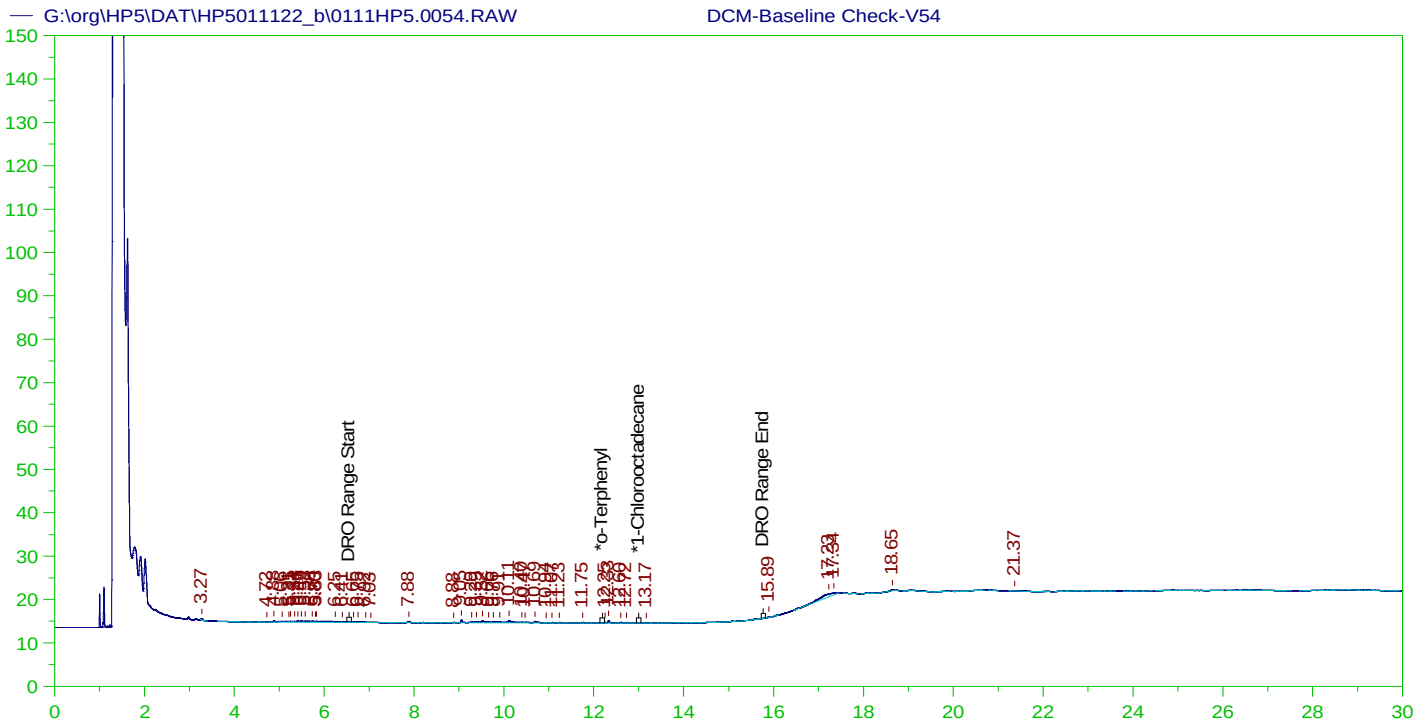

DIESEL RANGE ORGANICS CHROMATOGRAM REPORT
Sample Name: DCM-Baseline Check-V54
Raw File: G:\org\HP5\DAT\HP5011122_b\0111HP5.0054.RAW
Date & Time Acquired: 1/13/2022 2:23:42 PM
Method File: G:\Org\HP5\Methods\DR_8015-IC-LEXP.met
Calibration File: G:\Org\HP5\Cals\SW8015C_DRO211102IC.CAL
Sample Weight: 1 Dilution: 1 S.A.: 1

Mean RF for TEH: 31353.19
Rt range for Diesel Range Organics: 6.5 to 15.82

SURROGATE COMPOUND	RT	ACTUAL	MEASURED		%REC
*o-Terphenyl	29.882	200.	.	.	-
*1-Chlorooctadecane	29.882	200.	.	.	-

DRO Area:44798.44 DRO Amount: 1.428832
TEH Area:97771.24 TEH Amount: 3.118382

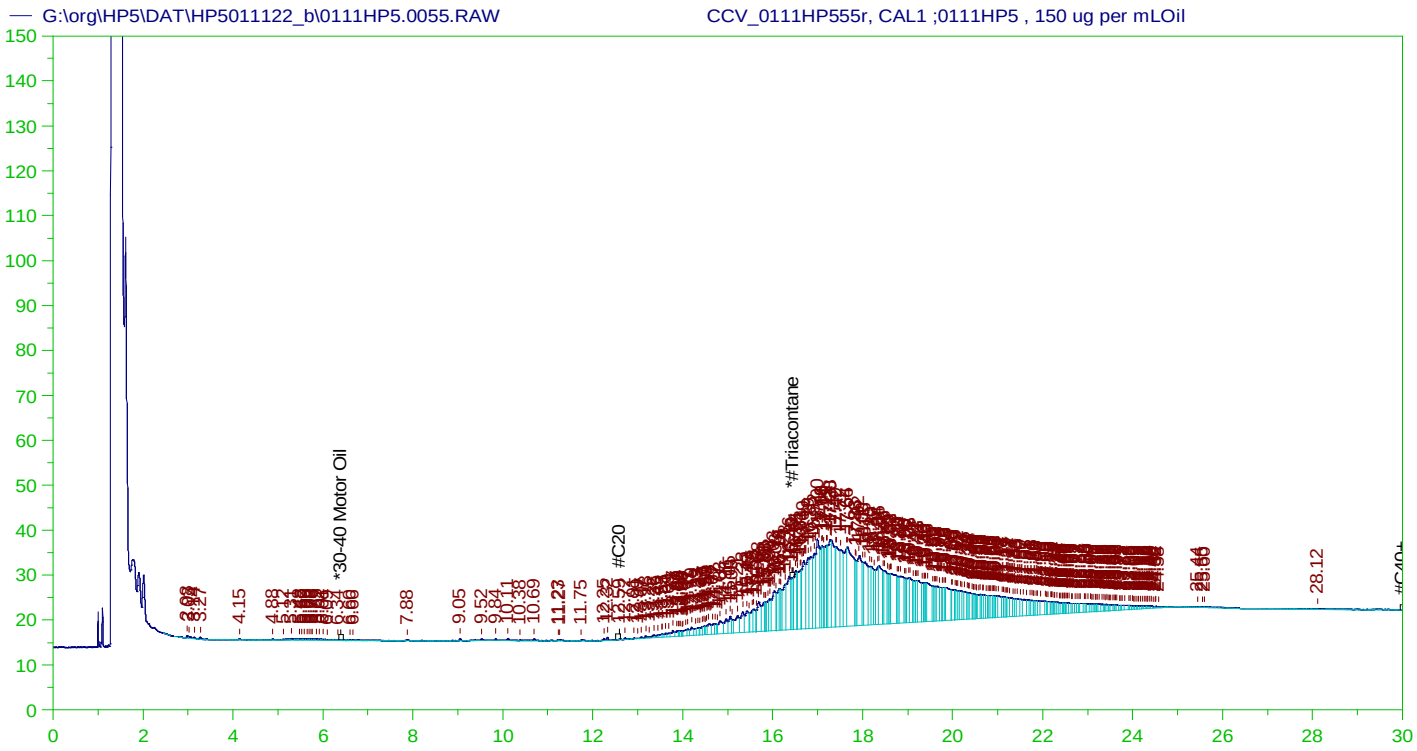

RESIDUAL RANGE ORGANICS CHROMATOGRAM
Sample Name: CCV_0111HP555r, CAL1 ;0111HP5 , 150 ug per mLOil
Raw File: G:\org\HP5\DAT\HP5011122_b\0111HP5.0055.RAW
Date & Time Acquired: 1/13/2022 3:06:11 PM
Method File: G:\Org\HP5\Methods\DC_ORO-55-BA-L%.MET
Calibration File: G:\Org\HP5\Cals\SW8015C_ORO220111BA.CAL
Sample Weight: 1 Dilution: 1 S.A.: 1

Mean RF for for Residual Range Organics Calculations: 26424.55
Rt range for Residual Range Organics: 12.51 to 30.05

SURROGATE COMPOUND	RT	ACTUAL	MEASURED	%REC	
*#Triacontane	16.447	500.	.47	.09	-

RRO Area:4215928 RRO AMOUNT: 159.5459

CONTINUING CALIBRATION REPORT: G:\org\HP5\DAT\HP5011122_b\0111HP5.0055.RAW

COMPOUND	ACTUAL(NG)	MEASURED(NG)	%RECOVERY	LIMITS
*30-40 Motor Oil	5000.	.	.	75-125

SURROGATE COMPOUND	RT	ACTUAL	MEASURED	%REC	LIMITS
*#Triacontane	16.447	200.	.47	.23	75-125

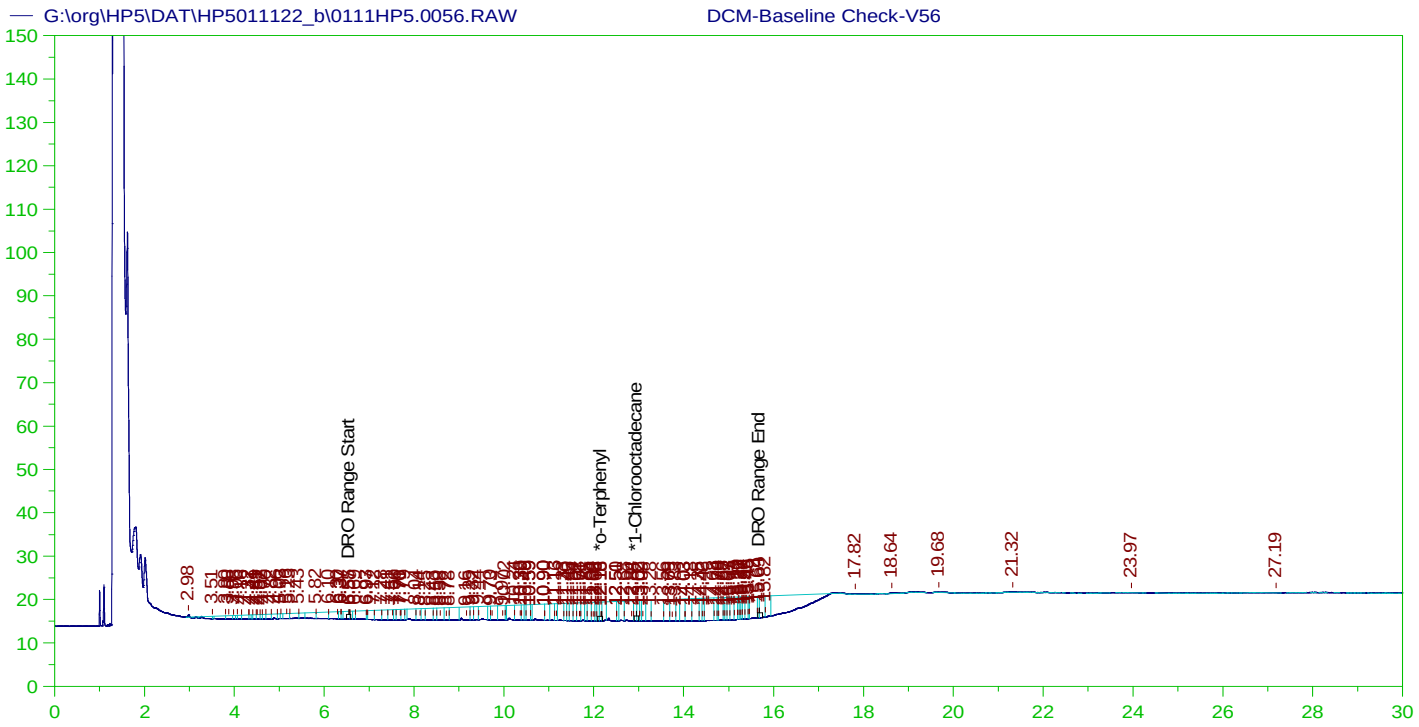

DIESEL RANGE ORGANICS CHROMATOGRAM REPORT
Sample Name: DCM-Baseline Check-V56
Raw File: G:\org\HP5\DAT\HP5011122_b\0111HP5.0056.RAW
Date & Time Acquired: 1/13/2022 3:48:53 PM
Method File: G:\Org\HP5\Methods\DR_8015-HE-LEXP.met
Calibration File: G:\Org\HP5\Cals\SW8015C_DRO210108HE.CAL
Sample Weight: 1 Dilution: 1 S.A.: 1

Mean RF for TEH: 29457.33
Rt range for Diesel Range Organics: 6.49 to 15.75

SURROGATE COMPOUND	RT	ACTUAL	MEASURED	%REC	
*o-Terphenyl	12.162	200.	.406	.2	-
*1-Chlorooctadecane	29.946	200.	.	.	-

DRO Area:2125703 DRO Amount: 72.16209
TEH Area:2146824 TEH Amount: 72.8791

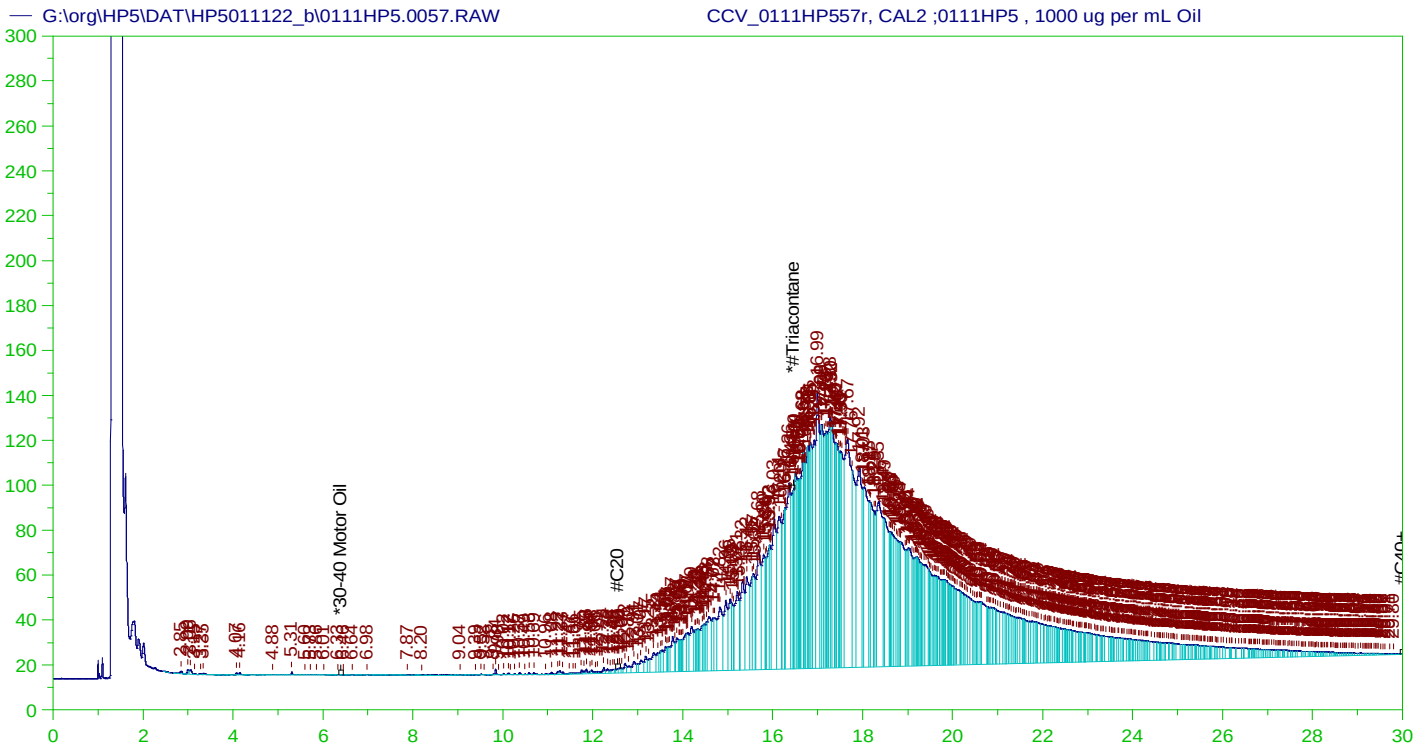

RESIDUAL RANGE ORGANICS CHROMATOGRAM

Sample Name: CCV_0111HP557r, CAL2 ;0111HP5 , 1000 ug per mL Oil
Raw File: G:\org\HP5\DAT\HP5011122_b\0111HP5.0057.RAW
Date & Time Acquired: 1/13/2022 4:31:31 PM
Method File: G:\Org\HP5\Methods\DC_ORO-57-BA-L%.MET
Calibration File: G:\Org\HP5\Cals\SW8015C_ORO220111BA.CAL
Sample Weight: 1 Dilution: 1 S.A.: 1

Mean RF for for Residual Range Organics Calculations: 26424.55
Rt range for Residual Range Organics: 12.51 to 30.05

SURROGATE COMPOUND	RT	ACTUAL	MEASURED	%REC	
*#Triacontane	16.454	500.	3.058	.61	-

RRO Area:2.729502E+07 RRO AMOUNT: 1032.941

CONTINUING CALIBRATION REPORT: G:\org\HP5\DAT\HP5011122_b\0111HP5.0057.RAW

COMPOUND	ACTUAL(NG)	MEASURED(NG)	%RECOVERY	LIMITS
*30-40 Motor Oil	5000.	.	.	75-125

SURROGATE COMPOUND	RT	ACTUAL	MEASURED	%REC	LIMITS
*#Triacontane	16.454	200.	3.058	1.53	75-125

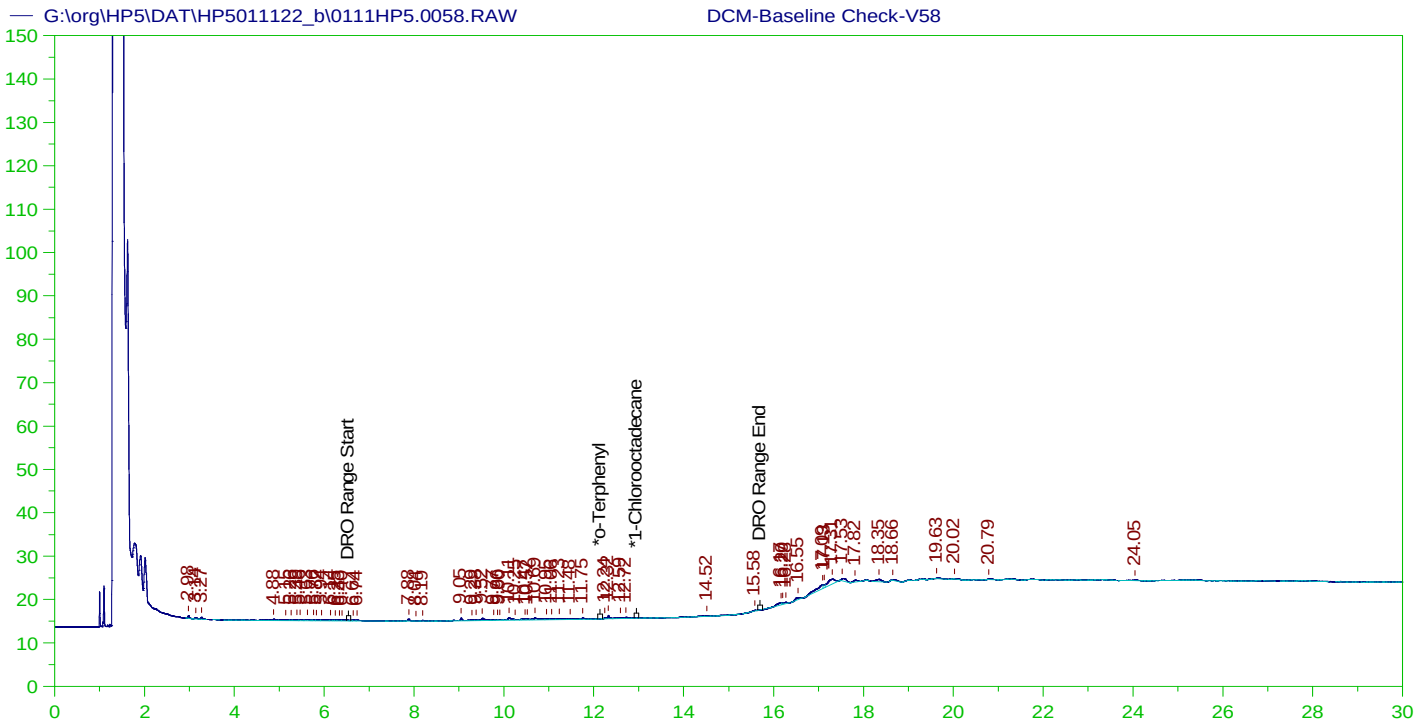

DIESEL RANGE ORGANICS CHROMATOGRAM REPORT
Sample Name: DCM-Baseline Check-V58
Raw File: G:\org\HP5\DAT\HP5011122_b\0111HP5.0058.RAW
Date & Time Acquired: 1/13/2022 5:14:45 PM
Method File: G:\Org\HP5\Methods\DR_8015-HE-LEXP.met
Calibration File: G:\Org\HP5\Cals\SW8015C_DRO210108HE.CAL
Sample Weight: 1 Dilution: 1 S.A.: 1

Mean RF for TEH: 29457.33
Rt range for Diesel Range Organics: 6.49 to 15.75

SURROGATE COMPOUND	RT	ACTUAL	MEASURED		%REC
*o-Terphenyl	29.94	200.	.	.	-
*1-Chlorooctadecane	29.94	200.	.	.	-

DRO Area:48306.73 DRO Amount: 1.639888
TEH Area:141285.5 TEH Amount: 4.796276

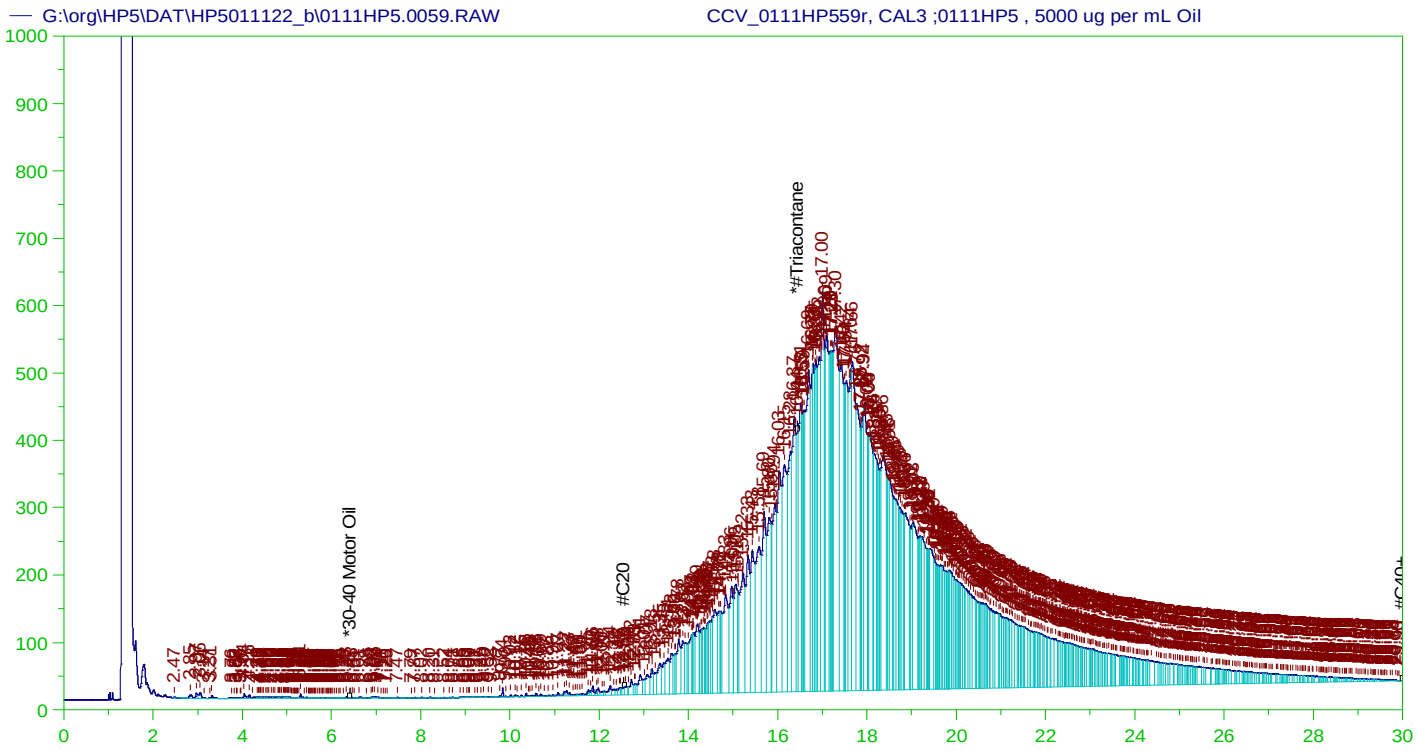

RESIDUAL RANGE ORGANICS CHROMATOGRAM

Sample Name: CCV_0111HP559r, CAL3 ;0111HP5 , 5000 ug per mL Oil
Raw File: G:\org\HP5\DAT\HP5011122_b\0111HP5.0059.RAW
Date & Time Acquired: 1/13/2022 5:57:48 PM
Method File: G:\Org\HP5\Methods\DC_ORO-59-BA-L%.MET
Calibration File: G:\Org\HP5\Cals\SW8015C_ORO220111BA.CAL
Sample Weight: 1 Dilution: 1 S.A.: 1

Mean RF for for Residual Range Organics Calculations: 26424.55
Rt range for Residual Range Organics: 12.51 to 30.05

SURROGATE COMPOUND	RT	ACTUAL	MEASURED	%REC	
*#Triacontane	16.442	500.	33.09	6.62	-

RRO Area:1.303441E+08 RRO AMOUNT: 4932.688

CONTINUING CALIBRATION REPORT: G:\org\HP5\DAT\HP5011122_b\0111HP5.0059.RAW

COMPOUND	ACTUAL(NG)	MEASURED(NG)	%RECOVERY	LIMITS
*30-40 Motor Oil	5000.	.037	.	75-125

SURROGATE COMPOUND	RT	ACTUAL	MEASURED	%REC	LIMITS
*#Triacontane	16.442	200.	33.09	16.54	75-125

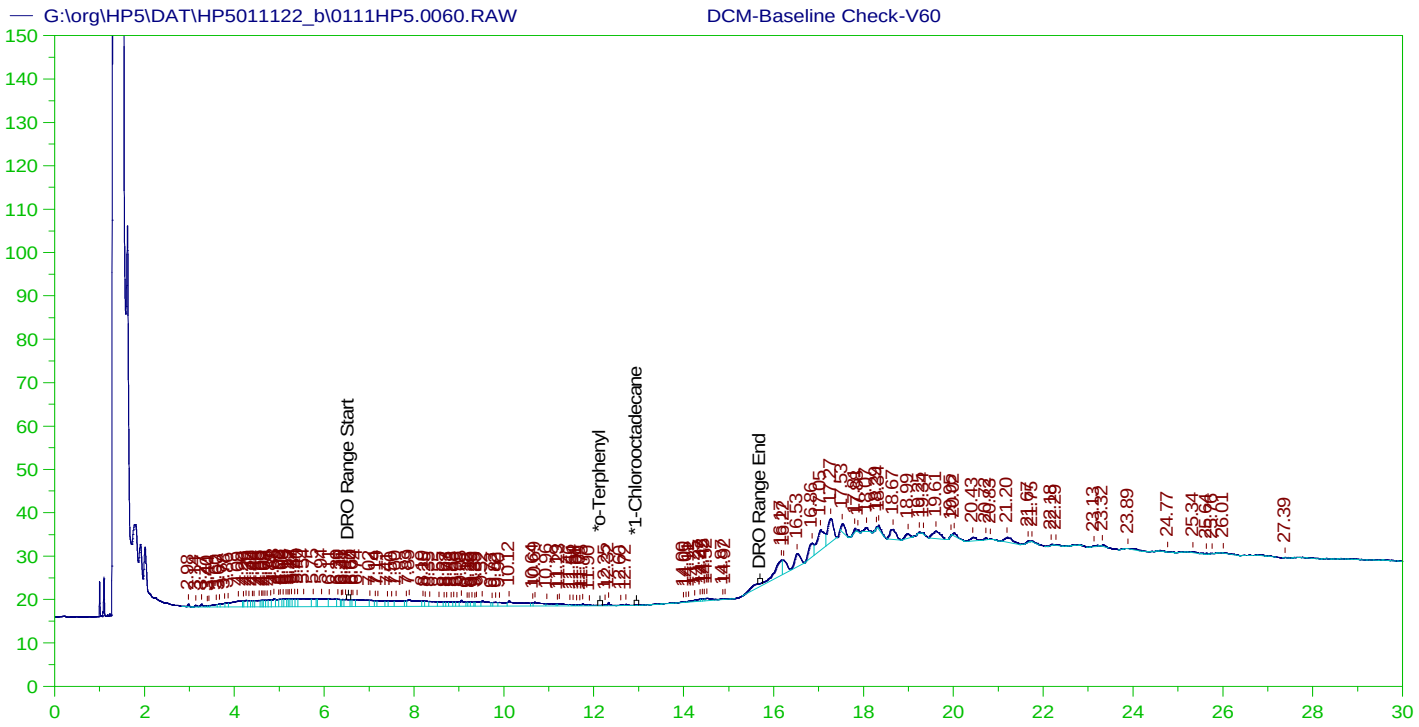

DIESEL RANGE ORGANICS CHROMATOGRAM REPORT
Sample Name: DCM-Baseline Check-V60
Raw File: G:\org\HP5\DAT\HP5011122_b\0111HP5.0060.RAW
Date & Time Acquired: 1/13/2022 6:41:03 PM
Method File: G:\Org\HP5\Methods\DR_8015-HE-LEXP.met
Calibration File: G:\Org\HP5\Cals\SW8015C_DRO210108HE.CAL
Sample Weight: 1 Dilution: 1 S.A.: 1

Mean RF for TEH: 29457.33
Rt range for Diesel Range Organics: 6.49 to 15.75

SURROGATE COMPOUND	RT	ACTUAL	MEASURED		%REC
*o-Terphenyl	29.911	200.	.	.	-
*1-Chlorooctadecane	29.911	200.	.	.	-

DRO Area:316779.5 DRO Amount: 10.75384
TEH Area:980005.5 TEH Amount: 33.26864

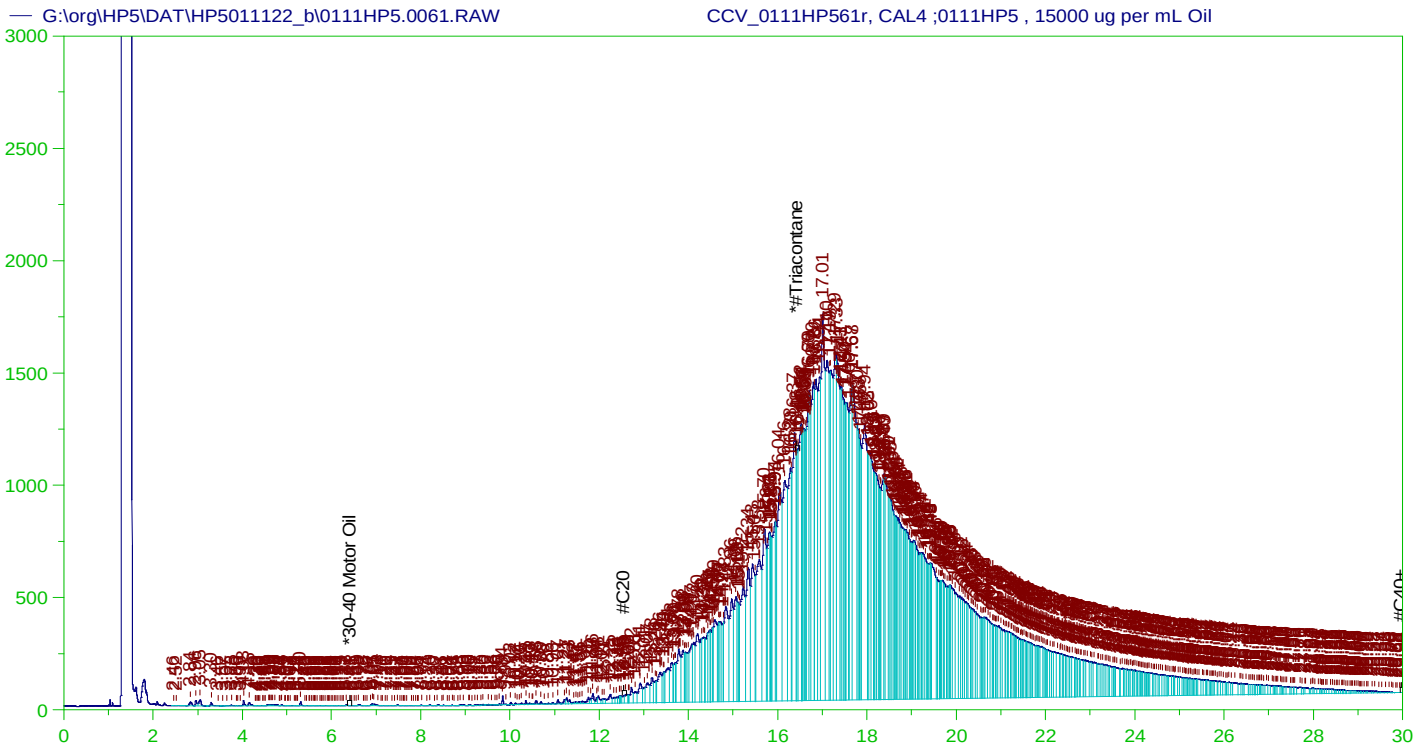

RESIDUAL RANGE ORGANICS CHROMATOGRAM

Sample Name: CCV_0111HP561r, CAL4 ;0111HP5 , 15000 ug per mL Oil
Raw File: G:\org\HP5\DAT\HP5011122_b\0111HP5.0061.RAW
Date & Time Acquired: 1/13/2022 7:24:16 PM
Method File: G:\Org\HP5\Methods\DC_ORO-61-BA-L%.MET
Calibration File: G:\Org\HP5\Cals\SW8015C_ORO220111BA.CAL
Sample Weight: 1 Dilution: 1 S.A.: 1

Mean RF for for Residual Range Organics Calculations: 26424.55
Rt range for Residual Range Organics: 12.51 to 30.05

SURROGATE COMPOUND	RT	ACTUAL	MEASURED	%REC	
*#Triacontane	16.429	500.	33.728	6.75	-

RRO Area:3.786286E+08 RRO AMOUNT: 14328.67

CONTINUING CALIBRATION REPORT: G:\org\HP5\DAT\HP5011122_b\0111HP5.0061.RAW

COMPOUND	ACTUAL(NG)	MEASURED(NG)	%RECOVERY	LIMITS
*30-40 Motor Oil	5000.	.086	.	75-125

SURROGATE COMPOUND	RT	ACTUAL	MEASURED	%REC	LIMITS
*#Triacontane	16.429	200.	33.728	16.86	75-125

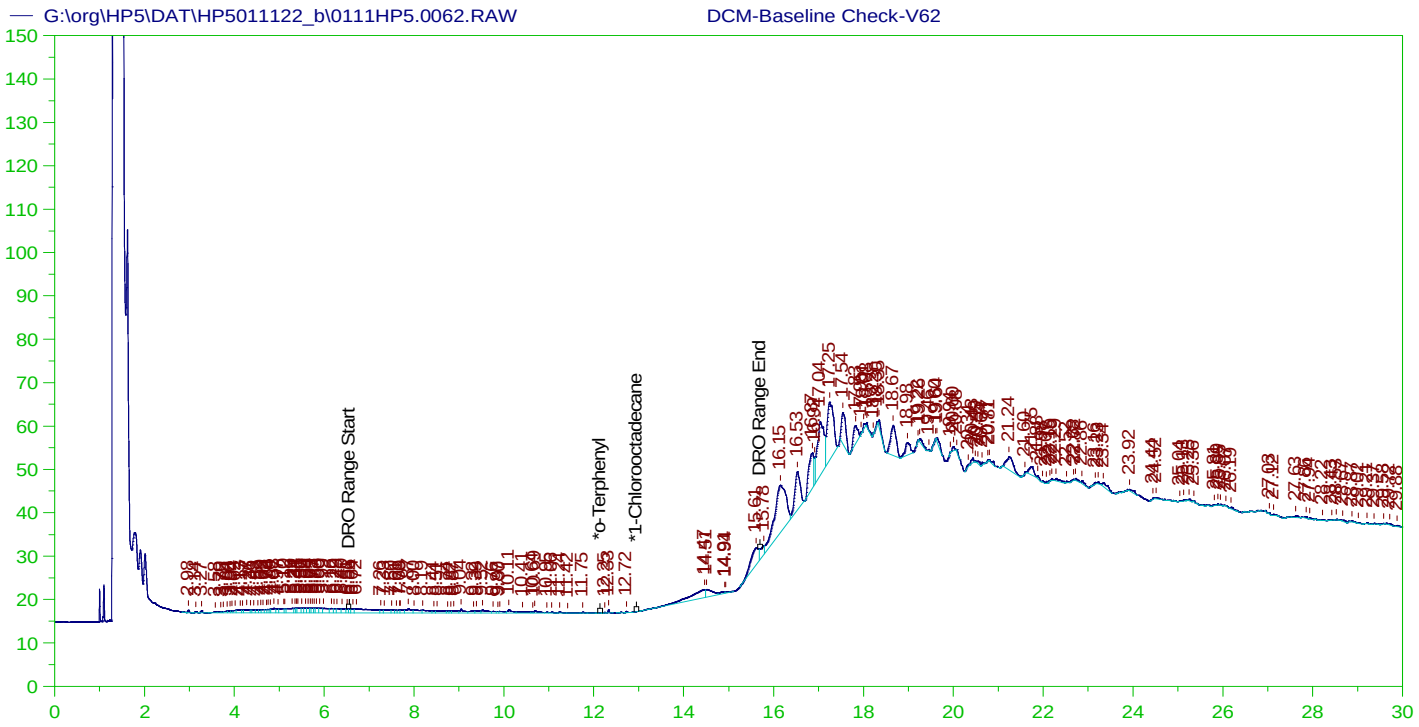

DIESEL RANGE ORGANICS CHROMATOGRAM REPORT
Sample Name: DCM-Baseline Check-V62
Raw File: G:\org\HP5\DAT\HP5011122_b\0111HP5.0062.RAW
Date & Time Acquired: 1/13/2022 8:07:28 PM
Method File: G:\Org\HP5\Methods\DR_8015-HE-LEXP.met
Calibration File: G:\Org\HP5\Cals\SW8015C_DRO210108HE.CAL
Sample Weight: 1 Dilution: 1 S.A.: 1

Mean RF for TEH: 29457.33
Rt range for Diesel Range Organics: 6.49 to 15.75

SURROGATE COMPOUND	RT	ACTUAL	MEASURED		%REC
*o-Terphenyl	29.883	200.	.	.	-
*1-Chlorooctadecane	29.883	200.	.	.	-

DRO Area:289041.4 DRO Amount: 9.812207
TEH Area:1408450 TEH Amount: 47.81323

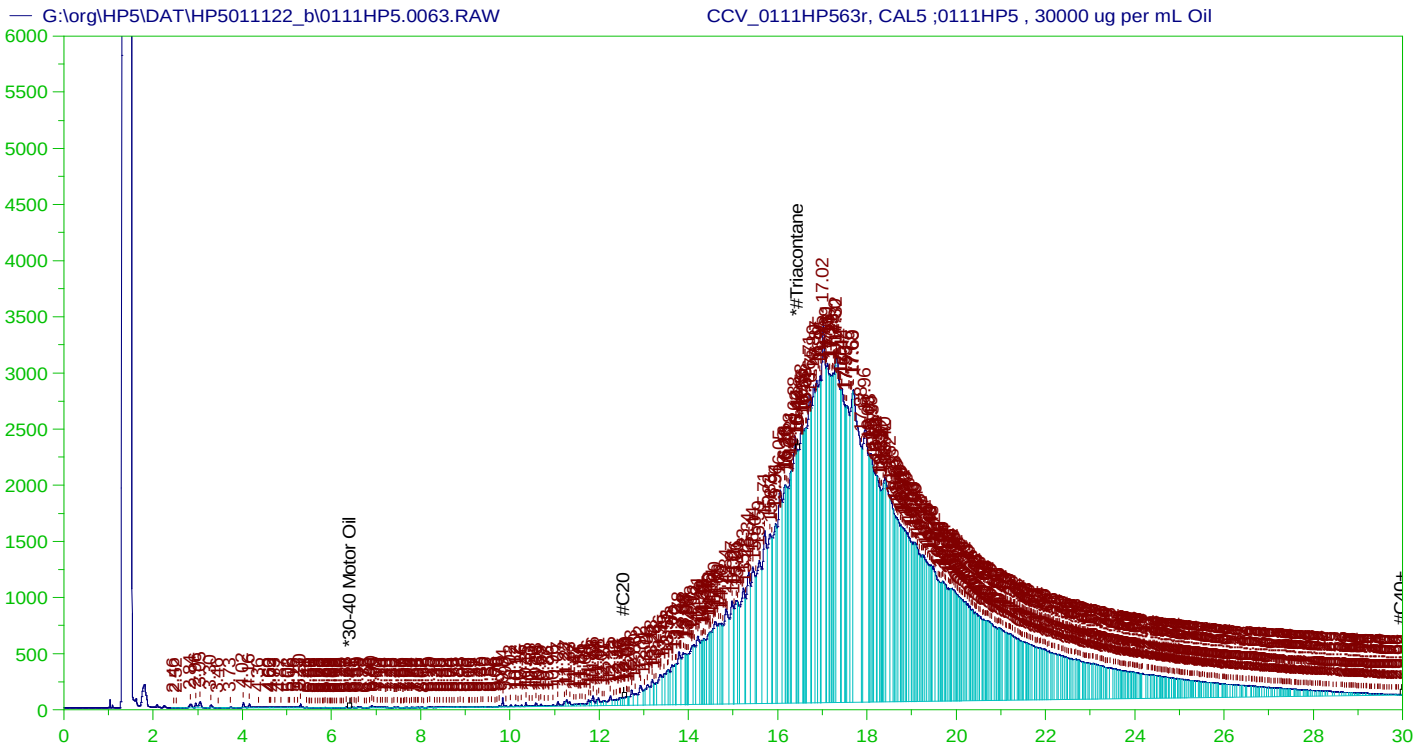

RESIDUAL RANGE ORGANICS CHROMATOGRAM

Sample Name: CCV_0111HP563r, CAL5 ;0111HP5 , 30000 ug per mL Oil
Raw File: G:\org\HP5\DAT\HP5011122_b\0111HP5.0063.RAW
Date & Time Acquired: 1/13/2022 8:50:32 PM
Method File: G:\Org\HP5\Methods\DC_ORO-BA-L%.MET
Calibration File: G:\Org\HP5\Cals\SW8015C_ORO220111BA.CAL
Sample Weight: 1 Dilution: 1 S.A.: 1

Mean RF for for Residual Range Organics Calculations: 26424.55
Rt range for Residual Range Organics: 12.51 to 30.05

SURROGATE COMPOUND	RT	ACTUAL	MEASURED	%REC	
*#Triacontane	16.44	500.	102.625	20.52	-

RRO Area:7.608009E+08 RRO AMOUNT: 28791.44

CONTINUING CALIBRATION REPORT: G:\org\HP5\DAT\HP5011122_b\0111HP5.0063.RAW

COMPOUND	ACTUAL(NG)	MEASURED(NG)	%RECOVERY	LIMITS
*30-40 Motor Oil	5000.	.102	.	75-125

SURROGATE COMPOUND	RT	ACTUAL	MEASURED	%REC	LIMITS
*#Triacontane	16.44	200.	102.625	51.31	75-125

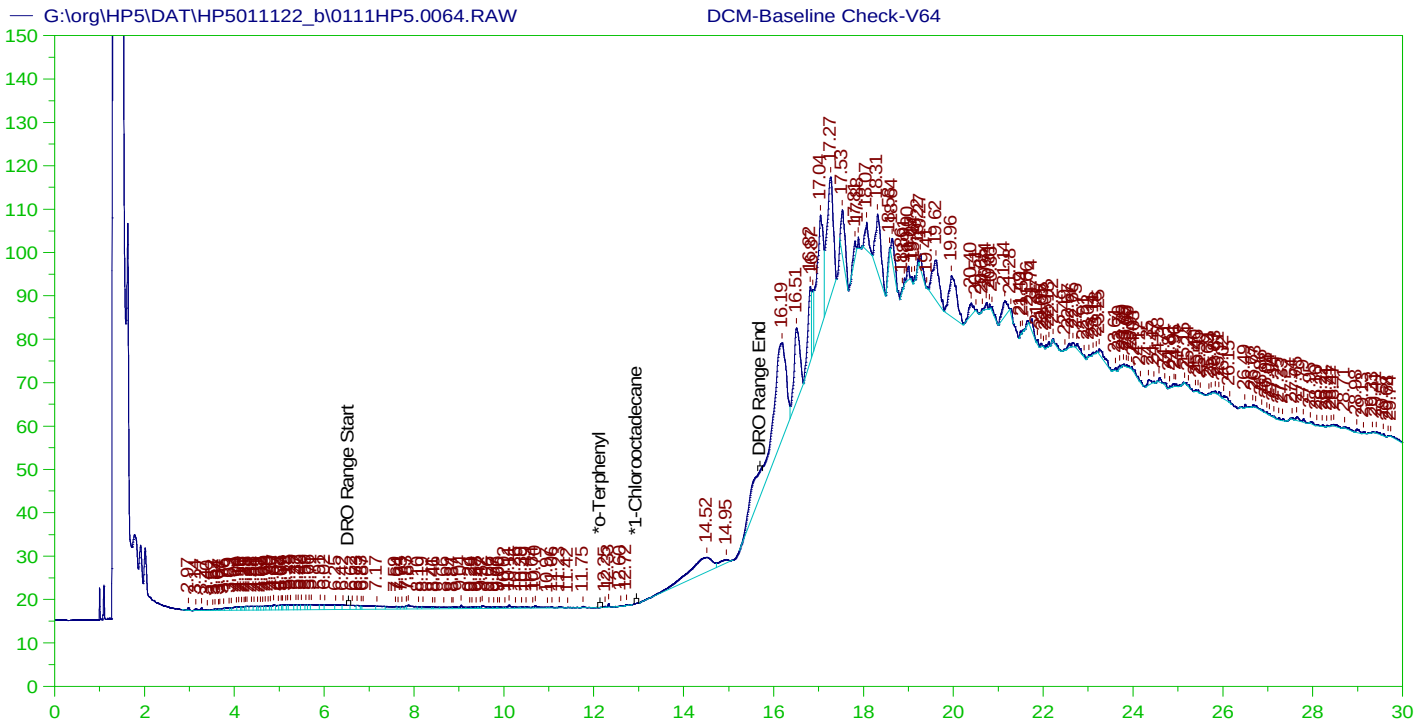

DIESEL RANGE ORGANICS CHROMATOGRAM REPORT
Sample Name: DCM-Baseline Check-V64
Raw File: G:\org\HP5\DAT\HP5011122_b\0111HP5.0064.RAW
Date & Time Acquired: 1/13/2022 9:33:32 PM
Method File: G:\Org\HP5\Methods\DR_8015-HE-LEXP.met
Calibration File: G:\Org\HP5\Cals\SW8015C_DRO210108HE.CAL
Sample Weight: 1 Dilution: 1 S.A.: 1

Mean RF for TEH: 29457.33
Rt range for Diesel Range Organics: 6.49 to 15.75

SURROGATE COMPOUND	RT	ACTUAL	MEASURED		%REC
*o-Terphenyl	29.741	200.	.	.	-
*1-Chlorooctadecane	29.741	200.	.	.	-

DRO Area:282237.4 DRO Amount: 9.581227
TEH Area:2669631 TEH Amount: 90.62704

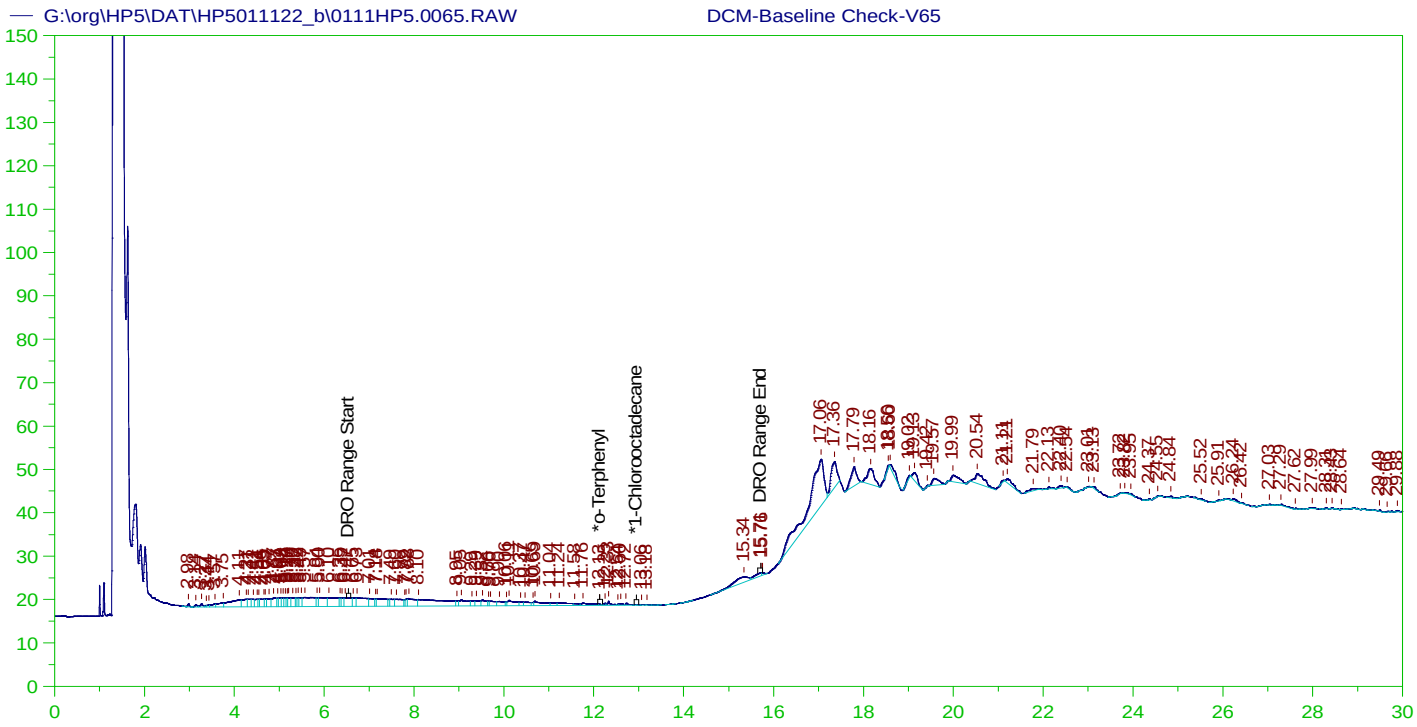

DIESEL RANGE ORGANICS CHROMATOGRAM REPORT
Sample Name: DCM-Baseline Check-V65
Raw File: G:\org\HP5\DAT\HP5011122_b\0111HP5.0065.RAW
Date & Time Acquired: 1/13/2022 10:16:33 PM
Method File: G:\Org\HP5\Methods\DR_8015-HE-LEXP.met
Calibration File: G:\Org\HP5\Cals\SW8015C_DRO210108HE.CAL
Sample Weight: 1 Dilution: 1 S.A.: 1

Mean RF for TEH: 29457.33
Rt range for Diesel Range Organics: 6.49 to 15.75

SURROGATE COMPOUND	RT	ACTUAL	MEASURED	%REC	
*o-Terphenyl	12.129	200.	.021	.01	-
*1-Chlorooctadecane	29.884	200.	.	.	-

DRO Area:397141.5 DRO Amount: 13.48192
TEH Area:1310457 TEH Amount: 44.48662

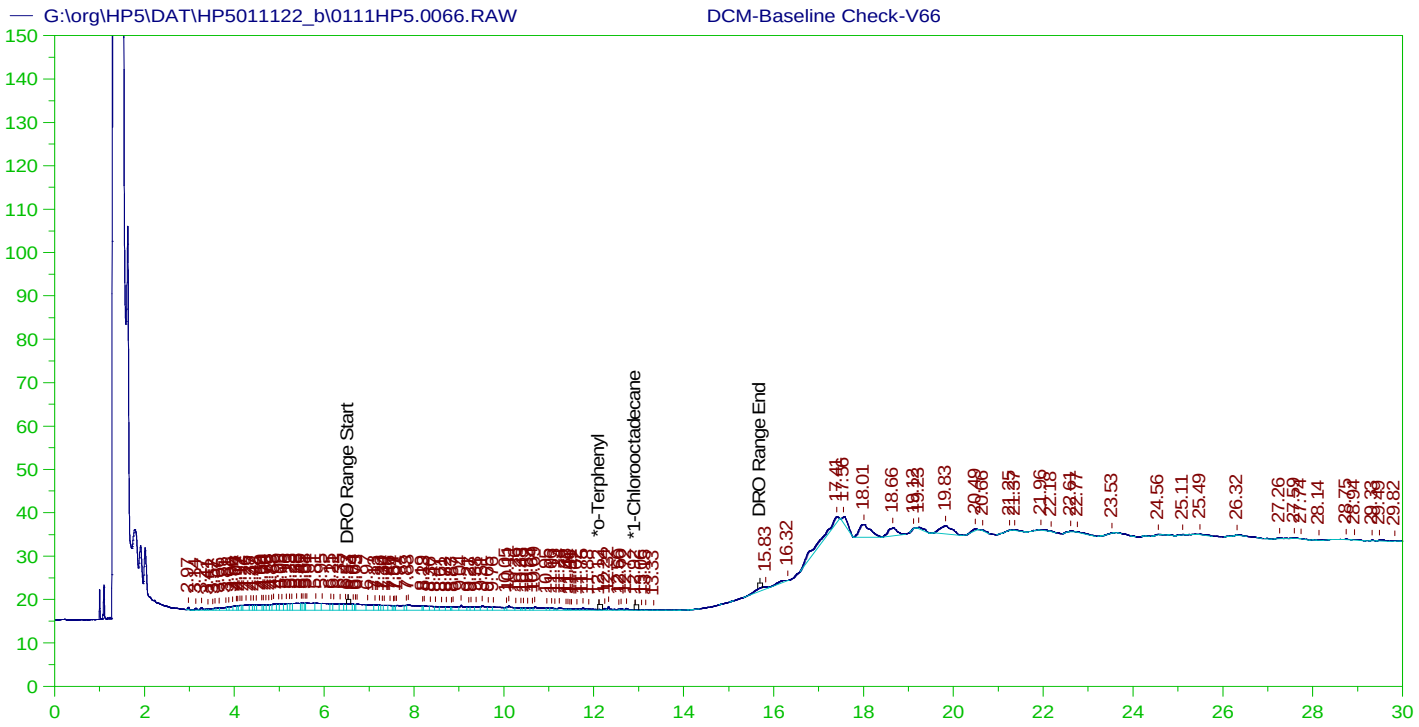

DIESEL RANGE ORGANICS CHROMATOGRAM REPORT
Sample Name: DCM-Baseline Check-V66
Raw File: G:\org\HP5\DAT\HP5011122_b\0111HP5.0066.RAW
Date & Time Acquired: 1/13/2022 10:59:39 PM
Method File: G:\Org\HP5\Methods\DR_8015-HE-LEXP.met
Calibration File: G:\Org\HP5\Cals\SW8015C_DRO210108HE.CAL
Sample Weight: 1 Dilution: 1 S.A.: 1

Mean RF for TEH: 29457.33
Rt range for Diesel Range Organics: 6.49 to 15.75

SURROGATE COMPOUND	RT	ACTUAL	MEASURED	%REC	
*o-Terphenyl	12.12	200.	.025	.01	-
*1-Chlorooctadecane	12.922	200.	.037	.02	-

DRO Area:278500.4 DRO Amount: 9.454367
TEH Area:757930.2 TEH Amount: 25.72976

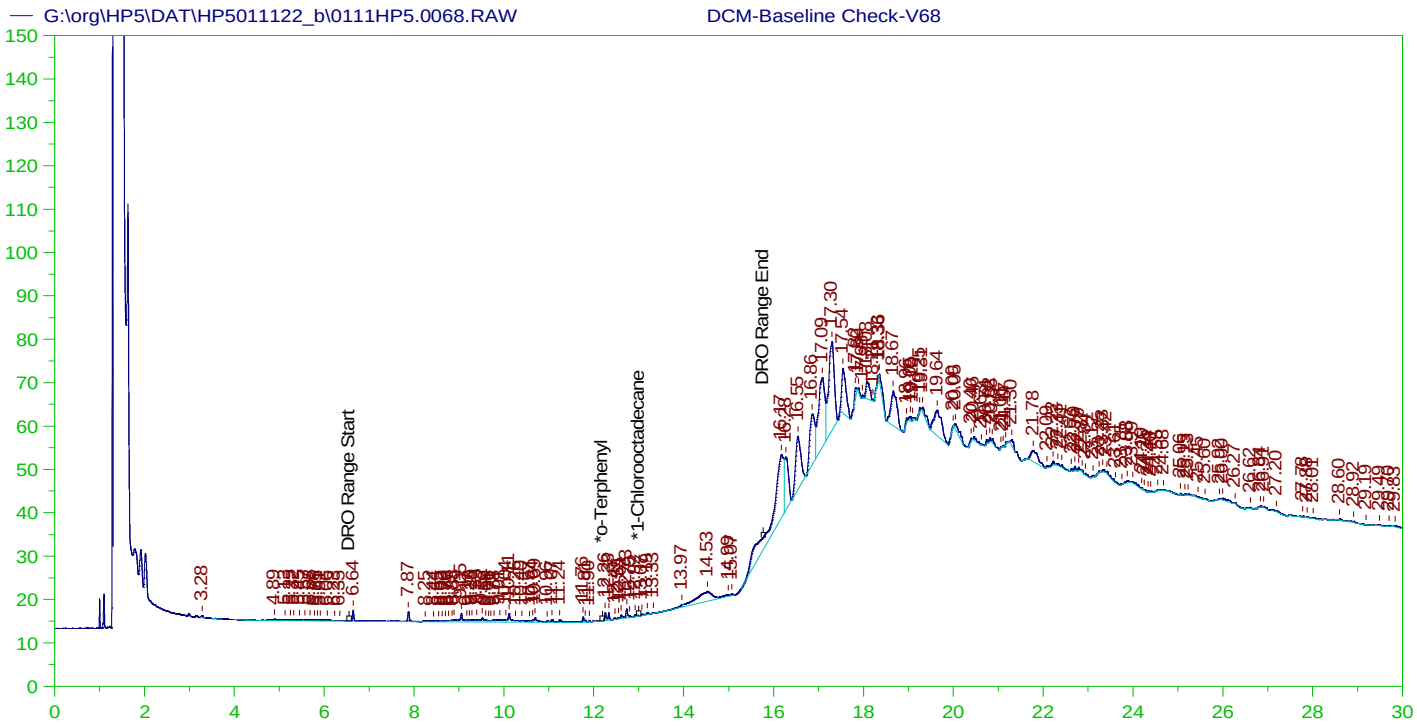

DIESEL RANGE ORGANICS CHROMATOGRAM REPORT
Sample Name: DCM-Baseline Check-V68
Raw File: G:\org\HP5\DAT\HP5011122_b\0111HP5.0068.RAW
Date & Time Acquired: 1/14/2022 7:35:26 AM
Method File: G:\Org\HP5\Methods\DR_8015-IC-LEXP.met
Calibration File: G:\Org\HP5\Cals\SW8015C_DRO211102IC.CAL
Sample Weight: 1 Dilution: 1 S.A.: 1

Mean RF for TEH: 31353.19
Rt range for Diesel Range Organics: 6.5 to 15.82

SURROGATE COMPOUND	RT	ACTUAL	MEASURED		%REC
*o-Terphenyl	29.833	200.	.	.	-
*1-Chlorooctadecane	29.833	200.	.	.	-

DRO Area:178261.1 DRO Amount: 5.685582
TEH Area:1513925 TEH Amount: 48.28614

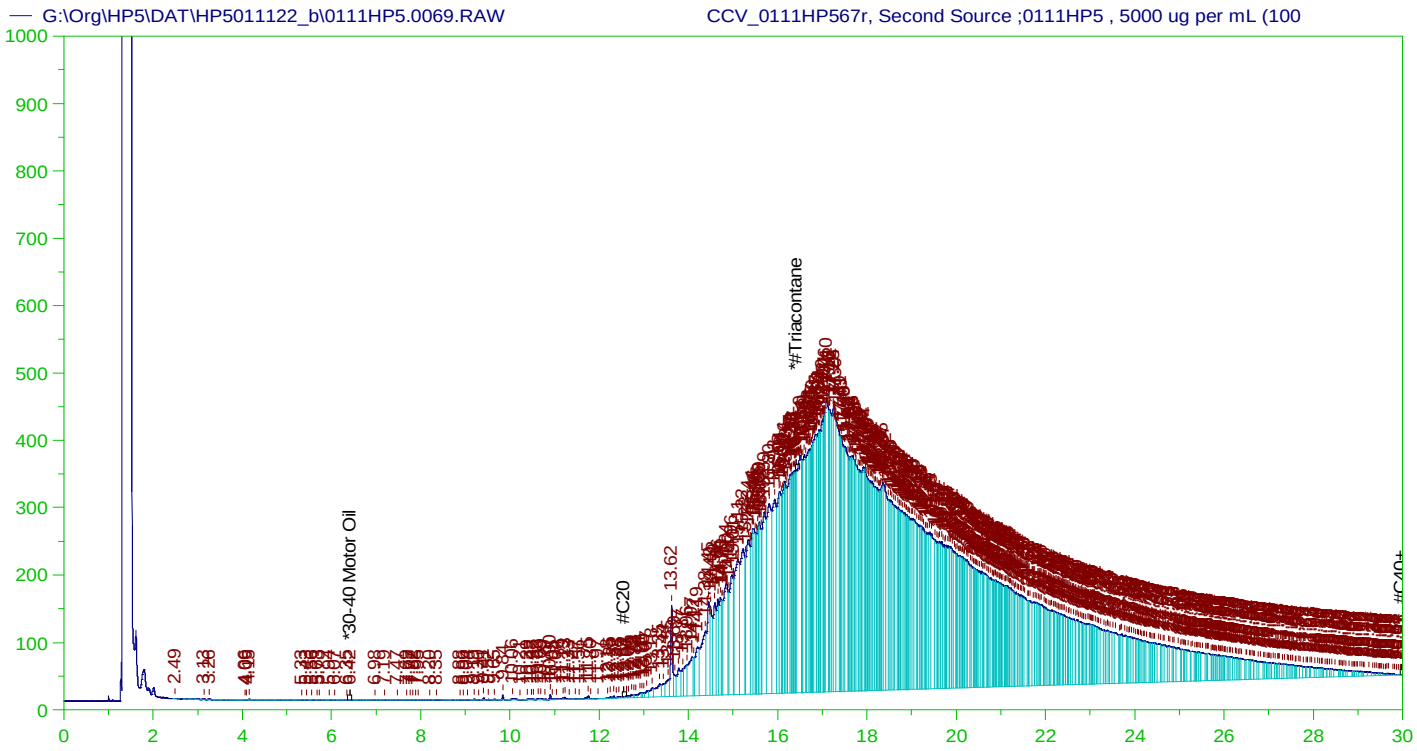

RESIDUAL RANGE ORGANICS CHROMATOGRAM

Sample Name: CCV_0111HP567r, Second Source ;0111HP5 , 5000 ug per mL (100
Raw File: G:\Org\HP5\DAT\HP5011122_b\0111HP5.0069.RAW
Date & Time Acquired: 1/14/2022 8:18:14 AM
Method File: G:\Org\HP5\Methods\DC_ORO-59-BA-L%.MET
Calibration File: G:\Org\HP5\Cals\SW8015C_ORO220111BA.CAL
Sample Weight: 1 Dilution: 1 S.A.: 1

Mean RF for for Residual Range Organics Calculations: 26424.55
Rt range for Residual Range Organics: 12.51 to 30.05

SURROGATE COMPOUND	RT	ACTUAL	MEASURED	%REC	
*#Triacontane	16.408	500.	23.958	4.79	-

RRO Area:1.341574E+08 RRO AMOUNT: 5076.999

CONTINUING CALIBRATION REPORT: G:\Org\HP5\DAT\HP5011122_b\0111HP5.0069.RAW

COMPOUND	ACTUAL(NG)	MEASURED(NG)	%RECOVERY	LIMITS
*30-40 Motor Oil	5000.	.033	.	75-125

SURROGATE COMPOUND	RT	ACTUAL	MEASURED	%REC	LIMITS
*#Triacontane	16.408	200.	23.958	11.98	75-125

Write Sequence	Insert Entries(Have the first cell for entries selecte								
Data File	Sample Name	Method	Weight	Dil Factor	Amt Inj.	IS	Cal ID	Manual Integrations
G:\org\HP5\DAT\HP5011122_b\0111HP5.25r	DCM-Baseline Check-V25	G:\Org\HP5\Methods\DR_8015-IC-LEXP.met	1	1	1	1	0	No Integrations
G:\org\HP5\DAT\HP5011122_b\0111HP5.26r	Marker_0111HP526r, DRO ;0111HP5 , DRO220111A	g:\org\HP5\Methods\\CSC210212.met	1	1	1	1	0	No Integrations
G:\org\HP5\DAT\HP5011122_b\0111HP5.27r	DCM-Baseline Check-V27	G:\Org\HP5\Methods\DR_8015-HS-LEXP.met	1	1	1	1	0	No Integrations
G:\org\HP5\DAT\HP5011122_b\0111HP5.28r	CCV_0111HP528r, CAL1 ;0111HP5 , 2 ug per mL Triacontane (10 uL of Cal3 + 990 uL DCM(14647)	G:\Org\HP5\Methods\DS_ORO-BA-L#.MET	1	1	1	1	0	Surrogates are integrated using a valley to valley integration Set Baseline All Valley on at 16.04 minutes.
G:\org\HP5\DAT\HP5011122_b\0111HP5.29r	CCV_0111HP529r, CAL2 ;0111HP5 , 50 ug per mL Triacontane (100 uL Cal4 + 900 uL of DCM(14647)	G:\Org\HP5\Methods\DS_ORO-BA-L#.MET	1	1	1	1	0	Surrogates are integrated using a valley to valley integration Set Baseline All Valley on at 16.04 minutes.
G:\org\HP5\DAT\HP5011122_b\0111HP5.30r	CCV_0111HP530r, CAL3 ;0111HP5 , 200 ug per mL Triacontane (100uL of Cal5 + 400 uL DCM(14647)	G:\Org\HP5\Methods\DS_ORO-BA-L#.MET	1	1	1	1	0	Surrogates are integrated using a valley to valley integration Set Baseline All Valley on at 16.04 minutes.
G:\org\HP5\DAT\HP5011122_b\0111HP5.31r	CCV_0111HP531r, CAL4 ;0111HP5 , 500 ug per mL Triacontane (250uL of Cal5 + 250 uL DCM(14647)	G:\Org\HP5\Methods\DS_ORO-BA-L#.MET	1	1	1	1	0	Surrogates are integrated using a valley to valley integration Set Baseline All Valley on at 16.04 minutes.
G:\org\HP5\DAT\HP5011122_b\0111HP5.32r	DCM-Baseline Check-V33	G:\Org\HP5\Methods\DR_8015-HE-LEXP.met	1	1	1	1	0	No Integrations
G:\org\HP5\DAT\HP5011122_b\0111HP5.50r	CCV_0111HP550r, CAL5 ;0111HP5 , 1000 ug per mL Triacontane (DRO211006A)	G:\Org\HP5\Methods\DS_ORO-BA-L#.MET	1	1	1	1	0	Surrogates are integrated using a valley to valley integration Set Baseline All Valley on at 16.04 minutes.
G:\org\HP5\DAT\HP5011122_b\0111HP5.51r	DCM-Baseline Check-V51	G:\Org\HP5\Methods\DR_8015-IC-LEXP.met	1	1	1	1	0	No Integrations
G:\org\HP5\DAT\HP5011122_b\0111HP5.52r	DCM-Baseline Check-V52	G:\Org\HP5\Methods\DR_8015-IC-LEXP.met	1	1	1	1	0	No Integrations
G:\org\HP5\DAT\HP5011122_b\0111HP5.53r	Marker_0111HP553r, DRO ;0111HP5 , DRO220111A	g:\org\HP5\Methods\\CSC210212.met	1	1	1	1	0	No Integrations
G:\org\HP5\DAT\HP5011122_b\0111HP5.54r	DCM-Baseline Check-V54	G:\Org\HP5\Methods\DR_8015-IC-LEXP.met	1	1	1	1	0	No Integrations
G:\org\HP5\DAT\HP5011122_b\0111HP5.55r	CCV_0111HP555r, CAL1 ;0111HP5 , 150 ug per mLOil (10 uL of Cal4 + 990 uL DCM(14647)	G:\Org\HP5\Methods\DC_ORO-55-BA-L%.xls	1	1	1	1	0	The integration of TEH(Oil Range)is the hydrocarbon response with reference to the baseline. Assigned Set Baseline Now at 25 minutes. Y-Scale adjusted.
G:\org\HP5\DAT\HP5011122_b\0111HP5.56r	DCM-Baseline Check-V56	G:\Org\HP5\Methods\DR_8015-HE-LEXP.met	1	1	1	1	0	No Integrations
G:\org\HP5\DAT\HP5011122_b\0111HP5.57r	CCV_0111HP557r, CAL2 ;0111HP5 , 1000 ug per mL Oil (200 uL of Cal 3 +800 uL DCM(14647)	G:\Org\HP5\Methods\DC_ORO-57-BA-L%.xls	1	1	1	1	0	The integration of TEH(Oil Range)is the hydrocarbon response with reference to the baseline. Y-Scale adjusted.
G:\org\HP5\DAT\HP5011122_b\0111HP5.58r	DCM-Baseline Check-V58	G:\Org\HP5\Methods\DR_8015-HE-LEXP.met	1	1	1	1	0	No Integrations
G:\org\HP5\DAT\HP5011122_b\0111HP5.59r	CCV_0111HP559r, CAL3 ;0111HP5 , 5000 ug per mL Oil (100 uL of DRO211118A + 900 uL DCM(14647)	G:\Org\HP5\Methods\DC_ORO-59-BA-L%.xls	1	1	1	1	0	The integration of TEH(Oil Range)is the hydrocarbon response with reference to the baseline. Y-Scale adjusted.
G:\org\HP5\DAT\HP5011122_b\0111HP5.60r	DCM-Baseline Check-V60	G:\Org\HP5\Methods\DR_8015-HE-LEXP.met	1	1	1	1	0	No Integrations
G:\org\HP5\DAT\HP5011122_b\0111HP5.61r	CCV_0111HP561r, CAL4 ;0111HP5 , 15000 ug per mL Oil (200 uL of CAL5 + 200 uL DCM(14647)	G:\Org\HP5\Methods\DC_ORO-61-BA-L%.xls	1	1	1	1	0	The integration of TEH(Oil Range)is the hydrocarbon response with reference to the baseline. Y-Scale adjusted.
G:\org\HP5\DAT\HP5011122_b\0111HP5.62r	DCM-Baseline Check-V62	G:\Org\HP5\Methods\DR_8015-HE-LEXP.met	1	1	1	1	0	No Integrations
G:\org\HP5\DAT\HP5011122_b\0111HP5.63r	CCV_0111HP563r, CAL5 ;0111HP5 , 30000 ug per mL Oil (600 uL of DRO211118A + 400 uL of DCM)	G:\Org\HP5\Methods\DC_ORO-BA-L%.xls	1	1	1	1	0	The integration of TEH(Oil Range)is the hydrocarbon response with reference to the baseline. Y-Scale adjusted.
G:\org\HP5\DAT\HP5011122_b\0111HP5.64r	DCM-Baseline Check-V64	G:\Org\HP5\Methods\DR_8015-HE-LEXP.met	1	1	1	1	0	No Integrations
G:\org\HP5\DAT\HP5011122_b\0111HP5.65r	DCM-Baseline Check-V65	G:\Org\HP5\Methods\DR_8015-HE-LEXP.met	1	1	1	1	0	No Integrations
G:\org\HP5\DAT\HP5011122_b\0111HP5.66r	DCM-Baseline Check-V66	G:\Org\HP5\Methods\DR_8015-HE-LEXP.met	1	1	1	1	0	No Integrations
G:\org\HP5\DAT\HP5011122_b\0111HP5.68r	DCM-Baseline Check-V68	G:\Org\HP5\Methods\DR_8015-IC-LEXP.met	1	1	1	1	0	No Integrations
G:\org\HP5\DAT\HP5011122_b\0111HP5.69r	CCV_0111HP567r, Second Source ;0111HP5 , 5000 ug per mL (100uL of DRO210902A + 900uL DCM(14647)	G:\Org\HP5\Methods\DC_ORO-59-BA-L%.xls	1	1	1	1	0	The integration of TEH(Oil Range)is the hydrocarbon response with reference to the baseline. Y-Scale adjusted.

Ann Nebel

Digitally signed by
Ann Nebel
Date: 2022.02.11 10:29:31 -07:00

PREP BATCH REPORT

Prep Code: **HC-3520-DRO** Technician: **Aloysia L. Noble** Prep Start Date: **2/24/2022 4:20:19 PM**

Prep Batch **164025** Prep Temp **NA °C** Batch Units: **ML** Prep End Date: **2/25/2022 3:17:00 PM**

Sample ID	Matrix	pH	Initial Samp Amt	Sol Added	Sol Recovered	Final Vol (mL)	Factor	Balance	Prep Start Date	Prep End Date
MB-164025			1000	0	0	1.00	0.001		2/24/2022	2/25/2022
Start time: 4:33PM, 2/24/2022. End time: 2/25/2022 at 10:45 AM. IDOC for ALN supervised by AMN. SGT on remaining samples by ALN on 3/1/2022.										
LCS-164025			1000	0	0	1.00	0.001		2/24/2022	2/25/2022
All bottles were completely used, defaced and disposed of on 2/24/2022. SGT on remaining samples by ALN on 3/1/2022.										
LCSD-164025			1000	0	0	1.00	0.001		2/24/2022	2/25/2022
SGT on remaining samples by ALN on 3/1/2022.										
LCS-RRO-164025			1000	0	0	1.00	0.001		2/24/2022	2/25/2022
SGT on remaining samples by ALN on 3/1/2022.										
LCSD-RRO-164025			1000	0	0	1.00	0.001		2/24/2022	2/25/2022
SGT on remaining samples by ALN on 3/1/2022.										
B22021627-001D	Ground Water	2	1050	0	0	1.00	0.000952		2/24/2022	2/25/2022
Bottle 1/2: clear no sediment. SGT on remaining samples by ALN on 3/1/2022.										
B22021627-001DMS	Ground Water	2	1050	0	0	1.00	0.000952		2/24/2022	2/25/2022
Bottle 2/2: clear no sediment. SGT on remaining samples by ALN on 3/1/2022.										
B22021627-006D	Ground Water	2	1060	0	0	1.00	0.000943		2/24/2022	2/25/2022
Bottle 1/2: clear no sediment. SGT on remaining samples by ALN on 3/1/2022.										
B22021627-006DMS-RRO	Ground Water	2	1060	0	0	1.00	0.000943		2/24/2022	2/25/2022
Bottle 2/2: clear no sediment. SGT on remaining samples by ALN on 3/1/2022.										
B22021627-011D	Ground Water	2	1060	0	0	1.00	0.000943		2/24/2022	2/25/2022
Bottle 1/2: clear no sediment.										

Number	Reagent Name	Exp Date	
11	Carbon Filter Water	1/1/2023	
13379	PTFE Boiling Stones 27463755	12/30/2025	
14206	pH-indicator Strips 0-14 HC160347	8/26/2026	
14719	4ML, Amber Vial, 20220104	1/4/2027	
14828	Dichloromethane ED092	12/12/2023	

Spk ID	Spike Name	SampType	AmtAdd	Exp Date
FP220217 14244	DCM RINSED FILTER PAPER	all	1	4/6/2026
Sulfate 02/15/22 (	Baked Sodium Sulfate	all	Varies	11/29/2026
DRO220222B	Triacontane SURR 1000 ug/mL	All except LCS/D,	100 uL	11/23/2026
DRO211213A	OTP only SURR 2000 ug/mL	All except RRO-L	100 uL	9/30/2024
DRO220106C	#2 Diesel in Acetone 150,000 ug/mL	LCS/D, MS	100 uL	11/5/2023
DRO220112A	50,000 ug/mL Oil Std for RRO-In D	LCS/D-RRO, MS-	100 uL	9/1/2026
SG220222(13376)	Baked Silica Gel	SGT	5g	2/28/2030

Energy Laboratories Inc

ANALYTICAL RUN Summary

01-Mar-22

Run ID GCFID-HP5-B_220228A

Run Start Date: 2/28/2022
Analyst: Ann Nebel
Ical:
Column ID:
Comments: DRO-8015-ICAL information is in Index GCFID-HP5-B_220111A 8015C OIL range calibration GCFID-HP5-B_220111C.

Std ID	Std Name	Std Amount	Std Units	Samp Amount	Samp Units	SampType	Expiration Date
DRO220128B	Carbon Scan STD-Marker					MARKER	7/13/2026
DRO220201A	5,000 ug/mL RRO CCV 200 ug/mL Triacontane					CCV-RRO	4/6/2026
DRO220211A	8015 CCV-15,000ug/mL + 200 OTP					CCV-DRO	4/30/2023

Seq No	Lab ID	Test Code	Sample Typ	File ID	Analysis Date	DF	Batch ID	Prep Date	SPKref	RPDref	pmoist
15060764	CCV_0228HP50	HC-8015-DRO-	CCV		2/28/2022 9:54:5	1	R375375		0	0	

Analyte	T	Units	RAW	Final	Text	Spike	SPKref	RPDref	MDL	PQL	UQL	%REC	LOW	HIGH	%RPD	Q
TEH(Oil Range)	A	mg/L		4.71791064		5	0	0	0.0879	0.3	0	94%	80	120	0%	
n-Triacontane	S	mg/L		0.174449		0.2	0	0	0.000336	0.002	0	87%	80	120	0%	

Seq No	Lab ID	Test Code	Sample Typ	File ID	Analysis Date	DF	Batch ID	Prep Date	SPKref	RPDref	pmoist
15060765	CCV_0228HP50	HC-8015-DRO-	CCV		2/28/2022 10:37:	1	R375375		0	0	

Analyte	T	Units	RAW	Final	Text	Spike	SPKref	RPDref	MDL	PQL	UQL	%REC	LOW	HIGH	%RPD	Q
Diesel Range Organics (C10 to C24)	A	mg/L		16.1797		15	0	0	0.0389	0.3	0	108%	80	120	0%	
Total Extractable Hydrocarbons	A	mg/L		16.74287		15	0	0	0.0749	0.3	50	112%	80	120	0%	
o-Terphenyl	S	mg/L		0.2063879		0.2	0	0	0.000429	0.002	0	103%	80	120	0%	

Seq No	Lab ID	Test Code	Sample Typ	File ID	Analysis Date	DF	Batch ID	Prep Date	SPKref	RPDref	pmoist
15060766	LCS-164025	HC-8015-DRO-	LCS-DOD		2/28/2022 12:45:	1	164025	2/24/2022 4:	0	0	

Analyte	T	Units	RAW	Final	Text	Spike	SPKref	RPDref	MDL	PQL	UQL	%REC	LOW	HIGH	%RPD	Q

Seq No	Lab ID	Test Code	Sample Typ	File ID	Analysis Date	DF	Batch ID	Prep Date	SPKref	RPDref	pmoist
15060766	LCS-164025	HC-8015-DRO-	LCS-DOD		2/28/2022 12:45:	1	164025	2/24/2022 4:	0	0	

Analyte	T	Units	RAW	Final	Text	Spike	SPKref	RPDref	MDL	PQL	UQL	%REC	LOW	HIGH	%RPD	Q
Diesel Range Organics (C10 to C24)	A	mg/L		13.50777		15	0	0	0.0389	0.3	0	90%	36	132	0%	
Total Extractable Hydrocarbons	A	mg/L		14.41199		15	0	0	0.0749	0.3	50	96%	60	132	0%	
o-Terphenyl	S	mg/L		0.2088965		0.2	0	0	0.000429	0.002	0	104%	56	125	0%	

Seq No	Lab ID	Test Code	Sample Typ	File ID	Analysis Date	DF	Batch ID	Prep Date	SPKref	RPDref	pmoist
15060767	LCSD-164025	HC-8015-DRO-	LCSD-DOD		2/28/2022 1:28:1	1	164025	2/24/2022 4:	0	2E+07	

Analyte	T	Units	RAW	Final	Text	Spike	SPKref	RPDref	MDL	PQL	UQL	%REC	LOW	HIGH	%RPD	Q
Diesel Range Organics (C10 to C24)	A	mg/L		13.93985		15	0	13.50777	0.0389	0.3	0	93%	36	132	3%	
Total Extractable Hydrocarbons	A	mg/L		14.87349		15	0	14.41199	0.0749	0.3	50	99%	60	132	3%	
o-Terphenyl	S	mg/L		0.2100128		0.2	0	0	0.000429	0.002	0	105%	56	125	0%	

Seq No	Lab ID	Test Code	Sample Typ	File ID	Analysis Date	DF	Batch ID	Prep Date	SPKref	RPDref	pmoist
15060768	MB-164025	HC-8015-DRO-	MBLK		2/28/2022 2:11:0	1	164025	2/24/2022 4:	0	0	

Analyte	T	Units	RAW	Final	Text	Spike	SPKref	RPDref	MDL	PQL	UQL	%REC	LOW	HIGH	%RPD	Q
Diesel Range Organics (C10 to C24)	A	mg/L		0		0	0	0	0.0389	0.15	0	0%	0	0	0%	
Oil Range Hydrocarbons (C24 to C40	A	mg/L		0		0	0	0	0.0879	0.15	0	0%	0	0	0%	
Total Extractable Hydrocarbons	A	mg/L		0		0	0	0	0.0749	0.15	50	0%	0	0	0%	
n-Triacontane	S	mg/L		0.097		0.1	0	0	0.000336	0.002	0	97%	50	150	0%	
o-Terphenyl	S	mg/L		0.2095418		0.2	0	0	0.000429	0.002	0	105%	56	125	0%	

Seq No	Lab ID	Test Code	Sample Typ	File ID	Analysis Date	DF	Batch ID	Prep Date	SPKref	RPDref	pmoist
15060769	B22021627-011	HC-8015-DRO-	SAMP		2/28/2022 2:54:0	1	164025	2/24/2022 4:	0	0	

Analyte	T	Units	RAW	Final	Text	Spike	SPKref	RPDref	MDL	PQL	UQL	%REC	LOW	HIGH	%RPD	Q
Diesel Range Organics (C10 to C24)	A	mg/L		0		0	0	0	0.0366827	0.3	0	0%	0	0	0%	U
Oil Range Hydrocarbons (C24 to C40	A	mg/L		0		0	0	0	0.0828897	0.3	0	0%	0	0	0%	U
Total Extractable Hydrocarbons	A	mg/L		0		0	0	0	0.0706307	0.3	50	0%	0	0	0%	U
n-Triacontane	S	mg/L		0.091		0.0943	0	0	0.0003168	0.001886	0	97%	50	150	0%	
o-Terphenyl	S	mg/L		0.1991884		0.1886	0	0	0.0004045	0.002	0	106%	56	125	0%	

Seq No	Lab ID	Test Code	Sample Typ	File ID	Analysis Date	DF	Batch ID	Prep Date	SPKref	RPDref	pmoist
15060770	B22021627-001	HC-8015-DRO-	SAMP		2/28/2022 3:37:0	1	164025	2/24/2022 4:	0	0	

Analyte	T	Units	RAW	Final	Text	Spike	SPKref	RPDref	MDL	PQL	UQL	%REC	LOW	HIGH	%RPD	Q
Diesel Range Organics (C10 to C24)	A	mg/L		0.04905796		0	0	0	0.0370328	0.3	0	0%	0	0	0%	J
Oil Range Hydrocarbons (C24 to C40	A	mg/L		0.18298429		0	0	0	0.0836808	0.3	0	0%	0	0	0%	J
Total Extractable Hydrocarbons	A	mg/L		0.2584189		0	0	0	0.0713048	0.3	50	0%	0	0	0%	J
n-Triacontane	S	mg/L		0.087		0.0952	0	0	0.0003199	0.001904	0	91%	50	150	0%	
o-Terphenyl	S	mg/L		0.1711771		0.1904	0	0	0.0004084	0.002	0	90%	56	125	0%	

Seq No	Lab ID	Test Code	Sample Typ	File ID	Analysis Date	DF	Batch ID	Prep Date	SPKref	RPDref	pmoist
15060771	B22021627-001	HC-8015-DRO-	MS-DOD		2/28/2022 4:19:5	1	164025	2/24/2022 4:	2E+07	0	

Analyte	T	Units	RAW	Final	Text	Spike	SPKref	RPDref	MDL	PQL	UQL	%REC	LOW	HIGH	%RPD	Q
Diesel Range Organics (C10 to C24)	A	mg/L		11.93541		14.28	0.049058	0	0.0370328	0.3	0	83%	36	132	0%	
Total Extractable Hydrocarbons	A	mg/L		12.91212		14.28	0.2584189	0	0.0713048	0.3	50	89%	60	132	0%	
o-Terphenyl	S	mg/L		0.1680075		0.1904	0	0	0.0004084	0.002	0	88%	56	125	0%	

Seq No	Lab ID	Test Code	Sample Typ	File ID	Analysis Date	DF	Batch ID	Prep Date	SPKref	RPDref	pmoist
15060772	B22021627-006	HC-8015-DRO-	SAMP		2/28/2022 5:46:2	1	164025	2/24/2022 4:	0	0	

Analyte	T	Units	RAW	Final	Text	Spike	SPKref	RPDref	MDL	PQL	UQL	%REC	LOW	HIGH	%RPD	Q
Diesel Range Organics (C10 to C24)	A	mg/L		1.121501		0	0	0	0.0366827	0.3	0	0%	0	0	0%	
Oil Range Hydrocarbons (C24 to C40	A	mg/L		0.1616533		0	0	0	0.0828897	0.3	0	0%	0	0	0%	J
Total Extractable Hydrocarbons	A	mg/L		1.279272		0	0	0	0.0706307	0.3	50	0%	0	0	0%	
n-Triacontane	S	mg/L		0.08		0.0943	0	0	0.0003168	0.001886	0	85%	50	150	0%	
o-Terphenyl	S	mg/L		0.1735743		0.1886	0	0	0.0004045	0.002	0	92%	56	125	0%	
TEH(Oil Range)	X	mg/L		0.43692219		0	0	0	0.0828897	0.3	0	0%	0	0	0%	

Seq No	Lab ID	Test Code	Sample Typ	File ID	Analysis Date	DF	Batch ID	Prep Date	SPKref	RPDref	pmoist
15060773	B22021627-006	HC-8015-DRO-	MS-DOD		2/28/2022 6:29:3	1	164025	2/24/2022 4:	2E+07	0	

Analyte	T	Units	RAW	Final	Text	Spike	SPKref	RPDref	MDL	PQL	UQL	%REC	LOW	HIGH	%RPD	Q
TEH(Oil Range)	A	mg/L		5.07925415		4.715	0.4369222	0	0.0828897	0.3	0	98%	41	113	0%	
n-Triacontane	S	mg/L		0.087		0.0943	0	0	0.0003168	0.002	0	92%	50	150	0%	

Seq No	Lab ID	Test Code	Sample Typ	File ID	Analysis Date	DF	Batch ID	Prep Date	SPKref	RPDref	pmoist
15060774	LCS-RRO-1640	HC-8015-DRO-	LCS-DOD		2/28/2022 7:12:5	1	164025	2/24/2022 4:	0	0	

Analyte	T	Units	RAW	Final	Text	Spike	SPKref	RPDref	MDL	PQL	UQL	%REC	LOW	HIGH	%RPD	Q
TEH(Oil Range)	A	mg/L		5.28568840		5	0	0	0.0879	0.3	0	106%	41	113	0%	
n-Triacontane	S	mg/L		0.088		0.1	0	0	0.000336	0.002	0	88%	50	150	0%	

Seq No	Lab ID	Test Code	Sample Typ	File ID	Analysis Date	DF	Batch ID	Prep Date	SPKref	RPDref	pmoist
15060775	LCSD-RRO-164	HC-8015-DRO-	LCSD-DOD		2/28/2022 7:56:0	1	164025	2/24/2022 4:	0	2E+07	

Analyte	T	Units	RAW	Final	Text	Spike	SPKref	RPDref	MDL	PQL	UQL	%REC	LOW	HIGH	%RPD	Q
TEH(Oil Range)	A	mg/L		5.633986		5	0	5.2856884	0.0879	0.3	0	113%	41	113	6%	
n-Triacontane	S	mg/L		0.095		0.1	0	0	0.000336	0.002	0	95%	50	150	0%	

Seq No	Lab ID	Test Code	Sample Typ	File ID	Analysis Date	DF	Batch ID	Prep Date	SPKref	RPDref	pmoist
15060776	CCV_0228HP52	HC-8015-DRO-	CCV		2/28/2022 9:22:3	1	R375375		0	0	

Analyte	T	Units	RAW	Final	Text	Spike	SPKref	RPDref	MDL	PQL	UQL	%REC	LOW	HIGH	%RPD	Q
TEH(Oil Range)	A	mg/L		4.8416709		5	0	0	0.0879	0.3	0	97%	80	120	0%	
n-Triacontane	S	mg/L		0.1779362		0.2	0	0	0.000336	0.002	0	89%	80	120	0%	

Seq No	Lab ID	Test Code	Sample Typ	File ID	Analysis Date	DF	Batch ID	Prep Date	SPKref	RPDref	pmoist
15060777	CCV_0228HP52	HC-8015-DRO-	CCV		2/28/2022 10:05:	1	R375375		0	0	

Analyte	T	Units	RAW	Final	Text	Spike	SPKref	RPDref	MDL	PQL	UQL	%REC	LOW	HIGH	%RPD	Q
Diesel Range Organics (C10 to C24)	A	mg/L		15.53818		15	0	0	0.0389	0.3	0	104%	80	120	0%	
Total Extractable Hydrocarbons	A	mg/L		16.07354		15	0	0	0.0749	0.3	50	107%	80	120	0%	
o-Terphenyl	S	mg/L		0.1979716		0.2	0	0	0.000429	0.002	0	99%	80	120	0%	

Energy Laboratories Inc

ANALYTICAL RUN Summary

02-Mar-22

Run ID GCFID-HP5-B_220301A

Run Start Date:	3/1/2022
Analyst:	Ann Nebel
Ical:	
Column ID:	
Comments:	DRO-8015-ICAL information is in Index GCFID-HP5-B_220111A 8015C OIL range calibration GCFID-HP5-B_220111C.

Std ID	Std Name	Std Amount	Std Units	Samp Amount	Samp Units	SampType	Expiration Date
DRO220128B	Carbon Scan STD-Marker					MARKER	7/13/2026
DRO220201A	5,000 ug/mL RRO CCV 200 ug/mL Triacontane					CCV-RRO	4/6/2026
DRO220211A	8015 CCV-15,000ug/mL + 200 OTP					CCV-DRO	4/30/2023
DRO220301A	8015 CCV-15,000ug/mL + 200 OTP					CCV-DRO	4/30/2023

Seq No	Lab ID	Test Code	Sample Typ	File ID	Analysis Date	DF	Batch ID	Prep Date	SPKref	RPDref	pmoist
15062458	CCV_0301HP50	HC-8015-DRO-	CCV		3/1/2022 11:33:3	1	R375439		0	0	

Analyte	T	Units	RAW	Final	Text	Spike	SPKref	RPDref	MDL	PQL	UQL	%REC	LOW	HIGH	%RPD	Q
TEH(Oil Range)	A	mg/L		4.82313477		5	0	0	0.0879	0.3	0	96%	80	120	0%	
n-Triacontane	S	mg/L		0.1797607		0.2	0	0	0.000336	0.002	0	90%	80	120	0%	

Seq No	Lab ID	Test Code	Sample Typ	File ID	Analysis Date	DF	Batch ID	Prep Date	SPKref	RPDref	pmoist
15062459	CCV_0301HP50	HC-8015-DRO-	CCV		3/1/2022 12:16:0	1	R375439		0	0	

Analyte	T	Units	RAW	Final	Text	Spike	SPKref	RPDref	MDL	PQL	UQL	%REC	LOW	HIGH	%RPD	Q
Diesel Range Organics (C10 to C24)	A	mg/L		15.85165		15	0	0	0.0389	0.3	0	106%	80	120	0%	
Total Extractable Hydrocarbons	A	mg/L		16.40802		15	0	0	0.0749	0.3	50	109%	80	120	0%	
o-Terphenyl	S	mg/L		0.2010359		0.2	0	0	0.000429	0.002	0	101%	80	120	0%	

Seq No	Lab ID	Test Code	Sample Typ	File ID	Analysis Date	DF	Batch ID	Prep Date	SPKref	RPDref	pmoist
15062460	LCS-164025	HC-8015-DRO-	LCS-DOD		3/1/2022 2:23:19	1	164025	2/24/2022 4:	0	0	

Analyte	T	Units	RAW	Final	Text	Spike	SPKref	RPDref	MDL	PQL	UQL	%REC	LOW	HIGH	%RPD	Q
Diesel Range Organics (SGT-C10 to	A	mg/L		12.06676		15	0	0	0.0281	0.3	0	80%	36	132	0%	
Total Extractable Hydrocarbons (SGT	A	mg/L		12.79833		15	0	0	0.0357	0.3	0	85%	60	132	0%	
o-Terphenyl (SGT)	S	mg/L		0.1951009		0.2	0	0	0.000429	0.002	0	98%	56	125	0%	

Seq No	Lab ID	Test Code	Sample Typ	File ID	Analysis Date	DF	Batch ID	Prep Date	SPKref	RPDref	pmoist
15062461	LCSD-164025	HC-8015-DRO-	LCSD-DOD		3/1/2022 3:05:57	1	164025	2/24/2022 4:	0	2E+07	

Analyte	T	Units	RAW	Final	Text	Spike	SPKref	RPDref	MDL	PQL	UQL	%REC	LOW	HIGH	%RPD	Q
Diesel Range Organics (SGT-C10 to	A	mg/L		11.46638		15	0	12.06676	0.0281	0.3	0	76%	36	132	5%	
Total Extractable Hydrocarbons (SGT	A	mg/L		12.1472		15	0	12.79833	0.0357	0.3	0	81%	60	132	5%	
o-Terphenyl (SGT)	S	mg/L		0.1831279		0.2	0	0	0.000429	0.002	0	92%	56	125	0%	

Seq No	Lab ID	Test Code	Sample Typ	File ID	Analysis Date	DF	Batch ID	Prep Date	SPKref	RPDref	pmoist
15062462	MB-164025	HC-8015-DRO-	MBLK		3/1/2022 3:48:23	1	164025	2/24/2022 4:	0	0	

Analyte	T	Units	RAW	Final	Text	Spike	SPKref	RPDref	MDL	PQL	UQL	%REC	LOW	HIGH	%RPD	Q
Diesel Range Organics (SGT-C10 to	A	mg/L		0		0	0	0	0.0281	0.15	0	0%	0	0	0%	
Oil Range Hydrocarbons (SGT-C24 t	A	mg/L		0		0	0	0	0.0879	0.15	0	0%	0	0	0%	
Total Extractable Hydrocarbons (SGT	A	mg/L		0		0	0	0	0.0357	0.15	0	0%	0	0	0%	
n-Triacontane (SGT)	S	mg/L		0.088		0.1	0	0	0.000336	0.002	0	88%	50	150	0%	
o-Terphenyl (SGT)	S	mg/L		0.1959993		0.2	0	0	0.000429	0.002	0	98%	56	125	0%	

Seq No	Lab ID	Test Code	Sample Typ	File ID	Analysis Date	DF	Batch ID	Prep Date	SPKref	RPDref	pmoist
15062463	B22021627-001	HC-8015-DRO-	SAMP		3/1/2022 4:30:48	1	164025	2/24/2022 4:	0	0	

Analyte	T	Units	RAW	Final	Text	Spike	SPKref	RPDref	MDL	PQL	UQL	%REC	LOW	HIGH	%RPD	Q
Diesel Range Organics (SGT-C10 to	A	mg/L		0		0	0	0	0.0267512	0.3	0	0%	0	0	0%	U
Oil Range Hydrocarbons (SGT-C24 t	A	mg/L		0		0	0	0	0.0836808	0.3	0	0%	0	0	0%	U
Total Extractable Hydrocarbons (SGT	A	mg/L		0.08306444		0	0	0	0.0339864	0.3	0	0%	0	0	0%	J
n-Triacontane (SGT)	S	mg/L		0.084		0.0952	0	0	0.0003199	0.001904	0	88%	50	150	0%	
o-Terphenyl (SGT)	S	mg/L		0.1709162		0.1904	0	0	0.0004084	0.001904	0	90%	56	125	0%	

Seq No	Lab ID	Test Code	Sample Typ	File ID	Analysis Date	DF	Batch ID	Prep Date	SPKref	RPDref	pmoist
15062464	B22021627-001	HC-8015-DRO-	MS-DOD		3/1/2022 5:13:36	1	164025	2/24/2022 4:	2E+07	0	

Analyte	T	Units	RAW	Final	Text	Spike	SPKref	RPDref	MDL	PQL	UQL	%REC	LOW	HIGH	%RPD	Q
Diesel Range Organics (SGT-C10 to	A	mg/L		10.78516		14.28	0	0	0.0267512	0.3	0	76%	36	132	0%	
Total Extractable Hydrocarbons (SGT	A	mg/L		11.4496		14.28	0.0830644	0	0.0339864	0.3	0	80%	60	132	0%	
o-Terphenyl (SGT)	S	mg/L		0.1620341		0.1904	0	0	0.0004084	0.002	0	85%	56	125	0%	

Seq No	Lab ID	Test Code	Sample Typ	File ID	Analysis Date	DF	Batch ID	Prep Date	SPKref	RPDref	pmoist
15062465	B22021627-006	HC-8015-DRO-	SAMP		3/1/2022 6:39:01	1	164025	2/24/2022 4:	0	0	

Analyte	T	Units	RAW	Final	Text	Spike	SPKref	RPDref	MDL	PQL	UQL	%REC	LOW	HIGH	%RPD	Q
Diesel Range Organics (SGT-C10 to	A	mg/L		0.9478972		0	0	0	0.0264983	0.3	0	0%	0	0	0%	
Oil Range Hydrocarbons (SGT-C24 t	A	mg/L		0.11543720		0	0	0	0.0828897	0.3	0	0%	0	0	0%	J
Total Extractable Hydrocarbons (SGT	A	mg/L		1.055977		0	0	0	0.0336651	0.3	0	0%	0	0	0%	
n-Triacontane (SGT)	S	mg/L		0.072		0.0943	0	0	0.0003168	0.001886	0	76%	50	150	0%	
o-Terphenyl (SGT)	S	mg/L		0.1706662		0.1886	0	0	0.0004045	0.001886	0	90%	56	125	0%	
TEH (SGT-Oil Range)	X	mg/L		0.35280085		0	0	0	0.0828897	0.2829	0	0%	0	0	0%	

Seq No	Lab ID	Test Code	Sample Typ	File ID	Analysis Date	DF	Batch ID	Prep Date	SPKref	RPDref	pmoist
15062466	B22021627-006	HC-8015-DRO-	MS-DOD		3/1/2022 7:21:49	1	164025	2/24/2022 4:	2E+07	0	

Analyte	T	Units	RAW	Final	Text	Spike	SPKref	RPDref	MDL	PQL	UQL	%REC	LOW	HIGH	%RPD	Q
TEH (SGT-Oil Range)	A	mg/L		4.80636978		4.715	0.3528008	0	0.0828897	0.3	0	94%	41	113	0%	
n-Triacontane (SGT)	S	mg/L		0.075		0.0943	0	0	0.0003168	0.002	0	80%	50	150	0%	

Seq No	Lab ID	Test Code	Sample Typ	File ID	Analysis Date	DF	Batch ID	Prep Date	SPKref	RPDref	pmoist
15062467	LCS-RRO-1640	HC-8015-DRO-	LCS-DOD		3/1/2022 8:47:46	1	164025	2/24/2022 4:	0	0	

Analyte	T	Units	RAW	Final	Text	Spike	SPKref	RPDref	MDL	PQL	UQL	%REC	LOW	HIGH	%RPD	Q
TEH (SGT-Oil Range)	A	mg/L		5.2780509		5	0	0	0.0879	0.3	0	106%	41	113	0%	
n-Triacontane (SGT)	S	mg/L		0.084		0.1	0	0	0.000336	0.002	0	84%	50	150	0%	

Seq No	Lab ID	Test Code	Sample Typ	File ID	Analysis Date	DF	Batch ID	Prep Date	SPKref	RPDref	pmoist
15062468	LCSD-RRO-164	HC-8015-DRO-	LCSD-DOD		3/1/2022 9:30:49	1	164025	2/24/2022 4:	0	2E+07	

Analyte	T	Units	RAW	Final	Text	Spike	SPKref	RPDref	MDL	PQL	UQL	%REC	LOW	HIGH	%RPD	Q

Seq No	Lab ID	Test Code	Sample Typ	File ID	Analysis Date	DF	Batch ID	Prep Date	SPKref	RPDref	pmoist
15062468	LCSD-RRO-164	HC-8015-DRO-	LCSD-DOD		3/1/2022 9:30:49	1	164025	2/24/2022 4:	0	2E+07	

Analyte	T	Units	RAW	Final	Text	Spike	SPKref	RPDref	MDL	PQL	UQL	%REC	LOW	HIGH	%RPD	Q
TEH (SGT-Oil Range)	A	mg/L		5.21193886		5	0	5.2780509	0.0879	0.3	0	104%	41	113	1%	
n-Triacontane (SGT)	S	mg/L		0.08		0.1	0	0	0.000336	0.002	0	80%	50	150	0%	

Seq No	Lab ID	Test Code	Sample Typ	File ID	Analysis Date	DF	Batch ID	Prep Date	SPKref	RPDref	pmoist
15062469	CCV_0301HP52	HC-8015-DRO-	CCV		3/1/2022 10:56:5	1	R375439		0	0	

Analyte	T	Units	RAW	Final	Text	Spike	SPKref	RPDref	MDL	PQL	UQL	%REC	LOW	HIGH	%RPD	Q
TEH(Oil Range)	A	mg/L		4.81556006		5	0	0	0.0879	0.3	0	96%	80	120	0%	
n-Triacontane	S	mg/L		0.1778209		0.2	0	0	0.000336	0.002	0	89%	80	120	0%	

Seq No	Lab ID	Test Code	Sample Typ	File ID	Analysis Date	DF	Batch ID	Prep Date	SPKref	RPDref	pmoist
15062470	CCV_0301HP52	HC-8015-DRO-	CCV		3/1/2022 11:40:0	1	R375439		0	0	

Analyte	T	Units	RAW	Final	Text	Spike	SPKref	RPDref	MDL	PQL	UQL	%REC	LOW	HIGH	%RPD	Q
Diesel Range Organics (C10 to C24)	A	mg/L		13.53839		15	0	0	0.0389	0.3	0	90%	80	120	0%	
Total Extractable Hydrocarbons	A	mg/L		13.99932		15	0	0	0.0749	0.3	50	93%	80	120	0%	
o-Terphenyl	S	mg/L		0.1840934		0.2	0	0	0.000429	0.002	0	92%	80	120	0%	

Write Sequence Data File	Insert Entries(Have the first cell for entries selecte Sample Name	Method	Weight	Dil Factor	Amt Inj.	IS	Cal ID
G:\org\HP5\DAT\HP5022822_b\0228HP5.01r	DCM-Baseline Check-V01	G:\Org\HP5\Methods\DR_8015-JA-LEXP.met	1	1	1	1	0
G:\org\HP5\DAT\HP5022822_b\0228HP5.02r	DCM-Baseline Check-V02	G:\Org\HP5\Methods\DR_8015-JA-LEXP.met	1	1	1	1	0
G:\org\HP5\DAT\HP5022822_b\0228HP5.03r	MARKER_0228HP503r, CSCAN ;0228HP5 , DRO220128B	g:\org\HP5\Methods\\CSC220228.met	1	1	1	1	0
G:\org\HP5\DAT\HP5022822_b\0228HP5.04r	CCV_0228HP504r, RRO ;0228HP5 , DRO220201A	G:\Org\HP5\Methods\DC_ORO-BF-L%.MET G:\Org\HP5\Methods\DS_ORO-BF-L%.MET	1	1	1	1	0
G:\org\HP5\DAT\HP5022822_b\0228HP5.05r	CCV_0228HP505r, DRO 8015;0228HP5 , DRO220211A	G:\Org\HP5\Methods\DC_8015-C24-JFb-L%.met G:\Org\HP5\Methods\DS_8015-C24-JFb-L#.met	1	1	1	1	0
G:\org\HP5\DAT\HP5022822_b\0228HP5.06r	DCM-Baseline Check-V06	G:\Org\HP5\Methods\DR_8015-JA-LEXP.met	1	1	1	1	0
G:\org\HP5\DAT\HP5022822_b\0228HP5.07r	DCM-Baseline Check-V07	G:\Org\HP5\Methods\DR_8015-JA-LEXP.met	1	1	1	1	0
G:\org\HP5\DAT\HP5022822_b\0228HP5.08r	LCS-164025 ;0228HP5 ,	G:\Org\HP5\Methods\D3_8015-C24-JFb-L%.met G:\Org\HP5\Methods\DS_8015-C24-JFb-L#.met	1000	1	1	1	0
G:\org\HP5\DAT\HP5022822_b\0228HP5.09r	LCSD-164025 ;0228HP5 ,	G:\Org\HP5\Methods\D3_8015-022809-JFb-L%.met G:\Org\HP5\Methods\DS_8015-C24-JFb-L#.met	1000	1	1	1	0
G:\org\HP5\DAT\HP5022822_b\0228HP5.10r	MB-164025 ;0228HP5 ,	G:\Org\HP5\Methods\DR_8015-C24T-JFb-L%.met G:\Org\HP5\Methods\DR_OROS-BF-L%.MET G:\Org\HP5\Methods\DS_8015-C24T-JFb-L#.met	1000	1	1	1	0
G:\org\HP5\DAT\HP5022822_b\0228HP5.11r	B22021627-011D ;0228HP5 , $HC-8015-DRO-W,	G:\Org\HP5\Methods\DR_8015-C24T-JFb-L%.met G:\Org\HP5\Methods\DR_OROS-BF-L%.MET G:\Org\HP5\Methods\DS_8015-C24T-JFb-L#.met	1060	1	1	1	0
G:\org\HP5\DAT\HP5022822_b\0228HP5.12r	B22021627-001D ;0228HP5 , $HC-8015-DRO-W,	G:\Org\HP5\Methods\D3_8015-C24T-JFb-L%.met G:\Org\HP5\Methods\D3_OROS-BF-L%.MET G:\Org\HP5\Methods\DS_8015-C24T-JFb-L#.met	1050	1	1	1	0
G:\org\HP5\DAT\HP5022822_b\0228HP5.13r	B22021627-001DMS ;0228HP5 ,	G:\Org\HP5\Methods\D3_8015-C24-JFb-L%.met G:\Org\HP5\Methods\DS_8015-C24-JFb-L#.met	1050	1	1	1	0
G:\org\HP5\DAT\HP5022822_b\0228HP5.14r	DCM-Baseline Check-V14	G:\Org\HP5\Methods\DR_8015-JA-LEXP.met	1	1	1	1	0
G:\org\HP5\DAT\HP5022822_b\0228HP5.15r	B22021627-006D ;0228HP5 , $HC-8015-DRO-W,	G:\Org\HP5\Methods\D3_8015-022815-JFb-L%.met G:\Org\HP5\Methods\D3_OROS-022815-BF-L%.MET G:\Org\HP5\Methods\DS_8015-C24T-JFb-L#.met	1060	1	1	1	0
G:\org\HP5\DAT\HP5022822_b\0228HP5.16r	B22021627-006DMS-RRO ;0228HP5 ,	G:\Org\HP5\Methods\D3_ORO-022816-BF-L%.MET G:\Org\HP5\Methods\DS_ORO-BF-L%.MET	1060	1	1	1	0
G:\org\HP5\DAT\HP5022822_b\0228HP5.17r	LCS-RRO-164025 ;0228HP5 ,	G:\Org\HP5\Methods\D3_ORO-BF-L%.MET G:\Org\HP5\Methods\DS_ORO-BF-L%.MET	1000	1	1	1	0
G:\org\HP5\DAT\HP5022822_b\0228HP5.18r	LCSD-RRO-164025 ;0228HP5 ,	G:\Org\HP5\Methods\D3_ORO-022816-BF-L%.MET G:\Org\HP5\Methods\DS_ORO-BF-L%.MET	1000	1	1	1	0
G:\org\HP5\DAT\HP5022822_b\0228HP5.19r	MARKER_0228HP519r, CSCAN ;0228HP5 , DRO220128B	g:\org\HP5\Methods\\CSC220228.met	1	1	1	1	0
G:\org\HP5\DAT\HP5022822_b\0228HP5.20r	CCV_0228HP520r, RRO ;0228HP5 , DRO220201A	G:\Org\HP5\Methods\DC_ORO-BF-L%.MET G:\Org\HP5\Methods\DS_ORO-BF-L%.MET	1	1	1	1	0
G:\org\HP5\DAT\HP5022822_b\0228HP5.21r	CCV_0228HP521r, DRO 8015;0228HP5 , DRO220211A	G:\Org\HP5\Methods\DC_8015-C24-JFb-L%.met G:\Org\HP5\Methods\DS_8015-C24-JFb-L#.met	1	1	1	1	0

Write Sequence Data File	Insert Entries(Have the first cell for entries selecte Sample Name	Method	Weight	Dil Factor	Amt Inj.	IS	Cal ID
G:\org\HP5\DAT\HP5030122_b\0301HP5.01r	DCM-Baseline Check-V01	G:\Org\HP5\Methods\DR_8015-JA-LEXP.met	1	1	1	1	0
G:\org\HP5\DAT\HP5030122_b\0301HP5.02r	DCM-Baseline Check-V02	G:\Org\HP5\Methods\DR_8015-JA-LEXP.met	1	1	1	1	0
G:\org\HP5\DAT\HP5030122_b\0301HP5.03r	MARKER_0301HP503r, CSCAN ;0301HP5 , DRO220128B	g:\org\HP5\Methods\\CSC220301.met	1	1	1	1	0
G:\org\HP5\DAT\HP5030122_b\0301HP5.04r	CCV_0301HP504r, RRO ;0301HP5 , DRO220201A	G:\Org\HP5\Methods\DC_ORO-BG-L%.MET G:\Org\HP5\Methods\DS_ORO-BG-L%.MET	1	1	1	1	0
G:\org\HP5\DAT\HP5030122_b\0301HP5.05r	CCV_0301HP505r, DRO 8015;0301HP5 , DRO220211A	G:\Org\HP5\Methods\DC_8015-C24-JG-L%.met G:\Org\HP5\Methods\DS_8015-C24-JG-L#.met	1	1	1	1	0
G:\org\HP5\DAT\HP5030122_b\0301HP5.06r	DCM-Baseline Check-V06	G:\Org\HP5\Methods\DR_8015-JA-LEXP.met	1	1	1	1	0
G:\org\HP5\DAT\HP5030122_b\0301HP5.07r	DCM-Baseline Check-V07	G:\Org\HP5\Methods\DR_8015-JA-LEXP.met	1	1	1	1	0
G:\org\HP5\DAT\HP5030122_b\0301HP5.08r	LCS-164025 ;0301HP5 , SGT	G:\Org\HP5\Methods\D3_8015-C24-JG-L%.met G:\Org\HP5\Methods\DS_8015-C24-JG-L#.met	1000	1	1	1	0
G:\org\HP5\DAT\HP5030122_b\0301HP5.09r	LCSD-164025 ;0301HP5 , SGT	G:\Org\HP5\Methods\D3_8015-030109-JG-L%.met G:\Org\HP5\Methods\DS_8015-C24-JG-L#.met	1000	1	1	1	0
G:\org\HP5\DAT\HP5030122_b\0301HP5.10r	MB-164025 ;0301HP5 , SGT	G:\Org\HP5\Methods\DR_8015-C24T-JG-L%.met G:\Org\HP5\Methods\DR_OROS-BG-L%.MET G:\Org\HP5\Methods\DS_8015-C24T-JG-L#.met	1000	1	1	1	0
G:\org\HP5\DAT\HP5030122_b\0301HP5.11r	B22021627-001D ;0301HP5 , $HC-8015-DRO-W, SGT	G:\Org\HP5\Methods\DR_8015-030111-JG-L%.met G:\Org\HP5\Methods\D3_OROS-030111-BG-L%.MET G:\Org\HP5\Methods\DS_8015-C24T-JG-L#.met	1050	1	1	1	0
G:\org\HP5\DAT\HP5030122_b\0301HP5.12r	B22021627-001DMS ;0301HP5 , SGT	G:\Org\HP5\Methods\D3_8015-C24-JG-L%.met G:\Org\HP5\Methods\DS_8015-C24-JG-L#.met	1050	1	1	1	0
G:\org\HP5\DAT\HP5030122_b\0301HP5.13r	DCM-Baseline Check-V13	G:\Org\HP5\Methods\DR_8015-JA-LEXP.met	1	1	1	1	0
G:\org\HP5\DAT\HP5030122_b\0301HP5.14r	B22021627-006D ;0301HP5 , $HC-8015-DRO-W, SGT	G:\Org\HP5\Methods\DR_8015-030114-JG-L%.met G:\Org\HP5\Methods\D3_OROS-030114-BG-L%.MET G:\Org\HP5\Methods\DS_8015-C24T-JG-L#.met	1060	1	1	1	0
G:\org\HP5\DAT\HP5030122_b\0301HP5.15r	B22021627-006DMS-RRO ;0301HP5 , SGT	G:\Org\HP5\Methods\D3_ORO-BG-L%.MET G:\Org\HP5\Methods\DS_ORO-BG-L%.MET	1060	1	1	1	0
G:\org\HP5\DAT\HP5030122_b\0301HP5.16r	DCM-Baseline Check-V16	G:\Org\HP5\Methods\DR_8015-JA-LEXP.met	1	1	1	1	0
G:\org\HP5\DAT\HP5030122_b\0301HP5.17r	LCS-RRO-164025 ;0301HP5 , SGT	G:\Org\HP5\Methods\D3_ORO-BG-L%.MET G:\Org\HP5\Methods\DS_ORO-BG-L%.MET	1000	1	1	1	0
G:\org\HP5\DAT\HP5030122_b\0301HP5.18r	LCSD-RRO-164025 ;0301HP5 , SGT	G:\Org\HP5\Methods\D3_ORO-BG-L%.MET G:\Org\HP5\Methods\DS_ORO-BG-L%.MET	1000	1	1	1	0
G:\org\HP5\DAT\HP5030122_b\0301HP5.19r	MARKER_0301HP519r, CSCAN ;0301HP5 , DRO220128B	g:\org\HP5\Methods\\CSC220301.met	1	1	1	1	0
G:\org\HP5\DAT\HP5030122_b\0301HP5.20r	CCV_0301HP520r, RRO ;0301HP5 , DRO220201A	G:\Org\HP5\Methods\DC_ORO-BG-L%.MET G:\Org\HP5\Methods\DS_ORO-BG-L%.MET	1	1	1	1	0
G:\org\HP5\DAT\HP5030122_b\0301HP5.21r	CCV_0301HP521r, DRO ;0301HP5 , DRO220301A	G:\Org\HP5\Methods\DC_8015-C24-JG-L%.met G:\Org\HP5\Methods\DS_8015-C24-JG-L#.met	1	1	1	1	0

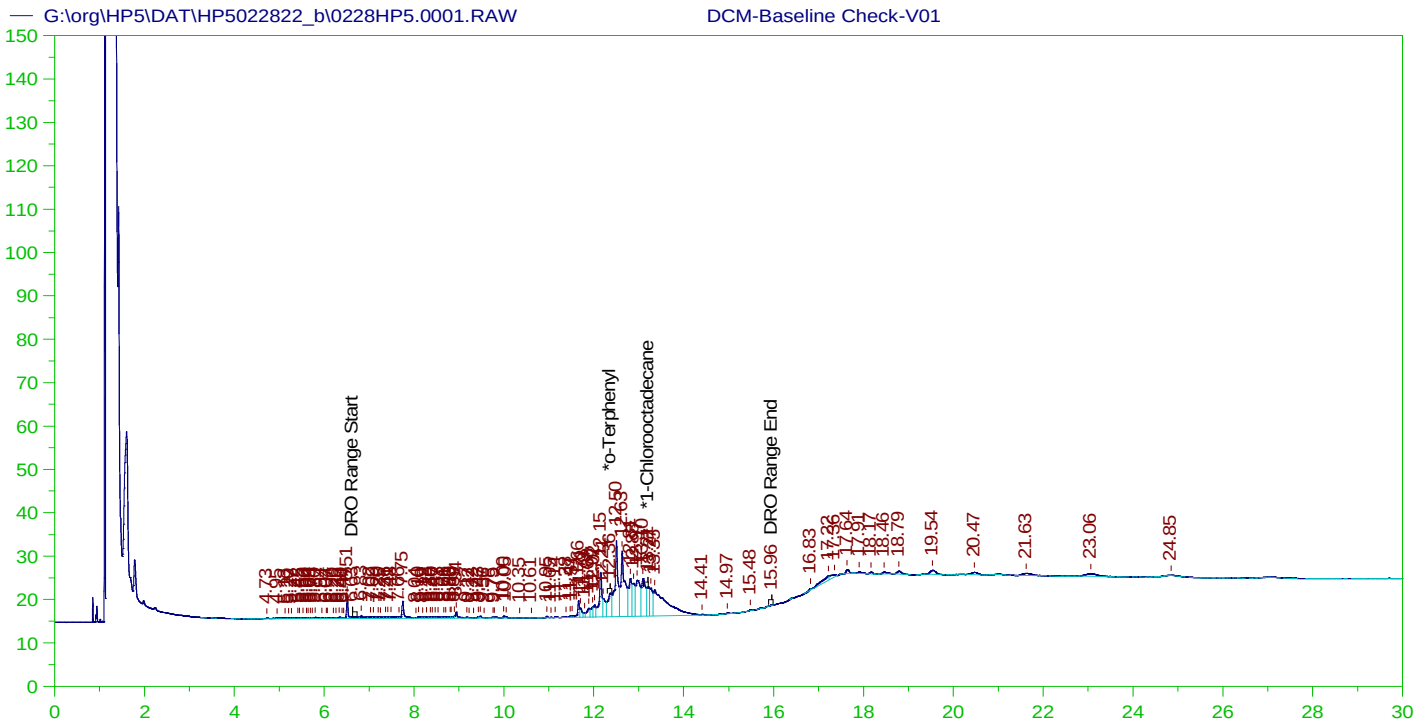

DIESEL RANGE ORGANICS CHROMATOGRAM REPORT
Sample Name: DCM-Baseline Check-V01
Raw File: G:\org\HP5\DAT\HP5022822_b\0228HP5.0001.RAW
Date & Time Acquired: 2/28/2022 7:46:55 AM
Method File: G:\Org\HP5\Methods\DR_8015-JA-LEXP.met
Calibration File: G:\Org\HP5\Cals\SW8015C_DRO220111JA.CAL
Sample Weight: 1 Dilution: 1 S.A.: 1

Mean RF for TEH: 32675.36
Rt range for Diesel Range Organics: 6.63 to 15.99

SURROGATE COMPOUND	RT	ACTUAL	MEASURED	%REC	
*o-Terphenyl	12.365	200.	.918	.46	-
*1-Chlorooctadecane	13.207	200.	.763	.38	-

DRO Area:734385.5 DRO Amount: 22.47521
TEH Area:854316.6 TEH Amount: 26.14559

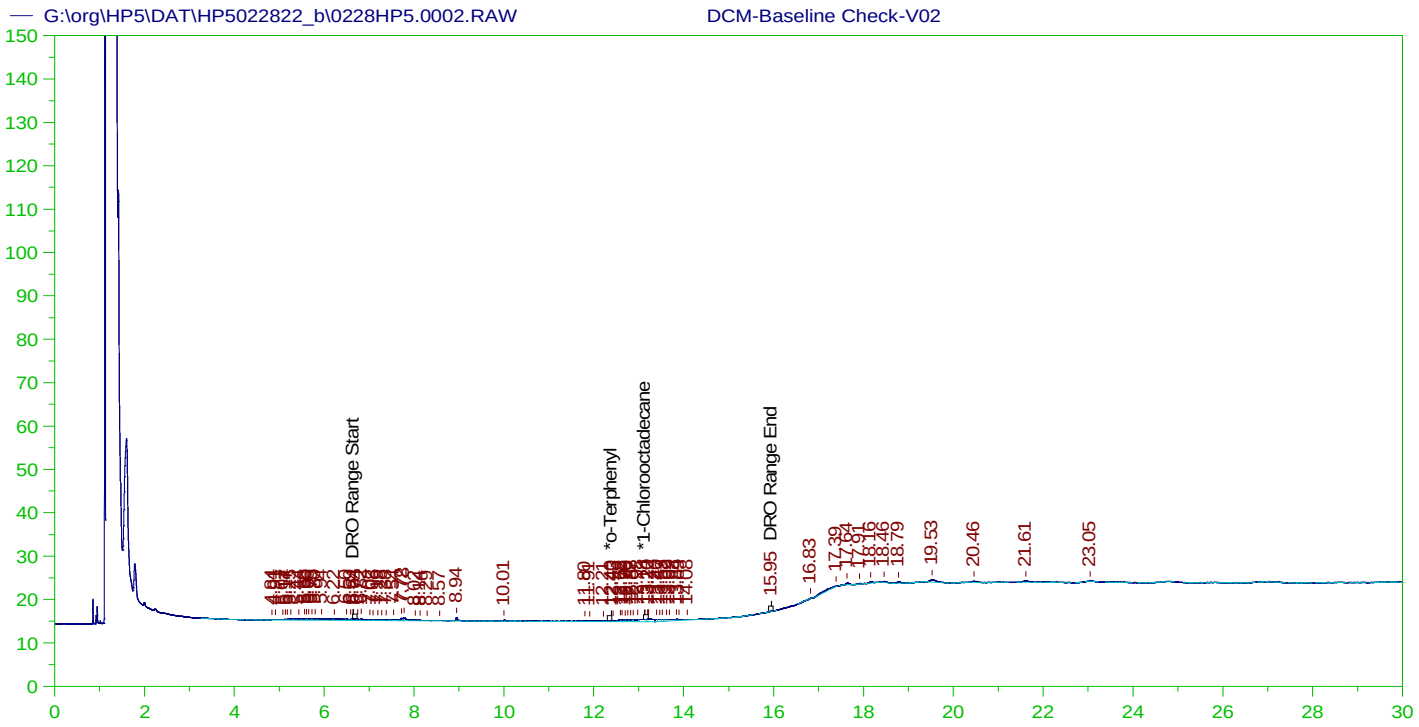

DIESEL RANGE ORGANICS CHROMATOGRAM REPORT
Sample Name: DCM-Baseline Check-V02
Raw File: G:\org\HP5\DAT\HP5022822_b\0228HP5.0002.RAW
Date & Time Acquired: 2/28/2022 8:29:29 AM
Method File: G:\Org\HP5\Methods\DR_8015-JA-LEXP.met
Calibration File: G:\Org\HP5\Cals\SW8015C_DRO220111JA.CAL
Sample Weight: 1 Dilution: 1 S.A.: 1

Mean RF for TEH: 32675.36
Rt range for Diesel Range Organics: 6.63 to 15.99

SURROGATE COMPOUND	RT	ACTUAL	MEASURED	%REC	
*o-Terphenyl	12.396	200.	.027	.01	-
*1-Chlorooctadecane	13.14	200.	.114	.06	-

DRO Area:66567.78 DRO Amount: 2.037247
TEH Area:126754.4 TEH Amount: 3.879205

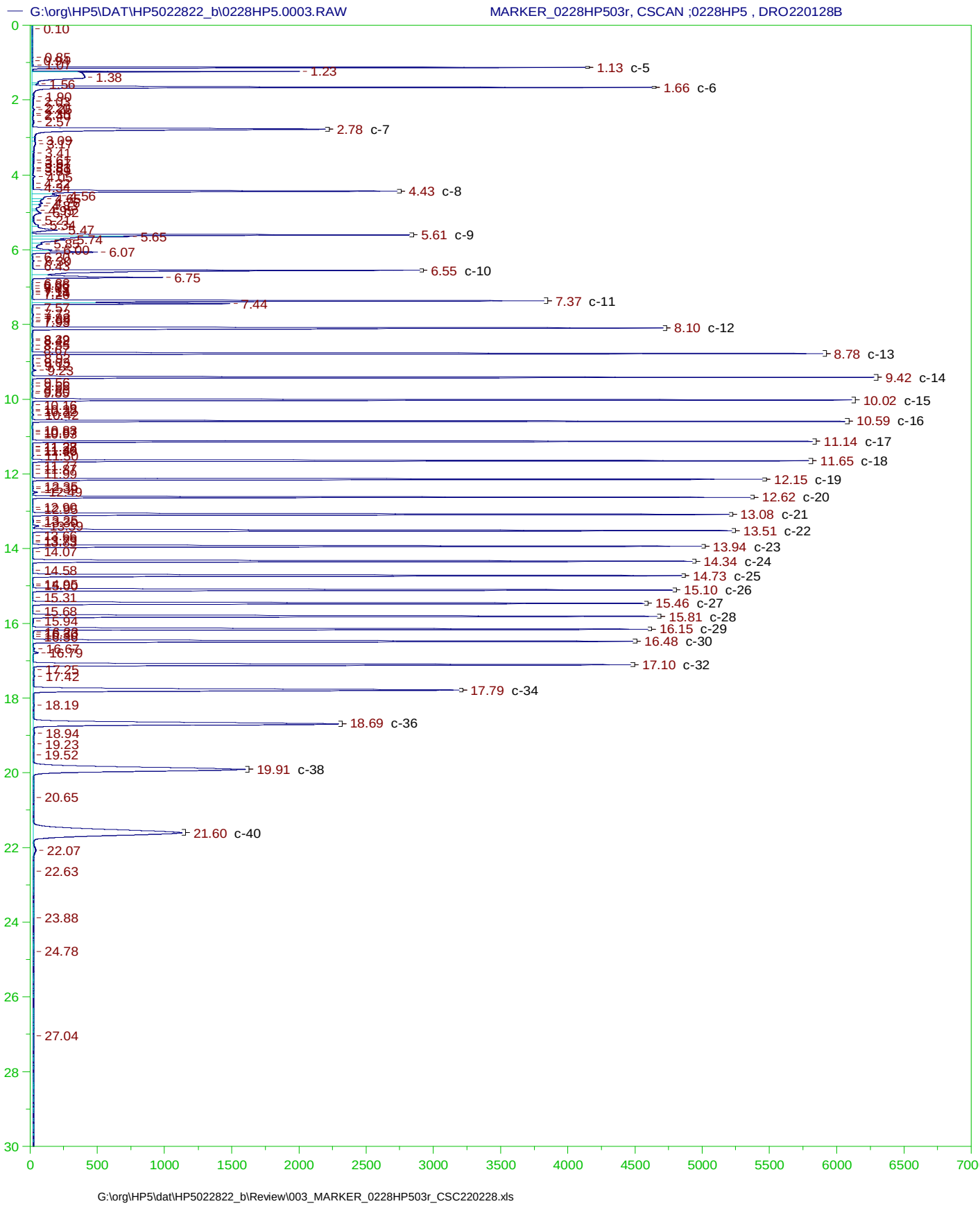
G:\org\HP5\DAT\HP5022822_b\0228HP5.0003.RAW
MARKER_0228HP503r, CSCAN ;0228HP5 , DRO220128B
0.10
1.13 c-5
1.23
1.38
1.56
1.66 c-6
2.57
2.78 c-7
4.43 c-8
4.56
5.47
5.61 c-9
5.65
5.74
6.07
6.55 c-10
6.75
7.37 c-11
7.44
8.10 c-12
8.78 c-13
9.23
9.42 c-14
10.02 c-15
10.59 c-16
11.14 c-17
11.65 c-18
12.15 c-19
12.62 c-20
13.08 c-21
13.51 c-22
13.94 c-23
14.07
14.34 c-24
14.58
14.73 c-25
15.10 c-26
15.31
15.46 c-27
15.68
15.81 c-28
15.94
16.15 c-29
16.48 c-30
16.67
16.79
17.10 c-32
17.25
17.42
17.79 c-34
18.19
18.69 c-36
18.94
19.23
19.52
19.91 c-38
20.65
21.60 c-40
22.07
22.63
23.88
24.78
27.04
0
500
1000
1500
2000
2500
3000
3500
4000
4500
5000
5500
6000
6500
700
G:\org\HP5\dat\HP5022822_b\Review\003_MARKER_0228HP503r_CSC220228.xls

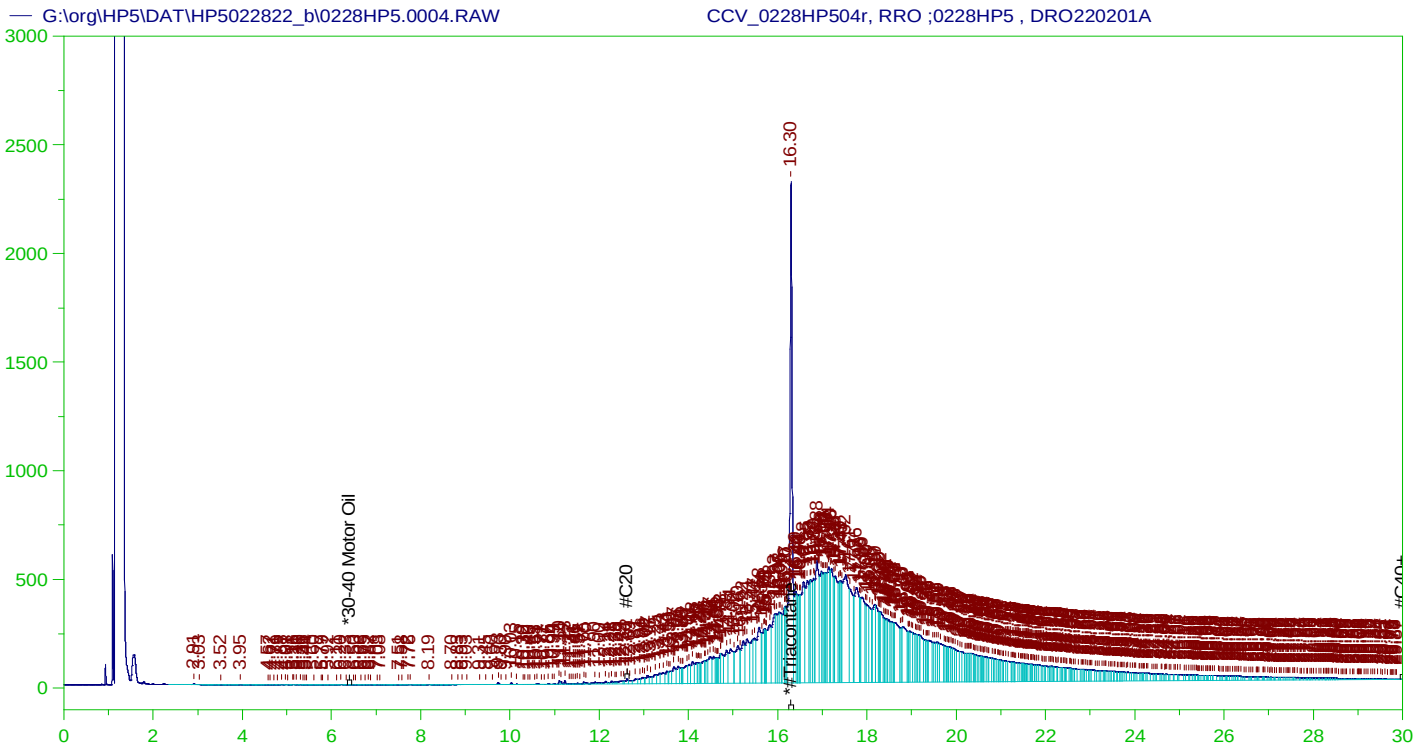

RESIDUAL RANGE ORGANICS CHROMATOGRAM
Sample Name: CCV_0228HP504r, RRO ;0228HP5 , DRO220201A
Raw File: G:\org\HP5\DAT\HP5022822_b\0228HP5.0004.RAW
Date & Time Acquired: 2/28/2022 9:54:59 AM
Method File: G:\Org\HP5\Methods\DC_ORO-BF-L%.MET
Calibration File: G:\Org\HP5\Cals\SW8015C_ORO220111Bf.CAL
Sample Weight: 1 Dilution: 1 S.A.: 1

Mean RF for for ~~Residual~~ TEH(Oil Range) Organics Calculations: 26424.55
Rt range for ~~Residual~~ TEH(Oil Range) Organics: 12.57 to 30.05

SURROGATE COMPOUND	RT	ACTUAL	MEASURED	%REC	
*#Triacontane	16.298	500.	290.935	58.19	-

~~RRO~~ TEH(Oil Range) Area:1.246687E+08 ~~RRO~~ TEH(Oil Range) AMOUNT: 4717.911

CONTINUING CALIBRATION REPORT: G:\org\HP5\DAT\HP5022822_b\0228HP5.0004.RAW

COMPOUND	ACTUAL(NG)	MEASURED(NG)	%RECOVERY	LIMITS
*30-40 Motor Oil	5000.	.	.	75-125

SURROGATE COMPOUND	RT	ACTUAL	MEASURED	%REC	LIMITS
*#Triacontane	16.298	200.	290.935	145.47	75-125

AMN 03/01/2022

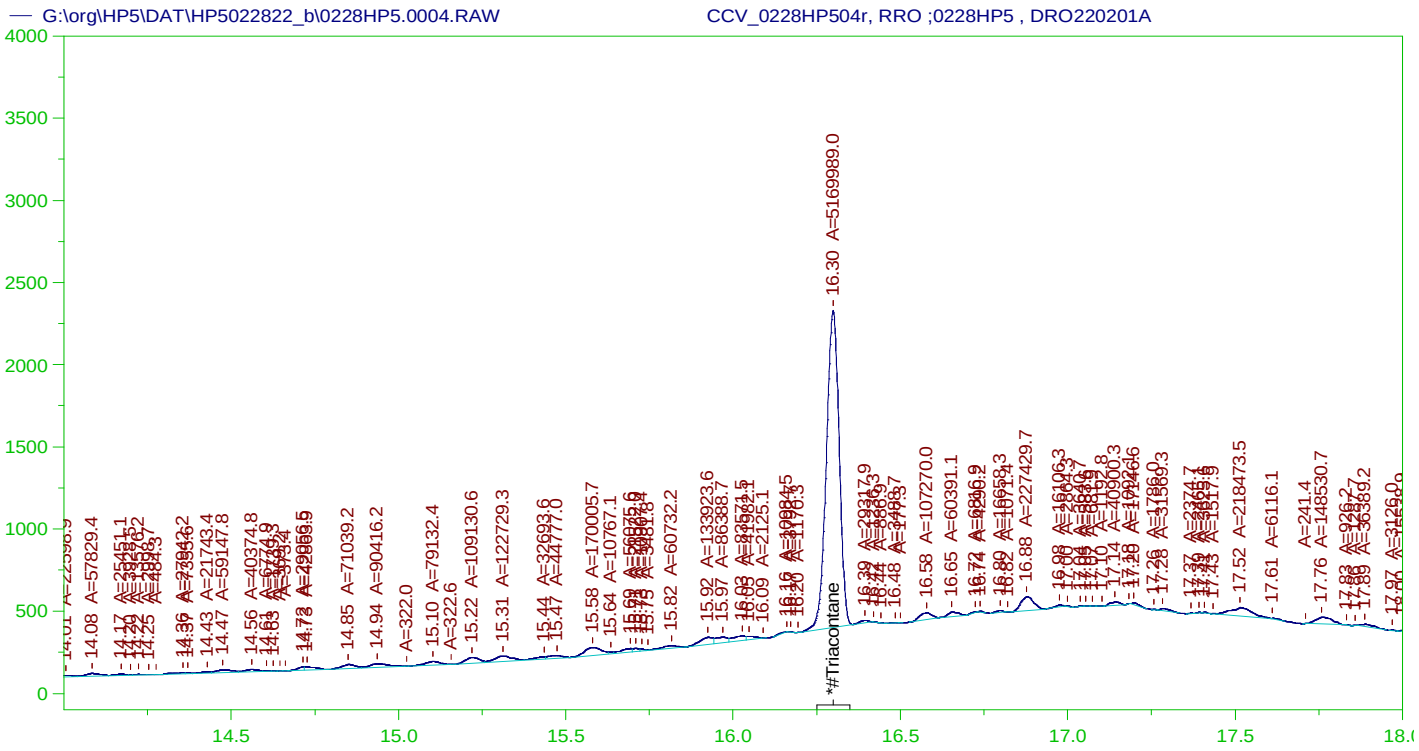

RESIDUAL RANGE ORGANICS CHROMATOGRAM

Sample Name: CCV_0228HP504r, RRO ;0228HP5 , DRO220201A
Raw File: G:\org\HP5\DAT\HP5022822_b\0228HP5.0004.RAW
Date & Time Acquired: 2/28/2022 9:54:59 AM
Method File: G:\Org\HP5\Methods\DS_ORO-BF-L%.MET
Calibration File: G:\Org\HP5\Cals\SW8015C_ORO220111Bf.CAL
Sample Weight: 1 Dilution: 1 S.A.: 1

Mean RF for for Residual Range Organics Calculations: 26424.55
Rt range for Residual Range Organics: 12.57 to 30.05

SURROGATE COMPOUND	RT	ACTUAL	MEASURED	%REC	
*#Triacontane	16.298	500.	174.449	34.89	-

RRO Area:3296608 RRO AMOUNT: 124.7555

CONTINUING CALIBRATION REPORT: G:\org\HP5\DAT\HP5022822_b\0228HP5.0004.RAW

COMPOUND	ACTUAL(NG)	MEASURED(NG)	%RECOVERY	LIMITS
*30-40 Motor Oil	5000.	.	.	75-125

SURROGATE COMPOUND	RT	ACTUAL	MEASURED	%REC	LIMITS
*#Triacontane	16.298	200.	174.449	87.22	75-125

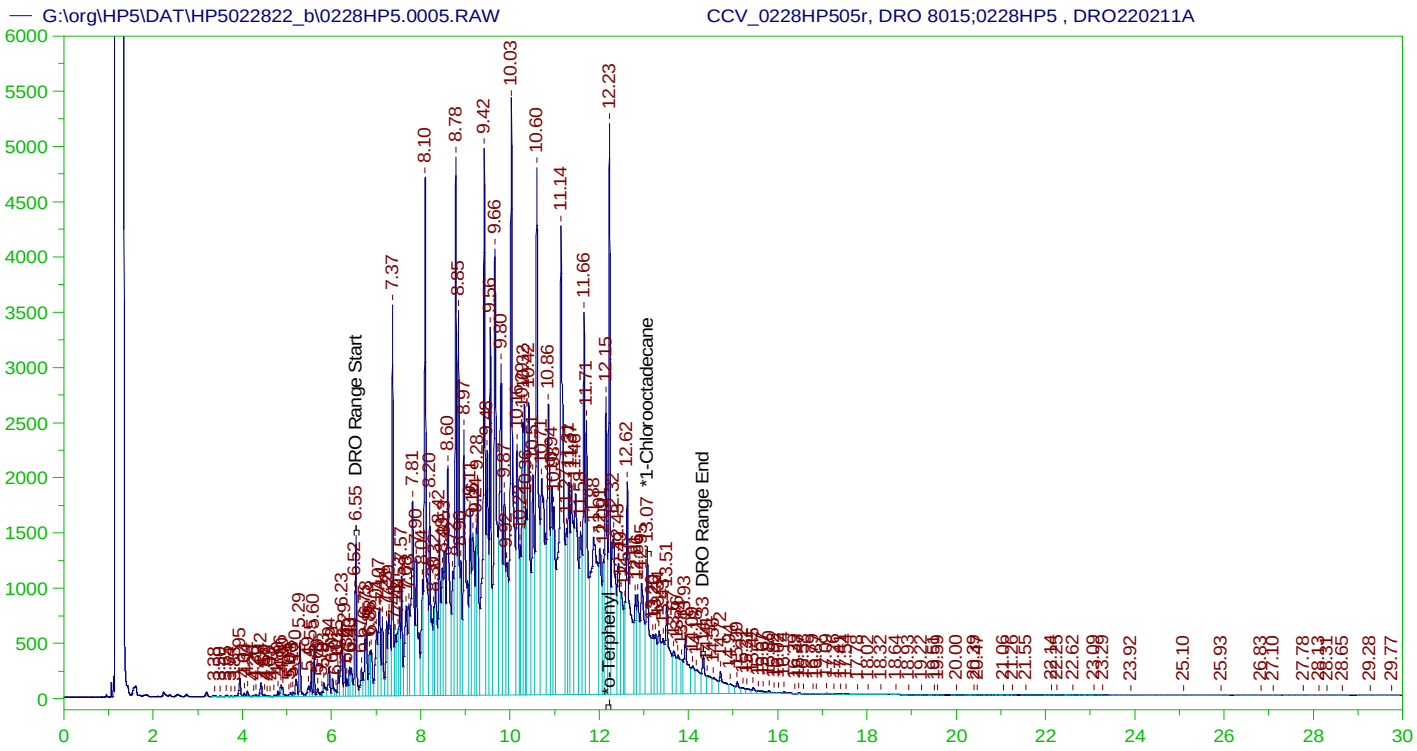

DIESEL RANGE ORGANICS CHROMATOGRAM REPORT
Sample Name: CCV_0228HP505r, DRO 8015;0228HP5 , DRO220211A
Raw File: G:\org\HP5\DAT\HP5022822_b\0228HP5.0005.RAW
Date & Time Acquired: 2/28/2022 10:37:42 AM
Method File: G:\Org\HP5\Methods\DC_8015-C24-JFb-L%.met
Calibration File: G:\Org\HP5\Cals\SW8015C_DRO220111JFb-C24.CAL
Sample Weight: 1 Dilution: 1 S.A.: 1

Mean RF for TEH: 32675.36
Rt range for Diesel Range Organics: 6.51 to 14.38

SURROGATE COMPOUND	RT	ACTUAL	MEASURED	%REC	
*o-Terphenyl	12.226	200.	345.408	172.7	-
*1-Chlorooctadecane	13.073	200.	173.389	86.69	-

DRO Area:5.286776E+08 DRO Amount: 16179.7
TEH Area:5.470795E+08 TEH Amount: 16742.88

CONTINUING CALIBRATION REPORT: G:\org\HP5\DAT\HP5022822_b\0228HP5.0005.RAW

COMPOUND	ACTUAL(NG)	MEASURED(NG)	%RECOVERY	LIMITS
TOTAL DRO	15000.	16742.88	111.62	85-115

SURROGATE COMPOUND	RT	ACTUAL	MEASURED	%REC	LIMITS
*o-Terphenyl	12.226	200.	345.408	172.7	85-115
*1-Chlorooctadecane	13.073	200.	173.389	86.69	85-115

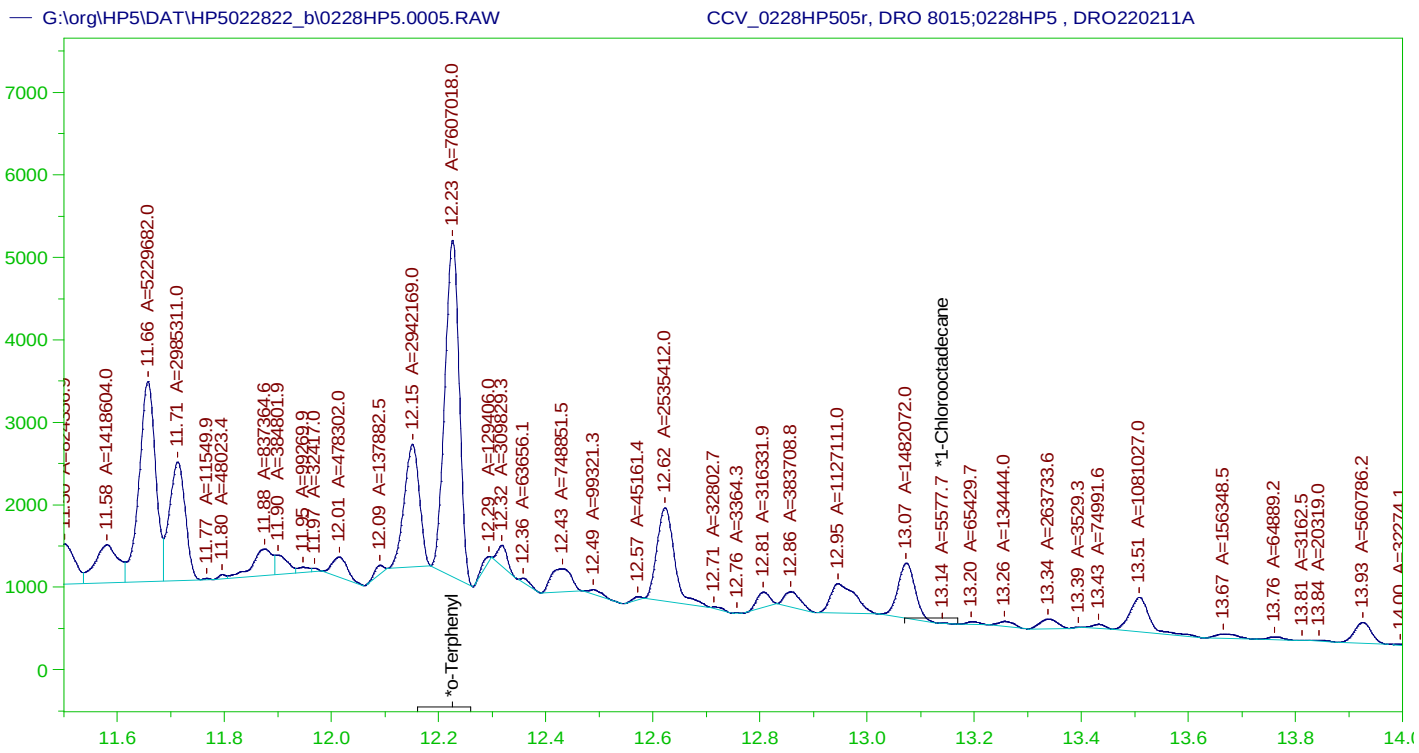

DIESEL RANGE ORGANICS CHROMATOGRAM REPORT
Sample Name: CCV_0228HP505r, DRO 8015;0228HP5 , DRO220211A
Raw File: G:\org\HP5\DAT\HP5022822_b\0228HP5.0005.RAW
Date & Time Acquired: 2/28/2022 10:37:42 AM
Method File: G:\Org\HP5\Methods\DS_8015-C24-JFb-L#.met
Calibration File: G:\Org\HP5\Cals\SW8015C_DRO220111JFb-C24.CAL
Sample Weight: 1 Dilution: 1 S.A.: 1

Mean RF for TEH: 32675.36
Rt range for Diesel Range Organics: 6.51 to 14.38

SURROGATE COMPOUND	RT	ACTUAL	MEASURED	%REC	
*o-Terphenyl	12.226	200.	206.388	103.19	-
*1-Chlorooctadecane	13.141	200.	.151	.08	-

DRO Area:2.727418E+08 DRO Amount: 8347.017
TEH Area:2.844918E+08 TEH Amount: 8706.616

CONTINUING CALIBRATION REPORT: G:\org\HP5\DAT\HP5022822_b\0228HP5.0005.RAW

COMPOUND	ACTUAL(NG)	MEASURED(NG)	%RECOVERY	LIMITS
TOTAL DRO	15000.	8706.62	58.04	85-115

SURROGATE COMPOUND	RT	ACTUAL	MEASURED	%REC	LIMITS
*o-Terphenyl	12.226	200.	206.388	103.19	85-115
*1-Chlorooctadecane	13.141	200.	.151	.08	85-115

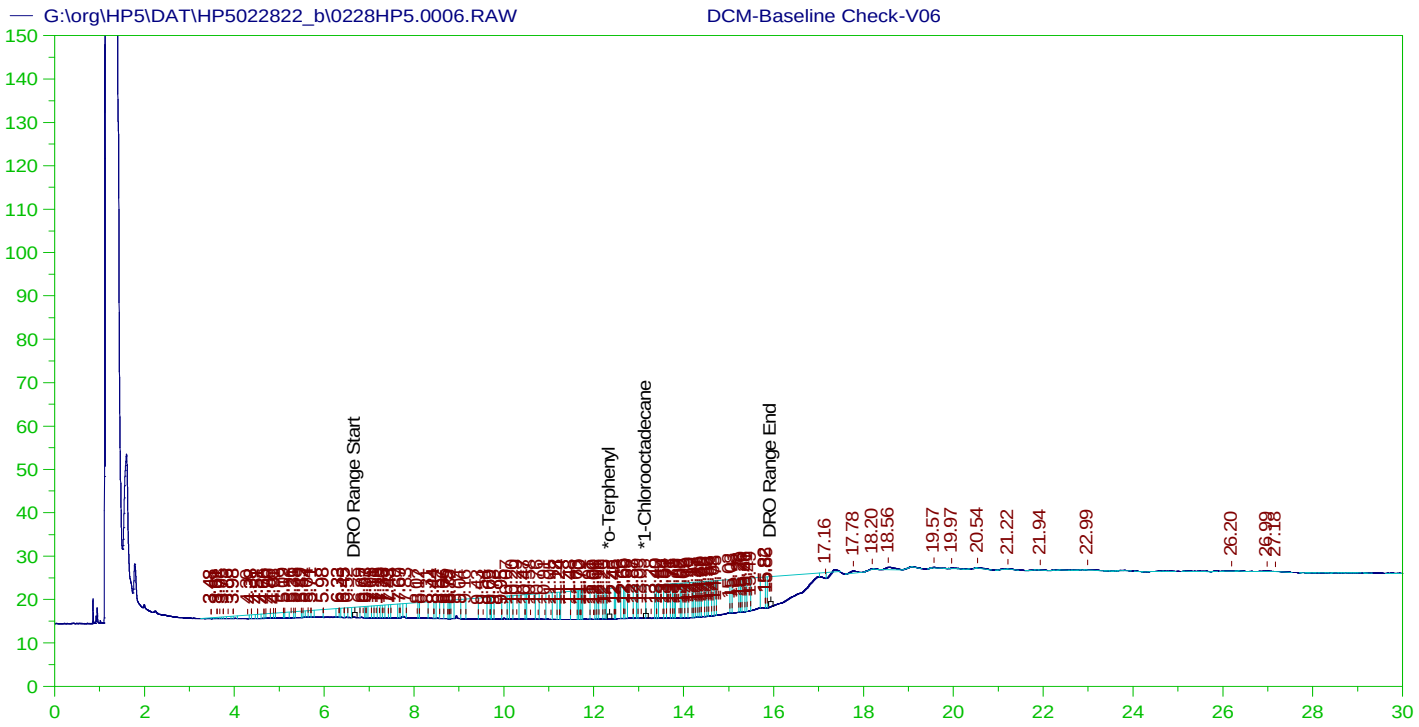

DIESEL RANGE ORGANICS CHROMATOGRAM REPORT
Sample Name: DCM-Baseline Check-V06
Raw File: G:\org\HP5\DAT\HP5022822_b\0228HP5.0006.RAW
Date & Time Acquired: 2/28/2022 11:20:24 AM
Method File: G:\Org\HP5\Methods\DR_8015-JA-LEXP.met
Calibration File: G:\Org\HP5\Cals\SW8015C_DRO220111JA.CAL
Sample Weight: 1 Dilution: 1 S.A.: 1

Mean RF for TEH: 32675.36
Rt range for Diesel Range Organics: 6.63 to 15.99

SURROGATE COMPOUND	RT	ACTUAL	MEASURED		%REC
*o-Terphenyl	29.936	200.	.	.	-
*1-Chlorooctadecane	29.936	200.	.	.	-

DRO Area:3564024 DRO Amount: 109.0737
TEH Area:3827855 TEH Amount: 117.1481

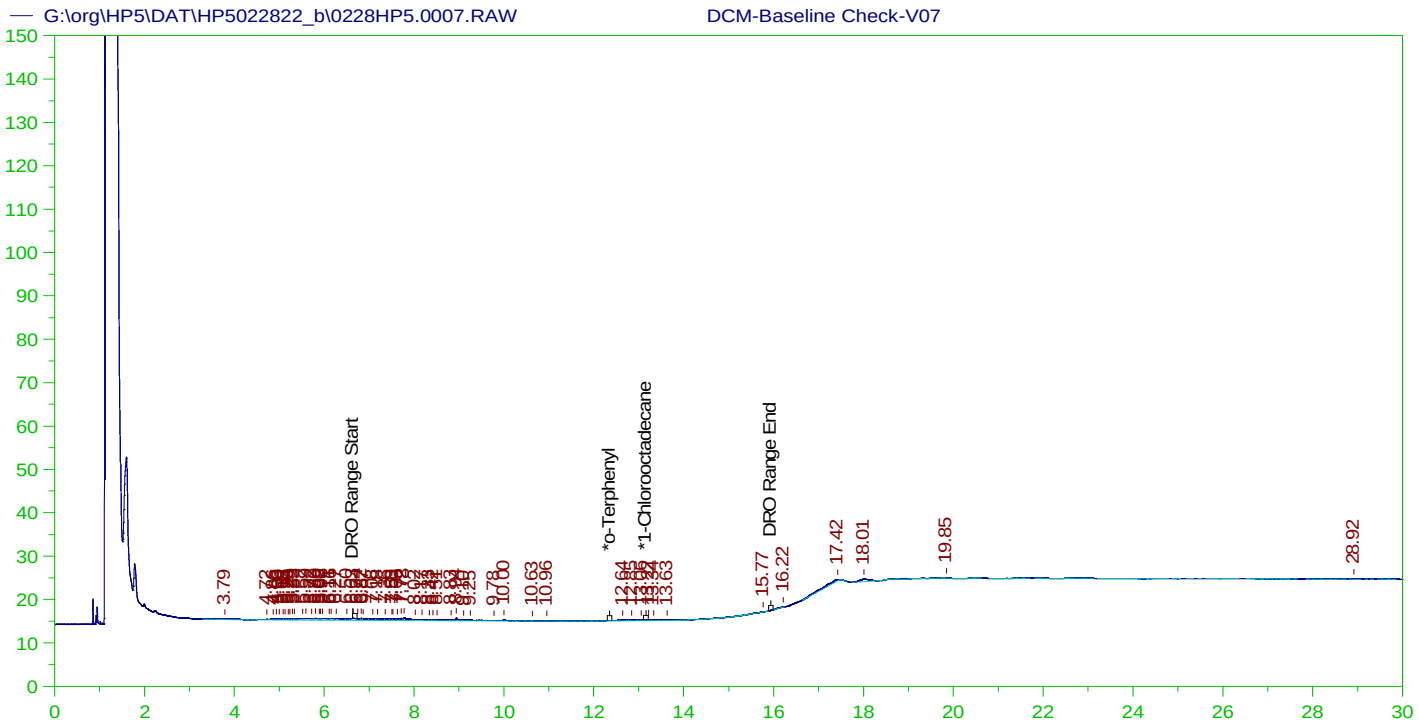

DIESEL RANGE ORGANICS CHROMATOGRAM REPORT
Sample Name: DCM-Baseline Check-V07
Raw File: G:\org\HP5\DAT\HP5022822_b\0228HP5.0007.RAW
Date & Time Acquired: 2/28/2022 12:02:50 PM
Method File: G:\Org\HP5\Methods\DR_8015-JA-LEXP.met
Calibration File: G:\Org\HP5\Cals\SW8015C_DRO220111JA.CAL
Sample Weight: 1 Dilution: 1 S.A.: 1

Mean RF for TEH: 32675.36
Rt range for Diesel Range Organics: 6.63 to 15.99

SURROGATE COMPOUND	RT	ACTUAL	MEASURED		%REC
*o-Terphenyl	29.724	200.	.	.	-
*1-Chlorooctadecane	29.724	200.	.	.	-

DRO Area:58182.93 DRO Amount: 1.780636
TEH Area:126791.1 TEH Amount: 3.880329

Batch ID: 164025

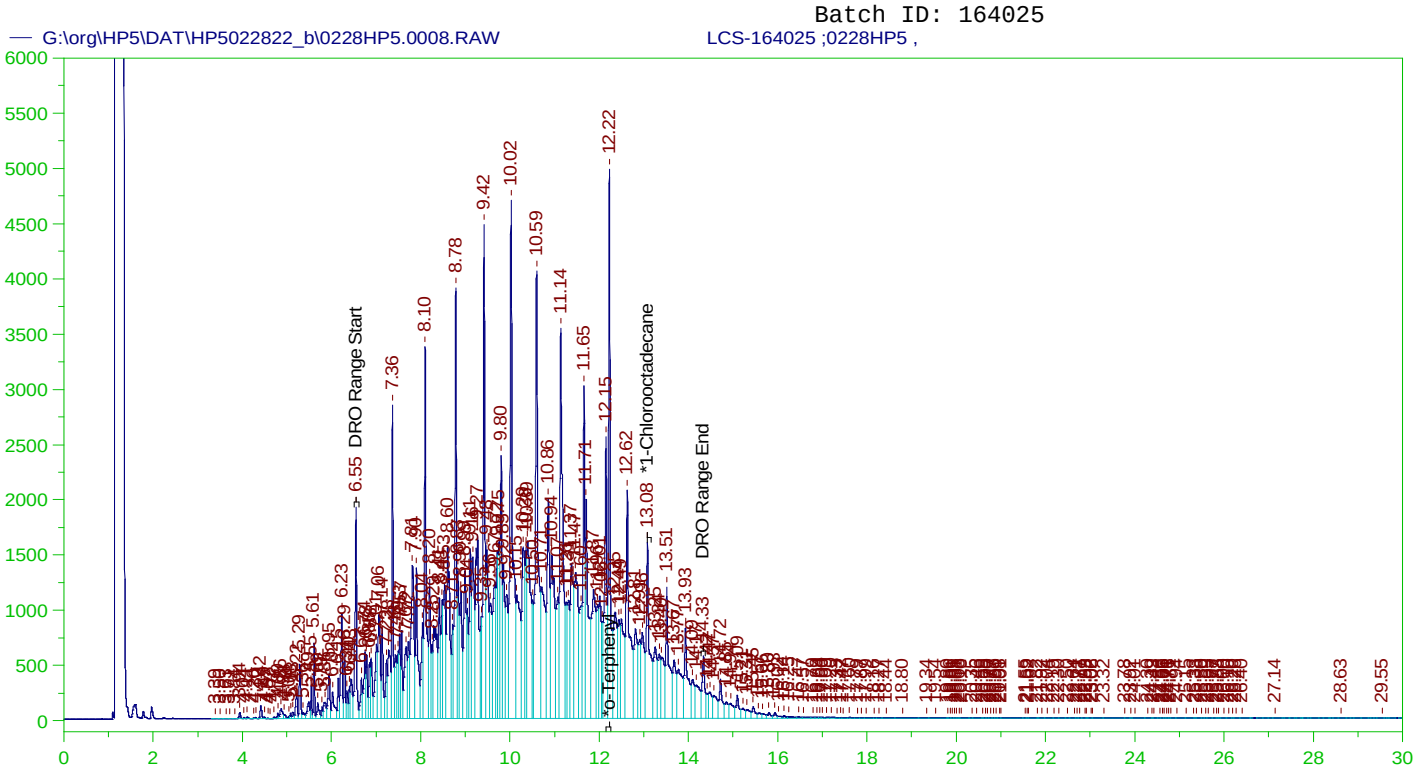

DIESEL RANGE ORGANICS CHROMATOGRAM REPORT
Sample Name: LCS-164025 ;0228HP5 ,
Raw File: G:\org\HP5\DAT\HP5022822_b\0228HP5.0008.RAW
Date & Time Acquired: 2/28/2022 12:45:33 PM
Method File: G:\Org\HP5\Methods\D3_8015-C24-JFb-L%.met
Calibration File: G:\Org\HP5\Cals\SW8015C_DRO220111JFb-C24.CAL
Sample Weight: 1000 Dilution: 1 S.A.: 1

Mean RF for TEH: 32675.36
Rt range for Diesel Range Organics: 6.51 to 14.38

SURROGATE COMPOUND	RT	ACTUAL	MEASURED	%REC	
*o-Terphenyl	12.223	.2	.378	188.98	-
*1-Chlorooctadecane	13.075	.2	.216	107.87	-

DRO Area:4.413712E+08 DRO Amount: 13.50777
TEH Area:4.709171E+08 TEH Amount: 14.41199

Batch ID: 164025

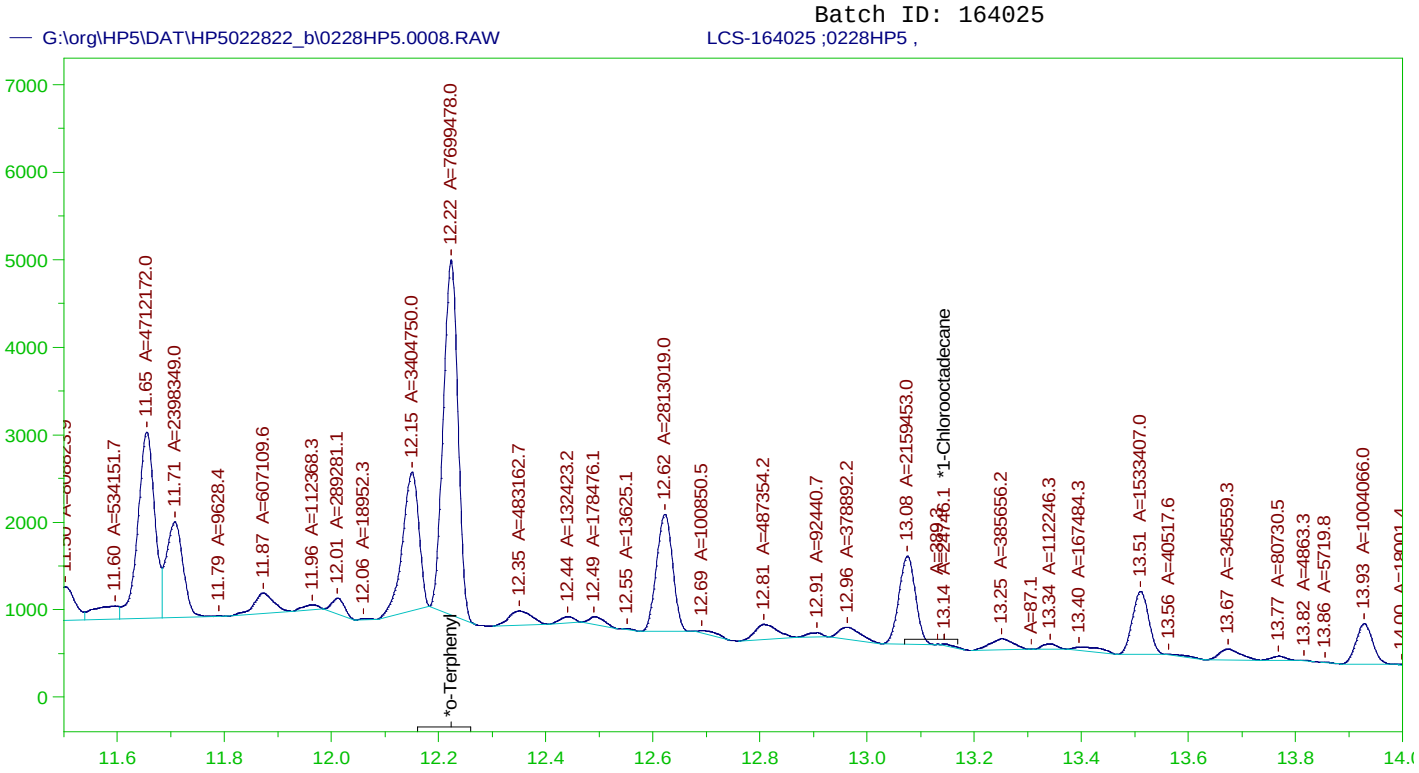

DIESEL RANGE ORGANICS CHROMATOGRAM REPORT
Sample Name: LCS-164025 ;0228HP5 ,
Raw File: G:\org\HP5\DAT\HP5022822_b\0228HP5.0008.RAW
Date & Time Acquired: 2/28/2022 12:45:33 PM
Method File: G:\Org\HP5\Methods\DS_8015-C24-JFb-L#.met
Calibration File: G:\Org\HP5\Cals\SW8015C_DRO220111JFb-C24.CAL
Sample Weight: 1000 Dilution: 1 S.A.: 1

Mean RF for TEH: 32675.36
Rt range for Diesel Range Organics: 6.51 to 14.38

SURROGATE COMPOUND	RT	ACTUAL	MEASURED	%REC	
*o-Terphenyl	12.223	.2	.209	104.45	-
*1-Chlorooctadecane	13.145	.2	.001	.34	-

DRO Area:2.092589E+08 DRO Amount: 6.40418
TEH Area:2.245493E+08 TEH Amount: 6.872129

Batch ID: 164025

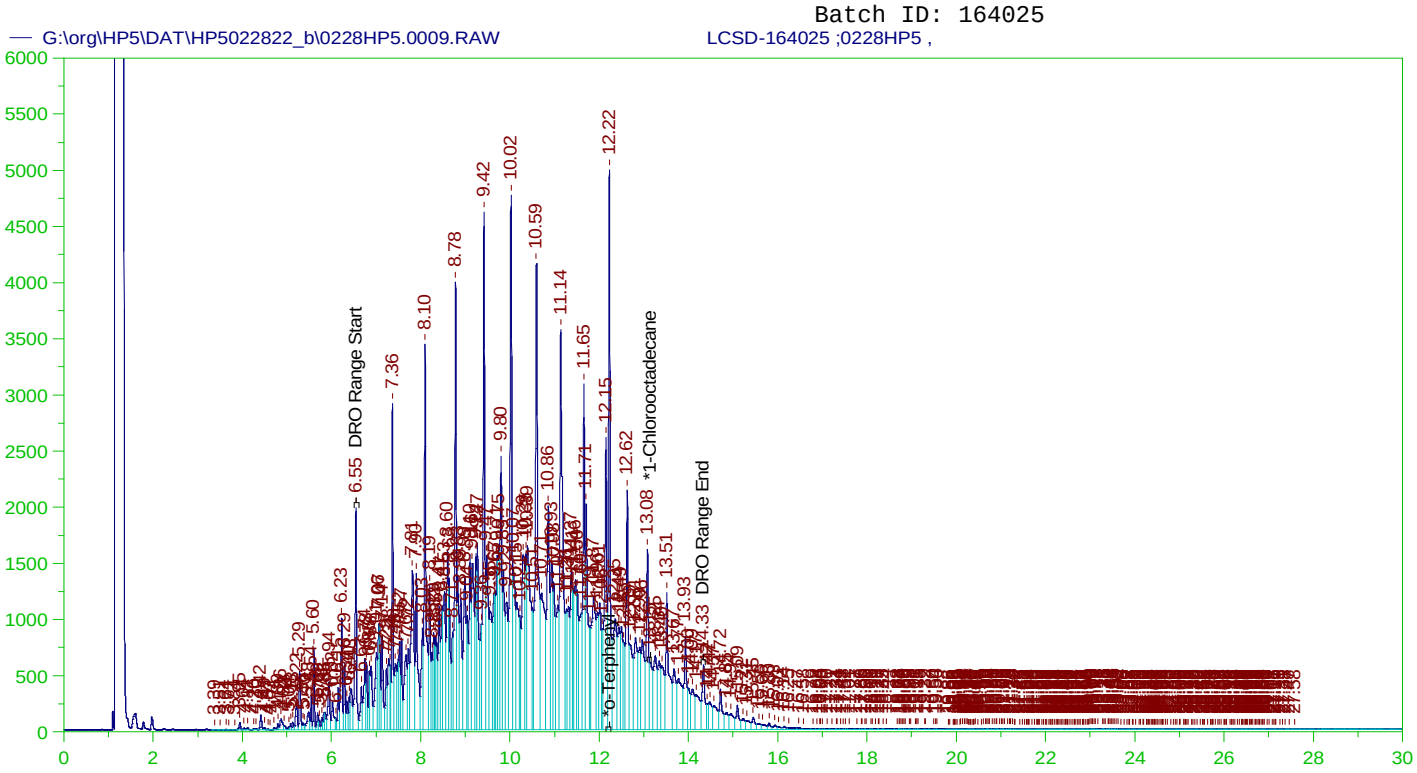

DIESEL RANGE ORGANICS CHROMATOGRAM REPORT
Sample Name: LCSD-164025 ;0228HP5 ,
Raw File: G:\org\HP5\DAT\HP5022822_b\0228HP5.0009.RAW
Date & Time Acquired: 2/28/2022 1:28:14 PM
Method File: G:\Org\HP5\Methods\D3_8015-022809-JFb-L%.met
Calibration File: G:\Org\HP5\Cals\SW8015C_DRO220111JFb-C24.CAL
Sample Weight: 1000 Dilution: 1 S.A.: 1

Mean RF for TEH: 32675.36
Rt range for Diesel Range Organics: 6.51 to 14.38

SURROGATE COMPOUND	RT	ACTUAL	MEASURED	%REC	
*o-Terphenyl	12.222	.2	.364	182.21	-
*1-Chlorooctadecane	13.147	.2	.064	31.8	-

DRO Area:4.554898E+08 DRO Amount: 13.93985
TEH Area:4.859965E+08 TEH Amount: 14.87349

Batch ID: 164025

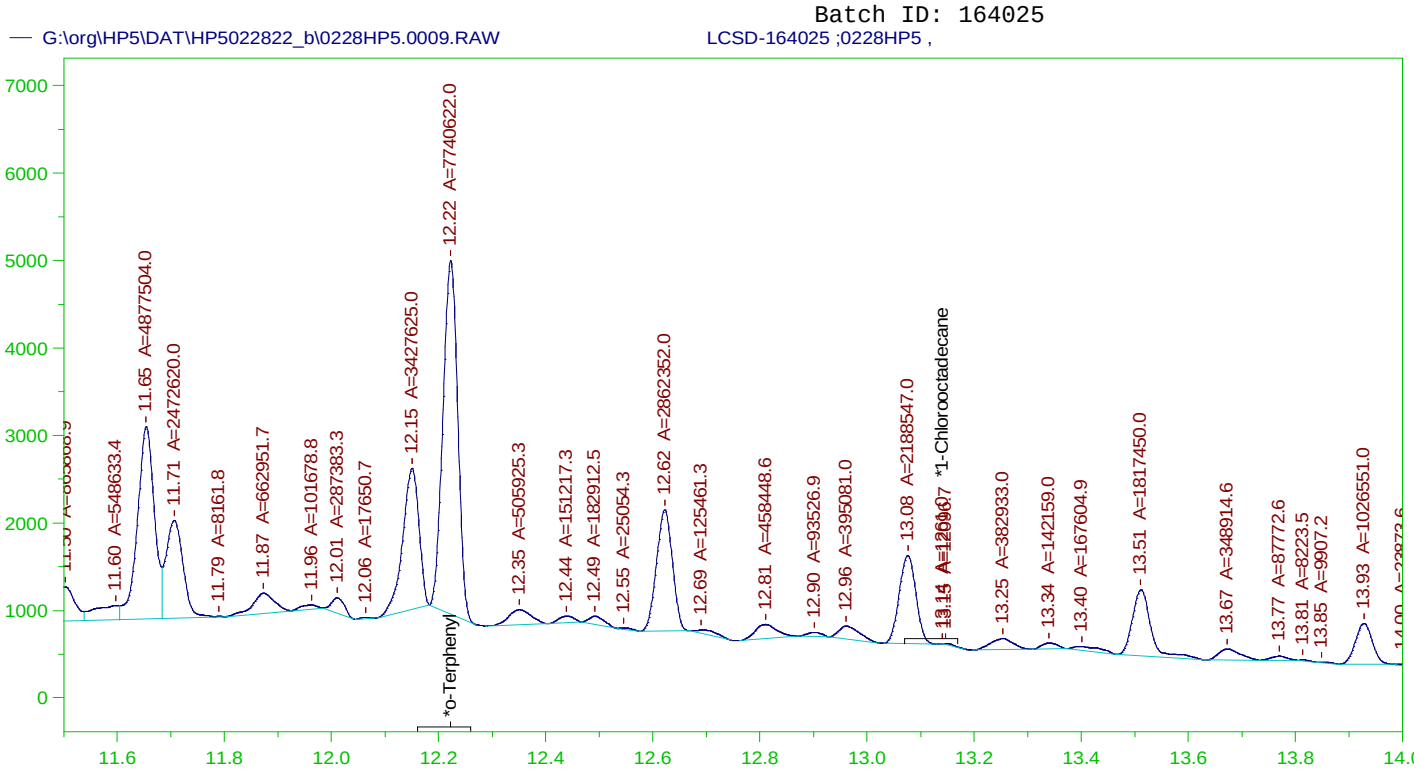

DIESEL RANGE ORGANICS CHROMATOGRAM REPORT
Sample Name: LCSD-164025 ;0228HP5 ,
Raw File: G:\org\HP5\DAT\HP5022822_b\0228HP5.0009.RAW
Date & Time Acquired: 2/28/2022 1:28:14 PM
Method File: G:\Org\HP5\Methods\DS_8015-C24-JFb-L#.met
Calibration File: G:\Org\HP5\Cals\SW8015C_DRO220111JFb-C24.CAL
Sample Weight: 1000 Dilution: 1 S.A.: 1

Mean RF for TEH: 32675.36
Rt range for Diesel Range Organics: 6.51 to 14.38

SURROGATE COMPOUND	RT	ACTUAL	MEASURED	%REC	
*o-Terphenyl	12.222	.2	.21	105.01	-
*1-Chlorooctadecane	13.14	.2	.	.02	-

DRO Area:2.148472E+08 DRO Amount: 6.575207
TEH Area:2.307212E+08 TEH Amount: 7.061013

Batch ID: 164025

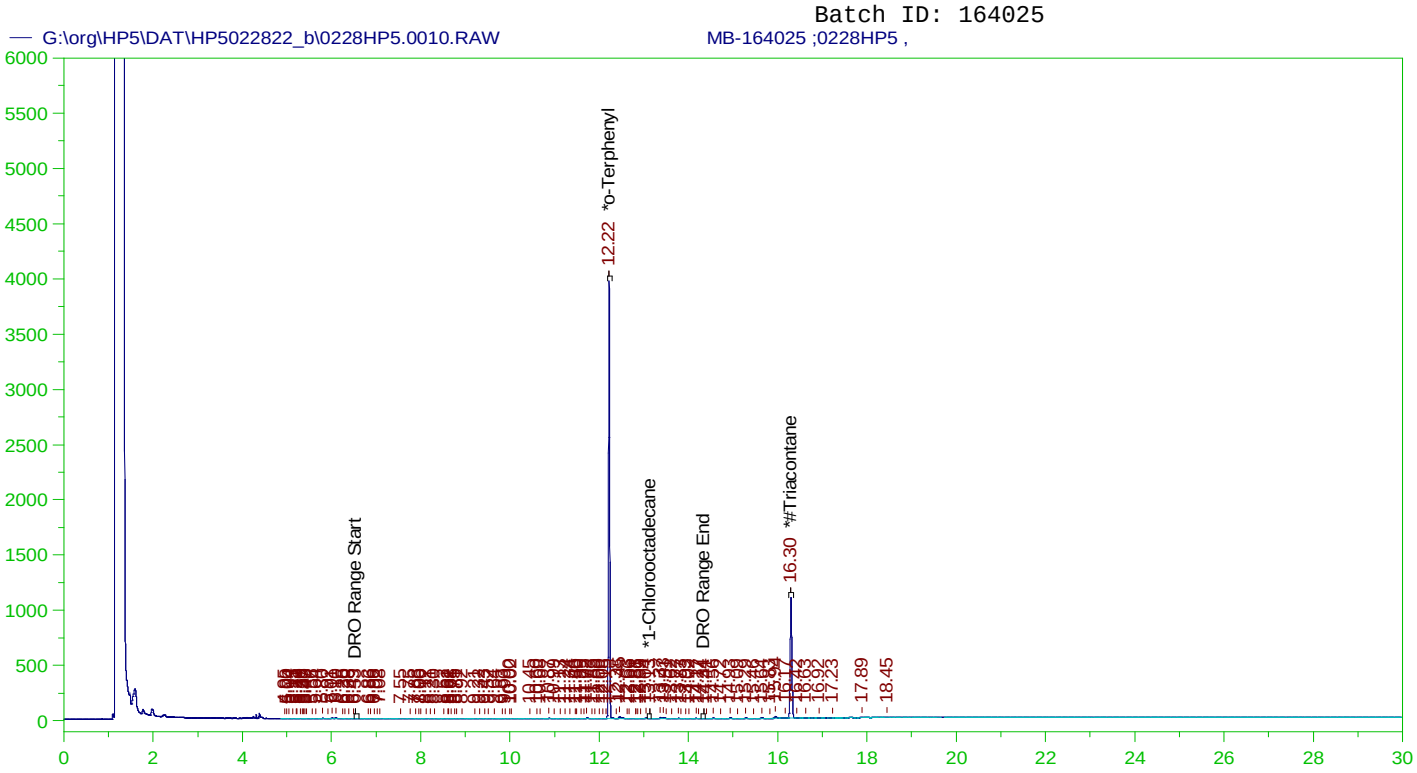

DIESEL RANGE ORGANICS CHROMATOGRAM REPORT
Sample Name: MB-164025 ;0228HP5 ,
Raw File: G:\org\HP5\DAT\HP5022822_b\0228HP5.0010.RAW
Date & Time Acquired: 2/28/2022 2:11:07 PM
Method File: G:\Org\HP5\Methods\DR_8015-C24T-JFb-L%.met
Calibration File: G:\Org\HP5\Cals\SW8015C_DRO220111JFb-C24-T.CAL
Sample Weight: 1000 Dilution: 1 S.A.: 1

Mean RF for TEH: 32675.36
Rt range for Diesel Range Organics: 6.51 to 14.38

SURROGATE COMPOUND	RT	ACTUAL	MEASURED	%REC	
*o-Terphenyl	12.218	.2	.21	105.02	-
*1-Chlorooctadecane	13.133	.2	.	.01	-
*#Triacontane	16.296	.2	.098	48.79	-

DRO Area:416012.4 DRO Amount: 1.273169E-02
TEH Area:700216.8 TEH Amount: 0.0214295

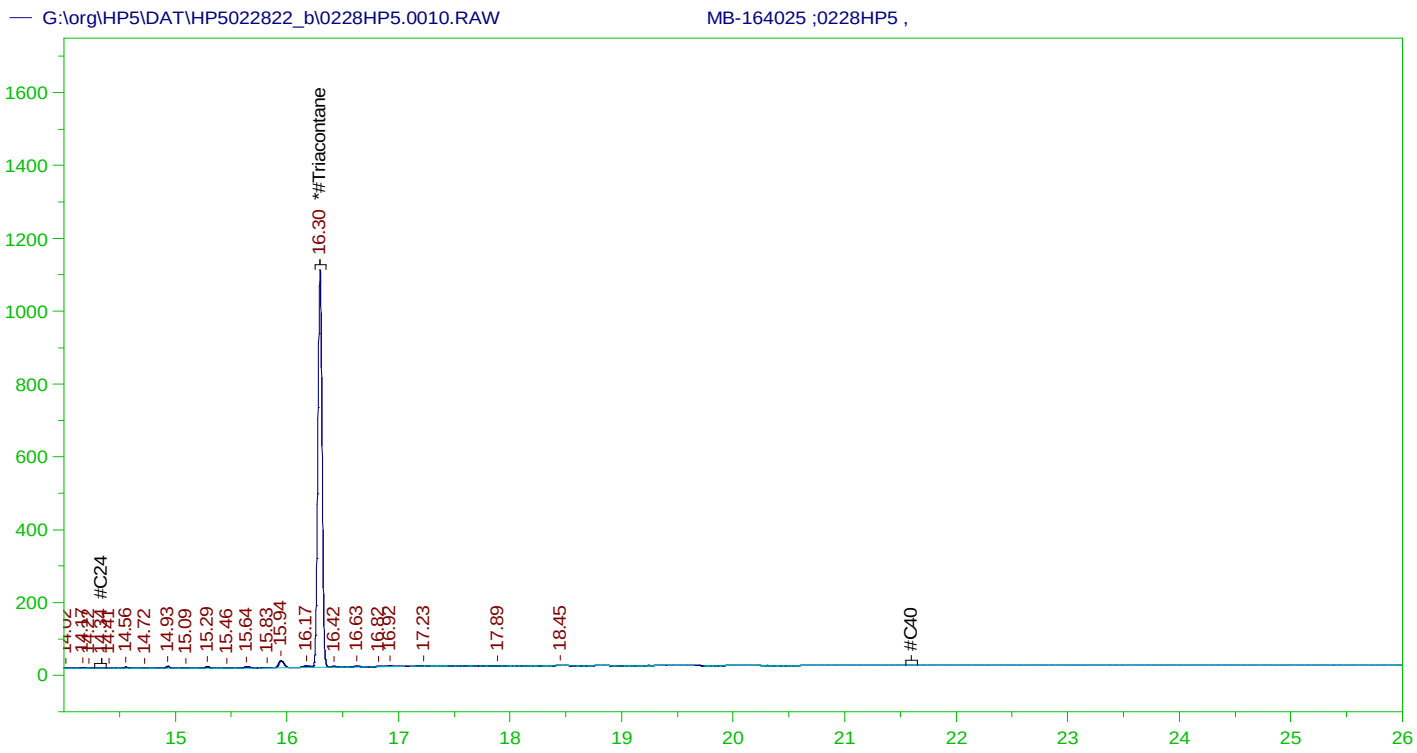

RESIDUAL RANGE ORGANICS CHROMATOGRAM
Sample Name: MB-164025 ;0228HP5 ,
Raw File: G:\org\HP5\DAT\HP5022822_b\0228HP5.0010.RAW
Date & Time Acquired: 2/28/2022 2:11:07 PM
Method File: G:\Org\HP5\Methods\DR_OROS-BF-L%.MET
Calibration File: G:\Org\HP5\Cals\SW8015C_ORO220111BF_SAMP.CAL
Sample Weight: 1000 Dilution: 1 S.A.: 1

Mean RF for for Residual Range Organics Calculations: 26424.55
Rt range for Residual Range Organics: 14.28 to 21.65

SURROGATE COMPOUND	RT	ACTUAL	MEASURED	%REC	
*#Triacontane	16.296	.5	.098	19.52	-

RRO Area:165369.8 RRO AMOUNT: 6.258188E-03

Batch ID: 164025

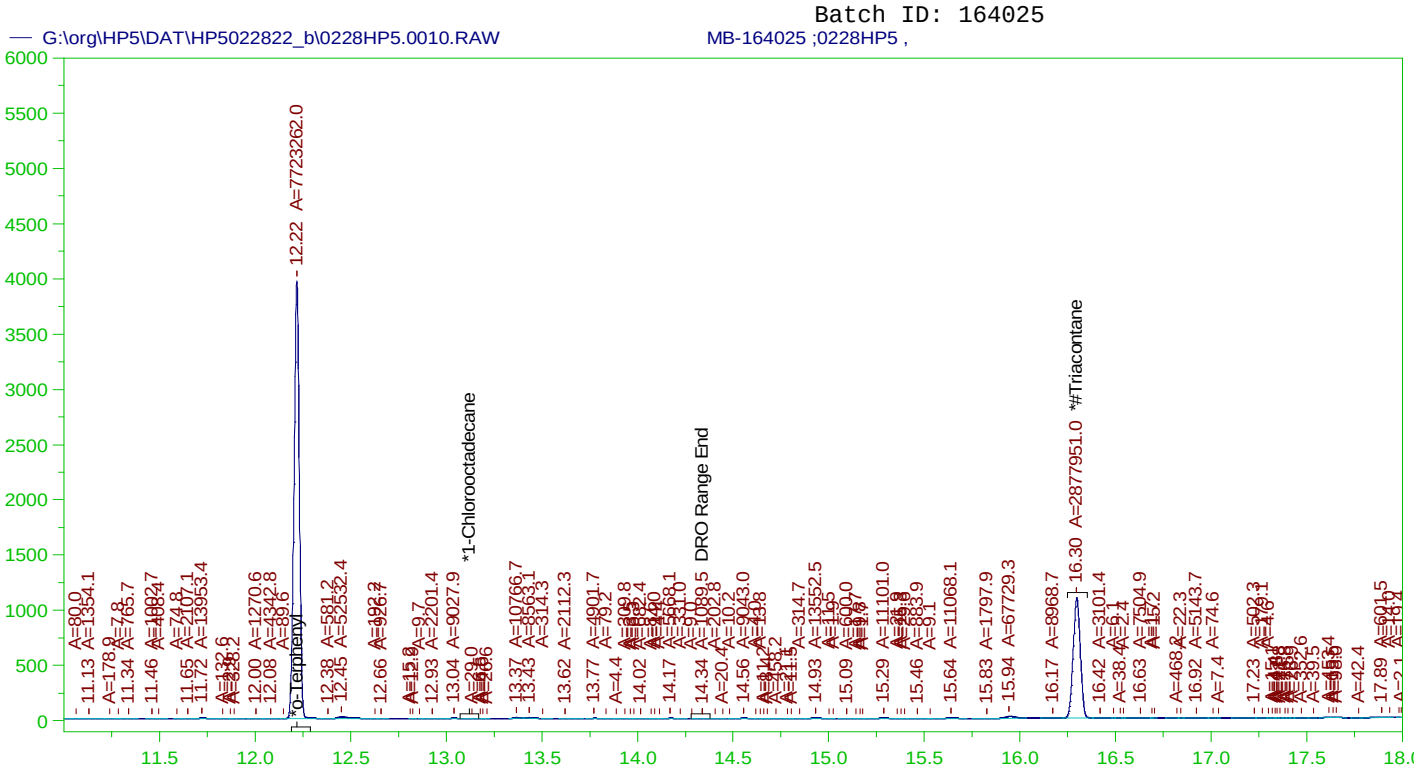

DIESEL RANGE ORGANICS CHROMATOGRAM REPORT
Sample Name: MB-164025 ;0228HP5 ,
Raw File: G:\org\HP5\DAT\HP5022822_b\0228HP5.0010.RAW
Date & Time Acquired: 2/28/2022 2:11:07 PM
Method File: G:\Org\HP5\Methods\DS_8015-C24T-JFb-L#.met
Calibration File: G:\Org\HP5\Cals\SW8015C_DRO220111JFb-C24-T.CAL
Sample Weight: 1000 Dilution: 1 S.A.: 1

Mean RF for TEH: 32675.36
Rt range for Diesel Range Organics: 6.51 to 14.38

SURROGATE COMPOUND	RT	ACTUAL	MEASURED	%REC	
*o-Terphenyl	12.218	.2	.21	104.77	-
*1-Chlorooctadecane	29.978	.2	.	.	-
*#Triacontane	16.296	.2	.097	48.55	-

DRO Area:255289.1 DRO Amount: 7.812894E-03
TEH Area:810139.7 TEH Amount: 0.0247936

ERH2567 (RHMW2254-01 Low-flow) Batch ID: 164025

G:\org\HP5\DAT\HP5022822_b\0228HP5.0011.RAW B22021627-011D ;0228HP5 , $HC-8015-DRO-W,

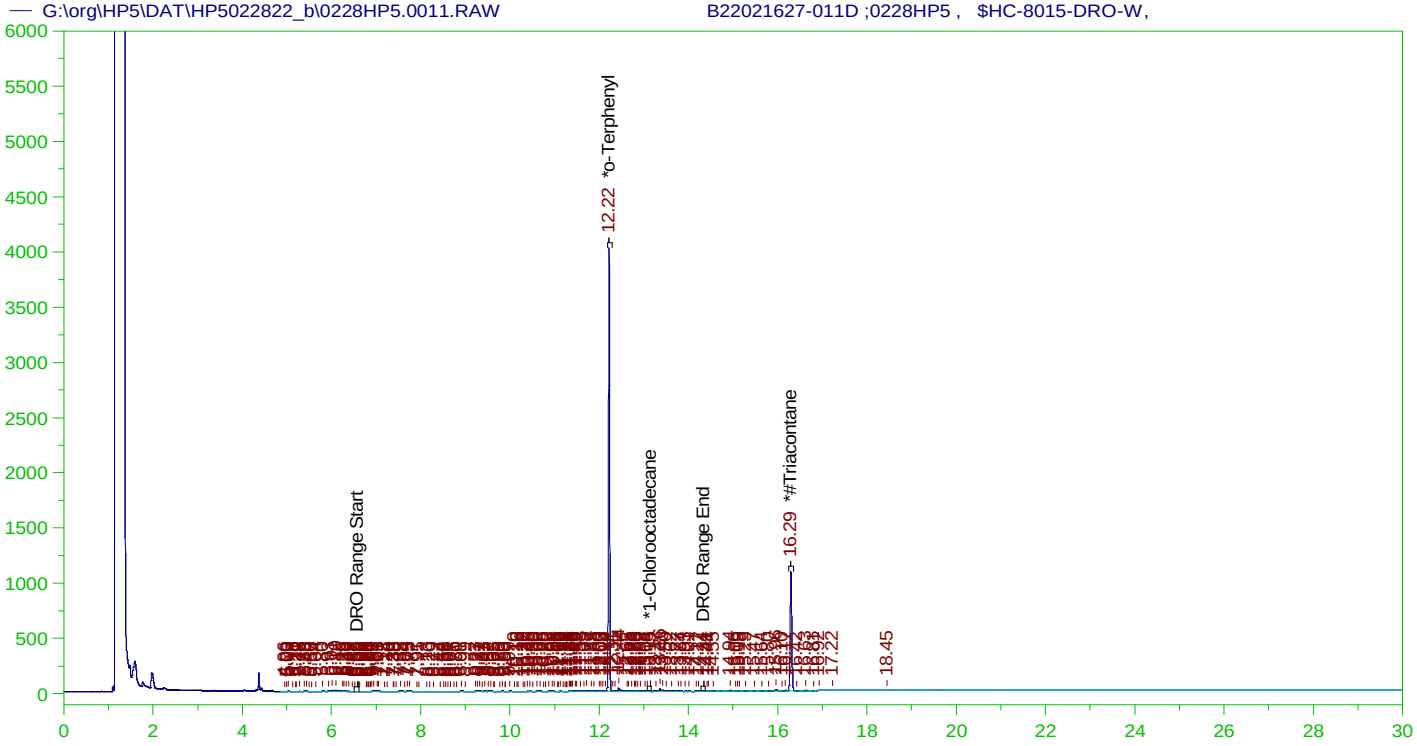

DIESEL RANGE ORGANICS CHROMATOGRAM REPORT

Sample Name: B22021627-011D ;0228HP5 , $HC-8015-DRO-W,
Raw File: G:\org\HP5\DAT\HP5022822_b\0228HP5.0011.RAW
Date & Time Acquired: 2/28/2022 2:54:01 PM
Method File: G:\Org\HP5\Methods\DR_8015-C24T-JFb-L%.met
Calibration File: G:\Org\HP5\Cals\SW8015C_DRO220111JFb-C24-T.CAL
Sample Weight: 1060 Dilution: 1 S.A.: 1

Mean RF for TEH: 32675.36
Rt range for Diesel Range Organics: 6.51 to 14.38

SURROGATE COMPOUND	RT	ACTUAL	MEASURED	%REC	
*o-Terphenyl	12.217	.189	.2	105.91	-
*1-Chlorooctadecane	13.145	.189	.	.01	-
*#Triacontane	16.295	.189	.091	48.45	-

DRO Area:641070.1 DRO Amount: 1.850884E-02
TEH Area:987348.9 TEH Amount: 2.850653E-02

ERH2567 (RHMW2254-01 Low-flow) Batch ID: 164025

G:\org\HP5\DAT\HP5022822_b\0228HP5.0011.RAW B22021627-011D ;0228HP5 , $HC-8015-DRO-W,

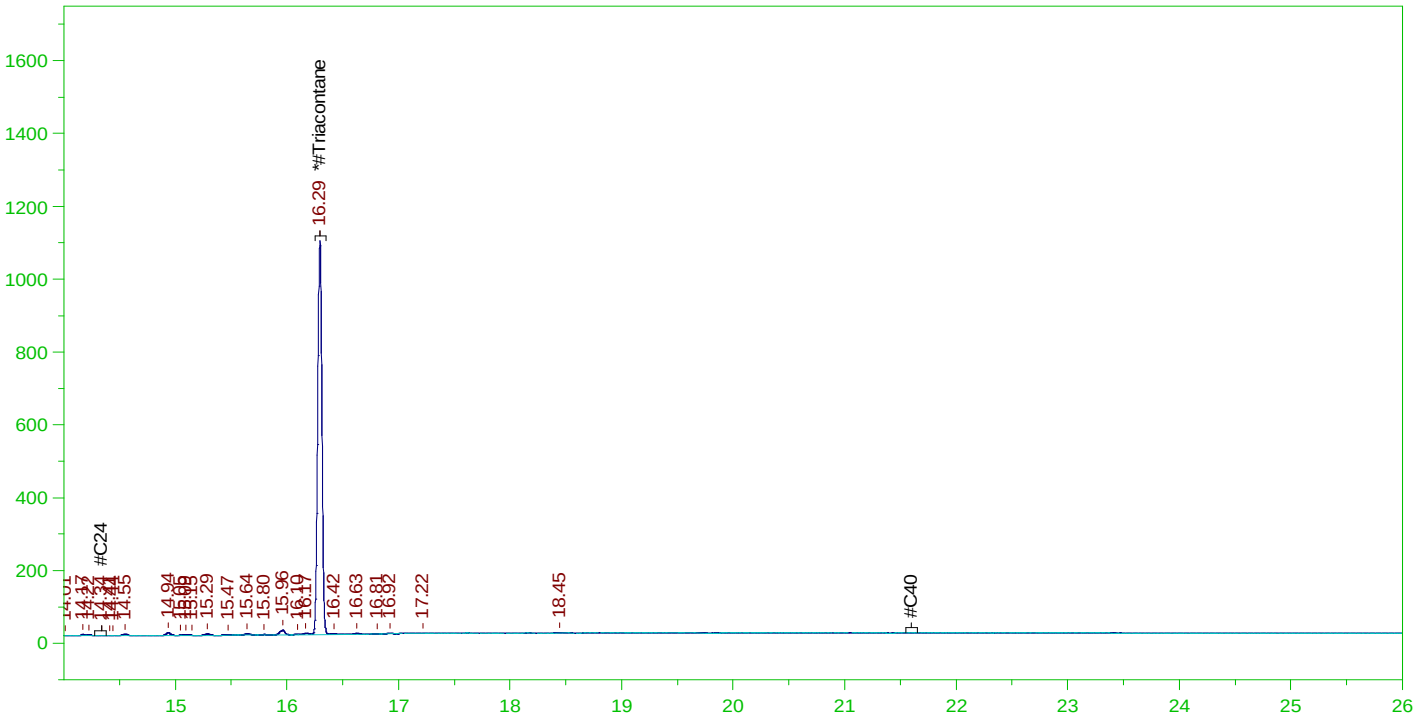

RESIDUAL RANGE ORGANICS CHROMATOGRAM

Sample Name: B22021627-011D ;0228HP5 , $HC-8015-DRO-W,
Raw File: G:\org\HP5\DAT\HP5022822_b\0228HP5.0011.RAW
Date & Time Acquired: 2/28/2022 2:54:01 PM
Method File: G:\Org\HP5\Methods\DR_OROS-BF-L%.MET
Calibration File: G:\Org\HP5\Cals\SW8015C_ORO220111BF_SAMP.CAL
Sample Weight: 1060 Dilution: 1 S.A.: 1

Mean RF for for Residual Range Organics Calculations: 26424.55
Rt range for Residual Range Organics: 14.28 to 21.65

SURROGATE COMPOUND	RT	ACTUAL	MEASURED	%REC	
*#Triacontane	16.295	.472	.091	19.38	-

RRO Area:167281.7 RRO AMOUNT: 5.972207E-03

ERH2567 (RHMW2254-01 Low-flow) Batch ID: 164025

G:\org\HP5\DAT\HP5022822_b\0228HP5.0011.RAW B22021627-011D ;0228HP5 , $HC-8015-DRO-W,

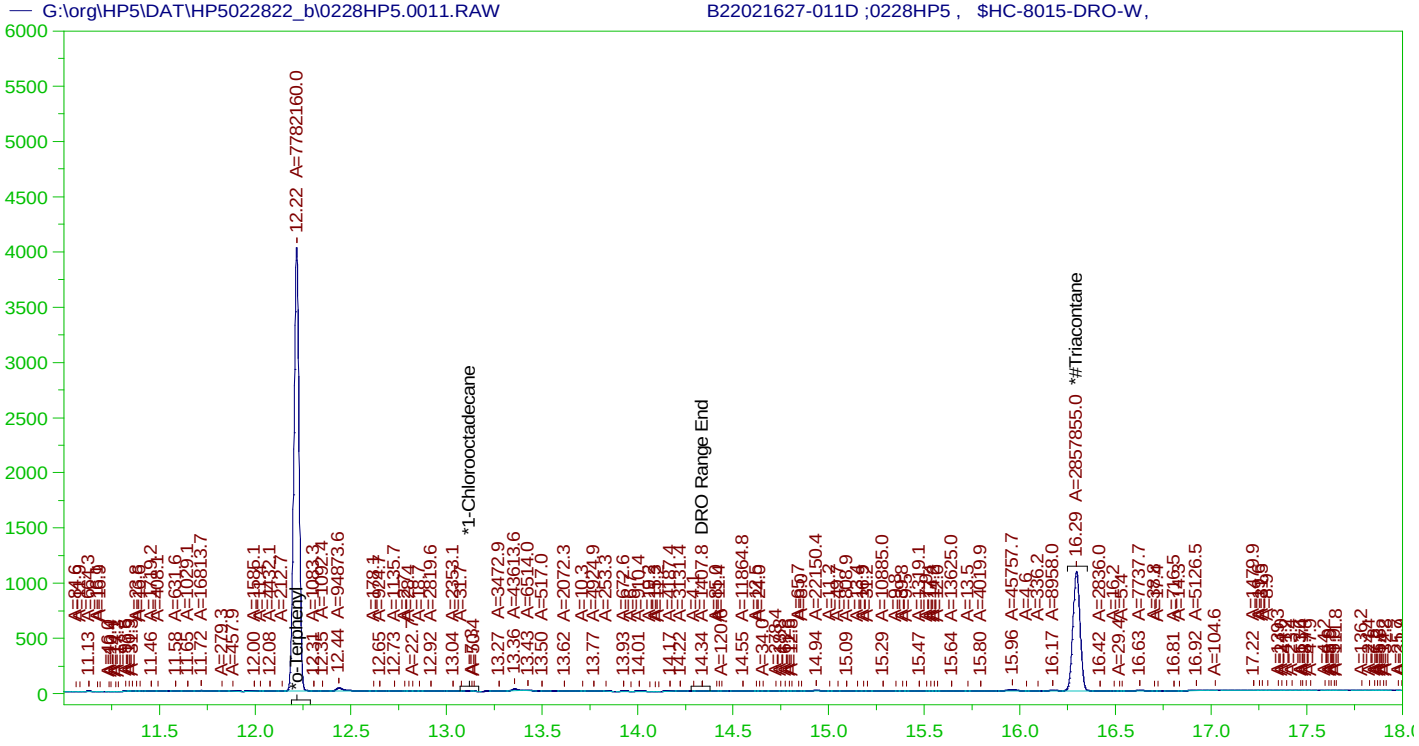

DIESEL RANGE ORGANICS CHROMATOGRAM REPORT

Sample Name: B22021627-011D ;0228HP5 , $HC-8015-DRO-W,
Raw File: G:\org\HP5\DAT\HP5022822_b\0228HP5.0011.RAW
Date & Time Acquired: 2/28/2022 2:54:01 PM
Method File: G:\Org\HP5\Methods\DS_8015-C24T-JFb-L#.met
Calibration File: G:\Org\HP5\Cals\SW8015C_DRO220111JFb-C24-T.CAL
Sample Weight: 1060 Dilution: 1 S.A.: 1

Mean RF for TEH: 32675.36
Rt range for Diesel Range Organics: 6.51 to 14.38

SURROGATE COMPOUND	RT	ACTUAL	MEASURED	%REC	
*o-Terphenyl	12.217	.189	.199	105.57	-
*1-Chlorooctadecane	29.992	.189	.	.	-
*#Triacontane	16.295	.189	.091	48.22	-

DRO Area:411236.2 DRO Amount: 1.187313E-02
TEH Area:1256467 TEH Amount: 3.627645E-02

ERH2565 (RHMW2254-01 Bailer) Batch ID: 164025

G:\org\HP5\DAT\HP5022822_b\0228HP5.0012.RAW B22021627-001D ;0228HP5 , $HC-8015-DRO-W,

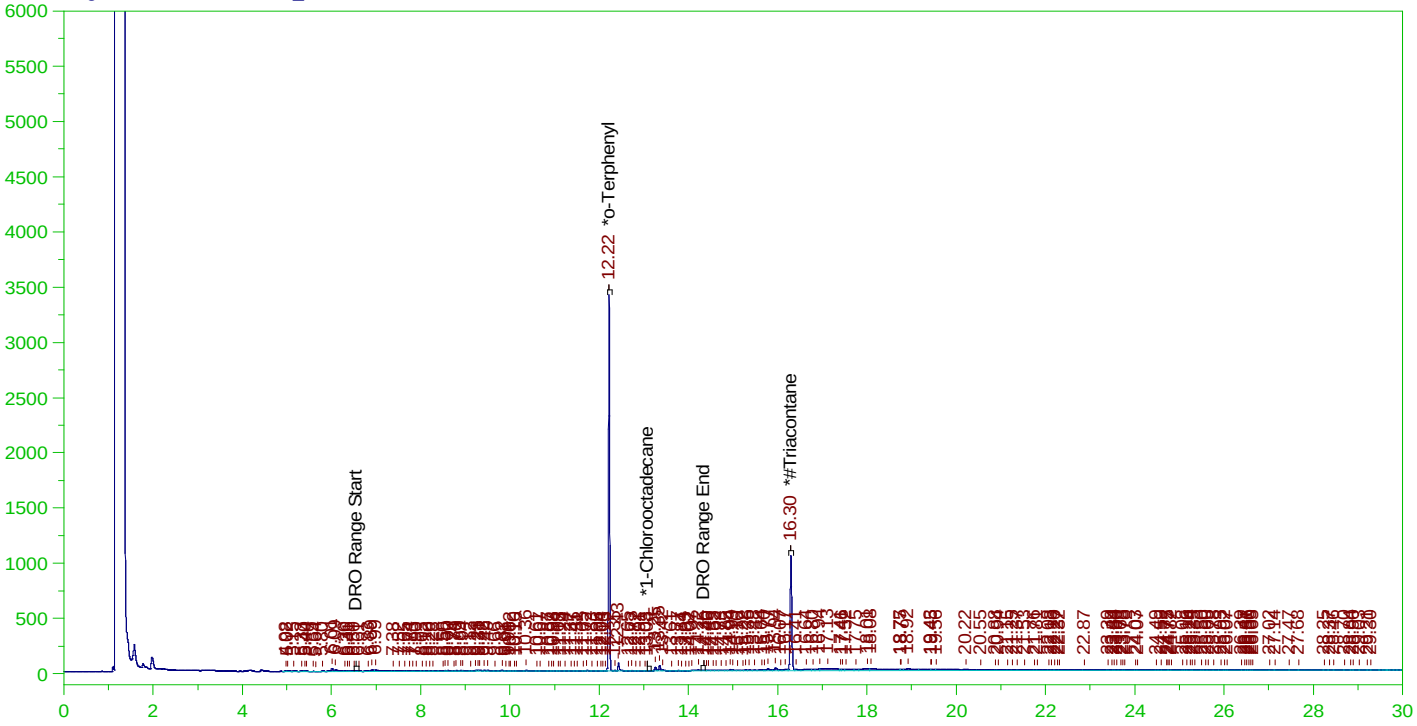

DIESEL RANGE ORGANICS CHROMATOGRAM REPORT

Sample Name: B22021627-001D ;0228HP5 , $HC-8015-DRO-W,
Raw File: G:\org\HP5\DAT\HP5022822_b\0228HP5.0012.RAW
Date & Time Acquired: 2/28/2022 3:37:03 PM
Method File: G:\Org\HP5\Methods\D3_8015-C24T-JFb-L%.met
Calibration File: G:\Org\HP5\Cals\SW8015C_DRO220111JFb-C24-T.CAL
Sample Weight: 1050 Dilution: 1 S.A.: 1

Mean RF for TEH: 32675.36
Rt range for Diesel Range Organics: 6.51 to 14.38

SURROGATE COMPOUND	RT	ACTUAL	MEASURED	%REC	
*o-Terphenyl	12.218	.19	.172	90.11	-
*1-Chlorooctadecane	13.08	.19	.	.09	-
*#Triacontane	16.295	.19	.091	47.97	-

DRO Area:1683136 DRO Amount: 4.905796E-02
TEH Area:8866128 TEH Amount: 0.2584189

ERH2565 (RHMW2254-01 Bailer) Batch ID: 164025

G:\org\HP5\DAT\HP5022822_b\0228HP5.0012.RAW B22021627-001D ;0228HP5 , $HC-8015-DRO-W,

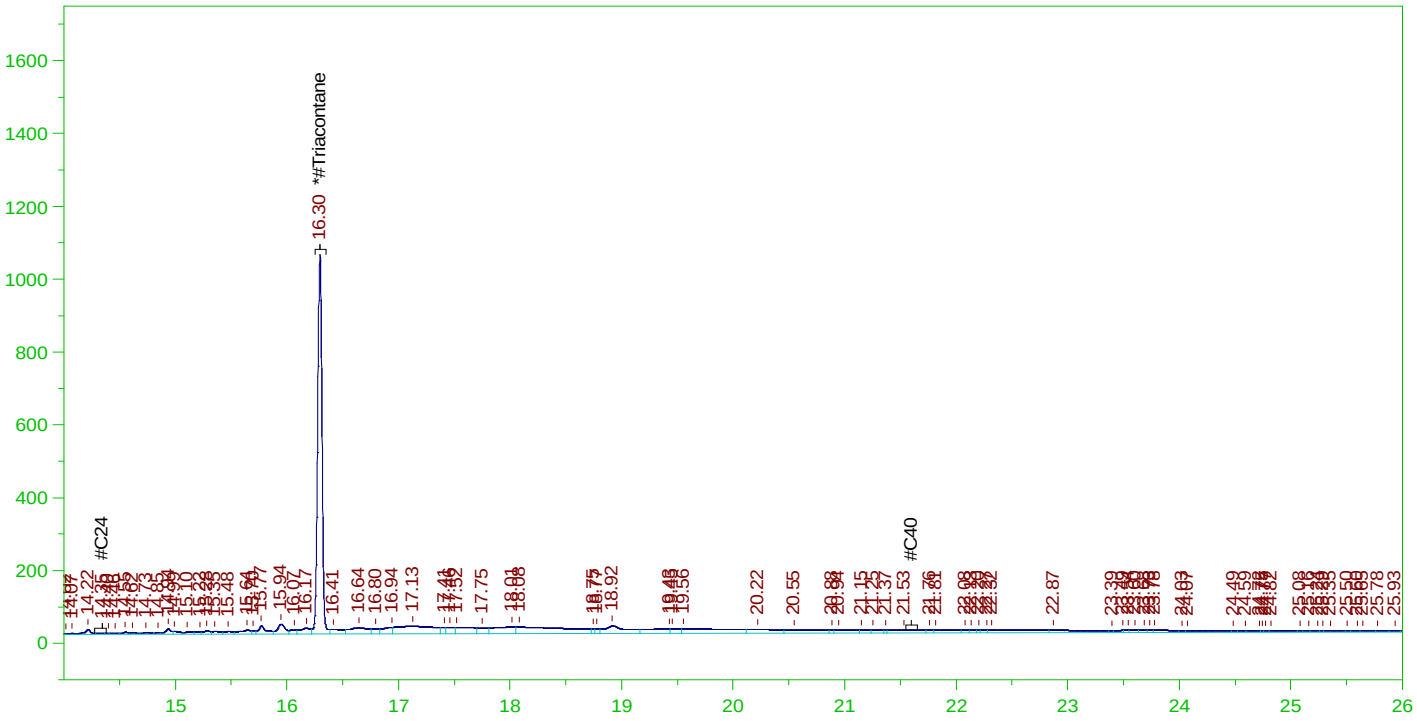

RESIDUAL RANGE ORGANICS CHROMATOGRAM

Sample Name: B22021627-001D ;0228HP5 , $HC-8015-DRO-W,
Raw File: G:\org\HP5\DAT\HP5022822_b\0228HP5.0012.RAW
Date & Time Acquired: 2/28/2022 3:37:03 PM
Method File: G:\Org\HP5\Methods\D3_OROS-BF-L%.MET
Calibration File: G:\Org\HP5\Cals\SW8015C_ORO220111BF_SAMP.CAL
Sample Weight: 1050 Dilution: 1 S.A.: 1

Mean RF for for Residual Range Organics Calculations: 26424.55
Rt range for Residual Range Organics: 14.28 to 21.65

SURROGATE COMPOUND	RT	ACTUAL	MEASURED	%REC	
*#Triacontane	16.295	.476	.091	19.19	-

RRO Area:5077042 RRO AMOUNT: 0.1829843

ERH2565 (RHMW2254-01 Bailer) Batch ID: 164025

G:\org\HP5\DAT\HP5022822_b\0228HP5.0012.RAW B22021627-001D ;0228HP5 , $HC-8015-DRO-W,

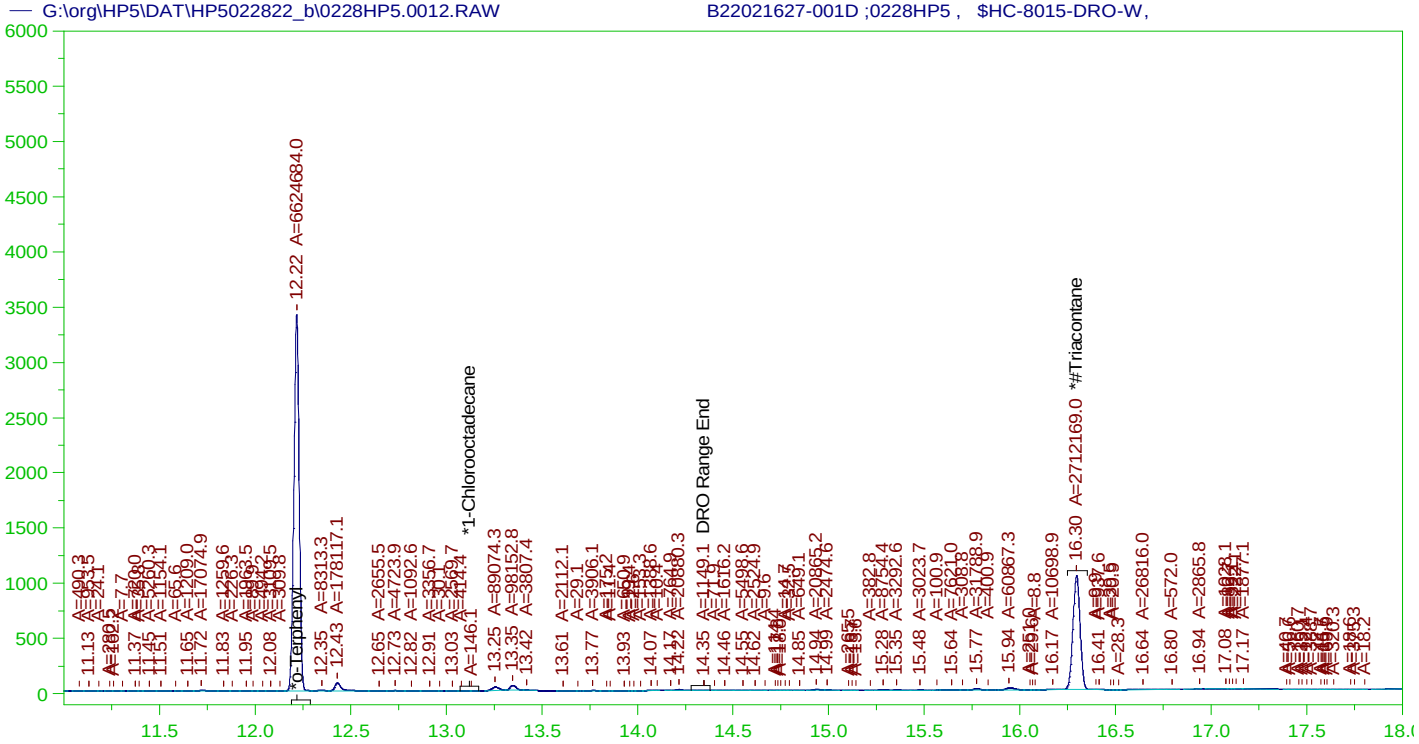

DIESEL RANGE ORGANICS CHROMATOGRAM REPORT

Sample Name: B22021627-001D ;0228HP5 , $HC-8015-DRO-W,
Raw File: G:\org\HP5\DAT\HP5022822_b\0228HP5.0012.RAW
Date & Time Acquired: 2/28/2022 3:37:03 PM
Method File: G:\Org\HP5\Methods\DS_8015-C24T-JFb-L#.met
Calibration File: G:\Org\HP5\Cals\SW8015C_DRO220111JFb-C24-T.CAL
Sample Weight: 1050 Dilution: 1 S.A.: 1

Mean RF for TEH: 32675.36
Rt range for Diesel Range Organics: 6.51 to 14.38

SURROGATE COMPOUND	RT	ACTUAL	MEASURED	%REC	
*o-Terphenyl	12.218	.19	.171	89.87	-
*1-Chlorooctadecane	29.987	.19	.	.	-
*#Triacontane	16.295	.19	.087	45.76	-

DRO Area:1333376 DRO Amount: 0.0388636
TEH Area:2132646 TEH Amount: 6.215971E-02

Batch ID: 164025

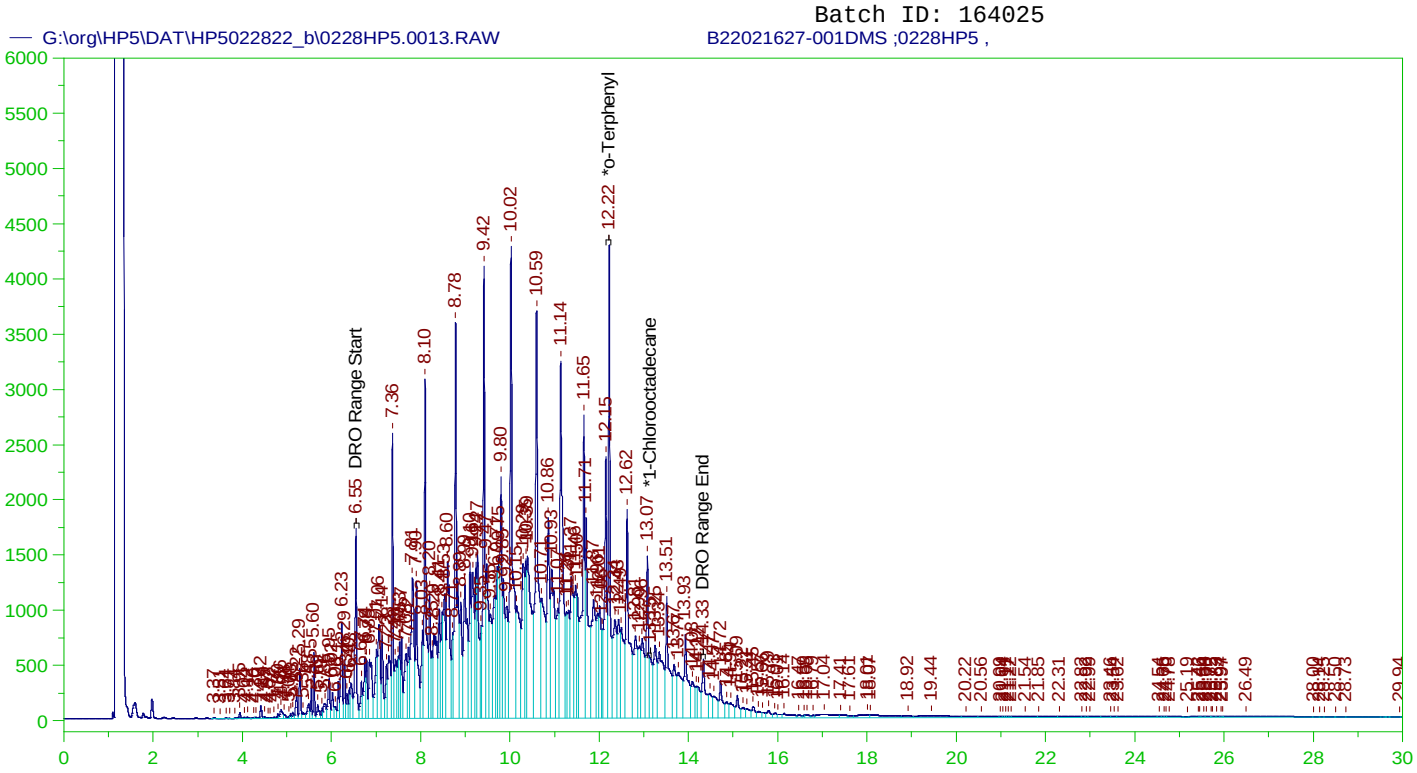

DIESEL RANGE ORGANICS CHROMATOGRAM REPORT
Sample Name: B22021627-001DMS ;0228HP5 ,
Raw File: G:\org\HP5\DAT\HP5022822_b\0228HP5.0013.RAW
Date & Time Acquired: 2/28/2022 4:19:52 PM
Method File: G:\Org\HP5\Methods\D3_8015-C24-JFb-L%.met
Calibration File: G:\Org\HP5\Cals\SW8015C_DRO220111JFb-C24.CAL
Sample Weight: 1050 Dilution: 1 S.A.: 1

Mean RF for TEH: 32675.36
Rt range for Diesel Range Organics: 6.51 to 14.38

SURROGATE COMPOUND	RT	ACTUAL	MEASURED	%REC	
*o-Terphenyl	12.221	.19	.302	158.55	-
*1-Chlorooctadecane	13.146	.19	.053	27.63	-

DRO Area:4.094935E+08 DRO Amount: 11.93541
TEH Area:4.430037E+08 TEH Amount: 12.91212

Batch ID: 164025

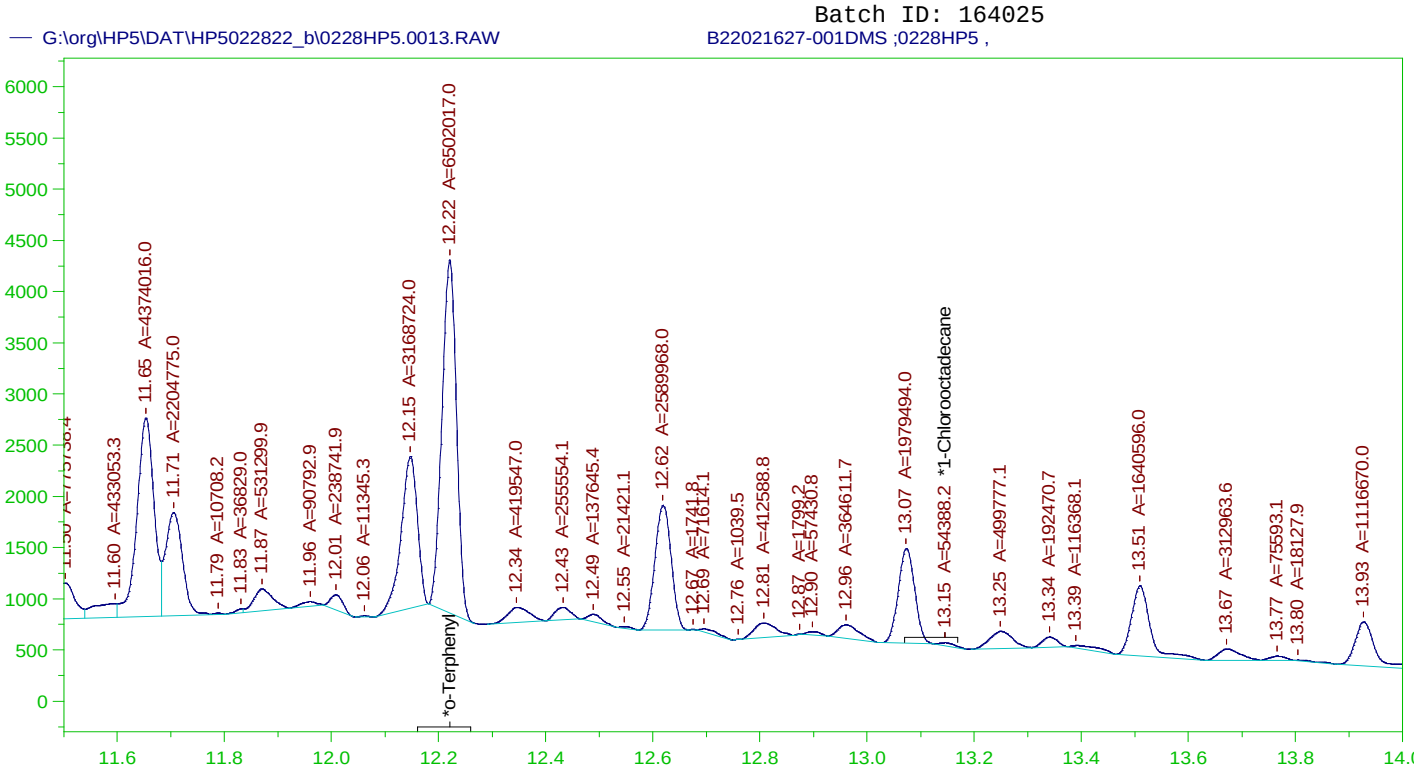

DIESEL RANGE ORGANICS CHROMATOGRAM REPORT
Sample Name: B22021627-001DMS ;0228HP5 ,
Raw File: G:\org\HP5\DAT\HP5022822_b\0228HP5.0013.RAW
Date & Time Acquired: 2/28/2022 4:19:52 PM
Method File: G:\Org\HP5\Methods\DS_8015-C24-JFb-L#.met
Calibration File: G:\Org\HP5\Cals\SW8015C_DRO220111JFb-C24.CAL
Sample Weight: 1050 Dilution: 1 S.A.: 1

Mean RF for TEH: 32675.36
Rt range for Diesel Range Organics: 6.51 to 14.38

SURROGATE COMPOUND	RT	ACTUAL	MEASURED	%REC	
*o-Terphenyl	12.221	.19	.168	88.2	-
*1-Chlorooctadecane	13.146	.19	.001	.74	-

DRO Area:1.907825E+08 DRO Amount: 5.560691
TEH Area:2.045868E+08 TEH Amount: 5.963042

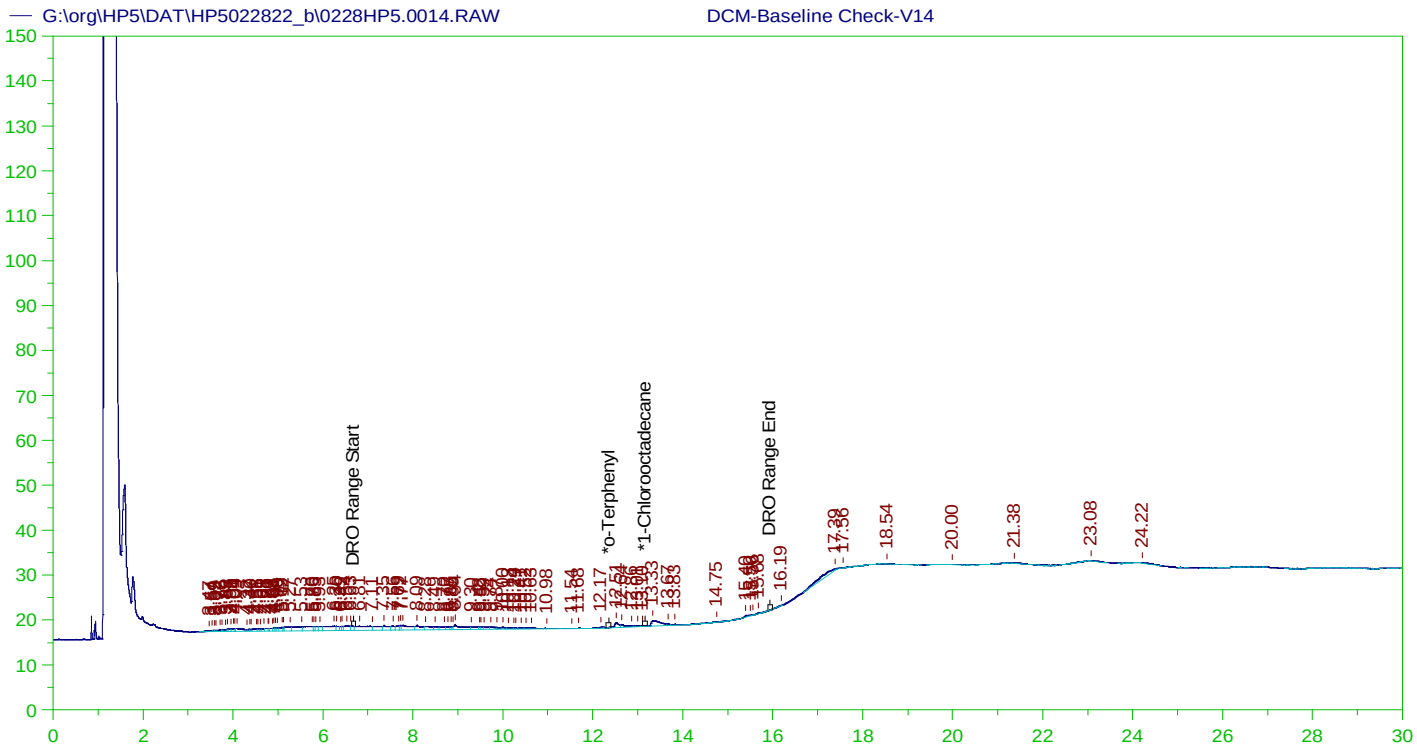

DIESEL RANGE ORGANICS CHROMATOGRAM REPORT
Sample Name: DCM-Baseline Check-V14
Raw File: G:\org\HP5\DAT\HP5022822_b\0228HP5.0014.RAW
Date & Time Acquired: 2/28/2022 5:03:11 PM
Method File: G:\Org\HP5\Methods\DR_8015-JA-LEXP.met
Calibration File: G:\Org\HP5\Cals\SW8015C_DRO220111JA.CAL
Sample Weight: 1 Dilution: 1 S.A.: 1

Mean RF for TEH: 32675.36
Rt range for Diesel Range Organics: 6.63 to 15.99

SURROGATE COMPOUND	RT	ACTUAL	MEASURED		%REC
*o-Terphenyl	29.979	200.	.	.	-
*1-Chlorooctadecane	29.979	200.	.	.	-

DRO Area:191573.4 DRO Amount: 5.862933
TEH Area:362872.6 TEH Amount: 11.10539

ERH2569 (Sump Adit 3) Batch ID: 164025

G:\org\HP5\DAT\HP5022822_b\0228HP5.0015.RAW B22021627-006D ;0228HP5 , $HC-8015-DRO-W,

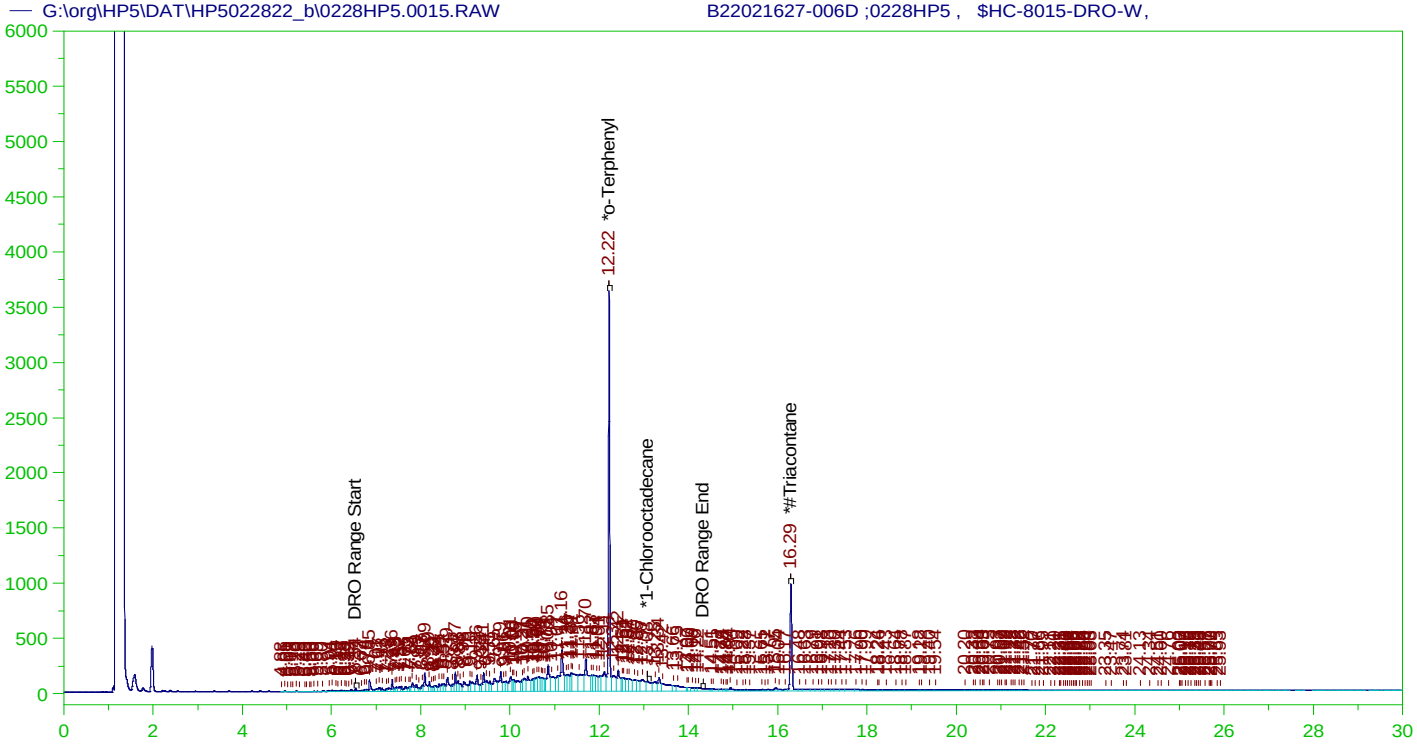

DIESEL RANGE ORGANICS CHROMATOGRAM REPORT

Sample Name: B22021627-006D ;0228HP5 , $HC-8015-DRO-W,
Raw File: G:\org\HP5\DAT\HP5022822_b\0228HP5.0015.RAW
Date & Time Acquired: 2/28/2022 5:46:26 PM
Method File: G:\Org\HP5\Methods\D3_8015-022815-JFb-L%.met
Calibration File: G:\Org\HP5\Cals\SW8015C_DRO220111JFb-C24-T.CAL
Sample Weight: 1060 Dilution: 1 S.A.: 1

Mean RF for TEH: 32675.36
Rt range for Diesel Range Organics: 6.51 to 14.38

SURROGATE COMPOUND	RT	ACTUAL	MEASURED	%REC	
*o-Terphenyl	12.218	.189	.198	104.83	-
*1-Chlorooctadecane	13.079	.189	.016	8.63	-
*#Triacontane	16.294	.189	.087	46.15	-

DRO Area:3.884418E+07 DRO Amount: 1.121501
TEH Area:4.43087E+07 TEH Amount: 1.279272

ERH2569 (Sump Adit 3) Batch ID: 164025

G:\org\HP5\DAT\HP5022822_b\0228HP5.0015.RAW B22021627-006D ;0228HP5 , $HC-8015-DRO-W,

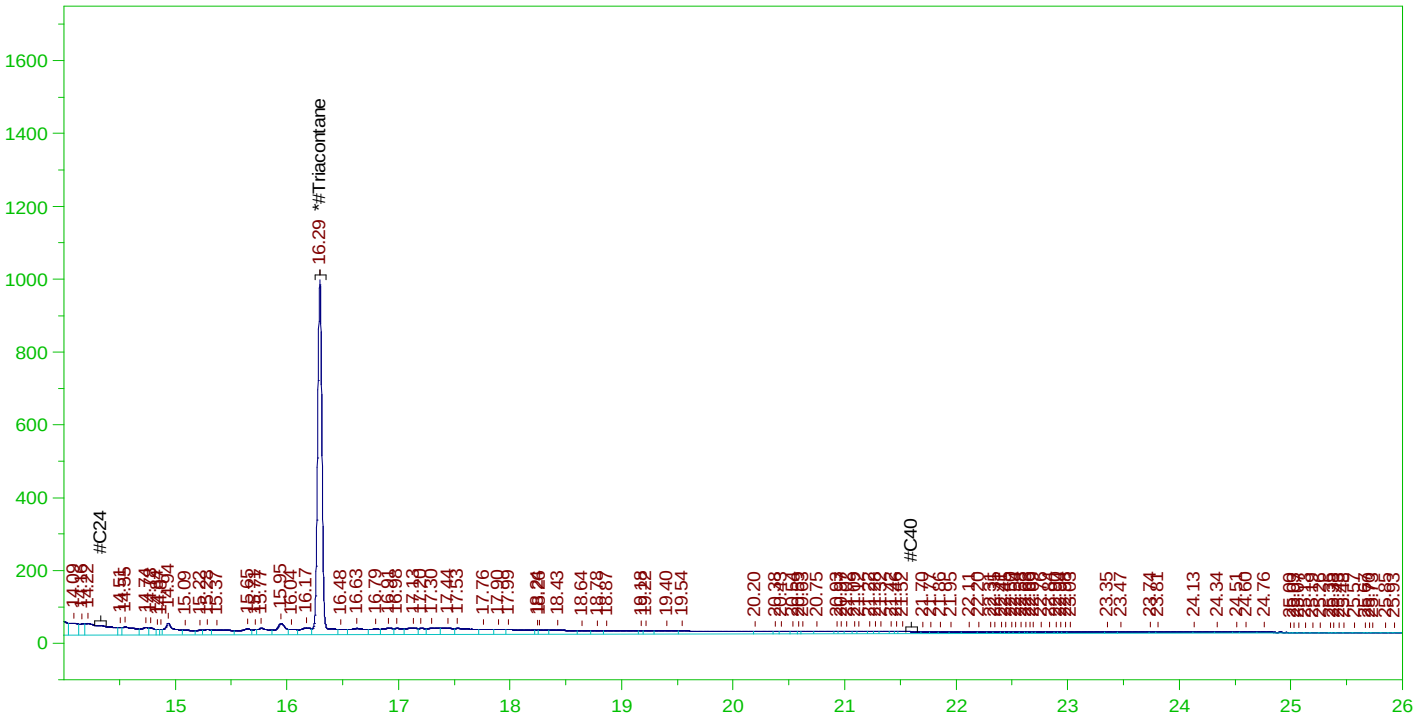

RESIDUAL RANGE ORGANICS CHROMATOGRAM

Sample Name: B22021627-006D ;0228HP5 , $HC-8015-DRO-W,
Raw File: G:\org\HP5\DAT\HP5022822_b\0228HP5.0015.RAW
Date & Time Acquired: 2/28/2022 5:46:26 PM
Method File: G:\Org\HP5\Methods\D3_OROS-022815-BF-L%.MET
Calibration File: G:\Org\HP5\Cals\SW8015C_ORO220111BF_SAMP.CAL
Sample Weight: 1060 Dilution: 1 S.A.: 1

Mean RF for for Residual Range Organics Calculations: 26424.55
Rt range for Residual Range Organics: 14.28 to 21.65

SURROGATE COMPOUND	RT	ACTUAL	MEASURED	%REC	
*#Triacontane	16.294	.472	.087	18.46	-

RRO Area:4527913 RRO AMOUNT: 0.1616533

ERH2569 (Sump Adit 3) Batch ID: 164025

G:\org\HP5\DAT\HP5022822_b\0228HP5.0015.RAW B22021627-006D ;0228HP5 , $HC-8015-DRO-W,

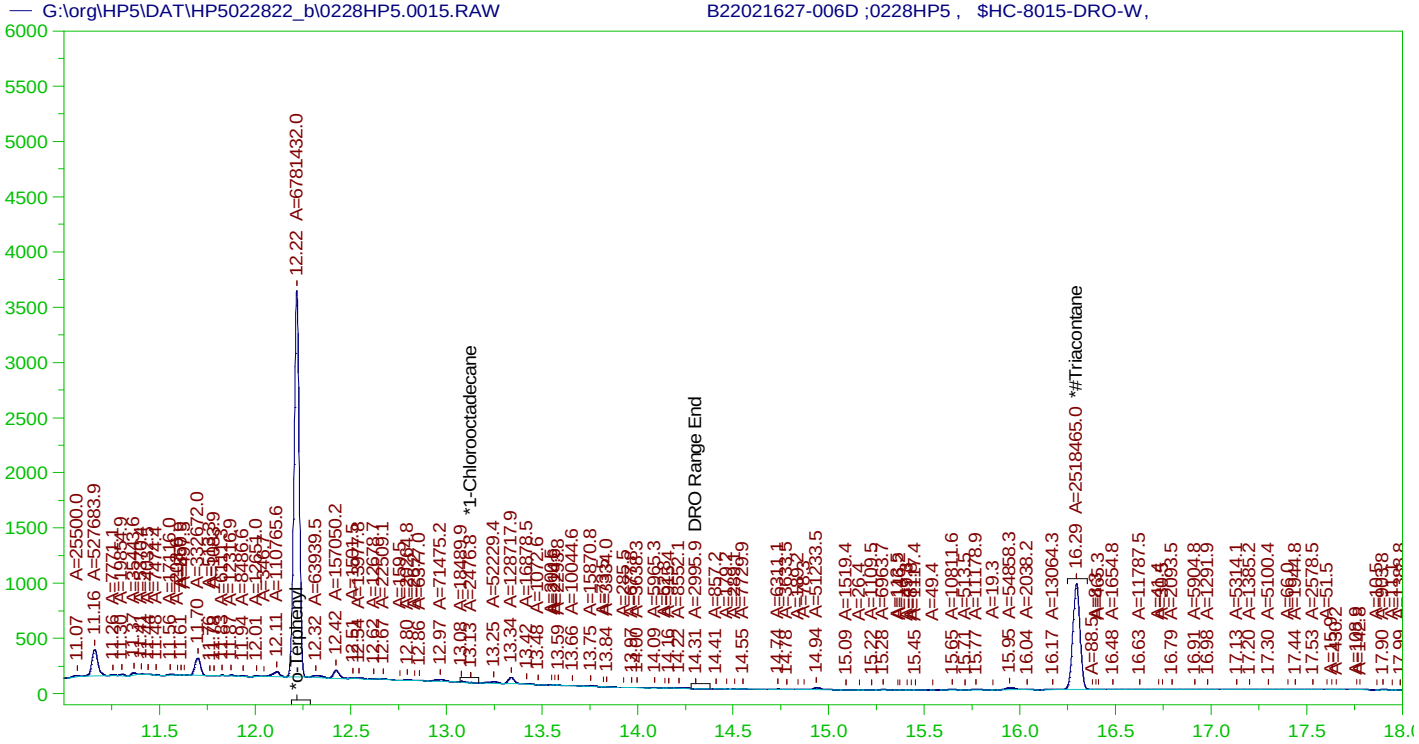

DIESEL RANGE ORGANICS CHROMATOGRAM REPORT

Sample Name: B22021627-006D ;0228HP5 , $HC-8015-DRO-W,
Raw File: G:\org\HP5\DAT\HP5022822_b\0228HP5.0015.RAW
Date & Time Acquired: 2/28/2022 5:46:26 PM
Method File: G:\Org\HP5\Methods\DS_8015-C24T-JFb-L#.met
Calibration File: G:\Org\HP5\Cals\SW8015C_DRO220111JFb-C24-T.CAL
Sample Weight: 1060 Dilution: 1 S.A.: 1

Mean RF for TEH: 32675.36
Rt range for Diesel Range Organics: 6.51 to 14.38

SURROGATE COMPOUND	RT	ACTUAL	MEASURED	%REC	
*o-Terphenyl	12.218	.189	.174	91.99	-
*1-Chlorooctadecane	13.128	.189	.	.03	-
*#Triacontane	16.294	.189	.08	42.49	-

DRO Area:7932971 DRO Amount: 0.2290391
TEH Area:8560944 TEH Amount: 0.2471698

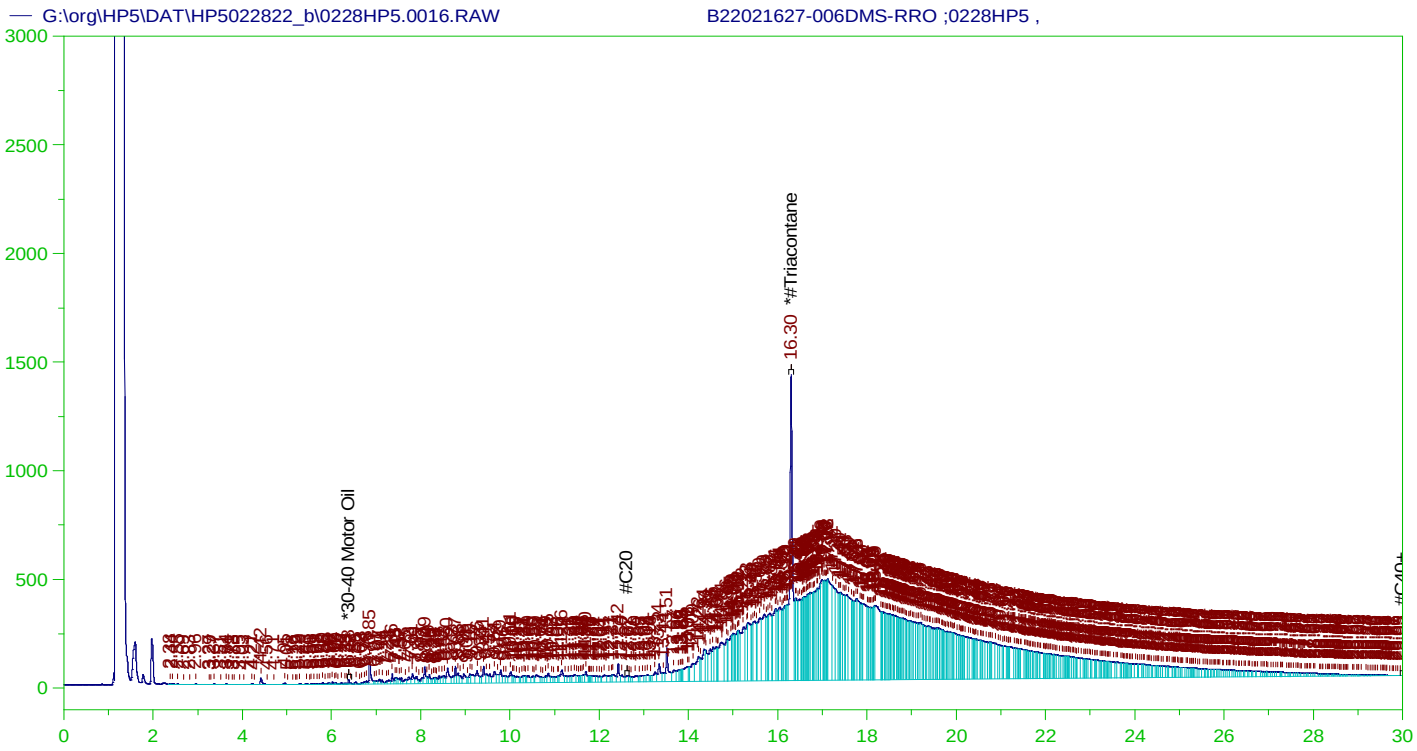

RESIDUAL RANGE ORGANICS CHROMATOGRAM
Sample Name: B22021627-006DMS-RRO ;0228HP5 ,
Raw File: G:\org\HP5\DAT\HP5022822_b\0228HP5.0016.RAW
Date & Time Acquired: 2/28/2022 6:29:38 PM
Method File: G:\Org\HP5\Methods\D3_ORO-022816-BF-L%.MET
Calibration File: G:\Org\HP5\Cals\SW8015C_ORO220111BF.CAL
Sample Weight: 1060 Dilution: 1 S.A.: 1

Mean RF for for ~~Residual~~ TEH(Oil Range) Organics Calculations: 26424.55
Rt range for ~~Residual~~ TEH(Oil Range) Organics: 12.57 to 30.05

SURROGATE COMPOUND	RT	ACTUAL	MEASURED	%REC	
*#Triacontane	16.299	.472	.181	38.39	-

~~RRO~~ TEH(Oil Range) Area:1.4227E+08 ~~RRO~~ TEH(Oil Range) AMOUNT: 5.079254

AMN 03/01/2022

G:\org\HP5\dat\HP5022822_b\Review\016_B22021627-006DMS-RRO_D3_ORO-022816-BF-L%.xls

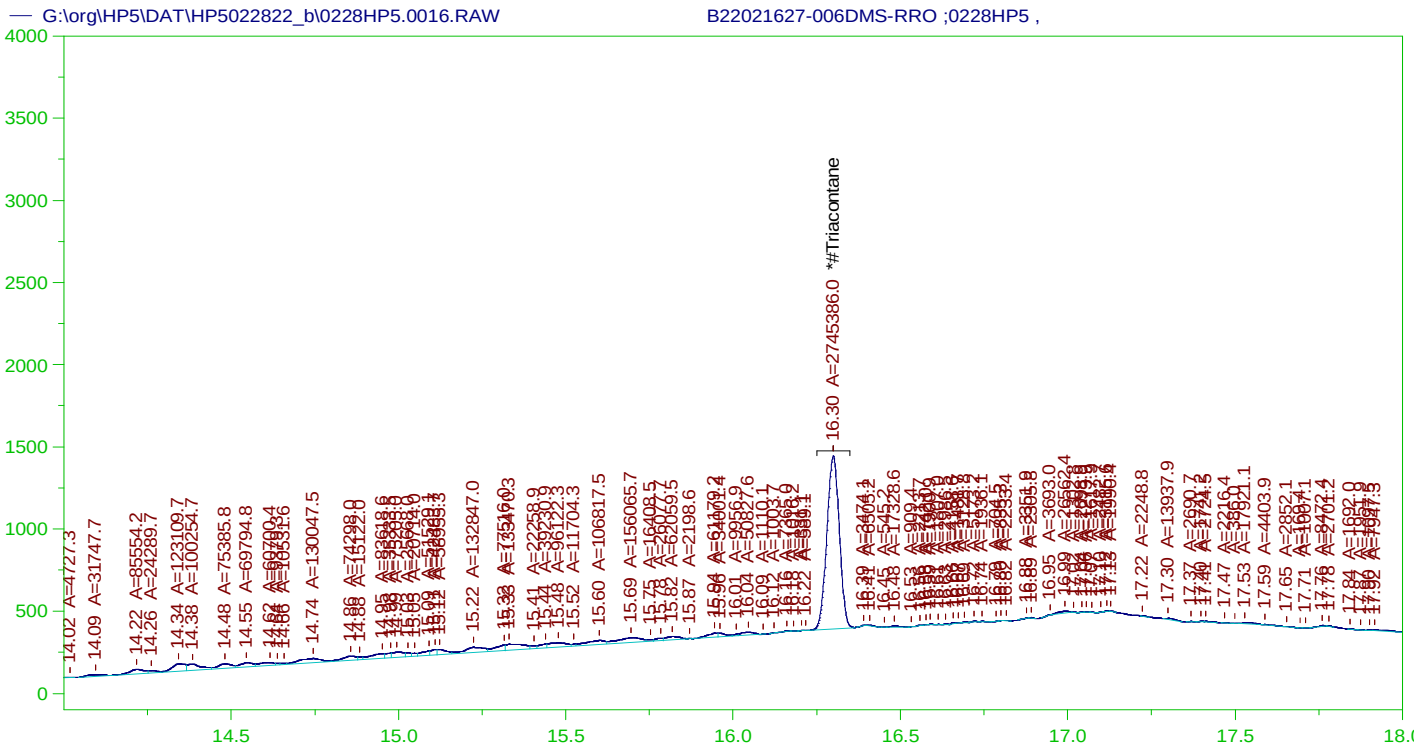

RESIDUAL RANGE ORGANICS CHROMATOGRAM

Sample Name: B22021627-006DMS-RRO ;0228HP5 ,
Raw File: G:\org\HP5\DAT\HP5022822_b\0228HP5.0016.RAW
Date & Time Acquired: 2/28/2022 6:29:38 PM
Method File: G:\Org\HP5\Methods\DS_ORO-BF-L%.MET
Calibration File: G:\Org\HP5\Cals\SW8015C_ORO220111Bf.CAL
Sample Weight: 1060 Dilution: 1 S.A.: 1

Mean RF for for Residual Range Organics Calculations: 26424.55
Rt range for Residual Range Organics: 12.57 to 30.05

SURROGATE COMPOUND	RT	ACTUAL	MEASURED	%REC	
*#Triacontane	16.299	.472	.087	18.53	-

RRO Area:3388776 RRO AMOUNT: 0.1209844

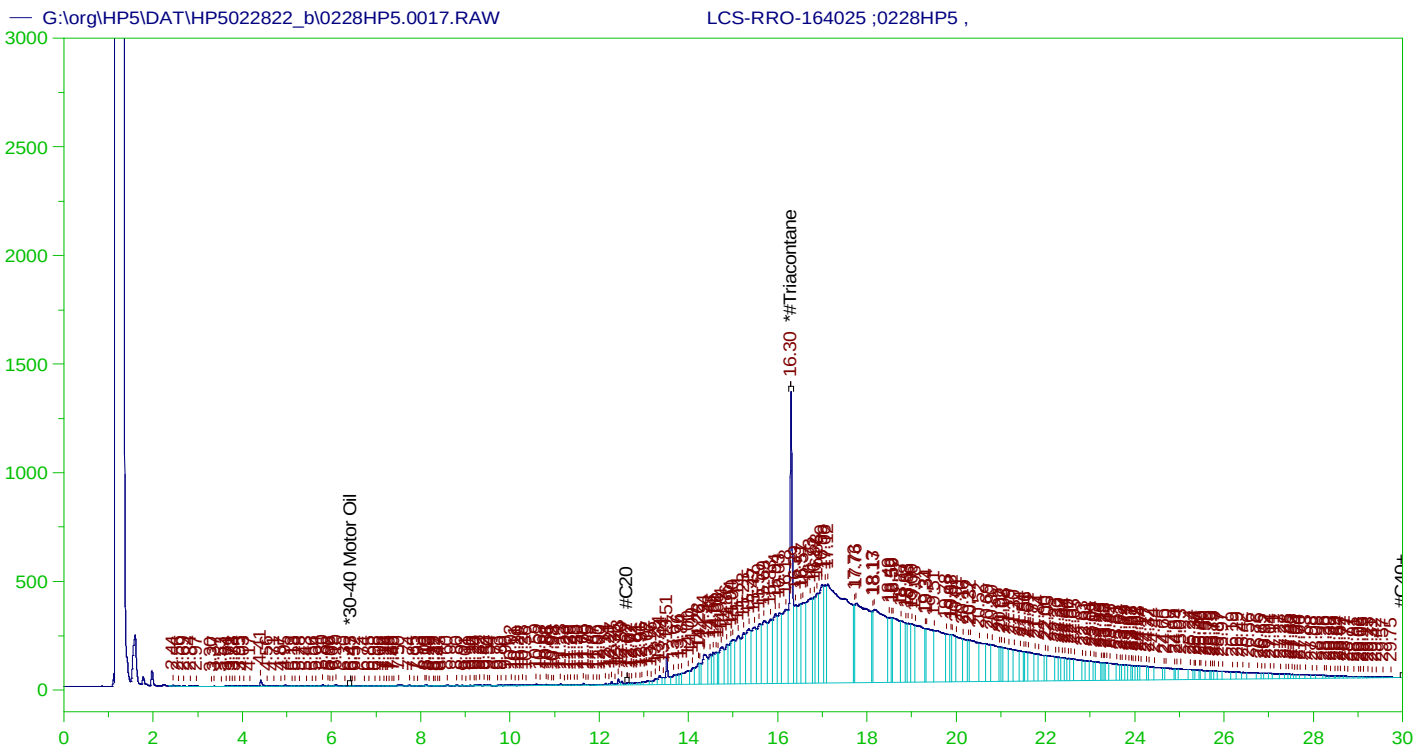

RESIDUAL RANGE ORGANICS CHROMATOGRAM
Sample Name: LCS-RRO-164025 ;0228HP5 ,
Raw File: G:\org\HP5\DAT\HP5022822_b\0228HP5.0017.RAW
Date & Time Acquired: 2/28/2022 7:12:50 PM
Method File: G:\Org\HP5\Methods\D3_ORO-BF-L%.MET
Calibration File: G:\Org\HP5\Cals\SW8015C_ORO220111BF.CAL
Sample Weight: 1000 Dilution: 1 S.A.: 1

Mean RF for for ~~Residual~~ TEH(Oil Range) Organics Calculations: 26424.55
Rt range for ~~Residual~~ TEH(Oil Range) Organics: 12.57 to 30.05

SURROGATE COMPOUND	RT	ACTUAL	MEASURED	%REC	
*#Triacontane	16.298	.5	.179	35.72	-

~~RRO~~ TEH(Oil Range) Area:1.39672E+08 ~~RRO~~ TEH(Oil Range) AMOUNT: 5.285688

AMN 03/01/2022

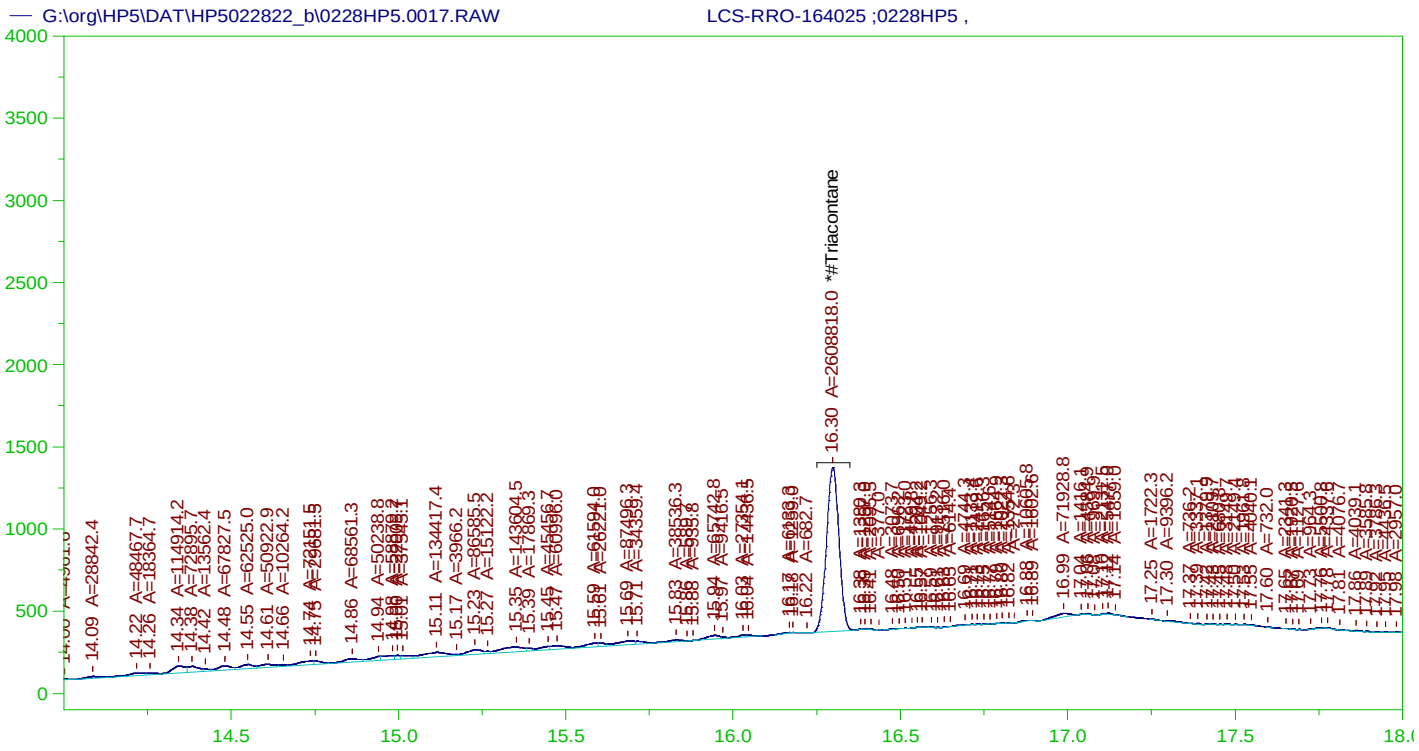

RESIDUAL RANGE ORGANICS CHROMATOGRAM

Sample Name: LCS-RRO-164025 ;0228HP5 ,
Raw File: G:\org\HP5\DAT\HP5022822_b\0228HP5.0017.RAW
Date & Time Acquired: 2/28/2022 7:12:50 PM
Method File: G:\Org\HP5\Methods\DS_ORO-BF-L%.MET
Calibration File: G:\Org\HP5\Cals\SW8015C_ORO220111Bf.CAL
Sample Weight: 1000 Dilution: 1 S.A.: 1

Mean RF for for Residual Range Organics Calculations: 26424.55
Rt range for Residual Range Organics: 12.57 to 30.05

SURROGATE COMPOUND	RT	ACTUAL	MEASURED	%REC	
*#Triacontane	16.298	.5	.088	17.61	-

RRO Area:2685724 RRO AMOUNT: 0.1016374

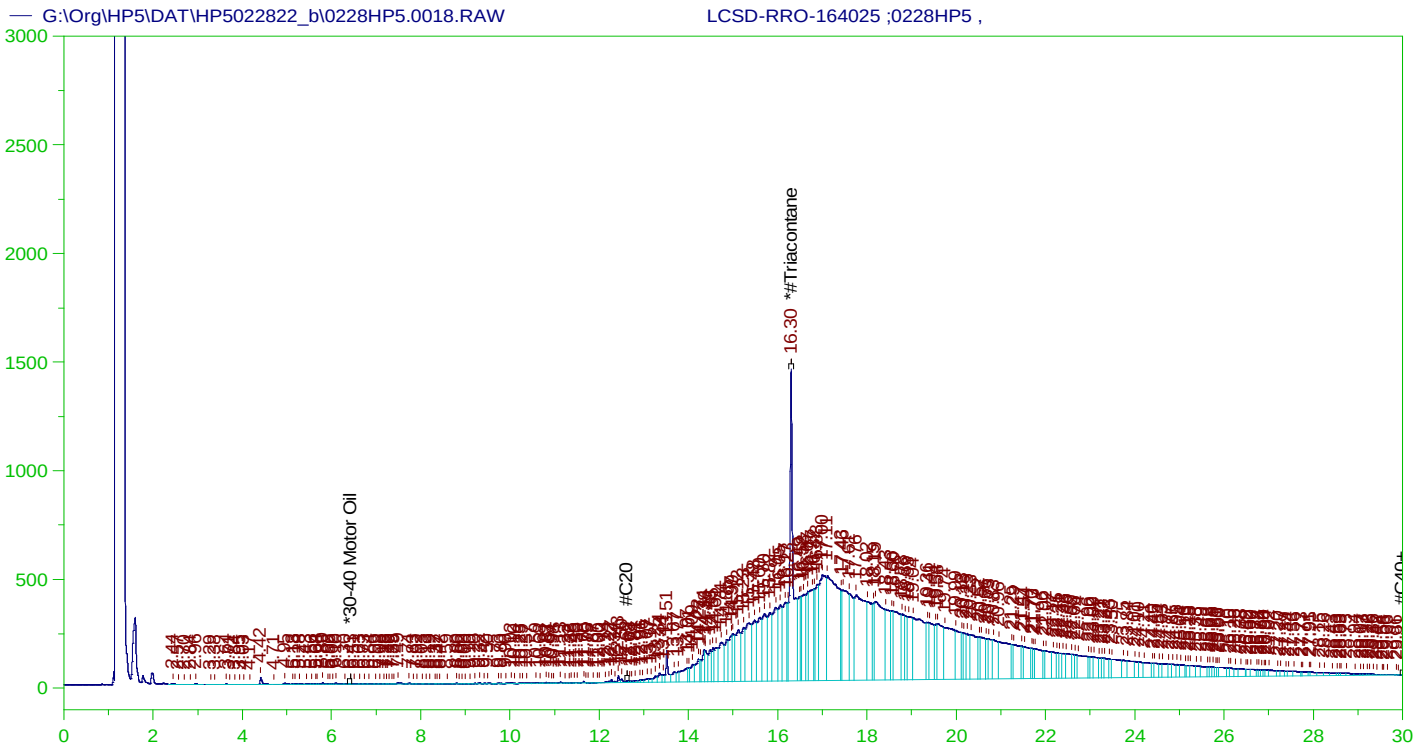

RESIDUAL RANGE ORGANICS CHROMATOGRAM
Sample Name: LCSD-RRO-164025 ;0228HP5 ,
Raw File: G:\Org\HP5\DAT\HP5022822_b\0228HP5.0018.RAW
Date & Time Acquired: 2/28/2022 7:56:02 PM
Method File: G:\Org\HP5\Methods\D3_ORO-BF-L%.MET
Calibration File: G:\Org\HP5\Cals\SW8015C_ORO220111BF.CAL
Sample Weight: 1000 Dilution: 1 S.A.: 1

Mean RF for for ~~Residual~~ TEH(Oil Range) Organics Calculations: 26424.55
Rt range for ~~Residual~~ TEH(Oil Range) Organics: 12.57 to 30.05

SURROGATE COMPOUND	RT	ACTUAL	MEASURED	%REC	
*#Triacontane	16.299	.5	.255	51.06	-

~~RRO~~ TEH(Oil Range) Area:1.488756E+08 ~~RRO~~ TEH(Oil Range) AMOUNT: 5.633986

AMN 03/01/2022

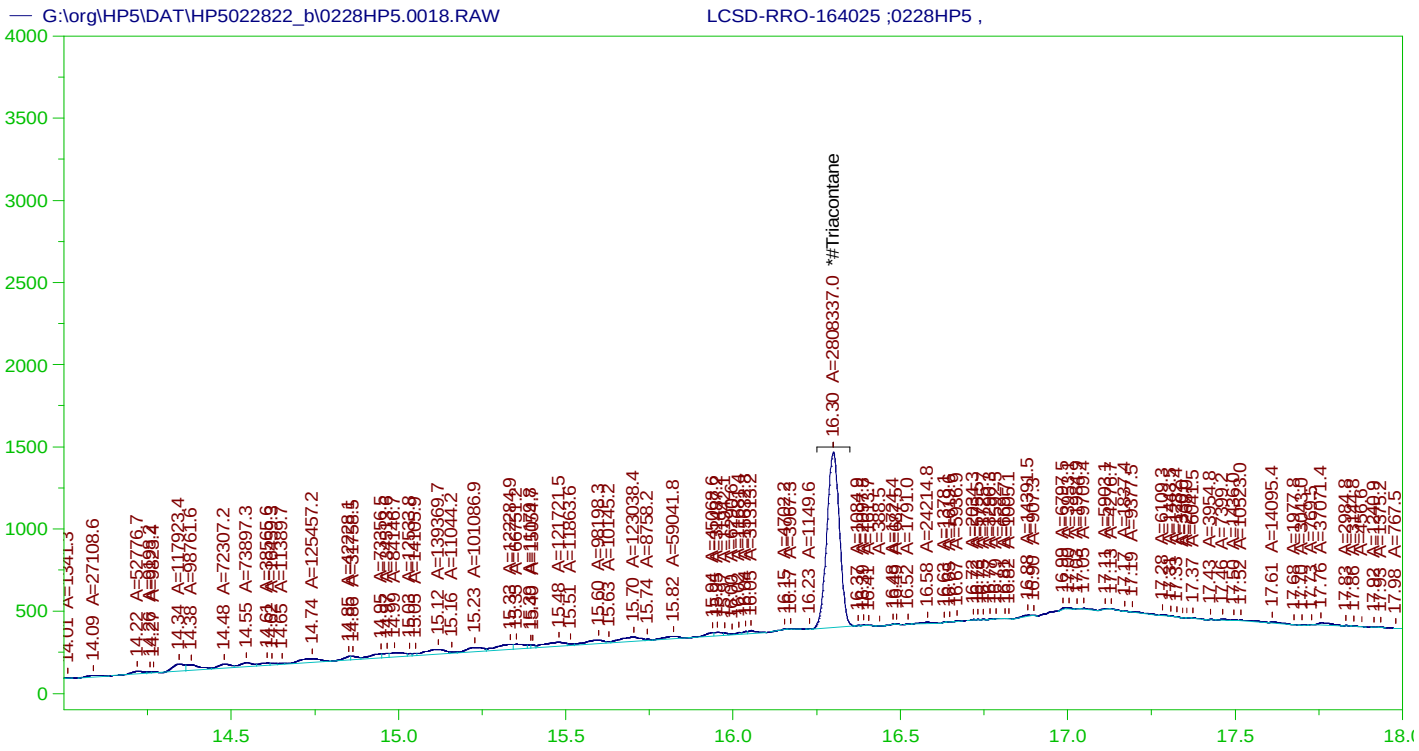

RESIDUAL RANGE ORGANICS CHROMATOGRAM

Sample Name: LCSD-RRO-164025 ;0228HP5 ,
Raw File: G:\org\HP5\DAT\HP5022822_b\0228HP5.0018.RAW
Date & Time Acquired: 2/28/2022 7:56:02 PM
Method File: G:\Org\HP5\Methods\DS_ORO-BF-L%.MET
Calibration File: G:\Org\HP5\Cals\SW8015C_ORO220111Bf.CAL
Sample Weight: 1000 Dilution: 1 S.A.: 1

Mean RF for for Residual Range Organics Calculations: 26424.55
Rt range for Residual Range Organics: 12.57 to 30.05

SURROGATE COMPOUND	RT	ACTUAL	MEASURED	%REC	
*#Triacontane	16.299	.5	.095	18.95	-

RRO Area:3005576 RRO AMOUNT: 0.1137418

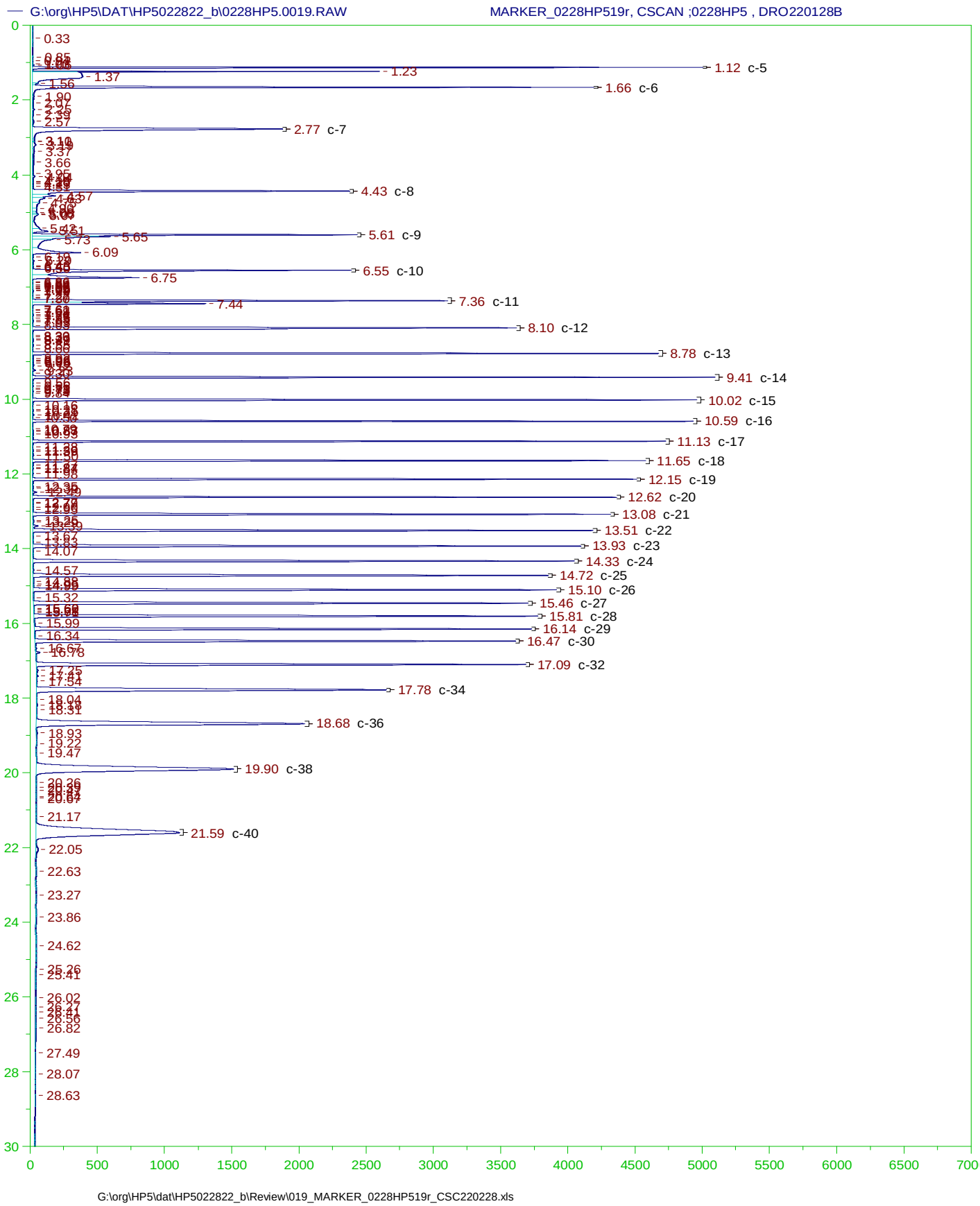
G:\org\HP5\DAT\HP5022822_b\0228HP5.0019.RAW
MARKER_0228HP519r, CSCAN ;0228HP5 , DRO220128B
1.12 c-5
1.66 c-6
2.77 c-7
4.43 c-8
5.61 c-9
6.55 c-10
7.36 c-11
8.10 c-12
8.78 c-13
9.41 c-14
10.02 c-15
10.59 c-16
11.13 c-17
11.65 c-18
12.15 c-19
12.62 c-20
13.08 c-21
13.51 c-22
13.93 c-23
14.33 c-24
14.72 c-25
15.10 c-26
15.46 c-27
15.81 c-28
16.14 c-29
16.47 c-30
17.09 c-32
17.78 c-34
18.68 c-36
19.90 c-38
21.59 c-40
G:\org\HP5\dat\HP5022822_b\Review\019_MARKER_0228HP519r_CSC220228.xls

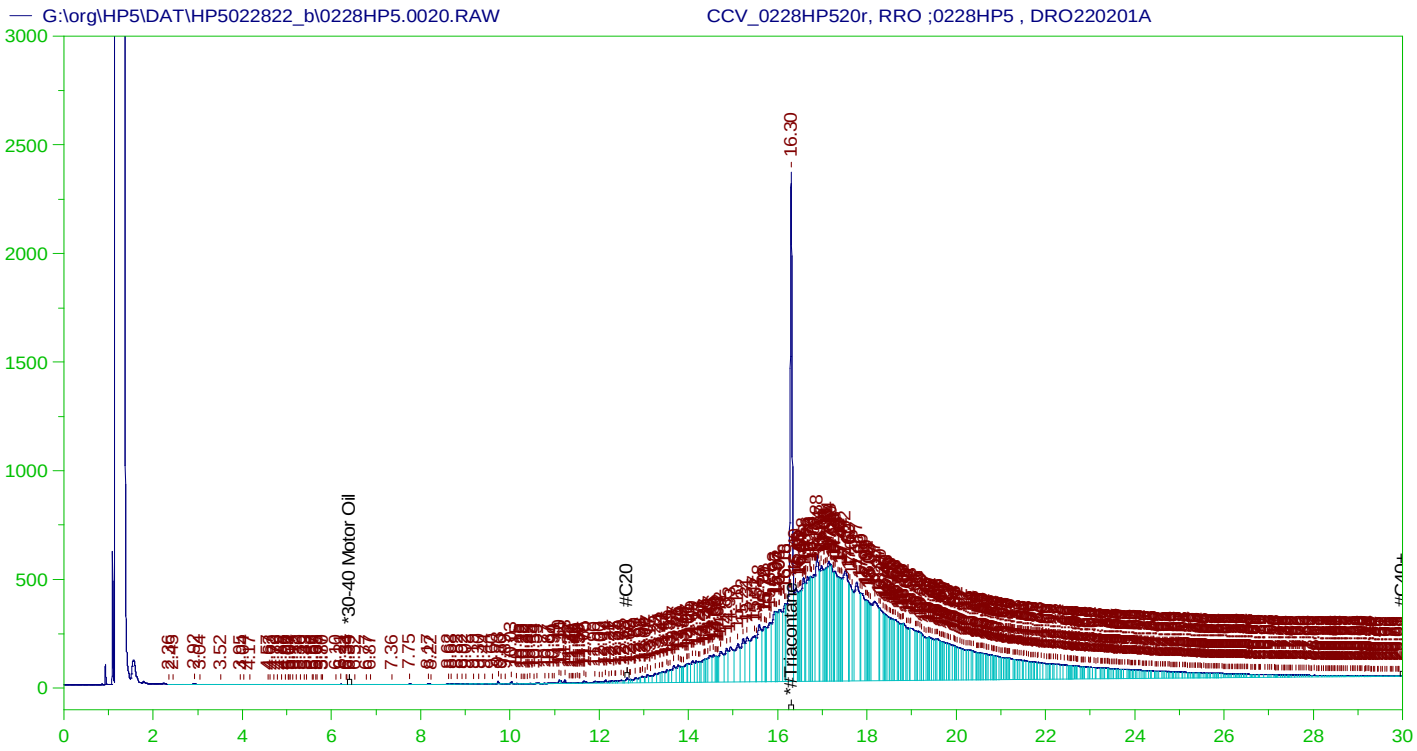

RESIDUAL RANGE ORGANICS CHROMATOGRAM
Sample Name: CCV_0228HP520r, RRO ;0228HP5 , DRO220201A
Raw File: G:\org\HP5\DAT\HP5022822_b\0228HP5.0020.RAW
Date & Time Acquired: 2/28/2022 9:22:31 PM
Method File: G:\Org\HP5\Methods\DC_ORO-BF-L%.MET
Calibration File: G:\Org\HP5\Cals\SW8015C_ORO220111Bf.CAL
Sample Weight: 1 Dilution: 1 S.A.: 1

Mean RF for for ~~Residual~~ TEH(Oil Range) Organics Calculations: 26424.55
Rt range for ~~Residual~~ TEH(Oil Range) Organics: 12.57 to 30.05

SURROGATE COMPOUND	RT	ACTUAL	MEASURED	%REC	
*#Triacontane	16.301	500.	305.227	61.05	-

~~RRO~~ TEH(Oil Range) Area:1.27939E+08 ~~RRO~~ TEH(Oil Range) AMOUNT: 4841.671

CONTINUING CALIBRATION REPORT: G:\org\HP5\DAT\HP5022822_b\0228HP5.0020.RAW

COMPOUND	ACTUAL(NG)	MEASURED(NG)	%RECOVERY	LIMITS
*30-40 Motor Oil	5000.	.021	.	75-125

SURROGATE COMPOUND	RT	ACTUAL	MEASURED	%REC	LIMITS
*#Triacontane	16.301	200.	305.227	152.61	75-125

AMN 03/01/2022

G:\org\HP5\dat\HP5022822_b\Review\020_CCV_0228HP520r_DC_ORO-BF-L%.xls

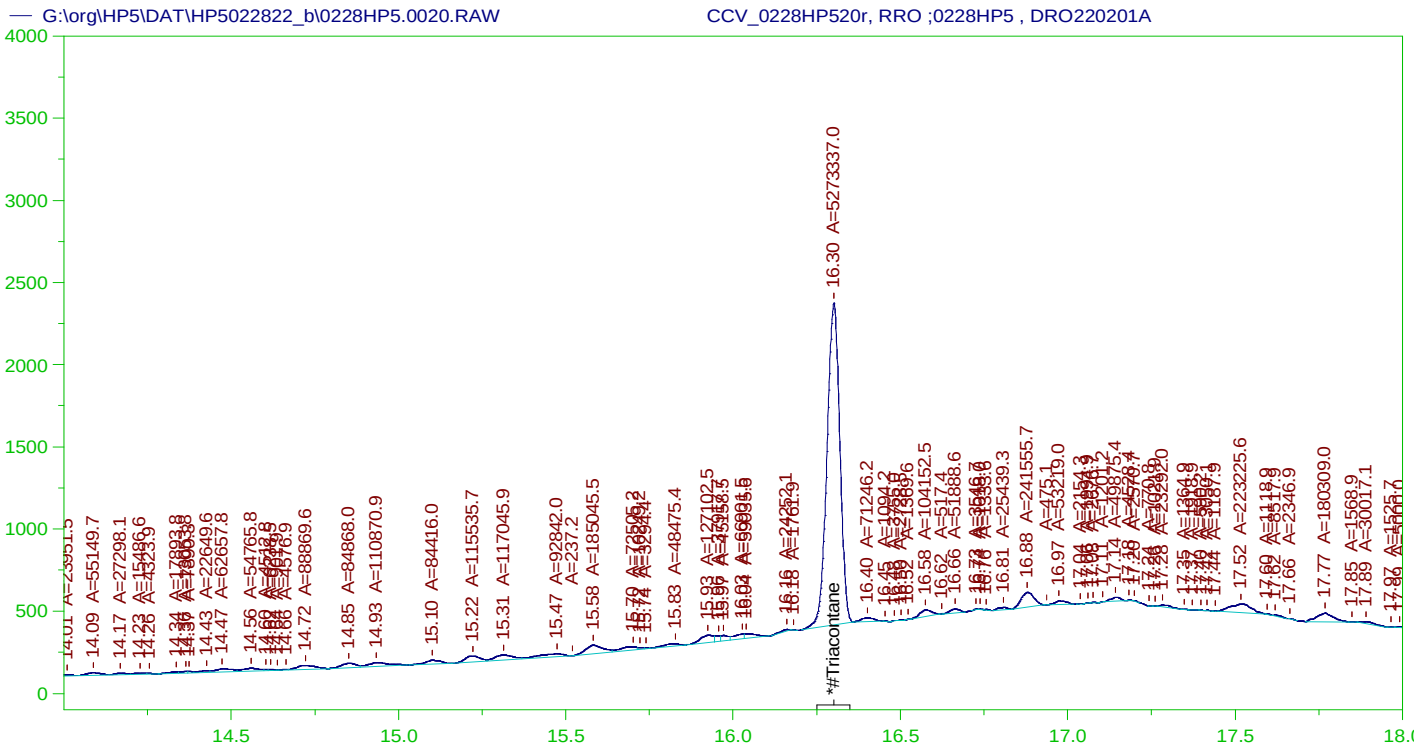

RESIDUAL RANGE ORGANICS CHROMATOGRAM

Sample Name: CCV_0228HP520r, RRO ;0228HP5 , DRO220201A
Raw File: G:\org\HP5\DAT\HP5022822_b\0228HP5.0020.RAW
Date & Time Acquired: 2/28/2022 9:22:31 PM
Method File: G:\Org\HP5\Methods\DS_ORO-BF-L%.MET
Calibration File: G:\Org\HP5\Cals\SW8015C_ORO220111Bf.CAL
Sample Weight: 1 Dilution: 1 S.A.: 1

Mean RF for for Residual Range Organics Calculations: 26424.55
Rt range for Residual Range Organics: 12.57 to 30.05

SURROGATE COMPOUND	RT	ACTUAL	MEASURED	%REC	
*#Triacontane	16.301	500.	177.936	35.59	-

RRO Area:3567994 RRO AMOUNT: 135.0257

CONTINUING CALIBRATION REPORT: G:\org\HP5\DAT\HP5022822_b\0228HP5.0020.RAW

COMPOUND	ACTUAL(NG)	MEASURED(NG)	%RECOVERY	LIMITS
*30-40 Motor Oil	5000.	.021	.	75-125

SURROGATE COMPOUND	RT	ACTUAL	MEASURED	%REC	LIMITS
*#Triacontane	16.301	200.	177.936	88.97	75-125

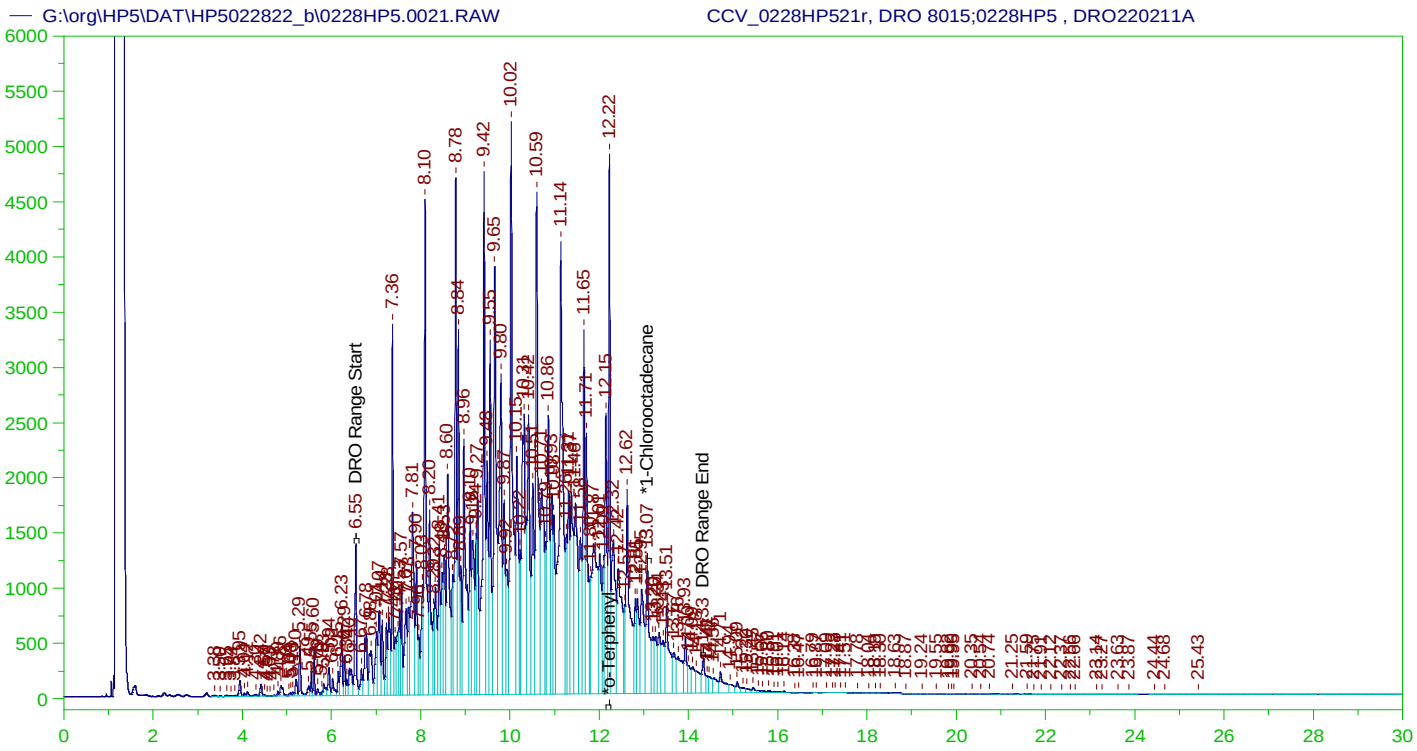

DIESEL RANGE ORGANICS CHROMATOGRAM REPORT
Sample Name: CCV_0228HP521r, DRO 8015;0228HP5 , DRO220211A
Raw File: G:\org\HP5\DAT\HP5022822_b\0228HP5.0021.RAW
Date & Time Acquired: 2/28/2022 10:05:44 PM
Method File: G:\Org\HP5\Methods\DC_8015-C24-JFb-L%.met
Calibration File: G:\Org\HP5\Cals\SW8015C_DRO220111JFb-C24.CAL
Sample Weight: 1 Dilution: 1 S.A.: 1

Mean RF for TEH: 32675.36
Rt range for Diesel Range Organics: 6.51 to 14.38

SURROGATE COMPOUND	RT	ACTUAL	MEASURED	%REC	
*o-Terphenyl	12.224	200.	331.773	165.89	-
*1-Chlorooctadecane	13.073	200.	161.935	80.97	-

DRO Area:5.077157E+08 DRO Amount: 15538.18
TEH Area:5.252085E+08 TEH Amount: 16073.54

CONTINUING CALIBRATION REPORT: G:\org\HP5\DAT\HP5022822_b\0228HP5.0021.RAW

COMPOUND	ACTUAL(NG)	MEASURED(NG)	%RECOVERY	LIMITS
TOTAL DRO	15000.	16073.54	107.16	85-115

SURROGATE COMPOUND	RT	ACTUAL	MEASURED	%REC	LIMITS
*o-Terphenyl	12.224	200.	331.773	165.89	85-115
*1-Chlorooctadecane	13.073	200.	161.935	80.97	85-115

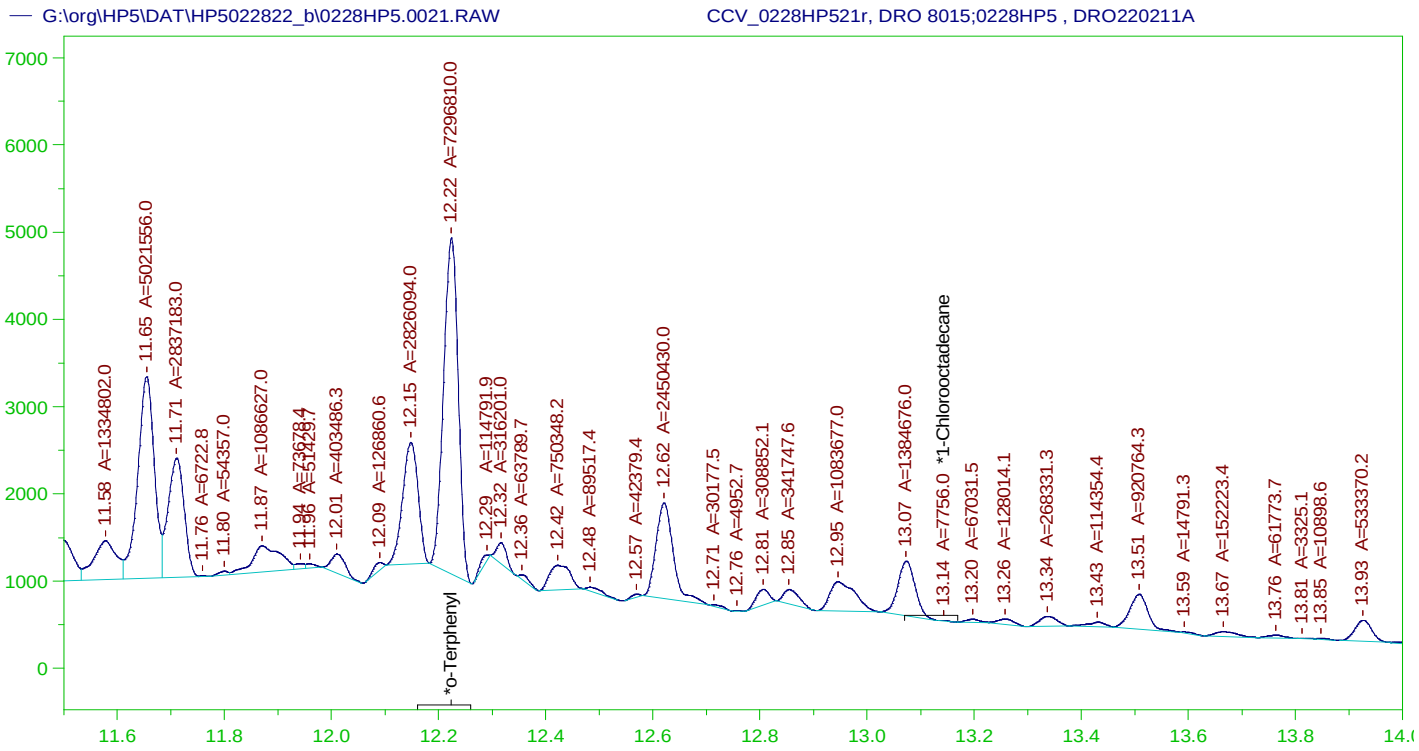

DIESEL RANGE ORGANICS CHROMATOGRAM REPORT
Sample Name: CCV_0228HP521r, DRO 8015;0228HP5 , DRO220211A
Raw File: G:\org\HP5\DAT\HP5022822_b\0228HP5.0021.RAW
Date & Time Acquired: 2/28/2022 10:05:44 PM
Method File: G:\Org\HP5\Methods\DS_8015-C24-JFb-L#.met
Calibration File: G:\Org\HP5\Cals\SW8015C_DRO220111JFb-C24.CAL
Sample Weight: 1 Dilution: 1 S.A.: 1

Mean RF for TEH: 32675.36
Rt range for Diesel Range Organics: 6.51 to 14.38

SURROGATE COMPOUND	RT	ACTUAL	MEASURED	%REC	
*o-Terphenyl	12.224	200.	197.972	98.99	-
*1-Chlorooctadecane	13.143	200.	.21	.11	-

DRO Area:2.620536E+08 DRO Amount: 8019.916
TEH Area:2.73234E+08 TEH Amount: 8362.079

CONTINUING CALIBRATION REPORT: G:\org\HP5\DAT\HP5022822_b\0228HP5.0021.RAW

COMPOUND	ACTUAL(NG)	MEASURED(NG)	%RECOVERY	LIMITS
TOTAL DRO	15000.	8362.08	55.75	85-115

SURROGATE COMPOUND	RT	ACTUAL	MEASURED	%REC	LIMITS
*o-Terphenyl	12.224	200.	197.972	98.99	85-115
*1-Chlorooctadecane	13.143	200.	.21	.11	85-115

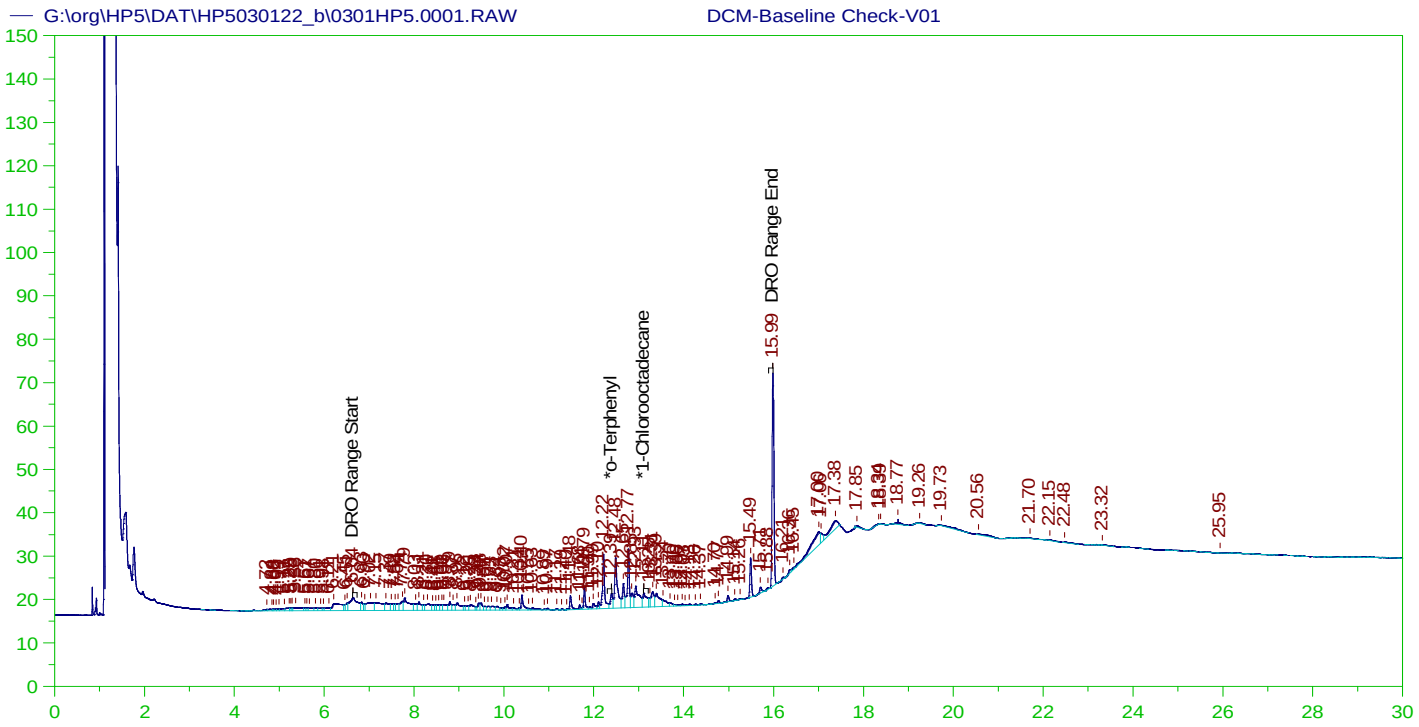

DIESEL RANGE ORGANICS CHROMATOGRAM REPORT
Sample Name: DCM-Baseline Check-V01
Raw File: G:\org\HP5\DAT\HP5030122_b\0301HP5.0001.RAW
Date & Time Acquired: 3/1/2022 9:26:15 AM
Method File: G:\Org\HP5\Methods\DR_8015-JA-LEXP.met
Calibration File: G:\Org\HP5\Cals\SW8015C_DRO220111JA.CAL
Sample Weight: 1 Dilution: 1 S.A.: 1

Mean RF for TEH: 32675.36
Rt range for Diesel Range Organics: 6.63 to 15.99

SURROGATE COMPOUND	RT	ACTUAL	MEASURED	%REC	
*o-Terphenyl	12.391	200.	.365	.18	-
*1-Chlorooctadecane	13.113	200.	.571	.29	-

DRO Area:802141.4 DRO Amount: 24.54881
TEH Area:999896.4 TEH Amount: 30.60093

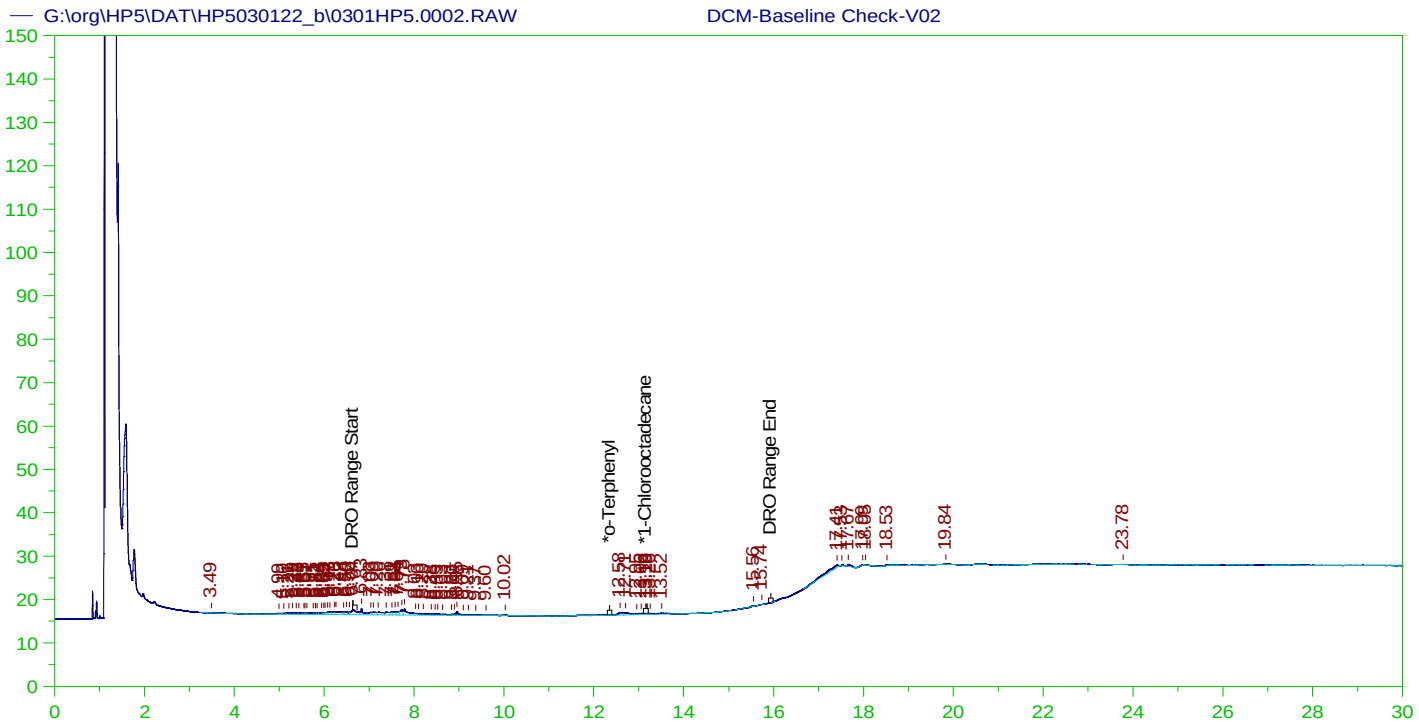

DIESEL RANGE ORGANICS CHROMATOGRAM REPORT
Sample Name: DCM-Baseline Check-V02
Raw File: G:\org\HP5\DAT\HP5030122_b\0301HP5.0002.RAW
Date & Time Acquired: 3/1/2022 10:08:41 AM
Method File: G:\Org\HP5\Methods\DR_8015-JA-LEXP.met
Calibration File: G:\Org\HP5\Cals\SW8015C_DRO220111JA.CAL
Sample Weight: 1 Dilution: 1 S.A.: 1

Mean RF for TEH: 32675.36
Rt range for Diesel Range Organics: 6.63 to 15.99

SURROGATE COMPOUND	RT	ACTUAL	MEASURED	%REC
*o-Terphenyl	29.917	200.	.	-
*1-Chlorooctadecane	13.16	200.	.024	.01 -

DRO Area:103824.2 DRO Amount: 3.177445
TEH Area:185694.5 TEH Amount: 5.683014

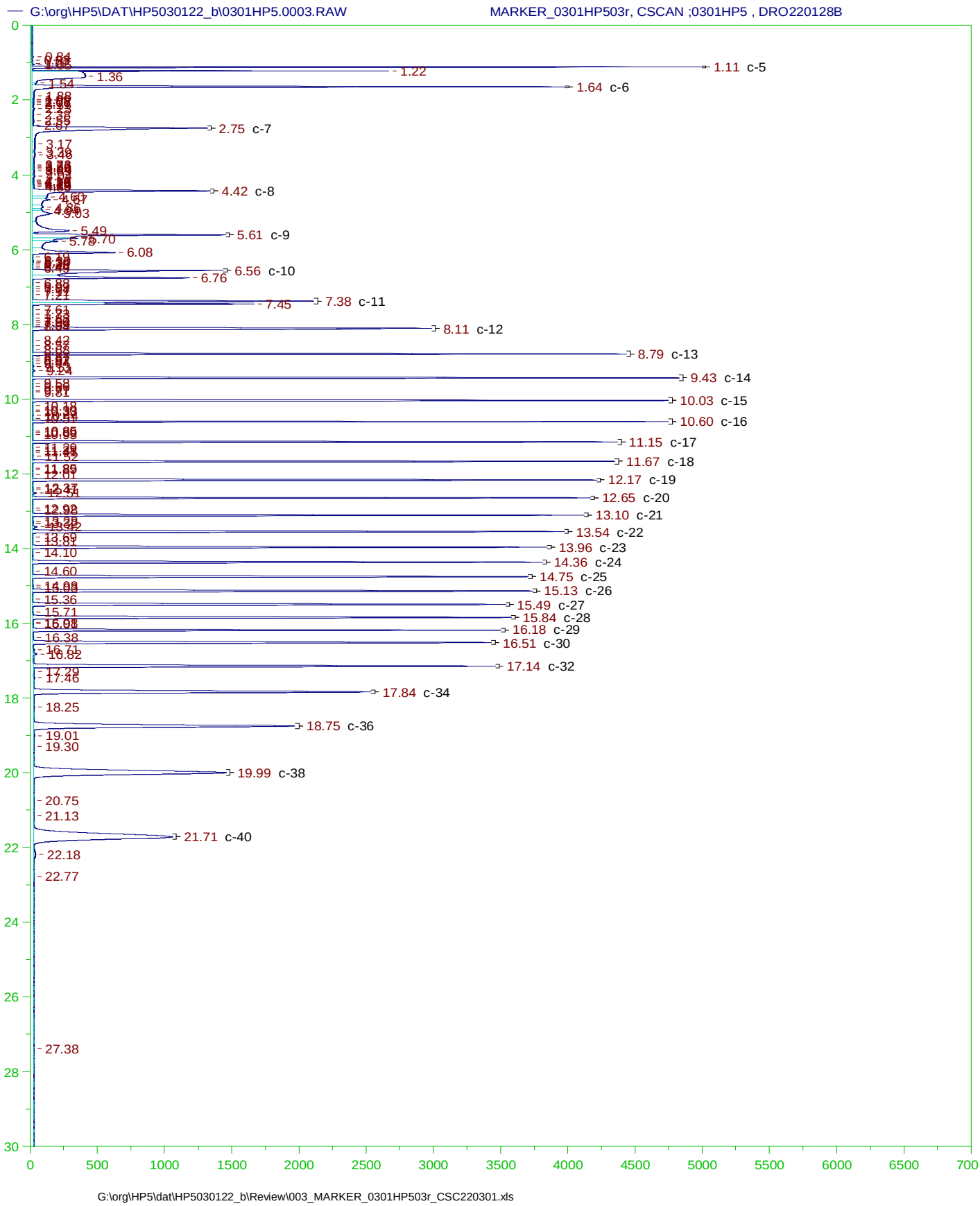
G:\org\HP5\DAT\HP5030122_b\0301HP5.0003.RAW
MARKER_0301HP503r, CSCAN ;0301HP5 , DRO220128B
1.11 c-5
1.22
1.36
1.54
1.64 c-6
2.75 c-7
3.17
4.42 c-8
5.49
5.61 c-9
6.08
6.56 c-10
6.76
7.38 c-11
7.45
8.11 c-12
8.79 c-13
9.43 c-14
10.03 c-15
10.60 c-16
11.15 c-17
11.67 c-18
12.17 c-19
12.65 c-20
13.10 c-21
13.54 c-22
13.96 c-23
14.10
14.36 c-24
14.60
14.75 c-25
15.13 c-26
15.36
15.49 c-27
15.71
15.84 c-28
16.18 c-29
16.38
16.51 c-30
16.82
17.14 c-32
17.46
17.84 c-34
18.25
18.75 c-36
19.01
19.30
19.99 c-38
20.75
21.13
21.71 c-40
22.18
22.77
27.38
0
500
1000
1500
2000
2500
3000
3500
4000
4500
5000
5500
6000
6500
700
G:\org\HP5\dat\HP5030122_b\Review\003_MARKER_0301HP503r_CSC220301.xls

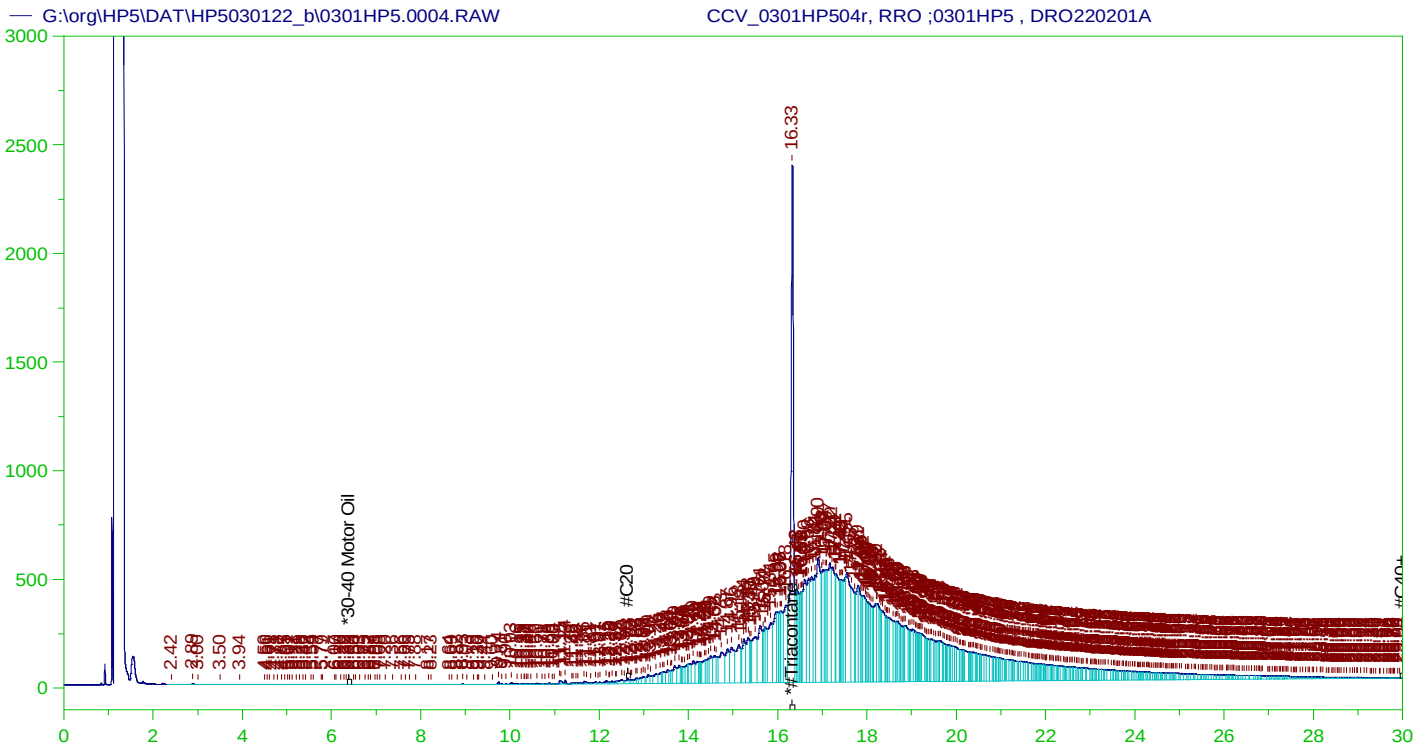

RESIDUAL RANGE ORGANICS CHROMATOGRAM
Sample Name: CCV_0301HP504r, RRO ;0301HP5 , DRO220201A
Raw File: G:\org\HP5\DAT\HP5030122_b\0301HP5.0004.RAW
Date & Time Acquired: 3/1/2022 11:33:37 AM
Method File: G:\Org\HP5\Methods\DC_ORO-BG-L%.MET
Calibration File: G:\Org\HP5\Cals\SW8015C_ORO220111BG.CAL
Sample Weight: 1 Dilution: 1 S.A.: 1

Mean RF for for ~~Residual~~ TEH(Oil Range) Organics Calculations: 26424.55
Rt range for ~~Residual~~ TEH(Oil Range) Organics: 12.6 to 30.05

SURROGATE COMPOUND	RT	ACTUAL	MEASURED	%REC	
*#Triacontane	16.325	500.	310.27	62.05	-

~~RRO~~ TEH(Oil Range) Area:1.274492E+08 ~~RRO~~ TEH(Oil Range) AMOUNT: 4823.135

CONTINUING CALIBRATION REPORT: G:\org\HP5\DAT\HP5030122_b\0301HP5.0004.RAW

COMPOUND	ACTUAL(NG)	MEASURED(NG)	%RECOVERY	LIMITS
*30-40 Motor Oil	5000.	.039	.	75-125

SURROGATE COMPOUND	RT	ACTUAL	MEASURED	%REC	LIMITS
*#Triacontane	16.325	200.	310.27	155.13	75-125

AMN 03/02/2022

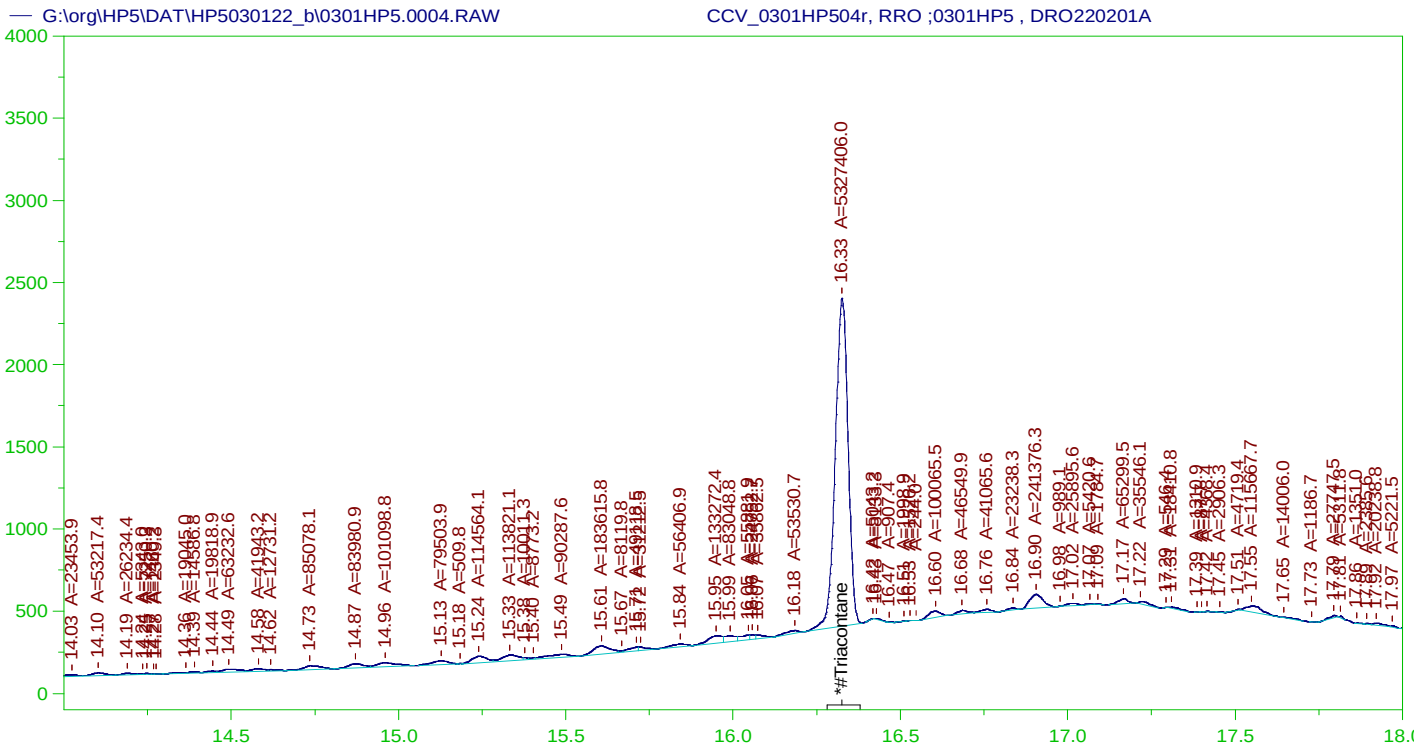

RESIDUAL RANGE ORGANICS CHROMATOGRAM

Sample Name: CCV_0301HP504r, RRO ;0301HP5 , DRO220201A
Raw File: G:\org\HP5\DAT\HP5030122_b\0301HP5.0004.RAW
Date & Time Acquired: 3/1/2022 11:33:37 AM
Method File: G:\Org\HP5\Methods\DS_ORO-BG-L%.MET
Calibration File: G:\Org\HP5\Cals\SW8015C_ORO220111BG.CAL
Sample Weight: 1 Dilution: 1 S.A.: 1

Mean RF for for Residual Range Organics Calculations: 26424.55
Rt range for Residual Range Organics: 12.6 to 30.05

SURROGATE COMPOUND	RT	ACTUAL	MEASURED	%REC	
*#Triacontane	16.325	500.	179.761	35.95	-

RRO Area:3250300 RRO AMOUNT: 123.003

CONTINUING CALIBRATION REPORT: G:\org\HP5\DAT\HP5030122_b\0301HP5.0004.RAW

COMPOUND	ACTUAL(NG)	MEASURED(NG)	%RECOVERY	LIMITS
*30-40 Motor Oil	5000.	.039	.	75-125

SURROGATE COMPOUND	RT	ACTUAL	MEASURED	%REC	LIMITS
*#Triacontane	16.325	200.	179.761	89.88	75-125

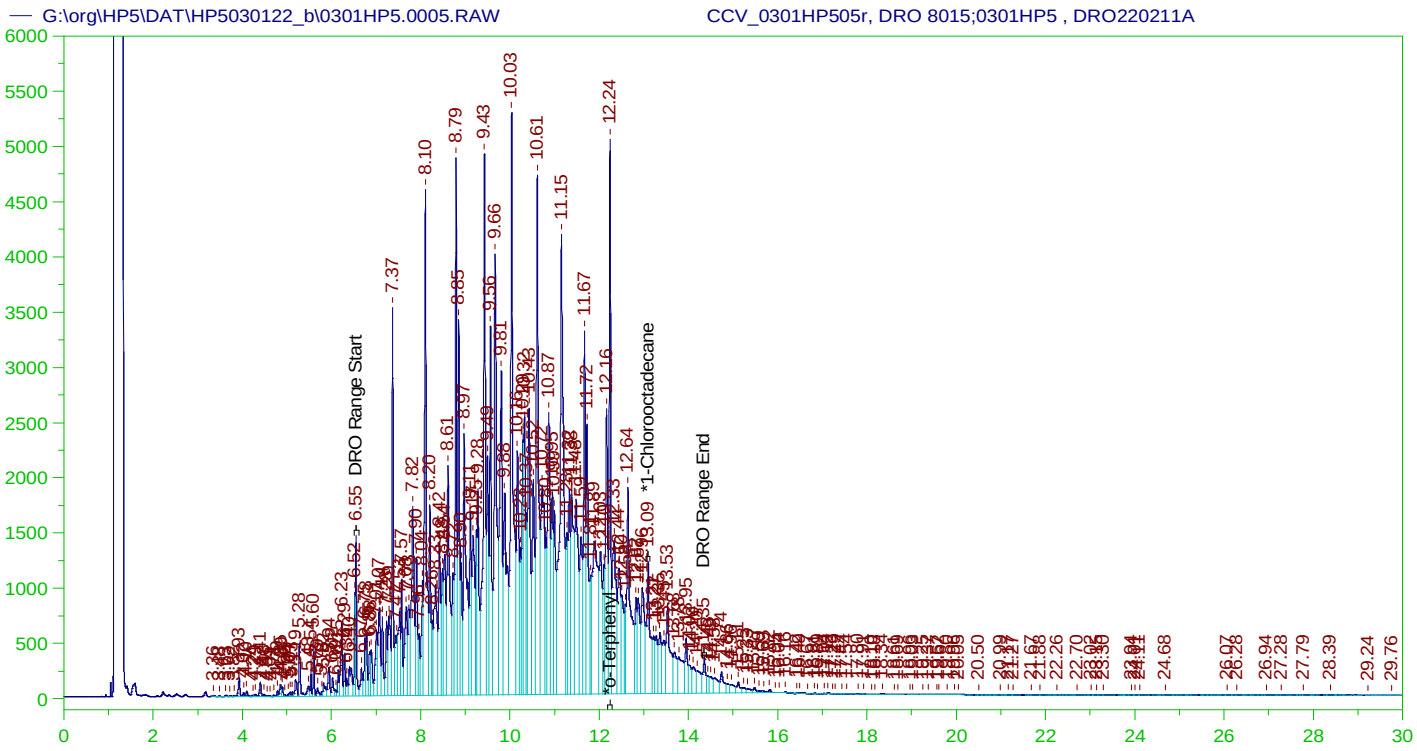

DIESEL RANGE ORGANICS CHROMATOGRAM REPORT
Sample Name: CCV_0301HP505r, DRO 8015;0301HP5 , DRO220211A
Raw File: G:\org\HP5\DAT\HP5030122_b\0301HP5.0005.RAW
Date & Time Acquired: 3/1/2022 12:16:06 PM
Method File: G:\Org\HP5\Methods\DC_8015-C24-JG-L%.met
Calibration File: G:\Org\HP5\Cals\SW8015C_DRO220111JG-C24.CAL
Sample Weight: 1 Dilution: 1 S.A.: 1

Mean RF for TEH: 32675.36
Rt range for Diesel Range Organics: 6.51 to 14.41

SURROGATE COMPOUND	RT	ACTUAL	MEASURED	%REC	
*o-Terphenyl	12.239	200.	335.946	167.97	-
*1-Chlorooctadecane	13.091	200.	169.782	84.89	-

DRO Area:5.179584E+08 DRO Amount: 15851.65
TEH Area:5.361378E+08 TEH Amount: 16408.02

CONTINUING CALIBRATION REPORT: G:\org\HP5\DAT\HP5030122_b\0301HP5.0005.RAW

COMPOUND	ACTUAL(NG)	MEASURED(NG)	%RECOVERY	LIMITS
TOTAL DRO	15000.	16408.02	109.39	85-115

SURROGATE COMPOUND	RT	ACTUAL	MEASURED	%REC	LIMITS
*o-Terphenyl	12.239	200.	335.946	167.97	85-115
*1-Chlorooctadecane	13.091	200.	169.782	84.89	85-115

G:\org\HP5\dat\HP5030122_b\Review\005_CCV_0301HP505r_DC_8015-C24-JG-L%.xls

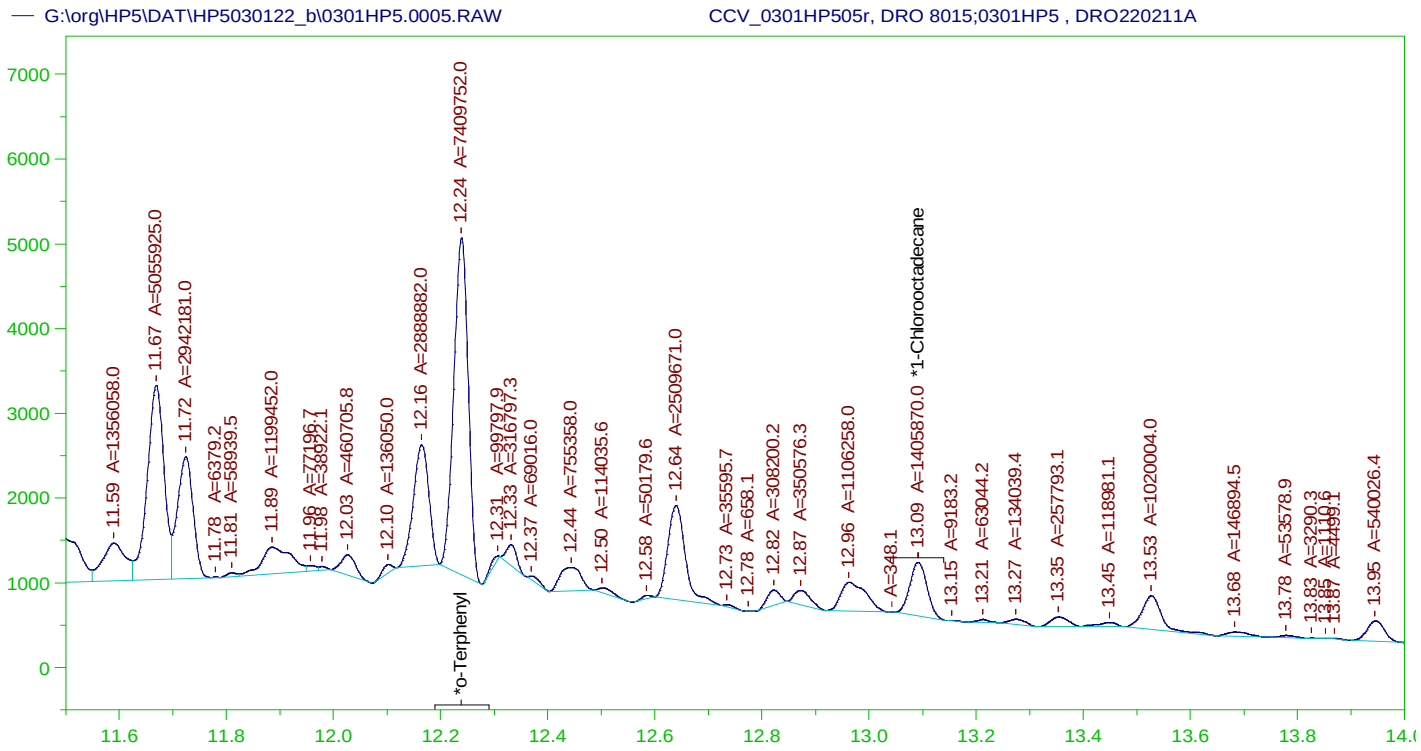

DIESEL RANGE ORGANICS CHROMATOGRAM REPORT
Sample Name: CCV_0301HP505r, DRO 8015;0301HP5 , DRO220211A
Raw File: G:\org\HP5\DAT\HP5030122_b\0301HP5.0005.RAW
Date & Time Acquired: 3/1/2022 12:16:06 PM
Method File: G:\Org\HP5\Methods\DS_8015-C24-JG-L#.met
Calibration File: G:\Org\HP5\Cals\SW8015C_DRO220111JG-C24.CAL
Sample Weight: 1 Dilution: 1 S.A.: 1

Mean RF for TEH: 32675.36
Rt range for Diesel Range Organics: 6.51 to 14.41

SURROGATE COMPOUND	RT	ACTUAL	MEASURED	%REC	
*o-Terphenyl	12.239	200.	201.036	100.52	-
*1-Chlorooctadecane	13.091	200.	38.143	19.07	-

DRO Area:2.674341E+08 DRO Amount: 8184.581
TEH Area:2.791357E+08 TEH Amount: 8542.696

CONTINUING CALIBRATION REPORT: G:\org\HP5\DAT\HP5030122_b\0301HP5.0005.RAW

COMPOUND	ACTUAL(NG)	MEASURED(NG)	%RECOVERY	LIMITS
TOTAL DRO	15000.	8542.7	56.95	85-115

SURROGATE COMPOUND	RT	ACTUAL	MEASURED	%REC	LIMITS
*o-Terphenyl	12.239	200.	201.036	100.52	85-115
*1-Chlorooctadecane	13.091	200.	38.143	19.07	85-115

G:\org\HP5\dat\HP5030122_b\Review\005_CCV_0301HP505r_DS_8015-C24-JG-L#.xls

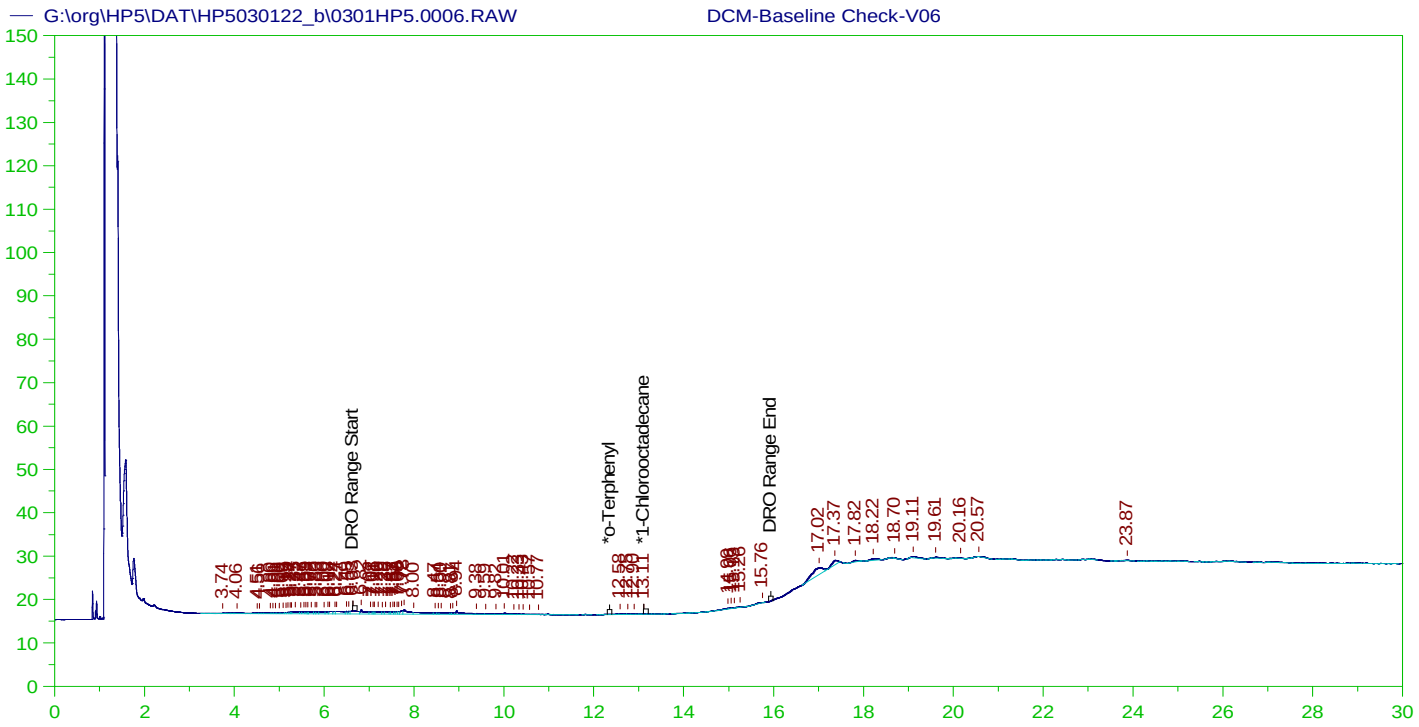

DIESEL RANGE ORGANICS CHROMATOGRAM REPORT
Sample Name: DCM-Baseline Check-V06
Raw File: G:\org\HP5\DAT\HP5030122_b\0301HP5.0006.RAW
Date & Time Acquired: 3/1/2022 12:58:27 PM
Method File: G:\Org\HP5\Methods\DR_8015-JA-LEXP.met
Calibration File: G:\Org\HP5\Cals\SW8015C_DRO220111JA.CAL
Sample Weight: 1 Dilution: 1 S.A.: 1

Mean RF for TEH: 32675.36
Rt range for Diesel Range Organics: 6.63 to 15.99

SURROGATE COMPOUND	RT	ACTUAL	MEASURED	%REC
*o-Terphenyl	29.847	200.	.	-
*1-Chlorooctadecane	13.115	200.	.015	.01 -

DRO Area:104394.3 DRO Amount: 3.194893
TEH Area:233874.3 TEH Amount: 7.157512

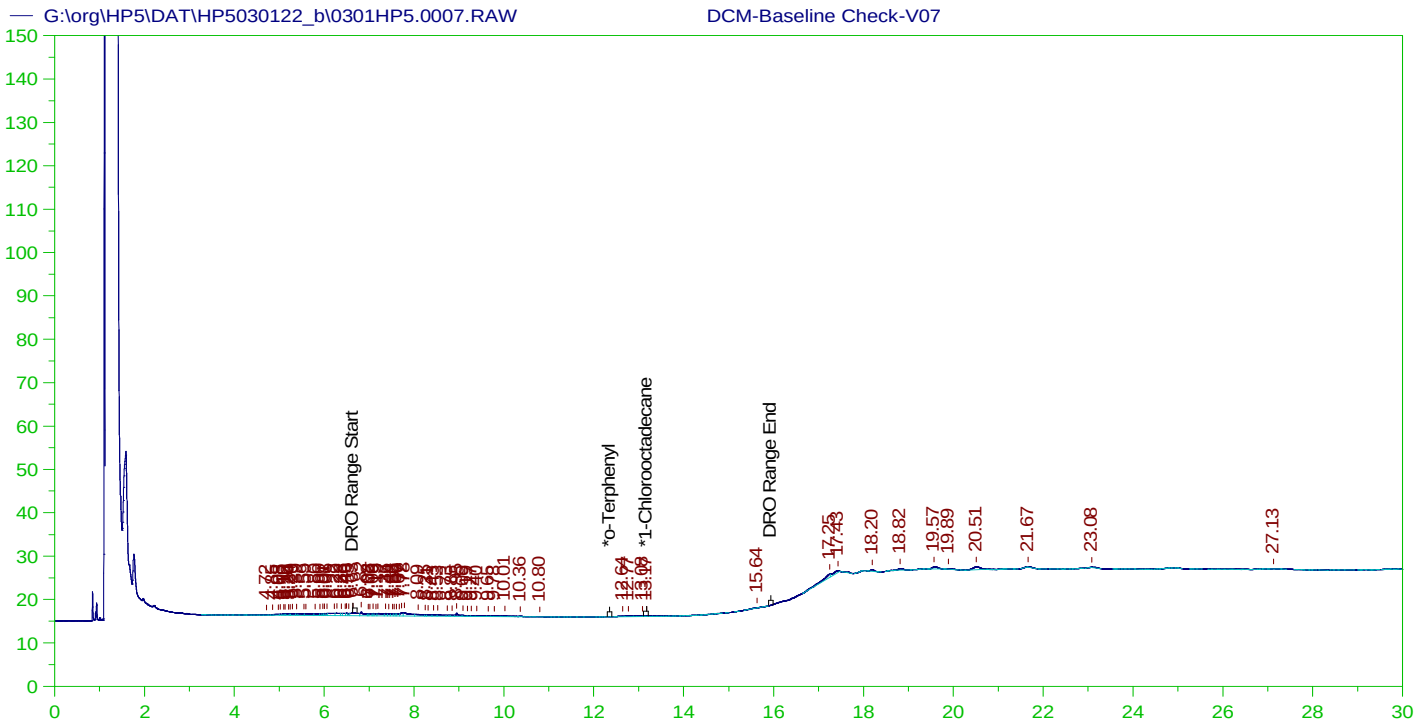

DIESEL RANGE ORGANICS CHROMATOGRAM REPORT
Sample Name: DCM-Baseline Check-V07
Raw File: G:\org\HP5\DAT\HP5030122_b\0301HP5.0007.RAW
Date & Time Acquired: 3/1/2022 1:40:47 PM
Method File: G:\Org\HP5\Methods\DR_8015-JA-LEXP.met
Calibration File: G:\Org\HP5\Cals\SW8015C_DRO220111JA.CAL
Sample Weight: 1 Dilution: 1 S.A.: 1

Mean RF for TEH: 32675.36
Rt range for Diesel Range Organics: 6.63 to 15.99

SURROGATE COMPOUND	RT	ACTUAL	MEASURED	%REC
*o-Terphenyl	29.957	200.	.	-
*1-Chlorooctadecane	13.172	200.	.019	.01 -

DRO Area:82033.51 DRO Amount: 2.510562
TEH Area:171771.4 TEH Amount: 5.256908

Batch ID: 164025

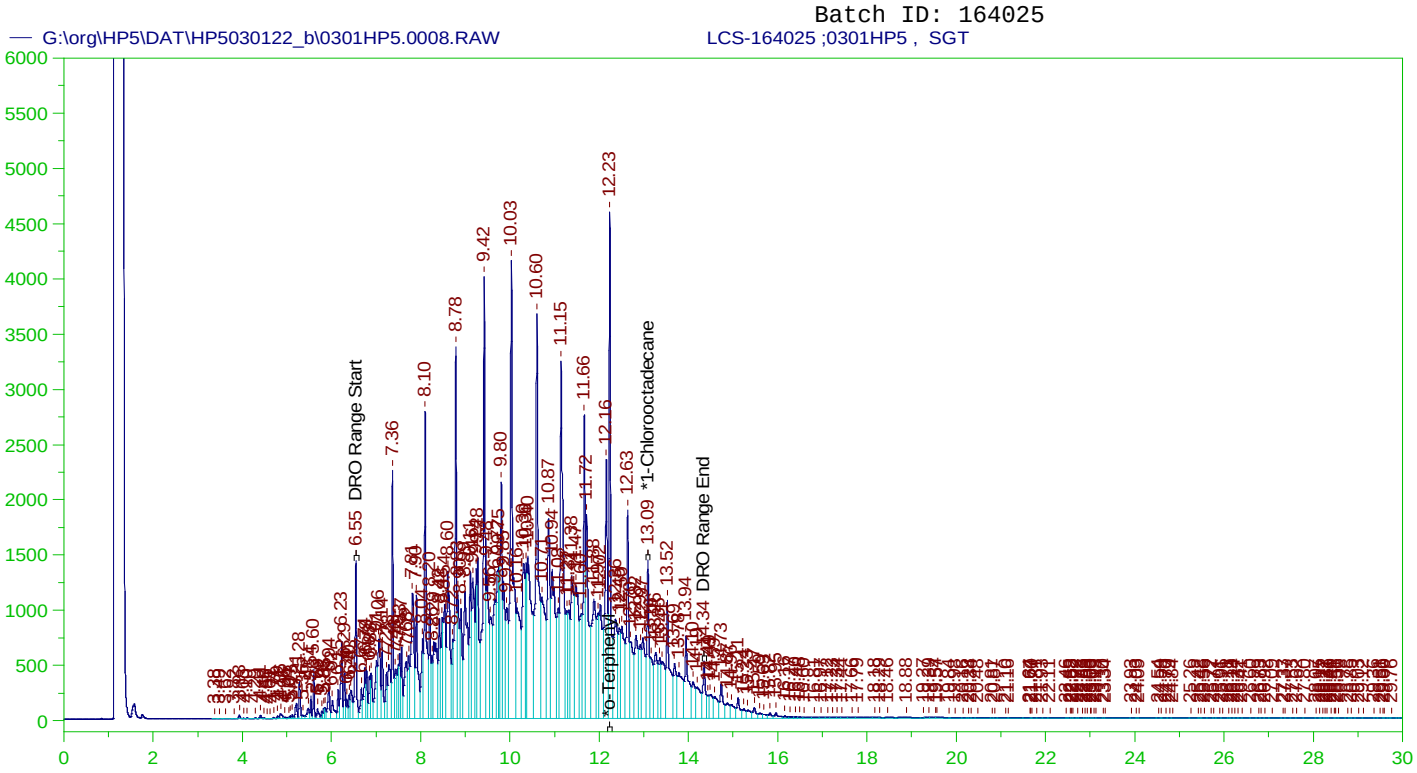

DIESEL RANGE ORGANICS CHROMATOGRAM REPORT
Sample Name: LCS-164025 ;0301HP5 , SGT
Raw File: G:\org\HP5\DAT\HP5030122_b\0301HP5.0008.RAW
Date & Time Acquired: 3/1/2022 2:23:19 PM
Method File: G:\Org\HP5\Methods\D3_8015-C24-JG-L%.met
Calibration File: G:\Org\HP5\Cals\SW8015C_DRO220111JG-C24.CAL
Sample Weight: 1000 Dilution: 1 S.A.: 1

Mean RF for TEH: 32675.36
Rt range for Diesel Range Organics: 6.51 to 14.41

SURROGATE COMPOUND	RT	ACTUAL	MEASURED	%REC	
*o-Terphenyl	12.232	.2	.349	174.3	-
*1-Chlorooctadecane	13.087	.2	.137	68.7	-

DRO Area:3.942857E+08 DRO Amount: 12.06676
TEH Area:4.1819E+08 TEH Amount: 12.79833

Batch ID: 164025

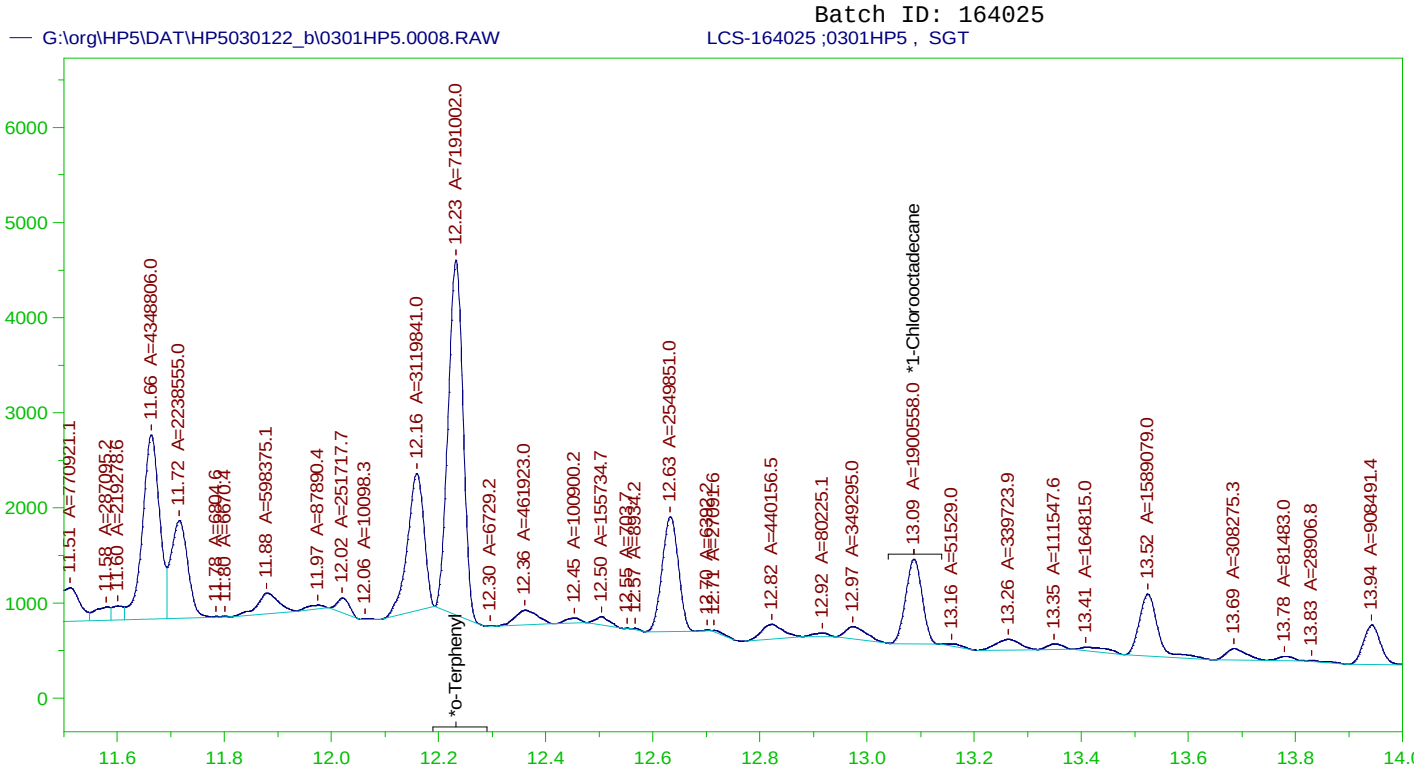

DIESEL RANGE ORGANICS CHROMATOGRAM REPORT
Sample Name: LCS-164025 ;0301HP5 , SGT
Raw File: G:\org\HP5\DAT\HP5030122_b\0301HP5.0008.RAW
Date & Time Acquired: 3/1/2022 2:23:19 PM
Method File: G:\Org\HP5\Methods\DS_8015-C24-JG-L#.met
Calibration File: G:\Org\HP5\Cals\SW8015C_DRO220111JG-C24.CAL
Sample Weight: 1000 Dilution: 1 S.A.: 1

Mean RF for TEH: 32675.36
Rt range for Diesel Range Organics: 6.51 to 14.41

SURROGATE COMPOUND	RT	ACTUAL	MEASURED	%REC	
*o-Terphenyl	12.232	.2	.195	97.55	-
*1-Chlorooctadecane	13.087	.2	.052	25.78	-

DRO Area:1.80259E+08 DRO Amount: 5.516664
TEH Area:1.907457E+08 TEH Amount: 5.8376

Batch ID: 164025

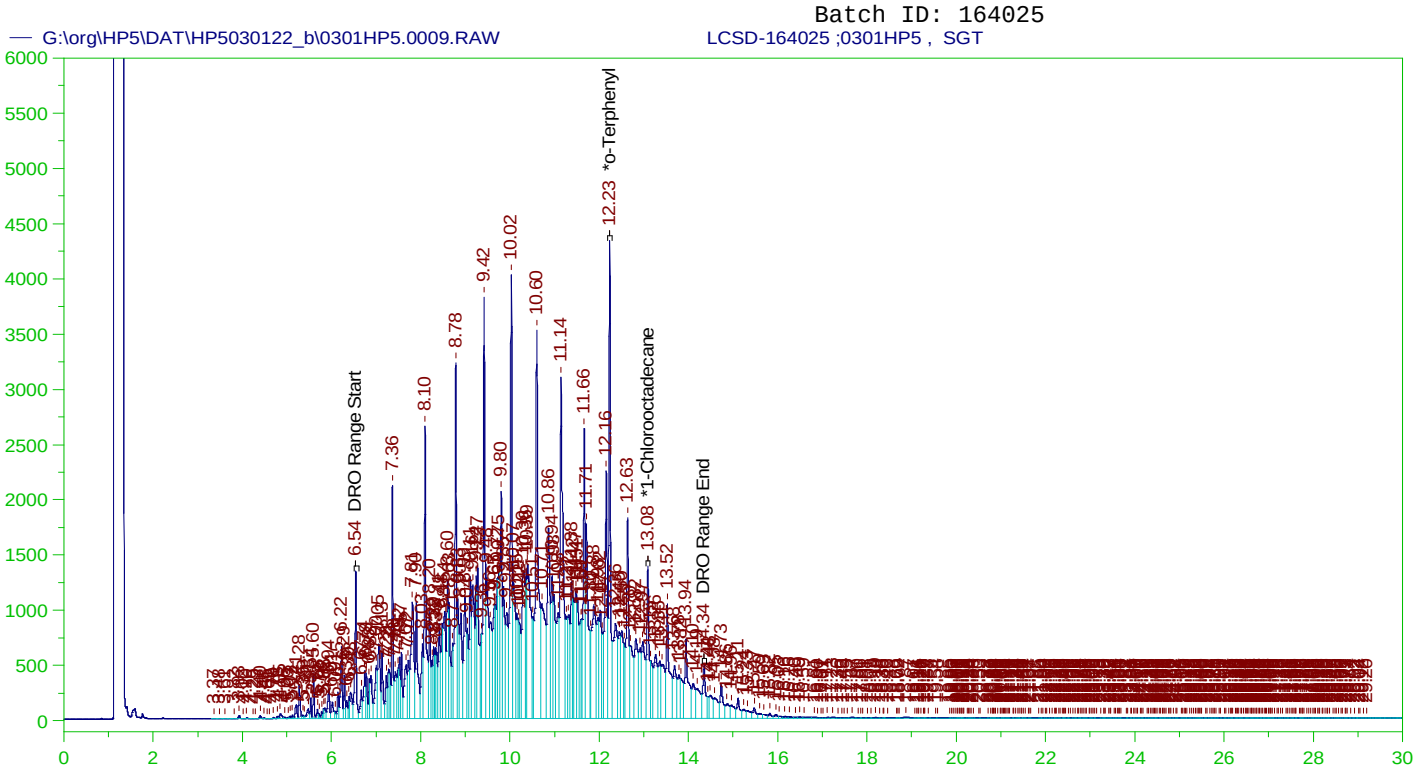

DIESEL RANGE ORGANICS CHROMATOGRAM REPORT
Sample Name: LCSD-164025 ;0301HP5 , SGT
Raw File: G:\org\HP5\DAT\HP5030122_b\0301HP5.0009.RAW
Date & Time Acquired: 3/1/2022 3:05:57 PM
Method File: G:\Org\HP5\Methods\D3_8015-030109-JG-L%.met
Calibration File: G:\Org\HP5\Cals\SW8015C_DRO220111JG-C24.CAL
Sample Weight: 1000 Dilution: 1 S.A.: 1

Mean RF for TEH: 32675.36
Rt range for Diesel Range Organics: 6.51 to 14.41

SURROGATE COMPOUND	RT	ACTUAL	MEASURED	%REC	
*o-Terphenyl	12.23	.2	.317	158.27	-
*1-Chlorooctadecane	13.085	.2	.142	71.04	-

DRO Area:3.746679E+08 DRO Amount: 11.46638
TEH Area:3.96914E+08 TEH Amount: 12.1472

Batch ID: 164025

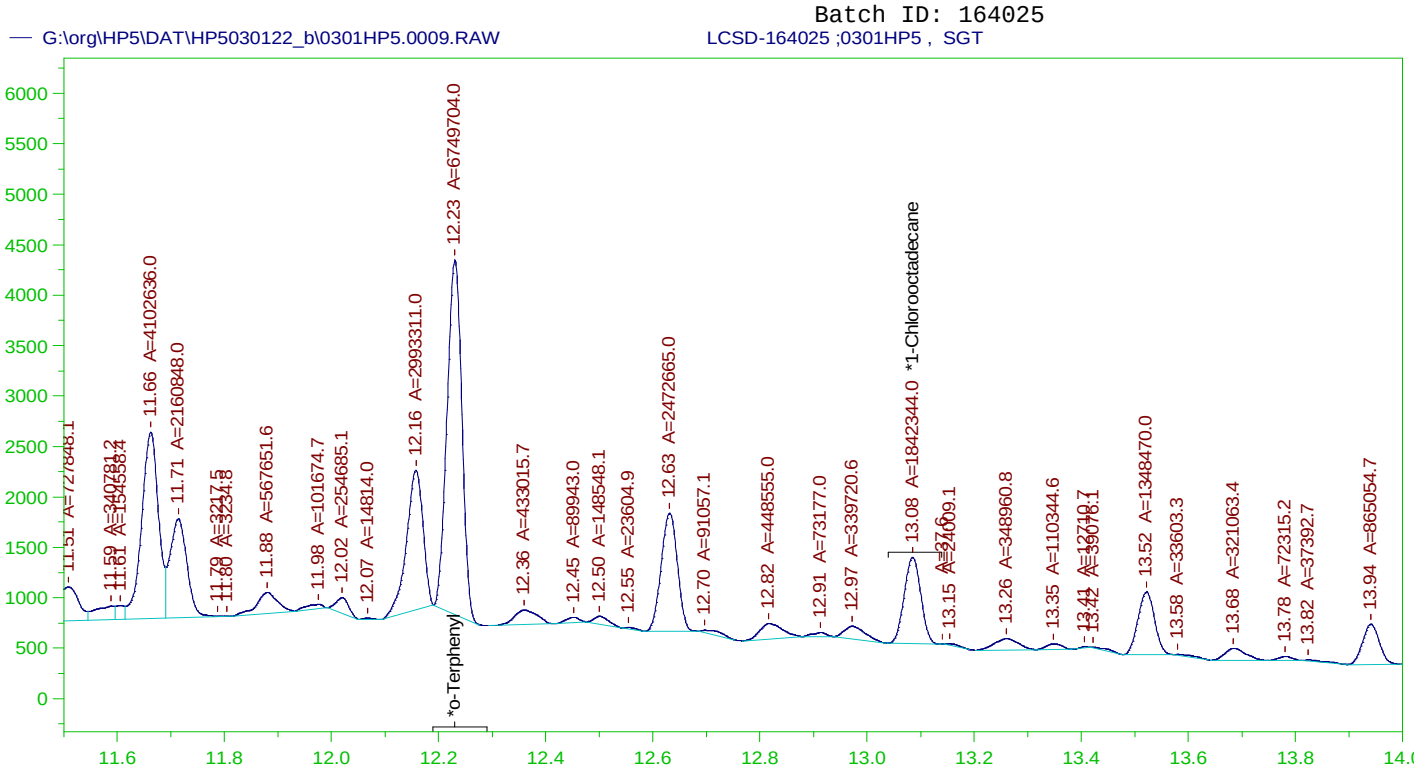

DIESEL RANGE ORGANICS CHROMATOGRAM REPORT
Sample Name: LCSD-164025 ;0301HP5 , SGT
Raw File: G:\org\HP5\DAT\HP5030122_b\0301HP5.0009.RAW
Date & Time Acquired: 3/1/2022 3:05:57 PM
Method File: G:\Org\HP5\Methods\DS_8015-C24-JG-L#.met
Calibration File: G:\Org\HP5\Cals\SW8015C_DRO220111JG-C24.CAL
Sample Weight: 1000 Dilution: 1 S.A.: 1

Mean RF for TEH: 32675.36
Rt range for Diesel Range Organics: 6.51 to 14.41

SURROGATE COMPOUND	RT	ACTUAL	MEASURED	%REC	
*o-Terphenyl	12.23	.2	.183	91.56	-
*1-Chlorooctadecane	13.085	.2	.05	24.99	-

DRO Area:1.709244E+08 DRO Amount: 5.230989
TEH Area:1.806866E+08 TEH Amount: 5.529752

Batch ID: 164025

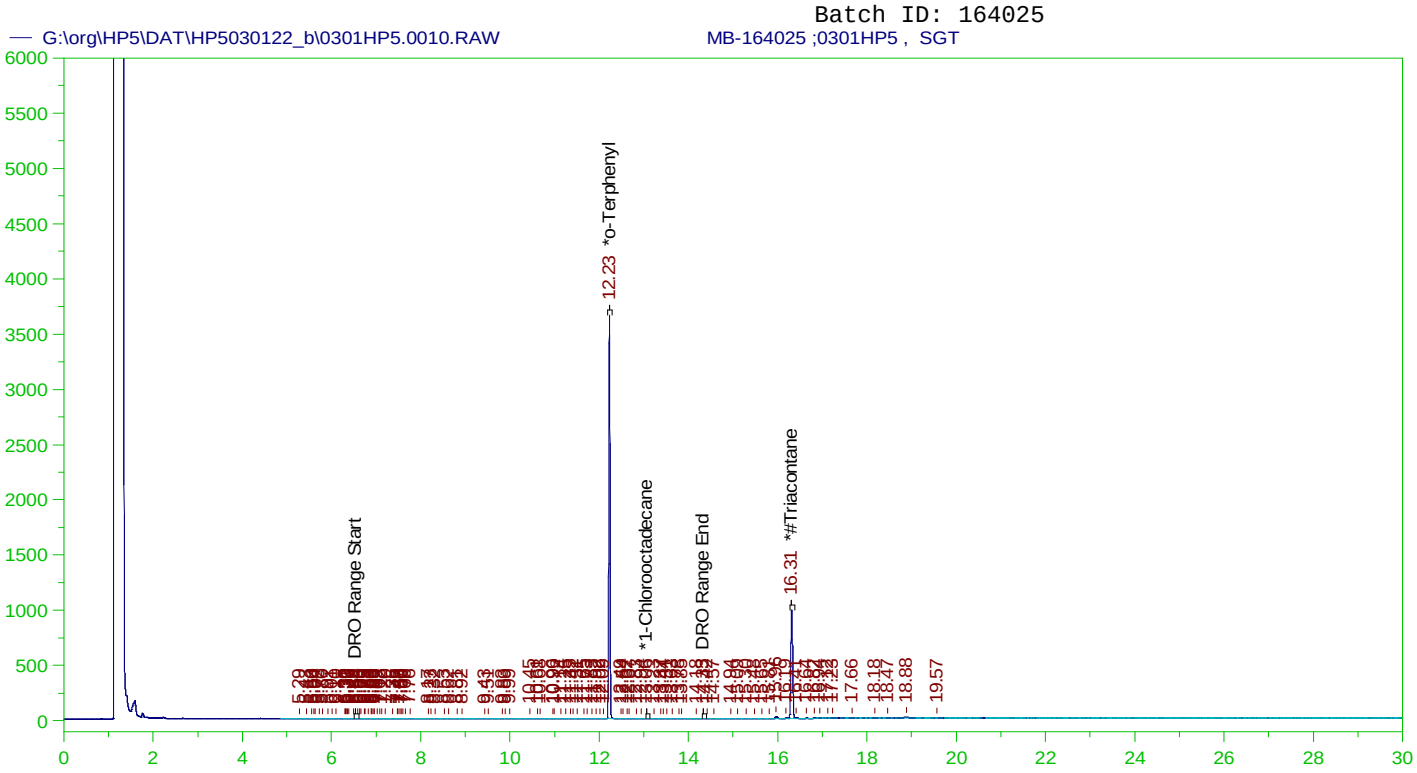

DIESEL RANGE ORGANICS CHROMATOGRAM REPORT
Sample Name: MB-164025 ;0301HP5 , SGT
Raw File: G:\org\HP5\DAT\HP5030122_b\0301HP5.0010.RAW
Date & Time Acquired: 3/1/2022 3:48:23 PM
Method File: G:\Org\HP5\Methods\DR_8015-C24T-JG-L%.met
Calibration File: G:\Org\HP5\Cals\SW8015C_DRO220111JG-C24-T.CAL
Sample Weight: 1000 Dilution: 1 S.A.: 1

Mean RF for TEH: 32675.36
Rt range for Diesel Range Organics: 6.51 to 14.41

SURROGATE COMPOUND	RT	ACTUAL	MEASURED	%REC	
*o-Terphenyl	12.225	.2	.196	98.12	-
*1-Chlorooctadecane	13.057	.2	. .14		-
*#Triacontane	16.311	.2	.089	44.3	-

DRO Area:192136.4 DRO Amount: 5.880161E-03
TEH Area:500325.8 TEH Amount: 1.531202E-02

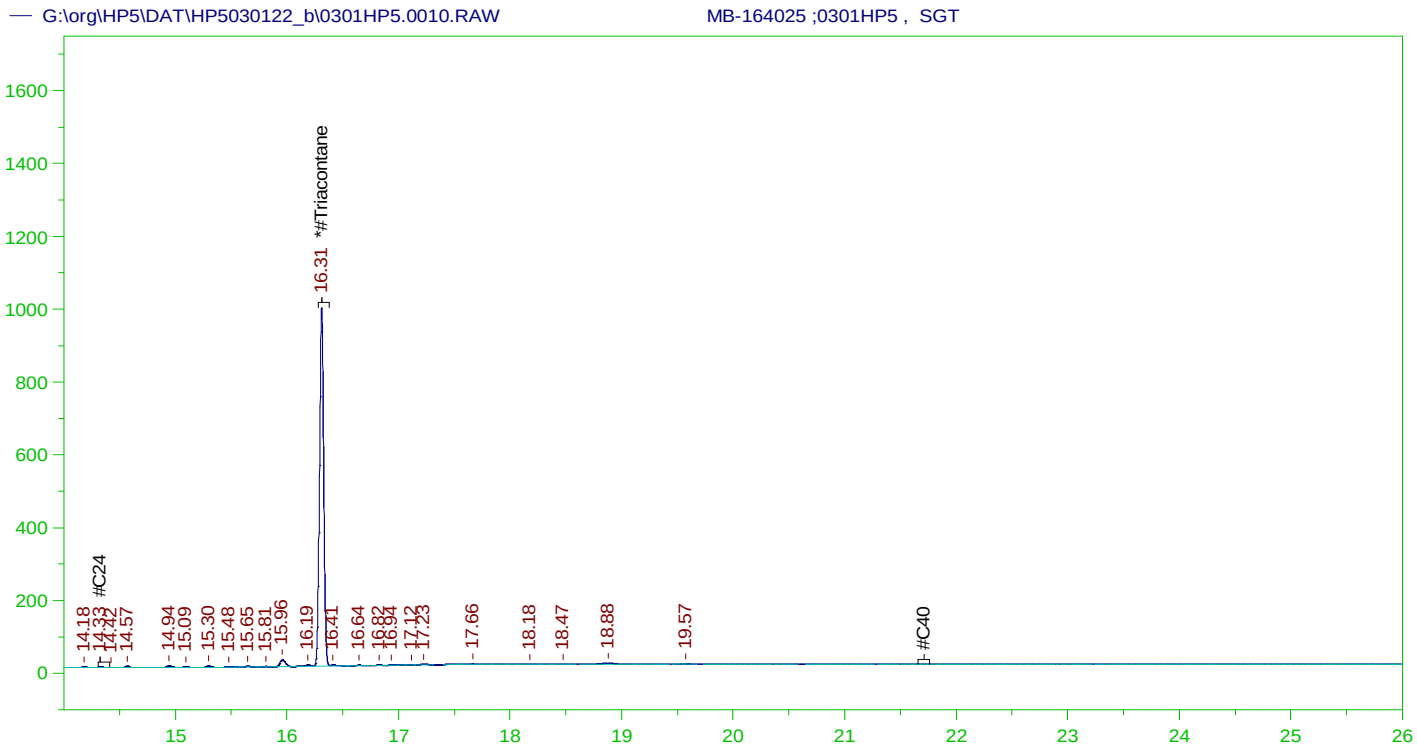

RESIDUAL RANGE ORGANICS CHROMATOGRAM
Sample Name: MB-164025 ;0301HP5 , SGT
Raw File: G:\org\HP5\DAT\HP5030122_b\0301HP5.0010.RAW
Date & Time Acquired: 3/1/2022 3:48:23 PM
Method File: G:\Org\HP5\Methods\DR_OROS-BG-L%.MET
Calibration File: G:\Org\HP5\Cals\SW8015C_ORO220111BG_SAMP.CAL
Sample Weight: 1000 Dilution: 1 S.A.: 1

Mean RF for for Residual Range Organics Calculations: 26424.55
Rt range for Residual Range Organics: 14.31 to 21.76

SURROGATE COMPOUND	RT	ACTUAL	MEASURED	%REC	
*#Triacontane	16.311	.5	.089	17.72	-

RRO Area:237274.2 RRO AMOUNT: 8.979307E-03

Batch ID: 164025

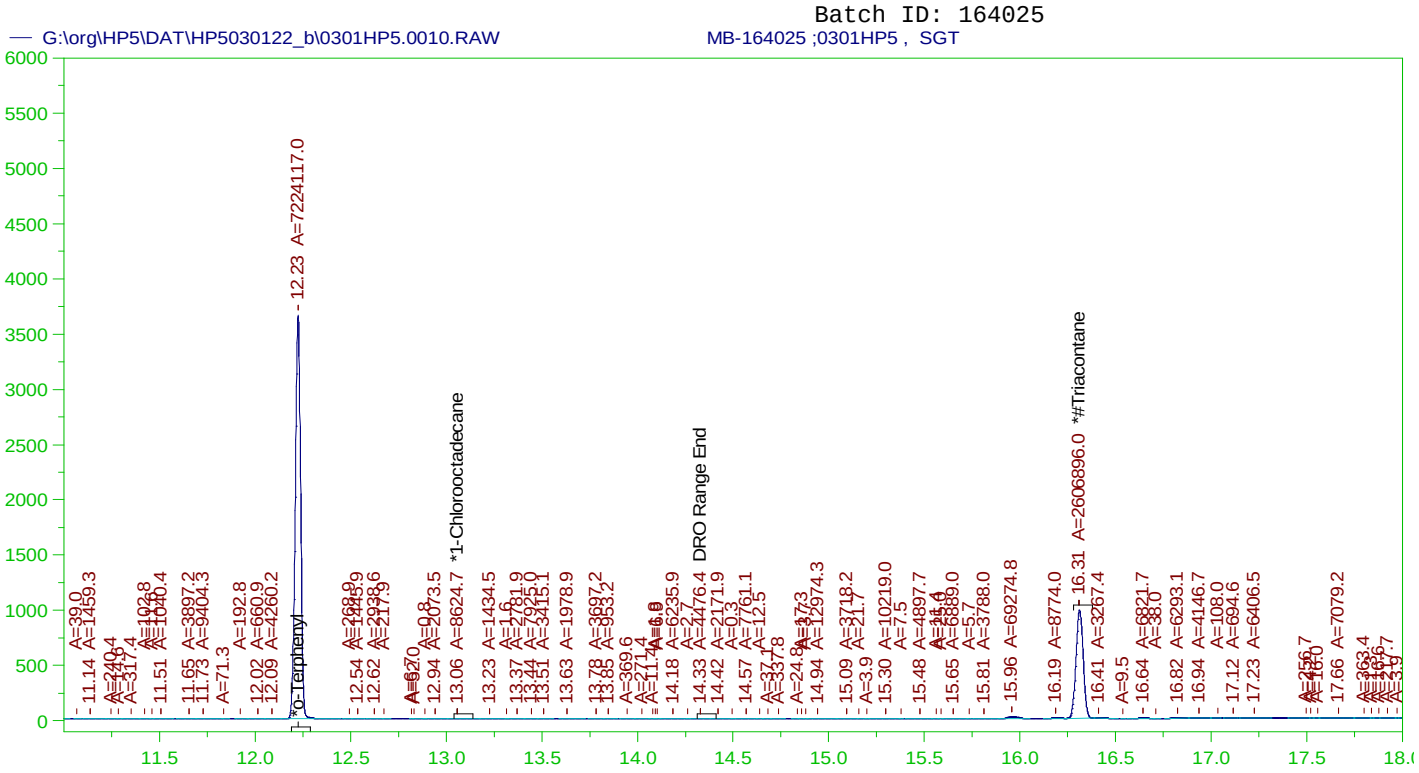

DIESEL RANGE ORGANICS CHROMATOGRAM REPORT
Sample Name: MB-164025 ;0301HP5 , SGT
Raw File: G:\org\HP5\DAT\HP5030122_b\0301HP5.0010.RAW
Date & Time Acquired: 3/1/2022 3:48:23 PM
Method File: G:\Org\HP5\Methods\DS_8015-C24T-JG-L#.met
Calibration File: G:\Org\HP5\Cals\SW8015C_DRO220111JG-C24-T.CAL
Sample Weight: 1000 Dilution: 1 S.A.: 1

Mean RF for TEH: 32675.36
Rt range for Diesel Range Organics: 6.51 to 14.41

SURROGATE COMPOUND	RT	ACTUAL	MEASURED	%REC	
*o-Terphenyl	12.225	.2	.196	98.	-
*1-Chlorooctadecane	13.057	.2	.	.12	-
*#Triacontane	16.311	.2	.088	43.98	-

DRO Area:139675.8 DRO Amount: 4.274653E-03
TEH Area:475816.2 TEH Amount: 1.456193E-02

ERH2565 (RHMW2254-01 Bailer) Batch ID: 164025

G:\org\HP5\DAT\HP5030122_b\0301HP5.0011.RAW B22021627-001D ;0301HP5 , $HC-8015-DRO-W, SGT

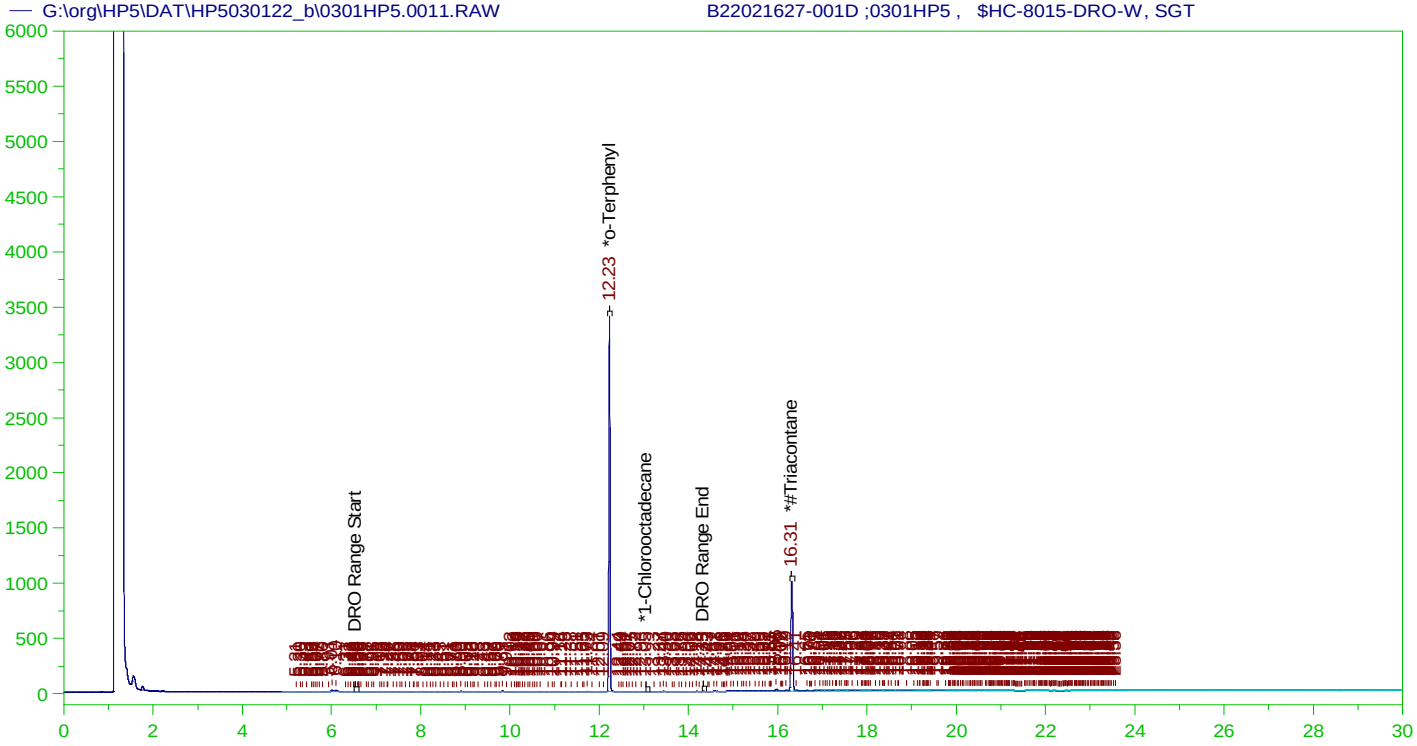

DIESEL RANGE ORGANICS CHROMATOGRAM REPORT

Sample Name: B22021627-001D ;0301HP5 , $HC-8015-DRO-W, SGT
Raw File: G:\org\HP5\DAT\HP5030122_b\0301HP5.0011.RAW
Date & Time Acquired: 3/1/2022 4:30:48 PM
Method File: G:\Org\HP5\Methods\DR_8015-030111-JG-L%.met
Calibration File: G:\Org\HP5\Cals\SW8015C_DRO220111JG-C24-T.CAL
Sample Weight: 1050 Dilution: 1 S.A.: 1

Mean RF for TEH: 32675.36
Rt range for Diesel Range Organics: 6.51 to 14.41

SURROGATE COMPOUND	RT	ACTUAL	MEASURED	%REC	
*o-Terphenyl	12.225	.19	.171	89.88	-
*1-Chlorooctadecane	13.049	.19	.	.08	-
*#Triacontane	16.313	.19	.086	44.93	-

DRO Area:537915.5 DRO Amount: 0.0156785
TEH Area:2849868 TEH Amount: 8.306444E-02

ERH2565 (RHMW2254-01 Bailer) Batch ID: 164025

G:\org\HP5\DAT\HP5030122_b\0301HP5.0011.RAW B22021627-001D ;0301HP5 , $HC-8015-DRO-W, SGT

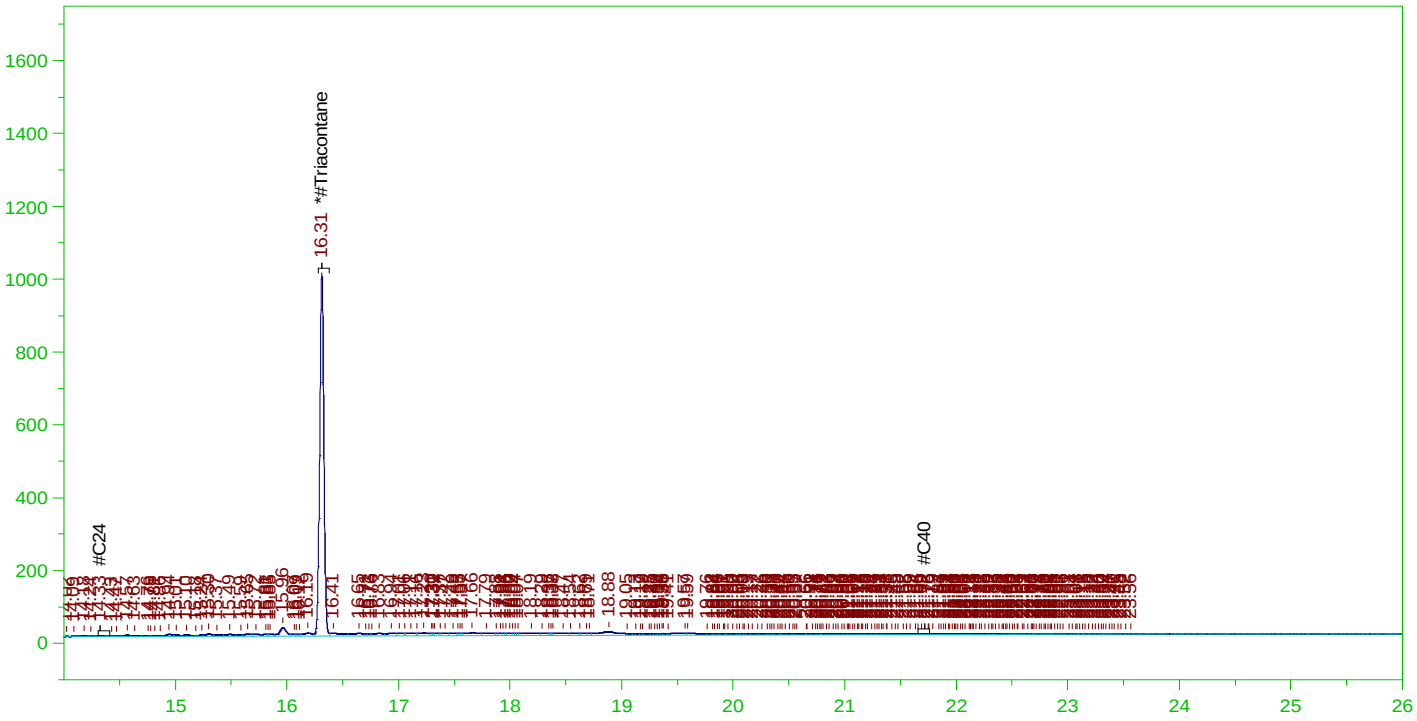

RESIDUAL RANGE ORGANICS CHROMATOGRAM

Sample Name: B22021627-001D ;0301HP5 , $HC-8015-DRO-W, SGT
Raw File: G:\org\HP5\DAT\HP5030122_b\0301HP5.0011.RAW
Date & Time Acquired: 3/1/2022 4:30:48 PM
Method File: G:\Org\HP5\Methods\D3_OROS-030111-BG-L%.MET
Calibration File: G:\Org\HP5\Cals\SW8015C_ORO220111BG_SAMP.CAL
Sample Weight: 1050 Dilution: 1 S.A.: 1

Mean RF for for Residual Range Organics Calculations: 26424.55
Rt range for Residual Range Organics: 14.31 to 21.76

SURROGATE COMPOUND	RT	ACTUAL	MEASURED	%REC	
*#Triacontane	16.313	.476	.086	17.97	-

RRO Area:2015539 RRO AMOUNT: 0.0726431

ERH2565 (RHMW2254-01 Bailer) Batch ID: 164025

G:\org\HP5\DAT\HP5030122_b\0301HP5.0011.RAW B22021627-001D ;0301HP5 , $HC-8015-DRO-W, SGT

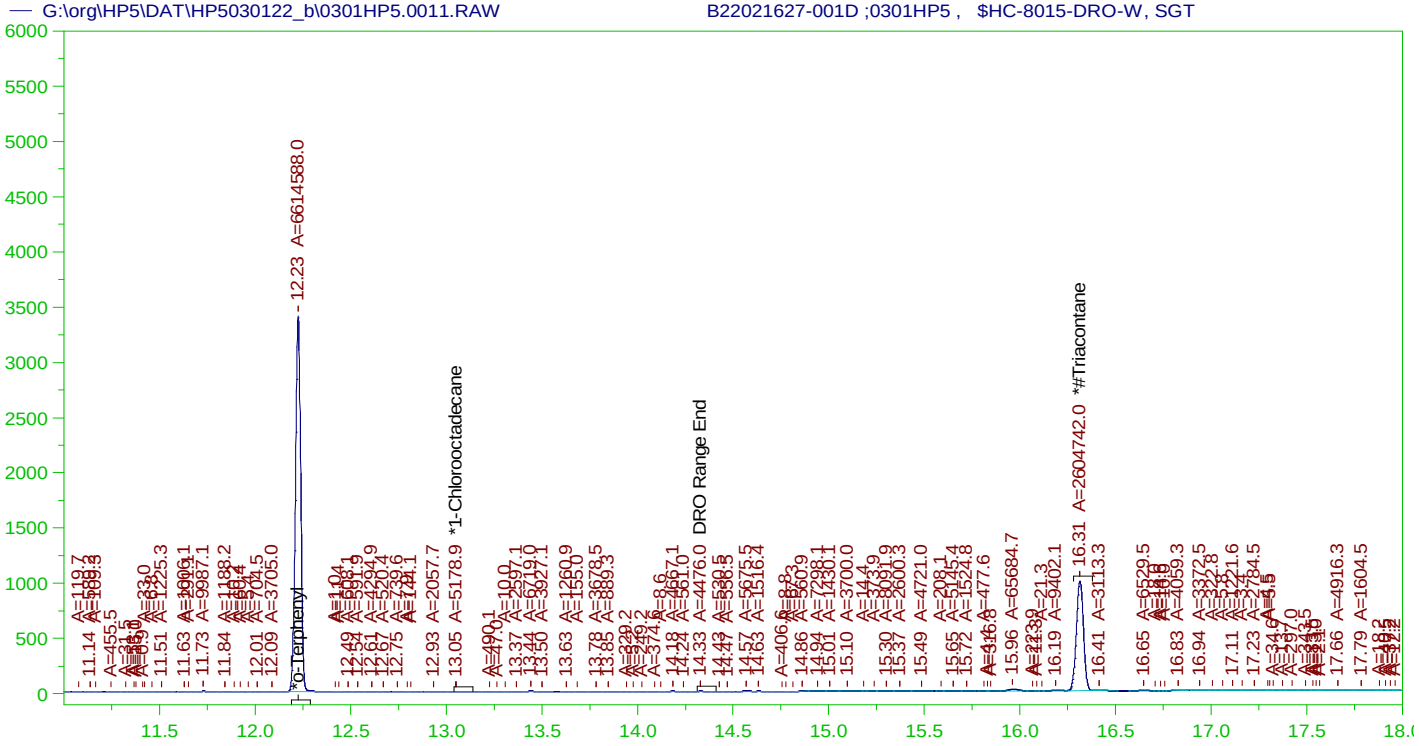

DIESEL RANGE ORGANICS CHROMATOGRAM REPORT

Sample Name: B22021627-001D ;0301HP5 , $HC-8015-DRO-W, SGT
Raw File: G:\org\HP5\DAT\HP5030122_b\0301HP5.0011.RAW
Date & Time Acquired: 3/1/2022 4:30:48 PM
Method File: G:\Org\HP5\Methods\DS_8015-C24T-JG-L#.met
Calibration File: G:\Org\HP5\Cals\SW8015C_DRO220111JG-C24-T.CAL
Sample Weight: 1050 Dilution: 1 S.A.: 1

Mean RF for TEH: 32675.36
Rt range for Diesel Range Organics: 6.51 to 14.41

SURROGATE COMPOUND	RT	ACTUAL	MEASURED	%REC	
*o-Terphenyl	12.225	.19	.171	89.73	-
*1-Chlorooctadecane	13.049	.19	.	.07	-
*#Triacontane	16.313	.19	.084	43.95	-

DRO Area:437804.4 DRO Amount: 1.276058E-02
TEH Area:823822.8 TEH Amount: 2.401177E-02

Batch ID: 164025

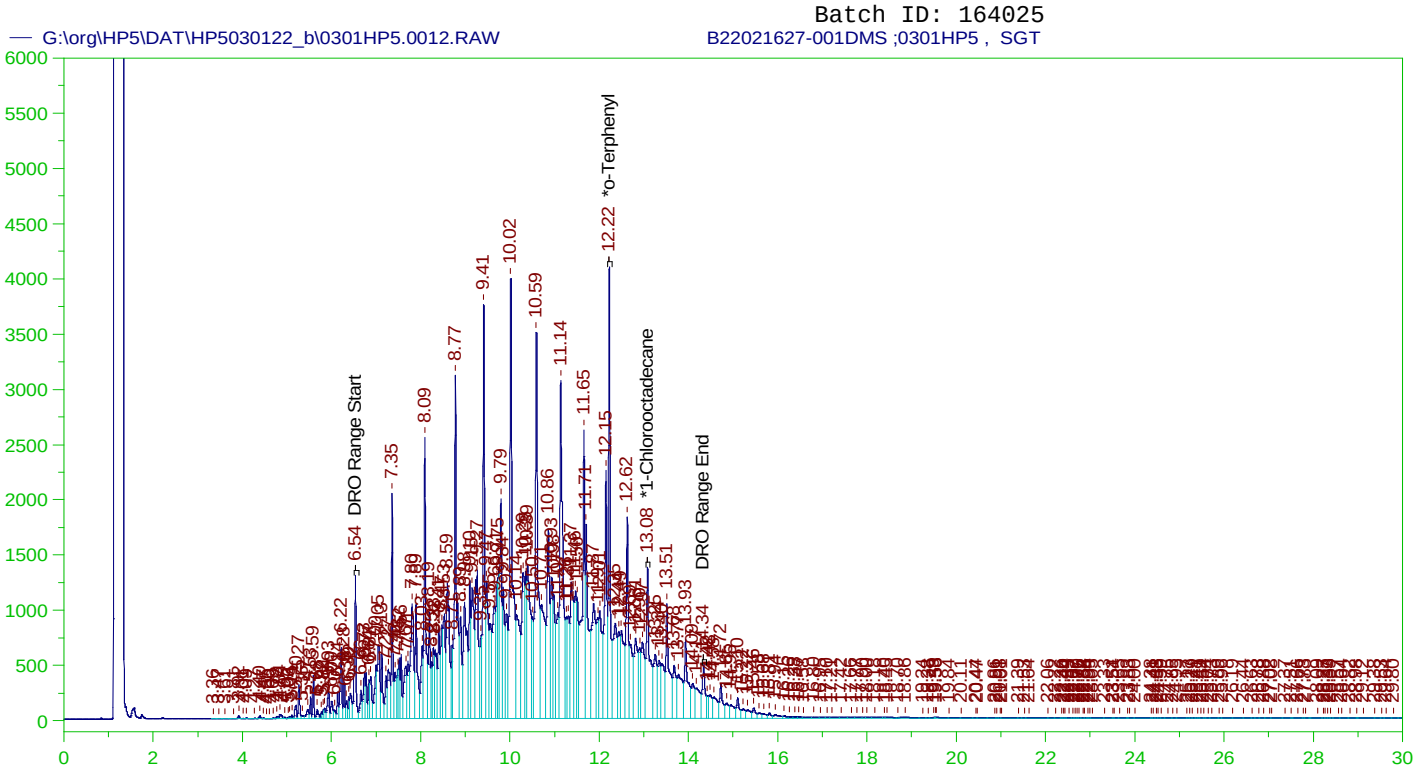

DIESEL RANGE ORGANICS CHROMATOGRAM REPORT
Sample Name: B22021627-001DMS ;0301HP5 , SGT
Raw File: G:\org\HP5\DAT\HP5030122_b\0301HP5.0012.RAW
Date & Time Acquired: 3/1/2022 5:13:36 PM
Method File: G:\Org\HP5\Methods\D3_8015-C24-JG-L%.met
Calibration File: G:\Org\HP5\Cals\SW8015C_DRO220111JG-C24.CAL
Sample Weight: 1050 Dilution: 1 S.A.: 1

Mean RF for TEH: 32675.36
Rt range for Diesel Range Organics: 6.51 to 14.41

SURROGATE COMPOUND	RT	ACTUAL	MEASURED	%REC	
*o-Terphenyl	12.222	.19	.292	153.33	-
*1-Chlorooctadecane	13.078	.19	.177	92.74	-

DRO Area:3.700296E+08 DRO Amount: 10.78516
TEH Area:3.928259E+08 TEH Amount: 11.4496

Batch ID: 164025

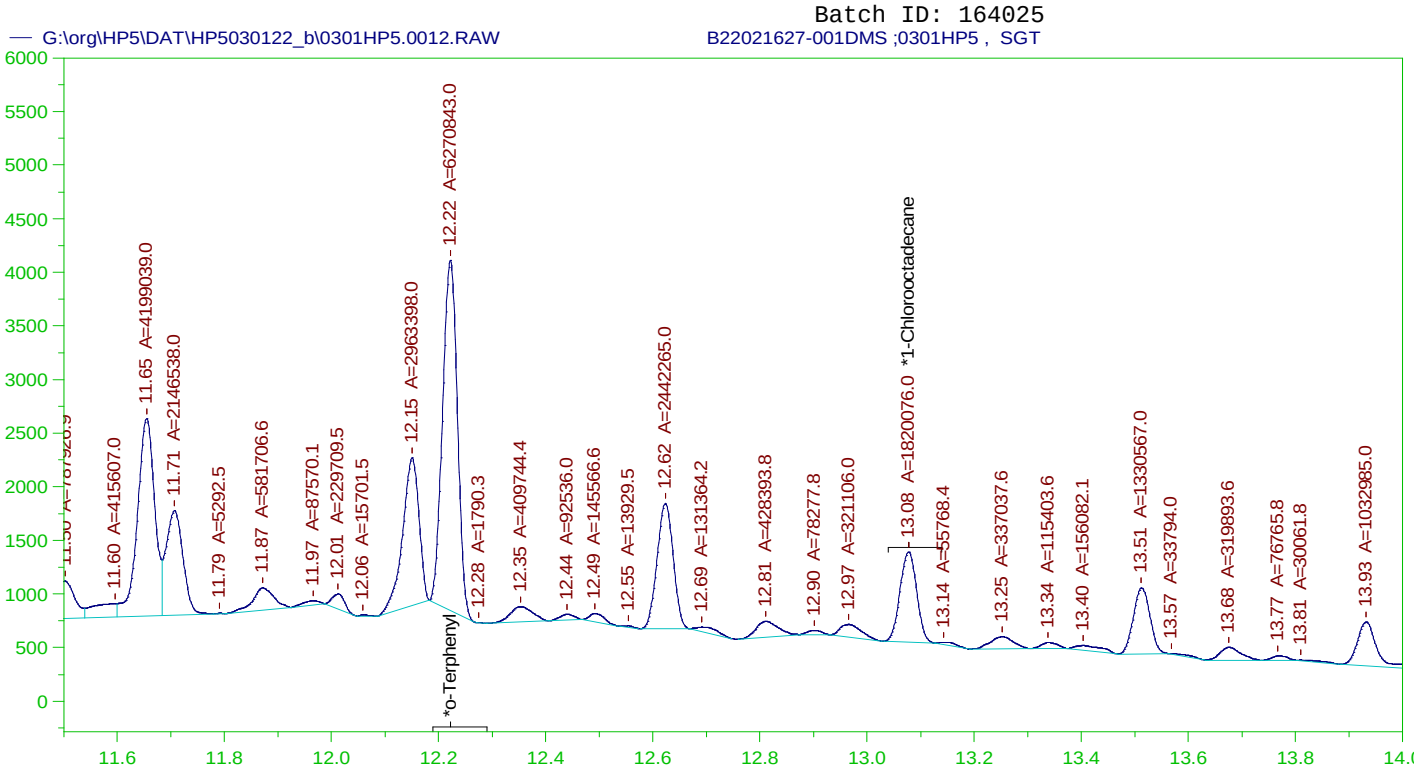

DIESEL RANGE ORGANICS CHROMATOGRAM REPORT
Sample Name: B22021627-001DMS ;0301HP5 , SGT
Raw File: G:\org\HP5\DAT\HP5030122_b\0301HP5.0012.RAW
Date & Time Acquired: 3/1/2022 5:13:36 PM
Method File: G:\Org\HP5\Methods\DS_8015-C24-JG-L#.met
Calibration File: G:\Org\HP5\Cals\SW8015C_DRO220111JG-C24.CAL
Sample Weight: 1050 Dilution: 1 S.A.: 1

Mean RF for TEH: 32675.36
Rt range for Diesel Range Organics: 6.51 to 14.41

SURROGATE COMPOUND	RT	ACTUAL	MEASURED	%REC	
*o-Terphenyl	12.222	.19	.162	85.07	-
*1-Chlorooctadecane	13.078	.19	.047	24.69	-

DRO Area:1.681148E+08 DRO Amount: 4.900001
TEH Area:1.777364E+08 TEH Amount: 5.180439

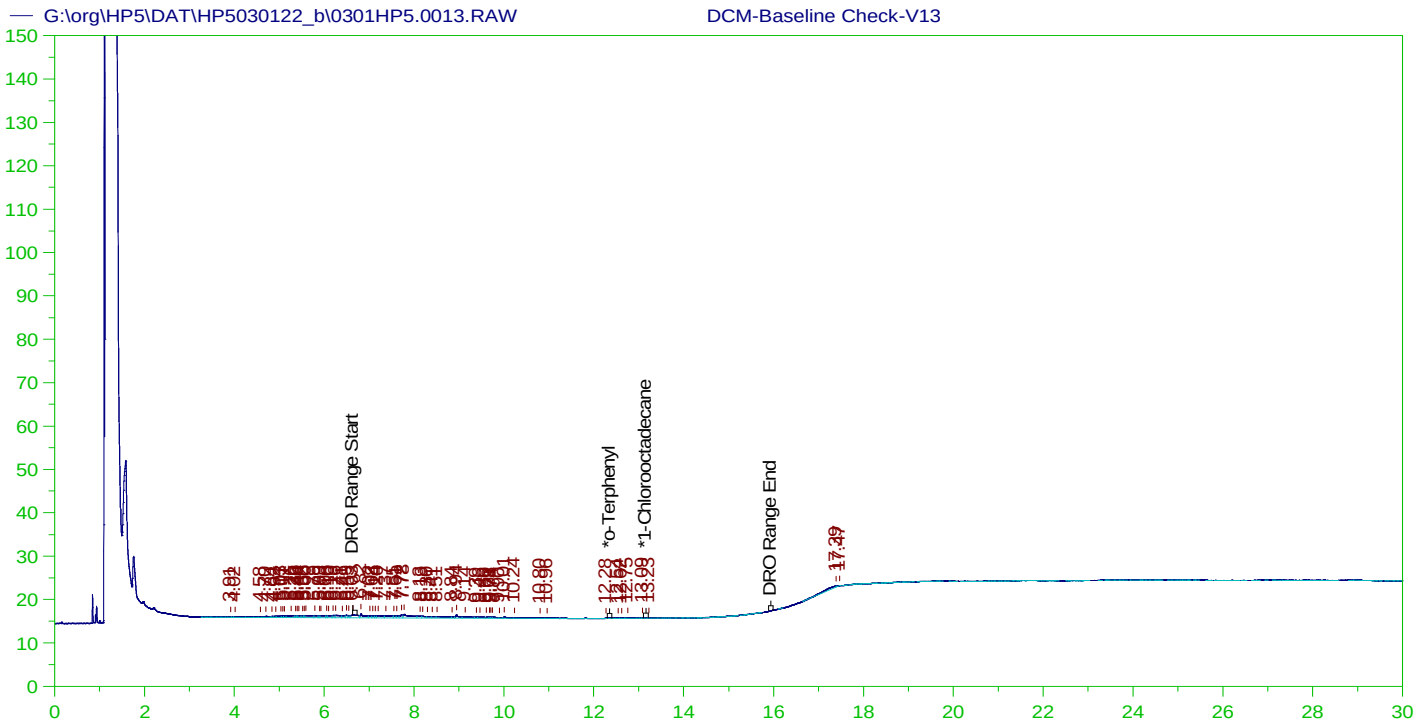

DIESEL RANGE ORGANICS CHROMATOGRAM REPORT
Sample Name: DCM-Baseline Check-V13
Raw File: G:\org\HP5\DAT\HP5030122_b\0301HP5.0013.RAW
Date & Time Acquired: 3/1/2022 5:56:19 PM
Method File: G:\Org\HP5\Methods\DR_8015-JA-LEXP.met
Calibration File: G:\Org\HP5\Cals\SW8015C_DRO220111JA.CAL
Sample Weight: 1 Dilution: 1 S.A.: 1

Mean RF for TEH: 32675.36
Rt range for Diesel Range Organics: 6.63 to 15.99

SURROGATE COMPOUND	RT	ACTUAL	MEASURED		%REC
*o-Terphenyl	29.929	200.	.	.	-
*1-Chlorooctadecane	29.929	200.	.	.	-

DRO Area:102142.5 DRO Amount: 3.12598
TEH Area:179174.5 TEH Amount: 5.483474

ERH2569 (Sump Adit 3) Batch ID: 164025

G:\org\HP5\DAT\HP5030122_b\0301HP5.0014.RAW B22021627-006D ;0301HP5 , $HC-8015-DRO-W, SGT

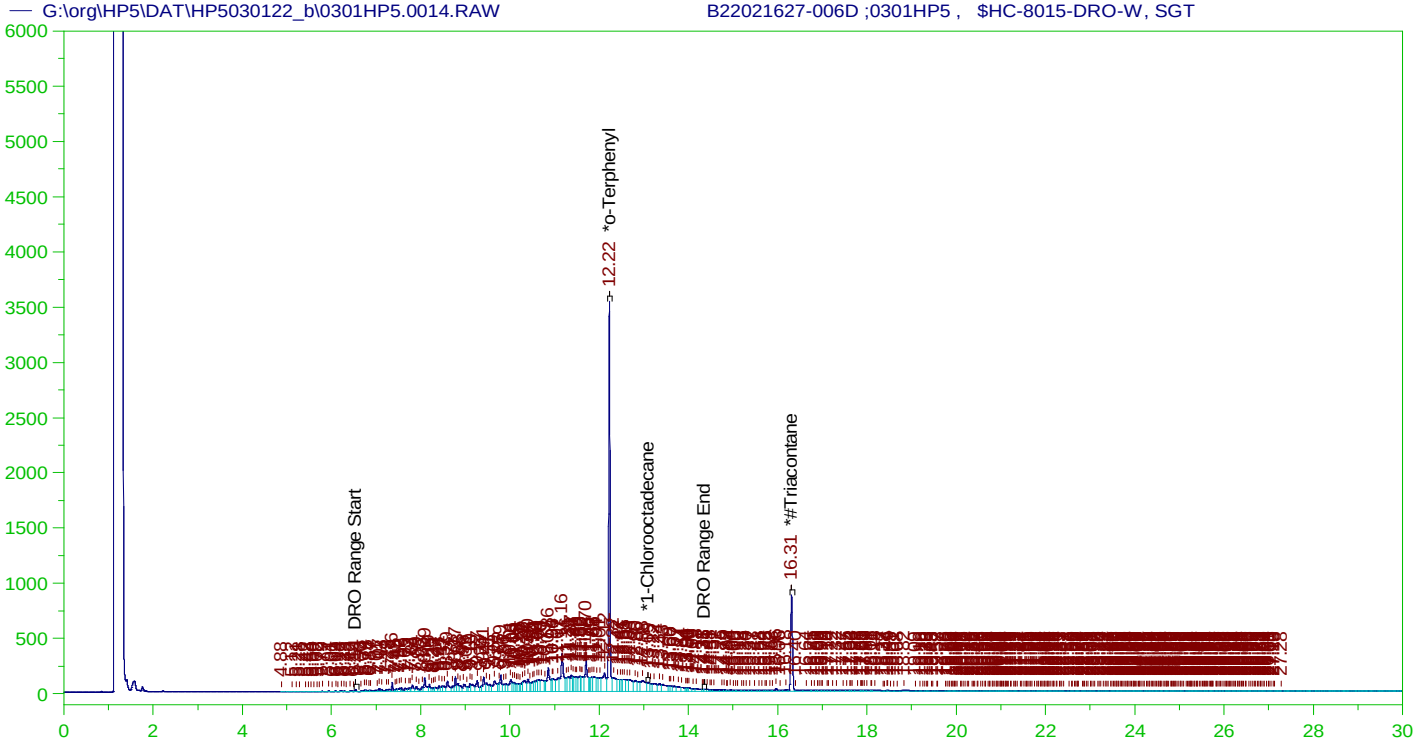

DIESEL RANGE ORGANICS CHROMATOGRAM REPORT

Sample Name: B22021627-006D ;0301HP5 , $HC-8015-DRO-W, SGT
Raw File: G:\org\HP5\DAT\HP5030122_b\0301HP5.0014.RAW
Date & Time Acquired: 3/1/2022 6:39:01 PM
Method File: G:\Org\HP5\Methods\DR_8015-030114-JG-L%.met
Calibration File: G:\Org\HP5\Cals\SW8015C_DRO220111JG-C24-T.CAL
Sample Weight: 1060 Dilution: 1 S.A.: 1

Mean RF for TEH: 32675.36
Rt range for Diesel Range Organics: 6.51 to 14.41

SURROGATE COMPOUND	RT	ACTUAL	MEASURED	%REC	
*o-Terphenyl	12.224	.189	.194	102.94	-
*1-Chlorooctadecane	13.089	.189	.01	5.31	-
*#Triacontane	16.307	.189	.075	39.95	-

DRO Area:3.283126E+07 DRO Amount: 0.9478972
TEH Area:3.657471E+07 TEH Amount: 1.055977

ERH2569 (Sump Adit 3) Batch ID: 164025

G:\org\HP5\DAT\HP5030122_b\0301HP5.0014.RAW B22021627-006D ;0301HP5 , $HC-8015-DRO-W, SGT

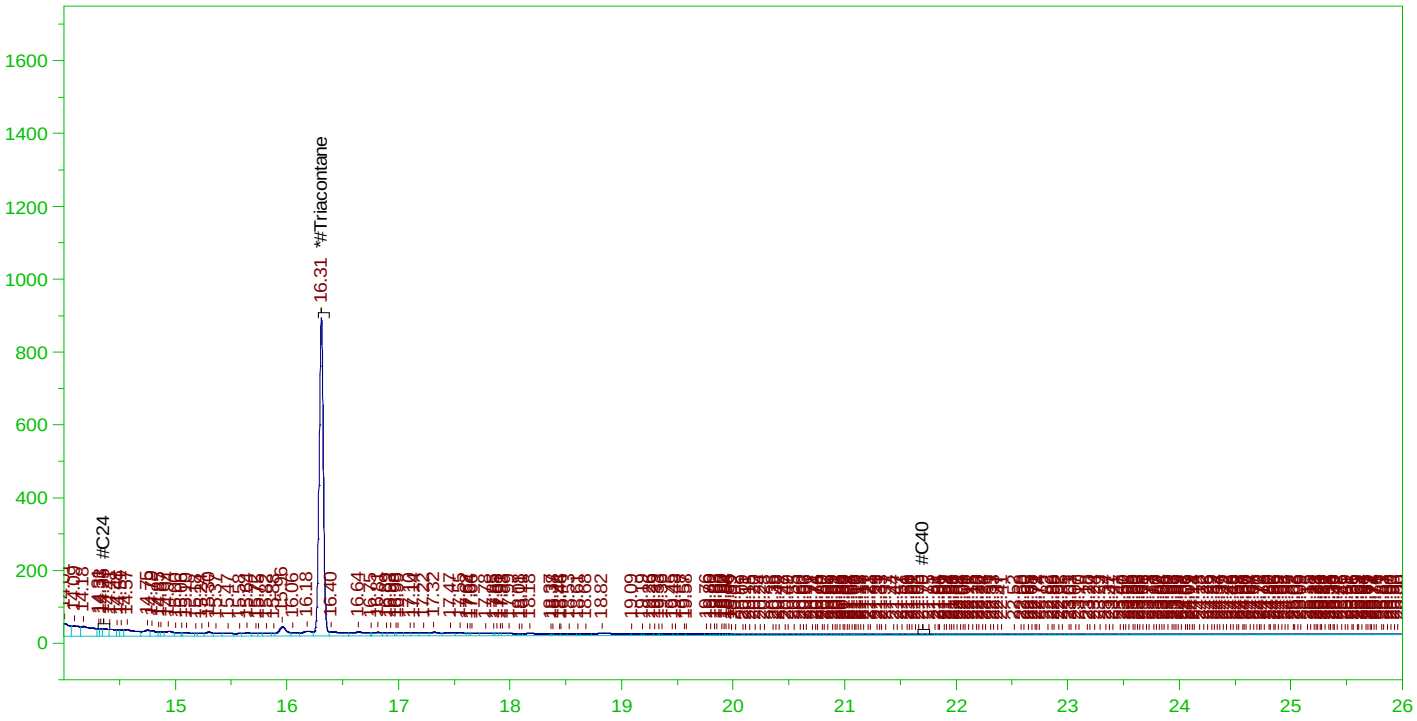

RESIDUAL RANGE ORGANICS CHROMATOGRAM

Sample Name: B22021627-006D ;0301HP5 , $HC-8015-DRO-W, SGT
Raw File: G:\org\HP5\DAT\HP5030122_b\0301HP5.0014.RAW
Date & Time Acquired: 3/1/2022 6:39:01 PM
Method File: G:\Org\HP5\Methods\D3_OROS-030114-BG-L%.MET
Calibration File: G:\Org\HP5\Cals\SW8015C_ORO220111BG_SAMP.CAL
Sample Weight: 1060 Dilution: 1 S.A.: 1

Mean RF for for Residual Range Organics Calculations: 26424.55
Rt range for Residual Range Organics: 14.31 to 21.76

SURROGATE COMPOUND	RT	ACTUAL	MEASURED	%REC	
*#Triacontane	16.307	.472	.075	15.98	-

RRO Area:3233399 RRO AMOUNT: 0.1154372

ERH2569 (Sump Adit 3) Batch ID: 164025

G:\org\HP5\DAT\HP5030122_b\0301HP5.0014.RAW B22021627-006D ;0301HP5 , $HC-8015-DRO-W, SGT

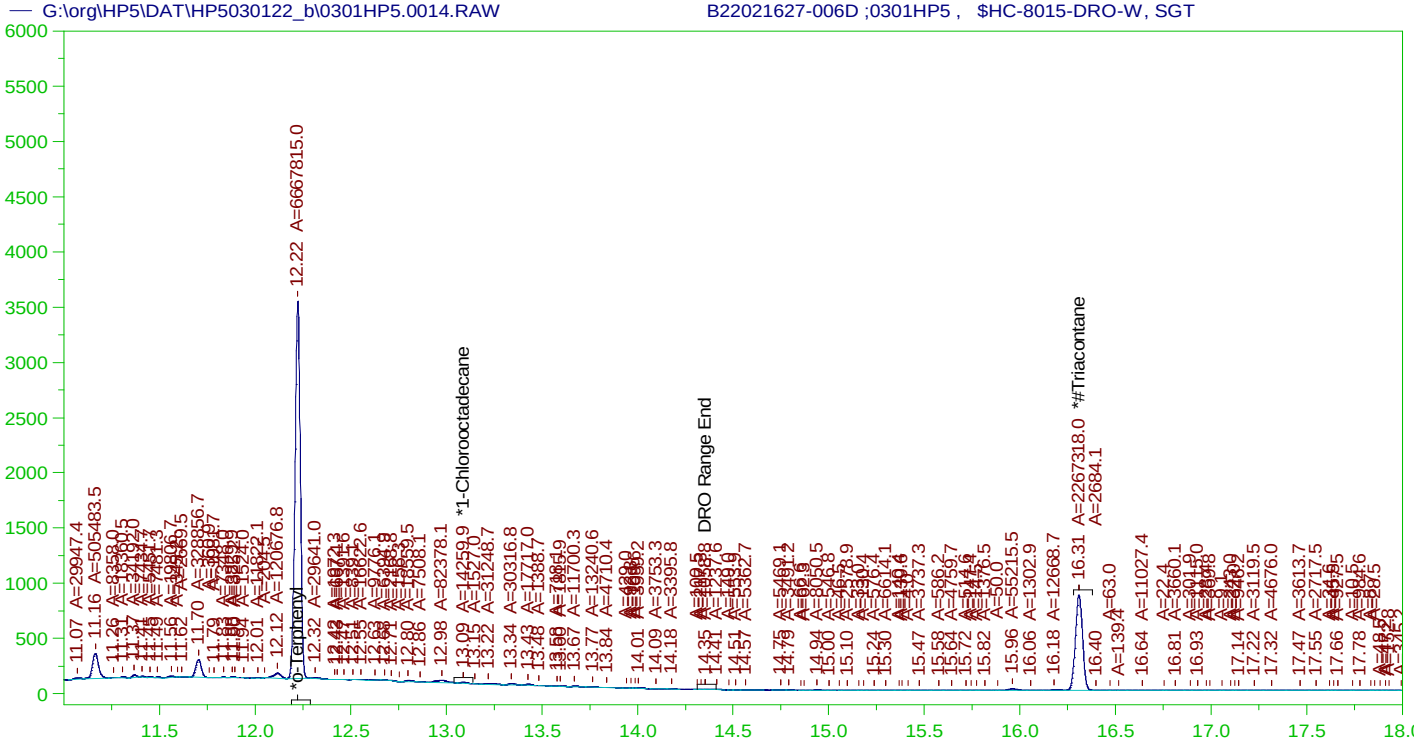

DIESEL RANGE ORGANICS CHROMATOGRAM REPORT

Sample Name: B22021627-006D ;0301HP5 , $HC-8015-DRO-W, SGT
Raw File: G:\org\HP5\DAT\HP5030122_b\0301HP5.0014.RAW
Date & Time Acquired: 3/1/2022 6:39:01 PM
Method File: G:\Org\HP5\Methods\DS_8015-C24T-JG-L#.met
Calibration File: G:\Org\HP5\Cals\SW8015C_DRO220111JG-C24-T.CAL
Sample Weight: 1060 Dilution: 1 S.A.: 1

Mean RF for TEH: 32675.36
Rt range for Diesel Range Organics: 6.51 to 14.41

SURROGATE COMPOUND	RT	ACTUAL	MEASURED	%REC	
*o-Terphenyl	12.224	.189	.171	90.45	-
*1-Chlorooctadecane	13.089	.189	. .19		-
*#Triacontane	16.307	.189	.072	38.25	-

DRO Area:6191413 DRO Amount: 0.1787572
TEH Area:6520698 TEH Amount: 0.1882642

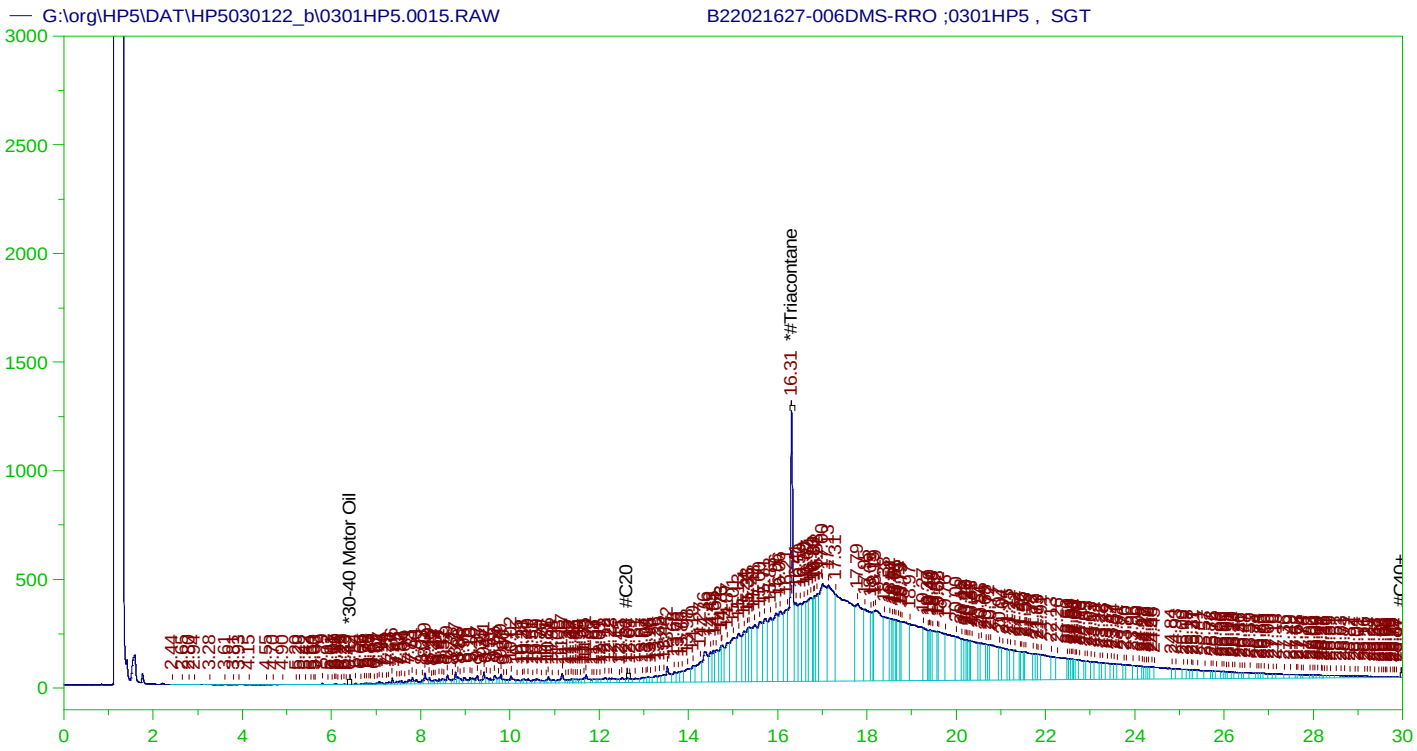

RESIDUAL RANGE ORGANICS CHROMATOGRAM
Sample Name: B22021627-006DMS-RRO ;0301HP5 , SGT
Raw File: G:\org\HP5\DAT\HP5030122_b\0301HP5.0015.RAW
Date & Time Acquired: 3/1/2022 7:21:49 PM
Method File: G:\Org\HP5\Methods\D3_ORO-BG-L%.MET
Calibration File: G:\Org\HP5\Cals\SW8015C_ORO220111BG.CAL
Sample Weight: 1060 Dilution: 1 S.A.: 1

Mean RF for for ~~Residual~~ TEH(Oil Range) Organics Calculations: 26424.55
Rt range for ~~Residual~~ TEH(Oil Range) Organics: 12.6 to 30.05

SURROGATE COMPOUND	RT	ACTUAL	MEASURED	%REC	
*#Triacontane	16.309	.472	.172	36.41	-

~~RRO~~ TEH(Oil Range) Area:1.346265E+08 ~~RRO~~ TEH(Oil Range) AMOUNT: 4.80637

AMN 03/02/2022

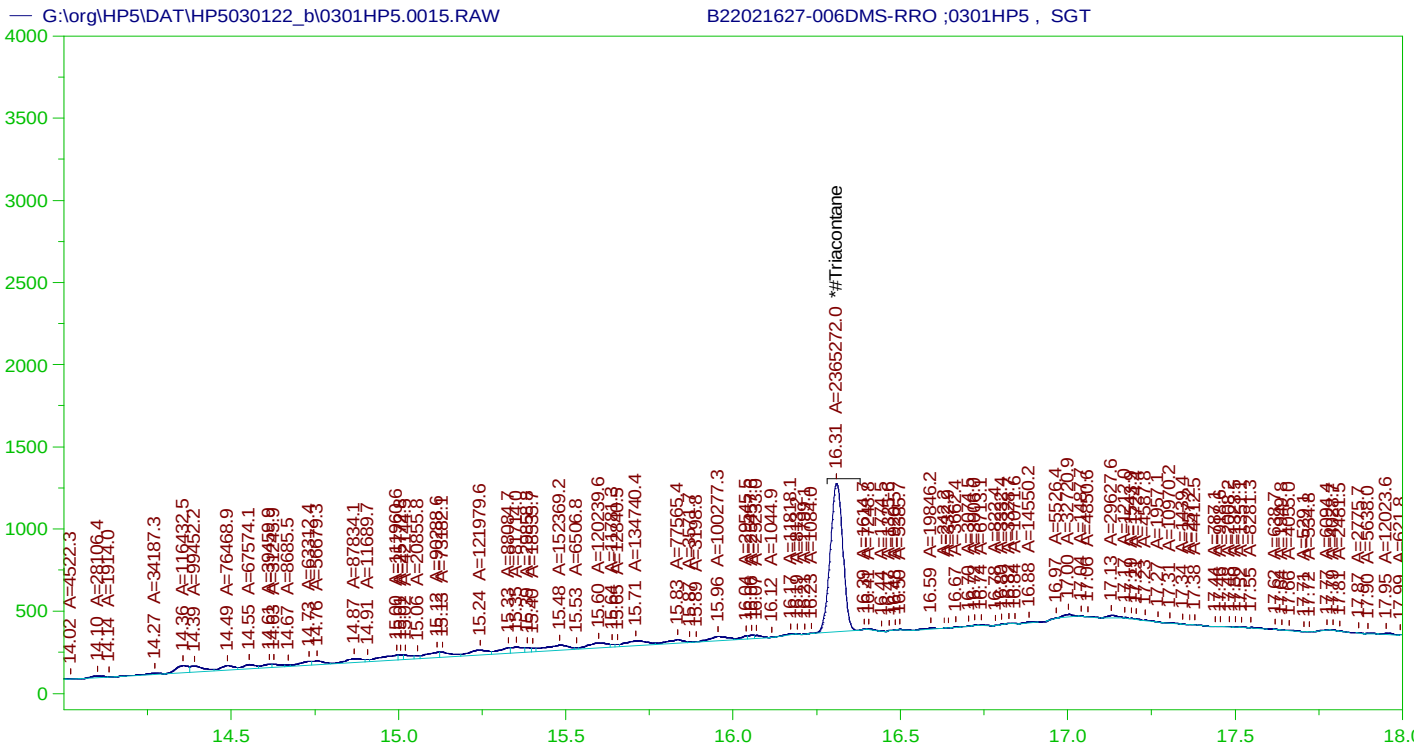

RESIDUAL RANGE ORGANICS CHROMATOGRAM

Sample Name: B22021627-006DMS-RRO ;0301HP5 , SGT
Raw File: G:\org\HP5\DAT\HP5030122_b\0301HP5.0015.RAW
Date & Time Acquired: 3/1/2022 7:21:49 PM
Method File: G:\Org\HP5\Methods\DS_ORO-BG-L%.MET
Calibration File: G:\Org\HP5\Cals\SW8015C_ORO220111BG.CAL
Sample Weight: 1060 Dilution: 1 S.A.: 1

Mean RF for for Residual Range Organics Calculations: 26424.55
Rt range for Residual Range Organics: 12.6 to 30.05

SURROGATE COMPOUND	RT	ACTUAL	MEASURED	%REC	
*#Triacontane	16.309	.472	.075	15.96	-

RRO Area:3029783 RRO AMOUNT: 0.1081678

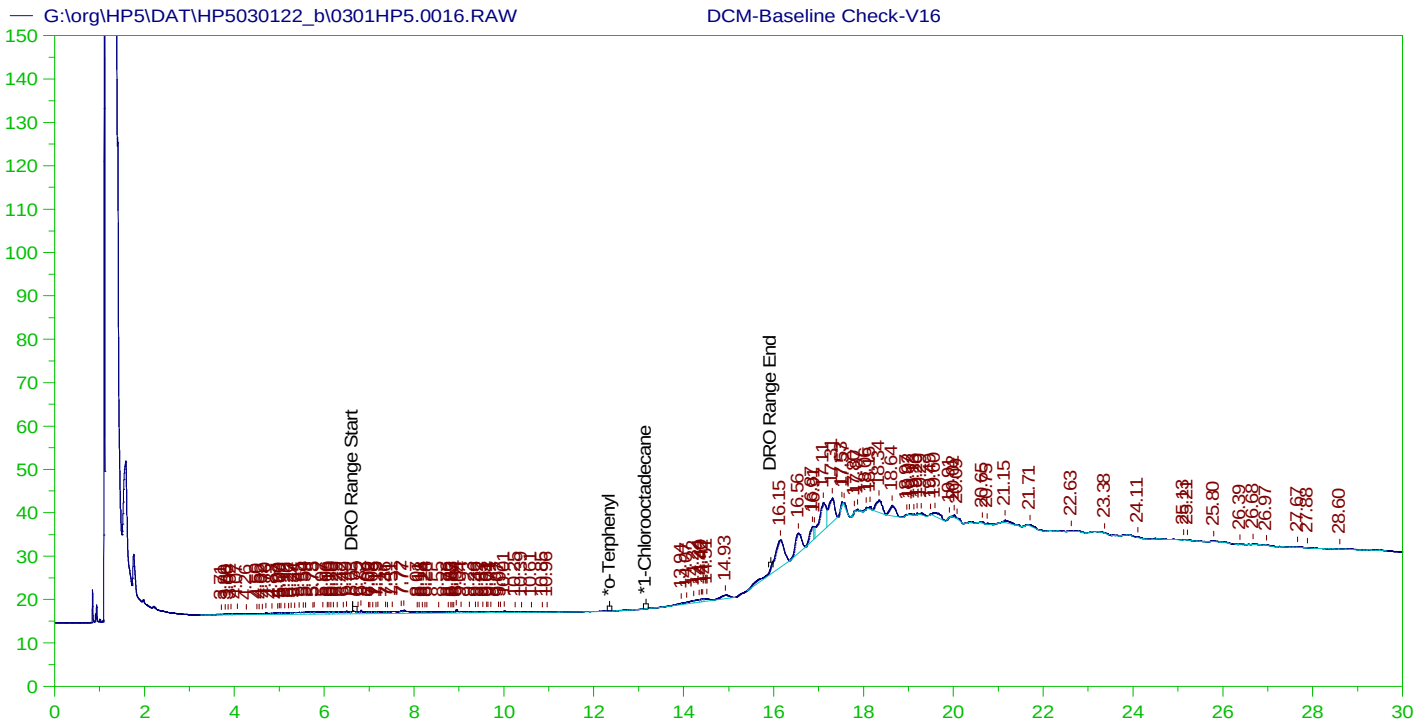

DIESEL RANGE ORGANICS CHROMATOGRAM REPORT
Sample Name: DCM-Baseline Check-V16
Raw File: G:\org\HP5\DAT\HP5030122_b\0301HP5.0016.RAW
Date & Time Acquired: 3/1/2022 8:04:54 PM
Method File: G:\Org\HP5\Methods\DR_8015-JA-LEXP.met
Calibration File: G:\Org\HP5\Cals\SW8015C_DRO220111JA.CAL
Sample Weight: 1 Dilution: 1 S.A.: 1

Mean RF for TEH: 32675.36
Rt range for Diesel Range Organics: 6.63 to 15.99

SURROGATE COMPOUND	RT	ACTUAL	MEASURED		%REC
*o-Terphenyl	29.608	200.	.	.	-
*1-Chlorooctadecane	29.608	200.	.	.	-

DRO Area:114637.2 DRO Amount: 3.508367
TEH Area:590782.6 TEH Amount: 18.08037

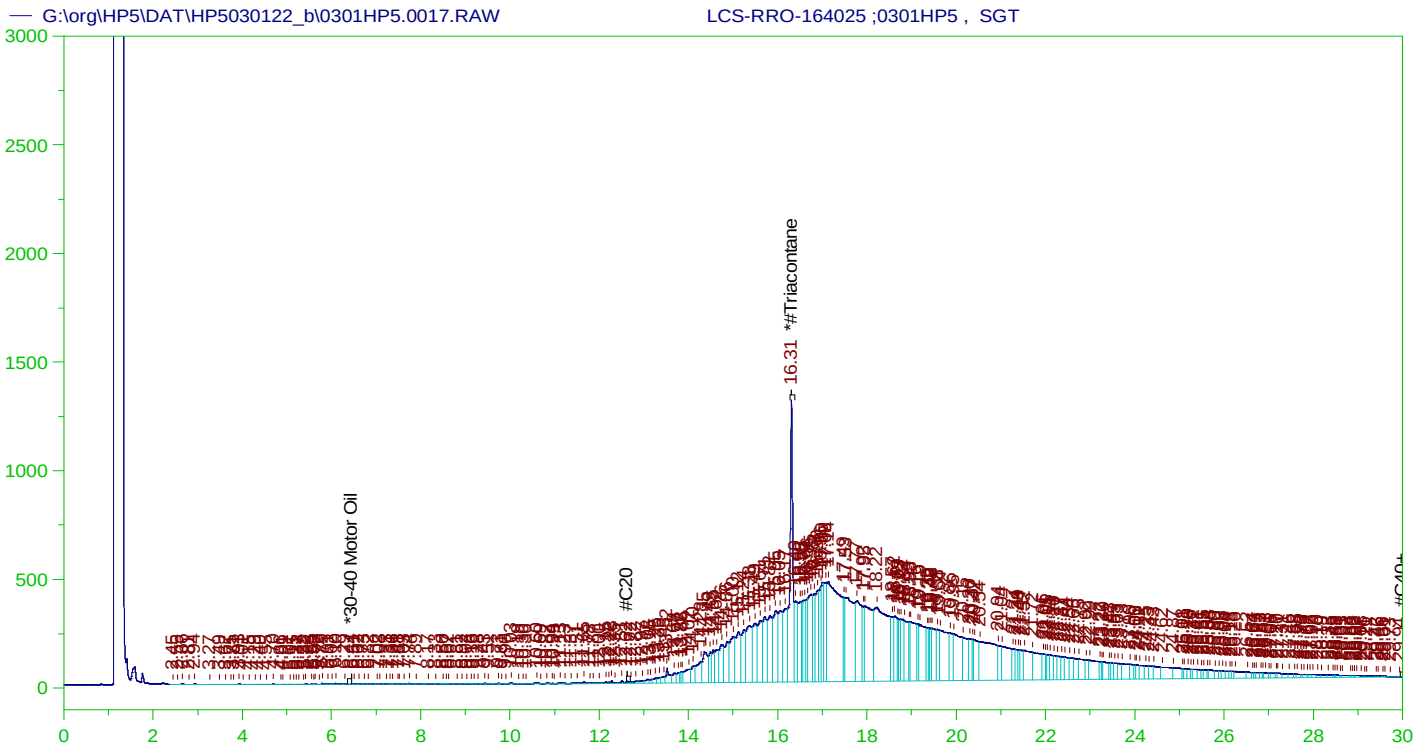

RESIDUAL RANGE ORGANICS CHROMATOGRAM
Sample Name: LCS-RRO-164025 ;0301HP5 , SGT
Raw File: G:\org\HP5\DAT\HP5030122_b\0301HP5.0017.RAW
Date & Time Acquired: 3/1/2022 8:47:46 PM
Method File: G:\Org\HP5\Methods\D3_ORO-BG-L%.MET
Calibration File: G:\Org\HP5\Cals\SW8015C_ORO220111BG.CAL
Sample Weight: 1000 Dilution: 1 S.A.: 1

Mean RF for for ~~Residual~~ TEH(Oil Range) Organics Calculations: 26424.55
Rt range for ~~Residual~~ TEH(Oil Range) Organics: 12.6 to 30.05

SURROGATE COMPOUND	RT	ACTUAL	MEASURED	%REC	
*#Triacontane	16.307	.5	.193	38.57	-

~~RRO~~ TEH(Oil Range) Area:1.394701E+08 ~~RRO~~ TEH(Oil Range) AMOUNT: 5.278051

AMN 03/02/2022

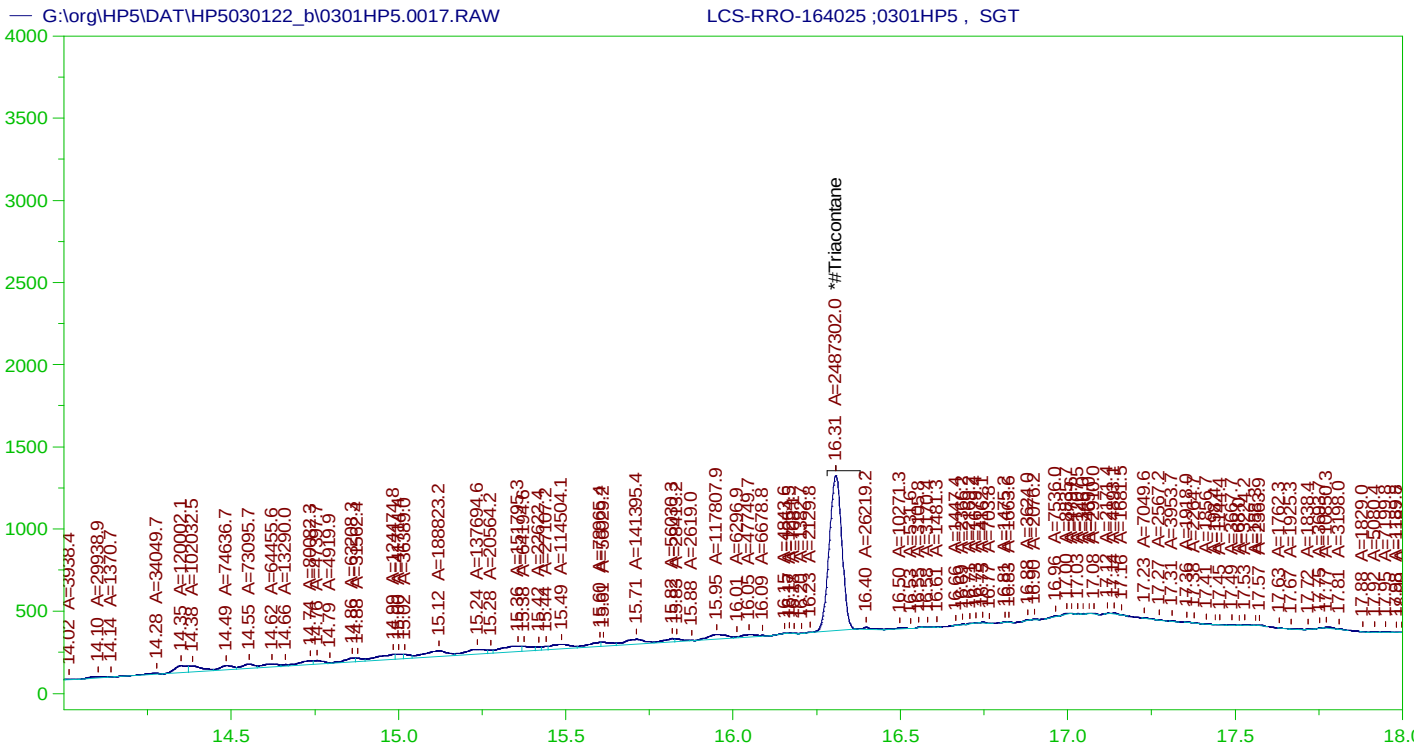

RESIDUAL RANGE ORGANICS CHROMATOGRAM
Sample Name: LCS-RRO-164025 ;0301HP5 , SGT
Raw File: G:\org\HP5\DAT\HP5030122_b\0301HP5.0017.RAW
Date & Time Acquired: 3/1/2022 8:47:46 PM
Method File: G:\Org\HP5\Methods\DS_ORO-BG-L%.MET
Calibration File: G:\Org\HP5\Cals\SW8015C_ORO220111BG.CAL
Sample Weight: 1000 Dilution: 1 S.A.: 1

Mean RF for for Residual Range Organics Calculations: 26424.55
Rt range for Residual Range Organics: 12.6 to 30.05

SURROGATE COMPOUND	RT	ACTUAL	MEASURED	%REC	
*#Triacontane	16.307	.5	.084	16.79	-

RRO Area:3002700 RRO AMOUNT: 0.1136329

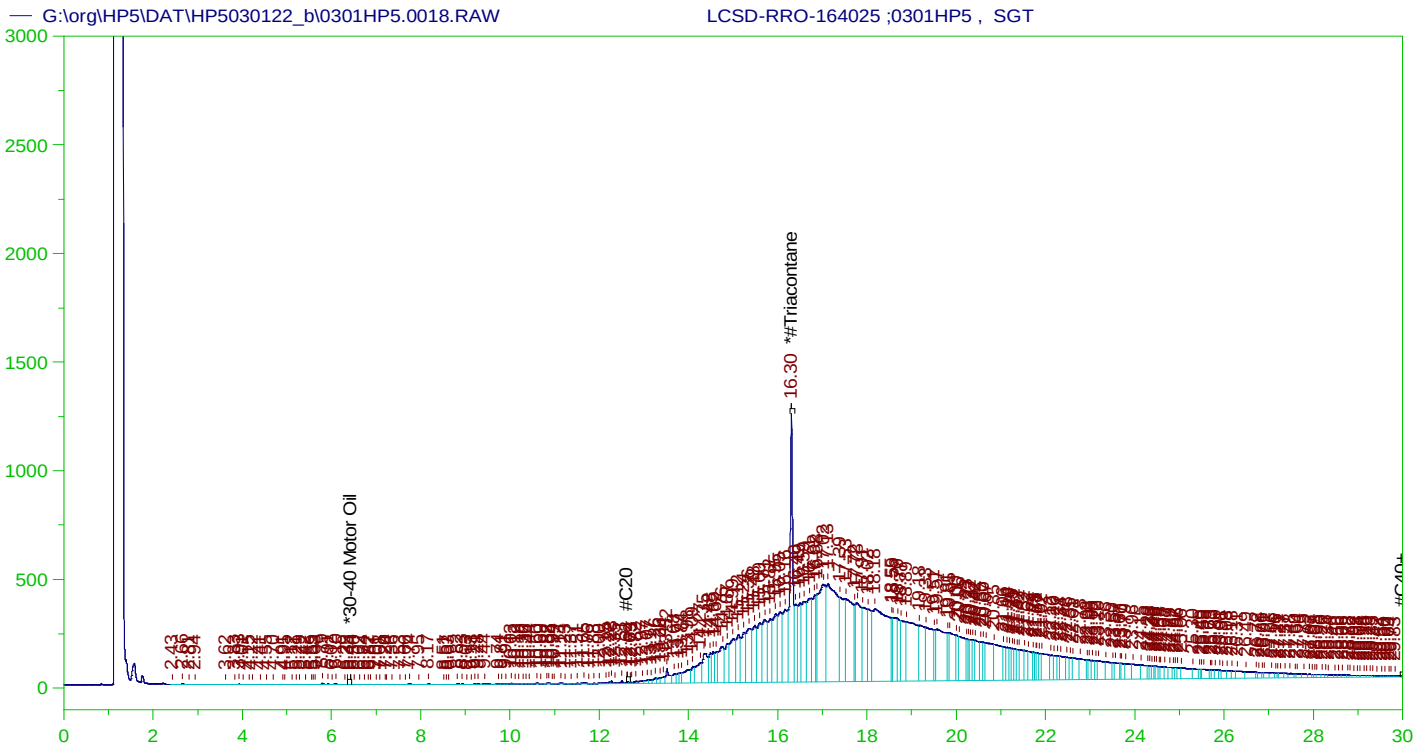

RESIDUAL RANGE ORGANICS CHROMATOGRAM
Sample Name: LCSD-RRO-164025 ;0301HP5 , SGT
Raw File: G:\org\HP5\DAT\HP5030122_b\0301HP5.0018.RAW
Date & Time Acquired: 3/1/2022 9:30:49 PM
Method File: G:\Org\HP5\Methods\D3_ORO-BG-L%.MET
Calibration File: G:\Org\HP5\Cals\SW8015C_ORO220111BG.CAL
Sample Weight: 1000 Dilution: 1 S.A.: 1

Mean RF for for ~~Residual~~ TEH(Oil Range) Organics Calculations: 26424.55
Rt range for ~~Residual~~ TEH(Oil Range) Organics: 12.6 to 30.05

SURROGATE COMPOUND	RT	ACTUAL	MEASURED	%REC	
*#Triacontane	16.305	.5	.171	34.25	-

~~RRO~~ TEH(Oil Range) Area:1.377232E+08 ~~RRO~~ TEH(Oil Range) AMOUNT: 5.211939

AMN 03/02/2022

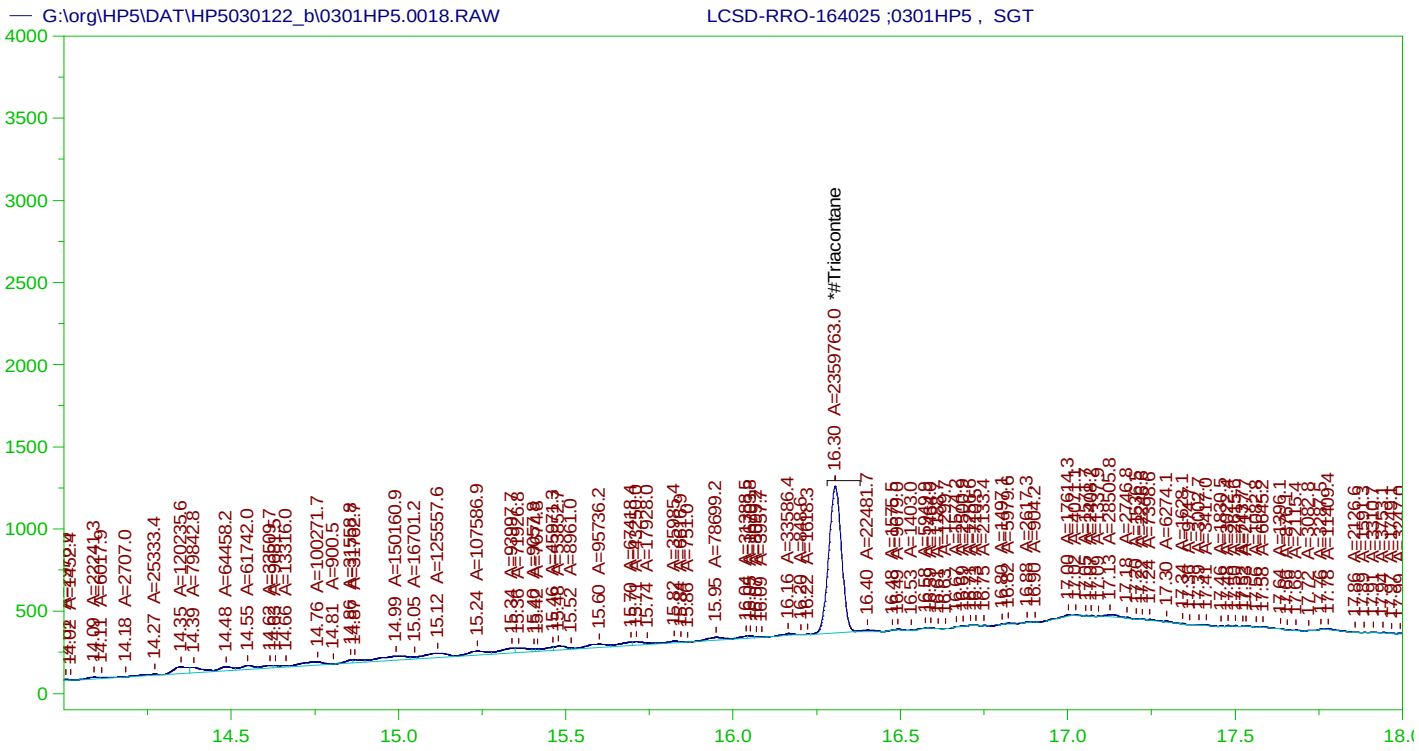

RESIDUAL RANGE ORGANICS CHROMATOGRAM

Sample Name: LCSD-RRO-164025 ;0301HP5 , SGT
Raw File: G:\org\HP5\DAT\HP5030122_b\0301HP5.0018.RAW
Date & Time Acquired: 3/1/2022 9:30:49 PM
Method File: G:\Org\HP5\Methods\DS_ORO-BG-L%.MET
Calibration File: G:\Org\HP5\Cals\SW8015C_ORO220111BG.CAL
Sample Weight: 1000 Dilution: 1 S.A.: 1

Mean RF for for Residual Range Organics Calculations: 26424.55
Rt range for Residual Range Organics: 12.6 to 30.05

SURROGATE COMPOUND	RT	ACTUAL	MEASURED	%REC	
*#Triacontane	16.305	.5	.08	15.92	-

RRO Area:2524149 RRO AMOUNT: 9.552287E-02

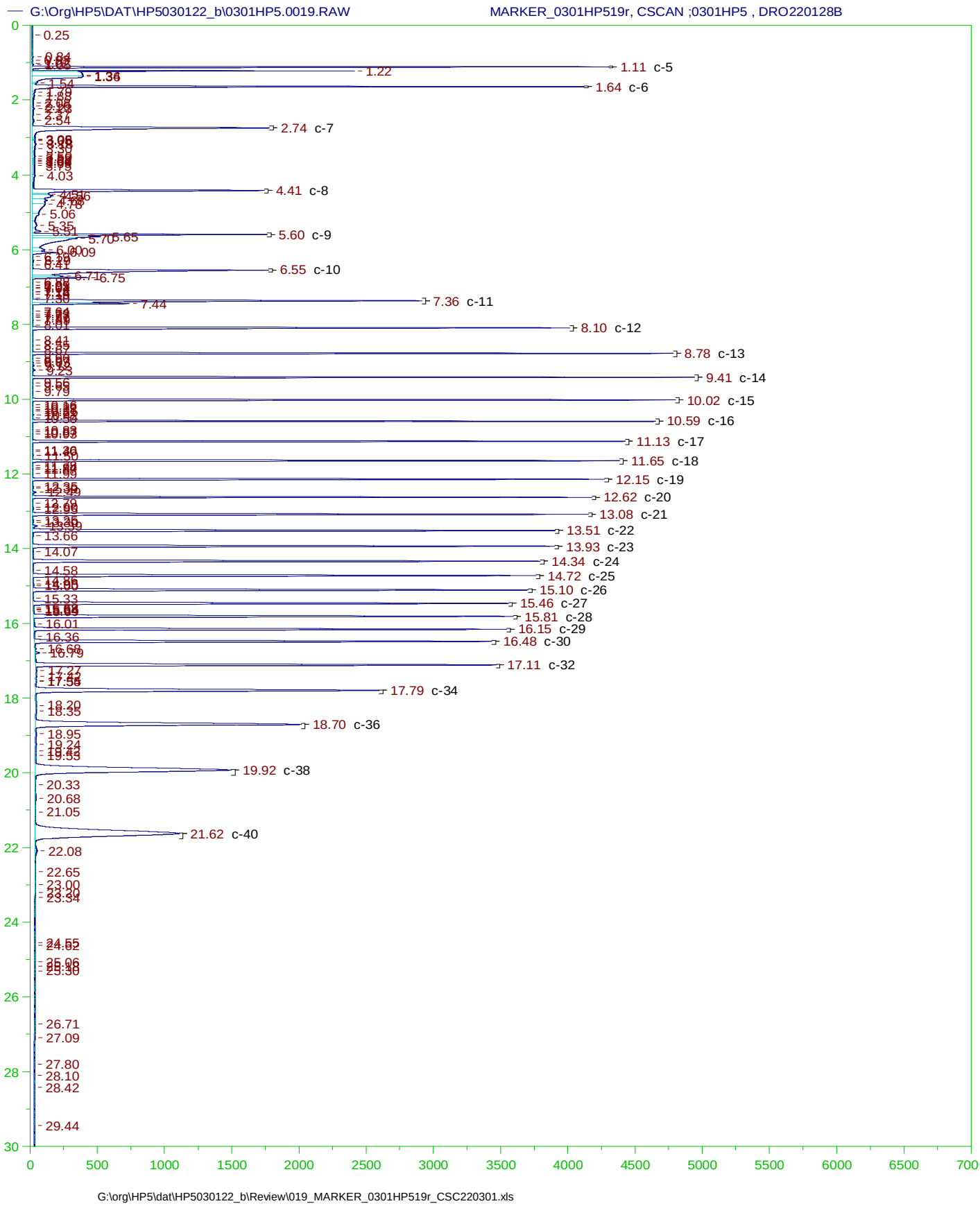
G:\Org\HP5\DAT\HP5030122_b\0301HP5.0019.RAW
MARKER_0301HP519r, CSCAN ;0301HP5 , DRO220128B
0.25
1.11 c-5
1.22
1.54
1.64 c-6
2.54
2.74 c-7
4.03
4.41 c-8
5.06
5.35
5.60 c-9
6.55 c-10
7.36 c-11
7.44
8.10 c-12
8.78 c-13
9.41 c-14
9.79
10.02 c-15
10.59 c-16
11.13 c-17
11.65 c-18
12.15 c-19
12.62 c-20
13.08 c-21
13.51 c-22
13.66
13.93 c-23
14.07
14.34 c-24
14.58
14.72 c-25
15.10 c-26
15.33
15.46 c-27
15.81 c-28
16.01
16.15 c-29
16.36
16.48 c-30
16.79
17.11 c-32
17.79 c-34
18.35
18.70 c-36
18.95
19.24
19.92 c-38
20.33
20.68
21.05
21.62 c-40
22.08
22.65
23.00
23.34
24.55
24.82
25.06
25.30
26.71
27.09
27.80
28.10
28.42
29.44
0
500
1000
1500
2000
2500
3000
3500
4000
4500
5000
5500
6000
6500
700
G:\org\HP5\dat\HP5030122_b\Review\019_MARKER_0301HP519r_CSC220301.xls

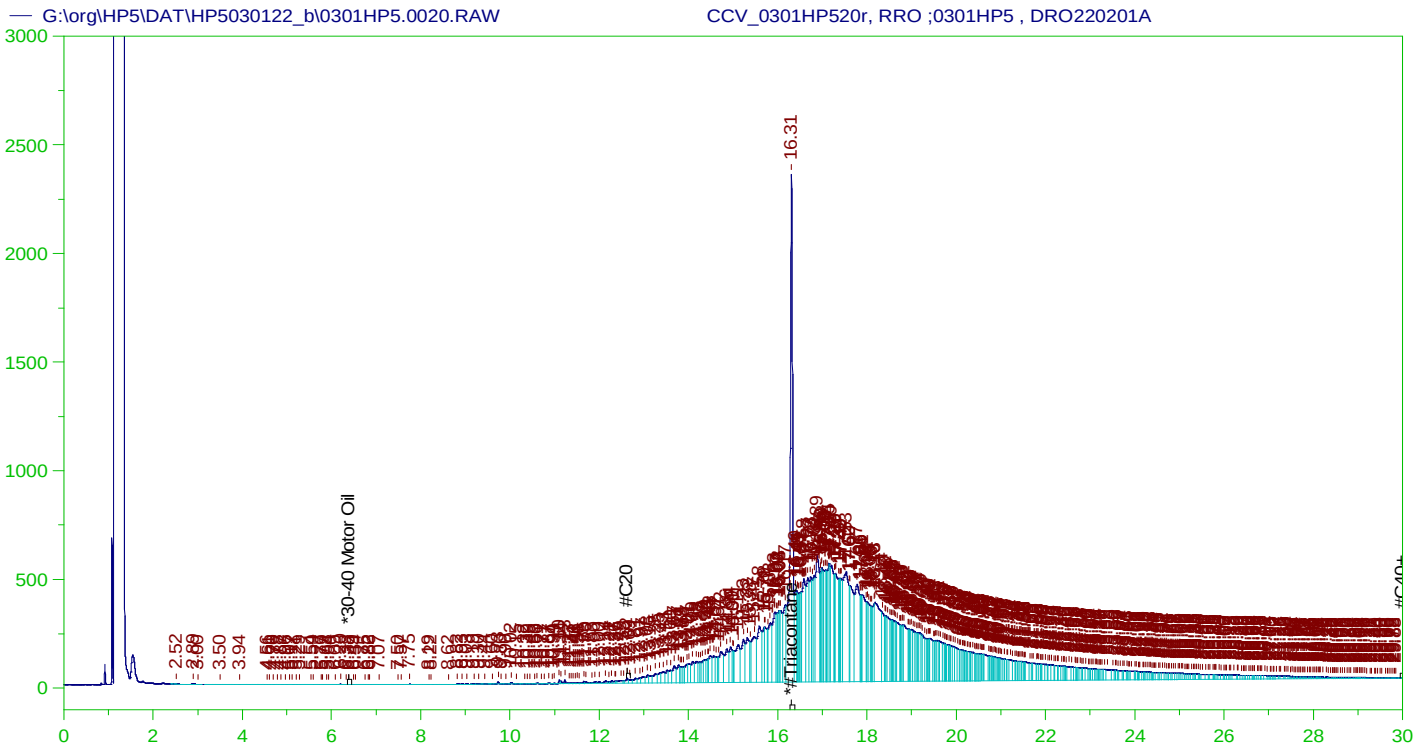

RESIDUAL RANGE ORGANICS CHROMATOGRAM
Sample Name: CCV_0301HP520r, RRO ;0301HP5 , DRO220201A
Raw File: G:\org\HP5\DAT\HP5030122_b\0301HP5.0020.RAW
Date & Time Acquired: 3/1/2022 10:56:59 PM
Method File: G:\Org\HP5\Methods\DC_ORO-BG-L%.MET
Calibration File: G:\Org\HP5\Cals\SW8015C_ORO220111BG.CAL
Sample Weight: 1 Dilution: 1 S.A.: 1

Mean RF for for ~~Residual~~ TEH(Oil Range) Organics Calculations: 26424.55
Rt range for ~~Residual~~ TEH(Oil Range) Organics: 12.6 to 30.05

SURROGATE COMPOUND	RT	ACTUAL	MEASURED	%REC	
*#Triacontane	16.307	500.	308.16	61.63	-

~~RRO~~ TEH(Oil Range) Area:1.27249E+08 ~~RRO~~ TEH(Oil Range) AMOUNT: 4815.56

CONTINUING CALIBRATION REPORT: G:\org\HP5\DAT\HP5030122_b\0301HP5.0020.RAW

COMPOUND	ACTUAL(NG)	MEASURED(NG)	%RECOVERY	LIMITS
*30-40 Motor Oil	5000.	.025	.	75-125

SURROGATE COMPOUND	RT	ACTUAL	MEASURED	%REC	LIMITS
*#Triacontane	16.307	200.	308.16	154.08	75-125

AMN 03/02/2022

G:\org\HP5\dat\HP5030122_b\Review\020_CCV_0301HP520r_DC_ORO-BG-L%.xls

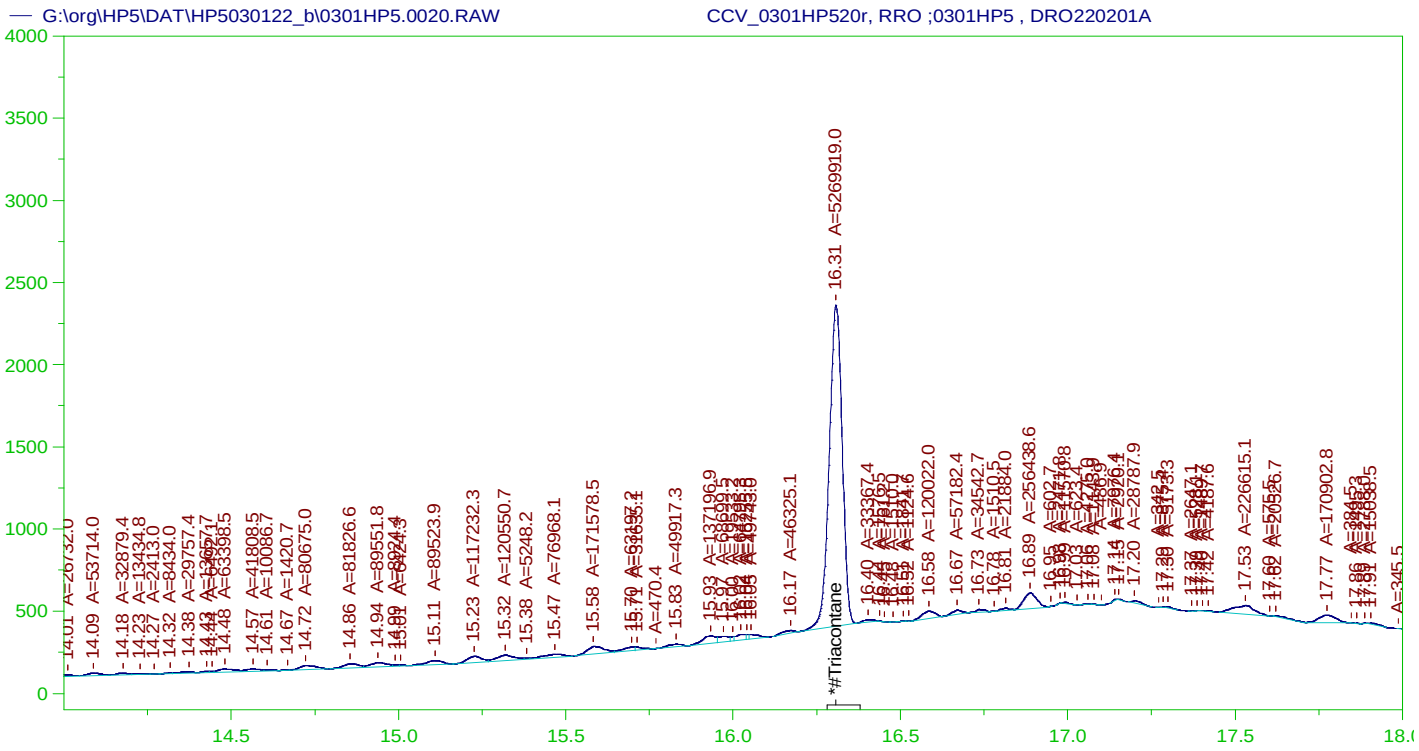

RESIDUAL RANGE ORGANICS CHROMATOGRAM
Sample Name: CCV_0301HP520r, RRO ;0301HP5 , DRO220201A
Raw File: G:\org\HP5\DAT\HP5030122_b\0301HP5.0020.RAW
Date & Time Acquired: 3/1/2022 10:56:59 PM
Method File: G:\Org\HP5\Methods\DS_ORO-BG-L%.MET
Calibration File: G:\Org\HP5\Cals\SW8015C_ORO220111BG.CAL
Sample Weight: 1 Dilution: 1 S.A.: 1

Mean RF for for Residual Range Organics Calculations: 26424.55
Rt range for Residual Range Organics: 12.6 to 30.05

SURROGATE COMPOUND	RT	ACTUAL	MEASURED	%REC	
*#Triacontane	16.307	500.	177.821	35.56	-

RRO Area:3394872 RRO AMOUNT: 128.4742

CONTINUING CALIBRATION REPORT: G:\org\HP5\DAT\HP5030122_b\0301HP5.0020.RAW

COMPOUND	ACTUAL(NG)	MEASURED(NG)	%RECOVERY	LIMITS
*30-40 Motor Oil	5000.	.025	.	75-125

SURROGATE COMPOUND	RT	ACTUAL	MEASURED	%REC	LIMITS
*#Triacontane	16.307	200.	177.821	88.91	75-125

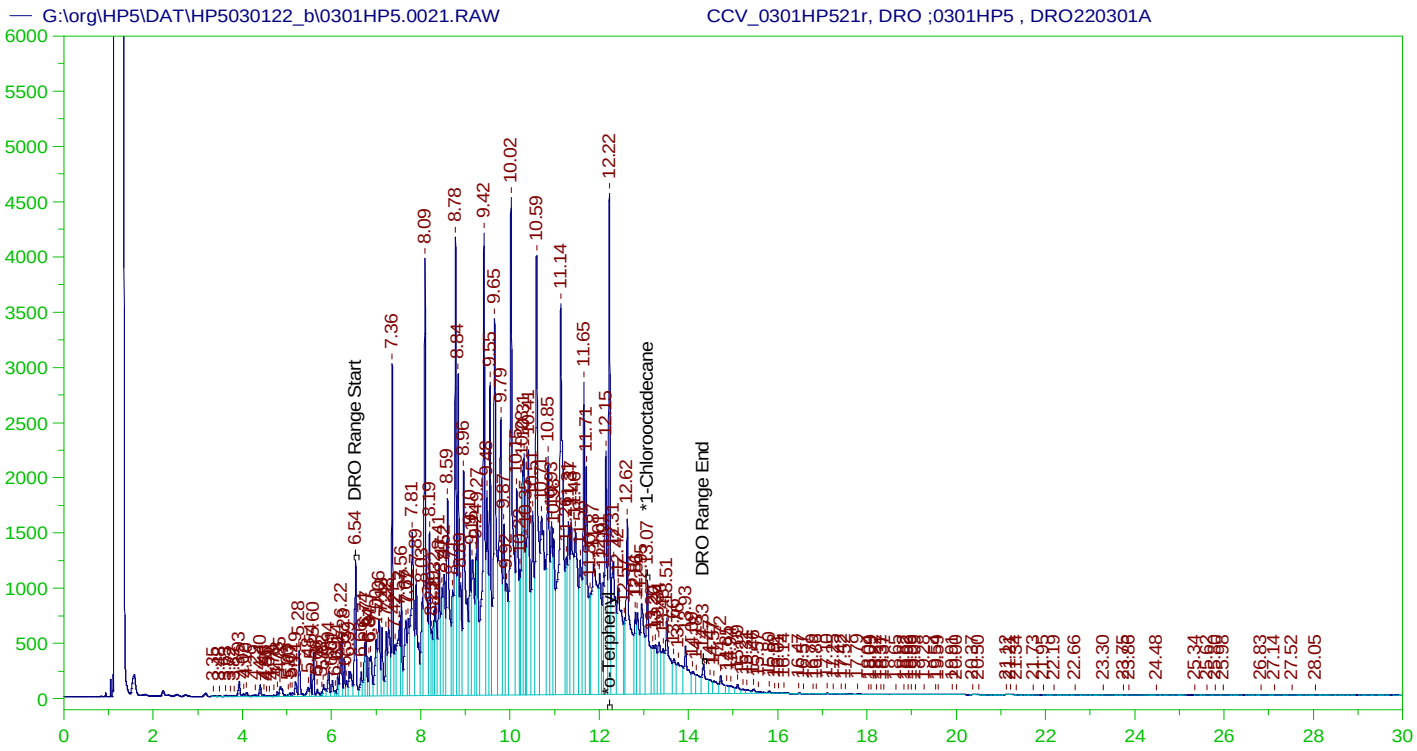

DIESEL RANGE ORGANICS CHROMATOGRAM REPORT
Sample Name: CCV_0301HP521r, DRO ;0301HP5 , DRO220301A
Raw File: G:\org\HP5\DAT\HP5030122_b\0301HP5.0021.RAW
Date & Time Acquired: 3/1/2022 11:40:07 PM
Method File: G:\Org\HP5\Methods\DC_8015-C24-JG-L%.met
Calibration File: G:\Org\HP5\Cals\SW8015C_DRO220111JG-C24.CAL
Sample Weight: 1 Dilution: 1 S.A.: 1

Mean RF for TEH: 32675.36
Rt range for Diesel Range Organics: 6.51 to 14.41

SURROGATE COMPOUND	RT	ACTUAL	MEASURED	%REC	
*o-Terphenyl	12.222	200.	301.652	150.83	-
*1-Chlorooctadecane	13.075	200.	142.284	71.14	-

DRO Area:4.423719E+08 DRO Amount: 13538.39
TEH Area:4.57433E+08 TEH Amount: 13999.33

CONTINUING CALIBRATION REPORT: G:\org\HP5\DAT\HP5030122_b\0301HP5.0021.RAW

COMPOUND	ACTUAL(NG)	MEASURED(NG)	%RECOVERY	LIMITS
TOTAL DRO	15000.	13999.33	93.33	85-115

SURROGATE COMPOUND	RT	ACTUAL	MEASURED	%REC	LIMITS
*o-Terphenyl	12.222	200.	301.652	150.83	85-115
*1-Chlorooctadecane	13.075	200.	142.284	71.14	85-115

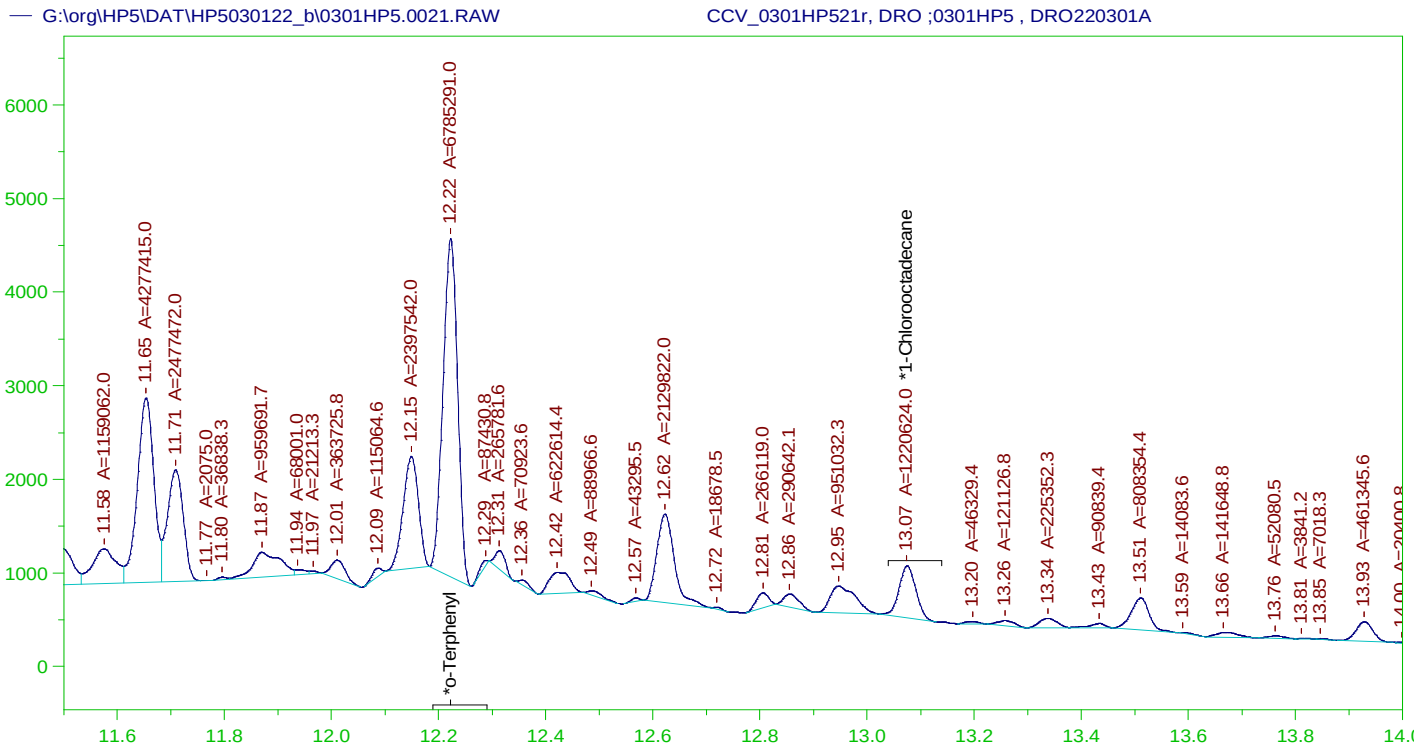

DIESEL RANGE ORGANICS CHROMATOGRAM REPORT
Sample Name: CCV_0301HP521r, DRO ;0301HP5 , DRO220301A
Raw File: G:\org\HP5\DAT\HP5030122_b\0301HP5.0021.RAW
Date & Time Acquired: 3/1/2022 11:40:07 PM
Method File: G:\Org\HP5\Methods\DS_8015-C24-JG-L#.met
Calibration File: G:\Org\HP5\Cals\SW8015C_DRO220111JG-C24.CAL
Sample Weight: 1 Dilution: 1 S.A.: 1

Mean RF for TEH: 32675.36
Rt range for Diesel Range Organics: 6.51 to 14.41

SURROGATE COMPOUND	RT	ACTUAL	MEASURED	%REC	
*o-Terphenyl	12.222	200.	184.093	92.05	-
*1-Chlorooctadecane	13.075	200.	33.117	16.56	-

DRO Area:2.2735E+08 DRO Amount: 6957.842
TEH Area:2.374445E+08 TEH Amount: 7266.775

CONTINUING CALIBRATION REPORT: G:\org\HP5\DAT\HP5030122_b\0301HP5.0021.RAW

COMPOUND	ACTUAL(NG)	MEASURED(NG)	%RECOVERY	LIMITS
TOTAL DRO	15000.	7266.78	48.45	85-115

SURROGATE COMPOUND	RT	ACTUAL	MEASURED	%REC	LIMITS
*o-Terphenyl	12.222	200.	184.093	92.05	85-115
*1-Chlorooctadecane	13.075	200.	33.117	16.56	85-115

Write Sequence Data File	Insert Entries(Have the first cell for entries selected) Sample Name	Method	Weight	Dil Factor	Amt Inj.	IS	Cal ID	Manual Integrations
G:\org\HP5\DAT\HP5022822_b\0228HP5.01r	DCM-Baseline Check-V01	G:\Org\HP5\Methods\DR_8015-JA-LEXP.met	1	1	1	1	0	No integrations
G:\org\HP5\DAT\HP5022822_b\0228HP5.02r	DCM-Baseline Check-V02	G:\Org\HP5\Methods\DR_8015-JA-LEXP.met	1	1	1	1	0	No integrations
G:\org\HP5\DAT\HP5022822_b\0228HP5.03r	MARKER_0228HP503r, CSCAN ;0228HP5 , DRO220128B	g:\org\HP5\Methods\\CSC220228.met	1	1	1	1	0	No integrations
G:\org\HP5\DAT\HP5022822_b\0228HP5.04r	CCV_0228HP504r, RRO ;0228HP5 , DRO220201A	G:\Org\HP5\Methods\DC_ORO-BF-L%.MET G:\Org\HP5\Methods\DS_ORO-BF-L%.MET	1	1	1	1	0	The integration of Oil Range hydrocarbon is the hydrocarbon response with reference to the baseline. Surrogates are integrated using a valley to valley integration using Set baseline All Valleys on placed at 16.14 minutes and X-axis scaling showing surrogate peak from 14-18 minutes.
G:\org\HP5\DAT\HP5022822_b\0228HP5.05r	CCV_0228HP505r, DRO 8015;0228HP5 , DRO220211A	G:\Org\HP5\Methods\DC_8015-C24-JFb-L%.met G:\Org\HP5\Methods\DS_8015-C24-JFb-L#.met	1	1	1	1	0	The integration of Diesel Range Organics (C10-C24) and Total Extractable Hydrocarbons is the hydrocarbon response with reference to the baseline. Assigned Set Baseline All Valley on at 16.35 minutes. Surrogates are integrated using a valley to valley integration using Set baseline All Valleys on placed at 12.01 minutes and X-axis scaling showing surrogate peak from 11.5-14 minutes.
G:\org\HP5\DAT\HP5022822_b\0228HP5.06r	DCM-Baseline Check-V06	G:\Org\HP5\Methods\DR_8015-JA-LEXP.met	1	1	1	1	0	No integrations
G:\org\HP5\DAT\HP5022822_b\0228HP5.07r	DCM-Baseline Check-V07	G:\Org\HP5\Methods\DR_8015-JA-LEXP.met	1	1	1	1	0	No integrations
G:\org\HP5\DAT\HP5022822_b\0228HP5.08r	LCS-164025 ;0228HP5 ,	G:\Org\HP5\Methods\D3_8015-C24-JFb-L%.met G:\Org\HP5\Methods\DS_8015-C24-JFb-L#.met	1000	1	1	1	0	The integration of Diesel Range Organics (C10-C24) and Total Extractable Hydrocarbons is the hydrocarbon response with reference to the baseline. Surrogates are integrated using a valley to valley integration using Set baseline All Valleys on placed at 12.01 minutes and X-axis scaling showing surrogate peak from 11.5-14 minutes.
G:\org\HP5\DAT\HP5022822_b\0228HP5.09r	LCSD-164025 ;0228HP5 ,	G:\Org\HP5\Methods\D3_8015-022809-JFb-L%.met G:\Org\HP5\Methods\DS_8015-C24-JFb-L#.met	1000	1	1	1	0	The integration of Diesel Range Organics (C10-C24) and Total Extractable Hydrocarbons is the hydrocarbon response with reference to the baseline with peak width adjusted and an Set Baseline Alll Valleys on placed at 28.71 minutes. Surrogates are integrated using a valley to valley integration using Set baseline All Valleys on placed at 12.01 minutes and X-axis scaling showing surrogate peak from 11.5-14 minutes.
G:\org\HP5\DAT\HP5022822_b\0228HP5.10r	MB-164025 ;0228HP5 ,	G:\Org\HP5\Methods\DR_8015-C24T-JFb-L%.met G:\Org\HP5\Methods\DR_OROS-BF-L%.MET G:\Org\HP5\Methods\DS_8015-C24T-JFb-L#.met	1000	1	1	1	0	The integration of Diesel Range Organics (C10-C24), C24-C40, and Total Extractable Hydrocarbons (TEH) is the hydrocarbon response with reference to the baseline. Assigned Set Baseline All Valley on at 16.6 minutes. Surrogates are integrated using a valley to valley integration using Set baseline All Valleys on at 10.78 minutes and X-axis scaling showing surrogate peak from 11-18 minutes.
G:\org\HP5\DAT\HP5022822_b\0228HP5.11r	B22021627-011D ;0228HP5 , $HC-8015-DRO-W,	G:\Org\HP5\Methods\DR_8015-C24T-JFb-L%.met G:\Org\HP5\Methods\DR_OROS-BF-L%.MET G:\Org\HP5\Methods\DS_8015-C24T-JFb-L#.met	1060	1	1	1	0	The integration of Diesel Range Organics (C10-C24), C24-C40, and Total Extractable Hydrocarbons (TEH) is the hydrocarbon response with reference to the baseline. Assigned Set Baseline All Valley on at 16.6 minutes. Surrogates are integrated using a valley to valley integration using Set baseline All Valleys on at 10.78 minutes and X-axis scaling showing surrogate peak from 11-18 minutes.
G:\org\HP5\DAT\HP5022822_b\0228HP5.12r	B22021627-001D ;0228HP5 , $HC-8015-DRO-W,	G:\Org\HP5\Methods\D3_8015-C24T-JFb-L%.met G:\Org\HP5\Methods\D3_OROS-BF-L%.MET G:\Org\HP5\Methods\DS_8015-C24T-JFb-L#.met	1050	1	1	1	0	The integration of Diesel Range Organics (C10-C24), C24-C40, and Total Extractable Hydrocarbons (TEH) is the hydrocarbon response with reference to the baseline. Surrogates are integrated using a valley to valley integration using Set baseline All Valleys on at 10.78 minutes and X-axis scaling showing surrogate peak from 11-18 minutes.
G:\org\HP5\DAT\HP5022822_b\0228HP5.13r	B22021627-001DMS ;0228HP5 ,	G:\Org\HP5\Methods\D3_8015-C24-JFb-L%.met G:\Org\HP5\Methods\DS_8015-C24-JFb-L#.met	1050	1	1	1	0	The integration of Diesel Range Organics (C10-C24) and Total Extractable Hydrocarbons is the hydrocarbon response with reference to the baseline. Surrogates are integrated using a valley to valley integration using Set baseline All Valleys on placed at 12.01 minutes and X-axis scaling showing surrogate peak from 11.5-14 minutes.
G:\org\HP5\DAT\HP5022822_b\0228HP5.14r	DCM-Baseline Check-V14	G:\Org\HP5\Methods\DR_8015-JA-LEXP.met	1	1	1	1	0	No integrations
G:\org\HP5\DAT\HP5022822_b\0228HP5.15r	B22021627-006D ;0228HP5 , $HC-8015-DRO-W,	G:\Org\HP5\Methods\D3_8015-022815-JFb-L%.met G:\Org\HP5\Methods\D3_OROS-022815-BF-L%.MET G:\Org\HP5\Methods\DS_8015-C24T-JFb-L#.met	1060	1	1	1	0	The integration of Diesel Range Organics (C10-C24), C24-C40, and Total Extractable Hydrocarbons (TEH) is the hydrocarbon response with reference to the baseline with a Set Baseline All Valleys on at 26.23 minutes. Surrogates are integrated using a valley to valley integration using Set baseline All Valleys on at 10.78 minutes and X-axis scaling showing surrogate peak from 11-18 minutes.
G:\org\HP5\DAT\HP5022822_b\0228HP5.16r	B22021627-006DMS-RRO ;0228HP5 ,	G:\Org\HP5\Methods\D3_ORO-022816-BF-L%.MET G:\Org\HP5\Methods\DS_ORO-BF-L%.MET	1060	1	1	1	0	The integration of Oil Range hydrocarbon is the hydrocarbon response with reference to the baseline with peak width adjusted. Surrogates are integrated using a valley to valley integration using Set baseline All Valleys on placed at 16.14 minutes and X-axis scaling showing surrogate peak from 14-18 minutes.
G:\org\HP5\DAT\HP5022822_b\0228HP5.17r	LCS-RRO-164025 ;0228HP5 ,	G:\Org\HP5\Methods\D3_ORO-BF-L%.MET G:\Org\HP5\Methods\DS_ORO-BF-L%.MET	1000	1	1	1	0	The integration of Oil Range hydrocarbon is the hydrocarbon response with reference to the baseline. Surrogates are integrated using a valley to valley integration using Set baseline All Valleys on placed at 16.14 minutes and X-axis scaling showing surrogate peak from 14-18 minutes.
G:\org\HP5\DAT\HP5022822_b\0228HP5.18r	LCSD-RRO-164025 ;0228HP5 ,	G:\Org\HP5\Methods\D3_ORO-BF-L%.MET G:\Org\HP5\Methods\DS_ORO-BF-L%.MET	1000	1	1	1	0	The integration of Oil Range hydrocarbon is the hydrocarbon response with reference to the baseline. Surrogates are integrated using a valley to valley integration using Set baseline All Valleys on placed at 16.14 minutes and X-axis scaling showing surrogate peak from 14-18 minutes.
G:\org\HP5\DAT\HP5022822_b\0228HP5.19r	MARKER_0228HP519r, CSCAN ;0228HP5 , DRO220128B	g:\org\HP5\Methods\\CSC220228.met	1	1	1	1	0	No integrations

G:\org\HP5\DAT\HP5022822_b\0228HP5.20r	CCV_0228HP520r, RRO ;0228HP5 , DRO220201A	G:\Org\HP5\Methods\DC_ORO-BF-L%.MET G:\Org\HP5\Methods\DS_ORO-BF-L%.MET	1	1	1	1	0	The integration of Oil Range hydrocarbon is the hydrocarbon response with reference to the baseline. Surrogates are integrated using a valley to valley integration using Set baseline All Valleys on placed at 16.14 minutes and X-axis scaling showing surrogate peak from 14-18 minutes.
G:\org\HP5\DAT\HP5022822_b\0228HP5.21r	CCV_0228HP521r, DRO 8015;0228HP5 , DRO220211A	G:\Org\HP5\Methods\DC_8015-C24-JFb-L%.met G:\Org\HP5\Methods\DS_8015-C24-JFb-L#.met	1	1	1	1	0	The integration of Diesel Range Organics (C10-C24) and Total Extractable Hydrocarbons is the hydrocarbon response with reference to the baseline. Assigned Set Baseline All Valley on at 16.35 minutes. Surrogates are integrated using a valley to valley integration using Set baseline All Valleys on placed at 12.01 minutes and X-axis scaling showing surrogate peak from 11.5-14 minutes.

Digitally signed by
Ann Nebel
Date: 2022.03.02 13:02:09 -07:00

Write Sequence / Data File	Insert Entries(Have the first cell for entries selected) / Sample Name	Method	Weight	Dil Factor	Amt Inj.	IS	Cal ID	Manual Integrations
G:\org\HP5\DAT\HP5030122_b\0301HP5.01r	DCM-Baseline Check-V01	G:\Org\HP5\Methods\DR_8015-JA-LEXP.met	1	1	1	1	0	No integrations
G:\org\HP5\DAT\HP5030122_b\0301HP5.02r	DCM-Baseline Check-V02	G:\Org\HP5\Methods\DR_8015-JA-LEXP.met	1	1	1	1	0	No integrations
G:\org\HP5\DAT\HP5030122_b\0301HP5.03r	MARKER_0301HP503r, CSCAN ;0301HP5 , DRO220128B	g:\org\HP5\Methods\\CSC220301.met	1	1	1	1	0	No integrations
G:\org\HP5\DAT\HP5030122_b\0301HP5.04r	CCV_0301HP504r, RRO ;0301HP5 , DRO220201A	G:\Org\HP5\Methods\DC_ORO-BG-L%.MET G:\Org\HP5\Methods\DS_ORO-BG-L%.MET	1	1	1	1	0	The integration of Oil Range hydrocarbon is the hydrocarbon response with reference to the baseline. Surrogates are integrated using a valley to valley integration using Set baseline All Valleys on placed at 16.14 minutes and X-axis scaling showing surrogate peak from 14-18 minutes.
G:\org\HP5\DAT\HP5030122_b\0301HP5.05r	CCV_0301HP505r, DRO 8015;0301HP5 , DRO220211A	G:\Org\HP5\Methods\DC_8015-C24-JG-L%.met G:\Org\HP5\Methods\DS_8015-C24-JG-L#.met	1	1	1	1	0	The integration of Diesel Range Organics (C10-C24) and Total Extractable Hydrocarbons is the hydrocarbon response with reference to the baseline. Assigned Set Baseline All Valley on at 16.35 minutes. Surrogates are integrated using a valley to valley integration using Set baseline All Valleys on placed at 12.01 minutes and X-axis scaling showing surrogate peak from 11.5-14 minutes.
G:\org\HP5\DAT\HP5030122_b\0301HP5.06r	DCM-Baseline Check-V06	G:\Org\HP5\Methods\DR_8015-JA-LEXP.met	1	1	1	1	0	No integrations
G:\org\HP5\DAT\HP5030122_b\0301HP5.07r	DCM-Baseline Check-V07	G:\Org\HP5\Methods\DR_8015-JA-LEXP.met	1	1	1	1	0	No integrations
G:\org\HP5\DAT\HP5030122_b\0301HP5.08r	LCS-164025 ;0301HP5 , SGT	G:\Org\HP5\Methods\D3_8015-C24-JG-L%.met G:\Org\HP5\Methods\DS_8015-C24-JG-L#.met	1000	1	1	1	0	The integration of Diesel Range Organics (C10-C24) and Total Extractable Hydrocarbons is the hydrocarbon response with reference to the baseline. Surrogates are integrated using a valley to valley integration using Set baseline All Valleys on placed at 12.01 minutes and X-axis scaling showing surrogate peak from 11.5-14 minutes.
G:\org\HP5\DAT\HP5030122_b\0301HP5.09r	LCSD-164025 ;0301HP5 , SGT	G:\Org\HP5\Methods\D3_8015-030109-JG-L%.met G:\Org\HP5\Methods\DS_8015-C24-JG-L#.met	1000	1	1	1	0	The integration of Diesel Range Organics (C10-C24) and Total Extractable Hydrocarbons is the hydrocarbon response with reference to the baseline with peak width adjusted. Surrogates are integrated using a valley to valley integration using Set baseline All Valleys on placed at 12.01 minutes and X-axis scaling showing surrogate peak from 11.5-14 minutes.
G:\org\HP5\DAT\HP5030122_b\0301HP5.10r	MB-164025 ;0301HP5 , SGT	G:\Org\HP5\Methods\DR_8015-C24T-JG-L%.met G:\Org\HP5\Methods\DR_OROS-BG-L%.MET G:\Org\HP5\Methods\DS_8015-C24T-JG-L#.met	1000	1	1	1	0	The integration of Diesel Range Organics (C10-C24), C24-C40, and Total Extractable Hydrocarbons (TEH) is the hydrocarbon response with reference to the baseline. Assigned Set Baseline All Valley on at 16.6 minutes. Surrogates are integrated using a valley to valley integration using Set baseline All Valleys on at 10.78 minutes and X-axis scaling showing surrogate peak from 11-18 minutes.
G:\org\HP5\DAT\HP5030122_b\0301HP5.11r	B22021627-001D ;0301HP5 , $HC-8015-DRO-W, SGT	G:\Org\HP5\Methods\DR_8015-030111-JG-L%.met G:\Org\HP5\Methods\D3_OROS-030111-BG-L%.MET G:\Org\HP5\Methods\DS_8015-C24T-JG-L#.met	1050	1	1	1	0	The integration of Diesel Range Organics (C10-C24), C24-C40, and Total Extractable Hydrocarbons (TEH) is the hydrocarbon response with reference to the baseline with Set Baseline Now at 23.92 minutes. Surrogates are integrated using a valley to valley integration using Set baseline All Valleys on at 10.78 minutes and X-axis scaling showing surrogate peak from 11-18 minutes.
G:\org\HP5\DAT\HP5030122_b\0301HP5.12r	B22021627-001DMS ;0301HP5 , SGT	G:\Org\HP5\Methods\D3_8015-C24-JG-L%.met G:\Org\HP5\Methods\DS_8015-C24-JG-L#.met	1050	1	1	1	0	The integration of Diesel Range Organics (C10-C24) and Total Extractable Hydrocarbons is the hydrocarbon response with reference to the baseline. Surrogates are integrated using a valley to valley integration using Set baseline All Valleys on placed at 12.01 minutes and X-axis scaling showing surrogate peak from 11.5-14 minutes.
G:\org\HP5\DAT\HP5030122_b\0301HP5.13r	DCM-Baseline Check-V13	G:\Org\HP5\Methods\DR_8015-JA-LEXP.met	1	1	1	1	0	No integrations
G:\org\HP5\DAT\HP5030122_b\0301HP5.14r	B22021627-006D ;0301HP5 , $HC-8015-DRO-W, SGT	G:\Org\HP5\Methods\DR_8015-030114-JG-L%.met G:\Org\HP5\Methods\D3_OROS-030114-BG-L%.MET G:\Org\HP5\Methods\DS_8015-C24T-JG-L#.met	1060	1	1	1	0	The integration of Diesel Range Organics (C10-C24), C24-C40, and Total Extractable Hydrocarbons (TEH) is the hydrocarbon response with reference to the baseline with Set Baseline Now at 27.91 minutes and peak width adjusted. Surrogates are integrated using a valley to valley integration using Set baseline All Valleys on at 10.78 minutes and X-axis scaling showing surrogate peak from 11-18 minutes.
G:\org\HP5\DAT\HP5030122_b\0301HP5.15r	B22021627-006DMS-RRO ;0301HP5 , SGT	G:\Org\HP5\Methods\D3_ORO-BG-L%.MET G:\Org\HP5\Methods\DS_ORO-BG-L%.MET	1060	1	1	1	0	The integration of Oil Range hydrocarbon is the hydrocarbon response with reference to the baseline. Surrogates are integrated using a valley to valley integration using Set baseline All Valleys on placed at 16.14 minutes and X-axis scaling showing surrogate peak from 14-18 minutes.
G:\org\HP5\DAT\HP5030122_b\0301HP5.16r	DCM-Baseline Check-V16	G:\Org\HP5\Methods\DR_8015-JA-LEXP.met	1	1	1	1	0	No integrations
G:\org\HP5\DAT\HP5030122_b\0301HP5.17r	LCS-RRO-164025 ;0301HP5 , SGT	G:\Org\HP5\Methods\D3_ORO-BG-L%.MET G:\Org\HP5\Methods\DS_ORO-BG-L%.MET	1000	1	1	1	0	The integration of Oil Range hydrocarbon is the hydrocarbon response with reference to the baseline. Surrogates are integrated using a valley to valley integration using Set baseline All Valleys on placed at 16.14 minutes and X-axis scaling showing surrogate peak from 14-18 minutes.
G:\org\HP5\DAT\HP5030122_b\0301HP5.18r	LCSD-RRO-164025 ;0301HP5 , SGT	G:\Org\HP5\Methods\D3_ORO-BG-L%.MET G:\Org\HP5\Methods\DS_ORO-BG-L%.MET	1000	1	1	1	0	The integration of Oil Range hydrocarbon is the hydrocarbon response with reference to the baseline. Surrogates are integrated using a valley to valley integration using Set baseline All Valleys on placed at 16.14 minutes and X-axis scaling showing surrogate peak from 14-18 minutes.
G:\org\HP5\DAT\HP5030122_b\0301HP5.19r	MARKER_0301HP519r, CSCAN ;0301HP5 , DRO220128B	g:\org\HP5\Methods\\CSC220301.met	1	1	1	1	0	No integrations
G:\org\HP5\DAT\HP5030122_b\0301HP5.20r	CCV_0301HP520r, RRO ;0301HP5 , DRO220201A	G:\Org\HP5\Methods\DC_ORO-BG-L%.MET G:\Org\HP5\Methods\DS_ORO-BG-L%.MET	1	1	1	1	0	The integration of Oil Range hydrocarbon is the hydrocarbon response with reference to the baseline. Surrogates are integrated using a valley to valley integration using Set baseline All Valleys on placed at 16.14 minutes and X-axis scaling showing surrogate peak from 14-18 minutes.
G:\org\HP5\DAT\HP5030122_b\0301HP5.21r	CCV_0301HP521r, DRO ;0301HP5 , DRO220301A	G:\Org\HP5\Methods\DC_8015-C24-JG-L%.met G:\Org\HP5\Methods\DS_8015-C24-JG-L#.met	1	1	1	1	0	The integration of Diesel Range Organics (C10-C24) and Total Extractable Hydrocarbons is the hydrocarbon response with reference to the baseline. Assigned Set Baseline All Valley on at 16.35 minutes. Surrogates are integrated using a valley to valley integration using Set baseline All Valleys on placed at 12.01 minutes and X-axis scaling showing surrogate peak from 11.5-14 minutes.

Ann Nebel

Digitally signed by
Ann Nebel
Date: 2022.03.02 13:02:30 -07:00

Analytical RunID GCFID-HP5-B_220111A Standards Traceability Report

Standard ID: DRO180126C
Standard Name: 2-Fluorobiphenyl
Prep Date: 1/26/2018
Exp Date: 10/31/2024
Department: dropr
Vendor: Chemservice
Lot Number: 5599700
Balance ID:
Comments:

Type: Neat
Prep By: Todd C Cooper
Status: New
Final Volume: mL

Chemical/Solvent Used	Bottle No	Amt	Units	Expires
2-Fluorobiphenyl	10069		mL	10/31/2024

Stock Source	Base Units	Amount Added

Analytical RunID GCFID-HP5-B_220111A Standards Traceability Report

Standard ID: DRO180823A
Standard Name: 2-Bromonaphthalene
Prep Date: 8/22/2016
Exp Date: 5/31/2022
Department: dropr
Vendor: Chemservice
Lot Number: 3150700
Balance ID:
Comments:

Type: Neat
Prep By: Ann Nebel
Status: New
Final Volume: mL

Chemical/Solvent Used	Bottle No	Amt	Units	Expires
2-Bromonaphthalene	10701		mL	5/31/2022

Stock Source	Base Units	Amount Added

Analytical RunID GCFID-HP5-B_220111A Standards Traceability Report

Standard ID: DRO181105A
Standard Name: #2 Diesel (NEAT)
Type: Neat
Prep Date: 11/5/2018
Prep By: Ann Nebel
Exp Date: 11/5/2023
Status: New
Department: dropr
Vendor: conoco
Final Volume: 250 mL
Lot Number:
Balance ID:
Comments: -18 Cloud peak. (Conoco Gas Sation 1240 S. 27th Billings, MT) 2nd Source

Chemical/Solvent Used	Bottle No	Amt	Units	Expires
				11/5/2023

Stock Source	Base Units	Amount Added

Analytical RunID GCFID-HP5-B_220111A Standards Traceability Report

Standard ID: DRO200430B
Standard Name: O-Terphenyl
Prep Date: 4/30/2020
Exp Date: 9/30/2024
Department: dropr
Vendor: Chemservice
Lot Number: 9972100
Balance ID:
Comments: ID#: 6271

Type: Neat
Prep By: Ann Nebel
Status: New
Final Volume: mL

Chemical/Solvent Used	Bottle No	Amt	Units	Expires
o-Terphenyl	12650	500	mg	9/30/2024

Stock Source	Base Units	Amount Added

Analytical RunID GCFID-HP5-B_220111A Standards Traceability Report

Standard ID: DRO201014C
Standard Name: 1-Chlorooctadecane
Prep Date: 10/14/2019
Exp Date: 12/31/2024
Department: dropr
Vendor: CSI1
Lot Number: 10809500
Balance ID:
Comments: Date Certified: 12/9/16 ; N-10042-1G; 99.5% purity

Type: Neat
Prep By: Ann Nebel
Status: Open
Final Volume: mL

Chemical/Solvent Used	Bottle No	Amt	Units	Expires
1-Chlorooctadecane	13192	1	g	12/31/2024

Stock Source	Base Units	Amount Added

Analytical RunID GCFID-HP5-B_220111A Standards Traceability Report

Standard ID: DRO201014D
Standard Name: n-Pentacosane
Prep Date: 10/14/2020
Exp Date: 2/28/2025
Department: dropr
Vendor: Chem Service
Lot Number: 9642200
Balance ID:
Comments: C-25; Used in AKDRO Marker

Type: Neat
Prep By: Ann Nebel
Status: New
Final Volume: mL

Chemical/Solvent Used	Bottle No	Amt	Units	Expires
n-Pentacosane	13193	100	mg	2/28/2025

Stock Source	Base Units	Amount Added

Analytical RunID GCFID-HP5-B_220111A Standards Traceability Report

Standard ID: DRO211012B
Standard Name: #2 Diesel in Acetone 150,000 ug/mL
Prep Date: 10/12/2021
Exp Date: 11/5/2023
Department: dropr
Vendor:
Lot Number:
Balance ID: BAL-DRO
Comments: #2 Diesel in Acetone 150,000 ug/mL.

Type: Secondary
Prep By: Ann Nebel
Status: New
Final Volume: 25 mL

Chemical/Solvent Used	Bottle No	Amt	Units	Expires
Acetone EA662	14050	25	mL	11/5/2023

Stock Source	Base Units	Amount Added
DRO181105A	ug/mL	3.7507 g

Analytical RunID GCFID-HP5-B_220111A Standards Traceability Report

Standard ID: DRO211025B
Standard Name: Ali Hydro Std 1000ug/mL
Prep Date: 10/25/2021
Exp Date: 11/30/2024
Department: dropr
Vendor: Agilent
Lot Number: 0006643302
Balance ID:
Comments: Ali Hydro Std 1000ug/mL For CCVs.

Type: Primary
Prep By: Ann Nebel
Status: New
Final Volume: mL

Chemical/Solvent Used	Bottle No	Amt	Units	Expires
Aliphatic Hydrocarbon Standard	14434	1	mL	11/30/2024

Stock Source	Base Units	Amount Added

Analytical RunID GCFID-HP5-B_220111A Standards Traceability Report

Spike ID: DRO211101A
Spike Name: OTP-4000 ug/mL DCM
Prep Date: 11/1/2021
Exp Date: 9/30/2024
Department: dropr
Vendor:
Lot Number:
Balance ID: BAL-DRO
Comments: Used to Prep DRO-8015 ICAL and CCV Solutions

Type: Secondary
Prep By: Ann Nebel
Status: Open
Final Volume: 25 mL

Chemical/Solvent Used	Bottle No	Amt	Units	Expires
Dichloromethane EC328	14408	25	mL	9/30/2024

Stock Source	Base Units	Amount Added
DRO200430B	ug/mL	0.1012 g

Analytical RunID GCFID-HP5-B_220111A Standards Traceability Report

Standard ID: DRO211214C
Standard Name: Diesel Fuel #2 50,000 ug/mL in DCM
Prep Date: 12/14/2021
Exp Date: 4/30/2023
Department: dropr
Vendor: Sigma-Aldrich
Lot Number: LRAC6316
Balance ID:
Comments: Diesel Fuel #2 For CCVs.

Type: Primary
Prep By: Ann Nebel
Status: New
Final Volume: mL

Chemical/Solvent Used	Bottle No	Amt	Units	Expires
Diesel Fuel No. 2	14623	1	mL	4/30/2023

Stock Source	Base Units	Amount Added
DRO211214C	ug/mL	

Analytical RunID GCFID-HP5-B_220111A Standards Traceability Report

Standard ID: DRO211222B
Standard Name: EPH (4) SURR-1000 ug/mL ea. in Hexane
Prep Date: 12/22/2021
Exp Date: 5/31/2022
Department: dropr
Vendor:
Lot Number:
Balance ID: BAL-DRO
Comments: EPH (4) SURR-1000 ug/mL ea. in Hexane

Type: Secondary
Prep By: Jillian L Bostwick
Status: Open
Final Volume: 50 mL

Chemical/Solvent Used	Bottle No	Amt	Units	Expires
Hexane EB754	14543	50	mL	5/31/2022

Stock Source	Base Units	Amount Added
DRO180823A	ug/mL	0.0507 g
DRO200430B	ug/mL	0.0504 g
DRO180126C	ug/mL	0.0496 g
DRO201014C	ug/mL	0.0504 g

Analytical RunID GCFID-HP5-B_220111A Standards Traceability Report

Standard ID: DRO220102D
Standard Name: ALASKA MARKER-200ug/mL
Prep Date: 1/2/2022
Exp Date: 5/31/2022
Department: dropr
Vendor:
Lot Number:
Balance ID:
Comments: ALASKA MARKER w/ C-10, C-25, and OTP/COD. Optimal C-25 is 0.0012g.

Type: Secondary
Prep By: Ann Nebel
Status: New
Final Volume: 5.5 mL

Chemical/Solvent Used	Bottle No	Amt	Units	Expires
Hexane EB754	14543	3.3	mL	5/31/2022

Stock Source	Base Units	Amount Added
DRO201014D	ug/mL	0.0016 g
DRO211222B	ug/mL	1.1 mL
DRO211025B	ug/mL	1.1 mL

Certificate of Analysis

Diesel Fuel No. 2

Certified Reference Material

Description

Product ID UST148
Lot **LRAC6316**
Expiration Date April 2023
Manufacturing Date April 2020
Storage Conditions Room Temperature
Solvent/Matrix DICHLOROMETHANE

ID #: 14623
Opened:
Diesel Fuel No. 2
Expires: 4/30/2023
Rec'd: 12/14/2021
Energy Laboratories Inc 1120 So. 27th Street
Billings MT 59107

Certified Values

Analyte	*Certified Value* [1,4]	*Units*	*Raw Material Purity,%*	*Raw Material Lot*	*CAS*
NO.2 FUEL OIL	50001 ± 2770	µg/mL	100.0	LA80505	68476-34-6

Informational Values

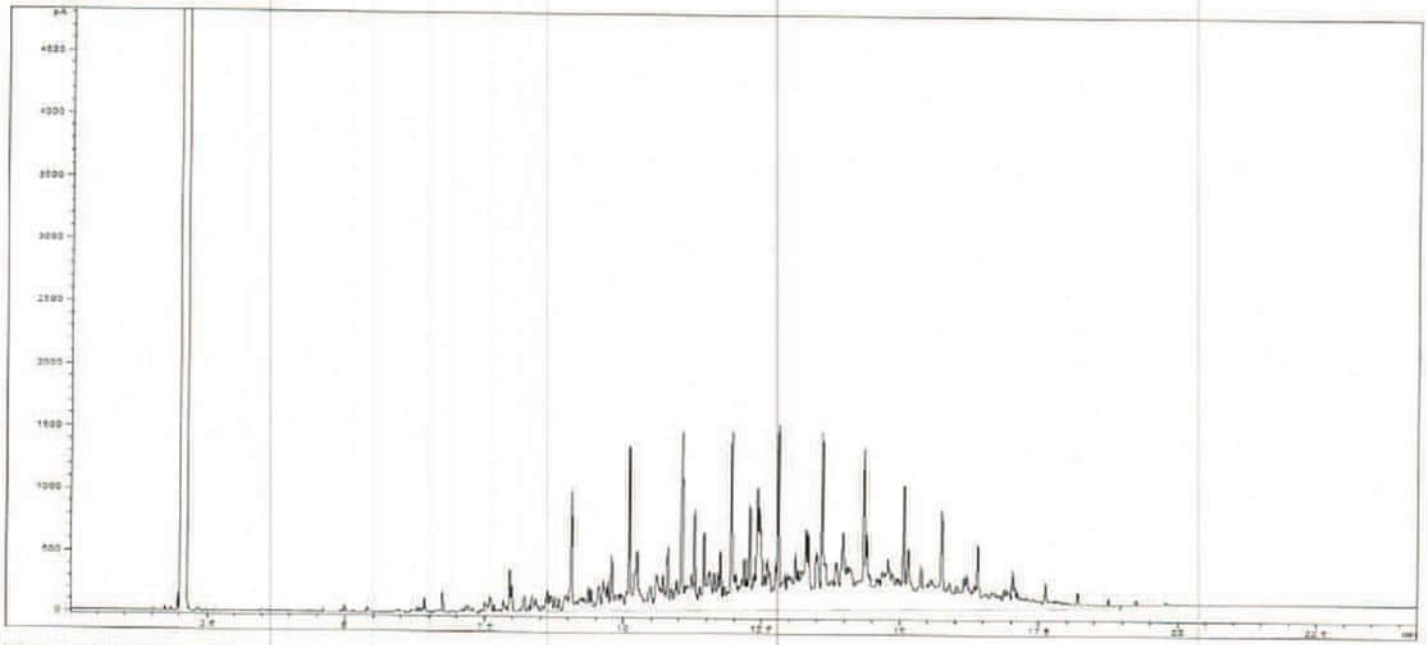

Additional Information:

Analytical Method Parameters:
Column: SPB-5, 30 m × 0.53 mm I.D., 1.5 µm film thickness (Column #214)
Carrier Gas: H2, Flow: 4.0 mL/min
Inlet Temperature: 250 °C, Injection Volume: 1.0 µL
Injection Mode: Split, Split Ratio: 10: 1
Temperature Program: 40 °C (Hold 2 min) @ 15 °C/min to 300 °C (Hold 5 min)
Detector: FID
Detector Temperature: 300 °C

ANAB ACCREDITED REFERENCE MATERIAL PRODUCER

SIGMA-ALDRICH
2931 Soldier Springs Rd. Laramie, Wyoming 82070 USA
800-325-5832
TechService@millporesigma.com www.sigma-aldrich.com

Description

Lot	**LRAC6316**
Expiration Date	April 2023
Manufacturing Date	April 2020
Storage Conditions	Room Temperature
Solvent/Matrix	DICHLOROMETHANE

1 **Metrological traceability:** Traceable to the SI and higher order standards from NIST through an unbroken chain of comparisons. The balance used to weigh raw materials is accurate to +/-0.0001 g and calibrated regularly using mass standards traceable to NIST. All dilutions were performed gravimetrically. Additionally, individual analytes are traceable to NIST SRMs where available and specified above.
4 Ucrm - Uncertainty values in this document are expressed as Expanded Uncertainty (Ucrm) corresponding to the 95% confidence interval. Ucrm is derived from the combined standard uncertainty multiplied by the coverage factor k, which is obtained from a t-distribution and degrees of freedom. The components of combined standard uncertainty include the uncertainties due to characterization, homogeneity, long term stability, and short term stability (transport). The components due to stability are generally considered to be negligible unless otherwise indicated by stability studies. The mathematical representation of the Ucrm calculation is as follows:

$$u_{CRM} = \sqrt{u_{char}^2 + u_{homogeneity}^2 + u_{stability}^2}$$

k: Coverage factor derived from a t-distribution table, based on the degrees of freedom of the data set. Assume 2.0 for a **Confidence interval = 95%**

6 Analytical Value- For QC verification of the certified value only- not to be used in calculations. Represents the analytical data obtained by comparison to a standard as analyzed by the method described in the CoA or another acceptable method. The result may differ from the certified value and UCRM based on method uncertainty as well as the uncertainty associated with the standard used for comparison.

Traceability: The standard was manufactured under an ISO/IEC 17025:2017 certified quality system. The balance used to weigh raw materials is accurate to +/- 0.0001g and calibrated regularly using mass standards traceable to NIST. All dilutions were preformed gravimetrically. Additionally, individual analytes are traceable to NIST SRMs where available and specified above.

Homogeneity: Homogeneity was assessed in accordance with ISO 17034:2016. Completed units were sampled using a random stratified sampling protocol. The results of chemical analysis were then compared using a one-way analysis of variance approach as described by TNI EL-V3-2009 Appendix A.2. See Instructions for minimum sub-sample size.

Expiration is at end of month given on certificate and label.

MSDS reports for components comprising greater than 1.0% of the solution or 0.1% for components known to be carcinogens are available upon request.

THIS PRODUCT WAS DESIGNED, PRODUCED AND VERIFIED FOR ACCURACY AND STABILITY IN ACCORDANCE WITH **ISO/IEC 17025:2017 (ANAB Cert AT-1467)** and **ISO 17034:2016 (ANAB Cert AR-1470).**

Andy Ommen - QC Manager

Mark Pooler - QA Supervisor

Certification Date	April 30, 2020
Version	0-4302020

ANAB ACCREDITED REFERENCE MATERIAL PRODUCER

660 Tower Lane • P.O. Box 599 • West Chester, PA 19381-0599
1-800-452-9994 • 1-610-692-3026 • Fax 1-610-692-8729
info@chemservice.com • www.chemservice.com

CERTIFICATE OF ANALYSIS

o-Terphenyl

CATALOG NUMBER	N-12693-500MG
LOT NUMBER	9972100
DATE CERTIFIED	09/23/19
EXPIRATION DATE	09/30/24
CAS NUMBER	84-15-1
MOLECULAR FORMULA	C18H14
MOLECULAR WEIGHT	230.32
STORAGE	Store in a cool dry place.
HANDLING	See Safety Data Sheet
INTENDED USE	For laboratory use only.

Analytical Test	Value
FT-IR SPECTROSCOPY	CONFORMS TO STRUCTURE
GC/MS SPECTRA ID	MATCHES NIST DATABASE
MELTING POINT (°C)	57.1
% PURITY (GC/FID)	99.5

Chem Service, Inc. guarantees the purity to be +/- 0.5% deviation prior to the expiration date shown on the label and exclusive of any customer contamination.

Certified By:

Mary Beth O'Donnell

Mary Beth O'Donnell
CSM/TC

ID #: 12650
Opened:
o-Terphenyl
Expires: 9/30/2024
Rec'd: 4/30/2020
Energy Laboratories Inc 1120 So. 27th Street
Billings MT 59107

Chem Service is accredited to ISO 17034:2016, ISO/IEC 17025:2017 and certified to ISO 9001:2015

COA Form
Revision 3 (3/2015)

660 Tower Lane • P.O. Box 599 • West Chester, PA 19381-0599
1-800-452-9994 • 1-610-692-3026 • Fax 1-610-692-8729
info@chemservice.com • www.chemservice.com

CERTIFICATE OF ANALYSIS

Analysis Method:

Catalog Number:	N-12693-500MG
Description:	o-Terphenyl
Lot Number:	9972100
Expiration Date:	09/30/24

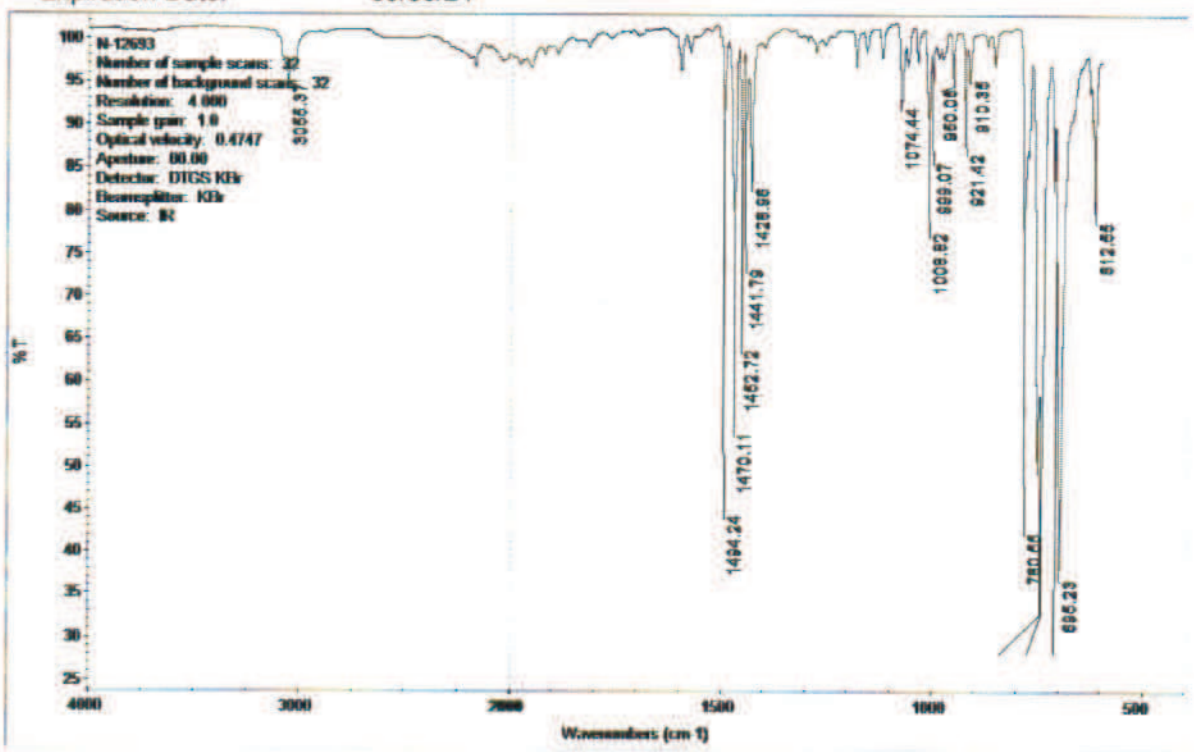

Chem Service is accredited to ISO 17034:2016, ISO/IEC 17025:2017 and certified to ISO 9001:2015

660 Tower Lane • P.O. Box 599 • West Chester, PA 19381-0599
1-800-452-9994 • 1-610-692-3026 • Fax 1-610-692-8729
info@chemservice.com • www.chemservice.com

CERTIFICATE OF ANALYSIS

Analysis Method:

Catalog Number:	N-12693-500MG
Description:	o-Terphenyl
Lot Number:	9972100
Expiration Date:	09/30/24

Chem Service Inc Area Percent Report

Data File: D:\msdchem\2019 DATA\0919\0923-01.D
Acq On : 23 Sep 2019 10:40
Operator :
Sample : n-12693
Misc :
ALS Vial : 95

Integration Parameters: autoint1.e
Integrator: ChemStation

DataAcq Meth:SCREEN.M
Method : D:\msdchem\2019 DATA\0919\0903-09.D\ERIN.M

Signal : TIC: 0923-01.D\data.ms

peak #	R.T. min	first scan	max scan	last scan	PK TY	peak height	corr. area	corr. % max.	% of total
1	11.844	1597	1606	1613	BB	32038221	432253484	100.00%	100.000%

Sum of corrected areas: 432253484

ERIN.M Mon Sep 23 10:55:51 2019

Chem Service is accredited to ISO 17034:2016, ISO/IEC 17025:2017 and certified to ISO 9001:2015

660 Tower Lane • P.O. Box 599 • West Chester, PA 19381-0599
1-800-452-9994 • 1-610-692-3026 • Fax 1-610-692-8729
info@chemservice.com • www.chemservice.com

CERTIFICATE OF ANALYSIS

Analysis Method:

Catalog Number:	N-12693-500MG
Description:	o-Terphenyl
Lot Number:	9972100
Expiration Date:	09/30/24



Chem Service is accredited to ISO 17034:2016, ISO/IEC 17025:2017 and certified to ISO 9001:2015

660 Tower Lane • P.O. Box 599 • West Chester, PA 19381-0599
1-800-452-9994 • 1-610-692-3026 • Fax 1-610-692-8729
info@chemservice.com • www.chemservice.com

CERTIFICATE OF ANALYSIS

Analysis Method:

Catalog Number:	N-12693-500MG
Description:	o-Terphenyl
Lot Number:	9972100
Expiration Date:	09/30/24

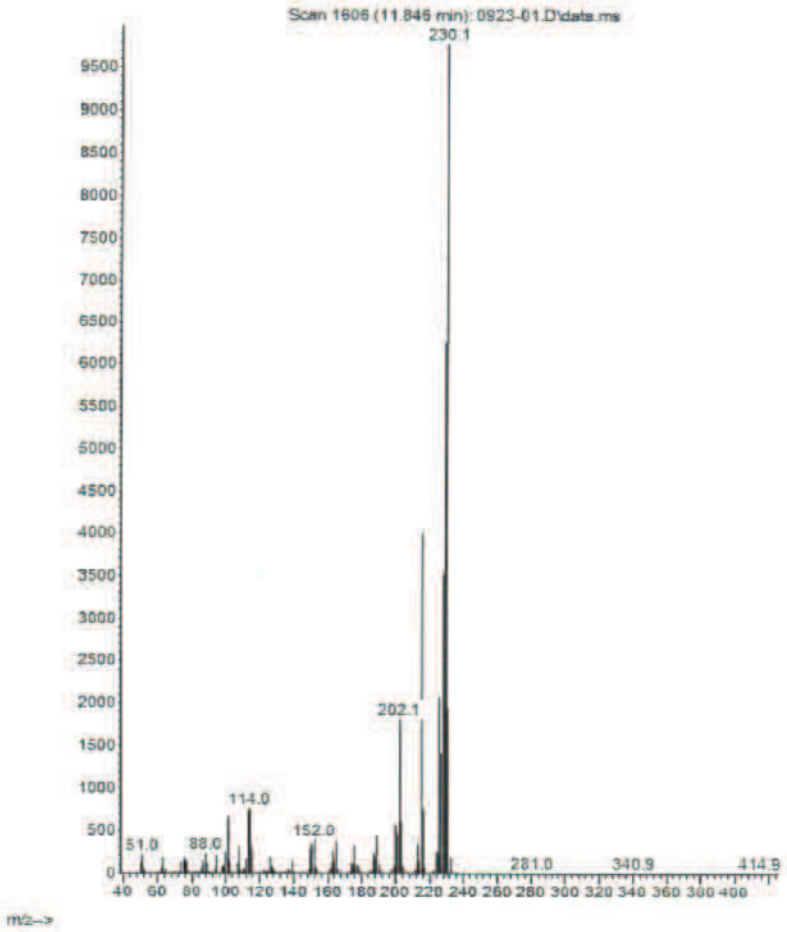

660 Tower Lane • P.O. Box 599 • West Chester, PA 19381-0599
1-800-452-9994 • 1-610-692-3026 • Fax 1-610-692-8729
info@chemservice.com • www.chemservice.com

CERTIFICATE OF ANALYSIS

Analysis Method:

Catalog Number:	N-12693-500MG
Description:	o-Terphenyl
Lot Number:	9972100
Expiration Date:	09/30/24

660 Tower Lane • P.O. Box 599 • West Chester, PA 19381-0599
1-800-452-9994 • 1-610-692-3026 • Fax 1-610-692-8729
info@chemservice.com • www.chemservice.com

Gas

CERTIFICATE OF ANALYSIS

Data file:	C:\CHEM3\		
Sample name:	N-12693		
Instrument:	GC 2	[illegible]	[illegible]
Injection date:	9/23/2019 9:56:34 AM	**Location:**	Vial 141
Acq. method:	SCREEN.M	**Injection volume:**	1.0uL
Column name:	HP-5		

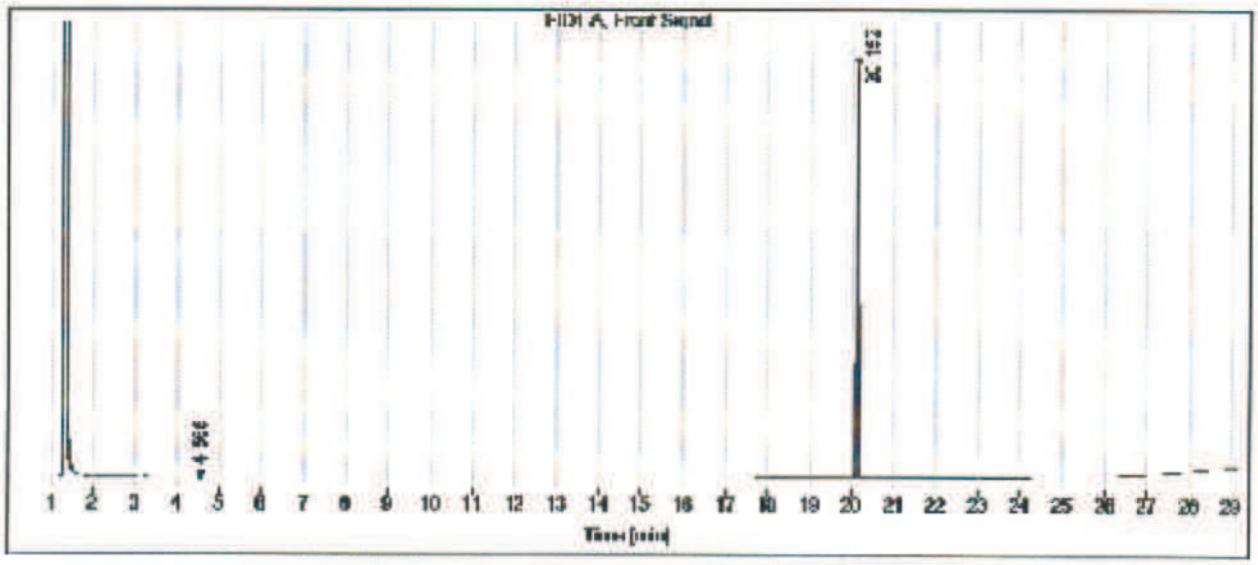

Signal: FID1 A, Front Signal

RT [min]	Type	Width [min]	Area	Height	Area%
4.565	BB	0.0305	1.2408	0.5122	0.11
20.152	BB	0.0391	1171.9556	439.4599	99.89
		Sum	1173.1963		

Chem Service is accredited to ISO 17034:2016, ISO/IEC 17025:2017 and certified to ISO 9001:2015

Analytical RunID GCFID-HP5-B_220111c Standards Traceability Report

Standard ID: DRO210406A
Standard Name: Triacontane-d62 Surr For AK103 RRO
Type: Neat
Prep Date: 4/6/2021
Prep By: Ann Nebel
Exp Date: 4/6/2026
Status: New
Department: dropr
Vendor: Sigma-Aldrich
Final Volume: mL
Lot Number: MBBC4347
Balance ID:
Comments: Alaska surr [for AK103 RRO]

Chemical/Solvent Used	Bottle No	Amt	Units	Expires
Triacontane-d62-98 atom % D	13736		mL	4/6/2026

Stock Source	Base Units	Amount Added

Analytical RunID GCFID-HP5-B_220111c Standards Traceability Report

Standard ID: DRO210901A
Standard Name: 30W Motor Oil-Valvoline
Type: Primary
Prep Date: 9/1/2021
Prep By: Jillian L Bostwick
Exp Date: 9/1/2026
Status: New
Department: dropr
Vendor:
Final Volume: mL
Lot Number: F1620C1
Balance ID:
Comments: Used to make 2nd Source Standard for AK103 method.

Chemical/Solvent Used	Bottle No	Amt	Units	Expires
Valvoline SAE 30 Motor Oil	14232		mL	9/1/2026

Stock Source	Base Units	Amount Added

Analytical RunID GCFID-HP5-B_220111c Standards Traceability Report

Standard ID: DRO210901B
Standard Name: 40W Motor Oil-Valvoline
Type: Primary
Prep Date: 9/1/2021
Prep By: Jillian L Bostwick
Exp Date: 9/1/2026
Status: New
Department: dropr
Vendor:
Final Volume: mL
Lot Number: L0717H2
Balance ID:
Comments: Used to Make 2nd Source Standards For Alaska AK103 RRO Method and Oil

Chemical/Solvent Used	Bottle No	Amt	Units	Expires
Valvoline SAE 40 Motor Oil	14231		mL	9/1/2026

Stock Source	Base Units	Amount Added

Analytical RunID GCFID-HP5-B_220111c Standards Traceability Report

Standard ID: DRO210902A
Standard Name: 50,000 ug/mL Oil Std for RRO-In DCM
Prep Date: 9/2/2021
Exp Date: 9/1/2026
Department: dropr
Vendor:
Lot Number:
Balance ID: BAL-DRO
Comments: .625 g of 30W and 40 W each LCS for Oil range

Type: Secondary
Prep By: Jillian L Bostwick
Status: New
Final Volume: 25 mL

Chemical/Solvent Used	Bottle No	Amt	Units	Expires
Dichloromethane EB867	14196	25	mL	9/1/2026

Stock Source	Base Units	Amount Added
DRO210901A	ug/mL	0.6254 g
DRO210901B	ug/mL	0.6261 g

Analytical RunID GCFID-HP5-B_220111c Standards Traceability Report

Standard ID: DRO211006A
Standard Name: Triacontane SURR 2000 ug/mL
Prep Date: 10/6/2021
Exp Date: 4/6/2026
Department: dropr
Vendor:
Lot Number:
Balance ID: BAL-DRO
Comments: Triacontane SURR 2000 ug/mL

Type: Secondary
Prep By: Jillian L Bostwick
Status: New
Final Volume: 50 mL

Chemical/Solvent Used	Bottle No	Amt	Units	Expires
Acetone DZ509	13553	50	mL	4/6/2026

Stock Source	Base Units	Amount Added
DRO210406A	ug/mL	0.1001 g

Analytical RunID GCFID-HP5-B_220111c Standards Traceability Report

Standard ID: DRO211118A
Standard Name: 50,000 ug/mL Oil Std For AK103 RRO-In DCM
Prep Date: 11/18/2021
Exp Date: 10/31/2028
Department: dropr
Vendor: Restek
Lot Number: A0176667
Balance ID: Sartorius 4 place balance
Comments:

Type: Primary
Prep By: Ann Nebel
Status: Open
Final Volume: 1 mL

Chemical/Solvent Used	Bottle No	Amt	Units	Expires
Residual Range Calibration Standard	14531	1	mL	10/31/2028

Stock Source	Base Units	Amount Added
DRO211118A	ug/mL	

Ana

RESTEK® CERTIFIED REFERENCE MATERIAL

110 Benner Circle
Bellefonte, PA 16823-8812
Tel: (800)356-1688
Fax: (814)353-1309

www.restek.com

ACCREDITED
ISO 17034 Accredited
Reference Material Producer
Certificate #3222.01

Certificate of Analysis

ilac-MRA

ACCREDITED
ISO/IEC 17025 Accredited
Testing Laboratory
Certificate #3222.02

FOR LABORATORY USE ONLY-READ SDS PRIOR TO USE.

This Reference Material is intended for Laboratory Use Only as a standard for the qualitative and/or quantitative determination of the analyte(s) listed.

Catalog No. : 31817 **Lot No.:** A0176667

Description : Residual Range Calibration Standard (RCS)

Residual Range Calib Std (RCS) 50,000µg/mL, Methylene Chloride, 1mL/ampul

Container Size : 2 mL **Pkg Amt:** > 1 mL

Expiration Date : October 31, 2028 **Storage:** 25°C nominal

Ship: Ambient

CERTIFIED VALUES

Elution Order	Compound	Grav. Conc. (weight/volume)	Expanded Uncertainty (95% C.L.; K=2)	
1	Motor Oil SAE30 & SAE40 Blend (Pennzoil) (Lot A0126386)	50,102.0 µg/mL	+/- 293.3582 µg/mL	Gravimetric
	CAS # 64742-65-0.F		+/- 1,492.1008 µg/mL	Unstressed
	Purity ----%		+/- 1,591.3244 µg/mL	Stressed

Solvent: Methylene chloride
CAS # 75-09-2
Purity 99%

ID #: 14531
Opened:
Residual Range Calibration Standard
Expires: 10/31/2028
Rec'd: 11/18/2021
Energy Laboratories Inc 1120 So. 27th Street
Billings MT 59107

Column:
30m x 0.25mm x 0.25µm
Rtx 5 (cat.#10223)

Carrier Gas:
hydrogen-constant pressure 10 psi.

Temp. Program:
40°C (hold 2 min.) to 330°C
@ 10°C/min. (hold 10 min.)

Inj. Temp:
250°C

Det. Temp:
330°C

Det. Type:
FID

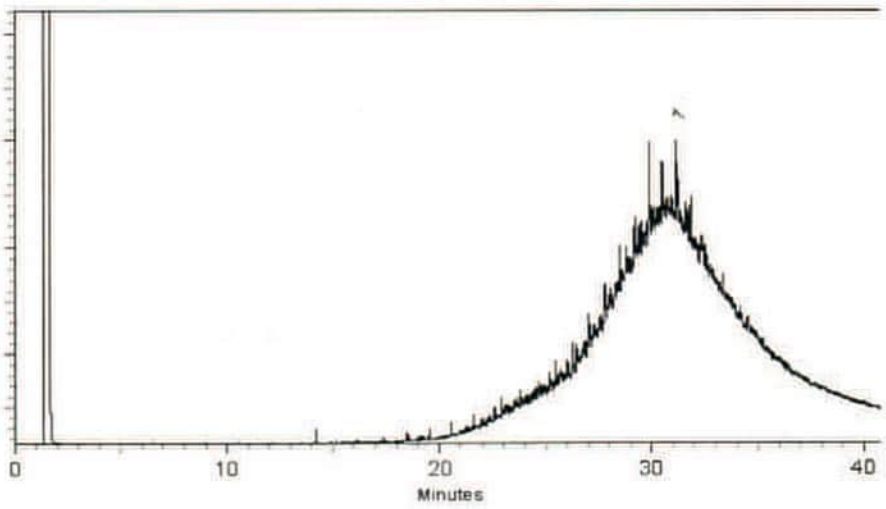

This chromatogram represents a general set of testing conditions chosen for product acceptance. For optimal results in your lab, conditions should be adjusted for your specific instrument, method, and application.

Sam Moodler - Operations Tech I

Date Mixed: 22-Sep-2021 **Balance:** 1128360905

Alexis Shelow - Operations Tech I

Date Passed: 23-Sep-2021

Manufactured under Restek's ISO 9001:2015 Registered Quality System Certificate #FM 80397

General Certified Reference Material Notes

Expiration Notes:

- Expiration date valid for unopened ampul stored in compliance with the recommended conditions.
- Uncertainty, concentration, and expiration of the CRM are based on the unopened product being stored according to the recommended condition found in the storage field.

Purity Notes:

- Purity and/or chemical identity are determined by one or more of the following techniques: GC/FID, HPLC, GC/μECD, GC/MS, LC/MS, RI, and/or melting point.
- Compounds with a listed purity of less than 99% have been weight corrected to compensate for impurities and/or salts. A correction factor is used to calculate the amount of compound necessary to achieve the desired concentration of the parent compound in solution.
- Purity of isomeric compounds is reported as the sum of the isomers.
- Purity values are rounded to the nearest whole number.

Certified Uncertainty Value Notes:

- The uncertainties are determined in accordance with ISO 17034 and Guide 35. The certified combined stressed uncertainty value (includes gravimetric uncertainty, homogeneity between-ampul uncertainty, storage stability uncertainty and shipping stability uncertainty and were combined using the following formula:

$$U_{combined\ stressed} = k\sqrt{U^2_{gravimetric} + U^2_{homogeneity} + U^2_{storage\ stability} + U^2_{shipping\ stability}}$$

k is a coverage factor of 2, which gives a level of confidence of approximately 95%.

- It is important to note that the shipping stability uncertainty was obtained under temperature extremes for specific time intervals; therefore, the certified combined stressed uncertainty value should only be applied to the product if it was stored at non-standard temperature conditions up to and including 7 days. Contact Restek Technical Service at www.restek.com/Contact-Us for use recommendations if your shipment was in-transit for more than 7 days at non-standard temperature conditions.
- Apply the certified combined unstressed uncertainty value if the product was received under standard shipping conditions. Apply the certified combined stressed uncertainty value if the product was received under non-standard conditions as specified below.

Label Conditions	Standard Conditions	Non-Standard Conditions
25°C Nominal (Room Temperature)	< 60°C	≥ 60°C up to 7 days
10°C or colder (Refrigerate)	< 40°C	≥ 40°C up to 7 days
0°C or colder (Freezer) -20°C or colder (Deep Freezer)	< 25°C	≥ 25°C up to 7 days

- Separate (not combined) uncertainty values for gravimetric uncertainty are also displayed on the certificate, if needed, separate homogeneity between-ampul uncertainty, storage stability uncertainty and shipping stability uncertainty values are available by contacting Restek Technical Service at www.restek.com/Contact-Us.
- The packaged amount is the minimum sample size for which uncertainty is valid. The ampules are over-filled to ensure that the minimum packaged amount can be sufficiently transferred.

Manufacturing Notes:

- Concentration is based upon gravimetric preparation using either a balance whose calibration has been verified daily using NIST traceable weights, and/or dilutions with Class A glassware.

Handling Notes:

- Stability of the unopened product, when stored in compliance with the recommended conditions, is guaranteed through the expiration displayed on the product label and certificate. Contact Restek for additional opened product stability information, with the knowledge/understanding that open product stability is subject to the specific handling and environmental conditions to which the product is exposed. For your convenience Restek supplies deactivated vials with most standards packed in 2mL ampules. Larger volume deactivated vials are available through Restek as a custom ordered item. Additionally, Restek sells DMDCS for the purpose of glassware deactivation as catalog number 31861, which includes complete instructions.

SIGMA-ALDRICH®

sigma-aldrich.com

3050 Spruce Street, Saint Louis, MO 63103, USA
Website: www.sigmaaldrich.com
Email USA: techserv@sial.com
Outside USA: eurtechserv@sial.com

Certificate of Analysis

Product Name:
Triacontane-d_{62} - 98 atom % D

Product Number:	**451789**
Batch Number:	**MBBC4347**
Brand:	ALDRICH
CAS Number:	93952-07-9
MDL Number:	MFCD00209794
Formula:	C30D62
Formula Weight:	485.20 g/mol
Quality Release Date:	27 APR 2018

$CD_3(CD_2)_{28}CD_3$

ID #: 13736
Opened:
Triacontane-d62-98 atom % D
Expires: 4/6/2026
Rec'd: 4/6/2021
Energy Laboratories Inc 1120 So. 27th Street
Billings MT 59107

Test	Specification	Result
Purity (HPLC)	≥ 99.0 %	99.0 %
Proton NMR Spectrum	Conforms to Structure	Conforms
D Enrichment	≥ 98.0 %	99.0 %
Initial Melting Point		60.0 °C
Final Melting Point		62.0 °C

Greg Abernathy, Supervisor
Quality Control
Miamisburg, Ohio US

Sigma-Aldrich warrants, that at the time of the quality release or subsequent retest date this product conformed to the information contained in this publication. The current Specification sheet may be available at Sigma-Aldrich.com. For further inquiries, please contact Technical Service. Purchaser must determine the suitability of the product for its particular use. See reverse side of invoice or packing slip for additional terms and conditions of sale.

Prep Batch 164025 Standards Traceability Report

Spike ID: DRO181105A
Spike Name: #2 Diesel (NEAT)
Prep Date: 11/5/2018
Exp Date: 11/5/2023
Department: dropr
Vendor: conoco
Lot Number:
Balance ID:
Comments: -18 Cloud peak. (Conoco Gas Sation 1240 S. 27th Billings, MT) 2nd Source

Type: Neat
Prep By: Ann Nebel
Status: New
Final Volume: 250 mL

Chemical/Solvent Used	Bottle No	Amt	Units	Expires
				11/5/2023

Stock Source	Base Units	Amount Added

Prep Batch 164025 Standards Traceability Report

Spike ID: DRO200430B
Spike Name: O-Terphenyl
Prep Date: 4/30/2020
Exp Date: 9/30/2024
Department: dropr
Vendor: Chemservice
Lot Number: 9972100
Balance ID:
Comments: ID#: 6271

Type: Neat
Prep By: Ann Nebel
Status: New
Final Volume: mL

Chemical/Solvent Used	Bottle No	Amt	Units	Expires
o-Terphenyl	12650	500	mg	9/30/2024

Stock Source	Base Units	Amount Added

Prep Batch 164025 Standards Traceability Report

Spike ID: DRO210901A
Spike Name: 30W Motor Oil-Valvoline
Prep Date: 9/1/2021
Exp Date: 9/1/2026
Department: dropr
Vendor:
Lot Number: F1620C1
Balance ID:
Comments: Used to make 2nd Source Standard for AK103 method.

Type: Primary
Prep By: Jillian L Bostwick
Status: New
Final Volume: mL

Chemical/Solvent Used	Bottle No	Amt	Units	Expires
Valvoline SAE 30 Motor Oil	14232		mL	9/1/2026

Stock Source	Base Units	Amount Added

Prep Batch 164025 Standards Traceability Report

Spike ID: DRO210901B
Spike Name: 40W Motor Oil-Valvoline
Prep Date: 9/1/2021
Exp Date: 9/1/2026
Department: dropr
Vendor:
Lot Number: L0717H2
Balance ID:
Comments: Used to Make 2nd Source Standards For Alaska AK103 RRO Method and Oil

Type: Primary
Prep By: Jillian L Bostwick
Status: New
Final Volume: mL

Chemical/Solvent Used	Bottle No	Amt	Units	Expires
Valvoline SAE 40 Motor Oil	14231		mL	9/1/2026

Stock Source	Base Units	Amount Added

Prep Batch 164025 Standards Traceability Report

Spike ID: DRO211123B
Spike Name: Triacontane-d62 Surr For AK103 RRO
Prep Date: 11/23/2021
Exp Date: 11/23/2026
Department: dropr
Vendor: Sigma-Aldrich
Lot Number: MBBD2031
Balance ID:
Comments: Alaska surr [for AK103 RRO]

Type: Neat
Prep By: Ann Nebel
Status: New
Final Volume: mL

Chemical/Solvent Used	Bottle No	Amt	Units	Expires
Triacontane-d62-98 atom % D	14545		mL	11/23/2026

Stock Source	Base Units	Amount Added

Prep Batch 164025 Standards Traceability Report

Spike ID: DRO211213A
Spike Name: OTP only SURR 2000 ug/mL
Prep Date: 12/13/2021
Exp Date: 9/30/2024
Department: dropr
Vendor:
Lot Number:
Balance ID: BAL-DRO
Comments: OTP SURR 2000 ug/mL

Type: Primary
Prep By: Jillian L Bostwick
Status: New
Final Volume: 100 mL

Chemical/Solvent Used	Bottle No	Amt	Units	Expires
Acetone DZ509	13553	100	mL	9/30/2024

Stock Source	Base Units	Amount Added
DRO200430B	ug/mL	0.2015 g

Prep Batch 164025 Standards Traceability Report

Spike ID: DRO220106C
Spike Name: #2 Diesel in Acetone 150,000 ug/mL
Prep Date: 1/6/2022
Exp Date: 11/5/2023
Department: dropr
Vendor:
Lot Number:
Balance ID: BAL-DRO
Comments:

Type: Secondary
Prep By: Ann Nebel
Status: New
Final Volume: 25 mL

Chemical/Solvent Used	Bottle No	Amt	Units	Expires
Acetone DZ509	13553	25	mL	11/5/2023

Stock Source	Base Units	Amount Added
DRO181105A	ug/mL	3.7506 g

Prep Batch 164025 Standards Traceability Report

Spike ID: DRO220112A
Spike Name: 50,000 ug/mL Oil Std for RRO-In DCM
Prep Date: 1/12/2022
Exp Date: 9/1/2026
Department: dropr
Vendor:
Lot Number:
Balance ID: BAL-DRO
Comments: .625 g of 30W and 40 W each LCS for Oil range

Type: Secondary
Prep By: Jillian L Bostwick
Status: New
Final Volume: 25 mL

Chemical/Solvent Used	Bottle No	Amt	Units	Expires
Dichloromethane EC832	14647	25	mL	9/1/2026

Stock Source	Base Units	Amount Added
DRO210901A	ug/mL	0.6225 g
DRO210901B	ug/mL	0.6273 g

Prep Batch 164025 Standards Traceability Report

Spike ID: DRO220222A
Spike Name: Triacontane SURR 2000 ug/mL
Prep Date: 2/22/2022
Exp Date: 11/23/2026
Department: dropr
Vendor:
Lot Number:
Balance ID: BAL-DRO
Comments: Triacontane SURR 2000 ug/mL

Type: Primary
Prep By: Jillian L Bostwick
Status: New
Final Volume: 50 mL

Chemical/Solvent Used	Bottle No	Amt	Units	Expires
Dichloromethane ED092	14828	50	mL	11/23/2026

Stock Source	Base Units	Amount Added
DRO211123B	ug/mL	0.1003 g

Prep Batch 164025 Standards Traceability Report

Spike ID: DRO220222B
Spike Name: Triacontane SURR 1000 ug/mL
Prep Date: 2/22/2022
Exp Date: 11/23/2026
Department: dropr
Vendor:
Lot Number:
Balance ID: BAL-DRO
Comments: 2X dilution of Triacontane SURR 2000 ug/mL

Type: Secondary
Prep By: Jillian L Bostwick
Status: New
Final Volume: 10 mL

Chemical/Solvent Used	Bottle No	Amt	Units	Expires
Acetone EA776	13927	5	mL	11/23/2026

Stock Source	Base Units	Amount Added
DRO220222A	ug/mL	5 mL

660 Tower Lane • P.O. Box 599 • West Chester, PA 19381-0599
1-800-452-9994 • 1-610-692-3026 • Fax 1-610-692-8729
info@chemservice.com • www.chemservice.com

CERTIFICATE OF ANALYSIS

o-Terphenyl

CATALOG NUMBER	N-12693-500MG
LOT NUMBER	9972100
DATE CERTIFIED	09/23/19
EXPIRATION DATE	09/30/24
CAS NUMBER	84-15-1
MOLECULAR FORMULA	C18H14
MOLECULAR WEIGHT	230.32
STORAGE	Store in a cool dry place.
HANDLING	See Safety Data Sheet
INTENDED USE	For laboratory use only.

Analytical Test	Value
FT-IR SPECTROSCOPY	CONFORMS TO STRUCTURE
GC/MS SPECTRA ID	MATCHES NIST DATABASE
MELTING POINT (°C)	57.1
% PURITY (GC/FID)	99.5

Chem Service, Inc. guarantees the purity to be +/- 0.5% deviation prior to the expiration date shown on the label and exclusive of any customer contamination.

Certified By:

Mary Beth O'Donnell

Mary Beth O'Donnell
CSM/TC

ID #: 12650
Opened:
o-Terphenyl
Expires: 9/30/2024
Rec'd: 4/30/2020
Energy Laboratories Inc 1120 So. 27th Street
Billings MT 59107

660 Tower Lane • P.O. Box 599 • West Chester, PA 19381-0599
1-800-452-9994 • 1-610-692-3026 • Fax 1-610-692-8729
info@chemservice.com • www.chemservice.com

CERTIFICATE OF ANALYSIS

Analysis Method:

Catalog Number:	N-12693-500MG
Description:	o-Terphenyl
Lot Number:	9972100
Expiration Date:	09/30/24

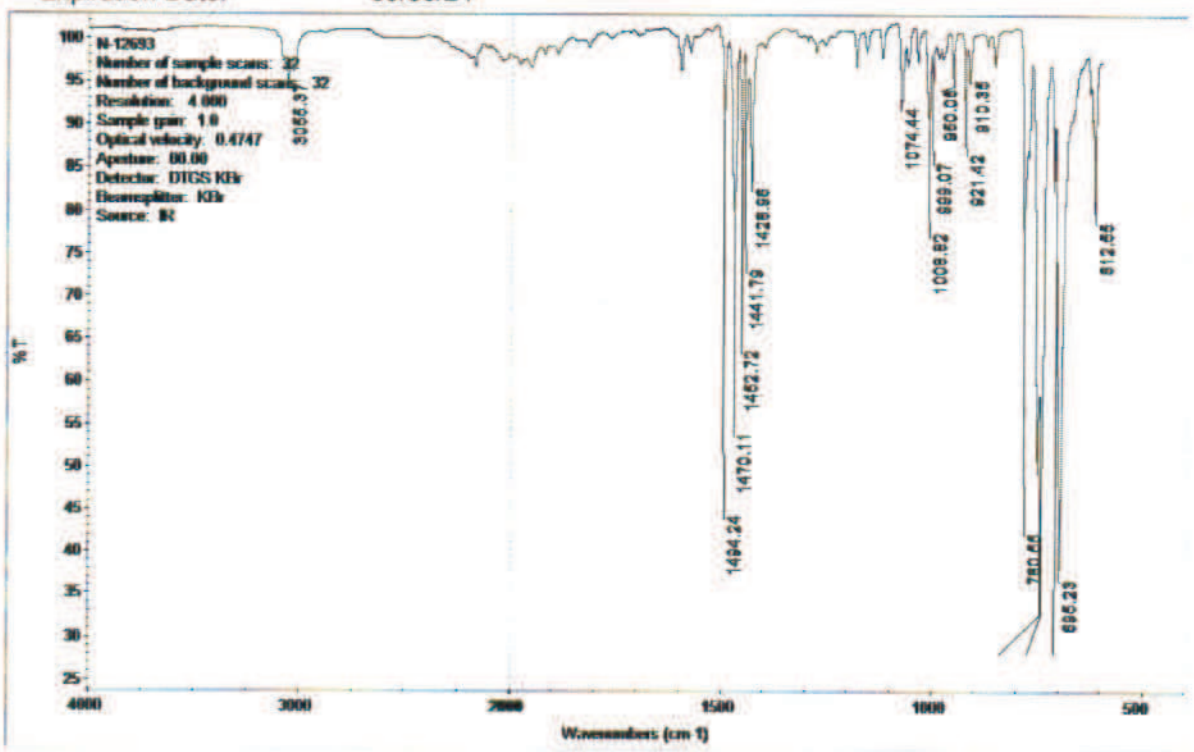

Chem Service is accredited to ISO 17034:2016, ISO/IEC 17025:2017 and certified to ISO 9001:2015

660 Tower Lane • P.O. Box 599 • West Chester, PA 19381-0599
1-800-452-9994 • 1-610-692-3026 • Fax 1-610-692-8729
info@chemservice.com • www.chemservice.com

CERTIFICATE OF ANALYSIS

Analysis Method:

Catalog Number:	N-12693-500MG
Description:	o-Terphenyl
Lot Number:	9972100
Expiration Date:	09/30/24

Chem Service Inc Area Percent Report

Data File: D:\msdchem\2019 DATA\0919\0923-01.D
Acq On : 23 Sep 2019 10:40
Operator :
Sample : n-12693
Misc :
ALS Vial : 95

Integration Parameters: autoint1.e
Integrator: ChemStation

DataAcq Meth:SCREEN.M
Method : D:\msdchem\2019 DATA\0919\0903-09.D\ERIN.M

Signal : TIC: 0923-01.D\data.ms

peak #	R.T. min	first scan	max scan	last scan	PK TY	peak height	corr. area	corr. % max.	% of total
1	11.844	1597	1606	1613	BB	32038221	432253484	100.00%	100.000%

Sum of corrected areas: 432253484

ERIN.M Mon Sep 23 10:55:51 2019

Chem Service is accredited to ISO 17034:2016, ISO/IEC 17025:2017 and certified to ISO 9001:2015

660 Tower Lane • P.O. Box 599 • West Chester, PA 19381-0599
1-800-452-9994 • 1-610-692-3026 • Fax 1-610-692-8729
info@chemservice.com • www.chemservice.com

CERTIFICATE OF ANALYSIS

Analysis Method:

Catalog Number:	N-12693-500MG
Description:	o-Terphenyl
Lot Number:	9972100
Expiration Date:	09/30/24



Chem Service is accredited to ISO 17034:2016, ISO/IEC 17025:2017 and certified to ISO 9001:2015

660 Tower Lane • P.O. Box 599 • West Chester, PA 19381-0599
1-800-452-9994 • 1-610-692-3026 • Fax 1-610-692-8729
info@chemservice.com • www.chemservice.com

CERTIFICATE OF ANALYSIS

Analysis Method:

Catalog Number:	N-12693-500MG
Description:	o-Terphenyl
Lot Number:	9972100
Expiration Date:	09/30/24

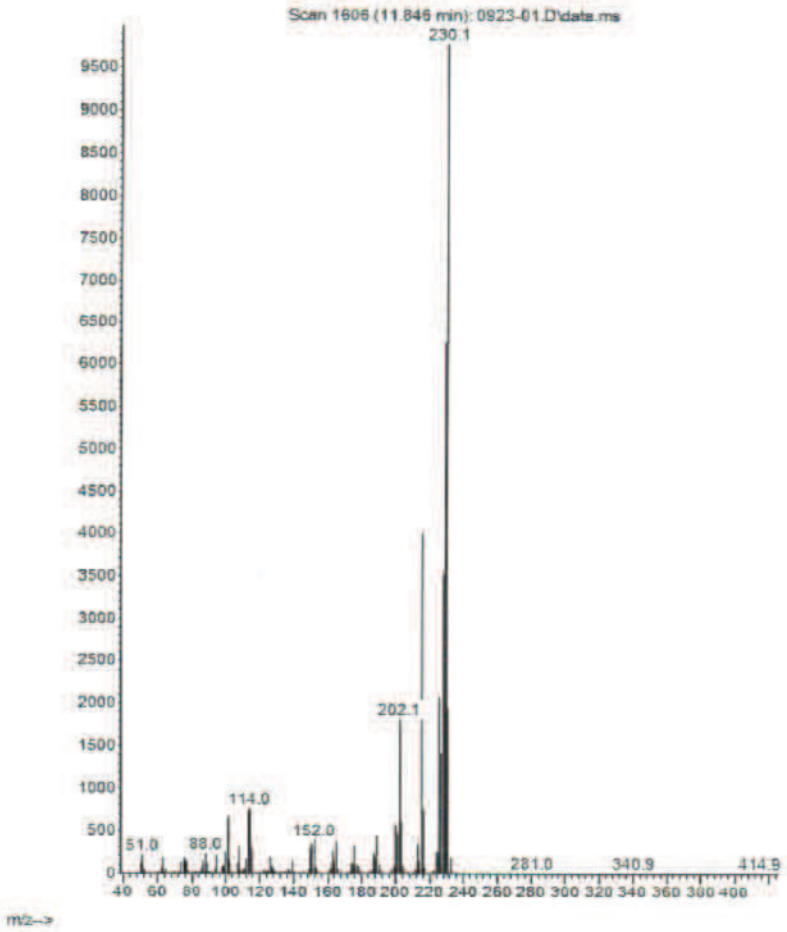

Chem Service is accredited to ISO 17034:2016, ISO/IEC 17025:2017 and certified to ISO 9001:2015

660 Tower Lane • P.O. Box 599 • West Chester, PA 19381-0599
1-800-452-9994 • 1-610-692-3026 • Fax 1-610-692-8729
info@chemservice.com • www.chemservice.com

CERTIFICATE OF ANALYSIS

Analysis Method:

Catalog Number:	N-12693-500MG
Description:	o-Terphenyl
Lot Number:	9972100
Expiration Date:	09/30/24

660 Tower Lane • P.O. Box 599 • West Chester, PA 19381-0599
1-800-452-9994 • 1-610-692-3026 • Fax 1-610-692-8729
info@chemservice.com • www.chemservice.com

Gas

CERTIFICATE OF ANALYSIS

Data file:	C:\CHEM3\		
Sample name:	N-12693		
Instrument:	GC 2	[illegible]	[illegible]
Injection date:	9/23/2019 9:56:34 AM	**Location:**	Vial 141
Acq. method:	SCREEN.M	**Injection volume:**	1.0uL
Column name:	HP-5		

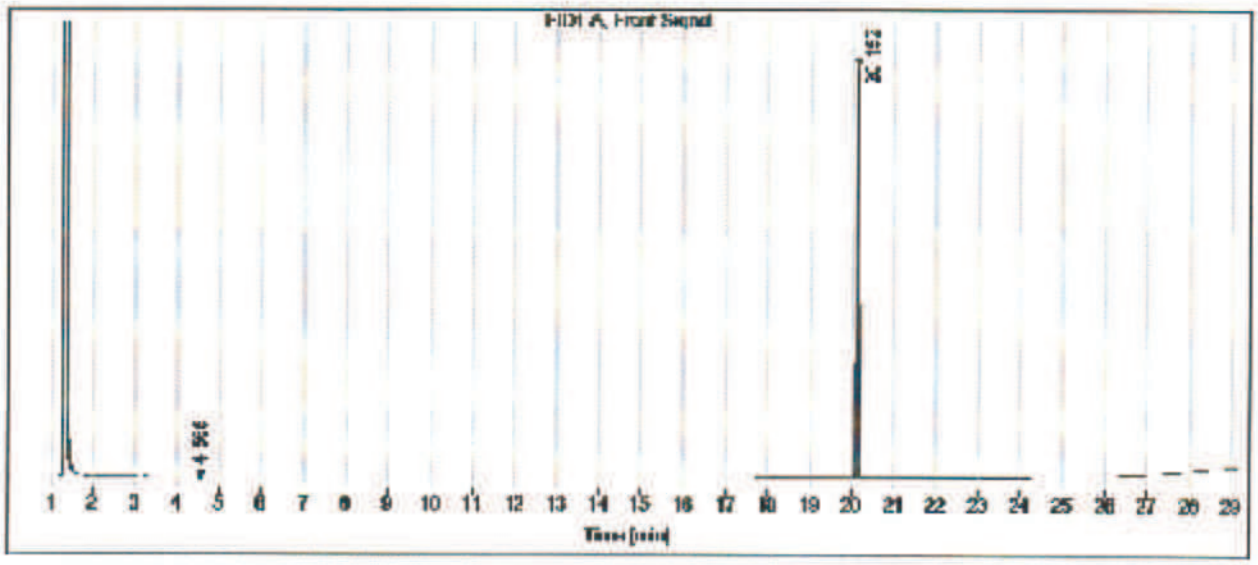

Signal: FID1 A, Front Signal

RT [min]	Type	Width [min]	Area	Height	Area%
4.565	BB	0.0305	1.2408	0.5122	0.11
20.152	BB	0.0391	1171.9556	439.4599	99.89
		Sum	1173.1963		

Chem Service is accredited to ISO 17034:2016, ISO/IEC 17025:2017 and certified to ISO 9001:2015

3050 Spruce Street, Saint Louis, MO 63103, USA
Website: www.sigmaaldrich.com
Email USA: techserv@sial.com
Outside USA: eurtechserv@sial.com

Certificate of Analysis

Product Name:
TRIACONTANE-D62, 98 ATOM % D

Product Number:	**451789**
Batch Number:	**MBBD2031**
Brand:	ALDRICH
CAS Number:	93952-07-9
MDL Number:	MFCD00209794
Formula:	C30D62
Formula Weight:	485.20 g/mol
Quality Release Date:	18 JUN 2021

$CD_3(CD_2)_{28}CD_3$

ID #: 14545
Opened:
Triacontane-d62-98 atom % D
Expires: 11/23/2026
Rec'd: 11/23/2021
Energy Laboratories Inc 1120 So. 27th Street
Billings MT 59107

Test	Specification	Result
Purity (HPLC)	≥ 99 %	99 %
Proton NMR Spectrum	Conforms to Structure	Conforms
D Enrichment	≥ 98.0 %	98.9 %
Initial Melting Point		60 °C
Final Melting Point		62 °C

Laura E. Baird, Manager
Quality Assurance & Control
Miamisburg, Ohio US

Sigma-Aldrich warrants, that at the time of the quality release or subsequent retest date this product conformed to the information contained in this publication. The current Specification sheet may be available at Sigma-Aldrich.com. For further inquiries, please contact Technical Service. Purchaser must determine the suitability of the product for its particular use. See reverse side of invoice or packing slip for additional terms and conditions of sale.

Version Number: 1

Analytical RunID GCFID-HP5-B_220228A Standards Traceability Report

Standard ID: DRO200430B
Standard Name: O-Terphenyl
Prep Date: 4/30/2020
Exp Date: 9/30/2024
Department: dropr
Vendor: Chemservice
Lot Number: 9972100
Balance ID:
Comments: ID#: 6271

Type: Neat
Prep By: Ann Nebel
Status: New
Final Volume: mL

Chemical/Solvent Used	Bottle No	Amt	Units	Expires
o-Terphenyl	12650	500	mg	9/30/2024

Stock Source	Base Units	Amount Added

Analytical RunID GCFID-HP5-B_220228A Standards Traceability Report

Standard ID: DRO210406A
Standard Name: Triacontane-d62 Surr For AK103 RRO
Prep Date: 4/6/2021
Exp Date: 4/6/2026
Department: dropr
Vendor: Sigma-Aldrich
Lot Number: MBBC4347
Balance ID:
Comments: Alaska surr [for AK103 RRO]

Type: Neat
Prep By: Ann Nebel
Status: New
Final Volume: mL

Chemical/Solvent Used	Bottle No	Amt	Units	Expires
Triacontane-d62-98 atom % D	13736	500	mg	4/6/2026

Stock Source	Base Units	Amount Added

Analytical RunID GCFID-HP5-B_220228A Standards Traceability Report

Standard ID: DRO211006A
Standard Name: Triacontane SURR 2000 ug/mL
Prep Date: 10/6/2021
Exp Date: 4/6/2026
Department: dropr
Vendor:
Lot Number:
Balance ID: BAL-DRO
Comments: Triacontane SURR 2000 ug/mL

Type: Primary
Prep By: Jillian L Bostwick
Status: New
Final Volume: 50 mL

Chemical/Solvent Used	Bottle No	Amt	Units	Expires
Acetone DZ509	13553	50	mL	4/6/2026

Stock Source	Base Units	Amount Added
DRO210406A	ug/mL	0.1001 g

Analytical RunID GCFID-HP5-B_220228A Standards Traceability Report

Spike ID: DRO211101A
Spike Name: OTP-4000 ug/mL DCM
Prep Date: 11/1/2021
Exp Date: 9/30/2024
Department: dropr
Vendor:
Lot Number:
Balance ID: BAL-DRO
Comments: Used to Prep DRO-8015 ICAL and CCV Solutions

Type: Secondary
Prep By: Ann Nebel
Status: Open
Final Volume: 25 mL

Chemical/Solvent Used	Bottle No	Amt	Units	Expires
Dichloromethane EC328	14408	25	mL	9/30/2024

Stock Source	Base Units	Amount Added
DRO200430B	ug/mL	0.1012 g

Analytical RunID GCFID-HP5-B_220228A Standards Traceability Report

Standard ID: DRO211118A
Standard Name: 50,000 ug/mL Oil Std For AK103 RRO-In DCM
Prep Date: 11/18/2021
Exp Date: 10/31/2028
Department: dropr
Vendor: Restek
Lot Number: A0176667
Balance ID: Sartorius 4 place balance
Comments:

Type: Primary
Prep By: Ann Nebel
Status: Open
Final Volume: 1 mL

Chemical/Solvent Used	Bottle No	Amt	Units	Expires
Residual Range Calibration Standard	14531	1	mL	10/31/2028

Stock Source	Base Units	Amount Added
DRO211118A	ug/mL	

Analytical RunID GCFID-HP5-B_220228A Standards Traceability Report

Standard ID: DRO211214C
Standard Name: Diesel Fuel #2 50,000 ug/mL in DCM
Prep Date: 12/14/2021
Exp Date: 4/30/2023
Department: dropr
Vendor: Sigma-Aldrich
Lot Number: LRAC6316
Balance ID:
Comments: Diesel Fuel #2 For CCVs.

Type: Primary
Prep By: Ann Nebel
Status: New
Final Volume: mL

Chemical/Solvent Used	Bottle No	Amt	Units	Expires
Diesel Fuel No. 2	14623	1	mL	4/30/2023

Stock Source	Base Units	Amount Added
DRO211214C	ug/mL	

Analytical RunID GCFID-HP5-B_220228A Standards Traceability Report

Standard ID: DRO220110A
Standard Name: Carbon Scan STD-Marker
Type: Neat
Prep Date: 1/11/2022
Prep By: Ann Nebel
Exp Date: 7/13/2026
Status: Open
Department: dropr
Vendor: ASI2
Final Volume: 1.2 mL
Lot Number: 55064
Balance ID:
Comments: FOR Qualitative analyst only.31 compounds-C5 to C30,32,34,36,38,40.

Chemical/Solvent Used	Bottle No	Amt	Units	Expires
n-Hydrocarbons- C5 to C30, C32, C34, C36, C38, C40	14737	1.2	mL	7/13/2026

Stock Source	Base Units	Amount Added
DRO220110A	ug/mL	

Analytical RunID GCFID-HP5-B_220228A Standards Traceability Report

Standard ID: DRO220119A
Standard Name: Triacontane SURR 1000 ug/mL
Prep Date: 1/19/2022
Exp Date: 4/6/2026
Department: dropr
Vendor:
Lot Number:
Balance ID: BAL-DRO
Comments: 2X dilution of Triacontane SURR 2000 ug/mL

Type: Secondary
Prep By: Jillian L Bostwick
Status: New
Final Volume: 10 mL

Chemical/Solvent Used	Bottle No	Amt	Units	Expires
Dichloromethane EC849	14747	5	mL	4/6/2026

Stock Source	Base Units	Amount Added
DRO211006A	ug/mL	5 mL

Analytical RunID GCFID-HP5-B_220228A Standards Traceability Report

Standard ID: DRO220128B
Standard Name: Carbon Scan STD-Marker
Type: Primary
Prep Date: 1/28/2022
Prep By: Jillian L Bostwick
Exp Date: 7/13/2026
Status: Open
Department: dropr
Vendor: ASI2
Final Volume: 2.4 mL
Lot Number: 071306
Balance ID:
Comments: FOR Qualitative analyst only.31 compounds-C5 to C30,32,34,36,38,40.

Chemical/Solvent Used	Bottle No	Amt	Units	Expires
Carbon Disulfide 55064	7477	1.2	mL	7/13/2026

Stock Source	Base Units	Amount Added
DRO220110A	ug/mL	1.2 mL

Analytical RunID GCFID-HP5-B_220228A Standards Traceability Report

Standard ID: DRO220201A
Standard Name: 5,000 ug/mL RRO CCV 200 ug/mL Triacontane
Prep Date: 2/1/2022
Exp Date: 4/6/2026
Department: dropr
Vendor:
Lot Number:
Balance ID:
Comments: CCV for AK102 and 8015C RRO.

Type: Secondary
Prep By: Ann Nebel
Status: New
Final Volume: 4 mL

Chemical/Solvent Used	Bottle No	Amt	Units	Expires
Dichloromethane EC 978	14777	2.8	mL	4/6/2026

Stock Source	Base Units	Amount Added
DRO220119A	ug/mL	800 µL
DRO211118A	ug/mL	400 µL

Analytical RunID GCFID-HP5-B_220228A Standards Traceability Report

Standard ID: DRO220211A
Standard Name: 8015 CCV-15,000ug/mL + 200 OTP
Prep Date: 2/11/2022
Exp Date: 4/30/2023
Department: dropr
Vendor:
Lot Number:
Balance ID:
Comments: 8015DRO CCV MIX-15,000ug/mL +200 OTP #2 Diesel

Type: Secondary
Prep By: Ann Nebel
Status: New
Final Volume: 4 mL

Chemical/Solvent Used	Bottle No	Amt	Units	Expires
Dichloromethane EC 978	14777	2.6	mL	4/30/2023

Stock Source	Base Units	Amount Added
DRO211214C	ug/mL	1.2 mL
DRO211101A	ug/mL	0.2 mL

660 Tower Lane • P.O. Box 599 • West Chester, PA 19381-0599
1-800-452-9994 • 1-610-692-3026 • Fax 1-610-692-8729
info@chemservice.com • www.chemservice.com

CERTIFICATE OF ANALYSIS

o-Terphenyl

CATALOG NUMBER	N-12693-500MG
LOT NUMBER	9972100
DATE CERTIFIED	09/23/19
EXPIRATION DATE	09/30/24
CAS NUMBER	84-15-1
MOLECULAR FORMULA	C18H14
MOLECULAR WEIGHT	230.32
STORAGE	Store in a cool dry place.
HANDLING	See Safety Data Sheet
INTENDED USE	For laboratory use only.

Analytical Test	Value
FT-IR SPECTROSCOPY	CONFORMS TO STRUCTURE
GC/MS SPECTRA ID	MATCHES NIST DATABASE
MELTING POINT (°C)	57.1
% PURITY (GC/FID)	99.5

Chem Service, Inc. guarantees the purity to be +/- 0.5% deviation prior to the expiration date shown on the label and exclusive of any customer contamination.

Certified By:

Mary Beth O'Donnell

Mary Beth O'Donnell
CSM/TC

ID #: 12650
Opened:
o-Terphenyl
Expires: 9/30/2024
Rec'd: 4/30/2020
Energy Laboratories Inc 1120 So. 27th Street
Billings MT 59107

660 Tower Lane • P.O. Box 599 • West Chester, PA 19381-0599
1-800-452-9994 • 1-610-692-3026 • Fax 1-610-692-8729
info@chemservice.com • www.chemservice.com

CERTIFICATE OF ANALYSIS

Analysis Method:

Catalog Number:	N-12693-500MG
Description:	o-Terphenyl
Lot Number:	9972100
Expiration Date:	09/30/24

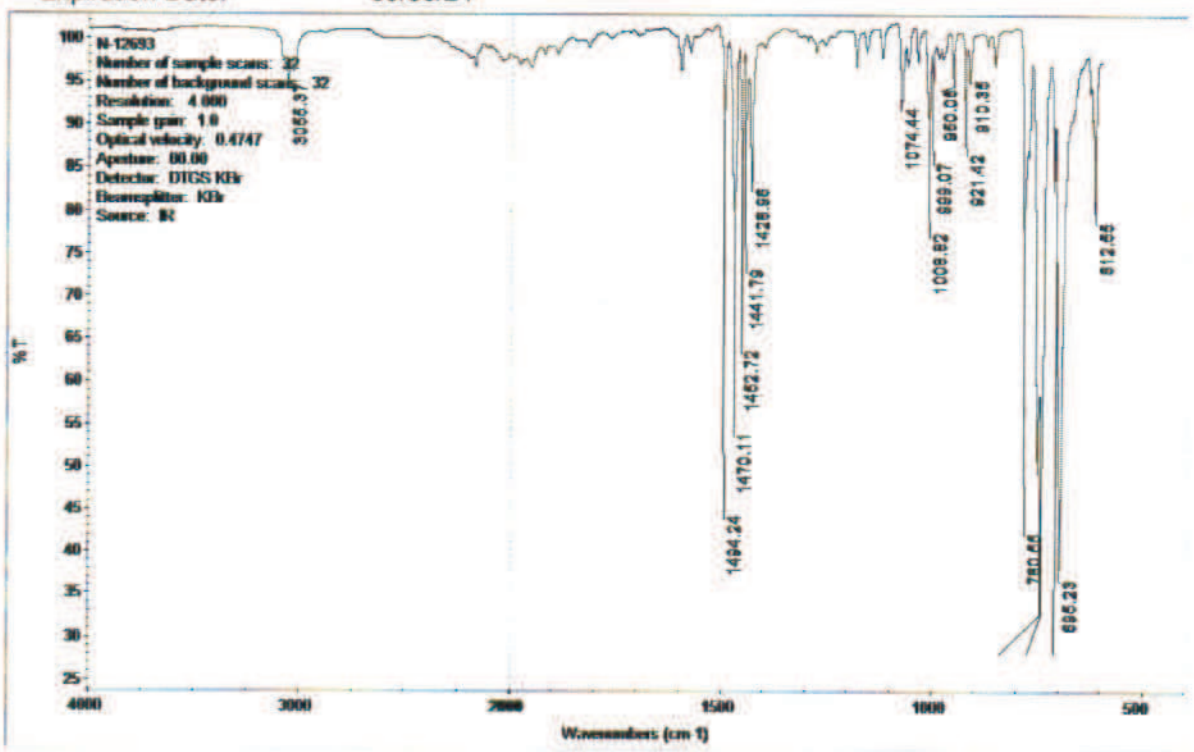

Chem Service is accredited to ISO 17034:2016, ISO/IEC 17025:2017 and certified to ISO 9001:2015

660 Tower Lane • P.O. Box 599 • West Chester, PA 19381-0599
1-800-452-9994 • 1-610-692-3026 • Fax 1-610-692-8729
info@chemservice.com • www.chemservice.com

CERTIFICATE OF ANALYSIS

Analysis Method:

Catalog Number:	N-12693-500MG
Description:	o-Terphenyl
Lot Number:	9972100
Expiration Date:	09/30/24

Chem Service Inc Area Percent Report

Data File: D:\msdchem\2019 DATA\0919\0923-01.D
Acq On : 23 Sep 2019 10:40
Operator :
Sample : n-12693
Misc :
ALS Vial : 95

Integration Parameters: autoint1.e
Integrator: ChemStation

DataAcq Meth:SCREEN.M
Method : D:\msdchem\2019 DATA\0919\0903-09.D\ERIN.M

Signal : TIC: 0923-01.D\data.ms

peak #	R.T. min	first scan	max scan	last scan	PK TY	peak height	corr. area	corr. % max.	% of total
1	11.844	1597	1606	1613	BB	32038221	432253484	100.00%	100.000%

Sum of corrected areas: 432253484

ERIN.M Mon Sep 23 10:55:51 2019

Chem Service is accredited to ISO 17034:2016, ISO/IEC 17025:2017 and certified to ISO 9001:2015

660 Tower Lane • P.O. Box 599 • West Chester, PA 19381-0599
1-800-452-9994 • 1-610-692-3026 • Fax 1-610-692-8729
info@chemservice.com • www.chemservice.com

CERTIFICATE OF ANALYSIS

Analysis Method:

Catalog Number:	N-12693-500MG
Description:	o-Terphenyl
Lot Number:	9972100
Expiration Date:	09/30/24



Chem Service is accredited to ISO 17034:2016, ISO/IEC 17025:2017 and certified to ISO 9001:2015

660 Tower Lane • P.O. Box 599 • West Chester, PA 19381-0599
1-800-452-9994 • 1-610-692-3026 • Fax 1-610-692-8729
info@chemservice.com • www.chemservice.com

CERTIFICATE OF ANALYSIS

Analysis Method:

Catalog Number:	N-12693-500MG
Description:	o-Terphenyl
Lot Number:	9972100
Expiration Date:	09/30/24



660 Tower Lane • P.O. Box 599 • West Chester, PA 19381-0599
1-800-452-9994 • 1-610-692-3026 • Fax 1-610-692-8729
info@chemservice.com • www.chemservice.com

CERTIFICATE OF ANALYSIS

Analysis Method:

Catalog Number:	N-12693-500MG
Description:	o-Terphenyl
Lot Number:	9972100
Expiration Date:	09/30/24

660 Tower Lane • P.O. Box 599 • West Chester, PA 19381-0599
1-800-452-9994 • 1-610-692-3026 • Fax 1-610-692-8729
info@chemservice.com • www.chemservice.com

Gas

CERTIFICATE OF ANALYSIS

Data file:	C:\CHEM3\		
Sample name:	N-12693		
Instrument:	GC 2	[illegible]	[illegible]
Injection date:	9/23/2019 9:56:34 AM	**Location:**	Vial 141
Acq. method:	SCREEN.M	**Injection volume:**	1.0uL
Column name:	HP-5		

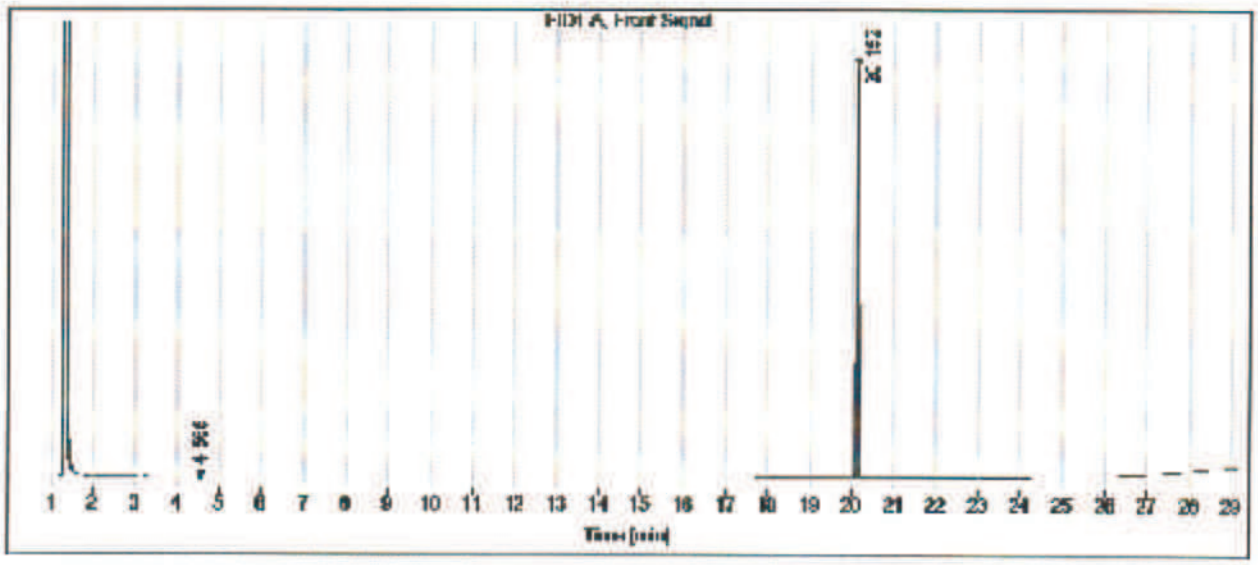

Signal: FID1 A, Front Signal

RT [min]	Type	Width [min]	Area	Height	Area%
4.565	BB	0.0305	1.2408	0.5122	0.11
20.152	BB	0.0391	1171.9556	439.4599	99.89
		Sum	1173.1963		

Chem Service is accredited to ISO 17034:2016, ISO/IEC 17025:2017 and certified to ISO 9001:2015

SIGMA-ALDRICH®

sigma-aldrich.com

3050 Spruce Street, Saint Louis, MO 63103, USA
Website: www.sigmaaldrich.com
Email USA: techserv@sial.com
Outside USA: eurtechserv@sial.com

Certificate of Analysis

Product Name:
Triacontane-d62 - 98 atom % D

Product Number:	**451789**
Batch Number:	**MBBC4347**
Brand:	ALDRICH
CAS Number:	93952-07-9
MDL Number:	MFCD00209794
Formula:	C30D62
Formula Weight:	485.20 g/mol
Quality Release Date:	27 APR 2018

$CD_3(CD_2)_{28}CD_3$

ID #: 13736
Opened:
Triacontane-d62-98 atom % D
Expires: 4/6/2026
Rec'd: 4/6/2021
Energy Laboratories Inc 1120 So. 27th Street
Billings MT 59107

Test	Specification	Result
Purity (HPLC)	≥ 99.0 %	99.0 %
Proton NMR Spectrum	Conforms to Structure	Conforms
D Enrichment	≥ 98.0 %	99.0 %
Initial Melting Point		60.0 °C
Final Melting Point		62.0 °C

Greg Abernathy, Supervisor
Quality Control
Miamisburg, Ohio US

Sigma-Aldrich warrants, that at the time of the quality release or subsequent retest date this product conformed to the information contained in this publication. The current Specification sheet may be available at Sigma-Aldrich.com. For further inquiries, please contact Technical Service. Purchaser must determine the suitability of the product for its particular use. See reverse side of invoice or packing slip for additional terms and conditions of sale.

Ana

RESTEK®
110 Benner Circle
Bellefonte, PA 16823-8812
Tel: (800)356-1688
Fax: (814)353-1309

www.restek.com

CERTIFIED REFERENCE MATERIAL

Certificate of Analysis

ACCREDITED
ISO 17034 Accredited
Reference Material Producer
Certificate #3222.01

ilac-MRA

ACCREDITED
ISO/IEC 17025 Accredited
Testing Laboratory
Certificate #3222.02

FOR LABORATORY USE ONLY-READ SDS PRIOR TO USE.

This Reference Material is intended for Laboratory Use Only as a standard for the qualitative and/or quantitative determination of the analyte(s) listed.

Catalog No. : 31817 **Lot No.:** A0176667

Description : Residual Range Calibration Standard (RCS)

Residual Range Calib Std (RCS) 50,000µg/mL, Methylene Chloride, 1mL/ampul

Container Size : 2 mL **Pkg Amt:** > 1 mL

Expiration Date : October 31, 2028 **Storage:** 25°C nominal

Ship: Ambient

CERTIFIED VALUES

Elution Order	Compound	Grav. Conc. (weight/volume)	Expanded Uncertainty (95% C.L.; K=2)	
1	Motor Oil SAE30 & SAE40 Blend (Pennzoil)	50,102.0 µg/mL	+/- 293.3582 µg/mL	Gravimetric
	CAS # 64742-65-0.F (Lot A0126386)		+/- 1,492.1008 µg/mL	Unstressed
	Purity ----%		+/- 1,591.3244 µg/mL	Stressed

Solvent: Methylene chloride
CAS # 75-09-2
Purity 99%

ID #: 14531
Opened:
Residual Range Calibration Standard
Expires: 10/31/2028
Rec'd: 11/18/2021
Energy Laboratories Inc 1120 So. 27th Street
Billings MT 59107

Column:
30m x 0.25mm x 0.25µm
Rtx 5 (cat.#10223)

Carrier Gas:
hydrogen-constant pressure 10 psi.

Temp. Program:
40°C (hold 2 min.) to 330°C
@ 10°C/min. (hold 10 min.)

Inj. Temp:
250°C

Det. Temp:
330°C

Det. Type:
FID

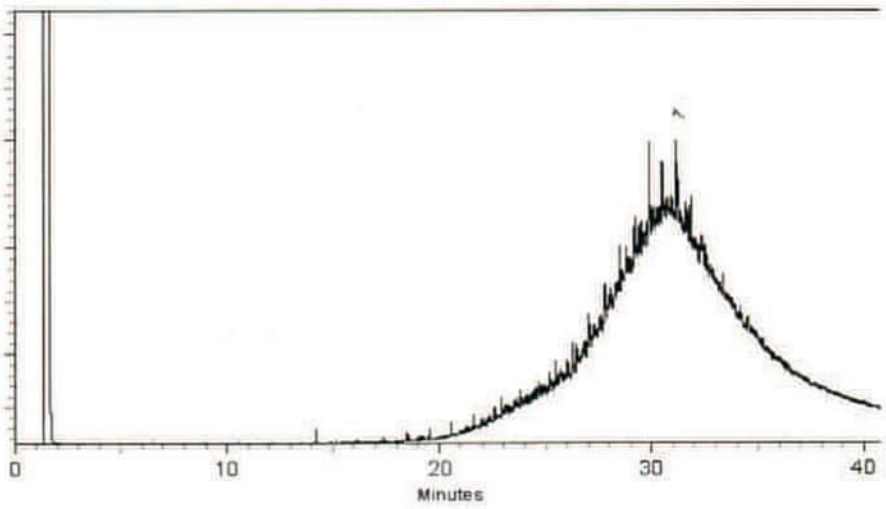

This chromatogram represents a general set of testing conditions chosen for product acceptance. For optimal results in your lab, conditions should be adjusted for your specific instrument, method, and application.

Sam Moodler - Operations Tech I

Date Mixed: 22-Sep-2021 **Balance:** 1128360905

Alexis Shelow - Operations Tech I

Date Passed: 23-Sep-2021

Manufactured under Restek's ISO 9001:2015 Registered Quality System Certificate #FM 80397

General Certified Reference Material Notes

Expiration Notes:

- Expiration date valid for unopened ampul stored in compliance with the recommended conditions.
- Uncertainty, concentration, and expiration of the CRM are based on the unopened product being stored according to the recommended condition found in the storage field.

Purity Notes:

- Purity and/or chemical identity are determined by one or more of the following techniques: GC/FID, HPLC, GC/μECD, GC/MS, LC/MS, RI, and/or melting point.
- Compounds with a listed purity of less than 99% have been weight corrected to compensate for impurities and/or salts. A correction factor is used to calculate the amount of compound necessary to achieve the desired concentration of the parent compound in solution.
- Purity of isomeric compounds is reported as the sum of the isomers.
- Purity values are rounded to the nearest whole number.

Certified Uncertainty Value Notes:

- The uncertainties are determined in accordance with ISO 17034 and Guide 35. The certified combined stressed uncertainty value (includes gravimetric uncertainty, homogeneity between-ampul uncertainty, storage stability uncertainty and shipping stability uncertainty and were combined using the following formula:

$$U_{combined\ stressed} = k\sqrt{U^2_{gravimetric} + U^2_{homogeneity} + U^2_{storage\ stability} + U^2_{shipping\ stability}}$$

k is a coverage factor of 2, which gives a level of confidence of approximately 95%.

- It is important to note that the shipping stability uncertainty was obtained under temperature extremes for specific time intervals; therefore, the certified combined stressed uncertainty value should only be applied to the product if it was stored at non-standard temperature conditions up to and including 7 days. Contact Restek Technical Service at www.restek.com/Contact-Us for use recommendations if your shipment was in-transit for more than 7 days at non-standard temperature conditions.
- Apply the certified combined unstressed uncertainty value if the product was received under standard shipping conditions. Apply the certified combined stressed uncertainty value if the product was received under non-standard conditions as specified below.

Label Conditions	Standard Conditions	Non-Standard Conditions
25°C Nominal (Room Temperature)	< 60°C	≥ 60°C up to 7 days
10°C or colder (Refrigerate)	< 40°C	≥ 40°C up to 7 days
0°C or colder (Freezer) -20°C or colder (Deep Freezer)	< 25°C	≥ 25°C up to 7 days

- Separate (not combined) uncertainty values for gravimetric uncertainty are also displayed on the certificate, if needed, separate homogeneity between-ampul uncertainty, storage stability uncertainty and shipping stability uncertainty values are available by contacting Restek Technical Service at www.restek.com/Contact-Us.
- The packaged amount is the minimum sample size for which uncertainty is valid. The ampules are over-filled to ensure that the minimum packaged amount can be sufficiently transferred.

Manufacturing Notes:

- Concentration is based upon gravimetric preparation using either a balance whose calibration has been verified daily using NIST traceable weights, and/or dilutions with Class A glassware.

Handling Notes:

- Stability of the unopened product, when stored in compliance with the recommended conditions, is guaranteed through the expiration displayed on the product label and certificate. Contact Restek for additional opened product stability information, with the knowledge/understanding that open product stability is subject to the specific handling and environmental conditions to which the product is exposed. For your convenience Restek supplies deactivated vials with most standards packed in 2mL ampules. Larger volume deactivated vials are available through Restek as a custom ordered item. Additionally, Restek sells DMDCS for the purpose of glassware deactivation as catalog number 31861, which includes complete instructions.

Certificate of Analysis

Diesel Fuel No. 2

Certified Reference Material

Description

Product ID UST148
Lot **LRAC6316**
Expiration Date April 2023
Manufacturing Date April 2020
Storage Conditions Room Temperature
Solvent/Matrix DICHLOROMETHANE

ID #: 14623
Opened:
Diesel Fuel No. 2
Expires: 4/30/2023
Rec'd: 12/14/2021
Energy Laboratories Inc 1120 So. 27th Street
Billings MT 59107

Certified Values

Analyte	*Certified Value* [1,4]	*Units*	*Raw Material Purity,%*	*Raw Material Lot*	*CAS*
NO.2 FUEL OIL	50001 ± 2770	µg/mL	100.0	LA80505	68476-34-6

Informational Values

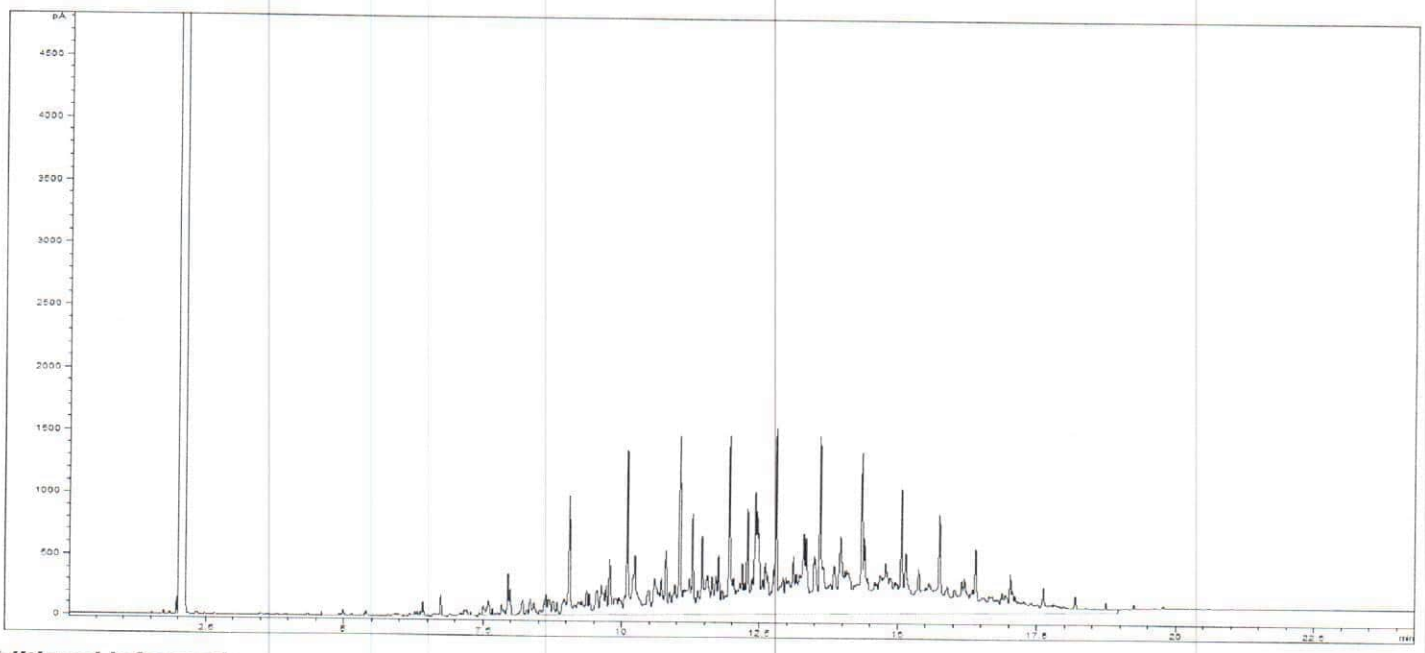

Additional Information:

Analytical Method Parameters:
Column: SPB-5, 30 m × 0.53 mm I.D., 1.5 µm film thickness (Column #214)
Carrier Gas: H2, Flow: 4.0 mL/min
Inlet Temperature: 250 °C, Injection Volume: 1.0 µL
Injection Mode: Split, Split Ratio: 10: 1
Temperature Program: 40 °C (Hold 2 min) @ 15 °C/min to 300 °C (Hold 5 min)
Detector: FID
Detector Temperature: 300 °C

ANAB ACCREDITED ISO 17034 REFERENCE MATERIAL PRODUCER

SIGMA-ALDRICH
2931 Soldier Springs Rd. Laramie, Wyoming 82070 USA
800-325-5832
TechService@milliporesigma.com www.sigma-aldrich.com